

Commodity Line Sales

1997

Issued August 2000

EC97W42S-LS

1997 Economic Census

Wholesale Trade


Subject Series



USCENSUSBUREAU

Helping You Make Informed Decisions

U.S. Department of Commerce
Economics and Statistics Administration
U.S. CENSUS BUREAU



ACKNOWLEDGMENTS

Many persons participated in the various activities of the 1997 Economic Census for the Wholesale Trade sector.

Service Sector Statistics Division prepared this report. **Bobby E. Russell**, Assistant Chief for Census Programs, was responsible for the overall planning, management, and coordination. Planning and implementation were under the direction of **Donna L. Hambric**, Chief, Wholesale Census Branch, and **John R. Trimble**, Chief, Services Sector Statistics Division Redesign Team, assisted by **Steven L. Barron** and **Scott P. Handmaker**. Primary staff assistance was provided by **John L. Vignali**, **Gary E. Swenson**, **Karen K. Sigmon**, **Pamela Palmer**, **G. Brian Wilson**, **Peter J. Martin**, **Dennis R. Johnson**, **Jennifer A. Sekely**, **Stephen W. Hume**, **Francine T. Grey**, and **John Walsh**.

Mathematical and statistical techniques, as well as the coverage operations were provided by **Carl A. Konschnik**, Assistant Chief for Research and Methodology, assisted by **Carol S. King**, Chief, Statistical Methods Branch, and **Jock R. Black**, Chief, Program Research and Development Branch, with staff assistance from **Maria C. Cruz** and **David L. Kinyon**.

The Economic Planning and Coordination Division provided overall planning and review of many operations and the computer processing procedures. **Shirin A. Ahmed**, Assistant Chief for Post-Collection Processing, was responsible for edit procedures and designing the interactive analytical software. Design and specifications were prepared under the supervision of **Dennis L. Shoemaker**, Chief, Census Processing Branch, assisted by **John D. Ward**. Primary staff assistance was provided by **Sonya P. Curcio**, **Richard W. Graham**, and **Cheryl E. Merkle**. The Economic Product Team, with primary contributions from **Andrew W. Hait** and **Jennifer E. Lins**, was responsible for the development of the system to disseminate 1997 Economic Census products.

The staff of the National Processing Center, **Judith N. Petty**, Chief, performed mailout preparation and receipt operations, clerical and analytical review activities, and data entry.

The Geography Division staff developed geographic coding procedures and associated computer programs.

The Economic Statistical Methods and Programming Division, **Charles P. Pautler Jr.**, Chief, developed and coordinated the computer processing systems. **Martin S. Harahush**, Assistant Chief for Quinquennial Programs, was responsible for design and implementation of the computer systems. **Robert S. Jewett**, and **Barbara L. Lambert** provided special computer programming. **William C. Wester**, Chief, Services Branch, assisted by **Robert A. Hill** and **Jay L. Norris**, supervised the preparation of the computer programs. Additional programming assistance was provided by **Leatrice D. Hines**, **Michael J. Ocasio**, and **Michael A. Sendelbach**.

Computer Services Division, **Debra D. Williams**, Chief, performed the computer processing.

Kim D. Ottenstein, and **Bernadette J. Gayle**, of the Administrative and Customer Services Division, **Walter C. Odom**, Chief, provided publications and printing management, graphics design and composition, and editorial review for print and electronic media. General direction and production management were provided by **Michael G. Garland**, Assistant Division Chief, and **Gary J. Lauffer**, Chief, Publications Services Branch.

Special acknowledgment is also due the many businesses whose cooperation has contributed to the publication of these data.

Commodity Line Sales

1997

Issued August 2000

EC97W42S-LS

1997 Economic Census

Wholesale Trade

Subject Series



U.S. Department of Commerce

William M. Daley,

Secretary

Robert L. Mallett,

Deputy Secretary

Economics

and Statistics

Administration

Robert J. Shapiro,

Under Secretary for

Economic Affairs

U.S. CENSUS BUREAU

Kenneth Prewitt,

Director



**Economics
and Statistics
Administration**

Robert J. Shapiro,
Under Secretary
for Economic Affairs



U.S. CENSUS BUREAU

Kenneth Prewitt,
Director

William G. Barron,
Deputy Director

Paula J. Schneider,
Principal Associate Director
for Programs

Frederick T. Knickerbocker,
Associate Director
for Economic Programs

Thomas L. Mesenbourg,
Assistant Director
for Economic Programs

Carole A. Ambler,
Chief, Service Sector
Statistics Division

CONTENTS

Introduction to the Economic Census	1
Wholesale Trade	5

TABLES

1. All Types of Operation by Kind of Business and Commodity Line for Wholesale Trade: 1997	7
2. All Types of Operation by Broad Commodity Line and Kind of Business: 1997	392
3. Merchant Wholesalers by Kind of Business and Commodity Line: 1997	539
4. Merchant Wholesalers by Broad Commodity Line and Kind of Business: 1997	902
5. Manufactures' Sales Branches and Offices by Kind of Business and Commodity Line: 1997	1043
6. Manufacturers' Sales Branches and Offices by Broad Commodity Line and Kind of Business: 1997	1119
7. Agents, Brokers, and Commission Merchants by Kind of Business and Commodity Line: 1997	1147
8. Agents, Brokers, and Commission Merchants by Broad Commodity Line and Kind of Business: 1997	1291

APPENDIXES

A. Explanation of Terms	A-1
B. NAICS Codes, Titles, and Descriptions	B-1
C. Coverage and Methodology	C-1
D. Geographic Notes	--
E. Metropolitan Areas	--

-- Not applicable for this report.

Introduction to the Economic Census

PURPOSES AND USES OF THE ECONOMIC CENSUS

The economic census is the major source of facts about the structure and functioning of the Nation's economy. It provides essential information for government, business, industry, and the general public. Title 13 of the United States Code (Sections 131, 191, and 224) directs the Census Bureau to take the economic census every 5 years, covering years ending in 2 and 7.

The economic census furnishes an important part of the framework for such composite measures as the gross domestic product estimates, input/output measures, production and price indexes, and other statistical series that measure short-term changes in economic conditions. Specific uses of economic census data include the following:

- Policymaking agencies of the Federal Government use the data to monitor economic activity and assess the effectiveness of policies.
- State and local governments use the data to assess business activities and tax bases within their jurisdictions and to develop programs to attract business.
- Trade associations study trends in their own and competing industries, which allows them to keep their members informed of market changes.
- Individual businesses use the data to locate potential markets and to analyze their own production and sales performance relative to industry or area averages.

ALL-NEW INDUSTRY CLASSIFICATIONS

Data from the 1997 Economic Census are published primarily on the basis of the North American Industry Classification System (NAICS), unlike earlier censuses, which were published according to the Standard Industrial Classification (SIC) system. NAICS is in the process of being adopted in the United States, Canada, and Mexico. Most economic census reports cover one of the following NAICS sectors:

21	Mining
22	Utilities
23	Construction
31-33	Manufacturing
42	Wholesale Trade
44-45	Retail Trade
48-49	Transportation and Warehousing
51	Information

52	Finance and Insurance
53	Real Estate and Rental and Leasing
54	Professional, Scientific, and Technical Services
55	Management of Companies and Enterprises
56	Administrative and Support and Waste Management and Remediation Services
61	Educational Services
62	Health Care and Social Assistance
71	Arts, Entertainment, and Recreation
72	Accommodation and Foodservices
81	Other Services (except Public Administration)

(Not listed above are the Agriculture, Forestry, Fishing, and Hunting sector (NAICS 11), partially covered by the census of agriculture conducted by the U.S. Department of Agriculture, and the Public Administration sector (NAICS 92), covered by the census of governments conducted by the Census Bureau.)

The 20 NAICS sectors are subdivided into 96 subsectors (three-digit codes), 313 industry groups (four-digit codes), and, as implemented in the United States, 1170 industries (five- and six-digit codes).

RELATIONSHIP TO SIC

While many of the individual NAICS industries correspond directly to industries as defined under the SIC system, most of the higher level groupings do not. Particular care should be taken in comparing data for retail trade, wholesale trade, and manufacturing, which are sector titles used in both NAICS and SIC, but cover somewhat different groups of industries. The industry definitions discuss the relationships between NAICS and SIC industries. Where changes are significant, it will not be possible to construct time series that include data for points both before and after 1997.

For 1997, data for auxiliary establishments (those functioning primarily to manage, service, or support the activities of their company's operating establishments, such as a central administrative office or warehouse) will not be included in the sector-specific reports. These data will be published separately.

GEOGRAPHIC AREA CODING

Accurate and complete information on the physical location of each establishment is required to tabulate the census data for the states, metropolitan areas (MAs), counties, parishes, and corporate municipalities including cities, towns, villages, and boroughs. Respondents were

required to report their physical location (street address, municipality, county, and state) if it differed from their mailing address. For establishments not surveyed by mail (and those single-establishment companies that did not provide acceptable information on physical location), location information from Internal Revenue Service tax forms is used as a basis for coding.

BASIS OF REPORTING

The economic census is conducted on an establishment basis. A company operating at more than one location is required to file a separate report for each store, factory, shop, or other location. Each establishment is assigned a separate industry classification based on its primary activity and not that of its parent company.

DOLLAR VALUES

All dollar values presented are expressed in current dollars; i.e., 1997 data are expressed in 1997 dollars, and 1992 data, in 1992 dollars. Consequently, when making comparisons with prior years, users of the data should consider the changes in prices that have occurred.

All dollar values are shown in thousands of dollars.

AVAILABILITY OF ADDITIONAL DATA

Reports in Print and Electronic Media

All results of the 1997 Economic Census are available on the Census Bureau Internet site (www.census.gov) and on compact discs (CD-ROM) for sale by the Census Bureau. Unlike previous censuses, only selected highlights are published in printed reports. For more information, including a description of electronic and printed reports being issued, see the Internet site, or write to U.S. Census Bureau, Washington, DC 20233-8300, or call Customer Services at 301-457-4100.

Special Tabulations

Special tabulations of data collected in the 1997 Economic Census may be obtained, depending on availability of time and personnel, in electronic or tabular form. The data will be summaries subject to the same rules prohibiting disclosure of confidential information (including name, address, kind of business, or other data for individual business establishments or companies) that govern the regular publications.

Special tabulations are prepared on a cost basis. A request for a cost estimate, as well as exact specifications on the type and format of the data to be provided, should be directed to the Chief of the division named below, U.S. Census Bureau, Washington, DC 20233-8300. To discuss a special tabulation before submitting specifications, call the appropriate division:

Manufacturing and Construction Division	301-457-4673
Service Sector Statistics Division	301-457-2668

HISTORICAL INFORMATION

The economic census has been taken as an integrated program at 5-year intervals since 1967 and before that for 1954, 1958, and 1963. Prior to that time, individual components of the economic census were taken separately at varying intervals.

The economic census traces its beginnings to the 1810 Decennial Census, when questions on manufacturing were included with those for population. Coverage of economic activities was expanded for the 1840 Decennial Census and subsequent censuses to include mining and some commercial activities. The 1905 Manufactures Census was the first time a census was taken apart from the regular decennial population census. Censuses covering retail and wholesale trade and construction industries were added in 1930, as were some covering service trades in 1933. Censuses of construction, manufacturing, and the other business service censuses were suspended during World War II.

The 1954 Economic Census was the first census to be fully integrated: providing comparable census data across economic sectors, using consistent time periods, concepts, definitions, classifications, and reporting units. It was the first census to be taken by mail, using lists of firms provided by the administrative records of other Federal agencies. Since 1963, administrative records also have been used to provide basic statistics for very small firms, reducing or eliminating the need to send them census questionnaires.

The range of industries covered in the economic censuses expanded between 1967 and 1992. The census of construction industries began on a regular basis in 1967, and the scope of service industries, introduced in 1933, was broadened in 1967, 1977, and 1987. While a few transportation industries were covered as early as 1963, it was not until 1992 that the census broadened to include all of transportation, communications, and utilities. Also new for 1992 was coverage of financial, insurance, and real estate industries. With these additions, the economic census and the separate census of governments and census of agriculture collectively covered roughly 98 percent of all economic activity.

Printed statistical reports from the 1992 and earlier censuses provide historical figures for the study of long-term time series and are available in some large libraries. All of the census reports printed since 1967 are still available for sale on microfiche from the Census Bureau. CD-ROMs issued from the 1987 and 1992 Economic Censuses contain databases including nearly all data published in print, plus additional statistics, such as ZIP Code statistics, published only on CD-ROM.

SOURCES FOR MORE INFORMATION

More information about the scope, coverage, classification system, data items, and publications for each of the economic censuses and related surveys is published in the *Guide to the 1997 Economic Census and Related Statistics* at www.census.gov/econguide. More information on the methodology, procedures, and history of the censuses will be published in the *History of the 1997 Economic Census* at www.census.gov/econ/www/history.html.

ABBREVIATIONS AND SYMBOLS

The following abbreviations and symbols are used with the 1997 Economic Census data:

A	Standard error of 100 percent or more.
D	Withheld to avoid disclosing data of individual companies; data are included in higher level totals.
F	Exceeds 100 percent because data include establishments with payroll exceeding revenue.
N	Not available or not comparable.
Q	Revenue not collected at this level of detail for multiestablishment firms.
S	Withheld because estimates did not meet publication standards.

V	Represents less than 50 vehicles or .05 percent.
X	Not applicable.
Y	Disclosure withheld because of insufficient coverage of merchandise lines.
Z	Less than half the unit shown.
a	0 to 19 employees.
b	20 to 99 employees.
c	100 to 249 employees.
e	250 to 499 employees.
f	500 to 999 employees.
g	1,000 to 2,499 employees.
h	2,500 to 4,999 employees.
i	5,000 to 9,999 employees.
j	10,000 to 24,999 employees.
k	25,000 to 49,999 employees.
l	50,000 to 99,999 employees.
m	100,000 employees or more.
p	10 to 19 percent estimated.
q	20 to 29 percent estimated.
r	Revised.
s	Sampling error exceeds 40 percent.
nec	Not elsewhere classified.
nsk	Not specified by kind.
–	Represents zero (page image/print only).
(CC)	Consolidated city.
(IC)	Independent city.

This page is intentionally blank.

Wholesale Trade

SCOPE

The Wholesale Trade sector (sector 42) comprises establishments engaged in wholesaling merchandise, generally without transformation, and rendering services incidental to the sale of merchandise.

The wholesaling process is an intermediate step in the distribution of merchandise. Wholesalers are organized to sell or arrange the purchase or sale of (a) goods for resale (i.e., goods sold to other wholesalers or retailers), (b) capital or durable nonconsumer goods, and (c) raw and intermediate materials and supplies used in production.

Wholesalers sell merchandise to other businesses and normally operate from a warehouse or office. These warehouses and offices are characterized by having little or no display of merchandise. In addition, neither the design nor the location of the premises is intended to solicit walk-in traffic. Wholesalers do not normally use advertising directed to the general public. Customers are generally reached initially via telephone, in-person marketing, or by specialized advertising that may include Internet and other electronic means. Follow-up orders are either vendor-initiated or client-initiated, generally based on previous sales, and typically exhibit strong ties between sellers and buyers. In fact, transactions are often conducted between wholesalers and clients that have long-standing business relationships.

This sector comprises three main types of wholesalers: those that sell goods on their own account, those that sell goods manufactured by a parent company in the United States, and those that arrange sales and purchases for others for a commission or fee.

1. Wholesale merchants, distributors, jobbers, drop shippers, import/export merchants, terminal grain elevators, country grain elevators, and farm product assemblers sell goods on their own account. These establishments typically maintain their own warehouse, where they receive and handle goods for their customers. They also may operate as drop shippers or offices taking orders from customers and having the goods shipped directly from the supplier. Establishments operating exclusively in this manner will not maintain any inventory. Goods are generally sold without transformation, but may include integral functions, such as sorting, packaging, labeling, and other marketing services.
2. Manufacturers sales branches and offices primarily sell products manufactured or mined in the United States by their parent company.
3. Agents and brokers, commission merchants, import/export agents and brokers, auction companies, and manufacturers' agents arrange for the purchase or sale of goods owned by others or purchased on a commission basis. Agents and brokers operate from offices and do not own or handle the goods they sell. Auction companies and commission merchants handle goods on a consignment basis but do not own the goods.

Although wholesaling normally denotes sales in large volumes, durable nonconsumer goods may be sold in single units. Sales of capital or durable nonconsumer goods used in the production of goods and services, such as farm machinery, medium and heavy duty trucks, and industrial machinery, are always included in wholesale trade.

GENERAL

A list of products that provide statistics on sector 42 follows.

Geographic area reports. A separate report containing data for establishments with payroll is published for each state, the District of Columbia, and the United States. Each report presents general statistics for establishments with payroll, on number of establishments, sales, payroll, employment, operating expenses, and inventories. At the state level, data also are presented separately for the following types of wholesale operations: merchant wholesalers; manufacturers' sales branches and offices; and agents, brokers, commission merchants, and auction companies. Less type-of-operation detail is shown below the state level. For states, MAs, and counties and places with 200 wholesale establishments or more, statistics are presented by kind of business. Greater kind-of-business detail is shown for larger areas. In addition, data are shown for all places with 2,500 inhabitants or more and all counties (with no kind-of-business detail).

Commodity line sales report. This report presents data on major categories of commodities sold by wholesale kinds of business for the United States. Tables present data for each kind of business and show, for each commodity line, the number of establishments handling the line and their sales of the line; the percentage of total sales of the kind of business accounted for by each of the lines carried; and for establishments actually handling a specific line, the percentage of total sales represented by sales of that line. Summary statistics also are provided for

the broad commodity line categories, including counts of establishments and the amount and percentage of the line sold by various kinds of wholesale businesses.

Establishment and firm size (including legal form of organization) report. This report presents data for establishments with payroll, based on size of establishment, size of company or firm, and legal form of organization. Establishment statistics are presented by sales size and by employment size; statistics for firms by sales size (including concentration by largest firms), by employment size, and by number of establishments operated (single units and multiunits). Statistics are presented by kind of business on the number of establishments, sales, payroll, operating expense, inventories and employment for the United States.

Miscellaneous subjects report. This report contains data by kind of business on employment by principal activity; sales by class of customer; inventory valuation methods; commissions and gross selling value of business conducted for others by agents and brokers; gross margins, gross profits, and their components; and on petroleum bulk stations and terminals. Data are presented for the United States as a whole and for petroleum bulk stations and terminals at the state level.

GEOGRAPHIC AREAS COVERED

The level of geographic detail varies by report. Data may be presented for:

1. The United States as a whole.
2. States and the District of Columbia.
3. Consolidated metropolitan statistical areas (CMSAs) and primary metropolitan statistical areas (PMSAs) defined by the Office of Management and Budget (OMB) as of June 30, 1997. A CMSA is an area used to facilitate the presentation and analysis of data for large concentrations of metropolitan populations. It includes two or more contiguous PMSAs which have a population of at least 1,000,000 (according to the 1990 Census of Population or subsequent special census) and which meet specific criteria of urban character and of social and economic integration.
4. Metropolitan statistical areas (MSAs) defined by the OMB as of June 30, 1997. An MSA is an integrated economic and social unit with a population nucleus of at least 50,000 inhabitants (according to the 1990 Census of Population or subsequent special census). Each MSA consists of one or more counties meeting standards of metropolitan character; in New England, cities and towns rather than counties are the component geographic units.
5. Areas within the state outside metropolitan areas (MAs).

6. Counties and county equivalents defined as of January 1, 1997. Counties are the primary divisions of states, except in Louisiana where they are called parishes and in Alaska where they are called boroughs and census areas. Maryland, Missouri, Nevada, and Virginia have one place or more that is independent of any county organization and constitutes primary divisions of their states. These places are treated as counties and as places.
7. Consolidated cities defined as of January 1, 1997. Consolidated cities are consolidated governments which consist of separately incorporated municipalities.
8. Municipalities of 2,500 inhabitants or more defined as of January 1, 1997. These are areas of significant population incorporated as a city, borough, village, or town according to the 1990 Census of Population or subsequent special census. For the economic census, boroughs and census areas in Alaska and boroughs in New York are not included in this category.
9. Special economic urban areas (SEUAs), which include townships in Michigan, New Jersey, and Pennsylvania, and towns in New York, Wisconsin, and the six New England states with 10,000 inhabitants or more (according to the 1990 Census of Population or subsequent special census).

COMPARABILITY OF THE 1992 AND 1997 CENSUSES

The 1997 Economic Census is the first census to present data based on the new North American Industry Classification System (NAICS). Previous census data were presented based on the Standard Industrial Classification (SIC) system developed some 60 years ago. Due to this change, comparability between census years may be limited. Comparative statistics will be included as part of the Core Business Statistics Reports.

DISCLOSURE

In accordance with Federal law governing census reports, (Title 13 of the United States Code), no data are published that would disclose the operations of an individual establishment or business. However, the number of establishments in a kind-of-business classification is not considered a disclosure; therefore, this information may be released even though other information is withheld.

AVAILABILITY OF MORE FREQUENT ECONOMIC DATA

The Census Bureau conducts annual surveys on the wholesale trade. These surveys, while providing more frequent observations, yield less kind-of-business and geographic detail than the economic census. In addition, the County Business Patterns program offers annual statistics on the number of establishments, employment, and payroll classified by industry within each county.

Table 1. All Types of Operation by Kind of Business and Commodity Line for Wholesale Trade: 1997

[Includes only establishments with payroll. For meaning of abbreviations and symbols, see introductory text. For explanation of terms, see Appendix A]

NAICS code and CL code	Kind of business and commodity line	Establishments handling commodity line		Commodity line sales			Sales coverage percent
		Number	Total sales (\$1,000)	Amount ¹ (\$1,000)	As percent of total sales of—		
					Establishments handling line	Establishments in NAICS industry ¹	
42	Wholesale trade	453 470	X	4 059 657 778	X	100.0	78.1
0100	New and used automobiles, motorcycles, etc.	6 680	390 687 352	240 503 918	61.6	5.9	67.5
0111	New automobiles	799	314 416 230	180 836 636	57.5	4.5	X
0112	Used automobiles	5 409	78 213 011	53 255 809	68.1	1.3	X
0113	Motorcycles	547	27 462 699	3 176 650	11.6	.1	X
0114	Motor scooters, mopeds, snowmobiles, and utility trailers	589	31 099 194	3 214 092	10.3	.1	X
0120	Buses, campers, and motor homes	969	78 293 418	5 239 689	6.7	.1	77.6
0121	Buses	584	71 897 660	3 648 980	5.1	.1	X
0122	Motor homes, car trailers, and campers	431	71 128 681	1 587 874	2.2	Z	X
0130	Light trucks and vans (14,000 lb or less)	3 084	273 095 898	141 043 795	51.6	3.5	64.5
0131	New light trucks	899	229 946 751	120 913 648	52.6	3.0	X
0132	Used light trucks	2 386	50 887 286	8 342 147	16.4	.2	X
0133	Vans and cargo vans (new and used)	1 306	163 519 800	11 769 579	7.2	.3	X
0140	Medium trucks and tractors (14,001 to 26,000 lb)	2 092	106 082 239	7 409 812	7.0	.2	X
0150	Heavy trucks and tractors (over 26,000 lb)	3 206	100 952 328	21 782 770	21.6	.5	75.6
0151	New heavy trucks (one piece)	1 259	83 384 425	8 434 602	10.1	.2	X
0152	New heavy truck tractors	1 117	15 834 608	5 555 039	35.1	.1	X
0153	New truck trailers	712	7 667 104	2 183 270	28.5	.1	X
0154	New truck bodies	433	3 263 768	617 929	18.9	Z	X
0155	Used heavy trucks, tractors, and trailers	2 551	27 492 676	4 956 425	18.0	.1	X
0200	New and rebuilt automotive parts and supplies	20 311	196 712 834	88 225 246	44.9	2.2	25.6
0211	Batteries	5 949	33 849 714	4 515 145	13.3	.1	X
0212	Engines (complete)	3 974	26 029 196	3 580 416	13.8	.1	X
0213	Electrical engine parts (including ignition parts)	5 992	52 069 408	12 612 655	24.2	.3	X
0214	Brake parts (including fluid and all disk and drum parts)	6 997	53 499 101	5 387 545	10.1	.1	X
0215	Exhaust system parts	4 608	39 382 009	1 837 191	4.7	Z	X
0216	Glass	2 063	15 512 071	1 221 826	7.9	Z	X
0217	Hoses, belts, gaskets, and wiper blades	6 007	47 447 499	3 066 309	6.5	.1	X
0218	Filters (oil, air, gas, and transmission)	6 065	44 582 236	2 404 188	5.4	.1	X
0219	Engine parts, except electrical	6 485	58 132 071	7 842 742	13.5	.2	X
0221	Body parts and repair materials	5 000	44 095 080	8 032 713	18.2	.2	X
0222	Suspension parts (shocks, struts, balljoints, etc.)	5 586	49 588 650	4 508 311	9.1	.1	X
0223	Parts, n.e.c.	6 763	81 915 275	20 775 772	25.4	.5	X
0224	Accessories	7 545	60 248 686	9 924 474	16.5	.2	X
0240	Used automotive parts, accessories, and equipment	8 772	11 519 909	5 148 447	44.7	.1	X
0250	Petroleum products marketing equipment	1 330	6 376 821	1 425 334	22.4	Z	X
0300	Tires and tubes	5 515	34 395 554	16 916 524	49.2	.4	33.4
0311	New tires and tubes	3 275	24 923 254	15 702 057	63.0	.4	X
0312	Recapped and used tires and repair materials	3 007	6 699 535	1 059 657	15.8	Z	X
0400	Household and lawn furniture	5 012	22 832 654	12 294 833	53.8	.3	48.8
0411	Upholstered furniture	2 325	10 215 206	3 620 527	35.4	.1	X
0412	Sleep furniture and equipment	1 571	6 516 857	1 726 930	26.5	Z	X
0413	Lawn furniture and equipment	806	3 739 238	1 056 449	28.3	Z	X
0414	Other furniture (including sleep sofas)	2 876	11 190 415	5 667 008	50.6	.1	X
0420	Office and business furniture	6 543	36 426 744	20 833 283	57.2	.5	42.1
0421	New office furniture (wooden and metal)	5 431	31 710 635	18 594 490	58.6	.5	X
0422	New store and restaurant furniture	411	2 028 101	660 135	32.5	Z	X
0423	New public furniture (theater seats, church pews, park benches, and school desks)	575	1 814 556	580 028	32.0	Z	X
0424	Used office and business furniture	1 173	4 888 831	533 556	10.9	Z	X
0500	Household china, glassware, crockery, and plastic housewares	3 083	13 505 793	6 006 410	44.5	.1	X
0520	Linens, domestics, curtains, and draperies	3 433	17 274 892	9 902 335	57.3	.2	51.5
0521	Bedspreads, blankets, and bedding	1 192	8 483 980	3 775 621	44.5	.1	X
0522	Curtains and draperies	1 330	4 796 425	933 703	19.5	Z	X
0523	Shades and blinds	985	2 604 408	1 039 949	39.9	Z	X
0524	Towels and washcloths	975	7 158 881	2 236 965	31.2	.1	X
0525	Other linens and domestics	1 098	7 020 884	1 753 588	25.0	Z	X
0530	Flooring and floor coverings	4 172	26 436 180	17 033 467	64.4	.4	55.5
0531	Soft-surface (textile) floor coverings and accessories (including rugs, carpets, and pads)	3 460	22 130 437	11 874 373	53.7	.3	X
0532	Hardwood flooring	934	5 799 060	1 129 533	19.5	Z	X
0533	Other hard-surface floor coverings and accessories (including tile and sheet goods)	1 758	10 217 083	3 910 117	38.3	.1	X
0540	Other home furnishings	7 165	56 535 272	10 017 830	17.7	.2	16.4
0541	Metal flatware and kitchen utensils	1 162	6 936 588	1 511 885	21.8	Z	X
0542	Mirrors, lamps, and picture frames	2 893	11 188 181	2 862 376	25.6	.1	X
0543	Home furnishings, n.e.c.	2 482	12 144 188	4 800 679	39.5	.1	X
0600	Lumber: rough, dressed, and finished	5 267	51 470 315	29 578 678	57.5	.7	66.7
0611	Dimensional lumber (non-treated)	4 256	44 440 799	22 478 143	50.6	.6	X
0612	Treated lumber	2 241	23 934 644	3 074 739	12.8	.1	X
0613	Boards	1 595	19 864 640	3 830 667	19.3	.1	X
0620	Plywood and millwork	6 895	61 835 488	29 106 316	47.1	.7	63.3
0621	Softwood plywood and oriented strand board (OSB)	2 312	33 811 681	7 519 042	22.2	.2	X
0622	Other panels products (including hardwood plywood, waterboard, and particleboard)	2 761	28 621 459	5 916 105	20.7	.1	X
0623	Gypsum, specialty boards, and treatments	1 523	16 984 501	1 675 357	9.9	Z	X
0624	Wood millwork (doors, windows, cabinets, etc.)	3 525	31 134 014	10 803 197	34.7	.3	X
0625	Metal millwork	1 048	11 043 853	1 376 935	12.5	Z	X
0626	Other millwork and wood siding (including trusses and wood roofing)	1 263	14 352 426	1 725 040	12.0	Z	X
0700	Brick, stone, tile, sand, block, cement, and gravel	4 152	19 137 438	10 810 265	56.5	.3	57.5
0711	Ready-mixed or transit-mixed concrete	653	5 528 050	488 255	8.8	Z	X
0712	Cement and lime	1 415	7 037 114	3 722 958	52.9	.1	X
0713	Sand, gravel, and crushed stone	1 457	3 206 323	1 690 429	52.7	Z	X
0714	Brick, block, tile, clay/cement sewer pipe, etc.	2 338	7 133 520	4 848 235	68.0	.1	X

See footnotes at end of table.

Table 1. All Types of Operation by Kind of Business and Commodity Line for Wholesale Trade: 1997—Con.

[Includes only establishments with payroll. For meaning of abbreviations and symbols, see introductory text. For explanation of terms, see Appendix A]

NAICS code and CL code	Kind of business and commodity line	Establishments handling commodity line		Commodity line sales			Sales coverage percent
		Number	Total sales (\$1,000)	Amount ¹ (\$1,000)	As percent of total sales of—		
					Establishments handling line	Establishments in NAICS industry ¹	
42	Wholesale trade—Con.						
0720	Roofing, siding, and insulation materials	3 929	32 619 494	10 009 048	30.7	.2	64.0
0721	Roofing, except wood	2 222	22 641 752	4 836 607	21.4	.1	X
0722	Siding, except wood	1 790	19 687 306	2 559 592	13.0	.1	X
0723	Insulation materials	2 234	21 507 718	2 574 382	12.0	.1	X
0730	Flat glass and other construction glass (excluding automotive)	1 279	4 157 484	2 056 651	49.5	.1	X
0740	Other construction materials	4 465	22 991 553	6 911 553	30.1	.2	58.7
0741	Rain-carrying equipment (down spouts, gutters, etc.)	765	4 910 528	434 054	8.8	Z	X
0742	Prefabricated buildings and structural assemblies (nonwood)	594	1 496 538	892 904	59.7	Z	X
0743	Manufactured (mobile) homes	424	1 058 322	754 893	71.3	Z	X
0744	Construction materials, n.e.c. (including wire fence and construction paper)	2 778	15 770 582	4 710 156	29.9	.1	X
0800	Photographic equipment and supplies (excluding video)	3 051	42 866 960	16 981 600	39.6	.4	25.3
0811	Still picture photographic equipment	742	13 449 573	2 338 714	17.4	.1	X
0812	Motion picture photographic equipment	342	4 179 693	324 173	7.8	Z	X
0813	Photographic film	1 058	16 103 940	7 167 132	44.5	.2	X
0814	Developing supplies (excluding film)	616	12 795 724	2 699 626	21.1	.1	X
0815	Other photographic equipment and supplies	1 429	16 560 224	3 083 166	18.6	.1	X
0900	Office equipment	11 547	85 838 293	25 431 333	29.6	.6	41.0
0911	Typewriters and dedicated word processors	2 263	11 599 390	764 039	6.6	Z	X
0912	Calculators and accounting machines	2 387	28 145 606	1 807 989	6.4	Z	X
0913	Copying machines and equipment	8 630	47 716 419	20 433 708	42.8	.5	X
0914	Dictating, transcribing, and recording machines	1 273	4 285 407	698 643	16.3	Z	X
0915	Mailing, letter handling, and addressing machines	1 065	6 653 498	1 347 267	20.2	Z	X
0920	New computer equipment	19 174	261 713 168	186 031 462	71.1	4.6	54.7
0921	Computers	13 749	195 758 379	104 723 028	53.5	2.6	X
0922	Computer storage devices	7 235	138 166 763	18 792 438	13.6	.5	X
0923	Computer printers	9 061	140 951 372	20 605 564	14.6	.5	X
0924	Other computer peripheral equipment	11 623	157 519 622	41 823 972	26.6	1.0	X
0930	Used computer equipment	2 030	10 011 279	2 594 462	25.9	.1	X
0950	Computer software (packaged)	10 113	118 765 555	21 580 426	18.2	.5	X
0960	Restaurant and hotel equipment and supplies	7 631	81 174 081	14 563 004	17.9	.4	X
0970	Store machines and equipment	3 956	37 950 622	5 648 816	14.9	.1	8.8
0971	Vending machines	585	2 145 681	1 099 184	51.2	Z	X
0972	Other store machines and equipment	2 914	6 844 481	3 775 025	55.2	.1	X
1000	Medical, hospital, and surgical supplies	10 297	83 984 150	55 549 929	66.1	1.4	47.8
1011	Surgical and medical instruments and equipment	5 879	48 877 557	24 998 057	51.1	.6	X
1012	Orthopedic, and prosthetic appliances and supplies	2 021	10 297 799	4 090 856	39.7	.1	X
1013	Other surgical, medical, and hospital supplies	6 010	41 642 522	25 048 015	60.2	.6	X
1020	Dental supplies	1 434	6 521 303	4 252 807	65.2	.1	68.3
1021	Equipment (chairs, x-rays, cabinets, etc.)	757	3 531 615	1 048 646	29.7	Z	X
1022	Instruments and other supplies	1 244	5 889 175	3 200 233	54.3	.1	X
1030	Optical and ophthalmic goods	2 156	8 236 592	6 831 051	82.9	.2	67.6
1031	Ophthalmic goods	970	4 272 806	2 987 661	69.9	.1	X
1032	Prescription grinding	529	1 332 597	975 830	73.2	Z	X
1033	Optometric equipment and supplies	341	1 062 593	533 680	50.2	Z	X
1034	Optical goods, n.e.c. (excluding cameras)	896	3 633 095	2 253 358	62.0	.1	X
1040	Religious and school supplies	1 078	6 288 509	1 655 658	26.3	Z	36.5
1041	Religious supplies	126	496 317	425 592	85.8	Z	X
1042	School supplies	841	4 234 067	1 185 459	28.0	Z	X
1050	Other professional equipment and supplies	3 014	17 295 953	9 284 747	53.7	.2	73.9
1051	Architects' equipment and supplies	346	652 470	230 235	35.3	Z	X
1052	Drafting instruments	272	452 758	65 617	14.5	Z	X
1053	Engineers' equipment and supplies	465	903 625	376 185	41.6	Z	X
1054	Laboratory equipment	1 063	6 501 819	2 840 553	43.7	.1	X
1055	Scientific instruments	821	7 469 107	2 859 068	38.3	.1	X
1056	Veterinarians' equipment and supplies	450	3 789 865	734 164	19.4	Z	X
1057	Professional equipment and supplies, n.e.c.	877	3 803 857	2 146 918	56.4	.1	X
1100	Iron and steel products (semifinished)	2 328	25 322 441	9 236 801	36.5	.2	69.9
1111	Sheet bars and tin plate bars	625	4 823 198	797 465	16.5	Z	X
1112	Wire rods	237	5 388 148	852 349	15.8	Z	X
1113	Rough castings and foundry products	671	5 135 836	2 577 647	50.2	.1	X
1114	Forgings	522	6 042 054	1 142 834	18.9	Z	X
1116	Other semifinished iron and steel products	867	11 853 790	3 833 790	32.3	.1	X
1120	Flat iron and steel products	7 901	100 562 279	48 135 661	47.9	1.2	54.9
1121	Plates	3 037	32 844 530	6 773 906	20.6	.2	X
1122	Strips (hot-rolled and cold-rolled)	1 654	17 979 611	4 765 078	26.5	.1	X
1123	Sheets (cold-rolled)	2 582	56 932 849	9 636 169	16.9	.2	X
1124	Sheets (hot-rolled)	3 306	53 808 846	9 460 561	17.6	.2	X
1126	Sheets (galvanized and coated)	3 385	55 427 372	12 640 138	22.8	.3	X
1127	Tin plate and terneplate	241	14 369 808	843 976	5.9	Z	X
1128	Fabricated and structural plate products	1 096	7 983 244	1 095 638	13.7	Z	X
1129	Other flat iron and steel products	1 514	25 737 780	2 380 357	9.2	.1	X
1140	Iron and steel wire and wire products	4 899	31 243 546	5 369 277	17.2	.1	32.7
1141	Wire (plain, coated, barbed, and twisted)	1 352	11 815 193	2 152 191	18.2	.1	X
1142	Nails	508	2 854 671	479 543	16.8	Z	X
1143	Wire rope, strand, strapping, reinforcement mesh, and bale ties	2 158	13 269 173	1 978 192	14.9	Z	X
1150	Iron and steel pipe and tubing	7 502	58 137 549	14 807 653	25.5	.4	56.0
1152	Tubing	3 247	33 146 713	5 380 733	16.2	.1	X
1153	Standard steel pipe	3 331	30 314 361	5 526 650	18.2	.1	X
1154	Other steel pipe	1 364	16 830 443	2 860 736	17.0	.1	X

See footnotes at end of table.

Table 1. All Types of Operation by Kind of Business and Commodity Line for Wholesale Trade: 1997—Con.

[Includes only establishments with payroll. For meaning of abbreviations and symbols, see introductory text. For explanation of terms, see Appendix A]

NAICS code and CL code	Kind of business and commodity line	Establishments handling commodity line		Commodity line sales			Sales coverage percent
		Number	Total sales (\$1,000)	Amount ¹ (\$1,000)	As percent of total sales of—		
					Establishments handling line	Establishments in NAICS industry ¹	
42	Wholesale trade—Con.						
1160	Other iron and steel products	4 195	43 698 548	13 300 272	30.4	.3	64.8
1162	Bars (excluding reinforcement bars) and bar-size shapes: hot-rolled	1 752	24 675 346	2 994 753	12.1	.1	X
1163	Bars and bar-size shapes: cold finished	1 647	19 978 704	2 066 473	10.3	.1	X
1164	Concrete reinforcement bars	1 246	10 243 403	1 656 738	16.2	.1	X
1165	Structural shapes (excluding bar-size shapes)	1 980	24 049 543	3 846 912	16.0	.1	X
1167	Finished products, n.e.c.	924	8 805 195	2 589 741	29.4	.1	X
1170	Alloy steel	1 882	24 725 113	4 447 882	18.0	.1	71.3
1171	Bars, hot-rolled or cold-finished	1 201	16 840 444	1 983 141	11.8	.2	X
1173	Pipe, tubing, and plates	797	12 672 672	1 541 826	12.2	.2	X
1175	Other alloy steel	578	7 375 890	905 953	12.3	.2	X
1180	Stainless steel	3 948	42 850 844	9 767 107	22.8	.2	65.8
1181	Plates	1 321	17 448 140	1 109 900	6.4	.2	X
1182	Strip	657	6 615 157	958 694	14.5	.2	X
1183	Sheets	1 969	23 396 715	2 712 307	11.6	.1	X
1184	Bars and bar-size shapes	1 667	21 098 309	2 336 819	11.1	.1	X
1185	Other stainless steel (including tubing)	2 091	26 771 813	2 570 489	9.6	.1	X
1200	Copper and brass	3 274	55 574 261	11 135 305	20.0	.3	43.1
1211	Copper wire mill products (structural only)	799	7 837 521	1 705 181	21.8	.2	X
1212	Flat products (sheets, strips, and plates)	1 296	26 800 127	2 685 704	10.0	.1	X
1213	Tubular products (pipes and tubes)	1 378	24 204 805	2 146 056	8.9	.1	X
1214	Rod, nonelectrical wire, extruded shapes, etc.	901	13 902 128	2 250 577	16.2	.1	X
1220	Aluminum shapes, forms, etc.	4 999	73 710 109	18 040 612	24.5	.4	47.1
1221	Plates (.250 inch and over)	1 557	18 306 957	2 359 067	12.9	.1	X
1222	Sheets and coils (.006 to .249 inch)	2 303	27 884 104	5 532 493	19.8	.1	X
1223	Rods, bars, and wires: rolled or extruded (rounds, hexes, squares, and rectangles)	2 763	42 695 936	6 218 275	14.6	.2	X
1224	Pipe and tubing (including hollow bar, square, and rectangular tubing)	1 908	19 960 133	1 179 510	5.9	.2	X
1225	Foils	275	2 466 462	344 181	14.0	.2	X
1230	Other nonferrous metals (magnesium, nickel, tin, lead, zinc, etc., except precious)	1 640	37 168 684	7 815 082	21.0	.2	X
1300	Coal and coke	589	16 817 287	10 527 579	62.6	.3	46.5
1311	Coal	462	10 713 333	8 880 188	82.9	.2	X
1312	Coke	90	1 901 025	996 542	52.4	.2	X
1320	Minerals and ores (excluding coal, precious stones, and crude oil)	537	31 397 607	6 941 649	22.1	.2	X
1400	Electrical apparatus and equipment	23 702	161 947 933	86 753 145	53.6	2.1	44.0
1411	Power and distribution transformers	5 487	42 519 615	6 632 678	15.6	.2	X
1412	Switchgear and switchboard apparatus	3 981	29 879 920	4 971 119	16.6	.1	X
1413	Motors and generators (including motor-generator sets)	6 962	38 569 027	6 934 128	18.0	.2	X
1414	Conduit, raceway, and fittings	4 150	32 687 582	4 175 417	12.8	.1	X
1415	Electric bulbs (all types)	4 993	32 683 522	5 660 436	17.3	.1	X
1416	Interior wiring (excluding conduit)	5 217	45 287 944	6 135 081	13.5	.2	X
1417	Exterior wiring and cable (excluding conduit)	4 236	30 488 025	4 570 823	15.0	.1	X
1418	Lighting fixtures (residential and commercial)	6 195	40 643 236	9 821 172	24.2	.2	X
1419	Industrial controls	8 383	55 900 149	18 499 095	33.1	.5	X
1421	Other electrical apparatus and equipment (including fuses and lightning rods)	9 634	70 561 079	18 087 876	25.6	.4	X
1500	Electrical appliances, household	7 920	88 150 683	51 223 251	58.1	1.3	51.3
1511	Televisions	2 554	45 526 278	8 469 595	18.6	.2	X
1512	Radios, stereos, and CD players	3 471	43 514 735	12 571 668	28.9	.3	X
1513	V.C.R.'s and video cameras	2 751	39 846 713	7 855 711	19.7	.2	X
1514	Electrical household ranges and ovens	1 337	29 282 048	4 542 296	15.5	.1	X
1515	Refrigerators and freezers, household	1 347	18 573 491	3 920 584	21.1	.1	X
1516	Household laundry equipment	1 096	16 637 273	2 539 582	15.3	.1	X
1517	Vacuum cleaners and sewing machines, household	873	15 750 714	2 109 429	13.4	.1	X
1518	Other electrical household appliances (including fans, dishwashers, etc.)	3 284	45 578 936	8 426 521	18.5	.2	X
1600	Electronic parts and equipment, except communication	20 513	215 560 389	128 809 401	59.8	3.2	47.1
1612	Integrated circuits	5 334	66 131 410	35 390 506	53.5	.9	X
1613	Capacitors and resistors	5 166	41 814 690	7 143 926	17.1	.2	X
1615	Discrete semiconductors, etc.	5 033	69 723 232	29 449 033	42.2	.7	X
1616	Electronic connectors and other passive electronic parts	8 534	65 513 977	20 425 629	31.2	.5	X
1618	Electronic parts and equipment, n.e.c.	11 029	100 389 174	35 560 109	35.4	.9	X
1650	Communication equipment and supplies	13 207	151 132 059	86 415 591	57.2	2.1	53.3
1651	Telephones	6 015	54 807 263	18 287 257	33.4	.5	X
1652	Other electronic communication equipment	9 796	103 889 423	48 449 737	46.6	1.2	X
1653	Other electrical communication equipment	2 752	44 504 132	19 231 924	43.2	.5	X
1700	Hardware	24 224	127 124 592	42 931 703	33.8	1.1	28.9
1711	Hand tools (including power driven)	14 066	69 967 583	14 308 690	20.5	.4	X
1712	Bolts, nuts, rivets, and fasteners	12 976	51 081 433	16 338 345	32.0	.4	X
1713	Cutlery	8 780	41 433 490	11 144 405	26.9	.3	X
1800	Plumbing and heating equipment and supplies (hydronics)	12 484	60 406 618	23 954 610	39.7	.6	45.6
1811	Plastic pipe fittings and valves (excluding pipe and tubing)	4 743	23 255 252	2 556 251	11.0	.1	X
1812	Metal pipe fittings and valves (excluding pipe and tubing)	6 576	27 815 396	4 716 407	17.0	.1	X
1813	Plumbing fixtures	3 967	26 544 787	6 930 509	26.1	.2	X
1814	Furnaces, stoves, water heaters (except electric and warm air)	2 700	14 985 184	1 761 733	11.8	.2	X
1815	Boilers, radiators, and convectors	2 143	7 912 764	1 361 194	17.2	.2	X
1818	Other plumbing and heating equipment and supplies	5 951	30 372 937	6 401 870	21.1	.2	X
1900	Warm air heating and air-conditioning equipment and supplies	9 407	44 070 070	18 779 259	42.6	.5	47.4
1911	Furnaces (warm air)	4 973	20 212 966	2 980 592	14.7	.1	X
1912	Central air-conditioning (residential and commercial)	5 412	22 334 570	7 107 262	31.8	.2	X
1914	Heat pumps (residential and commercial)	3 595	16 130 324	1 295 144	8.0	.2	X
1916	Air cleaning and filtration systems	4 425	16 346 204	1 938 288	11.9	.2	X
1917	Compressors for air-conditioners	4 144	16 421 976	1 078 204	6.6	.2	X
1918	Condensing units for air-conditioners	3 433	17 084 326	1 306 901	7.7	.2	X
1919	Registers, grills, pre-formed ductwork (excluding sheet metal), and duct insulation	4 547	17 833 236	2 843 872	15.9	.1	X

See footnotes at end of table.

Table 1. All Types of Operation by Kind of Business and Commodity Line for Wholesale Trade: 1997—Con.

[Includes only establishments with payroll. For meaning of abbreviations and symbols, see introductory text. For explanation of terms, see Appendix A]

NAICS code and CL code	Kind of business and commodity line	Establishments handling commodity line		Commodity line sales			Sales coverage percent
		Number	Total sales (\$1,000)	Amount ¹ (\$1,000)	As percent of total sales of—		
					Establishments handling line	Establishments in NAICS industry ¹	
42	Wholesale trade—Con.						
2000	Refrigeration equipment and supplies	4 627	14 611 511	5 441 857	37.2	.1	59.0
2011	Commercial refrigerators (reach-in and walk-in)	1 697	5 119 579	1 124 444	22.0	Z	X
2012	Unit coolers for commercial refrigerators	1 029	3 714 772	343 676	9.3	Z	X
2013	Condensing units for commercial refrigerators	1 832	4 790 627	429 224	9.0	Z	X
2014	Refrigerants	2 847	6 448 677	839 728	13.0	Z	X
2015	Other refrigeration equipment and supplies	3 461	10 247 299	2 648 979	25.9	.1	X
2100	Construction and mining machinery and equipment (including parts and attachments)	8 390	58 687 743	37 465 022	63.8	.9	50.2
2111	New off-highway wheel and track-laying tractors	2 021	23 473 441	6 188 283	26.4	.2	X
2112	New power cranes, draglines, and shovels	958	9 801 089	1 620 353	16.5	Z	X
2113	New mixers, pavers, and related equipment	1 187	17 762 397	1 022 592	5.8	Z	X
2114	New tractor shovel loaders	1 558	19 124 153	2 667 891	14.0	.1	X
2115	New graders, rollers, and off-highway trucks	2 001	24 335 842	2 651 739	10.9	.1	X
2116	New mining machinery	1 009	8 776 531	1 756 186	20.0	Z	X
2117	Other new construction and mining, logging, and road maintenance machinery, equipment, and parts	4 766	39 348 442	15 899 691	40.4	.4	X
2118	Used construction and mining machinery and equipment	4 470	30 443 357	5 225 564	17.2	.1	X
2200	Farm machinery, equipment, and parts	11 560	75 240 196	30 579 060	40.6	.8	32.7
2211	New tractors (farm)	5 949	34 289 368	8 605 764	25.1	.2	X
2212	New harvesting machinery	4 663	27 703 914	4 517 967	16.3	.1	X
2213	New land preparation, planting, and cultivating machinery	4 303	27 276 150	2 461 215	9.0	.1	X
2214	New dairy farm and barn equipment	1 217	3 836 820	444 646	11.6	Z	X
2215	New irrigation equipment	1 839	6 785 734	2 601 114	38.3	.1	X
2216	Other new farm machinery and equipment	6 736	34 232 306	5 185 384	15.1	.1	X
2218	Used farm machinery and equipment	7 217	27 989 573	6 094 499	21.8	.2	X
2220	Garden machinery, equipment, and parts	6 321	39 898 343	6 996 346	17.5	.2	45.8
2221	New power lawn mowers	4 012	28 635 432	2 432 852	8.5	.1	X
2222	Other new lawn and garden machinery and equipment	3 419	28 005 107	3 801 476	13.6	.1	X
2223	Used garden machinery and equipment	3 003	14 412 432	379 633	2.6	Z	X
2230	Food-processing machinery, equipment, and parts	2 133	7 373 226	4 028 567	54.6	.1	66.4
2231	New commercial food-processing machinery (slicers, choppers, baking, etc.)	1 308	4 344 537	2 378 172	54.7	.1	X
2232	New packing, packaging, and bottling equipment	917	2 972 919	1 259 940	42.4	Z	X
2233	Used food-processing machinery and equipment	712	1 709 316	318 952	18.7	Z	X
2300	Hydraulic and pneumatic (fluid-power) pumps, motors, and parts	4 993	16 371 067	5 068 295	31.0	.1	58.2
2311	Pumps	4 006	13 228 104	2 839 366	21.5	.1	X
2312	Motors	2 548	8 044 157	934 803	11.6	Z	X
2313	Parts for pumps and motors	3 184	9 131 858	1 281 163	14.0	Z	X
2320	General-purpose industrial machinery, equipment, and parts	23 404	142 720 209	46 937 281	32.9	1.2	28.3
2321	New pumps, compressors (air or gas), and equipment	8 219	54 223 521	11 124 311	20.5	.3	X
2323	New diesel engines (excluding automotive)	881	7 745 690	1 684 730	21.8	Z	X
2326	New controlling, recording, and indicating instruments and access	6 296	53 538 269	9 130 293	17.1	.2	X
2327	All other new general-purpose industrial machinery and equipment	11 928	63 034 784	20 303 454	32.2	.5	X
2328	Used general-purpose industrial machinery and equipment	4 307	20 502 761	2 810 659	13.7	.1	X
2330	Metalworking machinery, equipment, and parts	6 993	30 703 271	18 570 588	60.5	.5	X
2340	Materials handling machinery, equipment, and parts	10 266	43 763 206	16 877 090	38.6	.4	42.1
2341	New conveying equipment	4 606	19 434 916	5 242 909	27.0	.1	X
2342	New hoists, cranes, and monorails	3 080	12 233 108	1 810 895	14.8	Z	X
2343	New forklift trucks	2 503	15 861 587	6 342 949	40.0	.2	X
2344	New industrial trucks and tractors	537	2 400 367	464 550	19.4	Z	X
2345	Used materials handling machinery, equipment, and parts	4 073	15 196 327	2 831 503	18.6	.1	X
2350	Oil well, oil refinery, and pipeline machinery, equipment, and supplies	4 909	21 665 069	13 576 216	62.7	.3	49.7
2351	New oil refining and pipeline machinery, equipment, and supplies	1 955	7 666 711	3 413 944	44.5	.1	X
2352	New oil field machinery, equipment, and supplies (including drilling bits)	2 974	10 833 367	6 623 062	61.1	.2	X
2353	Used oil well, oil refinery, and pipeline machinery, equipment, and supplies	1 343	2 992 959	1 244 963	41.6	Z	X
2360	Other industrial machinery, equipment, and parts	9 568	40 695 958	29 236 199	71.8	.7	63.3
2361	New metal smelting and refining machinery, and equipment	302	910 776	221 183	24.3	Z	X
2362	New power plant machinery (excluding electrical)	643	2 699 501	952 516	35.3	Z	X
2363	New printing trades machinery, equipment, and supplies	2 061	10 162 427	7 983 339	78.6	.2	X
2364	New textile and sewing machinery and equipment	864	4 263 494	3 445 597	80.8	.1	X
2365	New woodworking machinery	798	2 446 337	1 354 799	55.4	Z	X
2366	Other new industrial machinery and equipment	4 939	21 175 109	13 452 551	63.5	.3	X
2367	Used industrial machinery and equipment	2 196	6 829 927	1 636 660	24.0	Z	X
2370	Mechanical power transmission supplies	4 967	23 373 675	13 292 471	56.9	.3	60.8
2371	Bearings and bushings	4 072	18 292 849	8 002 390	43.7	.2	X
2372	Other mechanical power transmission supplies	3 918	15 553 663	5 285 853	34.0	.1	X
2380	Industrial valves and fittings (except fluid-power)	4 808	17 906 286	7 068 038	39.5	.2	X
2390	Hydraulic and pneumatic (fluid-power) valves	4 345	14 152 188	2 478 356	17.5	.1	72.7
2391	Hydraulic valves	3 178	10 395 617	1 207 057	11.6	Z	X
2392	Pneumatic valves	3 214	10 387 653	1 267 891	12.2	Z	X
2400	Hydraulic and pneumatic cylinders and rotary actuators	3 623	14 245 537	2 124 034	14.9	.1	65.2
2411	Hydraulic cylinders and rotary actuators	2 669	10 683 533	1 220 361	11.4	Z	X
2412	Pneumatic cylinders and rotary actuators	2 322	8 736 103	888 870	10.2	Z	X
2420	Hydraulic and pneumatic connectors and assemblies	4 209	14 149 771	2 859 709	20.2	.1	72.9
2421	Hydraulic and pneumatic connectors	3 569	12 236 681	1 637 045	13.4	Z	X
2422	Hydraulic and pneumatic assemblies	2 945	10 213 287	1 202 671	11.8	Z	X
2430	Fluid-power filters, components, accessories, and parts	4 880	16 444 981	2 425 816	14.8	.1	65.1
2431	Filters	3 613	12 193 351	1 086 752	8.9	Z	X
2432	Other fluid-power components, accessories, and parts, n.e.c.	3 285	11 193 876	1 338 406	12.0	Z	X
2440	Welding supplies (excluding gases)	4 096	10 604 506	4 077 259	38.4	.1	X

See footnotes at end of table.

Table 1. All Types of Operation by Kind of Business and Commodity Line for Wholesale Trade: 1997—Con.

[Includes only establishments with payroll. For meaning of abbreviations and symbols, see introductory text. For explanation of terms, see Appendix A]

NAICS code and CL code	Kind of business and commodity line	Establishments handling commodity line		Commodity line sales			Sales coverage percent
		Number	Total sales (\$1,000)	Amount ¹ (\$1,000)	As percent of total sales of—		
					Establishments handling line	Establishments in NAICS industry ¹	
42	Wholesale trade—Con.						
2450	Industrial containers and supplies	4 636	26 214 013	10 746 023	41.0	.3	26.5
2451	New and reconditioned drums and barrels	925	2 703 728	655 460	24.2	Z	X
2452	Bottles and bottlers' supplies	735	7 686 683	5 290 134	68.8	.1	X
2454	Other industrial containers and supplies	3 351	17 157 009	4 585 797	26.7	.1	X
2460	Other industrial supplies	13 952	68 621 701	26 389 605	38.5	.7	29.1
2461	Printing and duplicating inks	1 087	6 128 124	3 585 882	58.5	.1	X
2462	Abrasives and abrasive materials	5 045	17 679 905	2 708 791	15.3	.1	X
2463	Nylon, polyester, and synthetic rubber	1 591	4 095 344	1 039 726	25.4	Z	X
2464	Mechanical rubber goods	2 880	8 807 612	2 469 098	28.0	.1	X
2465	Strapping and tape	3 155	12 980 444	1 905 112	14.7	Z	X
2466	Industrial supplies, n.e.c.	7 298	35 072 368	14 164 944	40.4	.3	X
2500	Beauty and barber equipment and supplies	1 349	2 498 356	2 384 007	95.4	.1	71.2
2511	Equipment (furniture, dryers, etc.)	835	1 472 958	368 361	25.0	Z	X
2512	Supplies (combs, curlers, shampoos, etc.)	1 275	2 176 960	2 007 203	92.2	Z	X
2520	Custodial (janitors') equipment and supplies	5 387	26 154 285	5 634 790	21.5	.1	11.0
2521	Custodial equipment—power equipment	3 002	12 917 045	814 337	6.3	Z	X
2522	Custodial equipment—nonpower equipment	2 406	7 449 149	484 939	6.5	Z	X
2523	Custodial supplies	4 385	18 842 897	4 088 947	21.7	.1	X
2530	Laundry and dry-cleaning equipment and supplies	2 026	63 469 083	9 079 694	14.3	.2	X
2540	Other service establishment equipment and supplies	2 814	6 047 522	4 905 376	81.1	.1	54.1
2541	Undertakers' equipment and supplies	622	1 569 426	1 536 326	97.9	Z	X
2542	Service establishment equipment and supplies, n.e.c.	2 201	4 441 945	3 361 428	75.7	.1	X
2600	Aircraft and aeronautical equipment and supplies	2 788	24 967 271	17 231 693	69.0	.4	49.2
2611	New aircraft	254	4 418 670	2 883 096	65.2	.1	X
2612	New aircraft engines and engine parts	610	5 223 219	2 224 988	42.6	.1	X
2613	Other new aircraft equipment and supplies	1 334	14 430 338	6 050 463	41.9	.1	X
2614	Used aircraft and aeronautical equipment and supplies	1 665	9 428 560	5 787 491	61.4	.1	X
2620	Marine machinery, equipment, and supplies	1 382	8 559 157	3 522 121	41.2	.1	37.8
2621	New ships and boats (excluding pleasure boats)	92	856 535	298 302	34.8	Z	X
2622	New marine propulsion machinery and equipment	387	1 800 483	1 047 128	58.2	Z	X
2623	New marine supplies	800	2 939 421	1 759 105	59.8	Z	X
2624	Used marine machinery, equipment, and supplies	241	743 588	285 247	38.4	Z	X
2630	Other transportation equipment and supplies	893	6 054 025	2 390 779	39.5	.1	23.1
2631	New transportation equipment (excluding automotive)	611	4 511 339	1 752 134	38.8	Z	X
2632	Used transportation equipment (excluding automotive)	350	1 785 898	549 365	30.8	Z	X
2700	Sporting and recreational goods and supplies	9 125	47 478 213	28 012 840	59.0	.7	41.2
2711	Ammunition, firearms, reloading equipment, archery supplies, shooting aids, and accessories	1 075	7 725 505	4 873 041	63.1	.1	X
2712	Bicycles and bicycle tires and tubes	584	4 625 660	2 248 401	48.6	.1	X
2713	Billiards, pool, bowling equipment, and accessories	1 003	3 373 149	1 387 395	41.1	.1	X
2714	Camping and fishing equipment and accessories	1 732	14 488 342	3 381 447	23.3	Z	X
2715	Athletic equipment and accessories	2 472	14 204 048	7 421 817	52.3	.2	X
2716	Skiing equipment	327	1 939 869	906 976	46.8	Z	X
2717	Marine pleasure craft, equipment, and accessories	907	6 747 622	2 583 663	38.3	.1	X
2718	Other sporting and recreational goods (go carts, bait, etc.)	2 422	12 434 324	4 859 845	39.1	.1	X
2800	Toys and hobby goods and supplies	6 545	40 293 707	21 279 057	52.8	.5	41.7
2811	Video games and cartridges	680	9 723 076	4 486 136	46.1	.1	X
2812	Other toys and games (including fireworks and children's vehicles)	3 117	21 437 134	12 297 182	57.4	.3	X
2813	Crafts and craft supplies	1 807	4 886 930	1 274 063	26.1	Z	X
2814	Other hobby goods and accessories	1 615	6 152 842	2 542 362	41.3	.1	X
2900	Ferrous metal scrap	5 461	42 459 106	16 561 001	39.0	.4	44.6
2911	Prepared ferrous metal scrap (processed by this establishment)	3 320	19 221 246	9 437 300	49.1	.2	X
2912	Prepared ferrous metal scrap (not processed by this establishment)	2 225	14 251 338	6 314 070	44.3	.2	X
2913	Unprepared ferrous metal scrap including bimetal cans	1 440	5 239 219	657 500	12.6	Z	X
2920	Nonferrous metal scrap	5 675	36 306 159	12 983 099	35.8	.3	43.4
2921	Aluminum scrap	5 157	25 990 001	6 763 637	26.0	.2	X
2922	Copper and copper alloy scrap	3 934	24 588 252	3 547 261	14.4	.1	X
2923	Lead scrap	1 462	10 921 617	297 102	2.7	Z	X
2924	Other nonferrous metallic scrap (nickel, zinc, and precious and special metals)	2 642	16 908 649	2 313 765	13.7	.1	X
2930	Recyclable paper and paperboard	2 622	9 449 979	5 474 288	57.9	.1	X
2940	Recyclable materials, except metal	2 658	6 237 243	2 814 966	45.1	.1	70.1
2941	Wiping cloths, waste rags, and textile waste	555	1 194 470	920 700	77.1	Z	X
2943	Recyclable plastics	1 377	3 905 349	895 197	22.9	Z	X
2944	Recyclable glass	932	2 657 887	297 040	11.2	Z	X
2945	Other recyclable materials (including rubber and bones)	779	1 220 361	690 287	56.6	Z	X
3000	Jewelry, diamonds, gem stones, and watches	8 691	32 662 365	22 948 187	70.3	.6	58.4
3011	Diamond jewelry and diamond jewelry where lapidary work was not performed at this location	3 118	10 907 352	7 486 577	68.6	.2	X
3012	Gem stone and pearl jewelry where lapidary work was not performed at this location	2 136	4 484 546	1 706 790	38.1	Z	X
3013	Diamonds, diamonds, gem stones, and pearl jewelry where lapidary work was performed at this location	1 128	3 134 347	1 732 035	55.3	Z	X
3014	Watches, clocks, and watch movements and cases	1 926	7 263 419	4 192 442	57.7	.1	X
3015	Karat gold jewelry (rings, necklaces, etc.)	1 889	10 150 440	4 026 619	39.7	.1	X
3016	Other jewel, silverware, and plated ware (incl. jewel, where gemstones less than 50% of value, gold filled sterling, and costume jewel, and medallions)	3 329	6 361 713	3 442 712	54.1	.1	X
3030	Precious metals—gold, silver, and platinum including precious metal coins	927	25 168 412	9 246 084	36.7	.2	X
3100	Musical instruments and supplies	647	2 756 214	2 474 072	89.8	.1	X
3120	Forest products, except lumber (including cordwood, hewn posts, poles, and ties)	2 658	27 268 531	11 598 052	42.5	.3	X
3130	Compact discs, prerecorded audio tapes, and phonograph records	2 225	22 847 463	13 904 409	60.9	.3	X
3140	Prerecorded video tapes	4 297	20 503 158	9 477 629	46.2	.2	X

See footnotes at end of table.

Table 1. All Types of Operation by Kind of Business and Commodity Line for Wholesale Trade: 1997—Con.

[Includes only establishments with payroll. For meaning of abbreviations and symbols, see introductory text. For explanation of terms, see Appendix A]

NAICS code and CL code	Kind of business and commodity line	Establishments handling commodity line		Commodity line sales			Sales coverage percent
		Number	Total sales (\$1,000)	Amount ¹ (\$1,000)	As percent of total sales of—		
					Establishments handling line	Establishments in NAICS industry ¹	
42	Wholesale trade—Con.						
3150	Other durable goods.....	3 096	7 467 070	5 671 266	76.0	.1	66.3
3151	Coin-operated games.....	296	1 229 236	1 054 734	85.8	Z	X
3152	Luggage.....	537	1 740 935	1 167 570	67.1	Z	X
3153	Works of art.....	400	508 748	262 222	51.5	Z	X
3154	Other durable goods, n.e.c.....	2 205	4 541 071	3 179 980	70.0	.1	X
3160	Fire extinguishers and fire safety equipment.....	1 143	1 455 372	1 053 023	72.4	Z	X
3200	Printing and writing paper.....	6 420	73 570 276	35 619 556	48.4	.9	47.1
3211	Roll newsprint and rotogravure paper.....	976	14 789 299	4 063 900	27.5	.1	X
3212	Fine roll paper.....	1 489	26 404 778	12 124 825	45.9	.3	X
3213	Other printing and writing paper.....	5 123	44 752 680	19 212 333	42.9	.5	X
3300	Stationery, office supplies and greeting cards.....	15 095	86 027 027	32 494 391	37.8	.8	38.7
3311	Business forms.....	7 877	30 034 338	8 984 339	29.9	.2	X
3312	Stationery, photocopy paper, and typing paper.....	6 346	37 968 814	4 426 945	11.7	.1	X
3313	Inked ribbons, carbon paper, pens and pencils.....	4 808	32 165 725	3 623 229	11.3	.1	X
3314	Toner and cartridges.....	5 083	23 189 532	3 176 334	13.7	.1	X
3315	Greeting cards.....	1 641	12 350 046	4 147 038	33.6	.1	X
3316	Other stationery supplies (envelopes, ruled forms, and binder paper).....	7 596	37 866 605	7 838 173	20.7	.2	X
3400	Industrial and personal services paper and plastics.....	14 172	227 232 430	50 766 547	22.3	1.3	18.0
3411	Paperboard and boxboard boxes.....	5 211	39 743 601	13 096 951	33.0	.3	X
3412	Paper dishes, cups, and napkins.....	5 855	95 808 002	7 666 311	8.0	.2	X
3413	Industrial paper (wrapping, bags, cartons, etc.).....	5 329	46 444 275	9 571 058	20.6	.2	X
3414	Disposable plastic boxes, containers, cups, dishes, and supplies.....	3 605	34 496 472	5 369 402	15.6	.1	X
3415	Other industrial and personal service paper.....	3 386	30 271 881	10 315 894	34.1	.3	X
3500	Drugs, pharmaceuticals, cosmetics, and toiletries.....	12 999	344 967 344	196 257 041	56.9	4.8	34.1
3511	Prescription drugs.....	2 839	156 877 967	132 756 254	84.6	3.3	X
3512	Nonprescription pharmaceuticals.....	3 706	111 060 929	14 647 767	13.2	.4	X
3513	Cosmetics.....	2 765	41 348 590	10 492 968	25.4	.3	X
3514	Perfumes.....	964	21 340 938	5 309 206	24.9	.1	X
3515	Other toiletries and druggists' sundries.....	5 946	155 413 163	28 206 662	18.1	.7	X
3600	Piece goods, knit and woven.....	5 220	40 602 294	26 346 894	64.9	.6	31.0
3611	Goods purchased grey and finished on contract.....	601	4 023 583	1 026 308	25.5	Z	X
3612	Cotton (including blends).....	2 505	12 108 242	6 126 170	50.6	.2	X
3613	Synthetics (excluding synthetic knits).....	2 230	10 078 208	4 872 267	48.3	.1	X
3614	Knit fabrics, n.e.c. (including double knit).....	1 450	7 286 710	3 985 570	54.7	.1	X
3615	Woolen and worsted piece goods.....	905	5 235 665	1 884 593	36.0	Z	X
3616	Other piece goods.....	1 746	7 651 840	3 741 903	48.9	.1	X
3700	Notions (buttons, ribbons, lace, sewing accessories, zippers, bindings, etc.).....	2 683	10 344 285	3 668 537	35.5	.1	X
3800	Men's and boys' wear.....	9 052	71 032 508	34 632 654	48.8	.9	46.9
3811	Men's and boys' suits, coats, and formal wear.....	1 749	11 083 601	4 256 353	38.4	.1	X
3812	Men's and boys' dress and casual shirts, slacks, and jeans.....	4 572	42 991 345	19 536 974	45.4	.5	X
3813	Men's and boys' underwear and nightwear.....	988	7 010 235	1 693 355	24.2	Z	X
3814	Men's and boys' work clothing and uniforms.....	1 802	8 874 020	3 516 653	39.6	.1	X
3815	Other men's and boys' wear (caps, hats, swimwear, neckwear, etc.).....	3 627	29 461 664	5 333 142	18.1	.1	X
3900	Women's and children's wear.....	12 326	79 653 463	43 499 596	54.6	1.1	50.9
3911	Infants' and children's wear (to size 6X).....	2 470	15 524 309	5 343 070	34.4	.1	X
3912	Women's misses', and girls' dresses and blouses.....	5 369	28 852 447	14 405 262	49.9	.4	X
3913	Women's, misses', and girls' suits and coats.....	1 748	9 898 790	3 451 530	34.9	.1	X
3914	Women's and misses' outerwear.....	2 795	24 382 349	6 534 798	26.8	.2	X
3915	Women's and misses' underwear and sleepwear.....	1 614	11 734 747	4 526 202	38.6	.1	X
3916	Other women's, misses, and girl's wear (furs, sweaters, millinery, etc.).....	3 799	19 114 496	8 648 944	45.2	.2	X
4000	Footwear.....	3 362	40 143 298	23 360 388	58.2	.6	47.9
4011	All athletic footwear.....	1 048	17 415 861	9 503 654	54.6	.2	X
4012	Infants' footwear.....	347	2 563 696	294 583	11.5	Z	X
4013	Other women's, misses', and girls' footwear.....	1 747	19 983 742	7 820 242	39.1	.2	X
4014	Other men's and boy's footwear.....	1 575	18 491 667	5 280 951	28.6	.1	X
4015	Shoe accessories.....	403	2 571 694	327 421	12.7	Z	X
4100	Frozen foods (packaged).....	13 086	324 873 366	81 760 235	25.2	2.0	51.7
4111	Dinners (frozen).....	3 294	152 675 489	7 254 328	4.8	.2	X
4112	Fish and seafoods (frozen packaged).....	7 000	171 090 203	16 461 653	9.6	.4	X
4113	Vegetables (frozen).....	5 642	184 771 658	10 566 858	5.7	.3	X
4114	Fruits and fruit juices (frozen).....	4 485	165 238 755	6 589 402	4.0	.2	X
4115	Meat (frozen packaged).....	6 005	154 953 661	16 043 971	10.4	.4	X
4116	Frozen baked goods.....	4 809	170 399 702	9 983 273	5.9	.2	X
4117	Other frozen foods (except frozen dairy products).....	5 038	170 187 289	14 812 765	8.7	.4	X
4200	Dairy products (excluding dried or canned).....	10 518	284 264 014	56 607 052	19.9	1.4	48.2
4211	Butter.....	4 769	135 332 558	3 874 805	2.9	.1	X
4212	Cheese.....	7 448	204 106 634	19 975 434	9.8	.5	X
4213	Milk and cream, except raw.....	3 524	82 084 015	7 137 662	8.7	.2	X
4214	Ice cream.....	3 297	113 624 074	7 729 633	6.8	.2	X
4215	Raw milk.....	366	14 997 494	4 896 876	32.7	.1	X
4216	Other dairy products.....	4 534	186 590 551	12 915 674	6.9	.3	X
4300	Poultry and poultry products.....	6 529	162 380 879	23 064 395	14.2	.6	4.8
4311	Dressed poultry killed on location.....	876	10 867 052	2 092 509	19.3	.1	X
4312	Eggs.....	3 078	69 098 404	6 859 654	9.9	.2	X
4313	Live poultry.....	594	4 536 754	675 841	14.9	Z	X
4314	Other poultry (excluding frozen packaged).....	2 666	42 005 170	10 629 814	25.3	.3	X
4400	Confectionery.....	7 728	174 782 867	35 018 012	20.0	.9	13.5
4411	Candy.....	4 510	82 177 676	14 586 930	17.8	.4	X
4412	Chewing gum.....	1 419	21 442 227	1 608 753	7.5	Z	X
4413	Nuts.....	3 487	53 897 643	4 296 800	8.0	.1	X
4414	Chips and popcorn.....	3 952	87 858 002	11 185 345	12.7	.3	X
4415	Other confections.....	1 355	25 916 167	1 792 993	6.9	Z	X
4500	Fish and seafoods (excluding canned and frozen packaged).....	5 591	95 445 355	15 780 128	16.5	.4	X

See footnotes at end of table.

Table 1. All Types of Operation by Kind of Business and Commodity Line for Wholesale Trade: 1997—Con.

[Includes only establishments with payroll. For meaning of abbreviations and symbols, see introductory text. For explanation of terms, see Appendix A]

NAICS code and CL code	Kind of business and commodity line	Establishments handling commodity line		Commodity line sales			Sales coverage percent
		Number	Total sales (\$1,000)	Amount ¹ (\$1,000)	As percent of total sales of—		
					Establishments handling line	Establishments in NAICS industry ¹	
42	Wholesale trade—Con.						
4600	Meat and meat products (fresh and unpackaged)	8 690	227 147 150	61 682 304	27.2	1.5	41.7
4611	Beef (not killed on location)	5 833	151 240 437	28 139 621	18.6	.7	X
4612	Veal (not killed on location)	2 107	37 090 490	1 229 479	3.3	Z	X
4613	Lamb and mutton (not killed on location)	1 690	35 409 037	1 179 114	3.4	Z	X
4614	Pork (not killed on location)	4 477	113 336 792	10 708 940	9.4	Z	X
4615	Sausage and prepared meats made on location	1 424	15 381 232	999 916	6.5	Z	X
4616	Sausage and prepared meats not made on location	4 323	119 749 561	12 314 271	10.3	.3	X
4617	Meat from animals killed on location	3 176	2 257 467	358 604	15.9	Z	X
4618	Other meat products	2 703	92 012 833	6 693 649	7.3	.2	X
4700	Fresh fruits and vegetables	10 100	177 094 986	52 385 161	29.6	1.3	18.1
4711	Fresh fruits	8 368	147 257 021	30 015 819	20.4	.7	X
4712	Prepackaged fresh-cut vegetables (carrots, salads, etc.)	3 135	50 890 865	3 662 424	7.2	.1	X
4713	Other fresh vegetables	5 350	62 403 009	17 581 431	28.2	.4	X
4800	Coffee, tea, and spices	9 068	241 021 420	22 111 086	9.2	.5	45.6
4811	Coffee	6 011	179 811 309	13 959 191	7.8	.3	X
4812	Tea	4 377	117 957 375	2 651 070	2.2	.1	X
4813	Spices	4 877	132 060 872	4 978 996	3.8	.1	X
4820	Bread and baked goods	7 508	131 743 634	23 756 450	18.0	.6	54.1
4821	Breads and rolls	3 598	55 569 513	6 757 688	12.2	.2	X
4822	Cookies, cakes, and other baked goods	6 020	114 664 298	16 862 968	14.7	.4	X
4830	Canned foods	9 298	255 240 961	56 690 488	22.2	1.4	44.2
4831	Canned and bottled fruits, vegetables, and juices	7 607	221 271 451	32 607 922	14.7	.8	X
4832	Canned and bottled baby foods	1 742	98 786 536	3 159 238	3.2	.1	X
4833	Canned meats	2 898	118 455 532	3 100 192	2.6	.1	X
4834	Canned fish and seafoods	3 979	135 788 087	4 374 302	3.2	.1	X
4835	Canned milk	1 456	66 044 080	1 086 280	1.6	.2	X
4836	Other canned foods	4 261	158 268 453	11 700 924	7.4	.3	X
4840	Food and beverage basic materials (include flavoring extracts, fruit peel, hop extract, industrial molasses, sausage casings, malt, yeast, etc.)	3 706	70 457 724	8 093 308	11.5	.2	X
4850	Soft drinks and bottled water	10 418	231 999 200	35 212 942	15.2	.9	46.3
4851	Soft drinks, packaged	7 825	169 803 973	28 009 273	16.5	.7	X
4852	Soft drinks, pre and post mix bulk	3 090	80 706 396	3 287 522	4.1	.1	X
4853	Bottled water	6 083	145 101 689	3 875 296	2.7	.1	X
4860	Other grocery specialties	13 858	351 984 955	100 566 664	28.6	2.5	47.5
4861	Pasta	5 606	160 490 023	6 620 624	4.1	.2	X
4862	Breakfast cereals	3 527	157 293 138	16 550 708	10.5	.4	X
4863	Cooking oils and margarine	5 593	163 123 504	7 291 662	4.5	.2	X
4864	Flour	4 457	120 380 131	4 734 944	3.9	.1	X
4865	Pickles, preserves, jellies, jams, and sauces	5 629	175 286 072	8 057 542	4.6	.2	X
4866	Sugar, refined	4 275	121 064 663	4 812 634	4.0	.1	X
4867	Pet foods	2 734	114 315 070	7 647 236	6.7	.2	X
4868	Grocery specialties, n.e.c.	7 182	201 404 857	42 720 360	21.2	1.1	X
4900	Grain and beans	9 433	191 260 581	114 254 874	59.7	2.8	43.2
4911	Corn (for grain)	5 906	109 376 430	42 204 821	38.6	1.0	X
4912	Oats and barley	2 804	38 836 288	2 196 061	5.7	.1	X
4913	Wheat	4 949	86 088 294	20 463 419	23.8	.5	X
4914	Sorghum (for grain)	1 643	51 110 112	3 664 968	7.2	.1	X
4915	Soybeans	5 013	100 629 131	32 488 373	32.3	.8	X
4916	Other grain and beans (rice and edible and inedible beans)	1 849	45 726 505	10 051 690	22.0	.2	X
5000	Cattle, hogs, sheep, and goats	2 333	26 427 629	23 963 277	90.7	.3	72.6
5011	Cattle	1 646	21 534 959	18 823 450	87.4	.5	X
5012	Hogs	1 362	13 672 914	4 566 573	33.4	.1	X
5013	Sheep	534	6 709 591	408 010	6.1	Z	X
5014	Goats	348	3 924 984	141 491	3.6	Z	X
5100	Hides, skins, and pelts	316	2 795 208	2 176 714	77.9	.1	X
5120	Leaf tobacco	574	11 103 353	3 884 787	35.0	.1	18.8
5121	Leaf tobacco stemmed and re-dried at this location	28	416 681	414 494	99.5	Z	X
5122	All other leaf tobacco	306	3 334 988	3 244 432	97.3	.1	X
5130	Wool, wool tops, and mohair	91	245 293	196 954	80.3	Z	X
5140	Other farm products, inedible	1 196	14 406 353	6 940 778	48.2	.2	75.1
5141	Raw sugar	26	3 355 868	2 012 667	60.0	.1	X
5142	Horses, mules, and donkeys	353	1 969 338	587 699	29.8	Z	X
5143	Farm products, n.e.c.	838	8 761 266	4 197 636	47.9	.1	X
5200	Raw cotton	409	11 204 391	10 522 194	93.9	.3	X
5300	Plastics materials and basic shapes	10 151	86 151 922	37 096 258	43.1	.9	34.0
5311	Plastic pipes, rods, tubes, and shapes	3 513	19 830 775	5 415 783	27.3	.1	X
5312	High pressure laminates	659	4 732 285	2 314 743	48.9	.1	X
5313	Plastics raw materials	2 266	33 910 065	18 052 512	53.2	.4	X
5314	Other plastics materials and basic shapes	3 942	23 924 057	10 234 605	42.8	.3	X
5320	Industrial gases (welding, etc.)	3 234	9 835 213	3 576 319	36.4	.1	X
5330	Chemicals and allied products (excluding agricultural, plastics, gases, and petroleum)	24 444	276 573 918	101 296 324	36.6	2.5	21.8
5331	Gasses, compressed and liquified, except L.P.	1 379	14 701 835	3 426 349	23.3	.1	X
5332	Alkalies and chlorine	2 385	23 105 345	9 911 289	42.9	.2	X
5334	Organic fibers	616	7 894 253	4 014 259	50.9	.1	X
5335	Detergents and soaps	7 656	113 293 932	14 639 562	12.9	.4	X
5336	Sanitation chemicals, polishes, and waxes	3 958	29 747 294	3 529 232	11.9	.1	X
5338	Wood chemicals, naval stores, and gum	432	4 739 428	700 466	14.8	Z	X
5341	Insecticides, nonagricultural	1 595	8 572 188	902 203	10.5	Z	X
5342	Adhesives, sealants, and glues	4 048	31 110 415	3 640 907	11.7	.1	X
5343	Explosives	400	2 222 610	1 864 699	83.9	Z	X
5344	Other chemicals and allied products	10 271	99 300 272	54 649 593	55.0	1.3	X

See footnotes at end of table.

Table 1. All Types of Operation by Kind of Business and Commodity Line for Wholesale Trade: 1997—Con.

[Includes only establishments with payroll. For meaning of abbreviations and symbols, see introductory text. For explanation of terms, see Appendix A]

NAICS code and CL code	Kind of business and commodity line	Establishments handling commodity line		Commodity line sales			Sales coverage percent
		Number	Total sales (\$1,000)	Amount ¹ (\$1,000)	As percent of total sales of—		
					Establishments handling line	Establishments in NAICS industry ¹	
42	Wholesale trade—Con.						
5400	Petroleum products	14 256	268 071 855	206 024 920	76.9	5.1	60.4
5411	Aviation gasoline	1 011	19 866 820	3 579 337	18.0	.1	X
5412	Motor gasoline	8 702	201 531 671	114 487 983	56.8	2.8	X
5413	Special naphtha	271	5 563 480	485 875	8.7	.1	X
5414	Jet fuel (naphtha or kerosine type)	1 164	70 695 729	5 440 376	7.7	.1	X
5415	No. 2 distillate fuel oil (no. 2 diesel and no. 2 heating oil)	8 102	191 241 887	48 851 144	25.5	1.2	X
5416	All other distillate fuel oil (no. 1 and no. 4 diesel and heating)	4 672	107 969 188	8 041 305	7.4	.2	X
5417	Residual fuel oil (no. 5, no. 6, heavy diesel, etc.)	534	29 193 497	8 393 002	28.8	.2	X
5418	Lubricating oil and greases	9 456	78 256 348	15 706 115	20.1	.4	X
5420	Liquified petroleum gases (excluding natural gas)	1 680	33 483 556	8 593 290	25.7	.2	X
5500	Crude oil	358	64 498 181	47 172 096	73.1	1.2	X
5520	Other petroleum products (including asphalt, road oil, wax, etc.)	716	18 694 705	4 335 267	23.2	.1	X
5600	Beer and ale	4 407	56 136 036	34 757 363	61.9	.9	X
5700	Wines and distilled alcoholic beverages	3 236	50 251 829	34 406 230	68.5	.8	58.3
5711	Wines	2 264	38 842 913	15 131 377	39.0	.4	X
5712	Distilled liquor (including premixed alcoholic drinks)	1 421	35 405 323	19 127 310	54.0	.5	X
5800	Farm supplies	13 668	122 585 859	59 161 451	48.3	1.5	34.7
5811	Hay, straw, and alfalfa	1 152	8 752 652	1 691 953	19.3	.2	X
5812	Feeds (poultry and livestock) not mixed on location	3 678	29 731 363	6 192 031	20.8	.2	X
5813	Prepared feeds (poultry and livestock) mixed on location	1 592	14 473 656	2 182 161	15.1	.1	X
5814	Weed killers, soil sterilizers, and soil conditioners	2 571	21 097 911	6 531 505	31.0	.2	X
5815	Insecticides, fungicides, and pesticides	3 072	23 449 752	5 990 618	25.5	.1	X
5816	Other agricultural chemicals and fertilizers	6 940	65 034 732	24 874 295	38.2	.6	X
5817	Seeds and bulbs	4 417	40 239 416	9 276 294	23.1	.2	X
5818	Other farm supplies (including harness and saddlery equipment)	3 101	14 746 286	2 091 645	14.2	.1	X
5900	Tobacco and tobacco products	3 519	113 076 283	45 850 267	40.5	1.1	33.6
5911	Cigars	2 470	66 188 187	6 002 572	9.1	.1	X
5912	Cigarettes	2 473	62 793 454	35 093 437	55.9	.9	X
5913	Other tobacco products (excluding leaf)	1 962	43 546 259	4 001 546	9.2	.1	X
6000	Paint, paint supplies, and wallpaper	5 894	30 432 470	8 494 427	27.9	.2	14.1
6011	Architectural coatings (enamels, primers, stains, solvents, and lacquers)	2 486	12 494 594	2 813 251	22.5	.1	X
6012	Industrial/OEM coatings (coatings applied by original manufacturers to products during manufacturing)	620	2 587 956	1 033 607	39.9	Z	X
6013	Special purpose coatings (automotive, refinish, marine, traffic coatings)	1 135	2 994 503	1 676 984	56.0	Z	X
6014	Paint supplies	1 458	7 821 684	1 637 754	20.9	Z	X
6015	Wallpaper	646	2 075 007	949 146	45.7	Z	X
6100	Books, periodicals, newspapers, and miscellaneous printed materials	6 279	44 232 166	33 493 016	75.7	.8	47.7
6101	Books	3 762	29 143 905	17 483 180	60.0	.4	X
6102	Other periodicals, newspapers, and miscellaneous printed materials	2 682	19 863 024	15 765 904	79.4	.4	X
6110	Flowers and florists' supplies	4 588	10 646 959	7 949 213	74.7	.2	X
6120	Art goods (including novelties and souvenirs)	6 973	18 042 669	9 659 905	53.5	.2	36.5
6121	Art materials	2 138	5 170 119	3 468 543	67.1	.1	X
6122	Novelties and souvenirs	4 977	11 986 607	6 082 079	50.7	.2	X
6130	Textile bags, bagging, and burlap	784	1 727 834	848 871	49.1	Z	X
6150	Nondurable goods, n.e.c.	7 961	32 098 049	18 837 986	58.7	.5	X
9700	Service receipts and labor charges (including installed parts)	56 720	345 188 208	35 424 154	10.3	.9	49.7
9701	Labor charges for repair work	44 952	254 770 242	18 387 666	7.2	.5	X
9702	Parts installed in repair work	31 896	170 312 525	8 935 265	5.2	.2	X
9703	Other service receipts and labor charges—Specify	17 121	124 751 810	7 474 468	6.0	.2	X
9720	Receipts for service contracts	11 102	69 979 583	7 089 037	10.1	.2	X
9730	Advertising specialties (paper novelties, etc.)	809	2 369 887	233 749	9.9	Z	X
9740	Receipts for installing equipment	7 716	37 770 999	3 183 205	8.4	.1	X
9750	Reconditioning of drums or barrels	52	88 600	24 903	28.1	Z	X
9810	Miscellaneous commodities	22 281	298 580 086	24 420 834	8.2	.6	X
9830	Flight training and charter service	48	787 783	49 685	6.3	Z	54.7
9831	Flight training	20	399 087	7 387	1.9	Z	X
9832	Charter services	31	584 662	40 362	6.9	Z	X
9840	Pipeline transportation receipts	24	1 047 511	8 146	.8	Z	X
9910	Receipts from Commodity Credit Corporation	298	3 513 815	28 070	.8	Z	X
9920	Receipts for farm product preparation services (cleaning, shelling, etc.)	1 550	16 176 098	563 344	3.5	Z	X
9930	Sales of integrated systems which you wrote or modified software	926	8 110 689	475 944	5.9	Z	X
9940	Rental and leasing receipts	17 840	131 632 711	8 558 431	6.5	.2	26.5
9941	Computer rental and leasing receipts	1 202	25 768 545	937 328	3.6	Z	X
9942	Photocopying machine rental	3 645	18 937 901	1 068 988	5.6	Z	X
9943	Other office machine rental receipts	2 221	8 556 080	1 181 620	13.8	Z	X
9944	Other rental receipts	1 925	9 249 120	838 237	9.1	Z	X
9950	Construction receipts	319	869 279	130 285	15.0	Z	X
9960	Custom software (designed to customer specifications)	1 461	7 133 384	442 450	6.2	Z	X
9970	Receipts for printing or photocopying performed at this establishment	315	884 338	95 450	10.8	Z	X
9980	Receipts for machine shop job work	577	2 787 582	121 395	4.4	Z	X
421	Wholesale trade, durable goods	290 629	X	*2 179 717 376	X	100.0	76.7
0100	New and used automobiles, motorcycles, etc.	6 630	390 547 807	240 493 721	61.6	11.0	66.3
0111	New automobiles	795	314 406 014	180 835 784	57.5	8.3	X
0112	Used automobiles	5 405	78 202 795	53 255 504	68.1	2.4	X
0113	Motorcycles	543	27 402 337	3 174 141	11.6	.1	X
0114	Motorscooters, mopeds, snowmobiles, and utility trailers	582	31 089 539	3 211 909	10.3	.1	X
0120	Buses, campers, and motor homes	962	78 264 416	5 236 722	6.7	.2	76.3
0121	Buses	584	71 897 660	3 648 980	5.1	.2	X
0122	Motor homes, car trailers, and campers	425	71 103 318	1 585 852	2.2	.1	X

See footnotes at end of table.

Table 1. All Types of Operation by Kind of Business and Commodity Line for Wholesale Trade: 1997—Con.

[Includes only establishments with payroll. For meaning of abbreviations and symbols, see introductory text. For explanation of terms, see Appendix A]

NAICS code and CL code	Kind of business and commodity line	Establishments handling commodity line		Commodity line sales			Sales coverage percent
		Number	Total sales (\$1,000)	Amount ¹ (\$1,000)	As percent of total sales of—		
					Establishments handling line	Establishments in NAICS industry ¹	
421	Wholesale trade, durable goods—Con.						
0130	Light trucks and vans (14,000 lb or less)	3 078	273 088 258	141 043 099	51.6	6.5	63.3
0131	New light trucks	899	229 946 751	120 913 648	52.6	5.5	X
0132	Used light trucks	2 386	50 887 286	8 342 147	16.4	.4	X
0133	Vans and cargo vans (new and used)	1 301	163 512 989	11 768 900	7.2	.5	X
0140	Medium trucks and tractors (14,001 to 26,000 lb)	2 092	106 082 239	7 409 812	7.0	.3	X
0150	Heavy trucks and tractors (over 26,000 lb)	3 201	100 940 788	21 781 273	21.6	1.0	74.2
0151	New heavy trucks (one piece)	1 259	83 384 425	8 434 602	10.1	.4	X
0152	New heavy truck tractors	1 117	15 834 608	5 555 039	35.1	.3	X
0153	New truck trailers	712	7 667 104	2 183 270	28.5	.1	X
0154	New truck bodies	433	3 263 768	617 929	18.9	Z	X
0155	Used heavy trucks, tractors, and trailers	2 551	27 492 676	4 956 425	18.0	.2	X
0200	New and rebuilt automotive parts and supplies	19 101	182 691 922	87 587 973	47.9	4.0	26.5
0211	Batteries	5 648	31 743 622	4 500 585	14.2	.2	X
0212	Engines (complete)	3 938	25 891 026	3 579 699	13.8	.2	X
0213	Electrical engine parts (including ignition parts)	5 798	51 245 918	12 595 219	24.6	.6	X
0214	Brake parts (including fluid and all disk and drum parts)	6 737	52 120 055	5 362 160	10.3	.2	X
0215	Exhaust system parts	4 552	39 197 031	1 833 516	4.7	.1	X
0216	Glass	2 021	15 401 941	1 217 580	7.9	.1	X
0217	Hoses, belts, gaskets, and wiper blades	5 691	45 239 747	3 048 913	6.7	.1	X
0218	Filters (oil, air, gas, and transmission)	5 598	41 619 717	2 345 336	5.6	.1	X
0219	Engine parts, except electrical	6 289	57 296 429	7 818 448	13.6	.4	X
0221	Body parts and repair materials	4 884	43 666 859	8 013 803	18.4	.4	X
0222	Suspension parts (shocks, struts, balljoints, etc.)	5 462	48 563 386	4 472 142	9.2	.2	X
0223	Parts, n.e.c.	6 592	80 534 750	20 751 526	25.8	1.0	X
0224	Accessories	7 322	58 677 079	9 891 416	16.9	.5	X
0240	Used automotive parts, accessories, and equipment	8 766	11 511 315	5 148 309	44.7	.2	X
0250	Petroleum products marketing equipment	943	3 041 577	1 358 377	44.7	.1	X
0300	Tires and tubes	4 720	26 507 219	16 668 182	62.9	.8	42.6
0311	New tires and tubes	2 723	22 112 966	15 585 022	70.5	.7	X
0312	Recapped and used tires and repair materials	2 746	5 719 432	1 051 079	18.4	Z	X
0400	Household and lawn furniture	4 511	20 608 186	12 056 703	58.5	.6	49.2
0411	Upholstered furniture	2 272	9 921 705	3 596 107	36.2	.2	X
0412	Sleep furniture and equipment	1 322	5 235 027	1 571 647	30.0	.1	X
0413	Lawn furniture and equipment	702	3 271 799	1 028 208	31.4	Z	X
0414	Other furniture (including sleep sofas)	2 766	10 863 939	5 644 456	52.0	.3	X
0420	Office and business furniture	5 104	26 081 509	19 353 576	74.2	.9	57.7
0421	New office furniture (wooden and metal)	4 098	21 811 194	17 223 275	79.0	.8	X
0422	New store and restaurant furniture	3 993	1 901 415	658 785	34.6	Z	X
0423	New public furniture (theater seats, church pews, park benches, and school desks)	527	1 616 316	563 043	34.8	Z	X
0424	Used office and business furniture	953	3 214 983	463 497	14.4	Z	X
0500	Household china, glassware, crockery, and plastic housewares	2 214	11 149 001	5 808 493	52.1	.3	X
0520	Linens, domestics, curtains, and draperies	2 800	14 827 946	9 632 706	65.0	.4	55.9
0521	Bedspreads, blankets, and bedding	1 084	7 738 650	3 721 009	48.1	.2	X
0522	Curtains and draperies	1 204	4 252 850	864 560	20.3	Z	X
0523	Shades and blinds	949	2 436 908	1 028 300	42.2	Z	X
0524	Towels and washcloths	624	6 045 894	2 194 863	36.3	.1	X
0525	Other linens and domestics	785	5 904 387	1 682 815	28.5	.1	X
0530	Flooring and floor coverings	4 010	25 674 210	16 835 168	65.6	.8	54.8
0531	Soft-surface (textile) floor coverings and accessories (including rugs, carpets, and pads)	3 353	21 435 133	11 705 553	54.6	.5	X
0532	Hardwood flooring	910	5 699 469	1 125 255	19.7	.1	X
0533	Other hard-surface floor coverings and accessories (including tile and sheet goods)	1 729	10 055 456	3 893 230	38.7	.2	X
0540	Other home furnishings	5 395	24 765 813	9 080 005	36.7	.4	37.8
0541	Metal flatware and kitchen utensils	699	5 155 549	1 387 468	26.9	.1	X
0542	Mirrors, lamps, and picture frames	2 677	9 914 219	2 785 600	28.1	.1	X
0543	Home furnishings, n.e.c.	2 245	10 643 360	4 709 214	44.2	.2	X
0600	Lumber: rough, dressed, and finished	5 062	49 837 470	29 390 317	59.0	1.3	68.0
0611	Dimensional lumber (non-treated)	4 226	44 351 221	22 469 840	50.7	1.0	X
0612	Treated lumber	2 232	23 925 131	3 073 192	12.8	.1	X
0613	Boards	1 586	19 836 076	3 825 230	19.3	.2	X
0620	Plywood and millwork	6 720	60 127 691	28 907 136	48.1	1.3	63.1
0621	Softwood plywood and oriented strand board (OSB)	2 283	33 291 922	7 468 288	22.4	.3	X
0622	Other panels products (including hardwood plywood, waterboard, and particleboard)	2 720	28 414 707	5 890 166	20.7	.3	X
0623	Gypsum, specialty boards, and treatments	1 514	16 517 061	1 621 613	9.8	.1	X
0624	Wood millwork (doors, windows, cabinets, etc.)	3 471	30 924 962	10 785 076	34.9	.5	X
0625	Metal millwork	1 043	10 976 367	1 370 828	12.5	.1	X
0626	Other millwork and wood siding (including trusses and wood roofing)	1 258	14 324 262	1 723 375	12.0	.1	X
0700	Brick, stone, tile, sand, block, cement, and gravel	4 064	18 778 915	10 767 149	57.3	.5	57.1
0711	Ready-mixed or transit-mixed concrete	641	5 449 960	480 706	8.8	Z	X
0712	Cement and lime	1 394	6 965 088	3 714 717	53.3	.2	X
0713	Sand, gravel, and crushed stone	1 434	3 133 680	1 684 108	53.7	.1	X
0714	Brick, block, tile, clay/cement sewer pipe, etc.	2 312	7 026 297	4 830 586	68.8	.2	X
0720	Roofing, siding, and insulation materials	3 815	32 034 194	9 944 021	31.0	.5	63.8
0721	Roofing, except wood	2 178	22 339 293	4 804 465	21.5	.2	X
0722	Siding, except wood	1 776	19 621 181	2 543 790	13.0	.1	X
0723	Insulation materials	2 199	21 360 295	2 561 020	12.0	.1	X
0730	Flat glass and other construction glass (excluding automotive)	1 233	4 014 004	2 037 146	50.8	.1	X

See footnotes at end of table.

Table 1. All Types of Operation by Kind of Business and Commodity Line for Wholesale Trade: 1997—Con.

[Includes only establishments with payroll. For meaning of abbreviations and symbols, see introductory text. For explanation of terms, see Appendix A]

NAICS code and CL code	Kind of business and commodity line	Establishments handling commodity line		Commodity line sales			Sales coverage percent
		Number	Total sales (\$1,000)	Amount ¹ (\$1,000)	As percent of total sales of—		
					Establishments handling line	Establishments in NAICS industry ¹	
421	Wholesale trade, durable goods—Con.						
0740	Other construction materials	4 241	21 344 844	6 832 709	32.0	.3	62.4
0741	Rain-carrying equipment (down spouts, gutters, etc.)	763	4 906 284	433 286	8.8	Z	X
0742	Prefabricated buildings and structural assemblies (nonwood)	594	1 496 538	892 904	59.7	Z	X
0743	Manufactured (mobile) homes	421	1 016 790	753 398	74.1	Z	X
0744	Construction materials, n.e.c. (including wire fence and construction paper)	2 720	15 470 178	4 677 470	30.2	.2	X
0800	Photographic equipment and supplies (excluding video)	2 359	27 946 194	16 435 082	58.8	.8	39.3
0811	Still picture photographic equipment	742	13 449 573	2 338 714	17.4	.1	X
0812	Motion picture photographic equipment	342	4 179 693	324 173	7.8	Z	X
0813	Photographic film	883	15 244 220	7 120 526	46.7	.3	X
0814	Developing supplies (excluding film)	592	12 590 335	2 668 557	21.2	.1	X
0815	Other photographic equipment and supplies	1 219	14 327 606	2 877 056	20.1	.1	X
0900	Office equipment	9 495	71 798 633	24 259 210	33.8	1.1	47.7
0911	Typewriters and dedicated word processors	1 660	9 357 287	694 498	7.4	Z	X
0912	Calculators and accounting machines	1 614	24 246 283	1 628 687	6.7	.1	X
0913	Copying machines and equipment	7 457	41 592 894	19 724 065	47.4	.9	X
0914	Dictating, transcribing, and recording machines	1 064	3 431 542	665 242	19.4	Z	X
0915	Mailing, letter handling, and addressing machines	868	5 598 737	1 253 572	22.4	.1	X
0920	New computer equipment	18 085	256 406 999	185 528 891	72.4	8.5	54.7
0921	Computers	13 140	193 655 977	104 578 339	54.0	4.8	X
0922	Computer storage devices	7 036	137 426 655	18 755 344	13.6	.9	X
0923	Computer printers	8 425	137 733 546	20 367 786	14.8	.9	X
0924	Other computer peripheral equipment	11 162	156 259 936	41 756 849	26.7	1.9	X
0930	Used computer equipment	1 983	9 975 510	2 592 969	26.0	.1	X
0950	Computer software (packaged)	9 632	116 972 939	21 456 463	18.3	1.0	X
0960	Restaurant and hotel equipment and supplies	4 231	13 762 097	10 116 803	73.5	.5	X
0970	Store machines and equipment	3 225	27 726 988	5 441 491	19.6	.3	11.9
0971	Vending machines	533	1 656 359	1 077 217	65.0	Z	X
0972	Other store machines and equipment	2 473	5 770 350	3 709 106	64.3	.2	X
1000	Medical, hospital, and surgical supplies	9 594	58 929 734	52 850 961	89.7	2.4	69.2
1011	Surgical and medical instruments and equipment	5 575	38 022 878	24 200 545	63.6	1.1	X
1012	Orthopedic, and prosthetic appliances and supplies	1 887	8 335 764	4 066 816	48.8	.2	X
1013	Other surgical, medical, and hospital supplies	5 481	33 206 574	24 490 077	73.8	1.1	X
1020	Dental supplies	1 424	6 454 785	4 245 350	65.8	.2	67.8
1021	Equipment (chairs, x-rays, cabinets, etc.)	751	3 522 920	1 044 477	29.6	Z	X
1022	Instruments and other supplies	1 240	5 831 352	3 196 945	54.8	.1	X
1030	Optical and ophthalmic goods	2 028	7 835 781	6 816 725	87.0	.3	67.0
1031	Ophthalmic goods	953	4 220 900	2 984 916	70.7	.1	X
1032	Prescription grinding	529	1 332 597	975 830	73.2	Z	X
1033	Optometric equipment and supplies	327	984 321	532 063	54.1	Z	X
1034	Optical goods, n.e.c. (excluding cameras)	803	3 364 339	2 243 505	66.7	.1	X
1040	Religious and school supplies	698	3 040 776	1 508 074	49.6	.1	68.6
1041	Religious supplies	114	480 967	418 625	87.0	Z	X
1042	School supplies	564	2 526 572	1 074 385	42.5	Z	X
1050	Other professional equipment and supplies	2 934	16 076 824	9 094 024	56.6	.4	72.4
1051	Architects' equipment and supplies	339	647 456	229 484	35.4	Z	X
1052	Drafting instruments	272	452 758	65 617	14.5	Z	X
1053	Engineers' equipment and supplies	465	903 625	376 185	41.6	Z	X
1054	Laboratory equipment	1 039	6 461 115	2 834 203	43.9	.1	X
1055	Scientific instruments	812	7 421 543	2 857 333	38.5	.1	X
1056	Veterinarians' equipment and supplies	410	2 690 621	556 536	20.7	Z	X
1057	Professional equipment and supplies, n.e.c.	871	3 797 416	2 146 041	56.5	.1	X
1100	Iron and steel products (semifinished)	2 313	25 220 143	9 229 499	36.6	.4	68.9
1111	Sheet bars and tin plate bars	625	4 823 198	797 465	16.5	Z	X
1112	Wire rods	237	5 388 148	852 349	15.8	Z	X
1113	Rough castings and foundry products	664	5 107 877	2 576 065	50.4	.1	X
1114	Forgings	522	6 042 054	1 142 834	18.9	.1	X
1116	Other semifinished iron and steel products	864	11 833 014	3 832 675	32.4	.2	X
1120	Flat iron and steel products	7 643	90 873 705	47 716 388	52.5	2.2	58.8
1121	Plates	3 026	32 833 513	6 772 453	20.6	.3	X
1122	Strips (hot-rolled and cold-rolled)	1 654	17 979 611	4 765 078	26.5	.2	X
1123	Sheets (cold-rolled)	2 547	49 255 516	9 338 834	19.0	.4	X
1124	Sheets (hot-rolled)	3 299	53 780 499	9 456 547	17.6	.4	X
1126	Sheets (galvanized and coated)	3 371	55 409 033	12 637 971	22.8	.6	X
1127	Tin plate and terneplate	241	14 369 808	843 976	5.9	Z	X
1128	Fabricated and structural plate products	1 038	7 721 153	1 082 043	14.0	.1	X
1129	Other flat iron and steel products	1 514	25 737 780	2 380 357	9.2	.1	X
1140	Iron and steel wire and wire products	4 526	29 158 830	5 246 023	18.0	.2	34.2
1141	Wire (plain, coated, barbed, and twisted)	1 300	11 574 387	2 123 089	18.3	.1	X
1142	Nails	505	2 825 257	475 340	16.8	Z	X
1143	Wire rope, strand, strapping, reinforcement mesh, and bale ties	2 126	13 160 680	1 968 750	15.0	.1	X
1150	Iron and steel pipe and tubing	7 298	55 119 298	14 635 531	26.6	.7	55.3
1152	Tubing	3 188	32 794 792	5 345 241	16.3	.2	X
1153	Standard steel pipe	3 273	30 025 281	5 472 652	18.2	.3	X
1154	Other steel pipe	1 297	14 467 621	2 785 011	19.3	.1	X
1160	Other iron and steel products	4 160	43 488 619	13 276 625	30.5	.6	63.7
1162	Bars (excluding reinforcement bars) and bar-size shapes: hot-rolled	1 750	24 593 899	2 994 656	12.2	.1	X
1163	Bars and bar-size shapes: cold finished	1 647	19 978 704	2 066 473	10.3	.1	X
1164	Concrete reinforcement bars	1 243	10 206 740	1 644 633	16.1	.1	X
1165	Structural shapes (excluding bar-size shapes)	1 980	24 049 543	3 846 912	16.0	.2	X
1167	Finished products, n.e.c.	905	8 723 983	2 579 962	29.6	.1	X
1170	Alloy steel	1 868	24 650 909	4 423 744	17.9	.2	70.2
1171	Bars, hot-rolled or cold-finished	1 201	16 840 444	1 983 141	11.8	.1	X
1173	Pipe, tubing, and plates	796	12 668 255	1 541 782	12.2	.1	X
1175	Other alloy steel	572	7 342 397	895 261	12.2	Z	X

See footnotes at end of table.

Table 1. All Types of Operation by Kind of Business and Commodity Line for Wholesale Trade: 1997—Con.

[Includes only establishments with payroll. For meaning of abbreviations and symbols, see introductory text. For explanation of terms, see Appendix A]

NAICS code and CL code	Kind of business and commodity line	Establishments handling commodity line		Commodity line sales			Sales coverage percent
		Number	Total sales (\$1,000)	Amount ¹ (\$1,000)	As percent of total sales of—		
					Establishments handling line	Establishments in NAICS industry ¹	
421	Wholesale trade, durable goods—Con.						
1180	Stainless steel	3 928	40 830 085	9 741 488	23.9	.4	64.0
1181	Plates	1 321	17 448 140	1 109 900	6.4	.1	X
1182	Strip	657	6 615 157	958 694	14.5	Z	X
1183	Sheets	1 968	23 377 297	2 711 338	11.6	.1	X
1184	Bars and bar-size shapes	1 667	21 098 309	2 336 819	11.1	.1	X
1185	Other stainless steel (including tubing)	2 072	24 770 472	2 545 839	10.3	.1	X
1200	Copper and brass	3 041	45 459 915	9 584 721	21.1	.4	54.6
1211	Copper wire mill products (structural only)	799	7 837 521	1 705 181	21.8	.1	X
1212	Flat products (sheets, strips, and plates)	1 291	26 788 591	2 685 026	10.0	.1	X
1213	Tubular products (pipes and tubes)	1 331	23 954 297	2 130 243	8.9	.1	X
1214	Rod, nonelectrical wire, extruded shapes, etc.	839	13 241 131	2 238 227	16.9	.1	X
1220	Aluminum shapes, forms, etc.	4 703	60 386 367	15 946 628	26.4	.7	59.1
1221	Plates (.250 inch and over)	1 549	18 257 708	2 357 373	12.9	.1	X
1222	Sheets and coils (.006 to .249 inch)	2 197	27 491 737	5 498 884	20.0	.3	X
1223	Rods, bars, and wires: rolled or extruded (rounds, hexes, squares, and rectangles)	2 751	42 599 728	6 205 260	14.6	.3	X
1224	Pipe and tubing (including hollow bar, square, and rectangular tubing) ..	1 814	19 627 429	1 164 741	5.9	.1	X
1225	Foils	259	2 243 771	328 532	14.6	Z	X
1230	Other nonferrous metals (magnesium, nickel, tin, lead, zinc, etc., except precious)	1 598	35 034 374	7 254 755	20.7	.3	X
1300	Coal and coke	552	12 310 179	10 129 938	82.3	.5	61.4
1311	Coal	446	10 106 692	8 745 496	86.5	.4	X
1312	Coke	90	1 901 025	996 542	52.4	Z	X
1320	Minerals and ores (excluding coal, precious stones, and crude oil)	430	19 255 891	6 146 411	31.9	.3	X
1400	Electrical apparatus and equipment	23 119	156 458 568	86 501 424	55.3	4.0	44.8
1411	Power and distribution transformers	5 440	42 228 192	6 630 347	15.7	.3	X
1412	Switchgear and switchboard apparatus	3 934	29 757 279	4 967 035	16.7	.2	X
1413	Motors and generators (including motor-generator sets)	6 962	38 569 027	6 934 128	18.0	.3	X
1414	Conduit, raceway, and fittings	4 075	30 717 633	4 167 677	13.6	.2	X
1415	Electric bulbs (all types)	4 888	32 204 095	5 634 811	17.5	.3	X
1416	Interior wiring (excluding conduit)	5 076	42 923 782	6 109 900	14.2	.3	X
1417	Exterior wiring and cable (excluding conduit)	4 199	30 075 833	4 524 236	15.0	.2	X
1418	Lighting fixtures (residential and commercial)	6 165	40 573 862	9 817 969	24.2	.5	X
1419	Industrial controls	8 157	51 956 317	18 431 047	35.5	.8	X
1421	Other electrical apparatus and equipment (including fuses and lightning rods)	9 501	68 491 004	18 075 740	26.4	.8	X
1500	Electrical appliances, household	7 326	84 374 047	51 000 708	60.4	2.3	52.5
1511	Televisions	2 489	44 729 927	8 447 608	18.9	.4	X
1512	Radios, stereos, and CD players	3 432	42 814 536	12 543 016	29.3	.6	X
1513	V.C.R.'s and video cameras	2 721	39 743 380	7 853 901	19.8	.4	X
1514	Electrical household ranges and ovens	1 334	29 280 033	4 542 218	15.5	.2	X
1515	Refrigerators and freezers, household	1 347	18 573 491	3 920 584	21.1	.2	X
1516	Household laundry equipment	1 093	16 636 959	2 539 578	15.3	.1	X
1517	Vacuum cleaners and sewing machines, household	858	15 723 139	2 108 932	13.4	.1	X
1518	Other electrical household appliances (including fans, dishwashers, etc.) ..	2 879	43 200 315	8 312 517	19.2	.4	X
1600	Electronic parts and equipment, except communication	19 707	209 698 824	128 292 232	61.2	5.9	47.8
1612	Integrated circuits	5 230	62 908 380	35 376 595	56.2	1.6	X
1613	Capacitors and resistors	5 166	41 814 690	7 143 926	17.1	.3	X
1615	Discrete semiconductors, etc.	4 845	68 990 788	29 357 178	42.6	1.3	X
1616	Electronic connectors and other passive electronic parts	8 176	61 401 888	20 305 507	33.1	.9	X
1618	Electronic parts and equipment, n.e.c.	10 811	96 678 034	35 334 179	36.5	1.6	X
1650	Communication equipment and supplies	13 036	150 722 983	86 380 438	57.3	4.0	52.4
1651	Telephones	5 887	54 451 647	18 268 718	33.6	.8	X
1652	Other electronic communication equipment	9 678	103 662 575	48 435 391	46.7	2.2	X
1653	Other electrical communication equipment	2 736	44 412 244	19 229 847	43.3	.9	X
1700	Hardware	21 964	104 685 211	41 773 892	39.9	1.9	34.3
1711	Hand tools (including power driven)	13 033	64 810 867	13 969 590	21.6	.6	X
1712	Bolts, nuts, rivets, and fasteners	12 187	47 797 386	16 210 878	33.9	.7	X
1713	Cutlery	8 374	38 245 992	10 938 744	28.6	.5	X
1800	Plumbing and heating equipment and supplies (hydronics)	11 999	58 339 202	23 704 339	40.6	1.1	45.1
1811	Plastic pipe fittings and valves (excluding pipe and tubing)	4 467	22 407 322	2 463 130	11.0	.1	X
1812	Metal pipe fittings and valves (excluding pipe and tubing)	6 376	27 093 178	4 674 401	17.3	.2	X
1813	Plumbing fixtures	3 837	25 908 333	6 903 593	26.6	.3	X
1814	Furnaces, stoves, water heaters (except electric and warm air)	2 589	14 758 195	1 755 249	11.9	.1	X
1815	Boilers, radiators, and convectors	2 114	7 883 279	1 357 562	17.2	.1	X
1818	Other plumbing and heating equipment and supplies	5 782	29 717 511	6 338 720	21.3	.3	X
1900	Warm air heating and air-conditioning equipment and supplies	9 318	43 787 649	18 735 729	42.8	.9	46.4
1911	Furnaces (warm air)	4 934	20 114 300	2 972 301	14.8	.1	X
1912	Central air-conditioning (residential and commercial)	5 368	22 243 887	7 095 749	31.9	.3	X
1914	Heat pumps (residential and commercial)	3 583	16 026 382	1 281 156	8.0	.1	X
1916	Air cleaning and filtration systems	4 410	16 309 573	1 933 564	11.9	.1	X
1917	Compressors for air-conditioners	4 139	16 419 648	1 078 190	6.6	Z	X
1918	Condensing units for air-conditioners	3 424	17 081 757	1 306 883	7.7	.1	X
1919	Registers, grills, pre-formed ductwork (excluding sheet metal), and duct insulation	4 506	17 726 765	2 839 041	16.0	.1	X
2000	Refrigeration equipment and supplies	4 539	14 455 457	5 413 821	37.5	.2	58.3
2011	Commercial refrigerators (reach-in and walk-in)	1 633	5 069 777	1 121 828	22.1	.1	X
2012	Unit coolers for commercial refrigerators	967	3 668 562	340 936	9.3	Z	X
2013	Condensing units for commercial refrigerators	1 770	4 744 417	426 798	9.0	Z	X
2014	Refrigerants	2 798	6 405 805	834 630	13.0	Z	X
2015	Other refrigeration equipment and supplies	3 402	10 180 467	2 645 344	26.0	.1	X

See footnotes at end of table.

Table 1. All Types of Operation by Kind of Business and Commodity Line for Wholesale Trade: 1997—Con.

[Includes only establishments with payroll. For meaning of abbreviations and symbols, see introductory text. For explanation of terms, see Appendix A]

NAICS code and CL code	Kind of business and commodity line	Establishments handling commodity line		Commodity line sales			Sales coverage percent
		Number	Total sales (\$1,000)	Amount ¹ (\$1,000)	As percent of total sales of—		
					Establishments handling line	Establishments in NAICS industry ¹	
421	Wholesale trade, durable goods—Con.						
2100	Construction and mining machinery and equipment (including parts and attachments)	8 298	58 262 485	37 416 228	64.2	1.7	49.6
2111	New off-highway wheel and track-laying tractors	2 021	23 473 441	6 188 283	26.4	.3	X
2112	New power cranes, draglines, and shovels	942	9 733 652	1 619 578	16.6	.1	X
2113	New mixers, pavers, and related equipment	1 175	17 751 720	1 022 058	5.8	Z	X
2114	New tractor shovel loaders	1 558	19 124 153	2 667 891	14.0	.1	X
2115	New graders, rollers, and off-highway trucks	2 000	24 331 722	2 651 586	10.9	.1	X
2116	New mining machinery	1 009	8 776 531	1 756 186	20.0	.1	X
2117	Other new construction and mining, logging, and road maintenance machinery, equipment, and parts	4 730	39 233 963	15 879 528	40.5	.7	X
2118	Used construction and mining machinery and equipment	4 450	30 421 456	5 223 996	17.2	.2	X
2200	Farm machinery, equipment, and parts	10 989	72 127 814	30 408 114	42.2	1.4	33.4
2211	New tractors (farm)	5 905	34 111 472	8 601 610	25.2	.4	X
2212	New harvesting machinery	4 638	27 570 944	4 516 502	16.4	.2	X
2213	New land preparation, planting, and cultivating machinery	4 286	27 163 782	2 452 932	9.0	.1	X
2214	New dairy farm and barn equipment	1 148	3 362 968	415 994	12.4	Z	X
2215	New irrigation equipment	1 763	6 327 568	2 550 675	40.3	.1	X
2216	Other new farm machinery and equipment	6 384	32 414 539	5 118 996	15.8	.2	X
2218	Used farm machinery and equipment	6 920	27 228 843	6 091 787	22.4	.3	X
2220	Garden machinery, equipment, and parts	5 706	36 782 150	6 591 215	17.9	.3	47.4
2221	New power lawn mowers	3 949	28 586 519	2 429 951	8.5	.1	X
2222	Other new lawn and garden machinery and equipment	3 301	26 412 490	3 664 667	13.9	.2	X
2223	Used garden machinery and equipment	3 003	14 412 432	379 633	2.6	Z	X
2230	Food-processing machinery, equipment, and parts	2 091	6 743 625	3 942 012	58.5	.2	70.9
2231	New commercial food-processing machinery (slicers, choppers, baking, etc.)	1 286	4 320 553	2 373 750	54.9	.1	X
2232	New packing, packaging, and bottling equipment	909	2 928 338	1 249 174	42.7	.1	X
2233	Used food-processing machinery and equipment	700	1 672 877	317 649	19.0	Z	X
2300	Hydraulic and pneumatic (fluid-power) pumps, motors, and parts	4 953	16 269 710	5 054 506	31.1	.2	57.3
2311	Pumps	3 976	13 149 774	2 828 849	21.5	.1	X
2312	Motors	2 530	8 025 180	934 460	11.6	Z	X
2313	Parts for pumps and motors	3 163	9 102 052	1 279 906	14.1	.1	X
2320	General-purpose industrial machinery, equipment, and parts	21 840	117 400 656	42 526 982	36.2	2.0	31.2
2321	New pumps, compressors (air or gas), and equipment	7 841	43 173 445	9 060 246	21.0	.4	X
2323	New diesel engines (excluding automotive)	851	7 335 499	1 663 112	22.7	.1	X
2326	New controlling, recording, and indicating instruments and access	5 928	38 814 180	7 371 571	19.0	.3	X
2327	All other new general-purpose industrial machinery and equipment	11 353	58 872 030	20 162 239	34.2	.9	X
2328	Used general-purpose industrial machinery and equipment	4 007	17 711 432	2 589 842	14.6	.1	X
2330	Metalworking machinery, equipment, and parts	6 897	30 387 096	18 540 409	61.0	.9	X
2340	Materials handling machinery, equipment, and parts	10 141	42 896 881	16 828 410	39.2	.8	41.1
2341	New conveying equipment	4 580	18 834 932	5 238 621	27.8	.2	X
2342	New hoists, cranes, and monorails	3 078	12 224 921	1 810 298	14.8	.1	X
2343	New forklift trucks	2 468	15 754 511	6 326 521	40.2	.3	X
2344	New industrial trucks and tractors	532	2 372 446	452 880	19.1	Z	X
2345	Used materials handling machinery, equipment, and parts	4 013	15 114 204	2 824 983	18.7	.1	X
2350	Oil well, oil refinery, and pipeline machinery, equipment, and supplies	4 867	17 728 392	11 381 009	64.2	.5	56.9
2351	New oil refining and pipeline machinery, equipment, and supplies	1 954	7 660 935	3 413 837	44.6	.2	X
2352	New oil field machinery, equipment, and supplies (including drilling bits)	2 971	10 827 377	6 622 901	61.2	.3	X
2353	Used oil well, oil refinery, and pipeline machinery, equipment, and supplies	1 342	2 987 183	1 244 856	41.7	.1	X
2360	Other industrial machinery, equipment, and parts	9 327	38 957 910	28 892 303	74.2	1.3	62.6
2361	New metal smelting and refining machinery, and equipment	301	904 414	220 685	24.4	Z	X
2362	New power plant machinery (excluding electrical)	635	2 669 403	950 139	35.6	Z	X
2363	New printing trades machinery, equipment, and supplies	1 972	9 884 017	7 953 199	80.5	.4	X
2364	New textile and sewing machinery and equipment	855	4 189 699	3 436 904	82.0	.2	X
2365	New woodworking machinery	796	2 401 194	1 353 458	56.4	.1	X
2366	Other new industrial machinery and equipment	4 825	20 130 206	13 245 033	65.8	.6	X
2367	Used industrial machinery and equipment	2 157	6 731 432	1 630 221	24.2	.1	X
2370	Mechanical power transmission supplies	4 957	23 362 355	13 291 502	56.9	.6	59.8
2371	Bearings and bushings	4 067	18 286 683	8 001 649	43.8	.4	X
2372	Other mechanical power transmission supplies	3 913	15 547 497	5 285 721	34.0	.2	X
2380	Industrial valves and fittings (except fluid-power)	4 772	17 734 721	7 053 659	39.8	.3	X
2390	Hydraulic and pneumatic (fluid-power) valves	4 314	14 050 759	2 459 151	17.5	.1	71.5
2391	Hydraulic valves	3 152	10 318 869	1 189 619	11.5	.1	X
2392	Pneumatic valves	3 203	10 366 763	1 267 007	12.2	.1	X
2400	Hydraulic and pneumatic cylinders and rotary actuators	3 588	13 711 822	2 118 400	15.4	.1	63.6
2411	Hydraulic cylinders and rotary actuators	2 640	10 194 129	1 217 939	11.9	.1	X
2412	Pneumatic cylinders and rotary actuators	2 314	8 718 238	888 557	10.2	Z	X
2420	Hydraulic and pneumatic connectors and assemblies	4 181	14 083 960	2 848 580	20.2	.1	71.7
2421	Hydraulic and pneumatic connectors	3 545	12 177 911	1 628 284	13.4	.1	X
2422	Hydraulic and pneumatic assemblies	2 923	10 193 774	1 201 056	11.8	.1	X
2430	Fluid-power filters, components, accessories, and parts	4 821	16 241 807	2 413 703	14.9	.1	63.9
2431	Filters	3 559	12 034 287	1 082 351	9.0	.1	X
2432	Other fluid-power components, accessories, and parts, n.e.c.	3 266	11 127 607	1 330 694	12.0	.1	X
2440	Welding supplies (excluding gases)	3 052	7 843 113	3 475 959	44.3	.2	X
2450	Industrial containers and supplies	3 719	18 333 078	10 181 943	55.5	.5	34.6
2451	New and reconditioned drums and barrels	717	1 712 436	646 994	37.8	Z	X
2452	Bottles and bottlers' supplies	648	6 709 265	5 212 003	77.7	.2	X
2454	Other industrial containers and supplies	2 674	10 497 993	4 121 355	39.3	.2	X

See footnotes at end of table.

Table 1. All Types of Operation by Kind of Business and Commodity Line for Wholesale Trade: 1997—Con.

[Includes only establishments with payroll. For meaning of abbreviations and symbols, see introductory text. For explanation of terms, see Appendix A]

NAICS code and CL code	Kind of business and commodity line	Establishments handling commodity line		Commodity line sales			Sales coverage percent
		Number	Total sales (\$1,000)	Amount ¹ (\$1,000)	As percent of total sales of—		
					Establishments handling line	Establishments in NAICS industry ¹	
421	Wholesale trade, durable goods—Con.						
2460	Other industrial supplies	11 627	51 064 323	24 972 292	48.9	1.1	40.9
2461	Printing and duplicating inks	994	5 857 171	3 549 829	60.6	.2	X
2462	Abrasives and abrasive materials	4 559	15 684 532	2 610 875	16.6	.1	X
2463	Nylon, polyester, and synthetic rubber	1 536	3 958 669	1 031 317	26.1	Z	X
2464	Mechanical rubber goods	2 754	7 780 907	2 343 403	30.1	.1	X
2465	Strapping and tape	2 276	8 952 645	1 548 013	17.3	.1	X
2466	Industrial supplies, n.e.c.	6 396	27 363 715	13 798 850	50.4	.6	X
2500	Beauty and barber equipment and supplies	1 323	2 465 888	2 377 273	96.4	.1	70.6
2511	Equipment (furniture, dryers, etc.)	834	1 472 755	368 359	25.0	Z	X
2512	Supplies (combs, curlers, shampoos, etc.)	1 264	2 164 393	2 006 209	92.7	.1	X
2520	Custodial (janitors') equipment and supplies	2 900	6 449 518	3 790 670	58.8	.2	38.7
2521	Custodial equipment—power equipment	1 779	3 479 800	551 043	15.8	Z	X
2522	Custodial equipment—nonpower equipment	1 399	2 935 143	360 068	12.3	Z	X
2523	Custodial supplies	2 580	5 501 293	2 819 117	51.2	.1	X
2530	Laundry and dry-cleaning equipment and supplies	867	4 562 564	2 640 120	57.9	.1	X
2540	Other service establishment equipment and supplies	2 595	5 485 278	4 827 163	88.0	.2	56.6
2541	Undertakers' equipment and supplies	620	1 554 455	1 530 014	98.4	.1	X
2542	Service establishment equipment and supplies, n.e.c.	1 987	3 896 751	3 289 716	84.4	.2	X
2600	Aircraft and aeronautical equipment and supplies	2 690	21 435 412	17 107 498	79.8	.8	57.9
2611	New aircraft	254	4 418 670	2 883 096	65.2	.1	X
2612	New aircraft engines and engine parts	608	5 216 707	2 224 348	42.6	.1	X
2613	Other new aircraft equipment and supplies	1 240	10 907 147	5 927 622	54.3	.3	X
2614	Used aircraft and aeronautical equipment and supplies	1 660	9 407 482	5 786 834	61.5	.3	X
2620	Marine machinery, equipment, and supplies	1 286	7 948 252	3 493 509	44.0	.2	39.7
2621	New ships and boats (excluding pleasure boats)	92	856 535	298 302	34.8	Z	X
2622	New marine propulsion machinery and equipment	387	1 800 483	1 047 128	58.2	Z	X
2623	New marine supplies	796	2 890 087	1 752 530	60.6	.1	X
2624	Used marine machinery, equipment, and supplies	241	743 588	285 247	38.4	Z	X
2630	Other transportation equipment and supplies	892	6 052 211	2 390 689	39.5	.1	22.7
2631	New transportation equipment (excluding automotive)	611	4 511 339	1 752 134	38.8	.1	X
2632	Used transportation equipment (excluding automotive)	350	1 785 898	549 365	30.8	Z	X
2700	Sporting and recreational goods and supplies	7 917	41 805 626	27 585 266	66.0	1.3	44.6
2711	Ammunition, firearms, reloading equipment, archery supplies, shooting aids, and accessories	1 041	7 598 573	4 865 625	64.0	.2	X
2712	Bicycles and bicycle tires and tubes	557	4 556 957	2 241 709	49.2	.1	X
2713	Billiards, pool, bowling equipment, and accessories	603	2 789 127	1 351 663	48.5	.1	X
2714	Camping and fishing equipment and accessories	1 561	12 551 137	3 316 670	26.4	.2	X
2715	Athletic equipment and accessories	2 158	12 380 717	7 249 708	58.6	.3	X
2716	Skiing equipment	309	1 920 183	905 642	47.2	Z	X
2717	Marine pleasure craft, equipment, and accessories	900	6 724 631	2 577 599	38.3	.1	X
2718	Other sporting and recreational goods (go carts, bait, etc.)	2 275	11 764 246	4 794 904	40.8	.2	X
2800	Toys and hobby goods and supplies	4 605	27 734 352	20 099 751	72.5	.9	54.6
2811	Video games and cartridges	570	7 860 506	4 389 671	55.8	.2	X
2812	Other toys and games (including fireworks and children's vehicles)	2 047	15 718 640	11 921 249	75.8	.5	X
2813	Crafts and craft supplies	1 526	4 410 395	1 220 481	27.7	.1	X
2814	Other hobby goods and accessories	1 337	4 685 239	2 454 814	52.4	.1	X
2900	Ferrous metal scrap	5 448	42 050 550	16 551 762	39.4	.8	43.7
2911	Prepared ferrous metal scrap (processed by this establishment)	3 320	19 221 246	9 437 300	49.1	.4	X
2912	Prepared ferrous metal scrap (not processed by this establishment)	2 221	13 970 565	6 307 723	45.2	.3	X
2913	Unprepared ferrous metal scrap including bimetal cans	1 435	5 227 234	655 565	12.5	Z	X
2920	Nonferrous metal scrap	5 668	36 204 282	12 976 915	35.8	.6	42.8
2921	Aluminum scrap	5 153	25 970 066	6 761 703	26.0	.3	X
2922	Copper and copper alloy scrap	3 934	24 588 252	3 547 261	14.4	.2	X
2923	Lead scrap	1 462	10 921 617	297 102	2.7	Z	X
2924	Other nonferrous metallic scrap (nickel, zinc, and precious and special metals)	2 642	16 908 649	2 313 765	13.7	.1	X
2930	Recyclable paper and paperboard	2 421	8 557 979	5 384 927	62.9	.2	X
2940	Recyclable materials, except metal	2 602	5 981 280	2 765 528	46.2	.1	69.6
2941	Wiping cloths, waste rags, and textile waste	534	1 049 245	885 055	84.4	Z	X
2943	Recyclable plastics	1 368	3 892 031	892 008	22.9	Z	X
2944	Recyclable glass	932	2 657 887	297 040	11.2	Z	X
2945	Other recyclable materials (including rubber and bones)	775	1 196 667	684 436	57.2	Z	X
3000	Jewelry, diamonds, gem stones, and watches	7 834	24 795 422	22 196 883	89.5	1.0	63.2
3011	Diamond jewelry and diamond jewelry where lapidary work was not performed at this location	3 089	10 767 190	7 473 039	69.4	.3	X
3012	Gem stone and pearl jewelry where lapidary work was not performed at this location	2 126	4 480 469	1 706 730	38.1	.1	X
3013	Diamonds, diamond jewelry, gem stones, and pearl jewelry where lapidary work was performed at this location	1 128	3 134 347	1 732 035	55.3	.1	X
3014	Watches, clocks, and watch movements and cases	1 835	6 931 274	4 166 762	60.1	.2	X
3015	Karat gold jewelry (rings, necklaces, etc.)	1 871	6 472 112	3 658 889	56.5	.2	X
3016	Other jewel., silverware, and plated ware (incl. jewel. where gemstones less than 50% of value, gold filled sterling, and costume jewel. and medallions)	2 986	5 731 345	3 386 197	59.1	.2	X
3030	Precious metals—gold, silver, and platinum including precious metal coins	914	23 262 503	9 223 688	39.7	.4	X
3100	Musical instruments and supplies	619	2 672 604	2 463 187	92.2	.1	X
3120	Forest products, except lumber (including cordwood, hewn posts, poles, and ties)	2 546	26 105 426	11 430 924	43.8	.5	X
3130	Compact discs, prerecorded audio tapes, and phonograph records	1 850	19 862 182	13 775 650	69.4	.6	X
3140	Prerecorded video tapes	3 916	17 084 813	9 270 794	54.3	.4	X

See footnotes at end of table.

Table 1. All Types of Operation by Kind of Business and Commodity Line for Wholesale Trade: 1997—Con.

[Includes only establishments with payroll. For meaning of abbreviations and symbols, see introductory text. For explanation of terms, see Appendix A]

NAICS code and CL code	Kind of business and commodity line	Establishments handling commodity line		Commodity line sales			Sales coverage percent
		Number	Total sales (\$1,000)	Amount ¹ (\$1,000)	As percent of total sales of—		
					Establishments handling line	Establishments in NAICS industry ¹	
421	Wholesale trade, durable goods—Con.						
3150	Other durable goods	2 957	6 968 098	5 645 179	81.0	.3	71.0
3151	Coin-operated games	295	1 228 628	1 054 704	85.8		X
3152	Luggage	454	1 364 616	1 158 140	84.9	.1	X
3153	Works of art	396	505 677	261 679	51.7	Z	X
3154	Other durable goods, n.e.c	2 108	4 099 011	3 164 542	77.2	.1	X
3160	Fire extinguishers and fire safety equipment	1 129	1 365 536	1 044 625	76.5	Z	X
3200	Printing and writing paper	1 656	17 527 013	555 916	3.2	Z	3.1
3211	Roll newsprint and rotogravure paper	23	106 487	16 428	15.4	Z	X
3212	Fine roll paper	224	938 246	40 771	4.3	Z	X
3213	Other printing and writing paper	1 188	3 107 805	284 544	9.2	Z	X
3300	Stationery, office supplies and greeting cards	3 604	17 599 658	2 644 086	15.0	.1	5.9
3311	Business forms	1 170	3 126 802	166 717	5.3	Z	X
3312	Stationery, photocopy paper, and typing paper	1 259	3 071 007	160 418	5.2	Z	X
3313	Inked ribbons, carbon paper, pens and pencils	1 486	10 500 203	1 345 911	12.8	.1	X
3314	Toner and cartridges	1 900	5 063 405	309 238	6.1	Z	X
3315	Greeting cards	218	851 788	53 325	6.3	Z	X
3316	Other stationery supplies (envelopes, ruled forms, and binder paper)	1 682	5 332 133	465 165	8.7	Z	X
3400	Industrial and personal services paper and plastics	1 962	5 570 639	862 037	15.5	Z	22.4
3411	Paperboard and boxboard boxes	906	1 912 513	175 104	9.2	Z	X
3412	Paper dishes, cups, and napkins	662	1 892 351	140 230	7.4	Z	X
3413	Industrial paper (wrapping, bags, cartons, etc.)	769	2 109 725	158 139	7.5	Z	X
3414	Disposable plastic boxes, containers, cups, dishes, and supplies	570	1 463 803	108 402	7.4	Z	X
3415	Other industrial and personal service paper	462	1 011 641	139 208	13.8	Z	X
3500	Drugs, pharmaceuticals, cosmetics, and toiletries	1 036	5 392 875	724 656	13.4	Z	31.1
3511	Prescription drugs	156	1 170 770	123 037	10.5	Z	X
3512	Nonprescription pharmaceuticals	211	977 770	62 497	6.4	Z	X
3513	Cosmetics	156	365 108	24 737	6.8	Z	X
3514	Perfumes	43	168 523	25 513	15.1	Z	X
3515	Other toiletries and druggists' sundries	420	2 650 343	295 678	11.2	Z	X
3600	Piece goods, knit and woven	364	6 550 382	1 052 446	16.1	Z	16.1
3611	Goods purchased grey and finished on contract	9	27 925	2 802	10.0	Z	X
3612	Cotton (including blends)	48	187 034	25 154	13.4	Z	X
3613	Synthetics (excluding synthetic knits)	37	145 105	14 562	10.0	Z	X
3614	Knit fabrics, n.e.c. (including double knit)	27	107 651	10 158	9.4	Z	X
3615	Woolen and worsted piece goods	34	1 667 346	582 749	35.0	Z	X
3616	Other piece goods	28	71 750	4 437	6.2	Z	X
3700	Notions (buttons, ribbons, lace, sewing accessories, zippers, bindings, etc.)	274	486 392	52 504	10.8	Z	X
3800	Men's and boys' wear	986	6 620 906	588 974	8.9	Z	8.3
3811	Men's and boys' suits, coats, and formal wear	118	644 894	51 499	8.0	Z	X
3812	Men's and boys' dress and casual shirts, slacks, and jeans	292	1 087 335	51 303	4.7	Z	X
3813	Men's and boys' underwear and nightwear	65	486 733	5 959	1.2	Z	X
3814	Men's and boys' work clothing and uniforms	94	721 887	107 415	14.9	Z	X
3815	Other men's and boys' wear (caps, hats, swimwear, neckwear, etc.)	428	2 384 923	152 993	6.4	Z	X
3900	Women's and children's wear	726	5 386 177	496 695	9.2	Z	8.8
3911	Infants' and children's wear (to size 6X)	245	1 876 447	56 025	3.0	Z	X
3912	Women's misses' and girls' dresses and blouses	168	717 860	58 946	8.2	Z	X
3913	Women's, misses', and girls' suits and coats	107	326 995	11 331	3.5	Z	X
3914	Women's and misses' outerwear	199	513 281	22 668	4.4	Z	X
3915	Women's and misses' underwear and sleepwear	108	645 799	29 412	4.6	Z	X
3916	Other women's, misses, and girl's wear (furs, sweaters, millinery, etc.)	162	615 599	55 081	8.9	Z	X
4000	Footwear	438	3 759 982	256 031	6.8	Z	12.0
4011	All athletic footwear	202	1 433 959	175 141	12.2	Z	X
4012	Infants' footwear	30	217 512	3 895	1.8	Z	X
4013	Other women's, misses', and girls' footwear	67	300 994	18 165	6.0	Z	X
4014	Other men's and boy's footwear	144	913 967	37 075	4.1	Z	X
4015	Shoe accessories	22	108 720	2 449	2.3	Z	X
4100	Frozen foods (packaged)	185	1 981 194	120 840	6.1	Z	2.1
4114	Fruits and fruit juices (frozen)	7	27 315	21 578	79.0	Z	X
4115	Meat (frozen packaged)	10	222 871	73 876	33.1	Z	X
4200	Dairy products (excluding dried or canned)	21	337 321	30 138	8.9	Z	4.7
4212	Cheese	6	12 460	663	5.3	Z	X
4300	Poultry and poultry products	22	160 723	20 924	13.0	Z	X
4400	Confectionery	70	404 660	46 090	11.4	Z	16.7
4411	Candy	49	164 735	27 139	16.5	Z	X
4412	Chewing gum	33	105 586	1 879	1.8	Z	X
4414	Chips and popcorn	6	10 737	1 465	13.6	Z	X
4500	Fish and seafoods (excluding canned and frozen packaged)	73	127 112	5 192	4.1	Z	X
4600	Meat and meat products (fresh and unpackaged)	36	503 917	232 917	46.2	Z	72.8
4611	Beef (not killed on location)	21	399 432	128 357	32.1	Z	X
4614	Pork (not killed on location)	16	355 239	84 559	23.8	Z	X
4700	Fresh fruits and vegetables	98	1 337 525	27 507	2.1	Z	X
4800	Coffee, tea, and spices	123	369 311	45 894	12.4	Z	36.0
4811	Coffee	25	68 886	5 895	8.6	Z	X
4812	Tea	18	88 109	16 119	18.3	Z	X
4813	Spices	25	105 340	18 804	17.9	Z	X
4820	Bread and baked goods	23	109 410	8 329	7.6	Z	48.7
4822	Cookies, cakes, and other baked goods	15	55 353	3 823	6.9	Z	X
4830	Canned foods	209	2 022 244	106 955	5.3	Z	4.2
4831	Canned and bottled fruits, vegetables, and juices	22	117 077	5 875	5.0	Z	X
4836	Other canned foods	8	29 883	3 435	11.5	Z	X

See footnotes at end of table.

Table 1. All Types of Operation by Kind of Business and Commodity Line for Wholesale Trade: 1997—Con.

[Includes only establishments with payroll. For meaning of abbreviations and symbols, see introductory text. For explanation of terms, see Appendix A]

NAICS code and CL code	Kind of business and commodity line	Establishments handling commodity line		Commodity line sales			Sales coverage percent
		Number	Total sales (\$1,000)	Amount ¹ (\$1,000)	As percent of total sales of—		
					Establishments handling line	Establishments in NAICS industry ¹	
421	Wholesale trade, durable goods—Con.						
4840	Food and beverage basic materials (include flavoring extracts, fruit peel, hop extract, industrial molasses, sausage casings, malt, yeast, etc.)	41	493 157	53 247	10.8	Z	X
4850	Soft drinks and bottled water	127	1 456 536	20 207	1.4	Z	3.9
4851	Soft drinks, packaged	11	66 205	6 323	9.6	Z	X
4852	Soft drinks, pre and post mix bulk	8	28 914	1 144	4.0	Z	X
4853	Bottled water	10	30 140	1 047	3.5	Z	X
4860	Other grocery specialties	357	16 338 651	2 374 599	14.5	.1	4.2
4862	Breakfast cereals	17	61 591	1 923	3.1	Z	X
4865	Pickles, preserves, jellies, jams, and sauces	13	136 400	22 317	16.4	Z	X
4867	Pet foods	22	91 523	3 305	3.6	Z	X
4868	Grocery specialties, n.e.c.	98	3 036 216	496 672	16.4	Z	X
4900	Grain and beans	55	954 335	197 271	20.7	Z	X
5000	Cattle, hogs, sheep, and goats	7	186 672	22 220	11.9	Z	X
5100	Hides, skins, and pelts	11	13 616	4 452	32.7	Z	X
5140	Other farm products, inedible	36	137 259	36 715	26.7	Z	76.7
5143	Farm products, n.e.c.	34	134 023	36 473	27.2	Z	X
5300	Plastics materials and basic shapes	4 176	27 665 995	2 330 220	8.4	.1	3.4
5311	Plastic pipes, rods, tubes, and shapes	1 949	11 836 289	782 581	6.6	Z	X
5312	High pressure laminates	116	718 015	87 973	12.3	Z	X
5313	Plastics raw materials	467	3 675 400	227 239	6.2	Z	X
5314	Other plastics materials and basic shapes	1 169	6 302 403	567 997	9.0	Z	X
5320	Industrial gases (welding, etc.)	2 006	4 070 519	1 051 391	25.8	Z	X
5330	Chemicals and allied products (excluding agricultural, plastics, gases, and petroleum)	7 562	49 589 467	6 234 523	12.6	.3	7.6
5331	Gasses, compressed and liquified, except L.P.	366	1 598 423	107 100	6.7	Z	X
5332	Alkalies and chlorine	703	2 248 782	135 498	6.0	Z	X
5334	Organic fibers	374	735 680	44 926	6.1	Z	X
5335	Detergents and soaps	1 638	16 984 969	1 246 586	7.3	.1	X
5336	Sanitation chemicals, polishes, and waxes	1 373	15 464 644	1 143 376	7.4	.1	X
5338	Wood chemicals, naval stores, and gum	41	195 989	15 263	7.8	Z	X
5341	Insecticides, nonagricultural	718	4 046 319	148 089	3.7	Z	X
5342	Adhesives, sealants, and glues	2 468	21 095 837	1 105 568	5.2	.1	X
5343	Explosives	8	96 230	285	.3	Z	X
5344	Other chemicals and allied products	1 907	12 763 450	922 546	7.2	Z	X
5400	Petroleum products	2 056	22 398 097	1 133 208	5.1	.1	3.0
5411	Aviation gasoline	11	236 394	25 398	10.7	Z	X
5412	Motor gasoline	65	162 755	15 134	9.3	Z	X
5414	Jet fuel (naphtha or kerosine type)	26	134 489	22 796	17.0	Z	X
5415	No. 2 distillate fuel oil (no. 2 diesel and no. 2 heating oil)	22	1 297 719	8 866	.7	Z	X
5416	All other distillate fuel oil (no. 1 and no. 4 diesel and heating)	30	1 167 436	1 181	.1	Z	X
5418	Lubricating oil and greases	1 400	5 112 732	224 974	4.4	Z	X
5420	Liquified petroleum gases (excluding natural gas)	118	1 410 108	322 514	22.9	Z	X
5500	Crude oil	17	17 231	312	1.8	Z	X
5600	Beer and ale	6	27 802	1 522	5.5	Z	X
5700	Wines and distilled alcoholic beverages	18	39 878	4 471	11.2	Z	29.6
5712	Distilled liquor (including premixed alcoholic drinks)	8	21 118	4 245	20.1	Z	X
5800	Farm supplies	1 892	10 309 521	1 064 371	10.3	Z	6.2
5811	Hay, straw, and alfalfa	143	2 399 698	75 173	3.1	Z	X
5812	Feeds (poultry and livestock) not mixed on location	412	2 633 731	150 481	5.7	Z	X
5813	Prepared feeds (poultry and livestock) mixed on location	134	1 530 842	109 909	7.2	Z	X
5814	Weed killers, soil sterilizers, and soil conditioners	217	891 622	63 295	7.1	Z	X
5815	Insecticides, fungicides, and pesticides	275	933 042	63 467	6.8	Z	X
5816	Other agricultural chemicals and fertilizers	535	1 808 064	209 778	11.6	Z	X
5817	Seeds and bulbs	421	1 435 639	53 724	3.7	Z	X
5818	Other farm supplies (including harness and saddlery equipment)	510	1 610 855	195 594	12.1	Z	X
5900	Tobacco and tobacco products	30	74 566	8 085	10.8	Z	X
6000	Paint, paint supplies, and wallpaper	3 028	19 008 545	1 529 757	8.0	.1	1.5
6011	Architectural coatings (enamels, primers, stains, solvents, and lacquers)	1 415	8 124 061	590 376	7.3	Z	X
6013	Special purpose coatings (automotive, refinish, marine, traffic coatings)	111	279 857	13 810	4.9	Z	X
6014	Paint supplies	437	4 786 286	577 026	12.1	Z	X
6015	Wallpaper	167	568 530	52 912	9.3	Z	X
6100	Books, periodicals, newspapers, and miscellaneous printed materials	793	5 140 000	661 368	12.9	Z	9.4
6101	Books	290	3 764 402	502 321	13.3	Z	X
6102	Other periodicals, newspapers, and miscellaneous printed materials	146	489 662	57 395	11.7	Z	X
6110	Flowers and florists' supplies	305	1 448 461	116 100	8.0	Z	X
6120	Art goods (including novelties and souvenirs)	924	2 843 093	415 509	14.6	Z	24.2
6121	Art materials	158	460 817	53 718	11.7	Z	X
6122	Novelties and souvenirs	665	1 729 957	325 032	18.8	Z	X
6130	Textile bags, bagging, and burlap	62	193 291	20 434	10.6	Z	X
6150	Nondurable goods, n.e.c.	478	7 215 106	878 685	12.2	Z	X
9700	Service receipts and labor charges (including installed parts)	48 833	289 531 773	32 539 395	11.2	1.5	58.0
9701	Labor charges for repair work	40 170	229 392 401	17 586 265	7.7	.8	X
9702	Parts installed in repair work	29 228	162 511 457	8 705 651	5.4	.4	X
9703	Other service receipts and labor charges—Specify	13 476	92 648 128	6 182 288	6.7	.3	X
9720	Receipts for service contracts	10 030	68 032 412	6 743 665	9.9	.3	X
9730	Advertising specialties (paper novelties, etc.)	250	504 753	61 278	12.1	Z	X
9740	Receipts for installing equipment	7 130	37 243 091	3 107 457	8.3	.1	X
9750	Reconditioning of drums or barrels	51	83 158	24 740	29.8	Z	X
9810	Miscellaneous commodities	12 382	120 537 594	11 698 784	9.7	.5	X

See footnotes at end of table.

Table 1. All Types of Operation by Kind of Business and Commodity Line for Wholesale Trade: 1997—Con.

[Includes only establishments with payroll. For meaning of abbreviations and symbols, see introductory text. For explanation of terms, see Appendix A]

NAICS code and CL code	Kind of business and commodity line	Establishments handling commodity line		Commodity line sales			Sales coverage percent
		Number	Total sales (\$1,000)	Amount ¹ (\$1,000)	As percent of total sales of—		
					Establishments handling line	Establishments in NAICS industry ¹	
421	Wholesale trade, durable goods—Con.						
9830	Flight training and charter service	43	743 664	43 512	5.9	Z	53.7
9831	Flight training	19	397 155	7 329	1.8	Z	X
9832	Charter services	26	540 543	34 247	6.3	Z	X
9910	Receipts from Commodity Credit Corporation	6	25 404	3 994	15.7	Z	X
9930	Sales of integrated systems which you wrote or modified software	754	7 962 776	444 050	5.6	Z	X
9940	Rental and leasing receipts	14 561	105 669 149	7 700 083	7.3	.4	32.2
9941	Computer rental and leasing receipts	1 071	25 655 556	922 580	3.6	Z	X
9942	Photocopying machine rental	3 289	18 354 968	980 942	5.3	Z	X
9943	Other office machine rental receipts	1 733	7 752 987	1 153 642	14.9	.1	X
9944	Other rental receipts	1 873	9 228 675	837 980	9.1	Z	X
9950	Construction receipts	272	822 209	122 358	14.9	Z	X
9960	Custom software (designed to customer specifications)	1 285	6 992 477	421 842	6.0	Z	X
9970	Receipts for printing or photocopying performed at this establishment	81	475 164	30 945	6.5	Z	X
9980	Receipts for machine shop job work	574	2 786 829	121 207	4.3	Z	X
4211	Motor vehicle & motor vehicle parts & supplies whse	'29 328	X	'533 352 124	X	100.0	90.5
0100	New and used automobiles, motorcycles, etc.	6 211	389 428 679	240 388 766	61.7	45.1	78.4
0111	New automobiles	795	314 406 014	180 835 784	57.5	33.9	X
0112	Used automobiles	5 309	77 960 618	53 248 330	68.3	10.0	X
0113	Motorcycles	507	27 335 929	3 172 444	11.6	.6	X
0114	Motorscooters, mopeds, snowmobiles, and utility trailers	396	30 414 004	3 131 313	10.3	.6	X
0120	Buses, campers, and motor homes	917	78 167 347	5 226 698	6.7	1.0	90.0
0121	Buses	576	71 857 650	3 647 562	5.1	.7	X
0122	Motor homes, car trailers, and campers	408	71 065 587	1 579 072	2.2	.3	X
0130	Light trucks and vans (14,000 lb or less)	2 814	272 462 329	140 978 731	51.7	26.4	74.8
0131	New light trucks	739	229 544 151	120 879 205	52.7	22.7	X
0132	Used light trucks	2 223	50 506 331	8 329 250	16.5	1.6	X
0133	Vans and cargo vans (new and used)	1 293	163 489 880	11 767 441	7.2	2.2	X
0140	Medium trucks and tractors (14,001 to 26,000 lb)	1 797	105 073 119	7 327 928	7.0	1.4	X
0150	Heavy trucks and tractors (over 26,000 lb)	2 935	99 297 916	21 647 299	21.8	4.1	88.7
0151	New heavy trucks (one piece)	1 259	83 384 425	8 434 602	10.1	1.6	X
0152	New heavy truck tractors	1 001	14 680 692	5 509 010	37.5	1.0	X
0153	New truck trailers	712	7 667 104	2 183 270	28.5	.4	X
0154	New truck bodies	393	3 122 492	599 742	19.2	.1	X
0155	Used heavy trucks, tractors, and trailers	2 401	26 298 398	4 911 200	18.7	.9	X
0200	New and rebuilt automotive parts and supplies	16 472	163 412 070	85 395 213	52.3	16.0	33.3
0211	Batteries	4 853	26 959 980	4 457 612	16.5	.8	X
0212	Engines (complete)	3 279	23 026 322	3 522 003	15.3	.7	X
0213	Electrical engine parts (including ignition parts)	5 158	48 251 309	12 558 722	26.0	2.4	X
0214	Brake parts (including fluid and all disk and drum parts)	6 175	48 561 345	5 314 448	10.9	1.0	X
0215	Exhaust system parts	4 146	36 463 842	1 809 891	5.0	.3	X
0216	Glass	1 807	14 066 725	1 145 457	8.1	.2	X
0217	Hoses, belts, gaskets, and wiper blades	4 846	40 881 410	2 962 467	7.2	.6	X
0218	Filters (oil, air, gas, and transmission)	4 822	37 576 715	2 276 228	6.1	.4	X
0219	Engine parts, except electrical	5 631	52 821 343	7 644 177	14.5	1.4	X
0221	Body parts and repair materials	4 529	38 251 782	7 825 335	20.5	1.5	X
0222	Suspension parts (shocks, struts, balljoints, etc.)	5 048	44 349 961	4 148 064	9.4	.8	X
0223	Parts, n.e.c.	5 577	74 968 138	20 101 878	26.8	3.8	X
0224	Accessories	6 642	54 722 302	9 730 783	17.8	1.8	X
0240	Used automotive parts, accessories, and equipment	8 253	10 515 626	5 070 101	48.2	1.0	X
0250	Petroleum products marketing equipment	919	2 832 817	1 309 939	46.2	.2	X
0300	Tires and tubes	3 742	21 095 227	16 541 651	78.4	3.1	62.5
0311	New tires and tubes	2 432	19 146 631	15 524 953	81.1	2.9	X
0312	Recapped and used tires and repair materials	2 228	4 403 267	1 016 396	23.1	.2	X
0400	Household and lawn furniture	17	21 795	2 597	11.9	Z	X
0540	Other home furnishings	11	13 545	1 636	12.1	Z	X
0600	Lumber: rough, dressed, and finished	6	22 837	4 182	18.3	Z	55.8
0612	Treated lumber	6	22 837	4 182	18.3	Z	X
0730	Flat glass and other construction glass (excluding automotive)	32	119 166	10 930	9.2	Z	X
0740	Other construction materials	14	60 454	7 763	12.8	Z	86.2
0744	Construction materials, n.e.c. (including wire fence and construction paper)	8	44 783	5 598	12.5	Z	X
0900	Office equipment	8	84 380	4 965	5.9	Z	X
0920	New computer equipment	14	53 768	13 713	25.5	Z	.3
0921	Computers	11	40 513	12 894	31.8	Z	X
1000	Medical, hospital, and surgical supplies	7	54 496	14 434	26.5	Z	X
1100	Iron and steel products (semifinished)	9	5 130	867	16.9	Z	X
1120	Flat iron and steel products	169	1 620 178	95 125	5.9	Z	X
1140	Iron and steel wire and wire products	14	40 388	2 178	5.4	Z	X
1180	Stainless steel	7	9 447	531	5.6	Z	X
1200	Copper and brass	14	159 607	3 802	2.4	Z	X
1220	Aluminum shapes, forms, etc.	15	184 243	31 038	16.8	Z	X
1230	Other nonferrous metals (magnesium, nickel, tin, lead, zinc, etc., except precious)	9	13 510	1 832	13.6	Z	X
1400	Electrical apparatus and equipment	203	5 720 115	186 951	3.3	Z	1.8
1413	Motors and generators (including motor-generator sets)	62	238 225	23 071	9.7	Z	X
1415	Electric bulbs (all types)	14	2 507 782	69 644	2.8	Z	X
1500	Electrical appliances, household	49	350 429	112 629	32.1	Z	66.3
1512	Radios, stereos, and CD players	16	257 514	88 720	34.5	Z	X
1600	Electronic parts and equipment, except communication	253	1 311 186	116 863	8.9	Z	7.5
1618	Electronic parts and equipment, n.e.c.	29	575 577	57 794	10.0	Z	X

See footnotes at end of table.

Table 1. All Types of Operation by Kind of Business and Commodity Line for Wholesale Trade: 1997—Con.

[Includes only establishments with payroll. For meaning of abbreviations and symbols, see introductory text. For explanation of terms, see Appendix A]

NAICS code and CL code	Kind of business and commodity line	Establishments handling commodity line		Commodity line sales			Sales coverage percent
		Number	Total sales (\$1,000)	Amount ¹ (\$1,000)	As percent of total sales of—		
					Establishments handling line	Establishments in NAICS industry ¹	
4211	Motor vehicle & motor vehicle parts & supplies whole—Con.						
1650	Communication equipment and supplies	18	162 950	24 910	15.3	Z	47.1
1651	Telephones	13	112 017	3 680	3.3	Z	X
1700	Hardware	300	1 980 950	192 431	9.7	Z	11.2
1711	Hand tools (including power driven).....	191	1 306 746	79 119	6.1	Z	X
1712	Bolts, nuts, rivets, and fasteners	158	946 848	81 449	8.6	Z	X
1800	Plumbing and heating equipment and supplies (hydronics)	28	162 341	18 616	11.5	Z	58.5
1815	Boilers, radiators, and convectors	13	67 577	7 147	10.6	Z	X
1818	Other plumbing and heating equipment and supplies.....	8	82 298	8 749	10.6	Z	X
1900	Warm air heating and air-conditioning equipment and supplies	14	184 738	21 373	11.6	Z	85.5
1911	Furnaces (warm air)	6	22 338	5 162	23.1	Z	X
2000	Refrigeration equipment and supplies	19	257 704	21 544	8.4	Z	49.8
2015	Other refrigeration equipment and supplies	13	175 774	15 388	8.8	Z	X
2100	Construction and mining machinery and equipment (including parts and attachments)	269	2 138 291	142 305	6.7	Z	3.4
2112	New power cranes, draglines, and shovels	21	91 061	4 820	5.3	Z	X
2113	New mixers, pavers, and related equipment	9	173 412	8 576	4.9	Z	X
2114	New tractor shovel loaders	63	126 876	1 744	1.4	Z	X
2115	New graders, rollers, and off-highway trucks	72	300 291	4 144	1.4	Z	X
2117	Other new construction and mining, logging, and road maintenance machinery, equipment, and parts	76	377 244	31 400	8.3	Z	X
2118	Used construction and mining machinery and equipment	98	362 509	18 233	5.0	Z	X
2200	Farm machinery, equipment, and parts	298	23 617 342	854 589	3.6	Z	.1
2211	New tractors (farm)	16	158 944	54 705	34.4	Z	X
2213	New land preparation, planting, and cultivating machinery	16	1 185 057	77 945	6.6	Z	X
2214	New dairy farm and barn equipment	7	40 733	288	.7	Z	X
2216	Other new farm machinery and equipment	19	127 393	10 321	8.1	Z	X
2218	Used farm machinery and equipment	108	499 824	219 076	43.8	Z	X
2220	Garden machinery, equipment, and parts	153	529 228	30 977	5.9	Z	2.8
2222	Other new lawn and garden machinery and equipment.....	9	14 399	1 663	11.5	Z	X
2300	Hydraulic and pneumatic (fluid-power) pumps, motors, and parts	9	56 349	7 782	13.8	Z	64.6
2312	Motors	6	22 459	1 522	6.8	Z	X
2320	General-purpose industrial machinery, equipment, and parts	467	4 373 888	434 073	9.9	Z	5.0
2321	New pumps, compressors (air or gas), and equipment	80	300 161	21 592	7.2	Z	X
2323	New diesel engines (excluding automotive)	95	455 028	73 846	16.2	Z	X
2326	New controlling, recording, and indicating instruments and access	166	565 471	36 423	6.4	Z	X
2327	All other new general-purpose industrial machinery and equipment	107	635 931	54 229	8.5	Z	X
2330	Metalworking machinery, equipment, and parts	11	42 028	4 090	9.7	Z	X
2340	Materials handling machinery, equipment, and parts	15	46 268	2 842	6.1	Z	57.6
2342	New hoists, cranes, and monorails	7	23 828	1 064	4.5	Z	X
2350	Oil well, oil refinery, and pipeline machinery, equipment, and supplies.....	8	46 835	2 007	4.3	Z	X
2360	Other industrial machinery, equipment, and parts	21	285 144	45 926	16.1	Z	17.5
2366	Other new industrial machinery and equipment	17	273 285	44 796	16.4	Z	X
2367	Used industrial machinery and equipment	6	24 849	233	.9	Z	X
2370	Mechanical power transmission supplies	28	329 971	71 418	21.6	Z	33.5
2371	Bearings and bushings	17	273 559	49 543	18.1	Z	X
2372	Other mechanical power transmission supplies.....	21	272 278	20 870	7.7	Z	X
2390	Hydraulic and pneumatic (fluid-power) valves	12	70 252	6 522	9.3	Z	60.8
2391	Hydraulic valves	12	70 252	4 542	6.5	Z	X
2392	Pneumatic valves	9	43 631	1 979	4.5	Z	X
2400	Hydraulic and pneumatic cylinders and rotary actuators	9	27 850	2 837	10.2	Z	X
2420	Hydraulic and pneumatic connectors and assemblies	10	24 100	3 153	13.1	Z	90.5
2421	Hydraulic and pneumatic connectors	10	24 100	2 931	12.2	Z	X
2422	Hydraulic and pneumatic assemblies	7	10 857	222	2.0	Z	X
2430	Fluid-power filters, components, accessories, and parts	25	63 749	5 996	9.4	Z	83.3
2431	Filters	15	42 172	2 985	7.1	Z	X
2432	Other fluid-power components, accessories, and parts, n.e.c.	12	28 931	2 971	10.3	Z	X
2440	Welding supplies (excluding gases).....	7	9 292	1 147	12.3	Z	X
2450	Industrial containers and supplies	13	59 151	3 346	5.7	Z	X
2460	Other industrial supplies	32	82 598	9 929	12.0	Z	25.9
2465	Strapping and tape	12	9 705	26	.3	Z	X
2466	Industrial supplies, n.e.c.	27	64 491	8 654	13.4	Z	X
2540	Other service establishment equipment and supplies	9	59 125	14 522	24.6	Z	X
2600	Aircraft and aeronautical equipment and supplies.....	9	23 510	5 539	23.6	Z	X
2620	Marine machinery, equipment, and supplies	39	2 431 535	59 251	2.4	Z	1.5
2622	New marine propulsion machinery and equipment	8	43 331	6 731	15.5	Z	X
2630	Other transportation equipment and supplies	16	191 062	15 330	8.0	Z	X
2700	Sporting and recreational goods and supplies	63	567 161	81 529	14.4	Z	42.1
2715	Athletic equipment and accessories	23	160 518	11 785	7.3	Z	X
2717	Marine pleasure craft, equipment, and accessories	9	238 430	41 282	17.3	Z	X
2800	Toys and hobby goods and supplies	6	70 684	1 375	1.9	Z	X
2900	Ferrous metal scrap	164	264 261	41 949	15.9	Z	40.2
2911	Prepared ferrous metal scrap (processed by this establishment)	53	55 983	21 430	38.3	Z	X
2912	Prepared ferrous metal scrap (not processed by this establishment)	69	33 510	7 286	21.7	Z	X
2913	Unprepared ferrous metal scrap including bimetal cans	39	147 493	11 147	7.6	Z	X

See footnotes at end of table.

Table 1. All Types of Operation by Kind of Business and Commodity Line for Wholesale Trade: 1997—Con.

[Includes only establishments with payroll. For meaning of abbreviations and symbols, see introductory text. For explanation of terms, see Appendix A]

NAICS code and CL code	Kind of business and commodity line	Establishments handling commodity line		Commodity line sales			Sales coverage percent
		Number	Total sales (\$1,000)	Amount ¹ (\$1,000)	As percent of total sales of—		
					Establishments handling line	Establishments in NAICS industry ¹	
4211	Motor vehicle & motor vehicle parts & supplies whse—Con.						
2920	Nonferrous metal scrap	51	36 892	3 818	10.3	Z	80.9
2921	Aluminum scrap	49	36 532	2 170	5.9	Z	X
2922	Copper and copper alloy scrap	32	29 952	1 547	5.2	Z	X
2923	Lead scrap	15	1 703	44	2.6	Z	X
2924	Other nonferrous metallic scrap (nickel, zinc, and precious and special metals)	7	585	55	9.4	Z	X
2930	Recyclable paper and paperboard	8	18 258	2 286	12.5	Z	X
2940	Recyclable materials, except metal	8	29 457	313	1.1	Z	77.5
2943	Recyclable plastics	6	6 478	122	1.9	Z	X
2944	Recyclable glass	6	6 478	2	Z	Z	X
3000	Jewelry, diamonds, gem stones, and watches	6	33 134	13 251	40.0	Z	X
3150	Other durable goods	12	115 071	15 500	13.5	Z	17.9
3154	Other durable goods, n.e.c.	6	38 557	3 876	10.1	Z	X
3300	Stationery, office supplies and greeting cards	7	12 092	555	4.6	Z	X
3500	Drugs, pharmaceuticals, cosmetics, and toiletries	7	49 819	3 312	6.6	Z	X
3600	Piece goods, knit and woven	7	19 501	2 238	11.5	Z	X
3800	Men's and boys' wear	22	270 423	23 379	8.6	Z	X
3900	Women's and children's wear	12	10 076	1 756	17.4	Z	80.1
3916	Other women's, misses, and girl's wear (furs, sweaters, millinery, etc.)	9	5 056	643	12.7	Z	X
4100	Frozen foods (packaged)	11	43 314	850	2.0	Z	X
4830	Canned foods	6	36 306	1 188	3.3	Z	X
4860	Other grocery specialties	12	54 654	1 016	1.9	Z	X
5300	Plastics materials and basic shapes	26	287 983	34 831	12.1	Z	60.0
5313	Plastics raw materials	11	162 514	13 456	8.3	Z	X
5330	Chemicals and allied products (excluding agricultural, plastics, gases, and petroleum)	1 048	4 586 884	433 721	9.5	.1	2.7
5334	Organic fibers	310	394 554	22 083	5.6	Z	X
5335	Detergents and soaps	109	732 978	98 981	13.5	Z	X
5342	Adhesives, sealants, and glues	193	905 402	54 722	6.0	Z	X
5344	Other chemicals and allied products	343	895 392	32 286	3.6	Z	X
5400	Petroleum products	1 002	5 219 493	177 860	3.4	Z	3.6
5412	Motor gasoline	49	64 752	9 663	14.9	Z	X
5415	No. 2 distillate fuel oil (no. 2 diesel and no. 2 heating oil)	13	1 035 423	968	.1	Z	X
5416	All other distillate fuel oil (no. 1 and no. 4 diesel and heating)	13	1 035 423	527	.1	Z	X
5418	Lubricating oil and greases	845	3 013 432	117 954	3.9	Z	X
5800	Farm supplies	25	96 261	20 925	21.7	Z	3.6
5818	Other farm supplies (including harness and saddlery equipment)	17	8 744	339	3.9	Z	X
6000	Paint, paint supplies, and wallpaper	111	147 027	13 594	9.2	Z	18.9
6011	Architectural coatings (enamels, primers, stains, solvents, and lacquers)	60	93 147	11 041	11.9	Z	X
6014	Paint supplies	17	14 951	696	4.7	Z	X
6100	Books, periodicals, newspapers, and miscellaneous printed materials	9	6 806	733	10.8	Z	X
6120	Art goods (including novelties and souvenirs)	6	6 539	2 225	34.0	Z	90.5
6122	Novelties and souvenirs	6	6 539	2 225	34.0	Z	X
6150	Nondurable goods, n.e.c.	14	38 312	6 634	17.3	Z	X
9700	Service receipts and labor charges (including installed parts)	5 729	63 567 425	4 597 220	7.2	.9	48.3
9701	Labor charges for repair work	5 010	58 910 708	2 597 917	4.4	.5	X
9702	Parts installed in repair work	3 722	35 140 306	1 644 188	4.7	.3	X
9703	Other service receipts and labor charges—Specify	1 212	14 372 783	355 039	2.5	.1	X
9720	Receipts for service contracts	156	2 411 634	33 592	1.4	Z	X
9730	Advertising specialties (paper novelties, etc.)	8	679	104	15.3	Z	X
9740	Receipts for installing equipment	22	51 753	7 290	14.1	Z	X
9810	Miscellaneous commodities	918	10 796 333	772 783	7.2	.1	X
9940	Rental and leasing receipts	682	6 586 643	403 456	6.1	.1	X
9970	Receipts for printing or photocopying performed at this establishment	15	266 933	4 211	1.6	Z	X
9980	Receipts for machine shop job work	509	2 695 516	112 433	4.2	Z	X
42111	Automobile & other motor vehicle whse	7 664	X	428 356 355	X	100.0	94.4
0100	New and used automobiles, motorcycles, etc.	4 377	387 841 677	240 168 293	61.9	56.1	82.0
0111	New automobiles	764	314 389 273	180 834 859	57.5	42.2	X
0112	Used automobiles	3 592	76 564 392	53 078 689	69.3	12.4	X
0113	Motorcycles	406	27 144 321	3 123 432	11.5	.7	X
0114	Motorscooters, mopeds, snowmobiles, and utility trailers	393	30 413 780	3 131 313	10.3	.7	X
0120	Buses, campers, and motor homes	850	78 020 413	5 207 037	6.7	1.2	94.0
0121	Buses	548	71 728 807	3 628 773	5.1	.8	X
0122	Motor homes, car trailers, and campers	371	71 050 584	1 578 257	2.2	.4	X
0130	Light trucks and vans (14,001 lb or less)	2 386	272 018 005	140 949 640	51.8	32.9	78.1
0131	New light trucks	730	229 485 084	120 878 894	52.7	28.2	X
0132	Used light trucks	1 870	50 206 699	8 313 560	16.6	1.9	X
0133	Vans and cargo vans (new and used)	1 033	163 277 761	11 754 515	7.2	2.7	X
0140	Medium trucks and tractors (14,001 to 26,000 lb)	1 671	104 802 845	7 311 695	7.0	1.7	X
0150	Heavy trucks and tractors (over 26,000 lb)	2 792	99 023 924	21 596 348	21.8	5.0	92.6
0151	New heavy trucks (one piece)	1 216	83 220 111	8 402 605	10.1	2.0	X
0152	New heavy truck tractors	992	14 657 026	5 506 759	37.6	1.3	X
0153	New truck trailers	708	7 663 456	2 183 240	28.5	.5	X
0154	New truck bodies	380	3 106 197	599 457	19.3	.1	X
0155	Used heavy trucks, tractors, and trailers	2 297	26 133 887	4 898 654	18.7	1.1	X

See footnotes at end of table.

Table 1. All Types of Operation by Kind of Business and Commodity Line for Wholesale Trade: 1997—Con.

[Includes only establishments with payroll. For meaning of abbreviations and symbols, see introductory text. For explanation of terms, see Appendix A]

NAICS code and CL code	Kind of business and commodity line	Establishments handling commodity line		Commodity line sales			Sales coverage percent
		Number	Total sales (\$1,000)	Amount ¹ (\$1,000)	As percent of total sales of—		
					Establishments handling line	Establishments in NAICS industry ¹	
42111	Automobile & other motor vehicle whsle—Con.						
0200	New and rebuilt automotive parts and supplies	1 999	77 654 246	7 119 004	9.2	1.7	5.4
0211	Batteries	741	10 439 234	90 919	.9	Z	X
0212	Engines (complete)	749	9 222 827	286 512	3.1	.1	X
0213	Electrical engine parts (including ignition parts)	689	10 862 915	86 007	.8	Z	X
0214	Brake parts (including fluid and all disk and drum parts)	912	15 428 932	195 667	1.3	Z	X
0215	Exhaust system parts	625	13 193 187	111 496	.8	Z	X
0216	Glass	379	8 142 783	52 503	.6	Z	X
0217	Hoses, belts, gaskets, and wiper blades	593	11 614 657	82 048	.7	Z	X
0218	Filters (oil, air, gas, and transmission)	719	15 234 314	159 465	1.0	Z	X
0219	Engine parts, except electrical	910	15 039 871	454 926	3.0	.1	X
0221	Body parts and repair materials	827	14 447 447	325 537	2.3	.1	X
0222	Suspension parts (shocks, struts, balljoints, etc.)	809	14 335 870	245 337	1.7	.1	X
0223	Parts, n.e.c.	857	39 714 297	2 683 708	6.8	.6	X
0224	Accessories	714	19 214 492	446 768	2.3	.1	X
0240	Used automotive parts, accessories, and equipment	591	3 760 153	353 110	9.4	.1	X
0250	Petroleum products marketing equipment	21	165 732	1 504	.9	Z	X
0300	Tires and tubes	262	1 283 231	48 415	3.8	Z	13.1
0311	New tires and tubes	86	511 887	7 578	1.5	Z	X
0312	Recapped and used tires and repair materials	179	849 320	40 537	4.8	Z	X
0400	Household and lawn furniture	12	4 898	429	8.8	Z	X
0740	Other construction materials	6	15 671	2 165	13.8	Z	X
1500	Electrical appliances, household	6	9 960	3 696	37.1	Z	X
1600	Electronic parts and equipment, except communication	12	31 822	3 056	9.6	Z	X
1700	Hardware	11	18 700	1 536	8.2	Z	X
2000	Refrigeration equipment and supplies	9	61 746	9 151	14.8	Z	71.7
2015	Other refrigeration equipment and supplies	9	61 746	9 151	14.8	Z	X
2100	Construction and mining machinery and equipment (including parts and attachments)	115	1 523 108	74 649	4.9	Z	4.6
2112	New power cranes, draglines, and shovels	21	91 061	4 820	5.3	Z	X
2113	New mixers, pavers, and related equipment	9	173 412	8 576	4.9	Z	X
2115	New graders, rollers, and off-highway trucks	13	190 635	3 330	1.7	Z	X
2117	Other new construction and mining, logging, and road maintenance machinery, equipment, and parts	17	267 588	17 486	6.5	Z	X
2118	Used construction and mining machinery and equipment	98	362 509	18 233	5.0	Z	X
2200	Farm machinery, equipment, and parts	122	22 901 779	784 973	3.4	.2	.1
2211	New tractors (farm)	16	158 944	54 705	34.4	Z	X
2213	New land preparation, planting, and cultivating machinery	16	1 185 057	77 945	6.6	Z	X
2214	New dairy farm and barn equipment	7	40 733	288	.7	Z	X
2216	Other new farm machinery and equipment	19	127 393	10 321	8.1	Z	X
2218	Used farm machinery and equipment	76	454 498	214 402	47.2	.1	X
2220	Garden machinery, equipment, and parts	13	89 467	4 558	5.1	Z	16.6
2222	Other new lawn and garden machinery and equipment	9	14 399	1 663	11.5	Z	X
2320	General-purpose industrial machinery, equipment, and parts	47	152 646	14 487	9.5	Z	1.0
2321	New pumps, compressors (air or gas), and equipment	10	84 834	4 931	5.8	Z	X
2340	Materials handling machinery, equipment, and parts	7	18 313	748	4.1	Z	X
2620	Marine machinery, equipment, and supplies	20	2 349 079	45 870	2.0	Z	X
2630	Other transportation equipment and supplies	6	33 134	3 311	10.0	Z	X
2700	Sporting and recreational goods and supplies	25	176 300	15 686	8.9	Z	45.7
2715	Athletic equipment and accessories	20	128 251	7 505	5.9	Z	X
3000	Jewelry, diamonds, gem stones, and watches	6	33 134	13 251	40.0	Z	X
5400	Petroleum products	145	2 595 143	17 463	.7	Z	.2
5415	No. 2 distillate fuel oil (no. 2 diesel and no. 2 heating oil)	13	1 035 423	968	.1	Z	X
5416	All other distillate fuel oil (no. 1 and no. 4 diesel and heating)	13	1 035 423	527	.1	Z	X
5418	Lubricating oil and greases	20	1 060 231	166	.2	Z	X
9700	Service receipts and labor charges (including installed parts)	2 571	56 958 104	3 615 395	6.3	.8	47.6
9701	Labor charges for repair work	2 350	53 595 447	2 074 250	3.9	.5	X
9702	Parts installed in repair work	2 001	31 285 611	1 328 920	4.2	.3	X
9703	Other service receipts and labor charges—Specify	597	12 936 380	212 179	1.6	.1	X
9720	Receipts for service contracts	136	2 319 146	31 134	1.3	Z	X
9810	Miscellaneous commodities	251	6 643 213	455 801	6.9	.1	X
9940	Rental and leasing receipts	517	6 227 505	390 924	6.3	.1	X
9970	Receipts for printing or photocopying performed at this establishment	13	263 815	3 814	1.4	Z	X
9980	Receipts for machine shop job work	133	2 043 889	24 708	1.2	Z	X
421110	Automobile & other motor vehicle whsle	7 664	X	428 356 355	X	100.0	94.4
0100	New and used automobiles, motorcycles, etc.	4 377	387 841 677	240 168 293	61.9	56.1	82.0
0111	New automobiles	764	314 389 273	180 834 859	57.5	42.2	X
0112	Used automobiles	3 592	76 564 392	53 078 689	69.3	12.4	X
0113	Motorcycles	406	27 144 321	3 123 432	11.5	.7	X
0114	Motorscooters, mopeds, snowmobiles, and utility trailers	393	30 413 780	3 131 313	10.3	.7	X
0120	Buses, campers, and motor homes	850	78 020 413	5 207 037	6.7	1.2	94.0
0121	Buses	548	71 728 807	3 628 773	5.1	.8	X
0122	Motor homes, car trailers, and campers	371	71 050 584	1 578 257	2.2	.4	X
0130	Light trucks and vans (14,000 lb or less)	2 386	272 018 005	140 949 640	51.8	32.9	78.1
0131	New light trucks	730	229 485 084	120 878 894	52.7	28.2	X
0132	Used light trucks	1 870	50 206 699	8 313 560	16.6	1.9	X
0133	Vans and cargo vans (new and used)	1 033	163 277 761	11 754 515	7.2	2.7	X
0140	Medium trucks and tractors (14,001 to 26,000 lb)	1 671	104 802 845	7 311 695	7.0	1.7	X

See footnotes at end of table.

Table 1. All Types of Operation by Kind of Business and Commodity Line for Wholesale Trade: 1997—Con.

[Includes only establishments with payroll. For meaning of abbreviations and symbols, see introductory text. For explanation of terms, see Appendix A]

NAICS code and CL code	Kind of business and commodity line	Establishments handling commodity line		Commodity line sales			Sales coverage percent
		Number	Total sales (\$1,000)	Amount ¹ (\$1,000)	As percent of total sales of—		
					Establishments handling line	Establishments in NAICS industry ¹	
421110	Automobile & other motor vehicle whse—Con.						
0150	Heavy trucks and tractors (over 26,000 lb)	2 792	99 023 924	21 596 348	21.8	5.0	92.6
0151	New heavy trucks (one piece)	1 216	83 220 111	8 402 605	10.1	2.0	X
0152	New heavy truck tractors	992	14 657 026	5 506 759	37.6	1.3	X
0153	New truck trailers	708	7 663 456	2 183 240	28.5	.5	X
0154	New truck bodies	380	3 106 197	599 457	19.3	.1	X
0155	Used heavy trucks, tractors, and trailers	2 297	26 133 887	4 898 654	18.7	1.1	X
0200	New and rebuilt automotive parts and supplies	1 999	77 654 246	7 119 004	9.2	1.7	5.4
0211	Batteries	741	10 439 234	90 919	.9	Z	X
0212	Engines (complete)	749	9 222 827	286 512	3.1	.1	X
0213	Electrical engine parts (including ignition parts)	689	10 862 915	86 007	.8	Z	X
0214	Brake parts (including fluid and all disk and drum parts)	912	15 428 932	195 667	1.3	Z	X
0215	Exhaust system parts	625	13 193 187	111 496	.8	Z	X
0216	Glass	379	8 142 783	52 503	.6	Z	X
0217	Hoses, belts, gaskets, and wiper blades	593	11 614 657	82 048	.7	Z	X
0218	Filters (oil, air, gas, and transmission)	719	15 234 314	159 465	1.0	Z	X
0219	Engine parts, except electrical	910	15 039 871	454 926	3.0	.1	X
0221	Body parts and repair materials	827	14 447 447	325 537	2.3	.1	X
0222	Suspension parts (shocks, struts, balljoints, etc.)	809	14 335 870	245 337	1.7	.1	X
0223	Parts, n.e.c.	857	39 714 297	2 683 708	6.8	.6	X
0224	Accessories	714	19 214 492	446 768	2.3	.1	X
0240	Used automotive parts, accessories, and equipment	591	3 760 153	353 110	9.4	.1	X
0250	Petroleum products marketing equipment	21	165 732	1 504	.9	Z	X
0300	Tires and tubes	262	1 283 231	48 415	3.8	Z	13.1
0311	New tires and tubes	86	511 887	7 578	1.5	Z	X
0312	Recapped and used tires and repair materials	179	849 320	40 537	4.8	Z	X
0400	Household and lawn furniture	12	4 898	429	8.8	Z	X
0740	Other construction materials	6	15 671	2 165	13.8	Z	X
1500	Electrical appliances, household	6	9 960	3 696	37.1	Z	X
1600	Electronic parts and equipment, except communication	12	31 822	3 056	9.6	Z	X
1700	Hardware	11	18 700	1 536	8.2	Z	X
2000	Refrigeration equipment and supplies	9	61 746	9 151	14.8	Z	71.7
2015	Other refrigeration equipment and supplies	9	61 746	9 151	14.8	Z	X
2100	Construction and mining machinery and equipment (including parts and attachments)	115	1 523 108	74 649	4.9	Z	4.6
2112	New power cranes, draglines, and shovels	21	91 061	4 820	5.3	Z	X
2113	New mixers, pavers, and related equipment	9	173 412	8 576	4.9	Z	X
2115	New graders, rollers, and off-highway trucks	13	190 635	3 330	1.7	Z	X
2117	Other new construction and mining, logging, and road maintenance machinery, equipment, and parts	17	267 588	17 486	6.5	Z	X
2118	Used construction and mining machinery and equipment	98	362 509	18 233	5.0	Z	X
2200	Farm machinery, equipment, and parts	122	22 901 779	784 973	3.4	.2	.1
2211	New tractors (farm)	16	158 944	54 705	34.4	Z	X
2213	New land preparation, planting, and cultivating machinery	16	1 185 057	77 945	6.6	Z	X
2214	New dairy farm and barn equipment	7	40 733	288	.7	Z	X
2216	Other new farm machinery and equipment	19	127 393	10 321	8.1	Z	X
2218	Used farm machinery and equipment	76	454 498	214 402	47.2	.1	X
2220	Garden machinery, equipment, and parts	13	89 467	4 558	5.1	Z	16.6
2222	Other new lawn and garden machinery and equipment	9	14 399	1 663	11.5	Z	X
2320	General-purpose industrial machinery, equipment, and parts	47	152 646	14 487	9.5	Z	1.0
2321	New pumps, compressors (air or gas), and equipment	10	84 834	4 931	5.8	Z	X
2340	Materials handling machinery, equipment, and parts	7	18 313	748	4.1	Z	X
2620	Marine machinery, equipment, and supplies	20	2 349 079	45 870	2.0	Z	X
2630	Other transportation equipment and supplies	6	33 134	3 311	10.0	Z	X
2700	Sporting and recreational goods and supplies	25	176 300	15 686	8.9	Z	45.7
2715	Athletic equipment and accessories	20	128 251	7 505	5.9	Z	X
3000	Jewelry, diamonds, gem stones, and watches	6	33 134	13 251	40.0	Z	X
5400	Petroleum products	145	2 595 143	17 463	.7	Z	.2
5415	No. 2 distillate fuel oil (no. 2 diesel and no. 2 heating oil)	13	1 035 423	968	1.1	Z	X
5416	All other distillate fuel oil (no. 1 and no. 4 diesel and heating)	13	1 035 423	527	.1	Z	X
5418	Lubricating oil and greases	20	1 060 231	166	.2	Z	X
9700	Service receipts and labor charges (including installed parts)	2 571	56 958 104	3 615 395	6.3	.8	47.6
9701	Labor charges for repair work	2 350	53 595 447	2 074 250	3.9	.5	X
9702	Parts installed in repair work	2 001	31 285 611	1 328 920	4.2	.3	X
9703	Other service receipts and labor charges—Specify	597	12 936 380	212 179	1.6	.1	X
9720	Receipts for service contracts	136	2 319 146	31 134	1.3	Z	X
9810	Miscellaneous commodities	251	6 643 213	455 801	6.9	.1	X
9940	Rental and leasing receipts	517	6 227 505	390 924	6.3	.1	X
9970	Receipts for printing or photocopying performed at this establishment	13	263 815	3 814	1.4	Z	X
9980	Receipts for machine shop job work	133	2 043 889	24 708	1.2	Z	X
4211101	Automobile & motorcycle whse	3 952	X	'232 780 708	X	100.0	94.9
0100	New and used automobiles, motorcycles, etc.	3 952	232 780 708	194 008 080	83.3	83.3	90.6
0111	New automobiles	567	160 833 970	135 075 388	84.0	58.0	X
0112	Used automobiles	3 325	74 650 527	52 744 594	70.7	22.7	X
0113	Motorcycles	382	26 919 599	3 113 323	11.6	1.3	X
0114	Motorscooters, mopeds, snowmobiles, and utility trailers	365	30 174 085	3 074 775	10.2	1.3	X
0120	Buses, campers, and motor homes	216	5 890 647	131 729	2.2	.1	91.2
0121	Buses	41	537 180	7 791	1.5	Z	X
0122	Motor homes, car trailers, and campers	197	5 838 316	123 936	2.1	.1	X
0130	Light trucks and vans (14,000 lb or less)	1 443	107 851 666	32 244 254	29.9	13.9	89.7
0131	New light trucks	188	66 944 820	16 077 083	24.0	6.9	X
0132	Used light trucks	1 268	41 942 446	7 587 964	18.1	3.3	X
0133	Vans and cargo vans (new and used)	660	79 714 294	8 579 191	10.8	3.7	X

See footnotes at end of table.

Table 1. All Types of Operation by Kind of Business and Commodity Line for Wholesale Trade: 1997—Con.

[Includes only establishments with payroll. For meaning of abbreviations and symbols, see introductory text. For explanation of terms, see Appendix A]

NAICS code and CL code	Kind of business and commodity line	Establishments handling commodity line		Commodity line sales			Sales coverage percent
		Number	Total sales (\$1,000)	Amount ¹ (\$1,000)	As percent of total sales of—		
					Establishments handling line	Establishments in NAICS industry ¹	
4211101	Automobile & motorcycle whsle—Con.						
0140	Medium trucks and tractors (14,001 to 26,000 lb)	186	21 218 423	492 371	2.3	.2	X
0150	Heavy trucks and tractors (over 26,000 lb)	125	2 338 801	138 544	5.9	.1	91.5
0151	New heavy trucks (one piece)	23	74 294	11 197	15.1	Z	X
0155	Used heavy trucks, tractors, and trailers	106	2 274 155	127 320	5.6	.1	X
0200	New and rebuilt automotive parts and supplies	341	50 189 292	3 699 361	7.4	1.6	7.1
0211	Batteries	117	1 149 438	4 350	.4	Z	X
0212	Engines (complete)	78	1 476 061	46 982	3.2	Z	X
0213	Electrical engine parts (including ignition parts)	74	159 244	1 134	.7	Z	X
0214	Brake parts (including fluid and all disk and drum parts)	113	2 185 910	18 264	.8	Z	X
0215	Exhaust system parts	53	2 129 372	14 788	.7	Z	X
0216	Glass	81	1 115 351	4 421	.4	Z	X
0217	Hoses, belts, gaskets, and wiper blades	89	1 094 488	8 837	.8	Z	X
0218	Filters (oil, air, gas, and transmission)	95	2 144 201	15 568	.7	Z	X
0219	Engine parts, except electrical	126	1 139 726	16 780	1.5	Z	X
0221	Body parts and repair materials	151	1 840 406	77 195	4.2	Z	X
0222	Suspension parts (shocks, struts, balljoints, etc.)	103	1 113 502	9 960	.9	Z	X
0223	Parts, n.e.c.	75	21 998 592	1 463 833	6.7	.6	X
0224	Accessories	126	4 143 697	134 442	3.2	.1	X
0240	Used automotive parts, accessories, and equipment	327	1 761 652	183 826	10.4	.1	X
0250	Petroleum products marketing equipment	11	13 213	158	1.2	Z	X
0300	Tires and tubes	128	271 210	11 404	4.2	Z	25.9
0311	New tires and tubes	44	107 260	4 406	4.1	Z	X
0312	Recapped and used tires and repair materials	80	155 560	6 748	4.3	Z	X
0400	Household and lawn furniture	12	4 898	429	8.8	Z	X
1500	Electrical appliances, household	6	9 960	3 696	37.1	Z	X
1600	Electronic parts and equipment, except communication	8	2 081	83	4.0	Z	X
1700	Hardware	7	4 360	195	4.5	Z	X
2100	Construction and mining machinery and equipment (including parts and attachments)	19	1 107 772	26 928	2.4	Z	.2
2112	New power cranes, draglines, and shovels	17	73 841	4 371	5.9	Z	X
2118	Used construction and mining machinery and equipment	17	73 841	1 881	2.5	Z	X
2200	Farm machinery, equipment, and parts	48	22 511 938	743 249	3.3	.3	.1
2211	New tractors (farm)	16	158 944	54 705	34.4	Z	X
2213	New land preparation, planting, and cultivating machinery	16	1 185 057	77 945	6.6	Z	X
2218	Used farm machinery and equipment	16	158 944	188 608	100.0	.1	X
2220	Garden machinery, equipment, and parts	9	14 399	1 663	11.5	Z	80.6
2222	Other new lawn and garden machinery and equipment	9	14 399	1 663	11.5	Z	X
2320	General-purpose industrial machinery, equipment, and parts	8	12 297	3 465	28.2	Z	X
2620	Marine machinery, equipment, and supplies	11	2 215 873	37 206	1.7	Z	X
2630	Other transportation equipment and supplies	6	33 134	3 311	10.0	Z	X
2700	Sporting and recreational goods and supplies	21	141 008	7 631	5.4	Z	44.1
2715	Athletic equipment and accessories	20	128 251	7 505	5.9	Z	X
3000	Jewelry, diamonds, gem stones, and watches	6	33 134	13 251	40.0	Z	X
5400	Petroleum products	21	1 065 089	2 147	.2	Z	.4
5415	No. 2 distillate fuel oil (no. 2 diesel and no. 2 heating oil)	13	1 035 423	968	.1	Z	X
5416	All other distillate fuel oil (no. 1 and no. 4 diesel and heating)	13	1 035 423	527	.1	Z	X
5418	Lubricating oil and greases	20	1 060 231	166	.2	Z	X
9700	Service receipts and labor charges (including installed parts)	473	30 195 243	535 022	1.8	.2	14.1
9701	Labor charges for repair work	339	28 232 890	325 899	1.2	.1	X
9702	Parts installed in repair work	299	9 798 709	79 197	.8	Z	X
9703	Other service receipts and labor charges—Specify	176	7 841 983	129 885	1.7	.1	X
9720	Receipts for service contracts	55	1 154 914	12 402	1.1	Z	X
9810	Miscellaneous commodities	65	4 042 747	348 092	8.6	.2	X
9940	Rental and leasing receipts	78	995 633	88 191	8.9	Z	X
9980	Receipts for machine shop job work	31	1 036 928	1 114	.1	Z	X
4211102	Bus & recreational vehicle whsle	387	X	3 059 157	X	100.0	79.7
0100	New and used automobiles, motorcycles, etc.	28	179 789	17 152	9.5	.6	70.8
0111	New automobiles	14	143 917	12 670	8.8	.4	X
0112	Used automobiles	18	106 700	4 048	3.8	.1	X
0114	Motorscooters, mopeds, snowmobiles, and utility trailers	8	38 305	434	1.1	Z	X
0120	Buses, campers, and motor homes	387	3 059 157	2 701 838	88.3	88.3	77.0
0121	Buses	301	2 568 269	2 264 015	88.2	74.0	X
0122	Motor homes, car trailers, and campers	102	566 727	437 823	77.3	14.3	X
0130	Light trucks and vans (14,000 lb or less)	25	230 003	41 004	17.8	1.3	79.2
0131	New light trucks	14	121 142	14 655	12.1	.5	X
0132	Used light trucks	10	110 310	23 419	21.2	.8	X
0133	Vans and cargo vans (new and used)	7	56 850	2 930	5.2	.1	X
0140	Medium trucks and tractors (14,001 to 26,000 lb)	26	252 942	26 023	10.3	.9	X
0150	Heavy trucks and tractors (over 26,000 lb)	22	240 997	44 780	18.6	1.5	77.4
0151	New heavy trucks (one piece)	12	136 118	26 889	19.8	.9	X
0152	New heavy truck tractors	10	73 789	3 688	5.0	.1	X
0155	Used heavy trucks, tractors, and trailers	13	185 462	5 151	2.8	.2	X
0200	New and rebuilt automotive parts and supplies	125	1 164 879	86 407	7.4	2.8	2.1
0213	Electrical engine parts (including ignition parts)	63	960 620	4 311	.4	.1	X
0214	Brake parts (including fluid and all disk and drum parts)	63	960 620	1 075	.1	Z	X
0216	Glass	63	960 620	3 231	.3	.1	X
0217	Hoses, belts, gaskets, and wiper blades	63	960 620	2 156	.2	.1	X
0218	Filters (oil, air, gas, and transmission)	63	960 620	1 075	.1	Z	X
0219	Engine parts, except electrical	62	204 259	29 273	14.3	1.0	X
0221	Body parts and repair materials	63	960 620	32 352	3.4	1.1	X
0223	Parts, n.e.c.	63	960 620	10 779	1.1	.4	X

See footnotes at end of table.

Table 1. All Types of Operation by Kind of Business and Commodity Line for Wholesale Trade: 1997—Con.

[Includes only establishments with payroll. For meaning of abbreviations and symbols, see introductory text. For explanation of terms, see Appendix A]

NAICS code and CL code	Kind of business and commodity line	Establishments handling commodity line		Commodity line sales			Sales coverage percent
		Number	Total sales (\$1,000)	Amount ¹ (\$1,000)	As percent of total sales of—		
					Establishments handling line	Establishments in NAICS industry ¹	
4211102	Bus & recreational vehicle whse—Con.						
0200	New and rebuilt automotive parts and supplies—Con.						
0224	Accessories	63	960 620	2 156	.2	.1	X
0240	Used automotive parts, accessories, and equipment	15	133 272	8 615	6.5	.3	X
9700	Service receipts and labor charges (including installed parts)	158	1 820 921	82 520	4.5	2.7	77.7
9701	Labor charges for repair work	142	1 447 636	45 908	3.2	1.5	X
9702	Parts installed in repair work	117	1 291 702	26 741	2.1	.9	X
9703	Other service receipts and labor charges—Specify	40	712 445	9 868	1.4	.3	X
9720	Receipts for service contracts	12	158 432	3 950	2.5	.1	X
9810	Miscellaneous commodities	16	274 789	8 152	3.0	.3	X
9940	Rental and leasing receipts	48	712 565	17 375	2.4	.6	X
4211103	Light truck & van (14,000 lb or less) whse	548	X	159 991 093	X	100.0	96.9
0100	New and used automobiles, motorcycles, etc.	292	154 207 565	46 063 587	29.9	28.8	71.8
0111	New automobiles	158	153 217 271	45 739 621	29.9	28.6	X
0112	Used automobiles	172	1 401 948	313 593	22.4	.2	X
0113	Motorcycles	22	215 981	10 056	4.7	Z	X
0120	Buses, campers, and motor homes	59	64 567 172	1 877 872	2.9	1.2	96.8
0121	Buses	34	64 189 951	864 973	1.3	.5	X
0122	Motor homes, car trailers, and campers	49	64 537 938	1 012 894	1.6	.6	X
0130	Light trucks and vans (14,000 lb or less)	548	159 991 093	108 107 003	67.6	67.6	72.5
0131	New light trucks	323	158 986 206	104 381 497	65.7	65.2	X
0132	Used light trucks	337	5 734 672	604 584	10.5	.4	X
0133	Vans and cargo vans (new and used)	239	81 969 531	3 120 922	3.8	2.0	X
0140	Medium trucks and tractors (14,001 to 26,000 lb)	110	65 906 771	2 365 922	3.6	1.5	X
0150	Heavy trucks and tractors (over 26,000 lb)	93	65 263 019	842 734	1.3	.5	96.9
0151	New heavy trucks (one piece)	67	64 919 978	733 388	1.1	.5	X
0152	New heavy truck tractors	23	686 149	56 220	8.2	Z	X
0153	New truck trailers	7	96 250	1 818	1.9	Z	X
0154	New truck bodies	15	116 031	6 820	5.9	Z	X
0155	Used heavy trucks, tractors, and trailers	48	679 955	44 487	6.5	Z	X
0200	New and rebuilt automotive parts and supplies	131	5 761 795	479 337	8.3	.3	1.5
0213	Electrical engine parts (including ignition parts)	17	1 927 709	17 296	.9	Z	X
0214	Brake parts (including fluid and all disk and drum parts)	17	1 927 709	17 296	.9	Z	X
0215	Exhaust system parts	17	1 927 709	25 945	1.3	Z	X
0216	Glass	17	1 927 709	8 647	.4	Z	X
0217	Hoses, belts, gaskets, and wiper blades	17	1 927 709	17 296	.9	Z	X
0218	Filters (oil, air, gas, and transmission)	17	1 927 709	25 945	1.3	Z	X
0219	Engine parts, except electrical	30	2 567 561	88 396	3.4	.1	X
0221	Body parts and repair materials	30	1 943 147	52 932	2.7	Z	X
0222	Suspension parts (shocks, struts, balljoints, etc.)	17	1 927 709	43 238	2.2	Z	X
0223	Parts, n.e.c.	57	2 885 684	63 677	2.2	Z	X
0224	Accessories	88	4 566 369	116 709	2.6	.1	X
0240	Used automotive parts, accessories, and equipment	36	212 280	19 865	9.4	Z	X
0300	Tires and tubes	22	137 710	3 156	2.3	Z	32.9
0311	New tires and tubes	21	136 994	3 122	2.3	Z	X
2100	Construction and mining machinery and equipment (including parts and attachments)	6	31 295	1 398	4.5	Z	X
2200	Farm machinery, equipment, and parts	6	27 328	2 012	7.4	Z	X
5400	Petroleum products	7	40 386	740	1.8	Z	X
9700	Service receipts and labor charges (including installed parts)	144	1 547 438	159 735	10.3	.1	93.7
9701	Labor charges for repair work	123	1 148 338	80 985	7.1	.1	X
9702	Parts installed in repair work	117	1 396 669	72 731	5.2	Z	X
9703	Other service receipts and labor charges—Specify	29	253 846	6 021	2.4	Z	X
9720	Receipts for service contracts	18	137 023	1 243	.9	Z	X
9810	Miscellaneous commodities	17	1 072 748	36 228	3.4	Z	X
9940	Rental and leasing receipts	13	216 318	7 046	3.3	Z	X
9980	Receipts for machine shop job work	9	54 967	3 809	6.9	Z	X
4211104	Medium truck & tractor (14,001 lb to 26,000 lb) whse	516	X	4 375 397	X	100.0	71.9
0100	New and used automobiles, motorcycles, etc.	37	148 827	6 710	4.5	.2	X
0120	Buses, campers, and motor homes	39	1 505 666	162 003	10.8	3.7	X
0130	Light trucks and vans (14,000 lb or less)	116	857 935	142 535	16.6	3.3	X
0140	Medium trucks and tractors (14,001 to 26,000 lb)	516	4 375 397	2 628 676	60.1	60.1	X
0150	Heavy trucks and tractors (over 26,000 lb)	291	3 031 107	782 461	25.8	17.9	X
0200	New and rebuilt automotive parts and supplies	189	1 722 418	264 242	15.3	6.0	X
0240	Used automotive parts, accessories, and equipment	71	305 851	29 302	9.6	.7	X
0300	Tires and tubes	29	103 091	16 190	15.7	.4	X
2100	Construction and mining machinery and equipment (including parts and attachments)	19	81 041	5 054	6.2	.1	X
2200	Farm machinery, equipment, and parts	14	72 622	12 778	17.6	.3	X
2320	General-purpose industrial machinery, equipment, and parts	10	84 834	4 931	5.8	.1	X
5400	Petroleum products	18	185 469	2 587	1.4	.1	X
9700	Service receipts and labor charges (including installed parts)	306	2 119 913	262 412	12.4	6.0	X
9720	Receipts for service contracts	8	166 207	2 456	1.5	.1	X
9810	Miscellaneous commodities	45	456 537	11 954	2.6	.3	X
9940	Rental and leasing receipts	66	567 456	27 421	4.8	.6	X
9980	Receipts for machine shop job work	18	193 494	4 479	2.3	.1	X

See footnotes at end of table.

Table 1. All Types of Operation by Kind of Business and Commodity Line for Wholesale Trade: 1997—Con.

[Includes only establishments with payroll. For meaning of abbreviations and symbols, see introductory text. For explanation of terms, see Appendix A]

NAICS code and CL code	Kind of business and commodity line	Establishments handling commodity line		Commodity line sales			Sales coverage percent
		Number	Total sales (\$1,000)	Amount ¹ (\$1,000)	As percent of total sales of—		
					Establishments handling line	Establishments in NAICS industry ¹	
4211105	Heavy truck & tractor (over 26,000 lb) whsle	2 261	X	28 150 000	X	100.0	81.2
0100	New and used automobiles, motorcycles, etc.	68	524 788	72 764	13.9	.3	74.0
0111	New automobiles	26	194 115	7 180	3.7	Z	X
0112	Used automobiles	40	256 390	9 744	3.8	Z	X
0114	Motorscooters, mopeds, snowmobiles, and utility trailers	17	188 584	55 787	29.6	.2	X
0120	Buses, campers, and motor homes	149	2 997 771	333 595	11.1	1.2	80.4
0121	Buses	138	2 939 137	330 708	11.3	1.2	X
0122	Motor homes, car trailers, and campers	17	93 028	2 887	3.1	Z	X
0130	Light trucks and vans (14,000 lb or less)	254	3 087 308	414 844	13.4	1.5	78.3
0131	New light trucks	155	2 705 205	290 566	10.7	1.0	X
0132	Used light trucks	160	1 936 570	76 339	3.9	.3	X
0133	Vans and cargo vans (new and used)	98	1 338 985	45 319	3.4	.2	X
0140	Medium trucks and tractors (14,001 to 26,000 lb)	833	13 049 312	1 798 703	13.8	6.4	X
0150	Heavy trucks and tractors (over 26,000 lb)	2 261	28 150 000	19 787 829	70.3	70.3	75.9
0151	New heavy trucks (one piece)	959	15 565 707	7 086 277	45.5	25.2	X
0152	New heavy truck tractors	867	13 005 291	5 339 958	41.1	19.0	X
0153	New truck trailers	692	7 469 936	2 179 686	29.2	7.7	X
0154	New truck bodies	306	2 704 809	578 332	21.4	2.1	X
0155	Used heavy trucks, tractors, and trailers	1 923	21 464 563	4 603 577	21.4	16.4	X
0200	New and rebuilt automotive parts and supplies	1 213	18 815 862	2 589 657	13.8	9.2	1.5
0211	Batteries	589	8 762 834	82 729	.9	.3	X
0212	Engines (complete)	620	7 099 381	191 279	2.7	.7	X
0213	Electrical engine parts (including ignition parts)	497	7 343 400	56 063	.8	.2	X
0214	Brake parts (including fluid and all disk and drum parts)	693	10 105 214	150 776	1.5	.5	X
0215	Exhaust system parts	519	8 598 737	47 749	.6	.2	X
0216	Glass	195	3 628 749	25 808	.7	.1	X
0217	Hoses, belts, gaskets, and wiper blades	399	7 382 361	47 858	.6	.2	X
0218	Filters (oil, air, gas, and transmission)	506	9 729 842	103 124	1.1	.4	X
0219	Engine parts, except electrical	656	10 590 956	307 912	2.9	1.1	X
0221	Body parts and repair materials	562	9 337 704	156 007	1.7	.6	X
0222	Suspension parts (shocks, struts, balljoints, etc.)	649	10 810 615	183 951	1.7	.7	X
0223	Parts, n.e.c.	531	12 697 501	1 084 062	8.5	3.9	X
0224	Accessories	391	8 952 425	138 995	1.6	.5	X
0240	Used automotive parts, accessories, and equipment	142	1 347 098	111 502	8.3	.4	X
0250	Petroleum products marketing equipment	8	148 007	1 305	.9	Z	X
0300	Tires and tubes	80	755 196	17 649	2.3	.1	2.4
0311	New tires and tubes	21	267 633	50	Z	Z	X
0312	Recapped and used tires and repair materials	70	590 669	17 599	3.0	.1	X
2100	Construction and mining machinery and equipment (including parts and attachments)	69	301 801	41 257	13.7	.1	21.0
2113	New mixers, pavers, and related equipment	9	173 412	8 576	4.9	Z	X
2115	New graders, rollers, and off-highway trucks	13	190 635	3 330	1.7	Z	X
2117	Other new construction and mining, logging, and road maintenance machinery, equipment, and parts	17	267 588	17 486	6.5	.1	X
2118	Used construction and mining machinery and equipment	62	207 627	11 298	5.4	Z	X
2200	Farm machinery, equipment, and parts	51	277 703	23 625	8.5	.1	4.2
2218	Used farm machinery and equipment	46	222 932	21 526	9.7	.1	X
2320	General-purpose industrial machinery, equipment, and parts	27	52 315	5 926	11.3	Z	X
2620	Marine machinery, equipment, and supplies	6	27 969	7 625	27.3	Z	X
5400	Petroleum products	95	1 261 693	11 584	.9	Z	X
9700	Service receipts and labor charges (including installed parts)	1 490	21 274 589	2 575 706	12.1	9.2	79.9
9701	Labor charges for repair work	1 466	20 902 113	1 482 127	7.1	5.3	X
9702	Parts installed in repair work	1 237	17 185 266	1 040 440	6.1	3.7	X
9703	Other service receipts and labor charges—Specify	275	3 340 909	53 137	1.6	.2	X
9720	Receipts for service contracts	43	702 570	11 083	1.6	Z	X
9810	Miscellaneous commodities	108	796 392	51 375	6.5	.2	X
9940	Rental and leasing receipts	312	3 735 533	250 891	6.7	.9	X
9980	Receipts for machine shop job work	71	734 749	14 801	2.0	.1	X
42112	Motor vehicle supplies & new parts whsle	'12 620	X	'83 214 728	X	100.0	74.0
0100	New and used automobiles, motorcycles, etc.	133	207 396	51 277	24.7	.1	8.0
0112	Used automobiles	92	71 168	7 385	10.4	Z	X
0113	Motorcycles	36	133 572	43 116	32.3	.1	X
0120	Buses, campers, and motor homes	26	58 796	5 136	8.7	Z	32.3
0121	Buses	20	52 873	4 827	9.1	Z	X
0130	Light trucks and vans (14,000 lb or less)	62	139 341	9 837	7.1	Z	14.3
0131	New light trucks	9	59 067	311	.5	Z	X
0132	Used light trucks	17	19 467	2 318	11.9	Z	X
0133	Vans and cargo vans (new and used)	35	60 118	7 044	11.7	Z	X
0140	Medium trucks and tractors (14,001 to 26,000 lb)	55	153 743	11 464	7.5	Z	X
0150	Heavy trucks and tractors (over 26,000 lb)	84	205 531	44 379	21.6	.1	56.5
0151	New heavy trucks (one piece)	43	164 314	31 997	19.5	Z	X
0152	New heavy truck tractors	9	23 666	2 251	9.5	Z	X
0154	New truck bodies	13	16 295	285	1.7	Z	X
0155	Used heavy trucks, tractors, and trailers	45	96 050	5 974	6.2	Z	X
0200	New and rebuilt automotive parts and supplies	12 088	81 890 664	77 879 302	95.1	93.6	52.3
0211	Batteries	3 514	15 077 853	4 345 188	28.8	5.2	X
0212	Engines (complete)	2 074	13 391 248	3 202 290	23.9	3.8	X
0213	Electrical engine parts (including ignition parts)	4 145	37 042 694	12 456 852	33.6	15.0	X
0214	Brake parts (including fluid and all disk and drum parts)	4 717	31 856 545	5 088 527	16.0	6.1	X
0215	Exhaust system parts	3 281	23 050 983	1 694 313	7.4	2.0	X
0216	Glass	934	5 531 455	1 080 399	19.5	1.3	X
0217	Hoses, belts, gaskets, and wiper blades	4 029	29 046 711	2 874 037	9.9	3.5	X
0218	Filters (oil, air, gas, and transmission)	3 882	21 376 831	2 108 909	9.9	2.5	X

See footnotes at end of table.

Table 1. All Types of Operation by Kind of Business and Commodity Line for Wholesale Trade: 1997—Con.

[Includes only establishments with payroll. For meaning of abbreviations and symbols, see introductory text. For explanation of terms, see Appendix A]

NAICS code and CL code	Kind of business and commodity line	Establishments handling commodity line		Commodity line sales			Sales coverage percent
		Number	Total sales (\$1,000)	Amount ¹ (\$1,000)	As percent of total sales of—		
					Establishments handling line	Establishments in NAICS industry ¹	
42112	Motor vehicle supplies & new parts whse—Con.						
	New and rebuilt automotive parts and supplies—Con.						
0200	Engine parts, except electrical	4 226	37 217 317	7 158 480	19.2	8.6	X
0219	Body parts and repair materials	2 819	23 130 979	7 450 114	32.2	9.0	X
0221	Suspension parts (shocks, struts, balljoints, etc.)	3 870	28 848 499	3 887 857	13.5	4.7	X
0222	Parts, n.e.c.	4 176	33 736 066	17 313 779	51.3	20.8	X
0223	Accessories	5 120	34 346 785	9 218 540	26.8	11.1	X
0224							
0240	Used automotive parts, accessories, and equipment	517	1 215 288	145 515	12.0	.2	X
0250	Petroleum products marketing equipment	872	2 609 719	1 307 421	50.1	1.6	X
0300	Tires and tubes	575	2 520 903	379 684	15.1	.5	56.6
0311	New tires and tubes	480	2 330 942	350 370	15.0	.4	X
0312	Recapped and used tires and repair materials	143	244 897	29 313	12.0	Z	X
0540	Other home furnishings	7	10 814	1 385	12.8	Z	X
0730	Flat glass and other construction glass (excluding automotive)	26	111 710	10 708	9.6	Z	X
0900	Office equipment	6	82 415	4 857	5.9	Z	X
0920	New computer equipment	14	53 768	13 713	25.5	Z	.2
0921	Computers	11	40 513	12 894	31.8	Z	X
1120	Flat iron and steel products	57	1 533 861	84 614	5.5	.1	X
1140	Iron and steel wire and wire products	7	29 340	1 240	4.2	Z	X
1400	Electrical apparatus and equipment	189	3 947 447	151 413	3.8	.2	2.4
1413	Motors and generators (including motor-generator sets)	62	238 225	23 071	9.7	Z	X
1415	Electric bulbs (all types)	14	2 507 782	69 644	2.8	.1	X
1500	Electrical appliances, household	29	333 478	108 726	32.6	.1	56.3
1512	Radios, stereos, and CD players	7	252 485	88 566	35.1	.1	X
1600	Electronic parts and equipment, except communication	204	1 245 579	112 686	9.0	.1	6.4
1618	Electronic parts and equipment, n.e.c.	29	575 577	57 794	10.0	.1	X
1650	Communication equipment and supplies	17	136 090	20 884	15.3	Z	48.3
1651	Telephones	13	112 017	3 680	3.3	Z	X
1700	Hardware	282	1 953 786	190 709	9.8	.2	9.3
1711	Hand tools (including power driven)	191	1 306 746	79 119	6.1	.1	X
1712	Bolts, nuts, rivets, and fasteners	158	946 848	81 449	8.6	.1	X
1800	Plumbing and heating equipment and supplies (hydronics)	23	148 539	16 502	11.1	Z	46.4
1815	Boilers, radiators, and convectors	13	67 577	7 147	10.6	Z	X
1818	Other plumbing and heating equipment and supplies	7	72 532	6 698	9.2	Z	X
1900	Warm air heating and air-conditioning equipment and supplies	13	174 972	18 052	10.3	Z	X
2000	Refrigeration equipment and supplies	10	195 958	12 393	6.3	Z	X
2100	Construction and mining machinery and equipment (including parts and attachments)	137	566 217	63 882	11.3	.1	.1
2114	New tractor shovel loaders	59	109 656	1 632	1.5	Z	X
2115	New graders, rollers, and off-highway trucks	59	109 656	814	.7	Z	X
2117	Other new construction and mining, logging, and road maintenance machinery, equipment, and parts	59	109 656	13 914	12.7	Z	X
2200	Farm machinery, equipment, and parts	143	669 886	64 908	9.7	.1	X
2220	Garden machinery, equipment, and parts	125	399 110	19 588	4.9	Z	X
2300	Hydraulic and pneumatic (fluid-power) pumps, motors, and parts	9	56 349	7 782	13.8	Z	52.8
2312	Motors	6	22 459	1 522	6.8	Z	X
2320	General-purpose industrial machinery, equipment, and parts	399	4 088 924	416 851	10.2	.5	4.4
2321	New pumps, compressors (air or gas), and equipment	70	215 327	16 661	7.7	Z	X
2323	New diesel engines (excluding automotive)	95	455 028	73 846	16.2	.1	X
2326	New controlling, recording, and indicating instruments and access	166	565 471	36 423	6.4	Z	X
2327	All other new general-purpose industrial machinery and equipment	107	635 931	54 229	8.5	.1	X
2330	Metalworking machinery, equipment, and parts	11	42 028	4 090	9.7	Z	X
2340	Materials handling machinery, equipment, and parts	8	27 955	2 094	7.5	Z	X
2350	Oil well, oil refinery, and pipeline machinery, equipment, and supplies	8	46 835	2 007	4.3	Z	X
2360	Other industrial machinery, equipment, and parts	20	276 114	45 029	16.3	.1	14.9
2366	Other new industrial machinery and equipment	17	273 285	44 796	16.4	.1	X
2367	Used industrial machinery and equipment	6	24 849	233	.9	Z	X
2370	Mechanical power transmission supplies	28	329 971	71 418	21.6	.1	27.4
2371	Bearings and bushings	17	273 559	49 543	18.1	.1	X
2372	Other mechanical power transmission supplies	21	272 278	20 870	7.7	Z	X
2390	Hydraulic and pneumatic (fluid-power) valves	12	70 252	6 522	9.3	Z	49.8
2391	Hydraulic valves	12	70 252	4 542	6.5	Z	X
2392	Pneumatic valves	9	43 631	1 979	4.5	Z	X
2420	Hydraulic and pneumatic connectors and assemblies	10	24 100	3 153	13.1	Z	74.0
2421	Hydraulic and pneumatic connectors	10	24 100	2 931	12.2	Z	X
2422	Hydraulic and pneumatic assemblies	7	10 857	222	2.0	Z	X
2430	Fluid-power filters, components, accessories, and parts	20	60 227	5 956	9.9	Z	74.0
2431	Filters	15	42 172	2 985	7.1	Z	X
2432	Other fluid-power components, accessories, and parts, n.e.c.	12	28 931	2 971	10.3	Z	X
2440	Welding supplies (excluding gases)	7	9 292	1 147	12.3	Z	X
2450	Industrial containers and supplies	10	46 260	1 908	4.1	Z	X
2460	Other industrial supplies	32	82 598	9 929	12.0	Z	21.1
2465	Strapping and tape	12	9 705	26	.3	Z	X
2466	Industrial supplies, n.e.c.	27	64 491	8 654	13.4	Z	X
2620	Marine machinery, equipment, and supplies	15	75 933	12 377	16.3	Z	45.0
2622	New marine propulsion machinery and equipment	8	43 331	6 731	15.5	Z	X
2630	Other transportation equipment and supplies	10	157 928	12 019	7.6	Z	X
2700	Sporting and recreational goods and supplies	28	337 233	57 010	16.9	.1	X
2900	Ferrous metal scrap	9	21 912	1 461	6.7	Z	X

See footnotes at end of table.

Table 1. All Types of Operation by Kind of Business and Commodity Line for Wholesale Trade: 1997—Con.

[Includes only establishments with payroll. For meaning of abbreviations and symbols, see introductory text. For explanation of terms, see Appendix A]

NAICS code and CL code	Kind of business and commodity line	Establishments handling commodity line		Commodity line sales			Sales coverage percent
		Number	Total sales (\$1,000)	Amount ¹ (\$1,000)	As percent of total sales of—		
					Establishments handling line	Establishments in NAICS industry ¹	
42112	Motor vehicle supplies & new parts whse—Con.						
3150	Other durable goods	12	115 071	15 500	13.5	Z	14.7
3154	Other durable goods, n.e.c	6	38 557	3 876	10.1	Z	X
3800	Men's and boys' wear	20	143 428	22 111	15.4	Z	X
3900	Women's and children's wear	10	5 706	709	12.4	Z	52.5
3916	Other women's, misses, and girl's wear (furs, sweaters, millinery, etc.)	9	5 056	643	12.7	Z	X
4100	Frozen foods (packaged)	9	42 882	732	1.7	Z	X
5300	Plastics materials and basic shapes	25	283 125	34 345	12.1	Z	50.0
5313	Plastics raw materials	11	162 514	13 456	8.3	Z	X
5330	Chemicals and allied products (excluding agricultural, plastics, gases, and petroleum)	836	4 235 044	422 104	10.0	.5	2.2
5334	Organic fibers	310	394 554	22 083	5.6	Z	X
5335	Detergents and soaps	109	732 978	98 981	13.5	.1	X
5342	Adhesives, sealants, and glues	193	905 402	54 722	6.0	.1	X
5344	Other chemicals and allied products	134	544 142	20 846	3.8	Z	X
5400	Petroleum products	676	2 369 089	131 318	5.5	.2	5.6
5412	Motor gasoline	10	14 670	819	5.6	Z	X
5418	Lubricating oil and greases	646	1 704 126	97 763	5.7	.1	X
5800	Farm supplies	20	89 563	19 953	22.3	Z	.8
5818	Other farm supplies (including harness and saddlery equipment)	14	5 185	338	6.5	Z	X
6000	Paint, paint supplies, and wallpaper	79	133 200	13 332	10.0	Z	17.7
6011	Architectural coatings (enamels, primers, stains, solvents, and lacquers)	60	93 147	11 041	11.9	Z	X
6014	Paint supplies	17	14 951	696	4.7	Z	X
6100	Books, periodicals, newspapers, and miscellaneous printed materials	7	6 357	731	11.5	Z	X
6150	Nondurable goods, n.e.c.	10	37 281	6 511	17.5	Z	X
9700	Service receipts and labor charges (including installed parts)	1 519	4 006 874	713 938	17.8	.9	65.3
9701	Labor charges for repair work	1 287	3 219 311	342 779	10.6	.4	X
9702	Parts installed in repair work	960	2 739 583	256 871	9.4	.3	X
9703	Other service receipts and labor charges—Specify	282	883 727	114 269	12.9	.1	X
9720	Receipts for service contracts	20	92 488	2 458	2.7	Z	X
9740	Receipts for installing equipment	22	51 753	7 290	14.1	Z	X
9810	Miscellaneous commodities	341	2 979 228	251 287	8.4	.3	X
9940	Rental and leasing receipts	68	261 102	9 065	3.5	Z	X
9980	Receipts for machine shop job work	290	571 674	83 163	14.5	.1	X
421120	Motor vehicle supplies & new parts whse	'12 620	X	'83 214 728	X	100.0	74.0
0100	New and used automobiles, motorcycles, etc.	133	207 396	51 277	24.7	.1	8.0
0112	Used automobiles	92	71 168	7 385	10.4	Z	X
0113	Motorcycles	36	133 572	43 116	32.3	.1	X
0120	Buses, campers, and motor homes	26	58 796	5 136	8.7	Z	32.3
0121	Buses	20	52 873	4 827	9.1	Z	X
0130	Light trucks and vans (14,000 lb or less)	62	139 341	9 837	7.1	Z	14.3
0131	New light trucks	9	59 067	311	.5	Z	X
0132	Used light trucks	17	19 467	2 318	11.9	Z	X
0133	Vans and cargo vans (new and used)	35	60 118	7 044	11.7	Z	X
0140	Medium trucks and tractors (14,001 to 26,000 lb)	55	153 743	11 464	7.5	Z	X
0150	Heavy trucks and tractors (over 26,000 lb)	84	205 531	44 379	21.6	.1	56.5
0151	New heavy trucks (one piece)	43	164 314	31 997	19.5	Z	X
0152	New heavy truck tractors	9	23 666	2 251	9.5	Z	X
0154	New truck bodies	13	16 295	285	1.7	Z	X
0155	Used heavy trucks, tractors, and trailers	45	96 050	5 974	6.2	Z	X
0200	New and rebuilt automotive parts and supplies	12 088	81 890 664	77 879 302	95.1	93.6	52.3
0211	Batteries	3 514	15 077 853	4 345 188	28.8	5.2	X
0212	Engines (complete)	2 074	13 391 248	3 202 290	23.9	3.8	X
0213	Electrical engine parts (including ignition parts)	4 145	37 042 694	12 456 852	33.6	15.0	X
0214	Brake parts (including fluid and all disk and drum parts)	4 717	31 856 545	5 088 527	16.0	6.1	X
0215	Exhaust system parts	3 281	23 050 983	1 694 313	7.4	2.0	X
0216	Glass	934	5 531 455	1 080 399	19.5	1.3	X
0217	Hoses, belts, gaskets, and wiper blades	4 029	29 046 711	2 874 037	9.9	3.5	X
0218	Filters (oil, air, gas, and transmission)	3 882	21 376 831	2 108 909	9.9	2.5	X
0219	Engine parts, except electrical	4 226	37 217 317	7 158 480	19.2	8.6	X
0221	Body parts and repair materials	2 819	23 130 979	7 450 114	32.2	9.0	X
0222	Suspension parts (shocks, struts, balljoints, etc.)	3 870	28 848 499	3 887 857	13.5	4.7	X
0223	Parts, n.e.c.	4 176	33 736 066	17 313 779	51.3	20.8	X
0224	Accessories	5 120	34 346 785	9 218 540	26.8	11.1	X
0240	Used automotive parts, accessories, and equipment	517	1 215 288	145 515	12.0	.2	X
0250	Petroleum products marketing equipment	872	2 609 719	1 307 421	50.1	1.6	X
0300	Tires and tubes	575	2 520 903	379 684	15.1	.5	56.6
0311	New tires and tubes	480	2 330 942	350 370	15.0	.4	X
0312	Recapped and used tires and repair materials	143	244 897	29 313	12.0	Z	X
0540	Other home furnishings	7	10 814	1 385	12.8	Z	X
0730	Flat glass and other construction glass (excluding automotive)	26	111 710	10 708	9.6	Z	X
0900	Office equipment	6	82 415	4 857	5.9	Z	X
0920	New computer equipment	14	53 768	13 713	25.5	Z	.2
0921	Computers	11	40 513	12 894	31.8	Z	X
1120	Flat iron and steel products	57	1 533 861	84 614	5.5	.1	X
1140	Iron and steel wire and wire products	7	29 340	1 240	4.2	Z	X
1400	Electrical apparatus and equipment	189	3 947 447	151 413	3.8	.2	2.4
1413	Motors and generators (including motor-generator sets)	62	238 225	23 071	9.7	Z	X
1415	Electric bulbs (all types)	14	2 507 782	69 644	2.8	.1	X

See footnotes at end of table.

Table 1. All Types of Operation by Kind of Business and Commodity Line for Wholesale Trade: 1997—Con.

[Includes only establishments with payroll. For meaning of abbreviations and symbols, see introductory text. For explanation of terms, see Appendix A]

NAICS code and CL code	Kind of business and commodity line	Establishments handling commodity line		Commodity line sales			Sales coverage percent
		Number	Total sales (\$1,000)	Amount ¹ (\$1,000)	As percent of total sales of—		
					Establishments handling line	Establishments in NAICS industry ¹	
421120	Motor vehicle supplies & new parts whse—Con.						
1500	Electrical appliances, household	29	333 478	108 726	32.6	.1	56.3
1512	Radios, stereos, and CD players	7	252 485	88 566	35.1	.1	X
1600	Electronic parts and equipment, except communication	204	1 245 579	112 686	9.0	.1	6.4
1618	Electronic parts and equipment, n.e.c.	29	575 577	57 794	10.0	.1	X
1650	Communication equipment and supplies	17	136 090	20 884	15.3	Z	48.3
1651	Telephones	13	112 017	3 680	3.3	Z	X
1700	Hardware	282	1 953 786	190 709	9.8	.2	9.3
1711	Hand tools (including power driven)	191	1 306 746	79 119	6.1	.1	X
1712	Bolts, nuts, rivets, and fasteners	158	946 848	81 449	8.6	.1	X
1800	Plumbing and heating equipment and supplies (hydronics)	23	148 539	16 502	11.1	Z	46.4
1815	Boilers, radiators, and convectors	13	67 577	7 147	10.6	Z	X
1818	Other plumbing and heating equipment and supplies	7	72 532	6 698	9.2	Z	X
1900	Warm air heating and air-conditioning equipment and supplies	13	174 972	18 052	10.3	Z	X
2000	Refrigeration equipment and supplies	10	195 958	12 393	6.3	Z	X
2100	Construction and mining machinery and equipment (including parts and attachments)	137	566 217	63 882	11.3	.1	.1
2114	New tractor shovel loaders	59	109 656	1 632	1.5	Z	X
2115	New graders, rollers, and off-highway trucks	59	109 656	814	.7	Z	X
2117	Other new construction and mining, logging, and road maintenance machinery, equipment, and parts	59	109 656	13 914	12.7	Z	X
2200	Farm machinery, equipment, and parts	143	669 886	64 908	9.7	.1	X
2220	Garden machinery, equipment, and parts	125	399 110	19 588	4.9	Z	X
2300	Hydraulic and pneumatic (fluid-power) pumps, motors, and parts	9	56 349	7 782	13.8	Z	52.8
2312	Motors	6	22 459	1 522	6.8	Z	X
2320	General-purpose industrial machinery, equipment, and parts	399	4 088 924	416 851	10.2	.5	4.4
2321	New pumps, compressors (air or gas), and equipment	70	215 327	16 661	7.7	Z	X
2323	New diesel engines (excluding automotive)	95	455 028	73 846	16.2	.1	X
2326	New controlling, recording, and indicating instruments and access	166	565 471	36 423	6.4	Z	X
2327	All other new general-purpose industrial machinery and equipment	107	635 931	54 229	8.5	.1	X
2330	Metalworking machinery, equipment, and parts	11	42 028	4 090	9.7	Z	X
2340	Materials handling machinery, equipment, and parts	8	27 955	2 094	7.5	Z	X
2350	Oil well, oil refinery, and pipeline machinery, equipment, and supplies	8	46 835	2 007	4.3	Z	X
2360	Other industrial machinery, equipment, and parts	20	276 114	45 029	16.3	.1	14.9
2366	Other new industrial machinery and equipment	17	273 285	44 796	16.4	.1	X
2367	Used industrial machinery and equipment	6	24 849	233	.9	Z	X
2370	Mechanical power transmission supplies	28	329 971	71 418	21.6	.1	27.4
2371	Bearings and bushings	17	273 559	49 543	18.1	.1	X
2372	Other mechanical power transmission supplies	21	272 278	20 870	7.7	Z	X
2390	Hydraulic and pneumatic (fluid-power) valves	12	70 252	6 522	9.3	Z	49.8
2391	Hydraulic valves	12	70 252	4 542	6.5	Z	X
2392	Pneumatic valves	9	43 631	1 979	4.5	Z	X
2420	Hydraulic and pneumatic connectors and assemblies	10	24 100	3 153	13.1	Z	74.0
2421	Hydraulic and pneumatic connectors	10	24 100	2 931	12.2	Z	X
2422	Hydraulic and pneumatic assemblies	7	10 857	222	2.0	Z	X
2430	Fluid-power filters, components, accessories, and parts	20	60 227	5 956	9.9	Z	74.0
2431	Filters	15	42 172	2 985	7.1	Z	X
2432	Other fluid-power components, accessories, and parts, n.e.c.	12	28 931	2 971	10.3	Z	X
2440	Welding supplies (excluding gases)	7	9 292	1 147	12.3	Z	X
2450	Industrial containers and supplies	10	46 260	1 908	4.1	Z	X
2460	Other industrial supplies	32	82 598	9 929	12.0	Z	21.1
2465	Strapping and tape	12	9 705	26	.3	Z	X
2466	Industrial supplies, n.e.c.	27	64 491	8 654	13.4	Z	X
2620	Marine machinery, equipment, and supplies	15	75 933	12 377	16.3	Z	45.0
2622	New marine propulsion machinery and equipment	8	43 331	6 731	15.5	Z	X
2630	Other transportation equipment and supplies	10	157 928	12 019	7.6	Z	X
2700	Sporting and recreational goods and supplies	28	337 233	57 010	16.9	.1	X
2900	Ferrous metal scrap	9	21 912	1 461	6.7	Z	X
3150	Other durable goods	12	115 071	15 500	13.5	Z	14.7
3154	Other durable goods, n.e.c.	6	38 557	3 876	10.1	Z	X
3800	Men's and boys' wear	20	143 428	22 111	15.4	Z	X
3900	Women's and children's wear	10	5 706	709	12.4	Z	52.5
3916	Other women's, misses, and girl's wear (furs, sweaters, millinery, etc.) ..	9	5 056	643	12.7	Z	X
4100	Frozen foods (packaged)	9	42 882	732	1.7	Z	X
5300	Plastics materials and basic shapes	25	283 125	34 345	12.1	Z	50.0
5313	Plastics raw materials	11	162 514	13 456	8.3	Z	X
5330	Chemicals and allied products (excluding agricultural, plastics, gases, and petroleum)	836	4 235 044	422 104	10.0	.5	2.2
5334	Organic fibers	310	394 554	22 083	5.6	Z	X
5335	Detergents and soaps	109	732 978	98 981	13.5	.1	X
5342	Adhesives, sealants, and glues	193	905 402	54 722	6.0	.1	X
5344	Other chemicals and allied products	134	544 142	20 846	3.8	Z	X
5400	Petroleum products	676	2 369 089	131 318	5.5	.2	5.6
5412	Motor gasoline	10	14 670	819	5.6	Z	X
5418	Lubricating oil and greases	646	1 704 126	97 763	5.7	.1	X
5800	Farm supplies	20	89 563	19 953	22.3	Z	.8
5818	Other farm supplies (including harness and saddlery equipment)	14	5 185	338	6.5	Z	X

See footnotes at end of table.

Table 1. All Types of Operation by Kind of Business and Commodity Line for Wholesale Trade: 1997—Con.

[Includes only establishments with payroll. For meaning of abbreviations and symbols, see introductory text. For explanation of terms, see Appendix A]

NAICS code and CL code	Kind of business and commodity line	Establishments handling commodity line		Commodity line sales			Sales coverage percent
		Number	Total sales (\$1,000)	Amount ¹ (\$1,000)	As percent of total sales of—		
					Establishments handling line	Establishments in NAICS industry ¹	
421120	Motor vehicle supplies & new parts whse—Con.						
6000	Paint, paint supplies, and wallpaper	79	133 200	13 332	10.0	Z	17.7
6011	Architectural coatings (enamels, primers, stains, solvents, and lacquers)	60	93 147	11 041	11.9	Z	X
6014	Paint supplies	17	14 951	696	4.7	Z	X
6100	Books, periodicals, newspapers, and miscellaneous printed materials	7	6 357	731	11.5	Z	X
6150	Nondurable goods, n.e.c.	10	37 281	6 511	17.5	Z	X
9700	Service receipts and labor charges (including installed parts)	1 519	4 006 874	713 938	17.8	.9	65.3
9701	Labor charges for repair work	1 287	3 219 311	342 779	10.6	.4	X
9702	Parts installed in repair work	960	2 739 583	256 871	9.4	.3	X
9703	Other service receipts and labor charges—Specify	282	883 727	114 269	12.9	.1	X
9720	Receipts for service contracts	20	92 488	2 458	2.7	Z	X
9740	Receipts for installing equipment	22	51 753	7 290	14.1	Z	X
9810	Miscellaneous commodities	341	2 979 228	251 287	8.4	.3	X
9940	Rental and leasing receipts	68	261 102	9 065	3.5	Z	X
9980	Receipts for machine shop job work	290	571 674	83 163	14.5	.1	X
4211201	Motor vehicle supplies & new parts—warehouse distributors ..	5 095	X	30 313 120	X	100.0	67.2
0100	New and used automobiles, motorcycles, etc.	27	22 714	1 699	7.5	Z	16.9
0112	Used automobiles	24	22 490	1 699	7.6	Z	X
0130	Light trucks and vans (14,000 lb or less)	7	16 073	2 257	14.0	Z	5.9
0132	Used light trucks	7	16 073	2 257	14.0	Z	X
0150	Heavy trucks and tractors (over 26,000 lb)	6	7 414	1 274	17.2	Z	X
0200	New and rebuilt automotive parts and supplies	5 095	30 313 120	28 643 992	94.5	94.5	52.5
0211	Batteries	1 562	7 574 663	1 408 699	18.6	4.6	X
0212	Engines (complete)	778	4 475 167	295 641	6.6	1.0	X
0213	Electrical engine parts (including ignition parts)	1 916	11 498 419	2 697 933	23.5	8.9	X
0214	Brake parts (including fluid and all disk and drum parts)	2 132	11 812 028	2 699 076	22.9	8.9	X
0215	Exhaust system parts	1 396	7 195 602	658 799	9.2	2.2	X
0216	Glass	246	2 037 417	688 482	33.8	2.3	X
0217	Hoses, belts, gaskets, and wiper blades	1 834	10 390 925	1 498 687	14.4	4.9	X
0218	Filters (oil, air, gas, and transmission)	1 747	9 992 218	962 447	9.6	3.2	X
0219	Engine parts, except electrical	1 886	11 692 801	2 298 894	19.7	7.6	X
0221	Body parts and repair materials	1 060	5 931 993	1 553 365	26.2	5.1	X
0222	Suspension parts (shocks, struts, balljoints, etc.)	1 762	11 121 763	2 523 299	22.7	8.3	X
0223	Parts, n.e.c.	1 795	12 407 359	7 285 934	58.7	24.0	X
0224	Accessories	2 428	13 228 595	4 072 728	30.8	13.4	X
0240	Used automotive parts, accessories, and equipment	127	546 521	94 507	17.3	.3	X
0250	Petroleum products marketing equipment	129	766 831	43 417	5.7	.1	X
0300	Tires and tubes	281	1 271 537	280 442	22.1	.9	39.3
0311	New tires and tubes	231	1 124 944	254 582	22.6	.8	X
0312	Recapped and used tires and repair materials	76	186 464	25 860	13.9	.1	X
0730	Flat glass and other construction glass (excluding automotive)	13	54 920	7 810	14.2	Z	X
1120	Flat iron and steel products	16	1 367 921	67 778	5.0	.2	X
1400	Electrical apparatus and equipment	73	1 087 723	71 246	6.6	.2	2.8
1413	Motors and generators (including motor-generator sets)	62	238 225	23 071	9.7	.1	X
1415	Electric bulbs (all types)	10	212 787	37 648	17.7	.1	X
1500	Electrical appliances, household	6	187 821	87 920	46.8	.3	66.2
1512	Radios, stereos, and CD players	6	187 821	87 920	46.8	.3	X
1600	Electronic parts and equipment, except communication	78	390 419	26 401	6.8	.1	X
1700	Hardware	117	734 272	63 935	8.7	.2	7.1
1711	Hand tools (including power driven)	71	515 300	40 210	7.8	.1	X
1712	Bolts, nuts, rivets, and fasteners	34	60 793	1 690	2.8	Z	X
2100	Construction and mining machinery and equipment (including parts and attachments)	62	235 899	21 051	8.9	.1	X
2200	Farm machinery, equipment, and parts	59	240 982	9 277	3.9	Z	X
2220	Garden machinery, equipment, and parts	67	187 930	2 759	1.5	Z	X
2320	General-purpose industrial machinery, equipment, and parts	136	1 949 159	213 542	11.0	.7	.6
2326	New controlling, recording, and indicating instruments and access	123	344 488	25 982	7.5	.1	X
2620	Marine machinery, equipment, and supplies	7	32 602	4 588	14.1	Z	X
5330	Chemicals and allied products (excluding agricultural, plastics, gases, and petroleum)	328	2 079 785	198 489	9.5	.7	.2
5335	Detergents and soaps	94	646 206	76 513	11.8	.3	X
5342	Adhesives, sealants, and glues	193	905 402	54 722	6.0	.2	X
5400	Petroleum products	189	983 190	67 315	6.8	.2	1.3
5418	Lubricating oil and greases	174	815 001	51 338	6.3	.2	X
9700	Service receipts and labor charges (including installed parts)	436	1 246 834	185 190	14.9	.6	60.9
9701	Labor charges for repair work	313	772 216	72 896	9.4	.2	X
9702	Parts installed in repair work	249	815 969	89 829	11.0	.3	X
9703	Other service receipts and labor charges—Specify	101	286 891	22 455	7.8	.1	X
9810	Miscellaneous commodities	135	794 378	124 569	15.7	.4	X
9940	Rental and leasing receipts	19	95 824	1 362	1.4	Z	X
9980	Receipts for machine shop job work	134	167 466	11 258	6.7	Z	X

See footnotes at end of table.

Table 1. All Types of Operation by Kind of Business and Commodity Line for Wholesale Trade: 1997—Con.

[Includes only establishments with payroll. For meaning of abbreviations and symbols, see introductory text. For explanation of terms, see Appendix A]

NAICS code and CL code	Kind of business and commodity line	Establishments handling commodity line		Commodity line sales			Sales coverage percent
		Number	Total sales (\$1,000)	Amount ¹ (\$1,000)	As percent of total sales of—		
					Establishments handling line	Establishments in NAICS industry ¹	
4211202	Motor vehicle supplies & new parts—jobbers	6 942	X	51 468 506	X	100.0	78.3
0100	New and used automobiles, motorcycles, etc.	106	184 682	49 578	26.8	.1	7.0
0112	Used automobiles	68	48 678	5 686	11.7	Z	X
0113	Motorcycles	36	133 572	43 116	32.3	.1	X
0120	Buses, campers, and motor homes	23	55 961	4 884	8.7	Z	28.2
0121	Buses	20	52 873	4 827	9.1	Z	X
0130	Light trucks and vans (14,000 lb or less)	55	123 268	7 580	6.1	Z	16.0
0131	New light trucks	9	59 067	311	.5	Z	X
0132	Used light trucks	10	3 394	61	1.8	Z	X
0133	Vans and cargo vans (new and used)	35	60 118	7 044	11.7	Z	X
0140	Medium trucks and tractors (14,001 to 26,000 lb)	45	131 017	10 676	8.1	Z	X
0150	Heavy trucks and tractors (over 26,000 lb)	76	195 534	42 593	21.8	.1	63.3
0151	New heavy trucks (one piece)	43	164 314	31 997	19.5	.1	X
0152	New heavy truck tractors	9	23 666	2 251	9.5	Z	X
0154	New truck bodies	8	12 112	285	2.4	Z	X
0155	Used heavy trucks, tractors, and trailers	45	96 050	5 974	6.2	Z	X
0200	New and rebuilt automotive parts and supplies	6 942	51 468 506	49 220 258	95.6	95.6	52.2
0211	Batteries	1 944	7 496 209	2 936 013	39.2	5.7	X
0212	Engines (complete)	1 296	8 916 081	2 906 649	32.6	5.6	X
0213	Electrical engine parts (including ignition parts)	2 222	25 538 495	9 758 645	38.2	19.0	X
0214	Brake parts (including fluid and all disk and drum parts)	2 575	20 018 819	2 387 964	11.9	4.6	X
0215	Exhaust system parts	1 881	15 852 659	1 035 452	6.5	2.0	X
0216	Glass	688	3 494 038	391 917	11.2	.8	X
0217	Hoses, belts, gaskets, and wiper blades	2 161	18 592 307	1 371 038	7.4	2.7	X
0218	Filters (oil, air, gas, and transmission)	2 103	11 322 370	1 140 405	10.1	2.2	X
0219	Engine parts, except electrical	2 335	25 521 251	4 859 539	19.0	9.4	X
0221	Body parts and repair materials	1 756	17 196 535	5 895 893	34.3	11.5	X
0222	Suspension parts (shocks, struts, balljoints, etc.)	2 105	17 724 285	1 364 499	7.7	2.7	X
0223	Parts, n.e.c.	2 377	21 309 978	10 026 567	47.1	19.5	X
0224	Accessories	2 685	21 114 819	5 145 678	24.4	10.0	X
0240	Used automotive parts, accessories, and equipment	388	668 051	50 946	7.6	.1	X
0250	Petroleum products marketing equipment	160	409 786	30 129	7.4	.1	X
0300	Tires and tubes	289	1 241 699	97 964	7.9	.2	75.6
0311	New tires and tubes	246	1 202 897	95 424	7.9	Z	X
0312	Recapped and used tires and repair materials	65	53 867	2 539	4.7	Z	X
0730	Flat glass and other construction glass (excluding automotive)	13	56 790	2 898	5.1	Z	X
0900	Office equipment	6	82 415	4 857	5.9	Z	X
0920	New computer equipment	12	50 585	13 396	26.5	Z	.3
0921	Computers	11	40 513	12 894	31.8	Z	X
1120	Flat iron and steel products	41	165 940	16 836	10.1	Z	X
1140	Iron and steel wire and wire products	7	29 340	1 240	4.2	Z	X
1400	Electrical apparatus and equipment	108	2 815 938	76 235	2.7	.1	X
1500	Electrical appliances, household	23	145 657	20 806	14.3	Z	X
1600	Electronic parts and equipment, except communication	115	829 723	82 915	10.0	.2	10.1
1618	Electronic parts and equipment, n.e.c.	29	575 577	57 794	10.0	.1	X
1650	Communication equipment and supplies	15	133 490	20 286	15.2	Z	50.6
1651	Telephones	11	109 417	3 082	2.8	Z	X
1700	Hardware	164	1 216 388	126 465	10.4	.2	10.6
1711	Hand tools (including power driven)	120	791 446	38 909	4.9	.1	X
1712	Bolts, nuts, rivets, and fasteners	124	886 055	79 759	9.0	.2	X
1800	Plumbing and heating equipment and supplies (hydronics)	17	133 193	13 709	10.3	Z	51.6
1815	Boilers, radiators, and convectors	13	67 577	7 147	10.6	Z	X
1900	Warm air heating and air-conditioning equipment and supplies	6	72 848	7 212	9.9	Z	X
2000	Refrigeration equipment and supplies	8	193 756	11 294	5.8	Z	X
2100	Construction and mining machinery and equipment (including parts and attachments)	71	320 727	41 420	12.9	.1	.2
2114	New tractor shovel loaders	59	109 656	1 632	1.5	Z	X
2115	New graders, rollers, and off-highway trucks	59	109 656	814	.7	Z	X
2117	Other new construction and mining, logging, and road maintenance machinery, equipment, and parts	59	109 656	13 914	12.7	Z	X
2200	Farm machinery, equipment, and parts	83	409 250	54 844	13.4	.1	X
2220	Garden machinery, equipment, and parts	58	211 180	16 829	8.0	Z	X
2300	Hydraulic and pneumatic (fluid-power) pumps, motors, and parts	7	31 441	4 046	12.9	Z	38.0
2312	Motors	6	22 459	1 522	6.8	Z	X
2320	General-purpose industrial machinery, equipment, and parts	230	1 990 181	170 685	8.6	.3	6.7
2321	New pumps, compressors (air or gas), and equipment	41	101 619	2 591	2.6	Z	X
2323	New diesel engines (excluding automotive)	95	455 028	73 846	16.2	.1	X
2326	New controlling, recording, and indicating instruments and access	43	220 983	10 441	4.7	Z	X
2327	All other new general-purpose industrial machinery and equipment	78	522 223	44 852	8.6	.1	X
2330	Metalworking machinery, equipment, and parts	9	38 845	3 454	8.9	Z	X
2360	Other industrial machinery, equipment, and parts	15	235 354	40 062	17.0	.1	10.7
2366	Other new industrial machinery and equipment	12	232 525	39 829	17.1	.1	X
2367	Used industrial machinery and equipment	6	24 849	233	.9	Z	X
2370	Mechanical power transmission supplies	23	313 328	67 548	21.6	.1	25.6
2371	Bearings and bushings	15	272 097	49 476	18.2	.1	X
2372	Other mechanical power transmission supplies	19	257 097	17 067	6.6	Z	X
2390	Hydraulic and pneumatic (fluid-power) valves	9	43 631	4 001	9.2	Z	22.7
2391	Hydraulic valves	9	43 631	2 021	4.6	Z	X
2392	Pneumatic valves	9	43 631	1 979	4.5	Z	X

See footnotes at end of table.

Table 1. All Types of Operation by Kind of Business and Commodity Line for Wholesale Trade: 1997—Con.

[Includes only establishments with payroll. For meaning of abbreviations and symbols, see introductory text. For explanation of terms, see Appendix A]

NAICS code and CL code	Kind of business and commodity line	Establishments handling commodity line		Commodity line sales			Sales coverage percent
		Number	Total sales (\$1,000)	Amount ¹ (\$1,000)	As percent of total sales of—		
					Establishments handling line	Establishments in NAICS industry ¹	
4211202	Motor vehicle supplies & new parts—jobbers—Con.						
2420	Hydraulic and pneumatic connectors and assemblies	9	22 387	2 692	12.0	Z	78.3
2421	Hydraulic and pneumatic connectors	9	22 387	2 504	11.2	Z	X
2422	Hydraulic and pneumatic assemblies	6	9 144	188	2.1	Z	X
2430	Fluid-power filters, components, accessories, and parts	17	33 606	3 435	10.2	Z	78.3
2431	Filters	12	15 551	481	3.1	Z	X
2432	Other fluid-power components, accessories, and parts, n.e.c.	11	27 218	2 954	10.9	Z	X
2450	Industrial containers and supplies	8	43 329	1 647	3.8	Z	X
2460	Other industrial supplies	25	61 002	8 582	14.1	Z	17.3
2465	Strapping and tape	12	9 705	26	.3	Z	X
2466	Industrial supplies, n.e.c.	23	51 455	7 578	14.7	Z	X
2620	Marine machinery, equipment, and supplies	8	43 331	7 789	18.0	Z	74.1
2622	New marine propulsion machinery and equipment	8	43 331	6 731	15.5	Z	X
2630	Other transportation equipment and supplies	8	154 745	11 702	7.6	Z	X
2700	Sporting and recreational goods and supplies	23	134 095	16 397	12.2	Z	X
3150	Other durable goods	10	95 257	13 521	14.2	Z	18.8
3154	Other durable goods, n.e.c.	6	38 557	3 876	10.1	Z	X
3800	Men's and boys' wear	16	121 277	18 599	15.3	Z	X
3900	Women's and children's wear	8	3 338	245	7.3	Z	43.9
3916	Other women's, misses, and girl's wear (furs, sweaters, millinery, etc.) ..	7	2 688	179	6.7	Z	X
4100	Frozen foods (packaged)	9	42 882	732	1.7	Z	X
5300	Plastics materials and basic shapes	24	275 837	33 110	12.0	.1	54.3
5313	Plastics raw materials	11	162 514	13 456	8.3	Z	X
5330	Chemicals and allied products (excluding agricultural, plastics, gases, and petroleum)	503	2 132 011	218 544	10.3	.4	4.2
5334	Organic fibers	310	394 554	22 083	5.6	Z	X
5335	Detergents and soaps	15	86 772	22 468	25.9	Z	X
5344	Other chemicals and allied products	129	520 894	15 775	3.0	Z	X
5400	Petroleum products	481	1 368 873	57 407	4.2	.1	9.0
5412	Motor gasoline	10	14 670	819	5.6	Z	X
5418	Lubricating oil and greases	466	872 099	39 829	4.6	.1	X
5800	Farm supplies	20	89 563	19 953	22.3	Z	.9
5818	Other farm supplies (including harness and saddlery equipment)	14	5 185	338	6.5	Z	X
6000	Paint, paint supplies, and wallpaper	73	120 021	10 326	8.6	Z	16.6
6011	Architectural coatings (enamels, primers, stains, solvents, and lacquers)	58	86 801	8 820	10.2	Z	X
6014	Paint supplies	13	8 118	251	3.1	Z	X
6100	Books, periodicals, newspapers, and miscellaneous printed materials	7	6 357	731	11.5	Z	X
6150	Nondurable goods, n.e.c.	7	29 847	5 991	20.1	Z	X
9700	Service receipts and labor charges (including installed parts)	903	2 246 358	426 042	19.0	.8	66.5
9701	Labor charges for repair work	802	1 957 567	211 677	10.8	.4	X
9702	Parts installed in repair work	564	1 517 859	137 118	9.0	.3	X
9703	Other service receipts and labor charges—Specify	127	463 284	77 238	16.7	.2	X
9720	Receipts for service contracts	16	75 175	2 286	3.0	Z	X
9740	Receipts for installing equipment	12	36 325	3 723	10.2	Z	X
9810	Miscellaneous commodities	193	2 158 306	122 484	5.7	.2	X
9940	Rental and leasing receipts	41	136 445	7 299	5.3	Z	X
9980	Receipts for machine shop job work	156	404 208	71 905	17.8	.1	X
4211203	Petroleum products marketing equipment whsle	583	X	1 433 102	X	100.0	66.3
0140	Medium trucks and tractors (14,001 to 26,000 lb)	8	19 269	382	2.0	Z	X
0200	New and rebuilt automotive parts and supplies	51	109 038	15 052	13.8	1.1	X
0250	Petroleum products marketing equipment	583	1 433 102	1 233 875	86.1	86.1	X
1400	Electrical apparatus and equipment	8	43 786	3 932	9.0	.3	X
1600	Electronic parts and equipment, except communication	11	25 437	3 370	13.2	.2	X
2320	General-purpose industrial machinery, equipment, and parts	33	149 584	32 624	21.8	2.3	X
5400	Petroleum products	6	17 026	6 596	38.7	.5	X
9700	Service receipts and labor charges (including installed parts)	180	513 682	102 706	20.0	7.2	X
9740	Receipts for installing equipment	6	9 320	2 453	26.3	.2	X
9810	Miscellaneous commodities	13	26 544	4 234	16.0	.3	X
9940	Rental and leasing receipts	8	28 833	404	1.4	Z	X
42113	Tire & tube whsle	1 939	X	16 508 934	X	100.0	79.2
0200	New and rebuilt automotive parts and supplies	451	2 313 792	144 844	6.3	.9	65.9
0211	Batteries	154	1 162 510	12 253	1.1	.1	X
0212	Engines (complete)	9	16 985	354	2.1	.2	X
0213	Electrical engine parts (including ignition parts)	19	54 920	2 537	4.6	.6	X
0214	Brake parts (including fluid and all disk and drum parts)	98	783 951	4 832	4.6	.6	X
0215	Exhaust system parts	23	48 000	602	1.3	.3	X
0217	Hoses, belts, gaskets, and wiper blades	29	64 645	1 295	2.0	.2	X
0218	Filters (oil, air, gas, and transmission)	67	854 266	4 321	2.0	.2	X
0219	Engine parts, except electrical	23	53 654	1 174	2.2	.2	X
0221	Body parts and repair materials	11	12 213	1 828	15.0	.1	X
0222	Suspension parts (shocks, struts, balljoints, etc.)	108	944 495	8 988	1.0	.1	X
0223	Parts, n.e.c.	131	1 192 439	59 877	5.0	.4	X
0224	Accessories	195	778 896	46 756	6.0	.3	X
0240	Used automotive parts, accessories, and equipment	40	268 078	6 092	2.3	Z	X
0250	Petroleum products marketing equipment	11	42 079	779	1.9	Z	X
0300	Tires and tubes	1 939	16 508 934	16 079 045	97.4	97.4	56.7
0311	New tires and tubes	1 733	16 203 510	15 162 610	93.6	91.8	X
0312	Recapped and used tires and repair materials	1 039	2 577 102	916 434	35.6	5.6	X

See footnotes at end of table.

Table 1. All Types of Operation by Kind of Business and Commodity Line for Wholesale Trade: 1997—Con.

[Includes only establishments with payroll. For meaning of abbreviations and symbols, see introductory text. For explanation of terms, see Appendix A]

NAICS code and CL code	Kind of business and commodity line	Establishments handling commodity line		Commodity line sales			Sales coverage percent
		Number	Total sales (\$1,000)	Amount ¹ (\$1,000)	As percent of total sales of—		
					Establishments handling line	Establishments in NAICS industry ¹	
42113	Tire & tube whsle—Con.						
1120	Flat iron and steel products	6	3 417	813	23.8	Z	X
2200	Farm machinery, equipment, and parts	7	20 014	3 313	16.6	Z	3.5
2218	Used farm machinery and equipment	6	19 663	3 279	16.7	Z	X
2320	General-purpose industrial machinery, equipment, and parts	11	123 720	2 440	2.0	Z	X
2700	Sporting and recreational goods and supplies	6	47 214	7 340	15.5	Z	X
5330	Chemicals and allied products (excluding agricultural, plastics, gases, and petroleum)	39	152 790	3 760	2.5	Z	2.2
5344	Other chemicals and allied products	39	152 790	3 760	2.5	Z	X
5400	Petroleum products	50	159 195	24 191	15.2	.1	18.4
5418	Lubricating oil and greases	48	153 009	17 149	11.2	.1	X
9700	Service receipts and labor charges (including installed parts)	689	1 886 717	178 542	9.5	1.1	68.4
9701	Labor charges for repair work	608	1 500 904	135 764	9.0	.8	X
9702	Parts installed in repair work	257	728 372	33 046	4.5	.2	X
9703	Other service receipts and labor charges—Specify	113	411 307	9 731	2.4	.1	X
9810	Miscellaneous commodities	95	958 656	38 079	4.0	.2	X
421130	Tire & tube whsle	1 939	X	16 508 934	X	100.0	79.2
0200	New and rebuilt automotive parts and supplies	451	2 313 792	144 844	6.3	.9	65.9
0211	Batteries	154	1 162 510	12 253	1.1	.1	X
0212	Engines (complete)	9	16 985	354	2.1	Z	X
0213	Electrical engine parts (including ignition parts)	19	54 920	2 537	4.6	Z	X
0214	Brake parts (including fluid and all disk and drum parts)	98	783 951	4 832	.6	Z	X
0215	Exhaust system parts	23	48 000	602	1.3	Z	X
0217	Hoses, belts, gaskets, and wiper blades	29	64 645	1 295	2.0	Z	X
0218	Filters (oil, air, gas, and transmission)	67	854 266	4 321	.5	Z	X
0219	Engine parts, except electrical	23	53 654	1 174	2.2	Z	X
0221	Body parts and repair materials	11	12 213	1 828	15.0	Z	X
0222	Suspension parts (shocks, struts, balljoints, etc.)	108	944 495	8 988	1.0	.1	X
0223	Parts, n.e.c.	131	1 192 439	59 877	5.0	.4	X
0224	Accessories	195	778 896	46 756	6.0	.3	X
0240	Used automotive parts, accessories, and equipment	40	268 078	6 092	2.3	Z	X
0250	Petroleum products marketing equipment	11	42 079	779	1.9	Z	X
0300	Tires and tubes	1 939	16 508 934	16 079 045	97.4	97.4	56.7
0311	New tires and tubes	1 733	16 203 510	15 162 610	93.6	91.8	X
0312	Recapped and used tires and repair materials	1 039	2 577 102	916 434	35.6	5.6	X
1120	Flat iron and steel products	6	3 417	813	23.8	Z	X
2200	Farm machinery, equipment, and parts	7	20 014	3 313	16.6	Z	3.5
2218	Used farm machinery and equipment	6	19 663	3 279	16.7	Z	X
2320	General-purpose industrial machinery, equipment, and parts	11	123 720	2 440	2.0	Z	X
2700	Sporting and recreational goods and supplies	6	47 214	7 340	15.5	Z	X
5330	Chemicals and allied products (excluding agricultural, plastics, gases, and petroleum)	39	152 790	3 760	2.5	Z	2.2
5344	Other chemicals and allied products	39	152 790	3 760	2.5	Z	X
5400	Petroleum products	50	159 195	24 191	15.2	.1	18.4
5418	Lubricating oil and greases	48	153 009	17 149	11.2	.1	X
9700	Service receipts and labor charges (including installed parts)	689	1 886 717	178 542	9.5	1.1	68.4
9701	Labor charges for repair work	608	1 500 904	135 764	9.0	.8	X
9702	Parts installed in repair work	257	728 372	33 046	4.5	.2	X
9703	Other service receipts and labor charges—Specify	113	411 307	9 731	2.4	.1	X
9810	Miscellaneous commodities	95	958 656	38 079	4.0	.2	X
42114	Motor vehicle parts, (used) whsle	7 105	X	5 272 107	X	100.0	69.6
0100	New and used automobiles, motorcycles, etc.	1 697	1 378 037	169 077	12.3	3.2	3.3
0111	New automobiles	30	16 741	925	5.5	Z	X
0112	Used automobiles	1 625	1 325 058	162 256	12.2	3.1	X
0113	Motorcycles	65	58 036	5 896	10.2	.1	X
0120	Buses, campers, and motor homes	41	88 138	14 525	16.5	.3	36.4
0121	Buses	8	75 970	13 962	18.4	.3	X
0122	Motor homes, car trailers, and campers	34	12 168	563	4.6	Z	X
0130	Light trucks and vans (14,000 lb or less)	366	304 983	19 254	6.3	.4	4.3
0132	Used light trucks	336	280 165	13 372	4.8	.3	X
0133	Vans and cargo vans (new and used)	225	152 001	5 882	3.9	.1	X
0140	Medium trucks and tractors (14,001 to 26,000 lb)	68	114 322	4 374	3.8	.1	X
0150	Heavy trucks and tractors (over 26,000 lb)	59	68 461	6 572	9.6	.1	2.9
0155	Used heavy trucks, tractors, and trailers	59	68 461	6 572	9.6	.1	X
0200	New and rebuilt automotive parts and supplies	1 934	1 553 368	252 063	16.2	4.8	58.6
0211	Batteries	445	280 383	9 252	3.3	.2	X
0212	Engines (complete)	446	395 262	32 847	8.3	.6	X
0213	Electrical engine parts (including ignition parts)	305	290 780	13 326	4.6	.3	X
0214	Brake parts (including fluid and all disk and drum parts)	448	491 917	25 422	5.2	.5	X
0215	Exhaust system parts	218	171 672	3 480	2.0	.1	X
0216	Glass	492	386 620	12 553	3.2	.2	X
0217	Hoses, belts, gaskets, and wiper blades	195	155 397	5 087	3.3	.1	X
0218	Filters (oil, air, gas, and transmission)	153	111 304	3 533	3.2	.1	X
0219	Engine parts, except electrical	472	510 501	29 597	5.8	.6	X
0221	Body parts and repair materials	873	661 143	47 856	7.2	.9	X
0222	Suspension parts (shocks, struts, balljoints, etc.)	262	221 097	5 882	2.7	.1	X
0223	Parts, n.e.c.	412	325 336	44 514	13.7	.8	X
0224	Accessories	615	382 129	18 719	4.9	.4	X
0240	Used automotive parts, accessories, and equipment	7 105	5 272 107	4 565 384	86.6	86.6	X
0250	Petroleum products marketing equipment	15	15 287	235	1.5	Z	X

See footnotes at end of table.

Table 1. All Types of Operation by Kind of Business and Commodity Line for Wholesale Trade: 1997—Con.

[Includes only establishments with payroll. For meaning of abbreviations and symbols, see introductory text. For explanation of terms, see Appendix A]

NAICS code and CL code	Kind of business and commodity line	Establishments handling commodity line		Commodity line sales			Sales coverage percent
		Number	Total sales (\$1,000)	Amount ¹ (\$1,000)	As percent of total sales of—		
					Establishments handling line	Establishments in NAICS industry ¹	
42114	Motor vehicle parts, (used) whsle—Con.						
0300	Tires and tubes	966	782 159	34 507	4.4	.7	62.4
0311	New tires and tubes	133	100 292	4 395	4.4	.1	X
0312	Recapped and used tires and repair materials	867	731 948	30 112	4.1	.6	X
0730	Flat glass and other construction glass (excluding automotive)	6	7 456	222	3.0	Z	X
1100	Iron and steel products (semifinished)	7	4 376	716	16.4	Z	X
1120	Flat iron and steel products	103	70 707	9 454	13.4	.2	X
1200	Copper and brass	10	6 693	709	10.6	Z	X
1220	Aluminum shapes, forms, etc.	8	6 345	386	6.1	Z	X
1230	Other nonferrous metals (magnesium, nickel, tin, lead, zinc, etc., except precious)	6	5 867	369	6.3	Z	X
1400	Electrical apparatus and equipment	6	4 654	77	1.7	Z	X
1500	Electrical appliances, household	9	5 029	154	3.1	Z	10.1
1512	Radios, stereos, and CD players	9	5 029	154	3.1	Z	X
1600	Electronic parts and equipment, except communication	35	22 013	864	3.9	Z	X
2100	Construction and mining machinery and equipment (including parts and attachments)	15	21 409	1 569	7.3	Z	X
2200	Farm machinery, equipment, and parts	26	25 663	1 395	5.4	Z	1.5
2218	Used farm machinery and equipment	26	25 663	1 395	5.4	Z	X
2220	Garden machinery, equipment, and parts	12	538	242	45.0	Z	X
2320	General-purpose industrial machinery, equipment, and parts	10	8 598	295	3.4	Z	X
2900	Ferrous metal scrap	151	230 744	39 512	17.1	.7	34.7
2911	Prepared ferrous metal scrap (processed by this establishment)	53	55 983	21 430	38.3	.4	X
2912	Prepared ferrous metal scrap (not processed by this establishment)	67	32 085	6 934	21.6	.1	X
2913	Unprepared ferrous metal scrap including bimetal cans	39	147 493	11 147	7.6	.2	X
2920	Nonferrous metal scrap	51	36 892	3 818	10.3	.1	62.2
2921	Aluminum scrap	49	36 532	2 170	5.9	Z	X
2922	Copper and copper alloy scrap	32	29 952	1 547	5.2	Z	X
2923	Lead scrap	15	1 703	44	2.6	Z	X
2924	Other nonferrous metallic scrap (nickel, zinc, and precious and special metals)	7	585	55	9.4	Z	X
2930	Recyclable paper and paperboard	6	17 894	2 232	12.5	Z	X
2940	Recyclable materials, except metal	8	29 457	313	1.1	Z	59.6
2943	Recyclable plastics	6	6 478	122	1.9	Z	X
2944	Recyclable glass	6	6 478	2	Z	Z	X
5330	Chemicals and allied products (excluding agricultural, plastics, gases, and petroleum)	170	198 460	7 680	3.9	.1	1.0
5344	Other chemicals and allied products	170	198 460	7 680	3.9	.1	X
5400	Petroleum products	131	96 066	4 888	5.1	.1	7.4
5412	Motor gasoline	34	37 253	2 012	5.4	Z	X
5418	Lubricating oil and greases	131	96 066	2 876	3.0	.1	X
6000	Paint, paint supplies, and wallpaper	31	11 673	248	2.1	Z	X
9700	Service receipts and labor charges (including installed parts)	950	715 730	89 345	12.5	1.7	54.1
9701	Labor charges for repair work	766	595 046	45 124	7.6	.9	X
9702	Parts installed in repair work	503	386 740	25 351	6.6	.5	X
9703	Other service receipts and labor charges—Specify	219	141 369	18 860	13.3	.4	X
9810	Miscellaneous commodities	231	215 236	27 616	12.8	.5	X
9940	Rental and leasing receipts	95	91 991	2 639	2.9	.1	X
9980	Receipts for machine shop job work	84	73 490	4 498	6.1	.1	X
421140	Motor vehicle parts, (used) whsle	7 105	X	5 272 107	X	100.0	69.6
0100	New and used automobiles, motorcycles, etc.	1 697	1 378 037	169 077	12.3	3.2	3.3
0111	New automobiles	30	16 741	925	5.5	Z	X
0112	Used automobiles	1 625	1 325 058	162 256	12.2	3.1	X
0113	Motorcycles	65	58 036	5 896	10.2	.1	X
0120	Buses, campers, and motor homes	41	88 138	14 525	16.5	.3	36.4
0121	Buses	8	75 970	13 962	18.4	.3	X
0122	Motor homes, car trailers, and campers	34	12 168	563	4.6	Z	X
0130	Light trucks and vans (14,000 lb or less)	366	304 983	19 254	6.3	.4	4.3
0132	Used light trucks	336	280 165	13 372	4.8	.3	X
0133	Vans and cargo vans (new and used)	225	152 001	5 882	3.9	.1	X
0140	Medium trucks and tractors (14,001 to 26,000 lb)	68	114 322	4 374	3.8	.1	X
0150	Heavy trucks and tractors (over 26,000 lb)	59	68 461	6 572	9.6	.1	2.9
0155	Used heavy trucks, tractors, and trailers	59	68 461	6 572	9.6	.1	X
0200	New and rebuilt automotive parts and supplies	1 934	1 553 368	252 063	16.2	4.8	58.6
0211	Batteries	445	280 383	9 252	3.3	.2	X
0212	Engines (complete)	446	395 262	32 847	8.3	.6	X
0213	Electrical engine parts (including ignition parts)	305	290 780	13 326	4.6	.3	X
0214	Brake parts (including fluid and all disk and drum parts)	448	491 917	25 422	5.2	.5	X
0215	Exhaust system parts	218	171 672	3 480	2.0	.1	X
0216	Glass	492	386 620	12 553	3.2	.2	X
0217	Hoses, belts, gaskets, and wiper blades	195	155 397	5 087	3.3	.1	X
0218	Filters (oil, air, gas, and transmission)	153	111 304	3 533	3.2	.1	X
0219	Engine parts, except electrical	472	510 501	29 597	5.8	.6	X
0221	Body parts and repair materials	873	661 143	47 856	7.2	.9	X
0222	Suspension parts (shocks, struts, balljoints, etc.)	262	221 097	5 882	2.7	.1	X
0223	Parts, n.e.c.	412	325 336	44 514	13.7	.8	X
0224	Accessories	615	382 129	18 719	4.9	.4	X
0240	Used automotive parts, accessories, and equipment	7 105	5 272 107	4 565 384	86.6	86.6	X
0250	Petroleum products marketing equipment	15	15 287	235	1.5	Z	X

See footnotes at end of table.

Table 1. All Types of Operation by Kind of Business and Commodity Line for Wholesale Trade: 1997—Con.

[Includes only establishments with payroll. For meaning of abbreviations and symbols, see introductory text. For explanation of terms, see Appendix A]

NAICS code and CL code	Kind of business and commodity line	Establishments handling commodity line		Commodity line sales			Sales coverage percent
		Number	Total sales (\$1,000)	Amount ¹ (\$1,000)	As percent of total sales of—		
					Establishments handling line	Establishments in NAICS industry ¹	
421140	Motor vehicle parts, (used) whsle—Con.						
0300	Tires and tubes	966	782 159	34 507	4.4	.7	62.4
0311	New tires and tubes	133	100 292	4 395	4.4	.1	X
0312	Recapped and used tires and repair materials	867	731 948	30 112	4.1	.6	X
0730	Flat glass and other construction glass (excluding automotive)	6	7 456	222	3.0	Z	X
1100	Iron and steel products (semifinished)	7	4 376	716	16.4	Z	X
1120	Flat iron and steel products	103	70 707	9 454	13.4	.2	X
1200	Copper and brass	10	6 693	709	10.6	Z	X
1220	Aluminum shapes, forms, etc.	8	6 345	386	6.1	Z	X
1230	Other nonferrous metals (magnesium, nickel, tin, lead, zinc, etc., except precious)	6	5 867	369	6.3	Z	X
1400	Electrical apparatus and equipment	6	4 654	77	1.7	Z	X
1500	Electrical appliances, household	9	5 029	154	3.1	Z	10.1
1512	Radios, stereos, and CD players	9	5 029	154	3.1	Z	X
1600	Electronic parts and equipment, except communication	35	22 013	864	3.9	Z	X
2100	Construction and mining machinery and equipment (including parts and attachments)	15	21 409	1 569	7.3	Z	X
2200	Farm machinery, equipment, and parts	26	25 663	1 395	5.4	Z	1.5
2218	Used farm machinery and equipment	26	25 663	1 395	5.4	Z	X
2220	Garden machinery, equipment, and parts	12	538	242	45.0	Z	X
2320	General-purpose industrial machinery, equipment, and parts	10	8 598	295	3.4	Z	X
2900	Ferrous metal scrap	151	230 744	39 512	17.1	.7	34.7
2911	Prepared ferrous metal scrap (processed by this establishment)	53	55 983	21 430	38.3	.4	X
2912	Prepared ferrous metal scrap (not processed by this establishment)	67	32 085	6 934	21.6	.1	X
2913	Unprepared ferrous metal scrap including bimetal cans	39	147 493	11 147	7.6	.2	X
2920	Nonferrous metal scrap	51	36 892	3 818	10.3	.1	62.2
2921	Aluminum scrap	49	36 532	2 170	5.9	Z	X
2922	Copper and copper alloy scrap	32	29 952	1 547	5.2	Z	X
2923	Lead scrap	15	1 703	44	2.6	Z	X
2924	Other nonferrous metallic scrap (nickel, zinc, and precious and special metals)	7	585	55	9.4	Z	X
2930	Recyclable paper and paperboard	6	17 894	2 232	12.5	Z	X
2940	Recyclable materials, except metal	8	29 457	313	1.1	Z	59.6
2943	Recyclable plastics	6	6 478	122	1.9	Z	X
2944	Recyclable glass	6	6 478	2	Z	Z	X
5330	Chemicals and allied products (excluding agricultural, plastics, gases, and petroleum)	170	198 460	7 680	3.9	.1	1.0
5344	Other chemicals and allied products	170	198 460	7 680	3.9	.1	X
5400	Petroleum products	131	96 066	4 888	5.1	.1	7.4
5412	Motor gasoline	34	37 253	2 012	5.4	Z	X
5418	Lubricating oil and greases	131	96 066	2 876	3.0	.1	X
6000	Paint, paint supplies, and wallpaper	31	11 673	248	2.1	Z	X
9700	Service receipts and labor charges (including installed parts)	950	715 730	89 345	12.5	1.7	54.1
9701	Labor charges for repair work	766	595 046	45 124	7.6	.9	X
9702	Parts installed in repair work	503	386 740	25 351	6.6	.5	X
9703	Other service receipts and labor charges—Specify	219	141 369	18 860	13.3	.4	X
9810	Miscellaneous commodities	231	215 236	27 616	12.8	.5	X
9940	Rental and leasing receipts	95	91 991	2 639	2.9	.1	X
9980	Receipts for machine shop job work	84	73 490	4 498	6.1	.1	X
4212	Furniture & home furnishings whsle	15 246	X	75 006 478	X	100.0	71.1
0200	New and rebuilt automotive parts and supplies	8	23 580	1 745	7.4	Z	X
0400	Household and lawn furniture	4 088	15 631 056	11 662 318	74.6	15.5	59.4
0411	Upholstered furniture	2 184	8 152 296	3 557 441	43.6	4.7	X
0412	Sleep furniture and equipment	1 256	4 871 497	1 538 744	31.6	2.1	X
0413	Lawn furniture and equipment	658	3 022 317	997 728	33.0	1.3	X
0414	Other furniture (including sleep sofas)	2 669	9 716 936	5 568 382	57.3	7.4	X
0420	Office and business furniture	3 848	21 432 363	18 620 664	86.9	24.8	60.8
0421	New office furniture (wooden and metal)	3 427	20 213 155	16 988 628	84.0	22.7	X
0422	New store and restaurant furniture	342	1 561 452	627 643	40.2	.8	X
0423	New public furniture (theater seats, church pews, park benches, and school desks)	450	1 379 393	541 379	39.2	.7	X
0424	Used office and business furniture	883	3 156 259	462 977	14.7	.6	X
0500	Household china, glassware, crockery, and plastic housewares	1 779	8 519 859	5 569 912	65.4	7.4	X
0520	Linens, domestics, curtains, and draperies	2 476	13 896 636	9 568 059	68.9	12.8	53.3
0521	Bedspreads, blankets, and bedding	1 048	7 644 982	3 712 800	48.6	5.0	X
0522	Curtains and draperies	1 171	4 200 051	861 592	20.5	1.1	X
0523	Shades and blinds	926	2 336 099	1 019 628	43.6	1.4	X
0524	Towels and washcloths	603	5 888 458	2 185 900	37.1	2.9	X
0525	Other linens and domestics	772	5 877 305	1 680 345	28.6	2.2	X
0530	Flooring and floor coverings	3 200	21 478 138	16 416 942	76.4	21.9	59.6
0531	Soft-surface (textile) floor coverings and accessories (including rugs, carpets, and pads)	2 818	19 385 927	11 612 268	59.9	15.5	X
0532	Hardwood flooring	834	4 836 517	1 084 075	22.4	1.4	X
0533	Other hard-surface floor coverings and accessories (including tile and sheet goods)	1 484	8 407 454	3 720 596	44.3	5.0	X
0540	Other home furnishings	3 850	15 711 085	8 286 276	52.7	11.0	52.0
0541	Metal flatware and kitchen utensils	577	3 628 079	1 273 931	35.1	1.7	X
0542	Mirrors, lamps, and picture frames	2 114	6 345 426	2 532 632	39.9	3.4	X
0543	Home furnishings, n.e.c.	1 945	8 782 379	4 479 683	51.0	6.0	X

See footnotes at end of table.

Table 1. All Types of Operation by Kind of Business and Commodity Line for Wholesale Trade: 1997—Con.

[Includes only establishments with payroll. For meaning of abbreviations and symbols, see introductory text. For explanation of terms, see Appendix A]

NAICS code and CL code	Kind of business and commodity line	Establishments handling commodity line		Commodity line sales			Sales coverage percent
		Number	Total sales (\$1,000)	Amount ¹ (\$1,000)	As percent of total sales of—		
					Establishments handling line	Establishments in NAICS industry ¹	
4212	Furniture & home furnishings whse—Con.						
0600	Lumber: rough, dressed, and finished	21	111 328	17 194	15.4	Z	8.8
0611	Dimensional lumber (non-treated)	10	23 093	8 502	36.8	Z	X
0620	Plywood and millwork	44	224 262	59 968	26.7	.1	19.5
0622	Other panels products (including hardwood plywood, waterboard, and particleboard)	11	97 706	3 434	3.5	Z	X
0623	Gypsum, specialty boards, and treatments	6	12 302	1 616	13.1	Z	X
0624	Wood millwork (doors, windows, cabinets, etc.)	22	87 257	45 182	51.8	.1	X
0700	Brick, stone, tile, sand, block, cement, and gravel	28	131 939	28 813	21.8	Z	56.0
0712	Cement and lime	8	4 348	1 075	24.7	Z	X
0714	Brick, block, tile, clay/cement sewer pipe, etc.	19	125 215	26 632	21.3	Z	X
0720	Roofing, siding, and insulation materials	50	248 685	28 767	11.6	Z	3.9
0721	Roofing, except wood	27	138 314	12 717	9.2	Z	X
0722	Siding, except wood	7	20 876	5 216	25.0	Z	X
0730	Flat glass and other construction glass (excluding automotive)	20	108 846	46 364	42.6	.1	X
0740	Other construction materials	34	303 209	44 444	14.7	.1	37.6
0744	Construction materials, n.e.c. (including wire fence and construction paper)	25	136 943	26 162	19.1	Z	X
0800	Photographic equipment and supplies (excluding video)	24	47 327	3 955	8.4	Z	X
0900	Office equipment	194	725 498	90 391	12.5	.1	10.7
0911	Typewriters and dedicated word processors	89	228 577	1 549	.7	Z	X
0912	Calculators and accounting machines	100	268 472	3 511	1.3	Z	X
0913	Copying machines and equipment	126	408 051	57 908	14.2	.1	X
0914	Dictating, transcribing, and recording machines	41	202 543	833	.4	Z	X
0915	Mailing, letter handling, and addressing machines	20	48 251	378	.8	Z	X
0920	New computer equipment	83	113 144	7 391	6.5	Z	28.5
0921	Computers	21	51 719	2 812	5.4	Z	X
0922	Computer storage devices	46	48 482	1 831	3.8	Z	X
0923	Computer printers	17	35 566	613	1.7	Z	X
0924	Other computer peripheral equipment	15	30 156	1 113	3.7	Z	X
0930	Used computer equipment	13	32 783	3 263	10.0	Z	X
0950	Computer software (packaged)	15	110 912	5 583	5.0	Z	X
0960	Restaurant and hotel equipment and supplies	112	464 781	66 191	14.2	.1	X
0970	Store machines and equipment	24	88 808	21 128	23.8	Z	47.2
0972	Other store machines and equipment	7	53 831	15 409	28.6	Z	X
1040	Religious and school supplies	18	77 232	5 562	7.2	Z	13.4
1042	School supplies	17	35 336	5 144	14.6	Z	X
1120	Flat iron and steel products	18	50 956	11 670	22.9	Z	X
1140	Iron and steel wire and wire products	13	116 774	21 175	18.1	Z	X
1200	Copper and brass	20	90 104	16 320	18.1	Z	X
1220	Aluminum shapes, forms, etc.	9	52 756	4 775	9.1	Z	X
1400	Electrical apparatus and equipment	44	238 259	50 122	21.0	.1	19.7
1413	Motors and generators (including motor-generator sets)	6	24 656	997	4.0	Z	X
1418	Lighting fixtures (residential and commercial)	16	45 609	21 215	46.5	Z	X
1421	Other electrical apparatus and equipment (including fuses and lightning rods)	6	24 656	997	4.0	Z	X
1500	Electrical appliances, household	217	1 658 365	207 003	12.5	.3	21.6
1511	Televisions	57	236 098	13 332	5.6	Z	X
1512	Radios, stereos, and CD players	20	239 250	8 529	3.6	Z	X
1513	V.C.R.'s and video cameras	17	42 474	679	1.6	Z	X
1514	Electrical household ranges and ovens	29	466 885	51 479	11.0	.1	X
1515	Refrigerators and freezers, household	20	96 056	7 313	7.6	Z	X
1516	Household laundry equipment	6	52 841	2 012	3.8	Z	X
1518	Other electrical household appliances (including fans, dishwashers, etc.)	79	611 845	61 063	10.0	.1	X
1600	Electronic parts and equipment, except communication	31	176 101	13 937	7.9	Z	40.0
1618	Electronic parts and equipment, n.e.c.	18	139 834	10 611	7.6	Z	X
1650	Communication equipment and supplies	7	134 532	47 398	35.2	.1	X
1700	Hardware	332	1 779 276	272 728	15.3	.4	5.7
1711	Hand tools (including power driven)	93	524 979	60 299	11.5	.1	X
1712	Bolts, nuts, rivets, and fasteners	23	148 068	15 522	10.5	Z	X
1713	Cutlery	123	411 744	80 388	19.5	.1	X
1800	Plumbing and heating equipment and supplies (hydronics)	34	268 493	60 083	22.4	.1	15.4
1818	Other plumbing and heating equipment and supplies	14	66 583	15 333	23.0	Z	X
1900	Warm air heating and air-conditioning equipment and supplies	13	89 058	22 201	24.9	Z	36.7
1911	Furnaces (warm air)	10	32 843	9 306	28.3	Z	X
2220	Garden machinery, equipment, and parts	11	144 299	18 994	13.2	Z	X
2320	General-purpose industrial machinery, equipment, and parts	43	211 688	16 382	7.7	Z	X
2450	Industrial containers and supplies	6	29 569	6 096	20.6	Z	X
2460	Other industrial supplies	73	388 673	32 670	8.4	Z	9.6
2462	Abrasives and abrasive materials	6	72 219	9 186	12.7	Z	X
2464	Mechanical rubber goods	12	49 190	2 691	5.5	Z	X
2520	Custodial (janitors') equipment and supplies	11	60 821	8 228	13.5	Z	X
2540	Other service establishment equipment and supplies	8	24 462	4 259	17.4	Z	58.7
2542	Service establishment equipment and supplies, n.e.c.	8	24 462	4 259	17.4	Z	X
2700	Sporting and recreational goods and supplies	124	882 308	104 561	11.9	.1	3.6
2712	Bicycles and bicycle tires and tubes	8	31 958	1 468	4.6	Z	X
2714	Camping and fishing equipment and accessories	14	328 310	31 756	9.7	Z	X
2715	Athletic equipment and accessories	47	242 042	25 137	10.4	Z	X

See footnotes at end of table.

Table 1. All Types of Operation by Kind of Business and Commodity Line for Wholesale Trade: 1997—Con.

[Includes only establishments with payroll. For meaning of abbreviations and symbols, see introductory text. For explanation of terms, see Appendix A]

NAICS code and CL code	Kind of business and commodity line	Establishments handling commodity line		Commodity line sales			Sales coverage percent
		Number	Total sales (\$1,000)	Amount ¹ (\$1,000)	As percent of total sales of—		
					Establishments handling line	Establishments in NAICS industry ¹	
4212	Furniture & home furnishings whse—Con.						
2800	Toys and hobby goods and supplies	267	1 269 131	142 056	11.2	.2	5.3
2812	Other toys and games (including fireworks and children's vehicles)	140	712 340	57 027	8.0	.1	X
2813	Crafts and craft supplies	150	600 823	65 124	10.8	.1	X
2814	Other hobby goods and accessories	7	28 122	693	2.5	Z	X
2930	Recyclable paper and paperboard	9	3 222	531	16.5	Z	X
3000	Jewelry, diamonds, gem stones, and watches	95	448 759	43 262	9.6	.1	.8
3014	Watches, clocks, and watch movements and cases	6	109 290	9 110	8.3	Z	X
3015	Karat gold jewelry (rings, necklaces, etc.)	35	99 331	7 733	7.8	Z	X
3130	Compact discs, prerecorded audio tapes, and phonograph records	20	66 952	4 561	6.8	Z	X
3140	Prerecorded video tapes	17	175 124	7 416	4.2	Z	X
3150	Other durable goods	9	54 396	5 259	9.7	Z	X
3200	Printing and writing paper	74	373 683	29 218	7.8	Z	14.6
3213	Other printing and writing paper	53	192 528	10 433	5.4	Z	X
3300	Stationery, office supplies and greeting cards	415	2 026 760	313 875	15.5	.4	9.0
3311	Business forms	99	343 062	8 295	2.4	Z	X
3312	Stationery, photocopy paper, and typing paper	166	628 664	65 034	10.3	.1	X
3313	Inked ribbons, carbon paper, pens and pencils	171	794 953	40 822	5.1	.1	X
3314	Toner and cartridges	196	768 508	32 971	4.3	Z	X
3315	Greeting cards	88	412 955	24 799	6.0	Z	X
3316	Other stationery supplies (envelopes, ruled forms, and binder paper)	248	1 039 854	103 560	10.0	.1	X
3400	Industrial and personal services paper and plastics	94	483 991	53 551	11.1	.1	22.3
3411	Paperboard and boxboard boxes	25	29 163	3 333	11.4	Z	X
3412	Paper dishes, cups, and napkins	20	47 378	7 121	15.0	Z	X
3413	Industrial paper (wrapping, bags, cartons, etc.)	41	292 959	14 862	5.1	Z	X
3415	Other industrial and personal service paper	14	35 200	1 806	5.1	Z	X
3500	Drugs, pharmaceuticals, cosmetics, and toiletries	105	560 866	85 974	15.3	.1	12.0
3513	Cosmetics	6	22 330	2 130	9.5	Z	X
3515	Other toiletries and druggists' sundries	43	312 834	50 173	16.0	.1	X
3600	Piece goods, knit and woven	96	2 000 795	687 033	34.3	.9	55.1
3612	Cotton (including blends)	29	117 136	22 547	19.2	Z	X
3613	Synthetics (excluding synthetic knits)	19	103 497	12 630	12.2	Z	X
3614	Knit fabrics, n.e.c. (including double knit)	10	63 372	3 816	6.0	Z	X
3615	Woolen and worsted piece goods	10	1 621 227	580 055	35.8	.8	X
3616	Other piece goods	22	55 357	4 135	7.5	Z	X
3700	Notions (buttons, ribbons, lace, sewing accessories, zippers, bindings, etc.)	36	96 190	4 183	4.3	Z	X
3800	Men's and boys' wear	78	2 083 409	201 141	9.7	.3	1.8
3811	Men's and boys' suits, coats, and formal wear	40	191 447	19 702	10.3	Z	X
3812	Men's and boys' dress and casual shirts, slacks, and jeans	25	155 566	6 284	4.0	Z	X
3813	Men's and boys' underwear and nightwear	25	155 566	1 828	1.2	Z	X
3814	Men's and boys' work clothing and uniforms	10	43 413	783	1.8	Z	X
3815	Other men's and boys' wear (caps, hats, swimwear, neckwear, etc.)	25	155 566	2 610	1.7	Z	X
3900	Women's and children's wear	104	2 264 163	302 997	13.4	.4	3.8
3911	Infants' and children's wear (to size 6X)	56	319 321	34 010	10.7	Z	X
3912	Women's misses', and girls' dresses and blouses	51	257 672	14 525	5.6	Z	X
3913	Women's, misses', and girls' suits and coats	51	257 672	3 254	1.3	Z	X
3914	Women's and misses' outerwear	51	257 672	1 855	.7	Z	X
3915	Women's and misses' underwear and sleepwear	62	274 677	11 441	4.2	Z	X
3916	Other women's, misses, and girl's wear (furs, sweaters, millinery, etc.)	51	257 672	1 855	.7	Z	X
4000	Footwear	20	79 951	6 320	7.9	Z	28.0
4012	Infants' footwear	10	62 853	1 048	1.7	Z	X
4013	Other women's, misses', and girls' footwear	10	62 853	1 324	2.1	Z	X
4014	Other men's and boy's footwear	10	62 853	792	1.3	Z	X
4860	Other grocery specialties	27	135 802	11 899	8.8	Z	7.5
4865	Pickles, preserves, jellies, jams, and sauces	7	7 996	60	.8	Z	X
4868	Grocery specialties, n.e.c.	9	21 068	4 413	20.9	Z	X
5300	Plastics materials and basic shapes	51	428 923	54 994	12.8	.1	X
5330	Chemicals and allied products (excluding agricultural, plastics, gases, and petroleum)	75	460 895	62 562	13.6	.1	14.7
5335	Detergents and soaps	18	132 547	4 871	3.7	Z	X
5342	Adhesives, sealants, and glues	25	83 575	9 719	11.6	Z	X
5800	Farm supplies	24	562 750	87 564	15.6	.1	1.4
5816	Other agricultural chemicals and fertilizers	16	27 511	5 575	20.3	Z	X
6000	Paint, paint supplies, and wallpaper	233	1 007 452	75 191	7.5	.1	3.1
6013	Special purpose coatings (automotive, refinish, marine, traffic coatings)	66	142 514	2 472	1.7	Z	X
6015	Wallpaper	79	371 334	41 225	11.1	.1	X
6100	Books, periodicals, newspapers, and miscellaneous printed materials	66	321 898	28 436	8.8	.3	.3
6101	Books	9	11 668	1 185	10.2	Z	X
6110	Flowers and florists' supplies	74	314 367	42 872	13.6	.1	X
6120	Art goods (including novelties and souvenirs)	302	1 086 500	223 563	20.6	.3	22.0
6121	Art materials	88	202 386	28 556	14.1	Z	X
6122	Novelties and souvenirs	190	770 862	189 875	24.6	.3	X
6130	Textile bags, bagging, and burlap	14	15 874	1 124	7.1	Z	X
6150	Nondurable goods, n.e.c.	53	1 977 022	83 503	4.2	.1	X
9700	Service receipts and labor charges (including installed parts)	1 211	6 907 805	682 158	9.9	.9	65.1
9701	Labor charges for repair work	547	2 776 003	192 534	6.9	.3	X
9702	Parts installed in repair work	199	741 328	20 672	2.8	Z	X
9703	Other service receipts and labor charges—Specify	851	5 479 833	468 097	8.5	.6	X
9720	Receipts for service contracts	37	150 315	16 914	11.3	Z	X
9730	Advertising specialties (paper novelties, etc.)	11	39 459	9 572	24.3	Z	X

See footnotes at end of table.

Table 1. All Types of Operation by Kind of Business and Commodity Line for Wholesale Trade: 1997—Con.

[Includes only establishments with payroll. For meaning of abbreviations and symbols, see introductory text. For explanation of terms, see Appendix A]

NAICS code and CL code	Kind of business and commodity line	Establishments handling commodity line		Commodity line sales			Sales coverage percent
		Number	Total sales (\$1,000)	Amount ¹ (\$1,000)	As percent of total sales of—		
					Establishments handling line	Establishments in NAICS industry ¹	
4212	Furniture & home furnishings whse—Con.						
9740	Receipts for installing equipment	40	45 835	4 886	10.7	Z	X
9810	Miscellaneous commodities	458	1 476 497	170 598	11.6	.2	X
9940	Rental and leasing receipts	122	832 656	38 703	4.6	.1	3.2
9941	Computer rental and leasing receipts	32	56 204	325	.6	Z	X
9942	Photocopying machine rental	55	589 430	14 953	2.5	Z	X
9943	Other office machine rental receipts	32	422 740	997	.2	Z	X
9944	Other rental receipts	10	101 519	584	.6	Z	X
9970	Receipts for printing or photocopying performed at this establishment	15	28 260	1 996	7.1	Z	X
42121	Furniture whse	6 697	X	31 898 583	X	100.0	76.3
0400	Household and lawn furniture	3 503	12 816 508	11 102 284	86.6	34.8	63.7
0411	Upholstered furniture	1 931	7 245 427	3 425 981	47.3	10.7	X
0412	Sleep furniture and equipment	1 159	4 585 159	1 516 337	33.1	4.8	X
0413	Lawn furniture and equipment	516	1 531 683	721 463	47.1	2.3	X
0414	Other furniture (including sleep sofas)	2 342	8 659 732	5 438 502	62.8	17.0	X
0420	Office and business furniture	3 713	20 951 827	18 563 856	88.6	58.2	65.3
0421	New office furniture (wooden and metal)	3 342	19 881 284	16 955 241	85.3	53.2	X
0422	New store and restaurant furniture	307	1 454 669	620 165	42.6	1.9	X
0423	New public furniture (theater seats, church pews, park benches, and school desks)	420	1 287 643	533 707	41.4	1.7	X
0424	Used office and business furniture	859	3 093 972	454 739	14.7	1.4	X
0500	Household china, glassware, crockery, and plastic housewares	140	483 719	67 050	13.9	.2	X
0520	Linens, domestics, curtains, and draperies	264	892 055	184 799	20.7	.6	46.5
0521	Bedspreads, blankets, and bedding	130	363 095	27 978	7.7	.1	X
0522	Curtains and draperies	154	414 526	27 437	6.6	.1	X
0523	Shades and blinds	103	156 214	6 316	4.0	Z	X
0524	Towels and washcloths	20	41 702	1 495	3.6	Z	X
0525	Other linens and domestics	34	77 124	13 842	17.9	Z	X
0530	Flooring and floor coverings	412	2 350 622	221 640	9.4	.7	57.6
0531	Soft-surface (textile) floor coverings and accessories (including rugs, carpets, and pads)	397	2 246 866	191 204	8.5	.6	X
0532	Hardwood flooring	20	136 378	2 431	1.8	Z	X
0533	Other hard-surface floor coverings and accessories (including tile and sheet goods)	75	504 573	28 003	5.6	.1	X
0540	Other home furnishings	569	2 253 428	292 307	13.0	.9	67.2
0541	Metal flatware and kitchen utensils	26	61 406	5 603	9.1	Z	X
0542	Mirrors, lamps, and picture frames	469	1 709 252	139 782	8.2	.4	X
0543	Home furnishings, n.e.c.	209	879 526	146 916	16.7	.5	X
0600	Lumber: rough, dressed, and finished	9	86 879	8 549	9.8	Z	X
0700	Brick, stone, tile, sand, block, cement, and gravel	6	38 276	9 916	25.9	Z	X
0740	Other construction materials	9	121 771	13 534	11.1	Z	6.0
0744	Construction materials, n.e.c. (including wire fence and construction paper)	6	27 736	992	3.6	Z	X
0800	Photographic equipment and supplies (excluding video)	9	17 919	850	4.7	Z	X
0900	Office equipment	168	576 155	72 797	12.6	.2	5.4
0911	Typewriters and dedicated word processors	89	228 577	1 549	.7	Z	X
0912	Calculators and accounting machines	100	268 472	3 511	1.3	Z	X
0913	Copying machines and equipment	112	331 676	42 156	12.7	.1	X
0914	Dictating, transcribing, and recording machines	41	202 543	833	.4	Z	X
0915	Mailing, letter handling, and addressing machines	20	48 251	378	.8	Z	X
0920	New computer equipment	79	110 754	7 051	6.4	Z	31.1
0921	Computers	21	51 719	2 812	5.4	Z	X
0922	Computer storage devices	46	48 482	1 831	3.8	Z	X
0923	Computer printers	17	35 566	613	1.7	Z	X
0924	Other computer peripheral equipment	15	30 156	1 113	3.7	Z	X
0950	Computer software (packaged)	15	110 912	5 583	5.0	Z	X
0960	Restaurant and hotel equipment and supplies	30	95 568	12 840	13.4	Z	X
0970	Store machines and equipment	17	34 977	5 719	16.4	Z	X
1040	Religious and school supplies	18	77 232	5 562	7.2	Z	14.4
1042	School supplies	17	35 336	5 144	14.6	Z	X
1120	Flat iron and steel products	8	17 641	2 134	12.1	Z	X
1400	Electrical apparatus and equipment	14	58 855	11 700	19.9	Z	64.7
1418	Lighting fixtures (residential and commercial)	6	34 304	1 445	4.2	Z	X
1500	Electrical appliances, household	39	374 093	52 765	14.1	.2	34.7
1511	Televisions	30	81 293	6 067	7.5	Z	X
1512	Radios, stereos, and CD players	6	207 227	8 478	4.1	Z	X
1515	Refrigerators and freezers, household	14	43 215	2 304	5.3	Z	X
1518	Other electrical household appliances (including fans, dishwashers, etc.)	9	253 046	15 815	6.3	.1	X
1600	Electronic parts and equipment, except communication	13	27 340	3 794	13.9	Z	X
1700	Hardware	50	195 440	16 996	8.7	.1	19.1
1711	Hand tools (including power driven)	37	54 562	3 705	6.8	Z	X
1712	Bolts, nuts, rivets, and fasteners	11	132 706	12 486	9.4	Z	X
1800	Plumbing and heating equipment and supplies (hydronics)	6	78 969	23 971	30.4	.1	X
1900	Warm air heating and air-conditioning equipment and supplies	11	56 400	11 742	20.8	Z	62.9
1911	Furnaces (warm air)	10	32 843	9 306	28.3	Z	X
2220	Garden machinery, equipment, and parts	6	17 950	1 906	10.6	Z	X
2320	General-purpose industrial machinery, equipment, and parts	11	116 590	11 384	9.8	Z	X
2460	Other industrial supplies	33	138 796	5 565	4.0	Z	X
2700	Sporting and recreational goods and supplies	26	332 893	33 860	10.2	.1	3.1
2714	Camping and fishing equipment and accessories	9	267 926	30 884	11.5	.1	X

See footnotes at end of table.

Table 1. All Types of Operation by Kind of Business and Commodity Line for Wholesale Trade: 1997—Con.

[Includes only establishments with payroll. For meaning of abbreviations and symbols, see introductory text. For explanation of terms, see Appendix A]

NAICS code and CL code	Kind of business and commodity line	Establishments handling commodity line		Commodity line sales			Sales coverage percent
		Number	Total sales (\$1,000)	Amount ¹ (\$1,000)	As percent of total sales of—		
					Establishments handling line	Establishments in NAICS industry ¹	
42121	Furniture whse—Con.						
2800	Toys and hobby goods and supplies	53	263 086	18 150	6.9	.1	8.7
2812	Other toys and games (including fireworks and children's vehicles)	35	194 452	7 358	3.8	Z	X
2813	Crafts and craft supplies	12	49 607	10 523	21.2	Z	X
3000	Jewelry, diamonds, gem stones, and watches	12	137 655	15 208	11.0	Z	1.5
3014	Watches, clocks, and watch movements and cases	6	109 290	9 110	8.3	Z	X
3200	Printing and writing paper	50	182 961	19 544	10.7	.1	18.9
3213	Other printing and writing paper	48	140 062	7 563	5.4	Z	X
3300	Stationery, office supplies and greeting cards	279	1 057 990	227 574	21.5	.7	15.8
3311	Business forms	88	280 589	7 304	2.6	Z	X
3312	Stationery, photocopy paper, and typing paper	155	566 191	62 775	11.1	.2	X
3313	Inked ribbons, carbon paper, pens and pencils	158	634 579	33 146	5.2	.1	X
3314	Toner and cartridges	185	706 035	32 726	4.6	.1	X
3315	Greeting cards	22	38 110	345	.9	Z	X
3316	Other stationery supplies (envelopes, ruled forms, and binder paper) ...	211	768 409	75 809	9.9	.2	X
3400	Industrial and personal services paper and plastics	30	60 006	3 808	6.3	Z	43.8
3411	Paperboard and boxboard boxes	16	26 777	1 920	7.2	Z	X
3412	Paper dishes, cups, and napkins	10	38 681	988	2.6	Z	X
3413	Industrial paper (wrapping, bags, cartons, etc.)	9	6 365	191	3.0	Z	X
3600	Piece goods, knit and woven	28	184 898	57 057	30.9	.2	1.9
3616	Other piece goods	14	27 756	1 418	5.1	Z	X
3900	Women's and children's wear	7	65 559	17 766	27.1	.1	X
5300	Plastics materials and basic shapes	9	133 677	13 338	10.0	Z	X
5330	Chemicals and allied products (excluding agricultural, plastics, gases, and petroleum)	14	86 039	7 556	8.8	Z	X
6000	Paint, paint supplies, and wallpaper	117	435 203	12 875	3.0	Z	.3
6013	Special purpose coatings (automotive, refinish, marine, traffic coatings) ..	30	77 311	944	1.2	Z	X
6015	Wallpaper	30	129 365	5 192	4.0	Z	X
6110	Flowers and florists' supplies	8	13 335	4 058	30.4	Z	X
6120	Art goods (including novelties and souvenirs)	74	248 508	15 820	6.4	.1	5.1
6121	Art materials	7	56 167	1 941	3.5	Z	X
6122	Novelties and souvenirs	36	72 681	11 091	15.3	Z	X
6150	Nondurable goods, n.e.c.	11	49 790	12 565	25.2	Z	X
9700	Service receipts and labor charges (including installed parts)	779	5 601 385	528 353	9.4	1.7	72.0
9701	Labor charges for repair work	403	2 508 077	173 263	6.9	.5	X
9702	Parts installed in repair work	130	595 437	16 359	2.7	.1	X
9703	Other service receipts and labor charges—Specify	528	4 381 059	338 730	7.7	1.1	X
9720	Receipts for service contracts	37	150 315	16 914	11.3	.1	X
9740	Receipts for installing equipment	39	43 133	4 727	11.0	.1	X
9810	Miscellaneous commodities	144	376 133	43 136	11.5	.1	X
9940	Rental and leasing receipts	100	787 874	36 064	4.6	.1	3.6
9941	Computer rental and leasing receipts	32	56 204	325	.6	Z	X
9942	Photocopying machine rental	55	589 430	14 953	2.5	Z	X
9943	Other office machine rental receipts	32	422 740	997	.2	Z	X
9944	Other rental receipts	10	101 519	584	.6	Z	X
9970	Receipts for printing or photocopying performed at this establishment	15	28 260	1 996	7.1	Z	X
421210	Furniture whse	6 697	X	31 898 583	X	100.0	76.3
0400	Household and lawn furniture	3 503	12 816 508	11 102 284	86.6	34.8	63.7
0411	Upholstered furniture	1 931	7 245 427	3 425 981	47.3	10.7	X
0412	Sleep furniture and equipment	1 159	4 585 159	1 516 337	33.1	4.8	X
0413	Lawn furniture and equipment	516	1 531 683	721 463	47.1	2.3	X
0414	Other furniture (including sleep sofas)	2 342	8 659 732	5 438 502	62.8	17.0	X
0420	Office and business furniture	3 713	20 951 827	18 563 856	88.6	58.2	65.3
0421	New office furniture (wooden and metal)	3 342	19 881 284	16 955 241	85.3	53.2	X
0422	New store and restaurant furniture	307	1 454 669	620 165	42.6	1.9	X
0423	New public furniture (theater seats, church pews, park benches, and school desks)	420	1 287 643	533 707	41.4	1.7	X
0424	Used office and business furniture	859	3 093 972	454 739	14.7	1.4	X
0500	Household china, glassware, crockery, and plastic housewares	140	483 719	67 050	13.9	.2	X
0520	Linens, domestics, curtains, and draperies	264	892 055	184 799	20.7	.6	46.5
0521	Bedspreads, blankets, and bedding	130	363 095	27 978	7.7	.1	X
0522	Curtains and draperies	154	414 526	27 437	6.6	.1	X
0523	Shades and blinds	103	156 214	6 316	4.0	Z	X
0524	Towels and washcloths	20	41 702	1 495	3.6	Z	X
0525	Other linens and domestics	34	77 124	13 842	17.9	Z	X
0530	Flooring and floor coverings	412	2 350 622	221 640	9.4	.7	57.6
0531	Soft-surface (textile) floor coverings and accessories (including rugs, carpets, and pads)	397	2 246 866	191 204	8.5	.6	X
0532	Hardwood flooring	20	136 378	2 431	1.8	Z	X
0533	Other hard-surface floor coverings and accessories (including tile and sheet goods)	75	504 573	28 003	5.6	.1	X
0540	Other home furnishings	569	2 253 428	292 307	13.0	.9	67.2
0541	Metal flatware and kitchen utensils	26	61 406	5 603	9.1	Z	X
0542	Mirrors, lamps, and picture frames	469	1 709 252	139 782	8.2	.4	X
0543	Home furnishings, n.e.c.	209	879 526	146 916	16.7	.5	X
0600	Lumber: rough, dressed, and finished	9	86 879	8 549	9.8	Z	X
0700	Brick, stone, tile, sand, block, cement, and gravel	6	38 276	9 916	25.9	Z	X
0740	Other construction materials	9	121 771	13 534	11.1	Z	6.0
0744	Construction materials, n.e.c. (including wire fence and construction paper)	6	27 736	992	3.6	Z	X

See footnotes at end of table.

Table 1. All Types of Operation by Kind of Business and Commodity Line for Wholesale Trade: 1997—Con.

[Includes only establishments with payroll. For meaning of abbreviations and symbols, see introductory text. For explanation of terms, see Appendix A]

NAICS code and CL code	Kind of business and commodity line	Establishments handling commodity line		Commodity line sales			Sales coverage percent
		Number	Total sales (\$1,000)	Amount ¹ (\$1,000)	As percent of total sales of—		
					Establishments handling line	Establishments in NAICS industry ¹	
421210	Furniture whse—Con.						
0800	Photographic equipment and supplies (excluding video)	9	17 919	850	4.7	Z	X
0900	Office equipment	168	576 155	72 797	12.6	.2	5.4
0911	Typewriters and dedicated word processors	89	228 577	1 549	.7	Z	X
0912	Calculators and accounting machines	100	268 472	3 511	1.3	Z	X
0913	Copying machines and equipment	112	331 676	42 156	12.7	.1	X
0914	Dictating, transcribing, and recording machines	41	202 543	833	.4	Z	X
0915	Mailing, letter handling, and addressing machines	20	48 251	378	.8	Z	X
0920	New computer equipment	79	110 754	7 051	6.4	Z	31.1
0921	Computers	21	51 719	2 812	5.4	Z	X
0922	Computer storage devices	46	48 482	1 831	3.8	Z	X
0923	Computer printers	17	35 566	613	1.7	Z	X
0924	Other computer peripheral equipment	15	30 156	1 113	3.7	Z	X
0950	Computer software (packaged)	15	110 912	5 583	5.0	Z	X
0960	Restaurant and hotel equipment and supplies	30	95 568	12 840	13.4	Z	X
0970	Store machines and equipment	17	34 977	5 719	16.4	Z	X
1040	Religious and school supplies	18	77 232	5 562	7.2	Z	14.4
1042	School supplies	17	35 336	5 144	14.6	Z	X
1120	Flat iron and steel products	8	17 641	2 134	12.1	Z	X
1400	Electrical apparatus and equipment	14	58 855	11 700	19.9	Z	64.7
1418	Lighting fixtures (residential and commercial)	6	34 304	1 445	4.2	Z	X
1500	Electrical appliances, household	39	374 093	52 765	14.1	.2	34.7
1511	Televisions	30	81 293	6 067	7.5	Z	X
1512	Radios, stereos, and CD players	6	207 227	8 478	4.1	Z	X
1515	Refrigerators and freezers, household	14	43 215	2 304	5.3	Z	X
1518	Other electrical household appliances (including fans, dishwashers, etc.)	9	253 046	15 815	6.3	.1	X
1600	Electronic parts and equipment, except communication	13	27 340	3 794	13.9	Z	X
1700	Hardware	50	195 440	16 996	8.7	.1	19.1
1711	Hand tools (including power driven)	37	54 562	3 705	6.8	Z	X
1712	Bolts, nuts, rivets, and fasteners	11	132 706	12 486	9.4	Z	X
1800	Plumbing and heating equipment and supplies (hydronics)	6	78 969	23 971	30.4	.1	X
1900	Warm air heating and air-conditioning equipment and supplies	11	56 400	11 742	20.8	Z	62.9
1911	Furnaces (warm air)	10	32 843	9 306	28.3	Z	X
2220	Garden machinery, equipment, and parts	6	17 950	1 906	10.6	Z	X
2320	General-purpose industrial machinery, equipment, and parts	11	116 590	11 384	9.8	Z	X
2460	Other industrial supplies	33	138 796	5 565	4.0	Z	X
2700	Sporting and recreational goods and supplies	26	332 893	33 860	10.2	.1	3.1
2714	Camping and fishing equipment and accessories	9	267 926	30 884	11.5	.1	X
2800	Toys and hobby goods and supplies	53	263 086	18 150	6.9	.1	8.7
2812	Other toys and games (including fireworks and children's vehicles)	35	194 452	7 358	3.8	Z	X
2813	Crafts and craft supplies	12	49 607	10 523	21.2	Z	X
3000	Jewelry, diamonds, gem stones, and watches	12	137 655	15 208	11.0	Z	1.5
3014	Watches, clocks, and watch movements and cases	6	109 290	9 110	8.3	Z	X
3200	Printing and writing paper	50	182 961	19 544	10.7	.1	18.9
3213	Other printing and writing paper	48	140 062	7 563	5.4	Z	X
3300	Stationery, office supplies and greeting cards	279	1 057 990	227 574	21.5	.7	15.8
3311	Business forms	88	280 589	7 304	2.6	Z	X
3312	Stationery, photocopy paper, and typing paper	155	566 191	62 775	11.1	.2	X
3313	Inked ribbons, carbon paper, pens and pencils	158	634 579	33 146	5.2	.1	X
3314	Toner and cartridges	185	706 035	32 726	4.6	.1	X
3315	Greeting cards	22	38 110	345	.9	Z	X
3316	Other stationery supplies (envelopes, ruled forms, and binder paper)	211	768 409	75 809	9.9	.2	X
3400	Industrial and personal services paper and plastics	30	60 006	3 808	6.3	Z	43.8
3411	Paperboard and boxboard boxes	16	26 777	1 920	7.2	Z	X
3412	Paper dishes, cups, and napkins	10	38 681	988	2.6	Z	X
3413	Industrial paper (wrapping, bags, cartons, etc.)	9	6 365	191	3.0	Z	X
3600	Piece goods, knit and woven	28	184 898	57 057	30.9	.2	1.9
3616	Other piece goods	14	27 756	1 418	5.1	Z	X
3900	Women's and children's wear	7	65 559	17 766	27.1	.1	X
5300	Plastics materials and basic shapes	9	133 677	13 338	10.0	Z	X
5330	Chemicals and allied products (excluding agricultural, plastics, gases, and petroleum)	14	86 039	7 556	8.8	Z	X
6000	Paint, paint supplies, and wallpaper	117	435 203	12 875	3.0	Z	.3
6013	Special purpose coatings (automotive, refinish, marine, traffic coatings)	30	77 311	944	1.2	Z	X
6015	Wallpaper	30	129 365	5 192	4.0	Z	X
6110	Flowers and florists' supplies	8	13 335	4 058	30.4	Z	X
6120	Art goods (including novelties and souvenirs)	74	248 508	15 820	6.4	.1	5.1
6121	Art materials	7	56 167	1 941	3.5	Z	X
6122	Novelties and souvenirs	36	72 681	11 091	15.3	Z	X
6150	Nondurable goods, n.e.c.	11	49 790	12 565	25.2	Z	X
9700	Service receipts and labor charges (including installed parts)	779	5 601 385	528 353	9.4	1.7	72.0
9701	Labor charges for repair work	403	2 508 077	173 263	6.9	.5	X
9702	Parts installed in repair work	130	595 437	16 359	2.7	.1	X
9703	Other service receipts and labor charges—Specify	528	4 381 059	338 730	7.7	1.1	X
9720	Receipts for service contracts	37	150 315	16 914	11.3	.1	X
9740	Receipts for installing equipment	39	43 133	4 727	11.0	Z	X
9810	Miscellaneous commodities	144	376 133	43 136	11.5	.1	X

See footnotes at end of table.

Table 1. All Types of Operation by Kind of Business and Commodity Line for Wholesale Trade: 1997—Con.

[Includes only establishments with payroll. For meaning of abbreviations and symbols, see introductory text. For explanation of terms, see Appendix A]

NAICS code and CL code	Kind of business and commodity line	Establishments handling commodity line		Commodity line sales			Sales coverage percent
		Number	Total sales (\$1,000)	Amount ¹ (\$1,000)	As percent of total sales of—		
					Establishments handling line	Establishments in NAICS industry ¹	
421210	Furniture whse—Con.						
9940	Rental and leasing receipts	100	787 874	36 064	4.6	.1	3.6
9941	Computer rental and leasing receipts	32	56 204	325	.6	Z	X
9942	Photocopying machine rental	55	589 430	14 953	2.5	Z	X
9943	Other office machine rental receipts	32	422 740	997	.2	Z	X
9944	Other rental receipts	10	101 519	584	.6	Z	X
9970	Receipts for printing or photocopying performed at this establishment	15	28 260	1 996	7.1	Z	X
4212101	Household & lawn furniture whse	3 304	X	12 079 496	X	100.0	72.7
0400	Household and lawn furniture	3 304	12 079 496	10 996 219	91.0	91.0	60.1
0411	Upholstered furniture	1 815	6 891 551	3 397 670	49.3	28.1	X
0412	Sleep furniture and equipment	1 124	4 425 303	1 504 665	34.0	12.5	X
0413	Lawn furniture and equipment	491	1 433 998	716 564	50.0	5.9	X
0414	Other furniture (including sleep sofas)	2 246	8 266 015	5 377 320	65.1	44.5	X
0420	Office and business furniture	320	1 132 740	172 110	15.2	1.4	70.8
0421	New office furniture (wooden and metal)	284	1 053 549	150 873	14.3	1.2	X
0422	New store and restaurant furniture	63	211 653	16 837	8.0	.1	X
0423	New public furniture (theater seats, church pews, park benches, and school desks)	15	22 225	1 548	7.0	Z	X
0424	Used office and business furniture	25	45 847	2 851	6.2	Z	X
0500	Household china, glassware, crockery, and plastic housewares	134	473 688	63 222	13.3	.5	X
0520	Linens, domestics, curtains, and draperies	173	452 439	66 440	14.7	.6	63.7
0521	Bedsprads, blankets, and bedding	122	357 520	27 640	7.7	.2	X
0522	Curtains and draperies	101	234 922	20 070	8.5	.2	X
0523	Shades and blinds	54	91 694	3 352	3.7	Z	X
0524	Towels and washcloths	20	41 702	1 495	3.6	Z	X
0525	Other linens and domestics	34	77 124	13 842	17.9	.1	X
0530	Flooring and floor coverings	156	523 901	70 757	13.5	.6	58.1
0531	Soft-surface (textile) floor coverings and accessories (including rugs, carpets, and pads)	143	481 593	62 365	13.0	.5	X
0532	Hardwood flooring	6	12 775	308	2.4	Z	X
0533	Other hard-surface floor coverings and accessories (including tile and sheet goods)	36	86 192	8 083	9.4	.1	X
0540	Other home furnishings	520	2 041 194	275 561	13.5	2.3	63.5
0541	Metal flatware and kitchen utensils	25	60 852	5 356	8.8	Z	X
0542	Mirrors, lamps, and picture frames	436	1 543 809	132 242	8.6	1.1	X
0543	Home furnishings, n.e.c.	190	828 201	137 957	16.7	1.1	X
0600	Lumber: rough, dressed, and finished	9	86 879	8 549	9.8	.1	X
0700	Brick, stone, tile, sand, block, cement, and gravel	6	38 276	9 916	25.9	.1	X
0740	Other construction materials	7	111 828	11 083	9.9	.1	3.3
0744	Construction materials, n.e.c. (including wire fence and construction paper)	6	27 736	992	3.6	Z	X
0900	Office equipment	12	32 569	678	2.1	Z	X
0920	New computer equipment	9	7 796	669	8.6	Z	X
0960	Restaurant and hotel equipment and supplies	22	78 775	9 997	12.7	.1	X
1040	Religious and school supplies	7	3 946	181	4.6	Z	50.5
1042	School supplies	7	3 946	181	4.6	Z	X
1400	Electrical apparatus and equipment	11	51 100	8 883	17.4	.1	67.3
1418	Lighting fixtures (residential and commercial)	6	34 304	1 445	4.2	Z	X
1500	Electrical appliances, household	36	323 888	35 704	11.0	.3	39.8
1511	Televisions	30	81 293	6 067	7.5	.1	X
1512	Radios, stereos, and CD players	6	207 227	8 478	4.1	.1	X
1515	Refrigerators and freezers, household	14	43 215	2 304	5.3	Z	X
1518	Other electrical household appliances (including fans, dishwashers, etc.)	9	253 046	15 815	6.3	.1	X
1700	Hardware	46	187 246	15 566	8.3	.1	16.6
1711	Hand tools (including power driven)	37	54 562	3 705	6.8	Z	X
1712	Bolts, nuts, rivets, and fasteners	7	124 512	11 056	8.9	.1	X
1800	Plumbing and heating equipment and supplies (hydronics)	6	78 969	23 971	30.4	.1	X
1900	Warm air heating and air-conditioning equipment and supplies	11	56 400	11 742	20.8	.1	60.0
1911	Furnaces (warm air)	10	32 843	9 306	28.3	.1	X
2220	Garden machinery, equipment, and parts	6	17 950	1 906	10.6	Z	X
2460	Other industrial supplies	8	29 928	1 913	6.4	Z	X
2700	Sporting and recreational goods and supplies	25	328 177	33 391	10.2	.3	3.0
2714	Camping and fishing equipment and accessories	9	267 926	30 884	11.5	.3	X
2800	Toys and hobby goods and supplies	47	244 059	17 881	7.3	.1	8.8
2812	Other toys and games (including fireworks and children's vehicles)	35	194 452	7 358	3.8	.1	X
2813	Crafts and craft supplies	12	49 607	10 523	21.2	.1	X
3000	Jewelry, diamonds, gem stones, and watches	12	137 655	15 208	11.0	.1	1.4
3014	Watches, clocks, and watch movements and cases	6	109 290	9 110	8.3	.1	X
3300	Stationery, office supplies and greeting cards	10	48 157	4 959	10.3	Z	X
3600	Piece goods, knit and woven	22	181 093	56 009	30.9	.5	1.8
3616	Other piece goods	14	27 756	1 418	5.1	Z	X
3900	Women's and children's wear	7	65 559	17 766	27.1	.1	X
5330	Chemicals and allied products (excluding agricultural, plastics, gases, and petroleum)	10	67 682	7 010	10.4	.1	X
6000	Paint, paint supplies, and wallpaper	69	263 889	8 670	3.3	.1	.5
6013	Special purpose coatings (automotive, refinish, marine, traffic coatings)	30	77 311	944	1.2	Z	X
6015	Wallpaper	30	129 365	5 192	4.0	Z	X
6110	Flowers and florists' supplies	6	7 806	1 848	23.7	Z	X

See footnotes at end of table.

Table 1. All Types of Operation by Kind of Business and Commodity Line for Wholesale Trade: 1997—Con.

[Includes only establishments with payroll. For meaning of abbreviations and symbols, see introductory text. For explanation of terms, see Appendix A]

NAICS code and CL code	Kind of business and commodity line	Establishments handling commodity line		Commodity line sales			Sales coverage percent
		Number	Total sales (\$1,000)	Amount ¹ (\$1,000)	As percent of total sales of—		
					Establishments handling line	Establishments in NAICS industry ¹	
4212101	Household & lawn furniture whsle—Con.						
6120	Art goods (including novelties and souvenirs)	43	128 848	13 032	10.1	.1	10.0
6121	Art materials	7	56 167	1 941	3.5	Z	X
6122	Novelties and souvenirs	36	72 681	11 091	15.3	.1	X
6150	Nondurable goods, n.e.c.	9	48 022	12 279	25.6	.1	X
9700	Service receipts and labor charges (including installed parts)	90	175 211	11 387	6.5	.1	63.3
9701	Labor charges for repair work	29	49 579	3 614	7.3	Z	X
9702	Parts installed in repair work	11	7 541	1 070	14.2	Z	X
9703	Other service receipts and labor charges—Specify	64	125 946	6 703	5.3	.1	X
9810	Miscellaneous commodities	80	186 300	16 076	8.6	.1	X
9940	Rental and leasing receipts	12	23 972	985	4.1	Z	X
4212102	Office & business furniture whsle	3 393	X	19 819 087	X	100.0	78.4
0400	Household and lawn furniture	199	737 012	106 065	14.4	.5	76.7
0411	Upholstered furniture	116	353 876	28 311	8.0	.1	X
0412	Sleep furniture and equipment	35	159 856	11 672	7.3	.1	X
0413	Lawn furniture and equipment	24	97 685	4 899	5.0	Z	X
0414	Other furniture (including sleep sofas)	96	393 717	61 182	15.5	.3	X
0420	Office and business furniture	3 393	19 819 087	18 391 746	92.8	92.8	66.7
0421	New office furniture (wooden and metal)	3 058	18 827 735	16 804 368	89.3	84.8	X
0422	New store and restaurant furniture	244	1 243 016	603 328	48.5	3.0	X
0423	New public furniture (theater seats, church pews, park benches, and school desks)	405	1 265 418	532 159	42.1	2.7	X
0424	Used office and business furniture	834	3 048 125	451 888	14.8	2.3	X
0500	Household china, glassware, crockery, and plastic housewares	6	10 031	3 828	38.2	Z	X
0520	Linens, domestics, curtains, and draperies	91	439 616	118 359	26.9	.6	28.7
0521	Bedspreads, blankets, and bedding	8	5 575	338	6.1	Z	X
0522	Curtains and draperies	53	179 604	7 367	4.1	Z	X
0523	Shades and blinds	49	64 520	2 964	4.6	Z	X
0530	Flooring and floor coverings	256	1 826 721	150 883	8.3	.8	58.4
0531	Soft-surface (textile) floor coverings and accessories (including rugs, carpets, and pads)	254	1 765 273	128 839	7.3	.7	X
0532	Hardwood flooring	14	123 603	2 123	1.7	Z	X
0533	Other hard-surface floor coverings and accessories (including tile and sheet goods)	40	418 381	19 920	4.8	.1	X
0540	Other home furnishings	49	212 234	16 746	7.9	.1	73.6
0542	Mirrors, lamps, and picture frames	33	165 443	7 540	4.6	Z	X
0543	Home furnishings, n.e.c.	19	51 325	8 959	17.5	Z	X
0800	Photographic equipment and supplies (excluding video)	9	17 919	850	4.7	Z	X
0900	Office equipment	156	543 586	72 119	13.3	.4	5.9
0911	Typewriters and dedicated word processors	89	228 577	1 549	.7	Z	X
0912	Calculators and accounting machines	100	268 472	3 511	1.3	Z	X
0913	Copying machines and equipment	112	331 676	42 156	12.7	.2	X
0914	Dictating, transcribing, and recording machines	41	202 543	833	.4	Z	X
0915	Mailing, letter handling, and addressing machines	20	48 251	378	.8	Z	X
0920	New computer equipment	70	102 958	6 382	6.2	Z	33.9
0921	Computers	21	51 719	2 812	5.4	Z	X
0922	Computer storage devices	46	48 482	1 831	3.8	Z	X
0923	Computer printers	17	35 566	613	1.7	Z	X
0924	Other computer peripheral equipment	15	30 156	1 113	3.7	Z	X
0950	Computer software (packaged)	15	110 912	5 583	5.0	Z	X
0960	Restaurant and hotel equipment and supplies	8	16 793	2 843	16.9	Z	X
0970	Store machines and equipment	17	34 977	5 719	16.4	Z	X
1040	Religious and school supplies	11	73 286	5 381	7.3	Z	12.7
1042	School supplies	10	31 390	4 963	15.8	Z	X
1600	Electronic parts and equipment, except communication	8	13 143	3 617	27.5	Z	X
2320	General-purpose industrial machinery, equipment, and parts	6	99 818	9 963	10.0	.1	X
2460	Other industrial supplies	25	108 868	3 652	3.4	Z	X
2800	Toys and hobby goods and supplies	6	19 027	269	1.4	Z	X
3200	Printing and writing paper	50	182 961	19 544	10.7	.1	19.5
3213	Other printing and writing paper	48	140 062	7 563	5.4	Z	X
3300	Stationery, office supplies and greeting cards	269	1 009 833	222 615	22.0	1.1	16.6
3311	Business forms	88	280 589	7 304	2.6	Z	X
3312	Stationery, photocopy paper, and typing paper	155	566 191	62 775	11.1	.3	X
3313	Inked ribbons, carbon paper, pens and pencils	158	634 579	33 146	5.2	.2	X
3314	Toner and cartridges	185	706 035	32 726	4.6	.2	X
3315	Greeting cards	22	38 110	345	.9	Z	X
3316	Other stationery supplies (envelopes, ruled forms, and binder paper)	211	768 409	75 809	9.9	.4	X
3400	Industrial and personal services paper and plastics	25	58 029	3 789	6.5	Z	46.6
3411	Paperboard and boxboard boxes	16	26 777	1 920	7.2	Z	X
3412	Paper dishes, cups, and napkins	10	38 681	988	2.6	Z	X
3413	Industrial paper (wrapping, bags, cartons, etc.)	9	6 365	191	3.0	Z	X
3600	Piece goods, knit and woven	6	3 805	1 048	27.5	Z	X
6000	Paint, paint supplies, and wallpaper	48	171 314	4 205	2.5	Z	X
6120	Art goods (including novelties and souvenirs)	31	119 660	2 788	2.3	Z	X
9700	Service receipts and labor charges (including installed parts)	689	5 426 174	516 966	9.5	2.6	74.2
9701	Labor charges for repair work	373	2 458 498	169 649	6.9	.9	X
9702	Parts installed in repair work	119	587 896	15 289	2.6	.1	X
9703	Other service receipts and labor charges—Specify	464	4 255 113	332 027	7.8	1.7	X
9720	Receipts for service contracts	35	145 909	16 652	11.4	.1	X
9740	Receipts for installing equipment	39	43 133	4 727	11.0	Z	X
9810	Miscellaneous commodities	64	189 833	27 060	14.3	.1	X

See footnotes at end of table.

Table 1. All Types of Operation by Kind of Business and Commodity Line for Wholesale Trade: 1997—Con.

[Includes only establishments with payroll. For meaning of abbreviations and symbols, see introductory text. For explanation of terms, see Appendix A]

NAICS code and CL code	Kind of business and commodity line	Establishments handling commodity line		Commodity line sales			Sales coverage percent
		Number	Total sales (\$1,000)	Amount ¹ (\$1,000)	As percent of total sales of—		
					Establishments handling line	Establishments in NAICS industry ¹	
4212102	Office & business furniture whsle—Con.						
9940	Rental and leasing receipts	88	763 902	35 079	4.6	.2	3.9
9941	Computer rental and leasing receipts	32	56 204	325	.6		X
9942	Photocopying machine rental	55	589 430	14 953	2.5	.1	X
9943	Other office machine rental receipts	32	422 740	997	.2	Z	X
9944	Other rental receipts	10	101 519	584	.6	Z	X
9970	Receipts for printing or photocopying performed at this establishment	12	27 459	1 963	7.1	Z	X
42122	Home furnishings whsle	8 549	X	43 107 895	X	100.0	67.3
0400	Household and lawn furniture	585	2 814 548	560 034	19.9	1.3	56.1
0411	Upholstered furniture	253	906 869	131 460	14.5	.3	X
0412	Sleep furniture and equipment	97	286 338	22 407	7.8	.1	X
0413	Lawn furniture and equipment	143	1 490 634	276 265	18.5	.6	X
0414	Other furniture (including sleep sofas)	327	1 057 204	129 880	12.3	.3	X
0420	Office and business furniture	135	480 536	56 808	11.8	.1	52.3
0421	New office furniture (wooden and metal)	85	331 871	33 387	10.1	.1	X
0422	New store and restaurant furniture	35	106 783	7 478	7.0	Z	X
0423	New public furniture (theater seats, church pews, park benches, and school desks)	29	91 750	7 672	8.4	Z	X
0424	Used office and business furniture	23	62 287	8 238	13.2	Z	X
0500	Household china, glassware, crockery, and plastic housewares	1 639	8 036 140	5 502 862	68.5	12.8	X
0520	Linens, domestics, curtains, and draperies	2 212	13 004 581	9 383 260	72.2	21.8	51.2
0521	Bedspreads, blankets, and bedding	918	7 281 887	3 684 822	50.6	8.5	X
0522	Curtains and draperies	1 017	3 785 525	834 155	22.0	1.9	X
0523	Shades and blinds	823	2 179 885	1 013 312	46.5	2.4	X
0524	Towels and washcloths	583	5 846 756	2 184 405	37.4	5.1	X
0525	Other linens and domestics	738	5 800 181	1 666 503	28.7	3.9	X
0530	Flooring and floor coverings	2 788	19 127 516	16 195 302	84.7	37.6	57.3
0531	Soft-surface (textile) floor coverings and accessories (including rugs, carpets, and pads)	2 422	17 139 061	11 421 064	66.6	26.5	X
0532	Hardwood flooring	814	4 700 139	1 081 644	23.0	2.5	X
0533	Other hard-surface floor coverings and accessories (including tile and sheet goods)	1 408	7 902 881	3 692 593	46.7	8.6	X
0540	Other home furnishings	3 281	13 457 657	7 993 969	59.4	18.5	47.6
0541	Metal flatware and kitchen utensils	551	3 566 673	1 268 328	35.6	2.9	X
0542	Mirrors, lamps, and picture frames	1 646	4 636 174	2 392 850	51.6	5.6	X
0543	Home furnishings, n.e.c.	1 736	7 902 853	4 332 767	54.8	10.1	X
0600	Lumber: rough, dressed, and finished	12	24 449	8 645	35.4	Z	47.8
0611	Dimensional lumber (non-treated)	10	23 093	8 502	36.8	Z	X
0620	Plywood and millwork	39	201 154	55 745	27.7	.1	16.8
0622	Other panels products (including hardwood plywood, waterboard, and particleboard)	11	97 706	3 434	3.5	Z	X
0623	Gypsum, specialty boards, and treatments	6	12 302	1 616	13.1	Z	X
0624	Wood millwork (doors, windows, cabinets, etc.)	22	87 257	45 182	51.8	.1	X
0700	Brick, stone, tile, sand, block, cement, and gravel	22	93 663	18 897	20.2	Z	62.3
0712	Cement and lime	6	3 050	688	22.6	Z	X
0714	Brick, block, tile, clay/cement sewer pipe, etc.	15	88 237	17 103	19.4	Z	X
0720	Roofing, siding, and insulation materials	45	236 820	27 776	11.7	.1	3.8
0721	Roofing, except wood	27	138 314	12 717	9.2	Z	X
0722	Siding, except wood	7	20 876	5 216	25.0	Z	X
0730	Flat glass and other construction glass (excluding automotive)	20	108 846	46 364	42.6	.1	X
0740	Other construction materials	25	181 438	30 910	17.0	.1	50.1
0744	Construction materials, n.e.c. (including wire fence and construction paper)	19	109 207	25 170	23.0	.1	X
0800	Photographic equipment and supplies (excluding video)	15	29 408	3 105	10.6	Z	X
0900	Office equipment	26	149 343	17 594	11.8	Z	28.0
0913	Copying machines and equipment	14	76 375	15 752	20.6	Z	X
0930	Used computer equipment	10	30 428	3 044	10.0	Z	X
0960	Restaurant and hotel equipment and supplies	82	369 213	53 351	14.5	.1	X
0970	Store machines and equipment	7	53 831	15 409	28.6	Z	67.3
0972	Other store machines and equipment	7	53 831	15 409	28.6	Z	X
1120	Flat iron and steel products	10	33 315	9 536	28.6	Z	X
1140	Iron and steel wire and wire products	10	106 158	20 106	18.9	Z	X
1200	Copper and brass	17	80 496	15 846	19.7	Z	X
1220	Aluminum shapes, forms, etc.	8	48 040	4 541	9.5	Z	X
1400	Electrical apparatus and equipment	30	179 404	38 422	21.4	.1	6.4
1413	Motors and generators (including motor-generator sets)	6	24 656	997	4.0	Z	X
1418	Lighting fixtures (residential and commercial)	11	11 305	19 770	100.0	Z	X
1421	Other electrical apparatus and equipment (including fuses and lightning rods)	6	24 656	997	4.0	Z	X
1500	Electrical appliances, household	178	1 284 272	154 238	12.0	.4	17.7
1511	Televisions	27	154 805	7 265	4.7	Z	X
1512	Radios, stereos, and CD players	14	32 023	51	.2	Z	X
1513	V.C.R.'s and video cameras	14	32 023	33	.1	Z	X
1514	Electrical household ranges and ovens	29	466 885	51 479	11.0	.1	X
1515	Refrigerators and freezers, household	6	52 841	5 009	9.5	Z	X
1516	Household laundry equipment	6	52 841	2 012	3.8	Z	X
1518	Other electrical household appliances (including fans, dishwashers, etc.)	70	358 799	45 248	12.6	.1	X
1600	Electronic parts and equipment, except communication	18	148 761	10 143	6.8	Z	43.1
1618	Electronic parts and equipment, n.e.c.	14	131 262	8 820	6.7	Z	X

See footnotes at end of table.

Table 1. All Types of Operation by Kind of Business and Commodity Line for Wholesale Trade: 1997—Con.

[Includes only establishments with payroll. For meaning of abbreviations and symbols, see introductory text. For explanation of terms, see Appendix A]

NAICS code and CL code	Kind of business and commodity line	Establishments handling commodity line		Commodity line sales			Sales coverage percent
		Number	Total sales (\$1,000)	Amount ¹ (\$1,000)	As percent of total sales of—		
					Establishments handling line	Establishments in NAICS industry ¹	
42122	Home furnishings whse—Con.						
1700	Hardware	282	1 583 836	255 732	16.1	.6	4.1
1711	Hand tools (including power driven).....	56	470 417	56 594	12.0	.1	X
1712	Bolts, nuts, rivets, and fasteners	13	15 362	3 036	19.8	Z	X
1713	Cutlery.....	119	403 576	79 583	19.7	.2	X
1800	Plumbing and heating equipment and supplies (hydronics)	28	189 524	36 112	19.1	.1	2.8
1818	Other plumbing and heating equipment and supplies.....	13	42 820	9 394	21.9	Z	X
2320	General-purpose industrial machinery, equipment, and parts	32	95 098	4 998	5.3	Z	X
2460	Other industrial supplies	40	249 877	27 105	10.8	.1	13.8
2462	Abrasives and abrasive materials	6	72 219	9 186	12.7	Z	X
2464	Mechanical rubber goods	12	49 190	2 691	5.5	Z	X
2520	Custodial (janitors') equipment and supplies	6	44 763	7 800	17.4	Z	X
2540	Other service establishment equipment and supplies	6	17 606	2 641	15.0	Z	50.2
2542	Service establishment equipment and supplies, n.e.c.....	6	17 606	2 641	15.0	Z	X
2700	Sporting and recreational goods and supplies	98	549 415	70 701	12.9	.2	3.8
2712	Bicycles and bicycle tires and tubes	8	31 958	1 468	4.6	Z	X
2715	Athletic equipment and accessories	47	242 042	25 137	10.4	.1	X
2800	Toys and hobby goods and supplies	214	1 006 045	123 906	12.3	.3	4.3
2812	Other toys and games (including fireworks and children's vehicles)	105	517 888	49 669	9.6	.1	X
2813	Crafts and craft supplies	138	551 216	54 601	9.9	.1	X
2814	Other hobby goods and accessories	7	28 122	693	2.5	Z	X
2930	Recyclable paper and paperboard	9	3 222	531	16.5	Z	X
3000	Jewelry, diamonds, gem stones, and watches	83	311 104	28 054	9.0	.1	.5
3015	Karat gold jewelry (rings, necklaces, etc.)	35	99 331	7 733	7.8	Z	X
3130	Compact discs, prerecorded audio tapes, and phonograph records	18	64 291	4 509	7.0	Z	X
3140	Prerecorded video tapes	13	44 442	1 438	3.2	Z	X
3150	Other durable goods	9	54 396	5 259	9.7	Z	X
3200	Printing and writing paper	24	190 722	9 674	5.1	Z	X
3300	Stationery, office supplies and greeting cards	136	968 770	86 301	8.9	.2	2.1
3311	Business forms	11	62 473	991	1.6	Z	X
3312	Stationery, photocopy paper, and typing paper	11	62 473	2 259	3.6	Z	X
3313	Inked ribbons, carbon paper, pens and pencils	14	160 374	7 676	4.8	Z	X
3314	Toner and cartridges	11	62 473	245	.4	Z	X
3315	Greeting cards	65	374 845	24 454	6.5	.1	X
3316	Other stationery supplies (envelopes, ruled forms, and binder paper)	37	271 445	27 751	10.2	.1	X
3400	Industrial and personal services paper and plastics	64	423 985	49 743	11.7	.1	18.8
3411	Paperboard and boxboard boxes	9	2 386	1 413	59.2	Z	X
3412	Paper dishes, cups, and napkins	10	8 697	6 133	70.5	Z	X
3413	Industrial paper (wrapping, bags, cartons, etc.).....	32	286 594	14 671	5.1	Z	X
3415	Other industrial and personal service paper	12	33 617	1 382	4.1	Z	X
3500	Drugs, pharmaceuticals, cosmetics, and toiletries	102	559 672	85 923	15.4	.2	11.4
3513	Cosmetics.....	6	22 330	2 130	9.5	Z	X
3515	Other toiletries and druggists' sundries.....	43	312 834	50 173	16.0	.1	X
3600	Piece goods, knit and woven	68	1 815 897	629 976	34.7	1.5	57.9
3612	Cotton (including blends)	29	117 136	22 547	19.2	.1	X
3613	Synthetics (excluding synthetic knits)	19	103 497	12 630	12.2	Z	X
3614	Knit fabrics, n.e.c. (including double knit)	10	63 372	3 816	6.0	Z	X
3615	Woolen and worsted piece goods	10	1 621 227	580 055	35.8	1.3	X
3616	Other piece goods	8	27 601	2 717	9.8	Z	X
3700	Notions (buttons, ribbons, lace, sewing accessories, zippers, bindings, etc.)	34	90 643	4 129	4.6	Z	X
3800	Men's and boys' wear.....	74	2 079 852	199 635	9.6	.5	1.7
3811	Men's and boys' suits, coats, and formal wear	40	191 447	19 702	10.3	Z	X
3812	Men's and boys' dress and casual shirts, slacks, and jeans	25	155 566	6 284	4.0	Z	X
3813	Men's and boys' underwear and nightwear	25	155 566	1 828	1.2	Z	X
3814	Men's and boys' work clothing and uniforms	10	43 413	783	1.8	Z	X
3815	Other men's and boys' wear (caps, hats, swimwear, neckwear, etc.)	25	155 566	2 610	1.7	Z	X
3900	Women's and children's wear	97	2 198 604	285 231	13.0	.7	1.4
3911	Infants' and children's wear (to size 6X)	51	257 672	16 399	6.4	Z	X
3912	Women's misses', and girls' dresses and blouses	51	257 672	14 525	5.6	Z	X
3913	Women's, misses', and girls' suits and coats.....	51	257 672	3 254	1.3	Z	X
3914	Women's and misses' outerwear	51	257 672	1 855	.7	Z	X
3915	Women's and misses' underwear and sleepwear	62	274 672	11 441	4.2	Z	X
3916	Other women's, misses, and girl's wear (furs, sweaters, millinery, etc.)	51	257 672	1 855	.7	Z	X
4000	Footwear	20	79 951	6 320	7.9	Z	26.5
4012	Infants' footwear	10	62 853	1 048	1.7	Z	X
4013	Other women's, misses', and girls' footwear	10	62 853	1 324	2.1	Z	X
4014	Other men's and boy's footwear	10	62 853	792	1.3	Z	X
4860	Other grocery specialties	25	36 263	5 174	14.3	Z	29.7
4865	Pickles, preserves, jellies, jams, and sauces	7	7 996	60	.8	Z	X
4868	Grocery specialties, n.e.c.	9	21 068	4 413	20.9	Z	X
5300	Plastics materials and basic shapes	42	295 246	41 656	14.1	.1	X
5330	Chemicals and allied products (excluding agricultural, plastics, gases, and petroleum)	61	374 856	55 006	14.7	.1	16.2
5335	Detergents and soaps	18	132 547	4 871	3.7	Z	X
5342	Adhesives, sealants, and glues	25	83 575	9 719	11.6	Z	X
5800	Farm supplies	19	543 106	82 591	15.2	.2	1.4
5816	Other agricultural chemicals and fertilizers.....	16	27 511	5 575	20.3	Z	X
6000	Paint, paint supplies, and wallpaper	116	572 249	62 316	10.9	.1	4.7
6013	Special purpose coatings (automotive, refinish, marine, traffic coatings)	36	65 203	1 528	2.3	Z	X
6015	Wallpaper	49	241 969	36 033	14.9	.1	X

See footnotes at end of table.

Table 1. All Types of Operation by Kind of Business and Commodity Line for Wholesale Trade: 1997—Con.

[Includes only establishments with payroll. For meaning of abbreviations and symbols, see introductory text. For explanation of terms, see Appendix A]

NAICS code and CL code	Kind of business and commodity line	Establishments handling commodity line		Commodity line sales			Sales coverage percent
		Number	Total sales (\$1,000)	Amount ¹ (\$1,000)	As percent of total sales of—		
					Establishments handling line	Establishments in NAICS industry ¹	
42122	Home furnishings whlse—Con.						
6100	Books, periodicals, newspapers, and miscellaneous printed materials	61	219 205	20 907	9.5	Z	.4
6101	Books	9	11 668	1 185	10.2	Z	X
6110	Flowers and florists' supplies	66	301 032	38 814	12.9	.1	X
6120	Art goods (including novelties and souvenirs)	228	837 992	207 743	24.8	.5	25.6
6121	Art materials	81	146 219	26 615	18.2	.1	X
6122	Novelties and souvenirs	154	698 181	178 784	25.6	.4	X
6130	Textile bags, bagging, and burlap	14	15 874	1 124	7.1	Z	X
6150	Nondurable goods, n.e.c.	42	1 927 232	70 938	3.7	.2	X
9700	Service receipts and labor charges (including installed parts)	432	1 306 420	153 805	11.8	.4	52.0
9701	Labor charges for repair work	145	267 926	19 271	7.2	Z	X
9702	Parts installed in repair work	69	145 891	4 313	3.0	Z	X
9703	Other service receipts and labor charges—Specify	323	1 098 774	129 367	11.8	.3	X
9730	Advertising specialties (paper novelties, etc.)	11	39 459	9 572	24.3	Z	X
9810	Miscellaneous commodities	314	1 100 364	127 462	11.6	.3	X
9940	Rental and leasing receipts	22	44 782	2 639	5.9	Z	X
421220	Home furnishings whlse	8 549	X	43 107 895	X	100.0	67.3
0400	Household and lawn furniture	585	2 814 548	560 034	19.9	1.3	56.1
0411	Upholstered furniture	253	906 869	131 460	14.5	.3	X
0412	Sleep furniture and equipment	97	286 338	22 407	7.8	.1	X
0413	Lawn furniture and equipment	143	1 490 634	276 265	18.5	.6	X
0414	Other furniture (including sleep sofas)	327	1 057 204	129 880	12.3	.3	X
0420	Office and business furniture	135	480 536	56 808	11.8	.1	52.3
0421	New office furniture (wooden and metal)	85	331 871	33 387	10.1	.1	X
0422	New store and restaurant furniture	35	106 783	7 478	7.0	Z	X
0423	New public furniture (theater seats, church pews, park benches, and school desks)	29	91 750	7 672	8.4	Z	X
0424	Used office and business furniture	23	62 287	8 238	13.2	Z	X
0500	Household china, glassware, crockery, and plastic housewares	1 639	8 036 140	5 502 862	68.5	12.8	X
0520	Linens, domestics, curtains, and draperies	2 212	13 004 581	9 383 260	72.2	21.8	51.2
0521	Bedspreads, blankets, and bedding	918	7 281 887	3 684 822	50.6	8.5	X
0522	Curtains and draperies	1 017	3 785 525	834 155	22.0	1.9	X
0523	Shades and blinds	823	2 179 885	1 013 312	46.5	2.4	X
0524	Towels and washcloths	583	5 846 756	2 184 405	37.4	5.1	X
0525	Other linens and domestics	738	5 800 181	1 666 503	28.7	3.9	X
0530	Flooring and floor coverings	2 788	19 127 516	16 195 302	84.7	37.6	57.3
0531	Soft-surface (textile) floor coverings and accessories (including rugs, carpets, and pads)	2 422	17 139 061	11 421 064	66.6	26.5	X
0532	Hardwood flooring	814	4 700 139	1 081 644	23.0	2.5	X
0533	Other hard-surface floor coverings and accessories (including tile and sheet goods)	1 408	7 902 881	3 692 593	46.7	8.6	X
0540	Other home furnishings	3 281	13 457 657	7 993 969	59.4	18.5	47.6
0541	Metal flatware and kitchen utensils	551	3 566 673	1 268 328	35.6	2.9	X
0542	Mirrors, lamps, and picture frames	1 646	4 636 174	2 392 850	51.6	5.6	X
0543	Home furnishings, n.e.c.	1 736	7 902 853	4 332 767	54.8	10.1	X
0600	Lumber: rough, dressed, and finished	12	24 449	8 645	35.4	Z	47.8
0611	Dimensional lumber (non-treated)	10	23 093	8 502	36.8	Z	X
0620	Plywood and millwork	39	201 154	55 745	27.7	.1	16.8
0622	Other panels products (including hardwood plywood, waterboard, and particleboard)	11	97 706	3 434	3.5	Z	X
0623	Gypsum, specialty boards, and treatments	6	12 302	1 616	13.1	Z	X
0624	Wood millwork (doors, windows, cabinets, etc.)	22	87 257	45 182	51.8	.1	X
0700	Brick, stone, tile, sand, block, cement, and gravel	22	93 663	18 897	20.2	Z	62.3
0712	Cement and lime	6	3 050	688	22.6	Z	X
0714	Brick, block, tile, clay/cement sewer pipe, etc.	15	88 237	17 103	19.4	Z	X
0720	Roofing, siding, and insulation materials	45	236 820	27 776	11.7	.1	3.8
0721	Roofing, except wood	27	138 314	12 717	9.2	Z	X
0722	Siding, except wood	7	20 876	5 216	25.0	Z	X
0730	Flat glass and other construction glass (excluding automotive)	20	108 846	46 364	42.6	.1	X
0740	Other construction materials	25	181 438	30 910	17.0	.1	50.1
0744	Construction materials, n.e.c. (including wire fence and construction paper)	19	109 207	25 170	23.0	.1	X
0800	Photographic equipment and supplies (excluding video)	15	29 408	3 105	10.6	Z	X
0900	Office equipment	26	149 343	17 594	11.8	Z	28.0
0913	Copying machines and equipment	14	76 375	15 752	20.6	Z	X
0930	Used computer equipment	10	30 428	3 044	10.0	Z	X
0960	Restaurant and hotel equipment and supplies	82	369 213	53 351	14.5	.1	X
0970	Store machines and equipment	7	53 831	15 409	28.6	Z	67.3
0972	Other store machines and equipment	7	53 831	15 409	28.6	Z	X
1120	Flat iron and steel products	10	33 315	9 536	28.6	Z	X
1140	Iron and steel wire and wire products	10	106 158	20 106	18.9	Z	X
1200	Copper and brass	17	80 496	15 846	19.7	Z	X
1220	Aluminum shapes, forms, etc.	8	48 040	4 541	9.5	Z	X
1400	Electrical apparatus and equipment	30	179 404	38 422	21.4	.1	6.4
1413	Motors and generators (including motor-generator sets)	6	24 656	997	4.0	Z	X
1418	Lighting fixtures (residential and commercial)	11	11 305	19 770	100.0	Z	X
1421	Other electrical apparatus and equipment (including fuses and lightning rods)	6	24 656	997	4.0	Z	X

See footnotes at end of table.

Table 1. All Types of Operation by Kind of Business and Commodity Line for Wholesale Trade: 1997—Con.

[Includes only establishments with payroll. For meaning of abbreviations and symbols, see introductory text. For explanation of terms, see Appendix A]

NAICS code and CL code	Kind of business and commodity line	Establishments handling commodity line		Commodity line sales			Sales coverage percent
		Number	Total sales (\$1,000)	Amount ¹ (\$1,000)	As percent of total sales of—		
					Establishments handling line	Establishments in NAICS industry ¹	
421220	Home furnishings whlse—Con.						
1500	Electrical appliances, household	178	1 284 272	154 238	12.0	.4	17.7
1511	Televisions	27	154 805	7 265	4.7	Z	X
1512	Radios, stereos, and CD players	14	32 023	51	.2	Z	X
1513	V.C.R.'s and video cameras	14	32 023	33	.1	Z	X
1514	Electrical household ranges and ovens	29	466 885	51 479	11.0	.1	X
1515	Refrigerators and freezers, household	6	52 841	5 009	9.5	Z	X
1516	Household laundry equipment	6	52 841	2 012	3.8	Z	X
1518	Other electrical household appliances (including fans, dishwashers, etc.)	70	358 799	45 248	12.6	.1	X
1600	Electronic parts and equipment, except communication	18	148 761	10 143	6.8	Z	43.1
1618	Electronic parts and equipment, n.e.c.	14	131 262	8 820	6.7	Z	X
1700	Hardware	282	1 583 836	255 732	16.1	.6	4.1
1711	Hand tools (including power driven)	56	470 417	56 594	12.0	.1	X
1712	Bolts, nuts, rivets, and fasteners	13	15 362	3 036	19.8	Z	X
1713	Cutlery	119	403 576	79 583	19.7	.2	X
1800	Plumbing and heating equipment and supplies (hydronics)	28	189 524	36 112	19.1	.1	2.8
1818	Other plumbing and heating equipment and supplies	13	42 820	9 394	21.9	Z	X
2320	General-purpose industrial machinery, equipment, and parts	32	95 098	4 998	5.3	Z	X
2460	Other industrial supplies	40	249 877	27 105	10.8	.1	13.8
2462	Abrasives and abrasive materials	6	72 219	9 186	12.7	Z	X
2464	Mechanical rubber goods	12	49 190	2 691	5.5	Z	X
2520	Custodial (janitors') equipment and supplies	6	44 763	7 800	17.4	Z	X
2540	Other service establishment equipment and supplies	6	17 606	2 641	15.0	Z	50.2
2542	Service establishment equipment and supplies, n.e.c.	6	17 606	2 641	15.0	Z	X
2700	Sporting and recreational goods and supplies	98	549 415	70 701	12.9	.2	3.8
2712	Bicycles and bicycle tires and tubes	8	31 958	1 468	4.6	Z	X
2715	Athletic equipment and accessories	47	242 042	25 137	10.4	.1	X
2800	Toys and hobby goods and supplies	214	1 006 045	123 906	12.3	.3	4.3
2812	Other toys and games (including fireworks and children's vehicles)	105	517 888	49 669	9.6	.1	X
2813	Crafts and craft supplies	138	551 216	54 601	9.9	.1	X
2814	Other hobby goods and accessories	7	28 122	693	2.5	Z	X
2930	Recyclable paper and paperboard	9	3 222	531	16.5	Z	X
3000	Jewelry, diamonds, gem stones, and watches	83	311 104	28 054	9.0	.1	.5
3015	Karat gold jewelry (rings, necklaces, etc.)	35	99 331	7 733	7.8	Z	X
3130	Compact discs, prerecorded audio tapes, and phonograph records	18	64 291	4 509	7.0	Z	X
3140	Prerecorded video tapes	13	44 442	1 438	3.2	Z	X
3150	Other durable goods	9	54 396	5 259	9.7	Z	X
3200	Printing and writing paper	24	190 722	9 674	5.1	Z	X
3300	Stationery, office supplies and greeting cards	136	968 770	86 301	8.9	.2	2.1
3311	Business forms	11	62 473	991	1.6	Z	X
3312	Stationery, photocopy paper, and typing paper	11	62 473	2 259	3.6	Z	X
3313	Inked ribbons, carbon paper, pens and pencils	14	160 374	7 676	4.8	Z	X
3314	Toner and cartridges	11	62 473	245	.4	Z	X
3315	Greeting cards	65	374 845	24 454	6.5	.1	X
3316	Other stationery supplies (envelopes, ruled forms, and binder paper)	37	271 445	27 751	10.2	.1	X
3400	Industrial and personal services paper and plastics	64	423 985	49 743	11.7	.1	18.8
3411	Paperboard and boxboard boxes	9	2 386	1 413	59.2	Z	X
3412	Paper dishes, cups, and napkins	10	8 697	6 133	70.5	Z	X
3413	Industrial paper (wrapping, bags, cartons, etc.)	32	286 594	14 671	5.1	Z	X
3415	Other industrial and personal service paper	12	33 617	1 382	4.1	Z	X
3500	Drugs, pharmaceuticals, cosmetics, and toiletries	102	559 672	85 923	15.4	.2	11.4
3513	Cosmetics	6	22 330	2 130	9.5	Z	X
3515	Other toiletries and druggists' sundries	43	312 834	50 173	16.0	.1	X
3600	Piece goods, knit and woven	68	1 815 897	629 976	34.7	1.5	57.9
3612	Cotton (including blends)	29	117 136	22 547	19.2	.1	X
3613	Synthetics (excluding synthetic knits)	19	103 497	12 630	12.2	Z	X
3614	Knit fabrics, n.e.c. (including double knit)	10	63 372	3 816	6.0	Z	X
3615	Woolen and worsted piece goods	10	1 621 227	580 055	35.8	1.3	X
3616	Other piece goods	8	27 601	2 717	9.8	Z	X
3700	Notions (buttons, ribbons, lace, sewing accessories, zippers, bindings, etc.)	34	90 643	4 129	4.6	Z	X
3800	Men's and boys' wear	74	2 079 852	199 635	9.6	.5	1.7
3811	Men's and boys' suits, coats, and formal wear	40	191 447	19 702	10.3	Z	X
3812	Men's and boys' dress and casual shirts, slacks, and jeans	25	155 566	6 284	4.0	Z	X
3813	Men's and boys' underwear and nightwear	25	155 566	1 828	1.2	Z	X
3814	Men's and boys' work clothing and uniforms	10	43 413	1 783	4.1	Z	X
3815	Other men's and boys' wear (caps, hats, swimwear, neckwear, etc.)	25	155 566	2 610	1.7	Z	X
3900	Women's and children's wear	97	2 198 604	285 231	13.0	.7	1.4
3911	Infants' and children's wear (to size 6X)	51	257 672	16 399	6.4	Z	X
3912	Women's misses', and girls' dresses and blouses	51	257 672	14 525	5.6	Z	X
3913	Women's, misses', and girls' suits and coats	51	257 672	3 254	1.3	Z	X
3914	Women's and misses' outerwear	51	257 672	1 855	.7	Z	X
3915	Women's and misses' underwear and sleepwear	62	274 677	11 441	4.2	Z	X
3916	Other women's, misses, and girl's wear (furs, sweaters, millinery, etc.)	51	257 672	1 855	.7	Z	X
4000	Footwear	20	79 951	6 320	7.9	Z	26.5
4012	Infants' footwear	10	62 853	1 048	1.7	Z	X
4013	Other women's, misses', and girls' footwear	10	62 853	1 324	2.1	Z	X
4014	Other men's and boy's footwear	10	62 853	792	1.3	Z	X
4860	Other grocery specialties	25	36 263	5 174	14.3	Z	29.7
4865	Pickles, preserves, jellies, jams, and sauces	7	7 996	60	.8	Z	X
4868	Grocery specialties, n.e.c.	9	21 068	4 413	20.9	Z	X
5300	Plastics materials and basic shapes	42	295 246	41 656	14.1	.1	X

See footnotes at end of table.

Table 1. All Types of Operation by Kind of Business and Commodity Line for Wholesale Trade: 1997—Con.

[Includes only establishments with payroll. For meaning of abbreviations and symbols, see introductory text. For explanation of terms, see Appendix A]

NAICS code and CL code	Kind of business and commodity line	Establishments handling commodity line		Commodity line sales			Sales coverage percent
		Number	Total sales (\$1,000)	Amount ¹ (\$1,000)	As percent of total sales of—		
					Establishments handling line	Establishments in NAICS industry ¹	
421220	Home furnishings whsle—Con.						
5330	Chemicals and allied products (excluding agricultural, plastics, gases, and petroleum)	61	374 856	55 006	14.7	.1	16.2
5335	Detergents and soaps	18	132 547	4 871	3.7	Z	X
5342	Adhesives, sealants, and glues	25	83 575	9 719	11.6	Z	X
5800	Farm supplies	19	543 106	82 591	15.2	Z	1.4
5816	Other agricultural chemicals and fertilizers	16	27 511	5 575	20.3	.2	X
6000	Paint, paint supplies, and wallpaper	116	572 249	62 316	10.9	.1	4.7
6013	Special purpose coatings (automotive, refinish, marine, traffic coatings)	36	65 203	1 528	2.3	Z	X
6015	Wallpaper	49	241 969	36 033	14.9	.1	X
6100	Books, periodicals, newspapers, and miscellaneous printed materials	61	219 205	20 907	9.5	Z	.4
6101	Books	9	11 668	1 185	10.2	Z	X
6110	Flowers and florists' supplies	66	301 032	38 814	12.9	.1	X
6120	Art goods (including novelties and souvenirs)	228	837 992	207 743	24.8	.5	25.6
6121	Art materials	81	146 219	26 615	18.2	.1	X
6122	Novelties and souvenirs	154	698 181	178 784	25.6	.4	X
6130	Textile bags, bagging, and burlap	14	15 874	1 124	7.1	Z	X
6150	Nondurable goods, n.e.c.	42	1 927 232	70 938	3.7	.2	X
9700	Service receipts and labor charges (including installed parts)	432	1 306 420	153 805	11.8	.4	52.0
9701	Labor charges for repair work	145	267 926	19 271	7.2	Z	X
9702	Parts installed in repair work	69	145 891	4 313	3.0	Z	X
9703	Other service receipts and labor charges—Specify	323	1 098 774	129 367	11.8	.3	X
9730	Advertising specialties (paper novelties, etc.)	11	39 459	9 572	24.3	Z	X
9810	Miscellaneous commodities	314	1 100 364	127 462	11.6	.3	X
9940	Rental and leasing receipts	22	44 782	2 639	5.9	Z	X
4212201	Household china, glassware, & crockery whsle	1 332	X	6 744 886	X	100.0	78.3
0400	Household and lawn furniture	147	1 324 472	314 625	23.8	4.7	X
0420	Office and business furniture	14	81 521	8 367	10.3	.1	X
0500	Household china, glassware, crockery, and plastic housewares	1 332	6 744 886	5 326 152	79.0	79.0	X
0520	Linens, domestics, curtains, and draperies	108	668 927	72 078	10.8	1.1	X
0530	Flooring and floor coverings	28	220 646	21 547	9.8	.3	X
0540	Other home furnishings	340	2 196 849	323 609	14.7	4.8	X
0730	Flat glass and other construction glass (excluding automotive)	9	43 270	21 499	49.7	.3	X
0800	Photographic equipment and supplies (excluding video)	9	16 668	1 668	10.0	Z	X
0960	Restaurant and hotel equipment and supplies	14	30 076	6 692	22.3	.1	X
1200	Copper and brass	11	47 845	13 357	27.9	.2	X
1220	Aluminum shapes, forms, etc.	6	28 206	3 357	11.9	.1	X
1500	Electrical appliances, household	59	361 086	35 500	9.8	.5	X
1700	Hardware	89	685 287	116 063	16.9	1.7	X
2460	Other industrial supplies	7	79 394	9 400	11.8	.1	X
2700	Sporting and recreational goods and supplies	38	228 679	19 991	8.7	.3	X
2800	Toys and hobby goods and supplies	95	424 057	60 714	14.3	.9	X
3000	Jewelry, diamonds, gem stones, and watches	46	180 697	12 443	6.9	.2	X
3130	Compact discs, prerecorded audio tapes, and phonograph records	7	44 101	1 985	4.5	Z	X
3140	Prerecorded video tapes	11	38 872	1 132	2.9	Z	X
3200	Printing and writing paper	7	24 511	1 537	6.3	Z	X
3300	Stationery, office supplies and greeting cards	58	374 537	37 068	9.9	.6	X
3400	Industrial and personal services paper and plastics	14	110 331	8 910	8.1	.1	X
3500	Drugs, pharmaceuticals, cosmetics, and toiletries	45	332 794	47 342	14.2	.7	X
3600	Piece goods, knit and woven	9	17 311	1 762	10.2	Z	X
3700	Notions (buttons, ribbons, lace, sewing accessories, zippers, bindings, etc.)	10	49 610	1 352	2.7	Z	X
3800	Men's and boys' wear	15	46 365	3 031	6.5	Z	X
3900	Women's and children's wear	21	87 883	11 974	13.6	.2	X
4000	Footwear	8	15 295	1 711	11.2	Z	X
4860	Other grocery specialties	8	4 427	241	5.4	Z	X
5300	Plastics materials and basic shapes	7	17 361	3 799	21.9	.1	X
5330	Chemicals and allied products (excluding agricultural, plastics, gases, and petroleum)	15	137 200	4 570	3.3	.1	X
6000	Paint, paint supplies, and wallpaper	14	167 008	15 245	9.1	.2	X
6100	Books, periodicals, newspapers, and miscellaneous printed materials	19	86 868	10 305	11.9	.2	X
6110	Flowers and florists' supplies	32	158 088	22 370	14.2	.3	X
6120	Art goods (including novelties and souvenirs)	66	169 376	28 232	16.7	.4	X
6130	Textile bags, bagging, and burlap	9	8 128	515	6.3	Z	X
6150	Nondurable goods, n.e.c.	11	208 294	5 769	2.8	.1	X
9700	Service receipts and labor charges (including installed parts)	20	109 531	3 678	3.4	.1	X
9810	Miscellaneous commodities	52	217 344	27 470	12.6	.4	X
4212202	Linens, domestics, draperies, & curtains whsle	1 876	X	11 337 298	X	100.0	66.5
0400	Household and lawn furniture	105	336 761	71 695	21.3	.6	55.1
0411	Upholstered furniture	64	178 563	27 713	15.5	.2	X
0412	Sleep furniture and equipment	21	105 204	6 403	6.1	.1	X
0413	Lawn furniture and equipment	17	39 537	4 392	11.1	Z	X
0414	Other furniture (including sleep sofas)	53	211 735	33 185	15.7	.3	X
0420	Office and business furniture	26	94 689	12 585	13.3	.1	57.9
0421	New office furniture (wooden and metal)	20	92 809	10 797	11.6	.1	X
0423	New public furniture (theater seats, church pews, park benches, and school desks)	6	8 527	1 471	17.3	Z	X
0500	Household china, glassware, crockery, and plastic housewares	74	334 164	30 821	9.2	.3	X

See footnotes at end of table.

Table 1. All Types of Operation by Kind of Business and Commodity Line for Wholesale Trade: 1997—Con.

[Includes only establishments with payroll. For meaning of abbreviations and symbols, see introductory text. For explanation of terms, see Appendix A]

NAICS code and CL code	Kind of business and commodity line	Establishments handling commodity line		Commodity line sales			Sales coverage percent
		Number	Total sales (\$1,000)	Amount ¹ (\$1,000)	As percent of total sales of—		
					Establishments handling line	Establishments in NAICS industry ¹	
4212202	Linens, domestics, draperies, & curtains whse—Con.						
0520	Linens, domestics, curtains, and draperies	1 876	11 337 298	9 199 514	81.1	81.1	50.4
0521	Bedspreads, blankets, and bedding	807	6 876 529	3 653 151	53.1	32.2	X
0522	Curtains and draperies	913	3 232 533	799 430	24.7	7.1	X
0523	Shades and blinds	729	1 869 053	998 032	53.4	8.8	X
0524	Towels and washcloths	490	5 462 172	2 156 619	39.5	19.0	X
0525	Other linens and domestics	603	4 998 743	1 592 281	31.9	14.0	X
0530	Flooring and floor coverings	126	2 253 597	310 696	13.8	2.7	63.1
0531	Soft-surface (textile) floor coverings and accessories (including rugs, carpets, and pads)	118	2 249 436	309 879	13.8	2.7	X
0533	Other hard-surface floor coverings and accessories (including tile and sheet goods)	17	38 149	714	1.9	Z	X
0540	Other home furnishings	144	2 505 848	332 608	13.3	2.9	58.6
0541	Metal flatware and kitchen utensils	24	72 430	11 440	15.8	.1	X
0542	Mirrors, lamps, and picture frames	78	343 926	22 930	6.7	.2	X
0543	Home furnishings, n.e.c.	70	2 193 839	298 223	13.6	2.6	X
0720	Roofing, siding, and insulation materials	8	21 988	5 328	24.2	Z	39.3
0722	Siding, except wood	7	20 876	5 216	25.0	Z	X
0960	Restaurant and hotel equipment and supplies	20	128 213	24 216	18.9	.2	X
1500	Electrical appliances, household	16	141 965	13 576	9.6	.1	2.4
1511	Televisions	13	122 782	6 853	5.6	.1	X
1700	Hardware	36	101 408	9 690	9.6	.1	30.2
1713	Cutlery	30	58 289	8 751	15.0	.1	X
2700	Sporting and recreational goods and supplies	14	71 429	15 085	21.1	.1	.7
2712	Bicycles and bicycle tires and tubes	8	31 958	1 468	4.6	Z	X
2715	Athletic equipment and accessories	8	31 958	1 799	5.6	Z	X
2800	Toys and hobby goods and supplies	22	81 147	6 457	8.0	.1	2.0
2812	Other toys and games (including fireworks and children's vehicles)	7	16 111	659	4.1	Z	X
2813	Crafts and craft supplies	7	28 122	4 179	14.9	Z	X
2814	Other hobby goods and accessories	7	28 122	693	2.5	Z	X
3000	Jewelry, diamonds, gem stones, and watches	7	45 681	4 552	10.0	Z	X
3300	Stationery, office supplies and greeting cards	13	75 516	4 892	6.5	Z	7.2
3311	Business forms	11	62 473	991	1.6	Z	X
3312	Stationery, photocopy paper, and typing paper	11	62 473	2 259	3.6	Z	X
3314	Toner and cartridges	11	62 473	245	.4	Z	X
3316	Other stationery supplies (envelopes, ruled forms, and binder paper)	11	62 473	746	1.2	Z	X
3400	Industrial and personal services paper and plastics	22	43 189	8 514	19.7	.1	18.8
3412	Paper dishes, cups, and napkins	10	8 697	6 133	70.5	.1	X
3413	Industrial paper (wrapping, bags, cartons, etc.)	10	32 689	1 407	4.3	Z	X
3415	Other industrial and personal service paper	10	32 689	938	2.9	Z	X
3500	Drugs, pharmaceuticals, cosmetics, and toiletries	22	41 198	10 849	26.3	.1	X
3600	Piece goods, knit and woven	38	1 702 583	615 107	36.1	5.4	62.0
3612	Cotton (including blends)	21	102 519	20 839	20.3	.2	X
3613	Synthetics (excluding synthetic knits)	12	45 046	9 901	22.0	.1	X
3616	Other piece goods	8	27 601	2 717	9.8	Z	X
3700	Notions (buttons, ribbons, lace, sewing accessories, zippers, bindings, etc.)	14	15 898	972	6.1	Z	X
3800	Men's and boys' wear	44	1 977 172	186 918	9.5	1.6	1.0
3811	Men's and boys' suits, coats, and formal wear	30	148 034	17 605	11.9	.2	X
3812	Men's and boys' dress and casual shirts, slacks, and jeans	15	112 153	4 187	3.7	Z	X
3813	Men's and boys' underwear and nightwear	15	112 153	1 045	.9	Z	X
3815	Other men's and boys' wear (caps, hats, swimwear, neckwear, etc.)	15	112 153	2 087	1.9	Z	X
3900	Women's and children's wear	51	2 040 158	265 194	13.0	2.3	.7
3911	Infants' and children's wear (to size 6X)	35	206 003	15 015	7.3	.1	X
3912	Women's misses', and girls' dresses and blouses	35	206 003	13 141	6.4	.1	X
3913	Women's, misses', and girls' suits and coats	35	206 003	1 870	.9	Z	X
3914	Women's and misses' outerwear	35	206 003	935	.5	Z	X
3915	Women's and misses' underwear and sleepwear	46	223 008	10 521	4.7	.1	X
3916	Other women's, misses, and girl's wear (furs, sweaters, millinery, etc.)	35	206 003	935	.5	Z	X
4000	Footwear	8	37 721	2 311	6.1	Z	22.5
4012	Infants' footwear	6	35 918	541	1.5	Z	X
4013	Other women's, misses', and girls' footwear	6	35 918	1 073	3.0	Z	X
4014	Other men's and boy's footwear	6	35 918	541	1.5	Z	X
5330	Chemicals and allied products (excluding agricultural, plastics, gases, and petroleum)	11	20 324	3 203	15.8	Z	43.4
5342	Adhesives, sealants, and glues	6	14 989	2 194	14.6	Z	X
6000	Paint, paint supplies, and wallpaper	46	221 450	30 419	13.7	.3	2.8
6015	Wallpaper	46	221 450	30 419	13.7	.3	X
6100	Books, periodicals, newspapers, and miscellaneous printed materials	9	73 376	4 082	5.6	Z	X
6110	Flowers and florists' supplies	9	82 407	5 470	6.6	Z	X
6120	Art goods (including novelties and souvenirs)	22	168 960	40 144	23.8	.4	36.5
6122	Novelties and souvenirs	18	152 668	38 908	25.5	.3	X
6150	Nondurable goods, n.e.c.	6	1 614 231	47 474	2.9	.4	X
9700	Service receipts and labor charges (including installed parts)	101	201 491	16 875	8.4	.1	53.8
9701	Labor charges for repair work	45	41 879	1 698	4.1	Z	X
9702	Parts installed in repair work	34	37 867	1 300	3.4	Z	X
9703	Other service receipts and labor charges—Specify	70	161 283	13 059	8.1	.1	X
9810	Miscellaneous commodities	68	110 925	20 081	18.1	.2	X

See footnotes at end of table.

Table 1. All Types of Operation by Kind of Business and Commodity Line for Wholesale Trade: 1997—Con.

[Includes only establishments with payroll. For meaning of abbreviations and symbols, see introductory text. For explanation of terms, see Appendix A]

NAICS code and CL code	Kind of business and commodity line	Establishments handling commodity line		Commodity line sales			Sales coverage percent
		Number	Total sales (\$1,000)	Amount ¹ (\$1,000)	As percent of total sales of—		
					Establishments handling line	Establishments in NAICS industry ¹	
4212203	Floor coverings whse	2 591	X	16 467 044	X	100.0	60.5
0400	Household and lawn furniture	74	266 858	38 569	14.5	.2	58.1
0411	Upholstered furniture	44	175 613	18 892	10.8	.1	X
0412	Sleep furniture and equipment	19	56 698	3 676	6.5	Z	X
0413	Lawn furniture and equipment	15	15 495	1 478	9.5	Z	X
0414	Other furniture (including sleep sofas)	40	173 066	14 523	8.4	.1	X
0420	Office and business furniture	42	103 456	12 375	12.0	.1	48.7
0421	New office furniture (wooden and metal)	15	14 775	1 242	8.4	Z	X
0422	New store and restaurant furniture	14	28 912	5 144	17.8	Z	X
0423	New public furniture (theater seats, church pews, park benches, and school desks)	11	54 857	4 771	8.7	Z	X
0424	Used office and business furniture	13	15 437	1 217	7.9	Z	X
0500	Household china, glassware, crockery, and plastic housewares	22	67 846	8 817	13.0	.1	X
0520	Linens, domestics, curtains, and draperies	97	458 511	73 850	16.1	.4	57.4
0521	Bedspreads, blankets, and bedding	31	115 442	15 946	13.8	.1	X
0522	Curtains and draperies	43	242 673	22 154	9.1	.1	X
0523	Shades and blinds	46	115 448	9 181	8.0	.1	X
0524	Towels and washcloths	11	69 839	12 862	18.4	.1	X
0525	Other linens and domestics	20	148 254	13 685	9.2	.1	X
0530	Flooring and floor coverings	2 591	16 467 044	15 848 714	96.2	96.2	50.5
0531	Soft-surface (textile) floor coverings and accessories (including rugs, carpets, and pads)	2 235	14 484 342	11 083 271	76.5	67.3	X
0532	Hardwood flooring	803	4 636 987	1 080 834	23.3	6.6	X
0533	Other hard-surface floor coverings and accessories (including tile and sheet goods)	1 388	7 805 126	3 684 608	47.2	22.4	X
0540	Other home furnishings	47	196 293	41 452	21.1	.3	41.4
0542	Mirrors, lamps, and picture frames	21	87 042	26 279	30.2	.2	X
0543	Home furnishings, n.e.c.	37	90 883	11 747	12.9	.1	X
0600	Lumber: rough, dressed, and finished	10	23 093	8 565	37.1	.1	45.3
0611	Dimensional lumber (non-treated)	10	23 093	8 502	36.8	.1	X
0620	Plywood and millwork	31	183 061	49 851	27.2	.3	14.8
0622	Other panels products (including hardwood plywood, waterboard, and particleboard)	11	97 706	3 434	3.5	Z	X
0623	Gypsum, specialty boards, and treatments	6	12 302	1 616	13.1	Z	X
0624	Wood millwork (doors, windows, cabinets, etc.)	20	85 977	44 800	52.1	.3	X
0700	Brick, stone, tile, sand, block, cement, and gravel	22	93 663	18 897	20.2	.1	56.0
0712	Cement and lime	6	3 050	688	22.6	Z	X
0714	Brick, block, tile, clay/cement sewer pipe, etc.	15	88 237	17 103	19.4	.1	X
0720	Roofing, siding, and insulation materials	29	141 827	12 969	9.1	.1	.5
0721	Roofing, except wood	27	138 314	12 717	9.2	.1	X
0740	Other construction materials	21	121 661	30 102	24.7	.2	59.5
0744	Construction materials, n.e.c. (including wire fence and construction paper)	19	109 207	25 170	23.0	.2	X
0960	Restaurant and hotel equipment and supplies	9	41 264	2 064	5.0	Z	X
1400	Electrical apparatus and equipment	7	54 941	7 875	14.3	Z	X
1500	Electrical appliances, household	15	67 754	13 472	19.9	.1	38.9
1514	Electrical household ranges and ovens	6	52 841	3 477	6.6	Z	X
1515	Refrigerators and freezers, household	6	52 841	5 009	9.5	Z	X
1516	Household laundry equipment	6	52 841	2 012	3.8	Z	X
1518	Other electrical household appliances (including fans, dishwashers, etc.)	6	52 841	1 587	3.0	Z	X
1600	Electronic parts and equipment, except communication	10	113 301	6 903	6.1	Z	48.7
1618	Electronic parts and equipment, n.e.c.	10	113 301	6 903	6.1	Z	X
1700	Hardware	31	129 086	13 325	10.3	.1	20.7
1711	Hand tools (including power driven)	8	81 513	3 760	4.6	Z	X
1712	Bolts, nuts, rivets, and fasteners	13	15 362	3 036	19.8	Z	X
1713	Cutlery	7	25 339	6 212	24.5	Z	X
1800	Plumbing and heating equipment and supplies (hydronics)	11	111 522	15 013	13.5	.1	X
2320	General-purpose industrial machinery, equipment, and parts	9	6 614	410	6.2	Z	X
2460	Other industrial supplies	12	49 190	2 691	5.5	Z	12.4
2464	Mechanical rubber goods	12	49 190	2 691	5.5	Z	X
2700	Sporting and recreational goods and supplies	7	39 223	11 415	29.1	.1	X
3500	Drugs, pharmaceuticals, cosmetics, and toiletries	6	14 321	1 244	8.7	Z	X
3600	Piece goods, knit and woven	11	66 605	9 310	14.0	.1	8.2
3613	Synthetics (excluding synthetic knits)	7	58 451	2 729	4.7	Z	X
3614	Knit fabrics, n.e.c. (including double knit)	7	58 451	2 729	4.7	Z	X
3615	Woolen and worsted piece goods	7	58 451	1 826	3.1	Z	X
3900	Women's and children's wear	6	4 064	278	6.8	Z	X
5300	Plastics materials and basic shapes	12	138 848	22 984	16.6	.1	X
5330	Chemicals and allied products (excluding agricultural, plastics, gases, and petroleum)	21	70 084	8 273	11.8	.1	47.9
5342	Adhesives, sealants, and glues	19	68 586	7 525	11.0	Z	X
6000	Paint, paint supplies, and wallpaper	43	91 699	8 171	8.9	.1	20.8
6013	Special purpose coatings (automotive, refinish, marine, traffic coatings)	36	65 203	1 528	2.3	Z	X
9700	Service receipts and labor charges (including installed parts)	212	624 627	105 646	16.9	.6	45.0
9701	Labor charges for repair work	49	159 493	11 345	7.1	.1	X
9702	Parts installed in repair work	14	81 988	1 017	1.2	Z	X
9703	Other service receipts and labor charges—Specify	178	516 390	93 284	18.1	.6	X
9810	Miscellaneous commodities	115	537 239	53 810	10.0	.3	X
9940	Rental and leasing receipts	12	26 378	1 168	4.4	Z	X

See footnotes at end of table.

Table 1. All Types of Operation by Kind of Business and Commodity Line for Wholesale Trade: 1997—Con.

[Includes only establishments with payroll. For meaning of abbreviations and symbols, see introductory text. For explanation of terms, see Appendix A]

NAICS code and CL code	Kind of business and commodity line	Establishments handling commodity line		Commodity line sales			Sales coverage percent
		Number	Total sales (\$1,000)	Amount ¹ (\$1,000)	As percent of total sales of—		
					Establishments handling line	Establishments in NAICS industry ¹	
4212204	Other home furnishings whse	2 750	X	8 558 667	X	100.0	72.8
0400	Household and lawn furniture	259	886 457	135 145	15.2	1.6	53.8
0411	Upholstered furniture	120	308 305	39 889	12.9	.5	X
0412	Sleep furniture and equipment	35	100 862	9 450	9.4	.1	X
0413	Lawn furniture and equipment	70	432 403	35 354	8.2	.4	X
0414	Other furniture (including sleep sofas)	143	376 775	50 446	13.4	.6	X
0420	Office and business furniture	53	200 870	23 481	11.7	.3	47.9
0421	New office furniture (wooden and metal)	42	153 588	13 890	9.0	.2	X
0422	New store and restaurant furniture	13	70 226	1 726	2.5	Z	X
0423	New public furniture (theater seats, church pews, park benches, and school desks)	9	20 272	930	4.6	Z	X
0424	Used office and business furniture	7	41 568	6 908	16.6	.1	X
0500	Household china, glassware, crockery, and plastic housewares	211	889 244	137 072	15.4	1.6	X
0520	Linens, domestics, curtains, and draperies	131	539 845	37 818	7.0	.4	46.0
0521	Bedspreads, blankets, and bedding	53	224 840	9 418	4.2	.1	X
0522	Curtains and draperies	36	127 551	3 570	2.8	Z	X
0523	Shades and blinds	39	143 622	5 249	3.7	.1	X
0524	Towels and washcloths	34	115 186	3 904	3.4	Z	X
0525	Other linens and domestics	59	367 919	15 650	4.3	.2	X
0530	Flooring and floor coverings	43	186 229	14 345	7.7	.2	72.8
0531	Soft-surface (textile) floor coverings and accessories (including rugs, carpets, and pads)	41	184 637	13 638	7.4	.2	X
0532	Hardwood flooring	6	56 740	707	1.2	Z	X
0540	Other home furnishings	2 750	8 558 667	7 296 300	85.3	85.3	46.0
0541	Metal flatware and kitchen utensils	332	1 705 245	1 021 173	59.9	11.9	X
0542	Mirrors, lamps, and picture frames	1 421	3 512 834	2 305 590	65.6	26.9	X
0543	Home furnishings, n.e.c.	1 511	5 283 279	3 969 537	75.1	46.4	X
0720	Roofing, siding, and insulation materials	8	73 005	9 479	13.0	.1	X
0730	Flat glass and other construction glass (excluding automotive)	11	65 576	24 865	37.9	.3	X
0900	Office equipment	21	132 200	16 940	12.8	.2	33.1
0913	Copying machines and equipment	14	76 375	15 752	20.6	.2	X
0930	Used computer equipment	10	30 428	3 044	10.0	Z	X
0960	Restaurant and hotel equipment and supplies	39	169 660	20 379	12.0	.2	X
1400	Electrical apparatus and equipment	18	114 131	30 205	26.5	.4	11.1
1413	Motors and generators (including motor-generator sets)	6	24 656	997	4.0	Z	X
1418	Lighting fixtures (residential and commercial)	11	11 305	19 770	100.0	.2	X
1421	Other electrical apparatus and equipment (including fuses and lightning rods)	6	24 656	997	4.0	Z	X
1500	Electrical appliances, household	88	713 467	91 690	12.9	1.1	27.5
1511	Televisions	11	75	13	17.3	Z	X
1512	Radios, stereos, and CD players	11	75	2	2.7	Z	X
1513	V.C.R.'s and video cameras	11	75	11	14.7	Z	X
1514	Electrical household ranges and ovens	23	414 044	48 002	11.6	.6	X
1518	Other electrical household appliances (including fans, dishwashers, etc.) ..	64	305 958	43 661	14.3	.5	X
1700	Hardware	126	668 055	116 654	17.5	1.4	.3
1711	Hand tools (including power driven)	44	348 107	52 034	14.9	.6	X
1713	Cutlery	82	319 948	64 620	20.2	.8	X
1800	Plumbing and heating equipment and supplies (hydronics)	15	74 195	20 955	28.2	.2	8.0
1818	Other plumbing and heating equipment and supplies	13	42 820	9 394	21.9	.1	X
2320	General-purpose industrial machinery, equipment, and parts	15	83 218	3 888	4.7	Z	X
2460	Other industrial supplies	18	114 531	14 606	12.8	.2	X
2700	Sporting and recreational goods and supplies	39	210 084	24 210	11.5	.3	11.4
2715	Athletic equipment and accessories	39	210 084	23 338	11.1	.3	X
2800	Toys and hobby goods and supplies	93	496 109	56 539	11.4	.7	1.1
2812	Other toys and games (including fireworks and children's vehicles)	34	280 352	14 574	5.2	.2	X
2813	Crafts and craft supplies	66	316 954	27 203	8.6	.3	X
2930	Recyclable paper and paperboard	6	1 828	122	6.7	Z	X
3000	Jewelry, diamonds, gem stones, and watches	27	82 299	10 924	13.3	.1	X
3130	Compact discs, prerecorded audio tapes, and phonograph records	7	7 512	887	11.8	Z	X
3150	Other durable goods	8	53 899	5 205	9.7	.1	X
3200	Printing and writing paper	14	129 077	6 569	5.1	.1	X
3300	Stationery, office supplies and greeting cards	63	514 985	44 164	8.6	.5	2.6
3313	Inked ribbons, carbon paper, pens and pencils	14	160 374	7 676	4.8	.1	X
3315	Greeting cards	23	145 639	9 483	6.5	.1	X
3316	Other stationery supplies (envelopes, ruled forms, and binder paper) ..	26	208 972	27 005	12.9	.3	X
3400	Industrial and personal services paper and plastics	26	269 537	31 875	11.8	.4	26.3
3411	Paperboard and boxboard boxes	9	2 386	1 413	59.2	Z	X
3413	Industrial paper (wrapping, bags, cartons, etc.)	10	158 968	4 960	3.1	.1	X
3500	Drugs, pharmaceuticals, cosmetics, and toiletries	29	171 359	26 488	15.5	.3	10.7
3513	Cosmetics	6	22 330	2 130	9.5	Z	X
3515	Other toiletries and druggists' sundries	23	149 029	24 358	16.3	.3	X
3600	Piece goods, knit and woven	10	29 398	3 797	12.9	.3	X
3700	Notions (buttons, ribbons, lace, sewing accessories, zippers, bindings, etc.)	9	14 082	1 696	12.0	Z	X
3800	Men's and boys' wear	11	52 535	9 414	17.9	.1	28.1
3811	Men's and boys' suits, coats, and formal wear	10	43 413	2 097	4.8	Z	X
3812	Men's and boys' dress and casual shirts, slacks, and jeans	10	43 413	2 097	4.8	Z	X
3813	Men's and boys' underwear and nightwear	10	43 413	783	1.8	Z	X
3814	Men's and boys' work clothing and uniforms	10	43 413	783	1.8	Z	X
3815	Other men's and boys' wear (caps, hats, swimwear, neckwear, etc.)	10	43 413	523	1.2	Z	X

See footnotes at end of table.

Table 1. All Types of Operation by Kind of Business and Commodity Line for Wholesale Trade: 1997—Con.

[Includes only establishments with payroll. For meaning of abbreviations and symbols, see introductory text. For explanation of terms, see Appendix A]

NAICS code and CL code	Kind of business and commodity line	Establishments handling commodity line		Commodity line sales			Sales coverage percent
		Number	Total sales (\$1,000)	Amount ¹ (\$1,000)	As percent of total sales of—		
					Establishments handling line	Establishments in NAICS industry ¹	
4212204	Other home furnishings whse—Con.						
3900	Women's and children's wear	19	66 499	7 785	11.7	.1	22.1
3911	Infants' and children's wear (to size 6X)	16	51 669	1 384	2.7	Z	X
3912	Women's misses' and girls' dresses and blouses	16	51 669	1 384	2.7	Z	X
3913	Women's, misses', and girls' suits and coats	16	51 669	1 384	2.7	Z	X
3914	Women's and misses' outerwear	16	51 669	920	1.8	Z	X
3915	Women's and misses' underwear and sleepwear	16	51 669	920	1.8	Z	X
3916	Other women's, misses, and girl's wear (furs, sweaters, millinery, etc.)	16	51 669	920	1.8	Z	X
4860	Other grocery specialties	12	18 132	2 541	14.0	Z	35.1
4865	Pickles, preserves, jellies, jams, and sauces	7	7 996	60	.8	Z	X
5300	Plastics materials and basic shapes	22	132 489	14 679	11.1	.2	X
5330	Chemicals and allied products (excluding agricultural, plastics, gases, and petroleum)	14	147 248	38 960	26.5	.5	X
5800	Farm supplies	14	14 488	3 841	26.5	Z	18.7
5816	Other agricultural chemicals and fertilizers	12	12 014	3 793	31.6	Z	X
6000	Paint, paint supplies, and wallpaper	13	92 092	8 481	9.2	.1	X
6100	Books, periodicals, newspapers, and miscellaneous printed materials	31	57 369	6 504	11.3	.1	X
6110	Flowers and florists' supplies	25	60 537	10 974	18.1	.1	X
6120	Art goods (including novelties and souvenirs)	139	484 013	137 023	28.3	1.6	13.5
6121	Art materials	63	65 663	21 099	32.1	.2	X
6122	Novelties and souvenirs	79	421 599	115 924	27.5	1.4	X
6150	Nondurable goods, n.e.c.	22	98 795	15 702	15.9	.2	X
9700	Service receipts and labor charges (including installed parts)	99	370 771	27 606	7.4	.3	61.0
9701	Labor charges for repair work	51	66 554	6 228	9.4	.1	X
9702	Parts installed in repair work	21	26 036	1 996	7.7	Z	X
9703	Other service receipts and labor charges—Specify	55	311 570	19 346	6.2	.2	X
9810	Miscellaneous commodities	79	234 856	26 101	11.1	.3	X
4213	Lumber & other construction materials whse	14 267	X	89 175 875	X	100.0	66.4
0200	New and rebuilt automotive parts and supplies	120	499 495	89 323	17.9	.1	3.4
0216	Glass	70	276 302	69 930	25.3	.1	X
0223	Parts, n.e.c.	19	48 263	14 102	29.2	Z	X
0400	Household and lawn furniture	34	156 325	8 208	5.3	Z	48.5
0411	Upholstered furniture	19	88 930	946	1.1	Z	X
0414	Other furniture (including sleep sofas)	14	56 331	364	.6	Z	X
0420	Office and business furniture	7	5 630	437	7.8	Z	X
0520	Linens, domestics, curtains, and draperies	10	53 263	2 006	3.8	Z	66.4
0522	Curtains and draperies	6	8 733	717	8.2	Z	X
0530	Flooring and floor coverings	384	2 827 805	264 070	9.3	.3	2.7
0531	Soft-surface (textile) floor coverings and accessories (including rugs, carpets, and pads)	189	1 010 067	24 096	2.4	Z	X
0532	Hardwood flooring	48	435 003	38 336	8.8	Z	X
0533	Other hard-surface floor coverings and accessories (including tile and sheet goods)	190	1 012 483	103 268	10.2	.1	X
0540	Other home furnishings	31	219 010	44 157	20.2	.1	61.2
0542	Mirrors, lamps, and picture frames	20	103 478	7 243	7.0	Z	X
0543	Home furnishings, n.e.c.	9	112 344	36 593	32.6	Z	X
0600	Lumber: rough, dressed, and finished	4 368	46 207 413	28 862 899	62.5	32.4	62.7
0611	Dimensional lumber (non-treated)	3 746	42 198 547	22 265 368	52.8	25.0	X
0612	Treated lumber	1 765	22 035 945	2 958 904	13.4	3.3	X
0613	Boards	1 367	18 468 224	3 638 581	19.7	4.1	X
0620	Plywood and millwork	5 499	53 212 506	27 943 915	52.5	31.3	60.2
0621	Softwood plywood and oriented strand board (OSB)	2 018	31 315 623	7 362 303	23.5	8.3	X
0622	Other panels products (including hardwood plywood, waterboard, and particleboard)	2 166	25 738 722	5 706 330	22.2	6.4	X
0623	Gypsum, specialty boards, and treatments	1 130	14 574 028	1 430 561	9.8	1.6	X
0624	Wood millwork (doors, windows, cabinets, etc.)	2 978	27 998 570	10 486 966	37.5	11.8	X
0625	Metal millwork	760	9 906 257	1 254 858	12.7	1.4	X
0626	Other millwork and wood siding (including trusses and wood roofing)	1 088	13 964 303	1 702 861	12.2	1.9	X
0700	Brick, stone, tile, sand, block, cement, and gravel	3 437	16 248 030	10 578 970	65.1	11.9	56.5
0711	Ready-mixed or transit-mixed concrete	393	4 604 223	461 367	10.0	.5	X
0712	Cement and lime	1 144	6 051 327	3 685 269	60.9	4.1	X
0713	Sand, gravel, and crushed stone	1 229	2 681 113	1 670 497	62.3	1.9	X
0714	Brick, block, tile, clay/cement sewer pipe, etc.	1 919	5 897 778	4 761 725	80.7	5.3	X
0720	Roofing, siding, and insulation materials	2 778	27 216 552	9 575 292	35.2	10.7	63.5
0721	Roofing, except wood	1 724	20 012 563	4 682 666	23.4	5.3	X
0722	Siding, except wood	1 552	18 523 065	2 468 732	13.3	2.8	X
0723	Insulation materials	1 619	19 421 139	2 420 443	12.5	2.7	X
0730	Flat glass and other construction glass (excluding automotive)	929	3 231 144	1 910 204	59.1	2.1	X
0740	Other construction materials	3 310	17 405 379	6 404 002	36.8	7.2	63.4
0741	Rain-carrying equipment (down spouts, gutters, etc.)	621	4 191 703	417 941	10.0	.5	X
0742	Prefabricated buildings and structural assemblies (nonwood)	480	1 191 110	858 467	72.1	1.0	X
0743	Manufactured (mobile) homes	396	807 869	723 895	89.6	.8	X
0744	Construction materials, n.e.c. (including wire fence and construction paper)	2 084	12 865 227	4 403 685	34.2	4.9	X
0800	Photographic equipment and supplies (excluding video)	6	28 265	5 307	18.8	Z	X
0900	Office equipment	8	49 812	1 217	2.4	Z	X
0920	New computer equipment	16	165 506	5 859	3.5	Z	X
0960	Restaurant and hotel equipment and supplies	17	46 724	2 200	4.7	Z	X
0970	Store machines and equipment	10	50 574	2 184	4.3	Z	66.0
0972	Other store machines and equipment	6	49 237	2 166	4.4	Z	X

See footnotes at end of table.

Table 1. All Types of Operation by Kind of Business and Commodity Line for Wholesale Trade: 1997—Con.

[Includes only establishments with payroll. For meaning of abbreviations and symbols, see introductory text. For explanation of terms, see Appendix A]

NAICS code and CL code	Kind of business and commodity line	Establishments handling commodity line		Commodity line sales			Sales coverage percent
		Number	Total sales (\$1,000)	Amount ¹ (\$1,000)	As percent of total sales of—		
					Establishments handling line	Establishments in NAICS industry ¹	
4213	Lumber & other construction materials whsle—Con.						
1050	Other professional equipment and supplies	6	6 066	2 988	49.3	Z	X
1100	Iron and steel products (semifinished)	11	38 898	11 861	30.5	Z	35.7
1116	Other semifinished iron and steel products	6	34 872	11 503	33.0	Z	X
1120	Flat iron and steel products	193	2 623 094	120 007	4.6	.1	X
1140	Iron and steel wire and wire products	263	3 223 596	140 349	4.4	.2	X
1150	Iron and steel pipe and tubing	113	736 456	46 869	6.4	.1	X
1160	Other iron and steel products	159	2 581 012	105 094	4.1	.1	.4
1164	Concrete reinforcement bars	15	373 681	28 366	7.6	Z	X
1165	Structural shapes (excluding bar-size shapes)	95	1 850 641	57 568	3.1	.1	X
1220	Aluminum shapes, forms, etc.	301	1 669 375	125 869	7.5	.1	X
1400	Electrical apparatus and equipment	210	1 259 785	62 125	4.9	.1	1.2
1411	Power and distribution transformers	10	53 183	361	.7	Z	X
1416	Interior wiring (excluding conduit)	10	53 183	4 373	8.2	Z	X
1417	Exterior wiring and cable (excluding conduit)	71	701 181	25 315	3.6	Z	X
1418	Lighting fixtures (residential and commercial)	6	15 092	2 045	13.6	Z	X
1500	Electrical appliances, household	104	545 977	43 677	8.0	Z	.9
1512	Radios, stereos, and CD players	43	173 016	23 942	13.8	Z	X
1600	Electronic parts and equipment, except communication	83	731 168	13 227	1.8	Z	1.7
1618	Electronic parts and equipment, n.e.c.	36	409 883	3 643	.9	Z	X
1700	Hardware	938	10 825 534	588 365	5.4	.7	2.1
1711	Hand tools (including power driven)	384	6 183 656	209 390	3.4	.2	X
1712	Bolts, nuts, rivets, and fasteners	223	3 951 025	98 743	2.5	.1	X
1713	Cutlery	432	3 291 512	255 651	7.8	.3	X
1800	Plumbing and heating equipment and supplies (hydronics)	260	2 697 285	212 333	7.9	.2	2.1
1811	Plastic pipe fittings and valves (excluding pipe and tubing)	47	928 958	22 216	2.4	Z	X
1812	Metal pipe fittings and valves (excluding pipe and tubing)	16	401 469	1 270	.3	Z	X
1813	Plumbing fixtures	100	850 986	37 883	4.5	Z	X
1814	Furnaces, stoves, water heaters (except electric and warm air)	90	1 104 765	93 901	8.5	.1	X
1818	Other plumbing and heating equipment and supplies	114	1 144 122	30 354	2.7	Z	X
1900	Warm air heating and air-conditioning equipment and supplies	127	775 030	54 419	7.0	.1	2.7
1911	Furnaces (warm air)	41	175 431	9 888	5.6	Z	X
1912	Central air-conditioning (residential and commercial)	48	200 002	12 478	6.2	Z	X
1914	Heat pumps (residential and commercial)	16	51 904	8 875	17.1	Z	X
1916	Air cleaning and filtration systems	10	27 343	225	.8	Z	X
1917	Compressors for air-conditioners	10	27 343	225	.8	Z	X
1918	Condensing units for air-conditioners	10	27 343	225	.8	Z	X
1919	Registers, grills, pre-formed ductwork (excluding sheet metal), and duct insulation	31	176 841	11 367	6.4	Z	X
2100	Construction and mining machinery and equipment (including parts and attachments)	26	84 090	5 679	6.8	Z	17.6
2117	Other new construction and mining, logging, and road maintenance machinery, equipment, and parts	14	31 124	2 619	8.4	Z	X
2200	Farm machinery, equipment, and parts	16	20 612	2 333	11.3	Z	36.3
2212	New harvesting machinery	15	16 949	384	2.3	Z	X
2213	New land preparation, planting, and cultivating machinery	15	16 949	189	1.1	Z	X
2216	Other new farm machinery and equipment	15	16 949	1 049	6.2	Z	X
2218	Used farm machinery and equipment	15	16 949	189	1.1	Z	X
2220	Garden machinery, equipment, and parts	8	35 336	454	1.3	Z	X
2320	General-purpose industrial machinery, equipment, and parts	26	144 451	18 994	13.1	Z	X
2330	Metalworking machinery, equipment, and parts	10	25 198	4 536	18.0	Z	X
2340	Materials handling machinery, equipment, and parts	16	85 944	6 018	7.0	Z	X
2360	Other industrial machinery, equipment, and parts	14	22 391	1 860	8.3	Z	12.1
2363	New printing trades machinery, equipment, and supplies	7	8 952	522	5.8	Z	X
2460	Other industrial supplies	144	1 163 917	44 209	3.8	.1	3.9
2462	Abrasives and abrasive materials	15	97 288	6 251	6.4	Z	X
2466	Industrial supplies, n.e.c.	29	220 405	15 730	7.1	Z	X
2700	Sporting and recreational goods and supplies	26	129 331	9 338	7.2	Z	47.2
2714	Camping and fishing equipment and accessories	9	75 270	7 398	9.8	Z	X
2800	Toys and hobby goods and supplies	10	47 037	4 537	9.6	Z	X
2900	Ferrous metal scrap	7	5 700	275	4.8	Z	X
2930	Recyclable paper and paperboard	7	6 207	314	5.1	Z	X
3000	Jewelry, diamonds, gem stones, and watches	6	9 970	1 259	12.6	Z	26.1
3016	Other jewel, silverware, and plated ware (incl. jewel, where gemstones less than 50% of value, gold filled sterling, and costume jewel, and medallions)	6	9 970	1 259	12.6	Z	X
3100	Musical instruments and supplies	7	35 731	1 798	5.0	Z	X
3120	Forest products, except lumber (including cordwood, hewn posts, poles, and ties)	317	3 217 203	299 252	9.3	.3	X
3150	Other durable goods	8	56 955	7 400	13.0	Z	50.6
3154	Other durable goods, n.e.c.	8	56 955	7 400	13.0	Z	X
3400	Industrial and personal services paper and plastics	10	29 372	6 877	23.4	Z	49.9
3413	Industrial paper (wrapping, bags, cartons, etc.)	7	20 741	5 799	28.0	Z	X
3500	Drugs, pharmaceuticals, cosmetics, and toiletries	18	24 731	4 697	19.0	Z	X
4000	Footwear	8	43 849	426	1.0	Z	X
5140	Other farm products, inedible	6	21 023	1 233	5.9	Z	66.4
5143	Farm products, n.e.c.	6	21 023	1 233	5.9	Z	X
5300	Plastics materials and basic shapes	399	4 397 691	277 389	6.3	.3	.5
5313	Plastics raw materials	128	1 128 904	89 077	7.9	.1	X
5314	Other plastics materials and basic shapes	103	648 908	36 948	5.7	Z	X

See footnotes at end of table.

Table 1. All Types of Operation by Kind of Business and Commodity Line for Wholesale Trade: 1997—Con.

[Includes only establishments with payroll. For meaning of abbreviations and symbols, see introductory text. For explanation of terms, see Appendix A]

NAICS code and CL code	Kind of business and commodity line	Establishments handling commodity line		Commodity line sales			Sales coverage percent
		Number	Total sales (\$1,000)	Amount ¹ (\$1,000)	As percent of total sales of—		
					Establishments handling line	Establishments in NAICS industry ¹	
4213	Lumber & other construction materials whsle—Con.						
5330	Chemicals and allied products (excluding agricultural, plastics, gases, and petroleum)	191	1 637 670	98 514	6.0	.1	10.6
5338	Wood chemicals, naval stores, and gum	12	47 466	3 488	7.3		X
5342	Adhesives, sealants, and glues	85	1 267 583	56 680	4.5	.1	X
5344	Other chemicals and allied products	33	136 653	19 208	14.1	Z	X
5400	Petroleum products	11	29 801	1 201	4.0	Z	X
5800	Farm supplies	26	170 856	18 189	10.6	Z	41.8
5818	Other farm supplies (including harness and saddlery equipment)	12	99 594	8 073	8.1	Z	X
6000	Paint, paint supplies, and wallpaper	356	5 327 304	140 755	2.6	.2	.3
6011	Architectural coatings (enamels, primers, stains, solvents, and lacquers)	38	947 479	21 286	2.2	Z	X
6014	Paint supplies	85	572 932	14 507	2.5	Z	X
6015	Wallpaper	56	172 691	9 486	5.5	Z	X
6120	Art goods (including novelties and souvenirs)	15	8 897	2 584	29.0	Z	X
6150	Nondurable goods, n.e.c.	21	74 805	9 500	12.7	Z	X
9700	Service receipts and labor charges (including installed parts)	878	3 693 407	238 175	6.4	.3	63.9
9701	Labor charges for repair work	404	1 082 447	53 390	4.9	.1	X
9702	Parts installed in repair work	230	343 799	18 434	5.4	Z	X
9703	Other service receipts and labor charges—Specify	495	2 943 203	166 335	5.7	.2	X
9740	Receipts for installing equipment	16	28 501	2 025	7.1	Z	X
9810	Miscellaneous commodities	862	6 945 460	610 349	8.8	.7	X
9940	Rental and leasing receipts	155	753 067	28 559	3.8	Z	.3
9944	Other rental receipts	36	227 179	3 388	1.5	Z	X
9950	Construction receipts	110	274 817	52 803	19.2	.1	X
42131	Lumber, plywood, millwork, & wood panel whsle	6 767	X	60 455 924	X	100.0	74.8
0200	New and rebuilt automotive parts and supplies	18	58 308	2 186	3.7	Z	X
0400	Household and lawn furniture	16	95 082	5 837	6.1	Z	X
0520	Linens, domestics, curtains, and draperies	6	48 749	1 534	3.1	Z	X
0530	Flooring and floor coverings	234	2 004 124	147 105	7.3	.2	1.6
0531	Soft-surface (textile) floor coverings and accessories (including rugs, carpets, and pads)	131	785 048	2 967	.4	Z	X
0532	Hardwood flooring	48	435 003	38 336	8.8	.1	X
0533	Other hard-surface floor coverings and accessories (including tile and sheet goods)	131	785 048	63 203	8.1	.1	X
0540	Other home furnishings	10	38 140	4 900	12.8	Z	X
0600	Lumber: rough, dressed, and finished	4 142	44 333 440	28 645 329	64.6	47.4	71.4
0611	Dimensional lumber (non-treated)	3 616	41 199 623	22 169 457	53.8	36.7	X
0612	Treated lumber	1 617	21 158 652	2 879 139	13.6	4.8	X
0613	Boards	1 298	17 904 435	3 596 732	20.1	5.9	X
0620	Plywood and millwork	4 914	49 138 583	27 373 301	55.7	45.3	68.2
0621	Softwood plywood and oriented strand board (OSB)	1 945	30 816 322	7 285 944	23.6	12.1	X
0622	Other panels products (including hardwood plywood, waterboard, and particleboard)	2 055	24 798 877	5 651 466	22.8	9.3	X
0623	Gypsum, specialty boards, and treatments	947	12 974 695	1 298 988	10.0	2.1	X
0624	Wood millwork (doors, windows, cabinets, etc.)	2 592	25 177 406	10 275 653	40.8	17.0	X
0625	Metal millwork	576	8 410 130	1 179 940	14.0	2.0	X
0626	Other millwork and wood siding (including trusses and wood roofing)	1 008	13 584 508	1 681 303	12.4	2.8	X
0700	Brick, stone, tile, sand, block, cement, and gravel	291	4 258 319	120 918	2.8	.2	69.9
0711	Ready-mixed or transit-mixed concrete	124	3 223 556	54 745	1.7	.1	X
0712	Cement and lime	121	1 412 718	40 117	2.8	.1	X
0713	Sand, gravel, and crushed stone	34	130 102	2 480	1.9	Z	X
0714	Brick, block, tile, clay/cement sewer pipe, etc.	120	407 773	23 546	5.8	Z	X
0720	Roofing, siding, and insulation materials	965	16 576 001	1 517 835	9.2	2.5	72.7
0721	Roofing, except wood	669	12 697 345	626 987	4.9	1.0	X
0722	Siding, except wood	604	13 363 476	541 223	4.1	.9	X
0723	Insulation materials	671	13 280 460	349 611	2.6	.6	X
0730	Flat glass and other construction glass (excluding automotive)	120	605 563	54 792	9.0	.1	X
0740	Other construction materials	521	7 906 975	563 624	7.1	.9	73.3
0741	Rain-carrying equipment (down spouts, gutters, etc.)	138	1 629 613	29 168	1.8	Z	X
0742	Prefabricated buildings and structural assemblies (nonwood)	37	82 290	8 614	10.5	Z	X
0743	Manufactured (mobile) homes	9	42 241	10 076	23.9	Z	X
0744	Construction materials, n.e.c. (including wire fence and construction paper)	425	7 007 358	515 763	7.4	.9	X
0920	New computer equipment	12	158 842	5 670	3.6	Z	X
0960	Restaurant and hotel equipment and supplies	7	34 662	346	1.0	Z	X
1100	Iron and steel products (semifinished)	6	34 872	11 503	33.0	Z	43.0
1116	Other semifinished iron and steel products	6	34 872	11 503	33.0	Z	X
1120	Flat iron and steel products	103	2 003 521	83 321	4.2	.1	X
1140	Iron and steel wire and wire products	125	1 734 301	57 317	3.3	.1	X
1150	Iron and steel pipe and tubing	51	589 396	22 221	3.8	Z	X
1160	Other iron and steel products	113	2 265 893	88 383	3.9	.1	.5
1164	Concrete reinforcement bars	15	373 681	28 366	7.6	Z	X
1165	Structural shapes (excluding bar-size shapes)	95	1 850 641	57 568	3.1	.1	X
1220	Aluminum shapes, forms, etc.	94	425 393	29 651	7.0	Z	X
1400	Electrical apparatus and equipment	114	910 750	36 904	4.1	.1	.8
1411	Power and distribution transformers	10	53 183	361	.7	Z	X
1416	Interior wiring (excluding conduit)	10	53 183	4 373	8.2	Z	X
1417	Exterior wiring and cable (excluding conduit)	70	698 765	24 590	3.5	Z	X

See footnotes at end of table.

Table 1. All Types of Operation by Kind of Business and Commodity Line for Wholesale Trade: 1997—Con.

[Includes only establishments with payroll. For meaning of abbreviations and symbols, see introductory text. For explanation of terms, see Appendix A]

NAICS code and CL code	Kind of business and commodity line	Establishments handling commodity line		Commodity line sales			Sales coverage percent
		Number	Total sales (\$1,000)	Amount ¹ (\$1,000)	As percent of total sales of—		
					Establishments handling line	Establishments in NAICS industry ¹	
42131	Lumber, plywood, millwork, & wood panel whse—Con.						
1500	Electrical appliances, household	73	301 582	28 348	9.4	Z	2.5
1512	Radios, stereos, and CD players	43	173 016	23 942	13.8	Z	X
1600	Electronic parts and equipment, except communication	56	641 478	6 577	1.0	Z	1.6
1618	Electronic parts and equipment, n.e.c.	32	399 188	2 789	.7	Z	X
1700	Hardware	653	8 393 854	427 419	5.1	.7	1.2
1711	Hand tools (including power driven)	205	4 354 356	138 118	3.2	.2	X
1712	Bolts, nuts, rivets, and fasteners	123	3 325 615	58 065	1.7	.1	X
1713	Cutlery	377	3 017 079	226 615	7.5	.4	X
1800	Plumbing and heating equipment and supplies (hydronics)	166	1 695 190	107 765	6.4	.2	1.7
1811	Plastic pipe fittings and valves (excluding pipe and tubing)	16	401 469	3 822	1.0	Z	X
1812	Metal pipe fittings and valves (excluding pipe and tubing)	16	401 469	1 270	.3	Z	X
1813	Plumbing fixtures	78	681 001	14 925	2.2	Z	X
1814	Furnaces, stoves, water heaters (except electric and warm air)	45	709 351	70 559	9.9	.1	X
1818	Other plumbing and heating equipment and supplies	57	427 444	10 030	2.3	Z	X
1900	Warm air heating and air-conditioning equipment and supplies	53	494 599	8 757	1.8	Z	X
2100	Construction and mining machinery and equipment (including parts and attachments)	8	36 296	804	2.2	Z	X
2220	Garden machinery, equipment, and parts	7	34 662	346	1.0	Z	X
2320	General-purpose industrial machinery, equipment, and parts	8	79 953	13 657	17.1	Z	X
2340	Materials handling machinery, equipment, and parts	10	60 577	5 032	8.3	Z	X
2360	Other industrial machinery, equipment, and parts	7	8 952	522	5.8	Z	2.9
2363	New printing trades machinery, equipment, and supplies	7	8 952	522	5.8	Z	X
2460	Other industrial supplies	55	778 313	11 827	1.5	Z	2.6
2462	Abrasives and abrasive materials	10	48 135	2 976	6.2	Z	X
2700	Sporting and recreational goods and supplies	10	72 535	7 284	10.0	Z	X
3100	Musical instruments and supplies	7	35 731	1 798	5.0	Z	X
3120	Forest products, except lumber (including cordwood, hewn posts, poles, and ties)	263	2 790 619	271 822	9.7	.5	X
3150	Other durable goods	8	56 955	7 400	13.0	Z	56.9
3154	Other durable goods, n.e.c.	8	56 955	7 400	13.0	Z	X
5300	Plastics materials and basic shapes	239	3 429 417	166 280	4.8	.3	.4
5313	Plastics raw materials	128	1 128 904	89 077	7.9	.1	X
5314	Other plastics materials and basic shapes	24	138 005	18 351	13.3	Z	X
5330	Chemicals and allied products (excluding agricultural, plastics, gases, and petroleum)	85	1 224 059	55 911	4.6	.1	13.3
5338	Wood chemicals, naval stores, and gum	12	47 466	3 488	7.3	Z	X
5342	Adhesives, sealants, and glues	67	1 153 243	50 035	4.3	.1	X
5800	Farm supplies	7	29 779	793	2.7	Z	X
6000	Paint, paint supplies, and wallpaper	225	4 219 025	91 928	2.2	.2	.3
6011	Architectural coatings (enamels, primers, stains, solvents, and lacquers)	29	929 705	19 837	2.1	Z	X
6014	Paint supplies	76	555 158	10 246	1.8	Z	X
6015	Wallpaper	47	154 917	9 370	6.0	Z	X
6150	Nondurable goods, n.e.c.	10	47 436	4 168	8.8	Z	X
9700	Service receipts and labor charges (including installed parts)	296	2 636 622	83 311	3.2	.1	73.6
9701	Labor charges for repair work	127	626 396	16 503	2.6	Z	X
9702	Parts installed in repair work	45	90 116	3 869	4.3	Z	X
9703	Other service receipts and labor charges—Specify	184	2 321 636	62 935	2.7	.1	X
9740	Receipts for installing equipment	6	8 107	1 101	13.6	Z	X
9810	Miscellaneous commodities	345	4 568 362	341 358	7.5	.6	X
9940	Rental and leasing receipts	60	498 211	4 138	.8	Z	.4
9944	Other rental receipts	36	227 179	3 388	1.5	Z	X
9950	Construction receipts	14	55 531	5 040	9.1	Z	X
421310	Lumber, plywood, millwork, & wood panel whse	6 767	X	60 455 924	X	100.0	74.8
0200	New and rebuilt automotive parts and supplies	18	58 308	2 186	3.7	Z	X
0400	Household and lawn furniture	16	95 082	5 837	6.1	Z	X
0520	Linens, domestics, curtains, and draperies	6	48 749	1 534	3.1	Z	X
0530	Flooring and floor coverings	234	2 004 124	147 105	7.3	.2	1.6
0531	Soft-surface (textile) floor coverings and accessories (including rugs, carpets, and pads)	131	785 048	2 967	.4	Z	X
0532	Hardwood flooring	48	435 003	38 336	8.8	.1	X
0533	Other hard-surface floor coverings and accessories (including tile and sheet goods)	131	785 048	63 203	8.1	.1	X
0540	Other home furnishings	10	38 140	4 900	12.8	Z	X
0600	Lumber: rough, dressed, and finished	4 142	44 333 440	28 645 329	64.6	47.4	71.4
0611	Dimensional lumber (non-treated)	3 616	41 199 623	22 169 457	53.8	36.7	X
0612	Treated lumber	1 617	21 158 652	2 879 139	13.6	4.8	X
0613	Boards	1 298	17 904 435	3 596 732	20.1	5.9	X
0620	Plywood and millwork	4 914	49 138 583	27 373 301	55.7	45.3	68.2
0621	Softwood plywood and oriented strand board (OSB)	1 945	30 816 322	7 285 944	23.6	12.1	X
0622	Other panels products (including hardwood plywood, waterboard, and particleboard)	2 055	24 798 877	5 651 466	22.8	9.3	X
0623	Gypsum, specialty boards, and treatments	947	12 974 695	1 298 988	10.0	2.1	X
0624	Wood millwork (doors, windows, cabinets, etc.)	2 592	25 177 406	10 275 653	40.8	17.0	X
0625	Metal millwork	576	8 410 130	1 179 940	14.0	2.0	X
0626	Other millwork and wood siding (including trusses and wood roofing)	1 008	13 584 508	1 681 303	12.4	2.8	X

See footnotes at end of table.

Table 1. All Types of Operation by Kind of Business and Commodity Line for Wholesale Trade: 1997—Con.

[Includes only establishments with payroll. For meaning of abbreviations and symbols, see introductory text. For explanation of terms, see Appendix A]

NAICS code and CL code	Kind of business and commodity line	Establishments handling commodity line		Commodity line sales			Sales coverage percent
		Number	Total sales (\$1,000)	Amount ¹ (\$1,000)	As percent of total sales of—		
					Establishments handling line	Establishments in NAICS industry ¹	
421310	Lumber, plywood, millwork, & wood panel whse—Con.						
0700	Brick, stone, tile, sand, block, cement, and gravel	291	4 258 319	120 918	2.8	.2	69.9
0711	Ready-mixed or transit-mixed concrete	124	3 223 556	54 745	1.7	.1	X
0712	Cement and lime	121	1 412 718	40 117	2.8	.1	X
0713	Sand, gravel, and crushed stone	34	130 102	2 480	1.9	.1	X
0714	Brick, block, tile, clay/cement sewer pipe, etc.	120	407 773	23 546	5.8	Z	X
0720	Roofing, siding, and insulation materials	965	16 576 001	1 517 835	9.2	2.5	72.7
0721	Roofing, except wood	669	12 697 345	626 987	4.9	1.0	X
0722	Siding, except wood	604	13 363 476	541 223	4.1	.9	X
0723	Insulation materials	671	13 280 460	349 611	2.6	.6	X
0730	Flat glass and other construction glass (excluding automotive)	120	605 563	54 792	9.0	.1	X
0740	Other construction materials	521	7 906 975	563 624	7.1	.9	73.3
0741	Rain-carrying equipment (down spouts, gutters, etc.)	138	1 629 613	29 168	1.8	Z	X
0742	Prefabricated buildings and structural assemblies (nonwood)	37	82 290	8 614	10.5	Z	X
0743	Manufactured (mobile) homes	9	42 241	10 076	23.9	Z	X
0744	Construction materials, n.e.c. (including wire fence and construction paper)	425	7 007 358	515 763	7.4	.9	X
0920	New computer equipment	12	158 842	5 670	3.6	Z	X
0960	Restaurant and hotel equipment and supplies	7	34 662	346	1.0	Z	X
1100	Iron and steel products (semifinished)	6	34 872	11 503	33.0	Z	43.0
1116	Other semifinished iron and steel products	6	34 872	11 503	33.0	Z	X
1120	Flat iron and steel products	103	2 003 521	83 321	4.2	.1	X
1140	Iron and steel wire and wire products	125	1 734 301	57 317	3.3	.1	X
1150	Iron and steel pipe and tubing	51	589 396	22 221	3.8	Z	X
1160	Other iron and steel products	113	2 265 893	88 383	3.9	.1	.5
1164	Concrete reinforcement bars	15	373 681	28 366	7.6	Z	X
1165	Structural shapes (excluding bar-size shapes)	95	1 850 641	57 568	3.1	.1	X
1220	Aluminum shapes, forms, etc.	94	425 393	29 651	7.0	Z	X
1400	Electrical apparatus and equipment	114	910 750	36 904	4.1	.1	.8
1411	Power and distribution transformers	10	53 183	361	7.7	Z	X
1416	Interior wiring (excluding conduit)	10	53 183	4 373	8.2	Z	X
1417	Exterior wiring and cable (excluding conduit)	70	698 765	24 590	3.5	Z	X
1500	Electrical appliances, household	73	301 582	28 348	9.4	Z	2.5
1512	Radios, stereos, and CD players	43	173 016	23 942	13.8	Z	X
1600	Electronic parts and equipment, except communication	56	641 478	6 577	1.0	Z	1.6
1618	Electronic parts and equipment, n.e.c.	32	399 188	2 789	.7	Z	X
1700	Hardware	653	8 393 854	427 419	5.1	.7	1.2
1711	Hand tools (including power driven)	205	4 354 356	138 118	3.2	.2	X
1712	Bolts, nuts, rivets, and fasteners	123	3 325 615	58 065	1.7	.1	X
1713	Cutlery	377	3 017 079	226 615	7.5	.4	X
1800	Plumbing and heating equipment and supplies (hydronics)	166	1 695 190	107 765	6.4	.2	1.7
1811	Plastic pipe fittings and valves (excluding pipe and tubing)	16	401 469	3 822	1.0	Z	X
1812	Metal pipe fittings and valves (excluding pipe and tubing)	16	401 469	1 270	.3	Z	X
1813	Plumbing fixtures	78	681 001	14 925	2.2	Z	X
1814	Furnaces, stoves, water heaters (except electric and warm air)	45	709 351	70 559	9.9	.1	X
1818	Other plumbing and heating equipment and supplies	57	427 444	10 030	2.3	Z	X
1900	Warm air heating and air-conditioning equipment and supplies	53	494 599	8 757	1.8	Z	X
2100	Construction and mining machinery and equipment (including parts and attachments)	8	36 296	804	2.2	Z	X
2220	Garden machinery, equipment, and parts	7	34 662	346	1.0	Z	X
2320	General-purpose industrial machinery, equipment, and parts	8	79 953	13 657	17.1	Z	X
2340	Materials handling machinery, equipment, and parts	10	60 577	5 032	8.3	Z	X
2360	Other industrial machinery, equipment, and parts	7	8 952	522	5.8	Z	2.9
2363	New printing trades machinery, equipment, and supplies	7	8 952	522	5.8	Z	X
2460	Other industrial supplies	55	778 313	11 827	1.5	Z	2.6
2462	Abrasives and abrasive materials	10	48 135	2 976	6.2	Z	X
2700	Sporting and recreational goods and supplies	10	72 535	7 284	10.0	Z	X
3100	Musical instruments and supplies	7	35 731	1 798	5.0	Z	X
3120	Forest products, except lumber (including cordwood, hewn posts, poles, and ties)	263	2 790 619	271 822	9.7	.5	X
3150	Other durable goods	8	56 955	7 400	13.0	Z	56.9
3154	Other durable goods, n.e.c.	8	56 955	7 400	13.0	Z	X
5300	Plastics materials and basic shapes	239	3 429 417	166 280	4.8	.3	.4
5313	Plastics raw materials	128	1 128 904	89 077	7.9	.1	X
5314	Other plastics materials and basic shapes	24	138 005	18 351	13.3	Z	X
5330	Chemicals and allied products (excluding agricultural, plastics, gases, and petroleum)	85	1 224 059	55 911	4.6	.1	13.3
5338	Wood chemicals, naval stores, and gum	12	47 466	3 488	7.3	Z	X
5342	Adhesives, sealants, and glues	67	1 153 243	50 035	4.3	.1	X
5800	Farm supplies	7	29 779	793	2.7	Z	X
6000	Paint, paint supplies, and wallpaper	225	4 219 025	91 928	2.2	.2	.3
6011	Architectural coatings (enamels, primers, stains, solvents, and lacquers)	29	929 705	19 837	2.1	Z	X
6014	Paint supplies	76	555 158	10 246	1.8	Z	X
6015	Wallpaper	47	154 917	9 370	6.0	Z	X
6150	Nondurable goods, n.e.c.	10	47 436	4 168	8.8	Z	X
9700	Service receipts and labor charges (including installed parts)	296	2 636 622	83 311	3.2	.1	73.6
9701	Labor charges for repair work	127	626 396	16 503	2.6	Z	X
9702	Parts installed in repair work	45	90 116	3 869	4.3	Z	X
9703	Other service receipts and labor charges—Specify	184	2 321 636	62 935	2.7	.1	X

See footnotes at end of table.

Table 1. All Types of Operation by Kind of Business and Commodity Line for Wholesale Trade: 1997—Con.

[Includes only establishments with payroll. For meaning of abbreviations and symbols, see introductory text. For explanation of terms, see Appendix A]

NAICS code and CL code	Kind of business and commodity line	Establishments handling commodity line		Commodity line sales			Sales coverage percent
		Number	Total sales (\$1,000)	Amount ¹ (\$1,000)	As percent of total sales of—		
					Establishments handling line	Establishments in NAICS industry ¹	
421310	Lumber, plywood, millwork, & wood panel whse—Con.						
9740	Receipts for installing equipment	6	8 107	1 101	13.6	Z	X
9810	Miscellaneous commodities	345	4 568 362	341 358	7.5	.6	X
9940	Rental and leasing receipts	60	498 211	4 138	.8	Z	.4
9944	Other rental receipts	36	227 179	3 388	1.5	Z	X
9950	Construction receipts	14	55 531	5 040	9.1	Z	X
4213101	Lumber without yard whse	1 627	X	17 143 755	X	100.0	81.4
0200	New and rebuilt automotive parts and supplies	9	36 812	443	1.2	Z	X
0400	Household and lawn furniture	8	42 078	1 093	2.6	Z	X
0530	Flooring and floor coverings	35	587 007	21 103	3.6	.1	X
0600	Lumber: rough, dressed, and finished	1 627	17 143 755	13 483 531	78.7	78.7	X
0620	Plywood and millwork	591	10 802 429	2 762 436	25.6	16.1	X
0700	Brick, stone, tile, sand, block, cement, and gravel	63	2 495 889	34 921	1.4	.2	X
0720	Roofing, siding, and insulation materials	160	4 387 991	348 068	7.9	2.0	X
0730	Flat glass and other construction glass (excluding automotive)	20	95 446	7 289	7.6	Z	X
0740	Other construction materials	101	1 714 101	94 471	5.5	.6	X
0960	Restaurant and hotel equipment and supplies	7	34 662	346	1.0	Z	X
1120	Flat iron and steel products	9	392 832	15 181	3.9	.1	X
1140	Iron and steel wire and wire products	12	71 237	1 023	1.4	Z	X
1150	Iron and steel pipe and tubing	9	37 306	455	1.2	Z	X
1160	Other iron and steel products	16	380 907	28 798	7.6	.2	X
1220	Aluminum shapes, forms, etc.	17	71 917	4 442	6.2	Z	X
1400	Electrical apparatus and equipment	17	61 776	6 308	10.2	Z	X
1500	Electrical appliances, household	14	59 480	1 334	2.2	Z	X
1600	Electronic parts and equipment, except communication	19	81 774	1 417	1.7	Z	X
1700	Hardware	74	2 571 663	117 813	4.6	.7	X
1800	Plumbing and heating equipment and supplies (hydronics)	17	402 335	11 515	2.9	.1	X
2100	Construction and mining machinery and equipment (including parts and attachments)	7	34 662	693	2.0	Z	X
2220	Garden machinery, equipment, and parts	7	34 662	346	1.0	Z	X
2340	Materials handling machinery, equipment, and parts	9	35 913	594	1.7	Z	X
2460	Other industrial supplies	10	44 144	3 607	8.2	Z	X
2700	Sporting and recreational goods and supplies	9	41 114	1 635	4.0	Z	X
3120	Forest products, except lumber (including cordwood, hewn posts, poles, and ties)	97	657 503	68 967	10.5	.4	X
5300	Plastics materials and basic shapes	7	42 852	10 819	25.2	.1	X
5330	Chemicals and allied products (excluding agricultural, plastics, gases, and petroleum)	13	73 325	4 820	6.6	Z	X
6000	Paint, paint supplies, and wallpaper	37	2 283 650	47 255	2.1	.3	X
9700	Service receipts and labor charges (including installed parts)	29	408 733	19 122	4.7	.1	X
9810	Miscellaneous commodities	37	312 630	25 439	8.1	.1	X
9940	Rental and leasing receipts	10	69 724	424	.6	Z	X
4213102	Lumber with yard whse	1 599	X	15 464 304	X	100.0	74.9
0530	Flooring and floor coverings	51	482 652	39 255	8.1	.3	.3
0532	Hardwood flooring	48	435 003	38 336	8.8	.2	X
0600	Lumber: rough, dressed, and finished	1 599	15 464 304	12 224 174	79.0	79.0	69.1
0611	Dimensional lumber (non-treated)	1 402	13 955 249	8 888 976	63.7	57.5	X
0612	Treated lumber	656	7 306 069	1 245 697	17.1	8.1	X
0613	Boards	600	7 199 742	2 089 499	29.0	13.5	X
0620	Plywood and millwork	782	10 488 289	2 313 651	22.1	15.0	72.9
0621	Softwood plywood and oriented strand board (OSB)	544	8 255 793	1 100 000	13.3	7.1	X
0622	Other panels products (including hardwood plywood, waterboard, and particleboard)	444	5 643 924	500 235	8.9	3.2	X
0623	Gypsum, specialty boards, and treatments	131	2 149 905	84 348	3.9	.5	X
0624	Wood millwork (doors, windows, cabinets, etc.)	240	2 570 201	225 623	8.8	1.5	X
0625	Metal millwork	40	1 090 551	19 500	1.8	.1	X
0626	Other millwork and wood siding (including trusses and wood roofing)	262	4 661 717	383 941	8.2	2.5	X
0700	Brick, stone, tile, sand, block, cement, and gravel	67	867 387	18 228	2.1	.1	63.7
0711	Ready-mixed or transit-mixed concrete	40	667 660	9 159	1.4	.1	X
0712	Cement and lime	33	646 956	7 511	1.2	Z	X
0713	Sand, gravel, and crushed stone	12	23 492	318	1.4	Z	X
0714	Brick, block, tile, clay/cement sewer pipe, etc.	15	74 506	1 222	1.6	Z	X
0720	Roofing, siding, and insulation materials	216	3 181 668	264 973	8.3	1.7	72.0
0721	Roofing, except wood	166	2 454 353	132 943	5.4	.9	X
0722	Siding, except wood	123	2 205 391	76 932	3.5	.5	X
0723	Insulation materials	127	1 942 787	55 092	2.8	.4	X
0730	Flat glass and other construction glass (excluding automotive)	17	68 874	6 082	8.8	Z	X
0740	Other construction materials	90	1 384 268	96 622	7.0	.6	73.1
0741	Rain-carrying equipment (down spouts, gutters, etc.)	24	595 003	4 287	.7	Z	X
0742	Prefabricated buildings and structural assemblies (nonwood)	6	17 034	3 212	18.9	Z	X
0744	Construction materials, n.e.c. (including wire fence and construction paper)	75	1 265 872	89 122	7.0	.6	X
0920	New computer equipment	7	121 135	3 501	2.9	Z	X
1120	Flat iron and steel products	30	731 428	13 588	1.9	.1	X
1140	Iron and steel wire and wire products	42	792 381	22 578	2.8	.1	X
1150	Iron and steel pipe and tubing	25	492 320	19 520	4.0	.1	X
1160	Other iron and steel products	36	1 012 979	13 440	1.3	.1	.2
1165	Structural shapes (excluding bar-size shapes)	35	979 481	11 431	1.2	.1	X
1220	Aluminum shapes, forms, etc.	11	35 049	3 572	10.2	Z	X
1400	Electrical apparatus and equipment	14	88 006	1 188	1.4	Z	X
1500	Electrical appliances, household	9	31 981	522	1.6	Z	X
1700	Hardware	98	1 624 030	65 887	4.1	.4	.9
1713	Cutlery	89	1 488 716	62 662	4.2	.4	X

See footnotes at end of table.

Table 1. All Types of Operation by Kind of Business and Commodity Line for Wholesale Trade: 1997—Con.

[Includes only establishments with payroll. For meaning of abbreviations and symbols, see introductory text. For explanation of terms, see Appendix A]

NAICS code and CL code	Kind of business and commodity line	Establishments handling commodity line		Commodity line sales			Sales coverage percent
		Number	Total sales (\$1,000)	Amount ¹ (\$1,000)	As percent of total sales of—		
					Establishments handling line	Establishments in NAICS industry ¹	
4213102	Lumber with yard whsle—Con.						
1800	Plumbing and heating equipment and supplies (hydronics)	27	462 639	7 019	1.5	Z	X
2460	Other industrial supplies	10	48 135	2 976	6.2	Z	19.8
2462	Abrasives and abrasive materials	10	48 135	2 976	6.2	Z	X
3120	Forest products, except lumber (including cordwood, hewn posts, poles, and ties)	89	1 289 287	103 499	8.0	.7	X
5300	Plastics materials and basic shapes	67	1 532 978	40 974	2.7	.3	X
5330	Chemicals and allied products (excluding agricultural, plastics, gases, and petroleum)	12	47 466	3 488	7.3	Z	12.0
5338	Wood chemicals, naval stores, and gum	12	47 466	3 488	7.3	Z	X
6000	Paint, paint supplies, and wallpaper	59	1 064 233	26 321	2.5	.2	.5
6011	Architectural coatings (enamels, primers, stains, solvents, and lacquers)	29	929 705	19 837	2.1	.1	X
6014	Paint supplies	28	97 777	6 214	6.4	Z	X
9700	Service receipts and labor charges (including installed parts)	64	1 333 501	22 168	1.7	.1	74.4
9701	Labor charges for repair work	17	265 177	3 608	1.4	Z	X
9702	Parts installed in repair work	8	10 573	777	7.3	Z	X
9703	Other service receipts and labor charges—Specify	46	1 280 492	17 781	1.4	.1	X
9810	Miscellaneous commodities	92	1 242 087	110 644	8.9	.7	X
9940	Rental and leasing receipts	12	198 846	303	.2	Z	X
4213103	Plywood, veneer, millwork, & wood panel whsle	3 541	X	27 847 865	X	100.0	70.6
0200	New and rebuilt automotive parts and supplies	7	17 719	1 564	8.8	Z	X
0520	Linens, domestics, curtains, and draperies	6	48 749	1 534	3.1	Z	X
0530	Flooring and floor coverings	148	934 465	86 747	9.3	.3	3.6
0531	Soft-surface (textile) floor coverings and accessories (including rugs, carpets, and pads)	131	785 048	2 967	.4	Z	X
0533	Other hard-surface floor coverings and accessories (including tile and sheet goods)	131	785 048	63 203	8.1	.2	X
0540	Other home furnishings	9	35 599	4 588	12.9	Z	X
0600	Lumber: rough, dressed, and finished	916	11 725 381	2 937 624	25.1	10.5	68.8
0611	Dimensional lumber (non-treated)	803	11 082 088	2 205 563	19.9	7.9	X
0612	Treated lumber	401	6 269 823	389 624	6.2	1.4	X
0613	Boards	297	4 877 355	342 438	7.0	1.2	X
0620	Plywood and millwork	3 541	27 847 865	22 297 214	80.1	80.1	60.2
0621	Softwood plywood and oriented strand board (OSB)	985	12 703 577	4 497 935	35.4	16.2	X
0622	Other panels products (including hardwood plywood, waterboard, and particleboard)	1 348	14 359 443	4 653 101	32.4	16.7	X
0623	Gypsum, specialty boards, and treatments	693	7 204 001	1 049 317	14.6	3.8	X
0624	Wood millwork (doors, windows, cabinets, etc.)	2 144	18 522 012	9 772 327	52.8	35.1	X
0625	Metal millwork	520	4 836 254	1 122 813	23.2	4.0	X
0626	Other millwork and wood siding (including trusses and wood roofing)	616	5 986 137	1 201 719	20.1	4.3	X
0700	Brick, stone, tile, sand, block, cement, and gravel	161	895 043	67 769	7.6	.2	59.8
0711	Ready-mixed or transit-mixed concrete	43	276 030	18 500	6.7	.1	X
0712	Cement and lime	63	548 833	27 429	5.0	.1	X
0713	Sand, gravel, and crushed stone	12	31 059	1 104	3.6	Z	X
0714	Brick, block, tile, clay/cement sewer pipe, etc.	89	253 638	20 725	8.2	.1	X
0720	Roofing, siding, and insulation materials	589	9 006 342	904 794	10.0	3.2	67.9
0721	Roofing, except wood	370	6 353 989	324 359	5.1	1.2	X
0722	Siding, except wood	375	7 476 284	380 316	5.1	1.4	X
0723	Insulation materials	424	7 339 428	200 113	2.7	.7	X
0730	Flat glass and other construction glass (excluding automotive)	83	441 243	41 421	9.4	.1	X
0740	Other construction materials	330	4 808 606	372 531	7.7	1.3	68.8
0741	Rain-carrying equipment (down spouts, gutters, etc.)	90	852 372	20 245	2.4	.1	X
0742	Prefabricated buildings and structural assemblies (nonwood)	25	46 146	3 548	7.7	Z	X
0743	Manufactured (mobile) homes	7	36 416	9 838	27.0	Z	X
0744	Construction materials, n.e.c. (including wire fence and construction paper)	266	4 092 590	338 899	8.3	1.2	X
1100	Iron and steel products (semifinished)	6	34 872	11 503	33.0	Z	40.7
1116	Other semifinished iron and steel products	6	34 872	11 503	33.0	Z	X
1120	Flat iron and steel products	64	879 261	54 552	6.2	.2	X
1140	Iron and steel wire and wire products	71	870 683	33 716	3.9	.1	X
1150	Iron and steel pipe and tubing	17	59 770	2 246	3.8	Z	X
1160	Other iron and steel products	61	872 007	46 145	5.3	.2	.9
1165	Structural shapes (excluding bar-size shapes)	60	871 160	46 137	5.3	.2	X
1220	Aluminum shapes, forms, etc.	66	318 427	21 637	6.8	.1	X
1400	Electrical apparatus and equipment	83	760 968	29 408	3.9	.1	.9
1411	Power and distribution transformers	10	53 183	361	.7	Z	X
1416	Interior wiring (excluding conduit)	10	53 183	4 373	8.2	Z	X
1417	Exterior wiring and cable (excluding conduit)	70	698 765	24 590	3.5	.1	X
1500	Electrical appliances, household	50	210 121	26 492	12.6	.1	3.0
1512	Radios, stereos, and CD players	43	173 016	23 942	13.8	.1	X
1600	Electronic parts and equipment, except communication	35	418 959	4 528	1.1	Z	2.1
1618	Electronic parts and equipment, n.e.c.	32	399 188	2 789	.7	Z	X
1700	Hardware	481	4 198 161	243 719	5.8	.9	2.1
1711	Hand tools (including power driven)	137	1 849 269	54 965	3.0	.2	X
1712	Bolts, nuts, rivets, and fasteners	55	820 528	24 801	3.0	.1	X
1713	Cutlery	288	1 528 363	163 953	10.7	.6	X

See footnotes at end of table.

Table 1. All Types of Operation by Kind of Business and Commodity Line for Wholesale Trade: 1997—Con.

[Includes only establishments with payroll. For meaning of abbreviations and symbols, see introductory text. For explanation of terms, see Appendix A]

NAICS code and CL code	Kind of business and commodity line	Establishments handling commodity line		Commodity line sales			Sales coverage percent
		Number	Total sales (\$1,000)	Amount ¹ (\$1,000)	As percent of total sales of—		
					Establishments handling line	Establishments in NAICS industry ¹	
4213103	Plywood, veneer, millwork, & wood panel whsle—Con.						
1800	Plumbing and heating equipment and supplies (hydronics)	122	830 216	89 231	10.7	.3	3.4
1813	Plumbing fixtures	62	279 532	9 828	3.5	Z	X
1814	Furnaces, stoves, water heaters (except electric and warm air)	29	307 882	69 289	22.5	.2	X
1818	Other plumbing and heating equipment and supplies	57	427 444	10 030	2.3	Z	X
1900	Warm air heating and air-conditioning equipment and supplies	45	137 996	5 051	3.7	Z	X
2360	Other industrial machinery, equipment, and parts	7	8 952	522	5.8	Z	2.8
2363	New printing trades machinery, equipment, and supplies	7	8 952	522	5.8	Z	X
2460	Other industrial supplies	35	686 034	5 244	.8	Z	X
3120	Forest products, except lumber (including cordwood, hewn posts, poles, and ties)	77	843 829	99 356	11.8	.4	X
5300	Plastics materials and basic shapes	165	1 853 587	114 487	6.2	.4	.8
5313	Plastics raw materials	128	1 128 904	89 077	7.9	.3	X
5314	Other plastics materials and basic shapes	18	102 878	10 236	10.0	Z	X
5330	Chemicals and allied products (excluding agricultural, plastics, gases, and petroleum)	60	1 103 268	47 603	4.3	.2	12.2
5342	Adhesives, sealants, and glues	56	1 094 870	46 535	4.3	.2	X
6000	Paint, paint supplies, and wallpaper	129	871 142	18 352	2.1	.1	1.1
6014	Paint supplies	48	457 381	4 032	.9	Z	X
6015	Wallpaper	47	154 917	9 370	6.0	Z	X
9700	Service receipts and labor charges (including installed parts)	203	894 388	42 021	4.7	.2	69.0
9701	Labor charges for repair work	104	353 962	12 259	3.5	Z	X
9702	Parts installed in repair work	35	75 006	2 821	3.8	Z	X
9703	Other service receipts and labor charges—Specify	115	639 668	26 940	4.2	.1	X
9740	Receipts for installing equipment	6	8 107	1 101	13.6	Z	X
9810	Miscellaneous commodities	216	3 013 645	205 275	6.8	.7	X
9940	Rental and leasing receipts	38	229 641	3 411	1.5	Z	.8
9944	Other rental receipts	36	227 179	3 388	1.5	Z	X
9950	Construction receipts	8	8 475	2 251	26.6	Z	X
42132	Brick, stone, & related construction materials whsle	3 026	X	10 711 750	X	100.0	44.7
0530	Flooring and floor coverings	29	59 712	22 867	38.3	.2	X
0600	Lumber: rough, dressed, and finished	7	33 487	4 620	13.8	Z	13.2
0611	Dimensional lumber (non-treated)	7	33 487	2 892	8.6	Z	X
0620	Plywood and millwork	28	106 531	10 938	10.3	.1	44.7
0622	Other panels products (including hardwood plywood, waterboard, and particleboard)	6	26 616	887	3.3	Z	X
0623	Gypsum, specialty boards, and treatments	16	59 057	5 287	9.0	Z	X
0624	Wood millwork (doors, windows, cabinets, etc.)	8	31 255	1 984	6.3	Z	X
0700	Brick, stone, tile, sand, block, cement, and gravel	3 026	10 711 750	10 410 608	97.2	97.2	37.6
0711	Ready-mixed or transit-mixed concrete	230	610 317	386 051	63.3	3.6	X
0712	Cement and lime	971	4 245 419	3 635 462	85.6	33.9	X
0713	Sand, gravel, and crushed stone	1 176	2 438 089	1 665 696	68.3	15.6	X
0714	Brick, block, tile, clay/cement sewer pipe, etc.	1 755	5 118 792	4 723 402	92.3	44.1	X
0720	Roofing, siding, and insulation materials	25	104 986	22 930	21.8	.2	26.7
0721	Roofing, except wood	17	41 275	7 754	18.8	.1	X
0723	Insulation materials	11	61 311	11 539	18.8	.1	X
0730	Flat glass and other construction glass (excluding automotive)	9	47 647	16 586	34.8	.2	X
0740	Other construction materials	158	521 311	38 446	7.4	.4	44.7
0741	Rain-carrying equipment (down spouts, gutters, etc.)	6	6 695	3 278	49.0	Z	X
0744	Construction materials, n.e.c. (including wire fence and construction paper)	152	514 616	35 168	6.8	.3	X
1120	Flat iron and steel products	12	38 681	3 084	8.0	Z	X
1140	Iron and steel wire and wire products	12	61 781	4 244	6.9	Z	X
1160	Other iron and steel products	7	24 168	2 001	8.3	Z	X
1700	Hardware	25	174 932	15 579	8.9	.1	19.1
1711	Hand tools (including power driven)	9	40 027	3 375	8.4	Z	X
1800	Plumbing and heating equipment and supplies (hydronics)	12	85 266	7 967	9.3	.1	X
1900	Warm air heating and air-conditioning equipment and supplies	7	45 868	1 223	2.7	Z	X
2460	Other industrial supplies	12	90 109	12 540	13.9	.1	X
3120	Forest products, except lumber (including cordwood, hewn posts, poles, and ties)	10	22 024	1 439	6.5	Z	X
5300	Plastics materials and basic shapes	6	32 821	4 342	13.2	Z	X
5330	Chemicals and allied products (excluding agricultural, plastics, gases, and petroleum)	36	147 893	14 763	10.0	.1	1.6
5344	Other chemicals and allied products	12	55 473	4 746	8.6	Z	X
9700	Service receipts and labor charges (including installed parts)	117	299 958	42 739	14.2	.4	37.8
9701	Labor charges for repair work	27	85 847	6 147	7.2	.1	X
9702	Parts installed in repair work	8	26 797	302	1.1	Z	X
9703	Other service receipts and labor charges—Specify	96	223 516	36 289	16.2	.3	X
9810	Miscellaneous commodities	97	428 545	26 395	6.2	.2	X
9940	Rental and leasing receipts	37	108 913	9 983	9.2	.1	X
9950	Construction receipts	17	32 698	7 623	23.3	.1	X

See footnotes at end of table.

Table 1. All Types of Operation by Kind of Business and Commodity Line for Wholesale Trade: 1997—Con.

[Includes only establishments with payroll. For meaning of abbreviations and symbols, see introductory text. For explanation of terms, see Appendix A]

NAICS code and CL code	Kind of business and commodity line	Establishments handling commodity line		Commodity line sales			Sales coverage percent
		Number	Total sales (\$1,000)	Amount ¹ (\$1,000)	As percent of total sales of—		
					Establishments handling line	Establishments in NAICS industry ¹	
421320	Brick, stone, & related construction materials whsle	3 026	X	10 711 750	X	100.0	44.7
0530	Flooring and floor coverings	29	59 712	22 867	38.3	.2	X
0600	Lumber: rough, dressed, and finished	7	33 487	4 620	13.8	Z	13.2
0611	Dimensional lumber (non-treated)	7	33 487	2 892	8.6	Z	X
0620	Plywood and millwork	28	106 531	10 938	10.3	.1	44.7
0622	Other panels products (including hardwood plywood, waterboard, and particleboard)	6	26 616	887	3.3	Z	X
0623	Gypsum, specialty boards, and treatments	16	59 057	5 287	9.0	Z	X
0624	Wood millwork (doors, windows, cabinets, etc.)	8	31 255	1 984	6.3	Z	X
0700	Brick, stone, tile, sand, block, cement, and gravel	3 026	10 711 750	10 410 608	97.2	97.2	37.6
0711	Ready-mixed or transit-mixed concrete	230	610 317	386 051	63.3	3.6	X
0712	Cement and lime	971	4 245 419	3 635 462	85.6	33.9	X
0713	Sand, gravel, and crushed stone	1 176	2 438 089	1 665 696	68.3	15.6	X
0714	Brick, block, tile, clay/cement sewer pipe, etc.	1 755	5 118 792	4 723 402	92.3	44.1	X
0720	Roofing, siding, and insulation materials	25	104 986	22 930	21.8	.2	26.7
0721	Roofing, except wood	17	41 275	7 754	18.8	.1	X
0723	Insulation materials	11	61 311	11 539	18.8	.1	X
0730	Flat glass and other construction glass (excluding automotive)	9	47 647	16 586	34.8	.2	X
0740	Other construction materials	158	521 311	38 446	7.4	.4	44.7
0741	Rain-carrying equipment (down spouts, gutters, etc.)	6	6 695	3 278	49.0	Z	X
0744	Construction materials, n.e.c. (including wire fence and construction paper)	152	514 616	35 168	6.8	.3	X
1120	Flat iron and steel products	12	38 681	3 084	8.0	Z	X
1140	Iron and steel wire and wire products	12	61 781	4 244	6.9	Z	X
1160	Other iron and steel products	7	24 168	2 001	8.3	Z	X
1700	Hardware	25	174 932	15 579	8.9	.1	19.1
1711	Hand tools (including power driven)	9	40 027	3 375	8.4	Z	X
1800	Plumbing and heating equipment and supplies (hydronics)	12	85 266	7 967	9.3	.1	X
1900	Warm air heating and air-conditioning equipment and supplies	7	45 868	1 223	2.7	Z	X
2460	Other industrial supplies	12	90 109	12 540	13.9	.1	X
3120	Forest products, except lumber (including cordwood, hewn posts, poles, and ties)	10	22 024	1 439	6.5	Z	X
5300	Plastics materials and basic shapes	6	32 821	4 342	13.2	Z	X
5330	Chemicals and allied products (excluding agricultural, plastics, gases, and petroleum)	36	147 893	14 763	10.0	.1	1.6
5344	Other chemicals and allied products	12	55 473	4 746	8.6	Z	X
9700	Service receipts and labor charges (including installed parts)	117	299 958	42 739	14.2	.4	37.8
9701	Labor charges for repair work	27	85 847	6 147	7.2	.1	X
9702	Parts installed in repair work	8	26 797	302	1.1	Z	X
9703	Other service receipts and labor charges—Specify	96	223 516	36 289	16.2	.3	X
9810	Miscellaneous commodities	97	428 545	26 395	6.2	.2	X
9940	Rental and leasing receipts	37	108 913	9 983	9.2	.1	X
9950	Construction receipts	17	32 698	7 623	23.3	.1	X
4213201	Brick, block, tile, clay/cement sewer pipe whsle	1 184	X	3 546 360	X	100.0	20.1
0530	Flooring and floor coverings	16	36 881	14 029	38.0	.4	X
0620	Plywood and millwork	10	38 388	5 978	15.6	.2	20.1
0623	Gypsum, specialty boards, and treatments	8	32 614	4 708	14.4	.1	X
0700	Brick, stone, tile, sand, block, cement, and gravel	1 184	3 546 360	3 413 601	96.3	96.3	18.7
0711	Ready-mixed or transit-mixed concrete	95	236 263	104 718	44.3	3.0	X
0712	Cement and lime	114	491 902	59 489	12.1	1.7	X
0713	Sand, gravel, and crushed stone	104	298 791	24 459	8.2	.7	X
0714	Brick, block, tile, clay/cement sewer pipe, etc.	1 184	3 546 360	3 224 939	92.9	90.9	X
0720	Roofing, siding, and insulation materials	12	52 525	16 187	30.8	.5	19.8
0721	Roofing, except wood	8	34 282	7 017	20.5	.2	X
0723	Insulation materials	9	44 444	8 966	20.2	.3	X
0740	Other construction materials	145	495 681	36 513	7.4	1.0	20.1
0744	Construction materials, n.e.c. (including wire fence and construction paper)	142	489 126	33 241	6.8	.9	X
1120	Flat iron and steel products	11	38 310	3 078	8.0	.1	X
1140	Iron and steel wire and wire products	8	41 813	3 086	7.4	.1	X
1160	Other iron and steel products	7	24 168	2 001	8.3	.1	X
1700	Hardware	12	128 513	10 821	8.4	.3	X
1800	Plumbing and heating equipment and supplies (hydronics)	6	39 510	5 163	13.1	.1	X
5330	Chemicals and allied products (excluding agricultural, plastics, gases, and petroleum)	15	69 066	5 193	7.5	.1	X
9700	Service receipts and labor charges (including installed parts)	21	58 066	5 287	9.1	.1	20.1
9701	Labor charges for repair work	6	32 955	1 323	4.0	Z	X
9703	Other service receipts and labor charges—Specify	16	27 325	3 856	14.1	.1	X
9810	Miscellaneous commodities	18	75 236	9 767	13.0	.3	X
4213202	Sand, gravel, & stone whsle	1 012	X	2 001 239	X	100.0	49.6
0700	Brick, stone, tile, sand, block, cement, and gravel	1 012	2 001 239	1 906 175	95.3	95.3	45.2
0711	Ready-mixed or transit-mixed concrete	45	76 579	41 693	54.4	2.1	X
0712	Cement and lime	27	60 442	14 777	24.4	.7	X
0713	Sand, gravel, and crushed stone	1 012	2 001 239	1 582 414	92.0	79.1	X
0714	Brick, block, tile, clay/cement sewer pipe, etc.	151	336 841	267 290	79.4	13.4	X
0740	Other construction materials	6	19 016	182	1.0	Z	49.6
0744	Construction materials, n.e.c. (including wire fence and construction paper)	6	19 016	182	1.0	Z	X

See footnotes at end of table.

Table 1. All Types of Operation by Kind of Business and Commodity Line for Wholesale Trade: 1997—Con.

[Includes only establishments with payroll. For meaning of abbreviations and symbols, see introductory text. For explanation of terms, see Appendix A]

NAICS code and CL code	Kind of business and commodity line	Establishments handling commodity line		Commodity line sales			Sales coverage percent
		Number	Total sales (\$1,000)	Amount ¹ (\$1,000)	As percent of total sales of—		
					Establishments handling line	Establishments in NAICS industry ¹	
4213202	Sand, gravel, & stone whsle—Con.						
3120	Forest products, except lumber (including cordwood, hewn posts, poles, and ties)	6	12 490	1 162	9.3	.1	X
9700	Service receipts and labor charges (including installed parts)	78	187 221	31 715	16.9	1.6	39.1
9701	Labor charges for repair work	15	47 542	4 676	9.8	.2	X
9703	Other service receipts and labor charges—Specify	67	146 870	26 911	18.3	1.3	X
9810	Miscellaneous commodities	48	121 995	11 782	9.7	.6	X
9940	Rental and leasing receipts	29	76 959	9 446	12.3	.5	X
9950	Construction receipts	13	28 288	6 343	22.4	.3	X
4213203	Cement, lime, & related products whsle	830	X	5 164 151	X	100.0	59.8
0530	Flooring and floor coverings	11	20 896	8 261	39.5	.2	X
0620	Plywood and millwork	17	63 377	4 915	7.8	.1	59.8
0622	Other panels products (including hardwood plywood, waterboard, and particleboard)	6	26 616	887	3.3	Z	X
0623	Gypsum, specialty boards, and treatments	7	21 677	534	2.5	Z	X
0700	Brick, stone, tile, sand, block, cement, and gravel	830	5 164 151	5 090 832	98.6	98.6	47.7
0711	Ready-mixed or transit-mixed concrete	90	297 475	239 640	80.6	4.6	X
0712	Cement and lime	830	5 164 151	3 561 196	96.4	69.0	X
0713	Sand, gravel, and crushed stone	59	419 796	58 823	14.0	1.1	X
0714	Brick, block, tile, clay/cement sewer pipe, etc.	420	1 310 041	1 231 173	94.0	23.8	X
0720	Roofing, siding, and insulation materials	10	23 117	3 094	13.4	.1	59.5
0721	Roofing, except wood	7	6 250	521	8.3	Z	X
0730	Flat glass and other construction glass (excluding automotive)	6	40 697	10 846	26.7	.2	X
0740	Other construction materials	7	6 614	1 751	26.5	Z	X
1700	Hardware	12	17 818	2 471	13.9	Z	22.5
1711	Hand tools (including power driven)	8	11 426	1 088	9.5	Z	X
1800	Plumbing and heating equipment and supplies (hydronics)	6	45 756	2 804	6.1	.1	X
5330	Chemicals and allied products (excluding agricultural, plastics, gases, and petroleum)	17	75 815	9 231	12.2	.2	2.7
5344	Other chemicals and allied products	12	55 473	4 746	8.6	.1	X
9700	Service receipts and labor charges (including installed parts)	18	54 671	5 737	10.5	.1	53.9
9701	Labor charges for repair work	6	5 350	148	2.8	Z	X
9703	Other service receipts and labor charges—Specify	13	49 321	5 522	11.2	.1	X
9810	Miscellaneous commodities	31	231 314	4 846	2.1	.1	X
42133	Roofing, siding, & insulation material whsle	1 584	X	9 811 545	X	100.0	57.0
0530	Flooring and floor coverings	48	499 434	24 581	4.9	.3	X
0600	Lumber: rough, dressed, and finished	130	1 518 450	189 661	12.5	1.9	33.8
0611	Dimensional lumber (non-treated)	70	701 697	85 423	12.2	.9	X
0612	Treated lumber	70	716 635	72 232	10.1	.7	X
0613	Boards	33	335 228	32 000	9.5	.3	X
0620	Plywood and millwork	408	3 201 662	407 745	12.7	4.2	43.9
0621	Softwood plywood and oriented strand board (OSB)	44	278 958	22 563	8.1	.2	X
0622	Other panels products (including hardwood plywood, waterboard, and particleboard)	80	721 694	46 997	6.5	.5	X
0623	Gypsum, specialty boards, and treatments	124	1 222 863	76 860	6.3	.8	X
0624	Wood millwork (doors, windows, cabinets, etc.)	271	2 235 768	180 881	8.1	1.8	X
0625	Metal millwork	156	1 343 409	63 859	4.8	.7	X
0626	Other millwork and wood siding (including trusses and wood roofing) ..	56	226 061	16 583	7.3	.2	X
0700	Brick, stone, tile, sand, block, cement, and gravel	85	1 211 106	44 223	3.7	.5	28.3
0711	Ready-mixed or transit-mixed concrete	36	766 246	20 537	2.7	.2	X
0712	Cement and lime	30	342 018	8 085	2.4	.1	X
0714	Brick, block, tile, clay/cement sewer pipe, etc.	31	334 981	14 104	4.2	.1	X
0720	Roofing, siding, and insulation materials	1 584	9 811 545	7 945 503	81.0	81.0	53.1
0721	Roofing, except wood	986	7 094 093	4 033 606	56.9	41.1	X
0722	Siding, except wood	849	4 826 403	1 884 736	39.1	19.2	X
0723	Insulation materials	828	5 593 227	2 027 157	36.2	20.7	X
0730	Flat glass and other construction glass (excluding automotive)	97	569 448	129 185	22.7	1.3	X
0740	Other construction materials	364	2 542 136	280 003	11.0	2.9	54.8
0741	Rain-carrying equipment (down spouts, gutters, etc.)	296	2 067 107	167 958	8.1	1.7	X
0742	Prefabricated buildings and structural assemblies (nonwood)	35	171 971	17 263	10.0	.2	X
0744	Construction materials, n.e.c. (including wire fence and construction paper)	110	873 337	94 770	10.9	1.0	X
1120	Flat iron and steel products	48	501 764	30 769	6.1	.3	X
1140	Iron and steel wire and wire products	81	1 271 379	67 627	5.3	.7	X
1150	Iron and steel pipe and tubing	9	28 281	3 026	10.7	.7	X
1160	Other iron and steel products	28	259 024	13 665	5.3	.1	X
1220	Aluminum shapes, forms, etc.	131	975 671	63 336	6.5	.6	X
1400	Electrical apparatus and equipment	23	178 220	10 481	5.9	.1	X
1700	Hardware	115	1 597 560	93 031	5.8	.9	3.4
1711	Hand tools (including power driven)	111	1 583 843	57 835	3.7	.6	X
1712	Bolts, nuts, rivets, and fasteners	47	465 611	30 205	6.5	.3	X
1713	Cutlery	7	42 579	4 990	11.7	.1	X
1800	Plumbing and heating equipment and supplies (hydronics)	21	627 233	35 432	5.6	.4	2.2
1811	Plastic pipe fittings and valves (excluding pipe and tubing)	11	425 780	16 019	3.8	.2	X
1814	Furnaces, stoves, water heaters (except electric and warm air)	9	183 631	972	.5	Z	X
1818	Other plumbing and heating equipment and supplies	19	609 411	17 744	2.9	.2	X

See footnotes at end of table.

Table 1. All Types of Operation by Kind of Business and Commodity Line for Wholesale Trade: 1997—Con.

[Includes only establishments with payroll. For meaning of abbreviations and symbols, see introductory text. For explanation of terms, see Appendix A]

NAICS code and CL code	Kind of business and commodity line	Establishments handling commodity line		Commodity line sales			Sales coverage percent
		Number	Total sales (\$1,000)	Amount ¹ (\$1,000)	As percent of total sales of—		
					Establishments handling line	Establishments in NAICS industry ¹	
42133	Roofing, siding, & insulation material whse—Con.						
1900	Warm air heating and air-conditioning equipment and supplies	21	149 498	20 350	13.6	.2	3.0
1911	Furnaces (warm air)	10	123 963	4 604	3.7	Z	X
1912	Central air-conditioning (residential and commercial)	10	123 963	4 604	3.7	Z	X
1919	Registers, grills, pre-formed ductwork (excluding sheet metal), and duct insulation	21	149 498	11 142	7.5	.1	X
2100	Construction and mining machinery and equipment (including parts and attachments)	14	29 676	2 517	8.5	Z	28.7
2117	Other new construction and mining, logging, and road maintenance machinery, equipment, and parts	13	29 490	2 508	8.5	Z	X
2460	Other industrial supplies	27	188 663	13 022	6.9	.1	3.6
2466	Industrial supplies, n.e.c.	24	171 252	12 457	7.3	.1	X
2700	Sporting and recreational goods and supplies	6	9 759	151	1.5	Z	X
2930	Recyclable paper and paperboard	6	5 787	102	1.8	Z	X
3120	Forest products, except lumber (including cordwood, hewn posts, poles, and ties)	30	349 335	19 509	5.6	.2	X
5300	Plastics materials and basic shapes	85	730 374	79 613	10.9	.8	.9
5314	Other plastics materials and basic shapes	76	499 094	17 650	3.5	.2	X
5330	Chemicals and allied products (excluding agricultural, plastics, gases, and petroleum)	28	170 662	18 155	10.6	.2	7.6
5342	Adhesives, sealants, and glues	11	110 423	6 450	5.8	.1	X
5344	Other chemicals and allied products	18	60 239	11 705	19.4	.1	X
5800	Farm supplies	8	46 039	8 278	18.0	.1	X
6000	Paint, paint supplies, and wallpaper	52	856 608	18 772	2.2	.2	X
9700	Service receipts and labor charges (including installed parts)	45	144 842	34 129	23.6	.3	42.6
9701	Labor charges for repair work	19	95 934	17 478	18.2	.2	X
9702	Parts installed in repair work	9	34 552	1 605	4.6	Z	X
9703	Other service receipts and labor charges—Specify	34	100 645	15 046	15.0	.2	X
9810	Miscellaneous commodities	328	1 637 181	226 873	13.9	2.3	X
9940	Rental and leasing receipts	20	34 278	622	1.8	Z	X
9950	Construction receipts	12	9 177	3 593	39.2	Z	X
421330	Roofing, siding, & insulation material whse	1 584	X	9 811 545	X	100.0	57.0
0530	Flooring and floor coverings	48	499 434	24 581	4.9	.3	X
0600	Lumber: rough, dressed, and finished	130	1 518 450	189 661	12.5	1.9	33.8
0611	Dimensional lumber (non-treated)	70	701 697	85 423	12.2	.9	X
0612	Treated lumber	70	716 635	72 232	10.1	.7	X
0613	Boards	33	335 228	32 000	9.5	.3	X
0620	Plywood and millwork	408	3 201 662	407 745	12.7	4.2	43.9
0621	Softwood plywood and oriented strand board (OSB)	44	278 958	22 563	8.1	.2	X
0622	Other panels products (including hardwood plywood, waterboard, and particleboard)	80	721 694	46 997	6.5	.5	X
0623	Gypsum, specialty boards, and treatments	124	1 222 863	76 860	6.3	.8	X
0624	Wood millwork (doors, windows, cabinets, etc.)	271	2 235 768	180 881	8.1	1.8	X
0625	Metal millwork	156	1 343 409	63 859	4.8	.7	X
0626	Other millwork and wood siding (including trusses and wood roofing) ...	56	226 061	16 583	7.3	.2	X
0700	Brick, stone, tile, sand, block, cement, and gravel	85	1 211 106	44 223	3.7	.5	28.3
0711	Ready-mixed or transit-mixed concrete	36	766 246	20 537	2.7	.2	X
0712	Cement and lime	30	342 018	8 085	2.4	.1	X
0714	Brick, block, tile, clay/cement sewer pipe, etc.	31	334 981	14 104	4.2	.1	X
0720	Roofing, siding, and insulation materials	1 584	9 811 545	7 945 503	81.0	81.0	53.1
0721	Roofing, except wood	986	7 094 093	4 033 606	56.9	41.1	X
0722	Siding, except wood	849	4 826 403	1 884 736	39.1	19.2	X
0723	Insulation materials	828	5 593 227	2 027 157	36.2	20.7	X
0730	Flat glass and other construction glass (excluding automotive)	97	569 448	129 185	22.7	1.3	X
0740	Other construction materials	364	2 542 136	280 003	11.0	2.9	54.8
0741	Rain-carrying equipment (down spouts, gutters, etc.)	296	2 067 107	167 958	8.1	1.7	X
0742	Prefabricated buildings and structural assemblies (nonwood)	35	171 971	17 263	10.0	.2	X
0744	Construction materials, n.e.c. (including wire fence and construction paper)	110	873 337	94 770	10.9	1.0	X
1120	Flat iron and steel products	48	501 764	30 769	6.1	.3	X
1140	Iron and steel wire and wire products	81	1 271 379	67 627	5.3	.7	X
1150	Iron and steel pipe and tubing	9	28 281	3 026	10.7	Z	X
1160	Other iron and steel products	28	259 024	13 665	5.3	.1	X
1220	Aluminum shapes, forms, etc.	131	975 671	63 336	6.5	.6	X
1400	Electrical apparatus and equipment	23	178 220	10 481	5.9	.1	X
1700	Hardware	115	1 597 560	93 031	5.8	.9	3.4
1711	Hand tools (including power driven)	111	1 583 843	57 835	3.7	.6	X
1712	Bolts, nuts, rivets, and fasteners	47	465 611	30 205	6.5	.3	X
1713	Cutlery	7	42 579	4 990	11.7	.1	X
1800	Plumbing and heating equipment and supplies (hydronics)	21	627 233	35 432	5.6	.4	2.2
1811	Plastic pipe fittings and valves (excluding pipe and tubing)	11	425 780	16 019	3.8	.2	X
1814	Furnaces, stoves, water heaters (except electric and warm air)	9	183 631	972	.5	Z	X
1818	Other plumbing and heating equipment and supplies	19	609 411	17 744	2.9	.2	X
1900	Warm air heating and air-conditioning equipment and supplies	21	149 498	20 350	13.6	.2	3.0
1911	Furnaces (warm air)	10	123 963	4 604	3.7	Z	X
1912	Central air-conditioning (residential and commercial)	10	123 963	4 604	3.7	Z	X
1919	Registers, grills, pre-formed ductwork (excluding sheet metal), and duct insulation	21	149 498	11 142	7.5	.1	X
2100	Construction and mining machinery and equipment (including parts and attachments)	14	29 676	2 517	8.5	Z	28.7
2117	Other new construction and mining, logging, and road maintenance machinery, equipment, and parts	13	29 490	2 508	8.5	Z	X

See footnotes at end of table.

Table 1. All Types of Operation by Kind of Business and Commodity Line for Wholesale Trade: 1997—Con.

[Includes only establishments with payroll. For meaning of abbreviations and symbols, see introductory text. For explanation of terms, see Appendix A]

NAICS code and CL code	Kind of business and commodity line	Establishments handling commodity line		Commodity line sales			Sales coverage percent
		Number	Total sales (\$1,000)	Amount ¹ (\$1,000)	As percent of total sales of—		
					Establishments handling line	Establishments in NAICS industry ¹	
421330	Roofing, siding, & insulation material whsle—Con.						
2460	Other industrial supplies	27	188 663	13 022	6.9	.1	3.6
2466	Industrial supplies, n.e.c.	24	171 252	12 457	7.3	.1	X
2700	Sporting and recreational goods and supplies	6	9 759	151	1.5	Z	X
2930	Recyclable paper and paperboard	6	5 787	102	1.8	Z	X
3120	Forest products, except lumber (including cordwood, hewn posts, poles, and ties)	30	349 335	19 509	5.6	.2	X
5300	Plastics materials and basic shapes	85	730 374	79 613	10.9	.8	.9
5314	Other plastics materials and basic shapes	76	499 094	17 650	3.5	.2	X
5330	Chemicals and allied products (excluding agricultural, plastics, gases, and petroleum)	28	170 662	18 155	10.6	.2	7.6
5342	Adhesives, sealants, and glues	11	110 423	6 450	5.8	.1	X
5344	Other chemicals and allied products	18	60 239	11 705	19.4	.1	X
5800	Farm supplies	8	46 039	8 278	18.0	.1	X
6000	Paint, paint supplies, and wallpaper	52	856 608	18 772	2.2	.2	X
9700	Service receipts and labor charges (including installed parts)	45	144 842	34 129	23.6	.3	42.6
9701	Labor charges for repair work	19	95 934	17 478	18.2	.2	X
9702	Parts installed in repair work	9	34 552	1 605	4.6	Z	X
9703	Other service receipts and labor charges—Specify	34	100 645	15 046	15.0	.2	X
9810	Miscellaneous commodities	328	1 637 181	226 873	13.9	2.3	X
9940	Rental and leasing receipts	20	34 278	622	1.8	Z	X
9950	Construction receipts	12	9 177	3 593	39.2	Z	X
4213301	Roofing, siding, & insulation material whsle	1 584	X	9 811 545	X	100.0	57.0
0530	Flooring and floor coverings	48	499 434	24 581	4.9	.3	X
0600	Lumber: rough, dressed, and finished	130	1 518 450	189 661	12.5	1.9	33.8
0611	Dimensional lumber (non-treated)	70	701 697	85 423	12.2	.9	X
0612	Treated lumber	70	716 635	72 232	10.1	.7	X
0613	Boards	33	335 228	32 000	9.5	.3	X
0620	Plywood and millwork	408	3 201 662	407 745	12.7	4.2	43.9
0621	Softwood plywood and oriented strand board (OSB)	44	278 958	22 563	8.1	.2	X
0622	Other panels products (including hardwood plywood, waterboard, and particleboard)	80	721 694	46 997	6.5	.5	X
0623	Gypsum, specialty boards, and treatments	124	1 222 863	76 860	6.3	.8	X
0624	Wood millwork (doors, windows, cabinets, etc.)	271	2 235 768	180 881	8.1	1.8	X
0625	Metal millwork	156	1 343 409	63 859	4.8	.7	X
0626	Other millwork and wood siding (including trusses and wood roofing) ...	56	226 061	16 583	7.3	.2	X
0700	Brick, stone, tile, sand, block, cement, and gravel	85	1 211 106	44 223	3.7	.5	28.3
0711	Ready-mixed or transit-mixed concrete	36	766 246	20 537	2.7	.2	X
0712	Cement and lime	30	342 018	8 085	2.4	.1	X
0714	Brick, block, tile, clay/cement sewer pipe, etc.	31	334 981	14 104	4.2	.1	X
0720	Roofing, siding, and insulation materials	1 584	9 811 545	7 945 503	81.0	81.0	53.1
0721	Roofing, except wood	986	7 094 093	4 033 606	56.9	41.1	X
0722	Siding, except wood	849	4 826 403	1 884 736	39.1	19.2	X
0723	Insulation materials	828	5 593 227	2 027 157	36.2	20.7	X
0730	Flat glass and other construction glass (excluding automotive)	97	569 448	129 185	22.7	1.3	X
0740	Other construction materials	364	2 542 136	280 003	11.0	2.9	54.8
0741	Rain-carrying equipment (down spouts, gutters, etc.)	296	2 067 107	167 958	8.1	1.7	X
0742	Prefabricated buildings and structural assemblies (nonwood)	35	171 971	17 263	10.0	.2	X
0744	Construction materials, n.e.c. (including wire fence and construction paper)	110	873 337	94 770	10.9	1.0	X
1120	Flat iron and steel products	48	501 764	30 769	6.1	.3	X
1140	Iron and steel wire and wire products	81	1 271 379	67 627	5.3	.7	X
1150	Iron and steel pipe and tubing	9	28 281	3 026	10.7	Z	X
1160	Other iron and steel products	28	259 024	13 665	5.3	.1	X
1220	Aluminum shapes, forms, etc.	131	975 671	63 336	6.5	.6	X
1400	Electrical apparatus and equipment	23	178 220	10 481	5.9	.1	X
1700	Hardware	115	1 597 560	93 031	5.8	.9	3.4
1711	Hand tools (including power driven)	111	1 583 843	57 835	3.7	.6	X
1712	Bolts, nuts, rivets, and fasteners	47	465 611	30 205	6.5	.3	X
1713	Cutlery	7	42 579	4 990	11.7	.1	X
1800	Plumbing and heating equipment and supplies (hydronics)	21	627 233	35 432	5.6	.4	2.2
1811	Plastic pipe fittings and valves (excluding pipe and tubing)	11	425 780	16 019	3.8	.2	X
1814	Furnaces, stoves, water heaters (except electric and warm air)	9	183 631	972	.5	Z	X
1818	Other plumbing and heating equipment and supplies	19	609 411	17 744	2.9	.2	X
1900	Warm air heating and air-conditioning equipment and supplies	21	149 498	20 350	13.6	.2	3.0
1911	Furnaces (warm air)	10	123 963	4 604	3.7	Z	X
1912	Central air-conditioning (residential and commercial)	10	123 963	4 604	3.7	Z	X
1919	Registers, grills, pre-formed ductwork (excluding sheet metal), and duct insulation	21	149 498	11 142	7.5	.1	X
2100	Construction and mining machinery and equipment (including parts and attachments)	14	29 676	2 517	8.5	Z	28.7
2117	Other new construction and mining, logging, and road maintenance machinery, equipment, and parts	13	29 490	2 508	8.5	Z	X
2460	Other industrial supplies	27	188 663	13 022	6.9	.1	3.6
2466	Industrial supplies, n.e.c.	24	171 252	12 457	7.3	.1	X
2700	Sporting and recreational goods and supplies	6	9 759	151	1.5	Z	X
2930	Recyclable paper and paperboard	6	5 787	102	1.8	Z	X
3120	Forest products, except lumber (including cordwood, hewn posts, poles, and ties)	30	349 335	19 509	5.6	.2	X
5300	Plastics materials and basic shapes	85	730 374	79 613	10.9	.8	.9
5314	Other plastics materials and basic shapes	76	499 094	17 650	3.5	.2	X

See footnotes at end of table.

Table 1. All Types of Operation by Kind of Business and Commodity Line for Wholesale Trade: 1997—Con.

[Includes only establishments with payroll. For meaning of abbreviations and symbols, see introductory text. For explanation of terms, see Appendix A]

NAICS code and CL code	Kind of business and commodity line	Establishments handling commodity line		Commodity line sales			Sales coverage percent
		Number	Total sales (\$1,000)	Amount ¹ (\$1,000)	As percent of total sales of—		
					Establishments handling line	Establishments in NAICS industry ¹	
4213301	Roofing, siding, & insulation material whse—Con.						
5330	Chemicals and allied products (excluding agricultural, plastics, gases, and petroleum)	28	170 662	18 155	10.6	.2	7.6
5342	Adhesives, sealants, and glues	11	110 423	6 450	5.8	.1	X
5344	Other chemicals and allied products	18	60 239	11 705	19.4	.1	X
5800	Farm supplies	8	46 039	8 278	18.0	.1	X
6000	Paint, paint supplies, and wallpaper	52	856 608	18 772	2.2	.2	X
9700	Service receipts and labor charges (including installed parts)	45	144 842	34 129	23.6	.3	42.6
9701	Labor charges for repair work	19	95 934	17 478	18.2	.2	X
9702	Parts installed in repair work	9	34 552	1 605	4.6	Z	X
9703	Other service receipts and labor charges—Specify	34	100 645	15 046	15.0	.2	X
9810	Miscellaneous commodities	328	1 637 181	226 873	13.9	2.3	X
9940	Rental and leasing receipts	20	34 278	622	1.8	Z	X
9950	Construction receipts	12	9 177	3 593	39.2	Z	X
42139	Other construction materials whse	2 890	X	8 196 656	X	100.0	44.7
0200	New and rebuilt automotive parts and supplies	98	435 290	87 102	20.0	1.1	2.4
0216	Glass	70	276 302	69 930	25.3	.9	X
0223	Parts, n.e.c.	19	48 263	14 102	29.2	.2	X
0400	Household and lawn furniture	15	53 649	588	1.1	Z	44.1
0411	Upholstered furniture	15	53 649	585	1.1	Z	X
0414	Other furniture (including sleep sofas)	10	21 050	3	Z	Z	X
0530	Flooring and floor coverings	73	264 535	69 517	26.3	.8	24.2
0531	Soft-surface (textile) floor coverings and accessories (including rugs, carpets, and pads)	58	225 019	21 129	9.4	.3	X
0533	Other hard-surface floor coverings and accessories (including tile and sheet goods)	59	227 435	40 065	17.6	.5	X
0540	Other home furnishings	19	177 682	38 936	21.9	.5	44.5
0542	Mirrors, lamps, and picture frames	15	87 293	6 086	7.0	.1	X
0600	Lumber: rough, dressed, and finished	89	322 036	23 289	7.2	.3	44.7
0611	Dimensional lumber (non-treated)	53	263 740	7 596	2.9	.1	X
0612	Treated lumber	76	151 865	5 869	3.9	.1	X
0613	Boards	34	222 749	9 786	4.4	.1	X
0620	Plywood and millwork	149	765 730	151 931	19.8	1.9	39.3
0621	Softwood plywood and oriented strand board (OSB)	25	204 000	51 188	25.1	.6	X
0622	Other panels products (including hardwood plywood, waterboard, and particleboard)	26	191 535	6 980	3.6	.1	X
0623	Gypsum, specialty boards, and treatments	42	317 413	49 426	15.6	.6	X
0624	Wood millwork (doors, windows, cabinets, etc.)	107	554 141	28 448	5.1	.3	X
0625	Metal millwork	27	134 357	10 887	8.1	.1	X
0626	Other millwork and wood siding (including trusses and wood roofing) ...	24	153 734	4 975	3.2	.1	X
0700	Brick, stone, tile, sand, block, cement, and gravel	35	66 855	3 221	4.8	Z	44.0
0712	Cement and lime	21	51 172	1 605	3.1	Z	X
0713	Sand, gravel, and crushed stone	16	35 631	824	2.3	Z	X
0714	Brick, block, tile, clay/cement sewer pipe, etc.	14	36 232	673	1.9	Z	X
0720	Roofing, siding, and insulation materials	204	724 020	89 024	12.3	1.1	37.4
0721	Roofing, except wood	52	179 850	14 319	8.0	.2	X
0722	Siding, except wood	96	326 825	42 569	13.0	.5	X
0723	Insulation materials	109	486 141	32 136	6.6	.4	X
0730	Flat glass and other construction glass (excluding automotive)	703	2 008 486	1 709 641	85.1	20.9	X
0740	Other construction materials	2 267	6 434 957	5 521 929	85.8	67.4	39.8
0741	Rain-carrying equipment (down spouts, gutters, etc.)	181	488 288	217 537	44.6	2.7	X
0742	Prefabricated buildings and structural assemblies (nonwood)	408	936 849	832 590	88.9	10.2	X
0743	Manufactured (mobile) homes	387	765 628	713 819	93.2	8.7	X
0744	Construction materials, n.e.c. (including wire fence and construction paper)	1 398	4 469 916	3 757 984	84.1	45.8	X
0960	Restaurant and hotel equipment and supplies	8	11 558	1 604	13.9	Z	X
0970	Store machines and equipment	6	2 303	112	4.9	Z	X
1120	Flat iron and steel products	30	79 128	2 833	3.6	Z	X
1140	Iron and steel wire and wire products	45	156 135	11 161	7.1	.1	X
1150	Iron and steel pipe and tubing	51	117 981	21 590	18.3	.3	X
1160	Other iron and steel products	11	31 927	1 045	3.3	Z	X
1220	Aluminum shapes, forms, etc.	76	268 311	32 882	12.3	.4	X
1400	Electrical apparatus and equipment	69	152 985	14 421	9.4	.2	7.0
1418	Lighting fixtures (residential and commercial)	6	15 092	2 045	13.6	Z	X
1500	Electrical appliances, household	30	228 632	14 940	6.5	.2	X
1600	Electronic parts and equipment, except communication	20	35 749	4 334	12.1	.1	X
1700	Hardware	145	659 188	52 336	7.9	.6	8.3
1711	Hand tools (including power driven)	59	205 430	10 062	4.9	.1	X
1712	Bolts, nuts, rivets, and fasteners	49	153 407	9 090	5.9	.1	X
1713	Cutlery	47	231 854	24 046	10.4	.3	X
1800	Plumbing and heating equipment and supplies (hydronics)	61	289 596	61 169	21.1	.7	6.3
1811	Plastic pipe fittings and valves (excluding pipe and tubing)	21	101 709	2 375	2.3	Z	X
1813	Plumbing fixtures	16	110 070	19 630	17.8	.2	X
1814	Furnaces, stoves, water heaters (except electric and warm air)	36	211 783	22 370	10.6	.3	X
1818	Other plumbing and heating equipment and supplies	38	107 267	2 580	2.4	Z	X

See footnotes at end of table.

Table 1. All Types of Operation by Kind of Business and Commodity Line for Wholesale Trade: 1997—Con.

[Includes only establishments with payroll. For meaning of abbreviations and symbols, see introductory text. For explanation of terms, see Appendix A]

NAICS code and CL code	Kind of business and commodity line	Establishments handling commodity line		Commodity line sales			Sales coverage percent
		Number	Total sales (\$1,000)	Amount ¹ (\$1,000)	As percent of total sales of—		
					Establishments handling line	Establishments in NAICS industry ¹	
42139	Other construction materials whsle—Con.						
1900	Warm air heating and air-conditioning equipment and supplies	46	85 065	24 089	28.3	.3	30.3
1911	Furnaces (warm air)	31	51 468	5 284	10.3	.1	X
1912	Central air-conditioning (residential and commercial)	38	76 039	7 874	10.4	.1	X
1914	Heat pumps (residential and commercial)	16	51 904	8 875	17.1	.1	X
1916	Air cleaning and filtration systems	10	27 343	225	.8	Z	X
1917	Compressors for air-conditioners	10	27 343	225	.8	Z	X
1918	Condensing units for air-conditioners	10	27 343	225	.8	Z	X
1919	Registers, grills, pre-formed ductwork (excluding sheet metal), and duct insulation	10	27 343	225	.8	Z	X
2200	Farm machinery, equipment, and parts	15	16 949	1 811	10.7	Z	12.4
2212	New harvesting machinery	15	16 949	384	2.3	Z	X
2213	New land preparation, planting, and cultivating machinery	15	16 949	189	1.1	Z	X
2216	Other new farm machinery and equipment	15	16 949	1 049	6.2	Z	X
2218	Used farm machinery and equipment	15	16 949	189	1.1	Z	X
2320	General-purpose industrial machinery, equipment, and parts	12	48 929	4 684	9.6	.1	X
2460	Other industrial supplies	50	106 832	6 820	6.4	.1	X
2700	Sporting and recreational goods and supplies	8	43 849	1 749	4.0	Z	22.4
2714	Camping and fishing equipment and accessories	8	43 849	1 749	4.0	Z	X
2800	Toys and hobby goods and supplies	8	43 849	4 383	10.0	.1	X
3120	Forest products, except lumber (including cordwood, hewn posts, poles, and ties)	14	55 225	6 482	11.7	.1	X
3400	Industrial and personal services paper and plastics	7	20 741	5 799	28.0	.1	44.7
3413	Industrial paper (wrapping, bags, cartons, etc.)	7	20 741	5 799	28.0	.1	X
3500	Drugs, pharmaceuticals, cosmetics, and toiletries	12	18 449	4 243	23.0	.1	X
4000	Footwear	8	43 849	426	1.0	Z	X
5300	Plastics materials and basic shapes	69	205 079	27 154	13.2	.3	X
5330	Chemicals and allied products (excluding agricultural, plastics, gases, and petroleum)	42	95 056	9 685	10.2	.1	7.8
5342	Adhesives, sealants, and glues	7	3 917	195	5.0	Z	X
5400	Petroleum products	8	11 558	127	1.1	Z	X
5800	Farm supplies	11	95 038	9 118	9.6	.1	41.0
5818	Other farm supplies (including harness and saddlery equipment)	11	95 038	7 847	8.3	.1	X
6000	Paint, paint supplies, and wallpaper	74	216 250	23 845	11.0	.3	2.3
6011	Architectural coatings (enamels, primers, stains, solvents, and lacquers)	9	17 774	1 449	8.2	Z	X
6014	Paint supplies	9	17 774	4 261	24.0	.1	X
6015	Wallpaper	9	17 774	116	.7	Z	X
6120	Art goods (including novelties and souvenirs)	8	3 200	633	19.8	Z	X
6150	Nondurable goods, n.e.c.	8	20 676	4 424	21.4	.1	X
9700	Service receipts and labor charges (including installed parts)	420	611 985	77 996	12.7	1.0	37.6
9701	Labor charges for repair work	232	274 270	13 262	4.8	.2	X
9702	Parts installed in repair work	168	192 334	12 658	6.6	.2	X
9703	Other service receipts and labor charges—Specify	181	297 406	52 065	17.5	.6	X
9740	Receipts for installing equipment	6	2 063	80	3.9	Z	X
9810	Miscellaneous commodities	92	311 372	15 723	5.1	.2	X
9940	Rental and leasing receipts	38	111 665	13 816	12.4	.2	X
9950	Construction receipts	67	177 411	36 547	20.6	.4	X
421390	Other construction materials whsle	2 890	X	8 196 656	X	100.0	44.7
0200	New and rebuilt automotive parts and supplies	98	435 290	87 102	20.0	1.1	2.4
0216	Glass	70	276 302	69 930	25.3	.9	X
0223	Parts, n.e.c.	19	48 263	14 102	29.2	.2	X
0400	Household and lawn furniture	15	53 649	588	1.1	Z	44.1
0411	Upholstered furniture	15	53 649	585	1.1	Z	X
0414	Other furniture (including sleep sofas)	10	21 050	3	Z	Z	X
0530	Flooring and floor coverings	73	264 535	69 517	26.3	.8	24.2
0531	Soft-surface (textile) floor coverings and accessories (including rugs, carpets, and pads)	58	225 019	21 129	9.4	.3	X
0533	Other hard-surface floor coverings and accessories (including tile and sheet goods)	59	227 435	40 065	17.6	.5	X
0540	Other home furnishings	19	177 682	38 936	21.9	.5	44.5
0542	Mirrors, lamps, and picture frames	15	87 293	6 086	7.0	.1	X
0600	Lumber: rough, dressed, and finished	89	322 036	23 289	7.2	.3	44.7
0611	Dimensional lumber (non-treated)	53	263 740	7 596	2.9	.1	X
0612	Treated lumber	76	151 865	5 869	3.9	.1	X
0613	Boards	34	222 749	9 786	4.4	.1	X
0620	Plywood and millwork	149	765 730	151 931	19.8	1.9	39.3
0621	Softwood plywood and oriented strand board (OSB)	25	204 000	51 188	25.1	.6	X
0622	Other panels products (including hardwood plywood, waterboard, and particleboard)	26	191 535	6 980	3.6	.1	X
0623	Gypsum, specialty boards, and treatments	42	317 413	49 426	15.6	.6	X
0624	Wood millwork (doors, windows, cabinets, etc.)	107	554 141	28 448	5.1	.3	X
0625	Metal millwork	27	134 357	10 887	8.1	.1	X
0626	Other millwork and wood siding (including trusses and wood roofing)	24	153 734	4 975	3.2	.1	X
0700	Brick, stone, tile, sand, block, cement, and gravel	35	66 855	3 221	4.8	Z	44.0
0712	Cement and lime	21	51 172	1 605	3.1	Z	X
0713	Sand, gravel, and crushed stone	16	35 631	824	2.3	Z	X
0714	Brick, block, tile, clay/cement sewer pipe, etc.	14	36 232	673	1.9	Z	X

See footnotes at end of table.

Table 1. All Types of Operation by Kind of Business and Commodity Line for Wholesale Trade: 1997—Con.

[Includes only establishments with payroll. For meaning of abbreviations and symbols, see introductory text. For explanation of terms, see Appendix A]

NAICS code and CL code	Kind of business and commodity line	Establishments handling commodity line		Commodity line sales			Sales coverage percent
		Number	Total sales (\$1,000)	Amount ¹ (\$1,000)	As percent of total sales of—		
					Establishments handling line	Establishments in NAICS industry ¹	
421390	Other construction materials whse—Con.						
0720	Roofing, siding, and insulation materials.....	204	724 020	89 024	12.3	1.1	37.4
0721	Roofing, except wood.....	52	179 850	14 319	8.0	.2	X
0722	Siding, except wood.....	96	326 825	42 569	13.0	.5	X
0723	Insulation materials.....	109	486 141	32 136	6.6	.4	X
0730	Flat glass and other construction glass (excluding automotive).....	703	2 008 486	1 709 641	85.1	20.9	X
0740	Other construction materials.....	2 267	6 434 957	5 521 929	85.8	67.4	39.8
0741	Rain-carrying equipment (down spouts, gutters, etc.).....	181	488 288	217 537	44.6	2.7	X
0742	Prefabricated buildings and structural assemblies (nonwood).....	408	936 849	832 590	88.9	10.2	X
0743	Manufactured (mobile) homes.....	387	765 628	713 819	93.2	8.7	X
0744	Construction materials, n.e.c. (including wire fence and construction paper).....	1 398	4 469 916	3 757 984	84.1	45.8	X
0960	Restaurant and hotel equipment and supplies.....	8	11 558	1 604	13.9	Z	X
0970	Store machines and equipment.....	6	2 303	112	4.9	Z	X
1120	Flat iron and steel products.....	30	79 128	2 833	3.6	Z	X
1140	Iron and steel wire and wire products.....	45	156 135	11 161	7.1	.1	X
1150	Iron and steel pipe and tubing.....	51	117 981	21 590	18.3	.3	X
1160	Other iron and steel products.....	11	31 927	1 045	3.3	Z	X
1220	Aluminum shapes, forms, etc.....	76	268 311	32 882	12.3	.4	X
1400	Electrical apparatus and equipment.....	69	152 985	14 421	9.4	.2	7.0
1418	Lighting fixtures (residential and commercial).....	6	15 092	2 045	13.6	Z	X
1500	Electrical appliances, household.....	30	228 632	14 940	6.5	.2	X
1600	Electronic parts and equipment, except communication.....	20	35 749	4 334	12.1	.1	X
1700	Hardware.....	145	659 188	52 336	7.9	.6	8.3
1711	Hand tools (including power driven).....	59	205 430	10 062	4.9	.1	X
1712	Bolts, nuts, rivets, and fasteners.....	49	153 407	9 090	5.9	.1	X
1713	Cutlery.....	47	231 854	24 046	10.4	.3	X
1800	Plumbing and heating equipment and supplies (hydronics).....	61	289 596	61 169	21.1	.7	6.3
1811	Plastic pipe fittings and valves (excluding pipe and tubing).....	21	101 709	2 375	2.3	Z	X
1813	Plumbing fixtures.....	16	110 070	19 630	17.8	.2	X
1814	Furnaces, stoves, water heaters (except electric and warm air).....	36	211 783	22 370	10.6	.3	X
1818	Other plumbing and heating equipment and supplies.....	38	107 267	2 580	2.4	Z	X
1900	Warm air heating and air-conditioning equipment and supplies.....	46	85 065	24 089	28.3	.3	30.3
1911	Furnaces (warm air).....	31	51 468	5 284	10.3	.1	X
1912	Central air-conditioning (residential and commercial).....	38	76 039	7 874	10.4	.1	X
1914	Heat pumps (residential and commercial).....	16	51 904	8 875	17.1	.1	X
1916	Air cleaning and filtration systems.....	10	27 343	225	.8	Z	X
1917	Compressors for air-conditioners.....	10	27 343	225	.8	Z	X
1918	Condensing units for air-conditioners.....	10	27 343	225	.8	Z	X
1919	Registers, grills, pre-formed ductwork (excluding sheet metal), and duct insulation.....	10	27 343	225	.8	Z	X
2200	Farm machinery, equipment, and parts.....	15	16 949	1 811	10.7	Z	12.4
2212	New harvesting machinery.....	15	16 949	384	2.3	Z	X
2213	New land preparation, planting, and cultivating machinery.....	15	16 949	189	1.1	Z	X
2216	Other new farm machinery and equipment.....	15	16 949	1 049	6.2	Z	X
2218	Used farm machinery and equipment.....	15	16 949	189	1.1	Z	X
2320	General-purpose industrial machinery, equipment, and parts.....	12	48 929	4 684	9.6	.1	X
2460	Other industrial supplies.....	50	106 832	6 820	6.4	.1	X
2700	Sporting and recreational goods and supplies.....	8	43 849	1 749	4.0	Z	22.4
2714	Camping and fishing equipment and accessories.....	8	43 849	1 749	4.0	Z	X
2800	Toys and hobby goods and supplies.....	8	43 849	4 383	10.0	.1	X
3120	Forest products, except lumber (including cordwood, hewn posts, poles, and ties).....	14	55 225	6 482	11.7	.1	X
3400	Industrial and personal services paper and plastics.....	7	20 741	5 799	28.0	.1	44.7
3413	Industrial paper (wrapping, bags, cartons, etc.).....	7	20 741	5 799	28.0	.1	X
3500	Drugs, pharmaceuticals, cosmetics, and toiletries.....	12	18 449	4 243	23.0	.1	X
4000	Footwear.....	8	43 849	426	1.0	Z	X
5300	Plastics materials and basic shapes.....	69	205 079	27 154	13.2	.3	X
5330	Chemicals and allied products (excluding agricultural, plastics, gases, and petroleum).....	42	95 056	9 685	10.2	.1	7.8
5342	Adhesives, sealants, and glues.....	7	3 917	195	5.0	Z	X
5400	Petroleum products.....	8	11 558	127	1.1	Z	X
5800	Farm supplies.....	11	95 038	9 118	9.6	.1	41.0
5818	Other farm supplies (including harness and saddlery equipment).....	11	95 038	7 847	8.3	.1	X
6000	Paint, paint supplies, and wallpaper.....	74	216 250	23 845	11.0	.3	2.3
6011	Architectural coatings (enamels, primers, stains, solvents, and lacquers).....	9	17 774	1 449	8.2	Z	X
6014	Paint supplies.....	9	17 774	4 261	24.0	.1	X
6015	Wallpaper.....	9	17 774	116	.7	Z	X
6120	Art goods (including novelties and souvenirs).....	8	3 200	633	19.8	Z	X
6150	Nondurable goods, n.e.c.....	8	20 676	4 424	21.4	.1	X
9700	Service receipts and labor charges (including installed parts).....	420	611 985	77 996	12.7	1.0	37.6
9701	Labor charges for repair work.....	232	274 270	13 262	4.8	.2	X
9702	Parts installed in repair work.....	168	192 334	12 658	6.6	.2	X
9703	Other service receipts and labor charges—Specify.....	181	297 406	52 065	17.5	.6	X
9740	Receipts for installing equipment.....	6	2 063	80	3.9	Z	X
9810	Miscellaneous commodities.....	92	311 372	15 723	5.1	.2	X
9940	Rental and leasing receipts.....	38	111 665	13 816	12.4	.2	X
9950	Construction receipts.....	67	177 411	36 547	20.6	.4	X

See footnotes at end of table.

Table 1. All Types of Operation by Kind of Business and Commodity Line for Wholesale Trade: 1997—Con.

[Includes only establishments with payroll. For meaning of abbreviations and symbols, see introductory text. For explanation of terms, see Appendix A]

NAICS code and CL code	Kind of business and commodity line	Establishments handling commodity line		Commodity line sales			Sales coverage percent
		Number	Total sales (\$1,000)	Amount ¹ (\$1,000)	As percent of total sales of—		
					Establishments handling line	Establishments in NAICS industry ¹	
4213901	Flat glass & other construction glass whsle	669	X	1 950 805	X	100.0	57.0
0200	New and rebuilt automotive parts and supplies	70	276 302	69 930	25.3	3.6	X
0540	Other home furnishings	9	101 142	36 209	35.8	1.9	X
0600	Lumber: rough, dressed, and finished	6	1 704	261	15.3	Z	X
0620	Plywood and millwork	43	132 799	17 026	12.8	9	X
0720	Roofing, siding, and insulation materials	14	51 987	18 935	36.4	1.0	X
0730	Flat glass and other construction glass (excluding automotive)	669	1 950 805	1 700 103	87.1	87.1	X
0740	Other construction materials	46	189 106	30 343	16.0	1.6	X
1140	Iron and steel wire and wire products	6	7 342	2 127	29.0	.1	X
1150	Iron and steel pipe and tubing	11	6 171	747	12.1	Z	X
1220	Aluminum shapes, forms, etc.	41	158 406	22 445	14.2	1.2	X
1400	Electrical apparatus and equipment	8	10 207	2 150	21.1	.1	X
1700	Hardware	37	85 905	4 364	5.1	.2	X
2460	Other industrial supplies	10	25 230	1 095	4.3	.1	X
5300	Plastics materials and basic shapes	30	48 790	7 027	14.4	.4	X
5330	Chemicals and allied products (excluding agricultural, plastics, gases, and petroleum)	8	9 906	1 632	16.5	.1	X
6000	Paint, paint supplies, and wallpaper	10	20 190	6 309	31.2	.3	X
6150	Nondurable goods, n.e.c.	8	20 676	4 424	21.4	.2	X
9700	Service receipts and labor charges (including installed parts)	49	86 140	10 377	12.0	.5	X
9810	Miscellaneous commodities	35	98 477	4 480	4.5	.2	X
9940	Rental and leasing receipts	9	42 932	7 484	17.4	.4	X
4213902	Other construction materials whsle	2 221	X	6 245 851	X	100.0	40.9
0200	New and rebuilt automotive parts and supplies	28	158 988	17 172	10.8	.3	.1
0223	Parts, n.e.c.	19	48 263	14 102	29.2	.2	X
0400	Household and lawn furniture	15	53 649	588	1.1	Z	40.3
0411	Upholstered furniture	15	53 649	585	1.1	Z	X
0414	Other furniture (including sleep sofas)	10	21 050	3	Z	Z	X
0530	Flooring and floor coverings	68	261 006	69 221	26.5	1.1	21.6
0531	Soft-surface (textile) floor coverings and accessories (including rugs, carpets, and pads)	58	225 019	21 129	9.4	.3	X
0533	Other hard-surface floor coverings and accessories (including tile and sheet goods)	58	225 019	39 824	17.7	.6	X
0540	Other home furnishings	10	76 540	2 727	3.6	Z	40.6
0542	Mirrors, lamps, and picture frames	10	76 540	2 727	3.6	Z	X
0600	Lumber: rough, dressed, and finished	83	320 332	23 028	7.2	.4	40.9
0611	Dimensional lumber (non-treated)	50	263 082	7 549	2.9	.1	X
0612	Treated lumber	72	150 342	5 672	3.8	.1	X
0613	Boards	33	222 272	9 772	4.4	.2	X
0620	Plywood and millwork	106	632 931	134 905	21.3	2.2	35.4
0621	Softwood plywood and oriented strand board (OSB)	19	200 671	50 694	25.3	.8	X
0622	Other panels products (including hardwood plywood, waterboard, and particleboard)	20	185 799	6 727	3.6	.1	X
0623	Gypsum, specialty boards, and treatments	38	316 291	49 412	15.6	.8	X
0624	Wood millwork (doors, windows, cabinets, etc.)	82	454 533	18 039	4.0	.3	X
0625	Metal millwork	19	109 798	5 031	4.6	.1	X
0626	Other millwork and wood siding (including trusses and wood roofing)	24	153 734	4 975	3.2	.1	X
0700	Brick, stone, tile, sand, block, cement, and gravel	35	66 855	3 221	4.8	.1	40.3
0712	Cement and lime	21	51 172	1 605	3.1	Z	X
0713	Sand, gravel, and crushed stone	16	35 631	824	2.3	Z	X
0714	Brick, block, tile, clay/cement sewer pipe, etc.	14	36 232	673	1.9	Z	X
0720	Roofing, siding, and insulation materials	190	672 033	70 089	10.4	1.1	33.9
0721	Roofing, except wood	46	134 228	12 659	9.4	.2	X
0722	Siding, except wood	86	275 953	26 830	9.7	.4	X
0723	Insulation materials	99	435 672	30 600	7.0	.5	X
0730	Flat glass and other construction glass (excluding automotive)	34	57 681	9 538	16.5	.2	X
0740	Other construction materials	2 221	6 245 851	5 491 586	87.9	87.9	36.5
0741	Rain-carrying equipment (down spouts, gutters, etc.)	174	427 604	216 604	50.7	3.5	X
0742	Prefabricated buildings and structural assemblies (nonwood)	406	932 793	832 137	89.2	13.3	X
0743	Manufactured (mobile) homes	387	765 628	713 819	93.2	11.4	X
0744	Construction materials, n.e.c. (including wire fence and construction paper)	1 357	4 312 915	3 729 027	86.5	59.7	X
0960	Restaurant and hotel equipment and supplies	8	11 558	1 604	13.9	Z	X
0970	Store machines and equipment	6	2 303	112	4.9	Z	X
1120	Flat iron and steel products	27	72 582	2 322	3.2	Z	X
1140	Iron and steel wire and wire products	39	148 793	9 034	6.1	.1	X
1150	Iron and steel pipe and tubing	40	111 810	20 843	18.6	.3	X
1160	Other iron and steel products	11	31 927	1 045	3.3	Z	X
1220	Aluminum shapes, forms, etc.	35	109 905	10 437	9.5	.2	X
1400	Electrical apparatus and equipment	61	142 778	12 271	8.6	.2	4.9
1418	Lighting fixtures (residential and commercial)	6	15 092	2 045	13.6	Z	X
1500	Electrical appliances, household	30	228 632	14 940	6.5	.2	X
1600	Electronic parts and equipment, except communication	20	35 749	4 334	12.1	.1	X
1700	Hardware	108	573 283	47 972	8.4	.8	7.4
1711	Hand tools (including power driven)	55	171 514	9 248	5.4	.1	X
1712	Bolts, nuts, rivets, and fasteners	49	153 407	9 090	5.9	.1	X
1713	Cutlery	44	226 601	23 397	10.3	.4	X
1800	Plumbing and heating equipment and supplies (hydronics)	57	288 483	61 114	21.2	1.0	5.8
1811	Plastic pipe fittings and valves (excluding pipe and tubing)	21	101 709	2 375	2.3	Z	X
1813	Plumbing fixtures	16	110 070	19 630	17.8	.3	X
1814	Furnaces, stoves, water heaters (except electric and warm air)	36	211 783	22 370	10.6	.4	X
1818	Other plumbing and heating equipment and supplies	38	107 267	2 580	2.4	Z	X

See footnotes at end of table.

Table 1. All Types of Operation by Kind of Business and Commodity Line for Wholesale Trade: 1997—Con.

[Includes only establishments with payroll. For meaning of abbreviations and symbols, see introductory text. For explanation of terms, see Appendix A]

NAICS code and CL code	Kind of business and commodity line	Establishments handling commodity line		Commodity line sales			Sales coverage percent
		Number	Total sales (\$1,000)	Amount ¹ (\$1,000)	As percent of total sales of—		
					Establishments handling line	Establishments in NAICS industry ¹	
4213902	Other construction materials whsle—Con.						
1900	Warm air heating and air-conditioning equipment and supplies	42	83 952	24 055	28.7	.4	27.9
1911	Furnaces (warm air)	31	51 468	5 284	10.3	.1	X
1912	Central air-conditioning (residential and commercial)	38	76 039	7 874	10.4	.1	X
1914	Heat pumps (residential and commercial)	16	51 904	8 875	17.1	.1	X
1916	Air cleaning and filtration systems	10	27 343	225	.8	Z	X
1917	Compressors for air-conditioners	10	27 343	225	.8	Z	X
1918	Condensing units for air-conditioners	10	27 343	225	.8	Z	X
1919	Registers, grills, pre-formed ductwork (excluding sheet metal), and duct insulation	10	27 343	225	.8	Z	X
2200	Farm machinery, equipment, and parts	15	16 949	1 811	10.7	Z	11.3
2212	New harvesting machinery	15	16 949	384	2.3	Z	X
2213	New land preparation, planting, and cultivating machinery	15	16 949	189	1.1	Z	X
2216	Other new farm machinery and equipment	15	16 949	1 049	6.2	Z	X
2218	Used farm machinery and equipment	15	16 949	189	1.1	Z	X
2320	General-purpose industrial machinery, equipment, and parts	12	48 929	4 684	9.6	.1	X
2460	Other industrial supplies	40	81 602	5 725	7.0	.1	X
2700	Sporting and recreational goods and supplies	8	43 849	1 749	4.0	Z	20.4
2714	Camping and fishing equipment and accessories	8	43 849	1 749	4.0	Z	X
2800	Toys and hobby goods and supplies	8	43 849	4 383	10.0	.1	X
3120	Forest products, except lumber (including cordwood, hewn posts, poles, and ties)	10	52 763	6 240	11.8	.1	X
3400	Industrial and personal services paper and plastics	7	20 741	5 799	28.0	.1	40.9
3413	Industrial paper (wrapping, bags, cartons, etc.)	7	20 741	5 799	28.0	.1	X
3500	Drugs, pharmaceuticals, cosmetics, and toiletries	12	18 449	4 243	23.0	.1	X
4000	Footwear	8	43 849	426	1.0	Z	X
5300	Plastics materials and basic shapes	39	156 289	20 127	12.9	.3	X
5330	Chemicals and allied products (excluding agricultural, plastics, gases, and petroleum)	34	85 150	8 053	9.5	.1	X
5400	Petroleum products	8	11 558	127	1.1	Z	X
5800	Farm supplies	11	95 038	9 118	9.6	.1	37.5
5818	Other farm supplies (including harness and saddlery equipment)	11	95 038	7 847	8.3	.1	X
6000	Paint, paint supplies, and wallpaper	64	196 060	17 536	8.9	.3	X
6120	Art goods (including novelties and souvenirs)	8	3 200	633	19.8	Z	X
9700	Service receipts and labor charges (including installed parts)	371	525 845	67 619	12.9	1.1	31.5
9701	Labor charges for repair work	194	208 232	9 008	4.3	.1	X
9702	Parts installed in repair work	143	155 255	8 422	5.4	.1	X
9703	Other service receipts and labor charges—Specify	174	277 863	50 189	18.1	.8	X
9740	Receipts for installing equipment	6	2 063	80	3.9	Z	X
9810	Miscellaneous commodities	57	212 895	11 243	5.3	.2	X
9940	Rental and leasing receipts	29	68 733	6 332	9.2	.1	X
9950	Construction receipts	64	164 587	35 029	21.3	.6	X
4214	Professional & commercial equipment & supplies whsle	45 351	X	367 383 550	X	100.0	73.9
0200	New and rebuilt automotive parts and supplies	18	480 095	26 698	5.6	Z	X
0300	Tires and tubes	10	14 524	840	5.8	Z	X
0400	Household and lawn furniture	39	127 646	13 536	10.6	Z	61.4
0411	Upholstered furniture	8	13 753	431	3.1	Z	X
0412	Sleep furniture and equipment	21	77 714	8 245	10.6	Z	X
0420	Office and business furniture	1 032	4 015 106	608 211	15.1	.2	11.1
0421	New office furniture (wooden and metal)	527	1 191 807	134 518	11.3	Z	X
0422	New store and restaurant furniture	43	301 994	26 875	8.9	Z	X
0423	New public furniture (theater seats, church pews, park benches, and school desks)	70	196 266	16 964	8.6	Z	X
0424	Used office and business furniture	71	58 724	520	.9	Z	X
0500	Household china, glassware, crockery, and plastic housewares	20	164 301	34 907	21.2	Z	X
0520	Linens, domestics, curtains, and draperies	17	38 859	4 848	12.5	Z	53.1
0521	Bedspreads, blankets, and bedding	6	8 467	479	5.7	Z	X
0522	Curtains and draperies	8	9 132	579	6.3	Z	X
0530	Flooring and floor coverings	17	217 291	18 335	8.4	Z	73.1
0531	Soft-surface (textile) floor coverings and accessories (including rugs, carpets, and pads)	15	213 072	17 518	8.2	Z	X
0540	Other home furnishings	180	634 806	61 635	9.7	Z	3.7
0541	Metal flatware and kitchen utensils	37	261 879	9 142	3.5	Z	X
0542	Mirrors, lamps, and picture frames	120	311 478	48 664	15.6	Z	X
0543	Home furnishings, n.e.c.	9	13 557	1 273	9.4	Z	X
0620	Plywood and millwork	26	69 384	7 588	10.9	Z	18.0
0622	Other panels products (including hardwood plywood, waterboard, and particleboard)	10	8 263	1 919	23.2	Z	X
0624	Wood millwork (doors, windows, cabinets, etc.)	9	26 253	2 642	10.1	Z	X
0800	Photographic equipment and supplies (excluding video)	1 723	24 732 892	15 350 704	62.1	4.2	37.3
0811	Still picture photographic equipment	624	13 235 646	2 312 858	17.5	.6	X
0812	Motion picture photographic equipment	254	4 170 569	323 997	7.8	.1	X
0813	Photographic film	713	13 474 429	6 167 191	45.8	1.7	X
0814	Developing supplies (excluding film)	569	12 567 074	2 665 437	21.2	.7	X
0815	Other photographic equipment and supplies	1 014	14 099 805	2 852 182	20.2	.8	X
0900	Office equipment	8 135	61 383 214	22 152 190	36.1	6.0	50.9
0911	Typewriters and dedicated word processors	1 414	4 800 807	350 835	7.3	.1	X
0912	Calculators and accounting machines	1 296	18 486 204	726 532	3.9	.2	X
0913	Copying machines and equipment	6 697	35 908 395	19 059 770	53.1	5.2	X
0914	Dictating, transcribing, and recording machines	868	3 036 146	639 754	21.1	.2	X
0915	Mailing, letter handling, and addressing machines	810	5 445 570	1 243 195	22.8	.3	X

See footnotes at end of table.

Table 1. All Types of Operation by Kind of Business and Commodity Line for Wholesale Trade: 1997—Con.

[Includes only establishments with payroll. For meaning of abbreviations and symbols, see introductory text. For explanation of terms, see Appendix A]

NAICS code and CL code	Kind of business and commodity line	Establishments handling commodity line		Commodity line sales			Sales coverage percent
		Number	Total sales (\$1,000)	Amount ¹ (\$1,000)	As percent of total sales of—		
					Establishments handling line	Establishments in NAICS industry ¹	
4214	Professional & commercial equipment & supplies whsle—Con.						
0920	New computer equipment	16 004	233 950 036	182 645 300	78.1	49.7	56.0
0921	Computers	12 075	183 114 060	103 664 000	56.6	28.2	X
0922	Computer storage devices	6 685	134 311 082	18 559 499	13.8	5.1	X
0923	Computer printers	7 961	134 499 251	20 020 026	14.9	5.4	X
0924	Other computer peripheral equipment	10 234	146 012 583	40 374 439	27.7	11.0	X
0930	Used computer equipment	1 899	9 784 355	2 574 688	26.3	.7	X
0950	Computer software (packaged)	8 245	104 398 613	20 970 793	20.1	5.7	X
0960	Restaurant and hotel equipment and supplies	3 301	11 057 178	9 806 130	88.7	2.7	X
0970	Store machines and equipment	2 936	26 537 626	5 258 004	19.8	1.4	10.4
0971	Vending machines	457	1 405 522	1 031 818	73.4	.3	X
0972	Other store machines and equipment	2 296	5 073 265	3 613 640	71.2	1.0	X
1000	Medical, hospital, and surgical supplies	8 975	56 170 003	52 489 554	93.4	14.3	68.0
1011	Surgical and medical instruments and equipment	5 536	37 917 369	24 186 397	63.8	6.6	X
1012	Orthopedic, and prosthetic appliances and supplies	1 887	8 335 784	4 066 816	48.8	1.1	X
1013	Other surgical, medical, and hospital supplies	4 966	31 022 465	24 206 006	78.0	6.6	X
1020	Dental supplies	1 423	6 427 670	4 242 640	66.0	1.2	65.6
1021	Equipment (chairs, x-rays, cabinets, etc.)	751	3 522 920	1 044 477	29.6	.3	X
1022	Instruments and other supplies	1 240	5 831 352	3 196 945	54.8	.9	X
1030	Optical and ophthalmic goods	1 976	7 642 316	6 786 006	88.8	1.8	64.7
1031	Ophthalmic goods	946	4 200 277	2 980 023	70.9	.8	X
1032	Prescription grinding	529	1 332 597	975 830	73.2	.3	X
1033	Optometric equipment and supplies	326	982 774	531 910	54.1	.1	X
1034	Optical goods, n.e.c. (excluding cameras)	779	3 220 342	2 221 668	69.0	.6	X
1040	Religious and school supplies	587	2 870 856	1 486 567	51.8	.4	69.2
1041	Religious supplies	114	480 967	418 625	87.0	.1	X
1042	School supplies	480	2 452 963	1 066 052	43.5	.3	X
1050	Other professional equipment and supplies	2 823	14 228 420	9 041 972	63.5	2.5	69.7
1051	Architects' equipment and supplies	338	644 615	229 098	35.5	.1	X
1052	Drafting instruments	272	452 758	65 617	14.5	Z	X
1053	Engineers' equipment and supplies	461	891 053	375 212	42.1	.1	X
1054	Laboratory equipment	1 018	6 387 263	2 824 978	44.2	.8	X
1055	Scientific instruments	758	5 780 802	2 837 105	49.1	.8	X
1056	Veterinarians' equipment and supplies	410	2 690 621	556 536	20.7	.2	X
1057	Professional equipment and supplies, n.e.c.	848	3 699 601	2 133 682	57.7	.6	X
1100	Iron and steel products (semifinished)	7	6 309	1 110	17.6	Z	X
1120	Flat iron and steel products	7	7 488	449	6.0	Z	X
1140	Iron and steel wire and wire products	23	60 780	10 394	17.1	Z	X
1400	Electrical apparatus and equipment	540	10 769 953	879 491	8.2	.2	1.2
1411	Power and distribution transformers	28	87 082	5 056	5.8	Z	X
1412	Switchgear and switchboard apparatus	31	65 283	1 942	3.0	Z	X
1414	Conduit, raceway, and fittings	37	86 964	1 739	2.0	Z	X
1415	Electric bulbs (all types)	14	25 213	1 014	4.0	Z	X
1416	Interior wiring (excluding conduit)	83	6 151 331	309 940	5.0	.1	X
1417	Exterior wiring and cable (excluding conduit)	26	50 612	2 933	5.8	Z	X
1418	Lighting fixtures (residential and commercial)	29	63 890	6 002	9.4	Z	X
1419	Industrial controls	106	317 044	34 681	10.9	Z	X
1421	Other electrical apparatus and equipment (including fuses and lightning rods)	25	25 105	859	3.4	Z	X
1500	Electrical appliances, household	182	3 288 149	317 033	9.6	.1	22.9
1511	Televisions	79	2 491 663	68 327	2.7	Z	X
1512	Radios, stereos, and CD players	66	1 272 595	76 640	6.0	Z	X
1513	V.C.R.'s and video cameras	84	1 096 060	45 639	4.2	Z	X
1514	Electrical household ranges and ovens	16	638 741	8 303	1.3	Z	X
1515	Refrigerators and freezers, household	16	808 148	12 284	1.5	Z	X
1516	Household laundry equipment	16	808 148	11 628	1.4	Z	X
1517	Vacuum cleaners and sewing machines, household	22	649 673	7 364	1.1	Z	X
1518	Other electrical household appliances (including fans, dishwashers, etc.)	26	813 826	47 294	5.8	Z	X
1600	Electronic parts and equipment, except communication	1 025	19 786 286	1 825 583	9.2	.5	3.5
1612	Integrated circuits	112	388 099	20 713	5.3	Z	X
1613	Capacitors and resistors	22	108 943	10 198	9.4	Z	X
1616	Electronic connectors and other passive electronic parts	92	102 109	9 304	9.1	Z	X
1618	Electronic parts and equipment, n.e.c.	396	7 699 136	1 619 751	21.0	.4	X
1650	Communication equipment and supplies	1 407	28 643 541	1 135 933	4.0	.3	4.3
1651	Telephones	411	5 422 945	501 883	9.3	.1	X
1652	Other electronic communication equipment	729	3 714 201	179 888	4.8	Z	X
1653	Other electrical communication equipment	178	776 196	33 732	4.3	Z	X
1700	Hardware	172	772 780	127 883	16.5	Z	2.9
1711	Hand tools (including power driven)	15	21 679	6 616	30.5	Z	X
1712	Bolts, nuts, rivets, and fasteners	11	38 058	591	1.6	Z	X
1713	Cutlery	44	58 870	5 733	9.7	Z	X
1800	Plumbing and heating equipment and supplies (hydronics)	62	186 125	14 847	8.0	Z	4.5
1812	Metal pipe fittings and valves (excluding pipe and tubing)	42	140 882	4 923	3.5	Z	X
1814	Furnaces, stoves, water heaters (except electric and warm air)	44	155 545	7 168	4.6	Z	X
1815	Boilers, radiators, and convectors	6	8 830	775	8.8	Z	X
1900	Warm air heating and air-conditioning equipment and supplies	24	273 176	41 775	15.3	Z	X
2000	Refrigeration equipment and supplies	455	1 530 807	274 852	18.0	.1	4.9
2011	Commercial refrigerators (reach-in and walk-in)	351	1 200 399	91 586	7.6	Z	X
2012	Unit coolers for commercial refrigerators	49	176 949	8 022	4.5	Z	X
2013	Condensing units for commercial refrigerators	19	63 317	3 859	6.1	Z	X
2014	Refrigerants	15	18 845	1 841	9.8	Z	X
2015	Other refrigeration equipment and supplies	300	1 014 388	159 461	15.7	Z	X
2100	Construction and mining machinery and equipment (including parts and attachments)	10	55 246	6 184	11.2	Z	X
2200	Farm machinery, equipment, and parts	6	1 718	462	26.9	Z	X

See footnotes at end of table.

Table 1. All Types of Operation by Kind of Business and Commodity Line for Wholesale Trade: 1997—Con.

[Includes only establishments with payroll. For meaning of abbreviations and symbols, see introductory text. For explanation of terms, see Appendix A]

NAICS code and CL code	Kind of business and commodity line	Establishments handling commodity line		Commodity line sales			Sales coverage percent
		Number	Total sales (\$1,000)	Amount ¹ (\$1,000)	As percent of total sales of—		
					Establishments handling line	Establishments in NAICS industry ¹	
4214	Professional & commercial equipment & supplies whsle—Con.						
2230	Food-processing machinery, equipment, and parts	15	55 068	5 992	10.9	Z	53.2
2231	New commercial food-processing machinery (slicers, choppers, baking, etc.)	10	43 675	5 441	12.5	Z	X
2300	Hydraulic and pneumatic (fluid-power) pumps, motors, and parts	10	18 303	557	3.0	Z	60.9
2311	Pumps	7	14 958	129	.9	Z	X
2312	Motors	7	14 958	129	.9	Z	X
2313	Parts for pumps and motors	6	15 184	271	1.8	Z	X
2320	General-purpose industrial machinery, equipment, and parts	370	2 747 288	393 935	14.3	.1	2.1
2321	New pumps, compressors (air or gas), and equipment	20	55 898	1 744	3.1	Z	X
2326	New controlling, recording, and indicating instruments and access	18	751 667	99 629	13.3	Z	X
2327	All other new general-purpose industrial machinery and equipment	26	95 110	13 064	13.7	Z	X
2328	Used general-purpose industrial machinery and equipment	17	14 384	1 013	7.0	Z	X
2330	Metalworking machinery, equipment, and parts	18	47 441	4 381	9.2	Z	X
2340	Materials handling machinery, equipment, and parts	67	262 389	27 180	10.4	Z	33.6
2341	New conveying equipment	49	225 090	15 495	6.9	Z	X
2342	New hoists, cranes, and monorails	20	90 891	1 604	1.8	Z	X
2344	New industrial trucks and tractors	7	17 120	1 208	7.1	Z	X
2345	Used materials handling machinery, equipment, and parts	29	71 142	5 784	8.1	Z	X
2360	Other industrial machinery, equipment, and parts	45	87 613	13 133	15.0	Z	52.2
2363	New printing trades machinery, equipment, and supplies	12	23 683	6 347	26.8	Z	X
2366	Other new industrial machinery and equipment	16	27 886	2 299	8.2	Z	X
2367	Used industrial machinery and equipment	10	11 375	537	4.7	Z	X
2430	Fluid-power filters, components, accessories, and parts	10	20 999	811	3.9	Z	69.4
2431	Filters	8	17 443	651	3.7	Z	X
2440	Welding supplies (excluding gases)	12	42 249	1 285	3.0	Z	X
2450	Industrial containers and supplies	38	197 604	38 091	19.3	Z	39.6
2451	New and reconditioned drums and barrels	7	33 683	965	2.9	Z	X
2454	Other industrial containers and supplies	28	144 982	31 183	21.5	Z	X
2460	Other industrial supplies	55	326 334	42 374	13.0	Z	61.4
2461	Printing and duplicating inks	10	33 656	5 409	16.1	Z	X
2463	Nylon, polyester, and synthetic rubber	11	37 035	2 139	5.8	Z	X
2465	Strapping and tape	9	40 098	1 368	3.4	Z	X
2466	Industrial supplies, n.e.c.	24	212 698	28 938	13.6	Z	X
2520	Custodial (janitors') equipment and supplies	204	738 064	73 561	10.0	Z	4.1
2521	Custodial equipment—power equipment	58	370 921	7 226	1.9	Z	X
2522	Custodial equipment—nonpower equipment	66	438 068	14 064	3.2	Z	X
2523	Custodial supplies	180	675 175	49 387	7.3	Z	X
2530	Laundry and dry-cleaning equipment and supplies	23	101 190	5 414	5.4	Z	X
2540	Other service establishment equipment and supplies	8	7 834	2 300	29.4	Z	51.8
2542	Service establishment equipment and supplies, n.e.c.	6	5 670	1 281	22.6	Z	X
2700	Sporting and recreational goods and supplies	37	116 040	17 258	14.9	Z	19.9
2713	Billiards, pool, bowling equipment, and accessories	10	56 465	9 735	17.2	Z	X
2718	Other sporting and recreational goods (go carts, bait, etc.)	7	4 241	132	3.1	Z	X
2800	Toys and hobby goods and supplies	89	479 560	87 546	18.3	Z	15.8
2811	Video games and cartridges	9	126 419	32 035	25.3	Z	X
2813	Crafts and craft supplies	18	132 221	16 651	12.6	Z	X
2940	Recyclable materials, except metal	6	3 014	556	18.4	Z	X
3000	Jewelry, diamonds, gem stones, and watches	34	136 500	23 198	17.0	Z	35.3
3014	Watches, clocks, and watch movements and cases	16	93 342	11 393	12.2	Z	X
3016	Other jewel., silverware, and plated ware (incl. jewel. where gemstones less than 50% of value, gold filled sterling, and costume jewel. and medallions)	6	17 204	5 461	31.7	Z	X
3100	Musical instruments and supplies	24	52 171	6 130	11.8	Z	X
3130	Compact discs, prerecorded audio tapes, and phonograph records	18	287 926	58 215	20.2	Z	X
3140	Prerecorded video tapes	10	34 876	3 810	10.9	Z	X
3150	Other durable goods	26	66 508	12 878	19.4	Z	69.1
3151	Coin-operated games	6	12 874	4 313	33.5	Z	X
3154	Other durable goods, n.e.c.	18	51 361	8 339	16.2	Z	X
3160	Fire extinguishers and fire safety equipment	6	13 722	2 097	15.3	Z	X
3200	Printing and writing paper	1 183	16 202 127	318 128	2.0	.1	.5
3212	Fine roll paper	188	848 367	39 358	4.6	Z	X
3213	Other printing and writing paper	860	2 216 498	97 823	4.4	Z	X
3300	Stationery, office supplies and greeting cards	2 231	12 885 876	2 100 303	16.3	.6	3.2
3311	Business forms	636	1 749 829	149 691	8.6	Z	X
3312	Stationery, photocopy paper, and typing paper	617	1 265 463	74 849	5.9	Z	X
3313	Inked ribbons, carbon paper, pens and pencils	807	8 397 129	1 233 192	14.7	.3	X
3314	Toner and cartridges	1 182	3 237 672	268 620	8.3	.1	X
3315	Greeting cards	69	69 096	1 352	2.0	Z	X
3316	Other stationery supplies (envelopes, ruled forms, and binder paper)	778	2 801 638	301 462	10.8	.1	X
3400	Industrial and personal services paper and plastics	231	804 657	106 996	13.3	Z	24.9
3411	Paperboard and boxboard boxes	41	122 630	6 454	5.3	Z	X
3412	Paper dishes, cups, and napkins	63	260 122	12 507	4.8	Z	X
3413	Industrial paper (wrapping, bags, cartons, etc.)	101	244 379	26 937	11.0	Z	X
3414	Disposable plastic boxes, containers, cups, dishes, and supplies	68	250 427	12 220	4.9	Z	X
3415	Other industrial and personal service paper	69	94 876	20 065	21.1	Z	X

See footnotes at end of table.

Table 1. All Types of Operation by Kind of Business and Commodity Line for Wholesale Trade: 1997—Con.

[Includes only establishments with payroll. For meaning of abbreviations and symbols, see introductory text. For explanation of terms, see Appendix A]

NAICS code and CL code	Kind of business and commodity line	Establishments handling commodity line		Commodity line sales			Sales coverage percent
		Number	Total sales (\$1,000)	Amount ¹ (\$1,000)	As percent of total sales of—		
					Establishments handling line	Establishments in NAICS industry ¹	
4214	Professional & commercial equipment & supplies whse—Con.						
3500	Drugs, pharmaceuticals, cosmetics, and toiletries	356	1 899 624	310 355	16.3	.1	14.2
3511	Prescription drugs	153	1 168 054	122 689	10.5	Z	X
3512	Nonprescription pharmaceuticals	172	967 437	61 403	6.3	Z	X
3513	Cosmetics	14	200 747	7 531	3.8	Z	X
3514	Perfumes	9	21 646	4 779	22.1	Z	X
3515	Other toiletries and druggists' sundries	87	362 619	52 928	14.6	Z	X
3600	Piece goods, knit and woven	48	1 183 775	80 814	6.8	Z	X
3700	Notions (buttons, ribbons, lace, sewing accessories, zippers, bindings, etc.)	10	27 737	1 680	6.1	Z	X
3800	Men's and boys' wear	31	55 141	15 565	28.2	Z	37.0
3815	Other men's and boys' wear (caps, hats, swimwear, neckwear, etc.)	20	46 456	13 916	30.0	Z	X
3900	Women's and children's wear	17	257 918	23 517	9.1	Z	71.1
3916	Other women's, misses, and girl's wear (furs, sweaters, millinery, etc.)	6	31 653	7 621	24.1	Z	X
4000	Footwear	7	8 438	1 575	18.7	Z	71.7
4011	All athletic footwear	6	5 608	144	2.6	Z	X
4014	Other men's and boy's footwear	7	8 438	1 431	17.0	Z	X
4100	Frozen foods (packaged)	14	231 963	94 884	40.9	Z	8.2
4115	Meat (frozen packaged)	6	207 415	73 786	35.6	Z	X
4200	Dairy products (excluding dried or canned)	12	269 134	25 130	9.3	Z	X
4300	Poultry and poultry products	7	31 085	4 841	15.6	Z	X
4400	Confectionery	7	12 510	2 223	17.8	Z	61.7
4411	Candy	7	12 510	758	6.1	Z	X
4414	Chips and popcorn	6	10 737	1 465	13.6	Z	X
4500	Fish and seafoods (excluding canned and frozen packaged)	10	33 636	2 791	8.3	Z	X
4600	Meat and meat products (fresh and unpackaged)	8	59 604	13 705	23.0	Z	X
4800	Coffee, tea, and spices	37	52 445	7 326	14.0	Z	64.7
4811	Coffee	20	20 324	3 443	16.9	Z	X
4812	Tea	11	10 480	487	4.6	Z	X
4813	Spices	19	40 965	3 303	8.1	Z	X
4820	Bread and baked goods	9	35 012	800	2.3	Z	41.1
4822	Cookies, cakes, and other baked goods	8	21 425	665	3.1	Z	X
4830	Canned foods	16	41 696	3 028	7.3	Z	43.0
4831	Canned and bottled fruits, vegetables, and juices	10	29 943	1 124	3.8	Z	X
4840	Food and beverage basic materials (include flavoring extracts, fruit peel, hop extract, industrial molasses, sausage casings, malt, yeast, etc.)	15	10 761	736	6.8	Z	X
4850	Soft drinks and bottled water	7	18 881	1 318	7.0	Z	X
4860	Other grocery specialties	32	424 289	63 355	14.9	Z	15.4
4868	Grocery specialties, n.e.c.	27	413 044	62 712	15.2	Z	X
5300	Plastics materials and basic shapes	56	239 339	21 072	8.8	Z	9.5
5311	Plastic pipes, rods, tubes, and shapes	6	63 665	1 485	2.3	Z	X
5330	Chemicals and allied products (excluding agricultural, plastics, gases, and petroleum)	603	3 785 840	437 592	11.6	.1	1.7
5335	Detergents and soaps	24	24 455	2 010	8.2	Z	X
5342	Adhesives, sealants, and glues	11	40 410	4 589	11.4	Z	X
5344	Other chemicals and allied products	247	1 600 873	162 718	10.2	Z	X
5800	Farm supplies	25	136 057	26 371	19.4	Z	X
6000	Paint, paint supplies, and wallpaper	25	41 929	4 040	9.6	Z	X
6100	Books, periodicals, newspapers, and miscellaneous printed materials	30	499 567	189 005	37.8	.1	68.2
6101	Books	13	428 219	183 937	43.0	.1	X
6120	Art goods (including novelties and souvenirs)	49	114 312	7 453	6.5	Z	45.8
6121	Art materials	13	11 519	3 124	27.1	Z	X
6122	Novelties and souvenirs	12	54 215	1 312	2.4	Z	X
6150	Nondurable goods, n.e.c.	41	599 826	164 317	27.4	Z	X
9700	Service receipts and labor charges (including installed parts)	12 579	83 866 017	10 391 713	12.4	2.8	56.2
9701	Labor charges for repair work	10 365	58 005 385	6 054 119	10.4	1.6	X
9702	Parts installed in repair work	7 385	45 128 390	1 419 496	3.1	.4	X
9703	Other service receipts and labor charges—Specify	3 750	34 858 890	2 916 609	8.4	.8	X
9720	Receipts for service contracts	6 072	40 681 277	4 624 052	11.4	1.3	X
9730	Advertising specialties (paper novelties, etc.)	11	7 949	1 094	13.8	Z	X
9740	Receipts for installing equipment	2 851	15 822 117	1 621 126	10.2	.4	X
9810	Miscellaneous commodities	2 183	31 053 385	3 812 215	12.3	1.0	X
9930	Sales of integrated systems which you wrote or modified software	735	7 928 313	435 603	5.5	.1	X
9940	Rental and leasing receipts	4 608	51 906 444	2 964 697	5.7	.8	62.0
9941	Computer rental and leasing receipts	814	24 569 762	900 094	3.7	.2	X
9942	Photocopying machine rental	2 642	16 547 965	873 924	5.3	.2	X
9943	Other office machine rental receipts	1 120	5 595 322	1 048 544	18.7	.3	X
9944	Other rental receipts	223	1 227 565	21 103	1.7	Z	X
9960	Custom software (designed to customer specifications)	1 250	6 953 756	417 915	6.0	.1	X
9970	Receipts for printing or photocopying performed at this establishment	26	119 715	22 613	18.9	Z	X

See footnotes at end of table.

Table 1. All Types of Operation by Kind of Business and Commodity Line for Wholesale Trade: 1997—Con.

[Includes only establishments with payroll. For meaning of abbreviations and symbols, see introductory text. For explanation of terms, see Appendix A]

NAICS code and CL code	Kind of business and commodity line	Establishments handling commodity line		Commodity line sales			Sales coverage percent
		Number	Total sales (\$1,000)	Amount ¹ (\$1,000)	As percent of total sales of—		
					Establishments handling line	Establishments in NAICS industry ¹	
42141	Photographic equipment & supplies whsle	1 379	X	16 679 051	X	100.0	75.9
0420	Office and business furniture	11	68 181	5 015	7.4	Z	X
0540	Other home furnishings	10	39 621	2 055	5.2	Z	X
0800	Photographic equipment and supplies (excluding video)	1 379	16 679 051	14 308 091	85.8	85.8	58.7
0811	Still picture photographic equipment	617	13 211 875	2 311 730	17.5	13.9	X
0812	Motion picture photographic equipment	249	4 162 290	322 523	7.7	1.9	X
0813	Photographic film	688	13 409 640	6 157 314	45.9	36.9	X
0814	Developing supplies (excluding film)	565	12 566 771	2 665 435	21.2	16.0	X
0815	Other photographic equipment and supplies	1 008	14 086 208	2 851 089	20.2	17.1	X
0900	Office equipment	73	7 260 813	148 448	2.0	.9	.4
0911	Typewriters and dedicated word processors	6	29 131	1 580	5.4	Z	X
0913	Copying machines and equipment	20	63 911	7 880	12.3	Z	X
0914	Dictating, transcribing, and recording machines	13	55 742	10 019	18.0	.1	X
0915	Mailing, letter handling, and addressing machines	6	15 360	599	3.9	Z	X
0920	New computer equipment	127	9 753 784	432 834	4.4	2.6	1.0
0921	Computers	24	261 533	17 589	6.7	.1	X
0922	Computer storage devices	10	135 915	3 829	2.8	Z	X
0923	Computer printers	27	102 963	6 808	6.6	Z	X
0924	Other computer peripheral equipment	64	2 440 644	382 627	15.7	2.3	X
0950	Computer software (packaged)	72	5 056 736	11 568	.2	.1	X
0960	Restaurant and hotel equipment and supplies	8	22 713	4 490	19.8	Z	X
0970	Store machines and equipment	7	46 587	5 035	10.8	Z	X
1000	Medical, hospital, and surgical supplies	15	58 150	8 872	15.3	.1	62.8
1011	Surgical and medical instruments and equipment	12	46 678	5 158	11.1	Z	X
1013	Other surgical, medical, and hospital supplies	15	58 150	3 713	6.4	Z	X
1030	Optical and ophthalmic goods	16	331 454	76 186	23.0	.5	X
1040	Religious and school supplies	6	6 229	87	1.4	Z	X
1400	Electrical apparatus and equipment	17	74 489	9 635	12.9	.1	28.7
1419	Industrial controls	17	74 489	9 635	12.9	.1	X
1500	Electrical appliances, household	27	182 292	42 322	23.2	.3	12.3
1511	Televisions	20	124 548	3 247	2.6	Z	X
1512	Radios, stereos, and CD players	20	124 548	1 827	1.5	Z	X
1513	V.C.R.'s and video cameras	14	112 556	19 647	17.5	.1	X
1600	Electronic parts and equipment, except communication	111	9 623 223	395 639	4.1	2.4	.7
1618	Electronic parts and equipment, n.e.c.	82	2 519 799	333 588	13.2	2.0	X
1650	Communication equipment and supplies	6	24 734	8 996	36.4	.1	X
1700	Hardware	6	17 556	1 659	9.5	Z	X
3000	Jewelry, diamonds, gem stones, and watches	7	22 949	5 903	25.7	Z	X
3200	Printing and writing paper	22	45 123	4 054	9.0	Z	20.7
3213	Other printing and writing paper	22	45 123	4 054	9.0	Z	X
3300	Stationery, office supplies and greeting cards	35	108 877	23 255	21.4	.1	15.6
3312	Stationery, photocopy paper, and typing paper	24	81 755	11 204	13.7	.1	X
3314	Toner and cartridges	6	7 675	257	3.3	Z	X
3316	Other stationery supplies (envelopes, ruled forms, and binder paper)	9	34 767	6 702	19.3	Z	X
3400	Industrial and personal services paper and plastics	19	8 868	1 107	12.5	Z	X
5300	Plastics materials and basic shapes	7	31 851	2 609	8.2	Z	X
5330	Chemicals and allied products (excluding agricultural, plastics, gases, and petroleum)	50	211 727	27 566	13.0	.2	X
9700	Service receipts and labor charges (including installed parts)	314	8 881 180	629 448	7.1	3.8	55.9
9701	Labor charges for repair work	220	1 353 494	53 984	4.0	.3	X
9702	Parts installed in repair work	168	8 195 750	64 990	.8	.4	X
9703	Other service receipts and labor charges—Specify	126	7 788 411	510 471	6.6	3.1	X
9720	Receipts for service contracts	27	102 369	13 348	13.0	.1	X
9740	Receipts for installing equipment	51	314 769	10 800	3.4	.1	X
9810	Miscellaneous commodities	97	7 263 687	440 464	6.1	2.6	X
9940	Rental and leasing receipts	99	5 060 616	35 858	.7	.2	.6
9942	Photocopying machine rental	47	267 791	25 536	9.5	.2	X
9943	Other office machine rental receipts	36	196 509	3 337	1.7	Z	X
9944	Other rental receipts	7	15 174	265	1.7	Z	X
421410	Photographic equipment & supplies whsle	1 379	X	16 679 051	X	100.0	75.9
0420	Office and business furniture	11	68 181	5 015	7.4	Z	X
0540	Other home furnishings	10	39 621	2 055	5.2	Z	X
0800	Photographic equipment and supplies (excluding video)	1 379	16 679 051	14 308 091	85.8	85.8	58.7
0811	Still picture photographic equipment	617	13 211 875	2 311 730	17.5	13.9	X
0812	Motion picture photographic equipment	249	4 162 290	322 523	7.7	1.9	X
0813	Photographic film	688	13 409 640	6 157 314	45.9	36.9	X
0814	Developing supplies (excluding film)	565	12 566 771	2 665 435	21.2	16.0	X
0815	Other photographic equipment and supplies	1 008	14 086 208	2 851 089	20.2	17.1	X
0900	Office equipment	73	7 260 813	148 448	2.0	.9	.4
0911	Typewriters and dedicated word processors	6	29 131	1 580	5.4	Z	X
0913	Copying machines and equipment	20	63 911	7 880	12.3	Z	X
0914	Dictating, transcribing, and recording machines	13	55 742	10 019	18.0	.1	X
0915	Mailing, letter handling, and addressing machines	6	15 360	599	3.9	Z	X
0920	New computer equipment	127	9 753 784	432 834	4.4	2.6	1.0
0921	Computers	24	261 533	17 589	6.7	.1	X
0922	Computer storage devices	10	135 915	3 829	2.8	Z	X
0923	Computer printers	27	102 963	6 808	6.6	Z	X
0924	Other computer peripheral equipment	64	2 440 644	382 627	15.7	2.3	X
0950	Computer software (packaged)	72	5 056 736	11 568	.2	.1	X
0960	Restaurant and hotel equipment and supplies	8	22 713	4 490	19.8	Z	X
0970	Store machines and equipment	7	46 587	5 035	10.8	Z	X

See footnotes at end of table.

Table 1. All Types of Operation by Kind of Business and Commodity Line for Wholesale Trade: 1997—Con.

[Includes only establishments with payroll. For meaning of abbreviations and symbols, see introductory text. For explanation of terms, see Appendix A]

NAICS code and CL code	Kind of business and commodity line	Establishments handling commodity line		Commodity line sales			Sales coverage percent
		Number	Total sales (\$1,000)	Amount ¹ (\$1,000)	As percent of total sales of—		
					Establishments handling line	Establishments in NAICS industry ¹	
421410	Photographic equipment & supplies whsle—Con.						
1000	Medical, hospital, and surgical supplies	15	58 150	8 872	15.3	.1	62.8
1011	Surgical and medical instruments and equipment	12	46 678	5 158	11.1	Z	X
1013	Other surgical, medical, and hospital supplies	15	58 150	3 713	6.4	Z	X
1030	Optical and ophthalmic goods	16	331 454	76 186	23.0	.5	X
1040	Religious and school supplies	6	6 229	87	1.4	Z	X
1400	Electrical apparatus and equipment	17	74 489	9 635	12.9	.1	28.7
1419	Industrial controls	17	74 489	9 635	12.9	.1	X
1500	Electrical appliances, household	27	182 292	42 322	23.2	.3	12.3
1511	Televisions	20	124 548	3 247	2.6	Z	X
1512	Radios, stereos, and CD players	20	124 548	1 827	1.5	Z	X
1513	V.C.R.'s and video cameras	14	112 556	19 647	17.5	.1	X
1600	Electronic parts and equipment, except communication	111	9 623 223	395 639	4.1	2.4	.7
1618	Electronic parts and equipment, n.e.c.	82	2 519 799	333 588	13.2	2.0	X
1650	Communication equipment and supplies	6	24 734	8 996	36.4	.1	X
1700	Hardware	6	17 556	1 659	9.5	Z	X
3000	Jewelry, diamonds, gem stones, and watches	7	22 949	5 903	25.7	Z	X
3200	Printing and writing paper	22	45 123	4 054	9.0	Z	20.7
3213	Other printing and writing paper	22	45 123	4 054	9.0	Z	X
3300	Stationery, office supplies and greeting cards	35	108 877	23 255	21.4	.1	15.6
3312	Stationery, photocopy paper, and typing paper	24	81 755	11 204	13.7	.1	X
3314	Toner and cartridges	6	7 675	257	3.3	Z	X
3316	Other stationery supplies (envelopes, ruled forms, and binder paper) ...	19	34 767	6 702	19.3	Z	X
3400	Industrial and personal services paper and plastics	9	8 868	1 107	12.5	Z	X
5300	Plastics materials and basic shapes	7	31 851	2 609	8.2	Z	X
5330	Chemicals and allied products (excluding agricultural, plastics, gases, and petroleum)	50	211 727	27 566	13.0	.2	X
9700	Service receipts and labor charges (including installed parts)	314	8 881 180	629 448	7.1	3.8	55.9
9701	Labor charges for repair work	220	1 353 494	53 984	4.0	.3	X
9702	Parts installed in repair work	168	8 195 750	64 990	.8	.4	X
9703	Other service receipts and labor charges—Specify	126	7 788 411	510 471	6.6	3.1	X
9720	Receipts for service contracts	27	102 369	13 348	13.0	.1	X
9740	Receipts for installing equipment	51	314 769	10 800	3.4	.1	X
9810	Miscellaneous commodities	97	7 263 687	440 464	6.1	2.6	X
9940	Rental and leasing receipts	99	5 060 616	35 858	.7	.2	.6
9942	Photocopying machine rental	47	267 791	25 536	9.5	.2	X
9943	Other office machine rental receipts	36	196 509	3 337	1.7	Z	X
9944	Other rental receipts	7	15 174	265	1.7	Z	X
42142	Office equipment whsle	7 319	X	36 646 598	X	100.0	76.7
0400	Household and lawn furniture	12	23 705	4 125	17.4	Z	60.5
0412	Sleep furniture and equipment	9	15 999	3 993	25.0	Z	X
0420	Office and business furniture	465	852 470	110 049	12.9	.3	9.5
0421	New office furniture (wooden and metal)	464	749 749	93 998	12.5	.3	X
0423	New public furniture (theater seats, church pews, park benches, and school desks)	35	33 121	1 150	3.5	Z	X
0424	Used office and business furniture	71	58 724	520	.9	Z	X
0800	Photographic equipment and supplies (excluding video)	171	7 474 885	990 024	13.2	2.7	X
0900	Office equipment	7 319	36 646 598	21 018 260	57.4	57.4	54.3
0911	Typewriters and dedicated word processors	1 117	3 511 456	268 098	7.6	.7	X
0912	Calculators and accounting machines	1 011	2 856 886	336 528	11.8	.9	X
0913	Copying machines and equipment	6 307	33 018 373	18 704 668	56.6	51.0	X
0914	Dictating, transcribing, and recording machines	753	2 309 474	532 416	23.1	1.5	X
0915	Mailing, letter handling, and addressing machines	693	4 223 777	1 176 549	27.9	3.2	X
0920	New computer equipment	1 097	11 943 135	2 751 123	23.0	7.5	37.5
0921	Computers	800	6 204 026	744 882	12.0	2.0	X
0922	Computer storage devices	81	491 434	30 530	6.2	.1	X
0923	Computer printers	547	6 482 076	941 526	14.5	2.6	X
0924	Other computer peripheral equipment	406	5 298 684	1 034 181	19.5	2.8	X
0930	Used computer equipment	48	44 848	3 068	6.8	Z	X
0950	Computer software (packaged)	393	2 976 628	147 553	5.0	.4	X
0970	Store machines and equipment	178	241 745	20 611	8.5	.1	2.2
0972	Other store machines and equipment	172	231 071	20 283	8.8	.1	X
1040	Religious and school supplies	9	23 388	1 434	6.1	Z	7.8
1042	School supplies	9	23 388	1 434	6.1	Z	X
1140	Iron and steel wire and wire products	10	31 099	9 330	30.0	Z	X
1400	Electrical apparatus and equipment	49	6 025 843	302 189	5.0	.8	X
1416	Interior wiring (excluding conduit)	40	5 998 315	297 244	5.0	.8	X
1500	Electrical appliances, household	29	175 162	35 778	20.4	.1	50.1
1512	Radios, stereos, and CD players	10	69 995	9 955	14.3	Z	X
1513	V.C.R.'s and video cameras	11	88 816	10 304	11.6	Z	X
1600	Electronic parts and equipment, except communication	138	302 870	32 023	10.6	.1	17.0
1616	Electronic connectors and other passive electronic parts	31	3 231	346	10.7	Z	X
1618	Electronic parts and equipment, n.e.c.	93	255 604	25 475	10.0	.1	X
1650	Communication equipment and supplies	467	1 836 445	111 969	6.1	.3	7.6
1651	Telephones	19	217 461	7 143	3.3	Z	X
1652	Other electronic communication equipment	428	1 444 550	86 874	6.0	.2	X
1653	Other electrical communication equipment	70	537 704	17 934	3.3	Z	X
1700	Hardware	46	81 198	7 323	9.0	Z	19.5
1713	Cutlery	44	58 870	5 733	9.7	Z	X

See footnotes at end of table.

Table 1. All Types of Operation by Kind of Business and Commodity Line for Wholesale Trade: 1997—Con.

[Includes only establishments with payroll. For meaning of abbreviations and symbols, see introductory text. For explanation of terms, see Appendix A]

NAICS code and CL code	Kind of business and commodity line	Establishments handling commodity line		Commodity line sales			Sales coverage percent
		Number	Total sales (\$1,000)	Amount ¹ (\$1,000)	As percent of total sales of—		
					Establishments handling line	Establishments in NAICS industry ¹	
42142	Office equipment whsle—Con.						
1900	Warm air heating and air-conditioning equipment and supplies	8	6 814	2 646	38.8	Z	X
2320	General-purpose industrial machinery, equipment, and parts	266	1 268 408	203 569	16.0	.6	X
2460	Other industrial supplies	9	27 254	636	2.3	Z	X
2520	Custodial (janitors') equipment and supplies	12	32 796	1 300	4.0	Z	X
3000	Jewelry, diamonds, gem stones, and watches	10	62 648	9 856	15.7	Z	56.6
3014	Watches, clocks, and watch movements and cases	10	62 648	9 856	15.7	Z	X
3100	Musical instruments and supplies	22	51 705	6 120	11.8	Z	X
3200	Printing and writing paper	832	2 624 414	110 939	4.2	.3	2.5
3212	Fine roll paper	188	848 367	39 358	4.6	.1	X
3213	Other printing and writing paper	627	1 690 998	58 799	3.5	.2	X
3300	Stationery, office supplies and greeting cards	1 521	10 483 321	1 749 684	16.7	4.8	2.2
3311	Business forms	425	1 075 960	95 468	8.9	.3	X
3312	Stationery, photocopy paper, and typing paper	466	773 996	49 205	6.4	.1	X
3313	Inked ribbons, carbon paper, pens and pencils	635	7 970 146	1 198 419	15.0	3.3	X
3314	Toner and cartridges	909	2 304 732	198 810	8.6	.5	X
3315	Greeting cards	39	32 951	866	2.6	Z	X
3316	Other stationery supplies (envelopes, ruled forms, and binder paper) ...	475	1 748 622	206 909	11.8	.6	X
3400	Industrial and personal services paper and plastics	27	39 398	2 012	5.1	Z	35.5
3411	Paperboard and boxboard boxes	7	17 783	426	2.4	Z	X
3415	Other industrial and personal service paper	20	21 615	1 586	7.3	Z	X
3500	Drugs, pharmaceuticals, cosmetics, and toiletries	9	21 646	4 779	22.1	Z	4.4
3514	Perfumes	9	21 646	4 779	22.1	Z	X
5300	Plastics materials and basic shapes	6	20 118	910	4.5	Z	X
5330	Chemicals and allied products (excluding agricultural, plastics, gases, and petroleum)	190	1 087 937	127 134	11.7	.3	X
6100	Books, periodicals, newspapers, and miscellaneous printed materials	8	18 342	553	3.0	Z	X
6120	Art goods (including novelties and souvenirs)	12	18 046	416	2.3	Z	X
6150	Nondurable goods, n.e.c.	11	108 224	16 023	14.8	Z	X
9700	Service receipts and labor charges (including installed parts)	4 374	20 600 920	4 219 904	20.5	11.5	75.0
9701	Labor charges for repair work	4 013	19 317 736	3 408 831	17.6	9.3	X
9702	Parts installed in repair work	3 080	9 187 823	359 943	3.9	1.0	X
9703	Other service receipts and labor charges—Specify	782	2 652 456	451 120	17.0	1.2	X
9720	Receipts for service contracts	2 983	16 185 739	2 366 239	14.6	6.5	X
9740	Receipts for installing equipment	706	2 483 682	112 033	4.5	.3	X
9810	Miscellaneous commodities	725	2 485 062	150 769	6.1	.4	X
9930	Sales of integrated systems which you wrote or modified software	203	831 839	12 279	1.5	Z	X
9940	Rental and leasing receipts	3 002	19 919 160	1 880 627	9.4	5.1	75.9
9941	Computer rental and leasing receipts	93	529 834	10 223	1.9	Z	X
9942	Photocopying machine rental	2 546	15 876 229	833 389	5.2	2.3	X
9943	Other office machine rental receipts	914	5 073 225	1 035 562	20.4	2.8	X
9944	Other rental receipts	40	73 612	1 450	2.0	Z	X
9960	Custom software (designed to customer specifications)	179	2 199 767	44 822	2.0	.1	X
9970	Receipts for printing or photocopying performed at this establishment	10	14 516	297	2.0	Z	X
421420	Office equipment whsle	7 319	X	736 646 598	X	100.0	76.7
0400	Household and lawn furniture	12	23 705	4 125	17.4	Z	60.5
0412	Sleep furniture and equipment	9	15 999	3 993	25.0	Z	X
0420	Office and business furniture	465	852 470	110 049	12.9	.3	9.5
0421	New office furniture (wooden and metal)	464	749 749	93 998	12.5	.3	X
0423	New public furniture (theater seats, church pews, park benches, and school desks)	35	33 121	1 150	3.5	Z	X
0424	Used office and business furniture	71	58 724	520	.9	Z	X
0800	Photographic equipment and supplies (excluding video)	171	7 474 885	990 024	13.2	2.7	X
0900	Office equipment	7 319	36 646 598	21 018 260	57.4	57.4	54.3
0911	Typewriters and dedicated word processors	1 117	3 511 456	268 098	7.6	.7	X
0912	Calculators and accounting machines	1 011	2 856 886	336 528	11.8	.9	X
0913	Copying machines and equipment	6 307	33 018 373	18 704 668	56.6	51.0	X
0914	Dictating, transcribing, and recording machines	753	2 309 474	532 416	23.1	1.5	X
0915	Mailing, letter handling, and addressing machines	693	4 223 777	1 176 549	27.9	3.2	X
0920	New computer equipment	1 097	11 943 135	2 751 123	23.0	7.5	37.5
0921	Computers	800	6 204 026	744 882	12.0	2.0	X
0922	Computer storage devices	81	491 434	30 530	6.2	.1	X
0923	Computer printers	547	6 482 076	941 526	14.5	2.6	X
0924	Other computer peripheral equipment	406	5 298 684	1 034 161	19.5	2.8	X
0930	Used computer equipment	48	44 848	3 068	6.8	Z	X
0950	Computer software (packaged)	393	2 976 628	147 553	5.0	.4	X
0970	Store machines and equipment	178	241 745	20 611	8.5	.1	2.2
0972	Other store machines and equipment	172	231 071	20 283	8.8	.1	X
1040	Religious and school supplies	9	23 388	1 434	6.1	Z	7.8
1042	School supplies	9	23 388	1 434	6.1	Z	X
1140	Iron and steel wire and wire products	10	31 099	9 330	30.0	Z	X
1400	Electrical apparatus and equipment	49	6 025 843	302 189	5.0	.8	X
1416	Interior wiring (excluding conduit)	40	5 998 315	297 244	5.0	.8	X
1500	Electrical appliances, household	29	175 162	35 778	20.4	.1	50.1
1512	Radios, stereos, and CD players	10	69 495	9 955	14.3	Z	X
1513	V.C.R.'s and video cameras	11	88 816	10 304	11.6	Z	X
1600	Electronic parts and equipment, except communication	138	302 870	32 023	10.6	.1	17.0
1616	Electronic connectors and other passive electronic parts	31	3 231	346	10.7	Z	X
1618	Electronic parts and equipment, n.e.c.	93	255 604	25 475	10.0	.1	X

See footnotes at end of table.

Table 1. All Types of Operation by Kind of Business and Commodity Line for Wholesale Trade: 1997—Con.

[Includes only establishments with payroll. For meaning of abbreviations and symbols, see introductory text. For explanation of terms, see Appendix A]

NAICS code and CL code	Kind of business and commodity line	Establishments handling commodity line		Commodity line sales			Sales coverage percent
		Number	Total sales (\$1,000)	Amount ¹ (\$1,000)	As percent of total sales of—		
					Establishments handling line	Establishments in NAICS industry ¹	
421420	Office equipment whsle—Con.						
1650	Communication equipment and supplies	467	1 836 445	111 969	6.1	.3	7.6
1651	Telephones	19	217 461	7 143	3.3	Z	X
1652	Other electronic communication equipment	428	1 444 550	86 874	6.0	.2	X
1653	Other electrical communication equipment	70	537 704	17 934	3.3	Z	X
1700	Hardware	46	81 198	7 323	9.0	Z	19.5
1713	Cutlery	44	58 870	5 733	9.7	Z	X
1900	Warm air heating and air-conditioning equipment and supplies	8	6 814	2 646	38.8	Z	X
2320	General-purpose industrial machinery, equipment, and parts	266	1 268 408	203 569	16.0	.6	X
2460	Other industrial supplies	9	27 254	636	2.3	Z	X
2520	Custodial (janitors') equipment and supplies	12	32 796	1 300	4.0	Z	X
3000	Jewelry, diamonds, gem stones, and watches	10	62 648	9 856	15.7	Z	56.6
3014	Watches, clocks, and watch movements and cases	10	62 648	9 856	15.7	Z	X
3100	Musical instruments and supplies	22	51 705	6 120	11.8	Z	X
3200	Printing and writing paper	832	2 624 414	110 939	4.2	.3	2.5
3212	Fine roll paper	188	848 367	39 358	4.6	.1	X
3213	Other printing and writing paper	627	1 690 998	58 799	3.5	.2	X
3300	Stationery, office supplies and greeting cards	1 521	10 483 321	1 749 684	16.7	4.8	2.2
3311	Business forms	425	1 075 960	95 468	8.9	.3	X
3312	Stationery, photocopy paper, and typing paper	466	773 996	49 205	6.4	.1	X
3313	Inked ribbons, carbon paper, pens and pencils	635	7 970 146	1 198 419	15.0	3.3	X
3314	Toner and cartridges	909	2 304 732	198 810	8.6	.5	X
3315	Greeting cards	39	32 951	866	2.6	Z	X
3316	Other stationery supplies (envelopes, ruled forms, and binder paper) ...	475	1 748 622	206 909	11.8	.6	X
3400	Industrial and personal services paper and plastics	27	39 398	2 012	5.1	Z	35.5
3411	Paperboard and boxboard boxes	7	17 783	426	2.4	Z	X
3415	Other industrial and personal service paper	20	21 615	1 586	7.3	Z	X
3500	Drugs, pharmaceuticals, cosmetics, and toiletries	9	21 646	4 779	22.1	Z	4.4
3514	Perfumes	9	21 646	4 779	22.1	Z	X
5300	Plastics materials and basic shapes	6	20 118	910	4.5	Z	X
5330	Chemicals and allied products (excluding agricultural, plastics, gases, and petroleum)	190	1 087 937	127 134	11.7	.3	X
6100	Books, periodicals, newspapers, and miscellaneous printed materials	8	18 342	553	3.0	Z	X
6120	Art goods (including novelties and souvenirs)	12	18 046	416	2.3	Z	X
6150	Nondurable goods, n.e.c.	11	108 224	16 023	14.8	Z	X
9700	Service receipts and labor charges (including installed parts)	4 374	20 600 920	4 219 904	20.5	11.5	75.0
9701	Labor charges for repair work	4 013	19 317 736	3 408 831	17.6	9.3	X
9702	Parts installed in repair work	3 080	9 187 823	359 943	3.9	1.0	X
9703	Other service receipts and labor charges—Specify	782	2 652 456	451 120	17.0	1.2	X
9720	Receipts for service contracts	2 983	16 185 739	2 366 239	14.6	6.5	X
9740	Receipts for installing equipment	706	2 483 682	112 033	4.5	.3	X
9810	Miscellaneous commodities	725	2 485 062	150 769	6.1	.4	X
9930	Sales of integrated systems which you wrote or modified software	203	831 839	12 279	1.5	Z	X
9940	Rental and leasing receipts	3 002	19 919 180	1 880 627	9.4	5.1	75.9
9941	Computer rental and leasing receipts	93	529 834	10 223	1.9	Z	X
9942	Photocopying machine rental	2 546	15 876 229	833 389	5.2	2.3	X
9943	Other office machine rental receipts	914	5 073 225	1 035 562	20.4	2.8	X
9944	Other rental receipts	40	73 612	1 450	2.0	Z	X
9960	Custom software (designed to customer specifications)	179	2 199 767	44 822	2.0	.1	X
9970	Receipts for printing or photocopying performed at this establishment	10	14 516	297	2.0	Z	X
42143	Computer & computer peripheral equipment & software whsle .	16 929	X	221 447 412	X	100.0	74.7
0200	New and rebuilt automotive parts and supplies	13	468 743	26 488	5.7	Z	X
0400	Household and lawn furniture	7	13 391	3 292	24.6	Z	56.4
0412	Sleep furniture and equipment	7	13 391	3 219	24.0	Z	X
0420	Office and business furniture	261	2 119 222	393 599	18.6	.2	X
0800	Photographic equipment and supplies (excluding video)	87	307 429	14 612	4.8	Z	.4
0811	Still picture photographic equipment	7	23 771	1 128	4.7	Z	X
0900	Office equipment	613	17 199 829	972 281	5.7	.4	69.2
0911	Typewriters and dedicated word processors	265	1 227 987	80 313	6.5	Z	X
0912	Calculators and accounting machines	258	15 597 413	389 385	2.5	.2	X
0913	Copying machines and equipment	320	2 742 324	341 212	12.4	.2	X
0914	Dictating, transcribing, and recording machines	98	669 772	97 244	14.5	Z	X
0915	Mailing, letter handling, and addressing machines	105	1 197 692	64 102	5.4	Z	X
0920	New computer equipment	14 527	211 751 820	179 420 925	84.7	81.0	60.6
0921	Computers	11 109	176 401 446	102 883 684	58.3	46.5	X
0922	Computer storage devices	6 581	133 645 016	18 524 927	13.9	8.4	X
0923	Computer printers	7 319	127 804 594	19 067 586	14.9	8.6	X
0924	Other computer peripheral equipment	9 664	138 067 978	38 944 725	28.2	17.6	X
0930	Used computer equipment	1 817	9 715 428	2 571 146	26.5	1.2	X
0950	Computer software (packaged)	7 562	95 190 894	20 762 450	21.8	9.4	X
0960	Restaurant and hotel equipment and supplies	18	56 170	4 104	7.3	Z	X
0970	Store machines and equipment	353	20 644 571	635 141	3.1	.3	X
0972	Other store machines and equipment	74	243 965	22 923	9.4	Z	X
1000	Medical, hospital, and surgical supplies	7	30 202	9 588	31.7	Z	X
1140	Iron and steel wire and wire products	10	21 338	861	4.0	Z	X

See footnotes at end of table.

Table 1. All Types of Operation by Kind of Business and Commodity Line for Wholesale Trade: 1997—Con.

[Includes only establishments with payroll. For meaning of abbreviations and symbols, see introductory text. For explanation of terms, see Appendix A]

NAICS code and CL code	Kind of business and commodity line	Establishments handling commodity line		Commodity line sales			Sales coverage percent
		Number	Total sales (\$1,000)	Amount ¹ (\$1,000)	As percent of total sales of—		
					Establishments handling line	Establishments in NAICS industry ¹	
42143	Computer & computer peripheral equipment & software whsle —Con.						
1400	Electrical apparatus and equipment	374	4 468 490	524 146	11.7	.2	2.0
1411	Power and distribution transformers	28	87 082	5 056	5.8	Z	X
1412	Switchgear and switchboard apparatus	29	61 064	1 930	3.2	Z	X
1414	Conduit, raceway, and fittings	37	86 964	1 739	2.0	Z	X
1415	Electric bulbs (all types)	12	20 994	1 012	4.8	Z	X
1416	Interior wiring (excluding conduit)	43	153 016	12 696	8.3	Z	X
1417	Exterior wiring and cable (excluding conduit)	26	50 612	2 933	5.8	Z	X
1418	Lighting fixtures (residential and commercial)	25	55 524	4 348	7.8	Z	X
1419	Industrial controls	34	152 415	11 016	7.2	Z	X
1421	Other electrical apparatus and equipment (including fuses and lightning rods)	12	20 994	97	.5	Z	X
1500	Electrical appliances, household	100	2 827 538	232 307	8.2	.1	23.2
1511	Televisions	55	2 333 044	60 682	2.6	Z	X
1512	Radios, stereos, and CD players	36	1 078 552	64 858	6.0	Z	X
1513	V.C.R.'s and video cameras	59	894 688	15 688	1.8	Z	X
1514	Electrical household ranges and ovens	16	638 741	8 303	1.3	Z	X
1515	Refrigerators and freezers, household	16	808 148	12 284	1.5	Z	X
1516	Household laundry equipment	16	808 148	11 628	1.4	Z	X
1517	Vacuum cleaners and sewing machines, household	22	649 673	7 364	1.1	Z	X
1518	Other electrical household appliances (including fans, dishwashers, etc.)	26	813 826	47 294	5.8	Z	X
1600	Electronic parts and equipment, except communication	606	9 438 578	1 339 245	14.2	.6	6.4
1612	Integrated circuits	112	388 099	20 713	5.3	Z	X
1613	Capacitors and resistors	22	108 943	10 198	9.4	Z	X
1616	Electronic connectors and other passive electronic parts	60	98 878	8 958	9.1	Z	X
1618	Electronic parts and equipment, n.e.c.	216	4 919 084	1 259 824	25.6	.6	X
1650	Communication equipment and supplies	927	26 775 762	1 014 887	3.8	.5	4.2
1651	Telephones	387	5 196 311	493 502	9.5	.2	X
1652	Other electronic communication equipment	301	2 268 491	93 011	4.1	Z	X
1653	Other electrical communication equipment	108	238 492	15 798	6.6	Z	X
1700	Hardware	78	553 608	93 706	16.9	Z	X
1900	Warm air heating and air-conditioning equipment and supplies	9	218 983	24 637	11.3	Z	X
2230	Food-processing machinery, equipment, and parts	8	24 326	795	3.3	Z	X
2320	General-purpose industrial machinery, equipment, and parts	60	1 384 486	174 750	12.6	.1	2.7
2321	New pumps, compressors (air or gas), and equipment	7	28 881	833	2.9	Z	X
2326	New controlling, recording, and indicating instruments and access	8	732 674	95 787	13.1	Z	X
2328	Used general-purpose industrial machinery and equipment	14	13 823	849	6.1	Z	X
2330	Metalworking machinery, equipment, and parts	8	17 450	2 188	12.5	Z	X
2340	Materials handling machinery, equipment, and parts	14	52 040	3 050	5.9	Z	31.1
2345	Used materials handling machinery, equipment, and parts	10	12 069	428	3.5	Z	X
2360	Other industrial machinery, equipment, and parts	12	27 950	1 976	7.1	Z	71.2
2366	Other new industrial machinery and equipment	6	16 118	1 500	9.3	Z	X
2430	Fluid-power filters, components, accessories, and parts	7	16 556	680	4.1	Z	68.9
2431	Filters	7	16 556	593	3.6	Z	X
2460	Other industrial supplies	10	226 220	30 073	13.3	Z	74.1
2461	Printing and duplicating inks	6	28 694	4 296	15.0	Z	X
2520	Custodial (janitors') equipment and supplies	7	6 156	66	1.1	Z	X
2700	Sporting and recreational goods and supplies	15	21 117	864	4.1	Z	17.5
2718	Other sporting and recreational goods (go carts, bait, etc.)	7	4 241	132	3.1	Z	X
2800	Toys and hobby goods and supplies	11	120 174	32 152	26.8	Z	X
3130	Compact discs, prerecorded audio tapes, and phonograph records	8	241 409	55 582	23.0	Z	X
3200	Printing and writing paper	307	13 493 587	198 877	1.5	.1	.1
3213	Other printing and writing paper	205	462 081	33 299	7.2	Z	X
3300	Stationery, office supplies and greeting cards	424	1 607 342	218 779	13.6	.1	5.3
3311	Business forms	150	506 917	39 597	7.8	Z	X
3312	Stationery, photocopy paper, and typing paper	83	272 030	4 309	1.6	Z	X
3313	Inked ribbons, carbon paper, pens and pencils	110	339 581	31 785	9.4	Z	X
3314	Toner and cartridges	213	763 622	53 232	7.0	Z	X
3315	Greeting cards	17	18 505	401	2.2	Z	X
3316	Other stationery supplies (envelopes, ruled forms, and binder paper)	211	750 775	55 145	7.3	Z	X
3400	Industrial and personal services paper and plastics	53	330 644	44 496	13.5	Z	8.9
3411	Paperboard and boxboard boxes	6	29 375	2 115	7.2	Z	X
3413	Industrial paper (wrapping, bags, cartons, etc.)	14	60 804	6 410	10.5	Z	X
3415	Other industrial and personal service paper	15	16 278	9 276	57.0	Z	X
3500	Drugs, pharmaceuticals, cosmetics, and toiletries	7	15 836	2 757	17.4	Z	X
5330	Chemicals and allied products (excluding agricultural, plastics, gases, and petroleum)	29	94 718	6 410	6.8	Z	28.8
5335	Detergents and soaps	14	18 152	1 245	6.9	Z	X
5342	Adhesives, sealants, and glues	6	31 226	3 853	12.3	Z	X
5344	Other chemicals and allied products	6	13 606	1 115	8.2	Z	X
6100	Books, periodicals, newspapers, and miscellaneous printed materials	9	391 966	181 320	46.3	.1	72.3
6101	Books	7	382 614	181 151	47.3	.1	X
9700	Service receipts and labor charges (including installed parts)	5 154	42 902 828	4 043 913	9.4	1.8	47.5
9701	Labor charges for repair work	3 822	27 929 534	1 951 439	7.0	.9	X
9702	Parts installed in repair work	2 325	20 107 628	529 172	2.6	.2	X
9703	Other service receipts and labor charges—Specify	2 034	20 607 138	1 563 270	7.6	.7	X
9720	Receipts for service contracts	2 710	22 563 831	2 032 400	9.0	.9	X
9740	Receipts for installing equipment	1 540	11 724 068	1 420 996	12.1	.6	X
9810	Miscellaneous commodities	893	19 961 968	3 040 625	15.2	1.4	X
9930	Sales of integrated systems which you wrote or modified software	527	7 069 964	423 143	6.0	.2	X

See footnotes at end of table.

Table 1. All Types of Operation by Kind of Business and Commodity Line for Wholesale Trade: 1997—Con.

[Includes only establishments with payroll. For meaning of abbreviations and symbols, see introductory text. For explanation of terms, see Appendix A]

NAICS code and CL code	Kind of business and commodity line	Establishments handling commodity line		Commodity line sales			Sales coverage percent
		Number	Total sales (\$1,000)	Amount ¹ (\$1,000)	As percent of total sales of—		
					Establishments handling line	Establishments in NAICS industry ¹	
42143	Computer & computer peripheral equipment & software wholesaler—Con.						
9940	Rental and leasing receipts	846	25 170 179	921 022	3.7	.4	71.3
9941	Computer rental and leasing receipts	720	24 039 928	889 871	3.7	.4	X
9942	Photocopying machine rental	49	403 945	14 999	3.7	Z	X
9943	Other office machine rental receipts	83	276 287	3 725	1.3	Z	X
9944	Other rental receipts	80	923 102	12 429	1.3	Z	X
9960	Custom software (designed to customer specifications)	1 059	4 740 303	372 776	7.9	.2	X
9970	Receipts for printing or photocopying performed at this establishment	11	46 016	2 296	5.0	Z	X
421430	Computer & computer peripheral equipment & software wholesaler	16 929	X	221 447 412	X	100.0	74.7
0200	New and rebuilt automotive parts and supplies	13	468 743	26 488	5.7	Z	X
0400	Household and lawn furniture	7	13 391	3 292	24.6	Z	56.4
0412	Sleep furniture and equipment	7	13 391	3 219	24.0	Z	X
0420	Office and business furniture	261	2 119 222	393 599	18.6	.2	X
0800	Photographic equipment and supplies (excluding video)	87	307 429	14 612	4.8	Z	.4
0811	Still picture photographic equipment	7	23 771	1 128	4.7	Z	X
0900	Office equipment	613	17 199 829	972 281	5.7	.4	69.2
0911	Typewriters and dedicated word processors	265	1 227 987	80 313	6.5	Z	X
0912	Calculators and accounting machines	258	15 597 413	389 385	2.5	.2	X
0913	Copying machines and equipment	320	2 742 324	341 212	12.4	.2	X
0914	Dictating, transcribing, and recording machines	98	669 772	97 244	14.5	Z	X
0915	Mailing, letter handling, and addressing machines	105	1 197 692	64 102	5.4	Z	X
0920	New computer equipment	14 527	211 751 820	179 420 925	84.7	81.0	60.6
0921	Computers	11 109	176 401 446	102 883 684	58.3	46.5	X
0922	Computer storage devices	6 581	133 645 016	18 524 927	13.9	8.4	X
0923	Computer printers	7 319	127 804 594	19 067 586	14.9	8.6	X
0924	Other computer peripheral equipment	9 664	138 067 978	38 944 725	28.2	17.6	X
0930	Used computer equipment	1 817	9 715 428	2 571 146	26.5	1.2	X
0950	Computer software (packaged)	7 562	95 190 894	20 762 450	21.8	9.4	X
0960	Restaurant and hotel equipment and supplies	18	56 170	4 104	7.3	Z	X
0970	Store machines and equipment	353	20 644 571	635 141	3.1	.3	X
0972	Other store machines and equipment	74	243 965	22 923	9.4	Z	X
1000	Medical, hospital, and surgical supplies	7	30 202	9 588	31.7	Z	X
1140	Iron and steel wire and wire products	10	21 338	861	4.0	Z	X
1400	Electrical apparatus and equipment	374	4 468 490	524 146	11.7	.2	2.0
1411	Power and distribution transformers	28	87 082	5 056	5.8	Z	X
1412	Switchgear and switchboard apparatus	29	61 064	1 930	3.2	Z	X
1414	Conduit, raceway, and fittings	37	86 964	1 739	2.0	Z	X
1415	Electric bulbs (all types)	12	20 994	1 012	4.8	Z	X
1416	Interior wiring (excluding conduit)	43	153 016	12 696	8.3	Z	X
1417	Exterior wiring and cable (excluding conduit)	26	50 612	2 933	5.8	Z	X
1418	Lighting fixtures (residential and commercial)	25	55 524	4 348	7.8	Z	X
1419	Industrial controls	34	152 415	11 016	7.2	Z	X
1421	Other electrical apparatus and equipment (including fuses and lightning rods)	12	20 994	97	.5	Z	X
1500	Electrical appliances, household	100	2 827 538	232 307	8.2	.1	23.2
1511	Televisions	55	2 333 044	60 682	2.6	Z	X
1512	Radios, stereos, and CD players	36	1 078 552	64 858	6.0	Z	X
1513	V.C.R.'s and video cameras	59	894 688	15 688	1.8	Z	X
1514	Electrical household ranges and ovens	16	638 741	8 303	1.3	Z	X
1515	Refrigerators and freezers, household	16	808 148	12 284	1.5	Z	X
1516	Household laundry equipment	16	808 148	11 628	1.4	Z	X
1517	Vacuum cleaners and sewing machines, household	22	649 673	7 364	1.1	Z	X
1518	Other electrical household appliances (including fans, dishwashers, etc.)	26	813 826	47 294	5.8	Z	X
1600	Electronic parts and equipment, except communication	606	9 438 578	1 339 245	14.2	.6	6.4
1612	Integrated circuits	112	388 099	20 713	5.3	Z	X
1613	Capacitors and resistors	22	108 943	10 198	9.4	Z	X
1616	Electronic connectors and other passive electronic parts	60	98 878	8 958	9.1	Z	X
1618	Electronic parts and equipment, n.e.c.	216	4 919 084	1 259 824	25.6	.6	X
1650	Communication equipment and supplies	927	26 775 762	1 014 887	3.8	.5	4.2
1651	Telephones	387	5 196 311	493 502	9.5	.2	X
1652	Other electronic communication equipment	301	2 268 491	93 011	4.1	Z	X
1653	Other electrical communication equipment	108	238 492	15 798	6.6	Z	X
1700	Hardware	78	553 608	93 706	16.9	Z	X
1900	Warm air heating and air-conditioning equipment and supplies	9	218 983	24 637	11.3	Z	X
2230	Food-processing machinery, equipment, and parts	8	24 326	795	3.3	Z	X
2320	General-purpose industrial machinery, equipment, and parts	60	1 384 486	174 750	12.6	.1	2.7
2321	New pumps, compressors (air or gas), and equipment	7	28 881	833	2.9	Z	X
2326	New controlling, recording, and indicating instruments and access	8	732 674	95 787	13.1	Z	X
2328	Used general-purpose industrial machinery and equipment	14	13 823	849	6.1	Z	X
2330	Metalworking machinery, equipment, and parts	8	17 450	2 188	12.5	Z	X
2340	Materials handling machinery, equipment, and parts	14	52 040	3 050	5.9	Z	31.1
2345	Used materials handling machinery, equipment, and parts	10	12 069	428	3.5	Z	X
2360	Other industrial machinery, equipment, and parts	12	27 950	1 976	7.1	Z	71.2
2366	Other new industrial machinery and equipment	6	16 118	1 500	9.3	Z	X
2430	Fluid-power filters, components, accessories, and parts	7	16 556	680	4.1	Z	68.9
2431	Filters	7	16 556	593	3.6	Z	X
2460	Other industrial supplies	10	226 220	30 073	13.3	Z	74.1
2461	Printing and duplicating inks	6	28 694	4 296	15.0	Z	X
2520	Custodial (janitors') equipment and supplies	7	6 156	66	1.1	Z	X

See footnotes at end of table.

Table 1. All Types of Operation by Kind of Business and Commodity Line for Wholesale Trade: 1997—Con.

[Includes only establishments with payroll. For meaning of abbreviations and symbols, see introductory text. For explanation of terms, see Appendix A]

NAICS code and CL code	Kind of business and commodity line	Establishments handling commodity line		Commodity line sales			Sales coverage percent
		Number	Total sales (\$1,000)	Amount ¹ (\$1,000)	As percent of total sales of—		
					Establishments handling line	Establishments in NAICS industry ¹	
421430	Computer & computer peripheral equipment & software whsle —Con.						
2700	Sporting and recreational goods and supplies	15	21 117	864	4.1	Z	17.5
2718	Other sporting and recreational goods (go carts, bait, etc.)	7	4 241	132	3.1	Z	X
2800	Toys and hobby goods and supplies	11	120 174	32 152	26.8	Z	X
3130	Compact discs, prerecorded audio tapes, and phonograph records	8	241 409	55 582	23.0	Z	X
3200	Printing and writing paper	307	13 493 587	198 877	1.5	.1	.1
3213	Other printing and writing paper	205	462 081	33 299	7.2	Z	X
3300	Stationery, office supplies and greeting cards	424	1 607 342	218 779	13.6	.1	5.3
3311	Business forms	150	506 917	39 597	7.8	Z	X
3312	Stationery, photocopy paper, and typing paper	83	272 030	4 309	1.6	Z	X
3313	Inked ribbons, carbon paper, pens and pencils	110	339 581	31 785	9.4	Z	X
3314	Toner and cartridges	213	763 622	53 232	7.0	Z	X
3315	Greeting cards	17	18 505	401	2.2	Z	X
3316	Other stationery supplies (envelopes, ruled forms, and binder paper) ...	211	750 775	55 145	7.3	Z	X
3400	Industrial and personal services paper and plastics	53	330 644	44 496	13.5	Z	8.9
3411	Paperboard and boxboard boxes	6	29 375	2 115	7.2	Z	X
3413	Industrial paper (wrapping, bags, cartons, etc.)	14	60 804	6 410	10.5	Z	X
3415	Other industrial and personal service paper	15	16 278	9 276	57.0	Z	X
3500	Drugs, pharmaceuticals, cosmetics, and toiletries	7	15 836	2 757	17.4	Z	X
5330	Chemicals and allied products (excluding agricultural, plastics, gases, and petroleum)	29	94 718	6 410	6.8	Z	28.8
5335	Detergents and soaps	14	18 152	1 245	6.9	Z	X
5342	Adhesives, sealants, and glues	6	31 226	3 853	12.3	Z	X
5344	Other chemicals and allied products	6	13 606	1 115	8.2	Z	X
6100	Books, periodicals, newspapers, and miscellaneous printed materials	9	391 966	181 320	46.3	.1	72.3
6101	Books	7	382 614	181 151	47.3	.1	X
9700	Service receipts and labor charges (including installed parts)	5 154	42 902 828	4 043 913	9.4	1.8	47.5
9701	Labor charges for repair work	3 822	27 929 534	1 951 439	7.0	.9	X
9702	Parts installed in repair work	2 325	20 107 628	529 172	2.6	.2	X
9703	Other service receipts and labor charges—Specify	2 034	20 607 138	1 563 270	7.6	.7	X
9720	Receipts for service contracts	2 710	22 563 831	2 032 400	9.0	.9	X
9740	Receipts for installing equipment	1 540	11 724 068	1 420 996	12.1	.6	X
9810	Miscellaneous commodities	893	19 961 968	3 040 625	15.2	1.4	X
9930	Sales of integrated systems which you wrote or modified software	527	7 069 964	423 143	6.0	.2	X
9940	Rental and leasing receipts	846	25 170 179	921 022	3.7	.4	71.3
9941	Computer rental and leasing receipts	720	24 039 928	889 871	3.7	.4	X
9942	Photocopying machine rental	49	403 945	14 999	3.7	Z	X
9943	Other office machine rental receipts	83	276 287	3 725	1.3	Z	X
9944	Other rental receipts	80	923 102	12 429	1.3	Z	X
9960	Custom software (designed to customer specifications)	1 059	4 740 303	372 776	7.9	.2	X
9970	Receipts for printing or photocopying performed at this establishment	11	46 016	2 296	5.0	Z	X
4214301	Computer & peripheral equipment whsle	14 080	X	209 760 805	X	100.0	74.8
0200	New and rebuilt automotive parts and supplies	10	458 860	25 995	5.7	Z	X
0400	Household and lawn furniture	7	13 391	3 292	24.6	Z	56.4
0412	Sleep furniture and equipment	7	13 391	3 219	24.0	Z	X
0420	Office and business furniture	244	2 083 501	390 001	18.7	.2	X
0800	Photographic equipment and supplies (excluding video)	80	283 658	13 484	4.8	Z	X
0900	Office equipment	579	17 024 140	946 163	5.6	.5	69.3
0911	Typewriters and dedicated word processors	255	1 221 047	79 912	6.5	Z	X
0912	Calculators and accounting machines	248	15 465 642	366 253	2.4	.2	X
0913	Copying machines and equipment	314	2 710 561	340 015	12.5	.2	X
0914	Dictating, transcribing, and recording machines	84	661 064	96 480	14.6	Z	X
0915	Mailing, letter handling, and addressing machines	98	1 188 918	63 479	5.3	Z	X
0920	New computer equipment	13 727	208 823 973	178 755 511	85.6	85.2	60.6
0921	Computers	10 493	174 494 083	102 474 751	58.7	48.9	X
0922	Computer storage devices	6 411	133 208 100	18 502 737	13.9	8.8	X
0923	Computer printers	7 081	127 212 514	19 047 439	15.0	9.1	X
0924	Other computer peripheral equipment	9 230	135 918 538	38 730 581	28.5	18.5	X
0930	Used computer equipment	1 773	9 637 900	2 567 770	26.6	1.2	X
0950	Computer software (packaged)	4 713	83 504 287	11 022 841	13.2	5.3	X
0960	Restaurant and hotel equipment and supplies	17	54 673	3 939	7.2	Z	X
0970	Store machines and equipment	350	20 638 654	634 473	3.1	.3	X
0972	Other store machines and equipment	74	243 965	22 923	9.4	Z	X
1140	Iron and steel wire and wire products	10	21 338	861	4.0	Z	X
1400	Electrical apparatus and equipment	355	4 367 598	513 458	11.8	.2	.6
1411	Power and distribution transformers	28	87 082	5 056	5.8	Z	X
1412	Switchgear and switchboard apparatus	29	61 064	1 930	3.2	Z	X
1414	Conduit, raceway, and fittings	37	86 964	1 739	2.0	Z	X
1415	Electric bulbs (all types)	12	20 994	1 012	4.8	Z	X
1416	Interior wiring (excluding conduit)	42	80 953	5 492	6.8	Z	X
1417	Exterior wiring and cable (excluding conduit)	26	50 612	2 933	5.8	Z	X
1418	Lighting fixtures (residential and commercial)	25	55 524	4 348	7.8	Z	X
1419	Industrial controls	34	152 415	11 016	7.2	Z	X
1421	Other electrical apparatus and equipment (including fuses and lightning rods)	12	20 994	97	.5	Z	X

See footnotes at end of table.

Table 1. All Types of Operation by Kind of Business and Commodity Line for Wholesale Trade: 1997—Con.

[Includes only establishments with payroll. For meaning of abbreviations and symbols, see introductory text. For explanation of terms, see Appendix A]

NAICS code and CL code	Kind of business and commodity line	Establishments handling commodity line		Commodity line sales			Sales coverage percent
		Number	Total sales (\$1,000)	Amount ¹ (\$1,000)	As percent of total sales of—		
					Establishments handling line	Establishments in NAICS industry ¹	
4214301	Computer & peripheral equipment whsle—Con.						
1500	Electrical appliances, household	91	2 777 814	213 416	7.7	.1	22.4
1511	Televisions	54	2 327 608	60 007	2.6	Z	X
1512	Radios, stereos, and CD players	33	1 071 824	64 143	6.0	Z	X
1513	V.C.R.'s and video cameras	55	887 965	14 636	1.6	Z	X
1514	Electrical household ranges and ovens	16	638 741	8 303	1.3	Z	X
1515	Refrigerators and freezers, household	16	808 148	12 284	1.5	Z	X
1516	Household laundry equipment	16	808 148	11 628	1.4	Z	X
1517	Vacuum cleaners and sewing machines, household	22	649 673	7 364	1.1	Z	X
1518	Other electrical household appliances (including fans, dishwashers, etc.)	23	772 123	30 860	4.0	Z	X
1600	Electronic parts and equipment, except communication	573	9 362 479	1 328 250	14.2	.6	6.3
1612	Integrated circuits	82	345 666	16 235	4.7	Z	X
1613	Capacitors and resistors	22	108 943	10 198	9.4	Z	X
1616	Electronic connectors and other passive electronic parts	60	98 878	8 958	9.1	Z	X
1618	Electronic parts and equipment, n.e.c.	213	4 885 418	1 253 307	25.7	.6	X
1650	Communication equipment and supplies	892	26 191 359	1 010 286	3.9	.5	4.3
1651	Telephones	370	5 190 770	493 383	9.5	.2	X
1652	Other electronic communication equipment	284	1 694 632	88 578	5.2	Z	X
1653	Other electrical communication equipment	108	238 492	15 798	6.6	Z	X
1700	Hardware	58	441 487	58 873	13.3	Z	X
1900	Warm air heating and air-conditioning equipment and supplies	9	218 983	24 637	11.3	Z	X
2230	Food-processing machinery, equipment, and parts	8	24 326	795	3.3	Z	X
2320	General-purpose industrial machinery, equipment, and parts	46	841 976	103 286	12.3	Z	5.1
2321	New pumps, compressors (air or gas), and equipment	7	28 881	833	2.9	Z	X
2328	Used general-purpose industrial machinery and equipment	14	13 823	849	6.1	Z	X
2330	Metalworking machinery, equipment, and parts	8	17 450	2 188	12.5	Z	X
2340	Materials handling machinery, equipment, and parts	14	52 040	3 050	5.9	Z	31.1
2345	Used materials handling machinery, equipment, and parts	10	12 069	428	3.5	Z	X
2360	Other industrial machinery, equipment, and parts	12	27 950	1 976	7.1	Z	71.3
2366	Other new industrial machinery and equipment	6	16 118	1 500	9.3	Z	X
2430	Fluid-power filters, components, accessories, and parts	7	16 556	680	4.1	Z	69.0
2431	Filters	7	16 556	593	3.6	Z	X
2460	Other industrial supplies	8	218 954	28 259	12.9	Z	X
2520	Custodial (janitors') equipment and supplies	7	6 156	66	1.1	Z	X
2700	Sporting and recreational goods and supplies	12	11 234	667	5.9	Z	24.4
2718	Other sporting and recreational goods (go carts, bait, etc.)	7	4 241	132	3.1	Z	X
2800	Toys and hobby goods and supplies	7	104 855	31 274	29.8	Z	X
3200	Printing and writing paper	281	13 440 933	196 179	1.5	.1	.1
3213	Other printing and writing paper	179	409 427	30 601	7.5	Z	X
3300	Stationery, office supplies and greeting cards	390	1 435 800	198 579	13.8	.1	5.7
3311	Business forms	150	506 917	39 597	7.8	Z	X
3312	Stationery, photocopy paper, and typing paper	83	272 030	4 309	1.6	Z	X
3313	Inked ribbons, carbon paper, pens and pencils	108	337 467	31 682	9.4	Z	X
3314	Toner and cartridges	211	761 508	53 129	7.0	Z	X
3315	Greeting cards	17	18 505	401	2.2	Z	X
3316	Other stationery supplies (envelopes, ruled forms, and binder paper)	179	581 347	35 155	6.0	Z	X
3400	Industrial and personal services paper and plastics	47	301 269	36 009	12.0	Z	5.4
3413	Industrial paper (wrapping, bags, cartons, etc.)	8	31 429	38	.1	Z	X
3415	Other industrial and personal service paper	15	16 278	9 276	57.0	Z	X
3500	Drugs, pharmaceuticals, cosmetics, and toiletries	7	15 836	2 757	17.4	Z	X
5330	Chemicals and allied products (excluding agricultural, plastics, gases, and petroleum)	26	62 984	6 213	9.9	Z	34.6
5335	Detergents and soaps	14	18 152	1 245	6.9	Z	X
5342	Adhesives, sealants, and glues	6	31 226	3 853	12.3	Z	X
5344	Other chemicals and allied products	6	13 606	1 115	8.2	Z	X
9700	Service receipts and labor charges (including installed parts)	4 623	41 129 618	3 780 273	9.2	1.8	46.7
9701	Labor charges for repair work	3 631	27 548 716	1 902 065	6.9	.9	X
9702	Parts installed in repair work	2 265	19 931 740	524 459	2.6	.3	X
9703	Other service receipts and labor charges—Specify	1 636	19 136 953	1 353 717	7.1	.6	X
9720	Receipts for service contracts	2 232	20 472 286	1 570 379	7.7	.7	X
9740	Receipts for installing equipment	1 387	11 312 430	1 388 651	12.3	.7	X
9810	Miscellaneous commodities	782	19 753 668	3 018 320	15.3	1.4	X
9930	Sales of integrated systems which you wrote or modified software	451	6 955 058	401 849	5.8	.2	X
9940	Rental and leasing receipts	818	24 605 478	913 739	3.7	.4	71.3
9941	Computer rental and leasing receipts	703	24 010 737	883 680	3.7	.4	X
9942	Photocopying machine rental	49	403 945	14 999	3.7	Z	X
9943	Other office machine rental receipts	83	276 287	3 725	1.3	Z	X
9944	Other rental receipts	69	387 592	11 337	2.9	Z	X
9960	Custom software (designed to customer specifications)	769	3 909 102	248 156	6.3	.1	X
9970	Receipts for printing or photocopying performed at this establishment	11	46 016	2 296	5.0	Z	X
42143011	Computers & peripheral equipment for resale	5 657	X	115 317 362	X	100.0	74.4
0200	New and rebuilt automotive parts and supplies	8	452 879	25 432	5.6	Z	X
0420	Office and business furniture	41	1 240 525	288 875	23.3	.3	X
0800	Photographic equipment and supplies (excluding video)	23	145 316	7 215	5.0	Z	X
0900	Office equipment	180	15 441 486	703 514	4.6	.6	X
0920	New computer equipment	5 412	114 685 296	101 930 189	88.9	88.4	X
0930	Used computer equipment	871	5 283 659	1 633 805	30.9	1.4	X
0950	Computer software (packaged)	1 120	43 135 179	4 001 432	9.3	3.5	X
0960	Restaurant and hotel equipment and supplies	14	53 971	3 799	7.0	Z	X
0970	Store machines and equipment	42	152 032	8 950	5.9	Z	X
1140	Iron and steel wire and wire products	7	19 072	631	3.3	Z	X

See footnotes at end of table.

Table 1. All Types of Operation by Kind of Business and Commodity Line for Wholesale Trade: 1997—Con.

[Includes only establishments with payroll. For meaning of abbreviations and symbols, see introductory text. For explanation of terms, see Appendix A]

NAICS code and CL code	Kind of business and commodity line	Establishments handling commodity line		Commodity line sales			Sales coverage percent
		Number	Total sales (\$1,000)	Amount ¹ (\$1,000)	As percent of total sales of—		
					Establishments handling line	Establishments in NAICS industry ¹	
42143011	Computers & peripheral equipment for resale—Con.						
1400	Electrical apparatus and equipment	58	147 150	17 282	11.7	Z	X
1500	Electrical appliances, household	60	2 699 993	205 908	7.6	Z	X
1600	Electronic parts and equipment, except communication	191	4 721 126	1 201 592	25.5	1.0	X
1650	Communication equipment and supplies	242	3 346 753	284 818	8.5	Z	X
1700	Hardware	33	330 935	36 906	11.2	Z	X
1900	Warm air heating and air-conditioning equipment and supplies	9	218 983	24 637	11.3	Z	X
2230	Food-processing machinery, equipment, and parts	7	19 072	429	2.2	Z	X
2320	General-purpose industrial machinery, equipment, and parts	26	768 789	96 421	12.5	.1	X
2340	Materials handling machinery, equipment, and parts	10	12 069	853	7.1	Z	X
2360	Other industrial machinery, equipment, and parts	11	22 696	1 768	7.8	Z	X
2430	Fluid-power filters, components, accessories, and parts	7	16 556	680	4.1	Z	X
2700	Sporting and recreational goods and supplies	7	4 241	132	3.1	Z	X
3200	Printing and writing paper	99	13 023 961	165 379	1.3	.1	X
3300	Stationery, office supplies and greeting cards	76	160 764	21 466	13.4	Z	X
3400	Industrial and personal services paper and plastics	22	204 648	24 252	11.9	Z	X
5330	Chemicals and allied products (excluding agricultural, plastics, gases, and petroleum)	12	44 832	4 968	11.1	Z	X
9700	Service receipts and labor charges (including installed parts)	1 027	11 076 687	957 798	8.6	.8	X
9720	Receipts for service contracts	386	6 706 886	437 754	6.5	.4	X
9740	Receipts for installing equipment	193	1 310 911	47 040	3.6	Z	X
9810	Miscellaneous commodities	167	13 398 151	2 673 683	20.0	2.3	X
9930	Sales of integrated systems which you wrote or modified software	78	3 208 426	102 320	3.2	.1	X
9940	Rental and leasing receipts	122	605 685	19 027	3.1	Z	X
9960	Custom software (designed to customer specifications)	169	436 273	36 424	8.3	Z	X
42143012	Computers & peripheral equipment for end use	8 423	X	94 443 443	X	100.0	75.3
0400	Household and lawn furniture	6	5 933	608	10.2	Z	19.3
0412	Sleep furniture and equipment	6	5 933	608	10.2	Z	X
0420	Office and business furniture	203	842 976	101 126	12.0	.1	X
0800	Photographic equipment and supplies (excluding video)	57	138 342	6 269	4.5	Z	X
0900	Office equipment	399	1 582 654	242 649	15.3	.3	34.4
0911	Typewriters and dedicated word processors	186	548 800	23 200	4.2	Z	X
0912	Calculators and accounting machines	137	603 287	51 794	8.6	.1	X
0913	Copying machines and equipment	223	1 025 897	135 607	13.2	.1	X
0914	Dictating, transcribing, and recording machines	46	216 125	13 533	6.3	Z	X
0915	Mailing, letter handling, and addressing machines	34	147 380	18 513	12.6	Z	X
0920	New computer equipment	8 315	94 138 677	76 825 322	81.6	81.3	53.0
0921	Computers	7 140	83 619 216	52 039 642	62.2	55.1	X
0922	Computer storage devices	4 489	66 150 808	9 464 783	14.3	10.0	X
0923	Computer printers	5 198	66 178 188	5 106 654	7.7	5.4	X
0924	Other computer peripheral equipment	5 470	48 228 995	10 214 242	21.2	10.8	X
0930	Used computer equipment	902	4 354 241	933 965	21.5	1.0	X
0950	Computer software (packaged)	3 593	40 369 108	7 021 409	17.4	7.4	X
0970	Store machines and equipment	308	20 486 622	625 523	3.1	.7	X
0972	Other store machines and equipment	33	92 305	14 029	15.2	Z	X
1400	Electrical apparatus and equipment	297	4 220 448	496 176	11.8	.5	.5
1414	Conduit, raceway, and fittings	13	18 951	1 141	6.0	Z	X
1416	Interior wiring (excluding conduit)	18	12 940	2 478	19.2	Z	X
1417	Exterior wiring and cable (excluding conduit)	14	29 618	2 427	8.2	Z	X
1418	Lighting fixtures (residential and commercial)	13	34 530	2 842	8.2	Z	X
1419	Industrial controls	11	114 463	9 639	8.4	Z	X
1500	Electrical appliances, household	31	77 821	7 508	9.6	Z	18.8
1511	Televisions	9	1 503	370	24.6	Z	X
1513	V.C.R.'s and video cameras	25	40 826	3 031	7.4	Z	X
1600	Electronic parts and equipment, except communication	382	4 641 353	126 658	2.7	.1	1.0
1612	Integrated circuits	21	31 675	1 310	4.1	Z	X
1613	Capacitors and resistors	22	108 943	10 198	9.4	Z	X
1616	Electronic connectors and other passive electronic parts	45	81 345	5 371	6.6	Z	X
1618	Electronic parts and equipment, n.e.c.	99	495 817	70 227	14.2	.1	X
1650	Communication equipment and supplies	650	22 844 606	725 468	3.2	.8	.3
1651	Telephones	219	1 927 763	253 844	13.2	.3	X
1652	Other electronic communication equipment	156	786 273	47 563	6.0	.1	X
1653	Other electrical communication equipment	72	202 117	11 534	5.7	Z	X
1700	Hardware	25	110 552	21 967	19.9	Z	X
2320	General-purpose industrial machinery, equipment, and parts	20	73 187	6 865	9.4	Z	X
2330	Metalworking machinery, equipment, and parts	6	15 817	2 106	13.3	Z	X
2520	Custodial (janitors') equipment and supplies	7	6 156	66	1.1	Z	X
3200	Printing and writing paper	182	416 972	30 800	7.4	Z	4.2
3213	Other printing and writing paper	179	409 427	30 601	7.5	Z	X
3300	Stationery, office supplies and greeting cards	314	1 275 036	177 113	13.9	.2	5.9
3311	Business forms	115	422 970	34 746	8.2	Z	X
3312	Stationery, photocopy paper, and typing paper	83	272 030	4 309	1.6	Z	X
3313	Inked ribbons, carbon paper, pens and pencils	108	337 467	31 682	9.4	Z	X
3314	Toner and cartridges	174	708 387	49 209	6.9	.1	X
3315	Greeting cards	17	18 505	401	2.2	Z	X
3316	Other stationery supplies (envelopes, ruled forms, and binder paper)	139	473 698	22 470	4.7	Z	X
3400	Industrial and personal services paper and plastics	25	96 621	11 757	12.2	Z	13.7
3413	Industrial paper (wrapping, bags, cartons, etc.)	8	31 429	38	.1	Z	X
3415	Other industrial and personal service paper	15	16 278	9 276	57.0	Z	X
5330	Chemicals and allied products (excluding agricultural, plastics, gases, and petroleum)	14	18 152	1 245	6.9	Z	2.8
5335	Detergents and soaps	14	18 152	1 245	6.9	Z	X

See footnotes at end of table.

Table 1. All Types of Operation by Kind of Business and Commodity Line for Wholesale Trade: 1997—Con.

[Includes only establishments with payroll. For meaning of abbreviations and symbols, see introductory text. For explanation of terms, see Appendix A]

NAICS code and CL code	Kind of business and commodity line	Establishments handling commodity line		Commodity line sales			Sales coverage percent
		Number	Total sales (\$1,000)	Amount ¹ (\$1,000)	As percent of total sales of—		
					Establishments handling line	Establishments in NAICS industry ¹	
42143012	Computers & peripheral equipment for end use—Con.						
9700	Service receipts and labor charges (including installed parts)	3 596	30 052 931	2 822 475	9.4	3.0	38.0
9701	Labor charges for repair work	2 782	20 108 046	1 379 631	6.9	1.5	X
9702	Parts installed in repair work	1 742	12 651 704	329 943	2.6	.3	X
9703	Other service receipts and labor charges—Specify	1 338	14 224 113	1 112 896	7.8	1.2	X
9720	Receipts for service contracts	1 846	13 765 400	1 132 625	8.2	1.2	X
9740	Receipts for installing equipment	1 194	10 001 519	1 341 611	13.4	1.4	X
9810	Miscellaneous commodities	615	6 355 517	344 637	5.4	.4	X
9930	Sales of integrated systems which you wrote or modified software	373	3 746 632	299 529	8.0	.3	X
9940	Rental and leasing receipts	696	23 999 793	894 712	3.7	.9	71.9
9941	Computer rental and leasing receipts	620	23 504 917	868 456	3.7	.9	X
9942	Photocopying machine rental	44	326 238	14 108	4.3	Z	X
9943	Other office machine rental receipts	53	153 720	1 935	1.3	Z	X
9944	Other rental receipts	49	330 028	10 213	3.1	Z	X
9960	Custom software (designed to customer specifications)	600	3 472 829	211 732	6.1	.2	X
9970	Receipts for printing or photocopying performed at this establishment	9	43 787	1 806	4.1	Z	X
4214302	Computer software (packaged) whsle	2 849	X	11 686 607	X	100.0	73.4
0420	Office and business furniture	17	35 721	3 598	10.1	Z	X
0800	Photographic equipment and supplies (excluding video)	7	23 771	1 128	4.7	Z	X
0900	Office equipment	34	175 689	26 118	14.9	.2	X
0920	New computer equipment	800	2 927 847	665 414	22.7	5.7	X
0930	Used computer equipment	44	77 528	3 376	4.4	Z	X
0950	Computer software (packaged)	2 849	11 686 607	9 739 609	83.3	83.3	X
1400	Electrical apparatus and equipment	19	100 892	10 688	10.6	.1	X
1500	Electrical appliances, household	9	49 724	18 891	38.0	.2	X
1600	Electronic parts and equipment, except communication	33	76 099	10 995	14.4	.1	X
1650	Communication equipment and supplies	35	584 403	4 601	.8	Z	X
1700	Hardware	20	112 121	34 833	31.1	.3	X
2320	General-purpose industrial machinery, equipment, and parts	14	542 510	71 464	13.2	.6	X
3130	Compact discs, prerecorded audio tapes, and phonograph records	8	241 409	55 582	23.0	.5	X
3200	Printing and writing paper	26	52 654	2 698	5.1	Z	X
3300	Stationery, office supplies and greeting cards	34	171 542	20 200	11.8	.2	X
3400	Industrial and personal services paper and plastics	6	29 375	8 487	28.9	.1	X
9700	Service receipts and labor charges (including installed parts)	531	1 773 210	263 640	14.9	2.3	X
9720	Receipts for service contracts	478	2 091 545	462 021	22.1	4.0	X
9740	Receipts for installing equipment	153	411 638	32 345	7.9	.3	X
9810	Miscellaneous commodities	111	208 300	22 305	10.7	.2	X
9930	Sales of integrated systems which you wrote or modified software	76	114 906	21 294	18.5	.2	X
9940	Rental and leasing receipts	28	564 701	7 283	1.3	.1	X
9960	Custom software (designed to customer specifications)	290	831 201	124 620	15.0	1.1	X
42144	Other commercial equipment whsle	15 380	X	15 914 735	X	100.0	72.9
0300	Tires and tubes	6	1 718	306	17.8	Z	X
0400	Household and lawn furniture	12	16 735	4 365	26.1	Z	X
0420	Office and business furniture	107	474 853	55 053	11.6	.3	38.5
0421	New office furniture (wooden and metal)	58	266 595	21 381	8.0	.1	X
0422	New store and restaurant furniture	43	301 994	26 875	8.9	.2	X
0423	New public furniture (theater seats, church pews, park benches, and school desks)	17	103 266	6 780	6.6	Z	X
0500	Household china, glassware, crockery, and plastic housewares	7	42 173	12 783	30.3	.1	X
0520	Linens, domestics, curtains, and draperies	11	25 842	3 725	14.4	Z	72.9
0521	Bedspreads, blankets, and bedding	6	8 467	479	5.7	Z	X
0522	Curtains and draperies	8	9 132	579	6.3	Z	X
0530	Flooring and floor coverings	17	217 291	18 335	8.4	.1	72.1
0531	Soft-surface (textile) floor coverings and accessories (including rugs, carpets, and pads)	15	213 072	17 518	8.2	.1	X
0540	Other home furnishings	160	558 409	52 086	9.3	.3	2.5
0541	Metal flatware and kitchen utensils	37	261 879	9 142	3.5	.1	X
0542	Mirrors, lamps, and picture frames	116	291 318	42 481	14.6	.3	X
0543	Home furnishings, n.e.c.	7	5 212	463	8.9	Z	X
0620	Plywood and millwork	19	34 516	4 561	13.2	Z	19.4
0622	Other panels products (including hardwood plywood, waterboard, and particleboard)	10	8 263	1 919	23.2	Z	X
0624	Wood millwork (doors, windows, cabinets, etc.)	9	26 253	2 642	10.1	Z	X
0800	Photographic equipment and supplies (excluding video)	17	26 624	2 787	10.5	Z	35.8
0815	Other photographic equipment and supplies	6	13 597	1 093	8.0	Z	X
0900	Office equipment	48	49 359	3 829	7.8	Z	20.5
0911	Typewriters and dedicated word processors	25	32 233	844	2.6	Z	X
0912	Calculators and accounting machines	28	31 905	619	1.9	Z	X
0913	Copying machines and equipment	9	3 949	233	5.9	Z	X
0915	Mailing, letter handling, and addressing machines	6	8 741	1 945	22.3	Z	X
0920	New computer equipment	125	150 886	15 428	10.2	.1	21.8
0921	Computers	79	91 609	5 613	6.1	Z	X
0922	Computer storage devices	14	38 717	213	.6	Z	X
0923	Computer printers	62	84 751	3 106	3.7	Z	X
0924	Other computer peripheral equipment	45	70 776	3 783	5.3	Z	X
0930	Used computer equipment	31	21 107	434	2.1	Z	X
0950	Computer software (packaged)	87	145 388	9 141	6.3	.1	X
0960	Restaurant and hotel equipment and supplies	3 268	10 962 682	9 794 701	89.3	61.5	X
0970	Store machines and equipment	2 389	5 585 395	4 595 317	82.3	28.9	57.4
0971	Vending machines	454	1 361 663	1 027 353	75.4	6.5	X
0972	Other store machines and equipment	2 037	4 576 173	3 567 964	78.0	22.4	X
1000	Medical, hospital, and surgical supplies	9	53 572	8 997	16.8	.1	X

See footnotes at end of table.

Table 1. All Types of Operation by Kind of Business and Commodity Line for Wholesale Trade: 1997—Con.

[Includes only establishments with payroll. For meaning of abbreviations and symbols, see introductory text. For explanation of terms, see Appendix A]

NAICS code and CL code	Kind of business and commodity line	Establishments handling commodity line		Commodity line sales			Sales coverage percent
		Number	Total sales (\$1,000)	Amount ¹ (\$1,000)	As percent of total sales of—		
					Establishments handling line	Establishments in NAICS industry ¹	
42144	Other commercial equipment whse—Con.						
1400	Electrical apparatus and equipment.....	15	17 928	1 472	8.2	Z	27.7
1419	Industrial controls	6	6 436	1 348	20.9	Z	X
1500	Electrical appliances, household	23	93 745	5 243	5.6	Z	X
1600	Electronic parts and equipment, except communication	64	149 888	18 182	12.1	.1	X
1650	Communication equipment and supplies	6	5 440	78	1.4	Z	X
1700	Hardware	12	14 143	1 203	8.5	Z	X
1800	Plumbing and heating equipment and supplies (hydronics)	52	172 961	13 921	8.0	.1	4.1
1812	Metal pipe fittings and valves (excluding pipe and tubing)	42	140 882	4 923	3.5	Z	X
1814	Furnaces, stoves, water heaters (except electric and warm air)	44	155 545	7 168	4.6	Z	X
1900	Warm air heating and air-conditioning equipment and supplies	7	47 379	14 492	30.6	.1	X
2000	Refrigeration equipment and supplies	442	1 509 607	271 542	18.0	1.7	4.8
2011	Commercial refrigerators (reach-in and walk-in)	347	1 191 408	89 208	7.5	.6	X
2012	Unit coolers for commercial refrigerators	49	176 949	8 022	4.5	.1	X
2013	Condensing units for commercial refrigerators	19	63 317	3 859	6.1	Z	X
2014	Refrigerants	15	18 845	1 841	9.8	Z	X
2015	Other refrigeration equipment and supplies	298	1 013 851	159 397	15.7	1.0	X
2200	Farm machinery, equipment, and parts	6	1 718	462	26.9	Z	X
2230	Food-processing machinery, equipment, and parts	7	30 742	5 197	16.9	Z	33.5
2231	New commercial food-processing machinery (slicers, choppers, baking, etc.)	7	30 742	5 197	16.9	Z	X
2320	General-purpose industrial machinery, equipment, and parts	14	19 146	3 366	17.6	Z	X
2340	Materials handling machinery, equipment, and parts	39	129 584	17 297	13.3	.1	60.8
2341	New conveying equipment	37	117 219	9 570	8.2	.1	X
2342	New hoists, cranes, and monorails	12	22 991	686	3.0	Z	X
2345	Used materials handling machinery, equipment, and parts	19	59 073	5 356	9.1	Z	X
2360	Other industrial machinery, equipment, and parts	9	13 399	2 656	19.8	Z	X
2450	Industrial containers and supplies	18	136 080	31 327	23.0	.2	41.0
2454	Other industrial containers and supplies	14	106 656	29 347	27.5	.2	X
2520	Custodial (janitors') equipment and supplies	175	679 075	70 181	10.3	.4	3.8
2521	Custodial equipment—power equipment	58	370 921	7 226	1.9	Z	X
2522	Custodial equipment—nonpower equipment	66	438 068	14 064	3.2	.1	X
2523	Custodial supplies	172	661 597	47 500	7.2	.3	X
2530	Laundry and dry-cleaning equipment and supplies	22	98 137	5 383	5.5	Z	X
2700	Sporting and recreational goods and supplies	12	8 619	2 516	29.2	Z	29.7
2713	Billiards, pool, bowling equipment, and accessories	6	3 631	778	21.4	Z	X
3150	Other durable goods	22	52 910	11 691	22.1	.1	65.9
3151	Coin-operated games	6	12 874	4 313	33.5	Z	X
3154	Other durable goods, n.e.c.	16	40 036	7 378	18.4	Z	X
3200	Printing and writing paper	22	39 003	4 258	10.9	Z	25.0
3213	Other printing and writing paper	6	18 296	1 671	9.1	Z	X
3300	Stationery, office supplies and greeting cards	93	201 777	40 156	19.9	.3	34.6
3311	Business forms	48	90 238	8 020	8.9	.1	X
3312	Stationery, photocopy paper, and typing paper	43	90 855	7 239	8.0	Z	X
3313	Inked ribbons, carbon paper, pens and pencils	62	87 402	2 988	3.4	Z	X
3314	Toner and cartridges	55	161 643	16 321	10.1	.1	X
3316	Other stationery supplies (envelopes, ruled forms, and binder paper)	31	64 667	5 505	8.5	Z	X
3400	Industrial and personal services paper and plastics	120	372 838	54 545	14.6	.3	37.1
3411	Paperboard and boxboard boxes	28	75 472	3 913	5.2	Z	X
3412	Paper dishes, cups, and napkins	63	260 122	12 507	4.8	.1	X
3413	Industrial paper (wrapping, bags, cartons, etc.)	77	143 614	17 355	12.1	.1	X
3414	Disposable plastic boxes, containers, cups, dishes, and supplies	63	244 908	11 533	4.7	.1	X
3415	Other industrial and personal service paper	21	49 789	8 895	17.9	.1	X
3500	Drugs, pharmaceuticals, cosmetics, and toiletries	10	20 944	2 136	10.2	Z	6.3
3515	Other toiletries and druggists' sundries	7	4 344	1 773	40.8	Z	X
3600	Piece goods, knit and woven	6	6 272	446	7.1	Z	X
4100	Frozen foods (packaged)	10	219 027	93 936	42.9	.6	7.2
4115	Meat (frozen packaged)	6	207 415	73 786	35.6	.5	X
4200	Dairy products (excluding dried or canned)	12	269 134	25 130	9.3	.2	X
4300	Poultry and poultry products	6	28 032	4 689	16.7	Z	X
4400	Confectionery	7	12 510	2 223	17.8	Z	60.9
4411	Candy	7	12 510	758	6.1	Z	X
4414	Chips and popcorn	6	10 737	1 465	13.6	Z	X
4500	Fish and seafoods (excluding canned and frozen packaged)	7	23 753	2 594	10.9	Z	X
4600	Meat and meat products (fresh and unpackaged)	6	57 780	13 196	22.8	.1	X
4800	Coffee, tea, and spices	34	47 658	6 598	13.8	Z	62.7
4811	Coffee	17	15 537	2 776	17.9	Z	X
4812	Tea	11	10 480	487	4.6	Z	X
4813	Spices	18	37 912	3 242	8.6	Z	X
4830	Canned foods	12	28 760	1 890	6.6	Z	43.7
4831	Canned and bottled fruits, vegetables, and juices	9	26 890	972	3.6	Z	X
4840	Food and beverage basic materials (include flavoring extracts, fruit peel, hop extract, industrial molasses, sausage casings, malt, yeast, etc.)	14	7 708	705	9.1	Z	X
4850	Soft drinks and bottled water	6	15 828	1 015	6.4	Z	X
4860	Other grocery specialties	12	28 121	2 731	9.7	Z	43.1
4868	Grocery specialties, n.e.c.	7	16 876	2 088	12.4	Z	X
5300	Plastics materials and basic shapes	13	32 724	2 196	6.7	Z	X

See footnotes at end of table.

Table 1. All Types of Operation by Kind of Business and Commodity Line for Wholesale Trade: 1997—Con.

[Includes only establishments with payroll. For meaning of abbreviations and symbols, see introductory text. For explanation of terms, see Appendix A]

NAICS code and CL code	Kind of business and commodity line	Establishments handling commodity line		Commodity line sales			Sales coverage percent
		Number	Total sales (\$1,000)	Amount ¹ (\$1,000)	As percent of total sales of—		
					Establishments handling line	Establishments in NAICS industry ¹	
42144	Other commercial equipment whsle—Con.						
5330	Chemicals and allied products (excluding agricultural, plastics, gases, and petroleum)	75	276 814	18 536	6.7	.1	X
5800	Farm supplies	8	2 783	1 431	15.6	Z	X
6120	Art goods (including novelties and souvenirs)	10	18 206	1 984	10.9	Z	X
6150	Nondurable goods, n.e.c.	7	37 373	9 777	26.2	.1	X
9700	Service receipts and labor charges (including installed parts)	1 079	2 312 093	355 911	15.4	2.2	65.9
9701	Labor charges for repair work	874	1 820 482	157 118	8.6	1.0	X
9702	Parts installed in repair work	693	1 429 526	93 781	6.6	.6	X
9703	Other service receipts and labor charges—Specify	325	686 384	105 002	15.3	.7	X
9720	Receipts for service contracts	96	179 422	13 316	7.4	.1	X
9740	Receipts for installing equipment	410	957 260	61 668	6.4	.4	X
9810	Miscellaneous commodities	201	344 673	49 948	14.5	.3	X
9940	Rental and leasing receipts	313	501 836	31 438	6.3	.2	6.8
9943	Other office machine rental receipts	87	49 301	5 920	12.0	Z	X
9944	Other rental receipts	96	215 677	6 959	3.2	Z	X
9960	Custom software (designed to customer specifications)	12	13 686	317	2.3	Z	X
421440	Other commercial equipment whsle	5 380	X	15 914 735	X	100.0	72.9
0300	Tires and tubes	6	1 718	306	17.8	Z	X
0400	Household and lawn furniture	12	16 735	4 365	26.1	Z	X
0420	Office and business furniture	107	474 853	55 053	11.6	.3	38.5
0421	New office furniture (wooden and metal)	58	266 595	21 381	8.0	.1	X
0422	New store and restaurant furniture	43	301 994	26 875	8.9	.2	X
0423	New public furniture (theater seats, church pews, park benches, and school desks)	17	103 266	6 780	6.6	Z	X
0500	Household china, glassware, crockery, and plastic housewares	7	42 173	12 783	30.3	.1	X
0520	Linens, domestics, curtains, and draperies	11	25 842	3 725	14.4	Z	72.9
0521	Bedspreads, blankets, and bedding	6	8 467	479	5.7	Z	X
0522	Curtains and draperies	8	9 132	579	6.3	Z	X
0530	Flooring and floor coverings	17	217 291	18 335	8.4	.1	72.1
0531	Soft-surface (textile) floor coverings and accessories (including rugs, carpets, and pads)	15	213 072	17 518	8.2	.1	X
0540	Other home furnishings	160	558 409	52 086	9.3	.3	2.5
0541	Metal flatware and kitchen utensils	37	261 879	9 142	3.5	.1	X
0542	Mirrors, lamps, and picture frames	116	291 318	42 481	14.6	.3	X
0543	Home furnishings, n.e.c.	7	5 212	463	8.9	Z	X
0620	Plywood and millwork	19	34 516	4 561	13.2	Z	19.4
0622	Other panels products (including hardwood plywood, waterboard, and particleboard)	10	8 263	1 919	23.2	Z	X
0624	Wood millwork (doors, windows, cabinets, etc.)	9	26 253	2 642	10.1	Z	X
0800	Photographic equipment and supplies (excluding video)	17	26 624	2 787	10.5	Z	35.8
0815	Other photographic equipment and supplies	6	13 597	1 093	8.0	Z	X
0900	Office equipment	48	49 359	3 829	7.8	Z	20.5
0911	Typewriters and dedicated word processors	25	32 233	844	2.6	Z	X
0912	Calculators and accounting machines	28	31 905	619	1.9	Z	X
0913	Copying machines and equipment	9	3 949	233	5.9	Z	X
0915	Mailing, letter handling, and addressing machines	6	8 741	1 945	22.3	Z	X
0920	New computer equipment	125	150 886	15 428	10.2	.1	21.8
0921	Computers	79	91 609	5 613	6.1	Z	X
0922	Computer storage devices	14	38 717	213	.6	Z	X
0923	Computer printers	62	84 751	3 106	3.7	Z	X
0924	Other computer peripheral equipment	45	70 776	3 783	5.3	Z	X
0930	Used computer equipment	31	21 107	434	2.1	Z	X
0950	Computer software (packaged)	87	145 388	9 141	6.3	.1	X
0960	Restaurant and hotel equipment and supplies	3 268	10 962 682	9 794 701	89.3	61.5	X
0970	Store machines and equipment	2 389	5 585 395	4 595 317	82.3	28.9	57.4
0971	Vending machines	454	1 361 663	1 027 353	75.4	6.5	X
0972	Other store machines and equipment	2 037	4 576 173	3 567 964	78.0	22.4	X
1000	Medical, hospital, and surgical supplies	9	53 572	8 997	16.8	.1	X
1400	Electrical apparatus and equipment	15	17 928	1 472	8.2	Z	27.7
1419	Industrial controls	6	6 436	1 348	20.9	Z	X
1500	Electrical appliances, household	23	93 745	5 243	5.6	Z	X
1600	Electronic parts and equipment, except communication	64	149 888	18 182	12.1	.1	X
1650	Communication equipment and supplies	6	5 440	78	1.4	Z	X
1700	Hardware	12	14 143	1 203	8.5	Z	X
1800	Plumbing and heating equipment and supplies (hydronics)	52	172 961	13 921	8.0	.1	4.1
1812	Metal pipe fittings and valves (excluding pipe and tubing)	42	140 882	4 923	3.5	Z	X
1814	Furnaces, stoves, water heaters (except electric and warm air)	44	155 545	7 168	4.6	Z	X
1900	Warm air heating and air-conditioning equipment and supplies	7	47 379	14 492	30.6	.1	X
2000	Refrigeration equipment and supplies	442	1 509 607	271 542	18.0	1.7	4.8
2011	Commercial refrigerators (reach-in and walk-in)	347	1 191 408	89 208	7.5	.6	X
2012	Unit coolers for commercial refrigerators	49	176 949	8 022	4.5	.1	X
2013	Condensing units for commercial refrigerators	19	63 317	3 859	6.1	Z	X
2014	Refrigerants	15	18 845	1 841	9.8	Z	X
2015	Other refrigeration equipment and supplies	298	1 013 851	159 397	15.7	1.0	X
2200	Farm machinery, equipment, and parts	6	1 718	462	26.9	Z	X
2230	Food-processing machinery, equipment, and parts	7	30 742	5 197	16.9	Z	33.5
2231	New commercial food-processing machinery (slicers, choppers, baking, etc.)	7	30 742	5 197	16.9	Z	X

See footnotes at end of table.

Table 1. All Types of Operation by Kind of Business and Commodity Line for Wholesale Trade: 1997—Con.

[Includes only establishments with payroll. For meaning of abbreviations and symbols, see introductory text. For explanation of terms, see Appendix A]

NAICS code and CL code	Kind of business and commodity line	Establishments handling commodity line		Commodity line sales			Sales coverage percent
		Number	Total sales (\$1,000)	Amount ¹ (\$1,000)	As percent of total sales of—		
					Establishments handling line	Establishments in NAICS industry ¹	
421440	Other commercial equipment whsle—Con.						
2320	General-purpose industrial machinery, equipment, and parts	14	19 146	3 366	17.6	Z	X
2340	Materials handling machinery, equipment, and parts	39	129 584	17 297	13.3	.1	60.8
2341	New conveying equipment	37	117 219	9 570	8.2	.1	X
2342	New hoists, cranes, and monorails	12	22 991	686	3.0	Z	X
2345	Used materials handling machinery, equipment, and parts	19	59 073	5 356	9.1	Z	X
2360	Other industrial machinery, equipment, and parts	9	13 399	2 656	19.8	Z	X
2450	Industrial containers and supplies	18	136 080	31 327	23.0	.2	41.0
2454	Other industrial containers and supplies	14	106 656	29 347	27.5	.2	X
2520	Custodial (janitors') equipment and supplies	175	679 075	70 181	10.3	.4	3.8
2521	Custodial equipment—power equipment	58	370 921	7 226	1.9	Z	X
2522	Custodial equipment—nonpower equipment	66	438 068	14 064	3.2	.1	X
2523	Custodial supplies	172	661 597	47 500	7.2	.3	X
2530	Laundry and dry-cleaning equipment and supplies	22	98 137	5 383	5.5	Z	X
2700	Sporting and recreational goods and supplies	12	8 619	2 516	29.2	Z	29.7
2713	Billiards, pool, bowling equipment, and accessories	6	3 631	778	21.4	Z	X
3150	Other durable goods	22	52 910	11 691	22.1	.1	65.9
3151	Coin-operated games	6	12 874	4 313	33.5	Z	X
3154	Other durable goods, n.e.c.	16	40 036	7 378	18.4	Z	X
3200	Printing and writing paper	22	39 003	4 258	10.9	Z	25.0
3213	Other printing and writing paper	6	18 296	1 671	9.1	Z	X
3300	Stationery, office supplies and greeting cards	93	201 777	40 156	19.9	.3	34.6
3311	Business forms	48	90 238	8 020	8.9	.1	X
3312	Stationery, photocopy paper, and typing paper	43	90 855	7 239	8.0	Z	X
3313	Inked ribbons, carbon paper, pens and pencils	62	87 402	2 988	3.4	Z	X
3314	Toner and cartridges	55	161 643	16 321	10.1	.1	X
3316	Other stationery supplies (envelopes, ruled forms, and binder paper) ...	31	64 667	5 505	8.5	Z	X
3400	Industrial and personal services paper and plastics	120	372 838	54 545	14.6	.3	37.1
3411	Paperboard and boxboard boxes	28	75 472	3 913	5.2	Z	X
3412	Paper dishes, cups, and napkins	63	260 122	12 507	4.8	.1	X
3413	Industrial paper (wrapping, bags, cartons, etc.)	77	143 614	17 355	12.1	.1	X
3414	Disposable plastic boxes, containers, cups, dishes, and supplies	63	244 908	11 533	4.7	.1	X
3415	Other industrial and personal service paper	21	49 789	8 895	17.9	.1	X
3500	Drugs, pharmaceuticals, cosmetics, and toiletries	10	20 944	2 136	10.2	Z	6.3
3515	Other toiletries and druggists' sundries	7	4 344	1 773	40.8	Z	X
3600	Piece goods, knit and woven	6	6 272	446	7.1	Z	X
4100	Frozen foods (packaged)	10	219 027	93 936	42.9	.6	7.2
4115	Meat (frozen packaged)	6	207 415	73 786	35.6	.5	X
4200	Dairy products (excluding dried or canned)	12	269 134	25 130	9.3	.2	X
4300	Poultry and poultry products	6	28 032	4 689	16.7	Z	X
4400	Confectionery	7	12 510	2 223	17.8	Z	60.9
4411	Candy	7	12 510	758	6.1	Z	X
4414	Chips and popcorn	6	10 737	1 465	13.6	Z	X
4500	Fish and seafoods (excluding canned and frozen packaged)	7	23 753	2 594	10.9	Z	X
4600	Meat and meat products (fresh and unpackaged)	6	57 780	13 196	22.8	.1	X
4800	Coffee, tea, and spices	34	47 658	6 598	13.8	Z	62.7
4811	Coffee	17	15 537	2 776	17.9	Z	X
4812	Tea	11	10 480	487	4.6	Z	X
4813	Spices	18	37 912	3 242	8.6	Z	X
4830	Canned foods	12	28 760	1 890	6.6	Z	43.7
4831	Canned and bottled fruits, vegetables, and juices	9	26 890	972	3.6	Z	X
4840	Food and beverage basic materials (include flavoring extracts, fruit peel, hop extract, industrial molasses, sausage casings, malt, yeast, etc.)	14	7 708	705	9.1	Z	X
4850	Soft drinks and bottled water	6	15 828	1 015	6.4	Z	X
4860	Other grocery specialties	12	28 121	2 731	9.7	Z	43.1
4868	Grocery specialties, n.e.c.	7	16 876	2 088	12.4	Z	X
5300	Plastics materials and basic shapes	13	32 724	2 196	6.7	Z	X
5330	Chemicals and allied products (excluding agricultural, plastics, gases, and petroleum)	75	276 814	18 536	6.7	.1	X
5800	Farm supplies	8	2 763	431	15.6	Z	X
6120	Art goods (including novelties and souvenirs)	10	18 206	1 984	10.9	Z	X
6150	Nondurable goods, n.e.c.	7	37 373	9 777	26.2	.1	X
9700	Service receipts and labor charges (including installed parts)	1 079	2 312 093	355 911	15.4	2.2	65.9
9701	Labor charges for repair work	874	1 820 482	157 118	8.6	1.0	X
9702	Parts installed in repair work	693	1 429 526	93 781	6.6	.6	X
9703	Other service receipts and labor charges—Specify	325	686 384	105 002	15.3	.7	X
9720	Receipts for service contracts	96	179 422	13 316	7.4	.1	X
9740	Receipts for installing equipment	410	957 260	61 668	6.4	.4	X
9810	Miscellaneous commodities	201	344 673	49 948	14.5	.3	X
9940	Rental and leasing receipts	313	501 836	31 438	6.3	.2	6.8
9943	Other office machine rental receipts	87	49 301	5 920	12.0	Z	X
9944	Other rental receipts	96	215 677	6 959	3.2	Z	X
9960	Custom software (designed to customer specifications)	12	13 686	317	2.3	Z	X

See footnotes at end of table.

Table 1. All Types of Operation by Kind of Business and Commodity Line for Wholesale Trade: 1997—Con.

[Includes only establishments with payroll. For meaning of abbreviations and symbols, see introductory text. For explanation of terms, see Appendix A]

NAICS code and CL code	Kind of business and commodity line	Establishments handling commodity line		Commodity line sales			Sales coverage percent
		Number	Total sales (\$1,000)	Amount ¹ (\$1,000)	As percent of total sales of—		
					Establishments handling line	Establishments in NAICS industry ¹	
4214401	Restaurant & hotel equipment & supplies whsle	3 165	X	10 686 971	X	100.0	77.8
0300	Tires and tubes	6	1 718	306	17.8	Z	X
0400	Household and lawn furniture	7	13 411	3 980	29.7	Z	X
0420	Office and business furniture	52	338 431	35 900	10.6	.3	X
0520	Linens, domestics, curtains, and draperies	11	25 842	3 725	14.4	Z	X
0530	Flooring and floor coverings	13	212 470	18 184	8.6	X	X
0540	Other home furnishings	147	535 209	50 933	9.5	.5	X
0900	Office equipment	9	6 087	113	1.9	Z	X
0920	New computer equipment	30	22 357	2 706	12.1	Z	X
0930	Used computer equipment	15	3 355	243	7.2	Z	X
0950	Computer software (packaged)	16	10 354	707	6.8	Z	X
0960	Restaurant and hotel equipment and supplies	3 165	10 686 971	9 724 993	91.0	91.0	X
0970	Store machines and equipment	174	357 631	39 785	11.1	.4	X
1500	Electrical appliances, household	19	89 302	5 237	5.9	Z	X
1600	Electronic parts and equipment, except communication	18	34 259	6 312	18.4	.1	X
1800	Plumbing and heating equipment and supplies (hydronics)	46	156 899	12 325	7.9	.1	X
1900	Warm air heating and air-conditioning equipment and supplies	6	42 221	13 983	33.1	.1	X
2000	Refrigeration equipment and supplies	363	1 269 409	216 207	17.0	2.0	X
2200	Farm machinery, equipment, and parts	6	1 718	462	26.9	Z	X
2320	General-purpose industrial machinery, equipment, and parts	9	8 186	933	11.4	Z	X
2520	Custodial (janitors') equipment and supplies	173	678 982	70 180	10.3	.7	X
2530	Laundry and dry-cleaning equipment and supplies	20	97 836	5 377	5.5	.1	X
2700	Sporting and recreational goods and supplies	6	4 988	1 738	34.8	Z	X
3200	Printing and writing paper	6	18 296	1 671	9.1	Z	X
3300	Stationery, office supplies and greeting cards	33	86 150	20 610	23.9	.2	X
3400	Industrial and personal services paper and plastics	82	308 276	45 895	14.9	.4	X
4100	Frozen foods (packaged)	10	219 027	93 936	42.9	.9	X
4200	Dairy products (excluding dried or canned)	8	259 793	22 984	8.8	.2	X
4400	Confectionery	6	10 737	2 150	20.0	Z	X
4600	Meat and meat products (fresh and unpackage)	6	57 780	13 196	22.8	.1	X
4800	Coffee, tea, and spices	25	36 953	5 593	15.1	.1	X
4830	Canned foods	12	28 760	1 890	6.6	Z	X
4840	Food and beverage basic materials (include flavoring extracts, fruit peel, hop extract, industrial molasses, sausage casings, malt, yeast, etc.)	8	3 292	374	11.4	Z	X
4850	Soft drinks and bottled water	6	15 828	1 015	6.4	Z	X
4860	Other grocery specialties	7	17 007	455	2.7	Z	X
5330	Chemicals and allied products (excluding agricultural, plastics, gases, and petroleum)	73	274 050	18 401	6.7	.2	X
5800	Farm supplies	8	2 763	431	15.6	Z	X
9700	Service receipts and labor charges (including installed parts)	408	785 412	118 619	15.1	1.1	X
9720	Receipts for service contracts	9	11 159	388	3.5	Z	X
9740	Receipts for installing equipment	209	586 177	32 452	5.5	.3	X
9810	Miscellaneous commodities	57	108 178	18 166	16.8	.2	X
9940	Rental and leasing receipts	118	218 929	17 275	7.9	.2	X
4214402	Store machines & equipment whsle	'2 215	X	'5 227 764	X	100.0	62.9
0420	Office and business furniture	55	136 422	19 153	14.0	.4	13.0
0421	New office furniture (wooden and metal)	29	100 652	13 490	13.4	.3	X
0422	New store and restaurant furniture	14	25 764	3 266	12.7	.1	X
0423	New public furniture (theater seats, church pews, park benches, and school desks)	13	10 008	2 397	24.0	Z	X
0540	Other home furnishings	13	23 200	1 153	5.0	Z	9.2
0542	Mirrors, lamps, and picture frames	6	17 988	690	3.8	Z	X
0543	Home furnishings, n.e.c.	7	5 212	463	8.9	Z	X
0620	Plywood and millwork	18	33 496	4 460	13.3	.1	14.3
0622	Other panels products (including hardwood plywood, waterboard, and particleboard)	9	7 243	1 818	25.1	Z	X
0624	Wood millwork (doors, windows, cabinets, etc.)	9	26 253	2 642	10.1	.1	X
0800	Photographic equipment and supplies (excluding video)	16	20 260	1 519	7.5	Z	19.3
0815	Other photographic equipment and supplies	6	13 597	1 093	8.0	Z	X
0900	Office equipment	39	43 272	3 716	8.6	.1	18.7
0911	Typewriters and dedicated word processors	25	32 233	844	2.6	Z	X
0912	Calculators and accounting machines	28	31 905	619	1.9	Z	X
0913	Copying machines and equipment	9	3 949	233	5.9	Z	X
0915	Mailing, letter handling, and addressing machines	6	8 741	1 945	22.3	Z	X
0920	New computer equipment	95	128 529	12 722	9.9	.2	22.7
0921	Computers	79	91 609	5 613	6.1	.1	X
0922	Computer storage devices	14	38 717	213	.6	Z	X
0923	Computer printers	62	84 751	3 106	3.7	.1	X
0924	Other computer peripheral equipment	45	70 776	3 783	5.3	.1	X
0930	Used computer equipment	16	17 752	191	1.1	Z	X
0950	Computer software (packaged)	71	135 034	8 434	6.2	.2	X
0960	Restaurant and hotel equipment and supplies	103	275 711	69 708	25.3	1.3	X
0970	Store machines and equipment	2 215	5 227 764	4 555 532	87.1	87.1	48.9
0971	Vending machines	416	1 249 446	1 024 892	82.0	19.6	X
0972	Other store machines and equipment	1 867	4 220 537	3 530 640	83.7	67.5	X
1000	Medical, hospital, and surgical supplies	7	12 483	369	3.0	Z	X
1400	Electrical apparatus and equipment	15	17 928	1 472	8.2	Z	23.9
1419	Industrial controls	6	6 436	1 348	20.9	Z	X
1600	Electronic parts and equipment, except communication	46	115 629	11 870	10.3	.2	X
1650	Communication equipment and supplies	6	5 440	78	1.4	Z	X
1700	Hardware	7	8 649	464	5.4	Z	X
1800	Plumbing and heating equipment and supplies (hydronics)	6	16 062	1 596	9.9	Z	X

See footnotes at end of table.

Table 1. All Types of Operation by Kind of Business and Commodity Line for Wholesale Trade: 1997—Con.

[Includes only establishments with payroll. For meaning of abbreviations and symbols, see introductory text. For explanation of terms, see Appendix A]

NAICS code and CL code	Kind of business and commodity line	Establishments handling commodity line		Commodity line sales			Sales coverage percent
		Number	Total sales (\$1,000)	Amount ¹ (\$1,000)	As percent of total sales of—		
					Establishments handling line	Establishments in NAICS industry ¹	
4214402	Store machines & equipment whse—Con.						
2000	Refrigeration equipment and supplies	79	240 198	55 335	23.0	1.1	5.1
2011	Commercial refrigerators (reach-in and walk-in)	73	184 848	23 374	12.6	.4	X
2012	Unit coolers for commercial refrigerators	35	74 468	1 029	1.4	.1	X
2013	Condensing units for commercial refrigerators	19	63 317	3 859	6.1	.1	X
2015	Other refrigeration equipment and supplies	35	105 191	17 859	17.0	.3	X
2340	Materials handling machinery, equipment, and parts	39	129 584	17 297	13.3	.3	52.4
2341	New conveying equipment	37	117 219	9 570	8.2	.2	X
2342	New hoists, cranes, and monorails	12	22 991	686	3.0	.2	X
2345	Used materials handling machinery, equipment, and parts	19	59 073	5 356	9.1	.1	X
2450	Industrial containers and supplies	14	106 656	29 347	27.5	.6	47.0
2454	Other industrial containers and supplies	14	106 656	29 347	27.5	.6	X
2700	Sporting and recreational goods and supplies	6	3 631	778	21.4	Z	44.6
2713	Billiards, pool, bowling equipment, and accessories	6	3 631	778	21.4	Z	X
3150	Other durable goods	22	52 910	11 691	22.1	.2	56.9
3151	Coin-operated games	6	12 874	4 313	33.5	.1	X
3154	Other durable goods, n.e.c	16	40 036	7 378	18.4	.1	X
3200	Printing and writing paper	16	20 707	2 587	12.5	Z	X
3300	Stationery, office supplies and greeting cards	60	115 627	19 546	16.9	.4	31.8
3311	Business forms	19	14 117	22	.2	Z	X
3312	Stationery, photocopy paper, and typing paper	19	14 117	572	4.1	Z	X
3313	Inked ribbons, carbon paper, pens and pencils	40	22 985	549	2.4	Z	X
3314	Toner and cartridges	38	106 233	15 698	14.8	.3	X
3316	Other stationery supplies (envelopes, ruled forms, and binder paper)	19	14 117	2 653	18.8	.1	X
3400	Industrial and personal services paper and plastics	38	64 562	8 650	13.4	.2	3.2
3413	Industrial paper (wrapping, bags, cartons, etc.)	36	61 237	8 321	13.6	.2	X
3500	Drugs, pharmaceuticals, cosmetics, and toiletries	7	4 344	1 773	40.8	Z	31.8
3515	Other toiletries and druggists' sundries	7	4 344	1 773	40.8	Z	X
4800	Coffee, tea, and spices	9	10 705	1 005	9.4	Z	62.9
4813	Spices	9	10 705	1 005	9.4	Z	X
4840	Food and beverage basic materials (include flavoring extracts, fruit peel, hop extract, industrial molasses, sausage casings, malt, yeast, etc.)	6	4 416	331	7.5	Z	X
5300	Plastics materials and basic shapes	8	15 651	1 122	7.2	Z	X
6120	Art goods (including novelties and souvenirs)	10	18 206	1 984	10.9	Z	X
9700	Service receipts and labor charges (including installed parts)	671	1 526 681	237 292	15.5	4.5	55.6
9701	Labor charges for repair work	509	1 083 294	96 231	8.9	1.8	X
9702	Parts installed in repair work	397	830 152	47 803	5.8	.9	X
9703	Other service receipts and labor charges—Specify	246	553 879	93 250	16.8	1.8	X
9720	Receipts for service contracts	87	168 263	12 928	7.7	.2	X
9740	Receipts for installing equipment	201	371 083	29 216	7.9	.6	X
9810	Miscellaneous commodities	144	236 495	31 782	13.4	.6	X
9940	Rental and leasing receipts	195	282 907	14 163	5.0	.3	11.3
9943	Other office machine rental receipts	87	49 301	5 920	12.0	.1	X
9944	Other rental receipts	96	215 677	6 959	3.2	.1	X
9960	Custom software (designed to customer specifications)	12	13 686	317	2.3	Z	X
42145	Medical, dental, & hospital equipment & supplies whse	9 782	X	58 791 711	X	100.0	69.2
0420	Office and business furniture	67	254 385	13 308	5.2	Z	X
0800	Photographic equipment and supplies (excluding video)	22	64 486	9 875	15.3	Z	32.6
0813	Photographic film	22	64 486	9 875	15.3	Z	X
0900	Office equipment	30	89 657	2 130	2.4	Z	X
0920	New computer equipment	58	136 370	7 374	5.4	Z	1.7
0921	Computers	56	130 579	7 240	5.5	Z	X
0950	Computer software (packaged)	50	787 623	24 286	3.1	Z	X
1000	Medical, hospital, and surgical supplies	8 767	55 306 433	52 301 342	94.6	89.0	63.8
1011	Surgical and medical instruments and equipment	5 402	37 434 772	24 077 246	64.3	41.0	X
1012	Orthopedic, and prosthetic appliances and supplies	1 869	8 290 083	4 062 860	49.0	6.9	X
1013	Other surgical, medical, and hospital supplies	4 873	30 656 941	24 161 235	78.8	41.1	X
1020	Dental supplies	1 391	6 332 020	4 231 961	66.8	7.2	61.6
1021	Equipment (chairs, x-rays, cabinets, etc.)	746	3 517 513	1 044 174	29.7	1.8	X
1022	Instruments and other supplies	1 212	5 759 254	3 187 782	55.4	5.4	X
1030	Optical and ophthalmic goods	116	256 956	32 029	12.5	.1	66.0
1031	Ophthalmic goods	71	162 960	17 447	10.7	Z	X
1033	Optometric equipment and supplies	47	92 247	9 536	10.3	Z	X
1034	Optical goods, n.e.c. (excluding cameras)	18	41 860	4 648	11.1	Z	X
1040	Religious and school supplies	25	101 542	3 370	3.3	Z	68.4
1042	School supplies	23	100 337	2 558	2.5	Z	X
1050	Other professional equipment and supplies	445	4 366 928	506 132	11.6	.9	66.0
1054	Laboratory equipment	160	1 912 209	183 879	9.6	.3	X
1055	Scientific instruments	72	1 353 409	134 418	9.9	.2	X
1056	Veterinarians' equipment and supplies	236	2 238 730	147 432	6.6	.3	X
1057	Professional equipment and supplies, n.e.c.	93	192 663	40 168	20.8	.1	X
1400	Electrical apparatus and equipment	35	51 289	14 848	29.0	Z	16.7
1419	Industrial controls	13	12 460	2 872	23.1	Z	X
1421	Other electrical apparatus and equipment (including fuses and lightning rods)	13	4 111	762	18.5	Z	X
1600	Electronic parts and equipment, except communication	37	55 064	5 930	10.8	Z	X

See footnotes at end of table.

Table 1. All Types of Operation by Kind of Business and Commodity Line for Wholesale Trade: 1997—Con.

[Includes only establishments with payroll. For meaning of abbreviations and symbols, see introductory text. For explanation of terms, see Appendix A]

NAICS code and CL code	Kind of business and commodity line	Establishments handling commodity line		Commodity line sales			Sales coverage percent
		Number	Total sales (\$1,000)	Amount ¹ (\$1,000)	As percent of total sales of—		
					Establishments handling line	Establishments in NAICS industry ¹	
42145	Medical, dental, & hospital equipment & supplies whsle—Con.						
1700	Hardware	26	85 655	21 214	24.8	Z	.5
1711	Hand tools (including power driven).....	11	16 919	6 321	37.4	Z	X
1712	Bolts, nuts, rivets, and fasteners	11	38 058	591	1.6	Z	X
1800	Plumbing and heating equipment and supplies (hydronics)	6	8 830	775	8.8	Z	14.5
1815	Boilers, radiators, and convectors	6	8 830	775	8.8	Z	X
2320	General-purpose industrial machinery, equipment, and parts	20	53 293	8 578	16.1	Z	20.4
2321	New pumps, compressors (air or gas), and equipment	11	18 976	118	.6	Z	X
2327	All other new general-purpose industrial machinery and equipment	20	53 293	8 460	15.9	Z	X
2330	Metalworking machinery, equipment, and parts	9	29 749	2 077	7.0	Z	X
2340	Materials handling machinery, equipment, and parts	11	73 286	5 048	6.9	Z	4.6
2341	New conveying equipment	8	67 900	3 728	5.5	Z	X
2342	New hoists, cranes, and monorails	8	67 900	918	1.4	Z	X
2440	Welding supplies (excluding gases).....	9	37 776	1 048	2.8	Z	X
2450	Industrial containers and supplies	14	37 085	2 912	7.9	Z	54.6
2451	New and reconditioned drums and barrels	7	33 683	965	2.9	Z	X
2454	Other industrial containers and supplies	13	36 467	1 465	4.0	Z	X
2460	Other industrial supplies	27	44 843	7 390	16.5	Z	54.5
2463	Nylon, polyester, and synthetic rubber	11	37 035	2 139	5.8	Z	X
2465	Strapping and tape	9	40 098	1 368	3.4	Z	X
2466	Industrial supplies, n.e.c.....	17	2 861	292	10.2	Z	X
2520	Custodial (janitors') equipment and supplies	8	13 578	1 887	13.9	Z	46.6
2523	Custodial supplies	8	13 578	1 887	13.9	Z	X
2800	Toys and hobby goods and supplies	8	5 300	479	9.0	Z	X
3300	Stationery, office supplies and greeting cards	48	122 537	1 532	1.3	Z	X
3400	Industrial and personal services paper and plastics	19	42 655	3 423	8.0	Z	8.8
3413	Industrial paper (wrapping, bags, cartons, etc.).....	7	36 696	3 002	8.2	Z	X
3415	Other industrial and personal service paper.....	9	3 929	138	3.5	Z	X
3500	Drugs, pharmaceuticals, cosmetics, and toiletries	289	1 696 423	280 155	16.5	.5	12.1
3511	Prescription drugs	147	1 095 723	122 127	11.1	.2	X
3512	Nonprescription pharmaceuticals	166	895 106	53 913	6.0	.1	X
3513	Cosmetics	14	200 747	7 531	3.8	Z	X
3515	Other toiletries and druggists' sundries.....	64	310 092	42 463	13.7	.1	X
3600	Piece goods, knit and woven	31	922 862	57 400	6.2	.1	X
3800	Men's and boys' wear.....	19	27 710	12 279	44.3	Z	44.1
3815	Other men's and boys' wear (caps, hats, swimwear, neckwear, etc.)	11	22 302	10 793	48.4	Z	X
4000	Footwear	7	8 438	1 575	18.7	Z	67.2
4011	All athletic footwear	6	5 608	144	2.6	Z	X
4014	Other men's and boy's footwear	7	8 438	1 431	17.0	Z	X
4860	Other grocery specialties	17	380 751	59 921	15.7	.1	12.5
4868	Grocery specialties, n.e.c.....	17	380 751	59 921	15.7	.1	X
5300	Plastics materials and basic shapes	19	59 641	4 858	8.1	Z	X
5330	Chemicals and allied products (excluding agricultural, plastics, gases, and petroleum)	151	754 297	83 386	11.1	.1	2.5
5335	Detergents and soaps	10	6 303	765	12.1	Z	X
5344	Other chemicals and allied products	134	393 376	30 922	7.9	.1	X
6000	Paint, paint supplies, and wallpaper	8	10 489	156	1.5	Z	X
9700	Service receipts and labor charges (including installed parts)	1 068	6 525 709	772 164	11.8	1.3	56.2
9701	Labor charges for repair work	931	5 740 614	392 695	6.8	.7	X
9702	Parts installed in repair work	735	4 502 160	278 464	6.2	.5	X
9703	Other service receipts and labor charges—Specify	297	1 756 041	100 997	5.8	.2	X
9720	Receipts for service contracts	164	1 057 888	117 116	11.1	.2	X
9740	Receipts for installing equipment	102	219 790	10 675	4.9	Z	X
9810	Miscellaneous commodities	150	629 206	49 193	7.8	.1	X
9940	Rental and leasing receipts	189	883 820	75 918	8.6	.1	X
421450	Medical, dental, & hospital equipment & supplies whsle	9 782	X	58 791 711	X	100.0	69.2
0420	Office and business furniture	67	254 385	13 308	5.2	Z	X
0800	Photographic equipment and supplies (excluding video)	22	64 486	9 875	15.3	Z	32.6
0813	Photographic film	22	64 486	9 875	15.3	Z	X
0900	Office equipment	30	89 657	2 130	2.4	Z	X
0920	New computer equipment	58	136 370	7 374	5.4	Z	1.7
0921	Computers	56	130 579	7 240	5.5	Z	X
0950	Computer software (packaged)	50	787 623	24 286	3.1	Z	X
1000	Medical, hospital, and surgical supplies	8 767	55 306 433	52 301 342	94.6	89.0	63.8
1011	Surgical and medical instruments and equipment	5 402	37 434 772	24 077 246	64.3	41.0	X
1012	Orthopedic, and prosthetic appliances and supplies.....	1 869	8 290 083	4 062 860	49.0	6.9	X
1013	Other surgical, medical, and hospital supplies.....	4 873	30 656 941	24 161 235	78.8	41.1	X
1020	Dental supplies	1 391	6 332 020	4 231 961	66.8	7.2	61.6
1021	Equipment (chairs, x-rays, cabinets, etc.).....	746	3 517 513	1 044 174	29.7	1.8	X
1022	Instruments and other supplies	1 212	5 759 254	3 187 782	55.4	5.4	X
1030	Optical and ophthalmic goods	116	256 956	32 029	12.5	.1	66.0
1031	Ophthalmic goods	71	162 960	17 447	10.7	Z	X
1033	Optometric equipment and supplies	47	92 247	9 536	10.3	Z	X
1034	Optical goods, n.e.c. (excluding cameras)	18	41 860	4 648	11.1	Z	X
1040	Religious and school supplies.....	25	101 542	3 370	3.3	Z	68.4
1042	School supplies	23	100 337	2 558	2.5	Z	X

See footnotes at end of table.

Table 1. All Types of Operation by Kind of Business and Commodity Line for Wholesale Trade: 1997—Con.

[Includes only establishments with payroll. For meaning of abbreviations and symbols, see introductory text. For explanation of terms, see Appendix A]

NAICS code and CL code	Kind of business and commodity line	Establishments handling commodity line		Commodity line sales			Sales coverage percent
		Number	Total sales (\$1,000)	Amount ¹ (\$1,000)	As percent of total sales of—		
					Establishments handling line	Establishments in NAICS industry ¹	
421450	Medical, dental, & hospital equipment & supplies whsle—Con.						
1050	Other professional equipment and supplies	445	4 366 928	506 132	11.6	.9	66.0
1054	Laboratory equipment	160	1 912 209	183 879	9.6	.3	X
1055	Scientific instruments	72	1 353 409	134 418	9.9	.2	X
1056	Veterinarians' equipment and supplies	236	2 238 730	147 432	6.6	.3	X
1057	Professional equipment and supplies, n.e.c.	93	192 663	40 168	20.8	.1	X
1400	Electrical apparatus and equipment	35	51 289	14 848	29.0	Z	16.7
1419	Industrial controls	13	12 460	2 872	23.1	Z	X
1421	Other electrical apparatus and equipment (including fuses and lightning rods)	13	4 111	762	18.5	Z	X
1600	Electronic parts and equipment, except communication	37	55 064	5 930	10.8	Z	X
1700	Hardware	26	85 655	21 214	24.8	Z	.5
1711	Hand tools (including power driven)	11	16 919	6 321	37.4	Z	X
1712	Bolts, nuts, rivets, and fasteners	11	38 058	591	1.6	Z	X
1800	Plumbing and heating equipment and supplies (hydronics)	6	8 830	775	8.8	Z	14.5
1815	Boilers, radiators, and convectors	6	8 830	775	8.8	Z	X
2320	General-purpose industrial machinery, equipment, and parts	20	53 293	8 578	16.1	Z	20.4
2321	New pumps, compressors (air or gas), and equipment	11	18 976	118	.6	Z	X
2327	All other new general-purpose industrial machinery and equipment	20	53 293	8 460	15.9	Z	X
2330	Metalworking machinery, equipment, and parts	9	29 749	2 077	7.0	Z	X
2340	Materials handling machinery, equipment, and parts	11	73 286	5 048	6.9	Z	4.6
2341	New conveying equipment	8	67 900	3 728	5.5	Z	X
2342	New hoists, cranes, and monorails	8	67 900	918	1.4	Z	X
2440	Welding supplies (excluding gases)	9	37 776	1 048	2.8	Z	X
2450	Industrial containers and supplies	14	37 085	2 912	7.9	Z	54.6
2451	New and reconditioned drums and barrels	7	33 683	965	2.9	Z	X
2454	Other industrial containers and supplies	13	36 467	1 465	4.0	Z	X
2460	Other industrial supplies	27	44 843	7 390	16.5	Z	54.5
2463	Nylon, polyester, and synthetic rubber	11	37 035	2 139	5.8	Z	X
2465	Strapping and tape	9	40 098	1 368	3.4	Z	X
2466	Industrial supplies, n.e.c.	17	2 861	292	10.2	Z	X
2520	Custodial (janitors') equipment and supplies	8	13 578	1 887	13.9	Z	46.6
2523	Custodial supplies	8	13 578	1 887	13.9	Z	X
2800	Toys and hobby goods and supplies	8	5 300	479	9.0	Z	X
3300	Stationery, office supplies and greeting cards	48	122 537	1 532	1.3	Z	X
3400	Industrial and personal services paper and plastics	19	42 655	3 423	8.0	Z	8.8
3413	Industrial paper (wrapping, bags, cartons, etc.)	7	36 696	3 002	8.2	Z	X
3415	Other industrial and personal service paper	9	3 929	138	3.5	Z	X
3500	Drugs, pharmaceuticals, cosmetics, and toiletries	289	1 696 423	280 155	16.5	.5	12.1
3511	Prescription drugs	147	1 095 723	122 127	11.1	.2	X
3512	Nonprescription pharmaceuticals	166	895 106	53 913	6.0	.1	X
3513	Cosmetics	14	200 747	7 531	3.8	Z	X
3515	Other toiletries and druggists' sundries	64	310 092	42 463	13.7	.1	X
3600	Piece goods, knit and woven	31	922 862	57 400	6.2	.1	X
3800	Men's and boys' wear	19	27 710	12 279	44.3	Z	44.1
3815	Other men's and boys' wear (caps, hats, swimwear, neckwear, etc.)	11	22 302	10 793	48.4	Z	X
4000	Footwear	7	8 438	1 575	18.7	Z	67.2
4011	All athletic footwear	6	5 608	144	2.6	Z	X
4014	Other men's and boy's footwear	7	8 438	1 431	17.0	Z	X
4860	Other grocery specialties	17	380 751	59 921	15.7	.1	12.5
4868	Grocery specialties, n.e.c.	17	380 751	59 921	15.7	.1	X
5300	Plastics materials and basic shapes	19	59 641	4 858	8.1	Z	X
5330	Chemicals and allied products (excluding agricultural, plastics, gases, and petroleum)	151	754 297	83 386	11.1	.1	2.5
5335	Detergents and soaps	10	6 303	765	12.1	Z	X
5344	Other chemicals and allied products	134	393 376	30 922	7.9	.1	X
6000	Paint, paint supplies, and wallpaper	8	10 489	156	1.5	Z	X
9700	Service receipts and labor charges (including installed parts)	1 068	6 525 709	772 164	11.8	1.3	56.2
9701	Labor charges for repair work	931	5 740 614	392 695	6.8	.7	X
9702	Parts installed in repair work	735	4 502 160	278 464	6.2	.5	X
9703	Other service receipts and labor charges—Specify	297	1 756 041	100 997	5.8	.2	X
9720	Receipts for service contracts	164	1 057 888	117 116	11.1	.2	X
9740	Receipts for installing equipment	102	219 790	10 675	4.9	Z	X
9810	Miscellaneous commodities	150	629 206	49 193	7.8	.1	X
9940	Rental and leasing receipts	189	883 820	75 918	8.6	.1	X
4214501	Surgical, medical, & hospital supplies whsle	8 721	X	54 484 063	X	100.0	68.2
0420	Office and business furniture	66	253 770	13 140	5.2	Z	X
0800	Photographic equipment and supplies (excluding video)	22	64 486	9 875	15.3	Z	32.2
0813	Photographic film	22	64 486	9 875	15.3	Z	X
0900	Office equipment	27	85 416	1 336	1.6	Z	X
0920	New computer equipment	57	135 755	7 344	5.4	Z	1.7
0921	Computers	56	130 579	7 240	5.5	Z	X
0950	Computer software (packaged)	43	198 220	12 255	6.2	Z	X

See footnotes at end of table.

Table 1. All Types of Operation by Kind of Business and Commodity Line for Wholesale Trade: 1997—Con.

[Includes only establishments with payroll. For meaning of abbreviations and symbols, see introductory text. For explanation of terms, see Appendix A]

NAICS code and CL code	Kind of business and commodity line	Establishments handling commodity line		Commodity line sales			Sales coverage percent
		Number	Total sales (\$1,000)	Amount ¹ (\$1,000)	As percent of total sales of—		
					Establishments handling line	Establishments in NAICS industry ¹	
4214501	Surgical, medical, & hospital supplies whole—Con.						
1000	Medical, hospital, and surgical supplies	8 721	54 484 063	52 097 876	95.6	95.6	62.7
1011	Surgical and medical instruments and equipment	5 380	36 656 533	23 883 365	65.2	43.8	X
1012	Orthopedic, and prosthetic appliances and supplies	1 869	8 290 083	4 062 860	49.0	7.5	X
1013	Other surgical, medical, and hospital supplies	4 847	30 612 810	24 151 650	78.9	44.3	X
1020	Dental supplies	330	2 024 372	268 615	13.3	.5	56.8
1021	Equipment (chairs, x-rays, cabinets, etc.)	132	434 681	39 129	9.0	.1	X
1022	Instruments and other supplies	258	1 749 205	229 483	13.1	.4	X
1030	Optical and ophthalmic goods	115	248 612	31 364	12.6	.1	65.0
1031	Ophthalmic goods	71	162 960	17 447	10.7	Z	X
1033	Optometric equipment and supplies	46	83 903	8 871	10.6	Z	X
1034	Optical goods, n.e.c. (excluding cameras)	18	41 860	4 648	11.1	Z	X
1040	Religious and school supplies	23	101 097	3 303	3.3	Z	67.4
1042	School supplies	21	99 892	2 491	2.5	Z	X
1050	Other professional equipment and supplies	421	3 748 753	475 942	12.7	.9	64.8
1054	Laboratory equipment	156	1 909 277	183 577	9.6	.3	X
1055	Scientific instruments	70	1 350 366	132 234	9.8	.2	X
1056	Veterinarians' equipment and supplies	222	1 626 802	120 796	7.4	.2	X
1057	Professional equipment and supplies, n.e.c.	89	190 484	39 315	20.6	.1	X
1400	Electrical apparatus and equipment	33	51 156	14 828	29.0	Z	16.5
1419	Industrial controls	13	12 460	2 872	23.1	Z	X
1421	Other electrical apparatus and equipment (including fuses and lightning rods)	13	4 111	762	18.5	Z	X
1600	Electronic parts and equipment, except communication	35	53 964	5 867	10.9	Z	X
1700	Hardware	25	84 344	20 692	24.5	Z	.5
1711	Hand tools (including power driven)	11	16 919	6 321	37.4	Z	X
1712	Bolts, nuts, rivets, and fasteners	11	38 058	591	1.6	Z	X
1800	Plumbing and heating equipment and supplies (hydronics)	6	8 830	775	8.8	Z	14.3
1815	Boilers, radiators, and convectors	6	8 830	775	8.8	Z	X
2320	General-purpose industrial machinery, equipment, and parts	19	52 675	8 479	16.1	Z	19.4
2321	New pumps, compressors (air or gas), and equipment	10	18 358	87	.5	Z	X
2327	All other new general-purpose industrial machinery and equipment	19	52 675	8 392	15.9	Z	X
2330	Metalworking machinery, equipment, and parts	9	29 749	2 077	7.0	Z	X
2340	Materials handling machinery, equipment, and parts	11	73 286	5 048	6.9	Z	4.5
2341	New conveying equipment	8	67 900	3 728	5.5	Z	X
2342	New hoists, cranes, and monorails	8	67 900	918	1.4	Z	X
2440	Welding supplies (excluding gases)	9	37 776	1 048	2.8	Z	X
2450	Industrial containers and supplies	13	36 467	2 894	7.9	Z	54.7
2451	New and reconditioned drums and barrels	7	33 683	965	2.9	Z	X
2454	Other industrial containers and supplies	13	36 467	1 465	4.0	Z	X
2460	Other industrial supplies	27	44 843	7 390	16.5	Z	53.7
2463	Nylon, polyester, and synthetic rubber	11	37 035	2 139	5.8	Z	X
2465	Strapping and tape	9	40 098	1 368	3.4	Z	X
2466	Industrial supplies, n.e.c.	17	2 861	292	10.2	Z	X
2520	Custodial (janitors') equipment and supplies	8	13 578	1 887	13.9	Z	45.9
2523	Custodial supplies	8	13 578	1 887	13.9	Z	X
2800	Toys and hobby goods and supplies	8	5 300	479	9.0	Z	X
3300	Stationery, office supplies and greeting cards	46	121 579	1 247	1.0	Z	X
3400	Industrial and personal services paper and plastics	19	42 655	3 423	8.0	Z	8.7
3413	Industrial paper (wrapping, bags, cartons, etc.)	7	36 696	3 002	8.2	Z	X
3415	Other industrial and personal service paper	9	3 929	138	3.5	Z	X
3500	Drugs, pharmaceuticals, cosmetics, and toiletries	284	1 644 232	265 819	16.2	.5	12.4
3511	Prescription drugs	147	1 095 723	122 127	11.1	.2	X
3512	Nonprescription pharmaceuticals	166	895 106	53 913	6.0	.1	X
3513	Cosmetics	14	200 747	7 531	3.8	Z	X
3515	Other toiletries and druggists' sundries	64	310 092	42 463	13.7	.1	X
3600	Piece goods, knit and woven	31	922 862	57 400	6.2	.1	X
3800	Men's and boys' wear	19	27 710	12 279	44.3	Z	43.5
3815	Other men's and boys' wear (caps, hats, swimwear, neckwear, etc.)	11	22 302	10 793	48.4	Z	X
4000	Footwear	7	8 438	1 575	18.7	Z	66.2
4011	All athletic footwear	6	5 608	144	2.6	Z	X
4014	Other men's and boy's footwear	7	8 438	1 431	17.0	Z	X
4860	Other grocery specialties	17	380 751	59 921	15.7	.1	12.3
4868	Grocery specialties, n.e.c.	17	380 751	59 921	15.7	.1	X
5300	Plastics materials and basic shapes	19	59 641	4 858	8.1	Z	X
5330	Chemicals and allied products (excluding agricultural, plastics, gases, and petroleum)	148	750 583	82 442	11.0	.2	2.4
5335	Detergents and soaps	10	6 303	765	12.1	Z	X
5344	Other chemicals and allied products	134	393 376	30 922	7.9	.1	X
6000	Paint, paint supplies, and wallpaper	8	10 489	156	1.5	Z	X
9700	Service receipts and labor charges (including installed parts)	878	5 330 237	700 404	13.1	1.3	52.1
9701	Labor charges for repair work	752	4 606 256	362 241	7.9	.7	X
9702	Parts installed in repair work	590	3 516 678	251 953	7.2	.5	X
9703	Other service receipts and labor charges—Specify	187	915 571	86 206	9.4	.2	X
9720	Receipts for service contracts	163	1 057 376	117 115	11.1	.2	X
9740	Receipts for installing equipment	102	219 790	10 675	4.9	Z	X
9810	Miscellaneous commodities	141	617 522	47 601	7.7	.1	X
9940	Rental and leasing receipts	186	878 244	75 861	8.6	.1	X

See footnotes at end of table.

Table 1. All Types of Operation by Kind of Business and Commodity Line for Wholesale Trade: 1997—Con.

[Includes only establishments with payroll. For meaning of abbreviations and symbols, see introductory text. For explanation of terms, see Appendix A]

NAICS code and CL code	Kind of business and commodity line	Establishments handling commodity line		Commodity line sales			Sales coverage percent
		Number	Total sales (\$1,000)	Amount ¹ (\$1,000)	As percent of total sales of—		
					Establishments handling line	Establishments in NAICS industry ¹	
4214502	Dental equipment & supplies whsle	1 061	X	4 307 648	X	100.0	82.1
0950	Computer software (packaged)	7	589 403	12 031	2.0	.3	X
1000	Medical, hospital, and surgical supplies	46	822 370	203 466	24.7	4.7	80.5
1011	Surgical and medical instruments and equipment	22	778 239	193 881	24.9	4.5	X
1013	Other surgical, medical, and hospital supplies	26	44 131	9 585	21.7	.2	X
1020	Dental supplies	1 061	4 307 648	3 963 346	92.0	92.0	75.0
1021	Equipment (chairs, x-rays, cabinets, etc.)	614	3 082 832	1 005 045	32.6	23.3	X
1022	Instruments and other supplies	954	4 010 049	2 958 299	73.8	68.7	X
1050	Other professional equipment and supplies	24	618 175	30 190	4.9	.7	79.7
1056	Veterinarians' equipment and supplies	14	611 928	26 636	4.4	.6	X
9700	Service receipts and labor charges (including installed parts)	190	1 195 472	71 760	6.0	1.7	81.9
9701	Labor charges for repair work	179	1 134 358	30 454	2.7	.7	X
9702	Parts installed in repair work	145	985 482	26 511	2.7	.6	X
9703	Other service receipts and labor charges—Specify	110	840 470	14 791	1.8	.3	X
9810	Miscellaneous commodities	9	11 684	1 592	13.6	Z	X
42146	Ophthalmic goods whsle	1 781	X	6 865 265	X	100.0	67.3
0800	Photographic equipment and supplies (excluding video)	11	83 875	9 008	10.7	.1	X
1000	Medical, hospital, and surgical supplies	27	100 972	14 258	14.1	.2	67.3
1011	Surgical and medical instruments and equipment	16	62 620	5 030	8.0	.1	X
1013	Other surgical, medical, and hospital supplies	13	47 935	8 772	18.3	.1	X
1030	Optical and ophthalmic goods	1 781	6 865 265	6 647 052	96.8	96.8	62.3
1031	Ophthalmic goods	863	3 987 838	2 959 540	74.2	43.1	X
1032	Prescription grinding	521	1 299 526	973 226	74.9	14.2	X
1033	Optometric equipment and supplies	266	876 386	520 931	59.4	7.6	X
1034	Optical goods, n.e.c. (excluding cameras)	721	3 045 666	2 193 355	72.0	31.9	X
1050	Other professional equipment and supplies	19	130 126	52 913	40.7	.8	47.7
1054	Laboratory equipment	9	103 319	25 087	24.3	.4	X
1055	Scientific instruments	6	26 577	13 428	50.5	.2	X
1600	Electronic parts and equipment, except communication	6	39 704	2 330	5.9	Z	X
2800	Toys and hobby goods and supplies	14	16 730	1 453	8.7	Z	X
3000	Jewelry, diamonds, gem stones, and watches	10	45 561	6 734	14.8	.1	15.2
3016	Other jewel, silverware, and plated ware (incl. jewel. where gemstones less than 50% of value, gold filled sterling, and costume jewel. and medallions)	6	17 204	5 461	31.7	.1	X
3300	Stationery, office supplies and greeting cards	9	21 801	2 666	12.2	Z	.7
3311	Business forms	9	21 801	2 224	10.2	Z	X
3316	Other stationery supplies (envelopes, ruled forms, and binder paper)	9	21 801	442	2.0	Z	X
3500	Drugs, pharmaceuticals, cosmetics, and toiletries	16	15 433	3 274	21.2	Z	X
3800	Men's and boys' wear	9	24 154	3 123	12.9	Z	30.0
3815	Other men's and boys' wear (caps, hats, swimwear, neckwear, etc.)	9	24 154	3 123	12.9	Z	X
3900	Women's and children's wear	8	37 441	8 818	23.6	.1	50.0
3916	Other women's, misses, and girl's wear (furs, sweaters, millinery, etc.)	6	31 653	7 621	24.1	.1	X
6150	Nondurable goods, n.e.c.	7	30 812	9 261	30.1	.1	X
9700	Service receipts and labor charges (including installed parts)	73	563 817	31 200	5.5	.5	64.3
9701	Labor charges for repair work	54	270 453	12 131	4.5	.2	X
9702	Parts installed in repair work	32	234 778	3 175	1.4	Z	X
9703	Other service receipts and labor charges—Specify	16	290 522	14 475	5.0	.2	X
9810	Miscellaneous commodities	19	241 471	55 734	23.1	.8	X
421460	Ophthalmic goods whsle	1 781	X	6 865 265	X	100.0	67.3
0800	Photographic equipment and supplies (excluding video)	11	83 875	9 008	10.7	.1	X
1000	Medical, hospital, and surgical supplies	27	100 972	14 258	14.1	.2	67.3
1011	Surgical and medical instruments and equipment	16	62 620	5 030	8.0	.1	X
1013	Other surgical, medical, and hospital supplies	13	47 935	8 772	18.3	.1	X
1030	Optical and ophthalmic goods	1 781	6 865 265	6 647 052	96.8	96.8	62.3
1031	Ophthalmic goods	863	3 987 838	2 959 540	74.2	43.1	X
1032	Prescription grinding	521	1 299 526	973 226	74.9	14.2	X
1033	Optometric equipment and supplies	266	876 386	520 931	59.4	7.6	X
1034	Optical goods, n.e.c. (excluding cameras)	721	3 045 666	2 193 355	72.0	31.9	X
1050	Other professional equipment and supplies	19	130 126	52 913	40.7	.8	47.7
1054	Laboratory equipment	9	103 319	25 087	24.3	.4	X
1055	Scientific instruments	6	26 577	13 428	50.5	.2	X
1600	Electronic parts and equipment, except communication	6	39 704	2 330	5.9	Z	X
2800	Toys and hobby goods and supplies	14	16 730	1 453	8.7	Z	X
3000	Jewelry, diamonds, gem stones, and watches	10	45 561	6 734	14.8	.1	15.2
3016	Other jewel, silverware, and plated ware (incl. jewel. where gemstones less than 50% of value, gold filled sterling, and costume jewel. and medallions)	6	17 204	5 461	31.7	.1	X
3300	Stationery, office supplies and greeting cards	9	21 801	2 666	12.2	Z	.7
3311	Business forms	9	21 801	2 224	10.2	Z	X
3316	Other stationery supplies (envelopes, ruled forms, and binder paper)	9	21 801	442	2.0	Z	X
3500	Drugs, pharmaceuticals, cosmetics, and toiletries	16	15 433	3 274	21.2	Z	X
3800	Men's and boys' wear	9	24 154	3 123	12.9	Z	30.0
3815	Other men's and boys' wear (caps, hats, swimwear, neckwear, etc.)	9	24 154	3 123	12.9	Z	X
3900	Women's and children's wear	8	37 441	8 818	23.6	.1	50.0
3916	Other women's, misses, and girl's wear (furs, sweaters, millinery, etc.)	6	31 653	7 621	24.1	.1	X
6150	Nondurable goods, n.e.c.	7	30 812	9 261	30.1	.1	X

See footnotes at end of table.

Table 1. All Types of Operation by Kind of Business and Commodity Line for Wholesale Trade: 1997—Con.

[Includes only establishments with payroll. For meaning of abbreviations and symbols, see introductory text. For explanation of terms, see Appendix A]

NAICS code and CL code	Kind of business and commodity line	Establishments handling commodity line		Commodity line sales			Sales coverage percent
		Number	Total sales (\$1,000)	Amount ¹ (\$1,000)	As percent of total sales of—		
					Establishments handling line	Establishments in NAICS industry ¹	
421460	Ophthalmic goods whse—Con.						
9700	Service receipts and labor charges (including installed parts)	73	563 817	31 200	5.5	.5	64.3
9701	Labor charges for repair work	54	270 453	12 131	4.5	.2	X
9702	Parts installed in repair work	32	234 778	3 175	1.4	Z	X
9703	Other service receipts and labor charges—Specify	16	290 522	14 475	5.0	.2	X
9810	Miscellaneous commodities	19	241 471	55 734	23.1	.8	X
42149	Other professional equipment & supplies whse	2 781	X	11 038 778	X	100.0	76.2
0420	Office and business furniture	120	244 914	30 778	12.6	.3	6.6
0423	New public furniture (theater seats, church pews, park benches, and school desks)	19	59 879	9 034	15.1	.1	X
0800	Photographic equipment and supplies (excluding video)	36	96 542	16 307	16.9	.1	X
0900	Office equipment	52	136 958	7 242	5.3	.1	5.8
0913	Copying machines and equipment	40	79 838	5 777	7.2	.1	X
0920	New computer equipment	67	191 712	17 554	9.2	.2	.8
0921	Computers	6	24 867	4 992	20.1	Z	X
0923	Computer printers	6	24 867	1 000	4.0	Z	X
0924	Other computer peripheral equipment	55	134 501	9 123	6.8	.1	X
0950	Computer software (packaged)	79	240 796	15 741	6.5	.1	X
1000	Medical, hospital, and surgical supplies	147	519 629	116 031	22.3	1.1	69.4
1011	Surgical and medical instruments and equipment	100	301 721	81 907	27.1	.7	X
1012	Orthopedic, and prosthetic appliances and supplies	12	15 010	1 835	12.2	Z	X
1013	Other surgical, medical, and hospital supplies	65	259 439	32 286	12.4	.3	X
1020	Dental supplies	27	73 108	9 431	12.9	.1	76.2
1022	Instruments and other supplies	25	69 880	9 128	13.1	.1	X
1030	Optical and ophthalmic goods	57	158 774	24 652	15.5	.2	73.7
1031	Ophthalmic goods	12	49 479	3 036	6.1	Z	X
1033	Optometric equipment and supplies	13	14 141	1 443	10.2	Z	X
1034	Optical goods, n.e.c. (excluding cameras)	36	103 919	17 936	17.3	.2	X
1040	Religious and school supplies	538	2 734 431	1 479 445	54.1	13.4	71.9
1041	Religious supplies	109	474 921	418 416	88.1	3.8	X
1042	School supplies	445	2 326 437	1 061 029	45.6	9.6	X
1050	Other professional equipment and supplies	2 346	9 677 171	8 464 358	87.5	76.7	71.8
1051	Architects' equipment and supplies	338	644 615	229 098	35.5	2.1	X
1052	Drafting instruments	272	452 758	65 617	14.5	.6	X
1053	Engineers' equipment and supplies	454	882 346	372 696	42.2	3.4	X
1054	Laboratory equipment	844	4 369 120	2 615 164	59.9	23.7	X
1055	Scientific instruments	680	4 400 816	2 689 259	61.1	24.4	X
1056	Veterinarians' equipment and supplies	173	449 729	408 997	90.9	3.7	X
1057	Professional equipment and supplies, n.e.c.	749	3 432 822	2 079 043	60.6	18.8	X
1400	Electrical apparatus and equipment	46	109 736	24 516	22.3	.2	14.7
1419	Industrial controls	36	71 244	9 810	13.8	.1	X
1600	Electronic parts and equipment, except communication	63	176 959	32 234	18.2	.3	X
2360	Other industrial machinery, equipment, and parts	9	16 180	4 870	30.1	Z	X
2800	Toys and hobby goods and supplies	44	183 168	22 689	12.4	.2	11.1
2813	Crafts and craft supplies	18	132 221	16 651	12.6	.2	X
3300	Stationery, office supplies and greeting cards	101	340 221	64 231	18.9	.6	4.6
3315	Greeting cards	14	17 640	85	.5	Z	X
3316	Other stationery supplies (envelopes, ruled forms, and binder paper)	33	181 006	26 759	14.8	.2	X
3500	Drugs, pharmaceuticals, cosmetics, and toiletries	20	85 995	8 778	10.2	.1	21.2
3511	Prescription drugs	6	72 331	562	.8	Z	X
3512	Nonprescription pharmaceuticals	6	72 331	7 490	10.4	.1	X
3515	Other toiletries and druggists' sundries	11	4 836	216	4.5	Z	X
5300	Plastics materials and basic shapes	7	64 612	1 533	2.4	Z	38.9
5311	Plastic pipes, rods, tubes, and shapes	6	63 665	1 485	2.3	Z	X
5330	Chemicals and allied products (excluding agricultural, plastics, gases, and petroleum)	108	1 360 347	174 560	12.8	1.6	1.9
5344	Other chemicals and allied products	102	1 174 286	127 835	10.9	1.2	X
5800	Farm supplies	15	130 512	25 190	19.3	.2	X
6000	Paint, paint supplies, and wallpaper	7	20 045	3 046	15.2	Z	X
6120	Art goods (including novelties and souvenirs)	20	74 929	4 389	5.9	Z	63.9
6121	Art materials	9	9 560	2 672	28.0	Z	X
6122	Novelties and souvenirs	10	53 438	1 119	2.1	Z	X
9700	Service receipts and labor charges (including installed parts)	517	2 079 470	339 173	16.3	3.1	66.8
9701	Labor charges for repair work	451	1 573 072	77 921	5.0	.7	X
9702	Parts installed in repair work	351	1 470 725	89 971	6.1	.8	X
9703	Other service receipts and labor charges—Specify	169	1 077 938	171 274	15.9	1.6	X
9720	Receipts for service contracts	89	548 883	81 160	14.8	.7	X
9740	Receipts for installing equipment	42	122 548	4 954	4.0	Z	X
9810	Miscellaneous commodities	98	127 318	25 482	20.0	.2	X
9940	Rental and leasing receipts	154	335 045	19 531	5.8	.2	X

See footnotes at end of table.

Table 1. All Types of Operation by Kind of Business and Commodity Line for Wholesale Trade: 1997—Con.

[Includes only establishments with payroll. For meaning of abbreviations and symbols, see introductory text. For explanation of terms, see Appendix A]

NAICS code and CL code	Kind of business and commodity line	Establishments handling commodity line		Commodity line sales			Sales coverage percent
		Number	Total sales (\$1,000)	Amount ¹ (\$1,000)	As percent of total sales of—		
					Establishments handling line	Establishments in NAICS industry ¹	
421490	Other professional equipment & supplies whsle	2 781	X	11 038 778	X	100.0	76.2
0420	Office and business furniture	120	244 914	30 778	12.6	.3	6.6
0423	New public furniture (theater seats, church pews, park benches, and school desks)	19	59 879	9 034	15.1	.1	X
0800	Photographic equipment and supplies (excluding video)	36	96 542	16 307	16.9	.1	X
0900	Office equipment	52	136 958	7 242	5.3	.1	5.8
0913	Copying machines and equipment	40	79 838	5 777	7.2	.1	X
0920	New computer equipment	67	191 712	17 554	9.2	.2	.8
0921	Computers	6	24 867	4 992	20.1	Z	X
0923	Computer printers	6	24 867	1 000	4.0	Z	X
0924	Other computer peripheral equipment	55	134 501	9 123	6.8	.1	X
0950	Computer software (packaged)	79	240 796	15 741	6.5	.1	X
1000	Medical, hospital, and surgical supplies	147	519 629	116 031	22.3	1.1	69.4
1011	Surgical and medical instruments and equipment	100	301 721	81 907	27.1	.7	X
1012	Orthopedic, and prosthetic appliances and supplies	12	15 010	1 835	12.2	Z	X
1013	Other surgical, medical, and hospital supplies	65	259 439	32 286	12.4	.3	X
1020	Dental supplies	27	73 108	9 431	12.9	.1	76.2
1022	Instruments and other supplies	25	69 880	9 128	13.1	.1	X
1030	Optical and ophthalmic goods	57	158 774	24 652	15.5	.2	73.7
1031	Ophthalmic goods	12	49 479	3 036	6.1	Z	X
1033	Optometric equipment and supplies	13	14 141	1 443	10.2	Z	X
1034	Optical goods, n.e.c. (excluding cameras)	36	103 919	17 936	17.3	.2	X
1040	Religious and school supplies	538	2 734 431	1 479 445	54.1	13.4	71.9
1041	Religious supplies	109	474 921	418 416	88.1	3.8	X
1042	School supplies	445	2 326 437	1 061 029	45.6	9.6	X
1050	Other professional equipment and supplies	2 346	9 677 171	8 464 358	87.5	76.7	71.8
1051	Architects' equipment and supplies	338	644 615	229 098	35.5	2.1	X
1052	Drafting instruments	272	452 758	65 617	14.5	.6	X
1053	Engineers' equipment and supplies	454	882 346	372 696	42.2	3.4	X
1054	Laboratory equipment	844	4 369 120	2 615 164	59.9	23.7	X
1055	Scientific instruments	680	4 400 816	2 689 259	61.1	24.4	X
1056	Veterinarians' equipment and supplies	173	449 729	408 997	90.9	3.7	X
1057	Professional equipment and supplies, n.e.c.	749	3 432 822	2 079 043	60.6	18.8	X
1400	Electrical apparatus and equipment	46	109 736	24 516	22.3	.2	14.7
1419	Industrial controls	36	71 244	9 810	13.8	.1	X
1600	Electronic parts and equipment, except communication	63	176 959	32 234	18.2	.3	X
2360	Other industrial machinery, equipment, and parts	9	16 180	4 870	30.1	Z	X
2800	Toys and hobby goods and supplies	44	183 168	22 689	12.4	.2	11.1
2813	Crafts and craft supplies	18	132 221	16 651	12.6	.2	X
3300	Stationery, office supplies and greeting cards	101	340 221	64 231	18.9	.6	4.6
3315	Greeting cards	14	17 640	85	.5	Z	X
3316	Other stationery supplies (envelopes, ruled forms, and binder paper)	33	181 006	26 759	14.8	.2	X
3500	Drugs, pharmaceuticals, cosmetics, and toiletries	20	85 995	8 778	10.2	.1	21.2
3511	Prescription drugs	6	72 331	562	.8	Z	X
3512	Nonprescription pharmaceuticals	6	72 331	7 490	10.4	.1	X
3515	Other toiletries and druggists' sundries	11	4 836	216	4.5	Z	X
5300	Plastics materials and basic shapes	7	64 612	1 533	2.4	Z	38.9
5311	Plastic pipes, rods, tubes, and shapes	6	63 665	1 485	2.3	Z	X
5330	Chemicals and allied products (excluding agricultural, plastics, gases, and petroleum)	108	1 360 347	174 560	12.8	1.6	1.9
5344	Other chemicals and allied products	102	1 174 286	127 835	10.9	1.2	X
5800	Farm supplies	15	130 512	25 190	19.3	.2	X
6000	Paint, paint supplies, and wallpaper	7	20 045	3 046	15.2	Z	X
6120	Art goods (including novelties and souvenirs)	20	74 929	4 389	5.9	Z	63.9
6121	Art materials	9	9 560	2 672	28.0	Z	X
6122	Novelties and souvenirs	10	53 438	1 119	2.1	Z	X
9700	Service receipts and labor charges (including installed parts)	517	2 079 470	339 173	16.3	3.1	66.8
9701	Labor charges for repair work	451	1 573 072	77 921	5.0	.7	X
9702	Parts installed in repair work	351	1 470 725	89 971	6.1	.8	X
9703	Other service receipts and labor charges—Specify	169	1 077 938	171 274	15.9	1.6	X
9720	Receipts for service contracts	89	548 883	81 160	14.8	.7	X
9740	Receipts for installing equipment	42	122 548	4 954	4.0	Z	X
9810	Miscellaneous commodities	98	127 318	25 482	20.0	.2	X
9940	Rental and leasing receipts	154	335 045	19 531	5.8	.2	X
4214901	Religious & school supplies whsle	456	X	1 495 661	X	100.0	64.7
0420	Office and business furniture	20	60 242	9 038	15.0	.6	21.8
0423	New public furniture (theater seats, church pews, park benches, and school desks)	19	59 879	9 034	15.1	.6	X
0900	Office equipment	10	49 865	1 104	2.2	.1	X
0920	New computer equipment	8	34 172	7 490	21.9	.5	1.4
0921	Computers	6	24 867	4 992	20.1	.3	X
0923	Computer printers	6	24 867	1 000	4.0	.1	X
0950	Computer software (packaged)	6	31 157	2 751	8.8	.2	X
1000	Medical, hospital, and surgical supplies	10	86 712	13 174	15.2	.9	64.7
1011	Surgical and medical instruments and equipment	7	5 316	859	16.2	.1	X
1040	Religious and school supplies	456	1 495 661	1 362 945	91.1	91.1	56.9
1041	Religious supplies	109	474 921	418 416	88.1	28.0	X
1042	School supplies	363	1 087 667	944 529	86.8	63.2	X

See footnotes at end of table.

Table 1. All Types of Operation by Kind of Business and Commodity Line for Wholesale Trade: 1997—Con.

[Includes only establishments with payroll. For meaning of abbreviations and symbols, see introductory text. For explanation of terms, see Appendix A]

NAICS code and CL code	Kind of business and commodity line	Establishments handling commodity line		Commodity line sales			Sales coverage percent
		Number	Total sales (\$1,000)	Amount ¹ (\$1,000)	As percent of total sales of—		
					Establishments handling line	Establishments in NAICS industry ¹	
4214901	Religious & school supplies whsle—Con.						
1050	Other professional equipment and supplies	21	134 054	17 023	12.7	1.1	58.6
1054	Laboratory equipment	12	29 565	3 794	12.8	.3	X
2800	Toys and hobby goods and supplies	18	132 221	16 651	12.6	1.1	13.0
2813	Crafts and craft supplies	18	132 221	16 651	12.6	1.1	X
3300	Stationery, office supplies and greeting cards	50	211 318	34 207	16.2	2.3	6.6
3315	Greeting cards	14	17 640	85	.5	Z	X
3316	Other stationery supplies (envelopes, ruled forms, and binder paper) ...	33	181 006	26 759	14.8	1.8	X
6120	Art goods (including novelties and souvenirs)	11	65 369	1 717	2.6	.1	55.1
6122	Novelties and souvenirs	10	53 438	1 119	2.1	.1	X
9700	Service receipts and labor charges (including installed parts)	15	22 445	2 279	10.2	.2	53.1
9701	Labor charges for repair work	12	21 970	1 752	8.0	.1	X
9810	Miscellaneous commodities	13	14 150	1 894	13.4	.1	X
4214902	Other professional equipment & supplies whsle	2 325	X	9 543 117	X	100.0	78.0
0420	Office and business furniture	100	184 672	21 740	11.8	.2	X
0800	Photographic equipment and supplies (excluding video)	32	92 568	15 116	16.3	.2	X
0900	Office equipment	42	87 093	6 138	7.0	.1	9.4
0913	Copying machines and equipment	40	79 838	5 777	7.2	.1	X
0920	New computer equipment	59	157 540	10 064	6.4	.1	.7
0924	Other computer peripheral equipment	55	134 501	9 123	6.8	.1	X
0950	Computer software (packaged)	73	209 639	12 990	6.2	.1	X
1000	Medical, hospital, and surgical supplies	137	432 917	102 857	23.8	1.1	69.3
1011	Surgical and medical instruments and equipment	93	296 405	81 048	27.3	.8	X
1012	Orthopedic, and prosthetic appliances and supplies	11	14 223	1 796	12.6	Z	X
1013	Other surgical, medical, and hospital supplies	62	178 043	20 010	11.2	.2	X
1020	Dental supplies	26	68 742	7 686	11.2	.1	78.0
1022	Instruments and other supplies	24	65 514	7 383	11.3	.1	X
1030	Optical and ophthalmic goods	56	133 415	22 625	17.0	.2	74.9
1031	Ophthalmic goods	12	49 479	3 036	6.1	Z	X
1033	Optometric equipment and supplies	13	14 141	1 443	10.2	Z	X
1034	Optical goods, n.e.c. (excluding cameras)	35	78 560	15 909	20.3	.2	X
1040	Religious and school supplies	82	1 238 770	116 500	9.4	1.2	78.0
1042	School supplies	82	1 238 770	116 500	9.4	1.2	X
1050	Other professional equipment and supplies	2 325	9 543 117	8 447 335	88.5	88.5	73.5
1051	Architects' equipment and supplies	334	636 634	228 602	35.9	2.4	X
1052	Drafting instruments	269	444 777	65 121	14.6	.7	X
1053	Engineers' equipment and supplies	454	882 346	372 696	42.2	3.9	X
1054	Laboratory equipment	832	4 339 555	2 611 370	60.2	27.4	X
1055	Scientific instruments	680	4 400 816	2 689 259	61.1	28.2	X
1056	Veterinarians' equipment and supplies	173	449 729	408 997	90.9	4.3	X
1057	Professional equipment and supplies, n.e.c.	745	3 345 275	2 071 286	61.9	21.7	X
1400	Electrical apparatus and equipment	46	109 736	24 516	22.3	.3	15.0
1419	Industrial controls	36	71 244	9 810	13.8	.1	X
1600	Electronic parts and equipment, except communication	58	172 310	31 370	18.2	.3	X
2360	Other industrial machinery, equipment, and parts	9	16 180	4 870	30.1	.1	X
2800	Toys and hobby goods and supplies	26	50 947	6 038	11.9	.1	X
3300	Stationery, office supplies and greeting cards	51	128 903	30 024	23.3	.3	X
3500	Drugs, pharmaceuticals, cosmetics, and toiletries	17	77 167	8 268	10.7	.1	23.8
3511	Prescription drugs	6	72 331	562	.8	Z	X
3512	Nonprescription pharmaceuticals	6	72 331	7 490	10.4	.1	X
3515	Other toiletries and druggists' sundries	11	4 836	216	4.5	.1	X
5300	Plastics materials and basic shapes	6	63 665	1 485	2.3	Z	40.8
5311	Plastic pipes, rods, tubes, and shapes	6	63 665	1 485	2.3	Z	X
5330	Chemicals and allied products (excluding agricultural, plastics, gases, and petroleum)	108	1 360 347	174 560	12.8	1.8	1.9
5344	Other chemicals and allied products	102	1 174 286	127 835	10.9	1.3	X
5800	Farm supplies	13	46 562	13 901	29.9	.1	X
6000	Paint, paint supplies, and wallpaper	7	20 045	3 046	15.2	.1	X
6120	Art goods (including novelties and souvenirs)	9	9 560	2 672	28.0	Z	53.1
6121	Art materials	9	9 560	2 672	28.0	Z	X
9700	Service receipts and labor charges (including installed parts)	502	2 057 025	336 894	16.4	3.5	68.4
9701	Labor charges for repair work	439	1 551 102	76 169	4.9	.8	X
9702	Parts installed in repair work	349	1 462 328	89 574	6.1	.9	X
9703	Other service receipts and labor charges—Specify	165	1 077 100	171 144	15.9	1.8	X
9720	Receipts for service contracts	86	544 090	80 464	14.8	.8	X
9740	Receipts for installing equipment	39	117 758	4 897	4.2	.1	X
9810	Miscellaneous commodities	85	113 168	23 588	20.8	.2	X
9940	Rental and leasing receipts	153	328 712	19 217	5.8	.2	X
4215	Metal & mineral (except petroleum) whsle	*12 583	X	*150 493 610	X	100.0	79.5
0100	New and used automobiles, motorcycles, etc.	15	22 470	4 150	18.5	Z	13.5
0114	Motorscooters, mopeds, snowmobiles, and utility trailers	11	15 451	3 762	24.3	Z	X

See footnotes at end of table.

Table 1. All Types of Operation by Kind of Business and Commodity Line for Wholesale Trade: 1997—Con.

[Includes only establishments with payroll. For meaning of abbreviations and symbols, see introductory text. For explanation of terms, see Appendix A]

NAICS code and CL code	Kind of business and commodity line	Establishments handling commodity line		Commodity line sales			Sales coverage percent
		Number	Total sales (\$1,000)	Amount ¹ (\$1,000)	As percent of total sales of—		
					Establishments handling line	Establishments in NAICS industry ¹	
4215	Metal & mineral (except petroleum) whsle—Con.						
0200	New and rebuilt automotive parts and supplies	56	1 356 705	386 335	28.5	.3	72.1
0211	Batteries	14	10 093	140	1.4	Z	X
0213	Electrical engine parts (including ignition parts)	9	8 204	100	1.2	Z	X
0214	Brake parts (including fluid and all disk and drum parts)	9	7 275	64	.9	Z	X
0216	Glass	6	6 859	83	1.2	Z	X
0219	Engine parts, except electrical	18	260 430	56 073	21.5	Z	X
0221	Body parts and repair materials	11	9 302	120	1.3	Z	X
0222	Suspension parts (shocks, struts, balljoints, etc.)	13	28 255	8 312	29.4	Z	X
0223	Parts, n.e.c.	14	1 067 042	311 728	29.2	.2	X
0240	Used automotive parts, accessories, and equipment	46	46 407	6 853	14.8	Z	X
0300	Tires and tubes	22	401 339	4 602	1.1	Z	.5
0312	Recapped and used tires and repair materials	8	10 137	292	2.9	Z	X
0400	Household and lawn furniture	12	71 618	12 538	17.5	Z	X
0500	Household china, glassware, crockery, and plastic housewares	11	25 379	6 873	27.1	Z	X
0520	Linens, domestics, curtains, and draperies	9	35 390	5 722	16.2	Z	77.6
0523	Shades and blinds	7	34 714	5 708	16.4	Z	X
0530	Flooring and floor coverings	14	16 401	966	5.9	Z	X
0540	Other home furnishings	11	27 224	2 781	10.2	Z	14.3
0542	Mirrors, lamps, and picture frames	10	25 224	2 700	10.7	Z	X
0600	Lumber: rough, dressed, and finished	115	389 293	47 623	12.2	Z	50.4
0611	Dimensional lumber (non-treated)	52	170 356	7 431	4.4	Z	X
0612	Treated lumber	80	251 707	29 609	11.8	Z	X
0613	Boards	11	45 096	10 583	23.5	Z	X
0620	Plywood and millwork	130	730 865	85 291	11.7	.1	42.4
0621	Softwood plywood and oriented strand board (OSB)	17	44 063	3 389	7.7	Z	X
0622	Other panels products (including hardwood plywood, waterboard, and particleboard)	50	209 821	4 563	2.2	Z	X
0623	Gypsum, specialty boards, and treatments	28	207 336	25 600	12.3	Z	X
0624	Wood millwork (doors, windows, cabinets, etc.)	53	366 775	47 726	13.0	Z	X
0625	Metal millwork	13	62 088	2 035	3.3	Z	X
0626	Other millwork and wood siding (including trusses and wood roofing)	7	28 204	1 977	7.0	Z	X
0700	Brick, stone, tile, sand, block, cement, and gravel	96	626 869	63 892	10.2	Z	16.2
0711	Ready-mixed or transit-mixed concrete	27	103 128	9 174	8.9	Z	X
0712	Cement and lime	44	175 564	9 152	5.2	Z	X
0713	Sand, gravel, and crushed stone	16	29 553	1 630	5.5	Z	X
0714	Brick, block, tile, clay/cement sewer pipe, etc.	33	170 585	22 092	13.0	Z	X
0720	Roofing, siding, and insulation materials	133	645 706	76 552	11.9	.1	37.4
0721	Roofing, except wood	59	298 219	28 809	9.7	Z	X
0722	Siding, except wood	37	141 724	3 326	2.3	Z	X
0723	Insulation materials	90	474 337	44 173	9.3	Z	X
0730	Flat glass and other construction glass (excluding automotive)	66	250 333	47 308	18.9	Z	X
0740	Other construction materials	177	595 313	83 514	14.0	.1	59.0
0741	Rain-carrying equipment (down spouts, gutters, etc.)	29	118 407	6 097	5.1	Z	X
0742	Prefabricated buildings and structural assemblies (nonwood)	16	50 452	2 838	5.6	Z	X
0744	Construction materials, n.e.c. (including wire fence and construction paper)	152	503 848	74 578	14.8	.1	X
0920	New computer equipment	7	38 666	2 022	5.2	Z	X
0950	Computer software (packaged)	6	3 819	373	9.8	Z	X
1100	Iron and steel products (semifinished)	2 076	24 357 931	9 101 395	37.4	6.0	72.5
1111	Sheet bars and tin plate bars	573	4 789 119	795 319	16.6	.5	X
1112	Wire rods	234	5 383 618	849 358	15.8	.6	X
1113	Rough castings and foundry products	609	4 832 245	2 540 472	52.6	1.7	X
1114	Forgings	517	5 931 948	1 138 505	19.2	.8	X
1116	Other semifinished iron and steel products	777	11 459 662	3 775 872	32.9	2.5	X
1120	Flat iron and steel products	4 835	73 218 878	46 354 109	63.3	30.8	72.6
1121	Plates	2 652	31 503 850	6 720 378	21.3	4.5	X
1122	Strips (hot-rolled and cold-rolled)	1 465	17 267 657	4 758 178	27.6	3.2	X
1123	Sheets (cold-rolled)	2 342	48 472 072	9 325 718	19.2	6.2	X
1124	Sheets (hot-rolled)	2 618	49 287 894	9 241 437	18.8	6.1	X
1126	Sheets (galvanized and coated)	2 140	46 915 406	12 172 657	25.9	8.1	X
1127	Tin plate and terneplate	193	12 167 513	835 209	6.9	.6	X
1128	Fabricated and structural plate products	938	6 681 389	1 050 847	15.7	.7	X
1129	Other flat iron and steel products	1 141	22 769 381	2 249 655	9.9	1.5	X
1140	Iron and steel wire and wire products	1 986	15 259 692	4 227 947	27.7	2.8	62.3
1141	Wire (plain, coated, barbed, and twisted)	968	9 269 058	2 034 387	21.9	1.4	X
1142	Nails	290	1 504 962	466 890	31.0	.3	X
1143	Wire rope, strand, strapping, reinforcement mesh, and bale ties	1 211	7 877 141	1 724 303	21.9	1.1	X
1150	Iron and steel pipe and tubing	3 764	40 569 688	13 108 489	32.3	8.7	73.1
1152	Tubing	2 850	29 977 097	5 264 119	17.6	3.5	X
1153	Standard steel pipe	2 505	26 448 491	5 132 679	19.4	3.4	X
1154	Other steel pipe	1 034	12 403 789	2 705 173	21.8	1.8	X
1160	Other iron and steel products	3 327	38 135 262	13 011 424	34.1	8.6	73.1
1162	Bars (excluding reinforcement bars) and bar-size shapes: hot-rolled	1 584	23 269 073	2 957 762	12.7	2.0	X
1163	Bars and bar-size shapes: cold finished	1 463	19 055 624	2 054 680	10.8	1.4	X
1164	Concrete reinforcement bars	1 037	9 023 113	1 605 729	17.8	1.1	X
1165	Structural shapes (excluding bar-size shapes)	1 696	21 462 014	3 773 349	17.6	2.5	X
1167	Finished products, n.e.c.	865	8 431 973	2 553 781	30.3	1.7	X
1170	Alloy steel	1 750	23 116 439	4 090 269	17.7	2.7	74.7
1171	Bars, hot-rolled or cold-finished	1 100	15 380 299	1 860 008	12.1	1.2	X
1173	Pipe, tubing, and plates	787	11 893 114	1 339 178	11.3	.9	X
1175	Other alloy steel	572	7 330 765	891 077	12.2	.6	X

See footnotes at end of table.

Table 1. All Types of Operation by Kind of Business and Commodity Line for Wholesale Trade: 1997—Con.

[Includes only establishments with payroll. For meaning of abbreviations and symbols, see introductory text. For explanation of terms, see Appendix A]

NAICS code and CL code	Kind of business and commodity line	Establishments handling commodity line		Commodity line sales			Sales coverage percent
		Number	Total sales (\$1,000)	Amount ¹ (\$1,000)	As percent of total sales of—		
					Establishments handling line	Establishments in NAICS industry ¹	
4215	Metal & mineral (except petroleum) whsle—Con.						
1180	Stainless steel	2 955	35 766 902	9 428 489	26.4	6.3	74.4
1181	Plates	1 179	15 362 031	1 077 434	7.0	.7	X
1182	Strip	561	5 849 744	947 808	16.2	.6	X
1183	Sheets	1 468	20 139 936	2 580 140	12.8	1.7	X
1184	Bars and bar-size shapes	1 545	20 279 577	2 312 025	11.4	1.5	X
1185	Other stainless steel (including tubing)	1 768	23 742 444	2 511 071	10.6	1.7	X
1200	Copper and brass	1 792	23 598 568	7 500 491	31.8	5.0	70.9
1211	Copper wire mill products (structural only)	283	4 513 434	1 425 444	31.6	.9	X
1212	Flat products (sheets, strips, and plates)	921	12 698 662	2 273 170	17.9	1.5	X
1213	Tubular products (pipes and tubes)	892	12 084 020	1 623 433	13.4	1.1	X
1214	Rod, nonelectrical wire, extruded shapes, etc.	783	12 735 464	2 178 155	17.1	1.4	X
1220	Aluminum shapes, forms, etc.	3 308	37 906 976	14 469 518	38.2	9.6	71.2
1221	Plates (.250 inch and over)	1 447	17 755 965	2 351 757	13.2	1.6	X
1222	Sheets and coils (.006 to .249 inch)	1 987	25 392 622	5 426 300	21.4	3.6	X
1223	Rods, bars, and wires: rolled or extruded (rounds, hexes, squares, and rectangles)	2 209	26 810 351	5 212 251	19.4	3.5	X
1224	Pipe and tubing (including hollow bar, square, and rectangular tubing) ..	1 612	18 874 309	1 151 465	6.1	.8	X
1225	Foils	241	2 223 683	327 609	14.7	.2	X
1230	Other nonferrous metals (magnesium, nickel, tin, lead, zinc, etc., except precious)	1 012	17 775 764	6 468 596	36.4	4.3	X
1300	Coal and coke	485	11 041 273	9 746 792	88.3	6.5	70.7
1311	Coal	439	10 093 859	8 739 578	86.6	5.8	X
1312	Coke	89	1 891 294	996 510	52.7	.7	X
1320	Minerals and ores (excluding coal, precious stones, and crude oil)	364	8 090 310	4 399 789	54.4	2.9	X
1400	Electrical apparatus and equipment	267	2 688 230	219 852	8.2	.1	.5
1413	Motors and generators (including motor-generator sets)	8	20 305	3 715	18.3	Z	X
1414	Conduit, raceway, and fittings	6	19 400	1 647	8.5	Z	X
1419	Industrial controls	7	16 943	3 164	18.7	Z	X
1421	Other electrical apparatus and equipment (including fuses and lightning rods)	161	993 298	59 858	6.0	Z	X
1500	Electrical appliances, household	9	23 563	3 082	13.1	Z	X
1600	Electronic parts and equipment, except communication	145	2 381 338	124 876	5.2	.1	.9
1613	Capacitors and resistors	10	59 503	4 271	7.2	Z	X
1615	Discrete semiconductors, etc.	9	68 584	11 652	17.0	Z	X
1616	Electronic connectors and other passive electronic parts	10	12 698	3 129	24.6	Z	X
1650	Communication equipment and supplies	6	27 347	5 893	21.5	Z	X
1700	Hardware	937	4 813 316	545 542	11.3	.4	14.0
1711	Hand tools (including power driven)	613	3 089 832	238 824	7.7	.2	X
1712	Bolts, nuts, rivets, and fasteners	621	3 015 468	187 333	6.2	.1	X
1713	Cutlery	493	2 389 433	90 083	3.8	.1	X
1800	Plumbing and heating equipment and supplies (hydronics)	289	1 845 368	281 426	15.3	.2	23.3
1811	Plastic pipe fittings and valves (excluding pipe and tubing)	154	721 814	23 901	3.3	Z	X
1812	Metal pipe fittings and valves (excluding pipe and tubing)	200	966 613	120 786	12.5	.1	X
1813	Plumbing fixtures	71	417 189	21 003	5.0	Z	X
1814	Furnaces, stoves, water heaters (except electric and warm air)	27	225 922	17 441	7.7	Z	X
1815	Boilers, radiators, and convectors	34	204 459	4 883	2.4	Z	X
1818	Other plumbing and heating equipment and supplies	141	1 080 052	92 985	8.6	.1	X
1900	Warm air heating and air-conditioning equipment and supplies	38	262 136	27 576	10.5	Z	52.2
1911	Furnaces (warm air)	15	162 502	3 257	2.0	Z	X
1912	Central air-conditioning (residential and commercial)	7	25 483	287	1.1	Z	X
1914	Heat pumps (residential and commercial)	17	180 988	1 947	1.1	Z	X
1916	Air cleaning and filtration systems	7	22 617	3 373	14.9	Z	X
1919	Registers, grills, pre-formed ductwork (excluding sheet metal), and duct insulation	24	214 439	17 590	8.2	Z	X
2100	Construction and mining machinery and equipment (including parts and attachments)	50	685 188	162 205	23.7	.1	1.1
2113	New mixers, pavers, and related equipment	13	170 985	12 187	7.1	Z	X
2117	Other new construction and mining, logging, and road maintenance machinery, equipment, and parts	24	467 093	111 600	23.9	.1	X
2118	Used construction and mining machinery and equipment	13	170 985	32 241	18.9	Z	X
2200	Farm machinery, equipment, and parts	19	30 682	1 852	6.0	Z	X
2220	Garden machinery, equipment, and parts	7	27 924	2 680	9.6	Z	X
2300	Hydraulic and pneumatic (fluid-power) pumps, motors, and parts	25	128 281	10 811	8.4	Z	42.8
2311	Pumps	19	124 561	9 190	7.4	Z	X
2312	Motors	12	45 300	938	2.1	Z	X
2313	Parts for pumps and motors	11	25 039	685	2.7	Z	X
2320	General-purpose industrial machinery, equipment, and parts	501	8 243 427	1 365 604	16.6	.9	4.0
2321	New pumps, compressors (air or gas), and equipment	243	3 224 008	198 149	6.1	.1	X
2326	New controlling, recording, and indicating instruments and access	162	2 188 935	427 240	19.5	.3	X
2327	All other new general-purpose industrial machinery and equipment	285	3 218 072	304 184	9.5	.2	X
2328	Used general-purpose industrial machinery and equipment	81	1 106 018	16 292	1.5	Z	X
2330	Metalworking machinery, equipment, and parts	118	525 090	61 874	11.8	Z	X
2340	Materials handling machinery, equipment, and parts	76	229 314	20 401	8.9	Z	48.1
2341	New conveying equipment	38	80 094	9 326	11.6	Z	X
2342	New hoists, cranes, and monorails	25	45 521	2 725	6.0	Z	X
2343	New forklift trucks	20	117 394	4 683	4.0	Z	X
2350	Oil well, oil refinery, and pipeline machinery, equipment, and supplies	75	447 016	72 096	16.1	Z	68.1
2351	New oil refining and pipeline machinery, equipment, and supplies	44	170 613	22 279	13.1	Z	X
2352	New oil field machinery, equipment, and supplies (including drilling bits) ..	28	273 156	49 659	18.2	Z	X

See footnotes at end of table.

Table 1. All Types of Operation by Kind of Business and Commodity Line for Wholesale Trade: 1997—Con.

[Includes only establishments with payroll. For meaning of abbreviations and symbols, see introductory text. For explanation of terms, see Appendix A]

NAICS code and CL code	Kind of business and commodity line	Establishments handling commodity line		Commodity line sales			Sales coverage percent
		Number	Total sales (\$1,000)	Amount ¹ (\$1,000)	As percent of total sales of—		
					Establishments handling line	Establishments in NAICS industry ¹	
4215	Metal & mineral (except petroleum) whsle—Con.						
2360	Other industrial machinery, equipment, and parts	30	601 830	51 985	8.6	Z	12.0
2362	New power plant machinery (excluding electrical)	6	43 057	8 674	20.1	Z	X
2366	Other new industrial machinery and equipment	22	162 282	20 893	12.9	Z	X
2367	Used industrial machinery and equipment	11	54 185	1 450	2.7	Z	X
2370	Mechanical power transmission supplies	31	1 482 593	196 375	13.2	.1	76.9
2371	Bearings and bushings	27	489 585	112 106	22.9	.1	X
2372	Other mechanical power transmission supplies	9	1 037 078	84 268	8.1	.1	X
2380	Industrial valves and fittings (except fluid-power)	143	899 043	233 668	26.0	.2	X
2390	Hydraulic and pneumatic (fluid-power) valves	23	160 301	26 502	16.5	Z	51.0
2391	Hydraulic valves	17	77 250	5 386	7.0	Z	X
2392	Pneumatic valves	17	109 777	21 115	19.2	Z	X
2400	Hydraulic and pneumatic cylinders and rotary actuators	15	111 786	11 673	10.4	Z	69.0
2411	Hydraulic cylinders and rotary actuators	12	45 240	4 571	10.1	Z	X
2420	Hydraulic and pneumatic connectors and assemblies	16	178 112	52 720	29.6	Z	9.5
2421	Hydraulic and pneumatic connectors	9	65 598	6 457	9.8	Z	X
2422	Hydraulic and pneumatic assemblies	10	84 685	27 094	32.0	Z	X
2430	Fluid-power filters, components, accessories, and parts	16	55 515	2 608	4.7	Z	79.5
2431	Filters	10	14 481	395	2.7	Z	X
2432	Other fluid-power components, accessories, and parts, n.e.c.	10	44 735	2 213	4.9	Z	X
2440	Welding supplies (excluding gases)	21	1 027 469	23 272	2.3	Z	X
2450	Industrial containers and supplies	48	114 668	10 976	9.6	Z	4.8
2454	Other industrial containers and supplies	39	75 072	7 167	9.5	Z	X
2460	Other industrial supplies	354	1 932 639	119 811	6.2	.1	6.6
2462	Abrasives and abrasive materials	137	695 490	14 013	2.0	Z	X
2463	Nylon, polyester, and synthetic rubber	55	280 068	3 964	1.4	Z	X
2464	Mechanical rubber goods	105	465 944	17 233	3.7	Z	X
2465	Strapping and tape	117	494 969	16 719	3.4	Z	X
2466	Industrial supplies, n.e.c.	157	1 100 219	66 503	6.0	Z	X
2620	Marine machinery, equipment, and supplies	9	14 223	460	3.2	Z	X
2700	Sporting and recreational goods and supplies	13	120 156	19 266	16.0	Z	X
2900	Ferrous metal scrap	350	6 130 291	263 093	4.3	.2	3.4
2911	Prepared ferrous metal scrap (processed by this establishment)	170	2 566 981	75 704	2.9	.1	X
2912	Prepared ferrous metal scrap (not processed by this establishment)	124	1 837 272	129 766	7.1	.1	X
2913	Unprepared ferrous metal scrap including bimetal cans	109	1 028 941	24 491	2.4	Z	X
2920	Nonferrous metal scrap	358	5 763 119	373 842	6.5	.2	6.2
2921	Aluminum scrap	297	3 424 360	130 672	3.8	.1	X
2922	Copper and copper alloy scrap	177	2 730 757	148 125	5.4	.1	X
2923	Lead scrap	73	529 454	5 810	1.1	Z	X
2924	Other nonferrous metallic scrap (nickel, zinc, and precious and special metals)	89	1 961 299	66 279	3.4	Z	X
2930	Recyclable paper and paperboard	23	61 223	3 505	5.7	Z	X
2940	Recyclable materials, except metal	33	51 821	7 468	14.4	Z	53.7
2943	Recyclable plastics	26	36 306	2 581	7.1	Z	X
2944	Recyclable glass	25	30 683	2 799	9.1	Z	X
2945	Other recyclable materials (including rubber and bones)	7	18 727	2 088	11.2	Z	X
3000	Jewelry, diamonds, gem stones, and watches	32	74 991	31 891	42.5	Z	73.1
3015	Karat gold jewelry (rings, necklaces, etc.)	6	60 750	28 404	46.8	Z	X
3016	Other jewel, silverware, and plated ware (incl. jewel, where gemstones less than 50% of value, gold filled sterling, and costume jewel, and medallions)	16	8 824	2 154	24.4	Z	X
3030	Precious metals—gold, silver, and platinum including precious metal coins	37	1 181 522	171 060	14.5	.1	X
3120	Forest products, except lumber (including cordwood, hewn posts, poles, and ties)	23	63 211	7 953	12.6	Z	X
3150	Other durable goods	9	38 065	8 069	21.2	Z	77.9
3154	Other durable goods, n.e.c.	7	23 976	7 535	31.4	Z	X
3400	Industrial and personal services paper and plastics	22	40 330	3 349	8.3	Z	6.1
3413	Industrial paper (wrapping, bags, cartons, etc.)	10	24 729	2 587	10.5	Z	X
3500	Drugs, pharmaceuticals, cosmetics, and toiletries	21	63 973	10 913	17.1	Z	45.1
3515	Other toiletries and druggists' sundries	8	44 493	9 085	20.4	Z	X
3800	Men's and boys' wear	6	227 718	22 817	10.0	Z	X
3900	Women's and children's wear	14	126 403	15 330	12.1	Z	X
4000	Footwear	7	144 764	33 255	23.0	Z	X
4860	Other grocery specialties	12	87 496	13 006	14.9	Z	X
4900	Grain and beans	6	436 849	109 903	25.2	.1	X
5300	Plastics materials and basic shapes	867	7 755 953	724 993	9.3	.5	3.7
5311	Plastic pipes, rods, tubes, and shapes	476	4 213 702	349 845	8.3	.2	X
5312	High pressure laminates	13	64 069	7 875	12.3	Z	X
5313	Plastics raw materials	51	556 105	24 969	4.5	Z	X
5314	Other plastics materials and basic shapes	295	2 788 689	299 654	10.7	.2	X
5320	Industrial gases (welding, etc.)	12	21 730	3 427	15.8	Z	X
5330	Chemicals and allied products (excluding agricultural, plastics, gases, and petroleum)	298	4 988 123	754 030	15.1	.5	4.8
5332	Alkalies and chlorine	46	284 302	42 226	14.9	Z	X
5334	Organic fibers	38	246 409	11 283	4.6	Z	X
5335	Detergents and soaps	41	338 777	3 494	1.0	Z	X
5336	Sanitation chemicals, polishes, and waxes	16	45 201	473	1.0	Z	X
5341	Insecticides, nonagricultural	21	68 471	2 350	3.4	Z	X
5342	Adhesives, sealants, and glues	53	562 362	118 598	21.1	.1	X
5344	Other chemicals and allied products	177	2 374 246	193 579	8.2	.1	X

See footnotes at end of table.

Table 1. All Types of Operation by Kind of Business and Commodity Line for Wholesale Trade: 1997—Con.

[Includes only establishments with payroll. For meaning of abbreviations and symbols, see introductory text. For explanation of terms, see Appendix A]

NAICS code and CL code	Kind of business and commodity line	Establishments handling commodity line		Commodity line sales			Sales coverage percent
		Number	Total sales (\$1,000)	Amount ¹ (\$1,000)	As percent of total sales of—		
					Establishments handling line	Establishments in NAICS industry ¹	
4215	Metal & mineral (except petroleum) whse—Con.						
5400	Petroleum products	49	1 280 538	70 596	5.5	Z	X
5800	Farm supplies	14	1 083 906	114 553	10.6	.1	3.2
5816	Other agricultural chemicals and fertilizers	6	62 328	12 084	19.4	Z	X
6000	Paint, paint supplies, and wallpaper	82	287 947	13 290	4.6	Z	5.1
6011	Architectural coatings (enamels, primers, stains, solvents, and lacquers)	69	253 211	10 729	4.2	Z	X
6100	Books, periodicals, newspapers, and miscellaneous printed materials	6	5 554	341	6.1	Z	X
6120	Art goods (including novelties and souvenirs)	22	26 144	4 186	16.0	Z	4.8
6122	Novelties and souvenirs	6	7 608	1 224	16.1	Z	X
6130	Textile bags, bagging, and burlap	8	16 260	3 703	22.8	Z	X
6150	Nondurable goods, n.e.c.	8	77 092	13 208	17.1	Z	X
9700	Service receipts and labor charges (including installed parts)	746	6 549 178	332 632	5.1	.2	7.3
9701	Labor charges for repair work	443	3 002 627	124 707	4.2	.1	X
9702	Parts installed in repair work	359	2 635 200	56 648	2.2	Z	X
9703	Other service receipts and labor charges—Specify	244	2 732 755	117 078	4.3	.1	X
9720	Receipts for service contracts	15	33 807	2 397	7.1	Z	X
9740	Receipts for installing equipment	31	57 484	8 058	14.0	Z	X
9810	Miscellaneous commodities	920	11 347 699	838 182	7.4	.6	X
9940	Rental and leasing receipts	114	713 436	34 998	4.9	Z	X
9950	Construction receipts	24	78 817	24 650	31.3	Z	X
42151	Metal service centers & offices	11 827	X	135 695 563	X	100.0	78.7
0100	New and used automobiles, motorcycles, etc.	15	22 470	4 150	18.5	Z	13.4
0114	Motorscooters, mopeds, snowmobiles, and utility trailers	11	15 451	3 762	24.3	Z	X
0200	New and rebuilt automotive parts and supplies	55	337 653	80 621	23.9	.1	45.2
0211	Batteries	14	10 093	140	1.4	Z	X
0213	Electrical engine parts (including ignition parts)	9	8 204	100	1.2	Z	X
0214	Brake parts (including fluid and all disk and drum parts)	9	7 275	64	.9	Z	X
0216	Glass	6	6 859	83	1.2	Z	X
0219	Engine parts, except electrical	18	260 430	56 073	21.5	Z	X
0221	Body parts and repair materials	11	9 302	120	1.3	Z	X
0222	Suspension parts (shocks, struts, balljoints, etc.)	13	28 255	8 312	29.4	Z	X
0223	Parts, n.e.c.	13	47 990	6 014	12.5	Z	X
0240	Used automotive parts, accessories, and equipment	46	46 407	6 853	14.8	Z	X
0300	Tires and tubes	22	401 339	4 602	1.1	Z	.5
0312	Recapped and used tires and repair materials	8	10 137	292	2.9	Z	X
0400	Household and lawn furniture	12	71 618	12 538	17.5	Z	X
0500	Household china, glassware, crockery, and plastic housewares	11	25 379	6 873	27.1	Z	X
0520	Linens, domestics, curtains, and draperies	9	35 390	5 722	16.2	Z	76.9
0523	Shades and blinds	7	34 714	5 708	16.4	Z	X
0530	Flooring and floor coverings	14	16 401	966	5.9	Z	X
0540	Other home furnishings	11	27 224	2 781	10.2	Z	14.2
0542	Mirrors, lamps, and picture frames	10	25 224	2 700	10.7	Z	X
0600	Lumber: rough, dressed, and finished	115	389 293	47 623	12.2	Z	49.9
0611	Dimensional lumber (non-treated)	52	170 356	7 431	4.4	Z	X
0612	Treated lumber	80	251 707	29 609	11.8	Z	X
0613	Boards	11	45 096	10 583	23.5	Z	X
0620	Plywood and millwork	130	730 865	85 291	11.7	.1	42.0
0621	Softwood plywood and oriented strand board (OSB)	17	44 063	3 389	7.7	Z	X
0622	Other panels products (including hardwood plywood, waterboard, and particleboard)	50	209 821	4 563	2.2	Z	X
0623	Gypsum, specialty boards, and treatments	28	207 336	25 600	12.3	Z	X
0624	Wood millwork (doors, windows, cabinets, etc.)	53	366 775	47 726	13.0	Z	X
0625	Metal millwork	13	62 088	2 035	3.3	Z	X
0626	Other millwork and wood siding (including trusses and wood roofing)	7	28 204	1 977	7.0	Z	X
0700	Brick, stone, tile, sand, block, cement, and gravel	94	617 184	63 504	10.3	Z	15.2
0711	Ready-mixed or transit-mixed concrete	27	103 128	9 174	8.9	Z	X
0712	Cement and lime	44	175 564	9 152	5.2	Z	X
0713	Sand, gravel, and crushed stone	14	19 868	1 242	6.3	Z	X
0714	Brick, block, tile, clay/cement sewer pipe, etc.	33	170 585	22 092	13.0	Z	X
0720	Roofing, siding, and insulation materials	133	645 706	76 552	11.9	.1	37.0
0721	Roofing, except wood	59	298 219	28 809	9.7	Z	X
0722	Siding, except wood	37	141 724	3 326	2.3	Z	X
0723	Insulation materials	90	474 337	44 173	9.3	Z	X
0730	Flat glass and other construction glass (excluding automotive)	66	250 333	47 308	18.9	Z	X
0740	Other construction materials	177	595 313	83 514	14.0	.1	58.5
0741	Rain-carrying equipment (down spouts, gutters, etc.)	29	118 407	6 097	5.1	Z	X
0742	Prefabricated buildings and structural assemblies (nonwood)	16	50 452	2 838	5.6	Z	X
0744	Construction materials, n.e.c. (including wire fence and construction paper)	152	503 848	74 578	14.8	.1	X
0920	New computer equipment	7	38 666	2 022	5.2	Z	X
0950	Computer software (packaged)	6	3 819	373	9.8	Z	X
1100	Iron and steel products (semifinished)	2 071	23 770 413	9 010 854	37.9	6.6	71.7
1111	Sheet bars and tin plate bars	573	4 789 119	795 319	16.6	.6	X
1112	Wire rods	232	4 987 127	841 513	16.9	.6	X
1113	Rough castings and foundry products	609	4 832 245	2 540 472	52.6	1.9	X
1114	Forgings	517	5 931 948	1 138 505	19.2	.8	X
1116	Other semifinished iron and steel products	775	11 275 075	3 695 043	32.8	2.7	X

See footnotes at end of table.

Table 1. All Types of Operation by Kind of Business and Commodity Line for Wholesale Trade: 1997—Con.

[Includes only establishments with payroll. For meaning of abbreviations and symbols, see introductory text. For explanation of terms, see Appendix A]

NAICS code and CL code	Kind of business and commodity line	Establishments handling commodity line		Commodity line sales			Sales coverage percent
		Number	Total sales (\$1,000)	Amount ¹ (\$1,000)	As percent of total sales of—		
					Establishments handling line	Establishments in NAICS industry ¹	
42151	Metal service centers & offices—Con.						
1120	Flat iron and steel products	4 832	72 716 167	46 344 352	63.7	34.2	71.9
1121	Plates	2 651	31 397 630	6 712 867	21.4	4.9	X
1122	Strips (hot-rolled and cold-rolled)	1 465	17 267 657	4 758 178	27.6	3.5	X
1123	Sheets (cold-rolled)	2 340	48 075 581	9 325 550	19.4	6.9	X
1124	Sheets (hot-rolled)	2 616	48 891 403	9 239 390	18.9	6.8	X
1126	Sheets (galvanized and coated)	2 140	46 915 406	12 172 657	25.9	9.0	X
1127	Tin plate and terneplate	193	12 167 513	835 209	6.9	.6	X
1128	Fabricated and structural plate products	938	6 681 389	1 050 847	15.7	.8	X
1129	Other flat iron and steel products	1 139	22 372 890	2 249 624	10.1	1.7	X
1140	Iron and steel wire and wire products	1 984	14 863 201	4 185 723	28.2	3.1	61.2
1141	Wire (plain, coated, barbed, and twisted)	968	9 269 058	2 034 387	21.9	1.5	X
1142	Nails	290	1 504 962	466 890	31.0	.3	X
1143	Wire rope, strand, strapping, reinforcement mesh, and bale ties	1 209	7 480 650	1 682 079	22.5	1.2	X
1150	Iron and steel pipe and tubing	3 760	40 138 627	13 086 835	32.6	9.6	72.4
1152	Tubing	2 848	29 580 606	5 248 979	17.7	3.9	X
1153	Standard steel pipe	2 505	26 448 491	5 132 679	19.4	3.8	X
1154	Other steel pipe	1 034	12 403 789	2 705 173	21.8	2.0	X
1160	Other iron and steel products	3 317	37 447 250	12 943 872	34.6	9.5	73.0
1162	Bars (excluding reinforcement bars) and bar-size shapes: hot-rolled	1 578	22 787 870	2 956 323	13.0	2.2	X
1163	Bars and bar-size shapes: cold finished	1 463	19 055 624	2 054 680	10.8	1.5	X
1164	Concrete reinforcement bars	1 037	9 023 113	1 605 729	17.8	1.2	X
1165	Structural shapes (excluding bar-size shapes)	1 696	21 462 014	3 773 349	17.6	2.8	X
1167	Finished products, n.e.c.	865	8 431 973	2 553 781	30.3	1.9	X
1170	Alloy steel	1 750	23 116 439	4 090 269	17.7	3.0	74.0
1171	Bars, hot-rolled or cold-finished	1 100	15 380 299	1 860 008	12.1	1.4	X
1173	Pipe, tubing, and plates	787	11 893 114	1 339 178	11.3	1.0	X
1175	Other alloy steel	572	7 330 765	891 077	12.2	.7	X
1180	Stainless steel	2 952	35 264 191	9 406 731	26.7	6.9	73.6
1181	Plates	1 179	15 362 031	1 077 434	7.0	.8	X
1182	Strip	561	5 849 744	947 808	16.2	.7	X
1183	Sheets	1 467	20 033 716	2 579 069	12.9	1.9	X
1184	Bars and bar-size shapes	1 545	20 279 577	2 312 025	11.4	1.7	X
1185	Other stainless steel (including tubing)	1 766	23 345 953	2 490 384	10.7	1.8	X
1200	Copper and brass	1 790	23 593 291	7 500 221	31.8	5.5	70.3
1211	Copper wire mill products (structural only)	283	4 513 434	1 425 444	31.6	1.1	X
1212	Flat products (sheets, strips, and plates)	921	12 698 662	2 273 170	17.9	1.7	X
1213	Tubular products (pipes and tubes)	892	12 084 020	1 623 433	13.4	1.2	X
1214	Rod, nonelectrical wire, extruded shapes, etc.	783	12 735 464	2 178 155	17.1	1.6	X
1220	Aluminum shapes, forms, etc.	3 304	37 501 391	14 469 174	38.6	10.7	70.5
1221	Plates (.250 inch and over)	1 447	17 755 965	2 351 757	13.2	1.7	X
1222	Sheets and coils (.006 to .249 inch)	1 985	24 996 131	5 426 058	21.7	4.0	X
1223	Rods, bars, and wires: rolled or extruded (rounds, hexes, squares, and rectangles)	2 209	26 810 351	5 212 251	19.4	3.8	X
1224	Pipe and tubing (including hollow bar, square, and rectangular tubing) ..	1 612	18 874 309	1 151 465	6.1	.8	X
1225	Foils	241	2 223 683	327 609	14.7	.2	X
1230	Other nonferrous metals (magnesium, nickel, tin, lead, zinc, etc., except precious)	1 006	17 357 051	6 449 705	37.2	4.8	X
1300	Coal and coke	20	852 867	171 522	20.1	.1	33.8
1311	Coal	15	491 582	4 416	.9	Z	X
1312	Coke	15	551 492	156 402	28.4	.1	X
1320	Minerals and ores (excluding coal, precious stones, and crude oil)	39	2 791 852	327 617	11.7	.2	X
1400	Electrical apparatus and equipment	266	2 687 752	219 847	8.2	.2	.5
1413	Motors and generators (including motor-generator sets)	8	20 305	3 715	18.3	Z	X
1414	Conduit, raceway, and fittings	6	19 400	1 647	8.5	Z	X
1419	Industrial controls	7	16 943	3 164	18.7	Z	X
1421	Other electrical apparatus and equipment (including fuses and lightning rods)	161	993 298	59 858	6.0	Z	X
1500	Electrical appliances, household	9	23 563	3 082	13.1	Z	X
1600	Electronic parts and equipment, except communication	144	2 379 418	124 762	5.2	.1	.9
1613	Capacitors and resistors	10	59 503	4 271	7.2	Z	X
1615	Discrete semiconductors, etc.	9	68 584	11 652	17.0	Z	X
1616	Electronic connectors and other passive electronic parts	10	12 698	3 129	24.6	Z	X
1650	Communication equipment and supplies	6	27 347	5 893	21.5	Z	X
1700	Hardware	937	4 813 316	545 542	11.3	.4	13.8
1711	Hand tools (including power driven)	613	3 089 832	238 824	7.7	.2	X
1712	Bolts, nuts, rivets, and fasteners	621	3 015 468	187 333	6.2	.1	X
1713	Cutlery	493	2 389 433	90 083	3.8	.1	X
1800	Plumbing and heating equipment and supplies (hydronics)	289	1 845 368	281 426	15.3	.2	23.0
1811	Plastic pipe fittings and valves (excluding pipe and tubing)	154	721 814	23 901	3.3	Z	X
1812	Metal pipe fittings and valves (excluding pipe and tubing)	200	966 613	120 786	12.5	.1	X
1813	Plumbing fixtures	71	417 189	21 003	5.0	Z	X
1814	Furnaces, stoves, water heaters (except electric and warm air)	27	225 922	17 441	7.7	Z	X
1815	Boilers, radiators, and convectors	34	204 459	4 883	2.4	Z	X
1818	Other plumbing and heating equipment and supplies	141	1 080 052	92 985	8.6	.1	X
1900	Warm air heating and air-conditioning equipment and supplies	38	262 136	27 576	10.5	Z	51.7
1911	Furnaces (warm air)	15	162 502	3 257	2.0	Z	X
1912	Central air-conditioning (residential and commercial)	7	25 483	287	1.1	Z	X
1914	Heat pumps (residential and commercial)	17	180 988	1 947	1.1	Z	X
1916	Air cleaning and filtration systems	7	22 617	3 373	14.9	Z	X
1919	Registers, grills, pre-formed ductwork (excluding sheet metal), and duct insulation	24	214 439	17 590	8.2	Z	X

See footnotes at end of table.

Table 1. All Types of Operation by Kind of Business and Commodity Line for Wholesale Trade: 1997—Con.

[Includes only establishments with payroll. For meaning of abbreviations and symbols, see introductory text. For explanation of terms, see Appendix A]

NAICS code and CL code	Kind of business and commodity line	Establishments handling commodity line		Commodity line sales			Sales coverage percent
		Number	Total sales (\$1,000)	Amount ¹ (\$1,000)	As percent of total sales of—		
					Establishments handling line	Establishments in NAICS industry ¹	
42151	Metal service centers & offices—Con.						
2100	Construction and mining machinery and equipment (including parts and attachments)	48	679 742	161 064	23.7	.1	1.1
2113	New mixers, pavers, and related equipment	13	170 985	12 187	7.1	Z	X
2117	Other new construction and mining, logging, and road maintenance machinery, equipment, and parts	24	467 093	111 600	23.9	.1	X
2118	Used construction and mining machinery and equipment	13	170 985	32 241	18.9	Z	X
2200	Farm machinery, equipment, and parts	19	30 682	1 852	6.0	Z	X
2220	Garden machinery, equipment, and parts	7	27 924	2 680	9.6	Z	X
2300	Hydraulic and pneumatic (fluid-power) pumps, motors, and parts	25	128 281	10 811	8.4	Z	42.4
2311	Pumps	19	124 561	9 190	7.4	Z	X
2312	Motors	12	45 300	938	2.1	Z	X
2313	Parts for pumps and motors	11	25 039	685	2.7	Z	X
2320	General-purpose industrial machinery, equipment, and parts	487	7 592 671	1 301 131	17.1	1.0	4.4
2321	New pumps, compressors (air or gas), and equipment	243	3 224 008	198 149	6.1	.1	X
2326	New controlling, recording, and indicating instruments and access	162	2 188 935	427 240	19.5	.3	X
2327	All other new general-purpose industrial machinery and equipment	285	3 218 072	304 184	9.5	.2	X
2328	Used general-purpose industrial machinery and equipment	81	1 106 018	16 292	1.5	Z	X
2330	Metalworking machinery, equipment, and parts	118	525 090	61 874	11.8	Z	X
2340	Materials handling machinery, equipment, and parts	76	229 314	20 401	8.9	Z	47.7
2341	New conveying equipment	38	80 094	9 326	11.6	Z	X
2342	New hoists, cranes, and monorails	25	45 521	2 725	6.0	Z	X
2343	New forklift trucks	20	117 394	4 683	4.0	Z	X
2350	Oil well, oil refinery, and pipeline machinery, equipment, and supplies	75	447 016	72 096	16.1	.1	67.5
2351	New oil refining and pipeline machinery, equipment, and supplies	44	170 613	22 279	13.1	Z	X
2352	New oil field machinery, equipment, and supplies (including drilling bits)	28	273 156	49 659	18.2	Z	X
2360	Other industrial machinery, equipment, and parts	28	205 339	31 105	15.1	Z	28.4
2362	New power plant machinery (excluding electrical)	6	43 057	8 674	20.1	Z	X
2366	Other new industrial machinery and equipment	22	162 282	20 893	12.9	Z	X
2367	Used industrial machinery and equipment	11	54 185	1 450	2.7	Z	X
2370	Mechanical power transmission supplies	28	1 479 102	194 630	13.2	.1	76.2
2371	Bearings and bushings	24	486 094	110 361	22.7	.1	X
2372	Other mechanical power transmission supplies	9	1 037 078	84 268	8.1	.1	X
2380	Industrial valves and fittings (except fluid-power)	143	899 043	233 668	26.0	.2	X
2390	Hydraulic and pneumatic (fluid-power) valves	23	160 301	26 502	16.5	Z	50.5
2391	Hydraulic valves	17	77 250	5 386	7.0	Z	X
2392	Pneumatic valves	17	109 777	21 115	19.2	Z	X
2400	Hydraulic and pneumatic cylinders and rotary actuators	15	111 786	11 673	10.4	Z	68.3
2411	Hydraulic cylinders and rotary actuators	12	45 240	4 571	10.1	Z	X
2420	Hydraulic and pneumatic connectors and assemblies	16	178 112	52 720	29.6	Z	9.4
2421	Hydraulic and pneumatic connectors	9	65 598	6 457	9.8	Z	X
2422	Hydraulic and pneumatic assemblies	10	84 685	27 094	32.0	Z	X
2430	Fluid-power filters, components, accessories, and parts	16	55 515	2 608	4.7	Z	78.7
2431	Filters	10	14 481	395	2.7	Z	X
2432	Other fluid-power components, accessories, and parts, n.e.c.	10	44 735	2 213	4.9	Z	X
2440	Welding supplies (excluding gases)	21	1 027 469	23 272	2.3	Z	X
2450	Industrial containers and supplies	45	91 368	8 948	9.8	Z	6.2
2454	Other industrial containers and supplies	39	75 072	7 167	9.5	Z	X
2460	Other industrial supplies	350	1 845 438	118 753	6.4	.1	6.9
2462	Abrasives and abrasive materials	137	695 490	14 013	2.0	Z	X
2463	Nylon, polyester, and synthetic rubber	55	280 068	3 964	1.4	Z	X
2464	Mechanical rubber goods	105	465 944	17 233	3.7	Z	X
2465	Strapping and tape	117	494 969	16 719	3.4	Z	X
2466	Industrial supplies, n.e.c.	157	1 100 219	66 503	6.0	Z	X
2620	Marine machinery, equipment, and supplies	9	14 223	460	3.2	Z	X
2700	Sporting and recreational goods and supplies	13	120 156	19 266	16.0	Z	X
2900	Ferrous metal scrap	346	5 920 242	249 166	4.2	.2	3.5
2911	Prepared ferrous metal scrap (processed by this establishment)	170	2 566 981	75 704	2.9	.1	X
2912	Prepared ferrous metal scrap (not processed by this establishment)	124	1 837 272	129 766	7.1	.1	X
2913	Unprepared ferrous metal scrap including bimetal cans	109	1 028 941	24 491	2.4	Z	X
2920	Nonferrous metal scrap	353	5 522 429	367 634	6.7	.3	6.5
2921	Aluminum scrap	297	3 424 360	130 672	3.8	.1	X
2922	Copper and copper alloy scrap	177	2 730 757	148 125	5.4	.1	X
2923	Lead scrap	73	529 454	5 810	1.1	Z	X
2924	Other nonferrous metallic scrap (nickel, zinc, and precious and special metals)	89	1 961 299	66 279	3.4	Z	X
2930	Recyclable paper and paperboard	22	52 430	3 398	6.5	Z	X
2940	Recyclable materials, except metal	33	51 821	7 468	14.4	Z	53.2
2943	Recyclable plastics	26	36 306	2 581	7.1	Z	X
2944	Recyclable glass	25	30 683	2 799	9.1	Z	X
2945	Other recyclable materials (including rubber and bones)	7	18 727	2 088	11.2	Z	X
3000	Jewelry, diamonds, gem stones, and watches	19	13 068	3 059	23.4	Z	68.0
3016	Other jewel., silverware, and plated ware (incl. jewel. where gemstones less than 50% of value, gold filled sterling, and costume jewel. and medallions)	16	8 824	2 154	24.4	Z	X
3030	Precious metals—gold, silver, and platinum including precious metal coins	37	1 181 522	171 060	14.5	.1	X
3120	Forest products, except lumber (including cordwood, hewn posts, poles, and ties)	18	53 920	6 882	12.8	Z	X

See footnotes at end of table.

Table 1. All Types of Operation by Kind of Business and Commodity Line for Wholesale Trade: 1997—Con.

[Includes only establishments with payroll. For meaning of abbreviations and symbols, see introductory text. For explanation of terms, see Appendix A]

NAICS code and CL code	Kind of business and commodity line	Establishments handling commodity line		Commodity line sales			Sales coverage percent
		Number	Total sales (\$1,000)	Amount ¹ (\$1,000)	As percent of total sales of—		
					Establishments handling line	Establishments in NAICS industry ¹	
42151	Metal service centers & offices—Con.						
3150	Other durable goods	9	38 065	8 069	21.2	Z	77.2
3154	Other durable goods, n.e.c	7	23 976	7 535	31.4	Z	X
3400	Industrial and personal services paper and plastics	21	40 016	3 219	8.0	Z	6.1
3413	Industrial paper (wrapping, bags, cartons, etc.)	10	24 729	2 587	10.5	Z	X
3500	Drugs, pharmaceuticals, cosmetics, and toiletries	19	62 288	10 442	16.8	Z	44.9
3515	Other toiletries and druggists' sundries	8	44 493	9 085	20.4	Z	X
3900	Women's and children's wear	11	36 609	6 317	17.3	Z	X
4000	Footwear	7	144 784	33 255	23.0	Z	X
4860	Other grocery specialties	11	86 367	12 928	15.0	Z	X
5300	Plastics materials and basic shapes	857	7 292 577	712 006	9.8	.5	3.1
5311	Plastic pipes, rods, tubes, and shapes	475	4 213 302	349 786	8.3	.3	X
5312	High pressure laminates	13	64 069	7 875	12.3	Z	X
5313	Plastics raw materials	47	510 447	14 197	2.8	Z	X
5314	Other plastics materials and basic shapes	292	2 767 868	299 058	10.8	.2	X
5320	Industrial gases (welding, etc.)	12	21 730	3 427	15.8	Z	X
5330	Chemicals and allied products (excluding agricultural, plastics, gases, and petroleum)	260	4 076 220	643 370	15.8	.5	3.1
5332	Alkalies and chlorine	41	261 032	41 021	15.7	Z	X
5334	Organic fibers	24	29 606	4 844	16.4	Z	X
5335	Detergents and soaps	32	310 019	2 823	9.0	Z	X
5336	Sanitation chemicals, polishes, and waxes	16	45 201	473	1.0	Z	X
5341	Insecticides, nonagricultural	16	45 201	473	1.0	Z	X
5342	Adhesives, sealants, and glues	53	562 362	118 598	21.1	.1	X
5344	Other chemicals and allied products	154	1 958 462	135 651	6.9	.1	X
5400	Petroleum products	36	894 152	49 975	5.6	Z	X
5800	Farm supplies	11	63 167	12 563	19.9	Z	65.5
5816	Other agricultural chemicals and fertilizers	6	62 328	12 084	19.4	Z	X
6000	Paint, paint supplies, and wallpaper	82	287 947	13 290	4.6	Z	5.1
6011	Architectural coatings (enamels, primers, stains, solvents, and lacquers)	69	253 211	10 729	4.2	Z	X
6120	Art goods (including novelties and souvenirs)	21	25 666	4 181	16.3	Z	4.9
6122	Novelties and souvenirs	6	7 608	1 224	16.1	Z	X
6130	Textile bags, bagging, and burlap	8	16 260	3 703	22.8	Z	X
6150	Nondurable goods, n.e.c.	7	76 130	12 729	16.7	Z	X
9700	Service receipts and labor charges (including installed parts)	724	6 179 212	300 486	4.9	.2	7.6
9701	Labor charges for repair work	441	2 990 078	124 622	4.2	.1	X
9702	Parts installed in repair work	357	2 622 651	56 509	2.2	Z	X
9703	Other service receipts and labor charges—Specify	244	2 732 755	117 078	4.3	.1	X
9720	Receipts for service contracts	15	33 807	2 397	7.1	Z	X
9740	Receipts for installing equipment	31	57 484	8 058	14.0	Z	X
9810	Miscellaneous commodities	883	10 640 746	811 767	7.6	.6	X
9940	Rental and leasing receipts	107	428 123	28 339	6.6	Z	X
9950	Construction receipts	24	78 817	24 650	31.3	Z	X
421510	Metal service centers & offices	11 827	X	135 695 563	X	100.0	78.7
0100	New and used automobiles, motorcycles, etc.	15	22 470	4 150	18.5	Z	13.4
0114	Motorscooters, mopeds, snowmobiles, and utility trailers	11	15 451	3 762	24.3	Z	X
0200	New and rebuilt automotive parts and supplies	55	337 653	80 621	23.9	.1	45.2
0211	Batteries	14	10 093	140	1.4	Z	X
0213	Electrical engine parts (including ignition parts)	9	8 204	100	1.2	Z	X
0214	Brake parts (including fluid and all disk and drum parts)	9	7 275	64	.9	Z	X
0216	Glass	6	6 859	83	1.2	Z	X
0219	Engine parts, except electrical	18	260 430	56 073	21.5	Z	X
0221	Body parts and repair materials	11	9 302	120	1.3	Z	X
0222	Suspension parts (shocks, struts, balljoints, etc.)	13	28 255	8 312	29.4	Z	X
0223	Parts, n.e.c.	13	47 990	6 014	12.5	Z	X
0240	Used automotive parts, accessories, and equipment	46	46 407	6 853	14.8	Z	X
0300	Tires and tubes	22	401 339	4 602	1.1	Z	.5
0312	Recapped and used tires and repair materials	8	10 137	292	2.9	Z	X
0400	Household and lawn furniture	12	71 618	12 538	17.5	Z	X
0500	Household china, glassware, crockery, and plastic housewares	11	25 379	6 873	27.1	Z	X
0520	Linens, domestics, curtains, and draperies	9	35 390	5 722	16.2	Z	76.9
0523	Shades and blinds	7	34 714	5 708	16.4	Z	X
0530	Flooring and floor coverings	14	16 401	966	5.9	Z	X
0540	Other home furnishings	11	27 224	2 781	10.2	Z	14.2
0542	Mirrors, lamps, and picture frames	10	25 224	2 700	10.7	Z	X
0600	Lumber: rough, dressed, and finished	115	389 293	47 623	12.2	Z	49.9
0611	Dimensional lumber (non-treated)	52	170 356	7 431	4.4	Z	X
0612	Treated lumber	80	251 707	29 609	11.8	Z	X
0613	Boards	11	45 096	10 583	23.5	Z	X
0620	Plywood and millwork	130	730 865	85 291	11.7	.1	42.0
0621	Softwood plywood and oriented strand board (OSB)	17	44 063	3 389	7.7	Z	X
0622	Other panels products (including hardwood plywood, waterboard, and particleboard)	50	209 821	4 563	2.2	Z	X
0623	Gypsum, specialty boards, and treatments	28	207 336	25 600	12.3	Z	X
0624	Wood millwork (doors, windows, cabinets, etc.)	53	366 775	47 726	13.0	Z	X
0625	Metal millwork	13	62 088	2 035	3.3	Z	X
0626	Other millwork and wood siding (including trusses and wood roofing)	7	28 204	1 977	7.0	Z	X

See footnotes at end of table.

Table 1. All Types of Operation by Kind of Business and Commodity Line for Wholesale Trade: 1997—Con.

[Includes only establishments with payroll. For meaning of abbreviations and symbols, see introductory text. For explanation of terms, see Appendix A]

NAICS code and CL code	Kind of business and commodity line	Establishments handling commodity line		Commodity line sales			Sales coverage percent
		Number	Total sales (\$1,000)	Amount ¹ (\$1,000)	As percent of total sales of—		
					Establishments handling line	Establishments in NAICS industry ¹	
421510	Metal service centers & offices—Con.						
0700	Brick, stone, tile, sand, block, cement, and gravel	94	617 184	63 504	10.3	Z	15.2
0711	Ready-mixed or transit-mixed concrete	27	103 128	9 174	8.9	Z	X
0712	Cement and lime	44	175 564	9 152	5.2	Z	X
0713	Sand, gravel, and crushed stone	14	19 868	1 242	6.3	Z	X
0714	Brick, block, tile, clay/cement sewer pipe, etc.	33	170 585	22 092	13.0	Z	X
0720	Roofing, siding, and insulation materials	133	645 706	76 552	11.9	.1	37.0
0721	Roofing, except wood	59	298 219	28 809	9.7	Z	X
0722	Siding, except wood	37	141 724	3 326	2.3	Z	X
0723	Insulation materials	90	474 337	44 173	9.3	Z	X
0730	Flat glass and other construction glass (excluding automotive)	66	250 333	47 308	18.9	Z	X
0740	Other construction materials	177	595 313	83 514	14.0	.1	58.5
0741	Rain-carrying equipment (down spouts, gutters, etc.)	29	118 407	6 097	5.1	Z	X
0742	Prefabricated buildings and structural assemblies (nonwood)	16	50 452	2 838	5.6	Z	X
0744	Construction materials, n.e.c. (including wire fence and construction paper)	152	503 848	74 578	14.8	.1	X
0920	New computer equipment	7	38 666	2 022	5.2	Z	X
0950	Computer software (packaged)	6	3 819	373	9.8	Z	X
1100	Iron and steel products (semifinished)	2 071	23 770 413	9 010 854	37.9	6.6	71.7
1111	Sheet bars and tin plate bars	573	4 789 119	795 319	16.6	.6	X
1112	Wire rods	232	4 987 127	841 513	16.9	.6	X
1113	Rough castings and foundry products	609	4 832 245	2 540 472	52.6	1.9	X
1114	Forgings	517	5 931 948	1 138 505	19.2	.8	X
1116	Other semifinished iron and steel products	775	11 275 075	3 695 043	32.8	2.7	X
1120	Flat iron and steel products	4 832	72 716 167	46 344 352	63.7	34.2	71.9
1121	Plates	2 651	31 397 630	6 712 867	21.4	4.9	X
1122	Strips (hot-rolled and cold-rolled)	1 465	17 267 657	4 758 178	27.6	3.5	X
1123	Sheets (cold-rolled)	2 340	48 075 581	9 325 550	19.4	6.9	X
1124	Sheets (hot-rolled)	2 616	48 891 403	9 239 390	18.9	6.8	X
1126	Sheets (galvanized and coated)	2 140	46 915 406	12 172 657	25.9	9.0	X
1127	Tin plate and terneplate	193	12 167 513	835 209	6.9	.6	X
1128	Fabricated and structural plate products	938	6 681 389	1 050 847	15.7	.8	X
1129	Other flat iron and steel products	1 139	22 372 890	2 249 624	10.1	1.7	X
1140	Iron and steel wire and wire products	1 984	14 863 201	4 185 723	28.2	3.1	61.2
1141	Wire (plain, coated, barbed, and twisted)	968	9 269 058	2 034 387	21.9	1.5	X
1142	Nails	290	1 504 962	466 890	31.0	.3	X
1143	Wire rope, strand, strapping, reinforcement mesh, and bale ties	1 209	7 480 650	1 682 079	22.5	1.2	X
1150	Iron and steel pipe and tubing	3 760	40 138 627	13 086 835	32.6	9.6	72.4
1152	Tubing	2 848	29 580 606	5 248 979	17.7	3.9	X
1153	Standard steel pipe	2 505	26 448 491	5 132 679	19.4	3.8	X
1154	Other steel pipe	1 034	12 403 789	2 705 173	21.8	2.0	X
1160	Other iron and steel products	3 317	37 447 250	12 943 872	34.6	9.5	73.0
1162	Bars (excluding reinforcement bars) and bar-size shapes: hot-rolled	1 578	22 787 870	2 956 323	13.0	2.2	X
1163	Bars and bar-size shapes: cold finished	1 463	19 055 624	2 054 680	10.8	1.5	X
1164	Concrete reinforcement bars	1 037	9 023 113	1 605 729	17.8	1.2	X
1165	Structural shapes (excluding bar-size shapes)	1 696	21 462 014	3 773 349	17.6	2.8	X
1167	Finished products, n.e.c.	865	8 431 973	2 553 781	30.3	1.9	X
1170	Alloy steel	1 750	23 116 439	4 090 269	17.7	3.0	74.0
1171	Bars, hot-rolled or cold-finished	1 100	15 380 299	1 860 008	12.1	1.4	X
1173	Pipe, tubing, and plates	787	11 893 114	1 339 178	11.3	1.0	X
1175	Other alloy steel	572	7 330 765	891 077	12.2	.7	X
1180	Stainless steel	2 952	35 264 191	9 406 731	26.7	6.9	73.6
1181	Plates	1 179	15 362 031	1 077 434	7.0	.8	X
1182	Strip	561	5 849 744	947 808	16.2	.7	X
1183	Sheets	1 467	20 033 716	2 579 069	12.9	1.9	X
1184	Bars and bar-size shapes	1 545	20 279 577	2 312 025	11.4	1.7	X
1185	Other stainless steel (including tubing)	1 766	23 345 953	2 490 384	10.7	1.8	X
1200	Copper and brass	1 790	23 593 291	7 500 221	31.8	5.5	70.3
1211	Copper wire mill products (structural only)	283	4 513 434	1 425 444	31.6	1.1	X
1212	Flat products (sheets, strips, and plates)	921	12 698 662	2 273 170	17.9	1.7	X
1213	Tubular products (pipes and tubes)	892	12 084 020	1 623 433	13.4	1.2	X
1214	Rod, nonelectrical wire, extruded shapes, etc.	783	12 735 464	2 178 155	17.1	1.6	X
1220	Aluminum shapes, forms, etc.	3 304	37 501 391	14 469 174	38.6	10.7	70.5
1221	Plates (.250 inch and over)	1 447	17 755 965	2 351 757	13.2	1.7	X
1222	Sheets and coils (.006 to .249 inch)	1 985	24 996 131	5 426 058	21.7	4.0	X
1223	Rods, bars, and wires: rolled or extruded (rounds, hexes, squares, and rectangles)	2 209	26 810 351	5 212 251	19.4	3.8	X
1224	Pipe and tubing (including hollow bar, square, and rectangular tubing)	1 612	18 874 309	1 151 465	6.1	.8	X
1225	Foils	241	2 223 683	327 609	14.7	.2	X
1230	Other nonferrous metals (magnesium, nickel, tin, lead, zinc, etc., except precious)	1 006	17 357 051	6 449 705	37.2	4.8	X
1300	Coal and coke	20	852 867	171 522	20.1	.1	33.8
1311	Coal	15	491 582	4 416	.9	Z	X
1312	Coke	15	551 492	156 402	28.4	.1	X
1320	Minerals and ores (excluding coal, precious stones, and crude oil)	39	2 791 852	327 617	11.7	.2	X
1400	Electrical apparatus and equipment	266	2 687 752	219 847	8.2	.2	.5
1413	Motors and generators (including motor-generator sets)	8	20 305	3 715	18.3	Z	X
1414	Conduit, raceway, and fittings	6	19 400	1 647	8.5	Z	X
1419	Industrial controls	7	16 943	3 164	18.7	Z	X
1421	Other electrical apparatus and equipment (including fuses and lightning rods)	161	993 298	59 858	6.0	Z	X
1500	Electrical appliances, household	9	23 563	3 082	13.1	Z	X

See footnotes at end of table.

Table 1. All Types of Operation by Kind of Business and Commodity Line for Wholesale Trade: 1997—Con.

[Includes only establishments with payroll. For meaning of abbreviations and symbols, see introductory text. For explanation of terms, see Appendix A]

NAICS code and CL code	Kind of business and commodity line	Establishments handling commodity line		Commodity line sales			Sales coverage percent
		Number	Total sales (\$1,000)	Amount ¹ (\$1,000)	As percent of total sales of—		
					Establishments handling line	Establishments in NAICS industry ¹	
421510	Metal service centers & offices—Con.						
1600	Electronic parts and equipment, except communication	144	2 379 418	124 762	5.2	.1	.9
1613	Capacitors and resistors	10	59 503	4 271	7.2	Z	X
1615	Discrete semiconductors, etc.	9	68 584	11 652	17.0	Z	X
1616	Electronic connectors and other passive electronic parts	10	12 698	3 129	24.6	Z	X
1650	Communication equipment and supplies	6	27 347	5 893	21.5	Z	X
1700	Hardware	937	4 813 316	545 542	11.3	.4	13.8
1711	Hand tools (including power driven)	613	3 089 832	238 824	7.7	.2	X
1712	Bolts, nuts, rivets, and fasteners	621	3 015 468	187 333	6.2	.1	X
1713	Cutlery	493	2 389 433	90 083	3.8	.1	X
1800	Plumbing and heating equipment and supplies (hydronics)	289	1 845 368	281 426	15.3	.2	23.0
1811	Plastic pipe fittings and valves (excluding pipe and tubing)	154	721 814	23 901	3.3	.1	X
1812	Metal pipe fittings and valves (excluding pipe and tubing)	200	966 613	120 786	12.5	.1	X
1813	Plumbing fixtures	71	417 189	21 003	5.0	.1	X
1814	Furnaces, stoves, water heaters (except electric and warm air)	27	225 922	17 441	7.7	Z	X
1815	Boilers, radiators, and convectors	34	204 459	4 883	2.4	Z	X
1818	Other plumbing and heating equipment and supplies	141	1 080 052	92 985	8.6	.1	X
1900	Warm air heating and air-conditioning equipment and supplies	38	262 136	27 576	10.5	Z	51.7
1911	Furnaces (warm air)	15	162 502	3 257	2.0	Z	X
1912	Central air-conditioning (residential and commercial)	7	25 483	287	1.1	Z	X
1914	Heat pumps (residential and commercial)	17	180 988	1 947	1.1	Z	X
1916	Air cleaning and filtration systems	7	22 617	3 373	14.9	Z	X
1919	Registers, grills, pre-formed ductwork (excluding sheet metal), and duct insulation	24	214 439	17 590	8.2	Z	X
2100	Construction and mining machinery and equipment (including parts and attachments)	48	679 742	161 064	23.7	.1	1.1
2113	New mixers, pavers, and related equipment	13	170 985	12 187	7.1	Z	X
2117	Other new construction and mining, logging, and road maintenance machinery, equipment, and parts	24	467 093	111 600	23.9	.1	X
2118	Used construction and mining machinery and equipment	13	170 985	32 241	18.9	Z	X
2200	Farm machinery, equipment, and parts	19	30 682	1 852	6.0	Z	X
2220	Garden machinery, equipment, and parts	7	27 924	2 680	9.6	Z	X
2300	Hydraulic and pneumatic (fluid-power) pumps, motors, and parts	25	128 281	10 811	8.4	Z	42.4
2311	Pumps	19	124 561	9 190	7.4	Z	X
2312	Motors	12	45 300	938	2.1	Z	X
2313	Parts for pumps and motors	11	25 039	685	2.7	Z	X
2320	General-purpose industrial machinery, equipment, and parts	487	7 592 671	1 301 131	17.1	1.0	4.4
2321	New pumps, compressors (air or gas), and equipment	243	3 224 008	198 149	6.1	.1	X
2326	New controlling, recording, and indicating instruments and access	162	2 188 935	427 240	19.5	.3	X
2327	All other new general-purpose industrial machinery and equipment	285	3 218 072	304 184	9.5	.2	X
2328	Used general-purpose industrial machinery and equipment	81	1 106 018	16 292	1.5	Z	X
2330	Metalworking machinery, equipment, and parts	118	525 090	61 874	11.8	Z	X
2340	Materials handling machinery, equipment, and parts	76	229 314	20 401	8.9	Z	47.7
2341	New conveying equipment	38	80 094	9 326	11.6	Z	X
2342	New hoists, cranes, and monorails	25	45 521	2 725	6.0	Z	X
2343	New forklift trucks	20	117 394	4 683	4.0	Z	X
2350	Oil well, oil refinery, and pipeline machinery, equipment, and supplies	75	447 016	72 096	16.1	.1	67.5
2351	New oil refining and pipeline machinery, equipment, and supplies	44	170 613	22 279	13.1	Z	X
2352	New oil field machinery, equipment, and supplies (including drilling bits)	28	273 156	49 659	18.2	Z	X
2360	Other industrial machinery, equipment, and parts	28	205 339	31 105	15.1	Z	28.4
2362	New power plant machinery (excluding electrical)	6	43 057	8 674	20.1	Z	X
2366	Other new industrial machinery and equipment	22	162 282	20 893	12.9	Z	X
2367	Used industrial machinery and equipment	11	54 185	1 450	2.7	Z	X
2370	Mechanical power transmission supplies	28	1 479 102	194 630	13.2	.1	76.2
2371	Bearings and bushings	24	486 094	110 361	22.7	.1	X
2372	Other mechanical power transmission supplies	9	1 037 078	84 268	8.1	.1	X
2380	Industrial valves and fittings (except fluid-power)	143	899 043	233 668	26.0	.2	X
2390	Hydraulic and pneumatic (fluid-power) valves	23	160 301	26 502	16.5	Z	50.5
2391	Hydraulic valves	17	77 250	5 386	7.0	Z	X
2392	Pneumatic valves	17	109 777	21 115	19.2	Z	X
2400	Hydraulic and pneumatic cylinders and rotary actuators	15	111 786	11 673	10.4	Z	68.3
2411	Hydraulic cylinders and rotary actuators	12	45 240	4 571	10.1	Z	X
2420	Hydraulic and pneumatic connectors and assemblies	16	178 112	52 720	29.6	Z	9.4
2421	Hydraulic and pneumatic connectors	9	65 598	6 457	9.8	Z	X
2422	Hydraulic and pneumatic assemblies	10	84 685	27 094	32.0	Z	X
2430	Fluid-power filters, components, accessories, and parts	16	55 515	2 608	4.7	Z	78.7
2431	Filters	10	14 481	395	2.7	Z	X
2432	Other fluid-power components, accessories, and parts, n.e.c.	10	44 735	2 213	4.9	Z	X
2440	Welding supplies (excluding gases)	21	1 027 469	23 272	2.3	Z	X
2450	Industrial containers and supplies	45	91 368	8 948	9.8	Z	6.2
2454	Other industrial containers and supplies	39	75 072	7 167	9.5	Z	X
2460	Other industrial supplies	350	1 845 438	118 753	6.4	.1	6.9
2462	Abrasives and abrasive materials	137	695 490	14 013	2.0	Z	X
2463	Nylon, polyester, and synthetic rubber	55	280 068	3 964	1.4	Z	X
2464	Mechanical rubber goods	105	465 944	17 233	3.7	Z	X
2465	Strapping and tape	117	494 969	16 719	3.4	Z	X
2466	Industrial supplies, n.e.c.	157	1 100 219	66 503	6.0	Z	X
2620	Marine machinery, equipment, and supplies	9	14 223	460	3.2	Z	X
2700	Sporting and recreational goods and supplies	13	120 156	19 266	16.0	Z	X

See footnotes at end of table.

Table 1. All Types of Operation by Kind of Business and Commodity Line for Wholesale Trade: 1997—Con.

[Includes only establishments with payroll. For meaning of abbreviations and symbols, see introductory text. For explanation of terms, see Appendix A]

NAICS code and CL code	Kind of business and commodity line	Establishments handling commodity line		Commodity line sales			Sales coverage percent
		Number	Total sales (\$1,000)	Amount ¹ (\$1,000)	As percent of total sales of—		
					Establishments handling line	Establishments in NAICS industry ¹	
421510	Metal service centers & offices—Con.						
2900	Ferrous metal scrap	346	5 920 242	249 166	4.2	.2	3.5
2911	Prepared ferrous metal scrap (processed by this establishment)	170	2 566 981	75 704	2.9	.1	X
2912	Unprepared ferrous metal scrap (not processed by this establishment)	124	1 837 272	129 766	7.1	.1	X
2913	Unprepared ferrous metal scrap including bimetal cans	109	1 028 941	24 491	2.4	Z	X
2920	Nonferrous metal scrap	353	5 522 429	367 634	6.7	.3	6.5
2921	Aluminum scrap	297	3 424 360	130 672	3.8	.1	X
2922	Copper and copper alloy scrap	177	2 730 757	148 125	5.4	.1	X
2923	Lead scrap	73	529 454	5 810	1.1	Z	X
2924	Other nonferrous metallic scrap (nickel, zinc, and precious and special metals)	89	1 961 299	66 279	3.4	Z	X
2930	Recyclable paper and paperboard	22	52 430	3 398	6.5	Z	X
2940	Recyclable materials, except metal	33	51 821	7 468	14.4	Z	53.2
2943	Recyclable plastics	26	36 306	2 581	7.1	Z	X
2944	Recyclable glass	25	30 683	2 799	9.1	Z	X
2945	Other recyclable materials (including rubber and bones)	7	18 727	2 088	11.2	Z	X
3000	Jewelry, diamonds, gem stones, and watches	19	13 068	3 059	23.4	Z	68.0
3016	Other jewel., silverware, and plated ware (incl. jewel. where gemstones less than 50% of value, gold filled sterling, and costume jewel. and medallions)	16	8 824	2 154	24.4	Z	X
3030	Precious metals—gold, silver, and platinum including precious metal coins	37	1 181 522	171 060	14.5	.1	X
3120	Forest products, except lumber (including cordwood, hewn posts, poles, and ties)	18	53 920	6 882	12.8	Z	X
3150	Other durable goods	9	38 065	8 069	21.2	Z	77.2
3154	Other durable goods, n.e.c.	7	23 976	7 535	31.4	Z	X
3400	Industrial and personal services paper and plastics	21	40 016	3 219	8.0	Z	6.1
3413	Industrial paper (wrapping, bags, cartons, etc.)	10	24 729	2 587	10.5	Z	X
3500	Drugs, pharmaceuticals, cosmetics, and toiletries	19	62 288	10 442	16.8	Z	44.9
3515	Other toiletries and druggists' sundries	8	44 493	9 085	20.4	Z	X
3900	Women's and children's wear	11	36 609	6 317	17.3	Z	X
4000	Footwear	7	144 764	33 255	23.0	Z	X
4860	Other grocery specialties	11	86 367	12 928	15.0	Z	X
5300	Plastics materials and basic shapes	857	7 292 577	712 006	9.8	.5	3.1
5311	Plastic pipes, rods, tubes, and shapes	475	4 213 302	349 786	8.3	.3	X
5312	High pressure laminates	13	64 069	7 875	12.3	Z	X
5313	Plastics raw materials	47	510 447	14 197	2.8	Z	X
5314	Other plastics materials and basic shapes	292	2 767 868	299 058	10.8	.2	X
5320	Industrial gases (welding, etc.)	12	21 730	3 427	15.8	Z	X
5330	Chemicals and allied products (excluding agricultural, plastics, gases, and petroleum)	260	4 076 220	643 370	15.8	.5	3.1
5332	Alkalies and chlorine	41	261 032	41 021	15.7	Z	X
5334	Organic fibers	24	29 606	4 844	16.4	Z	X
5335	Detergents and soaps	32	310 019	2 823	9.9	Z	X
5336	Sanitation chemicals, polishes, and waxes	16	45 201	473	1.0	Z	X
5341	Insecticides, nonagricultural	16	45 201	473	1.0	Z	X
5342	Adhesives, sealants, and glues	53	562 362	118 598	21.1	.1	X
5344	Other chemicals and allied products	154	1 958 462	135 651	6.9	.1	X
5400	Petroleum products	36	894 152	49 975	5.6	Z	X
5800	Farm supplies	11	63 167	12 563	19.9	Z	65.5
5816	Other agricultural chemicals and fertilizers	6	62 328	12 084	19.4	Z	X
6000	Paint, paint supplies, and wallpaper	82	287 947	13 290	4.6	Z	5.1
6011	Architectural coatings (enamels, primers, stains, solvents, and lacquers)	69	253 211	10 729	4.2	Z	X
6120	Art goods (including novelties and souvenirs)	21	25 666	4 181	16.3	Z	4.9
6122	Novelties and souvenirs	6	7 608	1 224	16.1	Z	X
6130	Textile bags, bagging, and burlap	8	16 260	3 703	22.8	Z	X
6150	Nondurable goods, n.e.c.	7	76 130	12 729	16.7	Z	X
9700	Service receipts and labor charges (including installed parts)	724	6 179 212	300 486	4.9	.2	7.6
9701	Labor charges for repair work	441	2 990 078	124 622	4.2	.1	X
9702	Parts installed in repair work	357	2 622 651	56 509	2.2	Z	X
9703	Other service receipts and labor charges—Specify	244	2 732 755	117 078	4.3	.1	X
9720	Receipts for service contracts	15	33 807	2 397	7.1	Z	X
9740	Receipts for installing equipment	31	57 484	8 058	14.0	Z	X
9810	Miscellaneous commodities	883	10 640 746	811 767	7.6	.6	X
9940	Rental and leasing receipts	107	428 123	28 339	6.6	Z	X
9950	Construction receipts	24	78 817	24 650	31.3	Z	X
4215101	Ferrous metal service centers & sales offices	9 437	X	106 496 206	X	100.0	79.2
0100	New and used automobiles, motorcycles, etc.	12	18 218	3 257	17.9	Z	12.4
0114	Motorscooters, mopeds, snowmobiles, and utility trailers	8	11 199	2 869	25.6	Z	X
0200	New and rebuilt automotive parts and supplies	51	302 062	72 209	23.9	.1	51.7
0211	Batteries	14	10 093	140	1.4	Z	X
0213	Electrical engine parts (including ignition parts)	9	8 204	100	1.2	Z	X
0214	Brake parts (including fluid and air disk and drum parts)	9	7 275	64	.9	Z	X
0216	Glass	6	6 859	83	1.2	Z	X
0219	Engine parts, except electrical	18	260 430	56 073	21.5	.1	X
0221	Body parts and repair materials	11	9 302	120	1.3	Z	X
0222	Suspension parts (shocks, struts, balljoints, etc.)	13	28 255	8 312	29.4	Z	X
0223	Parts, n.e.c.	13	47 990	6 014	12.5	Z	X
0240	Used automotive parts, accessories, and equipment	43	43 358	6 623	15.3	Z	X

See footnotes at end of table.

Table 1. All Types of Operation by Kind of Business and Commodity Line for Wholesale Trade: 1997—Con.

[Includes only establishments with payroll. For meaning of abbreviations and symbols, see introductory text. For explanation of terms, see Appendix A]

NAICS code and CL code	Kind of business and commodity line	Establishments handling commodity line		Commodity line sales			Sales coverage percent
		Number	Total sales (\$1,000)	Amount ¹ (\$1,000)	As percent of total sales of—		
					Establishments handling line	Establishments in NAICS industry ¹	
4215101	Ferrous metal service centers & sales offices—Con.						
0300	Tires and tubes	21	15 337	749	4.9	Z	14.0
0312	Recapped and used tires and repair materials	8	10 137	292	2.9	Z	X
0400	Household and lawn furniture	11	67 379	12 454	18.5	Z	X
0500	Household china, glassware, crockery, and plastic housewares	7	18 384	5 552	30.2	Z	X
0530	Flooring and floor coverings	12	13 511	620	4.6	Z	X
0600	Lumber: rough, dressed, and finished	111	376 901	45 945	12.2	Z	49.5
0611	Dimensional lumber (non-treated)	48	157 964	6 242	4.0	Z	X
0612	Treated lumber	77	245 413	29 120	11.9	Z	X
0613	Boards	11	45 096	10 583	23.5	Z	X
0620	Plywood and millwork	106	553 184	68 084	12.3	.1	44.7
0621	Softwood plywood and oriented strand board (OSB)	13	35 355	3 251	9.2	Z	X
0622	Other panels products (including hardwood plywood, waterboard, and particleboard)	44	183 596	4 019	2.2	Z	X
0623	Gypsum, specialty boards, and treatments	24	201 255	25 001	12.4	Z	X
0624	Wood millwork (doors, windows, cabinets, etc.)	39	221 400	33 733	15.2	Z	X
0625	Metal millwork	7	35 863	1 354	3.8	Z	X
0700	Brick, stone, tile, sand, block, cement, and gravel	93	344 248	41 671	12.1	Z	31.2
0711	Ready-mixed or transit-mixed concrete	27	103 128	9 174	8.9	Z	X
0712	Cement and lime	44	175 564	9 152	5.2	Z	X
0713	Sand, gravel, and crushed stone	14	19 868	1 242	6.3	Z	X
0714	Brick, block, tile, clay/cement sewer pipe, etc.	33	170 585	22 092	13.0	Z	X
0720	Roofing, siding, and insulation materials	120	582 839	67 380	11.6	.1	33.8
0721	Roofing, except wood	51	265 052	25 194	9.5	Z	X
0722	Siding, except wood	30	114 825	1 871	1.6	Z	X
0723	Insulation materials	83	425 354	40 314	9.5	Z	X
0730	Flat glass and other construction glass (excluding automotive)	11	71 433	18 366	25.7	Z	X
0740	Other construction materials	151	513 920	74 256	14.4	.1	56.0
0741	Rain-carrying equipment (down spouts, gutters, etc.)	15	79 347	4 134	5.2	Z	X
0742	Prefabricated buildings and structural assemblies (nonwood)	14	44 002	2 195	5.0	Z	X
0744	Construction materials, n.e.c. (including wire fence and construction paper)	134	448 884	67 927	15.1	.1	X
0920	New computer equipment	6	38 065	1 998	5.2	Z	X
0950	Computer software (packaged)	6	3 819	373	9.8	Z	X
1100	Iron and steel products (semifinished)	1 987	21 533 608	8 613 907	40.0	8.1	73.8
1111	Sheet bars and tin plate bars	558	4 676 080	789 376	16.9	.7	X
1112	Wire rods	232	4 987 127	841 513	16.9	.8	X
1113	Rough castings and foundry products	575	4 167 640	2 389 982	57.3	2.2	X
1114	Forgings	494	4 602 639	916 467	19.9	.9	X
1116	Other semifinished iron and steel products	753	11 099 396	3 676 567	33.1	3.5	X
1120	Flat iron and steel products	4 596	69 739 779	46 078 728	66.1	43.3	72.3
1121	Plates	2 585	29 687 751	6 671 894	22.5	6.3	X
1122	Strips (hot-rolled and cold-rolled)	1 425	17 084 464	4 740 066	27.7	4.5	X
1123	Sheets (cold-rolled)	2 247	46 507 925	9 300 732	20.0	8.7	X
1124	Sheets (hot-rolled)	2 557	47 228 994	9 147 409	19.4	8.6	X
1126	Sheets (galvanized and coated)	2 026	45 975 136	12 125 916	26.4	11.4	X
1127	Tin plate and terneplate	191	12 151 134	835 191	6.9	.8	X
1128	Fabricated and structural plate products	915	6 578 632	1 040 902	15.8	1.0	X
1129	Other flat iron and steel products	1 097	21 433 092	2 216 616	10.3	2.1	X
1140	Iron and steel wire and wire products	1 921	13 849 587	4 145 150	29.9	3.9	61.0
1141	Wire (plain, coated, barbed, and twisted)	953	8 675 834	2 024 821	23.3	1.9	X
1142	Nails	287	1 477 725	459 078	31.1	.4	X
1143	Wire rope, strand, strapping, reinforcement mesh, and bale ties	1 171	7 105 643	1 661 246	23.4	1.6	X
1150	Iron and steel pipe and tubing	3 612	38 997 702	13 031 001	33.4	12.2	73.2
1152	Tubing	2 733	28 536 684	5 202 706	18.2	4.9	X
1153	Standard steel pipe	2 437	26 152 064	5 127 979	19.6	4.8	X
1154	Other steel pipe	993	12 266 338	2 700 315	22.0	2.5	X
1160	Other iron and steel products	3 210	35 630 695	12 856 348	36.1	12.1	73.8
1162	Bars (excluding reinforcement bars) and bar-size shapes: hot-rolled	1 529	22 129 986	2 940 725	13.3	2.8	X
1163	Bars and bar-size shapes: cold finished	1 400	17 673 836	2 028 905	11.5	1.9	X
1164	Concrete reinforcement bars	1 036	9 012 731	1 605 720	17.8	1.5	X
1165	Structural shapes (excluding bar-size shapes)	1 642	20 822 660	3 766 183	18.1	3.5	X
1167	Finished products, n.e.c.	843	8 221 884	2 514 811	30.6	2.4	X
1170	Alloy steel	1 590	21 129 029	3 989 742	18.9	3.7	75.5
1171	Bars, hot-rolled or cold-finished	992	13 949 941	1 781 635	12.8	1.7	X
1173	Pipe, tubing, and plates	712	10 827 299	1 327 048	12.3	1.2	X
1175	Other alloy steel	529	6 876 675	881 052	12.8	.8	X
1180	Stainless steel	2 420	28 498 106	8 154 859	28.6	7.7	73.8
1181	Plates	964	12 200 048	894 505	7.3	.8	X
1182	Strip	487	5 253 218	866 054	16.5	.8	X
1183	Sheets	1 153	15 447 859	1 972 769	12.8	1.9	X
1184	Bars and bar-size shapes	1 261	16 351 048	2 078 058	12.7	2.0	X
1185	Other stainless steel (including tubing)	1 490	19 533 464	2 343 476	12.0	2.2	X
1200	Copper and brass	899	11 188 162	512 263	4.6	.5	75.8
1211	Copper wire mill products (structural only)	82	1 074 704	22 061	2.1	Z	X
1212	Flat products (sheets, strips, and plates)	419	5 768 880	154 233	2.7	.1	X
1213	Tubular products (pipes and tubes)	483	6 724 567	177 268	2.6	.2	X
1214	Rod, nonelectrical wire, extruded shapes, etc.	353	5 605 938	158 685	2.8	.1	X
1220	Aluminum shapes, forms, etc.	1 596	18 141 688	2 123 570	11.7	2.0	74.0
1221	Plates (.250 inch and over)	813	9 779 568	293 875	3.0	.3	X
1222	Sheets and coils (.006 to .249 inch)	945	13 403 782	1 019 524	7.6	1.0	X
1223	Rods, bars, and wires: rolled or extruded (rounds, hexes, squares, and rectangles)	1 032	11 923 196	502 914	4.2	.5	X
1224	Pipe and tubing (including hollow bar, square, and rectangular tubing) ..	870	10 340 018	274 180	2.7	.3	X
1225	Foils	40	244 512	33 046	13.5	Z	X

See footnotes at end of table.

Table 1. All Types of Operation by Kind of Business and Commodity Line for Wholesale Trade: 1997—Con.

[Includes only establishments with payroll. For meaning of abbreviations and symbols, see introductory text. For explanation of terms, see Appendix A]

NAICS code and CL code	Kind of business and commodity line	Establishments handling commodity line		Commodity line sales			Sales coverage percent
		Number	Total sales (\$1,000)	Amount ¹ (\$1,000)	As percent of total sales of—		
					Establishments handling line	Establishments in NAICS industry ¹	
4215101	Ferrous metal service centers & sales offices—Con.						
1230	Other nonferrous metals (magnesium, nickel, tin, lead, zinc, etc., except precious).....	356	6 543 453	439 801	6.7	.4	X
1300	Coal and coke	17	554 774	160 818	29.0	.2	54.8
1311	Coal	15	491 582	4 416	.9	Z	X
1312	Coke	15	551 492	156 402	28.4	.1	X
1320	Minerals and ores (excluding coal, precious stones, and crude oil)	28	1 527 747	70 200	4.6	.1	X
1400	Electrical apparatus and equipment	224	2 222 620	141 110	6.3	.1	.4
1414	Conduit, raceway, and fittings	6	19 400	1 647	8.5	Z	X
1419	Industrial controls	7	16 943	3 164	18.7	Z	X
1421	Other electrical apparatus and equipment (including fuses and lightning rods)	161	993 298	59 858	6.0	.1	X
1500	Electrical appliances, household	8	20 271	2 424	12.0	Z	X
1600	Electronic parts and equipment, except communication	117	1 589 090	82 231	5.2	.1	1.4
1613	Capacitors and resistors	10	59 503	4 271	7.2	Z	X
1615	Discrete semiconductors, etc.	9	68 584	11 652	17.0	Z	X
1616	Electronic connectors and other passive electronic parts	10	12 698	3 129	24.6	Z	X
1700	Hardware	795	3 875 267	451 268	11.6	.4	14.9
1711	Hand tools (including power driven)	503	2 647 315	217 548	8.2	.2	X
1712	Bolts, nuts, rivets, and fasteners	598	2 965 554	180 704	6.1	.2	X
1713	Cutlery	394	1 755 404	53 015	3.0	.1	X
1800	Plumbing and heating equipment and supplies (hydronics)	266	1 599 557	249 629	15.6	.2	23.9
1811	Plastic pipe fittings and valves (excluding pipe and tubing)	153	676 021	21 614	3.2	Z	X
1812	Metal pipe fittings and valves (excluding pipe and tubing)	199	920 820	119 414	13.0	.1	X
1813	Plumbing fixtures	71	417 189	21 003	5.0	Z	X
1814	Furnaces, stoves, water heaters (except electric and warm air)	27	225 922	17 441	7.7	Z	X
1815	Boilers, radiators, and convectors	34	204 459	4 883	2.4	Z	X
1818	Other plumbing and heating equipment and supplies	119	836 483	65 271	7.8	.1	X
1900	Warm air heating and air-conditioning equipment and supplies	36	257 361	27 387	10.6	Z	52.8
1911	Furnaces (warm air)	15	162 502	3 257	2.0	Z	X
1912	Central air-conditioning (residential and commercial)	7	25 483	287	1.1	Z	X
1914	Heat pumps (residential and commercial)	17	180 988	1 947	1.1	Z	X
1916	Air cleaning and filtration systems	7	22 617	3 373	14.9	Z	X
1919	Registers, grills, pre-formed ductwork (excluding sheet metal), and duct insulation	24	214 439	17 590	8.2	Z	X
2100	Construction and mining machinery and equipment (including parts and attachments)	48	679 742	161 064	23.7	.2	1.1
2113	New mixers, pavers, and related equipment	13	170 985	12 187	7.1	Z	X
2117	Other new construction and mining, logging, and road maintenance machinery, equipment, and parts	24	467 093	111 600	23.9	.1	X
2118	Used construction and mining machinery and equipment	13	170 985	32 241	18.9	Z	X
2200	Farm machinery, equipment, and parts	19	30 682	1 852	6.0	Z	X
2220	Garden machinery, equipment, and parts	7	27 924	2 680	9.6	Z	X
2300	Hydraulic and pneumatic (fluid-power) pumps, motors, and parts	25	128 281	10 811	8.4	Z	42.7
2311	Pumps	19	124 561	9 190	7.4	Z	X
2312	Motors	12	45 300	938	2.1	Z	X
2313	Parts for pumps and motors	11	25 039	685	2.7	Z	X
2320	General-purpose industrial machinery, equipment, and parts	435	6 641 246	1 177 485	17.7	1.1	4.5
2321	New pumps, compressors (air or gas), and equipment	243	3 224 008	198 149	6.1	.2	X
2326	New controlling, recording, and indicating instruments and access	129	1 424 242	423 720	29.8	.4	X
2327	All other new general-purpose industrial machinery and equipment	236	2 268 048	184 518	8.1	.2	X
2328	Used general-purpose industrial machinery and equipment	81	1 106 018	16 292	1.5	Z	X
2330	Metalworking machinery, equipment, and parts	102	394 977	47 950	12.1	Z	X
2340	Materials handling machinery, equipment, and parts	62	170 355	16 965	10.0	Z	46.6
2341	New conveying equipment	37	75 894	7 649	10.1	Z	X
2342	New hoists, cranes, and monorails	23	42 523	2 005	4.7	Z	X
2343	New forklift trucks	9	65 633	3 644	5.6	Z	X
2350	Oil well, oil refinery, and pipeline machinery, equipment, and supplies	72	446 143	72 072	16.2	.1	67.9
2351	New oil refining and pipeline machinery, equipment, and supplies	41	169 740	22 255	13.1	Z	X
2352	New oil field machinery, equipment, and supplies (including drilling bits)	28	273 156	49 659	18.2	Z	X
2360	Other industrial machinery, equipment, and parts	26	171 277	21 672	12.7	Z	32.3
2362	New power plant machinery (excluding electrical)	6	43 057	8 674	20.1	Z	X
2366	Other new industrial machinery and equipment	20	128 220	11 460	8.9	Z	X
2367	Used industrial machinery and equipment	11	54 185	1 450	2.7	Z	X
2370	Mechanical power transmission supplies	28	1 479 102	194 630	13.2	.2	76.7
2371	Bearings and bushings	24	486 094	110 361	22.7	.1	X
2372	Other mechanical power transmission supplies	9	1 037 078	84 268	8.1	.1	X
2380	Industrial valves and fittings (except fluid-power)	141	896 530	233 041	26.0	.2	X
2390	Hydraulic and pneumatic (fluid-power) valves	23	160 301	26 502	16.5	Z	50.8
2391	Hydraulic valves	17	77 250	5 386	7.0	Z	X
2392	Pneumatic valves	17	109 777	21 115	19.2	Z	X
2400	Hydraulic and pneumatic cylinders and rotary actuators	15	111 786	11 673	10.4	Z	68.8
2411	Hydraulic cylinders and rotary actuators	12	45 240	4 571	10.1	Z	X
2420	Hydraulic and pneumatic connectors and assemblies	16	178 112	52 720	29.6	.1	9.5
2421	Hydraulic and pneumatic connectors	9	65 598	6 457	9.8	Z	X
2422	Hydraulic and pneumatic assemblies	10	84 685	27 094	32.0	Z	X
2430	Fluid-power filters, components, accessories, and parts	16	55 515	2 608	4.7	Z	79.2
2431	Filters	10	14 481	395	2.7	Z	X
2432	Other fluid-power components, accessories, and parts, n.e.c.	10	44 735	2 213	4.9	Z	X
2440	Welding supplies (excluding gases)	21	1 027 469	23 272	2.3	Z	X

See footnotes at end of table.

Table 1. All Types of Operation by Kind of Business and Commodity Line for Wholesale Trade: 1997—Con.

[Includes only establishments with payroll. For meaning of abbreviations and symbols, see introductory text. For explanation of terms, see Appendix A]

NAICS code and CL code	Kind of business and commodity line	Establishments handling commodity line		Commodity line sales			Sales coverage percent
		Number	Total sales (\$1,000)	Amount ¹ (\$1,000)	As percent of total sales of—		
					Establishments handling line	Establishments in NAICS industry ¹	
4215101	Ferrous metal service centers & sales offices—Con.						
2450	Industrial containers and supplies	39	75 072	7 167	9.5	Z	7.7
2454	Other industrial containers and supplies	39	75 072	7 167	9.5	Z	X
2460	Other industrial supplies	319	1 775 373	112 262	6.3	.1	6.9
2462	Abrasives and abrasive materials	137	695 490	14 013	2.0	Z	X
2463	Nylon, polyester, and synthetic rubber	55	280 068	3 964	1.4	Z	X
2464	Mechanical rubber goods	98	442 561	15 289	3.5	Z	X
2465	Strapping and tape	101	455 306	12 482	2.7	Z	X
2466	Industrial supplies, n.e.c.	157	1 100 219	66 503	6.0	.1	X
2620	Marine machinery, equipment, and supplies	9	14 223	460	3.2	Z	X
2700	Sporting and recreational goods and supplies	8	49 087	12 171	24.8	Z	X
2900	Ferrous metal scrap	285	5 380 361	239 302	4.4	.2	2.7
2911	Prepared ferrous metal scrap (processed by this establishment)	157	2 509 682	70 981	2.8	.1	X
2912	Prepared ferrous metal scrap (not processed by this establishment)	99	1 517 297	127 412	8.4	.1	X
2913	Unprepared ferrous metal scrap including bimetal cans	84	981 349	22 432	2.3	Z	X
2920	Nonferrous metal scrap	179	2 169 057	122 699	5.7	.1	8.6
2921	Aluminum scrap	161	1 650 928	53 048	3.2	.1	X
2922	Copper and copper alloy scrap	123	1 446 597	36 426	2.5	Z	X
2923	Lead scrap	41	242 399	3 883	1.6	Z	X
2924	Other nonferrous metallic scrap (nickel, zinc, and precious and special metals)	47	905 752	28 250	3.1	Z	X
2930	Recyclable paper and paperboard	6	37 159	1 768	4.8	Z	X
2940	Recyclable materials, except metal	6	17 229	1 941	11.3	Z	X
3030	Precious metals—gold, silver, and platinum including precious metal coins	10	283 938	116 379	41.0	.1	X
3120	Forest products, except lumber (including cordwood, hewn posts, poles, and ties)	13	42 851	6 689	15.6	Z	X
3400	Industrial and personal services paper and plastics	18	28 950	2 800	9.7	Z	10.0
3413	Industrial paper (wrapping, bags, cartons, etc.)	10	24 729	2 587	10.5	Z	X
4860	Other grocery specialties	10	83 075	12 140	14.6	Z	X
5300	Plastics materials and basic shapes	622	5 539 277	537 175	9.7	.5	2.9
5311	Plastic pipes, rods, tubes, and shapes	413	3 379 980	256 326	7.6	Z	X
5312	High pressure laminates	13	64 069	7 875	12.3	Z	X
5313	Plastics raw materials	47	510 447	14 197	2.8	Z	X
5314	Other plastics materials and basic shapes	144	1 659 559	238 290	14.4	.2	X
5320	Industrial gases (welding, etc.)	12	21 730	3 427	15.8	Z	X
5330	Chemicals and allied products (excluding agricultural, plastics, gases, and petroleum)	206	3 296 666	595 648	18.1	.6	1.7
5332	Alkalies and chlorine	31	141 251	40 475	28.7	Z	X
5334	Organic fibers	24	29 606	4 844	16.4	Z	X
5335	Detergents and soaps	22	190 238	2 642	1.4	Z	X
5336	Sanitation chemicals, polishes, and waxes	16	45 201	473	1.0	Z	X
5341	Insecticides, nonagricultural	16	45 201	473	1.0	Z	X
5342	Adhesives, sealants, and glues	42	529 366	118 544	22.4	.1	X
5344	Other chemicals and allied products	126	1 312 016	100 830	7.7	.1	X
5400	Petroleum products	34	506 091	34 068	6.7	Z	X
5800	Farm supplies	11	63 167	12 563	19.9	Z	65.9
5816	Other agricultural chemicals and fertilizers	6	62 328	12 084	19.4	Z	X
6000	Paint, paint supplies, and wallpaper	76	273 913	12 490	4.6	Z	4.6
6011	Architectural coatings (enamels, primers, stains, solvents, and lacquers)	68	250 865	10 263	4.1	Z	X
9700	Service receipts and labor charges (including installed parts)	628	5 682 548	271 545	4.8	.3	6.7
9701	Labor charges for repair work	386	2 733 802	114 025	4.2	.1	X
9702	Parts installed in repair work	321	2 425 216	50 864	2.1	Z	X
9703	Other service receipts and labor charges—Specify	199	2 491 909	104 418	4.2	.1	X
9720	Receipts for service contracts	12	25 735	1 919	7.5	Z	X
9740	Receipts for installing equipment	31	57 484	8 058	14.0	Z	X
9810	Miscellaneous commodities	667	6 770 567	582 241	8.6	.5	X
9940	Rental and leasing receipts	76	317 458	19 981	6.3	Z	X
9950	Construction receipts	19	66 750	20 421	30.6	Z	X
42151011	Ferrous metal service centers	6 412	X	69 014 037	X	100.0	79.7
0100	New and used automobiles, motorcycles, etc.	11	17 285	3 153	18.2	Z	14.5
0114	Motorscooters, mopeds, snowmobiles, and utility trailers	8	11 199	2 869	25.6	Z	X
0200	New and rebuilt automotive parts and supplies	32	232 540	56 143	24.1	.1	48.3
0211	Batteries	14	10 093	140	1.4	Z	X
0213	Electrical engine parts (including ignition parts)	9	8 204	100	1.2	Z	X
0214	Brake parts (including fluid and all disk and drum parts)	9	7 275	64	.9	Z	X
0216	Glass	6	6 859	83	1.2	Z	X
0219	Engine parts, except electrical	15	223 452	54 150	24.2	.1	X
0221	Body parts and repair materials	11	9 302	120	1.3	Z	X
0223	Parts, n.e.c.	7	6 723	183	2.7	Z	X
0240	Used automotive parts, accessories, and equipment	36	23 956	4 554	19.0	Z	X
0300	Tires and tubes	8	10 137	292	2.9	Z	22.8
0312	Recapped and used tires and repair materials	8	10 137	292	2.9	Z	X
0530	Flooring and floor coverings	6	9 596	234	2.4	Z	X
0600	Lumber: rough, dressed, and finished	99	370 079	45 140	12.2	.1	50.1
0611	Dimensional lumber (non-treated)	38	151 338	5 671	3.7	Z	X
0612	Treated lumber	70	243 930	28 886	11.8	Z	X
0613	Boards	11	45 096	10 583	23.5	Z	X

See footnotes at end of table.

Table 1. All Types of Operation by Kind of Business and Commodity Line for Wholesale Trade: 1997—Con.

[Includes only establishments with payroll. For meaning of abbreviations and symbols, see introductory text. For explanation of terms, see Appendix A]

NAICS code and CL code	Kind of business and commodity line	Establishments handling commodity line		Commodity line sales			Sales coverage percent
		Number	Total sales (\$1,000)	Amount ¹ (\$1,000)	As percent of total sales of—		
					Establishments handling line	Establishments in NAICS industry ¹	
42151011	Ferrous metal service centers—Con.						
0620	Plywood and millwork	82	466 257	55 989	12.0	.1	38.2
0621	Softwood plywood and oriented strand board (OSB)	10	34 263	3 202	9.3	Z	X
0622	Other panels products (including hardwood plywood, waterboard, and particleboard)	41	182 896	3 988	2.2	Z	X
0623	Gypsum, specialty boards, and treatments	19	131 585	16 368	12.4	Z	X
0624	Wood millwork (doors, windows, cabinets, etc.)	27	208 635	31 176	14.9	Z	X
0625	Metal millwork	6	33 187	529	1.6	Z	X
0700	Brick, stone, tile, sand, block, cement, and gravel	78	318 668	36 700	11.5	.1	28.3
0711	Ready-mixed or transit-mixed concrete	19	96 204	8 699	9.0	Z	X
0712	Cement and lime	44	175 564	9 152	5.2	Z	X
0713	Sand, gravel, and crushed stone	14	19 868	1 242	6.3	Z	X
0714	Brick, block, tile, clay/cement sewer pipe, etc.	24	148 115	17 596	11.9	Z	X
0720	Roofing, siding, and insulation materials	110	570 915	66 285	11.6	.1	34.1
0721	Roofing, except wood	47	264 528	25 128	9.5	Z	X
0722	Siding, except wood	26	114 301	1 805	1.6	Z	X
0723	Insulation materials	73	413 430	39 352	9.5	.1	X
0730	Flat glass and other construction glass (excluding automotive)	6	28 044	1 746	6.2	Z	X
0740	Other construction materials	126	493 128	70 673	14.3	.1	55.7
0741	Rain-carrying equipment (down spouts, gutters, etc.)	9	76 988	4 054	5.3	Z	X
0742	Prefabricated buildings and structural assemblies (nonwood)	6	33 799	280	.8	Z	X
0744	Construction materials, n.e.c. (including wire fence and construction paper)	120	439 182	66 339	15.1	.1	X
1100	Iron and steel products (semifinished)	1 173	14 088 913	4 503 355	32.0	6.5	73.6
1111	Sheet bars and tin plate bars	403	3 576 717	651 520	18.2	.9	X
1112	Wire rods	160	3 533 232	448 477	12.7	.7	X
1113	Rough castings and foundry products	244	1 945 648	1 084 819	55.8	1.6	X
1114	Forgings	263	3 097 232	423 546	13.7	.6	X
1116	Other semifinished iron and steel products	434	6 906 587	1 894 992	27.4	2.7	X
1120	Flat iron and steel products	3 276	43 228 305	24 362 945	56.4	35.3	74.0
1121	Plates	2 006	22 145 371	4 635 794	20.9	6.7	X
1122	Strips (hot-rolled and cold-rolled)	1 214	15 133 083	4 485 293	29.6	6.5	X
1123	Sheets (cold-rolled)	1 725	27 082 030	4 345 221	16.0	6.3	X
1124	Sheets (hot-rolled)	2 044	27 457 429	4 255 789	15.5	6.2	X
1126	Sheets (galvanized and coated)	1 577	26 475 763	4 299 087	16.2	6.2	X
1127	Tin plate and terneplate	109	2 821 687	440 568	15.6	.6	X
1128	Fabricated and structural plate products	595	4 092 543	540 622	13.2	.8	X
1129	Other flat iron and steel products	846	11 704 736	1 360 566	11.6	2.0	X
1140	Iron and steel wire and wire products	1 473	11 430 711	3 458 401	30.3	5.0	62.5
1141	Wire (plain, coated, barbed, and twisted)	667	6 724 142	1 472 607	21.9	2.1	X
1142	Nails	241	1 397 067	442 652	31.7	.6	X
1143	Wire rope, strand, strapping, reinforcement mesh, and bale ties	956	6 507 053	1 543 137	23.7	2.2	X
1150	Iron and steel pipe and tubing	2 658	30 531 538	8 603 704	28.2	12.5	73.6
1152	Tubing	2 097	23 579 174	3 805 797	16.1	5.5	X
1153	Standard steel pipe	1 976	21 602 600	2 907 777	13.5	4.2	X
1154	Other steel pipe	698	8 698 891	1 890 132	21.7	2.7	X
1160	Other iron and steel products	2 373	28 294 306	9 941 983	35.1	14.4	75.0
1162	Bars (excluding reinforcement bars) and bar-size shapes: hot-rolled	1 290	18 963 531	1 925 088	10.2	2.8	X
1163	Bars and bar-size shapes: cold finished	1 164	16 373 759	1 724 148	10.5	2.5	X
1164	Concrete reinforcement bars	959	7 955 990	1 368 179	17.2	2.0	X
1165	Structural shapes (excluding bar-size shapes)	1 343	18 293 771	3 299 521	18.0	4.8	X
1167	Finished products, n.e.c.	526	6 695 403	1 625 048	24.3	2.4	X
1170	Alloy steel	1 282	17 813 785	2 886 713	16.2	4.2	75.9
1171	Bars, hot-rolled or cold-finished	809	12 041 272	1 328 427	11.0	1.9	X
1173	Pipe, tubing, and plates	554	9 284 884	1 038 316	11.2	1.5	X
1175	Other alloy steel	410	5 904 918	519 967	8.8	.8	X
1180	Stainless steel	1 928	25 213 034	7 224 162	28.7	10.5	73.8
1181	Plates	816	11 339 817	787 334	6.9	1.1	X
1182	Strip	385	4 639 052	689 885	14.9	1.0	X
1183	Sheets	956	13 972 243	1 807 599	12.9	2.6	X
1184	Bars and bar-size shapes	1 117	15 475 160	2 002 613	12.9	2.9	X
1185	Other stainless steel (including tubing)	1 183	17 742 778	1 936 729	10.9	2.8	X
1200	Copper and brass	712	10 011 517	422 516	4.2	.6	77.1
1211	Copper wire mill products (structural only)	66	921 008	9 863	1.1	Z	X
1212	Flat products (sheets, strips, and plates)	323	5 246 383	118 364	2.3	.2	X
1213	Tubular products (pipes and tubes)	399	6 114 864	151 240	2.5	.2	X
1214	Rod, nonelectrical wire, extruded shapes, etc.	283	5 145 746	143 041	2.8	.2	X
1220	Aluminum shapes, forms, etc.	1 248	16 452 196	1 971 063	12.0	2.9	75.0
1221	Plates (.250 inch and over)	681	9 223 766	271 532	2.9	.4	X
1222	Sheets and coils (.006 to .249 inch)	816	12 893 799	991 178	7.7	1.4	X
1223	Rods, bars, and wires: rolled or extruded (rounds, hexes, squares, and rectangles)	853	11 077 317	443 097	4.0	.6	X
1224	Pipe and tubing (including hollow bar, square, and rectangular tubing)	701	9 587 604	239 836	2.5	.3	X
1225	Foils	25	139 713	25 414	18.2	Z	X
1230	Other nonferrous metals (magnesium, nickel, tin, lead, zinc, etc., except precious)	263	5 328 829	303 326	5.7	.4	X
1300	Coal and coke	10	396 538	145 861	36.8	.2	73.0
1311	Coal	8	333 346	1 569	.5	Z	X
1312	Coke	8	393 256	144 292	36.7	.2	X
1320	Minerals and ores (excluding coal, precious stones, and crude oil)	18	1 133 024	59 693	5.3	.1	X
1400	Electrical apparatus and equipment	170	2 077 851	115 294	5.5	.2	.3
1421	Other electrical apparatus and equipment (including fuses and lightning rods)	161	993 298	59 858	6.0	.1	X
1500	Electrical appliances, household	6	17 040	2 360	13.9	Z	X

See footnotes at end of table.

Table 1. All Types of Operation by Kind of Business and Commodity Line for Wholesale Trade: 1997—Con.

[Includes only establishments with payroll. For meaning of abbreviations and symbols, see introductory text. For explanation of terms, see Appendix A]

NAICS code and CL code	Kind of business and commodity line	Establishments handling commodity line		Commodity line sales			Sales coverage percent
		Number	Total sales (\$1,000)	Amount ¹ (\$1,000)	As percent of total sales of—		
					Establishments handling line	Establishments in NAICS industry ¹	
42151011	Ferrous metal service centers—Con.						
1600	Electronic parts and equipment, except communication	59	1 355 276	58 514	4.3	.1	X
1700	Hardware	640	3 392 069	372 997	11.0	.5	14.0
1711	Hand tools (including power driven)	476	2 604 217	216 307	8.3	.3	X
1712	Bolts, nuts, rivets, and fasteners	488	2 514 143	106 606	4.2	.2	X
1713	Cutlery	331	1 616 498	50 083	3.1	.1	X
1800	Plumbing and heating equipment and supplies (hydronics)	214	1 467 356	224 963	15.3	.3	24.4
1811	Plastic pipe fittings and valves (excluding pipe and tubing)	122	629 422	17 930	2.8	Z	X
1812	Metal pipe fittings and valves (excluding pipe and tubing)	154	803 307	102 550	12.8	.1	X
1813	Plumbing fixtures	51	363 860	18 693	5.1	Z	X
1814	Furnaces, stoves, water heaters (except electric and warm air)	27	225 922	17 441	7.7	Z	X
1815	Boilers, radiators, and convectors	34	204 459	4 883	2.4	Z	X
1818	Other plumbing and heating equipment and supplies	105	806 789	63 465	7.9	.1	X
1900	Warm air heating and air-conditioning equipment and supplies	29	231 878	26 946	11.6	Z	52.3
1911	Furnaces (warm air)	14	160 284	3 147	2.0	Z	X
1914	Heat pumps (residential and commercial)	17	180 988	1 947	1.1	Z	X
1916	Air cleaning and filtration systems	7	22 617	3 373	14.9	Z	X
1919	Registers, grills, pre-formed ductwork (excluding sheet metal), and duct insulation	24	214 439	17 590	8.2	Z	X
2100	Construction and mining machinery and equipment (including parts and attachments)	38	641 060	156 116	24.4	.2	1.2
2113	New mixers, pavers, and related equipment	13	170 985	12 187	7.1	Z	X
2117	Other new construction and mining, logging, and road maintenance machinery, equipment, and parts	24	467 093	111 600	23.9	.2	X
2118	Used construction and mining machinery and equipment	13	170 985	32 241	18.9	Z	X
2200	Farm machinery, equipment, and parts	14	29 017	1 618	5.6	Z	X
2300	Hydraulic and pneumatic (fluid-power) pumps, motors, and parts	14	94 571	9 423	10.0	Z	42.3
2311	Pumps	11	93 933	8 227	8.8	Z	X
2312	Motors	6	42 183	852	2.0	Z	X
2313	Parts for pumps and motors	8	21 957	346	1.6	Z	X
2320	General-purpose industrial machinery, equipment, and parts	287	5 666 449	1 036 888	18.3	1.5	.5
2321	New pumps, compressors (air or gas), and equipment	152	2 794 369	185 478	6.6	.3	X
2326	New controlling, recording, and indicating instruments and access	111	1 108 493	364 042	32.8	.5	X
2327	All other new general-purpose industrial machinery and equipment	111	1 697 648	121 825	7.2	.2	X
2328	Used general-purpose industrial machinery and equipment	36	966 326	12 220	1.3	Z	X
2330	Metalworking machinery, equipment, and parts	50	223 621	22 166	9.9	Z	X
2340	Materials handling machinery, equipment, and parts	42	145 276	14 278	9.8	Z	38.8
2341	New conveying equipment	31	65 657	5 722	8.7	Z	X
2342	New hoists, cranes, and monorails	9	27 681	1 337	4.8	Z	X
2343	New forklift trucks	6	61 503	3 598	5.9	Z	X
2350	Oil well, oil refinery, and pipeline machinery, equipment, and supplies	69	442 896	71 914	16.2	.1	68.7
2351	New oil refining and pipeline machinery, equipment, and supplies	41	169 740	22 255	13.1	Z	X
2352	New oil field machinery, equipment, and supplies (including drilling bits)	28	273 156	49 659	18.2	.1	X
2360	Other industrial machinery, equipment, and parts	10	74 095	9 918	13.4	Z	79.7
2366	Other new industrial machinery and equipment	10	74 095	9 824	13.3	Z	X
2370	Mechanical power transmission supplies	12	1 169 698	130 843	11.2	.2	79.7
2371	Bearings and bushings	8	176 690	51 299	29.0	.1	X
2380	Industrial valves and fittings (except fluid-power)	124	860 711	228 048	26.5	.3	X
2390	Hydraulic and pneumatic (fluid-power) valves	13	75 169	4 597	6.1	Z	79.7
2391	Hydraulic valves	9	66 939	3 368	5.0	Z	X
2392	Pneumatic valves	7	24 645	1 228	5.0	Z	X
2400	Hydraulic and pneumatic cylinders and rotary actuators	7	77 103	6 041	7.8	Z	79.7
2411	Hydraulic cylinders and rotary actuators	6	40 586	4 146	10.2	Z	X
2420	Hydraulic and pneumatic connectors and assemblies	13	176 370	52 669	29.9	.1	9.2
2421	Hydraulic and pneumatic connectors	6	63 856	6 406	10.0	Z	X
2422	Hydraulic and pneumatic assemblies	10	84 685	27 094	32.0	Z	X
2430	Fluid-power filters, components, accessories, and parts	13	53 773	2 522	4.7	Z	79.7
2431	Filters	7	12 739	379	3.0	Z	X
2432	Other fluid-power components, accessories, and parts, n.e.c.	7	42 993	2 143	5.0	Z	X
2440	Welding supplies (excluding gases)	21	1 027 469	23 272	2.3	Z	X
2450	Industrial containers and supplies	12	51 960	3 095	6.0	Z	6.6
2454	Other industrial containers and supplies	12	51 960	3 095	6.0	Z	X
2460	Other industrial supplies	257	1 578 131	87 151	5.5	.1	4.1
2462	Abrasives and abrasive materials	120	651 035	12 308	1.9	Z	X
2463	Nylon, polyester, and synthetic rubber	36	233 225	594	.3	Z	X
2464	Mechanical rubber goods	67	341 530	7 387	2.2	Z	X
2465	Strapping and tape	92	438 736	12 271	2.8	Z	X
2466	Industrial supplies, n.e.c.	123	1 036 871	54 579	5.3	.1	X
2620	Marine machinery, equipment, and supplies	8	13 864	388	2.8	Z	X
2700	Sporting and recreational goods and supplies	8	49 087	12 171	24.8	Z	X
2900	Ferrous metal scrap	243	4 195 056	130 162	3.1	.2	2.6
2911	Prepared ferrous metal scrap (processed by this establishment)	139	2 482 891	68 727	2.8	.1	X
2912	Prepared ferrous metal scrap (not processed by this establishment)	66	809 464	33 364	4.1	Z	X
2913	Unprepared ferrous metal scrap including bimetal cans	63	945 524	19 500	2.1	Z	X
2920	Nonferrous metal scrap	140	2 038 832	102 553	5.0	.1	6.7
2921	Aluminum scrap	126	1 600 108	49 261	3.1	.1	X
2922	Copper and copper alloy scrap	97	1 398 643	32 894	2.4	Z	X
2923	Lead scrap	22	196 882	1 246	.6	Z	X
2924	Other nonferrous metallic scrap (nickel, zinc, and precious and special metals)	34	783 382	18 077	2.3	Z	X

See footnotes at end of table.

Table 1. All Types of Operation by Kind of Business and Commodity Line for Wholesale Trade: 1997—Con.

[Includes only establishments with payroll. For meaning of abbreviations and symbols, see introductory text. For explanation of terms, see Appendix A]

NAICS code and CL code	Kind of business and commodity line	Establishments handling commodity line		Commodity line sales			Sales coverage percent
		Number	Total sales (\$1,000)	Amount ¹ (\$1,000)	As percent of total sales of—		
					Establishments handling line	Establishments in NAICS industry ¹	
42151011	Ferrous metal service centers—Con.						
2940	Recyclable materials, except metal	6	17 229	1 941	11.3	Z	X
3030	Precious metals—gold, silver, and platinum including precious metal coins	8	281 048	114 938	40.9	.2	X
3120	Forest products, except lumber (including cordwood, hewn posts, poles, and ties)	13	42 851	6 689	15.6	Z	X
3400	Industrial and personal services paper and plastics	10	24 729	2 587	10.5	Z	11.4
3413	Industrial paper (wrapping, bags, cartons, etc.)	10	24 729	2 587	10.5	Z	X
4860	Other grocery specialties	6	63 574	7 307	11.5	Z	X
5300	Plastics materials and basic shapes	432	4 240 167	276 011	6.5	.4	.6
5311	Plastic pipes, rods, tubes, and shapes	303	2 950 956	199 472	6.8	.3	X
5313	Plastics raw materials	47	510 447	14 197	2.8	Z	X
5314	Other plastics materials and basic shapes	62	566 335	41 855	7.4	.1	X
5320	Industrial gases (welding, etc.)	10	19 725	3 411	17.3	Z	X
5330	Chemicals and allied products (excluding agricultural, plastics, gases, and petroleum)	168	2 625 599	549 570	20.9	.8	1.3
5332	Alkalies and chlorine	31	141 251	40 475	28.7	.1	X
5334	Organic fibers	24	29 606	4 844	16.4	Z	X
5335	Detergents and soaps	22	190 238	2 642	1.4	Z	X
5336	Sanitation chemicals, polishes, and waxes	16	45 201	473	1.0	Z	X
5341	Insecticides, nonagricultural	16	45 201	473	1.0	Z	X
5342	Adhesives, sealants, and glues	38	511 602	115 208	22.5	.2	X
5344	Other chemicals and allied products	95	1 255 131	94 278	7.5	.1	X
5400	Petroleum products	30	487 034	27 767	5.7	Z	X
5800	Farm supplies	8	23 537	744	3.2	Z	X
6000	Paint, paint supplies, and wallpaper	69	258 516	10 492	4.1	Z	4.8
6011	Architectural coatings (enamels, primers, stains, solvents, and lacquers)	68	250 865	10 263	4.1	Z	X
9700	Service receipts and labor charges (including installed parts)	531	5 294 094	254 313	4.8	.4	6.6
9701	Labor charges for repair work	354	2 689 975	111 787	4.2	.2	X
9702	Parts installed in repair work	283	2 376 102	48 149	2.0	.1	X
9703	Other service receipts and labor charges—Specify	152	2 375 294	94 365	4.0	.1	X
9740	Receipts for installing equipment	21	30 551	6 641	21.7	Z	X
9810	Miscellaneous commodities	510	4 961 772	438 140	8.8	.6	X
9940	Rental and leasing receipts	60	301 423	17 983	6.0	Z	X
9950	Construction receipts	12	49 367	18 665	37.8	Z	X
42151012	Ferrous metal sales offices	3 025	X	37 482 169	X	100.0	78.4
0200	New and rebuilt automotive parts and supplies	19	69 522	16 066	23.1	Z	66.2
0222	Suspension parts (shocks, struts, balljoints, etc.)	13	28 255	8 312	29.4	Z	X
0223	Parts, n.e.c.	6	41 267	5 831	14.1	Z	X
0240	Used automotive parts, accessories, and equipment	7	19 402	2 069	10.7	Z	X
0300	Tires and tubes	13	5 200	457	8.8	Z	X
0400	Household and lawn furniture	6	22 445	6 305	28.1	Z	X
0530	Flooring and floor coverings	6	3 915	386	9.9	Z	X
0600	Lumber: rough, dressed, and finished	12	6 822	805	11.8	Z	32.9
0611	Dimensional lumber (non-treated)	10	6 626	571	8.6	Z	X
0612	Treated lumber	7	1 483	234	15.8	Z	X
0620	Plywood and millwork	24	86 927	12 095	13.9	Z	76.3
0624	Wood millwork (doors, windows, cabinets, etc.)	12	12 765	2 557	20.0	Z	X
0700	Brick, stone, tile, sand, block, cement, and gravel	15	25 580	4 971	19.4	Z	71.0
0711	Ready-mixed or transit-mixed concrete	8	6 924	475	6.9	Z	X
0714	Brick, block, tile, clay/cement sewer pipe, etc.	9	22 470	4 496	20.0	Z	X
0720	Roofing, siding, and insulation materials	10	11 924	1 095	9.2	Z	28.1
0723	Insulation materials	10	11 924	962	8.1	Z	X
0740	Other construction materials	25	20 792	3 583	17.2	Z	72.9
0741	Rain-carrying equipment (down spouts, gutters, etc.)	6	2 359	80	3.4	Z	X
0742	Prefabricated buildings and structural assemblies (nonwood)	8	10 203	1 915	18.8	Z	X
0744	Construction materials, n.e.c. (including wire fence and construction paper)	14	9 702	1 588	16.4	Z	X
1100	Iron and steel products (semifinished)	814	7 444 695	4 110 552	55.2	11.0	74.1
1111	Sheet bars and tin plate bars	155	1 099 363	137 856	12.5	.4	X
1112	Wire rods	72	1 453 895	393 036	27.0	1.0	X
1113	Rough castings and foundry products	331	2 221 992	1 305 163	58.7	3.5	X
1114	Forgings	231	1 505 407	492 921	32.7	1.3	X
1116	Other semifinished iron and steel products	319	4 192 809	1 781 575	42.5	4.8	X
1120	Flat iron and steel products	1 320	26 511 474	21 715 783	81.9	57.9	69.5
1121	Plates	579	7 542 380	2 036 100	27.0	5.4	X
1122	Strips (hot-rolled and cold-rolled)	212	1 951 381	254 773	13.1	.7	X
1123	Sheets (cold-rolled)	522	19 425 895	4 955 511	25.5	13.2	X
1124	Sheets (hot-rolled)	513	19 771 565	4 891 620	24.7	13.1	X
1126	Sheets (galvanized and coated)	449	19 499 373	7 826 829	40.1	20.9	X
1127	Tin plate and terneplate	82	9 329 447	394 623	4.2	1.1	X
1128	Fabricated and structural plate products	320	2 486 089	500 280	20.1	1.3	X
1129	Other flat iron and steel products	250	9 728 356	856 050	8.8	2.3	X
1140	Iron and steel wire and wire products	448	2 418 876	686 749	28.4	1.8	55.0
1141	Wire (plain, coated, barbed, and twisted)	286	1 951 692	552 214	28.3	1.5	X
1142	Nails	46	80 658	16 426	20.4	Z	X
1143	Wire rope, strand, strapping, reinforcement mesh, and bale ties	215	598 590	118 109	19.7	.3	X
1150	Iron and steel pipe and tubing	954	8 466 164	4 427 297	52.3	11.8	72.5
1152	Tubing	637	4 957 510	1 396 909	28.2	3.7	X
1153	Standard steel pipe	461	4 549 464	2 220 202	48.8	5.9	X
1154	Other steel pipe	295	3 567 447	810 183	22.7	2.2	X

See footnotes at end of table.

Table 1. All Types of Operation by Kind of Business and Commodity Line for Wholesale Trade: 1997—Con.

[Includes only establishments with payroll. For meaning of abbreviations and symbols, see introductory text. For explanation of terms, see Appendix A]

NAICS code and CL code	Kind of business and commodity line	Establishments handling commodity line		Commodity line sales			Sales coverage percent
		Number	Total sales (\$1,000)	Amount ¹ (\$1,000)	As percent of total sales of—		
					Establishments handling line	Establishments in NAICS industry ¹	
42151012	Ferrous metal sales offices—Con.						
1160	Other iron and steel products	837	7 336 389	2 914 365	39.7	7.8	69.7
1162	Bars (excluding reinforcement bars) and bar-size shapes: hot-rolled	239	3 166 455	1 015 637	32.1	2.7	X
1163	Bars and bar-size shapes: cold finished	236	1 300 077	304 757	23.4	.8	X
1164	Concrete reinforcement bars	77	1 056 741	237 541	22.5	.6	X
1165	Structural shapes (excluding bar-size shapes)	299	2 528 889	466 662	18.5	1.2	X
1167	Finished products, n.e.c.	317	1 526 481	889 763	58.3	2.4	X
1170	Alloy steel	308	3 315 244	1 103 029	33.3	2.9	75.0
1171	Bars, hot-rolled or cold-finished	183	1 908 669	453 208	23.7	1.2	X
1173	Pipe, tubing, and plates	157	1 542 415	288 732	18.7	.8	X
1175	Other alloy steel	119	971 757	361 085	37.2	1.0	X
1180	Stainless steel	492	3 285 072	930 697	28.3	2.5	76.3
1181	Plates	148	860 231	107 171	12.5	.3	X
1182	Strip	102	614 166	176 169	28.7	.5	X
1183	Sheets	196	1 475 616	165 170	11.2	.4	X
1184	Bars and bar-size shapes	144	875 888	75 445	8.6	.2	X
1185	Other stainless steel (including tubing)	308	1 790 686	406 747	22.7	1.1	X
1200	Copper and brass	187	1 176 645	89 747	7.6	.2	67.9
1211	Copper wire mill products (structural only)	16	153 696	12 198	7.9	Z	X
1212	Flat products (sheets, strips, and plates)	97	522 497	35 869	6.9	.1	X
1213	Tubular products (pipes and tubes)	84	609 703	26 028	4.3	.1	X
1214	Rod, nonelectrical wire, extruded shapes, etc.	70	460 192	15 644	3.4	Z	X
1220	Aluminum shapes, forms, etc.	348	1 689 492	152 507	9.0	.4	67.0
1221	Plates (.250 inch and over)	133	555 802	22 343	4.0	.1	X
1222	Sheets and coils (.006 to .249 inch)	129	509 983	28 346	5.6	.1	X
1223	Rods, bars, and wires: rolled or extruded (rounds, hexes, squares, and rectangles)	179	845 879	59 817	7.1	.2	X
1224	Pipe and tubing (including hollow bar, square, and rectangular tubing)	169	752 414	34 344	4.6	.1	X
1225	Foils	15	104 799	7 632	7.3	Z	X
1230	Other nonferrous metals (magnesium, nickel, tin, lead, zinc, etc., except precious)	93	1 214 624	136 475	11.2	.4	X
1300	Coal and coke	7	158 236	14 957	9.5	Z	12.6
1311	Coal	7	158 236	2 847	1.8	Z	X
1312	Coke	7	158 236	12 110	7.7	Z	X
1320	Minerals and ores (excluding coal, precious stones, and crude oil)	10	394 723	10 507	2.7	Z	X
1400	Electrical apparatus and equipment	54	144 769	25 816	17.8	.1	3.6
1414	Conduit, raceway, and fittings	6	19 400	1 647	8.5	Z	X
1419	Industrial controls	7	16 943	3 164	18.7	Z	X
1600	Electronic parts and equipment, except communication	58	233 814	23 717	10.1	.1	10.3
1613	Capacitors and resistors	10	59 503	4 271	7.2	Z	X
1615	Discrete semiconductors, etc.	9	68 584	11 652	17.0	Z	X
1616	Electronic connectors and other passive electronic parts	10	12 698	3 129	24.6	Z	X
1700	Hardware	155	483 198	78 271	16.2	.2	21.8
1711	Hand tools (including power driven)	27	43 098	1 241	2.9	Z	X
1712	Bolts, nuts, rivets, and fasteners	110	451 411	74 098	16.4	.2	X
1713	Cutlery	63	138 906	2 932	2.1	Z	X
1800	Plumbing and heating equipment and supplies (hydronics)	52	132 201	24 666	18.7	.1	18.8
1811	Plastic pipe fittings and valves (excluding pipe and tubing)	31	46 599	3 684	7.9	Z	X
1812	Metal pipe fittings and valves (excluding pipe and tubing)	45	117 513	16 864	14.4	Z	X
1813	Plumbing fixtures	20	53 329	2 310	4.3	Z	X
1818	Other plumbing and heating equipment and supplies	14	29 694	1 806	6.1	Z	X
1900	Warm air heating and air-conditioning equipment and supplies	7	25 483	441	1.7	Z	72.3
1912	Central air-conditioning (residential and commercial)	7	25 483	287	1.1	Z	X
2100	Construction and mining machinery and equipment (including parts and attachments)	10	38 682	4 948	12.8	Z	X
2300	Hydraulic and pneumatic (fluid-power) pumps, motors, and parts	11	33 710	1 388	4.1	Z	44.2
2311	Pumps	9	30 628	963	3.1	Z	X
2312	Motors	7	3 137	86	2.7	Z	X
2320	General-purpose industrial machinery, equipment, and parts	148	974 797	140 597	14.4	.4	27.6
2321	New pumps, compressors (air or gas), and equipment	91	429 639	12 671	2.9	Z	X
2326	New controlling, recording, and indicating instruments and access	18	315 749	59 678	18.9	.2	X
2327	All other new general-purpose industrial machinery and equipment	125	570 400	62 693	11.0	.2	X
2328	Used general-purpose industrial machinery and equipment	45	139 692	4 072	2.9	Z	X
2330	Metalworking machinery, equipment, and parts	52	171 356	25 784	15.0	.1	X
2340	Materials handling machinery, equipment, and parts	20	25 079	2 687	10.7	Z	71.6
2341	New conveying equipment	6	10 237	1 927	18.8	Z	X
2342	New hoists, cranes, and monorails	14	14 842	668	4.5	Z	X
2360	Other industrial machinery, equipment, and parts	16	97 182	11 754	12.1	Z	14.3
2362	New power plant machinery (excluding electrical)	6	43 057	8 674	20.1	Z	X
2366	Other new industrial machinery and equipment	10	54 125	1 636	3.0	Z	X
2367	Used industrial machinery and equipment	10	54 125	1 444	2.7	Z	X
2370	Mechanical power transmission supplies	16	309 404	63 787	20.6	.2	62.5
2371	Bearings and bushings	16	309 404	59 062	19.1	.2	X
2380	Industrial valves and fittings (except fluid-power)	17	35 819	4 993	13.9	Z	X
2390	Hydraulic and pneumatic (fluid-power) valves	10	85 132	21 905	25.7	.1	18.6
2391	Hydraulic valves	8	10 311	2 018	19.6	Z	X
2392	Pneumatic valves	10	85 132	19 887	23.4	.1	X
2400	Hydraulic and pneumatic cylinders and rotary actuators	8	34 683	5 632	16.2	Z	42.3
2411	Hydraulic cylinders and rotary actuators	6	4 654	425	9.1	Z	X
2450	Industrial containers and supplies	27	23 112	4 072	17.6	Z	10.8
2454	Other industrial containers and supplies	27	23 112	4 072	17.6	Z	X

See footnotes at end of table.

Table 1. All Types of Operation by Kind of Business and Commodity Line for Wholesale Trade: 1997—Con.

[Includes only establishments with payroll. For meaning of abbreviations and symbols, see introductory text. For explanation of terms, see Appendix A]

NAICS code and CL code	Kind of business and commodity line	Establishments handling commodity line		Commodity line sales			Sales coverage percent
		Number	Total sales (\$1,000)	Amount ¹ (\$1,000)	As percent of total sales of—		
					Establishments handling line	Establishments in NAICS industry ¹	
42151012	Ferrous metal sales offices—Con.						
2460	Other industrial supplies	62	197 242	25 111	12.7	.1	28.4
2462	Abrasives and abrasive materials	17	44 455	1 705	3.8	Z	X
2463	Nylon, polyester, and synthetic rubber	19	46 843	3 370	7.2	Z	X
2464	Mechanical rubber goods	31	101 031	7 902	7.8	Z	X
2465	Strapping and tape	9	16 570	211	1.3	Z	X
2466	Industrial supplies, n.e.c.	33	63 348	11 924	18.8	Z	X
2900	Ferrous metal scrap	42	1 185 305	109 140	9.2	.3	3.0
2911	Prepared ferrous metal scrap (processed by this establishment)	18	26 791	2 254	8.4	Z	X
2912	Prepared ferrous metal scrap (not processed by this establishment)	33	707 833	94 048	13.3	.3	X
2913	Unprepared ferrous metal scrap including bimetal cans	21	35 825	2 932	8.2	Z	X
2920	Nonferrous metal scrap	39	130 225	20 146	15.5	.1	43.7
2921	Aluminum scrap	35	50 820	3 787	7.5	Z	X
2922	Copper and copper alloy scrap	26	47 954	3 532	7.4	Z	X
2923	Lead scrap	19	45 517	2 637	5.8	Z	X
2924	Other nonferrous metallic scrap (nickel, zinc, and precious and special metals)	13	122 370	10 173	8.3	Z	X
3400	Industrial and personal services paper and plastics	8	4 221	213	5.0	Z	X
5300	Plastics materials and basic shapes	190	1 299 110	261 164	20.1	.7	10.3
5311	Plastic pipes, rods, tubes, and shapes	111	429 024	56 854	13.3	.2	X
5312	High pressure laminates	13	64 069	7 875	12.3	Z	X
5314	Other plastics materials and basic shapes	83	1 093 224	196 435	18.0	.5	X
5330	Chemicals and allied products (excluding agricultural, plastics, gases, and petroleum)	38	671 067	46 078	6.9	.1	13.2
5344	Other chemicals and allied products	31	56 885	6 552	11.5	Z	X
6000	Paint, paint supplies, and wallpaper	7	15 397	1 998	13.0	Z	X
9700	Service receipts and labor charges (including installed parts)	97	388 454	17 232	4.4	Z	7.7
9701	Labor charges for repair work	32	43 827	2 238	5.1	Z	X
9702	Parts installed in repair work	38	49 114	2 715	5.5	Z	X
9703	Other service receipts and labor charges—Specify	48	116 615	10 053	8.6	Z	X
9720	Receipts for service contracts	9	17 176	1 778	10.4	Z	X
9740	Receipts for installing equipment	10	26 933	1 417	5.3	Z	X
9810	Miscellaneous commodities	157	1 808 795	144 101	8.0	.4	X
9940	Rental and leasing receipts	16	16 035	1 998	12.5	Z	X
9950	Construction receipts	7	17 383	1 756	10.1	Z	X
4215102	Nonferrous metal service centers & sales offices	2 390	X	29 199 357	X	100.0	76.9
0540	Other home furnishings	11	25 537	2 731	10.7	Z	16.1
0542	Mirrors, lamps, and picture frames	10	25 224	2 700	10.7	Z	X
0620	Plywood and millwork	24	177 681	17 207	9.7	.1	30.6
0622	Other panels products (including hardwood plywood, waterboard, and particleboard)	6	26 225	544	2.1	Z	X
0624	Wood millwork (doors, windows, cabinets, etc.)	14	145 375	13 993	9.6	Z	X
0625	Metal millwork	6	26 225	681	2.6	Z	X
0720	Roofing, siding, and insulation materials	13	62 867	9 172	14.6	Z	73.2
0721	Roofing, except wood	8	33 167	3 615	10.9	Z	X
0722	Siding, except wood	7	26 899	1 455	5.4	Z	X
0723	Insulation materials	7	48 983	3 859	7.9	Z	X
0730	Flat glass and other construction glass (excluding automotive)	55	178 900	28 942	16.2	.1	X
0740	Other construction materials	26	81 393	9 258	11.4	Z	76.9
0741	Rain-carrying equipment (down spouts, gutters, etc.)	14	39 060	1 963	5.0	Z	X
0744	Construction materials, n.e.c. (including wire fence and construction paper)	18	54 964	6 651	12.1	Z	X
1100	Iron and steel products (semifinished)	84	2 236 805	396 947	17.7	1.4	52.4
1111	Sheet bars and tin plate bars	15	113 039	5 943	5.3	Z	X
1113	Rough castings and foundry products	34	664 605	150 490	22.6	.5	X
1114	Forgings	24	1 329 309	222 038	16.7	.8	X
1116	Other semifinished iron and steel products	22	175 679	18 476	10.5	.1	X
1120	Flat iron and steel products	236	2 976 388	265 624	8.9	.9	71.9
1121	Plates	66	1 709 879	40 973	2.4	.1	X
1122	Strips (hot-rolled and cold-rolled)	39	183 193	18 112	9.9	.1	X
1123	Sheets (cold-rolled)	92	1 567 656	24 818	1.6	.1	X
1124	Sheets (hot-rolled)	59	1 662 409	91 981	5.5	.3	X
1126	Sheets (galvanized and coated)	114	940 270	46 741	5.0	.2	X
1128	Fabricated and structural plate products	23	102 757	9 945	9.7	Z	X
1129	Other flat iron and steel products	43	939 798	33 008	3.5	.1	X
1140	Iron and steel wire and wire products	63	1 013 614	40 573	4.0	.1	68.9
1141	Wire (plain, coated, barbed, and twisted)	15	593 224	9 566	1.6	Z	X
1143	Wire rope, strand, strapping, reinforcement mesh, and bale ties	37	375 007	20 833	5.6	.1	X
1150	Iron and steel pipe and tubing	148	1 140 925	55 834	4.9	.2	57.8
1152	Tubing	115	1 043 922	46 273	4.4	.2	X
1153	Standard steel pipe	68	296 427	4 700	1.6	Z	X
1154	Other steel pipe	41	137 451	4 858	3.5	Z	X
1160	Other iron and steel products	107	1 816 555	87 524	4.8	.3	64.1
1162	Bars (excluding reinforcement bars) and bar-size shapes: hot-rolled	49	657 884	15 598	2.4	.1	X
1163	Bars and bar-size shapes: cold finished	63	1 381 788	25 775	1.9	.1	X
1165	Structural shapes (excluding bar-size shapes)	54	639 354	7 166	1.1	Z	X
1167	Finished products, n.e.c.	22	210 089	38 970	18.5	.1	X
1170	Alloy steel	160	1 987 410	100 527	5.1	.3	61.7
1171	Bars, hot-rolled or cold-finished	108	1 430 358	78 373	5.5	.3	X
1173	Pipe, tubing, and plates	75	1 065 815	12 130	1.1	Z	X
1175	Other alloy steel	42	454 090	10 025	2.2	Z	X

See footnotes at end of table.

Table 1. All Types of Operation by Kind of Business and Commodity Line for Wholesale Trade: 1997—Con.

[Includes only establishments with payroll. For meaning of abbreviations and symbols, see introductory text. For explanation of terms, see Appendix A]

NAICS code and CL code	Kind of business and commodity line	Establishments handling commodity line		Commodity line sales			Sales coverage percent
		Number	Total sales (\$1,000)	Amount ¹ (\$1,000)	As percent of total sales of—		
					Establishments handling line	Establishments in NAICS industry ¹	
4215102	Nonferrous metal service centers & sales offices—Con.						
1180	Stainless steel	532	6 766 085	1 251 872	18.5	4.3	73.4
1181	Plates	216	3 161 983	182 929	5.8	.6	X
1182	Strip	74	596 526	81 754	13.7	.3	X
1183	Sheets	314	4 585 857	606 300	13.2	2.1	X
1184	Bars and bar-size shapes	284	3 928 529	233 967	6.0	.8	X
1185	Other stainless steel (including tubing)	276	3 812 489	146 908	3.9	.5	X
1200	Copper and brass	891	12 405 129	6 987 958	56.3	23.9	63.9
1211	Copper wire mill products (structural only)	202	3 438 730	1 403 383	40.8	4.8	X
1212	Flat products (sheets, strips, and plates)	502	6 929 782	2 118 937	30.6	7.3	X
1213	Tubular products (pipes and tubes)	409	5 359 453	1 446 165	27.0	5.0	X
1214	Rod, nonelectrical wire, extruded shapes, etc.	430	7 129 526	2 019 470	28.3	6.9	X
1220	Aluminum shapes, forms, etc.	1 708	19 359 703	12 345 604	63.8	42.3	65.9
1221	Plates (.250 inch and over)	634	7 976 397	2 057 882	25.8	7.0	X
1222	Sheets and coils (.006 to .249 inch)	1 040	11 592 349	4 406 534	38.0	15.1	X
1223	Rods, bars, and wires: rolled or extruded (rounds, hexes, squares, and rectangles)	1 176	14 887 155	4 709 337	31.6	16.1	X
1224	Pipe and tubing (including hollow bar, square, and rectangular tubing) ..	742	8 534 291	877 285	10.3	3.0	X
1225	Foils	201	1 979 171	294 563	14.9	1.0	X
1230	Other nonferrous metals (magnesium, nickel, tin, lead, zinc, etc., except precious)	650	10 813 598	6 009 904	55.6	20.6	X
1320	Minerals and ores (excluding coal, precious stones, and crude oil)	11	1 264 105	257 417	20.4	.9	X
1400	Electrical apparatus and equipment	42	465 132	78 737	16.9	.3	.7
1413	Motors and generators (including motor-generator sets)	8	20 305	3 715	18.3	Z	X
1600	Electronic parts and equipment, except communication	27	790 328	42 531	5.4	.1	X
1700	Hardware	142	938 049	94 274	10.1	.3	9.0
1711	Hand tools (including power driven)	110	442 517	21 276	4.8	.1	X
1712	Bolts, nuts, rivets, and fasteners	22	49 914	6 629	13.3	Z	X
1713	Cutlery	99	634 029	37 068	5.8	.1	X
1800	Plumbing and heating equipment and supplies (hydronics)	23	245 811	31 797	12.9	.1	18.3
1818	Other plumbing and heating equipment and supplies	22	243 569	27 714	11.4	.1	X
2320	General-purpose industrial machinery, equipment, and parts	52	951 425	123 646	13.0	.4	3.7
2326	New controlling, recording, and indicating instruments and access	33	764 693	3 520	.5	Z	X
2327	All other new general-purpose industrial machinery and equipment	49	950 024	119 666	12.6	.4	X
2330	Metalworking machinery, equipment, and parts	16	130 113	13 924	10.7	Z	X
2340	Materials handling machinery, equipment, and parts	14	58 959	3 436	5.8	Z	76.9
2343	New forklift trucks	11	51 761	1 039	2.0	Z	X
2450	Industrial containers and supplies	6	16 296	1 781	10.9	Z	X
2460	Other industrial supplies	31	70 065	6 491	9.3	Z	8.1
2464	Mechanical rubber goods	7	23 383	1 944	8.3	Z	X
2465	Strapping and tape	16	39 663	4 237	10.7	Z	X
2900	Ferrous metal scrap	61	539 881	9 864	1.8	Z	12.5
2911	Prepared ferrous metal scrap (processed by this establishment)	13	57 299	4 723	8.2	Z	X
2912	Prepared ferrous metal scrap (not processed by this establishment)	26	319 975	2 354	.7	Z	X
2913	Unprepared ferrous metal scrap including bimetal cans	25	47 592	2 059	4.3	Z	X
2920	Nonferrous metal scrap	174	3 353 372	244 935	7.3	.8	4.9
2921	Aluminum scrap	136	1 773 432	77 624	4.4	.3	X
2922	Copper and copper alloy scrap	54	1 284 160	111 699	8.7	.4	X
2923	Lead scrap	32	287 055	1 927	.7	Z	X
2924	Other nonferrous metallic scrap (nickel, zinc, and precious and special metals)	42	1 055 547	38 029	3.6	.1	X
2930	Recyclable paper and paperboard	16	15 271	1 630	10.7	Z	X
2940	Recyclable materials, except metal	27	34 592	5 527	16.0	Z	76.6
2943	Recyclable plastics	25	33 883	2 478	7.3	Z	X
2944	Recyclable glass	23	28 260	2 696	9.5	Z	X
3000	Jewelry, diamonds, gem stones, and watches	19	13 068	3 059	23.4	Z	66.4
3016	Other jewel., silverware, and plated ware (incl. jewel. where gemstones less than 50% of value, gold filled sterling, and costume jewel. and medallions)	16	8 824	2 154	24.4	Z	X
3030	Precious metals—gold, silver, and platinum including precious metal coins	27	897 584	54 681	6.1	.2	X
3500	Drugs, pharmaceuticals, cosmetics, and toiletries	15	56 351	9 792	17.4	Z	48.3
3515	Other toiletries and druggists' sundries	8	44 493	9 085	20.4	Z	X
3900	Women's and children's wear	8	14 890	3 074	20.6	Z	X
5300	Plastics materials and basic shapes	235	1 753 300	174 831	10.0	.6	3.4
5311	Plastic pipes, rods, tubes, and shapes	62	833 322	93 460	11.2	.3	X
5314	Other plastics materials and basic shapes	148	1 108 309	60 768	5.5	.2	X
5330	Chemicals and allied products (excluding agricultural, plastics, gases, and petroleum)	54	779 554	47 722	6.1	.2	7.3
5332	Alkalies and chlorine	10	119 781	546	.5	Z	X
5335	Detergents and soaps	10	119 781	181	.2	Z	X
5342	Adhesives, sealants, and glues	11	32 996	54	.2	Z	X
5344	Other chemicals and allied products	28	646 446	34 821	5.4	.1	X
6000	Paint, paint supplies, and wallpaper	6	14 034	800	5.7	Z	X
6120	Art goods (including novelties and souvenirs)	16	20 989	2 347	11.2	Z	4.6
6122	Novelties and souvenirs	6	7 608	1 224	16.1	Z	X
9700	Service receipts and labor charges (including installed parts)	96	496 664	28 941	5.8	.1	20.1
9701	Labor charges for repair work	55	256 276	10 597	4.1	Z	X
9702	Parts installed in repair work	36	197 435	5 645	2.9	Z	X
9703	Other service receipts and labor charges—Specify	45	240 846	12 660	5.3	Z	X

See footnotes at end of table.

Table 1. All Types of Operation by Kind of Business and Commodity Line for Wholesale Trade: 1997—Con.

[Includes only establishments with payroll. For meaning of abbreviations and symbols, see introductory text. For explanation of terms, see Appendix A]

NAICS code and CL code	Kind of business and commodity line	Establishments handling commodity line		Commodity line sales			Sales coverage percent
		Number	Total sales (\$1,000)	Amount ¹ (\$1,000)	As percent of total sales of—		
					Establishments handling line	Establishments in NAICS industry ¹	
4215102	Nonferrous metal service centers & sales offices—Con.						
9810	Miscellaneous commodities	216	3 870 179	229 526	5.9	.8	X
9940	Rental and leasing receipts	31	110 665	8 358	7.6	Z	X
42151021	Nonferrous metal service centers	1 556	X	22 107 893	X	100.0	75.8
0540	Other home furnishings	10	25 224	2 700	10.7	Z	16.1
0542	Mirrors, lamps, and picture frames	10	25 224	2 700	10.7	Z	X
0620	Plywood and millwork	8	85 483	3 070	3.6	Z	X
0720	Roofing, siding, and insulation materials	7	26 899	5 692	21.2	Z	75.8
0721	Roofing, except wood	6	26 548	3 278	12.3	Z	X
0722	Siding, except wood	7	26 899	1 455	5.4	Z	X
0730	Flat glass and other construction glass (excluding automotive)	28	117 810	12 604	10.7	.1	X
0740	Other construction materials	16	63 498	7 414	11.7	Z	75.8
0741	Rain-carrying equipment (down spouts, gutters, etc.)	8	29 169	1 018	3.5	Z	X
0744	Construction materials, n.e.c. (including wire fence and construction paper)	11	40 644	5 752	14.2	Z	X
1100	Iron and steel products (semifinished)	42	979 323	162 966	16.6	.7	75.6
1111	Sheet bars and tin plate bars	15	113 039	5 943	5.3	Z	X
1113	Rough castings and foundry products	18	595 760	138 739	23.3	.6	X
1116	Other semifinished iron and steel products	13	138 756	14 322	10.3	.1	X
1120	Flat iron and steel products	198	2 783 198	247 301	8.9	1.1	72.6
1121	Plates	63	1 702 547	40 918	2.4	.2	X
1122	Strips (hot-rolled and cold-rolled)	37	1 80 921	17 674	9.8	.1	X
1123	Sheets (cold-rolled)	85	1 558 749	23 942	1.5	.1	X
1124	Sheets (hot-rolled)	57	1 628 416	91 424	5.6	.4	X
1126	Sheets (galvanized and coated)	104	914 230	42 327	4.6	.2	X
1128	Fabricated and structural plate products	14	45 748	2 877	6.3	Z	X
1129	Other flat iron and steel products	29	860 171	28 120	3.3	.1	X
1140	Iron and steel wire and wire products	45	954 409	30 080	3.2	.1	72.5
1141	Wire (plain, coated, barbed, and twisted)	10	583 758	9 247	1.6	Z	X
1143	Wire rope, strand, strapping, reinforcement mesh, and bale ties	37	375 007	20 833	5.6	.1	X
1150	Iron and steel pipe and tubing	116	992 619	40 769	4.1	.2	64.9
1152	Tubing	86	898 097	33 493	3.7	.2	X
1153	Standard steel pipe	46	264 050	3 009	1.1	Z	X
1154	Other steel pipe	29	124 212	4 265	3.4	Z	X
1160	Other iron and steel products	93	1 737 612	76 610	4.4	.3	62.5
1162	Bars (excluding reinforcement bars) and bar-size shapes: hot-rolled	47	637 277	13 570	2.1	.1	X
1163	Bars and bar-size shapes: cold finished	60	1 365 936	23 826	1.7	.1	X
1165	Structural shapes (excluding bar-size shapes)	51	621 888	6 348	1.0	Z	X
1167	Finished products, n.e.c.	15	178 279	32 851	18.4	.1	X
1170	Alloy steel	136	1 933 664	96 367	5.0	.4	60.9
1171	Bars, hot-rolled or cold-finished	101	1 402 977	75 289	5.4	.3	X
1173	Pipe, tubing, and plates	70	1 064 932	12 092	1.1	.1	X
1175	Other alloy steel	27	419 401	8 987	2.1	Z	X
1180	Stainless steel	448	6 497 677	1 221 676	18.8	5.5	72.7
1181	Plates	196	3 121 479	181 496	5.8	.8	X
1182	Strip	59	576 887	80 793	14.0	.4	X
1183	Sheets	298	4 525 262	601 137	13.3	2.7	X
1184	Bars and bar-size shapes	259	3 893 640	232 124	6.0	1.1	X
1185	Other stainless steel (including tubing)	223	3 645 537	126 125	3.5	.6	X
1200	Copper and brass	633	9 986 787	5 202 702	52.1	23.5	62.6
1211	Copper wire mill products (structural only)	156	3 340 887	1 363 429	40.8	6.2	X
1212	Flat products (sheets, strips, and plates)	421	5 951 900	1 438 733	24.2	6.5	X
1213	Tubular products (pipes and tubes)	328	4 119 860	799 782	19.4	3.6	X
1214	Rod, nonelectrical wire, extruded shapes, etc.	286	5 766 043	1 600 755	27.8	7.2	X
1220	Aluminum shapes, forms, etc.	1 138	14 447 705	8 819 577	61.0	39.9	66.3
1221	Plates (.250 inch and over)	482	5 990 185	1 406 725	23.5	6.4	X
1222	Sheets and coils (.006 to .249 inch)	826	9 096 325	3 062 345	33.7	13.9	X
1223	Rods, bars, and wires: rolled or extruded (rounds, hexes, squares, and rectangles)	836	11 345 737	3 555 571	31.3	16.1	X
1224	Pipe and tubing (including hollow bar, square, and rectangular tubing) ..	544	5 812 111	670 924	11.5	3.0	X
1225	Foils	90	794 557	124 010	15.6	.6	X
1230	Other nonferrous metals (magnesium, nickel, tin, lead, zinc, etc., except precious)	455	9 420 866	5 057 020	53.7	22.9	X
1320	Minerals and ores (excluding coal, precious stones, and crude oil)	8	1 261 945	256 992	20.4	1.2	X
1400	Electrical apparatus and equipment	27	204 204	32 588	16.0	.1	X
1600	Electronic parts and equipment, except communication	18	776 261	39 841	5.1	.2	X
1700	Hardware	103	677 262	54 029	8.0	.2	1.4
1711	Hand tools (including power driven)	91	424 379	21 150	5.0	.1	X
1713	Cutlery	91	424 379	3 578	.8	Z	X
1800	Plumbing and heating equipment and supplies (hydronics)	19	232 703	28 740	12.4	.1	15.6
1818	Other plumbing and heating equipment and supplies	18	230 461	24 657	10.7	.1	X
2320	General-purpose industrial machinery, equipment, and parts	36	785 296	83 094	10.6	.4	1.5
2326	New controlling, recording, and indicating instruments and access	33	764 693	3 520	.5	Z	X
2327	All other new general-purpose industrial machinery and equipment	36	785 296	79 574	10.1	.4	X
2460	Other industrial supplies	19	44 185	4 373	9.9	Z	13.2
2465	Strapping and tape	16	39 663	4 237	10.7	Z	X
2900	Ferrous metal scrap	38	521 183	7 602	1.5	Z	10.6
2911	Prepared ferrous metal scrap (processed by this establishment)	12	56 633	4 658	8.2	Z	X
2912	Prepared ferrous metal scrap (not processed by this establishment)	20	311 927	1 061	.3	Z	X
2913	Unprepared ferrous metal scrap including bimetal cans	11	40 321	1 181	2.9	Z	X

See footnotes at end of table.

Table 1. All Types of Operation by Kind of Business and Commodity Line for Wholesale Trade: 1997—Con.

[Includes only establishments with payroll. For meaning of abbreviations and symbols, see introductory text. For explanation of terms, see Appendix A]

NAICS code and CL code	Kind of business and commodity line	Establishments handling commodity line		Commodity line sales			Sales coverage percent
		Number	Total sales (\$1,000)	Amount ¹ (\$1,000)	As percent of total sales of—		
					Establishments handling line	Establishments in NAICS industry ¹	
42151021	Nonferrous metal service centers—Con.						
2920	Nonferrous metal scrap	122	2 720 479	220 214	8.1	1.0	5.5
2921	Aluminum scrap	91	1 704 109	66 114	3.9	.3	X
2922	Copper and copper alloy scrap	35	1 263 919	106 989	8.5	.5	X
2923	Lead scrap	14	273 255	1 303	.5	Z	X
2924	Other nonferrous metallic scrap (nickel, zinc, and precious and special metals)	42	1 055 547	38 029	3.6	.2	X
2930	Recyclable paper and paperboard	10	8 901	811	9.1	Z	X
2940	Recyclable materials, except metal	12	13 911	1 852	13.3	Z	75.8
2943	Recyclable plastics	11	13 726	278	2.0	Z	X
2944	Recyclable glass	9	9 282	1 221	13.2	Z	X
3000	Jewelry, diamonds, gem stones, and watches	11	10 574	2 412	22.8	Z	75.3
3016	Other jewel., silverware, and plated ware (incl. jewel. where gemstones less than 50% of value, gold filled sterling, and costume jewel. and medallions)	8	6 330	1 507	23.8	Z	X
3030	Precious metals—gold, silver, and platinum including precious metal coins	16	889 402	53 798	6.0	.2	X
3500	Drugs, pharmaceuticals, cosmetics, and toiletries	8	44 493	9 085	20.4	Z	55.8
3515	Other toiletries and druggists' sundries	8	44 493	9 085	20.4	Z	X
5300	Plastics materials and basic shapes	154	1 153 370	75 671	6.6	.3	3.3
5311	Plastic pipes, rods, tubes, and shapes	40	404 688	36 768	9.1	.2	X
5314	Other plastics materials and basic shapes	124	991 458	29 918	3.0	.1	X
5330	Chemicals and allied products (excluding agricultural, plastics, gases, and petroleum)	33	602 432	25 501	4.2	.1	2.8
5332	Alkalies and chlorine	10	119 781	546	.5	Z	X
5335	Detergents and soaps	10	119 781	181	.2	Z	X
5342	Adhesives, sealants, and glues	11	32 996	54	.2	Z	X
5344	Other chemicals and allied products	20	567 535	24 551	4.3	.1	X
6120	Art goods (including novelties and souvenirs)	6	7 608	1 224	16.1	Z	8.7
6122	Novelties and souvenirs	6	7 608	1 224	16.1	Z	X
9700	Service receipts and labor charges (including installed parts)	64	445 329	17 971	4.0	.1	17.4
9701	Labor charges for repair work	40	233 209	6 854	2.9	Z	X
9702	Parts installed in repair work	21	174 368	2 065	1.2	Z	X
9703	Other service receipts and labor charges—Specify	27	212 352	9 035	4.3	Z	X
9810	Miscellaneous commodities	175	2 293 009	107 811	4.7	.5	X
9940	Rental and leasing receipts	18	93 841	4 778	5.1	Z	X
42151022	Nonferrous metal sales offices	834	X	7 091 464	X	100.0	80.5
0620	Plywood and millwork	16	92 198	14 137	15.3	.2	24.4
0624	Wood millwork (doors, windows, cabinets, etc.)	10	68 600	12 593	18.4	.2	X
0720	Roofing, siding, and insulation materials	6	35 968	3 480	9.7	Z	X
0730	Flat glass and other construction glass (excluding automotive)	27	61 090	16 338	26.7	.2	X
0740	Other construction materials	10	17 895	1 844	10.3	Z	80.5
0741	Rain-carrying equipment (down spouts, gutters, etc.)	6	9 891	945	9.6	Z	X
0744	Construction materials, n.e.c. (including wire fence and construction paper)	7	14 320	899	6.3	Z	X
1100	Iron and steel products (semifinished)	42	1 257 482	233 981	18.6	3.3	36.2
1113	Rough castings and foundry products	16	68 845	11 751	17.1	.2	X
1114	Forgings	20	1 162 498	218 076	18.8	3.1	X
1116	Other semifinished iron and steel products	9	36 923	4 154	11.3	.1	X
1120	Flat iron and steel products	38	193 190	18 323	9.5	.3	55.3
1123	Sheets (cold-rolled)	7	8 907	876	9.8	Z	X
1126	Sheets (galvanized and coated)	10	26 040	4 414	17.0	.1	X
1128	Fabricated and structural plate products	10	57 009	7 068	12.4	.1	X
1129	Other flat iron and steel products	14	79 627	4 888	6.1	.1	X
1140	Iron and steel wire and wire products	18	59 205	10 493	17.7	.1	X
1150	Iron and steel pipe and tubing	32	148 306	15 065	10.2	.2	33.3
1152	Tubing	29	145 825	12 780	8.8	Z	X
1153	Standard steel pipe	22	32 377	1 691	5.2	Z	X
1154	Other steel pipe	12	13 239	593	4.5	Z	X
1160	Other iron and steel products	14	78 943	10 914	13.8	.2	76.9
1167	Finished products, n.e.c.	8	31 810	6 119	19.2	.1	X
1170	Alloy steel	24	53 746	4 160	7.7	.1	59.3
1171	Bars, hot-rolled or cold-finished	7	27 381	3 084	11.3	Z	X
1175	Other alloy steel	15	34 689	1 038	3.0	Z	X
1180	Stainless steel	84	268 408	30 196	11.3	.4	68.0
1181	Plates	20	40 504	1 433	3.5	Z	X
1182	Strip	16	19 639	961	4.9	Z	X
1183	Sheets	17	60 595	5 163	8.5	.1	X
1184	Bars and bar-size shapes	25	34 889	1 843	5.3	Z	X
1185	Other stainless steel (including tubing)	53	166 952	20 783	12.4	.3	X
1200	Copper and brass	258	2 418 342	1 785 256	73.8	25.2	68.2
1211	Copper wire mill products (structural only)	46	97 843	39 954	40.8	.6	X
1212	Flat products (sheets, strips, and plates)	81	977 882	680 204	69.6	9.6	X
1213	Tubular products (pipes and tubes)	81	1 239 593	646 383	52.1	9.1	X
1214	Rod, nonelectrical wire, extruded shapes, etc.	144	1 363 483	418 715	30.7	5.9	X

See footnotes at end of table.

Table 1. All Types of Operation by Kind of Business and Commodity Line for Wholesale Trade: 1997—Con.

[Includes only establishments with payroll. For meaning of abbreviations and symbols, see introductory text. For explanation of terms, see Appendix A]

NAICS code and CL code	Kind of business and commodity line	Establishments handling commodity line		Commodity line sales			Sales coverage percent
		Number	Total sales (\$1,000)	Amount ¹ (\$1,000)	As percent of total sales of—		
					Establishments handling line	Establishments in NAICS industry ¹	
42151022	Nonferrous metal sales offices—Con.						
1220	Aluminum shapes, forms, etc.	570	4 911 998	3 526 027	71.8	49.7	64.8
1221	Plates (.250 inch and over)	152	1 986 212	651 157	32.8	9.2	X
1222	Sheets and coils (.006 to .249 inch)	214	2 496 024	1 344 189	53.9	19.0	X
1223	Rods, bars, and wires: rolled or extruded (rounds, hexes, squares, and rectangles)	341	3 541 418	1 153 766	32.6	16.3	X
1224	Pipe and tubing (including hollow bar, square, and rectangular tubing)	199	2 722 180	206 361	7.6	2.9	X
1225	Foils	110	1 184 614	170 553	14.4	2.4	X
1230	Other nonferrous metals (magnesium, nickel, tin, lead, zinc, etc., except precious)	195	1 392 732	952 884	68.4	13.4	X
1400	Electrical apparatus and equipment	15	260 928	46 149	17.7	.7	1.3
1413	Motors and generators (including motor-generator sets)	8	20 305	3 715	18.3	.1	X
1600	Electronic parts and equipment, except communication	9	14 067	2 690	19.1	Z	X
1700	Hardware	39	260 787	40 245	15.4	.6	25.1
1711	Hand tools (including power driven)	19	18 138	126	.7	Z	X
1712	Bolts, nuts, rivets, and fasteners	22	49 914	6 629	13.3	.1	X
1713	Cutlery	8	209 650	33 490	16.0	.5	X
2320	General-purpose industrial machinery, equipment, and parts	16	166 129	40 552	24.4	.6	24.1
2327	All other new general-purpose industrial machinery and equipment	13	164 728	40 092	24.3	.6	X
2330	Metalworking machinery, equipment, and parts	15	126 192	13 706	10.9	.2	X
2340	Materials handling machinery, equipment, and parts	13	54 759	1 759	3.2	Z	80.5
2343	New forklift trucks	11	51 761	1 039	2.0	Z	X
2460	Other industrial supplies	12	25 880	2 118	8.2	Z	.6
2464	Mechanical rubber goods	7	23 383	1 944	8.3	Z	X
2900	Ferrous metal scrap	23	18 698	2 262	12.1	Z	70.3
2912	Prepared ferrous metal scrap (not processed by this establishment)	6	8 048	1 293	16.1	Z	X
2913	Unprepared ferrous metal scrap including bimetal cans	14	7 271	878	12.1	Z	X
2920	Nonferrous metal scrap	52	632 893	24 721	3.9	.3	2.3
2921	Aluminum scrap	45	69 323	11 510	16.6	.2	X
2922	Copper and copper alloy scrap	19	20 241	4 710	23.3	.1	X
2923	Lead scrap	18	13 800	624	4.5	Z	X
2930	Recyclable paper and paperboard	6	6 370	819	12.9	Z	X
2940	Recyclable materials, except metal	15	20 681	3 675	17.8	.1	79.4
2943	Recyclable plastics	14	20 157	2 200	10.9	Z	X
2944	Recyclable glass	14	18 978	1 475	7.8	Z	X
3000	Jewelry, diamonds, gem stones, and watches	8	2 494	647	25.9	Z	10.6
3016	Other jewel., silverware, and plated ware (incl. jewel. where gemstones less than 50% of value, gold filled sterling, and costume jewel. and medallions)	8	2 494	647	25.9	Z	X
3030	Precious metals—gold, silver, and platinum including precious metal coins	11	8 182	883	10.8	Z	X
3500	Drugs, pharmaceuticals, cosmetics, and toiletries	7	11 858	707	6.0	Z	X
3900	Women's and children's wear	6	9 487	1 892	19.9	Z	X
5300	Plastics materials and basic shapes	81	599 930	99 160	16.5	1.4	3.7
5311	Plastic pipes, rods, tubes, and shapes	22	428 634	56 692	13.2	.8	X
5314	Other plastics materials and basic shapes	24	116 851	30 850	26.4	.4	X
5330	Chemicals and allied products (excluding agricultural, plastics, gases, and petroleum)	21	177 122	22 221	12.5	.3	28.4
5344	Other chemicals and allied products	8	78 911	10 270	13.0	.1	X
6120	Art goods (including novelties and souvenirs)	10	13 381	1 123	8.4	Z	X
9700	Service receipts and labor charges (including installed parts)	32	51 335	10 970	21.4	.2	47.7
9701	Labor charges for repair work	15	23 067	3 743	16.2	.1	X
9702	Parts installed in repair work	15	23 067	3 580	15.5	.1	X
9703	Other service receipts and labor charges—Specify	18	28 494	3 625	12.7	.1	X
9810	Miscellaneous commodities	41	1 577 170	121 715	7.7	1.7	X
9940	Rental and leasing receipts	13	16 824	3 580	21.3	.1	X
42152	Coal & other mineral & ore whsle	756	X	14 798 047	X	100.0	86.3
1160	Other iron and steel products	10	688 012	67 552	9.8	.5	49.8
1162	Bars (excluding reinforcement bars) and bar-size shapes: hot-rolled	6	481 203	1 439	.3	Z	X
1230	Other nonferrous metals (magnesium, nickel, tin, lead, zinc, etc., except precious)	6	418 713	18 891	4.5	.1	X
1300	Coal and coke	465	10 188 406	9 575 270	94.0	64.7	80.3
1311	Coal	424	9 602 277	8 735 162	91.0	59.0	X
1312	Coke	75	1 339 802	840 108	62.7	5.7	X
1320	Minerals and ores (excluding coal, precious stones, and crude oil)	325	5 298 458	4 072 172	76.9	27.5	X
2320	General-purpose industrial machinery, equipment, and parts	14	650 756	64 473	9.9	.4	X
3000	Jewelry, diamonds, gem stones, and watches	13	61 923	28 832	46.6	.2	X
5300	Plastics materials and basic shapes	10	463 376	12 987	2.8	.1	X
5330	Chemicals and allied products (excluding agricultural, plastics, gases, and petroleum)	38	911 903	110 660	12.1	.7	12.0
5334	Organic fibers	14	216 803	6 439	3.0	Z	X
5335	Detergents and soaps	9	28 758	671	2.3	Z	X
5344	Other chemicals and allied products	23	415 784	57 928	13.9	.4	X
5400	Petroleum products	13	386 386	20 621	5.3	.1	X
9700	Service receipts and labor charges (including installed parts)	22	369 966	32 146	8.7	.2	X
9810	Miscellaneous commodities	37	706 953	26 415	3.7	.2	X
9940	Rental and leasing receipts	7	285 313	6 659	2.3	Z	X

See footnotes at end of table.

Table 1. All Types of Operation by Kind of Business and Commodity Line for Wholesale Trade: 1997—Con.

[Includes only establishments with payroll. For meaning of abbreviations and symbols, see introductory text. For explanation of terms, see Appendix A]

NAICS code and CL code	Kind of business and commodity line	Establishments handling commodity line		Commodity line sales			Sales coverage percent
		Number	Total sales (\$1,000)	Amount ¹ (\$1,000)	As percent of total sales of—		
					Establishments handling line	Establishments in NAICS industry ¹	
421520	Coal & other mineral & ore whsle	756	X	14 798 047	X	100.0	86.3
1160	Other iron and steel products	10	688 012	67 552	9.8	.5	49.8
1162	Bars (excluding reinforcement bars) and bar-size shapes: hot-rolled	6	481 203	1 439	.3	Z	X
1230	Other nonferrous metals (magnesium, nickel, tin, lead, zinc, etc., except precious)	6	418 713	18 891	4.5	.1	X
1300	Coal and coke	465	10 188 406	9 575 270	94.0	64.7	80.3
1311	Coal	424	9 602 277	8 735 162	91.0	59.0	X
1312	Coke	75	1 339 802	840 108	62.7	5.7	X
1320	Minerals and ores (excluding coal, precious stones, and crude oil)	325	5 298 458	4 072 172	76.9	27.5	X
2320	General-purpose industrial machinery, equipment, and parts	14	650 756	64 473	9.9	.4	X
3000	Jewelry, diamonds, gem stones, and watches	13	61 923	28 832	46.6	.2	X
5300	Plastics materials and basic shapes	10	463 376	12 987	2.8	.1	X
5330	Chemicals and allied products (excluding agricultural, plastics, gases, and petroleum)	38	911 903	110 660	12.1	.7	12.0
5334	Organic fibers	14	216 803	6 439	3.0	Z	X
5335	Detergents and soaps	9	28 758	671	2.3	Z	X
5344	Other chemicals and allied products	23	415 784	57 928	13.9	.4	X
5400	Petroleum products	13	386 386	20 621	5.3	.1	X
9700	Service receipts and labor charges (including installed parts)	22	369 966	32 146	8.7	.2	X
9810	Miscellaneous commodities	37	706 953	26 415	3.7	.2	X
9940	Rental and leasing receipts	7	285 313	6 659	2.3	Z	X
4215201	Coal whsle	452	X	10 037 343	X	100.0	83.6
1160	Other iron and steel products	7	682 424	65 828	9.6	.7	48.5
1162	Bars (excluding reinforcement bars) and bar-size shapes: hot-rolled	6	481 203	1 439	.3	Z	X
1300	Coal and coke	452	10 037 343	9 537 760	95.0	95.0	77.9
1311	Coal	411	9 451 214	8 697 652	92.0	86.7	X
1312	Coke	75	1 339 802	840 108	62.7	8.4	X
1320	Minerals and ores (excluding coal, precious stones, and crude oil)	21	537 754	30 596	5.7	.3	X
9700	Service receipts and labor charges (including installed parts)	9	281 849	22 139	7.9	.2	X
9810	Miscellaneous commodities	18	491 888	11 153	2.3	.1	X
4215202	Other mineral & ore whsle	304	X	4 760 704	X	100.0	92.1
1300	Coal and coke	13	151 063	37 510	24.8	.8	X
1320	Minerals and ores (excluding coal, precious stones, and crude oil)	304	4 760 704	4 041 576	84.9	84.9	X
2320	General-purpose industrial machinery, equipment, and parts	9	41 903	2 112	5.0	Z	X
3000	Jewelry, diamonds, gem stones, and watches	13	61 923	28 832	46.6	.6	X
5300	Plastics materials and basic shapes	8	66 885	11 427	17.1	.2	X
5330	Chemicals and allied products (excluding agricultural, plastics, gases, and petroleum)	36	515 412	91 698	17.8	1.9	X
5400	Petroleum products	10	105 515	15 026	14.2	.3	X
9700	Service receipts and labor charges (including installed parts)	13	88 117	10 007	11.4	.2	X
9810	Miscellaneous commodities	19	215 065	15 262	7.1	.3	X
4216	Electrical goods whsle	38 234	X	357 691 888	X	100.0	69.5
0100	New and used automobiles, motorcycles, etc.	17	50 996	2 744	5.4	Z	X
0200	New and rebuilt automotive parts and supplies	115	310 752	46 605	15.0	Z	13.7
0211	Batteries	39	70 071	11 740	16.8	Z	X
0213	Electrical engine parts (including ignition parts)	11	17 689	1 402	7.9	Z	X
0214	Brake parts (including fluid and all disk and drum parts)	12	52 607	1 714	3.3	Z	X
0219	Engine parts, except electrical	12	32 789	4 730	14.4	Z	X
0223	Parts, n.e.c.	42	159 866	12 270	7.7	Z	X
0224	Accessories	32	111 577	2 742	2.5	Z	X
0300	Tires and tubes	17	48 407	4 535	9.4	Z	X
0400	Household and lawn furniture	53	316 508	59 114	18.7	Z	24.4
0411	Upholstered furniture	12	113 152	16 013	14.2	Z	X
0412	Sleep furniture and equipment	22	166 591	15 165	9.1	Z	X
0413	Lawn furniture and equipment	8	92 276	14 379	15.6	Z	X
0414	Other furniture (including sleep sofas)	17	54 593	11 878	21.8	Z	X
0420	Office and business furniture	35	64 688	12 156	18.8	Z	X
0500	Household china, glassware, crockery, and plastic housewares	54	388 938	48 684	12.5	Z	X
0520	Linens, domestics, curtains, and draperies	13	63 666	5 761	9.0	Z	35.3
0521	Bedspreads, blankets, and bedding	7	17 974	2 434	13.5	Z	X
0530	Flooring and floor coverings	58	406 218	58 908	14.5	Z	6.7
0531	Soft-surface (textile) floor coverings and accessories (including rugs, carpets, and pads)	31	313 993	27 520	8.8	Z	X
0532	Hardwood flooring	12	232 927	2 308	1.0	Z	X
0533	Other hard-surface floor coverings and accessories (including tile and sheet goods)	17	266 210	24 704	9.3	Z	X
0540	Other home furnishings	232	2 526 107	293 319	11.6	.1	12.7
0541	Metal flatware and kitchen utensils	66	872 990	72 090	8.3	Z	X
0542	Mirrors, lamps, and picture frames	63	727 756	20 972	2.9	Z	X
0543	Home furnishings, n.e.c.	129	1 136 965	139 924	12.3	Z	X
0600	Lumber: rough, dressed, and finished	9	44 774	8 076	18.0	Z	X
0620	Plywood and millwork	28	186 993	43 663	23.4	Z	14.0
0622	Other panels products (including hardwood plywood, waterboard, and particleboard)	9	55 671	17 748	31.9	Z	X
0623	Gypsum, specialty boards, and treatments	11	60 076	14 944	24.9	Z	X
0720	Roofing, siding, and insulation materials	15	44 248	8 869	20.0	Z	30.9
0721	Roofing, except wood	6	14 509	1 849	12.7	Z	X
0722	Siding, except wood	8	21 745	3 295	15.2	Z	X

See footnotes at end of table.

Table 1. All Types of Operation by Kind of Business and Commodity Line for Wholesale Trade: 1997—Con.

[Includes only establishments with payroll. For meaning of abbreviations and symbols, see introductory text. For explanation of terms, see Appendix A]

NAICS code and CL code	Kind of business and commodity line	Establishments handling commodity line		Commodity line sales			Sales coverage percent
		Number	Total sales (\$1,000)	Amount ¹ (\$1,000)	As percent of total sales of—		
					Establishments handling line	Establishments in NAICS industry ¹	
4216	Electrical goods whse—Con.						
0740	Other construction materials	9	51 283	8 909	17.4	Z	X
0800	Photographic equipment and supplies (excluding video)	97	541 502	65 492	12.1	Z	7.7
0811	Still picture photographic equipment	25	190 458	24 900	13.1	Z	X
0813	Photographic film	32	59 377	6 060	10.2	Z	X
0815	Other photographic equipment and supplies	28	177 393	23 055	13.0	Z	X
0900	Office equipment	368	7 764 088	1 723 875	22.2	.5	11.7
0911	Typewriters and dedicated word processors	89	4 287 175	341 507	8.0	X	X
0912	Calculators and accounting machines	139	5 234 984	846 139	16.2	.2	X
0913	Copying machines and equipment	228	4 856 741	525 577	10.8	X	X
0914	Dictating, transcribing, and recording machines	19	30 555	2 746	9.0	Z	X
0915	Mailing, letter handling, and addressing machines	23	52 622	2 279	4.3	Z	X
0920	New computer equipment	1 183	19 193 395	2 454 873	12.8	.7	11.8
0921	Computers	757	9 542 596	851 314	8.9	.2	X
0922	Computer storage devices	284	2 966 743	189 368	6.4	.1	X
0923	Computer printers	393	3 132 562	344 871	11.0	.1	X
0924	Other computer peripheral equipment	456	8 525 518	1 069 308	12.5	.3	X
0930	Used computer equipment	38	132 954	10 046	7.6	Z	X
0950	Computer software (packaged)	752	8 130 567	269 969	3.3	.1	X
0960	Restaurant and hotel equipment and supplies	34	45 319	5 175	11.4	Z	X
0970	Store machines and equipment	35	207 494	37 486	18.1	Z	6.9
0971	Vending machines	12	40 356	5 071	12.6	Z	X
0972	Other store machines and equipment	9	20 470	1 388	6.8	Z	X
1000	Medical, hospital, and surgical supplies	169	834 075	70 584	8.5	Z	67.0
1011	Surgical and medical instruments and equipment	23	51 064	8 755	17.1	Z	X
1013	Other surgical, medical, and hospital supplies	141	757 441	60 656	8.0	Z	X
1030	Optical and ophthalmic goods	10	88 964	11 004	12.4	Z	X
1050	Other professional equipment and supplies	52	1 640 085	22 553	1.4	Z	69.5
1054	Laboratory equipment	14	23 965	5 023	21.0	Z	X
1055	Scientific instruments	41	1 625 121	16 661	1.0	Z	X
1120	Flat iron and steel products	28	312 711	58 276	18.6	Z	X
1140	Iron and steel wire and wire products	53	296 629	26 132	8.8	Z	25.4
1141	Wire (plain, coated, barbed, and twisted)	35	209 357	13 253	6.3	Z	X
1142	Nails	7	15 644	677	4.3	Z	X
1150	Iron and steel pipe and tubing	29	459 931	115 143	25.0	Z	X
1160	Other iron and steel products	8	34 151	7 551	22.1	Z	X
1200	Copper and brass	16	33 090	4 758	14.4	Z	10.1
1211	Copper wire mill products (structural only)	7	17 640	2 590	14.7	Z	X
1220	Aluminum shapes, forms, etc.	23	125 838	11 974	9.5	Z	X
1230	Other nonferrous metals (magnesium, nickel, tin, lead, zinc, etc., except precious)	9	243 485	40 550	16.7	Z	X
1400	Electrical apparatus and equipment	16 057	106 364 666	82 149 263	77.2	23.0	60.0
1411	Power and distribution transformers	5 079	39 356 671	6 450 598	16.4	1.8	X
1412	Switchgear and switchboard apparatus	3 738	27 318 710	4 856 918	17.8	1.4	X
1413	Motors and generators (including motor-generator sets)	4 271	26 782 230	6 213 266	23.2	1.7	X
1414	Conduit, raceway, and fittings	3 696	29 240 462	4 130 527	14.1	1.2	X
1415	Electric bulbs (all types)	4 073	26 001 137	5 450 921	21.0	1.5	X
1416	Interior wiring (excluding conduit)	4 502	33 139 316	5 687 893	17.2	1.6	X
1417	Exterior wiring and cable (excluding conduit)	3 593	26 841 696	4 346 360	16.2	1.2	X
1418	Lighting fixtures (residential and commercial)	5 327	34 977 002	9 590 690	27.4	2.7	X
1419	Industrial controls	6 831	46 085 028	17 879 957	38.8	5.0	X
1421	Other electrical apparatus and equipment (including fuses and lightning rods)	8 006	57 435 862	17 542 136	30.5	4.9	X
1500	Electrical appliances, household	4 825	63 387 706	48 666 162	76.8	13.6	61.6
1511	Televisions	1 678	35 959 221	8 138 413	22.6	2.3	X
1512	Radios, stereos, and CD players	2 408	35 544 530	12 108 234	34.1	3.4	X
1513	V.C.R.'s and video cameras	1 603	33 762 318	7 649 509	22.7	2.1	X
1514	Electrical household ranges and ovens	1 042	25 532 144	4 443 586	17.4	1.2	X
1515	Refrigerators and freezers, household	1 039	14 768 296	3 853 500	26.1	1.1	X
1516	Household laundry equipment	829	13 182 778	2 485 861	18.9	.7	X
1517	Vacuum cleaners and sewing machines, household	665	13 446 415	2 095 784	15.6	.6	X
1518	Other electrical household appliances (including fans, dishwashers, etc.)	1 966	35 720 705	7 891 267	22.1	2.2	X
1600	Electronic parts and equipment, except communication	13 816	156 503 578	123 016 180	78.6	34.4	57.1
1612	Integrated circuits	4 619	58 850 475	35 256 055	59.9	9.9	X
1613	Capacitors and resistors	4 493	37 639 173	7 067 413	18.8	2.0	X
1615	Discrete semiconductors, etc.	4 572	66 033 435	29 314 271	44.4	8.2	X
1616	Electronic connectors and other passive electronic parts	6 746	55 052 379	19 954 959	36.2	5.6	X
1618	Electronic parts and equipment, n.e.c.	8 156	65 503 147	31 423 466	48.0	8.8	X
1650	Communication equipment and supplies	11 249	118 936 396	85 018 760	71.5	23.8	59.6
1651	Telephones	5 345	48 610 436	17 697 193	36.4	4.9	X
1652	Other electronic communication equipment	8 773	97 833 369	48 151 932	49.2	13.5	X
1653	Other electrical communication equipment	2 438	42 344 653	19 169 500	45.3	5.4	X
1700	Hardware	1 749	11 178 173	1 361 210	12.2	.4	5.3
1711	Hand tools (including power driven)	1 323	7 553 478	434 434	5.8	.1	X
1712	Bolts, nuts, rivets, and fasteners	703	4 721 977	707 574	15.0	.2	X
1713	Cutlery	532	1 875 667	137 874	7.4	Z	X
1800	Plumbing and heating equipment and supplies (hydronics)	960	5 380 363	495 810	9.2	.1	7.8
1811	Plastic pipe fittings and valves (excluding pipe and tubing)	151	899 399	23 351	2.6	Z	X
1812	Metal pipe fittings and valves (excluding pipe and tubing)	587	2 648 478	134 469	5.1	Z	X
1813	Plumbing fixtures	169	1 727 291	177 959	10.3	.1	X
1814	Furnaces, stoves, water heaters (except electric and warm air)	60	222 200	3 395	1.5	Z	X
1815	Boilers, radiators, and convectors	62	320 666	10 066	3.1	Z	X
1818	Other plumbing and heating equipment and supplies	251	1 682 392	129 828	7.7	Z	X

See footnotes at end of table.

Table 1. All Types of Operation by Kind of Business and Commodity Line for Wholesale Trade: 1997—Con.

[Includes only establishments with payroll. For meaning of abbreviations and symbols, see introductory text. For explanation of terms, see Appendix A]

NAICS code and CL code	Kind of business and commodity line	Establishments handling commodity line		Commodity line sales			Sales coverage percent
		Number	Total sales (\$1,000)	Amount ¹ (\$1,000)	As percent of total sales of—		
					Establishments handling line	Establishments in NAICS industry ¹	
4216	Electrical goods whse—Con.						
1900	Warm air heating and air-conditioning equipment and supplies	1 247	13 292 764	1 080 137	8.1	.3	2.3
1911	Furnaces (warm air)	321	3 001 163	124 345	4.1	Z	X
1912	Central air-conditioning (residential and commercial)	315	3 167 494	155 334	4.9	Z	X
1914	Heat pumps (residential and commercial)	715	4 370 404	95 095	2.2	Z	X
1916	Air cleaning and filtration systems	804	3 163 451	170 853	5.4	Z	X
1917	Compressors for air-conditioners	810	4 767 998	237 060	5.0	.1	X
1918	Condensing units for air-conditioners	786	6 108 101	107 266	1.8	Z	X
1919	Registers, grills, pre-formed ductwork (excluding sheet metal), and duct insulation	244	1 442 590	30 948	2.1	Z	X
2000	Refrigeration equipment and supplies	229	801 424	107 777	13.4	Z	24.8
2011	Commercial refrigerators (reach-in and walk-in)	17	196 759	27 554	14.0	Z	X
2012	Unit coolers for commercial refrigerators	20	208 734	12 673	6.1	Z	X
2013	Condensing units for commercial refrigerators	42	230 381	14 400	6.3	Z	X
2014	Refrigerants	175	290 435	22 141	7.6	Z	X
2015	Other refrigeration equipment and supplies	183	370 682	25 566	6.9	Z	X
2100	Construction and mining machinery and equipment (including parts and attachments)	25	1 380 997	62 559	4.5	Z	.4
2113	New mixers, pavers, and related equipment	6	39 621	470	1.2	Z	X
2116	New mining machinery	10	15 078	3 689	24.5	Z	X
2117	Other new construction and mining, logging, and road maintenance machinery, equipment, and parts	6	39 621	2 345	5.9	Z	X
2200	Farm machinery, equipment, and parts	10	47 407	4 530	9.6	Z	41.9
2215	New irrigation equipment	6	10 166	2 079	20.5	Z	X
2220	Garden machinery, equipment, and parts	23	102 123	12 680	12.4	Z	X
2230	Food-processing machinery, equipment, and parts	12	27 994	2 358	8.4	Z	60.2
2232	New packing, packaging, and bottling equipment	6	14 750	736	5.0	Z	X
2300	Hydraulic and pneumatic (fluid-power) pumps, motors, and parts	30	293 409	15 046	5.1	Z	62.7
2311	Pumps	25	271 169	4 223	1.6	Z	X
2312	Motors	23	262 203	4 201	1.6	Z	X
2313	Parts for pumps and motors	14	16 898	434	2.6	Z	X
2320	General-purpose industrial machinery, equipment, and parts	970	11 268 491	927 080	8.2	.3	3.1
2321	New pumps, compressors (air or gas), and equipment	162	2 718 992	90 362	3.3	Z	X
2323	New diesel engines (excluding automotive)	61	2 495 562	41 844	1.7	Z	X
2326	New controlling, recording, and indicating instruments and access	458	5 092 482	395 545	7.8	.1	X
2327	All other new general-purpose industrial machinery and equipment	364	3 981 661	219 560	5.5	.1	X
2328	Used general-purpose industrial machinery and equipment	124	1 341 362	117 686	8.8	Z	X
2330	Metalworking machinery, equipment, and parts	42	109 312	14 655	13.4	Z	X
2340	Materials handling machinery, equipment, and parts	989	5 788 605	609 012	10.5	.2	1.0
2341	New conveying equipment	95	613 373	37 122	6.1	Z	X
2342	New hoists, cranes, and monorails	329	765 041	21 596	2.8	Z	X
2343	New forklift trucks	441	3 047 539	428 445	14.1	.1	X
2344	New industrial trucks and tractors	25	55 873	1 766	3.2	Z	X
2345	Used materials handling machinery, equipment, and parts	290	443 604	22 693	5.1	Z	X
2350	Oil well, oil refinery, and pipeline machinery, equipment, and supplies	20	151 064	14 182	9.4	Z	29.3
2351	New oil refining and pipeline machinery, equipment, and supplies	6	25 423	3 104	12.2	Z	X
2352	New oil field machinery, equipment, and supplies (including drilling bits)	12	85 712	8 223	9.6	Z	X
2360	Other industrial machinery, equipment, and parts	79	425 881	75 882	17.8	Z	33.3
2362	New power plant machinery (excluding electrical)	8	161 635	25 566	15.8	Z	X
2363	New printing trades machinery, equipment, and supplies	24	141 170	28 173	20.0	Z	X
2365	New woodworking machinery	12	2 427	114	4.7	Z	X
2366	Other new industrial machinery and equipment	28	96 173	18 758	19.5	Z	X
2370	Mechanical power transmission supplies	77	360 549	85 151	23.6	Z	47.7
2371	Bearings and bushings	41	177 340	47 062	26.5	Z	X
2372	Other mechanical power transmission supplies	54	239 456	38 089	15.9	Z	X
2380	Industrial valves and fittings (except fluid-power)	46	249 898	43 710	17.5	Z	X
2390	Hydraulic and pneumatic (fluid-power) valves	43	182 303	14 340	7.9	Z	69.2
2391	Hydraulic valves	26	120 020	4 703	3.9	Z	X
2392	Pneumatic valves	35	155 858	9 636	6.2	Z	X
2400	Hydraulic and pneumatic cylinders and rotary actuators	27	86 674	6 752	7.8	Z	63.2
2411	Hydraulic cylinders and rotary actuators	18	33 125	4 176	12.6	Z	X
2412	Pneumatic cylinders and rotary actuators	11	64 908	2 576	4.0	Z	X
2420	Hydraulic and pneumatic connectors and assemblies	17	119 905	16 585	13.8	Z	69.0
2421	Hydraulic and pneumatic connectors	13	55 045	1 895	3.4	Z	X
2430	Fluid-power filters, components, accessories, and parts	168	840 366	56 289	6.7	Z	6.5
2431	Filters	101	425 194	8 532	2.0	Z	X
2432	Other fluid-power components, accessories, and parts, n.e.c.	120	577 600	47 756	8.3	Z	X
2440	Welding supplies (excluding gases)	12	43 736	2 957	6.8	Z	X
2450	Industrial containers and supplies	7	12 566	2 461	19.6	Z	X
2460	Other industrial supplies	73	471 436	55 383	11.7	Z	37.6
2462	Abrasives and abrasive materials	16	217 434	10 552	4.9	Z	X
2463	Nylon, polyester, and synthetic rubber	9	13 090	1 290	9.9	Z	X
2464	Mechanical rubber goods	11	62 860	3 236	5.1	Z	X
2465	Strapping and tape	9	156 696	3 168	2.0	Z	X
2466	Industrial supplies, n.e.c.	35	329 795	36 041	10.9	Z	X
2500	Beauty and barber equipment and supplies	11	24 126	5 244	21.7	Z	X
2520	Custodial (janitors') equipment and supplies	21	67 403	6 374	9.5	Z	4.0
2521	Custodial equipment—power equipment	6	5 345	81	1.5	Z	X
2522	Custodial equipment—nonpower equipment	6	5 345	81	1.5	Z	X
2523	Custodial supplies	6	5 345	658	12.3	Z	X

See footnotes at end of table.

Table 1. All Types of Operation by Kind of Business and Commodity Line for Wholesale Trade: 1997—Con.

[Includes only establishments with payroll. For meaning of abbreviations and symbols, see introductory text. For explanation of terms, see Appendix A]

NAICS code and CL code	Kind of business and commodity line	Establishments handling commodity line		Commodity line sales			Sales coverage percent
		Number	Total sales (\$1,000)	Amount ¹ (\$1,000)	As percent of total sales of—		
					Establishments handling line	Establishments in NAICS industry ¹	
4216	Electrical goods whse—Con.						
2600	Aircraft and aeronautical equipment and supplies	26	178 564	47 882	26.8	Z	36.2
2613	Other new aircraft equipment and supplies	8	43 605	6 270	14.4	Z	X
2614	Used aircraft and aeronautical equipment and supplies	6	18 562	2 198	11.8	Z	X
2620	Marine machinery, equipment, and supplies	10	35 905	10 257	28.6	Z	33.3
2623	New marine supplies	6	15 509	1 673	10.8	Z	X
2700	Sporting and recreational goods and supplies	209	1 527 419	97 980	6.4	Z	1.7
2712	Bicycles and bicycle tires and tubes	17	128 110	35 883	28.0	Z	X
2714	Camping and fishing equipment and accessories	82	696 918	22 245	3.2	Z	X
2717	Marine pleasure craft, equipment, and accessories	41	372 819	12 559	3.4	Z	X
2718	Other sporting and recreational goods (go carts, bait, etc.)	54	410 595	19 880	4.8	Z	X
2800	Toys and hobby goods and supplies	169	2 019 126	232 620	11.5	.1	6.8
2811	Video games and cartridges	145	1 812 477	205 362	11.3	.1	X
2812	Other toys and games (including fireworks and children's vehicles)	14	175 302	24 988	14.3	Z	X
2900	Ferrous metal scrap	7	8 013	398	5.0	Z	X
2920	Nonferrous metal scrap	7	8 013	2 337	29.2	Z	X
3000	Jewelry, diamonds, gem stones, and watches	60	399 186	74 642	18.7	Z	18.7
3011	Diamond jewelry and diamond jewelry where lapidary work was not performed at this location	10	45 717	1 860	4.1	Z	X
3012	Gem stone and pearl jewelry where lapidary work was not performed at this location	20	93 796	2 757	2.9	Z	X
3014	Watches, clocks, and watch movements and cases	47	282 297	61 573	21.8	Z	X
3015	Karat gold jewelry (rings, necklaces, etc.)	10	45 717	917	2.0	Z	X
3016	Other jewel., silverware, and plated ware (incl. jewel. where gemstones less than 50% of value, gold filled sterling, and costume jewel. and medallions)	25	116 479	3 784	3.2	Z	X
3100	Musical instruments and supplies	9	18 385	3 281	17.8	Z	X
3130	Compact discs, prerecorded audio tapes, and phonograph records	113	1 096 744	53 505	4.9	Z	X
3140	Prerecorded video tapes	116	906 931	68 393	7.5	Z	X
3150	Other durable goods	14	43 001	8 023	18.7	Z	63.6
3152	Luggage	6	10 134	948	9.4	Z	X
3154	Other durable goods, n.e.c.	8	32 867	7 075	21.5	Z	X
3160	Fire extinguishers and fire safety equipment	7	35 456	5 270	14.9	Z	X
3200	Printing and writing paper	38	49 048	3 060	6.2	Z	X
3300	Stationery, office supplies and greeting cards	50	158 315	19 355	12.2	Z	3.5
3313	Inked ribbons, carbon paper, pens and pencils	12	40 962	3 498	8.5	Z	X
3314	Toner and cartridges	7	21 255	1 081	5.1	Z	X
3316	Other stationery supplies (envelopes, ruled forms, and binder paper)	7	21 255	2 162	10.2	Z	X
3400	Industrial and personal services paper and plastics	53	290 643	47 718	16.4	Z	23.0
3413	Industrial paper (wrapping, bags, cartons, etc.)	9	79 263	2 711	3.4	Z	X
3500	Drugs, pharmaceuticals, cosmetics, and toiletries	50	292 687	55 240	18.9	Z	9.5
3513	Cosmetics	11	42 577	5 442	12.8	Z	X
3515	Other toiletries and druggists' sundries	26	78 832	10 306	13.1	Z	X
3600	Piece goods, knit and woven	18	1 341 118	105 644	7.9	Z	X
3700	Notions (buttons, ribbons, lace, sewing accessories, zippers, bindings, etc.)	7	22 689	3 915	17.3	Z	X
3800	Men's and boys' wear	24	84 487	14 369	17.0	Z	19.9
3815	Other men's and boys' wear (caps, hats, swimwear, neckwear, etc.)	13	56 960	11 825	20.8	Z	X
3900	Women's and children's wear	31	72 249	11 605	16.1	Z	4.2
3911	Infants' and children's wear (to size 6X)	18	49 027	7 636	15.6	Z	X
3914	Women's and misses' outerwear	8	13 613	2 905	21.3	Z	X
4000	Footwear	13	86 256	11 955	13.9	Z	X
4400	Confectionery	9	2 918	258	8.8	Z	12.9
4411	Candy	7	935	79	8.4	Z	X
4412	Chewing gum	7	935	41	4.4	Z	X
4830	Canned foods	6	17 046	1 642	9.6	Z	X
4860	Other grocery specialties	7	36 187	1 225	3.4	Z	X
5300	Plastics materials and basic shapes	101	743 757	116 565	15.7	Z	11.8
5313	Plastics raw materials	11	229 163	6 446	2.8	Z	X
5314	Other plastics materials and basic shapes	74	226 713	33 525	14.8	Z	X
5330	Chemicals and allied products (excluding agricultural, plastics, gases, and petroleum)	286	2 212 732	264 246	11.9	.1	31.6
5331	Gasses, compressed and liquified, except L.P.	10	802 033	26 854	3.3	Z	X
5342	Adhesives, sealants, and glues	18	840 958	10 191	1.2	Z	X
5343	Explosives	8	96 230	285	.3	Z	X
5344	Other chemicals and allied products	238	1 994 172	212 375	10.7	.1	X
6000	Paint, paint supplies, and wallpaper	30	257 373	23 247	9.0	Z	X
6100	Books, periodicals, newspapers, and miscellaneous printed materials	19	55 317	3 020	5.5	Z	X
6110	Flowers and florists' supplies	12	52 412	3 553	6.8	Z	X
6120	Art goods (including novelties and souvenirs)	31	196 330	23 711	12.1	Z	11.3
6122	Novelties and souvenirs	16	146 338	20 745	14.2	Z	X
6150	Nondurable goods, n.e.c.	29	280 514	33 577	12.0	Z	X
9700	Service receipts and labor charges (including installed parts)	4 459	24 185 307	3 118 025	12.9	.9	58.1
9701	Labor charges for repair work	3 482	17 090 503	1 600 629	9.4	.4	X
9702	Parts installed in repair work	2 409	10 091 800	684 784	6.8	.2	X
9703	Other service receipts and labor charges—Specify	1 794	11 464 151	832 553	7.3	.2	X
9720	Receipts for service contracts	2 030	15 343 168	891 715	5.8	.2	X
9730	Advertising specialties (paper novelties, etc.)	13	46 674	5 084	10.9	Z	X
9740	Receipts for installing equipment	1 908	13 369 499	823 402	6.2	.2	X
9810	Miscellaneous commodities	1 535	14 969 242	1 839 781	12.3	.5	X

See footnotes at end of table.

Table 1. All Types of Operation by Kind of Business and Commodity Line for Wholesale Trade: 1997—Con.

[Includes only establishments with payroll. For meaning of abbreviations and symbols, see introductory text. For explanation of terms, see Appendix A]

NAICS code and CL code	Kind of business and commodity line	Establishments handling commodity line		Commodity line sales			Sales coverage percent
		Number	Total sales (\$1,000)	Amount ¹ (\$1,000)	As percent of total sales of—		
					Establishments handling line	Establishments in NAICS industry ¹	
4216	Electrical goods whse—Con.						
9930	Sales of integrated systems which you wrote or modified software	16	33 674	8 345	24.8	Z	X
9940	Rental and leasing receipts	710	2 034 112	137 394	6.8	Z	8.8
9941	Computer rental and leasing receipts	39	682 948	11 711	1.7	Z	X
9942	Photocopying machine rental	268	559 470	49 333	8.8	Z	X
9943	Other office machine rental receipts	166	404 070	25 117	6.2	Z	X
9944	Other rental receipts	245	390 837	46 032	11.8	Z	X
9950	Construction receipts	8	3 877	692	17.8	Z	X
9960	Custom software (designed to customer specifications)	26	29 534	3 141	10.6	Z	X
42161	Electrical apparatus & equip, wiring supp, & const material whse	13 431	X	85 861 019	X	100.0	70.3
0200	New and rebuilt automotive parts and supplies	37	112 422	19 850	17.7	Z	11.3
0213	Electrical engine parts (including ignition parts)	11	17 689	1 402	7.9	Z	X
0219	Engine parts, except electrical	12	32 789	4 730	14.4	Z	X
0300	Tires and tubes	6	7 546	345	4.6	Z	X
0400	Household and lawn furniture	12	19 080	5 366	28.1	Z	7.8
0414	Other furniture (including sleep sofas)	12	19 080	5 366	28.1	Z	X
0420	Office and business furniture	6	17 108	4 309	25.2	Z	X
0500	Household china, glassware, crockery, and plastic housewares	6	17 964	1 316	7.3	Z	X
0530	Flooring and floor coverings	15	48 954	3 837	7.8	Z	X
0540	Other home furnishings	30	208 452	40 601	19.5	Z	14.3
0543	Home furnishings, n.e.c.	25	66 936	3 297	4.9	Z	X
0720	Roofing, siding, and insulation materials	12	24 222	5 144	21.2	Z	37.5
0721	Roofing, except wood	6	14 509	1 849	12.7	Z	X
0722	Siding, except wood	8	21 745	3 295	15.2	Z	X
0800	Photographic equipment and supplies (excluding video)	30	45 139	5 063	11.2	Z	15.7
0813	Photographic film	23	19 703	1 032	5.2	Z	X
0815	Other photographic equipment and supplies	11	21 437	3 580	16.7	Z	X
0900	Office equipment	30	66 713	5 779	8.7	Z	30.8
0913	Copying machines and equipment	17	25 375	3 328	13.1	Z	X
0915	Mailing, letter handling, and addressing machines	14	41 338	1 872	4.5	Z	X
0920	New computer equipment	157	2 072 587	308 357	14.9	.4	15.4
0921	Computers	144	1 991 344	212 424	10.7	.2	X
0922	Computer storage devices	72	1 763 520	64 081	3.6	.1	X
0923	Computer printers	33	7 464	210	2.8	Z	X
0924	Other computer peripheral equipment	87	1 010 823	31 631	3.1	Z	X
0950	Computer software (packaged)	261	2 317 261	78 112	3.4	.1	X
1000	Medical, hospital, and surgical supplies	142	766 060	61 517	8.0	.1	69.4
1013	Other surgical, medical, and hospital supplies	141	757 441	60 656	8.0	.1	X
1050	Other professional equipment and supplies	42	1 630 249	20 599	1.3	Z	70.3
1055	Scientific instruments	39	1 617 361	16 264	1.0	Z	X
1120	Flat iron and steel products	8	28 658	6 386	22.3	Z	X
1140	Iron and steel wire and wire products	32	219 385	20 710	9.4	Z	31.7
1141	Wire (plain, coated, barbed, and twisted)	19	169 990	10 346	6.1	Z	X
1142	Nails	7	15 644	677	4.3	Z	X
1150	Iron and steel pipe and tubing	18	112 724	11 973	10.6	Z	X
1200	Copper and brass	7	17 640	2 590	14.7	Z	21.0
1211	Copper wire mill products (structural only)	7	17 640	2 590	14.7	Z	X
1220	Aluminum shapes, forms, etc.	11	94 276	8 910	9.5	Z	X
1400	Electrical apparatus and equipment	13 431	85 861 019	77 935 259	90.8	90.8	59.9
1411	Power and distribution transformers	4 257	29 857 170	5 246 118	17.6	6.1	X
1412	Switchgear and switchboard apparatus	3 341	24 111 885	4 519 886	18.7	5.3	X
1413	Motors and generators (including motor-generator sets)	3 951	24 879 048	6 067 801	24.4	7.1	X
1414	Conduit, raceway, and fittings	3 338	26 864 560	3 996 768	14.9	4.7	X
1415	Electric bulbs (all types)	3 714	23 906 438	5 326 050	22.3	6.2	X
1416	Interior wiring (excluding conduit)	3 278	25 727 685	5 132 616	20.0	6.0	X
1417	Exterior wiring and cable (excluding conduit)	2 997	22 675 173	4 102 415	18.1	4.8	X
1418	Lighting fixtures (residential and commercial)	5 001	31 519 528	9 444 645	30.0	11.0	X
1419	Industrial controls	5 964	40 136 863	17 291 860	43.1	20.1	X
1421	Other electrical apparatus and equipment (including fuses and lightning rods)	7 003	50 175 954	16 807 087	33.5	19.6	X
1500	Electrical appliances, household	405	1 704 522	418 121	24.5	.5	36.8
1511	Televisions	37	95 787	13 510	14.1	Z	X
1512	Radios, stereos, and CD players	105	176 648	36 439	20.6	Z	X
1513	V.C.R.'s and video cameras	61	198 093	23 034	11.6	Z	X
1514	Electrical household ranges and ovens	46	208 060	54 486	26.2	.1	X
1515	Refrigerators and freezers, household	42	179 338	12 005	6.7	Z	X
1517	Vacuum cleaners and sewing machines, household	14	43 091	8 703	20.2	Z	X
1518	Other electrical household appliances (including fans, dishwashers, etc.)	221	1 289 308	269 640	20.9	.3	X
1600	Electronic parts and equipment, except communication	1 234	7 976 106	986 052	12.4	1.1	62.7
1612	Integrated circuits	262	2 661 820	56 160	2.1	.1	X
1613	Capacitors and resistors	320	1 069 253	61 059	5.7	.1	X
1615	Discrete semiconductors, etc.	172	722 915	28 134	3.9	Z	X
1616	Electronic connectors and other passive electronic parts	569	2 491 757	311 705	12.5	.4	X
1618	Electronic parts and equipment, n.e.c.	747	4 484 488	528 981	11.8	.6	X
1650	Communication equipment and supplies	767	7 655 127	1 114 407	14.6	1.3	67.7
1651	Telephones	389	3 611 712	263 485	7.3	.3	X
1652	Other electronic communication equipment	580	5 973 515	443 494	7.4	.5	X
1653	Other electrical communication equipment	453	5 026 782	407 409	8.1	.5	X

See footnotes at end of table.

Table 1. All Types of Operation by Kind of Business and Commodity Line for Wholesale Trade: 1997—Con.

[Includes only establishments with payroll. For meaning of abbreviations and symbols, see introductory text. For explanation of terms, see Appendix A]

NAICS code and CL code	Kind of business and commodity line	Establishments handling commodity line		Commodity line sales			Sales coverage percent
		Number	Total sales (\$1,000)	Amount ¹ (\$1,000)	As percent of total sales of—		
					Establishments handling line	Establishments in NAICS industry ¹	
42161	Electrical apparatus & equip, wiring supp, & const material whsle—Con.						
1700	Hardware	862	4 331 840	763 482	17.6	.9	3.3
1711	Hand tools (including power driven)	688	3 601 992	255 293	7.1	.3	X
1712	Bolts, nuts, rivets, and fasteners	194	1 872 190	472 826	25.3	.6	X
1713	Cutlery	138	683 869	35 363	5.2	Z	X
1800	Plumbing and heating equipment and supplies (hydronics)	774	3 979 957	313 043	7.9	.4	6.3
1811	Plastic pipe fittings and valves (excluding pipe and tubing)	93	604 403	11 732	1.9	Z	X
1812	Metal pipe fittings and valves (excluding pipe and tubing)	536	2 309 878	99 148	4.3	.1	X
1813	Plumbing fixtures	138	1 371 033	140 847	10.3	.2	X
1815	Boilers, radiators, and convectors	38	237 873	2 254	.9	Z	X
1818	Other plumbing and heating equipment and supplies	175	685 380	53 064	7.7	.1	X
1900	Warm air heating and air-conditioning equipment and supplies	791	4 340 371	607 224	14.0	.7	5.4
1911	Furnaces (warm air)	139	564 871	24 755	4.4	Z	X
1912	Central air-conditioning (residential and commercial)	267	1 853 537	124 339	6.7	.1	X
1914	Heat pumps (residential and commercial)	546	2 155 990	59 530	2.8	.1	X
1916	Air cleaning and filtration systems	600	2 475 188	165 766	6.7	.2	X
1917	Compressors for air-conditioners	536	2 569 137	203 726	7.9	.2	X
1918	Condensing units for air-conditioners	524	2 122 841	16 978	.8	Z	X
1919	Registers, grills, pre-formed ductwork (excluding sheet metal), and duct insulation	117	531 739	3 418	.6	Z	X
2000	Refrigeration equipment and supplies	95	419 216	62 444	14.9	.1	35.6
2012	Unit coolers for commercial refrigerators	15	197 810	12 379	6.3	Z	X
2013	Condensing units for commercial refrigerators	15	197 810	13 534	6.8	Z	X
2014	Refrigerants	76	174 993	18 257	10.4	Z	X
2015	Other refrigeration equipment and supplies	82	253 183	16 037	6.3	Z	X
2100	Construction and mining machinery and equipment (including parts and attachments)	16	54 699	6 504	11.9	Z	8.6
2113	New mixers, pavers, and related equipment	6	39 621	470	1.2	Z	X
2116	New mining machinery	10	15 078	3 689	24.5	Z	X
2117	Other new construction and mining, logging, and road maintenance machinery, equipment, and parts	6	39 621	2 345	5.9	Z	X
2200	Farm machinery, equipment, and parts	10	47 407	4 530	9.6	Z	42.3
2215	New irrigation equipment	6	10 166	2 079	20.5	Z	X
2220	Garden machinery, equipment, and parts	7	36 360	6 427	17.7	Z	X
2300	Hydraulic and pneumatic (fluid-power) pumps, motors, and parts	7	23 399	6 901	29.5	Z	20.9
2311	Pumps	6	7 924	483	6.1	Z	X
2320	General-purpose industrial machinery, equipment, and parts	481	4 386 273	232 653	5.3	.3	2.8
2321	New pumps, compressors (air or gas), and equipment	76	152 690	12 134	7.9	Z	X
2323	New diesel engines (excluding automotive)	23	314 016	29 052	9.3	Z	X
2326	New controlling, recording, and indicating instruments and access	151	431 606	55 347	12.8	.1	X
2327	All other new general-purpose industrial machinery and equipment	177	623 327	65 432	10.5	.1	X
2328	Used general-purpose industrial machinery and equipment	62	256 475	8 604	3.4	Z	X
2330	Metalworking machinery, equipment, and parts	20	45 677	5 468	12.0	Z	X
2340	Materials handling machinery, equipment, and parts	795	4 956 623	543 030	11.0	.6	.2
2342	New hoists, cranes, and monorails	230	332 456	16 681	5.0	Z	X
2343	New forklift trucks	441	3 047 539	428 445	14.1	.5	X
2345	Used materials handling machinery, equipment, and parts	230	332 456	8 342	2.5	Z	X
2350	Oil well, oil refinery, and pipeline machinery, equipment, and supplies	9	44 768	7 876	17.6	Z	15.9
2352	New oil field machinery, equipment, and supplies (including drilling bits)	6	30 602	4 966	16.2	Z	X
2360	Other industrial machinery, equipment, and parts	41	121 602	20 300	16.7	Z	49.2
2365	New woodworking machinery	12	2 427	114	4.7	Z	X
2366	Other new industrial machinery and equipment	17	70 972	9 923	14.0	Z	X
2370	Mechanical power transmission supplies	39	123 239	24 788	20.1	Z	53.3
2371	Bearings and bushings	18	41 602	1 618	3.9	Z	X
2372	Other mechanical power transmission supplies	32	106 886	23 170	21.7	Z	X
2380	Industrial valves and fittings (except fluid-power)	22	52 205	9 489	18.2	Z	X
2390	Hydraulic and pneumatic (fluid-power) valves	16	41 421	3 229	7.8	Z	70.3
2391	Hydraulic valves	9	20 662	637	3.1	Z	X
2392	Pneumatic valves	15	31 804	2 591	8.1	Z	X
2400	Hydraulic and pneumatic cylinders and rotary actuators	9	12 801	1 162	9.1	Z	X
2420	Hydraulic and pneumatic connectors and assemblies	8	96 054	15 873	16.5	Z	X
2430	Fluid-power filters, components, accessories, and parts	152	789 782	53 937	6.8	.1	3.0
2431	Filters	87	391 067	7 742	2.0	Z	X
2432	Other fluid-power components, accessories, and parts, n.e.c.	109	546 608	46 195	8.5	.1	X
2460	Other industrial supplies	29	152 772	32 634	21.4	Z	49.8
2463	Nylon, polyester, and synthetic rubber	9	13 090	1 290	9.9	Z	X
2466	Industrial supplies, n.e.c.	17	139 278	30 259	21.7	Z	X
2520	Custodial (janitors') equipment and supplies	14	61 663	5 542	9.0	Z	X
2600	Aircraft and aeronautical equipment and supplies	7	30 556	8 729	28.6	Z	X
2620	Marine machinery, equipment, and supplies	8	31 576	8 960	28.4	Z	X
2700	Sporting and recreational goods and supplies	19	78 980	9 702	12.3	Z	6.6
2717	Marine pleasure craft, equipment, and accessories	12	23 849	5 134	21.5	Z	X
2800	Toys and hobby goods and supplies	18	186 983	26 473	14.2	Z	.9
2812	Other toys and games (including fireworks and children's vehicles)	14	175 302	24 988	14.3	Z	X
3000	Jewelry, diamonds, gem stones, and watches	11	37 558	8 340	22.2	Z	5.7
3014	Watches, clocks, and watch movements and cases	8	23 334	7 489	32.1	Z	X
3130	Compact discs, prerecorded audio tapes, and phonograph records	8	29 686	1 077	3.6	Z	X
3140	Prerecorded video tapes	11	30 915	1 791	5.8	Z	X
3300	Stationery, office supplies and greeting cards	12	30 004	2 188	7.3	Z	X

See footnotes at end of table.

Table 1. All Types of Operation by Kind of Business and Commodity Line for Wholesale Trade: 1997—Con.

[Includes only establishments with payroll. For meaning of abbreviations and symbols, see introductory text. For explanation of terms, see Appendix A]

NAICS code and CL code	Kind of business and commodity line	Establishments handling commodity line		Commodity line sales			Sales coverage percent
		Number	Total sales (\$1,000)	Amount ¹ (\$1,000)	As percent of total sales of—		
					Establishments handling line	Establishments in NAICS industry ¹	
42161	Electrical apparatus & equip, wiring supp, & const material whsle—Con.						
3400	Industrial and personal services paper and plastics	10	87 479	4 599	5.3	Z	61.7
3413	Industrial paper (wrapping, bags, cartons, etc.)	9	79 263	2 711	3.4	Z	X
3500	Drugs, pharmaceuticals, cosmetics, and toiletries	12	23 189	2 643	11.4	Z	23.7
3513	Cosmetics	6	21 711	1 293	6.0	Z	X
3515	Other toiletries and druggists' sundries	12	23 189	1 350	5.8	Z	X
5300	Plastics materials and basic shapes	29	366 078	84 809	23.2	.1	1.2
5314	Other plastics materials and basic shapes	18	109 347	11 539	10.6	Z	X
5330	Chemicals and allied products (excluding agricultural, plastics, gases, and petroleum)	207	932 170	83 427	9.0	.1	58.0
5344	Other chemicals and allied products	177	867 807	68 265	7.9	.1	X
6000	Paint, paint supplies, and wallpaper	20	94 398	4 483	4.7	Z	X
6150	Nondurable goods, n.e.c.	12	122 171	11 928	9.8	Z	X
9700	Service receipts and labor charges (including installed parts)	1 121	6 240 408	749 837	12.0	.9	48.7
9701	Labor charges for repair work	883	4 783 712	366 908	7.7	.4	X
9702	Parts installed in repair work	502	2 351 172	177 429	7.5	.2	X
9703	Other service receipts and labor charges—Specify	382	2 163 216	205 500	9.5	.2	X
9720	Receipts for service contracts	356	2 842 160	168 731	5.9	.2	X
9740	Receipts for installing equipment	498	3 390 804	134 039	4.0	.2	X
9810	Miscellaneous commodities	753	4 584 053	681 628	14.9	.8	X
9940	Rental and leasing receipts	98	228 484	16 036	7.0	Z	3.9
9943	Other office machine rental receipts	90	198 851	15 333	7.7	Z	X
9944	Other rental receipts	7	28 047	521	1.9	Z	X
421610	Electrical apparatus & equip, wiring supp, & const material whsle	13 431	X	85 861 019	X	100.0	70.3
0200	New and rebuilt automotive parts and supplies	37	112 422	19 850	17.7	Z	11.3
0213	Electrical engine parts (including ignition parts)	11	17 689	1 402	7.9	Z	X
0219	Engine parts, except electrical	12	32 789	4 730	14.4	Z	X
0300	Tires and tubes	6	7 546	345	4.6	Z	X
0400	Household and lawn furniture	12	19 080	5 366	28.1	Z	7.8
0414	Other furniture (including sleep sofas)	12	19 080	5 366	28.1	Z	X
0420	Office and business furniture	6	17 108	4 309	25.2	Z	X
0500	Household china, glassware, crockery, and plastic housewares	6	17 964	1 316	7.3	Z	X
0530	Flooring and floor coverings	15	48 954	3 837	7.8	Z	X
0540	Other home furnishings	30	208 452	40 601	19.5	Z	14.3
0543	Home furnishings, n.e.c.	25	66 936	3 297	4.9	Z	X
0720	Roofing, siding, and insulation materials	12	24 222	5 144	21.2	Z	37.5
0721	Roofing, except wood	6	14 509	1 849	12.7	Z	X
0722	Siding, except wood	8	21 745	3 295	15.2	Z	X
0800	Photographic equipment and supplies (excluding video)	30	45 139	5 063	11.2	Z	15.7
0813	Photographic film	23	19 703	1 032	5.2	Z	X
0815	Other photographic equipment and supplies	11	21 437	3 580	16.7	Z	X
0900	Office equipment	30	66 713	5 779	8.7	Z	30.8
0913	Copying machines and equipment	17	25 375	3 328	13.1	Z	X
0915	Mailing, letter handling, and addressing machines	14	41 338	1 872	4.5	Z	X
0920	New computer equipment	157	2 072 587	308 357	14.9	.4	15.4
0921	Computers	144	1 991 344	212 424	10.7	.2	X
0922	Computer storage devices	72	1 763 520	64 081	3.6	.1	X
0923	Computer printers	33	7 464	210	2.8	Z	X
0924	Other computer peripheral equipment	87	1 010 823	31 631	3.1	Z	X
0950	Computer software (packaged)	261	2 317 261	78 112	3.4	.1	X
1000	Medical, hospital, and surgical supplies	142	766 060	61 517	8.0	.1	69.4
1013	Other surgical, medical, and hospital supplies	141	757 441	60 656	8.0	.1	X
1050	Other professional equipment and supplies	42	1 630 249	20 599	1.3	Z	70.3
1055	Scientific instruments	39	1 617 361	16 264	1.0	Z	X
1120	Flat iron and steel products	8	28 658	6 386	22.3	Z	X
1140	Iron and steel wire and wire products	32	219 385	20 710	9.4	Z	31.7
1141	Wire (plain, coated, barbed, and twisted)	19	169 990	10 346	6.1	Z	X
1142	Nails	7	15 644	677	4.3	Z	X
1150	Iron and steel pipe and tubing	18	112 724	11 973	10.6	Z	X
1200	Copper and brass	7	17 640	2 590	14.7	Z	21.0
1211	Copper wire mill products (structural only)	7	17 640	2 590	14.7	Z	X
1220	Aluminum shapes, forms, etc.	11	94 276	8 910	9.5	Z	X
1400	Electrical apparatus and equipment	13 431	85 861 019	77 935 259	90.8	90.8	59.9
1411	Power and distribution transformers	4 257	29 857 170	5 246 118	17.6	.6	X
1412	Switchgear and switchboard apparatus	3 341	24 111 885	4 519 886	18.7	.5	X
1413	Motors and generators (including motor-generator sets)	3 951	24 879 048	6 067 801	24.4	.7	X
1414	Conduit, raceway, and fittings	3 338	26 864 560	3 996 768	14.9	.4	X
1415	Electric bulbs (all types)	3 714	23 906 438	5 326 050	22.3	.6	X
1416	Interior wiring (excluding conduit)	3 278	25 727 685	5 132 616	20.0	.6	X
1417	Exterior wiring and cable (excluding conduit)	2 997	22 675 173	4 102 415	18.1	.4	X
1418	Lighting fixtures (residential and commercial)	5 001	31 519 528	9 444 645	30.0	11.0	X
1419	Industrial controls	5 964	40 136 863	17 291 860	43.1	20.1	X
1421	Other electrical apparatus and equipment (including fuses and lightning rods)	7 003	50 175 954	16 807 087	33.5	19.6	X

See footnotes at end of table.

Table 1. All Types of Operation by Kind of Business and Commodity Line for Wholesale Trade: 1997—Con.

[Includes only establishments with payroll. For meaning of abbreviations and symbols, see introductory text. For explanation of terms, see Appendix A]

NAICS code and CL code	Kind of business and commodity line	Establishments handling commodity line		Commodity line sales			Sales coverage percent
		Number	Total sales (\$1,000)	Amount ¹ (\$1,000)	As percent of total sales of—		
					Establishments handling line	Establishments in NAICS industry ¹	
421610	Electrical apparatus & equip, wiring supp, & const material whsle—Con.						
1500	Electrical appliances, household	405	1 704 522	418 121	24.5	.5	36.8
1511	Televisions	37	95 787	13 510	14.1	Z	X
1512	Radios, stereos, and CD players	105	176 648	36 439	20.6	Z	X
1513	V.C.R.'s and video cameras	61	198 093	23 034	11.6	Z	X
1514	Electrical household ranges and ovens	46	208 060	54 486	26.2	.1	X
1515	Refrigerators and freezers, household	42	179 338	12 005	6.7	Z	X
1517	Vacuum cleaners and sewing machines, household	14	43 091	8 703	20.2	Z	X
1518	Other electrical household appliances (including fans, dishwashers, etc.)	221	1 289 308	269 640	20.9	.3	X
1600	Electronic parts and equipment, except communication	1 234	7 976 106	986 052	12.4	1.1	62.7
1612	Integrated circuits	262	2 661 820	56 160	2.1	.1	X
1613	Capacitors and resistors	320	1 069 253	61 059	5.7	.1	X
1615	Discrete semiconductors, etc.	172	722 915	28 134	3.9	Z	X
1616	Electronic connectors and other passive electronic parts	569	2 491 757	311 705	12.5	.4	X
1618	Electronic parts and equipment, n.e.c.	747	4 484 488	528 981	11.8	.6	X
1650	Communication equipment and supplies	767	7 655 127	1 114 407	14.6	1.3	67.7
1651	Telephones	389	3 611 712	263 485	7.3	.3	X
1652	Other electronic communication equipment	580	5 973 515	443 494	7.4	.5	X
1653	Other electrical communication equipment	453	5 026 782	407 409	8.1	.5	X
1700	Hardware	862	4 331 840	763 482	17.6	.9	3.3
1711	Hand tools (including power driven)	688	3 601 992	255 293	7.1	.3	X
1712	Bolts, nuts, rivets, and fasteners	194	1 872 190	472 826	25.3	.6	X
1713	Cutlery	138	683 869	35 363	5.2	Z	X
1800	Plumbing and heating equipment and supplies (hydronics)	774	3 979 957	313 043	7.9	.4	6.3
1811	Plastic pipe fittings and valves (excluding pipe and tubing)	93	604 403	11 732	1.9	Z	X
1812	Metal pipe fittings and valves (excluding pipe and tubing)	536	2 309 878	99 148	4.3	.1	X
1813	Plumbing fixtures	138	1 371 033	140 847	10.3	.2	X
1815	Boilers, radiators, and convectors	38	237 873	2 254	.9	Z	X
1818	Other plumbing and heating equipment and supplies	175	685 380	53 064	7.7	.1	X
1900	Warm air heating and air-conditioning equipment and supplies	791	4 340 371	607 224	14.0	.7	5.4
1911	Furnaces (warm air)	139	564 871	24 755	4.4	Z	X
1912	Central air-conditioning (residential and commercial)	267	1 853 537	124 339	6.7	.1	X
1914	Heat pumps (residential and commercial)	546	2 155 990	59 530	2.8	.1	X
1916	Air cleaning and filtration systems	600	2 475 188	165 766	6.7	.2	X
1917	Compressors for air-conditioners	536	2 569 137	203 726	7.9	.2	X
1918	Condensing units for air-conditioners	524	2 122 841	16 978	.8	Z	X
1919	Registers, grills, pre-formed ductwork (excluding sheet metal), and duct insulation	117	531 739	3 418	.6	Z	X
2000	Refrigeration equipment and supplies	95	419 216	62 444	14.9	.1	35.6
2012	Unit coolers for commercial refrigerators	15	197 810	12 379	6.3	Z	X
2013	Condensing units for commercial refrigerators	15	197 810	13 534	6.8	Z	X
2014	Refrigerants	76	174 993	18 257	10.4	Z	X
2015	Other refrigeration equipment and supplies	82	253 183	16 037	6.3	Z	X
2100	Construction and mining machinery and equipment (including parts and attachments)	16	54 699	6 504	11.9	Z	8.6
2113	New mixers, pavers, and related equipment	6	39 621	470	1.2	Z	X
2116	New mining machinery	10	15 078	3 689	24.5	Z	X
2117	Other new construction and mining, logging, and road maintenance machinery, equipment, and parts	6	39 621	2 345	5.9	Z	X
2200	Farm machinery, equipment, and parts	10	47 407	4 530	9.6	Z	42.3
2215	New irrigation equipment	6	10 166	2 079	20.5	Z	X
2220	Garden machinery, equipment, and parts	7	36 360	6 427	17.7	Z	X
2300	Hydraulic and pneumatic (fluid-power) pumps, motors, and parts	7	23 399	6 901	29.5	Z	20.9
2311	Pumps	6	7 924	483	6.1	Z	X
2320	General-purpose industrial machinery, equipment, and parts	481	4 386 273	232 653	5.3	.3	2.8
2321	New pumps, compressors (air or gas), and equipment	76	152 690	12 134	7.9	Z	X
2323	New diesel engines (excluding automotive)	23	314 016	29 052	9.3	Z	X
2326	New controlling, recording, and indicating instruments and access	151	431 606	55 347	12.8	.1	X
2327	All other new general-purpose industrial machinery and equipment	177	623 327	65 432	10.5	.1	X
2328	Used general-purpose industrial machinery and equipment	62	256 475	8 604	3.4	Z	X
2330	Metalworking machinery, equipment, and parts	20	45 677	5 468	12.0	Z	X
2340	Materials handling machinery, equipment, and parts	795	4 956 623	543 030	11.0	.6	.2
2342	New hoists, cranes, and monorails	230	332 456	16 681	5.0	Z	X
2343	New forklift trucks	441	3 047 539	428 445	14.1	.5	X
2345	Used materials handling machinery, equipment, and parts	230	332 456	8 342	2.5	Z	X
2350	Oil well, oil refinery, and pipeline machinery, equipment, and supplies	9	44 768	7 876	17.6	Z	15.9
2352	New oil field machinery, equipment, and supplies (including drilling bits)	6	30 602	4 966	16.2	Z	X
2360	Other industrial machinery, equipment, and parts	41	121 602	20 300	16.7	Z	49.2
2365	New woodworking machinery	12	2 427	114	4.7	Z	X
2366	Other new industrial machinery and equipment	17	70 972	9 923	14.0	Z	X
2370	Mechanical power transmission supplies	39	123 239	24 788	20.1	Z	53.3
2371	Bearings and bushings	18	41 602	1 618	3.9	Z	X
2372	Other mechanical power transmission supplies	32	106 886	23 170	21.7	Z	X
2380	Industrial valves and fittings (except fluid-power)	22	52 205	9 489	18.2	Z	X
2390	Hydraulic and pneumatic (fluid-power) valves	16	41 421	3 229	7.8	Z	70.3
2391	Hydraulic valves	9	20 662	637	3.1	Z	X
2392	Pneumatic valves	15	31 804	2 591	8.1	Z	X
2400	Hydraulic and pneumatic cylinders and rotary actuators	9	12 801	1 162	9.1	Z	X
2420	Hydraulic and pneumatic connectors and assemblies	8	96 054	15 873	16.5	Z	X
2430	Fluid-power filters, components, accessories, and parts	152	789 782	53 937	6.8	.1	3.0
2431	Filters	87	391 067	7 742	2.0	Z	X
2432	Other fluid-power components, accessories, and parts, n.e.c.	109	546 608	46 195	8.5	.1	X

See footnotes at end of table.

Table 1. All Types of Operation by Kind of Business and Commodity Line for Wholesale Trade: 1997—Con.

[Includes only establishments with payroll. For meaning of abbreviations and symbols, see introductory text. For explanation of terms, see Appendix A]

NAICS code and CL code	Kind of business and commodity line	Establishments handling commodity line		Commodity line sales			Sales coverage percent
		Number	Total sales (\$1,000)	Amount ¹ (\$1,000)	As percent of total sales of—		
					Establishments handling line	Establishments in NAICS industry ¹	
421610	Electrical apparatus & equip, wiring supp, & const material whsle—Con.						
2460	Other industrial supplies	29	152 772	32 634	21.4	Z	49.8
2463	Nylon, polyester, and synthetic rubber	9	13 090	1 290	9.9	Z	X
2466	Industrial supplies, n.e.c.	17	139 278	30 259	21.7	Z	X
2520	Custodial (janitors') equipment and supplies	14	61 663	5 542	9.0	Z	X
2600	Aircraft and aeronautical equipment and supplies	7	30 556	8 729	28.6	Z	X
2620	Marine machinery, equipment, and supplies	8	31 576	8 960	28.4	Z	X
2700	Sporting and recreational goods and supplies	19	78 980	9 702	12.3	Z	6.6
2717	Marine pleasure craft, equipment, and accessories	12	23 849	5 134	21.5	Z	X
2800	Toys and hobby goods and supplies	18	186 983	26 473	14.2	Z	.9
2812	Other toys and games (including fireworks and children's vehicles)	14	175 302	24 988	14.3	Z	X
3000	Jewelry, diamonds, gem stones, and watches	11	37 558	8 340	22.2	Z	5.7
3014	Watches, clocks, and watch movements and cases	8	23 334	7 489	32.1	Z	X
3130	Compact discs, prerecorded audio tapes, and phonograph records	8	29 686	1 077	3.6	Z	X
3140	Prerecorded video tapes	11	30 915	1 791	5.8	Z	X
3300	Stationery, office supplies and greeting cards	12	30 004	2 188	7.3	Z	X
3400	Industrial and personal services paper and plastics	10	87 479	4 599	5.3	Z	61.7
3413	Industrial paper (wrapping, bags, cartons, etc.)	9	79 263	2 711	3.4	Z	X
3500	Drugs, pharmaceuticals, cosmetics, and toiletries	12	23 189	2 643	11.4	Z	23.7
3513	Cosmetics	6	21 711	1 293	6.0	Z	X
3515	Other toiletries and druggists' sundries	12	23 189	1 350	5.8	Z	X
5300	Plastics materials and basic shapes	29	366 078	84 809	23.2	.1	1.2
5314	Other plastics materials and basic shapes	18	109 347	11 539	10.6	Z	X
5330	Chemicals and allied products (excluding agricultural, plastics, gases, and petroleum)	207	932 170	83 427	9.0	.1	58.0
5344	Other chemicals and allied products	177	867 807	68 265	7.9	.1	X
6000	Paint, paint supplies, and wallpaper	20	94 398	4 483	4.7	Z	X
6150	Nondurable goods, n.e.c.	12	122 171	11 928	9.8	Z	X
9700	Service receipts and labor charges (including installed parts)	1 121	6 240 408	749 837	12.0	.9	48.7
9701	Labor charges for repair work	883	4 783 712	366 908	7.7	.4	X
9702	Parts installed in repair work	502	2 351 172	177 429	7.5	.2	X
9703	Other service receipts and labor charges—Specify	382	2 163 216	205 500	9.5	.2	X
9720	Receipts for service contracts	356	2 842 180	168 731	5.9	.2	X
9740	Receipts for installing equipment	498	3 390 804	134 039	4.0	.2	X
9810	Miscellaneous commodities	753	4 584 053	681 628	14.9	.8	X
9940	Rental and leasing receipts	98	228 484	16 036	7.0	Z	3.9
9943	Other office machine rental receipts	90	198 851	15 333	7.7	Z	X
9944	Other rental receipts	7	28 047	521	1.9	Z	X
42162	Electrical appliance, television & radio set whsle	3 895	X	54 683 947	X	100.0	70.7
0200	New and rebuilt automotive parts and supplies	34	36 949	11 734	31.8	Z	3.4
0211	Batteries	34	36 949	11 734	31.8	Z	X
0400	Household and lawn furniture	30	247 010	47 543	19.2	.1	24.4
0411	Upholstered furniture	12	113 152	16 013	14.2	Z	X
0412	Sleep furniture and equipment	22	166 591	15 165	9.1	Z	X
0413	Lawn furniture and equipment	8	92 276	14 379	15.6	Z	X
0500	Household china, glassware, crockery, and plastic housewares	40	323 765	41 432	12.8	.1	X
0520	Linens, domestics, curtains, and draperies	6	25 464	5 128	20.1	Z	X
0530	Flooring and floor coverings	28	282 497	50 177	17.8	.1	4.4
0531	Soft-surface (textile) floor coverings and accessories (including rugs, carpets, and pads)	23	249 214	23 165	9.3	Z	X
0532	Hardwood flooring	12	232 927	2 308	1.0	Z	X
0533	Other hard-surface floor coverings and accessories (including tile and sheet goods)	17	266 210	24 704	9.3	Z	X
0540	Other home furnishings	118	1 528 524	223 001	14.6	.4	16.6
0541	Metal flatware and kitchen utensils	58	798 220	67 441	8.4	.1	X
0542	Mirrors, lamps, and picture frames	63	727 756	20 972	2.9	Z	X
0543	Home furnishings, n.e.c.	39	484 737	134 588	27.8	.2	X
0620	Plywood and millwork	18	112 829	31 733	28.1	.1	10.0
0622	Other panels products (including hardwood plywood, waterboard, and particleboard)	9	55 671	17 748	31.9	Z	X
0623	Gypsum, specialty boards, and treatments	10	57 158	13 985	24.5	Z	X
0800	Photographic equipment and supplies (excluding video)	35	360 064	45 412	12.6	.1	4.1
0811	Still picture photographic equipment	17	149 483	21 972	14.7	Z	X
0815	Other photographic equipment and supplies	9	132 966	18 667	14.0	Z	X
0900	Office equipment	98	5 056 444	1 369 984	27.1	2.5	1.2
0911	Typewriters and dedicated word processors	22	2 952 077	161 804	5.5	.3	X
0912	Calculators and accounting machines	98	5 056 444	829 173	16.4	1.5	X
0913	Copying machines and equipment	43	3 575 517	379 007	10.6	.7	X
0920	New computer equipment	128	4 890 695	280 032	5.7	.5	.2
0921	Computers	128	4 890 695	280 032	5.7	.5	X
0950	Computer software (packaged)	79	641 219	32 641	5.1	.1	X
0960	Restaurant and hotel equipment and supplies	17	34 370	3 484	10.1	Z	X
0970	Store machines and equipment	9	42 132	5 458	13.0	Z	11.4
0971	Vending machines	8	40 004	5 035	12.6	Z	X

See footnotes at end of table.

Table 1. All Types of Operation by Kind of Business and Commodity Line for Wholesale Trade: 1997—Con.

[Includes only establishments with payroll. For meaning of abbreviations and symbols, see introductory text. For explanation of terms, see Appendix A]

NAICS code and CL code	Kind of business and commodity line	Establishments handling commodity line		Commodity line sales			Sales coverage percent
		Number	Total sales (\$1,000)	Amount ¹ (\$1,000)	As percent of total sales of—		
					Establishments handling line	Establishments in NAICS industry ¹	
42162	Electrical appliance, television & radio set whole—Con.						
1400	Electrical apparatus and equipment	246	2 183 800	317 153	14.5	.6	61.5
1411	Power and distribution transformers	28	125 901	8 085	6.4	Z	X
1412	Switchgear and switchboard apparatus	14	125 417	7 929	6.3	Z	X
1413	Motors and generators (including motor-generator sets)	54	128 154	6 853	5.3	Z	X
1414	Conduit, raceway, and fittings	18	60 925	2 605	4.3	Z	X
1415	Electric bulbs (all types)	56	496 622	78 587	15.8	.1	X
1416	Interior wiring (excluding conduit)	83	344 055	34 513	10.0	.1	X
1417	Exterior wiring and cable (excluding conduit)	28	80 481	2 460	3.0	Z	X
1418	Lighting fixtures (residential and commercial)	75	507 635	54 723	10.8	.1	X
1419	Industrial controls	20	828 754	92 417	11.2	.2	X
1421	Other electrical apparatus and equipment (including fuses and lightning rods)	56	288 226	28 980	10.1	.1	X
1500	Electrical appliances, household	3 895	54 683 947	47 154 390	86.2	86.2	65.9
1511	Televisions	1 387	30 440 584	7 805 405	25.6	14.3	X
1512	Radios, stereos, and CD players	1 981	32 243 368	11 862 881	36.8	21.7	X
1513	V.C.R.'s and video cameras	1 249	28 168 689	7 333 317	26.0	13.4	X
1514	Electrical household ranges and ovens	983	22 688 174	4 275 307	18.8	7.8	X
1515	Refrigerators and freezers, household	986	14 288 640	3 834 574	26.8	7.0	X
1516	Household laundry equipment	821	13 167 322	2 484 580	18.9	4.5	X
1517	Vacuum cleaners and sewing machines, household	610	12 373 621	2 061 281	16.7	3.8	X
1518	Other electrical household appliances (including fans, dishwashers, etc.)	1 608	29 508 596	7 497 049	25.4	13.7	X
1600	Electronic parts and equipment, except communication	264	9 053 072	1 057 737	11.7	1.9	64.5
1612	Integrated circuits	37	105 925	4 196	4.0	Z	X
1613	Capacitors and resistors	64	183 979	5 349	2.9	Z	X
1615	Discrete semiconductors, etc.	18	64 178	1 722	2.7	Z	X
1616	Electronic connectors and other passive electronic parts	97	3 528 843	30 864	.9	.1	X
1618	Electronic parts and equipment, n.e.c.	197	5 684 170	1 015 598	17.9	1.9	X
1650	Communication equipment and supplies	450	15 446 738	1 815 197	11.8	3.3	69.0
1651	Telephones	364	12 918 499	942 507	7.3	1.7	X
1652	Other electronic communication equipment	191	11 479 009	862 909	7.5	1.6	X
1653	Other electrical communication equipment	22	171 018	9 777	5.7	Z	X
1700	Hardware	148	2 088 043	260 131	12.5	.5	10.8
1711	Hand tools (including power driven)	108	872 864	29 865	3.4	.1	X
1712	Bolts, nuts, rivets, and fasteners	81	1 180 091	138 975	11.8	.3	X
1713	Cutlery	23	434 427	91 289	21.0	.2	X
1800	Plumbing and heating equipment and supplies (hydronics)	118	647 175	66 883	10.3	.1	14.0
1811	Plastic pipe fittings and valves (excluding pipe and tubing)	21	173 970	2 379	1.4	Z	X
1812	Metal pipe fittings and valves (excluding pipe and tubing)	21	220 336	2 886	1.3	Z	X
1813	Plumbing fixtures	31	356 258	37 112	10.4	.1	X
1814	Furnaces, stoves, water heaters (except electric and warm air)	55	207 653	2 860	1.4	Z	X
1815	Boilers, radiators, and convectors	17	73 191	3 522	4.8	Z	X
1818	Other plumbing and heating equipment and supplies	30	351 520	18 124	5.2	Z	X
1900	Warm air heating and air-conditioning equipment and supplies	225	4 967 920	304 034	6.1	.6	.3
1911	Furnaces (warm air)	55	1 502 814	81 369	5.4	.1	X
1912	Central air-conditioning (residential and commercial)	30	1 287 369	29 365	2.3	.1	X
1914	Heat pumps (residential and commercial)	30	1 287 369	29 365	2.3	.1	X
1916	Air cleaning and filtration systems	93	429 359	2 491	.6	Z	X
1917	Compressors for air-conditioners	168	1 950 357	28 957	1.5	.1	X
1918	Condensing units for air-conditioners	122	1 716 720	26 993	1.6	Z	X
2000	Refrigeration equipment and supplies	108	348 426	41 172	11.8	.1	11.3
2011	Commercial refrigerators (reach-in and walk-in)	14	193 973	27 406	14.1	.1	X
2014	Refrigerants	78	93 795	2 632	2.8	Z	X
2015	Other refrigeration equipment and supplies	79	95 852	8 901	9.3	Z	X
2320	General-purpose industrial machinery, equipment, and parts	18	81 113	3 587	4.4	Z	9.0
2326	New controlling, recording, and indicating instruments and access	18	81 113	3 587	4.4	Z	X
2340	Materials handling machinery, equipment, and parts	20	51 595	5 285	10.2	Z	12.5
2342	New hoists, cranes, and monorails	19	48 334	3 092	6.4	Z	X
2344	New industrial trucks and tractors	19	48 334	1 542	3.2	Z	X
2360	Other industrial machinery, equipment, and parts	12	90 685	21 103	23.3	Z	34.2
2363	New printing trades machinery, equipment, and supplies	12	90 685	21 103	23.3	Z	X
2500	Beauty and barber equipment and supplies	6	3 245	584	18.0	Z	X
2700	Sporting and recreational goods and supplies	82	696 918	46 988	6.7	.1	2.4
2714	Camping and fishing equipment and accessories	82	696 918	22 245	3.2	Z	X
2717	Marine pleasure craft, equipment, and accessories	29	348 970	7 425	2.1	Z	X
2718	Other sporting and recreational goods (go carts, bait, etc.)	29	348 970	17 318	5.0	Z	X
2800	Toys and hobby goods and supplies	79	1 320 592	165 269	12.5	.3	9.7
2811	Video games and cartridges	79	1 320 592	165 269	12.5	.3	X
3000	Jewelry, diamonds, gem stones, and watches	36	231 247	56 742	24.5	.1	29.4
3011	Diamond jewelry and diamond jewelry where lapidary work was not performed at this location	10	45 717	1 860	4.1	Z	X
3012	Gem stone and pearl jewelry where lapidary work was not performed at this location	16	51 483	1 862	3.6	Z	X
3014	Watches, clocks, and watch movements and cases	31	208 564	48 497	23.3	.1	X
3015	Karat gold jewelry (rings, necklaces, etc.)	10	45 717	917	2.0	Z	X
3016	Other jewel., silverware, and plated ware (incl. jewel. where gemstones less than 50% of value, gold filled sterling, and costume jewel. and medallions)	21	74 166	3 606	4.9	Z	X
3130	Compact discs, prerecorded audio tapes, and phonograph records	60	878 138	19 451	2.2	Z	X
3140	Prerecorded video tapes	55	445 821	34 206	7.7	.1	X
3300	Stationery, office supplies and greeting cards	11	64 552	9 259	14.3	Z	3.4
3313	Inked ribbons, carbon paper, pens and pencils	7	21 255	1 081	5.1	Z	X
3314	Toner and cartridges	7	21 255	1 081	5.1	Z	X
3316	Other stationery supplies (envelopes, ruled forms, and binder paper)	7	21 255	2 162	10.2	Z	X
3400	Industrial and personal services paper and plastics	8	108 318	13 255	12.2	Z	X

See footnotes at end of table.

Table 1. All Types of Operation by Kind of Business and Commodity Line for Wholesale Trade: 1997—Con.

[Includes only establishments with payroll. For meaning of abbreviations and symbols, see introductory text. For explanation of terms, see Appendix A]

NAICS code and CL code	Kind of business and commodity line	Establishments handling commodity line		Commodity line sales			Sales coverage percent
		Number	Total sales (\$1,000)	Amount ¹ (\$1,000)	As percent of total sales of—		
					Establishments handling line	Establishments in NAICS industry ¹	
42162	Electrical appliance, television & radio set whole—Con.						
3500	Drugs, pharmaceuticals, cosmetics, and toiletries	16	67 784	15 192	22.4	Z	25.3
3515	Other toiletries and druggists' sundries	10	33 298	2 813	8.4	Z	X
3800	Men's and boys' wear	7	8 678	1 523	17.6	Z	X
3900	Women's and children's wear	10	15 266	2 961	19.4	Z	14.3
3914	Women's and misses' outerwear	8	13 613	2 905	21.3	Z	X
5330	Chemicals and allied products (excluding agricultural, plastics, gases, and petroleum)	19	29 373	4 987	17.0	Z	29.1
5344	Other chemicals and allied products	19	29 373	4 987	17.0	Z	X
6120	Art goods (including novelties and souvenirs)	14	162 260	20 545	12.7	Z	11.7
6122	Novelties and souvenirs	11	140 941	20 143	14.3	Z	X
6150	Nondurable goods, n.e.c.	9	117 110	16 357	14.0	Z	X
9700	Service receipts and labor charges (including installed parts)	436	3 139 342	396 195	12.6	.7	65.6
9701	Labor charges for repair work	290	1 990 086	212 280	10.7	.4	X
9702	Parts installed in repair work	211	1 662 354	117 665	7.1	.2	X
9703	Other service receipts and labor charges—Specify	212	1 323 687	66 212	5.0	.1	X
9720	Receipts for service contracts	52	1 137 571	58 026	5.1	.1	X
9740	Receipts for installing equipment	115	1 284 254	196 278	15.3	.4	X
9810	Miscellaneous commodities	164	4 231 875	347 415	8.2	.6	X
9940	Rental and leasing receipts	65	284 863	17 865	6.3	Z	3.1
9944	Other rental receipts	60	219 593	15 555	7.1	Z	X
421620	Electrical appliance, television & radio set whole	3 895	X	54 683 947	X	100.0	70.7
0200	New and rebuilt automotive parts and supplies	34	36 949	11 734	31.8	Z	3.4
0211	Batteries	34	36 949	11 734	31.8	Z	X
0400	Household and lawn furniture	30	247 010	47 543	19.2	.1	24.4
0411	Upholstered furniture	12	113 152	16 013	14.2	Z	X
0412	Sleep furniture and equipment	22	166 591	15 165	9.1	Z	X
0413	Lawn furniture and equipment	8	92 276	14 379	15.6	Z	X
0500	Household china, glassware, crockery, and plastic housewares	40	323 765	41 432	12.8	.1	X
0520	Linens, domestics, curtains, and draperies	6	25 464	5 128	20.1	Z	X
0530	Flooring and floor coverings	28	282 497	50 177	17.8	.1	4.4
0531	Soft-surface (textile) floor coverings and accessories (including rugs, carpets, and pads)	23	249 214	23 165	9.3	Z	X
0532	Hardwood flooring	12	232 927	2 308	1.0	Z	X
0533	Other hard-surface floor coverings and accessories (including tile and sheet goods)	17	266 210	24 704	9.3	Z	X
0540	Other home furnishings	118	1 528 524	223 001	14.6	.4	16.6
0541	Metal flatware and kitchen utensils	58	798 220	67 441	8.4	.1	X
0542	Mirrors, lamps, and picture frames	63	727 756	20 972	2.9	Z	X
0543	Home furnishings, n.e.c.	39	484 737	134 588	27.8	.2	X
0620	Plywood and millwork	18	112 829	31 733	28.1	.1	10.0
0622	Other panels products (including hardwood plywood, waterboard, and particleboard)	9	55 671	17 748	31.9	Z	X
0623	Gypsum, specialty boards, and treatments	10	57 158	13 985	24.5	Z	X
0800	Photographic equipment and supplies (excluding video)	35	360 064	45 412	12.6	.1	4.1
0811	Still picture photographic equipment	17	149 483	21 972	14.7	Z	X
0815	Other photographic equipment and supplies	9	132 966	18 667	14.0	Z	X
0900	Office equipment	98	5 056 444	1 369 984	27.1	2.5	1.2
0911	Typewriters and dedicated word processors	22	2 952 077	161 804	5.5	.3	X
0912	Calculators and accounting machines	98	5 056 444	829 173	16.4	1.5	X
0913	Copying machines and equipment	43	3 575 517	379 007	10.6	.7	X
0920	New computer equipment	128	4 890 695	280 032	5.7	.5	.2
0921	Computers	128	4 890 695	280 032	5.7	.5	X
0950	Computer software (packaged)	79	641 219	32 641	5.1	.1	X
0960	Restaurant and hotel equipment and supplies	17	34 370	3 484	10.1	Z	X
0970	Store machines and equipment	9	42 132	5 458	13.0	Z	11.4
0971	Vending machines	8	40 004	5 035	12.6	Z	X
1400	Electrical apparatus and equipment	246	2 183 800	317 153	14.5	.6	61.5
1411	Power and distribution transformers	28	125 901	8 085	6.4	Z	X
1412	Switchgear and switchboard apparatus	14	125 417	7 929	6.3	Z	X
1413	Motors and generators (including motor-generator sets)	54	128 154	6 853	5.3	Z	X
1414	Conduit, raceway, and fittings	18	60 925	2 605	4.3	Z	X
1415	Electric bulbs (all types)	56	496 622	78 587	15.8	.1	X
1416	Interior wiring (excluding conduit)	83	344 055	34 513	10.0	.1	X
1417	Exterior wiring and cable (excluding conduit)	28	80 481	2 460	3.1	Z	X
1418	Lighting fixtures (residential and commercial)	75	507 635	54 723	10.8	.1	X
1419	Industrial controls	20	828 754	92 417	11.2	.2	X
1421	Other electrical apparatus and equipment (including fuses and lightning rods)	56	288 226	28 980	10.1	.1	X
1500	Electrical appliances, household	3 895	54 683 947	47 154 390	86.2	86.2	65.9
1511	Televisions	1 387	30 440 584	7 805 405	25.6	14.3	X
1512	Radios, stereos, and CD players	1 981	32 243 368	11 862 881	36.8	21.7	X
1513	V.C.R.'s and video cameras	1 249	28 168 689	7 333 317	26.0	13.4	X
1514	Electrical household ranges and ovens	983	22 688 174	4 275 307	18.8	7.8	X
1515	Refrigerators and freezers, household	986	14 288 640	3 834 574	26.8	7.0	X
1516	Household laundry equipment	821	13 167 322	2 484 580	18.9	4.5	X
1517	Vacuum cleaners and sewing machines, household	610	12 373 621	2 061 281	16.7	3.8	X
1518	Other electrical household appliances (including fans, dishwashers, etc.)	1 608	29 508 596	7 497 049	25.4	13.7	X

See footnotes at end of table.

Table 1. All Types of Operation by Kind of Business and Commodity Line for Wholesale Trade: 1997—Con.

[Includes only establishments with payroll. For meaning of abbreviations and symbols, see introductory text. For explanation of terms, see Appendix A]

NAICS code and CL code	Kind of business and commodity line	Establishments handling commodity line		Commodity line sales			Sales coverage percent
		Number	Total sales (\$1,000)	Amount ¹ (\$1,000)	As percent of total sales of—		
					Establishments handling line	Establishments in NAICS industry ¹	
421620	Electrical appliance, television & radio set whole—Con.						
1600	Electronic parts and equipment, except communication	264	9 053 072	1 057 737	11.7	1.9	64.5
1612	Integrated circuits	37	105 925	4 196	4.0	Z	X
1613	Capacitors and resistors	64	183 979	5 349	2.9	Z	X
1615	Discrete semiconductors	18	64 178	1 722	2.7	Z	X
1616	Electronic connectors and other passive electronic parts	97	3 528 843	30 864	.9	.1	X
1618	Electronic parts and equipment, n.e.c.	197	5 684 170	1 015 598	17.9	1.9	X
1650	Communication equipment and supplies	450	15 446 738	1 815 197	11.8	3.3	69.0
1651	Telephones	364	12 918 499	942 507	7.3	1.7	X
1652	Other electronic communication equipment	191	11 479 009	862 909	7.5	1.6	X
1653	Other electrical communication equipment	22	171 018	9 777	5.7	Z	X
1700	Hardware	148	2 088 043	260 131	12.5	.5	10.8
1711	Hand tools (including power driven)	108	872 864	29 865	3.4	.1	X
1712	Bolts, nuts, rivets, and fasteners	81	1 180 091	138 975	11.8	.3	X
1713	Cutlery	23	434 427	91 289	21.0	.2	X
1800	Plumbing and heating equipment and supplies (hydronics)	118	647 175	66 883	10.3	.1	14.0
1811	Plastic pipe fittings and valves (excluding pipe and tubing)	21	173 970	2 379	1.4	Z	X
1812	Metal pipe fittings and valves (excluding pipe and tubing)	21	220 336	2 886	1.3	Z	X
1813	Plumbing fixtures	31	356 258	37 112	10.4	.1	X
1814	Furnaces, stoves, water heaters (except electric and warm air)	55	207 653	2 860	1.4	Z	X
1815	Boilers, radiators, and convectors	17	73 191	3 522	4.8	Z	X
1818	Other plumbing and heating equipment and supplies	30	351 520	18 124	5.2	Z	X
1900	Warm air heating and air-conditioning equipment and supplies	225	4 967 920	304 034	6.1	.6	.3
1911	Furnaces (warm air)	55	1 502 814	81 369	5.4	.1	X
1912	Central air-conditioning (residential and commercial)	30	1 287 369	29 365	2.3	.1	X
1914	Heat pumps (residential and commercial)	30	1 287 369	29 365	2.3	.1	X
1916	Air cleaning and filtration systems	93	429 359	2 491	.6	Z	X
1917	Compressors for air-conditioners	168	1 950 357	28 957	1.5	.1	X
1918	Condensing units for air-conditioners	122	1 716 720	26 993	1.6	Z	X
2000	Refrigeration equipment and supplies	108	348 426	41 172	11.8	.1	11.3
2011	Commercial refrigerators (reach-in and walk-in)	14	193 973	27 406	14.1	.1	X
2014	Refrigerants	78	93 795	2 632	2.8	Z	X
2015	Other refrigeration equipment and supplies	79	95 852	8 901	9.3	Z	X
2320	General-purpose industrial machinery, equipment, and parts	18	81 113	3 587	4.4	Z	9.0
2326	New controlling, recording, and indicating instruments and access	18	81 113	3 587	4.4	Z	X
2340	Materials handling machinery, equipment, and parts	20	51 595	5 285	10.2	Z	12.5
2342	New hoists, cranes, and monorails	19	48 334	3 092	6.4	Z	X
2344	New industrial trucks and tractors	19	48 334	1 542	3.2	Z	X
2360	Other industrial machinery, equipment, and parts	12	90 685	21 103	23.3	Z	34.2
2363	New printing trades machinery, equipment, and supplies	12	90 685	21 103	23.3	Z	X
2500	Beauty and barber equipment and supplies	6	3 245	584	18.0	Z	X
2700	Sporting and recreational goods and supplies	82	696 918	46 988	6.7	.1	2.4
2714	Camping and fishing equipment and accessories	82	696 918	22 245	3.2	Z	X
2717	Marine pleasure craft, equipment, and accessories	29	348 970	7 425	2.1	Z	X
2718	Other sporting and recreational goods (go carts, bait, etc.)	29	348 970	17 318	5.0	Z	X
2800	Toys and hobby goods and supplies	79	1 320 592	165 269	12.5	.3	9.7
2811	Video games and cartridges	79	1 320 592	165 269	12.5	.3	X
3000	Jewelry, diamonds, gem stones, and watches	36	231 247	56 742	24.5	.1	29.4
3011	Diamond jewelry and diamond jewelry where lapidary work was not performed at this location	10	45 717	1 860	4.1	Z	X
3012	Gem stone and pearl jewelry where lapidary work was not performed at this location	16	51 483	1 862	3.6	Z	X
3014	Watches, clocks, and watch movements and cases	31	208 564	48 497	23.3	.1	X
3015	Karat gold jewelry (rings, necklaces, etc.)	10	45 717	917	2.0	Z	X
3016	Other jewel, silverware, and plated ware (incl. jewel, where gemstones less than 50% of value, gold filled sterling, and costume jewel, and medallions)	21	74 166	3 606	4.9	Z	X
3130	Compact discs, prerecorded audio tapes, and phonograph records	60	878 138	19 451	2.2	Z	X
3140	Prerecorded video tapes	55	445 821	34 206	7.7	.1	X
3300	Stationery, office supplies and greeting cards	11	64 552	9 259	14.3	Z	3.4
3313	Inked ribbons, carbon paper, pens and pencils	7	21 255	1 081	5.1	Z	X
3314	Toner and cartridges	7	21 255	1 081	5.1	Z	X
3316	Other stationery supplies (envelopes, ruled forms, and binder paper)	7	21 255	2 162	10.2	Z	X
3400	Industrial and personal services paper and plastics	8	108 318	13 255	12.2	Z	X
3500	Drugs, pharmaceuticals, cosmetics, and toiletries	16	67 784	15 192	22.4	Z	25.3
3515	Other toiletries and druggists' sundries	10	33 298	2 813	8.4	Z	X
3800	Men's and boys' wear	7	8 678	1 523	17.6	Z	X
3900	Women's and children's wear	10	15 266	2 961	19.4	Z	14.3
3914	Women's and misses' outerwear	8	13 613	2 905	21.3	Z	X
5330	Chemicals and allied products (excluding agricultural, plastics, gases, and petroleum)	19	29 373	4 987	17.0	Z	29.1
5344	Other chemicals and allied products	19	29 373	4 987	17.0	Z	X
6120	Art goods (including novelties and souvenirs)	14	162 260	20 545	12.7	Z	11.7
6122	Novelties and souvenirs	11	140 941	20 143	14.3	Z	X
6150	Nondurable goods, n.e.c.	9	117 110	16 357	14.0	Z	X
9700	Service receipts and labor charges (including installed parts)	436	3 139 342	396 195	12.6	.7	65.6
9701	Labor charges for repair work	290	1 990 086	212 280	10.7	.4	X
9702	Parts installed in repair work	211	1 662 354	117 665	7.1	.2	X
9703	Other service receipts and labor charges—Specify	212	1 323 687	66 212	5.0	.1	X
9720	Receipts for service contracts	52	1 137 571	58 026	5.1	.1	X
9740	Receipts for installing equipment	115	1 284 254	196 278	15.3	.4	X

See footnotes at end of table.

Table 1. All Types of Operation by Kind of Business and Commodity Line for Wholesale Trade: 1997—Con.

[Includes only establishments with payroll. For meaning of abbreviations and symbols, see introductory text. For explanation of terms, see Appendix A]

NAICS code and CL code	Kind of business and commodity line	Establishments handling commodity line		Commodity line sales			Sales coverage percent
		Number	Total sales (\$1,000)	Amount ¹ (\$1,000)	As percent of total sales of—		
					Establishments handling line	Establishments in NAICS industry ¹	
421620	Electrical appliance, television & radio set whsle—Con.						
9810	Miscellaneous commodities	164	4 231 875	347 415	8.2	.6	X
9940	Rental and leasing receipts	65	284 863	17 865	6.3	Z	3.1
9944	Other rental receipts	60	219 593	15 555	7.1	Z	X
42169	Other electronic parts & equipment whsle	20 908	X	217 146 922	X	100.0	68.9
0100	New and used automobiles, motorcycles, etc.	8	33 292	589	1.8	Z	X
0200	New and rebuilt automotive parts and supplies	44	161 381	15 021	9.3	Z	19.7
0214	Brake parts (including fluid and all disk and drum parts)	12	52 607	1 714	3.3	Z	X
0223	Parts, n.e.c.	41	151 422	8 978	5.9	Z	X
0224	Accessories	27	106 750	2 545	2.4	Z	X
0300	Tires and tubes	6	35 320	1 421	4.0	Z	X
0400	Household and lawn furniture	11	50 418	6 205	12.3	Z	X
0420	Office and business furniture	26	32 548	4 697	14.4	Z	X
0500	Household china, glassware, crockery, and plastic housewares	8	47 209	5 936	12.6	Z	X
0530	Flooring and floor coverings	15	74 767	4 894	6.5	Z	18.4
0531	Soft-surface (textile) floor coverings and accessories (including rugs, carpets, and pads)	8	64 779	4 355	6.7	Z	X
0540	Other home furnishings	84	789 131	29 717	3.8	Z	5.1
0541	Metal flatware and kitchen utensils	8	74 770	4 649	6.2	Z	X
0543	Home furnishings, n.e.c.	65	585 292	2 039	.3	Z	X
0800	Photographic equipment and supplies (excluding video)	32	136 299	15 017	11.0	Z	15.7
0811	Still picture photographic equipment	8	40 975	2 928	7.1	Z	X
0813	Photographic film	9	39 674	5 028	12.7	Z	X
0815	Other photographic equipment and supplies	9	22 990	808	3.5	Z	X
0900	Office equipment	240	2 640 931	348 112	13.2	.2	32.6
0911	Typewriters and dedicated word processors	67	1 335 098	179 703	13.5	.1	X
0912	Calculators and accounting machines	38	169 373	16 389	9.7	.1	X
0913	Copying machines and equipment	169	1 255 849	143 242	11.4	.1	X
0914	Dictating, transcribing, and recording machines	19	30 555	2 746	9.0	Z	X
0915	Mailing, letter handling, and addressing machines	9	11 284	407	3.6	Z	X
0920	New computer equipment	898	12 230 113	1 866 484	15.3	.9	16.4
0921	Computers	486	2 660 557	358 858	13.5	.2	X
0922	Computer storage devices	211	1 203 223	125 287	10.4	.1	X
0923	Computer printers	359	3 125 098	344 661	11.0	.2	X
0924	Other computer peripheral equipment	369	7 514 695	1 037 677	13.8	.5	X
0930	Used computer equipment	37	132 550	10 037	7.6	Z	X
0950	Computer software (packaged)	412	5 172 087	159 216	3.1	.1	X
0960	Restaurant and hotel equipment and supplies	15	10 225	1 539	15.1	Z	X
0970	Store machines and equipment	21	160 494	31 525	19.6	Z	5.9
0972	Other store machines and equipment	8	18 342	965	5.3	Z	X
1000	Medical, hospital, and surgical supplies	27	68 015	9 067	13.3	Z	41.2
1011	Surgical and medical instruments and equipment	23	51 064	8 755	17.1	Z	X
1050	Other professional equipment and supplies	10	9 836	1 954	19.9	Z	66.4
1054	Laboratory equipment	10	9 836	757	7.7	Z	X
1120	Flat iron and steel products	20	284 053	51 890	18.3	Z	X
1140	Iron and steel wire and wire products	19	41 556	3 282	7.9	Z	12.3
1141	Wire (plain, coated, barbed, and twisted)	16	39 367	2 907	7.4	Z	X
1150	Iron and steel pipe and tubing	9	342 609	102 987	30.1	Z	X
1200	Copper and brass	9	15 450	2 168	14.0	Z	X
1220	Aluminum shapes, forms, etc.	12	31 562	3 064	9.7	Z	X
1230	Other nonferrous metals (magnesium, nickel, tin, lead, zinc, etc., except precious)	6	231 150	39 851	17.2	Z	X
1400	Electrical apparatus and equipment	2 380	18 319 847	3 896 851	21.3	1.8	62.9
1411	Power and distribution transformers	794	9 373 600	1 196 395	12.8	.6	X
1412	Switchgear and switchboard apparatus	383	3 081 408	329 103	10.7	.2	X
1413	Motors and generators (including motor-generator sets)	267	1 775 028	138 612	7.8	.1	X
1414	Conduit, raceway, and fittings	339	2 314 977	131 154	5.7	.1	X
1415	Electric bulbs (all types)	303	1 598 077	46 284	2.9	Z	X
1416	Interior wiring (excluding conduit)	1 141	7 067 576	520 764	7.4	.2	X
1417	Exterior wiring and cable (excluding conduit)	568	4 086 042	241 485	5.9	.1	X
1418	Lighting fixtures (residential and commercial)	251	2 949 839	91 322	3.1	Z	X
1419	Industrial controls	847	5 119 411	495 680	9.7	.2	X
1421	Other electrical apparatus and equipment (including fuses and lightning rods)	946	6 971 682	706 069	10.1	.3	X
1500	Electrical appliances, household	525	6 999 237	1 093 651	15.6	.5	44.7
1511	Televisions	254	5 422 850	319 498	5.9	.1	X
1512	Radios, stereos, and CD players	323	3 124 514	208 914	6.7	.1	X
1513	V.C.R.'s and video cameras	293	5 395 536	293 158	5.4	.1	X
1514	Electrical household ranges and ovens	14	2 635 910	113 793	4.3	.1	X
1515	Refrigerators and freezers, household	11	300 318	6 921	2.3	Z	X
1517	Vacuum cleaners and sewing machines, household	41	1 029 703	25 800	2.5	Z	X
1518	Other electrical household appliances (including fans, dishwashers, etc.) ..	137	4 922 801	124 578	2.5	.1	X
1600	Electronic parts and equipment, except communication	12 318	139 474 400	120 972 391	86.7	55.7	55.9
1612	Integrated circuits	4 320	56 082 730	35 195 699	62.8	16.2	X
1613	Capacitors and resistors	4 109	36 385 941	7 001 005	19.2	3.2	X
1615	Discrete semiconductors, etc.	4 382	65 246 342	29 284 415	44.9	13.5	X
1616	Electronic connectors and other passive electronic parts	6 080	49 031 779	19 612 390	40.0	9.0	X
1618	Electronic parts and equipment, n.e.c.	7 213	55 334 489	29 878 887	54.0	13.8	X
1650	Communication equipment and supplies	10 032	95 834 531	82 089 156	85.7	37.8	57.1
1651	Telephones	4 592	32 080 225	16 491 201	51.4	7.6	X
1652	Other electronic communication equipment	8 002	80 380 845	46 845 529	58.3	21.6	X
1653	Other electrical communication equipment	1 964	37 146 853	18 752 314	50.5	8.6	X

See footnotes at end of table.

Table 1. All Types of Operation by Kind of Business and Commodity Line for Wholesale Trade: 1997—Con.

[Includes only establishments with payroll. For meaning of abbreviations and symbols, see introductory text. For explanation of terms, see Appendix A]

NAICS code and CL code	Kind of business and commodity line	Establishments handling commodity line		Commodity line sales			Sales coverage percent
		Number	Total sales (\$1,000)	Amount ¹ (\$1,000)	As percent of total sales of—		
					Establishments handling line	Establishments in NAICS industry ¹	
42169	Other electronic parts & equipment whse—Con.						
1700	Hardware	739	4 758 290	337 597	7.1	.2	4.6
1711	Hand tools (including power driven)	527	3 078 622	149 276	4.8	.1	X
1712	Bolts, nuts, rivets, and fasteners	428	1 669 696	95 773	5.7	Z	X
1713	Cutlery	371	757 371	11 222	1.5	Z	X
1800	Plumbing and heating equipment and supplies (hydronics)	68	753 231	115 884	15.4	.1	12.3
1811	Plastic pipe fittings and valves (excluding pipe and tubing)	37	121 026	9 240	7.6	Z	X
1812	Metal pipe fittings and valves (excluding pipe and tubing)	31	118 264	32 435	27.4	Z	X
1815	Boilers, radiators, and convectors	7	9 602	4 290	44.7	Z	X
1818	Other plumbing and heating equipment and supplies	46	645 492	58 640	9.1	Z	X
1900	Warm air heating and air-conditioning equipment and supplies	231	3 984 473	168 879	4.2	.1	1.1
1911	Furnaces (warm air)	128	933 478	18 221	2.0	Z	X
1912	Central air-conditioning (residential and commercial)	18	26 588	1 630	6.1	Z	X
1914	Heat pumps (residential and commercial)	139	927 045	6 200	.7	Z	X
1916	Air cleaning and filtration systems	112	258 904	2 596	1.0	Z	X
1917	Compressors for air-conditioners	106	248 504	4 377	1.8	Z	X
1918	Condensing units for air-conditioners	139	2 268 540	63 295	2.8	Z	X
1919	Registers, grills, pre-formed ductwork (excluding sheet metal), and duct insulation	128	910 851	27 530	3.0	Z	X
2000	Refrigeration equipment and supplies	26	33 782	4 161	12.3	Z	10.1
2013	Condensing units for commercial refrigerators	22	21 647	628	2.9	Z	X
2014	Refrigerants	22	21 647	1 252	5.8	Z	X
2015	Other refrigeration equipment and supplies	22	21 647	628	2.9	Z	X
2100	Construction and mining machinery and equipment (including parts and attachments)	8	1 315 641	52 860	4.0	Z	X
2220	Garden machinery, equipment, and parts	11	49 517	2 293	4.6	Z	X
2230	Food-processing machinery, equipment, and parts	9	19 771	1 740	8.8	Z	54.9
2232	New packing, packaging, and bottling equipment	6	14 750	736	5.0	Z	X
2300	Hydraulic and pneumatic (fluid-power) pumps, motors, and parts	23	270 010	8 145	3.0	Z	66.8
2311	Pumps	19	263 245	3 740	1.4	Z	X
2312	Motors	19	258 857	4 022	1.6	Z	X
2313	Parts for pumps and motors	12	16 032	383	2.4	Z	X
2320	General-purpose industrial machinery, equipment, and parts	471	6 801 105	690 840	10.2	.3	3.2
2321	New pumps, compressors (air or gas), and equipment	86	2 566 302	78 228	3.0	Z	X
2323	New diesel engines (excluding automotive)	38	2 181 546	12 792	.6	Z	X
2326	New controlling, recording, and indicating instruments and access	289	4 579 763	336 611	7.4	.2	X
2327	All other new general-purpose industrial machinery and equipment	188	3 358 334	154 128	4.6	.1	X
2328	Used general-purpose industrial machinery and equipment	62	1 084 887	109 082	10.1	.1	X
2330	Metalworking machinery, equipment, and parts	20	63 324	9 149	14.4	Z	X
2340	Materials handling machinery, equipment, and parts	174	780 387	60 697	7.8	Z	5.7
2341	New conveying equipment	95	613 373	37 122	6.1	Z	X
2342	New hoists, cranes, and monorails	80	384 251	1 823	.5	Z	X
2344	New industrial trucks and tractors	6	7 539	224	3.0	Z	X
2345	Used materials handling machinery, equipment, and parts	60	111 148	14 351	12.9	Z	X
2350	Oil well, oil refinery, and pipeline machinery, equipment, and supplies	11	106 296	6 306	5.9	Z	36.0
2352	New oil field machinery, equipment, and supplies (including drilling bits) ..	6	55 110	3 257	5.9	Z	X
2360	Other industrial machinery, equipment, and parts	26	213 594	34 479	16.1	Z	23.6
2363	New printing trades machinery, equipment, and supplies	12	50 485	7 070	14.0	Z	X
2366	Other new industrial machinery and equipment	11	25 201	8 835	35.1	Z	X
2370	Mechanical power transmission supplies	38	237 310	60 363	25.4	Z	44.4
2371	Bearings and bushings	23	135 738	45 444	33.5	Z	X
2372	Other mechanical power transmission supplies	21	132 570	14 919	11.3	Z	X
2380	Industrial valves and fittings (except fluid-power)	24	197 693	34 221	17.3	Z	X
2390	Hydraulic and pneumatic (fluid-power) valves	27	140 882	11 111	7.9	Z	68.4
2391	Hydraulic valves	17	99 358	4 066	4.1	Z	X
2392	Pneumatic valves	20	124 054	7 045	5.7	Z	X
2400	Hydraulic and pneumatic cylinders and rotary actuators	18	73 873	5 590	7.6	Z	65.3
2411	Hydraulic cylinders and rotary actuators	13	31 150	4 062	13.0	Z	X
2412	Pneumatic cylinders and rotary actuators	8	54 082	1 528	2.8	Z	X
2420	Hydraulic and pneumatic connectors and assemblies	9	23 851	712	3.0	Z	66.4
2421	Hydraulic and pneumatic connectors	9	23 851	712	3.0	Z	X
2430	Fluid-power filters, components, accessories, and parts	16	50 584	2 352	4.7	Z	67.5
2431	Filters	14	34 127	790	2.3	Z	X
2432	Other fluid-power components, accessories, and parts, n.e.c.	11	30 992	1 561	5.0	Z	X
2440	Welding supplies (excluding gases)	8	32 773	2 274	6.9	Z	X
2460	Other industrial supplies	39	264 735	14 276	5.4	Z	16.9
2462	Abrasives and abrasive materials	6	156 290	1 704	1.1	Z	X
2464	Mechanical rubber goods	8	60 297	2 619	4.3	Z	X
2465	Strapping and tape	6	156 290	3 075	2.0	Z	X
2466	Industrial supplies, n.e.c.	18	190 517	5 782	3.0	Z	X
2520	Custodial (janitors') equipment and supplies	6	5 345	820	15.3	Z	48.8
2521	Custodial equipment—power equipment	6	5 345	81	1.5	Z	X
2522	Custodial equipment—nonpower equipment	6	5 345	81	1.5	Z	X
2523	Custodial supplies	6	5 345	658	12.3	Z	X
2600	Aircraft and aeronautical equipment and supplies	19	148 008	39 153	26.5	Z	X
2700	Sporting and recreational goods and supplies	108	751 521	41 290	5.5	Z	4
2712	Bicycles and bicycle tires and tubes	17	128 110	35 883	28.0	Z	X
2718	Other sporting and recreational goods (go carts, bait, etc.)	25	61 625	2 562	4.2	Z	X
2800	Toys and hobby goods and supplies	72	511 551	40 878	8.0	Z	2.3
2811	Video games and cartridges	66	491 885	40 093	8.2	Z	X

See footnotes at end of table.

Table 1. All Types of Operation by Kind of Business and Commodity Line for Wholesale Trade: 1997—Con.

[Includes only establishments with payroll. For meaning of abbreviations and symbols, see introductory text. For explanation of terms, see Appendix A]

NAICS code and CL code	Kind of business and commodity line	Establishments handling commodity line		Commodity line sales			Sales coverage percent
		Number	Total sales (\$1,000)	Amount ¹ (\$1,000)	As percent of total sales of—		
					Establishments handling line	Establishments in NAICS industry ¹	
42169	Other electronic parts & equipment whse—Con.						
3000	Jewelry, diamonds, gem stones, and watches	13	130 381	9 560	7.3	Z	7.0
3014	Watches, clocks, and watch movements and cases	8	50 399	5 587	11.1	Z	X
3100	Musical instruments and supplies	6	953	182	19.1	Z	X
3130	Compact discs, prerecorded audio tapes, and phonograph records	45	188 920	32 977	17.5	Z	X
3140	Prerecorded video tapes	50	430 195	32 396	7.5	Z	X
3150	Other durable goods	7	22 590	4 174	18.5	Z	X
3200	Printing and writing paper	30	39 861	2 807	7.0	Z	X
3300	Stationery, office supplies and greeting cards	27	63 759	7 908	12.4	Z	X
3400	Industrial and personal services paper and plastics	35	94 846	29 864	31.5	Z	X
3500	Drugs, pharmaceuticals, cosmetics, and toiletries	22	201 714	37 405	18.5	Z	X
3600	Piece goods, knit and woven	10	1 333 744	105 228	7.9	Z	X
3800	Men's and boys' wear	17	75 809	12 846	16.9	Z	17.7
3815	Other men's and boys' wear (caps, hats, swimwear, neckwear, etc.)	13	56 960	11 825	20.8	Z	X
3900	Women's and children's wear	19	50 328	7 648	15.2	Z	.2
3911	Infants' and children's wear (to size 6X)	18	49 027	7 636	15.6	Z	X
4000	Footwear	10	84 493	11 658	13.8	Z	X
4400	Confectionery	7	935	120	12.8	Z	68.9
4411	Candy	7	935	79	8.4	Z	X
4412	Chewing gum	7	935	41	4.4	Z	X
5300	Plastics materials and basic shapes	69	362 424	31 133	8.6	Z	33.1
5313	Plastics raw materials	11	229 163	6 446	2.8	Z	X
5314	Other plastics materials and basic shapes	56	117 366	21 986	18.7	Z	X
5330	Chemicals and allied products (excluding agricultural, plastics, gases, and petroleum)	60	1 251 189	175 832	14.1	.1	7.2
5331	Gasses, compressed and liquified, except L.P.	10	802 033	26 854	3.3	Z	X
5342	Adhesives, sealants, and glues	16	830 454	4 408	.5	Z	X
5343	Explosives	8	96 230	285	.3	Z	X
5344	Other chemicals and allied products	42	1 096 992	139 123	12.7	.1	X
6100	Books, periodicals, newspapers, and miscellaneous printed materials	10	25 286	1 361	5.4	Z	X
6110	Flowers and florists' supplies	7	45 012	234	.5	Z	X
6120	Art goods (including novelties and souvenirs)	12	28 673	2 564	8.9	Z	X
6150	Nondurable goods, n.e.c.	8	41 233	5 292	12.8	Z	X
9700	Service receipts and labor charges (including installed parts)	2 902	14 805 557	1 971 993	13.3	.9	60.4
9701	Labor charges for repair work	2 309	10 316 705	1 021 441	9.9	.5	X
9702	Parts installed in repair work	1 695	6 078 274	389 690	6.4	.2	X
9703	Other service receipts and labor charges—Specify	1 201	7 977 248	560 841	7.0	.3	X
9720	Receipts for service contracts	1 622	11 363 437	664 958	5.9	.3	X
9730	Advertising specialties (paper novelties, etc.)	7	36 261	4 367	12.0	Z	X
9740	Receipts for installing equipment	1 295	8 694 441	493 085	5.7	.2	X
9810	Miscellaneous commodities	618	6 153 314	810 738	13.2	.4	X
9930	Sales of integrated systems which you wrote or modified software	13	31 737	8 031	25.3	Z	X
9940	Rental and leasing receipts	547	1 520 765	103 493	6.8	Z	10.6
9941	Computer rental and leasing receipts	39	682 948	11 711	1.7	Z	X
9942	Photocopying machine rental	268	559 470	49 333	8.8	Z	X
9943	Other office machine rental receipts	76	205 219	9 784	4.8	Z	X
9944	Other rental receipts	178	143 197	29 956	20.9	Z	X
9960	Custom software (designed to customer specifications)	22	28 159	2 932	10.4	Z	X
421690	Other electronic parts & equipment whse	20 908	X	217 146 922	X	100.0	68.9
0100	New and used automobiles, motorcycles, etc.	8	33 292	589	1.8	Z	X
0200	New and rebuilt automotive parts and supplies	44	161 381	15 021	9.3	Z	19.7
0214	Brake parts (including fluid and all disk and drum parts)	12	52 607	1 714	3.3	Z	X
0223	Parts, n.e.c.	41	151 422	8 978	5.9	Z	X
0224	Accessories	27	106 750	2 545	2.4	Z	X
0300	Tires and tubes	6	35 320	1 421	4.0	Z	X
0400	Household and lawn furniture	11	50 418	6 205	12.3	Z	X
0420	Office and business furniture	26	32 548	4 697	14.4	Z	X
0500	Household china, glassware, crockery, and plastic housewares	8	47 209	5 936	12.6	Z	X
0530	Flooring and floor coverings	15	74 767	4 894	6.5	Z	18.4
0531	Soft-surface (textile) floor coverings and accessories (including rugs, carpets, and pads)	8	64 779	4 355	6.7	Z	X
0540	Other home furnishings	84	789 131	29 717	3.8	Z	5.1
0541	Metal flatware and kitchen utensils	8	74 770	4 649	6.2	Z	X
0543	Home furnishings, n.e.c.	65	585 292	2 039	.3	Z	X
0800	Photographic equipment and supplies (excluding video)	32	136 299	15 017	11.0	Z	15.7
0811	Still picture photographic equipment	8	40 975	2 928	7.1	Z	X
0813	Photographic film	9	39 674	5 028	12.7	Z	X
0815	Other photographic equipment and supplies	9	22 990	808	3.5	Z	X
0900	Office equipment	240	2 640 931	348 112	13.2	.2	32.6
0911	Typewriters and dedicated word processors	67	1 335 098	179 703	13.5	.1	X
0912	Calculators and accounting machines	38	169 373	16 389	9.7	Z	X
0913	Copying machines and equipment	169	1 255 849	143 242	11.4	.1	X
0914	Dictating, transcribing, and recording machines	19	30 555	2 746	9.0	Z	X
0915	Mailing, letter handling, and addressing machines	9	11 284	407	3.6	Z	X
0920	New computer equipment	898	12 230 113	1 866 484	15.3	.9	16.4
0921	Computers	486	2 660 557	358 858	13.5	.2	X
0922	Computer storage devices	211	1 203 223	125 287	10.4	.1	X
0923	Computer printers	359	3 125 098	344 661	11.0	.2	X
0924	Other computer peripheral equipment	369	7 514 695	1 037 677	13.8	.5	X
0930	Used computer equipment	37	132 550	10 037	7.6	Z	X
0950	Computer software (packaged)	412	5 172 087	159 216	3.1	.1	X
0960	Restaurant and hotel equipment and supplies	15	10 225	1 539	15.1	Z	X

See footnotes at end of table.

Table 1. All Types of Operation by Kind of Business and Commodity Line for Wholesale Trade: 1997—Con.

[Includes only establishments with payroll. For meaning of abbreviations and symbols, see introductory text. For explanation of terms, see Appendix A]

NAICS code and CL code	Kind of business and commodity line	Establishments handling commodity line		Commodity line sales			Sales coverage percent
		Number	Total sales (\$1,000)	Amount ¹ (\$1,000)	As percent of total sales of—		
					Establishments handling line	Establishments in NAICS industry ¹	
421690	Other electronic parts & equipment whse—Con.						
0970	Store machines and equipment	21	160 494	31 525	19.6	Z	5.9
0972	Other store machines and equipment	8	18 342	965	5.3	Z	X
1000	Medical, hospital, and surgical supplies	27	68 015	9 067	13.3	Z	41.2
1011	Surgical and medical instruments and equipment.....	23	51 064	8 755	17.1	Z	X
1050	Other professional equipment and supplies	10	9 836	1 954	19.9	Z	66.4
1054	Laboratory equipment	10	9 836	757	7.7	Z	X
1120	Flat iron and steel products	20	284 053	51 890	18.3	Z	X
1140	Iron and steel wire and wire products	19	41 556	3 282	7.9	Z	12.3
1141	Wire (plain, coated, barbed, and twisted)	16	39 367	2 907	7.4	Z	X
1150	Iron and steel pipe and tubing	9	342 609	102 987	30.1	Z	X
1200	Copper and brass	9	15 450	2 168	14.0	Z	X
1220	Aluminum shapes, forms, etc.	12	31 562	3 064	9.7	Z	X
1230	Other nonferrous metals (magnesium, nickel, tin, lead, zinc, etc., except precious).....	6	231 150	39 851	17.2	Z	X
1400	Electrical apparatus and equipment	2 380	18 319 847	3 896 851	21.3	1.8	62.9
1411	Power and distribution transformers	794	9 373 600	1 196 395	12.8	.6	X
1412	Switchgear and switchboard apparatus	383	3 081 408	329 103	10.7	.2	X
1413	Motors and generators (including motor-generator sets)	267	1 775 028	138 612	7.8	.1	X
1414	Conduit, raceway, and fittings	339	2 314 977	131 154	5.7	.1	X
1415	Electric bulbs (all types)	303	1 598 077	46 284	2.9	.1	X
1416	Interior wiring (excluding conduit).....	1 141	7 067 576	520 764	7.4	.2	X
1417	Exterior wiring and cable (excluding conduit).....	568	4 086 042	241 485	5.9	.1	X
1418	Lighting fixtures (residential and commercial)	251	2 949 839	91 322	3.1	.1	X
1419	Industrial controls	847	5 119 411	495 680	9.7	.2	X
1421	Other electrical apparatus and equipment (including fuses and lightning rods)	946	6 971 682	706 069	10.1	.3	X
1500	Electrical appliances, household	525	6 999 237	1 093 651	15.6	.5	44.7
1511	Televisions	254	5 422 850	319 498	5.9	.1	X
1512	Radios, stereos, and CD players	323	3 124 514	208 914	6.7	.1	X
1513	V.C.R.'s and video cameras	293	5 395 536	293 158	5.4	.1	X
1514	Electrical household ranges and ovens	14	2 635 910	113 793	4.3	.1	X
1515	Refrigerators and freezers, household	11	300 318	6 921	2.3	.1	X
1517	Vacuum cleaners and sewing machines, household	41	1 029 703	25 800	2.5	.1	X
1518	Other electrical household appliances (including fans, dishwashers, etc.) ..	137	4 922 801	124 578	2.5	.1	X
1600	Electronic parts and equipment, except communication	12 318	139 474 400	120 972 391	86.7	55.7	55.9
1612	Integrated circuits	4 320	56 082 730	35 195 699	62.8	16.2	X
1613	Capacitors and resistors	4 109	36 385 941	7 001 005	19.2	3.2	X
1615	Discrete semiconductors, etc.	4 382	65 246 342	29 284 415	44.9	13.5	X
1616	Electronic connectors and other passive electronic parts	6 080	49 031 779	19 612 390	40.0	9.0	X
1618	Electronic parts and equipment, n.e.c.	7 213	55 334 489	29 878 887	54.0	13.8	X
1650	Communication equipment and supplies	10 032	95 834 531	82 089 156	85.7	37.8	57.1
1651	Telephones	4 592	32 080 225	16 491 201	51.4	7.6	X
1652	Other electronic communication equipment	8 002	80 380 845	46 845 529	58.3	21.6	X
1653	Other electrical communication equipment	1 964	37 146 853	18 752 314	50.5	8.6	X
1700	Hardware	739	4 758 290	337 597	7.1	.2	4.6
1711	Hand tools (including power driven).....	527	3 078 622	149 276	4.8	.1	X
1712	Bolts, nuts, rivets, and fasteners	428	1 669 696	95 773	5.7	.1	X
1713	Cutlery	371	757 371	11 222	1.5	.1	X
1800	Plumbing and heating equipment and supplies (hydronics)	68	753 231	115 884	15.4	.1	12.3
1811	Plastic pipe fittings and valves (excluding pipe and tubing)	37	121 026	9 240	7.6	.1	X
1812	Metal pipe fittings and valves (excluding pipe and tubing)	31	118 264	32 435	27.4	.1	X
1815	Boilers, radiators, and convectors	7	9 602	4 290	44.7	.1	X
1818	Other plumbing and heating equipment and supplies	46	645 492	58 640	9.1	.1	X
1900	Warm air heating and air-conditioning equipment and supplies	231	3 984 473	168 879	4.2	.1	1.1
1911	Furnaces (warm air)	128	933 478	18 221	2.0	.1	X
1912	Central air-conditioning (residential and commercial)	18	26 588	1 630	6.1	.1	X
1914	Heat pumps (residential and commercial)	139	927 045	6 200	.7	.1	X
1916	Air cleaning and filtration systems	112	258 904	2 596	1.0	.1	X
1917	Compressors for air-conditioners	106	248 504	4 377	1.8	.1	X
1918	Condensing units for air-conditioners	139	2 268 540	63 295	2.8	.1	X
1919	Registers, grills, pre-formed ductwork (excluding sheet metal), and duct insulation	128	910 851	27 530	3.0	.1	X
2000	Refrigeration equipment and supplies	26	33 782	4 161	12.3	.1	10.1
2013	Condensing units for commercial refrigerators	22	21 647	628	2.9	.1	X
2014	Refrigerants	22	21 647	1 252	5.8	.1	X
2015	Other refrigeration equipment and supplies	22	21 647	628	2.9	.1	X
2100	Construction and mining machinery and equipment (including parts and attachments)	8	1 315 641	52 860	4.0	.1	X
2220	Garden machinery, equipment, and parts	11	49 517	2 293	4.6	.1	X
2230	Food-processing machinery, equipment, and parts	9	19 771	1 740	8.8	.1	54.9
2232	New packing, packaging, and bottling equipment	6	14 750	736	5.0	.1	X
2300	Hydraulic and pneumatic (fluid-power) pumps, motors, and parts	23	270 010	8 145	3.0	.1	66.8
2311	Pumps	19	263 245	3 740	1.4	.1	X
2312	Motors	19	258 857	4 022	1.6	.1	X
2313	Parts for pumps and motors	12	16 032	383	2.4	.1	X
2320	General-purpose industrial machinery, equipment, and parts	471	6 801 105	690 840	10.2	.3	3.2
2321	New pumps, compressors (air or gas), and equipment	86	2 566 302	78 228	3.0	.1	X
2323	New diesel engines (excluding automotive)	38	2 181 546	12 792	.6	.1	X
2326	New controlling, recording, and indicating instruments and access	289	4 579 763	336 611	7.4	.2	X
2327	All other new general-purpose industrial machinery and equipment	188	3 358 334	154 128	4.6	.1	X
2328	Used general-purpose industrial machinery and equipment	62	1 084 887	109 082	10.1	.1	X
2330	Metalworking machinery, equipment, and parts	20	63 324	9 149	14.4	.1	X

See footnotes at end of table.

Table 1. All Types of Operation by Kind of Business and Commodity Line for Wholesale Trade: 1997—Con.

[Includes only establishments with payroll. For meaning of abbreviations and symbols, see introductory text. For explanation of terms, see Appendix A]

NAICS code and CL code	Kind of business and commodity line	Establishments handling commodity line		Commodity line sales			Sales coverage percent
		Number	Total sales (\$1,000)	Amount ¹ (\$1,000)	As percent of total sales of—		
					Establishments handling line	Establishments in NAICS industry ¹	
421690	Other electronic parts & equipment whse—Con.						
2340	Materials handling machinery, equipment, and parts	174	780 387	60 697	7.8	Z	5.7
2341	New conveying equipment	95	613 373	37 122	6.1	Z	X
2342	New hoists, cranes, and monorails	80	384 251	1 825	.5	Z	X
2344	New industrial trucks and tractors	6	7 539	224	3.0	Z	X
2345	Used materials handling machinery, equipment, and parts	60	111 148	14 351	12.9	Z	X
2350	Oil well, oil refinery, and pipeline machinery, equipment, and supplies	11	106 296	6 306	5.9	Z	36.0
2352	New oil field machinery, equipment, and supplies (including drilling bits)	6	55 110	3 257	5.9	Z	X
2360	Other industrial machinery, equipment, and parts	26	213 594	34 479	16.1	Z	23.6
2363	New printing trades machinery, equipment, and supplies	12	50 485	7 070	14.0	Z	X
2366	Other new industrial machinery and equipment	11	25 201	8 835	35.1	Z	X
2370	Mechanical power transmission supplies	38	237 310	60 363	25.4	Z	44.4
2371	Bearings and bushings	23	135 738	45 444	33.5	Z	X
2372	Other mechanical power transmission supplies	21	132 570	14 919	11.3	Z	X
2380	Industrial valves and fittings (except fluid-power)	24	197 693	34 221	17.3	Z	X
2390	Hydraulic and pneumatic (fluid-power) valves	27	140 882	11 111	7.9	Z	68.4
2391	Hydraulic valves	17	99 358	4 066	4.1	Z	X
2392	Pneumatic valves	20	124 054	7 045	5.7	Z	X
2400	Hydraulic and pneumatic cylinders and rotary actuators	18	73 873	5 590	7.6	Z	65.3
2411	Hydraulic cylinders and rotary actuators	13	31 150	4 062	13.0	Z	X
2412	Pneumatic cylinders and rotary actuators	8	54 082	1 528	2.8	Z	X
2420	Hydraulic and pneumatic connectors and assemblies	9	23 851	712	3.0	Z	66.4
2421	Hydraulic and pneumatic connectors	9	23 851	712	3.0	Z	X
2430	Fluid-power filters, components, accessories, and parts	16	50 584	2 352	4.7	Z	67.5
2431	Filters	14	34 127	790	2.3	Z	X
2432	Other fluid-power components, accessories, and parts, n.e.c.	11	30 992	1 561	5.0	Z	X
2440	Welding supplies (excluding gases)	8	32 773	2 274	6.9	Z	X
2460	Other industrial supplies	39	264 735	14 276	5.4	Z	16.9
2462	Abrasives and abrasive materials	6	156 290	1 704	1.1	Z	X
2464	Mechanical rubber goods	8	60 297	2 619	4.3	Z	X
2465	Strapping and tape	6	156 290	3 075	2.0	Z	X
2466	Industrial supplies, n.e.c.	18	190 517	5 782	3.0	Z	X
2520	Custodial (janitors') equipment and supplies	6	5 345	820	15.3	Z	48.8
2521	Custodial equipment—power equipment	6	5 345	81	1.5	Z	X
2522	Custodial equipment—nonpower equipment	6	5 345	81	1.5	Z	X
2523	Custodial supplies	6	5 345	658	12.3	Z	X
2600	Aircraft and aeronautical equipment and supplies	19	148 008	39 153	26.5	Z	X
2700	Sporting and recreational goods and supplies	108	751 521	41 290	5.5	Z	.4
2712	Bicycles and bicycle tires and tubes	17	128 110	35 883	28.0	Z	X
2718	Other sporting and recreational goods (go carts, bait, etc.)	25	61 625	2 562	4.2	Z	X
2800	Toys and hobby goods and supplies	72	511 551	40 878	8.0	Z	2.3
2811	Video games and cartridges	66	491 885	40 093	8.2	Z	X
3000	Jewelry, diamonds, gem stones, and watches	13	130 381	9 560	7.3	Z	7.0
3014	Watches, clocks, and watch movements and cases	8	50 399	5 587	11.1	Z	X
3100	Musical instruments and supplies	6	953	182	19.1	Z	X
3130	Compact discs, prerecorded audio tapes, and phonograph records	45	188 920	32 977	17.5	Z	X
3140	Prerecorded video tapes	50	430 195	32 396	7.5	Z	X
3150	Other durable goods	7	22 590	4 174	18.5	Z	X
3200	Printing and writing paper	30	39 861	2 807	7.0	Z	X
3300	Stationery, office supplies and greeting cards	27	63 759	7 908	12.4	Z	X
3400	Industrial and personal services paper and plastics	35	94 846	29 864	31.5	Z	X
3500	Drugs, pharmaceuticals, cosmetics, and toiletries	22	201 714	37 405	18.5	Z	X
3600	Piece goods, knit and woven	10	1 333 744	105 228	7.9	Z	X
3800	Men's and boys' wear	17	75 809	12 846	16.9	Z	17.7
3815	Other men's and boys' wear (caps, hats, swimwear, neckwear, etc.)	13	56 960	11 825	20.8	Z	X
3900	Women's and children's wear	19	50 328	7 648	15.2	Z	.2
3911	Infants' and children's wear (to size 6X)	18	49 027	7 636	15.6	Z	X
4000	Footwear	10	84 493	11 658	13.8	Z	X
4400	Confectionery	7	935	120	12.8	Z	68.9
4411	Candy	7	935	79	8.4	Z	X
4412	Chewing gum	7	935	41	4.4	Z	X
5300	Plastics materials and basic shapes	69	362 424	31 133	8.6	Z	33.1
5313	Plastics raw materials	11	229 163	6 446	2.8	Z	X
5314	Other plastics materials and basic shapes	56	117 366	21 986	18.7	Z	X
5330	Chemicals and allied products (excluding agricultural, plastics, gases, and petroleum)	60	1 251 189	175 832	14.1	.1	7.2
5331	Gasses, compressed and liquified, except L.P.	10	802 033	26 854	3.3	Z	X
5342	Adhesives, sealants, and glues	16	830 454	4 408	.5	Z	X
5343	Explosives	8	96 230	285	.3	Z	X
5344	Other chemicals and allied products	42	1 096 992	139 123	12.7	.1	X
6100	Books, periodicals, newspapers, and miscellaneous printed materials	10	25 286	1 361	5.4	Z	X
6110	Flowers and florists' supplies	7	45 012	234	.5	Z	X
6120	Art goods (including novelties and souvenirs)	12	28 673	2 564	8.9	Z	X
6150	Nondurable goods, n.e.c.	8	41 233	5 292	12.8	Z	X
9700	Service receipts and labor charges (including installed parts)	2 902	14 805 557	1 971 993	13.3	.9	60.4
9701	Labor charges for repair work	2 309	10 316 705	1 021 441	9.9	.5	X
9702	Parts installed in repair work	1 695	6 078 274	389 690	6.4	.2	X
9703	Other service receipts and labor charges—Specify	1 201	7 977 248	560 841	7.0	.3	X
9720	Receipts for service contracts	1 622	11 363 437	664 958	5.9	.3	X
9730	Advertising specialties (paper novelties, etc.)	7	36 261	4 367	12.0	Z	X

See footnotes at end of table.

Table 1. All Types of Operation by Kind of Business and Commodity Line for Wholesale Trade: 1997—Con.

[Includes only establishments with payroll. For meaning of abbreviations and symbols, see introductory text. For explanation of terms, see Appendix A]

NAICS code and CL code	Kind of business and commodity line	Establishments handling commodity line		Commodity line sales			Sales coverage percent
		Number	Total sales (\$1,000)	Amount ¹ (\$1,000)	As percent of total sales of—		
					Establishments handling line	Establishments in NAICS industry ¹	
421690	Other electronic parts & equipment whse—Con.						
9740	Receipts for installing equipment	1 295	8 694 441	493 085	5.7	.2	X
9810	Miscellaneous commodities	618	6 153 314	810 738	13.2	.4	X
9930	Sales of integrated systems which you wrote or modified software	13	31 737	8 031	25.3	Z	X
9940	Rental and leasing receipts	547	1 520 765	103 493	6.8	Z	10.6
9941	Computer rental and leasing receipts	39	682 948	11 711	1.7	Z	X
9942	Photocopying machine rental	268	559 470	49 333	8.8	Z	X
9943	Other office machine rental receipts	76	205 219	9 784	4.8	Z	X
9944	Other rental receipts	178	143 197	29 956	20.9	Z	X
9960	Custom software (designed to customer specifications)	22	28 159	2 932	10.4	Z	X
4216901	Communications equipment & supplies whse	9 180	X	88 413 555	X	100.0	72.3
0200	New and rebuilt automotive parts and supplies	14	44 672	5 229	11.7	Z	53.2
0223	Parts, n.e.c.	14	44 672	5 229	11.7	Z	X
0420	Office and business furniture	22	21 762	3 934	18.1	Z	X
0540	Other home furnishings	63	605 704	4 866	.8	Z	5.4
0543	Home furnishings, n.e.c.	56	558 022	1 439	.3	Z	X
0800	Photographic equipment and supplies (excluding video)	11	24 399	4 353	17.8	Z	X
0900	Office equipment	189	1 958 489	291 766	14.9	.3	41.2
0911	Typewriters and dedicated word processors	61	1 333 459	179 659	13.5	.2	X
0912	Calculators and accounting machines	32	167 734	16 362	9.8	Z	X
0913	Copying machines and equipment	145	652 951	95 228	14.6	.1	X
0914	Dictating, transcribing, and recording machines	13	9 786	178	1.8	Z	X
0920	New computer equipment	375	2 708 930	360 251	13.3	.4	33.6
0921	Computers	202	645 329	63 823	9.9	.1	X
0922	Computer storage devices	54	133 103	6 978	5.2	Z	X
0923	Computer printers	173	2 105 403	222 845	10.6	.3	X
0924	Other computer peripheral equipment	132	520 023	66 604	12.8	.1	X
0930	Used computer equipment	16	54 584	6 106	11.2	Z	X
0950	Computer software (packaged)	222	4 214 282	109 160	2.6	.1	X
0970	Store machines and equipment	7	123 248	25 332	20.6	Z	X
1400	Electrical apparatus and equipment	682	8 331 117	1 597 074	19.2	1.8	63.6
1411	Power and distribution transformers	169	4 931 201	826 630	16.8	.9	X
1412	Switchgear and switchboard apparatus	92	894 243	35 528	4.0	Z	X
1413	Motors and generators (including motor-generator sets)	43	543 375	13 089	2.4	Z	X
1414	Conduit, raceway, and fittings	182	1 715 068	88 404	5.2	.1	X
1415	Electric bulbs (all types)	68	749 782	15 523	2.1	Z	X
1416	Interior wiring (excluding conduit)	420	2 961 729	231 453	7.8	.3	X
1417	Exterior wiring and cable (excluding conduit)	169	2 053 582	137 404	6.7	.2	X
1418	Lighting fixtures (residential and commercial)	63	1 273 406	55 207	4.3	.1	X
1419	Industrial controls	82	707 451	20 570	2.9	Z	X
1421	Other electrical apparatus and equipment (including fuses and lightning rods)	131	1 845 845	173 284	9.4	.2	X
1500	Electrical appliances, household	296	2 203 491	236 535	10.7	.3	56.6
1511	Televisions	171	1 417 762	43 437	3.1	Z	X
1512	Radios, stereos, and CD players	199	1 389 060	88 295	6.4	.1	X
1513	V.C.R.'s and video cameras	167	1 283 664	47 389	3.7	.1	X
1514	Electrical household ranges and ovens	6	46 762	3 203	6.9	Z	X
1515	Refrigerators and freezers, household	11	300 318	6 921	2.3	Z	X
1517	Vacuum cleaners and sewing machines, household	10	14 592	950	6.5	Z	X
1518	Other electrical household appliances (including fans, dishwashers, etc.)	104	1 271 500	46 320	3.6	.1	X
1600	Electronic parts and equipment, except communication	590	10 741 033	1 626 825	15.1	1.8	68.8
1612	Integrated circuits	97	2 638 725	431 397	16.3	.5	X
1613	Capacitors and resistors	82	281 090	22 747	8.1	Z	X
1615	Discrete semiconductors, etc.	92	3 976 872	395 168	9.9	.4	X
1616	Electronic connectors and other passive electronic parts	311	3 080 895	498 367	16.2	.6	X
1618	Electronic parts and equipment, n.e.c.	335	2 366 348	279 144	11.8	.3	X
1650	Communication equipment and supplies	9 180	88 413 555	81 159 016	91.8	91.8	59.4
1651	Telephones	4 392	30 435 885	16 361 396	53.8	18.5	X
1652	Other electronic communication equipment	7 277	74 126 169	46 211 157	62.3	52.3	X
1653	Other electrical communication equipment	1 791	36 062 694	18 586 353	51.5	21.0	X
1700	Hardware	82	669 066	49 091	7.3	.1	11.3
1712	Bolts, nuts, rivets, and fasteners	60	234 519	11 460	4.9	Z	X
1800	Plumbing and heating equipment and supplies (hydronics)	9	284 870	2 348	.8	Z	13.9
1818	Other plumbing and heating equipment and supplies	8	268 632	2 190	.8	Z	X
1900	Warm air heating and air-conditioning equipment and supplies	13	284 534	16 077	5.7	Z	X
2300	Hydraulic and pneumatic (fluid-power) pumps, motors, and parts	10	23 054	1 893	8.2	Z	72.3
2311	Pumps	6	16 289	600	3.7	Z	X
2312	Motors	10	23 054	1 195	5.2	Z	X
2320	General-purpose industrial machinery, equipment, and parts	47	499 031	91 376	18.3	.1	4.3
2321	New pumps, compressors (air or gas), and equipment	26	251 913	3 487	1.4	Z	X
2326	New controlling, recording, and indicating instruments and access	39	433 677	59 009	13.6	.1	X
2327	All other new general-purpose industrial machinery and equipment	34	317 267	28 881	9.1	Z	X
2340	Materials handling machinery, equipment, and parts	31	82 871	14 250	17.2	Z	29.3
2342	New hoists, cranes, and monorails	8	20 123	345	1.7	Z	X
2344	New industrial trucks and tractors	6	7 539	224	3.0	Z	X
2345	Used materials handling machinery, equipment, and parts	13	35 621	9 950	27.9	Z	X
2390	Hydraulic and pneumatic (fluid-power) valves	6	14 301	280	2.0	Z	72.3
2392	Pneumatic valves	6	14 301	189	1.3	Z	X
2420	Hydraulic and pneumatic connectors and assemblies	6	14 301	613	4.3	Z	72.3
2421	Hydraulic and pneumatic connectors	6	14 301	613	4.3	Z	X

See footnotes at end of table.

Table 1. All Types of Operation by Kind of Business and Commodity Line for Wholesale Trade: 1997—Con.

[Includes only establishments with payroll. For meaning of abbreviations and symbols, see introductory text. For explanation of terms, see Appendix A]

NAICS code and CL code	Kind of business and commodity line	Establishments handling commodity line		Commodity line sales			Sales coverage percent
		Number	Total sales (\$1,000)	Amount ¹ (\$1,000)	As percent of total sales of—		
					Establishments handling line	Establishments in NAICS industry ¹	
4216901	Communications equipment & supplies whsle—Con.						
2430	Fluid-power filters, components, accessories, and parts	6	8 066	896	11.1	Z	72.3
2431	Filters	6	8 066	533	6.6	Z	X
2460	Other industrial supplies	13	13 921	1 092	7.8	Z	X
2700	Sporting and recreational goods and supplies	66	561 786	2 845	.5	Z	X
2800	Toys and hobby goods and supplies	6	19 666	785	4.0	Z	X
3130	Compact discs, prerecorded audio tapes, and phonograph records	8	60 413	2 376	3.9	Z	X
3140	Prerecorded video tapes	18	293 799	22 668	7.7	Z	X
3200	Printing and writing paper	9	4 186	121	2.9	Z	X
3300	Stationery, office supplies and greeting cards	12	20 940	3 377	16.1	Z	X
5300	Plastics materials and basic shapes	13	13 921	2 354	16.9	Z	51.2
5314	Other plastics materials and basic shapes	13	13 921	2 354	16.9	Z	X
9700	Service receipts and labor charges (including installed parts)	2 000	8 481 040	1 364 410	16.1	1.5	63.2
9701	Labor charges for repair work	1 636	6 996 132	851 461	12.2	1.0	X
9702	Parts installed in repair work	1 196	4 314 459	299 008	6.9	.3	X
9703	Other service receipts and labor charges—Specify	914	4 080 129	213 938	5.2	.2	X
9720	Receipts for service contracts	1 351	9 080 361	506 896	5.6	.6	X
9740	Receipts for installing equipment	1 010	5 750 771	288 966	5.0	.3	X
9810	Miscellaneous commodities	179	3 407 887	515 124	15.1	.9	X
9930	Sales of integrated systems which you wrote or modified software	11	31 491	7 998	25.4	Z	X
9940	Rental and leasing receipts	371	799 040	72 471	9.1	.1	15.8
9941	Computer rental and leasing receipts	19	68 696	564	.8	Z	X
9942	Photocopying machine rental	268	559 470	49 333	8.8	.1	X
9943	Other office machine rental receipts	71	185 785	9 656	5.2	Z	X
9944	Other rental receipts	26	50 047	12 634	25.2	Z	X
9960	Custom software (designed to customer specifications)	11	19 593	1 825	9.3	Z	X
4216902	Electronic parts (excluding communications equipment) whsle	11 728	X	128 733 367	X	100.0	66.5
0100	New and used automobiles, motorcycles, etc.	8	33 292	589	1.8	Z	X
0200	New and rebuilt automotive parts and supplies	30	116 709	9 792	8.4	Z	3.9
0214	Brake parts (including fluid and all disk and drum parts)	12	52 607	1 714	3.3	Z	X
0223	Parts, n.e.c.	27	106 750	3 749	3.5	Z	X
0224	Accessories	27	106 750	2 545	2.4	Z	X
0300	Tires and tubes	6	35 320	1 421	4.0	Z	X
0400	Household and lawn furniture	11	50 418	6 205	12.3	Z	X
0500	Household china, glassware, crockery, and plastic housewares	8	47 209	5 936	12.6	Z	X
0530	Flooring and floor coverings	12	74 086	4 553	6.1	Z	18.0
0531	Soft-surface (textile) floor coverings and accessories (including rugs, carpets, and pads)	8	64 779	4 355	6.7	Z	X
0540	Other home furnishings	21	183 427	24 851	13.5	Z	4.5
0541	Metal flatware and kitchen utensils	8	74 770	4 649	6.2	Z	X
0543	Home furnishings, n.e.c.	9	27 270	600	2.2	Z	X
0800	Photographic equipment and supplies (excluding video)	21	111 900	10 664	9.5	Z	19.3
0811	Still picture photographic equipment	8	40 975	2 928	7.1	Z	X
0813	Photographic film	9	39 674	5 028	12.7	Z	X
0815	Other photographic equipment and supplies	9	22 990	808	3.5	Z	X
0900	Office equipment	51	682 442	56 346	8.3	Z	12.9
0911	Typewriters and dedicated word processors	6	1 639	44	2.7	Z	X
0912	Calculators and accounting machines	6	1 639	27	1.6	Z	X
0913	Copying machines and equipment	24	602 898	48 014	8.0	Z	X
0914	Dictating, transcribing, and recording machines	6	20 769	2 568	12.4	Z	X
0915	Mailing, letter handling, and addressing machines	7	8 663	68	.8	Z	X
0920	New computer equipment	523	9 521 183	1 506 233	15.8	1.2	11.6
0921	Computers	284	2 015 228	295 035	14.6	.2	X
0922	Computer storage devices	157	1 070 120	118 309	11.1	.1	X
0923	Computer printers	186	1 019 695	121 816	11.9	.1	X
0924	Other computer peripheral equipment	237	6 994 672	971 073	13.9	.8	X
0930	Used computer equipment	21	77 966	3 931	5.0	Z	X
0950	Computer software (packaged)	190	957 805	50 056	5.2	Z	X
0960	Restaurant and hotel equipment and supplies	15	10 225	1 539	15.1	Z	X
0970	Store machines and equipment	14	37 246	6 193	16.6	Z	43.2
0972	Other store machines and equipment	8	18 342	965	5.3	Z	X
1000	Medical, hospital, and surgical supplies	25	66 959	8 908	13.3	Z	40.6
1011	Surgical and medical instruments and equipment	23	51 064	8 755	17.1	Z	X
1050	Other professional equipment and supplies	10	9 836	1 954	19.9	Z	64.1
1054	Laboratory equipment	10	9 836	757	7.7	Z	X
1120	Flat iron and steel products	20	284 053	51 890	18.3	Z	X
1140	Iron and steel wire and wire products	17	41 037	3 074	7.5	Z	12.1
1141	Wire (plain, coated, barbed, and twisted)	16	39 367	2 907	7.4	Z	X
1150	Iron and steel pipe and tubing	8	339 597	102 685	30.2	.1	X
1200	Copper and brass	9	15 450	2 168	14.0	Z	X
1220	Aluminum shapes, forms, etc.	12	31 562	3 064	9.7	Z	X
1230	Other nonferrous metals (magnesium, nickel, tin, lead, zinc, etc., except precious)	6	231 150	39 851	17.2	Z	X

See footnotes at end of table.

Table 1. All Types of Operation by Kind of Business and Commodity Line for Wholesale Trade: 1997—Con.

[Includes only establishments with payroll. For meaning of abbreviations and symbols, see introductory text. For explanation of terms, see Appendix A]

NAICS code and CL code	Kind of business and commodity line	Establishments handling commodity line		Commodity line sales			Sales coverage percent
		Number	Total sales (\$1,000)	Amount ¹ (\$1,000)	As percent of total sales of—		
					Establishments handling line	Establishments in NAICS industry ¹	
4216902	Electronic parts (excluding communications equipment) whsle—Con.						
1400	Electrical apparatus and equipment	1 698	9 988 730	2 299 777	23.0	1.8	63.0
1411	Power and distribution transformers	625	4 442 399	369 765	8.3	.3	X
1412	Switchgear and switchboard apparatus	291	2 187 165	293 575	13.4	.2	X
1413	Motors and generators (including motor-generator sets)	224	1 231 653	125 523	10.2	.1	X
1414	Conduit, raceway, and fittings	158	599 909	42 750	7.1	Z	X
1415	Electric bulbs (all types)	235	848 295	30 761	3.6	Z	X
1416	Interior wiring (excluding conduit)	721	4 105 847	289 311	7.0	.2	X
1417	Exterior wiring and cable (excluding conduit)	399	2 032 460	104 081	5.1	.1	X
1418	Lighting fixtures (residential and commercial)	188	1 676 433	36 115	2.2	Z	X
1419	Industrial controls	765	4 411 960	475 110	10.8	.4	X
1421	Other electrical apparatus and equipment (including fuses and lightning rods)	815	5 125 837	532 785	10.4	.4	X
1500	Electrical appliances, household	229	4 795 746	857 116	17.9	.7	39.6
1511	Televisions	84	4 005 088	276 061	6.9	.2	X
1512	Radios, stereos, and CD players	124	1 735 454	120 619	7.0	.1	X
1513	V.C.R.'s and video cameras	126	4 111 872	245 769	6.0	.2	X
1514	Electrical household ranges and ovens	8	2 589 148	110 590	4.3	.1	X
1517	Vacuum cleaners and sewing machines, household	32	1 015 111	24 850	2.4	Z	X
1518	Other electrical household appliances (including fans, dishwashers, etc.)	33	3 651 301	78 258	2.1	.1	X
1600	Electronic parts and equipment, except communication	11 728	128 733 367	119 345 566	92.7	92.7	53.0
1612	Integrated circuits	4 223	53 444 005	34 764 302	65.0	27.0	X
1613	Capacitors and resistors	4 027	36 104 851	6 978 258	19.3	5.4	X
1615	Discrete semiconductors, etc.	4 290	61 269 470	28 889 247	47.2	22.4	X
1616	Electronic connectors and other passive electronic parts	5 769	45 950 884	19 114 023	41.6	14.8	X
1618	Electronic parts and equipment, n.e.c.	6 878	52 968 141	29 599 743	55.9	23.0	X
1650	Communication equipment and supplies	852	7 420 976	930 140	12.5	.7	61.8
1651	Telephones	200	1 644 340	129 805	7.9	.1	X
1652	Other electronic communication equipment	725	6 254 676	634 372	10.1	.5	X
1653	Other electrical communication equipment	172	1 084 159	165 961	15.3	.1	X
1700	Hardware	657	4 089 224	288 506	7.1	.2	2.9
1711	Hand tools (including power driven)	527	3 078 622	149 276	4.8	.1	X
1712	Bolts, nuts, rivets, and fasteners	368	1 435 177	84 313	5.9	.1	X
1713	Cutlery	371	757 371	11 222	1.5	Z	X
1800	Plumbing and heating equipment and supplies (hydronics)	59	468 361	113 536	24.2	.1	11.2
1811	Plastic pipe fittings and valves (excluding pipe and tubing)	37	121 026	9 240	7.6	Z	X
1812	Metal pipe fittings and valves (excluding pipe and tubing)	31	118 264	32 435	27.4	Z	X
1815	Boilers, radiators, and convectors	7	9 602	4 290	44.7	Z	X
1818	Other plumbing and heating equipment and supplies	38	376 860	56 450	15.0	Z	X
1900	Warm air heating and air-conditioning equipment and supplies	218	3 699 939	152 802	4.1	.1	1.2
1911	Furnaces (warm air)	128	933 478	18 221	2.0	Z	X
1912	Central air-conditioning (residential and commercial)	18	26 588	1 630	6.1	Z	X
1914	Heat pumps (residential and commercial)	139	927 045	6 200	.7	Z	X
1916	Air cleaning and filtration systems	112	258 904	2 596	1.0	Z	X
1917	Compressors for air-conditioners	106	248 504	4 377	1.8	Z	X
1918	Condensing units for air-conditioners	139	2 268 540	63 295	2.8	Z	X
1919	Registers, grills, pre-formed ductwork (excluding sheet metal), and duct insulation	128	910 851	27 530	3.0	Z	X
2000	Refrigeration equipment and supplies	24	33 018	4 155	12.6	Z	9.8
2013	Condensing units for commercial refrigerators	22	21 647	628	2.9	Z	X
2014	Refrigerants	22	21 647	1 252	5.8	Z	X
2015	Other refrigeration equipment and supplies	22	21 647	628	2.9	Z	X
2100	Construction and mining machinery and equipment (including parts and attachments)	8	1 315 641	52 860	4.0	Z	X
2220	Garden machinery, equipment, and parts	11	49 517	2 293	4.6	Z	X
2230	Food-processing machinery, equipment, and parts	6	14 750	736	5.0	Z	51.5
2232	New packing, packaging, and bottling equipment	6	14 750	736	5.0	Z	X
2300	Hydraulic and pneumatic (fluid-power) pumps, motors, and parts	13	246 956	6 252	2.5	Z	64.4
2311	Pumps	13	246 956	3 140	1.3	Z	X
2312	Motors	9	235 803	2 827	1.2	Z	X
2313	Parts for pumps and motors	9	4 782	285	6.0	Z	X
2320	General-purpose industrial machinery, equipment, and parts	424	6 302 074	599 464	9.5	.5	3.0
2321	New pumps, compressors (air or gas), and equipment	60	2 314 389	74 741	3.2	.1	X
2323	New diesel engines (excluding automotive)	38	2 181 546	12 792	.6	Z	X
2326	New controlling, recording, and indicating instruments and access	250	4 146 086	277 602	6.7	.2	X
2327	All other new general-purpose industrial machinery and equipment	154	3 041 067	125 247	4.1	.1	X
2328	Used general-purpose industrial machinery and equipment	62	1 084 887	109 082	10.1	.1	X
2330	Metalworking machinery, equipment, and parts	19	59 601	8 926	15.0	Z	X
2340	Materials handling machinery, equipment, and parts	143	697 516	46 447	6.7	Z	3.0
2341	New conveying equipment	95	613 373	37 122	6.1	Z	X
2342	New hoists, cranes, and monorails	72	364 128	1 478	.4	Z	X
2345	Used materials handling machinery, equipment, and parts	47	75 527	4 401	5.8	Z	X
2350	Oil well, oil refinery, and pipeline machinery, equipment, and supplies	8	95 039	6 112	6.4	Z	31.7
2352	New oil field machinery, equipment, and supplies (including drilling bits)	6	55 110	3 257	5.9	Z	X
2360	Other industrial machinery, equipment, and parts	23	201 866	32 696	16.2	Z	22.6
2363	New printing trades machinery, equipment, and supplies	9	38 757	5 287	13.6	Z	X
2366	Other new industrial machinery and equipment	11	25 201	8 835	35.1	Z	X
2370	Mechanical power transmission supplies	38	237 310	60 363	25.4	Z	42.9
2371	Bearings and bushings	23	135 738	45 444	33.5	Z	X
2372	Other mechanical power transmission supplies	21	132 570	14 919	11.3	Z	X
2380	Industrial valves and fittings (except fluid-power)	24	197 693	34 221	17.3	Z	X

See footnotes at end of table.

Table 1. All Types of Operation by Kind of Business and Commodity Line for Wholesale Trade: 1997—Con.

[Includes only establishments with payroll. For meaning of abbreviations and symbols, see introductory text. For explanation of terms, see Appendix A]

NAICS code and CL code	Kind of business and commodity line	Establishments handling commodity line		Commodity line sales			Sales coverage percent
		Number	Total sales (\$1,000)	Amount ¹ (\$1,000)	As percent of total sales of—		
					Establishments handling line	Establishments in NAICS industry ¹	
4216902	Electronic parts (excluding communications equipment) whsle—Con.						
2390	Hydraulic and pneumatic (fluid-power) valves	21	126 581	10 831	8.6	Z	66.1
2391	Hydraulic valves	14	96 318	3 975	4.1	Z	X
2392	Pneumatic valves	14	109 753	6 856	6.2	Z	X
2400	Hydraulic and pneumatic cylinders and rotary actuators	15	70 833	5 559	7.8	Z	63.0
2411	Hydraulic cylinders and rotary actuators	10	28 110	4 031	14.3	Z	X
2412	Pneumatic cylinders and rotary actuators	8	54 082	1 528	2.8	Z	X
2430	Fluid-power filters, components, accessories, and parts	10	42 518	1 456	3.4	Z	65.0
2431	Filters	8	26 061	257	1.0	Z	X
2432	Other fluid-power components, accessories, and parts, n.e.c.	8	27 948	1 198	4.3	Z	X
2440	Welding supplies (excluding gases)	8	32 773	2 274	6.9	Z	X
2460	Other industrial supplies	26	250 814	13 184	5.3	Z	17.8
2462	Abrasives and abrasive materials	6	156 290	1 704	1.1	Z	X
2464	Mechanical rubber goods	8	60 297	2 619	4.3	Z	X
2465	Strapping and tape	6	156 290	3 075	2.0	Z	X
2466	Industrial supplies, n.e.c.	18	190 517	5 782	3.0	Z	X
2520	Custodial (janitors') equipment and supplies	6	5 345	820	15.3	Z	47.1
2521	Custodial equipment—power equipment	6	5 345	81	1.5	Z	X
2522	Custodial equipment—nonpower equipment	6	5 345	81	1.5	Z	X
2523	Custodial supplies	6	5 345	658	12.3	Z	X
2600	Aircraft and aeronautical equipment and supplies	17	143 742	38 300	26.6	Z	X
2700	Sporting and recreational goods and supplies	42	189 735	38 445	20.3	Z	1.7
2712	Bicycles and bicycle tires and tubes	17	128 110	35 883	28.0	Z	X
2718	Other sporting and recreational goods (go carts, bait, etc.)	25	61 625	2 562	4.2	Z	X
2800	Toys and hobby goods and supplies	66	491 885	40 093	8.2	Z	2.3
2811	Video games and cartridges	66	491 885	40 093	8.2	Z	X
3000	Jewelry, diamonds, gem stones, and watches	13	130 381	9 560	7.3	Z	6.7
3014	Watches, clocks, and watch movements and cases	8	50 399	5 587	11.1	Z	X
3100	Musical instruments and supplies	6	953	182	19.1	Z	X
3130	Compact discs, prerecorded audio tapes, and phonograph records	37	128 507	30 601	23.8	Z	X
3140	Prerecorded video tapes	32	136 396	9 728	7.1	Z	X
3150	Other durable goods	7	22 590	4 174	18.5	Z	X
3200	Printing and writing paper	21	35 675	2 686	7.5	Z	X
3300	Stationery, office supplies and greeting cards	15	42 819	4 531	10.6	Z	X
3400	Industrial and personal services paper and plastics	35	94 846	29 864	31.5	Z	X
3500	Drugs, pharmaceuticals, cosmetics, and toiletries	22	201 714	37 405	18.5	Z	X
3600	Piece goods, knit and woven	10	1 333 744	105 228	7.9	.1	X
3800	Men's and boys' wear	15	72 604	12 685	17.5	Z	17.6
3815	Other men's and boys' wear (caps, hats, swimwear, neckwear, etc.)	13	56 960	11 825	20.8	Z	X
3900	Women's and children's wear	19	50 328	7 648	15.2	Z	.2
3911	Infants' and children's wear (to size 6X)	18	49 027	7 636	15.6	Z	X
4000	Footwear	10	84 493	11 658	13.8	Z	X
4400	Confectionery	7	935	120	12.8	Z	66.5
4411	Candy	7	935	79	8.4	Z	X
4412	Chewing gum	7	935	41	4.4	Z	X
5300	Plastics materials and basic shapes	56	348 503	28 779	8.3	Z	30.9
5313	Plastics raw materials	11	229 163	6 446	2.8	Z	X
5314	Other plastics materials and basic shapes	43	103 445	19 632	19.0	Z	X
5330	Chemicals and allied products (excluding agricultural, plastics, gases, and petroleum)	58	1 246 707	175 683	14.1	.1	7.0
5331	Gasses, compressed and liquified, except L.P.	10	802 033	26 854	3.3	Z	X
5342	Adhesives, sealants, and glues	16	830 454	4 408	.5	Z	X
5343	Explosives	8	96 230	285	.3	Z	X
5344	Other chemicals and allied products	42	1 096 992	139 123	12.7	.1	X
6100	Books, periodicals, newspapers, and miscellaneous printed materials	10	25 286	1 361	5.4	Z	X
6110	Flowers and florists' supplies	7	45 012	234	.5	Z	X
6120	Art goods (including novelties and souvenirs)	12	28 673	2 564	8.9	Z	X
6150	Nondurable goods, n.e.c.	7	39 984	4 982	12.5	Z	X
9700	Service receipts and labor charges (including installed parts)	902	6 324 517	607 583	9.6	.5	58.6
9701	Labor charges for repair work	672	3 320 573	169 980	5.1	.1	X
9702	Parts installed in repair work	500	1 763 815	90 682	5.1	.1	X
9703	Other service receipts and labor charges—Specify	287	3 897 119	346 903	8.9	.3	X
9720	Receipts for service contracts	271	2 283 076	158 062	6.9	.1	X
9730	Advertising specialties (paper novelties, etc.)	7	36 261	4 367	12.0	Z	X
9740	Receipts for installing equipment	285	2 943 670	204 119	6.9	.2	X
9810	Miscellaneous commodities	439	2 745 427	295 614	10.8	.2	X
9940	Rental and leasing receipts	176	721 725	31 022	4.3	Z	5.3
9941	Computer rental and leasing receipts	20	614 252	11 147	1.8	Z	X
9944	Other rental receipts	153	93 150	17 322	18.6	Z	X
9960	Custom software (designed to customer specifications)	11	8 566	1 107	12.9	Z	X
4217	Hardware, & plumbing & heating equipment & supplies whsle	21 194	X	92 189 762	X	100.0	74.9
0200	New and rebuilt automotive parts and supplies	179	4 886 578	343 490	7.0	.4	7.1
0213	Electrical engine parts (including ignition parts)	13	25 990	95	.4	Z	X
0214	Brake parts (including fluid and all disk and drum parts)	31	275 004	8 448	3.1	Z	X
0215	Exhaust system parts	34	309 548	15 482	5.0	Z	X
0217	Hoses, belts, gaskets, and wiper blades	25	257 140	6 819	2.7	Z	X
0218	Filters (oil, air, gas, and transmission)	36	259 095	3 075	1.2	Z	X
0219	Engine parts, except electrical	25	257 140	3 888	1.5	Z	X
0221	Body parts and repair materials	64	3 727 067	152 471	4.1	.2	X
0222	Suspension parts (shocks, struts, balljoints, etc.)	6	53 053	862	1.6	Z	X

See footnotes at end of table.

Table 1. All Types of Operation by Kind of Business and Commodity Line for Wholesale Trade: 1997—Con.

[Includes only establishments with payroll. For meaning of abbreviations and symbols, see introductory text. For explanation of terms, see Appendix A]

NAICS code and CL code	Kind of business and commodity line	Establishments handling commodity line		Commodity line sales			Sales coverage percent
		Number	Total sales (\$1,000)	Amount ¹ (\$1,000)	As percent of total sales of—		
					Establishments handling line	Establishments in NAICS industry ¹	
4217	Hardware, & plumbing & heating equipment & supplies whsle—Con.						
0200	New and rebuilt automotive parts and supplies—Con.						
0223	Parts, n.e.c.	62	642 504	69 474	10.8	.1	X
0224	Accessories	62	830 031	71 446	8.6	.1	X
0300	Tires and tubes	7	4 049	219	5.4	Z	15.5
0312	Recapped and used tires and repair materials	7	4 049	219	5.4	Z	X
0400	Household and lawn furniture	75	2 793 362	115 522	4.1	.1	3.2
0411	Upholstered furniture	27	1 491 255	16 571	1.1	Z	X
0414	Other furniture (including sleep sofas)	38	969 795	61 720	6.4	.1	X
0500	Household china, glassware, crockery, and plastic housewares	13	44 703	2 349	5.3	Z	X
0520	Linens, domestics, curtains, and draperies	26	77 054	4 208	5.5	Z	32.4
0522	Curtains and draperies	11	19 229	1 278	6.6	Z	X
0523	Shades and blinds	9	12 471	1 312	10.5	Z	X
0530	Flooring and floor coverings	60	415 413	59 420	14.3	.1	34.3
0531	Soft-surface (textile) floor coverings and accessories (including rugs, carpets, and pads)	45	299 243	13 064	4.4	Z	X
0532	Hardwood flooring	14	186 590	453	.2	Z	X
0533	Other hard-surface floor coverings and accessories (including tile and sheet goods)	25	286 368	43 471	15.2	Z	X
0540	Other home furnishings	114	1 808 263	141 440	7.8	.2	2.3
0541	Metal flatware and kitchen utensils	11	142 726	16 502	11.6	Z	X
0542	Mirrors, lamps, and picture frames	54	1 190 905	81 353	6.8	.1	X
0543	Home furnishings, n.e.c.	21	223 901	13 127	5.9	Z	X
0600	Lumber: rough, dressed, and finished	40	307 654	34 043	11.1	Z	18.0
0611	Dimensional lumber (non-treated)	23	182 766	9 409	5.1	Z	X
0612	Treated lumber	16	139 384	10 743	7.7	Z	X
0613	Boards	13	105 379	5 208	4.9	Z	X
0620	Plywood and millwork	362	3 064 698	473 755	15.5	.5	15.4
0621	Softwood plywood and oriented strand board (OSB)	67	909 476	49 337	5.4	.1	X
0622	Other panels products (including hardwood plywood, waterboard, and particleboard)	68	632 665	66 711	10.5	.1	X
0623	Gypsum, specialty boards, and treatments	88	895 557	106 608	11.9	.1	X
0624	Wood millwork (doors, windows, cabinets, etc.)	229	1 567 718	132 197	8.4	.1	X
0625	Metal millwork	92	789 275	102 777	13.0	.1	X
0626	Other millwork and wood siding (including trusses and wood roofing)	13	131 874	13 602	10.3	Z	X
0700	Brick, stone, tile, sand, block, cement, and gravel	156	1 303 389	33 016	2.5	Z	9.4
0711	Ready-mixed or transit-mixed concrete	67	643 554	5 726	.9	Z	X
0712	Cement and lime	39	611 286	6 742	1.1	Z	X
0713	Sand, gravel, and crushed stone	28	339 005	7 103	2.1	Z	X
0714	Brick, block, tile, clay/cement sewer pipe, etc.	91	614 950	11 162	1.8	Z	X
0720	Roofing, siding, and insulation materials	364	3 281 109	179 776	5.5	.2	6.4
0721	Roofing, except wood	161	1 775 797	65 592	3.7	.1	X
0722	Siding, except wood	56	673 155	30 175	4.5	Z	X
0723	Insulation materials	153	1 214 423	73 369	6.0	.1	X
0730	Flat glass and other construction glass (excluding automotive)	23	36 957	1 471	4.0	Z	X
0740	Other construction materials	149	1 359 533	135 664	10.0	.1	25.2
0741	Rain-carrying equipment (down spouts, gutters, etc.)	29	434 683	6 049	1.4	Z	X
0742	Prefabricated buildings and structural assemblies (nonwood)	9	23 242	2 489	10.7	Z	X
0743	Manufactured (mobile) homes	18	191 594	27 108	14.1	Z	X
0744	Construction materials, n.e.c. (including wire fence and construction paper)	103	1 011 400	98 977	9.8	.1	X
0800	Photographic equipment and supplies (excluding video)	6	24 606	2 013	8.2	Z	X
0900	Office equipment	14	29 613	986	3.3	Z	26.3
0913	Copying machines and equipment	9	17 120	261	1.5	Z	X
0920	New computer equipment	31	126 229	17 026	13.5	Z	X
0950	Computer software (packaged)	70	329 122	33 646	10.2	Z	X
0960	Restaurant and hotel equipment and supplies	319	1 115 522	103 531	9.3	.1	X
0970	Store machines and equipment	41	201 607	26 591	13.2	Z	27.6
0972	Other store machines and equipment	35	178 540	24 483	13.7	Z	X
1000	Medical, hospital, and surgical supplies	11	31 658	6 748	21.3	Z	28.6
1013	Other surgical, medical, and hospital supplies	9	19 582	4 682	23.9	Z	X
1100	Iron and steel products (semifinished)	13	135 900	20 729	15.3	Z	71.0
1113	Rough castings and foundry products	6	81 639	13 822	16.9	Z	X
1120	Flat iron and steel products	752	4 147 079	330 704	8.0	.4	1.9
1121	Plates	89	361 660	12 298	3.4	Z	X
1122	Strips (hot-rolled and cold-rolled)	61	345 757	3 999	1.2	Z	X
1123	Sheets (cold-rolled)	61	345 757	7 706	2.2	Z	X
1124	Sheets (hot-rolled)	89	361 660	7 874	2.2	Z	X
1126	Sheets (galvanized and coated)	524	2 267 800	124 690	5.5	.1	X
1127	Tin plate and terneplate	31	272 133	274	.1	Z	X
1128	Fabricated and structural plate products	28	812 394	26 690	3.3	Z	X
1129	Other flat iron and steel products	229	714 531	107 567	15.1	.1	X
1140	Iron and steel wire and wire products	484	3 404 709	201 141	5.9	.2	4.1
1141	Wire (plain, coated, barbed, and twisted)	106	1 140 183	29 259	2.6	Z	X
1142	Nails	195	1 298 155	7 648	.6	Z	X
1143	Wire rope, strand, strapping, reinforcement mesh, and bale ties	329	2 696 620	154 586	5.7	.2	X
1150	Iron and steel pipe and tubing	1 515	6 956 834	719 524	10.3	.8	1.4
1152	Tubing	112	1 200 280	24 378	2.0	Z	X
1153	Standard steel pipe	141	1 378 219	19 357	1.4	Z	X
1154	Other steel pipe	92	1 450 363	61 990	4.3	.1	X

See footnotes at end of table.

Table 1. All Types of Operation by Kind of Business and Commodity Line for Wholesale Trade: 1997—Con.

[Includes only establishments with payroll. For meaning of abbreviations and symbols, see introductory text. For explanation of terms, see Appendix A]

NAICS code and CL code	Kind of business and commodity line	Establishments handling commodity line		Commodity line sales			Sales coverage percent
		Number	Total sales (\$1,000)	Amount ¹ (\$1,000)	As percent of total sales of—		
					Establishments handling line	Establishments in NAICS industry ¹	
4217	Hardware, & plumbing & heating equipment & supplies whsle —Con.						
1160	Other iron and steel products	25	91 247	11 325	12.4	Z	22.7
1162	Bars (excluding reinforcement bars) and bar-size shapes: hot-rolled ...	16	68 349	3 460	5.1	Z	X
1163	Bars and bar-size shapes: cold finished	21	83 894	1 374	1.6	Z	X
1164	Concrete reinforcement bars	8	64 977	1 975	3.0	Z	X
1165	Structural shapes (excluding bar-size shapes)	16	68 349	2 328	3.4	Z	X
1167	Finished products, n.e.c.	14	81 803	1 828	2.2	Z	X
1170	Alloy steel	6	20 359	4 791	23.5	Z	X
1180	Stainless steel	19	80 529	4 825	6.0	Z	70.7
1185	Other stainless steel (including tubing)	15	75 303	4 338	5.8	Z	X
1200	Copper and brass	47	254 495	44 831	17.6	Z	40.9
1212	Flat products (sheets, strips, and plates)	21	88 388	5 106	5.8	Z	X
1213	Tubular products (pipes and tubes)	23	139 204	31 773	22.8	Z	X
1220	Aluminum shapes, forms, etc.	265	1 392 681	57 078	4.1	.1	1.6
1221	Plates (.250 inch and over)	35	404 131	2 209	.5	Z	X
1222	Sheets and coils (.006 to .249 inch)	68	572 024	6 292	1.1	Z	X
1223	Rods, bars, and wires: rolled or extruded (rounds, hexes, squares, and rectangles)	35	404 131	4 444	1.1	Z	X
1224	Pipe and tubing (including hollow bar, square, and rectangular tubing) ..	69	507 154	7 278	1.4	Z	X
1400	Electrical apparatus and equipment	1 356	10 281 462	1 110 751	10.8	1.2	6.3
1411	Power and distribution transformers	162	1 696 930	135 632	8.0	.1	X
1412	Switchgear and switchboard apparatus	8	179 118	1 242	.7	Z	X
1413	Motors and generators (including motor-generator sets)	607	2 731 220	98 632	3.6	.1	X
1414	Conduit, raceway, and fittings	52	385 169	15 778	4.1	Z	X
1415	Electric bulbs (all types)	349	1 893 680	52 828	2.8	.1	X
1416	Interior wiring (excluding conduit)	200	1 797 263	45 098	2.5	Z	X
1417	Exterior wiring and cable (excluding conduit)	166	916 362	81 971	8.9	.1	X
1418	Lighting fixtures (residential and commercial)	270	3 003 930	126 529	4.2	.1	X
1419	Industrial controls	371	2 418 136	276 227	11.4	.3	X
1421	Other electrical apparatus and equipment (including fuses and lightning rods)	346	3 312 244	261 183	7.9	.3	X
1500	Electrical appliances, household	485	7 772 857	816 266	10.5	.9	1.5
1511	Televisions	164	2 323 542	21 440	.9	Z	X
1512	Radios, stereos, and CD players	140	1 462 603	52 672	3.6	.1	X
1513	V.C.R.'s and video cameras	145	1 141 282	11 723	1.0	Z	X
1514	Electrical household ranges and ovens	228	2 538 434	31 595	1.2	Z	X
1515	Refrigerators and freezers, household	250	2 806 660	44 943	1.6	Z	X
1516	Household laundry equipment	229	2 554 434	38 613	1.5	Z	X
1517	Vacuum cleaners and sewing machines, household	11	603 649	766	.1	Z	X
1518	Other electrical household appliances (including fans, dishwashers, etc.) ..	275	4 218 753	214 578	5.1	.2	X
1600	Electronic parts and equipment, except communication	884	4 330 497	469 057	10.8	.5	4.4
1612	Integrated circuits	235	1 119 936	68 664	6.1	.1	X
1613	Capacitors and resistors	495	1 620 635	48 058	3.0	.1	X
1615	Discrete semiconductors, etc.	122	438 225	9 749	2.2	Z	X
1616	Electronic connectors and other passive electronic parts	270	1 511 028	71 646	4.7	.1	X
1618	Electronic parts and equipment, n.e.c.	639	3 119 697	232 047	7.4	.3	X
1650	Communication equipment and supplies	28	228 542	18 891	8.3	Z	31.0
1652	Other electronic communication equipment	11	89 741	15 766	17.6	Z	X
1700	Hardware	12 254	53 684 481	36 783 328	68.5	39.9	57.2
1711	Hand tools (including power driven)	7 173	32 984 952	11 826 338	35.9	12.8	X
1712	Bolts, nuts, rivets, and fasteners	7 568	27 819 176	14 714 943	52.9	16.0	X
1713	Cutlery	5 181	25 337 636	10 234 745	40.4	11.1	X
1800	Plumbing and heating equipment and supplies (hydronics)	7 938	37 152 951	21 580 659	58.1	23.4	62.5
1811	Plastic pipe fittings and valves (excluding pipe and tubing)	2 981	15 124 986	2 137 772	14.1	2.3	X
1812	Metal pipe fittings and valves (excluding pipe and tubing)	4 434	19 100 737	4 201 468	22.0	4.6	X
1813	Plumbing fixtures	2 858	19 808 553	6 418 497	32.4	7.0	X
1814	Furnaces, stoves, water heaters (except electric and warm air)	2 073	10 960 477	1 581 766	14.4	1.7	X
1815	Boilers, radiators, and convectors	1 681	6 245 579	1 288 663	20.6	1.4	X
1818	Other plumbing and heating equipment and supplies	4 683	23 411 977	5 950 008	25.4	6.5	X
1900	Warm air heating and air-conditioning equipment and supplies	6 994	26 904 531	17 321 670	64.4	18.8	67.3
1911	Furnaces (warm air)	4 185	15 927 155	2 803 377	17.6	3.0	X
1912	Central air-conditioning (residential and commercial)	4 749	18 433 375	6 866 062	37.2	7.4	X
1914	Heat pumps (residential and commercial)	2 673	11 319 611	1 172 566	10.4	1.3	X
1916	Air cleaning and filtration systems	3 263	12 017 454	1 701 485	14.2	1.8	X
1917	Compressors for air-conditioners	3 090	11 409 566	833 404	7.3	.9	X
1918	Condensing units for air-conditioners	2 503	10 767 997	1 195 104	11.1	1.3	X
1919	Registers, grills, pre-formed ductwork (excluding sheet metal), and duct insulation	3 898	14 941 918	2 749 656	18.4	3.0	X
2000	Refrigeration equipment and supplies	3 624	11 303 807	4 938 846	43.7	5.4	67.0
2011	Commercial refrigerators (reach-in and walk-in)	1 218	3 534 368	996 381	28.2	1.1	X
2012	Unit coolers for commercial refrigerators	882	3 169 495	308 551	9.7	.3	X
2013	Condensing units for commercial refrigerators	1 651	4 316 086	402 297	9.3	.4	X
2014	Refrigerants	2 515	5 917 704	801 841	13.6	.9	X
2015	Other refrigeration equipment and supplies	2 766	8 368 264	2 425 254	29.0	2.6	X
2100	Construction and mining machinery and equipment (including parts and attachments)	232	1 013 854	84 021	8.3	.1	3.3
2113	New mixers, pavers, and related equipment	17	47 525	1 294	2.7	Z	X
2117	Other new construction and mining, logging, and road maintenance machinery, equipment, and parts	149	577 566	59 605	10.3	.1	X
2118	Used construction and mining machinery and equipment	41	203 772	7 506	3.7	Z	X
2200	Farm machinery, equipment, and parts	75	557 033	35 123	6.3	Z	.5
2215	New irrigation equipment	45	379 126	15 544	4.1	Z	X

See footnotes at end of table.

Table 1. All Types of Operation by Kind of Business and Commodity Line for Wholesale Trade: 1997—Con.

[Includes only establishments with payroll. For meaning of abbreviations and symbols, see introductory text. For explanation of terms, see Appendix A]

NAICS code and CL code	Kind of business and commodity line	Establishments handling commodity line		Commodity line sales			Sales coverage percent
		Number	Total sales (\$1,000)	Amount ¹ (\$1,000)	As percent of total sales of—		
					Establishments handling line	Establishments in NAICS industry ¹	
4217	Hardware, & plumbing & heating equipment & supplies whsle —Con.						
2220	Garden machinery, equipment, and parts	184	4 532 079	466 980	10.3	.5	1.1
2221	New power lawn mowers	69	3 722 355	157 395	4.2		X
2222	Other new lawn and garden machinery and equipment	162	4 406 038	253 704	5.8	.3	X
2223	Used garden machinery and equipment	66	100 742	39 280	39.0		X
2230	Food-processing machinery, equipment, and parts	12	19 213	1 635	8.5	Z	74.9
2231	New commercial food-processing machinery (slicers, choppers, baking, etc.)	11	7 883	1 049	13.3	Z	X
2233	Used food-processing machinery and equipment	6	2 285	23	1.0	Z	X
2300	Hydraulic and pneumatic (fluid-power) pumps, motors, and parts	37	164 552	28 103	17.1	Z	14.9
2311	Pumps	20	133 479	11 682	8.8	Z	X
2312	Motors	7	103 706	5 849	5.6	Z	X
2313	Parts for pumps and motors	20	126 317	9 668	7.7	Z	X
2320	General-purpose industrial machinery, equipment, and parts	695	3 011 112	325 304	10.8	.4	7.8
2321	New pumps, compressors (air or gas), and equipment	291	1 021 210	60 279	5.9	.1	X
2326	New controlling, recording, and indicating instruments and access	146	759 424	56 994	7.5	.1	X
2327	All other new general-purpose industrial machinery and equipment	357	1 827 410	173 949	9.5	.2	X
2328	Used general-purpose industrial machinery and equipment	80	395 792	29 858	7.5	Z	X
2330	Metalworking machinery, equipment, and parts	363	1 474 362	124 528	8.4	.1	X
2340	Materials handling machinery, equipment, and parts	316	1 056 594	71 726	6.8	.1	2.1
2341	New conveying equipment	53	121 753	8 735	7.2	Z	X
2342	New hoists, cranes, and monorails	189	698 339	44 309	6.3	Z	X
2345	Used materials handling machinery, equipment, and parts	24	6 808	442	6.5	Z	X
2350	Oil well, oil refinery, and pipeline machinery, equipment, and supplies	9	23 578	3 995	16.9	Z	X
2360	Other industrial machinery, equipment, and parts	33	153 549	25 285	16.5	Z	72.5
2365	New woodworking machinery	10	62 941	10 527	16.7	Z	X
2366	Other new industrial machinery and equipment	20	105 484	13 668	13.0	Z	X
2370	Mechanical power transmission supplies	29	94 666	6 630	7.0	Z	29.5
2371	Bearings and bushings	20	56 973	1 421	2.5	Z	X
2372	Other mechanical power transmission supplies	21	64 357	4 765	7.4	Z	X
2380	Industrial valves and fittings (except fluid-power)	73	253 175	47 971	18.9	.1	X
2390	Hydraulic and pneumatic (fluid-power) valves	43	73 018	4 155	5.7	Z	57.9
2391	Hydraulic valves	17	39 929	2 402	6.0	Z	X
2392	Pneumatic valves	32	51 248	1 411	2.8	Z	X
2400	Hydraulic and pneumatic cylinders and rotary actuators	35	106 147	2 760	2.6	Z	34.7
2411	Hydraulic cylinders and rotary actuators	12	48 538	1 444	3.0	Z	X
2412	Pneumatic cylinders and rotary actuators	17	40 391	533	1.3	Z	X
2420	Hydraulic and pneumatic connectors and assemblies	45	68 244	6 482	9.5	Z	59.9
2421	Hydraulic and pneumatic connectors	36	47 958	4 630	9.7	Z	X
2422	Hydraulic and pneumatic assemblies	29	58 970	1 852	3.1	Z	X
2430	Fluid-power filters, components, accessories, and parts	25	35 259	1 785	5.1	Z	74.0
2431	Filters	17	12 082	405	3.4	Z	X
2432	Other fluid-power components, accessories, and parts, n.e.c.	22	32 551	1 380	4.2	Z	X
2440	Welding supplies (excluding gases)	19	53 623	10 345	19.3	Z	X
2450	Industrial containers and supplies	212	1 740 472	149 348	8.6	.2	1.5
2451	New and reconditioned drums and barrels	31	58 418	714	1.2	Z	X
2452	Bottles and bottlers' supplies	21	25 335	745	2.9	Z	X
2454	Other industrial containers and supplies	81	476 518	23 476	4.9	Z	X
2460	Other industrial supplies	1 184	5 351 807	362 351	6.8	.4	4.4
2461	Printing and duplicating inks	106	338 347	5 275	1.6	Z	X
2462	Abrasives and abrasive materials	693	2 797 293	107 452	3.8	.1	X
2463	Nylon, polyester, and synthetic rubber	26	59 620	1 214	2.0	Z	X
2464	Mechanical rubber goods	85	499 139	20 292	4.1	Z	X
2465	Strapping and tape	245	1 183 175	27 608	2.3	Z	X
2466	Industrial supplies, n.e.c.	491	2 241 845	196 156	8.8	.2	X
2520	Custodial (janitors') equipment and supplies	42	398 965	44 204	11.1	Z	31.0
2523	Custodial supplies	41	398 131	40 344	10.1	Z	X
2530	Laundry and dry-cleaning equipment and supplies	8	41 227	2 653	6.4	Z	X
2540	Other service establishment equipment and supplies	21	92 020	22 413	24.4	Z	74.9
2542	Service establishment equipment and supplies, n.e.c.	21	92 020	22 413	24.4	Z	X
2600	Aircraft and aeronautical equipment and supplies	16	100 555	27 837	27.7	Z	4.2
2613	Other new aircraft equipment and supplies	14	88 559	24 798	28.0	Z	X
2700	Sporting and recreational goods and supplies	128	4 294 084	178 026	4.1	.2	1.7
2711	Ammunition, firearms, reloading equipment, archery supplies, shooting aids, and accessories	35	257 721	6 625	2.6	Z	X
2712	Bicycles and bicycle tires and tubes	21	589 755	3 329	.6	Z	X
2714	Camping and fishing equipment and accessories	98	3 775 049	55 396	1.5	.1	X
2715	Athletic equipment and accessories	21	589 755	13 322	2.3	Z	X
2717	Marine pleasure craft, equipment, and accessories	47	874 855	10 389	1.2	Z	X
2718	Other sporting and recreational goods (go carts, bait, etc.)	49	3 086 554	73 843	2.4	.1	X
2800	Toys and hobby goods and supplies	44	419 548	38 632	9.2	Z	.8
2812	Other toys and games (including fireworks and children's vehicles)	34	229 772	25 227	11.0	Z	X
3120	Forest products, except lumber (including cordwood, hewn posts, poles, and ties)	14	80 118	7 736	9.7	Z	X
3140	Prerecorded video tapes	6	49 424	1 222	2.5	Z	X
3160	Fire extinguishers and fire safety equipment	6	36 773	6 022	16.4	Z	X
3300	Stationery, office supplies and greeting cards	14	83 741	13 837	16.5	Z	X
3400	Industrial and personal services paper and plastics	29	501 881	71 740	14.3	.1	.1
3412	Paper dishes, cups, and napkins	17	413 002	67 794	16.4	.1	X

See footnotes at end of table.

Table 1. All Types of Operation by Kind of Business and Commodity Line for Wholesale Trade: 1997—Con.

[Includes only establishments with payroll. For meaning of abbreviations and symbols, see introductory text. For explanation of terms, see Appendix A]

NAICS code and CL code	Kind of business and commodity line	Establishments handling commodity line		Commodity line sales			Sales coverage percent
		Number	Total sales (\$1,000)	Amount ¹ (\$1,000)	As percent of total sales of—		
					Establishments handling line	Establishments in NAICS industry ¹	
4217	Hardware, & plumbing & heating equipment & supplies whsle —Con.						
3500	Drugs, pharmaceuticals, cosmetics, and toiletries	20	632 947	61 915	9.8	.1	69.5
3515	Other toiletries and druggists' sundries	18	619 468	59 331	9.6	.1	X
3600	Piece goods, knit and woven	14	12 419	1 152	9.3	Z	X
3700	Notions (buttons, ribbons, lace, sewing accessories, zippers, bindings, etc.)	7	5 340	632	11.8	Z	X
3800	Men's and boys' wear	12	46 568	6 169	13.2	Z	34.5
3812	Men's and boys' dress and casual shirts, slacks, and jeans	7	33 950	2 280	6.7	Z	X
3900	Women's and children's wear	9	41 204	7 777	18.9	Z	50.1
3916	Other women's, misses, and girl's wear (furs, sweaters, millinery, etc.) ..	6	33 192	7 336	22.1	Z	X
4000	Footwear	10	69 691	7 291	10.5	Z	.7
4014	Other men's and boy's footwear	8	50 123	5 953	11.9	Z	X
4800	Coffee, tea, and spices	6	64 375	31 002	48.2	Z	72.3
4812	Tea	6	64 375	15 501	24.1	Z	X
4813	Spices	6	64 375	15 501	24.1	Z	X
4860	Other grocery specialties	8	405 621	93 026	22.9	.1	X
4900	Grain and beans	11	13 527	893	6.6	Z	X
5300	Plastics materials and basic shapes	825	5 232 686	529 216	10.1	.6	1.3
5311	Plastic pipes, rods, tubes, and shapes	461	2 267 795	276 657	12.2	.3	X
5312	High pressure laminates	54	382 607	50 429	13.2	.1	X
5314	Other plastics materials and basic shapes	68	842 644	44 725	5.3	Z	X
5330	Chemicals and allied products (excluding agricultural, plastics, gases, and petroleum)	1 019	4 750 496	264 532	5.6	.3	1.6
5331	Gasses, compressed and liquified, except L.P.	26	16 155	1 167	7.2	Z	X
5332	Alkalies and chlorine	73	611 835	7 668	1.3	Z	X
5335	Detergents and soaps	57	383 881	14 823	3.9	Z	X
5336	Sanitation chemicals, polishes, and waxes	120	556 089	42 978	7.7	Z	X
5341	Insecticides, nonagricultural	105	927 001	28 620	3.1	Z	X
5342	Adhesives, sealants, and glues	646	2 877 455	121 695	4.2	.1	X
5344	Other chemicals and allied products	101	517 715	28 860	5.6	Z	X
5400	Petroleum products	42	175 708	13 105	7.5	.2	X
5412	Motor gasoline	12	9 790	2 389	24.4	Z	X
5416	All other distillate fuel oil (no. 1 and no. 4 diesel and heating)	12	43 800	227	.5	Z	X
5418	Lubricating oil and greases	22	46 309	1 252	2.7	Z	X
5800	Farm supplies	100	750 892	73 368	9.8	.1	6.8
5811	Hay, straw, and alfalfa	25	71 175	1 412	2.0	Z	X
5812	Feeds (poultry and livestock) not mixed on location	21	190 561	11 827	6.2	Z	X
5813	Prepared feeds (poultry and livestock) mixed on location	14	190 305	705	.4	Z	X
5814	Weed killers, soil sterilizers, and soil conditioners	13	143 310	24 259	16.9	Z	X
5815	Insecticides, fungicides, and pesticides	12	87 990	10 281	11.7	Z	X
5817	Seeds and bulbs	14	145 894	311	.2	Z	X
5818	Other farm supplies (including harness and saddlery equipment)	47	473 055	23 739	5.0	Z	X
6000	Paint, paint supplies, and wallpaper	639	6 878 734	790 567	11.5	.9	.5
6011	Architectural coatings (enamels, primers, stains, solvents, and lacquers)	358	3 609 167	212 811	5.9	.2	X
6014	Paint supplies	182	3 836 780	543 241	14.2	.6	X
6110	Flowers and florists' supplies	9	41 335	4 298	10.4	Z	X
6120	Art goods (including novelties and souvenirs)	24	23 238	3 311	14.2	Z	55.7
6122	Novelties and souvenirs	22	22 572	3 279	14.5	Z	X
6150	Nondurable goods, n.e.c.	12	37 861	13 241	35.0	Z	X
9700	Service receipts and labor charges (including installed parts)	1 599	6 520 341	1 016 928	15.6	1.1	66.2
9701	Labor charges for repair work	1 260	4 993 737	523 028	10.5	.6	X
9702	Parts installed in repair work	1 041	4 301 134	336 308	7.8	.4	X
9703	Other service receipts and labor charges—Specify	380	1 409 471	157 546	11.2	.2	X
9720	Receipts for service contracts	216	1 124 288	95 845	8.5	.1	X
9740	Receipts for installing equipment	303	1 570 914	156 335	10.0	.2	X
9810	Miscellaneous commodities	898	4 890 363	571 454	11.7	.6	X
9940	Rental and leasing receipts	262	872 715	70 463	8.1	.1	X
9950	Construction receipts	49	329 801	25 019	7.6	Z	X
42171	Hardware whsle	9 473	X	44 063 674	X	100.0	77.3
0200	New and rebuilt automotive parts and supplies	154	4 718 616	330 171	7.0	.7	6.7
0213	Electrical engine parts (including ignition parts)	13	25 990	95	.4	Z	X
0214	Brake parts (including fluid and all disk and drum parts)	25	257 140	7 312	2.8	Z	X
0215	Exhaust system parts	25	257 140	12 742	5.0	Z	X
0217	Hoses, belts, gaskets, and wiper blades	25	257 140	6 819	2.7	Z	X
0218	Filters (oil, air, gas, and transmission)	36	259 095	3 075	1.2	Z	X
0219	Engine parts, except electrical	25	257 140	3 888	1.5	Z	X
0221	Body parts and repair materials	64	3 727 067	152 471	4.1	.3	X
0223	Parts, n.e.c.	62	642 504	69 474	10.8	.2	X
0224	Accessories	62	830 031	71 446	8.6	.2	X
0300	Tires and tubes	7	4 049	219	5.4	Z	16.0
0312	Recapped and used tires and repair materials	7	4 049	219	5.4	Z	X
0400	Household and lawn furniture	48	2 263 910	70 706	3.1	.2	.7
0411	Upholstered furniture	10	1 294 115	8 986	.7	Z	X
0414	Other furniture (including sleep sofas)	38	969 795	61 720	6.4	.1	X
0500	Household china, glassware, crockery, and plastic housewares	12	43 239	2 334	5.4	Z	X
0520	Linens, domestics, curtains, and draperies	22	74 059	3 808	5.1	Z	34.9
0522	Curtains and draperies	11	19 229	1 278	6.6	Z	X
0523	Shades and blinds	9	12 471	1 312	10.5	Z	X

See footnotes at end of table.

Table 1. All Types of Operation by Kind of Business and Commodity Line for Wholesale Trade: 1997—Con.

[Includes only establishments with payroll. For meaning of abbreviations and symbols, see introductory text. For explanation of terms, see Appendix A]

NAICS code and CL code	Kind of business and commodity line	Establishments handling commodity line		Commodity line sales			Sales coverage percent
		Number	Total sales (\$1,000)	Amount ¹ (\$1,000)	As percent of total sales of—		
					Establishments handling line	Establishments in NAICS industry ¹	
42171	Hardware whsle—Con.						
0530	Flooring and floor coverings	35	191 603	15 006	7.8	Z	18.8
0531	Soft-surface (textile) floor coverings and accessories (including rugs, carpets, and pads)	27	98 351	7 831	8.0	Z	X
0533	Other hard-surface floor coverings and accessories (including tile and sheet goods)	8	86 757	6 991	8.1	Z	X
0540	Other home furnishings	79	1 446 748	110 982	7.7	.3	2.7
0541	Metal flatware and kitchen utensils	11	142 726	16 502	11.6	Z	X
0542	Mirrors, lamps, and picture frames	54	1 190 905	81 353	6.8	.2	X
0543	Home furnishings, n.e.c.	21	223 901	13 127	5.9	Z	X
0600	Lumber: rough, dressed, and finished	28	246 084	31 931	13.0	.1	6.0
0611	Dimensional lumber (non-treated)	17	176 842	9 305	5.3	Z	X
0612	Treated lumber	10	83 738	9 753	11.6	Z	X
0613	Boards	7	49 733	4 218	8.5	Z	X
0620	Plywood and millwork	276	2 286 507	399 455	17.5	.9	15.9
0621	Softwood plywood and oriented strand board (OSB)	53	712 306	47 645	6.7	.1	X
0622	Other panels products (including hardwood plywood, waterboard, and particleboard)	59	497 913	65 008	13.1	.1	X
0623	Gypsum, specialty boards, and treatments	72	747 938	105 262	14.1	.2	X
0624	Wood millwork (doors, windows, cabinets, etc.)	156	890 006	102 506	11.5	.2	X
0625	Metal millwork	74	524 263	68 362	13.0	.2	X
0700	Brick, stone, tile, sand, block, cement, and gravel	91	919 327	22 235	2.4	.1	1.7
0711	Ready-mixed or transit-mixed concrete	55	522 397	4 634	.9	Z	X
0712	Cement and lime	33	588 473	5 824	1.0	Z	X
0713	Sand, gravel, and crushed stone	23	319 449	6 747	2.1	Z	X
0714	Brick, block, tile, clay/cement sewer pipe, etc.	46	423 639	5 016	1.2	Z	X
0720	Roofing, siding, and insulation materials	128	1 975 328	64 172	3.2	.1	5.1
0721	Roofing, except wood	69	1 220 296	27 994	2.3	Z	X
0722	Siding, except wood	17	534 200	9 998	1.9	Z	X
0723	Insulation materials	56	710 625	20 031	2.8	Z	X
0730	Flat glass and other construction glass (excluding automotive)	21	31 898	1 422	4.5	Z	X
0740	Other construction materials	97	864 820	51 833	6.0	.1	11.8
0741	Rain-carrying equipment (down spouts, gutters, etc.)	26	432 943	5 820	1.3	Z	X
0742	Prefabricated buildings and structural assemblies (nonwood)	6	21 495	2 158	10.0	Z	X
0744	Construction materials, n.e.c. (including wire fence and construction paper)	77	714 084	43 854	6.1	.1	X
0900	Office equipment	10	25 327	874	3.5	Z	30.2
0913	Copying machines and equipment	9	17 120	261	1.5	Z	X
0920	New computer equipment	28	124 564	16 890	13.6	Z	X
0950	Computer software (packaged)	66	323 152	33 450	10.4	.1	X
0960	Restaurant and hotel equipment and supplies	41	173 333	9 473	5.5	Z	X
0970	Store machines and equipment	14	120 651	9 094	7.5	Z	22.2
0972	Other store machines and equipment	11	102 488	7 606	7.4	Z	X
1000	Medical, hospital, and surgical supplies	10	29 341	6 633	22.6	Z	33.0
1013	Other surgical, medical, and hospital supplies	9	19 582	4 682	23.9	Z	X
1100	Iron and steel products (semifinished)	9	84 769	13 869	16.4	Z	X
1120	Flat iron and steel products	229	1 865 014	138 773	7.4	.3	3.3
1121	Plates	89	361 660	12 298	3.4	Z	X
1122	Strips (hot-rolled and cold-rolled)	61	345 757	3 999	1.2	Z	X
1123	Sheets (cold-rolled)	61	345 757	7 706	2.2	Z	X
1124	Sheets (hot-rolled)	89	361 660	7 874	2.2	Z	X
1126	Sheets (galvanized and coated)	31	272 133	447	.2	Z	X
1127	Tin plate and terneplate	31	272 133	274	.1	Z	X
1128	Fabricated and structural plate products	28	812 394	26 690	3.3	.1	X
1129	Other flat iron and steel products	122	566 684	61 499	10.9	.1	X
1140	Iron and steel wire and wire products	336	2 726 976	166 043	6.1	.4	5.0
1141	Wire (plain, coated, barbed, and twisted)	106	1 140 183	29 259	2.6	.1	X
1142	Nails	61	805 866	3 186	.4	Z	X
1143	Wire rope, strand, strapping, reinforcement mesh, and bale ties	282	2 418 608	133 600	5.5	.3	X
1150	Iron and steel pipe and tubing	148	1 449 885	49 031	3.4	.1	2.4
1152	Tubing	112	1 200 280	24 378	2.0	.1	X
1153	Standard steel pipe	141	1 378 219	19 357	1.4	Z	X
1154	Other steel pipe	36	947 317	5 296	.6	Z	X
1160	Other iron and steel products	18	73 339	10 282	14.0	Z	17.0
1162	Bars (excluding reinforcement bars) and bar-size shapes: hot-rolled	16	68 349	3 460	5.1	Z	X
1163	Bars and bar-size shapes: cold finished	16	68 349	1 239	1.8	Z	X
1164	Concrete reinforcement bars	8	64 977	1 975	3.0	Z	X
1165	Structural shapes (excluding bar-size shapes)	16	68 349	2 328	3.4	Z	X
1167	Finished products, n.e.c.	8	64 977	981	1.5	Z	X
1200	Copper and brass	21	43 061	10 670	24.8	Z	22.6
1212	Flat products (sheets, strips, and plates)	12	41 067	3 736	9.1	Z	X
1213	Tubular products (pipes and tubes)	7	1 450	6 891	100.0	Z	X
1220	Aluminum shapes, forms, etc.	121	889 173	38 042	4.3	.1	2.6
1221	Plates (.250 inch and over)	35	404 131	2 209	.5	Z	X
1222	Sheets and coils (.006 to .249 inch)	68	572 024	6 292	1.1	Z	X
1223	Rods, bars, and wires: rolled or extruded (rounds, hexes, squares, and rectangles)	35	404 131	4 444	1.1	Z	X
1224	Pipe and tubing (including hollow bar, square, and rectangular tubing)	69	507 154	7 278	1.4	Z	X

See footnotes at end of table.

Table 1. All Types of Operation by Kind of Business and Commodity Line for Wholesale Trade: 1997—Con.

[Includes only establishments with payroll. For meaning of abbreviations and symbols, see introductory text. For explanation of terms, see Appendix A]

NAICS code and CL code	Kind of business and commodity line	Establishments handling commodity line		Commodity line sales			Sales coverage percent
		Number	Total sales (\$1,000)	Amount ¹ (\$1,000)	As percent of total sales of—		
					Establishments handling line	Establishments in NAICS industry ¹	
42171	Hardware whlse—Con.						
1400	Electrical apparatus and equipment	390	5 989 442	614 012	10.3	1.4	6.9
1411	Power and distribution transformers	53	1 279 842	90 214	7.0	.2	X
1413	Motors and generators (including motor-generator sets)	141	855 006	33 723	3.9	.1	X
1414	Conduit, raceway, and fittings	21	269 555	13 770	5.1	Z	X
1415	Electric bulbs (all types)	180	1 229 163	46 863	3.8	.1	X
1416	Interior wiring (excluding conduit)	126	1 452 451	42 620	2.9	.1	X
1417	Exterior wiring and cable (excluding conduit)	32	299 183	50 314	16.8	.1	X
1418	Lighting fixtures (residential and commercial)	173	2 266 104	64 802	2.9	.1	X
1419	Industrial controls	58	1 394 830	198 681	14.2	.5	X
1421	Other electrical apparatus and equipment (including fuses and lightning rods)	169	1 811 583	64 383	3.6	.1	X
1500	Electrical appliances, household	132	5 452 194	633 859	11.6	1.4	.9
1511	Televisions	16	1 062 232	4 408	.4	Z	X
1512	Radios, stereos, and CD players	16	451 589	45 656	10.1	.1	X
1513	V.C.R.'s and video cameras	8	95 059	8 073	8.5	Z	X
1514	Electrical household ranges and ovens	25	1 304 487	16 522	1.3	Z	X
1515	Refrigerators and freezers, household	25	1 304 487	20 646	1.6	Z	X
1516	Household laundry equipment	17	1 076 406	13 430	1.2	Z	X
1517	Vacuum cleaners and sewing machines, household	11	603 649	766	.1	Z	X
1518	Other electrical household appliances (including fans, dishwashers, etc.)	99	3 179 104	129 644	4.1	.3	X
1600	Electronic parts and equipment, except communication	377	2 212 024	307 581	13.9	.7	7.5
1612	Integrated circuits	47	373 013	64 631	17.3	.1	X
1613	Capacitors and resistors	178	313 595	4 790	1.5	Z	X
1615	Discrete semiconductors, etc.	17	70 485	695	1.0	Z	X
1616	Electronic connectors and other passive electronic parts	80	678 512	46 045	6.8	.1	X
1618	Electronic parts and equipment, n.e.c.	330	1 917 457	191 422	10.0	.4	X
1650	Communication equipment and supplies	15	65 427	4 892	7.5	Z	70.1
1652	Other electronic communication equipment	9	29 049	4 094	14.1	Z	X
1700	Hardware	9 473	44 063 674	36 145 521	82.0	82.0	57.2
1711	Hand tools (including power driven)	4 772	25 101 176	11 520 365	45.9	26.1	X
1712	Bolts, nuts, rivets, and fasteners	6 517	23 626 502	14 551 678	61.6	33.0	X
1713	Cutlery	4 672	23 236 790	10 066 213	43.3	22.8	X
1800	Plumbing and heating equipment and supplies (hydronics)	723	6 547 581	904 234	13.8	2.1	62.0
1811	Plastic pipe fittings and valves (excluding pipe and tubing)	224	2 738 185	93 471	3.4	.2	X
1812	Metal pipe fittings and valves (excluding pipe and tubing)	394	2 588 523	81 841	3.2	.2	X
1813	Plumbing fixtures	258	4 640 132	375 142	8.1	.9	X
1814	Furnaces, stoves, water heaters (except electric and warm air)	70	1 893 542	43 423	2.3	.1	X
1818	Other plumbing and heating equipment and supplies	214	4 246 408	307 827	7.2	.7	X
1900	Warm air heating and air-conditioning equipment and supplies	205	2 152 144	138 626	6.4	.3	65.6
1911	Furnaces (warm air)	52	741 794	48 243	6.5	.1	X
1912	Central air-conditioning (residential and commercial)	29	164 854	9 691	5.9	Z	X
1914	Heat pumps (residential and commercial)	9	18 462	1 213	6.6	Z	X
1916	Air cleaning and filtration systems	64	413 946	36 864	8.9	.1	X
1917	Compressors for air-conditioners	28	29 128	1 566	5.4	Z	X
1918	Condensing units for air-conditioners	20	37 978	1 173	3.1	Z	X
1919	Registers, grills, pre-formed ductwork (excluding sheet metal), and duct insulation	85	1 153 283	39 863	3.5	.1	X
2000	Refrigeration equipment and supplies	84	193 844	16 196	8.4	Z	45.5
2011	Commercial refrigerators (reach-in and walk-in)	14	16 330	424	2.6	Z	X
2013	Condensing units for commercial refrigerators	23	19 756	1 864	9.4	Z	X
2014	Refrigerants	42	34 387	2 111	6.1	Z	X
2015	Other refrigeration equipment and supplies	52	161 258	11 436	7.1	Z	X
2100	Construction and mining machinery and equipment (including parts and attachments)	201	916 801	78 325	8.5	.2	3.7
2113	New mixers, pavers, and related equipment	17	47 525	1 294	2.7	Z	X
2117	Other new construction and mining, logging, and road maintenance machinery, equipment, and parts	149	577 566	59 605	10.3	.1	X
2118	Used construction and mining machinery and equipment	41	203 772	7 506	3.7	Z	X
2200	Farm machinery, equipment, and parts	53	427 223	22 646	5.3	.1	.6
2215	New irrigation equipment	45	379 126	15 544	4.1	Z	X
2220	Garden machinery, equipment, and parts	158	4 325 891	428 513	9.9	1.0	.7
2221	New power lawn mowers	65	3 642 208	137 298	3.8	.3	X
2222	Other new lawn and garden machinery and equipment	158	4 325 891	251 935	5.8	.6	X
2223	Used garden machinery and equipment	66	100 742	39 280	39.0	.1	X
2230	Food-processing machinery, equipment, and parts	8	5 473	788	14.4	Z	77.3
2231	New commercial food-processing machinery (slicers, choppers, baking, etc.)	8	5 473	765	14.0	Z	X
2233	Used food-processing machinery and equipment	6	2 285	23	1.0	Z	X
2300	Hydraulic and pneumatic (fluid-power) pumps, motors, and parts	20	118 208	20 933	17.7	Z	4.4
2311	Pumps	12	101 642	9 255	9.1	Z	X
2313	Parts for pumps and motors	12	101 208	6 339	6.3	Z	X
2320	General-purpose industrial machinery, equipment, and parts	395	2 134 727	206 329	9.7	.5	5.0
2321	New pumps, compressors (air or gas), and equipment	179	689 834	29 275	4.2	.1	X
2326	New controlling, recording, and indicating instruments and access	70	578 374	24 932	4.3	.1	X
2327	All other new general-purpose industrial machinery and equipment	231	1 476 293	123 567	8.4	.3	X
2328	Used general-purpose industrial machinery and equipment	70	385 475	28 551	7.4	.1	X
2330	Metalworking machinery, equipment, and parts	259	1 178 699	105 935	9.0	.2	X
2340	Materials handling machinery, equipment, and parts	253	872 454	58 595	6.7	.1	2.6
2341	New conveying equipment	53	121 753	8 735	7.2	Z	X
2342	New hoists, cranes, and monorails	189	698 339	44 309	6.3	.1	X
2345	Used materials handling machinery, equipment, and parts	24	6 808	442	6.5	Z	X
2360	Other industrial machinery, equipment, and parts	29	153 414	25 278	16.5	.1	74.9
2365	New woodworking machinery	10	62 941	10 527	16.7	Z	X
2366	Other new industrial machinery and equipment	20	105 484	13 668	13.0	Z	X

See footnotes at end of table.

Table 1. All Types of Operation by Kind of Business and Commodity Line for Wholesale Trade: 1997—Con.

[Includes only establishments with payroll. For meaning of abbreviations and symbols, see introductory text. For explanation of terms, see Appendix A]

NAICS code and CL code	Kind of business and commodity line	Establishments handling commodity line		Commodity line sales			Sales coverage percent
		Number	Total sales (\$1,000)	Amount ¹ (\$1,000)	As percent of total sales of—		
					Establishments handling line	Establishments in NAICS industry ¹	
42171	Hardware whsle—Con.						
2370	Mechanical power transmission supplies	20	74 359	1 957	2.6	Z	19.4
2371	Bearings and bushings	13	40 113	966	2.4	Z	X
2372	Other mechanical power transmission supplies	14	46 422	547	1.2	Z	X
2380	Industrial valves and fittings (except fluid-power)	35	108 830	19 792	18.2	Z	X
2390	Hydraulic and pneumatic (fluid-power) valves	23	46 789	2 862	6.1	Z	62.9
2391	Hydraulic valves	14	28 727	1 842	6.4	Z	X
2392	Pneumatic valves	18	41 963	1 018	2.4	Z	X
2400	Hydraulic and pneumatic cylinders and rotary actuators	17	59 044	1 734	2.9	Z	63.3
2411	Hydraulic cylinders and rotary actuators	12	48 538	1 444	3.0	Z	X
2412	Pneumatic cylinders and rotary actuators	10	32 182	290	.9	Z	X
2420	Hydraulic and pneumatic connectors and assemblies	31	54 153	5 400	10.0	Z	60.1
2421	Hydraulic and pneumatic connectors	25	39 609	4 467	11.3	Z	X
2422	Hydraulic and pneumatic assemblies	15	44 879	933	2.1	Z	X
2430	Fluid-power filters, components, accessories, and parts	11	23 768	1 026	4.3	Z	76.5
2432	Other fluid-power components, accessories, and parts, n.e.c.	10	23 563	1 019	4.3	Z	X
2440	Welding supplies (excluding gases)	15	44 367	10 184	23.0	Z	X
2450	Industrial containers and supplies	137	705 956	38 543	5.5	.1	3.5
2451	New and reconditioned drums and barrels	21	28 176	340	1.2	Z	X
2452	Bottles and bottlers' supplies	21	25 335	745	2.9	Z	X
2454	Other industrial containers and supplies	81	476 518	23 476	4.9	.1	X
2460	Other industrial supplies	843	4 128 946	311 759	7.6	.7	4.9
2461	Printing and duplicating inks	11	18 812	333	1.8	Z	X
2462	Abrasives and abrasive materials	633	2 665 712	102 883	3.9	.2	X
2463	Nylon, polyester, and synthetic rubber	26	59 620	1 214	2.0	Z	X
2464	Mechanical rubber goods	68	345 611	11 785	3.4	Z	X
2465	Strapping and tape	183	996 951	25 438	2.6	.1	X
2466	Industrial supplies, n.e.c.	382	1 815 237	170 105	9.4	.4	X
2520	Custodial (janitors') equipment and supplies	20	138 315	20 638	14.9	Z	61.7
2523	Custodial supplies	20	138 315	16 861	12.2	Z	X
2530	Laundry and dry-cleaning equipment and supplies	6	37 943	2 490	6.6	Z	X
2540	Other service establishment equipment and supplies	18	72 883	17 685	24.3	Z	77.3
2542	Service establishment equipment and supplies, n.e.c.	18	72 883	17 685	24.3	Z	X
2600	Aircraft and aeronautical equipment and supplies	16	100 555	27 837	27.7	.1	4.3
2613	Other new aircraft equipment and supplies	14	88 559	24 798	28.0	.1	X
2700	Sporting and recreational goods and supplies	98	3 933 723	153 594	3.9	.3	1.0
2711	Ammunition, firearms, reloading equipment, archery supplies, shooting aids, and accessories	19	215 258	221	.1	Z	X
2712	Bicycles and bicycle tires and tubes	21	589 755	3 329	.6	Z	X
2714	Camping and fishing equipment and accessories	79	3 718 465	54 158	1.5	.1	X
2715	Athletic equipment and accessories	21	589 755	13 322	2.3	Z	X
2717	Marine pleasure craft, equipment, and accessories	41	782 509	8 721	1.1	Z	X
2718	Other sporting and recreational goods (go carts, bait, etc.)	49	3 086 554	73 843	2.4	.2	X
2800	Toys and hobby goods and supplies	43	321 977	37 340	11.6	.1	1.5
2812	Other toys and games (including fireworks and children's vehicles)	34	229 772	25 227	11.0	.1	X
3120	Forest products, except lumber (including cordwood, hewn posts, poles, and ties)	13	78 163	7 678	9.8	Z	X
3300	Stationery, office supplies and greeting cards	13	57 382	10 676	18.6	Z	X
3400	Industrial and personal services paper and plastics	23	478 940	71 073	14.8	.2	.1
3412	Paper dishes, cups, and napkins	17	413 002	67 794	16.4	.2	X
3500	Drugs, pharmaceuticals, cosmetics, and toiletries	17	632 847	61 896	9.8	.1	71.7
3515	Other toiletries and druggists' sundries	15	619 368	59 312	9.6	.1	X
3600	Piece goods, knit and woven	12	2 165	237	10.9	Z	X
3700	Notions (buttons, ribbons, lace, sewing accessories, zippers, bindings, etc.)	7	5 340	632	11.8	Z	X
3800	Men's and boys' wear	10	41 962	5 253	12.5	Z	31.2
3812	Men's and boys' dress and casual shirts, slacks, and jeans	7	33 950	2 280	6.7	Z	X
3900	Women's and children's wear	7	36 598	7 093	19.4	Z	X
4000	Footwear	10	69 691	7 291	10.5	Z	.8
4014	Other men's and boy's footwear	8	50 123	5 953	11.9	Z	X
4800	Coffee, tea, and spices	6	64 375	31 002	48.2	.1	74.6
4812	Tea	6	64 375	15 501	24.1	Z	X
4813	Spices	6	64 375	15 501	24.1	Z	X
4860	Other grocery specialties	8	405 621	93 026	22.9	.2	X
4900	Grain and beans	8	7 874	480	6.1	Z	X
5300	Plastics materials and basic shapes	196	1 811 531	148 853	8.2	.3	2.8
5311	Plastic pipes, rods, tubes, and shapes	74	560 862	57 405	10.2	.1	X
5312	High pressure laminates	54	382 607	50 429	13.2	.1	X
5314	Other plastics materials and basic shapes	64	828 559	40 722	4.9	.1	X
5330	Chemicals and allied products (excluding agricultural, plastics, gases, and petroleum)	438	2 362 577	145 719	6.2	.3	2.2
5331	Gasses, compressed and liquified, except L.P.	26	16 155	1 167	7.2	Z	X
5335	Detergents and soaps	57	383 881	14 823	3.9	Z	X
5336	Sanitation chemicals, polishes, and waxes	45	330 739	15 445	4.7	Z	X
5341	Insecticides, nonagricultural	31	315 166	5 606	1.8	Z	X
5342	Adhesives, sealants, and glues	355	2 092 463	92 865	4.4	.2	X
5344	Other chemicals and allied products	69	163 235	7 814	4.8	Z	X

See footnotes at end of table.

Table 1. All Types of Operation by Kind of Business and Commodity Line for Wholesale Trade: 1997—Con.

[Includes only establishments with payroll. For meaning of abbreviations and symbols, see introductory text. For explanation of terms, see Appendix A]

NAICS code and CL code	Kind of business and commodity line	Establishments handling commodity line		Commodity line sales			Sales coverage percent
		Number	Total sales (\$1,000)	Amount ¹ (\$1,000)	As percent of total sales of—		
					Establishments handling line	Establishments in NAICS industry ¹	
42171	Hardware whse—Con.						
5400	Petroleum products	40	161 320	12 440	7.7	Z	.3
5412	Motor gasoline	12	9 790	2 389	24.4	Z	X
5416	All other distillate fuel oil (no. 1 and no. 4 diesel and heating)	12	43 800	227	.5	Z	X
5418	Lubricating oil and greases	22	46 309	1 252	2.7	Z	X
5800	Farm supplies	78	727 289	71 926	9.9	.2	6.8
5811	Hay, straw, and alfalfa	6	50 884	5	.2	Z	X
5812	Feeds (poultry and livestock) not mixed on location	21	190 561	11 827	6.2	Z	X
5813	Prepared feeds (poultry and livestock) mixed on location	14	190 305	705	.4	Z	X
5814	Weed killers, soil sterilizers, and soil conditioners	13	143 310	24 259	16.9	.1	X
5815	Insecticides, fungicides, and pesticides	12	87 990	10 281	11.7	Z	X
5817	Seeds and bulbs	14	145 894	311	.2	Z	X
5818	Other farm supplies (including harness and saddlery equipment)	47	473 055	23 739	5.0	.1	X
6000	Paint, paint supplies, and wallpaper	450	5 889 405	749 699	12.7	1.7	.4
6011	Architectural coatings (enamels, primers, stains, solvents, and lacquers)	345	3 358 351	204 260	6.1	.5	X
6014	Paint supplies	182	3 836 780	543 241	14.2	1.2	X
6110	Flowers and florists' supplies	8	35 447	3 415	9.6	Z	X
6120	Art goods (including novelties and souvenirs)	24	23 238	3 311	14.2	Z	57.5
6122	Novelties and souvenirs	22	22 572	3 279	14.5	Z	X
9700	Service receipts and labor charges (including installed parts)	707	2 370 200	259 419	10.9	.6	61.8
9701	Labor charges for repair work	558	1 523 955	76 670	5.0	.2	X
9702	Parts installed in repair work	437	1 199 148	62 556	5.2	.1	X
9703	Other service receipts and labor charges—Specify	194	683 526	120 181	17.6	.3	X
9720	Receipts for service contracts	38	159 344	10 179	6.4	Z	X
9740	Receipts for installing equipment	42	195 128	6 243	3.2	Z	X
9810	Miscellaneous commodities	455	3 031 013	309 732	10.2	.7	X
9940	Rental and leasing receipts	132	519 338	44 206	8.5	.1	X
9950	Construction receipts	12	30 232	1 259	4.2	Z	X
421710	Hardware whse	9 473	X	44 063 674	X	100.0	77.3
0200	New and rebuilt automotive parts and supplies	154	4 718 616	330 171	7.0	.7	6.7
0213	Electrical engine parts (including ignition parts)	13	25 990	95	.4	Z	X
0214	Brake parts (including fluid and all disk and drum parts)	25	257 140	7 312	2.8	Z	X
0215	Exhaust system parts	25	257 140	12 742	5.0	Z	X
0217	Hoses, belts, gaskets, and wiper blades	25	257 140	6 819	2.7	Z	X
0218	Filters (oil, air, gas, and transmission)	36	259 095	3 075	1.2	Z	X
0219	Engine parts, except electrical	25	257 140	3 888	1.5	Z	X
0221	Body parts and repair materials	64	3 727 067	152 471	4.1	.3	X
0223	Parts, n.e.c.	62	642 504	69 474	10.8	.2	X
0224	Accessories	62	830 031	71 446	8.6	.2	X
0300	Tires and tubes	7	4 049	219	5.4	Z	16.0
0312	Recapped and used tires and repair materials	7	4 049	219	5.4	Z	X
0400	Household and lawn furniture	48	2 263 910	70 706	3.1	.2	.7
0411	Upholstered furniture	10	1 294 115	8 986	.7	Z	X
0414	Other furniture (including sleep sofas)	38	969 795	61 720	6.4	.1	X
0500	Household china, glassware, crockery, and plastic housewares	12	43 239	2 334	5.4	Z	X
0520	Linens, domestics, curtains, and draperies	22	74 059	3 808	5.1	Z	34.9
0522	Curtains and draperies	11	19 229	1 278	6.6	Z	X
0523	Shades and blinds	9	12 471	1 312	10.5	Z	X
0530	Flooring and floor coverings	35	191 603	15 006	7.8	Z	18.8
0531	Soft-surface (textile) floor coverings and accessories (including rugs, carpets, and pads)	27	98 351	7 831	8.0	Z	X
0533	Other hard-surface floor coverings and accessories (including tile and sheet goods)	8	86 757	6 991	8.1	Z	X
0540	Other home furnishings	79	1 446 748	110 982	7.7	.3	2.7
0541	Metal flatware and kitchen utensils	11	142 726	16 502	11.6	Z	X
0542	Mirrors, lamps, and picture frames	54	1 190 905	81 353	6.8	.2	X
0543	Home furnishings, n.e.c.	21	223 901	13 127	5.9	Z	X
0600	Lumber: rough, dressed, and finished	28	246 084	31 931	13.0	.1	6.0
0611	Dimensional lumber (non-treated)	17	176 842	9 305	5.3	Z	X
0612	Treated lumber	10	83 738	9 753	11.6	Z	X
0613	Boards	7	49 733	4 218	8.5	Z	X
0620	Plywood and millwork	276	2 286 507	399 455	17.5	.9	15.9
0621	Softwood plywood and oriented strand board (OSB)	53	712 306	47 645	6.7	.1	X
0622	Other panels products (including hardwood plywood, waterboard, and particleboard)	59	497 913	65 008	13.1	.1	X
0623	Gypsum, specialty boards, and treatments	72	747 938	105 262	14.1	.2	X
0624	Wood millwork (doors, windows, cabinets, etc.)	156	890 006	102 506	11.5	.2	X
0625	Metal millwork	74	524 263	68 362	13.0	.2	X
0700	Brick, stone, tile, sand, block, cement, and gravel	91	919 327	22 235	2.4	.1	1.7
0711	Ready-mixed or transit-mixed concrete	55	522 397	4 634	.9	Z	X
0712	Cement and lime	33	588 473	5 824	1.0	Z	X
0713	Sand, gravel, and crushed stone	23	319 449	6 747	2.1	Z	X
0714	Brick, block, tile, clay/cement sewer pipe, etc.	46	423 639	5 016	1.2	Z	X
0720	Roofing, siding, and insulation materials	128	1 975 328	64 172	3.2	.1	5.1
0721	Roofing, except wood	69	1 220 296	27 994	2.3	.1	X
0722	Siding, except wood	17	534 200	9 998	1.9	Z	X
0723	Insulation materials	56	710 625	20 031	2.8	Z	X
0730	Flat glass and other construction glass (excluding automotive)	21	31 898	1 422	4.5	Z	X

See footnotes at end of table.

Table 1. All Types of Operation by Kind of Business and Commodity Line for Wholesale Trade: 1997—Con.

[Includes only establishments with payroll. For meaning of abbreviations and symbols, see introductory text. For explanation of terms, see Appendix A]

NAICS code and CL code	Kind of business and commodity line	Establishments handling commodity line		Commodity line sales			Sales coverage percent
		Number	Total sales (\$1,000)	Amount ¹ (\$1,000)	As percent of total sales of—		
					Establishments handling line	Establishments in NAICS industry ¹	
421710	Hardware whsle—Con.						
0740	Other construction materials	97	864 820	51 833	6.0	.1	11.8
0741	Rain-carrying equipment (down spouts, gutters, etc.)	26	432 943	5 820	1.3	Z	X
0742	Prefabricated buildings and structural assemblies (nonwood)	6	21 495	2 158	10.0	Z	X
0744	Construction materials, n.e.c. (including wire fence and construction paper)	77	714 084	43 854	6.1	.1	X
0900	Office equipment	10	25 327	874	3.5	Z	30.2
0913	Copying machines and equipment	9	17 120	261	1.5	Z	X
0920	New computer equipment	28	124 564	16 890	13.6	Z	X
0950	Computer software (packaged)	66	323 152	33 450	10.4	.1	X
0960	Restaurant and hotel equipment and supplies	41	173 333	9 473	5.5	Z	X
0970	Store machines and equipment	14	120 651	9 094	7.5	Z	22.2
0972	Other store machines and equipment	11	102 488	7 606	7.4	Z	X
1000	Medical, hospital, and surgical supplies	10	29 341	6 633	22.6	Z	33.0
1013	Other surgical, medical, and hospital supplies	9	19 582	4 682	23.9	Z	X
1100	Iron and steel products (semifinished)	9	84 769	13 869	16.4	Z	X
1120	Flat iron and steel products	229	1 865 014	138 773	7.4	.3	3.3
1121	Plates	89	361 660	12 298	3.4	Z	X
1122	Strips (hot-rolled and cold-rolled)	61	345 757	3 999	1.2	Z	X
1123	Sheets (cold-rolled)	61	345 757	7 706	2.2	Z	X
1124	Sheets (hot-rolled)	89	361 660	7 874	2.2	Z	X
1126	Sheets (galvanized and coated)	31	272 133	447	.2	Z	X
1127	Tin plate and terneplate	31	272 133	274	.1	Z	X
1128	Fabricated and structural plate products	28	812 394	26 690	3.3	.1	X
1129	Other flat iron and steel products	122	566 684	61 499	10.9	.1	X
1140	Iron and steel wire and wire products	336	2 726 976	166 043	6.1	.4	5.0
1141	Wire (plain, coated, barbed, and twisted)	106	1 140 183	29 259	2.6	.1	X
1142	Nails	61	805 866	3 186	.4	Z	X
1143	Wire rope, strand, strapping, reinforcement mesh, and bale ties	282	2 418 608	133 600	5.5	.3	X
1150	Iron and steel pipe and tubing	148	1 449 885	49 031	3.4	.1	2.4
1152	Tubing	112	1 200 280	24 378	2.0	.1	X
1153	Standard steel pipe	141	1 378 219	19 357	1.4	Z	X
1154	Other steel pipe	36	5 947 317	5 296	.6	Z	X
1160	Other iron and steel products	18	73 339	10 282	14.0	Z	17.0
1162	Bars (excluding reinforcement bars) and bar-size shapes: hot-rolled	16	68 349	3 460	5.1	Z	X
1163	Bars and bar-size shapes: cold finished	16	68 349	1 239	1.8	Z	X
1164	Concrete reinforcement bars	8	64 977	1 975	3.0	Z	X
1165	Structural shapes (excluding bar-size shapes)	16	68 349	2 328	3.4	Z	X
1167	Finished products, n.e.c.	8	64 977	981	1.5	Z	X
1200	Copper and brass	21	43 061	10 670	24.8	Z	22.6
1212	Flat products (sheets, strips, and plates)	12	41 067	3 736	9.1	Z	X
1213	Tubular products (pipes and tubes)	7	1 450	6 891	100.0	Z	X
1220	Aluminum shapes, forms, etc.	121	889 173	38 042	4.3	.1	2.6
1221	Plates (.250 inch and over)	35	404 131	2 209	.5	Z	X
1222	Sheets and coils (.006 to .249 inch)	68	572 024	6 292	1.1	Z	X
1223	Rods, bars, and wires: rolled or extruded (rounds, hexes, squares, and rectangles)	35	404 131	4 444	1.1	Z	X
1224	Pipe and tubing (including hollow bar, square, and rectangular tubing) ..	69	507 154	7 278	1.4	Z	X
1400	Electrical apparatus and equipment	390	5 989 442	614 012	10.3	1.4	6.9
1411	Power and distribution transformers	53	1 279 842	90 214	7.0	.2	X
1413	Motors and generators (including motor-generator sets)	141	855 006	33 723	3.9	Z	X
1414	Conduit, raceway, and fittings	21	269 555	13 770	5.1	Z	X
1415	Electric bulbs (all types)	180	1 229 163	46 863	3.8	.1	X
1416	Interior wiring (excluding conduit)	126	1 452 451	42 620	2.9	.1	X
1417	Exterior wiring and cable (excluding conduit)	32	299 183	50 314	16.8	.1	X
1418	Lighting fixtures (residential and commercial)	173	2 266 104	64 802	2.9	.1	X
1419	Industrial controls	58	1 394 830	198 681	14.2	.5	X
1421	Other electrical apparatus and equipment (including fuses and lightning rods)	169	1 811 583	64 383	3.6	.1	X
1500	Electrical appliances, household	132	5 452 194	633 859	11.6	1.4	.9
1511	Televisions	16	1 062 232	4 408	.4	Z	X
1512	Radios, stereos, and CD players	16	451 589	45 656	10.1	.1	X
1513	V.C.R.'s and video cameras	8	95 059	8 073	8.5	Z	X
1514	Electrical household ranges and ovens	25	1 304 487	16 522	1.3	Z	X
1515	Refrigerators and freezers, household	25	1 304 487	20 646	1.6	Z	X
1516	Household laundry equipment	17	1 076 406	13 430	1.2	Z	X
1517	Vacuum cleaners and sewing machines, household	11	603 649	766	.1	Z	X
1518	Other electrical household appliances (including fans, dishwashers, etc.) ..	99	3 179 104	129 644	4.1	.3	X
1600	Electronic parts and equipment, except communication	377	2 212 024	307 581	13.9	.7	7.5
1612	Integrated circuits	47	373 013	64 631	17.3	.1	X
1613	Capacitors and resistors	178	313 595	4 790	1.5	Z	X
1615	Discrete semiconductors, etc.	17	70 485	695	1.0	Z	X
1616	Electronic connectors and other passive electronic parts	80	678 512	46 045	6.8	.1	X
1618	Electronic parts and equipment, n.e.c.	330	1 917 457	191 422	10.0	.4	X
1650	Communication equipment and supplies	15	65 427	4 892	7.5	Z	70.1
1652	Other electronic communication equipment	9	29 049	4 094	14.1	Z	X
1700	Hardware	9 473	44 063 674	36 145 521	82.0	82.0	57.2
1711	Hand tools (including power driven)	4 772	25 101 176	11 520 365	45.9	36.1	X
1712	Bolts, nuts, rivets, and fasteners	6 517	23 626 502	14 551 678	61.6	23.0	X
1713	Cutlery	4 672	23 236 790	10 066 213	43.3	22.8	X

See footnotes at end of table.

Table 1. All Types of Operation by Kind of Business and Commodity Line for Wholesale Trade: 1997—Con.

[Includes only establishments with payroll. For meaning of abbreviations and symbols, see introductory text. For explanation of terms, see Appendix A]

NAICS code and CL code	Kind of business and commodity line	Establishments handling commodity line		Commodity line sales			Sales coverage percent
		Number	Total sales (\$1,000)	Amount ¹ (\$1,000)	As percent of total sales of—		
					Establishments handling line	Establishments in NAICS industry ¹	
421710	Hardware whsle—Con.						
1800	Plumbing and heating equipment and supplies (hydronics)	723	6 547 581	904 234	13.8	2.1	62.0
1811	Plastic pipe fittings and valves (excluding pipe and tubing)	224	2 738 185	93 471	3.4	.2	X
1812	Metal pipe fittings and valves (excluding pipe and tubing)	394	2 588 523	81 841	3.2	.2	X
1813	Plumbing fixtures	258	4 640 132	375 142	8.1	.9	X
1814	Furnaces, stoves, water heaters (except electric and warm air)	70	1 893 542	43 423	2.3	.7	X
1818	Other plumbing and heating equipment and supplies	214	4 246 408	307 827	7.2	.1	X
1900	Warm air heating and air-conditioning equipment and supplies	205	2 152 144	138 626	6.4	.3	65.6
1911	Furnaces (warm air)	52	741 794	48 243	6.5	.1	X
1912	Central air-conditioning (residential and commercial)	29	164 854	9 691	5.9	Z	X
1914	Heat pumps (residential and commercial)	9	18 462	1 213	6.6	Z	X
1916	Air cleaning and filtration systems	64	413 946	36 864	8.9	.1	X
1917	Compressors for air-conditioners	28	29 128	1 566	5.4	Z	X
1918	Condensing units for air-conditioners	20	37 978	1 173	3.1	Z	X
1919	Registers, grills, pre-formed ductwork (excluding sheet metal), and duct insulation	85	1 153 283	39 863	3.5	.1	X
2000	Refrigeration equipment and supplies	84	193 844	16 196	8.4	Z	45.5
2011	Commercial refrigerators (reach-in and walk-in)	14	16 330	424	2.6	Z	X
2013	Condensing units for commercial refrigerators	23	19 756	1 864	9.4	Z	X
2014	Refrigerants	42	34 387	2 111	6.1	Z	X
2015	Other refrigeration equipment and supplies	52	161 258	11 436	7.1	Z	X
2100	Construction and mining machinery and equipment (including parts and attachments)	201	916 801	78 325	8.5	.2	3.7
2113	New mixers, pavers, and related equipment	17	47 525	1 294	2.7	Z	X
2117	Other new construction and mining, logging, and road maintenance machinery, equipment, and parts	149	577 566	59 605	10.3	.1	X
2118	Used construction and mining machinery and equipment	41	203 772	7 506	3.7	Z	X
2200	Farm machinery, equipment, and parts	53	427 223	22 646	5.3	.1	.6
2215	New irrigation equipment	45	379 126	15 544	4.1	Z	X
2220	Garden machinery, equipment, and parts	158	4 325 891	428 513	9.9	1.0	.7
2221	New power lawn mowers	65	3 642 208	137 298	3.8	.3	X
2222	Other new lawn and garden machinery and equipment	158	4 325 891	251 935	5.8	.6	X
2223	Used garden machinery and equipment	66	100 742	39 280	39.0	.1	X
2230	Food-processing machinery, equipment, and parts	8	5 473	788	14.4	Z	77.3
2231	New commercial food-processing machinery (slicers, choppers, baking, etc.)	8	5 473	765	14.0	Z	X
2233	Used food-processing machinery and equipment	6	2 285	23	1.0	Z	X
2300	Hydraulic and pneumatic (fluid-power) pumps, motors, and parts	20	118 208	20 933	17.7	Z	4.4
2311	Pumps	12	101 642	9 255	9.1	Z	X
2313	Parts for pumps and motors	12	101 208	6 339	6.3	Z	X
2320	General-purpose industrial machinery, equipment, and parts	395	2 134 727	206 329	9.7	.5	5.0
2321	New pumps, compressors (air or gas), and equipment	179	689 834	29 275	4.2	.1	X
2326	New controlling, recording, and indicating instruments and access	70	578 374	24 932	4.3	.1	X
2327	All other new general-purpose industrial machinery and equipment	231	1 476 293	123 567	8.4	.3	X
2328	Used general-purpose industrial machinery and equipment	70	385 475	28 551	7.4	.1	X
2330	Metalworking machinery, equipment, and parts	259	1 178 699	105 935	9.0	.2	X
2340	Materials handling machinery, equipment, and parts	253	872 454	58 595	6.7	.1	2.6
2341	New conveying equipment	53	121 753	8 735	7.2	Z	X
2342	New hoists, cranes, and monorails	189	698 339	44 309	6.3	.1	X
2345	Used materials handling machinery, equipment, and parts	24	6 808	442	6.5	Z	X
2360	Other industrial machinery, equipment, and parts	29	153 414	25 278	16.5	.1	74.9
2365	New woodworking machinery	10	62 941	10 527	16.7	Z	X
2366	Other new industrial machinery and equipment	20	105 484	13 668	13.0	Z	X
2370	Mechanical power transmission supplies	20	74 359	1 957	2.6	Z	19.4
2371	Bearings and bushings	13	40 113	966	2.4	Z	X
2372	Other mechanical power transmission supplies	14	46 422	547	1.2	Z	X
2380	Industrial valves and fittings (except fluid-power)	35	108 830	19 792	18.2	Z	X
2390	Hydraulic and pneumatic (fluid-power) valves	23	46 789	2 862	6.1	Z	62.9
2391	Hydraulic valves	14	28 727	1 842	6.4	Z	X
2392	Pneumatic valves	18	41 963	1 018	2.4	Z	X
2400	Hydraulic and pneumatic cylinders and rotary actuators	17	59 044	1 734	2.9	Z	63.3
2411	Hydraulic cylinders and rotary actuators	12	48 538	1 444	3.0	Z	X
2412	Pneumatic cylinders and rotary actuators	10	32 182	290	.9	Z	X
2420	Hydraulic and pneumatic connectors and assemblies	31	54 153	5 400	10.0	Z	60.1
2421	Hydraulic and pneumatic connectors	25	39 609	4 467	11.3	Z	X
2422	Hydraulic and pneumatic assemblies	15	44 879	933	2.1	Z	X
2430	Fluid-power filters, components, accessories, and parts	11	23 768	1 026	4.3	Z	76.5
2432	Other fluid-power components, accessories, and parts, n.e.c.	10	23 563	1 019	4.3	Z	X
2440	Welding supplies (excluding gases)	15	44 367	10 184	23.0	Z	X
2450	Industrial containers and supplies	137	705 956	38 543	5.5	.1	3.5
2451	New and reconditioned drums and barrels	21	28 176	340	1.2	Z	X
2452	Bottles and bottlers' supplies	21	25 335	745	2.9	Z	X
2454	Other industrial containers and supplies	81	476 518	23 476	4.9	.1	X
2460	Other industrial supplies	843	4 128 946	311 759	7.6	.7	4.9
2461	Printing and duplicating inks	11	18 812	333	1.8	Z	X
2462	Abrasives and abrasive materials	633	2 665 712	102 883	3.9	.2	X
2463	Nylon, polyester, and synthetic rubber	26	59 620	1 214	2.0	Z	X
2464	Mechanical rubber goods	68	345 611	11 785	3.4	Z	X
2465	Strapping and tape	183	996 951	25 438	2.6	.1	X
2466	Industrial supplies, n.e.c.	382	1 815 237	170 105	9.4	.4	X
2520	Custodial (janitors') equipment and supplies	20	138 315	20 638	14.9	Z	61.7
2523	Custodial supplies	20	138 315	16 861	12.2	Z	X

See footnotes at end of table.

Table 1. All Types of Operation by Kind of Business and Commodity Line for Wholesale Trade: 1997—Con.

[Includes only establishments with payroll. For meaning of abbreviations and symbols, see introductory text. For explanation of terms, see Appendix A]

NAICS code and CL code	Kind of business and commodity line	Establishments handling commodity line		Commodity line sales			Sales coverage percent
		Number	Total sales (\$1,000)	Amount ¹ (\$1,000)	As percent of total sales of—		
					Establishments handling line	Establishments in NAICS industry ¹	
421710	Hardware whsle—Con.						
2530	Laundry and dry-cleaning equipment and supplies	6	37 943	2 490	6.6	Z	X
2540	Other service establishment equipment and supplies	18	72 883	17 685	24.3	Z	77.3
2542	Service establishment equipment and supplies, n.e.c.	18	72 883	17 685	24.3	Z	X
2600	Aircraft and aeronautical equipment and supplies	16	100 555	27 837	27.7	.1	4.3
2613	Other new aircraft equipment and supplies	14	88 559	24 798	28.0	.1	X
2700	Sporting and recreational goods and supplies	98	3 933 723	153 594	3.9	.3	1.0
2711	Ammunition, firearms, reloading equipment, archery supplies, shooting aids, and accessories	19	215 258	221	.1	Z	X
2712	Bicycles and bicycle tires and tubes	21	589 755	3 329	.6	Z	X
2714	Camping and fishing equipment and accessories	79	3 718 465	54 158	1.5	.1	X
2715	Athletic equipment and accessories	21	589 755	13 322	2.3	Z	X
2717	Marine pleasure craft, equipment, and accessories	41	782 509	8 721	1.1	Z	X
2718	Other sporting and recreational goods (go carts, bait, etc.)	49	3 086 554	73 843	2.4	.2	X
2800	Toys and hobby goods and supplies	43	321 977	37 340	11.6	.1	1.5
2812	Other toys and games (including fireworks and children's vehicles)	34	229 772	25 227	11.0	.1	X
3120	Forest products, except lumber (including cordwood, hewn posts, poles, and ties)	13	78 163	7 678	9.8	Z	X
3300	Stationery, office supplies and greeting cards	13	57 382	10 676	18.6	Z	X
3400	Industrial and personal services paper and plastics	23	478 940	71 073	14.8	.2	.1
3412	Paper dishes, cups, and napkins	17	413 002	67 794	16.4	.2	X
3500	Drugs, pharmaceuticals, cosmetics, and toiletries	17	632 847	61 896	9.8	.1	71.7
3515	Other toiletries and druggists' sundries	15	619 368	59 312	9.6	.1	X
3600	Piece goods, knit and woven	12	2 165	237	10.9	Z	X
3700	Notions (buttons, ribbons, lace, sewing accessories, zippers, bindings, etc.)	7	5 340	632	11.8	Z	X
3800	Men's and boys' wear	10	41 962	5 253	12.5	Z	31.2
3812	Men's and boys' dress and casual shirts, slacks, and jeans	7	33 950	2 280	6.7	Z	X
3900	Women's and children's wear	7	36 598	7 093	19.4	Z	X
4000	Footwear	10	69 691	7 291	10.5	Z	.8
4014	Other men's and boy's footwear	8	50 123	5 953	11.9	Z	X
4800	Coffee, tea, and spices	6	64 375	31 002	48.2	.1	74.6
4812	Tea	6	64 375	15 501	24.1	Z	X
4813	Spices	6	64 375	15 501	24.1	Z	X
4860	Other grocery specialties	8	405 621	93 026	22.9	.2	X
4900	Grain and beans	8	7 874	480	6.1	Z	X
5300	Plastics materials and basic shapes	196	1 811 531	148 853	8.2	.3	2.8
5311	Plastic pipes, rods, tubes, and shapes	74	560 862	57 405	10.2	.1	X
5312	High pressure laminates	54	382 607	50 429	13.2	.1	X
5314	Other plastics materials and basic shapes	64	828 559	40 722	4.9	.1	X
5330	Chemicals and allied products (excluding agricultural, plastics, gases, and petroleum)	438	2 362 577	145 719	6.2	.3	2.2
5331	Gasses, compressed and liquified, except L.P.	26	16 155	1 167	7.2	Z	X
5335	Detergents and soaps	57	383 881	14 823	3.9	Z	X
5336	Sanitation chemicals, polishes, and waxes	45	330 739	15 445	4.7	Z	X
5341	Insecticides, nonagricultural	31	315 166	5 606	1.8	Z	X
5342	Adhesives, sealants, and glues	355	2 092 463	92 865	4.4	.2	X
5344	Other chemicals and allied products	69	163 235	7 814	4.8	Z	X
5400	Petroleum products	40	161 320	12 440	7.7	Z	.3
5412	Motor gasoline	12	9 790	2 389	24.4	Z	X
5416	All other distillate fuel oil (no. 1 and no. 4 diesel and heating)	12	43 800	227	.5	Z	X
5418	Lubricating oil and greases	22	46 309	1 252	2.7	Z	X
5800	Farm supplies	78	727 289	71 926	9.9	.2	6.8
5811	Hay, straw, and alfalfa	6	50 884	5	.0	Z	X
5812	Feeds (poultry and livestock) not mixed on location	21	190 561	11 827	6.2	Z	X
5813	Prepared feeds (poultry and livestock) mixed on location	14	190 305	705	.4	Z	X
5814	Weed killers, soil sterilizers, and soil conditioners	13	143 310	24 259	16.9	.1	X
5815	Insecticides, fungicides, and pesticides	12	87 990	10 281	11.7	Z	X
5817	Seeds and bulbs	14	145 894	311	.2	Z	X
5818	Other farm supplies (including harness and saddlery equipment)	47	473 055	23 739	5.0	.1	X
6000	Paint, paint supplies, and wallpaper	450	5 889 405	749 699	12.7	1.7	.4
6011	Architectural coatings (enamels, primers, stains, solvents, and lacquers)	345	3 358 351	204 260	6.1	.5	X
6014	Paint supplies	182	3 836 780	543 241	14.2	1.2	X
6110	Flowers and florists' supplies	8	35 447	3 415	9.6	Z	X
6120	Art goods (including novelties and souvenirs)	24	23 238	3 311	14.2	Z	57.5
6122	Novelties and souvenirs	22	22 572	3 279	14.5	Z	X
9700	Service receipts and labor charges (including installed parts)	707	2 370 200	259 419	10.9	.6	61.8
9701	Labor charges for repair work	558	1 523 955	76 670	5.0	.2	X
9702	Parts installed in repair work	437	1 199 148	62 556	5.2	.1	X
9703	Other service receipts and labor charges—Specify	194	683 526	120 181	17.6	.3	X
9720	Receipts for service contracts	38	159 344	10 179	6.4	Z	X
9740	Receipts for installing equipment	42	195 128	6 243	3.2	Z	X
9810	Miscellaneous commodities	455	3 031 013	309 732	10.2	.7	X
9940	Rental and leasing receipts	132	519 338	44 206	8.5	.1	X
9950	Construction receipts	12	30 232	1 259	4.2	Z	X

See footnotes at end of table.

Table 1. All Types of Operation by Kind of Business and Commodity Line for Wholesale Trade: 1997—Con.

[Includes only establishments with payroll. For meaning of abbreviations and symbols, see introductory text. For explanation of terms, see Appendix A]

NAICS code and CL code	Kind of business and commodity line	Establishments handling commodity line		Commodity line sales			Sales coverage percent
		Number	Total sales (\$1,000)	Amount ¹ (\$1,000)	As percent of total sales of—		
					Establishments handling line	Establishments in NAICS industry ¹	
42172	Plumbing & heating equipment & supplies (hydronics) whse . .	4 625	X	22 928 107	X	100.0	69.2
0200	New and rebuilt automotive parts and supplies	7	61 816	1 667	2.7	Z	X
0400	Household and lawn furniture	25	524 594	44 006	8.4	.2	16.8
0411	Upholstered furniture	17	197 140	7 585	3.8	Z	X
0530	Flooring and floor coverings	18	208 448	42 067	20.2	.2	53.5
0531	Soft-surface (textile) floor coverings and accessories (including rugs, carpets, and pads)	17	199 611	5 107	2.6	Z	X
0532	Hardwood flooring	9	152 820	269	.2	Z	X
0533	Other hard-surface floor coverings and accessories (including tile and sheet goods)	17	199 611	36 480	18.3	.2	X
0540	Other home furnishings	24	234 791	15 449	6.6	.1	X
0600	Lumber: rough, dressed, and finished	10	61 341	2 110	3.4	Z	67.6
0612	Treated lumber	6	55 646	990	1.8	Z	X
0613	Boards	6	55 646	990	1.8	Z	X
0620	Plywood and millwork	55	588 400	55 329	9.4	.2	13.6
0621	Softwood plywood and oriented strand board (OSB)	14	197 170	1 692	.9	Z	X
0622	Other panels products (including hardwood plywood, waterboard, and particleboard)	9	134 752	1 703	1.3	Z	X
0623	Gypsum, specialty boards, and treatments	16	147 619	1 346	.9	Z	X
0624	Wood millwork (doors, windows, cabinets, etc.)	55	588 400	23 322	4.0	.1	X
0625	Metal millwork	14	197 170	27 266	13.8	.1	X
0700	Brick, stone, tile, sand, block, cement, and gravel	45	297 724	6 922	2.3	Z	58.0
0711	Ready-mixed or transit-mixed concrete	12	121 157	1 092	.9	Z	X
0712	Cement and lime	6	22 793	918	4.0	Z	X
0713	Sand, gravel, and crushed stone	6	19 556	356	1.8	Z	X
0714	Brick, block, tile, clay/cement sewer pipe, etc.	27	152 534	4 188	2.7	Z	X
0720	Roofing, siding, and insulation materials	75	543 427	30 823	5.7	.1	16.5
0721	Roofing, except wood	52	414 298	22 929	5.5	.1	X
0723	Insulation materials	23	129 129	7 894	6.1	Z	X
0740	Other construction materials	21	290 985	53 211	18.3	.2	68.0
0744	Construction materials, n.e.c. (including wire fence and construction paper)	19	288 670	52 171	18.1	.2	X
0960	Restaurant and hotel equipment and supplies	55	320 459	18 213	5.7	.1	X
1120	Flat iron and steel products	83	470 372	33 262	7.1	.1	.6
1126	Sheets (galvanized and coated)	68	330 403	17 393	5.3	.1	X
1140	Iron and steel wire and wire products	52	319 143	23 113	7.2	.1	1.8
1142	Nails	47	278 012	73	Z	Z	X
1143	Wire rope, strand, strapping, reinforcement mesh, and bale ties	47	278 012	20 986	7.5	.1	X
1150	Iron and steel pipe and tubing	628	3 669 663	570 027	15.5	2.5	1.7
1154	Other steel pipe	56	503 046	56 694	11.3	.2	X
1160	Other iron and steel products	6	16 627	662	4.0	Z	X
1180	Stainless steel	12	62 301	3 723	6.0	Z	69.2
1185	Other stainless steel (including tubing)	12	62 301	3 723	6.0	Z	X
1200	Copper and brass	16	137 754	24 882	18.1	.1	64.7
1213	Tubular products (pipes and tubes)	16	137 754	24 882	18.1	.1	X
1220	Aluminum shapes, forms, etc.	52	198 502	7 728	3.9	Z	X
1400	Electrical apparatus and equipment	300	1 791 889	272 395	15.2	1.2	8.0
1411	Power and distribution transformers	57	127 946	4 897	3.8	Z	X
1413	Motors and generators (including motor-generator sets)	142	1 008 206	14 895	1.5	.1	X
1414	Conduit, raceway, and fittings	22	92 817	1 854	2.0	Z	X
1415	Electric bulbs (all types)	11	90 223	608	.7	Z	X
1416	Interior wiring (excluding conduit)	11	90 223	608	.7	Z	X
1417	Exterior wiring and cable (excluding conduit)	11	90 223	1 215	1.3	Z	X
1418	Lighting fixtures (residential and commercial)	33	483 237	59 857	12.4	.3	X
1419	Industrial controls	146	317 380	29 981	9.4	.1	X
1421	Other electrical apparatus and equipment (including fuses and lightning rods)	69	941 116	156 718	16.7	.7	X
1500	Electrical appliances, household	138	1 224 834	68 572	5.6	.3	1.1
1511	Televisions	124	1 011 014	10 502	1.0	Z	X
1512	Radios, stereos, and CD players	124	1 011 014	7 016	.7	Z	X
1513	V.C.R.'s and video cameras	124	1 011 014	3 483	.3	Z	X
1514	Electrical household ranges and ovens	124	1 011 014	10 502	1.0	Z	X
1515	Refrigerators and freezers, household	124	1 011 014	10 502	1.0	Z	X
1516	Household laundry equipment	124	1 011 014	7 016	.7	Z	X
1518	Other electrical household appliances (including fans, dishwashers, etc.)	14	213 820	19 542	9.1	.1	X
1600	Electronic parts and equipment, except communication	163	778 309	64 973	8.3	.3	2.3
1613	Capacitors and resistors	142	565 216	34 116	6.0	.1	X
1650	Communication equipment and supplies	13	163 115	13 999	8.6	.1	X
1700	Hardware	772	4 008 108	443 032	11.1	1.9	54.2
1711	Hand tools (including power driven)	589	2 897 412	183 747	6.3	.8	X
1712	Bolts, nuts, rivets, and fasteners	407	1 936 084	110 708	5.7	.5	X
1713	Cutlery	262	1 232 536	148 552	12.1	.6	X
1800	Plumbing and heating equipment and supplies (hydronics)	4 625	22 928 107	19 517 235	85.1	85.1	56.4
1811	Plastic pipe fittings and valves (excluding pipe and tubing)	1 935	9 777 889	1 962 333	20.1	8.6	X
1812	Metal pipe fittings and valves (excluding pipe and tubing)	2 341	12 155 135	3 861 747	31.8	16.8	X
1813	Plumbing fixtures	2 222	13 806 076	5 953 683	43.1	26.0	X
1814	Furnaces, stoves, water heaters (except electric and warm air)	1 244	6 326 020	1 362 539	21.5	5.9	X
1815	Boilers, radiators, and convectors	995	3 761 432	1 154 047	30.7	5.0	X
1818	Other plumbing and heating equipment and supplies	2 980	14 798 420	5 222 878	35.3	22.8	X

See footnotes at end of table.

Table 1. All Types of Operation by Kind of Business and Commodity Line for Wholesale Trade: 1997—Con.

[Includes only establishments with payroll. For meaning of abbreviations and symbols, see introductory text. For explanation of terms, see Appendix A]

NAICS code and CL code	Kind of business and commodity line	Establishments handling commodity line		Commodity line sales			Sales coverage percent
		Number	Total sales (\$1,000)	Amount ¹ (\$1,000)	As percent of total sales of—		
					Establishments handling line	Establishments in NAICS industry ¹	
42172	Plumbing & heating equipment & supplies (hydronics) whse—Con.						
1900	Warm air heating and air-conditioning equipment and supplies	627	3 284 625	423 764	12.9	1.8	56.0
1911	Furnaces (warm air)	393	2 026 189	140 245	6.9	.6	X
1912	Central air-conditioning (residential and commercial)	289	1 324 892	97 595	7.4	.4	X
1914	Heat pumps (residential and commercial)	207	981 481	30 310	3.1	.1	X
1916	Air cleaning and filtration systems	121	469 280	16 377	3.5	.1	X
1917	Compressors for air-conditioners	159	660 300	26 692	4.0	.1	X
1918	Condensing units for air-conditioners	135	526 110	16 120	3.1	.1	X
1919	Registers, grills, pre-formed ductwork (excluding sheet metal), and duct insulation	272	1 458 538	96 434	6.6	.4	X
2000	Refrigeration equipment and supplies	158	776 308	64 767	8.3	.3	60.5
2011	Commercial refrigerators (reach-in and walk-in)	21	41 430	693	1.7	Z	X
2012	Unit coolers for commercial refrigerators	10	24 532	733	3.0	Z	X
2013	Condensing units for commercial refrigerators	50	130 663	6 604	5.1	Z	X
2014	Refrigerants	54	210 510	3 575	1.7	Z	X
2015	Other refrigeration equipment and supplies	126	701 018	53 160	7.6	.2	X
2100	Construction and mining machinery and equipment (including parts and attachments)	17	42 109	2 529	6.0	Z	X
2200	Farm machinery, equipment, and parts	17	89 408	11 082	12.4	Z	X
2220	Garden machinery, equipment, and parts	21	123 533	16 227	13.1	.1	X
2300	Hydraulic and pneumatic (fluid-power) pumps, motors, and parts	11	37 299	6 274	16.8	Z	52.2
2311	Pumps	9	31 837	2 427	7.6	Z	X
2313	Parts for pumps and motors	8	25 109	3 329	13.3	Z	X
2320	General-purpose industrial machinery, equipment, and parts	164	458 869	59 050	12.9	.3	13.0
2321	New pumps, compressors (air or gas), and equipment	101	299 941	26 564	8.9	.1	X
2326	New controlling, recording, and indicating instruments and access	47	110 285	26 956	24.4	.1	X
2327	All other new general-purpose industrial machinery and equipment	21	10 214	1 252	12.3	Z	X
2328	Used general-purpose industrial machinery and equipment	10	10 317	1 307	12.7	Z	X
2330	Metalworking machinery, equipment, and parts	24	77 977	7 285	9.3	Z	X
2340	Materials handling machinery, equipment, and parts	24	78 545	8 311	10.6	Z	X
2380	Industrial valves and fittings (except fluid-power)	33	124 197	25 487	20.5	.1	X
2390	Hydraulic and pneumatic (fluid-power) valves	17	20 487	953	4.7	Z	68.3
2392	Pneumatic valves	14	9 285	393	4.2	Z	X
2400	Hydraulic and pneumatic cylinders and rotary actuators	7	8 209	243	3.0	Z	69.2
2412	Pneumatic cylinders and rotary actuators	7	8 209	243	3.0	Z	X
2420	Hydraulic and pneumatic connectors and assemblies	11	8 349	572	6.9	Z	61.0
2421	Hydraulic and pneumatic connectors	11	8 349	163	2.0	Z	X
2422	Hydraulic and pneumatic assemblies	11	8 349	409	4.9	Z	X
2430	Fluid-power filters, components, accessories, and parts	13	11 360	746	6.6	Z	67.6
2431	Filters	13	11 360	385	3.4	Z	X
2432	Other fluid-power components, accessories, and parts, n.e.c.	12	8 988	361	4.0	Z	X
2450	Industrial containers and supplies	65	1 004 274	110 431	11.0	.5	X
2460	Other industrial supplies	123	521 812	29 218	5.6	.1	4.1
2466	Industrial supplies, n.e.c.	109	426 608	26 051	6.1	.1	X
2520	Custodial (janitors') equipment and supplies	18	140 261	7 788	5.6	Z	3.3
2523	Custodial supplies	18	140 261	7 788	5.6	Z	X
2700	Sporting and recreational goods and supplies	27	289 115	22 404	7.7	.1	13.0
2711	Ammunition, firearms, reloading equipment, archery supplies, shooting aids, and accessories	16	42 463	6 404	15.1	Z	X
2714	Camping and fishing equipment and accessories	19	56 584	1 238	2.2	Z	X
2717	Marine pleasure craft, equipment, and accessories	6	92 346	1 668	1.8	Z	X
5300	Plastics materials and basic shapes	463	2 742 222	339 085	12.4	1.5	.2
5311	Plastic pipes, rods, tubes, and shapes	387	1 706 933	219 252	12.8	1.0	X
5330	Chemicals and allied products (excluding agricultural, plastics, gases, and petroleum)	251	1 404 643	94 544	6.7	.4	.7
5332	Alkalies and chlorine	73	611 835	7 668	1.3	Z	X
5336	Sanitation chemicals, polishes, and waxes	75	225 350	27 533	12.2	.1	X
5341	Insecticides, nonagricultural	73	611 835	23 014	3.8	.1	X
5342	Adhesives, sealants, and glues	72	229 002	17 644	7.7	.1	X
5344	Other chemicals and allied products	27	312 245	17 540	5.6	.1	X
5800	Farm supplies	19	20 291	1 407	6.9	Z	14.8
5811	Hay, straw, and alfalfa	19	20 291	1 407	6.9	Z	X
6000	Paint, paint supplies, and wallpaper	155	891 173	39 095	4.4	.2	1.2
6011	Architectural coatings (enamels, primers, stains, solvents, and lacquers)	13	250 816	8 551	3.4	Z	X
9700	Service receipts and labor charges (including installed parts)	192	527 047	105 541	20.0	.5	40.9
9701	Labor charges for repair work	144	419 728	54 386	13.0	.2	X
9702	Parts installed in repair work	104	247 341	42 027	17.0	.2	X
9703	Other service receipts and labor charges—Specify	38	79 128	9 110	11.5	Z	X
9720	Receipts for service contracts	26	140 465	14 722	10.5	.1	X
9740	Receipts for installing equipment	38	63 781	7 182	11.3	.1	X
9810	Miscellaneous commodities	196	1 125 468	180 748	16.1	.8	X
9940	Rental and leasing receipts	35	80 488	6 743	8.4	Z	X

See footnotes at end of table.

Table 1. All Types of Operation by Kind of Business and Commodity Line for Wholesale Trade: 1997—Con.

[Includes only establishments with payroll. For meaning of abbreviations and symbols, see introductory text. For explanation of terms, see Appendix A]

NAICS code and CL code	Kind of business and commodity line	Establishments handling commodity line		Commodity line sales			Sales coverage percent
		Number	Total sales (\$1,000)	Amount ¹ (\$1,000)	As percent of total sales of—		
					Establishments handling line	Establishments in NAICS industry ¹	
421720	Plumbing & heating equipment & supplies (hydronics) whse . .	4 625	X	22 928 107	X	100.0	69.2
0200	New and rebuilt automotive parts and supplies	7	61 816	1 667	2.7	Z	X
0400	Household and lawn furniture	25	524 594	44 006	8.4	.2	16.8
0411	Upholstered furniture	17	197 140	7 585	3.8	Z	X
0530	Flooring and floor coverings	18	208 448	42 067	20.2	.2	53.5
0531	Soft-surface (textile) floor coverings and accessories (including rugs, carpets, and pads)	17	199 611	5 107	2.6	Z	X
0532	Hardwood flooring	9	152 820	269	.2	Z	X
0533	Other hard-surface floor coverings and accessories (including tile and sheet goods)	17	199 611	36 480	18.3	.2	X
0540	Other home furnishings	24	234 791	15 449	6.6	.1	X
0600	Lumber: rough, dressed, and finished	10	61 341	2 110	3.4	Z	67.6
0612	Treated lumber	6	55 646	990	1.8	Z	X
0613	Boards	6	55 646	990	1.8	Z	X
0620	Plywood and millwork	55	588 400	55 329	9.4	.2	13.6
0621	Softwood plywood and oriented strand board (OSB)	14	197 170	1 692	.9	Z	X
0622	Other panels products (including hardwood plywood, waterboard, and particleboard)	9	134 752	1 703	1.3	Z	X
0623	Gypsum, specialty boards, and treatments	16	147 619	1 346	.9	Z	X
0624	Wood millwork (doors, windows, cabinets, etc.)	55	588 400	23 322	4.0	.1	X
0625	Metal millwork	14	197 170	27 266	13.8	.1	X
0700	Brick, stone, tile, sand, block, cement, and gravel	45	297 724	6 922	2.3	Z	58.0
0711	Ready-mixed or transit-mixed concrete	12	121 157	1 092	.9	Z	X
0712	Cement and lime	6	22 793	918	4.0	Z	X
0713	Sand, gravel, and crushed stone	6	19 556	356	1.8	Z	X
0714	Brick, block, tile, clay/cement sewer pipe, etc.	27	152 534	4 188	2.7	Z	X
0720	Roofing, siding, and insulation materials	75	543 427	30 823	5.7	.1	16.5
0721	Roofing, except wood	52	414 298	22 929	5.5	.1	X
0723	Insulation materials	23	129 129	7 894	6.1	Z	X
0740	Other construction materials	21	290 985	53 211	18.3	.2	68.0
0744	Construction materials, n.e.c. (including wire fence and construction paper)	19	288 670	52 171	18.1	.2	X
0960	Restaurant and hotel equipment and supplies	55	320 459	18 213	5.7	.1	X
1120	Flat iron and steel products	83	470 372	33 262	7.1	.1	.6
1126	Sheets (galvanized and coated)	68	330 403	17 393	5.3	.1	X
1140	Iron and steel wire and wire products	52	319 143	23 113	7.2	.1	1.8
1142	Nails	47	278 012	73	Z	Z	X
1143	Wire rope, strand, strapping, reinforcement mesh, and bale ties	47	278 012	20 986	7.5	.1	X
1150	Iron and steel pipe and tubing	628	3 669 663	570 027	15.5	2.5	1.7
1154	Other steel pipe	56	503 046	56 694	11.3	.2	X
1160	Other iron and steel products	6	16 627	662	4.0	Z	X
1180	Stainless steel	12	62 301	3 723	6.0	Z	69.2
1185	Other stainless steel (including tubing)	12	62 301	3 723	6.0	Z	X
1200	Copper and brass	16	137 754	24 882	18.1	.1	64.7
1213	Tubular products (pipes and tubes)	16	137 754	24 882	18.1	.1	X
1220	Aluminum shapes, forms, etc.	52	198 502	7 728	3.9	Z	X
1400	Electrical apparatus and equipment	300	1 791 889	272 395	15.2	1.2	8.0
1411	Power and distribution transformers	57	127 946	4 897	3.8	Z	X
1413	Motors and generators (including motor-generator sets)	142	1 008 206	14 895	1.5	.1	X
1414	Conduit, raceway, and fittings	22	92 817	1 854	2.0	Z	X
1415	Electric bulbs (all types)	11	90 223	608	.7	Z	X
1416	Interior wiring (excluding conduit)	11	90 223	608	.7	Z	X
1417	Exterior wiring and cable (excluding conduit)	11	90 223	1 215	1.3	Z	X
1418	Lighting fixtures (residential and commercial)	33	483 237	59 857	12.4	.3	X
1419	Industrial controls	146	317 380	29 981	9.4	.1	X
1421	Other electrical apparatus and equipment (including fuses and lightning rods)	69	941 116	156 718	16.7	.7	X
1500	Electrical appliances, household	138	1 224 834	68 572	5.6	.3	1.1
1511	Televisions	124	1 011 014	10 502	1.0	Z	X
1512	Radios, stereos, and CD players	124	1 011 014	7 016	.7	Z	X
1513	V.C.R.'s and video cameras	124	1 011 014	3 483	.3	Z	X
1514	Electrical household ranges and ovens	124	1 011 014	10 502	1.0	Z	X
1515	Refrigerators and freezers, household	124	1 011 014	10 502	1.0	Z	X
1516	Household laundry equipment	124	1 011 014	7 016	.7	Z	X
1518	Other electrical household appliances (including fans, dishwashers, etc.)	14	213 820	19 542	9.1	.1	X
1600	Electronic parts and equipment, except communication	163	778 309	64 973	8.3	.3	2.3
1613	Capacitors and resistors	142	565 216	34 116	6.0	.1	X
1650	Communication equipment and supplies	13	163 115	13 999	8.6	.1	X
1700	Hardware	772	4 008 108	443 032	11.1	1.9	54.2
1711	Hand tools (including power driven)	589	2 897 412	183 747	6.3	.8	X
1712	Bolts, nuts, rivets, and fasteners	407	1 936 084	110 708	5.7	.5	X
1713	Cutlery	262	1 232 536	148 552	12.1	.6	X
1800	Plumbing and heating equipment and supplies (hydronics)	4 625	22 928 107	19 517 235	85.1	85.1	56.4
1811	Plastic pipe fittings and valves (excluding pipe and tubing)	1 935	9 777 889	1 962 333	20.1	8.6	X
1812	Metal pipe fittings and valves (excluding pipe and tubing)	2 341	12 155 135	3 861 747	31.8	16.8	X
1813	Plumbing fixtures	2 222	13 806 076	5 953 683	43.1	26.0	X
1814	Furnaces, stoves, water heaters (except electric and warm air)	1 244	6 326 020	1 362 539	21.5	5.9	X
1815	Boilers, radiators, and convectors	995	3 761 432	1 154 047	30.7	5.0	X
1818	Other plumbing and heating equipment and supplies	2 980	14 798 420	5 222 878	35.3	22.8	X

See footnotes at end of table.

Table 1. All Types of Operation by Kind of Business and Commodity Line for Wholesale Trade: 1997—Con.

[Includes only establishments with payroll. For meaning of abbreviations and symbols, see introductory text. For explanation of terms, see Appendix A]

NAICS code and CL code	Kind of business and commodity line	Establishments handling commodity line		Commodity line sales			Sales coverage percent
		Number	Total sales (\$1,000)	Amount ¹ (\$1,000)	As percent of total sales of—		
					Establishments handling line	Establishments in NAICS industry ¹	
421720	Plumbing & heating equipment & supplies (hydronics) whse—Con.						
1900	Warm air heating and air-conditioning equipment and supplies	627	3 284 625	423 764	12.9	1.8	56.0
1911	Furnaces (warm air)	393	2 026 189	140 245	6.9	.6	X
1912	Central air-conditioning (residential and commercial)	289	1 324 892	97 595	7.4	.4	X
1914	Heat pumps (residential and commercial)	207	981 481	30 310	3.1	.1	X
1916	Air cleaning and filtration systems	121	469 280	16 377	3.5	.1	X
1917	Compressors for air-conditioners	159	660 300	26 692	4.0	.1	X
1918	Condensing units for air-conditioners	135	526 110	16 120	3.1	.1	X
1919	Registers, grills, pre-formed ductwork (excluding sheet metal), and duct insulation	272	1 458 538	96 434	6.6	.4	X
2000	Refrigeration equipment and supplies	158	776 308	64 767	8.3	.3	60.5
2011	Commercial refrigerators (reach-in and walk-in)	21	41 430	693	1.7	Z	X
2012	Unit coolers for commercial refrigerators	10	24 532	733	3.0	Z	X
2013	Condensing units for commercial refrigerators	50	130 663	6 604	5.1	Z	X
2014	Refrigerants	54	210 510	3 575	1.7	Z	X
2015	Other refrigeration equipment and supplies	126	701 018	53 160	7.6	.2	X
2100	Construction and mining machinery and equipment (including parts and attachments)	17	42 109	2 529	6.0	Z	X
2200	Farm machinery, equipment, and parts	17	89 408	11 082	12.4	Z	X
2220	Garden machinery, equipment, and parts	21	123 533	16 227	13.1	.1	X
2300	Hydraulic and pneumatic (fluid-power) pumps, motors, and parts	11	37 299	6 274	16.8	Z	52.2
2311	Pumps	9	31 837	2 427	7.6	Z	X
2313	Parts for pumps and motors	8	25 109	3 329	13.3	Z	X
2320	General-purpose industrial machinery, equipment, and parts	164	458 869	59 050	12.9	.3	13.0
2321	New pumps, compressors (air or gas), and equipment	101	299 941	26 564	8.9	.1	X
2326	New controlling, recording, and indicating instruments and access	47	110 285	26 956	24.4	.1	X
2327	All other new general-purpose industrial machinery and equipment	21	10 214	1 252	12.3	Z	X
2328	Used general-purpose industrial machinery and equipment	10	10 317	1 307	12.7	Z	X
2330	Metalworking machinery, equipment, and parts	24	77 977	7 285	9.3	Z	X
2340	Materials handling machinery, equipment, and parts	24	78 545	8 311	10.6	Z	X
2380	Industrial valves and fittings (except fluid-power)	33	124 197	25 487	20.5	.1	X
2390	Hydraulic and pneumatic (fluid-power) valves	17	20 487	953	4.7	Z	68.3
2392	Pneumatic valves	14	9 285	393	4.2	Z	X
2400	Hydraulic and pneumatic cylinders and rotary actuators	7	8 209	243	3.0	Z	69.2
2412	Pneumatic cylinders and rotary actuators	7	8 209	243	3.0	Z	X
2420	Hydraulic and pneumatic connectors and assemblies	11	8 349	572	6.9	Z	61.0
2421	Hydraulic and pneumatic connectors	11	8 349	163	2.0	Z	X
2422	Hydraulic and pneumatic assemblies	11	8 349	409	4.9	Z	X
2430	Fluid-power filters, components, accessories, and parts	13	11 360	746	6.6	Z	67.6
2431	Filters	13	11 360	385	3.4	Z	X
2432	Other fluid-power components, accessories, and parts, n.e.c.	12	8 988	361	4.0	Z	X
2450	Industrial containers and supplies	65	1 004 274	110 431	11.0	.5	X
2460	Other industrial supplies	123	521 812	29 218	5.6	.1	4.1
2466	Industrial supplies, n.e.c.	109	426 608	26 051	6.1	.1	X
2520	Custodial (janitors') equipment and supplies	18	140 261	7 788	5.6	Z	3.3
2523	Custodial supplies	18	140 261	7 788	5.6	Z	X
2700	Sporting and recreational goods and supplies	27	289 115	22 404	7.7	.1	13.0
2711	Ammunition, firearms, reloading equipment, archery supplies, shooting aids, and accessories	16	42 463	6 404	15.1	Z	X
2714	Camping and fishing equipment and accessories	19	56 584	1 238	2.2	Z	X
2717	Marine pleasure craft, equipment, and accessories	6	92 346	1 668	1.8	Z	X
5300	Plastics materials and basic shapes	463	2 742 222	339 085	12.4	1.5	.2
5311	Plastic pipes, rods, tubes, and shapes	387	1 706 933	219 252	12.8	1.0	X
5330	Chemicals and allied products (excluding agricultural, plastics, gases, and petroleum)	251	1 404 643	94 544	6.7	.4	.7
5332	Alkalies and chlorine	73	611 835	7 668	1.3	Z	X
5336	Sanitation chemicals, polishes, and waxes	75	225 350	27 533	12.2	.1	X
5341	Insecticides, nonagricultural	73	611 835	23 014	3.8	.1	X
5342	Adhesives, sealants, and glues	72	229 002	17 644	7.7	.1	X
5344	Other chemicals and allied products	27	312 245	17 540	5.6	.1	X
5800	Farm supplies	19	20 291	1 407	6.9	Z	14.8
5811	Hay, straw, and alfalfa	19	20 291	1 407	6.9	Z	X
6000	Paint, paint supplies, and wallpaper	155	891 173	39 095	4.4	.2	1.2
6011	Architectural coatings (enamels, primers, stains, solvents, and lacquers)	13	250 816	8 551	3.4	Z	X
9700	Service receipts and labor charges (including installed parts)	192	527 047	105 541	20.0	.5	40.9
9701	Labor charges for repair work	144	419 728	54 386	13.0	.2	X
9702	Parts installed in repair work	104	247 341	42 027	17.0	.2	X
9703	Other service receipts and labor charges—Specify	38	79 128	9 110	11.5	Z	X
9720	Receipts for service contracts	26	140 465	14 722	10.5	.1	X
9740	Receipts for installing equipment	38	63 781	7 182	11.3	Z	X
9810	Miscellaneous commodities	196	1 125 468	180 748	16.1	.8	X
9940	Rental and leasing receipts	35	80 488	6 743	8.4	Z	X

See footnotes at end of table.

Table 1. All Types of Operation by Kind of Business and Commodity Line for Wholesale Trade: 1997—Con.

[Includes only establishments with payroll. For meaning of abbreviations and symbols, see introductory text. For explanation of terms, see Appendix A]

NAICS code and CL code	Kind of business and commodity line	Establishments handling commodity line		Commodity line sales			Sales coverage percent
		Number	Total sales (\$1,000)	Amount ¹ (\$1,000)	As percent of total sales of—		
					Establishments handling line	Establishments in NAICS industry ¹	
42173	Warm air heating & air-conditioning equipment & supplies						
	whse	5 524	X	20 062 710	X	100.0	73.6
0200	New and rebuilt automotive parts and supplies	10	57 238	4 020	7.0	Z	19.5
0214	Brake parts (including fluid and all disk and drum parts)	6	17 864	1 136	6.4	Z	X
0215	Exhaust system parts	9	52 408	2 740	5.2	Z	X
0620	Plywood and millwork	27	172 228	16 469	9.6	.1	19.4
0624	Wood millwork (doors, windows, cabinets, etc.)	18	89 312	6 369	7.1	Z	X
0626	Other millwork and wood siding (including trusses and wood roofing)	9	55 258	2 942	5.3	Z	X
0700	Brick, stone, tile, sand, block, cement, and gravel	20	86 338	3 859	4.5	Z	1.3
0714	Brick, block, tile, clay/cement sewer pipe, etc.	18	38 777	1 958	5.0	Z	X
0720	Roofing, siding, and insulation materials	156	760 730	84 737	11.1	.4	4.9
0721	Roofing, except wood	40	141 203	14 669	10.4	.1	X
0722	Siding, except wood	38	138 955	20 177	14.5	.1	X
0723	Insulation materials	74	374 669	45 444	12.1	.2	X
0740	Other construction materials	28	201 981	30 289	15.0	.2	28.6
0743	Manufactured (mobile) homes	18	191 594	27 108	14.1	.1	X
0744	Construction materials, n.e.c. (including wire fence and construction paper)	7	8 646	2 952	34.1	Z	X
0960	Restaurant and hotel equipment and supplies	64	210 544	8 392	4.0	Z	X
1120	Flat iron and steel products	434	1 791 774	157 834	8.8	.8	.9
1126	Sheets (galvanized and coated)	425	1 665 264	106 850	6.4	.5	X
1129	Other flat iron and steel products	107	147 847	46 068	31.2	.2	X
1140	Iron and steel wire and wire products	95	351 099	11 933	3.4	.1	.2
1142	Nails	87	214 277	4 389	2.0	Z	X
1150	Iron and steel pipe and tubing	480	1 430 226	83 572	5.8	.4	X
1200	Copper and brass	10	73 680	9 279	12.6	Z	1.7
1212	Flat products (sheets, strips, and plates)	9	47 321	1 370	2.9	Z	X
1220	Aluminum shapes, forms, etc.	85	286 123	10 724	3.7	.1	X
1400	Electrical apparatus and equipment	533	2 095 504	184 317	8.8	.9	4.1
1411	Power and distribution transformers	52	289 142	40 521	14.0	.2	X
1412	Switchgear and switchboard apparatus	8	179 118	1 242	.7	Z	X
1413	Motors and generators (including motor-generator sets)	263	793 898	43 779	5.5	.2	X
1414	Conduit, raceway, and fittings	9	22 797	154	.7	Z	X
1415	Electric bulbs (all types)	158	574 294	5 357	.9	Z	X
1416	Interior wiring (excluding conduit)	63	254 589	1 870	.7	Z	X
1417	Exterior wiring and cable (excluding conduit)	63	254 589	1 870	.7	Z	X
1418	Lighting fixtures (residential and commercial)	63	254 589	1 870	.7	Z	X
1419	Industrial controls	167	705 926	47 565	6.7	.2	X
1421	Other electrical apparatus and equipment (including fuses and lightning rods)	108	559 545	40 082	7.2	.2	X
1500	Electrical appliances, household	203	1 067 266	111 572	10.5	.6	5.1
1511	Televisions	24	250 296	6 530	2.6	Z	X
1513	V.C.R.'s and video cameras	13	35 209	167	.5	Z	X
1514	Electrical household ranges and ovens	67	194 370	3 448	1.8	Z	X
1515	Refrigerators and freezers, household	90	462 596	12 672	2.7	.1	X
1516	Household laundry equipment	89	467 014	18 167	3.9	.1	X
1518	Other electrical household appliances (including fans, dishwashers, etc.)	162	825 829	65 392	7.9	.3	X
1600	Electronic parts and equipment, except communication	294	1 200 256	78 187	6.5	.4	1.1
1612	Integrated circuits	189	746 923	4 033	.5	Z	X
1613	Capacitors and resistors	175	741 824	9 152	1.2	Z	X
1615	Discrete semiconductors, etc.	105	367 740	9 054	2.5	Z	X
1616	Electronic connectors and other passive electronic parts	190	832 516	25 601	3.1	.1	X
1618	Electronic parts and equipment, n.e.c.	266	1 104 465	30 341	2.7	.2	X
1700	Hardware	1 534	4 659 050	153 265	3.3	.8	69.4
1711	Hand tools (including power driven)	1 374	4 137 373	89 756	2.2	.4	X
1712	Bolts, nuts, rivets, and fasteners	533	1 983 234	47 478	2.4	.2	X
1713	Cutlery	201	746 578	16 023	2.1	.1	X
1800	Plumbing and heating equipment and supplies (hydronics)	2 039	6 553 802	1 023 649	15.6	5.1	67.5
1811	Plastic pipe fittings and valves (excluding pipe and tubing)	694	2 279 264	73 124	3.2	.4	X
1812	Metal pipe fittings and valves (excluding pipe and tubing)	1 275	3 559 662	225 794	6.3	1.1	X
1813	Plumbing fixtures	347	1 312 211	84 120	6.4	.4	X
1814	Furnaces, stoves, water heaters (except electric and warm air)	685	2 563 281	170 925	6.7	.9	X
1815	Boilers, radiators, and convectors	613	2 275 557	127 152	5.6	.6	X
1818	Other plumbing and heating equipment and supplies	1 067	3 512 972	342 528	9.8	1.7	X
1900	Warm air heating and air-conditioning equipment and supplies	5 524	20 062 710	16 418 239	81.8	81.8	67.4
1911	Furnaces (warm air)	3 303	12 316 357	2 570 749	20.9	12.8	X
1912	Central air-conditioning (residential and commercial)	3 921	15 915 828	6 655 820	41.8	33.2	X
1914	Heat pumps (residential and commercial)	2 273	9 919 717	1 123 375	11.3	5.6	X
1916	Air cleaning and filtration systems	2 688	10 448 092	1 635 318	15.7	8.2	X
1917	Compressors for air-conditioners	2 530	9 774 652	703 139	7.2	3.5	X
1918	Condensing units for air-conditioners	2 066	9 529 552	1 142 306	12.0	5.7	X
1919	Registers, grills, pre-formed ductwork (excluding sheet metal), and duct insulation	3 141	11 606 833	2 587 531	22.3	12.9	X
2000	Refrigeration equipment and supplies	1 810	5 198 384	800 315	15.4	4.0	70.6
2011	Commercial refrigerators (reach-in and walk-in)	384	848 877	25 585	3.0	.1	X
2012	Unit coolers for commercial refrigerators	288	1 132 578	77 010	6.8	.4	X
2013	Condensing units for commercial refrigerators	655	1 479 650	77 828	5.3	.4	X
2014	Refrigerants	1 525	3 771 154	347 004	9.2	1.7	X
2015	Other refrigeration equipment and supplies	1 194	3 210 007	272 896	8.5	1.4	X
2100	Construction and mining machinery and equipment (including parts and attachments)	11	28 215	2 499	8.9	Z	X
2300	Hydraulic and pneumatic (fluid-power) pumps, motors, and parts	6	9 045	896	9.9	Z	X

See footnotes at end of table.

Table 1. All Types of Operation by Kind of Business and Commodity Line for Wholesale Trade: 1997—Con.

[Includes only establishments with payroll. For meaning of abbreviations and symbols, see introductory text. For explanation of terms, see Appendix A]

NAICS code and CL code	Kind of business and commodity line	Establishments handling commodity line		Commodity line sales			Sales coverage percent
		Number	Total sales (\$1,000)	Amount ¹ (\$1,000)	As percent of total sales of—		
					Establishments handling line	Establishments in NAICS industry ¹	
42173	Warm air heating & air-conditioning equipment & supplies whsle—Con.						
2320	General-purpose industrial machinery, equipment, and parts	124	380 233	53 500	14.1	.3	17.3
2326	New controlling, recording, and indicating instruments and access	19	39 330	4 370	11.1	Z	X
2327	All other new general-purpose industrial machinery and equipment	105	340 903	49 130	14.4	.2	X
2330	Metalworking machinery, equipment, and parts	78	192 831	7 396	3.8	Z	X
2340	Materials handling machinery, equipment, and parts	33	92 311	3 291	3.6	Z	X
2370	Mechanical power transmission supplies	9	20 307	4 673	23.0	Z	67.3
2371	Bearings and bushings	7	16 860	455	2.7	Z	X
2372	Other mechanical power transmission supplies	7	17 935	4 218	23.5	Z	X
2450	Industrial containers and supplies	10	30 242	374	1.2	Z	.6
2451	New and reconditioned drums and barrels	10	30 242	374	1.2	Z	X
2460	Other industrial supplies	203	660 790	20 128	3.0	.1	2.5
2461	Printing and duplicating inks	95	319 535	4 942	1.5	Z	X
2462	Abrasives and abrasive materials	60	131 581	4 569	3.5	Z	X
2464	Mechanical rubber goods	17	153 528	8 507	5.5	Z	X
2465	Strapping and tape	60	169 529	1 839	1.1	Z	X
5300	Plastics materials and basic shapes	134	602 550	34 859	5.8	.2	X
5330	Chemicals and allied products (excluding agricultural, plastics, gases, and petroleum)	231	758 489	16 560	2.2	.1	1.1
5342	Adhesives, sealants, and glues	219	555 990	11 186	2.0	.1	X
6000	Paint, paint supplies, and wallpaper	32	93 623	1 241	1.3	Z	X
9700	Service receipts and labor charges (including installed parts)	468	2 456 111	501 452	20.4	2.5	70.6
9701	Labor charges for repair work	363	2 021 370	311 511	15.4	1.6	X
9702	Parts installed in repair work	340	1 933 259	176 593	9.1	.9	X
9703	Other service receipts and labor charges—Specify	86	232 754	13 340	5.7	.1	X
9720	Receipts for service contracts	116	435 472	35 323	8.1	.2	X
9740	Receipts for installing equipment	133	344 050	31 754	9.2	.2	X
9810	Miscellaneous commodities	204	632 512	71 238	11.3	.4	X
9940	Rental and leasing receipts	47	127 789	2 070	1.6	Z	X
9950	Construction receipts	22	65 952	7 152	10.8	Z	X
421730	Warm air heating & air-conditioning equipment & supplies whsle	5 524	X	20 062 710	X	100.0	73.6
0200	New and rebuilt automotive parts and supplies	10	57 238	4 020	7.0	Z	19.5
0214	Brake parts (including fluid and all disk and drum parts)	6	17 864	1 136	6.4	Z	X
0215	Exhaust system parts	9	52 408	2 740	5.2	Z	X
0620	Plywood and millwork	27	172 228	16 469	9.6	.1	19.4
0624	Wood millwork (doors, windows, cabinets, etc.)	18	89 312	6 369	7.1	Z	X
0626	Other millwork and wood siding (including trusses and wood roofing)	9	55 258	2 942	5.3	Z	X
0700	Brick, stone, tile, sand, block, cement, and gravel	20	86 338	3 859	4.5	Z	1.3
0714	Brick, block, tile, clay/cement sewer pipe, etc.	18	38 777	1 958	5.0	Z	X
0720	Roofing, siding, and insulation materials	156	760 730	84 737	11.1	.4	4.9
0721	Roofing, except wood	40	141 203	14 669	10.4	.1	X
0722	Siding, except wood	38	138 955	20 177	14.5	.1	X
0723	Insulation materials	74	374 669	45 444	12.1	.2	X
0740	Other construction materials	28	201 981	30 289	15.0	.2	28.6
0743	Manufactured (mobile) homes	18	191 594	27 108	14.1	.1	X
0744	Construction materials, n.e.c. (including wire fence and construction paper)	7	8 646	2 952	34.1	Z	X
0960	Restaurant and hotel equipment and supplies	64	210 544	8 392	4.0	Z	X
1120	Flat iron and steel products	434	1 791 774	157 834	8.8	.8	.9
1126	Sheets (galvanized and coated)	425	1 665 264	106 850	6.4	.5	X
1129	Other flat iron and steel products	107	147 847	46 068	31.2	.2	X
1140	Iron and steel wire and wire products	95	351 099	11 933	3.4	.1	.2
1142	Nails	87	214 277	4 389	2.0	Z	X
1150	Iron and steel pipe and tubing	480	1 430 226	83 572	5.8	.4	X
1200	Copper and brass	10	73 680	9 279	12.6	Z	1.7
1212	Flat products (sheets, strips, and plates)	9	47 321	1 370	2.9	Z	X
1220	Aluminum shapes, forms, etc.	85	286 123	10 724	3.7	.1	X
1400	Electrical apparatus and equipment	533	2 095 504	184 317	8.8	.9	4.1
1411	Power and distribution transformers	52	289 142	40 521	14.0	.2	X
1412	Switchgear and switchboard apparatus	8	179 118	1 242	.7	Z	X
1413	Motors and generators (including motor-generator sets)	263	793 898	43 779	5.5	.2	X
1414	Conduit, raceway, and fittings	9	22 797	154	.7	Z	X
1415	Electric bulbs (all types)	158	574 294	5 357	.9	Z	X
1416	Interior wiring (excluding conduit)	63	254 589	1 870	.7	Z	X
1417	Exterior wiring and cable (excluding conduit)	63	254 589	1 870	.7	Z	X
1418	Lighting fixtures (residential and commercial)	63	254 589	1 870	.7	Z	X
1419	Industrial controls	167	705 926	47 565	6.7	.2	X
1421	Other electrical apparatus and equipment (including fuses and lightning rods)	108	559 545	40 082	7.2	.2	X
1500	Electrical appliances, household	203	1 067 266	111 572	10.5	.6	5.1
1511	Televisions	24	250 296	6 530	2.6	Z	X
1513	V.C.R.'s and video cameras	13	35 209	167	.5	Z	X
1514	Electrical household ranges and ovens	67	194 370	3 448	1.8	Z	X
1515	Refrigerators and freezers, household	90	462 596	12 672	2.7	.1	X
1516	Household laundry equipment	89	467 014	18 167	3.9	.1	X
1518	Other electrical household appliances (including fans, dishwashers, etc.)	162	825 829	65 392	7.9	.3	X

See footnotes at end of table.

Table 1. All Types of Operation by Kind of Business and Commodity Line for Wholesale Trade: 1997—Con.

[Includes only establishments with payroll. For meaning of abbreviations and symbols, see introductory text. For explanation of terms, see Appendix A]

NAICS code and CL code	Kind of business and commodity line	Establishments handling commodity line		Commodity line sales			Sales coverage percent
		Number	Total sales (\$1,000)	Amount ¹ (\$1,000)	As percent of total sales of—		
					Establishments handling line	Establishments in NAICS industry ¹	
421730	Warm air heating & air-conditioning equipment & supplies whsle—Con.						
1600	Electronic parts and equipment, except communication	294	1 200 256	78 187	6.5	.4	1.1
1612	Integrated circuits	189	746 923	4 033	.5	Z	X
1613	Capacitors and resistors	175	741 824	9 152	1.2	Z	X
1615	Discrete semiconductors, etc.	105	367 740	9 054	2.5	Z	X
1616	Electronic connectors and other passive electronic parts	190	832 516	25 601	3.1	.1	X
1618	Electronic parts and equipment, n.e.c.	266	1 104 465	30 341	2.7	.2	X
1700	Hardware	1 534	4 659 050	153 265	3.3	.8	69.4
1711	Hand tools (including power driven)	1 374	4 137 373	89 756	2.2	.4	X
1712	Bolts, nuts, rivets, and fasteners	533	1 983 234	47 478	2.4	.2	X
1713	Cutlery	201	746 578	16 023	2.1	.1	X
1800	Plumbing and heating equipment and supplies (hydronics)	2 039	6 553 802	1 023 649	15.6	5.1	67.5
1811	Plastic pipe fittings and valves (excluding pipe and tubing)	694	2 279 264	73 124	3.2	.4	X
1812	Metal pipe fittings and valves (excluding pipe and tubing)	1 275	3 559 662	225 794	6.3	1.1	X
1813	Plumbing fixtures	347	1 312 211	84 120	6.4	.4	X
1814	Furnaces, stoves, water heaters (except electric and warm air)	685	2 563 281	170 925	6.7	.9	X
1815	Boilers, radiators, and convectors	613	2 275 557	127 152	5.6	.6	X
1818	Other plumbing and heating equipment and supplies	1 067	3 512 972	342 528	9.8	1.7	X
1900	Warm air heating and air-conditioning equipment and supplies	5 524	20 062 710	16 418 239	81.8	81.8	67.4
1911	Furnaces (warm air)	3 303	12 316 357	2 570 749	20.9	12.8	X
1912	Central air-conditioning (residential and commercial)	3 921	15 915 828	6 655 820	41.8	33.2	X
1914	Heat pumps (residential and commercial)	2 273	9 919 717	1 123 375	11.3	5.6	X
1916	Air cleaning and filtration systems	2 688	10 448 092	1 635 318	15.7	8.2	X
1917	Compressors for air-conditioners	2 530	9 774 652	703 139	7.2	3.5	X
1918	Condensing units for air-conditioners	2 066	9 529 552	1 142 306	12.0	5.7	X
1919	Registers, grills, pre-formed ductwork (excluding sheet metal), and duct insulation	3 141	11 606 833	2 587 531	22.3	12.9	X
2000	Refrigeration equipment and supplies	1 810	5 198 384	800 315	15.4	4.0	70.6
2011	Commercial refrigerators (reach-in and walk-in)	384	848 877	25 585	3.0	.1	X
2012	Unit coolers for commercial refrigerators	288	1 132 578	77 010	6.8	.4	X
2013	Condensing units for commercial refrigerators	655	1 479 650	77 828	5.3	.4	X
2014	Refrigerants	1 525	3 771 154	347 004	9.2	1.7	X
2015	Other refrigeration equipment and supplies	1 194	3 210 007	272 896	8.5	1.4	X
2100	Construction and mining machinery and equipment (including parts and attachments)	11	28 215	2 499	8.9	Z	X
2300	Hydraulic and pneumatic (fluid-power) pumps, motors, and parts	6	9 045	896	9.9	Z	X
2320	General-purpose industrial machinery, equipment, and parts	124	380 233	53 500	14.1	.3	17.3
2326	New controlling, recording, and indicating instruments and access	19	39 330	4 370	11.1	Z	X
2327	All other new general-purpose industrial machinery and equipment	105	340 903	49 130	14.4	.2	X
2330	Metalworking machinery, equipment, and parts	78	192 831	7 396	3.8	Z	X
2340	Materials handling machinery, equipment, and parts	33	92 311	3 291	3.6	Z	X
2370	Mechanical power transmission supplies	9	20 307	4 673	23.0	Z	67.3
2371	Bearings and bushings	7	16 860	455	2.7	Z	X
2372	Other mechanical power transmission supplies	7	17 935	4 218	23.5	Z	X
2450	Industrial containers and supplies	10	30 242	374	1.2	.6	X
2451	New and reconditioned drums and barrels	10	30 242	374	1.2	Z	X
2460	Other industrial supplies	203	660 790	20 128	3.0	.1	2.5
2461	Printing and duplicating inks	95	319 535	4 942	1.5	Z	X
2462	Abrasives and abrasive materials	60	131 581	4 569	3.5	Z	X
2464	Mechanical rubber goods	17	153 528	8 507	5.5	Z	X
2465	Strapping and tape	60	169 529	1 839	1.1	Z	X
5300	Plastics materials and basic shapes	134	602 550	34 859	5.8	.2	X
5330	Chemicals and allied products (excluding agricultural, plastics, gases, and petroleum)	231	758 489	16 560	2.2	.1	1.1
5342	Adhesives, sealants, and glues	219	555 990	11 186	2.0	.1	X
6000	Paint, paint supplies, and wallpaper	32	93 623	1 241	1.3	Z	X
9700	Service receipts and labor charges (including installed parts)	468	2 456 111	501 452	20.4	2.5	70.6
9701	Labor charges for repair work	363	2 021 370	311 511	15.4	1.6	X
9702	Parts installed in repair work	340	1 933 259	176 593	9.1	.9	X
9703	Other service receipts and labor charges—Specify	86	232 754	13 340	5.7	.1	X
9720	Receipts for service contracts	116	435 472	35 323	8.1	.2	X
9740	Receipts for installing equipment	133	344 050	31 754	9.2	.2	X
9810	Miscellaneous commodities	204	632 512	71 238	11.3	.4	X
9940	Rental and leasing receipts	47	127 789	2 070	1.6	Z	X
9950	Construction receipts	22	65 952	7 152	10.8	Z	X
42174	Refrigeration equipment & supplies whsle	1 572	X	5 135 271	X	100.0	85.2
0200	New and rebuilt automotive parts and supplies	8	48 908	7 632	15.6	.1	X
0540	Other home furnishings	9	8 747	1 462	16.7	Z	X
0960	Restaurant and hotel equipment and supplies	159	411 186	67 453	16.4	1.3	X
0970	Store machines and equipment	22	65 060	16 642	25.6	.3	40.5
0972	Other store machines and equipment	21	62 923	16 103	25.6	.3	X
1120	Flat iron and steel products	6	19 919	835	4.2	Z	X
1150	Iron and steel pipe and tubing	259	407 060	16 894	4.2	.3	X
1220	Aluminum shapes, forms, etc.	7	18 883	584	3.1	Z	X
1400	Electrical apparatus and equipment	133	404 627	40 027	9.9	.8	1.9
1413	Motors and generators (including motor-generator sets)	61	74 110	6 235	8.4	.1	X
1417	Exterior wiring and cable (excluding conduit)	61	272 367	28 572	10.5	.6	X
1500	Electrical appliances, household	12	28 563	2 263	7.9	Z	17.9
1514	Electrical household ranges and ovens	12	28 563	1 123	3.9	Z	X
1515	Refrigerators and freezers, household	12	28 563	1 123	3.9	Z	X

See footnotes at end of table.

Table 1. All Types of Operation by Kind of Business and Commodity Line for Wholesale Trade: 1997—Con.

[Includes only establishments with payroll. For meaning of abbreviations and symbols, see introductory text. For explanation of terms, see Appendix A]

NAICS code and CL code	Kind of business and commodity line	Establishments handling commodity line		Commodity line sales			Sales coverage percent
		Number	Total sales (\$1,000)	Amount ¹ (\$1,000)	As percent of total sales of—		
					Establishments handling line	Establishments in NAICS industry ¹	
42174	Refrigeration equipment & supplies whse—Con.						
1600	Electronic parts and equipment, except communication	50	139 908	18 316	13.1	.4	.5
1618	Electronic parts and equipment, n.e.c.	43	97 775	10 284	10.5	.2	X
1700	Hardware	475	953 649	41 510	4.4	.8	83.7
1711	Hand tools (including power driven)	437	848 991	32 470	3.8	.6	X
1712	Bolts, nuts, rivets, and fasteners	111	273 356	5 079	1.9	.1	X
1713	Cutlery	47	121 732	3 957	3.3	.1	X
1800	Plumbing and heating equipment and supplies (hydronics)	551	1 123 461	135 541	12.1	2.6	80.5
1811	Plastic pipe fittings and valves (excluding pipe and tubing)	128	329 648	8 844	2.7	.2	X
1812	Metal pipe fittings and valves (excluding pipe and tubing)	425	797 417	32 086	4.0	.6	X
1813	Plumbing fixtures	30	50 134	5 552	11.1	.1	X
1814	Furnaces, stoves, water heaters (except electric and warm air)	75	177 634	4 879	2.7	.1	X
1815	Boilers, radiators, and convectors	71	207 603	7 404	3.6	.1	X
1818	Other plumbing and heating equipment and supplies	422	854 177	76 775	9.0	1.5	X
1900	Warm air heating and air-conditioning equipment and supplies	638	1 405 052	341 041	24.3	6.6	78.2
1911	Furnaces (warm air)	437	842 815	44 140	5.2	.9	X
1912	Central air-conditioning (residential and commercial)	509	1 027 801	102 956	10.0	2.0	X
1914	Heat pumps (residential and commercial)	185	399 951	17 668	4.4	.3	X
1916	Air cleaning and filtration systems	389	686 136	12 926	1.9	.3	X
1917	Compressors for air-conditioners	373	945 486	102 007	10.8	2.0	X
1918	Condensing units for air-conditioners	283	674 357	35 505	5.3	.7	X
1919	Registers, grills, pre-formed ductwork (excluding sheet metal), and duct insulation	400	723 264	25 828	3.6	.5	X
2000	Refrigeration equipment and supplies	1 572	5 135 271	4 057 568	79.0	79.0	72.4
2011	Commercial refrigerators (reach-in and walk-in)	799	2 627 731	969 679	36.9	18.9	X
2012	Unit coolers for commercial refrigerators	579	2 006 400	230 451	11.5	4.5	X
2013	Condensing units for commercial refrigerators	923	2 686 017	316 001	11.8	6.2	X
2014	Refrigerants	895	1 901 653	449 151	23.6	8.7	X
2015	Other refrigeration equipment and supplies	1 394	4 295 981	2 087 762	48.6	40.7	X
2320	General-purpose industrial machinery, equipment, and parts	12	37 283	6 425	17.2	.1	25.7
2321	New pumps, compressors (air or gas), and equipment	10	31 435	4 440	14.1	.1	X
2326	New controlling, recording, and indicating instruments and access	10	31 435	736	2.3	Z	X
2340	Materials handling machinery, equipment, and parts	6	13 284	1 529	11.5	Z	X
2400	Hydraulic and pneumatic cylinders and rotary actuators	8	33 152	329	1.0	Z	X
2460	Other industrial supplies	15	40 259	1 246	3.1	Z	X
5300	Plastics materials and basic shapes	32	76 383	6 419	8.4	.1	X
5330	Chemicals and allied products (excluding agricultural, plastics, gases, and petroleum)	99	224 787	7 709	3.4	.2	X
9700	Service receipts and labor charges (including installed parts)	232	1 166 983	150 516	12.9	2.9	82.8
9701	Labor charges for repair work	194	1 028 684	80 461	7.8	1.6	X
9702	Parts installed in repair work	160	921 386	55 132	6.0	1.1	X
9703	Other service receipts and labor charges—Specify	62	414 063	14 915	3.6	.3	X
9720	Receipts for service contracts	36	389 007	35 621	9.2	.7	X
9740	Receipts for installing equipment	90	967 955	111 156	11.5	2.2	X
9810	Miscellaneous commodities	43	101 370	9 736	9.6	.2	X
9940	Rental and leasing receipts	48	145 100	17 444	12.0	.3	X
9950	Construction receipts	12	225 230	15 008	6.7	.3	X
421740	Refrigeration equipment & supplies whse	1 572	X	5 135 271	X	100.0	85.2
0200	New and rebuilt automotive parts and supplies	8	48 908	7 632	15.6	.1	X
0540	Other home furnishings	9	8 747	1 462	16.7	Z	X
0960	Restaurant and hotel equipment and supplies	159	411 186	67 453	16.4	1.3	X
0970	Store machines and equipment	22	65 060	16 642	25.6	.3	40.5
0972	Other store machines and equipment	21	62 923	16 103	25.6	.3	X
1120	Flat iron and steel products	6	19 919	835	4.2	Z	X
1150	Iron and steel pipe and tubing	259	407 060	16 894	4.2	.3	X
1220	Aluminum shapes, forms, etc.	7	18 883	584	3.1	Z	X
1400	Electrical apparatus and equipment	133	404 627	40 027	9.9	.8	1.9
1413	Motors and generators (including motor-generator sets)	61	74 110	6 235	8.4	.1	X
1417	Exterior wiring and cable (excluding conduit)	61	272 367	28 572	10.5	.6	X
1500	Electrical appliances, household	12	28 563	2 263	7.9	Z	17.9
1514	Electrical household ranges and ovens	12	28 563	1 123	3.9	Z	X
1515	Refrigerators and freezers, household	12	28 563	1 123	3.9	Z	X
1600	Electronic parts and equipment, except communication	50	139 908	18 316	13.1	.4	.5
1618	Electronic parts and equipment, n.e.c.	43	97 775	10 284	10.5	.2	X
1700	Hardware	475	953 649	41 510	4.4	.8	83.7
1711	Hand tools (including power driven)	437	848 991	32 470	3.8	.6	X
1712	Bolts, nuts, rivets, and fasteners	111	273 356	5 079	1.9	.1	X
1713	Cutlery	47	121 732	3 957	3.3	.1	X
1800	Plumbing and heating equipment and supplies (hydronics)	551	1 123 461	135 541	12.1	2.6	80.5
1811	Plastic pipe fittings and valves (excluding pipe and tubing)	128	329 648	8 844	2.7	.2	X
1812	Metal pipe fittings and valves (excluding pipe and tubing)	425	797 417	32 086	4.0	.6	X
1813	Plumbing fixtures	30	50 134	5 552	11.1	.1	X
1814	Furnaces, stoves, water heaters (except electric and warm air)	75	177 634	4 879	2.7	.1	X
1815	Boilers, radiators, and convectors	71	207 603	7 404	3.6	.1	X
1818	Other plumbing and heating equipment and supplies	422	854 177	76 775	9.0	1.5	X
1900	Warm air heating and air-conditioning equipment and supplies	638	1 405 052	341 041	24.3	6.6	78.2
1911	Furnaces (warm air)	437	842 815	44 140	5.2	.9	X
1912	Central air-conditioning (residential and commercial)	509	1 027 801	102 956	10.0	2.0	X
1914	Heat pumps (residential and commercial)	185	399 951	17 668	4.4	.3	X
1916	Air cleaning and filtration systems	389	686 136	12 926	1.9	.3	X
1917	Compressors for air-conditioners	373	945 486	102 007	10.8	2.0	X
1918	Condensing units for air-conditioners	283	674 357	35 505	5.3	.7	X
1919	Registers, grills, pre-formed ductwork (excluding sheet metal), and duct insulation	400	723 264	25 828	3.6	.5	X

See footnotes at end of table.

Table 1. All Types of Operation by Kind of Business and Commodity Line for Wholesale Trade: 1997—Con.

[Includes only establishments with payroll. For meaning of abbreviations and symbols, see introductory text. For explanation of terms, see Appendix A]

NAICS code and CL code	Kind of business and commodity line	Establishments handling commodity line		Commodity line sales			Sales coverage percent
		Number	Total sales (\$1,000)	Amount ¹ (\$1,000)	As percent of total sales of—		
					Establishments handling line	Establishments in NAICS industry ¹	
421740	Refrigeration equipment & supplies whsle—Con.						
2000	Refrigeration equipment and supplies	1 572	5 135 271	4 057 568	79.0	79.0	72.4
2011	Commercial refrigerators (reach-in and walk-in)	799	2 627 731	969 679	36.9	18.9	X
2012	Unit coolers for commercial refrigerators	579	2 006 400	230 451	11.5	4.5	X
2013	Condensing units for commercial refrigerators	923	2 686 017	316 001	11.8	6.2	X
2014	Refrigerants	895	1 901 653	449 151	23.6	8.7	X
2015	Other refrigeration equipment and supplies	1 394	4 295 981	2 087 762	48.6	40.7	X
2320	General-purpose industrial machinery, equipment, and parts	12	37 283	6 425	17.2	.1	25.7
2321	New pumps, compressors (air or gas), and equipment	10	31 435	4 440	14.1	.1	X
2326	New controlling, recording, and indicating instruments and access	10	31 435	736	2.3	Z	X
2340	Materials handling machinery, equipment, and parts	6	13 284	1 529	11.5	Z	X
2400	Hydraulic and pneumatic cylinders and rotary actuators	8	33 152	329	1.0	Z	X
2460	Other industrial supplies	15	40 259	1 246	3.1	Z	X
5300	Plastics materials and basic shapes	32	76 383	6 419	8.4	.1	X
5330	Chemicals and allied products (excluding agricultural, plastics, gases, and petroleum)	99	224 787	7 709	3.4	.2	X
9700	Service receipts and labor charges (including installed parts)	232	1 166 983	150 516	12.9	2.9	82.8
9701	Labor charges for repair work	194	1 028 684	80 461	7.8	1.6	X
9702	Parts installed in repair work	160	921 386	55 132	6.0	1.1	X
9703	Other service receipts and labor charges—Specify	62	414 063	14 915	3.6	.3	X
9720	Receipts for service contracts	36	389 007	35 621	9.2	.7	X
9740	Receipts for installing equipment	90	967 955	111 156	11.5	2.2	X
9810	Miscellaneous commodities	43	101 370	9 736	9.6	.2	X
9940	Rental and leasing receipts	48	145 100	17 444	12.0	.3	X
9950	Construction receipts	12	225 230	15 008	6.7	.3	X
4218	Machinery, equipment, & supplies whsle	76 643	X	328 968 331	X	100.0	72.4
0100	New and used automobiles, motorcycles, etc.	261	920 926	85 927	9.3	Z	6.0
0112	Used automobiles	72	218 086	5 849	2.7	Z	X
0113	Motorcycles	35	65 052	1 523	2.3	Z	X
0114	Motorscooters, mopeds, snowmobiles, and utility trailers	170	641 568	74 543	11.6	Z	X
0120	Buses, campers, and motor homes	16	70 571	8 165	11.6	Z	61.2
0121	Buses	6	38 855	1 153	3.0	Z	X
0122	Motor homes, car trailers, and campers	8	23 610	5 846	24.8	Z	X
0130	Light trucks and vans (14,000 lb or less)	238	603 015	63 512	10.5	Z	1.8
0131	New light trucks	158	400 183	34 381	8.6	Z	X
0132	Used light trucks	156	375 231	12 755	3.4	Z	X
0133	Vans and cargo vans (new and used)	6	13 222	1 064	8.0	Z	X
0140	Medium trucks and tractors (14,001 to 26,000 lb)	275	937 221	77 954	8.3	Z	X
0150	Heavy trucks and tractors (over 26,000 lb)	229	1 592 324	126 474	7.9	Z	7.2
0152	New heavy truck tractors	116	1 153 916	46 029	4.0	Z	X
0154	New truck bodies	38	131 392	17 694	13.5	Z	X
0155	Used heavy trucks, tractors, and trailers	145	1 183 894	44 607	3.8	Z	X
0200	New and rebuilt automotive parts and supplies	1 533	8 898 187	1 125 351	12.6	.3	4.6
0211	Batteries	443	2 598 219	22 847	.9	Z	X
0212	Engines (complete)	350	1 727 415	45 741	2.6	Z	X
0213	Electrical engine parts (including ignition parts)	306	849 206	21 684	2.6	Z	X
0214	Brake parts (including fluid and all disk and drum parts)	211	1 137 088	32 037	2.8	Z	X
0215	Exhaust system parts	82	320 529	5 103	1.6	Z	X
0217	Hoses, belts, gaskets, and wiper blades	373	2 007 815	72 116	3.6	Z	X
0218	Filters (oil, air, gas, and transmission)	283	1 657 654	52 840	3.2	Z	X
0219	Engine parts, except electrical	306	1 850 823	103 479	5.6	Z	X
0221	Body parts and repair materials	127	542 506	17 288	3.2	Z	X
0222	Suspension parts (shocks, struts, balljoints, etc.)	113	2 063 089	309 134	15.0	.1	X
0223	Parts, n.e.c.	594	1 571 945	238 626	15.2	.1	X
0224	Accessories	200	528 242	15 433	2.9	Z	X
0240	Used automotive parts, accessories, and equipment	22	118 404	9 774	8.3	Z	X
0250	Petroleum products marketing equipment	14	105 115	31 693	30.2	Z	X
0300	Tires and tubes	606	1 989 171	45 242	2.3	Z	1.7
0311	New tires and tubes	52	122 856	2 712	2.2	Z	X
0312	Recapped and used tires and repair materials	475	1 272 109	27 457	2.2	Z	X
0400	Household and lawn furniture	14	54 699	7 348	13.4	Z	X
0420	Office and business furniture	36	110 920	14 631	13.2	Z	15.4
0421	New office furniture (wooden and metal)	12	37 388	10 411	27.8	Z	X
0520	Linens, domestics, curtains, and draperies	11	40 032	5 315	13.3	Z	X
0530	Flooring and floor coverings	70	144 420	8 503	5.9	Z	7.3
0531	Soft-surface (textile) floor coverings and accessories (including rugs, carpets, and pads)	52	87 021	4 997	5.7	Z	X
0540	Other home furnishings	23	190 739	10 117	5.3	Z	X
0600	Lumber: rough, dressed, and finished	18	22 692	3 747	16.5	Z	25.3
0611	Dimensional lumber (non-treated)	7	6 996	678	9.7	Z	X
0620	Plywood and millwork	38	172 637	17 588	10.2	Z	44.7
0621	Softwood plywood and oriented strand board (OSB)	9	29 838	4 600	15.4	Z	X
0622	Other panels products (including hardwood plywood, waterboard, and particleboard)	11	22 527	2 860	12.7	Z	X
0624	Wood millwork (doors, windows, cabinets, etc.)	8	102 627	6 713	6.5	Z	X
0700	Brick, stone, tile, sand, block, cement, and gravel	27	208 598	33 563	16.1	Z	9.9
0712	Cement and lime	9	19 011	1 953	10.3	Z	X
0714	Brick, block, tile, clay/cement sewer pipe, etc.	8	26 945	729	2.7	Z	X
0720	Roofing, siding, and insulation materials	29	128 481	13 221	10.3	Z	9.7
0721	Roofing, except wood	7	19 490	7 237	37.1	Z	X
0723	Insulation materials	11	33 993	3 717	10.9	Z	X

See footnotes at end of table.

Table 1. All Types of Operation by Kind of Business and Commodity Line for Wholesale Trade: 1997—Con.

[Includes only establishments with payroll. For meaning of abbreviations and symbols, see introductory text. For explanation of terms, see Appendix A]

NAICS code and CL code	Kind of business and commodity line	Establishments handling commodity line		Commodity line sales			Sales coverage percent
		Number	Total sales (\$1,000)	Amount ¹ (\$1,000)	As percent of total sales of—		
					Establishments handling line	Establishments in NAICS industry ¹	
4218	Machinery, equipment, & supplies whsle—Con.						
0730	Flat glass and other construction glass (excluding automotive)	8	10 720	2 986	27.9	Z	X
0740	Other construction materials	112	345 166	34 319	9.9	Z	11.9
0742	Prefabricated buildings and structural assemblies (nonwood)	19	70 086	10 890	15.5	Z	X
0744	Construction materials, n.e.c. (including wire fence and construction paper)	29	120 050	12 257	10.2	Z	X
0800	Photographic equipment and supplies (excluding video)	22	239 726	19 908	8.3	Z	41.9
0813	Photographic film	15	43 354	3 146	7.3	Z	X
0814	Developing supplies (excluding film)	7	2 206	93	4.2	Z	X
0900	Office equipment	137	657 635	87 794	13.4	Z	30.4
0913	Copying machines and equipment	41	230 316	56 610	24.6	Z	X
0915	Mailing, letter handling, and addressing machines	15	52 294	7 720	14.8	Z	X
0920	New computer equipment	326	1 244 510	103 509	8.3	Z	11.3
0921	Computers	202	685 747	39 308	5.7	Z	X
0924	Other computer peripheral equipment	93	409 742	48 666	11.9	Z	X
0930	Used computer equipment	8	10 859	3 262	30.0	Z	X
0950	Computer software (packaged)	56	208 584	19 197	9.2	Z	X
0960	Restaurant and hotel equipment and supplies	311	895 325	111 854	12.5	Z	X
0970	Store machines and equipment	78	284 747	44 493	15.6	Z	50.7
0971	Vending machines	6	36 962	2 350	6.4	Z	X
0972	Other store machines and equipment	48	202 376	38 453	19.0	Z	X
1000	Medical, hospital, and surgical supplies	321	1 233 768	130 880	10.6	Z	16.3
1011	Surgical and medical instruments and equipment	12	40 940	1 933	4.7	Z	X
1013	Other surgical, medical, and hospital supplies	273	913 922	102 713	11.2	Z	X
1030	Optical and ophthalmic goods	6	14 047	2 654	18.9	Z	X
1050	Other professional equipment and supplies	29	84 509	9 564	11.3	Z	59.7
1055	Scientific instruments	10	13 016	3 533	27.1	Z	X
1057	Professional equipment and supplies, n.e.c.	12	51 834	2 254	4.3	Z	X
1100	Iron and steel products (semifinished)	29	101 785	21 642	21.3	Z	61.1
1113	Rough castings and foundry products	22	66 652	11 038	16.6	Z	X
1116	Other semifinished iron and steel products	11	13 368	4 144	31.0	Z	X
1120	Flat iron and steel products	845	4 308 847	256 045	5.9	.1	2.5
1121	Plates	45	84 770	4 854	5.7	Z	X
1124	Sheets (hot-rolled)	16	304 056	40 329	13.3	Z	X
1126	Sheets (galvanized and coated)	17	1 930 162	67 990	3.5	Z	X
1127	Tin plate and terneplate	17	1 930 162	8 493	.4	Z	X
1128	Fabricated and structural plate products	48	146 843	3 997	2.7	Z	X
1129	Other flat iron and steel products	121	2 206 991	21 417	1.0	Z	X
1140	Iron and steel wire and wire products	912	5 250 506	528 354	10.1	.2	2.1
1141	Wire (plain, coated, barbed, and twisted)	125	643 930	38 021	5.9	Z	X
1143	Wire rope, strand, strapping, reinforcement mesh, and bale ties	544	2 452 835	83 307	3.4	Z	X
1150	Iron and steel pipe and tubing	975	3 783 480	460 958	12.2	.1	14.2
1152	Tubing	40	737 637	24 110	3.3	Z	X
1153	Standard steel pipe	379	1 601 208	310 356	19.4	.1	X
1154	Other steel pipe	144	571 002	16 425	2.9	Z	X
1160	Other iron and steel products	223	1 386 765	63 314	4.6	Z	38.7
1163	Bars and bar-size shapes: cold finished	30	285 661	5 419	1.9	Z	X
1165	Structural shapes (excluding bar-size shapes)	11	80 225	3 585	4.5	Z	X
1167	Finished products, n.e.c.	12	78 993	14 592	18.5	Z	X
1170	Alloy steel	9	780 198	290 254	37.2	.1	X
1180	Stainless steel	40	394 669	81 280	20.6	Z	22.3
1185	Other stainless steel (including tubing)	18	105 851	15 692	14.8	Z	X
1200	Copper and brass	69	231 285	13 530	5.9	Z	47.9
1213	Tubular products (pipes and tubes)	42	182 577	8 445	4.6	Z	X
1220	Aluminum shapes, forms, etc.	55	145 663	13 538	9.3	Z	27.2
1221	Plates (.250 inch and over)	8	3 121	444	14.2	Z	X
1222	Sheets and coils (.006 to .249 inch)	12	72 076	3 237	4.5	Z	X
1230	Other nonferrous metals (magnesium, nickel, tin, lead, zinc, etc., except precious)	119	2 477 688	158 144	6.4	Z	X
1320	Minerals and ores (excluding coal, precious stones, and crude oil)	8	15 185	1 401	9.2	Z	X
1400	Electrical apparatus and equipment	2 824	13 207 161	1 285 558	9.7	.4	5.1
1411	Power and distribution transformers	112	881 201	20 785	2.4	Z	X
1412	Switchgear and switchboard apparatus	105	979 738	30 028	3.1	Z	X
1413	Motors and generators (including motor-generator sets)	1 148	6 495 246	510 544	7.9	.2	X
1414	Conduit, raceway, and fittings	237	828 142	14 453	1.7	Z	X
1415	Electric bulbs (all types)	288	781 668	26 034	3.3	Z	X
1416	Interior wiring (excluding conduit)	24	169 579	7 185	4.2	Z	X
1417	Exterior wiring and cable (excluding conduit)	178	609 385	27 396	4.5	Z	X
1418	Lighting fixtures (residential and commercial)	195	930 263	12 846	1.4	Z	X
1419	Industrial controls	735	2 801 593	222 734	8.0	.1	X
1421	Other electrical apparatus and equipment (including fuses and lightning rods)	509	2 633 210	146 166	5.6	Z	X
1500	Electrical appliances, household	126	447 222	34 834	7.8	Z	11.6
1511	Televisions	13	13 766	526	3.8	Z	X
1512	Radios, stereos, and CD players	10	18 178	1 365	7.5	Z	X
1513	V.C.R.'s and video cameras	13	13 766	445	3.2	Z	X
1514	Electrical household ranges and ovens	12	78 489	3 072	3.9	Z	X
1515	Refrigerators and freezers, household	22	94 331	2 544	2.7	Z	X
1517	Vacuum cleaners and sewing machines, household	8	14 653	375	2.6	Z	X
1518	Other electrical household appliances (including fans, dishwashers, etc.)	26	104 123	8 599	8.3	Z	X

See footnotes at end of table.

Table 1. All Types of Operation by Kind of Business and Commodity Line for Wholesale Trade: 1997—Con.

[Includes only establishments with payroll. For meaning of abbreviations and symbols, see introductory text. For explanation of terms, see Appendix A]

NAICS code and CL code	Kind of business and commodity line	Establishments handling commodity line		Commodity line sales			Sales coverage percent
		Number	Total sales (\$1,000)	Amount ¹ (\$1,000)	As percent of total sales of—		
					Establishments handling line	Establishments in NAICS industry ¹	
4218	Machinery, equipment, & supplies whsle—Con.						
1600	Electronic parts and equipment, except communication	1 804	7 713 901	744 565	9.7	.2	4.3
1612	Integrated circuits	145	215 418	21 837	10.1	Z	X
1613	Capacitors and resistors	36	41 215	189	.5	Z	X
1615	Discrete semiconductors, etc.	36	125 094	9 043	7.2	Z	X
1616	Electronic connectors and other passive electronic parts	191	1 272 372	107 683	8.5	Z	X
1618	Electronic parts and equipment, n.e.c.	648	3 188 227	242 907	7.6	.1	X
1650	Communication equipment and supplies	178	2 362 058	91 116	3.9	Z	4.0
1651	Telephones	6	20 543	535	2.6	Z	X
1652	Other electronic communication equipment	71	1 794 637	55 677	3.1	Z	X
1653	Other electrical communication equipment	71	1 272 628	26 078	2.0	Z	X
1700	Hardware	3 250	13 243 889	1 183 296	8.9	.4	7.1
1711	Hand tools (including power driven)	2 068	9 203 339	673 694	7.3	.2	X
1712	Bolts, nuts, rivets, and fasteners	1 706	5 842 794	242 903	4.2	.1	X
1713	Cutlery	557	1 930 218	42 260	2.2	Z	X
1800	Plumbing and heating equipment and supplies (hydronics)	1 470	7 199 315	671 247	9.3	.2	5.4
1811	Plastic pipe fittings and valves (excluding pipe and tubing)	584	3 809 899	208 685	5.5	.1	X
1812	Metal pipe fittings and valves (excluding pipe and tubing)	455	2 841 585	157 735	5.6	Z	X
1813	Plumbing fixtures	122	507 470	16 486	3.2	Z	X
1814	Furnaces, stoves, water heaters (except electric and warm air)	122	1 417 020	31 526	2.2	Z	X
1815	Boilers, radiators, and convectors	103	939 956	43 963	4.7	Z	X
1818	Other plumbing and heating equipment and supplies	293	1 784 413	79 625	4.5	Z	X
1900	Warm air heating and air-conditioning equipment and supplies	420	1 031 351	100 382	9.7	Z	20.2
1911	Furnaces (warm air)	74	111 783	5 350	4.8	Z	X
1912	Central air-conditioning (residential and commercial)	43	80 048	12 150	15.2	Z	X
1914	Heat pumps (residential and commercial)	17	32 908	999	3.0	Z	X
1916	Air cleaning and filtration systems	144	390 257	46 074	11.8	Z	X
1917	Compressors for air-conditioners	43	88 597	4 325	4.9	Z	X
1918	Condensing units for air-conditioners	26	80 146	2 974	3.7	Z	X
1919	Registers, grills, pre-formed ductwork (excluding sheet metal), and duct insulation	59	137 268	9 702	7.1	Z	X
2000	Refrigeration equipment and supplies	83	301 521	32 981	10.9	Z	29.2
2013	Condensing units for commercial refrigerators	13	66 437	1 645	2.5	Z	X
2014	Refrigerants	44	114 223	7 389	6.5	Z	X
2015	Other refrigeration equipment and supplies	50	160 419	12 666	7.9	Z	X
2100	Construction and mining machinery and equipment (including parts and attachments)	7 345	52 201 045	36 900 693	70.7	11.2	51.4
2111	New off-highway wheel and track-laying tractors	1 728	22 840 822	6 168 744	27.0	1.9	X
2112	New power cranes, draglines, and shovels	922	9 642 591	1 614 758	16.7	.5	X
2113	New mixers, pavers, and related equipment	1 130	17 320 177	999 531	5.8	.3	X
2114	New tractor shovel loaders	1 496	18 997 277	2 666 147	14.0	.8	X
2115	New graders, rollers, and off-highway trucks	1 678	23 442 933	2 638 951	11.3	.8	X
2116	New mining machinery	999	8 761 453	1 752 497	20.0	.5	X
2117	Other new construction and mining, logging, and road maintenance machinery, equipment, and parts	4 344	37 501 910	15 655 555	41.7	4.8	X
2118	Used construction and mining machinery and equipment	4 122	29 239 987	5 152 925	17.6	1.6	X
2200	Farm machinery, equipment, and parts	10 329	47 000 266	29 476 097	62.7	9.0	51.0
2211	New tractors (farm)	5 662	33 114 663	8 538 871	25.8	2.6	X
2212	New harvesting machinery	4 396	26 716 130	4 512 093	16.9	1.4	X
2213	New land preparation, planting, and cultivating machinery	4 024	25 086 670	2 364 313	9.4	.7	X
2214	New dairy farm and barn equipment	915	2 484 370	411 681	16.6	.1	X
2215	New irrigation equipment	1 711	5 934 613	2 532 530	42.7	.8	X
2216	Other new farm machinery and equipment	6 123	31 432 332	5 103 601	16.2	1.6	X
2218	Used farm machinery and equipment	6 570	25 874 205	5 868 497	22.7	1.8	X
2220	Garden machinery, equipment, and parts	4 795	28 709 428	5 739 940	20.0	1.7	57.6
2221	New power lawn mowers	3 442	22 547 591	2 176 056	9.7	.7	X
2222	Other new lawn and garden machinery and equipment	2 690	19 537 215	3 290 125	16.8	1.0	X
2223	Used garden machinery and equipment	2 501	11 944 677	246 967	2.1	.1	X
2230	Food-processing machinery, equipment, and parts	2 040	6 584 847	3 928 971	59.7	1.2	67.1
2231	New commercial food-processing machinery (slicers, choppers, baking, etc.)	1 257	4 216 838	2 365 466	56.1	.7	X
2232	New packing, packaging, and bottling equipment	895	2 892 739	1 247 272	43.1	.4	X
2233	Used food-processing machinery and equipment	685	1 657 092	316 208	19.1	.1	X
2300	Hydraulic and pneumatic (fluid-power) pumps, motors, and parts	4 727	15 128 388	4 981 822	32.9	1.5	54.8
2311	Pumps	3 835	12 290 164	2 792 628	22.7	.8	X
2312	Motors	2 411	7 391 679	919 876	12.4	.3	X
2313	Parts for pumps and motors	3 023	8 577 781	1 265 282	14.8	.4	X
2320	General-purpose industrial machinery, equipment, and parts	17 091	69 268 813	38 223 181	55.2	11.6	45.0
2321	New pumps, compressors (air or gas), and equipment	6 099	24 290 205	8 511 100	35.0	2.6	X
2323	New diesel engines (excluding automotive)	691	4 296 261	1 545 940	36.0	.5	X
2326	New controlling, recording, and indicating instruments and access	4 299	17 836 658	6 207 569	34.8	1.9	X
2327	All other new general-purpose industrial machinery and equipment	9 488	37 476 118	19 049 399	50.8	5.8	X
2328	Used general-purpose industrial machinery and equipment	3 323	9 462 487	2 367 881	25.0	.7	X
2330	Metalworking machinery, equipment, and parts	5 917	26 295 143	18 293 223	69.6	5.6	X
2340	Materials handling machinery, equipment, and parts	8 305	35 157 827	16 065 426	45.7	4.9	45.8
2341	New conveying equipment	4 332	17 760 931	5 163 225	29.1	1.6	X
2342	New hoists, cranes, and monorails	2 324	10 487 705	1 737 543	16.6	.5	X
2343	New forklift trucks	2 002	12 575 112	5 891 999	46.9	1.8	X
2344	New industrial trucks and tractors	497	2 295 323	449 860	19.6	.1	X
2345	Used materials handling machinery, equipment, and parts	3 493	14 404 460	2 771 478	19.2	.8	X
2350	Oil well, oil refinery, and pipeline machinery, equipment, and supplies	4 737	16 639 486	11 282 718	67.8	3.4	53.9
2351	New oil refining and pipeline machinery, equipment, and supplies	1 898	7 445 350	3 387 017	45.5	1.0	X
2352	New oil field machinery, equipment, and supplies (including drilling bits)	2 927	10 454 051	6 563 054	62.8	2.0	X
2353	Used oil well, oil refinery, and pipeline machinery, equipment, and supplies	1 340	2 984 973	1 244 849	41.7	.4	X

See footnotes at end of table.

Table 1. All Types of Operation by Kind of Business and Commodity Line for Wholesale Trade: 1997—Con.

[Includes only establishments with payroll. For meaning of abbreviations and symbols, see introductory text. For explanation of terms, see Appendix A]

NAICS code and CL code	Kind of business and commodity line	Establishments handling commodity line		Commodity line sales			Sales coverage percent
		Number	Total sales (\$1,000)	Amount ¹ (\$1,000)	As percent of total sales of—		
					Establishments handling line	Establishments in NAICS industry ¹	
4218	Machinery, equipment, & supplies whsle—Con.						
2360	Other industrial machinery, equipment, and parts	8 970	36 871 182	28 657 528	77.7	8.7	61.1
2361	New metal smelting and refining machinery, and equipment	298	891 346	220 262	24.7	.1	X
2362	New power plant machinery (excluding electrical)	621	2 464 711	915 899	37.2	.3	X
2363	New printing trades machinery, equipment, and supplies	1 875	9 536 483	7 908 185	82.9	2.4	X
2364	New textile and sewing machinery and equipment	852	4 179 457	3 435 679	82.2	1.0	X
2365	New woodworking machinery	733	2 270 681	1 337 150	58.9	.4	X
2366	Other new industrial machinery and equipment	4 668	19 196 893	13 140 698	68.5	4.0	X
2367	Used industrial machinery and equipment	2 100	6 579 170	1 625 819	24.7	.5	X
2370	Mechanical power transmission supplies	4 675	20 992 482	12 927 191	61.6	3.9	55.8
2371	Bearings and bushings	3 856	17 194 843	7 787 523	45.3	2.4	X
2372	Other mechanical power transmission supplies	3 780	13 915 001	5 137 102	36.9	1.6	X
2380	Industrial valves and fittings (except fluid-power)	4 422	16 249 274	6 714 582	41.3	2.0	X
2390	Hydraulic and pneumatic (fluid-power) valves	4 107	13 097 803	2 378 577	18.2	.7	67.9
2391	Hydraulic valves	3 007	9 553 822	1 156 222	12.1	.4	X
2392	Pneumatic valves	3 040	9 576 740	1 220 439	12.7	.4	X
2400	Hydraulic and pneumatic cylinders and rotary actuators	3 451	12 950 840	2 075 733	16.0	.6	60.2
2411	Hydraulic cylinders and rotary actuators	2 557	9 633 898	1 193 422	12.4	.4	X
2412	Pneumatic cylinders and rotary actuators	2 237	8 099 961	872 677	10.8	.3	X
2420	Hydraulic and pneumatic connectors and assemblies	4 051	13 657 036	2 765 367	20.2	.8	68.5
2421	Hydraulic and pneumatic connectors	3 438	11 959 383	1 610 920	13.5	.5	X
2422	Hydraulic and pneumatic assemblies	2 866	9 963 513	1 154 376	11.6	.4	X
2430	Fluid-power filters, components, accessories, and parts	4 447	15 121 377	2 341 831	15.5	.7	63.4
2431	Filters	3 285	11 418 645	1 066 953	9.3	.3	X
2432	Other fluid-power components, accessories, and parts, n.e.c.	2 979	10 355 266	1 274 265	12.3	.4	X
2440	Welding supplies (excluding gases)	2 830	6 556 035	3 428 071	52.3	1.0	X
2450	Industrial containers and supplies	3 101	15 880 480	9 940 973	62.6	3.0	36.0
2451	New and reconditioned drums and barrels	613	1 614 241	644 975	40.0	.2	X
2452	Bottles and bottlers' supplies	624	6 651 395	5 210 794	78.3	1.6	X
2454	Other industrial containers and supplies	2 266	9 636 284	4 047 379	42.0	1.2	X
2460	Other industrial supplies	8 883	40 103 803	24 221 254	60.4	7.4	48.4
2461	Printing and duplicating inks	528	4 676 091	3 530 691	75.5	1.1	X
2462	Abrasives and abrasive materials	3 363	11 567 035	2 447 888	21.2	.7	X
2463	Nylon, polyester, and synthetic rubber	1 092	3 275 206	1 012 409	30.9	.3	X
2464	Mechanical rubber goods	2 042	5 810 872	2 268 626	39.0	.7	X
2465	Strapping and tape	1 846	7 028 366	1 498 595	21.3	.5	X
2466	Industrial supplies, n.e.c.	5 480	23 060 407	13 435 631	58.3	4.1	X
2500	Beauty and barber equipment and supplies	1 306	2 435 468	2 370 341	97.3	.7	67.0
2511	Equipment (furniture, dryers, etc.)	828	1 470 440	368 309	25.0	.1	X
2512	Supplies (combs, curlers, shampoos, etc.)	1 258	2 151 770	2 002 032	93.0	.6	X
2520	Custodial (janitors') equipment and supplies	2 480	5 045 059	3 641 006	72.2	1.1	43.2
2521	Custodial equipment—power equipment	1 647	3 090 716	543 033	17.6	.2	X
2522	Custodial equipment—nonpower equipment	1 204	2 352 969	337 754	14.4	.1	X
2523	Custodial supplies	2 284	4 409 340	2 726 645	61.8	.8	X
2530	Laundry and dry-cleaning equipment and supplies	816	4 401 403	2 631 210	59.8	.8	X
2540	Other service establishment equipment and supplies	2 509	5 181 084	4 765 250	92.0	1.4	52.9
2541	Undertakers' equipment and supplies	619	1 553 858	1 529 751	98.4	.5	X
2542	Service establishment equipment and supplies, n.e.c.	1 909	3 621 433	3 232 920	89.3	1.0	X
2600	Aircraft and aeronautical equipment and supplies	2 508	18 352 515	16 801 188	91.5	5.1	63.8
2611	New aircraft	253	4 403 563	2 879 317	65.4	.9	X
2612	New aircraft engines and engine parts	604	5 153 849	2 209 608	42.9	.7	X
2613	Other new aircraft equipment and supplies	1 215	10 759 654	5 896 231	54.8	1.8	X
2614	Used aircraft and aeronautical equipment and supplies	1 653	9 373 813	5 784 335	61.7	1.8	X
2620	Marine machinery, equipment, and supplies	1 172	4 965 926	3 401 055	68.5	1.0	59.7
2621	New ships and boats (excluding pleasure boats)	91	841 428	297 544	35.4	.1	X
2622	New marine propulsion machinery and equipment	379	1 757 152	1 040 397	59.2	.3	X
2623	New marine supplies	785	2 847 907	1 749 001	61.4	.5	X
2624	Used marine machinery, equipment, and supplies	236	708 085	276 513	39.1	.1	X
2630	Other transportation equipment and supplies	859	5 341 079	2 324 620	43.5	.7	24.6
2631	New transportation equipment (excluding automotive)	605	4 472 802	1 746 096	39.0	.5	X
2632	Used transportation equipment (excluding automotive)	347	1 759 692	549 026	31.2	.2	X
2700	Sporting and recreational goods and supplies	251	1 094 943	167 258	15.3	.1	8.2
2711	Ammunition, firearms, reloading equipment, archery supplies, shooting aids, and accessories	15	46 915	13 449	28.7	Z	X
2713	Billiards, pool, bowling equipment, and accessories	18	69 186	8 009	11.6	Z	X
2714	Camping and fishing equipment and accessories	19	60 737	7 311	12.0	Z	X
2715	Athletic equipment and accessories	98	446 757	35 877	8.0	Z	X
2718	Other sporting and recreational goods (go carts, bait, etc.)	9	29 627	2 183	7.4	Z	X
2800	Toys and hobby goods and supplies	41	83 374	7 159	8.6	Z	18.1
2812	Other toys and games (including fireworks and children's vehicles)	14	10 444	848	8.1	Z	X
2900	Ferrous metal scrap	19	205 114	37 152	18.1	Z	42.0
2911	Prepared ferrous metal scrap (processed by this establishment)	10	151 180	25 739	17.0	Z	X
2920	Nonferrous metal scrap	11	169 297	14 636	8.6	Z	38.9
2921	Aluminum scrap	8	153 439	8 933	5.8	Z	X
2930	Recyclable paper and paperboard	80	202 345	16 053	7.9	Z	X
2940	Recyclable materials, except metal	30	60 555	12 320	20.3	Z	8.2
2945	Other recyclable materials (including rubber and bones)	7	8 963	676	7.5	Z	X
3000	Jewelry, diamonds, gem stones, and watches	8	62 086	809	1.3	Z	X
3120	Forest products, except lumber (including cordwood, hewn posts, poles, and ties)	24	102 290	6 138	6.0	Z	X

See footnotes at end of table.

Table 1. All Types of Operation by Kind of Business and Commodity Line for Wholesale Trade: 1997—Con.

[Includes only establishments with payroll. For meaning of abbreviations and symbols, see introductory text. For explanation of terms, see Appendix A]

NAICS code and CL code	Kind of business and commodity line	Establishments handling commodity line		Commodity line sales			Sales coverage percent
		Number	Total sales (\$1,000)	Amount ¹ (\$1,000)	As percent of total sales of—		
					Establishments handling line	Establishments in NAICS industry ¹	
4218	Machinery, equipment, & supplies whsle—Con.						
3150	Other durable goods	17	64 750	10 400	16.1	Z	72.4
3154	Other durable goods, n.e.c	17	64 750	10 400	16.1	Z	X
3160	Fire extinguishers and fire safety equipment	14	32 536	6 788	20.9	Z	X
3200	Printing and writing paper	97	293 287	22 711	7.7	Z	46.3
3211	Roll newsprint and rotogravure paper	10	26 042	2 641	10.1	Z	X
3212	Fine roll paper	7	59 363	1 087	1.8	Z	X
3213	Other printing and writing paper	73	206 499	17 951	8.7	Z	X
3300	Stationery, office supplies and greeting cards	146	266 246	40 969	15.4	Z	54.6
3311	Business forms	36	34 039	5 109	15.0	Z	X
3312	Stationery, photocopy paper, and typing paper	48	125 177	11 310	9.0	Z	X
3313	Inked ribbons, carbon paper, pens and pencils	49	65 516	13 414	20.5	Z	X
3314	Toner and cartridges	23	16 611	867	5.2	Z	X
3316	Other stationery supplies (envelopes, ruled forms, and binder paper)	59	101 777	6 445	6.3	Z	X
3400	Industrial and personal services paper and plastics	1 099	2 854 354	503 457	17.6	Z	26.0
3411	Paperboard and boxboard boxes	544	1 550 545	141 755	9.1	Z	X
3412	Paper dishes, cups, and napkins	485	1 102 740	48 888	4.4	Z	X
3413	Industrial paper (wrapping, bags, cartons, etc.)	518	1 426 766	103 111	7.2	Z	X
3414	Disposable plastic boxes, containers, cups, dishes, and supplies	492	1 201 922	95 260	7.9	Z	X
3415	Other industrial and personal service paper	326	816 615	102 758	12.6	Z	X
3500	Drugs, pharmaceuticals, cosmetics, and toiletries	71	152 201	18 012	11.8	Z	13.9
3512	Nonprescription pharmaceuticals	6	8 077	768	9.5	Z	X
3513	Cosmetics	15	38 271	7 911	20.7	Z	X
3514	Perfumes	10	15 847	360	2.3	Z	X
3515	Other toiletries and druggists' sundries	18	25 956	2 805	10.8	Z	X
3600	Piece goods, knit and woven	40	392 220	63 138	16.1	Z	21.1
3612	Cotton (including blends)	12	36 087	1 871	5.2	Z	X
3613	Synthetics (excluding synthetic knits)	14	37 938	1 877	4.9	Z	X
3614	Knit fabrics, n.e.c. (including double knit)	13	40 609	6 314	15.5	Z	X
3615	Woolen and worsted piece goods	15	36 411	2 047	5.6	Z	X
3700	Notions (buttons, ribbons, lace, sewing accessories, zippers, bindings, etc.)	24	40 019	5 106	12.8	Z	X
3800	Men's and boys' wear	37	93 372	9 476	10.1	Z	20.8
3815	Other men's and boys' wear (caps, hats, swimwear, neckwear, etc.)	13	22 630	5 369	23.7	Z	X
3900	Women's and children's wear	13	38 240	3 480	9.1	Z	X
4000	Footwear	20	40 394	2 164	5.4	Z	X
4830	Canned foods	26	144 949	23 411	16.2	Z	28.1
4831	Canned and bottled fruits, vegetables, and juices	6	52 261	3 061	5.9	Z	X
4850	Soft drinks and bottled water	8	50 652	6 338	12.5	Z	X
4860	Other grocery specialties	66	2 325 349	364 691	15.7	.1	13.4
4867	Pet foods	15	16 774	734	4.4	Z	X
4868	Grocery specialties, n.e.c.	42	2 271 402	356 294	15.7	.1	X
5140	Other farm products, inedible	27	110 270	34 559	31.3	Z	72.4
5143	Farm products, n.e.c.	27	110 270	34 559	31.3	Z	X
5300	Plastics materials and basic shapes	1 054	4 923 248	431 654	8.8	.1	3.5
5311	Plastic pipes, rods, tubes, and shapes	465	2 155 673	93 926	4.4	Z	X
5312	High pressure laminates	36	255 668	24 724	9.7	Z	X
5313	Plastics raw materials	266	1 598 714	93 291	5.8	Z	X
5314	Other plastics materials and basic shapes	366	1 042 141	134 284	12.9	Z	X
5320	Industrial gases (welding, etc.)	1 963	3 972 007	1 043 781	26.3	.3	X
5330	Chemicals and allied products (excluding agricultural, plastics, gases, and petroleum)	2 756	10 435 162	1 732 339	16.6	.5	18.1
5331	Gasses, compressed and liquified, except L.P.	304	687 027	74 420	10.8	Z	X
5332	Alkalies and chlorine	180	814 575	65 970	8.1	Z	X
5335	Detergents and soaps	931	4 230 925	420 792	9.9	.1	X
5336	Sanitation chemicals, polishes, and waxes	759	3 584 816	391 367	10.9	.1	X
5338	Wood chemicals, naval stores, and gum	27	54 389	1 689	3.1	Z	X
5341	Insecticides, nonagricultural	225	2 600 876	105 600	4.1	Z	X
5342	Adhesives, sealants, and glues	607	1 942 000	173 006	8.9	.1	X
5344	Other chemicals and allied products	416	1 505 337	103 871	6.9	Z	X
5400	Petroleum products	681	3 164 054	193 738	6.1	.1	11.3
5411	Aviation gasoline	9	235 873	25 276	10.7	Z	X
5414	Jet fuel (naphtha or kerosine type)	26	134 489	22 796	17.0	Z	X
5415	No. 2 distillate fuel oil (no. 2 diesel and no. 2 heating oil)	7	182 646	7 478	4.1	Z	X
5418	Lubricating oil and greases	522	1 927 151	100 646	5.2	Z	X
5420	Liquified petroleum gases (excluding natural gas)	41	81 663	10 448	12.8	Z	X
5700	Wines and distilled alcoholic beverages	7	10 636	104	1.0	Z	X
5800	Farm supplies	1 492	4 979 616	551 546	11.1	.2	3.6
5811	Hay, straw, and alfalfa	40	90 423	91	.1	Z	X
5812	Feeds (poultry and livestock) not mixed on location	382	1 413 072	119 365	8.4	Z	X
5813	Prepared feeds (poultry and livestock) mixed on location	118	319 798	25 757	8.1	Z	X
5814	Weed killers, soil sterilizers, and soil conditioners	180	699 540	34 396	4.9	Z	X
5815	Insecticides, fungicides, and pesticides	257	835 693	53 141	6.4	Z	X
5816	Other agricultural chemicals and fertilizers	486	1 643 574	189 459	11.5	.1	X
5817	Seeds and bulbs	407	1 289 745	53 413	4.1	Z	X
5818	Other farm supplies (including harness and saddlery equipment)	347	792 211	73 026	9.2	Z	X
5900	Tobacco and tobacco products	6	9 184	1 372	14.9	Z	X
6000	Paint, paint supplies, and wallpaper	836	2 746 795	146 882	5.3	Z	1.7
6011	Architectural coatings (enamels, primers, stains, solvents, and lacquers)	254	1 124 213	40 210	3.6	Z	X
6013	Special purpose coatings (automotive, refinish, marine, traffic coatings)	40	112 200	10 451	9.3	Z	X
6014	Paint supplies	152	361 216	18 283	5.1	Z	X

See footnotes at end of table.

Table 1. All Types of Operation by Kind of Business and Commodity Line for Wholesale Trade: 1997—Con.

[Includes only establishments with payroll. For meaning of abbreviations and symbols, see introductory text. For explanation of terms, see Appendix A]

NAICS code and CL code	Kind of business and commodity line	Establishments handling commodity line		Commodity line sales			Sales coverage percent
		Number	Total sales (\$1,000)	Amount ¹ (\$1,000)	As percent of total sales of—		
					Establishments handling line	Establishments in NAICS industry ¹	
4218	Machinery, equipment, & supplies whsle—Con.						
6100	Books, periodicals, newspapers, and miscellaneous printed materials	11	67 971	8 561	12.6	Z	X
6110	Flowers and florists' supplies	57	146 999	29 140	19.8	Z	X
6120	Art goods (including novelties and souvenirs)	15	62 535	10 194	16.3	Z	X
6130	Textile bags, bagging, and burlap	7	2 866	716	25.0	Z	X
6150	Nondurable goods, n.e.c.	71	2 120 775	394 381	18.6	Z	X
9700	Service receipts and labor charges (including installed parts)	18 597	87 455 708	11 409 577	13.0	3.5	68.5
9701	Labor charges for repair work	17 144	81 146 851	6 266 029	7.7	1.9	X
9702	Parts installed in repair work	12 714	62 760 928	4 432 072	7.1	1.3	X
9703	Other service receipts and labor charges—Specify	3 285	15 333 744	694 205	4.5	.2	X
9720	Receipts for service contracts	1 313	8 056 343	1 054 101	13.1	.3	X
9740	Receipts for installing equipment	1 842	6 218 332	473 522	7.6	.1	X
9750	Reconditioning of drums or barrels	50	82 648	24 730	29.9	Z	X
9810	Miscellaneous commodities	3 050	16 423 108	1 448 451	8.8	.4	X
9830	Flight training and charter service	41	737 762	42 335	5.7	Z	51.1
9831	Flight training	19	397 155	7 329	1.8	Z	X
9832	Charter services	26	540 543	34 247	6.3	Z	X
9910	Receipts from Commodity Credit Corporation	6	25 404	3 994	15.7	Z	X
9940	Rental and leasing receipts	7 117	40 239 380	3 911 535	9.7	1.2	.1
9941	Computer rental and leasing receipts	110	152 754	8 272	5.4	Z	X
9942	Photocopying machine rental	93	239 420	20 253	8.5	Z	X
9943	Other office machine rental receipts	339	1 136 967	72 585	6.4	Z	X
9944	Other rental receipts	1 277	7 259 396	765 672	10.5	.2	X
9950	Construction receipts	12	32 040	6 061	18.9	Z	X
9960	Custom software (designed to customer specifications)	6	5 509	600	10.9	Z	X
9980	Receipts for machine shop job work	37	68 576	5 789	8.4	Z	X
42181	Construction & mining (except petroleum) machinery & equip whsle	5 321	X	44 725 989	X	100.0	78.3
0120	Buses, campers, and motor homes	6	38 855	1 153	3.0	Z	78.3
0121	Buses	6	38 855	1 153	3.0	Z	X
0130	Light trucks and vans (14,000 lb or less)	60	159 546	13 568	8.5	Z	X
0140	Medium trucks and tractors (14,001 to 26,000 lb)	111	433 717	44 533	10.3	.1	X
0150	Heavy trucks and tractors (over 26,000 lb)	166	1 310 089	101 588	7.8	.2	8.8
0152	New heavy truck tractors	94	1 073 172	39 381	3.7	Z	X
0154	New truck bodies	38	131 392	17 694	13.5	Z	X
0155	Used heavy trucks, tractors, and trailers	123	1 103 150	40 730	3.7	.1	X
0200	New and rebuilt automotive parts and supplies	370	3 573 444	477 955	13.4	1.1	2.3
0211	Batteries	77	717 414	2 525	.4	Z	X
0212	Engines (complete)	180	1 205 842	31 567	2.6	.1	X
0213	Electrical engine parts (including ignition parts)	60	112 223	3 402	3.0	Z	X
0214	Brake parts (including fluid and all disk and drum parts)	103	567 875	9 830	1.7	Z	X
0217	Hoses, belts, gaskets, and wiper blades	137	1 084 228	7 211	.7	Z	X
0218	Filters (oil, air, gas, and transmission)	178	885 652	15 750	1.8	Z	X
0219	Engine parts, except electrical	67	794 493	20 976	2.6	Z	X
0221	Body parts and repair materials	98	416 660	13 352	3.2	Z	X
0222	Suspension parts (shocks, struts, balljoints, etc.)	41	1 628 218	302 866	18.6	.7	X
0223	Parts, n.e.c.	22	19 957	1 188	6.0	Z	X
0224	Accessories	27	174 978	7 107	4.1	Z	X
0300	Tires and tubes	11	25 474	651	2.6	Z	36.4
0311	New tires and tubes	11	25 474	651	2.6	Z	X
0720	Roofing, siding, and insulation materials	9	19 856	7 380	37.2	Z	58.3
0721	Roofing, except wood	7	19 490	7 237	37.1	Z	X
0920	New computer equipment	6	7 988	265	3.3	Z	43.1
0921	Computers	6	7 988	265	3.3	Z	X
1120	Flat iron and steel products	22	68 283	7 989	11.7	Z	X
1140	Iron and steel wire and wire products	29	68 578	3 654	5.3	Z	10.9
1141	Wire (plain, coated, barbed, and twisted)	14	58 973	2 370	4.0	Z	X
1143	Wire rope, strand, strapping, reinforcement mesh, and bale ties	13	5 198	227	4.4	Z	X
1150	Iron and steel pipe and tubing	9	11 585	289	2.5	Z	X
1400	Electrical apparatus and equipment	169	1 403 714	202 067	14.4	.5	4.2
1413	Motors and generators (including motor-generator sets)	80	1 163 341	194 030	16.7	.4	X
1421	Other electrical apparatus and equipment (including fuses and lightning rods)	80	109 561	1 603	1.5	Z	X
1500	Electrical appliances, household	7	15 697	490	3.1	Z	33.0
1515	Refrigerators and freezers, household	7	15 697	490	3.1	Z	X
1600	Electronic parts and equipment, except communication	22	63 434	2 632	4.1	Z	X
1650	Communication equipment and supplies	7	15 299	517	3.4	Z	X
1700	Hardware	241	1 724 943	95 321	5.5	.2	5.3
1711	Hand tools (including power driven)	238	1 627 554	73 562	4.5	.2	X
1712	Bolts, nuts, rivets, and fasteners	104	554 282	10 657	1.9	Z	X
1713	Cutlery	44	186 052	3 580	1.9	Z	X
1800	Plumbing and heating equipment and supplies (hydronics)	17	65 847	5 767	8.8	Z	46.5
1818	Other plumbing and heating equipment and supplies	15	64 299	5 445	8.5	Z	X
1900	Warm air heating and air-conditioning equipment and supplies	6	6 263	566	9.0	Z	74.2
1911	Furnaces (warm air)	6	6 263	207	3.3	Z	X

See footnotes at end of table.

Table 1. All Types of Operation by Kind of Business and Commodity Line for Wholesale Trade: 1997—Con.

[Includes only establishments with payroll. For meaning of abbreviations and symbols, see introductory text. For explanation of terms, see Appendix A]

NAICS code and CL code	Kind of business and commodity line	Establishments handling commodity line		Commodity line sales			Sales coverage percent
		Number	Total sales (\$1,000)	Amount ¹ (\$1,000)	As percent of total sales of—		
					Establishments handling line	Establishments in NAICS industry ¹	
42181	Construction & mining (except petroleum) machinery & equipment—Con.						
2100	Construction and mining machinery and equipment (including parts and attachments)	5 321	44 725 989	35 878 032	80.2	80.2	62.9
2111	New off-highway wheel and track-laying tractors	1 547	22 219 291	6 138 063	27.6	13.7	X
2112	New power cranes, draglines, and shovels	795	8 660 153	1 579 404	18.2	3.5	X
2113	New mixers, pavers, and related equipment	1 052	17 145 570	981 364	5.7	2.2	X
2114	New tractor shovel loaders	1 123	17 210 068	2 558 282	14.9	5.7	X
2115	New graders, rollers, and off-highway trucks	1 526	22 450 933	2 618 227	11.7	5.9	X
2116	New mining machinery	804	7 394 536	1 704 038	23.0	3.8	X
2117	Other new construction and mining, logging, and road maintenance machinery, equipment, and parts	3 553	34 075 755	15 299 967	44.9	34.2	X
2118	Used construction and mining machinery and equipment	3 373	26 336 232	4 998 688	19.0	11.2	X
2200	Farm machinery, equipment, and parts	577	8 301 181	493 000	5.9	1.1	3.5
2211	New tractors (farm)	309	4 597 038	167 160	3.6	.4	X
2212	New harvesting machinery	123	2 409 346	15 639	.6	Z	X
2213	New land preparation, planting, and cultivating machinery	133	2 320 194	18 798	.8	Z	X
2214	New dairy farm and barn equipment	29	387 608	4 408	1.1	Z	X
2215	New irrigation equipment	76	1 131 006	95 423	8.4	.2	X
2216	Other new farm machinery and equipment	222	4 365 352	85 194	2.0	.2	X
2218	Used farm machinery and equipment	299	3 627 180	106 370	2.9	.2	X
2220	Garden machinery, equipment, and parts	196	876 438	65 160	7.4	.1	11.6
2221	New power lawn mowers	137	625 918	27 171	4.3	.1	X
2222	Other new lawn and garden machinery and equipment	117	524 240	32 520	6.2	.1	X
2223	Used garden machinery and equipment	59	365 765	5 469	1.5	Z	X
2300	Hydraulic and pneumatic (fluid-power) pumps, motors, and parts	62	115 576	6 050	5.2	Z	67.4
2311	Pumps	55	100 187	2 744	2.7	Z	X
2312	Motors	22	60 084	1 085	1.8	Z	X
2313	Parts for pumps and motors	45	86 685	2 209	2.5	Z	X
2320	General-purpose industrial machinery, equipment, and parts	520	4 522 641	491 999	10.9	1.1	3.4
2321	New pumps, compressors (air or gas), and equipment	171	1 383 384	102 434	7.4	.2	X
2323	New diesel engines (excluding automotive)	50	575 223	44 228	7.7	.1	X
2326	New controlling, recording, and indicating instruments and access	32	493 761	31 226	6.3	.1	X
2327	All other new general-purpose industrial machinery and equipment	145	1 969 120	169 336	8.6	.4	X
2328	Used general-purpose industrial machinery and equipment	208	743 043	107 303	14.4	.2	X
2330	Metalworking machinery, equipment, and parts	31	300 836	32 214	10.7	.1	X
2340	Materials handling machinery, equipment, and parts	470	3 917 065	388 331	9.9	.9	3.7
2341	New conveying equipment	95	1 028 098	106 730	10.4	.2	X
2342	New hoists, cranes, and monorails	22	657 850	86 851	13.2	.2	X
2343	New forklift trucks	21	616 905	14 246	2.3	Z	X
2344	New industrial trucks and tractors	17	27 284	4 552	16.7	Z	X
2345	Used materials handling machinery, equipment, and parts	354	2 151 526	152 802	7.1	.3	X
2350	Oil well, oil refinery, and pipeline machinery, equipment, and supplies	105	1 391 071	145 583	10.5	.3	.6
2351	New oil refining and pipeline machinery, equipment, and supplies	44	660 121	26 491	4.0	.1	X
2352	New oil field machinery, equipment, and supplies (including drilling bits)	65	617 123	89 124	14.4	.2	X
2360	Other industrial machinery, equipment, and parts	61	230 328	44 681	19.4	.1	54.7
2366	Other new industrial machinery and equipment	30	84 153	20 127	23.9	Z	X
2367	Used industrial machinery and equipment	33	144 682	20 847	14.4	Z	X
2370	Mechanical power transmission supplies	26	47 852	6 808	14.2	Z	53.8
2371	Bearings and bushings	21	39 826	892	2.2	Z	X
2372	Other mechanical power transmission supplies	21	45 448	5 916	13.0	Z	X
2380	Industrial valves and fittings (except fluid-power)	33	275 680	43 299	15.7	.1	X
2390	Hydraulic and pneumatic (fluid-power) valves	38	100 538	3 010	3.0	Z	78.3
2391	Hydraulic valves	36	83 841	2 014	2.4	Z	X
2392	Pneumatic valves	15	28 842	995	3.5	Z	X
2400	Hydraulic and pneumatic cylinders and rotary actuators	164	1 545 881	57 486	3.7	.1	2.3
2411	Hydraulic cylinders and rotary actuators	153	1 269 908	36 322	2.9	.1	X
2412	Pneumatic cylinders and rotary actuators	36	488 633	12 831	2.6	Z	X
2420	Hydraulic and pneumatic connectors and assemblies	32	93 056	3 260	3.5	Z	75.5
2421	Hydraulic and pneumatic connectors	27	86 343	1 445	1.7	Z	X
2422	Hydraulic and pneumatic assemblies	18	54 363	1 814	3.3	Z	X
2430	Fluid-power filters, components, accessories, and parts	149	1 323 881	37 073	2.8	.1	9.1
2431	Filters	120	1 103 498	21 695	2.0	Z	X
2432	Other fluid-power components, accessories, and parts, n.e.c.	56	842 688	15 302	1.8	Z	X
2440	Welding supplies (excluding gases)	7	7 512	222	3.0	Z	X
2450	Industrial containers and supplies	8	43 723	10 470	23.9	Z	X
2460	Other industrial supplies	156	648 790	48 663	7.5	.1	8.6
2462	Abrasives and abrasive materials	94	270 828	14 904	5.5	Z	X
2463	Nylon, polyester, and synthetic rubber	9	92 823	371	.4	Z	X
2464	Mechanical rubber goods	27	32 573	244	.7	Z	X
2466	Industrial supplies, n.e.c.	74	244 788	18 463	7.5	Z	X
2630	Other transportation equipment and supplies	21	202 796	10 141	5.0	Z	X
5300	Plastics materials and basic shapes	6	18 791	3 948	21.0	Z	X
5330	Chemicals and allied products (excluding agricultural, plastics, gases, and petroleum)	23	53 484	2 168	4.1	Z	X
5400	Petroleum products	82	511 824	19 950	3.9	Z	X
5800	Farm supplies	11	47 943	3 576	7.5	Z	9.9
5812	Feeds (poultry and livestock) not mixed on location	10	39 048	3 490	8.9	Z	X
6000	Paint, paint supplies, and wallpaper	16	50 944	4 437	8.7	Z	X
9700	Service receipts and labor charges (including installed parts)	2 626	23 515 489	3 356 912	14.3	7.5	76.5
9701	Labor charges for repair work	2 514	22 940 234	1 822 356	7.9	4.1	X
9702	Parts installed in repair work	2 031	18 989 669	1 440 520	7.6	3.2	X
9703	Other service receipts and labor charges—Specify	419	3 207 859	94 024	2.9	.2	X

See footnotes at end of table.

Table 1. All Types of Operation by Kind of Business and Commodity Line for Wholesale Trade: 1997—Con.

[Includes only establishments with payroll. For meaning of abbreviations and symbols, see introductory text. For explanation of terms, see Appendix A]

NAICS code and CL code	Kind of business and commodity line	Establishments handling commodity line		Commodity line sales			Sales coverage percent
		Number	Total sales (\$1,000)	Amount ¹ (\$1,000)	As percent of total sales of—		
					Establishments handling line	Establishments in NAICS industry ¹	
42181	Construction & mining (except petroleum) machinery & equip whsle—Con.						
9720	Receipts for service contracts	92	983 330	53 614	5.5	.1	X
9740	Receipts for installing equipment	13	107 797	12 273	11.4	Z	X
9810	Miscellaneous commodities	257	3 943 554	174 974	4.4	.4	X
9940	Rental and leasing receipts	1 892	18 234 676	2 305 806	12.6	5.2	X
9980	Receipts for machine shop job work	7	7 793	165	2.1	Z	X
421810	Construction & mining (except petroleum) machinery & equip whsle	5 321	X	44 725 989	X	100.0	78.3
0120	Buses, campers, and motor homes	6	38 855	1 153	3.0	Z	78.3
0121	Buses	6	38 855	1 153	3.0	Z	X
0130	Light trucks and vans (14,000 lb or less)	60	159 546	13 568	8.5	Z	X
0140	Medium trucks and tractors (14,001 to 26,000 lb)	111	433 717	44 533	10.3	.1	X
0150	Heavy trucks and tractors (over 26,000 lb)	166	1 310 089	101 588	7.8	.2	8.8
0152	New heavy truck tractors	94	1 073 172	39 381	3.7	Z	X
0154	New truck bodies	38	131 392	17 694	13.5	Z	X
0155	Used heavy trucks, tractors, and trailers	123	1 103 150	40 730	3.7	.1	X
0200	New and rebuilt automotive parts and supplies	370	3 573 444	477 955	13.4	1.1	2.3
0211	Batteries	77	717 414	2 525	.4	Z	X
0212	Engines (complete)	180	1 205 842	31 567	2.6	.1	X
0213	Electrical engine parts (including ignition parts)	60	112 223	3 402	3.0	Z	X
0214	Brake parts (including fluid and all disk and drum parts)	103	567 875	9 830	1.7	Z	X
0217	Hoses, belts, gaskets, and wiper blades	137	1 084 228	7 211	.7	Z	X
0218	Filters (oil, air, gas, and transmission)	118	885 652	15 750	1.8	Z	X
0219	Engine parts, except electrical	67	794 493	20 976	2.6	Z	X
0221	Body parts and repair materials	98	416 660	13 352	3.2	Z	X
0222	Suspension parts (shocks, struts, balljoints, etc.)	41	1 628 218	302 866	18.6	.7	X
0223	Parts, n.e.c.	22	19 957	1 188	6.0	Z	X
0224	Accessories	27	174 978	7 107	4.1	Z	X
0300	Tires and tubes	11	25 474	651	2.6	Z	36.4
0311	New tires and tubes	11	25 474	651	2.6	Z	X
0720	Roofing, siding, and insulation materials	9	19 856	7 380	37.2	Z	58.3
0721	Roofing, except wood	7	19 490	7 237	37.1	Z	X
0920	New computer equipment	6	7 988	265	3.3	Z	43.1
0921	Computers	6	7 988	265	3.3	Z	X
1120	Flat iron and steel products	22	68 283	7 989	11.7	Z	X
1140	Iron and steel wire and wire products	29	68 578	3 654	5.3	Z	10.9
1141	Wire (plain, coated, barbed, and twisted)	14	58 973	2 370	4.0	Z	X
1143	Wire rope, strand, strapping, reinforcement mesh, and bale ties	13	5 198	227	4.4	Z	X
1150	Iron and steel pipe and tubing	9	11 585	289	2.5	Z	X
1400	Electrical apparatus and equipment	169	1 403 714	202 067	14.4	.5	4.2
1413	Motors and generators (including motor-generator sets)	80	1 163 341	194 030	16.7	.4	X
1421	Other electrical apparatus and equipment (including fuses and lightning rods)	80	109 561	1 603	1.5	Z	X
1500	Electrical appliances, household	7	15 697	490	3.1	Z	33.0
1515	Refrigerators and freezers, household	7	15 697	490	3.1	Z	X
1600	Electronic parts and equipment, except communication	22	63 434	2 632	4.1	Z	X
1650	Communication equipment and supplies	7	15 299	517	3.4	Z	X
1700	Hardware	241	1 724 943	95 321	5.5	.2	5.3
1711	Hand tools (including power driven)	238	1 627 554	73 562	4.5	.2	X
1712	Bolts, nuts, rivets, and fasteners	104	554 282	10 657	1.9	Z	X
1713	Cutlery	44	186 052	3 580	1.9	Z	X
1800	Plumbing and heating equipment and supplies (hydronics)	17	65 847	5 767	8.8	Z	46.5
1818	Other plumbing and heating equipment and supplies	15	64 299	5 445	8.5	Z	X
1900	Warm air heating and air-conditioning equipment and supplies	6	6 263	566	9.0	Z	74.2
1911	Furnaces (warm air)	6	6 263	207	3.3	Z	X
2100	Construction and mining machinery and equipment (including parts and attachments)	5 321	44 725 989	35 878 032	80.2	80.2	62.9
2111	New off-highway wheel and track-laying tractors	1 547	22 219 291	6 138 063	27.6	13.7	X
2112	New power cranes, draglines, and shovels	795	8 660 153	1 579 404	18.2	3.5	X
2113	New mixers, pavers, and related equipment	1 052	17 145 570	981 364	5.7	2.2	X
2114	New tractor shovel loaders	1 123	17 210 068	2 558 282	14.9	5.7	X
2115	New graders, rollers, and off-highway trucks	1 526	22 450 933	2 618 227	11.7	5.9	X
2116	New mining machinery	804	7 394 536	1 704 038	23.0	3.8	X
2117	Other new construction and mining, logging, and road maintenance machinery, equipment, and parts	3 553	34 075 755	15 299 967	44.9	34.2	X
2118	Used construction and mining machinery and equipment	3 373	26 336 232	4 998 688	19.0	11.2	X
2200	Farm machinery, equipment, and parts	577	8 301 181	493 000	5.9	1.1	3.5
2211	New tractors (farm)	309	4 597 038	167 160	3.6	.4	X
2212	New harvesting machinery	123	2 409 346	15 639	.6	Z	X
2213	New land preparation, planting, and cultivating machinery	133	2 320 194	18 798	.8	Z	X
2214	New dairy farm and barn equipment	29	387 608	4 408	1.1	Z	X
2215	New irrigation equipment	76	1 131 006	95 423	8.4	.2	X
2216	Other new farm machinery and equipment	222	4 365 352	85 194	2.0	.2	X
2218	Used farm machinery and equipment	299	3 627 180	106 370	2.9	.2	X
2220	Garden machinery, equipment, and parts	196	876 438	65 160	7.4	.1	11.6
2221	New power lawn mowers	137	625 918	27 171	4.3	.1	X
2222	Other new lawn and garden machinery and equipment	117	524 240	32 520	6.2	.1	X
2223	Used garden machinery and equipment	59	365 765	5 469	1.5	Z	X

See footnotes at end of table.

Table 1. All Types of Operation by Kind of Business and Commodity Line for Wholesale Trade: 1997—Con.

[Includes only establishments with payroll. For meaning of abbreviations and symbols, see introductory text. For explanation of terms, see Appendix A]

NAICS code and CL code	Kind of business and commodity line	Establishments handling commodity line		Commodity line sales			Sales coverage percent
		Number	Total sales (\$1,000)	Amount ¹ (\$1,000)	As percent of total sales of—		
					Establishments handling line	Establishments in NAICS industry ¹	
421810	Construction & mining (except petroleum) machinery & equip whsle—Con.						
2300	Hydraulic and pneumatic (fluid-power) pumps, motors, and parts	62	115 576	6 050	5.2	Z	67.4
2311	Pumps	55	100 187	2 744	2.7	Z	X
2312	Motors	22	60 084	1 085	1.8	Z	X
2313	Parts for pumps and motors	45	86 685	2 209	2.5	Z	X
2320	General-purpose industrial machinery, equipment, and parts	520	4 522 641	491 999	10.9	1.1	3.4
2321	New pumps, compressors (air or gas), and equipment	171	1 383 384	102 434	7.4	.2	X
2323	New diesel engines (excluding automotive)	50	575 223	44 228	7.7	.1	X
2326	New controlling, recording, and indicating instruments and access	32	493 761	31 226	6.3	.1	X
2327	All other new general-purpose industrial machinery and equipment	145	1 969 120	169 336	8.6	.4	X
2328	Used general-purpose industrial machinery and equipment	208	743 043	107 303	14.4	.2	X
2330	Metalworking machinery, equipment, and parts	31	300 836	32 214	10.7	.1	X
2340	Materials handling machinery, equipment, and parts	470	3 917 065	388 331	9.9	.9	3.7
2341	New conveying equipment	95	1 028 098	106 730	10.4	.2	X
2342	New hoists, cranes, and monorails	22	657 850	86 851	13.2	.2	X
2343	New forklift trucks	21	616 905	14 246	2.3	Z	X
2344	New industrial trucks and tractors	17	27 284	4 552	16.7	Z	X
2345	Used materials handling machinery, equipment, and parts	354	2 151 526	152 802	7.1	.3	X
2350	Oil well, oil refinery, and pipeline machinery, equipment, and supplies	105	1 391 071	145 583	10.5	.3	.6
2351	New oil refining and pipeline machinery, equipment, and supplies	44	660 121	26 491	4.0	.1	X
2352	New oil field machinery, equipment, and supplies (including drilling bits)	65	617 123	89 124	14.4	.2	X
2360	Other industrial machinery, equipment, and parts	61	230 328	44 681	19.4	.1	54.7
2366	Other new industrial machinery and equipment	30	84 153	20 127	23.9	Z	X
2367	Used industrial machinery and equipment	33	144 682	20 847	14.4	Z	X
2370	Mechanical power transmission supplies	26	47 852	6 808	14.2	Z	53.8
2371	Bearings and bushings	21	39 826	892	2.2	Z	X
2372	Other mechanical power transmission supplies	21	45 448	5 916	13.0	Z	X
2380	Industrial valves and fittings (except fluid-power)	33	275 680	43 299	15.7	.1	X
2390	Hydraulic and pneumatic (fluid-power) valves	38	100 538	3 010	3.0	Z	78.3
2391	Hydraulic valves	36	83 841	2 014	2.4	Z	X
2392	Pneumatic valves	15	28 842	995	3.5	Z	X
2400	Hydraulic and pneumatic cylinders and rotary actuators	164	1 545 881	57 486	3.7	.1	2.3
2411	Hydraulic cylinders and rotary actuators	153	1 269 908	36 322	2.9	.1	X
2412	Pneumatic cylinders and rotary actuators	36	488 633	12 831	2.6	Z	X
2420	Hydraulic and pneumatic connectors and assemblies	32	93 056	3 260	3.5	Z	75.5
2421	Hydraulic and pneumatic connectors	27	86 343	1 445	1.7	Z	X
2422	Hydraulic and pneumatic assemblies	18	54 363	1 814	3.3	Z	X
2430	Fluid-power filters, components, accessories, and parts	149	1 323 881	37 073	2.8	.1	9.1
2431	Filters	120	1 103 498	21 695	2.0	Z	X
2432	Other fluid-power components, accessories, and parts, n.e.c.	56	842 688	15 302	1.8	Z	X
2440	Welding supplies (excluding gases)	7	7 512	222	3.0	Z	X
2450	Industrial containers and supplies	8	43 723	10 470	23.9	Z	X
2460	Other industrial supplies	156	648 790	48 663	7.5	.1	8.6
2462	Abrasives and abrasive materials	94	270 828	14 904	5.5	Z	X
2463	Nylon, polyester, and synthetic rubber	9	92 823	371	.4	Z	X
2464	Mechanical rubber goods	27	32 573	244	.7	Z	X
2466	Industrial supplies, n.e.c.	74	244 788	18 463	7.5	Z	X
2630	Other transportation equipment and supplies	21	202 796	10 141	5.0	Z	X
5300	Plastics materials and basic shapes	6	18 791	3 948	21.0	Z	X
5330	Chemicals and allied products (excluding agricultural, plastics, gases, and petroleum)	23	53 484	2 168	4.1	Z	X
5400	Petroleum products	82	511 824	19 950	3.9	Z	X
5800	Farm supplies	11	47 943	3 576	7.5	Z	9.9
5812	Feeds (poultry and livestock) not mixed on location	10	39 048	3 490	8.9	Z	X
6000	Paint, paint supplies, and wallpaper	16	50 944	4 437	8.7	Z	X
9700	Service receipts and labor charges (including installed parts)	2 626	23 515 489	3 356 912	14.3	7.5	76.5
9701	Labor charges for repair work	2 514	22 940 234	1 822 356	7.9	4.1	X
9702	Parts installed in repair work	2 031	18 989 669	1 440 520	7.6	3.2	X
9703	Other service receipts and labor charges—Specify	419	3 207 859	94 024	2.9	.2	X
9720	Receipts for service contracts	92	983 330	53 614	5.5	.1	X
9740	Receipts for installing equipment	13	107 797	12 273	11.4	Z	X
9810	Miscellaneous commodities	257	3 943 554	174 974	4.4	.4	X
9940	Rental and leasing receipts	1 892	18 234 676	2 305 806	12.6	5.2	X
9980	Receipts for machine shop job work	7	7 793	165	2.1	Z	X
42182	Farm & garden machinery & equipment whsle	9 782	X	39 713 264	X	100.0	78.9
0100	New and used automobiles, motorcycles, etc.	249	888 459	82 107	9.2	.2	6.0
0112	Used automobiles	72	218 086	5 849	2.7	Z	X
0113	Motorcycles	35	65 052	1 523	2.3	Z	X
0114	Motorscooters, mopeds, snowmobiles, and utility trailers	169	629 517	72 134	11.5	.2	X
0120	Buses, campers, and motor homes	10	31 716	7 012	22.1	Z	17.5
0122	Motor homes, car trailers, and campers	8	23 610	5 846	24.8	Z	X
0130	Light trucks and vans (14,000 lb or less)	168	404 931	43 127	10.7	.1	.9
0131	New light trucks	156	375 231	28 647	7.6	.1	X
0132	Used light trucks	156	375 231	12 755	3.4	Z	X
0140	Medium trucks and tractors (14,001 to 26,000 lb)	152	476 599	28 945	6.1	.1	X
0150	Heavy trucks and tractors (over 26,000 lb)	49	229 191	16 812	7.3	Z	3.5
0152	New heavy truck tractors	22	80 744	6 648	8.2	Z	X
0155	Used heavy trucks, tractors, and trailers	22	80 744	3 877	4.8	Z	X

See footnotes at end of table.

Table 1. All Types of Operation by Kind of Business and Commodity Line for Wholesale Trade: 1997—Con.

[Includes only establishments with payroll. For meaning of abbreviations and symbols, see introductory text. For explanation of terms, see Appendix A]

NAICS code and CL code	Kind of business and commodity line	Establishments handling commodity line		Commodity line sales			Sales coverage percent
		Number	Total sales (\$1,000)	Amount ¹ (\$1,000)	As percent of total sales of—		
					Establishments handling line	Establishments in NAICS industry ¹	
42182	Farm & garden machinery & equipment whsle—Con.						
0200	New and rebuilt automotive parts and supplies	587	2 057 573	254 107	12.4	.6	2.7
0211	Batteries	263	1 439 777	15 772	1.1	Z	X
0212	Engines (complete)	122	250 232	8 632	3.5	Z	X
0213	Electrical engine parts (including ignition parts)	141	361 395	9 812	2.7	Z	X
0214	Brake parts (including fluid and all disk and drum parts)	17	240 683	13 393	5.6	Z	X
0215	Exhaust system parts	9	103 053	1 583	1.5	Z	X
0217	Hoses, belts, gaskets, and wiper blades	126	260 288	19 303	7.4	Z	X
0218	Filters (oil, air, gas, and transmission)	15	120 077	3 783	3.2	Z	X
0219	Engine parts, except electrical	145	421 965	35 368	8.4	.1	X
0222	Suspension parts (shocks, struts, balljoints, etc.)	17	240 683	3 325	1.4	Z	X
0223	Parts, n.e.c.	432	668 274	135 431	20.3	.3	X
0224	Accessories	128	139 624	1 254	.9	Z	X
0300	Tires and tubes	543	1 821 686	40 271	2.2	.1	.1
0312	Recapped and used tires and repair materials	471	1 255 529	26 221	2.1	.1	X
0400	Household and lawn furniture	8	47 413	6 889	14.5	Z	X
0740	Other construction materials	72	207 356	21 926	10.6	.1	5.1
0742	Prefabricated buildings and structural assemblies (nonwood)	10	58 835	10 487	17.8	Z	X
0744	Construction materials, n.e.c. (including wire fence and construction paper)	6	47 995	3 149	6.6	Z	X
1120	Flat iron and steel products	20	69 060	2 765	4.0	Z	7.2
1121	Plates	6	10 270	859	8.4	Z	X
1140	Iron and steel wire and wire products	8	49 793	6 678	13.4	Z	X
1150	Iron and steel pipe and tubing	25	73 483	6 033	8.2	Z	X
1220	Aluminum shapes, forms, etc.	6	7 162	562	7.8	Z	X
1400	Electrical apparatus and equipment	237	402 080	37 248	9.3	.1	12.1
1413	Motors and generators (including motor-generator sets)	148	175 364	6 846	3.9	Z	X
1417	Exterior wiring and cable (excluding conduit)	80	179 607	18 562	10.3	Z	X
1500	Electrical appliances, household	57	263 344	12 767	4.8	Z	X
1600	Electronic parts and equipment, except communication	17	174 181	18 121	10.4	Z	X
1700	Hardware	570	1 867 571	129 608	6.9	.3	9.6
1711	Hand tools (including power driven)	482	1 558 483	87 763	5.6	.2	X
1712	Bolts, nuts, rivets, and fasteners	493	1 342 237	25 158	1.9	.1	X
1713	Cutlery	66	390 987	8 641	2.2	Z	X
1800	Plumbing and heating equipment and supplies (hydronics)	175	650 257	53 061	8.2	.1	22.2
1811	Plastic pipe fittings and valves (excluding pipe and tubing)	112	332 792	12 177	3.7	Z	X
1812	Metal pipe fittings and valves (excluding pipe and tubing)	116	468 367	13 925	3.0	Z	X
1813	Plumbing fixtures	44	271 558	6 997	2.6	Z	X
1814	Furnaces, stoves, water heaters (except electric and warm air)	37	176 404	14 091	8.0	Z	X
1815	Boilers, radiators, and convectors	29	81 499	2 817	3.5	Z	X
1818	Other plumbing and heating equipment and supplies	10	76 277	977	1.3	Z	X
1900	Warm air heating and air-conditioning equipment and supplies	65	173 786	10 581	6.1	Z	5.5
1916	Air cleaning and filtration systems	25	88 871	8 024	9.0	Z	X
2100	Construction and mining machinery and equipment (including parts and attachments)	774	3 366 300	474 629	14.1	1.2	3.3
2111	New off-highway wheel and track-laying tractors	149	486 579	18 658	3.8	Z	X
2112	New power cranes, draglines, and shovels	93	808 555	6 716	.8	Z	X
2114	New tractor shovel loaders	359	1 729 103	101 178	5.9	.3	X
2115	New graders, rollers, and off-highway trucks	93	808 555	13 439	1.7	Z	X
2116	New mining machinery	150	1 058 567	28 341	2.7	.1	X
2117	Other new construction and mining, logging, and road maintenance machinery, equipment, and parts	378	2 074 923	166 143	8.0	.4	X
2118	Used construction and mining machinery and equipment	455	1 869 335	84 746	4.5	.2	X
2200	Farm machinery, equipment, and parts	9 123	35 907 978	28 705 281	79.9	72.3	71.0
2211	New tractors (farm)	5 236	27 560 207	8 302 632	30.1	20.9	X
2212	New harvesting machinery	4 240	24 044 548	4 491 927	18.7	11.3	X
2213	New land preparation, planting, and cultivating machinery	3 820	22 150 167	2 329 220	10.5	5.9	X
2214	New dairy farm and barn equipment	872	2 013 149	405 192	20.1	1.0	X
2215	New irrigation equipment	1 601	4 553 850	2 430 954	53.4	6.1	X
2216	Other new farm machinery and equipment	5 788	26 468 856	4 999 594	18.9	12.6	X
2218	Used farm machinery and equipment	6 179	21 635 051	5 745 761	26.6	14.5	X
2220	Garden machinery, equipment, and parts	4 399	24 939 284	5 519 849	22.1	13.9	71.4
2221	New power lawn mowers	3 233	19 722 009	2 089 690	10.6	5.3	X
2222	Other new lawn and garden machinery and equipment	2 497	17 167 936	3 197 193	18.6	8.1	X
2223	Used garden machinery and equipment	2 399	10 114 184	232 958	2.3	.6	X
2300	Hydraulic and pneumatic (fluid-power) pumps, motors, and parts	9	28 143	2 060	7.3	Z	78.9
2313	Parts for pumps and motors	6	20 389	1 638	8.0	Z	X
2320	General-purpose industrial machinery, equipment, and parts	620	3 431 120	465 663	13.6	1.2	3.3
2321	New pumps, compressors (air or gas), and equipment	307	1 522 174	170 007	11.2	.4	X
2323	New diesel engines (excluding automotive)	47	118 391	4 327	3.7	Z	X
2326	New controlling, recording, and indicating instruments and access	78	207 977	40 206	19.3	.1	X
2327	All other new general-purpose industrial machinery and equipment	107	443 731	52 448	11.8	.1	X
2328	Used general-purpose industrial machinery and equipment	97	253 119	24 164	9.5	.1	X
2330	Metalworking machinery, equipment, and parts	15	62 560	5 894	9.4	Z	X
2340	Materials handling machinery, equipment, and parts	27	66 930	16 755	25.0	Z	67.1
2341	New conveying equipment	15	38 523	9 693	25.2	Z	X
2343	New forklift trucks	9	17 930	3 273	18.3	Z	X
2345	Used materials handling machinery, equipment, and parts	14	25 999	1 696	6.5	Z	X
2360	Other industrial machinery, equipment, and parts	19	287 217	78 932	27.5	.2	6.7
2366	Other new industrial machinery and equipment	11	55 414	15 882	28.7	Z	X
2460	Other industrial supplies	6	48 279	1 086	2.2	Z	X
2630	Other transportation equipment and supplies	7	31 935	2 554	8.0	Z	X

See footnotes at end of table.

Table 1. All Types of Operation by Kind of Business and Commodity Line for Wholesale Trade: 1997—Con.

[Includes only establishments with payroll. For meaning of abbreviations and symbols, see introductory text. For explanation of terms, see Appendix A]

NAICS code and CL code	Kind of business and commodity line	Establishments handling commodity line		Commodity line sales			Sales coverage percent
		Number	Total sales (\$1,000)	Amount ¹ (\$1,000)	As percent of total sales of—		
					Establishments handling line	Establishments in NAICS industry ¹	
42182	Farm & garden machinery & equipment whsle—Con.						
2700	Sporting and recreational goods and supplies	122	633 793	65 694	10.4	.2	6.3
2715	Athletic equipment and accessories	94	437 478	34 424	7.9	.1	X
2718	Other sporting and recreational goods (go carts, bait, etc.)	7	27 129	1 440	5.3	Z	X
3120	Forest products, except lumber (including cordwood, hewn posts, poles, and ties)	15	67 222	2 978	4.4	Z	X
3800	Men's and boys' wear	16	55 783	2 492	4.5	Z	X
4000	Footwear	7	12 869	378	2.9	Z	X
4860	Other grocery specialties	16	22 483	2 047	9.1	Z	7.8
4867	Pet foods	15	16 774	734	4.4	Z	X
5300	Plastics materials and basic shapes	11	51 110	5 883	11.5	Z	X
5330	Chemicals and allied products (excluding agricultural, plastics, gases, and petroleum)	133	403 319	39 199	9.7	.1	X
5400	Petroleum products	444	1 400 073	31 841	2.3	.1	.8
5418	Lubricating oil and greases	442	1 372 889	30 317	2.2	.1	X
5800	Farm supplies	1 417	4 720 230	516 579	10.9	1.3	3.4
5811	Hay, straw, and alfalfa	40	90 423	91	.1	Z	X
5812	Feeds (poultry and livestock) not mixed on location	372	1 374 024	115 875	8.4	.3	X
5813	Prepared feeds (poultry and livestock) mixed on location	118	319 798	25 757	8.1	.1	X
5814	Weed killers, soil sterilizers, and soil conditioners	150	539 170	25 545	4.7	.1	X
5815	Insecticides, fungicides, and pesticides	252	791 547	44 176	5.6	.1	X
5816	Other agricultural chemicals and fertilizers	481	1 599 428	187 148	11.7	.5	X
5817	Seeds and bulbs	398	1 268 735	47 428	3.7	.1	X
5818	Other farm supplies (including harness and saddlery equipment)	339	744 934	69 943	9.4	.2	X
6000	Paint, paint supplies, and wallpaper	163	741 238	24 946	3.4	.1	.1
6011	Architectural coatings (enamels, primers, stains, solvents, and lacquers)	136	571 227	6 346	1.1	Z	X
6110	Flowers and florists' supplies	52	134 649	28 449	21.1	.1	X
9700	Service receipts and labor charges (including installed parts)	5 414	19 771 829	2 473 844	12.5	6.2	76.4
9701	Labor charges for repair work	5 218	19 407 766	1 292 559	6.7	3.3	X
9702	Parts installed in repair work	4 131	15 797 737	1 082 053	6.8	2.7	X
9703	Other service receipts and labor charges—Specify	871	3 855 659	97 409	2.5	.2	X
9720	Receipts for service contracts	116	454 163	16 677	3.7	Z	X
9740	Receipts for installing equipment	38	47 376	4 776	10.1	Z	X
9810	Miscellaneous commodities	529	3 036 899	197 530	6.5	.5	X
9940	Rental and leasing receipts	1 562	7 422 436	208 753	2.8	.5	X
9980	Receipts for machine shop job work	8	17 830	950	5.3	Z	X
421820	Farm & garden machinery & equipment whsle	9 782	X	39 713 264	X	100.0	78.9
0100	New and used automobiles, motorcycles, etc.	249	888 459	82 107	9.2	.2	6.0
0112	Used automobiles	72	218 086	5 849	2.7	Z	X
0113	Motorcycles	35	65 052	1 523	2.3	Z	X
0114	Motorcycles, mopeds, snowmobiles, and utility trailers	169	629 517	72 134	11.5	.2	X
0120	Buses, campers, and motor homes	10	31 716	7 012	22.1	Z	17.5
0122	Motor homes, car trailers, and campers	8	23 610	5 846	24.8	Z	X
0130	Light trucks and vans (14,000 lb or less)	168	404 931	43 127	10.7	.1	.9
0131	New light trucks	156	375 231	28 647	7.6	.1	X
0132	Used light trucks	156	375 231	12 755	3.4	Z	X
0140	Medium trucks and tractors (14,001 to 26,000 lb)	152	476 599	28 945	6.1	.1	X
0150	Heavy trucks and tractors (over 26,000 lb)	49	229 191	16 812	7.3	Z	3.5
0152	New heavy truck tractors	22	80 744	6 648	8.2	Z	X
0155	Used heavy trucks, tractors, and trailers	22	80 744	3 877	4.8	Z	X
0200	New and rebuilt automotive parts and supplies	587	2 057 573	254 107	12.4	.6	2.7
0211	Batteries	263	1 439 777	15 772	1.1	Z	X
0212	Engines (complete)	122	250 232	8 632	3.5	Z	X
0213	Electrical engine parts (including ignition parts)	141	361 395	9 812	2.7	Z	X
0214	Brake parts (including fluid and all disk and drum parts)	17	240 683	13 393	5.6	Z	X
0215	Exhaust system parts	9	103 053	1 583	1.5	Z	X
0217	Hoses, belts, gaskets, and wiper blades	126	260 268	19 303	7.4	Z	X
0218	Filters (oil, air, gas, and transmission)	15	120 077	3 783	3.2	Z	X
0219	Engine parts, except electrical	145	421 965	35 368	8.4	.1	X
0222	Suspension parts (shocks, struts, balljoints, etc.)	17	240 683	3 325	1.4	Z	X
0223	Parts, n.e.c.	432	668 274	135 431	20.3	.3	X
0224	Accessories	128	139 624	1 254	.9	Z	X
0300	Tires and tubes	543	1 821 686	40 271	2.2	.1	.1
0312	Recapped and used tires and repair materials	471	1 255 529	26 221	2.1	.1	X
0400	Household and lawn furniture	8	47 413	6 889	14.5	Z	X
0740	Other construction materials	72	207 356	21 926	10.6	.1	5.1
0742	Prefabricated buildings and structural assemblies (nonwood)	10	58 835	10 487	17.8	Z	X
0744	Construction materials, n.e.c. (including wire fence and construction paper)	6	47 995	3 149	6.6	Z	X
1120	Flat iron and steel products	20	69 060	2 765	4.0	Z	7.2
1121	Plates	6	10 270	859	8.4	Z	X
1140	Iron and steel wire and wire products	8	49 793	6 678	13.4	Z	X
1150	Iron and steel pipe and tubing	25	73 483	6 033	8.2	Z	X
1220	Aluminum shapes, forms, etc.	6	7 162	562	7.8	Z	X
1400	Electrical apparatus and equipment	237	402 080	37 248	9.3	.1	12.1
1413	Motors and generators (including motor-generator sets)	148	175 364	6 846	3.9	Z	X
1417	Exterior wiring and cable (excluding conduit)	80	179 607	18 562	10.3	Z	X
1500	Electrical appliances, household	57	263 344	12 767	4.8	Z	X
1600	Electronic parts and equipment, except communication	17	174 181	18 121	10.4	Z	X

See footnotes at end of table.

Table 1. All Types of Operation by Kind of Business and Commodity Line for Wholesale Trade: 1997—Con.

[Includes only establishments with payroll. For meaning of abbreviations and symbols, see introductory text. For explanation of terms, see Appendix A]

NAICS code and CL code	Kind of business and commodity line	Establishments handling commodity line		Commodity line sales			Sales coverage percent
		Number	Total sales (\$1,000)	Amount ¹ (\$1,000)	As percent of total sales of—		
					Establishments handling line	Establishments in NAICS industry ¹	
421820	Farm & garden machinery & equipment whlse—Con.						
1700	Hardware	570	1 867 571	129 608	6.9	.3	9.6
1711	Hand tools (including power driven)	482	1 558 483	87 763	5.6	.2	X
1712	Bolts, nuts, rivets, and fasteners	493	1 342 237	25 158	1.9	.1	X
1713	Cutlery	66	390 987	8 641	2.2		X
1800	Plumbing and heating equipment and supplies (hydronics)	175	650 257	53 061	8.2	.1	22.2
1811	Plastic pipe fittings and valves (excluding pipe and tubing)	112	332 792	12 177	3.7		X
1812	Metal pipe fittings and valves (excluding pipe and tubing)	116	468 367	13 925	3.0		X
1813	Plumbing fixtures	44	271 558	6 997	2.6		X
1814	Furnaces, stoves, water heaters (except electric and warm air)	37	176 404	14 091	8.0		X
1815	Boilers, radiators, and convectors	29	81 499	2 817	3.5		X
1818	Other plumbing and heating equipment and supplies	10	76 277	977	1.3		X
1900	Warm air heating and air-conditioning equipment and supplies	65	173 786	10 581	6.1	Z	5.5
1916	Air cleaning and filtration systems	25	88 871	8 024	9.0	Z	X
2100	Construction and mining machinery and equipment (including parts and attachments)	774	3 366 300	474 629	14.1	1.2	3.3
2111	New off-highway wheel and track-laying tractors	149	486 579	18 658	3.8	Z	X
2112	New power cranes, draglines, and shovels	93	808 555	6 716	.8	Z	X
2114	New tractor shovel loaders	359	1 729 103	101 178	5.9	.3	X
2115	New graders, rollers, and off-highway trucks	93	808 555	13 439	1.7	Z	X
2116	New mining machinery	150	1 058 567	28 341	2.7	.1	X
2117	Other new construction and mining, logging, and road maintenance machinery, equipment, and parts	378	2 074 923	166 143	8.0	.4	X
2118	Used construction and mining machinery and equipment	455	1 869 335	84 746	4.5	.2	X
2200	Farm machinery, equipment, and parts	9 123	35 907 978	28 705 281	79.9	72.3	71.0
2211	New tractors (farm)	5 236	27 560 207	8 302 632	30.1	20.9	X
2212	New harvesting machinery	4 240	24 044 548	4 491 927	18.7	11.3	X
2213	New land preparation, planting, and cultivating machinery	3 820	22 150 167	2 329 220	10.5	5.9	X
2214	New dairy farm and barn equipment	872	2 013 149	405 192	20.1	1.0	X
2215	New irrigation equipment	1 601	4 553 850	2 430 954	53.4	6.1	X
2216	Other new farm machinery and equipment	5 788	26 468 856	4 999 594	18.9	12.6	X
2218	Used farm machinery and equipment	6 179	21 635 051	5 745 761	26.6	14.5	X
2220	Garden machinery, equipment, and parts	4 399	24 939 284	5 519 849	22.1	13.9	71.4
2221	New power lawn mowers	3 233	19 722 009	2 089 690	10.6	5.3	X
2222	Other new lawn and garden machinery and equipment	2 497	17 167 936	3 197 193	18.6	8.1	X
2223	Used garden machinery and equipment	2 399	10 114 184	232 958	2.3	.6	X
2300	Hydraulic and pneumatic (fluid-power) pumps, motors, and parts	9	28 143	2 060	7.3	Z	78.9
2313	Parts for pumps and motors	6	20 389	1 638	8.0	Z	X
2320	General-purpose industrial machinery, equipment, and parts	620	3 431 120	465 663	13.6	1.2	3.3
2321	New pumps, compressors (air or gas), and equipment	307	1 522 174	170 007	11.2	.4	X
2323	New diesel engines (excluding automotive)	47	1 118 391	4 327	3.7	Z	X
2326	New controlling, recording, and indicating instruments and access	78	207 977	40 206	19.3	.1	X
2327	All other new general-purpose industrial machinery and equipment	107	443 731	52 448	11.8	.1	X
2328	Used general-purpose industrial machinery and equipment	97	253 119	24 164	9.5	.1	X
2330	Metalworking machinery, equipment, and parts	15	62 560	5 894	9.4	Z	X
2340	Materials handling machinery, equipment, and parts	27	66 930	16 755	25.0	Z	67.1
2341	New conveying equipment	15	38 523	9 693	25.2	Z	X
2343	New forklift trucks	9	17 930	3 273	18.3	Z	X
2345	Used materials handling machinery, equipment, and parts	14	25 999	1 696	6.5	Z	X
2360	Other industrial machinery, equipment, and parts	19	287 217	78 932	27.5	.2	6.7
2366	Other new industrial machinery and equipment	11	55 414	15 882	28.7	Z	X
2460	Other industrial supplies	6	48 279	1 086	2.2	Z	X
2630	Other transportation equipment and supplies	7	31 935	2 554	8.0	Z	X
2700	Sporting and recreational goods and supplies	122	633 793	65 694	10.4	.2	6.3
2715	Athletic equipment and accessories	94	437 478	34 424	7.9	.1	X
2718	Other sporting and recreational goods (go carts, bait, etc.)	7	27 129	1 440	5.3	Z	X
3120	Forest products, except lumber (including cordwood, hewn posts, poles, and ties)	15	67 222	2 978	4.4	Z	X
3800	Men's and boys' wear	16	55 783	2 492	4.5	Z	X
4000	Footwear	7	12 869	378	2.9	Z	X
4860	Other grocery specialties	16	22 483	2 047	9.1	Z	7.8
4867	Pet foods	15	16 774	734	4.4	Z	X
5300	Plastics materials and basic shapes	11	51 110	5 883	11.5	Z	X
5330	Chemicals and allied products (excluding agricultural, plastics, gases, and petroleum)	133	403 319	39 199	9.7	.1	X
5400	Petroleum products	444	1 400 073	31 841	2.3	.1	.8
5418	Lubricating oil and greases	442	1 372 889	30 317	2.2	.1	X
5800	Farm supplies	1 417	4 720 230	516 579	10.9	1.3	3.4
5811	Hay, straw, and alfalfa	40	90 423	91	.1	Z	X
5812	Feeds (poultry and livestock) not mixed on location	372	1 374 024	115 875	8.4	.3	X
5813	Prepared feeds (poultry and livestock) mixed on location	118	319 798	25 757	8.1	.1	X
5814	Weed killers, soil sterilizers, and soil conditioners	150	539 170	25 545	4.7	.1	X
5815	Insecticides, fungicides, and pesticides	252	791 547	44 176	5.6	.1	X
5816	Other agricultural chemicals and fertilizers	481	1 599 428	187 148	11.7	.5	X
5817	Seeds and bulbs	398	1 268 735	47 428	3.7	.1	X
5818	Other farm supplies (including harness and saddlery equipment)	339	744 934	69 943	9.4	.2	X
6000	Paint, paint supplies, and wallpaper	163	741 238	24 946	3.4	.1	.1
6011	Architectural coatings (enamels, primers, stains, solvents, and lacquers)	136	571 227	6 346	1.1	Z	X
6110	Flowers and florists' supplies	52	134 649	28 449	21.1	.1	X

See footnotes at end of table.

Table 1. All Types of Operation by Kind of Business and Commodity Line for Wholesale Trade: 1997—Con.

[Includes only establishments with payroll. For meaning of abbreviations and symbols, see introductory text. For explanation of terms, see Appendix A]

NAICS code and CL code	Kind of business and commodity line	Establishments handling commodity line		Commodity line sales			Sales coverage percent
		Number	Total sales (\$1,000)	Amount ¹ (\$1,000)	As percent of total sales of—		
					Establishments handling line	Establishments in NAICS industry ¹	
421820	Farm & garden machinery & equipment whlse—Con.						
9700	Service receipts and labor charges (including installed parts)	5 414	19 771 829	2 473 844	12.5	6.2	76.4
9701	Labor charges for repair work	5 218	19 407 766	1 292 559	6.7	3.3	X
9702	Parts installed in repair work	4 131	15 797 737	1 082 053	6.8	2.7	X
9703	Other service receipts and labor charges—Specify	871	3 855 659	97 409	2.5	.2	X
9720	Receipts for service contracts	116	454 163	16 677	3.7	Z	X
9740	Receipts for installing equipment	38	47 376	4 776	10.1	Z	X
9810	Miscellaneous commodities	529	3 036 899	197 530	6.5	.5	X
9940	Rental and leasing receipts	1 562	7 422 436	208 753	2.8	.5	X
9980	Receipts for machine shop job work	8	17 830	950	5.3	Z	X
4218201	Farm machinery & equipment—farm dealers	6 931	X	21 996 353	X	100.0	76.5
0100	New and used automobiles, motorcycles, etc.	233	771 404	59 130	7.7	.3	2.2
0112	Used automobiles	72	218 086	5 849	2.7	Z	X
0113	Motorcycles	35	65 052	1 523	2.3	Z	X
0114	Motorcycles, mopeds, snowmobiles, and utility trailers	161	553 318	51 758	9.4	.2	X
0120	Buses, campers, and motor homes	8	23 610	5 846	24.8	Z	22.7
0122	Motor homes, car trailers, and campers	8	23 610	5 846	24.8	Z	X
0130	Light trucks and vans (14,000 lb or less)	156	375 231	41 402	11.0	.2	.9
0131	New light trucks	156	375 231	28 647	7.6	.1	X
0132	Used light trucks	156	375 231	12 755	3.4	.1	X
0140	Medium trucks and tractors (14,001 to 26,000 lb)	134	421 684	23 417	5.6	.1	X
0150	Heavy trucks and tractors (over 26,000 lb)	26	143 848	6 153	4.3	Z	X
0200	New and rebuilt automotive parts and supplies	478	1 572 793	139 945	8.9	.6	1.4
0211	Batteries	236	1 316 752	11 934	.9	.1	X
0212	Engines (complete)	117	157 215	7 867	5.0	Z	X
0213	Electrical engine parts (including ignition parts)	118	103 696	2 055	2.0	Z	X
0217	Hoses, belts, gaskets, and wiper blades	117	157 215	15 737	10.0	.1	X
0219	Engine parts, except electrical	117	157 215	23 606	15.0	.1	X
0223	Parts, n.e.c.	358	395 785	76 218	19.3	.3	X
0224	Accessories	122	134 868	1 118	.8	Z	X
0300	Tires and tubes	472	1 266 758	26 682	2.1	.1	.2
0312	Recapped and used tires and repair materials	471	1 255 529	26 221	2.1	.1	X
0740	Other construction materials	53	80 838	5 739	7.1	Z	X
1120	Flat iron and steel products	7	11 400	867	7.6	Z	42.4
1121	Plates	6	10 270	859	8.4	Z	X
1150	Iron and steel pipe and tubing	13	13 142	630	4.8	Z	X
1400	Electrical apparatus and equipment	148	175 364	6 846	3.9	Z	1.0
1413	Motors and generators (including motor-generator sets)	148	175 364	6 846	3.9	Z	X
1500	Electrical appliances, household	46	149 670	8 125	5.4	Z	X
1700	Hardware	477	1 268 580	47 605	3.8	.2	.8
1711	Hand tools (including power driven)	427	1 102 959	20 862	1.9	.1	X
1712	Bolts, nuts, rivets, and fasteners	427	1 102 959	20 862	1.9	.1	X
1713	Cutlery	49	158 228	5 770	3.6	Z	X
1800	Plumbing and heating equipment and supplies (hydronics)	76	211 606	16 015	7.6	.1	4.0
1811	Plastic pipe fittings and valves (excluding pipe and tubing)	75	202 010	7 032	3.5	Z	X
1812	Metal pipe fittings and valves (excluding pipe and tubing)	75	202 010	7 032	3.5	Z	X
1900	Warm air heating and air-conditioning equipment and supplies	38	80 725	1 928	2.4	Z	X
2100	Construction and mining machinery and equipment (including parts and attachments)	544	2 177 521	192 371	8.8	.9	3.2
2111	New off-highway wheel and track-laying tractors	114	298 842	9 866	3.3	Z	X
2112	New power cranes, draglines, and shovels	59	659 322	3 932	.6	Z	X
2114	New tractor shovel loaders	223	1 127 516	44 448	3.9	.2	X
2115	New graders, rollers, and off-highway trucks	59	659 322	7 848	1.2	Z	X
2116	New mining machinery	116	909 334	19 960	2.2	.1	X
2117	Other new construction and mining, logging, and road maintenance machinery, equipment, and parts	275	1 521 683	69 126	4.5	.3	X
2118	Used construction and mining machinery and equipment	317	1 270 841	36 158	2.8	.2	X
2200	Farm machinery, equipment, and parts	6 931	21 996 353	16 974 084	77.2	77.2	71.0
2211	New tractors (farm)	4 808	18 954 111	4 518 999	23.8	20.5	X
2212	New harvesting machinery	3 905	16 397 530	2 608 232	15.9	11.9	X
2213	New land preparation, planting, and cultivating machinery	3 392	14 400 991	1 241 698	8.6	5.6	X
2214	New dairy farm and barn equipment	756	1 681 757	322 733	19.2	1.5	X
2215	New irrigation equipment	790	2 318 673	731 451	31.5	3.3	X
2216	Other new farm machinery and equipment	4 755	16 174 090	2 345 967	14.5	10.7	X
2218	Used farm machinery and equipment	5 593	19 797 117	5 205 006	26.3	23.7	X
2220	Garden machinery, equipment, and parts	3 342	13 702 044	1 064 996	7.8	4.8	71.4
2221	New power lawn mowers	2 660	11 428 486	622 214	5.4	2.8	X
2222	Other new lawn and garden machinery and equipment	1 620	6 529 712	249 606	3.8	1.1	X
2223	Used garden machinery and equipment	2 158	8 973 898	193 176	2.2	.9	X
2320	General-purpose industrial machinery, equipment, and parts	434	1 744 642	180 633	10.4	.8	.8
2321	New pumps, compressors (air or gas), and equipment	214	1 208 158	105 535	8.7	.5	X
2326	New controlling, recording, and indicating instruments and access	74	161 706	35 721	22.1	.2	X
2327	All other new general-purpose industrial machinery and equipment	70	280 298	27 224	9.7	.7	X
2328	Used general-purpose industrial machinery and equipment	74	74 184	6 987	9.4	Z	X
2340	Materials handling machinery, equipment, and parts	10	30 047	9 212	30.7	Z	76.0
2343	New forklift trucks	6	9 054	1 540	17.0	Z	X
2345	Used materials handling machinery, equipment, and parts	6	15 104	1 418	9.4	Z	X
2700	Sporting and recreational goods and supplies	88	351 546	27 497	7.8	.1	2.9
2715	Athletic equipment and accessories	88	351 546	27 497	7.8	.1	X
3800	Men's and boys' wear	14	44 885	1 623	3.6	Z	X

See footnotes at end of table.

Table 1. All Types of Operation by Kind of Business and Commodity Line for Wholesale Trade: 1997—Con.

[Includes only establishments with payroll. For meaning of abbreviations and symbols, see introductory text. For explanation of terms, see Appendix A]

NAICS code and CL code	Kind of business and commodity line	Establishments handling commodity line		Commodity line sales			Sales coverage percent
		Number	Total sales (\$1,000)	Amount ¹ (\$1,000)	As percent of total sales of—		
					Establishments handling line	Establishments in NAICS industry ¹	
4218201	Farm machinery & equipment—farm dealers—Con.						
4000	Footwear.....	6	12 078	175	1.4	Z	X
4860	Other grocery specialties.....	14	16 537	722	4.4	Z	9.1
4867	Pet foods.....	14	16 537	722	4.4	Z	X
5330	Chemicals and allied products (excluding agricultural, plastics, gases, and petroleum).....	63	177 221	12 890	7.3	.1	X
5400	Petroleum products.....	398	1 251 626	27 480	2.2	.1	.9
5418	Lubricating oil and greases.....	398	1 251 626	27 480	2.2	.1	X
5800	Farm supplies.....	1 294	4 267 400	440 822	10.3	2.0	1.2
5811	Hay, straw, and alfalfa.....	40	90 423	91	.1	Z	X
5812	Feeds (poultry and livestock) not mixed on location.....	371	1 358 959	108 344	8.0	.5	X
5813	Prepared feeds (poultry and livestock) mixed on location.....	118	319 798	25 757	8.1	.1	X
5814	Weed killers, soil sterilizers, and soil conditioners.....	34	134 213	839	.6	Z	X
5815	Insecticides, fungicides, and pesticides.....	189	414 662	4 442	1.1	Z	X
5816	Other agricultural chemicals and fertilizers.....	456	1 594 146	186 812	11.7	.8	X
5817	Seeds and bulbs.....	352	1 007 373	47 005	4.7	.2	X
5818	Other farm supplies (including harness and saddlery equipment).....	335	717 092	67 005	9.3	.3	X
6000	Paint, paint supplies, and wallpaper.....	136	571 227	6 346	1.1	Z	.2
6011	Architectural coatings (enamels, primers, stains, solvents, and lacquers).....	136	571 227	6 346	1.1	Z	X
6110	Flowers and florists' supplies.....	17	24 989	1 146	4.6	Z	X
9700	Service receipts and labor charges (including installed parts).....	4 842	17 613 324	2 301 691	13.1	10.5	74.5
9701	Labor charges for repair work.....	4 693	17 370 250	1 206 748	6.9	5.5	X
9702	Parts installed in repair work.....	3 764	14 331 345	1 008 507	7.0	4.6	X
9703	Other service receipts and labor charges—Specify.....	789	3 367 600	86 432	2.6	.4	X
9720	Receipts for service contracts.....	94	421 051	14 357	3.4	.1	X
9740	Receipts for installing equipment.....	18	19 680	3 362	17.1	Z	X
9810	Miscellaneous commodities.....	417	1 620 793	138 735	8.6	.6	X
9940	Rental and leasing receipts.....	1 414	6 752 640	188 069	2.8	.9	X
4218202	Farm machinery & equipment—whse distributors	2 122	X	13 486 595	X	100.0	82.1
0100	New and used automobiles, motorcycles, etc.....	8	40 856	2 601	6.4	Z	X
0130	Light trucks and vans (14,000 lb or less).....	7	13 992	1 103	7.9	Z	X
0140	Medium trucks and tractors (14,001 to 26,000 lb).....	17	50 316	5 485	10.9	Z	X
0150	Heavy trucks and tractors (over 26,000 lb).....	22	80 744	10 525	13.0	.1	11.4
0152	New heavy truck tractors.....	22	80 744	6 648	8.2	Z	X
0155	Used heavy trucks, tractors, and trailers.....	22	80 744	3 877	4.8	Z	X
0200	New and rebuilt automotive parts and supplies.....	76	316 963	92 406	29.2	.7	5.7
0211	Batteries.....	9	103 053	1 583	1.5	Z	X
0213	Electrical engine parts (including ignition parts).....	9	103 053	3 566	3.5	Z	X
0214	Brake parts (including fluid and all disk and drum parts).....	9	103 053	6 629	6.4	Z	X
0215	Exhaust system parts.....	9	103 053	1 583	1.5	Z	X
0217	Hoses, belts, gaskets, and wiper blades.....	9	103 053	3 566	3.5	Z	X
0218	Filters (oil, air, gas, and transmission).....	9	103 053	2 618	2.5	Z	X
0219	Engine parts, except electrical.....	13	104 646	6 889	6.6	.1	X
0222	Suspension parts (shocks, struts, balljoints, etc.).....	9	103 053	1 978	1.9	Z	X
0223	Parts, n.e.c.....	68	267 733	58 187	21.7	.4	X
0300	Tires and tubes.....	64	527 167	13 311	2.5	.1	X
0740	Other construction materials.....	12	75 660	13 011	17.2	.1	10.3
0742	Prefabricated buildings and structural assemblies (nonwood).....	10	58 835	10 487	17.8	.1	X
1120	Flat iron and steel products.....	9	14 599	1 264	8.7	Z	X
1150	Iron and steel pipe and tubing.....	8	17 280	3 866	22.4	Z	X
1400	Electrical apparatus and equipment.....	80	179 607	18 562	10.3	.1	8.4
1417	Exterior wiring and cable (excluding conduit).....	80	179 607	18 562	10.3	.1	X
1600	Electronic parts and equipment, except communication.....	8	19 244	2 120	11.0	Z	X
1700	Hardware.....	62	231 725	28 775	12.4	.2	1.8
1711	Hand tools (including power driven).....	30	93 986	16 860	17.9	.1	X
1712	Bolts, nuts, rivets, and fasteners.....	60	185 437	3 980	2.1	Z	X
1800	Plumbing and heating equipment and supplies (hydronics).....	84	248 592	22 743	9.1	.2	4.7
1811	Plastic pipe fittings and valves (excluding pipe and tubing).....	27	54 505	1 348	2.5	Z	X
1812	Metal pipe fittings and valves (excluding pipe and tubing).....	29	81 499	2 727	3.3	Z	X
1813	Plumbing fixtures.....	29	81 499	3 616	4.4	Z	X
1814	Furnaces, stoves, water heaters (except electric and warm air).....	27	100 127	12 113	12.1	.1	X
1815	Boilers, radiators, and convectors.....	29	81 499	2 817	3.5	Z	X
1900	Warm air heating and air-conditioning equipment and supplies.....	25	88 871	8 024	9.0	.1	12.6
1916	Air cleaning and filtration systems.....	25	88 871	8 024	9.0	.1	X
2100	Construction and mining machinery and equipment (including parts and attachments).....	222	1 133 835	279 033	24.6	2.1	3.7
2111	New off-highway wheel and track-laying tractors.....	34	187 737	8 792	4.7	.1	X
2112	New power cranes, draglines, and shovels.....	33	149 233	2 784	1.9	Z	X
2114	New tractor shovel loaders.....	136	601 587	56 730	9.4	.4	X
2115	New graders, rollers, and off-highway trucks.....	33	149 233	5 591	3.7	Z	X
2116	New mining machinery.....	33	149 233	8 381	5.6	.1	X
2117	Other new construction and mining, logging, and road maintenance machinery, equipment, and parts.....	103	553 240	97 017	17.5	.7	X
2118	Used construction and mining machinery and equipment.....	137	598 494	48 588	8.1	.4	X

See footnotes at end of table.

Table 1. All Types of Operation by Kind of Business and Commodity Line for Wholesale Trade: 1997—Con.

[Includes only establishments with payroll. For meaning of abbreviations and symbols, see introductory text. For explanation of terms, see Appendix A]

NAICS code and CL code	Kind of business and commodity line	Establishments handling commodity line		Commodity line sales			Sales coverage percent
		Number	Total sales (\$1,000)	Amount ¹ (\$1,000)	As percent of total sales of—		
					Establishments handling line	Establishments in NAICS industry ¹	
4218202	Farm machinery & equipment—whse distributors—Con.						
2200	Farm machinery, equipment, and parts	2 122	13 486 595	11 634 877	86.3	86.3	70.7
2211	New tractors (farm)	413	8 558 768	3 775 634	44.1	28.0	X
2212	New harvesting machinery	327	7 608 685	1 881 573	24.7	14.0	X
2213	New land preparation, planting, and cultivating machinery	413	7 692 049	1 080 585	14.0	8.0	X
2214	New dairy farm and barn equipment	116	331 392	82 459	24.9	.6	X
2215	New irrigation equipment	790	1 959 685	1 631 718	83.3	12.1	X
2216	Other new farm machinery and equipment	1 006	10 211 214	2 643 712	25.9	19.6	X
2218	Used farm machinery and equipment	572	1 816 323	539 195	29.7	4.0	X
2220	Garden machinery, equipment, and parts	328	7 006 924	719 742	10.3	5.3	80.1
2221	New power lawn mowers	190	5 540 133	209 605	3.8	1.6	X
2222	Other new lawn and garden machinery and equipment	241	6 698 174	495 512	7.4	3.7	X
2223	Used garden machinery and equipment	112	596 272	14 617	2.5	.1	X
2320	General-purpose industrial machinery, equipment, and parts	164	1 561 445	263 711	16.9	2.0	4.4
2321	New pumps, compressors (air or gas), and equipment	82	199 902	47 625	23.8	.4	X
2323	New diesel engines (excluding automotive)	47	118 391	4 327	3.7	.2	X
2327	All other new general-purpose industrial machinery and equipment	28	160 346	21 534	13.4	.2	X
2328	Used general-purpose industrial machinery and equipment	23	178 935	17 177	9.6	.1	X
2330	Metalworking machinery, equipment, and parts	7	43 387	3 570	8.2	Z	X
2340	Materials handling machinery, equipment, and parts	14	32 242	5 890	18.3	Z	65.3
2341	New conveying equipment	11	23 366	3 859	16.5	Z	X
2345	Used materials handling machinery, equipment, and parts	8	10 895	278	2.6	Z	X
2360	Other industrial machinery, equipment, and parts	11	54 765	22 465	41.0	.2	19.7
2366	Other new industrial machinery and equipment	6	30 876	12 962	42.0	.1	X
2700	Sporting and recreational goods and supplies	15	45 026	1 699	3.8	Z	X
3120	Forest products, except lumber (including cordwood, hewn posts, poles, and ties)	14	59 306	2 962	5.0	Z	X
5330	Chemicals and allied products (excluding agricultural, plastics, gases, and petroleum)	42	102 000	15 663	15.4	.1	X
5400	Petroleum products	44	121 263	2 837	2.3	Z	.3
5418	Lubricating oil and greases	44	121 263	2 837	2.3	Z	X
5800	Farm supplies	105	332 341	46 768	14.1	.3	14.6
5814	Weed killers, soil sterilizers, and soil conditioners	100	289 434	13 149	4.5	.1	X
5815	Insecticides, fungicides, and pesticides	47	261 362	22 391	8.6	.2	X
5816	Other agricultural chemicals and fertilizers	24	5 282	336	6.4	Z	X
5817	Seeds and bulbs	47	261 362	423	.2	Z	X
6000	Paint, paint supplies, and wallpaper	18	62 530	688	1.1	Z	X
6110	Flowers and florists' supplies	33	109 527	27 285	24.9	.2	X
9700	Service receipts and labor charges (including installed parts)	459	1 622 896	143 401	8.8	1.1	77.3
9701	Labor charges for repair work	422	1 532 029	71 782	4.7	.5	X
9702	Parts installed in repair work	295	1 088 516	60 273	5.5	.4	X
9703	Other service receipts and labor charges—Specify	73	454 967	9 529	2.1	.1	X
9720	Receipts for service contracts	13	10 364	2 065	19.9	Z	X
9740	Receipts for installing equipment	20	27 696	1 414	5.1	Z	X
9810	Miscellaneous commodities	85	1 309 673	48 832	3.7	.4	X
9940	Rental and leasing receipts	133	632 933	20 201	3.2	.2	X
4218203	Lawn & garden machinery & equipment whse	729	X	4 230 316	X	100.0	81.2
0100	New and used automobiles, motorcycles, etc.	8	76 199	20 376	26.7	.5	49.1
0114	Motorscooters, mopeds, snowmobiles, and utility trailers	8	76 199	20 376	26.7	.5	X
0200	New and rebuilt automotive parts and supplies	33	167 817	21 756	13.0	.5	11.9
0211	Batteries	18	19 972	2 255	11.3	.1	X
0213	Electrical engine parts (including ignition parts)	14	154 646	4 191	2.7	.1	X
0214	Brake parts (including fluid and all disk and drum parts)	8	137 630	6 764	4.9	.2	X
0218	Filters (oil, air, gas, and transmission)	6	17 024	1 165	6.8	Z	X
0219	Engine parts, except electrical	15	160 104	4 873	3.0	.1	X
0222	Suspension parts (shocks, struts, balljoints, etc.)	8	137 630	1 347	1.0	Z	X
0223	Parts, n.e.c.	6	4 756	1 026	21.6	Z	X
0224	Accessories	6	4 756	136	2.9	Z	X
0300	Tires and tubes	7	27 761	278	1.0	Z	X
0400	Household and lawn furniture	8	47 413	6 889	14.5	.2	X
0740	Other construction materials	7	50 858	3 176	6.2	.1	6.7
0744	Construction materials, n.e.c. (including wire fence and construction paper)	6	47 995	3 149	6.6	.1	X
1400	Electrical apparatus and equipment	9	47 109	11 840	25.1	.3	X
1500	Electrical appliances, household	6	94 033	602	.6	Z	X
1600	Electronic parts and equipment, except communication	6	153 190	15 565	10.2	.4	X
1700	Hardware	31	367 266	53 228	14.5	1.3	49.3
1711	Hand tools (including power driven)	26	361 538	50 041	13.8	1.2	X
1712	Bolts, nuts, rivets, and fasteners	7	53 841	316	.6	Z	X
1713	Cutlery	17	232 759	2 871	1.2	.1	X
1800	Plumbing and heating equipment and supplies (hydronics)	15	190 059	14 303	7.5	.3	62.2
1811	Plastic pipe fittings and valves (excluding pipe and tubing)	10	76 277	3 797	5.0	.1	X
1812	Metal pipe fittings and valves (excluding pipe and tubing)	13	184 858	4 166	2.3	.1	X
1813	Plumbing fixtures	15	190 059	3 381	1.8	.1	X
1814	Furnaces, stoves, water heaters (except electric and warm air)	10	76 277	1 978	2.6	Z	X
1818	Other plumbing and heating equipment and supplies	10	76 277	977	1.3	Z	X
2100	Construction and mining machinery and equipment (including parts and attachments)	8	54 944	3 225	5.9	.1	X

See footnotes at end of table.

Table 1. All Types of Operation by Kind of Business and Commodity Line for Wholesale Trade: 1997—Con.

[Includes only establishments with payroll. For meaning of abbreviations and symbols, see introductory text. For explanation of terms, see Appendix A]

NAICS code and CL code	Kind of business and commodity line	Establishments handling commodity line		Commodity line sales			Sales coverage percent
		Number	Total sales (\$1,000)	Amount ¹ (\$1,000)	As percent of total sales of—		
					Establishments handling line	Establishments in NAICS industry ¹	
4218203	Lawn & garden machinery & equipment whsle—Con.						
2200	Farm machinery, equipment, and parts	70	425 030	96 320	22.7	2.3	59.6
2211	New tractors (farm)	16	47 328	7 999	16.9	.2	X
2212	New harvesting machinery	8	38 333	2 122	5.5	.1	X
2213	New land preparation, planting, and cultivating machinery	15	57 127	6 937	12.1	.2	X
2215	New irrigation equipment	22	275 492	67 785	24.6	1.6	X
2216	Other new farm machinery and equipment	27	83 552	9 915	11.9	.2	X
2218	Used farm machinery and equipment	14	21 611	1 560	7.2	Z	X
2220	Garden machinery, equipment, and parts	729	4 230 316	3 735 111	88.3	88.3	55.9
2221	New power lawn mowers	383	2 753 390	1 257 871	45.7	29.7	X
2222	Other new lawn and garden machinery and equipment	635	3 940 050	2 452 075	62.2	58.0	X
2223	Used garden machinery and equipment	129	544 014	25 165	4.6	.6	X
2320	General-purpose industrial machinery, equipment, and parts	22	125 033	21 319	17.1	.5	29.7
2321	New pumps, compressors (air or gas), and equipment	12	114 114	16 847	14.8	.4	X
2327	All other new general-purpose industrial machinery and equipment	10	3 087	3 690	100.0	.1	X
2330	Metalworking machinery, equipment, and parts	6	17 195	1 732	10.1	Z	X
2360	Other industrial machinery, equipment, and parts	6	226 176	53 330	23.6	1.3	X
2700	Sporting and recreational goods and supplies	19	237 221	36 498	15.4	.9	12.6
2715	Athletic equipment and accessories	6	85 932	6 927	8.1	.2	X
2718	Other sporting and recreational goods (go carts, bait, etc.)	7	27 129	1 440	5.3	Z	X
5300	Plastics materials and basic shapes	6	43 451	4 674	10.8	.1	X
5330	Chemicals and allied products (excluding agricultural, plastics, gases, and petroleum)	28	124 098	10 646	8.6	.3	X
5800	Farm supplies	18	120 489	28 989	24.1	.7	54.4
5814	Weed killers, soil sterilizers, and soil conditioners	16	115 523	11 557	10.0	.3	X
5815	Insecticides, fungicides, and pesticides	16	115 523	17 343	15.0	.4	X
6000	Paint, paint supplies, and wallpaper	9	107 481	17 912	16.7	.4	X
9700	Service receipts and labor charges (including installed parts)	113	535 609	28 752	5.4	.7	67.4
9701	Labor charges for repair work	103	505 487	14 029	2.8	.3	X
9702	Parts installed in repair work	71	377 876	13 273	3.5	.3	X
9703	Other service receipts and labor charges—Specify	9	33 092	1 448	4.4	Z	X
9720	Receipts for service contracts	9	22 748	255	1.1	Z	X
9810	Miscellaneous commodities	27	106 433	9 963	9.4	.2	X
9940	Rental and leasing receipts	15	36 863	483	1.3	Z	X
42183	Industrial machinery & equipment whsle	35 674	X	139 946 952	X	100.0	74.9
0100	New and used automobiles, motorcycles, etc.	7	14 521	646	4.4	Z	X
0130	Light trucks and vans (14,000 lb or less)	6	13 222	1 064	8.0	Z	9.9
0133	Vans and cargo vans (new and used)	6	13 222	1 064	8.0	Z	X
0150	Heavy trucks and tractors (over 26,000 lb)	14	53 044	8 074	15.2	Z	X
0200	New and rebuilt automotive parts and supplies	330	1 769 597	236 583	13.4	.2	10.1
0211	Batteries	65	262 731	2 302	.9	Z	X
0212	Engines (complete)	17	114 509	2 147	1.9	Z	X
0213	Electrical engine parts (including ignition parts)	46	170 108	3 263	1.9	Z	X
0214	Brake parts (including fluid and all disk and drum parts)	37	141 155	4 425	3.1	Z	X
0215	Exhaust system parts	42	136 981	2 716	2.0	Z	X
0217	Hoses, belts, gaskets, and wiper blades	60	452 291	40 536	9.0	Z	X
0218	Filters (oil, air, gas, and transmission)	93	385 687	18 797	4.9	Z	X
0219	Engine parts, except electrical	37	193 443	15 764	8.1	Z	X
0221	Body parts and repair materials	14	54 429	3 189	5.9	Z	X
0222	Suspension parts (shocks, struts, balljoints, etc.)	17	92 228	839	.9	Z	X
0223	Parts, n.e.c.	49	570 074	78 673	13.8	.1	X
0224	Accessories	24	110 082	5 779	5.3	Z	X
0240	Used automotive parts, accessories, and equipment	11	46 305	7 114	15.4	Z	X
0250	Petroleum products marketing equipment	8	97 926	30 208	30.8	Z	X
0300	Tires and tubes	47	129 988	3 517	2.7	Z	8.2
0311	New tires and tubes	39	86 238	1 514	1.8	Z	X
0420	Office and business furniture	20	73 670	11 646	15.8	Z	21.1
0421	New office furniture (wooden and metal)	12	37 388	10 411	27.8	Z	X
0530	Flooring and floor coverings	8	14 316	1 356	9.5	Z	X
0540	Other home furnishings	11	34 575	5 929	17.1	Z	X
0600	Lumber: rough, dressed, and finished	11	13 138	1 713	13.0	Z	37.5
0611	Dimensional lumber (non-treated)	6	5 881	569	9.7	Z	X
0620	Plywood and millwork	22	150 848	13 808	9.2	Z	49.6
0621	Softwood plywood and oriented strand board (OSB)	9	29 838	4 600	15.4	Z	X
0622	Other panels products (including hardwood plywood, waterboard, and particleboard)	7	19 239	2 554	13.3	Z	X
0624	Wood millwork (doors, windows, cabinets, etc.)	6	99 985	6 185	6.2	Z	X
0700	Brick, stone, tile, sand, block, cement, and gravel	9	22 729	2 112	9.3	Z	.9
0712	Cement and lime	7	9 418	1 859	19.7	Z	X
0720	Roofing, siding, and insulation materials	9	39 173	1 101	2.8	Z	.5
0723	Insulation materials	8	19 597	920	4.7	Z	X
0730	Flat glass and other construction glass (excluding automotive)	6	10 023	2 777	27.7	Z	X
0740	Other construction materials	22	69 705	8 288	11.9	Z	22.7
0742	Prefabricated buildings and structural assemblies (nonwood)	9	11 251	403	3.6	Z	X
0744	Construction materials, n.e.c. (including wire fence and construction paper)	9	42 475	6 316	14.9	Z	X
0800	Photographic equipment and supplies (excluding video)	18	49 229	4 645	9.4	Z	61.1
0813	Photographic film	15	43 354	3 146	7.3	Z	X
0814	Developing supplies (excluding film)	7	2 206	93	4.2	Z	X

See footnotes at end of table.

Table 1. All Types of Operation by Kind of Business and Commodity Line for Wholesale Trade: 1997—Con.

[Includes only establishments with payroll. For meaning of abbreviations and symbols, see introductory text. For explanation of terms, see Appendix A]

NAICS code and CL code	Kind of business and commodity line	Establishments handling commodity line		Commodity line sales			Sales coverage percent
		Number	Total sales (\$1,000)	Amount ¹ (\$1,000)	As percent of total sales of—		
					Establishments handling line	Establishments in NAICS industry ¹	
42183	Industrial machinery & equipment whsle—Con.						
0900	Office equipment	62	405 120	75 847	18.7	.1	38.9
0913	Copying machines and equipment	14	184 734	53 974	29.2	Z	X
0915	Mailing, letter handling, and addressing machines	15	52 294	7 720	14.8	Z	X
0920	New computer equipment	270	1 059 111	89 072	8.4	.1	12.6
0921	Computers	191	666 168	38 814	5.8	Z	X
0924	Other computer peripheral equipment	88	366 675	39 845	10.9	Z	X
0930	Used computer equipment	6	10 073	3 223	32.0	Z	X
0950	Computer software (packaged)	54	208 090	19 171	9.2	Z	X
0960	Restaurant and hotel equipment and supplies	33	72 592	9 263	12.8	Z	X
0970	Store machines and equipment	32	169 132	31 729	18.8	Z	66.8
0972	Other store machines and equipment	30	165 619	31 160	18.8	Z	X
1000	Medical, hospital, and surgical supplies	33	113 302	21 752	19.2	Z	46.5
1013	Other surgical, medical, and hospital supplies	22	88 615	18 948	21.4	Z	X
1050	Other professional equipment and supplies	17	61 210	5 169	8.4	Z	64.8
1057	Professional equipment and supplies, n.e.c.	10	43 647	2 010	4.6	Z	X
1100	Iron and steel products (semifinished)	18	44 565	8 848	19.9	Z	74.5
1113	Rough castings and foundry products	17	31 922	7 414	23.2	Z	X
1116	Other semifinished iron and steel products	10	5 885	1 151	19.6	Z	X
1120	Flat iron and steel products	350	3 289 420	183 523	5.6	.1	1.6
1121	Plates	39	74 500	3 995	5.4	Z	X
1124	Sheets (hot-rolled)	16	304 056	40 329	13.3	Z	X
1126	Sheets (galvanized and coated)	17	1 930 162	67 990	3.5	Z	X
1127	Tin plate and terneplate	17	1 930 162	8 493	.4	Z	X
1128	Fabricated and structural plate products	48	146 843	3 997	2.7	Z	X
1129	Other flat iron and steel products	24	1 952 961	9 542	.5	Z	X
1140	Iron and steel wire and wire products	436	4 013 752	425 651	10.6	.3	.8
1141	Wire (plain, coated, barbed, and twisted)	14	382 527	27 858	7.3	Z	X
1143	Wire rope, strand, strapping, reinforcement mesh, and bale ties	196	1 822 621	34 535	1.9	Z	X
1150	Iron and steel pipe and tubing	210	563 485	83 486	14.8	.1	10.0
1152	Tubing	38	114 912	11 655	10.1	Z	X
1153	Standard steel pipe	116	348 829	55 147	15.8	Z	X
1154	Other steel pipe	15	45 728	3 571	7.8	Z	X
1160	Other iron and steel products	49	375 846	28 372	7.5	Z	19.6
1163	Bars and bar-size shapes: cold finished	12	250 735	4 259	1.7	Z	X
1165	Structural shapes (excluding bar-size shapes)	11	80 225	3 585	4.5	Z	X
1167	Finished products, n.e.c.	12	78 993	14 592	18.5	Z	X
1180	Stainless steel	18	124 035	4 626	3.7	Z	61.3
1185	Other stainless steel (including tubing)	17	73 176	3 600	4.9	Z	X
1200	Copper and brass	41	170 066	9 413	5.5	Z	51.3
1213	Tubular products (pipes and tubes)	36	146 941	5 814	4.0	Z	X
1220	Aluminum shapes, forms, etc.	24	103 674	6 127	5.9	Z	36.4
1222	Sheets and coils (.006 to .249 inch)	12	72 076	3 237	4.5	Z	X
1230	Other nonferrous metals (magnesium, nickel, tin, lead, zinc, etc., except precious)	98	2 445 428	155 217	6.3	.1	X
1400	Electrical apparatus and equipment	1 083	7 220 832	608 581	8.4	.4	6.8
1411	Power and distribution transformers	112	881 201	20 785	2.4	Z	X
1412	Switchgear and switchboard apparatus	105	979 738	30 028	3.1	Z	X
1413	Motors and generators (including motor-generator sets)	389	3 518 788	144 791	4.1	.1	X
1414	Conduit, raceway, and fittings	98	453 971	8 882	2.0	Z	X
1415	Electric bulbs (all types)	33	117 884	693	.6	Z	X
1416	Interior wiring (excluding conduit)	24	169 579	7 185	4.2	Z	X
1417	Exterior wiring and cable (excluding conduit)	98	429 778	8 834	2.1	Z	X
1418	Lighting fixtures (residential and commercial)	59	558 551	7 285	1.3	Z	X
1419	Industrial controls	366	1 987 436	114 867	5.8	.1	X
1421	Other electrical apparatus and equipment (including fuses and lightning rods)	285	2 129 630	128 712	6.0	.1	X
1500	Electrical appliances, household	43	143 754	17 586	12.2	Z	25.4
1511	Televisions	13	13 766	526	3.8	Z	X
1512	Radios, stereos, and CD players	10	18 178	1 365	7.5	Z	X
1513	V.C.R.'s and video cameras	13	13 766	445	3.2	Z	X
1514	Electrical household ranges and ovens	11	66 674	2 603	3.9	Z	X
1515	Refrigerators and freezers, household	14	66 819	1 703	2.5	Z	X
1517	Vacuum cleaners and sewing machines, household	8	14 653	375	2.6	Z	X
1518	Other electrical household appliances (including fans, dishwashers, etc.)	23	92 039	8 245	9.0	Z	X
1600	Electronic parts and equipment, except communication	923	4 402 756	462 608	10.5	.3	6.8
1612	Integrated circuits	126	197 273	8 886	4.5	Z	X
1613	Capacitors and resistors	36	41 215	189	.5	Z	X
1615	Discrete semiconductors, etc.	12	10 809	774	7.2	Z	X
1616	Electronic connectors and other passive electronic parts	180	1 216 210	102 152	8.4	.1	X
1618	Electronic parts and equipment, n.e.c.	582	2 820 103	222 227	7.9	.2	X
1650	Communication equipment and supplies	162	2 233 043	79 777	3.6	.1	3.2
1651	Telephones	6	20 543	535	2.6	Z	X
1652	Other electronic communication equipment	70	1 790 257	54 955	3.1	Z	X
1653	Other electrical communication equipment	69	1 223 296	20 157	1.6	Z	X
1700	Hardware	1 017	5 914 542	490 927	8.3	.4	8.8
1711	Hand tools (including power driven)	729	4 310 279	319 635	7.4	.2	X
1712	Bolts, nuts, rivets, and fasteners	324	2 454 935	77 807	3.2	.1	X
1713	Cutlery	135	834 791	15 013	1.8	Z	X

See footnotes at end of table.

Table 1. All Types of Operation by Kind of Business and Commodity Line for Wholesale Trade: 1997—Con.

[Includes only establishments with payroll. For meaning of abbreviations and symbols, see introductory text. For explanation of terms, see Appendix A]

NAICS code and CL code	Kind of business and commodity line	Establishments handling commodity line		Commodity line sales			Sales coverage percent
		Number	Total sales (\$1,000)	Amount ¹ (\$1,000)	As percent of total sales of—		
					Establishments handling line	Establishments in NAICS industry ¹	
42183	Industrial machinery & equipment whsle—Con.						
1800	Plumbing and heating equipment and supplies (hydronics)	642	4 578 787	400 656	8.8	.3	3.8
1811	Plastic pipe fittings and valves (excluding pipe and tubing)	258	2 779 489	99 355	3.6	.1	X
1812	Metal pipe fittings and valves (excluding pipe and tubing)	245	2 179 816	125 912	5.8	.1	X
1813	Plumbing fixtures	30	142 252	5 712	4.0	Z	X
1814	Furnaces, stoves, water heaters (except electric and warm air)	83	1 228 964	17 384	1.4	Z	X
1815	Boilers, radiators, and convectors	71	854 944	41 082	4.8	Z	X
1818	Other plumbing and heating equipment and supplies	240	1 603 565	68 441	4.3	Z	X
1900	Warm air heating and air-conditioning equipment and supplies	184	415 690	56 921	13.7	Z	36.1
1911	Furnaces (warm air)	63	94 280	4 743	5.0	Z	X
1912	Central air-conditioning (residential and commercial)	40	76 899	12 001	15.6	Z	X
1914	Heat pumps (residential and commercial)	14	29 759	850	2.9	Z	X
1916	Air cleaning and filtration systems	81	197 130	22 427	11.4	Z	X
1917	Compressors for air-conditioners	43	88 597	4 325	4.9	Z	X
1918	Condensing units for air-conditioners	26	80 146	2 974	3.7	Z	X
1919	Registers, grills, pre-formed ductwork (excluding sheet metal), and duct insulation	58	121 508	8 915	7.3	Z	X
2000	Refrigeration equipment and supplies	74	262 048	27 362	10.4	Z	31.7
2013	Condensing units for commercial refrigerators	13	66 437	1 645	2.5	Z	X
2014	Refrigerants	44	114 223	7 389	6.5	Z	X
2015	Other refrigeration equipment and supplies	50	160 419	12 666	7.9	Z	X
2100	Construction and mining machinery and equipment (including parts and attachments)	744	2 653 956	344 078	13.0	.2	13.3
2111	New off-highway wheel and track-laying tractors	32	134 952	12 023	8.9	Z	X
2112	New power cranes, draglines, and shovels	35	173 883	28 638	16.5	Z	X
2113	New mixers, pavers, and related equipment	78	174 607	18 167	10.4	Z	X
2114	New tractor shovel loaders	13	58 106	6 687	11.5	Z	X
2115	New graders, rollers, and off-highway trucks	60	183 445	7 285	4.0	Z	X
2116	New mining machinery	34	193 429	11 845	6.1	Z	X
2117	Other new construction and mining, logging, and road maintenance machinery, equipment, and parts	297	1 075 119	126 665	11.8	.1	X
2118	Used construction and mining machinery and equipment	295	1 034 420	69 491	6.7	.1	X
2200	Farm machinery, equipment, and parts	416	2 226 299	230 120	10.3	.2	13.6
2211	New tractors (farm)	116	957 418	69 079	7.2	Z	X
2212	New harvesting machinery	33	262 236	4 527	1.7	Z	X
2213	New land preparation, planting, and cultivating machinery	71	616 309	16 295	2.6	Z	X
2214	New dairy farm and barn equipment	14	83 613	2 081	2.5	Z	X
2215	New irrigation equipment	34	249 757	6 153	2.5	Z	X
2216	Other new farm machinery and equipment	112	598 124	18 813	3.1	Z	X
2218	Used farm machinery and equipment	92	611 974	16 366	2.7	Z	X
2220	Garden machinery, equipment, and parts	148	2 801 071	145 168	5.2	.1	6.9
2221	New power lawn mowers	71	2 199 664	59 195	2.7	Z	X
2222	Other new lawn and garden machinery and equipment	76	1 845 039	60 412	3.3	Z	X
2223	Used garden machinery and equipment	43	1 464 728	8 540	.6	Z	X
2230	Food-processing machinery, equipment, and parts	1 985	6 436 004	3 910 908	60.8	2.8	69.6
2231	New commercial food-processing machinery (slicers, choppers, baking, etc.)	1 226	4 118 656	2 357 743	57.2	1.7	X
2232	New packing, packaging, and bottling equipment	857	2 817 233	1 236 964	43.9	.9	X
2233	Used food-processing machinery and equipment	683	1 656 487	316 177	19.1	.2	X
2300	Hydraulic and pneumatic (fluid-power) pumps, motors, and parts	3 741	12 572 465	4 823 497	38.4	3.4	63.3
2311	Pumps	3 061	10 231 328	2 702 031	26.4	1.9	X
2312	Motors	2 108	6 747 571	894 336	13.3	.6	X
2313	Parts for pumps and motors	2 462	7 454 910	1 227 045	16.5	.9	X
2320	General-purpose industrial machinery, equipment, and parts	14 004	54 172 419	36 341 609	67.1	26.0	55.2
2321	New pumps, compressors (air or gas), and equipment	5 024	19 957 951	8 149 880	40.8	5.8	X
2323	New diesel engines (excluding automotive)	524	3 002 124	1 421 226	47.3	1.0	X
2326	New controlling, recording, and indicating instruments and access	3 337	14 997 967	5 966 582	39.8	4.3	X
2327	All other new general-purpose industrial machinery and equipment	8 250	32 394 291	18 578 508	57.4	13.3	X
2328	Used general-purpose industrial machinery and equipment	2 910	7 904 717	2 225 378	28.2	1.6	X
2330	Metalworking machinery, equipment, and parts	5 115	23 745 147	18 031 151	75.9	12.9	X
2340	Materials handling machinery, equipment, and parts	6 305	26 779 009	15 227 180	56.9	10.9	59.4
2341	New conveying equipment	3 143	13 769 864	4 741 967	34.4	3.4	X
2342	New hoists, cranes, and monorails	1 662	8 047 730	1 560 326	19.4	1.1	X
2343	New forklift trucks	1 930	11 855 251	5 870 630	49.5	4.2	X
2344	New industrial trucks and tractors	461	2 224 078	442 519	19.9	.3	X
2345	Used materials handling machinery, equipment, and parts	3 055	12 110 334	2 611 669	21.6	1.9	X
2350	Oil well, oil refinery, and pipeline machinery, equipment, and supplies	4 137	13 708 801	10 970 857	80.0	7.8	64.7
2351	New oil refining and pipeline machinery, equipment, and supplies	1 594	5 929 709	3 289 018	55.5	2.4	X
2352	New oil field machinery, equipment, and supplies (including drilling bits)	2 657	9 315 322	6 437 559	69.1	4.6	X
2353	Used oil well, oil refinery, and pipeline machinery, equipment, and supplies	1 338	2 980 317	1 244 155	41.7	.9	X
2360	Other industrial machinery, equipment, and parts	8 515	35 301 335	28 405 824	80.5	20.3	64.6
2361	New metal smelting and refining machinery, and equipment	289	851 831	211 841	24.9	.2	X
2362	New power plant machinery (excluding electrical)	529	2 202 999	904 923	41.1	.6	X
2363	New printing trades machinery, equipment, and supplies	1 819	9 422 264	7 889 613	83.7	5.6	X
2364	New textile and sewing machinery and equipment	834	4 103 870	3 422 429	83.4	2.4	X
2365	New woodworking machinery	683	2 182 693	1 329 520	60.9	1.0	X
2366	Other new industrial machinery and equipment	4 407	18 647 933	13 053 807	70.0	9.3	X
2367	Used industrial machinery and equipment	2 027	6 322 899	1 593 635	25.2	1.1	X
2370	Mechanical power transmission supplies	507	4 179 663	299 160	7.2	.2	23.5
2371	Bearings and bushings	299	2 630 185	136 875	5.2	.1	X
2372	Other mechanical power transmission supplies	342	1 955 526	161 963	8.3	.1	X
2380	Industrial valves and fittings (except fluid-power)	1 118	5 154 705	440 999	8.6	.3	X
2390	Hydraulic and pneumatic (fluid-power) valves	2 556	9 030 363	2 046 126	22.7	1.5	69.5
2391	Hydraulic valves	1 984	6 852 173	1 007 782	14.7	.7	X
2392	Pneumatic valves	1 779	6 553 703	1 038 299	15.8	.7	X

See footnotes at end of table.

Table 1. All Types of Operation by Kind of Business and Commodity Line for Wholesale Trade: 1997—Con.

[Includes only establishments with payroll. For meaning of abbreviations and symbols, see introductory text. For explanation of terms, see Appendix A]

NAICS code and CL code	Kind of business and commodity line	Establishments handling commodity line		Commodity line sales			Sales coverage percent
		Number	Total sales (\$1,000)	Amount ¹ (\$1,000)	As percent of total sales of—		
					Establishments handling line	Establishments in NAICS industry ¹	
42183	Industrial machinery & equipment whsle—Con.						
2400	Hydraulic and pneumatic cylinders and rotary actuators	2 138	8 460 278	1 814 407	21.4	1.3	68.1
2411	Hydraulic cylinders and rotary actuators	1 654	6 476 186	1 090 431	16.8	.8	X
2412	Pneumatic cylinders and rotary actuators	1 441	5 747 093	722 712	12.6	.5	X
2420	Hydraulic and pneumatic connectors and assemblies	2 131	9 426 927	2 212 416	23.5	1.6	70.6
2421	Hydraulic and pneumatic connectors	1 833	8 373 359	1 317 801	15.7	.9	X
2422	Hydraulic and pneumatic assemblies	1 539	7 266 445	894 579	12.3	.6	X
2430	Fluid-power filters, components, accessories, and parts	2 615	9 227 985	1 972 670	21.4	1.4	69.2
2431	Filters	2 083	7 590 705	918 637	12.1	.7	X
2432	Other fluid-power components, accessories, and parts, n.e.c.	1 800	6 384 567	1 053 517	16.5	.8	X
2440	Welding supplies (excluding gases)	67	164 862	29 372	17.8		X
2450	Industrial containers and supplies	361	2 998 848	153 894	5.1	.1	2.5
2451	New and reconditioned drums and barrels	51	96 066	775	.8	Z	X
2452	Bottles and bottlers' supplies	44	590 260	27 115	4.6	Z	X
2454	Other industrial containers and supplies	281	2 544 443	102 180	4.0	.1	X
2460	Other industrial supplies	1 312	6 824 619	668 723	9.8	.5	16.1
2461	Printing and duplicating inks	94	240 185	29 594	12.3	Z	X
2462	Abrasives and abrasive materials	764	4 192 562	322 751	7.7	.2	X
2463	Nylon, polyester, and synthetic rubber	116	411 012	16 757	4.1	Z	X
2464	Mechanical rubber goods	169	444 775	41 697	9.4	Z	X
2465	Strapping and tape	284	1 941 812	75 416	3.9	.1	X
2466	Industrial supplies, n.e.c.	528	1 910 466	173 000	9.1	.1	X
2520	Custodial (janitors') equipment and supplies	17	72 171	10 010	13.9	Z	16.5
2522	Custodial equipment—nonpower equipment	6	25 581	1 985	7.8	Z	X
2540	Other service establishment equipment and supplies	20	53 760	9 040	16.8	Z	38.4
2542	Service establishment equipment and supplies, n.e.c.	16	44 068	8 419	19.1	Z	X
2600	Aircraft and aeronautical equipment and supplies	30	268 295	38 178	14.2	Z	18.3
2614	Used aircraft and aeronautical equipment and supplies	10	82 195	14 806	18.0	Z	X
2620	Marine machinery, equipment, and supplies	45	681 293	149 995	22.0	.1	56.7
2622	New marine propulsion machinery and equipment	9	23 031	2 124	9.2	Z	X
2623	New marine supplies	23	101 942	8 576	8.4	Z	X
2630	Other transportation equipment and supplies	151	2 333 919	138 012	5.9	.1	.5
2631	New transportation equipment (excluding automotive)	46	2 048 552	104 258	5.1	.1	X
2632	Used transportation equipment (excluding automotive)	14	531 506	14 009	2.6	Z	X
2700	Sporting and recreational goods and supplies	37	114 494	15 151	13.2	Z	28.0
2713	Billiards, pool, bowling equipment, and accessories	6	43 896	4 430	10.1	Z	X
2714	Camping and fishing equipment and accessories	15	48 185	7 233	15.0	Z	X
2800	Toys and hobby goods and supplies	26	37 975	1 797	4.7	Z	13.2
2812	Other toys and games (including fireworks and children's vehicles)	12	5 278	317	6.0	Z	X
2900	Ferrous metal scrap	14	161 297	34 389	21.3	Z	54.1
2911	Prepared ferrous metal scrap (processed by this establishment)	10	151 180	25 739	17.0	Z	X
2920	Nonferrous metal scrap	10	164 710	14 454	8.8	Z	42.1
2921	Aluminum scrap	8	153 439	8 933	5.8	Z	X
2930	Recyclable paper and paperboard	71	181 793	14 757	8.1	Z	X
2940	Recyclable materials, except metal	19	35 238	5 132	14.6	Z	2.0
2945	Other recyclable materials (including rubber and bones)	7	8 963	676	7.5	Z	X
3000	Jewelry, diamonds, gem stones, and watches	6	61 716	805	1.3	Z	X
3150	Other durable goods	6	49 562	7 448	15.0	Z	74.9
3154	Other durable goods, n.e.c.	6	49 562	7 448	15.0	Z	X
3200	Printing and writing paper	16	37 270	3 607	9.7	Z	30.9
3213	Other printing and writing paper	10	11 986	2 381	19.9	Z	X
3300	Stationery, office supplies and greeting cards	45	54 722	7 442	13.6	Z	27.4
3313	Inked ribbons, carbon paper, pens and pencils	22	23 342	3 112	13.3	Z	X
3400	Industrial and personal services paper and plastics	63	140 428	15 913	11.3	Z	22.0
3411	Paperboard and boxboard boxes	9	24 785	3 086	12.5	Z	X
3413	Industrial paper (wrapping, bags, cartons, etc.)	18	32 738	5 406	16.5	Z	X
3415	Other industrial and personal service paper	9	20 848	406	1.9	Z	X
3500	Drugs, pharmaceuticals, cosmetics, and toiletries	10	14 520	1 076	7.4	Z	26.6
3515	Other toiletries and druggists' sundries	9	14 241	992	7.0	Z	X
3600	Piece goods, knit and woven	12	14 099	1 683	11.9	Z	X
3700	Notions (buttons, ribbons, lace, sewing accessories, zippers, bindings, etc.)	13	22 381	2 573	11.5	Z	X
3800	Men's and boys' wear	8	21 610	4 649	21.5	Z	X
3900	Women's and children's wear	7	16 845	824	4.9	Z	X
4830	Canned foods	6	44 565	2 414	5.4	Z	X
5140	Other farm products, inedible	24	105 047	33 404	31.8	Z	74.9
5143	Farm products, n.e.c.	24	105 047	33 404	31.8	Z	X
5300	Plastics materials and basic shapes	375	2 825 775	156 372	5.5	.1	1.9
5311	Plastic pipes, rods, tubes, and shapes	103	1 022 910	32 074	3.1	Z	X
5312	High pressure laminates	31	215 452	17 943	8.3	Z	X
5313	Plastics raw materials	18	1 003 999	46 912	4.7	Z	X
5314	Other plastics materials and basic shapes	64	175 914	8 950	5.1	Z	X
5320	Industrial gases (welding, etc.)	57	166 539	37 993	22.8	Z	X

See footnotes at end of table.

Table 1. All Types of Operation by Kind of Business and Commodity Line for Wholesale Trade: 1997—Con.

[Includes only establishments with payroll. For meaning of abbreviations and symbols, see introductory text. For explanation of terms, see Appendix A]

NAICS code and CL code	Kind of business and commodity line	Establishments handling commodity line		Commodity line sales			Sales coverage percent
		Number	Total sales (\$1,000)	Amount ¹ (\$1,000)	As percent of total sales of—		
					Establishments handling line	Establishments in NAICS industry ¹	
42183	Industrial machinery & equipment whsle—Con.						
5330	Chemicals and allied products (excluding agricultural, plastics, gases, and petroleum)	973	3 195 632	328 194	10.3	.2	3.3
5331	Gases, compressed and liquified, except L.P.	10	17 214	3 527	20.5	Z	X
5332	Alkalies and chlorine	91	34 706	542	1.6	Z	X
5335	Detergents and soaps	236	698 322	55 465	7.9	Z	X
5336	Sanitation chemicals, polishes, and waxes	49	454 957	19 461	4.3	Z	X
5341	Insecticides, nonagricultural	12	165 477	963	.6	Z	X
5342	Adhesives, sealants, and glues	368	1 114 047	121 281	10.9	.1	X
5344	Other chemicals and allied products	129	704 075	51 794	7.4	Z	X
5400	Petroleum products	69	730 296	80 659	11.0	.1	38.7
5415	No. 2 distillate fuel oil (no. 2 diesel and no. 2 heating oil)	7	182 646	7 478	4.1	Z	X
5418	Lubricating oil and greases	58	508 905	65 238	12.8	Z	X
5800	Farm supplies	39	133 714	9 378	7.0	Z	3.8
5814	Weed killers, soil sterilizers, and soil conditioners	25	116 224	7 530	6.5	Z	X
6000	Paint, paint supplies, and wallpaper	93	383 090	30 245	7.9	Z	1.5
6011	Architectural coatings (enamels, primers, stains, solvents, and lacquers)	9	8 372	564	6.7	Z	X
6013	Special purpose coatings (automotive, refinish, marine, traffic coatings)	20	96 391	9 236	9.6	Z	X
6014	Paint supplies	10	69 759	3 972	5.7	Z	X
6150	Nondurable goods, n.e.c.	13	83 104	24 236	29.2	Z	X
9700	Service receipts and labor charges (including installed parts)	7 083	31 152 362	4 138 192	13.3	3.0	70.9
9701	Labor charges for repair work	6 474	27 958 566	2 380 654	8.5	1.7	X
9702	Parts installed in repair work	4 673	20 102 477	1 477 080	7.3	1.1	X
9703	Other service receipts and labor charges—Specify	1 100	5 436 360	280 410	5.2	.2	X
9720	Receipts for service contracts	1 012	6 169 206	951 607	15.4	.7	X
9740	Receipts for installing equipment	1 576	5 565 968	414 070	7.4	.3	X
9810	Miscellaneous commodities	1 094	4 665 891	478 117	10.2	.3	X
9940	Rental and leasing receipts	2 080	9 664 131	969 740	10.0	.7	.4
9941	Computer rental and leasing receipts	105	141 163	8 159	5.8	Z	X
9942	Photocopying machine rental	93	239 420	20 253	8.5	Z	X
9943	Other office machine rental receipts	339	1 136 967	72 585	6.4	.1	X
9944	Other rental receipts	1 199	7 132 197	761 197	10.7	.5	X
9950	Construction receipts	7	29 572	4 828	16.3	Z	X
9960	Custom software (designed to customer specifications)	6	5 509	600	10.9	Z	X
9980	Receipts for machine shop job work	9	27 323	3 773	13.8	Z	X
421830	Industrial machinery & equipment whsle	35 674	X	139 946 952	X	100.0	74.9
0100	New and used automobiles, motorcycles, etc.	7	14 521	646	4.4	Z	X
0130	Light trucks and vans (14,000 lb or less)	6	13 222	1 064	8.0	Z	9.9
0133	Vans and cargo vans (new and used)	6	13 222	1 064	8.0	Z	X
0150	Heavy trucks and tractors (over 26,000 lb)	14	53 044	8 074	15.2	Z	X
0200	New and rebuilt automotive parts and supplies	330	1 769 597	236 583	13.4	.2	10.1
0211	Batteries	65	262 731	2 302	.9	Z	X
0212	Engines (complete)	17	114 509	2 147	1.9	Z	X
0213	Electrical engine parts (including ignition parts)	46	170 108	3 263	1.9	Z	X
0214	Brake parts (including fluid and all disk and drum parts)	37	141 155	4 425	3.1	Z	X
0215	Exhaust system parts	42	136 981	2 716	2.0	Z	X
0217	Hoses, belts, gaskets, and wiper blades	60	452 291	40 536	9.0	Z	X
0218	Filters (oil, air, gas, and transmission)	93	385 687	18 797	4.9	Z	X
0219	Engine parts, except electrical	37	193 443	15 764	8.1	Z	X
0221	Body parts and repair materials	14	54 429	3 189	5.9	Z	X
0222	Suspension parts (shocks, struts, balljoints, etc.)	17	92 228	839	.9	Z	X
0223	Parts, n.e.c.	49	570 074	78 673	13.8	.1	X
0224	Accessories	24	110 082	5 779	5.3	Z	X
0240	Used automotive parts, accessories, and equipment	11	46 305	7 114	15.4	Z	X
0250	Petroleum products marketing equipment	8	97 926	30 208	30.8	Z	X
0300	Tires and tubes	47	129 988	3 517	2.7	Z	8.2
0311	New tires and tubes	39	86 238	1 514	1.8	Z	X
0420	Office and business furniture	20	73 670	11 646	15.8	Z	21.1
0421	New office furniture (wooden and metal)	12	37 388	10 411	27.8	Z	X
0530	Flooring and floor coverings	8	14 316	1 356	9.5	Z	X
0540	Other home furnishings	11	34 575	5 929	17.1	Z	X
0600	Lumber: rough, dressed, and finished	11	13 138	1 713	13.0	Z	37.5
0611	Dimensional lumber (non-treated)	6	5 881	569	9.7	Z	X
0620	Plywood and millwork	22	150 848	13 808	9.2	Z	49.6
0621	Softwood plywood and oriented strand board (OSB)	9	29 838	4 600	15.4	Z	X
0622	Other panels products (including hardwood plywood, waterboard, and particleboard)	7	19 239	2 554	13.3	Z	X
0624	Wood millwork (doors, windows, cabinets, etc.)	6	99 985	6 185	6.2	Z	X
0700	Brick, stone, tile, sand, block, cement, and gravel	9	22 729	2 112	9.3	Z	.9
0712	Cement and lime	7	9 418	1 859	19.7	Z	X
0720	Roofing, siding, and insulation materials	9	39 173	1 101	2.8	Z	.5
0723	Insulation materials	8	19 597	920	4.7	Z	X
0730	Flat glass and other construction glass (excluding automotive)	6	10 023	2 777	27.7	Z	X
0740	Other construction materials	22	69 705	8 288	11.9	Z	22.7
0742	Prefabricated buildings and structural assemblies (nonwood)	9	11 251	403	3.6	Z	X
0744	Construction materials, n.e.c. (including wire fence and construction paper)	9	42 475	6 316	14.9	Z	X

See footnotes at end of table.

Table 1. All Types of Operation by Kind of Business and Commodity Line for Wholesale Trade: 1997—Con.

[Includes only establishments with payroll. For meaning of abbreviations and symbols, see introductory text. For explanation of terms, see Appendix A]

NAICS code and CL code	Kind of business and commodity line	Establishments handling commodity line		Commodity line sales			Sales coverage percent
		Number	Total sales (\$1,000)	Amount ¹ (\$1,000)	As percent of total sales of—		
					Establishments handling line	Establishments in NAICS industry ¹	
421830	Industrial machinery & equipment whsle—Con.						
0800	Photographic equipment and supplies (excluding video)	18	49 229	4 645	9.4	Z	61.1
0813	Photographic film	15	43 354	3 146	7.3	Z	X
0814	Developing supplies (excluding film)	7	2 206	93	4.2	Z	X
0900	Office equipment	62	405 120	75 847	18.7	.1	38.9
0913	Copying machines and equipment	14	184 734	53 974	29.2	Z	X
0915	Mailing, letter handling, and addressing machines	15	52 294	7 720	14.8	Z	X
0920	New computer equipment	270	1 059 111	89 072	8.4	.1	12.6
0921	Computers	191	666 168	38 814	5.8	Z	X
0924	Other computer peripheral equipment	88	366 675	39 845	10.9	Z	X
0930	Used computer equipment	6	10 073	3 223	32.0	Z	X
0950	Computer software (packaged)	54	208 090	19 171	9.2	Z	X
0960	Restaurant and hotel equipment and supplies	33	72 592	9 263	12.8	Z	X
0970	Store machines and equipment	32	169 132	31 729	18.8	Z	66.8
0972	Other store machines and equipment	30	165 619	31 160	18.8	Z	X
1000	Medical, hospital, and surgical supplies	33	113 302	21 752	19.2	Z	46.5
1013	Other surgical, medical, and hospital supplies	22	88 615	18 948	21.4	Z	X
1050	Other professional equipment and supplies	17	61 210	5 169	8.4	Z	64.8
1057	Professional equipment and supplies, n.e.c.	10	43 647	2 010	4.6	Z	X
1100	Iron and steel products (semifinished)	18	44 565	8 848	19.9	Z	74.5
1113	Rough castings and foundry products	17	31 922	7 414	23.2	Z	X
1116	Other semifinished iron and steel products	10	5 885	1 151	19.6	Z	X
1120	Flat iron and steel products	350	3 289 420	183 523	5.6	.1	1.6
1121	Plates	39	74 500	3 995	5.4	Z	X
1124	Sheets (hot-rolled)	16	304 056	40 329	13.3	Z	X
1126	Sheets (galvanized and coated)	17	1 930 162	67 990	3.5	Z	X
1127	Tin plate and terneplate	17	1 930 162	8 493	.4	Z	X
1128	Fabricated and structural plate products	48	146 843	3 997	2.7	Z	X
1129	Other flat iron and steel products	24	1 952 961	9 542	.5	Z	X
1140	Iron and steel wire and wire products	436	4 013 752	425 651	10.6	.3	.8
1141	Wire (plain, coated, barbed, and twisted)	14	382 527	27 858	7.3	Z	X
1143	Wire rope, strand, strapping, reinforcement mesh, and bale ties	196	1 822 621	34 535	1.9	Z	X
1150	Iron and steel pipe and tubing	210	563 485	83 486	14.8	.1	10.0
1152	Tubing	38	114 912	11 655	10.1	Z	X
1153	Standard steel pipe	116	348 829	55 147	15.8	Z	X
1154	Other steel pipe	15	45 728	3 571	7.8	Z	X
1160	Other iron and steel products	49	375 846	28 372	7.5	Z	19.6
1163	Bars and bar-size shapes: cold finished	12	250 735	4 259	1.7	Z	X
1165	Structural shapes (excluding bar-size shapes)	11	80 225	3 585	4.5	Z	X
1167	Finished products, n.e.c.	12	78 993	14 592	18.5	Z	X
1180	Stainless steel	18	124 035	4 626	3.7	Z	61.3
1185	Other stainless steel (including tubing)	17	73 176	3 600	4.9	Z	X
1200	Copper and brass	41	170 066	9 413	5.5	Z	51.3
1213	Tubular products (pipes and tubes)	36	146 941	5 814	4.0	Z	X
1220	Aluminum shapes, forms, etc.	24	103 674	6 127	5.9	Z	36.4
1222	Sheets and coils (.006 to .249 inch)	12	72 076	3 237	4.5	Z	X
1230	Other nonferrous metals (magnesium, nickel, tin, lead, zinc, etc., except precious)	98	2 445 428	155 217	6.3	.1	X
1400	Electrical apparatus and equipment	1 083	7 220 832	608 581	8.4	.4	6.8
1411	Power and distribution transformers	112	881 201	20 785	2.4	Z	X
1412	Switchgear and switchboard apparatus	105	979 738	30 028	3.1	Z	X
1413	Motors and generators (including motor-generator sets)	389	3 518 788	144 791	4.1	.1	X
1414	Conduit, raceway, and fittings	98	453 971	8 882	2.0	Z	X
1415	Electric bulbs (all types)	33	117 884	693	.6	Z	X
1416	Interior wiring (excluding conduit)	24	169 579	7 185	4.2	Z	X
1417	Exterior wiring and cable (excluding conduit)	98	429 778	8 834	2.1	Z	X
1418	Lighting fixtures (residential and commercial)	59	558 551	7 285	1.3	Z	X
1419	Industrial controls	366	1 987 436	114 867	5.8	.1	X
1421	Other electrical apparatus and equipment (including fuses and lightning rods)	285	2 129 630	128 712	6.0	.1	X
1500	Electrical appliances, household	43	143 754	17 586	12.2	Z	25.4
1511	Televisions	13	13 766	526	3.8	Z	X
1512	Radios, stereos, and CD players	10	18 178	1 365	7.5	Z	X
1513	V.C.R.'s and video cameras	13	13 766	445	3.2	Z	X
1514	Electrical household ranges and ovens	11	66 674	2 603	3.9	Z	X
1515	Refrigerators and freezers, household	14	66 819	1 703	2.5	Z	X
1517	Vacuum cleaners and sewing machines, household	8	14 653	375	2.6	Z	X
1518	Other electrical household appliances (including fans, dishwashers, etc.)	23	92 039	8 245	9.0	Z	X
1600	Electronic parts and equipment, except communication	923	4 402 756	462 608	10.5	.3	6.8
1612	Integrated circuits	126	197 273	8 886	4.5	Z	X
1613	Capacitors and resistors	36	41 215	189	.5	Z	X
1615	Discrete semiconductors, etc.	12	10 809	774	7.2	Z	X
1616	Electronic connectors and other passive electronic parts	180	1 216 210	102 152	8.4	.1	X
1618	Electronic parts and equipment, n.e.c.	582	2 820 103	222 227	7.9	.2	X
1650	Communication equipment and supplies	162	2 233 043	79 777	3.6	.1	3.2
1651	Telephones	6	20 543	535	2.6	Z	X
1652	Other electronic communication equipment	70	1 790 257	54 955	3.1	Z	X
1653	Other electrical communication equipment	69	1 223 296	20 157	1.6	Z	X
1700	Hardware	1 017	5 914 542	490 927	8.3	.4	8.8
1711	Hand tools (including power driven)	729	4 310 279	319 635	7.4	.2	X
1712	Bolts, nuts, rivets, and fasteners	324	2 454 935	77 807	3.2	.1	X
1713	Cutlery	135	834 791	15 013	1.8	Z	X

See footnotes at end of table.

Table 1. All Types of Operation by Kind of Business and Commodity Line for Wholesale Trade: 1997—Con.

[Includes only establishments with payroll. For meaning of abbreviations and symbols, see introductory text. For explanation of terms, see Appendix A]

NAICS code and CL code	Kind of business and commodity line	Establishments handling commodity line		Commodity line sales			Sales coverage percent
		Number	Total sales (\$1,000)	Amount ¹ (\$1,000)	As percent of total sales of—		
					Establishments handling line	Establishments in NAICS industry ¹	
421830	Industrial machinery & equipment whsle—Con.						
1800	Plumbing and heating equipment and supplies (hydronics)	642	4 578 787	400 656	8.8	.3	3.8
1811	Plastic pipe fittings and valves (excluding pipe and tubing)	258	2 779 489	99 355	3.6	.1	X
1812	Metal pipe fittings and valves (excluding pipe and tubing)	245	2 179 816	125 912	5.8	.1	X
1813	Plumbing fixtures	30	142 252	5 712	4.0	Z	X
1814	Furnaces, stoves, water heaters (except electric and warm air)	83	1 228 964	17 384	1.4	Z	X
1815	Boilers, radiators, and convectors	71	854 944	41 082	4.8	Z	X
1818	Other plumbing and heating equipment and supplies	240	1 603 565	68 441	4.3	Z	X
1900	Warm air heating and air-conditioning equipment and supplies	184	415 690	56 921	13.7	Z	36.1
1911	Furnaces (warm air)	63	94 280	4 743	5.0	Z	X
1912	Central air-conditioning (residential and commercial)	40	76 899	12 001	15.6	Z	X
1914	Heat pumps (residential and commercial)	14	29 759	850	2.9	Z	X
1916	Air cleaning and filtration systems	81	197 130	22 427	11.4	Z	X
1917	Compressors for air-conditioners	43	88 597	4 325	4.9	Z	X
1918	Condensing units for air-conditioners	26	80 146	2 974	3.7	Z	X
1919	Registers, grills, pre-formed ductwork (excluding sheet metal), and duct insulation	58	121 508	8 915	7.3	Z	X
2000	Refrigeration equipment and supplies	74	262 048	27 362	10.4	Z	31.7
2013	Condensing units for commercial refrigerators	13	66 437	1 645	2.5	Z	X
2014	Refrigerants	44	114 223	7 389	6.5	Z	X
2015	Other refrigeration equipment and supplies	50	160 419	12 666	7.9	Z	X
2100	Construction and mining machinery and equipment (including parts and attachments)	744	2 653 956	344 078	13.0	.2	13.3
2111	New off-highway wheel and track-laying tractors	32	134 952	12 023	8.9	Z	X
2112	New power cranes, draglines, and shovels	35	173 883	28 638	16.5	Z	X
2113	New mixers, pavers, and related equipment	78	174 607	18 167	10.4	Z	X
2114	New tractor shovel loaders	13	58 106	6 687	11.5	Z	X
2115	New graders, rollers, and off-highway trucks	60	183 445	7 285	4.0	Z	X
2116	New mining machinery	34	193 429	11 845	6.1	Z	X
2117	Other new construction and mining, logging, and road maintenance machinery, equipment, and parts	297	1 075 119	126 665	11.8	.1	X
2118	Used construction and mining machinery and equipment	295	1 034 420	69 491	6.7	.1	X
2200	Farm machinery, equipment, and parts	416	2 226 299	230 120	10.3	.2	13.6
2211	New tractors (farm)	116	957 418	69 079	7.2	Z	X
2212	New harvesting machinery	33	262 236	4 527	1.7	Z	X
2213	New land preparation, planting, and cultivating machinery	71	616 309	16 295	2.6	Z	X
2214	New dairy farm and barn equipment	14	83 613	2 081	2.5	Z	X
2215	New irrigation equipment	34	249 757	6 153	2.5	Z	X
2216	Other new farm machinery and equipment	112	598 124	18 813	3.1	Z	X
2218	Used farm machinery and equipment	92	611 974	16 366	2.7	Z	X
2220	Garden machinery, equipment, and parts	148	2 801 071	145 168	5.2	.1	6.9
2221	New power lawn mowers	71	2 199 664	59 195	2.7	Z	X
2222	Other new lawn and garden machinery and equipment	76	1 845 039	60 412	3.3	Z	X
2223	Used garden machinery and equipment	43	1 464 728	8 540	.6	Z	X
2230	Food-processing machinery, equipment, and parts	1 985	6 436 004	3 910 908	60.8	2.8	69.6
2231	New commercial food-processing machinery (slicers, choppers, baking, etc.)	1 226	4 118 656	2 357 743	57.2	1.7	X
2232	New packing, packaging, and bottling equipment	857	2 817 233	1 236 964	43.9	.9	X
2233	Used food-processing machinery and equipment	683	1 656 487	316 177	19.1	.2	X
2300	Hydraulic and pneumatic (fluid-power) pumps, motors, and parts	3 741	12 572 465	4 823 497	38.4	3.4	63.3
2311	Pumps	3 061	10 231 328	2 702 031	26.4	1.9	X
2312	Motors	2 108	6 747 571	894 336	13.3	.6	X
2313	Parts for pumps and motors	2 462	7 454 910	1 227 045	16.5	.9	X
2320	General-purpose industrial machinery, equipment, and parts	14 004	54 172 419	36 341 609	67.1	26.0	55.2
2321	New pumps, compressors (air or gas), and equipment	5 024	19 957 951	8 149 880	40.8	5.8	X
2323	New diesel engines (excluding automotive)	524	3 002 124	1 421 226	47.3	1.0	X
2326	New controlling, recording, and indicating instruments and access	3 337	14 997 967	5 966 582	39.8	4.3	X
2327	All other new general-purpose industrial machinery and equipment	8 250	32 394 291	18 578 508	57.4	13.3	X
2328	Used general-purpose industrial machinery and equipment	2 910	7 904 717	2 225 378	28.2	1.6	X
2330	Metalworking machinery, equipment, and parts	5 115	23 745 147	18 031 151	75.9	12.9	X
2340	Materials handling machinery, equipment, and parts	6 305	26 779 009	15 227 180	56.9	10.9	59.4
2341	New conveying equipment	3 143	13 769 864	4 741 967	34.4	3.4	X
2342	New hoists, cranes, and monorails	1 662	8 047 730	1 560 326	19.4	1.1	X
2343	New forklift trucks	1 930	11 855 251	5 870 630	49.5	4.2	X
2344	New industrial trucks and tractors	461	2 224 078	442 519	19.9	.3	X
2345	Used materials handling machinery, equipment, and parts	3 055	12 110 334	2 611 669	21.6	1.9	X
2350	Oil well, oil refinery, and pipeline machinery, equipment, and supplies	4 137	13 708 801	10 970 857	80.0	7.8	64.7
2351	New oil refining and pipeline machinery, equipment, and supplies	1 594	5 929 709	3 289 018	55.5	2.4	X
2352	New oil field machinery, equipment, and supplies (including drilling bits)	2 657	9 315 322	6 437 559	69.1	4.6	X
2353	Used oil well, oil refinery, and pipeline machinery, equipment, and supplies	1 338	2 980 317	1 244 155	41.7	.9	X
2360	Other industrial machinery, equipment, and parts	8 515	35 301 335	28 405 824	80.5	20.3	64.6
2361	New metal smelting and refining machinery, and equipment	289	851 831	211 841	24.9	.2	X
2362	New power plant machinery (excluding electrical)	529	2 202 999	904 923	41.1	.6	X
2363	New printing trades machinery, equipment, and supplies	1 819	9 422 264	7 889 613	83.7	5.6	X
2364	New textile and sewing machinery and equipment	834	4 103 870	3 422 429	83.4	2.4	X
2365	New woodworking machinery	683	2 182 693	1 329 520	60.9	1.0	X
2366	Other new industrial machinery and equipment	4 407	18 647 933	13 053 807	70.0	9.3	X
2367	Used industrial machinery and equipment	2 027	6 322 899	1 593 635	25.2	1.1	X
2370	Mechanical power transmission supplies	507	4 179 663	299 160	7.2	.2	23.5
2371	Bearings and bushings	299	2 630 185	136 875	5.2	.1	X
2372	Other mechanical power transmission supplies	342	1 955 526	161 963	8.3	.1	X
2380	Industrial valves and fittings (except fluid-power)	1 118	5 154 705	440 999	8.6	.3	X
2390	Hydraulic and pneumatic (fluid-power) valves	2 556	9 030 363	2 046 126	22.7	1.5	69.5
2391	Hydraulic valves	1 984	6 852 173	1 007 782	14.7	.7	X
2392	Pneumatic valves	1 779	6 553 703	1 038 299	15.8	.7	X

See footnotes at end of table.

Table 1. All Types of Operation by Kind of Business and Commodity Line for Wholesale Trade: 1997—Con.

[Includes only establishments with payroll. For meaning of abbreviations and symbols, see introductory text. For explanation of terms, see Appendix A]

NAICS code and CL code	Kind of business and commodity line	Establishments handling commodity line		Commodity line sales			Sales coverage percent
		Number	Total sales (\$1,000)	Amount ¹ (\$1,000)	As percent of total sales of—		
					Establishments handling line	Establishments in NAICS industry ¹	
421830	Industrial machinery & equipment whsle—Con.						
2400	Hydraulic and pneumatic cylinders and rotary actuators	2 138	8 460 278	1 814 407	21.4	1.3	68.1
2411	Hydraulic cylinders and rotary actuators	1 654	6 476 186	1 090 431	16.8	.8	X
2412	Pneumatic cylinders and rotary actuators	1 441	5 747 093	722 712	12.6	.5	X
2420	Hydraulic and pneumatic connectors and assemblies	2 131	9 426 927	2 212 416	23.5	1.6	70.6
2421	Hydraulic and pneumatic connectors	1 833	8 373 359	1 317 801	15.7	.9	X
2422	Hydraulic and pneumatic assemblies	1 539	7 266 445	894 579	12.3	.6	X
2430	Fluid-power filters, components, accessories, and parts	2 615	9 227 985	1 972 670	21.4	1.4	69.2
2431	Filters	2 083	7 590 705	918 637	12.1	.7	X
2432	Other fluid-power components, accessories, and parts, n.e.c.	1 800	6 384 567	1 053 517	16.5	.8	X
2440	Welding supplies (excluding gases)	67	164 862	29 372	17.8		X
2450	Industrial containers and supplies	361	2 998 848	153 894	5.1	.1	2.5
2451	New and reconditioned drums and barrels	51	96 066	775	.8	Z	X
2452	Bottles and bottlers' supplies	44	590 260	27 115	4.6	Z	X
2454	Other industrial containers and supplies	281	2 544 443	102 180	4.0	.1	X
2460	Other industrial supplies	1 312	6 824 619	668 723	9.8	.5	16.1
2461	Printing and duplicating inks	94	240 185	29 594	12.3	Z	X
2462	Abrasives and abrasive materials	764	4 192 562	322 751	7.7	.2	X
2463	Nylon, polyester, and synthetic rubber	116	411 012	16 757	4.1	Z	X
2464	Mechanical rubber goods	169	444 775	41 697	9.4	Z	X
2465	Strapping and tape	284	1 941 812	75 416	3.9	.1	X
2466	Industrial supplies, n.e.c.	528	1 910 466	173 000	9.1	.1	X
2520	Custodial (janitors') equipment and supplies	17	72 171	10 010	13.9	Z	16.5
2522	Custodial equipment—nonpower equipment	6	25 581	1 985	7.8	Z	X
2540	Other service establishment equipment and supplies	20	53 760	9 040	16.8	Z	38.4
2542	Service establishment equipment and supplies, n.e.c.	16	44 068	8 419	19.1	Z	X
2600	Aircraft and aeronautical equipment and supplies	30	268 295	38 178	14.2	Z	18.3
2614	Used aircraft and aeronautical equipment and supplies	10	82 195	14 806	18.0	Z	X
2620	Marine machinery, equipment, and supplies	45	681 293	149 995	22.0	.1	56.7
2622	New marine propulsion machinery and equipment	9	23 031	2 124	9.2	Z	X
2623	New marine supplies	23	101 942	8 576	8.4	Z	X
2630	Other transportation equipment and supplies	151	2 333 919	138 012	5.9	.1	.5
2631	New transportation equipment (excluding automotive)	46	2 048 552	104 258	5.1	.1	X
2632	Used transportation equipment (excluding automotive)	14	531 506	14 009	2.6	Z	X
2700	Sporting and recreational goods and supplies	37	114 494	15 151	13.2	Z	28.0
2713	Billiards, pool, bowling equipment, and accessories	6	43 896	4 430	10.1	Z	X
2714	Camping and fishing equipment and accessories	15	48 185	7 233	15.0	Z	X
2800	Toys and hobby goods and supplies	26	37 975	1 797	4.7	Z	13.2
2812	Other toys and games (including fireworks and children's vehicles)	12	5 278	317	6.0	Z	X
2900	Ferrous metal scrap	14	161 297	34 389	21.3	Z	54.1
2911	Prepared ferrous metal scrap (processed by this establishment)	10	151 180	25 739	17.0	Z	X
2920	Nonferrous metal scrap	10	164 710	14 454	8.8	Z	42.1
2921	Aluminum scrap	8	153 439	8 933	5.8	Z	X
2930	Recyclable paper and paperboard	71	181 793	14 757	8.1	Z	X
2940	Recyclable materials, except metal	19	35 238	5 132	14.6	Z	2.0
2945	Other recyclable materials (including rubber and bones)	7	8 963	676	7.5	Z	X
3000	Jewelry, diamonds, gem stones, and watches	6	61 716	805	1.3	Z	X
3150	Other durable goods	6	49 562	7 448	15.0	Z	74.9
3154	Other durable goods, n.e.c.	6	49 562	7 448	15.0	Z	X
3200	Printing and writing paper	16	37 270	3 607	9.7	Z	30.9
3213	Other printing and writing paper	10	11 986	2 381	19.9	Z	X
3300	Stationery, office supplies and greeting cards	45	54 722	7 442	13.6	Z	27.4
3313	Inked ribbons, carbon paper, pens and pencils	22	23 342	3 112	13.3	Z	X
3400	Industrial and personal services paper and plastics	63	140 428	15 913	11.3	Z	22.0
3411	Paperboard and boxboard boxes	9	24 785	3 086	12.5	Z	X
3413	Industrial paper (wrapping, bags, cartons, etc.)	18	32 738	5 406	16.5	Z	X
3415	Other industrial and personal service paper	9	20 848	406	1.9	Z	X
3500	Drugs, pharmaceuticals, cosmetics, and toiletries	10	14 520	1 076	7.4	Z	26.6
3515	Other toiletries and druggists' sundries	9	14 241	992	7.0	Z	X
3600	Piece goods, knit and woven	12	14 099	1 683	11.9	Z	X
3700	Notions (buttons, ribbons, lace, sewing accessories, zippers, bindings, etc.)	13	22 381	2 573	11.5	Z	X
3800	Men's and boys' wear	8	21 610	4 649	21.5	Z	X
3900	Women's and children's wear	7	16 845	824	4.9	Z	X
4830	Canned foods	6	44 565	2 414	5.4	Z	X
5140	Other farm products, inedible	24	105 047	33 404	31.8	Z	74.9
5143	Farm products, n.e.c.	24	105 047	33 404	31.8	Z	X
5300	Plastics materials and basic shapes	375	2 825 775	156 372	5.5	.1	1.9
5311	Plastic pipes, rods, tubes, and shapes	103	1 022 910	32 074	3.1	Z	X
5312	High pressure laminates	31	215 452	17 943	8.3	Z	X
5313	Plastics raw materials	18	1 003 999	46 912	4.7	Z	X
5314	Other plastics materials and basic shapes	64	175 914	8 950	5.1	Z	X
5320	Industrial gases (welding, etc.)	57	166 539	37 993	22.8	Z	X

See footnotes at end of table.

Table 1. All Types of Operation by Kind of Business and Commodity Line for Wholesale Trade: 1997—Con.

[Includes only establishments with payroll. For meaning of abbreviations and symbols, see introductory text. For explanation of terms, see Appendix A]

NAICS code and CL code	Kind of business and commodity line	Establishments handling commodity line		Commodity line sales			Sales coverage percent
		Number	Total sales (\$1,000)	Amount ¹ (\$1,000)	As percent of total sales of—		
					Establishments handling line	Establishments in NAICS industry ¹	
421830	Industrial machinery & equipment whsle—Con.						
5330	Chemicals and allied products (excluding agricultural, plastics, gases, and petroleum)	973	3 195 632	328 194	10.3	.2	3.3
5331	Gases, compressed and liquified, except L.P.	10	17 214	3 527	20.5	Z	X
5332	Alkalies and chlorine	91	34 706	542	1.6	Z	X
5335	Detergents and soaps	236	698 322	55 465	7.9	Z	X
5336	Sanitation chemicals, polishes, and waxes	49	454 957	19 461	4.3	Z	X
5341	Insecticides, nonagricultural	12	165 477	963	.6	Z	X
5342	Adhesives, sealants, and glues	368	1 114 047	121 281	10.9	.1	X
5344	Other chemicals and allied products	129	704 075	51 794	7.4	Z	X
5400	Petroleum products	69	730 296	80 659	11.0	.1	38.7
5415	No. 2 distillate fuel oil (no. 2 diesel and no. 2 heating oil)	7	182 646	7 478	4.1	Z	X
5418	Lubricating oil and greases	58	508 905	65 238	12.8	Z	X
5800	Farm supplies	39	133 714	9 378	7.0	Z	3.8
5814	Weed killers, soil sterilizers, and soil conditioners	25	116 224	7 530	6.5	Z	X
6000	Paint, paint supplies, and wallpaper	93	383 090	30 245	7.9	Z	1.5
6011	Architectural coatings (enamels, primers, stains, solvents, and lacquers)	9	8 372	564	6.7	Z	X
6013	Special purpose coatings (automotive, refinish, marine, traffic coatings)	20	96 391	9 236	9.6	Z	X
6014	Paint supplies	10	69 759	3 972	5.7	Z	X
6150	Nondurable goods, n.e.c.	13	83 104	24 236	29.2	Z	X
9700	Service receipts and labor charges (including installed parts)	7 083	31 152 362	4 138 192	13.3	3.0	70.9
9701	Labor charges for repair work	6 474	27 958 566	2 380 654	8.5	1.7	X
9702	Parts installed in repair work	4 673	20 102 477	1 477 080	7.3	1.1	X
9703	Other service receipts and labor charges—Specify	1 100	5 436 360	280 410	5.2	.2	X
9720	Receipts for service contracts	1 012	6 169 206	951 607	15.4	.7	X
9740	Receipts for installing equipment	1 576	5 565 968	414 070	7.4	.3	X
9810	Miscellaneous commodities	1 094	4 665 891	478 117	10.2	.3	X
9940	Rental and leasing receipts	2 080	9 664 131	969 740	10.0	.7	.4
9941	Computer rental and leasing receipts	105	141 163	8 159	5.8	Z	X
9942	Photocopying machine rental	93	239 420	20 253	8.5	Z	X
9943	Other office machine rental receipts	339	1 136 967	72 585	6.4	.1	X
9944	Other rental receipts	1 199	7 132 197	761 197	10.7	.5	X
9950	Construction receipts	7	29 572	4 828	16.3	Z	X
9960	Custom software (designed to customer specifications)	6	5 509	600	10.9	Z	X
9980	Receipts for machine shop job work	9	27 323	3 773	13.8	Z	X
4218301	Food-processing machinery & equipment whsle	1 333	X	4 273 371	X	100.0	75.7
0960	Restaurant and hotel equipment and supplies	11	44 439	6 196	13.9	.1	X
0970	Store machines and equipment	6	18 581	1 105	5.9	Z	35.9
0972	Other store machines and equipment	6	18 581	1 105	5.9	Z	X
1400	Electrical apparatus and equipment	11	58 855	3 255	5.5	.1	.7
1413	Motors and generators (including motor-generator sets)	10	58 056	842	1.5	Z	X
1419	Industrial controls	10	58 056	2 255	3.9	.1	X
1600	Electronic parts and equipment, except communication	15	94 507	5 590	5.9	.1	X
1800	Plumbing and heating equipment and supplies (hydronics)	7	27 244	2 067	7.6	Z	X
2230	Food-processing machinery, equipment, and parts	1 333	4 273 371	3 680 692	86.1	86.1	68.3
2231	New commercial food-processing machinery (slicers, choppers, baking, etc.)	885	2 919 520	2 253 981	77.2	52.7	X
2232	New packing, packaging, and bottling equipment	535	1 776 216	1 140 852	64.2	26.7	X
2233	Used food-processing machinery and equipment	523	1 173 292	285 857	24.4	6.7	X
2300	Hydraulic and pneumatic (fluid-power) pumps, motors, and parts	45	162 201	11 520	7.1	.3	75.7
2311	Pumps	36	135 783	5 918	4.4	.1	X
2312	Motors	27	78 884	2 162	2.7	.1	X
2313	Parts for pumps and motors	23	76 571	3 439	4.5	.1	X
2320	General-purpose industrial machinery, equipment, and parts	178	537 050	122 628	22.8	2.9	64.7
2321	New pumps, compressors (air or gas), and equipment	81	264 937	35 537	13.4	.8	X
2326	New controlling, recording, and indicating instruments and access	76	245 542	31 707	12.9	.7	X
2327	All other new general-purpose industrial machinery and equipment	92	285 159	45 192	15.8	1.1	X
2328	Used general-purpose industrial machinery and equipment	37	103 331	10 187	9.9	.2	X
2330	Metalworking machinery, equipment, and parts	28	113 331	22 339	19.7	.5	X
2340	Materials handling machinery, equipment, and parts	123	386 677	58 044	15.0	1.4	71.6
2341	New conveying equipment	107	345 101	46 887	13.6	1.1	X
2342	New hoists, cranes, and monorails	11	24 844	1 008	4.1	Z	X
2343	New forklift trucks	6	64 037	3 614	5.6	Z	X
2345	Used materials handling machinery, equipment, and parts	24	54 130	6 535	12.1	.2	X
2350	Oil well, oil refinery, and pipeline machinery, equipment, and supplies	10	72 312	21 041	29.1	.5	34.0
2351	New oil refining and pipeline machinery, equipment, and supplies	7	57 451	15 704	27.3	.4	X
2360	Other industrial machinery, equipment, and parts	51	170 985	38 304	22.4	.9	68.9
2363	New printing trades machinery, equipment, and supplies	11	50 870	10 705	21.0	.3	X
2364	New textile and sewing machinery and equipment	6	18 261	2 714	14.9	.1	X
2366	Other new industrial machinery and equipment	17	99 790	17 597	17.6	.4	X
2367	Used industrial machinery and equipment	19	26 333	3 580	13.6	.1	X
2380	Industrial valves and fittings (except fluid-power)	15	73 472	5 020	6.8	.1	X
2390	Hydraulic and pneumatic (fluid-power) valves	41	159 487	9 190	5.8	.2	75.6
2391	Hydraulic valves	26	108 649	3 339	3.1	.1	X
2392	Pneumatic valves	34	109 827	5 848	5.3	.1	X
2400	Hydraulic and pneumatic cylinders and rotary actuators	29	104 083	22 187	21.3	.5	72.4
2411	Hydraulic cylinders and rotary actuators	16	71 122	16 720	23.5	.4	X
2412	Pneumatic cylinders and rotary actuators	18	41 301	5 467	13.2	.1	X

See footnotes at end of table.

Table 1. All Types of Operation by Kind of Business and Commodity Line for Wholesale Trade: 1997—Con.

[Includes only establishments with payroll. For meaning of abbreviations and symbols, see introductory text. For explanation of terms, see Appendix A]

NAICS code and CL code	Kind of business and commodity line	Establishments handling commodity line		Commodity line sales			Sales coverage percent
		Number	Total sales (\$1,000)	Amount ¹ (\$1,000)	As percent of total sales of—		
					Establishments handling line	Establishments in NAICS industry ¹	
4218301	Food-processing machinery & equipment whsle—Con.						
2420	Hydraulic and pneumatic connectors and assemblies	20	60 584	4 804	7.9	.1	75.7
2421	Hydraulic and pneumatic connectors	17	49 382	2 097	4.2	Z	X
2422	Hydraulic and pneumatic assemblies	10	22 989	2 707	11.8	.1	X
2430	Fluid-power filters, components, accessories, and parts	30	148 345	10 582	7.1	.2	75.6
2431	Filters	29	130 037	3 670	2.8	.1	X
2432	Other fluid-power components, accessories, and parts, n.e.c.	16	93 411	6 908	7.4	.2	X
2450	Industrial containers and supplies	13	45 532	4 489	9.9	.1	X
2460	Other industrial supplies	20	54 326	1 377	2.5	Z	2.9
2466	Industrial supplies, n.e.c.	20	54 326	1 377	2.5	Z	X
2930	Recyclable paper and paperboard	8	37 069	4 854	13.1	.1	X
3400	Industrial and personal services paper and plastics	8	29 064	3 494	12.0	.1	X
5300	Plastics materials and basic shapes	19	72 558	14 447	19.9	.3	X
5330	Chemicals and allied products (excluding agricultural, plastics, gases, and petroleum)	27	95 695	18 490	19.3	.4	5.3
5342	Adhesives, sealants, and glues	25	59 356	6 895	11.6	.2	X
9700	Service receipts and labor charges (including installed parts)	222	766 124	89 960	11.7	2.1	74.6
9701	Labor charges for repair work	201	660 591	36 460	5.5	.9	X
9702	Parts installed in repair work	154	452 537	34 932	7.7	.8	X
9703	Other service receipts and labor charges—Specify	49	148 206	18 558	12.5	.4	X
9720	Receipts for service contracts	43	152 560	7 366	4.8	.2	X
9740	Receipts for installing equipment	92	345 965	24 418	7.1	.6	X
9810	Miscellaneous commodities	47	147 196	21 379	14.5	.5	X
9940	Rental and leasing receipts	44	196 830	23 082	11.7	.5	X
4218302	Hydraulic & pneumatic (fluid-power) machinery & equipment whsle	3 866	X	13 016 250	X	100.0	73.4
0200	New and rebuilt automotive parts and supplies	51	91 553	16 362	17.9	.1	4.9
0211	Batteries	31	53 246	1 509	2.8	Z	X
0215	Exhaust system parts	31	53 246	1 509	2.8	Z	X
0217	Hoses, belts, gaskets, and wiper blades	31	53 246	3 627	6.8	Z	X
0218	Filters (oil, air, gas, and transmission)	31	53 246	5 425	10.2	Z	X
0920	New computer equipment	14	37 049	3 275	8.8	Z	X
1120	Flat iron and steel products	24	62 713	2 232	3.6	Z	X
1140	Iron and steel wire and wire products	32	52 292	2 459	4.7	Z	X
1150	Iron and steel pipe and tubing	45	80 575	5 233	6.5	Z	X
1160	Other iron and steel products	8	13 756	368	2.7	Z	X
1230	Other nonferrous metals (magnesium, nickel, tin, lead, zinc, etc., except precious)	10	79 289	6 925	8.7	.1	X
1400	Electrical apparatus and equipment	95	322 631	44 208	13.7	.3	X
1600	Electronic parts and equipment, except communication	146	813 108	111 729	13.7	.9	X
1650	Communication equipment and supplies	19	22 010	344	1.6	Z	X
1700	Hardware	87	139 128	7 873	5.7	.1	2.0
1711	Hand tools (including power driven)	54	86 485	6 589	7.6	.1	X
1800	Plumbing and heating equipment and supplies (hydronics)	69	207 441	19 529	9.4	.2	4.5
1811	Plastic pipe fittings and valves (excluding pipe and tubing)	14	82 390	5 928	7.2	Z	X
1812	Metal pipe fittings and valves (excluding pipe and tubing)	19	25 787	1 034	4.0	Z	X
1900	Warm air heating and air-conditioning equipment and supplies	23	20 679	2 130	10.3	Z	7.8
1916	Air cleaning and filtration systems	19	14 569	1 310	9.0	Z	X
1919	Registers, grills, pre-formed ductwork (excluding sheet metal), and duct insulation	7	2 234	209	9.4	Z	X
2100	Construction and mining machinery and equipment (including parts and attachments)	86	157 597	19 763	12.5	.2	11.2
2111	New off-highway wheel and track-laying tractors	12	32 704	1 213	3.7	Z	X
2113	New mixers, pavers, and related equipment	28	37 725	4 613	12.2	Z	X
2115	New graders, rollers, and off-highway trucks	12	32 704	605	1.9	Z	X
2117	Other new construction and mining, logging, and road maintenance machinery, equipment, and parts	12	20 805	3 928	18.9	Z	X
2118	Used construction and mining machinery and equipment	24	53 504	4 508	8.4	Z	X
2200	Farm machinery, equipment, and parts	58	157 641	16 379	10.4	.1	5.5
2213	New land preparation, planting, and cultivating machinery	33	92 784	7 748	8.4	.1	X
2220	Garden machinery, equipment, and parts	18	44 259	3 152	7.1	Z	X
2230	Food-processing machinery, equipment, and parts	70	248 245	15 549	6.3	.1	70.6
2231	New commercial food-processing machinery (slicers, choppers, baking, etc.)	39	132 721	8 104	6.1	.1	X
2232	New packing, packaging, and bottling equipment	33	70 166	3 848	5.5	Z	X
2233	Used food-processing machinery and equipment	32	126 751	3 585	2.8	Z	X
2300	Hydraulic and pneumatic (fluid-power) pumps, motors, and parts	2 457	7 935 820	4 376 934	55.2	33.6	60.8
2311	Pumps	2 113	7 088 549	2 498 827	35.3	19.2	X
2312	Motors	1 445	4 738 446	783 500	16.5	6.0	X
2313	Parts for pumps and motors	1 763	4 929 388	1 094 602	22.2	8.4	X
2320	General-purpose industrial machinery, equipment, and parts	804	3 042 029	457 898	15.1	3.5	68.2
2321	New pumps, compressors (air or gas), and equipment	541	1 914 465	189 014	9.9	1.5	X
2323	New diesel engines (excluding automotive)	42	70 823	3 946	5.6	Z	X
2326	New controlling, recording, and indicating instruments and access	253	1 091 578	102 689	9.4	.8	X
2327	All other new general-purpose industrial machinery and equipment	317	1 223 622	157 306	12.9	1.2	X
2328	Used general-purpose industrial machinery and equipment	81	118 663	4 946	4.2	Z	X
2330	Metalworking machinery, equipment, and parts	70	149 050	14 053	9.4	.1	X

See footnotes at end of table.

Table 1. All Types of Operation by Kind of Business and Commodity Line for Wholesale Trade: 1997—Con.

[Includes only establishments with payroll. For meaning of abbreviations and symbols, see introductory text. For explanation of terms, see Appendix A]

NAICS code and CL code	Kind of business and commodity line	Establishments handling commodity line		Commodity line sales			Sales coverage percent
		Number	Total sales (\$1,000)	Amount ¹ (\$1,000)	As percent of total sales of—		
					Establishments handling line	Establishments in NAICS industry ¹	
4218302	Hydraulic & pneumatic (fluid-power) machinery & equipment whsle—Con.						
2340	Materials handling machinery, equipment, and parts	180	396 181	39 242	9.9	.3	59.3
2341	New conveying equipment	76	170 275	15 413	9.1	.1	X
2342	New hoists, cranes, and monorails	52	99 541	6 176	6.2	Z	X
2343	New forklift trucks	49	61 547	2 961	4.8	Z	X
2344	New industrial trucks and tractors	19	37 235	1 036	2.8	Z	X
2345	Used materials handling machinery, equipment, and parts	63	128 372	13 615	10.6	.1	X
2350	Oil well, oil refinery, and pipeline machinery, equipment, and supplies	101	293 388	39 371	13.4	.3	55.6
2351	New oil refining and pipeline machinery, equipment, and supplies	68	201 755	22 893	11.3		X
2352	New oil field machinery, equipment, and supplies (including drilling bits)	36	96 642	13 314	13.8	.1	X
2353	Used oil well, oil refinery, and pipeline machinery, equipment, and supplies	31	42 819	3 100	7.2	Z	X
2360	Other industrial machinery, equipment, and parts	137	484 923	65 483	13.5	.5	68.3
2362	New power plant machinery (excluding electrical)	28	100 363	12 861	12.8	.1	X
2363	New printing trades machinery, equipment, and supplies	15	43 357	1 179	2.7	X	X
2365	New woodworking machinery	6	14 895	832	5.6	Z	X
2366	Other new industrial machinery and equipment	92	356 722	48 190	13.5	.4	X
2367	Used industrial machinery and equipment	21	33 750	1 464	4.3	Z	X
2370	Mechanical power transmission supplies	149	536 070	79 856	14.9	.6	27.5
2371	Bearings and bushings	107	266 774	20 527	7.7	.2	X
2372	Other mechanical power transmission supplies	86	358 659	59 329	16.5	.5	X
2380	Industrial valves and fittings (except fluid-power)	240	625 595	71 862	11.5	.6	X
2390	Hydraulic and pneumatic (fluid-power) valves	1 803	6 179 735	1 858 729	30.1	14.3	70.9
2391	Hydraulic valves	1 439	4 630 389	916 242	19.8	7.0	X
2392	Pneumatic valves	1 291	4 687 503	942 464	20.1	7.2	X
2400	Hydraulic and pneumatic cylinders and rotary actuators	1 459	5 698 034	1 593 536	28.0	12.2	70.4
2411	Hydraulic cylinders and rotary actuators	1 181	4 501 470	985 909	21.9	7.6	X
2412	Pneumatic cylinders and rotary actuators	1 046	3 954 926	607 608	15.4	4.7	X
2420	Hydraulic and pneumatic connectors and assemblies	1 620	5 786 606	2 049 952	35.4	15.7	71.5
2421	Hydraulic and pneumatic connectors	1 442	5 129 181	1 234 375	24.1	9.5	X
2422	Hydraulic and pneumatic assemblies	1 204	4 171 268	815 562	19.6	6.3	X
2430	Fluid-power filters, components, accessories, and parts	1 793	6 111 408	1 722 459	28.2	13.2	70.6
2431	Filters	1 450	5 121 103	754 276	14.7	5.8	X
2432	Other fluid-power components, accessories, and parts, n.e.c.	1 374	4 915 515	968 172	19.7	7.4	X
2440	Welding supplies (excluding gases)	9	6 446	199	3.1	Z	X
2450	Industrial containers and supplies	26	47 580	2 302	4.8	Z	27.6
2451	New and reconditioned drums and barrels	7	1 783	30	1.7	Z	X
2454	Other industrial containers and supplies	23	46 862	2 259	4.8	Z	X
2460	Other industrial supplies	130	317 446	55 550	17.5	.4	52.9
2462	Abrasives and abrasive materials	39	80 895	2 522	3.1	Z	X
2463	Nylon, polyester, and synthetic rubber	41	109 328	13 777	12.6	.1	X
2464	Mechanical rubber goods	68	125 736	20 559	16.4	.2	X
2465	Strapping and tape	9	9 289	305	3.3	Z	X
2466	Industrial supplies, n.e.c.	69	131 272	17 020	13.0	.1	X
2630	Other transportation equipment and supplies	21	45 725	4 499	9.8	Z	X
5300	Plastics materials and basic shapes	39	83 990	7 030	8.4	.1	X
5320	Industrial gases (welding, etc.)	14	22 279	4 381	19.7	Z	X
5330	Chemicals and allied products (excluding agricultural, plastics, gases, and petroleum)	110	426 040	19 553	4.6	.2	X
6000	Paint, paint supplies, and wallpaper	6	10 226	2 800	27.4	Z	X
9700	Service receipts and labor charges (including installed parts)	550	1 747 180	159 286	9.1	1.2	70.5
9701	Labor charges for repair work	503	1 613 976	91 137	5.6	.7	X
9702	Parts installed in repair work	372	1 207 742	58 662	4.9	.5	X
9703	Other service receipts and labor charges—Specify	72	176 322	9 471	5.4	.1	X
9720	Receipts for service contracts	46	117 230	4 758	4.1	Z	X
9740	Receipts for installing equipment	64	130 022	7 392	5.7	.1	X
9810	Miscellaneous commodities	135	423 638	54 029	12.8	.4	X
9940	Rental and leasing receipts	54	129 600	16 129	12.4	.1	X
42183021	Hydraulic & pneumatic pumps & motors whsle	1 636	X	4 753 826	X	100.0	61.7
0200	New and rebuilt automotive parts and supplies	18	33 982	3 544	10.4	.1	X
1120	Flat iron and steel products	13	21 348	807	3.8	Z	X
1140	Iron and steel wire and wire products	7	20 377	498	2.4	Z	X
1150	Iron and steel pipe and tubing	6	13 259	452	3.4	Z	X
1400	Electrical apparatus and equipment	36	124 253	19 809	15.9	.4	X
1600	Electronic parts and equipment, except communication	26	57 292	5 719	10.0	.1	X
1650	Communication equipment and supplies	14	12 130	137	1.1	Z	X
1700	Hardware	32	44 104	1 030	2.3	Z	X
1800	Plumbing and heating equipment and supplies (hydronics)	35	88 523	12 352	14.0	.3	X
2100	Construction and mining machinery and equipment (including parts and attachments)	33	57 829	2 744	4.7	.1	X
2200	Farm machinery, equipment, and parts	24	39 769	4 116	10.4	.1	X
2220	Garden machinery, equipment, and parts	15	25 886	1 378	5.3	Z	X
2230	Food-processing machinery, equipment, and parts	44	143 723	10 626	7.4	.2	54.9
2231	New commercial food-processing machinery (slicers, choppers, baking, etc.)	31	115 020	6 809	5.9	.1	X
2232	New packing, packaging, and bottling equipment	19	38 195	1 542	4.0	Z	X
2233	Used food-processing machinery and equipment	27	67 584	2 271	3.4	Z	X
2300	Hydraulic and pneumatic (fluid-power) pumps, motors, and parts	1 636	4 753 826	3 845 261	80.9	80.9	47.8
2311	Pumps	1 365	4 117 184	2 193 702	53.3	46.1	X
2312	Motors	869	2 577 310	646 700	25.1	13.6	X
2313	Parts for pumps and motors	1 230	3 184 706	1 004 859	31.6	21.1	X

See footnotes at end of table.

Table 1. All Types of Operation by Kind of Business and Commodity Line for Wholesale Trade: 1997—Con.

[Includes only establishments with payroll. For meaning of abbreviations and symbols, see introductory text. For explanation of terms, see Appendix A]

NAICS code and CL code	Kind of business and commodity line	Establishments handling commodity line		Commodity line sales			Sales coverage percent
		Number	Total sales (\$1,000)	Amount ¹ (\$1,000)	As percent of total sales of—		
					Establishments handling line	Establishments in NAICS industry ¹	
42183021	Hydraulic & pneumatic pumps & motors whse—Con.						
2320	General-purpose industrial machinery, equipment, and parts	422	1 337 085	231 737	17.3	4.9	58.9
2321	New pumps, compressors (air or gas), and equipment	310	914 886	104 526	11.4	2.2	X
2323	New diesel engines (excluding automotive)	27	39 219	2 396	6.1	.1	X
2326	New controlling, recording, and indicating instruments and access	103	242 658	20 998	8.7	.4	X
2327	All other new general-purpose industrial machinery and equipment	181	806 054	100 744	12.5	2.1	X
2328	Used general-purpose industrial machinery and equipment	52	53 094	3 070	5.8	.1	X
2330	Metalworking machinery, equipment, and parts	25	37 426	2 993	8.0	.1	X
2340	Materials handling machinery, equipment, and parts	61	115 720	11 186	9.7	.2	57.3
2341	New conveying equipment	23	58 199	6 062	10.4	.1	X
2342	New hoists, cranes, and monorails	16	24 672	1 752	7.1	Z	X
2343	New forklift trucks	20	26 944	1 357	5.0	Z	X
2344	New industrial trucks and tractors	15	32 257	814	2.5	Z	X
2345	Used materials handling machinery, equipment, and parts	16	12 736	1 171	9.2	Z	X
2350	Oil well, oil refinery, and pipeline machinery, equipment, and supplies	49	87 451	12 278	14.0	.3	51.1
2351	New oil refining and pipeline machinery, equipment, and supplies	37	66 859	5 860	8.8	.1	X
2352	New oil field machinery, equipment, and supplies (including drilling bits)	13	21 399	3 254	15.2	.1	X
2353	Used oil well, oil refinery, and pipeline machinery, equipment, and supplies	31	42 819	3 100	7.2	.1	X
2360	Other industrial machinery, equipment, and parts	54	148 507	24 954	16.8	.5	56.8
2362	New power plant machinery (excluding electrical)	17	57 527	8 313	14.5	.2	X
2366	Other new industrial machinery and equipment	36	92 950	14 699	15.8	.3	X
2367	Used industrial machinery and equipment	7	13 876	890	6.4	Z	X
2370	Mechanical power transmission supplies	46	98 687	12 449	12.6	.3	28.0
2371	Bearings and bushings	43	96 988	6 981	7.2	.1	X
2372	Other mechanical power transmission supplies	10	32 268	5 468	16.9	.1	X
2380	Industrial valves and fittings (except fluid-power)	66	154 177	15 171	9.8	.3	X
2390	Hydraulic and pneumatic (fluid-power) valves	341	962 034	149 700	15.6	3.1	59.0
2391	Hydraulic valves	303	892 820	110 064	12.3	2.3	X
2392	Pneumatic valves	207	584 060	39 627	6.8	.8	X
2400	Hydraulic and pneumatic cylinders and rotary actuators	235	643 801	59 191	9.2	1.2	57.5
2411	Hydraulic cylinders and rotary actuators	214	595 034	50 729	8.5	1.1	X
2412	Pneumatic cylinders and rotary actuators	104	252 896	8 456	3.3	.2	X
2420	Hydraulic and pneumatic connectors and assemblies	252	602 113	61 462	10.2	1.3	60.4
2421	Hydraulic and pneumatic connectors	236	588 435	27 779	4.7	.6	X
2422	Hydraulic and pneumatic assemblies	178	470 280	33 677	7.2	.7	X
2430	Fluid-power filters, components, accessories, and parts	309	875 518	104 040	11.9	2.2	60.5
2431	Filters	260	745 246	48 199	6.5	1.0	X
2432	Other fluid-power components, accessories, and parts, n.e.c.	203	577 458	55 836	9.7	1.2	X
2460	Other industrial supplies	24	65 277	14 320	21.9	.3	32.4
2462	Abrasives and abrasive materials	13	15 927	173	1.1	Z	X
2463	Nylon, polyester, and synthetic rubber	13	15 927	104	.7	Z	X
2464	Mechanical rubber goods	11	49 350	12 929	26.2	.3	X
2466	Industrial supplies, n.e.c.	13	15 927	1 114	7.0	Z	X
2630	Other transportation equipment and supplies	15	16 166	835	5.2	Z	X
5300	Plastics materials and basic shapes	11	35 437	4 691	13.2	.1	X
5330	Chemicals and allied products (excluding agricultural, plastics, gases, and petroleum)	73	381 154	15 936	4.2	.3	X
9700	Service receipts and labor charges (including installed parts)	236	627 562	66 957	10.7	1.4	57.2
9701	Labor charges for repair work	214	539 473	37 964	7.0	.8	X
9702	Parts installed in repair work	167	407 379	25 084	6.2	.5	X
9703	Other service receipts and labor charges—Specify	28	79 625	3 904	4.9	.1	X
9720	Receipts for service contracts	22	50 291	1 398	2.8	Z	X
9740	Receipts for installing equipment	37	77 427	5 096	6.6	.1	X
9810	Miscellaneous commodities	40	91 252	11 515	12.6	.2	X
9940	Rental and leasing receipts	27	74 065	12 515	16.9	.3	X
42183022	Hydraulic & pneumatic parts, accessories, & supplies whse ...	2 230	X	8 262 424	X	100.0	80.1
0200	New and rebuilt automotive parts and supplies	33	57 571	12 818	22.3	.2	8.2
0211	Batteries	31	53 246	1 509	2.8	Z	X
0215	Exhaust system parts	31	53 246	1 509	2.8	Z	X
0217	Hoses, belts, gaskets, and wiper blades	31	53 246	3 627	6.8	Z	X
0218	Filters (oil, air, gas, and transmission)	31	53 246	5 425	10.2	.1	X
0920	New computer equipment	9	35 047	3 200	9.1	Z	X
1120	Flat iron and steel products	11	41 365	1 425	3.4	Z	X
1140	Iron and steel wire and wire products	25	31 915	1 961	6.1	Z	X
1150	Iron and steel pipe and tubing	39	67 316	4 781	7.1	.1	X
1230	Other nonferrous metals (magnesium, nickel, tin, lead, zinc, etc., except precious)	9	77 326	6 731	8.7	.1	X
1400	Electrical apparatus and equipment	59	198 378	24 399	12.3	.3	X
1600	Electronic parts and equipment, except communication	120	755 816	106 010	14.0	1.3	X
1700	Hardware	55	95 024	6 843	7.2	.1	3.0
1711	Hand tools (including power driven)	54	86 485	6 589	7.6	.1	X
1800	Plumbing and heating equipment and supplies (hydronics)	34	118 918	7 177	6.0	.1	7.5
1811	Plastic pipe fittings and valves (excluding pipe and tubing)	14	82 390	5 928	7.2	.1	X
1812	Metal pipe fittings and valves (excluding pipe and tubing)	19	25 787	1 034	4.0	Z	X
1900	Warm air heating and air-conditioning equipment and supplies	19	14 569	1 519	10.4	Z	12.2
1916	Air cleaning and filtration systems	19	14 569	1 310	9.0	Z	X
1919	Registers, grills, pre-formed ductwork (excluding sheet metal), and duct insulation	7	2 234	209	9.4	Z	X

See footnotes at end of table.

Table 1. All Types of Operation by Kind of Business and Commodity Line for Wholesale Trade: 1997—Con.

[Includes only establishments with payroll. For meaning of abbreviations and symbols, see introductory text. For explanation of terms, see Appendix A]

NAICS code and CL code	Kind of business and commodity line	Establishments handling commodity line		Commodity line sales			Sales coverage percent
		Number	Total sales (\$1,000)	Amount ¹ (\$1,000)	As percent of total sales of—		
					Establishments handling line	Establishments in NAICS industry ¹	
42183022	Hydraulic & pneumatic parts, accessories, & supplies whse—Con.						
2100	Construction and mining machinery and equipment (including parts and attachments)	53	99 768	17 019	17.1	.2	18.3
2111	New off-highway wheel and track-laying tractors	12	32 704	1 213	3.7	Z	X
2113	New mixers, pavers, and related equipment	28	37 725	4 613	12.2	.1	X
2115	New graders, rollers, and off-highway trucks	12	32 704	605	1.9	Z	X
2117	Other new construction and mining, logging, and road maintenance machinery, equipment, and parts	12	20 805	3 928	18.9	Z	X
2118	Used construction and mining machinery and equipment	24	53 504	4 508	8.4	.1	X
2200	Farm machinery, equipment, and parts	34	117 872	12 263	10.4	.1	7.7
2213	New land preparation, planting, and cultivating machinery	33	92 784	7 748	8.4	.1	X
2230	Food-processing machinery, equipment, and parts	26	104 522	4 923	4.7	.1	80.1
2231	New commercial food-processing machinery (slicers, choppers, baking, etc.)	8	17 701	1 295	7.3	Z	X
2232	New packing, packaging, and bottling equipment	14	31 971	2 306	7.2	Z	X
2300	Hydraulic and pneumatic (fluid-power) pumps, motors, and parts	821	3 181 994	531 673	16.7	6.4	71.1
2311	Pumps	748	2 971 365	305 125	10.3	3.7	X
2312	Motors	577	2 161 136	136 800	6.3	1.7	X
2313	Parts for pumps and motors	534	1 744 682	89 743	5.1	1.1	X
2320	General-purpose industrial machinery, equipment, and parts	382	1 704 944	226 161	13.3	2.7	73.6
2321	New pumps, compressors (air or gas), and equipment	231	999 579	84 488	8.5	1.0	X
2323	New diesel engines (excluding automotive)	15	31 604	1 550	4.9	Z	X
2326	New controlling, recording, and indicating instruments and access	150	848 920	81 691	9.6	1.0	X
2327	All other new general-purpose industrial machinery and equipment	136	417 568	56 562	13.5	.7	X
2328	Used general-purpose industrial machinery and equipment	28	65 569	1 876	2.9	Z	X
2330	Metalworking machinery, equipment, and parts	45	111 624	11 060	9.9	.1	X
2340	Materials handling machinery, equipment, and parts	119	280 461	28 056	10.0	.3	62.0
2341	New conveying equipment	53	112 076	9 351	8.3	.1	X
2342	New hoists, cranes, and monorails	37	74 869	4 424	5.9	.1	X
2343	New forklift trucks	29	34 603	1 604	4.6	Z	X
2345	Used materials handling machinery, equipment, and parts	47	115 636	12 444	10.8	.2	X
2350	Oil well, oil refinery, and pipeline machinery, equipment, and supplies	52	205 937	27 093	13.2	.2	58.5
2351	New oil refining and pipeline machinery, equipment, and supplies	31	134 896	17 033	12.6	.3	X
2352	New oil field machinery, equipment, and supplies (including drilling bits)	24	75 243	10 060	13.4	.1	X
2360	Other industrial machinery, equipment, and parts	83	336 416	40 529	12.0	.5	74.8
2362	New power plant machinery (excluding electrical)	11	42 836	4 548	10.6	.1	X
2363	New printing trades machinery, equipment, and supplies	11	28 333	899	3.2	Z	X
2366	Other new industrial machinery and equipment	57	263 772	33 491	12.7	.4	X
2367	Used industrial machinery and equipment	14	19 874	574	2.9	Z	X
2370	Mechanical power transmission supplies	103	437 383	67 407	15.4	.8	28.8
2371	Bearings and bushings	63	169 786	13 546	8.0	.2	X
2372	Other mechanical power transmission supplies	77	326 391	53 861	16.5	.7	X
2380	Industrial valves and fittings (except fluid-power)	174	471 418	56 691	12.0	.7	X
2390	Hydraulic and pneumatic (fluid-power) valves	1 462	5 217 701	1 709 029	32.8	20.7	77.5
2391	Hydraulic valves	1 136	3 737 569	806 178	21.6	9.8	X
2392	Pneumatic valves	1 083	4 103 443	902 837	22.0	10.9	X
2400	Hydraulic and pneumatic cylinders and rotary actuators	1 224	5 054 233	1 534 345	30.4	18.6	77.1
2411	Hydraulic cylinders and rotary actuators	967	3 906 436	935 180	23.9	11.3	X
2412	Pneumatic cylinders and rotary actuators	941	3 702 030	599 152	16.2	7.3	X
2420	Hydraulic and pneumatic connectors and assemblies	1 368	5 184 493	1 988 490	38.4	24.1	78.0
2421	Hydraulic and pneumatic connectors	1 206	4 540 746	1 206 596	26.6	14.6	X
2422	Hydraulic and pneumatic assemblies	1 026	3 700 988	781 885	21.1	9.5	X
2430	Fluid-power filters, components, accessories, and parts	1 484	5 235 890	1 618 419	30.9	19.6	76.9
2431	Filters	1 190	4 375 857	706 077	16.1	8.5	X
2432	Other fluid-power components, accessories, and parts, n.e.c.	1 171	4 338 057	912 336	21.0	11.0	X
2440	Welding supplies (excluding gases)	6	5 585	189	3.4	Z	X
2450	Industrial containers and supplies	23	42 109	2 246	5.3	Z	24.7
2451	New and reconditioned drums and barrels	7	1 783	30	1.7	Z	X
2454	Other industrial containers and supplies	20	41 391	2 203	5.3	Z	X
2460	Other industrial supplies	106	252 169	41 230	16.4	.5	61.2
2462	Abrasives and abrasive materials	26	64 968	2 349	3.6	Z	X
2463	Nylon, polyester, and synthetic rubber	28	93 401	13 673	14.6	.2	X
2464	Mechanical rubber goods	57	76 386	7 630	10.0	.1	X
2465	Strapping and tape	9	9 289	305	3.3	Z	X
2466	Industrial supplies, n.e.c.	56	115 345	15 906	13.8	.2	X
2630	Other transportation equipment and supplies	6	29 559	3 664	12.4	Z	X
5300	Plastics materials and basic shapes	28	48 553	2 339	4.8	Z	X
5320	Industrial gases (welding, etc.)	10	18 106	4 325	23.9	.1	X
5330	Chemicals and allied products (excluding agricultural, plastics, gases, and petroleum)	37	44 886	3 617	8.1	Z	X
9700	Service receipts and labor charges (including installed parts)	314	1 119 618	92 329	8.2	1.1	78.2
9701	Labor charges for repair work	290	1 074 503	53 173	4.9	.6	X
9702	Parts installed in repair work	205	800 363	33 578	4.2	.4	X
9703	Other service receipts and labor charges—Specify	45	96 697	5 567	5.8	.1	X
9720	Receipts for service contracts	24	66 939	3 360	5.0	Z	X
9740	Receipts for installing equipment	27	52 595	2 296	4.4	Z	X
9810	Miscellaneous commodities	95	332 386	42 514	12.8	.5	X
9940	Rental and leasing receipts	27	55 535	3 614	6.5	Z	X

See footnotes at end of table.

Table 1. All Types of Operation by Kind of Business and Commodity Line for Wholesale Trade: 1997—Con.

[Includes only establishments with payroll. For meaning of abbreviations and symbols, see introductory text. For explanation of terms, see Appendix A]

NAICS code and CL code	Kind of business and commodity line	Establishments handling commodity line		Commodity line sales			Sales coverage percent
		Number	Total sales (\$1,000)	Amount ¹ (\$1,000)	As percent of total sales of—		
					Establishments handling line	Establishments in NAICS industry ¹	
4218303	General-purpose industrial machinery & equipment whse	11 101	X	42 641 534	X	100.0	84.0
0100	New and used automobiles, motorcycles, etc.	7	14 521	646	4.4	Z	X
0130	Light trucks and vans (14,000 lb or less)	6	13 222	1 064	8.0	Z	11.1
0133	Vans and cargo vans (new and used)	6	13 222	1 064	8.0	Z	X
0150	Heavy trucks and tractors (over 26,000 lb)	8	32 729	2 941	9.0	Z	X
0200	New and rebuilt automotive parts and supplies	113	912 883	137 487	15.1	.3	17.3
0211	Batteries	34	209 485	793	.4	Z	X
0212	Engines (complete)	17	114 509	2 147	1.9	Z	X
0213	Electrical engine parts (including ignition parts)	36	121 952	1 780	.8	Z	X
0214	Brake parts (including fluid and all disk and drum parts)	27	92 999	782	.8	Z	X
0215	Exhaust system parts	11	83 735	1 207	1.4	Z	X
0217	Hoses, belts, gaskets, and wiper blades	20	300 442	36 302	12.1	.1	X
0218	Filters (oil, air, gas, and transmission)	53	233 838	2 683	1.1	Z	X
0219	Engine parts, except electrical	27	145 287	13 601	9.4	Z	X
0221	Body parts and repair materials	7	51 228	2 920	.9	Z	X
0222	Suspension parts (shocks, struts, balljoints, etc.)	17	92 228	839	.9	Z	X
0223	Parts, n.e.c.	23	477 581	68 654	14.4	.2	X
0224	Accessories	24	110 082	5 779	5.3	Z	X
0240	Used automotive parts, accessories, and equipment	9	20 154	565	2.8	Z	X
0300	Tires and tubes	39	86 238	1 514	1.8	Z	9.7
0311	New tires and tubes	39	86 238	1 514	1.8	Z	X
0540	Other home furnishings	7	15 443	4 118	26.7	Z	X
0720	Roofing, siding, and insulation materials	8	19 597	920	4.7	Z	1.0
0723	Insulation materials	8	19 597	920	4.7	Z	X
0900	Office equipment	16	187 114	52 276	27.9	.1	75.8
0913	Copying machines and equipment	10	179 740	51 942	28.9	.1	X
0920	New computer equipment	110	543 021	46 545	8.6	.1	25.1
0921	Computers	86	365 103	21 999	6.0	.1	X
0924	Other computer peripheral equipment	35	222 140	24 016	10.8	.1	X
0950	Computer software (packaged)	36	176 036	17 825	10.1	Z	X
0960	Restaurant and hotel equipment and supplies	20	24 199	1 869	7.7	Z	X
1000	Medical, hospital, and surgical supplies	19	77 914	19 081	24.5	Z	54.5
1013	Other surgical, medical, and hospital supplies	18	71 429	17 072	23.9	Z	X
1100	Iron and steel products (semifinished)	13	36 683	7 729	21.1	Z	83.4
1113	Rough castings and foundry products	12	24 040	6 323	26.3	Z	X
1116	Other semifinished iron and steel products	10	5 885	1 151	19.6	Z	X
1120	Flat iron and steel products	112	2 534 815	139 388	5.5	.3	2.2
1121	Plates	39	74 500	3 995	5.4	Z	X
1124	Sheets (hot-rolled)	16	304 056	40 329	13.3	.1	X
1126	Sheets (galvanized and coated)	17	1 930 162	67 990	3.5	.2	X
1127	Tin plate and terneplate	17	1 930 162	8 493	.4	Z	X
1128	Fabricated and structural plate products	48	146 843	3 997	2.7	Z	X
1129	Other flat iron and steel products	17	1 930 162	8 493	.4	Z	X
1140	Iron and steel wire and wire products	170	2 837 668	288 536	10.2	.7	.5
1141	Wire (plain, coated, barbed, and twisted)	14	382 527	27 858	7.3	.1	X
1143	Wire rope, strand, strapping, reinforcement mesh, and bale ties	88	1 531 636	19 772	1.3	Z	X
1150	Iron and steel pipe and tubing	68	186 086	17 274	9.3	Z	26.3
1152	Tubing	25	68 316	2 435	3.6	Z	X
1153	Standard steel pipe	57	159 515	11 262	7.1	Z	X
1154	Other steel pipe	15	45 728	3 571	7.8	Z	X
1160	Other iron and steel products	20	314 793	20 062	6.4	Z	22.0
1163	Bars and bar-size shapes: cold finished	12	250 735	4 259	1.7	Z	X
1165	Structural shapes (excluding bar-size shapes)	11	80 225	3 585	4.5	Z	X
1167	Finished products, n.e.c.	7	62 961	11 977	19.0	Z	X
1180	Stainless steel	8	86 882	3 636	4.2	Z	84.0
1185	Other stainless steel (including tubing)	7	36 023	2 610	7.2	Z	X
1200	Copper and brass	33	134 271	7 939	5.9	Z	54.4
1213	Tubular products (pipes and tubes)	31	115 522	5 384	4.7	Z	X
1220	Aluminum shapes, forms, etc.	16	76 532	3 445	4.5	Z	55.6
1222	Sheets and coils (.006 to .249 inch)	12	72 076	3 237	4.5	Z	X
1230	Other nonferrous metals (magnesium, nickel, tin, lead, zinc, etc., except precious)	34	2 133 126	128 721	6.0	.3	X
1400	Electrical apparatus and equipment	571	4 555 481	352 105	7.7	.8	9.6
1411	Power and distribution transformers	67	699 656	8 786	1.3	Z	X
1412	Switchgear and switchboard apparatus	91	838 886	26 708	3.2	.1	X
1413	Motors and generators (including motor-generator sets)	288	2 944 299	120 660	4.1	.3	X
1414	Conduit, raceway, and fittings	42	233 292	5 959	2.6	Z	X
1415	Electric bulbs (all types)	25	62 171	407	.7	Z	X
1416	Interior wiring (excluding conduit)	24	169 579	7 185	4.2	Z	X
1417	Exterior wiring and cable (excluding conduit)	34	153 386	5 338	3.5	Z	X
1418	Lighting fixtures (residential and commercial)	59	558 551	7 285	1.3	Z	X
1419	Industrial controls	246	1 577 558	90 202	5.7	.2	X
1421	Other electrical apparatus and equipment (including fuses and lightning rods)	222	1 641 674	79 582	4.8	.2	X
1500	Electrical appliances, household	29	98 044	7 794	7.9	Z	25.7
1511	Televisions	13	13 766	526	3.8	Z	X
1512	Radios, stereos, and CD players	10	18 178	1 365	7.5	Z	X
1513	V.C.R.'s and video cameras	13	13 766	445	3.2	Z	X
1514	Electrical household ranges and ovens	11	66 674	2 603	3.9	Z	X
1515	Refrigerators and freezers, household	14	66 819	1 703	2.5	Z	X
1518	Other electrical household appliances (including fans, dishwashers, etc.)	18	75 064	1 020	1.4	Z	X

See footnotes at end of table.

Table 1. All Types of Operation by Kind of Business and Commodity Line for Wholesale Trade: 1997—Con.

[Includes only establishments with payroll. For meaning of abbreviations and symbols, see introductory text. For explanation of terms, see Appendix A]

NAICS code and CL code	Kind of business and commodity line	Establishments handling commodity line		Commodity line sales			Sales coverage percent
		Number	Total sales (\$1,000)	Amount ¹ (\$1,000)	As percent of total sales of—		
					Establishments handling line	Establishments in NAICS industry ¹	
4218303	General-purpose industrial machinery & equipment whsle— Con.						
1600	Electronic parts and equipment, except communication	370	1 765 769	191 650	10.9	.4	15.0
1612	Integrated circuits	123	183 784	5 961	3.2	Z	X
1613	Capacitors and resistors	36	41 215	189	.5	Z	X
1615	Discrete semiconductors, etc.	12	10 809	774	7.2	Z	X
1616	Electronic connectors and other passive electronic parts	95	901 245	71 966	8.0	.2	X
1618	Electronic parts and equipment, n.e.c.	308	1 654 102	112 750	6.8	.3	X
1650	Communication equipment and supplies	77	2 060 724	69 645	3.4	.2	2.8
1651	Telephones	6	20 543	535	2.6	Z	X
1652	Other electronic communication equipment	65	1 780 963	54 123	3.0	.1	X
1653	Other electrical communication equipment	41	1 174 501	14 987	1.3	Z	X
1700	Hardware	341	3 019 545	208 913	6.9	.5	5.6
1711	Hand tools (including power driven)	303	2 880 264	162 164	5.6	.4	X
1712	Bolts, nuts, rivets, and fasteners	136	1 627 357	41 727	2.6	.1	X
1713	Cutlery	65	586 245	5 022	.9	Z	X
1800	Plumbing and heating equipment and supplies (hydronics)	372	2 814 126	198 700	7.1	.5	4.6
1811	Plastic pipe fittings and valves (excluding pipe and tubing)	145	1 473 345	35 871	2.4	.1	X
1812	Metal pipe fittings and valves (excluding pipe and tubing)	128	1 046 341	33 779	3.2	.1	X
1813	Plumbing fixtures	17	86 901	3 764	4.3	Z	X
1814	Furnaces, stoves, water heaters (except electric and warm air)	68	817 574	11 015	1.3	Z	X
1815	Boilers, radiators, and convectors	71	854 944	41 082	4.8	.1	X
1818	Other plumbing and heating equipment and supplies	222	1 526 859	63 985	4.2	.2	X
1900	Warm air heating and air-conditioning equipment and supplies	116	310 724	45 717	14.7	.1	50.2
1911	Furnaces (warm air)	47	72 779	4 271	5.9	Z	X
1912	Central air-conditioning (residential and commercial)	32	68 208	11 610	17.0	Z	X
1914	Heat pumps (residential and commercial)	14	29 759	850	2.9	Z	X
1916	Air cleaning and filtration systems	27	116 166	13 116	11.3	Z	X
1917	Compressors for air-conditioners	35	79 906	4 178	5.2	Z	X
1918	Condensing units for air-conditioners	26	80 146	2 974	3.7	Z	X
1919	Registers, grills, pre-formed ductwork (excluding sheet metal), and duct insulation	52	119 274	8 706	7.3	Z	X
2000	Refrigeration equipment and supplies	64	224 911	20 530	9.1	Z	31.2
2013	Condensing units for commercial refrigerators	12	49 496	798	1.6	Z	X
2014	Refrigerants	44	114 223	7 389	6.5	Z	X
2015	Other refrigeration equipment and supplies	42	142 284	6 782	4.8	Z	X
2100	Construction and mining machinery and equipment (including parts and attachments)	286	1 057 982	137 345	13.0	.3	16.6
2111	New off-highway wheel and track-laying tractors	8	27 198	7 546	27.7	Z	X
2112	New power cranes, draglines, and shovels	15	72 195	22 021	30.5	.1	X
2113	New mixers, pavers, and related equipment	24	32 023	1 113	3.5	Z	X
2114	New tractor shovel loaders	7	8 621	997	11.6	Z	X
2115	New graders, rollers, and off-highway trucks	29	98 119	5 950	6.1	Z	X
2116	New mining machinery	26	70 481	1 283	1.8	Z	X
2117	Other new construction and mining, logging, and road maintenance machinery, equipment, and parts	147	565 301	58 247	10.3	.1	X
2118	Used construction and mining machinery and equipment	138	523 367	40 187	7.7	.1	X
2200	Farm machinery, equipment, and parts	153	838 302	75 636	9.0	.2	12.1
2211	New tractors (farm)	99	664 842	30 269	4.6	.1	X
2212	New harvesting machinery	33	262 236	4 527	1.7	Z	X
2213	New land preparation, planting, and cultivating machinery	21	230 949	2 577	1.1	Z	X
2214	New dairy farm and barn equipment	14	83 613	2 081	2.5	Z	X
2215	New irrigation equipment	34	249 757	6 153	2.5	Z	X
2216	Other new farm machinery and equipment	89	572 138	12 803	2.2	Z	X
2218	Used farm machinery and equipment	92	611 974	16 366	2.7	Z	X
2220	Garden machinery, equipment, and parts	87	2 312 324	96 445	4.2	.2	3.7
2221	New power lawn mowers	56	1 948 674	55 467	2.8	.1	X
2222	Other new lawn and garden machinery and equipment	61	1 594 049	32 409	2.0	.1	X
2223	Used garden machinery and equipment	43	1 464 728	8 540	.6	Z	X
2230	Food-processing machinery, equipment, and parts	275	873 979	97 940	11.2	.2	83.5
2231	New commercial food-processing machinery (slicers, choppers, baking, etc.)	143	520 710	40 251	7.7	.1	X
2232	New packing, packaging, and bottling equipment	118	354 743	43 860	12.4	.1	X
2233	Used food-processing machinery and equipment	50	140 131	13 824	9.9	Z	X
2300	Hydraulic and pneumatic (fluid-power) pumps, motors, and parts	679	2 408 082	238 955	9.9	.6	78.0
2311	Pumps	472	1 511 835	101 143	6.7	.2	X
2312	Motors	286	851 010	53 101	6.2	.1	X
2313	Parts for pumps and motors	407	1 396 420	84 702	6.1	.2	X
2320	General-purpose industrial machinery, equipment, and parts	11 101	42 641 534	34 380 447	80.6	80.6	60.7
2321	New pumps, compressors (air or gas), and equipment	3 781	15 121 228	7 619 980	50.4	17.9	X
2323	New diesel engines (excluding automotive)	421	2 665 300	1 393 494	52.3	3.3	X
2326	New controlling, recording, and indicating instruments and access	2 544	12 170 848	5 696 454	46.8	13.4	X
2327	All other new general-purpose industrial machinery and equipment	6 717	26 126 485	17 602 163	67.4	41.3	X
2328	Used general-purpose industrial machinery and equipment	2 342	6 010 768	2 068 355	34.4	4.9	X
2330	Metalworking machinery, equipment, and parts	500	3 195 749	410 743	12.9	1.0	X
2340	Materials handling machinery, equipment, and parts	750	4 250 694	443 496	10.4	1.0	70.9
2341	New conveying equipment	484	3 233 045	187 960	5.8	.4	X
2342	New hoists, cranes, and monorails	242	2 721 865	104 936	3.9	.2	X
2343	New forklift trucks	89	606 419	56 531	9.3	.1	X
2344	New industrial trucks and tractors	52	423 885	39 323	9.3	.1	X
2345	Used materials handling machinery, equipment, and parts	191	679 113	54 748	8.1	.1	X
2350	Oil well, oil refinery, and pipeline machinery, equipment, and supplies	293	1 081 157	236 840	21.9	.6	60.7
2351	New oil refining and pipeline machinery, equipment, and supplies	198	852 658	174 222	20.4	.4	X
2352	New oil field machinery, equipment, and supplies (including drilling bits)	102	343 111	45 916	13.4	.1	X
2353	Used oil well, oil refinery, and pipeline machinery, equipment, and supplies	63	187 577	16 701	8.9	Z	X

See footnotes at end of table.

Table 1. All Types of Operation by Kind of Business and Commodity Line for Wholesale Trade: 1997—Con.

[Includes only establishments with payroll. For meaning of abbreviations and symbols, see introductory text. For explanation of terms, see Appendix A]

NAICS code and CL code	Kind of business and commodity line	Establishments handling commodity line		Commodity line sales			Sales coverage percent
		Number	Total sales (\$1,000)	Amount ¹ (\$1,000)	As percent of total sales of—		
					Establishments handling line	Establishments in NAICS industry ¹	
4218303	General-purpose industrial machinery & equipment whsle— Con.						
2360	Other industrial machinery, equipment, and parts	608	1 644 075	261 321	15.9	.6	80.1
2361	New metal smelting and refining machinery, and equipment	27	111 027	12 169	11.0	Z	X
2362	New power plant machinery (excluding electrical)	116	359 297	40 016	11.1	.1	X
2363	New printing trades machinery, equipment, and supplies	56	166 917	16 990	10.2	Z	X
2364	New textile and sewing machinery and equipment	15	82 424	6 282	7.6	Z	X
2365	New woodworking machinery	67	152 830	18 132	11.9	Z	X
2366	Other new industrial machinery and equipment	315	896 493	134 533	15.0	.3	X
2367	Used industrial machinery and equipment	185	346 555	33 190	9.6	.1	X
2370	Mechanical power transmission supplies	181	3 149 812	165 245	5.2	.4	26.0
2371	Bearings and bushings	79	2 093 237	106 958	5.1	.3	X
2372	Other mechanical power transmission supplies	124	1 139 528	58 287	5.1	.1	X
2380	Industrial valves and fittings (except fluid-power)	423	3 133 683	213 777	6.8	.5	X
2390	Hydraulic and pneumatic (fluid-power) valves	326	1 104 547	81 992	7.4	.2	80.2
2391	Hydraulic valves	223	775 295	37 768	4.9	.1	X
2392	Pneumatic valves	219	763 291	44 217	5.8	.1	X
2400	Hydraulic and pneumatic cylinders and rotary actuators	258	930 819	74 629	8.0	.2	71.0
2411	Hydraulic cylinders and rotary actuators	189	717 266	40 625	5.7	.1	X
2412	Pneumatic cylinders and rotary actuators	152	606 068	33 251	5.5	.1	X
2420	Hydraulic and pneumatic connectors and assemblies	213	2 307 833	76 406	3.3	.2	81.5
2421	Hydraulic and pneumatic connectors	162	2 171 738	38 746	1.8	.1	X
2422	Hydraulic and pneumatic assemblies	149	2 140 134	37 650	1.8	.1	X
2430	Fluid-power filters, components, accessories, and parts	430	1 527 632	148 918	9.7	.3	78.6
2431	Filters	350	1 270 956	108 067	8.5	.3	X
2432	Other fluid-power components, accessories, and parts, n.e.c.	200	665 647	40 847	6.1	.1	X
2440	Welding supplies (excluding gases)	30	113 681	20 587	18.1	Z	X
2450	Industrial containers and supplies	104	2 160 906	76 105	3.5	.2	1.1
2451	New and reconditioned drums and barrels	8	20 635	446	2.2	Z	X
2452	Bottles and bottlers' supplies	20	584 629	26 867	4.6	.1	X
2454	Other industrial containers and supplies	85	1 890 045	45 793	2.4	.1	X
2460	Other industrial supplies	388	2 995 420	215 492	7.2	.5	14.0
2462	Abrasives and abrasive materials	245	2 203 114	123 223	5.6	.3	X
2463	Nylon, polyester, and synthetic rubber	34	164 943	1 598	1.0	Z	X
2464	Mechanical rubber goods	53	200 587	16 496	8.2	Z	X
2465	Strapping and tape	98	1 347 668	54 027	4.0	.1	X
2466	Industrial supplies, n.e.c.	120	453 474	18 718	4.1	Z	X
2520	Custodial (janitors') equipment and supplies	9	28 846	3 252	11.3	Z	X
2540	Other service establishment equipment and supplies	12	28 129	5 994	21.3	Z	43.1
2542	Service establishment equipment and supplies, n.e.c.	11	25 511	5 444	21.3	Z	X
2600	Aircraft and aeronautical equipment and supplies	16	87 337	16 013	18.3	Z	25.6
2614	Used aircraft and aeronautical equipment and supplies	10	82 195	14 806	18.0	Z	X
2620	Marine machinery, equipment, and supplies	23	600 192	144 404	24.1	.3	64.8
2623	New marine supplies	11	44 150	4 606	10.4	Z	X
2630	Other transportation equipment and supplies	44	2 050 398	118 339	5.8	.3	.5
2631	New transportation equipment (excluding automotive)	43	2 042 716	103 563	5.1	.2	X
2632	Used transportation equipment (excluding automotive)	14	531 506	14 009	2.6	Z	X
2700	Sporting and recreational goods and supplies	9	52 293	5 614	10.7	Z	.6
2713	Billiards, pool, bowling equipment, and accessories	6	43 896	4 430	10.1	Z	X
2800	Toys and hobby goods and supplies	7	15 890	272	1.7	Z	X
2930	Recyclable paper and paperboard	24	36 968	1 117	3.0	Z	X
2940	Recyclable materials, except metal	8	9 434	723	7.7	Z	8.6
2945	Other recyclable materials (including rubber and bones)	7	8 963	676	7.5	Z	X
3200	Printing and writing paper	10	19 922	2 305	11.6	Z	1.1
3213	Other printing and writing paper	9	11 115	2 217	19.9	Z	X
3300	Stationery, office supplies and greeting cards	35	39 492	4 928	12.5	Z	34.7
3313	Inked ribbons, carbon paper, pens and pencils	22	23 342	3 112	13.3	Z	X
3400	Industrial and personal services paper and plastics	20	58 984	6 775	11.5	Z	X
3900	Women's and children's wear	6	13 949	493	3.5	Z	X
5300	Plastics materials and basic shapes	166	2 214 379	89 815	4.1	.2	2.0
5311	Plastic pipes, rods, tubes, and shapes	74	995 523	27 807	2.8	.1	X
5313	Plastics raw materials	18	1 003 999	46 912	4.7	.1	X
5314	Other plastics materials and basic shapes	64	175 914	8 950	5.1	Z	X
5320	Industrial gases (welding, etc.)	29	39 006	7 684	19.7	Z	X
5330	Chemicals and allied products (excluding agricultural, plastics, gases, and petroleum)	402	1 383 900	164 928	11.9	.4	4.0
5331	Gases, compressed and liquified, except L.P.	10	17 214	3 527	20.5	Z	X
5332	Alkalies and chlorine	91	34 706	542	1.6	Z	X
5335	Detergents and soaps	236	698 322	55 465	7.9	.1	X
5336	Sanitation chemicals, polishes, and waxes	49	454 957	19 461	4.3	Z	X
5341	Insecticides, nonagricultural	12	165 477	963	.6	Z	X
5342	Adhesives, sealants, and glues	80	324 485	49 264	15.2	.1	X
5344	Other chemicals and allied products	78	604 673	35 698	5.9	.1	X
5400	Petroleum products	40	322 523	41 804	13.0	.1	47.8
5418	Lubricating oil and greases	40	322 523	41 804	13.0	.1	X
5800	Farm supplies	29	128 952	8 856	6.9	Z	4.4
5814	Weed killers, soil sterilizers, and soil conditioners	25	116 224	7 530	6.5	Z	X

See footnotes at end of table.

Table 1. All Types of Operation by Kind of Business and Commodity Line for Wholesale Trade: 1997—Con.

[Includes only establishments with payroll. For meaning of abbreviations and symbols, see introductory text. For explanation of terms, see Appendix A]

NAICS code and CL code	Kind of business and commodity line	Establishments handling commodity line		Commodity line sales			Sales coverage percent
		Number	Total sales (\$1,000)	Amount ¹ (\$1,000)	As percent of total sales of—		
					Establishments handling line	Establishments in NAICS industry ¹	
4218303	General-purpose industrial machinery & equipment whsle— Con.						
6000	Paint, paint supplies, and wallpaper	28	101 587	13 772	13.6	Z	5.2
6011	Architectural coatings (enamels, primers, stains, solvents, and lacquers)	9	8 372	564	6.7	Z	X
6013	Special purpose coatings (automotive, refinish, marine, traffic coatings)	20	96 391	9 236	9.6	Z	X
6014	Paint supplies	10	69 759	3 972	5.7	Z	X
9700	Service receipts and labor charges (including installed parts)	2 353	9 048 403	1 193 249	13.2	2.8	77.8
9701	Labor charges for repair work	2 123	7 915 349	677 267	8.6	1.6	X
9702	Parts installed in repair work	1 571	5 925 085	436 784	7.4	1.0	X
9703	Other service receipts and labor charges—Specify	341	1 716 486	79 194	4.6	.2	X
9720	Receipts for service contracts	333	2 795 380	767 823	27.5	1.8	X
9740	Receipts for installing equipment	432	1 247 700	76 793	6.2	.2	X
9810	Miscellaneous commodities	403	2 432 254	180 594	7.4	.4	X
9940	Rental and leasing receipts	590	2 615 752	199 473	7.6	.5	1.2
9941	Computer rental and leasing receipts	105	141 163	8 159	5.8	Z	X
9942	Photocopying machine rental	93	239 420	20 253	8.5	Z	X
9943	Other office machine rental receipts	92	88 028	3 448	3.9	Z	X
9944	Other rental receipts	282	2 054 511	164 528	8.0	.4	X
9960	Custom software (designed to customer specifications)	6	5 509	600	10.9	Z	X
9980	Receipts for machine shop job work	9	27 323	3 773	13.8	Z	X
4218304	Metalworking machinery & equipment whsle	4 092	X	19 008 973	X	100.0	80.1
0200	New and rebuilt automotive parts and supplies	16	44 337	9 278	20.9	Z	X
0920	New computer equipment	28	96 641	9 122	9.4	Z	X
1050	Other professional equipment and supplies	7	6 653	599	9.0	Z	X
1120	Flat iron and steel products	80	224 890	12 202	5.4	.1	X
1140	Iron and steel wire and wire products	57	136 027	8 302	6.1	Z	X
1150	Iron and steel pipe and tubing	12	22 331	4 013	18.0	Z	X
1160	Other iron and steel products	10	16 768	1 134	6.8	Z	X
1230	Other nonferrous metals (magnesium, nickel, tin, lead, zinc, etc., except precious)	13	148 760	8 406	5.7	Z	X
1400	Electrical apparatus and equipment	48	130 803	19 946	15.2	.1	X
1600	Electronic parts and equipment, except communication	84	728 046	48 142	6.6	.3	X
1700	Hardware	211	1 013 927	108 485	10.7	.6	X
1800	Plumbing and heating equipment and supplies (hydronics)	17	413 835	20 741	5.0	.1	X
1900	Warm air heating and air-conditioning equipment and supplies	8	12 810	375	2.9	Z	X
2100	Construction and mining machinery and equipment (including parts and attachments)	37	192 242	13 097	6.8	.1	X
2200	Farm machinery, equipment, and parts	16	54 190	9 444	17.4	.1	X
2230	Food-processing machinery, equipment, and parts	31	55 297	7 477	13.5	Z	X
2300	Hydraulic and pneumatic (fluid-power) pumps, motors, and parts	105	839 827	71 228	8.5	.4	X
2320	General-purpose industrial machinery, equipment, and parts	406	1 998 768	376 643	18.8	2.0	X
2330	Metalworking machinery, equipment, and parts	4 092	19 008 973	17 387 950	91.5	91.5	X
2340	Materials handling machinery, equipment, and parts	194	1 165 055	131 905	11.3	.7	X
2350	Oil well, oil refinery, and pipeline machinery, equipment, and supplies	22	37 487	5 215	13.9	Z	X
2360	Other industrial machinery, equipment, and parts	207	841 315	84 879	10.1	.4	X
2370	Mechanical power transmission supplies	17	25 374	904	3.6	Z	X
2380	Industrial valves and fittings (except fluid-power)	38	130 079	6 483	5.0	Z	X
2390	Hydraulic and pneumatic (fluid-power) valves	77	567 774	41 746	7.4	.2	X
2400	Hydraulic and pneumatic cylinders and rotary actuators	99	687 983	41 632	6.1	.2	X
2420	Hydraulic and pneumatic connectors and assemblies	48	553 830	30 485	5.5	.2	X
2430	Fluid-power filters, components, accessories, and parts	71	578 458	27 130	4.7	.1	X
2440	Welding supplies (excluding gases)	23	27 534	2 427	8.8	Z	X
2450	Industrial containers and supplies	23	66 838	3 767	5.6	Z	X
2460	Other industrial supplies	401	1 523 266	199 506	13.1	1.1	X
2620	Marine machinery, equipment, and supplies	6	17 233	1 432	8.3	Z	X
5300	Plastics materials and basic shapes	24	58 836	7 561	12.9	Z	X
5320	Industrial gases (welding, etc.)	6	19 812	4 218	21.3	Z	X
5330	Chemicals and allied products (excluding agricultural, plastics, gases, and petroleum)	155	470 391	33 793	7.2	.2	X
6000	Paint, paint supplies, and wallpaper	18	29 845	3 171	10.6	Z	X
9700	Service receipts and labor charges (including installed parts)	417	2 371 096	140 098	5.9	.7	X
9720	Receipts for service contracts	37	340 419	10 851	3.2	.1	X
9740	Receipts for installing equipment	41	339 498	10 680	3.1	.1	X
9810	Miscellaneous commodities	77	321 656	46 083	14.3	.2	X
9940	Rental and leasing receipts	74	189 775	7 404	3.9	Z	X
4218305	Materials handling equipment whsle	4 642	X	18 803 215	X	100.0	71.7
0150	Heavy trucks and tractors (over 26,000 lb)	6	20 315	5 133	25.3	Z	X
0200	New and rebuilt automotive parts and supplies	75	487 057	46 982	9.6	.3	X
0420	Office and business furniture	9	25 476	8 440	33.1	Z	40.0
0421	New office furniture (wooden and metal)	9	25 476	8 440	33.1	Z	X
0600	Lumber: rough, dressed, and finished	6	5 881	569	9.7	Z	16.1
0611	Dimensional lumber (non-treated)	6	5 881	569	9.7	Z	X
0620	Plywood and millwork	14	42 016	6 098	14.5	Z	24.3
0621	Softwood plywood and oriented strand board (OSB)	8	22 777	3 544	15.6	Z	X
0622	Other panels products (including hardwood plywood, waterboard, and particleboard)	7	19 239	2 554	13.3	Z	X
0740	Other construction materials	9	42 475	6 316	14.9	Z	15.5
0744	Construction materials, n.e.c. (including wire fence and construction paper)	9	42 475	6 316	14.9	Z	X
0900	Office equipment	7	7 005	235	3.4	Z	X
0920	New computer equipment	23	102 145	4 829	4.7	Z	X
0970	Store machines and equipment	21	135 779	29 077	21.4	.2	68.9
0972	Other store machines and equipment	21	135 779	29 077	21.4	.2	X

See footnotes at end of table.

Table 1. All Types of Operation by Kind of Business and Commodity Line for Wholesale Trade: 1997—Con.

[Includes only establishments with payroll. For meaning of abbreviations and symbols, see introductory text. For explanation of terms, see Appendix A]

NAICS code and CL code	Kind of business and commodity line	Establishments handling commodity line		Commodity line sales			Sales coverage percent
		Number	Total sales (\$1,000)	Amount ¹ (\$1,000)	As percent of total sales of—		
					Establishments handling line	Establishments in NAICS industry ¹	
4218305	Materials handling equipment whsle—Con.						
1000	Medical, hospital, and surgical supplies	6	5 125	79	1.5	Z	X
1120	Flat iron and steel products	37	70 024	7 357	10.5	Z	X
1140	Iron and steel wire and wire products	63	664 840	108 368	16.3	.6	X
1150	Iron and steel pipe and tubing	13	38 583	3 861	10.0	Z	X
1230	Other nonferrous metals (magnesium, nickel, tin, lead, zinc, etc., except precious)	13	20 958	2 973	14.2	Z	X
1400	Electrical apparatus and equipment	147	1 405 856	105 477	7.5	.6	5.0
1411	Power and distribution transformers	46	181 545	11 999	6.6	.1	X
1412	Switchgear and switchboard apparatus	14	140 852	3 320	2.4	Z	X
1413	Motors and generators (including motor-generator sets)	23	162 208	4 647	2.9	Z	X
1415	Electric bulbs (all types)	8	55 713	286	.5	Z	X
1417	Exterior wiring and cable (excluding conduit)	8	55 713	573	1.0	Z	X
1419	Industrial controls	33	215 806	13 792	6.4	.1	X
1421	Other electrical apparatus and equipment (including fuses and lightning rods)	62	487 956	49 130	10.1	.3	X
1600	Electronic parts and equipment, except communication	78	141 111	11 946	8.5	.1	18.8
1616	Electronic connectors and other passive electronic parts	37	50 921	1 409	2.8	.4	X
1618	Electronic parts and equipment, n.e.c.	53	104 070	10 537	10.1	.1	X
1650	Communication equipment and supplies	30	55 015	6 002	10.9	Z	44.2
1653	Other electrical communication equipment	28	48 795	5 170	10.6	Z	X
1700	Hardware	92	817 631	62 745	7.7	.3	4.4
1711	Hand tools (including power driven)	82	304 331	19 795	6.5	.1	X
1712	Bolts, nuts, rivets, and fasteners	70	212 179	2 502	1.2	Z	X
1713	Cutlery	43	154 149	7 619	4.9	Z	X
1800	Plumbing and heating equipment and supplies (hydronics)	67	675 296	129 454	19.2	.7	10.3
1811	Plastic pipe fittings and valves (excluding pipe and tubing)	62	673 108	45 886	6.8	.2	X
1812	Metal pipe fittings and valves (excluding pipe and tubing)	52	554 132	80 289	14.5	.4	X
1813	Plumbing fixtures	11	52 906	1 625	3.1	Z	X
1818	Other plumbing and heating equipment and supplies	8	69 511	1 654	2.4	Z	X
1900	Warm air heating and air-conditioning equipment and supplies	10	15 653	3 965	25.3	Z	38.6
1911	Furnaces (warm air)	8	8 691	97	1.1	Z	X
1912	Central air-conditioning (residential and commercial)	8	8 691	391	4.5	Z	X
1916	Air cleaning and filtration systems	10	15 653	3 330	21.3	Z	X
1917	Compressors for air-conditioners	8	8 691	147	1.7	Z	X
2000	Refrigeration equipment and supplies	7	23 926	1 495	6.2	Z	59.3
2015	Other refrigeration equipment and supplies	6	6 985	648	9.3	Z	X
2100	Construction and mining machinery and equipment (including parts and attachments)	135	533 507	88 852	16.7	.5	27.2
2111	New off-highway wheel and track-laying tractors	13	75 050	3 264	4.3	Z	X
2112	New power cranes, draglines, and shovels	19	101 688	6 617	6.5	Z	X
2113	New mixers, pavers, and related equipment	13	78 870	4 018	5.1	Z	X
2114	New tractor shovel loaders	6	49 485	5 690	11.5	Z	X
2115	New graders, rollers, and off-highway trucks	19	52 622	730	1.4	Z	X
2116	New mining machinery	7	122 948	10 562	8.6	.1	X
2117	Other new construction and mining, logging, and road maintenance machinery, equipment, and parts	78	248 087	39 421	15.9	.2	X
2118	Used construction and mining machinery and equipment	72	216 623	18 538	8.6	.1	X
2200	Farm machinery, equipment, and parts	105	797 144	72 409	9.1	.4	X
2220	Garden machinery, equipment, and parts	20	143 263	13 210	9.2	.1	X
2230	Food-processing machinery, equipment, and parts	99	341 917	48 789	14.3	.3	71.4
2231	New commercial food-processing machinery (slicers, choppers, baking, etc.)	54	224 813	19 196	8.5	.1	X
2232	New packing, packaging, and bottling equipment	70	246 740	26 781	10.9	.1	X
2233	Used food-processing machinery and equipment	23	90 360	2 811	3.1	Z	X
2300	Hydraulic and pneumatic (fluid-power) pumps, motors, and parts	143	465 167	32 643	7.0	.2	63.8
2311	Pumps	114	390 942	14 756	3.8	.1	X
2312	Motors	105	381 734	11 590	3.0	.1	X
2313	Parts for pumps and motors	62	239 706	6 284	2.6	Z	X
2320	General-purpose industrial machinery, equipment, and parts	544	2 760 949	435 006	15.8	2.3	43.2
2321	New pumps, compressors (air or gas), and equipment	125	1 076 382	144 174	13.4	.8	X
2323	New diesel engines (excluding automotive)	13	92 033	1 510	1.6	Z	X
2326	New controlling, recording, and indicating instruments and access	50	223 972	7 922	3.5	Z	X
2327	All other new general-purpose industrial machinery and equipment	399	1 735 645	238 243	13.7	1.3	X
2328	Used general-purpose industrial machinery and equipment	177	940 099	43 150	4.6	.2	X
2330	Metalworking machinery, equipment, and parts	146	409 898	53 309	13.0	.3	X
2340	Materials handling machinery, equipment, and parts	4 642	18 803 215	14 390 387	76.5	76.5	55.4
2341	New conveying equipment	2 118	8 036 247	4 277 978	53.2	22.8	X
2342	New hoists, cranes, and monorails	1 179	4 376 911	1 412 618	32.3	7.5	X
2343	New forklift trucks	1 763	11 031 398	5 803 790	52.6	30.9	X
2344	New industrial trucks and tractors	369	1 652 898	392 755	23.8	2.1	X
2345	Used materials handling machinery, equipment, and parts	2 594	10 769 291	2 503 249	23.2	13.3	X
2350	Oil well, oil refinery, and pipeline machinery, equipment, and supplies	79	163 190	37 988	23.3	.2	31.1
2351	New oil refining and pipeline machinery, equipment, and supplies	32	115 459	10 423	9.0	.1	X
2352	New oil field machinery, equipment, and supplies (including drilling bits)	24	108 387	7 865	7.3	Z	X
2353	Used oil well, oil refinery, and pipeline machinery, equipment, and supplies	51	143 088	19 649	13.7	.1	X
2360	Other industrial machinery, equipment, and parts	309	1 141 744	188 773	16.5	1.0	68.7
2361	New metal smelting and refining machinery, and equipment	28	128 139	8 895	6.9	Z	X
2362	New power plant machinery (excluding electrical)	30	212 279	19 933	9.4	.1	X
2363	New printing trades machinery, equipment, and supplies	59	97 456	4 605	4.7	Z	X
2364	New textile and sewing machinery and equipment	14	69 019	4 410	6.4	Z	X
2365	New woodworking machinery	20	124 889	1 715	1.4	Z	X
2366	Other new industrial machinery and equipment	194	824 539	138 793	16.8	.7	X
2367	Used industrial machinery and equipment	53	130 116	10 416	8.0	.1	X

See footnotes at end of table.

Table 1. All Types of Operation by Kind of Business and Commodity Line for Wholesale Trade: 1997—Con.

[Includes only establishments with payroll. For meaning of abbreviations and symbols, see introductory text. For explanation of terms, see Appendix A]

NAICS code and CL code	Kind of business and commodity line	Establishments handling commodity line		Commodity line sales			Sales coverage percent
		Number	Total sales (\$1,000)	Amount ¹ (\$1,000)	As percent of total sales of—		
					Establishments handling line	Establishments in NAICS industry ¹	
4218305	Materials handling equipment whse—Con.						
2370	Mechanical power transmission supplies	96	300 703	34 799	11.6	.2	18.7
2371	Bearings and bushings	50	110 974	3 103	2.8	Z	X
2372	Other mechanical power transmission supplies	96	300 703	31 694	10.5	.2	X
2380	Industrial valves and fittings (except fluid-power)	41	125 961	7 463	5.9	Z	X
2390	Hydraulic and pneumatic (fluid-power) valves	94	288 313	10 631	3.7	.1	59.7
2391	Hydraulic valves	77	232 573	5 157	2.2	Z	X
2392	Pneumatic valves	51	175 526	5 468	3.1	Z	X
2400	Hydraulic and pneumatic cylinders and rotary actuators	104	395 884	21 773	5.5	.1	66.2
2411	Hydraulic cylinders and rotary actuators	85	335 459	15 613	4.7	.1	X
2412	Pneumatic cylinders and rotary actuators	45	171 095	5 672	3.3	Z	X
2420	Hydraulic and pneumatic connectors and assemblies	83	278 096	13 554	4.9	.1	65.8
2421	Hydraulic and pneumatic connectors	68	228 066	6 081	2.7	Z	X
2422	Hydraulic and pneumatic assemblies	50	161 397	7 467	4.6	Z	X
2430	Fluid-power filters, components, accessories, and parts	82	278 374	13 759	4.9	.1	63.6
2431	Filters	58	211 696	6 526	3.1	Z	X
2432	Other fluid-power components, accessories, and parts, n.e.c.	59	176 793	6 743	3.8	Z	X
2450	Industrial containers and supplies	132	412 475	37 857	9.2	.2	6.6
2451	New and reconditioned drums and barrels	36	73 648	299	.4	Z	X
2454	Other industrial containers and supplies	132	412 475	37 558	9.1	.2	X
2460	Other industrial supplies	105	833 316	30 727	3.7	.2	4.6
2461	Printing and duplicating inks	10	28 114	144	.5	Z	X
2462	Abrasives and abrasive materials	48	170 538	5 602	3.3	Z	X
2463	Nylon, polyester, and synthetic rubber	23	69 190	436	.6	Z	X
2464	Mechanical rubber goods	31	96 012	2 584	2.7	Z	X
2465	Strapping and tape	35	99 859	1 077	1.1	Z	X
2466	Industrial supplies, n.e.c.	52	175 442	11 387	6.5	.1	X
2630	Other transportation equipment and supplies	66	145 699	8 407	5.8	Z	X
2930	Recyclable paper and paperboard	7	3 880	829	21.4	Z	X
3400	Industrial and personal services paper and plastics	18	28 382	4 990	17.6	Z	45.3
3413	Industrial paper (wrapping, bags, cartons, etc.)	14	23 595	3 989	16.9	Z	X
5300	Plastics materials and basic shapes	33	71 213	5 933	8.3	Z	X
5330	Chemicals and allied products (excluding agricultural, plastics, gases, and petroleum)	25	94 892	3 816	4.0	Z	X
6000	Paint, paint supplies, and wallpaper	21	117 802	5 220	4.4	Z	X
9700	Service receipts and labor charges (including installed parts)	1 669	8 099 267	1 727 562	21.3	9.2	68.5
9701	Labor charges for repair work	1 605	7 950 709	1 074 036	13.5	5.7	X
9702	Parts installed in repair work	1 318	6 739 918	616 091	9.1	3.3	X
9703	Other service receipts and labor charges—Specify	225	856 425	37 432	4.4	.2	X
9720	Receipts for service contracts	306	1 605 671	64 450	4.0	.3	X
9740	Receipts for installing equipment	499	1 725 468	160 022	9.3	.9	X
9810	Miscellaneous commodities	190	648 486	96 863	14.9	.5	X
9940	Rental and leasing receipts	932	5 193 575	608 360	11.7	3.2	.1
9944	Other rental receipts	917	5 077 686	596 669	11.8	3.2	X
4218306	Oilwell, oil refinery, & pipeline mach, equip, & supplies whse	3 536	X	11 671 958	X	100.0	78.5
0200	New and rebuilt automotive parts and supplies	33	40 134	2 997	7.5	Z	X
0900	Office equipment	15	101 345	2 027	2.0	Z	X
0920	New computer equipment	13	57 129	1 382	2.4	Z	X
1120	Flat iron and steel products	48	249 249	12 746	5.1	.1	X
1140	Iron and steel wire and wire products	63	205 149	12 522	6.1	.1	9.9
1143	Wire rope, strand, strapping, reinforcement mesh, and bale ties	59	185 875	9 547	5.1	.1	X
1150	Iron and steel pipe and tubing	59	189 314	43 885	23.2	.4	6.5
1153	Standard steel pipe	59	189 314	43 885	23.2	.4	X
1180	Stainless steel	10	37 153	990	2.7	Z	31.1
1185	Other stainless steel (including tubing)	10	37 153	990	2.7	Z	X
1400	Electrical apparatus and equipment	71	276 443	52 336	18.9	.4	X
1600	Electronic parts and equipment, except communication	36	138 376	9 018	6.5	.1	X
1650	Communication equipment and supplies	17	67 119	1 396	2.1	Z	X
1700	Hardware	144	399 533	33 196	8.3	.3	X
1800	Plumbing and heating equipment and supplies (hydronics)	49	251 794	16 796	6.7	.1	X
2100	Construction and mining machinery and equipment (including parts and attachments)	74	276 435	33 168	12.0	.3	4.1
2117	Other new construction and mining, logging, and road maintenance machinery, equipment, and parts	61	240 926	25 069	10.4	.2	X
2118	Used construction and mining machinery and equipment	61	240 926	6 258	2.6	.1	X
2200	Farm machinery, equipment, and parts	36	56 775	5 323	9.4	Z	X
2220	Garden machinery, equipment, and parts	6	49 719	583	1.2	Z	X
2230	Food-processing machinery, equipment, and parts	26	44 333	1 999	4.5	Z	74.9
2231	New commercial food-processing machinery (slicers, choppers, baking, etc.)	24	40 761	977	2.4	Z	X
2300	Hydraulic and pneumatic (fluid-power) pumps, motors, and parts	125	276 424	32 387	11.7	.3	69.3
2311	Pumps	103	211 663	16 702	7.9	.1	X
2312	Motors	65	130 854	7 761	5.9	.1	X
2313	Parts for pumps and motors	65	151 719	7 924	5.2	.1	X
2320	General-purpose industrial machinery, equipment, and parts	419	1 320 952	222 839	16.9	1.9	67.3
2321	New pumps, compressors (air or gas), and equipment	164	555 511	56 583	10.2	.5	X
2323	New diesel engines (excluding automotive)	18	76 764	8 912	11.6	.1	X
2326	New controlling, recording, and indicating instruments and access	135	384 661	50 831	13.2	.4	X
2327	All other new general-purpose industrial machinery and equipment	195	535 264	70 238	13.1	.6	X
2328	Used general-purpose industrial machinery and equipment	70	224 422	36 265	16.2	.3	X

See footnotes at end of table.

Table 1. All Types of Operation by Kind of Business and Commodity Line for Wholesale Trade: 1997—Con.

[Includes only establishments with payroll. For meaning of abbreviations and symbols, see introductory text. For explanation of terms, see Appendix A]

NAICS code and CL code	Kind of business and commodity line	Establishments handling commodity line		Commodity line sales			Sales coverage percent
		Number	Total sales (\$1,000)	Amount ¹ (\$1,000)	As percent of total sales of—		
					Establishments handling line	Establishments in NAICS industry ¹	
4218306	Oilwell, oil refinery, & pipeline mach, equip, & supplies whsle—Con.						
2330	Metalworking machinery, equipment, and parts	99	249 165	48 670	19.5	.4	X
2340	Materials handling machinery, equipment, and parts	40	197 723	15 022	7.6	.1	70.3
2341	New conveying equipment	6	54 891	2 402	4.4	Z	X
2342	New hoists, cranes, and monorails	23	98 171	7 121	7.3	.1	X
2344	New industrial trucks and tractors	7	38 953	4 682	12.0	Z	X
2345	Used materials handling machinery, equipment, and parts	11	12 997	518	4.0	Z	X
2350	Oil well, oil refinery, and pipeline machinery, equipment, and supplies	3 536	11 671 958	10 568 983	90.6	90.6	69.7
2351	New oil refining and pipeline machinery, equipment, and supplies	1 209	4 404 229	3 021 022	68.6	25.9	X
2352	New oil field machinery, equipment, and supplies (including drilling bits)	2 436	8 560 736	6 348 509	74.2	54.4	X
2353	Used oil well, oil refinery, and pipeline machinery, equipment, and supplies	1 171	2 566 199	1 199 451	46.7	10.3	X
2360	Other industrial machinery, equipment, and parts	99	486 642	83 089	17.1	.7	62.3
2361	New metal smelting and refining machinery, and equipment	15	36 519	2 736	7.5	Z	X
2362	New power plant machinery (excluding electrical)	23	195 861	27 072	13.8	.2	X
2366	Other new industrial machinery and equipment	57	193 253	22 804	11.8	.2	X
2367	Used industrial machinery and equipment	14	42 042	8 415	20.0	.1	X
2370	Mechanical power transmission supplies	31	91 314	9 082	9.9	.1	27.8
2371	Bearings and bushings	20	64 895	2 624	4.0	Z	X
2372	Other mechanical power transmission supplies	16	82 937	6 410	7.7	.1	X
2380	Industrial valves and fittings (except fluid-power)	213	601 160	78 919	13.1	.7	X
2390	Hydraulic and pneumatic (fluid-power) valves	94	317 553	17 906	5.6	.2	72.8
2391	Hydraulic valves	76	270 698	9 182	3.4	.1	X
2392	Pneumatic valves	46	149 570	8 720	5.8	.1	X
2400	Hydraulic and pneumatic cylinders and rotary actuators	66	239 177	20 628	8.6	.2	75.4
2411	Hydraulic cylinders and rotary actuators	36	95 878	4 451	4.6	Z	X
2412	Pneumatic cylinders and rotary actuators	42	187 416	16 176	8.6	.1	X
2420	Hydraulic and pneumatic connectors and assemblies	76	184 544	7 718	4.2	.1	75.9
2421	Hydraulic and pneumatic connectors	58	160 204	4 010	2.5	Z	X
2422	Hydraulic and pneumatic assemblies	36	109 217	3 708	3.4	Z	X
2430	Fluid-power filters, components, accessories, and parts	78	274 352	23 031	8.4	.2	78.5
2431	Filters	66	231 392	15 701	6.8	.1	X
2432	Other fluid-power components, accessories, and parts, n.e.c.	39	121 671	7 329	6.0	.1	X
2450	Industrial containers and supplies	18	112 424	14 025	12.5	.1	X
2460	Other industrial supplies	67	328 857	19 682	6.0	.2	35.9
2464	Mechanical rubber goods	11	17 336	2 035	11.7	Z	X
2465	Strapping and tape	37	174 701	5 573	3.2	Z	X
2466	Industrial supplies, n.e.c.	27	146 406	12 017	8.2	.1	X
2620	Marine machinery, equipment, and supplies	6	11 793	746	6.3	Z	9.6
2623	New marine supplies	6	11 793	746	6.3	Z	X
5300	Plastics materials and basic shapes	7	8 528	550	6.4	Z	X
5330	Chemicals and allied products (excluding agricultural, plastics, gases, and petroleum)	40	213 744	17 931	8.4	.2	X
5400	Petroleum products	16	67 087	12 967	19.3	.1	37.0
5418	Lubricating oil and greases	11	22 560	4 833	21.4	Z	X
6000	Paint, paint supplies, and wallpaper	18	109 597	5 142	4.7	Z	X
9700	Service receipts and labor charges (including installed parts)	406	1 086 342	125 388	11.5	1.1	75.0
9701	Labor charges for repair work	380	910 240	72 748	8.0	.6	X
9702	Parts installed in repair work	238	672 212	43 150	6.4	.4	X
9703	Other service receipts and labor charges—Specify	47	270 586	9 488	3.5	.1	X
9720	Receipts for service contracts	39	153 775	17 656	11.5	.2	X
9740	Receipts for installing equipment	105	228 622	19 334	8.5	.2	X
9810	Miscellaneous commodities	45	130 819	16 279	12.4	.1	X
9940	Rental and leasing receipts	133	265 374	45 140	17.0	.4	X
4218307	Other industrial machinery & equipment whsle	7 104	X	30 531 651	X	100.0	60.1
0200	New and rebuilt automotive parts and supplies	42	193 633	23 477	12.1	.1	7.4
0213	Electrical engine parts (including ignition parts)	10	48 156	1 483	3.1	Z	X
0214	Brake parts (including fluid and all disk and drum parts)	10	48 156	3 643	7.6	Z	X
0217	Hoses, belts, gaskets, and wiper blades	9	98 603	607	.6	Z	X
0218	Filters (oil, air, gas, and transmission)	9	98 603	10 689	10.8	Z	X
0219	Engine parts, except electrical	10	48 156	2 163	4.5	Z	X
0221	Body parts and repair materials	7	3 201	269	8.4	Z	X
0223	Parts, n.e.c.	10	48 156	741	1.5	Z	X
0420	Office and business furniture	6	35 479	927	2.6	Z	X
0700	Brick, stone, tile, sand, block, cement, and gravel	7	9 418	1 859	19.7	Z	2.0
0712	Cement and lime	7	9 418	1 859	19.7	Z	X
0740	Other construction materials	9	11 251	403	3.6	Z	60.1
0742	Prefabricated buildings and structural assemblies (nonwood)	9	11 251	403	3.6	Z	X
0800	Photographic equipment and supplies (excluding video)	15	43 354	4 444	10.3	Z	57.9
0813	Photographic film	15	43 354	3 146	7.3	Z	X
0814	Developing supplies (excluding film)	7	2 206	93	4.2	Z	X
0900	Office equipment	19	108 226	21 292	19.7	.1	5.1
0915	Mailing, letter handling, and addressing machines	11	44 295	7 471	16.9	Z	X
0920	New computer equipment	80	206 223	23 701	11.5	.1	3.5
0921	Computers	80	206 223	7 872	3.8	Z	X
0924	Other computer peripheral equipment	54	144 535	15 829	11.0	.1	X
0950	Computer software (packaged)	14	22 892	893	3.9	Z	X

See footnotes at end of table.

Table 1. All Types of Operation by Kind of Business and Commodity Line for Wholesale Trade: 1997—Con.

[Includes only establishments with payroll. For meaning of abbreviations and symbols, see introductory text. For explanation of terms, see Appendix A]

NAICS code and CL code	Kind of business and commodity line	Establishments handling commodity line		Commodity line sales			Sales coverage percent
		Number	Total sales (\$1,000)	Amount ¹ (\$1,000)	As percent of total sales of—		
					Establishments handling line	Establishments in NAICS industry ¹	
4218307	Other industrial machinery & equipment whse—Con.						
1120	Flat iron and steel products	46	136 168	7 371	5.4	Z	1.1
1129	Other flat iron and steel products	7	22 799	1 049	4.6	Z	X
1140	Iron and steel wire and wire products	49	105 110	5 216	5.0	Z	1.2
1143	Wire rope, strand, strapping, reinforcement mesh, and bale ties	49	105 110	5 216	5.0	Z	X
1150	Iron and steel pipe and tubing	13	46 596	9 220	19.8	Z	2.4
1152	Tubing	13	46 596	9 220	19.8	Z	X
1230	Other nonferrous metals (magnesium, nickel, tin, lead, zinc, etc., except precious)	24	56 277	7 922	14.1	Z	X
1400	Electrical apparatus and equipment	140	470 763	31 254	6.6	.1	2.1
1413	Motors and generators (including motor-generator sets)	68	354 225	18 642	5.3	.1	X
1414	Conduit, raceway, and fittings	56	220 679	2 923	1.3	Z	X
1417	Exterior wiring and cable (excluding conduit)	56	220 679	2 923	1.3	Z	X
1419	Industrial controls	72	116 538	6 766	5.8	Z	X
1500	Electrical appliances, household	7	12 230	929	7.6	Z	X
1600	Electronic parts and equipment, except communication	194	721 839	84 533	11.7	.3	.1
1616	Electronic connectors and other passive electronic parts	37	194 899	22 522	11.6	.1	X
1618	Electronic parts and equipment, n.e.c.	157	526 940	62 011	11.8	.2	X
1650	Communication equipment and supplies	16	26 376	2 211	8.4	Z	X
1700	Hardware	137	502 468	64 443	12.8	.2	11.8
1711	Hand tools (including power driven)	99	444 315	58 464	13.2	.2	X
1712	Bolts, nuts, rivets, and fasteners	22	18 449	91	.5	Z	X
1800	Plumbing and heating equipment and supplies (hydronics)	61	189 051	13 369	7.1	Z	2.2
1811	Plastic pipe fittings and valves (excluding pipe and tubing)	23	139 256	4 025	2.9	Z	X
1812	Metal pipe fittings and valves (excluding pipe and tubing)	31	142 166	4 441	3.1	Z	X
1818	Other plumbing and heating equipment and supplies	10	7 195	2 802	38.9	Z	X
1900	Warm air heating and air-conditioning equipment and supplies	25	50 742	4 671	9.2	Z	5.9
1916	Air cleaning and filtration systems	25	50 742	4 671	9.2	Z	X
2100	Construction and mining machinery and equipment (including parts and attachments)	121	399 612	49 224	12.3	.2	2.0
2113	New mixers, pavers, and related equipment	12	25 989	8 423	32.4	Z	X
2200	Farm machinery, equipment, and parts	44	310 666	46 772	15.1	.2	33.8
2211	New tractors (farm)	17	292 576	38 810	13.3	.1	X
2213	New land preparation, planting, and cultivating machinery	17	292 576	5 970	2.0	Z	X
2216	Other new farm machinery and equipment	19	14 405	1 853	12.9	Z	X
2220	Garden machinery, equipment, and parts	17	251 506	31 778	12.6	.1	40.5
2221	New power lawn mowers	15	250 990	3 728	1.5	Z	X
2222	Other new lawn and garden machinery and equipment	15	250 990	28 003	11.2	.1	X
2230	Food-processing machinery, equipment, and parts	151	598 862	58 462	9.8	.2	58.0
2231	New commercial food-processing machinery (slicers, choppers, baking, etc.)	70	263 673	34 217	13.0	.1	X
2232	New packing, packaging, and bottling equipment	90	356 981	19 436	5.4	.1	X
2233	Used food-processing machinery and equipment	37	86 377	4 806	5.6	Z	X
2300	Hydraulic and pneumatic (fluid-power) pumps, motors, and parts	187	484 944	59 830	12.3	.2	59.5
2311	Pumps	149	390 951	32 967	8.4	.1	X
2312	Motors	134	293 921	18 753	6.4	.1	X
2313	Parts for pumps and motors	98	223 728	8 088	3.6	Z	X
2320	General-purpose industrial machinery, equipment, and parts	552	1 871 137	346 148	18.5	1.1	57.1
2321	New pumps, compressors (air or gas), and equipment	227	729 118	89 204	12.2	.3	X
2323	New diesel engines (excluding automotive)	30	97 204	13 364	13.7	Z	X
2326	New controlling, recording, and indicating instruments and access	146	472 955	36 697	7.8	.1	X
2327	All other new general-purpose industrial machinery and equipment	283	1 027 656	183 034	17.8	.6	X
2328	Used general-purpose industrial machinery and equipment	91	155 473	23 834	15.3	.1	X
2330	Metalworking machinery, equipment, and parts	180	618 981	94 087	15.2	.3	X
2340	Materials handling machinery, equipment, and parts	376	1 579 464	149 084	9.4	.5	57.1
2341	New conveying equipment	266	1 196 065	107 084	9.0	.4	X
2342	New hoists, cranes, and monorails	97	417 277	18 653	4.5	.1	X
2343	New forklift trucks	19	85 228	3 422	4.0	Z	X
2344	New industrial trucks and tractors	10	61 822	3 777	6.1	Z	X
2345	Used materials handling machinery, equipment, and parts	96	195 778	16 125	8.2	.1	X
2350	Oil well, oil refinery, and pipeline machinery, equipment, and supplies	96	389 309	61 419	15.8	.2	51.8
2351	New oil refining and pipeline machinery, equipment, and supplies	69	276 057	41 574	15.1	.1	X
2352	New oil field machinery, equipment, and supplies (including drilling bits)	43	152 166	14 588	9.6	Z	X
2353	Used oil well, oil refinery, and pipeline machinery, equipment, and supplies	19	40 395	5 253	13.0	Z	X
2360	Other industrial machinery, equipment, and parts	7 104	30 531 651	27 683 975	90.7	90.7	51.0
2361	New metal smelting and refining machinery, and equipment	202	517 380	184 787	35.7	.6	X
2362	New power plant machinery (excluding electrical)	328	1 299 363	802 343	61.7	2.6	X
2363	New printing trades machinery, equipment, and supplies	1 659	9 051 556	7 854 917	86.8	25.7	X
2364	New textile and sewing machinery and equipment	788	3 908 965	3 408 155	87.2	11.2	X
2365	New woodworking machinery	543	1 700 318	1 275 165	75.0	4.2	X
2366	Other new industrial machinery and equipment	3 622	15 964 172	12 656 332	79.3	41.5	X
2367	Used industrial machinery and equipment	1 660	5 294 216	1 502 275	28.4	4.9	X
2370	Mechanical power transmission supplies	30	74 335	9 217	12.4	Z	5.0
2371	Bearings and bushings	26	68 931	2 846	4.1	Z	X
2372	Other mechanical power transmission supplies	13	67 396	6 156	9.1	Z	X
2380	Industrial valves and fittings (except fluid-power)	148	464 755	57 475	12.4	.2	X
2390	Hydraulic and pneumatic (fluid-power) valves	121	412 954	25 932	6.3	.1	59.2
2391	Hydraulic valves	76	307 258	12 704	4.1	Z	X
2392	Pneumatic valves	87	261 060	13 228	5.1	Z	X

See footnotes at end of table.

Table 1. All Types of Operation by Kind of Business and Commodity Line for Wholesale Trade: 1997—Con.

[Includes only establishments with payroll. For meaning of abbreviations and symbols, see introductory text. For explanation of terms, see Appendix A]

NAICS code and CL code	Kind of business and commodity line	Establishments handling commodity line		Commodity line sales			Sales coverage percent
		Number	Total sales (\$1,000)	Amount ¹ (\$1,000)	As percent of total sales of—		
					Establishments handling line	Establishments in NAICS industry ¹	
4218307	Other industrial machinery & equipment whse—Con.						
2400	Hydraulic and pneumatic cyclinders and rotary actuators	123	404 298	40 022	9.9	.1	59.7
2411	Hydraulic cyclinders and rotary actuators	90	317 706	14 083	4.4	Z	X
2412	Pneumatic cyclinders and rotary actuators	74	276 790	25 938	9.4	.1	X
2420	Hydraulic and pneumatic connectors and assemblies	71	255 434	29 497	11.5	.1	58.4
2421	Hydraulic and pneumatic connectors	60	233 887	18 014	7.7	.1	X
2422	Hydraulic and pneumatic assemblies	51	163 611	11 478	7.0	Z	X
2430	Fluid-power filters, components, accessories, and parts	131	309 416	26 791	8.7	.1	54.7
2431	Filters	92	237 337	15 492	6.5	.1	X
2432	Other fluid-power components, accessories, and parts, n.e.c.	73	127 450	11 294	8.9	Z	X
2450	Industrial containers and supplies	45	153 093	15 349	10.0	.1	8.0
2452	Bottles and bottlers' supplies	20	4 571	235	5.1	Z	X
2454	Other industrial containers and supplies	20	128 330	12 835	10.0	Z	X
2460	Other industrial supplies	201	771 988	146 389	19.0	.5	12.8
2461	Printing and duplicating inks	63	116 123	25 968	22.4	.1	X
2462	Abrasives and abrasive materials	78	348 999	51 510	14.8	Z	X
2465	Strapping and tape	19	80 650	9 882	12.3	.2	X
2466	Industrial supplies, n.e.c.	62	382 422	59 029	15.4	.2	X
2600	Aircraft and aeronautical equipment and supplies	9	16 944	2 602	15.4	Z	X
2630	Other transportation equipment and supplies	16	65 588	6 232	9.5	Z	X
2700	Sporting and recreational goods and supplies	21	49 353	7 290	14.8	Z	56.2
2714	Camping and fishing equipment and accessories	15	48 185	7 233	15.0	Z	X
2800	Toys and hobby goods and supplies	12	5 278	317	6.0	Z	48.5
2812	Other toys and games (including fireworks and children's vehicles) ..	12	5 278	317	6.0	Z	X
2900	Ferrous metal scrap	9	56 549	19 561	34.6	.1	10.7
2911	Prepared ferrous metal scrap (processed by this establishment)	9	56 549	19 561	34.6	.1	X
2920	Nonferrous metal scrap	6	48 514	2 726	5.6	Z	11.9
2921	Aluminum scrap	6	48 514	2 726	5.6	Z	X
2930	Recyclable paper and paperboard	28	73 263	7 439	10.2	Z	X
3400	Industrial and personal services paper and plastics	12	21 196	441	2.1	Z	4.1
3415	Other industrial and personal service paper	9	20 848	406	1.9	Z	X
3600	Piece goods, knit and woven	7	9 103	658	7.2	Z	X
5140	Other farm products, inedible	20	12 195	6 097	50.0	Z	60.1
5143	Farm products, n.e.c.	20	12 195	6 097	50.0	Z	X
5300	Plastics materials and basic shapes	87	316 271	31 036	9.8	.1	4.3
5311	Plastic pipes, rods, tubes, and shapes	30	27 387	4 267	15.6	Z	X
5312	High pressure laminates	31	215 452	17 943	8.3	.1	X
5320	Industrial gases (welding, etc.)	6	35 153	10 648	30.3	Z	X
5330	Chemicals and allied products (excluding agricultural, plastics, gases, and petroleum)	214	510 970	69 683	13.6	.2	7.2
5342	Adhesives, sealants, and glues	126	297 299	34 554	11.6	.1	X
5344	Other chemicals and allied products	51	99 402	16 096	16.2	.1	X
5800	Farm supplies	6	1 168	114	9.8	Z	X
6150	Nondurable goods, n.e.c.	11	76 495	23 212	30.3	.1	X
9700	Service receipts and labor charges (including installed parts)	1 466	8 033 950	702 649	8.7	2.3	57.3
9701	Labor charges for repair work	1 300	6 813 641	340 386	5.0	1.1	X
9702	Parts installed in repair work	871	4 375 020	250 079	5.7	.8	X
9703	Other service receipts and labor charges—Specify	295	1 965 535	112 172	5.7	.4	X
9720	Receipts for service contracts	208	1 004 171	78 703	7.8	.3	X
9740	Receipts for installing equipment	343	1 548 693	115 431	7.5	.4	X
9810	Miscellaneous commodities	197	561 842	62 890	11.2	.2	X
9940	Rental and leasing receipts	253	1 073 225	70 152	6.5	.2	X
9943	Other office machine rental receipts	247	1 048 939	69 137	6.6	.2	X
42184	Industrial supplies whse	15 055	X	64 861 321	X	100.0	57.1
0200	New and rebuilt automotive parts and supplies	163	1 006 173	109 589	10.9	.2	9.1
0211	Batteries	22	92 882	1 648	1.8	Z	X
0212	Engines (complete)	15	71 417	372	.5	Z	X
0213	Electrical engine parts (including ignition parts)	42	120 065	4 004	3.3	Z	X
0214	Brake parts (including fluid and all disk and drum parts)	38	101 960	3 789	3.7	Z	X
0215	Exhaust system parts	31	80 495	804	1.0	Z	X
0217	Hoses, belts, gaskets, and wiper blades	34	125 613	4 466	3.6	Z	X
0218	Filters (oil, air, gas, and transmission)	41	180 823	13 307	7.4	Z	X
0219	Engine parts, except electrical	41	355 507	25 332	7.1	Z	X
0221	Body parts and repair materials	15	71 417	747	1.0	Z	X
0222	Suspension parts (shocks, struts, balljoints, etc.)	38	101 960	2 104	2.1	Z	X
0223	Parts, n.e.c.	91	313 640	23 334	7.4	Z	X
0420	Office and business furniture	9	27 468	2 603	9.5	Z	X
0530	Flooring and floor coverings	8	6 319	601	9.5	Z	26.6
0531	Soft-surface (textile) floor coverings and accessories (including rugs, carpets, and pads)	6	5 897	433	7.3	Z	X
0540	Other home furnishings	8	16 467	1 308	7.9	Z	X
0620	Plywood and millwork	10	9 976	1 209	12.1	Z	X
0720	Roofing, siding, and insulation materials	6	21 697	3 222	14.9	Z	X
0740	Other construction materials	9	48 370	1 784	3.7	Z	X
0900	Office equipment	73	251 888	11 929	4.7	Z	.4
0913	Copying machines and equipment	27	45 582	2 636	5.8	Z	X
0920	New computer equipment	34	149 472	12 398	8.3	Z	X
0960	Restaurant and hotel equipment and supplies	16	71 650	6 310	8.8	Z	X

See footnotes at end of table.

Table 1. All Types of Operation by Kind of Business and Commodity Line for Wholesale Trade: 1997—Con.

[Includes only establishments with payroll. For meaning of abbreviations and symbols, see introductory text. For explanation of terms, see Appendix A]

NAICS code and CL code	Kind of business and commodity line	Establishments handling commodity line		Commodity line sales			Sales coverage percent
		Number	Total sales (\$1,000)	Amount ¹ (\$1,000)	As percent of total sales of—		
					Establishments handling line	Establishments in NAICS industry ¹	
42184	Industrial supplies whse—Con.						
0970	Store machines and equipment	31	62 869	8 229	13.1	Z	33.4
0972	Other store machines and equipment	15	33 919	6 964	20.5	Z	X
1000	Medical, hospital, and surgical supplies	271	1 089 478	101 785	9.3	.2	9.9
1013	Other surgical, medical, and hospital supplies	237	805 305	80 000	9.9	.1	X
1100	Iron and steel products (semifinished)	9	48 535	12 045	24.8	Z	X
1120	Flat iron and steel products	429	841 070	59 454	7.1	.1	6.0
1129	Other flat iron and steel products	97	254 030	11 875	4.7	Z	X
1140	Iron and steel wire and wire products	415	1 084 554	89 600	8.3	.1	6.4
1141	Wire (plain, coated, barbed, and twisted)	96	202 430	7 793	3.9	Z	X
1143	Wire rope, strand, strapping, reinforcement mesh, and bale ties	335	625 016	48 545	7.8	.1	X
1150	Iron and steel pipe and tubing	706	3 096 937	366 966	11.8	.6	12.5
1153	Standard steel pipe	263	1 252 379	255 209	20.4	.4	X
1154	Other steel pipe	112	495 101	8 911	1.8	Z	X
1160	Other iron and steel products	171	1 004 320	34 381	3.4	.1	39.3
1163	Bars and bar-size shapes: cold finished	18	34 926	1 160	3.3	Z	X
1170	Alloy steel	8	779 003	290 248	37.3	.4	X
1180	Stainless steel	22	270 634	76 654	28.3	.1	X
1200	Copper and brass	11	47 772	3 678	7.7	Z	38.4
1213	Tubular products (pipes and tubes)	6	35 636	2 631	7.4	Z	X
1220	Aluminum shapes, forms, etc.	13	20 865	3 909	18.7	Z	2.8
1221	Plates (.250 inch and over)	8	3 121	444	14.2	Z	X
1230	Other nonferrous metals (magnesium, nickel, tin, lead, zinc, etc., except precious)	20	31 348	2 919	9.3	Z	X
1400	Electrical apparatus and equipment	1 241	3 531 219	373 374	10.6	.6	1.5
1413	Motors and generators (including motor-generator sets)	525	1 624 228	164 728	10.1	.3	X
1414	Conduit, raceway, and fittings	136	371 712	5 561	1.5	Z	X
1415	Electric bulbs (all types)	247	652 386	24 687	3.8	Z	X
1418	Lighting fixtures (residential and commercial)	136	371 712	5 561	1.5	Z	X
1419	Industrial controls	365	782 691	98 163	12.5	.2	X
1421	Other electrical apparatus and equipment (including fuses and lightning rods)	136	371 712	13 983	3.8	Z	X
1600	Electronic parts and equipment, except communication	657	2 174 006	182 849	8.4	.3	.6
1615	Discrete semiconductors, etc.	24	114 285	8 269	7.2	Z	X
1616	Electronic connectors and other passive electronic parts	11	56 162	5 531	9.8	Z	X
1618	Electronic parts and equipment, n.e.c.	36	112 969	4 803	4.3	Z	X
1700	Hardware	1 245	3 241 639	391 520	12.1	.6	3.8
1711	Hand tools (including power driven)	618	1 707 023	192 734	11.3	.3	X
1712	Bolts, nuts, rivets, and fasteners	763	1 465 030	121 101	8.3	.2	X
1713	Cutlery	313	518 388	15 026	2.9	Z	X
1800	Plumbing and heating equipment and supplies (hydronics)	562	1 757 119	192 631	11.0	.3	1.6
1811	Plastic pipe fittings and valves (excluding pipe and tubing)	189	669 026	94 725	14.2	.1	X
1812	Metal pipe fittings and valves (excluding pipe and tubing)	45	131 424	10 652	8.1	Z	X
1813	Plumbing fixtures	27	35 188	886	2.5	Z	X
1818	Other plumbing and heating equipment and supplies	24	28 788	562	2.0	Z	X
1900	Warm air heating and air-conditioning equipment and supplies	161	429 945	32 258	7.5	.1	4.8
1916	Air cleaning and filtration systems	31	95 475	15 510	16.2	Z	X
2000	Refrigeration equipment and supplies	6	28 440	5 136	18.1	Z	X
2100	Construction and mining machinery and equipment (including parts and attachments)	459	1 256 521	174 954	13.9	.3	4.6
2116	New mining machinery	11	114 921	8 273	7.2	Z	X
2117	Other new construction and mining, logging, and road maintenance machinery, equipment, and parts	116	276 113	62 780	22.7	.1	X
2200	Farm machinery, equipment, and parts	197	552 720	46 107	8.3	.1	X
2220	Garden machinery, equipment, and parts	45	70 784	6 972	9.9	Z	X
2230	Food-processing machinery, equipment, and parts	43	122 904	13 650	11.1	Z	50.8
2231	New commercial food-processing machinery (slicers, choppers, baking, etc.)	28	90 356	7 492	8.3	Z	X
2232	New packing, packaging, and bottling equipment	31	57 998	6 157	10.6	Z	X
2300	Hydraulic and pneumatic (fluid-power) pumps, motors, and parts	885	2 221 671	128 154	5.8	.2	6.7
2311	Pumps	688	1 773 960	67 207	3.8	.1	X
2312	Motors	259	536 747	23 976	4.5	Z	X
2313	Parts for pumps and motors	489	951 625	33 055	3.5	.1	X
2320	General-purpose industrial machinery, equipment, and parts	1 717	6 363 166	839 982	13.2	1.3	12.1
2321	New pumps, compressors (air or gas), and equipment	517	1 286 809	69 323	5.4	.1	X
2323	New diesel engines (excluding automotive)	10	335 399	67 845	20.2	.1	X
2326	New controlling, recording, and indicating instruments and access	807	2 054 951	167 774	8.2	.3	X
2327	All other new general-purpose industrial machinery and equipment	902	2 288 749	216 477	9.5	.3	X
2328	Used general-purpose industrial machinery and equipment	105	560 721	10 937	2.0	Z	X
2330	Metalworking machinery, equipment, and parts	751	2 172 547	220 347	10.1	.3	X
2340	Materials handling machinery, equipment, and parts	1 478	4 338 219	431 629	9.9	.7	5.1
2341	New conveying equipment	1 077	2 917 654	304 693	10.4	.5	X
2342	New hoists, cranes, and monorails	624	1 737 608	89 873	5.2	.1	X
2343	New forklift trucks	41	84 639	3 774	4.5	Z	X
2345	Used materials handling machinery, equipment, and parts	56	84 521	4 784	5.7	Z	X
2350	Oil well, oil refinery, and pipeline machinery, equipment, and supplies	466	1 419 917	155 871	11.0	.2	20.8
2351	New oil refining and pipeline machinery, equipment, and supplies	255	845 150	71 334	8.4	.1	X
2352	New oil field machinery, equipment, and supplies (including drilling bits)	202	512 172	35 163	6.9	.1	X

See footnotes at end of table.

Table 1. All Types of Operation by Kind of Business and Commodity Line for Wholesale Trade: 1997—Con.

[Includes only establishments with payroll. For meaning of abbreviations and symbols, see introductory text. For explanation of terms, see Appendix A]

NAICS code and CL code	Kind of business and commodity line	Establishments handling commodity line		Commodity line sales			Sales coverage percent
		Number	Total sales (\$1,000)	Amount ¹ (\$1,000)	As percent of total sales of—		
					Establishments handling line	Establishments in NAICS industry ¹	
42184	Industrial supplies whse—Con.						
2360	Other industrial machinery, equipment, and parts	349	964 370	117 448	12.2	.2	30.8
2361	New metal smelting and refining machinery, and equipment	9	39 515	8 421	2.3	Z	X
2362	New power plant machinery (excluding electrical)	89	233 202	10 362	4.4	Z	X
2363	New printing trades machinery, equipment, and supplies	54	97 504	17 143	17.6	Z	X
2364	New textile and sewing machinery and equipment	17	61 474	10 429	17.0	Z	X
2365	New woodworking machinery	45	64 828	5 202	8.0	Z	X
2366	Other new industrial machinery and equipment	204	380 552	47 639	12.5	.1	X
2367	Used industrial machinery and equipment	32	80 262	1 782	2.2	Z	X
2370	Mechanical power transmission supplies	4 136	16 732 857	12 618 895	75.4	19.5	53.4
2371	Bearings and bushings	3 536	14 523 785	7 649 652	52.7	11.8	X
2372	Other mechanical power transmission supplies	3 418	11 914 027	4 969 223	41.7	7.7	X
2380	Industrial valves and fittings (except fluid-power)	3 258	10 788 895	6 225 947	57.7	9.6	X
2390	Hydraulic and pneumatic (fluid-power) valves	1 490	3 890 425	325 395	8.4	.5	55.1
2391	Hydraulic valves	965	2 543 872	143 477	5.6	.2	X
2392	Pneumatic valves	1 229	2 947 200	180 068	6.1	.3	X
2400	Hydraulic and pneumatic cylinders and rotary actuators	1 128	2 884 979	202 879	7.0	.3	55.2
2411	Hydraulic cylinders and rotary actuators	731	1 830 646	66 098	3.6	.1	X
2412	Pneumatic cylinders and rotary actuators	742	1 823 694	136 755	7.5	.2	X
2420	Hydraulic and pneumatic connectors and assemblies	1 868	4 083 700	544 439	13.3	.8	54.8
2421	Hydraulic and pneumatic connectors	1 561	3 455 855	290 070	8.4	.4	X
2422	Hydraulic and pneumatic assemblies	1 294	2 601 307	254 337	9.8	.4	X
2430	Fluid-power filters, components, accessories, and parts	1 655	4 502 137	330 592	7.3	.5	54.7
2431	Filters	1 055	2 662 250	125 781	4.7	.2	X
2432	Other fluid-power components, accessories, and parts, n.e.c.	1 103	3 079 846	204 792	6.6	.3	X
2440	Welding supplies (excluding gases)	2 750	6 371 240	3 396 333	53.3	5.2	X
2450	Industrial containers and supplies	2 689	12 757 225	9 770 473	76.6	15.1	37.2
2451	New and reconditioned drums and barrels	563	1 518 175	644 200	42.4	1.0	X
2452	Bottles and bottlers' supplies	580	6 061 135	5 183 679	85.5	8.0	X
2454	Other industrial containers and supplies	1 945	7 028 230	3 942 059	56.1	6.1	X
2460	Other industrial supplies	7 285	32 250 607	23 476 888	72.8	36.2	49.1
2461	Printing and duplicating inks	434	4 435 906	3 501 097	78.9	5.4	X
2462	Abrasives and abrasive materials	2 505	7 103 645	2 110 233	29.7	3.3	X
2463	Nylon, polyester, and synthetic rubber	967	2 771 371	995 281	35.9	1.5	X
2464	Mechanical rubber goods	1 846	5 333 524	2 226 685	41.7	3.4	X
2465	Strapping and tape	1 562	5 086 554	1 423 179	28.0	2.2	X
2466	Industrial supplies, n.e.c.	4 790	20 617 696	13 220 404	64.1	20.4	X
2520	Custodial (janitors') equipment and supplies	49	225 332	18 840	8.4	Z	3.5
2523	Custodial supplies	12	84 165	3 679	4.4	Z	X
2600	Aircraft and aeronautical equipment and supplies	12	9 595	2 872	29.9	Z	X
2620	Marine machinery, equipment, and supplies	117	325 202	49 993	15.4	.1	.5
2623	New marine supplies	36	90 174	17 947	19.9	Z	X
2630	Other transportation equipment and supplies	7	23 844	952	4.0	Z	X
2700	Sporting and recreational goods and supplies	9	38 861	4 918	12.7	Z	X
2940	Recyclable materials, except metal	8	20 711	6 087	29.4	Z	X
3200	Printing and writing paper	21	127 737	13 966	10.9	Z	49.0
3211	Roll newsprint and rotogravure paper	7	22 033	1 866	8.5	Z	X
3213	Other printing and writing paper	14	105 704	11 375	10.8	Z	X
3300	Stationery, office supplies and greeting cards	58	133 611	20 523	15.4	Z	46.2
3311	Business forms	33	30 787	5 066	16.5	Z	X
3312	Stationery, photocopy paper, and typing paper	11	51 272	1 047	2.0	Z	X
3313	Inked ribbons, carbon paper, pens and pencils	27	42 174	10 302	24.4	Z	X
3314	Toner and cartridges	21	15 952	816	5.1	Z	X
3316	Other stationery supplies (envelopes, ruled forms, and binder paper)	31	45 719	3 292	7.2	Z	X
3400	Industrial and personal services paper and plastics	515	1 634 162	269 977	16.5	.4	22.5
3411	Paperboard and boxboard boxes	420	1 243 931	116 174	9.3	.2	X
3412	Paper dishes, cups, and napkins	131	509 077	10 565	2.1	Z	X
3413	Industrial paper (wrapping, bags, cartons, etc.)	329	978 251	69 964	7.2	.1	X
3414	Disposable plastic boxes, containers, cups, dishes, and supplies	159	631 175	46 713	7.4	.1	X
3415	Other industrial and personal service paper	77	335 896	26 035	7.8	Z	X
3500	Drugs, pharmaceuticals, cosmetics, and toiletries	18	17 446	1 065	6.1	Z	X
3600	Piece goods, knit and woven	10	304 451	47 257	15.5	.1	X
3700	Notions (buttons, ribbons, lace, sewing accessories, zippers, bindings, etc.)	6	12 303	1 641	13.3	Z	X
3800	Men's and boys' wear	8	11 964	1 060	8.9	Z	48.1
3815	Other men's and boys' wear (caps, hats, swimwear, neckwear, etc.)	8	11 964	1 060	8.9	Z	X
4830	Canned foods	14	48 123	17 698	36.8	Z	X
5300	Plastics materials and basic shapes	589	1 850 258	231 600	12.5	.4	3.8
5311	Plastic pipes, rods, tubes, and shapes	358	1 131 211	61 290	5.4	.1	X
5313	Plastics raw materials	244	582 526	42 273	7.3	.1	X
5314	Other plastics materials and basic shapes	245	732 021	104 744	14.3	.2	X
5320	Industrial gases (welding, etc.)	1 896	3 793 647	1 003 957	26.5	1.5	X
5330	Chemicals and allied products (excluding agricultural, plastics, gases, and petroleum)	695	2 724 883	434 248	15.9	.7	8.6
5331	Gasses, compressed and liquified, except L.P.	284	617 189	70 371	11.4	.1	X
5335	Detergents and soaps	80	217 862	11 502	5.3	Z	X
5336	Sanitation chemicals, polishes, and waxes	62	157 920	5 882	3.7	Z	X
5338	Wood chemicals, naval stores, and gum	10	35 859	1 506	4.2	Z	X
5342	Adhesives, sealants, and glues	239	827 953	51 725	6.2	.1	X
5344	Other chemicals and allied products	57	341 379	24 977	7.3	Z	X

See footnotes at end of table.

Table 1. All Types of Operation by Kind of Business and Commodity Line for Wholesale Trade: 1997—Con.

[Includes only establishments with payroll. For meaning of abbreviations and symbols, see introductory text. For explanation of terms, see Appendix A]

NAICS code and CL code	Kind of business and commodity line	Establishments handling commodity line		Commodity line sales			Sales coverage percent
		Number	Total sales (\$1,000)	Amount ¹ (\$1,000)	As percent of total sales of—		
					Establishments handling line	Establishments in NAICS industry ¹	
42184	Industrial supplies whsle—Con.						
5400	Petroleum products	23	84 217	5 691	6.8	Z	6.3
5418	Lubricating oil and greases	19	43 984	4 724	10.7	Z	X
5420	Liquified petroleum gases (excluding natural gas)	35	66 950	6 552	9.8	Z	X
5700	Wines and distilled alcoholic beverages	7	10 636	104	1.0	Z	X
5800	Farm supplies	20	68 492	21 061	30.8	Z	35.2
5817	Seeds and bulbs	9	21 010	5 985	28.5	Z	X
6000	Paint, paint supplies, and wallpaper	554	1 556 646	85 904	5.5	.1	2.1
6011	Architectural coatings (enamels, primers, stains, solvents, and lacquers)	109	544 614	33 300	6.1	.1	X
6013	Special purpose coatings (automotive, refinish, marine, traffic coatings)	19	15 809	1 215	7.7	Z	X
6014	Paint supplies	142	291 457	14 311	4.9	Z	X
6120	Art goods (including novelties and souvenirs)	7	38 624	4 840	12.5	Z	X
6150	Nondurable goods, n.e.c.	11	37 961	3 345	8.8	Z	X
9700	Service receipts and labor charges (including installed parts)	1 877	5 403 544	393 945	7.3	.6	48.3
9701	Labor charges for repair work	1 568	4 547 565	227 478	5.0	.4	X
9702	Parts installed in repair work	823	2 488 393	88 094	3.5	.1	X
9703	Other service receipts and labor charges—Specify	591	1 406 973	78 332	5.6	.1	X
9720	Receipts for service contracts	11	64 901	2 518	3.9	Z	X
9740	Receipts for installing equipment	23	44 635	2 187	4.9	Z	X
9750	Reconditioning of drums or barrels	48	80 500	24 303	30.2	Z	X
9810	Miscellaneous commodities	912	2 904 077	427 706	14.7	.7	X
9940	Rental and leasing receipts	1 244	2 852 983	286 949	10.1	.4	X
421840	Industrial supplies whsle	15 055	X	64 861 321	X	100.0	57.1
0200	New and rebuilt automotive parts and supplies	163	1 006 173	109 589	10.9	.2	9.1
0211	Batteries	22	92 882	1 648	1.8	Z	X
0212	Engines (complete)	15	71 417	372	.5	Z	X
0213	Electrical engine parts (including ignition parts)	42	120 065	4 004	3.3	Z	X
0214	Brake parts (including fluid and all disk and drum parts)	38	101 960	3 789	3.7	Z	X
0215	Exhaust system parts	31	80 495	804	1.0	Z	X
0217	Hoses, belts, gaskets, and wiper blades	34	125 613	4 466	3.6	Z	X
0218	Filters (oil, air, gas, and transmission)	41	180 823	13 307	7.4	Z	X
0219	Engine parts, except electrical	41	355 507	25 332	7.1	Z	X
0221	Body parts and repair materials	15	71 417	747	1.0	Z	X
0222	Suspension parts (shocks, struts, balljoints, etc.)	38	101 960	2 104	2.1	Z	X
0223	Parts, n.e.c.	91	313 640	23 334	7.4	Z	X
0420	Office and business furniture	9	27 468	2 603	9.5	Z	X
0530	Flooring and floor coverings	8	6 319	601	9.5	Z	26.6
0531	Soft-surface (textile) floor coverings and accessories (including rugs, carpets, and pads)	6	5 897	433	7.3	Z	X
0540	Other home furnishings	8	16 467	1 308	7.9	Z	X
0620	Plywood and millwork	10	9 976	1 209	12.1	Z	X
0720	Roofing, siding, and insulation materials	6	21 697	3 222	14.9	Z	X
0740	Other construction materials	9	48 370	1 784	3.7	Z	X
0900	Office equipment	73	251 888	11 929	4.7	Z	.4
0913	Copying machines and equipment	27	45 582	2 636	5.8	Z	X
0920	New computer equipment	34	149 472	12 398	8.3	Z	X
0960	Restaurant and hotel equipment and supplies	16	71 650	6 310	8.8	Z	X
0970	Store machines and equipment	31	62 869	8 229	13.1	Z	33.4
0972	Other store machines and equipment	15	33 919	6 964	20.5	Z	X
1000	Medical, hospital, and surgical supplies	271	1 089 478	101 785	9.3	.2	9.9
1013	Other surgical, medical, and hospital supplies	237	805 305	80 000	9.9	.1	X
1100	Iron and steel products (semifinished)	9	48 535	12 045	24.8	Z	X
1120	Flat iron and steel products	429	841 070	59 454	7.1	.1	6.0
1129	Other flat iron and steel products	97	254 030	11 875	4.7	Z	X
1140	Iron and steel wire and wire products	415	1 084 554	89 600	8.3	.1	6.4
1141	Wire (plain, coated, barbed, and twisted)	96	202 430	7 793	3.9	Z	X
1143	Wire rope, strand, strapping, reinforcement mesh, and bale ties	335	625 016	48 545	7.8	.1	X
1150	Iron and steel pipe and tubing	706	3 096 937	366 966	11.8	.6	12.5
1153	Standard steel pipe	263	1 252 379	255 209	20.4	.4	X
1154	Other steel pipe	112	495 101	8 911	1.8	Z	X
1160	Other iron and steel products	171	1 004 320	34 381	3.4	.1	39.3
1163	Bars and bar-size shapes: cold finished	18	34 926	1 160	3.3	Z	X
1170	Alloy steel	8	779 003	290 248	37.3	.4	X
1180	Stainless steel	22	270 634	76 654	28.3	.1	X
1200	Copper and brass	11	47 772	3 678	7.7	Z	38.4
1213	Tubular products (pipes and tubes)	6	35 636	2 631	7.4	Z	X
1220	Aluminum shapes, forms, etc.	13	20 865	3 909	18.7	Z	2.8
1221	Plates (.250 inch and over)	8	3 121	444	14.2	Z	X
1230	Other nonferrous metals (magnesium, nickel, tin, lead, zinc, etc., except precious)	20	31 348	2 919	9.3	Z	X
1400	Electrical apparatus and equipment	1 241	3 531 219	373 374	10.6	.6	1.5
1413	Motors and generators (including motor-generator sets)	525	1 624 228	164 728	10.1	.3	X
1414	Conduit, raceway, and fittings	136	371 712	5 561	1.5	Z	X
1415	Electric bulbs (all types)	247	652 386	24 687	3.8	Z	X
1418	Lighting fixtures (residential and commercial)	136	371 712	5 561	1.5	Z	X
1419	Industrial controls	365	782 691	98 163	12.5	.2	X
1421	Other electrical apparatus and equipment (including fuses and lightning rods)	136	371 712	13 983	3.8	Z	X

See footnotes at end of table.

Table 1. All Types of Operation by Kind of Business and Commodity Line for Wholesale Trade: 1997—Con.

[Includes only establishments with payroll. For meaning of abbreviations and symbols, see introductory text. For explanation of terms, see Appendix A]

NAICS code and CL code	Kind of business and commodity line	Establishments handling commodity line		Commodity line sales			Sales coverage percent
		Number	Total sales (\$1,000)	Amount ¹ (\$1,000)	As percent of total sales of—		
					Establishments handling line	Establishments in NAICS industry ¹	
421840	Industrial supplies whlse—Con.						
1600	Electronic parts and equipment, except communication	657	2 174 006	182 849	8.4	.3	.6
1615	Discrete semiconductors, etc.	24	114 285	8 269	7.2	Z	X
1616	Electronic connectors and other passive electronic parts	11	56 162	5 531	9.8	Z	X
1618	Electronic parts and equipment, n.e.c.	36	112 969	4 803	4.3	Z	X
1700	Hardware	1 245	3 241 639	391 520	12.1	.6	3.8
1711	Hand tools (including power driven)	618	1 707 023	192 734	11.3	.3	X
1712	Bolts, nuts, rivets, and fasteners	763	1 465 030	121 101	8.3	.2	X
1713	Cutlery	313	518 388	15 026	2.9	Z	X
1800	Plumbing and heating equipment and supplies (hydronics)	562	1 757 119	192 631	11.0	.3	1.6
1811	Plastic pipe fittings and valves (excluding pipe and tubing)	189	669 026	94 725	14.2	.1	X
1812	Metal pipe fittings and valves (excluding pipe and tubing)	45	131 424	10 652	8.1	Z	X
1813	Plumbing fixtures	27	35 188	886	2.5	Z	X
1818	Other plumbing and heating equipment and supplies	24	28 788	562	2.0	Z	X
1900	Warm air heating and air-conditioning equipment and supplies	161	429 945	32 258	7.5	.1	4.8
1916	Air cleaning and filtration systems	31	95 475	15 510	16.2	Z	X
2000	Refrigeration equipment and supplies	6	28 440	5 136	18.1	Z	X
2100	Construction and mining machinery and equipment (including parts and attachments)	459	1 256 521	174 954	13.9	.3	4.6
2116	New mining machinery	11	114 921	8 273	7.2	Z	X
2117	Other new construction and mining, logging, and road maintenance machinery, equipment, and parts	116	276 113	62 780	22.7	.1	X
2200	Farm machinery, equipment, and parts	197	552 720	46 107	8.3	.1	X
2220	Garden machinery, equipment, and parts	45	70 784	6 972	9.9	Z	X
2230	Food-processing machinery, equipment, and parts	43	122 904	13 650	11.1	Z	50.8
2231	New commercial food-processing machinery (slicers, choppers, baking, etc.)	28	90 356	7 492	8.3	Z	X
2232	New packing, packaging, and bottling equipment	31	57 998	6 157	10.6	Z	X
2300	Hydraulic and pneumatic (fluid-power) pumps, motors, and parts	885	2 221 671	128 154	5.8	.2	6.7
2311	Pumps	688	1 773 960	67 207	3.8	.1	X
2312	Motors	259	536 747	23 976	4.5	Z	X
2313	Parts for pumps and motors	489	951 625	33 055	3.5	.1	X
2320	General-purpose industrial machinery, equipment, and parts	1 717	6 363 166	839 982	13.2	1.3	12.1
2321	New pumps, compressors (air or gas), and equipment	517	1 286 809	69 323	5.4	.1	X
2323	New diesel engines (excluding automotive)	10	335 399	67 845	20.2	.1	X
2326	New controlling, recording, and indicating instruments and access	807	2 054 951	167 774	8.2	.3	X
2327	All other new general-purpose industrial machinery and equipment	902	2 288 749	216 477	9.5	.3	X
2328	Used general-purpose industrial machinery and equipment	105	560 721	10 937	2.0	Z	X
2330	Metalworking machinery, equipment, and parts	751	2 172 547	220 347	10.1	.3	X
2340	Materials handling machinery, equipment, and parts	1 478	4 338 219	431 629	9.9	.7	5.1
2341	New conveying equipment	1 077	2 917 654	304 693	10.4	.5	X
2342	New hoists, cranes, and monorails	624	1 737 608	89 873	5.2	.1	X
2343	New forklift trucks	41	84 639	3 774	4.5	Z	X
2345	Used materials handling machinery, equipment, and parts	56	84 521	4 784	5.7	Z	X
2350	Oil well, oil refinery, and pipeline machinery, equipment, and supplies	466	1 419 917	155 871	11.0	.2	20.8
2351	New oil refining and pipeline machinery, equipment, and supplies	255	845 150	71 334	8.4	.1	X
2352	New oil field machinery, equipment, and supplies (including drilling bits) ..	202	512 172	35 163	6.9	.1	X
2360	Other industrial machinery, equipment, and parts	349	964 370	117 448	12.2	.2	30.8
2361	New metal smelting and refining machinery, and equipment	9	39 515	8 421	21.3	Z	X
2362	New power plant machinery (excluding electrical)	89	233 202	10 362	4.4	Z	X
2363	New printing trades machinery, equipment, and supplies	54	97 504	17 143	17.6	Z	X
2364	New textile and sewing machinery and equipment	17	61 474	10 429	17.0	Z	X
2365	New woodworking machinery	45	64 828	5 202	8.0	Z	X
2366	Other new industrial machinery and equipment	204	380 552	47 639	12.5	.1	X
2367	Used industrial machinery and equipment	32	80 262	1 782	2.2	Z	X
2370	Mechanical power transmission supplies	4 136	16 732 857	12 618 895	75.4	19.5	53.4
2371	Bearings and bushings	3 536	14 523 785	7 649 652	52.7	11.8	X
2372	Other mechanical power transmission supplies	3 418	11 914 027	4 969 223	41.7	7.7	X
2380	Industrial valves and fittings (except fluid-power)	3 258	10 788 895	6 225 947	57.7	9.6	X
2390	Hydraulic and pneumatic (fluid-power) valves	1 490	3 890 425	325 395	8.4	.5	55.1
2391	Hydraulic valves	965	2 543 872	143 477	5.6	.2	X
2392	Pneumatic valves	1 229	2 947 200	180 068	6.1	.3	X
2400	Hydraulic and pneumatic cylinders and rotary actuators	1 128	2 884 979	202 879	7.0	.3	55.2
2411	Hydraulic cylinders and rotary actuators	731	1 830 646	66 098	3.6	.1	X
2412	Pneumatic cylinders and rotary actuators	742	1 823 694	136 755	7.5	.2	X
2420	Hydraulic and pneumatic connectors and assemblies	1 868	4 083 700	544 439	13.3	.8	54.8
2421	Hydraulic and pneumatic connectors	1 561	3 455 855	290 070	8.4	.4	X
2422	Hydraulic and pneumatic assemblies	1 294	2 601 307	254 337	9.8	.4	X
2430	Fluid-power filters, components, accessories, and parts	1 655	4 502 137	330 592	7.3	.5	54.7
2431	Filters	1 055	2 662 250	125 781	4.7	.2	X
2432	Other fluid-power components, accessories, and parts, n.e.c.	1 103	3 079 846	204 792	6.6	.3	X
2440	Welding supplies (excluding gases)	2 750	6 371 240	3 396 333	53.3	5.2	X
2450	Industrial containers and supplies	2 689	12 757 225	9 770 473	76.6	15.1	37.2
2451	New and reconditioned drums and barrels	563	1 518 175	644 200	42.4	1.0	X
2452	Bottles and bottlers' supplies	580	6 061 135	5 183 679	85.5	8.0	X
2454	Other industrial containers and supplies	1 945	7 028 230	3 942 059	56.1	6.1	X

See footnotes at end of table.

Table 1. All Types of Operation by Kind of Business and Commodity Line for Wholesale Trade: 1997—Con.

[Includes only establishments with payroll. For meaning of abbreviations and symbols, see introductory text. For explanation of terms, see Appendix A]

NAICS code and CL code	Kind of business and commodity line	Establishments handling commodity line		Commodity line sales			Sales coverage percent
		Number	Total sales (\$1,000)	Amount ¹ (\$1,000)	As percent of total sales of—		
					Establishments handling line	Establishments in NAICS industry ¹	
421840	Industrial supplies whlse—Con.						
2460	Other industrial supplies	7 285	32 250 607	23 476 888	72.8	36.2	49.1
2461	Printing and duplicating inks	434	4 435 906	3 501 097	78.9	5.4	X
2462	Abrasives and abrasive materials	2 505	7 103 645	2 110 233	29.7	3.3	X
2463	Nylon, polyester, and synthetic rubber	967	2 771 371	995 281	35.9	1.5	X
2464	Mechanical rubber goods	1 846	5 333 524	2 226 685	41.7	3.4	X
2465	Strapping and tape	1 562	5 086 554	1 423 179	28.0	2.2	X
2466	Industrial supplies, n.e.c.	4 790	20 617 696	13 220 404	64.1	20.4	X
2520	Custodial (janitors') equipment and supplies	49	225 332	18 840	8.4	Z	3.5
2523	Custodial supplies	12	84 165	3 679	4.4	Z	X
2600	Aircraft and aeronautical equipment and supplies	12	9 595	2 872	29.9	Z	X
2620	Marine machinery, equipment, and supplies	117	325 202	49 993	15.4	.1	.5
2623	New marine supplies	36	90 174	17 947	19.9	Z	X
2630	Other transportation equipment and supplies	7	23 844	952	4.0	Z	X
2700	Sporting and recreational goods and supplies	9	38 861	4 918	12.7	Z	X
2940	Recyclable materials, except metal	8	20 711	6 087	29.4	Z	X
3200	Printing and writing paper	21	127 737	13 966	10.9	Z	49.0
3211	Roll newsprint and rotogravure paper	7	22 033	1 866	8.5	Z	X
3213	Other printing and writing paper	14	105 704	11 375	10.8	Z	X
3300	Stationery, office supplies and greeting cards	58	133 611	20 523	15.4	Z	46.2
3311	Business forms	33	30 787	5 066	16.5	Z	X
3312	Stationery, photocopy paper, and typing paper	11	51 272	1 047	2.0	Z	X
3313	Inked ribbons, carbon paper, pens and pencils	27	42 174	10 302	24.4	Z	X
3314	Toner and cartridges	21	15 952	816	5.1	Z	X
3316	Other stationery supplies (envelopes, ruled forms, and binder paper) ...	31	45 719	3 292	7.2	Z	X
3400	Industrial and personal services paper and plastics	515	1 634 162	269 977	16.5	.4	22.5
3411	Paperboard and boxboard boxes	420	1 243 931	116 174	9.3	Z	X
3412	Paper dishes, cups, and napkins	131	509 077	10 565	2.1	Z	X
3413	Industrial paper (wrapping, bags, cartons, etc.)	329	978 251	69 964	7.2	.1	X
3414	Disposable plastic boxes, containers, cups, dishes, and supplies	159	631 175	46 713	7.4	.1	X
3415	Other industrial and personal service paper	77	335 896	26 035	7.8	Z	X
3500	Drugs, pharmaceuticals, cosmetics, and toiletries	18	17 446	1 065	6.1	Z	X
3600	Piece goods, knit and woven	10	304 451	47 257	15.5	.1	X
3700	Notions (buttons, ribbons, lace, sewing accessories, zippers, bindings, etc.)	6	12 303	1 641	13.3	Z	X
3800	Men's and boys' wear	8	11 964	1 060	8.9	Z	48.1
3815	Other men's and boys' wear (caps, hats, swimwear, neckwear, etc.) ...	8	11 964	1 060	8.9	Z	X
4830	Canned foods	14	48 123	17 698	36.8	Z	X
5300	Plastics materials and basic shapes	589	1 850 258	231 600	12.5	.4	3.8
5311	Plastic pipes, rods, tubes, and shapes	358	1 131 211	61 290	5.4	.1	X
5313	Plastics raw materials	244	582 526	42 273	7.3	.1	X
5314	Other plastics materials and basic shapes	245	732 021	104 744	14.3	.2	X
5320	Industrial gases (welding, etc.)	1 896	3 793 647	1 003 957	26.5	1.5	X
5330	Chemicals and allied products (excluding agricultural, plastics, gases, and petroleum)	695	2 724 883	434 248	15.9	.7	8.6
5331	Gasses, compressed and liquified, except L.P.	284	617 189	70 371	11.4	.1	X
5335	Detergents and soaps	80	217 862	11 502	5.3	Z	X
5336	Sanitation chemicals, polishes, and waxes	62	157 920	5 882	3.7	Z	X
5338	Wood chemicals, naval stores, and gum	10	35 859	1 506	4.2	Z	X
5342	Adhesives, sealants, and glues	239	827 953	51 725	6.2	.1	X
5344	Other chemicals and allied products	57	341 379	24 977	7.3	Z	X
5400	Petroleum products	23	84 217	5 691	6.8	Z	6.3
5418	Lubricating oil and greases	19	43 984	4 724	10.7	Z	X
5420	Liquified petroleum gases (excluding natural gas)	35	66 950	6 552	9.8	Z	X
5700	Wines and distilled alcoholic beverages	7	10 636	104	1.0	Z	X
5800	Farm supplies	20	68 492	21 061	30.8	Z	35.2
5817	Seeds and bulbs	9	21 010	5 985	28.5	Z	X
6000	Paint, paint supplies, and wallpaper	554	1 556 646	85 904	5.5	.1	2.1
6011	Architectural coatings (enamels, primers, stains, solvents, and lacquers)	109	544 614	33 300	6.1	.1	X
6013	Special purpose coatings (automotive, refinish, marine, traffic coatings) .	19	15 809	1 215	7.7	Z	X
6014	Paint supplies	142	291 457	14 311	4.9	Z	X
6120	Art goods (including novelties and souvenirs)	7	38 624	4 840	12.5	Z	X
6150	Nondurable goods, n.e.c.	11	37 961	3 345	8.8	Z	X
9700	Service receipts and labor charges (including installed parts)	1 877	5 403 544	393 945	7.3	.6	48.3
9701	Labor charges for repair work	1 568	4 547 565	227 478	5.0	.4	X
9702	Parts installed in repair work	823	2 488 393	88 094	3.5	.1	X
9703	Other service receipts and labor charges—Specify	591	1 406 973	78 332	5.6	.1	X
9720	Receipts for service contracts	11	64 901	2 518	3.9	Z	X
9740	Receipts for installing equipment	23	44 635	2 187	4.9	Z	X
9750	Reconditioning of drums or barrels	48	80 500	24 303	30.2	Z	X
9810	Miscellaneous commodities	912	2 904 077	427 706	14.7	.7	X
9940	Rental and leasing receipts	1 244	2 852 983	286 949	10.1	.4	X

See footnotes at end of table.

Table 1. All Types of Operation by Kind of Business and Commodity Line for Wholesale Trade: 1997—Con.

[Includes only establishments with payroll. For meaning of abbreviations and symbols, see introductory text. For explanation of terms, see Appendix A]

NAICS code and CL code	Kind of business and commodity line	Establishments handling commodity line		Commodity line sales			Sales coverage percent
		Number	Total sales (\$1,000)	Amount ¹ (\$1,000)	As percent of total sales of—		
					Establishments handling line	Establishments in NAICS industry ¹	
4218401	General-line industrial supplies whsle	2 176	X	4 367 291	X	100.0	47.7
0200	New and rebuilt automotive parts and supplies	85	374 302	46 187	12.3	1.1	.4
0223	Parts, n.e.c.	76	242 223	22 587	9.3	.5	X
0420	Office and business furniture	9	27 468	2 603	9.5	.1	X
0900	Office equipment	36	173 476	7 991	4.6	.2	X
0920	New computer equipment	25	91 851	911	1.0	Z	X
1000	Medical, hospital, and surgical supplies	75	236 376	21 606	9.1	.5	5.3
1013	Other surgical, medical, and hospital supplies	74	217 755	20 667	9.5	.5	X
1120	Flat iron and steel products	224	302 871	17 326	5.7	.4	X
1140	Iron and steel wire and wire products	228	491 502	31 805	6.5	.7	1.2
1143	Wire rope, strand, strapping, reinforcement mesh, and bale ties	222	373 144	27 018	7.2	.6	X
1150	Iron and steel pipe and tubing	340	799 154	73 252	9.2	1.7	X
1160	Other iron and steel products	122	274 884	11 758	4.3	.3	X
1230	Other nonferrous metals (magnesium, nickel, tin, lead, zinc, etc., except precious)	9	13 083	2 456	18.8	.1	X
1400	Electrical apparatus and equipment	445	859 077	86 419	10.1	2.0	.8
1414	Conduit, raceway, and fittings	136	371 712	5 561	1.5	.1	X
1415	Electric bulbs (all types)	136	371 712	2 773	.7	.1	X
1418	Lighting fixtures (residential and commercial)	136	371 712	5 561	1.5	.1	X
1419	Industrial controls	280	318 519	41 869	13.1	1.0	X
1421	Other electrical apparatus and equipment (including fuses and lightning rods)	136	371 712	13 983	3.8	.3	X
1600	Electronic parts and equipment, except communication	275	750 204	73 913	9.9	1.7	X
1700	Hardware	619	1 199 892	132 109	11.0	3.0	1.1
1711	Hand tools (including power driven)	354	975 459	79 752	8.2	1.8	X
1712	Bolts, nuts, rivets, and fasteners	468	569 096	27 282	4.8	.6	X
1713	Cutlery	238	435 605	11 113	2.6	.3	X
1800	Plumbing and heating equipment and supplies (hydronics)	318	857 663	69 618	8.1	1.6	X
1900	Warm air heating and air-conditioning equipment and supplies	101	212 606	9 973	4.7	.2	X
2100	Construction and mining machinery and equipment (including parts and attachments)	242	656 415	69 786	10.6	1.6	X
2200	Farm machinery, equipment, and parts	69	119 417	7 657	6.4	.2	X
2220	Garden machinery, equipment, and parts	17	23 328	496	2.1	Z	X
2230	Food-processing machinery, equipment, and parts	24	54 576	3 405	6.2	.1	34.7
2231	New commercial food-processing machinery (slicers, choppers, baking, etc.)	20	41 694	813	2.0	Z	X
2232	New packing, packaging, and bottling equipment	17	31 263	2 591	8.3	.1	X
2300	Hydraulic and pneumatic (fluid-power) pumps, motors, and parts	474	981 543	64 501	6.6	1.5	11.5
2311	Pumps	323	703 414	37 037	5.3	.8	X
2312	Motors	135	329 989	10 590	3.2	.2	X
2313	Parts for pumps and motors	281	475 353	16 872	3.5	.4	X
2320	General-purpose industrial machinery, equipment, and parts	726	1 446 402	166 142	11.5	3.8	17.2
2321	New pumps, compressors (air or gas), and equipment	216	377 773	33 318	8.8	.8	X
2326	New controlling, recording, and indicating instruments and access	456	952 190	78 392	8.2	1.8	X
2327	All other new general-purpose industrial machinery and equipment	283	504 519	53 121	10.5	1.2	X
2328	Used general-purpose industrial machinery and equipment	36	105 656	1 309	1.2	Z	X
2330	Metalworking machinery, equipment, and parts	274	553 921	52 917	9.6	1.2	X
2340	Materials handling machinery, equipment, and parts	481	1 080 320	142 809	13.2	3.3	9.3
2341	New conveying equipment	341	794 713	117 896	14.8	2.7	X
2342	New hoists, cranes, and monorails	245	563 715	20 967	3.7	.5	X
2343	New forklift trucks	36	49 451	3 144	6.4	.1	X
2345	Used materials handling machinery, equipment, and parts	16	16 645	777	4.7	Z	X
2350	Oil well, oil refinery, and pipeline machinery, equipment, and supplies	240	591 646	67 620	11.4	1.5	21.1
2351	New oil refining and pipeline machinery, equipment, and supplies	202	516 319	39 735	7.7	.9	X
2352	New oil field machinery, equipment, and supplies (including drilling bits)	175	456 090	25 403	5.6	.6	X
2360	Other industrial machinery, equipment, and parts	224	439 896	50 182	11.4	1.1	32.7
2362	New power plant machinery (excluding electrical)	85	220 477	9 477	4.3	.2	X
2363	New printing trades machinery, equipment, and supplies	32	41 078	8 954	21.8	.2	X
2365	New woodworking machinery	36	61 886	4 842	7.8	.1	X
2366	Other new industrial machinery and equipment	132	211 242	26 450	12.5	.6	X
2367	Used industrial machinery and equipment	15	26 731	376	1.4	Z	X
2370	Mechanical power transmission supplies	883	1 691 095	336 875	19.9	7.7	40.9
2371	Bearings and bushings	745	1 380 913	152 514	11.0	3.5	X
2372	Other mechanical power transmission supplies	647	1 240 171	184 354	14.9	4.2	X
2380	Industrial valves and fittings (except fluid-power)	1 207	2 415 218	553 335	22.9	12.7	X
2390	Hydraulic and pneumatic (fluid-power) valves	876	1 810 649	180 767	10.0	4.1	47.0
2391	Hydraulic valves	621	1 348 273	92 642	6.9	2.1	X
2392	Pneumatic valves	739	1 411 225	88 105	6.2	2.0	X
2400	Hydraulic and pneumatic cylinders and rotary actuators	621	1 196 000	94 133	7.9	2.2	46.4
2411	Hydraulic cylinders and rotary actuators	401	717 266	29 670	4.1	.7	X
2412	Pneumatic cylinders and rotary actuators	465	958 358	64 457	6.7	1.5	X
2420	Hydraulic and pneumatic connectors and assemblies	1 079	1 747 375	308 825	17.7	7.1	45.5
2421	Hydraulic and pneumatic connectors	943	1 601 179	171 240	10.7	3.9	X
2422	Hydraulic and pneumatic assemblies	741	1 136 994	137 570	12.1	3.2	X
2430	Fluid-power filters, components, accessories, and parts	849	1 695 402	156 538	9.2	3.6	46.3
2431	Filters	587	1 229 689	84 733	6.9	1.9	X
2432	Other fluid-power components, accessories, and parts, n.e.c.	597	1 166 604	71 796	6.2	1.6	X
2440	Welding supplies (excluding gases)	347	636 778	125 958	19.8	2.9	X

See footnotes at end of table.

Table 1. All Types of Operation by Kind of Business and Commodity Line for Wholesale Trade: 1997—Con.

[Includes only establishments with payroll. For meaning of abbreviations and symbols, see introductory text. For explanation of terms, see Appendix A]

NAICS code and CL code	Kind of business and commodity line	Establishments handling commodity line		Commodity line sales			Sales coverage percent
		Number	Total sales (\$1,000)	Amount ¹ (\$1,000)	As percent of total sales of—		
					Establishments handling line	Establishments in NAICS industry ¹	
4218401	General-line industrial supplies whsle—Con.						
2450	Industrial containers and supplies	592	1 390 495	263 940	19.0	6.0	27.1
2451	New and reconditioned drums and barrels	126	335 306	17 934	5.3	.4	X
2452	Bottles and bottlers' supplies	80	102 111	8 628	8.5	.2	X
2454	Other industrial containers and supplies	444	1 024 274	237 378	23.2	5.4	X
2460	Other industrial supplies	1 550	3 092 509	731 676	23.7	16.8	36.4
2461	Printing and duplicating inks	67	70 607	8 488	12.0	.2	X
2462	Abrasives and abrasive materials	683	1 132 923	95 968	8.5	2.2	X
2463	Nylon, polyester, and synthetic rubber	261	532 025	68 778	12.9	1.6	X
2464	Mechanical rubber goods	690	1 187 662	148 830	12.5	3.4	X
2465	Strapping and tape	550	1 072 716	75 568	7.0	1.7	X
2466	Industrial supplies, n.e.c.	968	1 768 325	334 042	18.9	7.6	X
2520	Custodial (janitors') equipment and supplies	24	104 349	12 396	11.9	.3	X
2600	Aircraft and aeronautical equipment and supplies	12	9 595	2 872	29.9	.1	X
2620	Marine machinery, equipment, and supplies	45	82 203	6 672	8.1	.2	X
3300	Stationery, office supplies and greeting cards	32	80 746	7 610	9.4	.2	47.7
3311	Business forms	25	11 744	2 401	20.4	.1	X
3313	Inked ribbons, carbon paper, pens and pencils	17	11 500	763	6.6	Z	X
3314	Toner and cartridges	17	11 500	763	6.6	Z	X
3316	Other stationery supplies (envelopes, ruled forms, and binder paper)	24	40 564	2 850	7.0	.1	X
3400	Industrial and personal services paper and plastics	181	470 687	73 561	15.6	1.7	23.9
3411	Paperboard and boxboard boxes	144	415 608	24 085	5.8	.6	X
3412	Paper dishes, cups, and napkins	38	261 901	5 720	2.2	.1	X
3413	Industrial paper (wrapping, bags, cartons, etc.)	163	460 085	24 516	5.3	.6	X
3414	Disposable plastic boxes, containers, cups, dishes, and supplies	62	270 112	4 073	1.5	.1	X
3415	Other industrial and personal service paper	33	188 118	15 163	8.1	.3	X
3500	Drugs, pharmaceuticals, cosmetics, and toiletries	10	10 572	625	5.9	Z	X
5300	Plastics materials and basic shapes	211	522 492	50 118	9.6	1.1	.7
5311	Plastic pipes, rods, tubes, and shapes	211	522 492	21 194	4.1	.5	X
5313	Plastics raw materials	198	450 132	28 924	6.4	.7	X
5320	Industrial gases (welding, etc.)	142	230 083	50 957	22.1	1.2	X
5330	Chemicals and allied products (excluding agricultural, plastics, gases, and petroleum)	263	538 403	42 183	7.8	1.0	5.1
5331	Gasses, compressed and liquified, except L.P.	203	454 687	36 535	8.0	.8	X
5342	Adhesives, sealants, and glues	28	32 589	1 986	6.1	Z	X
5344	Other chemicals and allied products	27	38 375	1 673	4.4	Z	X
5400	Petroleum products	6	9 516	1 022	10.7	Z	47.7
5418	Lubricating oil and greases	6	9 516	1 022	10.7	Z	X
6000	Paint, paint supplies, and wallpaper	242	506 935	22 171	4.4	.5	X
9700	Service receipts and labor charges (including installed parts)	387	826 894	53 839	6.5	1.2	40.5
9701	Labor charges for repair work	317	692 524	28 908	4.2	.7	X
9702	Parts installed in repair work	208	477 931	14 847	3.1	.3	X
9703	Other service receipts and labor charges—Specify	79	169 364	10 077	6.0	.2	X
9740	Receipts for installing equipment	12	8 389	684	8.2	Z	X
9750	Reconditioning of drums or barrels	8	9 135	499	5.5	Z	X
9810	Miscellaneous commodities	191	275 630	39 361	14.3	.9	X
9940	Rental and leasing receipts	135	276 263	13 375	4.8	.3	X
4218402	Mechanical power transmission supplies whsle	2 917	X	13 895 428	X	100.0	59.7
0200	New and rebuilt automotive parts and supplies	26	100 147	21 734	21.7	.2	12.4
0211	Batteries	7	21 465	149	.7	Z	X
0213	Electrical engine parts (including ignition parts)	7	21 465	1 727	8.0	Z	X
0214	Brake parts (including fluid and all disk and drum parts)	7	21 465	1 876	8.7	Z	X
0217	Hoses, belts, gaskets, and wiper blades	15	36 091	3 932	10.9	Z	X
0218	Filters (oil, air, gas, and transmission)	22	91 301	11 112	12.2	.1	X
0219	Engine parts, except electrical	7	21 465	1 090	5.1	Z	X
0222	Suspension parts (shocks, struts, balljoints, etc.)	7	21 465	465	2.2	Z	X
0900	Office equipment	7	22 819	1 203	5.3	Z	X
1120	Flat iron and steel products	26	99 391	7 563	7.6	.1	X
1140	Iron and steel wire and wire products	24	142 228	6 461	4.5	Z	X
1150	Iron and steel pipe and tubing	19	670 151	14 327	2.1	.1	X
1160	Other iron and steel products	21	683 356	21 053	3.1	.2	X
1400	Electrical apparatus and equipment	538	1 689 261	177 570	10.5	1.3	.7
1413	Motors and generators (including motor-generator sets)	525	1 624 228	164 728	10.1	1.2	X
1600	Electronic parts and equipment, except communication	280	866 024	59 576	6.9	.4	.9
1616	Electronic connectors and other passive electronic parts	11	56 162	5 531	9.8	Z	X
1618	Electronic parts and equipment, n.e.c.	11	56 162	3 688	6.6	Z	X
1700	Hardware	82	207 758	21 465	10.3	.2	X
1800	Plumbing and heating equipment and supplies (hydronics)	6	25 119	1 330	5.3	Z	X
1900	Warm air heating and air-conditioning equipment and supplies	11	53 779	2 997	5.6	Z	X
2100	Construction and mining machinery and equipment (including parts and attachments)	57	163 613	21 501	13.1	.2	X
2200	Farm machinery, equipment, and parts	72	216 143	23 024	10.7	.2	X
2220	Garden machinery, equipment, and parts	15	21 893	281	1.3	Z	X
2300	Hydraulic and pneumatic (fluid-power) pumps, motors, and parts	251	705 270	26 390	3.7	.2	1.0
2311	Pumps	248	693 297	10 380	1.5	.1	X
2312	Motors	124	206 758	13 386	6.5	.1	X
2313	Parts for pumps and motors	125	152 500	680	.4	Z	X

See footnotes at end of table.

Table 1. All Types of Operation by Kind of Business and Commodity Line for Wholesale Trade: 1997—Con.

[Includes only establishments with payroll. For meaning of abbreviations and symbols, see introductory text. For explanation of terms, see Appendix A]

NAICS code and CL code	Kind of business and commodity line	Establishments handling commodity line		Commodity line sales			Sales coverage percent
		Number	Total sales (\$1,000)	Amount ¹ (\$1,000)	As percent of total sales of—		
					Establishments handling line	Establishments in NAICS industry ¹	
4218402	Mechanical power transmission supplies whsle—Con.						
2320	General-purpose industrial machinery, equipment, and parts	249	761 176	95 216	12.5	.7	13.5
2321	New pumps, compressors (air or gas), and equipment	50	134 805	2 654	2.0	Z	X
2323	New diesel engines (excluding automotive)	10	335 399	67 845	20.2	.5	X
2326	New controlling, recording, and indicating instruments and access	93	234 878	7 767	3.3	.1	X
2327	All other new general-purpose industrial machinery and equipment	128	144 976	15 075	10.4	.1	X
2328	Used general-purpose industrial machinery and equipment	14	30 452	1 875	6.2	Z	X
2330	Metalworking machinery, equipment, and parts	43	173 693	16 474	9.5	.1	X
2340	Materials handling machinery, equipment, and parts	479	1 295 207	155 014	12.0	1.1	7.8
2341	New conveying equipment	479	1 295 207	151 461	11.7	1.1	X
2342	New hoists, cranes, and monorails	54	143 594	1 331	.9	Z	X
2345	Used materials handling machinery, equipment, and parts	29	25 209	2 222	8.8	Z	X
2350	Oil well, oil refinery, and pipeline machinery, equipment, and supplies	104	260 004	13 799	5.3	.1	X
2360	Other industrial machinery, equipment, and parts	11	52 859	9 502	18.0	.1	15.8
2364	New textile and sewing machinery and equipment	9	43 987	7 849	17.8	.1	X
2367	Used industrial machinery and equipment	9	43 987	826	1.9	Z	X
2370	Mechanical power transmission supplies	2 917	13 895 428	12 178 627	87.6	87.6	56.1
2371	Bearings and bushings	2 620	12 524 963	7 473 514	59.7	53.8	X
2372	Other mechanical power transmission supplies	2 491	9 770 570	4 705 104	48.2	33.9	X
2380	Industrial valves and fittings (except fluid-power)	149	392 074	20 609	5.3	.1	X
2390	Hydraulic and pneumatic (fluid-power) valves	293	853 166	41 566	4.9	.3	57.2
2391	Hydraulic valves	183	512 187	21 498	4.2	.2	X
2392	Pneumatic valves	246	666 469	20 051	3.0	.1	X
2400	Hydraulic and pneumatic cylinders and rotary actuators	251	675 849	19 455	2.9	.1	57.6
2411	Hydraulic cylinders and rotary actuators	218	578 267	14 565	2.5	.1	X
2412	Pneumatic cylinders and rotary actuators	86	200 847	4 887	2.4	Z	X
2420	Hydraulic and pneumatic connectors and assemblies	387	1 130 186	107 942	9.6	.8	56.5
2421	Hydraulic and pneumatic connectors	304	913 525	61 333	6.7	.4	X
2422	Hydraulic and pneumatic assemblies	274	705 529	46 595	6.6	.3	X
2430	Fluid-power filters, components, accessories, and parts	521	1 743 902	111 036	6.4	.8	58.4
2431	Filters	303	807 306	14 047	1.7	.1	X
2432	Other fluid-power components, accessories, and parts, n.e.c.	327	1 212 012	96 988	8.0	.7	X
2440	Welding supplies (excluding gases)	88	299 157	33 488	11.2	.2	X
2450	Industrial containers and supplies	11	35 401	3 810	10.8	Z	59.7
2451	New and reconditioned drums and barrels	6	19 637	3 345	17.0	Z	X
2460	Other industrial supplies	667	2 217 627	242 100	10.9	1.7	58.5
2462	Abrasives and abrasive materials	50	107 561	4 817	4.5	.1	X
2463	Nylon, polyester, and synthetic rubber	141	361 705	19 245	5.3	.1	X
2464	Mechanical rubber goods	323	878 146	66 527	7.6	.5	X
2465	Strapping and tape	17	40 688	1 129	2.8	.1	X
2466	Industrial supplies, n.e.c.	434	1 575 124	150 043	9.5	1.1	X
2620	Marine machinery, equipment, and supplies	22	55 687	7 919	14.2	.1	X
3400	Industrial and personal services paper and plastics	7	7 822	179	2.3	Z	X
5300	Plastics materials and basic shapes	32	87 424	1 610	1.8	Z	X
5330	Chemicals and allied products (excluding agricultural, plastics, gases, and petroleum)	25	94 765	4 156	4.4	Z	X
6000	Paint, paint supplies, and wallpaper	40	121 885	3 066	2.5	Z	X
9700	Service receipts and labor charges (including installed parts)	214	884 904	79 295	9.0	.6	56.5
9701	Labor charges for repair work	181	814 139	50 451	6.2	.4	X
9702	Parts installed in repair work	91	371 866	24 784	6.7	.2	X
9703	Other service receipts and labor charges—Specify	50	126 087	4 056	3.2	Z	X
9810	Miscellaneous commodities	129	495 540	42 645	8.6	.3	X
9940	Rental and leasing receipts	10	17 902	298	1.7	Z	X
4218403	Welding supplies whsle	2 141	X	4 750 926	X	100.0	77.9
0200	New and rebuilt automotive parts and supplies	9	16 741	1 291	7.7	Z	X
1000	Medical, hospital, and surgical supplies	122	441 688	32 431	7.3	.7	X
1120	Fiat iron and steel products	24	17 511	1 262	7.2	Z	X
1140	Iron and steel wire and wire products	35	123 882	13 950	11.3	.3	X
1150	Iron and steel pipe and tubing	7	11 919	487	4.1	Z	X
1400	Electrical apparatus and equipment	36	69 223	8 179	11.8	.2	X
1700	Hardware	51	90 789	6 434	7.1	.1	X
2100	Construction and mining machinery and equipment (including parts and attachments)	19	38 307	4 557	11.9	.1	X
2320	General-purpose industrial machinery, equipment, and parts	80	199 079	17 240	8.7	.4	X
2330	Metalworking machinery, equipment, and parts	118	243 901	19 455	8.0	.4	X
2380	Industrial valves and fittings (except fluid-power)	35	140 571	7 347	5.2	.2	X
2420	Hydraulic and pneumatic connectors and assemblies	7	3 727	205	5.5	Z	X
2440	Welding supplies (excluding gases)	2 141	4 750 926	3 199 333	67.3	67.3	X
2450	Industrial containers and supplies	82	297 479	16 097	5.4	.3	X
2460	Other industrial supplies	304	767 633	88 604	11.5	1.9	X
3500	Drugs, pharmaceuticals, cosmetics, and toiletries	6	5 529	263	4.8	Z	X
5300	Plastics materials and basic shapes	8	6 501	2 019	31.1	Z	X
5320	Industrial gases (welding, etc.)	1 731	3 510 498	946 623	27.0	19.9	X
5330	Chemicals and allied products (excluding agricultural, plastics, gases, and petroleum)	84	165 293	33 909	20.5	.7	X
5420	Liquified petroleum gases (excluding natural gas)	33	62 101	6 073	9.8	.1	X
6000	Paint, paint supplies, and wallpaper	41	70 874	3 196	4.5	.1	X
9700	Service receipts and labor charges (including installed parts)	709	1 410 330	52 483	3.7	1.1	X
9810	Miscellaneous commodities	243	574 977	37 838	6.6	.8	X
9940	Rental and leasing receipts	1 001	2 248 295	245 073	10.9	5.2	X

See footnotes at end of table.

Table 1. All Types of Operation by Kind of Business and Commodity Line for Wholesale Trade: 1997—Con.

[Includes only establishments with payroll. For meaning of abbreviations and symbols, see introductory text. For explanation of terms, see Appendix A]

NAICS code and CL code	Kind of business and commodity line	Establishments handling commodity line		Commodity line sales			Sales coverage percent
		Number	Total sales (\$1,000)	Amount ¹ (\$1,000)	As percent of total sales of—		
					Establishments handling line	Establishments in NAICS industry ¹	
4218404	Industrial containers & supplies whse	1 763	X	9 931 630	X	100.0	64.2
0960	Restaurant and hotel equipment and supplies	11	17 460	3 535	20.2	Z	X
0970	Store machines and equipment	15	44 483	4 419	9.9	Z	39.1
0972	Other store machines and equipment	11	24 000	4 207	17.5	Z	X
1000	Medical, hospital, and surgical supplies	21	222 796	19 194	8.6	.2	X
1120	Flat iron and steel products	6	25 553	4 962	19.4	.1	X
1140	Iron and steel wire and wire products	11	43 204	5 429	12.6	.1	X
1150	Iron and steel pipe and tubing	7	134 222	4 569	3.4	Z	X
1400	Electrical apparatus and equipment	13	30 243	2 584	8.5	Z	X
1700	Hardware	38	271 984	40 158	14.8	.4	13.4
1711	Hand tools (including power driven)	19	29 921	533	1.8	Z	X
1712	Bolts, nuts, rivets, and fasteners	28	259 248	39 625	15.3	.4	X
1800	Plumbing and heating equipment and supplies (hydronics)	7	21 549	2 456	11.4	Z	X
2100	Construction and mining machinery and equipment (including parts and attachments)	6	10 040	1 501	15.0	Z	X
2200	Farm machinery, equipment, and parts	8	133 213	5 260	3.9	.1	X
2220	Garden machinery, equipment, and parts	9	19 475	4 882	25.1	Z	X
2230	Food-processing machinery, equipment, and parts	12	40 411	5 631	13.9	.1	63.1
2232	New packing, packaging, and bottling equipment	10	18 606	3 234	17.4	Z	X
2320	General-purpose industrial machinery, equipment, and parts	41	140 565	22 351	15.9	.2	17.2
2327	All other new general-purpose industrial machinery and equipment	29	114 537	17 074	14.9	.2	X
2330	Metalworking machinery, equipment, and parts	13	51 201	5 420	10.6	.1	X
2340	Materials handling machinery, equipment, and parts	43	166 794	21 876	13.1	.2	6.4
2341	New conveying equipment	37	125 536	10 589	8.4	.1	X
2342	New hoists, cranes, and monorails	27	72 443	2 014	2.8	Z	X
2345	Used materials handling machinery, equipment, and parts	11	42 667	1 785	4.2	Z	X
2360	Other industrial machinery, equipment, and parts	9	8 716	1 593	18.3	Z	25.1
2366	Other new industrial machinery and equipment	8	8 206	1 365	16.6	Z	X
2380	Industrial valves and fittings (except fluid-power)	26	163 683	8 299	5.1	.1	X
2390	Hydraulic and pneumatic (fluid-power) valves	6	126 826	3 029	2.4	Z	X
2430	Fluid-power filters, components, accessories, and parts	12	155 649	8 687	5.6	.1	62.2
2431	Filters	12	155 649	7 119	4.6	.1	X
2440	Welding supplies (excluding gases)	10	139 623	3 634	2.6	Z	X
2450	Industrial containers and supplies	1 763	9 931 630	9 378 459	94.4	94.4	41.1
2451	New and reconditioned drums and barrels	405	1 063 584	613 599	57.7	6.2	X
2452	Bottles and bottlers' supplies	447	5 666 611	5 160 033	91.1	52.0	X
2454	Other industrial containers and supplies	1 224	4 778 302	3 604 826	75.4	36.3	X
2460	Other industrial supplies	133	577 379	85 230	14.8	.9	47.3
2462	Abrasives and abrasive materials	7	13 176	195	1.5	Z	X
2463	Nylon, polyester, and synthetic rubber	6	76 157	6 670	8.8	.1	X
2465	Strapping and tape	113	463 664	28 465	6.1	.3	X
2466	Industrial supplies, n.e.c.	50	305 061	42 775	14.0	.4	X
2520	Custodial (janitors') equipment and supplies	12	84 165	3 679	4.4	Z	8.7
2523	Custodial supplies	12	84 165	3 679	4.4	Z	X
3300	Stationery, office supplies and greeting cards	10	17 234	2 729	15.8	Z	X
3400	Industrial and personal services paper and plastics	104	491 713	96 154	19.6	1.0	32.2
3411	Paperboard and boxboard boxes	77	257 724	26 621	10.3	.3	X
3412	Paper dishes, cups, and napkins	17	41 200	425	1.0	Z	X
3413	Industrial paper (wrapping, bags, cartons, etc.)	60	219 683	31 625	14.4	.3	X
3414	Disposable plastic boxes, containers, cups, dishes, and supplies	14	139 211	36 375	26.1	.4	X
3415	Other industrial and personal service paper	27	54 572	1 104	2.0	Z	X
5300	Plastics materials and basic shapes	54	213 626	18 696	8.8	.2	9.6
5313	Plastics raw materials	10	69 347	6 555	9.5	.1	X
5314	Other plastics materials and basic shapes	41	96 832	10 240	10.6	.1	X
5320	Industrial gases (welding, etc.)	6	7 382	1 320	17.9	Z	X
5330	Chemicals and allied products (excluding agricultural, plastics, gases, and petroleum)	37	306 550	22 348	7.3	.2	4.5
5335	Detergents and soaps	7	4 758	473	9.9	Z	X
5342	Adhesives, sealants, and glues	20	131 691	2 126	1.6	Z	X
5344	Other chemicals and allied products	19	275 312	19 749	7.2	.2	X
5700	Wines and distilled alcoholic beverages	7	10 636	104	1.0	Z	X
5800	Farm supplies	15	65 306	20 930	32.0	.2	43.7
5817	Seeds and bulbs	9	21 010	5 985	28.5	.1	X
9700	Service receipts and labor charges (including installed parts)	71	270 454	17 202	6.4	.2	51.8
9701	Labor charges for repair work	48	136 545	5 076	3.7	.1	X
9702	Parts installed in repair work	31	95 952	3 717	3.9	Z	X
9703	Other service receipts and labor charges—Specify	37	175 735	8 407	4.8	.1	X
9740	Receipts for installing equipment	6	5 936	239	4.0	Z	X
9750	Reconditioning of drums or barrels	37	67 505	23 767	35.2	Z	X
9810	Miscellaneous commodities	47	169 855	15 705	9.2	.2	X
9940	Rental and leasing receipts	23	95 256	15 429	16.2	.2	X

See footnotes at end of table.

Table 1. All Types of Operation by Kind of Business and Commodity Line for Wholesale Trade: 1997—Con.

[Includes only establishments with payroll. For meaning of abbreviations and symbols, see introductory text. For explanation of terms, see Appendix A]

NAICS code and CL code	Kind of business and commodity line	Establishments handling commodity line		Commodity line sales			Sales coverage percent
		Number	Total sales (\$1,000)	Amount ¹ (\$1,000)	As percent of total sales of—		
					Establishments handling line	Establishments in NAICS industry ¹	
4218405	Industrial valves & fittings (except fluid-power) whsle	1 552	X	6 805 404	X	100.0	79.5
1100	Iron and steel products (semifinished)	6	29 847	3 676	12.3	.1	X
1120	Flat iron and steel products	46	103 275	5 756	5.6	.1	X
1150	Iron and steel pipe and tubing	265	1 259 427	266 297	21.1	3.9	X
1160	Other iron and steel products	18	34 926	1 160	3.3	Z	X
1180	Stainless steel	21	237 959	64 562	27.1	.9	X
1200	Copper and brass	6	35 636	2 631	7.4	Z	X
1400	Electrical apparatus and equipment	90	503 087	63 215	12.6	.9	X
1600	Electronic parts and equipment, except communication	44	252 937	32 419	12.8	.5	X
1700	Hardware	44	215 487	11 789	5.5	.2	X
1800	Plumbing and heating equipment and supplies (hydronics)	160	700 507	107 069	15.3	1.6	X
1900	Warm air heating and air-conditioning equipment and supplies	31	95 475	15 510	16.2	.2	X
2100	Construction and mining machinery and equipment (including parts and attachments)	9	48 055	6 556	13.6	.1	X
2300	Hydraulic and pneumatic (fluid-power) pumps, motors, and parts	53	248 484	24 079	9.7	.4	X
2320	General-purpose industrial machinery, equipment, and parts	110	572 171	89 887	15.7	1.3	X
2330	Metalworking machinery, equipment, and parts	7	34 466	7 500	21.8	.1	X
2340	Materials handling machinery, equipment, and parts	17	46 987	1 741	3.7	Z	X
2350	Oil well, oil refinery, and pipeline machinery, equipment, and supplies	84	399 338	45 543	11.4	.7	X
2360	Other industrial machinery, equipment, and parts	34	85 065	15 029	17.7	.2	X
2370	Mechanical power transmission supplies	19	36 087	3 117	8.6	Z	X
2380	Industrial valves and fittings (except fluid-power)	1 552	6 805 404	5 568 627	81.8	81.8	X
2390	Hydraulic and pneumatic (fluid-power) valves	169	678 976	75 396	11.1	1.1	X
2400	Hydraulic and pneumatic cylinders and rotary actuators	147	641 169	80 499	12.6	1.2	X
2420	Hydraulic and pneumatic connectors and assemblies	72	273 962	24 224	8.8	.4	X
2430	Fluid-power filters, components, accessories, and parts	79	300 551	16 892	5.6	Z	X
2440	Welding supplies (excluding gases)	21	89 360	4 343	4.9	.1	X
2450	Industrial containers and supplies	14	109 889	10 752	9.8	.2	X
2460	Other industrial supplies	125	484 817	51 990	10.7	.8	X
2620	Marine machinery, equipment, and supplies	8	46 424	6 443	13.9	.1	X
5300	Plastics materials and basic shapes	32	139 148	21 668	15.6	.3	X
5330	Chemicals and allied products (excluding agricultural, plastics, gases, and petroleum)	12	104 501	11 993	11.5	.2	X
6000	Paint, paint supplies, and wallpaper	16	76 128	4 583	6.0	.1	X
9700	Service receipts and labor charges (including installed parts)	86	522 024	54 830	10.5	.8	X
9810	Miscellaneous commodities	110	435 152	86 647	19.9	1.3	X
9940	Rental and leasing receipts	6	17 108	782	4.6	Z	X
4218406	Other industrial supplies whsle	4 506	X	25 110 642	X	100.0	44.6
0200	New and rebuilt automotive parts and supplies	35	334 080	35 794	10.7	.1	19.8
0211	Batteries	15	71 417	1 499	2.1	Z	X
0212	Engines (complete)	15	71 417	372	.5	Z	X
0213	Electrical engine parts (including ignition parts)	31	80 495	1 551	1.9	Z	X
0214	Brake parts (including fluid and all disk and drum parts)	31	80 495	1 913	2.4	Z	X
0215	Exhaust system parts	31	80 495	804	1.0	Z	X
0217	Hoses, belts, gaskets, and wiper blades	15	71 417	372	.5	Z	X
0218	Filters (oil, air, gas, and transmission)	15	71 417	1 873	2.6	Z	X
0219	Engine parts, except electrical	34	334 042	24 242	7.3	.1	X
0221	Body parts and repair materials	15	71 417	747	1.0	Z	X
0222	Suspension parts (shocks, struts, balljoints, etc.)	31	80 495	1 639	2.0	Z	X
0223	Parts, n.e.c.	15	71 417	747	1.0	Z	X
0530	Flooring and floor coverings	6	5 897	433	7.3	Z	21.9
0531	Soft-surface (textile) floor coverings and accessories (including rugs, carpets, and pads)	6	5 897	433	7.3	Z	X
0740	Other construction materials	6	44 918	1 170	2.6	Z	X
0900	Office equipment	27	45 582	2 636	5.8	Z	.7
0913	Copying machines and equipment	27	45 582	2 636	5.8	Z	X
0970	Store machines and equipment	12	8 467	1 053	12.4	Z	X
1000	Medical, hospital, and surgical supplies	46	161 788	27 368	16.9	.1	31.1
1013	Other surgical, medical, and hospital supplies	46	161 788	27 368	16.9	.1	X
1120	Flat iron and steel products	103	292 469	22 585	7.7	.1	10.9
1129	Other flat iron and steel products	97	254 030	11 875	4.7	Z	X
1140	Iron and steel wire and wire products	117	283 738	31 955	11.3	.1	13.9
1141	Wire (plain, coated, barbed, and twisted)	96	202 430	7 793	3.9	Z	X
1143	Wire rope, strand, strapping, reinforcement mesh, and bale ties	113	251 872	21 527	8.5	.1	X
1150	Iron and steel pipe and tubing	68	222 064	8 034	3.6	Z	X
1220	Aluminum shapes, forms, etc.	12	18 830	3 865	20.5	Z	2.5
1221	Plates (.250 inch and over)	8	3 121	444	14.2	Z	X
1400	Electrical apparatus and equipment	119	380 328	35 407	9.3	.1	.6
1415	Electric bulbs (all types)	111	280 674	21 914	7.8	.1	X
1600	Electronic parts and equipment, except communication	53	188 097	11 126	5.9	Z	1.8
1615	Discrete semiconductors, etc.	24	114 285	8 269	7.2	Z	X
1618	Electronic parts and equipment, n.e.c.	23	54 519	1 042	1.9	Z	X
1700	Hardware	411	1 255 729	179 565	14.3	.7	2.9
1711	Hand tools (including power driven)	241	693 064	110 604	16.0	.4	X
1712	Bolts, nuts, rivets, and fasteners	231	445 197	47 070	10.6	.2	X
1713	Cutlery	68	68 933	1 719	2.5	Z	X
1800	Plumbing and heating equipment and supplies (hydronics)	66	143 308	12 069	8.4	Z	7.4
1811	Plastic pipe fittings and valves (excluding pipe and tubing)	45	43 557	1 224	2.8	Z	X
1812	Metal pipe fittings and valves (excluding pipe and tubing)	42	119 772	9 860	8.2	Z	X
1813	Plumbing fixtures	24	23 536	835	3.5	Z	X
1818	Other plumbing and heating equipment and supplies	21	20 013	139	.7	Z	X
1900	Warm air heating and air-conditioning equipment and supplies	13	56 845	3 378	5.9	Z	X

See footnotes at end of table.

Table 1. All Types of Operation by Kind of Business and Commodity Line for Wholesale Trade: 1997—Con.

[Includes only establishments with payroll. For meaning of abbreviations and symbols, see introductory text. For explanation of terms, see Appendix A]

NAICS code and CL code	Kind of business and commodity line	Establishments handling commodity line		Commodity line sales			Sales coverage percent
		Number	Total sales (\$1,000)	Amount ¹ (\$1,000)	As percent of total sales of—		
					Establishments handling line	Establishments in NAICS industry ¹	
4218406	Other industrial supplies whsle—Con.						
2100	Construction and mining machinery and equipment (including parts and attachments)	126	340 091	71 053	20.9	.3	10.4
2116	New mining machinery	11	114 921	8 273	7.2	Z	X
2117	Other new construction and mining, logging, and road maintenance machinery, equipment, and parts	116	276 113	62 780	22.7	.3	X
2200	Farm machinery, equipment, and parts	42	60 410	8 889	14.7	Z	X
2300	Hydraulic and pneumatic (fluid-power) pumps, motors, and parts	98	262 982	12 686	4.8	.1	2.5
2311	Pumps	75	159 795	4 626	2.9	Z	X
2313	Parts for pumps and motors	61	169 837	7 312	4.3	Z	X
2320	General-purpose industrial machinery, equipment, and parts	511	3 243 773	449 146	13.8	1.8	.9
2321	New pumps, compressors (air or gas), and equipment	225	661 259	19 948	3.0	.1	X
2326	New controlling, recording, and indicating instruments and access	170	347 664	10 702	3.1	Z	X
2327	All other new general-purpose industrial machinery and equipment	414	1 412 253	124 152	8.8	.5	X
2328	Used general-purpose industrial machinery and equipment	55	424 613	7 753	1.8	Z	X
2330	Metalworking machinery, equipment, and parts	296	1 115 365	118 581	10.6	.5	X
2340	Materials handling machinery, equipment, and parts	456	1 744 991	110 043	6.3	.4	1.1
2341	New conveying equipment	205	670 461	24 299	3.6	.1	X
2342	New hoists, cranes, and monorails	296	952 847	65 483	6.9	.3	X
2350	Oil well, oil refinery, and pipeline machinery, equipment, and supplies	32	159 033	28 638	18.0	.1	X
2360	Other industrial machinery, equipment, and parts	70	377 039	41 137	10.9	.2	21.7
2363	New printing trades machinery, equipment, and supplies	20	48 760	7 421	15.2	Z	X
2364	New textile and sewing machinery and equipment	8	17 487	2 580	14.8	Z	X
2366	Other new industrial machinery and equipment	33	83 880	10 249	12.2	Z	X
2367	Used industrial machinery and equipment	6	9 034	405	4.5	Z	X
2370	Mechanical power transmission supplies	313	995 189	99 094	10.0	.4	41.6
2371	Bearings and bushings	157	481 592	22 197	4.6	.1	X
2372	Other mechanical power transmission supplies	265	875 300	76 893	8.8	.3	X
2380	Industrial valves and fittings (except fluid-power)	289	871 945	67 730	7.8	.3	X
2390	Hydraulic and pneumatic (fluid-power) valves	146	420 808	24 637	5.9	.1	41.8
2391	Hydraulic valves	98	312 161	13 022	4.2	.1	X
2392	Pneumatic valves	94	274 352	11 599	4.2	Z	X
2400	Hydraulic and pneumatic cylinders and rotary actuators	104	354 393	8 255	2.3	Z	41.0
2411	Hydraulic cylinders and rotary actuators	65	280 610	4 645	1.7	Z	X
2412	Pneumatic cylinders and rotary actuators	65	148 467	3 594	2.4	Z	X
2420	Hydraulic and pneumatic connectors and assemblies	320	914 927	102 286	11.2	.4	43.0
2421	Hydraulic and pneumatic connectors	239	661 933	39 849	6.0	.2	X
2422	Hydraulic and pneumatic assemblies	240	623 257	62 435	10.0	.2	X
2430	Fluid-power filters, components, accessories, and parts	194	606 633	37 439	6.2	.1	38.7
2431	Filters	91	262 698	9 121	3.5	Z	X
2432	Other fluid-power components, accessories, and parts, n.e.c.	133	412 196	28 314	6.9	.1	X
2440	Welding supplies (excluding gases)	143	455 396	29 577	6.5	.1	X
2450	Industrial containers and supplies	227	992 331	97 415	9.8	.4	38.8
2451	New and reconditioned drums and barrels	23	72 289	3 912	5.4	Z	X
2452	Bottles and bottlers' supplies	38	241 412	11 683	4.8	Z	X
2454	Other industrial containers and supplies	200	898 060	81 820	9.1	.3	X
2460	Other industrial supplies	4 506	25 110 642	22 277 288	88.7	88.7	38.4
2461	Printing and duplicating inks	359	4 344 537	3 491 522	80.4	13.9	X
2462	Abrasives and abrasive materials	1 500	5 273 070	1 980 411	37.6	7.9	X
2463	Nylon, polyester, and synthetic rubber	551	1 781 447	899 685	50.5	3.6	X
2464	Mechanical rubber goods	782	3 113 704	1 992 004	64.0	7.9	X
2465	Strapping and tape	874	3 488 433	1 317 317	37.8	5.2	X
2466	Industrial supplies, n.e.c.	3 161	16 310 221	12 596 347	77.2	50.2	X
2520	Custodial (janitors') equipment and supplies	10	28 011	1 646	5.9	Z	X
2620	Marine machinery, equipment, and supplies	42	140 888	28 959	20.6	.1	.9
2623	New marine supplies	36	90 174	17 947	19.9	.1	X
2700	Sporting and recreational goods and supplies	6	29 435	4 088	13.9	Z	X
3200	Printing and writing paper	16	80 842	10 957	13.6	Z	33.5
3211	Roll newsprint and rotogravure paper	7	22 033	1 866	8.5	Z	X
3213	Other printing and writing paper	9	58 809	9 091	15.5	Z	X
3300	Stationery, office supplies and greeting cards	16	35 631	10 184	28.6	Z	36.3
3313	Inked ribbons, carbon paper, pens and pencils	9	30 476	9 530	31.3	Z	X
3316	Other stationery supplies (envelopes, ruled forms, and binder paper) ...	7	5 155	442	8.6	Z	X
3400	Industrial and personal services paper and plastics	220	651 075	99 746	15.3	.4	12.7
3411	Paperboard and boxboard boxes	199	570 599	65 468	11.5	.3	X
3412	Paper dishes, cups, and napkins	76	205 976	4 420	2.1	Z	X
3413	Industrial paper (wrapping, bags, cartons, etc.)	106	298 483	13 823	4.6	.1	X
3414	Disposable plastic boxes, containers, cups, dishes, and supplies	83	221 852	6 265	2.8	Z	X
3415	Other industrial and personal service paper	18	93 206	9 768	10.5	Z	X
3600	Piece goods, knit and woven	8	294 835	44 375	15.1	.2	X
3700	Notions (buttons, ribbons, lace, sewing accessories, zippers, bindings, etc.)	6	12 303	1 641	13.3	Z	X
4830	Canned foods	10	47 110	17 411	37.0	.1	X
5300	Plastics materials and basic shapes	252	881 067	137 489	15.6	.5	3.8
5311	Plastic pipes, rods, tubes, and shapes	117	479 269	20 158	4.2	.1	X
5313	Plastics raw materials	37	63 047	6 794	10.8	Z	X
5314	Other plastics materials and basic shapes	203	635 189	94 504	14.9	.4	X
5320	Industrial gases (welding, etc.)	12	33 927	2 020	6.0	Z	X

See footnotes at end of table.

Table 1. All Types of Operation by Kind of Business and Commodity Line for Wholesale Trade: 1997—Con.

[Includes only establishments with payroll. For meaning of abbreviations and symbols, see introductory text. For explanation of terms, see Appendix A]

NAICS code and CL code	Kind of business and commodity line	Establishments handling commodity line		Commodity line sales			Sales coverage percent
		Number	Total sales (\$1,000)	Amount ¹ (\$1,000)	As percent of total sales of—		
					Establishments handling line	Establishments in NAICS industry ¹	
4218406	Other industrial supplies whsle—Con.						
5330	Chemicals and allied products (excluding agricultural, plastics, gases, and petroleum)	274	1 515 371	319 659	21.1	1.3	5.5
5335	Detergents and soaps	73	213 104	11 029	5.2	Z	X
5336	Sanitation chemicals, polishes, and waxes	62	157 920	5 882	3.7	Z	X
5338	Wood chemicals, naval stores, and gum	10	35 859	1 506	4.2	Z	X
5342	Adhesives, sealants, and glues	191	663 673	47 613	7.2	.2	X
5344	Other chemicals and allied products	9	24 901	3 482	14.0	Z	X
5400	Petroleum products	13	34 468	3 702	10.7	Z	.3
5418	Lubricating oil and greases	13	34 468	3 702	10.7	Z	X
6000	Paint, paint supplies, and wallpaper	210	649 136	49 481	7.6	.2	3.6
6011	Architectural coatings (enamels, primers, stains, solvents, and lacquers)	109	544 614	33 300	6.1	.1	X
6013	Special purpose coatings (automotive, refinish, marine, traffic coatings)	19	15 809	1 215	7.7	Z	X
6014	Paint supplies	142	291 457	14 311	4.9	.1	X
6150	Nondurable goods, n.e.c.	8	7 604	1 642	21.6	Z	X
9700	Service receipts and labor charges (including installed parts)	410	1 488 938	136 296	9.2	.5	42.0
9701	Labor charges for repair work	332	1 266 516	77 653	6.1	.3	X
9702	Parts installed in repair work	173	633 719	23 303	3.7	.1	X
9703	Other service receipts and labor charges—Specify	88	246 589	35 334	14.3	.1	X
9810	Miscellaneous commodities	192	952 923	205 510	21.6	.8	X
9940	Rental and leasing receipts	69	198 159	11 992	6.1	Z	X
42185	Service establishment equipment & supplies whsle	6 808	X	16 038 492	X	100.0	74.9
0200	New and rebuilt automotive parts and supplies	21	54 630	7 234	13.2	Z	X
0420	Office and business furniture	7	9 782	382	3.9	Z	X
0530	Flooring and floor coverings	50	112 548	5 901	5.2	Z	.8
0531	Soft-surface (textile) floor coverings and accessories (including rugs, carpets, and pads)	40	70 490	3 764	5.3	Z	X
0700	Brick, stone, tile, sand, block, cement, and gravel	8	26 945	919	3.4	Z	66.8
0714	Brick, block, tile, clay/cement sewer pipe, etc.	8	26 945	729	2.7	Z	X
0920	New computer equipment	13	23 811	1 657	7.0	Z	X
0960	Restaurant and hotel equipment and supplies	262	751 083	96 281	12.8	.6	X
0970	Store machines and equipment	15	52 746	4 535	8.6	Z	X
1000	Medical, hospital, and surgical supplies	14	20 002	3 867	19.3	Z	29.2
1011	Surgical and medical instruments and equipment	6	8 352	102	1.2	Z	X
1013	Other surgical, medical, and hospital supplies	14	20 002	3 765	18.8	Z	X
1120	Flat iron and steel products	16	38 205	2 170	5.7	Z	X
1140	Iron and steel wire and wire products	17	26 796	1 725	6.4	Z	X
1150	Iron and steel pipe and tubing	20	36 279	4 123	11.4	Z	1.6
1154	Other steel pipe	18	30 173	3 943	13.1	Z	X
1200	Copper and brass	8	8 022	341	4.3	Z	X
1400	Electrical apparatus and equipment	19	31 360	2 070	6.6	Z	38.9
1415	Electric bulbs (all types)	7	11 398	654	5.7	Z	X
1500	Electrical appliances, household	17	22 778	3 942	17.3	Z	X
1600	Electronic parts and equipment, except communication	72	176 380	13 901	7.9	.1	.2
1618	Electronic parts and equipment, n.e.c.	12	20 681	2 490	12.0	Z	X
1700	Hardware	54	137 163	18 012	13.1	.1	2.4
1712	Bolts, nuts, rivets, and fasteners	21	26 310	8 180	31.1	.1	X
1800	Plumbing and heating equipment and supplies (hydronics)	74	147 305	19 132	13.0	.1	10.5
1811	Plastic pipe fittings and valves (excluding pipe and tubing)	22	24 076	2 258	9.4	Z	X
1812	Metal pipe fittings and valves (excluding pipe and tubing)	44	55 500	7 187	13.0	Z	X
1813	Plumbing fixtures	19	55 508	2 865	5.2	Z	X
2100	Construction and mining machinery and equipment (including parts and attachments)	6	8 488	2 540	29.9	Z	X
2200	Farm machinery, equipment, and parts	9	3 541	210	5.9	Z	X
2300	Hydraulic and pneumatic (fluid-power) pumps, motors, and parts	20	66 301	3 888	5.9	Z	63.2
2311	Pumps	19	54 250	2 470	4.6	Z	X
2312	Motors	14	34 627	345	1.0	Z	X
2313	Parts for pumps and motors	16	57 668	1 050	1.8	Z	X
2320	General-purpose industrial machinery, equipment, and parts	116	226 293	23 209	10.3	.1	14.7
2321	New pumps, compressors (air or gas), and equipment	61	92 102	9 390	10.2	.1	X
2326	New controlling, recording, and indicating instruments and access	36	68 850	1 469	2.1	Z	X
2327	All other new general-purpose industrial machinery and equipment	22	61 997	5 157	8.3	Z	X
2340	Materials handling machinery, equipment, and parts	15	35 014	1 044	3.0	Z	49.6
2342	New hoists, cranes, and monorails	12	27 835	269	1.0	Z	X
2344	New industrial trucks and tractors	12	27 835	269	1.0	Z	X
2345	Used materials handling machinery, equipment, and parts	12	27 835	269	1.0	Z	X
2360	Other industrial machinery, equipment, and parts	15	39 682	6 973	17.6	Z	47.9
2366	Other new industrial machinery and equipment	12	17 076	1 606	9.4	Z	X
2380	Industrial valves and fittings (except fluid-power)	6	13 754	2 285	16.6	Z	X
2390	Hydraulic and pneumatic (fluid-power) valves	13	34 295	672	2.0	Z	74.9
2391	Hydraulic valves	13	34 295	326	1.0	Z	X
2392	Pneumatic valves	13	34 295	326	1.0	Z	X
2400	Hydraulic and pneumatic cylinders and rotary actuators	12	27 835	545	2.0	Z	74.9
2411	Hydraulic cylinders and rotary actuators	12	27 835	267	1.0	Z	X
2412	Pneumatic cylinders and rotary actuators	12	27 835	267	1.0	Z	X

See footnotes at end of table.

Table 1. All Types of Operation by Kind of Business and Commodity Line for Wholesale Trade: 1997—Con.

[Includes only establishments with payroll. For meaning of abbreviations and symbols, see introductory text. For explanation of terms, see Appendix A]

NAICS code and CL code	Kind of business and commodity line	Establishments handling commodity line		Commodity line sales			Sales coverage percent
		Number	Total sales (\$1,000)	Amount ¹ (\$1,000)	As percent of total sales of—		
					Establishments handling line	Establishments in NAICS industry ¹	
42185	Service establishment equipment & supplies whsle—Con.						
2420	Hydraulic and pneumatic connectors and assemblies	15	33 590	837	2.5	Z	74.9
2421	Hydraulic and pneumatic connectors	15	33 590	564	1.7	Z	X
2422	Hydraulic and pneumatic assemblies	12	27 839	271	1.0	Z	X
2430	Fluid-power filters, components, accessories, and parts	16	40 840	1 001	2.5	Z	74.9
2431	Filters	15	35 658	424	1.2	Z	X
2432	Other fluid-power components, accessories, and parts, n.e.c.	13	33 019	575	1.7	Z	X
2440	Welding supplies (excluding gases)	6	11 374	2 040	17.9	Z	X
2450	Industrial containers and supplies	42	69 717	3 500	5.0	Z	5.5
2454	Other industrial containers and supplies	40	63 611	3 140	4.9	Z	X
2460	Other industrial supplies	89	245 094	16 845	6.9	.1	1.0
2466	Industrial supplies, n.e.c.	66	220 078	15 338	7.0	.1	X
2500	Beauty and barber equipment and supplies	1 306	2 435 468	2 370 341	97.3	14.8	69.4
2511	Equipment (furniture, dryers, etc.)	828	1 470 440	368 309	25.0	Z	X
2512	Supplies (combs, curlers, shampoos, etc.)	1 258	2 151 770	2 002 032	93.0	Z	X
2520	Custodial (janitors') equipment and supplies	2 414	4 747 556	3 612 156	76.1	22.5	46.8
2521	Custodial equipment—power equipment	1 643	3 079 868	542 097	17.6	Z	X
2522	Custodial equipment—nonpower equipment	1 198	2 327 388	335 769	14.4	Z	X
2523	Custodial supplies	2 268	4 311 162	2 722 851	63.2	17.0	X
2530	Laundry and dry-cleaning equipment and supplies	812	4 395 100	2 630 730	59.9	16.4	X
2540	Other service establishment equipment and supplies	2 482	5 108 886	4 751 587	93.0	29.6	54.9
2541	Undertakers' equipment and supplies	618	1 551 240	1 529 201	98.6	Z	X
2542	Service establishment equipment and supplies, n.e.c.	1 887	3 558 927	3 219 878	90.5	20.1	X
2700	Sporting and recreational goods and supplies	22	62 765	16 265	25.9	.1	42.0
2711	Ammunition, firearms, reloading equipment, archery supplies, shooting aids, and accessories	12	44 555	13 288	29.8	.1	X
2713	Billiards, pool, bowling equipment, and accessories	10	18 210	2 977	16.3	Z	X
3160	Fire extinguishers and fire safety equipment	8	6 378	520	8.2	Z	X
3200	Printing and writing paper	60	128 280	5 138	4.0	Z	34.5
3213	Other printing and writing paper	49	88 809	4 195	4.7	Z	X
3300	Stationery, office supplies and greeting cards	41	77 726	12 958	16.7	.1	70.4
3312	Stationery, photocopy paper, and typing paper	37	73 905	10 263	13.9	.1	X
3316	Other stationery supplies (envelopes, ruled forms, and binder paper) ...	25	53 132	2 339	4.4	Z	X
3400	Industrial and personal services paper and plastics	519	1 075 719	217 486	20.2	1.4	23.7
3411	Paperboard and boxboard boxes	114	281 829	22 495	8.0	.1	X
3412	Paper dishes, cups, and napkins	354	593 663	38 323	6.5	.2	X
3413	Industrial paper (wrapping, bags, cartons, etc.)	170	415 777	27 741	6.7	.2	X
3414	Disposable plastic boxes, containers, cups, dishes, and supplies	333	570 747	48 547	8.5	.3	X
3415	Other industrial and personal service paper	240	459 871	76 317	16.6	.5	X
3500	Drugs, pharmaceuticals, cosmetics, and toiletries	37	94 624	13 840	14.6	.1	14.0
3513	Cosmetics	15	38 271	7 911	20.7	Z	X
3514	Perfumes	10	15 847	360	2.3	Z	X
3515	Other toiletries and druggists' sundries	8	10 448	1 651	15.8	Z	X
3600	Piece goods, knit and woven	16	65 587	12 182	18.6	.1	28.2
3612	Cotton (including blends)	10	35 715	1 868	5.2	Z	X
3613	Synthetics (excluding synthetic knits)	10	35 715	1 238	3.5	Z	X
3614	Knit fabrics, n.e.c. (including double knit)	10	35 715	5 327	14.9	Z	X
3615	Woolen and worsted piece goods	10	35 715	1 868	5.2	Z	X
4830	Canned foods	6	52 261	3 299	6.3	Z	74.9
4831	Canned and bottled fruits, vegetables, and juices	6	52 261	3 061	5.9	Z	X
4850	Soft drinks and bottled water	7	48 912	6 147	12.6	Z	X
4860	Other grocery specialties	40	2 254 189	356 397	15.8	2.2	13.2
4868	Grocery specialties, n.e.c.	37	2 236 658	352 032	15.7	2.2	X
5300	Plastics materials and basic shapes	63	166 844	32 689	19.6	.2	22.5
5314	Other plastics materials and basic shapes	56	130 011	18 490	14.2	.1	X
5320	Industrial gases (welding, etc.)	8	11 376	1 609	14.1	Z	X
5330	Chemicals and allied products (excluding agricultural, plastics, gases, and petroleum)	925	4 028 236	920 804	22.9	5.7	35.4
5331	Gasses, compressed and liquified, except L.P.	10	52 624	522	1.0	Z	X
5332	Alkalies and chlorine	89	779 869	65 428	8.4	.4	X
5335	Detergents and soaps	614	3 314 741	353 825	10.7	2.2	X
5336	Sanitation chemicals, polishes, and waxes	647	2 971 939	366 024	12.3	2.3	X
5338	Wood chemicals, naval stores, and gum	17	18 530	183	1.0	Z	X
5341	Insecticides, nonagricultural	213	2 435 399	104 637	4.3	.7	X
5344	Other chemicals and allied products	230	459 883	27 100	5.9	.2	X
5400	Petroleum products	10	11 667	2 172	18.6	Z	X
6000	Paint, paint supplies, and wallpaper	10	14 877	1 350	9.1	Z	X
6150	Nondurable goods, n.e.c.	39	1 949 151	346 796	17.8	2.2	X
9700	Service receipts and labor charges (including installed parts)	1 075	2 030 818	255 452	12.6	1.6	64.2
9701	Labor charges for repair work	927	1 757 528	114 535	6.5	.7	X
9702	Parts installed in repair work	726	1 384 429	90 829	6.6	.6	X
9703	Other service receipts and labor charges—Specify	177	313 223	50 067	16.0	.3	X
9720	Receipts for service contracts	26	63 715	5 917	9.3	Z	X
9740	Receipts for installing equipment	185	415 540	36 426	8.8	.2	X
9810	Miscellaneous commodities	153	1 009 798	114 913	11.4	.7	X
9940	Rental and leasing receipts	189	348 595	21 402	6.1	.1	1.6
9944	Other rental receipts	78	127 199	4 475	3.5	Z	X
9980	Receipts for machine shop job work	9	3 541	34	1.0	Z	X

See footnotes at end of table.

Table 1. All Types of Operation by Kind of Business and Commodity Line for Wholesale Trade: 1997—Con.

[Includes only establishments with payroll. For meaning of abbreviations and symbols, see introductory text. For explanation of terms, see Appendix A]

NAICS code and CL code	Kind of business and commodity line	Establishments handling commodity line		Commodity line sales			Sales coverage percent
		Number	Total sales (\$1,000)	Amount ¹ (\$1,000)	As percent of total sales of—		
					Establishments handling line	Establishments in NAICS industry ¹	
421850	Service establishment equipment & supplies whsle	6 808	X	16 038 492	X	100.0	74.9
0200	New and rebuilt automotive parts and supplies	21	54 630	7 234	13.2	Z	X
0420	Office and business furniture	7	9 782	382	3.9	Z	X
0530	Flooring and floor coverings	50	112 548	5 901	5.2	Z	.8
0531	Soft-surface (textile) floor coverings and accessories (including rugs, carpets, and pads)	40	70 490	3 764	5.3	Z	X
0700	Brick, stone, tile, sand, block, cement, and gravel	8	26 945	919	3.4	Z	66.8
0714	Brick, block, tile, clay/cement sewer pipe, etc.	8	26 945	729	2.7	Z	X
0920	New computer equipment	13	23 811	1 657	7.0	Z	X
0960	Restaurant and hotel equipment and supplies	262	751 083	96 281	12.8	.6	X
0970	Store machines and equipment	15	52 746	4 535	8.6	Z	X
1000	Medical, hospital, and surgical supplies	14	20 002	3 867	19.3	Z	29.2
1011	Surgical and medical instruments and equipment	6	8 352	102	1.2	Z	X
1013	Other surgical, medical, and hospital supplies	14	20 002	3 765	18.8	Z	X
1120	Flat iron and steel products	16	38 205	2 170	5.7	Z	X
1140	Iron and steel wire and wire products	17	26 796	1 725	6.4	Z	X
1150	Iron and steel pipe and tubing	20	36 279	4 123	11.4	Z	1.6
1154	Other steel pipe	18	30 173	3 943	13.1	Z	X
1200	Copper and brass	8	8 022	341	4.3	Z	X
1400	Electrical apparatus and equipment	19	31 360	2 070	6.6	Z	38.9
1415	Electric bulbs (all types)	7	11 398	654	5.7	Z	X
1500	Electrical appliances, household	17	22 778	3 942	17.3	Z	X
1600	Electronic parts and equipment, except communication	72	176 380	13 901	7.9	.1	.2
1618	Electronic parts and equipment, n.e.c.	12	20 681	2 490	12.0	Z	X
1700	Hardware	54	137 163	18 012	13.1	.1	2.4
1712	Bolts, nuts, rivets, and fasteners	21	26 310	8 180	31.1	.1	X
1800	Plumbing and heating equipment and supplies (hydronics)	74	147 305	19 132	13.0	.1	10.5
1811	Plastic pipe fittings and valves (excluding pipe and tubing)	22	24 076	2 258	9.4	Z	X
1812	Metal pipe fittings and valves (excluding pipe and tubing)	44	55 500	7 187	13.0	Z	X
1813	Plumbing fixtures	19	55 508	2 865	5.2	Z	X
2100	Construction and mining machinery and equipment (including parts and attachments)	6	8 488	2 540	29.9	Z	X
2200	Farm machinery, equipment, and parts	9	3 541	210	5.9	Z	X
2300	Hydraulic and pneumatic (fluid-power) pumps, motors, and parts	20	66 301	3 888	5.9	Z	63.2
2311	Pumps	19	54 250	2 470	4.6	Z	X
2312	Motors	14	34 627	345	1.0	Z	X
2313	Parts for pumps and motors	16	57 668	1 050	1.8	Z	X
2320	General-purpose industrial machinery, equipment, and parts	116	226 293	23 209	10.3	.1	14.7
2321	New pumps, compressors (air or gas), and equipment	61	92 102	9 390	10.2	.1	X
2326	New controlling, recording, and indicating instruments and access	36	68 850	1 469	2.1	Z	X
2327	All other new general-purpose industrial machinery and equipment	22	61 997	5 157	8.3	Z	X
2340	Materials handling machinery, equipment, and parts	15	35 014	1 044	3.0	Z	49.6
2342	New hoists, cranes, and monorails	12	27 835	269	1.0	Z	X
2344	New industrial trucks and tractors	12	27 835	269	1.0	Z	X
2345	Used materials handling machinery, equipment, and parts	12	27 835	269	1.0	Z	X
2360	Other industrial machinery, equipment, and parts	15	39 682	6 973	17.6	Z	47.9
2366	Other new industrial machinery and equipment	12	17 076	1 606	9.4	Z	X
2380	Industrial valves and fittings (except fluid-power)	6	13 754	2 285	16.6	Z	X
2390	Hydraulic and pneumatic (fluid-power) valves	13	34 295	672	2.0	Z	74.9
2391	Hydraulic valves	13	34 295	326	1.0	Z	X
2392	Pneumatic valves	13	34 295	326	1.0	Z	X
2400	Hydraulic and pneumatic cylinders and rotary actuators	12	27 835	545	2.0	Z	74.9
2411	Hydraulic cylinders and rotary actuators	12	27 835	267	1.0	Z	X
2412	Pneumatic cylinders and rotary actuators	12	27 835	267	1.0	Z	X
2420	Hydraulic and pneumatic connectors and assemblies	15	33 590	837	2.5	Z	74.9
2421	Hydraulic and pneumatic connectors	15	33 590	564	1.7	Z	X
2422	Hydraulic and pneumatic assemblies	12	27 839	271	1.0	Z	X
2430	Fluid-power filters, components, accessories, and parts	16	40 840	1 001	2.5	Z	74.9
2431	Filters	15	35 658	424	1.2	Z	X
2432	Other fluid-power components, accessories, and parts, n.e.c.	13	33 019	575	1.7	Z	X
2440	Welding supplies (excluding gases)	6	11 374	2 040	17.9	Z	X
2450	Industrial containers and supplies	42	69 717	3 500	5.0	Z	5.5
2454	Other industrial containers and supplies	40	63 611	3 140	4.9	Z	X
2460	Other industrial supplies	89	245 094	16 845	6.9	.1	1.0
2466	Industrial supplies, n.e.c.	66	220 078	15 338	7.0	.1	X
2500	Beauty and barber equipment and supplies	1 306	2 435 468	2 370 341	97.3	14.8	69.4
2511	Equipment (furniture, dryers, etc.)	828	1 470 440	368 309	25.0	2.3	X
2512	Supplies (combs, curlers, shampoos, etc.)	1 258	2 151 770	2 002 032	93.0	12.5	X
2520	Custodial (janitors') equipment and supplies	2 414	4 747 556	3 612 156	76.1	22.5	46.8
2521	Custodial equipment—power equipment	1 643	3 079 868	542 097	17.6	3.4	X
2522	Custodial equipment—nonpower equipment	1 198	2 327 388	335 769	14.4	2.1	X
2523	Custodial supplies	2 268	4 311 162	2 722 851	63.2	17.0	X
2530	Laundry and dry-cleaning equipment and supplies	812	4 395 100	2 630 730	59.9	16.4	X
2540	Other service establishment equipment and supplies	2 482	5 108 886	4 751 587	93.0	29.6	54.9
2541	Undertakers' equipment and supplies	618	1 551 240	1 529 201	98.6	9.5	X
2542	Service establishment equipment and supplies, n.e.c.	1 887	3 558 927	3 219 878	90.5	20.1	X

See footnotes at end of table.

Table 1. All Types of Operation by Kind of Business and Commodity Line for Wholesale Trade: 1997—Con.

[Includes only establishments with payroll. For meaning of abbreviations and symbols, see introductory text. For explanation of terms, see Appendix A]

NAICS code and CL code	Kind of business and commodity line	Establishments handling commodity line		Commodity line sales			Sales coverage percent
		Number	Total sales (\$1,000)	Amount ¹ (\$1,000)	As percent of total sales of—		
					Establishments handling line	Establishments in NAICS industry ¹	
421850	Service establishment equipment & supplies whsle—Con.						
2700	Sporting and recreational goods and supplies	22	62 765	16 265	25.9	.1	42.0
2711	Ammunition, firearms, reloading equipment, archery supplies, shooting aids, and accessories	12	44 555	13 288	29.8	.1	X
2713	Billiards, pool, bowling equipment, and accessories	10	18 210	2 977	16.3	Z	X
3160	Fire extinguishers and fire safety equipment	8	6 378	520	8.2	Z	X
3200	Printing and writing paper	60	128 280	5 138	4.0	Z	34.5
3213	Other printing and writing paper	49	88 809	4 195	4.7	Z	X
3300	Stationery, office supplies and greeting cards	41	77 726	12 958	16.7	.1	70.4
3312	Stationery, photocopy paper, and typing paper	37	73 905	10 263	13.9	.1	X
3316	Other stationery supplies (envelopes, ruled forms, and binder paper)	25	53 132	2 339	4.4	Z	X
3400	Industrial and personal services paper and plastics	519	1 075 719	217 486	20.2	1.4	23.7
3411	Paperboard and boxboard boxes	114	281 829	22 495	8.0	.1	X
3412	Paper dishes, cups, and napkins	354	593 663	38 323	6.5	.2	X
3413	Industrial paper (wrapping, bags, cartons, etc.)	170	415 777	27 741	6.7	.2	X
3414	Disposable plastic boxes, containers, cups, dishes, and supplies	333	570 747	48 547	8.5	.3	X
3415	Other industrial and personal service paper	240	459 871	76 317	16.6	.5	X
3500	Drugs, pharmaceuticals, cosmetics, and toiletries	37	94 624	13 840	14.6	.1	14.0
3513	Cosmetics	15	38 271	7 911	20.7	Z	X
3514	Perfumes	10	15 847	360	2.3	Z	X
3515	Other toiletries and druggists' sundries	8	10 448	1 651	15.8	Z	X
3600	Piece goods, knit and woven	16	65 587	12 182	18.6	.1	28.2
3612	Cotton (including blends)	10	35 715	1 868	5.2	Z	X
3613	Synthetics (excluding synthetic knits)	10	35 715	1 238	3.5	Z	X
3614	Knit fabrics, n.e.c. (including double knit)	10	35 715	5 327	14.9	Z	X
3615	Woolen and worsted piece goods	10	35 715	1 868	5.2	Z	X
4830	Canned foods	6	52 261	3 299	6.3	Z	74.9
4831	Canned and bottled fruits, vegetables, and juices	6	52 261	3 061	5.9	Z	X
4850	Soft drinks and bottled water	7	48 912	6 147	12.6	Z	X
4860	Other grocery specialties	40	2 254 189	356 397	15.8	2.2	13.2
4868	Grocery specialties, n.e.c.	37	2 236 658	352 032	15.7	2.2	X
5300	Plastics materials and basic shapes	63	166 844	32 689	19.6	.2	22.5
5314	Other plastics materials and basic shapes	56	130 011	18 490	14.2	.1	X
5320	Industrial gases (welding, etc.)	8	11 376	1 609	14.1	Z	X
5330	Chemicals and allied products (excluding agricultural, plastics, gases, and petroleum)	925	4 028 236	920 804	22.9	5.7	35.4
5331	Gasses, compressed and liquified, except L.P.	10	52 624	522	1.0	Z	X
5332	Alkalies and chlorine	89	779 869	65 428	8.4	.4	X
5335	Detergents and soaps	614	3 314 741	353 825	10.7	2.2	X
5336	Sanitation chemicals, polishes, and waxes	647	2 971 939	366 024	12.3	2.3	X
5338	Wood chemicals, naval stores, and gum	17	18 530	183	1.0	Z	X
5341	Insecticides, nonagricultural	213	2 435 399	104 637	4.3	.7	X
5344	Other chemicals and allied products	230	459 883	27 100	5.9	.2	X
5400	Petroleum products	10	11 667	2 172	18.6	Z	X
6000	Paint, paint supplies, and wallpaper	10	14 877	1 350	9.1	Z	X
6150	Nondurable goods, n.e.c.	39	1 949 151	346 796	17.8	2.2	X
9700	Service receipts and labor charges (including installed parts)	1 075	2 030 818	255 452	12.6	1.6	64.2
9701	Labor charges for repair work	927	1 757 528	114 535	6.5	.7	X
9702	Parts installed in repair work	726	1 384 429	90 829	6.6	.6	X
9703	Other service receipts and labor charges—Specify	177	313 223	50 067	16.0	.3	X
9720	Receipts for service contracts	26	63 715	5 917	9.3	Z	X
9740	Receipts for installing equipment	185	415 540	36 426	8.8	.2	X
9810	Miscellaneous commodities	153	1 009 798	114 913	11.4	.7	X
9940	Rental and leasing receipts	189	348 595	21 402	6.1	.1	1.6
9944	Other rental receipts	78	127 199	4 475	3.5	Z	X
9980	Receipts for machine shop job work	9	3 541	34	1.0	Z	X
4218501	Beauty & barber shop equipment & supplies whsle	1 296	X	2 416 390	X	100.0	70.0
1500	Electrical appliances, household	13	10 579	2 283	21.6	.1	X
2500	Beauty and barber equipment and supplies	1 296	2 416 390	2 368 452	98.0	98.0	64.8
2511	Equipment (furniture, dryers, etc.)	821	1 462 142	367 985	25.2	15.2	X
2512	Supplies (combs, curlers, shampoos, etc.)	1 252	2 138 805	2 000 467	93.5	82.8	X
3500	Drugs, pharmaceuticals, cosmetics, and toiletries	27	56 415	10 183	18.1	.4	23.8
3513	Cosmetics	15	38 271	7 911	20.7	.3	X
3514	Perfumes	10	15 847	360	2.3	Z	X
3515	Other toiletries and druggists' sundries	8	10 448	1 651	15.8	.1	X
6150	Nondurable goods, n.e.c.	7	26 551	2 327	8.8	.1	X
9700	Service receipts and labor charges (including installed parts)	49	54 352	14 138	26.0	.6	31.8
9701	Labor charges for repair work	44	46 054	2 818	6.1	.1	X
9702	Parts installed in repair work	17	15 473	404	2.6	Z	X
9810	Miscellaneous commodities	17	17 879	491	2.7	Z	X

See footnotes at end of table.

Table 1. All Types of Operation by Kind of Business and Commodity Line for Wholesale Trade: 1997—Con.

[Includes only establishments with payroll. For meaning of abbreviations and symbols, see introductory text. For explanation of terms, see Appendix A]

NAICS code and CL code	Kind of business and commodity line	Establishments handling commodity line		Commodity line sales			Sales coverage percent
		Number	Total sales (\$1,000)	Amount ¹ (\$1,000)	As percent of total sales of—		
					Establishments handling line	Establishments in NAICS industry ¹	
4218502	Custodial, janitors' equipment & supplies whsle	2 356	X	4 430 938	X	100.0	73.8
0530	Flooring and floor coverings	47	104 527	5 731	5.5	.1	X
0960	Restaurant and hotel equipment and supplies	217	632 431	84 279	13.3	1.9	X
0970	Store machines and equipment	10	33 429	2 068	6.2	Z	X
1000	Medical, hospital, and surgical supplies	6	9 641	981	10.2	Z	X
1120	Flat iron and steel products	9	4 620	328	7.1	Z	X
1400	Electrical apparatus and equipment	7	11 398	681	6.0	Z	X
1600	Electronic parts and equipment, except communication	14	65 675	4 895	7.5	.1	X
1700	Hardware	29	88 461	5 248	5.9	.1	X
1800	Plumbing and heating equipment and supplies (hydronics)	20	63 262	3 794	6.0	.1	X
2320	General-purpose industrial machinery, equipment, and parts	52	78 588	6 228	7.9	.1	X
2440	Welding supplies (excluding gases)	6	11 374	2 040	17.9	Z	X
2450	Industrial containers and supplies	40	63 611	3 140	4.9	.1	X
2460	Other industrial supplies	67	225 930	15 629	6.9	.4	X
2520	Custodial (janitors') equipment and supplies	2 356	4 430 938	3 593 154	81.1	81.1	X
2530	Laundry and dry-cleaning equipment and supplies	110	266 217	26 482	9.9	.6	X
2540	Other service establishment equipment and supplies	15	19 406	2 317	11.9	.1	X
2700	Sporting and recreational goods and supplies	8	8 374	519	6.2	Z	X
3200	Printing and writing paper	51	104 320	4 359	4.2	.1	X
3300	Stationery, office supplies and greeting cards	38	76 490	12 696	16.6	.3	X
3400	Industrial and personal services paper and plastics	488	1 020 138	214 895	21.1	4.9	X
4860	Other grocery specialties	6	34 769	9 924	28.5	.2	X
5300	Plastics materials and basic shapes	48	118 040	15 373	13.0	.3	X
5320	Industrial gases (welding, etc.)	8	11 376	1 609	14.1	Z	X
5330	Chemicals and allied products (excluding agricultural, plastics, gases, and petroleum)	638	1 464 590	307 842	21.0	6.9	X
6000	Paint, paint supplies, and wallpaper	6	10 979	804	7.3	Z	X
9700	Service receipts and labor charges (including installed parts)	427	809 286	69 049	8.5	1.6	X
9810	Miscellaneous commodities	67	115 045	10 480	9.1	.2	X
9940	Rental and leasing receipts	84	122 631	2 509	2.0	.1	X
4218503	Laundry & dry-cleaning equipment & supplies whsle	699	X	4 123 097	X	100.0	85.4
0960	Restaurant and hotel equipment and supplies	31	101 737	11 430	11.2	.3	X
1140	Iron and steel wire and wire products	6	10 776	1 279	11.9	Z	X
1600	Electronic parts and equipment, except communication	7	13 068	319	2.4	Z	X
1800	Plumbing and heating equipment and supplies (hydronics)	6	17 059	1 693	9.9	Z	X
2320	General-purpose industrial machinery, equipment, and parts	6	25 943	6 087	23.5	.1	X
2520	Custodial (janitors') equipment and supplies	45	286 670	17 062	6.0	.4	X
2530	Laundry and dry-cleaning equipment and supplies	699	4 123 097	2 603 258	63.1	63.1	X
3400	Industrial and personal services paper and plastics	13	29 345	1 915	6.5	Z	X
4830	Canned foods	6	52 261	3 299	6.3	.1	X
4860	Other grocery specialties	34	2 219 420	346 473	15.6	8.4	X
5330	Chemicals and allied products (excluding agricultural, plastics, gases, and petroleum)	148	2 431 816	588 298	24.2	14.3	X
6150	Nondurable goods, n.e.c.	23	1 899 353	340 961	18.0	8.3	X
9700	Service receipts and labor charges (including installed parts)	143	377 195	54 607	14.5	1.3	X
9740	Receipts for installing equipment	87	243 388	10 866	4.5	.3	X
9810	Miscellaneous commodities	14	784 192	93 027	11.9	2.3	X
9940	Rental and leasing receipts	20	68 498	12 158	17.7	.3	X
4218504	Other service establishment equipment & supplies whsle	2 457	X	5 068 067	X	100.0	69.7
0200	New and rebuilt automotive parts and supplies	18	51 534	6 353	12.3	.1	X
0700	Brick, stone, tile, sand, block, cement, and gravel	6	17 352	635	3.7	Z	54.2
0714	Brick, block, tile, clay/cement sewer pipe, etc.	6	17 352	635	3.7	Z	X
0920	New computer equipment	13	23 811	1 657	7.0	Z	X
0960	Restaurant and hotel equipment and supplies	14	16 915	572	3.4	Z	X
1000	Medical, hospital, and surgical supplies	8	10 361	2 886	27.9	.1	26.7
1011	Surgical and medical instruments and equipment	6	8 352	102	1.2	Z	X
1013	Other surgical, medical, and hospital supplies	8	10 361	2 784	26.9	.1	X
1140	Iron and steel wire and wire products	6	6 786	106	1.6	Z	X
1150	Iron and steel pipe and tubing	18	30 173	3 943	13.1	.1	1.8
1154	Other steel pipe	18	30 173	3 943	13.1	.1	X
1200	Copper and brass	8	8 022	341	4.3	Z	X
1400	Electrical apparatus and equipment	10	9 927	1 187	12.0	Z	X
1600	Electronic parts and equipment, except communication	51	97 637	8 687	8.9	.2	X
1700	Hardware	22	42 589	12 705	29.8	.3	7.0
1712	Bolts, nuts, rivets, and fasteners	21	26 310	8 180	31.1	.2	X
1800	Plumbing and heating equipment and supplies (hydronics)	48	66 984	13 645	20.4	.3	21.6
1811	Plastic pipe fittings and valves (excluding pipe and tubing)	22	24 076	2 258	9.4	Z	X
1812	Metal pipe fittings and valves (excluding pipe and tubing)	44	55 500	7 187	13.0	.1	X
2100	Construction and mining machinery and equipment (including parts and attachments)	6	8 488	2 540	29.9	.1	X
2200	Farm machinery, equipment, and parts	9	3 541	210	5.9	Z	X
2300	Hydraulic and pneumatic (fluid-power) pumps, motors, and parts	16	52 077	3 163	6.1	.1	55.8
2311	Pumps	16	52 077	2 366	4.5	Z	X
2312	Motors	13	34 295	331	1.0	Z	X
2313	Parts for pumps and motors	15	45 617	446	1.0	Z	X
2320	General-purpose industrial machinery, equipment, and parts	58	121 762	10 894	8.9	.2	29.4
2321	New pumps, compressors (air or gas), and equipment	23	45 401	5 830	12.8	.1	X
2326	New controlling, recording, and indicating instruments and access	36	68 850	1 469	2.1	Z	X
2327	All other new general-purpose industrial machinery and equipment	12	34 516	3 082	8.9	.1	X

See footnotes at end of table.

Table 1. All Types of Operation by Kind of Business and Commodity Line for Wholesale Trade: 1997—Con.

[Includes only establishments with payroll. For meaning of abbreviations and symbols, see introductory text. For explanation of terms, see Appendix A]

NAICS code and CL code	Kind of business and commodity line	Establishments handling commodity line		Commodity line sales			Sales coverage percent
		Number	Total sales (\$1,000)	Amount ¹ (\$1,000)	As percent of total sales of—		
					Establishments handling line	Establishments in NAICS industry ¹	
4218504	Other service establishment equipment & supplies whse— Con.						
2340	Materials handling machinery, equipment, and parts	13	34 295	953	2.8	Z	44.9
2342	New hoists, cranes, and monorails	12	27 835	269	1.0	Z	X
2344	New industrial trucks and tractors	12	27 835	269	1.0	Z	X
2345	Used materials handling machinery, equipment, and parts	12	27 835	269	1.0	Z	X
2360	Other industrial machinery, equipment, and parts	10	15 235	1 351	8.9	Z	35.7
2366	Other new industrial machinery and equipment	10	15 235	1 351	8.9	Z	X
2390	Hydraulic and pneumatic (fluid-power) valves	13	34 295	672	2.0	Z	69.7
2391	Hydraulic valves	13	34 295	326	1.0	Z	X
2392	Pneumatic valves	13	34 295	326	1.0	Z	X
2400	Hydraulic and pneumatic cylinders and rotary actuators	12	27 835	545	2.0	Z	69.7
2411	Hydraulic cylinders and rotary actuators	12	27 835	267	1.0	Z	X
2412	Pneumatic cylinders and rotary actuators	12	27 835	267	1.0	Z	X
2420	Hydraulic and pneumatic connectors and assemblies	15	33 590	837	2.5	Z	69.7
2421	Hydraulic and pneumatic connectors	15	33 590	564	1.7	Z	X
2422	Hydraulic and pneumatic assemblies	12	27 839	271	1.0	Z	X
2430	Fluid-power filters, components, accessories, and parts	16	40 840	1 001	2.5	Z	69.7
2431	Filters	15	35 658	424	1.2	Z	X
2432	Other fluid-power components, accessories, and parts, n.e.c.	13	33 019	575	1.7	Z	X
2460	Other industrial supplies	21	17 615	1 201	6.8	Z	X
2520	Custodial (janitors') equipment and supplies	8	7 045	334	4.7	Z	69.7
2522	Custodial equipment—nonpower equipment	8	7 045	268	3.8	Z	X
2540	Other service establishment equipment and supplies	2 457	5 068 067	4 743 682	93.6	93.6	51.0
2541	Undertakers' equipment and supplies	618	1 551 240	1 529 201	98.6	30.2	X
2542	Service establishment equipment and supplies, n.e.c.	1 867	3 523 130	3 214 481	91.2	63.4	X
2700	Sporting and recreational goods and supplies	12	44 555	13 288	29.8	.3	19.0
2711	Ammunition, firearms, reloading equipment, archery supplies, shooting aids, and accessories	12	44 555	13 288	29.8	.3	X
3160	Fire extinguishers and fire safety equipment	8	6 378	520	8.2	Z	X
3400	Industrial and personal services paper and plastics	15	7 541	217	2.9	Z	X
3600	Piece goods, knit and woven	10	35 715	10 301	28.8	.2	51.5
3612	Cotton (including blends)	10	35 715	1 868	5.2	Z	X
3613	Synthetics (excluding synthetic knits)	10	35 715	1 238	3.5	Z	X
3614	Knit fabrics, n.e.c. (including double knit)	10	35 715	5 327	14.9	.1	X
3615	Woolen and worsted piece goods	10	35 715	1 868	5.2	Z	X
5300	Plastics materials and basic shapes	13	24 160	7 223	29.9	.1	27.4
5314	Other plastics materials and basic shapes	13	24 160	7 223	29.9	.1	X
5330	Chemicals and allied products (excluding agricultural, plastics, gases, and petroleum)	137	128 338	23 278	18.1	.5	5.2
5335	Detergents and soaps	111	121 121	16 565	13.7	.3	X
5336	Sanitation chemicals, polishes, and waxes	26	35 508	4 878	13.7	.1	X
5344	Other chemicals and allied products	25	6 481	1 764	27.2	Z	X
6150	Nondurable goods, n.e.c.	6	19 962	2 933	14.7	.1	X
9700	Service receipts and labor charges (including installed parts)	456	789 985	117 658	14.9	2.3	64.0
9701	Labor charges for repair work	360	645 423	60 530	9.4	1.2	X
9702	Parts installed in repair work	303	512 238	40 670	7.9	.8	X
9703	Other service receipts and labor charges—Specify	103	146 802	16 454	11.2	.3	X
9720	Receipts for service contracts	18	52 322	4 179	8.0	.1	X
9740	Receipts for installing equipment	90	156 875	25 237	16.1	.5	X
9810	Miscellaneous commodities	55	92 682	10 915	11.8	.2	X
9940	Rental and leasing receipts	83	138 790	4 588	3.3	.1	4.6
9944	Other rental receipts	78	127 199	4 475	3.5	.1	X
9980	Receipts for machine shop job work	9	3 541	34	1.0	Z	X
42186	Transportation equipment & supplies (exc motor vehicle) whse	4 003	X	23 682 313	X	100.0	75.6
0200	New and rebuilt automotive parts and supplies	62	436 770	39 883	9.1	.2	3.0
0211	Batteries	16	85 415	600	.7	Z	X
0212	Engines (complete)	16	85 415	3 023	3.5	Z	X
0213	Electrical engine parts (including ignition parts)	16	85 415	1 203	1.4	Z	X
0214	Brake parts (including fluid and all disk and drum parts)	16	85 415	600	.7	Z	X
0217	Hoses, belts, gaskets, and wiper blades	16	85 415	600	.7	Z	X
0218	Filters (oil, air, gas, and transmission)	16	85 415	1 203	1.4	Z	X
0219	Engine parts, except electrical	16	85 415	6 039	7.1	Z	X
0224	Accessories	16	85 415	1 203	1.4	Z	X
1120	Flat iron and steel products	8	2 809	144	5.1	Z	X
1140	Iron and steel wire and wire products	7	7 033	1 046	14.9	Z	X
1200	Copper and brass	6	2 295	68	3.0	Z	X
1220	Aluminum shapes, forms, etc.	7	8 230	2 378	28.9	Z	X
1400	Electrical apparatus and equipment	75	617 956	62 218	10.1	.3	X
1600	Electronic parts and equipment, except communication	113	723 144	64 454	8.9	.3	.9
1612	Integrated circuits	19	18 145	12 951	71.4	.1	X
1618	Electronic parts and equipment, n.e.c.	19	234 474	13 387	5.7	.1	X
1700	Hardware	123	358 031	57 908	16.2	.2	X
2100	Construction and mining machinery and equipment (including parts and attachments)	41	189 791	26 460	13.9	.1	X
2200	Farm machinery, equipment, and parts	7	8 547	1 379	16.1	Z	X
2220	Garden machinery, equipment, and parts	6	14 097	1 551	11.0	Z	X
2300	Hydraulic and pneumatic (fluid-power) pumps, motors, and parts	10	124 232	18 173	14.6	.1	75.6
2311	Pumps	10	124 232	17 799	14.3	.1	X

See footnotes at end of table.

Table 1. All Types of Operation by Kind of Business and Commodity Line for Wholesale Trade: 1997—Con.

[Includes only establishments with payroll. For meaning of abbreviations and symbols, see introductory text. For explanation of terms, see Appendix A]

NAICS code and CL code	Kind of business and commodity line	Establishments handling commodity line		Commodity line sales			Sales coverage percent
		Number	Total sales (\$1,000)	Amount ¹ (\$1,000)	As percent of total sales of—		
					Establishments handling line	Establishments in NAICS industry ¹	
42186	Transportation equipment & supplies (exc motor vehicle) whsle—Con.						
2320	General-purpose industrial machinery, equipment, and parts	114	553 174	60 719	11.0	.3	5.2
2321	New pumps, compressors (air or gas), and equipment	19	47 785	10 066	21.1	Z	X
2323	New diesel engines (excluding automotive)	60	265 124	8 314	3.1	Z	X
2326	New controlling, recording, and indicating instruments and access	11	13 152	312	2.4	Z	X
2327	All other new general-purpose industrial machinery and equipment	62	318 230	27 473	8.6	.1	X
2340	Materials handling machinery, equipment, and parts	10	21 590	487	2.3	Z	X
2350	Oil well, oil refinery, and pipeline machinery, equipment, and supplies	23	107 194	8 474	7.9	Z	X
2360	Other industrial machinery, equipment, and parts	11	48 250	3 670	7.6	Z	X
2390	Hydraulic and pneumatic (fluid-power) valves	9	35 986	2 456	6.8	Z	75.6
2391	Hydraulic valves	7	33 445	2 294	6.9	Z	X
2400	Hydraulic and pneumatic cylinders and rotary actuators	8	24 624	258	1.0	Z	75.6
2411	Hydraulic cylinders and rotary actuators	6	22 080	158	.7	Z	X
2430	Fluid-power filters, components, accessories, and parts	7	11 877	154	1.3	Z	75.6
2431	Filters	7	11 877	115	1.0	Z	X
2460	Other industrial supplies	35	86 414	9 049	10.5	Z	4.6
2466	Industrial supplies, n.e.c.	20	62 161	7 434	12.0	Z	X
2600	Aircraft and aeronautical equipment and supplies	2 460	18 006 367	16 746 786	93.0	70.7	67.7
2611	New aircraft	253	4 403 563	2 879 317	65.4	12.2	X
2612	New aircraft engines and engine parts	600	5 102 245	2 205 295	43.2	9.3	X
2613	Other new aircraft equipment and supplies	1 214	10 723 826	5 892 645	54.9	24.9	X
2614	Used aircraft and aeronautical equipment and supplies	1 643	9 291 618	5 769 529	62.1	24.4	X
2620	Marine machinery, equipment, and supplies	1 004	3 929 812	3 197 989	81.4	13.5	68.0
2621	New ships and boats (excluding pleasure boats)	88	458 276	174 964	38.2	.7	X
2622	New marine propulsion machinery and equipment	368	1 715 428	1 035 474	60.4	4.4	X
2623	New marine supplies	725	2 648 925	1 722 342	65.0	7.3	X
2624	Used marine machinery, equipment, and supplies	231	676 209	265 206	39.2	1.1	X
2630	Other transportation equipment and supplies	673	2 748 585	2 172 961	79.1	9.2	54.9
2631	New transportation equipment (excluding automotive)	556	2 324 907	1 637 944	70.5	6.9	X
2632	Used transportation equipment (excluding automotive)	333	1 228 186	535 017	43.6	2.3	X
2700	Sporting and recreational goods and supplies	56	239 967	64 883	27.0	.3	X
5300	Plastics materials and basic shapes	10	10 470	1 162	11.1	Z	X
5330	Chemicals and allied products (excluding agricultural, plastics, gases, and petroleum)	7	29 608	7 726	26.1	Z	X
5400	Petroleum products	53	425 977	53 425	12.5	.2	12.2
5411	Aviation gasoline	9	235 873	25 276	10.7	.1	X
5414	Jet fuel (naphtha or kerosine type)	26	134 489	22 796	17.0	.1	X
9700	Service receipts and labor charges (including installed parts)	522	5 581 666	791 232	14.2	3.3	64.8
9701	Labor charges for repair work	443	4 535 192	428 447	9.4	1.8	X
9702	Parts installed in repair work	331	3 998 223	253 496	6.3	1.1	X
9703	Other service receipts and labor charges—Specify	127	1 113 670	93 963	8.4	.4	X
9720	Receipts for service contracts	56	321 028	23 768	7.4	.1	X
9740	Receipts for installing equipment	7	37 016	3 790	10.2	Z	X
9810	Miscellaneous commodities	105	862 889	55 211	6.4	.2	X
9830	Flight training and charter service	41	737 762	42 335	5.7	.2	53.3
9831	Flight training	19	397 155	7 329	1.8	Z	X
9832	Charter services	26	540 543	34 247	6.3	.1	X
9940	Rental and leasing receipts	150	1 716 559	118 885	6.9	.5	X
421860	Transportation equipment & supplies (exc motor vehicle) whsle	4 003	X	23 682 313	X	100.0	75.6
0200	New and rebuilt automotive parts and supplies	62	436 770	39 883	9.1	.2	3.0
0211	Batteries	16	85 415	600	.7	Z	X
0212	Engines (complete)	16	85 415	3 023	3.5	Z	X
0213	Electrical engine parts (including ignition parts)	16	85 415	1 203	1.4	Z	X
0214	Brake parts (including fluid and all disk and drum parts)	16	85 415	600	.7	Z	X
0217	Hoses, belts, gaskets, and wiper blades	16	85 415	600	.7	Z	X
0218	Filters (oil, air, gas, and transmission)	16	85 415	1 203	1.4	Z	X
0219	Engine parts, except electrical	16	85 415	6 039	7.1	Z	X
0224	Accessories	16	85 415	1 203	1.4	Z	X
1120	Flat iron and steel products	8	2 809	144	5.1	Z	X
1140	Iron and steel wire and wire products	7	7 033	1 046	14.9	Z	X
1200	Copper and brass	6	2 295	68	3.0	Z	X
1220	Aluminum shapes, forms, etc.	7	8 230	2 378	28.9	Z	X
1400	Electrical apparatus and equipment	75	617 956	62 218	10.1	.3	X
1600	Electronic parts and equipment, except communication	113	723 144	64 454	8.9	.3	.9
1612	Integrated circuits	19	18 145	12 951	71.4	.1	X
1618	Electronic parts and equipment, n.e.c.	19	234 474	13 387	5.7	.1	X
1700	Hardware	123	358 031	57 908	16.2	.2	X
2100	Construction and mining machinery and equipment (including parts and attachments)	41	189 791	26 460	13.9	.1	X
2200	Farm machinery, equipment, and parts	7	8 547	1 379	16.1	Z	X
2220	Garden machinery, equipment, and parts	6	14 097	1 551	11.0	Z	X
2300	Hydraulic and pneumatic (fluid-power) pumps, motors, and parts	10	124 232	18 173	14.6	.1	75.6
2311	Pumps	10	124 232	17 799	14.3	.1	X
2320	General-purpose industrial machinery, equipment, and parts	114	553 174	60 719	11.0	.3	5.2
2321	New pumps, compressors (air or gas), and equipment	19	47 785	10 066	21.1	Z	X
2323	New diesel engines (excluding automotive)	60	265 124	8 314	3.1	Z	X
2326	New controlling, recording, and indicating instruments and access	11	13 152	312	2.4	Z	X
2327	All other new general-purpose industrial machinery and equipment	62	318 230	27 473	8.6	.1	X
2340	Materials handling machinery, equipment, and parts	10	21 590	487	2.3	Z	X
2350	Oil well, oil refinery, and pipeline machinery, equipment, and supplies	23	107 194	8 474	7.9	Z	X

See footnotes at end of table.

Table 1. All Types of Operation by Kind of Business and Commodity Line for Wholesale Trade: 1997—Con.

[Includes only establishments with payroll. For meaning of abbreviations and symbols, see introductory text. For explanation of terms, see Appendix A]

NAICS code and CL code	Kind of business and commodity line	Establishments handling commodity line		Commodity line sales			Sales coverage percent
		Number	Total sales (\$1,000)	Amount ¹ (\$1,000)	As percent of total sales of—		
					Establishments handling line	Establishments in NAICS industry ¹	
421860	Transportation equipment & supplies (exc motor vehicle) whsle—Con.						
2360	Other industrial machinery, equipment, and parts	11	48 250	3 670	7.6	Z	X
2390	Hydraulic and pneumatic (fluid-power) valves	9	35 986	2 456	6.8	Z	75.6
2391	Hydraulic valves	7	33 445	2 294	6.9	Z	X
2400	Hydraulic and pneumatic cylinders and rotary actuators	8	24 624	258	1.0	Z	75.6
2411	Hydraulic cylinders and rotary actuators	6	22 080	158	.7	Z	X
2430	Fluid-power filters, components, accessories, and parts	7	11 877	154	1.3	Z	75.6
2431	Filters	7	11 877	115	1.0	Z	X
2460	Other industrial supplies	35	86 414	9 049	10.5	Z	4.6
2466	Industrial supplies, n.e.c.	20	62 161	7 434	12.0	Z	X
2600	Aircraft and aeronautical equipment and supplies	2 460	18 006 367	16 746 786	93.0	70.7	67.7
2611	New aircraft	253	4 403 563	2 879 317	65.4	12.2	X
2612	New aircraft engines and engine parts	600	5 102 245	2 205 295	43.2	9.3	X
2613	Other new aircraft equipment and supplies	1 214	10 723 826	5 892 645	54.9	24.9	X
2614	Used aircraft and aeronautical equipment and supplies	1 643	9 291 618	5 769 529	62.1	24.4	X
2620	Marine machinery, equipment, and supplies	1 004	3 929 812	3 197 989	81.4	13.5	68.0
2621	New ships and boats (excluding pleasure boats)	88	458 276	174 964	38.2	.7	X
2622	New marine propulsion machinery and equipment	368	1 715 428	1 035 474	60.4	4.4	X
2623	New marine supplies	725	2 648 925	1 722 342	65.0	7.3	X
2624	Used marine machinery, equipment, and supplies	231	676 209	265 206	39.2	1.1	X
2630	Other transportation equipment and supplies	673	2 748 585	2 172 961	79.1	9.2	54.9
2631	New transportation equipment (excluding automotive)	556	2 324 907	1 637 944	70.5	6.9	X
2632	Used transportation equipment (excluding automotive)	333	1 228 186	535 017	43.6	2.3	X
2700	Sporting and recreational goods and supplies	56	239 967	64 883	27.0	.3	X
5300	Plastics materials and basic shapes	10	10 470	1 162	11.1	Z	X
5330	Chemicals and allied products (excluding agricultural, plastics, gases, and petroleum)	7	29 608	7 726	26.1	Z	X
5400	Petroleum products	53	425 977	53 425	12.5	.2	12.2
5411	Aviation gasoline	9	235 873	25 276	10.7	.1	X
5414	Jet fuel (naphtha or kerosine type)	26	134 489	22 796	17.0	.1	X
9700	Service receipts and labor charges (including installed parts)	522	5 581 666	791 232	14.2	3.3	64.8
9701	Labor charges for repair work	443	4 535 192	428 447	9.4	1.8	X
9702	Parts installed in repair work	331	3 998 223	253 496	6.3	1.1	X
9703	Other service receipts and labor charges—Specify	127	1 113 670	93 963	8.4	.4	X
9720	Receipts for service contracts	56	321 028	23 768	7.4	.1	X
9740	Receipts for installing equipment	7	37 016	3 790	10.2	Z	X
9810	Miscellaneous commodities	105	862 889	55 211	6.4	.2	X
9830	Flight training and charter service	41	737 762	42 335	5.7	.2	53.3
9831	Flight training	19	397 155	7 329	1.8	Z	X
9832	Charter services	26	540 543	34 247	6.3	.1	X
9940	Rental and leasing receipts	150	1 716 559	118 885	6.9	.5	X
4218601	Aircraft & aeronautical equipment & supplies whsle	2 428	X	17 709 438	X	100.0	77.2
0200	New and rebuilt automotive parts and supplies	28	234 499	17 433	7.4	.1	X
1120	Flat iron and steel products	6	2 295	123	5.4	Z	X
1200	Copper and brass	6	2 295	68	3.0	Z	X
1220	Aluminum shapes, forms, etc.	7	8 230	2 378	28.9	Z	X
1400	Electrical apparatus and equipment	29	504 894	51 429	10.2	.3	X
1600	Electronic parts and equipment, except communication	60	357 895	40 520	11.3	.2	1.8
1612	Integrated circuits	19	18 145	12 951	71.4	.1	X
1618	Electronic parts and equipment, n.e.c.	19	234 474	13 387	5.7	.1	X
1700	Hardware	62	209 678	35 656	17.0	.2	X
2100	Construction and mining machinery and equipment (including parts and attachments)	6	111 251	18 894	17.0	.1	X
2320	General-purpose industrial machinery, equipment, and parts	30	186 272	14 455	7.8	.1	X
2460	Other industrial supplies	14	24 151	1 608	6.7	Z	X
2600	Aircraft and aeronautical equipment and supplies	2 428	17 709 438	16 654 481	94.0	94.0	69.0
2611	New aircraft	250	4 393 684	2 876 947	65.5	16.2	X
2612	New aircraft engines and engine parts	595	5 101 314	2 205 258	43.2	12.5	X
2613	Other new aircraft equipment and supplies	1 202	10 490 960	5 844 746	55.7	33.0	X
2614	Used aircraft and aeronautical equipment and supplies	1 627	9 108 410	5 727 530	62.9	32.3	X
2620	Marine machinery, equipment, and supplies	34	267 980	17 656	6.6	.1	76.8
2622	New marine propulsion machinery and equipment	9	15 471	1 243	8.0	Z	X
2623	New marine supplies	12	66 823	7 659	11.5	Z	X
2624	Used marine machinery, equipment, and supplies	14	107 859	4 006	3.7	Z	X
2630	Other transportation equipment and supplies	29	189 849	9 118	4.8	.1	77.2
2631	New transportation equipment (excluding automotive)	16	64 172	7 104	11.1	Z	X
2632	Used transportation equipment (excluding automotive)	17	136 528	2 014	1.5	Z	X
2700	Sporting and recreational goods and supplies	15	44 360	5 214	11.8	Z	X
5400	Petroleum products	37	396 913	51 789	13.0	.3	13.1
5411	Aviation gasoline	9	235 873	25 276	10.7	.1	X
5414	Jet fuel (naphtha or kerosine type)	26	134 489	22 796	17.0	.1	X
9700	Service receipts and labor charges (including installed parts)	231	4 252 401	576 853	13.6	3.3	68.0
9701	Labor charges for repair work	200	3 658 285	330 007	9.0	1.9	X
9702	Parts installed in repair work	144	2 971 096	162 196	5.5	.9	X
9703	Other service receipts and labor charges—Specify	71	894 107	84 643	9.5	.5	X
9720	Receipts for service contracts	25	261 897	18 881	7.2	.1	X
9810	Miscellaneous commodities	47	500 780	31 273	6.2	.2	X

See footnotes at end of table.

Table 1. All Types of Operation by Kind of Business and Commodity Line for Wholesale Trade: 1997—Con.

[Includes only establishments with payroll. For meaning of abbreviations and symbols, see introductory text. For explanation of terms, see Appendix A]

NAICS code and CL code	Kind of business and commodity line	Establishments handling commodity line		Commodity line sales			Sales coverage percent
		Number	Total sales (\$1,000)	Amount ¹ (\$1,000)	As percent of total sales of—		
					Establishments handling line	Establishments in NAICS industry ¹	
4218601	Aircraft & aeronautical equipment & supplies whsle—Con.						
9830	Flight training and charter service	38	727 948	41 576	5.7	.2	55.0
9831	Flight training	19	397 155	7 329	1.8	Z	X
9832	Charter services	26	540 543	34 247	6.3	.2	X
9940	Rental and leasing receipts	69	1 422 312	95 239	6.7	.5	X
4218602	Marine machinery, equipment, & supplies whsle	952	X	3 513 978	X	100.0	74.8
0200	New and rebuilt automotive parts and supplies	18	92 572	16 173	17.5	.5	12.6
0211	Batteries	16	85 415	600	.7	Z	X
0212	Engines (complete)	16	85 415	3 023	3.5	.1	X
0213	Electrical engine parts (including ignition parts)	16	85 415	1 203	1.4	Z	X
0214	Brake parts (including fluid and all disk and drum parts)	16	85 415	600	.7	Z	X
0217	Hoses, belts, gaskets, and wiper blades	16	85 415	600	.7	Z	X
0218	Filters (oil, air, gas, and transmission)	16	85 415	1 203	1.4	Z	X
0219	Engine parts, except electrical	16	85 415	6 039	7.1	.2	X
0224	Accessories	16	85 415	1 203	1.4	Z	X
1400	Electrical apparatus and equipment	36	93 403	9 148	9.8	.3	X
1600	Electronic parts and equipment, except communication	37	256 770	9 804	3.8	.3	X
1700	Hardware	56	141 032	19 946	14.1	.6	X
2100	Construction and mining machinery and equipment (including parts and attachments)	28	65 561	6 371	9.7	.2	X
2320	General-purpose industrial machinery, equipment, and parts	56	281 105	33 743	12.0	1.0	2.4
2323	New diesel engines (excluding automotive)	49	251 972	8 160	3.2	.2	X
2327	All other new general-purpose industrial machinery and equipment	52	257 828	17 397	6.7	.5	X
2350	Oil well, oil refinery, and pipeline machinery, equipment, and supplies	14	50 322	7 581	15.1	.2	X
2460	Other industrial supplies	20	62 161	7 434	12.0	.2	6.8
2466	Industrial supplies, n.e.c.	20	62 161	7 434	12.0	.2	X
2600	Aircraft and aeronautical equipment and supplies	16	147 796	28 668	19.4	.8	74.5
2614	Used aircraft and aeronautical equipment and supplies	10	138 470	25 842	18.7	.7	X
2620	Marine machinery, equipment, and supplies	952	3 513 978	3 169 768	90.2	90.2	66.5
2621	New ships and boats (excluding pleasure boats)	82	365 959	170 216	46.5	4.8	X
2622	New marine propulsion machinery and equipment	352	1 631 059	1 025 842	62.9	29.2	X
2623	New marine supplies	706	2 503 904	1 712 548	68.4	48.7	X
2624	Used marine machinery, equipment, and supplies	211	567 490	261 160	46.0	7.4	X
2630	Other transportation equipment and supplies	21	99 839	10 876	10.9	.3	74.8
2631	New transportation equipment (excluding automotive)	19	91 299	7 640	8.4	.2	X
2632	Used transportation equipment (excluding automotive)	8	22 817	3 236	14.2	.1	X
2700	Sporting and recreational goods and supplies	33	173 430	57 618	33.2	1.6	X
5400	Petroleum products	16	29 064	1 636	5.6	Z	X
9700	Service receipts and labor charges (including installed parts)	147	614 102	96 966	15.8	2.8	60.6
9701	Labor charges for repair work	122	370 595	50 540	13.6	1.4	X
9702	Parts installed in repair work	82	391 523	23 447	6.0	.7	X
9703	Other service receipts and labor charges—Specify	24	63 927	7 662	12.0	.2	X
9720	Receipts for service contracts	19	36 954	2 263	6.1	.1	X
9810	Miscellaneous commodities	36	234 419	13 236	5.6	.4	X
9940	Rental and leasing receipts	15	53 646	2 601	4.8	.1	X
4218603	Other transportation equipment & supplies whsle	623	X	2 458 897	X	100.0	65.3
0200	New and rebuilt automotive parts and supplies	16	109 699	6 277	5.7	.3	X
1400	Electrical apparatus and equipment	10	19 659	1 641	8.3	.1	X
1600	Electronic parts and equipment, except communication	16	108 479	14 130	13.0	.6	X
2100	Construction and mining machinery and equipment (including parts and attachments)	7	12 979	1 195	9.2	Z	X
2200	Farm machinery, equipment, and parts	7	8 547	1 379	16.1	.1	X
2300	Hydraulic and pneumatic (fluid-power) pumps, motors, and parts	9	35 986	5 076	14.1	.2	65.3
2311	Pumps	9	35 986	4 702	13.1	.2	X
2320	General-purpose industrial machinery, equipment, and parts	28	85 797	12 521	14.6	.5	28.6
2321	New pumps, compressors (air or gas), and equipment	15	24 508	1 880	7.7	.1	X
2323	New diesel engines (excluding automotive)	11	13 152	154	1.2	Z	X
2326	New controlling, recording, and indicating instruments and access	11	13 152	312	2.4	Z	X
2327	All other new general-purpose industrial machinery and equipment	10	60 402	10 076	16.7	.4	X
2340	Materials handling machinery, equipment, and parts	10	21 590	487	2.3	Z	X
2360	Other industrial machinery, equipment, and parts	8	40 560	2 303	5.7	.1	X
2390	Hydraulic and pneumatic (fluid-power) valves	9	35 986	2 456	6.8	.1	65.3
2391	Hydraulic valves	7	33 445	2 294	6.9	.1	X
2400	Hydraulic and pneumatic cylinders and rotary actuators	8	24 624	258	1.0	Z	65.3
2411	Hydraulic cylinders and rotary actuators	6	22 080	158	.7	Z	X
2600	Aircraft and aeronautical equipment and supplies	16	149 133	63 637	42.7	2.6	65.3
2613	Other new aircraft equipment and supplies	8	101 658	45 366	44.6	1.8	X
2614	Used aircraft and aeronautical equipment and supplies	7	44 738	16 157	36.1	.7	X
2620	Marine machinery, equipment, and supplies	18	147 854	10 565	7.1	.4	65.3
2622	New marine propulsion machinery and equipment	7	68 898	8 389	12.2	.3	X
2623	New marine supplies	7	78 198	2 135	2.7	.1	X
2630	Other transportation equipment and supplies	623	2 458 897	2 152 967	87.6	87.6	45.2
2631	New transportation equipment (excluding automotive)	521	2 169 436	1 623 200	74.8	66.0	X
2632	Used transportation equipment (excluding automotive)	308	1 068 841	529 767	49.6	21.5	X
2700	Sporting and recreational goods and supplies	8	22 177	2 051	9.2	.1	X
9700	Service receipts and labor charges (including installed parts)	144	715 163	117 413	16.4	4.8	49.0
9701	Labor charges for repair work	120	506 312	47 900	9.5	1.9	X
9702	Parts installed in repair work	105	635 604	67 853	10.7	2.8	X
9703	Other service receipts and labor charges—Specify	32	155 636	1 658	1.1	.1	X

See footnotes at end of table.

Table 1. All Types of Operation by Kind of Business and Commodity Line for Wholesale Trade: 1997—Con.

[Includes only establishments with payroll. For meaning of abbreviations and symbols, see introductory text. For explanation of terms, see Appendix A]

NAICS code and CL code	Kind of business and commodity line	Establishments handling commodity line		Commodity line sales			Sales coverage percent
		Number	Total sales (\$1,000)	Amount ¹ (\$1,000)	As percent of total sales of—		
					Establishments handling line	Establishments in NAICS industry ¹	
4218603	Other transportation equipment & supplies whse—Con.						
9720	Receipts for service contracts	12	22 177	2 624	11.8	.1	X
9740	Receipts for installing equipment	7	37 016	3 790	10.2	.2	X
9810	Miscellaneous commodities	22	127 690	10 702	8.4	.4	X
9940	Rental and leasing receipts	66	240 601	21 045	8.7	.9	X
4219	Miscellaneous durable goods whse	37 783	X	185 455 758	X	100.0	70.2
0100	New and used automobiles, motorcycles, etc.....	115	101 281	8 030	7.9	Z	17.2
0112	Used automobiles	18	15 991	958	6.0	Z	X
0120	Buses, campers, and motor homes	20	13 875	445	3.2	Z	X
0130	Light trucks and vans (14,000 lb or less)	21	21 398	798	3.7	Z	X
0140	Medium trucks and tractors (14,001 to 26,000 lb)	18	36 950	2 184	5.9	Z	X
0150	Heavy trucks and tractors (over 26,000 lb)	35	50 048	7 375	14.7	Z	X
0200	New and rebuilt automotive parts and supplies	600	2 824 460	173 213	6.1	.1	7.1
0211	Batteries	299	2 105 259	8 246	.4	Z	X
0212	Engines (complete)	300	1 064 218	3 263	.3	Z	X
0213	Electrical engine parts (including ignition parts)	297	2 075 358	12 350	.6	Z	X
0214	Brake parts (including fluid and all disk and drum parts)	298	2 084 630	4 986	.2	Z	X
0215	Exhaust system parts	282	2 069 028	3 007	.1	Z	X
0216	Glass	138	1 052 055	2 110	.2	Z	X
0217	Hoses, belts, gaskets, and wiper blades	443	2 087 623	7 469	.4	Z	X
0218	Filters (oil, air, gas, and transmission)	448	2 090 982	12 959	.6	Z	X
0219	Engine parts, except electrical	296	2 073 904	6 101	.3	Z	X
0221	Body parts and repair materials	152	1 136 202	18 589	1.6	Z	X
0222	Suspension parts (shocks, struts, balljoints, etc.)	282	2 069 028	5 770	.3	Z	X
0223	Parts, n.e.c.	284	2 076 992	3 448	.2	Z	X
0224	Accessories	381	2 481 126	69 995	2.8	Z	X
0240	Used automotive parts, accessories, and equipment	441	827 747	60 488	7.3	Z	X
0250	Petroleum products marketing equipment	9	100 698	16 540	16.4	Z	X
0300	Tires and tubes	312	2 924 467	69 342	2.4	Z	.9
0311	New tires and tubes	239	2 843 479	57 357	2.0	Z	X
0312	Recapped and used tires and repair materials	28	29 870	6 715	22.5	Z	X
0400	Household and lawn furniture	179	1 435 177	175 522	12.2	.1	3.4
0411	Upholstered furniture	22	62 319	4 705	7.6	Z	X
0412	Sleep furniture and equipment	17	59 780	671	1.1	Z	X
0413	Lawn furniture and equipment	32	109 920	9 124	8.3	Z	X
0414	Other furniture (including sleep sofas)	26	62 933	1 980	3.1	Z	X
0420	Office and business furniture	140	399 869	93 437	23.4	.1	62.4
0421	New office furniture (wooden and metal)	127	346 933	88 669	25.6	Z	X
0500	Household china, glassware, crockery, and plastic housewares	326	1 979 528	143 644	7.3	.1	X
0520	Linens, domestics, curtains, and draperies	234	601 637	35 673	5.9	Z	8.0
0521	Bedspreads, blankets, and bedding	20	27 225	910	3.3	Z	X
0522	Curtains and draperies	8	15 705	394	2.5	Z	X
0524	Towels and washcloths	16	129 807	5 510	4.2	Z	X
0525	Other linens and domestics	6	13 593	336	2.5	Z	X
0530	Flooring and floor coverings	205	151 638	6 844	4.5	Z	14.4
0531	Soft-surface (textile) floor coverings and accessories (including rugs, carpets, and pads)	203	125 810	6 090	4.8	Z	X
0533	Other hard-surface floor coverings and accessories (including tile and sheet goods)	10	9 681	459	4.7	Z	X
0540	Other home furnishings	943	3 635 034	238 644	6.6	.1	2.1
0541	Metal flatware and kitchen utensils	8	249 875	15 803	6.3	Z	X
0542	Mirrors, lamps, and picture frames	295	1 202 891	90 980	7.6	Z	X
0543	Home furnishings, n.e.c.	129	372 439	38 172	10.2	Z	X
0600	Lumber: rough, dressed, and finished	481	2 726 324	411 322	15.1	.2	3.1
0611	Dimensional lumber (non-treated)	385	1 768 770	178 417	10.1	.1	X
0612	Treated lumber	357	1 466 818	68 547	4.7	Z	X
0613	Boards	190	1 172 149	162 299	13.8	.1	X
0620	Plywood and millwork	590	2 462 880	275 122	11.2	.1	7.5
0621	Softwood plywood and oriented strand board (OSB)	171	982 364	46 865	4.8	Z	X
0622	Other panels products (including hardwood plywood, waterboard, and particleboard)	395	1 649 332	86 601	5.3	Z	X
0623	Gypsum, specialty boards, and treatments	246	763 221	41 438	5.4	Z	X
0624	Wood millwork (doors, windows, cabinets, etc.)	168	750 125	57 242	7.6	Z	X
0625	Metal millwork	169	208 230	10 253	4.9	Z	X
0626	Other millwork and wood siding (including trusses and wood roofing)	148	189 813	4 564	2.4	Z	X
0700	Brick, stone, tile, sand, block, cement, and gravel	317	239 901	27 907	11.6	Z	39.0
0711	Ready-mixed or transit-mixed concrete	152	89 462	4 345	4.9	Z	X
0712	Cement and lime	151	103 572	10 526	10.2	Z	X
0713	Sand, gravel, and crushed stone	159	78 075	3 527	4.5	Z	X
0714	Brick, block, tile, clay/cement sewer pipe, etc.....	242	190 824	8 246	4.3	Z	X
0720	Roofing, siding, and insulation materials	437	451 502	59 537	13.2	Z	37.1
0721	Roofing, except wood	190	78 021	5 004	6.4	Z	X
0722	Siding, except wood	116	240 616	33 046	13.7	Z	X
0723	Insulation materials	324	203 193	17 790	8.8	Z	X
0730	Flat glass and other construction glass (excluding automotive)	150	251 230	17 513	7.0	Z	X
0740	Other construction materials	431	1 203 898	113 606	9.4	.1	4.8
0741	Rain-carrying equipment (down spouts, gutters, etc.)	84	161 491	3 199	2.0	Z	X
0742	Prefabricated buildings and structural assemblies (nonwood)	64	134 281	10 738	8.0	Z	X
0744	Construction materials, n.e.c. (including wire fence and construction paper)	315	785 786	55 750	7.1	Z	X

See footnotes at end of table.

Table 1. All Types of Operation by Kind of Business and Commodity Line for Wholesale Trade: 1997—Con.

[Includes only establishments with payroll. For meaning of abbreviations and symbols, see introductory text. For explanation of terms, see Appendix A]

NAICS code and CL code	Kind of business and commodity line	Establishments handling commodity line		Commodity line sales			Sales coverage percent
		Number	Total sales (\$1,000)	Amount ¹ (\$1,000)	As percent of total sales of—		
					Establishments handling line	Establishments in NAICS industry ¹	
4219	Miscellaneous durable goods whse—Con.						
0800	Photographic equipment and supplies (excluding video)	477	2 288 663	984 867	43.0	.5	48.8
0811	Still picture photographic equipment	89	9 124	88	1.0	Z	X
0812	Motion picture photographic equipment	89	9 124	176	1.9	Z	X
0813	Photographic film	123	1 667 060	944 129	56.6	.5	X
0814	Developing supplies (excluding film)	17	21 055	3 027	14.4	Z	X
0815	Other photographic equipment and supplies	172	12 775	499	3.9	Z	X
0900	Office equipment	628	1 100 899	197 747	18.0	.1	28.4
0911	Typewriters and dedicated word processors	65	39 409	595	1.5	Z	X
0912	Calculators and accounting machines	75	253 719	52 414	20.7	Z	X
0913	Copying machines and equipment	355	170 293	23 899	14.0	Z	X
0914	Dictating, transcribing, and recording machines	137	162 298	21 909	13.5	Z	X
0920	New computer equipment	421	1 521 745	279 198	18.3	.2	62.3
0921	Computers	67	168 357	7 245	4.3	Z	X
0922	Computer storage devices	12	836	16	1.9	Z	X
0923	Computer printers	45	26 542	1 475	5.6	Z	X
0924	Other computer peripheral equipment	359	1 248 262	261 299	20.9	.1	X
0930	Used computer equipment	25	14 559	1 710	11.7	Z	X
0950	Computer software (packaged)	478	3 747 546	156 077	4.2	.1	X
0960	Restaurant and hotel equipment and supplies	134	100 986	19 050	18.9	Z	X
0970	Store machines and equipment	98	352 903	51 192	14.5	Z	32.8
0971	Vending machines	59	173 519	37 978	21.9	Z	X
0972	Other store machines and equipment	71	190 164	13 200	6.9	Z	X
1000	Medical, hospital, and surgical supplies	98	554 286	131 330	23.7	.1	29.4
1013	Other surgical, medical, and hospital supplies	86	476 617	115 030	24.1	.1	X
1030	Optical and ophthalmic goods	28	63 862	13 864	21.7	Z	62.4
1034	Optical goods, n.e.c. (excluding cameras)	14	40 524	9 108	22.5	Z	X
1040	Religious and school supplies	89	90 677	15 692	17.3	Z	7.1
1042	School supplies	67	38 273	3 189	8.3	Z	X
1050	Other professional equipment and supplies	17	80 133	8 208	10.2	Z	18.2
1057	Professional equipment and supplies, n.e.c.	7	14 195	1 367	9.6	Z	X
1100	Iron and steel products (semifinished)	164	484 306	55 810	11.5	Z	14.3
1111	Sheet bars and tin plate bars	45	28 034	1 269	4.5	Z	X
1113	Rough castings and foundry products	22	70 151	2 356	3.4	Z	X
1116	Other semifinished iron and steel products	70	325 112	41 156	12.7	Z	X
1120	Flat iron and steel products	796	4 584 474	490 003	10.7	.3	24.9
1121	Plates	237	871 906	31 840	3.7	Z	X
1122	Strips (hot-rolled and cold-rolled)	127	365 443	2 750	.8	Z	X
1123	Sheets (cold-rolled)	145	437 687	5 410	1.2	Z	X
1124	Sheets (hot-rolled)	575	3 826 889	166 907	4.4	.1	X
1126	Sheets (galvanized and coated)	690	4 295 665	272 634	6.3	.1	X
1128	Fabricated and structural plate products	24	80 527	509	.6	Z	X
1129	Other flat iron and steel products	21	44 892	1 621	3.6	Z	X
1140	Iron and steel wire and wire products	778	1 505 756	88 353	5.9	Z	3.0
1141	Wire (plain, coated, barbed, and twisted)	68	311 859	8 169	2.6	Z	X
1142	Nails	13	6 496	125	1.9	Z	X
1143	Wire rope, strand, strapping, reinforcement mesh, and bale ties	43	134 084	6 554	4.9	Z	X
1150	Iron and steel pipe and tubing	895	2 445 282	178 157	7.3	.1	4.3
1152	Tubing	182	869 521	30 796	3.5	Z	X
1153	Standard steel pipe	248	597 363	10 260	1.7	Z	X
1154	Other steel pipe	26	42 216	1 324	3.1	Z	X
1160	Other iron and steel products	415	1 251 935	75 044	6.0	Z	5.5
1162	Bars (excluding reinforcement bars) and bar-size shapes: hot-rolled	148	633 752	14 750	2.3	Z	X
1163	Bars and bar-size shapes: cold finished	133	553 525	5 000	.9	Z	X
1164	Concrete reinforcement bars	180	738 370	8 002	1.1	Z	X
1165	Structural shapes (excluding bar-size shapes)	162	588 314	10 082	1.7	Z	X
1167	Finished products, n.e.c.	8	98 448	486	.5	Z	X
1170	Alloy steel	100	699 408	37 675	5.4	Z	1.9
1171	Bars, hot-rolled or cold-finished	91	672 561	36 749	5.5	Z	X
1180	Stainless steel	904	4 563 984	225 950	5.0	.1	2.3
1181	Plates	138	2 074 763	32 384	1.6	Z	X
1182	Strip	92	712 260	10 137	1.4	Z	X
1183	Sheets	499	3 186 502	130 685	4.1	.1	X
1184	Bars and bar-size shapes	121	813 592	24 538	3.0	Z	X
1185	Other stainless steel (including tubing)	269	843 079	14 472	1.7	Z	X
1200	Copper and brass	1 080	21 080 345	2 000 867	9.5	1.1	34.6
1211	Copper wire mill products (structural only)	509	3 306 447	277 147	8.4	.1	X
1212	Flat products (sheets, strips, and plates)	346	13 988 291	406 332	2.9	.2	X
1213	Tubular products (pipes and tubes)	374	11 548 496	466 592	4.0	.3	X
1214	Rod, nonelectrical wire, extruded shapes, etc.	49	330 775	54 743	16.6	Z	X
1220	Aluminum shapes, forms, etc.	723	18 887 467	1 231 279	6.5	.7	42.1
1221	Plates (.250 inch and over)	59	94 491	2 963	3.1	Z	X
1222	Sheets and coils (.006 to .249 inch)	129	1 444 997	62 855	4.4	Z	X
1223	Rods, bars, and wires: rolled or extruded (rounds, hexes, squares, and rectangles)	504	15 373 896	987 206	6.4	.5	X
1224	Pipe and tubing (including hollow bar, square, and rectangular tubing)	130	242 171	5 619	2.3	Z	X
1225	Foils	18	20 088	923	4.6	Z	X
1230	Other nonferrous metals (magnesium, nickel, tin, lead, zinc, etc., except precious)	448	14 521 048	585 581	4.0	.3	X
1300	Coal and coke	62	1 235 895	373 035	30.2	.2	.7
1311	Coal	7	12 833	5 918	46.1	Z	X
1320	Minerals and ores (excluding coal, precious stones, and crude oil)	57	11 128 155	1 744 333	15.7	.9	X

See footnotes at end of table.

Table 1. All Types of Operation by Kind of Business and Commodity Line for Wholesale Trade: 1997—Con.

[Includes only establishments with payroll. For meaning of abbreviations and symbols, see introductory text. For explanation of terms, see Appendix A]

NAICS code and CL code	Kind of business and commodity line	Establishments handling commodity line		Commodity line sales			Sales coverage percent
		Number	Total sales (\$1,000)	Amount ¹ (\$1,000)	As percent of total sales of—		
					Establishments handling line	Establishments in NAICS industry ¹	
4219	Miscellaneous durable goods whse—Con.						
1400	Electrical apparatus and equipment	1 618	5 928 937	557 311	9.4	.3	1.5
1411	Power and distribution transformers	49	153 125	17 915	11.7	Z	X
1412	Switchgear and switchboard apparatus	50	1 204 770	72 097	6.0	Z	X
1413	Motors and generators (including motor-generator sets)	857	2 276 264	83 820	3.7	Z	X
1414	Conduit, raceway, and fittings	48	157 496	3 533	2.2	Z	X
1415	Electric bulbs (all types)	145	884 600	25 481	2.9	Z	X
1416	Interior wiring (excluding conduit)	257	1 613 110	55 411	3.4	Z	X
1417	Exterior wiring and cable (excluding conduit)	160	949 461	38 110	4.0	Z	X
1418	Lighting fixtures (residential and commercial)	321	1 538 076	58 642	3.8	Z	X
1419	Industrial controls	105	317 573	14 284	4.5	Z	X
1421	Other electrical apparatus and equipment (including fuses and lightning rods)	444	1 771 634	52 540	3.0	Z	X
1500	Electrical appliances, household	1 329	6 899 779	800 022	11.6	.4	4.3
1511	Televisions	497	3 640 973	204 924	5.6	.1	X
1512	Radios, stereos, and CD players	728	3 846 850	182 914	4.8	.1	X
1513	V.C.R.'s and video cameras	859	3 687 480	145 906	4.0	.1	X
1514	Electrical household ranges and ovens	8	25 340	4 183	16.5	Z	X
1516	Household laundry equipment	8	25 340	871	3.4	Z	X
1517	Vacuum cleaners and sewing machines, household	149	811 970	2 249	.3	Z	X
1518	Other electrical household appliances (including fans, dishwashers, etc.)	505	1 727 832	89 652	5.2	Z	X
1600	Electronic parts and equipment, except communication	1 666	16 764 769	1 967 944	11.7	1.1	1.8
1612	Integrated circuits	119	2 334 452	9 326	.4	Z	X
1613	Capacitors and resistors	107	2 325 450	13 285	.6	Z	X
1615	Discrete semiconductors, etc.	107	2 325 450	12 463	.5	Z	X
1616	Electronic connectors and other passive electronic parts	865	3 431 531	157 559	4.6	.1	X
1618	Electronic parts and equipment, n.e.c.	889	16 042 533	1 743 960	10.9	.9	X
1650	Communication equipment and supplies	143	227 617	37 537	16.5	Z	58.2
1651	Telephones	107	135 349	23 965	17.7	Z	X
1652	Other electronic communication equipment	91	152 201	13 348	8.8	Z	X
1653	Other electrical communication equipment	42	14 496	212	1.5	Z	X
1700	Hardware	2 032	6 406 812	719 109	11.2	.4	14.0
1711	Hand tools (including power driven)	1 174	3 942 206	440 876	11.2	.2	X
1712	Bolts, nuts, rivets, and fasteners	1 174	1 313 972	161 820	12.3	.1	X
1713	Cutlery	1 012	2 950 912	92 010	3.1	.1	X
1800	Plumbing and heating equipment and supplies (hydronics)	958	3 446 961	369 318	10.7	.2	26.1
1811	Plastic pipe fittings and valves (excluding pipe and tubing)	546	903 090	44 543	4.9	Z	X
1812	Metal pipe fittings and valves (excluding pipe and tubing)	636	974 238	49 347	5.1	Z	X
1813	Plumbing fixtures	510	2 550 928	218 447	8.6	.1	X
1814	Furnaces, stoves, water heaters (except electric and warm air)	172	672 266	20 052	3.0	Z	X
1815	Boilers, radiators, and convectors	215	96 212	2 065	2.1	Z	X
1818	Other plumbing and heating equipment and supplies	278	465 674	31 838	6.8	Z	X
1900	Warm air heating and air-conditioning equipment and supplies	441	974 865	66 196	6.8	Z	51.7
1911	Furnaces (warm air)	279	680 538	11 519	1.7	Z	X
1912	Central air-conditioning (residential and commercial)	201	206 876	26 662	12.9	Z	X
1914	Heat pumps (residential and commercial)	143	62 322	1 593	2.6	Z	X
1916	Air cleaning and filtration systems	178	627 546	6 492	1.0	Z	X
1917	Compressors for air-conditioners	182	89 571	1 621	1.8	Z	X
1918	Condensing units for air-conditioners	94	42 172	383	.9	Z	X
1919	Registers, grills, pre-formed ductwork (excluding sheet metal), and duct insulation	246	777 045	16 717	2.2	Z	X
2000	Refrigeration equipment and supplies	117	171 235	18 838	11.0	Z	66.5
2011	Commercial refrigerators (reach-in and walk-in)	43	128 530	4 021	3.1	Z	X
2012	Unit coolers for commercial refrigerators	14	88 969	6 136	6.9	Z	X
2013	Condensing units for commercial refrigerators	42	53 132	833	1.6	Z	X
2014	Refrigerants	46	54 791	1 187	2.2	Z	X
2015	Other refrigeration equipment and supplies	84	78 147	6 660	8.5	Z	X
2100	Construction and mining machinery and equipment (including parts and attachments)	337	695 026	52 203	7.5	Z	17.4
2111	New off-highway wheel and track-laying tractors	293	632 619	19 539	3.1	Z	X
2115	New graders, rollers, and off-highway trucks	250	588 498	8 491	1.4	Z	X
2117	Other new construction and mining, logging, and road maintenance machinery, equipment, and parts	112	198 725	10 651	5.4	Z	X
2118	Used construction and mining machinery and equipment	176	443 476	13 084	3.0	Z	X
2200	Farm machinery, equipment, and parts	234	848 199	32 978	3.9	Z	3.2
2211	New tractors (farm)	227	837 865	8 034	1.0	Z	X
2212	New harvesting machinery	227	837 865	4 025	.5	Z	X
2213	New land preparation, planting, and cultivating machinery	227	837 865	8 034	1.0	Z	X
2214	New dairy farm and barn equipment	227	837 865	4 025	.5	Z	X
2216	Other new farm machinery and equipment	227	837 865	4 025	.5	Z	X
2218	Used farm machinery and equipment	227	837 865	4 025	.5	Z	X
2220	Garden machinery, equipment, and parts	524	2 698 957	317 677	11.8	.2	1.2
2221	New power lawn mowers	429	2 227 044	91 252	4.1	Z	X
2222	Other new lawn and garden machinery and equipment	435	2 419 921	112 820	4.7	.1	X
2223	Used garden machinery and equipment	430	2 291 271	91 949	4.0	.1	X
2300	Hydraulic and pneumatic (fluid-power) pumps, motors, and parts	115	480 428	10 385	2.2	Z	7.7
2311	Pumps	67	277 499	6 068	2.2	Z	X
2312	Motors	64	184 875	1 945	1.1	Z	X
2313	Parts for pumps and motors	88	315 925	2 323	.7	Z	X
2320	General-purpose industrial machinery, equipment, and parts	1 677	18 131 498	822 429	4.5	.4	.1
2321	New pumps, compressors (air or gas), and equipment	947	11 562 971	177 020	1.5	.1	X
2326	New controlling, recording, and indicating instruments and access	675	11 548 425	135 095	1.2	.1	X
2327	All other new general-purpose industrial machinery and equipment	724	11 630 051	347 331	3.0	.2	X
2328	Used general-purpose industrial machinery and equipment	382	5 391 389	57 112	1.1	Z	X
2330	Metalworking machinery, equipment, and parts	418	1 868 522	33 122	1.8	Z	X

See footnotes at end of table.

Table 1. All Types of Operation by Kind of Business and Commodity Line for Wholesale Trade: 1997—Con.

[Includes only establishments with payroll. For meaning of abbreviations and symbols, see introductory text. For explanation of terms, see Appendix A]

NAICS code and CL code	Kind of business and commodity line	Establishments handling commodity line		Commodity line sales			Sales coverage percent
		Number	Total sales (\$1,000)	Amount ¹ (\$1,000)	As percent of total sales of—		
					Establishments handling line	Establishments in NAICS industry ¹	
4219	Miscellaneous durable goods whse—Con.						
2340	Materials handling machinery, equipment, and parts	357	269 940	25 805	9.6	Z	9.7
2341	New conveying equipment	6	14 201	4 256	30.0	Z	X
2342	New hoists, cranes, and monorails	182	109 679	1 289	1.2	Z	X
2345	Used materials handling machinery, equipment, and parts	167	138 271	19 857	14.4	Z	X
2350	Oil well, oil refinery, and pipeline machinery, equipment, and supplies	13	402 501	4 012	1.0	Z	X
2360	Other industrial machinery, equipment, and parts	131	486 682	15 092	3.1	Z	44.6
2363	New printing trades machinery, equipment, and supplies	55	173 729	9 972	5.7	Z	X
2365	New woodworking machinery	37	47 844	44	.1	Z	X
2366	Other new industrial machinery and equipment	53	267 309	3 699	1.4	Z	X
2367	Used industrial machinery and equipment	23	38 719	878	2.3	Z	X
2370	Mechanical power transmission supplies	115	96 253	4 621	4.8	Z	61.8
2371	Bearings and bushings	106	94 383	3 994	4.2	Z	X
2372	Other mechanical power transmission supplies	29	19 327	627	3.2	Z	X
2380	Industrial valves and fittings (except fluid-power)	77	41 619	7 100	17.1	Z	X
2390	Hydraulic and pneumatic (fluid-power) valves	81	452 750	26 859	5.9	Z	67.1
2391	Hydraulic valves	71	445 034	14 268	3.2	Z	X
2392	Pneumatic valves	70	429 509	12 427	2.9	Z	X
2400	Hydraulic and pneumatic cylinders and rotary actuators	50	423 271	17 963	4.2	Z	51.6
2411	Hydraulic cylinders and rotary actuators	37	409 000	12 297	3.0	Z	X
2412	Pneumatic cylinders and rotary actuators	40	409 692	4 233	1.0	Z	X
2420	Hydraulic and pneumatic connectors and assemblies	40	31 368	3 756	12.0	Z	70.2
2421	Hydraulic and pneumatic connectors	39	25 827	1 451	5.6	Z	X
2430	Fluid-power filters, components, accessories, and parts	130	104 542	4 383	4.2	Z	56.5
2431	Filters	123	104 270	2 430	2.3	Z	X
2432	Other fluid-power components, accessories, and parts, n.e.c.	119	82 816	1 949	2.4	Z	X
2440	Welding supplies (excluding gases)	151	110 709	8 882	8.0	Z	X
2450	Industrial containers and supplies	294	298 568	30 652	10.3	Z	22.1
2451	New and reconditioned drums and barrels	66	6 094	340	5.6	Z	X
2454	Other industrial containers and supplies	253	150 010	10 107	6.7	Z	X
2460	Other industrial supplies	829	1 243 116	84 311	6.8	Z	16.8
2461	Printing and duplicating inks	349	809 077	8 454	1.0	Z	X
2462	Abrasives and abrasive materials	324	200 459	13 662	6.8	Z	X
2463	Nylon, polyester, and synthetic rubber	342	284 666	9 413	3.3	Z	X
2464	Mechanical rubber goods	492	853 064	29 432	3.5	Z	X
2465	Strapping and tape	37	18 493	483	2.6	Z	X
2466	Industrial supplies, n.e.c.	150	130 503	10 358	7.9	Z	X
2520	Custodial (janitors') equipment and supplies	142	139 206	17 297	12.4	Z	7.4
2521	Custodial equipment—power equipment	68	12 818	703	5.5	Z	X
2522	Custodial equipment—nonpower equipment	122	63 890	4 392	6.9	Z	X
2523	Custodial supplies	69	13 302	2 083	15.7	Z	X
2530	Laundry and dry-cleaning equipment and supplies	12	9 560	543	5.7	Z	X
2540	Other service establishment equipment and supplies	32	100 700	15 116	15.0	Z	63.4
2542	Service establishment equipment and supplies, n.e.c.	32	100 700	15 116	15.0	Z	X
2600	Aircraft and aeronautical equipment and supplies	126	2 770 310	222 438	8.0	.1	X
2620	Marine machinery, equipment, and supplies	52	491 111	21 024	4.3	Z	X
2630	Other transportation equipment and supplies	7	13 618	4 501	33.1	Z	X
2700	Sporting and recreational goods and supplies	7 066	33 074 184	26 910 050	81.4	14.5	51.1
2711	Ammunition, firearms, reloading equipment, archery supplies, shooting aids, and accessories	991	7 293 937	4 845 551	66.4	2.6	X
2712	Bicycles and bicycle tires and tubes	508	3 792 187	2 197 969	58.0	1.2	X
2713	Billiards, pool, bowling equipment, and accessories	572	2 523 295	1 320 825	52.3	.7	X
2714	Camping and fishing equipment and accessories	1 340	7 614 853	3 192 564	41.9	1.7	X
2715	Athletic equipment and accessories	1 969	10 941 645	7 163 587	65.5	3.9	X
2716	Skiing equipment	307	1 898 675	901 987	47.5	.5	X
2717	Marine pleasure craft, equipment, and accessories	804	5 238 527	2 513 369	48.0	1.4	X
2718	Other sporting and recreational goods (go carts, bait, etc.)	2 152	8 197 937	4 691 480	57.2	2.5	X
2800	Toys and hobby goods and supplies	3 978	23 342 549	19 584 793	83.9	10.6	56.7
2811	Video games and cartridges	416	5 921 610	4 152 274	70.1	2.2	X
2812	Other toys and games (including fireworks and children's vehicles)	1 845	14 590 782	11 813 159	81.0	6.4	X
2813	Crafts and craft supplies	1 357	3 674 008	1 138 210	31.0	.6	X
2814	Other hobby goods and accessories	1 326	4 642 299	2 449 454	52.8	1.3	X
2900	Ferrous metal scrap	4 897	35 434 260	16 208 589	45.7	8.7	47.7
2911	Prepared ferrous metal scrap (processed by this establishment)	3 081	16 438 209	9 313 772	56.7	5.0	X
2912	Prepared ferrous metal scrap (not processed by this establishment)	2 026	12 098 645	6 170 578	51.0	3.3	X
2913	Unprepared ferrous metal scrap including bimetal cans	1 277	3 939 479	611 008	15.5	.3	X
2920	Nonferrous metal scrap	5 229	30 199 378	12 576 992	41.6	6.8	45.8
2921	Aluminum scrap	4 791	22 337 705	6 616 978	29.6	3.6	X
2922	Copper and copper alloy scrap	3 716	21 706 385	3 393 244	15.6	1.8	X
2923	Lead scrap	1 374	10 390 460	291 248	2.8	.2	X
2924	Other nonferrous metallic scrap (nickel, zinc, and precious and special metals)	2 541	14 832 767	2 242 705	15.1	1.2	X
2930	Recyclable paper and paperboard	2 284	8 234 651	5 359 464	65.1	2.9	X
2940	Recyclable materials, except metal	2 519	5 816 840	2 742 660	47.2	1.5	64.7
2941	Wiping cloths, waste rags, and textile waste	527	1 039 529	883 334	85.0	.5	X
2943	Recyclable plastics	1 333	3 836 317	885 586	23.1	.5	X
2944	Recyclable glass	899	2 607 796	293 108	11.2	.2	X
2945	Other recyclable materials (including rubber and bones)	757	1 141 339	680 372	59.6	.4	X

See footnotes at end of table.

Table 1. All Types of Operation by Kind of Business and Commodity Line for Wholesale Trade: 1997—Con.

[Includes only establishments with payroll. For meaning of abbreviations and symbols, see introductory text. For explanation of terms, see Appendix A]

NAICS code and CL code	Kind of business and commodity line	Establishments handling commodity line		Commodity line sales			Sales coverage percent
		Number	Total sales (\$1,000)	Amount ¹ (\$1,000)	As percent of total sales of—		
					Establishments handling line	Establishments in NAICS industry ¹	
4219	Miscellaneous durable goods whse—Con.						
3000	Jewelry, diamonds, gem stones, and watches	7 589	23 609 953	22 006 911	93.2	11.9	60.1
3011	Diamond jewelry and diamond jewelry where lapidary work was not performed at this location	3 074	10 719 645	7 470 959	69.7	4.0	X
3012	Gem stone and pearl jewelry where lapidary work was not performed at this location	2 099	4 369 527	1 703 489	39.0	.9	X
3013	Diamonds, diamond jewelry, gem stones, and pearl jewelry where lapidary work was performed at this location	1 127	3 133 082	1 731 879	55.3	.9	X
3014	Watches, clocks, and watch movements and cases	1 760	6 433 645	4 083 860	63.5	2.2	X
3015	Karat gold jewelry (rings, necklaces, etc.)	1 817	6 250 546	3 620 551	57.9	2.0	X
3016	Other jewel., silverware, and plated ware (incl. jewel. where gemstones less than 50% of value, gold filled sterling, and costume jewel. and medallions)	2 929	5 522 954	3 372 994	61.1	1.8	X
3030	Precious metals—gold, silver, and platinum including precious metal coins	874	22 057 114	9 044 072	41.0	4.9	X
3100	Musical instruments and supplies	575	2 538 513	2 445 014	96.3	1.3	X
3120	Forest products, except lumber (including cordwood, hewn posts, poles, and ties)	2 164	22 603 963	11 100 223	49.1	6.0	X
3130	Compact discs, prerecorded audio tapes, and phonograph records	1 692	18 370 723	13 656 942	74.3	7.4	X
3140	Prerecorded video tapes	3 762	15 917 131	9 189 921	57.7	5.0	X
3150	Other durable goods	2 860	6 528 538	5 577 446	85.4	3.0	66.9
3151	Coin-operated games	288	1 196 806	1 044 708	87.3	.6	X
3152	Luggage	446	1 352 209	1 156 966	85.6	.6	X
3153	Works of art	390	469 776	258 876	55.1	.1	X
3154	Other durable goods, n.e.c.	2 037	3 805 451	3 116 888	81.9	1.7	X
3160	Fire extinguishers and fire safety equipment	1 087	1 208 509	1 021 201	84.5	.6	X
3200	Printing and writing paper	253	588 240	179 423	30.5	.1	52.2
3212	Fine roll paper	29	30 516	326	1.1	Z	X
3213	Other printing and writing paper	201	487 330	158 238	32.5	.1	X
3300	Stationery, office supplies and greeting cards	733	2 156 402	153 462	7.1	.1	9.9
3311	Business forms	398	999 872	3 622	.4	Z	X
3312	Stationery, photocopy paper, and typing paper	428	1 051 703	9 225	.9	Z	X
3313	Inked ribbons, carbon paper, pens and pencils	447	1 201 643	54 985	4.6	Z	X
3314	Toner and cartridges	493	1 019 359	5 699	.6	Z	X
3315	Greeting cards	62	369 717	27 174	7.4	Z	X
3316	Other stationery supplies (envelopes, ruled forms, and binder paper)	588	1 341 250	48 375	3.6	Z	X
3400	Industrial and personal services paper and plastics	419	552 979	67 338	12.2	Z	9.5
3411	Paperboard and boxboard boxes	295	207 991	23 128	11.1	Z	X
3412	Paper dishes, cups, and napkins	73	40 970	1 307	3.2	Z	X
3413	Industrial paper (wrapping, bags, cartons, etc.)	84	20 888	2 132	10.2	Z	X
3415	Other industrial and personal service paper	54	64 950	14 579	22.4	Z	X
3500	Drugs, pharmaceuticals, cosmetics, and toiletries	388	1 716 027	174 238	10.2	.1	42.1
3512	Nonprescription pharmaceuticals	34	2 256	326	14.5	Z	X
3513	Cosmetics	111	61 183	1 723	2.8	Z	X
3514	Perfumes	24	131 030	20 374	15.5	Z	X
3515	Other toiletries and druggists' sundries	215	1 192 340	108 181	9.1	.1	X
3600	Piece goods, knit and woven	138	1 588 583	110 104	6.9	.1	X
3700	Notions (buttons, ribbons, lace, sewing accessories, zippers, bindings, etc.)	180	277 467	35 003	12.6	Z	X
3800	Men's and boys' wear	772	3 741 943	294 870	7.9	.2	4.3
3811	Men's and boys' suits, coats, and formal wear	75	313 841	17 391	5.5	Z	X
3812	Men's and boys' dress and casual shirts, slacks, and jeans	256	893 595	42 218	4.7	Z	X
3813	Men's and boys' underwear and nightwear	34	188 442	2 689	1.4	Z	X
3814	Men's and boys' work clothing and uniforms	79	655 666	105 582	16.1	.1	X
3815	Other men's and boys' wear (caps, hats, swimwear, neckwear, etc.)	350	2 006 920	109 330	5.4	.1	X
3900	Women's and children's wear	524	2 561 547	128 983	5.0	.1	3.6
3911	Infants' and children's wear (to size 6X)	170	1 503 026	13 365	.9	Z	X
3912	Women's misses', and girls' dresses and blouses	114	456 386	43 725	9.6	Z	X
3913	Women's, misses', and girls' suits and coats	54	64 953	7 030	10.8	Z	X
3914	Women's and misses' outerwear	139	241 281	17 725	7.3	Z	X
3915	Women's and misses' underwear and sleepwear	44	151 876	3 522	2.3	Z	X
3916	Other women's, misses, and girl's wear (furs, sweaters, millinery, etc.)	84	180 297	26 564	14.7	Z	X
4000	Footwear	351	3 282 663	192 290	5.9	.1	5.7
4011	All athletic footwear	189	1 212 751	144 661	11.9	Z	X
4012	Infants' footwear	19	17 168	99	.6	Z	X
4013	Other women's, misses', and girls' footwear	54	90 184	5 208	5.8	Z	X
4014	Other men's and boy's footwear	116	775 009	28 434	3.7	Z	X
4015	Shoe accessories	15	79 964	1 910	2.4	Z	X
4100	Frozen foods (packaged)	139	1 634 435	17 250	1.1	Z	X
4400	Confectionery	40	315 714	40 914	13.0	Z	14.3
4411	Candy	31	139 910	25 577	18.3	Z	X
4412	Chewing gum	26	104 651	1 838	1.8	Z	X
4500	Fish and seafoods (excluding canned and frozen packaged)	61	60 977	1 429	2.3	Z	X
4600	Meat and meat products (fresh and unpackaged)	19	394 178	214 224	54.3	.1	68.2
4611	Beef (not killed on location)	16	355 239	115 296	32.5	.1	X
4614	Pork (not killed on location)	16	355 239	84 559	23.8	Z	X
4700	Fresh fruits and vegetables	88	1 244 152	18 673	1.5	Z	X
4800	Coffee, tea, and spices	72	194 675	2 427	1.2	Z	X
4820	Bread and baked goods	6	38 872	1 848	4.8	Z	X
4830	Canned foods	142	1 752 784	76 550	4.4	Z	X
4840	Food and beverage basic materials (include flavoring extracts, fruit peel, hop extract, industrial molasses, sausage casings, malt, yeast, etc.)	16	355 234	40 682	11.5	Z	X
4850	Soft drinks and bottled water	108	1 350 150	9 418	.7	Z	X

See footnotes at end of table.

Table 1. All Types of Operation by Kind of Business and Commodity Line for Wholesale Trade: 1997—Con.

[Includes only establishments with payroll. For meaning of abbreviations and symbols, see introductory text. For explanation of terms, see Appendix A]

NAICS code and CL code	Kind of business and commodity line	Establishments handling commodity line		Commodity line sales			Sales coverage percent
		Number	Total sales (\$1,000)	Amount ¹ (\$1,000)	As percent of total sales of—		
					Establishments handling line	Establishments in NAICS industry ¹	
4219	Miscellaneous durable goods whse—Con.						
4860	Other grocery specialties	188	12 853 285	1 826 136	14.2	1.0	.7
4862	Breakfast cereals	14	44 060	1 571	3.6	Z	X
4867	Pet foods	7	74 749	2 571	3.4	Z	X
4868	Grocery specialties, n.e.c.	9	26 155	1 165	4.5	Z	X
4900	Grain and beans	28	395 339	67 705	17.1	Z	X
5100	Hides, skins, and pelts	6	7 031	1 615	23.0	Z	X
5300	Plastics materials and basic shapes	797	3 656 415	139 506	3.8	.1	1.2
5311	Plastic pipes, rods, tubes, and shapes	532	3 089 141	55 518	1.8	Z	X
5312	High pressure laminates	13	15 671	4 945	31.6	Z	X
5314	Other plastics materials and basic shapes	260	725 741	17 343	2.4	Z	X
5320	Industrial gases (welding, etc.)	21	15 928	1 448	9.1	Z	X
5330	Chemicals and allied products (excluding agricultural, plastics, gases, and petroleum)	1 286	16 731 665	2 186 987	13.1	1.2	.6
5331	Gasses, compressed and liquified, except L.P.	20	73 603	756	1.0	Z	X
5332	Alkalies and chlorine	403	538 070	19 634	3.6	Z	X
5334	Organic fibers	26	94 717	11 560	12.2	Z	X
5335	Detergents and soaps	455	11 134 066	700 177	6.3	.4	X
5336	Sanitation chemicals, polishes, and waxes	473	11 273 203	707 950	6.3	.4	X
5341	Insecticides, nonagricultural	367	449 971	11 519	2.6	Z	X
5342	Adhesives, sealants, and glues	831	12 576 092	556 368	4.4	.3	X
5344	Other chemicals and allied products	351	3 737 564	168 901	4.5	.1	X
5400	Petroleum products	266	12 518 924	676 584	5.4	.4	.2
5418	Lubricating oil and greases	8	45 749	4 574	10.0	Z	X
5420	Liquified petroleum gases (excluding natural gas)	69	1 296 028	299 896	23.1	.2	X
5500	Crude oil	11	2 508	24	1.0	Z	X
5700	Wines and distilled alcoholic beverages	9	23 792	4 031	16.9	Z	36.1
5712	Distilled liquor (including premixed alcoholic drinks)	6	15 668	3 909	24.9	Z	X
5800	Farm supplies	183	2 522 029	170 890	6.8	.1	11.4
5811	Hay, straw, and alfalfa	75	2 234 541	73 669	3.3	Z	X
5814	Weed killers, soil sterilizers, and soil conditioners	18	39 413	4 544	11.5	Z	X
5816	Other agricultural chemicals and fertilizers	18	39 413	1 135	2.9	Z	X
5818	Other farm supplies (including harness and saddlery equipment)	82	236 412	89 938	38.0	Z	X
5900	Tobacco and tobacco products	15	38 836	2 844	7.3	Z	X
6000	Paint, paint supplies, and wallpaper	716	2 313 984	322 191	13.9	.2	5.4
6011	Architectural coatings (enamels, primers, stains, solvents, and lacquers)	636	2 096 844	294 299	14.0	.2	X
6015	Wallpaper	33	24 505	2 201	9.0	Z	X
6100	Books, periodicals, newspapers, and miscellaneous printed materials	647	4 178 969	431 109	10.3	.2	2.3
6101	Books	264	3 311 124	316 114	9.5	.2	X
6102	Other periodicals, newspapers, and miscellaneous printed materials	139	399 626	48 395	12.1	Z	X
6110	Flowers and florists' supplies	153	893 348	36 237	4.1	Z	X
6120	Art goods (including novelties and souvenirs)	460	1 318 598	138 282	10.5	.1	22.0
6121	Art materials	50	231 778	19 531	8.4	Z	X
6122	Novelties and souvenirs	408	701 286	101 130	14.4	.1	X
6130	Textile bags, bagging, and burlap	25	114 274	10 983	9.6	Z	X
6150	Nondurable goods, n.e.c.	229	2 008 899	160 324	8.0	.1	X
9700	Service receipts and labor charges (including installed parts)	3 035	6 786 585	752 967	11.1	.4	52.2
9701	Labor charges for repair work	515	2 384 140	173 912	7.3	.1	X
9702	Parts installed in repair work	1 169	1 368 572	93 049	6.8	.1	X
9703	Other service receipts and labor charges—Specify	1 465	4 053 298	474 826	11.7	.3	X
9720	Receipts for service contracts	186	203 613	24 734	12.1	Z	X
9730	Advertising specialties (paper novelties, etc.)	199	395 369	44 556	11.3	Z	X
9740	Receipts for installing equipment	117	78 656	10 813	13.7	Z	X
9810	Miscellaneous commodities	1 558	22 635 507	1 634 971	7.2	.9	X
9940	Rental and leasing receipts	791	1 730 696	110 278	6.4	.1	.2
9941	Computer rental and leasing receipts	76	193 888	2 178	1.1	Z	X
9942	Photocopying machine rental	232	418 683	22 479	5.4	Z	X
9943	Other office machine rental receipts	76	193 888	6 399	3.3	Z	X
9944	Other rental receipts	81	22 179	1 201	5.4	Z	X
9950	Construction receipts	65	98 168	10 992	11.2	Z	X
9970	Receipts for printing or photocopying performed at this establishment	16	16 397	447	2.7	Z	X
9980	Receipts for machine shop job work	24	14 196	826	5.8	Z	X
42191	Sporting & recreational goods & supplies whse	6 080	X	28 233 685	X	100.0	69.8
0200	New and rebuilt automotive parts and supplies	16	33 223	5 455	16.4	Z	28.8
0211	Batteries	15	25 507	5 072	19.9	Z	X
0300	Tires and tubes	9	18 356	702	3.8	Z	2.3
0311	New tires and tubes	9	18 356	702	3.8	Z	X
0400	Household and lawn furniture	31	413 503	62 544	15.1	.2	.1
0411	Upholstered furniture	17	59 780	4 592	7.7	Z	X
0412	Sleep furniture and equipment	17	59 780	671	1.1	Z	X
0414	Other furniture (including sleep sofas)	17	59 780	1 825	3.1	Z	X
0420	Office and business furniture	7	205 502	56 379	27.4	.2	X
0500	Household china, glassware, crockery, and plastic housewares	25	329 785	60 667	18.4	.2	X
0540	Other home furnishings	37	332 481	26 660	8.0	.1	6.5
0541	Metal flatware and kitchen utensils	8	249 875	15 803	6.3	.1	X
0542	Mirrors, lamps, and picture frames	37	332 481	10 857	3.3	Z	X
0700	Brick, stone, tile, sand, block, cement, and gravel	8	25 299	481	1.9	Z	51.6
0714	Brick, block, tile, clay/cement sewer pipe, etc.	8	25 299	481	1.9	Z	X

See footnotes at end of table.

Table 1. All Types of Operation by Kind of Business and Commodity Line for Wholesale Trade: 1997—Con.

[Includes only establishments with payroll. For meaning of abbreviations and symbols, see introductory text. For explanation of terms, see Appendix A]

NAICS code and CL code	Kind of business and commodity line	Establishments handling commodity line		Commodity line sales			Sales coverage percent
		Number	Total sales (\$1,000)	Amount ¹ (\$1,000)	As percent of total sales of—		
					Establishments handling line	Establishments in NAICS industry ¹	
42191	Sporting & recreational goods & supplies whsle—Con.						
0800	Photographic equipment and supplies (excluding video)	19	233 699	8 224	3.5	Z	X
0920	New computer equipment	6	32 270	6 591	20.4	Z	X
1000	Medical, hospital, and surgical supplies	7	18 110	4 996	27.6	Z	X
1400	Electrical apparatus and equipment	47	365 630	44 750	12.2	.2	X
1500	Electrical appliances, household	26	556 677	119 005	21.4	.4	26.5
1511	Televisions	18	520 620	47 132	9.1	.2	X
1512	Radios, stereos, and CD players	19	531 337	37 580	7.1	.1	X
1513	V.C.R.'s and video cameras	10	495 280	29 217	5.9	.1	X
1514	Electrical household ranges and ovens	8	25 340	4 183	16.5	Z	X
1516	Household laundry equipment	8	25 340	871	3.4	Z	X
1600	Electronic parts and equipment, except communication	54	167 879	23 731	14.1	.1	17.1
1612	Integrated circuits	10	8 264	104	1.3	Z	X
1616	Electronic connectors and other passive electronic parts	9	12 959	3 185	24.6	Z	X
1618	Electronic parts and equipment, n.e.c.	42	139 964	19 157	13.7	.1	X
1700	Hardware	60	571 932	42 642	7.5	.2	2.3
1711	Hand tools (including power driven)	28	421 866	29 619	7.0	.1	X
1713	Cutlery	56	245 281	13 023	5.3	Z	X
1800	Plumbing and heating equipment and supplies (hydronics)	42	131 876	18 241	13.8	.1	10.9
1811	Plastic pipe fittings and valves (excluding pipe and tubing)	22	85 673	10 009	11.7	Z	X
1813	Plumbing fixtures	10	17 779	1 664	9.4	Z	X
1814	Furnaces, stoves, water heaters (except electric and warm air)	10	28 424	5 232	18.4	Z	X
1818	Other plumbing and heating equipment and supplies	11	36 819	1 336	3.6	Z	X
2220	Garden machinery, equipment, and parts	18	252 234	34 078	13.5	.1	8.0
2222	Other new lawn and garden machinery and equipment	10	198 014	22 322	11.3	.1	X
2320	General-purpose industrial machinery, equipment, and parts	8	43 407	2 738	6.3	Z	X
2520	Custodial (janitors') equipment and supplies	7	36 027	824	2.3	Z	X
2620	Marine machinery, equipment, and supplies	15	92 837	16 913	18.2	.1	X
2700	Sporting and recreational goods and supplies	6 080	28 233 685	26 519 495	93.9	93.9	58.1
2711	Ammunition, firearms, reloading equipment, archery supplies, shooting aids, and accessories	975	7 281 817	4 844 907	66.5	17.2	X
2712	Bicycles and bicycle tires and tubes	480	3 317 097	2 125 673	64.1	7.5	X
2713	Billiards, pool, bowling equipment, and accessories	547	2 464 230	1 318 332	53.5	4.7	X
2714	Camping and fishing equipment and accessories	1 107	6 629 488	3 095 232	46.7	11.0	X
2715	Athletic equipment and accessories	1 738	10 017 008	7 142 301	71.3	25.3	X
2716	Skiing equipment	302	1 892 181	901 333	47.6	3.2	X
2717	Marine pleasure craft, equipment, and accessories	800	5 038 138	2 503 463	49.7	8.9	X
2718	Other sporting and recreational goods (go carts, bait, etc.)	1 913	7 154 568	4 588 256	64.1	16.3	X
2800	Toys and hobby goods and supplies	109	1 323 389	233 915	17.7	.8	59.3
2812	Other toys and games (including fireworks and children's vehicles)	85	1 262 601	207 820	16.5	.7	X
2813	Crafts and craft supplies	19	117 403	9 250	7.9	Z	X
2814	Other hobby goods and accessories	26	116 338	16 250	14.0	.1	X
3000	Jewelry, diamonds, gem stones, and watches	46	132 921	6 891	5.2	Z	9.7
3016	Other jewel, silverware, and plated ware (incl. jewel, where gemstones less than 50% of value, gold filled sterling, and costume jewel, and medallions)	43	108 308	4 306	4.0	Z	X
3140	Prerecorded video tapes	19	106 761	1 806	1.7	Z	X
3150	Other durable goods	7	18 880	4 298	22.8	Z	X
3300	Stationery, office supplies and greeting cards	13	75 412	3 949	5.2	Z	X
3500	Drugs, pharmaceuticals, cosmetics, and toiletries	23	82 442	16 361	19.8	.1	6.4
3515	Other toiletries and druggists' sundries	22	40 535	5 838	14.4	Z	X
3600	Piece goods, knit and woven	16	8 142	964	11.8	Z	X
3700	Notions (buttons, ribbons, lace, sewing accessories, zippers, bindings, etc.)	17	44 889	3 271	7.3	Z	X
3800	Men's and boys' wear	375	1 690 515	241 192	14.3	.9	7.8
3811	Men's and boys' suits, coats, and formal wear	49	188 410	14 368	7.6	.1	X
3812	Men's and boys' dress and casual shirts, slacks, and jeans	186	634 872	31 101	4.9	.1	X
3813	Men's and boys' underwear and nightwear	34	188 442	2 689	1.4	Z	X
3814	Men's and boys' work clothing and uniforms	73	643 703	103 774	16.1	.4	X
3815	Other men's and boys' wear (caps, hats, swimwear, neckwear, etc.)	152	476 880	89 260	18.7	.3	X
3900	Women's and children's wear	215	753 954	63 909	8.5	.2	8.3
3911	Infants' and children's wear (to size 6X)	33	195 841	2 333	1.2	Z	X
3912	Women's misses', and girls' dresses and blouses	102	424 627	35 493	8.4	.1	X
3914	Women's and misses' outerwear	95	131 519	11 302	8.6	Z	X
3915	Women's and misses' underwear and sleepwear	35	145 672	2 876	2.0	Z	X
3916	Other women's, misses, and girl's wear (furs, sweaters, millinery, etc.)	56	100 065	11 898	11.9	Z	X
4000	Footwear	267	3 193 779	186 325	5.8	.7	5.5
4011	All athletic footwear	164	1 172 926	142 729	12.2	.5	X
4012	Infants' footwear	19	17 168	99	.6	Z	X
4013	Other women's, misses', and girls' footwear	54	90 184	5 208	5.8	Z	X
4014	Other men's and boy's footwear	116	775 009	28 434	3.7	.1	X
4015	Shoe accessories	15	79 964	1 910	2.4	Z	X
4400	Confectionery	7	161 891	9 748	6.0	Z	X
4860	Other grocery specialties	6	28 834	2 012	7.0	Z	X
5300	Plastics materials and basic shapes	9	49 377	4 214	8.5	Z	21.7
5311	Plastic pipes, rods, tubes, and shapes	9	49 377	4 214	8.5	Z	X
5330	Chemicals and allied products (excluding agricultural, plastics, gases, and petroleum)	69	267 417	48 350	18.1	.2	8.8
5331	Gases, compressed and liquified, except L.P.	20	73 603	756	1.0	Z	X
5332	Alkalies and chlorine	41	98 924	15 541	15.7	.1	X
5336	Sanitation chemicals, polishes, and waxes	20	147 318	15 283	10.4	.1	X
5344	Other chemicals and allied products	20	73 603	15 120	20.5	.1	X
5400	Petroleum products	6	41 838	4 069	9.7	Z	33.8
5418	Lubricating oil and greases	6	41 838	4 069	9.7	Z	X

See footnotes at end of table.

Table 1. All Types of Operation by Kind of Business and Commodity Line for Wholesale Trade: 1997—Con.

[Includes only establishments with payroll. For meaning of abbreviations and symbols, see introductory text. For explanation of terms, see Appendix A]

NAICS code and CL code	Kind of business and commodity line	Establishments handling commodity line		Commodity line sales			Sales coverage percent
		Number	Total sales (\$1,000)	Amount ¹ (\$1,000)	As percent of total sales of—		
					Establishments handling line	Establishments in NAICS industry ¹	
42191	Sporting & recreational goods & supplies whsle—Con.						
5800	Farm supplies	19	41 446	6 696	16.2	Z	6.6
5814	Weed killers, soil sterilizers, and soil conditioners.....	18	39 413	4 544	11.5	Z	X
5816	Other agricultural chemicals and fertilizers.....	18	39 413	1 135	2.9	Z	X
6000	Paint, paint supplies, and wallpaper	10	13 435	2 260	16.8	Z	68.0
6011	Architectural coatings (enamels, primers, stains, solvents, and lacquers).....	10	13 435	2 260	16.8	Z	X
6100	Books, periodicals, newspapers, and miscellaneous printed materials	57	173 399	4 894	2.8	Z	X
6120	Art goods (including novelties and souvenirs)	36	153 115	18 343	12.0	.1	12.1
6122	Novelties and souvenirs.....	36	153 115	18 225	11.9	.1	X
6150	Nondurable goods, n.e.c.	12	6 736	1 026	15.2	Z	X
9700	Service receipts and labor charges (including installed parts)	336	823 360	104 087	12.6	.4	61.4
9701	Labor charges for repair work	231	444 770	21 694	4.9	.1	X
9702	Parts installed in repair work	138	297 184	12 536	4.2	Z	X
9703	Other service receipts and labor charges—Specify	127	396 003	69 841	17.6	.2	X
9730	Advertising specialties (paper novelties, etc.)	50	143 142	21 761	15.2	.1	X
9740	Receipts for installing equipment	6	11 795	1 206	10.2	Z	X
9810	Miscellaneous commodities	148	2 461 395	137 862	5.6	.5	X
9940	Rental and leasing receipts	35	103 843	6 095	5.9	Z	X
421910	Sporting & recreational goods & supplies whsle	6 080	X	28 233 685	X	100.0	69.8
0200	New and rebuilt automotive parts and supplies	16	33 223	5 455	16.4	Z	28.8
0211	Batteries	15	25 507	5 072	19.9	Z	X
0300	Tires and tubes	9	18 356	702	3.8	Z	2.3
0311	New tires and tubes	9	18 356	702	3.8	Z	X
0400	Household and lawn furniture	31	413 503	62 544	15.1	.2	.1
0411	Upholstered furniture	17	59 780	4 592	7.7	Z	X
0412	Sleep furniture and equipment	17	59 780	671	1.1	Z	X
0414	Other furniture (including sleep sofas)	17	59 780	1 825	3.1	Z	X
0420	Office and business furniture	7	205 502	56 379	27.4	.2	X
0500	Household china, glassware, crockery, and plastic housewares	25	329 785	60 667	18.4	.2	X
0540	Other home furnishings	37	332 481	26 660	8.0	.1	6.5
0541	Metal flatware and kitchen utensils	8	249 875	15 803	6.3	.1	X
0542	Mirrors, lamps, and picture frames	37	332 481	10 857	3.3	Z	X
0700	Brick, stone, tile, sand, block, cement, and gravel	8	25 299	481	1.9	Z	51.6
0714	Brick, block, tile, clay/cement sewer pipe, etc.....	8	25 299	481	1.9	Z	X
0800	Photographic equipment and supplies (excluding video)	19	233 699	8 224	3.5	Z	X
0920	New computer equipment	6	32 270	6 591	20.4	Z	X
1000	Medical, hospital, and surgical supplies	7	18 110	4 996	27.6	Z	X
1400	Electrical apparatus and equipment.....	47	365 630	44 750	12.2	.2	X
1500	Electrical appliances, household	26	556 677	119 005	21.4	.4	26.5
1511	Televisions	18	520 620	47 132	9.1	.2	X
1512	Radios, stereos, and CD players	19	531 337	37 580	7.1	.1	X
1513	V.C.R.'s and video cameras	10	495 280	29 217	5.9	.1	X
1514	Electrical household ranges and ovens.....	8	25 340	4 183	16.5	Z	X
1516	Household laundry equipment	8	25 340	871	3.4	Z	X
1600	Electronic parts and equipment, except communication	54	167 879	23 731	14.1	.1	17.1
1612	Integrated circuits	10	8 264	104	1.3	Z	X
1616	Electronic connectors and other passive electronic parts	9	12 959	3 185	24.6	Z	X
1618	Electronic parts and equipment, n.e.c.	42	139 964	19 157	13.7	.1	X
1700	Hardware	60	571 932	42 642	7.5	.2	2.3
1711	Hand tools (including power driven).....	28	421 866	29 619	7.0	.1	X
1713	Cutlery.....	56	245 281	13 023	5.3	Z	X
1800	Plumbing and heating equipment and supplies (hydronics)	42	131 876	18 241	13.8	.1	10.9
1811	Plastic pipe fittings and valves (excluding pipe and tubing).....	22	85 673	10 009	11.7	Z	X
1813	Plumbing fixtures.....	10	17 779	1 664	9.4	Z	X
1814	Furnaces, stoves, water heaters (except electric and warm air).....	10	28 424	5 232	18.4	Z	X
1818	Other plumbing and heating equipment and supplies.....	11	36 819	1 336	3.6	Z	X
2220	Garden machinery, equipment, and parts	18	252 234	34 078	13.5	.1	8.0
2222	Other new lawn and garden machinery and equipment.....	10	198 014	22 322	11.3	.1	X
2320	General-purpose industrial machinery, equipment, and parts.....	8	43 407	2 738	6.3	Z	X
2520	Custodial (janitors') equipment and supplies	7	36 027	824	2.3	Z	X
2620	Marine machinery, equipment, and supplies	15	92 837	16 913	18.2	.1	X
2700	Sporting and recreational goods and supplies	6 080	28 233 685	26 519 495	93.9	93.9	58.1
2711	Ammunition, firearms, reloading equipment, archery supplies, shooting aids, and accessories	975	7 281 817	4 844 907	66.5	17.2	X
2712	Bicycles and bicycle tires and tubes	480	3 317 097	2 125 673	64.1	7.5	X
2713	Billiards, pool, bowling equipment, and accessories.....	547	2 464 230	1 318 332	53.5	4.7	X
2714	Camping and fishing equipment and accessories.....	1 107	6 629 488	3 095 232	46.7	11.0	X
2715	Athletic equipment and accessories	1 738	10 017 008	7 142 301	71.3	25.3	X
2716	Skiing equipment.....	302	1 892 181	901 333	47.6	3.2	X
2717	Marine pleasure craft, equipment, and accessories	800	5 038 138	2 503 463	49.7	8.9	X
2718	Other sporting and recreational goods (go carts, bait, etc.).....	1 913	7 154 568	4 588 256	64.1	16.3	X
2800	Toys and hobby goods and supplies	109	1 323 389	233 915	17.7	.8	59.3
2812	Other toys and games (including fireworks and children's vehicles)	85	1 262 601	207 820	16.5	.7	X
2813	Crafts and craft supplies	19	117 403	9 250	7.9	Z	X
2814	Other hobby goods and accessories.....	26	116 338	16 250	14.0	.1	X
3000	Jewelry, diamonds, gem stones, and watches	46	132 921	6 891	5.2	Z	9.7
3016	Other jewel., silverware, and plated ware (incl. jewel. where gemstones less than 50% of value, gold filled sterling, and costume jewel. and medallions).....	43	108 308	4 306	4.0	Z	X

See footnotes at end of table.

Table 1. All Types of Operation by Kind of Business and Commodity Line for Wholesale Trade: 1997—Con.

[Includes only establishments with payroll. For meaning of abbreviations and symbols, see introductory text. For explanation of terms, see Appendix A]

NAICS code and CL code	Kind of business and commodity line	Establishments handling commodity line		Commodity line sales			Sales coverage percent
		Number	Total sales (\$1,000)	Amount ¹ (\$1,000)	As percent of total sales of—		
					Establishments handling line	Establishments in NAICS industry ¹	
421910	Sporting & recreational goods & supplies whsle—Con.						
3140	Prerecorded video tapes	19	106 761	1 806	1.7	Z	X
3150	Other durable goods	7	18 880	4 298	22.8	Z	X
3300	Stationery, office supplies and greeting cards	13	75 412	3 949	5.2	Z	X
3500	Drugs, pharmaceuticals, cosmetics, and toiletries	23	82 442	16 361	19.8	.1	6.4
3515	Other toiletries and druggists' sundries	22	40 535	5 838	14.4	Z	X
3600	Piece goods, knit and woven	16	8 142	964	11.8	Z	X
3700	Notions (buttons, ribbons, lace, sewing accessories, zippers, bindings, etc.)	17	44 889	3 271	7.3	Z	X
3800	Men's and boys' wear	375	1 690 515	241 192	14.3	.9	7.8
3811	Men's and boys' suits, coats, and formal wear	49	188 410	14 368	7.6	.1	X
3812	Men's and boys' dress and casual shirts, slacks, and jeans	186	634 872	31 101	4.9	.1	X
3813	Men's and boys' underwear and nightwear	34	188 442	2 689	1.4	.4	X
3814	Men's and boys' work clothing and uniforms	73	643 703	103 774	16.1	Z	X
3815	Other men's and boys' wear (caps, hats, swimwear, neckwear, etc.)	152	476 880	89 260	18.7	.3	X
3900	Women's and children's wear	215	753 954	63 909	8.5	.2	8.3
3911	Infants' and children's wear (to size 6X)	33	195 841	2 333	1.2	Z	X
3912	Women's misses', and girls' dresses and blouses	102	424 627	35 493	8.4	.1	X
3914	Women's and misses' outerwear	95	131 519	11 302	8.6	Z	X
3915	Women's and misses' underwear and sleepwear	35	145 672	2 876	2.0	Z	X
3916	Other women's, misses, and girl's wear (furs, sweaters, millinery, etc.) ..	56	100 065	11 898	11.9	Z	X
4000	Footwear	267	3 193 779	186 325	5.8	.7	5.5
4011	All athletic footwear	164	1 172 926	142 729	12.2	.5	X
4012	Infants' footwear	19	17 168	99	.6	Z	X
4013	Other women's, misses', and girls' footwear	54	90 184	5 208	5.8	Z	X
4014	Other men's and boy's footwear	116	775 009	28 434	3.7	.1	X
4015	Shoe accessories	15	79 964	1 910	2.4	Z	X
4400	Confectionery	7	161 891	9 748	6.0	Z	X
4860	Other grocery specialties	6	28 834	2 012	7.0	Z	X
5300	Plastics materials and basic shapes	9	49 377	4 214	8.5	Z	21.7
5311	Plastic pipes, rods, tubes, and shapes	9	49 377	4 214	8.5	Z	X
5330	Chemicals and allied products (excluding agricultural, plastics, gases, and petroleum)	69	267 417	48 350	18.1	.2	8.8
5331	Gasses, compressed and liquified, except L.P.	20	73 603	756	1.0	Z	X
5332	Alkalies and chlorine	41	98 924	15 541	15.7	.1	X
5336	Sanitation chemicals, polishes, and waxes	20	147 318	15 283	10.4	.1	X
5344	Other chemicals and allied products	20	73 603	15 120	20.5	.1	X
5400	Petroleum products	6	41 838	4 069	9.7	Z	33.8
5418	Lubricating oil and greases	6	41 838	4 069	9.7	Z	X
5800	Farm supplies	19	41 446	6 696	16.2	Z	6.6
5814	Weed killers, soil sterilizers, and soil conditioners	18	39 413	4 544	11.5	Z	X
5816	Other agricultural chemicals and fertilizers	18	39 413	1 135	2.9	Z	X
6000	Paint, paint supplies, and wallpaper	10	13 435	2 260	16.8	Z	68.0
6011	Architectural coatings (enamels, primers, stains, solvents, and lacquers)	10	13 435	2 260	16.8	Z	X
6100	Books, periodicals, newspapers, and miscellaneous printed materials	57	173 399	4 894	2.8	Z	X
6120	Art goods (including novelties and souvenirs)	36	153 115	18 343	12.0	.1	12.1
6122	Novelties and souvenirs	36	153 115	18 225	11.9	.1	X
6150	Nondurable goods, n.e.c.	12	6 736	1 026	15.2	Z	X
9700	Service receipts and labor charges (including installed parts)	336	823 360	104 087	12.6	.4	61.4
9701	Labor charges for repair work	231	444 770	21 694	4.9	.1	X
9702	Parts installed in repair work	138	297 184	12 536	4.2	Z	X
9703	Other service receipts and labor charges—Specify	127	396 003	69 841	17.6	.2	X
9730	Advertising specialties (paper novelties, etc.)	50	143 142	21 761	15.2	.1	X
9740	Receipts for installing equipment	6	11 795	1 206	10.2	Z	X
9810	Miscellaneous commodities	148	2 461 395	137 862	5.6	.5	X
9940	Rental and leasing receipts	35	103 843	6 095	5.9	Z	X
42192	Toy & hobby goods & supplies whsle	3 229	X	20 166 025	X	100.0	81.8
0200	New and rebuilt automotive parts and supplies	9	40 125	4 530	11.3	Z	X
0400	Household and lawn furniture	18	58 416	9 887	16.9	Z	58.2
0414	Other furniture (including sleep sofas)	9	3 153	155	4.9	Z	X
0500	Household china, glassware, crockery, and plastic housewares	54	957 710	34 686	3.6	.2	X
0520	Linens, domestics, curtains, and draperies	27	139 471	5 423	3.9	Z	13.7
0521	Bedspreads, blankets, and bedding	14	13 632	686	5.0	Z	X
0524	Towels and washcloths	12	123 305	4 164	3.4	Z	X
0540	Other home furnishings	60	396 753	24 895	6.3	.1	10.1
0542	Mirrors, lamps, and picture frames	35	258 333	6 302	2.4	Z	X
0543	Home furnishings, n.e.c.	36	188 348	18 593	9.9	.1	X
0800	Photographic equipment and supplies (excluding video)	23	28 696	3 789	13.2	Z	9.4
0814	Developing supplies (excluding film)	17	21 055	3 027	14.4	Z	X
1030	Optical and ophthalmic goods	9	33 654	7 302	21.7	Z	81.8
1034	Optical goods, n.e.c. (excluding cameras)	9	33 654	7 302	21.7	Z	X
1040	Religious and school supplies	19	44 246	12 221	27.6	.1	X
1400	Electrical apparatus and equipment	32	191 970	40 885	21.3	.2	X
1500	Electrical appliances, household	31	1 034 203	58 461	5.7	.3	X
1600	Electronic parts and equipment, except communication	24	175 350	27 414	15.6	.1	58.8
1616	Electronic connectors and other passive electronic parts	23	173 883	27 327	15.7	.1	X
1700	Hardware	40	195 556	7 833	4.0	Z	X

See footnotes at end of table.

Table 1. All Types of Operation by Kind of Business and Commodity Line for Wholesale Trade: 1997—Con.

[Includes only establishments with payroll. For meaning of abbreviations and symbols, see introductory text. For explanation of terms, see Appendix A]

NAICS code and CL code	Kind of business and commodity line	Establishments handling commodity line		Commodity line sales			Sales coverage percent
		Number	Total sales (\$1,000)	Amount ¹ (\$1,000)	As percent of total sales of—		
					Establishments handling line	Establishments in NAICS industry ¹	
42192	Toy & hobby goods & supplies whsle—Con.						
2320	General-purpose industrial machinery, equipment, and parts	6	8 237	312	3.8	Z	X
2700	Sporting and recreational goods and supplies	92	913 022	179 485	19.7	.9	56.6
2711	Ammunition, firearms, reloading equipment, archery supplies, shooting aids, and accessories	16	12 120	644	5.3	Z	X
2712	Bicycles and bicycle tires and tubes	26	473 632	72 151	15.2	.4	X
2713	Billiards, pool, bowling equipment, and accessories	12	56 025	2 161	3.9	Z	X
2714	Camping and fishing equipment and accessories	25	250 489	37 440	14.9	.2	X
2715	Athletic equipment and accessories	12	151 031	3 576	2.4	Z	X
2718	Other sporting and recreational goods (go carts, bait, etc.)	19	304 860	52 935	17.4	.3	X
2800	Toys and hobby goods and supplies	3 229	20 166 025	19 194 752	95.2	95.2	69.8
2811	Video games and cartridges	318	5 421 291	4 089 788	75.4	20.3	X
2812	Other toys and games (including fireworks and children's vehicles)	1 666	13 133 298	11 596 149	88.3	57.5	X
2813	Crafts and craft supplies	949	2 518 633	1 107 960	44.0	5.5	X
2814	Other hobby goods and accessories	932	3 526 146	2 400 005	68.1	11.9	X
3000	Jewelry, diamonds, gem stones, and watches	52	127 244	11 697	9.2	.1	1.6
3015	Karat gold jewelry (rings, necklaces, etc.)	34	82 852	496	.6	Z	X
3016	Other jewel, silverware, and plated ware (incl. jewel. where gemstones less than 50% of value, gold filled sterling, and costume jewel. and medallions)	16	35 539	11 073	31.2	.1	X
3030	Precious metals—gold, silver, and platinum including precious metal coins	7	4 850	586	12.1	Z	X
3130	Compact discs, prerecorded audio tapes, and phonograph records	12	23 809	6 502	27.3	Z	X
3140	Prerecorded video tapes	14	42 572	458	1.1	Z	X
3150	Other durable goods	7	5 490	716	13.0	Z	X
3200	Printing and writing paper	7	74 241	23 690	31.9	.1	X
3300	Stationery, office supplies and greeting cards	91	620 669	65 337	10.5	.3	17.2
3313	Inked ribbons, carbon paper, pens and pencils	35	172 391	20 259	11.8	.1	X
3314	Toner and cartridges	13	9 340	337	3.6	Z	X
3315	Greeting cards	35	296 923	24 295	8.2	.1	X
3316	Other stationery supplies (envelopes, ruled forms, and binder paper)	19	157 487	20 446	13.0	.1	X
3400	Industrial and personal services paper and plastics	7	3 993	757	19.0	Z	2.9
3415	Other industrial and personal service paper	7	3 993	757	19.0	Z	X
3500	Drugs, pharmaceuticals, cosmetics, and toiletries	60	223 259	37 255	16.7	.2	15.3
3513	Cosmetics	28	58 057	1 531	2.6	Z	X
3514	Perfumes	9	1 243	59	4.7	Z	X
3515	Other toiletries and druggists' sundries	37	176 739	29 193	16.5	.1	X
3600	Piece goods, knit and woven	8	24 333	820	3.4	Z	X
3700	Notions (buttons, ribbons, lace, sewing accessories, zippers, bindings, etc.)	62	154 796	27 012	17.5	.1	X
3800	Men's and boys' wear	42	174 878	8 967	5.1	Z	4.3
3811	Men's and boys' suits, coats, and formal wear	19	93 172	1 596	1.7	Z	X
3812	Men's and boys' dress and casual shirts, slacks, and jeans	23	99 400	3 825	3.8	Z	X
3815	Other men's and boys' wear (caps, hats, swimwear, neckwear, etc.)	42	174 878	3 546	2.0	Z	X
3900	Women's and children's wear	36	102 337	4 069	4.0	Z	3.6
3914	Women's and misses' outerwear	34	93 731	3 886	4.1	Z	X
4000	Footwear	17	35 865	1 745	4.9	Z	26.0
4011	All athletic footwear	17	35 865	1 745	4.9	Z	X
4400	Confectionery	29	139 058	27 259	19.6	.1	28.1
4411	Candy	29	139 058	25 421	18.3	.1	X
4412	Chewing gum	26	104 651	1 838	1.8	Z	X
4860	Other grocery specialties	12	26 903	1 576	5.9	Z	39.0
4862	Breakfast cereals	11	24 321	1 302	5.4	Z	X
5300	Plastics materials and basic shapes	13	16 687	3 442	20.6	Z	X
6100	Books, periodicals, newspapers, and miscellaneous printed materials	135	703 612	77 145	11.0	.4	2.4
6101	Books	75	450 588	43 959	9.8	.2	X
6102	Other periodicals, newspapers, and miscellaneous printed materials	60	253 024	33 186	13.1	.2	X
6110	Flowers and florists' supplies	33	80 449	13 548	16.8	.1	X
6120	Art goods (including novelties and souvenirs)	121	481 276	57 420	11.9	.3	49.9
6121	Art materials	25	201 688	18 482	9.2	.1	X
6122	Novelties and souvenirs	101	280 790	38 938	13.9	.2	X
6130	Textile bags, bagging, and burlap	7	54 504	2 115	3.9	Z	X
6150	Nondurable goods, n.e.c.	54	207 003	22 693	11.0	.1	X
9700	Service receipts and labor charges (including installed parts)	72	124 452	15 161	12.2	.1	71.2
9701	Labor charges for repair work	52	99 662	4 811	4.8	Z	X
9702	Parts installed in repair work	26	71 471	1 074	1.5	Z	X
9703	Other service receipts and labor charges—Specify	25	29 529	9 272	31.4	Z	X
9730	Advertising specialties (paper novelties, etc.)	25	66 615	11 540	17.3	.1	X
9810	Miscellaneous commodities	94	1 213 916	76 725	6.3	.4	X
9940	Rental and leasing receipts	14	11 431	752	6.6	Z	X
421920	Toy & hobby goods & supplies whsle	3 229	X	20 166 025	X	100.0	81.8
0200	New and rebuilt automotive parts and supplies	9	40 125	4 530	11.3	Z	X
0400	Household and lawn furniture	18	58 416	9 887	16.9	Z	58.2
0414	Other furniture (including sleep sofas)	9	3 153	155	4.9	Z	X
0500	Household china, glassware, crockery, and plastic housewares	54	957 710	34 686	3.6	.2	X
0520	Linens, domestics, curtains, and draperies	27	139 471	5 423	3.9	Z	13.7
0521	Bedspreads, blankets, and bedding	14	13 632	686	5.0	Z	X
0524	Towels and washcloths	12	123 305	4 164	3.4	Z	X

See footnotes at end of table.

Table 1. All Types of Operation by Kind of Business and Commodity Line for Wholesale Trade: 1997—Con.

[Includes only establishments with payroll. For meaning of abbreviations and symbols, see introductory text. For explanation of terms, see Appendix A]

NAICS code and CL code	Kind of business and commodity line	Establishments handling commodity line		Commodity line sales			Sales coverage percent
		Number	Total sales (\$1,000)	Amount ¹ (\$1,000)	As percent of total sales of—		
					Establishments handling line	Establishments in NAICS industry ¹	
421920	Toy & hobby goods & supplies whsle—Con.						
0540	Other home furnishings	60	396 753	24 895	6.3	.1	10.1
0542	Mirrors, lamps, and picture frames	35	258 333	6 302	2.4	Z	X
0543	Home furnishings, n.e.c.	36	188 348	18 593	9.9	.1	X
0800	Photographic equipment and supplies (excluding video)	23	28 696	3 789	13.2	Z	9.4
0814	Developing supplies (excluding film)	17	21 055	3 027	14.4	Z	X
1030	Optical and ophthalmic goods	9	33 654	7 302	21.7	Z	81.8
1034	Optical goods, n.e.c. (excluding cameras)	9	33 654	7 302	21.7	Z	X
1040	Religious and school supplies	19	44 246	12 221	27.6	.1	X
1400	Electrical apparatus and equipment	32	191 970	40 885	21.3	.2	X
1500	Electrical appliances, household	31	1 034 203	58 461	5.7	.3	X
1600	Electronic parts and equipment, except communication	24	175 350	27 414	15.6	.1	58.8
1616	Electronic connectors and other passive electronic parts	23	173 883	27 327	15.7	.1	X
1700	Hardware	40	195 556	7 833	4.0	Z	X
2320	General-purpose industrial machinery, equipment, and parts	6	8 237	312	3.8	Z	X
2700	Sporting and recreational goods and supplies	92	913 022	179 485	19.7	.9	56.6
2711	Ammunition, firearms, reloading equipment, archery supplies, shooting aids, and accessories	16	12 120	644	5.3	Z	X
2712	Bicycles and bicycle tires and tubes	26	473 632	72 151	15.2	.4	X
2713	Billiards, pool, bowling equipment, and accessories	12	56 025	2 161	3.9	Z	X
2714	Camping and fishing equipment and accessories	25	250 489	37 440	14.9	.2	X
2715	Athletic equipment and accessories	12	151 031	3 576	2.4	Z	X
2718	Other sporting and recreational goods (go carts, bait, etc.)	19	304 860	52 935	17.4	.3	X
2800	Toys and hobby goods and supplies	3 229	20 166 025	19 194 752	95.2	95.2	69.8
2811	Video games and cartridges	318	5 421 291	4 089 788	75.4	20.3	X
2812	Other toys and games (including fireworks and children's vehicles)	1 666	13 133 298	11 596 149	88.3	57.5	X
2813	Crafts and craft supplies	949	2 518 633	1 107 960	44.0	5.5	X
2814	Other hobby goods and accessories	932	3 526 146	2 400 005	68.1	11.9	X
3000	Jewelry, diamonds, gem stones, and watches	52	127 244	11 697	9.2	.1	1.6
3015	Karat gold jewelry (rings, necklaces, etc.)	34	82 852	496	.6	Z	X
3016	Other jewel., silverware, and plated ware (incl. jewel. where gemstones less than 50% of value, gold filled sterling, and costume jewel. and medallions)	16	35 539	11 073	31.2	.1	X
3030	Precious metals—gold, silver, and platinum including precious metal coins	7	4 850	586	12.1	Z	X
3130	Compact discs, prerecorded audio tapes, and phonograph records	12	23 809	6 502	27.3	Z	X
3140	Prerecorded video tapes	14	42 572	458	1.1	Z	X
3150	Other durable goods	7	5 490	716	13.0	Z	X
3200	Printing and writing paper	7	74 241	23 690	31.9	.1	X
3300	Stationery, office supplies and greeting cards	91	620 669	65 337	10.5	.3	17.2
3313	Inked ribbons, carbon paper, pens and pencils	35	172 391	20 259	11.8	.1	X
3314	Toner and cartridges	13	9 340	337	3.6	Z	X
3315	Greeting cards	35	296 923	24 295	8.2	.1	X
3316	Other stationery supplies (envelopes, ruled forms, and binder paper)	19	157 487	20 446	13.0	.1	X
3400	Industrial and personal services paper and plastics	7	3 993	757	19.0	Z	2.9
3415	Other industrial and personal service paper	7	3 993	757	19.0	Z	X
3500	Drugs, pharmaceuticals, cosmetics, and toiletries	60	223 259	37 255	16.7	.2	15.3
3513	Cosmetics	28	58 057	1 531	2.6	Z	X
3514	Perfumes	9	1 243	59	4.7	Z	X
3515	Other toiletries and druggists' sundries	37	176 739	29 193	16.5	.1	X
3600	Piece goods, knit and woven	8	24 333	820	3.4	Z	X
3700	Notions (buttons, ribbons, lace, sewing accessories, zippers, bindings, etc.)	62	154 796	27 012	17.5	.1	X
3800	Men's and boys' wear	42	174 878	8 967	5.1	Z	4.3
3811	Men's and boys' suits, coats, and formal wear	19	93 172	1 596	1.7	Z	X
3812	Men's and boys' dress and casual shirts, slacks, and jeans	23	99 400	3 825	3.8	Z	X
3815	Other men's and boys' wear (caps, hats, swimwear, neckwear, etc.)	42	174 878	3 546	2.0	Z	X
3900	Women's and children's wear	36	102 337	4 069	4.0	Z	3.6
3914	Women's and misses' outerwear	34	93 731	3 886	4.1	Z	X
4000	Footwear	17	35 865	1 745	4.9	Z	26.0
4011	All athletic footwear	17	35 865	1 745	4.9	Z	X
4400	Confectionery	29	139 058	27 259	19.6	.1	28.1
4411	Candy	29	139 058	25 421	18.3	.1	X
4412	Chewing gum	26	104 651	1 838	1.8	Z	X
4860	Other grocery specialties	12	26 903	1 576	5.9	Z	39.0
4862	Breakfast cereals	11	24 321	1 302	5.4	Z	X
5300	Plastics materials and basic shapes	13	16 687	3 442	20.6	Z	X
6100	Books, periodicals, newspapers, and miscellaneous printed materials	135	703 612	77 145	11.0	.4	2.4
6101	Books	75	450 588	43 959	9.8	.2	X
6102	Other periodicals, newspapers, and miscellaneous printed materials	60	253 024	33 186	13.1	.2	X
6110	Flowers and florists' supplies	33	80 449	13 548	16.8	.1	X
6120	Art goods (including novelties and souvenirs)	121	481 276	57 420	11.9	.3	49.9
6121	Art materials	25	201 688	18 482	9.2	.1	X
6122	Novelties and souvenirs	101	280 790	38 938	13.9	.2	X
6130	Textile bags, bagging, and burlap	7	54 504	2 115	3.9	Z	X
6150	Nondurable goods, n.e.c.	54	207 003	22 693	11.0	.1	X
9700	Service receipts and labor charges (including installed parts)	72	124 452	15 161	12.2	.1	71.2
9701	Labor charges for repair work	52	99 662	4 811	4.8	Z	X
9702	Parts installed in repair work	26	71 471	1 074	1.5	Z	X
9703	Other service receipts and labor charges—Specify	25	29 529	9 272	31.4	Z	X

See footnotes at end of table.

Table 1. All Types of Operation by Kind of Business and Commodity Line for Wholesale Trade: 1997—Con.

[Includes only establishments with payroll. For meaning of abbreviations and symbols, see introductory text. For explanation of terms, see Appendix A]

NAICS code and CL code	Kind of business and commodity line	Establishments handling commodity line		Commodity line sales			Sales coverage percent
		Number	Total sales (\$1,000)	Amount ¹ (\$1,000)	As percent of total sales of—		
					Establishments handling line	Establishments in NAICS industry ¹	
421920	Toy & hobby goods & supplies whlse—Con.						
9730	Advertising specialties (paper novelties, etc.)	25	66 615	11 540	17.3	.1	X
9810	Miscellaneous commodities	94	1 213 916	76 725	6.3	.4	X
9940	Rental and leasing receipts	14	11 431	752	6.6	Z	X
42193	Recyclable material whlse	9 088	X	38 748 659	X	100.0	73.3
0100	New and used automobiles, motorcycles, etc.	23	21 998	3 062	13.9	Z	7.3
0112	Used automobiles	18	15 991	958	6.0	Z	X
0120	Buses, campers, and motor homes	17	9 282	314	3.4	Z	X
0130	Light trucks and vans (14,000 lb or less)	15	4 886	257	5.3	Z	X
0200	New and rebuilt automotive parts and supplies	36	156 000	24 165	15.5	.1	51.7
0212	Engines (complete)	17	9 177	1 161	12.7	Z	X
0213	Electrical engine parts (including ignition parts)	15	6 330	52	.8	Z	X
0214	Brake parts (including fluid and all disk and drum parts)	16	15 602	363	2.3	Z	X
0217	Hoses, belts, gaskets, and wiper blades	14	4 876	29	.6	Z	X
0218	Filters (oil, air, gas, and transmission)	19	8 235	613	7.4	Z	X
0219	Engine parts, except electrical	14	4 876	84	1.7	Z	X
0221	Body parts and repair materials	16	94 871	16 979	17.9	Z	X
0240	Used automotive parts, accessories, and equipment	430	813 540	59 252	7.3	.2	X
0300	Tires and tubes	28	29 870	6 715	22.5	Z	70.9
0312	Recapped and used tires and repair materials	28	29 870	6 715	22.5	Z	X
0920	New computer equipment	9	20 045	319	1.6	Z	X
1100	Iron and steel products (semifinished)	138	447 083	52 713	11.8	.1	15.1
1111	Sheet bars and tin plate bars	26	13 778	555	4.0	Z	X
1113	Rough castings and foundry products	22	70 151	2 356	3.4	Z	X
1116	Other semifinished iron and steel products	70	325 112	41 156	12.7	.1	X
1120	Flat iron and steel products	264	923 696	78 546	8.5	.2	9.5
1121	Plates	237	871 906	31 840	3.7	.1	X
1122	Strips (hot-rolled and cold-rolled)	127	365 443	2 750	.8	Z	X
1123	Sheets (cold-rolled)	145	437 687	5 410	1.2	Z	X
1124	Sheets (hot-rolled)	64	205 834	3 783	1.8	Z	X
1126	Sheets (galvanized and coated)	179	674 610	27 946	4.1	.1	X
1128	Fabricated and structural plate products	24	80 527	509	.6	Z	X
1129	Other flat iron and steel products	21	44 892	1 621	3.6	Z	X
1140	Iron and steel wire and wire products	140	609 322	19 939	3.3	.1	6.1
1141	Wire (plain, coated, barbed, and twisted)	68	311 859	8 169	2.6	Z	X
1142	Nails	13	6 496	125	1.9	Z	X
1143	Wire rope, strand, strapping, reinforcement mesh, and bale ties	43	134 084	6 554	4.9	Z	X
1150	Iron and steel pipe and tubing	285	984 258	46 540	4.7	.1	8.4
1152	Tubing	182	869 521	30 796	3.5	.1	X
1153	Standard steel pipe	248	597 363	10 260	1.7	Z	X
1154	Other steel pipe	26	42 216	1 324	3.1	Z	X
1160	Other iron and steel products	265	1 120 491	65 807	5.9	.2	6.0
1162	Bars (excluding reinforcement bars) and bar-size shapes: hot-rolled	148	633 752	14 750	2.3	Z	X
1163	Bars and bar-size shapes: cold finished	133	553 525	5 000	.9	Z	X
1164	Concrete reinforcement bars	180	738 370	8 002	1.1	Z	X
1165	Structural shapes (excluding bar-size shapes)	162	588 314	10 082	1.7	Z	X
1167	Finished products, n.e.c.	8	98 448	486	.5	Z	X
1170	Alloy steel	99	698 340	37 644	5.4	.1	2.0
1171	Bars, hot-rolled or cold-finished	91	672 561	36 749	5.5	.1	X
1180	Stainless steel	904	4 563 984	225 950	5.0	.6	2.4
1181	Plates	138	2 074 783	32 384	1.6	.1	X
1182	Strip	92	712 260	10 137	1.4	Z	X
1183	Sheets	499	3 186 502	130 685	4.1	.3	X
1184	Bars and bar-size shapes	121	813 592	24 538	3.0	.1	X
1185	Other stainless steel (including tubing)	269	843 079	14 472	1.7	Z	X
1200	Copper and brass	765	3 801 474	434 797	11.4	1.1	1.2
1211	Copper wire mill products (structural only)	509	3 306 447	277 147	8.4	.7	X
1212	Flat products (sheets, strips, and plates)	231	198 929	60 298	30.3	.2	X
1213	Tubular products (pipes and tubes)	231	316 483	27 757	8.8	.1	X
1214	Rod, nonelectrical wire, extruded shapes, etc.	49	330 775	54 743	16.6	.1	X
1220	Aluminum shapes, forms, etc.	289	1 528 790	357 550	23.4	.9	36.2
1221	Plates (.250 inch and over)	59	94 491	2 963	3.1	Z	X
1222	Sheets and coils (.006 to .249 inch)	117	1 404 324	61 346	4.4	.2	X
1223	Rods, bars, and wires: rolled or extruded (rounds, hexes, squares, and rectangles)	112	1 311 728	282 093	21.5	.7	X
1224	Pipe and tubing (including hollow bar, square, and rectangular tubing)	130	242 171	5 619	2.3	Z	X
1225	Foils	18	20 088	923	4.6	Z	X
1230	Other nonferrous metals (magnesium, nickel, tin, lead, zinc, etc., except precious)	391	1 970 032	120 793	6.1	.3	X
1300	Coal and coke	7	12 833	5 918	46.1	Z	73.3
1311	Coal	7	12 833	5 918	46.1	Z	X
1600	Electronic parts and equipment, except communication	8	3 423	285	8.3	Z	X
1650	Communication equipment and supplies	9	22 212	6 299	28.4	Z	7.8
1652	Other electronic communication equipment	7	21 198	6 287	29.7	Z	X
1700	Hardware	9	3 625	266	7.3	Z	X
1800	Plumbing and heating equipment and supplies (hydronics)	7	11 787	1 089	9.2	Z	X
2320	General-purpose industrial machinery, equipment, and parts	247	820 874	98 560	12.0	.3	.5
2327	All other new general-purpose industrial machinery and equipment	23	99 537	2 585	2.6	Z	X
2328	Used general-purpose industrial machinery and equipment	144	345 013	39 557	11.5	.1	X

See footnotes at end of table.

Table 1. All Types of Operation by Kind of Business and Commodity Line for Wholesale Trade: 1997—Con.

[Includes only establishments with payroll. For meaning of abbreviations and symbols, see introductory text. For explanation of terms, see Appendix A]

NAICS code and CL code	Kind of business and commodity line	Establishments handling commodity line		Commodity line sales			Sales coverage percent
		Number	Total sales (\$1,000)	Amount ¹ (\$1,000)	As percent of total sales of—		
					Establishments handling line	Establishments in NAICS industry ¹	
42193	Recyclable material whsle—Con.						
2340	Materials handling machinery, equipment, and parts	7	20 774	4 647	22.4	Z	55.7
2341	New conveying equipment	6	14 201	4 256	30.0	Z	X
2360	Other industrial machinery, equipment, and parts	14	15 933	565	3.5	Z	73.3
2363	New printing trades machinery, equipment, and supplies	9	6 351	372	5.9	Z	X
2400	Hydraulic and pneumatic cylinders and rotary actuators	12	12 663	921	7.3	Z	X
2450	Industrial containers and supplies	6	14 274	3 226	22.6	Z	56.3
2454	Other industrial containers and supplies	6	14 274	3 226	22.6	Z	X
2460	Other industrial supplies	16	47 008	2 865	6.1	Z	X
2630	Other transportation equipment and supplies	7	13 618	4 501	33.1	Z	X
2900	Ferrous metal scrap	4 861	24 304 086	16 090 441	66.2	41.5	65.8
2911	Prepared ferrous metal scrap (processed by this establishment)	3 077	16 424 712	9 313 414	56.7	24.0	X
2912	Prepared ferrous metal scrap (not processed by this establishment)	2 026	12 098 645	6 170 578	51.0	15.9	X
2913	Unprepared ferrous metal scrap including bimetal cans	1 276	3 930 352	606 447	15.4	1.6	X
2920	Nonferrous metal scrap	5 157	24 311 692	12 424 255	51.1	32.1	61.0
2921	Aluminum scrap	4 791	22 337 705	6 616 978	29.6	17.1	X
2922	Copper and copper alloy scrap	3 681	17 296 199	3 390 385	19.6	8.8	X
2923	Lead scrap	1 339	5 980 274	174 169	2.9	.4	X
2924	Other nonferrous metallic scrap (nickel, zinc, and precious and special metals)	2 541	14 832 767	2 242 705	15.1	5.8	X
2930	Recyclable paper and paperboard	2 206	8 197 470	5 354 772	65.3	13.8	X
2940	Recyclable materials, except metal	2 504	5 813 408	2 742 429	47.2	7.1	67.7
2941	Wiping cloths, waste rags, and textile waste	527	1 039 529	883 334	85.0	2.3	X
2943	Recyclable plastics	1 333	3 836 317	885 586	23.1	2.3	X
2944	Recyclable glass	899	2 607 796	293 108	11.2	.8	X
2945	Other recyclable materials (including rubber and bones)	757	1 141 339	680 372	59.6	1.8	X
3030	Precious metals—gold, silver, and platinum including precious metal coins	6	18 335	4 953	27.0	Z	X
3300	Stationery, office supplies and greeting cards	7	9 518	840	8.8	Z	6.8
3311	Business forms	7	9 518	342	3.6	Z	X
3312	Stationery, photocopy paper, and typing paper	7	9 518	182	1.9	Z	X
3313	Inked ribbons, carbon paper, pens and pencils	7	9 518	144	1.5	Z	X
3314	Toner and cartridges	7	9 518	101	1.1	Z	X
3316	Other stationery supplies (envelopes, ruled forms, and binder paper)	7	9 518	64	.7	Z	X
3400	Industrial and personal services paper and plastics	91	184 759	35 867	19.4	.1	19.1
3415	Other industrial and personal service paper	47	60 957	13 822	22.7	Z	X
3600	Piece goods, knit and woven	6	4 833	1 127	23.3	Z	X
5100	Hides, skins, and pelts	6	7 031	1 615	23.0	Z	X
5300	Plastics materials and basic shapes	46	68 291	9 564	14.0	Z	X
5330	Chemicals and allied products (excluding agricultural, plastics, gases, and petroleum)	33	28 506	5 730	20.1	Z	19.4
5334	Organic fibers	18	13 499	3 269	24.2	Z	X
5344	Other chemicals and allied products	15	15 007	2 461	16.4	Z	X
6130	Textile bags, bagging, and burlap	6	25 843	6 308	24.4	Z	X
6150	Nondurable goods, n.e.c.	6	24 205	8 564	35.4	Z	X
9700	Service receipts and labor charges (including installed parts)	706	2 326 180	240 023	10.3	.6	66.2
9701	Labor charges for repair work	226	422 393	21 992	5.2	.1	X
9702	Parts installed in repair work	142	265 658	6 046	2.3	Z	X
9703	Other service receipts and labor charges—Specify	520	1 973 837	211 981	10.7	.5	X
9720	Receipts for service contracts	8	48 379	2 547	5.3	Z	X
9810	Miscellaneous commodities	328	1 180 958	70 768	6.0	.2	X
9940	Rental and leasing receipts	205	603 052	30 870	5.1	.1	X
9950	Construction receipts	35	60 258	3 878	6.4	Z	X
421930	Recyclable material whsle	9 088	X	38 748 659	X	100.0	73.3
0100	New and used automobiles, motorcycles, etc.	23	21 998	3 062	13.9	Z	7.3
0112	Used automobiles	18	15 991	958	6.0	Z	X
0120	Buses, campers, and motor homes	17	9 282	314	3.4	Z	X
0130	Light trucks and vans (14,000 lb or less)	15	4 886	257	5.3	Z	X
0200	New and rebuilt automotive parts and supplies	36	156 000	24 165	15.5	.1	51.7
0212	Engines (complete)	17	9 177	1 161	12.7	Z	X
0213	Electrical engine parts (including ignition parts)	15	6 330	52	.8	Z	X
0214	Brake parts (including fluid and all disk and drum parts)	16	15 602	363	2.3	Z	X
0217	Hoses, belts, gaskets, and wiper blades	14	4 876	29	.6	Z	X
0218	Filters (oil, air, gas, and transmission)	19	8 235	613	7.4	Z	X
0219	Engine parts, except electrical	14	4 876	84	1.7	Z	X
0221	Body parts and repair materials	16	94 871	16 979	17.9	Z	X
0240	Used automotive parts, accessories, and equipment	430	813 540	59 252	7.3	.2	X
0300	Tires and tubes	28	29 870	6 715	22.5	Z	70.9
0312	Recapped and used tires and repair materials	28	29 870	6 715	22.5	Z	X
0920	New computer equipment	9	20 045	319	1.6	Z	X
1100	Iron and steel products (semifinished)	138	447 083	52 713	11.8	.1	15.1
1111	Sheet bars and tin plate bars	26	13 778	555	4.0	Z	X
1113	Rough castings and foundry products	22	70 151	2 356	3.4	Z	X
1116	Other semifinished iron and steel products	70	325 112	41 156	12.7	.1	X

See footnotes at end of table.

Table 1. All Types of Operation by Kind of Business and Commodity Line for Wholesale Trade: 1997—Con.

[Includes only establishments with payroll. For meaning of abbreviations and symbols, see introductory text. For explanation of terms, see Appendix A]

NAICS code and CL code	Kind of business and commodity line	Establishments handling commodity line		Commodity line sales			Sales coverage percent
		Number	Total sales (\$1,000)	Amount ¹ (\$1,000)	As percent of total sales of—		
					Establishments handling line	Establishments in NAICS industry ¹	
421930	Recyclable material whse—Con.						
1120	Flat iron and steel products	264	923 696	78 546	8.5	.2	9.5
1121	Plates	237	871 906	31 840	3.7	.1	X
1122	Strips (hot-rolled and cold-rolled)	127	365 443	2 750	.8	Z	X
1123	Sheets (cold-rolled)	145	437 687	5 410	1.2	Z	X
1124	Sheets (hot-rolled)	64	205 834	3 783	1.8	Z	X
1126	Sheets (galvanized and coated)	179	674 610	27 946	4.1	.1	X
1128	Fabricated and structural plate products	24	80 527	509	.6	Z	X
1129	Other flat iron and steel products	21	44 892	1 621	3.6	Z	X
1140	Iron and steel wire and wire products	140	609 322	19 939	3.3	.1	6.1
1141	Wire (plain, coated, barbed, and twisted)	68	311 859	8 169	2.6	Z	X
1142	Nails	13	6 496	125	1.9	Z	X
1143	Wire rope, strand, strapping, reinforcement mesh, and bale ties	43	134 084	6 554	4.9	Z	X
1150	Iron and steel pipe and tubing	285	984 258	46 540	4.7	.1	8.4
1152	Tubing	182	869 521	30 796	3.5	.1	X
1153	Standard steel pipe	248	597 363	10 260	1.7	Z	X
1154	Other steel pipe	26	42 216	1 324	3.1	Z	X
1160	Other iron and steel products	265	1 120 491	65 807	5.9	.2	6.0
1162	Bars (excluding reinforcement bars) and bar-size shapes: hot-rolled	148	633 752	14 750	2.3	Z	X
1163	Bars and bar-size shapes: cold finished	133	553 525	5 000	.9	Z	X
1164	Concrete reinforcement bars	180	738 370	8 002	1.1	Z	X
1165	Structural shapes (excluding bar-size shapes)	162	588 314	10 082	1.7	Z	X
1167	Finished products, n.e.c.	8	98 448	486	.5	Z	X
1170	Alloy steel	99	698 340	37 644	5.4	.1	2.0
1171	Bars, hot-rolled or cold-finished	91	672 561	36 749	5.5	.1	X
1180	Stainless steel	904	4 563 984	225 950	5.0	.6	2.4
1181	Plates	138	2 074 763	32 384	1.6	.1	X
1182	Strip	92	712 260	10 137	1.4	Z	X
1183	Sheets	499	3 186 502	130 685	4.1	.3	X
1184	Bars and bar-size shapes	121	813 592	24 538	3.0	.1	X
1185	Other stainless steel (including tubing)	269	843 079	14 472	1.7	Z	X
1200	Copper and brass	765	3 801 474	434 797	11.4	1.1	1.2
1211	Copper wire mill products (structural only)	509	3 306 447	277 147	8.4	.7	X
1212	Flat products (sheets, strips, and plates)	231	198 929	60 298	30.3	.2	X
1213	Tubular products (pipes and tubes)	231	316 483	27 757	8.8	.1	X
1214	Rod, nonelectrical wire, extruded shapes, etc.	49	330 775	54 743	16.6	.1	X
1220	Aluminum shapes, forms, etc.	289	1 528 790	357 550	23.4	.9	36.2
1221	Plates (.250 inch and over)	59	94 491	2 963	3.1	Z	X
1222	Sheets and coils (.006 to .249 inch)	117	1 404 324	61 346	4.4	.2	X
1223	Rods, bars, and wires: rolled or extruded (rounds, hexes, squares, and rectangles)	112	1 311 728	282 093	21.5	.7	X
1224	Pipe and tubing (including hollow bar, square, and rectangular tubing)	130	242 171	5 619	2.3	Z	X
1225	Foils	18	20 088	923	4.6	Z	X
1230	Other nonferrous metals (magnesium, nickel, tin, lead, zinc, etc., except precious)	391	1 970 032	120 793	6.1	.3	X
1300	Coal and coke	7	12 833	5 918	46.1	Z	73.3
1311	Coal	7	12 833	5 918	46.1	Z	X
1600	Electronic parts and equipment, except communication	8	3 423	285	8.3	Z	X
1650	Communication equipment and supplies	9	22 212	6 299	28.4	Z	7.8
1652	Other electronic communication equipment	7	21 198	6 287	29.7	Z	X
1700	Hardware	9	3 625	266	7.3	Z	X
1800	Plumbing and heating equipment and supplies (hydronics)	7	11 787	1 089	9.2	Z	X
2320	General-purpose industrial machinery, equipment, and parts	247	820 874	98 560	12.0	.3	.5
2327	All other new general-purpose industrial machinery and equipment	23	99 537	2 585	2.6	Z	X
2328	Used general-purpose industrial machinery and equipment	144	345 013	39 557	11.5	.1	X
2340	Materials handling machinery, equipment, and parts	7	20 774	4 647	22.4	Z	55.7
2341	New conveying equipment	6	14 201	4 256	30.0	Z	X
2360	Other industrial machinery, equipment, and parts	14	15 933	565	3.5	Z	73.3
2363	New printing trades machinery, equipment, and supplies	9	6 351	372	5.9	Z	X
2400	Hydraulic and pneumatic cylinders and rotary actuators	12	12 663	921	7.3	Z	X
2450	Industrial containers and supplies	6	14 274	3 226	22.6	Z	56.3
2454	Other industrial containers and supplies	6	14 274	3 226	22.6	Z	X
2460	Other industrial supplies	16	47 008	2 865	6.1	Z	X
2630	Other transportation equipment and supplies	7	13 618	4 501	33.1	Z	X
2900	Ferrous metal scrap	4 861	24 304 086	16 090 441	66.2	41.5	65.8
2911	Prepared ferrous metal scrap (processed by this establishment)	3 077	16 424 712	9 313 414	56.7	24.0	X
2912	Prepared ferrous metal scrap (not processed by this establishment)	2 026	12 098 645	6 170 578	51.0	15.9	X
2913	Unprepared ferrous metal scrap including bimetal cans	1 276	3 930 352	606 447	15.4	1.6	X
2920	Nonferrous metal scrap	5 157	24 311 692	12 424 255	51.1	32.1	61.0
2921	Aluminum scrap	4 791	22 337 705	6 616 978	29.6	17.1	X
2922	Copper and copper alloy scrap	3 681	17 296 199	3 390 385	19.6	8.8	X
2923	Lead scrap	1 339	5 980 274	174 169	2.9	.4	X
2924	Other nonferrous metallic scrap (nickel, zinc, and precious and special metals)	2 541	14 832 767	2 242 705	15.1	5.8	X
2930	Recyclable paper and paperboard	2 206	8 197 470	5 354 772	65.3	13.8	X
2940	Recyclable materials, except metal	2 504	5 813 408	2 742 429	47.2	7.1	67.7
2941	Wiping cloths, waste rags, and textile waste	527	1 039 529	883 334	85.0	2.3	X
2943	Recyclable plastics	1 333	3 836 317	885 586	23.1	2.3	X
2944	Recyclable glass	899	2 607 796	293 108	11.2	.8	X
2945	Other recyclable materials (including rubber and bones)	757	1 141 339	680 372	59.6	1.8	X

See footnotes at end of table.

Table 1. All Types of Operation by Kind of Business and Commodity Line for Wholesale Trade: 1997—Con.

[Includes only establishments with payroll. For meaning of abbreviations and symbols, see introductory text. For explanation of terms, see Appendix A]

NAICS code and CL code	Kind of business and commodity line	Establishments handling commodity line		Commodity line sales			Sales coverage percent
		Number	Total sales (\$1,000)	Amount ¹ (\$1,000)	As percent of total sales of—		
					Establishments handling line	Establishments in NAICS industry ¹	
421930	Recyclable material whsle—Con.						
3030	Precious metals—gold, silver, and platinum including precious metal coins	6	18 335	4 953	27.0	Z	X
3300	Stationery, office supplies and greeting cards	7	9 518	840	8.8	Z	6.8
3311	Business forms	7	9 518	342	3.6	Z	X
3312	Stationery, photocopy paper, and typing paper	7	9 518	182	1.9	Z	X
3313	Inked ribbons, carbon paper, pens and pencils	7	9 518	144	1.5	Z	X
3314	Toner and cartridges	7	9 518	101	1.1	Z	X
3316	Other stationery supplies (envelopes, ruled forms, and binder paper) ...	7	9 518	64	.7	Z	X
3400	Industrial and personal services paper and plastics	91	184 759	35 867	19.4	.1	19.1
3415	Other industrial and personal service paper	47	60 957	13 822	22.7	Z	X
3600	Piece goods, knit and woven	6	4 833	1 127	23.3	Z	X
5100	Hides, skins, and pelts	6	7 031	1 615	23.0	Z	X
5300	Plastics materials and basic shapes	46	68 291	9 564	14.0	Z	X
5330	Chemicals and allied products (excluding agricultural, plastics, gases, and petroleum)	33	28 506	5 730	20.1	Z	19.4
5334	Organic fibers	18	13 499	3 269	24.2	Z	X
5344	Other chemicals and allied products	15	15 007	2 461	16.4	Z	X
6130	Textile bags, bagging, and burlap	6	25 843	6 308	24.4	Z	X
6150	Nondurable goods, n.e.c.	6	24 205	8 564	35.4	Z	X
9700	Service receipts and labor charges (including installed parts)	706	2 326 180	240 023	10.3	.6	66.2
9701	Labor charges for repair work	226	422 393	21 992	5.2	.1	X
9702	Parts installed in repair work	142	265 658	6 046	2.3	Z	X
9703	Other service receipts and labor charges—Specify	520	1 973 837	211 981	10.7	.5	X
9720	Receipts for service contracts	8	48 379	2 547	5.3	Z	X
9810	Miscellaneous commodities	328	1 180 958	70 768	6.0	.2	X
9940	Rental and leasing receipts	205	603 052	30 870	5.1	.1	X
9950	Construction receipts	35	60 258	3 878	6.4	Z	X
4219301	Iron & steel scrap processors & dealers	3 480	X	18 205 778	X	100.0	71.0
0100	New and used automobiles, motorcycles, etc.	18	15 991	958	6.0	Z	8.8
0112	Used automobiles	18	15 991	958	6.0	Z	X
0120	Buses, campers, and motor homes	14	4 847	181	3.7	Z	X
0130	Light trucks and vans (14,000 lb or less)	14	4 847	256	5.3	Z	X
0200	New and rebuilt automotive parts and supplies	20	20 149	2 631	13.1	Z	48.9
0212	Engines (complete)	17	9 177	1 161	12.7	Z	X
0213	Electrical engine parts (including ignition parts)	15	6 330	52	.8	Z	X
0214	Brake parts (including fluid and all disk and drum parts)	16	15 602	363	2.3	Z	X
0217	Hoses, belts, gaskets, and wiper blades	14	4 876	29	.6	Z	X
0218	Filters (oil, air, gas, and transmission)	14	4 876	29	.6	Z	X
0219	Engine parts, except electrical	14	4 876	64	1.7	Z	X
0221	Body parts and repair materials	15	6 330	154	2.4	Z	X
0240	Used automotive parts, accessories, and equipment	312	549 912	49 648	9.0	.3	X
0300	Tires and tubes	21	15 910	828	5.2	Z	68.7
0312	Recapped and used tires and repair materials	21	15 910	828	5.2	Z	X
1100	Iron and steel products (semifinished)	76	339 741	47 312	13.9	.3	19.3
1111	Sheet bars and tin plate bars	26	13 778	555	4.0	Z	X
1113	Rough castings and foundry products	22	70 151	2 356	3.4	Z	X
1116	Other semifinished iron and steel products	70	325 112	41 156	12.7	.2	X
1120	Flat iron and steel products	193	594 726	55 985	9.4	.3	12.5
1121	Plates	170	553 977	29 858	5.4	.2	X
1122	Strips (hot-rolled and cold-rolled)	127	365 443	2 750	.8	Z	X
1123	Sheets (cold-rolled)	145	437 687	5 410	1.2	Z	X
1124	Sheets (hot-rolled)	64	205 834	3 783	1.8	Z	X
1126	Sheets (galvanized and coated)	112	356 681	8 039	2.3	Z	X
1128	Fabricated and structural plate products	24	80 527	509	.6	Z	X
1129	Other flat iron and steel products	21	44 892	1 621	3.6	Z	X
1140	Iron and steel wire and wire products	73	416 614	15 413	3.7	.1	4.6
1141	Wire (plain, coated, barbed, and twisted)	27	196 686	4 146	2.1	Z	X
1142	Nails	13	6 496	125	1.9	Z	X
1143	Wire rope, strand, strapping, reinforcement mesh, and bale ties	43	134 084	6 554	4.9	Z	X
1150	Iron and steel pipe and tubing	196	674 110	36 334	5.4	.2	9.5
1152	Tubing	168	580 962	20 663	3.6	.1	X
1153	Standard steel pipe	175	587 712	10 192	1.7	.1	X
1154	Other steel pipe	26	42 216	1 324	3.1	Z	X
1160	Other iron and steel products	198	863 484	58 168	6.7	.3	7.7
1162	Bars (excluding reinforcement bars) and bar-size shapes: hot-rolled	148	633 752	14 750	2.3	.1	X
1163	Bars and bar-size shapes: cold finished	133	553 525	5 000	.9	Z	X
1164	Concrete reinforcement bars	180	738 370	8 002	1.1	Z	X
1165	Structural shapes (excluding bar-size shapes)	162	588 314	10 082	1.7	.1	X
1167	Finished products, n.e.c.	8	98 448	486	.5	Z	X
1170	Alloy steel	53	280 566	9 784	3.5	.1	.2
1171	Bars, hot-rolled or cold-finished	45	254 787	8 889	3.5	Z	X
1180	Stainless steel	474	2 386 390	101 487	4.3	.6	.7
1181	Plates	109	1 810 685	29 035	1.6	.2	X
1182	Strip	55	483 854	7 752	1.6	Z	X
1183	Sheets	343	2 131 475	35 781	1.7	.2	X
1184	Bars and bar-size shapes	55	483 854	7 752	1.6	Z	X
1185	Other stainless steel (including tubing)	111	511 010	8 147	1.6	Z	X
1200	Copper and brass	402	1 878 811	101 057	5.4	.6	.6
1211	Copper wire mill products (structural only)	277	1 593 371	77 684	4.9	.4	X
1212	Flat products (sheets, strips, and plates)	141	95 757	1 643	1.7	Z	X
1213	Tubular products (pipes and tubes)	141	95 757	9 057	9.5	.1	X

See footnotes at end of table.

Table 1. All Types of Operation by Kind of Business and Commodity Line for Wholesale Trade: 1997—Con.

[Includes only establishments with payroll. For meaning of abbreviations and symbols, see introductory text. For explanation of terms, see Appendix A]

NAICS code and CL code	Kind of business and commodity line	Establishments handling commodity line		Commodity line sales			Sales coverage percent
		Number	Total sales (\$1,000)	Amount ¹ (\$1,000)	As percent of total sales of—		
					Establishments handling line	Establishments in NAICS industry ¹	
4219301	Iron & steel scrap processors & dealers—Con.						
1220	Aluminum shapes, forms, etc.	130	481 602	18 703	3.9	.1	4.0
1221	Plates (.250 inch and over)	42	74 775	1 441	1.9	Z	X
1222	Sheets and coils (.006 to .249 inch)	69	439 456	6 793	1.5	Z	X
1223	Rods, bars, and wires: rolled or extruded (rounds, hexes, squares, and rectangles)	53	381 850	6 247	1.6	Z	X
1224	Pipe and tubing (including hollow bar, square, and rectangular tubing)	83	189 104	2 676	1.4	Z	X
1230	Other nonferrous metals (magnesium, nickel, tin, lead, zinc, etc., except precious)	169	1 102 649	73 341	6.7	.4	X
1300	Coal and coke	7	12 833	5 918	46.1	Z	71.0
1311	Coal	7	12 833	5 918	46.1	Z	X
2320	General-purpose industrial machinery, equipment, and parts	74	391 967	52 096	13.3	.3	X
2900	Ferrous metal scrap	3 480	18 205 778	14 943 683	82.1	82.1	63.8
2911	Prepared ferrous metal scrap (processed by this establishment)	2 311	12 633 629	8 560 682	67.8		X
2912	Prepared ferrous metal scrap (not processed by this establishment)	1 485	9 449 549	5 871 929	62.1		X
2913	Unprepared ferrous metal scrap including bimetal cans	788	2 570 319	511 071	19.9	2.8	X
2920	Nonferrous metal scrap	2 210	10 521 912	2 414 672	22.9	13.3	63.3
2921	Aluminum scrap	2 046	9 547 551	1 287 825	13.5	7.1	X
2922	Copper and copper alloy scrap	1 790	7 947 842	643 024	8.1	3.5	X
2923	Lead scrap	532	2 229 013	38 431	1.7	.2	X
2924	Other nonferrous metallic scrap (nickel, zinc, and precious and special metals)	1 090	6 403 593	445 377	7.0	2.4	X
2930	Recyclable paper and paperboard	174	1 077 738	67 783	6.3	.4	X
2940	Recyclable materials, except metal	93	487 272	6 719	1.4	Z	70.2
2941	Wiping cloths, waste rags, and textile waste	8	8 058	413	5.1	Z	X
2943	Recyclable plastics	53	411 590	4 242	1.0	Z	X
2944	Recyclable glass	41	118 874	1 195	1.0	Z	X
2945	Other recyclable materials (including rubber and bones)	28	57 034	867	1.5	Z	X
3400	Industrial and personal services paper and plastics	7	18 448	482	2.6	Z	X
9700	Service receipts and labor charges (including installed parts)	264	1 061 896	84 667	8.0	.5	65.9
9701	Labor charges for repair work	96	135 063	7 507	5.6	Z	X
9702	Parts installed in repair work	71	88 472	2 303	2.6	Z	X
9703	Other service receipts and labor charges—Specify	176	932 841	74 857	8.0	.4	X
9810	Miscellaneous commodities	117	704 105	35 547	5.0	.2	X
9940	Rental and leasing receipts	100	326 272	9 635	3.0	.1	X
9950	Construction receipts	18	31 848	3 024	9.5	Z	X
42193011	Iron & steel scrap processors (using power processing equipment)	2 308	X	12 550 221	X	100.0	72.9
0100	New and used automobiles, motorcycles, etc.	18	15 991	958	6.0	Z	X
0120	Buses, campers, and motor homes	14	4 847	181	3.7	Z	X
0130	Light trucks and vans (14,000 lb or less)	14	4 847	256	5.3	Z	X
0200	New and rebuilt automotive parts and supplies	20	20 149	2 631	13.1	Z	X
0240	Used automotive parts, accessories, and equipment	178	408 784	28 700	7.0	.2	X
0300	Tires and tubes	21	15 910	828	5.2	Z	X
1100	Iron and steel products (semifinished)	70	325 112	44 067	13.6	.4	X
1120	Flat iron and steel products	170	553 977	51 970	9.4	.4	X
1140	Iron and steel wire and wire products	56	324 279	10 825	3.3	.1	X
1150	Iron and steel pipe and tubing	175	587 712	32 180	5.5	.3	X
1160	Other iron and steel products	180	738 370	38 330	5.2	.3	X
1170	Alloy steel	45	254 787	8 889	3.5	.1	X
1180	Stainless steel	399	2 158 982	88 523	4.1	.7	X
1200	Copper and brass	278	1 593 720	88 488	5.6	.7	X
1220	Aluminum shapes, forms, etc.	95	456 625	17 172	3.8	.1	X
1230	Other nonferrous metals (magnesium, nickel, tin, lead, zinc, etc., except precious)	144	1 060 233	72 238	6.8	.6	X
1300	Coal and coke	7	12 833	5 918	46.1	Z	X
2320	General-purpose industrial machinery, equipment, and parts	62	250 719	12 993	5.2	.1	X
2900	Ferrous metal scrap	2 308	12 550 221	9 718 131	77.4	77.4	X
2920	Nonferrous metal scrap	1 556	9 289 073	2 138 681	23.0	17.0	X
2930	Recyclable paper and paperboard	138	1 006 042	62 492	6.2	.5	X
2940	Recyclable materials, except metal	72	450 715	6 139	1.4	Z	X
9700	Service receipts and labor charges (including installed parts)	218	994 915	74 594	7.5	.6	X
9810	Miscellaneous commodities	103	559 799	24 296	4.3	.2	X
9940	Rental and leasing receipts	73	306 210	8 789	2.9	.1	X
9950	Construction receipts	17	31 750	3 009	9.5	Z	X
42193012	Iron & steel scrap processors (not using power processing equip)	1 172	X	5 655 557	X	100.0	67.0
0240	Used automotive parts, accessories, and equipment	134	141 128	20 948	14.8	.4	X
1100	Iron and steel products (semifinished)	6	14 629	3 245	22.2	.1	X
1120	Flat iron and steel products	23	40 749	4 015	9.9	.1	X
1140	Iron and steel wire and wire products	17	92 335	4 588	5.0	.1	X
1150	Iron and steel pipe and tubing	21	86 398	4 154	4.8	.1	X
1160	Other iron and steel products	18	125 114	19 838	15.9	.4	X
1170	Alloy steel	8	25 779	895	3.5	Z	X
1180	Stainless steel	75	227 408	12 964	5.7	.2	X
1200	Copper and brass	124	285 091	12 569	4.4	.2	X
1220	Aluminum shapes, forms, etc.	35	24 977	1 531	6.1	Z	X
1230	Other nonferrous metals (magnesium, nickel, tin, lead, zinc, etc., except precious)	25	42 416	1 103	2.6	Z	X
2320	General-purpose industrial machinery, equipment, and parts	12	141 248	39 103	27.7	.7	X
2900	Ferrous metal scrap	1 172	5 655 557	5 225 552	92.4	92.4	60.2
2912	Prepared ferrous metal scrap (not processed by this establishment)	852	5 362 848	4 897 021	91.3	86.6	X
2913	Unprepared ferrous metal scrap including bimetal cans	428	575 695	277 678	48.2	4.9	X

See footnotes at end of table.

Table 1. All Types of Operation by Kind of Business and Commodity Line for Wholesale Trade: 1997—Con.

[Includes only establishments with payroll. For meaning of abbreviations and symbols, see introductory text. For explanation of terms, see Appendix A]

NAICS code and CL code	Kind of business and commodity line	Establishments handling commodity line		Commodity line sales			Sales coverage percent
		Number	Total sales (\$1,000)	Amount ¹ (\$1,000)	As percent of total sales of—		
					Establishments handling line	Establishments in NAICS industry ¹	
42193012	Iron & steel scrap processors (not using power processing equip)—Con.						
2920	Nonferrous metal scrap	654	1 232 839	275 991	22.4	4.9	44.9
2921	Aluminum scrap	571	1 084 070	141 811	13.1	2.5	X
2922	Copper and copper alloy scrap	491	861 928	73 543	8.5	1.3	X
2923	Lead scrap	126	369 379	7 539	2.0	.1	X
2924	Other nonferrous metallic scrap (nickel, zinc, and precious and special metals)	226	622 327	53 086	8.5	.9	X
2930	Recyclable paper and paperboard	36	71 696	5 291	7.4	.1	X
2940	Recyclable materials, except metal	21	36 557	580	1.6	Z	64.4
2943	Recyclable plastics	19	36 086	292	.8	Z	X
2944	Recyclable glass	16	28 888	260	.9	Z	X
9700	Service receipts and labor charges (including installed parts)	46	66 981	10 073	15.0	.2	63.5
9701	Labor charges for repair work	20	7 338	1 286	17.5	Z	X
9702	Parts installed in repair work	9	4 707	493	10.5	Z	X
9703	Other service receipts and labor charges—Specify	24	59 160	8 294	14.0	.1	X
9810	Miscellaneous commodities	14	144 306	11 251	7.8	.2	X
9940	Rental and leasing receipts	27	20 062	846	4.2	Z	X
4219302	Recyclable paper & paperboard whse	1 588	X	5 592 266	X	100.0	81.0
0200	New and rebuilt automotive parts and supplies	6	91 900	17 409	18.9	.3	X
0240	Used automotive parts, accessories, and equipment	6	15 570	46	.3	Z	X
0920	New computer equipment	7	17 264	236	1.4	Z	X
1100	Iron and steel products (semifinished)	7	15 734	223	1.4	Z	X
1140	Iron and steel wire and wire products	26	77 535	503	.6	Z	X
1180	Stainless steel	16	48 795	695	1.4	Z	X
1200	Copper and brass	37	100 986	1 800	1.8	Z	X
1220	Aluminum shapes, forms, etc.	21	34 346	3 056	8.9	.1	X
1230	Other nonferrous metals (magnesium, nickel, tin, lead, zinc, etc., except precious)	15	55 197	573	1.0	Z	X
1650	Communication equipment and supplies	7	21 198	6 287	29.7	.1	8.8
1652	Other electronic communication equipment	7	21 198	6 287	29.7	.1	X
2320	General-purpose industrial machinery, equipment, and parts	23	99 537	5 739	5.8	.1	2.7
2327	All other new general-purpose industrial machinery and equipment	23	99 537	2 585	2.6	Z	X
2328	Used general-purpose industrial machinery and equipment	6	48 143	3 154	6.6	.1	X
2340	Materials handling machinery, equipment, and parts	6	14 201	4 256	30.0	.1	81.0
2341	New conveying equipment	6	14 201	4 256	30.0	.1	X
2360	Other industrial machinery, equipment, and parts	12	15 122	557	3.7	Z	81.0
2363	New printing trades machinery, equipment, and supplies	9	6 351	372	5.9	Z	X
2460	Other industrial supplies	15	44 849	2 437	5.4	Z	X
2900	Ferrous metal scrap	196	541 350	28 809	5.3	.5	79.1
2911	Prepared ferrous metal scrap (processed by this establishment)	61	150 202	13 080	8.7	.2	X
2912	Prepared ferrous metal scrap (not processed by this establishment)	59	139 649	9 781	7.0	.2	X
2913	Unprepared ferrous metal scrap including bimetal cans	121	379 846	5 948	1.6	.1	X
2920	Nonferrous metal scrap	417	1 339 872	138 701	10.4	2.5	80.9
2921	Aluminum scrap	405	1 318 998	121 436	9.2	2.2	X
2922	Copper and copper alloy scrap	93	230 640	8 557	3.7	.2	X
2923	Lead scrap	24	54 382	1 799	3.3	Z	X
2924	Other nonferrous metallic scrap (nickel, zinc, and precious and special metals)	51	153 610	6 908	4.5	.1	X
2930	Recyclable paper and paperboard	1 588	5 592 266	5 127 637	91.7	91.7	X
2940	Recyclable materials, except metal	420	1 309 596	96 268	7.4	1.7	79.8
2941	Wiping cloths, waste rags, and textile waste	32	71 480	1 951	2.7	Z	X
2943	Recyclable plastics	372	1 156 437	45 880	4.0	.8	X
2944	Recyclable glass	310	1 004 254	27 513	2.7	.5	X
2945	Other recyclable materials (including rubber and bones)	51	161 557	20 898	12.9	.4	X
3300	Stationery, office supplies and greeting cards	7	9 518	840	8.8	Z	7.6
3311	Business forms	7	9 518	342	3.6	Z	X
3312	Stationery, photocopy paper, and typing paper	7	9 518	182	1.9	Z	X
3313	Inked ribbons, carbon paper, pens and pencils	7	9 518	144	1.5	Z	X
3314	Toner and cartridges	7	9 518	101	1.1	Z	X
3316	Other stationery supplies (envelopes, ruled forms, and binder paper)	7	9 518	64	.7	Z	X
3400	Industrial and personal services paper and plastics	29	83 629	21 139	25.3	.4	X
5300	Plastics materials and basic shapes	32	43 347	7 256	16.7	.1	X
5330	Chemicals and allied products (excluding agricultural, plastics, gases, and petroleum)	15	15 007	2 461	16.4	Z	5.7
5344	Other chemicals and allied products	15	15 007	2 461	16.4	Z	X
9700	Service receipts and labor charges (including installed parts)	149	449 285	59 577	13.3	1.1	78.0
9701	Labor charges for repair work	17	48 842	2 754	5.6	Z	X
9702	Parts installed in repair work	14	34 918	302	.9	Z	X
9703	Other service receipts and labor charges—Specify	138	405 721	56 519	13.9	1.0	X
9810	Miscellaneous commodities	76	252 664	15 400	6.1	.3	X
9940	Rental and leasing receipts	25	83 701	4 189	5.0	.1	X

See footnotes at end of table.

Table 1. All Types of Operation by Kind of Business and Commodity Line for Wholesale Trade: 1997—Con.

[Includes only establishments with payroll. For meaning of abbreviations and symbols, see introductory text. For explanation of terms, see Appendix A]

NAICS code and CL code	Kind of business and commodity line	Establishments handling commodity line		Commodity line sales			Sales coverage percent
		Number	Total sales (\$1,000)	Amount ¹ (\$1,000)	As percent of total sales of—		
					Establishments handling line	Establishments in NAICS industry ¹	
4219303	Other recyclable material whse	4 020	X	14 950 615	X	100.0	73.3
0200	New and rebuilt automotive parts and supplies	10	43 951	4 125	9.4	Z	X
0240	Used automotive parts, accessories, and equipment	112	248 058	9 558	3.9	.1	X
0300	Tires and tubes	7	13 960	5 887	42.2	Z	70.8
0312	Recapped and used tires and repair materials	7	13 960	5 887	42.2	Z	X
1100	Iron and steel products (semifinished)	55	91 608	5 178	5.7	Z	X
1120	Flat iron and steel products	67	317 929	21 889	6.9	.1	4.3
1121	Plates	67	317 929	1 982	.6	Z	X
1126	Sheets (galvanized and coated)	67	317 929	19 907	6.3	.1	X
1140	Iron and steel wire and wire products	41	115 173	4 023	3.5	Z	17.0
1141	Wire (plain, coated, barbed, and twisted)	41	115 173	4 023	3.5	Z	X
1150	Iron and steel pipe and tubing	87	298 210	10 201	3.4	.1	5.6
1152	Tubing	14	288 559	10 133	3.5	.1	X
1153	Standard steel pipe	73	9 651	68	.7	Z	X
1160	Other iron and steel products	67	257 007	7 639	3.0	.1	X
1170	Alloy steel	46	417 774	27 860	6.7	.2	3.0
1171	Bars, hot-rolled or cold-finished	46	417 774	27 860	6.7	.2	X
1180	Stainless steel	414	2 128 799	123 768	5.8	.8	4.4
1181	Plates	30	264 078	3 349	1.3	Z	X
1182	Strip	37	228 406	2 385	1.0	Z	X
1183	Sheets	156	1 055 027	94 904	9.0	.6	X
1184	Bars and bar-size shapes	65	329 738	16 786	5.1	.1	X
1185	Other stainless steel (including tubing)	158	332 069	6 325	1.9	Z	X
1200	Copper and brass	326	1 821 677	331 940	18.2	2.2	1.8
1211	Copper wire mill products (structural only)	232	1 713 076	199 463	11.6	1.3	X
1212	Flat products (sheets, strips, and plates)	91	103 172	58 655	56.9	.4	X
1213	Tubular products (pipes and tubes)	91	220 726	18 700	8.5	.1	X
1214	Rod, nonelectrical wire, extruded shapes, etc.	49	330 775	54 743	16.6	.4	X
1220	Aluminum shapes, forms, etc.	138	1 012 842	335 791	33.2	2.2	49.3
1221	Plates (.250 inch and over)	16	19 716	1 522	7.7	Z	X
1222	Sheets and coils (.006 to .249 inch)	48	964 868	54 553	5.7	.4	X
1223	Rods, bars, and wires: rolled or extruded (rounds, hexes, squares, and rectangles)	59	929 878	275 846	29.7	1.8	X
1224	Pipe and tubing (including hollow bar, square, and rectangular tubing)	47	53 067	2 943	5.5	Z	X
1225	Foils	18	20 088	923	4.6	Z	X
1230	Other nonferrous metals (magnesium, nickel, tin, lead, zinc, etc., except precious)	207	812 186	46 879	5.8	.3	X
1800	Plumbing and heating equipment and supplies (hydronics)	7	11 787	1 089	9.2	Z	X
2320	General-purpose industrial machinery, equipment, and parts	150	329 370	40 725	12.4	.3	.3
2328	Used general-purpose industrial machinery and equipment	138	296 870	36 403	12.3	.2	X
2900	Ferrous metal scrap	1 185	5 556 958	1 117 949	20.1	7.5	64.9
2911	Prepared ferrous metal scrap (processed by this establishment)	705	3 640 881	739 652	20.3	4.9	X
2912	Prepared ferrous metal scrap (not processed by this establishment)	481	2 509 447	288 868	11.5	1.9	X
2913	Unprepared ferrous metal scrap including bimetal cans	367	980 187	89 428	9.1	.6	X
2920	Nonferrous metal scrap	2 530	12 449 908	9 870 882	79.3	66.0	56.0
2921	Aluminum scrap	2 341	11 471 156	5 207 717	45.4	34.8	X
2922	Copper and copper alloy scrap	1 798	9 117 717	2 738 804	30.0	18.3	X
2923	Lead scrap	783	3 696 879	133 939	3.6	.9	X
2924	Other nonferrous metallic scrap (nickel, zinc, and precious and special metals)	1 400	8 275 564	1 790 420	21.6	12.0	X
2930	Recyclable paper and paperboard	444	1 527 466	159 352	10.4	1.1	X
2940	Recyclable materials, except metal	1 991	4 016 540	2 639 442	65.7	17.7	65.0
2941	Wiping cloths, waste rags, and textile waste	488	959 991	880 970	91.8	5.9	X
2943	Recyclable plastics	908	2 268 290	835 464	36.8	5.6	X
2944	Recyclable glass	548	1 484 668	264 400	17.8	1.8	X
2945	Other recyclable materials (including rubber and bones)	677	922 748	658 607	71.4	4.4	X
3030	Precious metals—gold, silver, and platinum including precious metal coins	6	18 335	4 953	27.0	Z	X
3400	Industrial and personal services paper and plastics	55	82 682	14 246	17.2	.1	6.0
3415	Other industrial and personal service paper	47	60 957	13 822	22.7	.1	X
5300	Plastics materials and basic shapes	12	13 390	1 960	14.6	Z	X
5330	Chemicals and allied products (excluding agricultural, plastics, gases, and petroleum)	18	13 499	3 269	24.2	Z	44.9
5334	Organic fibers	18	13 499	3 269	24.2	Z	X
6150	Nondurable goods, n.e.c.	6	24 205	8 564	35.4	.1	X
9700	Service receipts and labor charges (including installed parts)	293	814 999	95 779	11.8	.6	59.5
9701	Labor charges for repair work	114	238 488	11 731	4.9	.1	X
9702	Parts installed in repair work	57	142 268	3 441	2.4	Z	X
9703	Other service receipts and labor charges—Specify	206	635 275	80 605	12.7	.5	X
9810	Miscellaneous commodities	135	224 189	19 821	8.8	.1	X
9940	Rental and leasing receipts	80	193 079	17 046	8.8	.1	X
9950	Construction receipts	12	13 277	618	4.7	Z	X

See footnotes at end of table.

Table 1. All Types of Operation by Kind of Business and Commodity Line for Wholesale Trade: 1997—Con.

[Includes only establishments with payroll. For meaning of abbreviations and symbols, see introductory text. For explanation of terms, see Appendix A]

NAICS code and CL code	Kind of business and commodity line	Establishments handling commodity line		Commodity line sales			Sales coverage percent
		Number	Total sales (\$1,000)	Amount ¹ (\$1,000)	As percent of total sales of—		
					Establishments handling line	Establishments in NAICS industry ¹	
42194	Jewelry/watch/silverware/precious stone, & precious metal whsle	7 689	X	32 398 553	X	100.0	75.9
0500	Household china, glassware, crockery, and plastic housewares	69	490 923	23 384	4.8	.1	X
0540	Other home furnishings	57	377 903	15 407	4.1	Z	.6
0542	Mirrors, lamps, and picture frames	50	75 578	3 907	5.2	Z	X
0543	Home furnishings, n.e.c.	54	85 170	5 686	6.7	Z	X
0800	Photographic equipment and supplies (excluding video)	7	144 594	12 818	8.9	Z	X
0900	Office equipment	10	214 310	52 106	24.3	.2	75.8
0912	Calculators and accounting machines	10	214 310	52 106	24.3	.2	X
1030	Optical and ophthalmic goods	6	16 115	5 143	31.9	Z	X
1200	Copper and brass	75	3 373 709	780 472	23.1	2.4	X
1220	Aluminum shapes, forms, etc.	23	3 243 051	164 698	5.1	.5	X
1320	Minerals and ores (excluding coal, precious stones, and crude oil)	24	29 573	3 910	13.2	Z	X
1400	Electrical apparatus and equipment	10	51 203	4 292	8.4	Z	62.1
1419	Industrial controls	10	51 203	4 292	8.4	Z	X
1500	Electrical appliances, household	40	579 931	60 924	10.5	.2	.3
1512	Radios, stereos, and CD players	34	279 217	44 551	16.0	.1	X
1700	Hardware	21	55 448	10 375	18.7	Z	60.5
1711	Hand tools (including power driven)	17	41 702	7 719	18.5	Z	X
2700	Sporting and recreational goods and supplies	38	57 820	4 893	8.5	Z	24.2
2713	Billiards, pool, bowling equipment, and accessories	10	1 582	260	16.4	Z	X
2715	Athletic equipment and accessories	11	38 730	2 492	6.4	Z	X
2718	Other sporting and recreational goods (go carts, bait, etc.)	12	3 633	981	27.0	Z	X
2800	Toys and hobby goods and supplies	35	113 252	16 508	14.6	.1	17.2
2812	Other toys and games (including fireworks and children's vehicles)	18	81 258	7 257	8.9	Z	X
2813	Crafts and craft supplies	14	27 288	8 045	29.5	Z	X
2920	Nonferrous metal scrap	45	4 445 516	123 899	2.8	.4	.2
2922	Copper and copper alloy scrap	35	4 410 186	2 859	.1	Z	X
2923	Lead scrap	35	4 410 186	117 079	2.7	.4	X
3000	Jewelry, diamonds, gem stones, and watches	7 280	22 950 871	21 938 636	95.6	67.7	66.4
3011	Diamond jewelry and diamond jewelry where lapidary work was not performed at this location	3 074	10 719 645	7 470 959	69.7	23.1	X
3012	Gem stone and pearl jewelry where lapidary work was not performed at this location	2 099	4 369 527	1 703 489	39.0	5.3	X
3013	Diamonds, diamond jewelry, gem stones, and pearl jewelry where lapidary work was performed at this location	1 127	3 133 082	1 731 879	55.3	5.3	X
3014	Watches, clocks, and watch movements and cases	1 760	6 433 645	4 083 860	63.5	12.6	X
3015	Karat gold jewelry (rings, necklaces, etc.)	1 781	6 157 320	3 619 539	58.8	11.2	X
3016	Other jewel., silverware, and plated ware (incl. jewel. where gemstones less than 50% of value, gold filled sterling, and costume jewel. and medallions)	2 832	5 211 963	3 328 900	63.9	10.3	X
3030	Precious metals—gold, silver, and platinum including precious metal coins	833	10 940 690	8 821 000	80.6	27.2	X
3150	Other durable goods	6	2 173	718	33.0	Z	X
3300	Stationery, office supplies and greeting cards	20	183 403	26 181	14.3	.1	50.0
3312	Stationery, photocopy paper, and typing paper	8	1 913	568	29.7	Z	X
3313	Inked ribbons, carbon paper, pens and pencils	10	180 783	25 606	14.2	.1	X
3400	Industrial and personal services paper and plastics	8	17 442	1 986	11.4	Z	11.3
3413	Industrial paper (wrapping, bags, cartons, etc.)	8	17 442	1 986	11.4	Z	X
3500	Drugs, pharmaceuticals, cosmetics, and toiletries	19	140 176	21 585	15.4	.1	4.1
3514	Perfumes	15	129 787	20 315	15.7	.1	X
3700	Notions (buttons, ribbons, lace, sewing accessories, zippers, bindings, etc.)	8	8 263	1 409	17.1	Z	X
3800	Men's and boys' wear	27	113 559	8 743	7.7	Z	10.8
3811	Men's and boys' suits, coats, and formal wear	7	32 259	1 427	4.4	Z	X
3812	Men's and boys' dress and casual shirts, slacks, and jeans	7	29 634	2 849	9.6	Z	X
3814	Men's and boys' work clothing and uniforms	6	11 963	1 808	15.1	Z	X
3815	Other men's and boys' wear (caps, hats, swimwear, neckwear, etc.)	9	39 670	2 653	6.7	Z	X
3900	Women's and children's wear	99	188 480	37 524	19.9	.1	16.6
3911	Infants' and children's wear (to size 6X)	55	65 059	4 958	7.6	Z	X
3912	Women's misses', and girls' dresses and blouses	12	31 759	8 232	25.9	Z	X
3913	Women's, misses', and girls' suits and coats	54	64 953	7 030	10.8	Z	X
3914	Women's and misses' outerwear	10	16 031	2 537	15.8	Z	X
3916	Other women's, misses, and girl's wear (furs, sweaters, millinery, etc.)	25	80 056	14 659	18.3	Z	X
4000	Footwear	9	6 746	1 016	15.1	Z	5.2
4011	All athletic footwear	8	3 960	187	4.7	Z	X
6000	Paint, paint supplies, and wallpaper	33	24 505	2 201	9.0	Z	75.9
6015	Wallpaper	33	24 505	2 201	9.0	Z	X
6100	Books, periodicals, newspapers, and miscellaneous printed materials	15	22 508	4 113	18.3	Z	13.9
6102	Other periodicals, newspapers, and miscellaneous printed materials	13	16 063	2 791	17.4	Z	X
6120	Art goods (including novelties and souvenirs)	140	587 882	54 305	9.2	.2	2.3
6122	Novelties and souvenirs	126	204 043	37 553	18.4	.1	X
6150	Nondurable goods, n.e.c.	25	43 130	8 924	20.7	Z	X
9700	Service receipts and labor charges (including installed parts)	209	720 951	26 840	3.7	.1	1.2
9701	Labor charges for repair work	26	137 128	688	.5	Z	X
9702	Parts installed in repair work	19	4 598	405	8.8	Z	X
9703	Other service receipts and labor charges—Specify	147	174 662	14 735	8.4	Z	X
9730	Advertising specialties (paper novelties, etc.)	11	9 893	1 615	16.3	Z	X
9810	Miscellaneous commodities	292	5 156 411	109 289	2.1	.3	X

See footnotes at end of table.

Table 1. All Types of Operation by Kind of Business and Commodity Line for Wholesale Trade: 1997—Con.

[Includes only establishments with payroll. For meaning of abbreviations and symbols, see introductory text. For explanation of terms, see Appendix A]

NAICS code and CL code	Kind of business and commodity line	Establishments handling commodity line		Commodity line sales			Sales coverage percent
		Number	Total sales (\$1,000)	Amount ¹ (\$1,000)	As percent of total sales of—		
					Establishments handling line	Establishments in NAICS industry ¹	
42194	Jewelry/watch/silverware/precious stone, & precious metal whsle—Con.						
9940	Rental and leasing receipts	36	47 325	5 185	11.0	Z	X
421940	Jewelry/watch/silverware/precious stone, & precious metal whsle	7 689	X	32 398 553	X	100.0	75.9
0500	Household china, glassware, crockery, and plastic housewares	69	490 923	23 384	4.8	.1	X
0540	Other home furnishings	57	377 903	15 407	4.1	Z	.6
0542	Mirrors, lamps, and picture frames	50	75 578	3 907	5.2	Z	X
0543	Home furnishings, n.e.c.	54	85 170	5 686	6.7	Z	X
0800	Photographic equipment and supplies (excluding video)	7	144 594	12 818	8.9	Z	X
0900	Office equipment	10	214 310	52 106	24.3	.2	75.8
0912	Calculators and accounting machines	10	214 310	52 106	24.3	.2	X
1030	Optical and ophthalmic goods	6	16 115	5 143	31.9	Z	X
1200	Copper and brass	75	3 373 709	780 472	23.1	2.4	X
1220	Aluminum shapes, forms, etc.	23	3 243 051	164 698	5.1	.5	X
1320	Minerals and ores (excluding coal, precious stones, and crude oil)	24	29 573	3 910	13.2	Z	X
1400	Electrical apparatus and equipment	10	51 203	4 292	8.4	Z	62.1
1419	Industrial controls	10	51 203	4 292	8.4	Z	X
1500	Electrical appliances, household	40	579 931	60 924	10.5	.2	.3
1512	Radios, stereos, and CD players	34	279 217	44 551	16.0	.1	X
1700	Hardware	21	55 448	10 375	18.7	Z	60.5
1711	Hand tools (including power driven)	17	41 702	7 719	18.5	Z	X
2700	Sporting and recreational goods and supplies	38	57 820	4 893	8.5	Z	24.2
2713	Billiards, pool, bowling equipment, and accessories	10	1 582	260	16.4	Z	X
2715	Athletic equipment and accessories	11	38 730	2 492	6.4	Z	X
2718	Other sporting and recreational goods (go carts, bait, etc.)	12	3 633	981	27.0	Z	X
2800	Toys and hobby goods and supplies	35	113 252	16 508	14.6	.1	17.2
2812	Other toys and games (including fireworks and children's vehicles)	18	81 258	7 257	8.9	Z	X
2813	Crafts and craft supplies	14	27 288	8 045	29.5	Z	X
2920	Nonferrous metal scrap	45	4 445 516	123 899	2.8	.4	.2
2922	Copper and copper alloy scrap	35	4 410 186	2 859	.1	Z	X
2923	Lead scrap	35	4 410 186	117 079	2.7	.4	X
3000	Jewelry, diamonds, gem stones, and watches	7 280	22 950 871	21 938 636	95.6	67.7	66.4
3011	Diamond jewelry and diamond jewelry where lapidary work was not performed at this location	3 074	10 719 645	7 470 959	69.7	23.1	X
3012	Gem stone and pearl jewelry where lapidary work was not performed at this location	2 099	4 369 527	1 703 489	39.0	5.3	X
3013	Diamonds, diamond jewelry, gem stones, and pearl jewelry where lapidary work was performed at this location	1 127	3 133 082	1 731 879	55.3	5.3	X
3014	Watches, clocks, and watch movements and cases	1 760	6 433 645	4 083 860	63.5	12.6	X
3015	Karat gold jewelry (rings, necklaces, etc.)	1 781	6 157 320	3 619 539	58.8	11.2	X
3016	Other jewel., silverware, and plated ware (incl. jewel. where gemstones less than 50% of value, gold filled sterling, and costume jewel. and medallions)	2 832	5 211 963	3 328 900	63.9	10.3	X
3030	Precious metals—gold, silver, and platinum including precious metal coins	833	10 940 690	8 821 000	80.6	27.2	X
3150	Other durable goods	6	2 173	718	33.0	Z	X
3300	Stationery, office supplies and greeting cards	20	183 403	26 181	14.3	.1	50.0
3312	Stationery, photocopy paper, and typing paper	8	1 913	568	29.7	Z	X
3313	Inked ribbons, carbon paper, pens and pencils	10	180 783	25 606	14.2	.1	X
3400	Industrial and personal services paper and plastics	8	17 442	1 986	11.4	Z	11.3
3413	Industrial paper (wrapping, bags, cartons, etc.)	8	17 442	1 986	11.4	Z	X
3500	Drugs, pharmaceuticals, cosmetics, and toiletries	19	140 176	21 585	15.4	.1	4.1
3514	Perfumes	15	129 787	20 315	15.7	.1	X
3700	Notions (buttons, ribbons, lace, sewing accessories, zippers, bindings, etc.)	8	8 263	1 409	17.1	Z	X
3800	Men's and boys' wear	27	113 559	8 743	7.7	Z	10.8
3811	Men's and boys' suits, coats, and formal wear	7	32 259	1 427	4.4	Z	X
3812	Men's and boys' dress and casual shirts, slacks, and jeans	7	29 634	2 849	9.6	Z	X
3814	Men's and boys' work clothing and uniforms	6	11 963	1 808	15.1	Z	X
3815	Other men's and boys' wear (caps, hats, swimwear, neckwear, etc.)	9	39 670	2 653	6.7	Z	X
3900	Women's and children's wear	99	188 480	37 524	19.9	.1	16.6
3911	Infants' and children's wear (to size 6X)	55	65 059	4 958	7.6	Z	X
3912	Women's misses', and girls' dresses and blouses	12	31 759	8 232	25.9	Z	X
3913	Women's, misses', and girls' suits and coats	54	64 953	7 030	10.8	Z	X
3914	Women's and misses' outerwear	10	16 031	2 537	15.8	Z	X
3916	Other women's, misses, and girl's wear (furs, sweaters, millinery, etc.)	25	80 056	14 659	18.3	Z	X
4000	Footwear	9	6 746	1 016	15.1	Z	5.2
4011	All athletic footwear	8	3 960	187	4.7	Z	X
6000	Paint, paint supplies, and wallpaper	33	24 505	2 201	9.0	Z	75.9
6015	Wallpaper	33	24 505	2 201	9.0	Z	X
6100	Books, periodicals, newspapers, and miscellaneous printed materials	15	22 508	4 113	18.3	Z	13.9
6102	Other periodicals, newspapers, and miscellaneous printed materials	13	16 063	2 791	17.4	Z	X
6120	Art goods (including novelties and souvenirs)	140	587 882	54 305	9.2	.2	2.3
6122	Novelties and souvenirs	126	204 043	37 553	18.4	.1	X
6150	Nondurable goods, n.e.c.	25	43 130	8 924	20.7	Z	X

See footnotes at end of table.

Table 1. All Types of Operation by Kind of Business and Commodity Line for Wholesale Trade: 1997—Con.

[Includes only establishments with payroll. For meaning of abbreviations and symbols, see introductory text. For explanation of terms, see Appendix A]

NAICS code and CL code	Kind of business and commodity line	Establishments handling commodity line		Commodity line sales			Sales coverage percent
		Number	Total sales (\$1,000)	Amount ¹ (\$1,000)	As percent of total sales of—		
					Establishments handling line	Establishments in NAICS industry ¹	
421940	Jewelry/watch/silverware/precious stone, & precious metal whsle—Con.						
9700	Service receipts and labor charges (including installed parts)	209	720 951	26 840	3.7	.1	1.2
9701	Labor charges for repair work	26	137 128	688	.5	Z	X
9702	Parts installed in repair work	19	4 598	405	8.8	Z	X
9703	Other service receipts and labor charges—Specify	147	174 662	14 735	8.4	Z	X
9730	Advertising specialties (paper novelties, etc.)	11	9 893	1 615	16.3	Z	X
9810	Miscellaneous commodities	292	5 156 411	109 289	2.1	.3	X
9940	Rental and leasing receipts	36	47 325	5 185	11.0	Z	X
4219401	Jewelry, watch, diamonds, precious stone, & silverware whsle .	7 116	X	22 519 342	X	100.0	72.5
0500	Household china, glassware, crockery, and plastic housewares	62	472 955	22 831	4.8	.1	X
0540	Other home furnishings	55	374 174	15 370	4.1	.1	.5
0542	Mirrors, lamps, and picture frames	50	75 578	3 907	5.2	Z	X
0543	Home furnishings, n.e.c.	54	85 170	5 686	6.7	Z	X
0800	Photographic equipment and supplies (excluding video)	7	144 594	12 818	8.9	.1	X
0900	Office equipment	10	214 310	52 106	24.3	.2	72.4
0912	Calculators and accounting machines	10	214 310	52 106	24.3	.2	X
1030	Optical and ophthalmic goods	6	16 115	5 143	31.9	Z	X
1200	Copper and brass	44	62 322	9 255	14.9	Z	X
1220	Aluminum shapes, forms, etc.	16	29 704	1 135	3.8	Z	X
1320	Minerals and ores (excluding coal, precious stones, and crude oil)	14	24 182	3 653	15.1	Z	X
1400	Electrical apparatus and equipment	10	51 203	4 292	8.4	Z	59.3
1419	Industrial controls	10	51 203	4 292	8.4	Z	X
1500	Electrical appliances, household	39	578 750	60 900	10.5	.3	.3
1512	Radios, stereos, and CD players	34	279 217	44 551	16.0	.2	X
1700	Hardware	14	35 824	5 325	14.9	Z	49.5
1711	Hand tools (including power driven)	11	29 216	4 596	15.7	Z	X
2700	Sporting and recreational goods and supplies	38	57 820	4 893	8.5	Z	23.1
2713	Billiards, pool, bowling equipment, and accessories	10	1 582	260	16.4	Z	X
2715	Athletic equipment and accessories	11	38 730	2 492	6.4	Z	X
2718	Other sporting and recreational goods (go carts, bait, etc.)	12	3 633	981	27.0	Z	X
2800	Toys and hobby goods and supplies	32	108 526	15 302	14.1	.1	19.3
2812	Other toys and games (including fireworks and children's vehicles)	18	81 258	7 257	8.9	Z	X
2813	Crafts and craft supplies	14	27 268	8 045	29.5	Z	X
2920	Nonferrous metal scrap	9	18 946	685	3.6	Z	X
3000	Jewelry, diamonds, gem stones, and watches	7 116	22 519 342	21 886 168	97.2	97.2	63.3
3011	Diamond jewelry and diamond jewelry where lapidary work was not performed at this location	3 005	10 548 538	7 461 742	70.7	33.1	X
3012	Gem stone and pearl jewelry where lapidary work was not performed at this location	2 071	4 314 302	1 701 507	39.4	7.6	X
3013	Diamonds, diamond jewelry, gem stones, and pearl jewelry where lapidary work was performed at this location	1 095	3 068 157	1 723 697	56.2	7.7	X
3014	Watches, clocks, and watch movements and cases	1 712	6 308 783	4 079 492	64.7	18.1	X
3015	Karat gold jewelry (rings, necklaces, etc.)	1 686	5 911 049	3 599 640	60.9	16.0	X
3016	Other jewel, silverware, and plated ware (incl. jewel. where gemstones less than 50% of value, gold filled sterling, and costume jewel. and medallions)	2 792	5 072 463	3 320 092	65.5	14.7	X
3030	Precious metals—gold, silver, and platinum including precious metal coins	260	1 061 479	103 325	9.7	.5	X
3150	Other durable goods	6	2 173	718	33.0	Z	X
3300	Stationery, office supplies and greeting cards	20	183 403	26 181	14.3	.1	47.8
3312	Stationery, photocopy paper, and typing paper	8	1 913	568	29.7	Z	X
3313	Inked ribbons, carbon paper, pens and pencils	10	180 783	25 606	14.2	.1	X
3400	Industrial and personal services paper and plastics	8	17 442	1 986	11.4	Z	10.8
3413	Industrial paper (wrapping, bags, cartons, etc.)	8	17 442	1 986	11.4	Z	X
3500	Drugs, pharmaceuticals, cosmetics, and toiletries	19	140 176	21 585	15.4	.1	3.9
3514	Perfumes	15	129 787	20 315	15.7	.1	X
3700	Notions (buttons, ribbons, lace, sewing accessories, zippers, bindings, etc.)	8	8 263	1 409	17.1	Z	X
3800	Men's and boys' wear	27	113 559	8 743	7.7	Z	10.3
3811	Men's and boys' suits, coats, and formal wear	7	32 259	1 427	4.4	Z	X
3812	Men's and boys' dress and casual shirts, slacks, and jeans	7	29 634	2 849	9.6	Z	X
3814	Men's and boys' work clothing and uniforms	6	11 963	1 808	15.1	Z	X
3815	Other men's and boys' wear (caps, hats, swimwear, neckwear, etc.)	9	39 670	2 653	6.7	Z	X
3900	Women's and children's wear	97	187 940	37 416	19.9	.2	15.9
3911	Infants' and children's wear (to size 6X)	55	65 059	4 958	7.6	Z	X
3912	Women's misses', and girls' dresses and blouses	12	31 759	8 232	25.9	Z	X
3913	Women's, misses', and girls' suits and coats	54	64 953	7 030	10.8	Z	X
3914	Women's and misses' outerwear	10	16 031	2 537	15.8	Z	X
3916	Other women's, misses, and girl's wear (furs, sweaters, millinery, etc.)	25	80 056	14 659	18.3	.1	X
4000	Footwear	9	6 746	1 016	15.1	Z	4.9
4011	All athletic footwear	8	3 960	187	4.7	Z	X
6000	Paint, paint supplies, and wallpaper	33	24 505	2 201	9.0	Z	72.5
6015	Wallpaper	33	24 505	2 201	9.0	Z	X
6100	Books, periodicals, newspapers, and miscellaneous printed materials	14	20 600	3 923	19.0	Z	15.2
6102	Other periodicals, newspapers, and miscellaneous printed materials	13	16 063	2 791	17.4	Z	X
6120	Art goods (including novelties and souvenirs)	127	493 047	49 113	10.0	.2	2.7
6122	Novelties and souvenirs	126	204 043	37 553	18.4	.2	X

See footnotes at end of table.

Table 1. All Types of Operation by Kind of Business and Commodity Line for Wholesale Trade: 1997—Con.

[Includes only establishments with payroll. For meaning of abbreviations and symbols, see introductory text. For explanation of terms, see Appendix A]

NAICS code and CL code	Kind of business and commodity line	Establishments handling commodity line		Commodity line sales			Sales coverage percent
		Number	Total sales (\$1,000)	Amount ¹ (\$1,000)	As percent of total sales of—		
					Establishments handling line	Establishments in NAICS industry ¹	
4219401	Jewelry, watch, diamonds, precious stone, & silverware whsle —Con.						
6150	Nondurable goods, n.e.c.	21	33 627	7 879	23.4	Z	X
9700	Service receipts and labor charges (including installed parts)	186	609 865	21 647	3.5	.1	1.4
9701	Labor charges for repair work	26	137 128	688	.5	Z	X
9702	Parts installed in repair work	19	4 598	405	8.8	Z	X
9703	Other service receipts and labor charges—Specify	147	174 662	14 735	8.4	.1	X
9730	Advertising specialties (paper novelties, etc.)	11	9 893	1 615	16.3	Z	X
9810	Miscellaneous commodities	251	749 821	88 174	11.8	.4	X
9940	Rental and leasing receipts	25	36 051	4 409	12.2	Z	X
4219402	Precious metal (excluding ores) whsle	573	X	9 879 211	X	100.0	83.7
0500	Household china, glassware, crockery, and plastic housewares	7	17 968	553	3.1	Z	X
1200	Copper and brass	31	3 311 387	771 217	23.3	7.8	X
1220	Aluminum shapes, forms, etc.	7	3 213 347	163 563	5.1	1.7	X
1320	Minerals and ores (excluding coal, precious stones, and crude oil)	10	5 391	257	4.8	Z	X
1700	Hardware	7	19 624	5 050	25.7	.1	X
2920	Nonferrous metal scrap	36	4 426 570	123 214	2.8	1.2	X
3000	Jewelry, diamonds, gem stones, and watches	164	431 529	52 468	12.2	.5	X
3030	Precious metals—gold, silver, and platinum including precious metal coins	573	9 879 211	8 717 675	88.2	88.2	X
6120	Art goods (including novelties and souvenirs)	13	94 835	5 192	5.5	.1	X
9700	Service receipts and labor charges (including installed parts)	23	111 086	5 193	4.7	.1	X
9810	Miscellaneous commodities	41	4 406 590	21 115	.5	.2	X
9940	Rental and leasing receipts	11	11 274	776	6.9	Z	X
42199	Other miscellaneous durable goods whsle	11 697	X	65 908 836	X	100.0	62.0
0100	New and used automobiles, motorcycles, etc.	85	58 854	2 587	4.4	Z	X
0140	Medium trucks and tractors (14,001 to 26,000 lb)	14	33 346	1 982	5.9	Z	X
0150	Heavy trucks and tractors (over 26,000 lb)	29	36 560	6 048	16.5	Z	X
0200	New and rebuilt automotive parts and supplies	539	2 595 112	139 063	5.4	.2	2.7
0211	Batteries	282	2 069 028	3 007	.1	Z	X
0212	Engines (complete)	283	1 055 041	2 102	.2	Z	X
0213	Electrical engine parts (including ignition parts)	282	2 069 028	12 298	.6	Z	X
0214	Brake parts (including fluid and all disk and drum parts)	282	2 069 028	4 623	.2	Z	X
0215	Exhaust system parts	282	2 069 028	3 007	.1	Z	X
0216	Glass	136	1 041 331	1 610	.2	Z	X
0217	Hoses, belts, gaskets, and wiper blades	429	2 082 747	7 440	.4	Z	X
0218	Filters (oil, air, gas, and transmission)	429	2 082 747	12 346	.6	Z	X
0219	Engine parts, except electrical	282	2 069 028	6 017	.3	Z	X
0221	Body parts and repair materials	136	1 041 331	1 610	.2	Z	X
0222	Suspension parts (shocks, struts, balljoints, etc.)	282	2 069 028	5 770	.3	Z	X
0223	Parts, n.e.c.	282	2 069 028	3 007	.1	Z	X
0224	Accessories	380	2 479 679	69 972	2.8	.1	X
0240	Used automotive parts, accessories, and equipment	11	14 207	1 236	8.7	Z	X
0250	Petroleum products marketing equipment	9	100 698	16 540	16.4	Z	X
0300	Tires and tubes	272	2 872 363	61 689	2.1	.1	.2
0311	New tires and tubes	230	2 825 123	56 655	2.0	.1	X
0400	Household and lawn furniture	128	956 956	103 029	10.8	.2	1.4
0413	Lawn furniture and equipment	27	65 673	1 417	2.2	Z	X
0420	Office and business furniture	132	105 826	14 923	14.1	Z	26.3
0421	New office furniture (wooden and metal)	125	63 455	11 953	18.8	Z	X
0500	Household china, glassware, crockery, and plastic housewares	178	201 110	24 907	12.4	Z	X
0520	Linens, domestics, curtains, and draperies	202	458 107	29 941	6.5	Z	4.9
0521	Bedspreads, blankets, and bedding	6	13 593	224	1.6	Z	X
0522	Curtains and draperies	6	13 593	224	1.6	Z	X
0525	Other linens and domestics	6	13 593	336	2.5	Z	X
0530	Flooring and floor coverings	202	149 526	6 760	4.5	Z	11.5
0531	Soft-surface (textile) floor coverings and accessories (including rugs, carpets, and pads)	200	123 698	6 006	4.9	Z	X
0533	Other hard-surface floor coverings and accessories (including tile and sheet goods)	10	9 681	459	4.7	Z	X
0540	Other home furnishings	787	2 527 032	171 638	6.8	.3	.4
0542	Mirrors, lamps, and picture frames	173	536 499	69 914	13.0	.1	X
0543	Home furnishings, n.e.c.	39	98 921	13 893	14.0	Z	X
0600	Lumber: rough, dressed, and finished	479	2 723 917	410 713	15.1	.6	2.7
0611	Dimensional lumber (non-treated)	385	1 768 770	178 417	10.1	.3	X
0612	Treated lumber	356	1 465 808	68 526	4.7	.1	X
0613	Boards	190	1 172 149	162 299	13.8	.2	X
0620	Plywood and millwork	589	2 461 609	275 059	11.2	.4	6.6
0621	Softwood plywood and oriented strand board (OSB)	171	982 364	46 865	4.8	.1	X
0622	Other panels products (including hardwood plywood, waterboard, and particleboard)	395	1 649 332	86 601	5.3	.1	X
0623	Gypsum, specialty boards, and treatments	246	763 221	41 438	5.4	.1	X
0624	Wood millwork (doors, windows, cabinets, etc.)	167	748 854	57 179	7.6	.1	X
0625	Metal millwork	169	208 230	10 253	4.9	Z	X
0626	Other millwork and wood siding (including trusses and wood roofing)	148	189 813	4 564	2.4	Z	X
0700	Brick, stone, tile, sand, block, cement, and gravel	304	189 884	23 333	12.3	Z	28.8
0711	Ready-mixed or transit-mixed concrete	152	89 462	4 345	4.9	Z	X
0712	Cement and lime	151	103 572	10 526	10.2	Z	X
0713	Sand, gravel, and crushed stone	159	78 075	3 527	4.5	Z	X
0714	Brick, block, tile, clay/cement sewer pipe, etc.	231	141 846	3 920	2.8	Z	X

See footnotes at end of table.

Table 1. All Types of Operation by Kind of Business and Commodity Line for Wholesale Trade: 1997—Con.

[Includes only establishments with payroll. For meaning of abbreviations and symbols, see introductory text. For explanation of terms, see Appendix A]

NAICS code and CL code	Kind of business and commodity line	Establishments handling commodity line		Commodity line sales			Sales coverage percent
		Number	Total sales (\$1,000)	Amount ¹ (\$1,000)	As percent of total sales of—		
					Establishments handling line	Establishments in NAICS industry ¹	
42199	Other miscellaneous durable goods whse—Con.						
0720	Roofing, siding, and insulation materials.....	436	450 411	59 211	13.1	.1	32.9
0721	Roofing, except wood.....	190	78 021	5 004	6.4	Z	X
0722	Siding, except wood.....	116	240 616	33 046	13.7	.1	X
0723	Insulation materials.....	324	203 193	17 790	8.8	Z	X
0730	Flat glass and other construction glass (excluding automotive).....	150	251 230	17 513	7.0	Z	X
0740	Other construction materials.....	429	1 188 167	110 933	9.3	.2	3.5
0741	Rain-carrying equipment (down spouts, gutters, etc.).....	84	161 491	3 199	2.0	Z	X
0742	Prefabricated buildings and structural assemblies (nonwood).....	64	134 281	10 738	8.0	Z	X
0744	Construction materials, n.e.c. (including wire fence and construction paper).....	313	770 055	53 077	6.9	.1	X
0800	Photographic equipment and supplies (excluding video).....	427	1 881 498	960 027	51.0	1.5	54.1
0811	Still picture photographic equipment.....	89	9 124	88	1.0	Z	X
0812	Motion picture photographic equipment.....	89	9 124	176	1.9	Z	X
0813	Photographic film.....	123	1 667 060	944 129	56.6	1.4	X
0815	Other photographic equipment and supplies.....	172	12 775	499	3.9	Z	X
0900	Office equipment.....	614	884 158	145 398	16.4	.2	1.9
0911	Typewriters and dedicated word processors.....	65	39 409	595	1.5	Z	X
0912	Calculators and accounting machines.....	65	39 409	308	.8	Z	X
0913	Copying machines and equipment.....	355	170 293	23 899	14.0	Z	X
0914	Dictating, transcribing, and recording machines.....	137	162 298	21 909	13.5	Z	X
0920	New computer equipment.....	400	1 311 024	264 540	20.2	.4	56.6
0921	Computers.....	61	9 951	740	7.4	Z	X
0922	Computer storage devices.....	12	836	16	1.9	Z	X
0923	Computer printers.....	43	5 759	232	4.0	Z	X
0924	Other computer peripheral equipment.....	357	1 245 481	261 216	21.0	.4	X
0930	Used computer equipment.....	23	13 869	1 495	10.8	Z	X
0950	Computer software (packaged).....	468	3 606 335	117 112	3.2	.2	X
0960	Restaurant and hotel equipment and supplies.....	130	91 517	17 232	18.8	Z	X
0970	Store machines and equipment.....	88	211 761	44 811	21.2	.1	58.0
0971	Vending machines.....	59	173 519	37 978	21.9	.1	X
0972	Other store machines and equipment.....	63	49 379	6 833	13.8	Z	X
1000	Medical, hospital, and surgical supplies.....	88	533 254	125 629	23.6	.2	18.9
1013	Other surgical, medical, and hospital supplies.....	79	469 038	112 787	24.0	.2	X
1030	Optical and ophthalmic goods.....	11	8 893	89	1.0	Z	X
1040	Religious and school supplies.....	67	38 273	3 189	8.3	Z	17.8
1042	School supplies.....	67	38 273	3 189	8.3	Z	X
1050	Other professional equipment and supplies.....	16	79 523	8 196	10.3	Z	15.3
1057	Professional equipment and supplies, n.e.c.....	6	13 585	1 355	10.0	Z	X
1100	Iron and steel products (semifinished).....	25	36 746	3 025	8.2	Z	9.2
1111	Sheet bars and tin plate bars.....	19	14 256	714	5.0	Z	X
1120	Flat iron and steel products.....	525	3 636 697	408 899	11.2	.6	25.8
1124	Sheets (hot-rolled).....	511	3 621 055	163 124	4.5	.2	X
1126	Sheets (galvanized and coated).....	511	3 621 055	244 688	6.8	.4	X
1140	Iron and steel wire and wire products.....	632	876 432	65 663	7.5	.1	X
1150	Iron and steel pipe and tubing.....	608	1 448 270	130 981	9.0	.2	X
1160	Other iron and steel products.....	150	131 444	9 237	7.0	Z	X
1200	Copper and brass.....	236	13 877 565	785 312	5.7	1.2	53.7
1212	Flat products (sheets, strips, and plates).....	115	13 789 362	346 034	2.5	.5	X
1213	Tubular products (pipes and tubes).....	143	11 232 013	438 835	3.9	.7	X
1220	Aluminum shapes, forms, etc.....	409	14 115 522	709 010	5.0	1.1	53.2
1222	Sheets and coils (.006 to .249 inch).....	12	40 673	1 509	3.7	Z	X
1223	Rods, bars, and wires: rolled or extruded (rounds, hexes, squares, and rectangles).....	392	14 062 168	705 113	5.0	1.1	X
1230	Other nonferrous metals (magnesium, nickel, tin, lead, zinc, etc., except precious).....	54	12 536 222	463 934	3.7	.7	X
1300	Coal and coke.....	52	1 208 430	363 190	30.1	.6	X
1320	Minerals and ores (excluding coal, precious stones, and crude oil).....	28	11 093 239	1 740 138	15.7	2.6	X
1400	Electrical apparatus and equipment.....	1 525	5 317 096	466 458	8.8	.7	1.0
1411	Power and distribution transformers.....	47	150 698	16 995	11.3	Z	X
1412	Switchgear and switchboard apparatus.....	50	1 204 770	72 097	6.0	.1	X
1413	Motors and generators (including motor-generator sets).....	857	2 276 264	83 820	3.7	.1	X
1414	Conduit, raceway, and fittings.....	48	157 496	3 533	2.2	Z	X
1415	Electric bulbs (all types).....	145	884 600	25 481	2.9	Z	X
1416	Interior wiring (excluding conduit).....	257	1 613 110	55 411	3.4	.1	X
1417	Exterior wiring and cable (excluding conduit).....	160	949 461	38 110	4.0	.1	X
1418	Lighting fixtures (residential and commercial).....	321	1 538 076	58 642	3.8	.1	X
1419	Industrial controls.....	93	234 468	9 021	3.8	Z	X
1421	Other electrical apparatus and equipment (including fuses and lightning rods).....	444	1 771 634	52 540	3.0	.1	X
1500	Electrical appliances, household.....	1 232	4 728 968	561 632	11.9	.9	1.0
1511	Televisions.....	476	2 924 720	148 393	5.1	.2	X
1512	Radios, stereos, and CD players.....	673	2 918 068	94 125	3.2	.1	X
1513	V.C.R.'s and video cameras.....	849	3 192 200	116 689	3.7	.2	X
1517	Vacuum cleaners and sewing machines, household.....	149	811 970	2 249	.3	Z	X
1518	Other electrical household appliances (including fans, dishwashers, etc.).....	504	1 611 539	80 259	5.0	.1	X
1600	Electronic parts and equipment, except communication.....	1 575	16 395 793	1 912 868	11.7	2.9	.7
1612	Integrated circuits.....	108	2 326 188	9 222	.4	Z	X
1613	Capacitors and resistors.....	107	2 325 450	13 285	.6	Z	X
1615	Discrete semiconductors, etc.....	107	2 325 450	12 463	.5	Z	X
1616	Electronic connectors and other passive electronic parts.....	833	3 244 689	127 047	3.9	.2	X
1618	Electronic parts and equipment, n.e.c.....	841	15 878 778	1 721 070	10.8	2.6	X

See footnotes at end of table.

Table 1. All Types of Operation by Kind of Business and Commodity Line for Wholesale Trade: 1997—Con.

[Includes only establishments with payroll. For meaning of abbreviations and symbols, see introductory text. For explanation of terms, see Appendix A]

NAICS code and CL code	Kind of business and commodity line	Establishments handling commodity line		Commodity line sales			Sales coverage percent
		Number	Total sales (\$1,000)	Amount ¹ (\$1,000)	As percent of total sales of—		
					Establishments handling line	Establishments in NAICS industry ¹	
42199	Other miscellaneous durable goods whse—Con.						
1650	Communication equipment and supplies	126	129 202	24 803	19.2	Z	51.7
1651	Telephones	103	121 258	20 526	16.9	Z	X
1652	Other electronic communication equipment	80	68 891	4 065	5.9	Z	X
1653	Other electrical communication equipment	42	14 496	212	1.5	Z	X
1700	Hardware	1 902	5 580 251	657 993	11.8	1.0	13.6
1711	Hand tools (including power driven)	1 129	3 478 638	403 538	11.6	.6	X
1712	Bolts, nuts, rivets, and fasteners	1 169	1 305 427	159 803	12.2	.2	X
1713	Cutlery	953	2 699 023	78 258	2.9	.1	X
1800	Plumbing and heating equipment and supplies (hydronics)	905	3 289 929	349 423	10.6	.5	23.6
1811	Plastic pipe fittings and valves (excluding pipe and tubing)	524	817 417	34 534	4.2	.1	X
1812	Metal pipe fittings and valves (excluding pipe and tubing)	636	974 238	49 347	5.1	.1	X
1813	Plumbing fixtures	499	2 533 149	216 783	8.6	.3	X
1814	Furnaces, stoves, water heaters (except electric and warm air)	153	619 700	13 178	2.1	Z	X
1815	Boilers, radiators, and convectors	215	96 212	2 065	2.1	Z	X
1818	Other plumbing and heating equipment and supplies	266	428 855	30 502	7.1	Z	X
1900	Warm air heating and air-conditioning equipment and supplies	441	974 865	66 196	6.8	.1	45.7
1911	Furnaces (warm air)	279	680 538	11 519	1.7	Z	X
1912	Central air-conditioning (residential and commercial)	201	206 876	26 662	12.9	Z	X
1914	Heat pumps (residential and commercial)	143	62 322	1 593	2.6	Z	X
1916	Air cleaning and filtration systems	178	627 546	6 492	1.0	Z	X
1917	Compressors for air-conditioners	182	89 571	1 621	1.8	Z	X
1918	Condensing units for air-conditioners	94	42 172	383	.9	Z	X
1919	Registers, grills, pre-formed ductwork (excluding sheet metal), and duct insulation	246	777 045	16 717	2.2	Z	X
2000	Refrigeration equipment and supplies	114	163 615	18 457	11.3	Z	58.7
2011	Commercial refrigerators (reach-in and walk-in)	43	128 530	4 021	3.1	Z	X
2012	Unit coolers for commercial refrigerators	14	88 969	6 136	6.9	Z	X
2013	Condensing units for commercial refrigerators	42	53 132	833	1.6	Z	X
2014	Refrigerants	46	54 791	1 187	2.2	Z	X
2015	Other refrigeration equipment and supplies	81	70 527	6 279	8.9	Z	X
2100	Construction and mining machinery and equipment (including parts and attachments)	331	667 679	47 034	7.0	.1	13.2
2111	New off-highway wheel and track-laying tractors	293	632 619	19 539	3.1	Z	X
2115	New graders, rollers, and off-highway trucks	250	588 498	8 491	1.4	Z	X
2117	Other new construction and mining, logging, and road maintenance machinery, equipment, and parts	108	177 201	5 506	3.1	Z	X
2118	Used construction and mining machinery and equipment	175	443 187	13 070	2.9	Z	X
2200	Farm machinery, equipment, and parts	232	838 315	32 485	3.9	Z	2.9
2211	New tractors (farm)	227	837 865	8 034	1.0	Z	X
2212	New harvesting machinery	227	837 865	4 025	.5	Z	X
2213	New land preparation, planting, and cultivating machinery	227	837 865	8 034	1.0	Z	X
2214	New dairy farm and barn equipment	227	837 865	4 025	.5	Z	X
2216	Other new farm machinery and equipment	227	837 865	4 025	.5	Z	X
2218	Used farm machinery and equipment	227	837 865	4 025	.5	Z	X
2220	Garden machinery, equipment, and parts	505	2 445 816	283 553	11.6	.4	.4
2221	New power lawn mowers	425	2 221 907	90 498	4.1	.1	X
2222	Other new lawn and garden machinery and equipment	425	2 221 907	90 498	4.1	.1	X
2223	Used garden machinery and equipment	425	2 221 907	90 498	4.1	.1	X
2300	Hydraulic and pneumatic (fluid-power) pumps, motors, and parts	113	475 544	10 336	2.2	Z	7.0
2311	Pumps	67	277 499	6 068	2.2	Z	X
2312	Motors	64	184 875	1 945	1.1	Z	X
2313	Parts for pumps and motors	88	315 925	2 323	.7	Z	X
2320	General-purpose industrial machinery, equipment, and parts	1 414	17 244 865	720 657	4.2	1.1	.1
2321	New pumps, compressors (air or gas), and equipment	947	11 562 971	177 020	1.5	.3	X
2326	New controlling, recording, and indicating instruments and access	675	11 548 425	135 095	1.2	.2	X
2327	All other new general-purpose industrial machinery and equipment	701	11 530 514	344 746	3.0	.5	X
2328	Used general-purpose industrial machinery and equipment	238	5 046 376	17 555	.3	Z	X
2330	Metalworking machinery, equipment, and parts	411	1 848 642	29 068	1.6	Z	X
2340	Materials handling machinery, equipment, and parts	350	249 166	21 158	8.5	Z	.6
2342	New hoists, cranes, and monorails	182	109 679	1 289	1.2	Z	X
2345	Used materials handling machinery, equipment, and parts	167	138 271	19 857	14.4	Z	X
2350	Oil well, oil refinery, and pipeline machinery, equipment, and supplies	12	396 771	3 956	1.0	Z	X
2360	Other industrial machinery, equipment, and parts	115	466 281	14 081	3.0	Z	35.9
2363	New printing trades machinery, equipment, and supplies	46	167 378	9 600	5.7	Z	X
2365	New woodworking machinery	35	47 033	36	.1	Z	X
2366	Other new industrial machinery and equipment	51	264 086	3 604	1.4	Z	X
2367	Used industrial machinery and equipment	19	34 814	841	2.4	Z	X
2370	Mechanical power transmission supplies	115	96 253	4 621	4.8	Z	54.7
2371	Bearings and bushings	106	94 383	3 994	4.2	Z	X
2372	Other mechanical power transmission supplies	29	19 327	627	3.2	Z	X
2380	Industrial valves and fittings (except fluid-power)	77	41 619	7 100	17.1	Z	X
2390	Hydraulic and pneumatic (fluid-power) valves	78	449 534	26 699	5.9	Z	62.0
2391	Hydraulic valves	71	445 034	14 268	3.2	Z	X
2392	Pneumatic valves	70	429 509	12 427	2.9	Z	X
2400	Hydraulic and pneumatic cylinders and rotary actuators	38	410 608	17 042	4.2	Z	52.5
2411	Hydraulic cylinders and rotary actuators	37	409 000	12 297	3.0	Z	X
2412	Pneumatic cylinders and rotary actuators	37	409 000	4 231	1.0	Z	X
2420	Hydraulic and pneumatic connectors and assemblies	36	25 135	1 470	5.8	Z	62.0
2421	Hydraulic and pneumatic connectors	36	25 135	1 450	5.8	Z	X
2430	Fluid-power filters, components, accessories, and parts	130	104 542	4 383	4.2	Z	49.9
2431	Filters	123	104 270	2 430	2.3	Z	X
2432	Other fluid-power components, accessories, and parts, n.e.c.	119	82 816	1 949	2.4	Z	X

See footnotes at end of table.

Table 1. All Types of Operation by Kind of Business and Commodity Line for Wholesale Trade: 1997—Con.

[Includes only establishments with payroll. For meaning of abbreviations and symbols, see introductory text. For explanation of terms, see Appendix A]

NAICS code and CL code	Kind of business and commodity line	Establishments handling commodity line		Commodity line sales			Sales coverage percent
		Number	Total sales (\$1,000)	Amount ¹ (\$1,000)	As percent of total sales of—		
					Establishments handling line	Establishments in NAICS industry ¹	
42199	Other miscellaneous durable goods whse—Con.						
2440	Welding supplies (excluding gases).....	149	83 216	8 607	10.3	Z	X
2450	Industrial containers and supplies	287	284 087	27 362	9.6	Z	17.0
2451	New and reconditioned drums and barrels	66	6 094	340	5.6	Z	X
2454	Other industrial containers and supplies	247	135 736	6 881	5.1	Z	X
2460	Other industrial supplies	808	1 175 755	80 277	6.8	.1	13.9
2461	Printing and duplicating inks	349	809 077	8 454	1.0	Z	X
2462	Abrasives and abrasive materials	322	185 046	12 739	6.9	Z	X
2463	Nylon, polyester, and synthetic rubber	342	284 666	9 413	3.3	Z	X
2464	Mechanical rubber goods	492	853 064	29 432	3.5	Z	X
2465	Strapping and tape	37	18 493	483	2.6	Z	X
2466	Industrial supplies, n.e.c.	150	130 503	10 358	7.9	Z	X
2520	Custodial (janitors') equipment and supplies	132	99 193	15 923	16.1	Z	8.3
2521	Custodial equipment—power equipment	68	12 818	703	5.5	Z	X
2522	Custodial equipment—nonpower equipment	122	63 890	4 392	6.9	Z	X
2523	Custodial supplies	68	12 818	1 962	15.3	Z	X
2530	Laundry and dry-cleaning equipment and supplies	12	9 560	543	5.7	Z	X
2540	Other service establishment equipment and supplies	28	47 620	9 081	19.1	Z	49.1
2542	Service establishment equipment and supplies, n.e.c.	28	47 620	9 081	19.1	Z	X
2600	Aircraft and aeronautical equipment and supplies	124	2 768 126	222 221	8.0	.3	X
2620	Marine machinery, equipment, and supplies	37	398 274	4 111	1.0	Z	X
2700	Sporting and recreational goods and supplies	853	3 867 793	205 920	5.3	.3	.3
2714	Camping and fishing equipment and accessories	207	734 876	59 892	8.2	.1	X
2715	Athletic equipment and accessories	207	734 876	15 218	2.1	Z	X
2718	Other sporting and recreational goods (go carts, bait, etc.)	207	734 876	49 308	6.7	.1	X
2800	Toys and hobby goods and supplies	603	1 738 798	139 512	8.0	.2	6.1
2811	Video games and cartridges	96	449 423	61 890	13.8	.1	X
2812	Other toys and games (including fireworks and children's vehicles)	77	113 625	1 933	1.7	Z	X
2813	Crafts and craft supplies	374	1 010 704	12 955	1.3	Z	X
2814	Other hobby goods and accessories	368	999 815	33 199	3.3	.1	X
2900	Ferrous metal scrap	31	11 107 550	113 229	1.0	.2	X
2920	Nonferrous metal scrap	25	1 441 247	28 828	2.0	Z	X
2930	Recyclable paper and paperboard	76	35 268	4 657	13.2	Z	X
2940	Recyclable materials, except metal	15	3 432	231	6.7	Z	X
3000	Jewelry, diamonds, gem stones, and watches	209	388 543	49 068	12.6	.1	.4
3016	Other jewel., silverware, and plated ware (incl. jewel. where gemstones less than 50% of value, gold filled sterling, and costume jewel. and medallions).....	36	156 770	28 612	18.3	Z	X
3030	Precious metals—gold, silver, and platinum including precious metal coins	28	11 093 239	217 533	2.0	.3	X
3100	Musical instruments and supplies	573	2 537 940	2 444 980	96.3	3.7	X
3120	Forest products, except lumber (including cordwood, hewn posts, poles, and ties)	2 163	22 599 579	11 099 785	49.1	16.8	X
3130	Compact discs, prerecorded audio tapes, and phonograph records	1 674	18 248 504	13 648 262	74.8	20.7	X
3140	Prerecorded video tapes	3 725	15 762 352	9 186 141	58.3	13.9	X
3150	Other durable goods	2 840	6 501 995	5 571 714	85.7	8.5	59.2
3151	Coin-operated games	288	1 196 806	1 044 708	87.3	1.6	X
3152	Luggage	444	1 338 006	1 153 876	86.2	1.8	X
3153	Works of art	383	468 074	258 645	55.3	.4	X
3154	Other durable goods, n.e.c	2 026	3 794 813	3 114 477	82.1	4.7	X
3160	Fire extinguishers and fire safety equipment	1 086	1 198 192	1 020 756	85.2	1.5	X
3200	Printing and writing paper	241	509 055	154 661	30.4	.2	45.1
3212	Fine roll paper	29	30 516	326	1.1	Z	X
3213	Other printing and writing paper	199	422 454	147 528	34.9	.2	X
3300	Stationery, office supplies and greeting cards	602	1 267 400	57 155	4.5	.1	3.2
3311	Business forms	391	990 354	3 280	.3	Z	X
3312	Stationery, photocopy paper, and typing paper	413	1 040 272	8 475	.8	Z	X
3313	Inked ribbons, carbon paper, pens and pencils	394	838 951	8 976	1.1	Z	X
3314	Toner and cartridges	471	999 794	5 254	.5	Z	X
3315	Greeting cards	27	72 794	2 879	4.0	Z	X
3316	Other stationery supplies (envelopes, ruled forms, and binder paper)	562	1 174 245	27 865	2.4	Z	X
3400	Industrial and personal services paper and plastics	311	329 037	28 355	8.6	Z	3.3
3411	Paperboard and boxboard boxes	291	166 940	12 859	7.7	Z	X
3412	Paper dishes, cups, and napkins	73	40 970	1 307	3.2	Z	X
3413	Industrial paper (wrapping, bags, cartons, etc.).....	76	3 446	146	4.2	Z	X
3500	Drugs, pharmaceuticals, cosmetics, and toiletries	286	1 270 150	99 037	7.8	.2	46.4
3512	Nonprescription pharmaceuticals	34	2 256	326	14.5	Z	X
3513	Cosmetics	83	3 126	192	6.1	Z	X
3515	Other toiletries and druggists' sundries	157	975 066	73 150	7.5	.1	X
3600	Piece goods, knit and woven	104	1 549 634	106 556	6.9	.2	X
3700	Notions (buttons, ribbons, lace, sewing accessories, zippers, bindings, etc.)	91	68 434	3 205	4.7	Z	X
3800	Men's and boys' wear	328	1 762 991	35 968	2.0	.1	.3
3812	Men's and boys' dress and casual shirts, slacks, and jeans	40	129 689	4 443	3.4	Z	X
3815	Other men's and boys' wear (caps, hats, swimwear, neckwear, etc.)	148	1 315 492	13 871	1.1	Z	X
3900	Women's and children's wear	173	1 513 769	21 981	1.5	Z	.1
3911	Infants' and children's wear (to size 6X)	8	1 242 126	6 074	.5	Z	X
3915	Women's and misses' underwear and sleepwear	92	6 204	646	10.4	Z	X
4000	Footwear	58	46 273	3 204	6.9	Z	X
4100	Frozen foods (packaged)	137	1 616 687	16 877	1.0	Z	X
4500	Fish and seafoods (excluding canned and frozen packaged)	58	39 304	831	2.1	Z	X

See footnotes at end of table.

Table 1. All Types of Operation by Kind of Business and Commodity Line for Wholesale Trade: 1997—Con.

[Includes only establishments with payroll. For meaning of abbreviations and symbols, see introductory text. For explanation of terms, see Appendix A]

NAICS code and CL code	Kind of business and commodity line	Establishments handling commodity line		Commodity line sales			Sales coverage percent
		Number	Total sales (\$1,000)	Amount ¹ (\$1,000)	As percent of total sales of—		
					Establishments handling line	Establishments in NAICS industry ¹	
42199	Other miscellaneous durable goods whse—Con.						
4600	Meat and meat products (fresh and unpackaged)	14	337 486	199 110	59.0	.3	62.0
4611	Beef (not killed on location)	14	337 486	114 737	34.0	.2	X
4614	Pork (not killed on location)	14	337 486	84 373	25.0	.1	X
4700	Fresh fruits and vegetables	86	1 226 404	17 741	1.4	Z	X
4800	Coffee, tea, and spices	71	181 421	2 164	1.2	Z	X
4830	Canned foods	136	1 712 594	73 082	4.3	.1	X
4840	Food and beverage basic materials (include flavoring extracts, fruit peel, hop extract, industrial molasses, sausage casings, malt, yeast, etc.)	14	337 486	40 495	12.0	.1	X
4850	Soft drinks and bottled water	104	1 329 559	8 774	.7	Z	X
4860	Other grocery specialties	162	12 790 125	1 821 197	14.2	2.8	X
4900	Grain and beans	26	391 742	67 506	17.2	.1	X
5300	Plastics materials and basic shapes	729	3 522 060	122 286	3.5	.2	.9
5311	Plastic pipes, rods, tubes, and shapes	523	3 039 764	51 304	1.7	.1	X
5312	High pressure laminates	13	15 671	4 945	31.6	Z	X
5314	Other plastics materials and basic shapes	260	725 741	17 343	2.4	Z	X
5320	Industrial gases (welding, etc.)	21	15 928	1 448	9.1	Z	X
5330	Chemicals and allied products (excluding agricultural, plastics, gases, and petroleum)	1 179	16 415 635	2 131 667	13.0	3.2	.3
5332	Alkalies and chlorine	363	439 146	4 093	.9	Z	X
5334	Organic fibers	8	81 218	8 291	10.2	Z	X
5335	Detergents and soaps	455	11 134 066	700 177	6.3	1.1	X
5336	Sanitation chemicals, polishes, and waxes	453	11 125 885	692 667	6.2	1.1	X
5341	Insecticides, nonagricultural	367	449 971	11 519	2.6	Z	X
5342	Adhesives, sealants, and glues	831	12 576 092	556 368	4.4	.8	X
5344	Other chemicals and allied products	315	3 648 954	151 320	4.1	.2	X
5400	Petroleum products	257	12 472 311	671 754	5.4	1.0	X
5420	Liquified petroleum gases (excluding natural gas)	69	1 296 028	299 896	23.1	.5	X
5500	Crude oil	11	2 508	24	1.0	Z	X
5700	Wines and distilled alcoholic beverages	6	15 668	3 909	24.9	Z	62.0
5712	Distilled liquor (including premixed alcoholic drinks)	6	15 668	3 909	24.9	Z	X
5800	Farm supplies	156	2 472 152	163 706	6.6	.2	10.2
5811	Hay, straw, and alfalfa	75	2 234 541	73 669	3.3	.1	X
5818	Other farm supplies (including harness and saddlery equipment)	80	235 373	89 928	38.2	.1	X
6000	Paint, paint supplies, and wallpaper	668	2 271 995	316 577	13.9	.5	3.7
6011	Architectural coatings (enamels, primers, stains, solvents, and lacquers)	626	2 083 409	292 039	14.0	.4	X
6100	Books, periodicals, newspapers, and miscellaneous printed materials	437	3 263 281	341 086	10.5	.5	2.1
6101	Books	189	2 860 536	272 155	9.5	.4	X
6102	Other periodicals, newspapers, and miscellaneous printed materials	66	130 539	12 418	9.5	Z	X
6110	Flowers and florists' supplies	114	811 095	22 524	2.8	Z	X
6120	Art goods (including novelties and souvenirs)	158	93 231	8 055	8.6	Z	32.5
6121	Art materials	21	25 558	932	3.6	Z	X
6122	Novelties and souvenirs	140	60 244	6 255	10.4	Z	X
6150	Nondurable goods, n.e.c.	132	1 727 825	119 117	6.9	.2	X
9700	Service receipts and labor charges (including installed parts)	1 712	2 791 642	366 856	13.1	.6	48.3
9701	Labor charges for repair work	981	1 280 187	124 727	9.7	.2	X
9702	Parts installed in repair work	844	729 661	72 988	10.0	.1	X
9703	Other service receipts and labor charges—Specify	646	1 479 267	168 997	11.4	.3	X
9720	Receipts for service contracts	171	148 609	21 224	14.3	Z	X
9730	Advertising specialties (paper novelties, etc.)	108	173 720	9 578	5.5	Z	X
9740	Receipts for installing equipment	111	66 861	9 607	14.4	Z	X
9810	Miscellaneous commodities	696	12 622 827	1 240 327	9.8	1.9	X
9940	Rental and leasing receipts	501	965 045	67 376	7.0	.1	.3
9941	Computer rental and leasing receipts	76	193 888	2 178	1.1	Z	X
9942	Photocopying machine rental	232	418 683	22 479	5.4	Z	X
9943	Other office machine rental receipts	76	193 888	6 399	3.3	Z	X
9944	Other rental receipts	81	22 179	1 201	5.4	Z	X
9950	Construction receipts	30	37 910	7 114	18.8	Z	X
9970	Receipts for printing or photocopying performed at this establishment	16	16 397	447	2.7	Z	X
9980	Receipts for machine shop job work	22	4 312	530	12.3	Z	X
421990	Other miscellaneous durable goods whse	11 697	X	65 908 836	X	100.0	62.0
0100	New and used automobiles, motorcycles, etc.	85	58 854	2 587	4.4	Z	X
0140	Medium trucks and tractors (14,001 to 26,000 lb)	14	33 346	1 982	5.9	Z	X
0150	Heavy trucks and tractors (over 26,000 lb)	29	36 560	6 048	16.5	Z	X
0200	New and rebuilt automotive parts and supplies	539	2 595 112	139 063	5.4	.2	2.7
0211	Batteries	282	2 069 028	3 007	.1	Z	X
0212	Engines (complete)	283	1 055 041	2 102	.2	Z	X
0213	Electrical engine parts (including ignition parts)	282	2 069 028	12 298	.6	Z	X
0214	Brake parts (including fluid and all disk and drum parts)	282	2 069 028	4 623	.2	Z	X
0215	Exhaust system parts	282	2 069 028	3 007	.1	Z	X
0216	Glass	136	1 041 331	1 610	.2	Z	X
0217	Hoses, belts, gaskets, and wiper blades	429	2 082 747	7 440	.4	Z	X
0218	Filters (oil, air, gas, and transmission)	429	2 082 747	12 346	.6	Z	X
0219	Engine parts, except electrical	282	2 069 028	6 017	.3	Z	X
0221	Body parts and repair materials	136	1 041 331	1 610	.2	Z	X
0222	Suspension parts (shocks, struts, balljoints, etc.)	282	2 069 028	5 770	.3	Z	X
0223	Parts, n.e.c.	282	2 069 028	3 007	.1	Z	X
0224	Accessories	380	2 479 679	69 972	2.8	.1	X
0240	Used automotive parts, accessories, and equipment	11	14 207	1 236	8.7	Z	X
0250	Petroleum products marketing equipment	9	100 698	16 540	16.4	Z	X

See footnotes at end of table.

Table 1. All Types of Operation by Kind of Business and Commodity Line for Wholesale Trade: 1997—Con.

[Includes only establishments with payroll. For meaning of abbreviations and symbols, see introductory text. For explanation of terms, see Appendix A]

NAICS code and CL code	Kind of business and commodity line	Establishments handling commodity line		Commodity line sales			Sales coverage percent
		Number	Total sales (\$1,000)	Amount ¹ (\$1,000)	As percent of total sales of—		
					Establishments handling line	Establishments in NAICS industry ¹	
421990	Other miscellaneous durable goods whse—Con.						
0300	Tires and tubes	272	2 872 363	61 689	2.1	.1	.2
0311	New tires and tubes	230	2 825 123	56 655	2.0	.1	X
0400	Household and lawn furniture	128	956 956	103 029	10.8	.2	1.4
0413	Lawn furniture and equipment	27	65 673	1 417	2.2	Z	X
0420	Office and business furniture	132	105 826	14 923	14.1	Z	26.3
0421	New office furniture (wooden and metal)	125	63 455	11 953	18.8	Z	X
0500	Household china, glassware, crockery, and plastic housewares	178	201 110	24 907	12.4	Z	X
0520	Linens, domestics, curtains, and draperies	202	458 107	29 941	6.5	Z	4.9
0521	Bedspreads, blankets, and bedding	6	13 593	224	1.6	Z	X
0522	Curtains and draperies	6	13 593	224	1.6	Z	X
0525	Other linens and domestics	6	13 593	336	2.5	Z	X
0530	Flooring and floor coverings	202	149 526	6 760	4.5	Z	11.5
0531	Soft-surface (textile) floor coverings and accessories (including rugs, carpets, and pads)	200	123 698	6 006	4.9	Z	X
0533	Other hard-surface floor coverings and accessories (including tile and sheet goods)	10	9 681	459	4.7	Z	X
0540	Other home furnishings	787	2 527 032	171 638	6.8	.3	.4
0542	Mirrors, lamps, and picture frames	173	536 499	69 914	13.0	.1	X
0543	Home furnishings, n.e.c.	39	98 921	13 893	14.0	Z	X
0600	Lumber: rough, dressed, and finished	479	2 723 917	410 713	15.1	.6	2.7
0611	Dimensional lumber (non-treated)	385	1 768 770	178 417	10.1	.3	X
0612	Treated lumber	356	1 465 808	68 526	4.7	.1	X
0613	Boards	190	1 172 149	162 299	13.8	.2	X
0620	Plywood and millwork	589	2 461 609	275 059	11.2	.4	6.6
0621	Softwood plywood and oriented strand board (OSB)	171	982 364	46 865	4.8	.1	X
0622	Other panels products (including hardwood plywood, waterboard, and particleboard)	395	1 649 332	86 601	5.3	.1	X
0623	Gypsum, specialty boards, and treatments	246	763 221	41 438	5.4	.1	X
0624	Wood millwork (doors, windows, cabinets, etc.)	167	748 854	57 179	7.6	.1	X
0625	Metal millwork	169	208 230	10 253	4.9	Z	X
0626	Other millwork and wood siding (including trusses and wood roofing)	148	189 813	4 564	2.4	Z	X
0700	Brick, stone, tile, sand, block, cement, and gravel	304	189 884	23 333	12.3	Z	28.8
0711	Ready-mixed or transit-mixed concrete	152	89 462	4 345	4.9	Z	X
0712	Cement and lime	151	103 572	10 526	10.2	Z	X
0713	Sand, gravel, and crushed stone	159	78 075	3 527	4.5	Z	X
0714	Brick, block, tile, clay/cement sewer pipe, etc.	231	141 846	3 920	2.8	Z	X
0720	Roofing, siding, and insulation materials	436	450 411	59 211	13.1	.1	32.9
0721	Roofing, except wood	190	78 021	5 004	6.4	Z	X
0722	Siding, except wood	116	240 616	33 046	13.7	.1	X
0723	Insulation materials	324	203 193	17 790	8.8	Z	X
0730	Flat glass and other construction glass (excluding automotive)	150	251 230	17 513	7.0	Z	X
0740	Other construction materials	429	1 188 167	110 933	9.3	.2	3.5
0741	Rain-carrying equipment (down spouts, gutters, etc.)	84	161 491	3 199	2.0	Z	X
0742	Prefabricated buildings and structural assemblies (nonwood)	64	134 281	10 738	8.0	Z	X
0744	Construction materials, n.e.c. (including wire fence and construction paper)	313	770 055	53 077	6.9	.1	X
0800	Photographic equipment and supplies (excluding video)	427	1 881 498	960 027	51.0	1.5	54.1
0811	Still picture photographic equipment	89	9 124	88	1.0	Z	X
0812	Motion picture photographic equipment	89	9 124	176	1.9	Z	X
0813	Photographic film	123	1 667 060	944 129	56.6	1.4	X
0815	Other photographic equipment and supplies	172	12 775	499	3.9	Z	X
0900	Office equipment	614	884 158	145 398	16.4	.2	1.9
0911	Typewriters and dedicated word processors	65	39 409	595	1.5	Z	X
0912	Calculators and accounting machines	65	39 409	308	.8	Z	X
0913	Copying machines and equipment	355	170 293	23 899	14.0	Z	X
0914	Dictating, transcribing, and recording machines	137	162 298	21 909	13.5	Z	X
0920	New computer equipment	400	1 311 024	264 540	20.2	.4	56.6
0921	Computers	61	9 951	740	7.4	Z	X
0922	Computer storage devices	12	836	16	1.9	Z	X
0923	Computer printers	43	5 759	232	4.0	Z	X
0924	Other computer peripheral equipment	357	1 245 481	261 216	21.0	.4	X
0930	Used computer equipment	23	13 869	1 495	10.8	Z	X
0950	Computer software (packaged)	468	3 606 335	117 112	3.2	.2	X
0960	Restaurant and hotel equipment and supplies	130	91 517	17 232	18.8	Z	X
0970	Store machines and equipment	88	211 761	44 811	21.2	.1	58.0
0971	Vending machines	59	173 519	37 978	21.9	.1	X
0972	Other store machines and equipment	63	49 379	6 833	13.8	Z	X
1000	Medical, hospital, and surgical supplies	88	533 254	125 629	23.6	.2	18.9
1013	Other surgical, medical, and hospital supplies	79	469 038	112 787	24.0	.2	X
1030	Optical and ophthalmic goods	11	8 893	89	1.0	Z	X
1040	Religious and school supplies	67	38 273	3 189	8.3	Z	17.8
1042	School supplies	67	38 273	3 189	8.3	Z	X
1050	Other professional equipment and supplies	16	79 523	8 196	10.3	Z	15.3
1057	Professional equipment and supplies, n.e.c.	6	13 585	1 355	10.0	Z	X
1100	Iron and steel products (semifinished)	25	36 746	3 025	8.2	Z	9.2
1111	Sheet bars and tin plate bars	19	14 256	714	5.0	Z	X
1120	Flat iron and steel products	525	3 636 697	408 899	11.2	.6	25.8
1124	Sheets (hot-rolled)	511	3 621 055	163 124	4.5	.2	X
1126	Sheets (galvanized and coated)	511	3 621 055	244 688	6.8	.4	X

See footnotes at end of table.

Table 1. All Types of Operation by Kind of Business and Commodity Line for Wholesale Trade: 1997—Con.

[Includes only establishments with payroll. For meaning of abbreviations and symbols, see introductory text. For explanation of terms, see Appendix A]

NAICS code and CL code	Kind of business and commodity line	Establishments handling commodity line		Commodity line sales			Sales coverage percent
		Number	Total sales (\$1,000)	Amount ¹ (\$1,000)	As percent of total sales of—		
					Establishments handling line	Establishments in NAICS industry ¹	
421990	Other miscellaneous durable goods whse—Con.						
1140	Iron and steel wire and wire products	632	876 432	65 663	7.5	.1	X
1150	Iron and steel pipe and tubing	608	1 448 270	130 981	9.0	.2	X
1160	Other iron and steel products	150	131 444	9 237	7.0	Z	X
1200	Copper and brass	236	13 877 565	785 312	5.7	1.2	53.7
1212	Flat products (sheets, strips, and plates)	115	13 789 362	346 034	2.5	.5	X
1213	Tubular products (pipes and tubes)	143	11 232 013	438 835	3.9	.7	X
1220	Aluminum shapes, forms, etc.	409	14 115 522	709 010	5.0	1.1	53.2
1222	Sheets and coils (.006 to .249 inch)	12	40 673	1 509	3.7	Z	X
1223	Rods, bars, and wires: rolled or extruded (rounds, hexes, squares, and rectangles)	392	14 062 168	705 113	5.0	1.1	X
1230	Other nonferrous metals (magnesium, nickel, tin, lead, zinc, etc., except precious)	54	12 536 222	463 934	3.7	.7	X
1300	Coal and coke	52	1 208 430	363 190	30.1	.6	X
1320	Minerals and ores (excluding coal, precious stones, and crude oil)	28	11 093 239	1 740 138	15.7	2.6	X
1400	Electrical apparatus and equipment	1 525	5 317 096	466 458	8.8	.7	1.0
1411	Power and distribution transformers	47	150 698	16 995	11.3	Z	X
1412	Switchgear and switchboard apparatus	50	1 204 770	72 097	6.0	.1	X
1413	Motors and generators (including motor-generator sets)	857	2 276 264	83 820	3.7	.1	X
1414	Conduit, raceway, and fittings	48	157 496	3 533	2.2	Z	X
1415	Electric bulbs (all types)	145	884 600	25 481	2.9	Z	X
1416	Interior wiring (excluding conduit)	257	1 613 110	55 411	3.4	.1	X
1417	Exterior wiring and cable (excluding conduit)	160	949 461	38 110	4.0	.1	X
1418	Lighting fixtures (residential and commercial)	321	1 538 076	58 642	3.8	.1	X
1419	Industrial controls	93	234 468	9 021	3.8	Z	X
1421	Other electrical apparatus and equipment (including fuses and lightning rods)	444	1 771 634	52 540	3.0	.1	X
1500	Electrical appliances, household	1 232	4 728 968	561 632	11.9	.9	1.0
1511	Televisions	476	2 924 720	148 393	5.1	.2	X
1512	Radios, stereos, and CD players	673	2 918 068	94 125	3.2	.1	X
1513	V.C.R.'s and video cameras	849	3 192 200	116 689	3.7	.2	X
1517	Vacuum cleaners and sewing machines, household	149	811 970	2 249	.3	Z	X
1518	Other electrical household appliances (including fans, dishwashers, etc.)	504	1 611 539	80 259	5.0	.1	X
1600	Electronic parts and equipment, except communication	1 575	16 395 793	1 912 868	11.7	2.9	.7
1612	Integrated circuits	108	2 326 188	9 222	.4	Z	X
1613	Capacitors and resistors	107	2 325 450	13 285	.6	Z	X
1615	Discrete semiconductors, etc.	107	2 325 450	12 463	.5	Z	X
1616	Electronic connectors and other passive electronic parts	833	3 244 689	127 047	3.9	.2	X
1618	Electronic parts and equipment, n.e.c.	841	15 878 778	1 721 070	10.8	2.6	X
1650	Communication equipment and supplies	126	129 202	24 803	19.2	Z	51.7
1651	Telephones	103	121 258	20 526	16.9	Z	X
1652	Other electronic communication equipment	80	68 891	4 065	5.9	Z	X
1653	Other electrical communication equipment	42	14 496	212	1.5	Z	X
1700	Hardware	1 902	5 580 251	657 993	11.8	1.0	13.6
1711	Hand tools (including power driven)	1 129	3 478 638	403 538	11.6	.6	X
1712	Bolts, nuts, rivets, and fasteners	1 169	1 305 427	159 803	12.2	.2	X
1713	Cutlery	953	2 699 023	78 258	2.9	.1	X
1800	Plumbing and heating equipment and supplies (hydronics)	905	3 289 929	349 423	10.6	.5	23.6
1811	Plastic pipe fittings and valves (excluding pipe and tubing)	524	817 417	34 534	4.2	.1	X
1812	Metal pipe fittings and valves (excluding pipe and tubing)	636	974 238	49 347	5.1	.1	X
1813	Plumbing fixtures	499	2 533 149	216 783	8.6	.3	X
1814	Furnaces, stoves, water heaters (except electric and warm air)	153	619 700	13 178	2.1	Z	X
1815	Boilers, radiators, and convectors	215	96 212	2 065	2.1	Z	X
1818	Other plumbing and heating equipment and supplies	266	428 855	30 502	7.1	Z	X
1900	Warm air heating and air-conditioning equipment and supplies	441	974 865	66 196	6.8	.1	45.7
1911	Furnaces (warm air)	279	680 538	11 519	1.7	Z	X
1912	Central air-conditioning (residential and commercial)	201	206 876	26 662	12.9	Z	X
1914	Heat pumps (residential and commercial)	143	62 322	1 593	2.6	Z	X
1916	Air cleaning and filtration systems	178	627 546	6 492	1.0	Z	X
1917	Compressors for air-conditioners	182	89 571	1 621	1.8	Z	X
1918	Condensing units for air-conditioners	94	42 172	383	.9	Z	X
1919	Registers, grills, pre-formed ductwork (excluding sheet metal), and duct insulation	246	777 045	16 717	2.2	Z	X
2000	Refrigeration equipment and supplies	114	163 615	18 457	11.3	Z	58.7
2011	Commercial refrigerators (reach-in and walk-in)	43	128 530	4 021	3.1	Z	X
2012	Unit coolers for commercial refrigerators	14	88 969	6 136	6.9	Z	X
2013	Condensing units for commercial refrigerators	42	53 132	833	1.6	Z	X
2014	Refrigerants	46	54 791	1 187	2.2	Z	X
2015	Other refrigeration equipment and supplies	81	70 527	6 279	8.9	Z	X
2100	Construction and mining machinery and equipment (including parts and attachments)	331	667 679	47 034	7.0	.1	13.2
2111	New off-highway wheel and track-laying tractors	293	632 619	19 539	3.1	Z	X
2115	New graders, rollers, and off-highway trucks	250	588 498	8 491	1.4	Z	X
2117	Other new construction and mining, logging, and road maintenance machinery, equipment, and parts	108	177 201	5 506	3.1	Z	X
2118	Used construction and mining machinery and equipment	175	443 187	13 070	2.9	Z	X
2200	Farm machinery, equipment, and parts	232	838 315	32 485	3.9	Z	2.9
2211	New tractors (farm)	227	837 865	8 034	1.0	Z	X
2212	New harvesting machinery	227	837 865	4 025	.5	Z	X
2213	New land preparation, planting, and cultivating machinery	227	837 865	8 034	1.0	Z	X
2214	New dairy farm and barn equipment	227	837 865	4 025	.5	Z	X
2216	Other new farm machinery and equipment	227	837 865	4 025	.5	Z	X
2218	Used farm machinery and equipment	227	837 865	4 025	.5	Z	X
2220	Garden machinery, equipment, and parts	505	2 445 816	283 553	11.6	.4	.4
2221	New power lawn mowers	425	2 221 907	90 498	4.1	.1	X
2222	Other new lawn and garden machinery and equipment	425	2 221 907	90 498	4.1	.1	X
2223	Used garden machinery and equipment	425	2 221 907	90 498	4.1	.1	X

See footnotes at end of table.

Table 1. All Types of Operation by Kind of Business and Commodity Line for Wholesale Trade: 1997—Con.

[Includes only establishments with payroll. For meaning of abbreviations and symbols, see introductory text. For explanation of terms, see Appendix A]

NAICS code and CL code	Kind of business and commodity line	Establishments handling commodity line		Commodity line sales			Sales coverage percent
		Number	Total sales (\$1,000)	Amount ¹ (\$1,000)	As percent of total sales of—		
					Establishments handling line	Establishments in NAICS industry ¹	
421990	Other miscellaneous durable goods whse—Con.						
2300	Hydraulic and pneumatic (fluid-power) pumps, motors, and parts	113	475 544	10 336	2.2	Z	7.0
2311	Pumps	67	277 499	6 068	2.2	Z	X
2312	Motors	64	184 875	1 945	1.1	Z	X
2313	Parts for pumps and motors	88	315 925	2 323	.7	Z	X
2320	General-purpose industrial machinery, equipment, and parts	1 414	17 244 865	720 657	4.2	1.1	.1
2321	New pumps, compressors (air or gas), and equipment	947	11 562 971	177 020	1.5	.3	X
2326	New controlling, recording, and indicating instruments and access	675	11 548 425	135 095	1.2	.2	X
2327	All other new general-purpose industrial machinery and equipment	701	11 530 514	344 746	3.0	.5	X
2328	Used general-purpose industrial machinery and equipment	238	5 046 376	17 555	.3	Z	X
2330	Metalworking machinery, equipment, and parts	411	1 848 642	29 068	1.6	Z	X
2340	Materials handling machinery, equipment, and parts	350	249 166	21 158	8.5	Z	.6
2342	New hoists, cranes, and monorails	182	109 679	1 289	1.2	Z	X
2345	Used materials handling machinery, equipment, and parts	167	138 271	19 857	14.4	Z	X
2350	Oil well, oil refinery, and pipeline machinery, equipment, and supplies	12	396 771	3 956	1.0	Z	X
2360	Other industrial machinery, equipment, and parts	115	466 281	14 081	3.0	Z	35.9
2363	New printing trades machinery, equipment, and supplies	46	167 378	9 600	5.7	Z	X
2365	New woodworking machinery	35	47 033	36	.1	Z	X
2366	Other new industrial machinery and equipment	51	264 086	3 604	1.4	Z	X
2367	Used industrial machinery and equipment	19	34 814	841	2.4	Z	X
2370	Mechanical power transmission supplies	115	96 253	4 621	4.8	Z	54.7
2371	Bearings and bushings	106	94 383	3 994	4.2	Z	X
2372	Other mechanical power transmission supplies	29	19 327	627	3.2	Z	X
2380	Industrial valves and fittings (except fluid-power)	77	41 619	7 100	17.1	Z	X
2390	Hydraulic and pneumatic (fluid-power) valves	78	449 534	26 699	5.9	Z	62.0
2391	Hydraulic valves	71	445 034	14 268	3.2	Z	X
2392	Pneumatic valves	70	429 509	12 427	2.9	Z	X
2400	Hydraulic and pneumatic cylinders and rotary actuators	38	410 608	17 042	4.2	Z	52.5
2411	Hydraulic cylinders and rotary actuators	37	409 000	12 297	3.0	Z	X
2412	Pneumatic cylinders and rotary actuators	37	409 000	4 231	1.0	Z	X
2420	Hydraulic and pneumatic connectors and assemblies	36	25 135	1 470	5.8	Z	62.0
2421	Hydraulic and pneumatic connectors	36	25 135	1 450	5.8	Z	X
2430	Fluid-power filters, components, accessories, and parts	130	104 542	4 383	4.2	Z	49.9
2431	Filters	123	104 270	2 430	2.3	Z	X
2432	Other fluid-power components, accessories, and parts, n.e.c.	119	82 816	1 949	2.4	Z	X
2440	Welding supplies (excluding gases)	149	83 216	8 607	10.3	Z	X
2450	Industrial containers and supplies	287	284 087	27 362	9.6	Z	17.0
2451	New and reconditioned drums and barrels	66	6 094	340	5.6	Z	X
2454	Other industrial containers and supplies	247	135 736	6 881	5.1	Z	X
2460	Other industrial supplies	808	1 175 755	80 277	6.8	.1	13.9
2461	Printing and duplicating inks	349	809 077	8 454	1.0	Z	X
2462	Abrasives and abrasive materials	322	185 046	12 739	6.9	Z	X
2463	Nylon, polyester, and synthetic rubber	342	284 666	9 413	3.3	Z	X
2464	Mechanical rubber goods	492	853 064	29 432	3.5	Z	X
2465	Strapping and tape	37	18 493	483	2.6	Z	X
2466	Industrial supplies, n.e.c.	150	130 503	10 358	7.9	Z	X
2520	Custodial (janitors') equipment and supplies	132	99 193	15 923	16.1	Z	8.3
2521	Custodial equipment—power equipment	68	12 818	703	5.5	Z	X
2522	Custodial equipment—nonpower equipment	122	63 890	4 392	6.9	Z	X
2523	Custodial supplies	68	12 818	1 962	15.3	Z	X
2530	Laundry and dry-cleaning equipment and supplies	12	9 560	543	5.7	Z	X
2540	Other service establishment equipment and supplies	28	47 620	9 081	19.1	Z	49.1
2542	Service establishment equipment and supplies, n.e.c.	28	47 620	9 081	19.1	Z	X
2600	Aircraft and aeronautical equipment and supplies	124	2 768 126	222 221	8.0	.3	X
2620	Marine machinery, equipment, and supplies	37	398 274	4 111	1.0	Z	X
2700	Sporting and recreational goods and supplies	853	3 867 793	205 920	5.3	.3	.3
2714	Camping and fishing equipment and accessories	207	734 876	59 892	8.2	.1	X
2715	Athletic equipment and accessories	207	734 876	15 218	2.1	Z	X
2718	Other sporting and recreational goods (go carts, bait, etc.)	207	734 876	49 308	6.7	.1	X
2800	Toys and hobby goods and supplies	603	1 738 798	139 512	8.0	.2	6.1
2811	Video games and cartridges	96	449 423	61 890	13.8	.1	X
2812	Other toys and games (including fireworks and children's vehicles)	77	113 625	1 933	1.7	Z	X
2813	Crafts and craft supplies	374	1 010 704	12 955	1.3	Z	X
2814	Other hobby goods and accessories	368	999 815	33 199	3.3	.1	X
2900	Ferrous metal scrap	31	11 107 550	113 229	1.0	.2	X
2920	Nonferrous metal scrap	25	1 441 247	28 828	2.0	Z	X
2930	Recyclable paper and paperboard	76	35 268	4 657	13.2	Z	X
2940	Recyclable materials, except metal	15	3 432	231	6.7	Z	X
3000	Jewelry, diamonds, gem stones, and watches	209	388 543	49 068	12.6	.1	.4
3016	Other jewel., silverware, and plated ware (incl. jewel. where gemstones less than 50% of value, gold filled sterling, and costume jewel. and medallions)	36	156 770	28 612	18.3	Z	X
3030	Precious metals—gold, silver, and platinum including precious metal coins	28	11 093 239	217 533	2.0	.3	X
3100	Musical instruments and supplies	573	2 537 940	2 444 980	96.3	3.7	X
3120	Forest products, except lumber (including cordwood, hewn posts, poles, and ties)	2 163	22 599 579	11 099 785	49.1	16.8	X
3130	Compact discs, prerecorded audio tapes, and phonograph records	1 674	18 248 504	13 648 262	74.8	20.7	X
3140	Prerecorded video tapes	3 725	15 762 352	9 186 141	58.3	13.9	X

See footnotes at end of table.

Table 1. All Types of Operation by Kind of Business and Commodity Line for Wholesale Trade: 1997—Con.

[Includes only establishments with payroll. For meaning of abbreviations and symbols, see introductory text. For explanation of terms, see Appendix A]

NAICS code and CL code	Kind of business and commodity line	Establishments handling commodity line		Commodity line sales			Sales coverage percent
		Number	Total sales (\$1,000)	Amount ¹ (\$1,000)	As percent of total sales of—		
					Establishments handling line	Establishments in NAICS industry ¹	
421990	Other miscellaneous durable goods whse—Con.						
3150	Other durable goods	2 840	6 501 995	5 571 714	85.7	8.5	59.2
3151	Coin-operated games	288	1 196 806	1 044 708	87.3	1.6	X
3152	Luggage	444	1 338 006	1 153 876	86.2	1.8	X
3153	Works of art	383	468 074	258 645	55.3	.4	X
3154	Other durable goods, n.e.c.	2 026	3 794 813	3 114 477	82.1	4.7	X
3160	Fire extinguishers and fire safety equipment	1 086	1 198 192	1 020 756	85.2	1.5	X
3200	Printing and writing paper	241	509 055	154 661	30.4	.2	45.1
3212	Fine roll paper	29	30 516	326	1.1	Z	X
3213	Other printing and writing paper	199	422 454	147 528	34.9	.2	X
3300	Stationery, office supplies and greeting cards	602	1 267 400	57 155	4.5	.1	3.2
3311	Business forms	391	990 354	3 280	.3	Z	X
3312	Stationery, photocopy paper, and typing paper	413	1 040 272	8 475	.8	Z	X
3313	Inked ribbons, carbon paper, pens and pencils	394	838 951	8 976	1.1	Z	X
3314	Toner and cartridges	471	999 794	5 254	.5	Z	X
3315	Greeting cards	27	72 794	2 879	4.0	Z	X
3316	Other stationery supplies (envelopes, ruled forms, and binder paper) ..	562	1 174 245	27 865	2.4	Z	X
3400	Industrial and personal services paper and plastics	311	329 037	28 355	8.6	Z	3.3
3411	Paperboard and boxboard boxes	291	166 940	12 859	7.7	Z	X
3412	Paper dishes, cups, and napkins	73	40 970	1 307	3.2	Z	X
3413	Industrial paper (wrapping, bags, cartons, etc.)	76	3 446	146	4.2	Z	X
3500	Drugs, pharmaceuticals, cosmetics, and toiletries	286	1 270 150	99 037	7.8	.2	46.4
3512	Nonprescription pharmaceuticals	34	2 256	326	14.5	Z	X
3513	Cosmetics	83	3 126	192	6.1	Z	X
3515	Other toiletries and druggists' sundries	157	975 066	73 150	7.5	.1	X
3600	Piece goods, knit and woven	104	1 549 634	106 556	6.9	.2	X
3700	Notions (buttons, ribbons, lace, sewing accessories, zippers, bindings, etc.)	91	68 434	3 205	4.7	Z	X
3800	Men's and boys' wear	328	1 762 991	35 968	2.0	.1	.3
3812	Men's and boys' dress and casual shirts, slacks, and jeans	40	129 689	4 443	3.4	Z	X
3815	Other men's and boys' wear (caps, hats, swimwear, neckwear, etc.)	148	1 315 492	13 871	1.1	Z	X
3900	Women's and children's wear	173	1 513 769	21 981	1.5	Z	.1
3911	Infants' and children's wear (to size 6X)	82	1 242 126	6 074	.5	Z	X
3915	Women's and misses' underwear and sleepwear	9	6 204	646	10.4	Z	X
4000	Footwear	58	46 273	3 204	6.9	Z	X
4100	Frozen foods (packaged)	137	1 616 687	16 877	1.0	Z	X
4500	Fish and seafoods (excluding canned and frozen packaged)	58	39 304	831	2.1	Z	X
4600	Meat and meat products (fresh and un packaged)	14	337 486	199 110	59.0	.3	62.0
4611	Beef (not killed on location)	14	337 486	114 737	34.0	.2	X
4614	Pork (not killed on location)	14	337 486	84 373	25.0	.1	X
4700	Fresh fruits and vegetables	86	1 226 404	17 741	1.4	Z	X
4800	Coffee, tea, and spices	71	181 421	2 164	1.2	Z	X
4830	Canned foods	136	1 712 594	73 082	4.3	.1	X
4840	Food and beverage basic materials (include flavoring extracts, fruit peel, hop extract, industrial molasses, sausage casings, malt, yeast, etc.)	14	337 486	40 495	12.0	.1	X
4850	Soft drinks and bottled water	104	1 329 559	8 774	.7	Z	X
4860	Other grocery specialties	162	12 790 125	1 821 197	14.2	2.8	X
4900	Grain and beans	26	391 742	67 506	17.2	.1	X
5300	Plastics materials and basic shapes	729	3 522 060	122 286	3.5	.2	.9
5311	Plastic pipes, rods, tubes, and shapes	523	3 039 764	51 304	1.7	.1	X
5312	High pressure laminates	13	15 671	4 945	31.6	Z	X
5314	Other plastics materials and basic shapes	260	725 741	17 343	2.4	Z	X
5320	Industrial gases (welding, etc.)	21	15 928	1 448	9.1	Z	X
5330	Chemicals and allied products (excluding agricultural, plastics, gases, and petroleum)	1 179	16 415 635	2 131 667	13.0	3.2	.3
5332	Alkalies and chlorine	363	439 146	4 093	.9	Z	X
5334	Organic fibers	8	81 218	8 291	10.2	Z	X
5335	Detergents and soaps	455	11 134 066	700 177	6.3	1.1	X
5336	Sanitation chemicals, polishes, and waxes	453	11 125 885	692 667	6.2	1.1	X
5341	Insecticides, nonagricultural	367	449 971	11 519	2.6	Z	X
5342	Adhesives, sealants, and glues	831	12 576 092	556 368	4.4	.8	X
5344	Other chemicals and allied products	315	3 648 954	151 320	4.1	.2	X
5400	Petroleum products	257	12 472 311	671 754	5.4	1.0	X
5420	Liquified petroleum gases (excluding natural gas)	69	1 296 028	299 896	23.1	.5	X
5500	Crude oil	11	2 508	24	1.0	Z	X
5700	Wines and distilled alcoholic beverages	6	15 668	3 909	24.9	Z	62.0
5712	Distilled liquor (including premixed alcoholic drinks)	6	15 668	3 909	24.9	Z	X
5800	Farm supplies	156	2 472 152	163 706	6.6	.2	10.2
5811	Hay, straw, and alfalfa	75	2 234 541	73 669	3.3	.1	X
5818	Other farm supplies (including harness and saddlery equipment)	80	235 373	89 928	38.2	.1	X
6000	Paint, paint supplies, and wallpaper	668	2 271 995	316 577	13.9	.5	3.7
6011	Architectural coatings (enamels, primers, stains, solvents, and lacquers)	626	2 083 409	292 039	14.0	.4	X
6100	Books, periodicals, newspapers, and miscellaneous printed materials	437	3 263 281	341 086	10.5	.5	2.1
6101	Books	189	2 860 536	272 155	9.5	.4	X
6102	Other periodicals, newspapers, and miscellaneous printed materials	66	130 539	12 418	9.5	Z	X
6110	Flowers and florists' supplies	114	811 095	22 524	2.8	Z	X
6120	Art goods (including novelties and souvenirs)	158	93 231	8 055	8.6	Z	32.5
6121	Art materials	21	25 558	932	3.6	Z	X
6122	Novelties and souvenirs	140	60 244	6 255	10.4	Z	X
6150	Nondurable goods, n.e.c.	132	1 727 825	119 117	6.9	.2	X

See footnotes at end of table.

Table 1. All Types of Operation by Kind of Business and Commodity Line for Wholesale Trade: 1997—Con.

[Includes only establishments with payroll. For meaning of abbreviations and symbols, see introductory text. For explanation of terms, see Appendix A]

NAICS code and CL code	Kind of business and commodity line	Establishments handling commodity line		Commodity line sales			Sales coverage percent
		Number	Total sales (\$1,000)	Amount ¹ (\$1,000)	As percent of total sales of—		
					Establishments handling line	Establishments in NAICS industry ¹	
421990	Other miscellaneous durable goods whse—Con.						
9700	Service receipts and labor charges (including installed parts)	1 712	2 791 642	366 856	13.1	.6	48.3
9701	Labor charges for repair work	981	1 280 187	124 727	9.7	.2	X
9702	Parts installed in repair work	844	729 661	72 988	10.0	.1	X
9703	Other service receipts and labor charges—Specify	646	1 479 267	168 997	11.4	.3	X
9720	Receipts for service contracts	171	148 609	21 224	14.3	Z	X
9730	Advertising specialties (paper novelties, etc.)	108	173 720	9 578	5.5	Z	X
9740	Receipts for installing equipment	111	66 861	9 607	14.4	Z	X
9810	Miscellaneous commodities	696	12 622 827	1 240 327	9.8	1.9	X
9940	Rental and leasing receipts	501	965 045	67 376	7.0	.1	.3
9941	Computer rental and leasing receipts	76	193 888	2 178	1.1	Z	X
9942	Photocopying machine rental	232	418 683	22 479	5.4	Z	X
9943	Other office machine rental receipts	76	193 888	6 399	3.3	Z	X
9944	Other rental receipts	81	22 179	1 201	5.4	Z	X
9950	Construction receipts	30	37 910	7 114	18.8	Z	X
9970	Receipts for printing or photocopying performed at this establishment	16	16 397	447	2.7	Z	X
9980	Receipts for machine shop job work	22	4 312	530	12.3	Z	X
4219901	Musical instruments & supplies whse	512	X	2 474 693	X	100.0	60.5
0950	Computer software (packaged)	8	327 710	4 479	1.4	.2	X
1600	Electronic parts and equipment, except communication	10	74 699	14 448	19.3	.6	X
3100	Musical instruments and supplies	512	2 474 693	2 439 945	98.6	98.6	X
3130	Compact discs, prerecorded audio tapes, and phonograph records	8	5 975	302	5.1	Z	X
3140	Prerecorded video tapes	8	9 342	528	5.7	Z	X
3150	Other durable goods	8	4 745	1 433	30.2	.1	X
3700	Notions (buttons, ribbons, lace, sewing accessories, zippers, bindings, etc.)	6	3 323	86	2.6	Z	X
3800	Men's and boys' wear	7	3 518	558	15.9	Z	X
3900	Women's and children's wear	7	3 518	244	6.9	Z	X
6100	Books, periodicals, newspapers, and miscellaneous printed materials	7	7 221	306	4.2	Z	X
9700	Service receipts and labor charges (including installed parts)	18	33 212	2 675	8.1	.1	X
4219902	Forest products (except lumber) whse	2 032	X	11 386 630	X	100.0	59.1
0600	Lumber: rough, dressed, and finished	98	758 712	183 542	24.2	1.6	X
0620	Plywood and millwork	27	172 036	15 063	8.8	.1	X
0700	Brick, stone, tile, sand, block, cement, and gravel	8	21 035	2 654	12.6	Z	X
1120	Flat iron and steel products	6	9 354	449	4.8	Z	X
1140	Iron and steel wire and wire products	11	21 728	708	3.3	Z	X
1150	Iron and steel pipe and tubing	6	5 868	56	1.0	Z	X
1300	Coal and coke	8	19 106	380	2.0	Z	X
1700	Hardware	18	32 234	2 205	6.8	Z	X
2320	General-purpose industrial machinery, equipment, and parts	18	68 106	2 459	3.6	Z	X
2540	Other service establishment equipment and supplies	6	11 014	110	1.0	Z	X
3120	Forest products, except lumber (including cordwood, hewn posts, poles, and ties)	2 032	11 386 630	10 751 729	94.4	94.4	X
5300	Plastics materials and basic shapes	23	79 722	14 410	18.1	.1	X
5330	Chemicals and allied products (excluding agricultural, plastics, gases, and petroleum)	23	106 649	12 877	12.1	.1	X
5800	Farm supplies	17	225 572	89 734	39.8	.8	X
6110	Flowers and florists' supplies	7	29 295	5 705	19.5	.1	X
9700	Service receipts and labor charges (including installed parts)	70	199 004	22 972	11.5	.2	X
9730	Advertising specialties (paper novelties, etc.)	7	24 065	1 609	6.7	Z	X
9810	Miscellaneous commodities	60	161 003	9 471	5.9	.1	X
9940	Rental and leasing receipts	56	236 536	12 020	5.1	.1	X
4219903	General merchandise (durable goods) whse	3 382	X	21 595 797	X	100.0	59.0
0100	New and used automobiles, motorcycles, etc.	66	46 608	2 028	4.4	Z	X
0140	Medium trucks and tractors (14,001 to 26,000 lb)	14	33 346	1 982	5.9	Z	X
0150	Heavy trucks and tractors (over 26,000 lb)	29	36 560	6 048	16.5	Z	X
0200	New and rebuilt automotive parts and supplies	498	2 471 154	131 256	5.3	.6	2.5
0211	Batteries	282	2 069 028	3 007	.1	Z	X
0212	Engines (complete)	283	1 055 041	2 102	.2	Z	X
0213	Electrical engine parts (including ignition parts)	282	2 069 028	12 298	.6	.1	X
0214	Brake parts (including fluid and all disk and drum parts)	282	2 069 028	4 623	.2	Z	X
0215	Exhaust system parts	282	2 069 028	3 007	.1	Z	X
0216	Glass	136	1 041 331	1 610	.2	Z	X
0217	Hoses, belts, gaskets, and wiper blades	429	2 082 747	7 440	.4	Z	X
0218	Filters (oil, air, gas, and transmission)	429	2 082 747	12 346	.6	.1	X
0219	Engine parts, except electrical	282	2 069 028	6 017	.3	Z	X
0221	Body parts and repair materials	136	1 041 331	1 610	.2	Z	X
0222	Suspension parts (shocks, struts, balljoints, etc.)	282	2 069 028	5 770	.3	Z	X
0223	Parts, n.e.c.	282	2 069 028	3 007	.1	Z	X
0224	Accessories	351	2 457 435	68 357	2.8	.3	X
0240	Used automotive parts, accessories, and equipment	11	14 207	1 236	8.7	Z	X
0300	Tires and tubes	255	2 857 467	60 157	2.1	.3	.1
0311	New tires and tubes	230	2 825 123	56 655	2.0	.3	X
0400	Household and lawn furniture	117	940 586	102 556	10.9	.5	.6
0413	Lawn furniture and equipment	23	53 049	1 316	2.5	Z	X
0420	Office and business furniture	130	80 810	13 683	16.9	.1	4.4
0421	New office furniture (wooden and metal)	125	63 455	11 953	18.8	.1	X
0500	Household china, glassware, crockery, and plastic housewares	164	154 945	22 315	14.4	.1	X
0520	Linens, domestics, curtains, and draperies	169	416 343	23 625	5.7	.1	X

See footnotes at end of table.

Table 1. All Types of Operation by Kind of Business and Commodity Line for Wholesale Trade: 1997—Con.

[Includes only establishments with payroll. For meaning of abbreviations and symbols, see introductory text. For explanation of terms, see Appendix A]

NAICS code and CL code	Kind of business and commodity line	Establishments handling commodity line		Commodity line sales			Sales coverage percent
		Number	Total sales (\$1,000)	Amount ¹ (\$1,000)	As percent of total sales of—		
					Establishments handling line	Establishments in NAICS industry ¹	
4219903	General merchandise (durable goods) whole—Con.						
0530	Flooring and floor coverings	199	113 403	5 995	5.3	Z	4.8
0531	Soft-surface (textile) floor coverings and accessories (including rugs, carpets, and pads)	199	113 403	5 494	4.8	Z	X
0533	Other hard-surface floor coverings and accessories (including tile and sheet goods)	10	9 681	459	4.7	Z	X
0540	Other home furnishings	713	2 383 200	154 906	6.5	.7	X
0542	Mirrors, lamps, and picture frames	169	523 875	69 346	13.2	.3	X
0600	Lumber: rough, dressed, and finished	371	1 941 595	226 328	11.7	1.0	.9
0611	Dimensional lumber (non-treated)	324	1 568 002	151 409	9.7	.7	X
0612	Treated lumber	324	1 330 912	49 869	3.7	.2	X
0613	Boards	161	663 384	25 049	3.8	.1	X
0620	Plywood and millwork	551	2 273 327	256 150	11.3	1.2	3.0
0621	Softwood plywood and oriented strand board (OSB)	149	858 046	43 602	5.1	.2	X
0622	Other panels products (including hardwood plywood, waterboard, and particleboard)	380	1 531 938	84 771	5.5	.4	X
0623	Gypsum, specialty boards, and treatments	246	763 221	41 438	5.4	.2	X
0624	Wood millwork (doors, windows, cabinets, etc.)	161	701 136	46 699	6.7	.2	X
0625	Metal millwork	169	208 230	10 253	4.9	.2	X
0626	Other millwork and wood siding (including trusses and wood roofing)	145	184 223	4 280	2.3	Z	X
0700	Brick, stone, tile, sand, block, cement, and gravel	296	168 849	20 679	12.2	.1	26.2
0711	Ready-mixed or transit-mixed concrete	152	89 462	4 345	4.9	Z	X
0712	Cement and lime	151	103 572	10 526	10.2	Z	X
0713	Sand, gravel, and crushed stone	153	63 821	1 887	3.0	Z	X
0714	Brick, block, tile, clay/cement sewer pipe, etc.	231	141 846	3 920	2.8	Z	X
0720	Roofing, siding, and insulation materials	431	445 349	58 452	13.1	.3	31.0
0721	Roofing, except wood	190	78 021	5 004	6.4	Z	X
0722	Siding, except wood	116	240 616	33 046	13.7	.2	X
0723	Insulation materials	319	198 131	17 031	8.6	.1	X
0730	Flat glass and other construction glass (excluding automotive)	150	251 230	17 513	7.0	.1	X
0740	Other construction materials	417	1 172 268	107 812	9.2	.5	3.3
0741	Rain-carrying equipment (down spouts, gutters, etc.)	84	161 491	3 199	2.0	Z	X
0742	Prefabricated buildings and structural assemblies (nonwood)	64	134 281	10 738	8.0	.1	X
0744	Construction materials, n.e.c. (including wire fence and construction paper)	313	770 055	53 077	6.9	.2	X
0800	Photographic equipment and supplies (excluding video)	398	1 749 486	952 293	54.4	4.4	55.4
0811	Still picture photographic equipment	89	9 124	88	1.0	Z	X
0812	Motion picture photographic equipment	89	9 124	176	1.9	Z	X
0813	Photographic film	103	1 574 756	942 023	59.8	4.4	X
0815	Other photographic equipment and supplies	172	12 775	499	3.9	Z	X
0900	Office equipment	545	798 241	127 968	16.0	.6	2.0
0911	Typewriters and dedicated word processors	65	39 409	595	1.5	Z	X
0912	Calculators and accounting machines	65	39 409	308	.8	Z	X
0913	Copying machines and equipment	355	170 293	23 899	14.0	.1	X
0914	Dictating, transcribing, and recording machines	129	154 543	20 749	13.4	.1	X
0920	New computer equipment	393	1 251 675	262 204	20.9	1.2	55.8
0921	Computers	61	9 951	740	7.4	Z	X
0922	Computer storage devices	12	836	16	1.9	Z	X
0923	Computer printers	43	5 759	232	4.0	Z	X
0924	Other computer peripheral equipment	357	1 245 481	261 216	21.0	1.2	X
0930	Used computer equipment	23	13 869	1 495	10.8	Z	X
0950	Computer software (packaged)	382	1 628 552	32 462	2.0	.2	X
0960	Restaurant and hotel equipment and supplies	120	85 993	16 778	19.5	.1	X
0970	Store machines and equipment	62	47 358	6 433	13.6	Z	40.2
0971	Vending machines	34	11 137	204	1.8	Z	X
0972	Other store machines and equipment	62	47 358	6 229	13.2	Z	X
1000	Medical, hospital, and surgical supplies	59	501 780	117 591	23.4	.5	6.1
1013	Other surgical, medical, and hospital supplies	50	437 564	104 749	23.9	.5	X
1030	Optical and ophthalmic goods	11	8 893	89	1.0	Z	X
1040	Religious and school supplies	67	38 273	3 189	8.3	Z	17.0
1042	School supplies	67	38 273	3 189	8.3	Z	X
1050	Other professional equipment and supplies	16	79 523	8 196	10.3	Z	14.5
1057	Professional equipment and supplies, n.e.c.	6	13 585	1 355	10.0	Z	X
1100	Iron and steel products (semifinished)	19	14 256	714	5.0	Z	59.0
1111	Sheet bars and tin plate bars	19	14 256	714	5.0	Z	X
1120	Flat iron and steel products	512	3 624 441	408 320	11.3	1.9	24.6
1124	Sheets (hot-rolled)	511	3 621 055	163 124	4.5	.8	X
1126	Sheets (galvanized and coated)	511	3 621 055	244 688	6.8	1.1	X
1140	Iron and steel wire and wire products	595	814 227	58 697	7.2	.3	X
1150	Iron and steel pipe and tubing	590	1 418 533	126 059	8.9	.6	X
1160	Other iron and steel products	148	119 934	9 123	7.6	Z	X
1200	Copper and brass	228	13 874 018	785 176	5.7	3.6	51.1
1212	Flat products (sheets, strips, and plates)	115	13 789 362	346 034	2.5	1.6	X
1213	Tubular products (pipes and tubes)	143	11 232 013	438 835	3.9	2.0	X
1220	Aluminum shapes, forms, etc.	390	14 060 076	704 279	5.0	3.3	50.7
1223	Rods, bars, and wires: rolled or extruded (rounds, hexes, squares, and rectangles)	390	14 060 076	704 279	5.0	3.3	X
1230	Other nonferrous metals (magnesium, nickel, tin, lead, zinc, etc., except precious)	54	12 536 222	463 934	3.7	2.1	X
1300	Coal and coke	44	1 189 324	362 810	30.5	1.7	X
1320	Minerals and ores (excluding coal, precious stones, and crude oil)	28	11 093 239	1 740 138	15.7	8.1	X

See footnotes at end of table.

Table 1. All Types of Operation by Kind of Business and Commodity Line for Wholesale Trade: 1997—Con.

[Includes only establishments with payroll. For meaning of abbreviations and symbols, see introductory text. For explanation of terms, see Appendix A]

NAICS code and CL code	Kind of business and commodity line	Establishments handling commodity line		Commodity line sales			Sales coverage percent
		Number	Total sales (\$1,000)	Amount ¹ (\$1,000)	As percent of total sales of—		
					Establishments handling line	Establishments in NAICS industry ¹	
4219903	General merchandise (durable goods) whse—Con.						
1400	Electrical apparatus and equipment	1 420	5 068 757	415 830	8.2	1.9	.6
1412	Switchgear and switchboard apparatus	49	1 204 032	71 986	6.0	.3	X
1413	Motors and generators (including motor-generator sets)	856	2 275 526	83 635	3.7	.4	X
1415	Electric bulbs (all types)	98	733 902	12 368	1.7	.1	X
1416	Interior wiring (excluding conduit)	212	1 476 912	54 640	3.7	.3	X
1417	Exterior wiring and cable (excluding conduit)	160	949 461	38 110	4.0	.2	X
1418	Lighting fixtures (residential and commercial)	319	1 529 895	58 233	3.8	.3	X
1419	Industrial controls	74	213 089	5 095	2.4	Z	X
1421	Other electrical apparatus and equipment (including fuses and lightning rods)	444	1 771 634	52 540	3.0	.2	X
1500	Electrical appliances, household	1 167	4 527 938	518 260	11.4	2.4	.3
1511	Televisions	471	2 857 466	120 326	4.2	.6	X
1512	Radios, stereos, and CD players	672	2 917 967	94 106	3.2	.4	X
1513	V.C.R.'s and video cameras	846	3 127 765	113 219	3.6	.5	X
1517	Vacuum cleaners and sewing machines, household	149	811 970	2 249	.3	Z	X
1518	Other electrical household appliances (including fans, dishwashers, etc.)	504	1 611 539	80 259	5.0	.4	X
1600	Electronic parts and equipment, except communication	1 469	16 056 941	1 871 060	11.7	8.7	.6
1612	Integrated circuits	107	2 325 450	9 149	.4	Z	X
1613	Capacitors and resistors	107	2 325 450	13 285	.6	.1	X
1615	Discrete semiconductors, etc.	107	2 325 450	12 463	.5	.1	X
1616	Electronic connectors and other passive electronic parts	831	3 236 508	126 472	3.9	.6	X
1618	Electronic parts and equipment, n.e.c.	824	15 767 187	1 709 690	10.8	7.9	X
1650	Communication equipment and supplies	118	119 596	23 274	19.5	.1	48.7
1651	Telephones	99	116 167	19 945	17.2	.1	X
1652	Other electronic communication equipment	76	64 376	3 117	4.8	Z	X
1653	Other electrical communication equipment	42	14 496	212	1.5	Z	X
1700	Hardware	1 815	5 410 885	646 275	11.9	3.0	13.2
1711	Hand tools (including power driven)	1 129	3 478 638	403 538	11.6	1.9	X
1712	Bolts, nuts, rivets, and fasteners	1 169	1 305 427	159 803	12.2	.7	X
1713	Cutlery	953	2 699 023	78 258	2.9	.4	X
1800	Plumbing and heating equipment and supplies (hydronics)	904	3 288 860	349 092	10.6	1.6	22.4
1811	Plastic pipe fittings and valves (excluding pipe and tubing)	524	817 417	34 534	4.2	.2	X
1812	Metal pipe fittings and valves (excluding pipe and tubing)	636	974 238	49 347	5.1	.2	X
1813	Plumbing fixtures	499	2 533 149	216 783	8.6	1.0	X
1814	Furnaces, stoves, water heaters (except electric and warm air)	152	618 631	12 847	2.1	.1	X
1815	Boilers, radiators, and convectors	215	96 212	2 065	2.1	Z	X
1818	Other plumbing and heating equipment and supplies	266	428 855	30 502	7.1	.1	X
1900	Warm air heating and air-conditioning equipment and supplies	439	966 684	65 869	6.8	.3	43.8
1911	Furnaces (warm air)	279	680 538	11 519	1.7	.1	X
1912	Central air-conditioning (residential and commercial)	201	206 876	26 662	12.9	.1	X
1914	Heat pumps (residential and commercial)	143	62 322	1 593	2.6	Z	X
1916	Air cleaning and filtration systems	178	627 546	6 492	1.0	Z	X
1917	Compressors for air-conditioners	182	89 571	1 621	1.8	Z	X
1918	Condensing units for air-conditioners	94	42 172	383	.9	Z	X
1919	Registers, grills, pre-formed ductwork (excluding sheet metal), and duct insulation	246	777 045	16 717	2.2	.1	X
2000	Refrigeration equipment and supplies	114	163 615	18 457	11.3	.1	55.8
2011	Commercial refrigerators (reach-in and walk-in)	43	128 530	4 021	3.1	Z	X
2012	Unit coolers for commercial refrigerators	14	88 969	6 136	6.9	Z	X
2013	Condensing units for commercial refrigerators	42	53 132	833	1.6	Z	X
2014	Refrigerants	46	54 791	1 187	2.2	Z	X
2015	Other refrigeration equipment and supplies	81	70 527	6 279	8.9	Z	X
2100	Construction and mining machinery and equipment (including parts and attachments)	326	664 509	46 655	7.0	.2	12.6
2111	New off-highway wheel and track-laying tractors	293	632 619	19 539	3.1	.1	X
2115	New graders, rollers, and off-highway trucks	250	588 498	8 491	1.4	Z	X
2117	Other new construction and mining, logging, and road maintenance machinery, equipment, and parts	108	177 201	5 506	3.1	Z	X
2118	Used construction and mining machinery and equipment	175	443 187	13 070	2.9	.1	X
2200	Farm machinery, equipment, and parts	227	837 865	32 374	3.9	.2	2.8
2211	New tractors (farm)	227	837 865	8 034	1.0	Z	X
2212	New harvesting machinery	227	837 865	4 025	.5	Z	X
2213	New land preparation, planting, and cultivating machinery	227	837 865	8 034	1.0	Z	X
2214	New dairy farm and barn equipment	227	837 865	4 025	.5	Z	X
2216	Other new farm machinery and equipment	227	837 865	4 025	.5	Z	X
2218	Used farm machinery and equipment	227	837 865	4 025	.5	Z	X
2220	Garden machinery, equipment, and parts	502	2 443 487	283 497	11.6	1.3	.4
2221	New power lawn mowers	425	2 221 907	90 498	4.1	.4	X
2222	Other new lawn and garden machinery and equipment	425	2 221 907	90 498	4.1	.4	X
2223	Used garden machinery and equipment	425	2 221 907	90 498	4.1	.4	X
2300	Hydraulic and pneumatic (fluid-power) pumps, motors, and parts	113	475 544	10 336	2.2	Z	6.6
2311	Pumps	67	277 499	6 068	2.2	Z	X
2312	Motors	64	184 875	1 945	1.1	Z	X
2313	Parts for pumps and motors	88	315 925	2 323	.7	Z	X
2320	General-purpose industrial machinery, equipment, and parts	1 354	17 072 758	709 417	4.2	3.3	.1
2321	New pumps, compressors (air or gas), and equipment	947	11 562 971	177 020	1.5	.8	X
2326	New controlling, recording, and indicating instruments and access	675	11 548 425	135 095	1.2	.6	X
2327	All other new general-purpose industrial machinery and equipment	701	11 530 514	344 746	3.0	1.6	X
2328	Used general-purpose industrial machinery and equipment	238	5 046 376	17 555	.3	.1	X
2330	Metalworking machinery, equipment, and parts	392	1 813 160	26 539	1.5	.1	X
2340	Materials handling machinery, equipment, and parts	348	247 950	21 146	8.5	.1	.5
2342	New hoists, cranes, and monorails	182	109 679	1 289	1.2	Z	X
2345	Used materials handling machinery, equipment, and parts	167	138 271	19 857	14.4	.1	X
2350	Oil well, oil refinery, and pipeline machinery, equipment, and supplies	12	396 771	3 956	1.0	Z	X

See footnotes at end of table.

Table 1. All Types of Operation by Kind of Business and Commodity Line for Wholesale Trade: 1997—Con.

[Includes only establishments with payroll. For meaning of abbreviations and symbols, see introductory text. For explanation of terms, see Appendix A]

NAICS code and CL code	Kind of business and commodity line	Establishments handling commodity line		Commodity line sales			Sales coverage percent
		Number	Total sales (\$1,000)	Amount ¹ (\$1,000)	As percent of total sales of—		
					Establishments handling line	Establishments in NAICS industry ¹	
4219903	General merchandise (durable goods) whole—Con.						
2360	Other industrial machinery, equipment, and parts	104	412 832	6 327	1.5	Z	8.3
2363	New printing trades machinery, equipment, and supplies	35	113 929	1 846	1.6	Z	X
2365	New woodworking machinery	35	47 033	36	.1	Z	X
2366	Other new industrial machinery and equipment	51	264 086	3 604	1.4	Z	X
2367	Used industrial machinery and equipment	19	34 814	841	2.4	Z	X
2370	Mechanical power transmission supplies	115	96 253	4 621	4.8	Z	52.0
2371	Bearings and bushings	106	94 383	3 994	4.2	Z	X
2372	Other mechanical power transmission supplies	29	19 327	627	3.2	Z	X
2380	Industrial valves and fittings (except fluid-power)	77	41 619	7 100	17.1	Z	X
2390	Hydraulic and pneumatic (fluid-power) valves	78	449 534	26 699	5.9	.1	59.0
2391	Hydraulic valves	71	445 034	14 268	3.2	.1	X
2392	Pneumatic valves	70	429 509	12 427	2.9	.1	X
2400	Hydraulic and pneumatic cylinders and rotary actuators	37	409 000	16 530	4.0	.1	53.0
2411	Hydraulic cylinders and rotary actuators	37	409 000	12 297	3.0	.1	X
2412	Pneumatic cylinders and rotary actuators	37	409 000	4 231	1.0	Z	X
2420	Hydraulic and pneumatic connectors and assemblies	36	25 135	1 470	5.8	Z	59.0
2421	Hydraulic and pneumatic connectors	36	25 135	1 450	5.8	Z	X
2430	Fluid-power filters, components, accessories, and parts	130	104 542	4 383	4.2	Z	47.5
2431	Filters	123	104 270	2 430	2.3	Z	X
2432	Other fluid-power components, accessories, and parts, n.e.c.	119	82 816	1 949	2.4	Z	X
2440	Welding supplies (excluding gases)	149	83 216	8 607	10.3	Z	X
2450	Industrial containers and supplies	268	251 992	24 105	9.6	.1	17.5
2451	New and reconditioned drums and barrels	66	6 094	340	5.6	Z	X
2454	Other industrial containers and supplies	247	135 736	6 881	5.1	Z	X
2460	Other industrial supplies	799	1 157 845	78 129	6.7	.4	11.9
2461	Printing and duplicating inks	349	809 077	8 454	1.0	.1	X
2462	Abrasives and abrasive materials	322	185 046	12 739	6.9	.1	X
2463	Nylon, polyester, and synthetic rubber	342	284 666	9 413	3.3	.1	X
2464	Mechanical rubber goods	492	853 064	29 432	3.5	.1	X
2465	Strapping and tape	35	15 629	200	1.3	Z	X
2466	Industrial supplies, n.e.c.	146	119 523	9 264	7.8	Z	X
2520	Custodial (janitors') equipment and supplies	127	96 039	15 527	16.2	.1	7.7
2521	Custodial equipment—power equipment	68	12 818	703	5.5	Z	X
2522	Custodial equipment—nonpower equipment	118	61 009	4 105	6.7	Z	X
2523	Custodial supplies	68	12 818	1 962	15.3	Z	X
2530	Laundry and dry-cleaning equipment and supplies	12	9 560	543	5.7	Z	X
2540	Other service establishment equipment and supplies	16	12 020	2 304	19.2	Z	12.9
2542	Service establishment equipment and supplies, n.e.c.	16	12 020	2 304	19.2	Z	X
2600	Aircraft and aeronautical equipment and supplies	115	2 756 670	222 069	8.1	1.0	X
2620	Marine machinery, equipment, and supplies	37	398 274	4 111	1.0	Z	X
2700	Sporting and recreational goods and supplies	767	3 743 549	192 540	5.1	.9	.2
2714	Camping and fishing equipment and accessories	207	734 876	59 892	8.2	.3	X
2715	Athletic equipment and accessories	207	734 876	15 218	2.1	.1	X
2718	Other sporting and recreational goods (go carts, bait, etc.)	207	734 876	49 308	6.7	.2	X
2800	Toys and hobby goods and supplies	518	1 519 404	97 763	6.4	.5	6.2
2811	Video games and cartridges	74	405 964	52 300	12.9	.2	X
2812	Other toys and games (including fireworks and children's vehicles)	77	113 625	1 933	1.7	Z	X
2813	Crafts and craft supplies	368	999 815	10 331	1.0	Z	X
2814	Other hobby goods and accessories	368	999 815	33 199	3.3	.2	X
2900	Ferrous metal scrap	28	11 093 239	108 717	1.0	.5	X
2920	Nonferrous metal scrap	25	1 441 247	28 828	2.0	.1	X
2930	Recyclable paper and paperboard	74	34 696	4 640	13.4	Z	X
2940	Recyclable materials, except metal	15	3 432	231	6.7	Z	X
3000	Jewelry, diamonds, gem stones, and watches	151	195 128	18 347	9.4	.1	X
3030	Precious metals—gold, silver, and platinum including precious metal coins	28	11 093 239	217 533	2.0	1.0	X
3100	Musical instruments and supplies	46	37 909	729	1.9	Z	X
3120	Forest products, except lumber (including cordwood, hewn posts, poles, and ties)	69	11 132 288	327 105	2.9	1.5	X
3130	Compact discs, prerecorded audio tapes, and phonograph records	135	152 175	10 890	7.2	.1	X
3140	Prerecorded video tapes	91	107 370	3 572	3.3	Z	X
3150	Other durable goods	135	494 534	111 351	22.5	.5	55.6
3151	Coin-operated games	52	48 204	1 043	2.2	Z	X
3152	Luggage	68	74 106	3 941	5.3	Z	X
3153	Works of art	53	173 179	16 427	9.5	.1	X
3154	Other durable goods, n.e.c.	68	260 282	89 938	34.6	.4	X
3160	Fire extinguishers and fire safety equipment	54	46 588	1 073	2.3	Z	X
3200	Printing and writing paper	219	116 122	6 856	5.9	Z	18.0
3212	Fine roll paper	29	30 516	326	1.1	Z	X
3213	Other printing and writing paper	194	83 778	3 126	3.7	Z	X
3300	Stationery, office supplies and greeting cards	506	1 113 367	42 082	3.8	.2	3.1
3311	Business forms	391	990 354	3 280	.3	Z	X
3312	Stationery, photocopy paper, and typing paper	391	990 354	8 150	.8	Z	X
3313	Inked ribbons, carbon paper, pens and pencils	394	838 951	8 976	1.1	Z	X
3314	Toner and cartridges	471	999 794	5 254	.5	Z	X
3316	Other stationery supplies (envelopes, ruled forms, and binder paper)	506	1 113 367	16 370	1.5	.1	X
3400	Industrial and personal services paper and plastics	298	248 170	19 992	8.1	.1	4.8
3411	Paperboard and boxboard boxes	291	166 940	12 859	7.7	.1	X
3412	Paper dishes, cups, and napkins	73	40 970	1 307	3.2	Z	X
3413	Industrial paper (wrapping, bags, cartons, etc.)	76	3 446	146	4.2	Z	X

See footnotes at end of table.

Table 1. All Types of Operation by Kind of Business and Commodity Line for Wholesale Trade: 1997—Con.

[Includes only establishments with payroll. For meaning of abbreviations and symbols, see introductory text. For explanation of terms, see Appendix A]

NAICS code and CL code	Kind of business and commodity line	Establishments handling commodity line		Commodity line sales			Sales coverage percent
		Number	Total sales (\$1,000)	Amount ¹ (\$1,000)	As percent of total sales of—		
					Establishments handling line	Establishments in NAICS industry ¹	
4219903	General merchandise (durable goods) whlse—Con.						
3500	Drugs, pharmaceuticals, cosmetics, and toiletries	258	1 142 783	92 519	8.1	.4	48.7
3512	Nonprescription pharmaceuticals	34	2 256	326	14.5	Z	X
3513	Cosmetics	83	3 126	192	6.1	Z	X
3515	Other toiletries and druggists' sundries	146	889 373	69 783	7.8	.3	X
3600	Piece goods, knit and woven	90	1 525 208	104 220	6.8	.5	X
3700	Notions (buttons, ribbons, lace, sewing accessories, zippers, bindings, etc.)	74	38 038	2 314	6.1	Z	X
3800	Men's and boys' wear	245	1 541 514	18 846	1.2	.1	X
3815	Other men's and boys' wear (caps, hats, swimwear, neckwear, etc.)	128	1 258 091	6 027	.5	Z	X
3900	Women's and children's wear	125	1 436 578	18 750	1.3	.1	X
3911	Infants' and children's wear (to size 6X)	82	1 242 126	6 074	.5	Z	X
4000	Footwear	45	34 258	2 839	8.3	Z	X
4100	Frozen foods (packaged)	130	1 608 802	16 496	1.0	.1	X
4500	Fish and seafoods (excluding canned and frozen packaged)	58	39 304	831	2.1	Z	X
4600	Meat and meat products (fresh and un packaged)	14	337 486	199 110	59.0	.9	59.0
4611	Beef (not killed on location)	14	337 486	114 737	34.0	.5	X
4614	Pork (not killed on location)	14	337 486	84 373	25.0	.4	X
4700	Fresh fruits and vegetables	86	1 226 404	17 741	1.4	.1	X
4800	Coffee, tea, and spices	70	180 642	2 087	1.2	Z	X
4830	Canned foods	125	1 614 505	69 363	4.3	.3	X
4840	Food and beverage basic materials (include flavoring extracts, fruit peel, hop extract, industrial molasses, sausage casings, malt, yeast, etc.)	14	337 486	40 495	12.0	.2	X
4850	Soft drinks and bottled water	96	1 233 283	7 751	.6	Z	X
4860	Other grocery specialties	144	12 699 616	1 818 895	14.3	8.4	X
4900	Grain and beans	25	387 623	67 345	17.4	.3	X
5300	Plastics materials and basic shapes	664	3 338 180	98 385	2.9	.5	.1
5311	Plastic pipes, rods, tubes, and shapes	519	3 022 172	48 797	1.6	.2	X
5314	Other plastics materials and basic shapes	254	679 274	10 413	1.5	Z	X
5320	Industrial gases (welding, etc.)	16	10 424	1 340	12.9	Z	X
5330	Chemicals and allied products (excluding agricultural, plastics, gases, and petroleum)	1 122	16 265 299	2 116 772	13.0	9.8	.1
5332	Alkalies and chlorine	363	439 146	4 093	.9	Z	X
5335	Detergents and soaps	453	11 125 885	699 192	6.3	3.2	X
5336	Sanitation chemicals, polishes, and waxes	453	11 125 885	692 667	6.2	3.2	X
5341	Insecticides, nonagricultural	363	439 146	8 579	2.0	Z	X
5342	Adhesives, sealants, and glues	820	12 561 484	555 741	4.4	2.6	X
5344	Other chemicals and allied products	294	3 616 190	149 428	4.1	.7	X
5400	Petroleum products	249	12 448 179	668 717	5.4	3.1	X
5420	Liquified petroleum gases (excluding natural gas)	67	1 292 560	299 729	23.2	1.4	X
5500	Crude oil	11	2 508	24	1.0	Z	X
5800	Farm supplies	138	2 244 342	73 863	3.3	.3	9.6
5811	Hay, straw, and alfalfa	70	2 231 924	73 063	3.3	.3	X
5818	Other farm supplies (including harness and saddlery equipment)	68	12 418	800	6.4	Z	X
6000	Paint, paint supplies, and wallpaper	664	2 234 855	312 931	14.0	1.4	3.6
6011	Architectural coatings (enamels, primers, stains, solvents, and lacquers)	626	2 083 409	292 039	14.0	1.4	X
6100	Books, periodicals, newspapers, and miscellaneous printed materials	230	128 477	5 213	4.1	Z	X
6110	Flowers and florists' supplies	101	778 844	16 702	2.1	.1	X
6120	Art goods (including novelties and souvenirs)	124	68 661	5 229	7.6	Z	27.3
6121	Art materials	21	25 558	932	3.6	Z	X
6122	Novelties and souvenirs	109	35 850	3 436	9.6	Z	X
6150	Nondurable goods, n.e.c.	103	1 522 239	79 661	5.2	.4	X
9700	Service receipts and labor charges (including installed parts)	904	892 472	104 706	11.7	.5	53.3
9701	Labor charges for repair work	601	308 725	34 921	11.3	.2	X
9702	Parts installed in repair work	633	393 303	45 289	11.5	.2	X
9703	Other service receipts and labor charges—Specify	243	584 687	24 384	4.2	.1	X
9720	Receipts for service contracts	155	117 300	17 168	14.6	.1	X
9730	Advertising specialties (paper novelties, etc.)	78	86 757	6 569	7.6	Z	X
9740	Receipts for installing equipment	100	45 342	3 651	8.1	Z	X
9810	Miscellaneous commodities	466	12 144 344	1 201 750	9.9	5.6	X
9940	Rental and leasing receipts	356	458 830	37 829	8.2	.2	.5
9941	Computer rental and leasing receipts	76	193 888	2 178	1.1	Z	X
9942	Photocopying machine rental	232	418 683	22 479	5.4	.1	X
9943	Other office machine rental receipts	76	193 888	6 399	3.3	Z	X
9944	Other rental receipts	81	22 179	1 201	5.4	Z	X
9950	Construction receipts	30	37 910	7 114	18.8	Z	X
9970	Receipts for printing or photocopying performed at this establishment	16	16 397	447	2.7	Z	X
9980	Receipts for machine shop job work	22	4 312	530	12.3	Z	X
4219904	Prerecorded media whlse	2 075	X	23 424 629	X	100.0	69.6
0200	New and rebuilt automotive parts and supplies	12	101 714	6 192	6.1	Z	X
0250	Petroleum products marketing equipment	6	98 961	16 196	16.4	.1	X
0500	Household china, glassware, crockery, and plastic housewares	6	20 100	589	2.9	Z	X
0520	Linens, domestics, curtains, and draperies	7	14 372	829	5.8	Z	X
0540	Other home furnishings	6	13 513	607	4.5	Z	X
0620	Plywood and millwork	6	4 397	1 943	44.2	Z	X
0800	Photographic equipment and supplies (excluding video)	20	92 304	2 106	2.3	Z	X
0900	Office equipment	9	10 521	1 573	15.0	Z	X
0950	Computer software (packaged)	55	1 567 317	66 644	4.3	.3	X
0970	Store machines and equipment	6	33 760	8 641	25.6	Z	X

See footnotes at end of table.

Table 1. All Types of Operation by Kind of Business and Commodity Line for Wholesale Trade: 1997—Con.

[Includes only establishments with payroll. For meaning of abbreviations and symbols, see introductory text. For explanation of terms, see Appendix A]

NAICS code and CL code	Kind of business and commodity line	Establishments handling commodity line		Commodity line sales			Sales coverage percent
		Number	Total sales (\$1,000)	Amount ¹ (\$1,000)	As percent of total sales of—		
					Establishments handling line	Establishments in NAICS industry ¹	
4219904	Prerecorded media whsle—Con.						
1400	Electrical apparatus and equipment.....	14	22 440	5 222	23.3	Z	X
1500	Electrical appliances, household.....	8	69 583	31 593	45.4	.1	X
1600	Electronic parts and equipment, except communication.....	18	112 329	11 453	10.2	Z	X
1650	Communication equipment and supplies.....	6	6 052	676	11.2	Z	X
1700	Hardware.....	13	24 287	2 587	10.7	Z	X
2700	Sporting and recreational goods and supplies.....	13	22 962	2 724	11.9	Z	X
2800	Toys and hobby goods and supplies.....	29	61 715	12 288	19.9	.1	X
3000	Jewelry, diamonds, gem stones, and watches.....	13	22 537	722	3.2	Z	X
3100	Musical instruments and supplies.....	8	14 201	951	6.7	Z	X
3130	Compact discs, prerecorded audio tapes, and phonograph records.....	1 501	17 809 640	13 582 124	76.3	58.0	X
3140	Prerecorded video tapes.....	965	15 608 548	9 174 180	58.8	39.2	X
3150	Other durable goods.....	12	49 309	15 295	31.0	.1	X
3200	Printing and writing paper.....	7	8 112	2 889	35.6	Z	X
3300	Stationery, office supplies and greeting cards.....	11	16 893	342	2.0	Z	X
3500	Drugs, pharmaceuticals, cosmetics, and toiletries.....	15	87 044	3 565	4.1	Z	X
3800	Men's and boys' wear.....	28	128 957	4 465	3.5	Z	X
3900	Women's and children's wear.....	17	16 874	1 138	6.7	Z	X
4000	Footwear.....	8	4 709	237	5.0	Z	X
6100	Books, periodicals, newspapers, and miscellaneous printed materials.....	148	2 917 008	318 484	10.9	1.4	X
6120	Art goods (including novelties and souvenirs).....	15	19 710	2 630	13.3	Z	X
9700	Service receipts and labor charges (including installed parts).....	124	668 896	108 827	16.3	.5	X
9720	Receipts for service contracts.....	13	25 621	3 554	13.9	Z	X
9810	Miscellaneous commodities.....	86	238 868	16 640	7.0	.1	X
9940	Rental and leasing receipts.....	21	84 679	4 125	4.9	Z	X
42199041	Compact discs/prerecorded audio tapes, & phonograph records whsle	1 418	X	15 602 913	X	100.0	64.7
0200	New and rebuilt automotive parts and supplies.....	6	2 753	119	4.3	Z	X
0520	Linens, domestics, curtains, and draperies.....	6	13 593	791	5.8	Z	X
0800	Photographic equipment and supplies (excluding video).....	20	92 304	2 106	2.3	Z	X
0900	Office equipment.....	8	7 755	1 160	15.0	Z	X
0950	Computer software (packaged).....	44	1 431 516	63 957	4.5	.4	X
1400	Electrical apparatus and equipment.....	11	7 202	1 449	20.1	Z	X
1600	Electronic parts and equipment, except communication.....	17	111 591	11 380	10.2	.1	X
1700	Hardware.....	11	9 789	1 140	11.6	Z	X
2700	Sporting and recreational goods and supplies.....	12	22 183	2 686	12.1	Z	X
2800	Toys and hobby goods and supplies.....	21	34 454	3 140	9.1	Z	X
3000	Jewelry, diamonds, gem stones, and watches.....	7	20 960	280	1.3	Z	X
3100	Musical instruments and supplies.....	8	14 201	951	6.7	Z	X
3130	Compact discs, prerecorded audio tapes, and phonograph records.....	1 418	15 602 913	13 325 402	85.4	85.4	X
3140	Prerecorded video tapes.....	308	7 786 832	1 825 907	23.4	11.7	X
3150	Other durable goods.....	9	20 255	1 143	5.6	Z	X
3200	Printing and writing paper.....	7	8 112	2 889	35.6	Z	X
3300	Stationery, office supplies and greeting cards.....	9	15 142	255	1.7	Z	X
3500	Drugs, pharmaceuticals, cosmetics, and toiletries.....	13	84 895	2 977	3.5	Z	X
3800	Men's and boys' wear.....	25	123 082	3 048	2.5	Z	X
3900	Women's and children's wear.....	8	10 670	492	4.6	Z	X
4000	Footwear.....	6	2 958	61	2.1	Z	X
6100	Books, periodicals, newspapers, and miscellaneous printed materials.....	116	2 861 937	309 527	10.8	2.0	X
6120	Art goods (including novelties and souvenirs).....	12	13 054	666	5.1	Z	X
9700	Service receipts and labor charges (including installed parts).....	101	322 111	20 014	6.2	.1	X
9720	Receipts for service contracts.....	9	11 758	3 355	28.5	Z	X
9810	Miscellaneous commodities.....	45	188 573	8 890	4.7	.1	X
9940	Rental and leasing receipts.....	8	72 577	1 388	1.9	Z	X
42199042	Prerecorded video tapes whsle	657	X	7 821 716	X	100.0	79.2
0200	New and rebuilt automotive parts and supplies.....	6	98 961	6 073	6.1	.1	X
0250	Petroleum products marketing equipment.....	6	98 961	16 196	16.4	.2	X
0950	Computer software (packaged).....	11	135 801	2 687	2.0	Z	X
2800	Toys and hobby goods and supplies.....	8	27 281	9 148	33.6	.1	X
3000	Jewelry, diamonds, gem stones, and watches.....	6	1 577	442	28.0	Z	X
3130	Compact discs, prerecorded audio tapes, and phonograph records.....	83	2 206 727	256 722	11.6	3.3	X
3140	Prerecorded video tapes.....	657	7 821 716	7 348 273	93.9	93.9	X
3900	Women's and children's wear.....	9	6 204	646	10.4	Z	X
6100	Books, periodicals, newspapers, and miscellaneous printed materials.....	32	55 071	8 957	16.3	.1	X
9700	Service receipts and labor charges (including installed parts).....	23	346 785	88 813	25.6	1.1	X
9810	Miscellaneous commodities.....	41	50 295	7 750	15.4	.1	X
9940	Rental and leasing receipts.....	13	12 102	2 737	22.6	Z	X
4219905	Fire extinguishers & fire safety equipment whsle	1 016	X	1 136 419	X	100.0	64.5
0900	Office equipment.....	8	6 475	791	12.2	.1	X
1000	Medical, hospital, and surgical supplies.....	16	19 458	5 028	25.8	.1	X
1140	Iron and steel wire and wire products.....	10	21 605	863	4.0	.1	X
1400	Electrical apparatus and equipment.....	21	29 560	4 335	14.7	.4	X
1600	Electronic parts and equipment, except communication.....	15	19 538	3 138	16.1	.3	X
1700	Hardware.....	20	37 171	3 126	8.4	.3	X
2320	General-purpose industrial machinery, equipment, and parts.....	10	7 775	1 161	14.9	.1	X
2330	Metalworking machinery, equipment, and parts.....	13	29 661	2 415	8.1	.2	X
2450	Industrial containers and supplies.....	6	15 385	2 807	18.2	.2	X
2540	Other service establishment equipment and supplies.....	6	24 586	6 667	27.1	.6	X
3160	Fire extinguishers and fire safety equipment.....	1 016	1 136 419	1 018 827	89.7	89.7	X
3500	Drugs, pharmaceuticals, cosmetics, and toiletries.....	6	3 090	627	20.3	.1	X
5300	Plastics materials and basic shapes.....	14	41 369	7 339	17.7	.6	X
5330	Chemicals and allied products (excluding agricultural, plastics, gases, and petroleum).....	20	36 879	1 858	5.0	.2	X
9700	Service receipts and labor charges (including installed parts).....	266	237 283	53 162	22.4	4.7	X
9740	Receipts for installing equipment.....	8	18 599	5 804	31.2	.5	X
9810	Miscellaneous commodities.....	8	6 117	508	8.3	Z	X
9940	Rental and leasing receipts.....	18	26 992	448	1.7	Z	X

See footnotes at end of table.

Table 1. All Types of Operation by Kind of Business and Commodity Line for Wholesale Trade: 1997—Con.

[Includes only establishments with payroll. For meaning of abbreviations and symbols, see introductory text. For explanation of terms, see Appendix A]

NAICS code and CL code	Kind of business and commodity line	Establishments handling commodity line		Commodity line sales			Sales coverage percent
		Number	Total sales (\$1,000)	Amount ¹ (\$1,000)	As percent of total sales of—		
					Establishments handling line	Establishments in NAICS industry ¹	
4219906	Other durable goods whse	2 680	X	5 890 668	X	100.0	49.1
0100	New and used automobiles, motorcycles, etc.	11	2 989	238	8.0	Z	X
0200	New and rebuilt automotive parts and supplies	29	22 244	1 615	7.3	Z	17.6
0224	Accessories	29	22 244	1 615	7.3	Z	X
0300	Tires and tubes	14	12 567	1 421	11.3	Z	X
0400	Household and lawn furniture	6	3 637	358	9.8	Z	X
0500	Household china, glassware, crockery, and plastic housewares	7	23 864	1 369	5.7	Z	X
0520	Linens, domestics, curtains, and draperies	24	23 002	4 183	18.2	.1	X
0540	Other home furnishings	65	128 506	16 107	12.5	.3	1.4
0543	Home furnishings, n.e.c.	39	98 921	13 893	14.0	.2	X
0600	Lumber: rough, dressed, and finished	9	22 764	798	3.5	Z	X
0740	Other construction materials	9	10 432	3 013	28.9	.1	X
0800	Photographic equipment and supplies (excluding video)	9	39 708	5 628	14.2	.1	X
0900	Office equipment	52	68 921	15 066	21.9	.3	X
0950	Computer software (packaged)	20	75 181	13 381	17.8	.2	X
0960	Restaurant and hotel equipment and supplies	9	3 618	377	10.4	Z	X
0970	Store machines and equipment	20	130 643	29 737	22.8	.5	49.1
0971	Vending machines	20	130 643	29 737	22.8	.5	X
1000	Medical, hospital, and surgical supplies	13	12 016	3 010	25.1	.1	38.0
1013	Other surgical, medical, and hospital supplies	13	12 016	3 010	25.1	.1	X
1120	Flat iron and steel products	7	2 902	130	4.5	Z	X
1140	Iron and steel wire and wire products	11	3 994	237	5.9	Z	X
1150	Iron and steel pipe and tubing	9	4 783	1 114	23.3	Z	X
1220	Aluminum shapes, forms, etc.	15	52 910	3 888	7.3	.1	22.7
1222	Sheets and coils (.006 to .249 inch)	12	40 673	1 509	3.7	Z	X
1400	Electrical apparatus and equipment	64	173 905	33 463	19.2	.6	3.9
1411	Power and distribution transformers	45	136 198	14 097	10.4	.2	X
1414	Conduit, raceway, and fittings	45	136 198	2 339	1.7	Z	X
1415	Electric bulbs (all types)	45	136 198	12 534	9.2	.2	X
1416	Interior wiring (excluding conduit)	45	136 198	771	.6	Z	X
1500	Electrical appliances, household	52	115 937	7 777	6.7	.1	X
1600	Electronic parts and equipment, except communication	63	132 286	12 769	9.7	.2	X
1700	Hardware	36	75 674	3 800	5.0	.1	X
2320	General-purpose industrial machinery, equipment, and parts	29	94 219	7 261	7.7	.1	X
2330	Metalworking machinery, equipment, and parts	6	5 821	114	2.0	Z	X
2360	Other industrial machinery, equipment, and parts	11	53 449	7 754	14.5	.1	49.1
2363	New printing trades machinery, equipment, and supplies	11	53 449	7 754	14.5	.1	X
2450	Industrial containers and supplies	9	991	53	5.3	Z	X
2600	Aircraft and aeronautical equipment and supplies	6	9 946	99	1.0	Z	X
2700	Sporting and recreational goods and supplies	70	93 707	10 510	11.2	.2	X
2800	Toys and hobby goods and supplies	51	156 622	29 218	18.7	.5	X
3000	Jewelry, diamonds, gem stones, and watches	40	168 178	29 489	17.5	.5	.6
3016	Other jewel., silverware, and plated ware (incl. jewel. where gemstones less than 50% of value, gold filled sterling, and costume jewel. and medallions)	36	156 770	28 612	18.3	.5	X
3100	Musical instruments and supplies	7	11 137	3 355	30.1	.1	X
3120	Forest products, except lumber (including cordwood, hewn posts, poles, and ties)	62	80 661	20 951	26.0	.4	X
3130	Compact discs, prerecorded audio tapes, and phonograph records	27	85 601	15 959	18.6	.3	X
3140	Prerecorded video tapes	2 661	37 092	7 861	21.2	.1	X
3150	Other durable goods	2 680	5 890 668	5 428 906	92.2	92.2	47.0
3151	Coin-operated games	236	1 148 602	1 043 665	90.9	17.7	X
3152	Luggage	370	1 234 062	1 135 181	92.0	19.3	X
3153	Works of art	326	291 360	241 941	83.0	4.1	X
3154	Other durable goods, n.e.c.	1 938	3 447 134	3 008 113	87.3	51.1	X
3160	Fire extinguishers and fire safety equipment	15	8 476	722	8.5	Z	X
3200	Printing and writing paper	7	42 155	413	1.0	Z	X
3300	Stationery, office supplies and greeting cards	83	133 672	14 699	11.0	.3	2.0
3312	Stationery, photocopy paper, and typing paper	22	49 918	325	.7	Z	X
3315	Greeting cards	27	72 794	2 879	4.0	Z	X
3316	Other stationery supplies (envelopes, ruled forms, and binder paper)	56	60 878	11 495	18.9	.2	X
3400	Industrial and personal services paper and plastics	8	42 736	632	1.5	Z	X
3500	Drugs, pharmaceuticals, cosmetics, and toiletries	7	37 233	2 326	6.2	Z	X
3600	Piece goods, knit and woven	13	5 035	396	7.9	Z	X
3700	Notions (buttons, ribbons, lace, sewing accessories, zippers, bindings, etc.)	11	27 073	805	3.0	Z	X
3800	Men's and boys' wear	44	82 623	10 233	12.4	.2	5.2
3812	Men's and boys' dress and casual shirts, slacks, and jeans	18	7 236	1 400	19.3	Z	X
3815	Other men's and boys' wear (caps, hats, swimwear, neckwear, etc.)	17	57 225	7 837	13.7	.1	X
3900	Women's and children's wear	20	50 420	1 100	2.2	Z	X
4100	Frozen foods (packaged)	6	7 106	343	4.8	Z	X
5300	Plastics materials and basic shapes	27	51 848	2 042	3.9	Z	X
5330	Chemicals and allied products (excluding agricultural, plastics, gases, and petroleum)	11	6 179	59	1.0	Z	X
5700	Wines and distilled alcoholic beverages	6	15 668	3 909	24.9	.1	49.1
5712	Distilled liquor (including premixed alcoholic drinks)	6	15 668	3 909	24.9	.1	X
6100	Books, periodicals, newspapers, and miscellaneous printed materials	49	208 269	16 444	7.9	.3	4.7
6101	Books	48	203 128	15 767	7.8	.3	X
6102	Other periodicals, newspapers, and miscellaneous printed materials	24	18 052	163	.9	Z	X
6120	Art goods (including novelties and souvenirs)	16	4 684	189	4.0	Z	33.2
6122	Novelties and souvenirs	16	4 684	189	4.0	Z	X

See footnotes at end of table.

Table 1. All Types of Operation by Kind of Business and Commodity Line for Wholesale Trade: 1997—Con.

[Includes only establishments with payroll. For meaning of abbreviations and symbols, see introductory text. For explanation of terms, see Appendix A]

NAICS code and CL code	Kind of business and commodity line	Establishments handling commodity line		Commodity line sales			Sales coverage percent
		Number	Total sales (\$1,000)	Amount ¹ (\$1,000)	As percent of total sales of—		
					Establishments handling line	Establishments in NAICS industry ¹	
4219906	Other durable goods whse—Con.						
6150	Nondurable goods, n.e.c.	23	8 660	381	4.4	Z	X
9700	Service receipts and labor charges (including installed parts)	330	760 775	74 514	9.8	1.3	42.6
9701	Labor charges for repair work	163	604 545	28 220	4.7	.5	X
9702	Parts installed in repair work	58	152 735	13 783	9.0	.2	X
9703	Other service receipts and labor charges—Specify	162	132 244	32 479	24.6	.6	X
9730	Advertising specialties (paper novelties, etc.)	19	58 953	1 231	2.1	Z	X
9810	Miscellaneous commodities	73	48 985	11 251	23.0	.2	X
9940	Rental and leasing receipts	47	152 787	12 726	8.3	.2	X
422	Wholesale trade, nondurable goods	162 841	X	1 879 940 402	X	100.0	79.7
0100	New and used automobiles, motorcycles, etc.	50	139 545	10 197	7.3	Z	18.6
0114	Motorscooters, mopeds, snowmobiles, and utility trailers	7	9 655	2 183	22.6	Z	X
0120	Buses, campers, and motor homes	7	29 002	2 967	10.2	Z	69.4
0122	Motor homes, car trailers, and campers	6	25 363	2 022	8.0	Z	X
0130	Light trucks and vans (14,000 lb or less)	6	7 640	696	9.1	Z	X
0200	New and rebuilt automotive parts and supplies	1 210	14 020 912	637 273	4.5	Z	3.3
0211	Batteries	301	2 106 092	14 560	.7	Z	X
0212	Engines (complete)	35	138 170	717	.5	Z	X
0213	Electrical engine parts (including ignition parts)	194	823 490	17 436	2.1	Z	X
0214	Brake parts (including fluid and all disk and drum parts)	260	1 379 046	25 385	1.8	Z	X
0215	Exhaust system parts	55	184 978	3 675	2.0	Z	X
0216	Glass	42	110 130	4 246	3.9	Z	X
0217	Hoses, belts, gaskets, and wiper blades	316	2 207 752	17 396	.8	Z	X
0218	Filters (oil, air, gas, and transmission)	468	2 962 519	58 852	2.0	Z	X
0219	Engine parts, except electrical	196	835 642	24 294	2.9	Z	X
0221	Body parts and repair materials	116	428 221	18 910	4.4	Z	X
0222	Suspension parts (shocks, struts, balljoints, etc.)	124	1 025 264	36 169	3.5	Z	X
0223	Parts, n.e.c.	171	1 380 525	24 246	1.8	Z	X
0224	Accessories	222	1 571 607	33 058	2.1	Z	X
0240	Used automotive parts, accessories, and equipment	6	8 594	138	1.6	Z	X
0250	Petroleum products marketing equipment	387	3 335 244	66 957	2.0	Z	X
0300	Tires and tubes	795	7 888 335	248 342	3.1	Z	.8
0311	New tires and tubes	552	2 810 288	117 035	4.2	Z	X
0312	Recapped and used tires and repair materials	262	980 103	8 578	.9	Z	X
0400	Household and lawn furniture	501	2 224 468	238 130	10.7	Z	37.3
0411	Upholstered furniture	52	293 501	24 420	8.3	Z	X
0412	Sleep furniture and equipment	249	1 281 830	155 283	12.1	Z	X
0413	Lawn furniture and equipment	104	467 439	28 241	6.0	Z	X
0414	Other furniture (including sleep sofas)	109	326 476	22 552	6.9	Z	X
0420	Office and business furniture	1 439	10 345 235	1 479 707	14.3	.1	2.7
0421	New office furniture (wooden and metal)	1 333	9 899 441	1 371 215	13.9	.1	X
0422	New store and restaurant furniture	18	126 686	1 350	1.1	Z	X
0423	New public furniture (theater seats, church pews, park benches, and school desks)	48	198 240	16 985	8.6	Z	X
0424	Used office and business furniture	219	1 673 848	70 059	4.2	Z	X
0500	Household china, glassware, crockery, and plastic housewares	869	2 356 792	197 917	8.4	Z	X
0520	Linens, domestics, curtains, and draperies	633	2 446 946	269 629	11.0	Z	17.4
0521	Bedspreads, blankets, and bedding	108	745 330	54 612	7.3	Z	X
0522	Curtains and draperies	126	543 575	69 143	12.7	Z	X
0523	Shades and blinds	35	167 500	11 649	7.0	Z	X
0524	Towels and washcloths	351	1 112 987	42 102	3.8	Z	X
0525	Other linens and domestics	312	1 116 497	70 773	6.3	Z	X
0530	Flooring and floor coverings	162	761 970	198 299	26.0	Z	48.1
0531	Soft-surface (textile) floor coverings and accessories (including rugs, carpets, and pads)	106	695 304	168 820	24.3	Z	X
0532	Hardwood flooring	24	99 591	4 278	4.3	Z	X
0533	Other hard-surface floor coverings and accessories (including tile and sheet goods)	29	161 627	16 887	10.4	Z	X
0540	Other home furnishings	1 770	31 769 459	937 825	3.0	.1	1.2
0541	Metal flatware and kitchen utensils	462	1 781 039	124 417	7.0	Z	X
0542	Mirrors, lamps, and picture frames	216	1 273 962	76 776	6.0	Z	X
0543	Home furnishings, n.e.c.	237	1 500 828	91 465	6.1	Z	X
0600	Lumber: rough, dressed, and finished	205	1 632 845	188 361	11.5	Z	3.2
0611	Dimensional lumber (non-treated)	30	89 578	8 303	9.3	Z	X
0612	Treated lumber	9	9 513	1 547	16.3	Z	X
0613	Boards	9	28 564	5 437	19.0	Z	X
0620	Plywood and millwork	175	1 707 797	199 180	11.7	Z	30.1
0621	Softwood plywood and oriented strand board (OSB)	30	519 759	50 754	9.8	Z	X
0622	Other panels products (including hardwood plywood, waterboard, and particleboard)	42	206 752	25 939	12.5	Z	X
0623	Gypsum, specialty boards, and treatments	9	467 440	53 744	11.5	Z	X
0624	Wood millwork (doors, windows, cabinets, etc.)	54	209 052	18 121	8.7	Z	X
0625	Metal millwork	6	67 486	6 107	9.0	Z	X
0626	Other millwork and wood siding (including trusses and wood roofing)	6	28 164	1 665	5.9	Z	X
0700	Brick, stone, tile, sand, block, cement, and gravel	88	358 523	43 116	12.0	Z	31.5
0711	Ready-mixed or transit-mixed concrete	12	78 090	7 549	9.7	Z	X
0712	Cement and lime	20	72 026	8 241	11.4	Z	X
0713	Sand, gravel, and crushed stone	23	72 643	6 321	8.7	Z	X
0714	Brick, block, tile, clay/cement sewer pipe, etc.	26	107 223	17 649	16.5	Z	X
0720	Roofing, siding, and insulation materials	114	585 300	65 027	11.1	Z	23.3
0721	Roofing, except wood	44	302 459	32 142	10.6	Z	X
0722	Siding, except wood	14	66 125	15 802	23.9	Z	X
0723	Insulation materials	35	147 423	13 362	9.1	Z	X

See footnotes at end of table.

Table 1. All Types of Operation by Kind of Business and Commodity Line for Wholesale Trade: 1997—Con.

[Includes only establishments with payroll. For meaning of abbreviations and symbols, see introductory text. For explanation of terms, see Appendix A]

NAICS code and CL code	Kind of business and commodity line	Establishments handling commodity line		Commodity line sales			Sales coverage percent
		Number	Total sales (\$1,000)	Amount ¹ (\$1,000)	As percent of total sales of—		
					Establishments handling line	Establishments in NAICS industry ¹	
422	Wholesale trade, nondurable goods—Con.						
0730	Flat glass and other construction glass (excluding automotive)	46	143 480	19 505	13.6	Z	X
0740	Other construction materials	224	1 646 709	78 844	4.8	Z	11.5
0744	Construction materials, n.e.c. (including wire fence and construction paper)	58	300 404	32 686	10.9	Z	X
0800	Photographic equipment and supplies (excluding video)	692	14 920 766	546 518	3.7	Z	1.0
0813	Photographic film	175	859 720	46 606	5.4	Z	X
0814	Developing supplies (excluding film)	24	205 389	31 069	15.1	Z	X
0815	Other photographic equipment and supplies	210	2 232 618	206 110	9.2	Z	X
0900	Office equipment	2 052	14 039 660	1 172 123	8.3	.1	4.0
0911	Typewriters and dedicated word processors	603	2 242 103	69 541	3.1	Z	X
0912	Calculators and accounting machines	773	3 899 323	179 302	4.6	Z	X
0913	Copying machines and equipment	1 173	6 123 525	709 643	11.6	Z	X
0914	Dictating, transcribing, and recording machines	209	853 865	33 401	3.9	Z	X
0915	Mailing, letter handling, and addressing machines	198	1 054 761	93 695	8.9	Z	X
0920	New computer equipment	1 089	5 306 169	502 571	9.5	Z	12.0
0921	Computers	609	2 102 402	144 689	6.9	Z	X
0922	Computer storage devices	200	740 108	37 094	5.0	Z	X
0923	Computer printers	636	3 217 826	237 778	7.4	Z	X
0924	Other computer peripheral equipment	461	1 259 686	67 123	5.3	Z	X
0930	Used computer equipment	47	35 769	1 493	4.2	Z	X
0950	Computer software (packaged)	481	1 792 616	123 963	6.9	Z	X
0960	Restaurant and hotel equipment and supplies	3 400	67 411 984	4 446 201	6.6	.2	X
0970	Store machines and equipment	731	10 223 634	207 325	2.0	Z	.8
0971	Vending machines	52	489 322	21 967	4.5	Z	X
0972	Other store machines and equipment	441	1 074 131	65 919	6.1	Z	X
1000	Medical, hospital, and surgical supplies	703	25 054 416	2 698 968	10.8	.1	7.5
1011	Surgical and medical instruments and equipment	304	10 854 679	797 512	7.3	Z	X
1012	Orthopedic, and prosthetic appliances and supplies	134	1 962 035	24 040	1.2	Z	X
1013	Other surgical, medical, and hospital supplies	529	8 435 948	557 938	6.6	Z	X
1020	Dental supplies	10	66 518	7 457	11.2	Z	11.6
1021	Equipment (chairs, x-rays, cabinets, etc.)	7	8 695	4 169	47.9	Z	X
1030	Optical and ophthalmic goods	128	400 811	14 326	3.6	Z	53.1
1031	Ophthalmic goods	17	51 906	2 745	5.3	Z	X
1033	Optometric equipment and supplies	14	78 272	1 617	2.1	Z	X
1034	Optical goods, n.e.c. (excluding cameras)	93	268 756	9 853	3.7	Z	X
1040	Religious and school supplies	380	3 247 733	147 584	4.5	Z	4.2
1041	Religious supplies	13	15 350	6 967	45.4	Z	X
1042	School supplies	277	1 707 495	111 074	6.5	Z	X
1050	Other professional equipment and supplies	80	1 219 129	190 723	15.6	Z	77.3
1051	Architects' equipment and supplies	7	5 014	751	15.0	Z	X
1054	Laboratory equipment	24	40 704	6 350	15.6	Z	X
1055	Scientific instruments	9	47 564	1 735	3.6	Z	X
1056	Veterinarians' equipment and supplies	40	1 099 244	177 628	16.2	Z	X
1057	Professional equipment and supplies, n.e.c.	6	6 441	877	13.6	Z	X
1100	Iron and steel products (semifinished)	15	102 298	7 302	7.1	Z	15.5
1113	Rough castings and foundry products	7	27 959	1 582	5.7	Z	X
1120	Flat iron and steel products	258	9 688 574	419 273	4.3	Z	16.4
1121	Plates	11	11 017	1 453	13.2	Z	X
1123	Sheets (cold-rolled)	35	7 677 333	297 335	3.9	Z	X
1124	Sheets (hot-rolled)	7	28 347	4 014	14.2	Z	X
1126	Sheets (galvanized and coated)	14	18 339	2 167	11.8	Z	X
1128	Fabricated and structural plate products	58	262 091	13 595	5.2	Z	X
1140	Iron and steel wire and wire products	373	2 084 716	123 254	5.9	Z	4.9
1141	Wire (plain, coated, barbed, and twisted)	52	240 806	29 102	12.1	Z	X
1143	Wire rope, strand, strapping, reinforcement mesh, and bale ties	33	108 493	9 442	8.7	Z	X
1150	Iron and steel pipe and tubing	204	3 018 251	172 122	5.7	Z	53.1
1152	Tubing	59	351 921	35 492	10.1	Z	X
1153	Standard steel pipe	58	289 080	53 998	18.7	Z	X
1154	Other steel pipe	67	2 362 822	75 725	3.2	Z	X
1160	Other iron and steel products	35	209 929	23 647	11.3	Z	62.9
1167	Finished products, n.e.c.	19	81 212	9 779	12.0	Z	X
1170	Alloy steel	14	74 204	24 138	32.5	Z	7.9
1175	Other alloy steel	6	33 493	10 692	31.9	Z	X
1180	Stainless steel	20	2 020 759	25 619	1.3	Z	77.6
1185	Other stainless steel (including tubing)	19	2 001 341	24 650	1.2	Z	X
1200	Copper and brass	233	10 114 346	1 550 584	15.3	.1	.3
1213	Tubular products (pipes and tubes)	47	250 508	15 813	6.3	Z	X
1214	Rod, nonelectrical wire, extruded shapes, etc.	62	660 997	12 350	1.9	Z	X
1220	Aluminum shapes, forms, etc.	296	13 323 742	2 093 984	15.7	.1	1.5
1221	Plates (.250 inch and over)	9	49 249	1 694	3.4	Z	X
1222	Sheets and coils (.006 to .249 inch)	106	392 367	33 609	8.6	Z	X
1223	Rods, bars, and wires: rolled or extruded (rounds, hexes, squares, and rectangles)	13	96 208	13 015	13.5	Z	X
1224	Pipe and tubing (including hollow bar, square, and rectangular tubing)	95	332 704	14 769	4.4	Z	X
1225	Foils	16	222 691	15 649	7.0	Z	X
1230	Other nonferrous metals (magnesium, nickel, tin, lead, zinc, etc., except precious)	42	2 134 310	560 327	26.3	Z	X
1300	Coal and coke	37	4 507 108	397 641	8.8	Z	6.8
1311	Coal	16	606 641	134 692	22.2	Z	X
1320	Minerals and ores (excluding coal, precious stones, and crude oil)	107	12 141 716	795 238	6.6	Z	X

See footnotes at end of table.

Table 1. All Types of Operation by Kind of Business and Commodity Line for Wholesale Trade: 1997—Con.

[Includes only establishments with payroll. For meaning of abbreviations and symbols, see introductory text. For explanation of terms, see Appendix A]

NAICS code and CL code	Kind of business and commodity line	Establishments handling commodity line		Commodity line sales			Sales coverage percent
		Number	Total sales (\$1,000)	Amount ¹ (\$1,000)	As percent of total sales of—		
					Establishments handling line	Establishments in NAICS industry ¹	
422	Wholesale trade, nondurable goods—Con.						
1400	Electrical apparatus and equipment	583	5 489 365	251 721	4.6	Z	4.6
1411	Power and distribution transformers	47	291 423	2 331	.8	Z	X
1412	Switchgear and switchboard apparatus	47	122 641	4 084	3.3	Z	X
1414	Conduit, raceway, and fittings	76	1 969 949	7 740	.4	Z	X
1415	Electric bulbs (all types)	105	479 427	25 625	5.3	Z	X
1416	Interior wiring (excluding conduit)	140	2 364 162	25 161	1.1	Z	X
1417	Exterior wiring and cable (excluding conduit)	37	412 192	46 587	11.3	Z	X
1418	Lighting fixtures (residential and commercial)	30	69 374	3 203	4.6	Z	X
1419	Industrial controls	226	3 943 832	68 048	1.7	Z	X
1421	Other electrical apparatus and equipment (including fuses and lightning rods)	133	2 070 075	12 136	.6	Z	X
1500	Electrical appliances, household	594	3 776 636	222 543	5.9	Z	3.1
1511	Televisions	65	796 351	21 987	2.8	Z	X
1512	Radios, stereos, and CD players	39	700 199	28 652	4.1	Z	X
1513	V.C.R.'s and video cameras	30	103 333	1 810	1.8	Z	X
1517	Vacuum cleaners and sewing machines, household	15	27 575	497	1.8	Z	X
1518	Other electrical household appliances (including fans, dishwashers, etc.)	405	2 378 621	114 004	4.8	Z	X
1600	Electronic parts and equipment, except communication	806	5 861 565	517 169	8.8	Z	2.4
1612	Integrated circuits	104	3 223 030	13 911	.4	Z	X
1615	Discrete semiconductors, etc.	187	732 444	91 855	12.5	Z	X
1616	Electronic connectors and other passive electronic parts	357	4 112 089	120 122	2.9	Z	X
1618	Electronic parts and equipment, n.e.c.	217	3 711 140	225 930	6.1	Z	X
1650	Communication equipment and supplies	171	409 076	35 153	8.6	Z	39.6
1651	Telephones	128	355 616	18 539	5.2	Z	X
1652	Other electronic communication equipment	118	226 848	14 346	6.3	Z	X
1653	Other electrical communication equipment	17	91 888	2 077	2.3	Z	X
1700	Hardware	2 260	22 439 381	1 157 811	5.2	.1	2.1
1711	Hand tools (including power driven)	1 033	5 156 716	339 100	6.6	Z	X
1712	Bolts, nuts, rivets, and fasteners	790	3 284 047	127 467	3.9	Z	X
1713	Cutlery	407	3 187 498	205 661	6.5	Z	X
1800	Plumbing and heating equipment and supplies (hydronics)	485	2 067 416	250 271	12.1	Z	39.8
1811	Plastic pipe fittings and valves (excluding pipe and tubing)	276	847 930	93 121	11.0	Z	X
1812	Metal pipe fittings and valves (excluding pipe and tubing)	200	722 218	42 006	5.8	Z	X
1813	Plumbing fixtures	130	636 454	26 916	4.2	Z	X
1814	Furnaces, stoves, water heaters (except electric and warm air)	111	226 989	6 484	2.9	Z	X
1815	Boilers, radiators, and convectors	30	29 485	3 632	12.3	Z	X
1818	Other plumbing and heating equipment and supplies	169	655 426	63 150	9.6	Z	X
1900	Warm air heating and air-conditioning equipment and supplies	89	282 421	43 530	15.4	Z	60.8
1911	Furnaces (warm air)	40	98 666	8 291	8.4	Z	X
1912	Central air-conditioning (residential and commercial)	44	90 683	11 513	12.7	Z	X
1914	Heat pumps (residential and commercial)	12	103 942	13 988	13.5	Z	X
1916	Air cleaning and filtration systems	14	36 631	4 724	12.9	Z	X
1918	Condensing units for air-conditioners	10	2 569	18	.7	Z	X
1919	Registers, grills, pre-formed ductwork (excluding sheet metal), and duct insulation	42	106 471	4 831	4.5	Z	X
2000	Refrigeration equipment and supplies	88	156 054	28 036	18.0	Z	23.3
2011	Commercial refrigerators (reach-in and walk-in)	64	49 802	2 616	5.3	Z	X
2012	Unit coolers for commercial refrigerators	62	46 210	2 740	5.9	Z	X
2013	Condensing units for commercial refrigerators	62	46 210	2 426	5.3	Z	X
2014	Refrigerants	49	42 872	5 098	11.9	Z	X
2015	Other refrigeration equipment and supplies	59	66 832	3 635	5.4	Z	X
2100	Construction and mining machinery and equipment (including parts and attachments)	82	425 258	48 794	11.5	Z	8.5
2112	New power cranes, draglines, and shovels	16	67 437	775	1.1	Z	X
2113	New mixers, pavers, and related equipment	13	10 677	534	5.0	Z	X
2117	Other new construction and mining, logging, and road maintenance machinery, equipment, and parts	36	114 479	20 163	17.6	Z	X
2118	Used construction and mining machinery and equipment	20	21 901	1 568	7.2	Z	X
2200	Farm machinery, equipment, and parts	571	3 112 382	170 946	5.5	Z	2.3
2211	New tractors (farm)	44	177 896	4 154	2.3	Z	X
2212	New harvesting machinery	25	132 970	1 465	1.1	Z	X
2213	New land preparation, planting, and cultivating machinery	18	112 368	8 283	7.4	Z	X
2214	New dairy farm and barn equipment	69	473 852	28 652	6.0	Z	X
2215	New irrigation equipment	76	458 166	50 439	11.0	Z	X
2216	Other new farm machinery and equipment	352	1 817 767	66 388	3.7	Z	X
2218	Used farm machinery and equipment	297	760 730	2 712	.4	Z	X
2220	Garden machinery, equipment, and parts	615	3 116 193	405 131	13.0	Z	5.9
2221	New power lawn mowers	63	48 913	2 901	5.9	Z	X
2222	Other new lawn and garden machinery and equipment	118	1 592 617	136 809	8.6	Z	X
2230	Food-processing machinery, equipment, and parts	42	629 601	86 555	13.7	Z	9.0
2231	New commercial food-processing machinery (slicers, choppers, baking, etc.)	22	23 984	4 422	18.4	Z	X
2232	New packing, packaging, and bottling equipment	8	44 581	10 766	24.1	Z	X
2233	Used food-processing machinery and equipment	12	36 439	1 303	3.6	Z	X
2300	Hydraulic and pneumatic (fluid-power) pumps, motors, and parts	40	101 357	13 789	13.6	Z	31.5
2311	Pumps	30	78 330	10 517	13.4	Z	X
2312	Motors	18	18 977	343	1.8	Z	X
2313	Parts for pumps and motors	21	29 806	1 257	4.2	Z	X
2320	General-purpose industrial machinery, equipment, and parts	1 564	25 319 553	4 410 299	17.4	.2	15.7
2321	New pumps, compressors (air or gas), and equipment	377	11 050 076	2 064 065	18.7	.1	X
2323	New diesel engines (excluding automotive)	30	410 191	21 618	5.3	Z	X
2326	New controlling, recording, and indicating instruments and access	368	14 724 089	1 758 722	11.9	.1	X
2327	All other new general-purpose industrial machinery and equipment	575	4 162 754	141 215	3.4	Z	X
2328	Used general-purpose industrial machinery and equipment	301	2 791 329	220 817	7.9	Z	X
2330	Metalworking machinery, equipment, and parts	96	316 175	30 179	9.5	Z	X

See footnotes at end of table.

Table 1. All Types of Operation by Kind of Business and Commodity Line for Wholesale Trade: 1997—Con.

[Includes only establishments with payroll. For meaning of abbreviations and symbols, see introductory text. For explanation of terms, see Appendix A]

NAICS code and CL code	Kind of business and commodity line	Establishments handling commodity line		Commodity line sales			Sales coverage percent
		Number	Total sales (\$1,000)	Amount ¹ (\$1,000)	As percent of total sales of—		
					Establishments handling line	Establishments in NAICS industry ¹	
422	Wholesale trade, nondurable goods—Con.						
2340	Materials handling machinery, equipment, and parts	125	866 325	48 680	5.6	Z	52.1
2341	New conveying equipment	26	599 984	4 288	.7	Z	X
2343	New forklift trucks	35	107 076	16 428	15.3	Z	X
2344	New industrial trucks and tractors	6	27 921	11 670	41.8	Z	X
2345	Used materials handling machinery, equipment, and parts	60	82 123	6 520	7.9	Z	X
2350	Oil well, oil refinery, and pipeline machinery, equipment, and supplies	42	3 936 677	2 195 207	55.8	.1	X
2360	Other industrial machinery, equipment, and parts	241	1 738 048	343 896	19.8	Z	57.4
2362	New power plant machinery (excluding electrical)	8	30 098	2 377	7.9	Z	X
2363	New printing trades machinery, equipment, and supplies	89	278 410	30 140	10.8	Z	X
2364	New textile and sewing machinery and equipment	9	73 795	8 693	11.8	Z	X
2366	Other new industrial machinery and equipment	114	1 044 903	207 518	19.9	Z	X
2367	Used industrial machinery and equipment	39	98 495	6 439	6.5	Z	X
2370	Mechanical power transmission supplies	10	11 320	969	8.6	Z	X
2380	Industrial valves and fittings (except fluid-power)	36	171 565	14 379	8.4	Z	X
2390	Hydraulic and pneumatic (fluid-power) valves	31	101 429	19 205	18.9	Z	65.1
2391	Hydraulic valves	26	76 748	17 438	22.7	Z	X
2392	Pneumatic valves	11	20 890	884	4.2	Z	X
2400	Hydraulic and pneumatic cylinders and rotary actuators	35	533 715	5 634	1.1	Z	75.4
2411	Hydraulic cylinders and rotary actuators	29	489 404	2 422	.5	Z	X
2412	Pneumatic cylinders and rotary actuators	8	17 865	313	1.8	Z	X
2420	Hydraulic and pneumatic connectors and assemblies	28	65 811	11 129	16.9	Z	54.1
2421	Hydraulic and pneumatic connectors	24	58 770	8 761	14.9	Z	X
2422	Hydraulic and pneumatic assemblies	22	19 513	1 615	8.3	Z	X
2430	Fluid-power filters, components, accessories, and parts	59	203 174	12 113	6.0	Z	70.2
2431	Filters	54	159 064	4 401	2.8	Z	X
2432	Other fluid-power components, accessories, and parts, n.e.c.	19	66 269	7 712	11.6	Z	X
2440	Welding supplies (excluding gases)	1 044	2 761 393	601 300	21.8	Z	X
2450	Industrial containers and supplies	917	7 880 935	564 080	7.2	Z	9.0
2451	New and reconditioned drums and barrels	209	991 292	8 466	.9	Z	X
2452	Bottles and bottlers' supplies	86	977 418	78 131	8.0	Z	X
2454	Other industrial containers and supplies	677	6 659 016	464 442	7.0	Z	X
2460	Other industrial supplies	2 325	17 557 378	1 417 313	8.1	.1	3.6
2461	Printing and duplicating inks	93	270 953	36 053	13.3	Z	X
2462	Abrasives and abrasive materials	486	1 995 373	97 916	4.9	Z	X
2463	Nylon, polyester, and synthetic rubber	55	136 675	8 409	6.2	Z	X
2464	Mechanical rubber goods	126	1 026 705	125 695	12.2	Z	X
2465	Strapping and tape	879	4 027 799	357 099	8.9	Z	X
2466	Industrial supplies, n.e.c.	902	7 708 653	366 094	4.7	Z	X
2500	Beauty and barber equipment and supplies	26	32 468	6 734	20.7	Z	27.5
2512	Supplies (combs, curlers, shampoos, etc.)	11	12 567	994	7.9	Z	X
2520	Custodial (janitors') equipment and supplies	2 487	19 704 767	1 844 120	9.4	.1	2.4
2521	Custodial equipment—power equipment	1 223	9 437 245	263 294	2.8	Z	X
2522	Custodial equipment—nonpower equipment	1 007	4 514 006	124 871	2.8	Z	X
2523	Custodial supplies	1 805	13 341 604	1 269 830	9.5	.1	X
2530	Laundry and dry-cleaning equipment and supplies	1 159	58 906 519	6 439 574	10.9	.3	X
2540	Other service establishment equipment and supplies	219	562 244	78 213	13.9	Z	22.3
2542	Service establishment equipment and supplies, n.e.c.	214	545 194	71 712	13.2	Z	X
2600	Aircraft and aeronautical equipment and supplies	98	3 531 859	124 195	3.5	Z	.5
2613	Other new aircraft equipment and supplies	94	3 523 191	122 841	3.5	Z	X
2620	Marine machinery, equipment, and supplies	96	610 905	28 612	4.7	Z	X
2700	Sporting and recreational goods and supplies	1 208	5 672 587	427 574	7.5	Z	12.4
2711	Ammunition, firearms, reloading equipment, archery supplies, shooting aids, and accessories	34	126 932	7 416	5.8	Z	X
2712	Bicycles and bicycle tires and tubes	27	68 703	6 692	9.7	Z	X
2713	Billiards, pool, bowling equipment, and accessories	400	584 022	35 732	6.1	Z	X
2714	Camping and fishing equipment and accessories	171	1 937 205	64 777	3.3	Z	X
2715	Athletic equipment and accessories	315	1 823 331	172 109	9.4	Z	X
2716	Skiing equipment	18	19 686	1 334	6.8	Z	X
2717	Marine pleasure craft, equipment, and accessories	7	22 991	6 064	26.4	Z	X
2718	Other sporting and recreational goods (go carts, bait, etc.)	148	670 078	64 941	9.7	Z	X
2800	Toys and hobby goods and supplies	1 940	12 559 355	1 179 306	9.4	.1	8.8
2811	Video games and cartridges	110	1 862 570	96 465	5.2	Z	X
2812	Other toys and games (including fireworks and children's vehicles)	1 070	5 718 494	375 933	6.6	Z	X
2813	Crafts and craft supplies	281	476 535	53 582	11.2	Z	X
2814	Other hobby goods and accessories	278	1 467 603	87 548	6.0	Z	X
2900	Ferrous metal scrap	13	408 556	9 239	2.3	Z	X
2920	Nonferrous metal scrap	7	101 877	6 184	6.1	Z	X
2930	Recyclable paper and paperboard	201	892 000	89 361	10.0	Z	X
2940	Recyclable materials, except metal	56	255 963	49 438	19.3	Z	55.7
2941	Wiping cloths, waste rags, and textile waste	20	145 225	35 645	24.5	Z	X
2943	Recyclable plastics	9	13 318	3 189	23.9	Z	X
3000	Jewelry, diamonds, gem stones, and watches	857	7 866 943	751 304	9.6	Z	43.5
3011	Diamond jewelry and diamond jewelry where lapidary work was not performed at this location	29	140 162	13 538	9.7	Z	X
3012	Gem stone and pearl jewelry where lapidary work was not performed at this location	10	4 077	60	1.5	Z	X
3014	Watches, clocks, and watch movements and cases	92	332 145	25 680	7.7	Z	X
3015	Karat gold jewelry (rings, necklaces, etc.)	18	3 678 328	367 730	10.0	Z	X
3016	Other jewel., silverware, and plated ware (incl. jewel. where gemstones less than 50% of value, gold filled sterling, and costume jewel. and medallions)	343	630 368	56 515	9.0	Z	X

See footnotes at end of table.

Table 1. All Types of Operation by Kind of Business and Commodity Line for Wholesale Trade: 1997—Con.

[Includes only establishments with payroll. For meaning of abbreviations and symbols, see introductory text. For explanation of terms, see Appendix A]

NAICS code and CL code	Kind of business and commodity line	Establishments handling commodity line		Commodity line sales			Sales coverage percent
		Number	Total sales (\$1,000)	Amount ¹ (\$1,000)	As percent of total sales of—		
					Establishments handling line	Establishments in NAICS industry ¹	
422	Wholesale trade, nondurable goods—Con.						
3030	Precious metals—gold, silver, and platinum including precious metal coins	13	1 905 909	22 396	1.2	Z	X
3100	Musical instruments and supplies	28	83 610	10 885	13.0	Z	X
3120	Forest products, except lumber (including cordwood, hewn posts, poles, and ties)	112	1 163 105	167 128	14.4	Z	X
3130	Compact discs, prerecorded audio tapes, and phonograph records	375	2 985 281	128 759	4.3	Z	X
3140	Prerecorded video tapes	381	3 418 345	206 835	6.1	Z	X
3150	Other durable goods	139	498 972	26 087	5.2	Z	14.2
3152	Luggage	84	376 319	9 430	2.5	Z	X
3154	Other durable goods, n.e.c.	97	442 060	15 438	3.5	Z	X
3160	Fire extinguishers and fire safety equipment	14	89 836	8 398	9.3	Z	X
3200	Printing and writing paper	4 764	56 043 263	35 063 640	62.6	1.9	63.0
3211	Roll newsprint and rotogravure paper	953	14 682 812	4 047 472	27.6		X
3212	Fine roll paper	1 265	25 466 532	12 084 054	47.5	.6	X
3213	Other printing and writing paper	3 935	41 644 875	18 927 789	45.5	1.0	X
3300	Stationery, office supplies and greeting cards	11 491	68 427 369	29 850 305	43.6	1.6	47.7
3311	Business forms	6 707	26 907 536	8 817 622	32.8	.5	X
3312	Stationery, photocopy paper, and typing paper	5 087	34 897 807	4 266 527	12.2	.2	X
3313	Inked ribbons, carbon paper, pens and pencils	3 322	21 665 522	2 277 318	10.5	.1	X
3314	Toner and cartridges	3 183	18 126 127	2 867 096	15.8	.2	X
3315	Greeting cards	1 422	11 498 278	4 093 713	35.6	.2	X
3316	Other stationery supplies (envelopes, ruled forms, and binder paper)	5 915	32 534 472	7 373 008	22.7	.4	X
3400	Industrial and personal services paper and plastics	12 210	221 661 791	49 904 510	22.5	2.7	18.3
3411	Paperboard and boxboard boxes	4 305	37 831 088	12 921 847	34.2	.7	X
3412	Paper dishes, cups, and napkins	5 193	93 915 651	7 526 081	8.0	.4	X
3413	Industrial paper (wrapping, bags, cartons, etc.)	4 560	44 334 550	9 412 919	21.2	.5	X
3414	Disposable plastic boxes, containers, cups, dishes, and supplies	3 035	33 032 669	5 261 000	15.9	.3	X
3415	Other industrial and personal service paper	2 924	29 260 240	10 176 686	34.8	.5	X
3500	Drugs, pharmaceuticals, cosmetics, and toiletries	11 963	339 574 469	195 532 385	57.6	10.4	34.8
3511	Prescription drugs	2 683	155 707 197	132 633 217	85.2	7.1	X
3512	Nonprescription pharmaceuticals	3 495	110 083 159	14 585 270	13.2	.8	X
3513	Cosmetics	2 609	40 983 482	10 468 231	25.5	.6	X
3514	Perfumes	921	21 172 415	5 283 693	25.0	.3	X
3515	Other toiletries and druggists' sundries	5 526	152 762 820	27 910 984	18.3	1.5	X
3600	Piece goods, knit and woven	4 856	34 051 912	25 294 448	74.3	1.3	34.0
3611	Goods purchased grey and finished on contract	592	3 995 658	1 023 506	25.6	.1	X
3612	Cotton (including blends)	2 456	11 921 208	6 101 016	51.2	.3	X
3613	Synthetics (excluding synthetic knits)	2 193	9 933 103	4 857 705	48.9	.3	X
3614	Knit fabrics, n.e.c. (including double knit)	1 423	7 179 059	3 975 412	55.4	.2	X
3615	Woolen and worsted piece goods	871	3 568 319	1 301 844	36.5	.1	X
3616	Other piece goods	1 718	7 580 090	3 737 466	49.3	.2	X
3700	Notions (buttons, ribbons, lace, sewing accessories, zippers, bindings, etc.)	2 409	9 857 893	3 616 033	36.7	.2	X
3800	Men's and boys' wear	8 066	64 411 602	34 043 680	52.9	1.8	51.5
3811	Men's and boys' suits, coats, and formal wear	1 631	10 438 707	4 204 854	40.3	.2	X
3812	Men's and boys' dress and casual shirts, slacks, and jeans	4 280	41 904 010	19 485 671	46.5	1.0	X
3813	Men's and boys' underwear and nightwear	924	6 523 502	1 687 396	25.9	.1	X
3814	Men's and boys' work clothing and uniforms	1 709	8 152 133	3 409 238	41.8	.2	X
3815	Other men's and boys' wear (caps, hats, swimwear, neckwear, etc.)	3 199	27 076 741	5 180 149	19.1	.3	X
3900	Women's and children's wear	11 600	74 267 286	43 002 901	57.9	2.3	54.9
3911	Infants' and children's wear (to size 6X)	2 226	13 647 862	5 287 045	38.7	.3	X
3912	Women's misses', and girls' dresses and blouses	5 202	28 134 587	14 346 316	51.0	.8	X
3913	Women's, misses', and girls' suits and coats	1 641	9 571 795	3 440 199	35.9	.2	X
3914	Women's and misses' outerwear	2 596	23 869 068	6 512 130	27.3	.3	X
3915	Women's and misses' underwear and sleepwear	1 507	11 088 948	4 496 790	40.6	.2	X
3916	Other women's, misses, and girl's wear (furs, sweaters, millinery, etc.)	3 636	18 498 897	8 593 863	46.5	.5	X
4000	Footwear	2 924	36 383 316	23 104 357	63.5	1.2	52.0
4011	All athletic footwear	846	15 981 902	9 328 513	58.4	.5	X
4012	Infants' footwear	317	2 346 184	290 688	12.4	Z	X
4013	Other women's, misses', and girls' footwear	1 680	19 682 748	7 802 077	39.6	.4	X
4014	Other men's and boy's footwear	1 431	17 577 700	5 243 876	29.8	.3	X
4015	Shoe accessories	381	2 462 974	324 972	13.2	Z	X
4100	Frozen foods (packaged)	12 901	322 892 172	81 639 395	25.3	4.3	53.1
4111	Dinners (frozen)	3 294	152 675 489	7 254 328	4.8	.4	X
4112	Fish and seafoods (frozen packaged)	6 999	171 087 150	16 461 501	9.6	.9	X
4113	Vegetables (frozen)	5 640	184 759 008	10 566 771	5.7	.6	X
4114	Fruits and fruit juices (frozen)	4 478	165 211 440	6 567 824	4.0	.3	X
4115	Meat (frozen packaged)	5 995	154 730 790	15 970 095	10.3	.9	X
4116	Frozen baked goods	4 806	170 376 851	9 982 985	5.9	.5	X
4117	Other frozen foods (except frozen dairy products)	5 035	170 164 438	14 812 275	8.7	.8	X
4200	Dairy products (excluding dried or canned)	10 497	283 926 693	56 576 914	19.9	3.0	49.2
4211	Butter	4 769	135 332 558	3 874 805	2.9	.2	X
4212	Cheese	7 442	204 094 174	19 974 771	9.8	1.1	X
4213	Milk and cream, except raw	3 520	82 074 674	7 136 639	8.7	.4	X
4214	Ice cream	3 295	113 620 010	7 729 026	6.8	.4	X
4215	Raw milk	366	14 997 494	4 896 876	32.7	.3	X
4216	Other dairy products	4 530	186 574 782	12 911 843	6.9	.7	X
4300	Poultry and poultry products	6 507	162 220 156	23 043 471	14.2	1.2	4.9
4311	Dressed poultry killed on location	676	10 867 052	2 092 509	19.3	.1	X
4312	Eggs	3 076	69 065 823	6 847 922	9.9	.4	X
4313	Live poultry	591	4 533 096	675 149	14.9	Z	X
4314	Other poultry (excluding frozen packaged)	2 666	42 005 170	10 629 814	25.3	.6	X

See footnotes at end of table.

Table 1. All Types of Operation by Kind of Business and Commodity Line for Wholesale Trade: 1997—Con.

[Includes only establishments with payroll. For meaning of abbreviations and symbols, see introductory text. For explanation of terms, see Appendix A]

NAICS code and CL code	Kind of business and commodity line	Establishments handling commodity line		Commodity line sales			Sales coverage percent
		Number	Total sales (\$1,000)	Amount ¹ (\$1,000)	As percent of total sales of—		
					Establishments handling line	Establishments in NAICS industry ¹	
422	Wholesale trade, nondurable goods—Con.						
4400	Confectionery.....	7 658	174 378 207	34 971 922	20.1	1.9	13.8
4411	Candy.....	4 461	82 012 941	14 559 791	17.8	.8	X
4412	Chewing gum.....	1 386	21 336 641	1 606 874	7.5	.1	X
4413	Nuts.....	3 483	53 881 242	4 292 961	8.0	.2	X
4414	Chips and popcorn.....	3 946	87 847 265	11 183 880	12.7	.6	X
4415	Other confections.....	1 355	25 916 167	1 792 993	6.9	.1	X
4500	Fish and seafoods (excluding canned and frozen packaged).....	5 518	95 318 243	15 774 936	16.6	.8	X
4600	Meat and meat products (fresh and unpackage).....	8 654	226 643 233	61 449 387	27.1	3.3	42.5
4611	Beef (not killed on location).....	5 812	150 841 005	28 011 264	18.6	1.5	X
4612	Veal (not killed on location).....	2 105	37 083 912	1 229 413	3.3	.1	X
4613	Lamb and mutton (not killed on location).....	1 689	35 395 450	1 178 979	3.3	.1	X
4614	Pork (not killed on location).....	4 461	112 981 553	10 624 381	9.4	.6	X
4615	Sausage and prepared meats made on location.....	1 424	15 381 232	999 916	6.5	.1	X
4616	Sausage and prepared meats not made on location.....	4 318	119 721 455	12 312 746	10.3	.7	X
4617	Meat from animals killed on location.....	176	2 257 467	358 604	15.9	Z	X
4618	Other meat products.....	2 699	92 007 069	6 693 022	7.3	.4	X
4700	Fresh fruits and vegetables.....	10 002	175 757 461	52 357 654	29.8	2.8	18.6
4711	Fresh fruits.....	8 366	147 250 482	30 014 510	20.4	1.6	X
4712	Prepackaged fresh-cut vegetables (carrots, salads, etc.).....	3 135	50 890 865	3 662 424	7.2	.2	X
4713	Other fresh vegetables.....	5 348	62 396 470	17 580 777	28.2	.9	X
4800	Coffee, tea, and spices.....	8 945	240 652 109	22 065 192	9.2	1.2	46.6
4811	Coffee.....	5 986	179 742 423	13 953 296	7.8	.7	X
4812	Tea.....	4 360	117 869 266	2 634 951	2.2	.1	X
4813	Spices.....	4 852	131 955 532	4 960 192	3.8	.3	X
4820	Bread and baked goods.....	7 485	131 634 224	23 748 121	18.0	1.3	55.2
4821	Breads and rolls.....	3 593	55 543 895	6 757 030	12.2	.4	X
4822	Cookies, cakes, and other baked goods.....	6 005	114 608 945	16 859 145	14.7	.9	X
4830	Canned foods.....	9 089	253 218 717	56 583 533	22.3	3.0	45.5
4831	Canned and bottled fruits, vegetables, and juices.....	7 585	221 154 374	32 602 047	14.7	1.7	X
4832	Canned and bottled baby foods.....	1 742	98 786 536	3 159 238	3.2	.2	X
4833	Canned meats.....	2 896	118 438 581	3 100 024	2.6	.2	X
4834	Canned fish and seafoods.....	3 979	135 788 087	4 374 302	3.2	.2	X
4835	Canned milk.....	1 454	66 036 923	1 086 210	1.6	.1	X
4836	Other canned foods.....	4 253	158 238 570	11 697 489	7.4	.6	X
4840	Food and beverage basic materials (include flavoring extracts, fruit peel, hop extract, industrial molasses, sausage casings, malt, yeast, etc.).....	3 665	69 964 567	8 040 061	11.5	.4	X
4850	Soft drinks and bottled water.....	10 291	230 542 664	35 192 735	15.3	1.9	47.5
4851	Soft drinks, packaged.....	7 814	169 737 768	28 002 950	16.5	1.5	X
4852	Soft drinks, pre and post mix bulk.....	3 082	80 677 482	3 286 378	4.1	.2	X
4853	Bottled water.....	6 073	145 071 549	3 874 249	2.7	.2	X
4860	Other grocery specialties.....	13 501	335 646 304	98 192 065	29.3	5.2	50.1
4861	Pasta.....	5 601	160 457 597	6 619 911	4.1	.4	X
4862	Breakfast cereals.....	3 510	157 231 547	16 548 785	10.5	.9	X
4863	Cooking oils and margarine.....	5 588	163 006 495	7 290 694	4.5	.4	X
4864	Flour.....	4 453	120 338 391	4 733 432	3.9	.3	X
4865	Pickles, preserves, jellies, jams, and sauces.....	5 616	175 149 672	8 035 225	4.6	.4	X
4866	Sugar, refined.....	4 275	121 064 663	4 812 634	4.0	.3	X
4867	Pet foods.....	2 712	114 223 547	7 643 931	6.7	.4	X
4868	Grocery specialties, n.e.c.....	7 084	198 368 641	42 223 688	21.3	2.2	X
4900	Grain and beans.....	9 378	190 306 246	114 057 603	59.9	6.1	44.3
4911	Corn (for grain).....	5 903	109 317 232	42 199 046	38.6	2.2	X
4912	Oats and barley.....	2 803	38 833 017	2 195 766	5.7	.1	X
4913	Wheat.....	4 947	86 083 003	20 463 192	23.8	1.1	X
4914	Sorghum (for grain).....	1 643	51 110 112	3 664 968	7.2	.2	X
4915	Soybeans.....	5 010	100 569 933	32 479 644	32.3	1.7	X
4916	Other grain and beans (rice and edible and inedible beans).....	1 847	45 724 123	10 051 572	22.0	.5	X
5000	Cattle, hogs, sheep, and goats.....	2 326	26 240 957	23 941 057	91.2	1.3	74.8
5011	Cattle.....	1 644	21 533 886	18 823 351	87.4	1.0	X
5012	Hogs.....	1 362	13 672 914	4 566 573	33.4	.2	X
5013	Sheep.....	534	6 709 591	408 010	6.1	Z	X
5014	Goats.....	346	3 924 072	141 404	3.6	Z	X
5100	Hides, skins, and pelts.....	305	2 781 592	2 172 262	78.1	.1	X
5120	Leaf tobacco.....	574	11 102 228	3 884 766	35.0	.2	19.1
5121	Leaf tobacco stemmed and re-dried at this location.....	28	416 681	414 494	99.5	Z	X
5122	All other leaf tobacco.....	306	3 334 988	3 244 432	97.3	.2	X
5130	Wool, wool tops, and mohair.....	91	245 293	196 954	80.3	Z	X
5140	Other farm products, inedible.....	1 160	14 269 094	6 904 063	48.4	.4	76.6
5141	Raw sugar.....	26	3 355 868	2 012 667	60.0	.1	X
5142	Horses, mules, and donkeys.....	351	1 966 102	587 457	29.9	Z	X
5143	Farm products, n.e.c.....	804	8 627 243	4 161 163	48.2	.2	X
5200	Raw cotton.....	408	11 193 338	10 522 085	94.0	.6	X
5300	Plastics materials and basic shapes.....	5 975	58 485 927	34 766 038	59.4	1.8	48.0
5311	Plastic pipes, rods, tubes, and shapes.....	1 564	7 994 506	4 633 202	58.0	.2	X
5312	High pressure laminates.....	542	4 014 270	2 226 770	55.5	.1	X
5313	Plastics raw materials.....	1 800	30 234 665	17 825 273	59.0	.9	X
5314	Other plastics materials and basic shapes.....	2 774	17 621 654	9 666 608	54.9	.5	X
5320	Industrial gases (welding, etc.).....	1 228	5 764 694	2 524 928	43.8	.1	X

See footnotes at end of table.

Table 1. All Types of Operation by Kind of Business and Commodity Line for Wholesale Trade: 1997—Con.

[Includes only establishments with payroll. For meaning of abbreviations and symbols, see introductory text. For explanation of terms, see Appendix A]

NAICS code and CL code	Kind of business and commodity line	Establishments handling commodity line		Commodity line sales			Sales coverage percent
		Number	Total sales (\$1,000)	Amount ¹ (\$1,000)	As percent of total sales of—		
					Establishments handling line	Establishments in NAICS industry ¹	
422	Wholesale trade, nondurable goods—Con.						
5330	Chemicals and allied products (excluding agricultural, plastics, gases, and petroleum)	16 882	226 984 451	95 061 801	41.9	5.1	25.0
5331	Gasses, compressed and liquified, except L.P.	1 013	13 103 412	3 319 249	25.3	.2	X
5332	Alkalies and chlorine	1 683	20 856 563	9 775 791	46.9	.5	X
5334	Organic fibers	242	7 158 573	3 969 333	55.4	.2	X
5335	Detergents and soaps	6 017	96 308 963	13 392 976	13.9	.7	X
5336	Sanitation chemicals, polishes, and waxes	2 586	14 282 650	2 385 856	16.7	.1	X
5338	Wood chemicals, naval stores, and gum	392	4 543 439	685 203	15.1	Z	X
5341	Insecticides, nonagricultural	877	4 525 869	754 114	16.7	Z	X
5342	Adhesives, sealants, and glues	1 580	10 014 578	2 535 339	25.3	.1	X
5343	Explosives	392	2 126 380	1 864 414	87.7	.1	X
5344	Other chemicals and allied products	8 364	86 536 822	53 727 047	62.1	2.9	X
5400	Petroleum products	12 200	245 673 758	204 891 712	83.4	10.9	66.0
5411	Aviation gasoline	1 000	19 630 426	3 553 939	18.1	.2	X
5412	Motor gasoline	8 636	201 368 916	114 472 849	56.8	6.1	X
5413	Special naphtha	271	5 563 480	485 875	8.7	Z	X
5414	Jet fuel (naphtha or kerosine type)	1 138	70 561 240	5 417 580	7.7	.3	X
5415	No. 2 distillate fuel oil (no. 2 diesel and no. 2 heating oil)	8 081	189 944 168	48 842 278	25.7	2.6	X
5416	All other distillate fuel oil (no. 1 and no. 4 diesel and heating)	4 643	106 801 752	8 040 124	7.5	.4	X
5417	Residual fuel oil (no. 5, no. 6, heavy diesel, etc.)	530	29 157 637	8 386 043	28.8	.4	X
5418	Lubricating oil and greases	8 057	73 143 616	15 481 141	21.2	.8	X
5420	Liquified petroleum gases (excluding natural gas)	1 562	32 073 448	8 270 776	25.8	.4	X
5500	Crude oil	341	64 480 950	47 171 784	73.2	2.5	X
5520	Other petroleum products (including asphalt, road oil, wax, etc.)	712	18 680 919	4 332 389	23.2	.2	X
5600	Beer and ale	4 401	56 108 234	34 755 841	61.9	1.8	X
5700	Wines and distilled alcoholic beverages	3 218	50 211 951	34 401 759	68.5	1.8	59.5
5711	Wines	2 264	38 842 913	15 131 377	39.0	.8	X
5712	Distilled liquor (including premixed alcoholic drinks)	1 413	35 384 205	19 123 065	54.0	1.0	X
5800	Farm supplies	11 776	112 276 338	58 097 080	51.7	3.1	37.9
5811	Hay, straw, and alfalfa	1 009	6 352 954	1 616 780	25.4	.1	X
5812	Feeds (poultry and livestock) not mixed on location	3 266	27 097 632	6 041 550	22.3	.3	X
5813	Prepared feeds (poultry and livestock) mixed on location	1 457	12 942 814	2 072 252	16.0	.1	X
5814	Weed killers, soil sterilizers, and soil conditioners	2 354	20 206 289	6 468 210	32.0	.3	X
5815	Insecticides, fungicides, and pesticides	2 797	22 516 710	5 927 151	26.3	.3	X
5816	Other agricultural chemicals and fertilizers	6 405	63 226 668	24 664 517	39.0	1.3	X
5817	Seeds and bulbs	3 997	38 803 777	9 222 570	23.8	.5	X
5818	Other farm supplies (including harness and saddlery equipment)	2 591	13 135 431	1 896 051	14.4	.1	X
5900	Tobacco and tobacco products	3 489	113 001 717	45 842 182	40.6	2.4	34.3
5911	Cigars	2 465	66 183 762	6 001 800	9.1	.3	X
5912	Cigarettes	2 471	62 784 949	35 092 313	55.9	1.9	X
5913	Other tobacco products (excluding leaf)	1 962	43 546 259	4 001 546	9.2	.2	X
6000	Paint, paint supplies, and wallpaper	2 866	11 423 925	6 964 670	61.0	.4	39.1
6011	Architectural coatings (enamels, primers, stains, solvents, and lacquers)	1 071	4 370 533	2 222 875	50.9	.1	X
6012	Industrial/OEM coatings (coatings applied by original manufacturers to products during manufacturing)	619	2 569 646	1 031 956	40.2	.1	X
6013	Special purpose coatings (automotive, refinish, marine, traffic coatings)	1 024	2 714 646	1 663 174	61.3	.1	X
6014	Paint supplies	1 020	3 035 398	1 060 728	34.9	.1	X
6015	Wallpaper	479	1 506 477	896 234	59.5	Z	X
6100	Books, periodicals, newspapers, and miscellaneous printed materials	5 486	39 092 166	32 831 648	84.0	1.7	53.8
6101	Books	3 473	25 379 503	16 980 859	66.9	.9	X
6102	Other periodicals, newspapers, and miscellaneous printed materials	2 537	19 373 362	15 708 509	81.1	.8	X
6110	Flowers and florists' supplies	4 283	9 198 498	7 833 113	85.2	.4	X
6120	Art goods (including novelties and souvenirs)	6 049	15 199 576	9 244 396	60.8	.5	39.7
6121	Art materials	1 980	4 709 302	3 414 825	72.5	.2	X
6122	Novelties and souvenirs	4 312	10 256 650	5 757 047	56.1	.3	X
6130	Textile bags, bagging, and burlap	722	1 534 543	828 437	54.0	Z	X
6150	Nondurable goods, n.e.c.	7 483	24 882 943	17 959 301	72.2	1.0	X
9700	Service receipts and labor charges (including installed parts)	7 887	55 656 435	2 884 759	5.2	.2	4.9
9701	Labor charges for repair work	4 782	25 377 841	801 401	3.2	Z	X
9702	Parts installed in repair work	2 668	7 801 068	229 614	2.9	Z	X
9703	Other service receipts and labor charges—Specify	3 645	32 103 682	1 292 180	4.0	.1	X
9720	Receipts for service contracts	1 072	1 947 171	345 372	17.7	Z	X
9730	Advertising specialties (paper novelties, etc.)	559	1 865 134	172 471	9.2	Z	X
9740	Receipts for installing equipment	586	527 908	75 748	14.3	Z	X
9810	Miscellaneous commodities	9 899	178 042 492	12 722 050	7.1	.7	X
9840	Pipeline transportation receipts	21	1 032 964	7 974	.8	Z	X
9910	Receipts from Commodity Credit Corporation	292	3 488 411	24 076	.7	Z	X
9920	Receipts for farm product preparation services (cleaning, shelling, etc.)	1 548	16 169 600	563 127	3.5	Z	X
9930	Sales of integrated systems which you wrote or modified software	172	147 913	31 894	21.6	Z	X
9940	Rental and leasing receipts	3 279	25 963 562	858 348	3.3	Z	.9
9941	Computer rental and leasing receipts	131	112 989	14 748	13.1	Z	X
9942	Photocopying machine rental	356	582 933	88 046	15.1	Z	X
9943	Other office machine rental receipts	488	803 093	27 978	3.5	Z	X
9944	Other rental receipts	52	20 445	257	1.3	Z	X
9950	Construction receipts	47	47 070	7 927	16.8	Z	X
9960	Custom software (designed to customer specifications)	176	140 907	20 608	14.6	Z	X
9970	Receipts for printing or photocopying performed at this establishment	234	409 174	64 505	15.8	Z	X

See footnotes at end of table.

Table 1. All Types of Operation by Kind of Business and Commodity Line for Wholesale Trade: 1997—Con.

[Includes only establishments with payroll. For meaning of abbreviations and symbols, see introductory text. For explanation of terms, see Appendix A]

NAICS code and CL code	Kind of business and commodity line	Establishments handling commodity line		Commodity line sales			Sales coverage percent
		Number	Total sales (\$1,000)	Amount ¹ (\$1,000)	As percent of total sales of—		
					Establishments handling line	Establishments in NAICS industry ¹	
4221	Paper & paper product whse	15 848	X	117 062 485	X	100.0	77.1
0200	New and rebuilt automotive parts and supplies	14	6 580	636	9.7	Z	26.7
0211	Batteries	6	4 764	206	4.3	Z	X
0213	Electrical engine parts (including ignition parts)	6	174	3	1.7	Z	X
0216	Glass	6	4 764	39	.8	Z	X
0218	Filters (oil, air, gas, and transmission)	6	4 764	121	2.5	Z	X
0219	Engine parts, except electrical	6	4 764	39	.8	Z	X
0221	Body parts and repair materials	6	4 764	39	.8	Z	X
0224	Accessories	6	4 764	39	.8	Z	X
0400	Household and lawn furniture	200	921 730	141 210	15.3	.1	59.3
0412	Sleep furniture and equipment	195	912 945	140 471	15.4	.1	X
0420	Office and business furniture	1 301	9 860 923	1 419 265	14.4	1.2	1.8
0421	New office furniture (wooden and metal)	1 231	9 543 591	1 333 208	14.0	1.1	X
0422	New store and restaurant furniture	10	112 445	754	.7	Z	X
0423	New public furniture (theater seats, church pews, park benches, and school desks)	31	46 320	2 862	6.2	Z	X
0424	Used office and business furniture	219	1 673 848	70 059	4.2	.1	X
0500	Household china, glassware, crockery, and plastic housewares	34	155 531	18 563	11.9	Z	X
0530	Flooring and floor coverings	10	10 948	465	4.2	Z	X
0540	Other home furnishings	51	409 980	47 041	11.5	Z	8.4
0541	Metal flatware and kitchen utensils	7	61 403	8 927	14.5	Z	X
0542	Mirrors, lamps, and picture frames	34	288 568	28 937	10.0	Z	X
0543	Home furnishings, n.e.c.	13	139 762	8 974	6.4	Z	X
0730	Flat glass and other construction glass (excluding automotive)	12	15 568	2 116	13.6	Z	X
0800	Photographic equipment and supplies (excluding video)	236	2 721 660	201 241	7.4	.2	1.4
0813	Photographic film	19	260 364	24 683	9.5	Z	X
0814	Developing supplies (excluding film)	15	199 066	30 900	15.5	Z	X
0815	Other photographic equipment and supplies	190	2 006 373	116 121	5.8	.1	X
0900	Office equipment	1 363	8 790 197	1 022 417	11.6	.9	4.5
0911	Typewriters and dedicated word processors	438	1 997 406	63 153	3.2	.1	X
0912	Calculators and accounting machines	626	3 587 452	176 623	4.9	.2	X
0913	Copying machines and equipment	889	5 507 403	658 608	12.0	.6	X
0914	Dictating, transcribing, and recording machines	117	741 344	31 822	4.3	Z	X
0915	Mailing, letter handling, and addressing machines	123	884 192	87 129	9.9	.1	X
0920	New computer equipment	623	4 736 756	434 030	9.2	.4	10.4
0921	Computers	242	1 704 449	116 218	6.8	.1	X
0922	Computer storage devices	107	511 797	13 867	2.7	Z	X
0923	Computer printers	408	2 911 457	231 551	8.0	.2	X
0924	Other computer peripheral equipment	189	968 693	64 427	6.7	.1	X
0930	Used computer equipment	18	19 236	871	4.5	Z	X
0950	Computer software (packaged)	248	1 462 096	108 241	7.4	.1	X
0960	Restaurant and hotel equipment and supplies	558	7 748 864	1 705 429	22.0	1.5	X
0970	Store machines and equipment	258	1 040 218	58 329	5.6	.1	1.7
0971	Vending machines	33	184 635	17 414	9.4	Z	X
0972	Other store machines and equipment	201	538 728	21 058	3.9	Z	X
1000	Medical, hospital, and surgical supplies	19	2 119 372	518 570	24.5	.4	75.0
1013	Other surgical, medical, and hospital supplies	16	74 419	8 724	11.7	Z	X
1040	Religious and school supplies	213	1 252 009	56 370	4.5	Z	2.3
1042	School supplies	183	820 456	43 816	5.3	Z	X
1140	Iron and steel wire and wire products	15	38 851	2 622	6.7	Z	7.9
1143	Wire rope, strand, strapping, reinforcement mesh, and bale ties	12	35 501	1 558	4.4	Z	X
1220	Aluminum shapes, forms, etc.	6	36 442	4 613	12.7	Z	X
1400	Electrical apparatus and equipment	22	40 986	1 826	4.5	Z	1.2
1415	Electric bulbs (all types)	19	29 563	1 508	5.1	Z	X
1500	Electrical appliances, household	35	206 460	17 860	8.7	Z	.6
1511	Televisions	22	56 686	2 960	5.2	Z	X
1600	Electronic parts and equipment, except communication	36	156 772	13 521	8.6	Z	4.5
1618	Electronic parts and equipment, n.e.c.	22	49 143	6 888	14.0	Z	X
1650	Communication equipment and supplies	25	43 999	2 910	6.6	Z	6.6
1652	Other electronic communication equipment	23	42 296	2 828	6.7	Z	X
1700	Hardware	57	127 649	19 402	15.2	Z	2.5
1711	Hand tools (including power driven)	7	9 551	1 212	12.7	Z	X
2100	Construction and mining machinery and equipment (including parts and attachments)	7	7 150	349	4.9	Z	X
2320	General-purpose industrial machinery, equipment, and parts	67	222 360	21 541	9.7	Z	X
2340	Materials handling machinery, equipment, and parts	11	35 139	3 912	11.1	Z	X
2360	Other industrial machinery, equipment, and parts	58	203 245	19 741	9.7	Z	76.8
2363	New printing trades machinery, equipment, and supplies	55	179 617	15 489	8.6	Z	X
2450	Industrial containers and supplies	399	3 948 925	298 668	7.6	.3	3.4
2451	New and reconditioned drums and barrels	18	374 562	1 785	.5	Z	X
2452	Bottles and bottlers' supplies	31	378 270	3 760	1.0	Z	X
2454	Other industrial containers and supplies	371	3 728 222	284 622	7.6	.2	X
2460	Other industrial supplies	1 304	12 338 615	983 525	8.0	.8	2.5
2461	Printing and duplicating inks	15	21 860	895	4.1	Z	X
2462	Abrasives and abrasive materials	79	252 902	14 211	5.6	Z	X
2463	Nylon, polyester, and synthetic rubber	30	72 218	1 108	1.5	Z	X
2464	Mechanical rubber goods	93	930 682	115 671	12.4	.1	X
2465	Strapping and tape	650	3 143 279	309 738	9.9	.3	X
2466	Industrial supplies, n.e.c.	324	4 034 779	164 667	4.1	.1	X

See footnotes at end of table.

Table 1. All Types of Operation by Kind of Business and Commodity Line for Wholesale Trade: 1997—Con.

[Includes only establishments with payroll. For meaning of abbreviations and symbols, see introductory text. For explanation of terms, see Appendix A]

NAICS code and CL code	Kind of business and commodity line	Establishments handling commodity line		Commodity line sales			Sales coverage percent
		Number	Total sales (\$1,000)	Amount ¹ (\$1,000)	As percent of total sales of—		
					Establishments handling line	Establishments in NAICS industry ¹	
4221	Paper & paper product whse—Con.						
2520	Custodial (janitors') equipment and supplies	1 493	15 139 273	1 406 113	9.3	1.2	1.5
2521	Custodial equipment—power equipment	819	8 611 162	204 426	2.4	.2	X
2522	Custodial equipment—nonpower equipment	638	3 707 589	87 033	2.3	.1	X
2523	Custodial supplies	1 087	10 504 163	1 001 013	9.5	.9	X
2530	Laundry and dry-cleaning equipment and supplies	50	136 058	4 369	3.2	Z	X
2540	Other service establishment equipment and supplies	7	16 150	1 577	9.8	Z	69.6
2542	Service establishment equipment and supplies, n.e.c.	7	16 150	1 577	9.8	Z	X
2700	Sporting and recreational goods and supplies	13	16 161	2 307	14.3	Z	11.8
2713	Billiards, pool, bowling equipment, and accessories	13	16 161	370	2.3	Z	X
2718	Other sporting and recreational goods (go carts, bait, etc.)	6	13 111	1 937	14.8	Z	X
2800	Toys and hobby goods and supplies	134	1 154 689	118 493	10.3	.1	10.9
2811	Video games and cartridges	12	321 273	41 330	12.9	Z	X
2812	Other toys and games (including fireworks and children's vehicles)	38	28 752	8 472	29.5	Z	X
2813	Crafts and craft supplies	23	3 889	406	10.4	Z	X
2814	Other hobby goods and accessories	14	15 685	458	2.9	Z	X
2930	Recyclable paper and paperboard	31	67 814	8 485	12.5	Z	X
2940	Recyclable materials, except metal	12	13 258	1 365	10.3	Z	34.4
2943	Recyclable plastics	6	3 152	56	1.8	Z	X
3000	Jewelry, diamonds, gem stones, and watches	14	145 951	11 654	8.0	Z	X
3130	Compact discs, prerecorded audio tapes, and phonograph records	6	8 114	912	11.2	Z	X
3140	Prerecorded video tapes	8	17 558	1 281	7.3	Z	X
3150	Other durable goods	9	25 453	6 333	24.9	Z	54.3
3154	Other durable goods, n.e.c.	9	25 453	6 333	24.9	Z	X
3200	Printing and writing paper	4 114	51 253 723	34 899 627	68.1	29.8	66.6
3211	Roll newsprint and rotogravure paper	928	14 542 785	4 041 152	27.8	.3	X
3212	Fine roll paper	1 194	24 834 654	12 066 966	48.6	10.3	X
3213	Other printing and writing paper	3 351	37 231 992	18 781 509	50.4	16.0	X
3300	Stationery, office supplies and greeting cards	9 594	49 207 618	28 852 174	58.6	24.6	63.8
3311	Business forms	6 168	23 381 558	8 703 882	37.2	7.4	X
3312	Stationery, photocopy paper, and typing paper	4 481	31 491 658	4 173 027	13.3	3.6	X
3313	Inked ribbons, carbon paper, pens and pencils	2 860	16 882 463	2 128 080	12.6	1.8	X
3314	Toner and cartridges	2 650	13 184 798	2 757 641	20.9	2.4	X
3315	Greeting cards	913	6 462 202	3 942 659	61.0	3.4	X
3316	Other stationery supplies (envelopes, ruled forms, and binder paper)	5 114	28 435 777	7 146 875	25.1	6.1	X
3400	Industrial and personal services paper and plastics	6 677	63 962 067	40 226 407	62.9	34.4	60.3
3411	Paperboard and boxboard boxes	3 734	31 589 637	12 591 351	39.9	10.8	X
3412	Paper dishes, cups, and napkins	2 305	25 669 938	3 751 059	14.6	3.2	X
3413	Industrial paper (wrapping, bags, cartons, etc.)	3 747	32 313 561	9 062 047	28.0	7.7	X
3414	Disposable plastic boxes, containers, cups, dishes, and supplies	2 375	21 579 868	4 982 662	23.1	4.3	X
3415	Other industrial and personal service paper	2 496	24 288 074	9 839 291	40.5	8.4	X
3500	Drugs, pharmaceuticals, cosmetics, and toiletries	161	1 209 617	115 792	9.6	.1	14.6
3512	Nonprescription pharmaceuticals	35	135 380	11 041	8.2	Z	X
3513	Cosmetics	11	73 027	2 453	3.4	Z	X
3515	Other toiletries and druggists' sundries	112	865 504	95 365	11.0	.1	X
3600	Piece goods, knit and woven	11	153 364	13 300	8.7	Z	30.0
3613	Synthetics (excluding synthetic knits)	7	147 900	6 866	4.6	Z	X
3700	Notions (buttons, ribbons, lace, sewing accessories, zippers, bindings, etc.)	14	21 574	1 662	7.7	Z	X
3800	Men's and boys' wear	9	242 265	16 257	6.7	Z	73.7
3811	Men's and boys' suits, coats, and formal wear	7	239 075	9 106	3.8	Z	X
3900	Women's and children's wear	23	390 305	98 647	25.3	.1	27.3
3916	Other women's, misses, and girl's wear (furs, sweaters, millinery, etc.)	6	70 458	25 052	35.6	Z	X
4000	Footwear	8	140 763	14 321	10.2	Z	70.3
4013	Other women's, misses', and girls' footwear	6	136 469	14 231	10.4	Z	X
4100	Frozen foods (packaged)	27	281 131	44 527	15.8	Z	66.7
4112	Fish and seafoods (frozen packaged)	14	196 246	7 336	3.7	Z	X
4113	Vegetables (frozen)	13	179 801	13 030	7.2	Z	X
4115	Meat (frozen packaged)	17	225 265	10 428	4.6	Z	X
4116	Frozen baked goods	13	83 708	5 837	7.0	Z	X
4200	Dairy products (excluding dried or canned)	13	202 912	18 330	9.0	Z	77.1
4211	Butter	6	122 194	1 085	.9	Z	X
4212	Cheese	10	169 098	5 138	3.0	Z	X
4300	Poultry and poultry products	13	194 533	10 108	5.2	Z	X
4400	Confectionery	43	290 884	37 371	12.8	Z	5.1
4411	Candy	40	286 789	33 244	11.6	Z	X
4413	Nuts	27	60 417	3 171	5.2	Z	X
4600	Meat and meat products (fresh and unpackaged)	6	140 769	17 940	12.7	Z	67.6
4616	Sausage and prepared meats not made on location	6	140 769	12 665	9.0	Z	X
4800	Coffee, tea, and spices	34	234 161	13 812	5.9	Z	64.4
4811	Coffee	28	196 451	10 952	5.6	Z	X
4812	Tea	9	62 305	1 180	1.9	Z	X
4820	Bread and baked goods	13	122 722	16 013	13.0	Z	69.2
4821	Breads and rolls	7	81 005	4 389	5.4	Z	X
4822	Cookies, cakes, and other baked goods	12	122 121	11 384	9.3	Z	X
4830	Canned foods	26	331 811	44 626	13.4	Z	44.6
4831	Canned and bottled fruits, vegetables, and juices	26	331 811	31 854	9.6	Z	X
4836	Other canned foods	11	263 449	9 767	3.7	Z	X

See footnotes at end of table.

Table 1. All Types of Operation by Kind of Business and Commodity Line for Wholesale Trade: 1997—Con.

[Includes only establishments with payroll. For meaning of abbreviations and symbols, see introductory text. For explanation of terms, see Appendix A]

NAICS code and CL code	Kind of business and commodity line	Establishments handling commodity line		Commodity line sales			Sales coverage percent
		Number	Total sales (\$1,000)	Amount ¹ (\$1,000)	As percent of total sales of—		
					Establishments handling line	Establishments in NAICS industry ¹	
4221	Paper & paper product whse—Con.						
4840	Food and beverage basic materials (include flavoring extracts, fruit peel, hop extract, industrial molasses, sausage casings, malt, yeast, etc.)	6	31 827	2 282	7.2	Z	X
4850	Soft drinks and bottled water	25	102 448	3 602	3.5	Z	45.9
4851	Soft drinks, packaged	20	99 709	2 425	2.4	Z	X
4853	Bottled water	16	80 979	1 177	1.5	Z	X
4860	Other grocery specialties	222	2 122 197	78 145	3.7	.1	3.9
4861	Pasta	17	234 054	1 666	.7	Z	X
4862	Breakfast cereals	30	253 494	1 246	.5	Z	X
4863	Cooking oils and margarine	42	266 402	2 946	1.1	Z	X
4864	Flour	47	514 018	10 905	2.1	Z	X
4865	Pickles, preserves, jellies, jams, and sauces	60	291 736	8 809	3.0	Z	X
4866	Sugar, refined	37	443 919	1 901	.4	Z	X
4868	Grocery specialties, n.e.c.	90	493 952	36 549	7.4	Z	X
5300	Plastics materials and basic shapes	490	2 442 776	321 545	13.2	.3	.9
5313	Plastics raw materials	66	300 079	78 913	26.3	.1	X
5314	Other plastics materials and basic shapes	314	1 620 596	188 743	11.6	.2	X
5330	Chemicals and allied products (excluding agricultural, plastics, gases, and petroleum)	1 031	6 194 097	641 967	10.4	.5	8.2
5332	Alkalies and chlorine	52	403 381	28 114	7.0	Z	X
5334	Organic fibers	13	30 570	834	2.7	Z	X
5335	Detergents and soaps	821	4 146 325	271 123	6.5	.2	X
5336	Sanitation chemicals, polishes, and waxes	351	2 302 549	140 854	6.1	.1	X
5341	Insecticides, nonagricultural	17	29 393	789	2.7	Z	X
5342	Adhesives, sealants, and glues	76	1 234 817	123 153	10.0	.1	X
5344	Other chemicals and allied products	260	1 806 171	72 983	4.0	.1	X
5400	Petroleum products	49	987 350	288 001	29.2	.2	2.7
5418	Lubricating oil and greases	25	502 490	142 925	28.4	.1	X
5800	Farm supplies	16	6 192	811	13.1	Z	X
5900	Tobacco and tobacco products	42	113 435	30 601	27.0	Z	52.2
5911	Cigars	19	40 293	2 132	5.3	Z	X
5912	Cigarettes	31	47 826	7 508	15.7	Z	X
5913	Other tobacco products (excluding leaf)	35	109 638	20 948	19.1	Z	X
6000	Paint, paint supplies, and wallpaper	6	234 143	8 000	3.4	Z	X
6100	Books, periodicals, newspapers, and miscellaneous printed materials	364	3 203 203	182 249	5.7	.2	.3
6101	Books	235	1 600 590	70 495	4.4	.1	X
6102	Other periodicals, newspapers, and miscellaneous printed materials	38	76 670	14 774	19.3	Z	X
6110	Flowers and florists' supplies	11	41 515	3 506	8.4	Z	X
6120	Art goods (including novelties and souvenirs)	449	3 088 582	169 270	5.5	.1	5.4
6121	Art materials	79	359 242	15 153	4.2	Z	X
6122	Novelties and souvenirs	366	2 018 419	90 149	4.5	.1	X
6130	Textile bags, bagging, and burlap	25	56 122	10 433	18.6	Z	X
6150	Nondurable goods, n.e.c.	42	858 767	263 860	30.7	.2	X
9700	Service receipts and labor charges (including installed parts)	748	2 765 965	237 142	8.6	.2	16.8
9701	Labor charges for repair work	563	1 770 399	79 776	4.5	.1	X
9702	Parts installed in repair work	470	1 325 676	29 396	2.2	Z	X
9703	Other service receipts and labor charges—Specify	202	892 268	75 966	8.5	.1	X
9720	Receipts for service contracts	225	923 103	141 969	15.4	.1	X
9730	Advertising specialties (paper novelties, etc.)	23	175 818	17 616	10.0	Z	X
9740	Receipts for installing equipment	23	71 311	1 074	1.5	Z	X
9810	Miscellaneous commodities	942	9 022 425	1 351 411	15.0	1.2	X
9940	Rental and leasing receipts	197	413 210	19 109	4.6	Z	16.9
9941	Computer rental and leasing receipts	15	24 841	1 130	4.5	Z	X
9942	Photocopying machine rental	52	115 832	4 439	3.8	Z	X
9943	Other office machine rental receipts	66	94 494	6 998	7.4	Z	X
9960	Custom software (designed to customer specifications)	19	39 720	2 035	5.1	Z	X
9970	Receipts for printing or photocopying performed at this establishment	155	296 888	49 083	16.5	Z	X
42211	Printing & writing paper whse	2 309	X	38 397 487	X	100.0	78.6
0420	Office and business furniture	36	239 258	9 891	4.1	Z	2.5
0421	New office furniture (wooden and metal)	36	239 258	7 837	3.3	Z	X
0422	New store and restaurant furniture	10	112 445	754	.7	Z	X
0424	Used office and business furniture	9	71 782	1 300	1.8	Z	X
0800	Photographic equipment and supplies (excluding video)	43	741 757	101 254	13.7	.3	2.5
0815	Other photographic equipment and supplies	34	535 717	70 810	13.2	.2	X
0900	Office equipment	44	331 115	24 639	7.4	.1	3.2
0911	Typewriters and dedicated word processors	6	22 980	281	1.2	Z	X
0912	Calculators and accounting machines	13	49 243	875	1.8	Z	X
0913	Copying machines and equipment	27	275 552	20 801	7.5	.1	X
0915	Mailing, letter handling, and addressing machines	13	99 279	1 508	1.5	Z	X
0920	New computer equipment	54	236 154	20 429	8.7	.1	4.6
0921	Computers	20	28 116	677	2.4	Z	X
0923	Computer printers	27	64 270	9 801	15.3	Z	X
0924	Other computer peripheral equipment	20	28 470	2 989	10.5	Z	X
0950	Computer software (packaged)	10	43 222	1 254	2.9	Z	X
0960	Restaurant and hotel equipment and supplies	46	2 075 204	203 057	9.8	.5	X
0970	Store machines and equipment	22	313 907	19 364	6.2	.1	X
1040	Religious and school supplies	28	418 876	10 274	2.5	Z	X
2360	Other industrial machinery, equipment, and parts	7	115 192	7 760	6.7	Z	78.0
2363	New printing trades machinery, equipment, and supplies	7	115 192	7 760	6.7	Z	X

See footnotes at end of table.

Table 1. All Types of Operation by Kind of Business and Commodity Line for Wholesale Trade: 1997—Con.

[Includes only establishments with payroll. For meaning of abbreviations and symbols, see introductory text. For explanation of terms, see Appendix A]

NAICS code and CL code	Kind of business and commodity line	Establishments handling commodity line		Commodity line sales			Sales coverage percent
		Number	Total sales (\$1,000)	Amount ¹ (\$1,000)	As percent of total sales of—		
					Establishments handling line	Establishments in NAICS industry ¹	
42211	Printing & writing paper whse—Con.						
2450	Industrial containers and supplies	44	1 844 322	91 837	5.0	.2	2.6
2454	Other industrial containers and supplies	39	1 708 015	90 125	5.3	.2	X
2460	Other industrial supplies	158	3 707 671	194 502	5.2	.5	.3
2465	Strapping and tape	72	471 429	73 317	15.6	.2	X
2466	Industrial supplies, n.e.c.	144	3 381 174	104 071	3.1	.3	X
2520	Custodial (janitors') equipment and supplies	135	4 589 615	163 982	3.6	.4	.2
2521	Custodial equipment—power equipment	39	2 525 687	2 985	.1	Z	X
2523	Custodial supplies	118	3 282 702	149 951	4.6	.4	X
2800	Toys and hobby goods and supplies	10	35 216	3 575	10.2	Z	X
3200	Printing and writing paper	2 309	38 397 487	32 975 249	85.9	85.9	65.6
3211	Roll newsprint and rotogravure paper	512	11 057 098	3 833 066	34.7	10.0	X
3212	Fine roll paper	850	21 736 502	11 669 155	53.7	30.4	X
3213	Other printing and writing paper	1 898	27 026 746	17 473 027	64.7	45.5	X
3300	Stationery, office supplies and greeting cards	864	11 082 318	2 310 590	20.8	6.0	68.1
3311	Business forms	426	6 098 618	355 968	5.8	.9	X
3312	Stationery, photocopy paper, and typing paper	525	9 991 007	1 436 717	14.4	3.7	X
3313	Inked ribbons, carbon paper, pens and pencils	179	1 254 500	55 439	4.4	.1	X
3314	Toner and cartridges	153	1 317 638	59 595	4.5	.2	X
3315	Greeting cards	95	228 903	8 952	3.9	Z	X
3316	Other stationery supplies (envelopes, ruled forms, and binder paper)	526	6 002 678	393 921	6.6	1.0	X
3400	Industrial and personal services paper and plastics	505	10 442 295	1 958 799	18.8	5.1	65.5
3411	Paperboard and boxboard boxes	217	5 678 500	399 703	7.0	1.0	X
3412	Paper dishes, cups, and napkins	109	3 833 401	156 606	4.1	.4	X
3413	Industrial paper (wrapping, bags, cartons, etc.)	380	8 821 094	882 570	10.0	2.3	X
3414	Disposable plastic boxes, containers, cups, dishes, and supplies	150	4 186 798	197 743	4.7	.5	X
3415	Other industrial and personal service paper	164	3 680 777	322 175	8.8	.8	X
3500	Drugs, pharmaceuticals, cosmetics, and toiletries	8	166 646	1 870	1.1	Z	X
5300	Plastics materials and basic shapes	36	389 893	35 897	9.2	.1	.5
5314	Other plastics materials and basic shapes	34	337 904	35 376	10.5	.1	X
5330	Chemicals and allied products (excluding agricultural, plastics, gases, and petroleum)	146	1 044 420	40 533	3.9	.1	.2
5335	Detergents and soaps	139	954 935	30 371	3.2	.1	X
5344	Other chemicals and allied products	139	954 935	6 046	.6	Z	X
6100	Books, periodicals, newspapers, and miscellaneous printed materials	41	596 818	66 789	11.2	.2	X
6120	Art goods (including novelties and souvenirs)	31	101 899	10 628	10.4	Z	1.7
6122	Novelties and souvenirs	27	78 347	6 234	8.0	Z	X
9700	Service receipts and labor charges (including installed parts)	64	605 239	14 801	2.4	Z	7.8
9701	Labor charges for repair work	54	233 854	8 747	3.7	Z	X
9702	Parts installed in repair work	36	157 380	2 557	1.6	Z	X
9703	Other service receipts and labor charges—Specify	9	339 526	2 429	.7	Z	X
9720	Receipts for service contracts	10	13 539	1 897	14.0	Z	X
9810	Miscellaneous commodities	74	979 377	45 020	4.6	.1	X
9940	Rental and leasing receipts	16	11 279	1 679	14.9	Z	58.7
9941	Computer rental and leasing receipts	8	2 398	477	19.9	Z	X
9942	Photocopying machine rental	7	8 469	849	10.0	Z	X
9943	Other office machine rental receipts	8	2 398	149	6.2	Z	X
9960	Custom software (designed to customer specifications)	8	5 832	1 371	23.5	Z	X
9970	Receipts for printing or photocopying performed at this establishment	15	89 231	21 045	23.6	.1	X
422110	Printing & writing paper whse	2 309	X	38 397 487	X	100.0	78.6
0420	Office and business furniture	36	239 258	9 891	4.1	Z	2.5
0421	New office furniture (wooden and metal)	36	239 258	7 837	3.3	Z	X
0422	New store and restaurant furniture	10	112 445	754	.7	Z	X
0424	Used office and business furniture	9	71 782	1 300	1.8	Z	X
0800	Photographic equipment and supplies (excluding video)	43	741 757	101 254	13.7	.3	2.5
0815	Other photographic equipment and supplies	34	535 717	70 810	13.2	.2	X
0900	Office equipment	44	331 115	24 639	7.4	.1	3.2
0911	Typewriters and dedicated word processors	6	22 980	281	1.2	Z	X
0912	Calculators and accounting machines	13	49 243	875	1.8	Z	X
0913	Copying machines and equipment	27	275 552	20 801	7.5	.1	X
0915	Mailing, letter handling, and addressing machines	13	99 279	1 508	1.5	Z	X
0920	New computer equipment	54	236 154	20 429	8.7	.1	4.6
0921	Computers	20	28 116	677	2.4	Z	X
0923	Computer printers	27	64 270	9 801	15.3	Z	X
0924	Other computer peripheral equipment	20	28 470	2 989	10.5	Z	X
0950	Computer software (packaged)	10	43 222	1 254	2.9	Z	X
0960	Restaurant and hotel equipment and supplies	46	2 075 204	203 057	9.8	.5	X
0970	Store machines and equipment	22	313 907	19 364	6.2	.1	X
1040	Religious and school supplies	28	418 876	10 274	2.5	Z	X
2360	Other industrial machinery, equipment, and parts	7	115 192	7 760	6.7	Z	78.0
2363	New printing trades machinery, equipment, and supplies	7	115 192	7 760	6.7	Z	X
2450	Industrial containers and supplies	44	1 844 322	91 837	5.0	.2	2.6
2454	Other industrial containers and supplies	39	1 708 015	90 125	5.3	.2	X
2460	Other industrial supplies	158	3 707 671	194 502	5.2	.5	.3
2465	Strapping and tape	72	471 429	73 317	15.6	.2	X
2466	Industrial supplies, n.e.c.	144	3 381 174	104 071	3.1	.3	X
2520	Custodial (janitors') equipment and supplies	135	4 589 615	163 982	3.6	.4	.2
2521	Custodial equipment—power equipment	39	2 525 687	2 985	.1	Z	X
2523	Custodial supplies	118	3 282 702	149 951	4.6	.4	X

See footnotes at end of table.

Table 1. All Types of Operation by Kind of Business and Commodity Line for Wholesale Trade: 1997—Con.

[Includes only establishments with payroll. For meaning of abbreviations and symbols, see introductory text. For explanation of terms, see Appendix A]

NAICS code and CL code	Kind of business and commodity line	Establishments handling commodity line		Commodity line sales			Sales coverage percent
		Number	Total sales (\$1,000)	Amount ¹ (\$1,000)	As percent of total sales of—		
					Establishments handling line	Establishments in NAICS industry ¹	
422110	Printing & writing paper whlse—Con.						
2800	Toys and hobby goods and supplies	10	35 216	3 575	10.2	Z	X
3200	Printing and writing paper	2 309	38 397 487	32 975 249	85.9	85.9	65.6
3211	Roll newsprint and rotogravure paper	512	11 057 098	3 833 066	34.7	10.0	X
3212	Fine roll paper	850	21 736 502	11 669 155	53.7	30.4	X
3213	Other printing and writing paper	1 898	27 026 746	17 473 027	64.7	45.5	X
3300	Stationery, office supplies and greeting cards	864	11 082 318	2 310 590	20.8	6.0	68.1
3311	Business forms	426	6 098 618	355 968	5.8	.9	X
3312	Stationery, photocopy paper, and typing paper	525	9 991 007	1 436 717	14.4	3.7	X
3313	Inked ribbons, carbon paper, pens and pencils	179	1 254 500	55 439	4.4	.1	X
3314	Toner and cartridges	153	1 317 638	59 595	4.5	.2	X
3315	Greeting cards	95	228 903	8 952	3.9	Z	X
3316	Other stationery supplies (envelopes, ruled forms, and binder paper) ...	526	6 002 678	393 921	6.6	1.0	X
3400	Industrial and personal services paper and plastics	505	10 442 295	1 958 799	18.8	5.1	65.5
3411	Paperboard and boxboard boxes	217	5 678 500	399 703	7.0	1.0	X
3412	Paper dishes, cups, and napkins	109	3 833 401	156 606	4.1	.4	X
3413	Industrial paper (wrapping, bags, cartons, etc.)	380	8 821 094	882 570	10.0	2.3	X
3414	Disposable plastic boxes, containers, cups, dishes, and supplies	150	4 186 798	197 743	4.7	.5	X
3415	Other industrial and personal service paper	164	3 680 777	322 175	8.8	.8	X
3500	Drugs, pharmaceuticals, cosmetics, and toiletries	8	166 646	1 870	1.1	Z	X
5300	Plastics materials and basic shapes	36	389 893	35 897	9.2	.1	.5
5314	Other plastics materials and basic shapes	34	337 904	35 376	10.5	.1	X
5330	Chemicals and allied products (excluding agricultural, plastics, gases, and petroleum)	146	1 044 420	40 533	3.9	.1	.2
5335	Detergents and soaps	139	954 935	30 371	3.2	.1	X
5344	Other chemicals and allied products	139	954 935	6 046	.6	Z	X
6100	Books, periodicals, newspapers, and miscellaneous printed materials	41	596 818	66 789	11.2	.2	X
6120	Art goods (including novelties and souvenirs)	31	101 899	10 628	10.4	Z	1.7
6122	Novelties and souvenirs	27	78 347	6 234	8.0	Z	X
9700	Service receipts and labor charges (including installed parts)	64	605 239	14 801	2.4	Z	7.8
9701	Labor charges for repair work	54	233 854	8 747	3.7	Z	X
9702	Parts installed in repair work	36	157 380	2 557	1.6	Z	X
9703	Other service receipts and labor charges—Specify	9	339 526	2 429	.7	Z	X
9720	Receipts for service contracts	10	13 539	1 897	14.0	Z	X
9810	Miscellaneous commodities	74	979 377	45 020	4.6	.1	X
9940	Rental and leasing receipts	16	11 279	1 679	14.9	Z	58.7
9941	Computer rental and leasing receipts	8	2 398	477	19.9	Z	X
9942	Photocopying machine rental	7	8 469	849	10.0	Z	X
9943	Other office machine rental receipts	8	2 398	149	6.2	Z	X
9960	Custom software (designed to customer specifications)	8	5 832	1 371	23.5	Z	X
9970	Receipts for printing or photocopying performed at this establishment	15	89 231	21 045	23.6	.1	X
42212	Stationery & office supplies whlse	8 046	X	33 271 034	X	100.0	79.7
0400	Household and lawn furniture	197	915 771	140 924	15.4	.4	61.2
0412	Sleep furniture and equipment	195	912 945	140 471	15.4	.4	X
0420	Office and business furniture	1 232	9 549 199	1 405 534	14.7	4.2	1.8
0421	New office furniture (wooden and metal)	1 195	9 304 333	1 325 371	14.2	4.0	X
0423	New public furniture (theater seats, church pews, park benches, and school desks)	31	46 320	2 862	6.2	Z	X
0424	Used office and business furniture	210	1 602 066	68 759	4.3	.2	X
0500	Household china, glassware, crockery, and plastic housewares	23	119 828	10 127	8.5	Z	X
0540	Other home furnishings	34	308 683	36 253	11.7	.1	2.5
0542	Mirrors, lamps, and picture frames	26	253 200	26 722	10.6	.1	X
0543	Home furnishings, n.e.c.	9	106 193	4 510	4.2	Z	X
0800	Photographic equipment and supplies (excluding video)	160	1 508 311	45 862	3.0	.1	1.0
0815	Other photographic equipment and supplies	156	1 470 656	45 311	3.1	.1	X
0900	Office equipment	1 280	8 372 521	993 870	11.9	3.0	4.8
0911	Typewriters and dedicated word processors	432	1 974 426	62 872	3.2	.2	X
0912	Calculators and accounting machines	612	3 538 209	175 748	5.0	.5	X
0913	Copying machines and equipment	863	5 231 851	637 807	12.2	1.9	X
0914	Dictating, transcribing, and recording machines	117	741 344	31 822	4.3	.1	X
0915	Mailing, letter handling, and addressing machines	110	784 913	85 621	10.9	.3	X
0920	New computer equipment	557	4 449 241	412 588	9.3	1.2	11.2
0921	Computers	223	1 676 333	115 541	6.9	.3	X
0922	Computer storage devices	103	511 383	13 854	2.7	Z	X
0923	Computer printers	381	2 847 187	221 750	7.8	.7	X
0924	Other computer peripheral equipment	169	940 223	61 438	6.5	.2	X
0930	Used computer equipment	13	9 368	293	3.1	Z	X
0950	Computer software (packaged)	235	1 412 713	106 617	7.5	.3	X
0960	Restaurant and hotel equipment and supplies	91	201 675	14 444	7.2	Z	X
0970	Store machines and equipment	170	353 485	22 118	6.3	.1	4.3
0971	Vending machines	33	184 635	17 414	9.4	.1	X
0972	Other store machines and equipment	135	165 902	4 211	2.5	Z	X
1040	Religious and school supplies	138	318 244	33 509	10.5	.1	9.7
1042	School supplies	136	305 567	31 229	10.2	.1	X
1400	Electrical apparatus and equipment	6	3 225	141	4.4	Z	3.6
1415	Electric bulbs (all types)	6	3 225	141	4.4	Z	X
1500	Electrical appliances, household	28	186 328	15 140	8.1	Z	.7
1511	Televisions	22	56 686	2 960	5.2	Z	X

See footnotes at end of table.

Table 1. All Types of Operation by Kind of Business and Commodity Line for Wholesale Trade: 1997—Con.

[Includes only establishments with payroll. For meaning of abbreviations and symbols, see introductory text. For explanation of terms, see Appendix A]

NAICS code and CL code	Kind of business and commodity line	Establishments handling commodity line		Commodity line sales			Sales coverage percent
		Number	Total sales (\$1,000)	Amount ¹ (\$1,000)	As percent of total sales of—		
					Establishments handling line	Establishments in NAICS industry ¹	
42212	Stationery & office supplies whsle—Con.						
1600	Electronic parts and equipment, except communication	23	71 901	10 299	14.3	Z	7.3
1618	Electronic parts and equipment, n.e.c.	22	49 143	6 888	14.0	Z	X
1650	Communication equipment and supplies	23	42 296	2 828	6.7	Z	7.0
1652	Other electronic communication equipment	23	42 296	2 828	6.7	Z	X
1700	Hardware	10	31 974	5 612	17.6	Z	9.7
1711	Hand tools (including power driven).....	7	9 551	1 212	12.7	Z	X
2320	General-purpose industrial machinery, equipment, and parts	12	26 317	5 803	22.1	Z	X
2360	Other industrial machinery, equipment, and parts	49	68 489	7 633	11.1	Z	79.7
2363	New printing trades machinery, equipment, and supplies	47	59 678	6 640	11.1	Z	X
2450	Industrial containers and supplies	46	161 899	6 457	4.0	Z	14.8
2454	Other industrial containers and supplies	45	161 352	6 331	3.9	Z	X
2460	Other industrial supplies	297	4 179 511	339 099	8.1	1.0	X
2520	Custodial (janitors') equipment and supplies	273	2 342 335	102 592	4.4	.3	X
2700	Sporting and recreational goods and supplies	6	13 111	2 025	15.4	Z	5.4
2713	Billiards, pool, bowling equipment, and accessories	6	13 111	88	.7	Z	X
2718	Other sporting and recreational goods (go carts, bait, etc.)	6	13 111	1 937	14.8	Z	X
2800	Toys and hobby goods and supplies	92	665 027	73 977	11.1	.2	16.1
2811	Video games and cartridges	12	321 273	41 330	12.9	.1	X
2812	Other toys and games (including fireworks and children's vehicles)	38	28 752	8 472	29.5	Z	X
2813	Crafts and craft supplies	23	3 889	406	10.4	Z	X
2814	Other hobby goods and accessories	14	15 685	458	2.9	Z	X
3000	Jewelry, diamonds, gem stones, and watches	13	142 987	11 064	7.7	Z	X
3130	Compact discs, prerecorded audio tapes, and phonograph records	6	8 114	912	11.2	Z	X
3150	Other durable goods	7	8 963	1 387	15.5	Z	14.3
3154	Other durable goods, n.e.c.	7	8 963	1 387	15.5	Z	X
3200	Printing and writing paper	1 220	7 474 236	1 003 407	13.4	3.0	75.2
3211	Roll newsprint and rotogravure paper	138	372 069	31 061	8.3	.1	X
3212	Fine roll paper	176	793 935	81 437	10.3	.2	X
3213	Other printing and writing paper	1 092	7 241 141	890 909	12.3	2.7	X
3300	Stationery, office supplies and greeting cards	8 046	33 271 034	26 046 453	78.3	78.3	63.3
3311	Business forms	5 479	14 855 963	8 292 557	55.8	24.9	X
3312	Stationery, photocopy paper, and typing paper	3 465	17 428 324	2 423 379	13.9	.7	X
3313	Inked ribbons, carbon paper, pens and pencils	2 574	15 083 760	2 059 051	13.7	6.2	X
3314	Toner and cartridges	2 476	11 779 427	2 696 444	22.9	8.1	X
3315	Greeting cards	780	6 183 080	3 929 159	63.5	11.8	X
3316	Other stationery supplies (envelopes, ruled forms, and binder paper)	4 301	19 724 273	6 645 858	33.7	20.0	X
3400	Industrial and personal services paper and plastics	679	8 125 808	534 240	6.6	1.6	72.1
3411	Paperboard and boxboard boxes	310	2 186 938	74 482	3.4	.2	X
3412	Paper dishes, cups, and napkins	317	7 147 378	293 259	4.1	.9	X
3413	Industrial paper (wrapping, bags, cartons, etc.)	230	1 376 141	76 545	5.6	.2	X
3414	Disposable plastic boxes, containers, cups, dishes, and supplies	187	896 795	33 203	3.7	.1	X
3415	Other industrial and personal service paper	196	698 006	56 756	8.1	.2	X
3500	Drugs, pharmaceuticals, cosmetics, and toiletries	39	333 633	37 944	11.4	.1	32.3
3512	Nonprescription pharmaceuticals	11	38 908	3 773	9.7	Z	X
3513	Cosmetics	11	73 027	2 453	3.4	Z	X
3515	Other toiletries and druggists' sundries	29	294 725	31 717	10.8	.1	X
3700	Notions (buttons, ribbons, lace, sewing accessories, zippers, bindings, etc.)	7	10 103	1 123	11.1	Z	X
3900	Women's and children's wear	10	143 436	25 053	17.5	.1	X
4400	Confectionery	6	155 010	8 289	5.3	Z	.3
4411	Candy	6	155 010	8 289	5.3	Z	X
4860	Other grocery specialties	72	1 303 522	14 128	1.1	Z	X
5300	Plastics materials and basic shapes	68	278 816	17 929	6.4	.1	X
5330	Chemicals and allied products (excluding agricultural, plastics, gases, and petroleum)	42	242 098	6 380	2.6	Z	1.3
5334	Organic fibers	13	30 570	834	2.7	Z	X
5342	Adhesives, sealants, and glues	15	188 698	5 373	2.8	Z	X
5344	Other chemicals and allied products	14	22 831	173	.8	Z	X
6100	Books, periodicals, newspapers, and miscellaneous printed materials	280	2 516 225	100 048	4.0	.3	.1
6101	Books	235	1 600 590	70 495	4.4	.2	X
6110	Flowers and florists' supplies	7	40 447	3 493	8.6	Z	X
6120	Art goods (including novelties and souvenirs)	385	2 950 447	154 517	5.2	.5	5.6
6121	Art materials	53	314 959	7 108	2.3	Z	X
6122	Novelties and souvenirs	329	1 929 484	83 679	4.3	.3	X
6130	Textile bags, bagging, and burlap	7	30 288	7 666	25.3	Z	X
6150	Nondurable goods, n.e.c.	20	104 719	28 963	27.7	.1	X
9700	Service receipts and labor charges (including installed parts)	493	1 182 667	143 246	12.1	.4	27.6
9701	Labor charges for repair work	381	980 752	60 440	6.2	.2	X
9702	Parts installed in repair work	301	584 725	15 736	2.7	Z	X
9703	Other service receipts and labor charges—Specify	166	459 760	67 057	14.6	.2	X
9720	Receipts for service contracts	202	851 082	131 068	15.4	.4	X
9730	Advertising specialties (paper novelties, etc.)	15	157 252	15 838	10.1	Z	X
9740	Receipts for installing equipment	20	67 815	876	1.3	Z	X
9810	Miscellaneous commodities	498	6 179 916	1 141 372	18.5	3.4	X
9940	Rental and leasing receipts	105	200 113	11 137	5.6	Z	36.6
9941	Computer rental and leasing receipts	7	22 443	653	2.9	Z	X
9942	Photocopying machine rental	45	107 363	3 590	3.3	Z	X
9943	Other office machine rental receipts	58	92 096	6 849	7.4	Z	X

See footnotes at end of table.

Table 1. All Types of Operation by Kind of Business and Commodity Line for Wholesale Trade: 1997—Con.

[Includes only establishments with payroll. For meaning of abbreviations and symbols, see introductory text. For explanation of terms, see Appendix A]

NAICS code and CL code	Kind of business and commodity line	Establishments handling commodity line		Commodity line sales			Sales coverage percent
		Number	Total sales (\$1,000)	Amount ¹ (\$1,000)	As percent of total sales of—		
					Establishments handling line	Establishments in NAICS industry ¹	
42212	Stationery & office supplies whlse—Con.						
9960	Custom software (designed to customer specifications)	11	33 888	664	2.0	Z	X
9970	Receipts for printing or photocopying performed at this establishment	127	165 309	17 272	10.4	.1	X
422120	Stationery & office supplies whlse	8 046	X	33 271 034	X	100.0	79.7
0400	Household and lawn furniture	197	915 771	140 924	15.4	.4	61.2
0412	Sleep furniture and equipment	195	912 945	140 471	15.4	.4	X
0420	Office and business furniture	1 232	9 549 199	1 405 534	14.7	4.2	1.8
0421	New office furniture (wooden and metal)	1 195	9 304 333	1 325 371	14.2	4.0	X
0423	New public furniture (theater seats, church pews, park benches, and school desks)	31	46 320	2 862	6.2	Z	X
0424	Used office and business furniture	210	1 602 066	68 759	4.3	.2	X
0500	Household china, glassware, crockery, and plastic housewares	23	119 828	10 127	8.5	Z	X
0540	Other home furnishings	34	308 683	36 253	11.7	.1	2.5
0542	Mirrors, lamps, and picture frames	26	253 200	26 722	10.6	.1	X
0543	Home furnishings, n.e.c.	9	106 193	4 510	4.2	Z	X
0800	Photographic equipment and supplies (excluding video)	160	1 508 311	45 862	3.0	.1	1.0
0815	Other photographic equipment and supplies	156	1 470 656	45 311	3.1	.1	X
0900	Office equipment	1 280	8 372 521	993 870	11.9	3.0	4.8
0911	Typewriters and dedicated word processors	432	1 974 426	62 872	3.2	.2	X
0912	Calculators and accounting machines	612	3 538 209	175 748	5.0	.5	X
0913	Copying machines and equipment	863	5 231 851	637 807	12.2	1.9	X
0914	Dictating, transcribing, and recording machines	117	741 344	31 822	4.3	.1	X
0915	Mailing, letter handling, and addressing machines	110	784 913	85 621	10.9	.3	X
0920	New computer equipment	557	4 449 241	412 588	9.3	1.2	11.2
0921	Computers	223	1 676 333	115 541	6.9	.3	X
0922	Computer storage devices	103	511 383	13 854	2.7	Z	X
0923	Computer printers	381	2 847 187	221 750	7.8	.7	X
0924	Other computer peripheral equipment	169	940 223	61 438	6.5	.2	X
0930	Used computer equipment	13	9 368	293	3.1	Z	X
0950	Computer software (packaged)	235	1 412 713	106 617	7.5	.3	X
0960	Restaurant and hotel equipment and supplies	91	201 675	14 444	7.2	Z	X
0970	Store machines and equipment	170	353 485	22 118	6.3	.1	4.3
0971	Vending machines	33	184 635	17 414	9.4	.1	X
0972	Other store machines and equipment	135	165 902	4 211	2.5	Z	X
1040	Religious and school supplies	138	318 244	33 509	10.5	.1	9.7
1042	School supplies	136	305 567	31 229	10.2	.1	X
1400	Electrical apparatus and equipment	6	3 225	141	4.4	Z	3.6
1415	Electric bulbs (all types)	6	3 225	141	4.4	Z	X
1500	Electrical appliances, household	28	186 328	15 140	8.1	Z	.7
1511	Televisions	22	56 686	2 960	5.2	Z	X
1600	Electronic parts and equipment, except communication	23	71 901	10 299	14.3	Z	7.3
1618	Electronic parts and equipment, n.e.c.	22	49 143	6 888	14.0	Z	X
1650	Communication equipment and supplies	23	42 296	2 828	6.7	Z	7.0
1652	Other electronic communication equipment	23	42 296	2 828	6.7	Z	X
1700	Hardware	10	31 974	5 612	17.6	Z	9.7
1711	Hand tools (including power driven)	7	9 551	1 212	12.7	Z	X
2320	General-purpose industrial machinery, equipment, and parts	12	26 317	5 803	22.1	Z	X
2360	Other industrial machinery, equipment, and parts	49	68 489	7 633	11.1	Z	79.7
2363	New printing trades machinery, equipment, and supplies	47	59 678	6 640	11.1	Z	X
2450	Industrial containers and supplies	46	161 899	6 457	4.0	Z	14.8
2454	Other industrial containers and supplies	45	161 352	6 331	3.9	Z	X
2460	Other industrial supplies	297	4 179 511	339 099	8.1	1.0	X
2520	Custodial (janitors') equipment and supplies	273	2 342 335	102 592	4.4	.3	X
2700	Sporting and recreational goods and supplies	6	13 111	2 025	15.4	Z	5.4
2713	Billiards, pool, bowling equipment, and accessories	6	13 111	88	.7	Z	X
2718	Other sporting and recreational goods (go carts, bait, etc.)	6	13 111	1 937	14.8	Z	X
2800	Toys and hobby goods and supplies	92	665 027	73 977	11.1	.2	16.1
2811	Video games and cartridges	12	321 273	41 330	12.9	.1	X
2812	Other toys and games (including fireworks and children's vehicles)	38	28 752	8 472	29.5	Z	X
2813	Crafts and craft supplies	23	3 889	406	10.4	Z	X
2814	Other hobby goods and accessories	14	15 685	458	2.9	Z	X
3000	Jewelry, diamonds, gem stones, and watches	13	142 987	11 064	7.7	Z	X
3130	Compact discs, prerecorded audio tapes, and phonograph records	6	8 114	912	11.2	Z	X
3150	Other durable goods	7	8 963	1 387	15.5	Z	14.3
3154	Other durable goods, n.e.c.	7	8 963	1 387	15.5	Z	X
3200	Printing and writing paper	1 220	7 474 236	1 003 407	13.4	3.0	75.2
3211	Roll newsprint and rotogravure paper	138	372 069	31 061	8.3	.1	X
3212	Fine roll paper	176	793 935	81 437	10.3	.2	X
3213	Other printing and writing paper	1 092	7 241 141	890 909	12.3	2.7	X
3300	Stationery, office supplies and greeting cards	8 046	33 271 034	26 046 453	78.3	78.3	63.3
3311	Business forms	5 479	14 855 963	8 292 557	55.8	24.9	X
3312	Stationery, photocopy paper, and typing paper	3 465	17 428 324	2 423 379	13.9	7.3	X
3313	Inked ribbons, carbon paper, pens and pencils	2 574	15 083 760	2 059 051	13.7	6.2	X
3314	Toner and cartridges	2 476	11 779 427	2 696 444	22.9	8.1	X
3315	Greeting cards	780	6 183 080	3 929 159	63.5	11.8	X
3316	Other stationery supplies (envelopes, ruled forms, and binder paper)	4 301	19 724 273	6 645 858	33.7	20.0	X

See footnotes at end of table.

Table 1. All Types of Operation by Kind of Business and Commodity Line for Wholesale Trade: 1997—Con.

[Includes only establishments with payroll. For meaning of abbreviations and symbols, see introductory text. For explanation of terms, see Appendix A]

NAICS code and CL code	Kind of business and commodity line	Establishments handling commodity line		Commodity line sales			Sales coverage percent
		Number	Total sales (\$1,000)	Amount ¹ (\$1,000)	As percent of total sales of—		
					Establishments handling line	Establishments in NAICS industry ¹	
422120	Stationery & office supplies whlse—Con.						
3400	Industrial and personal services paper and plastics	679	8 125 808	534 240	6.6	1.6	72.1
3411	Paperboard and boxboard boxes	310	2 186 938	74 482	3.4	.2	X
3412	Paper dishes, cups, and napkins	317	7 147 378	293 259	4.1	.9	X
3413	Industrial paper (wrapping, bags, cartons, etc.)	230	1 376 141	76 545	5.6	.2	X
3414	Disposable plastic boxes, containers, cups, dishes, and supplies	187	896 795	33 203	3.7	.1	X
3415	Other industrial and personal service paper	196	698 006	56 756	8.1	.2	X
3500	Drugs, pharmaceuticals, cosmetics, and toiletries	39	333 633	37 944	11.4	.1	32.3
3512	Nonprescription pharmaceuticals	11	38 908	3 773	9.7	Z	X
3513	Cosmetics	11	73 027	2 453	3.4	Z	X
3515	Other toiletries and druggists' sundries	29	294 725	31 717	10.8	.1	X
3700	Notions (buttons, ribbons, lace, sewing accessories, zippers, bindings, etc.)	7	10 103	1 123	11.1	Z	X
3900	Women's and children's wear	10	143 436	25 053	17.5	.1	X
4400	Confectionery	6	155 010	8 289	5.3	Z	.3
4411	Candy	6	155 010	8 289	5.3	Z	X
4860	Other grocery specialties	72	1 303 522	14 128	1.1	Z	X
5300	Plastics materials and basic shapes	68	278 816	17 929	6.4	.1	X
5330	Chemicals and allied products (excluding agricultural, plastics, gases, and petroleum)	42	242 098	6 380	2.6	Z	1.3
5334	Organic fibers	13	30 570	834	2.7	Z	X
5342	Adhesives, sealants, and glues	15	188 698	5 373	2.8	Z	X
5344	Other chemicals and allied products	14	22 831	173	.8	Z	X
6100	Books, periodicals, newspapers, and miscellaneous printed materials	280	2 516 225	100 048	4.0	.3	.1
6101	Books	235	1 600 590	70 495	4.4	.2	X
6110	Flowers and florists' supplies	7	40 447	3 493	8.6	Z	X
6120	Art goods (including novelties and souvenirs)	385	2 950 447	154 517	5.2	.5	5.6
6121	Art materials	53	314 959	7 108	2.3	Z	X
6122	Novelties and souvenirs	329	1 929 484	83 679	4.3	.3	X
6130	Textile bags, bagging, and burlap	7	30 288	7 666	25.3	Z	X
6150	Nondurable goods, n.e.c.	20	104 719	28 963	27.7	.1	X
9700	Service receipts and labor charges (including installed parts)	493	1 182 667	143 246	12.1	.4	27.6
9701	Labor charges for repair work	381	980 752	60 440	6.2	.2	X
9702	Parts installed in repair work	301	584 725	15 736	2.7	Z	X
9703	Other service receipts and labor charges—Specify	166	459 760	67 057	14.6	.2	X
9720	Receipts for service contracts	202	851 082	131 068	15.4	.4	X
9730	Advertising specialties (paper novelties, etc.)	15	157 252	15 838	10.1	Z	X
9740	Receipts for installing equipment	20	67 815	876	1.3	Z	X
9810	Miscellaneous commodities	498	6 179 916	1 141 372	18.5	3.4	X
9940	Rental and leasing receipts	105	200 113	11 137	5.6	Z	36.6
9941	Computer rental and leasing receipts	7	22 443	653	2.9	Z	X
9942	Photocopying machine rental	45	107 363	3 590	3.3	Z	X
9943	Other office machine rental receipts	58	92 096	6 849	7.4	Z	X
9960	Custom software (designed to customer specifications)	11	33 888	664	2.0	Z	X
9970	Receipts for printing or photocopying performed at this establishment	127	165 309	17 272	10.4	.1	X
42213	Industrial & personal service paper whlse	5 493	X	45 393 964	X	100.0	73.9
0200	New and rebuilt automotive parts and supplies	11	4 938	486	9.8	Z	36.5
0211	Batteries	6	4 764	206	4.3	Z	X
0213	Electrical engine parts (including ignition parts)	6	174	3	1.7	Z	X
0216	Glass	6	4 764	39	.8	Z	X
0218	Filters (oil, air, gas, and transmission)	6	4 764	121	2.5	Z	X
0219	Engine parts, except electrical	6	4 764	39	.8	Z	X
0221	Body parts and repair materials	6	4 764	39	.8	Z	X
0224	Accessories	6	4 764	39	.8	Z	X
0420	Office and business furniture	33	72 466	3 840	5.3	Z	X
0500	Household china, glassware, crockery, and plastic housewares	11	35 703	8 436	23.6	Z	X
0530	Flooring and floor coverings	8	10 609	393	3.7	Z	X
0540	Other home furnishings	12	66 822	8 810	13.2	Z	X
0730	Flat glass and other construction glass (excluding automotive)	10	9 739	1 249	12.8	Z	X
0800	Photographic equipment and supplies (excluding video)	33	471 592	54 125	11.5	.1	1.0
0813	Photographic film	17	253 799	23 139	9.1	.1	X
0814	Developing supplies (excluding film)	15	199 066	30 900	15.5	.1	X
0900	Office equipment	39	86 561	3 908	4.5	Z	X
0920	New computer equipment	12	51 361	1 013	2.0	Z	X
0960	Restaurant and hotel equipment and supplies	421	5 471 985	1 487 928	27.2	3.3	X
0970	Store machines and equipment	66	372 826	16 847	4.5	Z	.9
0972	Other store machines and equipment	66	372 826	16 847	4.5	Z	X
1000	Medical, hospital, and surgical supplies	19	2 119 372	518 570	24.5	1.1	71.8
1013	Other surgical, medical, and hospital supplies	16	74 419	8 724	11.7	Z	X
1040	Religious and school supplies	47	514 889	12 587	2.4	Z	.2
1042	School supplies	47	514 889	12 587	2.4	Z	X
1140	Iron and steel wire and wire products	15	38 851	2 622	6.7	Z	7.6
1143	Wire rope, strand, strapping, reinforcement mesh, and bale ties	12	35 501	1 558	4.4	Z	X
1400	Electrical apparatus and equipment	16	37 761	1 685	4.5	Z	.9
1415	Electric bulbs (all types)	13	26 338	1 367	5.2	Z	X
1600	Electronic parts and equipment, except communication	8	21 287	2 095	9.8	Z	X
1700	Hardware	45	92 621	13 730	14.8	Z	X
2320	General-purpose industrial machinery, equipment, and parts	52	195 550	15 691	8.0	Z	X
2340	Materials handling machinery, equipment, and parts	9	26 952	2 718	10.1	Z	X

See footnotes at end of table.

Table 1. All Types of Operation by Kind of Business and Commodity Line for Wholesale Trade: 1997—Con.

[Includes only establishments with payroll. For meaning of abbreviations and symbols, see introductory text. For explanation of terms, see Appendix A]

NAICS code and CL code	Kind of business and commodity line	Establishments handling commodity line		Commodity line sales			Sales coverage percent
		Number	Total sales (\$1,000)	Amount ¹ (\$1,000)	As percent of total sales of—		
					Establishments handling line	Establishments in NAICS industry ¹	
42213	Industrial & personal service paper whse—Con.						
2450	Industrial containers and supplies	309	1 942 704	200 374	10.3	.4	3.3
2451	New and reconditioned drums and barrels	18	374 562	1 785	.5	Z	X
2452	Bottles and bottlers' supplies	31	378 270	3 760	1.0	Z	X
2454	Other industrial containers and supplies	287	1 858 855	188 166	10.1	.4	X
2460	Other industrial supplies	849	4 451 433	449 924	10.1	1.0	7.0
2461	Printing and duplicating inks	15	21 860	895	4.1	Z	X
2462	Abrasives and abrasive materials	79	252 902	14 211	5.6	Z	X
2463	Nylon, polyester, and synthetic rubber	30	72 218	1 108	1.5	Z	X
2464	Mechanical rubber goods	93	930 682	115 671	12.4	.3	X
2465	Strapping and tape	578	2 671 850	236 421	8.8	.5	X
2466	Industrial supplies, n.e.c.	180	653 605	60 596	9.3	.1	X
2520	Custodial (janitors') equipment and supplies	1 085	8 207 323	1 139 539	13.9	2.5	2.8
2521	Custodial equipment—power equipment	780	6 085 475	201 441	3.3	.4	X
2522	Custodial equipment—nonpower equipment	638	3 707 589	87 033	2.3	.2	X
2523	Custodial supplies	969	7 221 461	851 062	11.8	1.9	X
2530	Laundry and dry-cleaning equipment and supplies	49	133 909	4 263	3.2	Z	X
2700	Sporting and recreational goods and supplies	7	3 050	282	9.2	Z	46.9
2713	Billiards, pool, bowling equipment, and accessories	7	3 050	282	9.2	Z	X
2800	Toys and hobby goods and supplies	32	454 446	40 941	9.0	.1	X
2930	Recyclable paper and paperboard	25	28 021	6 798	24.3	Z	X
2940	Recyclable materials, except metal	10	9 146	1 154	12.6	Z	60.1
2943	Recyclable plastics	6	3 152	56	1.8	Z	X
3200	Printing and writing paper	585	5 382 000	910 971	16.9	2.0	71.5
3211	Roll newsprint and rotogravure paper	279	3 113 618	177 025	5.7	.4	X
3212	Fine roll paper	168	2 304 217	316 374	13.7	.7	X
3213	Other printing and writing paper	362	2 964 105	417 573	14.1	.9	X
3300	Stationery, office supplies and greeting cards	684	4 854 266	495 131	10.2	1.1	72.1
3311	Business forms	264	2 426 977	55 357	2.3	.1	X
3312	Stationery, photocopy paper, and typing paper	491	4 072 327	312 931	7.7	.7	X
3313	Inked ribbons, carbon paper, pens and pencils	107	544 203	13 590	2.5	Z	X
3314	Toner and cartridges	22	87 733	1 602	1.8	Z	X
3315	Greeting cards	39	50 219	4 548	9.1	Z	X
3316	Other stationery supplies (envelopes, ruled forms, and binder paper)	288	2 708 826	107 096	4.0	.2	X
3400	Industrial and personal services paper and plastics	5 493	45 393 964	37 733 368	83.1	83.1	55.0
3411	Paperboard and boxboard boxes	3 207	23 724 199	12 117 166	51.1	26.7	X
3412	Paper dishes, cups, and napkins	1 879	14 689 159	3 301 194	22.5	7.3	X
3413	Industrial paper (wrapping, bags, cartons, etc.)	3 136	22 116 326	8 102 932	36.6	17.9	X
3414	Disposable plastic boxes, containers, cups, dishes, and supplies	2 038	16 496 275	4 751 716	28.8	10.5	X
3415	Other industrial and personal service paper	2 136	19 909 291	9 460 360	47.5	20.8	X
3500	Drugs, pharmaceuticals, cosmetics, and toiletries	114	709 338	75 978	10.7	.2	10.1
3512	Nonprescription pharmaceuticals	24	96 472	7 268	7.5	Z	X
3515	Other toiletries and druggists' sundries	83	570 779	63 648	11.2	.1	X
3700	Notions (buttons, ribbons, lace, sewing accessories, zippers, bindings, etc.)	7	11 471	539	4.7	Z	X
3900	Women's and children's wear	10	229 038	71 935	31.4	.2	63.6
3916	Other women's, misses, and girl's wear (furs, sweaters, millinery, etc.)	6	70 458	25 052	35.6	.1	X
4000	Footwear	6	136 469	14 231	10.4	Z	71.6
4013	Other women's, misses', and girls' footwear	6	136 469	14 231	10.4	Z	X
4100	Frozen foods (packaged)	23	248 934	42 707	17.2	.1	70.9
4112	Fish and seafoods (frozen packaged)	14	196 246	7 336	3.7	Z	X
4113	Vegetables (frozen)	13	179 801	13 030	7.2	Z	X
4115	Meat (frozen packaged)	17	225 265	10 428	4.6	Z	X
4116	Frozen baked goods	13	83 708	5 837	7.0	Z	X
4200	Dairy products (excluding dried or canned)	13	202 912	18 330	9.0	Z	73.9
4211	Butter	6	122 194	1 085	.9	Z	X
4212	Cheese	10	169 098	5 138	3.0	Z	X
4300	Poultry and poultry products	13	194 533	10 108	5.2	Z	X
4400	Confectionery	37	135 874	29 082	21.4	.1	11.3
4411	Candy	34	131 779	24 955	18.9	.1	X
4413	Nuts	27	60 417	3 171	5.2	Z	X
4600	Meat and meat products (fresh and unpackaged)	6	140 769	17 940	12.7	Z	64.7
4616	Sausage and prepared meats not made on location	6	140 769	12 665	9.0	Z	X
4800	Coffee, tea, and spices	31	232 972	13 379	5.7	Z	62.0
4811	Coffee	25	195 262	10 519	5.4	Z	X
4812	Tea	9	62 305	1 180	1.9	Z	X
4820	Bread and baked goods	12	122 121	15 773	12.9	Z	66.8
4821	Breads and rolls	7	81 005	4 389	5.4	Z	X
4822	Cookies, cakes, and other baked goods	12	122 121	11 384	9.3	Z	X
4830	Canned foods	23	330 396	44 557	13.5	.1	42.9
4831	Canned and bottled fruits, vegetables, and juices	23	330 396	31 785	9.6	.1	X
4836	Other canned foods	11	263 449	9 767	3.7	Z	X
4840	Food and beverage basic materials (include flavoring extracts, fruit peel, hop extract, industrial molasses, sausage casings, malt, yeast, etc.)	6	31 827	2 282	7.2	Z	X
4850	Soft drinks and bottled water	21	84 980	3 412	4.0	Z	39.6
4851	Soft drinks, packaged	16	82 241	2 235	2.7	Z	X
4853	Bottled water	16	80 979	1 177	1.5	Z	X

See footnotes at end of table.

Table 1. All Types of Operation by Kind of Business and Commodity Line for Wholesale Trade: 1997—Con.

[Includes only establishments with payroll. For meaning of abbreviations and symbols, see introductory text. For explanation of terms, see Appendix A]

NAICS code and CL code	Kind of business and commodity line	Establishments handling commodity line		Commodity line sales			Sales coverage percent
		Number	Total sales (\$1,000)	Amount ¹ (\$1,000)	As percent of total sales of—		
					Establishments handling line	Establishments in NAICS industry ¹	
42213	Industrial & personal service paper whse—Con.						
4860	Other grocery specialties	150	818 675	64 017	7.8	.1	9.9
4861	Pasta	17	234 054	1 666	.7	Z	X
4862	Breakfast cereals	30	253 494	1 246	.5	Z	X
4863	Cooking oils and margarine	42	266 402	2 946	1.1	Z	X
4864	Flour	47	514 018	10 905	2.1	Z	X
4865	Pickles, preserves, jellies, jams, and sauces	60	291 736	8 809	3.0	Z	X
4866	Sugar, refined	37	443 919	1 901	.4	Z	X
4868	Grocery specialties, n.e.c.	90	493 952	36 549	7.4	.1	X
5300	Plastics materials and basic shapes	386	1 774 067	267 719	15.1	.6	1.1
5313	Plastics raw materials	66	300 079	78 913	26.3	.2	X
5314	Other plastics materials and basic shapes	280	1 282 692	153 367	12.0	.3	X
5330	Chemicals and allied products (excluding agricultural, plastics, gases, and petroleum)	843	4 907 579	595 054	12.1	1.3	10.1
5332	Alkalies and chlorine	52	403 381	28 114	7.0	.1	X
5335	Detergents and soaps	682	3 191 390	240 752	7.5	.5	X
5336	Sanitation chemicals, polishes, and waxes	351	2 302 549	140 854	6.1	.3	X
5341	Insecticides, nonagricultural	17	29 393	789	2.7	Z	X
5342	Adhesives, sealants, and glues	61	1 046 119	117 780	11.3	.3	X
5344	Other chemicals and allied products	107	828 405	66 764	8.1	.1	X
5400	Petroleum products	48	986 047	287 995	29.2	.6	2.6
5418	Lubricating oil and greases	25	502 490	142 925	28.4	.3	X
5800	Farm supplies	15	5 642	784	13.9	Z	X
5900	Tobacco and tobacco products	40	113 323	30 588	27.0	.1	50.1
5911	Cigars	19	40 293	2 132	5.3	Z	X
5912	Cigarettes	31	47 826	7 508	15.7	Z	X
5913	Other tobacco products (excluding leaf)	35	109 638	20 948	19.1	Z	X
6000	Paint, paint supplies, and wallpaper	6	234 143	8 000	3.4	Z	X
6100	Books, periodicals, newspapers, and miscellaneous printed materials	43	90 160	15 412	17.1	Z	3.7
6102	Other periodicals, newspapers, and miscellaneous printed materials	38	76 670	14 774	19.3	Z	X
6120	Art goods (including novelties and souvenirs)	33	36 236	4 125	11.4	Z	8.7
6121	Art materials	22	21 524	3 686	17.1	Z	X
6122	Novelties and souvenirs	10	10 588	236	2.2	Z	X
6130	Textile bags, bagging, and burlap	17	24 496	2 754	11.2	Z	X
6150	Nondurable goods, n.e.c.	19	661 865	219 444	33.2	.5	X
9700	Service receipts and labor charges (including installed parts)	191	978 059	79 095	8.1	.2	10.3
9701	Labor charges for repair work	128	555 793	10 589	1.9	Z	X
9702	Parts installed in repair work	134	583 571	11 103	1.9	Z	X
9703	Other service receipts and labor charges—Specify	27	92 982	6 480	7.0	Z	X
9720	Receipts for service contracts	13	58 482	9 004	15.4	Z	X
9810	Miscellaneous commodities	370	1 863 132	165 019	8.9	.4	X
9940	Rental and leasing receipts	76	201 818	6 293	3.1	Z	X
9970	Receipts for printing or photocopying performed at this establishment	13	42 348	10 766	25.4	Z	X
422130	Industrial & personal service paper whse	5 493	X	45 393 964	X	100.0	73.9
0200	New and rebuilt automotive parts and supplies	11	4 938	486	9.8	Z	36.5
0211	Batteries	6	4 764	206	4.3	Z	X
0213	Electrical engine parts (including ignition parts)	6	174	3	1.7	Z	X
0216	Glass	6	4 764	39	.8	Z	X
0218	Filters (oil, air, gas, and transmission)	6	4 764	121	2.5	Z	X
0219	Engine parts, except electrical	6	4 764	39	.8	Z	X
0221	Body parts and repair materials	6	4 764	39	.8	Z	X
0224	Accessories	6	4 764	39	.8	Z	X
0420	Office and business furniture	33	72 466	3 840	5.3	Z	X
0500	Household china, glassware, crockery, and plastic housewares	11	35 703	8 436	23.6	Z	X
0530	Flooring and floor coverings	8	10 609	393	3.7	Z	X
0540	Other home furnishings	12	66 822	8 810	13.2	Z	X
0730	Flat glass and other construction glass (excluding automotive)	10	9 739	1 249	12.8	Z	X
0800	Photographic equipment and supplies (excluding video)	33	471 592	54 125	11.5	.1	1.0
0813	Photographic film	17	253 799	23 139	9.1	.1	X
0814	Developing supplies (excluding film)	15	199 066	30 900	15.5	.1	X
0900	Office equipment	39	86 561	3 908	4.5	Z	X
0920	New computer equipment	12	51 361	1 013	2.0	Z	X
0960	Restaurant and hotel equipment and supplies	421	5 471 985	1 487 928	27.2	3.3	X
0970	Store machines and equipment	66	372 826	16 847	4.5	Z	.9
0972	Other store machines and equipment	66	372 826	16 847	4.5	Z	X
1000	Medical, hospital, and surgical supplies	19	2 119 372	518 570	24.5	1.1	71.8
1013	Other surgical, medical, and hospital supplies	16	74 419	8 724	11.7	Z	X
1040	Religious and school supplies	47	514 889	12 587	2.4	Z	.2
1042	School supplies	47	514 889	12 587	2.4	Z	X
1140	Iron and steel wire and wire products	15	38 851	2 622	6.7	Z	7.6
1143	Wire rope, strand, strapping, reinforcement mesh, and bale ties	12	35 501	1 558	4.4	Z	X
1400	Electrical apparatus and equipment	16	37 761	1 685	4.5	Z	.9
1415	Electric bulbs (all types)	13	26 338	1 367	5.2	Z	X
1600	Electronic parts and equipment, except communication	8	21 287	2 095	9.8	Z	X
1700	Hardware	45	92 621	13 730	14.8	Z	X
2320	General-purpose industrial machinery, equipment, and parts	52	195 550	15 691	8.0	Z	X
2340	Materials handling machinery, equipment, and parts	9	26 952	2 718	10.1	Z	X

See footnotes at end of table.

Table 1. All Types of Operation by Kind of Business and Commodity Line for Wholesale Trade: 1997—Con.

[Includes only establishments with payroll. For meaning of abbreviations and symbols, see introductory text. For explanation of terms, see Appendix A]

NAICS code and CL code	Kind of business and commodity line	Establishments handling commodity line		Commodity line sales			Sales coverage percent
		Number	Total sales (\$1,000)	Amount ¹ (\$1,000)	As percent of total sales of—		
					Establishments handling line	Establishments in NAICS industry ¹	
422130	Industrial & personal service paper whlse—Con.						
2450	Industrial containers and supplies	309	1 942 704	200 374	10.3	.4	3.3
2451	New and reconditioned drums and barrels	18	374 562	1 785	.5	Z	X
2452	Bottles and bottlers' supplies	31	378 270	3 760	1.0	Z	X
2454	Other industrial containers and supplies	287	1 858 855	188 166	10.1	.4	X
2460	Other industrial supplies	849	4 451 433	449 924	10.1	1.0	7.0
2461	Printing and duplicating inks	15	21 860	895	4.1	Z	X
2462	Abrasives and abrasive materials	79	252 902	14 211	5.6	Z	X
2463	Nylon, polyester, and synthetic rubber	30	72 218	1 108	1.5	Z	X
2464	Mechanical rubber goods	93	930 682	115 671	12.4	.3	X
2465	Strapping and tape	578	2 671 850	236 421	8.8	.5	X
2466	Industrial supplies, n.e.c.	180	653 605	60 596	9.3	.1	X
2520	Custodial (janitors') equipment and supplies	1 085	8 207 323	1 139 539	13.9	2.5	2.8
2521	Custodial equipment—power equipment	780	6 085 475	201 441	3.3	.4	X
2522	Custodial equipment—nonpower equipment	638	3 707 589	87 033	2.3	.2	X
2523	Custodial supplies	969	7 221 461	851 062	11.8	1.9	X
2530	Laundry and dry-cleaning equipment and supplies	49	133 909	4 263	3.2	Z	X
2700	Sporting and recreational goods and supplies	7	3 050	282	9.2	Z	46.9
2713	Billiards, pool, bowling equipment, and accessories	7	3 050	282	9.2	Z	X
2800	Toys and hobby goods and supplies	32	454 446	40 941	9.0	.1	X
2930	Recyclable paper and paperboard	25	28 021	6 798	24.3	Z	X
2940	Recyclable materials, except metal	10	9 146	1 154	12.6	Z	60.1
2943	Recyclable plastics	6	3 152	56	1.8	Z	X
3200	Printing and writing paper	585	5 382 000	910 971	16.9	2.0	71.5
3211	Roll newsprint and rotogravure paper	279	3 113 618	177 025	5.7	.4	X
3212	Fine roll paper	168	2 304 217	316 374	13.7	.7	X
3213	Other printing and writing paper	362	2 964 105	417 573	14.1	.9	X
3300	Stationery, office supplies and greeting cards	684	4 854 266	495 131	10.2	1.1	72.1
3311	Business forms	264	2 426 977	55 357	2.3	.1	X
3312	Stationery, photocopy paper, and typing paper	491	4 072 327	312 931	7.7	.7	X
3313	Inked ribbons, carbon paper, pens and pencils	107	544 203	13 590	2.5	Z	X
3314	Toner and cartridges	22	87 733	1 602	1.8	Z	X
3315	Greeting cards	39	50 219	4 548	9.1	Z	X
3316	Other stationery supplies (envelopes, ruled forms, and binder paper) ..	288	2 708 826	107 096	4.0	.2	X
3400	Industrial and personal services paper and plastics	5 493	45 393 964	37 733 368	83.1	83.1	55.0
3411	Paperboard and boxboard boxes	3 207	23 724 199	12 117 166	51.1	26.7	X
3412	Paper dishes, cups, and napkins	1 879	14 689 159	3 301 194	22.5	7.3	X
3413	Industrial paper (wrapping, bags, cartons, etc.)	3 136	22 116 326	8 102 932	36.6	17.9	X
3414	Disposable plastic boxes, containers, cups, dishes, and supplies	2 038	16 496 275	4 751 716	28.8	10.5	X
3415	Other industrial and personal service paper	2 136	19 909 291	9 460 360	47.5	20.8	X
3500	Drugs, pharmaceuticals, cosmetics, and toiletries	114	709 338	75 978	10.7	.2	10.1
3512	Nonprescription pharmaceuticals	24	96 472	7 268	7.5	Z	X
3515	Other toiletries and druggists' sundries	83	570 779	63 648	11.2	.1	X
3700	Notions (buttons, ribbons, lace, sewing accessories, zippers, bindings, etc.)	7	11 471	539	4.7	Z	X
3900	Women's and children's wear	10	229 038	71 935	31.4	.2	63.6
3916	Other women's, misses, and girl's wear (furs, sweaters, millinery, etc.) ..	6	70 458	25 052	35.6	.1	X
4000	Footwear	6	136 469	14 231	10.4	Z	71.6
4013	Other women's, misses', and girls' footwear	6	136 469	14 231	10.4	Z	X
4100	Frozen foods (packaged)	23	248 934	42 707	17.2	.1	70.9
4112	Fish and seafoods (frozen packaged)	14	196 246	7 336	3.7	Z	X
4113	Vegetables (frozen)	13	179 801	13 030	7.2	Z	X
4115	Meat (frozen packaged)	17	225 265	10 428	4.6	Z	X
4116	Frozen baked goods	13	83 708	5 837	7.0	Z	X
4200	Dairy products (excluding dried or canned)	13	202 912	18 330	9.0	Z	73.9
4211	Butter	6	122 194	1 085	.9	Z	X
4212	Cheese	10	169 098	5 138	3.0	Z	X
4300	Poultry and poultry products	13	194 533	10 108	5.2	Z	X
4400	Confectionery	37	135 874	29 082	21.4	.1	11.3
4411	Candy	34	131 779	24 955	18.9	.1	X
4413	Nuts	27	60 417	3 171	5.2	Z	X
4600	Meat and meat products (fresh and unpackaged)	6	140 769	17 940	12.7	Z	64.7
4616	Sausage and prepared meats not made on location	6	140 769	12 665	9.0	Z	X
4800	Coffee, tea, and spices	31	232 972	13 379	5.7	Z	62.0
4811	Coffee	25	195 262	10 519	5.4	Z	X
4812	Tea	9	62 305	1 180	1.9	Z	X
4820	Bread and baked goods	12	122 121	15 773	12.9	Z	66.8
4821	Breads and rolls	7	81 005	4 389	5.4	Z	X
4822	Cookies, cakes, and other baked goods	12	122 121	11 384	9.3	Z	X
4830	Canned foods	23	330 396	44 557	13.5	.1	42.9
4831	Canned and bottled fruits, vegetables, and juices	23	330 396	31 785	9.6	.1	X
4836	Other canned foods	11	263 449	9 767	3.7	Z	X
4840	Food and beverage basic materials (include flavoring extracts, fruit peel, hop extract, industrial molasses, sausage casings, malt, yeast, etc.)	6	31 827	2 282	7.2	Z	X
4850	Soft drinks and bottled water	21	84 980	3 412	4.0	Z	39.6
4851	Soft drinks, packaged	16	82 241	2 235	2.7	Z	X
4853	Bottled water	16	80 979	1 177	1.5	Z	X

See footnotes at end of table.

Table 1. All Types of Operation by Kind of Business and Commodity Line for Wholesale Trade: 1997—Con.

[Includes only establishments with payroll. For meaning of abbreviations and symbols, see introductory text. For explanation of terms, see Appendix A]

NAICS code and CL code	Kind of business and commodity line	Establishments handling commodity line		Commodity line sales			Sales coverage percent
		Number	Total sales (\$1,000)	Amount ¹ (\$1,000)	As percent of total sales of—		
					Establishments handling line	Establishments in NAICS industry ¹	
422130	Industrial & personal service paper whsle—Con.						
4860	Other grocery specialties	150	818 675	64 017	7.8	.1	9.9
4861	Pasta	17	234 054	1 666	.7	Z	X
4862	Breakfast cereals	30	253 494	1 246	.5	Z	X
4863	Cooking oils and margarine	42	266 402	2 946	1.1	Z	X
4864	Flour	47	514 018	10 905	2.1	Z	X
4865	Pickles, preserves, jellies, jams, and sauces	60	291 736	8 809	3.0	Z	X
4866	Sugar, refined	37	443 919	1 901	.4	Z	X
4868	Grocery specialties, n.e.c.	90	493 952	36 549	7.4	.1	X
5300	Plastics materials and basic shapes	386	1 774 067	267 719	15.1	.6	1.1
5313	Plastics raw materials	66	300 079	78 913	26.3	.2	X
5314	Other plastics materials and basic shapes	280	1 282 692	153 367	12.0	.3	X
5330	Chemicals and allied products (excluding agricultural, plastics, gases, and petroleum)	843	4 907 579	595 054	12.1	1.3	10.1
5332	Alkalies and chlorine	52	403 381	28 114	7.0	.1	X
5335	Detergents and soaps	682	3 191 390	240 752	7.5	.5	X
5336	Sanitation chemicals, polishes, and waxes	351	2 302 549	140 854	6.1	.3	X
5341	Insecticides, nonagricultural	17	29 393	789	2.7	Z	X
5342	Adhesives, sealants, and glues	61	1 046 119	117 780	11.3	.3	X
5344	Other chemicals and allied products	107	828 405	66 764	8.1	.1	X
5400	Petroleum products	48	986 047	287 995	29.2	.6	2.6
5418	Lubricating oil and greases	25	502 490	142 925	28.4	.3	X
5800	Farm supplies	15	5 642	784	13.9	Z	X
5900	Tobacco and tobacco products	40	113 323	30 588	27.0	.1	50.1
5911	Cigars	19	40 293	2 132	5.3	Z	X
5912	Cigarettes	31	47 826	7 508	15.7	Z	X
5913	Other tobacco products (excluding leaf)	35	109 638	20 948	19.1	Z	X
6000	Paint, paint supplies, and wallpaper	6	234 143	8 000	3.4	Z	X
6100	Books, periodicals, newspapers, and miscellaneous printed materials	43	90 160	15 412	17.1	Z	3.7
6102	Other periodicals, newspapers, and miscellaneous printed materials	38	76 670	14 774	19.3	Z	X
6120	Art goods (including novelties and souvenirs)	33	36 236	4 125	11.4	Z	8.7
6121	Art materials	22	21 524	3 686	17.1	Z	X
6122	Novelties and souvenirs	10	10 588	236	2.2	Z	X
6130	Textile bags, bagging, and burlap	17	24 496	2 754	11.2	Z	X
6150	Nondurable goods, n.e.c.	19	661 865	219 444	33.2	.5	X
9700	Service receipts and labor charges (including installed parts)	191	978 059	79 095	8.1	.2	10.3
9701	Labor charges for repair work	128	555 793	10 589	1.9	Z	X
9702	Parts installed in repair work	134	583 571	11 103	1.9	Z	X
9703	Other service receipts and labor charges—Specify	27	92 982	6 480	7.0	Z	X
9720	Receipts for service contracts	13	58 482	9 004	15.4	Z	X
9810	Miscellaneous commodities	370	1 863 132	165 019	8.9	.4	X
9940	Rental and leasing receipts	76	201 818	6 293	3.1	Z	X
9970	Receipts for printing or photocopying performed at this establishment	13	42 348	10 766	25.4	Z	X
4222	Drugs, & druggists' sundries whsle	8 053	X	203 147 771	X	100.0	87.7
0200	New and rebuilt automotive parts and supplies	14	77 642	3 037	3.9	Z	59.4
0223	Parts, n.e.c.	7	40 159	1 837	4.6	Z	X
0400	Household and lawn furniture	9	38 095	6 206	16.3	Z	76.1
0412	Sleep furniture and equipment	6	31 570	4 659	14.8	Z	X
0420	Office and business furniture	7	9 048	679	7.5	Z	X
0500	Household china, glassware, crockery, and plastic housewares	26	272 406	14 990	5.5	Z	X
0520	Linens, domestics, curtains, and draperies	8	13 220	281	2.1	Z	X
0540	Other home furnishings	106	3 451 091	195 083	5.7	.1	.4
0541	Metal flatware and kitchen utensils	14	509 145	53 181	10.4	Z	X
0542	Mirrors, lamps, and picture frames	11	582 546	18 908	3.2	Z	X
0543	Home furnishings, n.e.c.	32	460 577	2 837	.6	Z	X
0800	Photographic equipment and supplies (excluding video)	132	7 688 778	146 295	1.9	.1	X
1000	Medical, hospital, and surgical supplies	446	21 402 982	2 031 494	9.5	1.0	1.3
1011	Surgical and medical instruments and equipment	248	8 641 717	242 966	2.8	.1	X
1012	Orthopedic, and prosthetic appliances and supplies	81	1 781 334	12 580	.7	Z	X
1013	Other surgical, medical, and hospital supplies	362	7 702 659	473 213	6.1	.2	X
1020	Dental supplies	8	63 841	6 743	10.6	Z	10.3
1021	Equipment (chairs, x-rays, cabinets, etc.)	6	6 377	3 473	54.5	Z	X
1030	Optical and ophthalmic goods	28	122 419	4 415	3.6	Z	28.7
1031	Ophthalmic goods	11	42 973	2 446	5.7	Z	X
1033	Optometric equipment and supplies	14	78 272	1 617	2.1	Z	X
1040	Religious and school supplies	45	1 627 240	60 966	3.7	Z	.8
1042	School supplies	22	759 194	53 136	7.0	Z	X
1050	Other professional equipment and supplies	28	294 091	74 952	25.5	Z	87.7
1056	Veterinarians' equipment and supplies	24	282 944	73 648	26.0	Z	X
1400	Electrical apparatus and equipment	27	362 593	36 173	10.0	Z	54.7
1415	Electric bulbs (all types)	16	316 896	13 243	4.2	Z	X
1419	Industrial controls	11	134 290	20 348	15.2	Z	X
1500	Electrical appliances, household	80	2 270 656	121 388	5.3	.1	3.6
1511	Televisions	13	642 105	16 036	2.5	Z	X
1512	Radios, stereos, and CD players	13	642 105	26 738	4.2	Z	X
1518	Other electrical household appliances (including fans, dishwashers, etc.)	67	1 628 551	78 614	4.8	Z	X
1600	Electronic parts and equipment, except communication	17	120 035	18 493	15.4	Z	77.6
1618	Electronic parts and equipment, n.e.c.	6	104 633	17 789	17.0	Z	X

See footnotes at end of table.

Table 1. All Types of Operation by Kind of Business and Commodity Line for Wholesale Trade: 1997—Con.

[Includes only establishments with payroll. For meaning of abbreviations and symbols, see introductory text. For explanation of terms, see Appendix A]

NAICS code and CL code	Kind of business and commodity line	Establishments handling commodity line		Commodity line sales			Sales coverage percent
		Number	Total sales (\$1,000)	Amount ¹ (\$1,000)	As percent of total sales of—		
					Establishments handling line	Establishments in NAICS industry ¹	
4222	Drugs, & druggists' sundries whse—Con.						
1650	Communication equipment and supplies	7	105 836	10 823	10.2	Z	87.7
1651	Telephones	6	104 633	10 463	10.0	Z	X
1700	Hardware	97	3 563 598	188 301	5.3	.1	.1
1713	Cutlery	45	1 860 292	70 641	3.8	Z	X
2320	General-purpose industrial machinery, equipment, and parts	9	23 267	2 245	9.6	Z	8.3
2327	All other new general-purpose industrial machinery and equipment	9	23 267	2 245	9.6	Z	X
2460	Other industrial supplies	10	78 841	5 283	6.7	Z	72.3
2466	Industrial supplies, n.e.c.	10	78 841	5 283	6.7	Z	X
2500	Beauty and barber equipment and supplies	10	21 102	5 891	27.9	Z	X
2520	Custodial (janitors') equipment and supplies	9	57 206	8 558	15.0	Z	5.3
2523	Custodial supplies	9	57 206	8 558	15.0	Z	X
2530	Laundry and dry-cleaning equipment and supplies	58	16 405 687	4 667 290	28.4	2.3	X
2700	Sporting and recreational goods and supplies	21	111 483	18 776	16.8	Z	20.1
2714	Camping and fishing equipment and accessories	9	400	1	.3	Z	X
2718	Other sporting and recreational goods (go carts, bait, etc.)	9	27 981	2 229	8.0	Z	X
2800	Toys and hobby goods and supplies	165	5 650 816	507 701	9.0	.3	.4
2811	Video games and cartridges	15	645 556	1 616	.3	Z	X
2812	Other toys and games (including fireworks and children's vehicles)	82	2 199 086	50 707	2.3	Z	X
2814	Other hobby goods and accessories	15	645 556	814	.1	Z	X
3000	Jewelry, diamonds, gem stones, and watches	36	2 014 178	240 771	12.0	.1	1.6
3016	Other jewel., silverware, and plated ware (incl. jewel. where gemstones less than 50% of value, gold filled sterling, and costume jewel. and medallions)	21	157 078	12 271	7.8	Z	X
3130	Compact discs, prerecorded audio tapes, and phonograph records	16	38 912	6 668	17.1	Z	X
3140	Prerecorded video tapes	7	16 832	742	4.4	Z	X
3200	Printing and writing paper	6	9 896	317	3.2	Z	X
3300	Stationery, office supplies and greeting cards	157	4 795 001	198 071	4.1	.1	2.6
3311	Business forms	26	1 351 048	9 241	.7	Z	X
3312	Stationery, photocopy paper, and typing paper	52	1 466 678	7 513	.5	Z	X
3313	Inked ribbons, carbon paper, pens and pencils	29	684 290	48 347	7.1	Z	X
3315	Greeting cards	99	3 983 181	80 782	2.0	Z	X
3316	Other stationery supplies (envelopes, ruled forms, and binder paper)	43	1 471 707	52 177	3.5	Z	X
3400	Industrial and personal services paper and plastics	70	1 957 618	223 242	11.4	.1	6.2
3412	Paper dishes, cups, and napkins	67	1 444 143	79 652	5.5	Z	X
3414	Disposable plastic boxes, containers, cups, dishes, and supplies	6	202 879	2 350	1.2	Z	X
3415	Other industrial and personal service paper	6	699 053	106 931	15.3	.1	X
3500	Drugs, pharmaceuticals, cosmetics, and toiletries	8 053	203 147 771	187 028 602	92.1	92.1	60.2
3511	Prescription drugs	2 540	154 773 942	132 563 557	85.7	65.3	X
3512	Nonprescription pharmaceuticals	2 790	102 905 532	14 030 707	13.6	6.9	X
3513	Cosmetics	2 178	34 390 452	10 051 293	29.2	4.9	X
3514	Perfumes	822	16 322 610	5 041 523	30.9	2.5	X
3515	Other toiletries and druggists' sundries	3 729	105 873 804	25 341 522	23.9	12.5	X
3600	Piece goods, knit and woven	15	52 784	8 530	16.2	Z	57.5
3615	Woolen and worsted piece goods	10	50 948	6 481	12.7	Z	X
3700	Notions (buttons, ribbons, lace, sewing accessories, zippers, bindings, etc.)	70	1 996 429	30 278	1.5	Z	X
3800	Men's and boys' wear	73	3 179 980	46 487	1.5	Z	.9
3812	Men's and boys' dress and casual shirts, slacks, and jeans	8	9 486	1 165	12.3	Z	X
3813	Men's and boys' underwear and nightwear	35	540 717	5 920	1.1	Z	X
3814	Men's and boys' work clothing and uniforms	8	9 486	154	1.6	Z	X
3815	Other men's and boys' wear (caps, hats, swimwear, neckwear, etc.)	18	183 663	8 280	4.5	Z	X
3900	Women's and children's wear	89	3 923 352	231 491	5.9	.1	.7
3911	Infants' and children's wear (to size 6X)	6	9 631	280	2.9	Z	X
3912	Women's misses', and girls' dresses and blouses	13	50 583	3 223	6.4	Z	X
3915	Women's and misses' underwear and sleepwear	53	1 671 976	19 673	1.2	Z	X
3916	Other women's, misses, and girl's wear (furs, sweaters, millinery, etc.)	14	297 484	6 771	2.3	Z	X
4000	Footwear	18	152 611	9 988	6.5	Z	11.9
4013	Other women's, misses', and girls' footwear	18	152 611	9 988	6.5	Z	X
4100	Frozen foods (packaged)	63	13 155 951	487 799	3.7	.2	87.7
4114	Fruits and fruit juices (frozen)	54	12 916 755	475 008	3.7	.2	X
4117	Other frozen foods (except frozen dairy products)	6	155 461	3 059	2.0	Z	X
4200	Dairy products (excluding dried or canned)	7	94 786	1 222	1.3	Z	X
4400	Confectionery	110	8 071 549	974 067	12.1	.5	.5
4411	Candy	42	586 185	30 148	5.1	Z	X
4412	Chewing gum	13	414 216	46 320	11.2	Z	X
4413	Nuts	30	1 705 325	90 775	5.3	Z	X
4414	Chips and popcorn	14	159 017	1 629	1.0	Z	X
4600	Meat and meat products (fresh and unpackage)	11	11 333	1 716	15.1	Z	49.1
4614	Pork (not killed on location)	7	4 894	1 459	29.8	Z	X
4800	Coffee, tea, and spices	87	13 183 968	1 164 201	8.8	.6	87.7
4811	Coffee	63	13 036 631	1 142 434	8.8	.6	X
4812	Tea	16	57 832	1 636	2.8	Z	X
4813	Spices	8	89 507	20 131	22.5	Z	X
4820	Bread and baked goods	62	12 904 089	184 045	1.4	.1	87.7
4822	Cookies, cakes, and other baked goods	62	12 904 089	184 045	1.4	.1	X

See footnotes at end of table.

Table 1. All Types of Operation by Kind of Business and Commodity Line for Wholesale Trade: 1997—Con.

[Includes only establishments with payroll. For meaning of abbreviations and symbols, see introductory text. For explanation of terms, see Appendix A]

NAICS code and CL code	Kind of business and commodity line	Establishments handling commodity line		Commodity line sales			Sales coverage percent
		Number	Total sales (\$1,000)	Amount ¹ (\$1,000)	As percent of total sales of—		
					Establishments handling line	Establishments in NAICS industry ¹	
4222	Drugs, & druggists' sundries whsle—Con.						
4830	Canned foods	39	2 723 557	253 418	9.3	.1	4.7
4831	Canned and bottled fruits, vegetables, and juices	22	1 887 936	160 641	8.5	.1	X
4834	Canned fish and seafoods	9	839 410	13 225	1.6	Z	X
4835	Canned milk	8	856 399	11 957	1.4	Z	X
4836	Other canned foods	8	793 926	11 873	1.5	Z	X
4840	Food and beverage basic materials (include flavoring extracts, fruit peel, hop extract, industrial molasses, sausage casings, malt, yeast, etc.)	66	1 315 877	293 209	22.3	.1	X
4850	Soft drinks and bottled water	26	316 312	8 277	2.6	Z	61.7
4851	Soft drinks, packaged	14	125 868	4 273	3.4	Z	X
4853	Bottled water	14	204 938	4 004	2.0	Z	X
4860	Other grocery specialties	203	20 334 378	1 135 159	5.6	.6	76.1
4861	Pasta	37	423 692	3 405	.8	Z	X
4862	Breakfast cereals	20	482 403	31 223	6.5	Z	X
4863	Cooking oils and margarine	90	16 776 790	356 207	2.1	.2	X
4864	Flour	23	117 923	1 285	1.1	Z	X
4865	Pickles, preserves, jellies, jams, and sauces	35	389 534	4 163	1.1	Z	X
4867	Pet foods	49	671 624	42 764	6.4	Z	X
4868	Grocery specialties, n.e.c.	75	3 335 362	695 719	20.9	.3	X
4900	Grain and beans	9	108 177	1 326	1.2	Z	X
5300	Plastics materials and basic shapes	20	233 275	18 116	7.8	Z	X
5330	Chemicals and allied products (excluding agricultural, plastics, gases, and petroleum)	170	2 257 703	216 831	9.6	.1	11.5
5335	Detergents and soaps	62	693 071	12 412	1.8	Z	X
5344	Other chemicals and allied products	88	1 417 000	184 784	13.0	.1	X
5800	Farm supplies	121	746 732	145 001	19.4	.1	37.5
5812	Feeds (poultry and livestock) not mixed on location	9	83 011	20 672	24.9	Z	X
5815	Insecticides, fungicides, and pesticides	51	370 081	48 315	13.1	Z	X
5818	Other farm supplies (including harness and saddlery equipment)	58	454 767	59 564	13.1	Z	X
5900	Tobacco and tobacco products	35	3 347 849	298 207	8.9	.1	6.4
5911	Cigars	10	95 613	381	.4	Z	X
5912	Cigarettes	19	1 012 814	124 529	12.3	.1	X
5913	Other tobacco products (excluding leaf)	10	95 613	767	.8	Z	X
6100	Books, periodicals, newspapers, and miscellaneous printed materials	59	201 622	5 904	2.9	Z	9.5
6101	Books	35	174 317	4 382	2.5	Z	X
6102	Other periodicals, newspapers, and miscellaneous printed materials	15	15 327	981	6.4	Z	X
6110	Flowers and florists' supplies	7	5 108	1 921	37.6	Z	X
6120	Art goods (including novelties and souvenirs)	21	35 634	5 955	16.7	Z	53.2
6122	Novelties and souvenirs	20	30 113	3 760	12.5	Z	X
6150	Nondurable goods, n.e.c.	63	743 170	66 601	9.0	Z	X
9700	Service receipts and labor charges (including installed parts)	164	1 344 043	109 654	8.2	.1	7.5
9701	Labor charges for repair work	6	12 705	49	.4	Z	X
9702	Parts installed in repair work	6	12 705	13	.1	Z	X
9703	Other service receipts and labor charges—Specify	150	1 266 706	107 380	8.5	.1	X
9720	Receipts for service contracts	12	45 126	2 372	5.3	Z	X
9810	Miscellaneous commodities	497	26 525 913	1 478 096	5.6	.7	X
9940	Rental and leasing receipts	57	264 289	7 596	2.9	Z	X
42221	Drugs, & druggists' sundries whsle	8 053	X	203 147 771	X	100.0	87.7
0200	New and rebuilt automotive parts and supplies	14	77 642	3 037	3.9	Z	59.4
0223	Parts, n.e.c.	7	40 159	1 837	4.6	Z	X
0400	Household and lawn furniture	9	38 095	6 206	16.3	Z	76.1
0412	Sleep furniture and equipment	6	31 570	4 659	14.8	Z	X
0420	Office and business furniture	7	9 048	679	7.5	Z	X
0500	Household china, glassware, crockery, and plastic housewares	26	272 406	14 990	5.5	Z	X
0520	Linens, domestics, curtains, and draperies	8	13 220	281	2.1	Z	X
0540	Other home furnishings	106	3 451 091	195 083	5.7	.1	4
0541	Metal flatware and kitchen utensils	14	509 145	53 181	10.4	Z	X
0542	Mirrors, lamps, and picture frames	11	582 546	18 908	3.2	Z	X
0543	Home furnishings, n.e.c.	32	460 577	2 837	.6	Z	X
0800	Photographic equipment and supplies (excluding video)	132	7 688 778	146 295	1.9	.1	X
1000	Medical, hospital, and surgical supplies	446	21 402 982	2 031 494	9.5	1.0	1.3
1011	Surgical and medical instruments and equipment	248	8 641 717	242 966	2.8	.1	X
1012	Orthopedic, and prosthetic appliances and supplies	81	1 781 334	12 580	.7	Z	X
1013	Other surgical, medical, and hospital supplies	362	7 702 659	473 213	6.1	.2	X
1020	Dental supplies	8	63 841	6 743	10.6	Z	10.3
1021	Equipment (chairs, x-rays, cabinets, etc.)	6	6 377	3 473	54.5	Z	X
1030	Optical and ophthalmic goods	28	122 419	4 415	3.6	Z	28.7
1031	Ophthalmic goods	11	42 973	2 446	5.7	Z	X
1033	Optometric equipment and supplies	14	78 272	1 617	2.1	Z	X
1040	Religious and school supplies	45	1 627 240	60 966	3.7	Z	.8
1042	School supplies	22	759 194	53 136	7.0	Z	X
1050	Other professional equipment and supplies	28	294 091	74 952	25.5	Z	87.7
1056	Veterinarians' equipment and supplies	24	282 944	73 648	26.0	Z	X
1400	Electrical apparatus and equipment	27	362 593	36 173	10.0	Z	54.7
1415	Electric bulbs (all types)	16	316 896	13 243	4.2	Z	X
1419	Industrial controls	11	134 290	20 348	15.2	Z	X

See footnotes at end of table.

Table 1. All Types of Operation by Kind of Business and Commodity Line for Wholesale Trade: 1997—Con.

[Includes only establishments with payroll. For meaning of abbreviations and symbols, see introductory text. For explanation of terms, see Appendix A]

NAICS code and CL code	Kind of business and commodity line	Establishments handling commodity line		Commodity line sales			Sales coverage percent
		Number	Total sales (\$1,000)	Amount ¹ (\$1,000)	As percent of total sales of—		
					Establishments handling line	Establishments in NAICS industry ¹	
42221	Drugs, & druggists' sundries whse—Con.						
1500	Electrical appliances, household	80	2 270 656	121 388	5.3	.1	3.6
1511	Televisions	13	642 105	16 036	2.5	Z	X
1512	Radios, stereos, and CD players	13	642 105	26 738	4.2	Z	X
1518	Other electrical household appliances (including fans, dishwashers, etc.)	67	1 628 551	78 614	4.8	Z	X
1600	Electronic parts and equipment, except communication	17	120 035	18 493	15.4	Z	77.6
1618	Electronic parts and equipment, n.e.c.	6	104 633	17 789	17.0	Z	X
1650	Communication equipment and supplies	7	105 836	10 823	10.2	Z	87.7
1651	Telephones	6	104 633	10 463	10.0	Z	X
1700	Hardware	97	3 563 598	188 301	5.3	.1	.1
1713	Cutlery	45	1 860 292	70 641	3.8	Z	X
2320	General-purpose industrial machinery, equipment, and parts	9	23 267	2 245	9.6	Z	8.3
2327	All other new general-purpose industrial machinery and equipment	9	23 267	2 245	9.6	Z	X
2460	Other industrial supplies	10	78 841	5 283	6.7	Z	72.3
2466	Industrial supplies, n.e.c.	10	78 841	5 283	6.7	Z	X
2500	Beauty and barber equipment and supplies	10	21 102	5 891	27.9	Z	X
2520	Custodial (janitors') equipment and supplies	9	57 206	8 558	15.0	Z	5.3
2523	Custodial supplies	9	57 206	8 558	15.0	Z	X
2530	Laundry and dry-cleaning equipment and supplies	58	16 405 687	4 667 290	28.4	2.3	X
2700	Sporting and recreational goods and supplies	21	111 483	18 776	16.8	Z	20.1
2714	Camping and fishing equipment and accessories	9	400	1	.3	Z	X
2718	Other sporting and recreational goods (go carts, bait, etc.)	9	27 981	2 229	8.0	Z	X
2800	Toys and hobby goods and supplies	165	5 650 816	507 701	9.0	.3	.4
2811	Video games and cartridges	15	645 556	1 616	.3	Z	X
2812	Other toys and games (including fireworks and children's vehicles)	82	2 199 086	50 707	2.3	Z	X
2814	Other hobby goods and accessories	15	645 556	814	.1	Z	X
3000	Jewelry, diamonds, gem stones, and watches	36	2 014 178	240 771	12.0	.1	1.6
3016	Other jewel., silverware, and plated ware (incl. jewel. where gemstones less than 50% of value, gold filled sterling, and costume jewel. and medallions)	21	157 078	12 271	7.8	Z	X
3130	Compact discs, prerecorded audio tapes, and phonograph records	16	38 912	6 668	17.1	Z	X
3140	Prerecorded video tapes	7	16 832	742	4.4	Z	X
3200	Printing and writing paper	6	9 896	317	3.2	Z	X
3300	Stationery, office supplies and greeting cards	157	4 795 001	198 071	4.1	.1	2.6
3311	Business forms	26	1 351 048	9 241	.7	Z	X
3312	Stationery, photocopy paper, and typing paper	52	1 466 678	7 513	.5	Z	X
3313	Inked ribbons, carbon paper, pens and pencils	29	684 290	48 347	7.1	Z	X
3315	Greeting cards	99	3 983 181	80 782	2.0	Z	X
3316	Other stationery supplies (envelopes, ruled forms, and binder paper)	43	1 471 707	52 177	3.5	Z	X
3400	Industrial and personal services paper and plastics	70	1 957 618	223 242	11.4	.1	6.2
3412	Paper dishes, cups, and napkins	67	1 444 143	79 652	5.5	Z	X
3414	Disposable plastic boxes, containers, cups, dishes, and supplies	6	202 879	2 350	1.2	Z	X
3415	Other industrial and personal service paper	6	699 053	106 931	15.3	.1	X
3500	Drugs, pharmaceuticals, cosmetics, and toiletries	8 053	203 147 771	187 028 602	92.1	92.1	60.2
3511	Prescription drugs	2 540	154 773 942	132 563 557	85.7	65.3	X
3512	Nonprescription pharmaceuticals	2 790	102 905 532	14 030 707	13.6	6.9	X
3513	Cosmetics	2 178	34 390 452	10 051 293	29.2	4.9	X
3514	Perfumes	822	16 322 610	5 041 523	30.9	2.5	X
3515	Other toiletries and druggists' sundries	3 729	105 873 804	25 341 522	23.9	12.5	X
3600	Piece goods, knit and woven	15	52 784	8 530	16.2	Z	57.5
3615	Woolen and worsted piece goods	10	50 948	6 481	12.7	Z	X
3700	Notions (buttons, ribbons, lace, sewing accessories, zippers, bindings, etc.)	70	1 996 429	30 278	1.5	Z	X
3800	Men's and boys' wear	73	3 179 980	46 487	1.5	Z	.9
3812	Men's and boys' dress and casual shirts, slacks, and jeans	8	9 486	1 165	12.3	Z	X
3813	Men's and boys' underwear and nightwear	35	540 717	5 920	1.1	Z	X
3814	Men's and boys' work clothing and uniforms	8	9 486	154	1.6	Z	X
3815	Other men's and boys' wear (caps, hats, swimwear, neckwear, etc.)	18	183 663	8 280	4.5	Z	X
3900	Women's and children's wear	89	3 923 352	231 491	5.9	.1	.7
3911	Infants' and children's wear (to size 6X)	6	9 631	280	2.9	Z	X
3912	Women's misses', and girls' dresses and blouses	13	50 583	3 223	6.4	Z	X
3915	Women's and misses' underwear and sleepwear	53	1 671 976	19 673	1.2	Z	X
3916	Other women's, misses, and girl's wear (furs, sweaters, millinery, etc.)	14	297 484	6 771	2.3	Z	X
4000	Footwear	18	152 611	9 988	6.5	Z	11.9
4013	Other women's, misses', and girls' footwear	18	152 611	9 988	6.5	Z	X
4100	Frozen foods (packaged)	63	13 155 951	487 799	3.7	.2	87.7
4114	Fruits and fruit juices (frozen)	54	12 916 755	475 008	3.7	.2	X
4117	Other frozen foods (except frozen dairy products)	6	155 461	3 059	2.0	Z	X
4200	Dairy products (excluding dried or canned)	7	94 786	1 222	1.3	Z	X
4400	Confectionery	110	8 071 549	974 067	12.1	.5	.5
4411	Candy	42	586 185	30 148	5.1	Z	X
4412	Chewing gum	13	414 216	46 320	11.2	Z	X
4413	Nuts	30	1 705 325	90 775	5.3	Z	X
4414	Chips and popcorn	14	159 017	1 629	1.0	Z	X
4600	Meat and meat products (fresh and unpackage)	11	11 333	1 716	15.1	Z	49.1
4614	Pork (not killed on location)	7	4 894	1 459	29.8	Z	X
4800	Coffee, tea, and spices	87	13 183 968	1 164 201	8.8	.6	87.7
4811	Coffee	63	13 036 631	1 142 434	8.8	.6	X
4812	Tea	16	57 832	1 636	2.8	Z	X
4813	Spices	8	89 507	20 131	22.5	Z	X

See footnotes at end of table.

Table 1. All Types of Operation by Kind of Business and Commodity Line for Wholesale Trade: 1997—Con.

[Includes only establishments with payroll. For meaning of abbreviations and symbols, see introductory text. For explanation of terms, see Appendix A]

NAICS code and CL code	Kind of business and commodity line	Establishments handling commodity line		Commodity line sales			Sales coverage percent
		Number	Total sales (\$1,000)	Amount ¹ (\$1,000)	As percent of total sales of—		
					Establishments handling line	Establishments in NAICS industry ¹	
42221	Drugs, & druggists' sundries whsle—Con.						
4820	Bread and baked goods	62	12 904 089	184 045	1.4	.1	87.7
4822	Cookies, cakes, and other baked goods	62	12 904 089	184 045	1.4	.1	X
4830	Canned foods	39	2 723 557	253 418	9.3	.1	4.7
4831	Canned and bottled fruits, vegetables, and juices	22	1 887 936	160 641	8.5	.1	X
4834	Canned fish and seafoods	9	839 410	13 225	1.6	Z	X
4835	Canned milk	8	856 399	11 957	1.4	Z	X
4836	Other canned foods	8	793 926	11 873	1.5	Z	X
4840	Food and beverage basic materials (include flavoring extracts, fruit peel, hop extract, industrial molasses, sausage casings, malt, yeast, etc.)	66	1 315 877	293 209	22.3	.1	X
4850	Soft drinks and bottled water	26	316 312	8 277	2.6	Z	61.7
4851	Soft drinks, packaged	14	125 868	4 273	3.4	Z	X
4853	Bottled water	14	204 938	4 004	2.0	Z	X
4860	Other grocery specialties	203	20 334 378	1 135 159	5.6	.6	76.1
4861	Pasta	37	423 692	3 405	.8	Z	X
4862	Breakfast cereals	20	482 403	31 223	6.5	Z	X
4863	Cooking oils and margarine	90	16 776 790	356 207	2.1	.2	X
4864	Flour	23	117 923	1 285	1.1	Z	X
4865	Pickles, preserves, jellies, jams, and sauces	35	389 534	4 163	1.1	Z	X
4867	Pet foods	49	671 624	42 764	6.4	Z	X
4868	Grocery specialties, n.e.c.	75	3 335 362	695 719	20.9	.3	X
4900	Grain and beans	9	108 177	1 326	1.2	Z	X
5300	Plastics materials and basic shapes	20	233 275	18 116	7.8	Z	X
5330	Chemicals and allied products (excluding agricultural, plastics, gases, and petroleum)	170	2 257 703	216 831	9.6	.1	11.5
5335	Detergents and soaps	62	693 071	12 412	1.8	Z	X
5344	Other chemicals and allied products	88	1 417 000	184 784	13.0	.1	X
5800	Farm supplies	121	746 732	145 001	19.4	.1	37.5
5812	Feeds (poultry and livestock) not mixed on location	9	83 011	20 672	24.9	Z	X
5815	Insecticides, fungicides, and pesticides	51	370 081	48 315	13.1	Z	X
5818	Other farm supplies (including harness and saddlery equipment)	58	454 767	59 564	13.1	Z	X
5900	Tobacco and tobacco products	35	3 347 849	298 207	8.9	.1	6.4
5911	Cigars	10	95 613	381	.4	Z	X
5912	Cigarettes	19	1 012 814	124 529	12.3	.1	X
5913	Other tobacco products (excluding leaf)	10	95 613	767	.8	Z	X
6100	Books, periodicals, newspapers, and miscellaneous printed materials	59	201 622	5 904	2.9	Z	9.5
6101	Books	35	174 317	4 382	2.5	Z	X
6102	Other periodicals, newspapers, and miscellaneous printed materials	15	15 327	981	6.4	Z	X
6110	Flowers and florists' supplies	7	5 108	1 921	37.6	Z	X
6120	Art goods (including novelties and souvenirs)	21	35 634	5 955	16.7	Z	53.2
6122	Novelties and souvenirs	20	30 113	3 760	12.5	Z	X
6150	Nondurable goods, n.e.c.	63	743 170	66 601	9.0	Z	X
9700	Service receipts and labor charges (including installed parts)	164	1 344 043	109 654	8.2	.1	7.5
9701	Labor charges for repair work	6	12 705	49	.4	Z	X
9702	Parts installed in repair work	6	12 705	13	.1	Z	X
9703	Other service receipts and labor charges—Specify	150	1 266 706	107 380	8.5	.1	X
9720	Receipts for service contracts	12	45 126	2 372	5.3	Z	X
9810	Miscellaneous commodities	497	26 525 913	1 478 096	5.6	.7	X
9940	Rental and leasing receipts	57	264 289	7 596	2.9	Z	X
422210	Drugs, & druggists' sundries whsle	8 053	X	203 147 771	X	100.0	87.7
0200	New and rebuilt automotive parts and supplies	14	77 642	3 037	3.9	Z	59.4
0223	Parts, n.e.c.	7	40 159	1 837	4.6	Z	X
0400	Household and lawn furniture	9	38 095	6 206	16.3	Z	76.1
0412	Sleep furniture and equipment	6	31 570	4 659	14.8	Z	X
0420	Office and business furniture	7	9 048	679	7.5	Z	X
0500	Household china, glassware, crockery, and plastic housewares	26	272 406	14 990	5.5	Z	X
0520	Linen, domestics, curtains, and draperies	8	13 220	281	2.1	Z	X
0540	Other home furnishings	106	3 451 091	195 083	5.7	.1	.4
0541	Metal flatware and kitchen utensils	14	509 145	53 181	10.4	Z	X
0542	Mirrors, lamps, and picture frames	11	582 546	18 908	3.2	Z	X
0543	Home furnishings, n.e.c.	32	460 577	2 837	.6	Z	X
0800	Photographic equipment and supplies (excluding video)	132	7 688 778	146 295	1.9	.1	X
1000	Medical, hospital, and surgical supplies	446	21 402 982	2 031 494	9.5	1.0	1.3
1011	Surgical and medical instruments and equipment	248	8 641 717	242 966	2.8	.1	X
1012	Orthopedic, and prosthetic appliances and supplies	81	1 781 334	12 580	.7	Z	X
1013	Other surgical, medical, and hospital supplies	362	7 702 659	473 213	6.1	.2	X
1020	Dental supplies	8	63 841	6 743	10.6	Z	10.3
1021	Equipment (chairs, x-rays, cabinets, etc.)	6	6 377	3 473	54.5	Z	X
1030	Optical and ophthalmic goods	28	122 419	4 415	3.6	Z	28.7
1031	Ophthalmic goods	11	42 973	2 446	5.7	Z	X
1033	Optometric equipment and supplies	14	78 272	1 617	2.1	Z	X
1040	Religious and school supplies	45	1 627 240	60 966	3.7	Z	.8
1042	School supplies	22	759 194	53 136	7.0	Z	X
1050	Other professional equipment and supplies	28	294 091	74 952	25.5	Z	87.7
1056	Veterinarians' equipment and supplies	24	282 944	73 648	26.0	Z	X
1400	Electrical apparatus and equipment	27	362 593	36 173	10.0	Z	54.7
1415	Electric bulbs (all types)	16	316 896	13 243	4.2	Z	X
1419	Industrial controls	11	134 290	20 348	15.2	Z	X

See footnotes at end of table.

Table 1. All Types of Operation by Kind of Business and Commodity Line for Wholesale Trade: 1997—Con.

[Includes only establishments with payroll. For meaning of abbreviations and symbols, see introductory text. For explanation of terms, see Appendix A]

NAICS code and CL code	Kind of business and commodity line	Establishments handling commodity line		Commodity line sales			Sales coverage percent
		Number	Total sales (\$1,000)	Amount ¹ (\$1,000)	As percent of total sales of—		
					Establishments handling line	Establishments in NAICS industry ¹	
422210	Drugs, & druggists' sundries whse—Con.						
1500	Electrical appliances, household	80	2 270 656	121 388	5.3	.1	3.6
1511	Televisions	13	642 105	16 036	2.5	Z	X
1512	Radios, stereos, and CD players	13	642 105	26 738	4.2	Z	X
1518	Other electrical household appliances (including fans, dishwashers, etc.)	67	1 628 551	78 614	4.8	Z	X
1600	Electronic parts and equipment, except communication	17	120 035	18 493	15.4	Z	77.6
1618	Electronic parts and equipment, n.e.c.	6	104 633	17 789	17.0	Z	X
1650	Communication equipment and supplies	7	105 836	10 823	10.2	Z	87.7
1651	Telephones	6	104 633	10 463	10.0	Z	X
1700	Hardware	97	3 563 598	188 301	5.3	.1	.1
1713	Cutlery	45	1 860 292	70 641	3.8	Z	X
2320	General-purpose industrial machinery, equipment, and parts	9	23 267	2 245	9.6	Z	8.3
2327	All other new general-purpose industrial machinery and equipment	9	23 267	2 245	9.6	Z	X
2460	Other industrial supplies	10	78 841	5 283	6.7	Z	72.3
2466	Industrial supplies, n.e.c.	10	78 841	5 283	6.7	Z	X
2500	Beauty and barber equipment and supplies	10	21 102	5 891	27.9	Z	X
2520	Custodial (janitors') equipment and supplies	9	57 206	8 558	15.0	Z	5.3
2523	Custodial supplies	9	57 206	8 558	15.0	Z	X
2530	Laundry and dry-cleaning equipment and supplies	58	16 405 687	4 667 290	28.4	2.3	X
2700	Sporting and recreational goods and supplies	21	111 483	18 776	16.8	Z	20.1
2714	Camping and fishing equipment and accessories	9	400	1	.3	Z	X
2718	Other sporting and recreational goods (go carts, bait, etc.)	9	27 981	2 229	8.0	Z	X
2800	Toys and hobby goods and supplies	165	5 650 816	507 701	9.0	.3	.4
2811	Video games and cartridges	15	645 556	1 616	.3	Z	X
2812	Other toys and games (including fireworks and children's vehicles)	82	2 199 086	50 707	2.3	Z	X
2814	Other hobby goods and accessories	15	645 556	814	.1	Z	X
3000	Jewelry, diamonds, gem stones, and watches	36	2 014 178	240 771	12.0	.1	1.6
3016	Other jewel., silverware, and plated ware (incl. jewel. where gemstones less than 50% of value, gold filled sterling, and costume jewel. and medallions)	21	157 078	12 271	7.8	Z	X
3130	Compact discs, prerecorded audio tapes, and phonograph records	16	38 912	6 668	17.1	Z	X
3140	Prerecorded video tapes	7	16 832	742	4.4	Z	X
3200	Printing and writing paper	6	9 896	317	3.2	Z	X
3300	Stationery, office supplies and greeting cards	157	4 795 001	198 071	4.1	.1	2.6
3311	Business forms	26	1 351 048	9 241	.7	Z	X
3312	Stationery, photocopy paper, and typing paper	52	1 466 678	7 513	.5	Z	X
3313	Inked ribbons, carbon paper, pens and pencils	29	684 290	48 347	7.1	Z	X
3315	Greeting cards	99	3 983 181	80 782	2.0	Z	X
3316	Other stationery supplies (envelopes, ruled forms, and binder paper)	43	1 471 707	52 177	3.5	Z	X
3400	Industrial and personal services paper and plastics	70	1 957 618	223 242	11.4	.1	6.2
3412	Paper dishes, cups, and napkins	67	1 444 143	79 652	5.5	Z	X
3414	Disposable plastic boxes, containers, cups, dishes, and supplies	6	202 879	2 350	1.2	Z	X
3415	Other industrial and personal service paper	6	699 053	106 931	15.3	.1	X
3500	Drugs, pharmaceuticals, cosmetics, and toiletries	8 053	203 147 771	187 028 602	92.1	92.1	60.2
3511	Prescription drugs	2 540	154 773 942	132 563 557	85.7	65.3	X
3512	Nonprescription pharmaceuticals	2 790	102 905 532	14 030 707	13.6	6.9	X
3513	Cosmetics	2 178	34 390 452	10 051 293	29.2	4.9	X
3514	Perfumes	822	16 322 610	5 041 523	30.9	2.5	X
3515	Other toiletries and druggists' sundries	3 729	105 873 804	25 341 522	23.9	12.5	X
3600	Piece goods, knit and woven	15	52 784	8 530	16.2	Z	57.5
3615	Woolen and worsted piece goods	10	50 948	6 481	12.7	Z	X
3700	Notions (buttons, ribbons, lace, sewing accessories, zippers, bindings, etc.)	70	1 996 429	30 278	1.5	Z	X
3800	Men's and boys' wear	73	3 179 980	46 487	1.5	Z	.9
3812	Men's and boys' dress and casual shirts, slacks, and jeans	8	9 486	1 165	12.3	Z	X
3813	Men's and boys' underwear and nightwear	35	540 717	5 920	1.1	Z	X
3814	Men's and boys' work clothing and uniforms	8	9 486	154	1.6	Z	X
3815	Other men's and boys' wear (caps, hats, swimwear, neckwear, etc.)	18	183 663	8 280	4.5	Z	X
3900	Women's and children's wear	89	3 923 352	231 491	5.9	.1	.7
3911	Infants' and children's wear (to size 6X)	6	9 631	280	2.9	Z	X
3912	Women's misses', and girls' dresses and blouses	13	50 583	3 223	6.4	Z	X
3915	Women's and misses' underwear and sleepwear	53	1 671 976	19 673	1.2	Z	X
3916	Other women's, misses, and girl's wear (furs, sweaters, millinery, etc.)	14	297 484	6 771	2.3	Z	X
4000	Footwear	18	152 611	9 988	6.5	Z	11.9
4013	Other women's, misses', and girls' footwear	18	152 611	9 988	6.5	Z	X
4100	Frozen foods (packaged)	63	13 155 951	487 799	3.7	.2	87.7
4114	Fruits and fruit juices (frozen)	54	12 916 755	475 008	3.7	.2	X
4117	Other frozen foods (except frozen dairy products)	6	155 461	3 059	2.0	Z	X
4200	Dairy products (excluding dried or canned)	7	94 786	1 222	1.3	Z	X
4400	Confectionery	110	8 071 549	974 067	12.1	.5	.5
4411	Candy	42	586 185	30 148	5.1	Z	X
4412	Chewing gum	13	414 216	46 320	11.2	Z	X
4413	Nuts	30	1 705 325	90 775	5.3	Z	X
4414	Chips and popcorn	14	159 017	1 629	1.0	Z	X
4600	Meat and meat products (fresh and unpackage)	11	11 333	1 716	15.1	Z	49.1
4614	Pork (not killed on location)	7	4 894	1 459	29.8	Z	X
4800	Coffee, tea, and spices	87	13 183 968	1 164 201	8.8	.6	87.7
4811	Coffee	63	13 036 631	1 142 434	8.8	.6	X
4812	Tea	16	57 832	1 636	2.8	Z	X
4813	Spices	8	89 507	20 131	22.5	Z	X

See footnotes at end of table.

Table 1. All Types of Operation by Kind of Business and Commodity Line for Wholesale Trade: 1997—Con.

[Includes only establishments with payroll. For meaning of abbreviations and symbols, see introductory text. For explanation of terms, see Appendix A]

NAICS code and CL code	Kind of business and commodity line	Establishments handling commodity line		Commodity line sales			Sales coverage percent
		Number	Total sales (\$1,000)	Amount ¹ (\$1,000)	As percent of total sales of—		
					Establishments handling line	Establishments in NAICS industry ¹	
422210	Drugs, & druggists' sundries whse—Con.						
4820	Bread and baked goods	62	12 904 089	184 045	1.4	.1	87.7
4822	Cookies, cakes, and other baked goods	62	12 904 089	184 045	1.4	.1	X
4830	Canned foods	39	2 723 557	253 418	9.3	.1	4.7
4831	Canned and bottled fruits, vegetables, and juices	22	1 887 936	160 641	8.5	.1	X
4834	Canned fish and seafoods	9	839 410	13 225	1.6	Z	X
4835	Canned milk	8	856 399	11 957	1.4	Z	X
4836	Other canned foods	8	793 926	11 873	1.5	Z	X
4840	Food and beverage basic materials (include flavoring extracts, fruit peel, hop extract, industrial molasses, sausage casings, malt, yeast, etc.)	66	1 315 877	293 209	22.3	.1	X
4850	Soft drinks and bottled water	26	316 312	8 277	2.6	Z	61.7
4851	Soft drinks, packaged	14	125 868	4 273	3.4	Z	X
4853	Bottled water	14	204 938	4 004	2.0	Z	X
4860	Other grocery specialties	203	20 334 378	1 135 159	5.6	.6	76.1
4861	Pasta	37	423 692	3 405	.8	Z	X
4862	Breakfast cereals	20	482 403	31 223	6.5	Z	X
4863	Cooking oils and margarine	90	16 776 790	356 207	2.1	.2	X
4864	Flour	23	117 923	1 285	1.1	Z	X
4865	Pickles, preserves, jellies, jams, and sauces	35	389 534	4 163	1.1	Z	X
4867	Pet foods	49	671 624	42 764	6.4	Z	X
4868	Grocery specialties, n.e.c.	75	3 335 362	695 719	20.9	.3	X
4900	Grain and beans	9	108 177	1 326	1.2	Z	X
5300	Plastics materials and basic shapes	20	233 275	18 116	7.8	Z	X
5330	Chemicals and allied products (excluding agricultural, plastics, gases, and petroleum)	170	2 257 703	216 831	9.6	.1	11.5
5335	Detergents and soaps	62	693 071	12 412	1.8	Z	X
5344	Other chemicals and allied products	88	1 417 000	184 784	13.0	.1	X
5800	Farm supplies	121	746 732	145 001	19.4	.1	37.5
5812	Feeds (poultry and livestock) not mixed on location	9	83 011	20 672	24.9	Z	X
5815	Insecticides, fungicides, and pesticides	51	370 081	48 315	13.1	Z	X
5818	Other farm supplies (including harness and saddlery equipment)	58	454 767	59 564	13.1	Z	X
5900	Tobacco and tobacco products	35	3 347 849	298 207	8.9	.1	6.4
5911	Cigars	10	95 613	381	.4	Z	X
5912	Cigarettes	19	1 012 814	124 529	12.3	.1	X
5913	Other tobacco products (excluding leaf)	10	95 613	767	.8	Z	X
6100	Books, periodicals, newspapers, and miscellaneous printed materials	59	201 622	5 904	2.9	Z	9.5
6101	Books	35	174 317	4 382	2.5	Z	X
6102	Other periodicals, newspapers, and miscellaneous printed materials	15	15 327	981	6.4	Z	X
6110	Flowers and florists' supplies	7	5 108	1 921	37.6	Z	X
6120	Art goods (including novelties and souvenirs)	21	35 634	5 955	16.7	Z	53.2
6122	Novelties and souvenirs	20	30 113	3 760	12.5	Z	X
6150	Nondurable goods, n.e.c.	63	743 170	66 601	9.0	Z	X
9700	Service receipts and labor charges (including installed parts)	164	1 344 043	109 654	8.2	.1	7.5
9701	Labor charges for repair work	6	12 705	49	.4	Z	X
9702	Parts installed in repair work	6	12 705	13	.1	Z	X
9703	Other service receipts and labor charges—Specify	150	1 266 706	107 380	8.5	.1	X
9720	Receipts for service contracts	12	45 126	2 372	5.3	Z	X
9810	Miscellaneous commodities	497	26 525 913	1 478 096	5.6	.7	X
9940	Rental and leasing receipts	57	264 289	7 596	2.9	Z	X
4222101	General-line drugs whse	3 283	X	79 946 995	X	100.0	91.7
0200	New and rebuilt automotive parts and supplies	7	37 483	1 200	3.2	Z	X
0400	Household and lawn furniture	7	26 972	3 208	11.9	Z	X
0500	Household china, glassware, crockery, and plastic housewares	19	175 261	7 584	4.3	Z	X
0520	Linens, domestics, curtains, and draperies	8	13 220	281	2.1	Z	X
0540	Other home furnishings	57	1 552 268	74 926	4.8	.1	1.0
0541	Metal flatware and kitchen utensils	14	509 145	53 181	10.4	.1	X
0542	Mirrors, lamps, and picture frames	11	582 546	18 908	3.2	Z	X
0543	Home furnishings, n.e.c.	32	460 577	2 837	.6	Z	X
0800	Photographic equipment and supplies (excluding video)	63	4 809 968	87 264	1.8	.1	X
1000	Medical, hospital, and surgical supplies	272	10 179 731	602 045	5.9	.8	2.6
1011	Surgical and medical instruments and equipment	166	7 160 682	232 972	3.3	.3	X
1012	Orthopedic, and prosthetic appliances and supplies	39	502 081	8 590	1.7	Z	X
1013	Other surgical, medical, and hospital supplies	225	6 206 703	360 482	5.8	.5	X
1030	Optical and ophthalmic goods	14	44 147	2 798	6.3	Z	44.5
1031	Ophthalmic goods	11	42 973	2 446	5.7	Z	X
1040	Religious and school supplies	22	759 194	53 136	7.0	.1	2.3
1042	School supplies	22	759 194	53 136	7.0	.1	X
1050	Other professional equipment and supplies	28	294 091	74 952	25.5	.1	91.7
1056	Veterinarians' equipment and supplies	24	282 944	73 648	26.0	.1	X
1400	Electrical apparatus and equipment	21	318 809	33 591	10.5	Z	66.8
1415	Electric bulbs (all types)	16	316 896	13 243	4.2	Z	X
1419	Industrial controls	11	134 290	20 348	15.2	Z	X
1500	Electrical appliances, household	39	620 580	29 431	4.7	Z	1.2
1518	Other electrical household appliances (including fans, dishwashers, etc.)	39	620 580	29 431	4.7	Z	X
1600	Electronic parts and equipment, except communication	11	15 402	704	4.6	Z	X
1700	Hardware	45	1 860 292	70 641	3.8	.1	.2
1713	Cutlery	45	1 860 292	70 641	3.8	.1	X

See footnotes at end of table.

Table 1. All Types of Operation by Kind of Business and Commodity Line for Wholesale Trade: 1997—Con.

[Includes only establishments with payroll. For meaning of abbreviations and symbols, see introductory text. For explanation of terms, see Appendix A]

NAICS code and CL code	Kind of business and commodity line	Establishments handling commodity line		Commodity line sales			Sales coverage percent
		Number	Total sales (\$1,000)	Amount ¹ (\$1,000)	As percent of total sales of—		
					Establishments handling line	Establishments in NAICS industry ¹	
4222101	General-line drugs whse—Con.						
2320	General-purpose industrial machinery, equipment, and parts	8	23 196	2 238	9.6	Z	8.2
2327	All other new general-purpose industrial machinery and equipment	8	23 196	2 238	9.6	Z	X
2460	Other industrial supplies	10	78 841	5 283	6.7	Z	75.6
2466	Industrial supplies, n.e.c.	10	78 841	5 283	6.7	Z	X
2520	Custodial (janitors') equipment and supplies	9	57 206	8 558	15.0	Z	5.5
2523	Custodial supplies	9	57 206	8 558	15.0	Z	X
2700	Sporting and recreational goods and supplies	17	28 381	2 230	7.9	Z	28.6
2714	Camping and fishing equipment and accessories	9	400	1	.3	Z	X
2718	Other sporting and recreational goods (go carts, bait, etc.)	9	27 981	2 229	8.0	Z	X
2800	Toys and hobby goods and supplies	82	2 199 086	53 137	2.4	.1	1.2
2811	Video games and cartridges	15	645 556	1 616	.3	Z	X
2812	Other toys and games (including fireworks and children's vehicles)	82	2 199 086	50 707	2.3	.1	X
2814	Other hobby goods and accessories	15	645 556	814	.1	Z	X
3000	Jewelry, diamonds, gem stones, and watches	21	157 078	12 271	7.8	Z	21.9
3016	Other jewel., silverware, and plated ware (incl. jewel. where gemstones less than 50% of value, gold filled sterling, and costume jewel. and medallions)	21	157 078	12 271	7.8	Z	X
3130	Compact discs, prerecorded audio tapes, and phonograph records	14	28 196	1 310	4.6	Z	X
3140	Prerecorded video tapes	7	16 832	742	4.4	Z	X
3200	Printing and writing paper	6	9 896	317	3.2	Z	X
3300	Stationery, office supplies and greeting cards	78	1 673 512	109 636	6.6	.1	4.8
3311	Business forms	26	1 351 048	9 241	.7	Z	X
3312	Stationery, photocopy paper, and typing paper	52	1 466 678	7 513	.5	Z	X
3313	Inked ribbons, carbon paper, pens and pencils	13	69 538	391	.6	Z	X
3315	Greeting cards	52	1 597 110	53 342	3.3	.1	X
3316	Other stationery supplies (envelopes, ruled forms, and binder paper)	26	1 351 048	39 138	2.9	Z	X
3400	Industrial and personal services paper and plastics	39	812 016	151 060	18.6	.2	8.9
3412	Paper dishes, cups, and napkins	36	298 541	7 470	2.5	Z	X
3414	Disposable plastic boxes, containers, cups, dishes, and supplies	6	202 879	2 350	1.2	Z	X
3415	Other industrial and personal service paper	6	699 053	106 931	15.3	.1	X
3500	Drugs, pharmaceuticals, cosmetics, and toiletries	3 283	79 946 995	77 003 267	96.3	96.3	84.2
3511	Prescription drugs	1 383	72 358 688	63 041 587	87.1	78.9	X
3512	Nonprescription pharmaceuticals	1 433	69 511 173	4 967 511	7.1	6.2	X
3513	Cosmetics	576	12 917 613	870 722	6.7	1.1	X
3514	Perfumes	198	3 140 374	727 438	23.2	.9	X
3515	Other toiletries and druggists' sundries	1 733	65 534 697	7 396 009	11.3	9.3	X
3600	Piece goods, knit and woven	10	39 789	7 320	18.4	Z	X
3700	Notions (buttons, ribbons, lace, sewing accessories, zippers, bindings, etc.)	37	711 676	12 864	1.8	Z	X
3800	Men's and boys' wear	43	709 983	14 051	2.0	Z	4.5
3812	Men's and boys' dress and casual shirts, slacks, and jeans	8	9 486	1 165	12.3	Z	X
3813	Men's and boys' underwear and nightwear	34	535 811	4 452	.8	Z	X
3814	Men's and boys' work clothing and uniforms	8	9 486	154	1.6	Z	X
3815	Other men's and boys' wear (caps, hats, swimwear, neckwear, etc.)	18	183 663	8 280	4.5	Z	X
3900	Women's and children's wear	44	882 523	13 330	1.5	Z	3.1
3911	Infants' and children's wear (to size 6X)	6	9 631	280	2.9	Z	X
3912	Women's misses', and girls' dresses and blouses	13	50 583	3 223	6.4	Z	X
3915	Women's and misses' underwear and sleepwear	18	534 457	3 054	.6	Z	X
3916	Other women's, misses, and girl's wear (furs, sweaters, millinery, etc.)	14	297 484	6 771	2.3	Z	X
4000	Footwear	18	152 611	9 988	6.5	Z	12.5
4013	Other women's, misses', and girls' footwear	18	152 611	9 988	6.5	Z	X
4100	Frozen foods (packaged)	6	155 461	3 059	2.0	Z	90.8
4117	Other frozen foods (except frozen dairy products)	6	155 461	3 059	2.0	Z	X
4400	Confectionery	44	1 718 272	99 393	5.8	.1	.5
4411	Candy	29	171 969	6 989	4.1	Z	X
4413	Nuts	30	1 705 325	90 775	5.3	.1	X
4414	Chips and popcorn	14	159 017	1 629	1.0	Z	X
4600	Meat and meat products (fresh and unpackage)	11	11 333	1 716	15.1	Z	51.3
4614	Pork (not killed on location)	7	4 894	1 459	29.8	Z	X
4800	Coffee, tea, and spices	20	101 884	2 974	2.9	Z	76.6
4812	Tea	14	57 751	1 611	2.8	Z	X
4820	Bread and baked goods	9	36 097	778	2.2	Z	91.7
4822	Cookies, cakes, and other baked goods	9	36 097	778	2.2	Z	X
4830	Canned foods	21	1 839 175	189 058	10.3	.2	1.6
4831	Canned and bottled fruits, vegetables, and juices	21	1 839 175	158 212	8.6	.2	X
4834	Canned fish and seafoods	7	745 165	9 444	1.3	Z	X
4835	Canned milk	8	856 399	11 957	1.4	Z	X
4836	Other canned foods	7	745 165	9 444	1.3	Z	X
4840	Food and beverage basic materials (include flavoring extracts, fruit peel, hop extract, industrial molasses, sausage casings, malt, yeast, etc.)	17	276 092	68 267	24.7	.1	X
4850	Soft drinks and bottled water	19	137 646	5 070	3.7	Z	36.1
4851	Soft drinks, packaged	13	77 104	2 322	3.0	Z	X
4853	Bottled water	8	75 036	2 748	3.7	Z	X
4860	Other grocery specialties	86	1 661 685	241 281	14.5	.3	36.1
4861	Pasta	26	237 080	2 733	1.2	Z	X
4862	Breakfast cereals	20	482 403	31 223	6.5	Z	X
4863	Cooking oils and margarine	24	190 650	1 783	.9	Z	X
4864	Flour	23	117 923	1 285	1.1	Z	X
4865	Pickles, preserves, jellies, jams, and sauces	24	202 922	787	.4	Z	X
4867	Pet foods	30	400 280	8 606	2.2	Z	X
4868	Grocery specialties, n.e.c.	32	1 333 541	194 496	14.6	.2	X

See footnotes at end of table.

Table 1. All Types of Operation by Kind of Business and Commodity Line for Wholesale Trade: 1997—Con.

[Includes only establishments with payroll. For meaning of abbreviations and symbols, see introductory text. For explanation of terms, see Appendix A]

NAICS code and CL code	Kind of business and commodity line	Establishments handling commodity line		Commodity line sales			Sales coverage percent
		Number	Total sales (\$1,000)	Amount ¹ (\$1,000)	As percent of total sales of—		
					Establishments handling line	Establishments in NAICS industry ¹	
4222101	General-line drugs whlse—Con.						
4900	Grain and beans	6	24 442	376	1.5	Z	X
5300	Plastics materials and basic shapes	7	132 011	4 448	3.4	Z	X
5330	Chemicals and allied products (excluding agricultural, plastics, gases, and petroleum)	107	1 034 750	144 477	14.0	.2	20.4
5335	Detergents and soaps	40	117 027	8 276	7.1	Z	X
5344	Other chemicals and allied products	58	904 055	129 294	14.3	.2	X
5800	Farm supplies	66	500 684	87 191	17.4	.1	51.0
5812	Feeds (poultry and livestock) not mixed on location	9	83 011	20 672	24.9	Z	X
5815	Insecticides, fungicides, and pesticides	51	370 081	48 315	13.1	.1	X
5900	Tobacco and tobacco products	19	1 012 814	125 677	12.4	.2	24.0
5911	Cigars	10	95 613	381	.4	Z	X
5912	Cigarettes	19	1 012 814	124 529	12.3	.2	X
5913	Other tobacco products (excluding leaf)	10	95 613	767	.8	Z	X
6100	Books, periodicals, newspapers, and miscellaneous printed materials	50	189 644	5 363	2.8	Z	10.5
6101	Books	35	174 317	4 382	2.5	Z	X
6102	Other periodicals, newspapers, and miscellaneous printed materials	15	15 327	981	6.4	Z	X
6110	Flowers and florists' supplies	6	4 815	1 897	39.4	Z	X
6120	Art goods (including novelties and souvenirs)	17	27 724	3 812	13.8	Z	68.1
6122	Novelties and souvenirs	17	27 724	3 712	13.4	Z	X
6150	Nondurable goods, n.e.c.	45	598 219	35 953	6.0	Z	X
9700	Service receipts and labor charges (including installed parts)	95	630 551	51 555	8.2	.1	11.6
9701	Labor charges for repair work	6	12 705	49	.4	Z	X
9702	Parts installed in repair work	6	12 705	13	.1	Z	X
9703	Other service receipts and labor charges—Specify	89	617 846	51 493	8.3	.1	X
9720	Receipts for service contracts	12	45 126	2 372	5.3	Z	X
9810	Miscellaneous commodities	252	2 230 550	333 820	15.0	.4	X
9940	Rental and leasing receipts	39	232 909	6 493	2.8	Z	X
4222102	Specialty-line drug, pharmaceutical, cosmetic, & toiletries whlse	4 770	X	123 200 776	X	100.0	85.2
0200	New and rebuilt automotive parts and supplies	7	40 159	1 837	4.6	Z	85.2
0223	Parts, n.e.c.	7	40 159	1 837	4.6	Z	X
0500	Household china, glassware, crockery, and plastic housewares	7	97 145	7 406	7.6	Z	X
0540	Other home furnishings	49	1 898 823	120 157	6.3	.1	X
0800	Photographic equipment and supplies (excluding video)	69	2 878 810	59 031	2.1	Z	X
1000	Medical, hospital, and surgical supplies	174	11 223 251	1 429 449	12.7	1.2	.2
1011	Surgical and medical instruments and equipment	82	1 481 035	9 994	.7	Z	X
1012	Orthopedic, and prosthetic appliances and supplies	41	1 279 253	3 990	.3	Z	X
1013	Other surgical, medical, and hospital supplies	136	1 495 956	112 731	7.5	.1	X
1030	Optical and ophthalmic goods	14	78 272	1 617	2.1	Z	12.5
1033	Optometric equipment and supplies	14	78 272	1 617	2.1	Z	X
1040	Religious and school supplies	23	868 046	7 830	.9	Z	X
1400	Electrical apparatus and equipment	6	43 784	2 582	5.9	Z	X
1500	Electrical appliances, household	41	1 650 076	91 957	5.6	.1	4.4
1511	Televisions	13	642 105	16 036	2.5	Z	X
1512	Radios, stereos, and CD players	13	642 105	26 738	4.2	Z	X
1518	Other electrical household appliances (including fans, dishwashers, etc.)	28	1 007 971	49 183	4.9	Z	X
1600	Electronic parts and equipment, except communication	6	104 633	17 789	17.0	Z	85.2
1618	Electronic parts and equipment, n.e.c.	6	104 633	17 789	17.0	Z	X
1650	Communication equipment and supplies	6	104 633	10 463	10.0	Z	85.2
1651	Telephones	6	104 633	10 463	10.0	Z	X
1700	Hardware	52	1 703 306	117 660	6.9	.1	X
2500	Beauty and barber equipment and supplies	7	18 842	5 721	30.4	Z	X
2530	Laundry and dry-cleaning equipment and supplies	55	16 399 528	4 667 011	28.5	3.8	X
2800	Toys and hobby goods and supplies	83	3 451 730	454 564	13.2	.4	X
3000	Jewelry, diamonds, gem stones, and watches	15	1 857 100	228 500	12.3	.2	X
3300	Stationery, office supplies and greeting cards	79	3 121 489	88 435	2.8	.1	1.6
3313	Inked ribbons, carbon paper, pens and pencils	16	614 752	47 956	7.8	Z	X
3315	Greeting cards	47	2 386 071	27 440	1.2	Z	X
3316	Other stationery supplies (envelopes, ruled forms, and binder paper)	17	120 659	13 039	10.8	Z	X
3400	Industrial and personal services paper and plastics	31	1 145 602	72 182	6.3	.1	4.1
3412	Paper dishes, cups, and napkins	31	1 145 602	72 182	6.3	.1	X
3500	Drugs, pharmaceuticals, cosmetics, and toiletries	4 770	123 200 776	110 025 335	89.3	89.3	44.6
3511	Prescription drugs	1 157	82 415 254	69 521 970	84.4	56.4	X
3512	Nonprescription pharmaceuticals	1 356	33 394 359	9 063 196	27.1	7.4	X
3513	Cosmetics	1 602	21 472 839	9 180 571	42.8	7.5	X
3514	Perfumes	624	13 182 236	4 314 085	32.7	3.5	X
3515	Other toiletries and druggists' sundries	1 996	40 339 107	17 945 513	44.5	14.6	X
3700	Notions (buttons, ribbons, lace, sewing accessories, zippers, bindings, etc.)	33	1 284 753	17 414	1.4	Z	X
3800	Men's and boys' wear	30	2 469 997	32 436	1.3	Z	X
3900	Women's and children's wear	45	3 040 829	218 161	7.2	.2	X
3915	Women's and misses' underwear and sleepwear	35	1 137 519	16 619	1.5	Z	X
4100	Frozen foods (packaged)	57	13 000 490	484 740	3.7	.4	85.2
4114	Fruits and fruit juices (frozen)	54	12 916 755	475 008	3.7	.4	X
4400	Confectionery	66	6 353 277	874 674	13.8	.7	.5
4411	Candy	13	414 216	23 159	5.6	Z	X
4412	Chewing gum	13	414 216	46 320	11.2	Z	X

See footnotes at end of table.

Table 1. All Types of Operation by Kind of Business and Commodity Line for Wholesale Trade: 1997—Con.

[Includes only establishments with payroll. For meaning of abbreviations and symbols, see introductory text. For explanation of terms, see Appendix A]

NAICS code and CL code	Kind of business and commodity line	Establishments handling commodity line		Commodity line sales			Sales coverage percent
		Number	Total sales (\$1,000)	Amount ¹ (\$1,000)	As percent of total sales of—		
					Establishments handling line	Establishments in NAICS industry ¹	
4222102	Specialty-line drug, pharmaceutical, cosmetic, & toiletries whsle—Con.						
4800	Coffee, tea, and spices	67	13 082 084	1 161 227	8.9	.9	85.2
4811	Coffee	59	12 997 896	1 142 027	8.8	.9	X
4813	Spices	6	84 106	19 175	22.8	Z	X
4820	Bread and baked goods	53	12 867 992	183 267	1.4	.1	85.2
4822	Cookies, cakes, and other baked goods	53	12 867 992	183 267	1.4	.1	X
4830	Canned foods	18	884 382	64 360	7.3	.1	X
4840	Food and beverage basic materials (include flavoring extracts, fruit peel, hop extract, industrial molasses, sausage casings, malt, yeast, etc.)	49	1 039 785	224 942	21.6	.2	X
4850	Soft drinks and bottled water	7	178 666	3 207	1.8	Z	85.2
4853	Bottled water	6	129 902	1 256	1.0	Z	X
4860	Other grocery specialties	117	18 672 693	893 878	4.8	.7	77.1
4861	Pasta	11	186 612	672	.4	Z	X
4863	Cooking oils and margarine	66	16 586 140	354 424	2.1	.3	X
4865	Pickles, preserves, jellies, jams, and sauces	11	186 612	3 376	1.8	Z	X
4867	Pet foods	19	271 344	34 158	12.6	Z	X
4868	Grocery specialties, n.e.c.	43	2 001 821	501 223	25.0	.4	X
5300	Plastics materials and basic shapes	13	101 264	13 668	13.5	Z	X
5330	Chemicals and allied products (excluding agricultural, plastics, gases, and petroleum)	63	1 222 953	72 354	5.9	.1	4.5
5335	Detergents and soaps	22	576 044	4 136	.7	Z	X
5344	Other chemicals and allied products	31	512 945	55 490	10.8	Z	X
5800	Farm supplies	55	246 048	57 810	23.5	Z	9.3
5818	Other farm supplies (including harness and saddlery equipment)	55	246 048	57 810	23.5	Z	X
5900	Tobacco and tobacco products	16	2 335 035	172 530	7.4	.1	X
6100	Books, periodicals, newspapers, and miscellaneous printed materials	9	11 978	541	4.5	Z	X
6150	Nondurable goods, n.e.c.	18	144 951	30 648	21.1	Z	X
9700	Service receipts and labor charges (including installed parts)	69	713 492	58 099	8.1	Z	.3
9703	Other service receipts and labor charges—Specify	61	648 860	55 887	8.6	Z	X
9810	Miscellaneous commodities	245	24 295 363	1 144 276	4.7	.9	X
9940	Rental and leasing receipts	18	31 380	1 103	3.5	Z	X
4223	Apparel, piece goods, & notions whsle	20 707	X	124 104 420	X	100.0	69.3
0100	New and used automobiles, motorcycles, etc.	8	70 578	3 666	5.2	Z	X
0200	New and rebuilt automotive parts and supplies	16	59 673	16 487	27.6	Z	53.8
0224	Accessories	12	24 757	6 125	24.7	Z	X
0400	Household and lawn furniture	57	270 970	30 088	11.1	Z	48.9
0411	Upholstered furniture	23	189 862	17 110	9.0	Z	X
0412	Sleep furniture and equipment	9	24 524	5 144	21.0	Z	X
0413	Lawn furniture and equipment	8	9 430	854	9.1	Z	X
0414	Other furniture (including sleep sofas)	21	72 940	6 336	8.7	Z	X
0500	Household china, glassware, crockery, and plastic housewares	31	44 818	2 841	6.3	Z	X
0520	Linens, domestics, curtains, and draperies	254	1 394 373	209 540	15.0	.2	16.3
0521	Bedspreads, blankets, and bedding	66	489 436	42 798	8.7	Z	X
0522	Curtains and draperies	124	541 086	69 130	12.8	.1	X
0523	Shades and blinds	19	30 384	4 987	16.4	Z	X
0524	Towels and washcloths	86	505 204	38 665	7.7	Z	X
0525	Other linens and domestics	32	477 293	37 934	7.9	Z	X
0530	Flooring and floor coverings	17	322 512	129 392	40.1	.1	67.2
0531	Soft-surface (textile) floor coverings and accessories (including rugs, carpets, and pads)	8	308 393	124 587	40.4	.1	X
0532	Hardwood flooring	6	671	54	8.0	Z	X
0540	Other home furnishings	93	236 545	11 929	5.0	Z	12.2
0541	Metal flatware and kitchen utensils	28	22 579	1 313	5.8	Z	X
0542	Mirrors, lamps, and picture frames	35	55 899	3 647	6.5	Z	X
0543	Home furnishings, n.e.c.	19	54 817	1 801	3.3	Z	X
0800	Photographic equipment and supplies (excluding video)	12	114 380	14 629	12.8	Z	X
0900	Office equipment	10	22 007	3 240	14.7	Z	X
0950	Computer software (packaged)	6	18 197	2 367	13.0	Z	X
0960	Restaurant and hotel equipment and supplies	12	13 145	1 061	8.1	Z	X
0970	Store machines and equipment	9	19 965	4 503	22.6	Z	46.7
0972	Other store machines and equipment	9	19 965	4 503	22.6	Z	X
1000	Medical, hospital, and surgical supplies	43	246 518	63 246	25.7	.1	29.1
1011	Surgical and medical instruments and equipment	10	66 969	27 876	41.6	Z	X
1013	Other surgical, medical, and hospital supplies	33	179 549	35 370	19.7	Z	X
1030	Optical and ophthalmic goods	10	19 114	1 959	10.2	Z	33.8
1031	Ophthalmic goods	6	8 933	299	3.3	Z	X
1120	Flat iron and steel products	28	26 704	2 444	9.2	Z	14.5
1121	Plates	11	11 017	1 453	13.2	Z	X
1400	Electrical apparatus and equipment	25	58 440	5 739	9.8	Z	2.7
1418	Lighting fixtures (residential and commercial)	7	10 078	1 713	17.0	Z	X
1500	Electrical appliances, household	21	53 480	4 695	8.8	Z	8.0
1512	Radios, stereos, and CD players	6	15 712	1 026	6.5	Z	X
1600	Electronic parts and equipment, except communication	27	106 792	6 708	6.3	Z	X
1700	Hardware	40	240 041	28 214	11.8	Z	12.0
1713	Cutlery	13	45 212	14 196	31.4	Z	X

See footnotes at end of table.

Table 1. All Types of Operation by Kind of Business and Commodity Line for Wholesale Trade: 1997—Con.

[Includes only establishments with payroll. For meaning of abbreviations and symbols, see introductory text. For explanation of terms, see Appendix A]

NAICS code and CL code	Kind of business and commodity line	Establishments handling commodity line		Commodity line sales			Sales coverage percent
		Number	Total sales (\$1,000)	Amount ¹ (\$1,000)	As percent of total sales of—		
					Establishments handling line	Establishments in NAICS industry ¹	
4223	Apparel, piece goods, & notions whse—Con.						
2320	General-purpose industrial machinery, equipment, and parts	70	814 221	67 761	8.3	.1	2.7
2328	Used general-purpose industrial machinery and equipment	42	674 948	53 453	7.9	Z	X
2330	Metalworking machinery, equipment, and parts	8	69 210	7 224	10.4	Z	X
2360	Other industrial machinery, equipment, and parts	17	145 415	29 416	20.2	Z	X
2460	Other industrial supplies	23	45 865	5 590	12.2	Z	43.0
2462	Abrasives and abrasive materials	13	9 123	794	8.7	Z	X
2520	Custodial (janitors') equipment and supplies	6	24 766	7 775	31.4	Z	X
2540	Other service establishment equipment and supplies	167	220 226	36 485	16.6	Z	12.1
2542	Service establishment equipment and supplies, n.e.c.	164	218 147	36 296	16.6	Z	X
2600	Aircraft and aeronautical equipment and supplies	7	10 747	886	8.2	Z	X
2700	Sporting and recreational goods and supplies	454	3 258 162	265 230	8.1	.2	13.0
2711	Ammunition, firearms, reloading equipment, archery supplies, shooting aids, and accessories	19	95 336	6 203	6.5	Z	X
2712	Bicycles and bicycle tires and tubes	26	67 682	6 685	9.9	Z	X
2713	Billiards, pool, bowling equipment, and accessories	15	21 220	863	4.1	Z	X
2714	Camping and fishing equipment and accessories	71	1 132 261	29 422	2.6	Z	X
2715	Athletic equipment and accessories	294	1 696 440	169 218	10.0	.1	X
2716	Skiing equipment	18	19 686	1 334	6.8	Z	X
2718	Other sporting and recreational goods (go carts, bait, etc.)	112	507 095	49 511	9.8	Z	X
2800	Toys and hobby goods and supplies	244	857 541	93 508	10.9	.1	21.7
2811	Video games and cartridges	10	17 161	233	1.4	Z	X
2812	Other toys and games (including fireworks and children's vehicles)	117	650 982	37 458	5.8	Z	X
2813	Crafts and craft supplies	53	194 922	19 896	10.2	Z	X
2814	Other hobby goods and accessories	112	382 297	30 306	7.9	Z	X
2930	Recyclable paper and paperboard	7	9 970	686	6.9	Z	X
2940	Recyclable materials, except metal	10	94 016	26 230	27.9	Z	69.3
2941	Wiping cloths, waste rags, and textile waste	10	94 016	26 230	27.9	Z	X
3000	Jewelry, diamonds, gem stones, and watches	239	652 797	43 382	6.6	Z	4.1
3011	Diamond jewelry and diamond jewelry where lapidary work was not performed at this location	7	24 325	4 683	19.3	Z	X
3014	Watches, clocks, and watch movements and cases	29	124 336	8 328	6.7	Z	X
3016	Other jewel., silverware, and plated ware (incl. jewel. where gemstones less than 50% of value, gold filled sterling, and costume jewel. and medallions)	185	355 503	26 802	7.5	Z	X
3130	Compact discs, prerecorded audio tapes, and phonograph records	9	13 278	3 391	25.5	Z	X
3140	Prerecorded video tapes	8	178 846	12 589	7.0	Z	X
3150	Other durable goods	21	33 068	3 996	12.1	Z	60.7
3152	Luggage	17	25 331	2 653	10.5	Z	X
3200	Printing and writing paper	8	9 315	949	10.2	Z	X
3300	Stationery, office supplies and greeting cards	67	264 484	22 126	8.4	Z	5.7
3311	Business forms	26	88 391	8 091	9.2	Z	X
3313	Inked ribbons, carbon paper, pens and pencils	11	90 919	3 294	3.6	Z	X
3315	Greeting cards	12	47 443	433	.9	Z	X
3316	Other stationery supplies (envelopes, ruled forms, and binder paper)	18	51 007	4 078	8.0	Z	X
3400	Industrial and personal services paper and plastics	37	77 137	8 144	10.6	Z	14.9
3411	Paperboard and boxboard boxes	11	19 853	1 009	5.1	Z	X
3412	Paper dishes, cups, and napkins	12	29 746	3 024	10.2	Z	X
3415	Other industrial and personal service paper	9	18 812	2 605	13.8	Z	X
3500	Drugs, pharmaceuticals, cosmetics, and toiletries	127	488 572	95 479	19.5	.1	22.1
3511	Prescription drugs	27	105 256	5 317	5.1	Z	X
3512	Nonprescription pharmaceuticals	8	3 710	401	10.8	Z	X
3513	Cosmetics	15	2 970	227	7.6	Z	X
3514	Perfumes	9	87 107	26 775	30.7	Z	X
3515	Other toiletries and druggists' sundries	66	279 898	61 323	21.9	Z	X
3600	Piece goods, knit and woven	4 515	23 929 722	21 039 004	87.9	17.0	46.6
3611	Goods purchased grey and finished on contract	589	3 940 625	1 017 325	25.8	.8	X
3612	Cotton (including blends)	2 419	11 775 235	6 095 940	51.8	4.9	X
3613	Synthetics (excluding synthetic knits)	2 144	9 588 297	4 835 387	50.4	3.9	X
3614	Knit fabrics, n.e.c. (including double knit)	1 386	6 952 711	3 964 924	57.0	3.2	X
3615	Woolen and worsted piece goods	861	3 517 371	1 295 363	36.8	1.0	X
3616	Other piece goods	1 701	7 527 822	3 736 715	49.6	3.0	X
3700	Notions (buttons, ribbons, lace, sewing accessories, zippers, bindings, etc.)	1 856	5 095 445	3 496 506	68.6	2.8	X
3800	Men's and boys' wear	6 972	52 902 278	33 397 756	63.1	26.9	55.6
3811	Men's and boys' suits, coats, and formal wear	1 592	10 067 339	4 181 277	41.5	3.4	X
3812	Men's and boys' dress and casual shirts, slacks, and jeans	3 885	36 779 651	19 377 690	52.7	15.6	X
3813	Men's and boys' underwear and nightwear	831	5 888 088	1 674 456	28.4	1.3	X
3814	Men's and boys' work clothing and uniforms	1 280	5 390 880	3 255 711	60.4	2.6	X
3815	Other men's and boys' wear (caps, hats, swimwear, neckwear, etc.)	2 525	20 248 520	4 895 068	24.2	3.9	X
3900	Women's and children's wear	10 603	66 816 710	42 422 403	63.5	34.2	53.3
3911	Infants' and children's wear (to size 6X)	2 178	13 578 761	5 281 390	38.9	4.3	X
3912	Women's misses', and girls' dresses and blouses	4 978	27 223 420	14 263 481	52.4	11.5	X
3913	Women's, misses', and girls' suits and coats	1 609	9 348 131	3 423 063	36.6	2.8	X
3914	Women's and misses' outerwear	2 407	23 582 307	6 459 661	27.4	5.2	X
3915	Women's and misses' underwear and sleepwear	1 401	9 303 219	4 470 108	48.0	3.6	X
3916	Other women's, misses, and girl's wear (furs, sweaters, millinery, etc.)	3 180	17 338 827	8 493 043	49.0	6.8	X

See footnotes at end of table.

Table 1. All Types of Operation by Kind of Business and Commodity Line for Wholesale Trade: 1997—Con.

[Includes only establishments with payroll. For meaning of abbreviations and symbols, see introductory text. For explanation of terms, see Appendix A]

NAICS code and CL code	Kind of business and commodity line	Establishments handling commodity line		Commodity line sales			Sales coverage percent
		Number	Total sales (\$1,000)	Amount ¹ (\$1,000)	As percent of total sales of—		
					Establishments handling line	Establishments in NAICS industry ¹	
4223	Apparel, piece goods, & notions whlse—Con.						
4000	Footwear	2 555	28 556 192	21 251 552	74.4	17.1	59.0
4011	All athletic footwear	834	15 898 395	9 326 922	58.7	7.5	X
4012	Infants' footwear	317	2 346 184	290 688	12.4	.2	X
4013	Other women's, misses', and girls' footwear	1 491	13 430 074	6 931 036	51.6	5.6	X
4014	Other men's and boy's footwear	1 256	11 378 962	4 382 434	38.5	3.5	X
4015	Shoe accessories	356	2 414 804	320 460	13.3	.3	X
4830	Canned foods	7	66 273	15 702	23.7	Z	X
4860	Other grocery specialties	16	32 482	3 952	12.2	Z	4.9
4868	Grocery specialties, n.e.c.	10	14 521	1 962	13.5	Z	X
5200	Raw cotton	25	24 847	1 989	8.0	Z	X
5300	Plastics materials and basic shapes	39	135 411	13 118	9.7	Z	35.3
5311	Plastic pipes, rods, tubes, and shapes	16	80 248	1 700	2.1	Z	X
5314	Other plastics materials and basic shapes	6	9 674	2 469	25.5	Z	X
5330	Chemicals and allied products (excluding agricultural, plastics, gases, and petroleum)	46	538 587	116 021	21.5	.1	23.6
5334	Organic fibers	21	411 311	76 178	18.5	.1	X
5335	Detergents and soaps	13	29 756	2 631	8.8	Z	X
5344	Other chemicals and allied products	21	122 893	37 037	30.1	Z	X
5400	Petroleum products	7	73 285	1 505	2.1	Z	X
5800	Farm supplies	8	14 614	522	3.6	Z	X
6000	Paint, paint supplies, and wallpaper	106	405 482	35 686	8.8	Z	6.5
6011	Architectural coatings (enamels, primers, stains, solvents, and lacquers)	24	120 006	7 781	6.5	Z	X
6013	Special purpose coatings (automotive, refinish, marine, traffic coatings) ..	6	4 287	632	14.7	Z	X
6014	Paint supplies	7	17 944	2 726	15.2	Z	X
6015	Wallpaper	81	276 103	23 993	8.7	Z	X
6100	Books, periodicals, newspapers, and miscellaneous printed materials	45	148 950	7 523	5.1	Z	X
6110	Flowers and florists' supplies	14	51 463	6 001	11.7	Z	X
6120	Art goods (including novelties and souvenirs)	255	477 148	56 245	11.8	Z	22.2
6121	Art materials	41	76 352	2 617	3.4	Z	X
6122	Novelties and souvenirs	212	396 804	53 185	13.4	Z	X
6130	Textile bags, bagging, and burlap	51	121 443	25 675	21.1	Z	X
6150	Nondurable goods, n.e.c.	245	1 427 042	330 470	23.2	.3	X
9700	Service receipts and labor charges (including installed parts)	225	1 000 260	198 006	19.8	.2	6.5
9701	Labor charges for repair work	103	736 804	160 273	21.8	.1	X
9702	Parts installed in repair work	17	40 434	2 758	6.8	Z	X
9703	Other service receipts and labor charges—Specify	138	454 958	26 475	5.8	Z	X
9730	Advertising specialties (paper novelties, etc.)	86	136 611	26 260	19.2	Z	X
9810	Miscellaneous commodities	644	3 776 591	294 965	7.8	.2	X
9940	Rental and leasing receipts	63	640 024	17 929	2.8	Z	.3
9941	Computer rental and leasing receipts	15	18 219	771	4.2	Z	X
42231	Piece goods, notions, & other dry goods whlse	5 666	X	25 776 927	X	100.0	63.9
0200	New and rebuilt automotive parts and supplies	8	7 043	2 369	33.6	Z	X
0400	Household and lawn furniture	37	225 844	23 630	10.5	.1	X
0500	Household china, glassware, crockery, and plastic housewares	9	19 684	876	4.5	Z	X
0520	Linens, domestics, curtains, and draperies	147	765 193	153 283	20.0	.6	X
0530	Flooring and floor coverings	15	318 522	129 073	40.5	.5	X
0540	Other home furnishings	17	45 639	2 948	6.5	Z	X
0800	Photographic equipment and supplies (excluding video)	7	109 702	14 327	13.1	.1	X
0900	Office equipment	6	6 111	303	5.0	Z	X
0950	Computer software (packaged)	6	18 197	2 367	13.0	Z	X
0960	Restaurant and hotel equipment and supplies	9	10 799	521	4.8	Z	X
0970	Store machines and equipment	9	19 965	4 503	22.6	Z	X
1120	Flat iron and steel products	28	26 704	2 444	9.2	Z	X
1400	Electrical apparatus and equipment	11	17 162	2 066	12.0	Z	X
1600	Electronic parts and equipment, except communication	8	25 369	2 120	8.4	Z	X
1700	Hardware	22	137 866	15 351	11.1	.1	X
2320	General-purpose industrial machinery, equipment, and parts	52	698 647	55 093	7.9	.2	X
2330	Metalworking machinery, equipment, and parts	7	64 972	6 377	9.8	Z	X
2360	Other industrial machinery, equipment, and parts	12	69 264	20 932	30.2	.1	X
2460	Other industrial supplies	17	39 342	5 221	13.3	Z	X
2540	Other service establishment equipment and supplies	142	194 720	32 601	16.7	.1	X
2600	Aircraft and aeronautical equipment and supplies	7	10 747	886	8.2	Z	X
2700	Sporting and recreational goods and supplies	11	8 929	1 806	20.2	Z	X
2800	Toys and hobby goods and supplies	60	137 746	24 292	17.6	.1	X
2940	Recyclable materials, except metal	8	84 760	25 861	30.5	.1	X
3000	Jewelry, diamonds, gem stones, and watches	18	31 011	4 895	15.8	Z	X
3200	Printing and writing paper	6	7 171	692	9.7	Z	X
3300	Stationery, office supplies and greeting cards	37	116 261	17 492	15.0	.1	X
3400	Industrial and personal services paper and plastics	22	54 838	6 903	12.6	Z	X
3500	Drugs, pharmaceuticals, cosmetics, and toiletries	31	197 598	52 904	26.8	.2	X
3600	Piece goods, knit and woven	4 277	22 315 989	20 852 766	93.4	80.9	X
3700	Notions (buttons, ribbons, lace, sewing accessories, zippers, bindings, etc.)	1 764	4 385 086	3 478 369	79.3	13.5	X
3800	Men's and boys' wear	104	747 385	72 185	9.7	.3	X
3900	Women's and children's wear	152	1 152 267	166 140	14.4	.6	X
4000	Footwear	19	22 934	3 251	14.2	Z	X
5200	Raw cotton	25	24 847	1 989	8.0	Z	X
5300	Plastics materials and basic shapes	26	45 102	11 774	26.1	Z	X
5330	Chemicals and allied products (excluding agricultural, plastics, gases, and petroleum)	34	440 954	83 619	19.0	.3	X
6000	Paint, paint supplies, and wallpaper	100	390 867	30 697	7.9	.1	X
6100	Books, periodicals, newspapers, and miscellaneous printed materials	13	27 274	3 498	12.8	Z	X

See footnotes at end of table.

Table 1. All Types of Operation by Kind of Business and Commodity Line for Wholesale Trade: 1997—Con.

[Includes only establishments with payroll. For meaning of abbreviations and symbols, see introductory text. For explanation of terms, see Appendix A]

NAICS code and CL code	Kind of business and commodity line	Establishments handling commodity line		Commodity line sales			Sales coverage percent
		Number	Total sales (\$1,000)	Amount ¹ (\$1,000)	As percent of total sales of—		
					Establishments handling line	Establishments in NAICS industry ¹	
42231	Piece goods, notions, & other dry goods whse—Con.						
6110	Flowers and florists' supplies	13	51 426	5 999	11.7	Z	X
6120	Art goods (including novelties and souvenirs)	34	80 752	16 265	20.1	.1	X
6130	Textile bags, bagging, and burlap	25	88 619	20 816	23.5	.1	X
6150	Nondurable goods, n.e.c.	144	715 431	196 745	27.5	.8	X
9700	Service receipts and labor charges (including installed parts)	66	364 475	27 818	7.6	.1	X
9730	Advertising specialties (paper novelties, etc.)	14	16 917	3 182	18.8	Z	X
9810	Miscellaneous commodities	195	1 258 167	116 910	9.3	.5	X
9940	Rental and leasing receipts	27	232 528	10 727	4.6	Z	X
422310	Piece goods, notions, & other dry goods whse	5 666	X	25 776 927	X	100.0	63.9
0200	New and rebuilt automotive parts and supplies	8	7 043	2 369	33.6	Z	X
0400	Household and lawn furniture	37	225 844	23 630	10.5	.1	X
0500	Household china, glassware, crockery, and plastic housewares	9	19 684	876	4.5	Z	X
0520	Linens, domestics, curtains, and draperies	147	765 193	153 283	20.0	.6	X
0530	Flooring and floor coverings	15	318 522	129 073	40.5	.5	X
0540	Other home furnishings	17	45 639	2 948	6.5	Z	X
0800	Photographic equipment and supplies (excluding video)	7	109 702	14 327	13.1	.1	X
0900	Office equipment	6	6 111	303	5.0	Z	X
0950	Computer software (packaged)	6	18 197	2 367	13.0	Z	X
0960	Restaurant and hotel equipment and supplies	9	10 799	521	4.8	Z	X
0970	Store machines and equipment	9	19 965	4 503	22.6	Z	X
1120	Flat iron and steel products	28	26 704	2 444	9.2	Z	X
1400	Electrical apparatus and equipment	11	17 162	2 066	12.0	Z	X
1600	Electronic parts and equipment, except communication	8	25 369	2 120	8.4	Z	X
1700	Hardware	22	137 866	15 351	11.1	.1	X
2320	General-purpose industrial machinery, equipment, and parts	52	698 647	55 093	7.9	.2	X
2330	Metalworking machinery, equipment, and parts	7	64 972	6 377	9.8	Z	X
2360	Other industrial machinery, equipment, and parts	12	69 264	20 932	30.2	.1	X
2460	Other industrial supplies	17	39 342	5 221	13.3	Z	X
2540	Other service establishment equipment and supplies	142	194 720	32 601	16.7	.1	X
2600	Aircraft and aeronautical equipment and supplies	7	10 747	886	8.2	Z	X
2700	Sporting and recreational goods and supplies	11	8 929	1 806	20.2	Z	X
2800	Toys and hobby goods and supplies	60	137 746	24 292	17.6	.1	X
2940	Recyclable materials, except metal	8	84 760	25 861	30.5	.1	X
3000	Jewelry, diamonds, gem stones, and watches	18	31 011	4 895	15.8	Z	X
3200	Printing and writing paper	6	7 171	692	9.7	Z	X
3300	Stationery, office supplies and greeting cards	37	116 261	17 492	15.0	.1	X
3400	Industrial and personal services paper and plastics	22	54 838	6 903	12.6	Z	X
3500	Drugs, pharmaceuticals, cosmetics, and toiletries	31	197 598	52 904	26.8	.2	X
3600	Piece goods, knit and woven	4 277	22 315 989	20 852 766	93.4	80.9	X
3700	Notions (buttons, ribbons, lace, sewing accessories, zippers, bindings, etc.)	1 764	4 385 086	3 478 369	79.3	13.5	X
3800	Men's and boys' wear	104	747 385	72 185	9.7	.3	X
3900	Women's and children's wear	152	1 152 267	166 140	14.4	.6	X
4000	Footwear	19	22 934	3 251	14.2	Z	X
5200	Raw cotton	25	24 847	1 989	8.0	Z	X
5300	Plastics materials and basic shapes	26	45 102	11 774	26.1	Z	X
5330	Chemicals and allied products (excluding agricultural, plastics, gases, and petroleum)	34	440 954	83 619	19.0	.3	X
6000	Paint, paint supplies, and wallpaper	100	390 867	30 697	7.9	.1	X
6100	Books, periodicals, newspapers, and miscellaneous printed materials	13	27 274	3 498	12.8	Z	X
6110	Flowers and florists' supplies	13	51 426	5 999	11.7	Z	X
6120	Art goods (including novelties and souvenirs)	34	80 752	16 265	20.1	.1	X
6130	Textile bags, bagging, and burlap	25	88 619	20 816	23.5	.1	X
6150	Nondurable goods, n.e.c.	144	715 431	196 745	27.5	.8	X
9700	Service receipts and labor charges (including installed parts)	66	364 475	27 818	7.6	.1	X
9730	Advertising specialties (paper novelties, etc.)	14	16 917	3 182	18.8	Z	X
9810	Miscellaneous commodities	195	1 258 167	116 910	9.3	.5	X
9940	Rental and leasing receipts	27	232 528	10 727	4.6	Z	X
4223101	Piece goods—jobbers	4 191	X	22 125 937	X	100.0	65.1
0200	New and rebuilt automotive parts and supplies	8	7 043	2 369	33.6	Z	X
0400	Household and lawn furniture	35	214 755	22 986	10.7	.1	X
0520	Linens, domestics, curtains, and draperies	138	756 946	152 378	20.1	.7	X
0530	Flooring and floor coverings	12	308 672	124 641	40.4	.6	X
0540	Other home furnishings	14	26 704	2 093	7.8	Z	X
0800	Photographic equipment and supplies (excluding video)	7	109 702	14 327	13.1	.1	X
0900	Office equipment	6	6 111	303	5.0	Z	X
0950	Computer software (packaged)	6	18 197	2 367	13.0	Z	X
0960	Restaurant and hotel equipment and supplies	7	10 393	388	3.7	Z	X
0970	Store machines and equipment	9	19 965	4 503	22.6	Z	X
1120	Flat iron and steel products	17	15 687	991	6.3	Z	X
1400	Electrical apparatus and equipment	7	10 078	1 713	17.0	Z	X
1600	Electronic parts and equipment, except communication	6	17 733	754	4.3	Z	X
1700	Hardware	20	122 883	8 008	6.5	Z	X
2320	General-purpose industrial machinery, equipment, and parts	44	681 127	54 071	7.9	.2	X
2330	Metalworking machinery, equipment, and parts	7	64 972	6 377	9.8	Z	X
2360	Other industrial machinery, equipment, and parts	11	69 154	20 888	30.2	.1	X
2460	Other industrial supplies	17	39 342	5 221	13.3	Z	X
2540	Other service establishment equipment and supplies	116	166 547	29 563	17.8	.1	X
2600	Aircraft and aeronautical equipment and supplies	7	10 747	886	8.2	Z	X
2700	Sporting and recreational goods and supplies	8	6 625	883	13.3	Z	X
2800	Toys and hobby goods and supplies	35	58 489	9 439	16.1	Z	X
2940	Recyclable materials, except metal	8	84 760	25 861	30.5	.1	X
3000	Jewelry, diamonds, gem stones, and watches	6	5 459	431	7.9	Z	X
3200	Printing and writing paper	6	7 171	692	9.7	Z	X
3300	Stationery, office supplies and greeting cards	19	60 589	6 813	11.2	Z	X
3400	Industrial and personal services paper and plastics	19	52 702	6 699	12.7	Z	X
3500	Drugs, pharmaceuticals, cosmetics, and toiletries	9	143 315	36 599	25.5	.2	X

See footnotes at end of table.

Table 1. All Types of Operation by Kind of Business and Commodity Line for Wholesale Trade: 1997—Con.

[Includes only establishments with payroll. For meaning of abbreviations and symbols, see introductory text. For explanation of terms, see Appendix A]

NAICS code and CL code	Kind of business and commodity line	Establishments handling commodity line		Commodity line sales			Sales coverage percent
		Number	Total sales (\$1,000)	Amount ¹ (\$1,000)	As percent of total sales of—		
					Establishments handling line	Establishments in NAICS industry ¹	
4223101	Piece goods—jobbers—Con.						
3600	Piece goods, knit and woven	4 191	22 125 937	20 807 742	94.0	94.0	X
3700	Notions (buttons, ribbons, lace, sewing accessories, zippers, bindings, etc.)	289	734 096	105 412	14.4	.5	X
3800	Men's and boys' wear	97	736 597	70 393	9.6	.3	X
3900	Women's and children's wear	139	1 137 848	160 593	14.1	.7	X
4000	Footwear	14	19 713	2 435	12.4	Z	X
5200	Raw cotton	19	20 031	1 296	6.5	Z	X
5300	Plastics materials and basic shapes	23	43 003	11 091	25.8	.1	X
5330	Chemicals and allied products (excluding agricultural, plastics, gases, and petroleum)	31	439 255	83 170	18.9	.4	X
6000	Paint, paint supplies, and wallpaper	96	378 562	30 397	8.0	.1	X
6100	Books, periodicals, newspapers, and miscellaneous printed materials	8	7 073	590	8.3	Z	X
6110	Flowers and florists' supplies	8	33 397	2 612	7.8	Z	X
6120	Art goods (including novelties and souvenirs)	25	27 099	3 567	13.2	Z	X
6130	Textile bags, bagging, and burlap	23	79 679	19 931	25.0	.1	X
6150	Nondurable goods, n.e.c.	94	423 695	86 516	20.4	.4	X
9700	Service receipts and labor charges (including installed parts)	54	351 317	26 810	7.6	.1	X
9730	Advertising specialties (paper novelties, etc.)	11	7 916	2 738	34.6	Z	X
9810	Miscellaneous commodities	170	1 169 901	108 634	9.3	.5	X
9940	Rental and leasing receipts	19	172 313	5 543	3.2	Z	X
4223102	Notions & other dry goods whse	1 475	X	3 650 990	X	100.0	56.9
0520	Linens, domestics, curtains, and draperies	9	8 247	905	11.0	Z	X
1120	Flat iron and steel products	11	11 017	1 453	13.2	Z	X
2320	General-purpose industrial machinery, equipment, and parts	8	17 520	1 022	5.8	Z	X
2540	Other service establishment equipment and supplies	26	28 173	3 038	10.8	.1	X
2800	Toys and hobby goods and supplies	25	79 257	14 853	18.7	.4	X
3000	Jewelry, diamonds, gem stones, and watches	12	25 552	4 464	17.5	.1	X
3300	Stationery, office supplies and greeting cards	18	55 672	10 679	19.2	.3	X
3500	Drugs, pharmaceuticals, cosmetics, and toiletries	22	54 283	16 305	30.0	.4	X
3600	Piece goods, knit and woven	86	190 052	45 024	23.7	1.2	X
3700	Notions (buttons, ribbons, lace, sewing accessories, zippers, bindings, etc.)	1 475	3 650 990	3 372 957	92.4	92.4	X
3800	Men's and boys' wear	7	10 788	1 792	16.6	Z	X
3900	Women's and children's wear	13	14 419	5 547	38.5	.2	X
5200	Raw cotton	6	4 816	693	14.4	Z	X
6120	Art goods (including novelties and souvenirs)	9	53 653	12 698	23.7	.3	X
6150	Nondurable goods, n.e.c.	50	291 736	110 229	37.8	3.0	X
9700	Service receipts and labor charges (including installed parts)	12	13 158	1 008	7.7	Z	X
9810	Miscellaneous commodities	25	88 266	8 276	9.4	.2	X
9940	Rental and leasing receipts	8	60 215	5 184	8.6	.1	X
42232	Men's & boys' clothing & furnishings whse	5 006	X	33 360 264	X	100.0	72.5
0200	New and rebuilt automotive parts and supplies	6	51 090	14 102	27.6	Z	X
0500	Household china, glassware, crockery, and plastic housewares	14	13 300	1 000	7.5	Z	X
0520	Linens, domestics, curtains, and draperies	37	118 728	21 510	18.1	.1	6.3
0524	Towels and washcloths	35	109 956	20 100	18.3	.1	X
0540	Other home furnishings	31	27 723	1 641	5.9	Z	6.1
0541	Metal flatware and kitchen utensils	28	22 579	1 313	5.8	Z	X
1000	Medical, hospital, and surgical supplies	9	122 169	12 674	10.4	Z	49.2
1013	Other surgical, medical, and hospital supplies	9	122 169	12 674	10.4	Z	X
1030	Optical and ophthalmic goods	8	17 605	1 659	9.4	Z	29.9
1031	Ophthalmic goods	6	8 933	299	3.3	Z	X
1400	Electrical apparatus and equipment	12	41 169	3 646	8.9	Z	X
1500	Electrical appliances, household	8	31 896	3 192	10.0	Z	2.8
1512	Radios, stereos, and CD players	6	15 712	1 026	6.5	Z	X
1700	Hardware	12	79 723	10 165	12.8	Z	X
2320	General-purpose industrial machinery, equipment, and parts	15	42 670	9 005	21.1	Z	X
2540	Other service establishment equipment and supplies	16	13 257	2 773	20.9	Z	70.8
2542	Service establishment equipment and supplies, n.e.c.	16	13 257	2 773	20.9	Z	X
2700	Sporting and recreational goods and supplies	271	2 124 855	125 013	5.9	.4	7.9
2711	Ammunition, firearms, reloading equipment, archery supplies, shooting aids, and accessories	12	87 961	5 260	6.0	Z	X
2713	Billiards, pool, bowling equipment, and accessories	15	21 220	863	4.1	Z	X
2714	Camping and fishing equipment and accessories	44	1 096 632	22 264	2.0	.1	X
2715	Athletic equipment and accessories	189	851 642	58 899	6.9	.2	X
2718	Other sporting and recreational goods (go carts, bait, etc.)	73	283 924	37 726	13.3	.1	X
2800	Toys and hobby goods and supplies	79	310 464	34 317	11.1	.1	24.4
2812	Other toys and games (including fireworks and children's vehicles)	34	278 193	7 391	2.7	Z	X
2814	Other hobby goods and accessories	69	283 253	23 026	8.1	.1	X
3000	Jewelry, diamonds, gem stones, and watches	92	281 431	13 982	5.0	Z	5.4
3014	Watches, clocks, and watch movements and cases	10	10 964	170	1.6	Z	X
3016	Other jewel., silverware, and plated ware (incl. jewel. where gemstones less than 50% of value, gold filled sterling, and costume jewel. and medallions)	73	235 785	11 786	5.0	Z	X
3150	Other durable goods	14	23 014	2 718	11.8	Z	56.6
3152	Luggage	13	22 603	2 627	11.6	Z	X
3300	Stationery, office supplies and greeting cards	21	142 652	3 491	2.4	Z	2.0
3313	Inked ribbons, carbon paper, pens and pencils	9	88 160	2 742	3.1	Z	X
3315	Greeting cards	9	45 750	310	.7	Z	X
3500	Drugs, pharmaceuticals, cosmetics, and toiletries	23	100 613	31 027	30.8	.1	41.6
3512	Nonprescription pharmaceuticals	8	3 710	401	10.8	Z	X
3514	Perfumes	9	87 107	26 775	30.7	.1	X

See footnotes at end of table.

Table 1. All Types of Operation by Kind of Business and Commodity Line for Wholesale Trade: 1997—Con.

[Includes only establishments with payroll. For meaning of abbreviations and symbols, see introductory text. For explanation of terms, see Appendix A]

NAICS code and CL code	Kind of business and commodity line	Establishments handling commodity line		Commodity line sales			Sales coverage percent
		Number	Total sales (\$1,000)	Amount ¹ (\$1,000)	As percent of total sales of—		
					Establishments handling line	Establishments in NAICS industry ¹	
42232	Men's & boys' clothing & furnishings whse—Con.						
3600	Piece goods, knit and woven	140	341 439	53 177	15.6	.2	16.5
3612	Cotton (including blends)	106	93 394	11 302	12.1	Z	X
3613	Synthetics (excluding synthetic knits)	99	60 239	1 626	2.7	Z	X
3614	Knit fabrics, n.e.c. (including double knit)	99	60 239	1 376	2.3	Z	X
3615	Woolen and worsted piece goods	24	87 782	10 179	11.6	Z	X
3616	Other piece goods	18	195 156	27 890	14.3	.1	X
3700	Notions (buttons, ribbons, lace, sewing accessories, zippers, bindings, etc.)	40	176 753	6 316	3.6	Z	X
3800	Men's and boys' wear	5 006	33 360 264	28 899 322	86.6	86.6	55.5
3811	Men's and boys' suits, coats, and formal wear	1 244	7 264 355	3 718 174	51.2	11.1	X
3812	Men's and boys' dress and casual shirts, slacks, and jeans	2 807	22 166 783	16 392 048	73.9	49.1	X
3813	Men's and boys' underwear and nightwear	388	3 715 377	1 336 573	36.0	4.0	X
3814	Men's and boys' work clothing and uniforms	1 041	4 660 570	3 119 798	66.9	9.4	X
3815	Other men's and boys' wear (caps, hats, swimwear, neckwear, etc.)	1 893	12 545 283	4 332 728	34.5	13.0	X
3900	Women's and children's wear	1 910	15 551 364	3 557 560	22.9	10.7	51.0
3911	Infants' and children's wear (to size 6X)	549	4 897 019	507 887	10.4	1.5	X
3912	Women's, misses', and girls' dresses and blouses	671	6 244 178	1 062 921	17.0	3.2	X
3913	Women's, misses', and girls' suits and coats	260	1 560 416	224 143	14.4	.7	X
3914	Women's and misses' outerwear	661	6 764 552	947 152	14.0	2.8	X
3915	Women's and misses' underwear and sleepwear	207	1 726 246	202 352	11.7	.6	X
3916	Other women's, misses, and girl's wear (furs, sweaters, millinery, etc.)	645	3 841 833	613 100	16.0	1.8	X
4000	Footwear	447	2 791 954	276 954	9.9	.8	56.0
4011	All athletic footwear	191	1 585 693	122 436	7.7	.4	X
4012	Infants' footwear	15	17 280	1 336	7.7	Z	X
4013	Other women's, misses', and girls' footwear	97	727 319	50 461	6.9	.2	X
4014	Other men's and boy's footwear	274	1 473 309	91 708	6.2	.3	X
4015	Shoe accessories	61	93 311	11 003	11.8	Z	X
5330	Chemicals and allied products (excluding agricultural, plastics, gases, and petroleum)	6	19 949	4 617	23.1	Z	X
6100	Books, periodicals, newspapers, and miscellaneous printed materials	16	115 758	3 185	2.8	Z	X
6120	Art goods (including novelties and souvenirs)	112	294 095	26 576	9.0	.1	16.2
6121	Art materials	13	47 284	1 158	2.4	Z	X
6122	Novelties and souvenirs	99	246 811	25 418	10.3	.1	X
6130	Textile bags, bagging, and burlap	17	13 376	1 421	10.6	Z	X
6150	Nondurable goods, n.e.c.	61	243 159	42 227	17.4	.1	X
9700	Service receipts and labor charges (including installed parts)	86	249 075	15 463	6.2	Z	5.3
9701	Labor charges for repair work	25	74 462	6 010	8.1	Z	X
9703	Other service receipts and labor charges—Specify	65	96 218	7 280	7.6	Z	X
9730	Advertising specialties (paper novelties, etc.)	65	114 127	21 973	19.3	.1	X
9810	Miscellaneous commodities	226	1 633 041	101 605	6.2	.3	X
9940	Rental and leasing receipts	15	174 273	3 052	1.8	Z	X
422320	Men's & boys' clothing & furnishings whse	5 006	X	33 360 264	X	100.0	72.5
0200	New and rebuilt automotive parts and supplies	6	51 090	14 102	27.6	Z	X
0500	Household china, glassware, crockery, and plastic housewares	14	13 300	1 000	7.5	Z	X
0520	Linens, domestics, curtains, and draperies	37	118 728	21 510	18.1	.1	6.3
0524	Towels and washcloths	35	109 956	20 100	18.3	.1	X
0540	Other home furnishings	31	27 723	1 641	5.9	Z	6.1
0541	Metal flatware and kitchen utensils	28	22 579	1 313	5.8	Z	X
1000	Medical, hospital, and surgical supplies	9	122 169	12 674	10.4	Z	49.2
1013	Other surgical, medical, and hospital supplies	9	122 169	12 674	10.4	Z	X
1030	Optical and ophthalmic goods	8	17 605	1 659	9.4	Z	29.9
1031	Ophthalmic goods	6	8 933	299	3.3	Z	X
1400	Electrical apparatus and equipment	12	41 169	3 646	8.9	Z	X
1500	Electrical appliances, household	8	31 896	3 192	10.0	Z	2.8
1512	Radios, stereos, and CD players	6	15 712	1 026	6.5	Z	X
1700	Hardware	12	79 723	10 165	12.8	Z	X
2320	General-purpose industrial machinery, equipment, and parts	15	42 670	9 005	21.1	Z	X
2540	Other service establishment equipment and supplies	16	13 257	2 773	20.9	Z	70.8
2542	Service establishment equipment and supplies, n.e.c.	16	13 257	2 773	20.9	Z	X
2700	Sporting and recreational goods and supplies	271	2 124 855	125 013	5.9	.4	7.9
2711	Ammunition, firearms, reloading equipment, archery supplies, shooting aids, and accessories	12	87 961	5 260	6.0	Z	X
2713	Billiards, pool, bowling equipment, and accessories	15	21 220	863	4.1	Z	X
2714	Camping and fishing equipment and accessories	44	1 096 632	22 264	2.0	.1	X
2715	Athletic equipment and accessories	189	851 642	58 899	6.9	.2	X
2718	Other sporting and recreational goods (go carts, bait, etc.)	73	283 924	37 726	13.3	.1	X
2800	Toys and hobby goods and supplies	79	310 464	34 317	11.1	.1	24.4
2812	Other toys and games (including fireworks and children's vehicles)	34	278 193	7 391	2.7	Z	X
2814	Other hobby goods and accessories	69	283 253	23 026	8.1	.1	X
3000	Jewelry, diamonds, gem stones, and watches	92	281 431	13 982	5.0	Z	5.4
3014	Watches, clocks, and watch movements and cases	10	10 964	170	1.6	Z	X
3016	Other jewel., silverware, and plated ware (incl. jewel. where gemstones less than 50% of value, gold filled sterling, and costume jewel. and medallions)	73	235 785	11 786	5.0	Z	X
3150	Other durable goods	14	23 014	2 718	11.8	Z	56.6
3152	Luggage	13	22 603	2 627	11.6	Z	X
3300	Stationery, office supplies and greeting cards	21	142 652	3 491	2.4	Z	2.0
3313	Inked ribbons, carbon paper, pens and pencils	9	88 160	2 742	3.1	Z	X
3315	Greeting cards	9	45 750	310	.7	Z	X

See footnotes at end of table.

Table 1. All Types of Operation by Kind of Business and Commodity Line for Wholesale Trade: 1997—Con.

[Includes only establishments with payroll. For meaning of abbreviations and symbols, see introductory text. For explanation of terms, see Appendix A]

NAICS code and CL code	Kind of business and commodity line	Establishments handling commodity line		Commodity line sales			Sales coverage percent
		Number	Total sales (\$1,000)	Amount ¹ (\$1,000)	As percent of total sales of—		
					Establishments handling line	Establishments in NAICS industry ¹	
422320	Men's & boys' clothing & furnishings whse—Con.						
3500	Drugs, pharmaceuticals, cosmetics, and toiletries	23	100 613	31 027	30.8	.1	41.6
3512	Nonprescription pharmaceuticals	8	3 710	401	10.8	Z	X
3514	Perfumes	9	87 107	26 775	30.7	.1	X
3600	Piece goods, knit and woven	140	341 439	53 177	15.6	.2	16.5
3612	Cotton (including blends)	106	93 394	11 302	12.1	Z	X
3613	Synthetics (excluding synthetic knits)	99	60 239	1 626	2.7	Z	X
3614	Knit fabrics, n.e.c. (including double knit)	99	60 239	1 376	2.3	Z	X
3615	Woolen and worsted piece goods	24	87 782	10 179	11.6	Z	X
3616	Other piece goods	18	195 156	27 890	14.3	.1	X
3700	Notions (buttons, ribbons, lace, sewing accessories, zippers, bindings, etc.)	40	176 753	6 316	3.6	Z	X
3800	Men's and boys' wear	5 006	33 360 264	28 899 322	86.6	86.6	55.5
3811	Men's and boys' suits, coats, and formal wear	1 244	7 264 355	3 718 174	51.2	11.1	X
3812	Men's and boys' dress and casual shirts, slacks, and jeans	2 807	22 166 783	16 392 048	73.9	49.1	X
3813	Men's and boys' underwear and nightwear	388	3 715 377	1 336 573	36.0	4.0	X
3814	Men's and boys' work clothing and uniforms	1 041	4 660 570	3 119 798	66.9	9.4	X
3815	Other men's and boys' wear (caps, hats, swimwear, neckwear, etc.)	1 893	12 545 283	4 332 728	34.5	13.0	X
3900	Women's and children's wear	1 910	15 551 364	3 557 560	22.9	10.7	51.0
3911	Infants' and children's wear (to size 6X)	549	4 897 019	507 887	10.4	1.5	X
3912	Women's misses', and girls' dresses and blouses	671	6 244 178	1 062 921	17.0	3.2	X
3913	Women's, misses', and girls' suits and coats	260	1 560 416	224 143	14.4	.7	X
3914	Women's and misses' outerwear	661	6 764 552	947 152	14.0	2.8	X
3915	Women's and misses' underwear and sleepwear	207	1 726 246	202 352	11.7	.6	X
3916	Other women's, misses, and girl's wear (furs, sweaters, millinery, etc.) ..	645	3 841 833	613 100	16.0	1.8	X
4000	Footwear	447	2 791 954	276 954	9.9	.8	56.0
4011	All athletic footwear	191	1 585 693	122 436	7.7	.4	X
4012	Infants' footwear	15	17 280	1 336	7.7	Z	X
4013	Other women's, misses', and girls' footwear	97	727 319	50 461	6.9	.2	X
4014	Other men's and boy's footwear	274	1 473 309	91 708	6.2	.3	X
4015	Shoe accessories	61	93 311	11 003	11.8	Z	X
5330	Chemicals and allied products (excluding agricultural, plastics, gases, and petroleum)	6	19 949	4 617	23.1	Z	X
6100	Books, periodicals, newspapers, and miscellaneous printed materials	16	115 758	3 185	2.8	Z	X
6120	Art goods (including novelties and souvenirs)	112	294 095	26 576	9.0	.1	16.2
6121	Art materials	13	47 284	1 158	2.4	Z	X
6122	Novelties and souvenirs	99	246 811	25 418	10.3	.1	X
6130	Textile bags, bagging, and burlap	17	13 376	1 421	10.6	Z	X
6150	Nondurable goods, n.e.c.	61	243 159	42 227	17.4	.1	X
9700	Service receipts and labor charges (including installed parts)	86	249 075	15 463	6.2	Z	5.3
9701	Labor charges for repair work	25	74 462	6 010	8.1	Z	X
9703	Other service receipts and labor charges—Specify	65	96 218	7 280	7.6	Z	X
9730	Advertising specialties (paper novelties, etc.)	65	114 127	21 973	19.3	.1	X
9810	Miscellaneous commodities	226	1 633 041	101 605	6.2	.3	X
9940	Rental and leasing receipts	15	174 273	3 052	1.8	Z	X
42233	Women's, children's, & infants' clothing & accessories whse ..	8 217	X	40 603 484	X	100.0	64.5
0400	Household and lawn furniture	18	41 638	6 349	15.2	Z	60.1
0414	Other furniture (including sleep sofas)	13	18 690	797	4.3	Z	X
0500	Household china, glassware, crockery, and plastic housewares	8	11 834	965	8.2	Z	X
0520	Linens, domestics, curtains, and draperies	66	500 215	33 146	6.6	.1	5.2
0521	Bedspreads, blankets, and bedding	22	17 385	2 569	14.8	Z	X
0522	Curtains and draperies	39	230 681	22 859	9.9	.1	X
0540	Other home furnishings	43	159 123	7 083	4.5	Z	2.6
0542	Mirrors, lamps, and picture frames	24	30 830	2 007	6.5	Z	X
0543	Home furnishings, n.e.c.	12	45 959	1 021	2.2	Z	X
1000	Medical, hospital, and surgical supplies	21	24 877	3 282	13.2	Z	29.6
1013	Other surgical, medical, and hospital supplies	21	24 877	3 282	13.2	Z	X
1500	Electrical appliances, household	6	14 119	947	6.7	Z	X
2540	Other service establishment equipment and supplies	9	12 249	1 111	9.1	Z	64.5
2542	Service establishment equipment and supplies, n.e.c.	9	12 249	1 111	9.1	Z	X
2700	Sporting and recreational goods and supplies	82	310 753	24 059	7.7	.1	16.3
2712	Bicycles and bicycle tires and tubes	12	12 241	3 162	25.8	Z	X
2714	Camping and fishing equipment and accessories	11	6 377	2 294	36.0	Z	X
2715	Athletic equipment and accessories	46	110 428	12 009	10.9	Z	X
2718	Other sporting and recreational goods (go carts, bait, etc.)	13	181 695	6 565	3.6	Z	X
2800	Toys and hobby goods and supplies	72	371 179	30 550	8.2	.1	26.7
2811	Video games and cartridges	10	17 161	233	1.4	Z	X
2812	Other toys and games (including fireworks and children's vehicles)	72	371 179	29 608	8.0	.1	X
2813	Crafts and craft supplies	8	64 351	709	1.1	Z	X
3000	Jewelry, diamonds, gem stones, and watches	120	229 474	23 353	10.2	.1	3.6
3011	Diamond jewelry and diamond jewelry where lapidary work was not performed at this location	7	24 325	4 683	19.3	Z	X
3014	Watches, clocks, and watch movements and cases	19	113 372	8 158	7.2	Z	X
3016	Other jewel, silverware, and plated ware (incl. jewel. where gemstones less than 50% of value, gold filled sterling, and costume jewel. and medallions)	95	91 780	10 479	11.4	Z	X
3300	Stationery, office supplies and greeting cards	9	5 571	1 143	20.5	Z	X
3400	Industrial and personal services paper and plastics	14	21 546	1 091	5.1	Z	41.7
3411	Paperboard and boxboard boxes	11	19 853	1 009	5.1	Z	X

See footnotes at end of table.

Table 1. All Types of Operation by Kind of Business and Commodity Line for Wholesale Trade: 1997—Con.

[Includes only establishments with payroll. For meaning of abbreviations and symbols, see introductory text. For explanation of terms, see Appendix A]

NAICS code and CL code	Kind of business and commodity line	Establishments handling commodity line		Commodity line sales			Sales coverage percent
		Number	Total sales (\$1,000)	Amount ¹ (\$1,000)	As percent of total sales of—		
					Establishments handling line	Establishments in NAICS industry ¹	
42233	Women's, children's, & infants' clothing & accessories wholesale—Con.						
3500	Drugs, pharmaceuticals, cosmetics, and toiletries	71	182 611	10 484	5.7	Z	9.3
3511	Prescription drugs	27	105 256	5 317	5.1	Z	X
3513	Cosmetics	15	2 970	227	7.6	Z	X
3515	Other toiletries and druggists' sundries	29	72 507	4 568	6.3	Z	X
3600	Piece goods, knit and woven	73	483 807	94 437	19.5	Z	5.7
3613	Synthetics (excluding synthetic knits)	28	85 982	5 856	6.8	Z	X
3614	Knit fabrics, n.e.c. (including double knit)	25	88 691	12 710	14.3	Z	X
3615	Woolen and worsted piece goods	28	85 982	5 856	6.8	Z	X
3616	Other piece goods	39	142 435	15 305	10.7	Z	X
3700	Notions (buttons, ribbons, lace, sewing accessories, zippers, bindings, etc.)	49	318 602	9 464	3.0	Z	X
3800	Men's and boys' wear	1 503	8 859 028	2 422 069	27.3	6.0	59.5
3811	Men's and boys' suits, coats, and formal wear	331	1 815 216	413 205	22.8	1.0	X
3812	Men's and boys' dress and casual shirts, slacks, and jeans	935	6 479 678	1 549 694	23.9	3.8	X
3813	Men's and boys' underwear and nightwear	225	1 384 516	94 407	6.8	2	X
3814	Men's and boys' work clothing and uniforms	206	609 039	120 753	19.8	.3	X
3815	Other men's and boys' wear (caps, hats, swimwear, neckwear, etc.)	506	2 306 333	243 997	10.6	.6	X
3900	Women's and children's wear	8 217	40 603 484	37 592 293	92.6	92.6	52.9
3911	Infants' and children's wear (to size 6X)	1 606	8 471 423	4 707 764	55.6	11.6	X
3912	Women's misses', and girls' dresses and blouses	4 220	20 343 654	12 829 705	63.1	31.6	X
3913	Women's, misses', and girls' suits and coats	1 341	7 373 610	3 172 732	43.0	7.8	X
3914	Women's and misses' outerwear	1 670	9 704 330	5 070 087	52.2	12.5	X
3915	Women's and misses' underwear and sleepwear	973	6 340 178	4 076 877	64.3	10.0	X
3916	Other women's, misses, and girl's wear (furs, sweaters, millinery, etc.)	2 463	12 425 186	7 735 128	62.3	19.1	X
4000	Footwear	271	1 377 559	192 075	13.9	.5	53.5
4011	All athletic footwear	95	427 317	47 494	11.1	.1	X
4012	Infants' footwear	79	197 940	19 269	9.7	Z	X
4013	Other women's, misses', and girls' footwear	175	1 063 664	111 227	10.5	.3	X
4014	Other men's and boy's footwear	64	231 153	9 523	4.1	Z	X
4015	Shoe accessories	57	139 422	4 563	3.3	Z	X
4860	Other grocery specialties	11	17 114	2 997	17.5	Z	6.4
4868	Grocery specialties, n.e.c.	10	14 521	1 962	13.5	Z	X
5300	Plastics materials and basic shapes	11	89 352	1 288	1.4	Z	55.1
5311	Plastic pipes, rods, tubes, and shapes	6	73 912	1 033	1.4	Z	X
5330	Chemicals and allied products (excluding agricultural, plastics, gases, and petroleum)	6	77 684	27 785	35.8	.1	X
6120	Art goods (including novelties and souvenirs)	102	99 381	12 912	13.0	Z	20.6
6121	Art materials	19	17 110	645	3.8	Z	X
6122	Novelties and souvenirs	83	82 271	12 267	14.9	Z	X
6150	Nondurable goods, n.e.c.	31	117 613	12 244	10.4	Z	X
9700	Service receipts and labor charges (including installed parts)	63	65 901	7 807	11.8	Z	5.7
9701	Labor charges for repair work	29	26 746	909	3.4	Z	X
9703	Other service receipts and labor charges—Specify	30	21 829	1 661	7.6	Z	X
9730	Advertising specialties (paper novelties, etc.)	7	5 567	1 105	19.8	Z	X
9810	Miscellaneous commodities	153	343 101	47 791	13.9	.1	X
9940	Rental and leasing receipts	14	20 119	644	3.2	Z	X
422330	Women's, children's, & infants' clothing & accessories wholesale—	8 217	X	40 603 484	X	100.0	64.5
0400	Household and lawn furniture	18	41 638	6 349	15.2	Z	60.1
0414	Other furniture (including sleep sofas)	13	18 690	797	4.3	Z	X
0500	Household china, glassware, crockery, and plastic housewares	8	11 834	965	8.2	Z	X
0520	Linens, domestics, curtains, and draperies	66	500 215	33 146	6.6	.1	5.2
0521	Bedspreads, blankets, and bedding	22	17 385	2 569	14.8	Z	X
0522	Curtains and draperies	39	230 681	22 859	9.9	.1	X
0540	Other home furnishings	43	159 123	7 083	4.5	Z	2.6
0542	Mirrors, lamps, and picture frames	24	30 830	2 007	6.5	Z	X
0543	Home furnishings, n.e.c.	12	45 959	1 021	2.2	Z	X
1000	Medical, hospital, and surgical supplies	21	24 877	3 282	13.2	Z	29.6
1013	Other surgical, medical, and hospital supplies	21	24 877	3 282	13.2	Z	X
1500	Electrical appliances, household	6	14 119	947	6.7	Z	X
2540	Other service establishment equipment and supplies	9	12 249	1 111	9.1	Z	64.5
2542	Service establishment equipment and supplies, n.e.c.	9	12 249	1 111	9.1	Z	X
2700	Sporting and recreational goods and supplies	82	310 753	24 059	7.7	.1	16.3
2712	Bicycles and bicycle tires and tubes	12	12 241	3 162	25.8	Z	X
2714	Camping and fishing equipment and accessories	11	6 377	2 294	36.0	Z	X
2715	Athletic equipment and accessories	46	110 428	12 009	10.9	Z	X
2718	Other sporting and recreational goods (go carts, bait, etc.)	13	181 695	6 565	3.6	Z	X
2800	Toys and hobby goods and supplies	72	371 179	30 550	8.2	.1	26.7
2811	Video games and cartridges	10	17 161	233	1.4	Z	X
2812	Other toys and games (including fireworks and children's vehicles)	72	371 179	29 608	8.0	.1	X
2813	Crafts and craft supplies	8	64 351	709	1.1	Z	X
3000	Jewelry, diamonds, gem stones, and watches	120	229 474	23 353	10.2	.1	3.6
3011	Diamond jewelry and diamond jewelry where lapidary work was not performed at this location	7	24 325	4 683	19.3	Z	X
3014	Watches, clocks, and watch movements and cases	19	113 372	8 158	7.2	Z	X
3016	Other jewel, silverware, and plated ware (incl. jewel, where gemstones less than 50% of value, gold filled sterling, and costume jewel, and medallions)	95	91 780	10 479	11.4	Z	X
3300	Stationery, office supplies and greeting cards	9	5 571	1 143	20.5	Z	X

See footnotes at end of table.

Table 1. All Types of Operation by Kind of Business and Commodity Line for Wholesale Trade: 1997—Con.

[Includes only establishments with payroll. For meaning of abbreviations and symbols, see introductory text. For explanation of terms, see Appendix A]

NAICS code and CL code	Kind of business and commodity line	Establishments handling commodity line		Commodity line sales			Sales coverage percent
		Number	Total sales (\$1,000)	Amount ¹ (\$1,000)	As percent of total sales of—		
					Establishments handling line	Establishments in NAICS industry ¹	
422330	Women's, children's, & infants' clothing & accessories whse—Con.						
3400	Industrial and personal services paper and plastics	14	21 546	1 091	5.1	Z	41.7
3411	Paperboard and boxboard boxes	11	19 853	1 009	5.1	Z	X
3500	Drugs, pharmaceuticals, cosmetics, and toiletries	71	182 611	10 484	5.7	Z	9.3
3511	Prescription drugs	27	105 256	5 317	5.1	Z	X
3513	Cosmetics	15	2 970	227	7.6	Z	X
3515	Other toiletries and druggists' sundries	29	72 507	4 568	6.3	Z	X
3600	Piece goods, knit and woven	73	483 807	94 437	19.5	.2	5.7
3613	Synthetics (excluding synthetic knits)	28	85 982	5 856	6.8	Z	X
3614	Knit fabrics, n.e.c. (including double knit)	25	88 691	12 710	14.3	Z	X
3615	Woolen and worsted piece goods	28	85 982	5 856	6.8	Z	X
3616	Other piece goods	39	142 435	15 305	10.7	Z	X
3700	Notions (buttons, ribbons, lace, sewing accessories, zippers, bindings, etc.)	49	318 602	9 464	3.0	Z	X
3800	Men's and boys' wear	1 503	8 859 028	2 422 069	27.3	6.0	59.5
3811	Men's and boys' suits, coats, and formal wear	331	1 815 216	413 205	22.8	1.0	X
3812	Men's and boys' dress and casual shirts, slacks, and jeans	935	6 479 678	1 549 694	23.9	3.8	X
3813	Men's and boys' underwear and nightwear	225	1 384 516	94 407	6.8	.2	X
3814	Men's and boys' work clothing and uniforms	206	609 039	120 753	19.8	.3	X
3815	Other men's and boys' wear (caps, hats, swimwear, neckwear, etc.)	506	2 306 333	243 997	10.6	.6	X
3900	Women's and children's wear	8 217	40 603 484	37 592 293	92.6	92.6	52.9
3911	Infants' and children's wear (to size 6X)	1 606	8 471 423	4 707 764	55.6	11.6	X
3912	Women's misses', and girls' dresses and blouses	4 220	20 343 654	12 829 705	63.1	31.6	X
3913	Women's, misses', and girls' suits and coats	1 341	7 373 610	3 172 732	43.0	7.8	X
3914	Women's and misses' outerwear	1 670	9 704 330	5 070 087	52.2	12.5	X
3915	Women's and misses' underwear and sleepwear	973	6 340 178	4 076 877	64.3	10.0	X
3916	Other women's, misses, and girl's wear (furs, sweaters, millinery, etc.) ..	2 463	12 425 186	7 735 128	62.3	19.1	X
4000	Footwear	271	1 377 559	192 075	13.9	.5	53.5
4011	All athletic footwear	95	427 317	47 494	11.1	.1	X
4012	Infants' footwear	79	197 940	19 269	9.7	Z	X
4013	Other women's, misses', and girls' footwear	175	1 063 664	111 227	10.5	.3	X
4014	Other men's and boy's footwear	64	231 153	9 523	4.1	Z	X
4015	Shoe accessories	57	139 422	4 563	3.3	Z	X
4860	Other grocery specialties	11	17 114	2 997	17.5	Z	6.4
4868	Grocery specialties, n.e.c.	10	14 521	1 962	13.5	Z	X
5300	Plastics materials and basic shapes	11	89 352	1 288	1.4	Z	55.1
5311	Plastic pipes, rods, tubes, and shapes	6	73 912	1 033	1.4	Z	X
5330	Chemicals and allied products (excluding agricultural, plastics, gases, and petroleum)	6	77 684	27 785	35.8	.1	X
6120	Art goods (including novelties and souvenirs)	102	99 381	12 912	13.0	Z	20.6
6121	Art materials	19	17 110	645	3.8	Z	X
6122	Novelties and souvenirs	83	82 271	12 267	14.9	Z	X
6150	Nondurable goods, n.e.c.	31	117 613	12 244	10.4	Z	X
9700	Service receipts and labor charges (including installed parts)	63	65 901	7 807	11.8	Z	5.7
9701	Labor charges for repair work	29	26 746	909	3.4	Z	X
9703	Other service receipts and labor charges—Specify	30	21 829	1 661	7.6	Z	X
9730	Advertising specialties (paper novelties, etc.)	7	5 567	1 105	19.8	Z	X
9810	Miscellaneous commodities	153	343 101	47 791	13.9	.1	X
9940	Rental and leasing receipts	14	20 119	644	3.2	Z	X
42234	Footwear whse	1 818	X	24 363 745	X	100.0	78.6
1000	Medical, hospital, and surgical supplies	13	99 472	47 290	47.5	.2	18.5
1011	Surgical and medical instruments and equipment	10	66 969	27 876	41.6	.1	X
1600	Electronic parts and equipment, except communication	14	2 035	101	5.0	Z	X
2700	Sporting and recreational goods and supplies	90	813 625	114 352	14.1	.5	29.9
2711	Ammunition, firearms, reloading equipment, archery supplies, shooting aids, and accessories	7	7 375	943	12.8	Z	X
2712	Bicycles and bicycle tires and tubes	14	55 441	3 523	6.4	Z	X
2714	Camping and fishing equipment and accessories	16	29 252	4 864	16.6	Z	X
2715	Athletic equipment and accessories	59	734 370	98 310	13.4	.4	X
2716	Skiing equipment	18	19 686	1 334	6.8	Z	X
2718	Other sporting and recreational goods (go carts, bait, etc.)	26	41 476	5 220	12.6	Z	X
2800	Toys and hobby goods and supplies	33	38 152	4 349	11.4	Z	1.5
2814	Other hobby goods and accessories	32	28 702	3 407	11.9	Z	X
3000	Jewelry, diamonds, gem stones, and watches	9	110 881	1 152	1.0	Z	X
3600	Piece goods, knit and woven	5	788 487	38 624	4.9	.2	X
3800	Men's and boys' wear	359	9 935 601	2 004 180	20.2	8.2	68.5
3811	Men's and boys' suits, coats, and formal wear	18	987 768	49 898	5.1	.2	X
3812	Men's and boys' dress and casual shirts, slacks, and jeans	103	8 032 952	1 414 582	17.6	5.8	X
3813	Men's and boys' underwear and nightwear	201	683 288	232 376	34.0	1.0	X
3814	Men's and boys' work clothing and uniforms	19	33 521	6 284	18.7	Z	X
3815	Other men's and boys' wear (caps, hats, swimwear, neckwear, etc.)	89	5 277 593	301 040	5.7	1.2	X
3900	Women's and children's wear	324	9 509 595	1 106 410	11.6	4.5	59.5
3911	Infants' and children's wear (to size 6X)	10	187 317	63 067	33.7	.3	X
3912	Women's misses', and girls' dresses and blouses	20	448 184	300 058	67.0	1.2	X
3913	Women's, misses', and girls' suits and coats	8	414 105	26 188	6.3	.1	X
3914	Women's and misses' outerwear	68	7 100 765	441 582	6.2	1.8	X
3915	Women's and misses' underwear and sleepwear	209	783 054	146 176	18.7	.6	X
3916	Other women's, misses, and girl's wear (furs, sweaters, millinery, etc.) ..	37	1 015 379	129 338	12.7	.5	X

See footnotes at end of table.

Table 1. All Types of Operation by Kind of Business and Commodity Line for Wholesale Trade: 1997—Con.

[Includes only establishments with payroll. For meaning of abbreviations and symbols, see introductory text. For explanation of terms, see Appendix A]

NAICS code and CL code	Kind of business and commodity line	Establishments handling commodity line		Commodity line sales			Sales coverage percent
		Number	Total sales (\$1,000)	Amount ¹ (\$1,000)	As percent of total sales of—		
					Establishments handling line	Establishments in NAICS industry ¹	
42234	Footwear whsle—Con.						
4000	Footwear	1 818	24 363 745	20 779 272	85.3	85.3	67.5
4011	All athletic footwear	548	13 885 385	9 156 992	65.9	37.6	X
4012	Infants' footwear	223	2 130 964	270 083	12.7	1.1	X
4013	Other women's, misses', and girls' footwear	1 209	11 621 759	6 767 913	58.2	27.8	X
4014	Other men's and boy's footwear	909	9 659 938	4 280 203	44.3	17.6	X
4015	Shoe accessories	232	2 178 850	304 078	14.0	1.2	X
6100	Books, periodicals, newspapers, and miscellaneous printed materials	14	2 035	101	5.0	Z	X
6120	Art goods (including novelties and souvenirs)	7	2 920	492	16.8	Z	X
6150	Nondurable goods, n.e.c.	9	350 839	79 254	22.6	.3	X
9700	Service receipts and labor charges (including installed parts)	10	320 809	146 918	45.8	.6	4.7
9701	Labor charges for repair work	7	296 755	146 097	49.2	.6	X
9810	Miscellaneous commodities	70	542 282	28 659	5.3	.1	X
9940	Rental and leasing receipts	7	213 104	3 506	1.6	Z	X
422340	Footwear whsle	1 818	X	24 363 745	X	100.0	78.6
1000	Medical, hospital, and surgical supplies	13	99 472	47 290	47.5	.2	18.5
1011	Surgical and medical instruments and equipment	10	66 969	27 876	41.6	.1	X
1600	Electronic parts and equipment, except communication	14	2 035	101	5.0	Z	X
2700	Sporting and recreational goods and supplies	90	813 625	114 352	14.1	.5	29.9
2711	Ammunition, firearms, reloading equipment, archery supplies, shooting aids, and accessories	7	7 375	943	12.8	Z	X
2712	Bicycles and bicycle tires and tubes	14	55 441	3 523	6.4	Z	X
2714	Camping and fishing equipment and accessories	16	29 252	4 864	16.6	Z	X
2715	Athletic equipment and accessories	59	734 370	98 310	13.4	.4	X
2716	Skiing equipment	18	19 686	1 334	6.8	Z	X
2718	Other sporting and recreational goods (go carts, bait, etc.)	26	41 476	5 220	12.6	Z	X
2800	Toys and hobby goods and supplies	33	38 152	4 349	11.4	Z	1.5
2814	Other hobby goods and accessories	32	28 702	3 407	11.9	Z	X
3000	Jewelry, diamonds, gem stones, and watches	9	110 881	1 152	1.0	Z	X
3600	Piece goods, knit and woven	25	788 487	38 624	4.9	.2	X
3800	Men's and boys' wear	359	9 935 601	2 004 180	20.2	8.2	68.5
3811	Men's and boys' suits, coats, and formal wear	18	987 768	49 898	5.1	.2	X
3812	Men's and boys' dress and casual shirts, slacks, and jeans	103	8 032 952	1 414 582	17.6	5.8	X
3813	Men's and boys' underwear and nightwear	201	683 288	232 376	34.0	1.0	X
3814	Men's and boys' work clothing and uniforms	19	33 521	6 284	18.7	Z	X
3815	Other men's and boys' wear (caps, hats, swimwear, neckwear, etc.)	89	5 277 593	301 040	5.7	1.2	X
3900	Women's and children's wear	324	9 509 595	1 106 410	11.6	4.5	59.5
3911	Infants' and children's wear (to size 6X)	10	187 317	63 067	33.7	.3	X
3912	Women's misses', and girls' dresses and blouses	20	448 184	300 058	67.0	1.2	X
3913	Women's, misses', and girls' suits and coats	8	414 105	26 188	6.3	.1	X
3914	Women's and misses' outerwear	68	7 100 785	441 582	6.2	1.8	X
3915	Women's and misses' underwear and sleepwear	209	783 054	146 176	18.7	.6	X
3916	Other women's, misses, and girl's wear (furs, sweaters, millinery, etc.) ..	37	1 015 379	129 338	12.7	.5	X
4000	Footwear	1 818	24 363 745	20 779 272	85.3	85.3	67.5
4011	All athletic footwear	548	13 885 385	9 156 992	65.9	37.6	X
4012	Infants' footwear	223	2 130 964	270 083	12.7	1.1	X
4013	Other women's, misses', and girls' footwear	1 209	11 621 759	6 767 913	58.2	27.8	X
4014	Other men's and boy's footwear	909	9 659 938	4 280 203	44.3	17.6	X
4015	Shoe accessories	232	2 178 850	304 078	14.0	1.2	X
6100	Books, periodicals, newspapers, and miscellaneous printed materials	14	2 035	101	5.0	Z	X
6120	Art goods (including novelties and souvenirs)	7	2 920	492	16.8	Z	X
6150	Nondurable goods, n.e.c.	9	350 839	79 254	22.6	.3	X
9700	Service receipts and labor charges (including installed parts)	10	320 809	146 918	45.8	.6	4.7
9701	Labor charges for repair work	7	296 755	146 097	49.2	.6	X
9810	Miscellaneous commodities	70	542 282	28 659	5.3	.1	X
9940	Rental and leasing receipts	7	213 104	3 506	1.6	Z	X
4224	Grocery & related products whsle	41 760	X	588 970 062	X	100.0	77.4
0100	New and used automobiles, motorcycles, etc.	7	11 336	520	4.6	Z	X
0200	New and rebuilt automotive parts and supplies	28	817 556	50 897	6.2	Z	X
0400	Household and lawn furniture	6	4 048	175	4.3	Z	X
0500	Household china, glassware, crockery, and plastic housewares	39	130 277	12 103	9.3	Z	X
0520	Linens, domestics, curtains, and draperies	13	107 454	2 920	2.7	Z	65.0
0525	Other linens and domestics	10	89 956	1 014	1.1	Z	X
0540	Other home furnishings	743	25 468 753	506 652	2.0	.1	.3
0541	Metal flatware and kitchen utensils	13	109 560	3 201	2.9	Z	X
0543	Home furnishings, n.e.c.	7	96 169	10 592	11.0	Z	X
0740	Other construction materials	7	37 866	2 606	6.9	Z	X
0800	Photographic equipment and supplies (excluding video)	16	206 330	8 615	4.2	Z	X
0900	Office equipment	212	4 399 517	73 337	1.7	Z	X
0920	New computer equipment	6	11 002	3 472	31.6	Z	X
0960	Restaurant and hotel equipment and supplies	2 343	52 748 253	2 506 086	4.8	.4	X
0970	Store machines and equipment	238	8 799 536	110 602	1.3	Z	.2
0971	Vending machines	10	281 526	3 800	1.4	Z	X
0972	Other store machines and equipment	42	286 174	13 012	4.5	Z	X
1000	Medical, hospital, and surgical supplies	8	17 924	956	5.3	Z	X
1030	Optical and ophthalmic goods	9	6 343	2 651	41.8	Z	8.6
1034	Optical goods, n.e.c. (excluding cameras)	9	6 343	2 651	41.8	Z	X
1120	Flat iron and steel products	15	135 863	5 495	4.0	Z	X
1140	Iron and steel wire and wire products	16	132 530	1 689	1.3	Z	X

See footnotes at end of table.

Table 1. All Types of Operation by Kind of Business and Commodity Line for Wholesale Trade: 1997—Con.

[Includes only establishments with payroll. For meaning of abbreviations and symbols, see introductory text. For explanation of terms, see Appendix A]

NAICS code and CL code	Kind of business and commodity line	Establishments handling commodity line		Commodity line sales			Sales coverage percent
		Number	Total sales (\$1,000)	Amount ¹ (\$1,000)	As percent of total sales of—		
					Establishments handling line	Establishments in NAICS industry ¹	
4224	Grocery & related products whole—Con.						
1150	Iron and steel pipe and tubing	6	25 632	890	3.5	Z	X
1400	Electrical apparatus and equipment	22	220 830	27 213	12.3	Z	X
1500	Electrical appliances, household	42	337 283	15 517	4.6	Z	1.1
1518	Other electrical household appliances (including fans, dishwashers, etc.) ..	28	164 141	6 748	4.1	Z	X
1600	Electronic parts and equipment, except communication	34	133 576	16 794	12.6	Z	37.4
1616	Electronic connectors and other passive electronic parts	14	62 336	9 007	14.4	Z	X
1618	Electronic parts and equipment, n.e.c.	9	30 087	3 083	10.2	Z	X
1700	Hardware	341	10 286 652	200 675	2.0	Z	X
1711	Hand tools (including power driven)	9	84 083	2 612	3.1	Z	X
1712	Bolts, nuts, rivets, and fasteners	9	84 083	2 612	3.1	Z	X
1713	Cutlery	9	84 083	3 915	4.7	Z	X
1800	Plumbing and heating equipment and supplies (hydronics)	16	210 877	4 516	2.1	Z	75.3
1812	Metal pipe fittings and valves (excluding pipe and tubing)	6	184 162	2 075	1.1	Z	X
1813	Plumbing fixtures	8	35 577	777	2.2	Z	X
2000	Refrigeration equipment and supplies	10	44 293	3 646	8.2	Z	51.1
2015	Other refrigeration equipment and supplies	9	30 856	1 655	5.4	Z	X
2200	Farm machinery, equipment, and parts	14	31 913	991	3.1	Z	X
2220	Garden machinery, equipment, and parts	8	17 194	177	1.0	Z	X
2230	Food-processing machinery, equipment, and parts	17	549 004	73 654	13.4	Z	1.6
2231	New commercial food-processing machinery (slicers, choppers, baking, etc.)	7	2 160	388	18.0	Z	X
2320	General-purpose industrial machinery, equipment, and parts	37	150 228	7 546	5.0	Z	1.6
2327	All other new general-purpose industrial machinery and equipment	16	101 228	3 009	3.0	Z	X
2360	Other industrial machinery, equipment, and parts	7	56 241	605	1.1	Z	X
2450	Industrial containers and supplies	7	145 102	16 334	11.3	Z	X
2460	Other industrial supplies	7	25 820	1 273	4.9	Z	X
2520	Custodial (janitors') equipment and supplies	70	1 059 741	40 781	3.8	Z	X
2530	Laundry and dry-cleaning equipment and supplies	785	40 923 022	1 676 735	4.1	.3	X
2600	Aircraft and aeronautical equipment and supplies	9	10 341	2 579	24.9	Z	77.4
2613	Other new aircraft equipment and supplies	9	10 341	2 579	24.9	Z	X
2620	Marine machinery, equipment, and supplies	76	491 738	16 587	3.4	Z	X
2700	Sporting and recreational goods and supplies	30	156 678	9 756	6.2	Z	X
2800	Toys and hobby goods and supplies	78	888 962	59 276	6.7	Z	28.5
2811	Video games and cartridges	11	281 316	31 660	11.3	Z	X
2813	Crafts and craft supplies	38	22 950	1 207	5.3	Z	X
2930	Recyclable paper and paperboard	12	21 193	3 684	17.4	Z	X
3000	Jewelry, diamonds, gem stones, and watches	18	116 508	935	.8	Z	X
3130	Compact discs, prerecorded audio tapes, and phonograph records	7	37 244	1 076	2.9	Z	X
3140	Prerecorded video tapes	12	743 683	7 771	1.0	Z	X
3200	Printing and writing paper	16	97 047	16 774	17.3	Z	72.8
3213	Other printing and writing paper	11	95 138	16 694	17.5	Z	X
3300	Stationery, office supplies and greeting cards	76	390 975	37 171	9.5	Z	6.9
3316	Other stationery supplies (envelopes, ruled forms, and binder paper) ...	27	176 169	26 434	15.0	Z	X
3400	Industrial and personal services paper and plastics	3 824	141 562 558	8 576 937	6.1	1.5	.3
3411	Paperboard and boxboard boxes	89	3 770 536	116 896	3.1	Z	X
3412	Paper dishes, cups, and napkins	1 852	56 356 877	3 531 837	6.3	.6	X
3413	Industrial paper (wrapping, bags, cartons, etc.)	51	1 525 845	35 498	2.3	Z	X
3414	Disposable plastic boxes, containers, cups, dishes, and supplies	178	2 550 289	241 604	9.5	Z	X
3415	Other industrial and personal service paper	36	2 212 689	75 011	3.4	Z	X
3500	Drugs, pharmaceuticals, cosmetics, and toiletries	1 900	104 128 947	6 708 381	6.4	1.1	.3
3511	Prescription drugs	22	145 526	11 368	7.8	Z	X
3512	Nonprescription pharmaceuticals	140	2 765 959	91 431	3.3	Z	X
3513	Cosmetics	97	6 118 130	368 237	6.0	.1	X
3514	Perfumes	23	4 632 031	199 234	4.3	Z	X
3515	Other toiletries and druggists' sundries	390	19 097 095	1 420 833	7.4	.2	X
3600	Piece goods, knit and woven	39	476 295	84 225	17.7	Z	X
3700	Notions (buttons, ribbons, lace, sewing accessories, zippers, bindings, etc.)	7	42 850	858	2.0	Z	X
3800	Men's and boys' wear	82	991 312	18 106	1.8	Z	8.3
3812	Men's and boys' dress and casual shirts, slacks, and jeans	19	215 205	8 997	4.2	Z	X
3900	Women's and children's wear	91	1 803 272	61 344	3.4	Z	5.0
3912	Women's misses', and girls' dresses and blouses	20	384 537	11 042	2.9	Z	X
3916	Other women's, misses, and girl's wear (furs, sweaters, millinery, etc.) ..	7	7 700	828	10.8	Z	X
4000	Footwear	51	1 164 592	110 458	9.5	Z	X
4100	Frozen foods (packaged)	12 041	290 821 586	80 196 571	27.6	13.6	53.3
4111	Dinners (frozen)	3 099	141 455 909	6 986 013	4.9	1.2	X
4112	Fish and seafoods (frozen packaged)	6 549	168 142 095	16 363 006	9.7	2.8	X
4113	Vegetables (frozen)	5 121	176 490 140	10 441 029	5.9	1.8	X
4114	Fruits and fruit juices (frozen)	3 994	147 088 487	6 029 354	4.1	1.0	X
4115	Meat (frozen packaged)	5 464	145 326 686	15 750 562	10.8	2.7	X
4116	Frozen baked goods	4 617	164 943 004	9 899 449	6.0	1.7	X
4117	Other frozen foods (except frozen dairy products)	4 768	163 142 643	14 716 800	9.0	2.5	X
4200	Dairy products (excluding dried or canned)	9 792	271 601 005	56 135 166	20.7	9.5	49.6
4211	Butter	4 387	131 100 226	3 861 762	2.9	.7	X
4212	Cheese	6 865	195 323 242	19 780 463	10.1	3.4	X
4213	Milk and cream, except raw	3 321	77 639 064	7 026 886	9.1	1.2	X
4214	Ice cream	3 206	111 544 368	7 697 016	6.9	1.3	X
4215	Raw milk	325	14 850 323	4 882 302	32.9	.8	X
4216	Other dairy products	4 345	180 419 164	12 839 633	7.1	2.2	X

See footnotes at end of table.

Table 1. All Types of Operation by Kind of Business and Commodity Line for Wholesale Trade: 1997—Con.

[Includes only establishments with payroll. For meaning of abbreviations and symbols, see introductory text. For explanation of terms, see Appendix A]

NAICS code and CL code	Kind of business and commodity line	Establishments handling commodity line		Commodity line sales			Sales coverage percent
		Number	Total sales (\$1,000)	Amount ¹ (\$1,000)	As percent of total sales of—		
					Establishments handling line	Establishments in NAICS industry ¹	
4224	Grocery & related products whole—Con.						
4300	Poultry and poultry products	5 967	156 675 417	22 780 994	14.5	3.9	4.9
4311	Dressed poultry killed on location	676	10 867 052	2 092 509	19.3	.4	X
4312	Eggs	2 660	67 531 823	6 776 721	10.0	1.2	X
4313	Live poultry	131	2 453 116	556 192	22.7	.1	X
4314	Other poultry (excluding frozen packaged)	2 665	42 000 163	10 629 014	25.3	1.8	X
4400	Confectionery	6 098	136 226 250	30 978 892	22.7	5.3	17.0
4411	Candy	3 128	53 050 832	12 300 334	23.2	2.1	X
4412	Chewing gum	728	5 595 372	1 243 984	22.2	.2	X
4413	Nuts	3 035	40 530 565	4 022 377	9.9	.7	X
4414	Chips and popcorn	3 422	74 146 591	11 020 594	14.9	1.9	X
4415	Other confections	1 128	16 887 991	1 669 947	9.9	.3	X
4500	Fish and seafoods (excluding canned and frozen packaged)	5 368	94 120 583	15 694 520	16.7	2.7	X
4600	Meat and meat products (fresh and unpackaged)	8 031	216 296 068	60 808 251	28.1	10.3	42.8
4611	Beef (not killed on location)	5 346	144 875 619	27 654 172	19.1	4.7	X
4612	Veal (not killed on location)	1 832	36 424 160	1 223 609	3.4	.2	X
4613	Lamb and mutton (not killed on location)	1 680	35 213 614	1 176 882	3.3	.2	X
4614	Pork (not killed on location)	4 148	109 713 959	10 526 204	9.6	1.8	X
4615	Sausage and prepared meats made on location	1 152	13 814 455	992 899	7.2	.2	X
4616	Sausage and prepared meats not made on location	4 158	113 785 898	12 248 092	10.8	2.1	X
4617	Meat from animals killed on location	1 176	2 257 467	358 604	15.9	.1	X
4618	Other meat products	2 617	89 502 857	6 612 369	7.4	1.1	X
4700	Fresh fruits and vegetables	9 460	172 504 115	52 087 759	30.2	8.8	18.4
4711	Fresh fruits	7 870	144 848 172	29 853 844	20.6	5.1	X
4712	Prepackaged fresh-cut vegetables (carrots, salads, etc.)	3 103	50 272 943	3 648 542	7.3	.6	X
4713	Other fresh vegetables	5 308	61 789 043	17 565 953	28.4	3.0	X
4800	Coffee, tea, and spices	7 961	206 318 054	20 083 562	9.7	3.4	47.2
4811	Coffee	5 392	151 467 760	12 603 675	8.3	2.1	X
4812	Tea	4 059	108 905 609	2 523 348	2.3	.4	X
4813	Spices	4 330	126 378 987	4 880 857	3.9	.8	X
4820	Bread and baked goods	7 059	116 359 789	23 500 052	20.2	4.0	50.4
4821	Breads and rolls	3 500	54 521 889	6 742 892	12.4	1.1	X
4822	Cookies, cakes, and other baked goods	5 605	99 620 018	16 630 649	16.7	2.8	X
4830	Canned foods	8 057	230 703 515	55 012 231	23.8	9.3	48.2
4831	Canned and bottled fruits, vegetables, and juices	6 679	202 397 124	31 883 995	15.8	5.4	X
4832	Canned and bottled baby foods	1 462	91 992 466	3 119 196	3.4	.5	X
4833	Canned meats	2 527	110 342 153	3 011 407	2.7	.5	X
4834	Canned fish and seafoods	3 573	129 935 833	4 320 078	3.3	.7	X
4835	Canned milk	1 365	61 752 393	1 061 914	1.7	.2	X
4836	Other canned foods	3 949	148 768 265	11 549 625	7.8	2.0	X
4840	Food and beverage basic materials (include flavoring extracts, fruit peel, hop extract, industrial molasses, sausage casings, malt, yeast, etc.)	3 120	62 101 624	7 503 517	12.1	1.3	X
4850	Soft drinks and bottled water	7 857	187 499 865	33 503 355	17.9	5.7	56.7
4851	Soft drinks, packaged	5 774	137 316 433	26 882 796	19.6	4.6	X
4852	Soft drinks, pre and post mix bulk	2 851	72 741 539	3 189 915	4.4	.5	X
4853	Bottled water	4 440	114 054 281	3 403 581	3.0	.6	X
4860	Other grocery specialties	11 111	272 187 514	93 796 912	34.5	15.9	52.9
4861	Pasta	4 874	151 431 160	6 480 913	4.3	1.1	X
4862	Breakfast cereals	3 077	148 994 581	16 458 220	11.0	2.8	X
4863	Cooking oils and margarine	4 576	129 198 197	6 250 405	4.8	1.1	X
4864	Flour	3 855	109 871 365	4 638 287	4.2	.8	X
4865	Pickles, preserves, jellies, jams, and sauces	4 786	162 525 855	7 925 276	4.9	1.3	X
4866	Sugar, refined	3 442	107 423 049	4 506 744	4.2	.8	X
4867	Pet foods	2 079	106 222 688	7 414 588	7.0	1.3	X
4868	Grocery specialties, n.e.c.	6 104	180 614 464	40 120 023	22.2	6.8	X
4900	Grain and beans	1 984	50 144 048	1 666 540	3.3	.3	.7
4911	Corn (for grain)	176	2 750 745	260 423	9.5	Z	X
4912	Oats and barley	73	1 346 355	44 536	3.3	Z	X
4913	Wheat	351	8 432 769	127 254	1.5	Z	X
4914	Sorghum (for grain)	25	78 987	807	1.0	Z	X
4915	Soybeans	74	2 127 283	227 317	10.7	Z	X
4916	Other grain and beans (rice and edible and inedible beans)	175	1 498 922	83 002	5.5	Z	X
5120	Leaf tobacco	15	128 224	8 624	6.7	Z	X
5140	Other farm products, inedible	18	436 031	165 841	38.0	Z	15.2
5143	Farm products, n.e.c.	14	77 468	23 052	29.8	Z	X
5300	Plastics materials and basic shapes	26	228 080	29 869	13.1	Z	.8
5314	Other plastics materials and basic shapes	8	12 011	1 849	15.4	Z	X
5330	Chemicals and allied products (excluding agricultural, plastics, gases, and petroleum)	1 795	82 306 170	2 590 636	3.1	.4	.8
5331	Gases, compressed and liquified, except L.P.	7	5 014	134	2.7	Z	X
5332	Alkalies and chlorine	10	1 064	4	.4	Z	X
5335	Detergents and soaps	1 244	63 558 969	2 003 710	3.2	.3	X
5344	Other chemicals and allied products	176	2 753 332	121 511	4.4	Z	X
5400	Petroleum products	71	450 140	28 260	6.3	Z	1.0
5412	Motor gasoline	9	15 921	838	5.3	Z	X
5415	No. 2 distillate fuel oil (no. 2 diesel and no. 2 heating oil)	48	275 701	17 508	6.4	Z	X
5416	All other distillate fuel oil (no. 1 and no. 4 diesel and heating)	9	15 921	838	5.3	Z	X
5418	Lubricating oil and greases	49	276 970	992	.4	Z	X
5600	Beer and ale	700	6 494 214	327 084	5.0	.1	X
5700	Wines and distilled alcoholic beverages	711	7 890 928	237 539	3.0	Z	1.3
5711	Wines	77	2 162 371	54 867	2.5	Z	X
5712	Distilled liquor (including premixed alcoholic drinks)	78	1 980 203	37 975	1.9	Z	X

See footnotes at end of table.

Table 1. All Types of Operation by Kind of Business and Commodity Line for Wholesale Trade: 1997—Con.

[Includes only establishments with payroll. For meaning of abbreviations and symbols, see introductory text. For explanation of terms, see Appendix A]

NAICS code and CL code	Kind of business and commodity line	Establishments handling commodity line		Commodity line sales			Sales coverage percent
		Number	Total sales (\$1,000)	Amount ¹ (\$1,000)	As percent of total sales of—		
					Establishments handling line	Establishments in NAICS industry ¹	
4224	Grocery & related products whole—Con.						
5800	Farm supplies	203	2 352 642	225 882	9.6	Z	17.0
5811	Hay, straw, and alfalfa	25	85 844	4 672	5.4	Z	X
5812	Feeds (poultry and livestock) not mixed on location	63	313 767	14 106	4.5	Z	X
5813	Prepared feeds (poultry and livestock) mixed on location	15	201 830	43 718	21.7	Z	X
5814	Weed killers, soil sterilizers, and soil conditioners	35	435 009	21 039	4.8	Z	X
5815	Insecticides, fungicides, and pesticides	39	390 120	6 448	1.7	Z	X
5816	Other agricultural chemicals and fertilizers	41	398 005	15 055	3.8	Z	X
5817	Seeds and bulbs	54	613 661	43 983	7.2	Z	X
5818	Other farm supplies (including harness and saddlery equipment)	51	375 782	20 206	5.4	Z	X
5900	Tobacco and tobacco products	1 500	56 160 224	3 538 930	6.3	.6	5.0
5911	Cigars	893	32 650 237	1 658 751	5.1	.3	X
5912	Cigarettes	975	16 951 281	1 007 765	5.9	.2	X
5913	Other tobacco products (excluding leaf)	878	14 640 898	328 286	2.2	.1	X
6100	Books, periodicals, newspapers, and miscellaneous printed materials	46	291 474	19 311	6.6	Z	X
6110	Flowers and florists' supplies	26	122 069	20 448	16.8	Z	X
6120	Art goods (including novelties and souvenirs)	61	214 064	32 288	15.1	Z	62.2
6122	Novelties and souvenirs	57	205 933	30 073	14.6	Z	X
6150	Nondurable goods, n.e.c.	114	1 722 475	163 810	9.5	Z	X
9700	Service receipts and labor charges (including installed parts)	587	7 445 397	512 438	6.9	.1	1.4
9701	Labor charges for repair work	192	1 138 545	19 675	1.7	Z	X
9702	Parts installed in repair work	150	911 880	2 937	.3	Z	X
9703	Other service receipts and labor charges—Specify	355	3 860 671	223 552	5.8	Z	X
9730	Advertising specialties (paper novelties, etc.)	12	34 392	2 685	7.8	Z	X
9810	Miscellaneous commodities	1 941	68 070 336	5 479 179	8.0	.9	X
9920	Receipts for farm product preparation services (cleaning, shelling, etc.)	194	1 474 090	245 628	16.7	Z	X
9940	Rental and leasing receipts	604	4 511 240	313 413	6.9	.1	X
42241	General-line grocery whole	4 138	X	146 689 286	X	100.0	70.3
0200	New and rebuilt automotive parts and supplies	7	18 988	580	3.1	Z	X
0540	Other home furnishings	483	15 882 699	243 174	1.5	.2	X
0900	Office equipment	178	4 234 954	70 296	1.7	Z	X
0960	Restaurant and hotel equipment and supplies	1 436	30 543 389	1 454 267	4.8	1.0	X
0970	Store machines and equipment	81	5 530 450	45 519	.8	Z	X
1500	Electrical appliances, household	6	2 132	190	8.9	Z	70.3
1518	Other electrical household appliances (including fans, dishwashers, etc.)	6	2 132	113	5.3	Z	X
1700	Hardware	238	6 859 654	71 087	1.0	Z	X
2530	Laundry and dry-cleaning equipment and supplies	634	32 259 838	1 343 253	4.2	.9	X
2800	Toys and hobby goods and supplies	7	19 496	1 668	8.6	Z	X
3400	Industrial and personal services paper and plastics	2 133	96 565 116	5 288 111	5.5	3.6	X
3412	Paper dishes, cups, and napkins	1 424	46 791 707	2 976 534	6.4	2.0	X
3500	Drugs, pharmaceuticals, cosmetics, and toiletries	1 259	77 434 442	3 995 811	5.2	2.7	X
3800	Men's and boys' wear	45	738 521	8 060	1.1	Z	X
3900	Women's and children's wear	47	1 376 834	45 772	3.3	Z	X
4000	Footwear	31	685 274	30 112	4.4	Z	X
4100	Frozen foods (packaged)	3 553	134 953 502	20 228 652	15.0	13.8	45.2
4111	Dinners (frozen)	1 867	99 749 976	3 572 181	3.6	2.4	X
4112	Fish and seafoods (frozen packaged)	2 381	89 166 998	1 983 642	2.2	1.4	X
4113	Vegetables (frozen)	2 597	112 521 606	4 553 030	4.0	3.1	X
4114	Fruits and fruit juices (frozen)	2 087	98 177 290	2 080 273	2.1	1.4	X
4115	Meat (frozen packaged)	2 068	71 425 464	2 534 089	3.5	1.7	X
4116	Frozen baked goods	2 223	98 374 473	2 172 954	2.2	1.5	X
4117	Other frozen foods (except frozen dairy products)	1 991	86 449 482	3 332 451	3.9	2.3	X
4200	Dairy products (excluding dried or canned)	3 451	126 591 421	11 897 584	9.4	8.1	45.7
4211	Butter	2 251	88 326 069	1 659 223	1.9	1.1	X
4212	Cheese	2 915	105 801 460	4 382 182	4.1	3.0	X
4213	Milk and cream, except raw	1 220	47 504 055	1 169 523	2.5	.8	X
4214	Ice cream	1 214	78 043 357	1 927 918	2.5	1.3	X
4215	Raw milk	92	5 199 122	115 396	2.2	.1	X
4216	Other dairy products	1 895	92 304 724	2 643 343	2.9	1.8	X
4300	Poultry and poultry products	1 872	85 059 967	5 591 307	6.6	3.8	.4
4312	Eggs	1 146	42 652 674	2 597 167	6.1	1.8	X
4314	Other poultry (excluding frozen packaged)	775	3 965 128	812 265	20.5	.6	X
4400	Confectionery	2 056	74 848 663	3 065 460	4.1	2.1	.1
4411	Candy	729	19 925 664	73 892	.4	.1	X
4413	Nuts	1 414	24 196 693	506 335	2.1	.3	X
4414	Chips and popcorn	1 876	57 735 944	2 075 812	3.6	1.4	X
4415	Other confections	39	7 262 966	132 740	1.8	.1	X
4500	Fish and seafoods (excluding canned and frozen packaged)	1 059	53 498 025	1 950 606	3.6	1.3	X
4600	Meat and meat products (fresh and unpackage)	2 396	101 980 926	11 148 863	10.9	7.6	38.8
4611	Beef (not killed on location)	1 656	80 773 622	5 040 285	6.2	3.4	X
4612	Veal (not killed on location)	388	16 484 457	190 942	1.2	.1	X
4613	Lamb and mutton (not killed on location)	309	13 229 289	79 017	.6	.1	X
4614	Pork (not killed on location)	1 152	55 940 438	1 845 607	3.3	1.3	X
4615	Sausage and prepared meats made on location	210	6 907 198	249 399	3.6	.2	X
4616	Sausage and prepared meats not made on location	1 428	55 575 091	2 124 421	3.8	1.4	X
4618	Other meat products	829	48 028 205	1 618 614	3.4	1.1	X
4700	Fresh fruits and vegetables	2 056	85 662 565	4 735 678	5.5	3.2	.1
4711	Fresh fruits	1 990	73 196 253	3 021 117	4.1	2.1	X
4712	Prepackaged fresh-cut vegetables (carrots, salads, etc.)	1 151	24 282 691	703 337	2.9	.5	X
4713	Other fresh vegetables	999	11 589 402	230 043	2.0	.2	X

See footnotes at end of table.

Table 1. All Types of Operation by Kind of Business and Commodity Line for Wholesale Trade: 1997—Con.

[Includes only establishments with payroll. For meaning of abbreviations and symbols, see introductory text. For explanation of terms, see Appendix A]

NAICS code and CL code	Kind of business and commodity line	Establishments handling commodity line		Commodity line sales			Sales coverage percent
		Number	Total sales (\$1,000)	Amount ¹ (\$1,000)	As percent of total sales of—		
					Establishments handling line	Establishments in NAICS industry ¹	
42241	General-line grocery whse—Con.						
4800	Coffee, tea, and spices	3 063	121 409 773	4 676 893	3.9	3.2	42.9
4811	Coffee	2 275	93 797 877	2 221 951	2.4	1.5	X
4812	Tea	2 065	78 461 971	969 280	1.2	.7	X
4813	Spices	2 361	94 198 755	1 485 657	1.6	1.0	X
4820	Bread and baked goods	1 824	56 331 025	2 934 024	5.2	2.0	55.0
4821	Breads and rolls	1 000	27 944 674	860 915	3.1	.6	X
4822	Cookies, cakes, and other baked goods	1 610	49 540 715	2 073 099	4.2	1.4	X
4830	Canned foods	3 643	141 010 935	29 493 895	20.9	20.1	44.9
4831	Canned and bottled fruits, vegetables, and juices	3 427	136 612 136	15 628 901	11.4	10.7	X
4832	Canned and bottled baby foods	1 172	83 350 108	1 989 443	2.4	1.4	X
4833	Canned meats	1 859	96 072 127	2 149 230	2.2	1.5	X
4834	Canned fish and seafoods	2 296	106 715 507	2 744 933	2.6	1.9	X
4835	Canned milk	1 124	54 902 568	835 495	1.5	.6	X
4836	Other canned foods	2 291	108 949 189	6 145 893	5.6	4.2	X
4840	Food and beverage basic materials (include flavoring extracts, fruit peel, hop extract, industrial molasses, sausage casings, malt, yeast, etc.)	1 228	35 260 140	1 042 550	3.0	.7	X
4850	Soft drinks and bottled water	2 531	103 332 743	3 499 483	3.4	2.4	55.2
4851	Soft drinks, packaged	1 885	70 564 501	1 723 554	2.4	1.2	X
4852	Soft drinks, pre and post mix bulk	796	37 609 227	708 242	1.9	.5	X
4853	Bottled water	1 667	71 140 193	1 067 668	1.5	.7	X
4860	Other grocery specialties	3 192	119 184 264	26 956 473	22.6	18.4	53.2
4861	Pasta	2 655	107 439 446	2 826 532	2.6	1.9	X
4862	Breakfast cereals	2 010	96 048 861	4 906 758	5.1	3.3	X
4863	Cooking oils and margarine	2 462	92 277 624	2 898 329	2.8	2.0	X
4864	Flour	2 031	72 079 362	1 624 101	2.3	1.1	X
4865	Pickles, preserves, jellies, jams, and sauces	2 466	104 447 569	3 913 417	3.7	2.7	X
4866	Sugar, refined	1 977	82 986 308	1 818 584	2.2	1.2	X
4867	Pet foods	1 215	84 600 495	3 058 041	3.6	2.1	X
4868	Grocery specialties, n.e.c.	1 681	77 565 145	5 910 699	7.6	4.0	X
4900	Grain and beans	1 158	39 835 050	679 727	1.7	.5	X
5330	Chemicals and allied products (excluding agricultural, plastics, gases, and petroleum)	1 242	66 478 674	2 102 617	3.2	1.4	.8
5335	Detergents and soaps	1 131	60 089 535	1 927 775	3.2	1.3	X
5344	Other chemicals and allied products	58	1 822 547	45 664	2.5	Z	X
5600	Beer and ale	506	3 237 390	75 530	2.3	.1	X
5700	Wines and distilled alcoholic beverages	527	2 999 887	51 393	1.7	Z	X
5900	Tobacco and tobacco products	1 112	42 774 799	2 380 029	5.6	1.6	.7
5911	Cigars	716	29 677 006	1 624 721	5.5	1.1	X
5912	Cigarettes	687	6 228 094	312 450	5.0	.2	X
5913	Other tobacco products (excluding leaf)	687	6 228 094	24 160	.4	Z	X
9700	Service receipts and labor charges (including installed parts)	88	3 046 940	84 851	2.8	.1	.8
9701	Labor charges for repair work	41	712 332	2 071	.3	Z	X
9702	Parts installed in repair work	41	712 332	853	.1	Z	X
9703	Other service receipts and labor charges—Specify	39	1 689 340	37 708	2.2	Z	X
9810	Miscellaneous commodities	302	21 348 148	1 414 218	6.6	1.0	X
9940	Rental and leasing receipts	39	1 286 496	23 778	1.8	Z	X
422410	General-line grocery whse	4 138	X	146 689 286	X	100.0	70.3
0200	New and rebuilt automotive parts and supplies	7	18 988	580	3.1	Z	X
0540	Other home furnishings	483	15 882 699	243 174	1.5	.2	X
0900	Office equipment	178	4 234 954	70 296	1.7	Z	X
0960	Restaurant and hotel equipment and supplies	1 436	30 543 389	1 454 267	4.8	1.0	X
0970	Store machines and equipment	81	5 530 450	45 519	.8	Z	X
1500	Electrical appliances, household	6	2 132	190	8.9	Z	70.3
1518	Other electrical household appliances (including fans, dishwashers, etc.)	6	2 132	113	5.3	Z	X
1700	Hardware	238	6 859 654	71 087	1.0	Z	X
2530	Laundry and dry-cleaning equipment and supplies	634	32 259 838	1 343 253	4.2	.9	X
2800	Toys and hobby goods and supplies	7	19 496	1 668	8.6	Z	X
3400	Industrial and personal services paper and plastics	2 133	96 565 116	5 288 111	5.5	3.6	X
3412	Paper dishes, cups, and napkins	1 424	46 791 707	2 976 534	6.4	2.0	X
3500	Drugs, pharmaceuticals, cosmetics, and toiletries	1 259	77 434 442	3 995 811	5.2	2.7	X
3800	Men's and boys' wear	45	738 521	8 060	1.1	Z	X
3900	Women's and children's wear	47	1 376 834	45 772	3.3	Z	X
4000	Footwear	31	685 274	30 112	4.4	Z	X
4100	Frozen foods (packaged)	3 553	134 953 502	20 228 652	15.0	13.8	45.2
4111	Dinners (frozen)	1 867	99 749 976	3 572 181	3.6	2.4	X
4112	Fish and seafoods (frozen packaged)	2 381	89 166 998	1 983 642	2.2	1.4	X
4113	Vegetables (frozen)	2 597	112 521 606	4 553 030	4.0	3.1	X
4114	Fruits and fruit juices (frozen)	2 087	98 177 290	2 080 273	2.1	1.4	X
4115	Meat (frozen packaged)	2 068	71 425 464	2 534 089	3.5	1.7	X
4116	Frozen baked goods	2 223	98 374 473	2 172 954	2.2	1.5	X
4117	Other frozen foods (except frozen dairy products)	1 991	86 449 482	3 332 451	3.9	2.3	X
4200	Dairy products (excluding dried or canned)	3 451	126 591 421	11 897 584	9.4	8.1	45.7
4211	Butter	2 251	88 326 069	1 659 223	1.9	1.1	X
4212	Cheese	2 915	105 801 460	4 382 182	4.1	3.0	X
4213	Milk and cream, except raw	1 220	47 504 055	1 169 523	2.5	.8	X
4214	Ice cream	1 214	78 043 357	1 927 918	2.5	1.3	X
4215	Raw milk	92	5 199 122	115 396	2.2	.1	X
4216	Other dairy products	1 895	92 304 724	2 643 343	2.9	1.8	X
4300	Poultry and poultry products	1 872	85 059 967	5 591 307	6.6	3.8	.4
4312	Eggs	1 146	42 652 674	2 597 167	6.1	1.8	X
4314	Other poultry (excluding frozen packaged)	775	3 965 128	812 265	20.5	.6	X

See footnotes at end of table.

Table 1. All Types of Operation by Kind of Business and Commodity Line for Wholesale Trade: 1997—Con.

[Includes only establishments with payroll. For meaning of abbreviations and symbols, see introductory text. For explanation of terms, see Appendix A]

NAICS code and CL code	Kind of business and commodity line	Establishments handling commodity line		Commodity line sales			Sales coverage percent
		Number	Total sales (\$1,000)	Amount ¹ (\$1,000)	As percent of total sales of—		
					Establishments handling line	Establishments in NAICS industry ¹	
422410	General-line grocery whse—Con.						
4400	Confectionery	2 056	74 848 663	3 065 460	4.1	2.1	.1
4411	Candy	729	19 925 664	73 892	.4	.1	X
4413	Nuts	1 414	24 196 693	506 335	2.1	.3	X
4414	Chips and popcorn	1 876	57 735 944	2 075 812	3.6	1.4	X
4415	Other confections	39	7 262 966	132 740	1.8	.1	X
4500	Fish and seafoods (excluding canned and frozen packaged)	1 059	53 498 025	1 950 606	3.6	1.3	X
4600	Meat and meat products (fresh and unpackaged)	2 396	101 980 926	11 148 863	10.9	7.6	38.8
4611	Beef (not killed on location)	1 656	80 773 622	5 040 285	6.2	3.4	X
4612	Veal (not killed on location)	388	16 484 457	190 942	1.2	.1	X
4613	Lamb and mutton (not killed on location)	309	13 229 289	79 017	.6	.1	X
4614	Pork (not killed on location)	1 152	55 940 438	1 845 607	3.3	1.3	X
4615	Sausage and prepared meats made on location	210	6 907 198	249 399	3.6	.2	X
4616	Sausage and prepared meats not made on location	1 428	55 575 091	2 124 421	3.8	1.4	X
4618	Other meat products	829	48 028 205	1 618 614	3.4	1.1	X
4700	Fresh fruits and vegetables	2 056	85 662 565	4 735 678	5.5	3.2	.1
4711	Fresh fruits	1 990	73 196 253	3 021 117	4.1	2.1	X
4712	Prepackaged fresh-cut vegetables (carrots, salads, etc.)	1 151	24 282 691	703 337	2.9	.5	X
4713	Other fresh vegetables	999	11 589 402	230 043	2.0	.2	X
4800	Coffee, tea, and spices	3 063	121 409 773	4 676 893	3.9	3.2	42.9
4811	Coffee	2 275	93 797 877	2 221 951	2.4	1.5	X
4812	Tea	2 065	78 461 971	969 280	1.2	.7	X
4813	Spices	2 361	94 198 755	1 485 657	1.6	1.0	X
4820	Bread and baked goods	1 824	56 331 025	2 934 024	5.2	2.0	55.0
4821	Breads and rolls	1 000	27 944 674	860 915	3.1	.6	X
4822	Cookies, cakes, and other baked goods	1 610	49 540 715	2 073 099	4.2	1.4	X
4830	Canned foods	3 643	141 010 935	29 493 895	20.9	20.1	44.9
4831	Canned and bottled fruits, vegetables, and juices	3 427	136 612 136	15 628 901	11.4	10.7	X
4832	Canned and bottled baby foods	1 172	83 350 108	1 989 443	2.4	1.4	X
4833	Canned meats	1 859	96 072 127	2 149 230	2.2	1.5	X
4834	Canned fish and seafoods	2 296	106 715 507	2 744 933	2.6	1.9	X
4835	Canned milk	1 124	54 902 568	835 495	1.5	.6	X
4836	Other canned foods	2 291	108 949 189	6 145 893	5.6	4.2	X
4840	Food and beverage basic materials (include flavoring extracts, fruit peel, hop extract, industrial molasses, sausage casings, malt, yeast, etc.)	1 228	35 260 140	1 042 550	3.0	.7	X
4850	Soft drinks and bottled water	2 531	103 332 743	3 499 483	3.4	2.4	55.2
4851	Soft drinks, packaged	1 885	70 564 501	1 723 554	2.4	1.2	X
4852	Soft drinks, pre and post mix bulk	796	37 609 227	708 242	1.9	.5	X
4853	Bottled water	1 667	71 140 193	1 067 668	1.5	.7	X
4860	Other grocery specialties	3 192	119 184 264	26 956 473	22.6	18.4	53.2
4861	Pasta	2 655	107 439 446	2 826 532	2.6	1.9	X
4862	Breakfast cereals	2 010	96 048 861	4 906 758	5.1	3.3	X
4863	Cooking oils and margarine	2 462	92 277 624	2 898 329	3.1	2.0	X
4864	Flour	2 031	72 079 362	1 624 101	2.3	1.1	X
4865	Pickles, preserves, jellies, jams, and sauces	2 466	104 447 569	3 913 417	3.7	2.7	X
4866	Sugar, refined	1 977	82 986 308	1 818 584	2.2	1.2	X
4867	Pet foods	1 215	84 600 495	3 058 041	3.6	2.1	X
4868	Grocery specialties, n.e.c.	1 681	77 565 145	5 910 699	7.6	4.0	X
4900	Grain and beans	1 158	39 835 050	679 727	1.7	.5	X
5330	Chemicals and allied products (excluding agricultural, plastics, gases, and petroleum)	1 242	66 478 674	2 102 617	3.2	1.4	.8
5335	Detergents and soaps	1 131	60 089 535	1 927 775	3.2	1.3	X
5344	Other chemicals and allied products	58	1 822 547	45 664	2.5	Z	X
5600	Beer and ale	506	3 237 390	75 530	2.3	.1	X
5700	Wines and distilled alcoholic beverages	527	2 999 887	51 393	1.7	Z	X
5900	Tobacco and tobacco products	1 112	42 774 799	2 380 029	5.6	1.6	.7
5911	Cigars	716	29 677 006	1 624 721	5.5	1.1	X
5912	Cigarettes	687	6 228 094	312 450	5.0	.2	X
5913	Other tobacco products (excluding leaf)	687	6 228 094	24 160	.4	Z	X
9700	Service receipts and labor charges (including installed parts)	88	3 046 940	84 851	2.8	.1	.8
9701	Labor charges for repair work	41	712 332	2 071	.3	Z	X
9702	Parts installed in repair work	41	712 332	853	.1	Z	X
9703	Other service receipts and labor charges—Specify	39	1 689 340	37 708	2.2	Z	X
9810	Miscellaneous commodities	302	21 348 148	1 414 218	6.6	1.0	X
9940	Rental and leasing receipts	39	1 286 496	23 778	1.8	Z	X
4224101	General-line grocery whse, voluntary group	186	X	16 156 029	X	100.0	74.8
0540	Other home furnishings	23	2 025 200	21 350	1.1	.1	X
0960	Restaurant and hotel equipment and supplies	18	291 729	6 287	2.2	Z	X
2530	Laundry and dry-cleaning equipment and supplies	42	2 707 865	50 370	1.9	.3	X
3400	Industrial and personal services paper and plastics	131	12 413 666	620 287	5.0	3.8	X
3500	Drugs, pharmaceuticals, cosmetics, and toiletries	58	5 902 735	186 116	3.2	1.2	X
4100	Frozen foods (packaged)	180	14 525 425	1 417 496	9.8	8.8	47.3
4111	Dinners (frozen)	116	11 626 511	274 113	2.4	1.7	X
4112	Fish and seafoods (frozen packaged)	128	9 988 800	105 104	1.1	.7	X
4113	Vegetables (frozen)	174	14 275 506	269 902	1.9	1.7	X
4114	Fruits and fruit juices (frozen)	131	12 452 811	151 731	1.2	.9	X
4115	Meat (frozen packaged)	153	9 187 095	221 382	2.4	1.4	X
4116	Frozen baked goods	151	13 729 935	176 059	1.3	1.1	X
4117	Other frozen foods (except frozen dairy products)	123	10 649 102	219 194	2.1	1.4	X

See footnotes at end of table.

Table 1. All Types of Operation by Kind of Business and Commodity Line for Wholesale Trade: 1997—Con.

[Includes only establishments with payroll. For meaning of abbreviations and symbols, see introductory text. For explanation of terms, see Appendix A]

NAICS code and CL code	Kind of business and commodity line	Establishments handling commodity line		Commodity line sales			Sales coverage percent
		Number	Total sales (\$1,000)	Amount ¹ (\$1,000)	As percent of total sales of—		
					Establishments handling line	Establishments in NAICS industry ¹	
4224101	General-line grocery whsle, voluntary group—Con.						
4200	Dairy products (excluding dried or canned)	179	14 513 084	1 641 335	11.3	10.2	46.9
4211	Butter	139	13 341 832	214 502	1.6	1.3	X
4212	Cheese	176	14 254 248	679 536	4.8	4.2	X
4213	Milk and cream, except raw	105	7 438 148	193 047	2.6	1.2	X
4214	Ice cream	102	11 062 941	164 083	1.5	1.0	X
4215	Raw milk	11	1 537 728	45 948	3.0	.3	X
4216	Other dairy products	147	14 078 889	344 218	2.4	2.1	X
4300	Poultry and poultry products	148	12 568 257	325 613	2.6	2.0	X
4400	Confectionery	122	9 687 912	276 681	2.9	1.7	X
4500	Fish and seafoods (excluding canned and frozen packaged)	54	7 092 896	105 486	1.5	.7	X
4600	Meat and meat products (fresh and unpackage)	168	14 463 633	1 765 698	12.2	10.9	44.0
4611	Beef (not killed on location)	145	13 163 989	698 974	5.3	4.3	X
4612	Veal (not killed on location)	23	900 656	8 462	.9	.1	X
4613	Lamb and mutton (not killed on location)	26	1 245 294	14 612	1.2	.1	X
4614	Pork (not killed on location)	135	12 074 804	410 115	3.4	2.5	X
4615	Sausage and prepared meats made on location	14	26 244	752	2.9	Z	X
4616	Sausage and prepared meats not made on location	134	12 365 219	459 539	3.7	2.8	X
4618	Other meat products	65	7 413 051	173 243	2.3	1.1	X
4700	Fresh fruits and vegetables	152	12 693 289	810 018	6.4	5.0	.1
4711	Fresh fruits	152	12 693 289	202 974	1.6	1.3	X
4712	Prepackaged fresh-cut vegetables (carrots, salads, etc.)	152	12 693 289	607 044	4.8	3.8	X
4800	Coffee, tea, and spices	181	15 899 927	681 080	4.3	4.2	48.1
4811	Coffee	155	13 958 417	409 928	2.9	2.5	X
4812	Tea	109	10 567 748	105 210	1.0	.7	X
4813	Spices	146	13 268 488	165 940	1.3	1.0	X
4820	Bread and baked goods	126	8 695 826	286 007	3.3	1.8	56.1
4821	Breads and rolls	76	4 752 026	64 521	1.4	.4	X
4822	Cookies, cakes, and other baked goods	110	8 199 791	221 485	2.7	1.4	X
4830	Canned foods	186	16 156 029	2 709 017	16.8	16.8	46.7
4831	Canned and bottled fruits, vegetables, and juices	186	16 156 029	1 302 551	8.1	8.1	X
4832	Canned and bottled baby foods	110	12 905 088	327 001	2.5	2.0	X
4833	Canned meats	147	13 580 874	225 636	1.7	1.4	X
4834	Canned fish and seafoods	157	13 739 207	241 899	1.8	1.5	X
4835	Canned milk	66	5 913 842	55 102	.9	.3	X
4836	Other canned foods	150	14 314 384	556 830	3.9	3.4	X
4840	Food and beverage basic materials (include flavoring extracts, fruit peel, hop extract, industrial molasses, sausage casings, malt, yeast, etc.)	44	4 041 501	43 519	1.1	.3	X
4850	Soft drinks and bottled water	167	15 902 275	648 326	4.1	4.0	44.1
4851	Soft drinks, packaged	145	15 593 204	427 824	2.7	2.6	X
4852	Soft drinks, pre and post mix bulk	84	5 923 768	93 455	1.6	.6	X
4853	Bottled water	126	8 918 510	127 047	1.4	.8	X
4860	Other grocery specialties	183	16 069 626	3 873 810	24.1	24.0	44.8
4861	Pasta	171	15 816 657	404 417	2.6	2.5	X
4862	Breakfast cereals	146	15 719 926	1 034 945	6.6	6.4	X
4863	Cooking oils and margarine	175	15 813 811	337 655	2.1	2.1	X
4864	Flour	169	14 607 831	292 819	2.0	1.8	X
4865	Pickles, preserves, jellies, jams, and sauces	173	16 036 274	579 115	3.6	3.6	X
4866	Sugar, refined	168	15 793 667	384 003	2.4	2.4	X
4867	Pet foods	124	15 370 128	664 454	4.3	4.1	X
4868	Grocery specialties, n.e.c.	119	9 397 920	176 421	1.9	1.1	X
4900	Grain and beans	66	6 497 721	102 056	1.6	.6	X
5330	Chemicals and allied products (excluding agricultural, plastics, gases, and petroleum)	53	4 566 592	129 178	2.8	.8	X
5900	Tobacco and tobacco products	112	11 959 875	404 326	3.4	2.5	X
9810	Miscellaneous commodities	10	2 920 881	29 379	1.0	.2	X
4224102	General-line grocery whsle, retail cooperative	211	X	16 142 440	X	100.0	62.8
0540	Other home furnishings	120	3 176 765	33 907	1.1	.2	X
0900	Office equipment	60	550 141	7 923	1.4	Z	X
0960	Restaurant and hotel equipment and supplies	117	760 422	30 912	4.1	.2	X
0970	Store machines and equipment	8	1 868 360	22 044	1.2	.1	X
1700	Hardware	115	1 440 201	24 390	1.7	.2	X
2530	Laundry and dry-cleaning equipment and supplies	122	5 174 023	314 526	6.1	1.9	X
3400	Industrial and personal services paper and plastics	139	6 190 061	308 019	5.0	1.9	X
3500	Drugs, pharmaceuticals, cosmetics, and toiletries	138	8 241 504	204 396	2.5	1.3	X
4100	Frozen foods (packaged)	191	13 241 268	1 041 801	7.9	6.5	42.2
4111	Dinners (frozen)	64	10 806 761	136 756	1.3	.8	X
4112	Fish and seafoods (frozen packaged)	155	9 772 428	99 180	1.0	.6	X
4113	Vegetables (frozen)	165	10 556 835	189 478	1.8	1.2	X
4114	Fruits and fruit juices (frozen)	144	11 448 119	155 890	1.4	1.0	X
4115	Meat (frozen packaged)	156	9 931 141	178 968	1.8	1.1	X
4116	Frozen baked goods	122	5 759 684	58 881	1.0	.4	X
4117	Other frozen foods (except frozen dairy products)	78	10 455 583	222 654	2.1	1.4	X
4200	Dairy products (excluding dried or canned)	180	13 602 188	1 600 017	11.8	9.9	41.3
4211	Butter	156	11 966 708	157 978	1.3	1.0	X
4212	Cheese	165	12 032 352	483 861	4.0	3.0	X
4213	Milk and cream, except raw	125	11 875 860	424 047	3.6	2.6	X
4214	Ice cream	55	10 405 303	175 055	1.7	1.1	X
4215	Raw milk	6	720 600	20 303	2.8	.1	X
4216	Other dairy products	67	12 503 239	338 779	2.7	2.1	X
4300	Poultry and poultry products	142	10 337 652	259 303	2.5	1.6	X
4400	Confectionery	58	7 424 807	133 572	1.8	.8	.2
4411	Candy	19	161 841	832	.5	Z	X
4415	Other confections	39	7 262 966	132 740	1.8	.8	X

See footnotes at end of table.

Table 1. All Types of Operation by Kind of Business and Commodity Line for Wholesale Trade: 1997—Con.

[Includes only establishments with payroll. For meaning of abbreviations and symbols, see introductory text. For explanation of terms, see Appendix A]

NAICS code and CL code	Kind of business and commodity line	Establishments handling commodity line		Commodity line sales			Sales coverage percent
		Number	Total sales (\$1,000)	Amount ¹ (\$1,000)	As percent of total sales of—		
					Establishments handling line	Establishments in NAICS industry ¹	
4224102	General-line grocery whsle, retail cooperative—Con.						
4500	Fish and seafoods (excluding canned and frozen packaged)	23	1 250 560	20 754	1.7	.1	X
4600	Meat and meat products (fresh and unpackaged)	163	13 356 068	1 860 940	13.9	11.5	35.7
4611	Beef (not killed on location)	151	12 686 264	969 052	7.6	6.0	X
4612	Veal (not killed on location)	6	2 488 085	26 902	1.1	.2	X
4614	Pork (not killed on location)	130	7 378 722	281 026	3.8	1.7	X
4616	Sausage and prepared meats not made on location	134	6 178 939	274 090	4.4	1.7	X
4618	Other meat products	34	7 373 840	227 323	3.1	1.4	X
4700	Fresh fruits and vegetables	66	12 466 312	781 181	6.3	4.8	X
4800	Coffee, tea, and spices	197	15 754 085	719 317	4.6	4.5	44.6
4811	Coffee	167	15 577 665	474 989	3.0	2.9	X
4812	Tea	158	7 250 931	88 376	1.2	.5	X
4813	Spices	171	10 249 906	155 952	1.5	1.0	X
4820	Bread and baked goods	152	8 058 158	187 078	2.3	1.2	54.1
4821	Breads and rolls	96	4 148 497	72 185	1.7	.4	X
4822	Cookies, cakes, and other baked goods	147	5 880 704	114 887	2.0	.7	X
4830	Canned foods	201	15 786 392	2 935 346	18.6	18.2	44.6
4831	Canned and bottled fruits, vegetables, and juices	196	15 726 467	1 131 336	7.2	7.0	X
4832	Canned and bottled baby foods	58	14 021 317	257 573	1.8	1.6	X
4833	Canned meats	145	13 446 008	174 222	1.3	1.1	X
4834	Canned fish and seafoods	174	14 021 497	248 323	1.8	1.5	X
4835	Canned milk	130	10 264 795	132 980	1.3	.8	X
4836	Other canned foods	100	14 451 612	990 913	6.9	6.1	X
4840	Food and beverage basic materials (include flavoring extracts, fruit peel, hop extract, industrial molasses, sausage casings, malt, yeast, etc.)	19	4 265 012	44 665	1.0	.3	X
4850	Soft drinks and bottled water	180	15 639 071	455 862	2.9	2.8	44.4
4851	Soft drinks, packaged	178	15 103 929	207 697	1.4	1.3	X
4852	Soft drinks, pre and post mix bulk	113	8 808 450	139 973	1.6	.9	X
4853	Bottled water	64	10 630 529	108 186	1.0	.7	X
4860	Other grocery specialties	206	16 111 875	4 276 823	26.5	26.5	43.2
4861	Pasta	180	14 867 519	301 845	2.0	1.9	X
4862	Breakfast cereals	96	15 579 426	941 290	6.0	5.8	X
4863	Cooking oils and margarine	200	16 073 602	503 617	3.1	3.1	X
4864	Flour	194	14 888 150	334 851	2.2	2.1	X
4865	Pickles, preserves, jellies, jams, and sauces	182	15 976 282	573 789	3.6	3.6	X
4866	Sugar, refined	193	15 893 777	301 207	1.9	1.9	X
4867	Pet foods	78	15 432 018	543 260	3.5	3.4	X
4868	Grocery specialties, n.e.c.	145	14 057 003	776 950	5.5	4.8	X
4900	Grain and beans	135	3 834 206	83 579	2.2	.5	X
5330	Chemicals and allied products (excluding agricultural, plastics, gases, and petroleum)	117	2 860 778	66 062	2.3	.4	14.3
5335	Detergents and soaps	59	1 038 231	20 398	2.0	.1	X
5344	Other chemicals and allied products	58	1 822 547	45 664	2.5	.3	X
5900	Tobacco and tobacco products	140	10 737 423	528 620	4.9	3.3	X
5911	Cigars	140	10 737 423	528 620	4.9	3.3	X
9810	Miscellaneous commodities	17	1 446 544	144 599	10.0	.9	X
4224103	Other general-line grocery whsle	3 741	X	114 390 817	X	100.0	70.7
0200	New and rebuilt automotive parts and supplies	7	18 988	580	3.1	Z	X
0540	Other home furnishings	340	10 680 734	187 917	1.8	.2	X
0900	Office equipment	118	3 684 813	62 373	1.7	.1	X
0960	Restaurant and hotel equipment and supplies	1 301	29 491 238	1 417 068	4.8	1.2	X
0970	Store machines and equipment	71	3 385 167	21 347	.6	Z	X
1500	Electrical appliances, household	6	2 132	190	8.9	Z	70.7
1518	Other electrical household appliances (including fans, dishwashers, etc.)	6	2 132	113	5.3	Z	X
1700	Hardware	119	3 714 511	28 991	.8	Z	X
2530	Laundry and dry-cleaning equipment and supplies	470	24 377 950	978 357	4.0	.9	X
2800	Toys and hobby goods and supplies	7	19 496	1 668	8.6	Z	X
3400	Industrial and personal services paper and plastics	1 863	77 961 389	4 359 805	5.6	3.8	X
3412	Paper dishes, cups, and napkins	1 424	46 791 707	2 976 534	6.4	2.6	X
3500	Drugs, pharmaceuticals, cosmetics, and toiletries	1 063	63 290 203	3 605 299	5.7	3.2	X
3800	Men's and boys' wear	43	655 486	6 574	1.0	Z	X
3900	Women's and children's wear	43	1 287 702	44 217	3.4	Z	X
4000	Footwear	30	648 342	28 640	4.4	Z	X
4100	Frozen foods (packaged)	3 182	107 186 809	17 769 355	16.6	15.5	45.4
4111	Dinners (frozen)	1 686	77 316 704	3 161 312	4.1	2.8	X
4112	Fish and seafoods (frozen packaged)	2 099	69 405 770	1 779 358	2.6	1.6	X
4113	Vegetables (frozen)	2 258	87 689 265	4 093 650	4.7	3.6	X
4114	Fruits and fruit juices (frozen)	812	74 276 360	1 772 652	2.4	1.6	X
4115	Meat (frozen packaged)	1 760	52 307 228	2 133 739	4.1	1.9	X
4116	Frozen baked goods	1 950	78 884 854	1 938 014	2.5	1.7	X
4117	Other frozen foods (except frozen dairy products)	1 789	65 344 797	2 890 603	4.4	2.5	X
4200	Dairy products (excluding dried or canned)	3 092	98 476 149	8 656 232	8.8	7.6	46.2
4211	Butter	1 957	63 017 529	1 286 743	2.0	1.1	X
4212	Cheese	2 574	79 514 860	3 218 785	4.0	2.8	X
4213	Milk and cream, except raw	990	28 190 047	552 429	2.0	.5	X
4214	Ice cream	1 058	56 575 113	1 588 780	2.8	1.4	X
4215	Raw milk	75	2 940 794	49 145	1.7	Z	X
4216	Other dairy products	1 681	65 722 596	1 960 346	3.0	1.7	X
4300	Poultry and poultry products	1 582	62 154 058	5 006 391	8.1	4.4	.6
4312	Eggs	1 146	42 652 674	2 597 167	6.1	2.3	X
4314	Other poultry (excluding frozen packaged)	775	3 965 128	812 265	20.5	.7	X

See footnotes at end of table.

Table 1. All Types of Operation by Kind of Business and Commodity Line for Wholesale Trade: 1997—Con.

[Includes only establishments with payroll. For meaning of abbreviations and symbols, see introductory text. For explanation of terms, see Appendix A]

NAICS code and CL code	Kind of business and commodity line	Establishments handling commodity line		Commodity line sales			Sales coverage percent
		Number	Total sales (\$1,000)	Amount ¹ (\$1,000)	As percent of total sales of—		
					Establishments handling line	Establishments in NAICS industry ¹	
4224103	Other general-line grocery whse—Con.						
4400	Confectionery.....	1 876	57 735 944	2 655 207	4.6	2.3	.2
4411	Candy.....	710	19 763 823	73 060	.4	.1	X
4413	Nuts.....	1 414	24 196 693	506 335	2.1	.4	X
4414	Chips and popcorn.....	1 876	57 735 944	2 075 812	3.6	1.8	X
4500	Fish and seafoods (excluding canned and frozen packaged).....	982	45 154 569	1 824 366	4.0	1.6	X
4600	Meat and meat products (fresh and unpackaged).....	2 065	74 161 225	7 522 225	10.1	6.6	38.4
4611	Beef (not killed on location).....	1 359	54 923 369	3 372 259	6.1	2.9	X
4612	Veal (not killed on location).....	359	13 095 716	155 578	1.2	.1	X
4613	Lamb and mutton (not killed on location).....	280	11 211 427	56 055	.5	Z	X
4614	Pork (not killed on location).....	886	36 486 912	1 154 466	3.2	1.0	X
4615	Sausage and prepared meats made on location.....	194	5 165 431	174 455	3.4	.2	X
4616	Sausage and prepared meats not made on location.....	1 160	37 030 933	1 390 792	3.8	1.2	X
4618	Other meat products.....	729	33 241 314	1 218 048	3.7	1.1	X
4700	Fresh fruits and vegetables.....	1 838	60 502 964	3 144 479	5.2	2.7	.1
4711	Fresh fruits.....	1 838	60 502 964	2 818 143	4.7	2.5	X
4712	Prepackaged fresh-cut vegetables (carrots, salads, etc.).....	999	11 589 402	96 293	.8	.1	X
4713	Other fresh vegetables.....	999	11 589 402	230 043	2.0	.2	X
4800	Coffee, tea, and spices.....	2 685	89 755 761	3 276 496	3.7	2.9	41.7
4811	Coffee.....	1 952	64 261 795	1 337 034	2.1	1.2	X
4812	Tea.....	1 798	60 643 292	775 694	1.3	.7	X
4813	Spices.....	2 045	70 680 361	1 163 765	1.6	1.0	X
4820	Bread and baked goods.....	1 546	39 577 041	2 460 939	6.2	2.2	54.8
4821	Breads and rolls.....	828	19 044 151	724 209	3.8	.6	X
4822	Cookies, cakes, and other baked goods.....	1 353	35 460 220	1 736 727	4.9	1.5	X
4830	Canned foods.....	3 256	109 068 514	23 849 532	21.9	20.8	44.7
4831	Canned and bottled fruits, vegetables, and juices.....	3 045	104 729 640	13 195 014	12.6	11.5	X
4832	Canned and bottled baby foods.....	1 003	56 423 703	1 404 869	2.5	1.2	X
4833	Canned meats.....	1 566	69 045 245	1 749 372	2.5	1.5	X
4834	Canned fish and seafoods.....	1 964	78 954 803	2 254 711	2.9	2.0	X
4835	Canned milk.....	929	38 723 931	647 413	1.7	.6	X
4836	Other canned foods.....	2 040	80 183 193	4 598 150	5.7	4.0	X
4840	Food and beverage basic materials (include flavoring extracts, fruit peel, hop extract, industrial molasses, sausage casings, malt, yeast, etc.).....	1 165	26 953 627	954 366	3.5	.8	X
4850	Soft drinks and bottled water.....	2 184	71 791 397	2 395 295	3.3	2.1	59.8
4851	Soft drinks, packaged.....	1 562	39 867 368	1 088 033	2.7	1.0	X
4852	Soft drinks, pre and post mix bulk.....	598	22 877 009	474 814	2.1	.4	X
4853	Bottled water.....	1 476	51 591 154	832 435	1.6	.7	X
4860	Other grocery specialties.....	2 803	87 002 763	18 805 840	21.6	16.4	56.5
4861	Pasta.....	2 304	76 755 270	2 120 270	2.8	1.9	X
4862	Breakfast cereals.....	1 768	64 749 509	2 930 523	4.5	2.6	X
4863	Cooking oils and margarine.....	2 087	60 390 211	2 057 057	3.4	1.8	X
4864	Flour.....	1 669	42 583 381	996 431	2.3	.9	X
4865	Pickles, preserves, jellies, jams, and sauces.....	2 111	72 435 013	2 760 513	3.8	2.4	X
4866	Sugar, refined.....	1 617	51 298 864	1 133 374	2.2	1.0	X
4867	Pet foods.....	1 013	53 798 349	1 850 327	3.4	1.6	X
4868	Grocery specialties, n.e.c.....	1 417	54 110 222	4 957 328	9.2	4.3	X
4900	Grain and beans.....	957	29 503 123	494 092	1.7	.4	X
5330	Chemicals and allied products (excluding agricultural, plastics, gases, and petroleum).....	1 072	59 051 304	1 907 377	3.2	1.7	.1
5335	Detergents and soaps.....	1 072	59 051 304	1 907 377	3.2	1.7	X
5600	Beer and ale.....	500	2 191 106	61 149	2.8	.1	X
5700	Wines and distilled alcoholic beverages.....	525	2 988 753	51 295	1.7	Z	X
5900	Tobacco and tobacco products.....	860	20 077 501	1 447 083	7.2	1.3	1.4
5911	Cigars.....	576	18 939 583	1 096 101	5.8	1.0	X
5912	Cigarettes.....	687	6 228 094	312 450	5.0	.3	X
5913	Other tobacco products (excluding leaf).....	687	6 228 094	24 160	.4	Z	X
9700	Service receipts and labor charges (including installed parts).....	83	2 755 376	56 942	2.1	.1	.9
9701	Labor charges for repair work.....	41	712 332	2 071	.3	Z	X
9702	Parts installed in repair work.....	41	712 332	853	.1	Z	X
9703	Other service receipts and labor charges—Specify.....	39	1 689 340	37 708	2.2	Z	X
9810	Miscellaneous commodities.....	275	16 980 723	1 240 240	7.3	1.1	X
9940	Rental and leasing receipts.....	35	1 257 180	23 543	1.9	Z	X
42242	Packaged frozen food whse.....	3 838	X	69 114 831	X	100.0	79.2
0540	Other home furnishings.....	104	4 858 608	132 617	2.7	.2	X
0960	Restaurant and hotel equipment and supplies.....	262	13 806 202	648 659	4.7	.9	X
0970	Store machines and equipment.....	22	132 975	1 516	1.1	Z	X
1400	Electrical apparatus and equipment.....	6	11 315	867	7.7	Z	X
1700	Hardware.....	7	15 518	695	4.5	Z	X
2530	Laundry and dry-cleaning equipment and supplies.....	25	1 965 053	32 171	1.6	Z	X
2620	Marine machinery, equipment, and supplies.....	18	379 885	12 309	3.2	Z	X
3400	Industrial and personal services paper and plastics.....	438	20 487 890	1 662 034	8.1	2.4	X
3500	Drugs, pharmaceuticals, cosmetics, and toiletries.....	47	1 807 460	66 957	3.7	.1	.8
3512	Nonprescription pharmaceuticals.....	18	906 282	15 659	1.7	Z	X
3513	Cosmetics.....	18	906 282	1 175	.1	Z	X
3515	Other toiletries and druggists' sundries.....	19	193 427	1 948	1.0	Z	X

See footnotes at end of table.

Table 1. All Types of Operation by Kind of Business and Commodity Line for Wholesale Trade: 1997—Con.

[Includes only establishments with payroll. For meaning of abbreviations and symbols, see introductory text. For explanation of terms, see Appendix A]

NAICS code and CL code	Kind of business and commodity line	Establishments handling commodity line		Commodity line sales			Sales coverage percent
		Number	Total sales (\$1,000)	Amount ¹ (\$1,000)	As percent of total sales of—		
					Establishments handling line	Establishments in NAICS industry ¹	
42242	Packaged frozen food whsle—Con.						
4100	Frozen foods (packaged)	3 838	69 114 831	46 699 713	67.6	67.6	65.6
4111	Dinners (frozen)	559	17 271 114	2 273 363	13.2	3.3	X
4112	Fish and seafoods (frozen packaged)	2 069	46 761 259	12 187 181	26.1	17.6	X
4113	Vegetables (frozen)	1 210	33 248 676	4 585 869	13.8	6.6	X
4114	Fruits and fruit juices (frozen)	1 003	27 815 262	3 275 019	11.8	4.7	X
4115	Meat (frozen packaged)	1 680	41 988 193	11 028 580	26.3	16.0	X
4116	Frozen baked goods	1 230	33 858 601	5 172 995	15.3	7.5	X
4117	Other frozen foods (except frozen dairy products)	1 432	32 777 491	8 176 705	24.9	11.8	X
4200	Dairy products (excluding dried or canned)	836	30 305 480	2 525 605	8.3	3.7	19.0
4211	Butter	343	15 670 928	302 665	1.9	.4	X
4212	Cheese	654	25 126 056	1 184 877	4.7	1.7	X
4213	Milk and cream, except raw	190	7 274 477	176 674	2.4	.3	X
4214	Ice cream	182	9 972 121	499 101	5.0	.7	X
4215	Raw milk	32	930 614	17 586	1.9	Z	X
4216	Other dairy products	319	13 592 984	344 696	2.5	.5	X
4300	Poultry and poultry products	806	23 899 646	2 651 080	11.1	3.8	2.5
4311	Dressed poultry killed on location	68	935 249	81 431	8.7	.1	X
4312	Eggs	384	10 704 566	189 906	1.8	.3	X
4313	Live poultry	66	1 928 331	255 841	13.3	.4	X
4314	Other poultry (excluding frozen packaged)	609	19 730 007	2 123 901	10.8	3.1	X
4400	Confectionery	267	8 479 873	398 230	4.7	.6	.5
4411	Candy	98	3 542 597	173 533	4.9	.3	X
4413	Nuts	101	3 728 596	161 735	4.3	.2	X
4414	Chips and popcorn	74	896 796	7 282	.8	Z	X
4415	Other confections	113	1 337 497	39 919	3.0	.1	X
4500	Fish and seafoods (excluding canned and frozen packaged)	506	9 870 762	1 029 835	10.4	1.6	X
4600	Meat and meat products (fresh and unpackaged)	557	17 280 613	1 803 670	10.4	2.5	27.6
4611	Beef (not killed on location)	394	12 836 136	866 940	6.8	1.3	X
4612	Veal (not killed on location)	102	2 451 287	79 971	3.3	.1	X
4613	Lamb and mutton (not killed on location)	84	1 574 282	23 906	1.5	Z	X
4614	Pork (not killed on location)	293	9 673 785	397 686	4.1	.6	X
4615	Sausage and prepared meats made on location	117	1 847 446	44 268	2.4	.1	X
4616	Sausage and prepared meats not made on location	242	7 201 292	186 651	2.6	.3	X
4617	Meat from animals killed on location	11	293 918	2 484	.8	Z	X
4618	Other meat products	168	5 526 021	201 524	3.6	.3	X
4700	Fresh fruits and vegetables	477	18 408 161	927 435	5.0	1.3	1.3
4711	Fresh fruits	410	16 273 065	588 341	3.6	.9	X
4712	Prepackaged fresh-cut vegetables (carrots, salads, etc.)	170	2 679 679	148 969	5.6	.2	X
4713	Other fresh vegetables	149	7 391 728	190 021	2.6	.3	X
4800	Coffee, tea, and spices	614	20 151 312	596 628	3.0	.9	19.4
4811	Coffee	346	12 993 130	265 927	2.0	.4	X
4812	Tea	214	9 132 605	122 844	1.3	.2	X
4813	Spices	221	8 441 629	133 376	1.6	.2	X
4820	Bread and baked goods	373	11 872 663	498 446	4.2	.7	22.9
4821	Breads and rolls	189	7 458 340	197 132	2.6	.3	X
4822	Cookies, cakes, and other baked goods	289	8 742 971	301 306	3.4	.4	X
4830	Canned foods	769	23 349 534	2 634 726	11.3	3.8	20.8
4831	Canned and bottled fruits, vegetables, and juices	612	19 665 466	1 604 666	8.2	2.3	X
4832	Canned and bottled baby foods	52	1 213 572	25 218	2.1	Z	X
4833	Canned meats	151	5 444 814	98 401	1.8	.1	X
4834	Canned fish and seafoods	239	9 102 523	181 041	2.0	.3	X
4835	Canned milk	60	3 324 173	26 998	.8	Z	X
4836	Other canned foods	309	10 303 648	638 482	6.2	.9	X
4840	Food and beverage basic materials (include flavoring extracts, fruit peel, hop extract, industrial molasses, sausage casings, malt, yeast, etc.)	275	11 322 437	626 677	5.5	.9	X
4850	Soft drinks and bottled water	366	16 044 901	588 831	3.7	.9	22.2
4851	Soft drinks, packaged	216	10 079 469	268 194	2.7	.4	X
4852	Soft drinks, pre and post mix bulk	115	5 598 427	150 426	2.7	.2	X
4853	Bottled water	156	7 254 720	147 614	2.0	.2	X
4860	Other grocery specialties	811	28 715 483	4 162 156	14.5	6.0	25.4
4861	Pasta	332	12 594 337	437 056	3.5	.6	X
4862	Breakfast cereals	194	9 292 191	236 276	2.5	.3	X
4863	Cooking oils and margarine	416	11 963 420	328 874	2.7	.5	X
4864	Flour	198	5 715 647	109 610	1.9	.2	X
4865	Pickles, preserves, jellies, jams, and sauces	396	14 990 454	361 863	2.4	.5	X
4866	Sugar, refined	194	6 349 994	123 355	1.9	.2	X
4867	Pet foods	49	3 589 226	104 131	2.9	.2	X
4868	Grocery specialties, n.e.c.	366	15 702 507	2 461 002	15.7	3.6	X
4900	Grain and beans	84	1 670 011	130 439	7.8	.2	X
5330	Chemicals and allied products (excluding agricultural, plastics, gases, and petroleum)	212	10 142 883	254 151	2.5	.4	X
5600	Beer and ale	7	28 926	453	1.6	Z	X
5700	Wines and distilled alcoholic beverages	41	702 362	56 400	8.0	.1	X
5800	Farm supplies	15	247 935	55 076	22.2	.1	78.0
5817	Seeds and bulbs	13	191 438	37 789	19.7	.1	X
5900	Tobacco and tobacco products	8	97 641	1 045	1.1	Z	X
9700	Service receipts and labor charges (including installed parts)	33	334 329	15 064	4.5	Z	.3
9701	Labor charges for repair work	31	162 699	11 633	7.2	Z	X
9810	Miscellaneous commodities	189	7 230 661	724 667	10.0	1.0	X
9920	Receipts for farm product preparation services (cleaning, shelling, etc.)	6	17 701	2 386	13.5	Z	X
9940	Rental and leasing receipts	37	225 937	9 208	4.1	Z	X

See footnotes at end of table.

Table 1. All Types of Operation by Kind of Business and Commodity Line for Wholesale Trade: 1997—Con.

[Includes only establishments with payroll. For meaning of abbreviations and symbols, see introductory text. For explanation of terms, see Appendix A]

NAICS code and CL code	Kind of business and commodity line	Establishments handling commodity line		Commodity line sales			Sales coverage percent
		Number	Total sales (\$1,000)	Amount ¹ (\$1,000)	As percent of total sales of—		
					Establishments handling line	Establishments in NAICS industry ¹	
422420	Packaged frozen food whsle	3 838	X	69 114 831	X	100.0	79.2
0540	Other home furnishings	104	4 858 608	132 617	2.7	.2	X
0960	Restaurant and hotel equipment and supplies	262	13 806 202	648 659	4.7	.9	X
0970	Store machines and equipment	22	132 975	1 516	1.1	Z	X
1400	Electrical apparatus and equipment	6	11 315	867	7.7	Z	X
1700	Hardware	7	15 518	695	4.5	Z	X
2530	Laundry and dry-cleaning equipment and supplies	25	1 965 053	32 171	1.6	Z	X
2620	Marine machinery, equipment, and supplies	18	379 885	12 309	3.2	Z	X
3400	Industrial and personal services paper and plastics	438	20 487 890	1 662 034	8.1	2.4	X
3500	Drugs, pharmaceuticals, cosmetics, and toiletries	47	1 807 460	66 957	3.7	.1	.8
3512	Nonprescription pharmaceuticals	18	906 282	15 659	1.7	Z	X
3513	Cosmetics	18	906 282	1 175	.1	Z	X
3515	Other toiletries and druggists' sundries	19	193 427	1 948	1.0	Z	X
4100	Frozen foods (packaged)	3 838	69 114 831	46 699 713	67.6	67.6	65.6
4111	Dinners (frozen)	559	17 271 114	2 273 363	13.2	3.3	X
4112	Fish and seafoods (frozen packaged)	2 069	46 761 259	12 187 181	26.1	17.6	X
4113	Vegetables (frozen)	1 210	33 248 676	4 585 869	13.8	6.6	X
4114	Fruits and fruit juices (frozen)	1 003	27 815 262	3 275 019	11.8	4.7	X
4115	Meat (frozen packaged)	1 680	41 988 193	11 028 580	26.3	16.0	X
4116	Frozen baked goods	1 230	33 858 601	5 172 995	15.3	7.5	X
4117	Other frozen foods (except frozen dairy products)	1 432	32 777 491	8 176 705	24.9	11.8	X
4200	Dairy products (excluding dried or canned)	836	30 305 480	2 525 605	8.3	3.7	19.0
4211	Butter	343	15 670 928	302 665	1.9	.4	X
4212	Cheese	654	25 126 056	1 184 877	4.7	1.7	X
4213	Milk and cream, except raw	190	7 274 477	176 674	2.4	.3	X
4214	Ice cream	182	9 972 121	499 101	5.0	.7	X
4215	Raw milk	32	930 614	17 586	1.9	.1	X
4216	Other dairy products	319	13 592 984	344 696	2.5	.5	X
4300	Poultry and poultry products	806	23 899 646	2 651 080	11.1	3.8	2.5
4311	Dressed poultry killed on location	68	935 249	81 431	8.7	.1	X
4312	Eggs	384	10 704 566	189 906	1.8	.3	X
4313	Live poultry	66	1 928 331	255 841	13.3	.4	X
4314	Other poultry (excluding frozen packaged)	609	19 730 007	2 123 901	10.8	3.1	X
4400	Confectionery	267	8 479 873	398 230	4.7	.6	.5
4411	Candy	98	3 542 597	173 533	4.9	.3	X
4413	Nuts	101	3 728 596	161 735	4.3	.2	X
4414	Chips and popcorn	74	896 796	7 282	.8	Z	X
4415	Other confections	113	1 337 497	39 919	3.0	.1	X
4500	Fish and seafoods (excluding canned and frozen packaged)	506	9 870 762	1 029 835	10.4	1.5	X
4600	Meat and meat products (fresh and unpackaged)	557	17 280 613	1 803 670	10.4	2.6	27.6
4611	Beef (not killed on location)	394	12 836 136	866 940	6.8	1.3	X
4612	Veal (not killed on location)	102	2 451 287	79 971	3.3	.1	X
4613	Lamb and mutton (not killed on location)	84	1 574 282	23 906	1.5	Z	X
4614	Pork (not killed on location)	293	9 673 785	397 686	4.1	.6	X
4615	Sausage and prepared meats made on location	117	1 847 446	44 268	2.4	.1	X
4616	Sausage and prepared meats not made on location	242	7 201 292	186 651	2.6	.3	X
4617	Meat from animals killed on location	11	293 918	2 484	.8	Z	X
4618	Other meat products	168	5 526 021	201 524	3.6	.3	X
4700	Fresh fruits and vegetables	477	18 408 161	927 435	5.0	1.3	1.3
4711	Fresh fruits	410	16 273 065	588 341	3.6	.9	X
4712	Prepackaged fresh-cut vegetables (carrots, salads, etc.)	170	2 679 679	148 969	5.6	.2	X
4713	Other fresh vegetables	149	7 391 728	190 021	2.6	.3	X
4800	Coffee, tea, and spices	614	20 151 312	596 628	3.0	.9	19.4
4811	Coffee	346	12 993 130	265 927	2.0	.4	X
4812	Tea	214	9 132 605	122 844	1.3	.2	X
4813	Spices	221	8 441 629	133 376	1.6	.2	X
4820	Bread and baked goods	373	11 872 663	498 446	4.2	.7	22.9
4821	Breads and rolls	189	7 458 340	197 132	2.6	.3	X
4822	Cookies, cakes, and other baked goods	289	8 742 971	301 306	3.4	.4	X
4830	Canned foods	769	23 349 534	2 634 726	11.3	3.8	20.8
4831	Canned and bottled fruits, vegetables, and juices	612	19 665 466	1 604 666	8.2	2.3	X
4832	Canned and bottled baby foods	52	1 213 572	25 218	2.1	Z	X
4833	Canned meats	151	5 444 814	98 401	1.8	.1	X
4834	Canned fish and seafoods	239	9 102 523	181 041	2.0	.3	X
4835	Canned milk	60	3 324 173	26 998	.8	Z	X
4836	Other canned foods	309	10 303 648	638 482	6.2	.9	X
4840	Food and beverage basic materials (include flavoring extracts, fruit peel, hop extract, industrial molasses, sausage casings, malt, yeast, etc.)	275	11 322 437	626 677	5.5	.9	X
4850	Soft drinks and bottled water	366	16 044 901	588 831	3.7	.9	22.2
4851	Soft drinks, packaged	216	10 079 469	268 194	2.7	.4	X
4852	Soft drinks, pre and post mix bulk	115	5 598 427	150 426	2.7	.2	X
4853	Bottled water	156	7 254 720	147 614	2.0	.2	X
4860	Other grocery specialties	811	28 715 483	4 162 156	14.5	6.0	25.4
4861	Pasta	332	12 594 337	437 056	3.5	.6	X
4862	Breakfast cereals	194	9 292 191	236 276	2.5	.3	X
4863	Cooking oils and margarine	416	11 963 420	328 874	2.7	.5	X
4864	Flour	198	5 715 647	109 610	1.9	.2	X
4865	Pickles, preserves, jellies, jams, and sauces	396	14 990 454	361 863	2.4	.5	X
4866	Sugar, refined	194	6 349 994	123 355	1.9	.2	X
4867	Pet foods	49	3 589 226	104 131	2.9	.2	X
4868	Grocery specialties, n.e.c.	366	15 702 507	2 461 002	15.7	3.6	X
4900	Grain and beans	84	1 670 011	130 439	7.8	.2	X
5330	Chemicals and allied products (excluding agricultural, plastics, gases, and petroleum)	212	10 142 883	254 151	2.5	.4	X
5600	Beer and ale	7	28 926	453	1.6	.2	X
5700	Wines and distilled alcoholic beverages	41	702 362	56 400	8.0	.1	X

See footnotes at end of table.

Table 1. All Types of Operation by Kind of Business and Commodity Line for Wholesale Trade: 1997—Con.

[Includes only establishments with payroll. For meaning of abbreviations and symbols, see introductory text. For explanation of terms, see Appendix A]

NAICS code and CL code	Kind of business and commodity line	Establishments handling commodity line		Commodity line sales			Sales coverage percent
		Number	Total sales (\$1,000)	Amount ¹ (\$1,000)	As percent of total sales of—		
					Establishments handling line	Establishments in NAICS industry ¹	
422420	Packaged frozen food whsle—Con.						
5800	Farm supplies	15	247 935	55 076	22.2	.1	78.0
5817	Seeds and bulbs	13	191 438	37 789	19.7	.1	X
5900	Tobacco and tobacco products	8	97 641	1 045	1.1	Z	X
9700	Service receipts and labor charges (including installed parts)	33	334 329	15 064	4.5	Z	.3
9701	Labor charges for repair work	31	162 699	11 633	7.2	Z	X
9810	Miscellaneous commodities	189	7 230 661	724 667	10.0	1.0	X
9920	Receipts for farm product preparation services (cleaning, shelling, etc.) ...	6	17 701	2 386	13.5	Z	X
9940	Rental and leasing receipts	37	225 937	9 208	4.1	Z	X
42243	Dairy products, (except dried or canned) whsle	2 862	X	34 594 779	X	100.0	78.6
0960	Restaurant and hotel equipment and supplies	51	664 349	32 222	4.9	.1	X
3400	Industrial and personal services paper and plastics	92	1 188 848	109 945	9.2	.3	X
4100	Frozen foods (packaged)	378	4 158 777	556 834	13.4	1.6	28.2
4111	Dinners (frozen)	71	884 429	40 599	4.6	.1	X
4112	Fish and seafoods (frozen packaged)	96	1 107 314	35 007	3.2	.1	X
4113	Vegetables (frozen)	100	1 248 340	50 840	4.1	.1	X
4114	Fruits and fruit juices (frozen)	52	842 449	15 096	1.8	Z	X
4115	Meat (frozen packaged)	196	2 165 876	182 293	8.4	.5	X
4116	Frozen baked goods	117	1 903 684	166 510	8.7	.5	X
4117	Other frozen foods (except frozen dairy products)	129	1 176 582	66 267	5.6	.2	X
4200	Dairy products (excluding dried or canned)	2 862	34 594 779	31 125 480	90.0	90.0	69.3
4211	Butter	1 025	10 899 331	1 502 506	13.8	4.3	X
4212	Cheese	1 372	17 170 815	9 013 833	52.5	26.1	X
4213	Milk and cream, except raw	1 348	10 400 493	5 219 440	50.2	15.1	X
4214	Ice cream	1 438	8 892 267	4 863 813	54.7	14.1	X
4215	Raw milk	164	5 233 866	4 677 910	89.4	13.5	X
4216	Other dairy products	1 199	16 801 308	5 847 978	34.8	16.9	X
4300	Poultry and poultry products	265	3 505 290	389 179	11.1	1.1	3.1
4312	Eggs	245	3 018 129	340 518	11.3	1.0	X
4400	Confectionery	80	664 321	32 232	4.9	.1	4.0
4411	Candy	37	69 720	2 112	3.0	Z	X
4412	Chewing gum	19	14 563	19	.1	Z	X
4414	Chips and popcorn	38	332 573	23 506	7.1	.1	X
4415	Other confections	38	250 790	3 784	1.5	Z	X
4500	Fish and seafoods (excluding canned and frozen packaged)	84	1 026 416	64 791	6.3	.2	X
4600	Meat and meat products (fresh and unpackaged)	283	4 060 106	676 086	16.7	2.0	36.6
4611	Beef (not killed on location)	60	1 571 454	213 713	13.6	.6	X
4612	Veal (not killed on location)	10	1 492 068	11 981	.8	.1	X
4613	Lamb and mutton (not killed on location)	15	1 431 108	19 209	1.3	.1	X
4614	Pork (not killed on location)	39	1 741 446	124 113	7.1	.4	X
4615	Sausage and prepared meats made on location	40	127 680	15 152	11.9	Z	X
4616	Sausage and prepared meats not made on location	187	3 157 595	168 488	5.3	.5	X
4618	Other meat products	61	2 294 687	115 854	5.0	.3	X
4700	Fresh fruits and vegetables	92	1 519 657	108 279	7.1	.3	5.7
4711	Fresh fruits	86	1 432 147	104 617	7.3	.3	X
4800	Coffee, tea, and spices	163	1 384 993	40 464	2.9	.1	20.0
4811	Coffee	86	546 855	13 663	2.5	Z	X
4812	Tea	35	123 651	2 973	2.4	Z	X
4813	Spices	110	1 028 815	23 815	2.3	.1	X
4820	Bread and baked goods	156	2 022 306	69 005	3.4	.2	7.3
4821	Breads and rolls	102	912 816	33 485	3.7	.1	X
4822	Cookies, cakes, and other baked goods	91	798 223	33 167	4.2	.1	X
4830	Canned foods	236	3 200 016	263 332	8.2	.8	40.9
4831	Canned and bottled fruits, vegetables, and juices	169	1 240 510	125 267	10.1	.4	X
4833	Canned meats	15	1 671 764	17 868	1.1	X	X
4834	Canned fish and seafoods	49	428 548	19 460	4.5	.1	X
4836	Other canned foods	113	888 442	100 668	11.3	.3	X
4840	Food and beverage basic materials (include flavoring extracts, fruit peel, hop extract, industrial molasses, sausage casings, malt, yeast, etc.)	94	899 472	43 945	4.9	.1	X
4850	Soft drinks and bottled water	294	2 618 047	92 237	3.5	.3	10.9
4851	Soft drinks, packaged	180	1 302 536	44 112	3.4	.1	X
4852	Soft drinks, pre and post mix bulk	43	357 290	8 668	2.4	Z	X
4853	Bottled water	101	1 256 436	38 901	3.1	.1	X
4860	Other grocery specialties	274	3 960 635	439 142	11.1	1.3	18.7
4861	Pasta	181	2 191 165	94 813	4.3	.3	X
4862	Breakfast cereals	8	113 998	1 159	1.0	Z	X
4863	Cooking oils and margarine	78	1 928 262	58 099	3.0	.2	X
4864	Flour	111	1 576 124	100 298	6.4	.3	X
4865	Pickles, preserves, jellies, jams, and sauces	65	675 289	18 787	2.8	.1	X
4866	Sugar, refined	40	517 385	9 635	1.9	Z	X
4867	Pet foods	10	192 197	6 277	3.3	Z	X
4868	Grocery specialties, n.e.c.	98	839 129	149 939	17.9	.4	X
4900	Grain and beans	10	156 998	18 283	11.6	.1	X
5330	Chemicals and allied products (excluding agricultural, plastics, gases, and petroleum)	19	129 336	2 518	1.9	Z	X
5800	Farm supplies	50	1 354 841	64 453	4.8	.2	2.8
5812	Feeds (poultry and livestock) not mixed on location	8	24 323	4 738	19.5	Z	X
9700	Service receipts and labor charges (including installed parts)	24	480 367	10 801	2.2	Z	X
9703	Other service receipts and labor charges—Specify	17	62 192	1 607	2.6	Z	X
9810	Miscellaneous commodities	176	3 785 625	424 043	11.2	1.2	X

See footnotes at end of table.

Table 1. All Types of Operation by Kind of Business and Commodity Line for Wholesale Trade: 1997—Con.

[Includes only establishments with payroll. For meaning of abbreviations and symbols, see introductory text. For explanation of terms, see Appendix A]

NAICS code and CL code	Kind of business and commodity line	Establishments handling commodity line		Commodity line sales			Sales coverage percent
		Number	Total sales (\$1,000)	Amount ¹ (\$1,000)	As percent of total sales of—		
					Establishments handling line	Establishments in NAICS industry ¹	
42243	Dairy products, (except dried or canned) whole—Con.						
9940	Rental and leasing receipts	35	129 614	3 629	2.8	Z	X
422430	Dairy products, (except dried or canned) whole	2 862	X	34 594 779	X	100.0	78.6
0960	Restaurant and hotel equipment and supplies	51	664 349	32 222	4.9	.1	X
3400	Industrial and personal services paper and plastics	92	1 188 848	109 945	9.2	.3	X
4100	Frozen foods (packaged)	378	4 158 777	556 834	13.4	1.6	28.2
4111	Dinners (frozen)	71	884 429	40 599	4.6	.1	X
4112	Fish and seafoods (frozen packaged)	96	1 107 314	35 007	3.2	.1	X
4113	Vegetables (frozen)	100	1 248 340	50 840	4.1	.1	X
4114	Fruits and fruit juices (frozen)	52	842 449	15 096	1.8	Z	X
4115	Meat (frozen packaged)	196	2 165 876	182 293	8.4	.5	X
4116	Frozen baked goods	117	1 903 684	166 510	8.7	.5	X
4117	Other frozen foods (except frozen dairy products)	129	1 176 582	66 267	5.6	.2	X
4200	Dairy products (excluding dried or canned)	2 862	34 594 779	31 125 480	90.0	90.0	69.3
4211	Butter	1 025	10 899 331	1 502 506	13.8	4.3	X
4212	Cheese	1 372	17 170 815	9 013 833	52.5	26.1	X
4213	Milk and cream, except raw	1 348	10 400 493	5 219 440	50.2	15.1	X
4214	Ice cream	1 438	8 892 267	4 863 813	54.7	14.1	X
4215	Raw milk	164	5 233 866	4 677 910	89.4	13.5	X
4216	Other dairy products	1 199	16 801 308	5 847 978	34.8	16.9	X
4300	Poultry and poultry products	265	3 505 290	389 179	11.1	1.1	3.1
4312	Eggs	245	3 018 129	340 518	11.3	1.0	X
4400	Confectionery	80	664 321	32 232	4.9	.1	4.0
4411	Candy	37	69 720	2 112	3.0	Z	X
4412	Chewing gum	19	14 563	19	.1	Z	X
4414	Chips and popcorn	38	332 573	23 506	7.1	.1	X
4415	Other confections	38	250 790	3 784	1.5	Z	X
4500	Fish and seafoods (excluding canned and frozen packaged)	84	1 026 416	64 791	6.3	.2	X
4600	Meat and meat products (fresh and unpackage)	283	4 060 106	676 086	16.7	2.0	36.6
4611	Beef (not killed on location)	60	1 571 454	213 713	13.6	.6	X
4612	Veal (not killed on location)	10	1 492 068	11 981	.8	Z	X
4613	Lamb and mutton (not killed on location)	15	1 431 108	19 209	1.3	.1	X
4614	Pork (not killed on location)	39	1 741 446	124 113	7.1	.4	X
4615	Sausage and prepared meats made on location	40	127 680	15 152	11.9	Z	X
4616	Sausage and prepared meats not made on location	187	3 157 595	168 488	5.3	.5	X
4618	Other meat products	61	2 294 687	115 854	5.0	.3	X
4700	Fresh fruits and vegetables	92	1 519 657	108 279	7.1	.3	5.7
4711	Fresh fruits	86	1 432 147	104 617	7.3	.3	X
4800	Coffee, tea, and spices	163	1 384 993	40 464	2.9	.1	20.0
4811	Coffee	86	546 855	13 663	2.5	Z	X
4812	Tea	35	123 651	2 973	2.4	Z	X
4813	Spices	110	1 028 815	23 815	2.3	.1	X
4820	Bread and baked goods	156	2 022 306	69 005	3.4	.2	7.3
4821	Breads and rolls	102	912 816	33 485	3.7	.1	X
4822	Cookies, cakes, and other baked goods	91	798 223	33 167	4.2	.1	X
4830	Canned foods	236	3 200 016	263 332	8.2	.8	40.9
4831	Canned and bottled fruits, vegetables, and juices	169	1 240 510	125 267	10.1	.4	X
4833	Canned meats	15	1 671 764	17 868	1.1	.1	X
4834	Canned fish and seafoods	49	428 548	19 460	4.5	.1	X
4836	Other canned foods	113	888 442	100 668	11.3	.3	X
4840	Food and beverage basic materials (include flavoring extracts, fruit peel, hop extract, industrial molasses, sausage casings, malt, yeast, etc.)	94	899 472	43 945	4.9	.1	X
4850	Soft drinks and bottled water	294	2 618 047	92 237	3.5	.3	10.9
4851	Soft drinks, packaged	180	1 302 536	44 112	3.4	.1	X
4852	Soft drinks, pre and post mix bulk	43	357 290	8 668	2.4	Z	X
4853	Bottled water	101	1 256 436	38 901	3.1	.1	X
4860	Other grocery specialties	274	3 960 635	439 142	11.1	1.3	18.7
4861	Pasta	181	2 191 165	94 813	4.3	.3	X
4862	Breakfast cereals	8	113 998	1 159	1.0	Z	X
4863	Cooking oils and margarine	78	1 928 262	58 099	3.0	.2	X
4864	Flour	111	1 576 124	100 298	6.4	.3	X
4865	Pickles, preserves, jellies, jams, and sauces	65	675 289	18 787	2.8	.1	X
4866	Sugar, refined	40	517 385	9 635	1.9	Z	X
4867	Pet foods	10	192 197	6 277	3.3	Z	X
4868	Grocery specialties, n.e.c.	98	839 129	149 939	17.9	.4	X
4900	Grain and beans	10	156 998	18 283	11.6	.1	X
5330	Chemicals and allied products (excluding agricultural, plastics, gases, and petroleum)	19	129 336	2 518	1.9	Z	X
5800	Farm supplies	50	1 354 841	64 453	4.8	.2	2.8
5812	Feeds (poultry and livestock) not mixed on location	8	24 323	4 738	19.5	Z	X
9700	Service receipts and labor charges (including installed parts)	24	480 367	10 801	2.2	Z	X
9703	Other service receipts and labor charges—Specify	17	62 192	1 607	2.6	Z	X
9810	Miscellaneous commodities	176	3 785 625	424 043	11.2	1.2	X
9940	Rental and leasing receipts	35	129 614	3 629	2.8	Z	X
4224301	Raw milk whole	140	X	4 900 769	X	100.0	84.5
4200	Dairy products (excluding dried or canned)	140	4 900 769	4 817 737	98.3	98.3	X
4850	Soft drinks and bottled water	6	63 227	1 969	3.1	Z	X
5800	Farm supplies	35	1 297 427	51 674	4.0	1.1	X
9700	Service receipts and labor charges (including installed parts)	6	394 655	8 125	2.1	.2	X

See footnotes at end of table.

Table 1. All Types of Operation by Kind of Business and Commodity Line for Wholesale Trade: 1997—Con.

[Includes only establishments with payroll. For meaning of abbreviations and symbols, see introductory text. For explanation of terms, see Appendix A]

NAICS code and CL code	Kind of business and commodity line	Establishments handling commodity line		Commodity line sales			Sales coverage percent
		Number	Total sales (\$1,000)	Amount ¹ (\$1,000)	As percent of total sales of—		
					Establishments handling line	Establishments in NAICS industry ¹	
4224302	Dairy product (except raw milk) whsle	2 722	X	29 694 010	X	100.0	77.7
0960	Restaurant and hotel equipment and supplies	51	664 349	32 222	4.9	.1	X
3400	Industrial and personal services paper and plastics	92	1 188 848	109 945	9.2	.4	X
4100	Frozen foods (packaged)	373	4 120 501	550 402	13.4	1.9	27.5
4111	Dinners (frozen)	71	884 429	40 599	4.6	.1	X
4112	Fish and seafoods (frozen packaged)	96	1 107 314	35 007	3.2	.1	X
4113	Vegetables (frozen)	100	1 248 340	50 840	4.1	.2	X
4114	Fruits and fruit juices (frozen)	50	815 324	14 531	1.8	.2	X
4115	Meat (frozen packaged)	194	2 138 751	179 467	8.4	.6	X
4116	Frozen baked goods	117	1 903 684	166 510	8.7	.6	X
4117	Other frozen foods (except frozen dairy products)	127	1 149 457	63 441	5.5	.2	X
4200	Dairy products (excluding dried or canned)	2 722	29 694 010	26 307 743	88.6	88.6	66.8
4211	Butter	999	10 212 604	1 496 024	14.6	5.0	X
4212	Cheese	1 350	16 902 739	9 007 522	53.3	30.3	X
4213	Milk and cream, except raw	1 332	9 663 997	5 100 180	52.8	17.2	X
4214	Ice cream	1 424	8 777 110	4 859 864	55.4	16.4	X
4215	Raw milk	24	333 097	76 330	22.9	.3	X
4216	Other dairy products	1 174	15 921 871	5 767 823	36.2	19.4	X
4300	Poultry and poultry products	263	3 478 165	387 766	11.1	1.3	3.1
4312	Eggs	245	3 018 129	340 518	11.3	1.1	X
4400	Confectionery	80	664 321	32 232	4.9	.1	4.0
4411	Candy	37	69 720	2 112	3.0	Z	X
4412	Chewing gum	19	14 563	19	.1	Z	X
4414	Chips and popcorn	38	332 573	23 506	7.1	.1	X
4415	Other confections	38	250 790	3 784	1.5	Z	X
4500	Fish and seafoods (excluding canned and frozen packaged)	84	1 026 416	64 791	6.3	.2	X
4600	Meat and meat products (fresh and unpackage)	278	4 023 821	670 295	16.7	2.3	35.9
4611	Beef (not killed on location)	60	1 571 454	213 713	13.6	.7	X
4612	Veal (not killed on location)	10	1 492 068	11 981	.8	Z	X
4613	Lamb and mutton (not killed on location)	15	1 431 108	19 209	1.3	.1	X
4614	Pork (not killed on location)	39	1 741 446	124 113	7.1	.4	X
4615	Sausage and prepared meats made on location	40	127 680	15 152	11.9	.1	X
4616	Sausage and prepared meats not made on location	185	3 130 470	162 837	5.2	.5	X
4618	Other meat products	61	2 294 687	115 854	5.0	.4	X
4700	Fresh fruits and vegetables	90	1 510 879	108 239	7.2	.4	5.7
4711	Fresh fruits	86	1 432 147	104 617	7.3	.4	X
4800	Coffee, tea, and spices	162	1 382 769	40 452	2.9	.1	19.8
4811	Coffee	86	546 855	13 663	2.5	Z	X
4812	Tea	35	123 651	2 973	2.4	Z	X
4813	Spices	110	1 028 815	23 815	2.3	.1	X
4820	Bread and baked goods	153	2 011 155	68 797	3.4	.2	7.2
4821	Breads and rolls	102	912 816	33 485	3.7	.1	X
4822	Cookies, cakes, and other baked goods	91	798 223	33 167	4.2	.1	X
4830	Canned foods	232	3 164 113	261 860	8.3	.9	40.1
4831	Canned and bottled fruits, vegetables, and juices	167	1 213 385	123 854	10.2	.4	X
4833	Canned meats	15	1 671 764	17 868	1.1	.1	X
4834	Canned fish and seafoods	49	428 548	19 460	4.5	.1	X
4836	Other canned foods	113	888 442	100 668	11.3	.3	X
4840	Food and beverage basic materials (include flavoring extracts, fruit peel, hop extract, industrial molasses, sausage casings, malt, yeast, etc.)	94	899 472	43 945	4.9	.1	X
4850	Soft drinks and bottled water	288	2 554 820	90 268	3.5	.3	10.1
4851	Soft drinks, packaged	178	1 275 411	42 699	3.3	.1	X
4852	Soft drinks, pre and post mix bulk	43	357 290	8 668	2.4	Z	X
4853	Bottled water	101	1 256 436	38 901	3.1	.1	X
4860	Other grocery specialties	270	3 924 732	438 446	11.2	1.5	18.0
4861	Pasta	179	2 164 040	94 531	4.4	.3	X
4862	Breakfast cereals	8	113 998	1 159	1.0	Z	X
4863	Cooking oils and margarine	78	1 928 262	58 099	3.0	.2	X
4864	Flour	111	1 576 124	100 298	6.4	.3	X
4865	Pickles, preserves, jellies, jams, and sauces	65	675 289	18 787	2.8	.1	X
4866	Sugar, refined	38	490 260	9 353	1.9	Z	X
4867	Pet foods	10	192 197	6 277	3.3	Z	X
4868	Grocery specialties, n.e.c.	98	839 129	149 939	17.9	.5	X
4900	Grain and beans	10	156 998	18 283	11.6	.1	X
5330	Chemicals and allied products (excluding agricultural, plastics, gases, and petroleum)	19	129 336	2 518	1.9	Z	X
5800	Farm supplies	15	57 414	12 779	22.3	Z	63.5
5812	Feeds (poultry and livestock) not mixed on location	8	24 323	4 738	19.5	Z	X
9700	Service receipts and labor charges (including installed parts)	18	85 712	2 676	3.1	Z	.2
9703	Other service receipts and labor charges—Specify	17	62 192	1 607	2.6	Z	X
9810	Miscellaneous commodities	171	3 771 699	419 723	11.1	1.4	X
9940	Rental and leasing receipts	35	129 614	3 629	2.8	Z	X
42244	Poultry & poultry product whsle	1 040	X	13 809 561	X	100.0	82.3
3400	Industrial and personal services paper and plastics	29	588 035	35 718	6.1	.3	X
3500	Drugs, pharmaceuticals, cosmetics, and toiletries	10	36 934	4 106	11.1	Z	X

See footnotes at end of table.

Table 1. All Types of Operation by Kind of Business and Commodity Line for Wholesale Trade: 1997—Con.

[Includes only establishments with payroll. For meaning of abbreviations and symbols, see introductory text. For explanation of terms, see Appendix A]

NAICS code and CL code	Kind of business and commodity line	Establishments handling commodity line		Commodity line sales			Sales coverage percent
		Number	Total sales (\$1,000)	Amount ¹ (\$1,000)	As percent of total sales of—		
					Establishments handling line	Establishments in NAICS industry ¹	
42244	Poultry & poultry product whse—Con.						
4100	Frozen foods (packaged)	269	4 749 078	594 957	12.5	4.3	37.7
4111	Dinners (frozen)	29	586 234	14 946	2.5	.1	X
4112	Fish and seafoods (frozen packaged)	144	2 042 085	79 935	3.9	.6	X
4113	Vegetables (frozen)	74	2 066 906	73 400	3.6	.5	X
4114	Fruits and fruit juices (frozen)	35	730 712	10 348	1.4	.1	X
4115	Meat (frozen packaged)	147	2 650 278	275 667	10.4	2.0	X
4116	Frozen baked goods	33	614 949	24 906	4.1	.2	X
4117	Other frozen foods (except frozen dairy products)	85	1 977 269	105 775	5.4	.8	X
4200	Dairy products (excluding dried or canned)	164	2 794 215	312 738	11.2	2.3	7.2
4211	Butter	41	344 983	28 754	8.3	.2	X
4212	Cheese	139	2 282 196	157 275	6.9	1.1	X
4213	Milk and cream, except raw	9	167 810	33 200	19.8	.2	X
4214	Ice cream	9	86 829	9 359	10.8	.1	X
4216	Other dairy products	58	1 391 683	74 257	5.3	.5	X
4300	Poultry and poultry products	1 040	13 809 561	10 533 224	76.3	76.3	47.2
4311	Dressed poultry killed on location	68	1 894 159	1 075 940	56.8	7.8	X
4312	Eggs	593	5 754 809	3 378 145	58.7	24.5	X
4313	Live poultry	65	524 785	300 351	57.2	2.2	X
4314	Other poultry (excluding frozen packaged)	537	8 473 224	5 778 787	68.2	41.8	X
4400	Confectionery	16	314 483	5 627	1.8	Z	X
4500	Fish and seafoods (excluding canned and frozen packaged)	122	2 332 413	126 315	5.4	.9	X
4600	Meat and meat products (fresh and un packaged)	290	4 489 399	1 050 864	23.4	7.6	28.1
4611	Beef (not killed on location)	207	2 625 509	379 634	14.5	2.7	X
4612	Veal (not killed on location)	57	1 258 288	16 304	1.3	.1	X
4613	Lamb and mutton (not killed on location)	76	1 464 079	32 985	2.3	.2	X
4614	Pork (not killed on location)	177	2 774 702	234 997	8.5	1.7	X
4615	Sausage and prepared meats made on location	25	238 350	19 595	8.2	.1	X
4616	Sausage and prepared meats not made on location	137	2 583 675	211 100	8.2	1.5	X
4618	Other meat products	71	1 408 850	153 968	10.9	1.1	X
4700	Fresh fruits and vegetables	45	785 064	43 418	5.5	.3	X
4800	Coffee, tea, and spices	23	2 075 549	635 732	30.6	4.6	52.0
4811	Coffee	14	1 810 305	631 249	34.9	4.6	X
4813	Spices	6	25 911	787	3.0	Z	X
4820	Bread and baked goods	26	549 671	20 043	3.6	.1	16.8
4821	Breads and rolls	21	510 848	19 186	3.8	.1	X
4822	Cookies, cakes, and other baked goods	6	147 378	857	.6	Z	X
4830	Canned foods	68	1 680 981	159 282	9.5	1.2	35.2
4831	Canned and bottled fruits, vegetables, and juices	50	564 469	137 961	24.4	1.0	X
4833	Canned meats	10	9 671	160	1.7	Z	X
4834	Canned fish and seafoods	18	25 806	50	.2	Z	X
4836	Other canned foods	9	1 105 273	17 310	1.6	.1	X
4840	Food and beverage basic materials (include flavoring extracts, fruit peel, hop extract, industrial molasses, sausage casings, malt, yeast, etc.)	20	430 572	24 437	5.7	.2	X
4850	Soft drinks and bottled water	33	714 802	22 947	3.2	.2	5.3
4851	Soft drinks, packaged	17	519 434	17 903	3.4	.1	X
4852	Soft drinks, pre and post mix bulk	7	11 287	277	2.5	Z	X
4853	Bottled water	18	549 559	4 767	.9	Z	X
4860	Other grocery specialties	78	1 243 639	52 928	4.3	.4	9.0
4861	Pasta	28	287 676	13 046	4.5	.1	X
4863	Cooking oils and margarine	38	327 280	7 656	2.3	.1	X
4864	Flour	11	146 613	7 304	5.0	.1	X
4865	Pickles, preserves, jellies, jams, and sauces	14	286 838	5 703	2.0	Z	X
4866	Sugar, refined	12	177 251	1 973	1.1	Z	X
4868	Grocery specialties, n.e.c.	14	579 221	13 580	2.3	.1	X
4900	Grain and beans	9	201 169	43 020	21.4	.3	X
5800	Farm supplies	8	146 519	46 171	31.5	.3	67.3
5815	Insecticides, fungicides, and pesticides	7	143 207	1 549	1.1	Z	X
9700	Service receipts and labor charges (including installed parts)	10	26 267	1 200	4.6	Z	X
9810	Miscellaneous commodities	48	913 642	56 595	6.2	.4	X
9920	Receipts for farm product preparation services (cleaning, shelling, etc.)	11	107 930	21 089	19.5	.2	X
9940	Rental and leasing receipts	11	73 082	1 051	1.4	Z	X
422440	Poultry & poultry product whse	1 040	X	13 809 561	X	100.0	82.3
3400	Industrial and personal services paper and plastics	29	588 035	35 718	6.1	.3	X
3500	Drugs, pharmaceuticals, cosmetics, and toiletries	10	36 934	4 106	11.1	Z	X
4100	Frozen foods (packaged)	269	4 749 078	594 957	12.5	4.3	37.7
4111	Dinners (frozen)	29	586 234	14 946	2.5	.1	X
4112	Fish and seafoods (frozen packaged)	144	2 042 085	79 935	3.9	.6	X
4113	Vegetables (frozen)	74	2 066 906	73 400	3.6	.5	X
4114	Fruits and fruit juices (frozen)	35	730 712	10 348	1.4	.1	X
4115	Meat (frozen packaged)	147	2 650 278	275 667	10.4	2.0	X
4116	Frozen baked goods	33	614 949	24 906	4.1	.2	X
4117	Other frozen foods (except frozen dairy products)	85	1 977 269	105 775	5.4	.8	X
4200	Dairy products (excluding dried or canned)	164	2 794 215	312 738	11.2	2.3	7.2
4211	Butter	41	344 983	28 754	8.3	.2	X
4212	Cheese	139	2 282 196	157 275	6.9	1.1	X
4213	Milk and cream, except raw	9	167 810	33 200	19.8	.2	X
4214	Ice cream	9	86 829	9 359	10.8	.1	X
4216	Other dairy products	58	1 391 683	74 257	5.3	.5	X

See footnotes at end of table.

Table 1. All Types of Operation by Kind of Business and Commodity Line for Wholesale Trade: 1997—Con.

[Includes only establishments with payroll. For meaning of abbreviations and symbols, see introductory text. For explanation of terms, see Appendix A]

NAICS code and CL code	Kind of business and commodity line	Establishments handling commodity line		Commodity line sales			Sales coverage percent
		Number	Total sales (\$1,000)	Amount ¹ (\$1,000)	As percent of total sales of—		
					Establishments handling line	Establishments in NAICS industry ¹	
422440	Poultry & poultry product whse—Con.						
4300	Poultry and poultry products	1 040	13 809 561	10 533 224	76.3	76.3	47.2
4311	Dressed poultry killed on location	68	1 894 159	1 075 940	56.8	7.8	X
4312	Eggs	593	5 754 809	3 378 145	58.7	24.5	X
4313	Live poultry	65	524 785	300 351	57.2	2.2	X
4314	Other poultry (excluding frozen packaged)	537	8 473 224	5 778 787	68.2	41.8	X
4400	Confectionery	16	314 483	5 627	1.8	Z	X
4500	Fish and seafoods (excluding canned and frozen packaged)	122	2 332 413	126 315	5.4	.9	X
4600	Meat and meat products (fresh and unpackaged)	290	4 489 399	1 050 864	23.4	7.6	28.1
4611	Beef (not killed on location)	207	2 625 509	379 634	14.5	2.7	X
4612	Veal (not killed on location)	57	1 258 288	16 304	1.3	.1	X
4613	Lamb and mutton (not killed on location)	76	1 464 079	32 985	2.3	.2	X
4614	Pork (not killed on location)	177	2 774 702	234 997	8.5	1.7	X
4615	Sausage and prepared meats made on location	25	238 350	19 595	8.2	.1	X
4616	Sausage and prepared meats not made on location	137	2 583 675	211 100	8.2	1.5	X
4618	Other meat products	71	1 408 850	153 968	10.9	1.1	X
4700	Fresh fruits and vegetables	45	785 064	43 418	5.5	.3	X
4800	Coffee, tea, and spices	23	2 075 549	635 732	30.6	4.6	52.0
4811	Coffee	14	1 810 305	631 249	34.9	4.6	X
4813	Spices	6	25 911	787	3.0	Z	X
4820	Bread and baked goods	26	549 671	20 043	3.6	.1	16.8
4821	Breads and rolls	21	510 848	19 186	3.8	.1	X
4822	Cookies, cakes, and other baked goods	6	147 378	857	.6	Z	X
4830	Canned foods	68	1 680 981	159 282	9.5	1.2	35.2
4831	Canned and bottled fruits, vegetables, and juices	50	564 469	137 961	24.4	1.0	X
4833	Canned meats	10	9 671	160	1.7	Z	X
4834	Canned fish and seafoods	18	25 806	50	.2	Z	X
4836	Other canned foods	9	1 105 273	17 310	1.6	.1	X
4840	Food and beverage basic materials (include flavoring extracts, fruit peel, hop extract, industrial molasses, sausage casings, malt, yeast, etc.)	20	430 572	24 437	5.7	.2	X
4850	Soft drinks and bottled water	33	714 802	22 947	3.2	.2	5.3
4851	Soft drinks, packaged	17	519 434	17 903	3.4	.1	X
4852	Soft drinks, pre and post mix bulk	7	11 287	277	2.5	Z	X
4853	Bottled water	18	549 559	4 767	.9	Z	X
4860	Other grocery specialties	78	1 243 639	52 928	4.3	.4	9.0
4861	Pasta	28	287 676	13 046	4.5	.1	X
4863	Cooking oils and margarine	38	327 280	7 656	2.3	.1	X
4864	Flour	11	146 613	7 304	5.0	.1	X
4865	Pickles, preserves, jellies, jams, and sauces	14	286 838	5 703	2.0	.1	X
4866	Sugar, refined	12	177 251	1 973	1.1	Z	X
4868	Grocery specialties, n.e.c.	14	579 221	13 580	2.3	.1	X
4900	Grain and beans	9	201 169	43 020	21.4	.3	X
5800	Farm supplies	8	146 519	46 171	31.5	.3	67.3
5815	Insecticides, fungicides, and pesticides	7	143 207	1 549	1.1	Z	X
9700	Service receipts and labor charges (including installed parts)	10	26 267	1 200	4.6	Z	X
9810	Miscellaneous commodities	48	913 642	56 595	6.2	.4	X
9920	Receipts for farm product preparation services (cleaning, shelling, etc.)	11	107 930	21 089	19.5	.2	X
9940	Rental and leasing receipts	11	73 082	1 051	1.4	Z	X
4224401	Live poultry whse	50	X	317 047	X	100.0	39.9
4300	Poultry and poultry products	50	317 047	293 626	92.6	92.6	X
4224402	Poultry & poultry product (except live) whse	990	X	13 492 514	X	100.0	83.3
3400	Industrial and personal services paper and plastics	28	540 516	35 244	6.5	.3	X
3500	Drugs, pharmaceuticals, cosmetics, and toiletries	10	36 934	4 106	11.1	Z	X
4100	Frozen foods (packaged)	268	4 701 559	584 977	12.4	4.3	38.6
4111	Dinners (frozen)	29	586 234	14 946	2.5	.1	X
4112	Fish and seafoods (frozen packaged)	144	2 042 085	79 935	3.9	.6	X
4113	Vegetables (frozen)	74	2 066 906	73 400	3.6	.5	X
4114	Fruits and fruit juices (frozen)	35	730 712	10 348	1.4	.1	X
4115	Meat (frozen packaged)	147	2 650 278	275 667	10.4	2.0	X
4116	Frozen baked goods	33	614 949	24 906	4.1	.2	X
4117	Other frozen foods (except frozen dairy products)	85	1 977 269	105 775	5.4	.8	X
4200	Dairy products (excluding dried or canned)	163	2 746 696	310 362	11.3	2.3	7.5
4211	Butter	41	344 983	28 754	8.3	.2	X
4212	Cheese	139	2 282 196	157 275	6.9	1.2	X
4213	Milk and cream, except raw	9	167 810	33 200	19.8	.2	X
4214	Ice cream	9	86 829	9 359	10.8	.1	X
4216	Other dairy products	58	1 391 683	74 257	5.3	.6	X
4300	Poultry and poultry products	990	13 492 514	10 239 598	75.9	75.9	47.4
4311	Dressed poultry killed on location	65	1 882 637	1 073 627	57.0	8.0	X
4312	Eggs	590	5 701 249	3 375 383	59.2	25.0	X
4313	Live poultry	15	207 738	11 800	5.7	.1	X
4314	Other poultry (excluding frozen packaged)	537	8 473 224	5 778 787	68.2	42.8	X
4400	Confectionery	16	314 483	5 627	1.8	Z	X
4500	Fish and seafoods (excluding canned and frozen packaged)	122	2 332 413	126 315	5.4	.9	X
4600	Meat and meat products (fresh and unpackaged)	290	4 489 399	1 050 864	23.4	7.8	28.4
4611	Beef (not killed on location)	207	2 625 509	379 634	14.5	2.8	X
4612	Veal (not killed on location)	57	1 258 288	16 304	1.3	.1	X
4613	Lamb and mutton (not killed on location)	76	1 464 079	32 985	2.3	.2	X
4614	Pork (not killed on location)	177	2 774 702	234 997	8.5	1.7	X
4615	Sausage and prepared meats made on location	25	238 350	19 595	8.2	.1	X
4616	Sausage and prepared meats not made on location	137	2 583 675	211 100	8.2	1.6	X
4618	Other meat products	71	1 408 850	153 968	10.9	1.1	X

See footnotes at end of table.

Table 1. All Types of Operation by Kind of Business and Commodity Line for Wholesale Trade: 1997—Con.

[Includes only establishments with payroll. For meaning of abbreviations and symbols, see introductory text. For explanation of terms, see Appendix A]

NAICS code and CL code	Kind of business and commodity line	Establishments handling commodity line		Commodity line sales			Sales coverage percent
		Number	Total sales (\$1,000)	Amount ¹ (\$1,000)	As percent of total sales of—		
					Establishments handling line	Establishments in NAICS industry ¹	
4224402	Poultry & poultry product (except live) whsle—Con.						
4700	Fresh fruits and vegetables	44	737 545	42 944	5.8	.3	X
4800	Coffee, tea, and spices	22	2 028 030	634 781	31.3	4.7	53.7
4811	Coffee	14	1 810 305	631 249	34.9	4.7	X
4813	Spices	6	25 911	787	3.0	Z	X
4820	Bread and baked goods	26	549 671	20 043	3.6	.1	17.0
4821	Breads and rolls	21	510 848	19 186	3.8	.1	X
4822	Cookies, cakes, and other baked goods	6	147 378	857	.6	Z	X
4830	Canned foods	67	1 633 462	155 481	9.5	1.2	36.6
4831	Canned and bottled fruits, vegetables, and juices	50	564 469	137 961	24.4	1.0	X
4833	Canned meats	10	9 671	160	1.7	Z	X
4834	Canned fish and seafoods	18	25 806	50	.2	Z	X
4836	Other canned foods	9	1 105 273	17 310	1.6	.1	X
4840	Food and beverage basic materials (include flavoring extracts, fruit peel, hop extract, industrial molasses, sausage casings, malt, yeast, etc.)	20	430 572	24 437	5.7	.2	X
4850	Soft drinks and bottled water	33	714 802	22 947	3.2	.2	5.4
4851	Soft drinks, packaged	17	519 434	17 903	3.4	.1	X
4852	Soft drinks, pre and post mix bulk	7	11 287	277	2.5	Z	X
4853	Bottled water	18	549 559	4 767	.9	Z	X
4860	Other grocery specialties	76	1 195 538	51 416	4.3	.4	9.4
4861	Pasta	28	287 676	13 046	4.5	.1	X
4863	Cooking oils and margarine	38	327 280	7 656	2.3	.1	X
4864	Flour	11	146 613	7 304	5.0	.1	X
4865	Pickles, preserves, jellies, jams, and sauces	14	286 838	5 703	2.0	Z	X
4866	Sugar, refined	12	177 251	1 973	1.1	Z	X
4868	Grocery specialties, n.e.c.	14	579 221	13 580	2.3	.1	X
4900	Grain and beans	9	201 169	43 020	21.4	.3	X
5800	Farm supplies	7	143 207	45 341	31.7	.3	69.5
5815	Insecticides, fungicides, and pesticides	7	143 207	1 549	1.1	Z	X
9700	Service receipts and labor charges (including installed parts)	9	20 226	898	4.4	Z	X
9810	Miscellaneous commodities	48	913 642	56 595	6.2	.4	X
9920	Receipts for farm product preparation services (cleaning, shelling, etc.)	8	94 698	19 570	20.7	.1	X
9940	Rental and leasing receipts	10	67 041	749	1.1	Z	X
42245	Confectionery whsle	2 621	X	27 169 914	X	100.0	87.5
0800	Photographic equipment and supplies (excluding video)	6	11 595	870	7.5	Z	X
0960	Restaurant and hotel equipment and supplies	17	126 665	24 786	19.6	.1	X
0970	Store machines and equipment	9	9 152	190	2.1	Z	X
1030	Optical and ophthalmic goods	9	6 343	2 651	41.8	Z	9.8
1034	Optical goods, n.e.c. (excluding cameras)	9	6 343	2 651	41.8	Z	X
2520	Custodial (janitors') equipment and supplies	40	558 922	10 357	1.9	Z	X
2800	Toys and hobby goods and supplies	12	281 395	31 671	11.3	.1	.4
2811	Video games and cartridges	11	281 316	31 660	11.3	.1	X
3300	Stationery, office supplies and greeting cards	16	68 601	22 145	32.3	.1	53.0
3316	Other stationery supplies (envelopes, ruled forms, and binder paper)	16	68 601	22 145	32.3	.1	X
3400	Industrial and personal services paper and plastics	157	1 857 744	65 827	3.5	.2	.5
3412	Paper dishes, cups, and napkins	16	185 552	6 839	3.7	Z	X
3500	Drugs, pharmaceuticals, cosmetics, and toiletries	109	514 219	42 188	8.2	.2	.3
3512	Nonprescription pharmaceuticals	43	3 452	167	4.8	Z	X
3515	Other toiletries and druggists' sundries	41	222 880	9 442	4.2	Z	X
3900	Women's and children's wear	6	13 580	1 224	9.0	Z	X
4100	Frozen foods (packaged)	176	2 133 066	141 289	6.6	.5	14.7
4111	Dinners (frozen)	28	311 574	12 234	3.9	Z	X
4112	Fish and seafoods (frozen packaged)	14	122 837	5 861	4.8	Z	X
4113	Vegetables (frozen)	14	159 758	11 018	6.9	Z	X
4114	Fruits and fruit juices (frozen)	10	24 036	1 235	5.1	Z	X
4115	Meat (frozen packaged)	21	130 190	18 098	13.9	.1	X
4116	Frozen baked goods	76	1 004 318	62 827	6.3	.2	X
4117	Other frozen foods (except frozen dairy products)	58	1 109 400	30 027	2.7	.1	X
4200	Dairy products (excluding dried or canned)	79	378 690	37 897	10.0	.1	56.3
4212	Cheese	52	188 138	13 724	7.3	.1	X
4214	Ice cream	17	37 403	2 058	5.5	Z	X
4216	Other dairy products	26	127 232	9 338	7.3	Z	X
4300	Poultry and poultry products	6	61 675	1 969	3.2	Z	X
4400	Confectionery	2 621	27 169 914	25 557 539	94.1	94.1	78.6
4411	Candy	1 649	15 378 376	11 040 477	71.8	40.6	X
4412	Chewing gum	610	4 707 406	1 226 648	26.1	4.5	X
4413	Nuts	1 109	5 917 533	3 052 237	51.6	11.2	X
4414	Chips and popcorn	1 196	14 264 238	8 868 873	62.2	32.6	X
4415	Other confections	794	5 321 555	1 369 305	25.7	5.0	X
4500	Fish and seafoods (excluding canned and frozen packaged)	7	50 574	2 528	5.0	Z	X
4600	Meat and meat products (fresh and unpackaged)	88	566 676	39 879	7.0	.1	21.7
4616	Sausage and prepared meats not made on location	45	171 534	10 831	6.3	Z	X
4618	Other meat products	34	165 753	11 451	6.9	Z	X
4700	Fresh fruits and vegetables	10	52 294	2 844	5.4	Z	X
4800	Coffee, tea, and spices	214	2 244 609	257 119	11.5	.9	9.6
4811	Coffee	161	1 710 857	195 322	11.4	.7	X
4812	Tea	67	1 030 715	26 688	2.6	.1	X
4813	Spices	51	644 188	34 991	5.4	.1	X

See footnotes at end of table.

Table 1. All Types of Operation by Kind of Business and Commodity Line for Wholesale Trade: 1997—Con.

[Includes only establishments with payroll. For meaning of abbreviations and symbols, see introductory text. For explanation of terms, see Appendix A]

NAICS code and CL code	Kind of business and commodity line	Establishments handling commodity line		Commodity line sales			Sales coverage percent
		Number	Total sales (\$1,000)	Amount ¹ (\$1,000)	As percent of total sales of—		
					Establishments handling line	Establishments in NAICS industry ¹	
42245	Confectionery whse—Con.						
4820	Bread and baked goods	239	2 459 079	198 443	8.1	.7	17.4
4821	Breads and rolls	8	4 798	473	9.9	Z	X
4822	Cookies, cakes, and other baked goods	232	2 221 220	143 754	6.5	.5	X
4830	Canned foods	134	1 723 341	75 318	4.4	.3	9.4
4831	Canned and bottled fruits, vegetables, and juices	88	1 263 384	60 070	4.8	.2	X
4833	Canned meats	17	201 726	5 021	2.5	Z	X
4834	Canned fish and seafoods	10	68 714	3 302	4.8	Z	X
4836	Other canned foods	51	917 519	6 924	.8	Z	X
4840	Food and beverage basic materials (include flavoring extracts, fruit peel, hop extract, industrial molasses, sausage casings, malt, yeast, etc.)	64	297 403	32 620	11.0	.1	X
4850	Soft drinks and bottled water	260	2 425 319	194 357	8.0	.7	7.0
4851	Soft drinks, packaged	143	946 750	99 864	10.5	.4	X
4852	Soft drinks, pre and post mix bulk	80	1 117 223	30 064	2.7	.1	X
4853	Bottled water	106	686 294	62 133	9.1	.2	X
4860	Other grocery specialties	279	1 305 396	152 268	11.7	.6	28.9
4861	Pasta	53	208 207	3 252	1.6	Z	X
4862	Breakfast cereals	16	27 084	972	3.6	Z	X
4863	Cooking oils and margarine	28	159 331	7 023	4.4	Z	X
4864	Flour	21	103 017	5 723	5.6	Z	X
4865	Pickles, preserves, jellies, jams, and sauces	47	274 936	10 171	3.7	Z	X
4866	Sugar, refined	16	200 390	13 461	6.7	.1	X
4867	Pet foods	7	52 177	2 469	4.7	Z	X
4868	Grocery specialties, n.e.c.	188	779 165	109 196	14.0	.4	X
4900	Grain and beans	14	81 989	5 302	6.5	Z	X
5120	Leaf tobacco	6	30 284	1 333	4.4	Z	X
5330	Chemicals and allied products (excluding agricultural, plastics, gases, and petroleum)	7	5 014	134	2.7	Z	5.4
5331	Gasses, compressed and liquified, except L.P.	7	5 014	134	2.7	Z	X
5900	Tobacco and tobacco products	88	719 258	96 495	13.4	.4	47.3
5911	Cigars	56	527 147	16 106	3.1	.1	X
5912	Cigarettes	67	539 265	50 300	9.3	.2	X
5913	Other tobacco products (excluding leaf)	46	619 039	30 088	4.9	.1	X
6100	Books, periodicals, newspapers, and miscellaneous printed materials	8	11 308	558	4.9	Z	X
6120	Art goods (including novelties and souvenirs)	42	103 025	19 259	18.7	.1	47.9
6122	Novelties and souvenirs	40	97 780	17 552	18.0	.1	X
6150	Nondurable goods, n.e.c.	9	20 215	980	4.8	Z	X
9700	Service receipts and labor charges (including installed parts)	36	137 431	5 803	4.2	Z	3.2
9701	Labor charges for repair work	20	9 273	1 296	14.0	Z	X
9702	Parts installed in repair work	20	9 273	343	3.7	Z	X
9703	Other service receipts and labor charges—Specify	11	26 497	1 147	4.3	Z	X
9810	Miscellaneous commodities	209	1 891 570	92 418	4.9	.3	X
9920	Receipts for farm product preparation services (cleaning, shelling, etc.) ...	6	54 635	24 217	44.3	.1	X
9940	Rental and leasing receipts	35	92 821	3 392	3.7	Z	X
422450	Confectionery whse	2 621	X	27 169 914	X	100.0	87.5
0800	Photographic equipment and supplies (excluding video)	6	11 595	870	7.5	Z	X
0960	Restaurant and hotel equipment and supplies	17	126 665	24 786	19.6	.1	X
0970	Store machines and equipment	9	9 152	190	2.1	Z	X
1030	Optical and ophthalmic goods	9	6 343	2 651	41.8	Z	9.8
1034	Optical goods, n.e.c. (excluding cameras)	9	6 343	2 651	41.8	Z	X
2520	Custodial (janitors') equipment and supplies	40	558 922	10 357	1.9	Z	X
2800	Toys and hobby goods and supplies	12	281 395	31 671	11.3	.1	.4
2811	Video games and cartridges	11	281 316	31 660	11.3	.1	X
3300	Stationery, office supplies and greeting cards	16	68 601	22 145	32.3	.1	53.0
3316	Other stationery supplies (envelopes, ruled forms, and binder paper) ...	16	68 601	22 145	32.3	.1	X
3400	Industrial and personal services paper and plastics	157	1 857 744	65 827	3.5	.2	.5
3412	Paper dishes, cups, and napkins	16	185 552	6 839	3.7	Z	X
3500	Drugs, pharmaceuticals, cosmetics, and toiletries	109	514 219	42 188	8.2	.2	.3
3512	Nonprescription pharmaceuticals	43	3 452	167	4.8	Z	X
3515	Other toiletries and druggists' sundries	41	222 880	9 442	4.2	Z	X
3900	Women's and children's wear	6	13 580	1 224	9.0	Z	X
4100	Frozen foods (packaged)	176	2 133 066	141 289	6.6	.5	14.7
4111	Dinners (frozen)	28	311 574	12 234	3.9	Z	X
4112	Fish and seafoods (frozen packaged)	14	122 837	5 861	4.8	Z	X
4113	Vegetables (frozen)	14	159 758	11 018	6.9	Z	X
4114	Fruits and fruit juices (frozen)	10	24 036	1 235	5.1	Z	X
4115	Meat (frozen packaged)	21	130 190	18 098	13.9	.1	X
4116	Frozen baked goods	76	1 004 318	62 827	6.3	.2	X
4117	Other frozen foods (except frozen dairy products)	58	1 109 400	30 027	2.7	.1	X
4200	Dairy products (excluding dried or canned)	79	378 690	37 897	10.0	.1	56.3
4212	Cheese	52	188 138	13 724	7.3	.1	X
4214	Ice cream	17	37 403	2 058	5.5	Z	X
4216	Other dairy products	26	127 232	9 338	7.3	Z	X
4300	Poultry and poultry products	6	61 675	1 969	3.2	Z	X

See footnotes at end of table.

Table 1. All Types of Operation by Kind of Business and Commodity Line for Wholesale Trade: 1997—Con.

[Includes only establishments with payroll. For meaning of abbreviations and symbols, see introductory text. For explanation of terms, see Appendix A]

NAICS code and CL code	Kind of business and commodity line	Establishments handling commodity line		Commodity line sales			Sales coverage percent
		Number	Total sales (\$1,000)	Amount ¹ (\$1,000)	As percent of total sales of—		
					Establishments handling line	Establishments in NAICS industry ¹	
422450	Confectionery whse—Con.						
4400	Confectionery.....	2 621	27 169 914	25 557 539	94.1	94.1	78.6
4411	Candy.....	1 649	15 378 376	11 040 477	71.8	40.6	X
4412	Chewing gum.....	610	4 707 406	1 226 648	26.1	4.5	X
4413	Nuts.....	1 109	5 917 533	3 052 237	51.6	11.2	X
4414	Chips and popcorn.....	1 196	14 264 238	8 868 873	62.2	32.6	X
4415	Other confections.....	794	5 321 555	1 369 305	25.7	5.0	X
4500	Fish and seafoods (excluding canned and frozen packaged).....	7	50 574	2 528	5.0	Z	X
4600	Meat and meat products (fresh and unpackaged).....	88	566 676	39 879	7.0	.1	21.7
4616	Sausage and prepared meats not made on location.....	45	171 534	10 831	6.3	Z	X
4618	Other meat products.....	34	165 753	11 451	6.9	Z	X
4700	Fresh fruits and vegetables.....	10	52 294	2 844	5.4	Z	X
4800	Coffee, tea, and spices.....	214	2 244 609	257 119	11.5	.9	9.6
4811	Coffee.....	161	1 710 857	195 322	11.4	.7	X
4812	Tea.....	67	1 030 715	26 688	2.6	.1	X
4813	Spices.....	51	644 188	34 991	5.4	.1	X
4820	Bread and baked goods.....	239	2 459 079	198 443	8.1	.7	17.4
4821	Breads and rolls.....	8	4 798	473	9.9	Z	X
4822	Cookies, cakes, and other baked goods.....	232	2 221 220	143 754	6.5	.5	X
4830	Canned foods.....	134	1 723 341	75 318	4.4	.3	9.4
4831	Canned and bottled fruits, vegetables, and juices.....	88	1 263 384	60 070	4.8	.2	X
4833	Canned meats.....	17	201 726	5 021	2.5	Z	X
4834	Canned fish and seafoods.....	10	68 714	3 302	4.8	Z	X
4836	Other canned foods.....	51	917 519	6 924	.8	Z	X
4840	Food and beverage basic materials (include flavoring extracts, fruit peel, hop extract, industrial molasses, sausage casings, malt, yeast, etc.).....	64	297 403	32 620	11.0	.1	X
4850	Soft drinks and bottled water.....	260	2 425 319	194 357	8.0	.7	7.0
4851	Soft drinks, packaged.....	143	946 750	99 864	10.5	.4	X
4852	Soft drinks, pre and post mix bulk.....	80	1 117 223	30 064	2.7	.1	X
4853	Bottled water.....	106	686 294	62 133	9.1	.2	X
4860	Other grocery specialties.....	279	1 305 396	152 268	11.7	.6	28.9
4861	Pasta.....	53	208 207	3 252	1.6	Z	X
4862	Breakfast cereals.....	16	27 084	972	3.6	Z	X
4863	Cooking oils and margarine.....	28	159 331	7 023	4.4	Z	X
4864	Flour.....	21	103 017	5 723	5.6	Z	X
4865	Pickles, preserves, jellies, jams, and sauces.....	47	274 936	10 171	3.7	Z	X
4866	Sugar, refined.....	16	200 390	13 461	6.7	.1	X
4867	Pet foods.....	7	52 177	2 469	4.7	Z	X
4868	Grocery specialties, n.e.c.....	188	779 165	109 196	14.0	.4	X
4900	Grain and beans.....	14	81 989	5 302	6.5	Z	X
5120	Leaf tobacco.....	6	30 284	1 333	4.4	Z	X
5330	Chemicals and allied products (excluding agricultural, plastics, gases, and petroleum).....	7	5 014	134	2.7	Z	5.4
5331	Gasses, compressed and liquified, except L.P.....	7	5 014	134	2.7	Z	X
5900	Tobacco and tobacco products.....	88	719 258	96 495	13.4	.4	47.3
5911	Cigars.....	56	527 147	16 106	3.1	.1	X
5912	Cigarettes.....	67	539 265	50 300	9.3	.2	X
5913	Other tobacco products (excluding leaf).....	46	619 039	30 088	4.9	.1	X
6100	Books, periodicals, newspapers, and miscellaneous printed materials.....	8	11 308	558	4.9	Z	X
6120	Art goods (including novelties and souvenirs).....	42	103 025	19 259	18.7	.1	47.9
6122	Novelties and souvenirs.....	40	97 780	17 552	18.0	.1	X
6150	Nondurable goods, n.e.c.....	9	20 215	980	4.8	Z	X
9700	Service receipts and labor charges (including installed parts).....	36	137 431	5 803	4.2	Z	3.2
9701	Labor charges for repair work.....	20	9 273	1 296	14.0	Z	X
9702	Parts installed in repair work.....	20	9 273	343	3.7	Z	X
9703	Other service receipts and labor charges—Specify.....	11	26 497	1 147	4.3	Z	X
9810	Miscellaneous commodities.....	209	1 891 570	92 418	4.9	.3	X
9920	Receipts for farm product preparation services (cleaning, shelling, etc.).....	6	54 635	24 217	44.3	.1	X
9940	Rental and leasing receipts.....	35	92 821	3 392	3.7	Z	X
42246	Fish & seafood whse	2 960	X	13 165 780	X	100.0	73.9
0960	Restaurant and hotel equipment and supplies.....	6	112 882	3 885	3.4	Z	X
2360	Other industrial machinery, equipment, and parts.....	6	56 006	557	1.0	Z	X
2620	Marine machinery, equipment, and supplies.....	57	111 325	4 225	3.8	Z	X
4100	Frozen foods (packaged).....	654	3 822 710	909 015	23.8	6.9	X
4200	Dairy products (excluding dried or canned).....	42	290 809	22 352	7.7	.2	X
4300	Poultry and poultry products.....	76	686 813	74 412	10.8	.6	X
4400	Confectionery.....	24	61 610	1 952	3.2	Z	X
4500	Fish and seafoods (excluding canned and frozen packaged).....	2 960	13 165 780	11 980 018	91.0	91.0	X
4600	Meat and meat products (fresh and unpackaged).....	46	297 381	22 271	7.5	.2	X
4700	Fresh fruits and vegetables.....	49	385 957	9 586	2.5	.1	X
4800	Coffee, tea, and spices.....	17	52 324	1 842	3.5	Z	X
4820	Bread and baked goods.....	28	187 191	7 336	3.9	.1	X
4830	Canned foods.....	37	399 617	26 728	6.7	.2	X
4840	Food and beverage basic materials (include flavoring extracts, fruit peel, hop extract, industrial molasses, sausage casings, malt, yeast, etc.).....	26	53 945	7 808	14.5	.1	X
4850	Soft drinks and bottled water.....	35	98 244	1 183	1.2	Z	X
4860	Other grocery specialties.....	64	182 809	13 587	7.4	.1	X
5400	Petroleum products.....	48	275 701	18 438	6.7	.1	X
6150	Nondurable goods, n.e.c.....	16	171 350	1 985	1.2	Z	X
9700	Service receipts and labor charges (including installed parts).....	45	108 658	4 032	3.7	Z	X
9810	Miscellaneous commodities.....	93	587 534	25 937	4.4	.2	X
9920	Receipts for farm product preparation services (cleaning, shelling, etc.).....	7	14 364	692	4.8	Z	X

See footnotes at end of table.

Table 1. All Types of Operation by Kind of Business and Commodity Line for Wholesale Trade: 1997—Con.

[Includes only establishments with payroll. For meaning of abbreviations and symbols, see introductory text. For explanation of terms, see Appendix A]

NAICS code and CL code	Kind of business and commodity line	Establishments handling commodity line		Commodity line sales			Sales coverage percent
		Number	Total sales (\$1,000)	Amount ¹ (\$1,000)	As percent of total sales of—		
					Establishments handling line	Establishments in NAICS industry ¹	
42246	Fish & seafood whsle—Con.						
9940	Rental and leasing receipts	28	72 931	2 707	3.7	Z	X
422460	Fish & seafood whsle	2 960	X	13 165 780	X	100.0	73.9
0960	Restaurant and hotel equipment and supplies	6	112 882	3 885	3.4	Z	X
2360	Other industrial machinery, equipment, and parts	6	56 006	557	1.0	Z	X
2620	Marine machinery, equipment, and supplies	57	111 325	4 225	3.8	Z	X
4100	Frozen foods (packaged)	654	3 822 710	909 015	23.8	6.9	X
4200	Dairy products (excluding dried or canned)	42	290 809	22 352	7.7	.2	X
4300	Poultry and poultry products	76	686 813	74 412	10.8	.6	X
4400	Confectionery	24	61 610	1 952	3.2	Z	X
4500	Fish and seafoods (excluding canned and frozen packaged)	2 960	13 165 780	11 980 018	91.0	91.0	X
4600	Meat and meat products (fresh and unpackaged)	46	297 381	22 271	7.5	.2	X
4700	Fresh fruits and vegetables	49	385 957	9 586	2.5	.1	X
4800	Coffee, tea, and spices	17	52 324	1 842	3.5	Z	X
4820	Bread and baked goods	28	187 191	7 336	3.9	.1	X
4830	Canned foods	37	399 617	26 728	6.7	.2	X
4840	Food and beverage basic materials (include flavoring extracts, fruit peel, hop extract, industrial molasses, sausage casings, malt, yeast, etc.)	26	53 945	7 808	14.5	.1	X
4850	Soft drinks and bottled water	35	98 244	1 183	1.2	Z	X
4860	Other grocery specialties	64	182 809	13 587	7.4	.1	X
5400	Petroleum products	48	275 701	18 438	6.7	.1	X
6150	Nonurable goods, n.e.c.	16	171 350	1 985	1.2	Z	X
9700	Service receipts and labor charges (including installed parts)	45	108 658	4 032	3.7	Z	X
9810	Miscellaneous commodities	93	587 534	25 937	4.4	.2	X
9920	Receipts for farm product preparation services (cleaning, shelling, etc.)	7	14 364	692	4.8	Z	X
9940	Rental and leasing receipts	28	72 931	2 707	3.7	Z	X
42247	Meat & meat product whsle	3 557	X	51 326 415	X	100.0	85.1
0960	Restaurant and hotel equipment and supplies	69	1 599 900	70 384	4.4	.1	X
1600	Electronic parts and equipment, except communication	12	58 117	10 254	17.6	Z	73.8
1616	Electronic connectors and other passive electronic parts	7	40 368	7 086	17.6	Z	X
2600	Aircraft and aeronautical equipment and supplies	9	10 341	2 579	24.9	Z	85.1
2613	Other new aircraft equipment and supplies	9	10 341	2 579	24.9	Z	X
3400	Industrial and personal services paper and plastics	150	1 906 166	87 091	4.6	.2	.4
3412	Paper dishes, cups, and napkins	146	1 584 914	68 632	4.3	.1	X
3500	Drugs, pharmaceuticals, cosmetics, and toiletries	15	33 092	2 843	8.6	Z	8.3
3515	Other toiletries and druggists' sundries	15	33 092	2 843	8.6	Z	X
4100	Frozen foods (packaged)	1 116	15 726 966	2 283 440	14.5	4.4	68.9
4111	Dinners (frozen)	109	2 555 351	187 160	7.3	.4	X
4112	Fish and seafoods (frozen packaged)	728	10 926 256	559 085	5.1	1.1	X
4113	Vegetables (frozen)	326	3 734 547	118 729	3.2	.2	X
4114	Fruits and fruit juices (frozen)	163	2 205 523	72 702	3.3	.1	X
4115	Meat (frozen packaged)	737	10 333 766	868 264	8.4	1.7	X
4116	Frozen baked goods	211	3 089 705	120 383	3.9	.2	X
4117	Other frozen foods (except frozen dairy products)	342	5 233 307	357 108	6.8	.7	X
4200	Dairy products (excluding dried or canned)	769	11 825 544	1 367 462	11.6	2.7	20.2
4211	Butter	207	1 826 294	23 798	1.3	Z	X
4212	Cheese	667	5 315 397	579 687	10.9	1.1	X
4213	Milk and cream, except raw	139	785 878	8 364	1.1	Z	X
4214	Ice cream	98	1 451 888	24 908	1.7	Z	X
4216	Other dairy products	161	5 647 397	693 599	12.3	1.4	X
4300	Poultry and poultry products	1 389	19 332 072	2 905 392	15.0	5.7	.5
4311	Dressed poultry killed on location	539	8 037 644	935 138	11.6	1.8	X
4312	Eggs	177	2 175 287	88 561	4.1	.2	X
4314	Other poultry (excluding frozen packaged)	630	7 505 088	1 663 048	22.2	3.2	X
4400	Confectionery	82	598 074	14 262	2.4	Z	.5
4413	Nuts	79	524 953	8 614	1.6	Z	X
4415	Other confections	20	340 089	3 755	1.1	Z	X
4500	Fish and seafoods (excluding canned and frozen packaged)	360	8 492 154	340 651	4.0	.7	X
4600	Meat and meat products (fresh and unpackaged)	3 557	51 326 415	41 314 321	80.5	80.5	49.1
4611	Beef (not killed on location)	2 689	37 227 715	20 531 676	55.2	40.0	X
4612	Veal (not killed on location)	1 186	11 512 158	877 204	7.6	1.7	X
4613	Lamb and mutton (not killed on location)	1 163	15 386 951	993 024	6.5	1.9	X
4614	Pork (not killed on location)	2 308	32 397 573	7 719 582	23.8	15.0	X
4615	Sausage and prepared meats made on location	679	4 164 071	650 193	15.6	1.3	X
4616	Sausage and prepared meats not made on location	1 737	24 435 336	6 888 656	28.2	13.4	X
4617	Meat from animals killed on location	155	1 033 438	266 475	25.8	.5	X
4618	Other meat products	1 218	18 228 780	3 387 512	18.6	6.6	X
4700	Fresh fruits and vegetables	241	4 389 620	664 933	15.1	1.3	2.8
4711	Fresh fruits	153	3 931 900	360 573	9.2	.7	X
4713	Other fresh vegetables	154	3 761 292	289 942	7.7	.6	X
4800	Coffee, tea, and spices	187	1 991 730	52 284	2.6	.1	27.4
4811	Coffee	135	1 443 147	18 601	1.3	Z	X
4812	Tea	78	500 165	11 416	2.3	Z	X
4813	Spices	107	885 279	22 208	2.5	Z	X
4820	Bread and baked goods	197	2 562 533	132 638	5.2	.3	16.6
4821	Breads and rolls	128	1 895 253	35 713	1.9	.1	X
4822	Cookies, cakes, and other baked goods	149	1 805 202	27 414	1.5	.1	X
4830	Canned foods	344	3 286 862	210 456	6.4	.4	22.0
4831	Canned and bottled fruits, vegetables, and juices	214	2 209 595	81 321	3.7	.2	X
4832	Canned and bottled baby foods	7	10 820	36	.3	Z	X
4833	Canned meats	68	660 955	65 037	9.8	.1	X
4834	Canned fish and seafoods	166	903 234	15 766	1.7	Z	X
4836	Other canned foods	143	872 897	48 134	5.5	.1	X

See footnotes at end of table.

Table 1. All Types of Operation by Kind of Business and Commodity Line for Wholesale Trade: 1997—Con.

[Includes only establishments with payroll. For meaning of abbreviations and symbols, see introductory text. For explanation of terms, see Appendix A]

NAICS code and CL code	Kind of business and commodity line	Establishments handling commodity line		Commodity line sales			Sales coverage percent
		Number	Total sales (\$1,000)	Amount ¹ (\$1,000)	As percent of total sales of—		
					Establishments handling line	Establishments in NAICS industry ¹	
42247	Meat & meat product whse—Con.						
4840	Food and beverage basic materials (include flavoring extracts, fruit peel, hop extract, industrial molasses, sausage casings, malt, yeast, etc.)	115	1 094 158	23 016	2.1	Z	X
4850	Soft drinks and bottled water	126	1 317 807	19 014	1.4	Z	32.7
4851	Soft drinks, packaged	93	614 882	12 269	2.0	Z	X
4852	Soft drinks, pre and post mix bulk	30	674 521	4 311	.6	Z	X
4853	Bottled water	43	106 122	2 434	2.3	Z	X
4860	Other grocery specialties	392	4 892 358	271 651	5.6	.5	26.2
4861	Pasta	232	1 978 473	27 825	1.4	.1	X
4862	Breakfast cereals	101	843 264	7 355	.9	Z	X
4863	Cooking oils and margarine	175	1 301 689	43 021	3.3	.1	X
4864	Flour	162	1 691 959	19 183	1.1	Z	X
4865	Pickles, preserves, jellies, jams, and sauces	187	2 399 781	21 911	.9	Z	X
4866	Sugar, refined	159	1 517 477	16 467	1.1	Z	X
4867	Pet foods	33	147 457	16 661	11.3	Z	X
4868	Grocery specialties, n.e.c.	175	2 854 822	118 477	4.2	.2	X
4900	Grain and beans	27	86 073	1 176	1.4	Z	10.6
4914	Sorghum (for grain)	25	78 987	807	1.0	Z	X
5330	Chemicals and allied products (excluding agricultural, plastics, gases, and petroleum)	46	746 226	9 011	1.2	Z	1.1
5335	Detergents and soaps	46	746 226	9 011	1.2	Z	X
5600	Beer and ale	13	95 381	2 610	2.7	Z	X
5700	Wines and distilled alcoholic beverages	14	543 618	20 197	3.7	Z	X
5900	Tobacco and tobacco products	12	26 207	524	2.0	Z	30.8
5911	Cigars	12	26 207	524	2.0	Z	X
9700	Service receipts and labor charges (including installed parts)	23	117 850	8 725	7.4	Z	X
9810	Miscellaneous commodities	109	15 873 263	1 372 604	8.6	2.7	X
9920	Receipts for farm product preparation services (cleaning, shelling, etc.) . . .	23	39 280	2 624	6.7	Z	X
9940	Rental and leasing receipts	17	109 454	615	.6	Z	X
422470	Meat & meat product whse	3 557	X	51 326 415	X	100.0	85.1
0960	Restaurant and hotel equipment and supplies	69	1 599 900	70 384	4.4	.1	X
1600	Electronic parts and equipment, except communication	12	58 117	10 254	17.6	Z	73.8
1616	Electronic connectors and other passive electronic parts	7	40 368	7 086	17.6	Z	X
2600	Aircraft and aeronautical equipment and supplies	9	10 341	2 579	24.9	Z	85.1
2613	Other new aircraft equipment and supplies	9	10 341	2 579	24.9	Z	X
3400	Industrial and personal services paper and plastics	150	1 906 166	87 091	4.6	.2	.4
3412	Paper dishes, cups, and napkins	146	1 584 914	68 632	4.3	.1	X
3500	Drugs, pharmaceuticals, cosmetics, and toiletries	15	33 092	2 843	8.6	Z	8.3
3515	Other toiletries and druggists' sundries	15	33 092	2 843	8.6	Z	X
4100	Frozen foods (packaged)	1 116	15 726 966	2 283 440	14.5	4.4	68.9
4111	Dinners (frozen)	109	2 555 351	187 160	7.3	.4	X
4112	Fish and seafoods (frozen packaged)	728	10 926 256	559 085	5.1	1.1	X
4113	Vegetables (frozen)	326	3 734 547	118 729	3.2	.2	X
4114	Fruits and fruit juices (frozen)	163	2 205 523	72 702	3.3	.1	X
4115	Meat (frozen packaged)	737	10 333 766	868 264	8.4	1.7	X
4116	Frozen baked goods	211	3 089 705	120 383	3.9	.2	X
4117	Other frozen foods (except frozen dairy products)	342	5 233 307	357 108	6.8	.7	X
4200	Dairy products (excluding dried or canned)	769	11 825 544	1 367 462	11.6	2.7	20.2
4211	Butter	207	1 826 294	23 798	1.3	Z	X
4212	Cheese	667	5 315 397	579 687	10.9	1.1	X
4213	Milk and cream, except raw	139	785 878	8 364	1.1	Z	X
4214	Ice cream	98	1 451 888	24 908	1.7	Z	X
4216	Other dairy products	161	5 647 397	693 599	12.3	1.4	X
4300	Poultry and poultry products	1 389	19 332 072	2 905 392	15.0	5.7	.5
4311	Dressed poultry killed on location	539	8 037 644	935 138	11.6	1.8	X
4312	Eggs	177	2 175 287	88 561	4.1	.2	X
4314	Other poultry (excluding frozen packaged)	630	7 505 088	1 663 048	22.2	3.2	X
4400	Confectionery	82	598 074	14 262	2.4	Z	.5
4413	Nuts	79	524 953	8 614	1.6	Z	X
4415	Other confections	20	340 089	3 755	1.1	Z	X
4500	Fish and seafoods (excluding canned and frozen packaged)	360	8 492 154	340 651	4.0	.7	X
4600	Meat and meat products (fresh and unpackaged)	3 557	51 326 415	41 314 321	80.5	80.5	49.1
4611	Beef (not killed on location)	2 689	37 227 715	20 531 676	55.2	40.0	X
4612	Veal (not killed on location)	1 186	11 512 158	877 204	7.6	1.7	X
4613	Lamb and mutton (not killed on location)	1 163	15 386 951	993 024	6.5	1.9	X
4614	Pork (not killed on location)	2 308	32 397 573	7 719 582	23.8	15.0	X
4615	Sausage and prepared meats made on location	679	4 164 071	650 193	15.6	1.3	X
4616	Sausage and prepared meats not made on location	1 737	24 435 336	6 888 656	28.2	13.4	X
4617	Meat from animals killed on location	155	1 033 438	266 475	25.8	.5	X
4618	Other meat products	1 218	18 228 780	3 387 512	18.6	6.6	X
4700	Fresh fruits and vegetables	241	4 389 620	664 933	15.1	1.3	2.8
4711	Fresh fruits	153	3 931 900	360 573	9.2	.7	X
4713	Other fresh vegetables	154	3 761 292	289 942	7.7	.6	X
4800	Coffee, tea, and spices	187	1 991 730	52 284	2.6	.1	27.4
4811	Coffee	135	1 443 147	18 601	1.3	Z	X
4812	Tea	78	500 165	11 416	2.3	Z	X
4813	Spices	107	885 279	22 208	2.5	Z	X
4820	Bread and baked goods	197	2 562 533	132 638	5.2	.3	16.6
4821	Breads and rolls	128	1 895 253	35 713	1.9	.1	X
4822	Cookies, cakes, and other baked goods	149	1 805 202	27 414	1.5	.1	X

See footnotes at end of table.

Table 1. All Types of Operation by Kind of Business and Commodity Line for Wholesale Trade: 1997—Con.

[Includes only establishments with payroll. For meaning of abbreviations and symbols, see introductory text. For explanation of terms, see Appendix A]

NAICS code and CL code	Kind of business and commodity line	Establishments handling commodity line		Commodity line sales			Sales coverage percent
		Number	Total sales (\$1,000)	Amount ¹ (\$1,000)	As percent of total sales of—		
					Establishments handling line	Establishments in NAICS industry ¹	
422470	Meat & meat product whsle—Con.						
4830	Canned foods	344	3 286 862	210 456	6.4	.4	22.0
4831	Canned and bottled fruits, vegetables, and juices	214	2 209 595	81 321	3.7	.2	X
4832	Canned and bottled baby foods	7	10 820	36	.3		X
4833	Canned meats	68	660 955	65 037	9.8	.1	X
4834	Canned fish and seafoods	166	903 234	15 766	1.7	Z	X
4836	Other canned foods	143	872 897	48 134	5.5	.1	X
4840	Food and beverage basic materials (include flavoring extracts, fruit peel, hop extract, industrial molasses, sausage casings, malt, yeast, etc.)	115	1 094 158	23 016	2.1	Z	X
4850	Soft drinks and bottled water	126	1 317 807	19 014	1.4	Z	32.7
4851	Soft drinks, packaged	93	614 882	12 269	2.0	Z	X
4852	Soft drinks, pre and post mix bulk	30	674 521	4 311	.6	Z	X
4853	Bottled water	43	106 122	2 434	2.3	Z	X
4860	Other grocery specialties	392	4 892 358	271 651	5.6	.5	26.2
4861	Pasta	232	1 978 473	27 825	1.4	.1	X
4862	Breakfast cereals	101	843 264	7 355	.9	Z	X
4863	Cooking oils and margarine	175	1 301 689	43 021	3.3	.1	X
4864	Flour	162	1 691 959	19 183	1.1	Z	X
4865	Pickles, preserves, jellies, jams, and sauces	187	2 399 781	21 911	.9	Z	X
4866	Sugar, refined	159	1 517 477	16 467	1.1	Z	X
4867	Pet foods	33	147 457	16 661	11.3	Z	X
4868	Grocery specialties, n.e.c.	175	2 854 822	118 477	4.2	.2	X
4900	Grain and beans	27	86 073	1 176	1.4	Z	10.6
4914	Sorghum (for grain)	25	78 987	807	1.0	Z	X
5330	Chemicals and allied products (excluding agricultural, plastics, gases, and petroleum)	46	746 226	9 011	1.2	Z	1.1
5335	Detergents and soaps	46	746 226	9 011	1.2	Z	X
5600	Beer and ale	13	95 381	2 610	2.7	Z	X
5700	Wines and distilled alcoholic beverages	14	543 618	20 197	3.7	Z	X
5900	Tobacco and tobacco products	12	26 207	524	2.0	Z	30.8
5911	Cigars	12	26 207	524	2.0	Z	X
9700	Service receipts and labor charges (including installed parts)	23	117 850	8 725	7.4	Z	X
9810	Miscellaneous commodities	109	15 873 263	1 372 604	8.6	2.7	X
9920	Receipts for farm product preparation services (cleaning, shelling, etc.)	23	39 280	2 624	6.7	Z	X
9940	Rental and leasing receipts	17	109 454	615	.6	Z	X
42248	Fresh fruit & vegetable whsle	6 121	X	46 340 833	X	100.0	78.1
0960	Restaurant and hotel equipment and supplies	6	33 508	757	2.3	Z	X
3400	Industrial and personal services paper and plastics	33	116 637	6 144	5.3	Z	13.0
3412	Paper dishes, cups, and napkins	31	115 359	5 892	5.1	Z	X
4100	Frozen foods (packaged)	471	3 145 710	318 124	10.1	.7	6.1
4111	Dinners (frozen)	54	395 076	7 517	1.9	Z	X
4112	Fish and seafoods (frozen packaged)	103	1 050 107	53 148	5.1	.1	X
4113	Vegetables (frozen)	286	2 358 143	83 948	3.6	.2	X
4114	Fruits and fruit juices (frozen)	177	1 694 119	48 630	2.9	.1	X
4115	Meat (frozen packaged)	192	1 515 246	58 805	3.9	.1	X
4116	Frozen baked goods	58	744 244	43 584	5.9	.1	X
4117	Other frozen foods (except frozen dairy products)	62	555 195	22 494	4.1	.1	X
4200	Dairy products (excluding dried or canned)	333	2 296 738	121 780	5.3	Z	5.6
4211	Butter	186	1 207 657	19 776	1.6	Z	X
4212	Cheese	274	2 037 770	66 026	3.2	.1	X
4213	Milk and cream, except raw	113	582 756	9 635	1.7	Z	X
4214	Ice cream	59	210 988	1 910	.9	Z	X
4215	Raw milk	6	8 106	283	3.5	Z	X
4216	Other dairy products	121	796 671	24 148	3.0	.1	X
4300	Poultry and poultry products	240	1 686 980	75 043	4.4	.2	.1
4312	Eggs	9	34 564	730	2.1	Z	X
4400	Confectionery	58	534 684	22 556	4.2	Z	5.9
4411	Candy	41	421 627	13 626	3.2	Z	X
4413	Nuts	17	113 057	8 930	7.9	Z	X
4500	Fish and seafoods (excluding canned and frozen packaged)	98	1 271 669	64 206	5.0	.1	X
4600	Meat and meat products (fresh and unpackaged)	199	1 485 738	89 105	6.0	.2	6.7
4611	Beef (not killed on location)	116	1 059 550	51 248	4.8	.1	X
4612	Veal (not killed on location)	51	291 460	10 670	3.7	Z	X
4613	Lamb and mutton (not killed on location)	13	141 465	1 146	.8	Z	X
4614	Pork (not killed on location)	48	469 196	10 790	2.3	Z	X
4615	Sausage and prepared meats made on location	35	232 091	4 258	1.8	Z	X
4616	Sausage and prepared meats not made on location	65	503 784	8 457	1.7	Z	X
4618	Other meat products	27	166 383	2 532	1.5	Z	X
4700	Fresh fruits and vegetables	6 121	46 340 833	44 490 311	96.0	96.0	67.3
4711	Fresh fruits	4 985	40 346 148	25 427 167	63.0	54.9	X
4712	Prepackaged fresh-cut vegetables (carrots, salads, etc.)	1 683	14 387 898	2 660 206	18.5	5.7	X
4713	Other fresh vegetables	3 899	29 392 899	16 402 935	55.8	35.4	X
4800	Coffee, tea, and spices	154	1 380 048	39 740	2.9	.1	6.9
4811	Coffee	61	611 892	5 112	.8	Z	X
4812	Tea	33	102 977	1 353	1.3	Z	X
4813	Spices	104	877 426	33 275	3.8	.1	X
4820	Bread and baked goods	103	1 238 262	155 281	12.5	.3	2.9
4821	Breads and rolls	72	524 658	75 473	14.4	.2	X
4822	Cookies, cakes, and other baked goods	51	942 229	79 808	8.5	.2	X

See footnotes at end of table.

Table 1. All Types of Operation by Kind of Business and Commodity Line for Wholesale Trade: 1997—Con.

[Includes only establishments with payroll. For meaning of abbreviations and symbols, see introductory text. For explanation of terms, see Appendix A]

NAICS code and CL code	Kind of business and commodity line	Establishments handling commodity line		Commodity line sales			Sales coverage percent
		Number	Total sales (\$1,000)	Amount ¹ (\$1,000)	As percent of total sales of—		
					Establishments handling line	Establishments in NAICS industry ¹	
42248	Fresh fruit & vegetable whse—Con.						
4830	Canned foods	245	1 888 021	126 421	6.7	.3	7.3
4831	Canned and bottled fruits, vegetables, and juices	205	1 501 208	64 587	4.3	.1	X
4832	Canned and bottled baby foods	7	5 060	84	1.7	Z	X
4833	Canned meats	23	74 042	831	1.1	Z	X
4834	Canned fish and seafoods	55	402 294	13 452	3.3	Z	X
4835	Canned milk	8	40 603	320	.8	Z	X
4836	Other canned foods	86	754 902	47 134	6.2	.1	X
4840	Food and beverage basic materials (include flavoring extracts, fruit peel, hop extract, industrial molasses, sausage casings, malt, yeast, etc.)	65	1 030 183	44 746	4.3	.1	X
4850	Soft drinks and bottled water	30	117 289	3 057	2.6	Z	34.8
4851	Soft drinks, packaged	21	58 902	2 213	3.8	Z	X
4853	Bottled water	23	72 523	844	1.2	Z	X
4860	Other grocery specialties	298	1 883 782	213 259	11.3	.5	23.5
4861	Pasta	75	245 904	4 732	1.9	Z	X
4862	Breakfast cereals	25	143 304	2 243	1.6	Z	X
4863	Cooking oils and margarine	112	401 168	6 132	1.5	Z	X
4864	Flour	79	391 443	4 225	1.1	Z	X
4865	Pickles, preserves, jellies, jams, and sauces	75	330 374	4 981	1.5	Z	X
4866	Sugar, refined	68	658 636	36 388	5.5	.1	X
4868	Grocery specialties, n.e.c.	153	1 035 931	154 407	14.9	.3	X
4900	Grain and beans	152	812 352	30 225	3.7	.1	.3
4913	Wheat	144	760 503	26 666	3.5	.1	X
5330	Chemicals and allied products (excluding agricultural, plastics, gases, and petroleum)	8	53 805	403	.7	Z	5.7
5335	Detergents and soaps	8	53 805	403	.7	Z	X
5700	Wines and distilled alcoholic beverages	7	35 054	9 464	27.0	Z	X
5800	Farm supplies	76	453 328	39 386	8.7	.1	1.1
5812	Feeds (poultry and livestock) not mixed on location	27	218 345	2 405	1.1	Z	X
5814	Weed killers, soil sterilizers, and soil conditioners	27	218 345	2 405	1.1	Z	X
5815	Insecticides, fungicides, and pesticides	27	218 345	4 891	2.2	Z	X
5816	Other agricultural chemicals and fertilizers	27	218 345	12 113	5.5	Z	X
5817	Seeds and bulbs	27	218 345	2 405	1.1	Z	X
5818	Other farm supplies (including harness and saddlery equipment)	38	169 776	11 894	7.0	Z	X
5900	Tobacco and tobacco products	13	20 564	370	1.8	Z	X
6110	Flowers and florists' supplies	7	48 435	6 920	14.3	Z	X
9700	Service receipts and labor charges (including installed parts)	94	758 703	100 817	13.3	.2	X
9703	Other service receipts and labor charges—Specify	81	602 929	80 360	13.3	.2	X
9810	Miscellaneous commodities	158	2 041 070	134 093	6.6	.3	X
9920	Receipts for farm product preparation services (cleaning, shelling, etc.)	124	1 108 725	186 505	16.8	.4	X
9940	Rental and leasing receipts	72	827 344	55 170	6.7	.1	X
422480	Fresh fruit & vegetable whse	6 121	X	46 340 833	X	100.0	78.1
0960	Restaurant and hotel equipment and supplies	6	33 508	757	2.3	Z	X
3400	Industrial and personal services paper and plastics	33	116 637	6 144	5.3	Z	13.0
3412	Paper dishes, cups, and napkins	31	115 359	5 892	5.1	Z	X
4100	Frozen foods (packaged)	471	3 145 710	318 124	10.1	.7	6.1
4111	Dinners (frozen)	54	395 076	7 517	1.9	Z	X
4112	Fish and seafoods (frozen packaged)	103	1 050 107	53 148	5.1	.1	X
4113	Vegetables (frozen)	286	2 358 143	83 948	3.6	.2	X
4114	Fruits and fruit juices (frozen)	177	1 694 119	48 630	2.9	.1	X
4115	Meat (frozen packaged)	192	1 515 246	58 805	3.9	.1	X
4116	Frozen baked goods	58	744 244	43 584	5.9	.1	X
4117	Other frozen foods (except frozen dairy products)	62	555 195	22 494	4.1	Z	X
4200	Dairy products (excluding dried or canned)	333	2 296 738	121 780	5.3	.3	5.6
4211	Butter	186	1 207 657	19 776	1.6	Z	X
4212	Cheese	274	2 037 770	66 026	3.2	.1	X
4213	Milk and cream, except raw	113	582 756	9 635	1.7	Z	X
4214	Ice cream	59	210 988	1 910	.9	Z	X
4215	Raw milk	6	8 106	283	3.5	Z	X
4216	Other dairy products	121	796 671	24 148	3.0	.1	X
4300	Poultry and poultry products	240	1 686 980	75 043	4.4	.2	.1
4312	Eggs	9	34 564	730	2.1	Z	X
4400	Confectionery	58	534 684	22 556	4.2	Z	5.9
4411	Candy	41	421 627	13 626	3.2	Z	X
4413	Nuts	17	113 057	8 930	7.9	Z	X
4500	Fish and seafoods (excluding canned and frozen packaged)	98	1 271 669	64 206	5.0	.1	X
4600	Meat and meat products (fresh and unpackage)	199	1 485 738	89 105	6.0	.2	6.7
4611	Beef (not killed on location)	116	1 059 550	51 248	4.8	.1	X
4612	Veal (not killed on location)	51	291 460	10 670	3.7	Z	X
4613	Lamb and mutton (not killed on location)	13	141 465	1 146	.8	Z	X
4614	Pork (not killed on location)	48	469 196	10 790	2.3	Z	X
4615	Sausage and prepared meats made on location	35	232 091	4 258	1.8	Z	X
4616	Sausage and prepared meats not made on location	65	503 784	8 457	1.7	Z	X
4618	Other meat products	27	166 383	2 532	1.5	Z	X
4700	Fresh fruits and vegetables	6 121	46 340 833	44 490 311	96.0	96.0	67.3
4711	Fresh fruits	4 985	40 346 148	25 427 167	63.0	54.9	X
4712	Prepackaged fresh-cut vegetables (carrots, salads, etc.)	1 683	14 387 898	2 660 206	18.5	5.7	X
4713	Other fresh vegetables	3 899	29 392 899	16 402 935	55.8	35.4	X
4800	Coffee, tea, and spices	154	1 380 048	39 740	2.9	.1	6.9
4811	Coffee	61	611 892	5 112	.8	Z	X
4812	Tea	33	102 977	1 353	1.3	Z	X
4813	Spices	104	877 426	33 275	3.8	.1	X

See footnotes at end of table.

Table 1. All Types of Operation by Kind of Business and Commodity Line for Wholesale Trade: 1997—Con.

[Includes only establishments with payroll. For meaning of abbreviations and symbols, see introductory text. For explanation of terms, see Appendix A]

NAICS code and CL code	Kind of business and commodity line	Establishments handling commodity line		Commodity line sales			Sales coverage percent
		Number	Total sales (\$1,000)	Amount ¹ (\$1,000)	As percent of total sales of—		
					Establishments handling line	Establishments in NAICS industry ¹	
422480	Fresh fruit & vegetable whsle—Con.						
4820	Bread and baked goods	103	1 238 262	155 281	12.5	.3	2.9
4821	Breads and rolls	72	524 658	75 473	14.4	.2	X
4822	Cookies, cakes, and other baked goods	51	942 229	79 808	8.5	.2	X
4830	Canned foods	245	1 888 021	126 421	6.7	.3	7.3
4831	Canned and bottled fruits, vegetables, and juices	205	1 501 208	64 587	4.3	.1	X
4832	Canned and bottled baby foods	7	5 060	84	1.7	Z	X
4833	Canned meats	23	74 042	831	1.1	Z	X
4834	Canned fish and seafoods	55	402 294	13 452	3.3	Z	X
4835	Canned milk	8	40 603	320	.8	Z	X
4836	Other canned foods	86	754 902	47 134	6.2	.1	X
4840	Food and beverage basic materials (include flavoring extracts, fruit peel, hop extract, industrial molasses, sausage casings, malt, yeast, etc.)	65	1 030 183	44 746	4.3	.1	X
4850	Soft drinks and bottled water	30	117 289	3 057	2.6	Z	34.8
4851	Soft drinks, packaged	21	58 902	2 213	3.8	Z	X
4853	Bottled water	23	72 523	844	1.2	Z	X
4860	Other grocery specialties	298	1 883 782	213 259	11.3	.5	23.5
4861	Pasta	75	245 904	4 732	1.9	Z	X
4862	Breakfast cereals	25	143 304	2 243	1.6	Z	X
4863	Cooking oils and margarine	112	401 168	6 132	1.5	Z	X
4864	Flour	79	391 443	4 223	1.1	Z	X
4865	Pickles, preserves, jellies, jams, and sauces	75	330 374	4 981	1.5	Z	X
4866	Sugar, refined	68	658 636	36 388	5.5	.1	X
4868	Grocery specialties, n.e.c.	153	1 035 931	154 407	14.9	.3	X
4900	Grain and beans	152	812 352	30 225	3.7	.1	.3
4913	Wheat	144	760 503	26 666	3.5	.1	X
5330	Chemicals and allied products (excluding agricultural, plastics, gases, and petroleum)	8	53 805	403	.7	Z	5.7
5335	Detergents and soaps	8	53 805	403	.7	Z	X
5700	Wines and distilled alcoholic beverages	7	35 054	9 464	27.0	Z	X
5800	Farm supplies	76	453 328	39 386	8.7	.1	1.1
5812	Feeds (poultry and livestock) not mixed on location	27	218 345	2 405	1.1	Z	X
5814	Weed killers, soil sterilizers, and soil conditioners	27	218 345	2 405	1.1	Z	X
5815	Insecticides, fungicides, and pesticides	27	218 345	4 891	2.2	Z	X
5816	Other agricultural chemicals and fertilizers	27	218 345	12 113	5.5	Z	X
5817	Seeds and bulbs	27	218 345	2 405	1.1	Z	X
5818	Other farm supplies (including harness and saddlery equipment)	38	169 776	11 894	7.0	Z	X
5900	Tobacco and tobacco products	13	20 564	370	1.8	Z	X
6110	Flowers and florists' supplies	7	48 435	6 920	14.3	Z	X
9700	Service receipts and labor charges (including installed parts)	94	758 703	100 817	13.3	.2	X
9703	Other service receipts and labor charges—Specify	81	602 929	80 360	13.3	.2	X
9810	Miscellaneous commodities	158	2 041 070	134 093	6.6	.3	X
9920	Receipts for farm product preparation services (cleaning, shelling, etc.)	124	1 108 725	186 505	16.8	.4	X
9940	Rental and leasing receipts	72	827 344	55 170	6.7	.1	X
42249	Other grocery & related products whsle	14 623	X	186 758 663	X	100.0	78.3
0200	New and rebuilt automotive parts and supplies	17	795 556	50 131	6.3	Z	X
0500	Household china, glassware, crockery, and plastic housewares	31	122 521	11 589	9.5	Z	X
0520	Linens, domestics, curtains, and draperies	10	89 956	2 747	3.1	Z	75.6
0525	Other linens and domestics	10	89 956	1 014	1.1	Z	X
0540	Other home furnishings	138	4 611 121	129 124	2.8	.1	1.5
0541	Metal flatware and kitchen utensils	7	96 169	2 641	2.7	Z	X
0543	Home furnishings, n.e.c.	7	96 169	10 592	11.0	Z	X
0740	Other construction materials	7	37 866	2 606	6.9	Z	X
0800	Photographic equipment and supplies (excluding video)	10	194 735	7 745	4.0	Z	X
0900	Office equipment	26	156 863	2 826	1.8	Z	X
0960	Restaurant and hotel equipment and supplies	494	5 791 375	268 959	4.6	.1	X
0970	Store machines and equipment	118	2 996 898	54 219	1.8	Z	.4
0971	Vending machines	6	279 793	3 692	1.3	Z	X
0972	Other store machines and equipment	37	278 755	12 930	4.6	Z	X
1140	Iron and steel wire and wire products	9	32 490	948	2.9	Z	X
1400	Electrical apparatus and equipment	10	26 849	936	3.5	Z	X
1500	Electrical appliances, household	33	333 140	15 104	4.5	Z	.6
1518	Other electrical household appliances (including fans, dishwashers, etc.)	22	162 009	6 635	4.1	Z	X
1600	Electronic parts and equipment, except communication	10	28 645	754	2.6	Z	X
1700	Hardware	86	3 345 352	109 830	3.3	.1	.1
1711	Hand tools (including power driven)	9	84 083	2 612	3.1	Z	X
1712	Bolts, nuts, rivets, and fasteners	9	84 083	2 612	3.1	Z	X
1713	Cutlery	9	84 083	3 915	4.7	Z	X
1800	Plumbing and heating equipment and supplies (hydronics)	9	83 327	3 176	3.8	Z	X
2000	Refrigeration equipment and supplies	7	39 926	2 850	7.1	Z	45.6
2015	Other refrigeration equipment and supplies	6	26 489	1 237	4.7	Z	X
2230	Food-processing machinery, equipment, and parts	13	77 516	27 318	35.2	Z	22.5
2231	New commercial food-processing machinery (slicers, choppers, baking, etc.)	7	2 160	388	18.0	Z	X
2320	General-purpose industrial machinery, equipment, and parts	22	46 345	4 129	8.9	Z	1.0
2327	All other new general-purpose industrial machinery and equipment	10	16 900	2 350	13.9	Z	X
2450	Industrial containers and supplies	7	145 102	16 334	11.3	Z	X
2460	Other industrial supplies	6	24 473	872	3.6	Z	X

See footnotes at end of table.

Table 1. All Types of Operation by Kind of Business and Commodity Line for Wholesale Trade: 1997—Con.

[Includes only establishments with payroll. For meaning of abbreviations and symbols, see introductory text. For explanation of terms, see Appendix A]

NAICS code and CL code	Kind of business and commodity line	Establishments handling commodity line		Commodity line sales			Sales coverage percent
		Number	Total sales (\$1,000)	Amount ¹ (\$1,000)	As percent of total sales of—		
					Establishments handling line	Establishments in NAICS industry ¹	
42249	Other grocery & related products whse—Con.						
2520	Custodial (janitors') equipment and supplies	21	214 161	22 620	10.6	Z	X
2530	Laundry and dry-cleaning equipment and supplies	117	6 686 868	301 166	4.5	.2	X
2700	Sporting and recreational goods and supplies	21	112 369	5 133	4.6	Z	X
2800	Toys and hobby goods and supplies	54	239 426	8 626	3.6	Z	18.6
2813	Crafts and craft supplies	38	22 950	1 207	5.3	Z	X
2930	Recyclable paper and paperboard	12	21 193	3 684	17.4	Z	X
3000	Jewelry, diamonds, gem stones, and watches	15	115 288	661	.6	Z	X
3140	Prerecorded video tapes	9	738 997	6 996	.9	Z	X
3200	Printing and writing paper	14	96 127	16 709	17.4	Z	74.3
3213	Other printing and writing paper	11	95 138	16 694	17.5	Z	X
3300	Stationery, office supplies and greeting cards	53	301 051	11 674	3.9	Z	.2
3316	Other stationery supplies (envelopes, ruled forms, and binder paper) ...	7	88 056	938	1.1	Z	X
3400	Industrial and personal services paper and plastics	788	18 732 566	1 317 312	7.0	.7	1.7
3411	Paperboard and boxboard boxes	87	3 769 258	116 833	3.1	.1	X
3412	Paper dishes, cups, and napkins	235	7 679 345	473 940	6.2	.3	X
3413	Industrial paper (wrapping, bags, cartons, etc.)	51	1 525 845	35 498	2.3	Z	X
3414	Disposable plastic boxes, containers, cups, dishes, and supplies	176	2 549 011	241 415	9.5	.1	X
3415	Other industrial and personal service paper	36	2 212 689	75 011	3.4	Z	X
3500	Drugs, pharmaceuticals, cosmetics, and toiletries	452	24 276 045	2 595 794	10.7	1.4	1.0
3511	Prescription drugs	22	145 526	11 368	7.8	Z	X
3512	Nonprescription pharmaceuticals	80	1 856 225	75 605	4.1	Z	X
3513	Cosmetics	79	5 211 848	367 062	7.0	.2	X
3514	Perfumes	23	4 632 031	199 234	4.3	.1	X
3515	Other toiletries and druggists' sundries	316	18 647 696	1 406 600	7.5	.8	X
3600	Piece goods, knit and woven	36	17 935	1 788	10.0	Z	X
3800	Men's and boys' wear	28	233 940	9 337	4.0	Z	32.5
3812	Men's and boys' dress and casual shirts, slacks, and jeans	19	215 205	8 997	4.2	Z	X
3900	Women's and children's wear	30	396 809	11 849	3.0	Z	21.6
3912	Women's misses', and girls' dresses and blouses	20	384 537	11 042	2.9	Z	X
4000	Footwear	16	458 227	77 735	17.0	Z	X
4100	Frozen foods (packaged)	1 586	53 016 946	8 464 547	16.0	4.5	51.5
4111	Dinners (frozen)	351	19 349 129	851 107	4.4	.5	X
4112	Fish and seafoods (frozen packaged)	394	13 574 763	650 958	4.8	.3	X
4113	Vegetables (frozen)	488	21 004 422	952 265	4.5	.5	X
4114	Fruits and fruit juices (frozen)	456	15 462 329	521 480	3.4	.3	X
4115	Meat (frozen packaged)	384	14 768 848	762 027	5.2	.4	X
4116	Frozen baked goods	653	25 172 479	2 127 465	8.5	1.1	X
4117	Other frozen foods (except frozen dairy products)	626	33 412 674	2 599 118	7.8	1.4	X
4200	Dairy products (excluding dried or canned)	1 256	62 523 329	8 724 268	14.0	4.7	63.8
4211	Butter	308	12 584 362	311 694	2.5	.2	X
4212	Cheese	751	37 115 179	4 362 006	11.8	2.3	X
4213	Milk and cream, except raw	278	10 698 481	409 164	3.8	.2	X
4214	Ice cream	188	12 849 515	367 949	2.9	.2	X
4215	Raw milk	30	3 478 615	71 127	2.0	Z	X
4216	Other dairy products	566	49 757 165	3 202 274	6.4	1.7	X
4300	Poultry and poultry products	273	8 633 413	559 388	6.5	.3	.2
4312	Eggs	107	3 191 794	181 694	5.7	.1	X
4314	Other poultry (excluding frozen packaged)	39	1 680 751	177 827	10.6	.1	X
4400	Confectionery	894	23 554 628	1 881 034	8.0	1.0	5.7
4411	Candy	574	13 712 848	996 694	7.3	.5	X
4412	Chewing gum	99	873 403	17 317	2.0	Z	X
4413	Nuts	315	6 049 733	284 526	4.7	.2	X
4414	Chips and popcorn	238	917 040	45 121	4.9	Z	X
4415	Other confections	125	2 375 094	120 444	5.1	.1	X
4500	Fish and seafoods (excluding canned and frozen packaged)	172	4 412 790	135 570	3.1	.1	X
4600	Meat and meat products (fresh and unpackaged)	615	34 808 814	4 663 192	13.4	2.5	53.0
4611	Beef (not killed on location)	198	8 642 837	560 080	6.5	.3	X
4612	Veal (not killed on location)	33	2 901 179	36 100	1.2	Z	X
4613	Lamb and mutton (not killed on location)	21	1 986 440	27 595	1.4	Z	X
4614	Pork (not killed on location)	107	6 508 404	178 884	2.7	.1	X
4615	Sausage and prepared meats made on location	48	297 619	10 034	3.4	Z	X
4616	Sausage and prepared meats not made on location	208	20 116 234	2 648 730	13.2	1.4	X
4618	Other meat products	210	13 684 178	1 120 914	8.2	.6	X
4700	Fresh fruits and vegetables	369	14 959 964	1 105 275	7.4	.6	.6
4711	Fresh fruits	197	9 282 702	342 443	3.7	.2	X
4712	Prepackaged fresh-cut vegetables (carrots, salads, etc.)	99	8 922 675	136 030	1.5	.1	X
4713	Other fresh vegetables	106	9 653 722	453 012	4.7	.2	X
4800	Coffee, tea, and spices	3 526	55 627 716	13 782 860	24.8	7.4	61.9
4811	Coffee	2 311	38 550 865	9 251 836	24.0	5.0	X
4812	Tea	1 560	19 335 930	1 384 499	7.2	.7	X
4813	Spices	1 363	20 253 272	3 146 470	15.5	1.7	X
4820	Bread and baked goods	4 113	39 137 059	19 484 836	49.8	10.4	57.0
4821	Breads and rolls	1 963	15 223 644	5 519 332	36.3	3.0	X
4822	Cookies, cakes, and other baked goods	3 159	35 248 609	13 965 108	39.6	7.5	X
4830	Canned foods	2 581	54 164 208	22 022 073	40.7	11.8	63.9
4831	Canned and bottled fruits, vegetables, and juices	1 903	39 319 825	14 171 702	36.0	7.6	X
4832	Canned and bottled baby foods	224	7 412 906	1 104 415	14.9	.6	X
4833	Canned meats	383	6 207 054	674 859	10.9	.4	X
4834	Canned fish and seafoods	719	12 113 592	1 326 900	11.0	.7	X
4835	Canned milk	173	3 485 049	199 101	5.7	.1	X
4836	Other canned foods	948	24 976 395	4 545 080	18.2	2.4	X

See footnotes at end of table.

Table 1. All Types of Operation by Kind of Business and Commodity Line for Wholesale Trade: 1997—Con.

[Includes only establishments with payroll. For meaning of abbreviations and symbols, see introductory text. For explanation of terms, see Appendix A]

NAICS code and CL code	Kind of business and commodity line	Establishments handling commodity line		Commodity line sales			Sales coverage percent
		Number	Total sales (\$1,000)	Amount ¹ (\$1,000)	As percent of total sales of—		
					Establishments handling line	Establishments in NAICS industry ¹	
42249	Other grocery & related products whse—Con.						
4840	Food and beverage basic materials (include flavoring extracts, fruit peel, hop extract, industrial molasses, sausage casings, malt, yeast, etc.)	1 233	11 713 314	5 657 718	48.3	3.0	X
4850	Soft drinks and bottled water	4 182	60 830 713	29 082 246	47.8	15.6	66.4
4851	Soft drinks, packaged	3 186	53 131 715	24 713 504	46.5	13.2	X
4852	Soft drinks, pre and post mix bulk	1 780	27 373 564	2 287 927	8.4	1.2	X
4853	Bottled water	2 327	32 988 434	2 079 220	6.3	1.1	X
4860	Other grocery specialties	5 723	110 819 148	61 535 448	55.5	32.9	59.5
4861	Pasta	1 318	26 485 952	3 073 657	11.6	1.6	X
4862	Breakfast cereals	721	42 416 741	11 301 309	26.6	6.1	X
4863	Cooking oils and margarine	1 267	20 839 423	2 901 271	13.9	1.6	X
4864	Flour	1 044	28 167 200	2 767 845	9.8	1.5	X
4865	Pickles, preserves, jellies, jams, and sauces	1 493	39 020 434	3 580 605	9.2	1.9	X
4866	Sugar, refined	975	15 015 608	2 486 881	16.6	1.3	X
4867	Pet foods	741	17 552 598	4 224 012	24.1	2.3	X
4868	Grocery specialties, n.e.c.	3 426	81 229 905	31 199 820	38.4	16.7	X
4900	Grain and beans	530	7 300 406	758 368	10.4	.4	4.4
4911	Corn (for grain)	176	2 750 745	260 423	9.5	.1	X
4912	Oats and barley	73	1 346 355	44 536	3.3	Z	X
4913	Wheat	141	1 174 545	100 588	8.6	.1	X
4915	Soybeans	74	2 127 283	227 317	10.7	.1	X
4916	Other grain and beans (rice and edible and inedible beans)	175	1 498 922	83 002	5.5	Z	X
5120	Leaf tobacco	6	57 065	6 863	12.0	Z	X
5140	Other farm products, inedible	15	420 469	164 283	39.1	.1	13.3
5143	Farm products, n.e.c.	12	71 676	21 501	30.0	Z	X
5300	Plastics materials and basic shapes	15	90 307	7 639	8.5	Z	.4
5314	Other plastics materials and basic shapes	8	12 011	1 849	15.4	Z	X
5330	Chemicals and allied products (excluding agricultural, plastics, gases, and petroleum)	255	4 719 040	216 447	4.6	.1	2.6
5332	Alkalies and chlorine	10	1 064	4	.4	Z	X
5335	Detergents and soaps	59	2 669 403	66 521	2.5	Z	X
5344	Other chemicals and allied products	118	930 785	75 847	8.1	Z	X
5400	Petroleum products	17	39 451	3 134	7.9	Z	8.4
5412	Motor gasoline	9	15 921	838	5.3	Z	X
5416	All other distillate fuel oil (no. 1 and no. 4 diesel and heating)	9	15 921	838	5.3	Z	X
5600	Beer and ale	165	3 120 618	247 484	7.9	.1	X
5700	Wines and distilled alcoholic beverages	114	3 355 169	95 979	2.9	.1	2.3
5711	Wines	68	2 073 207	41 764	2.0	Z	X
5712	Distilled liquor (including premixed alcoholic drinks)	75	1 979 593	37 915	1.9	Z	X
5800	Farm supplies	42	112 500	18 486	16.4	Z	42.6
5811	Hay, straw, and alfalfa	23	54 378	1 530	2.8	Z	X
5812	Feeds (poultry and livestock) not mixed on location	28	71 099	6 963	9.8	Z	X
5813	Prepared feeds (poultry and livestock) mixed on location	6	36 972	1 804	4.9	Z	X
5816	Other agricultural chemicals and fertilizers	10	47 459	246	.5	Z	X
5817	Seeds and bulbs	8	57 627	871	1.5	Z	X
5818	Other farm supplies (including harness and saddlery equipment)	11	74 023	6 991	9.4	Z	X
5900	Tobacco and tobacco products	259	12 461 922	1 057 548	8.5	.6	16.0
5911	Cigars	109	2 419 877	17 400	.7	Z	X
5912	Cigarettes	221	10 183 922	645 015	6.3	.3	X
5913	Other tobacco products (excluding leaf)	146	7 793 765	274 038	3.5	.1	X
6100	Books, periodicals, newspapers, and miscellaneous printed materials	29	247 968	18 043	7.3	Z	X
6110	Flowers and florists' supplies	19	73 634	13 528	18.4	Z	X
6120	Art goods (including novelties and souvenirs)	14	75 317	8 635	11.5	Z	77.6
6122	Novelties and souvenirs	13	74 715	8 629	11.5	Z	X
6150	Nondurable goods, n.e.c.	79	826 668	142 313	17.2	.1	X
9700	Service receipts and labor charges (including installed parts)	234	2 434 852	281 145	11.5	.2	2.3
9701	Labor charges for repair work	101	254 241	4 675	1.8	Z	X
9702	Parts installed in repair work	89	190 275	1 741	.9	Z	X
9703	Other service receipts and labor charges—Specify	163	1 371 908	98 785	7.2	.1	X
9730	Advertising specialties (paper novelties, etc.)	8	4 403	406	9.2	Z	X
9810	Miscellaneous commodities	657	14 398 823	1 234 604	8.6	.7	X
9920	Receipts for farm product preparation services (cleaning, shelling, etc.)	12	41 255	4 290	10.4	Z	X
9940	Rental and leasing receipts	330	1 693 561	213 863	12.6	.1	X
422490	Other grocery & related products whse	14 623	X	186 758 663	X	100.0	78.3
0200	New and rebuilt automotive parts and supplies	17	795 556	50 131	6.3	Z	X
0500	Household china, glassware, crockery, and plastic housewares	31	122 521	11 589	9.5	Z	X
0520	Linens, domestics, curtains, and draperies	10	89 956	2 747	3.1	Z	75.6
0525	Other linens and domestics	10	89 956	1 014	1.1	Z	X
0540	Other home furnishings	138	4 611 121	129 124	2.8	.1	1.5
0541	Metal flatware and kitchen utensils	7	96 169	2 641	2.7	Z	X
0543	Home furnishings, n.e.c.	7	96 169	10 592	11.0	Z	X
0740	Other construction materials	7	37 866	2 606	6.9	Z	X
0800	Photographic equipment and supplies (excluding video)	10	194 735	7 745	4.0	Z	X
0900	Office equipment	26	156 863	2 826	1.8	Z	X
0960	Restaurant and hotel equipment and supplies	494	5 791 375	268 959	4.6	.1	37.5
0970	Store machines and equipment	118	2 996 898	54 219	1.8	Z	.4
0971	Vending machines	6	279 793	3 692	1.3	Z	X
0972	Other store machines and equipment	37	278 755	12 930	4.6	Z	X
1140	Iron and steel wire and wire products	9	32 490	948	2.9	Z	X
1400	Electrical apparatus and equipment	10	26 849	936	3.5	Z	X

See footnotes at end of table.

Table 1. All Types of Operation by Kind of Business and Commodity Line for Wholesale Trade: 1997—Con.

[Includes only establishments with payroll. For meaning of abbreviations and symbols, see introductory text. For explanation of terms, see Appendix A]

NAICS code and CL code	Kind of business and commodity line	Establishments handling commodity line		Commodity line sales			Sales coverage percent
		Number	Total sales (\$1,000)	Amount ¹ (\$1,000)	As percent of total sales of—		
					Establishments handling line	Establishments in NAICS industry ¹	
422490	Other grocery & related products whse—Con.						
1500	Electrical appliances, household	33	333 140	15 104	4.5	Z	.6
1518	Other electrical household appliances (including fans, dishwashers, etc.)	22	162 009	6 635	4.1	Z	X
1600	Electronic parts and equipment, except communication	10	28 645	754	2.6	Z	X
1700	Hardware	86	3 345 352	109 830	3.3	.1	.1
1711	Hand tools (including power driven)	9	84 083	2 612	3.1	Z	X
1712	Bolts, nuts, rivets, and fasteners	9	84 083	2 612	3.1	Z	X
1713	Cutlery	9	84 083	3 915	4.7	Z	X
1800	Plumbing and heating equipment and supplies (hydronics)	9	83 327	3 176	3.8	Z	X
2000	Refrigeration equipment and supplies	7	39 926	2 850	7.1	Z	45.6
2015	Other refrigeration equipment and supplies	6	26 489	1 237	4.7	Z	X
2230	Food-processing machinery, equipment, and parts	13	77 516	27 318	35.2	Z	22.5
2231	New commercial food-processing machinery (slicers, choppers, baking, etc.)	7	2 160	388	18.0	Z	X
2320	General-purpose industrial machinery, equipment, and parts	22	46 345	4 129	8.9	Z	1.0
2327	All other new general-purpose industrial machinery and equipment	10	16 900	2 350	13.9	Z	X
2450	Industrial containers and supplies	7	145 102	16 334	11.3	Z	X
2460	Other industrial supplies	6	24 473	872	3.6	Z	X
2520	Custodial (janitors') equipment and supplies	21	214 161	22 620	10.6	Z	X
2530	Laundry and dry-cleaning equipment and supplies	117	6 686 868	301 166	4.5	.2	X
2700	Sporting and recreational goods and supplies	21	112 369	5 133	4.6	Z	X
2800	Toys and hobby goods and supplies	54	239 426	8 626	3.6	Z	18.6
2813	Crafts and craft supplies	38	22 950	1 207	5.3	Z	X
2930	Recyclable paper and paperboard	12	21 193	3 684	17.4	Z	X
3000	Jewelry, diamonds, gem stones, and watches	15	115 288	661	.6	Z	X
3140	Prerecorded video tapes	9	738 997	6 996	.9	Z	X
3200	Printing and writing paper	14	96 127	16 709	17.4	Z	74.3
3213	Other printing and writing paper	11	95 138	16 694	17.5	Z	X
3300	Stationery, office supplies and greeting cards	53	301 051	11 674	3.9	Z	.2
3316	Other stationery supplies (envelopes, ruled forms, and binder paper)	7	88 056	938	1.1	Z	X
3400	Industrial and personal services paper and plastics	788	18 732 566	1 317 312	7.0	.7	1.7
3411	Paperboard and boxboard boxes	87	3 769 258	116 833	3.1	.1	X
3412	Paper dishes, cups, and napkins	235	7 679 345	473 940	6.2	.3	X
3413	Industrial paper (wrapping, bags, cartons, etc.)	51	1 525 845	35 498	2.3	X	X
3414	Disposable plastic boxes, containers, cups, dishes, and supplies	176	2 549 011	241 415	9.5	.1	X
3415	Other industrial and personal service paper	36	2 212 689	75 011	3.4	Z	X
3500	Drugs, pharmaceuticals, cosmetics, and toiletries	452	24 276 045	2 595 794	10.7	1.4	1.0
3511	Prescription drugs	22	145 526	11 368	7.8	Z	X
3512	Nonprescription pharmaceuticals	80	1 856 225	75 605	4.1	Z	X
3513	Cosmetics	79	5 211 848	367 062	7.0	.2	X
3514	Perfumes	23	4 632 031	199 234	4.3	.1	X
3515	Other toiletries and druggists' sundries	316	18 647 696	1 406 600	7.5	.8	X
3600	Piece goods, knit and woven	36	17 935	1 788	10.0	Z	X
3800	Men's and boys' wear	28	233 940	9 337	4.0	Z	32.5
3812	Men's and boys' dress and casual shirts, slacks, and jeans	19	215 205	8 997	4.2	Z	X
3900	Women's and children's wear	30	396 809	11 849	3.0	Z	21.6
3912	Women's misses', and girls' dresses and blouses	20	384 537	11 042	2.9	Z	X
4000	Footwear	16	458 227	77 735	17.0	Z	X
4100	Frozen foods (packaged)	1 586	53 016 946	8 464 547	16.0	4.5	51.5
4111	Dinners (frozen)	351	19 349 129	851 107	4.4	.5	X
4112	Fish and seafoods (frozen packaged)	394	13 574 763	650 958	4.8	.3	X
4113	Vegetables (frozen)	488	21 004 422	952 265	4.5	.5	X
4114	Fruits and fruit juices (frozen)	456	15 462 329	521 480	3.4	.3	X
4115	Meat (frozen packaged)	384	14 768 848	762 027	5.2	.4	X
4116	Frozen baked goods	653	25 172 479	2 127 465	8.5	1.1	X
4117	Other frozen foods (except frozen dairy products)	626	33 412 674	2 599 118	7.8	1.4	X
4200	Dairy products (excluding dried or canned)	1 256	62 523 329	8 724 268	14.0	4.7	63.8
4211	Butter	308	12 584 362	311 694	2.5	.2	X
4212	Cheese	751	37 115 179	4 362 006	11.8	2.3	X
4213	Milk and cream, except raw	278	10 698 481	409 164	3.8	.2	X
4214	Ice cream	188	12 849 515	367 949	2.9	.2	X
4215	Raw milk	30	3 478 615	71 127	2.0	Z	X
4216	Other dairy products	566	49 757 165	3 202 274	6.4	1.7	X
4300	Poultry and poultry products	273	8 633 413	559 388	6.5	.3	.2
4312	Eggs	107	3 191 794	181 694	5.7	.1	X
4314	Other poultry (excluding frozen packaged)	39	1 680 751	177 827	10.6	.1	X
4400	Confectionery	894	23 554 628	1 881 034	8.0	1.0	5.7
4411	Candy	574	13 712 848	996 694	7.3	.5	X
4412	Chewing gum	99	873 403	17 317	2.0	Z	X
4413	Nuts	315	6 049 733	284 526	4.7	.2	X
4414	Chips and popcorn	238	917 040	45 121	4.9	Z	X
4415	Other confections	125	2 375 094	120 444	5.1	.1	X
4500	Fish and seafoods (excluding canned and frozen packaged)	172	4 412 790	135 570	3.1	.1	X
4600	Meat and meat products (fresh and un packaged)	615	34 808 814	4 663 192	13.4	2.5	53.0
4611	Beef (not killed on location)	198	8 642 837	560 080	6.5	.3	X
4612	Veal (not killed on location)	33	2 901 179	36 100	1.2	Z	X
4613	Lamb and mutton (not killed on location)	21	1 986 440	27 595	1.4	Z	X
4614	Pork (not killed on location)	107	6 508 404	178 884	2.7	.1	X
4615	Sausage and prepared meats made on location	48	297 619	10 034	3.4	Z	X
4616	Sausage and prepared meats not made on location	308	20 116 234	2 648 730	13.2	1.4	X
4618	Other meat products	210	13 684 178	1 120 914	8.2	.6	X

See footnotes at end of table.

Table 1. All Types of Operation by Kind of Business and Commodity Line for Wholesale Trade: 1997—Con.

[Includes only establishments with payroll. For meaning of abbreviations and symbols, see introductory text. For explanation of terms, see Appendix A]

NAICS code and CL code	Kind of business and commodity line	Establishments handling commodity line		Commodity line sales			Sales coverage percent
		Number	Total sales (\$1,000)	Amount ¹ (\$1,000)	As percent of total sales of—		
					Establishments handling line	Establishments in NAICS industry ¹	
422490	Other grocery & related products whse—Con.						
4700	Fresh fruits and vegetables	369	14 959 964	1 105 275	7.4	.6	.6
4711	Fresh fruits	197	9 282 702	342 443	3.7	.2	X
4712	Prepackaged fresh-cut vegetables (carrots, salads, etc.)	99	8 922 675	136 030	1.5	.1	X
4713	Other fresh vegetables	106	9 653 722	453 012	4.7	.2	X
4800	Coffee, tea, and spices	3 526	55 627 716	13 782 860	24.8	7.4	61.9
4811	Coffee	2 311	38 550 865	9 251 836	24.0	5.0	X
4812	Tea	1 560	19 335 930	1 384 499	7.2	.7	X
4813	Spices	1 363	20 253 272	3 146 470	15.5	1.7	X
4820	Bread and baked goods	4 113	39 137 059	19 484 836	49.8	10.4	57.0
4821	Breads and rolls	1 963	15 223 644	5 519 332	36.3	3.0	X
4822	Cookies, cakes, and other baked goods	3 159	35 248 609	13 965 108	39.6	7.5	X
4830	Canned foods	2 581	54 164 208	22 022 073	40.7	11.8	63.9
4831	Canned and bottled fruits, vegetables, and juices	1 903	39 319 825	14 171 702	36.0	7.6	X
4832	Canned and bottled baby foods	224	7 412 906	1 104 415	14.9	.6	X
4833	Canned meats	383	6 207 054	674 859	10.9	.4	X
4834	Canned fish and seafoods	719	12 113 592	1 326 900	11.0	.7	X
4835	Canned milk	173	3 485 049	199 101	5.7	.1	X
4836	Other canned foods	948	24 976 395	4 545 080	18.2	2.4	X
4840	Food and beverage basic materials (include flavoring extracts, fruit peel, hop extract, industrial molasses, sausage casings, malt, yeast, etc.)	1 233	11 713 314	5 657 718	48.3	3.0	X
4850	Soft drinks and bottled water	4 182	60 830 713	29 082 246	47.8	15.6	66.4
4851	Soft drinks, packaged	3 186	53 131 715	24 713 504	46.5	13.2	X
4852	Soft drinks, pre and post mix bulk	1 780	27 373 564	2 287 927	8.4	1.2	X
4853	Bottled water	2 327	32 988 434	2 079 220	6.3	1.1	X
4860	Other grocery specialties	5 723	110 819 148	61 535 448	55.5	32.9	59.5
4861	Pasta	1 318	26 485 952	3 073 657	11.6	1.6	X
4862	Breakfast cereals	721	42 416 741	11 301 309	26.6	6.1	X
4863	Cooking oils and margarine	1 267	20 839 423	2 901 271	13.9	1.6	X
4864	Flour	1 044	28 167 200	2 767 845	9.8	1.5	X
4865	Pickles, preserves, jellies, jams, and sauces	1 493	39 020 434	3 580 605	9.2	1.9	X
4866	Sugar, refined	975	15 015 608	2 486 881	16.6	1.3	X
4867	Pet foods	741	17 552 598	4 224 012	24.1	2.3	X
4868	Grocery specialties, n.e.c.	3 426	81 229 905	31 199 820	38.4	16.7	X
4900	Grain and beans	530	7 300 406	758 368	10.4	.4	4.4
4911	Corn (for grain)	176	2 750 745	260 423	9.5	.1	X
4912	Oats and barley	73	1 346 355	44 536	3.3	Z	X
4913	Wheat	141	1 174 545	100 588	8.6	.1	X
4915	Soybeans	74	2 127 283	227 317	10.7	.1	X
4916	Other grain and beans (rice and edible and inedible beans)	175	1 498 922	83 002	5.5	Z	X
5120	Leaf tobacco	6	57 065	6 863	12.0	Z	X
5140	Other farm products, inedible	15	420 469	164 283	39.1	.1	13.3
5143	Farm products, n.e.c.	12	71 676	21 501	30.0	Z	X
5300	Plastics materials and basic shapes	15	90 307	7 639	8.5	Z	.4
5314	Other plastics materials and basic shapes	8	12 011	1 849	15.4	Z	X
5330	Chemicals and allied products (excluding agricultural, plastics, gases, and petroleum)	255	4 719 040	216 447	4.6	.1	2.6
5332	Alkalies and chlorine	10	1 064	4	.4	Z	X
5335	Detergents and soaps	59	2 669 403	66 521	2.5	Z	X
5344	Other chemicals and allied products	118	930 785	75 847	8.1	Z	X
5400	Petroleum products	17	39 451	3 134	7.9	Z	8.4
5412	Motor gasoline	9	15 921	838	5.3	Z	X
5416	All other distillate fuel oil (no. 1 and no. 4 diesel and heating)	9	15 921	838	5.3	Z	X
5600	Beer and ale	165	3 120 618	247 484	7.9	.1	X
5700	Wines and distilled alcoholic beverages	114	3 355 169	95 979	2.9	.1	2.3
5711	Wines	68	2 073 207	41 764	2.0	Z	X
5712	Distilled liquor (including premixed alcoholic drinks)	75	1 979 593	37 915	1.9	Z	X
5800	Farm supplies	42	112 500	18 486	16.4	Z	42.6
5811	Hay, straw, and alfalfa	23	54 378	1 530	2.8	Z	X
5812	Feeds (poultry and livestock) not mixed on location	28	71 099	6 963	9.8	Z	X
5813	Prepared feeds (poultry and livestock) mixed on location	6	36 972	1 804	4.9	Z	X
5816	Other agricultural chemicals and fertilizers	10	47 459	246	.5	Z	X
5817	Seeds and bulbs	8	57 627	871	1.5	Z	X
5818	Other farm supplies (including harness and saddlery equipment)	11	74 023	6 991	9.4	Z	X
5900	Tobacco and tobacco products	259	12 461 922	1 057 548	8.5	.6	16.0
5911	Cigars	109	2 419 877	17 400	.7	Z	X
5912	Cigarettes	221	10 183 922	645 015	6.3	.3	X
5913	Other tobacco products (excluding leaf)	146	7 793 765	274 038	3.5	.1	X
6100	Books, periodicals, newspapers, and miscellaneous printed materials	29	247 968	18 043	7.3	Z	X
6110	Flowers and florists' supplies	19	73 634	13 528	18.4	Z	X
6120	Art goods (including novelties and souvenirs)	14	75 317	8 635	11.5	Z	77.6
6122	Novelties and souvenirs	13	74 715	8 629	11.5	Z	X
6150	Nondurable goods, n.e.c.	79	826 668	142 313	17.2	.1	X
9700	Service receipts and labor charges (including installed parts)	234	2 434 852	281 145	11.5	.2	2.3
9701	Labor charges for repair work	101	254 241	4 675	1.8	Z	X
9702	Parts installed in repair work	89	190 275	1 741	.9	Z	X
9703	Other service receipts and labor charges—Specify	163	1 371 908	98 785	7.2	.1	X
9730	Advertising specialties (paper novelties, etc.)	8	4 403	406	9.2	Z	X
9810	Miscellaneous commodities	657	14 398 823	1 234 604	8.6	.7	X
9920	Receipts for farm product preparation services (cleaning, shelling, etc.)	12	41 255	4 290	10.4	Z	X
9940	Rental and leasing receipts	330	1 693 561	213 863	12.6	.1	X

See footnotes at end of table.

Table 1. All Types of Operation by Kind of Business and Commodity Line for Wholesale Trade: 1997—Con.

[Includes only establishments with payroll. For meaning of abbreviations and symbols, see introductory text. For explanation of terms, see Appendix A]

NAICS code and CL code	Kind of business and commodity line	Establishments handling commodity line		Commodity line sales			Sales coverage percent
		Number	Total sales (\$1,000)	Amount ¹ (\$1,000)	As percent of total sales of—		
					Establishments handling line	Establishments in NAICS industry ¹	
4224901	Coffee, tea, & spice whsle	1 788	X	13 421 054	X	100.0	71.5
0540	Other home furnishings	12	43 471	2 231	5.1	Z	X
0960	Restaurant and hotel equipment and supplies	135	685 180	29 434	4.3	.2	X
0970	Store machines and equipment	31	98 916	7 189	7.3	.1	10.6
0972	Other store machines and equipment	31	98 916	7 189	7.3	.1	X
1700	Hardware	9	27 456	1 534	5.6	Z	X
2230	Food-processing machinery, equipment, and parts	6	3 107	1 092	35.1	Z	X
3400	Industrial and personal services paper and plastics	211	658 557	61 575	9.4	.5	X
3500	Drugs, pharmaceuticals, cosmetics, and toiletries	27	501 593	99 988	19.9	.7	.9
3515	Other toiletries and druggists' sundries	26	473 059	86 292	18.2	.6	X
4100	Frozen foods (packaged)	67	1 071 282	200 080	18.7	1.5	68.1
4111	Dinners (frozen)	10	741 631	25 347	3.4	.2	X
4112	Fish and seafoods (frozen packaged)	15	99 472	16 245	16.3	.1	X
4113	Vegetables (frozen)	12	481 903	37 965	7.9	.3	X
4114	Fruits and fruit juices (frozen)	22	502 395	23 890	4.8	.2	X
4115	Meat (frozen packaged)	7	73 243	19 418	26.5	.1	X
4116	Frozen baked goods	21	507 580	25 119	4.9	.2	X
4117	Other frozen foods (except frozen dairy products)	20	497 496	52 059	10.5	.4	X
4200	Dairy products (excluding dried or canned)	110	2 766 652	142 104	5.1	1.1	38.6
4211	Butter	16	119 612	9 798	8.2	.1	X
4212	Cheese	32	125 064	17 399	13.9	.1	X
4213	Milk and cream, except raw	35	56 611	927	1.6	Z	X
4214	Ice cream	13	389 962	18 106	4.6	.1	X
4216	Other dairy products	54	2 553 308	95 852	3.8	.7	X
4300	Poultry and poultry products	13	388 455	10 873	2.8	.1	X
4400	Confectionery	128	738 284	52 784	7.2	.4	13.8
4411	Candy	88	225 219	3 708	1.6	Z	X
4413	Nuts	40	513 065	37 489	7.3	.3	X
4414	Chips and popcorn	60	107 243	11 587	10.8	.1	X
4500	Fish and seafoods (excluding canned and frozen packaged)	13	32 230	1 643	5.1	Z	X
4600	Meat and meat products (fresh and unpackage)	36	846 188	174 521	20.6	1.3	71.5
4611	Beef (not killed on location)	8	112 805	31 944	28.3	.2	X
4615	Sausage and prepared meats made on location	7	8 692	690	7.9	Z	X
4616	Sausage and prepared meats not made on location	14	346 876	131 874	38.0	1.0	X
4618	Other meat products	14	392 636	9 551	2.4	.1	X
4700	Fresh fruits and vegetables	11	379 801	33 484	8.8	.2	1.7
4712	Prepackaged fresh-cut vegetables (carrots, salads, etc.)	10	31 068	8 878	28.6	.1	X
4800	Coffee, tea, and spices	1 788	13 421 054	10 735 796	80.0	80.0	59.4
4811	Coffee	1 260	10 365 006	7 544 447	72.8	56.2	X
4812	Tea	796	4 976 068	825 611	16.6	6.2	X
4813	Spices	597	3 642 679	2 365 740	64.9	17.6	X
4820	Bread and baked goods	98	691 915	49 276	7.1	.4	70.8
4821	Breads and rolls	16	13 357	847	6.3	Z	X
4822	Cookies, cakes, and other baked goods	95	689 872	48 427	7.0	.4	X
4830	Canned foods	147	2 464 170	625 566	25.4	4.7	32.3
4831	Canned and bottled fruits, vegetables, and juices	115	2 381 665	611 286	25.7	4.6	X
4833	Canned meats	10	20 663	863	4.2	Z	X
4834	Canned fish and seafoods	26	66 596	2 889	4.3	Z	X
4835	Canned milk	10	21 271	479	2.3	Z	X
4836	Other canned foods	29	62 963	9 853	15.6	.1	X
4840	Food and beverage basic materials (include flavoring extracts, fruit peel, hop extract, industrial molasses, sausage casings, malt, yeast, etc.)	140	683 586	150 123	22.0	1.1	X
4850	Soft drinks and bottled water	261	1 073 147	88 845	8.3	.7	71.1
4851	Soft drinks, packaged	188	863 301	48 672	5.6	.4	X
4852	Soft drinks, pre and post mix bulk	73	257 230	13 231	5.1	.1	X
4853	Bottled water	122	341 034	26 941	7.9	.2	X
4860	Other grocery specialties	352	3 953 692	729 498	18.5	5.4	47.9
4861	Pasta	40	108 069	10 682	9.9	.1	X
4862	Breakfast cereals	15	18 959	195	1.0	Z	X
4863	Cooking oils and margarine	32	479 750	15 389	3.2	.1	X
4864	Flour	35	175 338	13 287	7.6	.1	X
4865	Pickles, preserves, jellies, jams, and sauces	72	958 255	33 920	3.5	.3	X
4866	Sugar, refined	162	411 031	25 391	6.2	.2	X
4868	Grocery specialties, n.e.c.	140	2 698 359	619 676	23.0	4.6	X
4900	Grain and beans	40	102 389	11 893	11.6	.1	X
5330	Chemicals and allied products (excluding agricultural, plastics, gases, and petroleum)	8	17 680	508	2.9	Z	X
9700	Service receipts and labor charges (including installed parts)	60	154 573	4 463	2.9	Z	1.0
9701	Labor charges for repair work	29	94 803	1 747	1.8	Z	X
9702	Parts installed in repair work	30	48 799	300	.6	Z	X
9703	Other service receipts and labor charges—Specify	30	48 799	2 317	4.7	Z	X
9810	Miscellaneous commodities	103	395 418	32 845	8.3	.2	X
9940	Rental and leasing receipts	64	152 193	6 477	4.3	Z	X
4224902	Bread & baked goods whsle	3 290	X	20 275 213	X	100.0	60.5
0540	Other home furnishings	8	123 792	16 576	13.4	.1	X
0960	Restaurant and hotel equipment and supplies	7	308 367	5 601	1.8	Z	X
3300	Stationery, office supplies and greeting cards	10	88 056	938	1.1	Z	X
3400	Industrial and personal services paper and plastics	38	501 349	45 744	9.1	.2	X
3500	Drugs, pharmaceuticals, cosmetics, and toiletries	16	746 859	87 692	11.7	.4	X
4100	Frozen foods (packaged)	192	3 526 854	602 696	17.1	3.0	X
4200	Dairy products (excluding dried or canned)	85	2 590 980	152 638	5.9	.8	X
4300	Poultry and poultry products	28	640 069	33 276	5.2	.2	X

See footnotes at end of table.

Table 1. All Types of Operation by Kind of Business and Commodity Line for Wholesale Trade: 1997—Con.

[Includes only establishments with payroll. For meaning of abbreviations and symbols, see introductory text. For explanation of terms, see Appendix A]

NAICS code and CL code	Kind of business and commodity line	Establishments handling commodity line		Commodity line sales			Sales coverage percent
		Number	Total sales (\$1,000)	Amount ¹ (\$1,000)	As percent of total sales of—		
					Establishments handling line	Establishments in NAICS industry ¹	
4224902	Bread & baked goods whsle—Con.						
4400	Confectionery	112	1 555 556	91 558	5.9	.5	X
4500	Fish and seafoods (excluding canned and frozen packaged)	15	86 872	6 115	7.0	Z	X
4600	Meat and meat products (fresh and unpackaged)	91	1 260 145	218 331	17.3	1.1	X
4700	Fresh fruits and vegetables	23	1 041 855	53 968	5.2	.3	X
4800	Coffee, tea, and spices	138	854 747	53 566	6.3	.3	X
4820	Bread and baked goods	3 290	20 275 213	18 379 709	90.7	90.7	X
4830	Canned foods	89	473 343	55 055	11.6	.3	X
4840	Food and beverage basic materials (include flavoring extracts, fruit peel, hop extract, industrial molasses, sausage casings, malt, yeast, etc.)	21	108 173	16 801	15.5	.1	X
4850	Soft drinks and bottled water	110	707 802	36 559	5.2	.2	X
4860	Other grocery specialties	170	1 147 790	190 163	16.6	.9	X
4900	Grain and beans	14	115 429	3 282	2.8		X
5330	Chemicals and allied products (excluding agricultural, plastics, gases, and petroleum)	6	56 955	2 278	4.0	Z	X
5900	Tobacco and tobacco products	10	1 891 444	112 899	6.0	.6	X
9700	Service receipts and labor charges (including installed parts)	10	11 459	1 352	11.8	Z	X
9810	Miscellaneous commodities	38	1 255 209	53 873	4.3	.3	X
9940	Rental and leasing receipts	10	14 396	234	1.6	Z	X
4224903	Soft drinks whsle	3 150	X	29 142 717	X	100.0	78.8
0540	Other home furnishings	9	31 668	1 084	3.4	Z	X
0960	Restaurant and hotel equipment and supplies	66	415 866	17 845	4.3	.1	X
0970	Store machines and equipment	70	634 639	18 740	3.0	.1	X
1700	Hardware	7	8 525	89	1.0	Z	X
2520	Custodial (janitors') equipment and supplies	6	8 487	586	6.9	Z	X
2530	Laundry and dry-cleaning equipment and supplies	10	31 569	5 190	16.4	Z	X
3400	Industrial and personal services paper and plastics	129	1 553 124	41 026	2.6	.1	X
3500	Drugs, pharmaceuticals, cosmetics, and toiletries	48	245 404	11 313	4.6	Z	1.1
3515	Other toiletries and druggists' sundries	45	220 410	10 859	4.9	Z	X
4100	Frozen foods (packaged)	109	1 125 413	86 118	7.7	.3	75.1
4111	Dinners (frozen)	23	764 731	14 680	1.9	.1	X
4112	Fish and seafoods (frozen packaged)	27	46 861	1 902	4.1	Z	X
4113	Vegetables (frozen)	23	810 576	16 769	2.1	.1	X
4114	Fruits and fruit juices (frozen)	47	241 256	18 848	7.8	.1	X
4115	Meat (frozen packaged)	33	853 073	13 477	1.6	Z	X
4116	Frozen baked goods	30	815 699	9 958	1.2	Z	X
4117	Other frozen foods (except frozen dairy products)	35	844 742	10 416	1.2	Z	X
4200	Dairy products (excluding dried or canned)	95	1 404 197	268 488	19.1	.9	77.2
4211	Butter	19	728 779	15 281	2.1	.1	X
4212	Cheese	38	1 179 013	39 193	3.3	.1	X
4213	Milk and cream, except raw	49	563 635	31 020	5.5	.1	X
4214	Ice cream	31	1 088 011	52 979	4.9	.2	X
4216	Other dairy products	37	1 084 769	129 538	11.9	.4	X
4300	Poultry and poultry products	28	1 108 746	67 404	6.1	.2	X
4400	Confectionery	127	1 124 955	87 533	7.8	.3	4.9
4411	Candy	98	404 154	11 079	2.7	Z	X
4412	Chewing gum	65	260 625	1 673	.6	Z	X
4413	Nuts	78	930 270	54 076	5.8	.2	X
4414	Chips and popcorn	93	363 328	10 304	2.8	Z	X
4415	Other confections	56	289 795	8 925	3.1	Z	X
4500	Fish and seafoods (excluding canned and frozen packaged)	15	756 537	15 374	2.0	.1	X
4600	Meat and meat products (fresh and unpackaged)	30	790 640	72 923	9.2	.3	77.9
4611	Beef (not killed on location)	18	782 503	35 455	4.5	.1	X
4614	Pork (not killed on location)	10	751 127	13 986	1.9	Z	X
4616	Sausage and prepared meats not made on location	15	683 530	8 358	1.2	Z	X
4618	Other meat products	9	9 009	1 143	12.7	Z	X
4700	Fresh fruits and vegetables	32	810 918	58 124	7.2	.2	X
4800	Coffee, tea, and spices	492	5 757 106	454 196	7.9	1.6	71.4
4811	Coffee	358	2 918 317	146 585	5.0	.5	X
4812	Tea	246	4 218 094	298 262	7.1	1.0	X
4813	Spices	24	754 697	9 338	1.2	Z	X
4820	Bread and baked goods	127	1 599 957	76 662	4.8	.3	63.5
4821	Breads and rolls	40	730 317	17 618	2.4	.1	X
4822	Cookies, cakes, and other baked goods	120	1 568 319	59 044	3.8	.2	X
4830	Canned foods	315	4 494 143	198 908	4.4	.7	71.2
4831	Canned and bottled fruits, vegetables, and juices	300	4 279 715	165 344	3.9	.6	X
4832	Canned and bottled baby foods	6	35 485	452	1.3	Z	X
4833	Canned meats	13	35 345	2 018	5.7	Z	X
4834	Canned fish and seafoods	14	100 572	2 333	2.3	Z	X
4836	Other canned foods	32	895 914	27 885	3.1	.1	X
4840	Food and beverage basic materials (include flavoring extracts, fruit peel, hop extract, industrial molasses, sausage casings, malt, yeast, etc.)	42	73 164	6 539	8.9	Z	X
4850	Soft drinks and bottled water	3 150	29 142 717	26 896 664	92.3	92.3	74.6
4851	Soft drinks, packaged	2 445	27 410 932	23 155 685	84.5	79.5	X
4852	Soft drinks, pre and post mix bulk	1 584	22 332 965	2 144 906	9.6	7.4	X
4853	Bottled water	1 833	19 932 738	1 596 073	8.0	5.5	X
4860	Other grocery specialties	170	1 857 832	163 133	8.8	.6	59.9
4861	Pasta	46	1 071 091	45 378	4.2	.2	X
4862	Breakfast cereals	30	950 208	29 906	3.1	.1	X
4863	Cooking oils and margarine	47	226 440	3 586	1.6	Z	X
4864	Flour	28	822 843	8 711	1.1	Z	X
4865	Pickles, preserves, jellies, jams, and sauces	61	680 197	21 541	3.2	.1	X
4866	Sugar, refined	41	207 201	3 141	1.5	Z	X
4867	Pet foods	15	713 219	14 990	2.1	.1	X

See footnotes at end of table.

Table 1. All Types of Operation by Kind of Business and Commodity Line for Wholesale Trade: 1997—Con.

[Includes only establishments with payroll. For meaning of abbreviations and symbols, see introductory text. For explanation of terms, see Appendix A]

NAICS code and CL code	Kind of business and commodity line	Establishments handling commodity line		Commodity line sales			Sales coverage percent
		Number	Total sales (\$1,000)	Amount ¹ (\$1,000)	As percent of total sales of—		
					Establishments handling line	Establishments in NAICS industry ¹	
4224903	Soft drinks whsle—Con.						
4860	Other grocery specialties—Con.						
4868	Grocery specialties, n.e.c.	93	282 326	35 869	12.7	.1	X
4900	Grain and beans	12	33 532	460	1.4	Z	X
5330	Chemicals and allied products (excluding agricultural, plastics, gases, and petroleum)	21	198 383	8 874	4.5	Z	13.4
5332	Alkalies and chlorine	10	1 064	4	.4	Z	X
5344	Other chemicals and allied products	10	173 810	8 852	5.1	Z	X
5600	Beer and ale	104	1 011 032	190 373	18.8	.7	X
5700	Wines and distilled alcoholic beverages	44	270 372	28 138	10.4	.1	29.1
5711	Wines	44	270 372	24 487	9.1	.1	X
5712	Distilled liquor (including premixed alcoholic drinks)	35	90 084	3 651	4.1	Z	X
5900	Tobacco and tobacco products	66	942 499	45 632	4.8	.2	6.3
5911	Cigars	28	797 306	8 003	1.0	Z	X
5912	Cigarettes	61	879 297	32 244	3.7	.1	X
5913	Other tobacco products (excluding leaf)	28	797 306	4 467	.6	Z	X
6150	Nondurable goods, n.e.c.	6	13 224	883	6.7	Z	X
9700	Service receipts and labor charges (including installed parts)	79	260 946	9 516	3.6	Z	1.7
9701	Labor charges for repair work	59	141 476	2 143	1.5	Z	X
9702	Parts installed in repair work	59	141 476	1 441	1.0	Z	X
9703	Other service receipts and labor charges—Specify	59	44 322	3 503	7.9	Z	X
9810	Miscellaneous commodities	234	3 203 369	96 939	3.0	.3	X
9940	Rental and leasing receipts	218	1 259 138	203 583	16.2	.7	X
4224904	Canned goods whsle	1 283	X	27 632 847	X	100.0	82.9
0540	Other home furnishings	26	312 969	7 561	2.4	Z	X
0960	Restaurant and hotel equipment and supplies	64	1 051 035	39 648	3.8	.1	X
1700	Hardware	9	78 657	4 007	5.1	Z	X
2530	Laundry and dry-cleaning equipment and supplies	25	1 459 392	31 110	2.1	.1	X
3300	Stationery, office supplies and greeting cards	7	26 944	1 032	3.8	Z	X
3400	Industrial and personal services paper and plastics	94	4 425 938	225 061	5.1	.8	X
3500	Drugs, pharmaceuticals, cosmetics, and toiletries	66	5 452 157	493 849	9.1	1.8	.1
3515	Other toiletries and druggists' sundries	40	1 597 676	59 330	3.7	.2	X
4100	Frozen foods (packaged)	385	9 365 964	1 555 169	16.6	5.6	67.7
4111	Dinners (frozen)	98	3 562 295	215 330	6.0	.8	X
4112	Fish and seafoods (frozen packaged)	132	2 611 036	158 713	6.1	.6	X
4113	Vegetables (frozen)	176	3 874 934	254 297	6.6	.9	X
4114	Fruits and fruit juices (frozen)	130	2 717 893	159 928	5.9	.6	X
4115	Meat (frozen packaged)	110	2 463 603	184 347	7.5	.7	X
4116	Frozen baked goods	91	2 317 428	90 037	3.9	.3	X
4117	Other frozen foods (except frozen dairy products)	168	5 962 832	492 507	8.3	1.8	X
4200	Dairy products (excluding dried or canned)	264	9 292 744	1 141 625	12.3	4.1	68.6
4211	Butter	70	3 361 345	100 073	3.0	.4	X
4212	Cheese	169	4 887 476	399 141	8.2	1.4	X
4213	Milk and cream, except raw	30	1 032 896	27 829	2.7	.1	X
4214	Ice cream	25	1 309 021	34 681	2.6	.1	X
4216	Other dairy products	113	6 765 822	578 541	8.6	2.1	X
4300	Poultry and poultry products	51	1 575 592	84 494	5.4	.3	X
4400	Confectionery	108	5 500 257	479 004	8.7	1.7	.3
4411	Candy	73	1 077 834	74 319	6.9	.3	X
4500	Fish and seafoods (excluding canned and frozen packaged)	38	952 455	23 523	2.5	.1	X
4600	Meat and meat products (fresh and unpackaged)	105	3 815 217	358 910	9.4	1.3	48.1
4611	Beef (not killed on location)	34	1 357 001	62 061	4.6	.2	X
4614	Pork (not killed on location)	24	849 337	22 059	2.6	.1	X
4616	Sausage and prepared meats not made on location	38	985 441	79 229	8.0	.3	X
4618	Other meat products	33	1 304 925	99 745	7.6	.4	X
4700	Fresh fruits and vegetables	77	2 466 879	145 225	5.9	.5	X
4712	Prepackaged fresh-cut vegetables (carrots, salads, etc.)	72	2 072 617	30 002	1.4	.1	X
4713	Other fresh vegetables	72	2 072 617	89 070	4.3	.3	X
4800	Coffee, tea, and spices	344	7 623 621	541 694	7.1	2.0	73.3
4811	Coffee	191	3 030 765	121 237	4.0	.4	X
4812	Tea	148	3 694 106	130 328	3.5	.5	X
4813	Spices	208	4 881 588	290 123	5.9	1.1	X
4820	Bread and baked goods	180	3 657 142	224 572	6.1	.8	51.9
4821	Breads and rolls	31	1 491 264	42 143	2.8	.2	X
4822	Cookies, cakes, and other baked goods	165	2 866 213	182 428	6.4	.7	X
4830	Canned foods	1 283	27 632 847	19 037 572	68.9	68.9	69.0
4831	Canned and bottled fruits, vegetables, and juices	894	19 487 992	12 476 488	64.0	45.2	X
4832	Canned and bottled baby foods	100	2 498 127	928 715	37.2	3.4	X
4833	Canned meats	204	3 070 146	622 719	20.3	2.3	X
4834	Canned fish and seafoods	412	5 646 087	1 164 948	20.6	4.2	X
4835	Canned milk	82	1 602 584	179 783	11.2	.7	X
4836	Other canned foods	533	11 947 180	3 664 911	30.7	13.3	X
4840	Food and beverage basic materials (include flavoring extracts, fruit peel, hop extract, industrial molasses, sausage casings, malt, yeast, etc.)	70	1 518 620	91 148	6.0	.3	X
4850	Soft drinks and bottled water	182	4 901 697	331 094	6.8	1.2	74.5
4851	Soft drinks, packaged	131	1 811 732	71 157	3.9	.3	X
4852	Soft drinks, pre and post mix bulk	15	156 786	3 045	1.9	Z	X
4853	Bottled water	84	3 352 021	255 470	7.6	.9	X

See footnotes at end of table.

Table 1. All Types of Operation by Kind of Business and Commodity Line for Wholesale Trade: 1997—Con.

[Includes only establishments with payroll. For meaning of abbreviations and symbols, see introductory text. For explanation of terms, see Appendix A]

NAICS code and CL code	Kind of business and commodity line	Establishments handling commodity line		Commodity line sales			Sales coverage percent
		Number	Total sales (\$1,000)	Amount ¹ (\$1,000)	As percent of total sales of—		
					Establishments handling line	Establishments in NAICS industry ¹	
4224904	Canned goods whse—Con.						
4860	Other grocery specialties	550	12 954 427	2 258 402	17.4	8.2	72.2
4861	Pasta	275	6 472 218	374 076	5.8	1.4	X
4862	Breakfast cereals	154	3 092 258	125 805	4.1	.5	X
4863	Cooking oils and margarine	275	5 060 333	367 091	7.3	1.3	X
4864	Flour	141	3 216 539	75 409	2.3	.3	X
4865	Pickles, preserves, jellies, jams, and sauces	288	9 384 851	344 442	3.7	1.2	X
4866	Sugar, refined	157	1 431 169	38 741	2.7	.1	X
4867	Pet foods	76	2 900 274	117 675	4.1	.4	X
4868	Grocery specialties, n.e.c.	213	4 732 776	815 151	17.2	3.0	X
4900	Grain and beans	128	1 041 173	100 924	9.7	.4	2.5
4913	Wheat	74	669 163	80 862	12.1	.3	X
4916	Other grain and beans (rice and edible and inedible beans)	38	251 756	15 369	6.1	.1	X
5330	Chemicals and allied products (excluding agricultural, plastics, gases, and petroleum)	38	819 329	39 770	4.9	.1	X
5400	Petroleum products	7	22 261	1 388	6.2	.2	X
5600	Beer and ale	17	268 264	16 713	6.2	.1	X
5700	Wines and distilled alcoholic beverages	10	167 152	6 166	3.7	Z	X
5900	Tobacco and tobacco products	37	1 413 602	55 511	3.9	.2	.9
5911	Cigars	36	1 353 883	6 535	.5	Z	X
5912	Cigarettes	36	1 353 883	47 599	3.5	.2	X
5913	Other tobacco products (excluding leaf)	25	624 678	800	.1	Z	X
9700	Service receipts and labor charges (including installed parts)	8	29 885	1 894	6.3	Z	X
9810	Miscellaneous commodities	62	1 388 543	180 364	13.0	.7	X
4224905	Food & beverage basic materials whse	703	X	6 331 021	X	100.0	64.3
0540	Other home furnishings	11	126 107	3 189	2.5	.1	X
0960	Restaurant and hotel equipment and supplies	28	132 031	26 906	20.4	.4	X
1700	Hardware	10	86 900	9 487	10.9	.2	X
3400	Industrial and personal services paper and plastics	21	348 364	42 100	12.1	.7	X
3500	Drugs, pharmaceuticals, cosmetics, and toiletries	29	476 707	78 352	16.4	1.2	X
4100	Frozen foods (packaged)	98	1 402 495	293 224	20.9	4.6	X
4200	Dairy products (excluding dried or canned)	72	736 710	55 728	7.6	.9	X
4300	Poultry and poultry products	6	7 976	2 218	27.8	Z	X
4400	Confectionery	53	385 033	31 060	8.1	.5	X
4500	Fish and seafoods (excluding canned and frozen packaged)	17	96 285	11 008	11.4	.2	X
4600	Meat and meat products (fresh and unpackage)	18	165 799	4 845	2.9	.1	X
4700	Fresh fruits and vegetables	34	210 159	9 530	4.5	.2	X
4800	Coffee, tea, and spices	65	650 842	36 714	5.6	.6	X
4820	Bread and baked goods	24	188 541	10 796	5.7	.2	X
4830	Canned foods	33	521 993	50 467	9.7	.8	X
4840	Food and beverage basic materials (include flavoring extracts, fruit peel, hop extract, industrial molasses, sausage casings, malt, yeast, etc.)	703	6 331 021	5 190 649	82.0	82.0	X
4850	Soft drinks and bottled water	32	257 042	24 173	9.4	.4	X
4860	Other grocery specialties	72	949 596	158 467	16.7	2.5	X
4900	Grain and beans	14	106 231	23 116	21.8	.4	X
5330	Chemicals and allied products (excluding agricultural, plastics, gases, and petroleum)	17	206 678	33 278	16.1	.5	X
5600	Beer and ale	22	80 559	2 485	3.1	Z	X
5700	Wines and distilled alcoholic beverages	19	76 397	615	.8	Z	X
5900	Tobacco and tobacco products	26	207 350	43 453	21.0	.7	X
9700	Service receipts and labor charges (including installed parts)	9	399 630	46 664	11.7	.7	X
9810	Miscellaneous commodities	32	848 662	120 838	14.2	1.9	X
4224906	Other grocery specialties whse	4 409	X	89 955 811	X	100.0	82.7
0200	New and rebuilt automotive parts and supplies	12	782 315	49 292	6.3	.1	X
0500	Household china, glassware, crockery, and plastic housewares	28	71 880	6 138	8.5	Z	X
0520	Linens, domestics, curtains, and draperies	8	3 549	161	4.5	Z	2.9
0525	Other linens and domestics	8	3 549	161	4.5	Z	X
0540	Other home furnishings	72	3 973 114	98 483	2.5	.1	X
0800	Photographic equipment and supplies (excluding video)	6	174 592	7 501	4.3	Z	X
0900	Office equipment	17	103 316	1 473	1.4	Z	X
0960	Restaurant and hotel equipment and supplies	191	3 198 896	149 525	4.7	.2	X
0970	Store machines and equipment	11	459 632	9 433	2.1	Z	.2
0971	Vending machines	6	279 793	3 692	1.3	Z	X
0972	Other store machines and equipment	6	179 839	5 741	3.2	Z	X
1140	Iron and steel wire and wire products	7	11 530	532	4.6	Z	X
1400	Electrical apparatus and equipment	7	3 655	254	6.9	Z	X
1500	Electrical appliances, household	24	222 100	12 644	5.7	.9	X
1518	Other electrical household appliances (including fans, dishwashers, etc.) ..	22	162 009	6 635	4.1	Z	X
1700	Hardware	49	3 057 407	91 263	3.0	.1	X
2320	General-purpose industrial machinery, equipment, and parts	16	21 042	3 134	14.9	Z	1.6
2327	All other new general-purpose industrial machinery and equipment	10	16 900	2 350	13.9	Z	X
2520	Custodial (janitors') equipment and supplies	13	179 844	14 549	8.1	Z	X
2530	Laundry and dry-cleaning equipment and supplies	75	5 180 063	262 293	5.1	.3	X
2700	Sporting and recreational goods and supplies	17	65 703	3 226	4.9	Z	X
2800	Toys and hobby goods and supplies	44	85 364	4 682	5.5	Z	6.6
2813	Crafts and craft supplies	38	22 950	1 207	5.3	Z	X
2930	Recyclable paper and paperboard	9	19 749	3 566	18.1	Z	X
3000	Jewelry, diamonds, gem stones, and watches	13	114 184	566	.5	Z	X
3140	Prerecorded video tapes	6	145 976	948	.6	Z	X
3200	Printing and writing paper	11	95 138	16 694	17.5	Z	79.1
3213	Other printing and writing paper	11	95 138	16 694	17.5	Z	X

See footnotes at end of table.

Table 1. All Types of Operation by Kind of Business and Commodity Line for Wholesale Trade: 1997—Con.

[Includes only establishments with payroll. For meaning of abbreviations and symbols, see introductory text. For explanation of terms, see Appendix A]

NAICS code and CL code	Kind of business and commodity line	Establishments handling commodity line		Commodity line sales			Sales coverage percent
		Number	Total sales (\$1,000)	Amount ¹ (\$1,000)	As percent of total sales of—		
					Establishments handling line	Establishments in NAICS industry ¹	
4224906	Other grocery specialties whse—Con.						
3300	Stationery, office supplies and greeting cards	33	119 102	7 825	6.6	Z	X
3400	Industrial and personal services paper and plastics	295	11 245 234	901 806	8.0	1.0	2.8
3411	Paperboard and boxboard boxes	87	3 769 258	116 833	3.1	.1	X
3412	Paper dishes, cups, and napkins	201	7 300 882	464 236	6.4	.5	X
3413	Industrial paper (wrapping, bags, cartons, etc.)	17	1 147 382	29 376	2.6	Z	X
3414	Disposable plastic boxes, containers, cups, dishes, and supplies	142	2 170 548	218 403	10.1	.2	X
3415	Other industrial and personal service paper	18	2 058 182	72 957	3.5	.1	X
3500	Drugs, pharmaceuticals, cosmetics, and toiletries	266	16 853 325	1 824 600	10.8	2.0	1.0
3511	Prescription drugs	22	145 526	11 368	7.8	Z	X
3512	Nonprescription pharmaceuticals	64	1 725 973	60 383	3.5	.1	X
3513	Cosmetics	67	5 032 666	325 393	6.5	.4	X
3514	Perfumes	22	4 620 407	196 236	4.2	.2	X
3515	Other toiletries and druggists' sundries	197	16 026 629	1 231 222	7.7	1.4	X
3600	Piece goods, knit and woven	34	17 566	1 753	10.0	Z	X
3800	Men's and boys' wear	19	215 205	8 997	4.2	Z	36.7
3812	Men's and boys' dress and casual shirts, slacks, and jeans	19	215 205	8 997	4.2	Z	X
3900	Women's and children's wear	20	384 537	11 042	2.9	Z	22.6
3912	Women's misses', and girls' dresses and blouses	20	384 537	11 042	2.9	Z	X
4000	Footwear	9	46 889	3 534	7.5	Z	X
4100	Frozen foods (packaged)	735	36 524 938	5 727 260	15.7	6.4	48.3
4111	Dinners (frozen)	191	12 827 987	524 493	4.1	.6	X
4112	Fish and seafoods (frozen packaged)	198	9 420 929	419 627	4.5	.5	X
4113	Vegetables (frozen)	252	14 644 392	597 133	4.1	.7	X
4114	Fruits and fruit juices (frozen)	228	10 512 047	238 083	2.3	.3	X
4115	Meat (frozen packaged)	208	9 652 675	470 183	4.9	.5	X
4116	Frozen baked goods	326	18 244 464	1 596 814	8.8	1.8	X
4117	Other frozen foods (except frozen dairy products)	325	24 537 671	1 880 911	7.7	2.1	X
4200	Dairy products (excluding dried or canned)	630	45 732 046	6 963 685	15.2	7.7	67.9
4211	Butter	159	7 944 913	168 880	2.1	.2	X
4212	Cheese	431	30 184 272	3 875 114	12.8	4.3	X
4213	Milk and cream, except raw	135	8 077 621	326 039	4.0	.4	X
4214	Ice cream	94	8 862 243	222 457	2.5	.2	X
4215	Raw milk	20	3 287 313	63 025	1.9	.1	X
4216	Other dairy products	321	37 799 175	2 308 165	6.1	2.6	X
4300	Poultry and poultry products	147	4 912 575	361 123	7.4	.4	.3
4312	Eggs	107	3 191 794	181 694	5.7	.2	X
4314	Other poultry (excluding frozen packaged)	39	1 680 751	177 827	10.6	.2	X
4400	Confectionery	366	14 250 543	1 139 095	8.0	1.3	8.2
4411	Candy	242	11 102 980	857 598	7.7	1.0	X
4412	Chewing gum	9	186 898	11 255	6.0	Z	X
4413	Nuts	156	4 212 173	178 893	4.2	.2	X
4414	Chips and popcorn	9	5 018	697	13.9	Z	X
4415	Other confections	33	1 049 009	79 880	7.6	.1	X
4500	Fish and seafoods (excluding canned and frozen packaged)	74	2 488 411	77 907	3.1	.1	X
4600	Meat and meat products (fresh and unpackaged)	335	27 930 825	3 833 662	13.7	4.3	55.1
4611	Beef (not killed on location)	111	6 211 983	425 410	6.8	.5	X
4612	Veal (not killed on location)	24	2 027 103	26 614	1.3	Z	X
4613	Lamb and mutton (not killed on location)	14	1 155 966	11 019	1.0	Z	X
4614	Pork (not killed on location)	57	4 669 118	139 319	3.0	.2	X
4615	Sausage and prepared meats made on location	24	254 158	5 016	2.0	Z	X
4616	Sausage and prepared meats not made on location	192	17 775 425	2 405 913	13.5	2.7	X
4618	Other meat products	122	10 956 277	820 367	7.5	.9	X
4700	Fresh fruits and vegetables	192	10 050 352	804 944	8.0	.9	.8
4711	Fresh fruits	159	9 061 111	330 078	3.6	.4	X
4712	Prepackaged fresh-cut vegetables (carrots, salads, etc.)	17	6 818 990	97 150	1.4	.1	X
4713	Other fresh vegetables	34	7 581 105	363 942	4.8	.4	X
4800	Coffee, tea, and spices	699	27 320 346	1 960 894	7.2	2.2	61.1
4811	Coffee	384	21 459 955	1 412 757	6.6	1.6	X
4812	Tea	308	5 808 777	110 893	1.9	.1	X
4813	Spices	449	10 072 133	437 241	4.3	.5	X
4820	Bread and baked goods	394	12 724 291	743 821	5.8	.8	62.1
4821	Breads and rolls	134	5 137 839	118 883	2.3	.1	X
4822	Cookies, cakes, and other baked goods	343	12 228 904	624 936	5.1	.7	X
4830	Canned foods	714	18 577 712	2 054 505	11.1	2.3	67.6
4831	Canned and bottled fruits, vegetables, and juices	114	12 340 137	846 247	6.9	.9	X
4832	Canned and bottled baby foods	516	4 869 900	175 052	3.6	.2	X
4833	Canned meats	154	3 012 430	48 416	1.6	.1	X
4834	Canned fish and seafoods	248	6 049 633	150 749	2.5	.2	X
4835	Canned milk	64	1 541 826	14 095	.9	Z	X
4836	Other canned foods	300	11 570 517	819 937	7.1	.9	X
4840	Food and beverage basic materials (include flavoring extracts, fruit peel, hop extract, industrial molasses, sausage casings, malt, yeast, etc.)	257	2 998 750	202 458	6.8	.2	X
4850	Soft drinks and bottled water	447	24 748 308	1 704 911	6.9	1.9	61.1
4851	Soft drinks, packaged	326	22 584 210	1 413 284	6.3	1.6	X
4852	Soft drinks, pre and post mix bulk	73	4 442 344	113 227	2.5	.1	X
4853	Bottled water	224	8 744 125	178 391	2.0	.2	X

See footnotes at end of table.

Table 1. All Types of Operation by Kind of Business and Commodity Line for Wholesale Trade: 1997—Con.

[Includes only establishments with payroll. For meaning of abbreviations and symbols, see introductory text. For explanation of terms, see Appendix A]

NAICS code and CL code	Kind of business and commodity line	Establishments handling commodity line		Commodity line sales			Sales coverage percent
		Number	Total sales (\$1,000)	Amount ¹ (\$1,000)	As percent of total sales of—		
					Establishments handling line	Establishments in NAICS industry ¹	
4224906	Other grocery specialties whse—Con.						
4860	Other grocery specialties	4 409	89 955 811	58 035 785	64.5	64.5	61.9
4861	Pasta	904	18 545 963	2 621 497	14.1	2.9	X
4862	Breakfast cereals	496	38 209 757	11 142 798	29.2	12.4	X
4863	Cooking oils and margarine	872	14 466 940	2 497 683	17.3	2.8	X
4864	Flour	777	22 932 119	2 582 591	11.3	2.9	X
4865	Pickles, preserves, jellies, jams, and sauces	1 020	27 526 911	3 147 069	11.4	3.5	X
4866	Sugar, refined	545	11 672 927	2 328 561	19.9	2.6	X
4867	Pet foods	644	13 481 977	4 079 476	30.3	4.5	X
4868	Grocery specialties, n.e.c.	2 880	72 912 869	29 636 109	40.6	32.9	X
4900	Grain and beans	322	5 901 652	618 693	10.5	.7	5.1
4911	Corn (for grain)	176	2 750 745	260 423	9.5	.3	X
4912	Oats and barley	73	1 346 355	44 536	3.3	.1	X
4913	Wheat	67	505 382	19 726	3.9	Z	X
4915	Soybeans	74	2 127 283	227 317	10.7	.3	X
4916	Other grain and beans (rice and edible and inedible beans)	137	1 242 473	66 691	5.4	.1	X
5140	Other farm products, inedible	11	50 315	17 775	35.3	Z	82.2
5143	Farm products, n.e.c.	10	49 756	17 769	35.7	Z	X
5300	Plastics materials and basic shapes	10	78 708	6 563	8.3	Z	.5
5314	Other plastics materials and basic shapes	8	12 011	1 849	15.4	Z	X
5330	Chemicals and allied products (excluding agricultural, plastics, gases, and petroleum)	165	3 420 015	131 739	3.9	.1	3.0
5335	Detergents and soaps	58	2 663 040	64 744	2.4	.1	X
5344	Other chemicals and allied products	108	756 975	66 995	8.9	.1	X
5400	Petroleum products	10	17 190	1 746	10.2	Z	16.2
5412	Motor gasoline	9	15 921	838	5.3	Z	X
5416	All other distillate fuel oil (no. 1 and no. 4 diesel and heating)	9	15 921	838	5.3	Z	X
5600	Beer and ale	16	1 756 319	37 839	2.2	Z	X
5700	Wines and distilled alcoholic beverages	41	2 841 248	61 060	2.1	.1	.2
5711	Wines	24	1 802 835	17 277	1.0	Z	X
5712	Distilled liquor (including premixed alcoholic drinks)	40	1 889 509	34 264	1.8	Z	X
5800	Farm supplies	37	103 255	18 187	17.6	Z	42.9
5811	Hay, straw, and alfalfa	23	54 378	1 530	2.8	Z	X
5812	Feeds (poultry and livestock) not mixed on location	28	71 099	6 963	9.8	Z	X
5816	Other agricultural chemicals and fertilizers	10	47 459	246	.5	Z	X
5817	Seeds and bulbs	8	57 627	871	1.5	Z	X
5818	Other farm supplies (including harness and saddlery equipment)	11	74 023	6 991	9.4	Z	X
5900	Tobacco and tobacco products	119	7 909 057	793 993	10.0	.9	24.4
5911	Cigars	40	265 963	2 841	1.1	Z	X
5912	Cigarettes	99	7 775 398	524 291	6.7	.6	X
5913	Other tobacco products (excluding leaf)	89	6 343 645	266 861	4.2	.3	X
6100	Books, periodicals, newspapers, and miscellaneous printed materials	26	246 687	17 987	7.3	Z	X
6110	Flowers and florists' supplies	14	34 406	785	2.3	Z	X
6120	Art goods (including novelties and souvenirs)	8	53 046	3 541	6.7	Z	82.7
6122	Novelties and souvenirs	7	52 444	3 535	6.7	Z	X
6150	Nondurable goods, n.e.c.	66	779 485	133 436	17.1	.1	X
9700	Service receipts and labor charges (including installed parts)	68	1 578 359	217 256	13.8	.2	2.9
9701	Labor charges for repair work	9	14 946	437	2.9	Z	X
9703	Other service receipts and labor charges—Specify	64	1 267 328	91 961	7.3	.1	X
9730	Advertising specialties (paper novelties, etc.)	6	3 487	403	11.6	Z	X
9810	Miscellaneous commodities	188	7 307 622	749 745	10.3	.8	X
9940	Rental and leasing receipts	33	179 909	2 553	1.4	Z	X
4225	Farm-product raw material whse	10 343	X	166 786 245	X	100.0	87.5
0300	Tires and tubes	35	208 566	2 373	1.1	Z	X
0600	Lumber: rough, dressed, and finished	145	1 092 609	57 434	5.3	Z	X
0720	Roofing, siding, and insulation materials	6	51 874	517	1.0	Z	X
0740	Other construction materials	18	121 780	1 033	.8	Z	X
1140	Iron and steel wire and wire products	85	974 532	33 597	3.4	Z	X
1700	Hardware	69	443 332	16 606	3.7	Z	X
1900	Warm air heating and air-conditioning equipment and supplies	10	64 237	12 329	19.2	Z	64.0
1916	Air cleaning and filtration systems	6	3 791	128	3.4	Z	X
2200	Farm machinery, equipment, and parts	26	109 811	1 431	1.3	Z	2.2
2211	New tractors (farm)	20	104 537	398	.4	Z	X
2212	New harvesting machinery	20	104 537	202	.2	Z	X
2216	Other new farm machinery and equipment	20	104 537	384	.4	Z	X
2218	Used farm machinery and equipment	20	104 537	202	.2	Z	X
2320	General-purpose industrial machinery, equipment, and parts	66	1 241 771	40 963	3.3	Z	X
2700	Sporting and recreational goods and supplies	20	85 695	1 505	1.8	Z	X
3400	Industrial and personal services paper and plastics	16	45 457	10 054	22.1	Z	X
3500	Drugs, pharmaceuticals, cosmetics, and toiletries	16	53 337	1 188	2.2	Z	36.8
3515	Other toiletries and druggists' sundries	16	53 337	1 188	2.2	Z	X
4000	Footwear	8	172 961	13 164	7.6	Z	X
4100	Frozen foods (packaged)	14	32 002	2 832	8.8	Z	60.1
4113	Vegetables (frozen)	7	11 038	201	1.8	Z	X
4200	Dairy products (excluding dried or canned)	28	150 935	15 889	10.5	Z	72.4
4212	Cheese	8	21 885	1 048	4.8	Z	X
4213	Milk and cream, except raw	6	13 622	296	2.2	Z	X
4215	Raw milk	15	126 710	13 695	10.8	Z	X
4300	Poultry and poultry products	25	97 811	4 018	4.1	Z	73.6
4313	Live poultry	25	97 811	4 018	4.1	Z	X

See footnotes at end of table.

Table 1. All Types of Operation by Kind of Business and Commodity Line for Wholesale Trade: 1997—Con.

[Includes only establishments with payroll. For meaning of abbreviations and symbols, see introductory text. For explanation of terms, see Appendix A]

NAICS code and CL code	Kind of business and commodity line	Establishments handling commodity line		Commodity line sales			Sales coverage percent
		Number	Total sales (\$1,000)	Amount ¹ (\$1,000)	As percent of total sales of—		
					Establishments handling line	Establishments in NAICS industry ¹	
4225	Farm-product raw material whlse—Con.						
4400	Confectionery	6	56 444	21 069	37.3	Z	1.3
4414	Chips and popcorn	6	56 444	21 069	37.3	Z	X
4500	Fish and seafoods (excluding canned and frozen packaged)	7	132 220	2 081	1.6	Z	X
4600	Meat and meat products (fresh and unpackaged)	25	1 826 284	141 561	7.8	.1	.5
4611	Beef (not killed on location)	12	1 628 607	79 884	4.9	Z	X
4618	Other meat products	14	1 630 472	39 978	2.5	Z	X
4700	Fresh fruits and vegetables	36	291 747	36 777	12.6	Z	9.3
4711	Fresh fruits	20	209 247	7 121	3.4	Z	X
4712	Prepackaged fresh-cut vegetables (carrots, salads, etc.)	11	218 762	9 531	4.4	Z	X
4713	Other fresh vegetables	20	209 247	10 345	4.9	Z	X
4800	Coffee, tea, and spices	53	2 296 974	99 790	4.3	.1	12.0
4811	Coffee	27	1 027 815	45 772	4.5	Z	X
4812	Tea	19	1 179 987	50 185	4.3	Z	X
4813	Spices	11	415 012	3 833	.9	Z	X
4820	Bread and baked goods	8	7 355	393	5.3	Z	5.8
4821	Breads and rolls	8	7 355	393	5.3	Z	X
4830	Canned foods	22	215 860	13 004	6.0	Z	71.2
4831	Canned and bottled fruits, vegetables, and juices	16	163 873	3 609	2.2	Z	X
4834	Canned fish and seafoods	7	10 113	205	2.0	Z	X
4840	Food and beverage basic materials (include flavoring extracts, fruit peel, hop extract, industrial molasses, sausage casings, malt, yeast, etc.)	6	17 333	733	4.2	Z	X
4850	Soft drinks and bottled water	11	124 631	2 743	2.2	Z	86.8
4851	Soft drinks, packaged	10	122 800	2 574	2.1	Z	X
4860	Other grocery specialties	113	6 870 644	769 268	11.2	.5	58.1
4861	Pasta	15	43 693	11 383	26.1	Z	X
4863	Cooking oils and margarine	28	4 784 805	449 626	9.4	.3	X
4864	Flour	30	225 767	30 433	13.5	Z	X
4865	Pickles, preserves, jellies, jams, and sauces	20	118 330	12 615	10.7	Z	X
4866	Sugar, refined	22	1 781 031	215 022	12.1	.1	X
4867	Pet foods	22	28 588	2 455	8.6	Z	X
4868	Grocery specialties, n.e.c.	40	565 505	47 075	8.3	Z	X
4900	Grain and beans	6 681	121 248 166	109 716 599	90.5	65.8	71.1
4911	Corn (for grain)	5 332	103 767 247	41 613 308	40.1	25.0	X
4912	Oats and barley	2 585	36 705 605	2 134 328	5.8	1.3	X
4913	Wheat	4 305	75 727 538	20 274 767	26.8	12.2	X
4914	Sorghum (for grain)	1 562	50 819 686	3 660 082	7.2	2.2	X
4915	Soybeans	4 639	96 130 658	32 076 362	33.4	19.2	X
4916	Other grain and beans (rice and edible and inedible beans)	1 586	43 631 700	9 957 754	22.8	6.0	X
5000	Cattle, hogs, sheep, and goats	2 259	25 305 996	23 843 134	94.2	14.3	85.0
5011	Cattle	1 634	21 516 843	18 804 275	87.4	11.3	X
5012	Hogs	1 307	12 915 877	4 497 069	34.8	2.7	X
5013	Sheep	530	6 691 928	406 975	6.1	.2	X
5014	Goats	337	3 840 752	134 815	3.5	.1	X
5100	Hides, skins, and pelts	290	2 268 813	2 094 376	92.3	1.3	X
5120	Leaf tobacco	333	3 749 802	3 675 445	98.0	2.2	79.9
5121	Leaf tobacco stemmed and re-dried at this location	28	416 681	414 494	99.5	.2	X
5122	All other leaf tobacco	302	3 286 525	3 237 653	98.5	1.9	X
5130	Wool, wool tops, and mohair	87	238 925	194 922	81.6	.1	X
5140	Other farm products, inedible	1 073	13 705 053	6 710 802	49.0	4.0	86.7
5141	Raw sugar	26	3 355 868	2 012 667	60.0	1.2	X
5142	Horses, mules, and donkeys	333	1 942 658	584 845	30.1	.4	X
5143	Farm products, n.e.c.	737	8 434 880	4 113 290	48.8	2.5	X
5200	Raw cotton	375	11 098 013	10 513 692	94.7	6.3	X
5330	Chemicals and allied products (excluding agricultural, plastics, gases, and petroleum)	1 260	11 430 726	1 146 426	10.0	.7	X
5344	Other chemicals and allied products	9	129 329	15 600	12.1	Z	X
5400	Petroleum products	758	8 121 574	529 691	6.5	.3	1.2
5412	Motor gasoline	363	3 592 248	170 194	4.7	.1	X
5414	Jet fuel (naphtha or kerosine type)	53	373 624	37	Z	Z	X
5415	No. 2 distillate fuel oil (no. 2 diesel and no. 2 heating oil)	310	2 523 748	58 501	2.3	Z	X
5416	All other distillate fuel oil (no. 1 and no. 4 diesel and heating)	312	3 941 002	193 063	4.9	.1	X
5418	Lubricating oil and greases	739	8 020 138	106 297	1.3	.1	X
5420	Liquified petroleum gases (excluding natural gas)	38	301 743	12 063	4.0	Z	X
5800	Farm supplies	3 112	36 255 338	5 334 048	14.7	3.2	9.2
5811	Hay, straw, and alfalfa	300	3 391 661	213 353	6.3	.1	X
5812	Feeds (poultry and livestock) not mixed on location	1 558	13 809 537	994 078	7.2	.6	X
5813	Prepared feeds (poultry and livestock) mixed on location	1 027	9 596 656	964 946	10.1	.6	X
5814	Weed killers, soil sterilizers, and soil conditioners	468	4 216 962	158 291	3.8	.1	X
5815	Insecticides, fungicides, and pesticides	617	4 786 735	188 014	3.9	.1	X
5816	Other agricultural chemicals and fertilizers	1 659	14 076 718	1 338 037	9.5	.8	X
5817	Seeds and bulbs	1 256	22 419 832	1 405 347	6.3	.8	X
5818	Other farm supplies (including harness and saddlery equipment)	584	5 317 545	61 242	1.2	Z	X
6000	Paint, paint supplies, and wallpaper	8	26 693	1 061	4.0	Z	X
6100	Books, periodicals, newspapers, and miscellaneous printed materials	7	15 526	705	4.5	Z	X
6110	Flowers and florists' supplies	13	58 957	8 002	13.6	Z	X
6150	Nondurable goods, n.e.c.	39	397 742	54 949	13.8	Z	X
9700	Service receipts and labor charges (including installed parts)	1 076	20 452 693	355 518	1.7	.2	1.0
9701	Labor charges for repair work	382	8 029 536	68 601	.9	Z	X
9703	Other service receipts and labor charges—Specify	916	17 196 744	280 077	1.6	.2	X
9810	Miscellaneous commodities	1 004	13 875 244	730 095	5.3	.4	X

See footnotes at end of table.

Table 1. All Types of Operation by Kind of Business and Commodity Line for Wholesale Trade: 1997—Con.

[Includes only establishments with payroll. For meaning of abbreviations and symbols, see introductory text. For explanation of terms, see Appendix A]

NAICS code and CL code	Kind of business and commodity line	Establishments handling commodity line		Commodity line sales			Sales coverage percent
		Number	Total sales (\$1,000)	Amount ¹ (\$1,000)	As percent of total sales of—		
					Establishments handling line	Establishments in NAICS industry ¹	
4225	Farm-product raw material whse—Con.						
9910	Receipts from Commodity Credit Corporation	276	3 390 874	23 634	.7	Z	X
9920	Receipts for farm product preparation services (cleaning, shelling, etc.) ...	1 238	14 043 960	288 445	2.1	.2	X
9940	Rental and leasing receipts	279	3 210 809	32 266	1.0	Z	X
42251	Grain & field bean whse	6 569	X	120 312 556	X	100.0	92.8
0300	Tires and tubes	34	204 696	2 083	1.0	Z	X
0600	Lumber: rough, dressed, and finished	141	1 078 246	56 648	5.3	Z	X
0720	Roofing, siding, and insulation materials	6	51 874	517	1.0	Z	X
0740	Other construction materials	18	121 780	1 033	.8	Z	X
1140	Iron and steel wire and wire products	67	889 375	29 870	3.4	Z	X
1700	Hardware	58	411 196	15 851	3.9	Z	X
1900	Warm air heating and air-conditioning equipment and supplies	10	64 237	12 329	19.2	Z	67.9
1916	Air cleaning and filtration systems	6	3 791	128	3.4	Z	X
2200	Farm machinery, equipment, and parts	20	104 537	1 187	1.1	Z	1.2
2211	New tractors (farm)	20	104 537	398	.4	Z	X
2212	New harvesting machinery	20	104 537	202	.2	Z	X
2216	Other new farm machinery and equipment	20	104 537	384	.4	Z	X
2218	Used farm machinery and equipment	20	104 537	202	.2	Z	X
2320	General-purpose industrial machinery, equipment, and parts	52	1 187 369	39 120	3.3	Z	X
2700	Sporting and recreational goods and supplies	17	83 490	1 418	1.7	Z	X
3400	Industrial and personal services paper and plastics	15	22 873	2 148	9.4	Z	X
3500	Drugs, pharmaceuticals, cosmetics, and toiletries	10	42 053	1 078	2.6	Z	43.9
3515	Other toiletries and druggists' sundries	10	42 053	1 078	2.6	Z	X
4100	Frozen foods (packaged)	13	28 448	1 912	6.7	Z	72.3
4113	Vegetables (frozen)	7	11 038	201	1.8	Z	X
4200	Dairy products (excluding dried or canned)	16	89 951	11 247	12.5	Z	62.3
4212	Cheese	8	21 885	1 048	4.8	Z	X
4213	Milk and cream, except raw	6	13 622	296	2.2	Z	X
4300	Poultry and poultry products	13	62 655	3 111	5.0	Z	72.5
4313	Live poultry	13	62 655	3 111	5.0	Z	X
4400	Confectionery	6	56 444	21 069	37.3	Z	1.3
4414	Chips and popcorn	6	56 444	21 069	37.3	Z	X
4500	Fish and seafoods (excluding canned and frozen packaged)	7	132 220	2 081	1.6	Z	X
4600	Meat and meat products (fresh and un packaged)	16	1 762 555	128 186	7.3	.1	.5
4611	Beef (not killed on location)	12	1 628 607	79 884	4.9	.1	X
4618	Other meat products	14	1 630 472	39 978	2.5	Z	X
4700	Fresh fruits and vegetables	22	224 571	29 183	13.0	Z	9.9
4711	Fresh fruits	20	209 247	7 121	3.4	Z	X
4712	Prepackaged fresh-cut vegetables (carrots, salads, etc.)	8	183 579	6 545	3.6	Z	X
4713	Other fresh vegetables	20	209 247	10 345	4.9	Z	X
4800	Coffee, tea, and spices	50	2 278 196	91 340	4.0	.1	12.6
4811	Coffee	24	1 009 037	37 322	3.7	Z	X
4812	Tea	19	1 179 987	50 185	4.3	Z	X
4813	Spices	11	415 012	3 833	.9	Z	X
4820	Bread and baked goods	8	7 355	393	5.3	Z	6.1
4821	Breads and rolls	8	7 355	393	5.3	Z	X
4830	Canned foods	18	187 063	10 319	5.5	Z	80.8
4831	Canned and bottled fruits, vegetables, and juices	16	163 873	3 609	2.2	Z	X
4834	Canned fish and seafoods	7	10 113	205	2.0	Z	X
4840	Food and beverage basic materials (include flavoring extracts, fruit peel, hop extract, industrial molasses, sausage casings, malt, yeast, etc.)	6	17 333	733	4.2	Z	X
4850	Soft drinks and bottled water	11	124 631	2 743	2.2	Z	92.1
4851	Soft drinks, packaged	10	122 800	2 574	2.1	Z	X
4860	Other grocery specialties	100	5 209 434	544 601	10.5	.5	67.7
4861	Pasta	15	43 693	11 383	26.1	Z	X
4863	Cooking oils and margarine	23	4 737 565	444 877	9.4	.4	X
4864	Flour	25	178 527	24 494	13.7	Z	X
4865	Pickles, preserves, jellies, jams, and sauces	20	118 330	12 615	10.7	Z	X
4866	Sugar, refined	17	169 266	1 702	1.0	Z	X
4867	Pet foods	22	28 588	2 455	8.6	Z	X
4868	Grocery specialties, n.e.c.	40	565 505	47 075	8.3	Z	X
4900	Grain and beans	6 569	120 312 556	109 595 599	91.1	91.1	75.4
4911	Corn (for grain)	5 253	103 486 828	41 585 050	40.2	34.6	X
4912	Oats and barley	2 557	36 629 583	2 132 310	5.8	1.8	X
4913	Wheat	4 242	75 363 106	20 262 283	26.9	16.8	X
4914	Sorghum (for grain)	1 548	50 706 504	3 641 648	7.2	3.0	X
4915	Soybeans	4 587	95 789 830	32 038 667	33.4	26.6	X
4916	Other grain and beans (rice and edible and inedible beans)	1 562	43 016 044	9 935 642	23.1	8.3	X
5000	Cattle, hogs, sheep, and goats	160	1 160 311	176 823	15.2	.1	81.4
5011	Cattle	84	514 425	66 914	13.0	.1	X
5012	Hogs	127	876 659	109 008	12.4	.1	X
5140	Other farm products, inedible	236	6 171 924	1 195 322	19.4	1.0	92.8
5142	Horses, mules, and donkeys	8	11 381	4 200	36.9	Z	X
5143	Farm products, n.e.c.	225	5 026 236	1 177 753	23.4	1.0	X
5200	Raw cotton	72	455 905	39 604	8.7	Z	X
5330	Chemicals and allied products (excluding agricultural, plastics, gases, and petroleum)	1 227	11 116 050	1 095 065	9.9	.9	X

See footnotes at end of table.

Table 1. All Types of Operation by Kind of Business and Commodity Line for Wholesale Trade: 1997—Con.

[Includes only establishments with payroll. For meaning of abbreviations and symbols, see introductory text. For explanation of terms, see Appendix A]

NAICS code and CL code	Kind of business and commodity line	Establishments handling commodity line		Commodity line sales			Sales coverage percent
		Number	Total sales (\$1,000)	Amount ¹ (\$1,000)	As percent of total sales of—		
					Establishments handling line	Establishments in NAICS industry ¹	
42251	Grain & field bean whse—Con.						
5400	Petroleum products	740	8 063 073	522 427	6.5	.4	1.1
5412	Motor gasoline	359	3 577 711	167 450	4.7	.1	X
5414	Jet fuel (naphtha or kerosine type)	53	373 624	37	Z	Z	X
5415	No. 2 distillate fuel oil (no. 2 diesel and no. 2 heating oil)	306	2 500 875	55 141	2.2	Z	X
5416	All other distillate fuel oil (no. 1 and no. 4 diesel and heating)	312	3 941 002	193 063	4.9	.2	X
5418	Lubricating oil and greases	739	8 020 138	106 297	1.3	.1	X
5420	Liquified petroleum gases (excluding natural gas)	33	298 414	11 667	3.9	Z	X
5800	Farm supplies	2 954	35 071 390	5 076 343	14.5	4.2	9.9
5811	Hay, straw, and alfalfa	246	2 898 088	140 632	4.9	.1	X
5812	Feeds (poultry and livestock) not mixed on location	1 512	13 626 037	954 861	7.0	.8	X
5813	Prepared feeds (poultry and livestock) mixed on location	993	9 264 710	900 146	9.7	.7	X
5814	Weed killers, soil sterilizers, and soil conditioners	433	3 989 923	153 919	3.9	.1	X
5815	Insecticides, fungicides, and pesticides	576	4 537 945	178 379	3.9	.1	X
5816	Other agricultural chemicals and fertilizers	1 599	13 708 987	1 313 341	9.6	1.1	X
5817	Seeds and bulbs	1 197	21 942 570	1 398 578	6.4	1.2	X
5818	Other farm supplies (including harness and saddlery equipment)	542	4 935 855	36 490	.7	Z	X
6110	Flowers and florists' supplies	6	37 784	1 884	5.0	Z	X
6150	Nondurable goods, n.e.c.	25	204 192	36 232	17.7	Z	X
9700	Service receipts and labor charges (including installed parts)	1 020	18 688 985	324 022	1.7	.3	1.1
9701	Labor charges for repair work	382	8 029 536	68 601	.9	.1	X
9703	Other service receipts and labor charges—Specify	891	16 018 497	255 421	1.6	.2	X
9810	Miscellaneous commodities	898	13 380 996	690 119	5.2	.6	X
9910	Receipts from Commodity Credit Corporation	245	2 740 130	20 784	.8	Z	X
9920	Receipts for farm product preparation services (cleaning, shelling, etc.)	1 208	13 833 018	276 063	2.0	.2	X
9940	Rental and leasing receipts	237	2 998 299	23 624	.8	Z	X
422510	Grain & field bean whse	6 569	X	120 312 556	X	100.0	92.8
0300	Tires and tubes	34	204 696	2 083	1.0	Z	X
0600	Lumber: rough, dressed, and finished	141	1 078 246	56 648	5.3	Z	X
0720	Roofing, siding, and insulation materials	6	51 874	517	1.0	Z	X
0740	Other construction materials	18	121 780	1 033	.8	Z	X
1140	Iron and steel wire and wire products	67	889 375	29 870	3.4	Z	X
1700	Hardware	58	411 196	15 851	3.9	Z	X
1900	Warm air heating and air-conditioning equipment and supplies	10	64 237	12 329	19.2	Z	67.9
1916	Air cleaning and filtration systems	6	3 791	128	3.4	Z	X
2200	Farm machinery, equipment, and parts	20	104 537	1 187	1.1	Z	1.2
2211	New tractors (farm)	20	104 537	398	.4	Z	X
2212	New harvesting machinery	20	104 537	202	.2	Z	X
2216	Other new farm machinery and equipment	20	104 537	384	.4	Z	X
2218	Used farm machinery and equipment	20	104 537	202	.2	Z	X
2320	General-purpose industrial machinery, equipment, and parts	52	1 187 369	39 120	3.3	Z	X
2700	Sporting and recreational goods and supplies	17	83 490	1 418	1.7	Z	X
3400	Industrial and personal services paper and plastics	15	22 873	2 148	9.4	Z	X
3500	Drugs, pharmaceuticals, cosmetics, and toiletries	10	42 053	1 078	2.6	Z	43.9
3515	Other toiletries and druggists' sundries	10	42 053	1 078	2.6	Z	X
4100	Frozen foods (packaged)	13	28 448	1 912	6.7	Z	72.3
4113	Vegetables (frozen)	7	11 038	201	1.8	Z	X
4200	Dairy products (excluding dried or canned)	16	89 951	11 247	12.5	Z	62.3
4212	Cheese	8	21 885	1 048	4.8	Z	X
4213	Milk and cream, except raw	6	13 622	296	2.2	Z	X
4300	Poultry and poultry products	13	62 655	3 111	5.0	Z	72.5
4313	Live poultry	13	62 655	3 111	5.0	Z	X
4400	Confectionery	6	56 444	21 069	37.3	Z	1.3
4414	Chips and popcorn	6	56 444	21 069	37.3	Z	X
4500	Fish and seafoods (excluding canned and frozen packaged)	7	132 220	2 081	1.6	Z	X
4600	Meat and meat products (fresh and unpackaged)	16	1 762 555	128 186	7.3	.1	.5
4611	Beef (not killed on location)	12	1 628 607	79 884	4.9	.1	X
4618	Other meat products	14	1 630 472	39 978	2.5	Z	X
4700	Fresh fruits and vegetables	22	224 571	29 183	13.0	Z	9.9
4711	Fresh fruits	20	209 247	7 121	3.4	Z	X
4712	Prepackaged fresh-cut vegetables (carrots, salads, etc.)	8	183 579	6 545	3.6	Z	X
4713	Other fresh vegetables	20	209 247	10 345	4.9	Z	X
4800	Coffee, tea, and spices	50	2 278 196	91 340	4.0	.1	12.6
4811	Coffee	24	1 009 037	37 322	3.7	Z	X
4812	Tea	19	1 179 987	50 185	4.3	Z	X
4813	Spices	11	415 012	3 833	.9	Z	X
4820	Bread and baked goods	8	7 355	393	5.3	Z	6.1
4821	Breads and rolls	8	7 355	393	5.3	Z	X
4830	Canned foods	18	187 063	10 319	5.5	Z	80.8
4831	Canned and bottled fruits, vegetables, and juices	16	163 873	3 609	2.2	Z	X
4834	Canned fish and seafoods	7	10 113	205	2.0	Z	X
4840	Food and beverage basic materials (include flavoring extracts, fruit peel, hop extract, industrial molasses, sausage casings, malt, yeast, etc.)	6	17 333	733	4.2	Z	X
4850	Soft drinks and bottled water	11	124 631	2 743	2.2	Z	92.1
4851	Soft drinks, packaged	10	122 800	2 574	2.1	Z	X

See footnotes at end of table.

Table 1. All Types of Operation by Kind of Business and Commodity Line for Wholesale Trade: 1997—Con.

[Includes only establishments with payroll. For meaning of abbreviations and symbols, see introductory text. For explanation of terms, see Appendix A]

NAICS code and CL code	Kind of business and commodity line	Establishments handling commodity line		Commodity line sales			Sales coverage percent
		Number	Total sales (\$1,000)	Amount ¹ (\$1,000)	As percent of total sales of—		
					Establishments handling line	Establishments in NAICS industry ¹	
422510	Grain & field bean whsle—Con.						
	Other grocery specialties	100	5 209 434	544 601	10.5	.5	67.7
4860	Pasta	15	43 693	11 383	26.1	Z	X
4863	Cooking oils and margarine	23	4 737 565	444 877	9.4	Z	X
4864	Flour	25	178 527	24 494	13.7	Z	X
4865	Pickles, preserves, jellies, jams, and sauces	20	118 330	12 615	10.7	Z	X
4866	Sugar, refined	17	169 266	1 702	1.0	Z	X
4867	Pet foods	22	28 588	2 455	8.6	Z	X
4868	Grocery specialties, n.e.c.	40	565 505	47 075	8.3	Z	X
4900	Grain and beans	6 569	120 312 556	109 595 599	91.1	91.1	75.4
4911	Corn (for grain)	5 253	103 486 828	41 585 050	40.2	34.6	X
4912	Oats and barley	2 557	36 629 583	2 132 310	5.8	1.8	X
4913	Wheat	4 242	75 363 106	20 262 283	26.9	16.8	X
4914	Sorghum (for grain)	1 548	50 706 504	3 641 648	7.2	3.0	X
4915	Soybeans	4 587	95 789 830	32 038 667	33.4	26.6	X
4916	Other grain and beans (rice and edible and inedible beans)	1 562	43 016 044	9 935 642	23.1	8.3	X
5000	Cattle, hogs, sheep, and goats	160	1 160 311	176 823	15.2	.1	81.4
5011	Cattle	84	514 425	66 914	13.0	.1	X
5012	Hogs	127	876 659	109 008	12.4	.1	X
5140	Other farm products, inedible	236	6 171 924	1 195 322	19.4	1.0	92.8
5142	Horses, mules, and donkeys	8	11 381	4 200	36.9	Z	X
5143	Farm products, n.e.c.	225	5 026 236	1 177 753	23.4	1.0	X
5200	Raw cotton	72	455 905	39 604	8.7	Z	X
5330	Chemicals and allied products (excluding agricultural, plastics, gases, and petroleum)	1 227	11 116 050	1 095 065	9.9	.9	X
5400	Petroleum products	740	8 063 073	522 427	6.5	.4	1.1
5412	Motor gasoline	359	3 577 711	167 450	4.7	.1	X
5414	Jet fuel (naphtha or kerosine type)	53	373 624	37	Z	Z	X
5415	No. 2 distillate fuel oil (no. 2 diesel and no. 2 heating oil)	306	2 500 875	55 141	2.2	Z	X
5416	All other distillate fuel oil (no. 1 and no. 4 diesel and heating)	312	3 941 002	193 063	4.9	.2	X
5418	Lubricating oil and greases	739	8 020 138	106 297	1.3	.1	X
5420	Liquified petroleum gases (excluding natural gas)	33	298 414	11 667	3.9	Z	X
5800	Farm supplies	2 954	35 071 390	5 076 343	14.5	4.2	9.9
5811	Hay, straw, and alfalfa	246	2 898 088	140 632	4.9	.1	X
5812	Feeds (poultry and livestock) not mixed on location	1 512	13 626 037	954 861	7.0	.8	X
5813	Prepared feeds (poultry and livestock) mixed on location	993	9 264 710	900 146	9.7	.7	X
5814	Weed killers, soil sterilizers, and soil conditioners	433	3 989 923	153 919	3.9	.1	X
5815	Insecticides, fungicides, and pesticides	576	4 537 945	178 379	3.9	.1	X
5816	Other agricultural chemicals and fertilizers	1 599	13 708 987	1 313 341	9.6	1.1	X
5817	Seeds and bulbs	1 197	21 942 570	1 398 578	6.4	1.2	X
5818	Other farm supplies (including harness and saddlery equipment)	542	4 935 855	36 490	.7	Z	X
6110	Flowers and florists' supplies	6	37 784	1 884	5.0	Z	X
6150	Nondurable goods, n.e.c.	25	204 192	36 232	17.7	Z	X
9700	Service receipts and labor charges (including installed parts)	1 020	18 688 985	324 022	1.7	.3	1.1
9701	Labor charges for repair work	382	8 029 536	68 601	.9	.1	X
9703	Other service receipts and labor charges—Specify	891	16 018 497	255 421	1.6	.2	X
9810	Miscellaneous commodities	898	13 380 996	690 119	5.2	.6	X
9910	Receipts from Commodity Credit Corporation	245	2 740 130	20 784	.8	Z	X
9920	Receipts for farm product preparation services (cleaning, shelling, etc.)	1 208	13 833 018	276 063	2.0	.2	X
9940	Rental and leasing receipts	237	2 998 299	23 624	.8	Z	X
42252	Livestock whsle	2 090	X	24 098 461	X	100.0	71.4
1700	Hardware	7	17 107	603	3.5	Z	X
2320	General-purpose industrial machinery, equipment, and parts	8	24 466	1 331	5.4	Z	X
3500	Drugs, pharmaceuticals, cosmetics, and toiletries	6	11 284	110	1.0	Z	10.4
3515	Other toiletries and druggists' sundries	6	11 284	110	1.0	Z	X
4200	Dairy products (excluding dried or canned)	12	60 984	4 642	7.6	Z	71.4
4215	Raw milk	12	60 984	4 642	7.6	Z	X
4300	Poultry and poultry products	12	35 156	907	2.6	Z	70.0
4313	Live poultry	12	35 156	907	2.6	Z	X
4700	Fresh fruits and vegetables	6	13 752	2 788	20.3	Z	X
4900	Grain and beans	47	462 940	27 866	6.0	.1	67.8
4911	Corn (for grain)	39	119 393	10 027	8.4	Z	X
4912	Oats and barley	6	13 214	397	3.0	Z	X
4913	Wheat	24	53 544	825	1.5	Z	X
4915	Soybeans	22	52 031	3 337	6.4	Z	X
4916	Other grain and beans (rice and edible and inedible beans)	14	373 615	13 264	3.6	.1	X
5000	Cattle, hogs, sheep, and goats	2 090	24 098 461	23 662 939	98.2	98.2	69.8
5011	Cattle	1 543	20 957 730	18 734 374	89.4	77.7	X
5012	Hogs	1 178	12 032 543	4 388 029	36.5	18.2	X
5013	Sheep	521	6 654 052	405 721	6.1	1.7	X
5014	Goats	337	3 840 752	134 815	3.5	.6	X
5100	Hides, skins, and pelts	20	88 394	26 160	29.6	.1	X
5140	Other farm products, inedible	112	1 706 857	70 233	4.1	.3	70.7
5142	Horses, mules, and donkeys	105	1 396 203	63 446	4.5	.3	X
5143	Farm products, n.e.c.	11	330 286	6 787	2.1	Z	X
5800	Farm supplies	82	868 604	194 872	22.4	.8	2.4
5811	Hay, straw, and alfalfa	36	480 453	71 418	14.9	.3	X
5812	Feeds (poultry and livestock) not mixed on location	28	170 380	37 914	22.3	.2	X
5813	Prepared feeds (poultry and livestock) mixed on location	34	331 946	64 800	19.5	.3	X
5815	Insecticides, fungicides, and pesticides	10	50 101	4 729	9.4	Z	X
5817	Seeds and bulbs	23	230 279	4 067	1.8	Z	X
5818	Other farm supplies (including harness and saddlery equipment)	11	183 001	9 963	5.4	Z	X

See footnotes at end of table.

Table 1. All Types of Operation by Kind of Business and Commodity Line for Wholesale Trade: 1997—Con.

[Includes only establishments with payroll. For meaning of abbreviations and symbols, see introductory text. For explanation of terms, see Appendix A]

NAICS code and CL code	Kind of business and commodity line	Establishments handling commodity line		Commodity line sales			Sales coverage percent
		Number	Total sales (\$1,000)	Amount ¹ (\$1,000)	As percent of total sales of—		
					Establishments handling line	Establishments in NAICS industry ¹	
42252	Livestock whsle—Con.						
9700	Service receipts and labor charges (including installed parts)	25	484 898	3 813	.8	Z	X
9810	Miscellaneous commodities	68	370 940	22 095	6.0	.1	X
9910	Receipts from Commodity Credit Corporation	23	54 925	411	.7	Z	X
9920	Receipts for farm product preparation services (cleaning, shelling, etc.) ...	14	132 256	5 467	4.1	Z	X
9940	Rental and leasing receipts	27	118 296	6 150	5.2	Z	X
422520	Livestock whsle	2 090	X	24 098 461	X	100.0	71.4
1700	Hardware	7	17 107	603	3.5	Z	X
2320	General-purpose industrial machinery, equipment, and parts	8	24 466	1 331	5.4	Z	X
3500	Drugs, pharmaceuticals, cosmetics, and toiletries	6	11 284	110	1.0	Z	10.4
3515	Other toiletries and druggists' sundries	6	11 284	110	1.0	Z	X
4200	Dairy products (excluding dried or canned)	12	60 984	4 642	7.6	Z	71.4
4215	Raw milk	12	60 984	4 642	7.6	Z	X
4300	Poultry and poultry products	12	35 156	907	2.6	Z	70.0
4313	Live poultry	12	35 156	907	2.6	Z	X
4700	Fresh fruits and vegetables	6	13 752	2 788	20.3	Z	X
4900	Grain and beans	47	462 940	27 866	6.0	.1	67.8
4911	Corn (for grain)	39	119 393	10 027	8.4	Z	X
4912	Oats and barley	6	13 214	397	3.0	Z	X
4913	Wheat	24	53 544	825	1.5	Z	X
4915	Soybeans	22	52 031	3 337	6.4	Z	X
4916	Other grain and beans (rice and edible and inedible beans)	14	373 615	13 264	3.6	.1	X
5000	Cattle, hogs, sheep, and goats	2 090	24 098 461	23 662 939	98.2	98.2	69.8
5011	Cattle	1 543	20 957 730	18 734 374	89.4	77.7	X
5012	Hogs	1 178	12 032 543	4 388 029	36.5	18.2	X
5013	Sheep	521	6 654 052	405 721	6.1	1.7	X
5014	Goats	337	3 840 752	134 815	3.5	.6	X
5100	Hides, skins, and pelts	20	88 394	26 160	29.6	.1	X
5140	Other farm products, inedible	112	1 706 857	70 233	4.1	.3	70.7
5142	Horses, mules, and donkeys	105	1 396 203	63 446	4.5	.3	X
5143	Farm products, n.e.c.	11	330 286	6 787	2.1	Z	X
5800	Farm supplies	82	868 604	194 872	22.4	.8	2.4
5811	Hay, straw, and alfalfa	36	480 453	71 418	14.9	.3	X
5812	Feeds (poultry and livestock) not mixed on location	28	170 380	37 914	22.3	.2	X
5813	Prepared feeds (poultry and livestock) mixed on location	34	331 946	64 800	19.5	.3	X
5815	Insecticides, fungicides, and pesticides	10	50 101	4 729	9.4	Z	X
5817	Seeds and bulbs	23	230 279	4 067	1.8	Z	X
5818	Other farm supplies (including harness and saddlery equipment)	11	183 001	9 963	5.4	Z	X
9700	Service receipts and labor charges (including installed parts)	25	484 898	3 813	.8	Z	X
9810	Miscellaneous commodities	68	370 940	22 095	6.0	.1	X
9910	Receipts from Commodity Credit Corporation	23	54 925	411	.7	Z	X
9920	Receipts for farm product preparation services (cleaning, shelling, etc.) ...	14	132 256	5 467	4.1	Z	X
9940	Rental and leasing receipts	27	118 296	6 150	5.2	Z	X
42259	Other farm product raw material whsle	1 684	X	22 375 228	X	100.0	75.9
1140	Iron and steel wire and wire products	16	84 881	3 721	4.4	Z	X
2320	General-purpose industrial machinery, equipment, and parts	8	29 936	512	1.7	Z	X
4700	Fresh fruits and vegetables	6	53 424	4 806	9.0	Z	X
4860	Other grocery specialties	10	1 659 005	224 008	13.5	1.0	X
4900	Grain and beans	65	472 670	93 134	19.7	.4	75.7
4911	Corn (for grain)	40	161 026	18 231	11.3	.1	X
4912	Oats and barley	23	62 808	1 621	2.6	Z	X
4913	Wheat	40	310 888	11 659	3.8	.1	X
4914	Sorghum (for grain)	14	113 182	18 434	16.3	.1	X
4915	Soybeans	29	288 797	34 358	11.9	.2	X
4916	Other grain and beans (rice and edible and inedible beans)	10	242 041	8 848	3.7	Z	X
5000	Cattle, hogs, sheep, and goats	9	47 224	3 372	7.1	Z	70.3
5011	Cattle	6	44 688	2 987	6.7	Z	X
5100	Hides, skins, and pelts	265	2 156 155	2 063 868	95.7	9.2	X
5120	Leaf tobacco	328	3 658 394	3 652 030	99.8	16.3	70.0
5121	Leaf tobacco stemmed and re-dried at this location	28	416 681	414 494	99.5	1.9	X
5122	All other leaf tobacco	301	3 241 713	3 237 536	99.9	14.5	X
5130	Wool, wool tops, and mohair	81	218 975	194 264	88.7	.9	X
5140	Other farm products, inedible	725	5 826 272	5 445 247	93.5	24.3	74.2
5141	Raw sugar	23	2 221 563	1 999 298	90.0	8.9	X
5142	Horses, mules, and donkeys	220	535 074	517 199	96.7	2.3	X
5143	Farm products, n.e.c.	501	3 078 358	2 928 750	95.1	13.1	X
5200	Raw cotton	303	10 642 108	10 474 088	98.4	46.8	X
5330	Chemicals and allied products (excluding agricultural, plastics, gases, and petroleum)	29	303 277	46 279	15.3	.2	1.2
5344	Other chemicals and allied products	9	129 329	15 600	12.1	.1	X
5400	Petroleum products	15	56 296	7 242	12.9	Z	X
5800	Farm supplies	76	315 344	62 833	19.9	.3	2.4
5811	Hay, straw, and alfalfa	18	13 120	1 303	9.9	Z	X
5812	Feeds (poultry and livestock) not mixed on location	18	13 120	1 303	9.9	Z	X
5814	Weed killers, soil sterilizers, and soil conditioners	31	198 689	2 660	1.3	Z	X
5815	Insecticides, fungicides, and pesticides	31	198 689	4 906	2.5	Z	X
5816	Other agricultural chemicals and fertilizers	54	260 716	24 428	9.4	.1	X
5817	Seeds and bulbs	36	246 983	2 702	1.1	Z	X
5818	Other farm supplies (including harness and saddlery equipment)	31	198 689	14 789	7.4	.1	X

See footnotes at end of table.

Table 1. All Types of Operation by Kind of Business and Commodity Line for Wholesale Trade: 1997—Con.

[Includes only establishments with payroll. For meaning of abbreviations and symbols, see introductory text. For explanation of terms, see Appendix A]

NAICS code and CL code	Kind of business and commodity line	Establishments handling commodity line		Commodity line sales			Sales coverage percent
		Number	Total sales (\$1,000)	Amount ¹ (\$1,000)	As percent of total sales of—		
					Establishments handling line	Establishments in NAICS industry ¹	
42259	Other farm product raw material whsle—Con.						
6110	Flowers and florists' supplies	7	21 173	6 118	28.9	Z	X
6150	Nondurable goods, n.e.c.	9	153 284	3 613	2.4	Z	X
9700	Service receipts and labor charges (including installed parts)	31	1 278 810	27 683	2.2	.1	.1
9703	Other service receipts and labor charges—Specify	25	1 178 247	24 656	2.1	.1	X
9810	Miscellaneous commodities	38	123 308	17 881	14.5	.1	X
9910	Receipts from Commodity Credit Corporation	8	595 819	2 439	.4	Z	X
9920	Receipts for farm product preparation services (cleaning, shelling, etc.) ...	16	78 686	6 915	8.8	Z	X
9940	Rental and leasing receipts	15	94 214	2 492	2.6	Z	X
422590	Other farm product raw material whsle	1 684	X	22 375 228	X	100.0	75.9
1140	Iron and steel wire and wire products	16	84 881	3 721	4.4	Z	X
2320	General-purpose industrial machinery, equipment, and parts	6	29 936	512	1.7	Z	X
4700	Fresh fruits and vegetables	8	53 424	4 806	9.0	Z	X
4860	Other grocery specialties	10	1 659 005	224 008	13.5	1.0	X
4900	Grain and beans	65	472 670	93 134	19.7	.4	75.7
4911	Corn (for grain)	40	161 026	18 231	11.3	.1	X
4912	Oats and barley	23	62 808	1 621	2.6	Z	X
4913	Wheat	40	310 888	11 659	3.8	.1	X
4914	Sorghum (for grain)	14	113 182	18 434	16.3	.1	X
4915	Soybeans	29	288 797	34 358	11.9	.2	X
4916	Other grain and beans (rice and edible and inedible beans)	10	242 041	8 848	3.7	Z	X
5000	Cattle, hogs, sheep, and goats	9	47 224	3 372	7.1	Z	70.3
5011	Cattle	6	44 688	2 987	6.7	Z	X
5100	Hides, skins, and pelts	265	2 156 155	2 063 868	95.7	9.2	X
5120	Leaf tobacco	328	3 658 394	3 652 030	99.8	16.3	70.0
5121	Leaf tobacco stemmed and re-dried at this location	28	416 681	414 494	99.5	1.9	X
5122	All other leaf tobacco	301	3 241 713	3 237 536	99.9	14.5	X
5130	Wool, wool tops, and mohair	81	218 975	194 264	88.7	.9	X
5140	Other farm products, inedible	725	5 826 272	5 445 247	93.5	24.3	74.2
5141	Raw sugar	23	2 221 563	1 999 298	90.0	8.9	X
5142	Horses, mules, and donkeys	220	535 074	517 199	96.7	2.3	X
5143	Farm products, n.e.c.	501	3 078 358	2 928 750	95.1	13.1	X
5200	Raw cotton	303	10 642 108	10 474 088	98.4	46.8	X
5330	Chemicals and allied products (excluding agricultural, plastics, gases, and petroleum)	29	303 277	46 279	15.3	.2	1.2
5344	Other chemicals and allied products	9	129 329	15 600	12.1	.1	X
5400	Petroleum products	15	56 296	7 242	12.9	Z	X
5800	Farm supplies	76	315 344	62 833	19.9	.3	2.4
5811	Hay, straw, and alfalfa	18	13 120	1 303	9.9	Z	X
5812	Feeds (poultry and livestock) not mixed on location	18	13 120	1 303	9.9	Z	X
5814	Weed killers, soil sterilizers, and soil conditioners	31	198 689	2 660	1.3	Z	X
5815	Insecticides, fungicides, and pesticides	31	198 689	4 906	2.5	Z	X
5816	Other agricultural chemicals and fertilizers	54	260 716	24 428	9.4	.1	X
5817	Seeds and bulbs	36	246 983	2 702	1.1	Z	X
5818	Other farm supplies (including harness and saddlery equipment)	31	198 689	14 789	7.4	.1	X
6110	Flowers and florists' supplies	7	21 173	6 118	28.9	Z	X
6150	Nondurable goods, n.e.c.	9	153 284	3 613	2.4	Z	X
9700	Service receipts and labor charges (including installed parts)	31	1 278 810	27 683	2.2	.1	.1
9703	Other service receipts and labor charges—Specify	25	1 178 247	24 656	2.1	.1	X
9810	Miscellaneous commodities	38	123 308	17 881	14.5	.1	X
9910	Receipts from Commodity Credit Corporation	8	595 819	2 439	.4	Z	X
9920	Receipts for farm product preparation services (cleaning, shelling, etc.) ...	16	78 686	6 915	8.8	Z	X
9940	Rental and leasing receipts	15	94 214	2 492	2.6	Z	X
4225901	Hides, skins, & pelts whsle	260	X	2 096 303	X	100.0	79.1
5100	Hides, skins, and pelts	260	2 096 303	2 039 996	97.3	97.3	X
9810	Miscellaneous commodities	8	26 070	2 384	9.1	.1	X
4225902	Leaf tobacco whsle	328	X	3 658 394	X	100.0	64.1
5120	Leaf tobacco	328	3 658 394	3 652 030	99.8	99.8	59.1
5121	Leaf tobacco stemmed and re-dried at this location	28	416 681	414 494	99.5	11.3	X
5122	All other leaf tobacco	301	3 241 713	3 237 536	99.9	88.5	X
4225903	Wool, wool tops, & mohair whsle	80	X	202 820	X	100.0	71.1
5130	Wool, wool tops, and mohair	80	202 820	190 389	93.9	93.9	X
5800	Farm supplies	17	38 349	8 796	22.9	4.3	X
9810	Miscellaneous commodities	7	15 036	2 565	17.1	1.3	X
4225904	Cotton whsle	297	X	10 618 437	X	100.0	87.0
4900	Grain and beans	15	299 961	51 628	17.2	.5	X
5200	Raw cotton	297	10 618 437	10 470 420	98.6	98.6	X
5330	Chemicals and allied products (excluding agricultural, plastics, gases, and petroleum)	9	129 329	15 600	12.1	.1	X
5800	Farm supplies	13	185 569	45 255	24.4	.4	X
9700	Service receipts and labor charges (including installed parts)	12	1 136 084	22 183	2.0	.2	X
9810	Miscellaneous commodities	7	23 957	1 576	6.6	Z	X
9910	Receipts from Commodity Credit Corporation	6	595 366	2 436	.4	Z	X

See footnotes at end of table.

Table 1. All Types of Operation by Kind of Business and Commodity Line for Wholesale Trade: 1997—Con.

[Includes only establishments with payroll. For meaning of abbreviations and symbols, see introductory text. For explanation of terms, see Appendix A]

NAICS code and CL code	Kind of business and commodity line	Establishments handling commodity line		Commodity line sales			Sales coverage percent
		Number	Total sales (\$1,000)	Amount ¹ (\$1,000)	As percent of total sales of—		
					Establishments handling line	Establishments in NAICS industry ¹	
4225905	Other farm-product raw material whse	719	X	5 799 274	X	100.0	62.0
1140	Iron and steel wire and wire products	15	83 470	3 445	4.1	.1	X
2320	General-purpose industrial machinery, equipment, and parts	6	29 936	512	1.7	Z	X
4700	Fresh fruits and vegetables	8	53 424	4 806	9.0	.1	X
4860	Other grocery specialties	10	1 659 005	224 008	13.5	3.9	X
4900	Grain and beans	45	168 943	41 356	24.5	.7	61.6
4911	Corn (for grain)	36	129 645	17 438	13.5	.3	X
4912	Oats and barley	23	62 808	1 621	2.6	Z	X
4913	Wheat	30	77 854	5 590	7.2	.1	X
4915	Soybeans	15	57 252	8 876	15.5	.2	X
4916	Other grain and beans (rice and edible and inedible beans)	6	37 085	6 885	18.6	.1	X
5000	Cattle, hogs, sheep, and goats	6	9 896	2 167	21.9	Z	X
5140	Other farm products, inedible	719	5 799 274	5 440 027	93.8	93.8	60.6
5141	Raw sugar	23	2 221 563	1 999 298	90.0	34.5	X
5142	Horses, mules, and donkeys	220	535 074	517 199	96.7	8.9	X
5143	Farm products, n.e.c.	495	3 051 360	2 923 530	95.8	50.4	X
5200	Raw cotton	6	23 671	3 668	15.5	.1	X
5330	Chemicals and allied products (excluding agricultural, plastics, gases, and petroleum)	15	36 307	5 454	15.0	.1	X
5400	Petroleum products	9	37 410	6 104	16.3	.1	X
5800	Farm supplies	42	75 498	6 884	9.1	.1	8.3
5811	Hay, straw, and alfalfa	18	13 120	1 303	9.9	Z	X
5812	Feeds (poultry and livestock) not mixed on location	18	13 120	1 303	9.9	Z	X
5814	Weed killers, soil sterilizers, and soil conditioners	18	13 120	280	2.1	Z	X
5815	Insecticides, fungicides, and pesticides	18	13 120	280	2.1	Z	X
5816	Other agricultural chemicals and fertilizers	41	75 147	1 913	2.5	Z	X
5817	Seeds and bulbs	23	61 414	1 247	2.0	Z	X
5818	Other farm supplies (including harness and saddlery equipment)	18	13 120	512	3.9	Z	X
6110	Flowers and florists' supplies	7	21 173	6 118	28.9	.1	X
9700	Service receipts and labor charges (including installed parts)	14	127 598	5 199	4.1	.1	.6
9703	Other service receipts and labor charges—Specify	13	42 163	2 473	5.9	Z	X
9810	Miscellaneous commodities	16	58 245	11 356	19.5	.2	X
9920	Receipts for farm product preparation services (cleaning, shelling, etc.)	9	23 204	1 193	5.1	Z	X
9940	Rental and leasing receipts	8	60 127	1 421	2.4	Z	X
4226	Chemical & allied products whse	15 920	X	128 923 496	X	100.0	77.0
0200	New and rebuilt automotive parts and supplies	99	452 369	52 401	11.6	Z	11.3
0213	Electrical engine parts (including ignition parts)	10	11 979	454	3.8	Z	X
0214	Brake parts (including fluid and all disk and drum parts)	33	123 217	2 450	2.0	Z	X
0215	Exhaust system parts	18	55 110	1 236	2.2	Z	X
0217	Hoses, belts, gaskets, and wiper blades	32	120 737	2 682	2.2	Z	X
0218	Filters (oil, air, gas, and transmission)	35	121 024	5 711	4.7	Z	X
0219	Engine parts, except electrical	10	14 056	416	3.0	Z	X
0221	Body parts and repair materials	17	88 848	9 670	10.9	Z	X
0222	Suspension parts (shocks, struts, balljoints, etc.)	10	7 928	216	2.7	Z	X
0223	Parts, n.e.c.	17	64 126	2 660	4.1	Z	X
0224	Accessories	36	110 225	3 787	3.4	Z	X
0300	Tires and tubes	19	70 360	8 934	12.7	Z	9.0
0311	New tires and tubes	6	62 309	3 016	4.8	Z	X
0312	Recapped and used tires and repair materials	12	5 861	5 917	100.0	Z	X
0400	Household and lawn furniture	10	33 768	1 799	5.3	Z	2.4
0412	Sleep furniture and equipment	7	21 544	939	4.4	Z	X
0420	Office and business furniture	15	67 408	4 482	6.6	Z	2.3
0422	New store and restaurant furniture	6	2 883	31	1.1	Z	X
0423	New public furniture (theater seats, church pews, park benches, and school desks)	11	33 657	3 134	9.3	Z	X
0500	Household china, glassware, crockery, and plastic housewares	15	27 990	4 369	15.6	Z	X
0530	Flooring and floor coverings	43	127 039	38 355	30.2	Z	44.4
0531	Soft-surface (textile) floor coverings and accessories (including rugs, carpets, and pads)	29	105 569	18 137	17.2	Z	X
0532	Hardwood flooring	19	98 920	4 224	4.3	Z	X
0533	Other hard-surface floor coverings and accessories (including tile and sheet goods)	24	54 700	13 208	24.1	Z	X
0540	Other home furnishings	26	75 156	8 195	10.9	Z	2.5
0542	Mirrors, lamps, and picture frames	9	18 746	2 644	14.1	Z	X
0600	Lumber: rough, dressed, and finished	14	51 913	10 922	21.0	Z	X
0620	Plywood and millwork	79	795 417	95 962	12.1	.1	60.4
0621	Softwood plywood and oriented strand board (OSB)	21	507 605	50 535	10.0	Z	X
0622	Other panels products (including hardwood plywood, waterboard, and particleboard)	39	203 728	24 900	12.2	Z	X
0624	Wood millwork (doors, windows, cabinets, etc.)	28	144 173	14 565	10.1	Z	X
0700	Brick, stone, tile, sand, block, cement, and gravel	44	176 809	28 799	16.3	Z	41.8
0711	Ready-mixed or transit-mixed concrete	8	22 658	2 542	11.2	Z	X
0712	Cement and lime	10	59 912	7 552	12.6	Z	X
0713	Sand, gravel, and crushed stone	6	10 512	1 933	18.4	Z	X
0714	Brick, block, tile, clay/cement sewer pipe, etc.	20	80 156	15 309	19.1	Z	X
0720	Roofing, siding, and insulation materials	41	198 197	31 134	15.7	Z	28.3
0721	Roofing, except wood	12	31 850	2 644	8.3	Z	X
0722	Siding, except wood	7	63 388	15 622	24.6	Z	X
0723	Insulation materials	25	113 849	12 857	11.3	Z	X
0730	Flat glass and other construction glass (excluding automotive)	9	25 241	3 510	13.9	Z	X

See footnotes at end of table.

Table 1. All Types of Operation by Kind of Business and Commodity Line for Wholesale Trade: 1997—Con.

[Includes only establishments with payroll. For meaning of abbreviations and symbols, see introductory text. For explanation of terms, see Appendix A]

NAICS code and CL code	Kind of business and commodity line	Establishments handling commodity line		Commodity line sales			Sales coverage percent
		Number	Total sales (\$1,000)	Amount ¹ (\$1,000)	As percent of total sales of—		
					Establishments handling line	Establishments in NAICS industry ¹	
4226	Chemical & allied products whsle—Con.						
0740	Other construction materials	41	235 524	24 961	10.6	Z	50.1
0744	Construction materials, n.e.c. (including wire fence and construction paper)	35	189 748	22 688	12.0	Z	X
0800	Photographic equipment and supplies (excluding video)	11	27 754	3 887	14.0	Z	X
0900	Office equipment	26	62 847	2 280	3.6	Z	11.7
0913	Copying machines and equipment	7	37 349	868	2.3	Z	X
0915	Mailing, letter handling, and addressing machines	19	25 498	1 412	5.5	Z	X
0920	New computer equipment	20	30 706	1 373	4.5	Z	26.2
0921	Computers	14	26 968	609	2.3	Z	X
0924	Other computer peripheral equipment	13	26 721	597	2.2	Z	X
0950	Computer software (packaged)	10	19 538	278	1.4	Z	X
0960	Restaurant and hotel equipment and supplies	73	171 955	21 069	12.3	Z	X
0970	Store machines and equipment	14	94 349	8 097	8.6	Z	X
1000	Medical, hospital, and surgical supplies	159	1 103 657	66 239	6.0	.1	3.6
1011	Surgical and medical instruments and equipment	37	110 132	17 714	16.1	Z	X
1012	Orthopedic, and prosthetic appliances and supplies	51	179 221	11 166	6.2	Z	X
1013	Other surgical, medical, and hospital supplies	100	366 225	24 330	6.6	Z	X
1050	Other professional equipment and supplies	22	65 676	8 096	12.3	Z	76.3
1054	Laboratory equipment	19	28 738	5 686	19.8	Z	X
1100	Iron and steel products (semifinished)	7	27 959	2 702	9.7	Z	58.3
1113	Rough castings and foundry products	7	27 959	1 582	5.7	Z	X
1120	Flat iron and steel products	121	746 385	85 118	11.4	.1	4.7
1123	Sheets (cold-rolled)	7	91 489	20 228	22.1	Z	X
1124	Sheets (hot-rolled)	7	28 347	4 014	14.2	Z	X
1126	Sheets (galvanized and coated)	14	18 339	2 167	11.8	Z	X
1128	Fabricated and structural plate products	58	262 091	13 595	5.2	Z	X
1140	Iron and steel wire and wire products	129	440 504	53 001	12.0	Z	1.3
1141	Wire (plain, coated, barbed, and twisted)	39	146 602	26 364	18.0	Z	X
1143	Wire rope, strand, strapping, reinforcement mesh, and bale ties	21	72 992	7 884	10.8	Z	X
1150	Iron and steel pipe and tubing	125	646 059	116 091	18.0	.1	9.0
1152	Tubing	59	351 921	35 492	10.1	Z	X
1153	Standard steel pipe	58	289 080	53 998	18.7	Z	X
1154	Other steel pipe	50	194 149	26 577	13.7	Z	X
1160	Other iron and steel products	24	120 949	21 977	18.2	Z	52.6
1167	Finished products, n.e.c.	17	81 108	9 770	12.0	Z	X
1170	Alloy steel	7	37 910	10 736	28.3	Z	14.2
1175	Other alloy steel	6	33 493	10 692	31.9	Z	X
1180	Stainless steel	13	95 852	11 090	11.6	Z	27.0
1185	Other stainless steel (including tubing)	12	76 434	10 121	13.2	Z	X
1200	Copper and brass	131	1 044 432	47 055	4.5	Z	2.2
1213	Tubular products (pipes and tubes)	46	249 403	15 759	6.3	Z	X
1214	Rod, nonelectrical wire, extruded shapes, etc.	62	660 997	12 350	1.9	Z	X
1220	Aluminum shapes, forms, etc.	180	951 650	110 310	11.6	.1	14.2
1221	Plates (.250 inch and over)	9	49 249	1 694	3.4	Z	X
1222	Sheets and coils (.006 to .249 inch)	104	391 176	33 252	8.5	Z	X
1223	Rods, bars, and wires: rolled or extruded (rounds, hexes, squares, and rectangles)	11	90 379	12 201	13.5	Z	X
1224	Pipe and tubing (including hollow bar, square, and rectangular tubing)	93	331 513	14 745	4.4	Z	X
1225	Foils	13	114 649	14 455	12.6	Z	X
1230	Other nonferrous metals (magnesium, nickel, tin, lead, zinc, etc., except precious)	27	164 783	35 149	21.3	Z	X
1320	Minerals and ores (excluding coal, precious stones, and crude oil)	65	1 045 546	143 750	13.7	.1	X
1400	Electrical apparatus and equipment	101	636 011	22 403	3.5	Z	2.9
1415	Electric bulbs (all types)	32	61 266	2 244	3.7	Z	X
1416	Interior wiring (excluding conduit)	7	42 875	3 033	7.1	Z	X
1417	Exterior wiring and cable (excluding conduit)	7	42 875	3 033	7.1	Z	X
1418	Lighting fixtures (residential and commercial)	8	17 441	673	3.9	Z	X
1419	Industrial controls	13	430 687	3 597	.8	Z	X
1421	Other electrical apparatus and equipment (including fuses and lightning rods)	36	99 341	5 812	5.9	Z	X
1500	Electrical appliances, household	40	83 508	5 118	6.1	Z	9.6
1511	Televisions	13	61 636	1 918	3.1	Z	X
1513	V.C.R.'s and video cameras	13	61 636	1 145	1.9	Z	X
1518	Other electrical household appliances (including fans, dishwashers, etc.)	26	21 843	2 049	9.4	Z	X
1600	Electronic parts and equipment, except communication	272	1 241 926	162 134	13.1	.1	2.1
1615	Discrete semiconductors, etc.	184	718 001	90 337	12.6	.1	X
1616	Electronic connectors and other passive electronic parts	41	260 949	6 049	2.3	Z	X
1618	Electronic parts and equipment, n.e.c.	41	260 949	27 231	10.4	Z	X
1700	Hardware	497	1 914 425	210 183	11.0	.2	8.0
1711	Hand tools (including power driven)	291	1 144 053	111 932	9.8	.1	X
1712	Bolts, nuts, rivets, and fasteners	198	462 209	31 563	6.8	Z	X
1713	Cutlery	108	327 439	39 970	12.2	Z	X
1800	Plumbing and heating equipment and supplies (hydronics)	235	924 288	143 343	15.5	.1	31.3
1811	Plastic pipe fittings and valves (excluding pipe and tubing)	111	498 801	77 591	15.6	.1	X
1812	Metal pipe fittings and valves (excluding pipe and tubing)	66	244 303	24 746	10.1	Z	X
1813	Plumbing fixtures	63	416 181	11 168	2.7	Z	X
1814	Furnaces, stoves, water heaters (except electric and warm air)	42	141 601	3 775	2.7	Z	X
1815	Boilers, radiators, and convectors	17	20 393	2 028	9.9	Z	X
1818	Other plumbing and heating equipment and supplies	93	266 669	24 020	9.0	Z	X

See footnotes at end of table.

Table 1. All Types of Operation by Kind of Business and Commodity Line for Wholesale Trade: 1997—Con.

[Includes only establishments with payroll. For meaning of abbreviations and symbols, see introductory text. For explanation of terms, see Appendix A]

NAICS code and CL code	Kind of business and commodity line	Establishments handling commodity line		Commodity line sales			Sales coverage percent
		Number	Total sales (\$1,000)	Amount ¹ (\$1,000)	As percent of total sales of—		
					Establishments handling line	Establishments in NAICS industry ¹	
4226	Chemical & allied products whse—Con.						
1900	Warm air heating and air-conditioning equipment and supplies	24	113 475	16 422	14.5	Z	70.4
1911	Furnaces (warm air)	10	45 147	3 196	7.1	Z	X
1912	Central air-conditioning (residential and commercial)	10	48 251	6 581	13.6	Z	X
1914	Heat pumps (residential and commercial)	6	43 096	1 747	4.1	Z	X
1919	Registers, grills, pre-formed ductwork (excluding sheet metal), and duct insulation	8	59 889	4 474	7.5	Z	X
2000	Refrigeration equipment and supplies	6	4 505	673	14.9	Z	77.0
2015	Other refrigeration equipment and supplies	6	4 505	673	14.9	Z	X
2100	Construction and mining machinery and equipment (including parts and attachments)	34	340 171	37 098	10.9	Z	1.5
2112	New power cranes, draglines, and shovels	15	63 317	622	1.0	Z	X
2117	Other new construction and mining, logging, and road maintenance machinery, equipment, and parts	15	63 317	12 420	19.6	Z	X
2200	Farm machinery, equipment, and parts	35	56 832	11 038	19.4	Z	10.4
2214	New dairy farm and barn equipment	20	32 770	4 648	14.2	Z	X
2215	New irrigation equipment	7	9 709	2 351	24.2	Z	X
2218	Used farm machinery and equipment	12	33 747	756	2.2	Z	X
2220	Garden machinery, equipment, and parts	281	992 101	245 526	24.7	.2	X
2230	Food-processing machinery, equipment, and parts	8	56 436	8 546	15.1	Z	X
2300	Hydraulic and pneumatic (fluid-power) pumps, motors, and parts	20	84 194	12 547	14.9	Z	21.7
2311	Pumps	14	66 526	10 327	15.5	Z	X
2320	General-purpose industrial machinery, equipment, and parts	890	5 914 906	388 227	6.6	.3	11.8
2321	New pumps, compressors (air or gas), and equipment	275	801 031	77 740	9.7	.1	X
2323	New diesel engines (excluding automotive)	19	35 046	1 261	3.6	Z	X
2326	New controlling, recording, and indicating instruments and access	188	484 388	77 909	16.1	.1	X
2327	All other new general-purpose industrial machinery and equipment	413	3 631 641	90 969	2.5	.1	X
2328	Used general-purpose industrial machinery and equipment	218	570 083	80 005	14.0	.1	X
2330	Metalworking machinery, equipment, and parts	46	152 675	15 642	10.2	Z	X
2340	Materials handling machinery, equipment, and parts	39	623 582	20 991	3.4	Z	58.8
2341	New conveying equipment	19	539 835	2 511	.5	Z	X
2344	New industrial trucks and tractors	6	27 921	11 670	41.8	Z	X
2345	Used materials handling machinery, equipment, and parts	7	26 209	4 883	18.6	Z	X
2360	Other industrial machinery, equipment, and parts	100	879 231	68 142	7.8	.1	59.1
2362	New power plant machinery (excluding electrical)	8	30 098	2 377	7.9	Z	X
2363	New printing trades machinery, equipment, and supplies	9	8 193	2 620	32.0	Z	X
2364	New textile and sewing machinery and equipment	7	58 868	5 390	9.2	Z	X
2366	Other new industrial machinery and equipment	68	754 334	45 205	6.0	Z	X
2367	Used industrial machinery and equipment	25	87 011	5 346	6.1	Z	X
2380	Industrial valves and fittings (except fluid-power)	26	99 723	10 054	10.1	Z	X
2390	Hydraulic and pneumatic (fluid-power) valves	12	87 420	18 725	21.4	Z	60.6
2391	Hydraulic valves	7	62 739	17 095	27.2	Z	X
2400	Hydraulic and pneumatic cylinders and rotary actuators	14	515 167	5 096	1.0	Z	72.7
2411	Hydraulic cylinders and rotary actuators	9	470 969	2 001	.4	Z	X
2420	Hydraulic and pneumatic connectors and assemblies	8	48 271	9 028	18.7	Z	X
2430	Fluid-power filters, components, accessories, and parts	20	146 701	9 411	6.4	Z	66.7
2431	Filters	15	102 591	1 797	1.8	Z	X
2432	Other fluid-power components, accessories, and parts, n.e.c.	10	56 270	7 614	13.5	Z	X
2440	Welding supplies (excluding gases)	1 003	2 666 537	590 571	22.1	.5	X
2450	Industrial containers and supplies	411	3 109 572	179 856	5.8	.1	8.6
2451	New and reconditioned drums and barrels	188	601 422	2 559	.4	Z	X
2452	Bottles and bottlers' supplies	54	487 581	65 440	13.4	.1	X
2454	Other industrial containers and supplies	216	2 346 039	111 857	4.8	.1	X
2460	Other industrial supplies	532	3 358 092	233 023	6.9	.2	4.9
2461	Printing and duplicating inks	15	60 421	2 039	3.4	Z	X
2462	Abrasives and abrasive materials	231	1 464 368	55 640	3.8	Z	X
2463	Nylon, polyester, and synthetic rubber	21	54 650	2 621	4.8	Z	X
2464	Mechanical rubber goods	33	96 023	10 024	10.4	Z	X
2465	Strapping and tape	115	729 033	40 328	5.5	Z	X
2466	Industrial supplies, n.e.c.	366	2 786 390	122 372	4.4	.1	X
2520	Custodial (janitors') equipment and supplies	838	3 015 684	348 204	11.5	.3	7.8
2521	Custodial equipment—power equipment	404	826 083	58 868	7.1	Z	X
2522	Custodial equipment—nonpower equipment	369	806 417	37 838	4.7	Z	X
2523	Custodial supplies	675	2 704 904	248 660	9.2	.2	X
2530	Laundry and dry-cleaning equipment and supplies	184	1 094 383	72 880	6.7	.1	X
2540	Other service establishment equipment and supplies	26	102 361	16 068	15.7	Z	34.8
2542	Service establishment equipment and supplies, n.e.c.	25	98 094	14 573	14.9	Z	X
2700	Sporting and recreational goods and supplies	39	106 861	13 881	13.0	Z	28.7
2713	Billiards, pool, bowling equipment, and accessories	8	16 022	3 109	19.4	Z	X
2715	Athletic equipment and accessories	7	13 142	283	2.2	Z	X
2718	Other sporting and recreational goods (go carts, bait, etc.)	8	22 010	7 106	32.3	Z	X
2800	Toys and hobby goods and supplies	22	67 510	8 032	11.9	Z	X
2930	Recyclable paper and paperboard	37	91 815	9 684	10.5	Z	X
2940	Recyclable materials, except metal	11	44 352	10 744	24.2	Z	X
3000	Jewelry, diamonds, gem stones, and watches	9	26 736	3 361	12.6	Z	X
3120	Forest products, except lumber (including cordwood, hewn posts, poles, and ties)	64	364 532	42 238	11.6	Z	X
3150	Other durable goods	18	55 760	1 213	2.2	Z	1.8
3154	Other durable goods, n.e.c.	18	55 760	1 213	2.2	Z	X

See footnotes at end of table.

Table 1. All Types of Operation by Kind of Business and Commodity Line for Wholesale Trade: 1997—Con.

[Includes only establishments with payroll. For meaning of abbreviations and symbols, see introductory text. For explanation of terms, see Appendix A]

NAICS code and CL code	Kind of business and commodity line	Establishments handling commodity line		Commodity line sales			Sales coverage percent
		Number	Total sales (\$1,000)	Amount ¹ (\$1,000)	As percent of total sales of—		
					Establishments handling line	Establishments in NAICS industry ¹	
4226	Chemical & allied products whse—Con.						
3200	Printing and writing paper	50	170 365	9 214	5.4	Z	36.8
3211	Roll newsprint and rotogravure paper	25	140 027	6 320	4.5	Z	X
3212	Fine roll paper	6	76 911	103	.1	Z	X
3213	Other printing and writing paper	24	29 761	2 786	9.4	Z	X
3300	Stationery, office supplies and greeting cards	56	182 206	15 365	8.4	Z	27.5
3311	Business forms	13	59 280	7 402	12.5	Z	X
3312	Stationery, photocopy paper, and typing paper	29	109 166	1 981	1.8	Z	X
3313	Inked ribbons, carbon paper, pens and pencils	21	15 816	1 189	7.5	Z	X
3314	Toner and cartridges	24	24 130	4 070	16.9	Z	X
3316	Other stationery supplies (envelopes, ruled forms, and binder paper) ...	8	3 644	265	7.3	Z	X
3400	Industrial and personal services paper and plastics	672	3 339 343	426 975	12.8	.3	17.6
3411	Paperboard and boxboard boxes	260	1 308 850	122 921	9.4	.1	X
3412	Paper dishes, cups, and napkins	223	856 042	16 826	2.0	Z	X
3413	Industrial paper (wrapping, bags, cartons, etc.)	217	1 083 192	161 818	14.9	.1	X
3414	Disposable plastic boxes, containers, cups, dishes, and supplies	92	549 836	10 087	1.8	Z	X
3415	Other industrial and personal service paper	279	1 527 827	115 318	7.5	.1	X
3500	Drugs, pharmaceuticals, cosmetics, and toiletries	303	6 379 497	627 227	9.8	.5	.8
3511	Prescription drugs	13	178 912	25 522	14.3	Z	X
3512	Nonprescription pharmaceuticals	57	2 733 049	187 773	6.9	.1	X
3513	Cosmetics	60	102 670	13 648	13.3	Z	X
3515	Other toiletries and druggists' sundries	193	3 559 110	396 519	11.1	.3	X
3600	Piece goods, knit and woven	24	638 407	153 641	24.1	.1	X
3700	Notions (buttons, ribbons, lace, sewing accessories, zippers, bindings, etc.)	36	83 049	6 771	8.2	Z	X
3900	Women's and children's wear	9	38 564	5 191	13.5	Z	X
4100	Frozen foods (packaged)	9	248 438	13 099	5.3	Z	.4
4117	Other frozen foods (except frozen dairy products)	6	53 531	3 564	6.7	Z	X
4200	Dairy products (excluding dried or canned)	7	7 799	400	5.1	Z	60.2
4215	Raw milk	7	7 799	400	5.1	Z	X
4800	Coffee, tea, and spices	59	697 351	4 752	.7	Z	X
4830	Canned foods	23	2 309 547	478 233	20.7	.4	8.1
4831	Canned and bottled fruits, vegetables, and juices	6	239 690	38 801	16.2	Z	X
4840	Food and beverage basic materials (include flavoring extracts, fruit peel, hop extract, industrial molasses, sausage casings, malt, yeast, etc.)	8	60 301	19 436	32.2	Z	X
4850	Soft drinks and bottled water	11	224 922	5 724	2.5	Z	75.9
4853	Bottled water	6	217 761	2 938	1.3	Z	X
4860	Other grocery specialties	46	698 982	28 266	4.0	Z	25.3
4862	Breakfast cereals	7	237 850	3 488	1.5	Z	X
4863	Cooking oils and margarine	7	237 850	6 973	2.9	Z	X
4865	Pickles, preserves, jellies, jams, and sauces	7	237 850	3 488	1.5	Z	X
4868	Grocery specialties, n.e.c.	21	90 110	2 128	2.4	Z	X
4900	Grain and beans	52	201 317	48 203	23.9	Z	66.6
4911	Corn (for grain)	35	158 385	24 320	15.4	Z	X
4912	Oats and barley	25	62 608	2 154	3.4	Z	X
4913	Wheat	21	53 539	2 815	5.3	Z	X
4915	Soybeans	16	118 526	15 056	12.7	Z	X
4916	Other grain and beans (rice and edible and inedible beans)	22	59 111	2 767	4.7	Z	X
5140	Other farm products, inedible	8	25 221	3 245	12.9	Z	77.0
5143	Farm products, n.e.c.	8	25 221	3 245	12.9	Z	X
5300	Plastics materials and basic shapes	4 887	46 633 665	33 632 724	72.1	26.1	54.9
5311	Plastic pipes, rods, tubes, and shapes	1 496	7 691 360	4 612 096	60.0	3.6	X
5312	High pressure laminates	542	4 014 270	2 226 770	55.5	1.7	X
5313	Plastics raw materials	1 674	27 787 072	17 325 035	62.3	13.4	X
5314	Other plastics materials and basic shapes	2 425	15 936 230	9 468 821	59.4	7.3	X
5320	Industrial gases (welding, etc.)	1 187	3 442 914	2 076 350	60.3	1.6	X
5330	Chemicals and allied products (excluding agricultural, plastics, gases, and petroleum)	10 939	95 388 782	84 690 669	88.8	65.7	53.7
5331	Gasses, compressed and liquified, except L.P.	916	7 183 523	2 793 539	38.9	2.2	X
5332	Alkalies and chlorine	1 550	20 120 372	9 743 307	48.4	7.6	X
5334	Organic fibers	190	4 993 055	3 784 000	75.8	2.9	X
5335	Detergents and soaps	3 244	24 970 768	10 664 625	42.7	8.3	X
5336	Sanitation chemicals, polishes, and waxes	2 022	10 619 407	2 067 798	19.5	1.6	X
5338	Wood chemicals, naval stores, and gum	357	4 145 439	674 473	16.3	.5	X
5341	Insecticides, nonagricultural	843	4 391 269	752 662	17.1	.6	X
5342	Adhesives, sealants, and glues	1 385	7 888 851	2 343 958	29.7	1.8	X
5343	Explosives	390	2 105 250	1 860 550	88.4	1.4	X
5344	Other chemicals and allied products	6 987	65 297 709	50 005 755	76.6	38.8	X
5400	Petroleum products	664	6 249 631	861 640	13.8	.7	1.1
5411	Aviation gasoline	18	13 120	3 199	24.4	Z	X
5412	Motor gasoline	113	1 470 445	131 562	8.9	.1	X
5415	No. 2 distillate fuel oil (no. 2 diesel and no. 2 heating oil)	96	1 234 271	111 500	9.0	.1	X
5416	All other distillate fuel oil (no. 1 and no. 4 diesel and heating)	124	1 480 698	65 015	4.4	.1	X
5417	Residual fuel oil (no. 5, no. 6, heavy diesel, etc.)	51	1 603 611	273 764	17.1	.2	X
5418	Lubricating oil and greases	471	2 170 875	228 389	10.5	.2	X
5420	Liquified petroleum gases (excluding natural gas)	74	692 885	22 530	3.3	Z	X
5520	Other petroleum products (including asphalt, road oil, wax, etc.)	7	299 088	64 673	21.6	.1	X

See footnotes at end of table.

Table 1. All Types of Operation by Kind of Business and Commodity Line for Wholesale Trade: 1997—Con.

[Includes only establishments with payroll. For meaning of abbreviations and symbols, see introductory text. For explanation of terms, see Appendix A]

NAICS code and CL code	Kind of business and commodity line	Establishments handling commodity line		Commodity line sales			Sales coverage percent
		Number	Total sales (\$1,000)	Amount ¹ (\$1,000)	As percent of total sales of—		
					Establishments handling line	Establishments in NAICS industry ¹	
4226	Chemical & allied products whse—Con.						
5800	Farm supplies	290	2 493 782	212 559	8.5	.2	8.3
5811	Hay, straw, and alfalfa	50	165 562	17 078	10.3	Z	X
5812	Feeds (poultry and livestock) not mixed on location	73	1 021 757	59 106	5.8	Z	X
5814	Weed killers, soil sterilizers, and soil conditioners	39	249 665	1 749	.7	Z	X
5815	Insecticides, fungicides, and pesticides	48	286 094	5 071	1.8	Z	X
5816	Other agricultural chemicals and fertilizers	163	1 006 177	53 690	5.3	Z	X
5817	Seeds and bulbs	104	176 025	1 985	1.1	Z	X
5818	Other farm supplies (including harness and saddlery equipment)	26	101 295	882	.9	Z	X
6000	Paint, paint supplies, and wallpaper	370	2 178 719	188 722	8.7	.1	3.5
6011	Architectural coatings (enamels, primers, stains, solvents, and lacquers)	155	597 199	68 000	11.4	.1	X
6012	Industrial/OEM coatings (coatings applied by original manufacturers to products during manufacturing)	152	605 885	49 982	8.2	Z	X
6014	Paint supplies	62	226 601	24 094	10.6	Z	X
6100	Books, periodicals, newspapers, and miscellaneous printed materials	27	110 907	8 051	7.3	Z	.1
6101	Books	18	49 136	1 149	2.3	Z	X
6102	Other periodicals, newspapers, and miscellaneous printed materials	18	49 136	1 149	2.3	Z	X
6120	Art goods (including novelties and souvenirs)	19	88 187	14 798	16.8	Z	75.7
6121	Art materials	13	71 668	13 422	18.7	Z	X
6130	Textile bags, bagging, and burlap	8	76 876	16 081	20.9	Z	X
6150	Nondurable goods, n.e.c.	25	121 899	27 388	22.5	Z	X
9700	Service receipts and labor charges (including installed parts)	1 184	3 380 279	236 372	7.0	.2	16.2
9701	Labor charges for repair work	913	2 313 268	96 278	4.2	.1	X
9702	Parts installed in repair work	574	1 466 396	46 464	3.2	Z	X
9703	Other service receipts and labor charges—Specify	352	1 180 690	72 987	6.2	.1	X
9720	Receipts for service contracts	32	96 663	7 776	8.0	Z	X
9740	Receipts for installing equipment	13	33 372	1 100	3.3	Z	X
9810	Miscellaneous commodities	1 363	7 276 461	657 883	9.0	.5	X
9920	Receipts for farm product preparation services (cleaning, shelling, etc.)	14	28 055	2 591	9.2	Z	X
9940	Rental and leasing receipts	654	2 175 433	181 579	8.3	.1	.3
9943	Other office machine rental receipts	83	403 592	12 789	3.2	Z	X
42261	Plastics materials & basic forms & shapes whse	4 349	X	35 193 271	X	100.0	79.9
0200	New and rebuilt automotive parts and supplies	15	191 246	23 091	12.1	.1	X
0420	Office and business furniture	10	36 634	1 379	3.8	Z	2.5
0422	New store and restaurant furniture	6	2 883	31	1.1	Z	X
0423	New public furniture (theater seats, church pews, park benches, and school desks)	6	2 883	31	1.1	Z	X
0530	Flooring and floor coverings	22	100 825	36 204	35.9	.1	53.1
0531	Soft-surface (textile) floor coverings and accessories (including rugs, carpets, and pads)	16	91 678	17 210	18.8	Z	X
0532	Hardwood flooring	14	88 675	3 516	4.0	Z	X
0533	Other hard-surface floor coverings and accessories (including tile and sheet goods)	19	44 455	13 136	29.5	Z	X
0540	Other home furnishings	12	38 830	4 655	12.0	Z	4.7
0542	Mirrors, lamps, and picture frames	9	18 746	2 644	14.1	Z	X
0600	Lumber: rough, dressed, and finished	10	39 599	9 696	24.5	Z	X
0620	Plywood and millwork	59	693 732	75 974	11.0	.2	68.5
0621	Softwood plywood and oriented strand board (OSB)	18	493 285	47 787	9.7	.1	X
0622	Other panels products (including hardwood plywood, waterboard, and particleboard)	30	148 636	18 847	12.7	.1	X
0624	Wood millwork (doors, windows, cabinets, etc.)	15	90 066	5 628	6.2	Z	X
0700	Brick, stone, tile, sand, block, cement, and gravel	24	88 649	14 696	16.6	Z	57.3
0712	Cement and lime	6	14 647	1 632	11.1	Z	X
0714	Brick, block, tile, clay/cement sewer pipe, etc.	16	67 192	12 488	18.6	Z	X
0720	Roofing, siding, and insulation materials	17	62 667	10 591	16.9	Z	25.6
0723	Insulation materials	11	46 033	6 374	13.8	Z	X
0730	Flat glass and other construction glass (excluding automotive)	7	23 403	3 328	14.2	Z	X
0740	Other construction materials	12	81 801	7 700	9.4	Z	75.7
0744	Construction materials, n.e.c. (including wire fence and construction paper)	6	36 025	5 427	15.1	Z	X
0800	Photographic equipment and supplies (excluding video)	11	27 754	3 887	14.0	Z	X
0900	Office equipment	19	25 498	1 412	5.5	Z	26.2
0915	Mailing, letter handling, and addressing machines	19	25 498	1 412	5.5	Z	X
0920	New computer equipment	13	26 721	1 198	4.5	Z	29.5
0921	Computers	13	26 721	597	2.2	Z	X
0924	Other computer peripheral equipment	13	26 721	597	2.2	Z	X
0950	Computer software (packaged)	9	19 179	260	1.4	Z	X
0960	Restaurant and hotel equipment and supplies	12	55 538	9 674	17.4	Z	X
0970	Store machines and equipment	12	60 449	6 949	11.5	Z	X
1000	Medical, hospital, and surgical supplies	34	195 437	17 811	9.1	.1	5.4
1013	Other surgical, medical, and hospital supplies	30	131 939	11 112	8.4	Z	X
1100	Iron and steel products (semifinished)	7	27 959	2 702	9.7	Z	60.5
1113	Rough castings and foundry products	7	27 959	1 582	5.7	Z	X
1120	Flat iron and steel products	73	386 194	40 131	10.4	.1	9.4
1123	Sheets (cold-rolled)	7	91 489	20 228	22.1	.1	X
1124	Sheets (hot-rolled)	7	28 347	4 014	14.2	Z	X
1126	Sheets (galvanized and coated)	14	18 339	2 167	11.8	Z	X
1128	Fabricated and structural plate products	58	262 091	13 595	5.2	Z	X

See footnotes at end of table.

Table 1. All Types of Operation by Kind of Business and Commodity Line for Wholesale Trade: 1997—Con.

[Includes only establishments with payroll. For meaning of abbreviations and symbols, see introductory text. For explanation of terms, see Appendix A]

NAICS code and CL code	Kind of business and commodity line	Establishments handling commodity line		Commodity line sales			Sales coverage percent
		Number	Total sales (\$1,000)	Amount ¹ (\$1,000)	As percent of total sales of—		
					Establishments handling line	Establishments in NAICS industry ¹	
42261	Plastics materials & basic forms & shapes whsle—Con.						
1140	Iron and steel wire and wire products	56	300 804	36 956	12.3	.1	1.6
1141	Wire (plain, coated, barbed, and twisted)	16	138 112	25 763	18.7	.1	X
1150	Iron and steel pipe and tubing	106	597 771	111 085	18.6	.3	10.0
1152	Tubing	59	351 921	35 492	10.1	.1	X
1153	Standard steel pipe	58	289 080	53 998	18.7	.2	X
1154	Other steel pipe	34	148 614	21 595	14.5	.1	X
1160	Other iron and steel products	7	71 191	9 250	13.0	Z	61.6
1167	Finished products, n.e.c.	7	71 191	9 250	13.0	Z	X
1180	Stainless steel	9	90 649	11 013	12.1	Z	25.7
1185	Other stainless steel (including tubing)	8	71 231	10 044	14.1	Z	X
1200	Copper and brass	53	331 515	25 591	7.7	.1	6.4
1213	Tubular products (pipes and tubes)	46	249 403	15 759	6.3	Z	X
1220	Aluminum shapes, forms, etc.	140	644 642	77 083	12.0	.2	20.9
1221	Plates (.250 inch and over)	9	49 249	1 694	3.4	Z	X
1222	Sheets and coils (.006 to .249 inch)	104	391 176	33 252	8.5	.1	X
1223	Rods, bars, and wires: rolled or extruded (rounds, hexes, squares, and rectangles)	11	90 379	12 201	13.5	Z	X
1224	Pipe and tubing (including hollow bar, square, and rectangular tubing) ..	93	331 513	14 745	4.4	Z	X
1225	Foils	13	114 649	14 455	12.6	Z	X
1400	Electrical apparatus and equipment	47	121 582	14 516	11.9	Z	15.9
1415	Electric bulbs (all types)	32	61 266	2 244	3.7	Z	X
1416	Interior wiring (excluding conduit)	7	42 875	3 033	7.1	Z	X
1417	Exterior wiring and cable (excluding conduit)	7	42 875	3 033	7.1	Z	X
1418	Lighting fixtures (residential and commercial)	8	17 441	673	3.9	Z	X
1421	Other electrical apparatus and equipment (including fuses and lightning rods)	8	35 821	5 518	15.4	Z	X
1500	Electrical appliances, household	13	61 636	3 063	5.0	Z	6.1
1511	Televisions	13	61 636	1 918	3.1	Z	X
1513	V.C.R.'s and video cameras	13	61 636	1 145	1.9	Z	X
1600	Electronic parts and equipment, except communication	65	339 993	50 844	15.0	.1	.9
1616	Electronic connectors and other passive electronic parts	41	260 949	6 049	2.3	Z	X
1618	Electronic parts and equipment, n.e.c.	41	260 949	27 231	10.4	.1	X
1700	Hardware	223	1 018 801	122 619	12.0	.3	9.3
1711	Hand tools (including power driven)	155	730 606	76 085	10.4	Z	X
1712	Bolts, nuts, rivets, and fasteners	98	351 823	13 828	3.9	Z	X
1713	Cutlery	63	294 566	32 302	11.0	.1	X
1800	Plumbing and heating equipment and supplies (hydronics)	106	513 595	106 017	20.6	.3	39.5
1811	Plastic pipe fittings and valves (excluding pipe and tubing)	83	413 412	71 189	17.2	.2	X
1812	Metal pipe fittings and valves (excluding pipe and tubing)	44	160 539	19 582	12.2	.1	X
1813	Plumbing fixtures	24	150 789	5 448	3.6	Z	X
1814	Furnaces, stoves, water heaters (except electric and warm air)	14	104 571	2 081	2.0	Z	X
1818	Other plumbing and heating equipment and supplies	20	72 754	7 694	10.6	Z	X
1900	Warm air heating and air-conditioning equipment and supplies	6	43 096	10 328	24.0	Z	71.8
1911	Furnaces (warm air)	6	43 096	3 072	7.1	Z	X
1912	Central air-conditioning (residential and commercial)	6	43 096	5 509	12.8	Z	X
1914	Heat pumps (residential and commercial)	6	43 096	1 747	4.1	Z	X
2100	Construction and mining machinery and equipment (including parts and attachments)	13	76 798	14 889	19.4	Z	X
2230	Food-processing machinery, equipment, and parts	6	33 197	7 828	23.6	Z	X
2300	Hydraulic and pneumatic (fluid-power) pumps, motors, and parts	7	42 384	10 568	24.9	Z	X
2320	General-purpose industrial machinery, equipment, and parts	161	944 332	90 374	9.6	.3	4.2
2321	New pumps, compressors (air or gas), and equipment	77	549 171	44 904	8.2	.1	X
2327	All other new general-purpose industrial machinery and equipment	76	317 209	33 887	10.7	Z	X
2328	Used general-purpose industrial machinery and equipment	27	170 205	751	.4	Z	X
2330	Metalworking machinery, equipment, and parts	11	29 993	3 839	12.8	Z	X
2340	Materials handling machinery, equipment, and parts	19	133 176	18 336	13.8	.1	8.4
2341	New conveying equipment	8	80 150	2 163	2.7	Z	X
2344	New industrial trucks and tractors	6	27 921	11 670	41.8	Z	X
2345	Used materials handling machinery, equipment, and parts	6	25 107	4 503	17.9	Z	X
2360	Other industrial machinery, equipment, and parts	34	152 970	23 972	15.7	.1	17.1
2364	New textile and sewing machinery and equipment	7	58 868	5 390	9.2	Z	X
2366	Other new industrial machinery and equipment	10	48 514	8 527	17.6	Z	X
2367	Used industrial machinery and equipment	12	48 981	3 690	7.5	Z	X
2440	Welding supplies (excluding gases)	29	100 598	1 269	1.3	Z	X
2450	Industrial containers and supplies	107	654 174	98 373	15.0	.3	30.1
2452	Bottles and bottlers' supplies	50	483 951	65 335	13.5	.2	X
2454	Other industrial containers and supplies	63	187 288	33 038	17.6	.1	X
2460	Other industrial supplies	170	981 115	99 035	10.1	.3	5.8
2461	Printing and duplicating inks	15	60 421	2 039	3.4	Z	X
2462	Abrasives and abrasive materials	15	60 421	255	.4	Z	X
2463	Nylon, polyester, and synthetic rubber	14	15 566	2 188	14.1	Z	X
2464	Mechanical rubber goods	33	96 023	10 024	10.4	Z	X
2465	Strapping and tape	82	511 360	39 022	7.6	.1	X
2466	Industrial supplies, n.e.c.	70	639 170	45 507	7.1	.1	X
2520	Custodial (janitors') equipment and supplies	50	330 594	47 509	14.4	.1	.8
2522	Custodial equipment—nonpower equipment	46	294 704	16 994	5.8	Z	X
2523	Custodial supplies	46	294 704	28 301	9.6	.1	X
2700	Sporting and recreational goods and supplies	16	55 686	3 343	6.0	Z	X
2800	Toys and hobby goods and supplies	14	54 276	6 804	12.5	Z	X
2930	Recyclable paper and paperboard	22	51 001	7 244	14.2	Z	X

See footnotes at end of table.

Table 1. All Types of Operation by Kind of Business and Commodity Line for Wholesale Trade: 1997—Con.

[Includes only establishments with payroll. For meaning of abbreviations and symbols, see introductory text. For explanation of terms, see Appendix A]

NAICS code and CL code	Kind of business and commodity line	Establishments handling commodity line		Commodity line sales			Sales coverage percent
		Number	Total sales (\$1,000)	Amount ¹ (\$1,000)	As percent of total sales of—		
					Establishments handling line	Establishments in NAICS industry ¹	
42261	Plastics materials & basic forms & shapes whsle—Con.						
3120	Forest products, except lumber (including cordwood, hewn posts, poles, and ties)	42	183 473	22 311	12.2	.1	X
3200	Printing and writing paper	31	141 985	6 971	4.9	Z	44.9
3211	Roll newsprint and rotogravure paper	25	140 027	6 320	4.5	Z	X
3212	Fine roll paper	6	76 911	103	.1	Z	X
3213	Other printing and writing paper	6	1 958	548	28.0	Z	X
3300	Stationery, office supplies and greeting cards	41	158 818	13 840	8.7	Z	27.7
3312	Stationery, photocopy paper, and typing paper	29	109 166	1 981	1.8	Z	X
3313	Inked ribbons, carbon paper, pens and pencils	21	15 816	1 189	7.5	Z	X
3314	Toner and cartridges	16	15 777	3 965	25.1	Z	X
3316	Other stationery supplies (envelopes, ruled forms, and binder paper) ...	8	3 644	265	7.3	Z	X
3400	Industrial and personal services paper and plastics	175	1 095 914	179 094	16.3	.5	37.8
3411	Paperboard and boxboard boxes	112	874 653	118 431	13.5	.3	X
3412	Paper dishes, cups, and napkins	21	65 182	2 872	4.4	Z	X
3413	Industrial paper (wrapping, bags, cartons, etc.)	73	442 442	43 792	9.9	.1	X
3414	Disposable plastic boxes, containers, cups, dishes, and supplies	21	153 105	3 750	2.4	Z	X
3415	Other industrial and personal service paper	48	99 112	10 244	10.3	Z	X
3500	Drugs, pharmaceuticals, cosmetics, and toiletries	14	190 780	28 340	14.9	.1	2.8
3511	Prescription drugs	13	178 912	25 522	14.3	.1	X
3512	Nonprescription pharmaceuticals	13	178 912	1 039	.6	Z	X
3600	Piece goods, knit and woven	11	243 829	46 699	19.2	.1	X
3700	Notions (buttons, ribbons, lace, sewing accessories, zippers, bindings, etc.)	22	77 223	6 385	8.3	Z	X
4860	Other grocery specialties	7	203 958	2 569	1.3	Z	X
5300	Plastics materials and basic shapes	4 349	35 193 271	32 298 971	91.8	91.8	53.4
5311	Plastic pipes, rods, tubes, and shapes	1 395	7 425 831	4 590 500	61.8	13.0	X
5312	High pressure laminates	534	3 882 544	2 222 643	57.2	6.3	X
5313	Plastics raw materials	1 383	18 077 149	16 223 903	89.7	46.1	X
5314	Other plastics materials and basic shapes	2 244	14 260 797	9 261 925	64.9	26.3	X
5320	Industrial gases (welding, etc.)	22	174 033	33 475	19.2	.1	X
5330	Chemicals and allied products (excluding agricultural, plastics, gases, and petroleum)	413	4 342 329	692 893	16.0	2.0	69.5
5331	Gasses, compressed and liquified, except L.P.	11	73 092	16 901	23.1	Z	X
5332	Alkalies and chlorine	15	78 346	8 392	10.7	Z	X
5334	Organic fibers	17	135 519	15 178	11.2	Z	X
5335	Detergents and soaps	48	520 303	35 638	6.8	.1	X
5336	Sanitation chemicals, polishes, and waxes	33	358 416	28 858	8.1	.1	X
5338	Wood chemicals, naval stores, and gum	14	226 738	16 005	7.1	Z	X
5342	Adhesives, sealants, and glues	267	2 511 105	182 586	7.3	.5	X
5344	Other chemicals and allied products	140	2 201 542	387 788	17.6	1.1	X
5400	Petroleum products	22	733 365	32 239	4.4	.1	X
5800	Farm supplies	16	293 813	72 821	24.8	.2	X
6000	Paint, paint supplies, and wallpaper	64	767 882	54 972	7.2	.2	.8
6011	Architectural coatings (enamels, primers, stains, solvents, and lacquers)	28	200 804	13 106	6.5	Z	X
6014	Paint supplies	26	136 656	20 348	14.9	.1	X
6120	Art goods (including novelties and souvenirs)	11	80 724	13 617	16.9	Z	79.9
6121	Art materials	6	64 404	12 336	19.2	Z	X
6130	Textile bags, bagging, and burlap	6	76 173	16 010	21.0	Z	X
9700	Service receipts and labor charges (including installed parts)	179	935 916	66 335	7.1	.2	16.7
9701	Labor charges for repair work	119	397 076	14 767	3.7	Z	X
9702	Parts installed in repair work	77	256 173	4 470	1.7	Z	X
9703	Other service receipts and labor charges—Specify	88	627 836	47 097	7.5	.1	X
9720	Receipts for service contracts	10	47 414	4 179	8.8	Z	X
9810	Miscellaneous commodities	332	2 176 323	213 014	9.8	.6	X
9940	Rental and leasing receipts	86	438 847	13 057	3.0	Z	1.6
9943	Other office machine rental receipts	83	403 592	12 789	3.2	Z	X
422610	Plastics materials & basic forms & shapes whsle	4 349	X	35 193 271	X	100.0	79.9
0200	New and rebuilt automotive parts and supplies	15	191 246	23 091	12.1	.1	X
0420	Office and business furniture	10	36 634	1 379	3.8	Z	2.5
0422	New store and restaurant furniture	6	2 883	31	1.1	Z	X
0423	New public furniture (theater seats, church pews, park benches, and school desks)	6	2 883	31	1.1	Z	X
0530	Flooring and floor coverings	22	100 825	36 204	35.9	.1	53.1
0531	Soft-surface (textile) floor coverings and accessories (including rugs, carpets, and pads)	16	91 678	17 210	18.8	Z	X
0532	Hardwood flooring	14	88 675	3 516	4.0	Z	X
0533	Other hard-surface floor coverings and accessories (including tile and sheet goods)	19	44 455	13 136	29.5	Z	X
0540	Other home furnishings	12	38 830	4 655	12.0	Z	4.7
0542	Mirrors, lamps, and picture frames	9	18 746	2 644	14.1	Z	X
0600	Lumber: rough, dressed, and finished	10	39 599	9 696	24.5	Z	X
0620	Plywood and millwork	59	693 732	75 974	11.0	.2	68.5
0621	Softwood plywood and oriented strand board (OSB)	18	493 285	47 787	9.7	.1	X
0622	Other panels products (including hardwood plywood, waterboard, and particleboard)	30	148 636	18 847	12.7	.1	X
0624	Wood millwork (doors, windows, cabinets, etc.)	15	90 066	5 628	6.2	Z	X
0700	Brick, stone, tile, sand, block, cement, and gravel	24	88 649	14 696	16.6	Z	57.3
0712	Cement and lime	6	14 647	1 632	11.1	Z	X
0714	Brick, block, tile, clay/cement sewer pipe, etc.	16	67 192	12 488	18.6	Z	X

See footnotes at end of table.

Table 1. All Types of Operation by Kind of Business and Commodity Line for Wholesale Trade: 1997—Con.

[Includes only establishments with payroll. For meaning of abbreviations and symbols, see introductory text. For explanation of terms, see Appendix A]

NAICS code and CL code	Kind of business and commodity line	Establishments handling commodity line		Commodity line sales			Sales coverage percent
		Number	Total sales (\$1,000)	Amount ¹ (\$1,000)	As percent of total sales of—		
					Establishments handling line	Establishments in NAICS industry ¹	
422610	Plastics materials & basic forms & shapes whse—Con.						
0720	Roofing, siding, and insulation materials.....	17	62 667	10 591	16.9	Z	25.6
0723	Insulation materials.....	11	46 033	6 374	13.8	Z	X
0730	Flat glass and other construction glass (excluding automotive).....	7	23 403	3 328	14.2	Z	X
0740	Other construction materials.....	12	81 801	7 700	9.4	Z	75.7
0744	Construction materials, n.e.c. (including wire fence and construction paper).....	6	36 025	5 427	15.1	Z	X
0800	Photographic equipment and supplies (excluding video).....	11	27 754	3 887	14.0	Z	X
0900	Office equipment.....	19	25 498	1 412	5.5	Z	26.2
0915	Mailing, letter handling, and addressing machines.....	19	25 498	1 412	5.5	Z	X
0920	New computer equipment.....	13	26 721	1 198	4.5	Z	29.5
0921	Computers.....	13	26 721	597	2.2	Z	X
0924	Other computer peripheral equipment.....	13	26 721	597	2.2	Z	X
0950	Computer software (packaged).....	9	19 179	260	1.4	Z	X
0960	Restaurant and hotel equipment and supplies.....	12	55 538	9 674	17.4	Z	X
0970	Store machines and equipment.....	12	60 449	6 949	11.5	Z	X
1000	Medical, hospital, and surgical supplies.....	34	195 437	17 811	9.1	.1	5.4
1013	Other surgical, medical, and hospital supplies.....	30	131 939	11 112	8.4	Z	X
1100	Iron and steel products (semifinished).....	7	27 959	2 702	9.7	Z	60.5
1113	Rough castings and foundry products.....	7	27 959	1 582	5.7	Z	X
1120	Flat iron and steel products.....	73	386 194	40 131	10.4	.1	9.4
1123	Sheets (cold-rolled).....	7	91 489	20 228	22.1	.1	X
1124	Sheets (hot-rolled).....	7	28 347	4 014	14.2	Z	X
1126	Sheets (galvanized and coated).....	14	18 339	2 167	11.8	Z	X
1128	Fabricated and structural plate products.....	58	262 091	13 595	5.2	Z	X
1140	Iron and steel wire and wire products.....	56	300 804	36 956	12.3	.1	1.6
1141	Wire (plain, coated, barbed, and twisted).....	16	138 112	25 763	18.7	.1	X
1150	Iron and steel pipe and tubing.....	106	597 771	111 085	18.6	.3	10.0
1152	Tubing.....	59	351 921	35 492	10.1	.1	X
1153	Standard steel pipe.....	58	289 080	53 998	18.7	.2	X
1154	Other steel pipe.....	34	148 614	21 595	14.5	.1	X
1160	Other iron and steel products.....	7	71 191	9 250	13.0	Z	61.6
1167	Finished products, n.e.c.....	7	71 191	9 250	13.0	Z	X
1180	Stainless steel.....	9	90 649	11 013	12.1	Z	25.7
1185	Other stainless steel (including tubing).....	8	71 231	10 044	14.1	Z	X
1200	Copper and brass.....	53	331 515	25 591	7.7	.1	6.4
1213	Tubular products (pipes and tubes).....	46	249 403	15 759	6.3	Z	X
1220	Aluminum shapes, forms, etc.....	140	644 642	77 083	12.0	.2	20.9
1221	Plates (.250 inch and over).....	9	49 249	1 694	3.4	Z	X
1222	Sheets and coils (.006 to .249 inch).....	104	391 176	33 252	8.5	.1	X
1223	Rods, bars, and wires: rolled or extruded (rounds, hexes, squares, and rectangles).....	11	90 379	12 201	13.5	Z	X
1224	Pipe and tubing (including hollow bar, square, and rectangular tubing).....	93	331 513	14 745	4.4	Z	X
1225	Foils.....	13	114 649	14 455	12.6	Z	X
1400	Electrical apparatus and equipment.....	47	121 582	14 516	11.9	Z	15.9
1415	Electric bulbs (all types).....	32	61 266	2 244	3.7	Z	X
1416	Interior wiring (excluding conduit).....	7	42 875	3 033	7.1	Z	X
1417	Exterior wiring and cable (excluding conduit).....	7	42 875	3 033	7.1	Z	X
1418	Lighting fixtures (residential and commercial).....	8	17 441	673	3.9	Z	X
1421	Other electrical apparatus and equipment (including fuses and lightning rods).....	8	35 821	5 518	15.4	Z	X
1500	Electrical appliances, household.....	13	61 636	3 063	5.0	Z	6.1
1511	Televisions.....	13	61 636	1 918	3.1	Z	X
1513	V.C.R.'s and video cameras.....	13	61 636	1 145	1.9	Z	X
1600	Electronic parts and equipment, except communication.....	65	339 993	50 844	15.0	.1	.9
1616	Electronic connectors and other passive electronic parts.....	41	260 949	6 049	2.3	Z	X
1618	Electronic parts and equipment, n.e.c.....	41	260 949	27 231	10.4	.1	X
1700	Hardware.....	223	1 018 801	122 619	12.0	.3	9.3
1711	Hand tools (including power driven).....	155	730 606	76 085	10.4	.2	X
1712	Bolts, nuts, rivets, and fasteners.....	98	351 823	13 828	3.9	Z	X
1713	Cutlery.....	63	294 566	32 302	11.0	.1	X
1800	Plumbing and heating equipment and supplies (hydronics).....	106	513 595	106 017	20.6	.3	39.5
1811	Plastic pipe fittings and valves (excluding pipe and tubing).....	83	413 412	71 189	17.2	.2	X
1812	Metal pipe fittings and valves (excluding pipe and tubing).....	44	160 539	19 582	12.2	.1	X
1813	Plumbing fixtures.....	24	150 789	5 448	3.6	Z	X
1814	Furnaces, stoves, water heaters (except electric and warm air).....	14	104 571	2 081	2.0	Z	X
1818	Other plumbing and heating equipment and supplies.....	20	72 754	7 694	10.6	Z	X
1900	Warm air heating and air-conditioning equipment and supplies.....	6	43 096	10 328	24.0	Z	71.8
1911	Furnaces (warm air).....	6	43 096	3 072	7.1	Z	X
1912	Central air-conditioning (residential and commercial).....	6	43 096	5 509	12.8	Z	X
1914	Heat pumps (residential and commercial).....	6	43 096	1 747	4.1	Z	X
2100	Construction and mining machinery and equipment (including parts and attachments).....	13	76 798	14 889	19.4	Z	X
2230	Food-processing machinery, equipment, and parts.....	6	33 197	7 828	23.6	Z	X
2300	Hydraulic and pneumatic (fluid-power) pumps, motors, and parts.....	7	42 384	10 568	24.9	Z	X
2320	General-purpose industrial machinery, equipment, and parts.....	161	944 332	90 374	9.6	.3	4.2
2321	New pumps, compressors (air or gas), and equipment.....	77	549 171	44 904	8.2	.1	X
2327	All other new general-purpose industrial machinery and equipment.....	76	317 209	33 887	10.7	.1	X
2328	Used general-purpose industrial machinery and equipment.....	27	170 205	751	.4	Z	X
2330	Metalworking machinery, equipment, and parts.....	11	29 993	3 839	12.8	Z	X

See footnotes at end of table.

Table 1. All Types of Operation by Kind of Business and Commodity Line for Wholesale Trade: 1997—Con.

[Includes only establishments with payroll. For meaning of abbreviations and symbols, see introductory text. For explanation of terms, see Appendix A]

NAICS code and CL code	Kind of business and commodity line	Establishments handling commodity line		Commodity line sales			Sales coverage percent
		Number	Total sales (\$1,000)	Amount ¹ (\$1,000)	As percent of total sales of—		
					Establishments handling line	Establishments in NAICS industry ¹	
422610	Plastics materials & basic forms & shapes whlse—Con.						
2340	Materials handling machinery, equipment, and parts	19	133 176	18 336	13.8	.1	8.4
2341	New conveying equipment	8	80 150	2 163	2.7	Z	X
2344	New industrial trucks and tractors	6	27 921	11 670	41.8	Z	X
2345	Used materials handling machinery, equipment, and parts	6	25 107	4 503	17.9	Z	X
2360	Other industrial machinery, equipment, and parts	34	152 970	23 972	15.7	.1	17.1
2364	New textile and sewing machinery and equipment	7	58 868	5 390	9.2	Z	X
2366	Other new industrial machinery and equipment	10	48 514	8 527	17.6	Z	X
2367	Used industrial machinery and equipment	12	48 981	3 690	7.5	Z	X
2440	Welding supplies (excluding gases)	29	100 598	1 269	1.3	Z	X
2450	Industrial containers and supplies	107	654 174	98 373	15.0	.3	30.1
2452	Bottles and bottlers' supplies	50	483 951	65 335	13.5	.2	X
2454	Other industrial containers and supplies	63	187 288	33 038	17.6	.1	X
2460	Other industrial supplies	170	981 115	99 035	10.1	.3	5.8
2461	Printing and duplicating inks	15	60 421	2 039	3.4	Z	X
2462	Abrasives and abrasive materials	15	60 421	255	.4	Z	X
2463	Nylon, polyester, and synthetic rubber	14	15 566	2 188	14.1	Z	X
2464	Mechanical rubber goods	33	96 023	10 024	10.4	Z	X
2465	Strapping and tape	82	511 360	39 022	7.6	.1	X
2466	Industrial supplies, n.e.c.	70	639 170	45 507	7.1	.1	X
2520	Custodial (janitors') equipment and supplies	50	330 594	47 509	14.4	.1	.8
2522	Custodial equipment—nonpower equipment	46	294 704	16 994	5.8	Z	X
2523	Custodial supplies	46	294 704	28 301	9.6	.1	X
2700	Sporting and recreational goods and supplies	16	55 686	3 343	6.0	Z	X
2800	Toys and hobby goods and supplies	14	54 276	6 804	12.5	Z	X
2930	Recyclable paper and paperboard	22	51 001	7 244	14.2	Z	X
3120	Forest products, except lumber (including cordwood, hewn posts, poles, and ties)	42	183 473	22 311	12.2	.1	X
3200	Printing and writing paper	31	141 985	6 971	4.9	Z	44.9
3211	Roll newsprint and rotogravure paper	25	140 027	6 320	4.5	Z	X
3212	Fine roll paper	6	76 911	103	.1	Z	X
3213	Other printing and writing paper	6	1 958	548	28.0	Z	X
3300	Stationery, office supplies and greeting cards	41	158 818	13 840	8.7	Z	27.7
3312	Stationery, photocopy paper, and typing paper	29	109 166	1 981	1.8	Z	X
3313	Inked ribbons, carbon paper, pens and pencils	21	15 816	1 189	7.5	Z	X
3314	Toner and cartridges	16	15 777	3 965	25.1	Z	X
3316	Other stationery supplies (envelopes, ruled forms, and binder paper)	8	3 644	265	7.3	Z	X
3400	Industrial and personal services paper and plastics	175	1 095 914	179 094	16.3	.5	37.8
3411	Paperboard and boxboard boxes	112	874 653	118 431	13.5	.3	X
3412	Paper dishes, cups, and napkins	21	65 162	2 872	4.4	Z	X
3413	Industrial paper (wrapping, bags, cartons, etc.)	73	442 442	43 792	9.9	.1	X
3414	Disposable plastic boxes, containers, cups, dishes, and supplies	21	153 105	3 750	2.4	Z	X
3415	Other industrial and personal service paper	48	99 112	10 244	10.3	Z	X
3500	Drugs, pharmaceuticals, cosmetics, and toiletries	14	190 780	28 340	14.9	.1	2.8
3511	Prescription drugs	13	178 912	25 522	14.3	.1	X
3512	Nonprescription pharmaceuticals	13	178 912	1 039	.6	Z	X
3600	Piece goods, knit and woven	11	243 829	46 699	19.2	.1	X
3700	Notions (buttons, ribbons, lace, sewing accessories, zippers, bindings, etc.)	22	77 223	6 385	8.3	Z	X
4860	Other grocery specialties	7	203 958	2 569	1.3	Z	X
5300	Plastics materials and basic shapes	4 349	35 193 271	32 298 971	91.8	91.8	53.4
5311	Plastic pipes, rods, tubes, and shapes	1 395	7 425 831	4 590 500	61.8	13.0	X
5312	High pressure laminates	534	3 882 544	2 222 643	57.2	6.3	X
5313	Plastics raw materials	1 383	18 077 149	16 223 903	89.7	46.1	X
5314	Other plastics materials and basic shapes	2 244	14 260 797	9 261 925	64.9	26.3	X
5320	Industrial gases (welding, etc.)	22	174 033	33 475	19.2	.1	X
5330	Chemicals and allied products (excluding agricultural, plastics, gases, and petroleum)	413	4 342 329	692 893	16.0	2.0	69.5
5331	Gasses, compressed and liquified, except L.P.	11	73 092	16 901	23.1	Z	X
5332	Alkalies and chlorine	15	78 346	8 392	10.7	Z	X
5334	Organic fibers	17	135 519	15 178	11.2	Z	X
5335	Detergents and soaps	48	520 303	35 638	6.8	.1	X
5336	Sanitation chemicals, polishes, and waxes	33	358 416	28 858	8.1	.1	X
5338	Wood chemicals, naval stores, and gum	14	226 738	16 005	7.1	Z	X
5342	Adhesives, sealants, and glues	267	2 511 105	182 586	7.3	.5	X
5344	Other chemicals and allied products	140	2 201 542	387 788	17.6	1.1	X
5400	Petroleum products	22	733 365	32 239	4.4	.1	X
5800	Farm supplies	16	293 813	72 821	24.8	.2	X
6000	Paint, paint supplies, and wallpaper	64	767 882	54 972	7.2	.2	.8
6011	Architectural coatings (enamels, primers, stains, solvents, and lacquers)	28	200 804	13 106	6.5	Z	X
6014	Paint supplies	26	136 656	20 348	14.9	.1	X
6120	Art goods (including novelties and souvenirs)	11	80 724	13 617	16.9	Z	79.9
6121	Art materials	6	64 404	12 336	19.2	Z	X
6130	Textile bags, bagging, and burlap	6	76 173	16 010	21.0	Z	X
9700	Service receipts and labor charges (including installed parts)	179	935 916	66 335	7.1	.2	16.7
9701	Labor charges for repair work	119	397 076	14 767	3.7	Z	X
9702	Parts installed in repair work	77	256 173	4 470	1.7	Z	X
9703	Other service receipts and labor charges—Specify	88	627 836	47 097	7.5	.1	X
9720	Receipts for service contracts	10	47 414	4 179	8.8	Z	X
9810	Miscellaneous commodities	332	2 176 323	213 014	9.8	.6	X

See footnotes at end of table.

Table 1. All Types of Operation by Kind of Business and Commodity Line for Wholesale Trade: 1997—Con.

[Includes only establishments with payroll. For meaning of abbreviations and symbols, see introductory text. For explanation of terms, see Appendix A]

NAICS code and CL code	Kind of business and commodity line	Establishments handling commodity line		Commodity line sales			Sales coverage percent
		Number	Total sales (\$1,000)	Amount ¹ (\$1,000)	As percent of total sales of—		
					Establishments handling line	Establishments in NAICS industry ¹	
422610	Plastics materials & basic forms & shapes whse—Con.						
9940	Rental and leasing receipts	86	438 847	13 057	3.0	Z	1.6
9943	Other office machine rental receipts	83	403 592	12 789	3.2	Z	X
42269	Other chemical & allied products whse	11 571	X	93 730 225	X	100.0	75.9
0200	New and rebuilt automotive parts and supplies	84	261 123	29 310	11.2	Z	20.2
0213	Electrical engine parts (including ignition parts)	10	11 979	454	3.8	Z	X
0214	Brake parts (including fluid and all disk and drum parts)	33	123 217	2 450	2.0	Z	X
0215	Exhaust system parts	18	55 110	1 236	2.2	Z	X
0217	Hoses, belts, gaskets, and wiper blades	32	120 737	2 682	2.2	Z	X
0218	Filters (oil, air, gas, and transmission)	35	121 024	5 711	4.7	Z	X
0219	Engine parts, except electrical	10	14 056	416	3.0	Z	X
0221	Body parts and repair materials	17	88 848	9 670	10.9	Z	X
0222	Suspension parts (shocks, struts, balljoints, etc.)	10	7 928	216	2.7	Z	X
0223	Parts, n.e.c.	17	64 126	2 660	4.1	Z	X
0224	Accessories	36	110 225	3 787	3.4	Z	X
0300	Tires and tubes	19	70 360	8 934	12.7	Z	8.8
0311	New tires and tubes	6	62 309	3 016	4.8	Z	X
0312	Recapped and used tires and repair materials	12	5 861	5 917	100.0	Z	X
0400	Household and lawn furniture	8	31 028	1 389	4.5	Z	2.5
0412	Sleep furniture and equipment	7	21 544	939	4.4	Z	X
0500	Household china, glassware, crockery, and plastic housewares	10	18 625	2 203	11.8	Z	X
0530	Flooring and floor coverings	21	26 214	2 151	8.2	Z	17.8
0531	Soft-surface (textile) floor coverings and accessories (including rugs, carpets, and pads)	13	13 891	927	6.7	Z	X
0540	Other home furnishings	14	36 326	3 540	9.7	Z	X
0620	Plywood and millwork	20	101 685	19 988	19.7	Z	29.9
0622	Other panels products (including hardwood plywood, waterboard, and particleboard)	9	55 092	6 053	11.0	Z	X
0624	Wood millwork (doors, windows, cabinets, etc.)	13	54 107	8 937	16.5	Z	X
0700	Brick, stone, tile, sand, block, cement, and gravel	20	88 160	14 103	16.0	Z	26.9
0713	Sand, gravel, and crushed stone	6	10 512	1 933	18.4	Z	X
0720	Roofing, siding, and insulation materials	24	135 530	20 543	15.2	Z	29.6
0721	Roofing, except wood	7	17 255	1 751	10.1	Z	X
0723	Insulation materials	14	67 816	6 483	9.6	Z	X
0740	Other construction materials	29	153 723	17 261	11.2	Z	36.2
0744	Construction materials, n.e.c. (including wire fence and construction paper)	29	153 723	17 261	11.2	Z	X
0900	Office equipment	7	37 349	868	2.3	Z	1.5
0913	Copying machines and equipment	7	37 349	868	2.3	Z	X
0920	New computer equipment	7	3 985	175	4.4	Z	X
0960	Restaurant and hotel equipment and supplies	61	116 417	11 395	9.8	Z	X
1000	Medical, hospital, and surgical supplies	125	908 220	48 428	5.3	.1	3.2
1011	Surgical and medical instruments and equipment	37	110 132	17 714	16.1	Z	X
1012	Orthopedic, and prosthetic appliances and supplies	51	179 221	11 166	6.2	Z	X
1013	Other surgical, medical, and hospital supplies	70	234 286	13 218	5.6	Z	X
1050	Other professional equipment and supplies	22	65 676	8 096	12.3	Z	75.2
1054	Laboratory equipment	19	28 738	5 686	19.8	Z	X
1120	Flat iron and steel products	48	360 191	44 987	12.5	Z	X
1140	Iron and steel wire and wire products	73	139 700	16 045	11.5	Z	.8
1141	Wire (plain, coated, barbed, and twisted)	23	8 490	601	7.1	Z	X
1143	Wire rope, strand, strapping, reinforcement mesh, and bale ties	21	72 992	7 884	10.8	Z	X
1150	Iron and steel pipe and tubing	19	48 288	5 006	10.4	Z	1.6
1154	Other steel pipe	16	45 535	4 982	10.9	Z	X
1160	Other iron and steel products	17	49 758	12 727	25.6	Z	42.0
1167	Finished products, n.e.c.	10	9 917	520	5.2	Z	X
1170	Alloy steel	6	33 493	10 692	31.9	Z	3.0
1175	Other alloy steel	6	33 493	10 692	31.9	Z	X
1200	Copper and brass	78	712 917	21 464	3.0	Z	.3
1214	Rod, nonelectrical wire, extruded shapes, etc.	62	660 997	12 350	1.9	Z	X
1220	Aluminum shapes, forms, etc.	40	307 008	33 227	10.8	Z	X
1230	Other nonferrous metals (magnesium, nickel, tin, lead, zinc, etc., except precious)	24	148 425	32 483	21.9	Z	X
1320	Minerals and ores (excluding coal, precious stones, and crude oil)	60	934 017	121 754	13.0	.1	X
1400	Electrical apparatus and equipment	54	514 429	7 887	1.5	Z	.1
1419	Industrial controls	13	430 687	3 597	.8	Z	X
1421	Other electrical apparatus and equipment (including fuses and lightning rods)	28	63 520	294	.5	Z	X
1500	Electrical appliances, household	27	21 872	2 055	9.4	Z	20.9
1518	Other electrical household appliances (including fans, dishwashers, etc.) ..	26	21 843	2 049	9.4	Z	X
1600	Electronic parts and equipment, except communication	207	901 933	111 290	12.3	.1	2.6
1615	Discrete semiconductors, etc.	184	718 001	90 337	12.6	.1	X
1700	Hardware	274	895 624	87 564	9.8	.1	6.7
1711	Hand tools (including power driven)	137	413 447	35 847	8.7	Z	X
1712	Bolts, nuts, rivets, and fasteners	100	110 386	17 735	16.1	Z	X
1713	Cutlery	45	32 873	7 668	23.3	Z	X

See footnotes at end of table.

Table 1. All Types of Operation by Kind of Business and Commodity Line for Wholesale Trade: 1997—Con.

[Includes only establishments with payroll. For meaning of abbreviations and symbols, see introductory text. For explanation of terms, see Appendix A]

NAICS code and CL code	Kind of business and commodity line	Establishments handling commodity line		Commodity line sales			Sales coverage percent
		Number	Total sales (\$1,000)	Amount ¹ (\$1,000)	As percent of total sales of—		
					Establishments handling line	Establishments in NAICS industry ¹	
42269	Other chemical & allied products whse—Con.						
1800	Plumbing and heating equipment and supplies (hydronics)	129	410 693	37 326	9.1	Z	22.1
1811	Plastic pipe fittings and valves (excluding pipe and tubing)	29	85 389	6 402	7.5	Z	X
1812	Metal pipe fittings and valves (excluding pipe and tubing)	23	83 764	5 164	6.2	Z	X
1813	Plumbing fixtures	38	265 392	5 720	2.2	Z	X
1814	Furnaces, stoves, water heaters (except electric and warm air)	28	37 030	1 694	4.6	Z	X
1815	Boilers, radiators, and convectors	15	18 232	2 011	11.0	Z	X
1818	Other plumbing and heating equipment and supplies	73	193 915	16 326	8.4	Z	X
1900	Warm air heating and air-conditioning equipment and supplies	18	70 379	6 094	8.7	Z	70.2
1919	Registers, grills, pre-formed ductwork (excluding sheet metal), and duct insulation	8	59 889	4 474	7.5	Z	X
2100	Construction and mining machinery and equipment (including parts and attachments)	21	263 373	22 209	8.4	Z	1.7
2112	New power cranes, draglines, and shovels	15	63 317	622	1.0	Z	X
2117	Other new construction and mining, logging, and road maintenance machinery, equipment, and parts	15	63 317	12 420	19.6	Z	X
2200	Farm machinery, equipment, and parts	33	53 895	10 744	19.9	Z	7.8
2214	New dairy farm and barn equipment	20	32 770	4 648	14.2	Z	X
2218	Used farm machinery and equipment	12	33 747	756	2.2	Z	X
2220	Garden machinery, equipment, and parts	278	985 784	245 238	24.9	.3	X
2300	Hydraulic and pneumatic (fluid-power) pumps, motors, and parts	13	41 810	1 979	4.7	Z	37.7
2311	Pumps	9	32 162	1 235	3.8	Z	X
2320	General-purpose industrial machinery, equipment, and parts	729	4 970 574	297 853	6.0	.3	13.2
2321	New pumps, compressors (air or gas), and equipment	198	251 860	32 836	13.0	Z	X
2323	New diesel engines (excluding automotive)	19	35 046	1 261	3.6	Z	X
2326	New controlling, recording, and indicating instruments and access	184	437 489	72 097	16.5	.1	X
2327	All other new general-purpose industrial machinery and equipment	338	3 314 432	57 082	1.7	.1	X
2328	Used general-purpose industrial machinery and equipment	191	399 878	79 254	19.8	.1	X
2330	Metalworking machinery, equipment, and parts	35	122 682	11 803	9.6	Z	X
2340	Materials handling machinery, equipment, and parts	20	490 406	2 655	.5	Z	69.5
2341	New conveying equipment	12	459 685	348	.1	Z	X
2360	Other industrial machinery, equipment, and parts	66	726 261	44 170	6.1	Z	67.1
2362	New power plant machinery (excluding electrical)	8	30 098	2 377	7.9	Z	X
2366	Other new industrial machinery and equipment	57	705 820	36 678	5.2	Z	X
2367	Used industrial machinery and equipment	13	38 030	1 656	4.4	Z	X
2380	Industrial valves and fittings (except fluid-power)	22	92 578	9 690	10.5	Z	X
2390	Hydraulic and pneumatic (fluid-power) valves	7	26 654	1 664	6.2	Z	X
2400	Hydraulic and pneumatic cylinders and rotary actuators	9	503 091	4 320	.9	Z	71.5
2411	Hydraulic cylinders and rotary actuators	7	467 106	1 422	.3	Z	X
2420	Hydraulic and pneumatic connectors and assemblies	6	43 203	8 277	19.2	Z	X
2430	Fluid-power filters, components, accessories, and parts	18	92 379	9 113	9.9	Z	59.1
2431	Filters	14	49 038	1 755	3.6	Z	X
2432	Other fluid-power components, accessories, and parts, n.e.c.	9	55 501	7 358	13.3	Z	X
2440	Welding supplies (excluding gases)	974	2 565 939	589 302	23.0	.6	X
2450	Industrial containers and supplies	304	2 455 398	81 483	3.3	.1	3.3
2451	New and reconditioned drums and barrels	188	601 422	2 559	.4	Z	X
2454	Other industrial containers and supplies	153	2 158 751	78 819	3.7	.1	X
2460	Other industrial supplies	362	2 376 977	133 988	5.6	.1	4.5
2462	Abrasives and abrasive materials	216	1 403 947	55 385	3.9	.1	X
2463	Nylon, polyester, and synthetic rubber	7	39 084	433	1.1	Z	X
2465	Strapping and tape	33	217 673	1 306	.6	Z	X
2466	Industrial supplies, n.e.c.	296	2 147 220	76 865	3.6	.1	X
2520	Custodial (janitors') equipment and supplies	788	2 685 090	300 695	11.2	.3	8.6
2521	Custodial equipment—power equipment	404	826 083	58 868	7.1	.1	X
2522	Custodial equipment—nonpower equipment	323	511 713	20 844	4.1	Z	X
2523	Custodial supplies	629	2 410 200	220 359	9.1	.2	X
2530	Laundry and dry-cleaning equipment and supplies	181	1 081 197	70 998	6.6	.1	X
2540	Other service establishment equipment and supplies	21	88 380	13 443	15.2	Z	27.9
2542	Service establishment equipment and supplies, n.e.c.	21	88 380	13 443	15.2	Z	X
2700	Sporting and recreational goods and supplies	23	51 175	10 538	20.6	Z	52.8
2713	Billiards, pool, bowling equipment, and accessories	8	16 022	3 109	19.4	Z	X
2715	Athletic equipment and accessories	7	13 142	283	2.2	Z	X
2718	Other sporting and recreational goods (go carts, bait, etc.)	8	22 010	7 106	32.3	Z	X
2800	Toys and hobby goods and supplies	8	13 234	1 228	9.3	Z	X
2930	Recyclable paper and paperboard	15	40 814	2 440	6.0	Z	X
2940	Recyclable materials, except metal	7	34 050	7 593	22.3	Z	X
3000	Jewelry, diamonds, gem stones, and watches	6	22 624	2 939	13.0	Z	X
3120	Forest products, except lumber (including cordwood, hewn posts, poles, and ties)	22	181 059	19 927	11.0	Z	X
3150	Other durable goods	18	55 760	1 213	2.2	Z	1.8
3154	Other durable goods, n.e.c.	18	55 760	1 213	2.2	Z	X
3200	Printing and writing paper	19	28 380	2 243	7.9	Z	13.2
3213	Other printing and writing paper	18	27 803	2 238	8.0	Z	X
3300	Stationery, office supplies and greeting cards	15	23 388	1 525	6.5	Z	32.2
3311	Business forms	9	11 580	962	8.3	Z	X
3314	Toner and cartridges	7	8 353	105	1.3	Z	X

See footnotes at end of table.

Table 1. All Types of Operation by Kind of Business and Commodity Line for Wholesale Trade: 1997—Con.

[Includes only establishments with payroll. For meaning of abbreviations and symbols, see introductory text. For explanation of terms, see Appendix A]

NAICS code and CL code	Kind of business and commodity line	Establishments handling commodity line		Commodity line sales			Sales coverage percent
		Number	Total sales (\$1,000)	Amount ¹ (\$1,000)	As percent of total sales of—		
					Establishments handling line	Establishments in NAICS industry ¹	
42269	Other chemical & allied products whse—Con.						
3400	Industrial and personal services paper and plastics	497	2 243 429	247 881	11.0	.3	7.7
3411	Paperboard and boxboard boxes	148	434 197	4 490	1.0	Z	X
3412	Paper dishes, cups, and napkins	202	790 880	13 954	1.8	Z	X
3413	Industrial paper (wrapping, bags, cartons, etc.)	144	640 750	118 026	18.4	.1	X
3414	Disposable plastic boxes, containers, cups, dishes, and supplies	71	396 731	6 337	1.6	Z	X
3415	Other industrial and personal service paper	231	1 428 715	105 074	7.4	.1	X
3500	Drugs, pharmaceuticals, cosmetics, and toiletries	289	6 188 717	598 887	9.7	.6	.7
3512	Nonprescription pharmaceuticals	44	2 554 137	186 734	7.3	.2	X
3513	Cosmetics	60	102 670	13 648	13.3	Z	X
3515	Other toiletries and druggists' sundries	193	3 559 110	396 519	11.1	.4	X
3600	Piece goods, knit and woven	13	394 578	106 942	27.1	.1	X
3700	Notions (buttons, ribbons, lace, sewing accessories, zippers, bindings, etc.)	14	5 826	386	6.6	Z	X
3900	Women's and children's wear	6	8 982	1 522	16.9	Z	X
4100	Frozen foods (packaged)	8	150 544	5 271	3.5	Z	.7
4117	Other frozen foods (except frozen dairy products)	6	53 531	3 564	6.7	Z	X
4200	Dairy products (excluding dried or canned)	7	7 799	400	5.1	Z	59.3
4215	Raw milk	7	7 799	400	5.1	Z	X
4800	Coffee, tea, and spices	58	691 214	4 693	.7	Z	X
4830	Canned foods	23	2 309 547	478 233	20.7	.5	7.9
4831	Canned and bottled fruits, vegetables, and juices	6	239 690	38 801	16.2	Z	X
4840	Food and beverage basic materials (include flavoring extracts, fruit peel, hop extract, industrial molasses, sausage casings, malt, yeast, etc.)	7	47 486	16 235	34.2	Z	X
4850	Soft drinks and bottled water	10	223 252	5 591	2.5	Z	75.4
4853	Bottled water	6	217 761	2 938	1.3	Z	X
4860	Other grocery specialties	39	495 024	25 697	5.2	Z	36.9
4862	Breakfast cereals	7	237 850	3 488	1.5	Z	X
4863	Cooking oils and margarine	7	237 850	6 973	2.9	Z	X
4865	Pickles, preserves, jellies, jams, and sauces	7	237 850	3 488	1.5	Z	X
4868	Grocery specialties, n.e.c.	21	90 110	2 128	2.4	Z	X
4900	Grain and beans	49	192 002	47 119	24.5	.1	69.5
4911	Corn (for grain)	35	158 385	24 320	15.4	Z	X
4912	Oats and barley	25	62 608	2 154	3.4	Z	X
4913	Wheat	21	53 539	2 815	5.3	Z	X
4915	Soybeans	16	118 526	15 056	12.7	Z	X
4916	Other grain and beans (rice and edible and inedible beans)	22	59 111	2 767	4.7	Z	X
5140	Other farm products, inedible	8	25 221	3 245	12.9	Z	75.9
5143	Farm products, n.e.c.	8	25 221	3 245	12.9	Z	X
5300	Plastics materials and basic shapes	538	11 440 394	1 333 753	11.7	1.4	65.0
5311	Plastic pipes, rods, tubes, and shapes	101	265 529	21 596	8.1	Z	X
5312	High pressure laminates	9	131 726	4 127	3.1	Z	X
5313	Plastics raw materials	291	9 709 923	1 101 132	11.3	1.2	X
5314	Other plastics materials and basic shapes	181	1 675 433	206 896	12.3	.2	X
5320	Industrial gases (welding, etc.)	1 165	3 268 881	2 042 875	62.5	2.2	X
5330	Chemicals and allied products (excluding agricultural, plastics, gases, and petroleum)	10 526	91 046 453	83 997 776	92.3	89.6	52.3
5331	Gasses, compressed and liquified, except L.P.	905	7 110 431	2 776 638	39.1	3.0	X
5332	Alkalies and chlorine	1 535	20 042 026	9 734 915	48.6	10.4	X
5334	Organic fibers	173	4 857 536	3 768 822	77.6	4.0	X
5335	Detergents and soaps	3 196	24 450 465	10 628 987	43.5	11.3	X
5336	Sanitation chemicals, polishes, and waxes	1 988	10 260 991	2 038 940	19.9	2.2	X
5338	Wood chemicals, naval stores, and gum	343	3 918 701	658 468	16.8	.7	X
5341	Insecticides, nonagricultural	839	4 290 295	751 120	17.5	.8	X
5342	Adhesives, sealants, and glues	1 118	5 377 746	2 161 372	40.2	2.3	X
5343	Explosives	390	2 105 250	1 860 550	88.4	2.0	X
5344	Other chemicals and allied products	6 847	63 096 167	49 617 967	78.6	52.9	X
5400	Petroleum products	642	5 516 266	829 401	15.0	.9	1.2
5411	Aviation gasoline	18	13 120	3 199	24.4	Z	X
5412	Motor gasoline	113	1 470 445	131 562	8.9	.1	X
5415	No. 2 distillate fuel oil (no. 2 diesel and no. 2 heating oil)	96	1 234 271	111 500	9.0	.1	X
5416	All other distillate fuel oil (no. 1 and no. 4 diesel and heating)	124	1 480 698	65 015	4.4	.1	X
5417	Residual fuel oil (no. 5, no. 6, heavy diesel, etc.)	51	1 603 611	273 764	17.1	.3	X
5418	Lubricating oil and greases	471	2 170 875	228 389	10.5	.2	X
5420	Liquified petroleum gases (excluding natural gas)	73	220 093	17 803	8.1	Z	X
5520	Other petroleum products (including asphalt, road oil, wax, etc.)	7	299 088	64 673	21.6	.1	X
5800	Farm supplies	274	2 199 969	139 738	6.4	.1	9.4
5811	Hay, straw, and alfalfa	48	164 655	16 715	10.2	Z	X
5812	Feeds (poultry and livestock) not mixed on location	73	1 021 757	59 106	5.8	.1	X
5814	Weed killers, soil sterilizers, and soil conditioners	39	249 665	1 749	.7	Z	X
5815	Insecticides, fungicides, and pesticides	48	286 094	5 071	1.8	Z	X
5816	Other agricultural chemicals and fertilizers	163	1 006 177	53 690	5.3	.1	X
5817	Seeds and bulbs	104	176 025	1 985	1.1	Z	X
5818	Other farm supplies (including harness and saddlery equipment)	26	101 295	882	.9	Z	X
6000	Paint, paint supplies, and wallpaper	306	1 410 837	133 750	9.5	.1	4.6
6011	Architectural coatings (enamels, primers, stains, solvents, and lacquers)	127	396 395	54 894	13.8	.1	X
6012	Industrial/OEM coatings (coatings applied by original manufacturers to products during manufacturing)	152	605 885	49 982	8.2	.1	X
6014	Paint supplies	37	89 945	3 746	4.2	Z	X
6100	Books, periodicals, newspapers, and miscellaneous printed materials	23	76 768	2 760	3.6	Z	.2
6101	Books	18	49 136	1 149	2.3	Z	X
6102	Other periodicals, newspapers, and miscellaneous printed materials	18	49 136	1 149	2.3	Z	X

See footnotes at end of table.

Table 1. All Types of Operation by Kind of Business and Commodity Line for Wholesale Trade: 1997—Con.

[Includes only establishments with payroll. For meaning of abbreviations and symbols, see introductory text. For explanation of terms, see Appendix A]

NAICS code and CL code	Kind of business and commodity line	Establishments handling commodity line		Commodity line sales			Sales coverage percent
		Number	Total sales (\$1,000)	Amount ¹ (\$1,000)	As percent of total sales of—		
					Establishments handling line	Establishments in NAICS industry ¹	
42269	Other chemical & allied products whse—Con.						
6120	Art goods (including novelties and souvenirs)	8	7 463	1 181	15.8	Z	59.5
6121	Art materials	7	7 264	1 086	15.0	Z	X
6150	Nondurable goods, n.e.c.	22	117 885	27 112	23.0	Z	X
9700	Service receipts and labor charges (including installed parts)	1 005	2 444 363	170 037	7.0	.2	16.1
9701	Labor charges for repair work	794	1 916 192	81 511	4.3	.1	X
9702	Parts installed in repair work	497	1 210 223	41 994	3.5	Z	X
9703	Other service receipts and labor charges—Specify	264	552 854	25 890	4.7	Z	X
9720	Receipts for service contracts	22	49 249	3 597	7.3	Z	X
9740	Receipts for installing equipment	12	30 966	1 077	3.5	Z	X
9810	Miscellaneous commodities	1 031	5 100 138	444 869	8.7	.5	X
9920	Receipts for farm product preparation services (cleaning, shelling, etc.) ...	14	28 055	2 591	9.2	Z	X
9940	Rental and leasing receipts	568	1 736 586	168 522	9.7	.2	X
422690	Other chemical & allied products whse	11 571	X	93 730 225	X	100.0	75.9
0200	New and rebuilt automotive parts and supplies	84	261 123	29 310	11.2	Z	20.2
0213	Electrical engine parts (including ignition parts)	10	11 979	454	3.8	Z	X
0214	Brake parts (including fluid and all disk and drum parts)	33	123 217	2 450	2.0	Z	X
0215	Exhaust system parts	18	55 110	1 236	2.2	Z	X
0217	Hoses, belts, gaskets, and wiper blades	32	120 737	2 682	2.2	Z	X
0218	Filters (oil, air, gas, and transmission)	35	121 024	5 711	4.7	Z	X
0219	Engine parts, except electrical	10	14 056	416	3.0	Z	X
0221	Body parts and repair materials	17	88 848	9 670	10.9	Z	X
0222	Suspension parts (shocks, struts, balljoints, etc.)	10	7 928	216	2.7	Z	X
0223	Parts, n.e.c.	17	64 126	2 660	4.1	Z	X
0224	Accessories	36	110 225	3 787	3.4	Z	X
0300	Tires and tubes	19	70 360	8 934	12.7	Z	8.8
0311	New tires and tubes	6	62 309	3 016	4.8	Z	X
0312	Recapped and used tires and repair materials	12	5 861	5 917	100.0	Z	X
0400	Household and lawn furniture	8	31 028	1 389	4.5	Z	2.5
0412	Sleep furniture and equipment	7	21 544	939	4.4	Z	X
0500	Household china, glassware, crockery, and plastic housewares	10	18 625	2 203	11.8	Z	X
0530	Flooring and floor coverings	21	26 214	2 151	8.2	Z	17.8
0531	Soft-surface (textile) floor coverings and accessories (including rugs, carpets, and pads)	13	13 891	927	6.7	Z	X
0540	Other home furnishings	14	36 326	3 540	9.7	Z	X
0620	Plywood and millwork	20	101 685	19 988	19.7	Z	29.9
0622	Other panels products (including hardwood plywood, waterboard, and particleboard)	9	55 092	6 053	11.0	Z	X
0624	Wood millwork (doors, windows, cabinets, etc.)	13	54 107	8 937	16.5	Z	X
0700	Brick, stone, tile, sand, block, cement, and gravel	20	88 160	14 103	16.0	Z	26.9
0713	Sand, gravel, and crushed stone	6	10 512	1 933	18.4	Z	X
0720	Roofing, siding, and insulation materials	24	135 530	20 543	15.2	Z	29.6
0721	Roofing, except wood	7	17 255	1 751	10.1	Z	X
0723	Insulation materials	14	67 816	6 483	9.6	Z	X
0740	Other construction materials	29	153 723	17 261	11.2	Z	36.2
0744	Construction materials, n.e.c. (including wire fence and construction paper)	29	153 723	17 261	11.2	Z	X
0900	Office equipment	7	37 349	868	2.3	Z	1.5
0913	Copying machines and equipment	7	37 349	868	2.3	Z	X
0920	New computer equipment	7	3 985	175	4.4	Z	X
0960	Restaurant and hotel equipment and supplies	61	116 417	11 395	9.8	Z	X
1000	Medical, hospital, and surgical supplies	125	908 220	48 428	5.3	.1	3.2
1011	Surgical and medical instruments and equipment	37	110 132	17 714	16.1	Z	X
1012	Orthopedic, and prosthetic appliances and supplies	51	179 221	11 166	6.2	Z	X
1013	Other surgical, medical, and hospital supplies	70	234 286	13 218	5.6	Z	X
1050	Other professional equipment and supplies	22	65 676	8 096	12.3	Z	75.2
1054	Laboratory equipment	19	28 738	5 686	19.8	Z	X
1120	Flat iron and steel products	48	360 191	44 987	12.5	Z	X
1140	Iron and steel wire and wire products	73	139 700	16 045	11.5	Z	.8
1141	Wire (plain, coated, barbed, and twisted)	23	8 490	601	7.1	Z	X
1143	Wire rope, strand, strapping, reinforcement mesh, and bale ties	21	72 992	7 884	10.8	Z	X
1150	Iron and steel pipe and tubing	19	48 288	5 006	10.4	Z	1.6
1154	Other steel pipe	16	45 535	4 982	10.9	Z	X
1160	Other iron and steel products	17	49 758	12 727	25.6	Z	42.0
1167	Finished products, n.e.c.	10	9 917	520	5.2	Z	X
1170	Alloy steel	6	33 493	10 692	31.9	Z	3.0
1175	Other alloy steel	6	33 493	10 692	31.9	Z	X
1200	Copper and brass	78	712 917	21 464	3.0	Z	.3
1214	Rod, nonelectrical wire, extruded shapes, etc.	62	660 997	12 350	1.9	Z	X
1220	Aluminum shapes, forms, etc.	40	307 008	33 227	10.8	Z	X
1230	Other nonferrous metals (magnesium, nickel, tin, lead, zinc, etc., except precious)	24	148 425	32 483	21.9	Z	X
1320	Minerals and ores (excluding coal, precious stones, and crude oil)	60	934 017	121 754	13.0	.1	X
1400	Electrical apparatus and equipment	54	514 429	7 887	1.5	Z	.1
1419	Industrial controls	13	430 687	3 597	.8	Z	X
1421	Other electrical apparatus and equipment (including fuses and lightning rods)	28	63 520	294	.5	Z	X

See footnotes at end of table.

Table 1. All Types of Operation by Kind of Business and Commodity Line for Wholesale Trade: 1997—Con.

[Includes only establishments with payroll. For meaning of abbreviations and symbols, see introductory text. For explanation of terms, see Appendix A]

NAICS code and CL code	Kind of business and commodity line	Establishments handling commodity line		Commodity line sales			Sales coverage percent
		Number	Total sales (\$1,000)	Amount ¹ (\$1,000)	As percent of total sales of—		
					Establishments handling line	Establishments in NAICS industry ¹	
422690	Other chemical & allied products whsle—Con.						
1500	Electrical appliances, household	27	21 872	2 055	9.4	Z	20.9
1518	Other electrical household appliances (including fans, dishwashers, etc.)	26	21 843	2 049	9.4	Z	X
1600	Electronic parts and equipment, except communication	207	901 933	111 290	12.3	.1	2.6
1615	Discrete semiconductors, etc.	184	718 001	90 337	12.6	.1	X
1700	Hardware	274	895 624	87 564	9.8	.1	6.7
1711	Hand tools (including power driven)	137	413 447	35 847	8.7	Z	X
1712	Bolts, nuts, rivets, and fasteners	100	110 386	17 735	16.1	Z	X
1713	Cutlery	45	32 873	7 668	23.3	Z	X
1800	Plumbing and heating equipment and supplies (hydronics)	129	410 693	37 326	9.1	Z	22.1
1811	Plastic pipe fittings and valves (excluding pipe and tubing)	29	85 389	6 402	7.5	Z	X
1812	Metal pipe fittings and valves (excluding pipe and tubing)	23	83 784	5 164	6.2	Z	X
1813	Plumbing fixtures	38	265 392	5 720	2.2	Z	X
1814	Furnaces, stoves, water heaters (except electric and warm air)	28	37 030	1 694	4.6	Z	X
1815	Boilers, radiators, and convectors	15	18 232	2 011	11.0	Z	X
1818	Other plumbing and heating equipment and supplies	73	193 915	16 326	8.4	Z	X
1900	Warm air heating and air-conditioning equipment and supplies	18	70 379	6 094	8.7	Z	70.2
1919	Registers, grills, pre-formed ductwork (excluding sheet metal), and duct insulation	8	59 889	4 474	7.5	Z	X
2100	Construction and mining machinery and equipment (including parts and attachments)	21	263 373	22 209	8.4	Z	1.7
2112	New power cranes, draglines, and shovels	15	63 317	622	1.0	Z	X
2117	Other new construction and mining, logging, and road maintenance machinery, equipment, and parts	15	63 317	12 420	19.6	Z	X
2200	Farm machinery, equipment, and parts	33	53 895	10 744	19.9	Z	7.8
2214	New dairy farm and barn equipment	20	32 770	4 648	14.2	Z	X
2218	Used farm machinery and equipment	12	33 747	756	2.2	Z	X
2220	Garden machinery, equipment, and parts	278	985 784	245 238	24.9	.3	X
2300	Hydraulic and pneumatic (fluid-power) pumps, motors, and parts	13	41 810	1 979	4.7	Z	37.7
2311	Pumps	9	32 162	1 235	3.8	Z	X
2320	General-purpose industrial machinery, equipment, and parts	729	4 970 574	297 853	6.0	.3	13.2
2321	New pumps, compressors (air or gas), and equipment	198	251 860	32 836	13.0	Z	X
2323	New diesel engines (excluding automotive)	19	35 046	1 261	3.6	Z	X
2326	New controlling, recording, and indicating instruments and access	184	437 489	72 097	16.5	.1	X
2327	All other new general-purpose industrial machinery and equipment	338	3 314 432	57 082	1.7	.1	X
2328	Used general-purpose industrial machinery and equipment	191	399 878	79 254	19.8	.1	X
2330	Metalworking machinery, equipment, and parts	35	122 682	11 803	9.6	Z	X
2340	Materials handling machinery, equipment, and parts	20	490 406	2 655	.5	Z	69.5
2341	New conveying equipment	12	459 685	348	.1	Z	X
2360	Other industrial machinery, equipment, and parts	66	726 261	44 170	6.1	Z	67.1
2362	New power plant machinery (excluding electrical)	8	30 098	2 377	7.9	Z	X
2366	Other new industrial machinery and equipment	57	705 820	36 678	5.2	Z	X
2367	Used industrial machinery and equipment	13	38 030	1 656	4.4	Z	X
2380	Industrial valves and fittings (except fluid-power)	22	92 578	9 690	10.5	Z	X
2390	Hydraulic and pneumatic (fluid-power) valves	7	26 654	1 664	6.2	Z	X
2400	Hydraulic and pneumatic cylinders and rotary actuators	9	503 091	4 320	.9	Z	71.5
2411	Hydraulic cylinders and rotary actuators	7	467 106	1 422	.3	Z	X
2420	Hydraulic and pneumatic connectors and assemblies	6	43 203	8 277	19.2	Z	X
2430	Fluid-power filters, components, accessories, and parts	18	92 379	9 113	9.9	Z	59.1
2431	Filters	14	49 038	1 755	3.6	Z	X
2432	Other fluid-power components, accessories, and parts, n.e.c.	9	55 501	7 358	13.3	Z	X
2440	Welding supplies (excluding gases)	974	2 565 939	589 302	23.0	.6	X
2450	Industrial containers and supplies	304	2 455 398	81 483	3.3	.1	3.3
2451	New and reconditioned drums and barrels	188	601 422	2 559	.4	Z	X
2454	Other industrial containers and supplies	153	2 158 751	78 819	3.7	.1	X
2460	Other industrial supplies	362	2 376 977	133 988	5.6	.1	4.5
2462	Abrasives and abrasive materials	216	1 403 947	55 385	3.9	.1	X
2463	Nylon, polyester, and synthetic rubber	7	39 084	433	1.1	Z	X
2465	Strapping and tape	33	217 673	1 306	.6	Z	X
2466	Industrial supplies, n.e.c.	296	2 147 220	76 865	3.6	.1	X
2520	Custodial (janitors') equipment and supplies	788	2 685 090	300 695	11.2	.3	8.6
2521	Custodial equipment—power equipment	404	826 083	58 868	7.1	.1	X
2522	Custodial equipment—nonpower equipment	323	511 713	20 844	4.1	Z	X
2523	Custodial supplies	629	2 410 200	220 359	9.1	.2	X
2530	Laundry and dry-cleaning equipment and supplies	181	1 081 197	70 998	6.6	.1	X
2540	Other service establishment equipment and supplies	21	88 380	13 443	15.2	Z	27.9
2542	Service establishment equipment and supplies, n.e.c.	21	88 380	13 443	15.2	Z	X
2700	Sporting and recreational goods and supplies	23	51 175	10 538	20.6	Z	52.8
2713	Billiards, pool, bowling equipment, and accessories	8	16 022	3 109	19.4	Z	X
2715	Athletic equipment and accessories	7	13 142	283	2.2	Z	X
2718	Other sporting and recreational goods (go carts, bait, etc.)	8	22 010	7 106	32.3	Z	X
2800	Toys and hobby goods and supplies	8	13 234	1 228	9.3	Z	X
2930	Recyclable paper and paperboard	15	40 814	2 440	6.0	Z	X
2940	Recyclable materials, except metal	7	34 050	7 593	22.3	Z	X
3000	Jewelry, diamonds, gem stones, and watches	6	22 624	2 939	13.0	Z	X
3120	Forest products, except lumber (including cordwood, hewn posts, poles, and ties)	22	181 059	19 927	11.0	Z	X
3150	Other durable goods	18	55 760	1 213	2.2	Z	1.8
3154	Other durable goods, n.e.c.	18	55 760	1 213	2.2	Z	X

See footnotes at end of table.

Table 1. All Types of Operation by Kind of Business and Commodity Line for Wholesale Trade: 1997—Con.

[Includes only establishments with payroll. For meaning of abbreviations and symbols, see introductory text. For explanation of terms, see Appendix A]

NAICS code and CL code	Kind of business and commodity line	Establishments handling commodity line		Commodity line sales			Sales coverage percent
		Number	Total sales (\$1,000)	Amount ¹ (\$1,000)	As percent of total sales of—		
					Establishments handling line	Establishments in NAICS industry ¹	
422690	Other chemical & allied products whsle—Con.						
3200	Printing and writing paper	19	28 380	2 243	7.9	Z	13.2
3213	Other printing and writing paper	18	27 803	2 238	8.0	Z	X
3300	Stationery, office supplies and greeting cards	15	23 388	1 525	6.5	Z	32.2
3311	Business forms	9	11 580	962	8.3	Z	X
3314	Toner and cartridges	7	8 353	105	1.3	Z	X
3400	Industrial and personal services paper and plastics	497	2 243 429	247 881	11.0	.3	7.7
3411	Paperboard and boxboard boxes	148	434 197	4 490	1.0	Z	X
3412	Paper dishes, cups, and napkins	202	790 880	13 954	1.8	Z	X
3413	Industrial paper (wrapping, bags, cartons, etc.)	144	640 750	118 026	18.4	.1	X
3414	Disposable plastic boxes, containers, cups, dishes, and supplies	71	396 731	6 337	1.6	Z	X
3415	Other industrial and personal service paper	231	1 428 715	105 074	7.4	.1	X
3500	Drugs, pharmaceuticals, cosmetics, and toiletries	289	6 188 717	598 887	9.7	.6	.7
3512	Nonprescription pharmaceuticals	44	2 554 137	186 734	7.3	.2	X
3513	Cosmetics	60	102 670	13 648	13.3	Z	X
3515	Other toiletries and druggists' sundries	193	3 559 110	396 519	11.1	.4	X
3600	Piece goods, knit and woven	13	394 578	106 942	27.1	.1	X
3700	Notions (buttons, ribbons, lace, sewing accessories, zippers, bindings, etc.)	14	5 826	386	6.6	Z	X
3900	Women's and children's wear	6	8 982	1 522	16.9	Z	X
4100	Frozen foods (packaged)	8	150 544	5 271	3.5	Z	.7
4117	Other frozen foods (except frozen dairy products)	6	53 531	3 564	6.7	Z	X
4200	Dairy products (excluding dried or canned)	7	7 799	400	5.1	Z	59.3
4215	Raw milk	7	7 799	400	5.1	Z	X
4800	Coffee, tea, and spices	58	691 214	4 693	.7	Z	X
4830	Canned foods	23	2 309 547	478 233	20.7	.5	7.9
4831	Canned and bottled fruits, vegetables, and juices	6	239 690	38 801	16.2	Z	X
4840	Food and beverage basic materials (include flavoring extracts, fruit peel, hop extract, industrial molasses, sausage casings, malt, yeast, etc.)	7	47 486	16 235	34.2	Z	X
4850	Soft drinks and bottled water	10	223 252	5 591	2.5	Z	75.4
4853	Bottled water	6	217 761	2 938	1.3	Z	X
4860	Other grocery specialties	39	495 024	25 697	5.2	Z	36.9
4862	Breakfast cereals	7	237 850	3 488	1.5	Z	X
4863	Cooking oils and margarine	7	237 850	6 973	2.9	Z	X
4865	Pickles, preserves, jellies, jams, and sauces	7	237 850	3 488	1.5	Z	X
4868	Grocery specialties, n.e.c.	21	90 110	2 128	2.4	Z	X
4900	Grain and beans	49	192 002	47 119	24.5	.1	69.5
4911	Corn (for grain)	35	158 385	24 320	15.4	Z	X
4912	Oats and barley	25	62 608	2 154	3.4	Z	X
4913	Wheat	21	53 539	2 815	5.3	Z	X
4915	Soybeans	16	118 526	15 056	12.7	Z	X
4916	Other grain and beans (rice and edible and inedible beans)	22	59 111	2 767	4.7	Z	X
5140	Other farm products, inedible	8	25 221	3 245	12.9	Z	75.9
5143	Farm products, n.e.c.	8	25 221	3 245	12.9	Z	X
5300	Plastics materials and basic shapes	538	11 440 394	1 333 753	11.7	1.4	65.0
5311	Plastic pipes, rods, tubes, and shapes	101	265 529	21 596	8.1	Z	X
5312	High pressure laminates	9	131 726	4 127	3.1	Z	X
5313	Plastics raw materials	291	9 709 923	1 101 132	11.3	1.2	X
5314	Other plastics materials and basic shapes	181	1 675 433	206 896	12.3	.2	X
5320	Industrial gases (welding, etc.)	1 165	3 268 881	2 042 875	62.5	2.2	X
5330	Chemicals and allied products (excluding agricultural, plastics, gases, and petroleum)	10 526	91 046 453	83 997 776	92.3	89.6	52.3
5331	Gasses, compressed and liquified, except L.P.	905	7 110 431	2 776 638	39.1	3.0	X
5332	Alkalies and chlorine	1 535	20 042 026	9 734 915	48.6	10.4	X
5334	Organic fibers	173	4 857 536	3 768 822	77.6	4.0	X
5335	Detergents and soaps	3 196	24 450 465	10 628 987	43.5	11.3	X
5336	Sanitation chemicals, polishes, and waxes	1 988	10 260 991	2 038 940	19.9	2.2	X
5338	Wood chemicals, naval stores, and gum	343	3 918 701	658 468	16.8	.7	X
5341	Insecticides, nonagricultural	839	4 290 295	751 120	17.5	.8	X
5342	Adhesives, sealants, and glues	1 118	5 377 746	2 161 372	40.2	2.3	X
5343	Explosives	390	2 105 250	1 860 550	88.4	2.0	X
5344	Other chemicals and allied products	6 847	63 096 167	49 617 967	78.6	52.9	X
5400	Petroleum products	642	5 516 266	829 401	15.0	.9	1.2
5411	Aviation gasoline	18	13 120	3 199	24.4	Z	X
5412	Motor gasoline	113	1 470 445	131 562	8.9	.1	X
5415	No. 2 distillate fuel oil (no. 2 diesel and no. 2 heating oil)	96	1 234 271	111 500	9.0	.1	X
5416	All other distillate fuel oil (no. 1 and no. 4 diesel and heating)	124	1 480 698	65 015	4.4	.1	X
5417	Residual fuel oil (no. 5, no. 6, heavy diesel, etc.)	51	1 603 611	273 764	17.1	.3	X
5418	Lubricating oil and greases	471	2 170 875	228 389	10.5	.2	X
5420	Liquified petroleum gases (excluding natural gas)	73	220 093	17 803	8.1	Z	X
5520	Other petroleum products (including asphalt, road oil, wax, etc.)	7	299 088	64 673	21.6	.1	X
5800	Farm supplies	274	2 199 969	139 738	6.4	.1	9.4
5811	Hay, straw, and alfalfa	48	164 655	16 715	10.2	Z	X
5812	Feeds (poultry and livestock) not mixed on location	73	1 021 757	59 106	5.8	.1	X
5814	Weed killers, soil sterilizers, and soil conditioners	39	249 665	1 749	.7	Z	X
5815	Insecticides, fungicides, and pesticides	48	286 094	5 071	1.8	Z	X
5816	Other agricultural chemicals and fertilizers	163	1 006 177	53 690	5.3	.1	X
5817	Seeds and bulbs	104	176 025	1 985	1.1	Z	X
5818	Other farm supplies (including harness and saddlery equipment)	26	101 295	882	.9	Z	X

See footnotes at end of table.

Table 1. All Types of Operation by Kind of Business and Commodity Line for Wholesale Trade: 1997—Con.

[Includes only establishments with payroll. For meaning of abbreviations and symbols, see introductory text. For explanation of terms, see Appendix A]

NAICS code and CL code	Kind of business and commodity line	Establishments handling commodity line		Commodity line sales			Sales coverage percent
		Number	Total sales (\$1,000)	Amount ¹ (\$1,000)	As percent of total sales of—		
					Establishments handling line	Establishments in NAICS industry ¹	
422690	Other chemical & allied products whse—Con.						
6000	Paint, paint supplies, and wallpaper	306	1 410 837	133 750	9.5	.1	4.6
6011	Architectural coatings (enamels, primers, stains, solvents, and lacquers)	127	396 395	54 894	13.8	.1	X
6012	Industrial/OEM coatings (coatings applied by original manufacturers to products during manufacturing)	152	605 885	49 982	8.2	.1	X
6014	Paint supplies	37	89 945	3 746	4.2	Z	X
6100	Books, periodicals, newspapers, and miscellaneous printed materials	23	76 768	2 760	3.6	Z	.2
6101	Books	18	49 136	1 149	2.3	Z	X
6102	Other periodicals, newspapers, and miscellaneous printed materials	18	49 136	1 149	2.3	Z	X
6120	Art goods (including novelties and souvenirs)	8	7 463	1 181	15.8	Z	59.5
6121	Art materials	7	7 264	1 086	15.0	Z	X
6150	Nondurable goods, n.e.c.	22	117 885	27 112	23.0	Z	X
9700	Service receipts and labor charges (including installed parts)	1 005	2 444 363	170 037	7.0	.2	16.1
9701	Labor charges for repair work	794	1 916 192	81 511	4.3	.1	X
9702	Parts installed in repair work	497	1 210 223	41 994	3.5	Z	X
9703	Other service receipts and labor charges—Specify	264	552 854	25 890	4.7	Z	X
9720	Receipts for service contracts	22	49 249	3 597	7.3	Z	X
9740	Receipts for installing equipment	12	30 966	1 077	3.5	Z	X
9810	Miscellaneous commodities	1 031	5 100 138	444 869	8.7	.5	X
9920	Receipts for farm product preparation services (cleaning, shelling, etc.) ...	14	28 055	2 591	9.2	Z	X
9940	Rental and leasing receipts	568	1 736 586	168 522	9.7	.2	X
4226901	Industrial gases (except LP) whse	1 106	X	2 806 880	X	100.0	59.6
1000	Medical, hospital, and surgical supplies	57	219 749	10 742	4.9	.4	X
1120	Flat iron and steel products	17	10 555	1 025	9.7	Z	X
1140	Iron and steel wire and wire products	24	49 091	7 118	14.5	.3	X
1400	Electrical apparatus and equipment	7	13 952	3 050	21.9	.1	X
1600	Electronic parts and equipment, except communication	7	33 337	1 960	5.9	.1	X
1700	Hardware	34	79 039	6 909	8.7	.2	X
1800	Plumbing and heating equipment and supplies (hydronics)	9	6 307	151	2.4	Z	X
2320	General-purpose industrial machinery, equipment, and parts	44	150 854	10 126	6.7	.4	X
2330	Metalworking machinery, equipment, and parts	12	52 157	5 802	11.1	.2	X
2360	Other industrial machinery, equipment, and parts	18	32 380	8 026	24.8	.3	X
2440	Welding supplies (excluding gases)	807	1 668 764	505 598	30.3	18.0	X
2450	Industrial containers and supplies	24	77 759	2 593	3.3	.1	X
2460	Other industrial supplies	41	89 493	7 108	7.9	.3	X
3500	Drugs, pharmaceuticals, cosmetics, and toiletries	13	43 376	1 986	4.6	.1	X
5320	Industrial gases (welding, etc.)	1 106	2 806 880	2 015 315	71.8	71.8	X
5330	Chemicals and allied products (excluding agricultural, plastics, gases, and petroleum)	61	123 108	18 835	15.3	.7	X
5420	Liquefied petroleum gases (excluding natural gas)	40	70 223	5 518	7.9	.2	X
6000	Paint, paint supplies, and wallpaper	16	34 842	2 224	6.4	.1	X
9700	Service receipts and labor charges (including installed parts)	201	477 904	14 081	2.9	.5	X
9810	Miscellaneous commodities	120	422 099	26 722	6.3	1.0	X
9940	Rental and leasing receipts	334	881 116	131 458	14.9	4.7	X
4226902	Other chemical & allied products whse	10 465	X	90 923 345	X	100.0	76.4
0200	New and rebuilt automotive parts and supplies	84	261 123	29 310	11.2	Z	20.3
0213	Electrical engine parts (including ignition parts)	10	11 979	454	3.8	Z	X
0214	Brake parts (including fluid and all disk and drum parts)	33	123 217	2 450	2.0	Z	X
0215	Exhaust system parts	18	55 110	1 236	2.2	Z	X
0217	Hoses, belts, gaskets, and wiper blades	32	120 737	2 682	2.2	Z	X
0218	Filters (oil, air, gas, and transmission)	35	121 024	5 711	4.7	Z	X
0219	Engine parts, except electrical	10	14 056	416	3.0	Z	X
0221	Body parts and repair materials	17	88 848	9 670	10.9	Z	X
0222	Suspension parts (shocks, struts, balljoints, etc.)	10	7 928	216	2.7	Z	X
0223	Parts, n.e.c.	17	64 126	2 660	4.1	Z	X
0224	Accessories	36	110 225	3 787	3.4	Z	X
0300	Tires and tubes	19	70 360	8 934	12.7	Z	8.9
0311	New tires and tubes	6	62 309	3 016	4.8	Z	X
0312	Recapped and used tires and repair materials	12	5 861	5 917	100.0	Z	X
0400	Household and lawn furniture	8	31 028	1 389	4.5	Z	2.6
0412	Sleep furniture and equipment	7	21 544	939	4.4	Z	X
0500	Household china, glassware, crockery, and plastic housewares	10	18 625	2 203	11.8	Z	X
0530	Flooring and floor coverings	21	26 214	2 151	8.2	Z	17.9
0531	Soft-surface (textile) floor coverings and accessories (including rugs, carpets, and pads)	13	13 891	927	6.7	Z	X
0540	Other home furnishings	14	36 326	3 540	9.7	Z	X
0620	Plywood and millwork	20	101 685	19 988	19.7	Z	30.1
0622	Other panels products (including hardwood plywood, waterboard, and particleboard)	9	55 092	6 053	11.0	Z	X
0624	Wood millwork (doors, windows, cabinets, etc.)	13	54 107	8 937	16.5	Z	X
0700	Brick, stone, tile, sand, block, cement, and gravel	20	88 160	14 103	16.0	Z	27.1
0713	Sand, gravel, and crushed stone	6	10 512	1 933	18.4	Z	X
0720	Roofing, siding, and insulation materials	24	135 530	20 543	15.2	Z	29.8
0721	Roofing, except wood	7	17 255	1 751	10.1	Z	X
0723	Insulation materials	14	67 816	6 483	9.6	Z	X
0740	Other construction materials	29	153 723	17 261	11.2	Z	36.4
0744	Construction materials, n.e.c. (including wire fence and construction paper)	29	153 723	17 261	11.2	Z	X
0900	Office equipment	7	37 349	868	2.3	Z	1.5
0913	Copying machines and equipment	7	37 349	868	2.3	Z	X

See footnotes at end of table.

Table 1. All Types of Operation by Kind of Business and Commodity Line for Wholesale Trade: 1997—Con.

[Includes only establishments with payroll. For meaning of abbreviations and symbols, see introductory text. For explanation of terms, see Appendix A]

NAICS code and CL code	Kind of business and commodity line	Establishments handling commodity line		Commodity line sales			Sales coverage percent
		Number	Total sales (\$1,000)	Amount ¹ (\$1,000)	As percent of total sales of—		
					Establishments handling line	Establishments in NAICS industry ¹	
4226902	Other chemical & allied products whse—Con.						
0920	New computer equipment	7	3 985	175	4.4	Z	X
0960	Restaurant and hotel equipment and supplies	61	116 417	11 395	9.8	Z	X
1000	Medical, hospital, and surgical supplies	68	688 471	37 686	5.5	Z	3.9
1011	Surgical and medical instruments and equipment	37	110 132	17 714	16.1	Z	X
1013	Other surgical, medical, and hospital supplies	24	71 802	12 110	16.9	Z	X
1050	Other professional equipment and supplies	22	65 676	8 096	12.3	Z	75.7
1054	Laboratory equipment	19	28 738	5 686	19.8	Z	X
1120	Flat iron and steel products	31	349 636	43 962	12.6	Z	X
1140	Iron and steel wire and wire products	49	90 609	8 927	9.9	Z	1.2
1141	Wire (plain, coated, barbed, and twisted)	23	8 490	601	7.1	Z	X
1143	Wire rope, strand, strapping, reinforcement mesh, and bale ties	21	72 992	7 884	10.8	Z	X
1150	Iron and steel pipe and tubing	16	45 535	4 982	10.9	Z	1.7
1154	Other steel pipe	16	45 535	4 982	10.9	Z	X
1160	Other iron and steel products	13	46 580	12 625	27.1	Z	44.6
1167	Finished products, n.e.c.	10	9 917	520	5.2	Z	X
1170	Alloy steel	6	33 493	10 692	31.9	Z	3.1
1175	Other alloy steel	6	33 493	10 692	31.9	Z	X
1200	Copper and brass	73	708 529	21 428	3.0	Z	.3
1214	Rod, nonelectrical wire, extruded shapes, etc.	62	660 997	12 350	1.9	Z	X
1220	Aluminum shapes, forms, etc.	39	305 699	33 191	10.9	Z	X
1230	Other nonferrous metals (magnesium, nickel, tin, lead, zinc, etc., except precious)	24	148 425	32 483	21.9	Z	X
1320	Minerals and ores (excluding coal, precious stones, and crude oil)	60	934 017	121 754	13.0	.1	X
1400	Electrical apparatus and equipment	47	500 477	4 837	1.0	Z	.1
1419	Industrial controls	13	430 687	3 597	.8	Z	X
1421	Other electrical apparatus and equipment (including fuses and lightning rods)	28	63 520	294	.5	Z	X
1500	Electrical appliances, household	26	21 843	2 049	9.4	Z	21.0
1518	Other electrical household appliances (including fans, dishwashers, etc.) ..	26	21 843	2 049	9.4	Z	X
1600	Electronic parts and equipment, except communication	200	868 596	109 330	12.6	.1	2.7
1615	Discrete semiconductors, etc.	184	718 001	90 337	12.6	.1	X
1700	Hardware	240	816 585	80 655	9.9	.1	6.7
1711	Hand tools (including power driven)	132	397 036	33 686	8.5	Z	X
1712	Bolts, nuts, rivets, and fasteners	85	65 597	16 786	25.6	Z	X
1713	Cutlery	32	15 034	3 869	25.7	Z	X
1800	Plumbing and heating equipment and supplies (hydronics)	120	404 386	37 175	9.2	Z	22.8
1811	Plastic pipe fittings and valves (excluding pipe and tubing)	29	85 389	6 402	7.5	Z	X
1812	Metal pipe fittings and valves (excluding pipe and tubing)	14	77 457	5 013	6.5	Z	X
1813	Plumbing fixtures	38	265 392	5 720	2.2	Z	X
1814	Furnaces, stoves, water heaters (except electric and warm air)	28	37 030	1 694	4.6	Z	X
1815	Boilers, radiators, and convectors	15	18 232	2 011	11.0	Z	X
1818	Other plumbing and heating equipment and supplies	73	193 915	16 326	8.4	Z	X
1900	Warm air heating and air-conditioning equipment and supplies	15	66 862	5 988	9.0	Z	74.6
1919	Registers, grills, pre-formed ductwork (excluding sheet metal), and duct insulation	8	59 889	4 474	7.5	Z	X
2100	Construction and mining machinery and equipment (including parts and attachments)	18	257 642	21 956	8.5	Z	1.8
2112	New power cranes, draglines, and shovels	15	63 317	622	1.0	Z	X
2117	Other new construction and mining, logging, and road maintenance machinery, equipment, and parts	15	63 317	12 420	19.6	Z	X
2200	Farm machinery, equipment, and parts	33	53 895	10 744	19.9	Z	7.9
2214	New dairy farm and barn equipment	20	32 770	4 648	14.2	Z	X
2218	Used farm machinery and equipment	12	33 747	756	2.2	Z	X
2220	Garden machinery, equipment, and parts	278	985 784	245 238	24.9	.3	X
2300	Hydraulic and pneumatic (fluid-power) pumps, motors, and parts	11	39 837	1 888	4.7	Z	39.7
2311	Pumps	9	32 162	1 235	3.8	Z	X
2320	General-purpose industrial machinery, equipment, and parts	685	4 819 720	287 727	6.0	.3	13.6
2321	New pumps, compressors (air or gas), and equipment	198	251 860	32 836	13.0	Z	X
2323	New diesel engines (excluding automotive)	19	35 046	1 261	3.6	Z	X
2326	New controlling, recording, and indicating instruments and access	184	437 489	72 097	16.5	.1	X
2327	All other new general-purpose industrial machinery and equipment	301	3 202 622	49 521	1.5	.1	X
2328	Used general-purpose industrial machinery and equipment	154	288 068	77 372	26.9	.1	X
2330	Metalworking machinery, equipment, and parts	23	70 525	6 001	8.5	Z	X
2340	Materials handling machinery, equipment, and parts	17	477 857	2 113	.4	Z	71.7
2341	New conveying equipment	12	459 685	348	.1	Z	X
2360	Other industrial machinery, equipment, and parts	48	693 881	36 144	5.2	Z	67.9
2362	New power plant machinery (excluding electrical)	8	30 098	2 377	7.9	Z	X
2366	Other new industrial machinery and equipment	39	673 440	28 652	4.3	Z	X
2367	Used industrial machinery and equipment	13	38 030	1 656	4.4	Z	X
2380	Industrial valves and fittings (except fluid-power)	18	86 017	9 553	11.1	Z	X
2400	Hydraulic and pneumatic cylinders and rotary actuators	7	467 106	1 422	.3	Z	73.8
2411	Hydraulic cylinders and rotary actuators	7	467 106	1 422	.3	Z	X
2430	Fluid-power filters, components, accessories, and parts	16	90 406	9 056	10.0	Z	59.2
2431	Filters	14	49 038	1 755	3.6	Z	X
2432	Other fluid-power components, accessories, and parts, n.e.c.	7	53 528	7 301	13.6	Z	X
2440	Welding supplies (excluding gases)	167	897 175	83 704	9.3	.1	X

See footnotes at end of table.

Table 1. All Types of Operation by Kind of Business and Commodity Line for Wholesale Trade: 1997—Con.

[Includes only establishments with payroll. For meaning of abbreviations and symbols, see introductory text. For explanation of terms, see Appendix A]

NAICS code and CL code	Kind of business and commodity line	Establishments handling commodity line		Commodity line sales			Sales coverage percent
		Number	Total sales (\$1,000)	Amount ¹ (\$1,000)	As percent of total sales of—		
					Establishments handling line	Establishments in NAICS industry ¹	
4226902	Other chemical & allied products whsle—Con.						
2450	Industrial containers and supplies	280	2 377 639	78 890	3.3	.1	2.8
2451	New and reconditioned drums and barrels	185	594 571	2 450	.4	Z	X
2454	Other industrial containers and supplies	135	2 091 467	76 440	3.7	.1	X
2460	Other industrial supplies	321	2 287 484	126 880	5.5	.1	2.5
2462	Abrasives and abrasive materials	179	1 321 904	52 318	4.0	.1	X
2465	Strapping and tape	33	217 673	1 306	.6	Z	X
2466	Industrial supplies, n.e.c.	282	2 098 843	73 256	3.5	.1	X
2520	Custodial (janitors') equipment and supplies	787	2 681 624	300 073	11.2	.3	8.7
2521	Custodial equipment—power equipment	404	826 083	58 868	7.1	.1	X
2522	Custodial equipment—nonpower equipment	323	511 713	20 844	4.1	Z	X
2523	Custodial supplies	629	2 410 200	220 359	9.1	.2	X
2530	Laundry and dry-cleaning equipment and supplies	181	1 081 197	70 998	6.6	.1	X
2540	Other service establishment equipment and supplies	21	88 380	13 443	15.2	Z	28.1
2542	Service establishment equipment and supplies, n.e.c.	21	88 380	13 443	15.2	Z	X
2700	Sporting and recreational goods and supplies	22	37 102	4 207	11.3	Z	45.6
2713	Billiards, pool, bowling equipment, and accessories	8	16 022	3 109	19.4	Z	X
2715	Athletic equipment and accessories	7	13 142	283	2.2	Z	X
2718	Other sporting and recreational goods (go carts, bait, etc.)	7	7 937	775	9.8	Z	X
2800	Toys and hobby goods and supplies	8	13 234	1 228	9.3	Z	X
2930	Recyclable paper and paperboard	15	40 814	2 440	6.0	Z	X
2940	Recyclable materials, except metal	7	34 050	7 593	22.3	Z	X
3000	Jewelry, diamonds, gem stones, and watches	6	22 624	2 939	13.0	Z	X
3120	Forest products, except lumber (including cordwood, hewn posts, poles, and ties)	22	181 059	19 927	11.0	Z	X
3150	Other durable goods	18	55 760	1 213	2.2	Z	1.8
3154	Other durable goods, n.e.c.	18	55 760	1 213	2.2	Z	X
3200	Printing and writing paper	19	28 380	2 243	7.9	Z	13.3
3213	Other printing and writing paper	18	27 803	2 238	8.0	Z	X
3300	Stationery, office supplies and greeting cards	15	23 388	1 525	6.5	Z	32.4
3311	Business forms	9	11 580	962	8.3	Z	X
3314	Toner and cartridges	7	8 353	1 05	1.3	Z	X
3400	Industrial and personal services paper and plastics	497	2 243 429	247 881	11.0	.3	7.7
3411	Paperboard and boxboard boxes	148	434 197	4 490	1.0	Z	X
3412	Paper dishes, cups, and napkins	202	790 880	13 954	1.8	Z	X
3413	Industrial paper (wrapping, bags, cartons, etc.)	144	640 750	118 026	18.4	.1	X
3414	Disposable plastic boxes, containers, cups, dishes, and supplies	71	396 731	6 337	1.6	Z	X
3415	Other industrial and personal service paper	231	1 428 715	105 074	7.4	.1	X
3500	Drugs, pharmaceuticals, cosmetics, and toiletries	276	6 145 341	596 901	9.7	.7	.7
3512	Nonprescription pharmaceuticals	44	2 554 137	186 734	7.3	.2	X
3513	Cosmetics	60	102 670	13 648	13.3	Z	X
3515	Other toiletries and druggists' sundries	193	3 559 110	396 519	11.1	.4	X
3600	Piece goods, knit and woven	13	394 578	106 942	27.1	.1	X
3700	Notions (buttons, ribbons, lace, sewing accessories, zippers, bindings, etc.)	14	5 826	386	6.6	Z	X
3900	Women's and children's wear	6	8 982	1 522	16.9	Z	X
4100	Frozen foods (packaged)	8	150 544	5 271	3.5	Z	.7
4117	Other frozen foods (except frozen dairy products)	6	53 531	3 564	6.7	Z	X
4200	Dairy products (excluding dried or canned)	7	7 799	400	5.1	Z	59.7
4215	Raw milk	7	7 799	400	5.1	Z	X
4800	Coffee, tea, and spices	58	691 214	4 693	.7	Z	X
4830	Canned foods	23	2 309 547	478 233	20.7	.5	8.0
4831	Canned and bottled fruits, vegetables, and juices	6	239 690	38 801	16.2	Z	X
4840	Food and beverage basic materials (include flavoring extracts, fruit peel, hop extract, industrial molasses, sausage casings, malt, yeast, etc.)	7	47 486	16 235	34.2	Z	X
4850	Soft drinks and bottled water	10	223 252	5 591	2.5	Z	75.9
4853	Bottled water	6	217 761	2 938	1.3	Z	X
4860	Other grocery specialties	39	495 024	25 697	5.2	Z	37.2
4862	Breakfast cereals	7	237 850	3 488	1.5	Z	X
4863	Cooking oils and margarine	7	237 850	6 973	2.9	Z	X
4865	Pickles, preserves, jellies, jams, and sauces	7	237 850	3 488	1.5	Z	X
4868	Grocery specialties, n.e.c.	21	90 110	2 128	2.4	Z	X
4900	Grain and beans	49	192 002	47 119	24.5	.1	70.0
4911	Corn (for grain)	35	158 385	24 320	15.4	Z	X
4912	Oats and barley	25	62 608	2 154	3.4	Z	X
4913	Wheat	21	53 539	2 815	5.3	Z	X
4915	Soybeans	16	118 526	15 056	12.7	Z	X
4916	Other grain and beans (rice and edible and inedible beans)	22	59 111	2 767	4.7	Z	X
5140	Other farm products, inedible	8	25 221	3 245	12.9	Z	76.4
5143	Farm products, n.e.c.	8	25 221	3 245	12.9	Z	X
5300	Plastics materials and basic shapes	534	11 425 830	1 327 905	11.6	1.5	65.4
5311	Plastic pipes, rods, tubes, and shapes	101	265 529	21 596	8.1	Z	X
5312	High pressure laminates	9	131 726	4 127	3.1	Z	X
5313	Plastics raw materials	291	9 709 923	1 101 132	11.3	1.2	X
5314	Other plastics materials and basic shapes	177	1 660 869	201 048	12.1	.2	X
5320	Industrial gases (welding, etc.)	59	462 001	27 560	6.0	Z	X

See footnotes at end of table.

Table 1. All Types of Operation by Kind of Business and Commodity Line for Wholesale Trade: 1997—Con.

[Includes only establishments with payroll. For meaning of abbreviations and symbols, see introductory text. For explanation of terms, see Appendix A]

NAICS code and CL code	Kind of business and commodity line	Establishments handling commodity line		Commodity line sales			Sales coverage percent
		Number	Total sales (\$1,000)	Amount ¹ (\$1,000)	As percent of total sales of—		
					Establishments handling line	Establishments in NAICS industry ¹	
4226902	Other chemical & allied products whsle—Con.						
5330	Chemicals and allied products (excluding agricultural, plastics, gases, and petroleum)	10 465	90 923 345	83 978 941	92.4	92.4	52.6
5331	Gasses, compressed and liquified, except L.P.	849	6 994 351	2 758 011	39.4	3.0	X
5332	Alkalies and chlorine	1 535	20 042 026	9 734 915	48.6	10.7	X
5334	Organic fibers	173	4 857 536	3 768 822	77.6	4.1	X
5335	Detergents and soaps	3 196	24 450 465	10 628 987	43.5	11.7	X
5336	Sanitation chemicals, polishes, and waxes	1 988	10 260 991	2 038 940	19.9	2.2	X
5338	Wood chemicals, naval stores, and gum	343	3 918 701	658 468	16.8	1.8	X
5341	Insecticides, nonagricultural	839	4 290 295	751 120	17.5	.8	X
5342	Adhesives, sealants, and glues	1 116	5 373 405	2 161 188	40.2	2.4	X
5343	Explosives	390	2 105 250	1 860 550	88.4	2.0	X
5344	Other chemicals and allied products	6 844	63 093 475	49 617 943	78.6	54.6	X
5400	Petroleum products	641	5 512 719	829 265	15.0	.9	1.3
5411	Aviation gasoline	18	13 120	3 199	24.4	Z	X
5412	Motor gasoline	113	1 470 445	131 562	8.9	.1	X
5415	No. 2 distillate fuel oil (no. 2 diesel and no. 2 heating oil)	96	1 234 271	111 500	9.0	.1	X
5416	All other distillate fuel oil (no. 1 and no. 4 diesel and heating)	124	1 480 698	65 015	4.4	.1	X
5417	Residual fuel oil (no. 5, no. 6, heavy diesel, etc.)	51	1 603 611	273 764	17.1	.3	X
5418	Lubricating oil and greases	471	2 170 875	228 389	10.5	.3	X
5420	Liquified petroleum gases (excluding natural gas)	33	149 870	12 285	8.2	Z	X
5520	Other petroleum products (including asphalt, road oil, wax, etc.)	7	299 088	64 673	21.6	.1	X
5800	Farm supplies	271	2 199 557	139 731	6.4	.2	9.4
5811	Hay, straw, and alfalfa	48	164 655	16 715	10.2	Z	X
5812	Feeds (poultry and livestock) not mixed on location	73	1 021 757	59 106	5.8	.1	X
5814	Weed killers, soil sterilizers, and soil conditioners	39	249 665	1 749	.7	Z	X
5815	Insecticides, fungicides, and pesticides	48	286 094	5 071	1.8	Z	X
5816	Other agricultural chemicals and fertilizers	163	1 006 177	53 690	5.3	.1	X
5817	Seeds and bulbs	104	176 025	1 985	1.1	Z	X
5818	Other farm supplies (including harness and saddlery equipment)	26	101 295	882	.9	Z	X
6000	Paint, paint supplies, and wallpaper	290	1 375 995	131 526	9.6	.1	4.7
6011	Architectural coatings (enamels, primers, stains, solvents, and lacquers)	127	396 395	54 894	13.8	.1	X
6012	Industrial/OEM coatings (coatings applied by original manufacturers to products during manufacturing)	152	605 885	49 982	8.2	.1	X
6014	Paint supplies	37	89 945	3 746	4.2	Z	X
6100	Books, periodicals, newspapers, and miscellaneous printed materials	23	76 768	2 760	3.6	Z	.2
6101	Books	18	49 136	1 149	2.3	Z	X
6102	Other periodicals, newspapers, and miscellaneous printed materials	18	49 136	1 149	2.3	Z	X
6120	Art goods (including novelties and souvenirs)	7	7 264	1 086	15.0	Z	61.9
6121	Art materials	7	7 264	1 086	15.0	Z	X
6150	Nondurable goods, n.e.c.	21	108 179	24 681	22.8	Z	X
9700	Service receipts and labor charges (including installed parts)	804	1 966 459	155 956	7.9	.2	12.5
9701	Labor charges for repair work	625	1 486 394	74 489	5.0	.1	X
9702	Parts installed in repair work	429	974 715	38 553	4.0	Z	X
9703	Other service receipts and labor charges—Specify	166	333 785	22 275	6.7	Z	X
9720	Receipts for service contracts	22	49 249	3 597	7.3	Z	X
9740	Receipts for installing equipment	11	21 260	608	2.9	Z	X
9810	Miscellaneous commodities	911	4 678 039	418 147	8.9	.5	X
9920	Receipts for farm product preparation services (cleaning, shelling, etc.)	14	28 055	2 591	9.2	Z	X
9940	Rental and leasing receipts	234	855 470	37 064	4.3	Z	X
4227	Petroleum & petroleum products whsle	*11 297	X	*267 623 942	X	100.0	80.7
0100	New and used automobiles, motorcycles, etc.	12	10 056	2 215	22.0	Z	51.5
0114	Motorscooters, mopeds, snowmobiles, and utility trailers	7	9 655	2 183	22.6	Z	X
0200	New and rebuilt automotive parts and supplies	804	11 633 831	430 719	3.7	.2	1.2
0211	Batteries	290	2 067 119	13 011	.6	Z	X
0212	Engines (complete)	35	138 170	717	.5	Z	X
0213	Electrical engine parts (including ignition parts)	173	804 512	16 845	2.1	Z	X
0214	Brake parts (including fluid and all disk and drum parts)	220	1 215 628	19 568	1.6	Z	X
0215	Exhaust system parts	30	89 667	416	.5	Z	X
0216	Glass	30	89 667	7	.0	Z	X
0217	Hoses, belts, gaskets, and wiper blades	277	2 046 814	13 845	.7	Z	X
0218	Filters (oil, air, gas, and transmission)	421	2 816 697	52 201	1.9	Z	X
0219	Engine parts, except electrical	168	784 264	21 195	2.7	Z	X
0221	Body parts and repair materials	56	271 880	750	.3	Z	X
0222	Suspension parts (shocks, struts, balljoints, etc.)	108	1 010 511	35 554	3.5	Z	X
0223	Parts, n.e.c.	130	958 580	3 881	.4	Z	X
0224	Accessories	158	1 411 165	22 419	1.6	Z	X
0250	Petroleum products marketing equipment	371	3 282 943	61 185	1.9	Z	X
0300	Tires and tubes	652	6 443 632	118 512	1.8	Z	.5
0311	New tires and tubes	544	2 714 603	107 009	3.9	Z	X
0312	Recapped and used tires and repair materials	250	974 242	2 661	.3	Z	X
0600	Lumber: rough, dressed, and finished	7	18 390	661	3.6	Z	X
0740	Other construction materials	11	46 318	5 511	11.9	Z	X
1120	Flat iron and steel products	9	1 113 062	31 620	2.8	Z	X
1140	Iron and steel wire and wire products	19	30 521	2 916	9.6	Z	.5
1141	Wire (plain, coated, barbed, and twisted)	6	4 856	251	5.2	Z	X
1150	Iron and steel pipe and tubing	8	9 641	239	2.5	Z	X
1300	Coal and coke	13	735 701	37 529	5.1	Z	13.5
1311	Coal	7	240 013	13 071	5.4	Z	X
1400	Electrical apparatus and equipment	9	33 950	2 008	5.9	Z	55.0
1416	Interior wiring (excluding conduit)	7	32 512	1 935	6.0	Z	X

See footnotes at end of table.

Table 1. All Types of Operation by Kind of Business and Commodity Line for Wholesale Trade: 1997—Con.

[Includes only establishments with payroll. For meaning of abbreviations and symbols, see introductory text. For explanation of terms, see Appendix A]

NAICS code and CL code	Kind of business and commodity line	Establishments handling commodity line		Commodity line sales			Sales coverage percent
		Number	Total sales (\$1,000)	Amount ¹ (\$1,000)	As percent of total sales of—		
					Establishments handling line	Establishments in NAICS industry ¹	
4227	Petroleum & petroleum products whsle—Con.						
1500	Electrical appliances, household	32	101 845	3 607	3.5	Z	X
1700	Hardware	59	296 247	30 067	10.1	Z	X
1800	Plumbing and heating equipment and supplies (hydronics)	30	271 096	10 960	4.0	Z	8.0
1818	Other plumbing and heating equipment and supplies	14	56 625	755	1.3	Z	X
1900	Warm air heating and air-conditioning equipment and supplies	6	43 803	6 328	14.4	Z	X
2100	Construction and mining machinery and equipment (including parts and attachments)	9	34 113	5 789	17.0	Z	53.1
2117	Other new construction and mining, logging, and road maintenance machinery, equipment, and parts	9	34 113	5 483	16.1	Z	X
2200	Farm machinery, equipment, and parts	12	30 871	850	2.8	Z	X
2220	Garden machinery, equipment, and parts	12	38 200	5 587	14.6	Z	X
2320	General-purpose industrial machinery, equipment, and parts	145	4 499 262	129 663	2.9	Z	69.4
2321	New pumps, compressors (air or gas), and equipment	29	178 424	3 760	2.1	Z	X
2323	New diesel engines (excluding automotive)	7	314 659	19 428	6.2	Z	X
2326	New controlling, recording, and indicating instruments and access	49	3 801 702	80 343	2.1	Z	X
2327	All other new general-purpose industrial machinery and equipment	45	84 363	4 173	4.9	Z	X
2328	Used general-purpose industrial machinery and equipment	6	13 207	335	2.5	Z	X
2350	Oil well, oil refinery, and pipeline machinery, equipment, and supplies	35	3 915 663	2 194 535	56.0	.8	X
2430	Fluid-power filters, components, accessories, and parts	7	28 745	579	2.0	Z	80.7
2431	Filters	7	28 745	579	2.0	Z	X
2450	Industrial containers and supplies	7	262 900	44 117	16.8	Z	X
2460	Other industrial supplies	18	94 624	18 679	19.7	Z	8.3
2466	Industrial supplies, n.e.c.	8	59 965	12 987	21.7	Z	X
2600	Aircraft and aeronautical equipment and supplies	39	116 009	14 594	12.6	Z	9.8
2613	Other new aircraft equipment and supplies	39	116 009	13 937	12.0	Z	X
2700	Sporting and recreational goods and supplies	9	43 146	7 156	16.6	Z	52.6
2713	Billiards, pool, bowling equipment, and accessories	6	21 448	1 270	5.9	Z	X
3400	Industrial and personal services paper and plastics	7	43 449	393	.9	Z	X
3500	Drugs, pharmaceuticals, cosmetics, and toiletries	8	64 535	11 366	17.6	Z	39.8
3515	Other toiletries and druggists' sundries	8	64 535	11 349	17.7	Z	X
4400	Confectionery	31	115 168	1 452	1.3	Z	41.7
4411	Candy	31	115 168	1 452	1.3	Z	X
4850	Soft drinks and bottled water	35	88 865	1 189	1.3	Z	1.9
4851	Soft drinks, packaged	6	27 480	279	1.0	Z	X
4860	Other grocery specialties	202	6 760 049	431 379	6.4	.2	.6
4868	Grocery specialties, n.e.c.	185	1 972 309	178 616	9.1	.1	X
4900	Grain and beans	27	175 835	31 585	18.0	Z	38.7
4911	Corn (for grain)	27	175 835	15 056	8.6	Z	X
4912	Oats and barley	7	111 749	339	.3	Z	X
4913	Wheat	21	169 333	4 154	2.5	Z	X
4915	Soybeans	21	169 333	12 036	7.1	Z	X
5300	Plastics materials and basic shapes	20	1 998 994	407 727	20.4	.2	80.1
5313	Plastics raw materials	12	1 979 020	404 536	20.4	.2	X
5314	Other plastics materials and basic shapes	8	19 974	3 007	15.1	Z	X
5330	Chemicals and allied products (excluding agricultural, plastics, gases, and petroleum)	774	13 594 269	1 576 706	11.6	.6	16.6
5331	Gasses, compressed and liquified, except L.P.	68	5 572 728	498 049	8.9	.2	X
5332	Alkalies and chlorine	52	109 368	3 199	2.9	Z	X
5334	Organic fibers	9	1 605 020	107 448	6.7	Z	X
5335	Detergents and soaps	199	625 002	20 886	3.3	Z	X
5336	Sanitation chemicals, polishes, and waxes	36	111 610	6 176	5.5	Z	X
5338	Wood chemicals, naval stores, and gum	21	292 863	10 400	3.6	Z	X
5342	Adhesives, sealants, and glues	13	51 382	4 489	8.7	Z	X
5344	Other chemicals and allied products	522	5 071 910	351 363	6.9	.1	X
5400	Petroleum products	10 293	225 886 819	202 862 525	89.8	75.8	73.0
5411	Aviation gasoline	983	19 617 306	3 550 740	18.1	1.3	X
5412	Motor gasoline	8 109	196 107 618	114 153 704	58.2	42.7	X
5413	Special naphtha	271	5 563 480	485 875	8.7	.2	X
5414	Jet fuel (naphtha or kerosine type)	1 078	70 172 663	5 413 974	7.7	2.0	X
5415	No. 2 distillate fuel oil (no. 2 diesel and no. 2 heating oil)	7 585	185 727 764	48 640 787	26.2	18.2	X
5416	All other distillate fuel oil (no. 1 and no. 4 diesel and heating)	4 159	101 236 368	7 764 567	7.7	2.9	X
5417	Residual fuel oil (no. 5, no. 6, heavy diesel, etc.)	480	27 554 026	8 112 279	29.4	3.0	X
5418	Lubricating oil and greases	6 512	58 488 634	14 740 598	25.2	5.5	X
5420	Liquified petroleum gases (excluding natural gas)	1 359	30 381 387	8 197 073	27.0	3.1	X
5500	Crude oil	312	55 797 361	43 012 328	77.1	16.1	X
5520	Other petroleum products (including asphalt, road oil, wax, etc.)	700	18 349 223	4 263 550	23.2	1.6	X
5800	Farm supplies	358	1 477 747	211 903	14.3	.1	11.5
5811	Hay, straw, and alfalfa	6	98 288	524	.5	Z	X
5812	Feeds (poultry and livestock) not mixed on location	186	800 551	22 110	2.8	Z	X
5813	Prepared feeds (poultry and livestock) mixed on location	26	73 662	5 954	8.1	Z	X
5814	Weed killers, soil sterilizers, and soil conditioners	164	831 592	50 261	6.0	Z	X
5815	Insecticides, fungicides, and pesticides	91	457 567	10 221	2.2	Z	X
5816	Other agricultural chemicals and fertilizers	237	1 200 489	108 487	9.0	Z	X
5817	Seeds and bulbs	157	609 577	8 037	1.3	Z	X
5818	Other farm supplies (including harness and saddlery equipment)	109	436 266	6 114	1.4	Z	X
5900	Tobacco and tobacco products	59	477 482	43 093	9.0	Z	53.0
5911	Cigars	54	467 084	43 016	9.2	Z	X
6000	Paint, paint supplies, and wallpaper	13	33 155	5 145	15.5	Z	X
6100	Books, periodicals, newspapers, and miscellaneous printed materials	30	32 741	1 186	3.6	Z	X

See footnotes at end of table.

Table 1. All Types of Operation by Kind of Business and Commodity Line for Wholesale Trade: 1997—Con.

[Includes only establishments with payroll. For meaning of abbreviations and symbols, see introductory text. For explanation of terms, see Appendix A]

NAICS code and CL code	Kind of business and commodity line	Establishments handling commodity line		Commodity line sales			Sales coverage percent
		Number	Total sales (\$1,000)	Amount ¹ (\$1,000)	As percent of total sales of—		
					Establishments handling line	Establishments in NAICS industry ¹	
4227	Petroleum & petroleum products whsle—Con.						
6150	Nondurable goods, n.e.c.	15	100 993	15 338	15.2	Z	X
9700	Service receipts and labor charges (including installed parts)	1 281	11 821 186	437 289	3.7	.2	5.7
9701	Labor charges for repair work	919	8 601 855	208 077	2.4	.1	X
9702	Parts installed in repair work	318	2 485 828	57 988	2.3	Z	X
9703	Other service receipts and labor charges—Specify	523	4 447 826	141 001	3.2	.1	X
9720	Receipts for service contracts	10	5 910	1 561	26.4	Z	X
9810	Miscellaneous commodities	911	21 301 336	1 303 614	6.1	.5	X
9840	Pipeline transportation receipts	21	1 032 964	7 974	.8	Z	X
9940	Rental and leasing receipts	583	12 395 327	163 605	1.3	.1	X
42271	Petroleum bulk stations & terminals	17 690	X	176 719 246	X	100.0	84.9
0100	New and used automobiles, motorcycles, etc.	7	9 655	2 183	22.6	Z	54.8
0114	Motorcycles, mopeds, snowmobiles, and utility trailers	7	9 655	2 183	22.6	Z	X
0200	New and rebuilt automotive parts and supplies	560	4 936 499	228 951	4.6	.1	2.1
0211	Batteries	266	1 809 751	12 336	.7	Z	X
0212	Engines (complete)	35	138 170	717	.5	Z	X
0213	Electrical engine parts (including ignition parts)	131	726 439	8 619	1.2	Z	X
0214	Brake parts (including fluid and all disk and drum parts)	178	1 137 555	11 303	1.0	Z	X
0215	Exhaust system parts	30	89 667	416	.5	Z	X
0216	Glass	30	89 667	7	.0	Z	X
0217	Hoses, belts, gaskets, and wiper blades	235	1 968 741	9 655	.5	Z	X
0218	Filters (oil, air, gas, and transmission)	334	2 386 895	36 370	1.5	Z	X
0219	Engine parts, except electrical	124	702 855	2 391	.3	Z	X
0221	Body parts and repair materials	56	271 880	750	.3	Z	X
0222	Suspension parts (shocks, struts, balljoints, etc.)	107	1 006 680	35 479	3.5	Z	X
0223	Parts, n.e.c.	85	430 300	1 629	.4	Z	X
0224	Accessories	134	1 157 627	21 959	1.9	Z	X
0250	Petroleum products marketing equipment	324	3 043 782	46 810	1.5	Z	X
0300	Tires and tubes	557	3 091 922	96 104	3.1	.1	.8
0311	New tires and tubes	457	2 470 608	86 273	3.5	Z	X
0312	Recapped and used tires and repair materials	206	802 436	1 641	.2	Z	X
0740	Other construction materials	7	18 898	1 540	8.1	Z	X
1120	Flat iron and steel products	9	1 113 062	31 620	2.8	Z	X
1140	Iron and steel wire and wire products	12	25 232	2 648	10.5	Z	X
1300	Coal and coke	7	240 013	13 071	5.4	Z	46.8
1311	Coal	7	240 013	13 071	5.4	Z	X
1400	Electrical apparatus and equipment	7	33 023	1 949	5.9	Z	59.0
1416	Interior wiring (excluding conduit)	7	33 023	1 935	6.0	Z	X
1500	Electrical appliances, household	32	101 845	3 607	3.5	Z	X
1700	Hardware	45	224 911	18 845	8.4	Z	X
1800	Plumbing and heating equipment and supplies (hydronics)	14	188 043	6 243	3.3	Z	X
2100	Construction and mining machinery and equipment (including parts and attachments)	9	34 113	5 789	17.0	Z	55.8
2117	Other new construction and mining, logging, and road maintenance machinery, equipment, and parts	9	34 113	5 483	16.1	Z	X
2200	Farm machinery, equipment, and parts	8	24 095	799	3.3	Z	X
2220	Garden machinery, equipment, and parts	12	38 200	5 587	14.6	Z	X
2320	General-purpose industrial machinery, equipment, and parts	94	4 374 379	110 799	2.5	.1	73.8
2321	New pumps, compressors (air or gas), and equipment	27	177 171	3 287	1.9	Z	X
2323	New diesel engines (excluding automotive)	7	314 659	19 428	6.2	Z	X
2326	New controlling, recording, and indicating instruments and access	49	3 801 702	80 343	2.1	Z	X
2327	All other new general-purpose industrial machinery and equipment	45	84 363	4 173	4.9	Z	X
2328	Used general-purpose industrial machinery and equipment	6	13 207	335	2.5	Z	X
2350	Oil well, oil refinery, and pipeline machinery, equipment, and supplies	25	225 889	14 245	6.3	Z	X
2430	Fluid-power filters, components, accessories, and parts	7	28 745	579	2.0	Z	84.9
2431	Filters	7	28 745	579	2.0	Z	X
2460	Other industrial supplies	12	69 772	17 667	25.3	Z	10.9
2466	Industrial supplies, n.e.c.	8	59 965	12 987	21.7	Z	X
2700	Sporting and recreational goods and supplies	8	40 296	7 136	17.7	Z	61.2
2713	Billiards, pool, bowling equipment, and accessories	6	21 448	1 270	5.9	Z	X
3500	Drugs, pharmaceuticals, cosmetics, and toiletries	8	64 535	11 366	17.6	Z	41.8
3515	Other toiletries and druggists' sundries	8	64 535	11 349	17.7	Z	X
4400	Confectionery	31	115 168	1 452	1.3	Z	43.8
4411	Candy	31	115 168	1 452	1.3	Z	X
4850	Soft drinks and bottled water	29	61 385	910	1.5	Z	X
4860	Other grocery specialties	170	6 376 399	415 483	6.5	.2	.4
4868	Grocery specialties, n.e.c.	153	1 588 659	162 720	10.2	.1	X
4900	Grain and beans	21	169 333	30 670	18.1	Z	40.7
4911	Corn (for grain)	21	169 333	14 141	8.4	Z	X
4912	Oats and barley	7	111 749	339	.3	Z	X
4913	Wheat	21	169 333	4 154	2.5	Z	X
4915	Soybeans	21	169 333	12 036	7.1	Z	X
5300	Plastics materials and basic shapes	11	1 320 505	139 610	10.6	.1	84.3
5314	Other plastics materials and basic shapes	8	19 974	3 007	15.1	Z	X

See footnotes at end of table.

Table 1. All Types of Operation by Kind of Business and Commodity Line for Wholesale Trade: 1997—Con.

[Includes only establishments with payroll. For meaning of abbreviations and symbols, see introductory text. For explanation of terms, see Appendix A]

NAICS code and CL code	Kind of business and commodity line	Establishments handling commodity line		Commodity line sales			Sales coverage percent
		Number	Total sales (\$1,000)	Amount ¹ (\$1,000)	As percent of total sales of—		
					Establishments handling line	Establishments in NAICS industry ¹	
42271	Petroleum bulk stations & terminals—Con.						
5330	Chemicals and allied products (excluding agricultural, plastics, gases, and petroleum)	456	7 551 115	995 570	13.2	.6	19.2
5331	Gasses, compressed and liquified, except L.P.	10	517 359	46 959	9.1	Z	X
5332	Alkalies and chlorine	50	105 017	2 992	Z	Z	X
5334	Organic fibers	9	1 605 020	107 448	6.7	.1	X
5335	Detergents and soaps	152	576 784	14 791	2.6	Z	X
5336	Sanitation chemicals, polishes, and waxes	22	47 518	810	1.7	Z	X
5338	Wood chemicals, naval stores, and gum	21	292 863	10 400	3.6	Z	X
5342	Adhesives, sealants, and glues	11	19 565	256	1.3	Z	X
5344	Other chemicals and allied products	314	4 201 740	237 218	5.6	.1	X
5400	Petroleum products	7 193	152 954 746	134 778 041	88.1	76.3	80.6
5411	Aviation gasoline	649	11 063 641	693 365	6.3	.4	X
5412	Motor gasoline	6 203	135 105 837	79 336 685	58.7	44.9	X
5413	Special naphtha	222	3 346 928	177 932	5.3	.1	X
5414	Jet fuel (naphtha or kerosine type)	708	43 525 803	3 341 228	7.7	1.9	X
5415	No. 2 distillate fuel oil (no. 2 diesel and no. 2 heating oil)	5 901	128 256 838	33 791 664	26.3	19.1	X
5416	All other distillate fuel oil (no. 1 and no. 4 diesel and heating)	3 394	72 359 531	4 515 225	6.2	2.6	X
5417	Residual fuel oil (no. 5, no. 6, heavy diesel, etc.)	296	16 360 887	5 229 996	32.0	3.0	X
5418	Lubricating oil and greases	4 903	40 595 647	7 691 945	18.9	4.4	X
5420	Liquified petroleum gases (excluding natural gas)	1 090	22 480 143	5 237 746	23.3	3.0	X
5500	Crude oil	146	36 434 882	30 479 739	83.7	17.2	X
5520	Other petroleum products (including asphalt, road oil, wax, etc.)	260	10 863 353	687 190	6.3	.4	X
5800	Farm supplies	302	1 390 032	194 765	14.0	.1	11.8
5811	Hay, straw, and alfalfa	6	98 288	524	.5	Z	X
5812	Feeds (poultry and livestock) not mixed on location	160	766 156	20 333	2.7	Z	X
5813	Prepared feeds (poultry and livestock) mixed on location	19	55 802	3 714	6.7	Z	X
5814	Weed killers, soil sterilizers, and soil conditioners	150	805 803	47 030	5.8	Z	X
5815	Insecticides, fungicides, and pesticides	84	439 707	9 842	2.2	Z	X
5816	Other agricultural chemicals and fertilizers	214	1 142 967	100 213	8.8	.1	X
5817	Seeds and bulbs	131	575 182	7 286	1.3	Z	X
5818	Other farm supplies (including harness and saddlery equipment)	85	401 085	5 820	1.5	Z	X
5900	Tobacco and tobacco products	44	329 116	17 636	5.4	Z	60.8
5911	Cigars	39	318 718	17 559	5.5	Z	X
6000	Paint, paint supplies, and wallpaper	7	24 941	4 929	19.8	Z	X
6100	Books, periodicals, newspapers, and miscellaneous printed materials	27	30 501	1 164	3.8	Z	X
6150	Nondurable goods, n.e.c.	9	66 930	11 128	16.6	Z	X
9700	Service receipts and labor charges (including installed parts)	987	9 920 393	334 074	3.4	.2	5.9
9701	Labor charges for repair work	720	7 356 432	167 125	2.3	.1	X
9702	Parts installed in repair work	263	2 194 150	47 315	2.2	Z	X
9703	Other service receipts and labor charges—Specify	377	3 514 747	91 169	2.6	.1	X
9810	Miscellaneous commodities	660	16 158 351	1 153 682	7.1	.7	X
9840	Pipeline transportation receipts	12	947 999	6 749	.7	Z	X
9940	Rental and leasing receipts	452	8 279 655	113 111	1.4	.1	X
422710	Petroleum bulk stations & terminals	7 690	X	176 719 246	X	100.0	84.9
0100	New and used automobiles, motorcycles, etc.	7	9 655	2 183	22.6	Z	54.8
0114	Motorscooters, mopeds, snowmobiles, and utility trailers	7	9 655	2 183	22.6	Z	X
0200	New and rebuilt automotive parts and supplies	560	4 936 499	228 951	4.6	.1	2.1
0211	Batteries	266	1 809 751	12 336	.7	Z	X
0212	Engines (complete)	35	138 170	717	.5	Z	X
0213	Electrical engine parts (including ignition parts)	131	726 439	8 619	1.2	Z	X
0214	Brake parts (including fluid and all disk and drum parts)	178	1 137 555	11 303	1.0	Z	X
0215	Exhaust system parts	30	89 667	416	.5	Z	X
0216	Glass	30	89 667	7	.0	Z	X
0217	Hoses, belts, gaskets, and wiper blades	235	1 968 741	9 655	.5	Z	X
0218	Filters (oil, air, gas, and transmission)	334	2 386 895	36 370	1.5	Z	X
0219	Engine parts, except electrical	124	702 855	2 391	.3	Z	X
0221	Body parts and repair materials	56	271 880	750	.3	Z	X
0222	Suspension parts (shocks, struts, balljoints, etc.)	107	1 006 680	35 479	3.5	Z	X
0223	Parts, n.e.c.	85	430 300	1 629	.4	Z	X
0224	Accessories	134	1 157 627	21 959	1.9	Z	X
0250	Petroleum products marketing equipment	324	3 043 782	46 810	1.5	Z	X
0300	Tires and tubes	557	3 091 922	96 104	3.1	.1	.8
0311	New tires and tubes	457	2 470 608	86 273	3.5	Z	X
0312	Recapped and used tires and repair materials	206	802 436	1 641	.2	Z	X
0740	Other construction materials	7	18 898	1 540	8.1	Z	X
1120	Flat iron and steel products	9	1 113 062	31 620	2.8	Z	X
1140	Iron and steel wire and wire products	12	25 232	2 648	10.5	Z	X
1300	Coal and coke	7	240 013	13 071	5.4	Z	46.8
1311	Coal	7	240 013	13 071	5.4	Z	X
1400	Electrical apparatus and equipment	7	33 023	1 949	5.9	Z	59.0
1416	Interior wiring (excluding conduit)	7	33 023	1 935	6.0	Z	X
1500	Electrical appliances, household	32	101 845	3 607	3.5	Z	X
1700	Hardware	45	224 911	18 845	8.4	Z	X
1800	Plumbing and heating equipment and supplies (hydronics)	14	188 043	6 243	3.3	Z	X
2100	Construction and mining machinery and equipment (including parts and attachments)	9	34 113	5 789	17.0	Z	55.8
2117	Other new construction and mining, logging, and road maintenance machinery, equipment, and parts	9	34 113	5 483	16.1	Z	X
2200	Farm machinery, equipment, and parts	8	24 095	799	3.3	Z	X
2220	Garden machinery, equipment, and parts	12	38 200	5 587	14.6	Z	X

See footnotes at end of table.

Table 1. All Types of Operation by Kind of Business and Commodity Line for Wholesale Trade: 1997—Con.

[Includes only establishments with payroll. For meaning of abbreviations and symbols, see introductory text. For explanation of terms, see Appendix A]

NAICS code and CL code	Kind of business and commodity line	Establishments handling commodity line		Commodity line sales			Sales coverage percent
		Number	Total sales (\$1,000)	Amount ¹ (\$1,000)	As percent of total sales of—		
					Establishments handling line	Establishments in NAICS industry ¹	
422710	Petroleum bulk stations & terminals—Con.						
2320	General-purpose industrial machinery, equipment, and parts	94	4 374 379	110 799	2.5	.1	73.8
2321	New pumps, compressors (air or gas), and equipment	27	177 171	3 287	1.9	Z	X
2323	New diesel engines (excluding automotive)	7	314 659	19 428	6.2	Z	X
2326	New controlling, recording, and indicating instruments and access	49	3 801 702	80 343	2.1	Z	X
2327	All other new general-purpose industrial machinery and equipment	45	84 363	4 173	4.9	Z	X
2328	Used general-purpose industrial machinery and equipment	6	13 207	335	2.5	Z	X
2350	Oil well, oil refinery, and pipeline machinery, equipment, and supplies	25	225 889	14 245	6.3	Z	X
2430	Fluid-power filters, components, accessories, and parts	7	28 745	579	2.0	Z	84.9
2431	Filters	7	28 745	579	2.0	Z	X
2460	Other industrial supplies	12	69 772	17 667	25.3	Z	10.9
2466	Industrial supplies, n.e.c.	8	59 965	12 987	21.7	Z	X
2700	Sporting and recreational goods and supplies	8	40 296	7 136	17.7	Z	61.2
2713	Billiards, pool, bowling equipment, and accessories	6	21 448	1 270	5.9	Z	X
3500	Drugs, pharmaceuticals, cosmetics, and toiletries	8	64 535	11 366	17.6	Z	41.8
3515	Other toiletries and druggists' sundries	8	64 535	11 349	17.7	Z	X
4400	Confectionery	31	115 168	1 452	1.3	Z	43.8
4411	Candy	31	115 168	1 452	1.3	Z	X
4850	Soft drinks and bottled water	29	61 385	910	1.5	Z	X
4860	Other grocery specialties	170	6 376 399	415 483	6.5	.2	.4
4868	Grocery specialties, n.e.c.	153	1 588 659	162 720	10.2	.1	X
4900	Grain and beans	21	169 333	30 670	18.1	Z	40.7
4911	Corn (for grain)	21	169 333	14 141	8.4	Z	X
4912	Oats and barley	7	111 749	339	.3	Z	X
4913	Wheat	21	169 333	4 154	2.5	Z	X
4915	Soybeans	21	169 333	12 036	7.1	Z	X
5300	Plastics materials and basic shapes	11	1 320 505	139 610	10.6	.1	84.3
5314	Other plastics materials and basic shapes	8	19 974	3 007	15.1	Z	X
5330	Chemicals and allied products (excluding agricultural, plastics, gases, and petroleum)	456	7 551 115	995 570	13.2	.6	19.2
5331	Gasses, compressed and liquified, except L.P.	10	517 359	46 959	9.1	Z	X
5332	Alkalies and chlorine	50	105 017	2 992	2.8	Z	X
5334	Organic fibers	9	1 605 020	107 448	6.7	.1	X
5335	Detergents and soaps	152	576 784	14 791	2.6	Z	X
5336	Sanitation chemicals, polishes, and waxes	22	47 518	810	1.7	Z	X
5338	Wood chemicals, naval stores, and gum	21	292 863	10 400	3.6	Z	X
5342	Adhesives, sealants, and glues	11	19 565	256	1.3	Z	X
5344	Other chemicals and allied products	314	4 201 740	237 218	5.6	.1	X
5400	Petroleum products	7 193	152 954 746	134 778 041	88.1	76.3	80.6
5411	Aviation gasoline	649	11 063 641	693 365	6.3	.4	X
5412	Motor gasoline	6 203	135 105 837	79 336 685	58.7	44.9	X
5413	Special naphtha	222	3 346 928	177 932	5.3	.1	X
5414	Jet fuel (naphtha or kerosine type)	708	43 525 803	3 341 228	7.7	1.9	X
5415	No. 2 distillate fuel oil (no. 2 diesel and no. 2 heating oil)	5 901	128 256 838	33 791 664	26.3	19.1	X
5416	All other distillate fuel oil (no. 1 and no. 4 diesel and heating)	3 394	72 359 531	4 515 225	6.2	2.6	X
5417	Residual fuel oil (no. 5, no. 6, heavy diesel, etc.)	296	16 360 887	5 229 996	32.0	3.0	X
5418	Lubricating oil and greases	4 903	40 595 647	7 691 945	18.9	4.4	X
5420	Liquified petroleum gases (excluding natural gas)	1 090	22 480 143	5 237 746	23.3	3.0	X
5500	Crude oil	146	36 434 882	30 479 739	83.7	17.2	X
5520	Other petroleum products (including asphalt, road oil, wax, etc.)	260	10 863 353	687 190	6.3	.4	X
5800	Farm supplies	302	1 390 032	194 765	14.0	.1	11.8
5811	Hay, straw, and alfalfa	6	98 288	524	.5	Z	X
5812	Feeds (poultry and livestock) not mixed on location	160	766 156	20 333	2.7	Z	X
5813	Prepared feeds (poultry and livestock) mixed on location	19	55 802	3 714	6.7	Z	X
5814	Weed killers, soil sterilizers, and soil conditioners	150	805 803	47 030	5.8	Z	X
5815	Insecticides, fungicides, and pesticides	84	439 707	9 842	2.2	Z	X
5816	Other agricultural chemicals and fertilizers	214	1 142 967	100 213	8.8	.1	X
5817	Seeds and bulbs	131	575 182	7 286	1.3	Z	X
5818	Other farm supplies (including harness and saddlery equipment)	85	401 085	5 820	1.5	Z	X
5900	Tobacco and tobacco products	44	329 116	17 636	5.4	Z	60.8
5911	Cigars	39	318 718	17 559	5.5	Z	X
6000	Paint, paint supplies, and wallpaper	7	24 941	4 929	19.8	Z	X
6100	Books, periodicals, newspapers, and miscellaneous printed materials	27	30 501	1 164	3.8	Z	X
6150	Nondurable goods, n.e.c.	9	66 930	11 128	16.6	Z	X
9700	Service receipts and labor charges (including installed parts)	987	9 920 393	334 074	3.4	.2	5.9
9701	Labor charges for repair work	720	7 356 432	167 125	2.3	.1	X
9702	Parts installed in repair work	263	2 194 150	47 315	2.2	Z	X
9703	Other service receipts and labor charges—Specify	377	3 514 747	91 169	2.6	.1	X
9810	Miscellaneous commodities	660	16 158 351	1 153 682	7.1	.7	X
9840	Pipeline transportation receipts	12	947 999	6 749	.7	Z	X
9940	Rental and leasing receipts	452	8 279 655	113 111	1.4	.1	X
4227101	Petroleum bulk stations & terminals (except LP)	7 270	X	171 008 939	X	100.0	85.1
0100	New and used automobiles, motorcycles, etc.	7	9 655	2 183	22.6	Z	54.9
0114	Motorscooters, mopeds, snowmobiles, and utility trailers	7	9 655	2 183	22.6	Z	X

See footnotes at end of table.

Table 1. All Types of Operation by Kind of Business and Commodity Line for Wholesale Trade: 1997—Con.

[Includes only establishments with payroll. For meaning of abbreviations and symbols, see introductory text. For explanation of terms, see Appendix A]

NAICS code and CL code	Kind of business and commodity line	Establishments handling commodity line		Commodity line sales			Sales coverage percent
		Number	Total sales (\$1,000)	Amount ¹ (\$1,000)	As percent of total sales of—		
					Establishments handling line	Establishments in NAICS industry ¹	
4227101	Petroleum bulk stations & terminals (except LP)—Con.						
0200	New and rebuilt automotive parts and supplies	542	4 867 171	225 197	4.6	.1	2.1
0211	Batteries	266	1 809 751	12 336	.7	Z	X
0212	Engines (complete)	35	138 170	717	.5	Z	X
0213	Electrical engine parts (including ignition parts)	131	726 439	8 619	1.2	Z	X
0214	Brake parts (including fluid and all disk and drum parts)	178	1 137 555	11 303	1.0	Z	X
0215	Exhaust system parts	30	89 667	416	.5	Z	X
0216	Glass	30	89 667	7	.0	Z	X
0217	Hoses, belts, gaskets, and wiper blades	235	1 968 741	9 655	.5	Z	X
0218	Filters (oil, air, gas, and transmission)	334	2 386 895	36 370	1.5	Z	X
0219	Engine parts, except electrical	124	702 855	2 391	.3	Z	X
0221	Body parts and repair materials	56	271 880	750	.3	Z	X
0222	Suspension parts (shocks, struts, balljoints, etc.)	107	1 006 680	35 479	3.5	Z	X
0223	Parts, n.e.c.	85	430 300	1 629	.4	Z	X
0224	Accessories	134	1 157 627	21 959	1.9	Z	X
0250	Petroleum products marketing equipment	322	3 041 416	46 650	1.5	Z	X
0300	Tires and tubes	548	3 065 609	95 118	3.1	.1	.8
0311	New tires and tubes	457	2 470 608	86 273	3.5	.1	X
0312	Recapped and used tires and repair materials	206	802 436	1 641	.2	Z	X
1120	Flat iron and steel products	9	1 113 062	31 620	2.8	Z	X
1140	Iron and steel wire and wire products	12	25 232	2 648	10.5	Z	X
1300	Coal and coke	7	240 013	13 071	5.4	Z	46.9
1311	Coal	7	240 013	13 071	5.4	Z	X
1400	Electrical apparatus and equipment	7	32 512	1 935	6.0	Z	60.4
1416	Interior wiring (excluding conduit)	7	32 512	1 935	6.0	Z	X
1700	Hardware	39	212 375	18 435	8.7	Z	X
1800	Plumbing and heating equipment and supplies (hydronics)	10	176 616	5 775	3.3	Z	X
2100	Construction and mining machinery and equipment (including parts and attachments)	9	34 113	5 789	17.0	Z	55.9
2117	Other new construction and mining, logging, and road maintenance machinery, equipment, and parts	9	34 113	5 483	16.1	Z	X
2200	Farm machinery, equipment, and parts	6	21 164	661	3.1	Z	X
2220	Garden machinery, equipment, and parts	12	38 200	5 587	14.6	Z	X
2320	General-purpose industrial machinery, equipment, and parts	92	4 369 330	110 695	2.5	.1	74.1
2321	New pumps, compressors (air or gas), and equipment	27	177 171	3 287	1.9	Z	X
2323	New diesel engines (excluding automotive)	7	314 659	19 428	6.2	Z	X
2326	New controlling, recording, and indicating instruments and access	49	3 801 702	80 343	2.1	Z	X
2327	All other new general-purpose industrial machinery and equipment	45	84 363	4 173	4.9	Z	X
2328	Used general-purpose industrial machinery and equipment	6	13 207	335	2.5	Z	X
2350	Oil well, oil refinery, and pipeline machinery, equipment, and supplies	25	225 889	14 245	6.3	Z	X
2430	Fluid-power filters, components, accessories, and parts	7	28 745	579	2.0	Z	85.1
2431	Filters	7	28 745	579	2.0	Z	X
2460	Other industrial supplies	12	69 772	17 667	25.3	Z	10.9
2466	Industrial supplies, n.e.c.	8	59 965	12 987	21.7	Z	X
2700	Sporting and recreational goods and supplies	6	21 448	1 270	5.9	Z	40.9
2713	Billiards, pool, bowling equipment, and accessories	6	21 448	1 270	5.9	Z	X
3500	Drugs, pharmaceuticals, cosmetics, and toiletries	8	64 024	11 349	17.7	Z	42.5
3515	Other toiletries and druggists' sundries	8	64 024	11 349	17.7	Z	X
4400	Confectionery	31	115 168	1 452	1.3	Z	43.9
4411	Candy	31	115 168	1 452	1.3	Z	X
4850	Soft drinks and bottled water	29	60 874	870	1.4	Z	X
4860	Other grocery specialties	165	6 365 483	415 262	6.5	.2	.4
4868	Grocery specialties, n.e.c.	153	1 588 659	162 720	10.2	.1	X
4900	Grain and beans	21	169 333	30 670	18.1	Z	40.8
4911	Corn (for grain)	21	169 333	14 141	8.4	Z	X
4912	Oats and barley	7	111 749	339	.3	Z	X
4913	Wheat	21	169 333	4 154	2.5	Z	X
4915	Soybeans	21	169 333	12 036	7.1	Z	X
5300	Plastics materials and basic shapes	11	1 320 505	139 610	10.6	.1	84.5
5314	Other plastics materials and basic shapes	8	19 974	3 007	15.1	Z	X
5330	Chemicals and allied products (excluding agricultural, plastics, gases, and petroleum)	452	5 949 857	464 465	7.8	.3	24.4
5331	Gasses, compressed and liquified, except L.P.	10	517 359	46 959	9.1	Z	X
5332	Alkalies and chlorine	50	105 017	2 992	2.8	Z	X
5334	Organic fibers	9	1 605 020	107 448	6.7	.1	X
5335	Detergents and soaps	152	576 784	14 791	2.6	Z	X
5336	Sanitation chemicals, polishes, and waxes	22	47 518	810	1.7	Z	X
5338	Wood chemicals, naval stores, and gum	21	292 863	10 400	3.6	Z	X
5342	Adhesives, sealants, and glues	11	19 565	256	1.3	Z	X
5344	Other chemicals and allied products	314	4 201 740	237 218	5.6	.1	X
5400	Petroleum products	7 164	151 265 882	134 339 953	88.8	78.6	80.8
5411	Aviation gasoline	649	11 063 641	693 365	6.3	.4	X
5412	Motor gasoline	6 187	133 659 186	79 264 033	59.3	46.4	X
5413	Special naphtha	222	3 346 928	177 932	5.3	.1	X
5414	Jet fuel (naphtha or kerosine type)	707	42 134 811	3 337 250	7.9	2.0	X
5415	No. 2 distillate fuel oil (no. 2 diesel and no. 2 heating oil)	5 884	126 815 459	33 654 610	26.5	19.7	X
5416	All other distillate fuel oil (no. 1 and no. 4 diesel and heating)	3 384	70 950 812	4 483 704	6.3	2.6	X
5417	Residual fuel oil (no. 5, no. 6, heavy diesel, etc.)	292	14 762 038	5 037 788	34.1	2.9	X
5418	Lubricating oil and greases	4 884	40 551 025	7 691 270	19.0	4.5	X
5420	Liquified petroleum gases (excluding natural gas)	671	16 774 255	902 763	5.4	.5	X
5500	Crude oil	144	35 997 019	30 479 216	84.7	17.8	X
5520	Other petroleum products (including asphalt, road oil, wax, etc.)	260	10 863 353	687 190	6.3	.4	X

See footnotes at end of table.

Table 1. All Types of Operation by Kind of Business and Commodity Line for Wholesale Trade: 1997—Con.

[Includes only establishments with payroll. For meaning of abbreviations and symbols, see introductory text. For explanation of terms, see Appendix A]

NAICS code and CL code	Kind of business and commodity line	Establishments handling commodity line		Commodity line sales			Sales coverage percent
		Number	Total sales (\$1,000)	Amount ¹ (\$1,000)	As percent of total sales of—		
					Establishments handling line	Establishments in NAICS industry ¹	
4227101	Petroleum bulk stations & terminals (except LP)—Con.						
5800	Farm supplies	290	1 355 400	188 678	13.9	.1	11.3
5811	Hay, straw, and alfalfa	6	98 288	524	.5	Z	X
5812	Feeds (poultry and livestock) not mixed on location	160	766 156	20 333	2.7	Z	X
5813	Prepared feeds (poultry and livestock) mixed on location	19	55 802	3 714	6.7	Z	X
5814	Weed killers, soil sterilizers, and soil conditioners	150	805 803	47 030	5.8	Z	X
5815	Insecticides, fungicides, and pesticides	84	439 707	9 842	2.2	Z	X
5816	Other agricultural chemicals and fertilizers	202	1 108 335	94 126	8.5	.1	X
5817	Seeds and bulbs	131	575 182	7 266	1.3	Z	X
5818	Other farm supplies (including harness and saddlery equipment)	85	401 085	5 820	1.5	Z	X
5900	Tobacco and tobacco products	39	318 718	17 559	5.5	Z	62.4
5911	Cigars	39	318 718	17 559	5.5	Z	X
6000	Paint, paint supplies, and wallpaper	7	24 941	4 929	19.8	Z	X
6100	Books, periodicals, newspapers, and miscellaneous printed materials	27	30 501	1 164	3.8	Z	X
6150	Nondurable goods, n.e.c.	9	66 930	11 128	16.6	Z	X
9700	Service receipts and labor charges (including installed parts)	926	9 613 822	318 606	3.3	.2	5.2
9701	Labor charges for repair work	674	7 172 798	161 729	2.3	.1	X
9702	Parts installed in repair work	263	2 194 150	47 315	2.2	Z	X
9703	Other service receipts and labor charges—Specify	326	3 245 901	81 097	2.5	Z	X
9810	Miscellaneous commodities	632	15 440 571	1 132 423	7.3	.7	X
9840	Pipeline transportation receipts	11	510 888	5 871	1.1	Z	X
9940	Rental and leasing receipts	443	8 193 017	110 134	1.3	.1	X
42271011	Petroleum bulk stations (except LP)	6 045	X	50 922 994	X	100.0	77.1
0100	New and used automobiles, motorcycles, etc.	7	9 655	2 183	22.6	Z	49.8
0114	Motorscooters, mopeds, snowmobiles, and utility trailers	7	9 655	2 183	22.6	Z	X
0200	New and rebuilt automotive parts and supplies	525	4 400 807	212 997	4.8	.4	1.3
0211	Batteries	255	1 728 476	12 156	.7	Z	X
0212	Engines (complete)	30	89 667	516	.6	Z	X
0213	Electrical engine parts (including ignition parts)	120	645 164	7 513	1.2	Z	X
0214	Brake parts (including fluid and all disk and drum parts)	167	1 056 280	10 874	1.0	Z	X
0215	Exhaust system parts	30	89 667	416	.5	Z	X
0216	Glass	30	89 667	7	.0	Z	X
0217	Hoses, belts, gaskets, and wiper blades	219	1 597 499	8 001	.5	Z	X
0218	Filters (oil, air, gas, and transmission)	318	2 015 653	31 594	1.6	.1	X
0219	Engine parts, except electrical	124	702 855	2 391	.3	Z	X
0221	Body parts and repair materials	56	271 880	750	.3	Z	X
0222	Suspension parts (shocks, struts, balljoints, etc.)	102	958 177	35 147	3.7	.1	X
0223	Parts, n.e.c.	80	397 526	1 153	.3	Z	X
0224	Accessories	129	867 660	19 003	2.2	Z	X
0250	Petroleum products marketing equipment	312	2 934 063	45 735	1.6	.1	X
0300	Tires and tubes	532	2 725 597	88 808	3.3	.2	.8
0311	New tires and tubes	457	2 470 608	86 273	3.5	.2	X
0312	Recapped and used tires and repair materials	206	802 436	1 641	.2	Z	X
1120	Flat iron and steel products	8	25 012	1 090	4.4	Z	X
1140	Iron and steel wire and wire products	12	25 232	2 648	10.5	Z	X
1400	Electrical apparatus and equipment	7	32 512	1 935	6.0	Z	54.8
1416	Interior wiring (excluding conduit)	7	32 512	1 935	6.0	Z	X
1700	Hardware	37	182 988	14 398	7.9	Z	X
2100	Construction and mining machinery and equipment (including parts and attachments)	9	34 113	5 789	17.0	Z	50.7
2117	Other new construction and mining, logging, and road maintenance machinery, equipment, and parts	9	34 113	5 483	16.1	Z	X
2200	Farm machinery, equipment, and parts	6	21 164	661	3.1	Z	X
2220	Garden machinery, equipment, and parts	12	38 200	5 587	14.6	Z	X
2320	General-purpose industrial machinery, equipment, and parts	88	651 991	37 444	5.7	.1	5.4
2321	New pumps, compressors (air or gas), and equipment	27	177 171	3 287	1.9	Z	X
2323	New diesel engines (excluding automotive)	7	314 659	19 428	6.2	Z	X
2326	New controlling, recording, and indicating instruments and access	45	84 363	7 092	8.4	Z	X
2327	All other new general-purpose industrial machinery and equipment	45	84 363	4 173	4.9	Z	X
2328	Used general-purpose industrial machinery and equipment	6	13 207	335	2.5	Z	X
2350	Oil well, oil refinery, and pipeline machinery, equipment, and supplies	11	127 791	3 746	2.9	Z	X
2430	Fluid-power filters, components, accessories, and parts	7	28 745	579	2.0	Z	77.1
2431	Filters	7	28 745	579	2.0	Z	X
2460	Other industrial supplies	12	69 772	17 667	25.3	Z	9.9
2466	Industrial supplies, n.e.c.	8	59 965	12 987	21.7	Z	X
2700	Sporting and recreational goods and supplies	6	21 448	1 270	5.9	Z	37.1
2713	Billiards, pool, bowling equipment, and accessories	6	21 448	1 270	5.9	Z	X
3500	Drugs, pharmaceuticals, cosmetics, and toiletries	8	64 024	11 349	17.7	Z	38.5
3515	Other toiletries and druggists' sundries	8	64 024	11 349	17.7	Z	X
4400	Confectionery	31	115 168	1 452	1.3	Z	39.8
4411	Candy	31	115 168	1 452	1.3	Z	X
4850	Soft drinks and bottled water	29	60 874	870	1.4	Z	X
4860	Other grocery specialties	158	1 769 119	166 642	9.4	.3	1.6
4868	Grocery specialties, n.e.c.	153	1 588 659	162 720	10.2	.3	X
4900	Grain and beans	21	169 333	30 670	18.1	.1	37.0
4911	Corn (for grain)	21	169 333	14 141	8.4	Z	X
4912	Oats and barley	7	111 749	339	.3	Z	X
4913	Wheat	21	169 333	4 154	2.5	Z	X
4915	Soybeans	21	169 333	12 036	7.1	Z	X

See footnotes at end of table.

Table 1. All Types of Operation by Kind of Business and Commodity Line for Wholesale Trade: 1997—Con.

[Includes only establishments with payroll. For meaning of abbreviations and symbols, see introductory text. For explanation of terms, see Appendix A]

NAICS code and CL code	Kind of business and commodity line	Establishments handling commodity line		Commodity line sales			Sales coverage percent
		Number	Total sales (\$1,000)	Amount ¹ (\$1,000)	As percent of total sales of—		
					Establishments handling line	Establishments in NAICS industry ¹	
42271011	Petroleum bulk stations (except LP)—Con.						
5300	Plastics materials and basic shapes	8	19 974	3 007	15.1	Z	30.5
5314	Other plastics materials and basic shapes	8	19 974	3 007	15.1	Z	X
5330	Chemicals and allied products (excluding agricultural, plastics, gases, and petroleum)	424	3 769 842	292 842	7.8	.6	6.0
5331	Gases, compressed and liquified, except L.P.	10	517 359	46 959	9.1	.1	X
5332	Alkalies and chlorine	50	105 017	2 992	2.8	Z	X
5335	Detergents and soaps	152	576 784	14 791	2.6	Z	X
5336	Sanitation chemicals, polishes, and waxes	22	47 518	810	1.7	Z	X
5338	Wood chemicals, naval stores, and gum	13	257 088	9 250	3.6	Z	X
5342	Adhesives, sealants, and glues	11	19 585	256	1.3	Z	X
5344	Other chemicals and allied products	297	2 436 013	177 979	7.3	.4	X
5400	Petroleum products	5 983	49 769 068	47 519 186	95.5	93.3	70.9
5411	Aviation gasoline	571	4 178 769	330 253	7.9	.6	X
5412	Motor gasoline	5 172	43 762 172	26 358 563	60.2	51.8	X
5413	Special naphtha	196	1 721 775	109 730	6.4	.2	X
5414	Jet fuel (naphtha or kerosine type)	511	4 817 072	766 569	15.9	1.5	X
5415	No. 2 distillate fuel oil (no. 2 diesel and no. 2 heating oil)	4 883	38 958 898	12 273 487	31.5	24.1	X
5416	All other distillate fuel oil (no. 1 and no. 4 diesel and heating)	2 847	21 717 164	1 240 855	5.7	2.4	X
5417	Residual fuel oil (no. 5, no. 6, heavy diesel, etc.)	161	1 863 509	229 771	12.3	.5	X
5418	Lubricating oil and greases	4 651	34 224 813	6 209 957	18.1	12.2	X
5420	Liquified petroleum gases (excluding natural gas)	603	4 640 379	392 639	8.5	.8	X
5500	Crude oil	65	1 198 443	1 172 443	97.8	2.3	X
5520	Other petroleum products (including asphalt, road oil, wax, etc.)	214	2 202 970	59 158	2.7	.1	X
5800	Farm supplies	282	1 259 491	175 897	14.0	.3	8.7
5811	Hay, straw, and alfalfa	6	98 288	524	.5	Z	X
5812	Feeds (poultry and livestock) not mixed on location	155	693 833	19 869	2.9	Z	X
5813	Prepared feeds (poultry and livestock) mixed on location	19	55 802	3 714	6.7	Z	X
5814	Weed killers, soil sterilizers, and soil conditioners	150	805 803	47 030	5.8	.1	X
5815	Insecticides, fungicides, and pesticides	84	439 707	9 842	2.2	Z	X
5816	Other agricultural chemicals and fertilizers	194	1 012 426	81 809	8.1	.2	X
5817	Seeds and bulbs	131	575 182	7 286	1.3	Z	X
5818	Other farm supplies (including harness and saddlery equipment)	85	401 085	5 820	1.5	Z	X
5900	Tobacco and tobacco products	39	318 718	17 559	5.5	Z	56.6
5911	Cigars	39	318 718	17 559	5.5	Z	X
6000	Paint, paint supplies, and wallpaper	7	24 941	4 929	19.8	Z	X
6100	Books, periodicals, newspapers, and miscellaneous printed materials	27	30 501	1 164	3.8	Z	X
6150	Nondurable goods, n.e.c.	9	66 930	11 128	16.6	Z	X
9700	Service receipts and labor charges (including installed parts)	847	7 243 882	239 544	3.3	.5	2.9
9701	Labor charges for repair work	642	5 665 967	126 858	2.2	.2	X
9702	Parts installed in repair work	263	2 194 150	47 315	2.2	.1	X
9703	Other service receipts and labor charges—Specify	301	2 653 193	59 220	2.2	.1	X
9810	Miscellaneous commodities	553	4 635 660	224 863	4.9	.4	X
9840	Pipeline transportation receipts	11	510 888	5 871	1.1	Z	X
9940	Rental and leasing receipts	380	3 788 462	66 140	1.7	.1	X
42271012	Petroleum bulk terminals (except LP)	†1 225	X	†120 085 945	X	100.0	88.5
0200	New and rebuilt automotive parts and supplies	17	466 364	12 200	2.6	Z	8.9
0211	Batteries	11	81 275	180	.2	Z	X
0213	Electrical engine parts (including ignition parts)	11	81 275	1 106	1.4	Z	X
0214	Brake parts (including fluid and all disk and drum parts)	11	81 275	429	.5	Z	X
0217	Hoses, belts, gaskets, and wiper blades	16	371 242	1 654	.4	Z	X
0218	Filters (oil, air, gas, and transmission)	16	371 242	4 776	1.3	Z	X
0250	Petroleum products marketing equipment	10	107 353	915	.9	Z	X
0300	Tires and tubes	16	340 012	6 310	1.9	Z	X
2350	Oil well, oil refinery, and pipeline machinery, equipment, and supplies	14	98 098	10 499	10.7	Z	X
4860	Other grocery specialties	7	4 596 364	248 620	5.4	.2	X
5330	Chemicals and allied products (excluding agricultural, plastics, gases, and petroleum)	28	2 180 015	171 623	7.9	.1	52.4
5334	Organic fibers	9	1 605 020	107 448	6.7	.1	X
5338	Wood chemicals, naval stores, and gum	9	35 775	1 150	3.2	Z	X
5344	Other chemicals and allied products	17	1 765 727	59 239	3.4	Z	X
5400	Petroleum products	1 181	101 496 814	86 820 767	85.5	72.3	85.1
5411	Aviation gasoline	78	6 884 872	363 112	5.3	.3	X
5412	Motor gasoline	1 015	89 897 014	52 905 470	58.9	44.1	X
5413	Special naphtha	27	1 625 153	68 202	4.2	.1	X
5414	Jet fuel (naphtha or kerosine type)	197	37 317 739	2 570 681	6.9	2.1	X
5415	No. 2 distillate fuel oil (no. 2 diesel and no. 2 heating oil)	1 001	87 856 561	21 381 123	24.3	17.8	X
5416	All other distillate fuel oil (no. 1 and no. 4 diesel and heating)	538	49 233 648	3 242 849	6.6	2.7	X
5417	Residual fuel oil (no. 5, no. 6, heavy diesel, etc.)	131	12 898 529	4 808 017	37.3	4.0	X
5418	Lubricating oil and greases	234	6 326 212	1 481 313	23.4	1.2	X
5420	Liquified petroleum gases (excluding natural gas)	68	12 133 876	510 124	4.2	.4	X
5500	Crude oil	79	34 798 576	29 306 773	84.2	24.4	X
5520	Other petroleum products (including asphalt, road oil, wax, etc.)	46	8 660 383	628 032	7.3	.5	X
5800	Farm supplies	8	95 909	12 781	13.3	Z	33.4
5816	Other agricultural chemicals and fertilizers	8	95 909	12 317	12.8	Z	X
9700	Service receipts and labor charges (including installed parts)	79	2 369 940	79 062	3.3	.1	11.5
9701	Labor charges for repair work	32	1 506 831	34 871	2.3	Z	X
9703	Other service receipts and labor charges—Specify	25	592 708	21 877	3.7	Z	X
9810	Miscellaneous commodities	79	10 804 911	907 560	8.4	.8	X
9940	Rental and leasing receipts	63	4 404 555	43 994	1.0	Z	X

See footnotes at end of table.

Table 1. All Types of Operation by Kind of Business and Commodity Line for Wholesale Trade: 1997—Con.

[Includes only establishments with payroll. For meaning of abbreviations and symbols, see introductory text. For explanation of terms, see Appendix A]

NAICS code and CL code	Kind of business and commodity line	Establishments handling commodity line		Commodity line sales			Sales coverage percent
		Number	Total sales (\$1,000)	Amount ¹ (\$1,000)	As percent of total sales of—		
					Establishments handling line	Establishments in NAICS industry ¹	
4227102	Liquefied petroleum bulk stations & terminals	420	X	5 710 307	X	100.0	78.8
0200	New and rebuilt automotive parts and supplies	18	69 328	3 754	5.4	.1	X
0300	Tires and tubes	9	26 313	986	3.7	Z	X
1500	Electrical appliances, household	29	96 990	3 361	3.5	.1	X
1700	Hardware	6	12 536	410	3.3	Z	X
5400	Petroleum products	29	1 688 864	438 088	25.9	7.7	X
5420	Liquefied petroleum gases (excluding natural gas)	419	5 705 888	4 334 983	76.0	75.9	X
5800	Farm supplies	12	34 632	6 087	17.6	.1	X
9700	Service receipts and labor charges (including installed parts)	61	306 571	15 468	5.0	.3	X
9810	Miscellaneous commodities	28	717 780	21 259	3.0	.4	X
9940	Rental and leasing receipts	9	86 638	2 977	3.4	.1	X
42272	Petroleum & petroleum prod whsle (exc bulk stations & terminals)	3 607	X	'90 904 696	X	100.0	72.6
0200	New and rebuilt automotive parts and supplies	244	6 697 332	201 768	3.0	.2	X
0250	Petroleum products marketing equipment	47	239 161	14 375	6.0	Z	X
0300	Tires and tubes	95	3 351 710	22 408	.7	Z	X
1140	Iron and steel wire and wire products	7	5 289	268	5.1	Z	X
1300	Coal and coke	6	495 688	24 458	4.9	Z	X
1700	Hardware	14	71 336	11 222	15.7	Z	X
1800	Plumbing and heating equipment and supplies (hydronics)	16	83 053	4 717	5.7	Z	X
2320	General-purpose industrial machinery, equipment, and parts	51	124 883	18 864	15.1	Z	X
2350	Oil well, oil refinery, and pipeline machinery, equipment, and supplies	10	3 689 774	2 180 290	59.1	2.4	X
2460	Other industrial supplies	6	24 852	1 012	4.1	Z	X
2600	Aircraft and aeronautical equipment and supplies	34	94 931	11 310	11.9	Z	X
3400	Industrial and personal services paper and plastics	6	41 230	371	.9	Z	X
4850	Soft drinks and bottled water	6	27 480	279	1.0	Z	X
4860	Other grocery specialties	32	383 650	15 896	4.1	Z	X
4900	Grain and beans	6	6 502	915	14.1	Z	X
5300	Plastics materials and basic shapes	9	678 489	268 117	39.5	.3	X
5330	Chemicals and allied products (excluding agricultural, plastics, gases, and petroleum)	318	6 043 154	581 136	9.6	.6	X
5400	Petroleum products	3 100	72 932 073	68 084 484	93.4	74.9	X
5420	Liquefied petroleum gases (excluding natural gas)	269	7 901 244	2 959 327	37.5	3.3	X
5500	Crude oil	166	19 362 479	12 532 589	64.7	13.8	X
5520	Other petroleum products (including asphalt, road oil, wax, etc.)	440	7 485 870	3 576 360	47.8	3.9	X
5800	Farm supplies	56	87 715	17 138	19.5	Z	X
5900	Tobacco and tobacco products	15	148 366	25 457	17.2	Z	X
6000	Paint, paint supplies, and wallpaper	6	8 214	216	2.6	Z	X
6150	Nondurable goods, n.e.c.	6	34 063	4 210	12.4	Z	X
9700	Service receipts and labor charges (including installed parts)	294	1 900 793	103 215	5.4	.1	X
9720	Receipts for service contracts	10	5 910	1 561	26.4	Z	X
9810	Miscellaneous commodities	251	5 142 985	149 932	2.9	.2	X
9840	Pipeline transportation receipts	9	84 965	1 225	1.4	Z	X
9940	Rental and leasing receipts	131	4 115 672	50 494	1.2	.1	X
422720	Petroleum & petroleum prod whsle (exc bulk stations & terminals)	3 607	X	'90 904 696	X	100.0	72.6
0200	New and rebuilt automotive parts and supplies	244	6 697 332	201 768	3.0	.2	X
0250	Petroleum products marketing equipment	47	239 161	14 375	6.0	Z	X
0300	Tires and tubes	95	3 351 710	22 408	.7	Z	X
1140	Iron and steel wire and wire products	7	5 289	268	5.1	Z	X
1300	Coal and coke	6	495 688	24 458	4.9	Z	X
1700	Hardware	14	71 336	11 222	15.7	Z	X
1800	Plumbing and heating equipment and supplies (hydronics)	16	83 053	4 717	5.7	Z	X
2320	General-purpose industrial machinery, equipment, and parts	51	124 883	18 864	15.1	Z	X
2350	Oil well, oil refinery, and pipeline machinery, equipment, and supplies	10	3 689 774	2 180 290	59.1	2.4	X
2460	Other industrial supplies	6	24 852	1 012	4.1	Z	X
2600	Aircraft and aeronautical equipment and supplies	34	94 931	11 310	11.9	Z	X
3400	Industrial and personal services paper and plastics	6	41 230	371	.9	Z	X
4850	Soft drinks and bottled water	6	27 480	279	1.0	Z	X
4860	Other grocery specialties	32	383 650	15 896	4.1	Z	X
4900	Grain and beans	6	6 502	915	14.1	Z	X
5300	Plastics materials and basic shapes	9	678 489	268 117	39.5	.3	X
5330	Chemicals and allied products (excluding agricultural, plastics, gases, and petroleum)	318	6 043 154	581 136	9.6	.6	X
5400	Petroleum products	3 100	72 932 073	68 084 484	93.4	74.9	X
5420	Liquefied petroleum gases (excluding natural gas)	269	7 901 244	2 959 327	37.5	3.3	X
5500	Crude oil	166	19 362 479	12 532 589	64.7	13.8	X
5520	Other petroleum products (including asphalt, road oil, wax, etc.)	440	7 485 870	3 576 360	47.8	3.9	X
5800	Farm supplies	56	87 715	17 138	19.5	Z	X
5900	Tobacco and tobacco products	15	148 366	25 457	17.2	Z	X
6000	Paint, paint supplies, and wallpaper	6	8 214	216	2.6	Z	X
6150	Nondurable goods, n.e.c.	6	34 063	4 210	12.4	Z	X
9700	Service receipts and labor charges (including installed parts)	294	1 900 793	103 215	5.4	.1	X
9720	Receipts for service contracts	10	5 910	1 561	26.4	Z	X
9810	Miscellaneous commodities	251	5 142 985	149 932	2.9	.2	X
9840	Pipeline transportation receipts	9	84 965	1 225	1.4	Z	X
9940	Rental and leasing receipts	131	4 115 672	50 494	1.2	.1	X
4228	Beer, wine, & distilled alcoholic beverage whsle	4 850	X	69 703 203	X	100.0	82.7
3500	Drugs, pharmaceuticals, cosmetics, and toiletries	9	43 384	9 937	22.9	Z	X
4400	Confectionery	63	258 260	12 595	4.9	Z	X
4830	Canned foods	9	38 934	1 742	4.5	Z	X
4850	Soft drinks and bottled water	1 446	20 114 525	944 683	4.7	1.4	X
4860	Other grocery specialties	76	641 891	20 553	3.2	Z	X
5600	Beer and ale	3 648	48 923 488	34 396 098	70.3	49.3	X
5700	Wines and distilled alcoholic beverages	2 445	41 505 806	34 085 342	82.1	48.9	X
5900	Tobacco and tobacco products	165	2 262 683	50 359	2.2	.1	X
9700	Service receipts and labor charges (including installed parts)	36	363 258	14 152	3.9	Z	X
9810	Miscellaneous commodities	483	5 339 300	152 625	2.9	.2	X

See footnotes at end of table.

Table 1. All Types of Operation by Kind of Business and Commodity Line for Wholesale Trade: 1997—Con.

[Includes only establishments with payroll. For meaning of abbreviations and symbols, see introductory text. For explanation of terms, see Appendix A]

NAICS code and CL code	Kind of business and commodity line	Establishments handling commodity line		Commodity line sales			Sales coverage percent
		Number	Total sales (\$1,000)	Amount ¹ (\$1,000)	As percent of total sales of—		
					Establishments handling line	Establishments in NAICS industry ¹	
4228	Beer, wine, & distilled alcoholic beverage whsle—Con.						
9940	Rental and leasing receipts	61	599 634	2 985	.5	Z	X
42281	Beer & ale whsle	3 013	X	34 997 239	X	100.0	84.8
4400	Confectionery	52	136 709	8 543	6.2	Z	X
4850	Soft drinks and bottled water	1 137	11 324 411	716 880	6.3	2.0	X
4860	Other grocery specialties	25	99 011	6 391	6.5	Z	X
5600	Beer and ale	3 013	34 997 239	33 214 854	94.9	94.9	X
5700	Wines and distilled alcoholic beverages	608	6 799 842	963 693	14.2	2.8	X
5900	Tobacco and tobacco products	85	364 563	15 962	4.4	Z	X
9700	Service receipts and labor charges (including installed parts)	12	269 597	4 490	1.7	Z	X
9810	Miscellaneous commodities	358	3 748 446	57 711	1.5	.2	X
9940	Rental and leasing receipts	47	521 277	2 527	.5	Z	X
422810	Beer & ale whsle	3 013	X	34 997 239	X	100.0	84.8
4400	Confectionery	52	136 709	8 543	6.2	Z	X
4850	Soft drinks and bottled water	1 137	11 324 411	716 880	6.3	2.0	X
4860	Other grocery specialties	25	99 011	6 391	6.5	Z	X
5600	Beer and ale	3 013	34 997 239	33 214 854	94.9	94.9	X
5700	Wines and distilled alcoholic beverages	608	6 799 842	963 693	14.2	2.8	X
5900	Tobacco and tobacco products	85	364 563	15 962	4.4	Z	X
9700	Service receipts and labor charges (including installed parts)	12	269 597	4 490	1.7	Z	X
9810	Miscellaneous commodities	358	3 748 446	57 711	1.5	.2	X
9940	Rental and leasing receipts	47	521 277	2 527	.5	Z	X
42282	Wine & distilled alcoholic beverage whsle	1 837	X	34 705 964	X	100.0	80.5
4400	Confectionery	11	121 551	4 052	3.3	Z	X
4850	Soft drinks and bottled water	309	8 790 114	227 803	2.6	.7	.4
4851	Soft drinks, packaged	147	5 846 176	81 989	1.4	.2	X
4852	Soft drinks, pre and post mix bulk	8	113 412	4 410	3.9	Z	X
4853	Bottled water	300	8 675 398	141 341	1.6	.4	X
4860	Other grocery specialties	51	542 880	14 162	2.6	Z	2.1
4862	Breakfast cereals	13	88 937	415	.5	Z	X
4863	Cooking oils and margarine	13	88 937	415	.5	Z	X
4868	Grocery specialties, n.e.c.	39	453 943	13 331	2.9	Z	X
5600	Beer and ale	635	13 926 249	1 181 244	8.5	3.4	X
5700	Wines and distilled alcoholic beverages	1 837	34 705 964	33 121 649	95.4	95.4	71.1
5711	Wines	1 578	29 614 360	14 247 246	48.1	41.1	X
5712	Distilled liquor (including premixed alcoholic drinks)	1 145	31 130 524	18 874 402	60.6	54.4	X
5900	Tobacco and tobacco products	80	1 898 120	34 397	1.8	.1	X
5911	Cigars	79	1 887 898	34 392	1.8	.1	X
9700	Service receipts and labor charges (including installed parts)	24	93 661	9 662	10.3	Z	1.1
9703	Other service receipts and labor charges—Specify	24	93 661	9 662	10.3	Z	X
9810	Miscellaneous commodities	125	1 590 854	94 914	6.0	.3	X
9940	Rental and leasing receipts	14	78 357	458	.6	Z	X
422820	Wine & distilled alcoholic beverage whsle	1 837	X	34 705 964	X	100.0	80.5
4400	Confectionery	11	121 551	4 052	3.3	Z	X
4850	Soft drinks and bottled water	309	8 790 114	227 803	2.6	.7	.4
4851	Soft drinks, packaged	147	5 846 176	81 989	1.4	.2	X
4852	Soft drinks, pre and post mix bulk	8	113 412	4 410	3.9	Z	X
4853	Bottled water	300	8 675 398	141 341	1.6	.4	X
4860	Other grocery specialties	51	542 880	14 162	2.6	Z	2.1
4862	Breakfast cereals	13	88 937	415	.5	Z	X
4863	Cooking oils and margarine	13	88 937	415	.5	Z	X
4868	Grocery specialties, n.e.c.	39	453 943	13 331	2.9	Z	X
5600	Beer and ale	635	13 926 249	1 181 244	8.5	3.4	X
5700	Wines and distilled alcoholic beverages	1 837	34 705 964	33 121 649	95.4	95.4	71.1
5711	Wines	1 578	29 614 360	14 247 246	48.1	41.1	X
5712	Distilled liquor (including premixed alcoholic drinks)	1 145	31 130 524	18 874 402	60.6	54.4	X
5900	Tobacco and tobacco products	80	1 898 120	34 397	1.8	.1	X
5911	Cigars	79	1 887 898	34 392	1.8	.1	X
9700	Service receipts and labor charges (including installed parts)	24	93 661	9 662	10.3	Z	1.1
9703	Other service receipts and labor charges—Specify	24	93 661	9 662	10.3	Z	X
9810	Miscellaneous commodities	125	1 590 854	94 914	6.0	.3	X
9940	Rental and leasing receipts	14	78 357	458	.6	Z	X
4228201	Wine & distilled alcoholic bev (licensed operation) whsle	1 715	X	34 325 562	X	100.0	80.4
4400	Confectionery	11	121 551	4 052	3.3	Z	X
4850	Soft drinks and bottled water	309	8 790 114	227 803	2.6	.7	X
4860	Other grocery specialties	51	542 880	14 162	2.6	Z	X
5600	Beer and ale	635	13 926 249	1 181 244	8.5	3.4	X
5700	Wines and distilled alcoholic beverages	1 715	34 325 562	32 742 288	95.4	95.4	X
5900	Tobacco and tobacco products	80	1 898 120	34 397	1.8	.1	X
9700	Service receipts and labor charges (including installed parts)	24	93 661	9 662	10.3	Z	X
9810	Miscellaneous commodities	125	1 590 854	94 914	6.0	.3	X
9940	Rental and leasing receipts	14	78 357	458	.6	Z	X
4228202	Wine & distilled alcoholic beverage (State operated) whsle	122	X	380 402	X	100.0	91.3
5700	Wines and distilled alcoholic beverages	122	380 402	379 361	99.7	99.7	88.1
5711	Wines	39	316 436	77 067	24.4	20.3	X
5712	Distilled liquor (including premixed alcoholic drinks)	122	380 402	302 294	79.5	79.5	X

See footnotes at end of table.

Table 1. All Types of Operation by Kind of Business and Commodity Line for Wholesale Trade: 1997—Con.

[Includes only establishments with payroll. For meaning of abbreviations and symbols, see introductory text. For explanation of terms, see Appendix A]

NAICS code and CL code	Kind of business and commodity line	Establishments handling commodity line		Commodity line sales			Sales coverage percent
		Number	Total sales (\$1,000)	Amount ¹ (\$1,000)	As percent of total sales of—		
					Establishments handling line	Establishments in NAICS industry ¹	
4229	Miscellaneous nondurable goods whsle	34 063	X	213 618 778	X	100.0	79.0
0100	New and used automobiles, motorcycles, etc.	21	46 226	3 549	7.7	Z	X
0120	Buses, campers, and motor homes	6	25 363	2 022	8.0	Z	79.0
0122	Motor homes, car trailers, and campers	6	25 363	2 022	8.0	Z	X
0200	New and rebuilt automotive parts and supplies	233	882 027	58 935	6.7	Z	17.6
0216	Glass	6	15 699	4 200	26.8	Z	X
0219	Engine parts, except electrical	11	12 391	2 445	19.7	Z	X
0221	Body parts and repair materials	37	62 729	8 451	13.5	Z	X
0223	Parts, n.e.c.	16	284 284	10 864	3.8	Z	X
0224	Accessories	11	20 696	688	3.3	Z	X
0250	Petroleum products marketing equipment	10	9 208	2 762	30.0	Z	X
0300	Tires and tubes	76	1 055 841	84 317	8.0	Z	X
0400	Household and lawn furniture	213	947 924	58 042	6.1	Z	4.3
0411	Upholstered furniture	26	99 293	6 795	6.8	Z	X
0412	Sleep furniture and equipment	32	291 247	4 070	1.4	Z	X
0413	Lawn furniture and equipment	93	450 200	27 065	6.0	Z	X
0414	Other furniture (including sleep sofas)	83	242 572	14 767	6.1	Z	X
0420	Office and business furniture	112	302 698	29 896	9.9	Z	24.7
0421	New office furniture (wooden and metal)	96	246 615	21 722	8.8	Z	X
0500	Household china, glassware, crockery, and plastic housewares	720	1 629 091	143 185	8.8	.1	X
0520	Linens, domestics, curtains, and draperies	350	876 349	54 066	6.2	Z	6.6
0521	Bedspreads, blankets, and bedding	40	169 487	10 961	6.5	Z	X
0523	Shades and blinds	15	134 627	6 649	4.9	Z	X
0524	Towels and washcloths	263	521 376	2 584	.5	Z	X
0525	Other linens and domestics	271	549 248	31 825	5.8	Z	X
0530	Flooring and floor coverings	90	291 499	29 092	10.0	Z	18.7
0531	Soft-surface (textile) floor coverings and accessories (including rugs, carpets, and pads)	70	281 342	26 096	9.3	Z	X
0540	Other home furnishings	748	2 117 798	168 064	7.9	.1	13.3
0541	Metal flatware and kitchen utensils	401	1 078 352	57 795	5.4	Z	X
0542	Mirrors, lamps, and picture frames	127	328 203	22 640	6.9	Z	X
0543	Home furnishings, n.e.c.	166	749 503	67 261	9.0	Z	X
0600	Lumber: rough, dressed, and finished	31	84 162	4 803	5.7	Z	23.6
0611	Dimensional lumber (non-treated)	22	51 733	3 333	6.4	Z	X
0620	Plywood and millwork	91	888 396	101 973	11.5	Z	5.2
0621	Softwood plywood and oriented strand board (OSB)	9	12 154	219	1.8	Z	X
0623	Gypsum, specialty boards, and treatments	7	457 570	52 125	11.4	Z	X
0624	Wood millwork (doors, windows, cabinets, etc.)	26	64 879	3 556	5.5	Z	X
0700	Brick, stone, tile, sand, block, cement, and gravel	38	136 719	11 525	8.4	Z	9.0
0712	Cement and lime	10	12 114	689	5.7	Z	X
0713	Sand, gravel, and crushed stone	14	41 768	3 340	8.0	Z	X
0720	Roofing, siding, and insulation materials	59	304 528	31 649	10.4	Z	25.2
0721	Roofing, except wood	32	270 609	29 498	10.9	Z	X
0722	Siding, except wood	7	2 737	180	6.6	Z	X
0723	Insulation materials	8	32 856	218	.7	Z	X
0730	Flat glass and other construction glass (excluding automotive)	24	85 007	12 118	14.3	Z	X
0740	Other construction materials	142	1 193 578	42 369	3.6	Z	3.5
0744	Construction materials, n.e.c. (including wire fence and construction paper)	10	53 855	4 241	7.9	Z	X
0800	Photographic equipment and supplies (excluding video)	285	4 161 864	171 851	4.1	.1	2.5
0813	Photographic film	152	596 542	21 748	3.6	Z	X
0814	Developing supplies (excluding film)	9	6 323	169	2.7	Z	X
0815	Other photographic equipment and supplies	20	226 245	89 989	39.8	Z	X
0900	Office equipment	434	741 538	69 538	9.4	Z	25.6
0911	Typewriters and dedicated word processors	165	244 697	6 388	2.6	Z	X
0912	Calculators and accounting machines	146	308 618	2 138	.7	Z	X
0913	Copying machines and equipment	277	578 773	50 167	8.7	Z	X
0914	Dictating, transcribing, and recording machines	91	112 521	1 579	1.4	Z	X
0915	Mailing, letter handling, and addressing machines	55	145 071	5 154	3.6	Z	X
0920	New computer equipment	433	499 412	60 704	12.2	Z	54.1
0921	Computers	353	370 985	27 862	7.5	Z	X
0922	Computer storage devices	92	228 064	23 215	10.2	Z	X
0923	Computer printers	226	304 355	6 117	2.0	Z	X
0924	Other computer peripheral equipment	260	264 272	2 099	.8	Z	X
0930	Used computer equipment	28	16 286	610	3.7	Z	X
0950	Computer software (packaged)	207	256 373	11 289	4.4	Z	X
0960	Restaurant and hotel equipment and supplies	403	6 711 165	211 235	3.1	.1	X
0970	Store machines and equipment	210	269 098	25 677	9.5	Z	28.6
0971	Vending machines	10	23 161	753	3.3	Z	X
0972	Other store machines and equipment	186	220 058	24 541	11.2	Z	X
1000	Medical, hospital, and surgical supplies	28	163 963	18 463	11.3	Z	16.5
1011	Surgical and medical instruments and equipment	8	2 485	615	24.7	Z	X
1013	Other surgical, medical, and hospital supplies	16	98 619	15 558	15.8	Z	X
1030	Optical and ophthalmic goods	78	250 412	5 064	2.0	Z	74.0
1034	Optical goods, n.e.c. (excluding cameras)	74	248 535	4 953	2.0	Z	X
1040	Religious and school supplies	113	326 829	28 066	8.6	Z	19.3
1041	Religious supplies	11	15 074	6 913	45.9	Z	X
1042	School supplies	68	97 453	13 762	14.1	Z	X

See footnotes at end of table.

Table 1. All Types of Operation by Kind of Business and Commodity Line for Wholesale Trade: 1997—Con.

[Includes only establishments with payroll. For meaning of abbreviations and symbols, see introductory text. For explanation of terms, see Appendix A]

NAICS code and CL code	Kind of business and commodity line	Establishments handling commodity line		Commodity line sales			Sales coverage percent
		Number	Total sales (\$1,000)	Amount ¹ (\$1,000)	As percent of total sales of—		
					Establishments handling line	Establishments in NAICS industry ¹	
4229	Miscellaneous nondurable goods whse—Con.						
1050	Other professional equipment and supplies	27	50 160	5 027	10.0	Z	22.5
1051	Architects' equipment and supplies	7	5 014	751	15.0	Z	X
1056	Veterinarians' equipment and supplies	13	4 297	281	6.5	Z	X
1120	Flat iron and steel products	81	7 649 322	294 106	3.8	.1	19.1
1123	Sheets (cold-rolled)	26	7 504 397	277 062	3.7	.1	X
1140	Iron and steel wire and wire products	104	429 160	24 842	5.8	Z	X
1150	Iron and steel pipe and tubing	64	2 335 519	54 901	2.4	Z	63.8
1154	Other steel pipe	17	2 168 673	49 148	2.3	Z	X
1200	Copper and brass	83	8 989 405	1 495 852	16.6	.7	X
1220	Aluminum shapes, forms, etc.	97	12 166 274	1 976 232	16.2	.9	X
1230	Other nonferrous metals (magnesium, nickel, tin, lead, zinc, etc., except precious)	7	1 875 540	521 317	27.8	.2	X
1300	Coal and coke	18	3 401 405	238 445	7.0	.1	X
1320	Minerals and ores (excluding coal, precious stones, and crude oil)	37	10 838 862	624 787	5.8	.3	X
1400	Electrical apparatus and equipment	372	4 132 577	155 871	3.8	.1	1.5
1411	Power and distribution transformers	47	291 423	2 331	.8	Z	X
1412	Switchgear and switchboard apparatus	47	122 641	4 084	3.3	Z	X
1414	Conduit, raceway, and fittings	76	1 969 949	7 740	.4	Z	X
1415	Electric bulbs (all types)	39	71 702	8 630	12.0	Z	X
1416	Interior wiring (excluding conduit)	126	2 288 775	20 213	.9	Z	X
1417	Exterior wiring and cable (excluding conduit)	30	369 317	43 554	11.8	Z	X
1418	Lighting fixtures (residential and commercial)	15	41 855	817	2.0	Z	X
1419	Industrial controls	198	3 378 230	44 017	1.3	Z	X
1421	Other electrical apparatus and equipment (including fuses and lightning rods)	97	1 970 734	6 324	.3	Z	X
1500	Electrical appliances, household	344	723 404	54 358	7.5	Z	3.1
1511	Televisions	14	34 106	1 066	3.1	Z	X
1512	Radios, stereos, and CD players	17	40 564	822	2.0	Z	X
1513	V.C.R.'s and video cameras	17	41 697	665	1.6	Z	X
1517	Vacuum cleaners and sewing machines, household	15	27 575	497	1.8	Z	X
1518	Other electrical household appliances (including fans, dishwashers, etc.)	281	559 490	26 367	4.7	Z	X
1600	Electronic parts and equipment, except communication	412	4 097 182	299 303	7.3	.1	.1
1612	Integrated circuits	104	3 223 030	13 911	.4	Z	X
1616	Electronic connectors and other passive electronic parts	300	3 781 168	103 700	2.7	Z	X
1618	Electronic parts and equipment, n.e.c.	140	3 266 328	170 939	5.2	.1	X
1650	Communication equipment and supplies	133	252 723	21 393	8.5	Z	18.6
1651	Telephones	122	250 983	8 076	3.2	Z	X
1652	Other electronic communication equipment	90	178 845	11 153	6.2	Z	X
1653	Other electrical communication equipment	17	91 888	2 077	2.3	Z	X
1700	Hardware	1 100	5 567 437	464 363	8.3	.2	5.7
1711	Hand tools (including power driven)	718	3 853 303	214 807	5.6	.1	X
1712	Bolts, nuts, rivets, and fasteners	580	2 683 959	90 448	3.4	Z	X
1713	Cutlery	231	870 472	76 939	8.8	Z	X
1800	Plumbing and heating equipment and supplies (hydronics)	198	574 037	81 141	14.1	Z	65.0
1811	Plastic pipe fittings and valves (excluding pipe and tubing)	160	316 492	15 185	4.8	Z	X
1812	Metal pipe fittings and valves (excluding pipe and tubing)	126	267 325	11 223	4.2	Z	X
1813	Plumbing fixtures	60	184 696	14 971	8.1	Z	X
1814	Furnaces, stoves, water heaters (except electric and warm air)	67	64 428	2 503	3.9	Z	X
1815	Boilers, radiators, and convectors	13	9 092	1 604	17.6	Z	X
1818	Other plumbing and heating equipment and supplies	59	302 692	35 511	11.7	Z	X
1900	Warm air heating and air-conditioning equipment and supplies	44	58 301	8 368	14.4	Z	49.2
1911	Furnaces (warm air)	27	36 179	1 410	3.9	Z	X
1912	Central air-conditioning (residential and commercial)	34	42 432	4 932	11.6	Z	X
1918	Condensing units for air-conditioners	10	2 569	18	.7	Z	X
1919	Registers, grills, pre-formed ductwork (excluding sheet metal), and duct insulation	34	46 582	357	.8	Z	X
2000	Refrigeration equipment and supplies	64	51 638	12 098	23.4	Z	13.4
2011	Commercial refrigerators (reach-in and walk-in)	62	46 210	2 578	5.6	Z	X
2012	Unit coolers for commercial refrigerators	62	46 210	2 740	5.9	Z	X
2013	Condensing units for commercial refrigerators	62	46 210	2 426	5.3	Z	X
2014	Refrigerants	44	31 471	1 402	4.5	Z	X
2015	Other refrigeration equipment and supplies	44	31 471	1 307	4.2	Z	X
2100	Construction and mining machinery and equipment (including parts and attachments)	29	43 033	5 296	12.3	Z	42.0
2113	New mixers, pavers, and related equipment	13	10 677	534	5.0	Z	X
2117	Other new construction and mining, logging, and road maintenance machinery, equipment, and parts	12	17 049	2 260	13.3	Z	X
2118	Used construction and mining machinery and equipment	20	21 901	1 568	7.2	Z	X
2200	Farm machinery, equipment, and parts	480	2 747 737	153 125	5.6	.1	2.2
2211	New tractors (farm)	21	65 601	2 857	4.4	Z	X
2213	New land preparation, planting, and cultivating machinery	15	104 610	8 162	7.8	Z	X
2214	New dairy farm and barn equipment	49	441 082	24 004	5.4	Z	X
2215	New irrigation equipment	62	433 857	47 581	11.0	Z	X
2216	Other new farm machinery and equipment	329	1 705 472	65 944	3.9	Z	X
2218	Used farm machinery and equipment	265	622 446	1 754	.3	Z	X
2220	Garden machinery, equipment, and parts	303	2 056 332	153 105	7.4	.1	6.9
2221	New power lawn mowers	58	40 381	2 693	6.7	Z	X
2222	Other new lawn and garden machinery and equipment	118	1 592 617	136 809	8.6	.1	X
2230	Food-processing machinery, equipment, and parts	14	14 778	3 620	24.5	Z	74.5
2231	New commercial food-processing machinery (slicers, choppers, baking, etc.)	11	14 400	2 736	19.0	Z	X
2233	Used food-processing machinery and equipment	11	14 400	862	6.0	Z	X

See footnotes at end of table.

Table 1. All Types of Operation by Kind of Business and Commodity Line for Wholesale Trade: 1997—Con.

[Includes only establishments with payroll. For meaning of abbreviations and symbols, see introductory text. For explanation of terms, see Appendix A]

NAICS code and CL code	Kind of business and commodity line	Establishments handling commodity line		Commodity line sales			Sales coverage percent
		Number	Total sales (\$1,000)	Amount ¹ (\$1,000)	As percent of total sales of—		
					Establishments handling line	Establishments in NAICS industry ¹	
4229	Miscellaneous nondurable goods whse—Con.						
2300	Hydraulic and pneumatic (fluid-power) pumps, motors, and parts	16	11 804	582	4.9	Z	79.0
2311	Pumps	16	11 804	190	1.6	Z	X
2312	Motors	16	11 804	202	1.7	Z	X
2313	Parts for pumps and motors	16	11 804	190	1.6	Z	X
2320	General-purpose industrial machinery, equipment, and parts	280	12 453 538	3 752 353	30.1	1.8	.3
2321	New pumps, compressors (air or gas), and equipment	73	10 070 621	1 982 565	19.7	.9	X
2326	New controlling, recording, and indicating instruments and access	130	10 437 999	1 600 470	15.3	.7	X
2327	All other new general-purpose industrial machinery and equipment	91	321 780	40 791	12.7	Z	X
2328	Used general-purpose industrial machinery and equipment	35	1 533 091	87 024	5.7	Z	X
2330	Metalworking machinery, equipment, and parts	32	68 255	6 341	9.3	Z	X
2340	Materials handling machinery, equipment, and parts	66	117 470	18 634	15.9	Z	56.2
2343	New forklift trucks	35	107 076	16 428	15.3	Z	X
2345	Used materials handling machinery, equipment, and parts	53	55 914	1 637	2.9	Z	X
2360	Other industrial machinery, equipment, and parts	56	259 654	170 113	65.5	.1	76.4
2363	New printing trades machinery, equipment, and supplies	20	14 449	3 547	24.5	Z	X
2366	Other new industrial machinery and equipment	41	235 860	161 616	68.5	.1	X
2367	Used industrial machinery and equipment	13	6 386	176	2.8	Z	X
2390	Hydraulic and pneumatic (fluid-power) valves	16	11 804	291	2.5	Z	79.0
2391	Hydraulic valves	16	11 804	196	1.7	Z	X
2400	Hydraulic and pneumatic cylinders and rotary actuators	16	11 804	367	3.1	Z	79.0
2411	Hydraulic cylinders and rotary actuators	16	11 804	272	2.3	Z	X
2420	Hydraulic and pneumatic connectors and assemblies	12	2 264	201	8.9	Z	79.0
2421	Hydraulic and pneumatic connectors	12	2 264	100	4.4	Z	X
2422	Hydraulic and pneumatic assemblies	12	2 264	100	4.4	Z	X
2430	Fluid-power filters, components, accessories, and parts	28	22 425	1 654	7.4	Z	75.8
2431	Filters	28	22 425	1 556	6.9	Z	X
2432	Other fluid-power components, accessories, and parts, n.e.c.	9	9 999	98	1.0	Z	X
2440	Welding supplies (excluding gases)	31	87 824	10 485	11.9	Z	X
2450	Industrial containers and supplies	88	363 547	23 374	6.4	Z	33.8
2454	Other industrial containers and supplies	82	291 042	21 840	7.5	Z	X
2460	Other industrial supplies	429	1 611 538	169 873	10.5	.1	3.3
2461	Printing and duplicating inks	63	188 672	33 119	17.6	Z	X
2462	Abrasives and abrasive materials	163	268 980	27 271	10.1	Z	X
2465	Strapping and tape	111	138 731	4 542	3.3	Z	X
2466	Industrial supplies, n.e.c.	189	730 331	58 328	8.0	Z	X
2500	Beauty and barber equipment and supplies	9	2 869	619	21.6	Z	X
2520	Custodial (janitors') equipment and supplies	66	401 650	32 144	8.0	Z	.5
2523	Custodial supplies	34	75 331	11 599	15.4	Z	X
2530	Laundry and dry-cleaning equipment and supplies	75	329 694	17 908	5.4	Z	X
2540	Other service establishment equipment and supplies	16	69 947	22 357	32.0	Z	79.0
2542	Service establishment equipment and supplies, n.e.c.	15	59 243	17 540	29.6	Z	X
2600	Aircraft and aeronautical equipment and supplies	43	3 394 762	106 136	3.1	.1	X
2613	Other new aircraft equipment and supplies	43	3 394 762	106 136	3.1	.1	X
2620	Marine machinery, equipment, and supplies	14	39 824	2 149	5.4	Z	X
2700	Sporting and recreational goods and supplies	619	1 887 129	108 837	5.8	.1	4.3
2711	Ammunition, firearms, reloading equipment, archery supplies, shooting aids, and accessories	15	31 596	1 213	3.8	Z	X
2713	Billiards, pool, bowling equipment, and accessories	356	506 599	30 042	5.9	Z	X
2714	Camping and fishing equipment and accessories	88	790 040	31 263	4.0	Z	X
2715	Athletic equipment and accessories	12	71 412	915	1.3	Z	X
2718	Other sporting and recreational goods (go carts, bait, etc.)	13	99 881	4 158	4.2	Z	X
2800	Toys and hobby goods and supplies	1 290	3 893 034	388 918	10.0	.2	15.0
2811	Video games and cartridges	62	597 264	21 626	3.6	Z	X
2812	Other toys and games (including fireworks and children's vehicles)	824	2 439 893	257 613	10.6	.1	X
2813	Crafts and craft supplies	164	244 843	31 861	13.0	Z	X
2814	Other hobby goods and accessories	133	415 362	55 866	13.5	Z	X
2930	Recyclable paper and paperboard	112	617 810	58 784	9.5	Z	X
2940	Recyclable materials, except metal	21	101 962	11 053	10.8	Z	X
3000	Jewelry, diamonds, gem stones, and watches	537	1 243 342	83 187	6.7	Z	7.4
3011	Diamond jewelry and diamond jewelry where lapidary work was not performed at this location	22	115 837	8 855	7.6	Z	X
3012	Gem stone and pearl jewelry where lapidary work was not performed at this location	10	4 077	60	1.5	Z	X
3014	Watches, clocks, and watch movements and cases	62	201 594	16 547	8.2	Z	X
3015	Karat gold jewelry (rings, necklaces, etc.)	17	22 247	986	4.4	Z	X
3016	Other jewel., silverware, and plated ware (incl. jewel. where gemstones less than 50% of value, gold filled sterling, and costume jewel. and medallions)	134	117 027	17 215	14.7	Z	X
3030	Precious metals—gold, silver, and platinum including precious metal coins	9	1 847 724	20 238	1.1	Z	X
3100	Musical instruments and supplies	28	83 610	10 885	13.0	Z	X
3120	Forest products, except lumber (including cordwood, hewn posts, poles, and ties)	37	321 435	64 790	20.2	Z	X
3130	Compact discs, prerecorded audio tapes, and phonograph records	334	2 887 408	116 691	4.0	.1	X
3140	Prerecorded video tapes	341	2 459 237	184 423	7.5	.1	X
3150	Other durable goods	80	368 235	9 878	2.7	Z	7.1
3152	Luggage	64	338 915	2 775	.8	Z	X
3154	Other durable goods, n.e.c.	64	352 034	6 240	1.8	Z	X
3160	Fire extinguishers and fire safety equipment	6	78 244	5 540	7.1	Z	X

See footnotes at end of table.

Table 1. All Types of Operation by Kind of Business and Commodity Line for Wholesale Trade: 1997—Con.

[Includes only establishments with payroll. For meaning of abbreviations and symbols, see introductory text. For explanation of terms, see Appendix A]

NAICS code and CL code	Kind of business and commodity line	Establishments handling commodity line		Commodity line sales			Sales coverage percent
		Number	Total sales (\$1,000)	Amount ¹ (\$1,000)	As percent of total sales of—		
					Establishments handling line	Establishments in NAICS industry ¹	
4229	Miscellaneous nondurable goods whsle—Con.						
3200	Printing and writing paper	568	4 495 670	146 399	3.3	.1	3.4
3212	Fine roll paper	66	554 967	16 985	3.1	Z	X
3213	Other printing and writing paper	549	4 287 984	126 800	3.0	.1	X
3300	Stationery, office supplies and greeting cards	1 539	13 580 189	725 319	5.3	.3	2.3
3311	Business forms	474	2 027 259	89 006	4.4	Z	X
3312	Stationery, photocopy paper, and typing paper	525	1 830 305	84 006	4.6	Z	X
3313	Inked ribbons, carbon paper, pens and pencils	403	3 992 034	96 408	2.4	Z	X
3314	Toner and cartridges	505	4 916 080	105 273	2.1	Z	X
3315	Greeting cards	396	1 003 641	69 838	7.0	Z	X
3316	Other stationery supplies (envelopes, ruled forms, and binder paper)	704	2 396 168	143 179	6.0	.1	X
3400	Industrial and personal services paper and plastics	906	10 669 748	432 014	4.0	.2	1.8
3411	Paperboard and boxboard boxes	208	956 636	55 361	5.8	Z	X
3412	Paper dishes, cups, and napkins	735	9 558 905	143 683	1.5	.1	X
3413	Industrial paper (wrapping, bags, cartons, etc.)	545	9 411 952	153 556	1.6	.1	X
3414	Disposable plastic boxes, containers, cups, dishes, and supplies	380	8 148 104	24 290	.3	Z	X
3415	Other industrial and personal service paper	98	513 785	37 530	7.3	Z	X
3500	Drugs, pharmaceuticals, cosmetics, and toiletries	1 386	24 058 809	934 413	3.9	.4	1.5
3511	Prescription drugs	80	503 561	27 453	5.5	Z	X
3512	Nonprescription pharmaceuticals	465	1 539 529	263 917	17.1	.1	X
3513	Cosmetics	247	282 187	29 329	10.4	Z	X
3514	Perfumes	63	111 054	12 887	11.6	Z	X
3515	Other toiletries and druggists' sundries	1 006	22 946 277	579 285	2.5	.3	X
3600	Piece goods, knit and woven	247	7 960 295	3 887 794	48.8	1.8	.5
3612	Cotton (including blends)	25	11 461	1 050	9.2	Z	X
3613	Synthetics (excluding synthetic knits)	38	128 249	6 850	5.3	Z	X
3614	Knit fabrics, n.e.c. (including double knit)	37	226 348	10 488	4.6	Z	X
3616	Other piece goods	16	52 268	751	1.4	Z	X
3700	Notions (buttons, ribbons, lace, sewing accessories, zippers, bindings, etc.)	426	2 618 546	79 958	3.1	Z	X
3800	Men's and boys' wear	917	7 024 895	562 378	8.0	.3	1.2
3811	Men's and boys' suits, coats, and formal wear	30	93 000	14 080	15.1	Z	X
3812	Men's and boys' dress and casual shirts, slacks, and jeans	365	4 765 245	91 099	1.9	Z	X
3813	Men's and boys' underwear and nightwear	58	94 697	7 020	7.4	Z	X
3814	Men's and boys' work clothing and uniforms	420	2 751 767	153 373	5.6	.1	X
3815	Other men's and boys' wear (caps, hats, swimwear, neckwear, etc.)	656	6 644 558	276 801	4.2	.1	X
3900	Women's and children's wear	777	1 228 377	180 376	14.7	.1	9.8
3911	Infants' and children's wear (to size 6X)	41	59 470	5 375	9.0	Z	X
3912	Women's misses', and girls' dresses and blouses	187	311 350	37 262	12.0	Z	X
3913	Women's, misses', and girls' suits and coats	28	65 084	1 513	2.3	Z	X
3914	Women's and misses' outerwear	190	286 761	52 469	18.3	Z	X
3915	Women's and misses' underwear and sleepwear	54	113 753	7 009	6.2	Z	X
3916	Other women's, misses, and girl's wear (furs, sweaters, millinery, etc.)	427	745 135	65 422	8.8	Z	X
4000	Footwear	276	6 174 017	1 702 816	27.6	.8	.3
4011	All athletic footwear	9	66 364	951	1.4	Z	X
4013	Other women's, misses', and girls' footwear	165	5 963 594	846 822	14.2	.4	X
4014	Other men's and boy's footwear	172	6 028 281	848 340	14.1	.4	X
4015	Shoe accessories	23	43 072	2 932	6.8	Z	X
4100	Frozen foods (packaged)	739	18 264 660	892 245	4.9	.4	9.3
4111	Dinners (frozen)	189	11 133 458	259 070	2.3	.1	X
4112	Fish and seafoods (frozen packaged)	432	2 698 041	89 389	3.3	Z	X
4113	Vegetables (frozen)	498	8 029 266	110 072	1.4	.1	X
4114	Fruits and fruit juices (frozen)	425	5 186 988	63 369	1.2	Z	X
4115	Meat (frozen packaged)	507	9 093 099	208 051	2.3	.1	X
4116	Frozen baked goods	169	5 334 314	76 138	1.4	Z	X
4117	Other frozen foods (except frozen dairy products)	249	6 757 393	86 077	1.3	Z	X
4200	Dairy products (excluding dried or canned)	646	11 832 724	405 419	3.4	.2	11.8
4211	Butter	371	4 097 638	11 752	.3	Z	X
4212	Cheese	557	8 569 116	188 014	2.2	.1	X
4213	Milk and cream, except raw	191	4 409 432	105 689	2.4	Z	X
4214	Ice cream	83	2 041 765	26 706	1.3	Z	X
4215	Raw milk	20	12 662	479	3.8	Z	X
4216	Other dairy products	172	6 022 486	67 428	1.1	Z	X
4300	Poultry and poultry products	501	5 247 388	247 551	4.7	.1	X
4312	Eggs	416	1 534 000	71 201	4.6	Z	X
4313	Live poultry	435	1 982 169	114 939	5.8	.1	X
4400	Confectionery	1 302	29 342 042	2 943 175	10.0	1.4	2.3
4411	Candy	1 221	27 973 967	2 194 613	7.8	1.0	X
4412	Chewing gum	645	15 327 053	316 570	2.1	.1	X
4413	Nuts	337	11 434 155	168 230	1.5	.1	X
4414	Chips and popcorn	449	13 346 134	136 786	1.0	.1	X
4415	Other confections	227	9 028 176	123 046	1.4	.1	X
4500	Fish and seafoods (excluding canned and frozen packaged)	142	1 065 318	78 306	7.4	Z	X
4600	Meat and meat products (fresh and unpackage)	575	8 056 783	454 790	5.6	.2	14.0
4611	Beef (not killed on location)	448	4 006 409	267 676	6.7	.1	X
4612	Veal (not killed on location)	274	659 752	5 804	.9	Z	X
4613	Lamb and mutton (not killed on location)	9	181 836	2 097	1.2	Z	X
4614	Pork (not killed on location)	306	3 262 700	96 718	3.0	Z	X
4615	Sausage and prepared meats made on location	272	1 566 777	7 017	.4	Z	X
4616	Sausage and prepared meats not made on location	145	5 625 334	34 762	.6	Z	X
4618	Other meat products	68	873 740	40 675	4.7	Z	X
4700	Fresh fruits and vegetables	497	2 675 351	209 926	7.8	.1	1.8
4711	Fresh fruits	475	2 192 986	153 507	7.0	.1	X
4712	Prepackaged fresh-cut vegetables (carrots, salads, etc.)	21	399 160	4 351	1.1	Z	X
4713	Other fresh vegetables	20	398 180	4 479	1.1	Z	X

See footnotes at end of table.

Table 1. All Types of Operation by Kind of Business and Commodity Line for Wholesale Trade: 1997—Con.

[Includes only establishments with payroll. For meaning of abbreviations and symbols, see introductory text. For explanation of terms, see Appendix A]

NAICS code and CL code	Kind of business and commodity line	Establishments handling commodity line		Commodity line sales			Sales coverage percent
		Number	Total sales (\$1,000)	Amount ¹ (\$1,000)	As percent of total sales of—		
					Establishments handling line	Establishments in NAICS industry ¹	
4229	Miscellaneous nondurable goods whsle—Con.						
4800	Coffee, tea, and spices	746	14 250 550	257 452	1.8	.1	8.8
4811	Coffee	473	14 005 109	149 503	1.1	.1	X
4812	Tea	251	7 442 838	54 186	.7	Z	X
4813	Spices	498	5 037 832	53 691	1.1	Z	X
4820	Bread and baked goods	333	1 959 424	40 417	2.1	Z	48.9
4821	Breads and rolls	76	720 513	7 228	1.0	Z	X
4822	Cookies, cakes, and other baked goods	323	1 946 768	32 882	1.7	Z	X
4830	Canned foods	905	16 828 350	764 551	4.5	.4	7.6
4831	Canned and bottled fruits, vegetables, and juices	826	16 095 006	481 437	3.0	.2	X
4832	Canned and bottled baby foods	280	6 794 070	40 042	.6	Z	X
4833	Canned meats	361	7 884 516	81 918	1.0	Z	X
4834	Canned fish and seafoods	387	4 930 180	25 982	.5	Z	X
4835	Canned milk	79	3 410 287	12 296	.4	Z	X
4836	Other canned foods	282	8 385 326	122 012	1.5	.1	X
4840	Food and beverage basic materials (include flavoring extracts, fruit peel, hop extract, industrial molasses, sausage casings, malt, yeast, etc.)	453	6 435 242	220 150	3.4	.1	X
4850	Soft drinks and bottled water	878	22 070 139	723 027	3.3	.3	8.3
4851	Soft drinks, packaged	704	14 659 957	412 778	2.8	.2	X
4852	Soft drinks, pre and post mix bulk	134	5 602 628	83 052	1.5	Z	X
4853	Bottled water	572	14 860 943	226 343	1.5	.1	X
4860	Other grocery specialties	1 512	25 998 167	1 928 431	7.4	.9	12.3
4861	Pasta	629	8 224 403	120 080	1.5	.1	X
4862	Breakfast cereals	355	7 163 276	54 069	.8	Z	X
4863	Cooking oils and margarine	816	11 564 914	223 389	1.9	.1	X
4864	Flour	676	9 484 416	49 208	.5	Z	X
4865	Pickles, preserves, jellies, jams, and sauces	691	11 497 767	80 141	.7	Z	X
4866	Sugar, refined	753	11 298 318	87 867	.8	Z	X
4867	Pet foods	553	7 289 641	184 000	2.5	.1	X
4868	Grocery specialties, n.e.c.	503	10 739 875	1 127 552	10.5	.5	X
4900	Grain and beans	615	18 338 378	2 591 114	14.1	1.2	3.6
4911	Corn (for grain)	333	2 465 020	285 939	11.6	.1	X
4912	Oats and barley	113	606 700	14 409	2.4	Z	X
4913	Wheat	249	1 699 824	54 202	3.2	Z	X
4914	Sorghum (for grain)	57	211 439	4 079	1.9	Z	X
4915	Soybeans	260	2 024 133	148 873	7.4	.1	X
4916	Other grain and beans (rice and edible and inedible beans)	63	534 390	8 049	1.5	Z	X
5000	Cattle, hogs, sheep, and goats	57	796 440	92 985	11.7	Z	13.0
5012	Hogs	50	744 199	69 448	9.3	Z	X
5014	Goats	7	69 053	6 122	8.9	Z	X
5100	Hides, skins, and pelts	9	15 143	5 974	39.5	Z	X
5120	Leaf tobacco	225	7 211 276	200 569	2.8	.1	X
5140	Other farm products, inedible	59	100 659	23 708	23.6	Z	79.0
5142	Horses, mules, and donkeys	14	10 985	2 132	19.4	Z	X
5143	Farm products, n.e.c.	45	89 674	21 576	24.1	Z	X
5200	Raw cotton	6	52 380	5 501	10.5	Z	X
5300	Plastics materials and basic shapes	489	6 799 807	340 751	5.0	.2	1.4
5311	Plastic pipes, rods, tubes, and shapes	47	217 698	18 613	8.6	Z	X
5313	Plastics raw materials	48	168 494	16 789	10.0	Z	X
5314	Other plastics materials and basic shapes	12	23 169	1 719	7.4	Z	X
5320	Industrial gases (welding, etc.)	31	87 244	18 865	21.6	Z	X
5330	Chemicals and allied products (excluding agricultural, plastics, gases, and petroleum)	865	15 265 003	4 082 153	26.7	1.9	1.6
5331	Gasses, compressed and liquified, except L.P.	19	331 538	25 284	7.6	Z	X
5332	Alkalies and chlorine	18	222 378	1 167	.5	Z	X
5335	Detergents and soaps	436	2 285 072	417 589	18.3	.2	X
5336	Sanitation chemicals, polishes, and waxes	177	1 249 084	171 028	13.7	.1	X
5338	Wood chemicals, naval stores, and gum	13	105 137	330	.3	Z	X
5341	Insecticides, nonagricultural	17	105 207	663	.6	Z	X
5342	Adhesives, sealants, and glues	105	833 891	62 975	7.6	Z	X
5344	Other chemicals and allied products	302	9 938 478	2 938 014	29.6	1.4	X
5400	Petroleum products	355	3 889 629	319 560	8.2	.2	3.2
5412	Motor gasoline	42	182 684	16 551	9.1	Z	X
5414	Jet fuel (naphtha or kerosine type)	6	14 953	3 569	23.9	Z	X
5415	No. 2 distillate fuel oil (no. 2 diesel and no. 2 heating oil)	42	182 684	13 982	7.7	Z	X
5416	All other distillate fuel oil (no. 1 and no. 4 diesel and heating)	39	127 763	16 641	13.0	Z	X
5418	Lubricating oil and greases	257	3 669 179	261 410	7.1	.1	X
5420	Liquified petroleum gases (excluding natural gas)	91	697 433	39 110	5.6	Z	X
5500	Crude oil	25	8 661 115	4 157 775	48.0	1.9	X
5600	Beer and ale	44	610 270	25 884	4.2	Z	X
5700	Wines and distilled alcoholic beverages	45	615 063	41 666	6.8	Z	9.6
5711	Wines	26	374 452	40 235	10.7	Z	X
5800	Farm supplies	7 665	68 909 908	51 963 956	75.4	24.3	57.8
5811	Hay, straw, and alfalfa	629	2 611 599	1 381 153	52.9	.6	X
5812	Feeds (poultry and livestock) not mixed on location	1 374	11 062 969	4 929 591	44.6	2.3	X
5813	Prepared feeds (poultry and livestock) mixed on location	387	3 041 149	1 049 143	34.5	.5	X
5814	Weed killers, soil sterilizers, and soil conditioners	1 646	14 264 832	6 231 844	43.7	2.9	X
5815	Insecticides, fungicides, and pesticides	1 951	16 226 113	5 669 082	34.9	2.7	X
5816	Other agricultural chemicals and fertilizers	4 301	46 520 497	23 147 245	49.8	10.8	X
5817	Seeds and bulbs	2 423	14 982 800	7 762 289	51.8	3.6	X
5818	Other farm supplies (including harness and saddlery equipment)	1 763	6 449 776	1 748 043	27.1	.8	X

See footnotes at end of table.

Table 1. All Types of Operation by Kind of Business and Commodity Line for Wholesale Trade: 1997—Con.

[Includes only establishments with payroll. For meaning of abbreviations and symbols, see introductory text. For explanation of terms, see Appendix A]

NAICS code and CL code	Kind of business and commodity line	Establishments handling commodity line		Commodity line sales			Sales coverage percent
		Number	Total sales (\$1,000)	Amount ¹ (\$1,000)	As percent of total sales of—		
					Establishments handling line	Establishments in NAICS industry ¹	
4229	Miscellaneous nondurable goods whse—Con.						
5900	Tobacco and tobacco products	1 679	50 618 080	41 876 135	82.7	19.6	66.5
5911	Cigars	1 318	30 659 029	4 256 584	13.9	2.0	X
5912	Cigarettes	1 360	44 408 465	33 939 663	76.4	15.9	X
5913	Other tobacco products (excluding leaf)	997	28 451 932	3 650 225	12.8	1.7	X
6000	Paint, paint supplies, and wallpaper	2 356	8 519 475	6 724 793	78.9	3.1	51.9
6011	Architectural coatings (enamels, primers, stains, solvents, and lacquers)	880	3 636 937	2 144 773	59.0	1.0	X
6012	Industrial/OEM coatings (coatings applied by original manufacturers to products during manufacturing)	467	1 963 761	981 974	50.0	.5	X
6013	Special purpose coatings (automotive, refinish, marine, traffic coatings) ..	1 009	2 706 199	1 662 110	61.4	.8	X
6014	Paint supplies	944	2 769 557	1 029 596	37.2	.5	X
6015	Wallpaper	398	1 230 374	872 241	70.9	.4	X
6100	Books, periodicals, newspapers, and miscellaneous printed materials	4 908	35 087 743	32 606 719	92.9	15.3	60.1
6101	Books	3 181	23 550 551	16 903 295	71.8	7.9	X
6102	Other periodicals, newspapers, and miscellaneous printed materials	2 466	19 232 229	15 691 605	81.6	7.3	X
6110	Flowers and florists' supplies	4 210	8 914 914	7 793 202	87.4	3.6	X
6120	Art goods (including novelties and souvenirs)	5 237	11 275 115	8 964 047	79.5	4.2	51.1
6121	Art materials	1 838	4 181 313	3 380 468	80.8	1.6	X
6122	Novelties and souvenirs	3 648	7 579 937	5 578 281	73.6	2.6	X
6130	Textile bags, bagging, and burlap	629	1 262 808	772 729	61.2	.4	X
6150	Nondurable goods, n.e.c.	6 936	19 493 404	17 035 975	87.4	8.0	X
9700	Service receipts and labor charges (including installed parts)	2 586	7 083 354	784 188	11.1	.4	10.9
9701	Labor charges for repair work	1 705	2 774 729	168 672	6.1	.1	X
9702	Parts installed in repair work	1 133	1 558 149	90 058	5.8	.2	X
9703	Other service receipts and labor charges—Specify	975	2 536 804	350 760	13.8	.2	X
9720	Receipts for service contracts	788	871 011	191 478	22.0	.1	X
9730	Advertising specialties (paper novelties, etc.)	432	507 061	75 344	14.9	.2	X
9740	Receipts for installing equipment	549	422 902	73 542	17.4	.2	X
9810	Miscellaneous commodities	2 114	22 854 886	1 274 182	5.6	.6	X
9910	Receipts from Commodity Credit Corporation	13	80 928	360	.4	.2	X
9920	Receipts for farm product preparation services (cleaning, shelling, etc.) ...	96	530 316	23 499	4.4	.2	X
9930	Sales of integrated systems which you wrote or modified software	166	137 936	31 028	22.5	.2	X
9940	Rental and leasing receipts	781	1 753 596	119 866	6.8	.1	7.9
9941	Computer rental and leasing receipts	100	69 929	12 847	18.4	.2	X
9942	Photocopying machine rental	303	467 101	83 607	17.9	.2	X
9943	Other office machine rental receipts	339	305 007	8 191	2.7	.2	X
9944	Other rental receipts	47	12 888	213	1.7	.2	X
9950	Construction receipts	43	10 776	4 112	38.2	.2	X
9960	Custom software (designed to customer specifications)	152	94 699	18 243	19.3	.2	X
9970	Receipts for printing or photocopying performed at this establishment	75	108 258	15 051	13.9	.2	X
42291	Farm supplies whse	7 378	X	53 634 309	X	100.0	76.1
0200	New and rebuilt automotive parts and supplies	75	246 804	6 891	2.8	.2	X
0300	Tires and tubes	58	1 020 336	81 507	8.0	.2	X
0540	Other home furnishings	11	66 206	11 030	16.7	.2	X
0600	Lumber: rough, dressed, and finished	18	69 444	3 729	5.4	.2	11.9
0611	Dimensional lumber (non-treated)	10	37 683	2 465	6.5	.2	X
0620	Plywood and millwork	41	462 067	42 082	9.1	.1	X
0700	Brick, stone, tile, sand, block, cement, and gravel	17	64 097	3 895	6.1	.2	8.0
0713	Sand, gravel, and crushed stone	12	36 933	2 857	7.7	.2	X
0720	Roofing, siding, and insulation materials	7	22 542	628	2.8	.2	X
0740	Other construction materials	109	1 071 095	35 864	3.3	.1	X
1120	Flat iron and steel products	13	13 347	923	6.9	.2	X
1140	Iron and steel wire and wire products	29	99 283	8 346	8.4	.2	X
1150	Iron and steel pipe and tubing	20	60 817	1 143	1.9	.2	X
1300	Coal and coke	8	10 383	297	2.9	.2	X
1400	Electrical apparatus and equipment	13	29 452	2 156	7.3	.2	X
1500	Electrical appliances, household	19	35 656	1 320	3.7	.2	17.1
1517	Vacuum cleaners and sewing machines, household	15	27 575	497	1.8	.2	X
1600	Electronic parts and equipment, except communication	11	6 581	667	10.1	.2	X
1700	Hardware	373	2 785 555	168 586	6.1	.3	2.3
1711	Hand tools (including power driven)	187	2 107 598	80 654	3.8	.2	X
1712	Bolts, nuts, rivets, and fasteners	141	1 707 777	31 724	1.9	.1	X
1713	Cutlery	98	377 931	13 810	3.7	.2	X
1800	Plumbing and heating equipment and supplies (hydronics)	22	80 553	7 533	9.4	.2	70.1
1811	Plastic pipe fittings and valves (excluding pipe and tubing)	16	69 992	3 777	5.4	.2	X
1812	Metal pipe fittings and valves (excluding pipe and tubing)	11	20 926	371	1.8	.2	X
1813	Plumbing fixtures	7	9 888	130	1.3	.2	X
1814	Furnaces, stoves, water heaters (except electric and warm air)	11	20 926	649	3.1	.2	X
1818	Other plumbing and heating equipment and supplies	12	24 866	961	3.9	.2	X
2200	Farm machinery, equipment, and parts	426	2 620 025	128 681	4.9	.2	2.2
2211	New tractors (farm)	21	65 601	2 857	4.4	.2	X
2213	New land preparation, planting, and cultivating machinery	15	104 610	8 162	7.8	.2	X
2214	New dairy farm and barn equipment	49	441 082	24 004	5.4	.2	X
2215	New irrigation equipment	12	318 074	24 937	7.8	.2	X
2216	Other new farm machinery and equipment	329	1 705 472	65 944	3.9	.1	X
2218	Used farm machinery and equipment	265	622 446	1 754	.3	.2	X
2220	Garden machinery, equipment, and parts	190	1 776 591	142 941	8.0	.3	7.2
2221	New power lawn mowers	58	40 381	2 693	6.7	.2	X
2222	Other new lawn and garden machinery and equipment	118	1 592 617	136 809	8.6	.3	X

See footnotes at end of table.

Table 1. All Types of Operation by Kind of Business and Commodity Line for Wholesale Trade: 1997—Con.

[Includes only establishments with payroll. For meaning of abbreviations and symbols, see introductory text. For explanation of terms, see Appendix A]

NAICS code and CL code	Kind of business and commodity line	Establishments handling commodity line		Commodity line sales			Sales coverage percent
		Number	Total sales (\$1,000)	Amount ¹ (\$1,000)	As percent of total sales of—		
					Establishments handling line	Establishments in NAICS industry ¹	
42291	Farm supplies whse—Con.						
2320	General-purpose industrial machinery, equipment, and parts	22	73 120	13 788	18.9	Z	39.1
2326	New controlling, recording, and indicating instruments and access	18	12 634	1 228	9.7	Z	X
2360	Other industrial machinery, equipment, and parts	8	5 477	1 093	20.0	Z	76.1
2366	Other new industrial machinery and equipment	8	5 477	1 093	20.0	Z	X
2460	Other industrial supplies	10	9 027	363	4.0	Z	14.8
2466	Industrial supplies, n.e.c.	6	5 750	200	3.5	Z	X
2700	Sporting and recreational goods and supplies	83	886 668	24 869	2.8	Z	1.5
2711	Ammunition, firearms, reloading equipment, archery supplies, shooting aids, and accessories	13	29 189	389	1.3	Z	X
2714	Camping and fishing equipment and accessories	24	696 053	16 606	2.4	Z	X
2715	Athletic equipment and accessories	11	70 391	908	1.3	Z	X
2718	Other sporting and recreational goods (go carts, bait, etc.)	11	46 542	507	1.1	Z	X
2800	Toys and hobby goods and supplies	7	14 442	1 368	9.5	Z	X
2930	Recyclable paper and paperboard	12	68 381	2 952	4.3	Z	X
3120	Forest products, except lumber (including cordwood, hewn posts, poles, and ties)	11	45 102	8 453	18.7	Z	X
3130	Compact discs, prerecorded audio tapes, and phonograph records	6	5 296	1 782	33.6	Z	X
3300	Stationery, office supplies and greeting cards	9	12 903	986	7.6	Z	X
3400	Industrial and personal services paper and plastics	8	7 388	929	12.6	Z	X
3500	Drugs, pharmaceuticals, cosmetics, and toiletries	71	602 529	109 426	18.2	.2	2.4
3511	Prescription drugs	9	126 246	1 909	1.5	Z	X
3512	Nonprescription pharmaceuticals	9	126 246	55 536	44.0	.1	X
3515	Other toiletries and druggists' sundries	42	322 561	37 538	11.6	.1	X
3800	Men's and boys' wear	35	74 417	4 332	5.8	Z	4.9
3812	Men's and boys' dress and casual shirts, slacks, and jeans	22	53 499	3 878	7.2	Z	X
3815	Other men's and boys' wear (caps, hats, swimwear, neckwear, etc.)	22	53 499	353	.7	Z	X
3900	Women's and children's wear	7	13 699	681	5.0	Z	X
4000	Footwear	24	41 889	799	1.9	Z	X
4300	Poultry and poultry products	27	467 056	46 338	9.9	.1	.3
4313	Live poultry	19	448 169	43 738	9.8	.1	X
4700	Fresh fruits and vegetables	11	456 835	42 937	9.4	.1	X
4800	Coffee, tea, and spices	6	15 016	509	3.4	Z	X
4860	Other grocery specialties	273	1 624 391	182 521	11.2	.3	29.5
4863	Cooking oils and margarine	6	37 633	11 386	30.3	Z	X
4867	Pet foods	246	1 111 739	70 432	6.3	.1	X
4868	Grocery specialties, n.e.c.	23	475 601	100 659	21.2	.2	X
4900	Grain and beans	364	2 643 583	514 280	19.5	1.0	28.3
4911	Corn (for grain)	326	2 449 678	285 024	11.6	.5	X
4912	Oats and barley	106	591 358	14 110	2.4	Z	X
4913	Wheat	242	1 684 482	54 144	3.2	.1	X
4914	Sorghum (for grain)	57	211 439	4 079	1.9	Z	X
4915	Soybeans	260	2 024 133	148 873	7.4	.3	X
4916	Other grain and beans (rice and edible and inedible beans)	63	534 390	8 049	1.5	Z	X
5000	Cattle, hogs, sheep, and goats	55	754 137	86 325	11.4	.2	9.6
5012	Hogs	50	744 199	69 448	9.3	.1	X
5014	Goats	6	28 499	40	.1	Z	X
5120	Leaf tobacco	6	10 361	112	1.1	Z	X
5140	Other farm products, inedible	16	21 294	6 256	29.4	Z	76.1
5142	Horses, mules, and donkeys	14	10 985	2 132	19.4	Z	X
5200	Raw cotton	6	52 380	5 501	10.5	Z	X
5330	Chemicals and allied products (excluding agricultural, plastics, gases, and petroleum)	128	3 404 782	546 402	16.0	1.0	.3
5331	Gasses, compressed and liquified, except L.P.	13	312 385	23 935	7.7	Z	X
5332	Alkalies and chlorine	13	105 137	330	.3	Z	X
5335	Detergents and soaps	44	210 489	3 603	1.7	Z	X
5336	Sanitation chemicals, polishes, and waxes	49	239 783	7 934	3.3	Z	X
5338	Wood chemicals, naval stores, and gum	13	105 137	330	.3	Z	X
5341	Insecticides, nonagricultural	13	105 137	662	.6	Z	X
5342	Adhesives, sealants, and glues	30	421 260	31 666	7.5	.1	X
5344	Other chemicals and allied products	44	416 141	20 811	5.0	Z	X
5400	Petroleum products	260	1 586 582	212 692	13.4	.4	8.5
5412	Motor gasoline	42	182 684	16 551	9.1	Z	X
5414	Jet fuel (naphtha or kerosine type)	6	14 953	3 569	23.9	Z	X
5415	No. 2 distillate fuel oil (no. 2 diesel and no. 2 heating oil)	42	182 684	13 982	7.7	Z	X
5416	All other distillate fuel oil (no. 1 and no. 4 diesel and heating)	39	127 763	16 641	13.0	Z	X
5418	Lubricating oil and greases	229	1 488 495	161 762	10.9	.3	X
5420	Liquified petroleum gases (excluding natural gas)	77	687 529	37 443	5.4	.1	X
5800	Farm supplies	7 378	53 634 309	50 592 365	94.3	94.3	55.3
5811	Hay, straw, and alfalfa	629	2 611 599	1 381 153	52.9	Z	X
5812	Feeds (poultry and livestock) not mixed on location	1 277	10 650 236	4 877 077	45.8	Z	9.1
5813	Prepared feeds (poultry and livestock) mixed on location	376	2 971 270	1 045 620	35.2	Z	2.0
5814	Weed killers, soil sterilizers, and soil conditioners	1 617	14 161 103	6 227 854	44.0	Z	11.6
5815	Insecticides, fungicides, and pesticides	1 916	16 046 179	5 650 324	35.2	Z	10.5
5816	Other agricultural chemicals and fertilizers	4 189	32 380 327	21 963 599	67.8	Z	41.0
5817	Seeds and bulbs	2 384	14 714 980	7 715 753	52.4	Z	14.4
5818	Other farm supplies (including harness and saddlery equipment)	1 729	6 324 866	1 730 987	27.4	Z	X
6000	Paint, paint supplies, and wallpaper	84	663 370	9 389	1.4	Z	X
6100	Books, periodicals, newspapers, and miscellaneous printed materials	11	5 159	126	2.4	Z	34.6
6101	Books	11	5 159	124	2.4	Z	X
6110	Flowers and florists' supplies	80	235 003	47 961	20.4	.1	X

See footnotes at end of table.

Table 1. All Types of Operation by Kind of Business and Commodity Line for Wholesale Trade: 1997—Con.

[Includes only establishments with payroll. For meaning of abbreviations and symbols, see introductory text. For explanation of terms, see Appendix A]

NAICS code and CL code	Kind of business and commodity line	Establishments handling commodity line		Commodity line sales			Sales coverage percent
		Number	Total sales (\$1,000)	Amount ¹ (\$1,000)	As percent of total sales of—		
					Establishments handling line	Establishments in NAICS industry ¹	
42291	Farm supplies whsle—Con.						
6120	Art goods (including novelties and souvenirs)	6	2 146	47	2.2	Z	10.8
6122	Novelties and souvenirs	6	2 146	47	2.2	Z	X
6150	Nondurable goods, n.e.c.	23	24 153	3 709	15.4	Z	X
9700	Service receipts and labor charges (including installed parts)	863	2 674 998	150 819	5.6	.3	5.6
9701	Labor charges for repair work	467	1 550 848	58 076	3.7	.1	X
9702	Parts installed in repair work	30	342 766	7 938	2.3	Z	X
9703	Other service receipts and labor charges—Specify	396	1 065 353	78 589	7.4	.1	X
9810	Miscellaneous commodities	512	2 731 289	246 820	9.0	.5	X
9910	Receipts from Commodity Credit Corporation	8	76 511	148	.2	Z	X
9920	Receipts for farm product preparation services (cleaning, shelling, etc.) ...	92	528 996	22 907	4.3	Z	X
9940	Rental and leasing receipts	57	155 194	3 826	2.5	Z	X
422910	Farm supplies whsle	7 378	X	53 634 309	X	100.0	76.1
0200	New and rebuilt automotive parts and supplies	75	246 804	6 891	2.8	Z	X
0300	Tires and tubes	58	1 020 336	81 507	8.0	.2	X
0540	Other home furnishings	11	66 206	11 030	16.7	Z	X
0600	Lumber: rough, dressed, and finished	18	69 444	3 729	5.4	Z	11.9
0611	Dimensional lumber (non-treated)	10	37 683	2 465	6.5	Z	X
0620	Plywood and millwork	41	462 067	42 082	9.1	.1	X
0700	Brick, stone, tile, sand, block, cement, and gravel	17	64 097	3 895	6.1	Z	8.0
0713	Sand, gravel, and crushed stone	12	36 933	2 857	7.7	Z	X
0720	Roofing, siding, and insulation materials	7	22 542	628	2.8	Z	X
0740	Other construction materials	109	1 071 095	35 864	3.3	.1	X
1120	Flat iron and steel products	13	13 347	923	6.9	Z	X
1140	Iron and steel wire and wire products	29	99 283	8 346	8.4	Z	X
1150	Iron and steel pipe and tubing	20	60 817	1 143	1.9	Z	X
1300	Coal and coke	8	10 383	297	2.9	Z	X
1400	Electrical apparatus and equipment	13	29 452	2 156	7.3	Z	X
1500	Electrical appliances, household	19	35 656	1 320	3.7	Z	17.1
1517	Vacuum cleaners and sewing machines, household	15	27 575	497	1.8	Z	X
1600	Electronic parts and equipment, except communication	11	6 581	667	10.1	Z	X
1700	Hardware	373	2 785 555	168 586	6.1	.3	2.3
1711	Hand tools (including power driven)	187	2 107 598	80 654	3.8	.2	X
1712	Bolts, nuts, rivets, and fasteners	141	1 707 777	31 724	1.9	.1	X
1713	Cutlery	98	377 931	13 810	3.7	Z	X
1800	Plumbing and heating equipment and supplies (hydronics)	22	80 553	7 533	9.4	Z	70.1
1811	Plastic pipe fittings and valves (excluding pipe and tubing)	16	69 992	3 777	5.4	Z	X
1812	Metal pipe fittings and valves (excluding pipe and tubing)	11	20 926	371	1.8	Z	X
1813	Plumbing fixtures	7	9 888	130	1.3	Z	X
1814	Furnaces, stoves, water heaters (except electric and warm air)	11	20 926	649	3.1	Z	X
1818	Other plumbing and heating equipment and supplies	12	24 866	961	3.9	Z	X
2200	Farm machinery, equipment, and parts	426	2 620 025	128 681	4.9	.2	2.2
2211	New tractors (farm)	21	65 601	2 857	4.4	Z	X
2213	New land preparation, planting, and cultivating machinery	15	104 610	8 162	7.8	Z	X
2214	New dairy farm and barn equipment	49	441 082	24 004	5.4	Z	X
2215	New irrigation equipment	12	318 074	24 937	7.8	Z	X
2216	Other new farm machinery and equipment	329	1 705 472	65 944	3.9	.1	X
2218	Used farm machinery and equipment	265	622 446	1 754	.3	Z	X
2220	Garden machinery, equipment, and parts	190	1 776 591	142 941	8.0	.3	7.2
2221	New power lawn mowers	58	40 381	2 693	6.7	Z	X
2222	Other new lawn and garden machinery and equipment	118	1 592 617	136 809	8.6	.3	X
2320	General-purpose industrial machinery, equipment, and parts	22	73 120	13 788	18.9	Z	39.1
2326	New controlling, recording, and indicating instruments and access	18	12 634	1 228	9.7	Z	X
2360	Other industrial machinery, equipment, and parts	8	5 477	1 093	20.0	Z	76.1
2366	Other new industrial machinery and equipment	8	5 477	1 093	20.0	Z	X
2460	Other industrial supplies	10	9 027	363	4.0	Z	14.8
2466	Industrial supplies, n.e.c.	6	5 750	200	3.5	Z	X
2700	Sporting and recreational goods and supplies	83	886 668	24 869	2.8	Z	1.5
2711	Ammunition, firearms, reloading equipment, archery supplies, shooting aids, and accessories	13	29 189	389	1.3	Z	X
2714	Camping and fishing equipment and accessories	24	696 053	16 606	2.4	Z	X
2715	Athletic equipment and accessories	11	70 391	908	1.3	Z	X
2718	Other sporting and recreational goods (go carts, bait, etc.)	11	46 542	507	1.1	Z	X
2800	Toys and hobby goods and supplies	7	14 442	1 368	9.5	Z	X
2930	Recyclable paper and paperboard	12	68 381	2 952	4.3	Z	X
3120	Forest products, except lumber (including cordwood, hewn posts, poles, and ties)	11	45 102	8 453	18.7	Z	X
3130	Compact discs, prerecorded audio tapes, and phonograph records	6	5 296	1 782	33.6	Z	X
3300	Stationery, office supplies and greeting cards	9	12 903	986	7.6	Z	X
3400	Industrial and personal services paper and plastics	8	7 388	929	12.6	Z	X
3500	Drugs, pharmaceuticals, cosmetics, and toiletries	71	602 529	109 426	18.2	.2	2.4
3511	Prescription drugs	9	126 246	1 909	1.5	Z	X
3512	Nonprescription pharmaceuticals	9	126 246	55 536	44.0	.1	X
3515	Other toiletries and druggists' sundries	42	322 561	37 538	11.6	.1	X
3800	Men's and boys' wear	35	74 417	4 332	5.8	Z	4.9
3812	Men's and boys' dress and casual shirts, slacks, and jeans	22	53 499	3 878	7.2	Z	X
3815	Other men's and boys' wear (caps, hats, swimwear, neckwear, etc.) ...	22	53 499	353	.7	Z	X
3900	Women's and children's wear	7	13 699	681	5.0	Z	X
4000	Footwear	24	41 889	799	1.9	Z	X

See footnotes at end of table.

Table 1. All Types of Operation by Kind of Business and Commodity Line for Wholesale Trade: 1997—Con.

[Includes only establishments with payroll. For meaning of abbreviations and symbols, see introductory text. For explanation of terms, see Appendix A]

NAICS code and CL code	Kind of business and commodity line	Establishments handling commodity line		Commodity line sales			Sales coverage percent
		Number	Total sales (\$1,000)	Amount ¹ (\$1,000)	As percent of total sales of—		
					Establishments handling line	Establishments in NAICS industry ¹	
422910	Farm supplies whse—Con.						
4300	Poultry and poultry products	27	467 056	46 338	9.9	.1	.3
4313	Live poultry	19	448 169	43 738	9.8	.1	X
4700	Fresh fruits and vegetables	11	456 835	42 937	9.4	.1	X
4800	Coffee, tea, and spices	6	15 016	509	3.4	Z	X
4860	Other grocery specialties	273	1 624 391	182 521	11.2	.3	29.5
4863	Cooking oils and margarine	6	37 633	11 386	30.3	Z	X
4867	Pet foods	246	1 111 739	70 432	6.3	.1	X
4868	Grocery specialties, n.e.c.	23	475 601	100 659	21.2	.2	X
4900	Grain and beans	364	2 643 583	514 280	19.5	1.0	28.3
4911	Corn (for grain)	326	2 449 678	285 024	11.6	.5	X
4912	Oats and barley	106	591 358	14 110	2.4	Z	X
4913	Wheat	242	1 684 482	54 144	3.2	.1	X
4914	Sorghum (for grain)	57	211 439	4 079	1.9	Z	X
4915	Soybeans	260	2 024 133	148 873	7.4	.3	X
4916	Other grain and beans (rice and edible and inedible beans)	63	534 390	8 049	1.5	Z	X
5000	Cattle, hogs, sheep, and goats	55	754 137	86 325	11.4	.2	9.6
5012	Hogs	50	744 199	69 448	9.3	.1	X
5014	Goats	6	28 499	40	.1	Z	X
5120	Leaf tobacco	6	10 361	112	1.1	Z	X
5140	Other farm products, inedible	16	21 294	6 256	29.4	Z	76.1
5142	Horses, mules, and donkeys	14	10 985	2 132	19.4	Z	X
5200	Raw cotton	6	52 380	5 501	10.5	Z	X
5330	Chemicals and allied products (excluding agricultural, plastics, gases, and petroleum)	128	3 404 782	546 402	16.0	1.0	.3
5331	Gasses, compressed and liquified, except L.P.	13	312 385	23 935	7.7	Z	X
5332	Alkalies and chlorine	13	105 137	330	.3	Z	X
5335	Detergents and soaps	44	210 489	3 603	1.7	Z	X
5336	Sanitation chemicals, polishes, and waxes	49	239 783	7 934	3.3	Z	X
5338	Wood chemicals, naval stores, and gum	13	105 137	330	.3	Z	X
5341	Insecticides, nonagricultural	13	105 137	662	.6	Z	X
5342	Adhesives, sealants, and glues	30	421 260	31 666	7.5	.1	X
5344	Other chemicals and allied products	44	416 141	20 811	5.0	.4	X
5400	Petroleum products	260	1 586 582	212 692	13.4	.4	8.5
5412	Motor gasoline	42	182 684	16 551	9.1	Z	X
5414	Jet fuel (naphtha or kerosine type)	6	14 953	3 569	23.9	Z	X
5415	No. 2 distillate fuel oil (no. 2 diesel and no. 2 heating oil)	42	182 684	13 982	7.7	Z	X
5416	All other distillate fuel oil (no. 1 and no. 4 diesel and heating)	39	127 763	16 641	13.0	Z	X
5418	Lubricating oil and greases	229	1 488 495	161 762	10.9	.3	X
5420	Liquified petroleum gases (excluding natural gas)	77	687 529	37 443	5.4	.1	X
5800	Farm supplies	7 378	53 634 309	50 592 365	94.3	94.3	55.3
5811	Hay, straw, and alfalfa	629	2 611 599	1 381 153	52.9	2.6	X
5812	Feeds (poultry and livestock) not mixed on location	1 277	10 650 236	4 877 077	45.8	9.1	X
5813	Prepared feeds (poultry and livestock) mixed on location	1 376	2 971 270	1 045 620	35.2	2.0	X
5814	Weed killers, soil sterilizers, and soil conditioners	1 617	14 161 103	6 227 854	44.0	11.6	X
5815	Insecticides, fungicides, and pesticides	1 916	16 046 179	5 650 324	35.2	10.5	X
5816	Other agricultural chemicals and fertilizers	4 189	32 380 327	21 963 599	67.8	41.0	X
5817	Seeds and bulbs	2 384	14 714 980	7 715 753	52.4	14.4	X
5818	Other farm supplies (including harness and saddlery equipment)	1 729	6 324 866	1 730 987	27.4	3.2	X
6000	Paint, paint supplies, and wallpaper	84	663 370	9 389	1.4	Z	X
6100	Books, periodicals, newspapers, and miscellaneous printed materials	11	5 159	126	2.4	Z	34.6
6101	Books	11	5 159	124	2.4	Z	X
6110	Flowers and florists' supplies	80	235 003	47 961	20.4	.1	X
6120	Art goods (including novelties and souvenirs)	6	2 146	47	2.2	Z	10.8
6122	Novelties and souvenirs	6	2 146	47	2.2	Z	X
6150	Nondurable goods, n.e.c.	23	24 153	3 709	15.4	Z	X
9700	Service receipts and labor charges (including installed parts)	863	2 674 998	150 819	5.6	.3	5.6
9701	Labor charges for repair work	467	1 550 848	58 076	3.7	.1	X
9702	Parts installed in repair work	30	342 766	7 938	2.3	Z	X
9703	Other service receipts and labor charges—Specify	396	1 065 353	78 589	7.4	.1	X
9810	Miscellaneous commodities	512	2 731 289	246 820	9.0	.5	X
9910	Receipts from Commodity Credit Corporation	8	76 511	148	.2	Z	X
9920	Receipts for farm product preparation services (cleaning, shelling, etc.)	92	528 996	22 907	4.3	Z	X
9940	Rental and leasing receipts	57	155 194	3 826	2.5	Z	X
4229101	Farm supplies—farm dealers	3 873	X	12 772 801	X	100.0	62.9
0200	New and rebuilt automotive parts and supplies	73	240 588	5 897	2.5	Z	X
0300	Tires and tubes	29	63 087	1 117	1.8	Z	X
0600	Lumber: rough, dressed, and finished	10	37 683	2 465	6.5	Z	20.3
0611	Dimensional lumber (non-treated)	10	37 683	2 465	6.5	Z	X
0620	Plywood and millwork	34	50 339	1 285	2.6	Z	X
0740	Other construction materials	50	103 419	2 133	2.1	Z	X
1120	Flat iron and steel products	7	5 376	58	1.1	Z	X
1150	Iron and steel pipe and tubing	6	21 518	56	.3	Z	X
1500	Electrical appliances, household	15	27 575	497	1.8	Z	7.1
1517	Vacuum cleaners and sewing machines, household	15	27 575	497	1.8	Z	X
1700	Hardware	173	512 230	19 572	3.8	.2	X

See footnotes at end of table.

Table 1. All Types of Operation by Kind of Business and Commodity Line for Wholesale Trade: 1997—Con.

[Includes only establishments with payroll. For meaning of abbreviations and symbols, see introductory text. For explanation of terms, see Appendix A]

NAICS code and CL code	Kind of business and commodity line	Establishments handling commodity line		Commodity line sales			Sales coverage percent
		Number	Total sales (\$1,000)	Amount ¹ (\$1,000)	As percent of total sales of—		
					Establishments handling line	Establishments in NAICS industry ¹	
4229101	Farm supplies—farm dealers—Con.						
2200	Farm machinery, equipment, and parts	314	1 063 528	44 676	4.2	.4	.6
2214	New dairy farm and barn equipment	49	441 082	24 004	5.4	.2	X
2216	Other new farm machinery and equipment	265	622 446	18 918	3.0	.1	X
2218	Used farm machinery and equipment	265	622 446	1 754	.3	Z	X
2220	Garden machinery, equipment, and parts	72	183 974	3 439	1.9	Z	X
2700	Sporting and recreational goods and supplies	45	90 333	4 794	5.3	Z	.4
2711	Ammunition, firearms, reloading equipment, archery supplies, shooting aids, and accessories	13	29 189	389	1.3	Z	X
2714	Camping and fishing equipment and accessories	13	29 189	389	1.3	Z	X
3500	Drugs, pharmaceuticals, cosmetics, and toiletries	17	32 693	2 007	6.1	Z	X
3800	Men's and boys' wear	13	20 918	101	.5	Z	X
4000	Footwear	24	41 889	799	1.9	Z	X
4300	Poultry and poultry products	7	13 820	64	.5	Z	X
4860	Other grocery specialties	219	770 741	82 959	10.8	.6	52.4
4867	Pet foods	205	384 144	8 956	2.3	.1	X
4868	Grocery specialties, n.e.c.	14	386 597	74 003	19.1	.6	X
4900	Grain and beans	212	905 757	179 540	19.8	1.4	27.9
4911	Corn (for grain)	204	900 859	78 332	8.7	.6	X
4912	Oats and barley	50	36 657	605	1.7	Z	X
4913	Wheat	152	841 396	21 560	2.6	.2	X
4914	Sorghum (for grain)	29	14 792	382	2.6	Z	X
4915	Soybeans	169	890 567	74 114	8.3	.6	X
4916	Other grain and beans (rice and edible and inedible beans)	44	101 420	4 547	4.5	Z	X
5000	Cattle, hogs, sheep, and goats	14	64 969	11 418	17.6	.1	24.3
5012	Hogs	14	64 969	11 418	17.6	.1	X
5120	Leaf tobacco	6	10 361	112	1.1	Z	X
5140	Other farm products, inedible	8	3 561	18	.5	Z	62.9
5142	Horses, mules, and donkeys	8	3 561	18	.5	Z	X
5330	Chemicals and allied products (excluding agricultural, plastics, gases, and petroleum)	23	58 562	9 055	15.5	.1	X
5400	Petroleum products	228	642 396	75 317	11.7	.6	22.6
5412	Motor gasoline	42	182 684	16 551	9.1	.1	X
5414	Jet fuel (naphtha or kerosine type)	6	14 953	3 569	23.9	Z	X
5415	No. 2 distillate fuel oil (no. 2 diesel and no. 2 heating oil)	42	182 684	13 982	7.7	.1	X
5416	All other distillate fuel oil (no. 1 and no. 4 diesel and heating)	39	127 763	16 641	13.0	.1	X
5418	Lubricating oil and greases	198	545 929	24 545	4.5	.2	X
5420	Liquified petroleum gases (excluding natural gas)	63	207 123	13 582	6.6	.1	X
5800	Farm supplies	3 873	12 772 801	12 068 149	94.5	94.5	54.8
5811	Hay, straw, and alfalfa	270	744 562	501 608	67.4	3.9	X
5812	Feeds (poultry and livestock) not mixed on location	575	1 927 775	1 353 751	70.2	10.6	X
5813	Prepared feeds (poultry and livestock) mixed on location	181	540 339	334 732	61.9	2.6	X
5814	Weed killers, soil sterilizers, and soil conditioners	595	3 068 353	1 022 453	33.3	8.0	X
5815	Insecticides, fungicides, and pesticides	679	2 717 318	822 591	30.3	6.4	X
5816	Other agricultural chemicals and fertilizers	2 556	6 743 229	4 308 039	63.9	33.7	X
5817	Seeds and bulbs	980	4 827 244	2 794 300	57.9	21.9	X
5818	Other farm supplies (including harness and saddlery equipment)	1 024	2 298 227	930 678	40.5	7.3	X
6000	Paint, paint supplies, and wallpaper	49	83 190	603	.7	Z	X
6110	Flowers and florists' supplies	44	99 409	8 809	8.9	.1	X
9700	Service receipts and labor charges (including installed parts)	704	1 635 084	104 299	6.4	.8	7.0
9701	Labor charges for repair work	346	610 126	35 200	5.8	.3	X
9703	Other service receipts and labor charges—Specify	365	985 549	65 770	6.7	.5	X
9810	Miscellaneous commodities	312	718 352	120 871	16.8	.9	X
9910	Receipts from Commodity Credit Corporation	6	71 592	98	.1	Z	X
9920	Receipts for farm product preparation services (cleaning, shelling, etc.)	27	67 490	2 522	3.7	Z	X
9940	Rental and leasing receipts	14	35 695	274	.8	Z	X
4229102	Farm supplies—whsle distributors	3 505	X	40 861 508	X	100.0	80.2
0300	Tires and tubes	29	957 249	80 390	8.4	.2	X
0540	Other home furnishings	8	59 987	10 366	17.3	Z	X
0600	Lumber: rough, dressed, and finished	8	31 761	1 264	4.0	Z	X
0620	Plywood and millwork	7	411 728	40 797	9.9	.1	X
0700	Brick, stone, tile, sand, block, cement, and gravel	17	64 097	3 895	6.1	Z	8.5
0713	Sand, gravel, and crushed stone	12	36 933	2 857	7.7	Z	X
0720	Roofing, siding, and insulation materials	6	19 960	501	2.5	Z	X
0740	Other construction materials	59	967 676	33 731	3.5	.1	X
1120	Flat iron and steel products	6	7 971	865	10.9	Z	X
1140	Iron and steel wire and wire products	25	92 884	8 269	8.9	Z	X
1150	Iron and steel pipe and tubing	14	39 299	1 087	2.8	Z	X
1400	Electrical apparatus and equipment	13	29 452	2 156	7.3	Z	X
1600	Electronic parts and equipment, except communication	10	3 999	415	10.4	Z	X
1700	Hardware	200	2 273 325	149 014	6.6	.4	2.7
1711	Hand tools (including power driven)	187	2 107 598	80 654	3.8	.2	X
1712	Bolts, nuts, rivets, and fasteners	141	1 707 777	31 724	1.9	.1	X
1713	Cutlery	98	377 931	13 810	3.7	Z	X
1800	Plumbing and heating equipment and supplies (hydronics)	21	77 971	7 406	9.5	Z	75.1
1811	Plastic pipe fittings and valves (excluding pipe and tubing)	16	69 992	3 777	5.4	Z	X
1812	Metal pipe fittings and valves (excluding pipe and tubing)	11	20 926	371	1.8	Z	X
1813	Plumbing fixtures	7	9 888	130	1.3	Z	X
1814	Furnaces, stoves, water heaters (except electric and warm air)	11	20 926	649	3.1	Z	X
1818	Other plumbing and heating equipment and supplies	12	24 866	961	3.9	Z	X

See footnotes at end of table.

Table 1. All Types of Operation by Kind of Business and Commodity Line for Wholesale Trade: 1997—Con.

[Includes only establishments with payroll. For meaning of abbreviations and symbols, see introductory text. For explanation of terms, see Appendix A]

NAICS code and CL code	Kind of business and commodity line	Establishments handling commodity line		Commodity line sales			Sales coverage percent
		Number	Total sales (\$1,000)	Amount ¹ (\$1,000)	As percent of total sales of—		
					Establishments handling line	Establishments in NAICS industry ¹	
4229102	Farm supplies—wholesale distributors—Con.						
2200	Farm machinery, equipment, and parts	112	1 556 497	84 005	5.4	.2	3.1
2211	New tractors (farm)	21	65 601	2 857	4.4	Z	X
2213	New land preparation, planting, and cultivating machinery	15	104 610	8 162	7.8	Z	X
2215	New irrigation equipment	12	318 074	24 937	7.8	.1	X
2216	Other new farm machinery and equipment	64	1 083 026	47 026	4.3	.1	X
2220	Garden machinery, equipment, and parts	118	1 592 617	139 502	8.8	.3	8.1
2221	New power lawn mowers	58	40 381	2 693	6.7	Z	X
2222	Other new lawn and garden machinery and equipment	118	1 592 617	136 809	8.6	.3	X
2320	General-purpose industrial machinery, equipment, and parts	22	73 120	13 788	18.9	Z	41.2
2326	New controlling, recording, and indicating instruments and access	18	12 634	1 228	9.7	Z	X
2360	Other industrial machinery, equipment, and parts	8	5 477	1 093	20.0	Z	80.2
2366	Other new industrial machinery and equipment	8	5 477	1 093	20.0	Z	X
2460	Other industrial supplies	6	5 750	200	3.5	Z	3.8
2466	Industrial supplies, n.e.c.	6	5 750	200	3.5	Z	X
2700	Sporting and recreational goods and supplies	38	796 335	20 075	2.5	Z	1.6
2714	Camping and fishing equipment and accessories	11	666 864	16 217	2.4	Z	X
2715	Athletic equipment and accessories	11	70 391	908	1.3	Z	X
2718	Other sporting and recreational goods (go carts, bait, etc.)	11	46 542	507	1.1	Z	X
2930	Recyclable paper and paperboard	12	68 381	2 952	4.3	Z	X
3120	Forest products, except lumber (including cordwood, hewn posts, poles, and ties)	11	45 102	8 453	18.7	Z	X
3130	Compact discs, prerecorded audio tapes, and phonograph records	6	5 296	1 782	33.6	Z	X
3300	Stationery, office supplies and greeting cards	9	12 903	986	7.6	Z	X
3500	Drugs, pharmaceuticals, cosmetics, and toiletries	54	569 836	107 419	18.9	.3	2.7
3511	Prescription drugs	9	126 246	1 909	1.5	Z	X
3512	Nonprescription pharmaceuticals	9	126 246	55 536	44.0	.1	X
3515	Other toiletries and druggists' sundries	42	322 561	37 538	11.6	.1	X
3800	Men's and boys' wear	22	53 499	4 231	7.9	Z	6.9
3812	Men's and boys' dress and casual shirts, slacks, and jeans	22	53 499	3 878	7.2	Z	X
3815	Other men's and boys' wear (caps, hats, swimwear, neckwear, etc.)	22	53 499	353	.7	Z	X
3900	Women's and children's wear	6	2 500	125	5.0	Z	X
4300	Poultry and poultry products	20	453 236	46 274	10.2	.1	.3
4313	Live poultry	19	448 169	43 738	9.8	.1	X
4700	Fresh fruits and vegetables	11	456 835	42 937	9.4	.1	X
4800	Coffee, tea, and spices	6	15 016	509	3.4	Z	X
4860	Other grocery specialties	54	853 650	99 562	11.7	.2	4.7
4863	Cooking oils and margarine	6	37 633	11 386	30.3	Z	X
4867	Pet foods	41	727 595	61 476	8.4	.2	X
4868	Grocery specialties, n.e.c.	9	89 004	26 656	29.9	.1	X
4900	Grain and beans	152	1 737 826	334 740	19.3	.8	27.7
4911	Corn (for grain)	122	1 548 819	206 692	13.3	.5	X
4912	Oats and barley	56	554 701	13 505	2.4	Z	X
4913	Wheat	90	843 086	32 584	3.9	.1	X
4914	Sorghum (for grain)	28	196 647	3 697	1.9	Z	X
4915	Soybeans	91	1 133 566	74 759	6.6	.2	X
4916	Other grain and beans (rice and edible and inedible beans)	19	432 970	3 502	.8	Z	X
5000	Cattle, hogs, sheep, and goats	41	689 168	74 907	10.9	.2	8.6
5012	Hogs	36	679 230	58 030	8.5	.1	X
5014	Goats	6	28 499	40	.1	Z	X
5140	Other farm products, inedible	8	17 733	6 238	35.2	Z	80.2
5142	Horses, mules, and donkeys	6	7 424	2 114	28.5	Z	X
5330	Chemicals and allied products (excluding agricultural, plastics, gases, and petroleum)	105	3 346 220	537 347	16.1	1.3	4
5331	Gasses, compressed and liquified, except L.P.	13	312 385	23 935	7.7	.1	X
5332	Alkalies and chlorine	13	105 137	330	.3	Z	X
5335	Detergents and soaps	44	210 489	3 603	1.7	Z	X
5336	Sanitation chemicals, polishes, and waxes	49	239 783	7 934	3.3	Z	X
5338	Wood chemicals, naval stores, and gum	13	105 137	330	.3	Z	X
5341	Insecticides, nonagricultural	13	105 137	662	.6	Z	X
5342	Adhesives, sealants, and glues	30	421 260	31 666	7.5	.1	X
5344	Other chemicals and allied products	44	416 141	20 811	5.0	.1	X
5400	Petroleum products	32	944 186	137 375	14.6	.3	.3
5418	Lubricating oil and greases	31	942 566	137 217	14.6	.3	X
5420	Liquified petroleum gases (excluding natural gas)	14	480 406	23 861	5.0	.1	X
5800	Farm supplies	3 505	40 861 508	38 524 216	94.3	94.3	55.5
5811	Hay, straw, and alfalfa	359	1 867 037	879 545	47.1	2.2	X
5812	Feeds (poultry and livestock) not mixed on location	702	8 722 461	3 523 326	40.4	8.6	X
5813	Prepared feeds (poultry and livestock) mixed on location	195	2 430 931	710 888	29.2	1.7	X
5814	Weed killers, soil sterilizers, and soil conditioners	1 021	11 092 750	5 205 401	46.9	12.7	X
5815	Insecticides, fungicides, and pesticides	1 236	13 328 861	4 827 733	36.2	11.8	X
5816	Other agricultural chemicals and fertilizers	1 633	25 637 098	17 655 560	68.9	43.2	X
5817	Seeds and bulbs	1 404	9 887 736	4 921 453	49.8	12.0	X
5818	Other farm supplies (including harness and saddlery equipment)	705	4 026 639	800 309	19.9	2.0	X
6000	Paint, paint supplies, and wallpaper	35	580 180	8 786	1.5	Z	X
6100	Books, periodicals, newspapers, and miscellaneous printed materials	11	5 159	126	2.4	Z	36.4
6101	Books	11	5 159	124	2.4	Z	X
6110	Flowers and florists' supplies	36	135 594	39 152	28.9	.1	X
6120	Art goods (including novelties and souvenirs)	6	2 146	47	2.2	Z	11.4
6122	Novelties and souvenirs	6	2 146	47	2.2	Z	X

See footnotes at end of table.

Table 1. All Types of Operation by Kind of Business and Commodity Line for Wholesale Trade: 1997—Con.

[Includes only establishments with payroll. For meaning of abbreviations and symbols, see introductory text. For explanation of terms, see Appendix A]

NAICS code and CL code	Kind of business and commodity line	Establishments handling commodity line		Commodity line sales			Sales coverage percent
		Number	Total sales (\$1,000)	Amount ¹ (\$1,000)	As percent of total sales of—		
					Establishments handling line	Establishments in NAICS industry ¹	
4229102	Farm supplies—whse distributors—Con.						
6150	Nondurable goods, n.e.c.	23	24 153	3 709	15.4	Z	X
9700	Service receipts and labor charges (including installed parts)	159	1 039 914	46 520	4.5	.1	2.2
9701	Labor charges for repair work	121	940 722	22 876	2.4	.1	X
9702	Parts installed in repair work	30	342 766	7 938	2.3	Z	X
9703	Other service receipts and labor charges—Specify	32	79 804	12 819	16.1	Z	X
9810	Miscellaneous commodities	200	2 012 937	125 949	6.3	.3	X
9920	Receipts for farm product preparation services (cleaning, shelling, etc.) ...	65	461 506	20 385	4.4	.1	X
9940	Rental and leasing receipts	43	119 499	3 552	3.0	Z	X
42292	Book, periodical, & newspaper whse	4 265	X	33 630 300	X	100.0	72.7
0420	Office and business furniture	9	10 166	2 307	22.7	Z	15.3
0421	New office furniture (wooden and metal)	9	10 166	2 307	22.7	Z	X
0500	Household china, glassware, crockery, and plastic housewares	30	335 373	10 243	3.1	Z	X
0540	Other home furnishings	13	198 053	8 615	4.4	Z	61.6
0541	Metal flatware and kitchen utensils	13	198 053	8 615	4.4	Z	X
0800	Photographic equipment and supplies (excluding video)	8	4 695	196	4.2	Z	X
1040	Religious and school supplies	12	15 137	6 926	45.8	Z	69.7
1041	Religious supplies	11	15 074	6 913	45.9	Z	X
1120	Flat iron and steel products	6	21 357	3 973	18.6	Z	X
1400	Electrical apparatus and equipment	14	8 388	481	5.7	Z	X
1500	Electrical appliances, household	8	13 443	399	3.0	Z	X
1600	Electronic parts and equipment, except communication	25	176 109	7 481	4.2	Z	X
1700	Hardware	26	528 116	17 238	3.3	.1	X
2700	Sporting and recreational goods and supplies	7	17 624	3 408	19.3	Z	X
2800	Toys and hobby goods and supplies	120	1 275 551	137 550	10.8	.4	3.2
2811	Video games and cartridges	46	577 051	20 213	3.5	.1	X
2812	Other toys and games (including fireworks and children's vehicles)	74	698 500	117 337	16.8	.3	X
3000	Jewelry, diamonds, gem stones, and watches	9	168 618	5 099	3.0	Z	X
3130	Compact discs, prerecorded audio tapes, and phonograph records	239	2 802 590	112 435	4.0	.3	X
3140	Prerecorded video tapes	203	2 364 693	178 798	7.6	.5	X
3150	Other durable goods	10	17 139	1 068	6.2	Z	55.8
3154	Other durable goods, n.e.c.	6	15 376	992	6.5	Z	X
3200	Printing and writing paper	25	24 600	1 931	7.9	Z	17.1
3213	Other printing and writing paper	22	23 201	1 775	7.7	Z	X
3300	Stationery, office supplies and greeting cards	255	1 321 562	172 066	13.0	.5	8.2
3311	Business forms	166	975 554	73 925	7.6	.2	X
3312	Stationery, photocopy paper, and typing paper	75	385 853	12 467	3.2	Z	X
3313	Linked ribbons, carbon paper, pens and pencils	38	147 869	1 912	1.3	Z	X
3314	Toner and cartridges	35	215 167	1 028	.5	Z	X
3315	Greeting cards	81	589 525	28 773	4.9	.1	X
3316	Other stationery supplies (envelopes, ruled forms, and binder paper) ...	123	957 416	53 954	5.6	.2	X
3400	Industrial and personal services paper and plastics	18	134 293	26 822	20.0	.1	34.1
3411	Paperboard and boxboard boxes	10	50 555	9 760	19.3	Z	X
3414	Disposable plastic boxes, containers, cups, dishes, and supplies	6	41 438	3 454	8.3	Z	X
3500	Drugs, pharmaceuticals, cosmetics, and toiletries	6	173 003	5 693	3.3	Z	X
3700	Notions (buttons, ribbons, lace, sewing accessories, zippers, bindings, etc.)	11	86 405	6 600	7.6	Z	X
5300	Plastics materials and basic shapes	9	27 274	7 178	26.3	Z	X
6100	Books, periodicals, newspapers, and miscellaneous printed materials	4 265	33 630 300	32 517 575	96.7	96.7	57.1
6101	Books	2 693	22 325 690	16 838 115	75.4	50.1	X
6102	Other periodicals, newspapers, and miscellaneous printed materials ...	2 419	19 149 335	15 679 460	81.9	46.6	X
6110	Flowers and florists' supplies	8	139 041	4 619	3.3	Z	X
6120	Art goods (including novelties and souvenirs)	122	516 885	45 120	8.7	.1	6.5
6121	Art materials	11	49 130	3 396	6.9	Z	X
6122	Novelties and souvenirs	111	467 755	41 724	8.9	.1	X
6150	Nondurable goods, n.e.c.	7	140 092	46 347	33.1	.1	X
9700	Service receipts and labor charges (including installed parts)	125	610 513	50 521	8.3	.2	1.0
9701	Labor charges for repair work	46	86 425	1 027	1.2	Z	X
9702	Parts installed in repair work	46	86 425	1 521	1.8	Z	X
9703	Other service receipts and labor charges—Specify	68	394 195	38 633	9.8	.1	X
9730	Advertising specialties (paper novelties, etc.)	26	47 510	7 842	16.5	Z	X
9810	Miscellaneous commodities	226	3 472 001	202 492	5.8	.6	X
9940	Rental and leasing receipts	28	91 416	2 433	2.7	Z	X
9970	Receipts for printing or photocopying performed at this establishment ...	7	63 810	7 654	12.0	Z	X
422920	Book, periodical, & newspaper whse	4 265	X	33 630 300	X	100.0	72.7
0420	Office and business furniture	9	10 166	2 307	22.7	Z	15.3
0421	New office furniture (wooden and metal)	9	10 166	2 307	22.7	Z	X
0500	Household china, glassware, crockery, and plastic housewares	30	335 373	10 243	3.1	Z	X
0540	Other home furnishings	13	198 053	8 615	4.4	Z	61.6
0541	Metal flatware and kitchen utensils	13	198 053	8 615	4.4	Z	X
0800	Photographic equipment and supplies (excluding video)	8	4 695	196	4.2	Z	X
1040	Religious and school supplies	12	15 137	6 926	45.8	Z	69.7
1041	Religious supplies	11	15 074	6 913	45.9	Z	X
1120	Flat iron and steel products	6	21 357	3 973	18.6	Z	X
1400	Electrical apparatus and equipment	14	8 388	481	5.7	Z	X
1500	Electrical appliances, household	8	13 443	399	3.0	Z	X

See footnotes at end of table.

Table 1. All Types of Operation by Kind of Business and Commodity Line for Wholesale Trade: 1997—Con.

[Includes only establishments with payroll. For meaning of abbreviations and symbols, see introductory text. For explanation of terms, see Appendix A]

NAICS code and CL code	Kind of business and commodity line	Establishments handling commodity line		Commodity line sales			Sales coverage percent
		Number	Total sales (\$1,000)	Amount ¹ (\$1,000)	As percent of total sales of—		
					Establishments handling line	Establishments in NAICS industry ¹	
422920	Book, periodical, & newspaper whse—Con.						
1600	Electronic parts and equipment, except communication	25	176 109	7 481	4.2	Z	X
1700	Hardware	26	528 116	17 238	3.3	.1	X
2700	Sporting and recreational goods and supplies	7	17 624	3 408	19.3	Z	X
2800	Toys and hobby goods and supplies	120	1 275 551	137 550	10.8	.4	3.2
2811	Video games and cartridges	46	577 051	20 213	3.5	.1	X
2812	Other toys and games (including fireworks and children's vehicles)	74	698 500	117 337	16.8	.3	X
3000	Jewelry, diamonds, gem stones, and watches	9	168 618	5 099	3.0	Z	X
3130	Compact discs, prerecorded audio tapes, and phonograph records	239	2 802 590	112 435	4.0	.3	X
3140	Prerecorded video tapes	203	2 364 693	178 798	7.6	.5	X
3150	Other durable goods	10	17 139	1 068	6.2	Z	55.8
3154	Other durable goods, n.e.c.	6	15 376	992	6.5	Z	X
3200	Printing and writing paper	25	24 600	1 931	7.9	Z	17.1
3213	Other printing and writing paper	22	23 201	1 775	7.7	Z	X
3300	Stationery, office supplies and greeting cards	255	1 321 562	172 066	13.0	.5	8.2
3311	Business forms	166	975 554	73 925	7.6	.2	X
3312	Stationery, photocopy paper, and typing paper	75	385 853	12 467	3.2	Z	X
3313	Inked ribbons, carbon paper, pens and pencils	38	147 869	1 912	1.3	Z	X
3314	Toner and cartridges	35	215 167	1 028	.5	Z	X
3315	Greeting cards	81	589 525	28 773	4.9	.1	X
3316	Other stationery supplies (envelopes, ruled forms, and binder paper) ...	123	957 416	53 954	5.6	.2	X
3400	Industrial and personal services paper and plastics	18	134 293	26 822	20.0	.1	34.1
3411	Paperboard and boxboard boxes	10	50 555	9 760	19.3	Z	X
3414	Disposable plastic boxes, containers, cups, dishes, and supplies	6	41 438	3 454	8.3	Z	X
3500	Drugs, pharmaceuticals, cosmetics, and toiletries	6	173 003	5 693	3.3	Z	X
3700	Notions (buttons, ribbons, lace, sewing accessories, zippers, bindings, etc.)	11	86 405	6 600	7.6	Z	X
5300	Plastics materials and basic shapes	9	27 274	7 178	26.3	Z	X
6100	Books, periodicals, newspapers, and miscellaneous printed materials	4 265	33 630 300	32 517 575	96.7	96.7	57.1
6101	Books	2 693	22 325 690	16 838 115	75.4	50.1	X
6102	Other periodicals, newspapers, and miscellaneous printed materials	2 419	19 149 335	15 679 460	81.9	46.6	X
6110	Flowers and florists' supplies	8	139 041	4 619	3.3	Z	X
6120	Art goods (including novelties and souvenirs)	122	516 885	45 120	8.7	.1	6.5
6121	Art materials	11	49 130	3 396	6.9	Z	X
6122	Novelties and souvenirs	111	467 755	41 724	8.9	.1	X
6150	Nondurable goods, n.e.c.	7	140 092	46 347	33.1	.1	X
9700	Service receipts and labor charges (including installed parts)	125	610 513	50 521	8.3	.2	1.0
9701	Labor charges for repair work	46	86 425	1 027	1.2	Z	X
9702	Parts installed in repair work	46	86 425	1 521	1.8	Z	X
9703	Other service receipts and labor charges—Specify	68	394 195	38 633	9.8	.1	X
9730	Advertising specialties (paper novelties, etc.)	26	47 510	7 842	16.5	Z	X
9810	Miscellaneous commodities	226	3 472 001	202 492	5.8	.6	X
9940	Rental and leasing receipts	28	91 416	2 433	2.7	Z	X
9970	Receipts for printing or photocopying performed at this establishment	7	63 810	7 654	12.0	Z	X
42293	Flower, nursery stock, & florists' supplies whse	3 900	X	8 002 830	X	100.0	75.4
0400	Household and lawn furniture	26	43 450	4 720	10.9	.1	X
0500	Household china, glassware, crockery, and plastic housewares	60	106 035	11 112	10.5	.1	X
0520	Linens, domestics, curtains, and draperies	7	12 872	1 740	13.5	Z	X
0540	Other home furnishings	22	29 006	1 857	6.4	Z	X
1140	Iron and steel wire and wire products	6	4 849	659	13.6	Z	X
1200	Copper and brass	8	8 909	548	6.2	Z	X
1700	Hardware	28	166 823	17 372	10.4	.2	X
2800	Toys and hobby goods and supplies	67	203 776	45 186	22.2	.6	X
3300	Stationery, office supplies and greeting cards	22	72 193	10 924	15.1	.1	X
3700	Notions (buttons, ribbons, lace, sewing accessories, zippers, bindings, etc.)	16	56 785	11 018	19.4	.1	X
4400	Confectionery	11	32 158	1 620	5.0	Z	X
5330	Chemicals and allied products (excluding agricultural, plastics, gases, and petroleum)	9	13 991	832	5.9	Z	X
5800	Farm supplies	59	298 278	67 126	22.5	.8	X
6100	Books, periodicals, newspapers, and miscellaneous printed materials	27	68 997	2 015	2.9	Z	X
6110	Flowers and florists' supplies	3 900	8 002 830	7 686 018	96.0	96.0	X
6120	Art goods (including novelties and souvenirs)	69	119 962	20 987	17.5	.3	X
6150	Nondurable goods, n.e.c.	10	78 044	35 290	45.2	.4	X
9700	Service receipts and labor charges (including installed parts)	75	88 697	9 856	11.1	.1	X
9810	Miscellaneous commodities	68	346 866	15 547	4.5	.2	X
9940	Rental and leasing receipts	27	26 186	2 306	8.8	Z	X
422930	Flower, nursery stock, & florists' supplies whse	3 900	X	8 002 830	X	100.0	75.4
0400	Household and lawn furniture	26	43 450	4 720	10.9	.1	X
0500	Household china, glassware, crockery, and plastic housewares	60	106 035	11 112	10.5	.1	X
0520	Linens, domestics, curtains, and draperies	7	12 872	1 740	13.5	Z	X
0540	Other home furnishings	22	29 006	1 857	6.4	Z	X
1140	Iron and steel wire and wire products	6	4 849	659	13.6	Z	X
1200	Copper and brass	8	8 909	548	6.2	Z	X
1700	Hardware	28	166 823	17 372	10.4	.2	X
2800	Toys and hobby goods and supplies	67	203 776	45 186	22.2	.6	X
3300	Stationery, office supplies and greeting cards	22	72 193	10 924	15.1	.1	X
3700	Notions (buttons, ribbons, lace, sewing accessories, zippers, bindings, etc.)	16	56 785	11 018	19.4	.1	X

See footnotes at end of table.

Table 1. All Types of Operation by Kind of Business and Commodity Line for Wholesale Trade: 1997—Con.

[Includes only establishments with payroll. For meaning of abbreviations and symbols, see introductory text. For explanation of terms, see Appendix A]

NAICS code and CL code	Kind of business and commodity line	Establishments handling commodity line		Commodity line sales			Sales coverage percent
		Number	Total sales (\$1,000)	Amount ¹ (\$1,000)	As percent of total sales of—		
					Establishments handling line	Establishments in NAICS industry ¹	
422930	Flower, nursery stock, & florists' supplies whsle—Con.						
4400	Confectionery.....	11	32 158	1 620	5.0	Z	X
5330	Chemicals and allied products (excluding agricultural, plastics, gases, and petroleum).....	9	13 991	832	5.9	Z	X
5800	Farm supplies.....	59	298 278	67 126	22.5	.8	X
6100	Books, periodicals, newspapers, and miscellaneous printed materials.....	27	68 997	2 015	2.9	Z	X
6110	Flowers and florists' supplies.....	3 900	8 002 830	7 686 018	96.0	96.0	X
6120	Art goods (including novelties and souvenirs).....	69	119 962	20 987	17.5	.3	X
6150	Nondurable goods, n.e.c.....	10	78 044	35 290	45.2	.4	X
9700	Service receipts and labor charges (including installed parts).....	75	88 697	9 856	11.1	.1	X
9810	Miscellaneous commodities.....	68	346 866	15 547	4.5	.2	X
9940	Rental and leasing receipts.....	27	26 186	2 306	8.8	Z	X
42294	Tobacco & tobacco product whsle.....	1 561	X	50 268 772	X	100.0	91.5
0800	Photographic equipment and supplies (excluding video).....	46	3 057 321	28 608	.9	.1	X
0960	Restaurant and hotel equipment and supplies.....	197	5 056 547	81 803	1.6	.2	X
1700	Hardware.....	11	127 185	2 280	1.8	Z	X
2520	Custodial (janitors') equipment and supplies.....	9	60 772	1 198	2.0	Z	X
2530	Laundry and dry-cleaning equipment and supplies.....	8	112 406	1 957	1.7	Z	X
2800	Toys and hobby goods and supplies.....	8	153 799	1 820	1.2	Z	81.4
2812	Other toys and games (including fireworks and children's vehicles).....	8	153 799	1 820	1.2	Z	X
3300	Stationery, office supplies and greeting cards.....	101	6 209 346	87 115	1.4	.2	X
3400	Industrial and personal services paper and plastics.....	385	8 802 212	212 524	2.4	.4	.2
3412	Paper dishes, cups, and napkins.....	384	8 789 538	88 242	1.0	.2	X
3413	Industrial paper (wrapping, bags, cartons, etc.).....	384	8 789 538	105 628	1.2	.2	X
3414	Disposable plastic boxes, containers, cups, dishes, and supplies.....	320	7 779 498	14 470	.2	Z	X
3500	Drugs, pharmaceuticals, cosmetics, and toiletries.....	639	21 325 721	540 316	2.5	1.1	.6
3512	Nonprescription pharmaceuticals.....	215	1 035 995	128 168	12.4	.3	X
3515	Other toiletries and druggists' sundries.....	636	21 325 197	412 142	1.9	.8	X
3700	Notions (buttons, ribbons, lace, sewing accessories, zippers, bindings, etc.).....	50	1 767 292	21 507	1.2	Z	X
4100	Frozen foods (packaged).....	322	16 577 220	537 024	3.2	1.1	6.0
4111	Dinners (frozen).....	143	10 093 773	234 457	2.3	.5	X
4112	Fish and seafoods (frozen packaged).....	65	1 471 339	21 177	1.4	Z	X
4113	Vegetables (frozen).....	140	6 905 362	63 871	.9	.1	X
4114	Fruits and fruit juices (frozen).....	68	3 715 051	42 564	1.1	.1	X
4115	Meat (frozen packaged).....	133	7 449 270	90 575	1.2	.2	X
4116	Frozen baked goods.....	62	4 115 090	33 880	.8	.1	X
4117	Other frozen foods (except frozen dairy products).....	110	5 349 210	50 496	.9	.1	X
4200	Dairy products (excluding dried or canned).....	220	9 952 003	160 949	1.6	.3	7.6
4211	Butter.....	84	3 797 219	6 446	.2	Z	X
4212	Cheese.....	161	7 083 502	25 886	.4	.1	X
4213	Milk and cream, except raw.....	77	3 620 187	82 993	2.3	.2	X
4214	Ice cream.....	23	1 835 826	24 705	1.3	Z	X
4215	Raw milk.....	8	4 749	325	6.8	Z	X
4216	Other dairy products.....	83	5 254 113	20 592	.4	Z	X
4300	Poultry and poultry products.....	47	3 217 863	53 201	1.7	.1	X
4400	Confectionery.....	999	27 085 689	2 786 973	10.3	5.5	1.4
4411	Candy.....	989	27 050 925	2 116 454	7.8	4.2	X
4412	Chewing gum.....	637	15 324 092	316 420	2.1	.6	X
4413	Nuts.....	285	10 127 101	91 908	.9	.2	X
4414	Chips and popcorn.....	449	13 346 134	136 786	1.0	.3	X
4415	Other confections.....	223	9 024 329	123 009	1.4	.2	X
4600	Meat and meat products (fresh and unpackaged).....	129	6 261 795	162 476	2.6	.3	9.7
4611	Beef (not killed on location).....	36	2 446 388	75 986	3.1	.2	X
4614	Pork (not killed on location).....	31	2 382 428	53 813	2.3	.1	X
4615	Sausage and prepared meats made on location.....	17	1 408 825	3 402	.2	Z	X
4616	Sausage and prepared meats not made on location.....	96	5 399 135	28 566	.5	.1	X
4618	Other meat products.....	18	101 457	650	.6	Z	X
4700	Fresh fruits and vegetables.....	20	398 180	11 942	3.0	Z	7.5
4711	Fresh fruits.....	20	398 180	3 572	.9	Z	X
4712	Prepackaged fresh-cut vegetables (carrots, salads, etc.).....	20	398 180	3 873	1.0	Z	X
4713	Other fresh vegetables.....	20	398 180	4 479	1.1	Z	X
4800	Coffee, tea, and spices.....	339	12 703 439	201 340	1.6	.4	8.4
4811	Coffee.....	339	12 703 439	123 713	1.0	.2	X
4812	Tea.....	131	6 922 142	47 350	.7	.1	X
4813	Spices.....	107	3 802 412	30 273	.8	.1	X
4820	Bread and baked goods.....	42	1 074 264	21 145	2.0	Z	71.2
4822	Cookies, cakes, and other baked goods.....	42	1 074 264	20 665	1.9	Z	X
4830	Canned foods.....	487	15 601 207	717 750	4.6	1.4	6.7
4831	Canned and bottled fruits, vegetables, and juices.....	431	15 133 737	451 159	3.0	.9	X
4832	Canned and bottled baby foods.....	171	6 721 674	39 325	.6	.1	X
4833	Canned meats.....	228	7 042 123	75 328	1.1	.2	X
4834	Canned fish and seafoods.....	129	4 728 013	23 573	.5	.2	X
4835	Canned milk.....	74	3 362 781	11 806	.4	Z	X
4836	Other canned foods.....	263	7 838 021	116 020	1.5	.2	X
4840	Food and beverage basic materials (include flavoring extracts, fruit peel, hop extract, industrial molasses, sausage casings, malt, yeast, etc.).....	188	6 218 828	212 952	3.4	.4	X
4850	Soft drinks and bottled water.....	642	20 181 093	614 692	3.0	1.2	6.8
4851	Soft drinks, packaged.....	510	13 521 523	323 199	2.4	.6	X
4852	Soft drinks, pre and post mix bulk.....	31	4 515 684	73 567	1.6	.1	X
4853	Bottled water.....	423	14 027 223	217 388	1.6	.4	X

See footnotes at end of table.

Table 1. All Types of Operation by Kind of Business and Commodity Line for Wholesale Trade: 1997—Con.

[Includes only establishments with payroll. For meaning of abbreviations and symbols, see introductory text. For explanation of terms, see Appendix A]

NAICS code and CL code	Kind of business and commodity line	Establishments handling commodity line		Commodity line sales			Sales coverage percent
		Number	Total sales (\$1,000)	Amount ¹ (\$1,000)	As percent of total sales of—		
					Establishments handling line	Establishments in NAICS industry ¹	
42294	Tobacco & tobacco product whsle—Con.						
4860	Other grocery specialties	430	16 092 871	1 090 183	6.8	2.2	14.9
4861	Pasta	94	1 157 381	9 900	.9	Z	X
4862	Breakfast cereals	243	6 776 799	50 261	.7	.1	X
4863	Cooking oils and margarine	187	4 003 912	28 214	.7	.1	X
4864	Flour	164	3 332 459	15 753	.5	Z	X
4865	Pickles, preserves, jellies, jams, and sauces	164	4 872 462	32 180	.7	.1	X
4866	Sugar, refined	229	5 431 922	47 527	.9	.1	X
4867	Pet foods	273	6 122 822	112 783	1.8	.2	X
4868	Grocery specialties, n.e.c.	135	8 065 952	793 577	9.8	1.6	X
4900	Grain and beans	12	360 938	5 746	1.6	Z	X
5120	Leaf tobacco	216	7 200 306	200 153	2.8	.4	X
5330	Chemicals and allied products (excluding agricultural, plastics, gases, and petroleum)	11	217 981	4 059	1.9	Z	3.2
5344	Other chemicals and allied products	10	205 307	3 934	1.9	Z	X
5600	Beer and ale	30	394 096	24 792	6.3	Z	X
5700	Wines and distilled alcoholic beverages	25	312 337	32 779	10.5	.1	4.0
5711	Wines	25	312 337	32 779	10.5	.1	X
5900	Tobacco and tobacco products	1 561	50 268 772	41 846 452	83.2	83.2	77.4
5911	Cigars	1 309	30 656 592	4 256 564	13.9	8.5	X
5912	Cigarettes	1 360	44 408 465	33 939 663	76.4	67.5	X
5913	Other tobacco products (excluding leaf)	997	28 451 932	3 650 225	12.8	7.3	X
6120	Art goods (including novelties and souvenirs)	11	37 048	8 526	23.0	Z	91.5
6122	Novelties and souvenirs	11	37 048	8 526	23.0	Z	X
6150	Nondurable goods, n.e.c.	11	518 092	52 280	10.1	.1	X
9700	Service receipts and labor charges (including installed parts)	11	1 390 416	22 572	1.6	Z	X
9810	Miscellaneous commodities	287	9 050 792	504 894	5.6	1.0	X
9940	Rental and leasing receipts	20	840 961	3 099	.4	Z	X
422940	Tobacco & tobacco product whsle	1 561	X	50 268 772	X	100.0	91.5
0800	Photographic equipment and supplies (excluding video)	46	3 057 321	28 608	.9	.1	X
0960	Restaurant and hotel equipment and supplies	197	5 056 547	81 803	1.6	.2	X
1700	Hardware	11	127 185	2 280	1.8	Z	X
2520	Custodial (janitors') equipment and supplies	9	60 772	1 198	2.0	Z	X
2530	Laundry and dry-cleaning equipment and supplies	8	112 406	1 957	1.7	Z	X
2800	Toys and hobby goods and supplies	8	153 799	1 820	1.2	Z	81.4
2812	Other toys and games (including fireworks and children's vehicles)	8	153 799	1 820	1.2	Z	X
3300	Stationery, office supplies and greeting cards	101	6 209 346	87 115	1.4	.2	X
3400	Industrial and personal services paper and plastics	385	8 802 212	212 524	2.4	.4	.2
3412	Paper dishes, cups, and napkins	384	8 789 538	88 242	1.0	.2	X
3413	Industrial paper (wrapping, bags, cartons, etc.)	384	8 789 538	105 628	1.2	.2	X
3414	Disposable plastic boxes, containers, cups, dishes, and supplies	320	7 779 498	14 470	.2	Z	X
3500	Drugs, pharmaceuticals, cosmetics, and toiletries	639	21 325 721	540 316	2.5	1.1	.6
3512	Nonprescription pharmaceuticals	215	1 035 995	128 168	12.4	.3	X
3515	Other toiletries and druggists' sundries	636	21 325 197	412 142	1.9	.8	X
3700	Notions (buttons, ribbons, lace, sewing accessories, zippers, bindings, etc.)	50	1 767 292	21 507	1.2	Z	X
4100	Frozen foods (packaged)	322	16 577 220	537 024	3.2	1.1	6.0
4111	Dinners (frozen)	143	10 093 773	234 457	2.3	.5	X
4112	Fish and seafoods (frozen packaged)	65	1 471 339	21 177	1.4	Z	X
4113	Vegetables (frozen)	140	6 905 362	63 871	.9	.1	X
4114	Fruits and fruit juices (frozen)	68	3 715 051	42 564	1.1	.1	X
4115	Meat (frozen packaged)	133	7 449 270	90 575	1.2	.2	X
4116	Frozen baked goods	62	4 115 090	33 880	.8	.1	X
4117	Other frozen foods (except frozen dairy products)	110	5 349 210	50 496	.9	.1	X
4200	Dairy products (excluding dried or canned)	220	9 952 003	160 949	1.6	.3	7.6
4211	Butter	84	3 797 219	6 446	.2	Z	X
4212	Cheese	161	7 083 502	25 886	.4	.1	X
4213	Milk and cream, except raw	77	3 620 187	82 993	2.3	.2	X
4214	Ice cream	23	1 835 826	24 705	1.3	Z	X
4215	Raw milk	8	4 749	325	6.8	Z	X
4216	Other dairy products	83	5 254 113	20 592	.4	Z	X
4300	Poultry and poultry products	47	3 217 863	53 201	1.7	.1	X
4400	Confectionery	999	27 085 689	2 786 973	10.3	5.5	1.4
4411	Candy	989	27 050 925	2 116 454	7.8	4.2	X
4412	Chewing gum	637	15 324 092	316 420	2.1	.6	X
4413	Nuts	285	10 127 101	91 908	.9	.2	X
4414	Chips and popcorn	449	13 346 134	136 786	1.0	.3	X
4415	Other confections	223	9 024 329	123 009	1.4	.2	X
4600	Meat and meat products (fresh and unpackaged)	129	6 261 795	162 476	2.6	.3	9.7
4611	Beef (not killed on location)	36	2 446 388	75 986	3.1	.2	X
4614	Pork (not killed on location)	31	2 382 428	53 813	2.3	.1	X
4615	Sausage and prepared meats made on location	17	1 408 825	3 402	.2	Z	X
4616	Sausage and prepared meats not made on location	96	5 399 135	28 566	.5	.1	X
4618	Other meat products	18	101 457	650	.6	Z	X
4700	Fresh fruits and vegetables	20	398 180	11 942	3.0	Z	7.5
4711	Fresh fruits	20	398 180	3 572	.9	Z	X
4712	Prepackaged fresh-cut vegetables (carrots, salads, etc.)	20	398 180	3 873	1.0	Z	X
4713	Other fresh vegetables	20	398 180	4 479	1.1	Z	X
4800	Coffee, tea, and spices	339	12 703 439	201 340	1.6	.4	8.4
4811	Coffee	339	12 703 439	123 713	1.0	.2	X
4812	Tea	131	6 922 142	47 350	.7	.1	X
4813	Spices	107	3 802 412	30 273	.8	.1	X

See footnotes at end of table.

Table 1. All Types of Operation by Kind of Business and Commodity Line for Wholesale Trade: 1997—Con.

[Includes only establishments with payroll. For meaning of abbreviations and symbols, see introductory text. For explanation of terms, see Appendix A]

NAICS code and CL code	Kind of business and commodity line	Establishments handling commodity line		Commodity line sales			Sales coverage percent
		Number	Total sales (\$1,000)	Amount ¹ (\$1,000)	As percent of total sales of—		
					Establishments handling line	Establishments in NAICS industry ¹	
422940	Tobacco & tobacco product whsle—Con.						
4820	Bread and baked goods	42	1 074 264	21 145	2.0	Z	71.2
4822	Cookies, cakes, and other baked goods	42	1 074 264	20 665	1.9	Z	X
4830	Canned foods	487	15 601 207	717 750	4.6	1.4	6.7
4831	Canned and bottled fruits, vegetables, and juices	431	15 133 737	451 159	3.0	.9	X
4832	Canned and bottled baby foods	171	6 721 674	39 325	.6	.1	X
4833	Canned meats	228	7 042 123	75 328	1.1	.2	X
4834	Canned fish and seafoods	129	4 728 013	23 573	.5	Z	X
4835	Canned milk	74	3 362 781	11 806	.4	Z	X
4836	Other canned foods	263	7 838 021	116 020	1.5	.2	X
4840	Food and beverage basic materials (include flavoring extracts, fruit peel, hop extract, industrial molasses, sausage casings, malt, yeast, etc.)	188	6 218 828	212 952	3.4	.4	X
4850	Soft drinks and bottled water	642	20 181 093	614 692	3.0	1.2	6.8
4851	Soft drinks, packaged	510	13 521 523	323 199	2.4	.6	X
4852	Soft drinks, pre and post mix bulk	31	4 515 684	73 567	1.6	.1	X
4853	Bottled water	423	14 027 223	217 388	1.6	.4	X
4860	Other grocery specialties	430	16 092 871	1 090 183	6.8	2.2	14.9
4861	Pasta	94	1 157 381	9 900	.9	Z	X
4862	Breakfast cereals	243	6 776 799	50 261	.7	.1	X
4863	Cooking oils and margarine	187	4 003 912	28 214	.7	.1	X
4864	Flour	164	3 332 459	15 753	.5	Z	X
4865	Pickles, preserves, jellies, jams, and sauces	164	4 872 462	32 180	.7	.1	X
4866	Sugar, refined	229	5 431 922	47 527	.9	.1	X
4867	Pet foods	273	6 122 822	112 783	1.8	.2	X
4868	Grocery specialties, n.e.c.	135	8 065 952	793 577	9.8	1.6	X
4900	Grain and beans	12	360 938	5 746	1.6	Z	X
5120	Leaf tobacco	216	7 200 306	200 153	2.8	.4	X
5330	Chemicals and allied products (excluding agricultural, plastics, gases, and petroleum)	11	217 981	4 059	1.9	Z	3.2
5344	Other chemicals and allied products	10	205 307	3 934	1.9	Z	X
5600	Beer and ale	30	394 096	24 792	6.3	Z	X
5700	Wines and distilled alcoholic beverages	25	312 337	32 779	10.5	.1	4.0
5711	Wines	25	312 337	32 779	10.5	.1	X
5900	Tobacco and tobacco products	1 561	50 268 772	41 846 452	83.2	83.2	77.4
5911	Cigars	1 309	30 656 592	4 256 564	13.9	8.5	X
5912	Cigarettes	1 360	44 408 465	33 939 663	76.4	67.5	X
5913	Other tobacco products (excluding leaf)	997	28 451 932	3 650 225	12.8	7.3	X
6120	Art goods (including novelties and souvenirs)	11	37 048	8 526	23.0	Z	91.5
6122	Novelties and souvenirs	11	37 048	8 526	23.0	Z	X
6150	Nondurable goods, n.e.c.	11	518 092	52 280	10.1	.1	X
9700	Service receipts and labor charges (including installed parts)	11	1 390 416	22 572	1.6	Z	X
9810	Miscellaneous commodities	287	9 050 792	504 894	5.6	1.0	X
9940	Rental and leasing receipts	20	840 961	3 099	.4	Z	X
42295	Paint, varnish, & supplies whsle	2 192	X	7 510 467	X	100.0	65.3
0200	New and rebuilt automotive parts and supplies	62	114 969	25 804	22.4	.3	8.5
0216	Glass	6	15 699	4 200	26.8	.1	X
0219	Engine parts, except electrical	11	12 391	2 445	19.7	Z	X
0221	Body parts and repair materials	37	62 729	8 451	13.5	.1	X
0223	Parts, n.e.c.	12	15 690	5 770	36.8	.1	X
0224	Accessories	11	20 696	688	3.3	Z	X
0250	Petroleum products marketing equipment	10	9 208	2 762	30.0	Z	X
0400	Household and lawn furniture	19	71 703	6 926	9.7	.1	12.6
0411	Upholstered furniture	19	71 703	5 602	7.8	.1	X
0414	Other furniture (including sleep sofas)	14	17 418	570	3.3	Z	X
0520	Linens, domestics, curtains, and draperies	20	153 375	11 069	7.2	.1	5.3
0523	Shades and blinds	13	128 540	5 860	4.6	.1	X
0525	Other linens and domestics	8	24 835	5 209	21.0	.1	X
0530	Flooring and floor coverings	43	253 959	24 743	9.7	.3	12.6
0531	Soft-surface (textile) floor coverings and accessories (including rugs, carpets, and pads)	41	245 963	21 821	8.9	.3	X
0540	Other home furnishings	6	35 529	2 014	5.7	Z	X
0600	Lumber: rough, dressed, and finished	12	14 050	974	6.9	Z	48.2
0611	Dimensional lumber (non-treated)	12	14 050	868	6.2	Z	X
0620	Plywood and millwork	14	175 371	16 988	9.7	.2	.2
0621	Softwood plywood and oriented strand board (OSB)	9	12 154	219	1.8	Z	X
0624	Wood millwork (doors, windows, cabinets, etc.)	9	12 154	1 471	12.1	Z	X
0700	Brick, stone, tile, sand, block, cement, and gravel	14	67 546	5 696	8.4	.1	4.9
0712	Cement and lime	10	12 114	689	5.7	Z	X
0720	Roofing, siding, and insulation materials	37	221 653	27 911	12.6	.4	12.5
0721	Roofing, except wood	30	218 916	27 513	12.6	.4	X
0722	Siding, except wood	7	2 737	180	6.6	Z	X
0723	Insulation materials	8	32 856	218	.7	Z	X
0740	Other construction materials	9	46 820	455	1.0	Z	X
1120	Flat iron and steel products	18	70 751	9 453	13.4	.1	X
1150	Iron and steel pipe and tubing	6	69 738	1 122	1.6	Z	X
1400	Electrical apparatus and equipment	19	269 273	57 635	21.4	.8	X
1700	Hardware	121	763 043	127 083	16.7	1.7	16.2
1711	Hand tools (including power driven)	99	561 293	53 176	9.5	.7	X
1712	Bolts, nuts, rivets, and fasteners	31	223 454	11 556	5.2	.2	X
1713	Cutlery	59	464 092	62 347	13.4	.8	X

See footnotes at end of table.

Table 1. All Types of Operation by Kind of Business and Commodity Line for Wholesale Trade: 1997—Con.

[Includes only establishments with payroll. For meaning of abbreviations and symbols, see introductory text. For explanation of terms, see Appendix A]

NAICS code and CL code	Kind of business and commodity line	Establishments handling commodity line		Commodity line sales			Sales coverage percent
		Number	Total sales (\$1,000)	Amount ¹ (\$1,000)	As percent of total sales of—		
					Establishments handling line	Establishments in NAICS industry ¹	
42295	Paint, varnish, & supplies whsle—Con.						
1800	Plumbing and heating equipment and supplies (hydronics)	22	208 668	37 515	18.0	.5	54.5
1811	Plastic pipe fittings and valves (excluding pipe and tubing)	15	177 641	8 245	4.6	.1	X
1812	Metal pipe fittings and valves (excluding pipe and tubing)	13	176 949	7 930	4.5	.1	X
1818	Other plumbing and heating equipment and supplies	17	77 530	7 249	9.4	.1	X
2320	General-purpose industrial machinery, equipment, and parts	54	272 548	41 124	15.1	.5	.8
2327	All other new general-purpose industrial machinery and equipment	47	173 881	14 521	8.4	.2	X
2330	Metalworking machinery, equipment, and parts	18	40 222	892	2.2	Z	X
2340	Materials handling machinery, equipment, and parts	7	19 070	1 148	6.0	Z	X
2450	Industrial containers and supplies	6	72 505	1 534	2.1	Z	X
2460	Other industrial supplies	293	1 039 439	123 156	11.8	1.6	1.9
2461	Printing and duplicating inks	63	188 672	33 119	17.6	.4	X
2462	Abrasives and abrasive materials	163	268 980	27 271	10.1	.4	X
2465	Strapping and tape	105	132 414	4 350	3.3	.1	X
2466	Industrial supplies, n.e.c.	93	382 792	40 340	10.5	.5	X
2620	Marine machinery, equipment, and supplies	6	27 833	1 904	6.8	Z	X
3400	Industrial and personal services paper and plastics	8	11 191	755	6.7	Z	X
3600	Piece goods, knit and woven	22	85 339	11 737	13.8	.2	X
5300	Plastics materials and basic shapes	43	265 940	18 286	6.9	.2	31.7
5311	Plastic pipes, rods, tubes, and shapes	13	110 946	5 630	5.1	.1	X
5313	Plastics raw materials	17	137 255	11 411	8.3	.2	X
5314	Other plastics materials and basic shapes	10	15 688	866	5.5	Z	X
5330	Chemicals and allied products (excluding agricultural, plastics, gases, and petroleum)	125	490 359	60 309	12.3	.8	39.8
5331	Gasses, compressed and liquified, except L.P.	6	19 153	1 349	7.0	Z	X
5335	Detergents and soaps	17	7 611	330	4.3	Z	X
5336	Sanitation chemicals, polishes, and waxes	10	3 911	130	3.3	Z	X
5342	Adhesives, sealants, and glues	66	347 437	26 734	7.7	.4	X
5344	Other chemicals and allied products	82	374 735	29 591	7.9	.4	X
5400	Petroleum products	15	41 138	2 173	5.3	Z	X
5800	Farm supplies	7	91 761	6 293	6.9	.1	X
6000	Paint, paint supplies, and wallpaper	2 192	7 510 467	6 690 696	89.1	89.1	49.4
6011	Architectural coatings (enamels, primers, stains, solvents, and lacquers)	880	3 636 937	2 144 773	59.0	28.6	X
6012	Industrial/OEM coatings (coatings applied by original manufacturers to products during manufacturing)	467	1 963 761	981 974	50.0	13.1	X
6013	Special purpose coatings (automotive, refinish, marine, traffic coatings)	1 009	2 706 199	1 662 110	61.4	22.1	X
6014	Paint supplies	944	2 769 557	1 029 596	37.2	13.7	X
6015	Wallpaper	398	1 230 374	872 241	70.9	11.6	X
9700	Service receipts and labor charges (including installed parts)	53	457 026	141 322	30.9	1.9	13.0
9701	Labor charges for repair work	24	59 538	2 525	4.2	Z	X
9702	Parts installed in repair work	21	58 651	939	1.6	Z	X
9703	Other service receipts and labor charges—Specify	19	58 861	5 885	10.0	.1	X
9810	Miscellaneous commodities	57	133 657	17 012	12.7	.2	X
9940	Rental and leasing receipts	8	9 107	196	2.2	Z	X
422950	Paint, varnish, & supplies whsle	2 192	X	7 510 467	X	100.0	65.3
0200	New and rebuilt automotive parts and supplies	62	114 969	25 804	22.4	.3	8.5
0216	Glass	6	15 699	4 200	26.8	.1	X
0219	Engine parts, except electrical	11	12 391	2 445	19.7	Z	X
0221	Body parts and repair materials	37	62 729	8 451	13.5	.1	X
0223	Parts, n.e.c.	12	15 690	5 770	36.8	.1	X
0224	Accessories	11	20 696	688	3.3	Z	X
0250	Petroleum products marketing equipment	10	9 208	2 762	30.0	Z	X
0400	Household and lawn furniture	19	71 703	6 926	9.7	.1	12.6
0411	Upholstered furniture	19	71 703	5 602	7.8	.1	X
0414	Other furniture (including sleep sofas)	14	17 418	570	3.3	Z	X
0520	Linens, domestics, curtains, and draperies	20	153 375	11 069	7.2	.1	5.3
0523	Shades and blinds	13	128 540	5 860	4.6	.1	X
0525	Other linens and domestics	8	24 835	5 209	21.0	.1	X
0530	Flooring and floor coverings	43	253 959	24 743	9.7	.3	12.6
0531	Soft-surface (textile) floor coverings and accessories (including rugs, carpets, and pads)	41	245 963	21 821	8.9	.3	X
0540	Other home furnishings	6	35 529	2 014	5.7	Z	X
0600	Lumber: rough, dressed, and finished	12	14 050	974	6.9	Z	48.2
0611	Dimensional lumber (non-treated)	12	14 050	868	6.2	Z	X
0620	Plywood and millwork	14	175 371	16 988	9.7	.2	.2
0621	Softwood plywood and oriented strand board (OSB)	9	12 154	219	1.8	Z	X
0624	Wood millwork (doors, windows, cabinets, etc.)	9	12 154	1 471	12.1	Z	X
0700	Brick, stone, tile, sand, block, cement, and gravel	14	67 546	5 696	8.4	.1	4.9
0712	Cement and lime	10	12 114	689	5.7	Z	X
0720	Roofing, siding, and insulation materials	37	221 653	27 911	12.6	.4	12.5
0721	Roofing, except wood	30	218 916	27 513	12.6	.4	X
0722	Siding, except wood	7	2 737	180	6.6	Z	X
0723	Insulation materials	8	32 856	218	.7	Z	X
0740	Other construction materials	9	46 820	455	1.0	Z	X
1120	Flat iron and steel products	18	70 751	9 453	13.4	.1	X
1150	Iron and steel pipe and tubing	6	69 738	1 122	1.6	Z	X
1400	Electrical apparatus and equipment	19	269 273	57 635	21.4	.8	X

See footnotes at end of table.

Table 1. All Types of Operation by Kind of Business and Commodity Line for Wholesale Trade: 1997—Con.

[Includes only establishments with payroll. For meaning of abbreviations and symbols, see introductory text. For explanation of terms, see Appendix A]

NAICS code and CL code	Kind of business and commodity line	Establishments handling commodity line		Commodity line sales			Sales coverage percent
		Number	Total sales (\$1,000)	Amount ¹ (\$1,000)	As percent of total sales of—		
					Establishments handling line	Establishments in NAICS industry ¹	
422950	Paint, varnish, & supplies whsle—Con.						
1700	Hardware	121	763 043	127 083	16.7	1.7	16.2
1711	Hand tools (including power driven)	99	561 293	53 176	9.5	.7	X
1712	Bolts, nuts, rivets, and fasteners	31	223 454	11 556	5.2	.2	X
1713	Cutlery	59	464 092	62 347	13.4	.8	X
1800	Plumbing and heating equipment and supplies (hydronics)	22	208 668	37 515	18.0	.5	54.5
1811	Plastic pipe fittings and valves (excluding pipe and tubing)	15	177 641	8 245	4.6	.1	X
1812	Metal pipe fittings and valves (excluding pipe and tubing)	13	176 949	7 930	4.5	.1	X
1818	Other plumbing and heating equipment and supplies	17	77 530	7 249	9.4	.1	X
2320	General-purpose industrial machinery, equipment, and parts	54	272 548	41 124	15.1	.5	.8
2327	All other new general-purpose industrial machinery and equipment	47	173 881	14 521	8.4	.2	X
2330	Metalworking machinery, equipment, and parts	18	40 222	892	2.2	Z	X
2340	Materials handling machinery, equipment, and parts	7	19 070	1 148	6.0	Z	X
2450	Industrial containers and supplies	6	72 505	1 534	2.1	Z	X
2460	Other industrial supplies	293	1 039 439	123 156	11.8	1.6	1.9
2461	Printing and duplicating inks	63	188 672	33 119	17.6	.4	X
2462	Abrasives and abrasive materials	163	268 980	27 271	10.1	.4	X
2465	Strapping and tape	105	132 414	4 350	3.3	.1	X
2466	Industrial supplies, n.e.c.	93	382 792	40 340	10.5	.5	X
2620	Marine machinery, equipment, and supplies	6	27 833	1 904	6.8	Z	X
3400	Industrial and personal services paper and plastics	8	11 191	755	6.7	Z	X
3600	Piece goods, knit and woven	22	85 339	11 737	13.8	.2	X
5300	Plastics materials and basic shapes	43	265 940	18 286	6.9	.2	31.7
5311	Plastic pipes, rods, tubes, and shapes	13	110 946	5 630	5.1	.1	X
5313	Plastics raw materials	17	137 255	11 411	8.3	.2	X
5314	Other plastics materials and basic shapes	10	15 688	866	5.5	Z	X
5330	Chemicals and allied products (excluding agricultural, plastics, gases, and petroleum)	125	490 359	60 309	12.3	.8	39.8
5331	Gasses, compressed and liquified, except L.P.	6	19 153	1 349	7.0	Z	X
5335	Detergents and soaps	17	7 611	330	4.3	Z	X
5336	Sanitation chemicals, polishes, and waxes	10	3 911	130	3.3	Z	X
5342	Adhesives, sealants, and glues	66	347 437	26 734	7.7	.4	X
5344	Other chemicals and allied products	82	374 735	29 591	7.9	.4	X
5400	Petroleum products	15	41 138	2 173	5.3	Z	X
5800	Farm supplies	7	91 761	6 293	6.9	.1	X
6000	Paint, paint supplies, and wallpaper	2 192	7 510 467	6 690 696	89.1	89.1	49.4
6011	Architectural coatings (enamels, primers, stains, solvents, and lacquers)	880	3 636 937	2 144 773	59.0	28.6	X
6012	Industrial/OEM coatings (coatings applied by original manufacturers to products during manufacturing)	467	1 963 761	981 974	50.0	13.1	X
6013	Special purpose coatings (automotive, refinish, marine, traffic coatings)	1 009	2 706 199	1 662 110	61.4	22.1	X
6014	Paint supplies	944	2 769 557	1 029 596	37.2	13.7	X
6015	Wallpaper	398	1 230 374	872 241	70.9	11.6	X
9700	Service receipts and labor charges (including installed parts)	53	457 026	141 322	30.9	1.9	13.0
9701	Labor charges for repair work	24	59 538	2 525	4.2	Z	X
9702	Parts installed in repair work	21	58 651	939	1.6	Z	X
9703	Other service receipts and labor charges—Specify	19	58 861	5 885	10.0	.1	X
9810	Miscellaneous commodities	57	133 657	17 012	12.7	.2	X
9940	Rental and leasing receipts	8	9 107	196	2.2	Z	X
4229501	Paint, varnish, & supplies whsle	2 192	X	7 510 467	X	100.0	65.3
0200	New and rebuilt automotive parts and supplies	62	114 969	25 804	22.4	.3	8.5
0216	Glass	6	15 699	4 200	26.8	.1	X
0219	Engine parts, except electrical	11	12 391	2 445	19.7	Z	X
0221	Body parts and repair materials	37	62 729	8 451	13.5	.1	X
0223	Parts, n.e.c.	12	15 690	5 770	36.8	.1	X
0224	Accessories	11	20 696	688	3.3	Z	X
0250	Petroleum products marketing equipment	10	9 208	2 762	30.0	Z	X
0400	Household and lawn furniture	19	71 703	6 926	9.7	.1	12.6
0411	Upholstered furniture	19	71 703	5 602	7.8	.1	X
0414	Other furniture (including sleep sofas)	14	17 418	570	3.3	Z	X
0520	Linens, domestics, curtains, and draperies	20	153 375	11 069	7.2	.1	5.3
0523	Shades and blinds	13	128 540	5 860	4.6	.1	X
0525	Other linens and domestics	8	24 835	5 209	21.0	.1	X
0530	Flooring and floor coverings	43	253 959	24 743	9.7	.3	12.6
0531	Soft-surface (textile) floor coverings and accessories (including rugs, carpets, and pads)	41	245 963	21 821	8.9	.3	X
0540	Other home furnishings	6	35 529	2 014	5.7	Z	X
0600	Lumber: rough, dressed, and finished	12	14 050	974	6.9	Z	48.2
0611	Dimensional lumber (non-treated)	12	14 050	868	6.2	Z	X
0620	Plywood and millwork	14	175 371	16 988	9.7	.2	.2
0621	Softwood plywood and oriented strand board (OSB)	9	12 154	219	1.8	Z	X
0624	Wood millwork (doors, windows, cabinets, etc.)	9	12 154	1 471	12.1	Z	X
0700	Brick, stone, tile, sand, block, cement, and gravel	14	67 546	5 696	8.4	.1	4.9
0712	Cement and lime	10	12 114	689	5.7	Z	X
0720	Roofing, siding, and insulation materials	37	221 653	27 911	12.6	.4	12.5
0721	Roofing, except wood	30	218 916	27 513	12.6	.4	X
0722	Siding, except wood	7	2 737	180	6.6	Z	X
0723	Insulation materials	8	32 856	218	.7	Z	X
0740	Other construction materials	9	46 820	455	1.0	Z	X
1120	Flat iron and steel products	18	70 751	9 453	13.4	.1	X

See footnotes at end of table.

Table 1. All Types of Operation by Kind of Business and Commodity Line for Wholesale Trade: 1997—Con.

[Includes only establishments with payroll. For meaning of abbreviations and symbols, see introductory text. For explanation of terms, see Appendix A]

NAICS code and CL code	Kind of business and commodity line	Establishments handling commodity line		Commodity line sales			Sales coverage percent
		Number	Total sales (\$1,000)	Amount ¹ (\$1,000)	As percent of total sales of—		
					Establishments handling line	Establishments in NAICS industry ¹	
4229501	Paint, varnish, & supplies whsle—Con.						
1150	Iron and steel pipe and tubing	6	69 738	1 122	1.6	Z	X
1400	Electrical apparatus and equipment	19	269 273	57 635	21.4	.8	X
1700	Hardware	121	763 043	127 083	16.7	1.7	16.2
1711	Hand tools (including power driven)	99	561 293	53 176	9.5	.7	X
1712	Bolts, nuts, rivets, and fasteners	31	223 454	11 556	5.2	.2	X
1713	Cutlery	59	464 092	62 347	13.4	.8	X
1800	Plumbing and heating equipment and supplies (hydronics)	22	208 668	37 515	18.0	.5	54.5
1811	Plastic pipe fittings and valves (excluding pipe and tubing)	15	177 641	8 245	4.6	.1	X
1812	Metal pipe fittings and valves (excluding pipe and tubing)	13	176 949	7 930	4.5	.1	X
1818	Other plumbing and heating equipment and supplies	17	77 530	7 249	9.4	.1	X
2320	General-purpose industrial machinery, equipment, and parts	54	272 548	41 124	15.1	.5	.8
2327	All other new general-purpose industrial machinery and equipment	47	173 881	14 521	8.4	.2	X
2330	Metalworking machinery, equipment, and parts	18	40 222	892	2.2	Z	X
2340	Materials handling machinery, equipment, and parts	7	19 070	1 148	6.0	Z	X
2450	Industrial containers and supplies	6	72 505	1 534	2.1	Z	X
2460	Other industrial supplies	293	1 039 439	123 156	11.8	1.6	1.9
2461	Printing and duplicating inks	63	188 672	33 119	17.6	.4	X
2462	Abrasives and abrasive materials	163	268 980	27 271	10.1	.4	X
2465	Strapping and tape	105	132 414	4 350	3.3	.1	X
2466	Industrial supplies, n.e.c.	93	382 792	40 340	10.5	.5	X
2620	Marine machinery, equipment, and supplies	6	27 833	1 904	6.8	Z	X
3400	Industrial and personal services paper and plastics	8	11 191	755	6.7	Z	X
3600	Piece goods, knit and woven	22	85 339	11 737	13.8	.2	X
5300	Plastics materials and basic shapes	43	265 940	18 286	6.9	.2	31.7
5311	Plastic pipes, rods, tubes, and shapes	13	110 946	5 630	5.1	.1	X
5313	Plastics raw materials	17	137 255	11 411	8.3	.2	X
5314	Other plastics materials and basic shapes	10	15 688	866	5.5	Z	X
5330	Chemicals and allied products (excluding agricultural, plastics, gases, and petroleum)	125	490 359	60 309	12.3	.8	39.8
5331	Gasses, compressed and liquified, except L.P.	6	19 153	1 349	7.0	Z	X
5335	Detergents and soaps	17	7 611	330	4.3	Z	X
5336	Sanitation chemicals, polishes, and waxes	10	3 911	130	3.3	Z	X
5342	Adhesives, sealants, and glues	66	347 437	26 734	7.7	.4	X
5344	Other chemicals and allied products	82	374 735	29 591	7.9	.4	X
5400	Petroleum products	15	41 138	2 173	5.3	Z	X
5800	Farm supplies	7	91 761	6 293	6.9	.1	X
6000	Paint, paint supplies, and wallpaper	2 192	7 510 467	6 690 696	89.1	89.1	49.4
6011	Architectural coatings (enamels, primers, stains, solvents, and lacquers)	880	3 636 937	2 144 773	59.0	28.6	X
6012	Industrial/OEM coatings (coatings applied by original manufacturers to products during manufacturing)	467	1 963 761	981 974	50.0	13.1	X
6013	Special purpose coatings (automotive, refinish, marine, traffic coatings)	1 009	2 706 199	1 662 110	61.4	22.1	X
6014	Paint supplies	944	2 769 557	1 029 596	37.2	13.7	X
6015	Wallpaper	398	1 230 374	872 241	70.9	11.6	X
9700	Service receipts and labor charges (including installed parts)	53	457 026	141 322	30.9	1.9	13.0
9701	Labor charges for repair work	24	59 538	2 525	4.2	Z	X
9702	Parts installed in repair work	21	58 651	939	1.6	Z	X
9703	Other service receipts and labor charges—Specify	19	58 861	5 885	10.0	.1	X
9810	Miscellaneous commodities	57	133 657	17 012	12.7	.2	X
9940	Rental and leasing receipts	8	9 107	196	2.2	Z	X
42299	Other miscellaneous nondurable goods whsle	14 767	X	60 572 100	X	100.0	76.8
0100	New and used automobiles, motorcycles, etc.	17	36 378	2 049	5.6	Z	X
0120	Buses, campers, and motor homes	6	25 363	2 022	8.0	Z	76.8
0122	Motor homes, car trailers, and campers	6	25 363	2 022	8.0	Z	X
0200	New and rebuilt automotive parts and supplies	92	251 660	21 146	8.4	Z	X
0300	Tires and tubes	18	35 505	2 810	7.9	Z	X
0400	Household and lawn furniture	164	827 594	46 179	5.6	.1	2.8
0411	Upholstered furniture	7	27 590	1 193	4.3	Z	X
0412	Sleep furniture and equipment	27	236 962	3 882	1.6	Z	X
0413	Lawn furniture and equipment	88	395 915	26 499	6.7	Z	X
0414	Other furniture (including sleep sofas)	59	203 115	10 895	5.4	Z	X
0420	Office and business furniture	100	278 209	25 731	9.2	Z	14.5
0421	New office furniture (wooden and metal)	87	236 449	19 415	8.2	Z	X
0500	Household china, glassware, crockery, and plastic housewares	626	1 161 006	120 498	10.4	.2	X
0520	Linens, domestics, curtains, and draperies	320	695 428	40 212	5.8	.1	3.9
0521	Bedspreads, blankets, and bedding	39	160 900	10 877	6.8	Z	X
0524	Towels and washcloths	262	512 789	2 500	.5	Z	X
0525	Other linens and domestics	262	515 826	26 532	5.1	Z	X
0530	Flooring and floor coverings	47	37 540	4 349	11.6	Z	66.0
0531	Soft-surface (textile) floor coverings and accessories (including rugs, carpets, and pads)	29	35 379	4 275	12.1	Z	X
0540	Other home furnishings	694	1 779 614	143 253	8.1	.2	3.1
0541	Metal flatware and kitchen utensils	384	860 888	48 814	5.7	.1	X
0542	Mirrors, lamps, and picture frames	124	315 319	21 665	6.9	Z	X
0543	Home furnishings, n.e.c.	156	661 560	55 141	8.3	.1	X
0620	Plywood and millwork	34	199 265	26 503	13.3	Z	.6
0624	Wood millwork (doors, windows, cabinets, etc.)	15	1 032	100	9.7	Z	X
0720	Roofing, siding, and insulation materials	13	8 640	1 125	13.0	Z	X
0730	Flat glass and other construction glass (excluding automotive)	16	17 691	8 354	47.2	Z	X

See footnotes at end of table.

Table 1. All Types of Operation by Kind of Business and Commodity Line for Wholesale Trade: 1997—Con.

[Includes only establishments with payroll. For meaning of abbreviations and symbols, see introductory text. For explanation of terms, see Appendix A]

NAICS code and CL code	Kind of business and commodity line	Establishments handling commodity line		Commodity line sales			Sales coverage percent
		Number	Total sales (\$1,000)	Amount ¹ (\$1,000)	As percent of total sales of—		
					Establishments handling line	Establishments in NAICS industry ¹	
42299	Other miscellaneous nondurable goods whlse—Con.						
0740	Other construction materials	22	23 970	2 075	8.7	Z	5.6
0744	Construction materials, n.e.c. (including wire fence and construction paper)	8	2 162	266	12.3	Z	X
0800	Photographic equipment and supplies (excluding video)	226	1 097 925	142 962	13.0	Z	12.6
0813	Photographic film	152	596 542	21 748	3.6	Z	X
0814	Developing supplies (excluding film)	9	6 323	169	2.7	Z	X
0815	Other photographic equipment and supplies	20	226 245	89 989	39.8	.1	X
0900	Office equipment	428	730 448	68 036	9.3	.1	25.3
0911	Typewriters and dedicated word processors	165	244 697	6 388	2.6	Z	X
0912	Calculators and accounting machines	146	308 618	2 138	.7	Z	X
0913	Copying machines and equipment	277	578 773	50 167	8.7	.1	X
0914	Dictating, transcribing, and recording machines	91	112 521	1 579	1.4	Z	X
0915	Mailing, letter handling, and addressing machines	55	145 071	5 154	3.6	Z	X
0920	New computer equipment	429	486 601	59 645	12.3	.1	54.3
0921	Computers	353	370 985	27 862	7.5	Z	X
0922	Computer storage devices	92	228 064	23 215	10.2	Z	X
0923	Computer printers	226	304 355	6 117	2.0	Z	X
0924	Other computer peripheral equipment	260	264 272	2 099	.8	Z	X
0930	Used computer equipment	28	16 286	610	3.7	Z	X
0950	Computer software (packaged)	202	241 797	9 284	3.8	Z	X
0960	Restaurant and hotel equipment and supplies	205	1 652 069	128 798	7.8	.2	X
0970	Store machines and equipment	201	245 699	23 600	9.6	Z	29.6
0971	Vending machines	10	23 161	753	3.3	Z	X
0972	Other store machines and equipment	184	214 630	22 693	10.6	Z	X
1000	Medical, hospital, and surgical supplies	25	106 661	17 615	16.5	Z	24.7
1011	Surgical and medical instruments and equipment	8	2 485	615	24.7	Z	X
1013	Other surgical, medical, and hospital supplies	16	98 619	15 558	15.8	Z	X
1030	Optical and ophthalmic goods	78	250 412	5 064	2.0	Z	72.0
1034	Optical goods, n.e.c. (excluding cameras)	74	248 535	4 953	2.0	Z	X
1040	Religious and school supplies	94	273 962	16 908	6.2	Z	12.8
1042	School supplies	63	84 999	10 619	12.5	Z	X
1050	Other professional equipment and supplies	23	13 075	1 391	10.6	Z	76.8
1051	Architects' equipment and supplies	7	5 014	751	15.0	Z	X
1056	Veterinarians' equipment and supplies	12	3 402	264	7.8	Z	X
1120	Flat iron and steel products	44	7 543 867	279 757	3.7	.5	18.7
1123	Sheets (cold-rolled)	26	7 504 397	277 062	3.7	.5	X
1140	Iron and steel wire and wire products	64	257 947	14 579	5.7	Z	X
1150	Iron and steel pipe and tubing	37	2 193 046	52 160	2.4	.1	64.7
1154	Other steel pipe	17	2 168 673	49 148	2.3	.1	X
1200	Copper and brass	73	8 973 846	1 494 955	16.7	2.5	X
1220	Aluminum shapes, forms, etc.	93	12 154 368	1 975 050	16.3	3.3	X
1300	Coal and coke	10	3 391 022	238 148	7.0	.4	X
1320	Minerals and ores (excluding coal, precious stones, and crude oil)	35	10 826 389	623 541	5.8	1.0	X
1400	Electrical apparatus and equipment	325	3 823 725	95 253	2.5	.2	.6
1411	Power and distribution transformers	47	291 423	2 331	.8	Z	X
1412	Switchgear and switchboard apparatus	47	122 641	4 084	3.3	Z	X
1414	Conduit, raceway, and fittings	76	1 969 949	7 740	.4	Z	X
1415	Electric bulbs (all types)	39	71 702	8 630	12.0	Z	X
1416	Interior wiring (excluding conduit)	126	2 288 775	20 213	.9	Z	X
1417	Exterior wiring and cable (excluding conduit)	25	196 962	480	.2	Z	X
1418	Lighting fixtures (residential and commercial)	15	41 855	817	2.0	Z	X
1419	Industrial controls	198	3 378 230	44 017	1.3	.1	X
1421	Other electrical apparatus and equipment (including fuses and lightning rods)	97	1 970 734	6 324	.3	Z	X
1500	Electrical appliances, household	312	654 461	52 265	8.0	.1	2.3
1511	Televisions	14	34 106	1 066	3.1	Z	X
1512	Radios, stereos, and CD players	14	34 106	534	1.6	Z	X
1513	V.C.R.'s and video cameras	17	41 697	665	1.6	Z	X
1518	Other electrical household appliances (including fans, dishwashers, etc.)	280	557 867	25 832	4.6	Z	X
1600	Electronic parts and equipment, except communication	373	3 848 505	290 510	7.5	.5	.1
1612	Integrated circuits	104	3 223 030	13 911	.4	Z	X
1616	Electronic connectors and other passive electronic parts	300	3 781 168	103 700	2.7	.2	X
1618	Electronic parts and equipment, n.e.c.	140	3 266 328	170 939	5.2	.3	X
1650	Communication equipment and supplies	133	252 723	21 393	8.5	Z	18.1
1651	Telephones	122	250 983	8 076	3.2	Z	X
1652	Other electronic communication equipment	90	178 845	11 153	6.2	Z	X
1653	Other electrical communication equipment	17	91 888	2 077	2.3	Z	X
1700	Hardware	541	1 196 715	131 804	11.0	.2	10.3
1711	Hand tools (including power driven)	411	1 031 207	65 647	6.4	.1	X
1712	Bolts, nuts, rivets, and fasteners	408	752 728	47 168	6.3	.1	X
1713	Cutlery	75	28 449	782	2.7	Z	X
1800	Plumbing and heating equipment and supplies (hydronics)	154	284 816	36 093	12.7	.1	56.9
1811	Plastic pipe fittings and valves (excluding pipe and tubing)	128	68 859	3 163	4.6	Z	X
1812	Metal pipe fittings and valves (excluding pipe and tubing)	102	69 450	2 922	4.2	Z	X
1813	Plumbing fixtures	48	42 386	751	1.8	Z	X
1814	Furnaces, stoves, water heaters (except electric and warm air)	56	43 502	1 854	4.3	Z	X
1815	Boilers, radiators, and convectors	8	1 113	88	7.9	Z	X
1818	Other plumbing and heating equipment and supplies	30	200 296	27 301	13.6	Z	X

See footnotes at end of table.

Table 1. All Types of Operation by Kind of Business and Commodity Line for Wholesale Trade: 1997—Con.

[Includes only establishments with payroll. For meaning of abbreviations and symbols, see introductory text. For explanation of terms, see Appendix A]

NAICS code and CL code	Kind of business and commodity line	Establishments handling commodity line		Commodity line sales			Sales coverage percent
		Number	Total sales (\$1,000)	Amount ¹ (\$1,000)	As percent of total sales of—		
					Establishments handling line	Establishments in NAICS industry ¹	
42299	Other miscellaneous nondurable goods whse—Con.						
1900	Warm air heating and air-conditioning equipment and supplies	42	48 139	8 278	17.2	Z	38.2
1911	Furnaces (warm air)	27	36 179	1 410	3.9	Z	X
1912	Central air-conditioning (residential and commercial)	34	42 432	4 932	11.6	Z	X
1918	Condensing units for air-conditioners	10	2 569	18	.7	Z	X
1919	Registers, grills, pre-formed ductwork (excluding sheet metal), and duct insulation	32	36 420	267	.7	Z	X
2000	Refrigeration equipment and supplies	62	46 210	10 468	22.7	Z	15.8
2011	Commercial refrigerators (reach-in and walk-in)	62	46 210	2 578	5.6	Z	X
2012	Unit coolers for commercial refrigerators	62	46 210	2 740	5.9	Z	X
2013	Condensing units for commercial refrigerators	62	46 210	2 426	5.3	Z	X
2014	Refrigerants	44	31 471	1 402	4.5	Z	X
2015	Other refrigeration equipment and supplies	44	31 471	1 307	4.2	Z	X
2100	Construction and mining machinery and equipment (including parts and attachments)	25	27 726	4 363	15.7	Z	71.7
2113	New mixers, pavers, and related equipment	13	10 677	534	5.0	Z	X
2117	Other new construction and mining, logging, and road maintenance machinery, equipment, and parts	12	17 049	2 260	13.3	Z	X
2118	Used construction and mining machinery and equipment	20	21 901	1 568	7.2	Z	X
2200	Farm machinery, equipment, and parts	50	115 783	22 644	19.6	Z	1.6
2215	New irrigation equipment	50	115 783	22 644	19.6	Z	X
2220	Garden machinery, equipment, and parts	107	268 181	9 279	3.5	Z	X
2230	Food-processing machinery, equipment, and parts	14	14 778	3 620	24.5	Z	72.4
2231	New commercial food-processing machinery (slicers, choppers, baking, etc.)	11	14 400	2 736	19.0	Z	X
2233	Used food-processing machinery and equipment	11	14 400	862	6.0	Z	X
2300	Hydraulic and pneumatic (fluid-power) pumps, motors, and parts	16	11 804	582	4.9	Z	76.8
2311	Pumps	16	11 804	190	1.6	Z	X
2312	Motors	16	11 804	202	1.7	Z	X
2313	Parts for pumps and motors	16	11 804	190	1.6	Z	X
2320	General-purpose industrial machinery, equipment, and parts	203	12 107 372	3 697 391	30.5	6.1	.1
2321	New pumps, compressors (air or gas), and equipment	73	10 070 621	1 982 565	19.7	3.3	X
2326	New controlling, recording, and indicating instruments and access	112	10 425 365	1 599 242	15.3	2.6	X
2327	All other new general-purpose industrial machinery and equipment	40	87 413	14 639	16.7	Z	X
2328	Used general-purpose industrial machinery and equipment	35	1 533 091	87 024	5.7	.1	X
2330	Metalworking machinery, equipment, and parts	12	27 313	5 305	19.4	Z	X
2340	Materials handling machinery, equipment, and parts	59	98 400	17 486	17.8	Z	62.3
2343	New forklift trucks	31	91 867	15 849	17.3	Z	X
2345	Used materials handling machinery, equipment, and parts	53	55 914	1 637	2.9	Z	X
2360	Other industrial machinery, equipment, and parts	44	237 419	164 015	69.1	.3	75.1
2363	New printing trades machinery, equipment, and supplies	19	9 543	1 095	11.5	Z	X
2366	Other new industrial machinery and equipment	30	218 531	157 970	72.3	.3	X
2367	Used industrial machinery and equipment	13	6 386	176	2.8	Z	X
2390	Hydraulic and pneumatic (fluid-power) valves	16	11 804	291	2.5	Z	76.8
2391	Hydraulic valves	16	11 804	196	1.7	Z	X
2400	Hydraulic and pneumatic cylinders and rotary actuators	16	11 804	367	3.1	Z	76.8
2411	Hydraulic cylinders and rotary actuators	16	11 804	272	2.3	Z	X
2420	Hydraulic and pneumatic connectors and assemblies	12	2 264	201	8.9	Z	76.8
2421	Hydraulic and pneumatic connectors	12	2 264	100	4.4	Z	X
2422	Hydraulic and pneumatic assemblies	12	2 264	100	4.4	Z	X
2430	Fluid-power filters, components, accessories, and parts	28	22 425	1 654	7.4	Z	73.7
2431	Filters	28	22 425	1 556	6.9	Z	X
2432	Other fluid-power components, accessories, and parts, n.e.c.	9	9 999	98	1.0	Z	X
2440	Welding supplies (excluding gases)	27	83 304	10 442	12.5	Z	X
2450	Industrial containers and supplies	80	271 306	17 895	6.6	Z	40.2
2454	Other industrial containers and supplies	80	271 306	17 895	6.6	Z	X
2460	Other industrial supplies	124	550 137	45 995	8.4	.1	4.7
2466	Industrial supplies, n.e.c.	90	341 789	17 788	5.2	Z	X
2500	Beauty and barber equipment and supplies	9	2 869	619	21.6	Z	X
2520	Custodial (janitors') equipment and supplies	52	282 194	29 208	10.4	Z	.8
2523	Custodial supplies	34	75 331	11 599	15.4	Z	X
2530	Laundry and dry-cleaning equipment and supplies	64	160 147	15 371	9.6	Z	X
2540	Other service establishment equipment and supplies	11	15 260	2 201	14.4	Z	76.8
2542	Service establishment equipment and supplies, n.e.c.	11	15 260	2 201	14.4	Z	X
2600	Aircraft and aeronautical equipment and supplies	43	3 394 762	106 136	3.1	.2	X
2613	Other new aircraft equipment and supplies	43	3 394 762	106 136	3.1	.2	X
2620	Marine machinery, equipment, and supplies	6	11 695	115	1.0	Z	X
2700	Sporting and recreational goods and supplies	522	921 720	76 219	8.3	.1	1.5
2713	Billiards, pool, bowling equipment, and accessories	355	505 570	30 021	5.9	.1	X
2714	Camping and fishing equipment and accessories	63	92 966	14 536	15.6	Z	X
2800	Toys and hobby goods and supplies	1 088	2 245 466	202 994	9.0	.3	11.6
2811	Video games and cartridges	16	20 213	1 413	7.0	Z	X
2812	Other toys and games (including fireworks and children's vehicles)	735	1 565 790	138 287	8.8	.2	X
2813	Crafts and craft supplies	102	141 517	13 209	9.3	Z	X
2814	Other hobby goods and accessories	92	267 701	29 501	11.0	Z	X
2930	Recyclable paper and paperboard	96	544 151	54 869	10.1	.1	X
2940	Recyclable materials, except metal	19	69 882	7 848	11.2	Z	X

See footnotes at end of table.

Table 1. All Types of Operation by Kind of Business and Commodity Line for Wholesale Trade: 1997—Con.

[Includes only establishments with payroll. For meaning of abbreviations and symbols, see introductory text. For explanation of terms, see Appendix A]

NAICS code and CL code	Kind of business and commodity line	Establishments handling commodity line		Commodity line sales			Sales coverage percent
		Number	Total sales (\$1,000)	Amount ¹ (\$1,000)	As percent of total sales of—		
					Establishments handling line	Establishments in NAICS industry ¹	
42299	Other miscellaneous nondurable goods whsle—Con.						
3000	Jewelry, diamonds, gem stones, and watches	523	1 064 489	77 278	7.3	.1	8.6
3011	Diamond jewelry and diamond jewelry where lapidary work was not performed at this location	22	115 837	8 855	7.6	Z	X
3012	Gem stone and pearl jewelry where lapidary work was not performed at this location	10	4 077	60	1.5	Z	X
3014	Watches, clocks, and watch movements and cases	62	201 594	16 547	8.2	Z	X
3015	Karat gold jewelry (rings, necklaces, etc.)	17	22 247	986	4.4	Z	X
3016	Other jewel, silverware, and plated ware (incl. jewel. where gemstones less than 50% of value, gold filled sterling, and costume jewel. and medallions)	134	117 027	17 215	14.7	Z	X
3030	Precious metals—gold, silver, and platinum including precious metal coins	9	1 847 724	20 238	1.1	Z	X
3100	Musical instruments and supplies	26	81 425	10 862	13.3	Z	X
3120	Forest products, except lumber (including cordwood, hewn posts, poles, and ties)	25	220 511	55 783	25.3	.1	X
3130	Compact discs, prerecorded audio tapes, and phonograph records	89	79 522	2 474	3.1	Z	X
3140	Prerecorded video tapes	137	94 343	5 624	6.0	Z	X
3150	Other durable goods	63	340 178	8 191	2.4	Z	4.6
3152	Luggage	61	337 765	2 729	.8	Z	X
3154	Other durable goods, n.e.c.	58	336 658	5 248	1.6	Z	X
3200	Printing and writing paper	543	4 471 070	144 468	3.2	.2	3.2
3212	Fine roll paper	66	554 967	16 985	3.1	Z	X
3213	Other printing and writing paper	527	4 264 783	125 025	2.9	.2	X
3300	Stationery, office supplies and greeting cards	1 150	5 894 566	452 164	7.7	.7	3.9
3311	Business forms	308	1 051 705	15 081	1.4	Z	X
3312	Stationery, photocopy paper, and typing paper	451	1 444 452	71 539	5.0	.1	X
3313	Inked ribbons, carbon paper, pens and pencils	365	3 844 165	94 496	2.5	.2	X
3314	Toner and cartridges	470	4 700 913	104 245	2.2	.2	X
3315	Greeting cards	314	414 116	41 065	9.9	.1	X
3316	Other stationery supplies (envelopes, ruled forms, and binder paper) ...	581	1 438 752	89 225	6.2	.1	X
3400	Industrial and personal services paper and plastics	485	1 707 697	190 779	11.2	.3	8.9
3411	Paperboard and boxboard boxes	196	899 114	45 465	5.1	.1	X
3412	Paper dishes, cups, and napkins	346	764 921	55 113	7.2	.1	X
3413	Industrial paper (wrapping, bags, cartons, etc.)	155	612 125	46 974	7.7	.1	X
3414	Disposable plastic boxes, containers, cups, dishes, and supplies	55	327 168	6 366	1.9	Z	X
3415	Other industrial and personal service paper	95	496 906	32 830	6.6	.1	X
3500	Drugs, pharmaceuticals, cosmetics, and toiletries	667	1 927 528	278 569	14.5	.5	16.9
3511	Prescription drugs	72	377 315	25 544	6.8	Z	X
3512	Nonprescription pharmaceuticals	241	377 288	80 213	21.3	.1	X
3513	Cosmetics	67	282 187	29 329	10.4	Z	X
3514	Perfumes	63	111 054	12 887	11.6	Z	X
3515	Other toiletries and druggists' sundries	328	1 298 519	129 605	10.0	.2	X
3600	Piece goods, knit and woven	222	7 870 476	3 874 867	49.2	6.4	.5
3612	Cotton (including blends)	25	11 461	1 050	9.2	Z	X
3613	Synthetics (excluding synthetic knits)	38	128 249	6 850	5.3	Z	X
3614	Knit fabrics, n.e.c. (including double knit)	37	226 348	10 488	4.6	Z	X
3616	Other piece goods	16	52 268	751	1.4	Z	X
3700	Notions (buttons, ribbons, lace, sewing accessories, zippers, bindings, etc.)	349	708 064	40 833	5.8	.1	X
3800	Men's and boys' wear	878	6 948 797	557 974	8.0	.9	1.1
3811	Men's and boys' suits, coats, and formal wear	30	93 000	14 080	15.1	Z	X
3812	Men's and boys' dress and casual shirts, slacks, and jeans	343	4 711 746	87 221	1.9	.1	X
3813	Men's and boys' underwear and nightwear	58	94 697	7 020	7.4	Z	X
3814	Men's and boys' work clothing and uniforms	420	2 751 767	153 373	5.6	.3	X
3815	Other men's and boys' wear (caps, hats, swimwear, neckwear, etc.) ...	634	6 591 059	276 448	4.2	.5	X
3900	Women's and children's wear	769	1 213 414	179 657	14.8	.3	9.7
3911	Infants' and children's wear (to size 6X)	41	59 470	5 375	9.0	Z	X
3912	Women's misses', and girls' dresses and blouses	187	311 350	37 262	12.0	.1	X
3913	Women's, misses', and girls' suits and coats	28	65 084	1 513	2.3	Z	X
3914	Women's and misses' outerwear	190	286 761	52 469	18.3	.1	X
3915	Women's and misses' underwear and sleepwear	54	113 753	7 009	6.2	Z	X
3916	Other women's, misses, and girl's wear (furs, sweaters, millinery, etc.) ...	427	745 135	65 422	8.8	.1	X
4000	Footwear	252	6 132 128	1 702 017	27.8	2.8	.2
4011	All athletic footwear	9	66 364	951	1.4	Z	X
4013	Other women's, misses', and girls' footwear	165	5 963 594	846 822	14.2	1.4	X
4014	Other men's and boy's footwear	172	6 028 281	848 340	14.1	1.4	X
4015	Shoe accessories	23	43 072	2 932	6.8	Z	X
4100	Frozen foods (packaged)	413	1 679 349	352 618	21.0	.6	56.9
4111	Dinners (frozen)	46	1 039 685	24 613	2.4	Z	X
4112	Fish and seafoods (frozen packaged)	367	1 226 702	68 212	5.6	.1	X
4113	Vegetables (frozen)	359	1 123 904	46 201	4.1	.1	X
4114	Fruits and fruit juices (frozen)	357	1 471 937	20 805	1.4	Z	X
4115	Meat (frozen packaged)	372	1 636 839	114 893	7.0	.2	X
4116	Frozen baked goods	107	1 219 224	42 258	3.5	.1	X
4117	Other frozen foods (except frozen dairy products)	139	1 408 183	35 581	2.5	.1	X
4200	Dairy products (excluding dried or canned)	421	1 866 841	239 332	12.8	.4	43.7
4211	Butter	287	300 419	5 306	1.8	Z	X
4212	Cheese	396	1 485 614	162 128	10.9	.3	X
4213	Milk and cream, except raw	114	789 245	22 696	2.9	Z	X
4214	Ice cream	60	205 939	2 001	1.0	Z	X
4215	Raw milk	12	7 913	154	1.9	Z	X
4216	Other dairy products	89	768 373	46 836	6.1	.1	X
4300	Poultry and poultry products	427	1 562 469	148 012	9.5	.2	X
4312	Eggs	416	1 534 000	71 201	4.6	.1	X
4313	Live poultry	416	1 534 000	71 201	4.6	.1	X

See footnotes at end of table.

Table 1. All Types of Operation by Kind of Business and Commodity Line for Wholesale Trade: 1997—Con.

[Includes only establishments with payroll. For meaning of abbreviations and symbols, see introductory text. For explanation of terms, see Appendix A]

NAICS code and CL code	Kind of business and commodity line	Establishments handling commodity line		Commodity line sales			Sales coverage percent
		Number	Total sales (\$1,000)	Amount ¹ (\$1,000)	As percent of total sales of—		
					Establishments handling line	Establishments in NAICS industry ¹	
42299	Other miscellaneous nondurable goods whlse—Con.						
4400	Confectionery.....	288	2 217 807	153 396	6.9	.3	18.6
4411	Candy.....	218	897 214	76 244	8.5	.1	X
4412	Chewing gum.....	8	2 961	150	5.1	Z	X
4413	Nuts.....	52	1 307 054	76 322	5.8	.1	X
4500	Fish and seafoods (excluding canned and frozen packaged).....	140	1 036 806	77 321	7.5	.1	X
4600	Meat and meat products (fresh and unpackaged).....	443	1 792 246	292 289	16.3	.5	34.0
4611	Beef (not killed on location).....	412	1 560 021	191 690	12.3	.3	X
4612	Veal (not killed on location).....	268	343 100	5 749	1.7	Z	X
4613	Lamb and mutton (not killed on location).....	9	181 836	2 097	1.2	Z	X
4614	Pork (not killed on location).....	275	880 272	42 905	4.9	.1	X
4615	Sausage and prepared meats made on location.....	255	157 952	3 615	2.3	Z	X
4616	Sausage and prepared meats not made on location.....	49	226 199	6 196	2.7	Z	X
4618	Other meat products.....	47	769 541	40 000	5.2	.1	X
4700	Fresh fruits and vegetables.....	463	1 802 714	151 909	8.4	.3	1.3
4711	Fresh fruits.....	455	1 794 806	149 935	8.4	.2	X
4800	Coffee, tea, and spices.....	401	1 532 095	55 603	3.6	.1	22.7
4811	Coffee.....	134	1 301 670	25 790	2.0	Z	X
4812	Tea.....	118	512 633	6 674	1.3	Z	X
4813	Spices.....	387	1 228 467	23 071	1.9	Z	X
4820	Bread and baked goods.....	291	885 160	19 272	2.2	Z	35.1
4821	Breads and rolls.....	71	705 730	6 748	1.0	Z	X
4822	Cookies, cakes, and other baked goods.....	281	872 504	12 217	1.4	Z	X
4830	Canned foods.....	418	1 227 143	46 801	3.8	.1	30.9
4831	Canned and bottled fruits, vegetables, and juices.....	396	961 269	30 278	3.2	.1	X
4832	Canned and bottled baby foods.....	109	72 396	717	1.0	Z	X
4833	Canned meats.....	133	842 393	6 590	.8	Z	X
4834	Canned fish and seafoods.....	258	202 167	2 409	1.2	Z	X
4836	Other canned foods.....	19	547 305	5 992	1.1	Z	X
4840	Food and beverage basic materials (include flavoring extracts, fruit peel, hop extract, industrial molasses, sausage casings, malt, yeast, etc.).....	262	189 937	3 751	2.0	Z	X
4850	Soft drinks and bottled water.....	232	1 880 955	108 235	5.8	.2	40.8
4851	Soft drinks, packaged.....	190	1 130 343	89 479	7.9	.1	X
4852	Soft drinks, pre and post mix bulk.....	103	1 086 944	9 485	.9	Z	X
4853	Bottled water.....	149	833 720	8 955	1.1	Z	X
4860	Other grocery specialties.....	800	8 267 939	653 523	7.9	1.1	7.6
4861	Pasta.....	535	7 067 022	110 180	1.6	.2	X
4862	Breakfast cereals.....	113	386 477	3 808	1.0	Z	X
4863	Cooking oils and margarine.....	623	7 523 369	183 789	2.4	.3	X
4864	Flour.....	513	6 151 957	33 455	.5	.1	X
4865	Pickles, preserves, jellies, jams, and sauces.....	524	6 624 719	47 917	.7	.1	X
4866	Sugar, refined.....	524	5 866 396	40 340	.7	.1	X
4867	Pet foods.....	31	53 289	737	1.4	Z	X
4868	Grocery specialties, n.e.c.....	343	2 196 600	232 802	10.6	.4	X
4900	Grain and beans.....	238	15 329 624	2 069 523	13.5	3.4	X
4911	Corn (for grain).....	7	15 342	915	6.0	Z	X
4912	Oats and barley.....	7	15 342	299	1.9	Z	X
4913	Wheat.....	7	15 342	58	.4	Z	X
5100	Hides, skins, and pelts.....	8	14 870	5 945	40.0	Z	X
5140	Other farm products, inedible.....	43	79 365	17 452	22.0	Z	76.8
5143	Farm products, n.e.c.....	43	79 365	17 452	22.0	Z	X
5300	Plastics materials and basic shapes.....	427	6 471 552	313 665	4.8	.5	.2
5311	Plastic pipes, rods, tubes, and shapes.....	31	100 893	12 890	12.8	Z	X
5313	Plastics raw materials.....	31	31 239	5 378	17.2	Z	X
5320	Industrial gases (welding, etc.).....	29	85 795	18 851	22.0	Z	X
5330	Chemicals and allied products (excluding agricultural, plastics, gases, and petroleum).....	590	11 133 695	3 469 715	31.2	5.7	.4
5335	Detergents and soaps.....	375	2 066 972	413 656	20.0	.7	X
5336	Sanitation chemicals, polishes, and waxes.....	118	1 005 390	162 964	16.2	.3	X
5342	Adhesives, sealants, and glues.....	9	65 194	4 575	7.0	Z	X
5344	Other chemicals and allied products.....	166	8 942 295	2 883 678	32.2	4.8	X
5400	Petroleum products.....	75	2 245 536	104 419	4.7	.2	X
5418	Lubricating oil and greases.....	28	2 180 684	99 648	4.6	.2	X
5420	Liquified petroleum gases (excluding natural gas).....	14	9 904	1 667	16.8	Z	X
5500	Crude oil.....	25	8 661 115	4 157 775	48.0	6.9	X
5600	Beer and ale.....	14	216 174	1 092	.5	Z	X
5700	Wines and distilled alcoholic beverages.....	19	240 611	1 431	.6	Z	X
5800	Farm supplies.....	217	14 857 820	1 297 385	8.7	2.1	57.1
5812	Feeds (poultry and livestock) not mixed on location.....	95	385 872	51 814	13.4	.1	X
5813	Prepared feeds (poultry and livestock) mixed on location.....	11	69 879	3 523	5.0	Z	X
5814	Weed killers, soil sterilizers, and soil conditioners.....	12	47 652	2 987	6.3	Z	X
5815	Insecticides, fungicides, and pesticides.....	12	47 652	11 440	24.0	Z	X
5816	Other agricultural chemicals and fertilizers.....	75	14 052 063	1 176 613	8.4	1.9	X
5817	Seeds and bulbs.....	12	47 652	2 987	6.3	Z	X
5818	Other farm supplies (including harness and saddlery equipment).....	23	94 180	5 493	5.8	Z	X
5900	Tobacco and tobacco products.....	116	348 207	29 663	8.5	Z	X
6000	Paint, paint supplies, and wallpaper.....	77	305 010	14 551	4.8	Z	X
6100	Books, periodicals, newspapers, and miscellaneous printed materials.....	602	1 341 854	86 393	6.4	.1	3.5
6101	Books.....	454	1 164 253	64 531	5.5	.1	X
6102	Other periodicals, newspapers, and miscellaneous printed materials.....	38	67 133	11 838	17.6	Z	X
6110	Flowers and florists' supplies.....	222	538 040	54 604	10.1	.1	X

See footnotes at end of table.

Table 1. All Types of Operation by Kind of Business and Commodity Line for Wholesale Trade: 1997—Con.

[Includes only establishments with payroll. For meaning of abbreviations and symbols, see introductory text. For explanation of terms, see Appendix A]

NAICS code and CL code	Kind of business and commodity line	Establishments handling commodity line		Commodity line sales			Sales coverage percent
		Number	Total sales (\$1,000)	Amount ¹ (\$1,000)	As percent of total sales of—		
					Establishments handling line	Establishments in NAICS industry ¹	
42299	Other miscellaneous nondurable goods whse—Con.						
6120	Art goods (including novelties and souvenirs)	5 024	10 593 959	8 888 562	83.9	14.7	52.3
6121	Art materials	1 801	4 108 387	3 374 898	82.1	5.6	X
6122	Novelties and souvenirs	3 468	6 999 948	5 513 663	78.8	9.1	X
6130	Textile bags, bagging, and burlap	619	1 193 977	769 932	64.5	1.3	X
6150	Nondurable goods, n.e.c.	6 881	18 716 052	16 893 645	90.3	27.9	X
9700	Service receipts and labor charges (including installed parts)	1 459	1 861 704	409 098	22.0	.7	46.2
9701	Labor charges for repair work	1 095	992 036	102 148	10.3	.2	X
9702	Parts installed in repair work	963	984 425	74 764	7.6	.1	X
9703	Other service receipts and labor charges—Specify	492	1 018 395	227 653	22.4	.4	X
9720	Receipts for service contracts	783	842 073	183 864	21.8	.3	X
9730	Advertising specialties (paper novelties, etc.)	399	447 885	67 116	15.0	.1	X
9740	Receipts for installing equipment	546	409 362	73 139	17.9	.1	X
9810	Miscellaneous commodities	964	7 120 281	287 417	4.0	.5	X
9930	Sales of integrated systems which you wrote or modified software	166	137 936	31 028	22.5	.1	X
9940	Rental and leasing receipts	641	630 732	108 006	17.1	.2	37.4
9941	Computer rental and leasing receipts	100	69 929	12 847	18.4	Z	X
9942	Photocopying machine rental	303	467 101	83 607	17.9	.1	X
9943	Other office machine rental receipts	339	305 007	8 191	2.7	Z	X
9944	Other rental receipts	47	12 888	213	1.7	Z	X
9950	Construction receipts	43	10 776	4 112	38.2	Z	X
9960	Custom software (designed to customer specifications)	152	94 699	18 243	19.3	Z	X
9970	Receipts for printing or photocopying performed at this establishment	68	44 448	7 397	16.6	Z	X
422990	Other miscellaneous nondurable goods whse	14 767	X	60 572 100	X	100.0	76.8
0100	New and used automobiles, motorcycles, etc.	17	36 378	2 049	5.6	Z	X
0120	Buses, campers, and motor homes	6	25 363	2 022	8.0	Z	76.8
0122	Motor homes, car trailers, and campers	6	25 363	2 022	8.0	Z	X
0200	New and rebuilt automotive parts and supplies	92	251 660	21 146	8.4	Z	X
0300	Tires and tubes	18	35 505	2 810	7.9	Z	X
0400	Household and lawn furniture	164	827 594	46 179	5.6	.1	2.8
0411	Upholstered furniture	7	27 590	1 193	4.3	Z	X
0412	Sleep furniture and equipment	27	236 962	3 882	1.6	Z	X
0413	Lawn furniture and equipment	88	395 915	26 499	6.7	Z	X
0414	Other furniture (including sleep sofas)	59	203 115	10 895	5.4	Z	X
0420	Office and business furniture	100	278 209	25 731	9.2	Z	14.5
0421	New office furniture (wooden and metal)	87	236 449	19 415	8.2	Z	X
0500	Household china, glassware, crockery, and plastic housewares	626	1 161 006	120 498	10.4	.2	X
0520	Linens, domestics, curtains, and draperies	320	695 428	40 212	5.8	.1	3.9
0521	Bedspreads, blankets, and bedding	39	160 900	10 877	6.8	Z	X
0524	Towels and washcloths	262	512 789	2 500	.5	Z	X
0525	Other linens and domestics	262	515 826	26 532	5.1	Z	X
0530	Flooring and floor coverings	47	37 540	4 349	11.6	Z	66.0
0531	Soft-surface (textile) floor coverings and accessories (including rugs, carpets, and pads)	29	35 379	4 275	12.1	Z	X
0540	Other home furnishings	694	1 779 614	143 253	8.1	.2	3.1
0541	Metal flatware and kitchen utensils	384	860 888	48 814	5.7	.1	X
0542	Mirrors, lamps, and picture frames	124	315 319	21 665	6.9	Z	X
0543	Home furnishings, n.e.c.	156	661 560	55 141	8.3	.1	X
0620	Plywood and millwork	34	199 265	26 503	13.3	Z	.6
0624	Wood millwork (doors, windows, cabinets, etc.)	15	1 032	100	9.7	Z	X
0720	Roofing, siding, and insulation materials	13	8 640	1 125	13.0	Z	X
0730	Flat glass and other construction glass (excluding automotive)	16	17 691	8 354	47.2	Z	X
0740	Other construction materials	22	23 970	2 075	8.7	Z	5.6
0744	Construction materials, n.e.c. (including wire fence and construction paper)	8	2 162	266	12.3	Z	X
0800	Photographic equipment and supplies (excluding video)	226	1 097 925	142 962	13.0	.2	12.6
0813	Photographic film	152	596 542	21 748	3.6	Z	X
0814	Developing supplies (excluding film)	9	6 323	169	2.7	Z	X
0815	Other photographic equipment and supplies	20	226 245	89 989	39.8	.1	X
0900	Office equipment	428	730 448	68 036	9.3	.1	25.3
0911	Typewriters and dedicated word processors	165	244 697	6 388	2.6	Z	X
0912	Calculators and accounting machines	146	308 618	2 138	.7	Z	X
0913	Copying machines and equipment	277	578 773	50 167	8.7	.1	X
0914	Dictating, transcribing, and recording machines	91	112 521	1 579	1.4	Z	X
0915	Mailing, letter handling, and addressing machines	55	145 071	5 154	3.6	Z	X
0920	New computer equipment	429	486 601	59 645	12.3	.1	54.3
0921	Computers	353	370 985	27 862	7.5	Z	X
0922	Computer storage devices	92	228 064	23 215	10.2	Z	X
0923	Computer printers	226	304 355	6 117	2.0	Z	X
0924	Other computer peripheral equipment	260	264 272	2 099	.8	Z	X
0930	Used computer equipment	28	16 286	610	3.7	Z	X
0950	Computer software (packaged)	202	241 797	9 284	3.8	Z	X
0960	Restaurant and hotel equipment and supplies	205	1 652 069	128 798	7.8	.2	X
0970	Store machines and equipment	201	245 699	23 600	9.6	Z	29.6
0971	Vending machines	10	23 161	753	3.3	Z	X
0972	Other store machines and equipment	184	214 630	22 693	10.6	Z	X
1000	Medical, hospital, and surgical supplies	25	106 661	17 615	16.5	Z	24.7
1011	Surgical and medical instruments and equipment	8	2 485	615	24.7	Z	X
1013	Other surgical, medical, and hospital supplies	16	98 619	15 558	15.8	Z	X

See footnotes at end of table.

Table 1. All Types of Operation by Kind of Business and Commodity Line for Wholesale Trade: 1997—Con.

[Includes only establishments with payroll. For meaning of abbreviations and symbols, see introductory text. For explanation of terms, see Appendix A]

NAICS code and CL code	Kind of business and commodity line	Establishments handling commodity line		Commodity line sales			Sales coverage percent
		Number	Total sales (\$1,000)	Amount ¹ (\$1,000)	As percent of total sales of—		
					Establishments handling line	Establishments in NAICS industry ¹	
422990	Other miscellaneous nondurable goods whlse—Con.						
1030	Optical and ophthalmic goods	78	250 412	5 064	2.0	Z	72.0
1034	Optical goods, n.e.c. (excluding cameras)	74	248 535	4 953	2.0	Z	X
1040	Religious and school supplies	94	273 962	16 908	6.2	Z	12.8
1042	School supplies	63	84 999	10 619	12.5	Z	X
1050	Other professional equipment and supplies	23	13 075	1 391	10.6	Z	76.8
1051	Architects' equipment and supplies	7	5 014	751	15.0	Z	X
1056	Veterinarians' equipment and supplies	12	3 402	264	7.8	Z	X
1120	Flat iron and steel products	44	7 543 867	279 757	3.7	.5	18.7
1123	Sheets (cold-rolled)	26	7 504 397	277 062	3.7	.5	X
1140	Iron and steel wire and wire products	64	257 947	14 579	5.7	Z	X
1150	Iron and steel pipe and tubing	37	2 193 046	52 160	2.4	.1	64.7
1154	Other steel pipe	17	2 168 673	49 148	2.3	.1	X
1200	Copper and brass	73	8 973 846	1 494 955	16.7	2.5	X
1220	Aluminum shapes, forms, etc.	93	12 154 368	1 975 050	16.3	3.3	X
1300	Coal and coke	10	3 391 022	238 148	7.0	.4	X
1320	Minerals and ores (excluding coal, precious stones, and crude oil)	35	10 826 389	623 541	5.8	1.0	X
1400	Electrical apparatus and equipment	325	3 823 725	95 253	2.5	.2	.6
1411	Power and distribution transformers	47	291 423	2 331	.8	Z	X
1412	Switchgear and switchboard apparatus	47	122 641	4 084	3.3	Z	X
1414	Conduit, raceway, and fittings	76	1 969 949	7 740	.4	Z	X
1415	Electric bulbs (all types)	39	71 702	8 630	12.0	Z	X
1416	Interior wiring (excluding conduit)	126	2 288 775	20 213	.9	Z	X
1417	Exterior wiring and cable (excluding conduit)	25	196 962	480	.2	Z	X
1418	Lighting fixtures (residential and commercial)	15	41 855	817	2.0	Z	X
1419	Industrial controls	198	3 378 230	44 017	1.3	.1	X
1421	Other electrical apparatus and equipment (including fuses and lightning rods)	97	1 970 734	6 324	.3	Z	X
1500	Electrical appliances, household	312	654 461	52 265	8.0	.1	2.3
1511	Televisions	14	34 106	1 066	3.1	Z	X
1512	Radios, stereos, and CD players	14	34 106	534	1.6	Z	X
1513	V.C.R.'s and video cameras	17	41 697	665	1.6	Z	X
1518	Other electrical household appliances (including fans, dishwashers, etc.)	280	557 867	25 832	4.6	Z	X
1600	Electronic parts and equipment, except communication	373	3 848 505	290 510	7.5	.5	.1
1612	Integrated circuits	104	3 223 030	13 911	.4	Z	X
1616	Electronic connectors and other passive electronic parts	300	3 781 168	103 700	2.7	.2	X
1618	Electronic parts and equipment, n.e.c.	140	3 266 328	170 939	5.2	.3	X
1650	Communication equipment and supplies	133	252 723	21 393	8.5	Z	18.1
1651	Telephones	122	250 983	8 076	3.2	Z	X
1652	Other electronic communication equipment	90	178 845	11 153	6.2	Z	X
1653	Other electrical communication equipment	17	91 888	2 077	2.3	Z	X
1700	Hardware	541	1 196 715	131 804	11.0	.2	10.3
1711	Hand tools (including power driven)	411	1 031 207	65 647	6.4	.1	X
1712	Bolts, nuts, rivets, and fasteners	408	752 728	47 168	6.3	.1	X
1713	Cutlery	75	28 449	782	2.7	Z	X
1800	Plumbing and heating equipment and supplies (hydronics)	154	284 816	36 093	12.7	.1	56.9
1811	Plastic pipe fittings and valves (excluding pipe and tubing)	128	68 859	3 163	4.6	Z	X
1812	Metal pipe fittings and valves (excluding pipe and tubing)	102	69 450	2 922	4.2	Z	X
1813	Plumbing fixtures	48	42 386	751	1.8	Z	X
1814	Furnaces, stoves, water heaters (except electric and warm air)	56	43 502	1 854	4.3	Z	X
1815	Boilers, radiators, and convectors	8	1 113	88	7.9	Z	X
1818	Other plumbing and heating equipment and supplies	30	200 296	27 301	13.6	Z	X
1900	Warm air heating and air-conditioning equipment and supplies	42	48 139	8 278	17.2	Z	38.2
1911	Furnaces (warm air)	27	36 179	1 410	3.9	Z	X
1912	Central air-conditioning (residential and commercial)	34	42 432	4 932	11.6	Z	X
1918	Condensing units for air-conditioners	10	2 569	18	.7	Z	X
1919	Registers, grills, pre-formed ductwork (excluding sheet metal), and duct insulation	32	36 420	267	.7	Z	X
2000	Refrigeration equipment and supplies	62	46 210	10 468	22.7	Z	15.8
2011	Commercial refrigerators (reach-in and walk-in)	62	46 210	2 578	5.6	Z	X
2012	Unit coolers for commercial refrigerators	62	46 210	2 740	5.9	Z	X
2013	Condensing units for commercial refrigerators	62	46 210	2 426	5.3	Z	X
2014	Refrigerants	44	31 471	1 402	4.5	Z	X
2015	Other refrigeration equipment and supplies	44	31 471	1 307	4.2	Z	X
2100	Construction and mining machinery and equipment (including parts and attachments)	25	27 726	4 363	15.7	Z	71.7
2113	New mixers, pavers, and related equipment	13	10 677	534	5.0	Z	X
2117	Other new construction and mining, logging, and road maintenance machinery, equipment, and parts	12	17 049	2 260	13.3	Z	X
2118	Used construction and mining machinery and equipment	20	21 901	1 568	7.2	Z	X
2200	Farm machinery, equipment, and parts	50	115 783	22 644	19.6	Z	1.6
2215	New irrigation equipment	50	115 783	22 644	19.6	Z	X
2220	Garden machinery, equipment, and parts	107	268 181	9 279	3.5	Z	X
2230	Food-processing machinery, equipment, and parts	14	14 778	3 620	24.5	Z	72.4
2231	New commercial food-processing machinery (slicers, choppers, baking, etc.)	11	14 400	2 736	19.0	Z	X
2233	Used food-processing machinery and equipment	11	14 400	862	6.0	Z	X
2300	Hydraulic and pneumatic (fluid-power) pumps, motors, and parts	16	11 804	582	4.9	Z	76.8
2311	Pumps	16	11 804	190	1.6	Z	X
2312	Motors	16	11 804	202	1.7	Z	X
2313	Parts for pumps and motors	16	11 804	190	1.6	Z	X

See footnotes at end of table.

Table 1. All Types of Operation by Kind of Business and Commodity Line for Wholesale Trade: 1997—Con.

[Includes only establishments with payroll. For meaning of abbreviations and symbols, see introductory text. For explanation of terms, see Appendix A]

NAICS code and CL code	Kind of business and commodity line	Establishments handling commodity line		Commodity line sales			Sales coverage percent
		Number	Total sales (\$1,000)	Amount ¹ (\$1,000)	As percent of total sales of—		
					Establishments handling line	Establishments in NAICS industry ¹	
422990	Other miscellaneous nondurable goods whse—Con.						
2320	General-purpose industrial machinery, equipment, and parts	203	12 107 372	3 697 391	30.5	6.1	.1
2321	New pumps, compressors (air or gas), and equipment	73	10 070 621	1 982 565	19.7	3.3	X
2326	New controlling, recording, and indicating instruments and access	112	10 425 365	1 599 242	15.3	2.6	X
2327	All other new general-purpose industrial machinery and equipment	40	87 413	14 639	16.7	Z	X
2328	Used general-purpose industrial machinery and equipment	35	1 533 091	87 024	5.7	.1	X
2330	Metalworking machinery, equipment, and parts	12	27 313	5 305	19.4	Z	X
2340	Materials handling machinery, equipment, and parts	59	98 400	17 486	17.8	Z	62.3
2343	New forklift trucks	31	91 867	15 849	17.3	Z	X
2345	Used materials handling machinery, equipment, and parts	53	55 914	1 637	2.9	Z	X
2360	Other industrial machinery, equipment, and parts	44	237 419	164 015	69.1	.3	75.1
2363	New printing trades machinery, equipment, and supplies	19	9 543	1 095	11.5	Z	X
2366	Other new industrial machinery and equipment	30	218 531	157 970	72.3	.3	X
2367	Used industrial machinery and equipment	13	6 386	176	2.8	Z	X
2390	Hydraulic and pneumatic (fluid-power) valves	16	11 804	291	2.5	Z	76.8
2391	Hydraulic valves	16	11 804	196	1.7	Z	X
2400	Hydraulic and pneumatic cylinders and rotary actuators	16	11 804	367	3.1	Z	76.8
2411	Hydraulic cylinders and rotary actuators	16	11 804	272	2.3	Z	X
2420	Hydraulic and pneumatic connectors and assemblies	12	2 264	201	8.9	Z	76.8
2421	Hydraulic and pneumatic connectors	12	2 264	100	4.4	Z	X
2422	Hydraulic and pneumatic assemblies	12	2 264	100	4.4	Z	X
2430	Fluid-power filters, components, accessories, and parts	28	22 425	1 654	7.4	Z	73.7
2431	Filters	28	22 425	1 556	6.9	Z	X
2432	Other fluid-power components, accessories, and parts, n.e.c.	9	9 999	98	1.0	Z	X
2440	Welding supplies (excluding gases)	27	83 304	10 442	12.5	Z	X
2450	Industrial containers and supplies	80	271 306	17 895	6.6	Z	40.2
2454	Other industrial containers and supplies	80	271 306	17 895	6.6	Z	X
2460	Other industrial supplies	124	550 137	45 995	8.4	.1	4.7
2466	Industrial supplies, n.e.c.	90	341 789	17 788	5.2	Z	X
2500	Beauty and barber equipment and supplies	9	2 869	619	21.6	Z	X
2520	Custodial (janitors') equipment and supplies	52	282 194	29 208	10.4	Z	.8
2523	Custodial supplies	34	75 331	11 599	15.4	Z	X
2530	Laundry and dry-cleaning equipment and supplies	64	160 147	15 371	9.6	Z	X
2540	Other service establishment equipment and supplies	11	15 260	2 201	14.4	Z	76.8
2542	Service establishment equipment and supplies, n.e.c.	11	15 260	2 201	14.4	Z	X
2600	Aircraft and aeronautical equipment and supplies	43	3 394 762	106 136	3.1	.2	X
2613	Other new aircraft equipment and supplies	43	3 394 762	106 136	3.1	.2	X
2620	Marine machinery, equipment, and supplies	6	11 695	115	1.0	Z	X
2700	Sporting and recreational goods and supplies	522	921 720	76 219	8.3	.1	1.5
2713	Billiards, pool, bowling equipment, and accessories	355	505 570	30 021	5.9	.1	X
2714	Camping and fishing equipment and accessories	63	92 966	14 536	15.6	Z	X
2800	Toys and hobby goods and supplies	1 088	2 245 466	202 994	9.0	.3	11.6
2811	Video games and cartridges	16	20 213	1 413	7.0	Z	X
2812	Other toys and games (including fireworks and children's vehicles)	735	1 565 790	138 287	8.8	.2	X
2813	Crafts and craft supplies	102	141 517	13 209	9.3	Z	X
2814	Other hobby goods and accessories	92	267 701	29 501	11.0	Z	X
2930	Recyclable paper and paperboard	96	544 151	54 869	10.1	.1	X
2940	Recyclable materials, except metal	19	69 882	7 848	11.2	Z	X
3000	Jewelry, diamonds, gem stones, and watches	523	1 064 489	77 278	7.3	.1	8.6
3011	Diamond jewelry and diamond jewelry where lapidary work was not performed at this location	22	115 837	8 855	7.6	Z	X
3012	Gem stone and pearl jewelry where lapidary work was not performed at this location	10	4 077	60	1.5	Z	X
3014	Watches, clocks, and watch movements and cases	62	201 594	16 547	8.2	Z	X
3015	Karat gold jewelry (rings, necklaces, etc.)	17	22 247	986	4.4	Z	X
3016	Other jewel., silverware, and plated ware (incl. jewel. where gemstones less than 50% of value, gold filled sterling, and costume jewel. and medallions)	134	117 027	17 215	14.7	Z	X
3030	Precious metals—gold, silver, and platinum including precious metal coins	9	1 847 724	20 238	1.1	Z	X
3100	Musical instruments and supplies	26	81 425	10 862	13.3	Z	X
3120	Forest products, except lumber (including cordwood, hewn posts, poles, and ties)	25	220 511	55 783	25.3	.1	X
3130	Compact discs, prerecorded audio tapes, and phonograph records	89	79 522	2 474	3.1	Z	X
3140	Prerecorded video tapes	137	94 343	5 624	6.0	Z	X
3150	Other durable goods	63	340 178	8 191	2.4	Z	4.6
3152	Luggage	61	337 765	2 729	.8	Z	X
3154	Other durable goods, n.e.c.	58	336 658	5 248	1.6	Z	X
3200	Printing and writing paper	543	4 471 070	144 468	3.2	.2	3.2
3212	Fine roll paper	66	554 967	16 985	3.1	Z	X
3213	Other printing and writing paper	527	4 264 783	125 025	2.9	.2	X
3300	Stationery, office supplies and greeting cards	1 150	5 894 566	452 164	7.7	.7	3.9
3311	Business forms	308	1 051 705	15 081	1.4	Z	X
3312	Stationery, photocopy paper, and typing paper	451	1 444 452	71 539	5.0	.1	X
3313	Inked ribbons, carbon paper, pens and pencils	365	3 844 165	94 496	2.5	.2	X
3314	Toner and cartridges	470	4 700 913	104 245	2.2	.2	X
3315	Greeting cards	314	414 116	41 065	9.9	.1	X
3316	Other stationery supplies (envelopes, ruled forms, and binder paper) ..	581	1 438 752	89 225	6.2	.1	X

See footnotes at end of table.

Table 1. All Types of Operation by Kind of Business and Commodity Line for Wholesale Trade: 1997—Con.

[Includes only establishments with payroll. For meaning of abbreviations and symbols, see introductory text. For explanation of terms, see Appendix A]

NAICS code and CL code	Kind of business and commodity line	Establishments handling commodity line		Commodity line sales			Sales coverage percent
		Number	Total sales (\$1,000)	Amount ¹ (\$1,000)	As percent of total sales of—		
					Establishments handling line	Establishments in NAICS industry ¹	
422990	Other miscellaneous nondurable goods whse—Con.						
3400	Industrial and personal services paper and plastics	485	1 707 697	190 779	11.2	.3	8.9
3411	Paperboard and boxboard boxes	196	899 114	45 465	5.1	.1	X
3412	Paper dishes, cups, and napkins	346	764 921	55 113	7.2	.1	X
3413	Industrial paper (wrapping, bags, cartons, etc.)	155	612 125	46 974	7.7	.1	X
3414	Disposable plastic boxes, containers, cups, dishes, and supplies	55	327 168	6 366	1.9	.1	X
3415	Other industrial and personal service paper	95	496 906	32 830	6.6	.1	X
3500	Drugs, pharmaceuticals, cosmetics, and toiletries	667	1 927 528	278 569	14.5	.5	16.9
3511	Prescription drugs	72	377 315	25 544	6.8	.1	X
3512	Nonprescription pharmaceuticals	241	377 288	80 213	21.3	.1	X
3513	Cosmetics	247	282 187	29 329	10.4	.1	X
3514	Perfumes	63	111 054	12 887	11.6	.1	X
3515	Other toiletries and druggists' sundries	328	1 298 519	129 605	10.0	.2	X
3600	Piece goods, knit and woven	222	7 870 476	3 874 867	49.2	6.4	.5
3612	Cotton (including blends)	25	11 461	1 050	9.2	.1	X
3613	Synthetics (excluding synthetic knits)	38	128 249	6 850	5.3	.1	X
3614	Knit fabrics, n.e.c. (including double knit)	37	226 348	10 488	4.6	.1	X
3616	Other piece goods	16	52 268	751	1.4	.1	X
3700	Notions (buttons, ribbons, lace, sewing accessories, zippers, bindings, etc.)	349	708 064	40 833	5.8	.1	X
3800	Men's and boys' wear	878	6 948 797	557 974	8.0	.9	1.1
3811	Men's and boys' suits, coats, and formal wear	30	93 000	14 080	15.1	.1	X
3812	Men's and boys' dress and casual shirts, slacks, and jeans	343	4 711 746	87 221	1.9	.1	X
3813	Men's and boys' underwear and nightwear	58	94 697	7 020	7.4	.1	X
3814	Men's and boys' work clothing and uniforms	420	2 751 767	153 373	5.6	.3	X
3815	Other men's and boys' wear (caps, hats, swimwear, neckwear, etc.)	634	6 591 059	276 448	4.2	.5	X
3900	Women's and children's wear	769	1 213 414	179 657	14.8	.3	9.7
3911	Infants' and children's wear (to size 6X)	41	59 470	5 375	9.0	.1	X
3912	Women's misses', and girls' dresses and blouses	187	311 350	37 262	12.0	.1	X
3913	Women's, misses', and girls' suits and coats	28	65 084	1 513	2.3	.1	X
3914	Women's and misses' outerwear	190	286 761	52 469	18.3	.1	X
3915	Women's and misses' underwear and sleepwear	54	113 753	7 009	6.2	.1	X
3916	Other women's, misses, and girl's wear (furs, sweaters, millinery, etc.)	427	745 135	65 422	8.8	.1	X
4000	Footwear	252	6 132 128	1 702 017	27.8	2.8	.2
4011	All athletic footwear	9	66 364	951	1.4	.1	X
4013	Other women's, misses', and girls' footwear	165	5 963 594	846 822	14.2	1.4	X
4014	Other men's and boy's footwear	172	6 028 281	848 340	14.1	1.4	X
4015	Shoe accessories	23	43 072	2 932	6.8	.1	X
4100	Frozen foods (packaged)	413	1 679 349	352 618	21.0	.6	56.9
4111	Dinners (frozen)	46	1 039 685	24 613	2.4	.1	X
4112	Fish and seafoods (frozen packaged)	367	1 226 702	68 212	5.6	.1	X
4113	Vegetables (frozen)	359	1 123 904	46 201	4.1	.1	X
4114	Fruits and fruit juices (frozen)	357	1 471 937	20 805	1.4	.1	X
4115	Meat (frozen packaged)	372	1 636 839	114 893	7.0	.2	X
4116	Frozen baked goods	107	1 219 224	42 258	3.5	.1	X
4117	Other frozen foods (except frozen dairy products)	139	1 408 183	35 581	2.5	.1	X
4200	Dairy products (excluding dried or canned)	421	1 866 841	239 332	12.8	.4	43.7
4211	Butter	287	300 419	5 306	1.8	.1	X
4212	Cheese	396	1 485 614	162 128	10.9	.3	X
4213	Milk and cream, except raw	114	789 245	22 696	2.9	.1	X
4214	Ice cream	60	205 939	2 001	1.0	.1	X
4215	Raw milk	12	7 913	154	1.9	.1	X
4216	Other dairy products	89	768 373	46 836	6.1	.1	X
4300	Poultry and poultry products	427	1 562 469	148 012	9.5	.2	X
4312	Eggs	416	1 534 000	71 201	4.6	.1	X
4313	Live poultry	416	1 534 000	71 201	4.6	.1	X
4400	Confectionery	288	2 217 807	153 396	6.9	.3	18.6
4411	Candy	218	897 214	76 244	8.5	.1	X
4412	Chewing gum	8	2 961	150	5.1	.1	X
4413	Nuts	52	1 307 054	76 322	5.8	.2	X
4500	Fish and seafoods (excluding canned and frozen packaged)	140	1 036 806	77 321	7.5	.1	X
4600	Meat and meat products (fresh and unpackaged)	443	1 792 246	292 289	16.3	.5	34.0
4611	Beef (not killed on location)	412	1 560 021	191 690	12.3	.3	X
4612	Veal (not killed on location)	268	343 100	5 749	1.7	.1	X
4613	Lamb and mutton (not killed on location)	9	181 836	2 097	1.2	.1	X
4614	Pork (not killed on location)	275	880 272	42 905	4.9	.1	X
4615	Sausage and prepared meats made on location	255	157 952	3 615	2.3	.1	X
4616	Sausage and prepared meats not made on location	49	226 199	6 196	2.7	.1	X
4618	Other meat products	47	769 541	40 000	5.2	.1	X
4700	Fresh fruits and vegetables	463	1 802 714	151 909	8.4	.3	1.3
4711	Fresh fruits	455	1 794 806	149 935	8.4	.2	X
4800	Coffee, tea, and spices	401	1 532 095	55 603	3.6	.1	22.7
4811	Coffee	134	1 301 670	25 790	2.0	.1	X
4812	Tea	118	512 633	6 674	1.3	.1	X
4813	Spices	387	1 228 467	23 071	1.9	.1	X
4820	Bread and baked goods	291	885 160	19 272	2.2	.1	35.1
4821	Breads and rolls	71	705 730	6 748	1.0	.1	X
4822	Cookies, cakes, and other baked goods	281	872 504	12 217	1.4	.1	X
4830	Canned foods	418	1 227 143	46 801	3.8	.1	30.9
4831	Canned and bottled fruits, vegetables, and juices	396	961 269	30 278	3.2	.1	X
4832	Canned and bottled baby foods	109	72 396	717	1.0	.1	X
4833	Canned meats	133	842 393	6 590	.8	.1	X
4834	Canned fish and seafoods	258	202 167	2 409	1.2	.1	X
4836	Other canned foods	19	547 305	5 992	1.1	.1	X

See footnotes at end of table.

Table 1. All Types of Operation by Kind of Business and Commodity Line for Wholesale Trade: 1997—Con.

[Includes only establishments with payroll. For meaning of abbreviations and symbols, see introductory text. For explanation of terms, see Appendix A]

NAICS code and CL code	Kind of business and commodity line	Establishments handling commodity line		Commodity line sales			Sales coverage percent
		Number	Total sales (\$1,000)	Amount ¹ (\$1,000)	As percent of total sales of—		
					Establishments handling line	Establishments in NAICS industry ¹	
422990	Other miscellaneous nondurable goods whlse—Con.						
4840	Food and beverage basic materials (include flavoring extracts, fruit peel, hop extract, industrial molasses, sausage casings, malt, yeast, etc.)	262	189 937	3 751	2.0	Z	X
4850	Soft drinks and bottled water	232	1 880 955	108 235	5.8	.2	40.8
4851	Soft drinks, packaged	190	1 130 343	89 479	7.9	.1	X
4852	Soft drinks, pre and post mix bulk	103	1 086 944	9 485	.9	Z	X
4853	Bottled water	149	833 720	8 955	1.1	Z	X
4860	Other grocery specialties	800	8 267 939	653 523	7.9	1.1	7.6
4861	Pasta	535	7 067 022	110 180	1.6	.2	X
4862	Breakfast cereals	113	386 477	3 808	1.0	Z	X
4863	Cooking oils and margarine	623	7 523 369	183 789	2.4	.3	X
4864	Flour	513	6 151 957	33 455	.5	.1	X
4865	Pickles, preserves, jellies, jams, and sauces	524	6 624 719	47 917	.7	.1	X
4866	Sugar, refined	524	5 866 396	40 340	.7	.1	X
4867	Pet foods	31	53 289	737	1.4	Z	X
4868	Grocery specialties, n.e.c.	343	2 196 600	232 802	10.6	.4	X
4900	Grain and beans	238	15 329 624	2 069 523	13.5	3.4	X
4911	Corn (for grain)	7	15 342	915	6.0	Z	X
4912	Oats and barley	7	15 342	299	1.9	Z	X
4913	Wheat	7	15 342	58	.4	Z	X
5100	Hides, skins, and pelts	8	14 870	5 945	40.0	Z	X
5140	Other farm products, inedible	43	79 365	17 452	22.0	Z	76.8
5143	Farm products, n.e.c.	43	79 365	17 452	22.0	Z	X
5300	Plastics materials and basic shapes	427	6 471 552	313 665	4.8	.5	.2
5311	Plastic pipes, rods, tubes, and shapes	31	100 893	12 890	12.8	Z	X
5313	Plastics raw materials	31	31 239	5 378	17.2	Z	X
5320	Industrial gases (welding, etc.)	29	85 795	18 851	22.0	Z	X
5330	Chemicals and allied products (excluding agricultural, plastics, gases, and petroleum)	590	11 133 695	3 469 715	31.2	5.7	.4
5335	Detergents and soaps	375	2 066 972	413 656	20.0	.7	X
5336	Sanitation chemicals, polishes, and waxes	118	1 005 390	162 964	16.2	.3	X
5342	Adhesives, sealants, and glues	9	65 194	4 575	7.0	Z	X
5344	Other chemicals and allied products	166	8 942 295	2 883 678	32.2	4.8	X
5400	Petroleum products	75	2 245 536	104 419	4.7	.2	X
5418	Lubricating oil and greases	28	2 180 684	99 648	4.6	.2	X
5420	Liquified petroleum gases (excluding natural gas)	14	9 904	1 667	16.8	Z	X
5500	Crude oil	25	8 661 115	4 157 775	48.0	6.9	X
5600	Beer and ale	14	216 174	1 092	.5	Z	X
5700	Wines and distilled alcoholic beverages	19	240 611	1 431	.6	Z	X
5800	Farm supplies	217	14 857 820	1 297 385	8.7	2.1	57.1
5812	Feeds (poultry and livestock) not mixed on location	95	385 872	51 814	13.4	.1	X
5813	Prepared feeds (poultry and livestock) mixed on location	11	69 879	3 523	5.0	Z	X
5814	Weed killers, soil sterilizers, and soil conditioners	12	47 652	2 987	6.3	Z	X
5815	Insecticides, fungicides, and pesticides	12	47 652	11 440	24.0	Z	X
5816	Other agricultural chemicals and fertilizers	75	14 052 063	1 176 613	8.4	1.9	X
5817	Seeds and bulbs	12	47 652	2 987	6.3	Z	X
5818	Other farm supplies (including harness and saddlery equipment)	23	94 180	5 493	5.8	Z	X
5900	Tobacco and tobacco products	116	348 207	29 663	8.5	Z	X
6000	Paint, paint supplies, and wallpaper	77	305 010	14 551	4.8	Z	X
6100	Books, periodicals, newspapers, and miscellaneous printed materials	602	1 341 854	86 393	6.4	.1	3.5
6101	Books	454	1 164 253	64 531	5.5	.1	X
6102	Other periodicals, newspapers, and miscellaneous printed materials	38	67 133	11 838	17.6	Z	X
6110	Flowers and florists' supplies	222	538 040	54 604	10.1	.1	X
6120	Art goods (including novelties and souvenirs)	5 024	10 593 959	8 888 562	83.9	14.7	52.3
6121	Art materials	1 801	4 108 387	3 374 898	82.1	5.6	X
6122	Novelties and souvenirs	3 468	6 999 948	5 513 663	78.8	9.1	X
6130	Textile bags, bagging, and burlap	619	1 193 977	769 932	64.5	1.3	X
6150	Nondurable goods, n.e.c.	6 881	18 716 052	16 893 645	90.3	27.9	X
9700	Service receipts and labor charges (including installed parts)	1 459	1 861 704	409 098	22.0	.7	46.2
9701	Labor charges for repair work	1 095	992 036	102 148	10.3	.2	X
9702	Parts installed in repair work	963	984 425	74 764	7.6	.1	X
9703	Other service receipts and labor charges—Specify	492	1 018 395	227 653	22.4	.4	X
9720	Receipts for service contracts	783	842 073	183 864	21.8	.3	X
9730	Advertising specialties (paper novelties, etc.)	399	447 885	67 116	15.0	.1	X
9740	Receipts for installing equipment	546	409 362	73 139	17.9	.1	X
9810	Miscellaneous commodities	964	7 120 281	287 417	4.0	.5	X
9930	Sales of integrated systems which you wrote or modified software	166	137 936	31 028	22.5	.1	X
9940	Rental and leasing receipts	641	630 732	108 006	17.1	.2	37.4
9941	Computer rental and leasing receipts	100	69 929	12 847	18.4	Z	X
9942	Photocopying machine rental	303	467 101	83 607	17.9	.1	X
9943	Other office machine rental receipts	339	305 007	8 191	2.7	Z	X
9944	Other rental receipts	47	12 888	213	1.7	Z	X
9950	Construction receipts	43	10 776	4 112	38.2	Z	X
9960	Custom software (designed to customer specifications)	152	94 699	18 243	19.3	Z	X
9970	Receipts for printing or photocopying performed at this establishment	68	44 448	7 397	16.6	Z	X

See footnotes at end of table.

Table 1. All Types of Operation by Kind of Business and Commodity Line for Wholesale Trade: 1997—Con.

[Includes only establishments with payroll. For meaning of abbreviations and symbols, see introductory text. For explanation of terms, see Appendix A]

NAICS code and CL code	Kind of business and commodity line	Establishments handling commodity line		Commodity line sales			Sales coverage percent
		Number	Total sales (\$1,000)	Amount ¹ (\$1,000)	As percent of total sales of—		
					Establishments handling line	Establishments in NAICS industry ¹	
422901	Art goods whsle	4 583	X	9 596 493	X	100.0	67.6
0400	Household and lawn furniture	35	202 494	11 086	5.5	.1	.7
0411	Upholstered furniture	7	27 590	1 193	4.3	Z	X
0414	Other furniture (including sleep sofas)	27	171 888	9 592	5.6	.1	X
0500	Household china, glassware, crockery, and plastic housewares	156	583 091	66 116	11.3	.7	X
0520	Linens, domestics, curtains, and draperies	34	128 251	12 304	9.6	.1	4.7
0521	Bedspreads, blankets, and bedding	12	92 494	8 309	9.0	.1	X
0524	Towels and washcloths	11	16 360	2 266	13.9	Z	X
0525	Other linens and domestics	11	19 397	1 729	8.9	Z	X
0540	Other home furnishings	202	718 101	65 233	9.1	.7	4.5
0541	Metal flatware and kitchen utensils	14	47 645	1 436	3.0	Z	X
0542	Mirrors, lamps, and picture frames	112	271 182	21 438	7.9	.2	X
0543	Home furnishings, n.e.c.	107	539 796	42 359	7.8	.4	X
0800	Photographic equipment and supplies (excluding video)	26	250 390	95 649	38.2	1.0	59.3
0813	Photographic film	20	226 245	4 484	2.0	Z	X
0814	Developing supplies (excluding film)	9	6 323	169	2.7	Z	X
0815	Other photographic equipment and supplies	20	226 245	89 989	39.8	.9	X
0970	Store machines and equipment	9	19 893	1 762	8.9	Z	67.6
0972	Other store machines and equipment	6	16 404	1 238	7.5	Z	X
1040	Religious and school supplies	6	5 438	1 136	20.9	Z	X
1140	Iron and steel wire and wire products	22	189 378	8 694	4.6	.1	X
1200	Copper and brass	21	197 728	6 460	3.3	.1	X
1220	Aluminum shapes, forms, etc.	18	41 618	1 361	3.3	Z	X
1400	Electrical apparatus and equipment	24	14 397	1 785	12.4	Z	7.8
1415	Electric bulbs (all types)	24	14 397	1 785	12.4	Z	X
1500	Electrical appliances, household	9	18 484	1 163	6.3	Z	29.7
1518	Other electrical household appliances (including fans, dishwashers, etc.)	9	18 484	1 032	5.6	Z	X
1600	Electronic parts and equipment, except communication	8	5 182	306	5.9	Z	X
1700	Hardware	24	23 376	700	3.0	Z	X
2220	Garden machinery, equipment, and parts	6	18 933	2 992	15.8	Z	X
2460	Other industrial supplies	15	36 553	1 010	2.8	Z	X
2700	Sporting and recreational goods and supplies	60	155 490	7 298	4.7	.1	1.3
2713	Billiards, pool, bowling equipment, and accessories	49	118 644	5 764	4.9	.1	X
2800	Toys and hobby goods and supplies	260	616 551	69 942	11.3	.7	8.5
2811	Video games and cartridges	16	20 213	1 413	7.0	Z	X
2812	Other toys and games (including fireworks and children's vehicles)	157	401 220	42 668	10.6	.4	X
2813	Crafts and craft supplies	74	113 236	10 496	9.3	.1	X
2814	Other hobby goods and accessories	41	116 212	15 365	13.2	.2	X
2930	Recyclable paper and paperboard	8	23 699	1 093	4.6	Z	X
3000	Jewelry, diamonds, gem stones, and watches	151	309 197	31 896	10.3	.3	16.7
3011	Diamond jewelry and diamond jewelry where lapidary work was not performed at this location	22	115 837	8 855	7.6	.1	X
3012	Gem stone and pearl jewelry where lapidary work was not performed at this location	10	4 077	60	1.5	Z	X
3014	Watches, clocks, and watch movements and cases	43	122 982	10 488	8.5	.1	X
3015	Karat gold jewelry (rings, necklaces, etc.)	17	22 247	986	4.4	Z	X
3016	Other jewel, silverware, and plated ware (incl. jewel, where gemstones less than 50% of value, gold filled sterling, and costume jewel, and medallions)	94	88 552	11 494	13.0	.1	X
3130	Compact discs, prerecorded audio tapes, and phonograph records	20	36 246	1 587	4.4	Z	X
3140	Prerecorded video tapes	37	34 511	2 761	8.0	Z	X
3200	Printing and writing paper	53	50 355	5 102	10.1	.1	.7
3213	Other printing and writing paper	51	50 222	5 096	10.1	.1	X
3300	Stationery, office supplies and greeting cards	231	495 923	78 936	15.9	.8	10.1
3311	Business forms	7	5 036	33	.7	Z	X
3312	Stationery, photocopy paper, and typing paper	33	183 529	11 403	6.2	.1	X
3313	Inked ribbons, carbon paper, pens and pencils	16	24 329	1 653	6.8	Z	X
3315	Greeting cards	157	354 832	39 885	11.2	.4	X
3316	Other stationery supplies (envelopes, ruled forms, and binder paper)	69	175 213	25 949	14.8	.3	X
3400	Industrial and personal services paper and plastics	27	22 736	3 841	16.9	Z	21.9
3412	Paper dishes, cups, and napkins	24	19 894	2 972	14.9	Z	X
3414	Disposable plastic boxes, containers, cups, dishes, and supplies	6	6 243	758	12.1	Z	X
3500	Drugs, pharmaceuticals, cosmetics, and toiletries	56	214 626	16 961	7.9	.2	2.0
3512	Nonprescription pharmaceuticals	16	32 486	220	.7	Z	X
3514	Perfumes	15	77 643	4 013	5.2	Z	X
3515	Other toiletries and druggists' sundries	36	87 434	4 926	5.6	.1	X
3600	Piece goods, knit and woven	24	21 826	3 363	15.4	Z	X
3700	Notions (buttons, ribbons, lace, sewing accessories, zippers, bindings, etc.)	27	25 016	4 671	18.7	Z	X
3800	Men's and boys' wear	72	138 731	27 060	19.5	.3	27.0
3812	Men's and boys' dress and casual shirts, slacks, and jeans	40	74 033	6 979	9.4	.1	X
3813	Men's and boys' underwear and nightwear	16	19 329	2 822	14.6	Z	X
3814	Men's and boys' work clothing and uniforms	13	10 871	256	2.4	Z	X
3815	Other men's and boys' wear (caps, hats, swimwear, neckwear, etc.)	38	74 511	7 912	10.6	.1	X
3900	Women's and children's wear	86	122 679	12 106	9.9	.1	10.0
3911	Infants' and children's wear (to size 6X)	24	47 171	2 222	4.7	Z	X
3912	Women's misses', and girls' dresses and blouses	25	26 348	800	3.0	Z	X
3913	Women's, misses', and girls' suits and coats	7	4 900	163	3.3	Z	X
3914	Women's and misses' outerwear	15	5 331	192	3.6	Z	X
3915	Women's and misses' underwear and sleepwear	24	33 948	3 756	11.1	Z	X
3916	Other women's, misses, and girl's wear (furs, sweaters, millinery, etc.)	31	42 395	4 951	11.7	.1	X

See footnotes at end of table.

Table 1. All Types of Operation by Kind of Business and Commodity Line for Wholesale Trade: 1997—Con.

[Includes only establishments with payroll. For meaning of abbreviations and symbols, see introductory text. For explanation of terms, see Appendix A]

NAICS code and CL code	Kind of business and commodity line	Establishments handling commodity line		Commodity line sales			Sales coverage percent
		Number	Total sales (\$1,000)	Amount ¹ (\$1,000)	As percent of total sales of—		
					Establishments handling line	Establishments in NAICS industry ¹	
4229901	Art goods whse—Con.						
4000	Footwear	18	35 745	1 605	4.5	Z	4.4
4015	Shoe accessories	17	34 114	1 573	4.6	Z	X
4400	Confectionery	24	54 263	9 458	17.4	.1	17.8
4411	Candy	24	54 263	9 348	17.2	.1	X
4820	Bread and baked goods	9	48 374	3 492	7.2	Z	X
4850	Soft drinks and bottled water	7	3 970	373	9.4	Z	15.4
4851	Soft drinks, packaged	7	3 970	373	9.4	Z	X
4860	Other grocery specialties	19	77 933	8 740	11.2	.1	27.8
4861	Pasta	9	59 594	3 869	6.5	Z	X
4865	Pickles, preserves, jellies, jams, and sauces	9	59 790	3 871	6.5	Z	X
4868	Grocery specialties, n.e.c.	10	18 143	935	5.2	Z	X
5300	Plastics materials and basic shapes	10	38 156	3 045	8.0	Z	X
5330	Chemicals and allied products (excluding agricultural, plastics, gases, and petroleum)	12	28 698	651	2.3	Z	X
5400	Petroleum products	7	5 822	468	8.0	Z	X
5800	Farm supplies	7	81 934	1 876	2.3	Z	X
5900	Tobacco and tobacco products	7	1 336	71	5.3	Z	X
6100	Books, periodicals, newspapers, and miscellaneous printed materials	226	780 648	62 325	8.0	.6	3.2
6101	Books	226	780 648	50 487	6.5	.5	X
6102	Other periodicals, newspapers, and miscellaneous printed materials	38	67 133	11 838	17.6	.1	X
6110	Flowers and florists' supplies	92	322 861	34 431	10.7	.4	X
6120	Art goods (including novelties and souvenirs)	4 583	9 596 493	8 764 451	91.3	91.3	46.2
6121	Art materials	1 665	3 730 599	3 342 522	89.6	34.8	X
6122	Novelties and souvenirs	3 093	6 254 853	5 421 929	86.7	56.5	X
6130	Textile bags, bagging, and burlap	37	60 183	11 278	18.7	.1	X
6150	Nondurable goods, n.e.c.	45	166 839	20 836	12.5	.2	X
9700	Service receipts and labor charges (including installed parts)	61	216 106	37 276	17.2	.4	16.0
9701	Labor charges for repair work	33	4 449	271	6.1	Z	X
9703	Other service receipts and labor charges—Specify	25	210 305	36 916	17.6	.4	X
9730	Advertising specialties (paper novelties, etc.)	125	176 075	25 865	14.7	.3	X
9810	Miscellaneous commodities	135	152 179	27 295	17.9	.3	X
9940	Rental and leasing receipts	8	11 875	1 409	11.9	Z	X
4229902	General merchandise (nondurable goods) whse	3 248	X	34 597 404	X	100.0	88.7
0100	New and used automobiles, motorcycles, etc.	15	34 858	1 928	5.5	Z	X
0200	New and rebuilt automotive parts and supplies	78	210 903	11 312	5.4	Z	X
0300	Tires and tubes	18	35 505	2 810	7.9	Z	X
0400	Household and lawn furniture	80	373 108	22 052	5.9	.1	1.8
0413	Lawn furniture and equipment	74	175 121	18 761	10.7	.1	X
0420	Office and business furniture	94	260 990	24 322	9.3	.1	8.0
0421	New office furniture (wooden and metal)	87	236 449	19 415	8.2	.1	X
0500	Household china, glassware, crockery, and plastic housewares	412	435 545	35 411	8.1	.1	X
0520	Linens, domestics, curtains, and draperies	256	497 026	25 040	5.0	.1	2.8
0524	Towels and washcloths	251	496 429	234	Z	Z	X
0525	Other linens and domestics	251	496 429	24 803	5.0	.1	X
0530	Flooring and floor coverings	40	20 763	3 807	18.3	Z	63.6
0531	Soft-surface (textile) floor coverings and accessories (including rugs, carpets, and pads)	23	19 270	3 766	19.5	Z	X
0540	Other home furnishings	414	858 765	58 398	6.8	.2	.7
0541	Metal flatware and kitchen utensils	355	770 120	46 238	6.0	.1	X
0620	Plywood and millwork	34	199 265	26 503	13.3	.1	.7
0624	Wood millwork (doors, windows, cabinets, etc.)	15	1 032	100	9.7	Z	X
0730	Flat glass and other construction glass (excluding automotive)	8	4 565	902	19.8	Z	X
0740	Other construction materials	14	21 808	1 809	8.3	Z	X
0800	Photographic equipment and supplies (excluding video)	167	605 347	42 649	7.0	.1	.3
0813	Photographic film	106	324 379	14 579	4.5	Z	X
0900	Office equipment	416	697 102	65 035	9.3	.2	30.3
0911	Typewriters and dedicated word processors	165	244 697	6 388	2.6	Z	X
0912	Calculators and accounting machines	145	307 476	1 908	.6	Z	X
0913	Copying machines and equipment	277	578 773	50 167	8.7	.1	X
0914	Dictating, transcribing, and recording machines	91	112 521	1 579	1.4	Z	X
0915	Mailing, letter handling, and addressing machines	44	112 867	2 383	2.1	Z	X
0920	New computer equipment	428	485 499	59 570	12.3	.2	67.9
0921	Computers	353	370 985	27 862	7.5	.1	X
0922	Computer storage devices	92	228 064	23 215	10.2	.1	X
0923	Computer printers	226	304 355	6 117	2.0	Z	X
0924	Other computer peripheral equipment	260	264 272	2 099	.8	Z	X
0930	Used computer equipment	28	16 286	610	3.7	Z	X
0950	Computer software (packaged)	187	220 597	8 714	4.0	Z	X
0960	Restaurant and hotel equipment and supplies	200	1 651 014	128 553	7.8	.4	X
0970	Store machines and equipment	180	196 175	16 641	8.5	Z	20.1
0972	Other store machines and equipment	172	188 267	16 487	8.8	Z	X
1000	Medical, hospital, and surgical supplies	18	93 060	14 642	15.7	Z	35.2
1011	Surgical and medical instruments and equipment	8	2 485	615	24.7	Z	X
1013	Other surgical, medical, and hospital supplies	10	90 575	14 027	15.5	Z	X
1030	Optical and ophthalmic goods	62	200 146	2 677	1.3	Z	83.6
1034	Optical goods, n.e.c. (excluding cameras)	62	200 146	2 677	1.3	Z	X

See footnotes at end of table.

Table 1. All Types of Operation by Kind of Business and Commodity Line for Wholesale Trade: 1997—Con.

[Includes only establishments with payroll. For meaning of abbreviations and symbols, see introductory text. For explanation of terms, see Appendix A]

NAICS code and CL code	Kind of business and commodity line	Establishments handling commodity line		Commodity line sales			Sales coverage percent
		Number	Total sales (\$1,000)	Amount ¹ (\$1,000)	As percent of total sales of—		
					Establishments handling line	Establishments in NAICS industry ¹	
4229902	General merchandise (nondurable goods) whsle—Con.						
1040	Religious and school supplies	62	237 742	8 647	3.6	Z	6.9
1042	School supplies	37	54 217	3 494	6.4	Z	X
1050	Other professional equipment and supplies	17	7 416	967	13.0	Z	88.7
1051	Architects' equipment and supplies	7	5 014	751	15.0	Z	X
1056	Veterinarians' equipment and supplies	10	2 402	216	9.0	Z	X
1120	Flat iron and steel products	31	7 504 994	277 065	3.7	.8	21.7
1123	Sheets (cold-rolled)	26	7 504 397	277 062	3.7	.8	X
1140	Iron and steel wire and wire products	22	19 032	749	3.9	Z	X
1150	Iron and steel pipe and tubing	17	2 168 673	49 148	2.3	.1	75.4
1154	Other steel pipe	17	2 168 673	49 148	2.3	.1	X
1200	Copper and brass	26	8 663 156	1 472 413	17.0	4.3	X
1220	Aluminum shapes, forms, etc.	54	12 067 227	1 964 386	16.3	5.7	X
1320	Minerals and ores (excluding coal, precious stones, and crude oil)	35	10 826 389	623 541	5.8	1.8	X
1400	Electrical apparatus and equipment	243	3 684 973	84 512	2.3	.2	.2
1411	Power and distribution transformers	47	291 423	2 331	.8	Z	X
1412	Switchgear and switchboard apparatus	47	122 641	4 084	3.3	Z	X
1414	Conduit, raceway, and fittings	76	1 969 949	7 740	.4	Z	X
1416	Interior wiring (excluding conduit)	126	2 288 775	20 213	.9	.1	X
1417	Exterior wiring and cable (excluding conduit)	25	196 962	480	.2	.1	X
1419	Industrial controls	171	3 365 366	43 334	1.3	.1	X
1421	Other electrical apparatus and equipment (including fuses and lightning rods)	97	1 970 734	6 324	.3	Z	X
1500	Electrical appliances, household	274	596 497	47 114	7.9	.1	.4
1518	Other electrical household appliances (including fans, dishwashers, etc.) ..	242	499 903	22 966	4.6	.1	X
1600	Electronic parts and equipment, except communication	336	3 824 466	288 550	7.5	.8	.1
1612	Integrated circuits	104	3 223 030	13 911	.4	Z	X
1616	Electronic connectors and other passive electronic parts	300	3 781 168	103 700	2.7	.3	X
1618	Electronic parts and equipment, n.e.c.	140	3 266 328	170 939	5.2	.5	X
1650	Communication equipment and supplies	119	194 662	18 188	9.3	.1	16.7
1651	Telephones	111	194 125	4 958	2.6	Z	X
1652	Other electronic communication equipment	90	178 845	11 153	6.2	Z	X
1653	Other electrical communication equipment	17	91 888	2 077	2.3	Z	X
1700	Hardware	453	1 038 494	114 293	11.0	.3	14.1
1711	Hand tools (including power driven)	411	1 031 207	65 647	6.4	.2	X
1712	Bolts, nuts, rivets, and fasteners	408	752 728	47 168	6.3	.1	X
1713	Cutlery	75	28 449	782	2.7	Z	X
1800	Plumbing and heating equipment and supplies (hydronics)	146	267 964	34 652	12.9	.1	71.1
1811	Plastic pipe fittings and valves (excluding pipe and tubing)	128	68 859	3 163	4.6	Z	X
1812	Metal pipe fittings and valves (excluding pipe and tubing)	98	53 548	2 350	4.4	Z	X
1813	Plumbing fixtures	48	42 386	751	1.8	Z	X
1814	Furnaces, stoves, water heaters (except electric and warm air)	56	43 502	1 854	4.3	Z	X
1815	Boilers, radiators, and convectors	8	1 113	88	7.9	Z	X
1818	Other plumbing and heating equipment and supplies	27	199 346	26 432	13.3	.1	X
1900	Warm air heating and air-conditioning equipment and supplies	39	42 673	6 643	15.6	Z	39.0
1911	Furnaces (warm air)	27	36 179	1 410	3.9	Z	X
1912	Central air-conditioning (residential and commercial)	34	42 432	4 932	11.6	Z	X
1918	Condensing units for air-conditioners	10	2 569	18	.7	Z	X
1919	Registers, grills, pre-formed ductwork (excluding sheet metal), and duct insulation	32	36 420	267	.7	Z	X
2000	Refrigeration equipment and supplies	62	46 210	10 468	22.7	Z	18.2
2011	Commercial refrigerators (reach-in and walk-in)	62	46 210	2 578	5.6	Z	X
2012	Unit coolers for commercial refrigerators	62	46 210	2 740	5.9	Z	X
2013	Condensing units for commercial refrigerators	62	46 210	2 426	5.3	Z	X
2014	Refrigerants	44	31 471	1 402	4.5	Z	X
2015	Other refrigeration equipment and supplies	44	31 471	1 307	4.2	Z	X
2100	Construction and mining machinery and equipment (including parts and attachments)	25	27 726	4 363	15.7	Z	82.8
2113	New mixers, pavers, and related equipment	13	10 677	534	5.0	Z	X
2117	Other new construction and mining, logging, and road maintenance machinery, equipment, and parts	12	17 049	2 260	13.3	Z	X
2118	Used construction and mining machinery and equipment	20	21 901	1 568	7.2	Z	X
2200	Farm machinery, equipment, and parts	50	115 783	22 644	19.6	.1	1.9
2215	New irrigation equipment	50	115 783	22 644	19.6	.1	X
2220	Garden machinery, equipment, and parts	80	229 397	4 526	2.0	Z	X
2230	Food-processing machinery, equipment, and parts	11	14 400	3 598	25.0	Z	88.7
2231	New commercial food-processing machinery (slicers, choppers, baking, etc.)	11	14 400	2 736	19.0	Z	X
2233	Used food-processing machinery and equipment	11	14 400	862	6.0	Z	X
2300	Hydraulic and pneumatic (fluid-power) pumps, motors, and parts	16	11 804	582	4.9	Z	88.7
2311	Pumps	16	11 804	190	1.6	Z	X
2312	Motors	16	11 804	202	1.7	Z	X
2313	Parts for pumps and motors	16	11 804	190	1.6	Z	X
2320	General-purpose industrial machinery, equipment, and parts	154	12 014 719	3 682 202	30.6	10.6	.1
2321	New pumps, compressors (air or gas), and equipment	73	10 070 621	1 982 565	19.7	5.7	X
2326	New controlling, recording, and indicating instruments and access	112	10 425 365	1 599 242	15.3	4.6	X
2328	Used general-purpose industrial machinery and equipment	35	1 533 091	87 024	5.7	.3	X
2330	Metalworking machinery, equipment, and parts	7	26 969	5 209	19.3	Z	X
2340	Materials handling machinery, equipment, and parts	53	55 914	9 443	16.9	Z	67.0
2343	New forklift trucks	25	49 381	7 806	15.8	Z	X
2345	Used materials handling machinery, equipment, and parts	53	55 914	1 637	2.9	Z	X

See footnotes at end of table.

Table 1. All Types of Operation by Kind of Business and Commodity Line for Wholesale Trade: 1997—Con.

[Includes only establishments with payroll. For meaning of abbreviations and symbols, see introductory text. For explanation of terms, see Appendix A]

NAICS code and CL code	Kind of business and commodity line	Establishments handling commodity line		Commodity line sales			Sales coverage percent
		Number	Total sales (\$1,000)	Amount ¹ (\$1,000)	As percent of total sales of—		
					Establishments handling line	Establishments in NAICS industry ¹	
4229902	General merchandise (nondurable goods) whsle—Con.						
2360	Other industrial machinery, equipment, and parts	38	225 393	159 243	70.7	.5	88.7
2363	New printing trades machinery, equipment, and supplies	19	9 543	1 095	11.5	Z	X
2366	Other new industrial machinery and equipment	30	218 531	157 970	72.3	.5	X
2367	Used industrial machinery and equipment	13	6 386	176	2.8	Z	X
2390	Hydraulic and pneumatic (fluid-power) valves	16	11 804	291	2.5	Z	88.7
2391	Hydraulic valves	16	11 804	196	1.7	Z	X
2400	Hydraulic and pneumatic cylinders and rotary actuators	16	11 804	367	3.1	Z	88.7
2411	Hydraulic cylinders and rotary actuators	16	11 804	272	2.3	Z	X
2420	Hydraulic and pneumatic connectors and assemblies	12	2 264	201	8.9	Z	88.7
2421	Hydraulic and pneumatic connectors	12	2 264	100	4.4	Z	X
2422	Hydraulic and pneumatic assemblies	12	2 264	100	4.4	Z	X
2430	Fluid-power filters, components, accessories, and parts	28	22 425	1 654	7.4	Z	85.1
2431	Filters	28	22 425	1 556	6.9	Z	X
2432	Other fluid-power components, accessories, and parts, n.e.c.	9	9 999	98	1.0	Z	X
2440	Welding supplies (excluding gases)	14	74 203	10 437	14.1	Z	X
2450	Industrial containers and supplies	72	221 610	7 382	3.3	Z	30.4
2454	Other industrial containers and supplies	72	221 610	7 382	3.3	Z	X
2460	Other industrial supplies	86	281 760	35 994	12.8	.1	8.1
2466	Industrial supplies, n.e.c.	79	129 097	10 672	8.3	Z	X
2500	Beauty and barber equipment and supplies	7	856	17	2.0	Z	X
2520	Custodial (janitors') equipment and supplies	46	246 417	27 953	11.3	.1	1.0
2523	Custodial supplies	34	75 331	11 599	15.4	Z	X
2530	Laundry and dry-cleaning equipment and supplies	61	131 839	4 054	3.1	Z	X
2600	Aircraft and aeronautical equipment and supplies	43	3 394 762	106 136	3.1	.3	X
2613	Other new aircraft equipment and supplies	43	3 394 762	106 136	3.1	.3	X
2700	Sporting and recreational goods and supplies	383	532 308	36 788	6.9	.1	1.3
2713	Billiards, pool, bowling equipment, and accessories	306	386 926	24 257	6.3	.1	X
2800	Toys and hobby goods and supplies	668	1 189 835	83 717	7.0	.2	12.5
2812	Other toys and games (including fireworks and children's vehicles)	524	999 310	74 243	7.4	.2	X
2930	Recyclable paper and paperboard	68	313 288	18 238	5.8	.1	X
2940	Recyclable materials, except metal	7	23 337	237	1.0	Z	X
3000	Jewelry, diamonds, gem stones, and watches	307	622 534	28 258	4.5	.1	X
3100	Musical instruments and supplies	9	51 101	1 041	2.0	Z	X
3120	Forest products, except lumber (including cordwood, hewn posts, poles, and ties)	8	213 393	55 467	26.0	.2	X
3130	Compact discs, prerecorded audio tapes, and phonograph records	69	43 276	887	2.1	Z	X
3140	Prerecorded video tapes	79	55 301	2 017	3.6	Z	X
3150	Other durable goods	58	336 658	7 868	2.3	Z	4.8
3152	Luggage	58	336 658	2 620	.8	Z	X
3154	Other durable goods, n.e.c.	58	336 658	5 248	1.6	Z	X
3200	Printing and writing paper	476	4 214 561	136 914	3.2	.4	4.0
3212	Fine roll paper	66	554 967	16 985	3.1	Z	X
3213	Other printing and writing paper	476	4 214 561	119 929	2.8	.3	X
3300	Stationery, office supplies and greeting cards	844	5 026 121	322 910	6.4	.9	3.7
3311	Business forms	273	973 251	8 867	.9	Z	X
3312	Stationery, photocopy paper, and typing paper	405	1 252 647	60 005	4.8	.2	X
3313	Inked ribbons, carbon paper, pens and pencils	349	3 819 836	92 843	2.4	.3	X
3314	Toner and cartridges	470	4 700 913	104 245	2.2	.3	X
3315	Greeting cards	157	59 284	1 180	2.0	Z	X
3316	Other stationery supplies (envelopes, ruled forms, and binder paper)	484	1 189 670	55 719	4.7	.2	X
3400	Industrial and personal services paper and plastics	435	1 605 248	180 188	11.2	.5	10.4
3411	Paperboard and boxboard boxes	196	899 114	45 465	5.1	.1	X
3412	Paper dishes, cups, and napkins	322	745 027	52 141	7.0	.1	X
3413	Industrial paper (wrapping, bags, cartons, etc.)	150	583 227	44 094	7.6	.1	X
3414	Disposable plastic boxes, containers, cups, dishes, and supplies	50	320 925	5 608	1.7	Z	X
3415	Other industrial and personal service paper	95	496 906	32 830	6.6	.1	X
3500	Drugs, pharmaceuticals, cosmetics, and toiletries	477	1 204 659	152 825	12.7	.4	28.4
3511	Prescription drugs	36	140 578	21 731	15.5	.1	X
3512	Nonprescription pharmaceuticals	174	74 453	2 884	3.9	Z	X
3513	Cosmetics	226	199 019	19 313	9.7	.1	X
3514	Perfumes	34	16 420	349	2.1	Z	X
3515	Other toiletries and druggists' sundries	212	958 708	107 762	11.2	.3	X
3600	Piece goods, knit and woven	108	7 507 261	3 848 153	51.3	11.1	X
3700	Notions (buttons, ribbons, lace, sewing accessories, zippers, bindings, etc.)	227	477 771	23 137	4.8	.1	X
3800	Men's and boys' wear	707	6 550 827	508 951	7.8	1.5	.1
3812	Men's and boys' dress and casual shirts, slacks, and jeans	267	4 552 732	75 338	1.7	.2	X
3814	Men's and boys' work clothing and uniforms	395	2 737 632	152 912	5.6	.4	X
3815	Other men's and boys' wear (caps, hats, swimwear, neckwear, etc.)	532	6 350 224	265 813	4.2	.8	X
3900	Women's and children's wear	558	769 104	116 131	15.1	.3	2.8
3912	Women's misses', and girls' dresses and blouses	124	207 336	30 403	14.7	.1	X
3914	Women's and misses' outerwear	122	101 239	24 732	24.4	.1	X
3916	Other women's, misses, and girl's wear (furs, sweaters, millinery, etc.) ..	361	604 162	54 522	9.0	.2	X
4000	Footwear	202	6 007 309	1 695 868	28.2	4.9	.1
4013	Other women's, misses', and girls' footwear	159	5 957 093	846 606	14.2	2.4	X
4014	Other men's and boy's footwear	159	5 957 093	846 606	14.2	2.4	X

See footnotes at end of table.

Table 1. All Types of Operation by Kind of Business and Commodity Line for Wholesale Trade: 1997—Con.

[Includes only establishments with payroll. For meaning of abbreviations and symbols, see introductory text. For explanation of terms, see Appendix A]

NAICS code and CL code	Kind of business and commodity line	Establishments handling commodity line		Commodity line sales			Sales coverage percent
		Number	Total sales (\$1,000)	Amount ¹ (\$1,000)	As percent of total sales of—		
					Establishments handling line	Establishments in NAICS industry ¹	
4229902	General merchandise (nondurable goods) whsle—Con.						
4100	Frozen foods (packaged)	392	1 642 107	343 782	20.9	1.0	65.8
4111	Dinners (frozen)	46	1 039 685	24 613	2.4	.1	X
4112	Fish and seafoods (frozen packaged)	355	1 209 484	65 232	5.4	.2	X
4113	Vegetables (frozen)	350	1 104 683	40 502	3.7	.1	X
4114	Fruits and fruit juices (frozen)	357	1 471 937	20 805	1.4	.1	X
4115	Meat (frozen packaged)	372	1 636 839	114 893	7.0	.3	X
4116	Frozen baked goods	107	1 219 224	42 258	3.5	.1	X
4117	Other frozen foods (except frozen dairy products)	127	1 390 965	35 464	2.6	.1	X
4200	Dairy products (excluding dried or canned)	416	1 845 947	238 926	12.9	.7	50.0
4211	Butter	287	300 419	5 306	1.8	Z	X
4212	Cheese	396	1 485 614	162 128	10.9	.5	X
4213	Milk and cream, except raw	114	789 245	22 696	2.9	.1	X
4214	Ice cream	60	205 939	2 001	1.0	Z	X
4215	Raw milk	12	7 913	154	1.9	Z	X
4216	Other dairy products	87	748 725	46 641	6.2	.1	X
4300	Poultry and poultry products	424	1 541 908	142 878	9.3	.4	X
4312	Eggs	416	1 534 000	71 201	4.6	.2	X
4313	Live poultry	416	1 534 000	71 201	4.6	.2	X
4400	Confectionery	247	2 069 814	126 447	6.1	.4	18.3
4411	Candy	177	749 221	49 555	6.6	.1	X
4413	Nuts	48	1 304 066	76 249	5.8	.2	X
4500	Fish and seafoods (excluding canned and frozen packaged)	134	1 025 111	73 820	7.2	.2	X
4600	Meat and meat products (fresh and unpackage)	435	1 571 412	259 980	16.5	.8	33.0
4611	Beef (not killed on location)	412	1 560 021	191 690	12.3	.6	X
4612	Veal (not killed on location)	268	343 100	5 749	1.7	Z	X
4613	Lamb and mutton (not killed on location)	9	181 836	2 097	1.2	Z	X
4614	Pork (not killed on location)	275	880 272	42 905	4.9	.1	X
4615	Sausage and prepared meats made on location	255	157 952	3 615	2.3	Z	X
4616	Sausage and prepared meats not made on location	44	206 091	5 938	2.9	Z	X
4618	Other meat products	44	568 815	7 949	1.4	Z	X
4700	Fresh fruits and vegetables	463	1 802 714	151 909	8.4	.4	1.4
4711	Fresh fruits	455	1 794 806	149 935	8.4	.4	X
4800	Coffee, tea, and spices	382	1 489 615	47 364	3.2	.1	25.3
4811	Coffee	115	1 259 190	20 698	1.6	.1	X
4812	Tea	99	470 153	3 886	.8	Z	X
4813	Spices	372	1 212 289	22 718	1.9	.1	X
4820	Bread and baked goods	278	835 846	15 766	1.9	Z	38.2
4821	Breads and rolls	71	705 730	6 748	1.0	Z	X
4822	Cookies, cakes, and other baked goods	272	827 037	9 016	1.1	Z	X
4830	Canned foods	412	1 218 591	46 715	3.8	.1	35.8
4831	Canned and bottled fruits, vegetables, and juices	396	961 269	30 278	3.2	.1	X
4832	Canned and bottled baby foods	109	72 396	717	1.0	Z	X
4833	Canned meats	133	842 393	6 590	.8	Z	X
4834	Canned fish and seafoods	258	202 167	2 409	1.2	Z	X
4836	Other canned foods	19	547 305	5 992	1.1	Z	X
4840	Food and beverage basic materials (include flavoring extracts, fruit peel, hop extract, industrial molasses, sausage casings, malt, yeast, etc.)	261	189 851	3 748	2.0	Z	X
4850	Soft drinks and bottled water	204	1 834 228	104 588	5.7	.3	46.7
4851	Soft drinks, packaged	166	1 087 143	86 450	8.0	.3	X
4852	Soft drinks, pre and post mix bulk	103	1 086 944	9 485	.9	Z	X
4853	Bottled water	143	802 693	8 653	1.1	Z	X
4860	Other grocery specialties	722	7 851 277	586 525	7.5	1.7	7.3
4861	Pasta	517	7 006 474	106 306	1.5	.3	X
4862	Breakfast cereals	109	384 909	3 786	1.0	Z	X
4863	Cooking oils and margarine	597	7 194 866	128 108	1.8	.4	X
4864	Flour	513	6 151 957	33 455	.5	.1	X
4865	Pickles, preserves, jellies, jams, and sauces	506	6 563 975	44 004	.7	.1	X
4866	Sugar, refined	509	5 821 335	40 036	.7	.1	X
4867	Pet foods	12	6 660	411	6.2	Z	X
4868	Grocery specialties, n.e.c.	289	2 126 695	230 420	10.8	.7	X
4900	Grain and beans	231	15 314 282	2 068 251	13.5	6.0	X
5140	Other farm products, inedible	43	79 365	17 452	22.0	.1	88.7
5143	Farm products, n.e.c.	43	79 365	17 452	22.0	.1	X
5300	Plastics materials and basic shapes	330	6 200 659	278 421	4.5	.8	X
5320	Industrial gases (welding, etc.)	16	76 694	17 540	22.9	.1	X
5330	Chemicals and allied products (excluding agricultural, plastics, gases, and petroleum)	497	10 947 649	3 453 987	31.6	10.0	.3
5335	Detergents and soaps	357	2 059 487	411 319	20.0	1.2	X
5336	Sanitation chemicals, polishes, and waxes	118	1 005 390	162 964	16.2	.5	X
5344	Other chemicals and allied products	117	8 869 247	2 877 828	32.4	8.3	X
5400	Petroleum products	33	2 181 281	99 651	4.6	.3	X
5418	Lubricating oil and greases	28	2 180 684	99 648	4.6	.3	X
5500	Crude oil	25	8 661 115	4 157 775	48.0	12.0	X
5600	Beer and ale	11	213 558	520	.2	Z	X
5700	Wines and distilled alcoholic beverages	11	213 558	1 067	.5	Z	X
5800	Farm supplies	152	14 551 724	1 249 989	8.6	3.6	66.9
5812	Feeds (poultry and livestock) not mixed on location	82	349 326	47 263	13.5	.1	X
5816	Other agricultural chemicals and fertilizers	64	14 004 411	1 173 034	8.4	3.4	X
5900	Tobacco and tobacco products	79	282 034	14 487	5.1	Z	X
6000	Paint, paint supplies, and wallpaper	65	298 145	13 826	4.6	Z	X

See footnotes at end of table.

Table 1. All Types of Operation by Kind of Business and Commodity Line for Wholesale Trade: 1997—Con.

[Includes only establishments with payroll. For meaning of abbreviations and symbols, see introductory text. For explanation of terms, see Appendix A]

NAICS code and CL code	Kind of business and commodity line	Establishments handling commodity line		Commodity line sales			Sales coverage percent
		Number	Total sales (\$1,000)	Amount ¹ (\$1,000)	As percent of total sales of—		
					Establishments handling line	Establishments in NAICS industry ¹	
4229902	General merchandise (nondurable goods) whsle—Con.						
6100	Books, periodicals, newspapers, and miscellaneous printed materials	292	434 184	18 239	4.2	.1	4.9
6101	Books	228	383 605	14 044	3.7	Z	X
6110	Flowers and florists' supplies	62	129 453	10 283	7.9	Z	X
6120	Art goods (including novelties and souvenirs)	303	377 678	33 416	8.8	.1	67.6
6121	Art materials	91	129 453	5 493	4.2	Z	X
6122	Novelties and souvenirs	275	352 334	27 923	7.9	.1	X
6130	Textile bags, bagging, and burlap	98	148 427	20 868	14.1	.1	X
6150	Nondurable goods, n.e.c.	327	2 953 593	2 344 558	79.4	6.8	X
9700	Service receipts and labor charges (including installed parts)	1 245	1 449 108	347 680	24.0	1.0	65.8
9701	Labor charges for repair work	984	907 847	100 007	11.0	.3	X
9702	Parts installed in repair work	909	917 450	73 272	8.0	.2	X
9703	Other service receipts and labor charges—Specify	369	677 595	174 011	25.7	.5	X
9720	Receipts for service contracts	765	777 890	172 153	22.1	.5	X
9730	Advertising specialties (paper novelties, etc.)	236	230 455	34 594	15.0	.1	X
9740	Receipts for installing equipment	539	405 555	71 888	17.7	.2	X
9810	Miscellaneous commodities	684	6 633 093	209 820	3.2	.6	X
9930	Sales of integrated systems which you wrote or modified software	166	137 936	31 028	22.5	.1	X
9940	Rental and leasing receipts	551	558 645	102 908	18.4	.3	48.0
9941	Computer rental and leasing receipts	100	69 929	12 847	18.4	Z	X
9942	Photocopying machine rental	303	467 101	83 607	17.9	.2	X
9943	Other office machine rental receipts	257	244 795	4 502	1.8	Z	X
9944	Other rental receipts	47	12 888	213	1.7	Z	X
9950	Construction receipts	43	10 776	4 112	38.2	Z	X
9960	Custom software (designed to customer specifications)	152	94 699	18 243	19.3	.1	X
9970	Receipts for printing or photocopying performed at this establishment	64	35 078	4 687	13.4	Z	X
4229903	Textile bags, bagging, & burlap whsle	446	X	802 397	X	100.0	52.1
0500	Household china, glassware, crockery, and plastic housewares	6	5 792	576	9.9	.1	X
0540	Other home furnishings	7	7 875	284	3.6	Z	X
2700	Sporting and recreational goods and supplies	9	67 653	10 275	15.2	1.3	X
2800	Toys and hobby goods and supplies	15	72 132	8 135	11.3	1.0	X
2930	Recyclable paper and paperboard	9	9 927	419	4.2	.1	X
3300	Stationery, office supplies and greeting cards	6	26 225	2 075	7.9	.3	X
3600	Piece goods, knit and woven	9	28 116	4 212	15.0	.5	X
3800	Men's and boys' wear	15	59 827	4 878	8.2	.6	X
3900	Women's and children's wear	14	53 633	4 111	7.7	.5	X
5300	Plastics materials and basic shapes	10	14 170	1 713	12.1	.2	X
5800	Farm supplies	11	45 791	10 954	23.9	1.4	X
6120	Art goods (including novelties and souvenirs)	18	36 031	8 748	24.3	1.1	X
6130	Textile bags, bagging, and burlap	446	802 397	712 521	88.8	88.8	X
6150	Nondurable goods, n.e.c.	19	19 814	2 338	11.8	.3	X
9700	Service receipts and labor charges (including installed parts)	6	13 744	4 054	29.5	.5	X
9730	Advertising specialties (paper novelties, etc.)	14	24 587	5 671	23.1	.7	X
9810	Miscellaneous commodities	10	30 925	3 450	11.2	.4	X
4229904	Other nondurable goods whsle	6 490	X	15 575 806	X	100.0	57.3
0200	New and rebuilt automotive parts and supplies	10	34 446	7 943	23.1	.1	X
0400	Household and lawn furniture	46	251 385	12 923	5.1	.1	3.8
0412	Sleep furniture and equipment	27	236 962	3 882	1.6	Z	X
0413	Lawn furniture and equipment	14	220 794	7 738	3.5	.1	X
0414	Other furniture (including sleep sofas)	32	31 227	1 303	4.2	Z	X
0500	Household china, glassware, crockery, and plastic housewares	52	136 578	18 395	13.5	.1	X
0520	Linens, domestics, curtains, and draperies	27	68 406	2 568	3.8	Z	10.3
0521	Bedspreads, blankets, and bedding	27	68 406	2 568	3.8	Z	X
0540	Other home furnishings	71	194 873	19 338	9.9	.1	4.9
0541	Metal flatware and kitchen utensils	15	43 123	1 140	2.6	Z	X
0542	Mirrors, lamps, and picture frames	13	44 137	227	.5	Z	X
0543	Home furnishings, n.e.c.	49	121 764	12 782	10.5	.1	X
0720	Roofing, siding, and insulation materials	6	4 394	831	18.9	Z	X
0730	Flat glass and other construction glass (excluding automotive)	6	5 969	2 083	34.9	Z	X
0740	Other construction materials	8	2 162	266	12.3	Z	57.3
0744	Construction materials, n.e.c. (including wire fence and construction paper)	8	2 162	266	12.3	Z	X
0800	Photographic equipment and supplies (excluding video)	31	242 037	4 632	1.9	Z	.1
0813	Photographic film	26	45 918	2 685	5.8	Z	X
0900	Office equipment	11	32 204	2 771	8.6	Z	7.3
0915	Mailing, letter handling, and addressing machines	11	32 204	2 771	8.6	Z	X
0950	Computer software (packaged)	15	21 200	570	2.7	Z	X
0970	Store machines and equipment	12	29 631	5 197	17.5	Z	39.8
0971	Vending machines	7	19 672	229	1.2	Z	X
0972	Other store machines and equipment	6	9 959	4 968	49.9	Z	X
1000	Medical, hospital, and surgical supplies	6	8 044	1 531	19.0	Z	5.8
1013	Other surgical, medical, and hospital supplies	6	8 044	1 531	19.0	Z	X
1030	Optical and ophthalmic goods	12	48 389	2 276	4.7	Z	57.3
1034	Optical goods, n.e.c. (excluding cameras)	12	48 389	2 276	4.7	Z	X
1040	Religious and school supplies	26	30 782	7 125	23.1	Z	53.1
1042	School supplies	26	30 782	7 125	23.1	Z	X
1120	Flat iron and steel products	6	9 415	1 138	12.1	Z	X
1140	Iron and steel wire and wire products	16	43 061	3 211	7.5	Z	X

See footnotes at end of table.

Table 1. All Types of Operation by Kind of Business and Commodity Line for Wholesale Trade: 1997—Con.

[Includes only establishments with payroll. For meaning of abbreviations and symbols, see introductory text. For explanation of terms, see Appendix A]

NAICS code and CL code	Kind of business and commodity line	Establishments handling commodity line		Commodity line sales			Sales coverage percent
		Number	Total sales (\$1,000)	Amount ¹ (\$1,000)	As percent of total sales of—		
					Establishments handling line	Establishments in NAICS industry ¹	
4229904	Other nondurable goods whse—Con.						
1150	Iron and steel pipe and tubing	18	24 238	3 000	12.4	Z	X
1200	Copper and brass	26	112 962	16 082	14.2	.1	X
1220	Aluminum shapes, forms, etc.	21	45 523	9 303	20.4	.1	X
1400	Electrical apparatus and equipment	58	124 355	8 956	7.2	.1	20.9
1415	Electric bulbs (all types)	15	57 305	6 845	11.9	Z	X
1418	Lighting fixtures (residential and commercial)	15	41 855	817	2.0	Z	X
1419	Industrial controls	27	12 864	683	5.3	Z	X
1500	Electrical appliances, household	29	39 480	3 988	10.1	Z	14.2
1511	Televisions	14	34 106	1 066	3.1	Z	X
1512	Radios, stereos, and CD players	14	34 106	534	1.6	Z	X
1513	V.C.R.'s and video cameras	14	34 106	534	1.6	Z	X
1518	Other electrical household appliances (including fans, dishwashers, etc.)	29	39 480	1 834	4.6	Z	X
1600	Electronic parts and equipment, except communication	28	18 302	1 630	8.9	Z	X
1650	Communication equipment and supplies	12	51 489	1 882	3.7	Z	13.6
1651	Telephones	9	50 286	1 795	3.6	Z	X
1700	Hardware	62	134 710	16 799	12.5	.1	X
1800	Plumbing and heating equipment and supplies (hydronics)	8	16 852	1 441	8.6	Z	X
2220	Garden machinery, equipment, and parts	18	17 956	1 490	8.3	Z	X
2320	General-purpose industrial machinery, equipment, and parts	40	87 413	14 639	16.7	.1	3.8
2327	All other new general-purpose industrial machinery and equipment	40	87 413	14 639	16.7	.1	X
2340	Materials handling machinery, equipment, and parts	6	42 486	8 043	18.9	.1	57.3
2343	New forklift trucks	6	42 486	8 043	18.9	.1	X
2360	Other industrial machinery, equipment, and parts	6	12 026	4 772	39.7	Z	X
2440	Welding supplies (excluding gases)	13	9 101	5	.1	Z	X
2460	Other industrial supplies	21	228 784	8 206	3.6	.1	1.9
2466	Industrial supplies, n.e.c.	9	209 652	6 360	3.0	Z	X
2540	Other service establishment equipment and supplies	7	11 403	1 237	10.8	Z	57.3
2542	Service establishment equipment and supplies, n.e.c.	7	11 403	1 237	10.8	Z	X
2620	Marine machinery, equipment, and supplies	6	11 695	115	1.0	Z	X
2700	Sporting and recreational goods and supplies	70	166 269	21 858	13.1	.1	3.3
2714	Camping and fishing equipment and accessories	63	92 966	14 536	15.6	.1	X
2800	Toys and hobby goods and supplies	145	366 948	41 200	11.2	.3	17.0
2812	Other toys and games (including fireworks and children's vehicles)	54	165 260	21 376	12.9	.1	X
2813	Crafts and craft supplies	28	28 281	2 713	9.6	Z	X
2814	Other hobby goods and accessories	51	151 489	14 136	9.3	.1	X
2930	Recyclable paper and paperboard	11	197 237	35 119	17.8	.2	X
2940	Recyclable materials, except metal	6	37 621	6 820	18.1	Z	X
3000	Jewelry, diamonds, gem stones, and watches	60	107 087	11 780	11.0	.1	24.1
3014	Watches, clocks, and watch movements and cases	20	78 612	6 059	7.7	Z	X
3016	Other jewel, silverware, and plated ware (incl. jewel, where gemstones less than 50% of value, gold filled sterling, and costume jewel, and medallions)	41	28 475	5 721	20.1	Z	X
3100	Musical instruments and supplies	16	30 097	9 741	32.4	.1	X
3120	Forest products, except lumber (including cordwood, hewn posts, poles, and ties)	17	7 118	316	4.4	Z	X
3140	Prerecorded video tapes	21	4 531	846	18.7	Z	X
3200	Printing and writing paper	12	202 809	2 261	1.1	Z	X
3300	Stationery, office supplies and greeting cards	69	346 297	48 243	13.9	.3	3.9
3311	Business forms	28	73 418	6 181	8.4	Z	X
3312	Stationery, photocopy paper, and typing paper	12	8 276	131	1.6	Z	X
3316	Other stationery supplies (envelopes, ruled forms, and binder paper)	28	73 869	7 557	10.2	Z	X
3400	Industrial and personal services paper and plastics	18	53 401	3 582	6.7	Z	X
3500	Drugs, pharmaceuticals, cosmetics, and toiletries	131	505 039	108 477	21.5	.7	4.8
3511	Prescription drugs	36	236 737	3 813	1.6	Z	X
3512	Nonprescription pharmaceuticals	52	270 349	77 109	28.5	.5	X
3513	Cosmetics	16	33 619	2 214	6.6	Z	X
3514	Perfumes	15	16 991	8 525	50.2	.1	X
3515	Other toiletries and druggists' sundries	78	251 235	16 814	6.7	.1	X
3600	Piece goods, knit and woven	81	313 273	19 139	6.1	.1	15.1
3612	Cotton (including blends)	25	11 461	1 050	9.2	Z	X
3613	Synthetics (excluding synthetic knits)	38	128 249	6 850	5.3	Z	X
3614	Knit fabrics, n.e.c. (including double knit)	37	226 348	10 488	4.6	.1	X
3616	Other piece goods	16	52 268	751	1.4	Z	X
3700	Notions (buttons, ribbons, lace, sewing accessories, zippers, bindings, etc.)	94	204 961	12 976	6.3	.1	X
3800	Men's and boys' wear	84	199 412	17 085	8.6	.1	25.4
3811	Men's and boys' suits, coats, and formal wear	29	55 131	4 992	9.1	Z	X
3812	Men's and boys' dress and casual shirts, slacks, and jeans	37	84 981	4 904	5.8	Z	X
3813	Men's and boys' underwear and nightwear	42	75 368	4 198	5.6	Z	X
3814	Men's and boys' work clothing and uniforms	13	3 264	205	6.3	Z	X
3815	Other men's and boys' wear (caps, hats, swimwear, neckwear, etc.)	64	166 324	2 723	1.6	Z	X
3900	Women's and children's wear	111	267 998	47 309	17.7	.3	28.9
3911	Infants' and children's wear (to size 6X)	17	12 299	3 153	25.6	Z	X
3912	Women's misses', and girls' dresses and blouses	38	77 666	6 059	7.8	Z	X
3913	Women's, misses', and girls' suits and coats	21	60 184	1 350	2.2	Z	X
3914	Women's and misses' outerwear	54	180 191	27 545	15.3	.2	X
3915	Women's and misses' underwear and sleepwear	29	79 805	3 253	4.1	Z	X
3916	Other women's, misses, and girl's wear (furs, sweaters, millinery, etc.)	35	98 578	5 949	6.0	Z	X

See footnotes at end of table.

Table 1. All Types of Operation by Kind of Business and Commodity Line for Wholesale Trade: 1997—Con.

[Includes only establishments with payroll. For meaning of abbreviations and symbols, see introductory text. For explanation of terms, see Appendix A]

NAICS code and CL code	Kind of business and commodity line	Establishments handling commodity line		Commodity line sales			Sales coverage percent
		Number	Total sales (\$1,000)	Amount ¹ (\$1,000)	As percent of total sales of—		
					Establishments handling line	Establishments in NAICS industry ¹	
4229904	Other nondurable goods whse—Con.						
4000	Footwear.....	30	87 176	4 429	5.1	Z	23.9
4011	All athletic footwear.....	9	66 364	951	1.4	Z	X
4013	Other women's, misses', and girls' footwear.....	6	6 501	216	3.3	Z	X
4014	Other men's and boy's footwear.....	13	71 188	1 734	2.4	Z	X
4015	Shoe accessories.....	6	8 958	1 359	15.2	Z	X
4100	Frozen foods (packaged).....	20	36 439	8 796	24.1	.1	41.8
4112	Fish and seafoods (frozen packaged).....	12	17 218	2 980	17.3	Z	X
4113	Vegetables (frozen).....	9	19 221	5 699	29.7	Z	X
4117	Other frozen foods (except frozen dairy products).....	12	17 218	117	.7	Z	X
4400	Confectionery.....	17	93 730	17 491	18.7	.1	55.4
4411	Candy.....	17	93 730	17 341	18.5	.1	X
4412	Chewing gum.....	8	2 961	150	5.1	Z	X
4500	Fish and seafoods (excluding canned and frozen packaged).....	6	11 695	3 501	29.9	Z	X
4800	Coffee, tea, and spices.....	15	16 178	924	5.7	Z	9.8
4811	Coffee.....	15	16 178	212	1.3	Z	X
4812	Tea.....	15	16 178	353	2.2	Z	X
4813	Spices.....	15	16 178	353	2.2	Z	X
4830	Canned foods.....	6	8 552	86	1.0	Z	X
4850	Soft drinks and bottled water.....	21	42 757	3 274	7.7	Z	50.8
4851	Soft drinks, packaged.....	17	39 230	2 656	6.8	Z	X
4853	Bottled water.....	6	31 027	302	1.0	Z	X
4860	Other grocery specialties.....	59	338 729	58 258	17.2	.4	33.8
4861	Pasta.....	9	954	5	.5	Z	X
4863	Cooking oils and margarine.....	26	328 503	55 681	17.0	.4	X
4865	Pickles, preserves, jellies, jams, and sauces.....	9	954	42	4.4	Z	X
4866	Sugar, refined.....	15	45 061	304	.7	Z	X
4867	Pet foods.....	15	45 061	304	.7	Z	X
4868	Grocery specialties, n.e.c.....	44	51 762	1 447	2.8	Z	X
4900	Grain and beans.....	7	15 342	1 272	8.3	Z	15.1
4911	Corn (for grain).....	7	15 342	915	6.0	Z	X
4912	Oats and barley.....	7	15 342	299	1.9	Z	X
4913	Wheat.....	7	15 342	58	.4	Z	X
5100	Hides, skins, and pelts.....	7	14 595	5 931	40.6	Z	X
5300	Plastics materials and basic shapes.....	77	218 567	30 486	13.9	.2	5.4
5311	Plastic pipes, rods, tubes, and shapes.....	31	100 893	12 890	12.8	.1	X
5313	Plastics raw materials.....	31	31 239	5 378	17.2	Z	X
5320	Industrial gases (welding, etc.).....	13	9 101	1 311	14.4	Z	X
5330	Chemicals and allied products (excluding agricultural, plastics, gases, and petroleum).....	76	144 692	12 492	8.6	.1	9.2
5335	Detergents and soaps.....	18	7 485	2 337	31.2	Z	X
5342	Adhesives, sealants, and glues.....	9	65 194	4 575	7.0	Z	X
5344	Other chemicals and allied products.....	49	71 906	5 532	7.7	Z	X
5400	Petroleum products.....	35	58 433	4 300	7.4	Z	X
5420	Liquified petroleum gases (excluding natural gas).....	14	9 904	1 667	16.8	Z	X
5700	Wines and distilled alcoholic beverages.....	6	2 799	123	4.4	Z	X
5800	Farm supplies.....	47	178 371	34 566	19.4	.2	5.2
5812	Feeds (poultry and livestock) not mixed on location.....	13	36 546	4 551	12.5	Z	X
5813	Prepared feeds (poultry and livestock) mixed on location.....	11	69 879	3 523	5.0	Z	X
5814	Weed killers, soil sterilizers, and soil conditioners.....	12	47 652	2 987	6.3	Z	X
5815	Insecticides, fungicides, and pesticides.....	12	47 652	11 440	24.0	.1	X
5816	Other agricultural chemicals and fertilizers.....	12	47 652	3 579	7.5	Z	X
5817	Seeds and bulbs.....	12	47 652	2 987	6.3	Z	X
5818	Other farm supplies (including harness and saddlery equipment).....	23	94 180	5 493	5.8	Z	X
5900	Tobacco and tobacco products.....	30	64 837	15 105	23.3	.1	X
6000	Paint, paint supplies, and wallpaper.....	9	4 726	84	1.8	Z	X
6100	Books, periodicals, newspapers, and miscellaneous printed materials.....	80	123 546	4 919	4.0	Z	X
6110	Flowers and florists' supplies.....	65	84 446	9 850	11.7	.1	X
6120	Art goods (including novelties and souvenirs).....	120	583 757	81 947	14.0	.5	33.9
6121	Art materials.....	38	227 027	25 595	11.3	.2	X
6122	Novelties and souvenirs.....	82	356 730	56 352	15.8	.4	X
6130	Textile bags, bagging, and burlap.....	38	182 970	25 265	13.8	.2	X
6150	Nondurable goods, n.e.c.....	6 490	15 575 806	14 525 913	93.3	93.3	X
6150	Nondurable goods, n.e.c.....	6 490	15 575 806	14 525 913	93.3	93.3	X
9700	Service receipts and labor charges (including installed parts).....	147	182 746	20 088	11.0	.1	20.7
9701	Labor charges for repair work.....	78	79 740	1 870	2.3	Z	X
9702	Parts installed in repair work.....	54	66 975	1 492	2.2	Z	X
9703	Other service receipts and labor charges—Specify.....	98	130 495	16 726	12.8	.1	X
9720	Receipts for service contracts.....	13	22 456	1 169	5.2	Z	X
9730	Advertising specialties (paper novelties, etc.).....	24	16 768	986	5.9	Z	X
9740	Receipts for installing equipment.....	7	3 807	1 251	32.9	Z	X
9810	Miscellaneous commodities.....	135	304 084	46 852	15.4	.3	X
9940	Rental and leasing receipts.....	82	60 212	3 689	6.1	Z	7.8
9943	Other office machine rental receipts.....	82	60 212	3 689	6.1	Z	X

¹Commodity line sales and line percents may not add to totals due to exclusion of selected lines to avoid disclosing data for individual companies and/or due to rounding.

Table 2. All Types of Operation by Broad Commodity Line and Kind of Business: 1997

[Includes only establishments with payroll. For meaning of abbreviations and symbols, see introductory text. For explanation of terms, see Appendix A]

CL code and NAICS code	Commodity line and kind of business	Establishments (number)	Sales (\$1,000)	Percent of sales accounted for by kind of business ¹	Coverage in percents
0100	New and used automobiles, motorcycles, etc.	6 680	240 503 918	100.0	67.5
421	Wholesale trade, durable goods	6 630	240 493 721	100.0	66.3
4211	Motor vehicle & motor vehicle parts & supplies whsle	6 211	240 388 766	100.0	78.4
42111	Automobile & other motor vehicle whsle	4 377	240 168 293	99.9	82.0
421110	Automobile & other motor vehicle whsle	4 377	240 168 293	99.9	82.0
4211101	Automobile & motorcycle whsle	3 952	194 008 080	80.7	90.6
4211102	Bus & recreational vehicle whsle	28	17 152	Z	70.8
4211103	Light truck & van (14,000 lb or less) whsle	292	46 063 587	19.2	71.8
4211104	Medium truck & tractor (14,001 lb to 26,000 lb) whsle	37	6 710	Z	X
4211105	Heavy truck & tractor (over 26,000 lb) whsle	68	72 764	Z	74.0
42112	Motor vehicle supplies & new parts whsle	133	51 277	Z	8.0
421120	Motor vehicle supplies & new parts whsle	133	51 277	Z	8.0
4211201	Motor vehicle supplies & new parts—warehouse distributors	27	1 699	Z	16.9
4211202	Motor vehicle supplies & new parts—jobbers	106	49 578	Z	7.0
42114	Motor vehicle parts, (used) whsle	1 697	169 077	.1	3.3
421140	Motor vehicle parts, (used) whsle	1 697	169 077	.1	3.3
4215	Metal & mineral (except petroleum) whsle	15	4 150	Z	13.5
42151	Metal service centers & offices	15	4 150	Z	13.4
421510	Metal service centers & offices	15	4 150	Z	13.4
4215101	Ferrous metal service centers & sales offices	12	3 257	Z	12.4
42151011	Ferrous metal service centers	11	3 153	Z	14.5
4216	Electrical goods whsle	17	2 744	Z	X
42169	Other electronic parts & equipment whsle	8	589	Z	X
421690	Other electronic parts & equipment whsle	8	589	Z	X
4216902	Electronic parts (excluding communications equipment) whsle	8	589	Z	X
4218	Machinery, equipment, & supplies whsle	261	85 927	Z	6.0
42182	Farm & garden machinery & equipment whsle	249	82 107	Z	6.0
421820	Farm & garden machinery & equipment whsle	249	82 107	Z	6.0
4218201	Farm machinery & equipment—farm dealers	233	59 130	Z	2.2
4218202	Farm machinery & equipment—whsle distributors	8	2 601	Z	X
4218203	Lawn & garden machinery & equipment whsle	8	20 376	Z	49.1
42183	Industrial machinery & equipment whsle	7	646	Z	X
421830	Industrial machinery & equipment whsle	7	646	Z	X
4218303	General-purpose industrial machinery & equipment whsle	7	646	Z	X
4219	Miscellaneous durable goods whsle	115	8 030	Z	17.2
42193	Recyclable material whsle	23	3 062	Z	7.3
421930	Recyclable material whsle	23	3 062	Z	7.3
4219301	Iron & steel scrap processors & dealers	18	958	Z	8.8
42193011	Iron & steel scrap processors (using power processing equipment)	18	958	Z	X
42199	Other miscellaneous durable goods whsle	85	2 587	Z	X
421990	Other miscellaneous durable goods whsle	85	2 587	Z	X
4219903	General merchandise (durable goods) whsle	66	2 028	Z	X
4219906	Other durable goods whsle	11	238	Z	X
422	Wholesale trade, nondurable goods	50	10 197	Z	18.6
4223	Apparel, piece goods, & notions whsle	8	3 666	Z	X
4224	Grocery & related products whsle	7	520	Z	X
4227	Petroleum & petroleum products whsle	12	2 215	Z	51.5
42271	Petroleum bulk stations & terminals	7	2 183	Z	54.8
422710	Petroleum bulk stations & terminals	7	2 183	Z	54.8
4227101	Petroleum bulk stations & terminals (except LP)	7	2 183	Z	54.9
42271011	Petroleum bulk stations (except LP)	7	2 183	Z	49.8
4229	Miscellaneous nondurable goods whsle	21	3 549	Z	X
42299	Other miscellaneous nondurable goods whsle	17	2 049	Z	X
422990	Other miscellaneous nondurable goods whsle	17	2 049	Z	X
4229902	General merchandise (nondurable goods) whsle	15	1 928	Z	X
0120	Buses, campers, and motor homes	969	5 239 689	100.0	77.6
421	Wholesale trade, durable goods	962	5 236 722	99.9	76.3
4211	Motor vehicle & motor vehicle parts & supplies whsle	917	5 226 698	99.8	90.0
42111	Automobile & other motor vehicle whsle	850	5 207 037	99.4	94.0
421110	Automobile & other motor vehicle whsle	850	5 207 037	99.4	94.0
4211101	Automobile & motorcycle whsle	216	131 729	2.5	91.2
4211102	Bus & recreational vehicle whsle	387	2 701 838	51.6	77.0
4211103	Light truck & van (14,000 lb or less) whsle	59	1 877 872	35.8	96.8
4211104	Medium truck & tractor (14,001 lb to 26,000 lb) whsle	39	162 003	3.1	X
4211105	Heavy truck & tractor (over 26,000 lb) whsle	149	333 595	6.4	80.4
42112	Motor vehicle supplies & new parts whsle	26	5 136	.1	32.3
421120	Motor vehicle supplies & new parts whsle	26	5 136	.1	32.3
4211202	Motor vehicle supplies & new parts—jobbers	23	4 884	.1	28.2
42114	Motor vehicle parts, (used) whsle	41	14 525	.3	36.4
421140	Motor vehicle parts, (used) whsle	41	14 525	.3	36.4
4218	Machinery, equipment, & supplies whsle	16	8 165	.2	61.2
42181	Construction & mining (except petroleum) machinery & equip whsle	6	1 153	Z	78.3
421810	Construction & mining (except petroleum) machinery & equip whsle	6	1 153	Z	78.3
42182	Farm & garden machinery & equipment whsle	10	7 012	.1	17.5
421820	Farm & garden machinery & equipment whsle	10	7 012	.1	17.5
4218201	Farm machinery & equipment—farm dealers	8	5 846	.1	22.7
4219	Miscellaneous durable goods whsle	20	445	Z	X
42193	Recyclable material whsle	17	314	Z	X
421930	Recyclable material whsle	17	314	Z	X
4219301	Iron & steel scrap processors & dealers	14	181	Z	X
42193011	Iron & steel scrap processors (using power processing equipment)	14	181	Z	X
422	Wholesale trade, nondurable goods	7	2 967	.1	69.4
4229	Miscellaneous nondurable goods whsle	6	2 022	Z	79.0
42299	Other miscellaneous nondurable goods whsle	6	2 022	Z	76.8
422990	Other miscellaneous nondurable goods whsle	6	2 022	Z	76.8

See footnotes at end of table.

Table 2. All Types of Operation by Broad Commodity Line and Kind of Business: 1997—Con.

[Includes only establishments with payroll. For meaning of abbreviations and symbols, see introductory text. For explanation of terms, see Appendix A]

CL code and NAICS code	Commodity line and kind of business	Establishments (number)	Sales (\$1,000)	Percent of sales accounted for by kind of business ¹	Coverage in percents
0130	Light trucks and vans (14,000 lb or less)	3 084	141 043 795	100.0	64.5
421	Wholesale trade, durable goods	3 078	141 043 099	100.0	63.3
4211	Motor vehicle & motor vehicle parts & supplies whsle	2 814	140 978 731	100.0	74.8
42111	Automobile & other motor vehicle whsle	2 386	140 949 640	99.9	78.1
421110	Automobile & other motor vehicle whsle	2 386	140 949 640	99.9	78.1
4211101	Automobile & motorcycle whsle	1 443	32 244 254	22.9	89.7
4211102	Bus & recreational vehicle whsle	25	41 004	Z	79.2
4211103	Light truck & van (14,000 lb or less) whsle	548	108 107 003	76.6	72.5
4211104	Medium truck & tractor (14,001 lb to 26,000 lb) whsle	116	142 535	.1	X
4211105	Heavy truck & tractor (over 26,000 lb) whsle	254	414 844	.3	78.3
42112	Motor vehicle supplies & new parts whsle	62	9 837	Z	14.3
421120	Motor vehicle supplies & new parts whsle	62	9 837	Z	14.3
4211201	Motor vehicle supplies & new parts—warehouse distributors	7	2 257	Z	5.9
4211202	Motor vehicle supplies & new parts—jobbers	55	7 580	Z	16.0
42114	Motor vehicle parts, (used) whsle	366	19 254	Z	4.3
421140	Motor vehicle parts, (used) whsle	366	19 254	Z	4.3
4218	Machinery, equipment, & supplies whsle	238	63 512	Z	1.8
42181	Construction & mining (except petroleum) machinery & equip whsle	60	13 568	Z	X
421810	Construction & mining (except petroleum) machinery & equip whsle	60	13 568	Z	X
42182	Farm & garden machinery & equipment whsle	168	43 127	Z	.9
421820	Farm & garden machinery & equipment whsle	168	43 127	Z	.9
4218201	Farm machinery & equipment—farm dealers	156	41 402	Z	.9
4218202	Farm machinery & equipment—whsle distributors	7	1 103	Z	X
42183	Industrial machinery & equipment whsle	6	1 064	Z	9.9
421830	Industrial machinery & equipment whsle	6	1 064	Z	9.9
4218303	General-purpose industrial machinery & equipment whsle	6	1 064	Z	11.1
4219	Miscellaneous durable goods whsle	21	798	Z	X
42193	Recyclable material whsle	15	257	Z	X
421930	Recyclable material whsle	15	257	Z	X
4219301	Iron & steel scrap processors & dealers	14	256	Z	X
42193011	Iron & steel scrap processors (using power processing equipment)	14	256	Z	X
422	Wholesale trade, nondurable goods	6	696	Z	X
0140	Medium trucks and tractors (14,001 to 26,000 lb)	2 092	7 409 812	100.0	X
421	Wholesale trade, durable goods	2 092	7 409 812	100.0	X
4211	Motor vehicle & motor vehicle parts & supplies whsle	1 797	7 327 928	98.9	X
42111	Automobile & other motor vehicle whsle	1 671	7 311 695	98.7	X
421110	Automobile & other motor vehicle whsle	1 671	7 311 695	98.7	X
4211101	Automobile & motorcycle whsle	186	492 371	6.6	X
4211102	Bus & recreational vehicle whsle	26	26 023	.4	X
4211103	Light truck & van (14,000 lb or less) whsle	110	2 365 922	31.9	X
4211104	Medium truck & tractor (14,001 lb to 26,000 lb) whsle	516	2 628 676	35.5	X
4211105	Heavy truck & tractor (over 26,000 lb) whsle	833	1 798 703	24.3	X
42112	Motor vehicle supplies & new parts whsle	55	11 464	.2	X
421120	Motor vehicle supplies & new parts whsle	55	11 464	.2	X
4211202	Motor vehicle supplies & new parts—jobbers	45	10 676	.1	X
4211203	Petroleum products marketing equipment whsle	8	382	Z	X
42114	Motor vehicle parts, (used) whsle	68	4 374	.1	X
421140	Motor vehicle parts, (used) whsle	68	4 374	.1	X
4218	Machinery, equipment, & supplies whsle	275	77 954	1.1	X
42181	Construction & mining (except petroleum) machinery & equip whsle	111	44 533	.6	X
421810	Construction & mining (except petroleum) machinery & equip whsle	111	44 533	.6	X
42182	Farm & garden machinery & equipment whsle	152	28 945	.4	X
421820	Farm & garden machinery & equipment whsle	152	28 945	.4	X
4218201	Farm machinery & equipment—farm dealers	134	23 417	.3	X
4218202	Farm machinery & equipment—whsle distributors	17	5 485	.1	X
4219	Miscellaneous durable goods whsle	18	2 184	Z	X
42199	Other miscellaneous durable goods whsle	14	1 982	Z	X
421990	Other miscellaneous durable goods whsle	14	1 982	Z	X
4219903	General merchandise (durable goods) whsle	14	1 982	Z	X
0150	Heavy trucks and tractors (over 26,000 lb)	3 206	21 782 770	100.0	75.6
421	Wholesale trade, durable goods	3 201	21 781 273	100.0	74.2
4211	Motor vehicle & motor vehicle parts & supplies whsle	2 935	21 647 299	99.4	88.7
42111	Automobile & other motor vehicle whsle	2 792	21 596 348	99.1	92.6
421110	Automobile & other motor vehicle whsle	2 792	21 596 348	99.1	92.6
4211101	Automobile & motorcycle whsle	125	138 544	.6	91.5
4211102	Bus & recreational vehicle whsle	22	44 780	.2	77.4
4211103	Light truck & van (14,000 lb or less) whsle	93	842 734	3.9	96.9
4211104	Medium truck & tractor (14,001 lb to 26,000 lb) whsle	291	782 461	3.6	X
4211105	Heavy truck & tractor (over 26,000 lb) whsle	2 261	19 787 829	90.8	75.9
42112	Motor vehicle supplies & new parts whsle	84	44 379	.2	56.5
421120	Motor vehicle supplies & new parts whsle	84	44 379	.2	56.5
4211201	Motor vehicle supplies & new parts—warehouse distributors	6	1 274	Z	X
4211202	Motor vehicle supplies & new parts—jobbers	76	42 593	.2	63.3
42114	Motor vehicle parts, (used) whsle	59	6 572	Z	2.9
421140	Motor vehicle parts, (used) whsle	59	6 572	Z	2.9
4218	Machinery, equipment, & supplies whsle	229	126 474	.6	7.2
42181	Construction & mining (except petroleum) machinery & equip whsle	166	101 588	.5	8.8
421810	Construction & mining (except petroleum) machinery & equip whsle	166	101 588	.5	8.8
42182	Farm & garden machinery & equipment whsle	49	16 812	.1	3.5
421820	Farm & garden machinery & equipment whsle	49	16 812	.1	3.5
4218201	Farm machinery & equipment—farm dealers	26	6 153	Z	X
4218202	Farm machinery & equipment—whsle distributors	22	10 525	Z	11.4
42183	Industrial machinery & equipment whsle	14	8 074	Z	X
421830	Industrial machinery & equipment whsle	14	8 074	Z	X
4218303	General-purpose industrial machinery & equipment whsle	8	2 941	Z	X
4218305	Materials handling equipment whsle	6	5 133	Z	X

See footnotes at end of table.

Table 2. All Types of Operation by Broad Commodity Line and Kind of Business: 1997—Con.

[Includes only establishments with payroll. For meaning of abbreviations and symbols, see introductory text. For explanation of terms, see Appendix A]

CL code and NAICS code	Commodity line and kind of business	Establishments (number)	Sales (\$1,000)	Percent of sales accounted for by kind of business ¹	Coverage in percents
0150	Heavy trucks and tractors (over 26,000 lb)—Con.				
421	Wholesale trade, durable goods—Con.				
4219	Miscellaneous durable goods whsle	35	7 375	Z	X
42199	Other miscellaneous durable goods whsle	29	6 048	Z	X
421990	Other miscellaneous durable goods whsle	29	6 048	Z	X
4219903	General merchandise (durable goods) whsle	29	6 048	Z	X
0200	New and rebuilt automotive parts and supplies	20 311	88 225 246	100.0	25.6
421	Wholesale trade, durable goods	19 101	87 587 973	99.3	26.5
4211	Motor vehicle & motor vehicle parts & supplies whsle	16 472	85 395 213	96.8	33.3
42111	Automobile & other motor vehicle whsle	1 999	7 119 004	8.1	5.4
421110	Automobile & other motor vehicle whsle	1 999	7 119 004	8.1	5.4
4211101	Automobile & motorcycle whsle	341	3 699 361	4.2	7.1
4211102	Bus & recreational vehicle whsle	125	86 407	.1	2.1
4211103	Light truck & van (14,000 lb or less) whsle	131	479 337	.5	1.5
4211104	Medium truck & tractor (14,001 lb to 26,000 lb) whsle	189	264 242	.3	X
4211105	Heavy truck & tractor (over 26,000 lb) whsle	1 213	2 589 657	2.9	1.5
42112	Motor vehicle supplies & new parts whsle	12 088	77 879 302	88.3	52.3
421120	Motor vehicle supplies & new parts whsle	12 088	77 879 302	88.3	52.3
4211201	Motor vehicle supplies & new parts—warehouse distributors	5 095	28 643 992	32.5	52.5
4211202	Motor vehicle supplies & new parts—jobbers	6 942	49 220 258	55.8	52.2
4211203	Petroleum products marketing equipment whsle	51	15 052	Z	X
42113	Tire & tube whsle	451	144 844	.2	65.9
421130	Tire & tube whsle	451	144 844	.2	65.9
42114	Motor vehicle parts, (used) whsle	1 934	252 063	.3	58.6
421140	Motor vehicle parts, (used) whsle	1 934	252 063	.3	58.6
4212	Furniture & home furnishings whsle	8	1 745	Z	X
4213	Lumber & other construction materials whsle	120	89 323	.1	3.4
42131	Lumber, plywood, millwork, & wood panel whsle	18	2 186	Z	X
421310	Lumber, plywood, millwork, & wood panel whsle	18	2 186	Z	X
4213101	Lumber without yard whsle	9	443	Z	X
4213103	Plywood, veneer, millwork, & wood panel whsle	7	1 564	Z	X
42139	Other construction materials whsle	98	87 102	.1	2.4
421390	Other construction materials whsle	98	87 102	.1	2.4
4213901	Flat glass & other construction glass whsle	70	69 930	.1	X
4213902	Other construction materials whsle	28	17 172	Z	.1
4214	Professional & commercial equipment & supplies whsle	18	26 698	Z	X
42143	Computer & computer peripheral equipment & software whsle	13	26 488	Z	X
421430	Computer & computer peripheral equipment & software whsle	13	26 488	Z	X
4214301	Computer & peripheral equipment whsle	10	25 995	Z	X
42143011	Computers & peripheral equipment for resale	8	25 432	Z	X
4215	Metal & mineral (except petroleum) whsle	56	386 335	.4	72.1
42151	Metal service centers & offices	55	80 621	.1	45.2
421510	Metal service centers & offices	55	80 621	.1	45.2
4215101	Ferrous metal service centers & sales offices	51	72 209	.1	51.7
42151011	Ferrous metal service centers	32	56 143	.1	48.3
42151012	Ferrous metal sales offices	19	16 066	.1	66.2
4216	Electrical goods whsle	115	46 605	.1	13.7
42161	Electrical apparatus & equip, wiring supp, & const material whsle	37	19 850	Z	11.3
421610	Electrical apparatus & equip, wiring supp, & const material whsle	37	19 850	Z	11.3
42162	Electrical appliance, television & radio set whsle	34	11 734	Z	3.4
421620	Electrical appliance, television & radio set whsle	34	11 734	Z	3.4
42169	Other electronic parts & equipment whsle	44	15 021	Z	19.7
421690	Other electronic parts & equipment whsle	44	15 021	Z	19.7
4216901	Communications equipment & supplies whsle	14	5 229	Z	53.2
4216902	Electronic parts (excluding communications equipment) whsle	30	9 792	Z	3.9
4217	Hardware, & plumbing & heating equipment & supplies whsle	179	343 490	.4	7.1
42171	Hardware whsle	154	330 171	.4	6.7
421710	Hardware whsle	154	330 171	.4	6.7
42172	Plumbing & heating equipment & supplies (hydronics) whsle	7	1 667	Z	X
421720	Plumbing & heating equipment & supplies (hydronics) whsle	7	1 667	Z	X
42173	Warm air heating & air-conditioning equipment & supplies whsle	10	4 020	Z	19.5
421730	Warm air heating & air-conditioning equipment & supplies whsle	10	4 020	Z	19.5
42174	Refrigeration equipment & supplies whsle	8	7 632	Z	X
421740	Refrigeration equipment & supplies whsle	8	7 632	Z	X
4218	Machinery, equipment, & supplies whsle	1 533	1 125 351	1.3	4.6
42181	Construction & mining (except petroleum) machinery & equip whsle	370	477 955	.5	2.3
421810	Construction & mining (except petroleum) machinery & equip whsle	370	477 955	.5	2.3
42182	Farm & garden machinery & equipment whsle	587	254 107	.3	2.7
421820	Farm & garden machinery & equipment whsle	587	254 107	.3	2.7
4218201	Farm machinery & equipment—farm dealers	478	139 945	.2	1.4
4218202	Farm machinery & equipment—whsle distributors	76	92 406	.1	5.7
4218203	Lawn & garden machinery & equipment whsle	33	21 756	Z	11.9
42183	Industrial machinery & equipment whsle	330	236 583	.3	10.1
421830	Industrial machinery & equipment whsle	330	236 583	.3	10.1
4218302	Hydraulic & pneumatic (fluid-power) machinery & equipment whsle	51	16 362	Z	4.9
421830201	Hydraulic & pneumatic pumps & motors whsle	18	3 544	Z	X
421830202	Hydraulic & pneumatic parts, accessories, & supplies whsle	33	12 818	Z	8.2
4218303	General-purpose industrial machinery & equipment whsle	113	137 487	.2	17.3
4218304	Metalworking machinery & equipment whsle	16	9 278	Z	X
4218305	Materials handling equipment whsle	75	46 982	.1	X
4218306	Oilwell, oil refinery, & pipeline mach, equip, & supplies whsle	33	2 997	Z	X
4218307	Other industrial machinery & equipment whsle	42	23 477	Z	7.4
42184	Industrial supplies whsle	163	109 589	.1	9.1
421840	Industrial supplies whsle	163	109 589	.1	9.1
4218401	General-line industrial supplies whsle	85	46 187	.1	.4
4218402	Mechanical power transmission supplies whsle	26	21 734	Z	12.4
4218403	Welding supplies whsle	9	1 291	Z	X
4218406	Other industrial supplies whsle	35	35 794	Z	19.8

See footnotes at end of table.

Table 2. All Types of Operation by Broad Commodity Line and Kind of Business: 1997—Con.

[Includes only establishments with payroll. For meaning of abbreviations and symbols, see introductory text. For explanation of terms, see Appendix A]

CL code and NAICS code	Commodity line and kind of business	Establishments (number)	Sales (\$1,000)	Percent of sales accounted for by kind of business ¹	Coverage in percents
0200	New and rebuilt automotive parts and supplies—Con.				
421	Wholesale trade, durable goods—Con.				
4218	Machinery, equipment, & supplies whsle—Con.				
42185	Service establishment equipment & supplies whsle	21	7 234	Z	X
421850	Service establishment equipment & supplies whsle	21	7 234	Z	X
4218504	Other service establishment equipment & supplies whsle	18	6 353	Z	X
42186	Transportation equipment & supplies (exc motor vehicle) whsle	62	39 883	Z	3.0
421860	Transportation equipment & supplies (exc motor vehicle) whsle	62	39 883	Z	3.0
4218601	Aircraft & aeronautical equipment & supplies whsle	28	17 433	Z	X
4218602	Marine machinery, equipment, & supplies whsle	18	16 173	Z	12.6
4218603	Other transportation equipment & supplies whsle	16	6 277	Z	X
4219	Miscellaneous durable goods whsle	600	173 213	.2	7.1
42191	Sporting & recreational goods & supplies whsle	16	5 455	Z	28.8
421910	Sporting & recreational goods & supplies whsle	16	5 455	Z	28.8
42192	Toy & hobby goods & supplies whsle	9	4 530	Z	X
421920	Toy & hobby goods & supplies whsle	9	4 530	Z	X
42193	Recyclable material whsle	36	24 165	Z	51.7
421930	Recyclable material whsle	36	24 165	Z	51.7
4219301	Iron & steel scrap processors & dealers	20	2 631	Z	48.9
42193011	Iron & steel scrap processors (using power processing equipment)	20	2 631	Z	X
4219302	Recyclable paper & paperboard whsle	6	17 409	Z	X
4219303	Other recyclable material whsle	10	4 125	Z	X
42199	Other miscellaneous durable goods whsle	539	139 063	.2	2.7
421990	Other miscellaneous durable goods whsle	539	139 063	.2	2.7
4219903	General merchandise (durable goods) whsle	498	131 256	.1	2.5
4219904	Prerecorded media whsle	12	6 192	Z	X
42199041	Compact discs/prerecorded audio tapes, & phonograph records whsle	6	119	Z	X
42199042	Prerecorded video tapes whsle	6	6 073	Z	X
4219906	Other durable goods whsle	29	1 615	Z	17.6
422	Wholesale trade, nondurable goods	1 210	637 273	.7	3.3
4221	Paper & paper product whsle	14	636	Z	26.7
42213	Industrial & personal service paper whsle	11	486	Z	36.5
422130	Industrial & personal service paper whsle	11	486	Z	36.5
4222	Drugs, & druggists' sundries whsle	14	3 037	Z	59.4
42221	Drugs, & druggists' sundries whsle	14	3 037	Z	59.4
422210	Drugs, & druggists' sundries whsle	14	3 037	Z	59.4
4222101	General-line drugs whsle	7	1 200	Z	X
4222102	Specialty-line drug, pharmaceutical, cosmetic, & toiletries whsle	7	1 837	Z	85.2
4223	Apparel, piece goods, & notions whsle	16	16 487	Z	53.8
42231	Piece goods, notions, & other dry goods whsle	8	2 369	Z	X
422310	Piece goods, notions, & other dry goods whsle	8	2 369	Z	X
4223101	Piece goods—jobbers	8	2 369	Z	X
42232	Men's & boys' clothing & furnishings whsle	6	14 102	Z	X
422320	Men's & boys' clothing & furnishings whsle	6	14 102	Z	X
4224	Grocery & related products whsle	28	50 897	.1	X
42241	General-line grocery whsle	7	580	Z	X
422410	General-line grocery whsle	7	580	Z	X
4224103	Other general-line grocery whsle	7	580	Z	X
42249	Other grocery & related products whsle	17	50 131	.1	X
422490	Other grocery & related products whsle	17	50 131	.1	X
4224906	Other grocery specialties whsle	12	49 292	.1	X
4226	Chemical & allied products whsle	99	52 401	.1	11.3
42261	Plastics materials & basic forms & shapes whsle	15	23 091	Z	X
422610	Plastics materials & basic forms & shapes whsle	15	23 091	Z	X
42269	Other chemical & allied products whsle	84	29 310	Z	20.2
422690	Other chemical & allied products whsle	84	29 310	Z	20.2
4226902	Other chemical & allied products whsle	84	29 310	Z	20.3
4227	Petroleum & petroleum products whsle	804	430 719	.5	1.2
42271	Petroleum bulk stations & terminals	560	228 951	.3	2.1
422710	Petroleum bulk stations & terminals	560	228 951	.3	2.1
4227101	Petroleum bulk stations & terminals (except LP)	542	225 197	.3	2.1
42271011	Petroleum bulk stations (except LP)	525	212 997	.2	1.3
42271012	Petroleum bulk terminals (except LP)	17	12 200	Z	8.9
4227102	Liquefied petroleum bulk stations & terminals	18	3 754	Z	X
42272	Petroleum & petroleum prod whsle (exc bulk stations & terminals)	244	201 768	.2	X
422720	Petroleum & petroleum prod whsle (exc bulk stations & terminals)	244	201 768	.2	X
4229	Miscellaneous nondurable goods whsle	233	58 935	.1	17.6
42291	Farm supplies whsle	75	6 891	Z	X
422910	Farm supplies whsle	75	6 891	Z	X
4229101	Farm supplies—farm dealers	73	5 897	Z	X
42295	Paint, varnish, & supplies whsle	62	25 804	Z	8.5
422950	Paint, varnish, & supplies whsle	62	25 804	Z	8.5
4229501	Paint, varnish, & supplies whsle	62	25 804	Z	8.5
42299	Other miscellaneous nondurable goods whsle	92	21 146	Z	X
422990	Other miscellaneous nondurable goods whsle	92	21 146	Z	X
4229902	General merchandise (nondurable goods) whsle	78	11 312	Z	X
4229904	Other nondurable goods whsle	10	7 943	Z	X

See footnotes at end of table.

Table 2. All Types of Operation by Broad Commodity Line and Kind of Business: 1997—Con.

[Includes only establishments with payroll. For meaning of abbreviations and symbols, see introductory text. For explanation of terms, see Appendix A]

CL code and NAICS code	Commodity line and kind of business	Establishments (number)	Sales (\$1,000)	Percent of sales accounted for by kind of business ¹	Coverage in percents
0240	Used automotive parts, accessories, and equipment	8 772	5 148 447	100.0	X
421	Wholesale trade, durable goods	8 766	5 148 309	100.0	X
4211	Motor vehicle & motor vehicle parts & supplies whsle	8 253	5 070 101	98.5	X
42111	Automobile & other motor vehicle whsle	591	353 110	6.9	X
421110	Automobile & other motor vehicle whsle	591	353 110	6.9	X
4211101	Automobile & motorcycle whsle	327	183 826	3.6	X
4211102	Bus & recreational vehicle whsle	15	8 615	.2	X
4211103	Light truck & van (14,000 lb or less) whsle	36	19 865	.4	X
4211104	Medium truck & tractor (14,001 lb to 26,000 lb) whsle	71	29 302	.6	X
4211105	Heavy truck & tractor (over 26,000 lb) whsle	142	111 502	2.2	X
42112	Motor vehicle supplies & new parts whsle	517	145 515	2.8	X
421120	Motor vehicle supplies & new parts whsle	517	145 515	2.8	X
4211201	Motor vehicle supplies & new parts—warehouse distributors	127	94 507	1.8	X
4211202	Motor vehicle supplies & new parts—jobbers	388	50 946	1.0	X
42113	Tire & tube whsle	40	6 092	.1	X
421130	Tire & tube whsle	40	6 092	.1	X
42114	Motor vehicle parts, (used) whsle	7 105	4 565 384	88.7	X
421140	Motor vehicle parts, (used) whsle	7 105	4 565 384	88.7	X
4215	Metal & mineral (except petroleum) whsle	46	6 853	.1	X
42151	Metal service centers & offices	46	6 853	.1	X
421510	Metal service centers & offices	46	6 853	.1	X
4215101	Ferrous metal service centers & sales offices	43	6 823	.1	X
42151011	Ferrous metal service centers	36	4 554	.1	X
42151012	Ferrous metal sales offices	7	2 069	Z	X
4218	Machinery, equipment, & supplies whsle	22	9 774	.2	X
42183	Industrial machinery & equipment whsle	11	7 114	.1	X
421830	Industrial machinery & equipment whsle	11	7 114	.1	X
4218303	General-purpose industrial machinery & equipment whsle	9	565	Z	X
4219	Miscellaneous durable goods whsle	441	60 488	1.2	X
42193	Recyclable material whsle	430	59 252	1.2	X
421930	Recyclable material whsle	430	59 252	1.2	X
4219301	Iron & steel scrap processors & dealers	312	49 648	1.0	X
42193011	Iron & steel scrap processors (using power processing equipment)	178	28 700	.6	X
42193012	Iron & steel scrap processors (not using power processing equip)	134	20 948	.4	X
4219302	Recyclable paper & paperboard whsle	6	46	Z	X
4219303	Other recyclable material whsle	112	9 558	.2	X
42199	Other miscellaneous durable goods whsle	11	1 236	Z	X
421990	Other miscellaneous durable goods whsle	11	1 236	Z	X
4219903	General merchandise (durable goods) whsle	11	1 236	Z	X
422	Wholesale trade, nondurable goods	6	138	Z	X
0250	Petroleum products marketing equipment	1 330	1 425 334	100.0	X
421	Wholesale trade, durable goods	943	1 358 377	95.3	X
4211	Motor vehicle & motor vehicle parts & supplies whsle	919	1 309 939	91.9	X
42111	Automobile & other motor vehicle whsle	21	1 504	.1	X
421110	Automobile & other motor vehicle whsle	21	1 504	.1	X
4211101	Automobile & motorcycle whsle	11	158	Z	X
4211105	Heavy truck & tractor (over 26,000 lb) whsle	8	1 305	.1	X
42112	Motor vehicle supplies & new parts whsle	872	1 307 421	91.7	X
421120	Motor vehicle supplies & new parts whsle	872	1 307 421	91.7	X
4211201	Motor vehicle supplies & new parts—warehouse distributors	129	43 417	3.0	X
4211202	Motor vehicle supplies & new parts—jobbers	160	30 129	2.1	X
4211203	Petroleum products marketing equipment whsle	583	1 233 875	86.6	X
42113	Tire & tube whsle	11	779	.1	X
421130	Tire & tube whsle	11	779	.1	X
42114	Motor vehicle parts, (used) whsle	15	235	Z	X
421140	Motor vehicle parts, (used) whsle	15	235	Z	X
4218	Machinery, equipment, & supplies whsle	14	31 693	2.2	X
42183	Industrial machinery & equipment whsle	8	30 208	2.1	X
421830	Industrial machinery & equipment whsle	8	30 208	2.1	X
4219	Miscellaneous durable goods whsle	9	16 540	1.2	X
42199	Other miscellaneous durable goods whsle	9	16 540	1.2	X
421990	Other miscellaneous durable goods whsle	9	16 540	1.2	X
4219904	Prerecorded media whsle	6	16 196	1.1	X
42199042	Prerecorded video tapes whsle	6	16 196	1.1	X
422	Wholesale trade, nondurable goods	387	66 957	4.7	X
4227	Petroleum & petroleum products whsle	371	61 185	4.3	X
42271	Petroleum bulk stations & terminals	324	46 810	3.3	X
422710	Petroleum bulk stations & terminals	324	46 810	3.3	X
4227101	Petroleum bulk stations & terminals (except LP)	322	46 650	3.3	X
42271011	Petroleum bulk stations (except LP)	312	45 735	3.2	X
42271012	Petroleum bulk terminals (except LP)	10	915	.1	X
42272	Petroleum & petroleum prod whsle (exc bulk stations & terminals)	47	14 375	1.0	X
422720	Petroleum & petroleum prod whsle (exc bulk stations & terminals)	47	14 375	1.0	X
4229	Miscellaneous nondurable goods whsle	10	2 762	.2	X
42295	Paint, varnish, & supplies whsle	10	2 762	.2	X
422950	Paint, varnish, & supplies whsle	10	2 762	.2	X
4229501	Paint, varnish, & supplies whsle	10	2 762	.2	X

See footnotes at end of table.

Table 2. All Types of Operation by Broad Commodity Line and Kind of Business: 1997—Con.

[Includes only establishments with payroll. For meaning of abbreviations and symbols, see introductory text. For explanation of terms, see Appendix A]

CL code and NAICS code	Commodity line and kind of business	Establishments (number)	Sales (\$1,000)	Percent of sales accounted for by kind of business ¹	Coverage in percents
0300	Tires and tubes	5 515	16 916 524	100.0	33.4
421	Wholesale trade, durable goods	4 720	16 668 182	98.5	42.6
4211	Motor vehicle & motor vehicle parts & supplies whsle	3 742	16 541 651	97.8	62.5
42111	Automobile & other motor vehicle whsle	262	48 415	.3	13.1
421110	Automobile & other motor vehicle whsle	262	48 415	.3	13.1
4211101	Automobile & motorcycle whsle	128	11 404	.1	25.9
4211103	Light truck & van (14,000 lb or less) whsle	22	3 156	.1	32.9
4211104	Medium truck & tractor (14,001 lb to 26,000 lb) whsle	29	16 190	.1	X
4211105	Heavy truck & tractor (over 26,000 lb) whsle	80	17 649	.1	2.4
42112	Motor vehicle supplies & new parts whsle	575	379 684	2.2	56.6
421120	Motor vehicle supplies & new parts whsle	575	379 684	2.2	56.6
4211201	Motor vehicle supplies & new parts—warehouse distributors	281	280 442	1.7	39.3
4211202	Motor vehicle supplies & new parts—jobbers	289	97 964	.6	75.6
42113	Tire & tube whsle	1 939	16 079 045	95.0	56.7
421130	Tire & tube whsle	1 939	16 079 045	95.0	56.7
42114	Motor vehicle parts, (used) whsle	966	34 507	.2	62.4
421140	Motor vehicle parts, (used) whsle	966	34 507	.2	62.4
4214	Professional & commercial equipment & supplies whsle	10	840	Z	X
42144	Other commercial equipment whsle	6	306	Z	X
421440	Other commercial equipment whsle	6	306	Z	X
4214401	Restaurant & hotel equipment & supplies whsle	6	306	Z	X
4215	Metal & mineral (except petroleum) whsle	22	4 602	Z	.5
42151	Metal service centers & offices	22	4 602	Z	.5
421510	Metal service centers & offices	22	4 602	Z	.5
4215101	Ferrous metal service centers & sales offices	21	749	Z	14.0
42151011	Ferrous metal service centers	8	292	Z	22.8
42151012	Ferrous metal sales offices	13	457	Z	X
4216	Electrical goods whsle	17	4 535	Z	X
42161	Electrical apparatus & equip, wiring supp, & const material whsle	6	345	Z	X
421610	Electrical apparatus & equip, wiring supp, & const material whsle	6	345	Z	X
42169	Other electronic parts & equipment whsle	6	1 421	Z	X
421690	Other electronic parts & equipment whsle	6	1 421	Z	X
4216902	Electronic parts (excluding communications equipment) whsle	6	1 421	Z	X
4217	Hardware, & plumbing & heating equipment & supplies whsle	7	219	Z	15.5
42171	Hardware whsle	7	219	Z	16.0
421710	Hardware whsle	7	219	Z	16.0
4218	Machinery, equipment, & supplies whsle	606	45 242	.3	1.7
42181	Construction & mining (except petroleum) machinery & equip whsle	11	651	Z	36.4
421810	Construction & mining (except petroleum) machinery & equip whsle	11	651	Z	36.4
42182	Farm & garden machinery & equipment whsle	543	40 271	.2	.1
421820	Farm & garden machinery & equipment whsle	543	40 271	.2	.1
4218201	Farm machinery & equipment—farm dealers	472	26 682	.2	.2
4218202	Farm machinery & equipment—whsle distributors	64	13 311	.1	X
4218203	Lawn & garden machinery & equipment whsle	7	278	Z	X
42183	Industrial machinery & equipment whsle	47	3 517	Z	8.2
421830	Industrial machinery & equipment whsle	47	3 517	Z	8.2
4218303	General-purpose industrial machinery & equipment whsle	39	1 514	Z	9.7
4219	Miscellaneous durable goods whsle	312	69 342	.4	.9
42191	Sporting & recreational goods & supplies whsle	9	702	Z	2.3
421910	Sporting & recreational goods & supplies whsle	9	702	Z	2.3
42193	Recyclable material whsle	28	6 715	Z	70.9
421930	Recyclable material whsle	28	6 715	Z	70.9
4219301	Iron & steel scrap processors & dealers	21	828	Z	68.7
42193011	Iron & steel scrap processors (using power processing equipment)	21	828	Z	X
4219303	Other recyclable material whsle	7	5 887	Z	70.8
42199	Other miscellaneous durable goods whsle	272	61 689	.4	.2
421990	Other miscellaneous durable goods whsle	272	61 689	.4	.2
4219903	General merchandise (durable goods) whsle	255	60 157	.4	.1
4219906	Other durable goods whsle	14	1 421	Z	X
422	Wholesale trade, nondurable goods	795	248 342	1.5	.8
4225	Farm-product raw material whsle	35	2 373	Z	X
42251	Grain & field bean whsle	34	2 083	Z	X
422510	Grain & field bean whsle	34	2 083	Z	X
4226	Chemical & allied products whsle	19	8 934	.1	9.0
42269	Other chemical & allied products whsle	19	8 934	.1	8.8
422690	Other chemical & allied products whsle	19	8 934	.1	8.8
4226902	Other chemical & allied products whsle	19	8 934	.1	8.9
4227	Petroleum & petroleum products whsle	652	118 512	.7	.5
42271	Petroleum bulk stations & terminals	557	96 104	.6	.8
422710	Petroleum bulk stations & terminals	557	96 104	.6	.8
4227101	Petroleum bulk stations & terminals (except LP)	548	95 118	.6	.8
42271011	Petroleum bulk stations (except LP)	532	88 808	.5	.8
42271012	Petroleum bulk terminals (except LP)	16	6 310	Z	X
4227102	Liquefied petroleum bulk stations & terminals	9	986	Z	X
42272	Petroleum & petroleum prod whsle (exc bulk stations & terminals)	95	22 408	.1	X
422720	Petroleum & petroleum prod whsle (exc bulk stations & terminals)	95	22 408	.1	X
4229	Miscellaneous nondurable goods whsle	76	84 317	.5	X
42291	Farm supplies whsle	58	81 507	.5	X
422910	Farm supplies whsle	58	81 507	.5	X
4229101	Farm supplies—farm dealers	29	1 117	Z	X
4229102	Farm supplies—whsle distributors	29	80 390	.5	X
42299	Other miscellaneous nondurable goods whsle	18	2 810	Z	X
422990	Other miscellaneous nondurable goods whsle	18	2 810	Z	X
4229902	General merchandise (nondurable goods) whsle	18	2 810	Z	X

See footnotes at end of table.

Table 2. All Types of Operation by Broad Commodity Line and Kind of Business: 1997—Con.

[Includes only establishments with payroll. For meaning of abbreviations and symbols, see introductory text. For explanation of terms, see Appendix A]

CL code and NAICS code	Commodity line and kind of business	Establishments (number)	Sales (\$1,000)	Percent of sales accounted for by kind of business ¹	Coverage in percents
0400	Household and lawn furniture	5 012	12 294 833	100.0	48.8
421	Wholesale trade, durable goods	4 511	12 056 703	98.1	49.2
4211	Motor vehicle & motor vehicle parts & supplies whsle	17	2 597	Z	X
42111	Automobile & other motor vehicle whsle	12	429	Z	X
421110	Automobile & other motor vehicle whsle	12	429	Z	X
4211101	Automobile & motorcycle whsle	12	429	Z	X
4212	Furniture & home furnishings whsle	4 088	11 662 318	94.9	59.4
42121	Furniture whsle	3 503	11 102 284	90.3	63.7
421210	Furniture whsle	3 503	11 102 284	90.3	63.7
4212101	Household & lawn furniture whsle	3 304	10 996 219	89.4	60.1
4212102	Office & business furniture whsle	199	106 065	.9	76.7
42122	Home furnishings whsle	585	560 034	4.6	56.1
421220	Home furnishings whsle	585	560 034	4.6	56.1
4212201	Household china, glassware, & crockery whsle	147	314 625	2.6	X
4212202	Linens, domestics, draperies, & curtains whsle	105	71 695	.6	55.1
4212203	Floor coverings whsle	74	38 569	.3	58.1
4212204	Other home furnishings whsle	259	135 145	1.1	53.8
4213	Lumber & other construction materials whsle	34	8 208	.1	48.5
42131	Lumber, plywood, millwork, & wood panel whsle	16	5 837	Z	X
421310	Lumber, plywood, millwork, & wood panel whsle	16	5 837	Z	X
4213101	Lumber without yard whsle	8	1 093	Z	X
42139	Other construction materials whsle	15	588	Z	44.1
421390	Other construction materials whsle	15	588	Z	44.1
4213902	Other construction materials whsle	15	588	Z	40.3
4214	Professional & commercial equipment & supplies whsle	39	13 536	.1	61.4
42142	Office equipment whsle	12	4 125	Z	60.5
421420	Office equipment whsle	12	4 125	Z	60.5
42143	Computer & computer peripheral equipment & software whsle	7	3 292	Z	56.4
421430	Computer & computer peripheral equipment & software whsle	7	3 292	Z	56.4
4214301	Computer & peripheral equipment whsle	7	3 292	Z	56.4
42143012	Computers & peripheral equipment for end use	6	608	Z	19.3
42144	Other commercial equipment whsle	12	4 365	Z	X
421440	Other commercial equipment whsle	12	4 365	Z	X
4214401	Restaurant & hotel equipment & supplies whsle	7	3 980	Z	X
4215	Metal & mineral (except petroleum) whsle	12	12 538	.1	X
42151	Metal service centers & offices	12	12 538	.1	X
421510	Metal service centers & offices	12	12 538	.1	X
4215101	Ferrous metal service centers & sales offices	11	12 454	.1	X
42151012	Ferrous metal sales offices	6	6 305	.1	X
4216	Electrical goods whsle	53	59 114	.5	24.4
42161	Electrical apparatus & equip, wiring supp, & const material whsle	12	5 366	Z	7.8
421610	Electrical apparatus & equip, wiring supp, & const material whsle	12	5 366	Z	7.8
42162	Electrical appliance, television & radio set whsle	30	47 543	.4	24.4
421620	Electrical appliance, television & radio set whsle	30	47 543	.4	24.4
42169	Other electronic parts & equipment whsle	11	6 205	.1	X
421690	Other electronic parts & equipment whsle	11	6 205	.1	X
4216902	Electronic parts (excluding communications equipment) whsle	11	6 205	.1	X
4217	Hardware, & plumbing & heating equipment & supplies whsle	75	115 522	.9	3.2
42171	Hardware whsle	48	70 706	.6	.7
421710	Hardware whsle	48	70 706	.6	.7
42172	Plumbing & heating equipment & supplies (hydronics) whsle	25	44 006	.4	16.8
421720	Plumbing & heating equipment & supplies (hydronics) whsle	25	44 006	.4	16.8
4218	Machinery, equipment, & supplies whsle	14	7 348	.1	X
42182	Farm & garden machinery & equipment whsle	8	6 889	.1	X
421820	Farm & garden machinery & equipment whsle	8	6 889	.1	X
4218203	Lawn & garden machinery & equipment whsle	8	6 889	.1	X
4219	Miscellaneous durable goods whsle	179	175 522	1.4	3.4
42191	Sporting & recreational goods & supplies whsle	31	62 544	.5	.1
421910	Sporting & recreational goods & supplies whsle	31	62 544	.5	.1
42192	Toy & hobby goods & supplies whsle	18	9 887	.1	58.2
421920	Toy & hobby goods & supplies whsle	18	9 887	.1	58.2
42199	Other miscellaneous durable goods whsle	128	103 029	.8	1.4
421990	Other miscellaneous durable goods whsle	128	103 029	.8	1.4
4219903	General merchandise (durable goods) whsle	117	102 556	.8	.6
4219906	Other durable goods whsle	6	358	Z	X
422	Wholesale trade, nondurable goods	501	238 130	1.9	37.3
4221	Paper & paper product whsle	200	141 210	1.1	59.3
42212	Stationery & office supplies whsle	197	140 924	1.1	61.2
422120	Stationery & office supplies whsle	197	140 924	1.1	61.2
4222	Drugs, & druggists' sundries whsle	9	6 206	.1	76.1
42221	Drugs, & druggists' sundries whsle	9	6 206	.1	76.1
422210	Drugs, & druggists' sundries whsle	9	6 206	.1	76.1
4222101	General-line drugs whsle	7	3 208	Z	X
4223	Apparel, piece goods, & notions whsle	57	30 088	.2	48.9
42231	Piece goods, notions, & other dry goods whsle	37	23 630	.2	X
422310	Piece goods, notions, & other dry goods whsle	37	23 630	.2	X
4223101	Piece goods—jobbers	35	22 986	.2	X
42233	Women's, children's, & infants' clothing & accessories whsle	18	6 349	.1	60.1
422330	Women's, children's, & infants' clothing & accessories whsle	18	6 349	.1	60.1
4224	Grocery & related products whsle	6	175	Z	X
4226	Chemical & allied products whsle	10	1 799	Z	2.4
42269	Other chemical & allied products whsle	8	1 389	Z	2.5
422690	Other chemical & allied products whsle	8	1 389	Z	2.5
4226902	Other chemical & allied products whsle	8	1 389	Z	2.6

See footnotes at end of table.

Table 2. All Types of Operation by Broad Commodity Line and Kind of Business: 1997—Con.

[Includes only establishments with payroll. For meaning of abbreviations and symbols, see introductory text. For explanation of terms, see Appendix A]

CL code and NAICS code	Commodity line and kind of business	Establishments (number)	Sales (\$1,000)	Percent of sales accounted for by kind of business ¹	Coverage in percents
0400	Household and lawn furniture—Con.				
422	Wholesale trade, nondurable goods—Con.				
4229	Miscellaneous nondurable goods whsle	213	58 042	.5	4.3
42293	Flower, nursery stock, & florists' supplies whsle	26	4 720	Z	X
422930	Flower, nursery stock, & florists' supplies whsle	26	4 720	Z	X
42295	Paint, varnish, & supplies whsle	19	6 926	.1	12.6
422950	Paint, varnish, & supplies whsle	19	6 926	.1	12.6
4229501	Paint, varnish, & supplies whsle	19	6 926	.1	12.6
42299	Other miscellaneous nondurable goods whsle	164	46 179	.4	2.8
422990	Other miscellaneous nondurable goods whsle	164	46 179	.4	2.8
4229901	Art goods whsle	35	11 086	.1	.7
4229902	General merchandise (nondurable goods) whsle	80	22 052	.2	1.8
4229904	Other nondurable goods whsle	46	12 923	.1	3.8
0420	Office and business furniture	6 543	20 833 283	100.0	42.1
421	Wholesale trade, durable goods	5 104	19 353 576	92.9	57.7
4212	Furniture & home furnishings whsle	3 848	18 620 664	89.4	60.8
42121	Furniture whsle	3 713	18 563 856	89.1	65.3
421210	Furniture whsle	3 713	18 563 856	89.1	65.3
4212101	Household & lawn furniture whsle	320	172 110	.8	70.8
4212102	Office & business furniture whsle	3 393	18 391 746	88.3	66.7
42122	Home furnishings whsle	135	56 808	.3	52.3
421220	Home furnishings whsle	135	56 808	.3	52.3
4212201	Household china, glassware, & crockery whsle	14	8 367	Z	X
4212202	Linens, domestics, draperies, & curtains whsle	26	12 585	.1	57.9
4212203	Floor coverings whsle	42	12 375	.1	48.7
4212204	Other home furnishings whsle	53	23 481	.1	47.9
4213	Lumber & other construction materials whsle	7	437	Z	X
4214	Professional & commercial equipment & supplies whsle	1 032	608 211	2.9	11.1
42141	Photographic equipment & supplies whsle	11	5 015	Z	X
421410	Photographic equipment & supplies whsle	11	5 015	Z	X
42142	Office equipment whsle	465	110 049	.5	9.5
421420	Office equipment whsle	465	110 049	.5	9.5
42143	Computer & computer peripheral equipment & software whsle	261	393 599	1.9	X
421430	Computer & computer peripheral equipment & software whsle	261	393 599	1.9	X
4214301	Computer & peripheral equipment whsle	244	390 001	1.9	X
42143011	Computers & peripheral equipment for resale	41	288 875	1.4	X
42143012	Computers & peripheral equipment for end use	203	101 126	.5	X
4214302	Computer software (packaged) whsle	17	3 598	Z	X
42144	Other commercial equipment whsle	107	55 053	.3	38.5
421440	Other commercial equipment whsle	107	55 053	.3	38.5
4214401	Restaurant & hotel equipment & supplies whsle	52	35 900	.2	X
4214402	Store machines & equipment whsle	55	19 153	.1	13.0
42145	Medical, dental, & hospital equipment & supplies whsle	67	13 308	.1	X
421450	Medical, dental, & hospital equipment & supplies whsle	67	13 308	.1	X
4214501	Surgical, medical, & hospital supplies whsle	66	13 140	.1	X
42149	Other professional equipment & supplies whsle	120	30 778	.1	6.6
421490	Other professional equipment & supplies whsle	120	30 778	.1	6.6
4214901	Religious & school supplies whsle	20	9 038	Z	21.8
4214902	Other professional equipment & supplies whsle	100	21 740	.1	X
4216	Electrical goods whsle	35	12 156	.1	X
42161	Electrical apparatus & equip, wiring supp, & const material whsle	6	4 309	Z	X
421610	Electrical apparatus & equip, wiring supp, & const material whsle	6	4 309	Z	X
42169	Other electronic parts & equipment whsle	26	4 697	Z	X
421690	Other electronic parts & equipment whsle	26	4 697	Z	X
4216901	Communications equipment & supplies whsle	22	3 934	Z	X
4218	Machinery, equipment, & supplies whsle	36	14 631	.1	15.4
42183	Industrial machinery & equipment whsle	20	11 646	.1	21.1
421830	Industrial machinery & equipment whsle	20	11 646	.1	21.1
4218305	Materials handling equipment whsle	9	8 440	Z	40.0
4218307	Other industrial machinery & equipment whsle	6	927	Z	X
42184	Industrial supplies whsle	9	2 603	Z	X
421840	Industrial supplies whsle	9	2 603	Z	X
4218401	General-line industrial supplies whsle	9	2 603	Z	X
42185	Service establishment equipment & supplies whsle	7	382	Z	X
421850	Service establishment equipment & supplies whsle	7	382	Z	X
4219	Miscellaneous durable goods whsle	140	93 437	.4	62.4
42191	Sporting & recreational goods & supplies whsle	7	56 379	.3	X
421910	Sporting & recreational goods & supplies whsle	7	56 379	.3	X
42199	Other miscellaneous durable goods whsle	132	14 923	.1	26.3
421990	Other miscellaneous durable goods whsle	132	14 923	.1	26.3
4219903	General merchandise (durable goods) whsle	130	13 683	.1	4.4

See footnotes at end of table.

Table 2. All Types of Operation by Broad Commodity Line and Kind of Business: 1997—Con.

[Includes only establishments with payroll. For meaning of abbreviations and symbols, see introductory text. For explanation of terms, see Appendix A]

CL code and NAICS code	Commodity line and kind of business	Establishments (number)	Sales (\$1,000)	Percent of sales accounted for by kind of business ¹	Coverage in percents
0420	Office and business furniture—Con.				
422	Wholesale trade, nondurable goods	1 439	1 479 707	7.1	2.7
4221	Paper & paper product whsle	1 301	1 419 265	6.8	1.8
42211	Printing & writing paper whsle	36	9 891	Z	2.5
422110	Printing & writing paper whsle	36	9 891	Z	2.5
42212	Stationery & office supplies whsle	1 232	1 405 534	6.7	1.8
422120	Stationery & office supplies whsle	1 232	1 405 534	6.7	1.8
42213	Industrial & personal service paper whsle	33	3 840	Z	X
422130	Industrial & personal service paper whsle	33	3 840	Z	X
4222	Drugs, & druggists' sundries whsle	7	679	Z	X
42221	Drugs, & druggists' sundries whsle	7	679	Z	X
422210	Drugs, & druggists' sundries whsle	7	679	Z	X
4226	Chemical & allied products whsle	15	4 482	Z	2.3
42261	Plastics materials & basic forms & shapes whsle	10	1 379	Z	2.5
422610	Plastics materials & basic forms & shapes whsle	10	1 379	Z	2.5
4229	Miscellaneous nondurable goods whsle	112	29 896	.1	24.7
42292	Book, periodical, & newspaper whsle	9	2 307	Z	15.3
422920	Book, periodical, & newspaper whsle	9	2 307	Z	15.3
42299	Other miscellaneous nondurable goods whsle	100	25 731	.1	14.5
422990	Other miscellaneous nondurable goods whsle	100	25 731	.1	14.5
4229902	General merchandise (nondurable goods) whsle	94	24 322	.1	8.0
0500	Household china, glassware, crockery, and plastic housewares	3 083	6 006 410	100.0	X
421	Wholesale trade, durable goods	2 214	5 808 493	96.7	X
4212	Furniture & home furnishings whsle	1 779	5 569 912	92.7	X
42121	Furniture whsle	140	67 050	1.1	X
421210	Furniture whsle	140	67 050	1.1	X
4212101	Household & lawn furniture whsle	134	63 222	1.1	X
4212102	Office & business furniture whsle	6	3 828	.1	X
42122	Home furnishings whsle	1 639	5 502 862	91.6	X
421220	Home furnishings whsle	1 639	5 502 862	91.6	X
4212201	Household china, glassware, & crockery whsle	1 332	5 326 152	88.7	X
4212202	Linens, domestics, draperies, & curtains whsle	74	30 821	.5	X
4212203	Floor coverings whsle	22	8 817	.1	X
4212204	Other home furnishings whsle	211	137 072	2.3	X
4214	Professional & commercial equipment & supplies whsle	20	34 907	.6	X
42144	Other commercial equipment whsle	7	12 783	.2	X
421440	Other commercial equipment whsle	7	12 783	.2	X
4215	Metal & mineral (except petroleum) whsle	11	6 873	.1	X
42151	Metal service centers & offices	11	6 873	.1	X
421510	Metal service centers & offices	11	6 873	.1	X
4215101	Ferrous metal service centers & sales offices	7	5 552	.1	X
4216	Electrical goods whsle	54	48 684	.8	X
42161	Electrical apparatus & equip, wiring supp, & const material whsle	6	1 316	Z	X
421610	Electrical apparatus & equip, wiring supp, & const material whsle	6	1 316	Z	X
42162	Electrical appliance, television & radio set whsle	40	41 432	.7	X
421620	Electrical appliance, television & radio set whsle	40	41 432	.7	X
42169	Other electronic parts & equipment whsle	8	5 936	.1	X
421690	Other electronic parts & equipment whsle	8	5 936	.1	X
4216902	Electronic parts (excluding communications equipment) whsle	8	5 936	.1	X
4217	Hardware, & plumbing & heating equipment & supplies whsle	13	2 349	Z	X
42171	Hardware whsle	12	2 334	Z	X
421710	Hardware whsle	12	2 334	Z	X
4219	Miscellaneous durable goods whsle	326	143 644	2.4	X
42191	Sporting & recreational goods & supplies whsle	25	60 667	1.0	X
421910	Sporting & recreational goods & supplies whsle	25	60 667	1.0	X
42192	Toy & hobby goods & supplies whsle	54	34 686	.6	X
421920	Toy & hobby goods & supplies whsle	54	34 686	.6	X
42194	Jewelry/watch/silverware/precious stone, & precious metal whsle	69	23 384	.4	X
421940	Jewelry/watch/silverware/precious stone, & precious metal whsle	69	23 384	.4	X
4219401	Jewelry, watch, diamonds, precious stone, & silverware whsle	62	22 831	.4	X
4219402	Precious metal (excluding ores) whsle	7	553	.4	X
42199	Other miscellaneous durable goods whsle	178	24 907	.4	X
421990	Other miscellaneous durable goods whsle	178	24 907	.4	X
4219903	General merchandise (durable goods) whsle	164	22 315	.4	X
4219904	Prerecorded media whsle	6	589	Z	X
4219906	Other durable goods whsle	7	1 369	Z	X
422	Wholesale trade, nondurable goods	869	197 917	3.3	X
4221	Paper & paper product whsle	34	18 563	.3	X
42212	Stationery & office supplies whsle	23	10 127	.2	X
422120	Stationery & office supplies whsle	23	10 127	.2	X
42213	Industrial & personal service paper whsle	11	8 436	.1	X
422130	Industrial & personal service paper whsle	11	8 436	.1	X
4222	Drugs, & druggists' sundries whsle	26	14 990	.3	X
42221	Drugs, & druggists' sundries whsle	26	14 990	.3	X
422210	Drugs, & druggists' sundries whsle	26	14 990	.3	X
4222101	General-line drugs whsle	19	7 584	.1	X
4222102	Specialty-line drug, pharmaceutical, cosmetic, & toiletries whsle	7	7 406	.1	X
4223	Apparel, piece goods, & notions whsle	31	2 841	Z	X
42231	Piece goods, notions, & other dry goods whsle	9	876	Z	X
422310	Piece goods, notions, & other dry goods whsle	9	876	Z	X
42232	Men's & boys' clothing & furnishings whsle	14	1 000	Z	X
422320	Men's & boys' clothing & furnishings whsle	14	1 000	Z	X
42233	Women's, children's, & infants' clothing & accessories whsle	8	965	Z	X
422330	Women's, children's, & infants' clothing & accessories whsle	8	965	Z	X

See footnotes at end of table.

Table 2. All Types of Operation by Broad Commodity Line and Kind of Business: 1997—Con.

[Includes only establishments with payroll. For meaning of abbreviations and symbols, see introductory text. For explanation of terms, see Appendix A]

CL code and NAICS code	Commodity line and kind of business	Establishments (number)	Sales (\$1,000)	Percent of sales accounted for by kind of business ¹	Coverage in percents
0500	Household china, glassware, crockery, and plastic housewares—Con.				
422	Wholesale trade, nondurable goods—Con.				
4224	Grocery & related products whsle	39	12 103	.2	X
42249	Other grocery & related products whsle	31	11 589	.2	X
422490	Other grocery & related products whsle	31	11 589	.2	X
4224906	Other grocery specialties whsle	28	6 138	.1	X
4226	Chemical & allied products whsle	15	4 369	.1	X
42269	Other chemical & allied products whsle	10	2 203	Z	X
422690	Other chemical & allied products whsle	10	2 203	Z	X
4226902	Other chemical & allied products whsle	10	2 203	Z	X
4229	Miscellaneous nondurable goods whsle	720	143 185	2.4	X
42292	Book, periodical, & newspaper whsle	30	10 243	.2	X
422920	Book, periodical, & newspaper whsle	30	10 243	.2	X
42293	Flower, nursery stock, & florists' supplies whsle	60	11 112	.2	X
422930	Flower, nursery stock, & florists' supplies whsle	60	11 112	.2	X
42299	Other miscellaneous nondurable goods whsle	626	120 498	2.0	X
422990	Other miscellaneous nondurable goods whsle	626	120 498	2.0	X
4229901	Art goods whsle	156	66 116	1.1	X
4229902	General merchandise (nondurable goods) whsle	412	35 411	.6	X
4229903	Textile bags, bagging, & burlap whsle	6	576	Z	X
4229904	Other nondurable goods whsle	52	18 395	.3	X
0520	Linens, domestics, curtains, and draperies	3 433	9 902 335	100.0	51.5
421	Wholesale trade, durable goods	2 800	9 632 706	97.3	55.9
4212	Furniture & home furnishings whsle	2 476	9 568 059	96.6	53.3
42121	Furniture whsle	264	184 799	1.9	46.5
421210	Furniture whsle	264	184 799	1.9	46.5
4212101	Household & lawn furniture whsle	173	66 440	.7	63.7
4212102	Office & business furniture whsle	91	118 359	1.2	28.7
42122	Home furnishings whsle	2 212	9 383 260	94.8	51.2
421220	Home furnishings whsle	2 212	9 383 260	94.8	51.2
4212201	Household china, glassware, & crockery whsle	108	72 078	.7	X
4212202	Linens, domestics, draperies, & curtains whsle	1 876	9 199 514	92.9	50.4
4212203	Floor coverings whsle	97	73 850	.7	57.4
4212204	Other home furnishings whsle	131	37 818	.4	46.0
4213	Lumber & other construction materials whsle	10	2 006	Z	66.4
42131	Lumber, plywood, millwork, & wood panel whsle	6	1 534	Z	X
421310	Lumber, plywood, millwork, & wood panel whsle	6	1 534	Z	X
4213103	Plywood, veneer, millwork, & wood panel whsle	6	1 534	Z	X
4214	Professional & commercial equipment & supplies whsle	17	4 848	Z	53.1
42144	Other commercial equipment whsle	11	3 725	Z	72.9
421440	Other commercial equipment whsle	11	3 725	Z	72.9
4214401	Restaurant & hotel equipment & supplies whsle	11	3 725	Z	X
4215	Metal & mineral (except petroleum) whsle	9	5 722	.1	77.6
42151	Metal service centers & offices	9	5 722	.1	76.9
421510	Metal service centers & offices	9	5 722	.1	76.9
4216	Electrical goods whsle	13	5 761	.1	35.3
42162	Electrical appliance, television & radio set whsle	6	5 128	.1	X
421620	Electrical appliance, television & radio set whsle	6	5 128	.1	X
4217	Hardware, & plumbing & heating equipment & supplies whsle	26	4 208	Z	32.4
42171	Hardware whsle	22	3 808	Z	34.9
421710	Hardware whsle	22	3 808	Z	34.9
4218	Machinery, equipment, & supplies whsle	11	5 315	.1	X
4219	Miscellaneous durable goods whsle	234	35 673	.4	8.0
42192	Toy & hobby goods & supplies whsle	27	5 423	.1	13.7
421920	Toy & hobby goods & supplies whsle	27	5 423	.1	13.7
42199	Other miscellaneous durable goods whsle	202	29 941	.3	4.9
421990	Other miscellaneous durable goods whsle	202	29 941	.3	4.9
4219903	General merchandise (durable goods) whsle	169	23 625	.2	X
4219904	Prerecorded media whsle	7	829	Z	X
42199041	Compact discs/prerecorded audio tapes, & phonograph records whsle	6	791	Z	X
4219906	Other durable goods whsle	24	4 183	Z	X
422	Wholesale trade, nondurable goods	633	269 629	2.7	17.4
4222	Drugs, & druggists' sundries whsle	8	281	Z	X
42221	Drugs, & druggists' sundries whsle	8	281	Z	X
422210	Drugs, & druggists' sundries whsle	8	281	Z	X
4222101	General-line drugs whsle	8	281	Z	X
4223	Apparel, piece goods, & notions whsle	254	209 540	2.1	16.3
42231	Piece goods, notions, & other dry goods whsle	147	153 283	1.5	X
422310	Piece goods, notions, & other dry goods whsle	147	153 283	1.5	X
4223101	Piece goods—jobbers	138	152 378	1.5	X
4223102	Notions & other dry goods whsle	9	905	Z	X
42232	Men's & boys' clothing & furnishings whsle	37	21 510	.2	6.3
422320	Men's & boys' clothing & furnishings whsle	37	21 510	.2	6.3
42233	Women's, children's, & infants' clothing & accessories whsle	66	33 146	.3	5.2
422330	Women's, children's, & infants' clothing & accessories whsle	66	33 146	.3	5.2
4224	Grocery & related products whsle	13	2 920	Z	65.0
42249	Other grocery & related products whsle	10	2 747	Z	75.6
422490	Other grocery & related products whsle	10	2 747	Z	75.6
4224906	Other grocery specialties whsle	8	161	Z	2.9

See footnotes at end of table.

Table 2. All Types of Operation by Broad Commodity Line and Kind of Business: 1997—Con.

[Includes only establishments with payroll. For meaning of abbreviations and symbols, see introductory text. For explanation of terms, see Appendix A]

CL code and NAICS code	Commodity line and kind of business	Establishments (number)	Sales (\$1,000)	Percent of sales accounted for by kind of business ¹	Coverage in percents
0520	Linens, domestics, curtains, and draperies—Con.				
422	Wholesale trade, nondurable goods—Con.				
4229	Miscellaneous nondurable goods whsle	350	54 066	.5	6.6
42293	Flower, nursery stock, & florists' supplies whsle	7	1 740	Z	X
422930	Flower, nursery stock, & florists' supplies whsle	7	1 740	Z	X
42295	Paint, varnish, & supplies whsle	20	11 069	.1	5.3
422950	Paint, varnish, & supplies whsle	20	11 069	.1	5.3
4229501	Paint, varnish, & supplies whsle	20	11 069	.1	5.3
42299	Other miscellaneous nondurable goods whsle	320	40 212	.4	3.9
422990	Other miscellaneous nondurable goods whsle	320	40 212	.4	3.9
4229901	Art goods whsle	34	12 304	.1	4.7
4229902	General merchandise (nondurable goods) whsle	256	25 040	.3	2.8
4229904	Other nondurable goods whsle	27	2 568	Z	10.3
0530	Flooring and floor coverings	4 172	17 033 467	100.0	55.5
421	Wholesale trade, durable goods	4 010	16 835 168	98.8	54.8
4212	Furniture & home furnishings whsle	3 200	16 416 942	96.4	59.6
42121	Furniture whsle	412	221 640	1.3	57.6
421210	Furniture whsle	412	221 640	1.3	57.6
4212101	Household & lawn furniture whsle	156	70 757	.4	58.1
4212102	Office & business furniture whsle	256	150 883	.9	58.4
42122	Home furnishings whsle	2 788	16 195 302	95.1	57.3
421220	Home furnishings whsle	2 788	16 195 302	95.1	57.3
4212201	Household china, glassware, & crockery whsle	28	21 547	.1	X
4212202	Linens, domestics, draperies, & curtains whsle	126	310 696	1.8	63.1
4212203	Floor coverings whsle	2 591	15 848 714	93.0	50.5
4212204	Other home furnishings whsle	43	14 345	.1	72.8
4213	Lumber & other construction materials whsle	384	264 070	1.6	2.7
42131	Lumber, plywood, millwork, & wood panel whsle	234	147 105	.9	1.6
421310	Lumber, plywood, millwork, & wood panel whsle	234	147 105	.9	1.6
4213101	Lumber without yard whsle	35	21 103	.1	X
4213102	Lumber with yard whsle	51	39 255	.2	.3
4213103	Plywood, veneer, millwork, & wood panel whsle	148	86 747	.5	3.6
42132	Brick, stone, & related construction materials whsle	29	22 867	.1	X
421320	Brick, stone, & related construction materials whsle	29	22 867	.1	X
4213201	Brick, block, tile, clay/cement sewer pipe whsle	16	14 029	.1	X
4213203	Cement, lime, & related products whsle	11	8 261	Z	X
42133	Roofing, siding, & insulation material whsle	48	24 581	.1	X
421330	Roofing, siding, & insulation material whsle	48	24 581	.1	X
4213301	Roofing, siding, & insulation material whsle	48	24 581	.1	X
42139	Other construction materials whsle	73	69 517	.4	24.2
421390	Other construction materials whsle	73	69 517	.4	24.2
4213902	Other construction materials whsle	68	69 221	.4	21.6
4214	Professional & commercial equipment & supplies whsle	17	18 335	.1	73.1
42144	Other commercial equipment whsle	17	18 335	.1	72.1
421440	Other commercial equipment whsle	17	18 335	.1	72.1
4214401	Restaurant & hotel equipment & supplies whsle	13	18 184	.1	X
4215	Metal & mineral (except petroleum) whsle	14	966	Z	X
42151	Metal service centers & offices	14	966	Z	X
421510	Metal service centers & offices	14	966	Z	X
4215101	Ferrous metal service centers & sales offices	12	620	Z	X
42151011	Ferrous metal service centers	6	234	Z	X
42151012	Ferrous metal sales offices	6	386	Z	X
4216	Electrical goods whsle	58	58 908	.3	6.7
42161	Electrical apparatus & equip, wiring supp, & const material whsle	15	3 837	Z	X
421610	Electrical apparatus & equip, wiring supp, & const material whsle	15	3 837	Z	X
42162	Electrical appliance, television & radio set whsle	28	50 177	.3	4.4
421620	Electrical appliance, television & radio set whsle	28	50 177	.3	4.4
42169	Other electronic parts & equipment whsle	15	4 894	Z	18.4
421690	Other electronic parts & equipment whsle	15	4 894	Z	18.4
4216902	Electronic parts (excluding communications equipment) whsle	12	4 553	Z	18.0
4217	Hardware, & plumbing & heating equipment & supplies whsle	60	59 420	.3	34.3
42171	Hardware whsle	35	15 006	.1	18.8
421710	Hardware whsle	35	15 006	.1	18.8
42172	Plumbing & heating equipment & supplies (hydronics) whsle	18	42 067	.2	53.5
421720	Plumbing & heating equipment & supplies (hydronics) whsle	18	42 067	.2	53.5
4218	Machinery, equipment, & supplies whsle	70	8 503	.1	7.3
42183	Industrial machinery & equipment whsle	8	1 356	Z	X
421830	Industrial machinery & equipment whsle	8	1 356	Z	X
42184	Industrial supplies whsle	8	601	Z	26.6
421840	Industrial supplies whsle	8	601	Z	26.6
4218406	Other industrial supplies whsle	6	433	Z	21.9
42185	Service establishment equipment & supplies whsle	50	5 901	Z	.8
421850	Service establishment equipment & supplies whsle	50	5 901	Z	.8
4218502	Custodial, janitors' equipment & supplies whsle	47	5 731	Z	X
4219	Miscellaneous durable goods whsle	205	6 844	Z	14.4
42199	Other miscellaneous durable goods whsle	202	6 760	Z	11.5
421990	Other miscellaneous durable goods whsle	202	6 760	Z	11.5
4219903	General merchandise (durable goods) whsle	199	5 995	Z	4.8

See footnotes at end of table.

Table 2. All Types of Operation by Broad Commodity Line and Kind of Business: 1997—Con.

[Includes only establishments with payroll. For meaning of abbreviations and symbols, see introductory text. For explanation of terms, see Appendix A]

CL code and NAICS code	Commodity line and kind of business	Establishments (number)	Sales (\$1,000)	Percent of sales accounted for by kind of business ¹	Coverage in percents
0530	Flooring and floor coverings—Con.				
422	Wholesale trade, nondurable goods	162	198 299	1.2	48.1
4221	Paper & paper product whsle	10	465	Z	X
42213	Industrial & personal service paper whsle	8	393	Z	X
422130	Industrial & personal service paper whsle	8	393	Z	X
4223	Apparel, piece goods, & notions whsle	17	129 392	.8	67.2
42231	Piece goods, notions, & other dry goods whsle	15	129 073	.8	X
422310	Piece goods, notions, & other dry goods whsle	15	129 073	.8	X
4223101	Piece goods—jobbers	12	124 641	.7	X
4226	Chemical & allied products whsle	43	38 355	.2	44.4
42261	Plastics materials & basic forms & shapes whsle	22	36 204	.2	53.1
422610	Plastics materials & basic forms & shapes whsle	22	36 204	.2	53.1
42269	Other chemical & allied products whsle	21	2 151	Z	17.8
422690	Other chemical & allied products whsle	21	2 151	Z	17.8
4226902	Other chemical & allied products whsle	21	2 151	Z	17.9
4229	Miscellaneous nondurable goods whsle	90	29 092	.2	18.7
42295	Paint, varnish, & supplies whsle	43	24 743	.1	12.6
422950	Paint, varnish, & supplies whsle	43	24 743	.1	12.6
4229501	Paint, varnish, & supplies whsle	43	24 743	.1	12.6
42299	Other miscellaneous nondurable goods whsle	47	4 349	Z	66.0
422990	Other miscellaneous nondurable goods whsle	47	4 349	Z	66.0
4229902	General merchandise (nondurable goods) whsle	40	3 807	Z	63.6
0540	Other home furnishings	7 165	10 017 830	100.0	16.4
421	Wholesale trade, durable goods	5 395	9 080 005	90.6	37.8
4211	Motor vehicle & motor vehicle parts & supplies whsle	11	1 636	Z	X
42112	Motor vehicle supplies & new parts whsle	7	1 385	Z	X
421120	Motor vehicle supplies & new parts whsle	7	1 385	Z	X
4212	Furniture & home furnishings whsle	3 850	8 286 276	82.7	52.0
42121	Furniture whsle	569	292 307	2.9	67.2
421210	Furniture whsle	569	292 307	2.9	67.2
4212101	Household & lawn furniture whsle	520	275 561	2.8	63.5
4212102	Office & business furniture whsle	49	16 746	.2	73.6
42122	Home furnishings whsle	3 281	7 993 969	79.8	47.6
421220	Home furnishings whsle	3 281	7 993 969	79.8	47.6
4212201	Household china, glassware, & crockery whsle	340	323 609	3.2	X
4212202	Linens, domestics, draperies, & curtains whsle	144	332 608	3.3	58.6
4212203	Floor coverings whsle	47	41 452	.4	41.4
4212204	Other home furnishings whsle	2 750	7 296 300	72.8	46.0
4213	Lumber & other construction materials whsle	31	44 157	.4	61.2
42131	Lumber, plywood, millwork, & wood panel whsle	10	4 900	Z	X
421310	Lumber, plywood, millwork, & wood panel whsle	10	4 900	Z	X
4213103	Plywood, veneer, millwork, & wood panel whsle	9	4 588	Z	X
42139	Other construction materials whsle	19	38 936	.4	44.5
421390	Other construction materials whsle	19	38 936	.4	44.5
4213901	Flat glass & other construction glass whsle	9	36 209	.4	X
4213902	Other construction materials whsle	10	2 727	Z	40.6
4214	Professional & commercial equipment & supplies whsle	180	61 635	.6	3.7
42141	Photographic equipment & supplies whsle	10	2 055	Z	X
421410	Photographic equipment & supplies whsle	10	2 055	Z	X
42144	Other commercial equipment whsle	160	52 086	.5	2.5
421440	Other commercial equipment whsle	160	52 086	.5	2.5
4214401	Restaurant & hotel equipment & supplies whsle	147	50 933	.5	X
4214402	Store machines & equipment whsle	13	1 153	Z	9.2
4215	Metal & mineral (except petroleum) whsle	11	2 781	Z	14.3
42151	Metal service centers & offices	11	2 781	Z	14.2
421510	Metal service centers & offices	11	2 781	Z	14.2
4215102	Nonferrous metal service centers & sales offices	11	2 731	Z	16.1
42151021	Nonferrous metal service centers	10	2 700	Z	16.1
4216	Electrical goods whsle	232	293 319	2.9	12.7
42161	Electrical apparatus & equip, wiring supp, & const material whsle	30	40 601	.4	14.3
421610	Electrical apparatus & equip, wiring supp, & const material whsle	30	40 601	.4	14.3
42162	Electrical appliance, television & radio set whsle	118	223 001	2.2	16.6
421620	Electrical appliance, television & radio set whsle	118	223 001	2.2	16.6
42169	Other electronic parts & equipment whsle	84	29 717	.3	5.1
421690	Other electronic parts & equipment whsle	84	29 717	.3	5.1
4216901	Communications equipment & supplies whsle	63	4 866	Z	5.4
4216902	Electronic parts (excluding communications equipment) whsle	21	24 851	.2	4.5
4217	Hardware, & plumbing & heating equipment & supplies whsle	114	141 440	1.4	2.3
42171	Hardware whsle	79	110 982	1.1	2.7
421710	Hardware whsle	79	110 982	1.1	2.7
42172	Plumbing & heating equipment & supplies (hydronics) whsle	24	15 449	.2	X
421720	Plumbing & heating equipment & supplies (hydronics) whsle	24	15 449	.2	X
42174	Refrigeration equipment & supplies whsle	9	1 462	Z	X
421740	Refrigeration equipment & supplies whsle	9	1 462	Z	X
4218	Machinery, equipment, & supplies whsle	23	10 117	.1	X
42183	Industrial machinery & equipment whsle	11	5 929	.1	X
421830	Industrial machinery & equipment whsle	11	5 929	.1	X
4218303	General-purpose industrial machinery & equipment whsle	7	4 118	Z	X
42184	Industrial supplies whsle	8	1 308	Z	X
421840	Industrial supplies whsle	8	1 308	Z	X

See footnotes at end of table.

Table 2. All Types of Operation by Broad Commodity Line and Kind of Business: 1997—Con.

[Includes only establishments with payroll. For meaning of abbreviations and symbols, see introductory text. For explanation of terms, see Appendix A]

CL code and NAICS code	Commodity line and kind of business	Establishments (number)	Sales (\$1,000)	Percent of sales accounted for by kind of business ¹	Coverage in percents
0540	Other home furnishings—Con.				
421	Wholesale trade, durable goods—Con.				
4219	Miscellaneous durable goods whsle	943	238 644	2.4	2.1
42191	Sporting & recreational goods & supplies whsle	37	26 660	.3	6.5
421910	Sporting & recreational goods & supplies whsle	37	26 660	.3	6.5
42192	Toy & hobby goods & supplies whsle	60	24 895	.2	10.1
421920	Toy & hobby goods & supplies whsle	60	24 895	.2	10.1
42194	Jewelry/watch/silverware/precious stone, & precious metal whsle	57	15 407	.2	.6
421940	Jewelry/watch/silverware/precious stone, & precious metal whsle	57	15 407	.2	.6
4219401	Jewelry, watch, diamonds, precious stone, & silverware whsle	55	15 370	.2	.5
42199	Other miscellaneous durable goods whsle	787	171 638	1.7	.4
421990	Other miscellaneous durable goods whsle	787	171 638	1.7	.4
4219903	General merchandise (durable goods) whsle	713	154 906	1.5	X
4219904	Prerecorded media whsle	6	607	.2	X
4219906	Other durable goods whsle	65	16 107	.2	1.4
422	Wholesale trade, nondurable goods	1 770	937 825	9.4	1.2
4221	Paper & paper product whsle	51	47 041	.5	8.4
42212	Stationery & office supplies whsle	34	36 253	.4	2.5
422120	Stationery & office supplies whsle	34	36 253	.4	2.5
42213	Industrial & personal service paper whsle	12	8 810	.1	X
422130	Industrial & personal service paper whsle	12	8 810	.1	X
4222	Drugs, & druggists' sundries whsle	106	195 083	1.9	.4
42221	Drugs, & druggists' sundries whsle	106	195 083	1.9	.4
422210	Drugs, & druggists' sundries whsle	106	195 083	1.9	.4
4222101	General-line drugs whsle	57	74 926	.7	1.0
4222102	Specialty-line drug, pharmaceutical, cosmetic, & toiletries whsle	49	120 157	1.2	X
4223	Apparel, piece goods, & notions whsle	93	11 929	.1	12.2
42231	Piece goods, notions, & other dry goods whsle	17	2 948	Z	X
422310	Piece goods, notions, & other dry goods whsle	17	2 948	Z	X
4223101	Piece goods—jobbers	14	2 093	Z	X
42232	Men's & boys' clothing & furnishings whsle	31	1 641	Z	6.1
422320	Men's & boys' clothing & furnishings whsle	31	1 641	Z	6.1
42233	Women's, children's, & infants' clothing & accessories whsle	43	7 083	.1	2.6
422330	Women's, children's, & infants' clothing & accessories whsle	43	7 083	.1	2.6
4224	Grocery & related products whsle	743	506 652	5.1	.3
42241	General-line grocery whsle	483	243 174	2.4	X
422410	General-line grocery whsle	483	243 174	2.4	X
4224101	General-line grocery whsle, voluntary group	23	21 350	.2	X
4224102	General-line grocery whsle, retail cooperative	120	33 907	.3	X
4224103	Other general-line grocery whsle	340	187 917	1.9	X
42242	Packaged frozen food whsle	104	132 617	1.3	X
422420	Packaged frozen food whsle	104	132 617	1.3	X
42249	Other grocery & related products whsle	138	129 124	1.3	1.5
422490	Other grocery & related products whsle	138	129 124	1.3	1.5
4224901	Coffee, tea, & spice whsle	12	2 231	Z	X
4224902	Bread & baked goods whsle	8	16 576	.2	X
4224903	Soft drinks whsle	9	1 084	Z	X
4224904	Canned goods whsle	26	7 561	.1	X
4224905	Food & beverage basic materials whsle	11	3 189	Z	X
4224906	Other grocery specialties whsle	72	98 483	1.0	X
4226	Chemical & allied products whsle	26	8 195	.1	2.5
42261	Plastics materials & basic forms & shapes whsle	12	4 655	Z	4.7
422610	Plastics materials & basic forms & shapes whsle	12	4 655	Z	4.7
42269	Other chemical & allied products whsle	14	3 540	Z	X
422690	Other chemical & allied products whsle	14	3 540	Z	X
4226902	Other chemical & allied products whsle	14	3 540	Z	X
4229	Miscellaneous nondurable goods whsle	748	168 064	1.7	13.3
42291	Farm supplies whsle	11	11 030	.1	X
422910	Farm supplies whsle	11	11 030	.1	X
4229102	Farm supplies—whsle distributors	8	10 366	.1	X
42292	Book, periodical, & newspaper whsle	13	8 615	.1	61.6
422920	Book, periodical, & newspaper whsle	13	8 615	.1	61.6
42293	Flower, nursery stock, & florists' supplies whsle	22	1 857	Z	X
422930	Flower, nursery stock, & florists' supplies whsle	22	1 857	Z	X
42295	Paint, varnish, & supplies whsle	6	2 014	Z	X
422950	Paint, varnish, & supplies whsle	6	2 014	Z	X
4229501	Paint, varnish, & supplies whsle	6	2 014	Z	X
42299	Other miscellaneous nondurable goods whsle	694	143 253	1.4	3.1
422990	Other miscellaneous nondurable goods whsle	694	143 253	1.4	3.1
4229901	Art goods whsle	202	65 233	.7	4.5
4229902	General merchandise (nondurable goods) whsle	414	58 398	.6	.7
4229903	Textile bags, bagging, & burlap whsle	7	284	Z	X
4229904	Other nondurable goods whsle	71	19 338	.2	4.9

See footnotes at end of table.

Table 2. All Types of Operation by Broad Commodity Line and Kind of Business: 1997—Con.

[Includes only establishments with payroll. For meaning of abbreviations and symbols, see introductory text. For explanation of terms, see Appendix A]

CL code and NAICS code	Commodity line and kind of business	Establishments (number)	Sales (\$1,000)	Percent of sales accounted for by kind of business ¹	Coverage in percents
0600	Lumber: rough, dressed, and finished	5 267	29 578 678	100.0	66.7
421	Wholesale trade, durable goods	5 062	29 390 317	99.4	68.0
4211	Motor vehicle & motor vehicle parts & supplies whsle	6	4 182	Z	55.8
4212	Furniture & home furnishings whsle	21	17 194	.1	8.8
42121	Furniture whsle	9	8 549	Z	X
421210	Furniture whsle	9	8 549	Z	X
4212101	Household & lawn furniture whsle	9	8 549	Z	X
42122	Home furnishings whsle	12	8 645	Z	47.8
421220	Home furnishings whsle	12	8 645	Z	47.8
4212203	Floor coverings whsle	10	8 565	Z	45.3
4213	Lumber & other construction materials whsle	4 368	28 862 899	97.6	62.7
42131	Lumber, plywood, millwork, & wood panel whsle	4 142	28 645 329	96.8	71.4
421310	Lumber, plywood, millwork, & wood panel whsle	4 142	28 645 329	96.8	71.4
4213101	Lumber without yard whsle	1 627	13 483 531	45.6	X
4213102	Lumber with yard whsle	1 599	12 224 174	41.3	69.1
4213103	Plywood, veneer, millwork, & wood panel whsle	916	2 937 624	9.9	68.8
42132	Brick, stone, & related construction materials whsle	7	4 620	Z	13.2
421320	Brick, stone, & related construction materials whsle	7	4 620	Z	13.2
42133	Roofing, siding, & insulation material whsle	130	189 661	.6	33.8
421330	Roofing, siding, & insulation material whsle	130	189 661	.6	33.8
4213301	Roofing, siding, & insulation material whsle	130	189 661	.6	33.8
42139	Other construction materials whsle	89	23 289	.1	44.7
421390	Other construction materials whsle	89	23 289	.1	44.7
4213901	Flat glass & other construction glass whsle	6	261	Z	X
4213902	Other construction materials whsle	83	23 028	.1	40.9
4215	Metal & mineral (except petroleum) whsle	115	47 623	.2	50.4
42151	Metal service centers & offices	115	47 623	.2	49.9
421510	Metal service centers & offices	115	47 623	.2	49.9
4215101	Ferrous metal service centers & sales offices	111	45 945	.2	49.5
42151011	Ferrous metal service centers	99	45 140	.2	50.1
42151012	Ferrous metal sales offices	12	805	Z	32.9
4216	Electrical goods whsle	9	8 076	Z	X
4217	Hardware, & plumbing & heating equipment & supplies whsle	40	34 043	.1	18.0
42171	Hardware whsle	28	31 931	.1	6.0
421710	Hardware whsle	28	31 931	.1	6.0
42172	Plumbing & heating equipment & supplies (hydronics) whsle	10	2 110	Z	67.6
421720	Plumbing & heating equipment & supplies (hydronics) whsle	10	2 110	Z	67.6
4218	Machinery, equipment, & supplies whsle	18	3 747	Z	25.3
42183	Industrial machinery & equipment whsle	11	1 713	Z	37.5
421830	Industrial machinery & equipment whsle	11	1 713	Z	37.5
4218305	Materials handling equipment whsle	6	569	Z	16.1
4219	Miscellaneous durable goods whsle	481	411 322	1.4	3.1
42199	Other miscellaneous durable goods whsle	479	410 713	1.4	2.7
421990	Other miscellaneous durable goods whsle	479	410 713	1.4	2.7
4219902	Forest products (except lumber) whsle	98	183 542	.6	X
4219903	General merchandise (durable goods) whsle	371	226 328	.8	.9
4219906	Other durable goods whsle	9	798	Z	X
422	Wholesale trade, nondurable goods	205	188 361	.6	3.2
4225	Farm-product raw material whsle	145	57 434	.2	X
42251	Grain & field bean whsle	141	56 648	.2	X
422510	Grain & field bean whsle	141	56 648	.2	X
4226	Chemical & allied products whsle	14	10 922	Z	X
42261	Plastics materials & basic forms & shapes whsle	10	9 696	Z	X
422610	Plastics materials & basic forms & shapes whsle	10	9 696	Z	X
4227	Petroleum & petroleum products whsle	7	661	Z	X
4229	Miscellaneous nondurable goods whsle	31	4 803	Z	23.6
42291	Farm supplies whsle	18	3 729	Z	11.9
422910	Farm supplies whsle	18	3 729	Z	11.9
4229101	Farm supplies—farm dealers	10	2 465	Z	20.3
4229102	Farm supplies—whsle distributors	8	1 264	Z	X
42295	Paint, varnish, & supplies whsle	12	974	Z	48.2
422950	Paint, varnish, & supplies whsle	12	974	Z	48.2
4229501	Paint, varnish, & supplies whsle	12	974	Z	48.2
0620	Plywood and millwork	6 895	29 106 316	100.0	63.3
421	Wholesale trade, durable goods	6 720	28 907 136	99.3	63.1
4212	Furniture & home furnishings whsle	44	59 968	.2	19.5
42122	Home furnishings whsle	39	55 745	.2	16.8
421220	Home furnishings whsle	39	55 745	.2	16.8
4212203	Floor coverings whsle	31	49 851	.2	14.8
4213	Lumber & other construction materials whsle	5 499	27 943 915	96.0	60.2
42131	Lumber, plywood, millwork, & wood panel whsle	4 914	27 373 301	94.0	68.2
421310	Lumber, plywood, millwork, & wood panel whsle	4 914	27 373 301	94.0	68.2
4213101	Lumber without yard whsle	591	2 762 436	9.5	X
4213102	Lumber with yard whsle	782	2 313 651	7.9	72.9
4213103	Plywood, veneer, millwork, & wood panel whsle	3 541	22 297 214	76.6	60.2
42132	Brick, stone, & related construction materials whsle	28	10 938	Z	44.7
421320	Brick, stone, & related construction materials whsle	28	10 938	Z	44.7
4213201	Brick, block, tile, clay/cement sewer pipe whsle	10	5 978	Z	20.1
4213203	Cement, lime, & related products whsle	17	4 915	Z	59.8
42133	Roofing, siding, & insulation material whsle	408	407 745	1.4	43.9
421330	Roofing, siding, & insulation material whsle	408	407 745	1.4	43.9
4213301	Roofing, siding, & insulation material whsle	408	407 745	1.4	43.9
42139	Other construction materials whsle	149	151 931	.5	39.3
421390	Other construction materials whsle	149	151 931	.5	39.3
4213901	Flat glass & other construction glass whsle	43	17 026	.1	X
4213902	Other construction materials whsle	106	134 905	.5	35.4

See footnotes at end of table.

Table 2. All Types of Operation by Broad Commodity Line and Kind of Business: 1997—Con.

[Includes only establishments with payroll. For meaning of abbreviations and symbols, see introductory text. For explanation of terms, see Appendix A]

CL code and NAICS code	Commodity line and kind of business	Establishments (number)	Sales (\$1,000)	Percent of sales accounted for by kind of business ¹	Coverage in percents
0620	Plywood and millwork—Con.				
421	Wholesale trade, durable goods—Con.				
4214	Professional & commercial equipment & supplies whsle	26	7 588	Z	18.0
42144	Other commercial equipment whsle	19	4 561	Z	19.4
421440	Other commercial equipment whsle	19	4 561	Z	19.4
4214402	Store machines & equipment whsle	18	4 460	Z	14.3
4215	Metal & mineral (except petroleum) whsle	130	85 291	.3	42.4
42151	Metal service centers & offices	130	85 291	.3	42.0
421510	Metal service centers & offices	130	85 291	.3	42.0
4215101	Ferrous metal service centers & sales offices	106	68 084	.2	44.7
42151011	Ferrous metal service centers	82	55 989	.2	38.2
42151012	Ferrous metal sales offices	24	12 095	Z	76.3
4215102	Nonferrous metal service centers & sales offices	24	17 207	.1	30.6
42151021	Nonferrous metal service centers	8	3 070	Z	X
42151022	Nonferrous metal sales offices	16	14 137	Z	24.4
4216	Electrical goods whsle	28	43 663	.2	14.0
42162	Electrical appliance, television & radio set whsle	18	31 733	.1	10.0
421620	Electrical appliance, television & radio set whsle	18	31 733	.1	10.0
4217	Hardware, & plumbing & heating equipment & supplies whsle	362	473 755	1.6	15.4
42171	Hardware whsle	276	399 455	1.4	15.9
421710	Hardware whsle	276	399 455	1.4	15.9
42172	Plumbing & heating equipment & supplies (hydronics) whsle	55	55 329	.2	13.6
421720	Plumbing & heating equipment & supplies (hydronics) whsle	55	55 329	.2	13.6
42173	Warm air heating & air-conditioning equipment & supplies whsle	27	16 469	.1	19.4
421730	Warm air heating & air-conditioning equipment & supplies whsle	27	16 469	.1	19.4
4218	Machinery, equipment, & supplies whsle	38	17 588	.1	44.7
42183	Industrial machinery & equipment whsle	22	13 808	Z	49.6
421830	Industrial machinery & equipment whsle	22	13 808	Z	49.6
4218305	Materials handling equipment whsle	14	6 098	Z	24.3
42184	Industrial supplies whsle	10	1 209	Z	X
421840	Industrial supplies whsle	10	1 209	Z	X
4219	Miscellaneous durable goods whsle	590	275 122	.9	7.5
42199	Other miscellaneous durable goods whsle	589	275 059	.9	6.6
421990	Other miscellaneous durable goods whsle	589	275 059	.9	6.6
4219902	Forest products (except lumber) whsle	27	15 063	.1	X
4219903	General merchandise (durable goods) whsle	551	256 150	.9	3.0
4219904	Prerecorded media whsle	6	1 943	Z	X
422	Wholesale trade, nondurable goods	175	199 180	.7	30.1
4226	Chemical & allied products whsle	79	95 962	.3	60.4
42261	Plastics materials & basic forms & shapes whsle	59	75 974	.3	68.5
422610	Plastics materials & basic forms & shapes whsle	59	75 974	.3	68.5
42269	Other chemical & allied products whsle	20	19 988	.1	29.9
422690	Other chemical & allied products whsle	20	19 988	.1	29.9
4226902	Other chemical & allied products whsle	20	19 988	.1	30.1
4229	Miscellaneous nondurable goods whsle	91	101 973	.4	5.2
42291	Farm supplies whsle	41	42 082	.1	X
422910	Farm supplies whsle	41	42 082	.1	X
4229101	Farm supplies—farm dealers	34	1 285	Z	X
4229102	Farm supplies—whsle distributors	7	40 797	.1	X
42295	Paint, varnish, & supplies whsle	14	16 988	.1	.2
422950	Paint, varnish, & supplies whsle	14	16 988	.1	.2
4229501	Paint, varnish, & supplies whsle	14	16 988	.1	.2
42299	Other miscellaneous nondurable goods whsle	34	26 503	.1	.6
422990	Other miscellaneous nondurable goods whsle	34	26 503	.1	.6
4229902	General merchandise (nondurable goods) whsle	34	26 503	.1	.7
0700	Brick, stone, tile, sand, block, cement, and gravel	4 152	10 810 265	100.0	57.5
421	Wholesale trade, durable goods	4 064	10 767 149	99.6	57.1
4212	Furniture & home furnishings whsle	28	28 813	.3	56.0
42121	Furniture whsle	6	9 916	.1	X
421210	Furniture whsle	6	9 916	.1	X
4212101	Household & lawn furniture whsle	6	9 916	.1	X
42122	Home furnishings whsle	22	18 897	.2	62.3
421220	Home furnishings whsle	22	18 897	.2	62.3
4212203	Floor coverings whsle	22	18 897	.2	56.0
4213	Lumber & other construction materials whsle	3 437	10 578 970	97.9	56.5
42131	Lumber, plywood, millwork, & wood panel whsle	291	120 918	1.1	69.9
421310	Lumber, plywood, millwork, & wood panel whsle	291	120 918	1.1	69.9
4213101	Lumber without yard whsle	63	34 921	.3	X
4213102	Lumber with yard whsle	67	18 228	.2	63.7
4213103	Plywood, veneer, millwork, & wood panel whsle	161	67 769	.6	59.8
42132	Brick, stone, & related construction materials whsle	3 026	10 410 608	96.3	37.6
421320	Brick, stone, & related construction materials whsle	3 026	10 410 608	96.3	37.6
4213201	Brick, block, tile, clay/cement sewer pipe whsle	1 184	3 413 601	31.6	18.7
4213202	Sand, gravel, & stone whsle	1 012	1 906 175	17.6	45.2
4213203	Cement, lime, & related products whsle	830	5 090 832	47.1	47.7
42133	Roofing, siding, & insulation material whsle	85	44 223	.4	28.3
421330	Roofing, siding, & insulation material whsle	85	44 223	.4	28.3
4213301	Roofing, siding, & insulation material whsle	85	44 223	.4	28.3
42139	Other construction materials whsle	35	3 221	Z	44.0
421390	Other construction materials whsle	35	3 221	Z	44.0
4213902	Other construction materials whsle	35	3 221	Z	40.3
4215	Metal & mineral (except petroleum) whsle	96	63 892	.6	16.2
42151	Metal service centers & offices	94	63 504	.6	15.2
421510	Metal service centers & offices	94	63 504	.6	15.2
4215101	Ferrous metal service centers & sales offices	93	41 671	.4	31.2
42151011	Ferrous metal service centers	78	36 700	.3	28.3
42151012	Ferrous metal sales offices	15	4 971	Z	71.0

See footnotes at end of table.

Table 2. All Types of Operation by Broad Commodity Line and Kind of Business: 1997—Con.

[Includes only establishments with payroll. For meaning of abbreviations and symbols, see introductory text. For explanation of terms, see Appendix A]

CL code and NAICS code	Commodity line and kind of business	Establishments (number)	Sales (\$1,000)	Percent of sales accounted for by kind of business ¹	Coverage in percents
0700	Brick, stone, tile, sand, block, cement, and gravel—Con.				
421	Wholesale trade, durable goods—Con.				
4217	Hardware, & plumbing & heating equipment & supplies whsle	156	33 016	.3	9.4
42171	Hardware whsle	91	22 235	.2	1.7
421710	Hardware whsle	91	22 235	.2	1.7
42172	Plumbing & heating equipment & supplies (hydronics) whsle	45	6 922	.1	58.0
421720	Plumbing & heating equipment & supplies (hydronics) whsle	45	6 922	.1	58.0
42173	Warm air heating & air-conditioning equipment & supplies whsle	20	3 859	Z	1.3
421730	Warm air heating & air-conditioning equipment & supplies whsle	20	3 859	Z	1.3
4218	Machinery, equipment, & supplies whsle	27	33 563	.3	9.9
42183	Industrial machinery & equipment whsle	9	2 112	Z	.9
421830	Industrial machinery & equipment whsle	9	2 112	Z	.9
4218307	Other industrial machinery & equipment whsle	7	1 859	Z	2.0
42185	Service establishment equipment & supplies whsle	8	919	Z	66.8
421850	Service establishment equipment & supplies whsle	8	919	Z	66.8
4218504	Other service establishment equipment & supplies whsle	6	635	Z	54.2
4219	Miscellaneous durable goods whsle	317	27 907	.3	39.0
42191	Sporting & recreational goods & supplies whsle	8	481	Z	51.6
421910	Sporting & recreational goods & supplies whsle	8	481	Z	51.6
42199	Other miscellaneous durable goods whsle	304	23 333	.2	28.8
421990	Other miscellaneous durable goods whsle	304	23 333	.2	28.8
4219902	Forest products (except lumber) whsle	8	2 654	Z	X
4219903	General merchandise (durable goods) whsle	296	20 679	Z	26.2
422	Wholesale trade, nondurable goods	88	43 116	.4	31.5
4226	Chemical & allied products whsle	44	28 799	.3	41.8
42261	Plastics materials & basic forms & shapes whsle	24	14 696	.1	57.3
422610	Plastics materials & basic forms & shapes whsle	24	14 696	.1	57.3
42269	Other chemical & allied products whsle	20	14 103	.1	26.9
422690	Other chemical & allied products whsle	20	14 103	.1	26.9
4226902	Other chemical & allied products whsle	20	14 103	.1	27.1
4229	Miscellaneous nondurable goods whsle	38	11 525	.1	9.0
42291	Farm supplies whsle	17	3 895	Z	8.0
422910	Farm supplies whsle	17	3 895	Z	8.0
4229102	Farm supplies—whsle distributors	17	3 895	Z	8.5
42295	Paint, varnish, & supplies whsle	14	5 696	.1	4.9
422950	Paint, varnish, & supplies whsle	14	5 696	.1	4.9
4229501	Paint, varnish, & supplies whsle	14	5 696	.1	4.9
0720	Roofing, siding, and insulation materials	3 929	10 009 048	100.0	64.0
421	Wholesale trade, durable goods	3 815	9 944 021	99.4	63.8
4212	Furniture & home furnishings whsle	50	28 767	.3	3.9
42122	Home furnishings whsle	45	27 776	.3	3.8
421220	Home furnishings whsle	45	27 776	.3	3.8
4212202	Linens, domestics, draperies, & curtains whsle	8	5 328	.1	39.3
4212203	Floor coverings whsle	29	12 969	.1	.5
4212204	Other home furnishings whsle	8	9 479	.1	X
4213	Lumber & other construction materials whsle	2 778	9 575 292	95.7	63.5
42131	Lumber, plywood, millwork, & wood panel whsle	965	1 517 835	15.2	72.7
421310	Lumber, plywood, millwork, & wood panel whsle	965	1 517 835	15.2	72.7
4213101	Lumber without yard whsle	160	348 068	3.5	X
4213102	Lumber with yard whsle	216	264 973	2.6	72.0
4213103	Plywood, veneer, millwork, & wood panel whsle	589	904 794	9.0	67.9
42132	Brick, stone, & related construction materials whsle	25	22 930	.2	26.7
421320	Brick, stone, & related construction materials whsle	25	22 930	.2	26.7
4213201	Brick, block, tile, clay/cement sewer pipe whsle	12	16 187	.2	19.8
4213203	Cement, lime, & related products whsle	10	3 094	Z	59.5
42133	Roofing, siding, & insulation material whsle	1 584	7 945 503	79.4	53.1
421330	Roofing, siding, & insulation material whsle	1 584	7 945 503	79.4	53.1
4213301	Roofing, siding, & insulation material whsle	1 584	7 945 503	79.4	53.1
42139	Other construction materials whsle	204	89 024	.9	37.4
421390	Other construction materials whsle	204	89 024	.9	37.4
4213901	Flat glass & other construction glass whsle	14	18 935	.2	X
4213902	Other construction materials whsle	190	70 089	.7	33.9
4215	Metal & mineral (except petroleum) whsle	133	76 552	.8	37.4
42151	Metal service centers & offices	133	76 552	.8	37.0
421510	Metal service centers & offices	133	76 552	.8	37.0
4215101	Ferrous metal service centers & sales offices	120	67 380	.7	33.8
42151011	Ferrous metal service centers	110	66 285	.7	34.1
42151012	Ferrous metal sales offices	10	1 095	Z	28.1
4215102	Nonferrous metal service centers & sales offices	13	9 172	.1	73.2
42151021	Nonferrous metal service centers	7	5 692	.1	75.8
42151022	Nonferrous metal sales offices	6	3 480	Z	X
4216	Electrical goods whsle	15	8 869	.1	30.9
42161	Electrical apparatus & equip, wiring supp, & const material whsle	12	5 144	.1	37.5
421610	Electrical apparatus & equip, wiring supp, & const material whsle	12	5 144	.1	37.5
4217	Hardware, & plumbing & heating equipment & supplies whsle	364	179 776	1.8	6.4
42171	Hardware whsle	128	64 172	.6	5.1
421710	Hardware whsle	128	64 172	.6	5.1
42172	Plumbing & heating equipment & supplies (hydronics) whsle	75	30 823	.3	16.5
421720	Plumbing & heating equipment & supplies (hydronics) whsle	75	30 823	.3	16.5
42173	Warm air heating & air-conditioning equipment & supplies whsle	156	84 737	.8	4.9
421730	Warm air heating & air-conditioning equipment & supplies whsle	156	84 737	.8	4.9

See footnotes at end of table.

Table 2. All Types of Operation by Broad Commodity Line and Kind of Business: 1997—Con.

[Includes only establishments with payroll. For meaning of abbreviations and symbols, see introductory text. For explanation of terms, see Appendix A]

CL code and NAICS code	Commodity line and kind of business	Establishments (number)	Sales (\$1,000)	Percent of sales accounted for by kind of business ¹	Coverage in percents
0720	Roofing, siding, and insulation materials—Con.				
421	Wholesale trade, durable goods—Con.				
4218	Machinery, equipment, & supplies whsle	29	13 221	.1	9.7
42181	Construction & mining (except petroleum) machinery & equip whsle	9	7 380	.1	58.3
421810	Construction & mining (except petroleum) machinery & equip whsle	9	7 380	.1	58.3
42183	Industrial machinery & equipment whsle	9	1 101	Z	.5
421830	Industrial machinery & equipment whsle	9	1 101	Z	.5
4218303	General-purpose industrial machinery & equipment whsle	8	920	Z	1.0
42184	Industrial supplies whsle	6	3 222	Z	X
421840	Industrial supplies whsle	6	3 222	Z	X
4219	Miscellaneous durable goods whsle	437	59 537	.6	37.1
42199	Other miscellaneous durable goods whsle	436	59 211	.6	32.9
421990	Other miscellaneous durable goods whsle	436	59 211	.6	32.9
4219903	General merchandise (durable goods) whsle	431	58 452	.6	31.0
422	Wholesale trade, nondurable goods	114	65 027	.7	23.3
4225	Farm-product raw material whsle	6	517	Z	X
42251	Grain & field bean whsle	6	517	Z	X
422510	Grain & field bean whsle	6	517	Z	X
4226	Chemical & allied products whsle	41	31 134	.3	28.3
42261	Plastics materials & basic forms & shapes whsle	17	10 591	.1	25.6
422610	Plastics materials & basic forms & shapes whsle	17	10 591	.1	25.6
42269	Other chemical & allied products whsle	24	20 543	.2	29.6
422690	Other chemical & allied products whsle	24	20 543	.2	29.6
4226902	Other chemical & allied products whsle	24	20 543	.2	29.8
4229	Miscellaneous nondurable goods whsle	59	31 649	.3	25.2
42291	Farm supplies whsle	7	628	Z	X
422910	Farm supplies whsle	7	628	Z	X
4229102	Farm supplies—whsle distributors	6	501	Z	X
42295	Paint, varnish, & supplies whsle	37	27 911	.3	12.5
422950	Paint, varnish, & supplies whsle	37	27 911	.3	12.5
4229501	Paint, varnish, & supplies whsle	37	27 911	.3	12.5
42299	Other miscellaneous nondurable goods whsle	13	1 125	Z	X
422990	Other miscellaneous nondurable goods whsle	13	1 125	Z	X
4229904	Other nondurable goods whsle	6	831	Z	X
0730	Flat glass and other construction glass (excluding automotive)	1 279	2 056 651	100.0	X
421	Wholesale trade, durable goods	1 233	2 037 146	99.1	X
4211	Motor vehicle & motor vehicle parts & supplies whsle	32	10 930	.5	X
42112	Motor vehicle supplies & new parts whsle	26	10 708	.5	X
421120	Motor vehicle supplies & new parts whsle	26	10 708	.5	X
4211201	Motor vehicle supplies & new parts—warehouse distributors	13	7 810	.4	X
4211202	Motor vehicle supplies & new parts—jobbers	13	2 898	.1	X
42114	Motor vehicle parts, (used) whsle	6	222	Z	X
421140	Motor vehicle parts, (used) whsle	6	222	Z	X
4212	Furniture & home furnishings whsle	20	46 364	2.3	X
42122	Home furnishings whsle	20	46 364	2.3	X
421220	Home furnishings whsle	20	46 364	2.3	X
4212201	Household china, glassware, & crockery whsle	9	21 499	1.0	X
4212204	Other home furnishings whsle	11	24 865	1.2	X
4213	Lumber & other construction materials whsle	929	1 910 204	92.9	X
42131	Lumber, plywood, millwork, & wood panel whsle	120	54 792	2.7	X
421310	Lumber, plywood, millwork, & wood panel whsle	120	54 792	2.7	X
4213101	Lumber without yard whsle	20	7 289	.4	X
4213102	Lumber with yard whsle	17	6 082	.3	X
4213103	Plywood, veneer, millwork, & wood panel whsle	83	41 421	2.0	X
42132	Brick, stone, & related construction materials whsle	9	16 586	.8	X
421320	Brick, stone, & related construction materials whsle	9	16 586	.8	X
4213203	Cement, lime, & related products whsle	6	10 846	.5	X
42133	Roofing, siding, & insulation material whsle	97	129 185	6.3	X
421330	Roofing, siding, & insulation material whsle	97	129 185	6.3	X
4213301	Roofing, siding, & insulation material whsle	97	129 185	6.3	X
42139	Other construction materials whsle	703	1 709 641	83.1	X
421390	Other construction materials whsle	703	1 709 641	83.1	X
4213901	Flat glass & other construction glass whsle	669	1 700 103	82.7	X
4213902	Other construction materials whsle	34	9 538	.5	X
4215	Metal & mineral (except petroleum) whsle	66	47 308	2.3	X
42151	Metal service centers & offices	66	47 308	2.3	X
421510	Metal service centers & offices	66	47 308	2.3	X
4215101	Ferrous metal service centers & sales offices	11	18 366	.9	X
42151011	Ferrous metal service centers	6	1 746	.1	X
4215102	Nonferrous metal service centers & sales offices	55	28 942	1.4	X
42151021	Nonferrous metal service centers	28	12 604	.6	X
42151022	Nonferrous metal sales offices	27	16 338	.8	X
4217	Hardware, & plumbing & heating equipment & supplies whsle	23	1 471	.1	X
42171	Hardware whsle	21	1 422	.1	X
421710	Hardware whsle	21	1 422	.1	X
4218	Machinery, equipment, & supplies whsle	8	2 986	.1	X
42183	Industrial machinery & equipment whsle	6	2 777	.1	X
421830	Industrial machinery & equipment whsle	6	2 777	.1	X
4219	Miscellaneous durable goods whsle	150	17 513	.9	X
42199	Other miscellaneous durable goods whsle	150	17 513	.9	X
421990	Other miscellaneous durable goods whsle	150	17 513	.9	X
4219903	General merchandise (durable goods) whsle	150	17 513	.9	X

See footnotes at end of table.

Table 2. All Types of Operation by Broad Commodity Line and Kind of Business: 1997—Con.

[Includes only establishments with payroll. For meaning of abbreviations and symbols, see introductory text. For explanation of terms, see Appendix A]

CL code and NAICS code	Commodity line and kind of business	Establishments (number)	Sales (\$1,000)	Percent of sales accounted for by kind of business ¹	Coverage in percents
0730	Flat glass and other construction glass (excluding automotive)—Con.				
422	Wholesale trade, nondurable goods	46	19 505	.9	X
4221	Paper & paper product whsle	12	2 116	.1	X
42213	Industrial & personal service paper whsle	10	1 249	.1	X
422130	Industrial & personal service paper whsle	10	1 249	.1	X
4226	Chemical & allied products whsle	9	3 510	.2	X
42261	Plastics materials & basic forms & shapes whsle	7	3 328	.2	X
422610	Plastics materials & basic forms & shapes whsle	7	3 328	.2	X
4229	Miscellaneous nondurable goods whsle	24	12 118	.6	X
42299	Other miscellaneous nondurable goods whsle	16	8 354	.4	X
422990	Other miscellaneous nondurable goods whsle	16	8 354	.4	X
4229902	General merchandise (nondurable goods) whsle	8	902	Z	X
4229904	Other nondurable goods whsle	6	2 083	.1	X
0740	Other construction materials	4 465	6 911 553	100.0	58.7
421	Wholesale trade, durable goods	4 241	6 832 709	98.9	62.4
4211	Motor vehicle & motor vehicle parts & supplies whsle	14	7 763	.1	86.2
42111	Automobile & other motor vehicle whsle	6	2 165	Z	X
421110	Automobile & other motor vehicle whsle	6	2 165	Z	X
4212	Furniture & home furnishings whsle	34	44 444	.6	37.6
42121	Furniture whsle	9	13 534	.2	6.0
421210	Furniture whsle	9	13 534	.2	6.0
4212101	Household & lawn furniture whsle	7	11 083	.2	3.3
42122	Home furnishings whsle	25	30 910	.4	50.1
421220	Home furnishings whsle	25	30 910	.4	50.1
4212203	Floor coverings whsle	21	30 102	.4	59.5
4213	Lumber & other construction materials whsle	3 310	6 404 002	92.7	63.4
42131	Lumber, plywood, millwork, & wood panel whsle	521	563 624	8.2	73.3
421310	Lumber, plywood, millwork, & wood panel whsle	521	563 624	8.2	73.3
4213101	Lumber without yard whsle	101	94 471	1.4	X
4213102	Lumber with yard whsle	90	96 622	1.4	73.1
4213103	Plywood, veneer, millwork, & wood panel whsle	330	372 531	5.4	68.8
42132	Brick, stone, & related construction materials whsle	158	38 446	.6	44.7
421320	Brick, stone, & related construction materials whsle	158	38 446	.6	44.7
4213201	Brick, block, tile, clay/cement sewer pipe whsle	145	36 513	.5	20.1
4213202	Sand, gravel, & stone whsle	6	182	Z	49.6
4213203	Cement, lime, & related products whsle	7	1 751	Z	X
42133	Roofing, siding, & insulation material whsle	364	280 003	4.1	54.8
421330	Roofing, siding, & insulation material whsle	364	280 003	4.1	54.8
4213301	Roofing, siding, & insulation material whsle	364	280 003	4.1	54.8
42139	Other construction materials whsle	2 267	5 521 929	79.9	39.8
421390	Other construction materials whsle	2 267	5 521 929	79.9	39.8
4213901	Flat glass & other construction glass whsle	46	30 343	.4	X
4213902	Other construction materials whsle	2 221	5 491 586	79.5	36.5
4215	Metal & mineral (except petroleum) whsle	177	83 514	1.2	59.0
42151	Metal service centers & offices	177	83 514	1.2	58.5
421510	Metal service centers & offices	177	83 514	1.2	58.5
4215101	Ferrous metal service centers & sales offices	151	74 256	1.1	56.0
42151011	Ferrous metal service centers	126	70 673	1.0	55.7
42151012	Ferrous metal sales offices	25	3 583	.1	72.9
4215102	Nonferrous metal service centers & sales offices	26	9 258	.1	76.9
42151021	Nonferrous metal service centers	16	7 414	.1	75.8
42151022	Nonferrous metal sales offices	10	1 844	Z	80.5
4216	Electrical goods whsle	9	8 909	.1	X
4217	Hardware, & plumbing & heating equipment & supplies whsle	149	135 664	2.0	25.2
42171	Hardware whsle	97	51 833	.8	11.8
421710	Hardware whsle	97	51 833	.8	11.8
42172	Plumbing & heating equipment & supplies (hydronics) whsle	21	53 211	.8	68.0
421720	Plumbing & heating equipment & supplies (hydronics) whsle	21	53 211	.8	68.0
42173	Warm air heating & air-conditioning equipment & supplies whsle	28	30 289	.4	28.6
421730	Warm air heating & air-conditioning equipment & supplies whsle	28	30 289	.4	28.6
4218	Machinery, equipment, & supplies whsle	112	34 319	.5	11.9
42182	Farm & garden machinery & equipment whsle	72	21 926	.3	5.1
421820	Farm & garden machinery & equipment whsle	72	21 926	.3	5.1
4218201	Farm machinery & equipment—farm dealers	53	5 739	.1	X
4218202	Farm machinery & equipment—whsle distributors	12	13 011	.2	10.3
4218203	Lawn & garden machinery & equipment whsle	7	3 176	Z	6.7
42183	Industrial machinery & equipment whsle	22	8 288	.1	22.7
421830	Industrial machinery & equipment whsle	22	8 288	.1	22.7
4218305	Materials handling equipment whsle	9	6 316	.1	15.5
4218307	Other industrial machinery & equipment whsle	9	403	Z	60.1
42184	Industrial supplies whsle	9	1 784	Z	X
421840	Industrial supplies whsle	9	1 784	Z	X
4218406	Other industrial supplies whsle	6	1 170	Z	X
4219	Miscellaneous durable goods whsle	431	113 606	1.6	4.8
42199	Other miscellaneous durable goods whsle	429	110 933	1.6	3.5
421990	Other miscellaneous durable goods whsle	429	110 933	1.6	3.5
4219903	General merchandise (durable goods) whsle	417	107 812	1.6	3.3
4219906	Other durable goods whsle	9	3 013	Z	X

See footnotes at end of table.

Table 2. All Types of Operation by Broad Commodity Line and Kind of Business: 1997—Con.

[Includes only establishments with payroll. For meaning of abbreviations and symbols, see introductory text. For explanation of terms, see Appendix A]

CL code and NAICS code	Commodity line and kind of business	Establishments (number)	Sales (\$1,000)	Percent of sales accounted for by kind of business ¹	Coverage in percents
0740	Other construction materials—Con.				
422	Wholesale trade, nondurable goods	224	78 844	1.1	11.5
4224	Grocery & related products whsle	7	2 606	Z	X
42249	Other grocery & related products whsle	7	2 606	Z	X
422490	Other grocery & related products whsle	7	2 606	Z	X
4225	Farm-product raw material whsle	18	1 033	Z	X
42251	Grain & field bean whsle	18	1 033	Z	X
422510	Grain & field bean whsle	18	1 033	Z	X
4226	Chemical & allied products whsle	41	24 961	.4	50.1
42261	Plastics materials & basic forms & shapes whsle	12	7 700	.1	75.7
422610	Plastics materials & basic forms & shapes whsle	12	7 700	.1	75.7
42269	Other chemical & allied products whsle	29	17 261	.3	36.2
422690	Other chemical & allied products whsle	29	17 261	.3	36.2
4226902	Other chemical & allied products whsle	29	17 261	.3	36.4
4227	Petroleum & petroleum products whsle	11	5 511	.1	X
42271	Petroleum bulk stations & terminals	7	1 540	Z	X
422710	Petroleum bulk stations & terminals	7	1 540	Z	X
4229	Miscellaneous nondurable goods whsle	142	42 369	.6	3.5
42291	Farm supplies whsle	109	35 864	.5	X
422910	Farm supplies whsle	109	35 864	.5	X
4229101	Farm supplies—farm dealers	50	2 133	Z	X
4229102	Farm supplies—whsle distributors	59	33 731	.5	X
42295	Paint, varnish, & supplies whsle	9	455	Z	X
422950	Paint, varnish, & supplies whsle	9	455	Z	X
4229501	Paint, varnish, & supplies whsle	9	455	Z	X
42299	Other miscellaneous nondurable goods whsle	22	2 075	Z	5.6
422990	Other miscellaneous nondurable goods whsle	22	2 075	Z	5.6
4229902	General merchandise (nondurable goods) whsle	14	1 809	Z	X
4229904	Other nondurable goods whsle	8	266	Z	57.3
0800	Photographic equipment and supplies (excluding video)	3 051	16 981 600	100.0	25.3
421	Wholesale trade, durable goods	2 359	16 435 082	96.8	39.3
4212	Furniture & home furnishings whsle	24	3 955	Z	X
42121	Furniture whsle	9	850	Z	X
421210	Furniture whsle	9	850	Z	X
4212102	Office & business furniture whsle	9	850	Z	X
42122	Home furnishings whsle	15	3 105	Z	X
421220	Home furnishings whsle	15	3 105	Z	X
4212201	Household china, glassware, & crockery whsle	9	1 668	Z	X
4213	Lumber & other construction materials whsle	6	5 307	Z	X
4214	Professional & commercial equipment & supplies whsle	1 723	15 350 704	90.4	37.3
42141	Photographic equipment & supplies whsle	1 379	14 308 091	84.3	58.7
421410	Photographic equipment & supplies whsle	1 379	14 308 091	84.3	58.7
42142	Office equipment whsle	171	990 024	5.8	X
421420	Office equipment whsle	171	990 024	5.8	X
42143	Computer & computer peripheral equipment & software whsle	87	14 612	.1	.4
421430	Computer & computer peripheral equipment & software whsle	87	14 612	.1	.4
4214301	Computer & peripheral equipment whsle	80	13 484	.1	X
42143011	Computers & peripheral equipment for resale	23	7 215	Z	X
42143012	Computers & peripheral equipment for end use	57	6 269	Z	X
4214302	Computer software (packaged) whsle	7	1 128	Z	X
42144	Other commercial equipment whsle	17	2 787	Z	35.8
421440	Other commercial equipment whsle	17	2 787	Z	35.8
4214402	Store machines & equipment whsle	16	1 519	Z	19.3
42145	Medical, dental, & hospital equipment & supplies whsle	22	9 875	.1	32.6
421450	Medical, dental, & hospital equipment & supplies whsle	22	9 875	.1	32.6
4214501	Surgical, medical, & hospital supplies whsle	22	9 875	.1	32.2
42146	Ophthalmic goods whsle	11	9 008	.1	X
421460	Ophthalmic goods whsle	11	9 008	.1	X
42149	Other professional equipment & supplies whsle	36	16 307	.1	X
421490	Other professional equipment & supplies whsle	36	16 307	.1	X
4214902	Other professional equipment & supplies whsle	32	15 116	.1	X
4216	Electrical goods whsle	97	65 492	.4	7.7
42161	Electrical apparatus & equip, wiring supp, & const material whsle	30	5 063	Z	15.7
421610	Electrical apparatus & equip, wiring supp, & const material whsle	30	5 063	Z	15.7
42162	Electrical appliance, television & radio set whsle	35	45 412	.3	4.1
421620	Electrical appliance, television & radio set whsle	35	45 412	.3	4.1
42169	Other electronic parts & equipment whsle	32	15 017	.1	15.7
421690	Other electronic parts & equipment whsle	32	15 017	.1	15.7
4216901	Communications equipment & supplies whsle	11	4 353	Z	X
4216902	Electronic parts (excluding communications equipment) whsle	21	10 664	.1	19.3
4217	Hardware, & plumbing & heating equipment & supplies whsle	6	2 013	Z	X
4218	Machinery, equipment, & supplies whsle	22	19 908	.1	41.9
42183	Industrial machinery & equipment whsle	18	4 645	Z	61.1
421830	Industrial machinery & equipment whsle	18	4 645	Z	61.1
4218307	Other industrial machinery & equipment whsle	15	4 444	Z	57.9

See footnotes at end of table.

Table 2. All Types of Operation by Broad Commodity Line and Kind of Business: 1997—Con.

[Includes only establishments with payroll. For meaning of abbreviations and symbols, see introductory text. For explanation of terms, see Appendix A]

CL code and NAICS code	Commodity line and kind of business	Establishments (number)	Sales (\$1,000)	Percent of sales accounted for by kind of business ¹	Coverage in percents
0800	Photographic equipment and supplies (excluding video)—Con.				
421	Wholesale trade, durable goods—Con.				
4219	Miscellaneous durable goods whsle	477	984 867	5.8	48.8
42191	Sporting & recreational goods & supplies whsle	19	8 224	Z	X
421910	Sporting & recreational goods & supplies whsle	19	8 224	Z	X
42192	Toy & hobby goods & supplies whsle	23	3 789	Z	9.4
421920	Toy & hobby goods & supplies whsle	23	3 789	Z	9.4
42194	Jewelry/watch/silverware/precious stone, & precious metal whsle	7	12 818	.1	X
421940	Jewelry/watch/silverware/precious stone, & precious metal whsle	7	12 818	.1	X
4219401	Jewelry, watch, diamonds, precious stone, & silverware whsle	7	12 818	.1	X
42199	Other miscellaneous durable goods whsle	427	960 027	5.7	54.1
421990	Other miscellaneous durable goods whsle	427	960 027	5.7	54.1
4219903	General merchandise (durable goods) whsle	398	952 293	5.6	55.4
4219904	Prerecorded media whsle	20	2 106	Z	X
42199041	Compact discs/prerecorded audio tapes, & phonograph records whsle	20	2 106	Z	X
4219906	Other durable goods whsle	9	5 628	Z	X
422	Wholesale trade, nondurable goods	692	546 518	3.2	1.0
4221	Paper & paper product whsle	236	201 241	1.2	1.4
42211	Printing & writing paper whsle	43	101 254	.6	2.5
422110	Printing & writing paper whsle	43	101 254	.6	2.5
42212	Stationery & office supplies whsle	160	45 862	.3	1.0
422120	Stationery & office supplies whsle	160	45 862	.3	1.0
42213	Industrial & personal service paper whsle	33	54 125	.3	1.0
422130	Industrial & personal service paper whsle	33	54 125	.3	1.0
4222	Drugs, & druggists' sundries whsle	132	146 295	.9	X
42221	Drugs, & druggists' sundries whsle	132	146 295	.9	X
422210	Drugs, & druggists' sundries whsle	132	146 295	.9	X
4222101	General-line drugs whsle	63	87 264	.5	X
4222102	Specialty-line drug, pharmaceutical, cosmetic, & toiletries whsle	69	59 031	.3	X
4223	Apparel, piece goods, & notions whsle	12	14 629	.1	X
42231	Piece goods, notions, & other dry goods whsle	7	14 327	.1	X
422310	Piece goods, notions, & other dry goods whsle	7	14 327	.1	X
4223101	Piece goods—jobbers	7	14 327	.1	X
4224	Grocery & related products whsle	16	8 615	.1	X
42245	Confectionery whsle	6	870	Z	X
422450	Confectionery whsle	6	870	Z	X
42249	Other grocery & related products whsle	10	7 745	Z	X
422490	Other grocery & related products whsle	10	7 745	Z	X
4224906	Other grocery specialties whsle	6	7 501	Z	X
4226	Chemical & allied products whsle	11	3 887	Z	X
42261	Plastics materials & basic forms & shapes whsle	11	3 887	Z	X
422610	Plastics materials & basic forms & shapes whsle	11	3 887	Z	X
4229	Miscellaneous nondurable goods whsle	285	171 851	1.0	2.5
42292	Book, periodical, & newspaper whsle	8	196	Z	X
422920	Book, periodical, & newspaper whsle	8	196	Z	X
42294	Tobacco & tobacco product whsle	46	28 608	.2	X
422940	Tobacco & tobacco product whsle	46	28 608	.2	X
42299	Other miscellaneous nondurable goods whsle	226	142 962	.8	12.6
422990	Other miscellaneous nondurable goods whsle	226	142 962	.8	12.6
4229901	Art goods whsle	26	95 649	.6	59.3
4229902	General merchandise (nondurable goods) whsle	167	42 649	.3	.3
4229904	Other nondurable goods whsle	31	4 632	Z	.1
0900	Office equipment	11 547	25 431 333	100.0	41.0
421	Wholesale trade, durable goods	9 495	24 259 210	95.4	47.7
4211	Motor vehicle & motor vehicle parts & supplies whsle	8	4 965	Z	X
42112	Motor vehicle supplies & new parts whsle	6	4 857	Z	X
421120	Motor vehicle supplies & new parts whsle	6	4 857	Z	X
4211202	Motor vehicle supplies & new parts—jobbers	6	4 857	Z	X
4212	Furniture & home furnishings whsle	194	90 391	.4	10.7
42121	Furniture whsle	168	72 797	.3	5.4
421210	Furniture whsle	168	72 797	.3	5.4
4212101	Household & lawn furniture whsle	12	678	Z	X
4212102	Office & business furniture whsle	156	72 119	.3	5.9
42122	Home furnishings whsle	26	17 594	.1	28.0
421220	Home furnishings whsle	26	17 594	.1	28.0
4212204	Other home furnishings whsle	21	16 940	.1	33.1
4213	Lumber & other construction materials whsle	8	1 217	Z	X
4214	Professional & commercial equipment & supplies whsle	8 135	22 152 190	87.1	50.9
42141	Photographic equipment & supplies whsle	73	148 448	.6	.4
421410	Photographic equipment & supplies whsle	73	148 448	.6	.4
42142	Office equipment whsle	7 319	21 018 260	82.6	54.3
421420	Office equipment whsle	7 319	21 018 260	82.6	54.3
42143	Computer & computer peripheral equipment & software whsle	613	972 281	3.8	69.2
421430	Computer & computer peripheral equipment & software whsle	613	972 281	3.8	69.2
4214301	Computer & peripheral equipment whsle	579	946 163	3.7	69.3
42143011	Computers & peripheral equipment for resale	180	703 514	2.8	X
42143012	Computers & peripheral equipment for end use	399	242 649	1.0	34.4
4214302	Computer software (packaged) whsle	34	26 118	.1	X
42144	Other commercial equipment whsle	48	3 829	Z	20.5
421440	Other commercial equipment whsle	48	3 829	Z	20.5
4214401	Restaurant & hotel equipment & supplies whsle	9	113	Z	X
4214402	Store machines & equipment whsle	39	3 716	Z	18.7
42145	Medical, dental, & hospital equipment & supplies whsle	30	2 130	Z	X
421450	Medical, dental, & hospital equipment & supplies whsle	30	2 130	Z	X
4214501	Surgical, medical, & hospital supplies whsle	27	1 336	Z	X

See footnotes at end of table.

Table 2. All Types of Operation by Broad Commodity Line and Kind of Business: 1997—Con.

[Includes only establishments with payroll. For meaning of abbreviations and symbols, see introductory text. For explanation of terms, see Appendix A]

CL code and NAICS code	Commodity line and kind of business	Establishments (number)	Sales (\$1,000)	Percent of sales accounted for by kind of business ¹	Coverage in percents
0900	Office equipment—Con.				
421	Wholesale trade, durable goods—Con.				
4214	Professional & commercial equipment & supplies whsle—Con.				
42149	Other professional equipment & supplies whsle	52	7 242	Z	5.8
421490	Other professional equipment & supplies whsle	52	7 242	Z	5.8
4214901	Religious & school supplies whsle	10	1 104	Z	X
4214902	Other professional equipment & supplies whsle	42	6 138	Z	9.4
4216	Electrical goods whsle	368	1 723 875	6.8	11.7
42161	Electrical apparatus & equip, wiring supp, & const material whsle	30	5 779	Z	30.8
421610	Electrical apparatus & equip, wiring supp, & const material whsle	30	5 779	Z	30.8
42162	Electrical appliance, television & radio set whsle	98	1 369 984	5.4	1.2
421620	Electrical appliance, television & radio set whsle	98	1 369 984	5.4	1.2
42169	Other electronic parts & equipment whsle	240	348 112	1.4	32.6
421690	Other electronic parts & equipment whsle	240	348 112	1.4	32.6
4216901	Communications equipment & supplies whsle	189	291 766	1.1	41.2
4216902	Electronic parts (excluding communications equipment) whsle	51	56 346	.2	12.9
4217	Hardware, & plumbing & heating equipment & supplies whsle	14	986	Z	26.3
42171	Hardware whsle	10	874	Z	30.2
421710	Hardware whsle	10	874	Z	30.2
4218	Machinery, equipment, & supplies whsle	137	87 794	.3	30.4
42183	Industrial machinery & equipment whsle	62	75 847	.3	38.9
421830	Industrial machinery & equipment whsle	62	75 847	.3	38.9
4218303	General-purpose industrial machinery & equipment whsle	16	52 276	.2	27.8
4218305	Materials handling equipment whsle	7	235	Z	X
4218306	Oilwell, oil refinery, & pipeline mach, equip, & supplies whsle	15	2 027	Z	X
4218307	Other industrial machinery & equipment whsle	19	21 292	.1	5.1
42184	Industrial supplies whsle	73	11 929	Z	.4
421840	Industrial supplies whsle	73	11 929	Z	.4
4218401	General-line industrial supplies whsle	36	7 991	Z	X
4218402	Mechanical power transmission supplies whsle	7	1 203	Z	X
4218406	Other industrial supplies whsle	27	2 636	Z	.7
4219	Miscellaneous durable goods whsle	628	197 747	.8	28.4
42194	Jewelry/watch/silverware/precious stone, & precious metal whsle	10	52 106	.2	75.8
421940	Jewelry/watch/silverware/precious stone, & precious metal whsle	10	52 106	.2	75.8
4219401	Jewelry, watch, diamonds, precious stone, & silverware whsle	10	52 106	.2	72.4
42199	Other miscellaneous durable goods whsle	614	145 398	.6	1.9
421990	Other miscellaneous durable goods whsle	614	145 398	.6	1.9
4219903	General merchandise (durable goods) whsle	545	127 968	.5	2.0
4219904	Prerecorded media whsle	9	1 573	Z	X
42199041	Compact discs/prerecorded audio tapes, & phonograph records whsle	8	1 160	Z	X
4219905	Fire extinguishers & fire safety equipment whsle	8	791	Z	X
4219906	Other durable goods whsle	52	15 066	.1	X
422	Wholesale trade, nondurable goods	2 052	1 172 123	4.6	4.0
4221	Paper & paper product whsle	1 363	1 022 417	4.0	4.5
42211	Printing & writing paper whsle	44	24 639	.1	3.2
422110	Printing & writing paper whsle	44	24 639	.1	3.2
42212	Stationery & office supplies whsle	1 280	993 870	3.9	4.8
422120	Stationery & office supplies whsle	1 280	993 870	3.9	4.8
42213	Industrial & personal service paper whsle	39	3 908	Z	X
422130	Industrial & personal service paper whsle	39	3 908	Z	X
4223	Apparel, piece goods, & notions whsle	10	3 240	Z	X
42231	Piece goods, notions, & other dry goods whsle	6	303	Z	X
422310	Piece goods, notions, & other dry goods whsle	6	303	Z	X
4223101	Piece goods—jobbers	6	303	Z	X
4224	Grocery & related products whsle	212	73 337	.3	X
42241	General-line grocery whsle	178	70 296	.3	X
422410	General-line grocery whsle	178	70 296	.3	X
4224102	General-line grocery whsle, retail cooperative	60	7 923	Z	X
4224103	Other general-line grocery whsle	118	62 373	.2	X
42249	Other grocery & related products whsle	26	2 826	Z	X
422490	Other grocery & related products whsle	26	2 826	Z	X
4224906	Other grocery specialties whsle	17	1 473	Z	X
4226	Chemical & allied products whsle	26	2 280	Z	11.7
42261	Plastics materials & basic forms & shapes whsle	19	1 412	Z	26.2
422610	Plastics materials & basic forms & shapes whsle	19	1 412	Z	26.2
42269	Other chemical & allied products whsle	7	868	Z	1.5
422690	Other chemical & allied products whsle	7	868	Z	1.5
4226902	Other chemical & allied products whsle	7	868	Z	1.5
4229	Miscellaneous nondurable goods whsle	434	69 538	.3	25.6
42299	Other miscellaneous nondurable goods whsle	428	68 036	.3	25.3
422990	Other miscellaneous nondurable goods whsle	428	68 036	.3	25.3
4229902	General merchandise (nondurable goods) whsle	416	65 035	.3	30.3
4229904	Other nondurable goods whsle	11	2 771	Z	7.3

See footnotes at end of table.

Table 2. All Types of Operation by Broad Commodity Line and Kind of Business: 1997—Con.

[Includes only establishments with payroll. For meaning of abbreviations and symbols, see introductory text. For explanation of terms, see Appendix A]

CL code and NAICS code	Commodity line and kind of business	Establishments (number)	Sales (\$1,000)	Percent of sales accounted for by kind of business ¹	Coverage in percents
0920	New computer equipment	19 174	186 031 462	100.0	54.7
421	Wholesale trade, durable goods	18 085	185 528 891	99.7	54.7
4211	Motor vehicle & motor vehicle parts & supplies whse	14	13 713	Z	.3
42112	Motor vehicle supplies & new parts whse	14	13 713	Z	.2
421120	Motor vehicle supplies & new parts whse	14	13 713	Z	.2
4211202	Motor vehicle supplies & new parts—jobbers	12	13 396	Z	.3
4212	Furniture & home furnishings whse	83	7 391	Z	28.5
42121	Furniture whse	79	7 051	Z	31.1
421210	Furniture whse	79	7 051	Z	31.1
4212101	Household & lawn furniture whse	9	669	Z	X
4212102	Office & business furniture whse	70	6 382	Z	33.9
4213	Lumber & other construction materials whse	16	5 859	Z	X
42131	Lumber, plywood, millwork, & wood panel whse	12	5 670	Z	X
421310	Lumber, plywood, millwork, & wood panel whse	12	5 670	Z	X
4213102	Lumber with yard whse	7	3 501	Z	X
4214	Professional & commercial equipment & supplies whse	16 004	182 645 300	98.2	56.0
42141	Photographic equipment & supplies whse	127	432 834	.2	1.0
421410	Photographic equipment & supplies whse	127	432 834	.2	1.0
42142	Office equipment whse	1 097	2 751 123	1.5	37.5
421420	Office equipment whse	1 097	2 751 123	1.5	37.5
42143	Computer & computer peripheral equipment & software whse	14 527	179 420 925	96.4	60.6
421430	Computer & computer peripheral equipment & software whse	14 527	179 420 925	96.4	60.6
4214301	Computer & peripheral equipment whse	13 727	178 755 511	96.1	60.6
42143011	Computers & peripheral equipment for resale	5 412	101 930 189	54.8	X
42143012	Computers & peripheral equipment for end use	8 315	76 825 322	41.3	53.0
4214302	Computer software (packaged) whse	800	665 414	.4	X
42144	Other commercial equipment whse	125	15 428	Z	21.8
421440	Other commercial equipment whse	125	15 428	Z	21.8
4214401	Restaurant & hotel equipment & supplies whse	30	2 706	Z	X
4214402	Store machines & equipment whse	95	12 722	Z	22.7
42145	Medical, dental, & hospital equipment & supplies whse	58	7 374	Z	1.7
421450	Medical, dental, & hospital equipment & supplies whse	58	7 374	Z	1.7
4214501	Surgical, medical, & hospital supplies whse	57	7 344	Z	1.7
42149	Other professional equipment & supplies whse	67	17 554	Z	.8
421490	Other professional equipment & supplies whse	67	17 554	Z	.8
4214901	Religious & school supplies whse	8	7 490	Z	1.4
4214902	Other professional equipment & supplies whse	59	10 064	Z	.7
4215	Metal & mineral (except petroleum) whse	7	2 022	Z	X
42151	Metal service centers & offices	7	2 022	Z	X
421510	Metal service centers & offices	7	2 022	Z	X
4215101	Ferrous metal service centers & sales offices	6	1 998	Z	X
4216	Electrical goods whse	1 183	2 454 873	1.3	11.8
42161	Electrical apparatus & equip, wiring supp, & const material whse	157	308 357	.2	15.4
421610	Electrical apparatus & equip, wiring supp, & const material whse	157	308 357	.2	15.4
42162	Electrical appliance, television & radio set whse	128	280 032	.2	.2
421620	Electrical appliance, television & radio set whse	128	280 032	.2	.2
42169	Other electronic parts & equipment whse	898	1 866 484	1.0	16.4
421690	Other electronic parts & equipment whse	898	1 866 484	1.0	16.4
4216901	Communications equipment & supplies whse	375	360 251	.2	33.6
4216902	Electronic parts (excluding communications equipment) whse	523	1 506 233	.8	11.6
4217	Hardware, & plumbing & heating equipment & supplies whse	31	17 026	Z	X
42171	Hardware whse	28	16 890	Z	X
421710	Hardware whse	28	16 890	Z	X
4218	Machinery, equipment, & supplies whse	326	103 509	.1	11.3
42181	Construction & mining (except petroleum) machinery & equip whse	6	265	Z	43.1
421810	Construction & mining (except petroleum) machinery & equip whse	6	265	Z	43.1
42183	Industrial machinery & equipment whse	270	89 072	Z	12.6
421830	Industrial machinery & equipment whse	270	89 072	Z	12.6
4218302	Hydraulic & pneumatic (fluid-power) machinery & equipment whse	14	3 275	Z	X
42183022	Hydraulic & pneumatic (fluid-power) machinery & equipment whse	9	3 200	Z	X
4218303	General-purpose industrial machinery & equipment whse	110	46 545	Z	25.1
4218304	Metallworking machinery & equipment whse	28	9 122	Z	X
4218305	Materials handling machinery & equipment whse	23	4 829	Z	X
4218306	Oilwell, oil refinery, & pipeline mach, equip, & supplies whse	13	1 382	Z	X
4218307	Other industrial machinery & equipment whse	80	23 701	Z	3.5
42184	Industrial supplies whse	34	12 398	Z	X
421840	Industrial supplies whse	34	12 398	Z	X
4218401	General-line industrial supplies whse	25	911	Z	X
42185	Service establishment equipment & supplies whse	13	1 657	Z	X
421850	Service establishment equipment & supplies whse	13	1 657	Z	X
4218504	Other service establishment equipment & supplies whse	13	1 657	Z	X
4219	Miscellaneous durable goods whse	421	279 198	.2	62.3
42191	Sporting & recreational goods & supplies whse	6	6 591	Z	X
421910	Sporting & recreational goods & supplies whse	6	6 591	Z	X
42193	Recyclable material whse	9	319	Z	X
421930	Recyclable material whse	9	319	Z	X
4219302	Recyclable paper & paperboard whse	7	236	Z	X
42199	Other miscellaneous durable goods whse	400	264 540	.1	56.6
421990	Other miscellaneous durable goods whse	400	264 540	.1	56.6
4219903	General merchandise (durable goods) whse	393	262 204	.1	55.8

See footnotes at end of table.

Table 2. All Types of Operation by Broad Commodity Line and Kind of Business: 1997—Con.

[Includes only establishments with payroll. For meaning of abbreviations and symbols, see introductory text. For explanation of terms, see Appendix A]

CL code and NAICS code	Commodity line and kind of business	Establishments (number)	Sales (\$1,000)	Percent of sales accounted for by kind of business ¹	Coverage in percents
0920	New computer equipment—Con.				
422	Wholesale trade, nondurable goods	1 089	502 571	.3	12.0
4221	Paper & paper product whsle	623	434 030	.2	10.4
42211	Printing & writing paper whsle	54	20 429	Z	4.6
422110	Printing & writing paper whsle	54	20 429	Z	4.6
42212	Stationery & office supplies whsle	557	412 588	.2	11.2
422120	Stationery & office supplies whsle	557	412 588	.2	11.2
42213	Industrial & personal service paper whsle	12	1 013	Z	X
422130	Industrial & personal service paper whsle	12	1 013	Z	X
4224	Grocery & related products whsle	6	3 472	Z	X
4226	Chemical & allied products whsle	20	1 373	Z	26.2
42261	Plastics materials & basic forms & shapes whsle	13	1 198	Z	29.5
422610	Plastics materials & basic forms & shapes whsle	13	1 198	Z	29.5
42269	Other chemical & allied products whsle	7	175	Z	X
422690	Other chemical & allied products whsle	7	175	Z	X
4226902	Other chemical & allied products whsle	7	175	Z	X
4229	Miscellaneous nondurable goods whsle	433	60 704	Z	54.1
42299	Other miscellaneous nondurable goods whsle	429	59 645	Z	54.3
422990	Other miscellaneous nondurable goods whsle	429	59 645	Z	54.3
4229902	General merchandise (nondurable goods) whsle	428	59 570	Z	67.9
0930	Used computer equipment	2 030	2 594 462	100.0	X
421	Wholesale trade, durable goods	1 983	2 592 969	99.9	X
4212	Furniture & home furnishings whsle	13	3 263	.1	X
42122	Home furnishings whsle	10	3 044	.1	X
421220	Home furnishings whsle	10	3 044	.1	X
4212204	Other home furnishings whsle	10	3 044	.1	X
4214	Professional & commercial equipment & supplies whsle	1 899	2 574 688	99.2	X
42142	Office equipment whsle	48	3 068	.1	X
421420	Office equipment whsle	48	3 068	.1	X
42143	Computer & computer peripheral equipment & software whsle	1 817	2 571 146	99.1	X
421430	Computer & computer peripheral equipment & software whsle	1 817	2 571 146	99.1	X
4214301	Computer & peripheral equipment whsle	1 773	2 567 770	99.0	X
42143011	Computers & peripheral equipment for resale	871	1 633 805	63.0	X
42143012	Computers & peripheral equipment for end use	902	933 965	36.0	X
4214302	Computer software (packaged) whsle	44	3 376	.1	X
42144	Other commercial equipment whsle	31	434	Z	X
421440	Other commercial equipment whsle	31	434	Z	X
4214401	Restaurant & hotel equipment & supplies whsle	15	243	Z	X
4214402	Store machines & equipment whsle	16	191	Z	X
4216	Electrical goods whsle	38	10 046	.4	X
42169	Other electronic parts & equipment whsle	37	10 037	.4	X
421690	Other electronic parts & equipment whsle	37	10 037	.4	X
4216901	Communications equipment & supplies whsle	16	6 106	.2	X
4216902	Electronic parts (excluding communications equipment) whsle	21	3 931	.2	X
4218	Machinery, equipment, & supplies whsle	8	3 262	.1	X
42183	Industrial machinery & equipment whsle	6	3 223	.1	X
421830	Industrial machinery & equipment whsle	6	3 223	.1	X
4219	Miscellaneous durable goods whsle	25	1 710	.1	X
42199	Other miscellaneous durable goods whsle	23	1 495	.1	X
421990	Other miscellaneous durable goods whsle	23	1 495	.1	X
4219903	General merchandise (durable goods) whsle	23	1 495	.1	X
422	Wholesale trade, nondurable goods	47	1 493	.1	X
4221	Paper & paper product whsle	18	871	Z	X
42212	Stationery & office supplies whsle	13	293	Z	X
422120	Stationery & office supplies whsle	13	293	Z	X
4229	Miscellaneous nondurable goods whsle	28	610	Z	X
42299	Other miscellaneous nondurable goods whsle	28	610	Z	X
422990	Other miscellaneous nondurable goods whsle	28	610	Z	X
4229902	General merchandise (nondurable goods) whsle	28	610	Z	X
0950	Computer software (packaged)	10 113	21 580 426	100.0	X
421	Wholesale trade, durable goods	9 632	21 456 463	99.4	X
4212	Furniture & home furnishings whsle	15	5 583	Z	X
42121	Furniture whsle	15	5 583	Z	X
421210	Furniture whsle	15	5 583	Z	X
4212102	Office & business furniture whsle	15	5 583	Z	X
4214	Professional & commercial equipment & supplies whsle	8 245	20 970 793	97.2	X
42141	Photographic equipment & supplies whsle	72	11 568	.1	X
421410	Photographic equipment & supplies whsle	72	11 568	.1	X
42142	Office equipment whsle	393	147 553	.7	X
421420	Office equipment whsle	393	147 553	.7	X
42143	Computer & computer peripheral equipment & software whsle	7 562	20 762 450	96.2	X
421430	Computer & computer peripheral equipment & software whsle	7 562	20 762 450	96.2	X
4214301	Computer & peripheral equipment whsle	4 713	11 022 841	51.1	X
42143011	Computers & peripheral equipment for resale	1 120	4 001 432	18.5	X
42143012	Computers & peripheral equipment for end use	3 593	7 021 409	32.5	X
4214302	Computer software (packaged) whsle	2 849	9 739 609	45.1	X
42144	Other commercial equipment whsle	87	9 141	Z	X
421440	Other commercial equipment whsle	87	9 141	Z	X
4214401	Restaurant & hotel equipment & supplies whsle	16	707	Z	X
4214402	Store machines & equipment whsle	71	8 434	Z	X
42145	Medical, dental, & hospital equipment & supplies whsle	50	24 286	.1	X
421450	Medical, dental, & hospital equipment & supplies whsle	50	24 286	.1	X
4214501	Surgical, medical, & hospital supplies whsle	43	12 255	.1	X
4214502	Dental equipment & supplies whsle	7	12 031	.1	X

See footnotes at end of table.

Table 2. All Types of Operation by Broad Commodity Line and Kind of Business: 1997—Con.

[Includes only establishments with payroll. For meaning of abbreviations and symbols, see introductory text. For explanation of terms, see Appendix A]

CL code and NAICS code	Commodity line and kind of business	Establishments (number)	Sales (\$1,000)	Percent of sales accounted for by kind of business ¹	Coverage in percents
0950	Computer software (packaged)—Con.				
421	Wholesale trade, durable goods—Con.				
4214	Professional & commercial equipment & supplies whsle—Con.				
42149	Other professional equipment & supplies whsle	79	15 741	.1	X
421490	Other professional equipment & supplies whsle	79	15 741	.1	X
4214901	Religious & school supplies whsle	6	2 751	Z	X
4214902	Other professional equipment & supplies whsle	73	12 990	.1	X
4215	Metal & mineral (except petroleum) whsle	6	373	Z	X
42151	Metal service centers & offices	6	373	Z	X
421510	Metal service centers & offices	6	373	Z	X
4215101	Ferrous metal service centers & sales offices	6	373	Z	X
4216	Electrical goods whsle	752	269 969	1.3	X
42161	Electrical apparatus & equip, wiring supp, & const material whsle	261	78 112	.4	X
421610	Electrical apparatus & equip, wiring supp, & const material whsle	261	78 112	.4	X
42162	Electrical appliance, television & radio set whsle	79	32 641	.2	X
421620	Electrical appliance, television & radio set whsle	79	32 641	.2	X
42169	Other electronic parts & equipment whsle	412	159 216	.7	X
421690	Other electronic parts & equipment whsle	412	159 216	.7	X
4216901	Communications equipment & supplies whsle	222	109 160	.5	X
4216902	Electronic parts (excluding communications equipment) whsle	190	50 056	.2	X
4217	Hardware, & plumbing & heating equipment & supplies whsle	70	33 646	.2	X
42171	Hardware whsle	66	33 450	.2	X
421710	Hardware whsle	66	33 450	.2	X
4218	Machinery, equipment, & supplies whsle	56	19 197	.1	X
42183	Industrial machinery & equipment whsle	54	19 171	.1	X
421830	Industrial machinery & equipment whsle	54	19 171	.1	X
4218303	General-purpose industrial machinery & equipment whsle	36	17 825	.1	X
4218307	Other industrial machinery & equipment whsle	14	893	Z	X
4219	Miscellaneous durable goods whsle	478	156 077	.7	X
42199	Other miscellaneous durable goods whsle	468	117 112	.5	X
421990	Other miscellaneous durable goods whsle	468	117 112	.5	X
4219901	Musical instruments & supplies whsle	8	4 479	Z	X
4219903	General merchandise (durable goods) whsle	382	32 462	.2	X
4219904	Prerecorded media whsle	55	66 644	.3	X
42199041	Compact discs/prerecorded audio tapes, & phonograph records whsle	44	63 957	.3	X
42199042	Prerecorded video tapes whsle	11	2 687	Z	X
4219906	Other durable goods whsle	20	13 381	.1	X
422	Wholesale trade, nondurable goods	481	123 963	.6	X
4221	Paper & paper product whsle	248	108 241	.5	X
42211	Printing & writing paper whsle	10	1 254	Z	X
422110	Printing & writing paper whsle	10	1 254	Z	X
42212	Stationery & office supplies whsle	235	106 617	.5	X
422120	Stationery & office supplies whsle	235	106 617	.5	X
4223	Apparel, piece goods, & notions whsle	6	2 367	Z	X
42231	Piece goods, notions, & other dry goods whsle	6	2 367	Z	X
422310	Piece goods, notions, & other dry goods whsle	6	2 367	Z	X
4223101	Piece goods—jobbers	6	2 367	Z	X
4226	Chemical & allied products whsle	10	278	Z	X
42261	Plastics materials & basic forms & shapes whsle	9	260	Z	X
422610	Plastics materials & basic forms & shapes whsle	9	260	Z	X
4229	Miscellaneous nondurable goods whsle	207	11 289	.1	X
42299	Other miscellaneous nondurable goods whsle	202	9 284	Z	X
422990	Other miscellaneous nondurable goods whsle	202	9 284	Z	X
4229902	General merchandise (nondurable goods) whsle	187	8 714	Z	X
4229904	Other nondurable goods whsle	15	570	Z	X
0960	Restaurant and hotel equipment and supplies	7 631	14 563 004	100.0	X
421	Wholesale trade, durable goods	4 231	10 116 803	69.5	X
4212	Furniture & home furnishings whsle	112	66 191	.5	X
42121	Furniture whsle	30	12 840	.1	X
421210	Furniture whsle	30	12 840	.1	X
4212101	Household & lawn furniture whsle	22	9 997	.1	X
4212102	Office & business furniture whsle	8	2 843	Z	X
42122	Home furnishings whsle	82	53 351	.4	X
421220	Home furnishings whsle	82	53 351	.4	X
4212201	Household china, glassware, & crockery whsle	14	6 692	Z	X
4212202	Linens, domestics, draperies, & curtains whsle	20	24 216	.2	X
4212203	Floor coverings whsle	9	2 064	Z	X
4212204	Other home furnishings whsle	39	20 379	.1	X
4213	Lumber & other construction materials whsle	17	2 200	Z	X
42131	Lumber, plywood, millwork, & wood panel whsle	7	346	Z	X
421310	Lumber, plywood, millwork, & wood panel whsle	7	346	Z	X
4213101	Lumber without yard whsle	7	346	Z	X
42139	Other construction materials whsle	8	1 604	Z	X
421390	Other construction materials whsle	8	1 604	Z	X
4213902	Other construction materials whsle	8	1 604	Z	X
4214	Professional & commercial equipment & supplies whsle	3 301	9 806 130	67.3	X
42141	Photographic equipment & supplies whsle	8	4 490	Z	X
421410	Photographic equipment & supplies whsle	8	4 490	Z	X
42143	Computer & computer peripheral equipment & software whsle	18	4 104	Z	X
421430	Computer & computer peripheral equipment & software whsle	18	4 104	Z	X
4214301	Computer & peripheral equipment whsle	17	3 939	Z	X
42143011	Computers & peripheral equipment for resale	14	3 799	Z	X
42144	Other commercial equipment whsle	3 268	9 794 701	67.3	X
421440	Other commercial equipment whsle	3 268	9 794 701	67.3	X
4214401	Restaurant & hotel equipment & supplies whsle	3 165	9 724 993	66.8	X
4214402	Store machines & equipment whsle	103	69 708	.5	X

See footnotes at end of table.

Table 2. All Types of Operation by Broad Commodity Line and Kind of Business: 1997—Con.

[Includes only establishments with payroll. For meaning of abbreviations and symbols, see introductory text. For explanation of terms, see Appendix A]

CL code and NAICS code	Commodity line and kind of business	Establishments (number)	Sales (\$1,000)	Percent of sales accounted for by kind of business ¹	Coverage in percents
0960	Restaurant and hotel equipment and supplies—Con.				
421	Wholesale trade, durable goods—Con.				
4216	Electrical goods whsle	34	5 175	Z	X
42162	Electrical appliance, television & radio set whsle	17	3 484	Z	X
421620	Electrical appliance, television & radio set whsle	17	3 484	Z	X
42169	Other electronic parts & equipment whsle	15	1 539	Z	X
421690	Other electronic parts & equipment whsle	15	1 539	Z	X
4216902	Electronic parts (excluding communications equipment) whsle	15	1 539	Z	X
4217	Hardware, & plumbing & heating equipment & supplies whsle	319	103 531	.7	X
42171	Hardware whsle	41	9 473	.1	X
421710	Hardware whsle	41	9 473	.1	X
42172	Plumbing & heating equipment & supplies (hydronics) whsle	55	18 213	.1	X
421720	Plumbing & heating equipment & supplies (hydronics) whsle	55	18 213	.1	X
42173	Warm air heating & air-conditioning equipment & supplies whsle	64	8 392	.1	X
421730	Warm air heating & air-conditioning equipment & supplies whsle	64	8 392	.1	X
42174	Refrigeration equipment & supplies whsle	159	67 453	.5	X
421740	Refrigeration equipment & supplies whsle	159	67 453	.5	X
4218	Machinery, equipment, & supplies whsle	311	111 854	.8	X
42183	Industrial machinery & equipment whsle	33	9 263	.1	X
421830	Industrial machinery & equipment whsle	33	9 263	.1	X
4218301	Food-processing machinery & equipment whsle	11	6 196	Z	X
4218303	General-purpose industrial machinery & equipment whsle	20	1 869	Z	X
42184	Industrial supplies whsle	16	6 310	Z	X
421840	Industrial supplies whsle	16	6 310	Z	X
4218404	Industrial containers & supplies whsle	11	3 535	Z	X
42185	Service establishment equipment & supplies whsle	262	96 281	.7	X
421850	Service establishment equipment & supplies whsle	262	96 281	.7	X
4218502	Custodial, janitors' equipment & supplies whsle	217	84 279	.6	X
4218503	Laundry & dry-cleaning equipment & supplies whsle	31	11 430	.1	X
4218504	Other service establishment equipment & supplies whsle	14	572	Z	X
4219	Miscellaneous durable goods whsle	134	19 050	.1	X
42199	Other miscellaneous durable goods whsle	130	17 232	.1	X
421990	Other miscellaneous durable goods whsle	130	17 232	.1	X
4219903	General merchandise (durable goods) whsle	120	16 778	.1	X
4219906	Other durable goods whsle	9	377	Z	X
422	Wholesale trade, nondurable goods	3 400	4 446 201	30.5	X
4221	Paper & paper product whsle	558	1 705 429	11.7	X
42211	Printing & writing paper whsle	46	203 057	1.4	X
422110	Printing & writing paper whsle	46	203 057	1.4	X
42212	Stationery & office supplies whsle	91	14 444	.1	X
422120	Stationery & office supplies whsle	91	14 444	.1	X
42213	Industrial & personal service paper whsle	421	1 487 928	10.2	X
422130	Industrial & personal service paper whsle	421	1 487 928	10.2	X
4223	Apparel, piece goods, & notions whsle	12	1 061	Z	X
42231	Piece goods, notions, & other dry goods whsle	9	521	Z	X
422310	Piece goods, notions, & other dry goods whsle	9	521	Z	X
4223101	Piece goods—jobbers	7	388	Z	X
4224	Grocery & related products whsle	2 343	2 506 086	17.2	X
42241	General-line grocery whsle	1 436	1 454 267	10.0	X
422410	General-line grocery whsle	1 436	1 454 267	10.0	X
4224101	General-line grocery whsle, voluntary group	18	6 287	Z	X
4224102	General-line grocery whsle, retail cooperative	117	30 912	.2	X
4224103	Other general-line grocery whsle	1 301	1 417 068	9.7	X
42242	Packaged frozen food whsle	262	648 659	4.5	X
422420	Packaged frozen food whsle	262	648 659	4.5	X
42243	Dairy products, (except dried or canned) whsle	51	32 222	.2	X
422430	Dairy products, (except dried or canned) whsle	51	32 222	.2	X
4224302	Dairy product (except raw milk) whsle	51	32 222	.2	X
42245	Confectionery whsle	17	24 786	.2	X
422450	Confectionery whsle	17	24 786	.2	X
42246	Fish & seafood whsle	6	3 885	Z	X
422460	Fish & seafood whsle	6	3 885	Z	X
42247	Meat & meat product whsle	69	70 384	.5	X
422470	Meat & meat product whsle	69	70 384	.5	X
42248	Fresh fruit & vegetable whsle	6	757	Z	X
422480	Fresh fruit & vegetable whsle	6	757	Z	X
42249	Other grocery & related products whsle	494	268 959	1.8	X
422490	Other grocery & related products whsle	494	268 959	1.8	X
4224901	Coffee, tea, & spice whsle	135	29 434	.2	X
4224902	Bread & baked goods whsle	10	5 601	Z	X
4224903	Soft drinks whsle	66	17 845	.1	X
4224904	Canned goods whsle	64	39 648	.3	X
4224905	Food & beverage basic materials whsle	28	26 906	.2	X
4224906	Other grocery specialties whsle	191	149 525	1.0	X
4226	Chemical & allied products whsle	73	21 069	.1	X
42261	Plastics materials & basic forms & shapes whsle	12	9 674	.1	X
422610	Plastics materials & basic forms & shapes whsle	12	9 674	.1	X
42269	Other chemical & allied products whsle	61	11 395	.1	X
422690	Other chemical & allied products whsle	61	11 395	.1	X
4226902	Other chemical & allied products whsle	61	11 395	.1	X
4229	Miscellaneous nondurable goods whsle	403	211 235	1.5	X
42294	Tobacco & tobacco product whsle	197	81 803	.6	X
422940	Tobacco & tobacco product whsle	197	81 803	.6	X
42299	Other miscellaneous nondurable goods whsle	205	128 798	.9	X
422990	Other miscellaneous nondurable goods whsle	205	128 798	.9	X
4229902	General merchandise (nondurable goods) whsle	200	128 553	.9	X

See footnotes at end of table.

Table 2. All Types of Operation by Broad Commodity Line and Kind of Business: 1997—Con.

[Includes only establishments with payroll. For meaning of abbreviations and symbols, see introductory text. For explanation of terms, see Appendix A]

CL code and NAICS code	Commodity line and kind of business	Establishments (number)	Sales (\$1,000)	Percent of sales accounted for by kind of business ¹	Coverage in percents
0970	Store machines and equipment	3 956	5 648 816	100.0	8.8
421	Wholesale trade, durable goods	3 225	5 441 491	96.3	11.9
4212	Furniture & home furnishings whsle	24	21 128	.4	47.2
42121	Furniture whsle	17	5 719	.1	X
421210	Furniture whsle	17	5 719	.1	X
4212102	Office & business furniture whsle	17	5 719	.1	X
42122	Home furnishings whsle	7	15 409	.3	67.3
421220	Home furnishings whsle	7	15 409	.3	67.3
4213	Lumber & other construction materials whsle	10	2 184	Z	66.0
42139	Other construction materials whsle	6	112	Z	X
421390	Other construction materials whsle	6	112	Z	X
4213902	Other construction materials whsle	6	112	Z	X
4214	Professional & commercial equipment & supplies whsle	2 936	5 258 004	93.1	10.4
42141	Photographic equipment & supplies whsle	7	5 035	.1	X
421410	Photographic equipment & supplies whsle	7	5 035	.1	X
42142	Office equipment whsle	178	20 611	.4	2.2
421420	Office equipment whsle	178	20 611	.4	2.2
42143	Computer & computer peripheral equipment & software whsle	353	635 141	11.2	X
421430	Computer & computer peripheral equipment & software whsle	353	635 141	11.2	X
4214301	Computer & peripheral equipment whsle	350	634 473	11.2	X
42143011	Computers & peripheral equipment for resale	42	8 950	.2	X
42143012	Computers & peripheral equipment for end use	308	625 523	11.1	X
42144	Other commercial equipment whsle	2 389	4 595 317	81.4	57.4
421440	Other commercial equipment whsle	2 389	4 595 317	81.4	57.4
4214401	Restaurant & hotel equipment & supplies whsle	174	39 785	.7	X
4214402	Store machines & equipment whsle	2 215	4 555 532	80.6	48.9
4216	Electrical goods whsle	35	37 486	.7	6.9
42162	Electrical appliance, television & radio set whsle	9	5 458	.1	11.4
421620	Electrical appliance, television & radio set whsle	9	5 458	.1	11.4
42169	Other electronic parts & equipment whsle	21	31 525	.6	5.9
421690	Other electronic parts & equipment whsle	21	31 525	.6	5.9
4216901	Communications equipment & supplies whsle	7	25 332	.4	X
4216902	Electronic parts (excluding communications equipment) whsle	14	6 193	.1	43.2
4217	Hardware, & plumbing & heating equipment & supplies whsle	41	26 591	.5	27.6
42171	Hardware whsle	14	9 094	.2	22.2
421710	Hardware whsle	14	9 094	.2	22.2
42174	Refrigeration equipment & supplies whsle	22	16 642	.3	40.5
421740	Refrigeration equipment & supplies whsle	22	16 642	.3	40.5
4218	Machinery, equipment, & supplies whsle	78	44 493	.8	50.7
42183	Industrial machinery & equipment whsle	32	31 729	.6	66.8
421830	Industrial machinery & equipment whsle	32	31 729	.6	66.8
4218301	Food-processing machinery & equipment whsle	6	1 105	Z	35.9
4218305	Materials handling equipment whsle	21	29 077	.5	68.9
42184	Industrial supplies whsle	31	8 229	.1	33.4
421840	Industrial supplies whsle	31	8 229	.1	33.4
4218404	Industrial containers & supplies whsle	15	4 419	.1	39.1
4218406	Other industrial supplies whsle	12	1 053	Z	X
42185	Service establishment equipment & supplies whsle	15	4 535	.1	X
421850	Service establishment equipment & supplies whsle	15	4 535	.1	X
4218502	Custodial, janitors' equipment & supplies whsle	10	2 068	Z	X
4219	Miscellaneous durable goods whsle	98	51 192	.9	32.8
42199	Other miscellaneous durable goods whsle	88	44 811	.8	58.0
421990	Other miscellaneous durable goods whsle	88	44 811	.8	58.0
4219903	General merchandise (durable goods) whsle	62	6 433	.1	40.2
4219904	Prerecorded media whsle	6	8 641	.2	X
4219906	Other durable goods whsle	20	29 737	.5	49.1
422	Wholesale trade, nondurable goods	731	207 325	3.7	.8
4221	Paper & paper product whsle	258	58 329	1.0	1.7
42211	Printing & writing paper whsle	22	19 364	.3	X
422110	Printing & writing paper whsle	22	19 364	.3	X
42212	Stationery & office supplies whsle	170	22 118	.4	4.3
422120	Stationery & office supplies whsle	170	22 118	.4	4.3
42213	Industrial & personal service paper whsle	66	16 847	.3	.9
422130	Industrial & personal service paper whsle	66	16 847	.3	.9
4223	Apparel, piece goods, & notions whsle	9	4 503	.1	46.7
42231	Piece goods, notions, & other dry goods whsle	9	4 503	.1	X
422310	Piece goods, notions, & other dry goods whsle	9	4 503	.1	X
4223101	Piece goods—jobbers	9	4 503	.1	X
4224	Grocery & related products whsle	238	110 602	2.0	.2
42241	General-line grocery whsle	81	45 519	.8	X
422410	General-line grocery whsle	81	45 519	.8	X
4224102	General-line grocery whsle, retail cooperative	8	22 044	.4	X
4224103	Other general-line grocery whsle	71	21 347	.4	X
42242	Packaged frozen food whsle	22	1 516	Z	X
422420	Packaged frozen food whsle	22	1 516	Z	X
42245	Confectionery whsle	9	190	Z	X
422450	Confectionery whsle	9	190	Z	X
42249	Other grocery & related products whsle	118	54 219	1.0	.4
422490	Other grocery & related products whsle	118	54 219	1.0	.4
4224901	Coffee, tea, & spice whsle	31	7 189	.1	10.6
4224903	Soft drinks whsle	70	18 740	.3	X
4224906	Other grocery specialties whsle	11	9 433	.2	.2
4226	Chemical & allied products whsle	14	8 097	.1	X
42261	Plastics materials & basic forms & shapes whsle	12	6 949	.1	X
422610	Plastics materials & basic forms & shapes whsle	12	6 949	.1	X

See footnotes at end of table.

Table 2. All Types of Operation by Broad Commodity Line and Kind of Business: 1997—Con.

[Includes only establishments with payroll. For meaning of abbreviations and symbols, see introductory text. For explanation of terms, see Appendix A]

CL code and NAICS code	Commodity line and kind of business	Establishments (number)	Sales (\$1,000)	Percent of sales accounted for by kind of business ¹	Coverage in percents
0970	Store machines and equipment—Con.				
422	Wholesale trade, nondurable goods—Con.				
4229	Miscellaneous nondurable goods whsle	210	25 677	.5	28.6
42299	Other miscellaneous nondurable goods whsle	201	23 600	.4	29.6
422990	Other miscellaneous nondurable goods whsle	201	23 600	.4	29.6
4229901	Art goods whsle	9	1 762	Z	67.6
4229902	General merchandise (nondurable goods) whsle	180	16 641	.3	20.1
4229904	Other nondurable goods whsle	12	5 197	.1	39.8
1000	Medical, hospital, and surgical supplies	10 297	55 549 929	100.0	47.8
421	Wholesale trade, durable goods	9 594	52 850 961	95.1	69.2
4211	Motor vehicle & motor vehicle parts & supplies whsle	7	14 434	Z	X
4214	Professional & commercial equipment & supplies whsle	8 975	52 489 554	94.5	68.0
42141	Photographic equipment & supplies whsle	15	8 872	Z	62.8
421410	Photographic equipment & supplies whsle	15	8 872	Z	62.8
42143	Computer & computer peripheral equipment & software whsle	7	9 588	Z	X
421430	Computer & computer peripheral equipment & software whsle	7	9 588	Z	X
42144	Other commercial equipment whsle	9	8 997	Z	X
421440	Other commercial equipment whsle	9	8 997	Z	X
4214402	Store machines & equipment whsle	7	369	Z	X
42145	Medical, dental, & hospital equipment & supplies whsle	8 767	52 301 342	94.2	63.8
421450	Medical, dental, & hospital equipment & supplies whsle	8 767	52 301 342	94.2	63.8
4214501	Surgical, medical, & hospital supplies whsle	8 721	52 097 876	93.8	62.7
4214502	Dental equipment & supplies whsle	46	203 466	.4	80.5
42146	Ophthalmic goods whsle	27	14 258	Z	67.3
421460	Ophthalmic goods whsle	27	14 258	Z	67.3
42149	Other professional equipment & supplies whsle	147	116 031	.2	69.4
421490	Other professional equipment & supplies whsle	147	116 031	.2	69.4
4214901	Religious & school supplies whsle	10	13 174	Z	64.7
4214902	Other professional equipment & supplies whsle	137	102 857	.2	69.3
4216	Electrical goods whsle	169	70 584	.1	67.0
42161	Electrical apparatus & equip, wiring supp, & const material whsle	142	61 517	.1	69.4
421610	Electrical apparatus & equip, wiring supp, & const material whsle	142	61 517	.1	69.4
42169	Other electronic parts & equipment whsle	27	9 067	Z	41.2
421690	Other electronic parts & equipment whsle	27	9 067	Z	41.2
4216902	Electronic parts (excluding communications equipment) whsle	25	8 908	Z	40.6
4217	Hardware, & plumbing & heating equipment & supplies whsle	11	6 748	Z	28.6
42171	Hardware whsle	10	6 633	Z	33.0
421710	Hardware whsle	10	6 633	Z	33.0
4218	Machinery, equipment, & supplies whsle	321	130 880	.2	16.3
42183	Industrial machinery & equipment whsle	33	21 752	Z	46.5
421830	Industrial machinery & equipment whsle	33	21 752	Z	46.5
4218303	General-purpose industrial machinery & equipment whsle	19	19 081	Z	54.5
4218305	Materials handling equipment whsle	6	79	Z	X
42184	Industrial supplies whsle	271	101 785	.2	9.9
421840	Industrial supplies whsle	271	101 785	.2	9.9
4218401	General-line industrial supplies whsle	75	21 606	Z	5.3
4218403	Welding supplies whsle	122	32 431	.1	X
4218404	Industrial containers & supplies whsle	21	19 194	Z	X
4218406	Other industrial supplies whsle	46	27 368	Z	31.1
42185	Service establishment equipment & supplies whsle	14	3 867	Z	29.2
421850	Service establishment equipment & supplies whsle	14	3 867	Z	29.2
4218502	Custodial, janitors' equipment & supplies whsle	6	981	Z	X
4218504	Other service establishment equipment & supplies whsle	8	2 886	Z	26.7
4219	Miscellaneous durable goods whsle	98	131 330	.2	29.4
42191	Sporting & recreational goods & supplies whsle	7	4 996	Z	X
421910	Sporting & recreational goods & supplies whsle	7	4 996	Z	X
42199	Other miscellaneous durable goods whsle	88	125 629	.2	18.9
421990	Other miscellaneous durable goods whsle	88	125 629	.2	18.9
4219903	General merchandise (durable goods) whsle	59	117 591	.2	6.1
4219905	Fire extinguishers & fire safety equipment whsle	16	5 028	Z	X
4219906	Other durable goods whsle	13	3 010	Z	38.0
422	Wholesale trade, nondurable goods	703	2 698 968	4.9	7.5
4221	Paper & paper product whsle	19	518 570	.9	75.0
42213	Industrial & personal service paper whsle	19	518 570	.9	71.8
422130	Industrial & personal service paper whsle	19	518 570	.9	71.8
4222	Drugs, & druggists' sundries whsle	446	2 031 494	3.7	1.3
42221	Drugs, & druggists' sundries whsle	446	2 031 494	3.7	1.3
422210	Drugs, & druggists' sundries whsle	446	2 031 494	3.7	1.3
4222101	General-line drugs whsle	272	602 045	1.1	2.6
4222102	Specialty-line drug, pharmaceutical, cosmetic, & toiletries whsle	174	1 429 449	2.6	.2
4223	Apparel, piece goods, & notions whsle	43	63 246	.1	29.1
42232	Men's & boys' clothing & furnishings whsle	9	12 674	Z	49.2
422320	Men's & boys' clothing & furnishings whsle	9	12 674	Z	49.2
42233	Women's, children's, & infants' clothing & accessories whsle	21	3 282	Z	29.6
422330	Women's, children's, & infants' clothing & accessories whsle	21	3 282	Z	29.6
42234	Footwear whsle	13	47 290	.1	18.5
422340	Footwear whsle	13	47 290	.1	18.5
4224	Grocery & related products whsle	8	956	Z	X
4226	Chemical & allied products whsle	159	66 239	.1	3.6
42261	Plastics materials & basic forms & shapes whsle	34	17 811	Z	5.4
422610	Plastics materials & basic forms & shapes whsle	34	17 811	Z	5.4
42269	Other chemical & allied products whsle	125	48 428	.1	3.2
422690	Other chemical & allied products whsle	125	48 428	.1	3.2
4226901	Industrial gases (except LP) whsle	57	10 742	Z	X
4226902	Other chemical & allied products whsle	68	37 686	.1	3.9

See footnotes at end of table.

Table 2. All Types of Operation by Broad Commodity Line and Kind of Business: 1997—Con.

[Includes only establishments with payroll. For meaning of abbreviations and symbols, see introductory text. For explanation of terms, see Appendix A]

CL code and NAICS code	Commodity line and kind of business	Establishments (number)	Sales (\$1,000)	Percent of sales accounted for by kind of business ¹	Coverage in percents
1000	Medical, hospital, and surgical supplies—Con.				
422	Wholesale trade, nondurable goods—Con.				
4229	Miscellaneous nondurable goods whsle	28	18 463	Z	16.5
42299	Other miscellaneous nondurable goods whsle	25	17 615	Z	24.7
422990	Other miscellaneous nondurable goods whsle	25	17 615	Z	24.7
4229902	General merchandise (nondurable goods) whsle	18	14 642	Z	35.2
4229904	Other nondurable goods whsle	6	1 531	Z	5.8
1020	Dental supplies	1 434	4 252 807	100.0	68.3
421	Wholesale trade, durable goods	1 424	4 245 350	99.8	67.8
4214	Professional & commercial equipment & supplies whsle	1 423	4 242 640	99.8	65.6
42145	Medical, dental, & hospital equipment & supplies whsle	1 391	4 231 961	99.5	61.6
421450	Medical, dental, & hospital equipment & supplies whsle	1 391	4 231 961	99.5	61.6
4214501	Surgical, medical, & hospital supplies whsle	330	268 615	6.3	56.8
4214502	Dental equipment & supplies whsle	1 061	3 963 346	93.2	75.0
42149	Other professional equipment & supplies whsle	27	9 431	.2	76.2
421490	Other professional equipment & supplies whsle	27	9 431	.2	76.2
4214902	Other professional equipment & supplies whsle	26	7 686	.2	78.0
422	Wholesale trade, nondurable goods	10	7 457	.2	11.6
4222	Drugs, & druggists' sundries whsle	8	6 743	.2	10.3
42221	Drugs, & druggists' sundries whsle	8	6 743	.2	10.3
422210	Drugs, & druggists' sundries whsle	8	6 743	.2	10.3
1030	Optical and ophthalmic goods	2 156	6 831 051	100.0	67.6
421	Wholesale trade, durable goods	2 028	6 816 725	99.8	67.0
4214	Professional & commercial equipment & supplies whsle	1 976	6 786 006	99.3	64.7
42141	Photographic equipment & supplies whsle	16	76 186	1.1	X
421410	Photographic equipment & supplies whsle	16	76 186	1.1	X
42145	Medical, dental, & hospital equipment & supplies whsle	116	32 029	.5	66.0
421450	Medical, dental, & hospital equipment & supplies whsle	116	32 029	.5	66.0
4214501	Surgical, medical, & hospital supplies whsle	115	31 364	.5	65.0
42146	Ophthalmic goods whsle	1 781	6 647 052	97.3	62.3
421460	Ophthalmic goods whsle	1 781	6 647 052	97.3	62.3
42149	Other professional equipment & supplies whsle	57	24 652	.4	73.7
421490	Other professional equipment & supplies whsle	57	24 652	.4	73.7
4214902	Other professional equipment & supplies whsle	56	22 625	.3	74.9
4216	Electrical goods whsle	10	11 004	.2	X
4218	Machinery, equipment, & supplies whsle	6	2 654	Z	X
4219	Miscellaneous durable goods whsle	28	13 864	.2	62.4
42192	Toy & hobby goods & supplies whsle	9	7 302	.1	81.8
421920	Toy & hobby goods & supplies whsle	9	7 302	.1	81.8
42194	Jewelry/watch/silverware/precious stone, & precious metal whsle	6	5 143	.1	X
421940	Jewelry/watch/silverware/precious stone, & precious metal whsle	6	5 143	.1	X
4219401	Jewelry, watch, diamonds, precious stone, & silverware whsle	6	5 143	.1	X
42199	Other miscellaneous durable goods whsle	11	89	Z	X
421990	Other miscellaneous durable goods whsle	11	89	Z	X
4219903	General merchandise (durable goods) whsle	11	89	Z	X
422	Wholesale trade, nondurable goods	128	14 326	.2	53.1
4222	Drugs, & druggists' sundries whsle	28	4 415	.1	28.7
42221	Drugs, & druggists' sundries whsle	28	4 415	.1	28.7
422210	Drugs, & druggists' sundries whsle	28	4 415	.1	28.7
4222101	General-line drugs whsle	14	2 798	Z	44.5
4222102	Specialty-line drug, pharmaceutical, cosmetic, & toiletries whsle	14	1 617	Z	12.5
4223	Apparel, piece goods, & notions whsle	10	1 959	Z	33.8
42232	Men's & boys' clothing & furnishings whsle	8	1 659	Z	29.9
422320	Men's & boys' clothing & furnishings whsle	8	1 659	Z	29.9
4224	Grocery & related products whsle	9	2 651	Z	8.6
42245	Confectionery whsle	9	2 651	Z	9.8
422450	Confectionery whsle	9	2 651	Z	9.8
4229	Miscellaneous nondurable goods whsle	78	5 064	.1	74.0
42299	Other miscellaneous nondurable goods whsle	78	5 064	.1	72.0
422990	Other miscellaneous nondurable goods whsle	78	5 064	.1	72.0
4229902	General merchandise (nondurable goods) whsle	62	2 677	.1	83.6
4229904	Other nondurable goods whsle	12	2 276	Z	57.3
1040	Religious and school supplies	1 078	1 655 658	100.0	36.5
421	Wholesale trade, durable goods	698	1 508 074	91.1	68.6
4212	Furniture & home furnishings whsle	18	5 562	.3	13.4
42121	Furniture whsle	18	5 562	.3	14.4
421210	Furniture whsle	18	5 562	.3	14.4
4212101	Household & lawn furniture whsle	7	1 81	Z	50.5
4212102	Office & business furniture whsle	11	5 381	.3	12.7
4214	Professional & commercial equipment & supplies whsle	587	1 486 567	89.8	69.2
42141	Photographic equipment & supplies whsle	6	87	Z	X
421410	Photographic equipment & supplies whsle	6	87	Z	X
42142	Office equipment whsle	9	1 434	.1	7.8
421420	Office equipment whsle	9	1 434	.1	7.8
42145	Medical, dental, & hospital equipment & supplies whsle	25	3 370	.2	68.4
421450	Medical, dental, & hospital equipment & supplies whsle	25	3 370	.2	68.4
4214501	Surgical, medical, & hospital supplies whsle	23	3 303	.2	67.4
42149	Other professional equipment & supplies whsle	538	1 479 445	89.4	71.9
421490	Other professional equipment & supplies whsle	538	1 479 445	89.4	71.9
4214901	Religious & school supplies whsle	456	1 362 945	82.3	56.9
4214902	Other professional equipment & supplies whsle	82	116 500	7.0	78.0

See footnotes at end of table.

Table 2. All Types of Operation by Broad Commodity Line and Kind of Business: 1997—Con.

[Includes only establishments with payroll. For meaning of abbreviations and symbols, see introductory text. For explanation of terms, see Appendix A]

CL code and NAICS code	Commodity line and kind of business	Establishments (number)	Sales (\$1,000)	Percent of sales accounted for by kind of business ¹	Coverage in percents
1040	Religious and school supplies—Con.				
421	Wholesale trade, durable goods—Con.				
4219	Miscellaneous durable goods whsle	89	15 692	.9	7.1
42192	Toy & hobby goods & supplies whsle	19	12 221	.7	X
421920	Toy & hobby goods & supplies whsle	19	12 221	.7	X
42199	Other miscellaneous durable goods whsle	67	3 189	.2	17.8
421990	Other miscellaneous durable goods whsle	67	3 189	.2	17.8
4219903	General merchandise (durable goods) whsle	67	3 189	.2	17.0
422	Wholesale trade, nondurable goods	380	147 584	8.9	4.2
4221	Paper & paper product whsle	213	56 370	3.4	2.3
42211	Printing & writing paper whsle	28	10 274	.6	X
422110	Printing & writing paper whsle	28	10 274	.6	X
42212	Stationery & office supplies whsle	138	33 509	2.0	9.7
422120	Stationery & office supplies whsle	138	33 509	2.0	9.7
42213	Industrial & personal service paper whsle	47	12 587	.8	.2
422130	Industrial & personal service paper whsle	47	12 587	.8	.2
4222	Drugs, & druggists' sundries whsle	45	60 966	3.7	.8
42221	Drugs, & druggists' sundries whsle	45	60 966	3.7	.8
422210	Drugs, & druggists' sundries whsle	45	60 966	3.7	.8
4222101	General-line drugs whsle	22	53 136	3.2	2.3
4222102	Specialty-line drug, pharmaceutical, cosmetic, & toiletries whsle	23	7 830	.5	X
4229	Miscellaneous nondurable goods whsle	113	28 066	1.7	19.3
42292	Book, periodical, & newspaper whsle	12	6 926	.4	69.7
422920	Book, periodical, & newspaper whsle	12	6 926	.4	69.7
42299	Other miscellaneous nondurable goods whsle	94	16 908	1.0	12.8
422990	Other miscellaneous nondurable goods whsle	94	16 908	1.0	12.8
4229901	Art goods whsle	6	1 136	.1	X
4229902	General merchandise (nondurable goods) whsle	62	8 647	.5	6.9
4229904	Other nondurable goods whsle	26	7 125	.4	53.1
1050	Other professional equipment and supplies	3 014	9 284 747	100.0	73.9
421	Wholesale trade, durable goods	2 934	9 094 024	97.9	72.4
4213	Lumber & other construction materials whsle	6	2 988	Z	X
4214	Professional & commercial equipment & supplies whsle	2 823	9 041 972	97.4	69.7
42145	Medical, dental, & hospital equipment & supplies whsle	445	506 132	5.5	66.0
421450	Medical, dental, & hospital equipment & supplies whsle	445	506 132	5.5	66.0
4214501	Surgical, medical, & hospital supplies whsle	421	475 942	5.1	64.8
4214502	Dental equipment & supplies whsle	24	30 190	.3	79.7
42146	Ophthalmic goods whsle	19	52 913	.6	47.7
421460	Ophthalmic goods whsle	19	52 913	.6	47.7
42149	Other professional equipment & supplies whsle	2 346	8 464 358	91.2	71.8
421490	Other professional equipment & supplies whsle	2 346	8 464 358	91.2	71.8
4214901	Religious & school supplies whsle	21	17 023	.2	58.6
4214902	Other professional equipment & supplies whsle	2 325	8 447 335	91.0	73.5
4216	Electrical goods whsle	52	22 553	.2	69.5
42161	Electrical apparatus & equip, wiring supp, & const material whsle	42	20 599	.2	70.3
421610	Electrical apparatus & equip, wiring supp, & const material whsle	42	20 599	.2	70.3
42169	Other electronic parts & equipment whsle	10	1 954	Z	66.4
421690	Other electronic parts & equipment whsle	10	1 954	Z	66.4
4216902	Electronic parts (excluding communications equipment) whsle	10	1 954	Z	64.1
4218	Machinery, equipment, & supplies whsle	29	9 564	.1	59.7
42183	Industrial machinery & equipment whsle	17	5 169	.1	64.8
421830	Industrial machinery & equipment whsle	17	5 169	.1	64.8
4218304	Metalworking machinery & equipment whsle	7	599	Z	X
4219	Miscellaneous durable goods whsle	17	8 208	.1	18.2
42199	Other miscellaneous durable goods whsle	16	8 196	.1	15.3
421990	Other miscellaneous durable goods whsle	16	8 196	.1	15.3
4219903	General merchandise (durable goods) whsle	16	8 196	.1	14.5
422	Wholesale trade, nondurable goods	80	190 723	2.1	77.3
4222	Drugs, & druggists' sundries whsle	28	74 952	.8	87.7
42221	Drugs, & druggists' sundries whsle	28	74 952	.8	87.7
422210	Drugs, & druggists' sundries whsle	28	74 952	.8	87.7
4222101	General-line drugs whsle	28	74 952	.8	91.7
4226	Chemical & allied products whsle	22	8 096	.1	76.3
42269	Other chemical & allied products whsle	22	8 096	.1	75.2
422690	Other chemical & allied products whsle	22	8 096	.1	75.2
4226902	Other chemical & allied products whsle	22	8 096	.1	75.7
4229	Miscellaneous nondurable goods whsle	27	5 027	.1	22.5
42299	Other miscellaneous nondurable goods whsle	23	1 391	Z	76.8
422990	Other miscellaneous nondurable goods whsle	23	1 391	Z	76.8
4229902	General merchandise (nondurable goods) whsle	17	967	Z	88.7

See footnotes at end of table.

Table 2. All Types of Operation by Broad Commodity Line and Kind of Business: 1997—Con.

[Includes only establishments with payroll. For meaning of abbreviations and symbols, see introductory text. For explanation of terms, see Appendix A]

CL code and NAICS code	Commodity line and kind of business	Establishments (number)	Sales (\$1,000)	Percent of sales accounted for by kind of business ¹	Coverage in percents
1100	Iron and steel products (semifinished)	2 328	9 236 801	100.0	69.9
421	Wholesale trade, durable goods	2 313	9 229 499	99.9	68.9
4211	Motor vehicle & motor vehicle parts & supplies whsle	9	867	Z	X
42114	Motor vehicle parts, (used) whsle	7	716	Z	X
421140	Motor vehicle parts, (used) whsle	7	716	Z	X
4213	Lumber & other construction materials whsle	11	11 861	.1	35.7
42131	Lumber, plywood, millwork, & wood panel whsle	6	11 503	.1	43.0
421310	Lumber, plywood, millwork, & wood panel whsle	6	11 503	.1	43.0
4213103	Plywood, veneer, millwork, & wood panel whsle	6	11 503	.1	40.7
4214	Professional & commercial equipment & supplies whsle	7	1 110	Z	X
4215	Metal & mineral (except petroleum) whsle	2 076	9 101 395	98.5	72.5
42151	Metal service centers & offices	2 071	9 010 854	97.6	71.7
421510	Metal service centers & offices	2 071	9 010 854	97.6	71.7
4215101	Ferrous metal service centers & sales offices	1 987	8 613 907	93.3	73.8
42151011	Ferrous metal service centers	1 173	4 503 355	48.8	73.6
42151012	Ferrous metal sales offices	814	4 110 552	44.5	74.1
4215102	Nonferrous metal service centers & sales offices	84	396 947	4.3	52.4
42151021	Nonferrous metal service centers	42	162 966	1.8	75.6
42151022	Nonferrous metal sales offices	42	233 981	2.5	36.2
4217	Hardware, & plumbing & heating equipment & supplies whsle	13	20 729	.2	71.0
42171	Hardware whsle	9	13 869	.2	X
421710	Hardware whsle	9	13 869	.2	X
4218	Machinery, equipment, & supplies whsle	29	21 642	.2	61.1
42183	Industrial machinery & equipment whsle	18	8 848	.1	74.5
421830	Industrial machinery & equipment whsle	18	8 848	.1	74.5
4218303	General-purpose industrial machinery & equipment whsle	13	7 729	.1	83.4
42184	Industrial supplies whsle	9	12 045	.1	X
421840	Industrial supplies whsle	9	12 045	.1	X
4218405	Industrial valves & fittings (except fluid-power) whsle	6	3 676	Z	X
4219	Miscellaneous durable goods whsle	164	55 810	.6	14.3
42193	Recyclable material whsle	138	52 713	.6	15.1
421930	Recyclable material whsle	138	52 713	.6	15.1
4219301	Iron & steel scrap processors & dealers	76	47 312	.5	19.3
42193011	Iron & steel scrap processors (using power processing equipment)	70	44 067	.5	X
42193012	Iron & steel scrap processors (not using power processing equip)	6	3 245	Z	X
4219302	Recyclable paper & paperboard whsle	7	223	Z	X
4219303	Other recyclable material whsle	55	5 178	.1	X
42199	Other miscellaneous durable goods whsle	25	3 025	Z	9.2
421990	Other miscellaneous durable goods whsle	25	3 025	Z	9.2
4219903	General merchandise (durable goods) whsle	19	714	Z	59.0
422	Wholesale trade, nondurable goods	15	7 302	.1	15.5
4226	Chemical & allied products whsle	7	2 702	Z	58.3
42261	Plastics materials & basic forms & shapes whsle	7	2 702	Z	60.5
422610	Plastics materials & basic forms & shapes whsle	7	2 702	Z	60.5
1120	Flat iron and steel products	7 901	48 135 661	100.0	54.9
421	Wholesale trade, durable goods	7 643	47 716 388	99.1	58.8
4211	Motor vehicle & motor vehicle parts & supplies whsle	169	95 125	.2	X
42112	Motor vehicle supplies & new parts whsle	57	84 614	.2	X
421120	Motor vehicle supplies & new parts whsle	57	84 614	.2	X
4211201	Motor vehicle supplies & new parts—warehouse distributors	16	67 778	.1	X
4211202	Motor vehicle supplies & new parts—jobbers	41	16 836	Z	X
42113	Tire & tube whsle	6	813	Z	X
421130	Tire & tube whsle	6	813	Z	X
42114	Motor vehicle parts, (used) whsle	103	9 454	Z	X
421140	Motor vehicle parts, (used) whsle	103	9 454	Z	X
4212	Furniture & home furnishings whsle	18	11 670	Z	X
42121	Furniture whsle	8	2 134	Z	X
421210	Furniture whsle	8	2 134	Z	X
42122	Home furnishings whsle	10	9 536	Z	X
421220	Home furnishings whsle	10	9 536	Z	X
4213	Lumber & other construction materials whsle	193	120 007	.2	X
42131	Lumber, plywood, millwork, & wood panel whsle	103	83 321	.2	X
421310	Lumber, plywood, millwork, & wood panel whsle	103	83 321	.2	X
4213101	Lumber without yard whsle	9	15 181	Z	X
4213102	Lumber with yard whsle	30	13 588	Z	X
4213103	Plywood, veneer, millwork, & wood panel whsle	64	54 552	.1	X
42132	Brick, stone, & related construction materials whsle	12	3 084	Z	X
421320	Brick, stone, & related construction materials whsle	12	3 084	Z	X
4213201	Brick, block, tile, clay/cement sewer pipe whsle	11	3 078	Z	X
42133	Roofing, siding, & insulation material whsle	48	30 769	.1	X
421330	Roofing, siding, & insulation material whsle	48	30 769	.1	X
4213301	Roofing, siding, & insulation material whsle	48	30 769	.1	X
42139	Other construction materials whsle	30	2 833	Z	X
421390	Other construction materials whsle	30	2 833	Z	X
4213902	Other construction materials whsle	27	2 322	Z	X
4214	Professional & commercial equipment & supplies whsle	7	449	Z	X
4215	Metal & mineral (except petroleum) whsle	4 835	46 354 109	96.3	72.6
42151	Metal service centers & offices	4 832	46 344 352	96.3	71.9
421510	Metal service centers & offices	4 832	46 344 352	96.3	71.9
4215101	Ferrous metal service centers & sales offices	4 596	46 078 728	95.7	72.3
42151011	Ferrous metal service centers	3 276	24 362 945	50.6	74.0
42151012	Ferrous metal sales offices	1 320	21 715 783	45.1	69.5
4215102	Nonferrous metal service centers & sales offices	236	265 624	.6	71.9
42151021	Nonferrous metal service centers	198	247 301	.5	72.6
42151022	Nonferrous metal sales offices	38	18 323	Z	55.3

See footnotes at end of table.

Table 2. All Types of Operation by Broad Commodity Line and Kind of Business: 1997—Con.

[Includes only establishments with payroll. For meaning of abbreviations and symbols, see introductory text. For explanation of terms, see Appendix A]

CL code and NAICS code	Commodity line and kind of business	Establishments (number)	Sales (\$1,000)	Percent of sales accounted for by kind of business ¹	Coverage in percents
1120	Flat iron and steel products—Con.				
421	Wholesale trade, durable goods—Con.				
4216	Electrical goods whsle	28	58 276	.1	X
42161	Electrical apparatus & equip, wiring supp, & const material whsle	8	6 386	Z	X
421610	Electrical apparatus & equip, wiring supp, & const material whsle	8	6 386	Z	X
42169	Other electronic parts & equipment whsle	20	51 890	.1	X
421690	Other electronic parts & equipment whsle	20	51 890	.1	X
4216902	Electronic parts (excluding communications equipment) whsle	20	51 890	.1	X
4217	Hardware, & plumbing & heating equipment & supplies whsle	752	330 704	.7	1.9
42171	Hardware whsle	229	138 773	.3	3.3
421710	Hardware whsle	229	138 773	.3	3.3
42172	Plumbing & heating equipment & supplies (hydronics) whsle	83	33 262	.1	.6
421720	Plumbing & heating equipment & supplies (hydronics) whsle	83	33 262	.1	.6
42173	Warm air heating & air-conditioning equipment & supplies whsle	434	157 834	.3	.9
421730	Warm air heating & air-conditioning equipment & supplies whsle	434	157 834	.3	.9
42174	Refrigeration equipment & supplies whsle	6	835	Z	X
421740	Refrigeration equipment & supplies whsle	6	835	Z	X
4218	Machinery, equipment, & supplies whsle	845	256 045	.5	2.5
42181	Construction & mining (except petroleum) machinery & equip whsle	22	7 989	Z	X
421810	Construction & mining (except petroleum) machinery & equip whsle	22	7 989	Z	X
42182	Farm & garden machinery & equipment whsle	20	2 765	Z	7.2
421820	Farm & garden machinery & equipment whsle	20	2 765	Z	7.2
4218201	Farm machinery & equipment—farm dealers	7	867	Z	42.4
4218202	Farm machinery & equipment—whsle distributors	9	1 264	Z	X
42183	Industrial machinery & equipment whsle	350	183 523	.4	1.6
421830	Industrial machinery & equipment whsle	350	183 523	.4	1.6
4218302	Hydraulic & pneumatic (fluid-power) machinery & equipment whsle	24	2 232	Z	X
42183021	Hydraulic & pneumatic pumps & motors whsle	13	807	Z	X
42183022	Hydraulic & pneumatic parts, accessories, & supplies whsle	11	1 425	Z	X
4218303	General-purpose industrial machinery & equipment whsle	112	139 388	.3	2.2
4218304	Metalworking machinery & equipment whsle	80	12 202	Z	X
4218305	Materials handling equipment whsle	37	7 357	Z	X
4218306	Oilwell, oil refinery, & pipeline mach, equip, & supplies whsle	48	12 746	Z	X
4218307	Other industrial machinery & equipment whsle	46	7 371	Z	1.1
42184	Industrial supplies whsle	429	59 454	.1	6.0
421840	Industrial supplies whsle	429	59 454	.1	6.0
4218401	General-line industrial supplies whsle	224	17 326	Z	X
4218402	Mechanical power transmission supplies whsle	26	7 563	Z	X
4218403	Welding supplies whsle	24	1 262	Z	X
4218404	Industrial containers & supplies whsle	6	4 962	Z	X
4218405	Industrial valves & fittings (except fluid-power) whsle	46	5 756	Z	X
4218406	Other industrial supplies whsle	103	22 585	Z	10.9
42185	Service establishment equipment & supplies whsle	16	2 170	Z	X
421850	Service establishment equipment & supplies whsle	16	2 170	Z	X
4218502	Custodial, janitors' equipment & supplies whsle	9	328	Z	X
42186	Transportation equipment & supplies (exc motor vehicle) whsle	8	144	Z	X
421860	Transportation equipment & supplies (exc motor vehicle) whsle	8	144	Z	X
4218601	Aircraft & aeronautical equipment & supplies whsle	6	123	Z	X
4219	Miscellaneous durable goods whsle	796	490 003	1.0	24.9
42193	Recyclable material whsle	264	78 546	.2	9.5
421930	Recyclable material whsle	264	78 546	.2	9.5
4219301	Iron & steel scrap processors & dealers	193	55 985	.1	12.5
42193011	Iron & steel scrap processors (using power processing equipment)	170	51 970	.1	X
42193012	Iron & steel scrap processors (not using power processing equip)	23	4 015	Z	X
4219303	Other recyclable material whsle	67	21 889	Z	4.3
42199	Other miscellaneous durable goods whsle	525	408 899	.8	25.8
421990	Other miscellaneous durable goods whsle	525	408 899	.8	25.8
4219902	Forest products (except lumber) whsle	6	449	Z	X
4219903	General merchandise (durable goods) whsle	512	408 320	.8	24.6
4219906	Other durable goods whsle	7	130	Z	X
422	Wholesale trade, nondurable goods	258	419 273	.9	16.4
4223	Apparel, piece goods, & notions whsle	28	2 444	Z	14.5
42231	Piece goods, notions, & other dry goods whsle	28	2 444	Z	X
422310	Piece goods, notions, & other dry goods whsle	28	2 444	Z	X
4223101	Piece goods—jobbers	17	991	Z	X
4223102	Notions & other dry goods whsle	11	1 453	Z	X
4224	Grocery & related products whsle	15	5 495	Z	X
4226	Chemical & allied products whsle	121	85 118	.2	4.7
42261	Plastics materials & basic forms & shapes whsle	73	40 131	.1	9.4
422610	Plastics materials & basic forms & shapes whsle	73	40 131	.1	9.4
42269	Other chemical & allied products whsle	48	44 987	.1	X
422690	Other chemical & allied products whsle	48	44 987	.1	X
4226901	Industrial gases (except LP) whsle	17	1 025	Z	X
4226902	Other chemical & allied products whsle	31	43 962	.1	X
4227	Petroleum & petroleum products whsle	9	31 620	.1	X
42271	Petroleum bulk stations & terminals	9	31 620	.1	X
422710	Petroleum bulk stations & terminals	9	31 620	.1	X
4227101	Petroleum bulk stations & terminals (except LP)	9	31 620	.1	X
42271011	Petroleum bulk stations (except LP)	8	1 090	Z	X

See footnotes at end of table.

Table 2. All Types of Operation by Broad Commodity Line and Kind of Business: 1997—Con.

[Includes only establishments with payroll. For meaning of abbreviations and symbols, see introductory text. For explanation of terms, see Appendix A]

CL code and NAICS code	Commodity line and kind of business	Establishments (number)	Sales (\$1,000)	Percent of sales accounted for by kind of business ¹	Coverage in percents
1120	Flat iron and steel products—Con.				
422	Wholesale trade, nondurable goods—Con.				
4229	Miscellaneous nondurable goods whsle	81	294 106	.6	19.1
42291	Farm supplies whsle	13	923	Z	X
422910	Farm supplies whsle	13	923	Z	X
4229101	Farm supplies—farm dealers	7	58	Z	X
4229102	Farm supplies—whsle distributors	6	865	Z	X
42292	Book, periodical, & newspaper whsle	6	3 973	Z	X
422920	Book, periodical, & newspaper whsle	6	3 973	Z	X
42295	Paint, varnish, & supplies whsle	18	9 453	Z	X
422950	Paint, varnish, & supplies whsle	18	9 453	Z	X
4229501	Paint, varnish, & supplies whsle	18	9 453	Z	X
42299	Other miscellaneous nondurable goods whsle	44	279 757	.6	18.7
422990	Other miscellaneous nondurable goods whsle	44	279 757	.6	18.7
4229902	General merchandise (nondurable goods) whsle	31	277 065	.6	21.7
4229904	Other nondurable goods whsle	6	1 138	Z	X
1140	Iron and steel wire and wire products	4 899	5 369 277	100.0	32.7
421	Wholesale trade, durable goods	4 526	5 246 023	97.7	34.2
4211	Motor vehicle & motor vehicle parts & supplies whsle	14	2 178	Z	X
42112	Motor vehicle supplies & new parts whsle	7	1 240	Z	X
421120	Motor vehicle supplies & new parts whsle	7	1 240	Z	X
4211202	Motor vehicle supplies & new parts—jobbers	7	1 240	Z	X
4212	Furniture & home furnishings whsle	13	21 175	.4	X
42122	Home furnishings whsle	10	20 106	.4	X
421220	Home furnishings whsle	10	20 106	.4	X
4213	Lumber & other construction materials whsle	263	140 349	2.6	X
42131	Lumber, plywood, millwork, & wood panel whsle	125	57 317	1.1	X
421310	Lumber, plywood, millwork, & wood panel whsle	125	57 317	1.1	X
4213101	Lumber without yard whsle	12	1 023	Z	X
4213102	Lumber with yard whsle	42	22 578	.4	X
4213103	Plywood, veneer, millwork, & wood panel whsle	71	33 716	.6	X
42132	Brick, stone, & related construction materials whsle	12	4 244	.1	X
421320	Brick, stone, & related construction materials whsle	12	4 244	.1	X
4213201	Brick, block, tile, clay/cement sewer pipe whsle	8	3 086	.1	X
42133	Roofing, siding, & insulation material whsle	81	67 627	1.3	X
421330	Roofing, siding, & insulation material whsle	81	67 627	1.3	X
4213301	Roofing, siding, & insulation material whsle	81	67 627	1.3	X
42139	Other construction materials whsle	45	11 161	.2	X
421390	Other construction materials whsle	45	11 161	.2	X
4213901	Flat glass & other construction glass whsle	6	2 127	Z	X
4213902	Other construction materials whsle	39	9 034	.2	X
4214	Professional & commercial equipment & supplies whsle	23	10 394	.2	X
42142	Office equipment whsle	10	9 330	.2	X
421420	Office equipment whsle	10	9 330	.2	X
42143	Computer & computer peripheral equipment & software whsle	10	861	Z	X
421430	Computer & computer peripheral equipment & software whsle	10	861	Z	X
4214301	Computer & peripheral equipment whsle	10	861	Z	X
42143011	Computers & peripheral equipment for resale	7	631	Z	X
4215	Metal & mineral (except petroleum) whsle	1 986	4 227 947	78.7	62.3
42151	Metal service centers & offices	1 984	4 185 723	78.0	61.2
421510	Metal service centers & offices	1 984	4 185 723	78.0	61.2
4215101	Ferrous metal service centers & sales offices	1 921	4 145 150	77.2	61.0
42151011	Ferrous metal service centers	1 473	3 458 401	64.4	62.5
42151012	Ferrous metal sales offices	448	686 749	12.8	55.0
4215102	Nonferrous metal service centers & sales offices	63	40 573	.8	68.9
42151021	Nonferrous metal service centers	45	30 080	.6	72.5
42151022	Nonferrous metal sales offices	18	10 493	.2	X
4216	Electrical goods whsle	53	26 132	.5	25.4
42161	Electrical apparatus & equip, wiring supp, & const material whsle	32	20 710	.4	31.7
421610	Electrical apparatus & equip, wiring supp, & const material whsle	32	20 710	.4	31.7
42169	Other electronic parts & equipment whsle	19	3 282	.1	12.3
421690	Other electronic parts & equipment whsle	19	3 282	.1	12.3
4216902	Electronic parts (excluding communications equipment) whsle	17	3 074	.1	12.1
4217	Hardware, & plumbing & heating equipment & supplies whsle	484	201 141	3.7	4.1
42171	Hardware whsle	336	166 043	3.1	5.0
421710	Hardware whsle	336	166 043	3.1	5.0
42172	Plumbing & heating equipment & supplies (hydronics) whsle	52	23 113	.4	1.8
421720	Plumbing & heating equipment & supplies (hydronics) whsle	52	23 113	.4	1.8
42173	Warm air heating & air-conditioning equipment & supplies whsle	95	11 933	.2	.2
421730	Warm air heating & air-conditioning equipment & supplies whsle	95	11 933	.2	.2
4218	Machinery, equipment, & supplies whsle	912	528 354	9.8	2.1
42181	Construction & mining (except petroleum) machinery & equip whsle	29	3 654	.1	10.9
421810	Construction & mining (except petroleum) machinery & equip whsle	29	3 654	.1	10.9
42182	Farm & garden machinery & equipment whsle	8	6 678	.1	X
421820	Farm & garden machinery & equipment whsle	8	6 678	.1	X
42183	Industrial machinery & equipment whsle	436	425 651	7.9	.8
421830	Industrial machinery & equipment whsle	436	425 651	7.9	.8
4218302	Hydraulic & pneumatic (fluid-power) machinery & equipment whsle	32	2 459	Z	X
42183021	Hydraulic & pneumatic pumps & motors whsle	7	498	Z	X
42183022	Hydraulic & pneumatic parts, accessories, & supplies whsle	25	1 961	Z	X
4218303	General-purpose industrial machinery & equipment whsle	170	288 536	5.4	.5
4218304	Metalworking machinery & equipment whsle	57	8 302	.2	X
4218305	Materials handling equipment whsle	63	108 368	2.0	X
4218306	Oilwell, oil refinery, & pipeline mach, equip, & supplies whsle	63	12 522	.2	9.9
4218307	Other industrial machinery & equipment whsle	49	5 216	.1	1.2

See footnotes at end of table.

Table 2. All Types of Operation by Broad Commodity Line and Kind of Business: 1997—Con.

[Includes only establishments with payroll. For meaning of abbreviations and symbols, see introductory text. For explanation of terms, see Appendix A]

CL code and NAICS code	Commodity line and kind of business	Establishments (number)	Sales (\$1,000)	Percent of sales accounted for by kind of business ¹	Coverage in percents
1140	Iron and steel wire and wire products—Con.				
421	Wholesale trade, durable goods—Con.				
4218	Machinery, equipment, & supplies whsle—Con.				
42184	Industrial supplies whsle	415	89 600	1.7	6.4
421840	Industrial supplies whsle	415	89 600	1.7	6.4
4218401	General-line industrial supplies whsle	228	31 805	.6	1.2
4218402	Mechanical power transmission supplies whsle	24	6 461	.1	X
4218403	Welding supplies whsle	35	13 950	.3	X
4218404	Industrial containers & supplies whsle	11	5 429	.1	X
4218406	Other industrial supplies whsle	117	31 955	.6	13.9
42185	Service establishment equipment & supplies whsle	17	1 725	Z	X
421850	Service establishment equipment & supplies whsle	17	1 725	Z	X
4218503	Laundry & dry-cleaning equipment & supplies whsle	6	1 279	Z	X
4218504	Other service establishment equipment & supplies whsle	6	106	Z	X
42186	Transportation equipment & supplies (exc motor vehicle) whsle	7	1 046	Z	X
421860	Transportation equipment & supplies (exc motor vehicle) whsle	7	1 046	Z	X
4219	Miscellaneous durable goods whsle	778	88 353	1.6	3.0
42193	Recyclable material whsle	140	19 939	.4	6.1
421930	Recyclable material whsle	140	19 939	.4	6.1
4219301	Iron & steel scrap processors & dealers	73	15 413	.3	4.6
42193011	Iron & steel scrap processors (using power processing equipment)	56	10 825	.2	X
42193012	Iron & steel scrap processors (not using power processing equip)	17	4 588	.1	X
4219302	Recyclable paper & paperboard whsle	26	503	Z	X
4219303	Other recyclable material whsle	41	4 023	.1	17.0
42199	Other miscellaneous durable goods whsle	632	65 663	1.2	X
421990	Other miscellaneous durable goods whsle	632	65 663	1.2	X
4219902	Forest products (except lumber) whsle	11	708	Z	X
4219903	General merchandise (durable goods) whsle	595	58 697	1.1	X
4219905	Fire extinguishers & fire safety equipment whsle	10	863	Z	X
4219906	Other durable goods whsle	11	237	Z	X
422	Wholesale trade, nondurable goods	373	123 254	2.3	4.9
4221	Paper & paper product whsle	15	2 622	Z	7.9
42213	Industrial & personal service paper whsle	15	2 622	Z	7.6
422130	Industrial & personal service paper whsle	15	2 622	Z	7.6
4224	Grocery & related products whsle	16	1 689	Z	X
42249	Other grocery & related products whsle	9	948	Z	X
422490	Other grocery & related products whsle	9	948	Z	X
4224906	Other grocery specialties whsle	7	532	Z	X
4225	Farm-product raw material whsle	85	33 597	.6	X
42251	Grain & field bean whsle	67	29 870	.6	X
422510	Grain & field bean whsle	67	29 870	.6	X
42259	Other farm product raw material whsle	16	3 721	.1	X
422590	Other farm product raw material whsle	16	3 721	.1	X
4225905	Other farm-product raw material whsle	15	3 445	.1	X
4226	Chemical & allied products whsle	129	53 001	1.0	1.3
42261	Plastics materials & basic forms & shapes whsle	56	36 956	.7	1.6
422610	Plastics materials & basic forms & shapes whsle	56	36 956	.7	1.6
42269	Other chemical & allied products whsle	73	16 045	.3	.8
422690	Other chemical & allied products whsle	73	16 045	.3	.8
4226901	Industrial gases (except LP) whsle	24	7 118	.1	X
4226902	Other chemical & allied products whsle	49	8 927	.2	1.2
4227	Petroleum & petroleum products whsle	19	2 916	.1	.5
42271	Petroleum bulk stations & terminals	12	2 648	Z	X
422710	Petroleum bulk stations & terminals	12	2 648	Z	X
4227101	Petroleum bulk stations & terminals (except LP)	12	2 648	Z	X
42271011	Petroleum bulk stations (except LP)	12	2 648	Z	X
42272	Petroleum & petroleum prod whsle (exc bulk stations & terminals)	7	268	Z	X
422720	Petroleum & petroleum prod whsle (exc bulk stations & terminals)	7	268	Z	X
4229	Miscellaneous nondurable goods whsle	104	24 842	.5	X
42291	Farm supplies whsle	29	8 346	.2	X
422910	Farm supplies whsle	29	8 346	.2	X
4229102	Farm supplies—whsle distributors	25	8 269	.2	X
42293	Flower, nursery stock, & florists' supplies whsle	6	659	Z	X
422930	Flower, nursery stock, & florists' supplies whsle	6	659	Z	X
42299	Other miscellaneous nondurable goods whsle	64	14 579	.3	X
422990	Other miscellaneous nondurable goods whsle	64	14 579	.3	X
4229901	Art goods whsle	22	8 694	.2	X
4229902	General merchandise (nondurable goods) whsle	22	749	Z	X
4229904	Other nondurable goods whsle	16	3 211	.1	X
1150	Iron and steel pipe and tubing	7 502	14 807 653	100.0	56.0
421	Wholesale trade, durable goods	7 298	14 635 531	98.8	55.3
4213	Lumber & other construction materials whsle	113	46 869	.3	X
42131	Lumber, plywood, millwork, & wood panel whsle	51	22 221	.2	X
421310	Lumber, plywood, millwork, & wood panel whsle	51	22 221	.2	X
4213101	Lumber without yard whsle	9	455	Z	X
4213102	Lumber with yard whsle	25	19 520	.1	X
4213103	Plywood, veneer, millwork, & wood panel whsle	17	2 246	Z	X
42133	Roofing, siding, & insulation material whsle	9	3 026	Z	X
421330	Roofing, siding, & insulation material whsle	9	3 026	Z	X
4213301	Roofing, siding, & insulation material whsle	9	3 026	Z	X
42139	Other construction materials whsle	51	21 590	.1	X
421390	Other construction materials whsle	51	21 590	.1	X
4213901	Flat glass & other construction glass whsle	11	747	Z	X
4213902	Other construction materials whsle	40	20 843	.1	X

See footnotes at end of table.

Table 2. All Types of Operation by Broad Commodity Line and Kind of Business: 1997—Con.

[Includes only establishments with payroll. For meaning of abbreviations and symbols, see introductory text. For explanation of terms, see Appendix A]

CL code and NAICS code	Commodity line and kind of business	Establishments (number)	Sales (\$1,000)	Percent of sales accounted for by kind of business ¹	Coverage in percents
1150	Iron and steel pipe and tubing—Con.				
421	Wholesale trade, durable goods—Con.				
4215	Metal & mineral (except petroleum) whsle	3 764	13 108 489	88.5	73.1
42151	Metal service centers & offices	3 760	13 086 835	88.4	72.4
421510	Metal service centers & offices	3 760	13 086 835	88.4	72.4
4215101	Ferrous metal service centers & sales offices	3 612	13 031 001	88.0	73.2
42151011	Ferrous metal service centers	2 658	8 603 704	58.1	73.6
42151012	Ferrous metal sales offices	954	4 427 297	29.9	72.5
4215102	Nonferrous metal service centers & sales offices	148	55 834	.4	57.8
42151021	Nonferrous metal service centers	116	40 769	.3	64.9
42151022	Nonferrous metal sales offices	32	15 065	.1	33.3
4216	Electrical goods whsle	29	115 143	.8	X
42161	Electrical apparatus & equip, wiring supp, & const material whsle	18	11 973	.1	X
421610	Electrical apparatus & equip, wiring supp, & const material whsle	18	11 973	.1	X
42169	Other electronic parts & equipment whsle	9	102 987	.7	X
421690	Other electronic parts & equipment whsle	9	102 987	.7	X
4216902	Electronic parts (excluding communications equipment) whsle	8	102 685	.7	X
4217	Hardware, & plumbing & heating equipment & supplies whsle	1 515	719 524	4.9	1.4
42171	Hardware whsle	148	49 031	.3	2.4
421710	Hardware whsle	148	49 031	.3	2.4
42172	Plumbing & heating equipment & supplies (hydronics) whsle	628	570 027	3.9	1.7
421720	Plumbing & heating equipment & supplies (hydronics) whsle	628	570 027	3.9	1.7
42173	Warm air heating & air-conditioning equipment & supplies whsle	480	83 572	.6	X
421730	Warm air heating & air-conditioning equipment & supplies whsle	480	83 572	.6	X
42174	Refrigeration equipment & supplies whsle	259	16 894	.1	X
421740	Refrigeration equipment & supplies whsle	259	16 894	.1	X
4218	Machinery, equipment, & supplies whsle	975	460 958	3.1	14.2
42181	Construction & mining (except petroleum) machinery & equip whsle	9	289	Z	X
421810	Construction & mining (except petroleum) machinery & equip whsle	9	289	Z	X
42182	Farm & garden machinery & equipment whsle	25	6 033	Z	X
421820	Farm & garden machinery & equipment whsle	25	6 033	Z	X
4218201	Farm machinery & equipment—farm dealers	13	630	Z	X
4218202	Farm machinery & equipment—whsle distributors	8	3 866	Z	X
42183	Industrial machinery & equipment whsle	210	83 486	.6	10.0
421830	Industrial machinery & equipment whsle	210	83 486	.6	10.0
4218302	Hydraulic & pneumatic (fluid-power) machinery & equipment whsle	45	5 233	Z	X
42183021	Hydraulic & pneumatic pumps & motors whsle	6	452	Z	X
42183022	Hydraulic & pneumatic parts, accessories, & supplies whsle	39	4 781	Z	X
4218303	General-purpose industrial machinery & equipment whsle	68	17 274	.1	26.3
4218304	Metalworking machinery & equipment whsle	12	4 013	Z	X
4218305	Materials handling equipment whsle	13	3 861	Z	X
4218306	Oilwell, oil refinery, & pipeline mach, equip, & supplies whsle	59	43 885	.3	6.5
4218307	Other industrial machinery & equipment whsle	13	9 220	.1	2.4
42184	Industrial supplies whsle	706	366 966	2.5	12.5
421840	Industrial supplies whsle	706	366 966	2.5	12.5
4218401	General-line industrial supplies whsle	340	73 252	.5	X
4218402	Mechanical power transmission supplies whsle	19	14 327	.1	X
4218403	Welding supplies whsle	7	487	Z	X
4218404	Industrial containers & supplies whsle	7	4 569	Z	X
4218405	Industrial valves & fittings (except fluid-power) whsle	265	266 297	1.8	X
4218406	Other industrial supplies whsle	68	8 034	.1	X
42185	Service establishment equipment & supplies whsle	20	4 123	Z	1.6
421850	Service establishment equipment & supplies whsle	20	4 123	Z	1.6
4218504	Other service establishment equipment & supplies whsle	18	3 943	Z	1.8
4219	Miscellaneous durable goods whsle	895	178 157	1.2	4.3
42193	Recyclable material whsle	285	46 540	.3	8.4
421930	Recyclable material whsle	285	46 540	.3	8.4
4219301	Iron & steel scrap processors & dealers	196	36 334	.2	9.5
42193011	Iron & steel scrap processors (using power processing equipment)	175	32 180	.2	X
42193012	Iron & steel scrap processors (not using power processing equip)	21	4 154	Z	X
4219303	Other recyclable material whsle	87	10 201	.1	5.6
42199	Other miscellaneous durable goods whsle	608	130 981	.9	X
421990	Other miscellaneous durable goods whsle	608	130 981	.9	X
4219902	Forest products (except lumber) whsle	6	56	Z	X
4219903	General merchandise (durable goods) whsle	590	126 059	.9	X
4219906	Other durable goods whsle	9	1 114	Z	X
422	Wholesale trade, nondurable goods	204	172 122	1.2	53.1
4224	Grocery & related products whsle	6	890	Z	X
4226	Chemical & allied products whsle	125	116 091	.8	9.0
42261	Plastics materials & basic forms & shapes whsle	106	111 085	.8	10.0
422610	Plastics materials & basic forms & shapes whsle	106	111 085	.8	10.0
42269	Other chemical & allied products whsle	19	5 006	Z	1.6
422690	Other chemical & allied products whsle	19	5 006	Z	1.6
4226902	Other chemical & allied products whsle	16	4 982	Z	1.7
4227	Petroleum & petroleum products whsle	8	239	Z	X
4229	Miscellaneous nondurable goods whsle	64	54 901	.4	63.8
42291	Farm supplies whsle	20	1 143	Z	X
422910	Farm supplies whsle	20	1 143	Z	X
4229101	Farm supplies—farm dealers	6	56	Z	X
4229102	Farm supplies—whsle distributors	14	1 087	Z	X
42295	Paint, varnish, & supplies whsle	6	1 122	Z	X
422950	Paint, varnish, & supplies whsle	6	1 122	Z	X
4229501	Paint, varnish, & supplies whsle	6	1 122	Z	X
42299	Other miscellaneous nondurable goods whsle	37	52 160	.4	64.7
422990	Other miscellaneous nondurable goods whsle	37	52 160	.4	64.7
4229902	General merchandise (nondurable goods) whsle	17	49 148	.3	75.4
4229904	Other nondurable goods whsle	18	3 000	Z	X

See footnotes at end of table.

Table 2. All Types of Operation by Broad Commodity Line and Kind of Business: 1997—Con.

[Includes only establishments with payroll. For meaning of abbreviations and symbols, see introductory text. For explanation of terms, see Appendix A]

CL code and NAICS code	Commodity line and kind of business	Establishments (number)	Sales (\$1,000)	Percent of sales accounted for by kind of business ¹	Coverage in percents
1160	Other iron and steel products	4 195	13 300 272	100.0	64.8
421	Wholesale trade, durable goods	4 160	13 276 625	99.8	63.7
4213	Lumber & other construction materials whsle	159	105 094	.8	4
42131	Lumber, plywood, millwork, & wood panel whsle	113	88 383	.7	5
421310	Lumber, plywood, millwork, & wood panel whsle	113	88 383	.7	5
4213101	Lumber without yard whsle	16	28 798	.2	X
4213102	Lumber with yard whsle	36	13 440	.1	2
4213103	Plywood, veneer, millwork, & wood panel whsle	61	46 145	.3	.9
42132	Brick, stone, & related construction materials whsle	7	2 001	Z	X
421320	Brick, stone, & related construction materials whsle	7	2 001	Z	X
4213201	Brick, block, tile, clay/cement sewer pipe whsle	7	2 001	Z	X
42133	Roofing, siding, & insulation material whsle	28	13 665	.1	X
421330	Roofing, siding, & insulation material whsle	28	13 665	.1	X
4213301	Roofing, siding, & insulation material whsle	28	13 665	.1	X
42139	Other construction materials whsle	11	1 045	Z	X
421390	Other construction materials whsle	11	1 045	Z	X
4213902	Other construction materials whsle	11	1 045	Z	X
4215	Metal & mineral (except petroleum) whsle	3 327	13 011 424	97.8	73.1
42151	Metal service centers & offices	3 317	12 943 872	97.3	73.0
421510	Metal service centers & offices	3 317	12 943 872	97.3	73.0
4215101	Ferrous metal service centers & sales offices	3 210	12 856 348	96.7	73.8
42151011	Ferrous metal service centers	2 373	9 941 983	74.8	75.0
42151012	Ferrous metal sales offices	837	2 914 365	21.9	69.7
4215102	Nonferrous metal service centers & sales offices	107	87 524	.7	64.1
42151021	Nonferrous metal service centers	93	76 610	.6	62.5
42151022	Nonferrous metal sales offices	14	10 914	.1	76.9
42152	Coal & other mineral & ore whsle	10	67 552	.5	49.8
421520	Coal & other mineral & ore whsle	10	67 552	.5	49.8
4215201	Coal whsle	7	65 828	.5	48.5
4216	Electrical goods whsle	8	7 551	.1	X
4217	Hardware, & plumbing & heating equipment & supplies whsle	25	11 325	.1	22.7
42171	Hardware whsle	18	10 282	.1	17.0
421710	Hardware whsle	18	10 282	.1	17.0
42172	Plumbing & heating equipment & supplies (hydronics) whsle	6	662	Z	X
421720	Plumbing & heating equipment & supplies (hydronics) whsle	6	662	Z	X
4218	Machinery, equipment, & supplies whsle	223	63 314	.5	38.7
42183	Industrial machinery & equipment whsle	49	28 372	.2	19.6
421830	Industrial machinery & equipment whsle	49	28 372	.2	19.6
4218302	Hydraulic & pneumatic (fluid-power) machinery & equipment whsle	8	368	.2	X
4218303	General-purpose industrial machinery & equipment whsle	20	20 062	.2	22.0
4218304	Metalworking machinery & equipment whsle	10	1 134	Z	X
42184	Industrial supplies whsle	171	34 381	.3	39.3
421840	Industrial supplies whsle	171	34 381	.3	39.3
4218401	General-line industrial supplies whsle	122	11 758	.1	X
4218402	Mechanical power transmission supplies whsle	21	21 053	.2	X
4218405	Industrial valves & fittings (except fluid-power) whsle	18	1 160	Z	X
4219	Miscellaneous durable goods whsle	415	75 044	.6	5.5
42193	Recyclable material whsle	265	65 807	.5	6.0
421930	Recyclable material whsle	265	65 807	.5	6.0
4219301	Iron & steel scrap processors & dealers	198	58 168	.4	7.7
42193011	Iron & steel scrap processors (using power processing equipment)	180	38 330	.3	X
42193012	Iron & steel scrap processors (not using power processing equip)	18	19 838	.1	X
4219303	Other recyclable material whsle	67	7 639	.1	X
42199	Other miscellaneous durable goods whsle	150	9 237	.1	X
421990	Other miscellaneous durable goods whsle	150	9 237	.1	X
4219903	General merchandise (durable goods) whsle	148	9 123	.1	X
422	Wholesale trade, nondurable goods	35	23 647	.2	62.9
4226	Chemical & allied products whsle	24	21 977	.2	52.6
42261	Plastics materials & basic forms & shapes whsle	7	9 250	.1	61.6
422610	Plastics materials & basic forms & shapes whsle	7	9 250	.1	61.6
42269	Other chemical & allied products whsle	17	12 727	.1	42.0
422690	Other chemical & allied products whsle	17	12 727	.1	42.0
4226902	Other chemical & allied products whsle	13	12 625	.1	44.6
1170	Alloy steel	1 882	4 447 882	100.0	71.3
421	Wholesale trade, durable goods	1 868	4 423 744	99.5	70.2
4215	Metal & mineral (except petroleum) whsle	1 750	4 090 269	92.0	74.7
42151	Metal service centers & offices	1 750	4 090 269	92.0	74.0
421510	Metal service centers & offices	1 750	4 090 269	92.0	74.0
4215101	Ferrous metal service centers & sales offices	1 590	3 989 742	89.7	75.5
42151011	Ferrous metal service centers	1 282	2 886 713	64.9	75.9
42151012	Ferrous metal sales offices	308	1 103 029	24.8	75.0
4215102	Nonferrous metal service centers & sales offices	160	100 527	2.3	61.7
42151021	Nonferrous metal service centers	136	96 367	2.2	60.9
42151022	Nonferrous metal sales offices	24	4 160	.1	59.3
4217	Hardware, & plumbing & heating equipment & supplies whsle	6	4 791	.1	X
4218	Machinery, equipment, & supplies whsle	9	290 254	6.5	X
42184	Industrial supplies whsle	8	290 248	6.5	X
421840	Industrial supplies whsle	8	290 248	6.5	X
4219	Miscellaneous durable goods whsle	100	37 675	.8	1.9
42193	Recyclable material whsle	99	37 644	.8	2.0
421930	Recyclable material whsle	99	37 644	.8	2.0
4219301	Iron & steel scrap processors & dealers	53	9 784	.2	.2
42193011	Iron & steel scrap processors (using power processing equipment)	45	8 889	.2	X
42193012	Iron & steel scrap processors (not using power processing equip)	8	895	.2	X
4219303	Other recyclable material whsle	46	27 860	.6	3.0

See footnotes at end of table.

Table 2. All Types of Operation by Broad Commodity Line and Kind of Business: 1997—Con.

[Includes only establishments with payroll. For meaning of abbreviations and symbols, see introductory text. For explanation of terms, see Appendix A]

CL code and NAICS code	Commodity line and kind of business	Establishments (number)	Sales (\$1,000)	Percent of sales accounted for by kind of business ¹	Coverage in percents
1170	Alloy steel—Con.				
422	Wholesale trade, nondurable goods	14	24 138	.5	7.9
4226	Chemical & allied products whse	7	10 736	.2	14.2
42269	Other chemical & allied products whse	6	10 692	.2	3.0
422690	Other chemical & allied products whse	6	10 692	.2	3.0
4226902	Other chemical & allied products whse	6	10 692	.2	3.1
1180	Stainless steel	3 948	9 767 107	100.0	65.8
421	Wholesale trade, durable goods	3 928	9 741 488	99.7	64.0
4211	Motor vehicle & motor vehicle parts & supplies whse	7	531	Z	X
4215	Metal & mineral (except petroleum) whse	2 955	9 428 489	96.5	74.4
42151	Metal service centers & offices	2 952	9 406 731	96.3	73.6
421510	Metal service centers & offices	2 952	9 406 731	96.3	73.6
4215101	Ferrous metal service centers & sales offices	2 420	8 154 859	83.5	73.8
42151011	Ferrous metal service centers	1 928	7 224 162	74.0	73.8
42151012	Ferrous metal sales offices	492	930 697	9.5	76.3
4215102	Nonferrous metal service centers & sales offices	532	1 251 872	12.8	73.4
42151021	Nonferrous metal service centers	448	1 221 676	12.5	72.7
42151022	Nonferrous metal sales offices	84	30 196	.3	68.0
4217	Hardware, & plumbing & heating equipment & supplies whse	19	4 825	Z	70.7
42172	Plumbing & heating equipment & supplies (hydronics) whse	12	3 723	Z	69.2
421720	Plumbing & heating equipment & supplies (hydronics) whse	12	3 723	Z	69.2
4218	Machinery, equipment, & supplies whse	40	81 280	.8	22.3
42183	Industrial machinery & equipment whse	18	4 626	Z	61.3
421830	Industrial machinery & equipment whse	18	4 626	Z	61.3
4218303	General-purpose industrial machinery & equipment whse	8	3 636	Z	84.0
4218306	Oilwell, oil refinery, & pipeline mach, equip, & supplies whse	10	990	Z	31.1
42184	Industrial supplies whse	22	76 654	.8	X
421840	Industrial supplies whse	22	76 654	.8	X
4218405	Industrial valves & fittings (except fluid-power) whse	21	64 562	.7	X
4219	Miscellaneous durable goods whse	904	225 950	2.3	2.3
42193	Recyclable material whse	904	225 950	2.3	2.4
421930	Recyclable material whse	904	225 950	2.3	2.4
4219301	Iron & steel scrap processors & dealers	474	101 487	1.0	.7
42193011	Iron & steel scrap processors (using power processing equipment)	399	88 523	.9	X
42193012	Iron & steel scrap processors (not using power processing equip)	75	12 964	.1	X
4219302	Recyclable paper & paperboard whse	16	695	Z	X
4219303	Other recyclable material whse	414	123 768	1.3	4.4
422	Wholesale trade, nondurable goods	20	25 619	.3	77.6
4226	Chemical & allied products whse	13	11 090	.1	27.0
42261	Plastics materials & basic forms & shapes whse	9	11 013	.1	25.7
422610	Plastics materials & basic forms & shapes whse	9	11 013	.1	25.7
1200	Copper and brass	3 274	11 135 305	100.0	43.1
421	Wholesale trade, durable goods	3 041	9 584 721	86.1	54.6
4211	Motor vehicle & motor vehicle parts & supplies whse	14	3 802	Z	X
42114	Motor vehicle parts, (used) whse	10	709	Z	X
421140	Motor vehicle parts, (used) whse	10	709	Z	X
4212	Furniture & home furnishings whse	20	16 320	.1	X
42122	Home furnishings whse	17	15 846	.1	X
421220	Home furnishings whse	17	15 846	.1	X
4212201	Household china, glassware, & crockery whse	11	13 357	.1	X
4215	Metal & mineral (except petroleum) whse	1 792	7 500 491	67.4	70.9
42151	Metal service centers & offices	1 790	7 500 221	67.4	70.3
421510	Metal service centers & offices	1 790	7 500 221	67.4	70.3
4215101	Ferrous metal service centers & sales offices	899	512 263	4.6	75.8
42151011	Ferrous metal service centers	712	422 516	3.8	77.1
42151012	Ferrous metal sales offices	187	89 747	.8	67.9
4215102	Nonferrous metal service centers & sales offices	891	6 987 958	62.8	63.9
42151021	Nonferrous metal service centers	633	5 202 702	46.7	66.2
42151022	Nonferrous metal sales offices	258	1 785 256	16.0	68.2
4216	Electrical goods whse	16	4 758	Z	10.1
42161	Electrical apparatus & equip, wiring supp, & const material whse	7	2 590	Z	21.0
421610	Electrical apparatus & equip, wiring supp, & const material whse	7	2 590	Z	21.0
42169	Other electronic parts & equipment whse	9	2 168	Z	X
421690	Other electronic parts & equipment whse	9	2 168	Z	X
4216902	Electronic parts (excluding communications equipment) whse	9	2 168	Z	X
4217	Hardware, & plumbing & heating equipment & supplies whse	47	44 831	.4	40.9
42171	Hardware whse	21	10 670	.1	22.6
421710	Hardware whse	21	10 670	.1	22.6
42172	Plumbing & heating equipment & supplies (hydronics) whse	16	24 882	.2	64.7
421720	Plumbing & heating equipment & supplies (hydronics) whse	16	24 882	.2	64.7
42173	Warm air heating & air-conditioning equipment & supplies whse	10	9 279	.1	1.7
421730	Warm air heating & air-conditioning equipment & supplies whse	10	9 279	.1	1.7
4218	Machinery, equipment, & supplies whse	69	13 530	.1	47.9
42183	Industrial machinery & equipment whse	41	9 413	.1	51.3
421830	Industrial machinery & equipment whse	41	9 413	.1	51.3
4218303	General-purpose industrial machinery & equipment whse	33	7 939	.1	54.4
42184	Industrial supplies whse	11	3 678	Z	38.4
421840	Industrial supplies whse	11	3 678	Z	38.4
4218405	Industrial valves & fittings (except fluid-power) whse	6	2 631	Z	X
42185	Service establishment equipment & supplies whse	8	341	Z	X
421850	Service establishment equipment & supplies whse	8	341	Z	X
4218504	Other service establishment equipment & supplies whse	8	341	Z	X
42186	Transportation equipment & supplies (exc motor vehicle) whse	6	68	Z	X
421860	Transportation equipment & supplies (exc motor vehicle) whse	6	68	Z	X
4218601	Aircraft & aeronautical equipment & supplies whse	6	68	Z	X

See footnotes at end of table.

Table 2. All Types of Operation by Broad Commodity Line and Kind of Business: 1997—Con.

[Includes only establishments with payroll. For meaning of abbreviations and symbols, see introductory text. For explanation of terms, see Appendix A]

CL code and NAICS code	Commodity line and kind of business	Establishments (number)	Sales (\$1,000)	Percent of sales accounted for by kind of business ¹	Coverage in percents
1200	Copper and brass—Con.				
421	Wholesale trade, durable goods—Con.				
4219	Miscellaneous durable goods whsle	1 080	2 000 867	18.0	34.6
42193	Recyclable material whsle	765	434 797	3.9	1.2
421930	Recyclable material whsle	765	434 797	3.9	1.2
4219301	Iron & steel scrap processors & dealers	402	101 057	.9	.6
42193011	Iron & steel scrap processors (using power processing equipment)	278	88 488	.8	X
42193012	Iron & steel scrap processors (not using power processing equip)	124	12 569	.1	X
4219302	Recyclable paper & paperboard whsle	37	1 800	Z	X
4219303	Other recyclable material whsle	326	331 940	3.0	1.8
42194	Jewelry/watch/silverware/precious stone, & precious metal whsle	75	780 472	7.0	X
421940	Jewelry/watch/silverware/precious stone, & precious metal whsle	75	780 472	7.0	X
4219401	Jewelry, watch, diamonds, precious stone, & silverware whsle	44	9 255	.1	X
4219402	Precious metal (excluding ores) whsle	31	771 217	6.9	X
42199	Other miscellaneous durable goods whsle	236	785 312	7.1	53.7
421990	Other miscellaneous durable goods whsle	236	785 312	7.1	53.7
4219903	General merchandise (durable goods) whsle	228	785 176	7.1	51.1
422	Wholesale trade, nondurable goods	233	1 550 584	13.9	.3
4226	Chemical & allied products whsle	131	47 055	.4	2.2
42261	Plastics materials & basic forms & shapes whsle	53	25 591	.2	6.4
422610	Plastics materials & basic forms & shapes whsle	53	25 591	.2	6.4
42269	Other chemical & allied products whsle	78	21 464	.2	.3
422690	Other chemical & allied products whsle	78	21 464	.2	.3
4226902	Other chemical & allied products whsle	73	21 428	.2	.3
4229	Miscellaneous nondurable goods whsle	83	1 495 852	13.4	X
42293	Flower, nursery stock, & florists' supplies whsle	8	548	Z	X
422930	Flower, nursery stock, & florists' supplies whsle	8	548	Z	X
42299	Other miscellaneous nondurable goods whsle	73	1 494 955	13.4	X
422990	Other miscellaneous nondurable goods whsle	73	1 494 955	13.4	X
4229901	Art goods whsle	21	6 460	.1	X
4229902	General merchandise (nondurable goods) whsle	26	1 472 413	13.2	X
4229904	Other nondurable goods whsle	26	16 082	.1	X
1220	Aluminum shapes, forms, etc.	4 999	18 040 612	100.0	47.1
421	Wholesale trade, durable goods	4 703	15 946 628	88.4	59.1
4211	Motor vehicle & motor vehicle parts & supplies whsle	15	31 038	.2	X
42114	Motor vehicle parts, (used) whsle	8	386	Z	X
421140	Motor vehicle parts, (used) whsle	8	386	Z	X
4212	Furniture & home furnishings whsle	9	4 775	Z	X
42122	Home furnishings whsle	8	4 541	Z	X
421220	Home furnishings whsle	8	4 541	Z	X
4212201	Household china, glassware, & crockery whsle	6	3 357	Z	X
4213	Lumber & other construction materials whsle	301	125 869	.7	X
42131	Lumber, plywood, millwork, & wood panel whsle	94	29 651	.2	X
421310	Lumber, plywood, millwork, & wood panel whsle	94	29 651	.2	X
4213101	Lumber without yard whsle	17	4 442	Z	X
4213102	Lumber with yard whsle	11	3 572	Z	X
4213103	Plywood, veneer, millwork, & wood panel whsle	66	21 637	.1	X
42133	Roofing, siding, & insulation material whsle	131	63 336	.4	X
421330	Roofing, siding, & insulation material whsle	131	63 336	.4	X
4213301	Roofing, siding, & insulation material whsle	131	63 336	.4	X
42139	Other construction materials whsle	76	32 882	.2	X
421390	Other construction materials whsle	76	32 882	.2	X
4213901	Flat glass & other construction glass whsle	41	22 445	.1	X
4213902	Other construction materials whsle	35	10 437	.1	X
4215	Metal & mineral (except petroleum) whsle	3 308	14 469 518	80.2	71.2
42151	Metal service centers & offices	3 304	14 469 174	80.2	70.5
421510	Metal service centers & offices	3 304	14 469 174	80.2	70.5
4215101	Ferrous metal service centers & sales offices	1 596	2 123 570	11.8	74.0
42151011	Ferrous metal service centers	1 248	1 971 063	10.9	75.0
42151012	Ferrous metal sales offices	348	152 507	.8	67.0
4215102	Nonferrous metal service centers & sales offices	1 708	12 345 604	68.4	65.9
42151021	Nonferrous metal service centers	1 138	8 819 577	48.9	66.3
42151022	Nonferrous metal sales offices	570	3 526 027	19.5	64.8
4216	Electrical goods whsle	23	11 974	.1	X
42161	Electrical apparatus & equip, wiring supp, & const material whsle	11	8 910	Z	X
421610	Electrical apparatus & equip, wiring supp, & const material whsle	11	8 910	Z	X
42169	Other electronic parts & equipment whsle	12	3 064	Z	X
421690	Other electronic parts & equipment whsle	12	3 064	Z	X
4216902	Electronic parts (excluding communications equipment) whsle	12	3 064	Z	X
4217	Hardware, & plumbing & heating equipment & supplies whsle	265	57 078	.3	1.6
42171	Hardware whsle	121	38 042	.2	2.6
421710	Hardware whsle	121	38 042	.2	2.6
42172	Plumbing & heating equipment & supplies (hydronics) whsle	52	7 728	Z	X
421720	Plumbing & heating equipment & supplies (hydronics) whsle	52	7 728	Z	X
42173	Warm air heating & air-conditioning equipment & supplies whsle	85	10 724	.1	X
421730	Warm air heating & air-conditioning equipment & supplies whsle	85	10 724	.1	X
42174	Refrigeration equipment & supplies whsle	7	584	Z	X
421740	Refrigeration equipment & supplies whsle	7	584	Z	X

See footnotes at end of table.

Table 2. All Types of Operation by Broad Commodity Line and Kind of Business: 1997—Con.

[Includes only establishments with payroll. For meaning of abbreviations and symbols, see introductory text. For explanation of terms, see Appendix A]

CL code and NAICS code	Commodity line and kind of business	Establishments (number)	Sales (\$1,000)	Percent of sales accounted for by kind of business ¹	Coverage in percents
1220	Aluminum shapes, forms, etc.—Con.				
421	Wholesale trade, durable goods—Con.				
4218	Machinery, equipment, & supplies whsle	55	13 538	.1	27.2
42182	Farm & garden machinery & equipment whsle	6	562	Z	X
421820	Farm & garden machinery & equipment whsle	6	562	Z	X
42183	Industrial machinery & equipment whsle	24	6 127	Z	36.4
421830	Industrial machinery & equipment whsle	24	6 127	Z	36.4
4218303	General-purpose industrial machinery & equipment whsle	16	3 445	Z	55.6
42184	Industrial supplies whsle	13	3 909	Z	2.8
421840	Industrial supplies whsle	13	3 909	Z	2.8
4218406	Other industrial supplies whsle	12	3 865	Z	2.5
42186	Transportation equipment & supplies (exc motor vehicle) whsle	7	2 378	Z	X
421860	Transportation equipment & supplies (exc motor vehicle) whsle	7	2 378	Z	X
4218601	Aircraft & aeronautical equipment & supplies whsle.....	7	2 378	Z	X
4219	Miscellaneous durable goods whsle	723	1 231 279	6.8	42.1
42193	Recyclable material whsle	289	357 550	2.0	36.2
421930	Recyclable material whsle	289	357 550	2.0	36.2
4219301	Iron & steel scrap processors & dealers	130	18 703	.1	4.0
42193011	Iron & steel scrap processors (using power processing equipment)	95	17 172	.1	X
42193012	Iron & steel scrap processors (not using power processing equip)	35	1 531	Z	X
4219302	Recyclable paper & paperboard whsle	21	3 056	Z	X
4219303	Other recyclable material whsle	138	335 791	1.9	49.3
42194	Jewelry/watch/silverware/precious stone, & precious metal whsle	23	164 698	.9	X
421940	Jewelry/watch/silverware/precious stone, & precious metal whsle	23	164 698	.9	X
4219401	Jewelry, watch, diamonds, precious stone, & silverware whsle	16	1 135	Z	X
4219402	Precious metal (excluding ores) whsle	7	163 563	.9	X
42199	Other miscellaneous durable goods whsle	409	709 010	3.9	53.2
421990	Other miscellaneous durable goods whsle	409	709 010	3.9	53.2
4219903	General merchandise (durable goods) whsle	390	704 279	3.9	50.7
4219906	Other durable goods whsle	15	3 888	Z	22.7
422	Wholesale trade, nondurable goods	296	2 093 984	11.6	1.5
4221	Paper & paper product whsle	6	4 613	Z	X
4226	Chemical & allied products whsle	180	110 310	.6	14.2
42261	Plastics materials & basic forms & shapes whsle	140	77 083	.4	20.9
422610	Plastics materials & basic forms & shapes whsle	140	77 083	.4	20.9
42269	Other chemical & allied products whsle	40	33 227	.2	X
422690	Other chemical & allied products whsle	40	33 227	.2	X
4226902	Other chemical & allied products whsle	39	33 191	.2	X
4229	Miscellaneous nondurable goods whsle	97	1 976 232	11.0	X
42299	Other miscellaneous nondurable goods whsle	93	1 975 050	10.9	X
422990	Other miscellaneous nondurable goods whsle	93	1 975 050	10.9	X
4229901	Art goods whsle	18	1 361	Z	X
4229902	General merchandise (nondurable goods) whsle	54	1 964 386	10.9	X
4229904	Other nondurable goods whsle	21	9 303	.1	X
1230	Other nonferrous metals (magnesium, nickel, tin, lead, zinc, etc., except precious)	1 640	7 815 082	100.0	X
421	Wholesale trade, durable goods	1 598	7 254 755	92.8	X
4211	Motor vehicle & motor vehicle parts & supplies whsle	9	1 832	Z	X
42114	Motor vehicle parts, (used) whsle	6	369	Z	X
421140	Motor vehicle parts, (used) whsle	6	369	Z	X
4215	Metal & mineral (except petroleum) whsle	1 012	6 468 596	82.8	X
42151	Metal service centers & offices	1 006	6 449 705	82.5	X
421510	Metal service centers & offices	1 006	6 449 705	82.5	X
4215101	Ferrous metal service centers & sales offices	356	439 801	5.6	X
42151011	Ferrous metal service centers	263	303 326	3.9	X
42151012	Ferrous metal sales offices	93	136 475	1.7	X
4215102	Nonferrous metal service centers & sales offices	650	6 009 904	76.9	X
42151021	Nonferrous metal service centers	455	5 057 020	64.7	X
42151022	Nonferrous metal sales offices	195	952 884	12.2	X
42152	Coal & other mineral & ore whsle	6	18 891	.2	X
421520	Coal & other mineral & ore whsle	6	18 891	.2	X
4216	Electrical goods whsle	9	40 550	.5	X
42169	Other electronic parts & equipment whsle	6	39 851	.5	X
421690	Other electronic parts & equipment whsle	6	39 851	.5	X
4216902	Electronic parts (excluding communications equipment) whsle	6	39 851	.5	X
4218	Machinery, equipment, & supplies whsle	119	158 144	2.0	X
42183	Industrial machinery & equipment whsle	98	155 217	2.0	X
421830	Industrial machinery & equipment whsle	98	155 217	2.0	X
4218302	Hydraulic & pneumatic (fluid-power) machinery & equipment whsle	10	6 925	.1	X
42183022	Hydraulic & pneumatic parts, accessories, & supplies whsle	9	6 731	.1	X
4218303	General-purpose industrial machinery & equipment whsle	34	128 721	1.6	X
4218304	Metalworking machinery & equipment whsle	13	8 406	.1	X
4218305	Materials handling equipment whsle	13	2 973	Z	X
4218307	Other industrial machinery & equipment whsle	24	7 922	.1	X
42184	Industrial supplies whsle	20	2 919	Z	X
421840	Industrial supplies whsle	20	2 919	Z	X
4218401	General-line industrial supplies whsle	9	2 456	Z	X
4219	Miscellaneous durable goods whsle	448	585 581	7.5	X
42193	Recyclable material whsle	391	120 793	1.5	X
421930	Recyclable material whsle	391	120 793	1.5	X
4219301	Iron & steel scrap processors & dealers	169	73 341	.9	X
42193011	Iron & steel scrap processors (using power processing equipment)	144	72 238	.9	X
42193012	Iron & steel scrap processors (not using power processing equip)	25	1 103	Z	X
4219302	Recyclable paper & paperboard whsle	15	573	Z	X
4219303	Other recyclable material whsle	207	46 879	.6	X
42199	Other miscellaneous durable goods whsle	54	463 934	5.9	X
421990	Other miscellaneous durable goods whsle	54	463 934	5.9	X
4219903	General merchandise (durable goods) whsle	54	463 934	5.9	X

See footnotes at end of table.

Table 2. All Types of Operation by Broad Commodity Line and Kind of Business: 1997—Con.

[Includes only establishments with payroll. For meaning of abbreviations and symbols, see introductory text. For explanation of terms, see Appendix A]

CL code and NAICS code	Commodity line and kind of business	Establishments (number)	Sales (\$1,000)	Percent of sales accounted for by kind of business ¹	Coverage in percents
1230	Other nonferrous metals (magnesium, nickel, tin, lead, zinc, etc., except precious)—Con.				
422	Wholesale trade, nondurable goods	42	560 327	7.2	X
4226	Chemical & allied products whsle	27	35 149	.5	X
42269	Other chemical & allied products whsle	24	32 483	.4	X
422690	Other chemical & allied products whsle	24	32 483	.4	X
4226902	Other chemical & allied products whsle	24	32 483	.4	X
4229	Miscellaneous nondurable goods whsle	7	521 317	6.7	X
1300	Coal and coke	589	10 527 579	100.0	46.5
421	Wholesale trade, durable goods	552	10 129 938	96.2	61.4
4215	Metal & mineral (except petroleum) whsle	485	9 746 792	92.6	70.7
42151	Metal service centers & offices	20	171 522	1.6	33.8
421510	Metal service centers & offices	20	171 522	1.6	33.8
4215101	Ferrous metal service centers & sales offices	17	160 818	1.5	54.8
42151011	Ferrous metal service centers	10	145 861	1.4	73.0
42151012	Ferrous metal sales offices	7	14 957	.1	12.6
42152	Coal & other mineral & ore whsle	465	9 575 270	91.0	80.3
421520	Coal & other mineral & ore whsle	465	9 575 270	91.0	80.3
4215201	Coal whsle	452	9 537 760	90.6	77.9
4215202	Other mineral & ore whsle	13	37 510	.4	X
4219	Miscellaneous durable goods whsle	62	373 035	3.5	.7
42193	Recyclable material whsle	7	5 918	.1	73.3
421930	Recyclable material whsle	7	5 918	.1	73.3
4219301	Iron & steel scrap processors & dealers	7	5 918	.1	71.0
42193011	Iron & steel scrap processors (using power processing equipment)	7	5 918	.1	X
42199	Other miscellaneous durable goods whsle	52	363 190	3.5	X
421990	Other miscellaneous durable goods whsle	52	363 190	3.5	X
4219902	Forest products (except lumber) whsle	8	380	Z	X
4219903	General merchandise (durable goods) whsle	44	362 810	3.4	X
422	Wholesale trade, nondurable goods	37	397 641	3.8	6.8
4227	Petroleum & petroleum products whsle	13	37 529	.4	13.5
42271	Petroleum bulk stations & terminals	7	13 071	.1	46.8
422710	Petroleum bulk stations & terminals	7	13 071	.1	46.8
4227101	Petroleum bulk stations & terminals (except LP)	7	13 071	.1	46.9
42272	Petroleum & petroleum prod whsle (exc bulk stations & terminals)	6	24 458	.2	X
422720	Petroleum & petroleum prod whsle (exc bulk stations & terminals)	6	24 458	.2	X
4229	Miscellaneous nondurable goods whsle	18	238 445	2.3	X
42291	Farm supplies whsle	8	297	Z	X
422910	Farm supplies whsle	8	297	Z	X
42299	Other miscellaneous nondurable goods whsle	10	238 148	2.3	X
422990	Other miscellaneous nondurable goods whsle	10	238 148	2.3	X
1320	Minerals and ores (excluding coal, precious stones, and crude oil)	537	6 941 649	100.0	X
421	Wholesale trade, durable goods	430	6 146 411	88.5	X
4215	Metal & mineral (except petroleum) whsle	364	4 399 789	63.4	X
42151	Metal service centers & offices	39	327 617	4.7	X
421510	Metal service centers & offices	39	327 617	4.7	X
4215101	Ferrous metal service centers & sales offices	28	70 200	1.0	X
42151011	Ferrous metal service centers	18	59 693	.9	X
42151012	Ferrous metal sales offices	10	10 507	.2	X
4215102	Nonferrous metal service centers & sales offices	11	257 417	3.7	X
42151021	Nonferrous metal service centers	8	256 992	3.7	X
42152	Coal & other mineral & ore whsle	325	4 072 172	58.7	X
421520	Coal & other mineral & ore whsle	325	4 072 172	58.7	X
4215201	Coal whsle	21	30 596	.4	X
4215202	Other mineral & ore whsle	304	4 041 576	58.2	X
4218	Machinery, equipment, & supplies whsle	8	1 401	Z	X
4219	Miscellaneous durable goods whsle	57	1 744 333	25.1	X
42194	Jewelry/watch/silverware/precious stone, & precious metal whsle	24	3 910	.1	X
421940	Jewelry/watch/silverware/precious stone, & precious metal whsle	24	3 910	.1	X
4219401	Jewelry, watch, diamonds, precious stone, & silverware whsle	14	3 653	.1	X
4219402	Precious metal (excluding ores) whsle	10	257	Z	X
42199	Other miscellaneous durable goods whsle	28	1 740 138	25.1	X
421990	Other miscellaneous durable goods whsle	28	1 740 138	25.1	X
4219903	General merchandise (durable goods) whsle	28	1 740 138	25.1	X
422	Wholesale trade, nondurable goods	107	795 238	11.5	X
4226	Chemical & allied products whsle	65	143 750	2.1	X
42269	Other chemical & allied products whsle	60	121 754	1.8	X
422690	Other chemical & allied products whsle	60	121 754	1.8	X
4226902	Other chemical & allied products whsle	60	121 754	1.8	X
4229	Miscellaneous nondurable goods whsle	37	624 787	9.0	X
42299	Other miscellaneous nondurable goods whsle	35	623 541	9.0	X
422990	Other miscellaneous nondurable goods whsle	35	623 541	9.0	X
4229902	General merchandise (nondurable goods) whsle	35	623 541	9.0	X

See footnotes at end of table.

Table 2. All Types of Operation by Broad Commodity Line and Kind of Business: 1997—Con.

[Includes only establishments with payroll. For meaning of abbreviations and symbols, see introductory text. For explanation of terms, see Appendix A]

CL code and NAICS code	Commodity line and kind of business	Establishments (number)	Sales (\$1,000)	Percent of sales accounted for by kind of business ¹	Coverage in percents
1400	Electrical apparatus and equipment	23 702	86 753 145	100.0	44.0
421	Wholesale trade, durable goods	23 119	86 501 424	99.7	44.8
4211	Motor vehicle & motor vehicle parts & supplies whsle	203	186 951	.2	1.8
42112	Motor vehicle supplies & new parts whsle	189	151 413	.2	2.4
421120	Motor vehicle supplies & new parts whsle	189	151 413	.2	2.4
4211201	Motor vehicle supplies & new parts—warehouse distributors.....	73	71 246	.1	2.8
4211202	Motor vehicle supplies & new parts—jobbers	108	76 235	.1	X
4211203	Petroleum products marketing equipment whsle	8	3 932	Z	X
42114	Motor vehicle parts, (used) whsle	6	77	Z	X
421140	Motor vehicle parts, (used) whsle	6	77	Z	X
4212	Furniture & home furnishings whsle	44	50 122	.1	19.7
42121	Furniture whsle	14	11 700	Z	64.7
421210	Furniture whsle	14	11 700	Z	64.7
4212101	Household & lawn furniture whsle	11	8 883	Z	67.3
42122	Home furnishings whsle	30	38 422	Z	6.4
421220	Home furnishings whsle	30	38 422	Z	6.4
4212203	Floor coverings whsle	7	7 875	Z	X
4212204	Other home furnishings whsle	18	30 205	Z	11.1
4213	Lumber & other construction materials whsle	210	62 125	.1	1.2
42131	Lumber, plywood, millwork, & wood panel whsle	114	36 904	Z	.8
421310	Lumber, plywood, millwork, & wood panel whsle	114	36 904	Z	.8
4213101	Lumber without yard whsle	17	6 308	X	X
4213102	Lumber with yard whsle	14	1 188	Z	X
4213103	Plywood, veneer, millwork, & wood panel whsle.....	83	29 408	Z	.9
42133	Roofing, siding, & insulation material whsle	23	10 481	Z	X
421330	Roofing, siding, & insulation material whsle	23	10 481	Z	X
4213301	Roofing, siding, & insulation material whsle.....	23	10 481	Z	X
42139	Other construction materials whsle	69	14 421	Z	7.0
421390	Other construction materials whsle	69	14 421	Z	7.0
4213901	Flat glass & other construction glass whsle	8	2 150	Z	X
4213902	Other construction materials whsle	61	12 271	Z	4.9
4214	Professional & commercial equipment & supplies whsle.....	540	879 491	1.0	1.2
42141	Photographic equipment & supplies whsle	17	9 635	Z	28.7
421410	Photographic equipment & supplies whsle	17	9 635	Z	28.7
42142	Office equipment whsle	49	302 189	.3	X
421420	Office equipment whsle	49	302 189	.3	X
42143	Computer & computer peripheral equipment & software whsle	374	524 146	.6	2.0
421430	Computer & computer peripheral equipment & software whsle	374	524 146	.6	2.0
4214301	Computer & peripheral equipment whsle	355	513 458	.6	.6
421430101	Computers & peripheral equipment for resale	58	17 282	Z	X
421430102	Computers & peripheral equipment for end use	297	496 176	.6	.5
4214302	Computer software (packaged) whsle	19	10 688	Z	X
42144	Other commercial equipment whsle	15	1 472	Z	27.7
421440	Other commercial equipment whsle	15	1 472	Z	27.7
4214402	Store machines & equipment whsle	15	1 472	Z	23.9
42145	Medical, dental, & hospital equipment & supplies whsle	35	14 848	Z	16.7
421450	Medical, dental, & hospital equipment & supplies whsle	35	14 848	Z	16.7
4214501	Surgical, medical, & hospital supplies whsle	33	14 828	Z	16.5
42149	Other professional equipment & supplies whsle	46	24 516	Z	14.7
421490	Other professional equipment & supplies whsle	46	24 516	Z	14.7
4214902	Other professional equipment & supplies whsle	46	24 516	Z	15.0
4215	Metal & mineral (except petroleum) whsle	267	219 852	.3	.5
42151	Metal service centers & offices	266	219 847	.3	.5
421510	Metal service centers & offices	266	219 847	.3	.5
4215101	Ferrous metal service centers & sales offices	224	141 110	.2	.4
421510101	Ferrous metal service centers	170	115 294	.1	.3
421510102	Ferrous metal sales offices	54	25 816	Z	3.6
4215102	Nonferrous metal service centers & sales offices	42	78 737	.1	.7
421510201	Nonferrous metal service centers	27	32 588	Z	X
421510202	Nonferrous metal sales offices	15	46 149	.1	1.3
4216	Electrical goods whsle	16 057	82 149 263	94.7	60.0
42161	Electrical apparatus & equip, wiring supp, & const material whsle	13 431	77 935 259	89.8	59.9
421610	Electrical apparatus & equip, wiring supp, & const material whsle	13 431	77 935 259	89.8	59.9
42162	Electrical appliance, television & radio set whsle	246	317 153	.4	61.5
421620	Electrical appliance, television & radio set whsle	246	317 153	.4	61.5
42169	Other electronic parts & equipment whsle	2 380	3 896 851	4.5	62.9
421690	Other electronic parts & equipment whsle	2 380	3 896 851	4.5	62.9
4216901	Communications equipment & supplies whsle	682	1 597 074	1.8	63.6
4216902	Electronic parts (excluding communications equipment) whsle	1 698	2 299 777	2.7	63.0
4217	Hardware, & plumbing & heating equipment & supplies whsle	1 356	1 110 751	1.3	6.3
42171	Hardware whsle	390	614 012	.7	6.9
421710	Hardware whsle	390	614 012	.7	6.9
42172	Plumbing & heating equipment & supplies (hydronics) whsle	300	272 395	.3	8.0
421720	Plumbing & heating equipment & supplies (hydronics) whsle	300	272 395	.3	8.0
42173	Warm air heating & air-conditioning equipment & supplies whsle	533	184 317	.2	4.1
421730	Warm air heating & air-conditioning equipment & supplies whsle	533	184 317	.2	4.1
42174	Refrigeration equipment & supplies whsle	133	40 027	Z	1.9
421740	Refrigeration equipment & supplies whsle	133	40 027	Z	1.9

See footnotes at end of table.

Table 2. All Types of Operation by Broad Commodity Line and Kind of Business: 1997—Con.

[Includes only establishments with payroll. For meaning of abbreviations and symbols, see introductory text. For explanation of terms, see Appendix A]

CL code and NAICS code	Commodity line and kind of business	Establishments (number)	Sales (\$1,000)	Percent of sales accounted for by kind of business ¹	Coverage in percents
1400	Electrical apparatus and equipment—Con.				
421	Wholesale trade, durable goods—Con.				
4218	Machinery, equipment, & supplies whsle	2 824	1 285 558	1.5	5.1
42181	Construction & mining (except petroleum) machinery & equip whsle	169	202 067	.2	4.2
421810	Construction & mining (except petroleum) machinery & equip whsle	169	202 067	.2	4.2
42182	Farm & garden machinery & equipment whsle	237	37 248	Z	12.1
421820	Farm & garden machinery & equipment whsle	237	37 248	Z	12.1
4218201	Farm machinery & equipment—farm dealers	148	6 846	Z	1.0
4218202	Farm machinery & equipment—whsle distributors	80	18 562	Z	8.4
4218203	Lawn & garden machinery & equipment whsle	9	11 840	Z	X
42183	Industrial machinery & equipment whsle	1 083	608 581	.7	6.8
421830	Industrial machinery & equipment whsle	1 083	608 581	.7	6.8
4218301	Food-processing machinery & equipment whsle	11	3 255	Z	.7
4218302	Hydraulic & pneumatic (fluid-power) machinery & equipment whsle	95	44 208	.1	X
42183021	Hydraulic & pneumatic pumps & motors whsle	36	19 809	Z	X
42183022	Hydraulic & pneumatic parts, accessories, & supplies whsle	59	24 399	Z	X
4218303	General-purpose industrial machinery & equipment whsle	571	352 105	.4	9.6
4218304	Metaworking machinery & equipment whsle	48	19 946	Z	X
4218305	Materials handling equipment whsle	147	105 477	.1	5.0
4218306	Oilwell, oil refinery, & pipeline mach, equip, & supplies whsle	71	52 336	.1	X
4218307	Other industrial machinery & equipment whsle	140	31 254	Z	2.1
42184	Industrial supplies whsle	1 241	373 374	.4	1.5
421840	Industrial supplies whsle	1 241	373 374	.4	1.5
4218401	General-line industrial supplies whsle	445	86 419	.1	.8
4218402	Mechanical power transmission supplies whsle	538	177 570	.2	.7
4218403	Welding supplies whsle	36	8 179	Z	X
4218404	Industrial containers & supplies whsle	13	2 584	Z	X
4218405	Industrial valves & fittings (except fluid-power) whsle	90	63 215	.1	X
4218406	Other industrial supplies whsle	119	35 407	Z	.6
42185	Service establishment equipment & supplies whsle	19	2 070	Z	38.9
421850	Service establishment equipment & supplies whsle	19	2 070	Z	38.9
4218502	Custodial, janitors' equipment & supplies whsle	7	681	Z	X
4218504	Other service establishment equipment & supplies whsle	10	1 187	Z	X
42186	Transportation equipment & supplies (exc motor vehicle) whsle	75	62 218	.1	X
421860	Transportation equipment & supplies (exc motor vehicle) whsle	75	62 218	.1	X
4218601	Aircraft & aeronautical equipment & supplies whsle	29	51 429	.1	X
4218602	Marine machinery, equipment, & supplies whsle	36	9 148	Z	X
4218603	Other transportation equipment & supplies whsle	10	1 641	Z	X
4219	Miscellaneous durable goods whsle	1 618	557 311	.6	1.5
42191	Sporting & recreational goods & supplies whsle	47	44 750	.1	X
421910	Sporting & recreational goods & supplies whsle	47	44 750	.1	X
42192	Toy & hobby goods & supplies whsle	32	40 885	Z	X
421920	Toy & hobby goods & supplies whsle	32	40 885	Z	X
42194	Jewelry/watch/silverware/precious stone, & precious metal whsle	10	4 292	Z	62.1
421940	Jewelry/watch/silverware/precious stone, & precious metal whsle	10	4 292	Z	62.1
4219401	Jewelry, watch, diamonds, precious stone, & silverware whsle	10	4 292	Z	59.3
42199	Other miscellaneous durable goods whsle	1 525	466 458	.5	1.0
421990	Other miscellaneous durable goods whsle	1 525	466 458	.5	1.0
4219903	General merchandise (durable goods) whsle	1 420	415 830	.5	.6
4219904	Prerecorded media whsle	14	5 222	Z	X
42199041	Compact discs/prerecorded audio tapes, & phonograph records whsle	11	1 449	Z	X
4219905	Fire extinguishers & fire safety equipment whsle	21	4 335	Z	X
4219906	Other durable goods whsle	64	33 463	Z	3.9
422	Wholesale trade, nondurable goods	583	251 721	.3	4.6
4221	Paper & paper product whsle	22	1 826	Z	1.2
42212	Stationery & office supplies whsle	6	141	Z	3.6
422120	Stationery & office supplies whsle	6	141	Z	3.6
42213	Industrial & personal service paper whsle	16	1 685	Z	.9
422130	Industrial & personal service paper whsle	16	1 685	Z	.9
4222	Drugs, & druggists' sundries whsle	27	36 173	Z	54.7
42221	Drugs, & druggists' sundries whsle	27	36 173	Z	54.7
422210	Drugs, & druggists' sundries whsle	27	36 173	Z	54.7
4222101	General-line drugs whsle	21	33 591	Z	66.8
4222102	Specialty-line drug, pharmaceutical, cosmetic, & toiletries whsle	6	2 582	Z	X
4223	Apparel, piece goods, & notions whsle	25	5 739	Z	2.7
42231	Piece goods, notions, & other dry goods whsle	11	2 066	Z	X
422310	Piece goods, notions, & other dry goods whsle	11	2 066	Z	X
4223101	Piece goods—jobbers	7	1 713	Z	X
42232	Men's & boys' clothing & furnishings whsle	12	3 646	Z	X
422320	Men's & boys' clothing & furnishings whsle	12	3 646	Z	X
4224	Grocery & related products whsle	22	27 213	Z	X
42242	Packaged frozen food whsle	6	867	Z	X
422420	Packaged frozen food whsle	6	867	Z	X
42249	Other grocery & related products whsle	10	936	Z	X
422490	Other grocery & related products whsle	10	936	Z	X
4224906	Other grocery specialties whsle	7	254	Z	X
4226	Chemical & allied products whsle	101	22 403	Z	2.9
42261	Plastics materials & basic forms & shapes whsle	47	14 516	Z	15.9
422610	Plastics materials & basic forms & shapes whsle	47	14 516	Z	15.9
42269	Other chemical & allied products whsle	54	7 887	Z	.1
422690	Other chemical & allied products whsle	54	7 887	Z	.1
4226901	Industrial gases (except LP) whsle	7	3 050	Z	X
4226902	Other chemical & allied products whsle	47	4 837	Z	.1
4227	Petroleum & petroleum products whsle	9	2 008	Z	55.0
42271	Petroleum bulk stations & terminals	7	1 949	Z	59.0
422710	Petroleum bulk stations & terminals	7	1 949	Z	59.0
4227101	Petroleum bulk stations & terminals (except LP)	7	1 935	Z	60.4
42271011	Petroleum bulk stations (except LP)	7	1 935	Z	54.8

See footnotes at end of table.

Table 2. All Types of Operation by Broad Commodity Line and Kind of Business: 1997—Con.

[Includes only establishments with payroll. For meaning of abbreviations and symbols, see introductory text. For explanation of terms, see Appendix A]

CL code and NAICS code	Commodity line and kind of business	Establishments (number)	Sales (\$1,000)	Percent of sales accounted for by kind of business ¹	Coverage in percents
1400	Electrical apparatus and equipment—Con.				
422	Wholesale trade, nondurable goods—Con.				
4229	Miscellaneous nondurable goods whsle	372	155 871	.2	1.5
42291	Farm supplies whsle	13	2 156	Z	X
422910	Farm supplies whsle	13	2 156	Z	X
4229102	Farm supplies—whsle distributors	13	2 156	Z	X
42292	Book, periodical, & newspaper whsle	14	481	Z	X
422920	Book, periodical, & newspaper whsle	14	481	Z	X
42295	Paint, varnish, & supplies whsle	19	57 635	.1	X
422950	Paint, varnish, & supplies whsle	19	57 635	.1	X
4229501	Paint, varnish, & supplies whsle	19	57 635	.1	X
42299	Other miscellaneous nondurable goods whsle	325	95 253	.1	.6
422990	Other miscellaneous nondurable goods whsle	325	95 253	.1	.6
4229901	Art goods whsle	24	1 785	Z	7.8
4229902	General merchandise (nondurable goods) whsle	243	84 512	.1	.2
4229904	Other nondurable goods whsle	58	8 956	Z	20.9
1500	Electrical appliances, household	7 920	51 223 251	100.0	51.3
421	Wholesale trade, durable goods	7 326	51 000 708	99.6	52.5
4211	Motor vehicle & motor vehicle parts & supplies whsle	49	112 629	.2	66.3
42111	Automobile & other motor vehicle whsle	6	3 696	Z	X
421110	Automobile & other motor vehicle whsle	6	3 696	Z	X
4211101	Automobile & motorcycle whsle	6	3 696	Z	X
42112	Motor vehicle supplies & new parts whsle	29	108 726	.2	56.3
421120	Motor vehicle supplies & new parts whsle	29	108 726	.2	56.3
4211201	Motor vehicle supplies & new parts—warehouse distributors	6	87 920	.2	66.2
4211202	Motor vehicle supplies & new parts—jobbers	23	20 806	Z	X
42114	Motor vehicle parts, (used) whsle	9	154	Z	10.1
421140	Motor vehicle parts, (used) whsle	9	154	Z	10.1
4212	Furniture & home furnishings whsle	217	207 003	.4	21.6
42121	Furniture whsle	39	52 765	.1	34.7
421210	Furniture whsle	39	52 765	.1	34.7
4212101	Household & lawn furniture whsle	36	35 704	.1	39.8
42122	Home furnishings whsle	178	154 238	.3	17.7
421220	Home furnishings whsle	178	154 238	.3	17.7
4212201	Household china, glassware, & crockery whsle	59	35 500	.1	X
4212202	Linens, domestics, draperies, & curtains whsle	16	13 576	Z	2.4
4212203	Floor coverings whsle	15	13 472	Z	38.9
4212204	Other home furnishings whsle	88	91 690	.2	27.5
4213	Lumber & other construction materials whsle	104	43 677	.1	.9
42131	Lumber, plywood, millwork, & wood panel whsle	73	28 348	.1	2.5
421310	Lumber, plywood, millwork, & wood panel whsle	73	28 348	.1	2.5
4213101	Lumber without yard whsle	14	1 334	Z	X
4213102	Lumber with yard whsle	9	522	Z	X
4213103	Plywood, veneer, millwork, & wood panel whsle	50	26 492	.1	3.0
42139	Other construction materials whsle	30	14 940	Z	X
421390	Other construction materials whsle	30	14 940	Z	X
4213902	Other construction materials whsle	30	14 940	Z	X
4214	Professional & commercial equipment & supplies whsle	182	317 033	.6	22.9
42141	Photographic equipment & supplies whsle	27	42 322	.1	12.3
421410	Photographic equipment & supplies whsle	27	42 322	.1	12.3
42142	Office equipment whsle	29	35 778	.1	50.1
421420	Office equipment whsle	29	35 778	.1	50.1
42143	Computer & computer peripheral equipment & software whsle	100	232 307	.5	23.2
421430	Computer & computer peripheral equipment & software whsle	100	232 307	.5	23.2
4214301	Computer & peripheral equipment whsle	91	213 416	.4	22.4
42143011	Computers & peripheral equipment for resale	60	205 908	.4	X
42143012	Computers & peripheral equipment for end use	31	7 508	Z	18.8
4214302	Computer software (packaged) whsle	9	18 891	Z	X
42144	Other commercial equipment whsle	23	5 243	Z	X
421440	Other commercial equipment whsle	23	5 243	Z	X
4214401	Restaurant & hotel equipment & supplies whsle	19	5 237	Z	X
4215	Metal & mineral (except petroleum) whsle	9	3 082	Z	X
42151	Metal service centers & offices	9	3 082	Z	X
421510	Metal service centers & offices	9	3 082	Z	X
4215101	Ferrous metal service centers & sales offices	8	2 424	Z	X
42151011	Ferrous metal service centers	6	2 360	Z	X
4216	Electrical goods whsle	4 825	48 666 162	95.0	61.6
42161	Electrical apparatus & equip, wiring supp, & const material whsle	405	418 121	.8	36.8
421610	Electrical apparatus & equip, wiring supp, & const material whsle	405	418 121	.8	36.8
42162	Electrical appliance, television & radio set whsle	3 895	47 154 390	92.1	65.9
421620	Electrical appliance, television & radio set whsle	3 895	47 154 390	92.1	65.9
42169	Other electronic parts & equipment whsle	525	1 093 651	2.1	44.7
421690	Other electronic parts & equipment whsle	525	1 093 651	2.1	44.7
4216901	Communications equipment & supplies whsle	296	236 535	.5	56.6
4216902	Electronic parts (excluding communications equipment) whsle	229	857 116	1.7	39.6
4217	Hardware, & plumbing & heating equipment & supplies whsle	485	816 266	1.6	1.5
42171	Hardware whsle	132	633 859	1.2	.9
421710	Hardware whsle	132	633 859	1.2	.9
42172	Plumbing & heating equipment & supplies (hydronics) whsle	138	68 572	.1	1.1
421720	Plumbing & heating equipment & supplies (hydronics) whsle	138	68 572	.1	1.1
42173	Warm air heating & air-conditioning equipment & supplies whsle	203	111 572	.2	5.1
421730	Warm air heating & air-conditioning equipment & supplies whsle	203	111 572	.2	5.1
42174	Refrigeration equipment & supplies whsle	12	2 263	Z	17.9
421740	Refrigeration equipment & supplies whsle	12	2 263	Z	17.9

See footnotes at end of table.

Table 2. All Types of Operation by Broad Commodity Line and Kind of Business: 1997—Con.

[Includes only establishments with payroll. For meaning of abbreviations and symbols, see introductory text. For explanation of terms, see Appendix A]

CL code and NAICS code	Commodity line and kind of business	Establishments (number)	Sales (\$1,000)	Percent of sales accounted for by kind of business ¹	Coverage in percents
1500	Electrical appliances, household—Con.				
421	Wholesale trade, durable goods—Con.				
4218	Machinery, equipment, & supplies whsle	126	34 834	.1	11.6
42181	Construction & mining (except petroleum) machinery & equip whsle	7	490	Z	33.0
421810	Construction & mining (except petroleum) machinery & equip whsle	7	490	Z	33.0
42182	Farm & garden machinery & equipment whsle	57	12 767	Z	X
421820	Farm & garden machinery & equipment whsle	57	12 767	Z	X
4218201	Farm machinery & equipment—farm dealers	46	8 125	Z	X
4218203	Lawn & garden machinery & equipment whsle	6	602	Z	X
42183	Industrial machinery & equipment whsle	43	17 586	Z	25.4
421830	Industrial machinery & equipment whsle	43	17 586	Z	25.4
4218303	General-purpose industrial machinery & equipment whsle	29	7 794	Z	25.7
4218307	Other industrial machinery & equipment whsle	7	929	Z	X
42185	Service establishment equipment & supplies whsle	17	3 942	Z	X
421850	Service establishment equipment & supplies whsle	17	3 942	Z	X
4218501	Beauty & barber shop equipment & supplies whsle	13	2 283	Z	X
4219	Miscellaneous durable goods whsle	1 329	800 022	1.6	4.3
42191	Sporting & recreational goods & supplies whsle	26	119 005	.2	26.5
421910	Sporting & recreational goods & supplies whsle	26	119 005	.2	26.5
42192	Toy & hobby goods & supplies whsle	31	58 461	.1	X
421920	Toy & hobby goods & supplies whsle	31	58 461	.1	X
42194	Jewelry/watch/silverware/precious stone, & precious metal whsle	40	60 924	.1	.3
421940	Jewelry/watch/silverware/precious stone, & precious metal whsle	40	60 924	.1	.3
4219401	Jewelry, watch, diamonds, precious stone, & silverware whsle	39	60 900	.1	.3
42199	Other miscellaneous durable goods whsle	1 232	561 632	1.1	1.0
421990	Other miscellaneous durable goods whsle	1 232	561 632	1.1	1.0
4219903	General merchandise (durable goods) whsle	1 167	518 260	1.0	.3
4219904	Prerecorded media whsle	8	31 593	.1	X
4219906	Other durable goods whsle	52	7 777	Z	X
422	Wholesale trade, nondurable goods	594	222 543	.4	3.1
4221	Paper & paper product whsle	35	17 860	Z	.6
42212	Stationery & office supplies whsle	28	15 140	Z	.7
422120	Stationery & office supplies whsle	28	15 140	Z	.7
4222	Drugs, & druggists' sundries whsle	80	121 388	.2	3.6
42221	Drugs, & druggists' sundries whsle	80	121 388	.2	3.6
422210	Drugs, & druggists' sundries whsle	80	121 388	.2	3.6
4222101	General-line drugs whsle	39	29 431	.1	1.2
4222102	Specialty-line drug, pharmaceutical, cosmetic, & toiletries whsle	41	91 957	.2	4.4
4223	Apparel, piece goods, & notions whsle	21	4 695	Z	8.0
42232	Men's & boys' clothing & furnishings whsle	8	3 192	Z	2.8
422320	Men's & boys' clothing & furnishings whsle	8	3 192	Z	2.8
42233	Women's, children's, & infants' clothing & accessories whsle	6	947	Z	X
422330	Women's, children's, & infants' clothing & accessories whsle	6	947	Z	X
4224	Grocery & related products whsle	42	15 517	Z	1.1
42241	General-line grocery whsle	6	190	Z	70.3
422410	General-line grocery whsle	6	190	Z	70.3
4224103	Other general-line grocery whsle	6	190	Z	70.7
42249	Other grocery & related products whsle	33	15 104	Z	.6
422490	Other grocery & related products whsle	33	15 104	Z	.6
4224906	Other grocery specialties whsle	24	12 644	Z	.9
4226	Chemical & allied products whsle	40	5 118	Z	9.6
42261	Plastics materials & basic forms & shapes whsle	13	3 063	Z	6.1
422610	Plastics materials & basic forms & shapes whsle	13	3 063	Z	6.1
42269	Other chemical & allied products whsle	27	2 055	Z	20.9
422690	Other chemical & allied products whsle	27	2 055	Z	20.9
4226902	Other chemical & allied products whsle	26	2 049	Z	21.0
4227	Petroleum & petroleum products whsle	32	3 607	Z	X
42271	Petroleum bulk stations & terminals	32	3 607	Z	X
422710	Petroleum bulk stations & terminals	32	3 607	Z	X
4227102	Liquefied petroleum bulk stations & terminals	29	3 361	Z	X
4229	Miscellaneous nondurable goods whsle	344	54 358	.1	3.1
42291	Farm supplies whsle	19	1 320	Z	17.1
422910	Farm supplies whsle	19	1 320	Z	17.1
4229101	Farm supplies—farm dealers	15	497	Z	7.1
42292	Book, periodical, & newspaper whsle	8	399	Z	X
422920	Book, periodical, & newspaper whsle	8	399	Z	X
42299	Other miscellaneous nondurable goods whsle	312	52 265	.1	2.3
422990	Other miscellaneous nondurable goods whsle	312	52 265	.1	2.3
4229901	Art goods whsle	9	1 163	Z	29.7
4229902	General merchandise (nondurable goods) whsle	274	47 114	.1	.4
4229904	Other nondurable goods whsle	29	3 988	Z	14.2

See footnotes at end of table.

Table 2. All Types of Operation by Broad Commodity Line and Kind of Business: 1997—Con.

[Includes only establishments with payroll. For meaning of abbreviations and symbols, see introductory text. For explanation of terms, see Appendix A]

CL code and NAICS code	Commodity line and kind of business	Establishments (number)	Sales (\$1,000)	Percent of sales accounted for by kind of business ¹	Coverage in percents
1600	Electronic parts and equipment, except communication	20 513	128 809 401	100.0	47.1
421	Wholesale trade, durable goods	19 707	128 292 232	99.6	47.8
4211	Motor vehicle & motor vehicle parts & supplies whsle	253	116 863	.1	7.5
42111	Automobile & other motor vehicle whsle	12	3 056	Z	X
421110	Automobile & other motor vehicle whsle	12	3 056	Z	X
4211101	Automobile & motorcycle whsle	8	83	Z	X
42112	Motor vehicle supplies & new parts whsle	204	112 686	.1	6.4
421120	Motor vehicle supplies & new parts whsle	204	112 686	.1	6.4
4211201	Motor vehicle supplies & new parts—warehouse distributors	78	26 401	X	X
4211202	Motor vehicle supplies & new parts—jobbers	115	82 915	.1	10.1
4211203	Petroleum products marketing equipment whsle	11	3 370	Z	X
42114	Motor vehicle parts, (used) whsle	35	864	Z	X
421140	Motor vehicle parts, (used) whsle	35	864	Z	X
4212	Furniture & home furnishings whsle	31	13 937	Z	40.0
42121	Furniture whsle	13	3 794	Z	X
421210	Furniture whsle	13	3 794	Z	X
4212102	Office & business furniture whsle	8	3 617	Z	X
42122	Home furnishings whsle	18	10 143	Z	43.1
421220	Home furnishings whsle	18	10 143	Z	43.1
4212203	Floor coverings whsle	10	6 903	Z	48.7
4213	Lumber & other construction materials whsle	83	13 227	Z	1.7
42131	Lumber, plywood, millwork, & wood panel whsle	56	6 577	Z	1.6
421310	Lumber, plywood, millwork, & wood panel whsle	56	6 577	Z	1.6
4213101	Lumber without yard whsle	19	1 417	Z	X
4213103	Plywood, veneer, millwork, & wood panel whsle	35	4 528	Z	2.1
42139	Other construction materials whsle	20	4 334	Z	X
421390	Other construction materials whsle	20	4 334	Z	X
4213902	Other construction materials whsle	20	4 334	Z	X
4214	Professional & commercial equipment & supplies whsle	1 025	1 825 583	1.4	3.5
42141	Photographic equipment & supplies whsle	111	395 639	.3	.7
421410	Photographic equipment & supplies whsle	111	395 639	.3	.7
42142	Office equipment whsle	138	32 023	Z	17.0
421420	Office equipment whsle	138	32 023	Z	17.0
42143	Computer & computer peripheral equipment & software whsle	606	1 339 245	1.0	6.4
421430	Computer & computer peripheral equipment & software whsle	606	1 339 245	1.0	6.4
4214301	Computer & peripheral equipment whsle	573	1 328 250	1.0	6.3
42143011	Computers & peripheral equipment for resale	191	1 201 592	.9	X
42143012	Computers & peripheral equipment for end use	382	126 658	.1	1.0
4214302	Computer software (packaged) whsle	33	10 995	Z	X
42144	Other commercial equipment whsle	64	18 182	Z	X
421440	Other commercial equipment whsle	64	18 182	Z	X
4214401	Restaurant & hotel equipment & supplies whsle	18	6 312	Z	X
4214402	Store machines & equipment whsle	46	11 870	Z	X
42145	Medical, dental, & hospital equipment & supplies whsle	37	5 930	Z	X
421450	Medical, dental, & hospital equipment & supplies whsle	37	5 930	Z	X
4214501	Surgical, medical, & hospital supplies whsle	35	5 867	Z	X
42146	Ophthalmic goods whsle	6	2 330	Z	X
421460	Ophthalmic goods whsle	6	2 330	Z	X
42149	Other professional equipment & supplies whsle	63	32 234	Z	X
421490	Other professional equipment & supplies whsle	63	32 234	Z	X
4214902	Other professional equipment & supplies whsle	58	31 370	Z	X
4215	Metal & mineral (except petroleum) whsle	145	124 876	.1	.9
42151	Metal service centers & offices	144	124 762	.1	.9
421510	Metal service centers & offices	144	124 762	.1	.9
4215101	Ferrous metal service centers & sales offices	117	82 231	.1	1.4
42151011	Ferrous metal service centers	59	58 514	Z	X
42151012	Ferrous metal sales offices	58	23 717	Z	10.3
4215102	Nonferrous metal service centers & sales offices	27	42 531	Z	X
42151021	Nonferrous metal service centers	18	39 841	Z	X
42151022	Nonferrous metal sales offices	9	2 690	Z	X
4216	Electrical goods whsle	13 816	123 016 180	95.5	57.1
42161	Electrical apparatus & equip, wiring supp, & const material whsle	1 234	986 052	.8	62.7
421610	Electrical apparatus & equip, wiring supp, & const material whsle	1 234	986 052	.8	62.7
42162	Electrical appliance, television & radio set whsle	264	1 057 737	.8	64.5
421620	Electrical appliance, television & radio set whsle	264	1 057 737	.8	64.5
42169	Other electronic parts & equipment whsle	12 318	120 972 391	93.9	55.9
421690	Other electronic parts & equipment whsle	12 318	120 972 391	93.9	55.9
4216901	Communications equipment & supplies whsle	590	1 626 825	1.3	68.8
4216902	Electronic parts (excluding communications equipment) whsle	11 728	119 345 566	92.7	53.0
4217	Hardware, & plumbing & heating equipment & supplies whsle	884	469 057	.4	4.4
42171	Hardware whsle	377	307 581	.2	7.5
421710	Hardware whsle	377	307 581	.2	7.5
42172	Plumbing & heating equipment & supplies (hydronics) whsle	163	64 973	.1	2.3
421720	Plumbing & heating equipment & supplies (hydronics) whsle	163	64 973	.1	2.3
42173	Warm air heating & air-conditioning equipment & supplies whsle	294	78 187	.1	1.1
421730	Warm air heating & air-conditioning equipment & supplies whsle	294	78 187	.1	1.1
42174	Refrigeration equipment & supplies whsle	50	18 316	Z	.5
421740	Refrigeration equipment & supplies whsle	50	18 316	Z	.5

See footnotes at end of table.

Table 2. All Types of Operation by Broad Commodity Line and Kind of Business: 1997—Con.

[Includes only establishments with payroll. For meaning of abbreviations and symbols, see introductory text. For explanation of terms, see Appendix A]

CL code and NAICS code	Commodity line and kind of business	Establishments (number)	Sales (\$1,000)	Percent of sales accounted for by kind of business ¹	Coverage in percents
1600	Electronic parts and equipment, except communication—Con.				
421	Wholesale trade, durable goods—Con.				
4218	Machinery, equipment, & supplies whsle	1 804	744 565	.6	4.3
42181	Construction & mining (except petroleum) machinery & equip whsle	22	2 632	Z	X
421810	Construction & mining (except petroleum) machinery & equip whsle	22	2 632	Z	X
42182	Farm & garden machinery & equipment whsle	17	18 121	Z	X
421820	Farm & garden machinery & equipment whsle	17	18 121	Z	X
4218202	Farm machinery & equipment—whsle distributors	8	2 120	Z	X
4218203	Lawn & garden machinery & equipment whsle	6	15 565	Z	X
42183	Industrial machinery & equipment whsle	923	462 608	.4	6.8
421830	Industrial machinery & equipment whsle	923	462 608	.4	6.8
4218301	Food-processing machinery & equipment whsle	15	5 590	Z	X
4218302	Hydraulic & pneumatic (fluid-power) machinery & equipment whsle	146	111 729	.1	X
42183021	Hydraulic & pneumatic pumps & motors whsle	26	5 719	Z	X
42183022	Hydraulic & pneumatic parts, accessories, & supplies whsle	120	106 010	.1	X
4218303	General-purpose industrial machinery & equipment whsle	370	191 650	.1	15.0
4218304	Metalworking machinery & equipment whsle	84	48 142	Z	X
4218305	Materials handling equipment whsle	78	11 946	Z	18.8
4218306	Oilwell, oil refinery, & pipeline mach, equip, & supplies whsle	36	9 018	Z	X
4218307	Other industrial machinery & equipment whsle	194	84 533	.1	.1
42184	Industrial supplies whsle	657	182 849	.1	.6
421840	Industrial supplies whsle	657	182 849	.1	.6
4218401	General-line industrial supplies whsle	275	73 913	.1	X
4218402	Mechanical power transmission supplies whsle	280	59 576	Z	.9
4218405	Industrial valves & fittings (except fluid-power) whsle	44	32 419	Z	X
4218406	Other industrial supplies whsle	53	11 126	Z	1.8
42185	Service establishment equipment & supplies whsle	72	13 901	Z	.2
421850	Service establishment equipment & supplies whsle	72	13 901	Z	.2
4218502	Custodial, janitors' equipment & supplies whsle	14	4 895	Z	X
4218503	Laundry & dry-cleaning equipment & supplies whsle	7	8 819	Z	X
4218504	Other service establishment equipment & supplies whsle	51	8 687	Z	X
42186	Transportation equipment & supplies (exc motor vehicle) whsle	113	64 454	.1	.9
421860	Transportation equipment & supplies (exc motor vehicle) whsle	113	64 454	.1	.9
4218601	Aircraft & aeronautical equipment & supplies whsle	60	40 520	Z	1.8
4218602	Marine machinery, equipment, & supplies whsle	37	9 804	Z	X
4218603	Other transportation equipment & supplies whsle	16	14 130	Z	X
4219	Miscellaneous durable goods whsle	1 666	1 967 944	1.5	1.8
42191	Sporting & recreational goods & supplies whsle	54	23 731	Z	17.1
421910	Sporting & recreational goods & supplies whsle	54	23 731	Z	17.1
42192	Toy & hobby goods & supplies whsle	24	27 414	Z	58.8
421920	Toy & hobby goods & supplies whsle	24	27 414	Z	58.8
42193	Recyclable material whsle	8	285	Z	X
421930	Recyclable material whsle	8	285	Z	X
42199	Other miscellaneous durable goods whsle	1 575	1 912 868	1.5	.7
421990	Other miscellaneous durable goods whsle	1 575	1 912 868	1.5	.7
4219901	Musical instruments & supplies whsle	10	14 448	Z	X
4219903	General merchandise (durable goods) whsle	1 469	1 871 060	1.5	.6
4219904	Prerecorded media whsle	18	11 453	Z	X
42199041	Compact discs/prerecorded audio tapes, & phonograph records whsle	17	11 380	Z	X
4219905	Fire extinguishers & fire safety equipment whsle	15	3 138	Z	X
4219906	Other durable goods whsle	63	12 769	Z	X
422	Wholesale trade, nondurable goods	806	517 169	.4	2.4
4221	Paper & paper product whsle	36	13 521	Z	4.5
42212	Stationery & office supplies whsle	23	10 299	Z	7.3
422120	Stationery & office supplies whsle	23	10 299	Z	7.3
42213	Industrial & personal service paper whsle	8	2 095	Z	X
422130	Industrial & personal service paper whsle	8	2 095	Z	X
4222	Drugs, & druggists' sundries whsle	17	18 493	Z	77.6
42221	Drugs, & druggists' sundries whsle	17	18 493	Z	77.6
422210	Drugs, & druggists' sundries whsle	17	18 493	Z	77.6
4222101	General-line drugs whsle	11	704	Z	X
4222102	Specialty-line drug, pharmaceutical, cosmetic, & toiletries whsle	6	17 789	Z	85.2
4223	Apparel, piece goods, & notions whsle	27	6 708	Z	X
42231	Piece goods, notions, & other dry goods whsle	8	2 120	Z	X
422310	Piece goods, notions, & other dry goods whsle	8	2 120	Z	X
4223101	Piece goods—jobbers	6	754	Z	X
42234	Footwear whsle	14	101	Z	X
422340	Footwear whsle	14	101	Z	X
4224	Grocery & related products whsle	34	16 794	Z	37.4
42247	Meat & meat product whsle	12	10 254	Z	73.8
422470	Meat & meat product whsle	12	10 254	Z	73.8
42249	Other grocery & related products whsle	10	754	Z	X
422490	Other grocery & related products whsle	10	754	Z	X
4226	Chemical & allied products whsle	272	162 134	.1	2.1
42261	Plastics materials & basic forms & shapes whsle	65	50 844	Z	.9
422610	Plastics materials & basic forms & shapes whsle	65	50 844	Z	.9
42269	Other chemical & allied products whsle	207	111 290	.1	2.6
422690	Other chemical & allied products whsle	207	111 290	.1	2.6
4226901	Industrial gases (except LP) whsle	7	1 960	Z	X
4226902	Other chemical & allied products whsle	200	109 330	.1	2.7

See footnotes at end of table.

Table 2. All Types of Operation by Broad Commodity Line and Kind of Business: 1997—Con.

[Includes only establishments with payroll. For meaning of abbreviations and symbols, see introductory text. For explanation of terms, see Appendix A]

CL code and NAICS code	Commodity line and kind of business	Establishments (number)	Sales (\$1,000)	Percent of sales accounted for by kind of business ¹	Coverage in percents
1600	Electronic parts and equipment, except communication—Con.				
422	Wholesale trade, nondurable goods—Con.				
4229	Miscellaneous nondurable goods whsle	412	299 303	.2	.1
42291	Farm supplies whsle	11	667	Z	X
422910	Farm supplies whsle	11	667	Z	X
4229102	Farm supplies—whsle distributors	10	415	Z	X
42292	Book, periodical, & newspaper whsle	25	7 481	Z	X
422920	Book, periodical, & newspaper whsle	25	7 481	Z	X
42299	Other miscellaneous nondurable goods whsle	373	290 510	.2	.1
422990	Other miscellaneous nondurable goods whsle	373	290 510	.2	.1
4229901	Art goods whsle	8	306	Z	X
4229902	General merchandise (nondurable goods) whsle	336	288 550	.2	.1
4229904	Other nondurable goods whsle	28	1 630	Z	X
1650	Communication equipment and supplies	13 207	86 415 591	100.0	53.3
421	Wholesale trade, durable goods	13 036	86 380 438	100.0	52.4
4211	Motor vehicle & motor vehicle parts & supplies whsle	18	24 910	Z	47.1
42112	Motor vehicle supplies & new parts whsle	17	20 884	Z	48.3
421120	Motor vehicle supplies & new parts whsle	17	20 884	Z	48.3
4211202	Motor vehicle supplies & new parts—jobbers	15	20 286	Z	50.6
4212	Furniture & home furnishings whsle	7	47 398	.1	X
4214	Professional & commercial equipment & supplies whsle	1 407	1 135 933	1.3	4.3
42141	Photographic equipment & supplies whsle	6	8 996	Z	X
421410	Photographic equipment & supplies whsle	6	8 996	Z	X
42142	Office equipment whsle	467	111 969	.1	7.6
421420	Office equipment whsle	467	111 969	.1	7.6
42143	Computer & computer peripheral equipment & software whsle	927	1 014 887	1.2	4.2
421430	Computer & computer peripheral equipment & software whsle	927	1 014 887	1.2	4.2
4214301	Computer & peripheral equipment whsle	892	1 010 286	1.2	4.3
42143011	Computers & peripheral equipment for resale	242	284 818	.3	X
42143012	Computers & peripheral equipment for end use	650	725 468	.8	.3
4214302	Computer software (packaged) whsle	35	4 601	Z	X
42144	Other commercial equipment whsle	6	78	Z	X
421440	Other commercial equipment whsle	6	78	Z	X
4214402	Store machines & equipment whsle	6	78	Z	X
4215	Metal & mineral (except petroleum) whsle	6	5 893	Z	X
42151	Metal service centers & offices	6	5 893	Z	X
421510	Metal service centers & offices	6	5 893	Z	X
4216	Electrical goods whsle	11 249	85 018 760	98.4	59.6
42161	Electrical apparatus & equip, wiring supp, & const material whsle	767	1 114 407	1.3	67.7
421610	Electrical apparatus & equip, wiring supp, & const material whsle	767	1 114 407	1.3	67.7
42162	Electrical appliance, television & radio set whsle	450	1 815 197	2.1	69.0
421620	Electrical appliance, television & radio set whsle	450	1 815 197	2.1	69.0
42169	Other electronic parts & equipment whsle	10 032	82 089 156	95.0	57.1
421690	Other electronic parts & equipment whsle	10 032	82 089 156	95.0	57.1
4216901	Communications equipment & supplies whsle	9 180	81 159 016	93.9	59.4
4216902	Electronic parts (excluding communications equipment) whsle	852	930 140	1.1	61.8
4217	Hardware, & plumbing & heating equipment & supplies whsle	28	18 891	Z	31.0
42171	Hardware whsle	15	4 892	Z	70.1
421710	Hardware whsle	15	4 892	Z	70.1
42172	Plumbing & heating equipment & supplies (hydronics) whsle	13	13 999	Z	X
421720	Plumbing & heating equipment & supplies (hydronics) whsle	13	13 999	Z	X
4218	Machinery, equipment, & supplies whsle	178	91 116	.1	4.0
42181	Construction & mining (except petroleum) machinery & equip whsle	7	517	Z	X
421810	Construction & mining (except petroleum) machinery & equip whsle	7	517	Z	X
42183	Industrial machinery & equipment whsle	162	79 777	.1	3.2
421830	Industrial machinery & equipment whsle	162	79 777	.1	3.2
4218302	Hydraulic & pneumatic (fluid-power) machinery & equipment whsle	19	344	Z	X
42183021	Hydraulic & pneumatic pumps & motors whsle	14	137	Z	X
4218303	General-purpose industrial machinery & equipment whsle	77	69 645	.1	2.8
4218305	Materials handling equipment whsle	30	6 002	Z	44.2
4218306	Oilwell, oil refinery, & pipeline mach, equip, & supplies whsle	17	1 396	Z	X
4218307	Other industrial machinery & equipment whsle	16	2 211	Z	X
4219	Miscellaneous durable goods whsle	143	37 537	Z	58.2
42193	Recyclable material whsle	9	6 299	Z	7.8
421930	Recyclable material whsle	9	6 299	Z	7.8
4219302	Recyclable paper & paperboard whsle	7	6 287	Z	8.8
42199	Other miscellaneous durable goods whsle	126	24 803	Z	51.7
421990	Other miscellaneous durable goods whsle	126	24 803	Z	51.7
4219903	General merchandise (durable goods) whsle	118	23 274	Z	48.7
4219904	Prerecorded media whsle	6	676	Z	X
422	Wholesale trade, nondurable goods	171	35 153	Z	39.6
4221	Paper & paper product whsle	25	2 910	Z	6.6
42212	Stationery & office supplies whsle	23	2 828	Z	7.0
422120	Stationery & office supplies whsle	23	2 828	Z	7.0
4222	Drugs, & druggists' sundries whsle	7	10 823	Z	87.7
42221	Drugs, & druggists' sundries whsle	7	10 823	Z	87.7
422210	Drugs, & druggists' sundries whsle	7	10 823	Z	87.7
4222102	Specialty-line drug, pharmaceutical, cosmetic, & toiletries whsle	6	10 463	Z	85.2
4229	Miscellaneous nondurable goods whsle	133	21 393	Z	18.6
42299	Other miscellaneous nondurable goods whsle	133	21 393	Z	18.1
422990	Other miscellaneous nondurable goods whsle	133	21 393	Z	18.1
4229902	General merchandise (nondurable goods) whsle	119	18 188	Z	16.7
4229904	Other nondurable goods whsle	12	1 882	Z	13.6

See footnotes at end of table.

Table 2. All Types of Operation by Broad Commodity Line and Kind of Business: 1997—Con.

[Includes only establishments with payroll. For meaning of abbreviations and symbols, see introductory text. For explanation of terms, see Appendix A]

CL code and NAICS code	Commodity line and kind of business	Establishments (number)	Sales (\$1,000)	Percent of sales accounted for by kind of business ¹	Coverage in percents
1700	Hardware	24 224	42 931 703	100.0	28.9
421	Wholesale trade, durable goods	21 964	41 773 892	97.3	34.3
4211	Motor vehicle & motor vehicle parts & supplies whsle	300	192 431	.4	11.2
42111	Automobile & other motor vehicle whsle	11	1 536	Z	X
421110	Automobile & other motor vehicle whsle	11	1 536	Z	X
4211101	Automobile & motorcycle whsle	7	195	Z	X
42112	Motor vehicle supplies & new parts whsle	282	190 709	.4	9.3
421120	Motor vehicle supplies & new parts whsle	282	190 709	.4	9.3
4211201	Motor vehicle supplies & new parts—warehouse distributors	117	63 935	.1	7.1
4211202	Motor vehicle supplies & new parts—jobbers	164	126 465	.3	10.6
4212	Furniture & home furnishings whsle	332	272 728	.6	5.7
42121	Furniture whsle	50	16 996	Z	19.1
421210	Furniture whsle	50	16 996	Z	19.1
4212101	Household & lawn furniture whsle	46	15 566	Z	16.6
42122	Home furnishings whsle	282	255 732	.6	4.1
421220	Home furnishings whsle	282	255 732	.6	4.1
4212201	Household china, glassware, & crockery whsle	89	116 063	.3	X
4212202	Linens, domestics, draperies, & curtains whsle	36	9 690	.3	30.2
4212203	Floor coverings whsle	31	13 325	Z	20.7
4212204	Other home furnishings whsle	126	116 654	.3	.3
4213	Lumber & other construction materials whsle	938	588 365	1.4	2.1
42131	Lumber, plywood, millwork, & wood panel whsle	653	427 419	1.0	1.2
421310	Lumber, plywood, millwork, & wood panel whsle	653	427 419	1.0	1.2
4213101	Lumber without yard whsle	74	117 813	.3	X
4213102	Lumber with yard whsle	98	65 887	.2	.9
4213103	Plywood, veneer, millwork, & wood panel whsle	481	243 719	.6	2.1
42132	Brick, stone, & related construction materials whsle	25	15 579	Z	19.1
421320	Brick, stone, & related construction materials whsle	25	15 579	Z	19.1
4213201	Brick, block, tile, clay/cement sewer pipe whsle	12	10 821	Z	X
4213203	Cement, lime, & related products whsle	12	2 471	Z	22.5
42133	Roofing, siding, & insulation material whsle	115	93 031	.2	3.4
421330	Roofing, siding, & insulation material whsle	115	93 031	.2	3.4
4213301	Roofing, siding, & insulation material whsle	115	93 031	.2	3.4
42139	Other construction materials whsle	145	52 336	.1	8.3
421390	Other construction materials whsle	145	52 336	.1	8.3
4213901	Flat glass & other construction glass whsle	37	4 364	Z	X
4213902	Other construction materials whsle	108	47 972	.1	7.4
4214	Professional & commercial equipment & supplies whsle	172	127 883	.3	2.9
42141	Photographic equipment & supplies whsle	6	1 659	Z	X
421410	Photographic equipment & supplies whsle	6	1 659	Z	X
42142	Office equipment whsle	46	7 323	Z	19.5
421420	Office equipment whsle	46	7 323	Z	19.5
42143	Computer & computer peripheral equipment & software whsle	78	93 706	.2	X
421430	Computer & computer peripheral equipment & software whsle	78	93 706	.2	X
4214301	Computer & peripheral equipment whsle	58	58 873	.1	X
42143011	Computers & peripheral equipment for resale	33	36 906	.1	X
42143012	Computers & peripheral equipment for end use	25	21 967	.1	X
4214302	Computer software (packaged) whsle	20	34 833	.1	X
42144	Other commercial equipment whsle	12	1 203	Z	X
421440	Other commercial equipment whsle	12	1 203	Z	X
4214402	Store machines & equipment whsle	7	464	Z	X
42145	Medical, dental, & hospital equipment & supplies whsle	26	21 214	Z	.5
421450	Medical, dental, & hospital equipment & supplies whsle	26	21 214	Z	.5
4214501	Surgical, medical, & hospital supplies whsle	25	20 692	Z	.5
4215	Metal & mineral (except petroleum) whsle	937	545 542	1.3	14.0
42151	Metal service centers & offices	937	545 542	1.3	13.8
421510	Metal service centers & offices	937	545 542	1.3	13.8
4215101	Ferrous metal service centers & sales offices	795	451 268	1.1	14.9
42151011	Ferrous metal service centers	640	372 997	.9	14.0
42151012	Ferrous metal sales offices	155	78 271	.2	21.8
4215102	Nonferrous metal service centers & sales offices	142	94 274	.2	9.0
42151021	Nonferrous metal service centers	103	54 029	.1	1.4
42151022	Nonferrous metal sales offices	39	40 245	.1	25.1
4216	Electrical goods whsle	1 749	1 361 210	3.2	5.3
42161	Electrical apparatus & equip, wiring supp, & const material whsle	862	763 482	1.8	3.3
421610	Electrical apparatus & equip, wiring supp, & const material whsle	862	763 482	1.8	3.3
42162	Electrical appliance, television & radio set whsle	148	260 131	.6	10.8
421620	Electrical appliance, television & radio set whsle	148	260 131	.6	10.8
42169	Other electronic parts & equipment whsle	739	337 597	.8	4.6
421690	Other electronic parts & equipment whsle	739	337 597	.8	4.6
4216901	Communications equipment & supplies whsle	82	49 091	.1	11.3
4216902	Electronic parts (excluding communications equipment) whsle	657	288 506	.7	2.9
4217	Hardware, & plumbing & heating equipment & supplies whsle	12 254	36 783 328	85.7	57.2
42171	Hardware whsle	9 473	36 145 521	84.2	57.2
421710	Hardware whsle	9 473	36 145 521	84.2	57.2
42172	Plumbing & heating equipment & supplies (hydronics) whsle	772	443 032	1.0	54.2
421720	Plumbing & heating equipment & supplies (hydronics) whsle	772	443 032	1.0	54.2
42173	Warm air heating & air-conditioning equipment & supplies whsle	1 534	153 265	.4	69.4
421730	Warm air heating & air-conditioning equipment & supplies whsle	1 534	153 265	.4	69.4
42174	Refrigeration equipment & supplies whsle	475	41 510	.1	83.7
421740	Refrigeration equipment & supplies whsle	475	41 510	.1	83.7

See footnotes at end of table.

Table 2. All Types of Operation by Broad Commodity Line and Kind of Business: 1997—Con.

[Includes only establishments with payroll. For meaning of abbreviations and symbols, see introductory text. For explanation of terms, see Appendix A]

CL code and NAICS code	Commodity line and kind of business	Establishments (number)	Sales (\$1,000)	Percent of sales accounted for by kind of business ¹	Coverage in percents
1700	Hardware—Con.				
421	Wholesale trade, durable goods—Con.				
4218	Machinery, equipment, & supplies whsle	3 250	1 183 296	2.8	7.1
42181	Construction & mining (except petroleum) machinery & equip whsle	241	95 321	.2	5.3
421810	Construction & mining (except petroleum) machinery & equip whsle	241	95 321	.2	5.3
42182	Farm & garden machinery & equipment whsle	570	129 608	.3	9.6
421820	Farm & garden machinery & equipment whsle	570	129 608	.3	9.6
4218201	Farm machinery & equipment—farm dealers	477	47 605	.1	.8
4218202	Farm machinery & equipment—whsle distributors	62	28 775	.1	1.8
4218203	Lawn & garden machinery & equipment whsle	31	53 228	.1	49.3
42183	Industrial machinery & equipment whsle	1 017	490 927	1.1	8.8
421830	Industrial machinery & equipment whsle	1 017	490 927	1.1	8.8
4218302	Hydraulic & pneumatic (fluid-power) machinery & equipment whsle	87	7 873	Z	2.0
42183021	Hydraulic & pneumatic pumps & motors whsle	32	1 030	Z	X
42183022	Hydraulic & pneumatic parts, accessories, & supplies whsle	55	6 843	Z	3.0
4218303	General-purpose industrial machinery & equipment whsle	341	208 913	.5	5.6
4218304	Metalworking machinery & equipment whsle	211	108 485	.3	X
4218305	Materials handling equipment whsle	92	62 745	.1	4.4
4218306	Oilwell, oil refinery, & pipeline mach, equip, & supplies whsle	144	33 196	.1	X
4218307	Other industrial machinery & equipment whsle	137	64 443	.2	11.8
42184	Industrial supplies whsle	1 245	391 520	.9	3.8
421840	Industrial supplies whsle	1 245	391 520	.9	3.8
4218401	General-line industrial supplies whsle	619	132 109	.3	1.1
4218402	Mechanical power transmission supplies whsle	82	21 465	.1	X
4218403	Welding supplies whsle	51	6 434	Z	X
4218404	Industrial containers & supplies whsle	38	40 158	.1	13.4
4218405	Industrial valves & fittings (except fluid-power) whsle	44	11 789	Z	X
4218406	Other industrial supplies whsle	411	179 565	.4	2.9
42185	Service establishment equipment & supplies whsle	54	18 012	Z	2.4
421850	Service establishment equipment & supplies whsle	54	18 012	Z	2.4
4218502	Custodial, janitors' equipment & supplies whsle	29	5 248	Z	X
4218504	Other service establishment equipment & supplies whsle	22	12 705	Z	7.0
42186	Transportation equipment & supplies (exc motor vehicle) whsle	123	57 908	.1	X
421860	Transportation equipment & supplies (exc motor vehicle) whsle	123	57 908	.1	X
4218601	Aircraft & aeronautical equipment & supplies whsle	62	35 656	.1	X
4218602	Marine machinery, equipment, & supplies whsle	56	19 946	Z	X
4219	Miscellaneous durable goods whsle	2 032	719 109	1.7	14.0
42191	Sporting & recreational goods & supplies whsle	60	42 642	.1	2.3
421910	Sporting & recreational goods & supplies whsle	60	42 642	.1	2.3
42192	Toy & hobby goods & supplies whsle	40	7 833	Z	X
421920	Toy & hobby goods & supplies whsle	40	7 833	Z	X
42193	Recyclable material whsle	9	266	Z	X
421930	Recyclable material whsle	9	266	Z	X
42194	Jewelry/watch/silverware/precious stone, & precious metal whsle	21	10 375	Z	60.5
421940	Jewelry/watch/silverware/precious stone, & precious metal whsle	21	10 375	Z	60.5
4219401	Jewelry, watch, diamonds, precious stone, & silverware whsle	14	5 325	Z	49.5
4219402	Precious metal (excluding ores)	7	5 050	Z	X
42199	Other miscellaneous durable goods whsle	1 902	657 993	1.5	13.6
421990	Other miscellaneous durable goods whsle	1 902	657 993	1.5	13.6
4219902	Forest products (except lumber) whsle	18	2 205	Z	X
4219903	General merchandise (durable goods) whsle	1 815	646 275	1.5	13.2
4219904	Prerecorded media whsle	13	2 587	Z	X
42199041	Compact discs/prerecorded audio tapes, & phonograph records whsle	11	1 140	Z	X
4219905	Fire extinguishers & fire safety equipment whsle	20	3 126	Z	X
4219906	Other durable goods whsle	36	3 800	Z	X
422	Wholesale trade, nondurable goods	2 260	1 157 811	2.7	2.1
4221	Paper & paper product whsle	57	19 402	Z	2.5
42212	Stationery & office supplies whsle	10	5 612	Z	9.7
422120	Stationery & office supplies whsle	10	5 612	Z	9.7
42213	Industrial & personal service paper whsle	45	13 730	Z	X
422130	Industrial & personal service paper whsle	45	13 730	Z	X
4222	Drugs, & druggists' sundries whsle	97	188 301	.4	.1
42221	Drugs, & druggists' sundries whsle	97	188 301	.4	.1
422210	Drugs, & druggists' sundries whsle	97	188 301	.4	.1
4222101	General-line drugs whsle	45	70 641	.2	.2
4222102	Specialty-line drug, pharmaceutical, cosmetic, & toiletries whsle	52	117 660	.3	X
4223	Apparel, piece goods, & notions whsle	40	28 214	.1	12.0
42231	Piece goods, notions, & other dry goods whsle	22	15 351	Z	X
422310	Piece goods, notions, & other dry goods whsle	22	15 351	Z	X
4223101	Piece goods—jobbers	20	8 008	Z	X
42232	Men's & boys' clothing & furnishings whsle	12	10 165	Z	X
422320	Men's & boys' clothing & furnishings whsle	12	10 165	Z	X
4224	Grocery & related products whsle	341	200 675	.5	X
42241	General-line grocery whsle	238	71 087	.2	X
422410	General-line grocery whsle	238	71 087	.2	X
4224102	General-line grocery whsle, retail cooperative	115	24 990	.1	X
4224103	Other general-line grocery whsle	119	28 991	.1	X
42242	Packaged frozen food whsle	7	695	Z	X
422420	Packaged frozen food whsle	7	695	Z	X
42249	Other grocery & related products whsle	86	109 830	.3	.1
422490	Other grocery & related products whsle	86	109 830	.3	.1
4224901	Coffee, tea, & spice whsle	9	1 534	Z	X
4224903	Soft drinks whsle	7	89	Z	X
4224904	Canned goods whsle	9	4 007	Z	X
4224905	Food & beverage basic materials whsle	10	9 487	Z	X
4224906	Other grocery specialties whsle	49	91 263	.2	X

See footnotes at end of table.

Table 2. All Types of Operation by Broad Commodity Line and Kind of Business: 1997—Con.

[Includes only establishments with payroll. For meaning of abbreviations and symbols, see introductory text. For explanation of terms, see Appendix A]

CL code and NAICS code	Commodity line and kind of business	Establishments (number)	Sales (\$1,000)	Percent of sales accounted for by kind of business ¹	Coverage in percents
1700	Hardware—Con.				
422	Wholesale trade, nondurable goods—Con.				
4225	Farm-product raw material whsle	69	16 606	Z	X
42251	Grain & field bean whsle	58	15 851	Z	X
422510	Grain & field bean whsle	58	15 851	Z	X
42252	Livestock whsle	7	603	Z	X
422520	Livestock whsle	7	603	Z	X
4226	Chemical & allied products whsle	497	210 183	.5	8.0
42261	Plastics materials & basic forms & shapes whsle	223	122 619	.3	9.3
422610	Plastics materials & basic forms & shapes whsle	223	122 619	.3	9.3
42269	Other chemical & allied products whsle	274	87 564	.2	6.7
422690	Other chemical & allied products whsle	274	87 564	.2	6.7
4226901	Industrial gases (except LP) whsle	34	6 909	Z	X
4226902	Other chemical & allied products whsle	240	80 655	.2	6.7
4227	Petroleum & petroleum products whsle	59	30 067	.1	X
42271	Petroleum bulk stations & terminals	45	18 845	Z	X
422710	Petroleum bulk stations & terminals	45	18 845	Z	X
4227101	Petroleum bulk stations & terminals (except LP)	39	18 435	Z	X
42271011	Petroleum bulk stations (except LP)	37	14 398	Z	X
4227102	Liquefied petroleum bulk stations & terminals	6	410	Z	X
42272	Petroleum & petroleum prod whsle (exc bulk stations & terminals)	14	11 222	Z	X
422720	Petroleum & petroleum prod whsle (exc bulk stations & terminals)	14	11 222	Z	X
4229	Miscellaneous nondurable goods whsle	1 100	464 363	1.1	5.7
42291	Farm supplies whsle	373	168 586	.4	2.3
422910	Farm supplies whsle	373	168 586	.4	2.3
4229101	Farm supplies—farm dealers	173	19 572	Z	X
4229102	Farm supplies—whsle distributors	200	149 014	.3	2.7
42292	Book, periodical, & newspaper whsle	26	17 238	Z	X
422920	Book, periodical, & newspaper whsle	26	17 238	Z	X
42293	Flower, nursery stock, & florists' supplies whsle	28	17 372	Z	X
422930	Flower, nursery stock, & florists' supplies whsle	28	17 372	Z	X
42294	Tobacco & tobacco product whsle	11	2 280	Z	X
422940	Tobacco & tobacco product whsle	11	2 280	Z	X
42295	Paint, varnish, & supplies whsle	121	127 083	.3	16.2
422950	Paint, varnish, & supplies whsle	121	127 083	.3	16.2
4229501	Paint, varnish, & supplies whsle	121	127 083	.3	16.2
42299	Other miscellaneous nondurable goods whsle	541	131 804	.3	10.3
422990	Other miscellaneous nondurable goods whsle	541	131 804	.3	10.3
4229901	Art goods whsle	24	700	Z	X
4229902	General merchandise (nondurable goods) whsle	453	114 293	.3	14.1
4229904	Other nondurable goods whsle	62	16 799	Z	X
1800	Plumbing and heating equipment and supplies (hydronics)	12 484	23 954 610	100.0	45.6
421	Wholesale trade, durable goods	11 999	23 704 339	99.0	45.1
4211	Motor vehicle & motor vehicle parts & supplies whsle	28	18 616	.1	58.5
42112	Motor vehicle supplies & new parts whsle	23	16 502	.1	46.4
421120	Motor vehicle supplies & new parts whsle	23	16 502	.1	46.4
4211202	Motor vehicle supplies & new parts—jobbers	17	13 709	.1	51.6
4212	Furniture & home furnishings whsle	34	60 083	.3	15.4
42121	Furniture whsle	6	23 971	.1	X
421210	Furniture whsle	6	23 971	.1	X
4212101	Household & lawn furniture whsle	6	23 971	.1	X
42122	Home furnishings whsle	28	36 112	.2	2.8
421220	Home furnishings whsle	28	36 112	.2	2.8
4212203	Floor coverings whsle	11	15 013	.1	X
4212204	Other home furnishings whsle	15	20 955	.1	8.0
4213	Lumber & other construction materials whsle	260	212 333	.9	2.1
42131	Lumber, plywood, millwork, & wood panel whsle	166	107 765	.5	1.7
421310	Lumber, plywood, millwork, & wood panel whsle	166	107 765	.5	1.7
4213101	Lumber without yard whsle	17	11 515	Z	X
4213102	Lumber with yard whsle	27	7 019	Z	X
4213103	Plywood, veneer, millwork, & wood panel whsle	122	89 231	.4	3.4
42132	Brick, stone, & related construction materials whsle	12	7 967	Z	X
421320	Brick, stone, & related construction materials whsle	12	7 967	Z	X
4213201	Brick, block, tile, clay/cement sewer pipe whsle	6	5 163	Z	X
4213203	Cement, lime, & related products whsle	6	2 804	Z	X
42133	Roofing, siding, & insulation material whsle	21	35 432	.1	2.2
421330	Roofing, siding, & insulation material whsle	21	35 432	.1	2.2
4213301	Roofing, siding, & insulation material whsle	21	35 432	.1	2.2
42139	Other construction materials whsle	61	61 169	.3	6.3
421390	Other construction materials whsle	61	61 169	.3	6.3
4213902	Other construction materials whsle	57	61 114	.3	5.8
4214	Professional & commercial equipment & supplies whsle	62	14 847	.1	4.5
42144	Other commercial equipment whsle	52	13 921	.1	4.1
421440	Other commercial equipment whsle	52	13 921	.1	4.1
4214401	Restaurant & hotel equipment & supplies whsle	46	12 325	.1	X
4214402	Store machines & equipment whsle	6	1 596	Z	X
42145	Medical, dental, & hospital equipment & supplies whsle	6	775	Z	14.5
421450	Medical, dental, & hospital equipment & supplies whsle	6	775	Z	14.5
4214501	Surgical, medical, & hospital supplies whsle	6	775	Z	14.3
4215	Metal & mineral (except petroleum) whsle	289	281 426	1.2	23.3
42151	Metal service centers & offices	289	281 426	1.2	23.0
421510	Metal service centers & offices	289	281 426	1.2	23.0
4215101	Ferrous metal service centers & sales offices	266	249 629	1.0	23.9
42151011	Ferrous metal service centers	214	224 963	.9	24.4
42151012	Ferrous metal sales offices	52	24 666	.1	18.8
4215102	Nonferrous metal service centers & sales offices	23	31 797	.1	18.3
42151021	Nonferrous metal service centers	19	28 740	.1	15.6

See footnotes at end of table.

Table 2. All Types of Operation by Broad Commodity Line and Kind of Business: 1997—Con.

[Includes only establishments with payroll. For meaning of abbreviations and symbols, see introductory text. For explanation of terms, see Appendix A]

CL code and NAICS code	Commodity line and kind of business	Establishments (number)	Sales (\$1,000)	Percent of sales accounted for by kind of business ¹	Coverage in percents
1800	Plumbing and heating equipment and supplies (hydronics)—Con.				
421	Wholesale trade, durable goods—Con.				
4216	Electrical goods whsle	960	495 810	2.1	7.8
42161	Electrical apparatus & equip, wiring supp, & const material whsle	774	313 043	1.3	6.3
421610	Electrical apparatus & equip, wiring supp, & const material whsle	774	313 043	1.3	6.3
42162	Electrical appliance, television & radio set whsle	118	66 883	.3	14.0
421620	Electrical appliance, television & radio set whsle	118	66 883	.3	14.0
42169	Other electronic parts & equipment whsle	68	115 884	.5	12.3
421690	Other electronic parts & equipment whsle	68	115 884	.5	12.3
4216901	Communications equipment & supplies whsle	9	2 348	Z	13.9
4216902	Electronic parts (excluding communications equipment) whsle	59	113 536	.5	11.2
4217	Hardware, & plumbing & heating equipment & supplies whsle	7 938	21 580 659	90.1	62.5
42171	Hardware whsle	723	904 234	3.8	62.0
421710	Hardware whsle	723	904 234	3.8	62.0
42172	Plumbing & heating equipment & supplies (hydronics) whsle	4 625	19 517 235	81.5	56.4
421720	Plumbing & heating equipment & supplies (hydronics) whsle	4 625	19 517 235	81.5	56.4
42173	Warm air heating & air-conditioning equipment & supplies whsle	2 039	1 023 649	4.3	67.5
421730	Warm air heating & air-conditioning equipment & supplies whsle	2 039	1 023 649	4.3	67.5
42174	Refrigeration equipment & supplies whsle	551	135 541	.6	80.5
421740	Refrigeration equipment & supplies whsle	551	135 541	.6	80.5
4218	Machinery, equipment, & supplies whsle	1 470	671 247	2.8	5.4
42181	Construction & mining (except petroleum) machinery & equip whsle	17	5 767	Z	46.5
421810	Construction & mining (except petroleum) machinery & equip whsle	17	5 767	Z	46.5
42182	Farm & garden machinery & equipment whsle	175	53 061	.2	22.2
421820	Farm & garden machinery & equipment whsle	175	53 061	.2	22.2
4218201	Farm machinery & equipment—farm dealers	76	16 015	.1	4.0
4218202	Farm machinery & equipment—whsle distributors	84	22 743	.1	4.7
4218203	Lawn & garden machinery & equipment whsle	15	14 303	.1	62.2
42183	Industrial machinery & equipment whsle	642	400 656	1.7	3.8
421830	Industrial machinery & equipment whsle	642	400 656	1.7	3.8
4218301	Food-processing machinery & equipment whsle	7	2 067	Z	X
4218302	Hydraulic & pneumatic (fluid-power) machinery & equipment whsle	69	19 529	.1	4.5
42183021	Hydraulic & pneumatic pumps & motors whsle	35	12 352	.1	X
42183022	Hydraulic & pneumatic parts, accessories, & supplies whsle	34	7 177	Z	7.5
4218303	General-purpose industrial machinery & equipment whsle	372	198 700	.8	4.6
4218304	Metalworking machinery & equipment whsle	17	20 741	.1	X
4218305	Materials handling equipment whsle	67	129 454	.5	10.3
4218306	Oilwell, oil refinery, & pipeline mach, equip, & supplies whsle	49	16 796	.1	X
4218307	Other industrial machinery & equipment whsle	61	13 369	.1	2.2
42184	Industrial supplies whsle	562	192 631	.8	1.6
421840	Industrial supplies whsle	562	192 631	.8	1.6
4218401	General-line industrial supplies whsle	318	69 618	.3	X
4218402	Mechanical power transmission supplies whsle	6	1 330	Z	X
4218404	Industrial containers & supplies whsle	7	2 456	Z	X
4218405	Industrial valves & fittings (except fluid-power) whsle	160	107 069	.4	X
4218406	Other industrial supplies whsle	66	12 069	.1	7.4
42185	Service establishment equipment & supplies whsle	74	19 132	.1	10.5
421850	Service establishment equipment & supplies whsle	74	19 132	.1	10.5
4218502	Custodial, janitors' equipment & supplies whsle	20	3 794	Z	X
4218503	Laundry & dry-cleaning equipment & supplies whsle	6	1 693	Z	X
4218504	Other service establishment equipment & supplies whsle	48	13 645	.1	21.6
4219	Miscellaneous durable goods whsle	958	369 318	1.5	26.1
42191	Sporting & recreational goods & supplies whsle	42	18 241	.1	10.9
421910	Sporting & recreational goods & supplies whsle	42	18 241	.1	10.9
42193	Recyclable material whsle	7	1 089	Z	X
421930	Recyclable material whsle	7	1 089	Z	X
4219303	Other recyclable material whsle	7	1 089	Z	X
42199	Other miscellaneous durable goods whsle	905	349 423	1.5	23.6
421990	Other miscellaneous durable goods whsle	905	349 423	1.5	23.6
4219903	General merchandise (durable goods) whsle	904	349 092	1.5	22.4
422	Wholesale trade, nondurable goods	485	250 271	1.0	39.8
4224	Grocery & related products whsle	16	4 516	Z	75.3
42249	Other grocery & related products whsle	9	3 176	Z	X
422490	Other grocery & related products whsle	9	3 176	Z	X
4226	Chemical & allied products whsle	235	143 343	.6	31.3
42261	Plastics materials & basic forms & shapes whsle	106	106 017	.4	39.5
422610	Plastics materials & basic forms & shapes whsle	106	106 017	.4	39.5
42269	Other chemical & allied products whsle	129	37 326	.2	22.1
422690	Other chemical & allied products whsle	129	37 326	.2	22.1
4226901	Industrial gases (except LP) whsle	9	151	Z	X
4226902	Other chemical & allied products whsle	120	37 175	.2	22.8
4227	Petroleum & petroleum products whsle	30	10 960	Z	8.0
42271	Petroleum bulk stations & terminals	14	6 243	Z	X
422710	Petroleum bulk stations & terminals	14	6 243	Z	X
4227101	Petroleum bulk stations & terminals (except LP)	10	5 775	Z	X
42272	Petroleum & petroleum prod whsle (exc bulk stations & terminals)	16	4 717	Z	X
422720	Petroleum & petroleum prod whsle (exc bulk stations & terminals)	16	4 717	Z	X
4229	Miscellaneous nondurable goods whsle	198	81 141	.3	65.0
42291	Farm supplies whsle	22	7 533	Z	70.1
422910	Farm supplies whsle	22	7 533	Z	70.1
4229102	Farm supplies—whsle distributors	21	7 406	Z	75.1
42295	Paint, varnish, & supplies whsle	22	37 515	.2	54.5
422950	Paint, varnish, & supplies whsle	22	37 515	.2	54.5
4229501	Paint, varnish, & supplies whsle	22	37 515	.2	54.5
42299	Other miscellaneous nondurable goods whsle	154	36 093	.2	56.9
422990	Other miscellaneous nondurable goods whsle	154	36 093	.2	56.9
4229902	General merchandise (nondurable goods) whsle	146	34 652	.1	71.1
4229904	Other nondurable goods whsle	8	1 441	Z	X

See footnotes at end of table.

Table 2. All Types of Operation by Broad Commodity Line and Kind of Business: 1997—Con.

[Includes only establishments with payroll. For meaning of abbreviations and symbols, see introductory text. For explanation of terms, see Appendix A]

CL code and NAICS code	Commodity line and kind of business	Establishments (number)	Sales (\$1,000)	Percent of sales accounted for by kind of business ¹	Coverage in percents
1900	Warm air heating and air-conditioning equipment and supplies	9 407	18 779 259	100.0	47.4
421	Wholesale trade, durable goods	9 318	18 735 729	99.8	46.4
4211	Motor vehicle & motor vehicle parts & supplies whsle	14	21 373	.1	85.5
42112	Motor vehicle supplies & new parts whsle	13	18 052	.1	X
421120	Motor vehicle supplies & new parts whsle	13	18 052	.1	X
4211202	Motor vehicle supplies & new parts—jobbers	6	7 212	Z	X
4212	Furniture & home furnishings whsle	13	22 201	.1	36.7
42121	Furniture whsle	11	11 742	.1	62.9
421210	Furniture whsle	11	11 742	.1	62.9
4212101	Household & lawn furniture whsle	11	11 742	.1	60.0
4213	Lumber & other construction materials whsle	127	54 419	.3	2.7
42131	Lumber, plywood, millwork, & wood panel whsle	53	8 757	Z	X
421310	Lumber, plywood, millwork, & wood panel whsle	53	8 757	Z	X
4213103	Plywood, veneer, millwork, & wood panel whsle	45	5 051	Z	X
42132	Brick, stone, & related construction materials whsle	7	1 223	Z	X
421320	Brick, stone, & related construction materials whsle	7	1 223	Z	X
42133	Roofing, siding, & insulation material whsle	21	20 350	.1	3.0
421330	Roofing, siding, & insulation material whsle	21	20 350	.1	3.0
4213301	Roofing, siding, & insulation material whsle	21	20 350	.1	3.0
42139	Other construction materials whsle	46	24 089	.1	30.3
421390	Other construction materials whsle	46	24 089	.1	30.3
4213902	Other construction materials whsle	42	24 055	.1	27.9
4214	Professional & commercial equipment & supplies whsle	24	41 775	.2	X
42142	Office equipment whsle	8	2 646	Z	X
421420	Office equipment whsle	8	2 646	Z	X
42143	Computer & computer peripheral equipment & software whsle	9	24 637	.1	X
421430	Computer & computer peripheral equipment & software whsle	9	24 637	.1	X
4214301	Computer & peripheral equipment whsle	9	24 637	.1	X
42143011	Computers & peripheral equipment for resale	9	24 637	.1	X
42144	Other commercial equipment whsle	7	14 492	.1	X
421440	Other commercial equipment whsle	7	14 492	.1	X
4214401	Restaurant & hotel equipment & supplies whsle	6	13 983	.1	X
4215	Metal & mineral (except petroleum) whsle	38	27 576	.1	52.2
42151	Metal service centers & offices	38	27 576	.1	51.7
421510	Metal service centers & offices	38	27 576	.1	51.7
4215101	Ferrous metal service centers & sales offices	36	27 387	.1	52.8
42151011	Ferrous metal service centers	29	26 946	.1	52.3
42151012	Ferrous metal sales offices	7	441	Z	72.3
4216	Electrical goods whsle	1 247	1 080 137	5.8	2.3
42161	Electrical apparatus & equip, wiring supp, & const material whsle	791	607 224	3.2	5.4
421610	Electrical apparatus & equip, wiring supp, & const material whsle	791	607 224	3.2	5.4
42162	Electrical appliance, television & radio set whsle	225	304 034	1.6	.3
421620	Electrical appliance, television & radio set whsle	225	304 034	1.6	.3
42169	Other electronic parts & equipment whsle	231	168 879	.9	1.1
421690	Other electronic parts & equipment whsle	231	168 879	.9	1.1
4216901	Communications equipment & supplies whsle	13	16 077	.1	X
4216902	Electronic parts (excluding communications equipment) whsle	218	152 802	.8	1.2
4217	Hardware, & plumbing & heating equipment & supplies whsle	6 994	17 321 670	92.2	67.3
42171	Hardware whsle	205	138 626	.7	65.6
421710	Hardware whsle	205	138 626	.7	65.6
42172	Plumbing & heating equipment & supplies (hydronics) whsle	627	423 764	2.3	56.0
421720	Plumbing & heating equipment & supplies (hydronics) whsle	627	423 764	2.3	56.0
42173	Warm air heating & air-conditioning equipment & supplies whsle	5 524	16 418 239	87.4	67.4
421730	Warm air heating & air-conditioning equipment & supplies whsle	5 524	16 418 239	87.4	67.4
42174	Refrigeration equipment & supplies whsle	638	341 041	1.8	78.2
421740	Refrigeration equipment & supplies whsle	638	341 041	1.8	78.2
4218	Machinery, equipment, & supplies whsle	420	100 382	.5	20.2
42181	Construction & mining (except petroleum) machinery & equip whsle	6	566	Z	74.2
421810	Construction & mining (except petroleum) machinery & equip whsle	6	566	Z	74.2
42182	Farm & garden machinery & equipment whsle	65	10 581	.1	5.5
421820	Farm & garden machinery & equipment whsle	65	10 581	.1	5.5
4218201	Farm machinery & equipment—farm dealers	38	1 928	Z	X
4218202	Farm machinery & equipment—whsle distributors	25	8 024	Z	12.6
42183	Industrial machinery & equipment whsle	184	56 921	.3	36.1
421830	Industrial machinery & equipment whsle	184	56 921	.3	36.1
4218302	Hydraulic & pneumatic (fluid-power) machinery & equipment whsle	23	2 130	Z	7.8
42183022	Hydraulic & pneumatic parts, accessories, & supplies whsle	19	1 519	Z	12.2
4218303	General-purpose industrial machinery & equipment whsle	116	45 717	.2	50.2
4218304	Metalworking machinery & equipment whsle	8	375	Z	X
4218305	Materials handling equipment whsle	10	3 965	Z	38.6
4218307	Other industrial machinery & equipment whsle	25	4 671	Z	5.9
42184	Industrial supplies whsle	161	32 258	.2	4.8
421840	Industrial supplies whsle	161	32 258	.2	4.8
4218401	General-line industrial supplies whsle	101	9 973	.1	X
4218402	Mechanical power transmission supplies whsle	11	2 997	Z	X
4218405	Industrial valves & fittings (except fluid-power) whsle	31	15 510	.1	X
4218406	Other industrial supplies whsle	13	3 378	Z	X
4219	Miscellaneous durable goods whsle	441	66 196	.4	51.7
42199	Other miscellaneous durable goods whsle	441	66 196	.4	45.7
421990	Other miscellaneous durable goods whsle	441	66 196	.4	45.7
4219903	General merchandise (durable goods) whsle	439	65 869	.4	43.8

See footnotes at end of table.

Table 2. All Types of Operation by Broad Commodity Line and Kind of Business: 1997—Con.

[Includes only establishments with payroll. For meaning of abbreviations and symbols, see introductory text. For explanation of terms, see Appendix A]

CL code and NAICS code	Commodity line and kind of business	Establishments (number)	Sales (\$1,000)	Percent of sales accounted for by kind of business ¹	Coverage in percents
1900	Warm air heating and air-conditioning equipment and supplies—Con.				
422	Wholesale trade, nondurable goods	89	43 530	.2	60.8
4225	Farm-product raw material whsle	10	12 329	.1	64.0
42251	Grain & field bean whsle	10	12 329	.1	67.9
422510	Grain & field bean whsle	10	12 329	.1	67.9
4226	Chemical & allied products whsle	24	16 422	.1	70.4
42261	Plastics materials & basic forms & shapes whsle	6	10 328	.1	71.8
422610	Plastics materials & basic forms & shapes whsle	6	10 328	.1	71.8
42269	Other chemical & allied products whsle	18	6 094	Z	70.2
422690	Other chemical & allied products whsle	18	6 094	Z	70.2
4226902	Other chemical & allied products whsle	15	5 988	Z	74.6
4227	Petroleum & petroleum products whsle	6	6 328	Z	X
4229	Miscellaneous nondurable goods whsle	44	8 368	Z	49.2
42299	Other miscellaneous nondurable goods whsle	42	8 278	Z	38.2
422990	Other miscellaneous nondurable goods whsle	42	8 278	Z	38.2
4229902	General merchandise (nondurable goods) whsle	39	6 643	Z	39.0
2000	Refrigeration equipment and supplies	4 627	5 441 857	100.0	59.0
421	Wholesale trade, durable goods	4 539	5 413 821	99.5	58.3
4211	Motor vehicle & motor vehicle parts & supplies whsle	19	21 544	.4	49.8
42111	Automobile & other motor vehicle whsle	9	9 151	.2	71.7
421110	Automobile & other motor vehicle whsle	9	9 151	.2	71.7
42112	Motor vehicle supplies & new parts whsle	10	12 393	.2	X
421120	Motor vehicle supplies & new parts whsle	10	12 393	.2	X
4211202	Motor vehicle supplies & new parts—jobbers	8	11 294	.2	X
4214	Professional & commercial equipment & supplies whsle	455	274 852	5.1	4.9
42144	Other commercial equipment whsle	442	271 542	5.0	4.8
421440	Other commercial equipment whsle	442	271 542	5.0	4.8
4214401	Restaurant & hotel equipment & supplies whsle	363	216 207	4.0	X
4214402	Store machines & equipment whsle	79	55 335	1.0	5.1
4216	Electrical goods whsle	229	107 777	2.0	24.8
42161	Electrical apparatus & equip, wiring supp, & const material whsle	95	62 444	1.1	35.6
421610	Electrical apparatus & equip, wiring supp, & const material whsle	95	62 444	1.1	35.6
42162	Electrical appliance, television & radio set whsle	108	41 172	.8	11.3
421620	Electrical appliance, television & radio set whsle	108	41 172	.8	11.3
42169	Other electronic parts & equipment whsle	26	4 161	.1	10.1
421690	Other electronic parts & equipment whsle	26	4 161	.1	10.1
4216902	Electronic parts (excluding communications equipment) whsle	24	4 155	.1	9.8
4217	Hardware, & plumbing & heating equipment & supplies whsle	3 624	4 938 846	90.8	67.0
42171	Hardware whsle	84	16 196	.3	45.5
421710	Hardware whsle	84	16 196	.3	45.5
42172	Plumbing & heating equipment & supplies (hydronics) whsle	158	64 767	1.2	60.5
421720	Plumbing & heating equipment & supplies (hydronics) whsle	158	64 767	1.2	60.5
42173	Warm air heating & air-conditioning equipment & supplies whsle	1 810	800 315	14.7	70.6
421730	Warm air heating & air-conditioning equipment & supplies whsle	1 810	800 315	14.7	70.6
42174	Refrigeration equipment & supplies whsle	1 572	4 057 568	74.6	72.4
421740	Refrigeration equipment & supplies whsle	1 572	4 057 568	74.6	72.4
4218	Machinery, equipment, & supplies whsle	83	32 981	.6	29.2
42183	Industrial machinery & equipment whsle	74	27 362	.5	31.7
421830	Industrial machinery & equipment whsle	74	27 362	.5	31.7
4218303	General-purpose industrial machinery & equipment whsle	64	20 530	.4	31.2
4218305	Materials handling equipment whsle	7	1 495	Z	59.3
42184	Industrial supplies whsle	6	5 136	.1	X
421840	Industrial supplies whsle	6	5 136	.1	X
4219	Miscellaneous durable goods whsle	117	18 838	.3	66.5
42199	Other miscellaneous durable goods whsle	114	18 457	.3	58.7
421990	Other miscellaneous durable goods whsle	114	18 457	.3	58.7
4219903	General merchandise (durable goods) whsle	114	18 457	.3	55.8
422	Wholesale trade, nondurable goods	88	28 036	.5	23.3
4224	Grocery & related products whsle	10	3 646	.1	51.1
42249	Other grocery & related products whsle	7	2 850	.1	45.6
422490	Other grocery & related products whsle	7	2 850	.1	45.6
4226	Chemical & allied products whsle	6	673	Z	77.0
4229	Miscellaneous nondurable goods whsle	64	12 098	.2	13.4
42299	Other miscellaneous nondurable goods whsle	62	10 468	.2	15.8
422990	Other miscellaneous nondurable goods whsle	62	10 468	.2	15.8
4229902	General merchandise (nondurable goods) whsle	62	10 468	.2	18.2

See footnotes at end of table.

Table 2. All Types of Operation by Broad Commodity Line and Kind of Business: 1997—Con.

[Includes only establishments with payroll. For meaning of abbreviations and symbols, see introductory text. For explanation of terms, see Appendix A]

CL code and NAICS code	Commodity line and kind of business	Establishments (number)	Sales (\$1,000)	Percent of sales accounted for by kind of business ¹	Coverage in percents
2100	Construction and mining machinery and equipment (including parts and attachments)	8 380	37 465 022	100.0	50.2
421	Wholesale trade, durable goods	8 298	37 416 228	99.9	49.6
4211	Motor vehicle & motor vehicle parts & supplies whsle	269	142 305	.4	3.4
42111	Automobile & other motor vehicle whsle	115	74 649	.2	4.6
421110	Automobile & other motor vehicle whsle	115	74 649	.2	4.6
4211101	Automobile & motorcycle whsle	19	26 928	.1	.2
4211103	Light truck & van (14,000 lb or less) whsle	6	1 398	Z	X
4211104	Medium truck & tractor (14,001 lb to 26,000 lb) whsle	19	5 054	Z	X
4211105	Heavy truck & tractor (over 26,000 lb) whsle	69	41 257	.1	21.0
42112	Motor vehicle supplies & new parts whsle	137	63 882	.2	.1
421120	Motor vehicle supplies & new parts whsle	137	63 882	.2	.1
4211201	Motor vehicle supplies & new parts—warehouse distributors	62	21 051	.1	X
4211202	Motor vehicle supplies & new parts—jobbers	71	41 420	.1	.2
42114	Motor vehicle parts, (used) whsle	15	1 569	Z	X
421140	Motor vehicle parts, (used) whsle	15	1 569	Z	X
4213	Lumber & other construction materials whsle	26	5 679	Z	17.6
42131	Lumber, plywood, millwork, & wood panel whsle	8	804	Z	X
421310	Lumber, plywood, millwork, & wood panel whsle	8	804	Z	X
4213101	Lumber without yard whsle	7	693	Z	X
42133	Roofing, siding, & insulation material whsle	14	2 517	Z	28.7
421330	Roofing, siding, & insulation material whsle	14	2 517	Z	28.7
4213301	Roofing, siding, & insulation material whsle	14	2 517	Z	28.7
4214	Professional & commercial equipment & supplies whsle	10	6 184	Z	X
4215	Metal & mineral (except petroleum) whsle	50	162 205	.4	1.1
42151	Metal service centers & offices	48	161 064	.4	1.1
421510	Metal service centers & offices	48	161 064	.4	1.1
4215101	Ferrous metal service centers & sales offices	48	161 064	.4	1.1
42151011	Ferrous metal service centers	38	156 116	.4	1.2
42151012	Ferrous metal sales offices	10	4 948	Z	X
4216	Electrical goods whsle	25	62 559	.2	.4
42161	Electrical apparatus & equip, wiring supp, & const material whsle	16	6 504	Z	8.6
421610	Electrical apparatus & equip, wiring supp, & const material whsle	16	6 504	Z	8.6
42169	Other electronic parts & equipment whsle	8	52 860	.1	X
421690	Other electronic parts & equipment whsle	8	52 860	.1	X
4216902	Electronic parts (excluding communications equipment) whsle	8	52 860	.1	X
4217	Hardware, & plumbing & heating equipment & supplies whsle	232	84 021	.2	3.3
42171	Hardware whsle	201	78 325	.2	3.7
421710	Hardware whsle	201	78 325	.2	3.7
42172	Plumbing & heating equipment & supplies (hydronics) whsle	17	2 529	Z	X
421720	Plumbing & heating equipment & supplies (hydronics) whsle	17	2 529	Z	X
42173	Warm air heating & air-conditioning equipment & supplies whsle	11	2 499	Z	X
421730	Warm air heating & air-conditioning equipment & supplies whsle	11	2 499	Z	X
4218	Machinery, equipment, & supplies whsle	7 345	36 900 693	98.5	51.4
42181	Construction & mining (except petroleum) machinery & equip whsle	5 321	35 878 032	95.8	62.9
421810	Construction & mining (except petroleum) machinery & equip whsle	5 321	35 878 032	95.8	62.9
42182	Farm & garden machinery & equipment whsle	774	474 629	1.3	3.3
421820	Farm & garden machinery & equipment whsle	774	474 629	1.3	3.3
4218201	Farm machinery & equipment—farm dealers	544	192 371	.5	3.2
4218202	Farm machinery & equipment—whsle distributors	222	279 033	.7	3.7
4218203	Lawn & garden machinery & equipment whsle	8	3 225	Z	X
42183	Industrial machinery & equipment whsle	744	344 078	.9	13.3
421830	Industrial machinery & equipment whsle	744	344 078	.9	13.3
4218302	Hydraulic & pneumatic (fluid-power) machinery & equipment whsle	86	19 763	.1	11.2
42183021	Hydraulic & pneumatic pumps & mssories, & supplies whsle	33	2 744	Z	X
42183022	Hydraulic & pneumatic parts, accessories, & supplies whsle	53	17 019	Z	18.3
4218303	General-purpose industrial machinery & equipment whsle	286	137 345	.4	16.6
4218304	Metaworking machinery & equipment whsle	37	13 097	Z	X
4218305	Materials handling equipment whsle	135	88 852	.2	27.2
4218306	Oilwell, oil refinery, & pipeline mach, equip, & supplies whsle	74	33 168	.1	4.1
4218307	Other industrial machinery & equipment whsle	121	49 224	.1	2.0
42184	Industrial supplies whsle	459	174 954	.5	4.6
421840	Industrial supplies whsle	459	174 954	.5	4.6
4218401	General-line industrial supplies whsle	242	69 786	.2	X
4218402	Mechanical power transmission supplies whsle	57	21 501	.1	X
4218403	Welding supplies whsle	19	4 557	Z	X
4218404	Industrial containers & supplies whsle	6	1 501	Z	X
4218405	Industrial valves & fittings (except fluid-power) whsle	9	6 556	Z	X
4218406	Other industrial supplies whsle	126	71 053	.2	10.4
42185	Service establishment equipment & supplies whsle	6	2 540	Z	X
421850	Service establishment equipment & supplies whsle	6	2 540	Z	X
4218504	Other service establishment equipment & supplies whsle	6	2 540	Z	X
42186	Transportation equipment & supplies (exc motor vehicle) whsle	41	26 460	.1	X
421860	Transportation equipment & supplies (exc motor vehicle) whsle	41	26 460	.1	X
4218601	Aircraft & aeronautical equipment & supplies whsle	6	18 894	.1	X
4218602	Marine machinery, equipment, & supplies whsle	28	6 371	Z	X
4218603	Other transportation equipment & supplies whsle	7	1 195	Z	X
4219	Miscellaneous durable goods whsle	337	52 203	.1	17.4
42199	Other miscellaneous durable goods whsle	331	47 034	.1	13.2
421990	Other miscellaneous durable goods whsle	331	47 034	.1	13.2
4219903	General merchandise (durable goods) whsle	326	46 655	.1	12.6

See footnotes at end of table.

Table 2. All Types of Operation by Broad Commodity Line and Kind of Business: 1997—Con.

[Includes only establishments with payroll. For meaning of abbreviations and symbols, see introductory text. For explanation of terms, see Appendix A]

CL code and NAICS code	Commodity line and kind of business	Establishments (number)	Sales (\$1,000)	Percent of sales accounted for by kind of business ¹	Coverage in percents
2100	Construction and mining machinery and equipment (including parts and attachments)—Con.				
422	Wholesale trade, nondurable goods	82	48 794	.1	8.5
4221	Paper & paper product whsle	7	349	Z	X
4226	Chemical & allied products whsle	34	37 098	.1	1.5
42261	Plastics materials & basic forms & shapes whsle	13	14 889	Z	X
422610	Plastics materials & basic forms & shapes whsle	13	14 889	Z	X
42269	Other chemical & allied products whsle	21	22 209	.1	1.7
422690	Other chemical & allied products whsle	21	22 209	.1	1.7
4226902	Other chemical & allied products whsle	18	21 956	.1	1.8
4227	Petroleum & petroleum products whsle	9	5 789	Z	53.1
42271	Petroleum bulk stations & terminals	9	5 789	Z	55.8
422710	Petroleum bulk stations & terminals	9	5 789	Z	55.8
4227101	Petroleum bulk stations & terminals (except LP)	9	5 789	Z	55.9
42271011	Petroleum bulk stations (except LP)	9	5 789	Z	50.7
4229	Miscellaneous nondurable goods whsle	29	5 296	Z	42.0
42299	Other miscellaneous nondurable goods whsle	25	4 363	Z	71.7
422990	Other miscellaneous nondurable goods whsle	25	4 363	Z	71.7
4229902	General merchandise (nondurable goods) whsle	25	4 363	Z	82.8
2200	Farm machinery, equipment, and parts	11 560	30 579 060	100.0	32.7
421	Wholesale trade, durable goods	10 989	30 408 114	99.4	33.4
4211	Motor vehicle & motor vehicle parts & supplies whsle	298	854 589	2.8	.1
42111	Automobile & other motor vehicle whsle	122	784 973	2.6	.1
421110	Automobile & other motor vehicle whsle	122	784 973	2.6	.1
4211101	Automobile & motorcycle whsle	48	743 249	2.4	.1
4211103	Light truck & van (14,000 lb or less) whsle	6	2 012	Z	X
4211104	Medium truck & tractor (14,001 lb to 26,000 lb) whsle	14	12 778	Z	X
4211105	Heavy truck & tractor (over 26,000 lb) whsle	51	23 625	.1	4.2
42112	Motor vehicle supplies & new parts whsle	143	64 908	.2	X
421120	Motor vehicle supplies & new parts whsle	143	64 908	.2	X
4211201	Motor vehicle supplies & new parts—warehouse distributors	59	9 277	Z	X
4211202	Motor vehicle supplies & new parts—jobbers	83	54 844	.2	X
42113	Tire & tube whsle	7	3 313	Z	3.5
421130	Tire & tube whsle	7	3 313	Z	3.5
42114	Motor vehicle parts, (used) whsle	26	1 395	Z	1.5
421140	Motor vehicle parts, (used) whsle	26	1 395	Z	1.5
4213	Lumber & other construction materials whsle	16	2 333	Z	36.3
42139	Other construction materials whsle	15	1 811	Z	12.4
421390	Other construction materials whsle	15	1 811	Z	12.4
4213902	Other construction materials whsle	15	1 811	Z	11.3
4214	Professional & commercial equipment & supplies whsle	6	462	Z	X
42144	Other commercial equipment whsle	6	462	Z	X
421440	Other commercial equipment whsle	6	462	Z	X
4214401	Restaurant & hotel equipment & supplies whsle	6	462	Z	X
4215	Metal & mineral (except petroleum) whsle	19	1 852	Z	X
42151	Metal service centers & offices	19	1 852	Z	X
421510	Metal service centers & offices	19	1 852	Z	X
4215101	Ferrous metal service centers & sales offices	19	1 852	Z	X
42151011	Ferrous metal service centers	14	1 618	Z	X
4216	Electrical goods whsle	10	4 530	Z	41.9
42161	Electrical apparatus & equip, wiring supp, & const material whsle	10	4 530	Z	42.3
421610	Electrical apparatus & equip, wiring supp, & const material whsle	10	4 530	Z	42.3
4217	Hardware, & plumbing & heating equipment & supplies whsle	75	35 123	.1	.5
42171	Hardware whsle	53	22 646	.1	.6
421710	Hardware whsle	53	22 646	.1	.6
42172	Plumbing & heating equipment & supplies (hydronics) whsle	17	11 082	Z	X
421720	Plumbing & heating equipment & supplies (hydronics) whsle	17	11 082	Z	X
4218	Machinery, equipment, & supplies whsle	10 329	29 476 097	96.4	51.0
42181	Construction & mining (except petroleum) machinery & equip whsle	577	493 000	1.6	3.5
421810	Construction & mining (except petroleum) machinery & equip whsle	577	493 000	1.6	3.5
42182	Farm & garden machinery & equipment whsle	9 123	28 705 281	93.9	71.0
421820	Farm & garden machinery & equipment whsle	9 123	28 705 281	93.9	71.0
4218201	Farm machinery & equipment—farm dealers	6 931	16 974 084	55.5	71.0
4218202	Farm machinery & equipment—whsle distributors	2 122	11 634 877	38.0	70.7
4218203	Lawn & garden machinery & equipment whsle	70	96 320	.3	59.6
42183	Industrial machinery & equipment whsle	416	230 120	.8	13.6
421830	Industrial machinery & equipment whsle	416	230 120	.8	13.6
4218302	Hydraulic & pneumatic (fluid-power) machinery & equipment whsle	58	16 379	.1	5.5
42183021	Hydraulic & pneumatic pumps & motors whsle	24	4 116	Z	X
42183022	Hydraulic & pneumatic parts, accessories, & supplies whsle	34	12 263	Z	7.7
4218303	General-purpose industrial machinery & equipment whsle	153	75 636	.2	12.1
4218304	Metalworking machinery & equipment whsle	16	9 444	Z	X
4218305	Materials handling equipment whsle	105	72 409	.2	X
4218306	Oilwell, oil refinery, & pipeline mach, equip, & supplies whsle	36	5 323	Z	X
4218307	Other industrial machinery & equipment whsle	44	46 772	.2	33.8
42184	Industrial supplies whsle	197	46 107	.2	X
421840	Industrial supplies whsle	197	46 107	.2	X
4218401	General-line industrial supplies whsle	69	7 657	Z	X
4218402	Mechanical power transmission supplies whsle	72	23 024	.1	X
4218404	Industrial containers & supplies whsle	8	5 260	Z	X
4218406	Other industrial supplies whsle	42	8 889	Z	X
42185	Service establishment equipment & supplies whsle	9	210	Z	X
421850	Service establishment equipment & supplies whsle	9	210	Z	X
4218504	Other service establishment equipment & supplies whsle	9	210	Z	X
42186	Transportation equipment & supplies (exc motor vehicle) whsle	7	1 379	Z	X
421860	Transportation equipment & supplies (exc motor vehicle) whsle	7	1 379	Z	X
4218603	Other transportation equipment & supplies whsle	7	1 379	Z	X

See footnotes at end of table.

Table 2. All Types of Operation by Broad Commodity Line and Kind of Business: 1997—Con.

[Includes only establishments with payroll. For meaning of abbreviations and symbols, see introductory text. For explanation of terms, see Appendix A]

CL code and NAICS code	Commodity line and kind of business	Establishments (number)	Sales (\$1,000)	Percent of sales accounted for by kind of business ¹	Coverage in percents
2200	Farm machinery, equipment, and parts—Con.				
421	Wholesale trade, durable goods—Con.				
4219	Miscellaneous durable goods whsle	234	32 978	.1	3.2
42199	Other miscellaneous durable goods whsle	232	32 485	.1	2.9
421990	Other miscellaneous durable goods whsle	232	32 485	.1	2.9
4219903	General merchandise (durable goods) whsle	227	32 374	.1	2.8
422	Wholesale trade, nondurable goods	571	170 946	.6	2.3
4224	Grocery & related products whsle	14	991	Z	X
4225	Farm-product raw material whsle	26	1 431	Z	2.2
42251	Grain & field bean whsle	20	1 187	Z	1.2
422510	Grain & field bean whsle	20	1 187	Z	1.2
4226	Chemical & allied products whsle	35	11 038	Z	10.4
42269	Other chemical & allied products whsle	33	10 744	Z	7.8
422690	Other chemical & allied products whsle	33	10 744	Z	7.8
4226902	Other chemical & allied products whsle	33	10 744	Z	7.9
4227	Petroleum & petroleum products whsle	12	850	Z	X
42271	Petroleum bulk stations & terminals	8	799	Z	X
422710	Petroleum bulk stations & terminals	8	799	Z	X
4227101	Petroleum bulk stations & terminals (except LP)	6	661	Z	X
42271011	Petroleum bulk stations (except LP)	6	661	Z	X
4229	Miscellaneous nondurable goods whsle	480	153 125	.5	2.2
42291	Farm supplies whsle	426	128 681	.4	2.2
422910	Farm supplies whsle	426	128 681	.4	2.2
4229101	Farm supplies—farm dealers	314	44 676	.1	.6
4229102	Farm supplies—whsle distributors	112	84 005	.3	3.1
42299	Other miscellaneous nondurable goods whsle	50	22 644	.1	1.6
422990	Other miscellaneous nondurable goods whsle	50	22 644	.1	1.6
4229902	General merchandise (nondurable goods) whsle	50	22 644	.1	1.9
2220	Garden machinery, equipment, and parts	6 321	6 996 346	100.0	45.8
421	Wholesale trade, durable goods	5 706	6 591 215	94.2	47.4
4211	Motor vehicle & motor vehicle parts & supplies whsle	153	30 977	.4	2.8
42111	Automobile & other motor vehicle whsle	13	4 558	.1	16.6
421110	Automobile & other motor vehicle whsle	13	4 558	.1	16.6
4211101	Automobile & motorcycle whsle	9	1 663	Z	80.6
42112	Motor vehicle supplies & new parts whsle	125	19 588	.3	X
421120	Motor vehicle supplies & new parts whsle	125	19 588	.3	X
4211201	Motor vehicle supplies & new parts—warehouse distributors	67	2 759	Z	X
4211202	Motor vehicle supplies & new parts—jobbers	58	16 829	.2	X
42114	Motor vehicle parts, (used) whsle	12	242	Z	X
421140	Motor vehicle parts, (used) whsle	12	242	Z	X
4212	Furniture & home furnishings whsle	11	18 994	.3	X
42121	Furniture whsle	6	1 906	Z	X
421210	Furniture whsle	6	1 906	Z	X
4212101	Household & lawn furniture whsle	6	1 906	Z	X
4213	Lumber & other construction materials whsle	8	454	Z	X
42131	Lumber, plywood, millwork, & wood panel whsle	7	346	Z	X
421310	Lumber, plywood, millwork, & wood panel whsle	7	346	Z	X
4213101	Lumber without yard whsle	7	346	Z	X
4215	Metal & mineral (except petroleum) whsle	7	2 680	Z	X
42151	Metal service centers & offices	7	2 680	Z	X
421510	Metal service centers & offices	7	2 680	Z	X
4215101	Ferrous metal service centers & sales offices	7	2 680	Z	X
4216	Electrical goods whsle	23	12 680	.2	X
42161	Electrical apparatus & equip, wiring supp, & const material whsle	7	6 427	.1	X
421610	Electrical apparatus & equip, wiring supp, & const material whsle	7	6 427	.1	X
42169	Other electronic parts & equipment whsle	11	2 293	Z	X
421690	Other electronic parts & equipment whsle	11	2 293	Z	X
4216902	Electronic parts (excluding communications equipment) whsle	11	2 293	Z	X
4217	Hardware, & plumbing & heating equipment & supplies whsle	184	466 980	6.7	1.1
42171	Hardware whsle	158	428 513	6.1	.7
421710	Hardware whsle	158	428 513	6.1	.7
42172	Plumbing & heating equipment & supplies (hydronics) whsle	21	16 227	.2	X
421720	Plumbing & heating equipment & supplies (hydronics) whsle	21	16 227	.2	X
4218	Machinery, equipment, & supplies whsle	4 795	5 739 940	82.0	57.6
42181	Construction & mining (except petroleum) machinery & equip whsle	196	65 160	.9	11.6
421810	Construction & mining (except petroleum) machinery & equip whsle	196	65 160	.9	11.6
42182	Farm & garden machinery & equipment whsle	4 399	5 519 849	78.9	71.4
421820	Farm & garden machinery & equipment whsle	4 399	5 519 849	78.9	71.4
4218201	Farm machinery & equipment—farm dealers	3 342	1 064 996	15.2	71.4
4218202	Farm machinery & equipment—whsle distributors	328	719 742	10.3	80.1
4218203	Lawn & garden machinery & equipment whsle	729	3 735 111	53.4	55.9
42183	Industrial machinery & equipment whsle	148	145 168	2.1	6.9
421830	Industrial machinery & equipment whsle	148	145 168	2.1	6.9
4218302	Hydraulic & pneumatic (fluid-power) machinery & equipment whsle	18	3 152	Z	X
42183021	Hydraulic & pneumatic pumps & motors whsle	15	1 378	Z	X
4218303	General-purpose industrial machinery & equipment whsle	87	96 445	1.4	3.7
4218305	Materials handling equipment whsle	20	13 210	.2	X
4218306	Oilwell, oil refinery, & pipeline mach, equip, & supplies whsle	6	583	Z	X
4218307	Other industrial machinery & equipment whsle	17	31 778	.5	40.5
42184	Industrial supplies whsle	45	6 972	.1	X
421840	Industrial supplies whsle	45	6 972	.1	X
4218401	General-line industrial supplies whsle	17	496	Z	X
4218402	Mechanical power transmission supplies whsle	15	281	Z	X
4218404	Industrial containers & supplies whsle	9	4 882	.1	X
42186	Transportation equipment & supplies (exc motor vehicle) whsle	6	1 551	Z	X
421860	Transportation equipment & supplies (exc motor vehicle) whsle	6	1 551	Z	X

See footnotes at end of table.

Table 2. All Types of Operation by Broad Commodity Line and Kind of Business: 1997—Con.

[Includes only establishments with payroll. For meaning of abbreviations and symbols, see introductory text. For explanation of terms, see Appendix A]

CL code and NAICS code	Commodity line and kind of business	Establishments (number)	Sales (\$1,000)	Percent of sales accounted for by kind of business ¹	Coverage in percents
2220	Garden machinery, equipment, and parts—Con.				
421	Wholesale trade, durable goods—Con.				
4219	Miscellaneous durable goods whsle	524	317 677	4.5	1.2
42191	Sporting & recreational goods & supplies whsle	18	34 078	.5	8.0
421910	Sporting & recreational goods & supplies whsle	18	34 078	.5	8.0
42199	Other miscellaneous durable goods whsle	505	283 553	4.1	.4
421990	Other miscellaneous durable goods whsle	505	283 553	4.1	.4
4219903	General merchandise (durable goods) whsle	502	283 497	4.1	.4
422	Wholesale trade, nondurable goods	615	405 131	5.8	5.9
4224	Grocery & related products whsle	8	177	Z	X
4226	Chemical & allied products whsle	281	245 526	3.5	X
42269	Other chemical & allied products whsle	278	245 238	3.5	X
422690	Other chemical & allied products whsle	278	245 238	3.5	X
4226902	Other chemical & allied products whsle	278	245 238	3.5	X
4227	Petroleum & petroleum products whsle	12	5 587	.1	X
42271	Petroleum bulk stations & terminals	12	5 587	.1	X
422710	Petroleum bulk stations & terminals	12	5 587	.1	X
4227101	Petroleum bulk stations & terminals (except LP)	12	5 587	.1	X
42271011	Petroleum bulk stations (except LP)	12	5 587	.1	X
4229	Miscellaneous nondurable goods whsle	303	153 105	2.2	6.9
42291	Farm supplies whsle	190	142 941	2.0	7.2
422910	Farm supplies whsle	190	142 941	2.0	7.2
4229101	Farm supplies—farm dealers	72	3 439	Z	X
4229102	Farm supplies—whsle distributors	118	139 502	2.0	8.1
42299	Other miscellaneous nondurable goods whsle	107	9 279	.1	X
422990	Other miscellaneous nondurable goods whsle	107	9 279	.1	X
4229901	Art goods whsle	6	2 992	Z	X
4229902	General merchandise (nondurable goods) whsle	80	4 526	.1	X
4229904	Other nondurable goods whsle	18	1 490	Z	X
2230	Food-processing machinery, equipment, and parts	2 133	4 028 567	100.0	66.4
421	Wholesale trade, durable goods	2 091	3 942 012	97.9	70.9
4214	Professional & commercial equipment & supplies whsle	15	5 992	.1	53.2
42143	Computer & computer peripheral equipment & software whsle	8	795	Z	X
421430	Computer & computer peripheral equipment & software whsle	8	795	Z	X
4214301	Computer & peripheral equipment whsle	8	795	Z	X
42143011	Computers & peripheral equipment for resale	7	429	Z	X
42144	Other commercial equipment whsle	7	5 197	.1	33.5
421440	Other commercial equipment whsle	7	5 197	.1	33.5
4216	Electrical goods whsle	12	2 358	.1	60.2
42169	Other electronic parts & equipment whsle	9	1 740	Z	54.9
421690	Other electronic parts & equipment whsle	9	1 740	Z	54.9
4216902	Electronic parts (excluding communications equipment) whsle	6	736	Z	51.5
4217	Hardware, & plumbing & heating equipment & supplies whsle	12	1 635	Z	74.9
42171	Hardware whsle	8	788	Z	77.3
421710	Hardware whsle	8	788	Z	77.3
4218	Machinery, equipment, & supplies whsle	2 040	3 928 971	97.5	67.1
42183	Industrial machinery & equipment whsle	1 985	3 910 908	97.1	69.6
421830	Industrial machinery & equipment whsle	1 985	3 910 908	97.1	69.6
4218301	Food-processing machinery & equipment whsle	1 333	3 680 692	91.4	68.3
4218302	Hydraulic & pneumatic (fluid-power) machinery & equipment whsle	70	15 549	.4	70.6
42183021	Hydraulic & pneumatic pumps & motors whsle	44	10 626	.3	54.9
42183022	Hydraulic & pneumatic parts, accessories, & supplies whsle	26	4 923	.1	80.1
4218303	General-purpose industrial machinery & equipment whsle	275	97 940	2.4	83.5
4218304	Metalworking machinery & equipment whsle	31	7 477	.2	X
4218305	Materials handling equipment whsle	99	48 789	1.2	71.4
4218306	Oilwell, oil refinery, & pipeline mach, equip, & supplies whsle	26	1 999	.1	74.9
4218307	Other industrial machinery & equipment whsle	151	58 462	1.5	58.0
42184	Industrial supplies whsle	43	13 650	.3	50.8
421840	Industrial supplies whsle	43	13 650	.3	50.8
4218401	General-line industrial supplies whsle	24	3 405	.1	34.7
4218404	Industrial containers & supplies whsle	12	5 631	.1	63.1
422	Wholesale trade, nondurable goods	42	86 555	2.1	9.0
4224	Grocery & related products whsle	17	73 654	1.8	1.6
42249	Other grocery & related products whsle	13	27 318	.7	22.5
422490	Other grocery & related products whsle	13	27 318	.7	22.5
4224901	Coffee, tea, & spice whsle	6	1 092	Z	X
4226	Chemical & allied products whsle	8	8 546	.2	X
42261	Plastics materials & basic forms & shapes whsle	6	7 828	.2	X
422610	Plastics materials & basic forms & shapes whsle	6	7 828	.2	X
4229	Miscellaneous nondurable goods whsle	14	3 620	.1	74.5
42299	Other miscellaneous nondurable goods whsle	14	3 620	.1	72.4
422990	Other miscellaneous nondurable goods whsle	14	3 620	.1	72.4
4229902	General merchandise (nondurable goods) whsle	11	3 598	.1	88.7

See footnotes at end of table.

Table 2. All Types of Operation by Broad Commodity Line and Kind of Business: 1997—Con.

[Includes only establishments with payroll. For meaning of abbreviations and symbols, see introductory text. For explanation of terms, see Appendix A]

CL code and NAICS code	Commodity line and kind of business	Establishments (number)	Sales (\$1,000)	Percent of sales accounted for by kind of business ¹	Coverage in percents
2300	Hydraulic and pneumatic (fluid-power) pumps, motors, and parts	4 993	5 068 295	100.0	58.2
421	Wholesale trade, durable goods	4 953	5 054 506	99.7	57.3
4211	Motor vehicle & motor vehicle parts & supplies whsle	9	7 782	.2	64.6
42112	Motor vehicle supplies & new parts whsle	9	7 782	.2	52.8
421120	Motor vehicle supplies & new parts whsle	9	7 782	.2	52.8
4211202	Motor vehicle supplies & new parts—jobbers	7	4 046	.1	38.0
4214	Professional & commercial equipment & supplies whsle.....	10	557	Z	60.9
4215	Metal & mineral (except petroleum) whsle	25	10 811	.2	42.8
42151	Metal service centers & offices	25	10 811	.2	42.4
421510	Metal service centers & offices	25	10 811	.2	42.4
4215101	Ferrous metal service centers & sales offices	25	10 811	.2	42.7
42151011	Ferrous metal service centers	14	9 423	.2	42.3
42151012	Ferrous metal sales offices	11	1 388	Z	44.2
4216	Electrical goods whsle	30	15 046	.3	62.7
42161	Electrical apparatus & equip, wiring supp, & const material whsle	7	6 901	.1	20.9
421610	Electrical apparatus & equip, wiring supp, & const material whsle	7	6 901	.1	20.9
42169	Other electronic parts & equipment whsle	23	8 145	.2	66.8
421690	Other electronic parts & equipment whsle	23	8 145	.2	66.8
4216901	Communications equipment & supplies whsle	10	1 893	Z	72.3
4216902	Electronic parts (excluding communications equipment) whsle	13	6 252	.1	64.4
4217	Hardware, & plumbing & heating equipment & supplies whsle	37	28 103	.6	14.9
42171	Hardware whsle	20	20 933	.4	4.4
421710	Hardware whsle	20	20 933	.4	4.4
42172	Plumbing & heating equipment & supplies (hydronics) whsle	11	6 274	.1	52.2
421720	Plumbing & heating equipment & supplies (hydronics) whsle	11	6 274	.1	52.2
42173	Warm air heating & air-conditioning equipment & supplies whsle	6	896	Z	X
421730	Warm air heating & air-conditioning equipment & supplies whsle	6	896	Z	X
4218	Machinery, equipment, & supplies whsle	4 727	4 981 822	98.3	54.8
42181	Construction & mining (except petroleum) machinery & equip whsle	62	6 050	.1	67.4
421810	Construction & mining (except petroleum) machinery & equip whsle	62	6 050	.1	67.4
42182	Farm & garden machinery & equipment whsle	9	2 060	Z	78.9
421820	Farm & garden machinery & equipment whsle	9	2 060	Z	78.9
42183	Industrial machinery & equipment whsle	3 741	4 823 497	95.2	63.3
421830	Industrial machinery & equipment whsle	3 741	4 823 497	95.2	63.3
4218301	Food-processing machinery & equipment whsle	45	11 520	.2	75.7
4218302	Hydraulic & pneumatic (fluid-power) machinery & equipment whsle	2 457	4 376 934	86.4	60.8
42183021	Hydraulic & pneumatic pumps & motors whsle	1 636	3 845 261	75.9	47.8
42183022	Hydraulic & pneumatic parts, accessories, & supplies whsle	821	531 673	10.5	71.1
4218303	General-purpose industrial machinery & equipment whsle	679	238 955	4.7	78.0
4218304	Metalworking machinery & equipment whsle.....	105	71 228	1.4	X
4218305	Materials handling equipment whsle	143	32 643	.6	63.8
4218306	Oilwell, oil refinery, & pipeline mach, equip, & supplies whsle	125	32 387	.6	69.3
4218307	Other industrial machinery & equipment whsle	187	59 830	1.2	59.5
42184	Industrial supplies whsle	885	128 154	2.5	6.7
421840	Industrial supplies whsle	885	128 154	2.5	6.7
4218401	General-line industrial supplies whsle	474	64 501	1.3	11.5
4218402	Mechanical power transmission supplies whsle	251	26 390	.5	1.0
4218405	Industrial valves & fittings (except fluid-power) whsle	53	24 079	.5	X
4218406	Other industrial supplies whsle	98	12 686	.3	2.5
42185	Service establishment equipment & supplies whsle	20	3 888	.1	63.2
421850	Service establishment equipment & supplies whsle	20	3 888	.1	63.2
4218504	Other service establishment equipment & supplies whsle	16	3 163	.1	55.8
42186	Transportation equipment & supplies (exc motor vehicle) whsle	10	18 173	.4	75.6
421860	Transportation equipment & supplies (exc motor vehicle) whsle	10	18 173	.4	75.6
4218603	Other transportation equipment & supplies whsle	9	5 076	.1	65.3
4219	Miscellaneous durable goods whsle	115	10 385	.2	7.7
42199	Other miscellaneous durable goods whsle	113	10 336	.2	7.0
421990	Other miscellaneous durable goods whsle	113	10 336	.2	7.0
4219903	General merchandise (durable goods) whsle	113	10 336	.2	6.6
422	Wholesale trade, nondurable goods	40	13 789	.3	31.5
4226	Chemical & allied products whsle	20	12 547	.2	21.7
42261	Plastics materials & basic forms & shapes whsle	7	10 568	.2	X
422610	Plastics materials & basic forms & shapes whsle	7	10 568	.2	X
42269	Other chemical & allied products whsle	13	1 979	Z	37.7
422690	Other chemical & allied products whsle	13	1 979	Z	37.7
4226902	Other chemical & allied products whsle	11	1 888	Z	39.7
4229	Miscellaneous nondurable goods whsle	16	582	Z	79.0
42299	Other miscellaneous nondurable goods whsle	16	582	Z	76.8
422990	Other miscellaneous nondurable goods whsle	16	582	Z	76.8
4229902	General merchandise (nondurable goods) whsle	16	582	Z	88.7
2320	General-purpose industrial machinery, equipment, and parts	23 404	46 937 281	100.0	28.3

See footnotes at end of table.

Table 2. All Types of Operation by Broad Commodity Line and Kind of Business: 1997—Con.

[Includes only establishments with payroll. For meaning of abbreviations and symbols, see introductory text. For explanation of terms, see Appendix A]

CL code and NAICS code	Commodity line and kind of business	Establishments (number)	Sales (\$1,000)	Percent of sales accounted for by kind of business ¹	Coverage in percents
2320	General-purpose industrial machinery, equipment, and parts—Con.				
421	Wholesale trade, durable goods	21 840	42 526 982	90.6	31.2
4211	Motor vehicle & motor vehicle parts & supplies whsle	467	434 073	.9	5.0
42111	Automobile & other motor vehicle whsle	47	14 487	Z	1.0
421110	Automobile & other motor vehicle whsle	47	14 487	Z	1.0
4211101	Automobile & motorcycle whsle	8	3 465	Z	X
4211104	Medium truck & tractor (14,001 lb to 26,000 lb) whsle	10	4 931	Z	X
4211105	Heavy truck & tractor (over 26,000 lb) whsle	27	5 926	Z	X
42112	Motor vehicle supplies & new parts whsle	399	416 851	.9	4.4
421120	Motor vehicle supplies & new parts whsle	399	416 851	.9	4.4
4211201	Motor vehicle supplies & new parts—warehouse distributors	136	213 542	.5	.6
4211202	Motor vehicle supplies & new parts—jobbers	230	170 685	.4	6.7
4211203	Petroleum products marketing equipment whsle	33	32 624	.1	X
42113	Tire & tube whsle	11	2 440	Z	X
421130	Tire & tube whsle	11	2 440	Z	X
42114	Motor vehicle parts, (used) whsle	10	295	Z	X
421140	Motor vehicle parts, (used) whsle	10	295	Z	X
4212	Furniture & home furnishings whsle	43	16 382	Z	X
42121	Furniture whsle	11	11 384	Z	X
421210	Furniture whsle	11	11 384	Z	X
4212102	Office & business furniture whsle	6	9 963	Z	X
42122	Home furnishings whsle	32	4 998	Z	X
421220	Home furnishings whsle	32	4 998	Z	X
4212203	Floor coverings whsle	9	410	Z	X
4212204	Other home furnishings whsle	15	3 888	Z	X
4213	Lumber & other construction materials whsle	26	18 994	Z	X
42131	Lumber, plywood, millwork, & wood panel whsle	8	13 657	Z	X
421310	Lumber, plywood, millwork, & wood panel whsle	8	13 657	Z	X
42139	Other construction materials whsle	12	4 684	Z	X
421390	Other construction materials whsle	12	4 684	Z	X
4213902	Other construction materials whsle	12	4 684	Z	X
4214	Professional & commercial equipment & supplies whsle	370	393 935	.8	2.1
42142	Office equipment whsle	266	203 569	.4	X
421420	Office equipment whsle	266	203 569	.4	X
42143	Computer & computer peripheral equipment & software whsle	60	174 750	.4	2.7
421430	Computer & computer peripheral equipment & software whsle	60	174 750	.4	2.7
4214301	Computer & peripheral equipment whsle	46	103 286	.2	5.1
42143011	Computers & peripheral equipment for resale	26	96 421	.2	X
42143012	Computers & peripheral equipment for end use	20	6 865	Z	X
4214302	Computer software (packaged) whsle	14	71 464	.2	X
42144	Other commercial equipment whsle	14	3 366	Z	X
421440	Other commercial equipment whsle	14	3 366	Z	X
4214401	Restaurant & hotel equipment & supplies whsle	9	933	Z	X
42145	Medical, dental, & hospital equipment & supplies whsle	20	8 578	Z	20.4
421450	Medical, dental, & hospital equipment & supplies whsle	20	8 578	Z	20.4
4214501	Surgical, medical, & hospital supplies whsle	19	8 479	Z	19.4
4215	Metal & mineral (except petroleum) whsle	501	1 365 604	2.9	4.0
42151	Metal service centers & offices	487	1 301 131	2.8	4.4
421510	Metal service centers & offices	487	1 301 131	2.8	4.4
4215101	Ferrous metal service centers & sales offices	435	1 177 485	2.5	4.5
42151011	Ferrous metal service centers	287	1 036 888	2.2	.5
42151012	Ferrous metal sales offices	148	140 597	.3	27.6
4215102	Nonferrous metal service centers & sales offices	52	123 646	.3	3.7
42151021	Nonferrous metal service centers	36	83 094	.2	1.5
42151022	Nonferrous metal sales offices	16	40 552	.1	24.1
42152	Coal & other mineral & ore whsle	14	64 473	.1	X
421520	Coal & other mineral & ore whsle	14	64 473	.1	X
4215202	Other mineral & ore whsle	9	2 112	Z	X
4216	Electrical goods whsle	970	927 080	2.0	3.1
42161	Electrical apparatus & equip, wiring supp, & const material whsle	481	232 653	.5	2.8
421610	Electrical apparatus & equip, wiring supp, & const material whsle	481	232 653	.5	2.8
42162	Electrical appliance, television & radio set whsle	18	3 587	Z	9.0
421620	Electrical appliance, television & radio set whsle	18	3 587	Z	9.0
42169	Other electronic parts & equipment whsle	471	690 840	1.5	3.2
421690	Other electronic parts & equipment whsle	471	690 840	1.5	3.2
4216901	Communications equipment & supplies whsle	47	91 376	.2	4.3
4216902	Electronic parts (excluding communications equipment) whsle	424	599 464	1.3	3.0
4217	Hardware, & plumbing & heating equipment & supplies whsle	695	325 304	.7	7.8
42171	Hardware whsle	395	206 329	.4	5.0
421710	Hardware whsle	395	206 329	.4	5.0
42172	Plumbing & heating equipment & supplies (hydronics) whsle	164	59 050	.1	13.0
421720	Plumbing & heating equipment & supplies (hydronics) whsle	164	59 050	.1	13.0
42173	Warm air heating & air-conditioning equipment & supplies whsle	124	53 500	.1	17.3
421730	Warm air heating & air-conditioning equipment & supplies whsle	124	53 500	.1	17.3
42174	Refrigeration equipment & supplies whsle	12	6 425	Z	25.7
421740	Refrigeration equipment & supplies whsle	12	6 425	Z	25.7

See footnotes at end of table.

Table 2. All Types of Operation by Broad Commodity Line and Kind of Business: 1997—Con.

[Includes only establishments with payroll. For meaning of abbreviations and symbols, see introductory text. For explanation of terms, see Appendix A]

CL code and NAICS code	Commodity line and kind of business	Establishments (number)	Sales (\$1,000)	Percent of sales accounted for by kind of business ¹	Coverage in percents
2320	General-purpose industrial machinery, equipment, and parts—Con.				
421	Wholesale trade, durable goods—Con.				
4218	Machinery, equipment, & supplies whsle	17 091	38 223 181	81.4	45.0
42181	Construction & mining (except petroleum) machinery & equip whsle	520	491 999	1.0	3.4
421810	Construction & mining (except petroleum) machinery & equip whsle	520	491 999	1.0	3.4
42182	Farm & garden machinery & equipment whsle	620	465 663	1.0	3.3
421820	Farm & garden machinery & equipment whsle	620	465 663	1.0	3.3
4218201	Farm machinery & equipment—farm dealers	434	180 633	.4	.8
4218202	Farm machinery & equipment—whsle distributors	164	263 711	.6	4.4
4218203	Lawn & garden machinery & equipment whsle	22	21 319	Z	29.7
42183	Industrial machinery & equipment whsle	14 004	36 341 609	77.4	55.2
421830	Industrial machinery & equipment whsle	14 004	36 341 609	77.4	55.2
4218301	Food-processing machinery & equipment whsle	178	122 628	.3	64.7
4218302	Hydraulic & pneumatic (fluid-power) machinery & equipment whsle	804	457 898	1.0	68.2
42183021	Hydraulic & pneumatic pumps & motors whsle	422	231 737	.5	58.9
42183022	Hydraulic & pneumatic parts, accessories, & supplies whsle	382	226 161	.5	73.6
4218303	General-purpose industrial machinery & equipment whsle	11 101	34 380 447	73.2	60.7
4218304	Metalworking machinery & equipment whsle	406	376 643	.8	X
4218305	Materials handling equipment whsle	544	435 006	.9	43.2
4218306	Oilwell, oil refinery, & pipeline mach, equip, & supplies whsle	419	222 839	.5	67.3
4218307	Other industrial machinery & equipment whsle	552	346 148	.7	57.1
42184	Industrial supplies whsle	1 717	839 982	1.8	12.1
421840	Industrial supplies whsle	1 717	839 982	1.8	12.1
4218401	General-line industrial supplies whsle	726	166 142	.4	17.2
4218402	Mechanical power transmission supplies whsle	249	95 216	.2	13.5
4218403	Welding supplies whsle	80	17 240	Z	X
4218404	Industrial containers & supplies whsle	41	22 351	Z	17.2
4218405	Industrial valves & fittings (except fluid-power) whsle	110	89 887	.2	X
4218406	Other industrial supplies whsle	511	449 146	1.0	.9
42185	Service establishment equipment & supplies whsle	116	23 209	Z	14.7
421850	Service establishment equipment & supplies whsle	116	23 209	Z	14.7
4218502	Custodial, janitors' equipment & supplies whsle	52	6 228	Z	X
4218503	Laundry & dry-cleaning equipment & supplies whsle	6	6 087	Z	X
4218504	Other service establishment equipment & supplies whsle	58	10 894	Z	29.4
42186	Transportation equipment & supplies (exc motor vehicle) whsle	114	60 719	.1	5.2
421860	Transportation equipment & supplies (exc motor vehicle) whsle	114	60 719	.1	5.2
4218601	Aircraft & aeronautical equipment & supplies whsle	30	14 455	Z	X
4218602	Marine machinery, equipment, & supplies whsle	56	33 743	.1	2.4
4218603	Other transportation equipment & supplies whsle	28	12 521	Z	28.6
4219	Miscellaneous durable goods whsle	1 677	822 429	1.8	.1
42191	Sporting & recreational goods & supplies whsle	8	2 738	Z	X
421910	Sporting & recreational goods & supplies whsle	8	2 738	Z	X
42192	Toy & hobby goods & supplies whsle	6	312	Z	X
421920	Toy & hobby goods & supplies whsle	6	312	Z	X
42193	Recyclable material whsle	247	98 560	.2	.5
421930	Recyclable material whsle	247	98 560	.2	.5
4219301	Iron & steel scrap processors & dealers	74	52 096	.1	X
42193011	Iron & steel scrap processors (using power processing equipment)	62	12 993	Z	X
42193012	Iron & steel scrap processors (not using power processing equip)	12	39 103	.1	X
4219302	Recyclable paper & paperboard whsle	23	5 739	Z	2.7
4219303	Other recyclable material whsle	150	40 725	.1	.3
42199	Other miscellaneous durable goods whsle	1 414	720 657	1.5	.1
421990	Other miscellaneous durable goods whsle	1 414	720 657	1.5	.1
4219902	Forest products (except lumber) whsle	18	2 459	Z	X
4219903	General merchandise (durable goods) whsle	1 354	709 417	1.5	.1
4219905	Fire extinguishers & fire safety equipment whsle	10	1 161	Z	X
4219906	Other durable goods whsle	29	7 261	Z	X
422	Wholesale trade, nondurable goods	1 564	4 410 299	9.4	15.7
4221	Paper & paper product whsle	67	21 541	Z	X
42212	Stationery & office supplies whsle	12	5 803	Z	X
422120	Stationery & office supplies whsle	12	5 803	Z	X
42213	Industrial & personal service paper whsle	52	15 691	Z	X
422130	Industrial & personal service paper whsle	52	15 691	Z	X
4222	Drugs, & druggists' sundries whsle	9	2 245	Z	8.3
42221	Drugs, & druggists' sundries whsle	9	2 245	Z	8.3
422210	Drugs, & druggists' sundries whsle	9	2 245	Z	8.3
4222101	General-line drugs whsle	8	2 238	Z	8.2
4223	Apparel, piece goods, & notions whsle	70	67 761	.1	2.7
42231	Piece goods, notions, & other dry goods whsle	52	55 093	.1	X
422310	Piece goods, notions, & other dry goods whsle	52	55 093	.1	X
4223101	Piece goods—jobbers	44	54 071	.1	X
4223102	Notions & other dry goods whsle	8	1 022	Z	X
42232	Men's & boys' clothing & furnishings whsle	15	9 005	Z	X
422320	Men's & boys' clothing & furnishings whsle	15	9 005	Z	X
4224	Grocery & related products whsle	37	7 546	Z	1.6
42249	Other grocery & related products whsle	22	4 129	Z	1.0
422490	Other grocery & related products whsle	22	4 129	Z	1.0
4224906	Other grocery specialties whsle	16	3 134	Z	1.6
4225	Farm-product raw material whsle	66	40 963	.1	X
42251	Grain & field bean whsle	52	39 120	.1	X
422510	Grain & field bean whsle	52	39 120	.1	X
42252	Livestock whsle	8	1 331	Z	X
422520	Livestock whsle	8	1 331	Z	X
42259	Other farm product raw material whsle	6	512	Z	X
422590	Other farm product raw material whsle	6	512	Z	X
4225905	Other farm-product raw material whsle	6	512	Z	X

See footnotes at end of table.

Table 2. All Types of Operation by Broad Commodity Line and Kind of Business: 1997—Con.

[Includes only establishments with payroll. For meaning of abbreviations and symbols, see introductory text. For explanation of terms, see Appendix A]

CL code and NAICS code	Commodity line and kind of business	Establishments (number)	Sales (\$1,000)	Percent of sales accounted for by kind of business ¹	Coverage in percents
2320	General-purpose industrial machinery, equipment, and parts—Con.				
422	Wholesale trade, nondurable goods—Con.				
4226	Chemical & allied products whsle	890	388 227	.8	11.8
42261	Plastics materials & basic forms & shapes whsle	161	90 374	.2	4.2
422610	Plastics materials & basic forms & shapes whsle	161	90 374	.2	4.2
42269	Other chemical & allied products whsle	729	297 853	.6	13.2
422690	Other chemical & allied products whsle	729	297 853	.6	13.2
4226901	Industrial gases (except LP) whsle	44	10 126	.2	X
4226902	Other chemical & allied products whsle	685	287 727	.6	13.6
4227	Petroleum & petroleum products whsle	145	129 663	.3	69.4
42271	Petroleum bulk stations & terminals	94	110 799	.2	73.8
422710	Petroleum bulk stations & terminals	94	110 799	.2	73.8
4227101	Petroleum bulk stations & terminals (except LP)	92	110 695	.2	74.1
42271011	Petroleum bulk stations (except LP)	88	37 444	.1	5.4
42272	Petroleum & petroleum prod whsle (exc bulk stations & terminals)	51	18 864	Z	X
422720	Petroleum & petroleum prod whsle (exc bulk stations & terminals)	51	18 864	Z	X
4229	Miscellaneous nondurable goods whsle	280	3 752 353	8.0	.3
42291	Farm supplies whsle	22	13 788	Z	39.1
422910	Farm supplies whsle	22	13 788	Z	39.1
4229102	Farm supplies—whsle distributors	22	13 788	Z	41.2
42295	Paint, varnish, & supplies whsle	54	41 124	.1	.8
422950	Paint, varnish, & supplies whsle	54	41 124	.1	.8
4229501	Paint, varnish, & supplies whsle	54	41 124	.1	.8
42299	Other miscellaneous nondurable goods whsle	203	3 697 391	7.9	.1
422990	Other miscellaneous nondurable goods whsle	203	3 697 391	7.9	.1
4229902	General merchandise (nondurable goods) whsle	154	3 682 202	7.8	.1
4229904	Other nondurable goods whsle	40	14 639	Z	3.8
2330	Metalworking machinery, equipment, and parts	6 993	18 570 588	100.0	X
421	Wholesale trade, durable goods	6 897	18 540 409	99.8	X
4211	Motor vehicle & motor vehicle parts & supplies whsle	11	4 090	Z	X
42112	Motor vehicle supplies & new parts whsle	11	4 090	Z	X
421120	Motor vehicle supplies & new parts whsle	11	4 090	Z	X
4211202	Motor vehicle supplies & new parts—jobbers	9	3 454	Z	X
4213	Lumber & other construction materials whsle	10	4 536	Z	X
4214	Professional & commercial equipment & supplies whsle	18	4 381	Z	X
42143	Computer & computer peripheral equipment & software whsle	8	2 188	Z	X
421430	Computer & computer peripheral equipment & software whsle	8	2 188	Z	X
4214301	Computer & peripheral equipment whsle	8	2 188	Z	X
42143012	Computers & peripheral equipment for end use	6	2 106	Z	X
42145	Medical, dental, & hospital equipment & supplies whsle	9	2 077	Z	X
421450	Medical, dental, & hospital equipment & supplies whsle	9	2 077	Z	X
4214501	Surgical, medical, & hospital supplies whsle	9	2 077	Z	X
4215	Metal & mineral (except petroleum) whsle	118	61 874	.3	X
42151	Metal service centers & offices	118	61 874	.3	X
421510	Metal service centers & offices	118	61 874	.3	X
4215101	Ferrous metal service centers & sales offices	102	47 950	.3	X
42151011	Ferrous metal service centers	50	22 166	.1	X
42151012	Ferrous metal sales offices	52	25 784	.1	X
4215102	Nonferrous metal service centers & sales offices	16	13 924	.1	X
42151022	Nonferrous metal sales offices	15	13 706	.1	X
4216	Electrical goods whsle	42	14 655	.1	X
42161	Electrical apparatus & equip, wiring supp, & const material whsle	20	5 468	Z	X
421610	Electrical apparatus & equip, wiring supp, & const material whsle	20	5 468	Z	X
42169	Other electronic parts & equipment whsle	20	9 149	Z	X
421690	Other electronic parts & equipment whsle	20	9 149	Z	X
4216902	Electronic parts (excluding communications equipment) whsle	19	8 926	Z	X
4217	Hardware, & plumbing & heating equipment & supplies whsle	363	124 528	.7	X
42171	Hardware whsle	259	105 935	.6	X
421710	Hardware whsle	259	105 935	.6	X
42172	Plumbing & heating equipment & supplies (hydronics) whsle	24	7 285	Z	X
421720	Plumbing & heating equipment & supplies (hydronics) whsle	24	7 285	Z	X
42173	Warm air heating & air-conditioning equipment & supplies whsle	78	7 396	Z	X
421730	Warm air heating & air-conditioning equipment & supplies whsle	78	7 396	Z	X
4218	Machinery, equipment, & supplies whsle	5 917	18 293 223	98.5	X
42181	Construction & mining (except petroleum) machinery & equip whsle	31	32 214	.2	X
421810	Construction & mining (except petroleum) machinery & equip whsle	31	32 214	.2	X
42182	Farm & garden machinery & equipment whsle	15	5 894	Z	X
421820	Farm & garden machinery & equipment whsle	15	5 894	Z	X
4218202	Farm machinery & equipment—whsle distributors	7	3 570	Z	X
4218203	Lawn & garden machinery & equipment whsle	6	1 732	Z	X
42183	Industrial machinery & equipment whsle	5 115	18 031 151	97.1	X
421830	Industrial machinery & equipment whsle	5 115	18 031 151	97.1	X
4218301	Food-processing machinery & equipment whsle	28	22 339	.1	X
4218302	Hydraulic & pneumatic (fluid-power) machinery & equipment whsle	70	14 053	.1	X
421830201	Hydraulic & pneumatic pumps & motors whsle	25	2 993	Z	X
421830202	Hydraulic & pneumatic parts, accessories, & supplies whsle	45	11 060	.1	X
4218303	General-purpose industrial machinery & equipment whsle	500	410 743	2.2	X
4218304	Metalworking machinery & equipment whsle	4 092	17 387 950	93.6	X
4218305	Materials handling equipment whsle	146	53 309	.3	X
4218306	Oilwell, oil refinery, & pipeline mach, equip, & supplies whsle	99	48 670	.3	X
4218307	Other industrial machinery & equipment whsle	180	94 087	.5	X
42184	Industrial supplies whsle	751	220 347	1.2	X
421840	Industrial supplies whsle	751	220 347	1.2	X
4218401	General-line industrial supplies whsle	274	52 917	.3	X
4218402	Mechanical power transmission supplies whsle	43	16 474	.1	X
4218403	Welding supplies whsle	118	19 455	.1	X
4218404	Industrial containers & supplies whsle	13	5 420	Z	X
4218405	Industrial valves & fittings (except fluid-power) whsle	7	7 500	Z	X
4218406	Other industrial supplies whsle	296	118 581	.6	X

See footnotes at end of table.

Table 2. All Types of Operation by Broad Commodity Line and Kind of Business: 1997—Con.

[Includes only establishments with payroll. For meaning of abbreviations and symbols, see introductory text. For explanation of terms, see Appendix A]

CL code and NAICS code	Commodity line and kind of business	Establishments (number)	Sales (\$1,000)	Percent of sales accounted for by kind of business ¹	Coverage in percents
2330	Metalworking machinery, equipment, and parts—Con.				
421	Wholesale trade, durable goods—Con.				
4219	Miscellaneous durable goods whsle	418	33 122	.2	X
42199	Other miscellaneous durable goods whsle	411	29 068	.2	X
421990	Other miscellaneous durable goods whsle	411	29 068	.2	X
4219903	General merchandise (durable goods) whsle	392	26 539	.1	X
4219905	Fire extinguishers & fire safety equipment whsle	13	2 415	Z	X
4219906	Other durable goods whsle	6	114	Z	X
422	Wholesale trade, nondurable goods	96	30 179	.2	X
4223	Apparel, piece goods, & notions whsle	8	7 224	Z	X
42231	Piece goods, notions, & other dry goods whsle	7	6 377	Z	X
422310	Piece goods, notions, & other dry goods whsle	7	6 377	Z	X
4223101	Piece goods—jobbers	7	6 377	Z	X
4226	Chemical & allied products whsle	46	15 642	.1	X
42261	Plastics materials & basic forms & shapes whsle	11	3 839	Z	X
422610	Plastics materials & basic forms & shapes whsle	11	3 839	Z	X
42269	Other chemical & allied products whsle	35	11 803	.1	X
422690	Other chemical & allied products whsle	35	11 803	.1	X
4226901	Industrial gases (except LP) whsle	12	5 802	Z	X
4226902	Other chemical & allied products whsle	23	6 001	Z	X
4229	Miscellaneous nondurable goods whsle	32	6 341	Z	X
42295	Paint, varnish, & supplies whsle	18	892	Z	X
422950	Paint, varnish, & supplies whsle	18	892	Z	X
4229501	Paint, varnish, & supplies whsle	18	892	Z	X
42299	Other miscellaneous nondurable goods whsle	12	5 305	Z	X
422990	Other miscellaneous nondurable goods whsle	12	5 305	Z	X
4229902	General merchandise (nondurable goods) whsle	7	5 209	Z	X
2340	Materials handling machinery, equipment, and parts	10 266	16 877 090	100.0	42.1
421	Wholesale trade, durable goods	10 141	16 828 410	99.7	41.1
4211	Motor vehicle & motor vehicle parts & supplies whsle	15	2 842	Z	57.6
42111	Automobile & other motor vehicle whsle	7	748	Z	X
421110	Automobile & other motor vehicle whsle	7	748	Z	X
42112	Motor vehicle supplies & new parts whsle	8	2 094	Z	X
421120	Motor vehicle supplies & new parts whsle	8	2 094	Z	X
4213	Lumber & other construction materials whsle	16	6 018	Z	X
42131	Lumber, plywood, millwork, & wood panel whsle	10	5 032	Z	X
421310	Lumber, plywood, millwork, & wood panel whsle	10	5 032	Z	X
4213101	Lumber without yard whsle	9	594	Z	X
4214	Professional & commercial equipment & supplies whsle	67	27 180	.2	33.6
42143	Computer & computer peripheral equipment & software whsle	14	3 050	Z	31.1
421430	Computer & computer peripheral equipment & software whsle	14	3 050	Z	31.1
4214301	Computer & peripheral equipment whsle	14	3 050	Z	31.1
42143011	Computers & peripheral equipment for resale	10	853	Z	X
42144	Other commercial equipment whsle	39	17 297	.1	60.8
421440	Other commercial equipment whsle	39	17 297	.1	60.8
4214402	Store machines & equipment whsle	39	17 297	.1	52.4
42145	Medical, dental, & hospital equipment & supplies whsle	11	5 048	Z	4.6
421450	Medical, dental, & hospital equipment & supplies whsle	11	5 048	Z	4.6
4214501	Surgical, medical, & hospital supplies whsle	11	5 048	Z	4.5
4215	Metal & mineral (except petroleum) whsle	76	20 401	.1	48.1
42151	Metal service centers & offices	76	20 401	.1	47.7
421510	Metal service centers & offices	76	20 401	.1	47.7
4215101	Ferrous metal service centers & sales offices	62	16 965	.1	46.6
42151011	Ferrous metal service centers	42	14 278	.1	38.8
42151012	Ferrous metal sales offices	20	2 687	Z	71.6
4215102	Nonferrous metal service centers & sales offices	14	3 436	Z	76.9
42151022	Nonferrous metal sales offices	13	1 759	Z	80.5
4216	Electrical goods whsle	989	609 012	3.6	1.0
42161	Electrical apparatus & equip, wiring supp, & const material whsle	795	543 030	3.2	.2
421610	Electrical apparatus & equip, wiring supp, & const material whsle	795	543 030	3.2	.2
42162	Electrical appliance, television & radio set whsle	20	5 285	Z	12.5
421620	Electrical appliance, television & radio set whsle	20	5 285	Z	12.5
42169	Other electronic parts & equipment whsle	174	60 697	.4	5.7
421690	Other electronic parts & equipment whsle	174	60 697	.4	5.7
4216901	Communications equipment & supplies whsle	31	14 250	.1	29.3
4216902	Electronic parts (excluding communications equipment) whsle	143	46 447	.3	3.0
4217	Hardware, & plumbing & heating equipment & supplies whsle	316	71 726	.4	2.1
42171	Hardware whsle	253	58 595	.3	2.6
421710	Hardware whsle	253	58 595	.3	2.6
42172	Plumbing & heating equipment & supplies (hydronics) whsle	24	8 311	Z	X
421720	Plumbing & heating equipment & supplies (hydronics) whsle	24	8 311	Z	X
42173	Warm air heating & air-conditioning equipment & supplies whsle	33	3 291	Z	X
421730	Warm air heating & air-conditioning equipment & supplies whsle	33	3 291	Z	X
42174	Refrigeration equipment & supplies whsle	6	1 529	Z	X
421740	Refrigeration equipment & supplies whsle	6	1 529	Z	X

See footnotes at end of table.

Table 2. All Types of Operation by Broad Commodity Line and Kind of Business: 1997—Con.

[Includes only establishments with payroll. For meaning of abbreviations and symbols, see introductory text. For explanation of terms, see Appendix A]

CL code and NAICS code	Commodity line and kind of business	Establishments (number)	Sales (\$1,000)	Percent of sales accounted for by kind of business ¹	Coverage in percents
2340	Materials handling machinery, equipment, and parts—Con.				
421	Wholesale trade, durable goods—Con.				
4218	Machinery, equipment, & supplies whsle	8 305	16 065 426	95.2	45.8
42181	Construction & mining (except petroleum) machinery & equip whsle	470	388 331	2.3	3.7
421810	Construction & mining (except petroleum) machinery & equip whsle	470	388 331	2.3	3.7
42182	Farm & garden machinery & equipment whsle	27	16 755	.1	67.1
421820	Farm & garden machinery & equipment whsle	27	16 755	.1	67.1
4218201	Farm machinery & equipment—farm dealers	10	9 212	.1	76.0
4218202	Farm machinery & equipment—whsle distributors	14	5 890	Z	65.3
42183	Industrial machinery & equipment whsle	6 305	15 227 180	90.2	59.4
421830	Industrial machinery & equipment whsle	6 305	15 227 180	90.2	59.4
4218301	Food-processing machinery & equipment whsle	123	58 044	.3	71.6
4218302	Hydraulic & pneumatic (fluid-power) machinery & equipment whsle	180	39 242	.2	59.3
42183021	Hydraulic & pneumatic pumps & motors whsle	61	11 186	.1	57.3
42183022	Hydraulic & pneumatic parts, accessories, & supplies whsle	119	28 056	.2	62.0
4218303	General-purpose industrial machinery & equipment whsle	750	443 496	2.6	70.9
4218304	Metalworking machinery & equipment whsle	194	131 905	.8	X
4218305	Materials handling equipment whsle	4 642	14 390 387	85.3	55.4
4218306	Oilwell, oil refinery, & pipeline mach. equip, & supplies whsle	40	15 022	.1	70.3
4218307	Other industrial machinery & equipment whsle	376	149 084	.9	57.1
42184	Industrial supplies whsle	1 478	431 629	2.6	5.1
421840	Industrial supplies whsle	1 478	431 629	2.6	5.1
4218401	General-line industrial supplies whsle	481	142 809	.8	9.3
4218402	Mechanical power transmission supplies whsle	479	155 014	.9	7.8
4218404	Industrial containers & supplies whsle	43	21 876	.1	6.4
4218405	Industrial valves & fittings (except fluid-power) whsle	17	1 741	Z	X
4218406	Other industrial supplies whsle	456	110 043	.7	1.1
42185	Service establishment equipment & supplies whsle	15	1 044	Z	49.6
421850	Service establishment equipment & supplies whsle	15	1 044	Z	49.6
4218504	Other service establishment equipment & supplies whsle	13	953	Z	44.9
42186	Transportation equipment & supplies (exc motor vehicle) whsle	10	487	Z	X
421860	Transportation equipment & supplies (exc motor vehicle) whsle	10	487	Z	X
4218603	Other transportation equipment & supplies whsle	10	487	Z	X
4219	Miscellaneous durable goods whsle	357	25 805	.2	9.7
42193	Recyclable material whsle	7	4 647	Z	55.7
421930	Recyclable material whsle	7	4 647	Z	55.7
4219302	Recyclable paper & paperboard whsle	6	4 256	Z	81.0
42199	Other miscellaneous durable goods whsle	350	21 158	.1	.6
421990	Other miscellaneous durable goods whsle	350	21 158	.1	.6
4219903	General merchandise (durable goods) whsle	348	21 146	.1	.5
422	Wholesale trade, nondurable goods	125	48 680	.3	52.1
4221	Paper & paper product whsle	11	3 912	Z	X
42213	Industrial & personal service paper whsle	9	2 718	Z	X
422130	Industrial & personal service paper whsle	9	2 718	Z	X
4226	Chemical & allied products whsle	39	20 991	.1	58.8
42261	Plastics materials & basic forms & shapes whsle	19	18 336	.1	8.4
422610	Plastics materials & basic forms & shapes whsle	19	18 336	.1	8.4
42269	Other chemical & allied products whsle	20	2 655	Z	69.5
422690	Other chemical & allied products whsle	20	2 655	Z	69.5
4226902	Other chemical & allied products whsle	17	2 113	Z	71.7
4229	Miscellaneous nondurable goods whsle	66	18 634	.1	56.2
42295	Paint, varnish, & supplies whsle	7	1 148	Z	X
422950	Paint, varnish, & supplies whsle	7	1 148	Z	X
4229501	Paint, varnish, & supplies whsle	7	1 148	Z	X
42299	Other miscellaneous nondurable goods whsle	59	17 486	.1	62.3
422990	Other miscellaneous nondurable goods whsle	59	17 486	.1	62.3
4229902	General merchandise (nondurable goods) whsle	53	9 443	.1	67.0
4229904	Other nondurable goods whsle	6	8 043	Z	57.3
2350	Oil well, oil refinery, and pipeline machinery, equipment, and supplies	4 909	13 576 216	100.0	49.7
421	Wholesale trade, durable goods	4 867	11 381 009	83.8	56.9
4211	Motor vehicle & motor vehicle parts & supplies whsle	8	2 007	Z	X
42112	Motor vehicle supplies & new parts whsle	8	2 007	Z	X
421120	Motor vehicle supplies & new parts whsle	8	2 007	Z	X
4215	Metal & mineral (except petroleum) whsle	75	72 096	.5	68.1
42151	Metal service centers & offices	75	72 096	.5	67.5
421510	Metal service centers & offices	75	72 096	.5	67.5
4215101	Ferrous metal service centers & sales offices	72	72 072	.5	67.9
42151011	Ferrous metal service centers	69	71 914	.5	68.7
4216	Electrical goods whsle	20	14 182	.1	29.3
42161	Electrical apparatus & equip, wiring supp, & const material whsle	9	7 876	.1	15.9
421610	Electrical apparatus & equip, wiring supp, & const material whsle	9	7 876	.1	15.9
42169	Other electronic parts & equipment whsle	11	6 306	Z	36.0
421690	Other electronic parts & equipment whsle	11	6 306	Z	36.0
4216902	Electronic parts (excluding communications equipment) whsle	8	6 112	Z	31.7
4217	Hardware, & plumbing & heating equipment & supplies whsle	9	3 995	Z	X

See footnotes at end of table.

Table 2. All Types of Operation by Broad Commodity Line and Kind of Business: 1997—Con.

[Includes only establishments with payroll. For meaning of abbreviations and symbols, see introductory text. For explanation of terms, see Appendix A]

CL code and NAICS code	Commodity line and kind of business	Establishments (number)	Sales (\$1,000)	Percent of sales accounted for by kind of business ¹	Coverage in percents
2350	Oil well, oil refinery, and pipeline machinery, equipment, and supplies—Con.				
421	Wholesale trade, durable goods—Con.				
4218	Machinery, equipment, & supplies whsle	4 737	11 282 718	83.1	53.9
42181	Construction & mining (except petroleum) machinery & equip whsle	105	145 583	1.1	.6
421810	Construction & mining (except petroleum) machinery & equip whsle	105	145 583	1.1	.6
42183	Industrial machinery & equipment whsle	4 137	10 970 857	80.8	64.7
421830	Industrial machinery & equipment whsle	4 137	10 970 857	80.8	64.7
4218301	Food-processing machinery & equipment whsle	10	21 041	.2	34.0
4218302	Hydraulic & pneumatic (fluid-power) machinery & equipment whsle	101	39 371	.3	55.6
42183021	Hydraulic & pneumatic pumps & motors whsle	49	12 278	.1	51.1
42183022	Hydraulic & pneumatic parts, accessories, & supplies whsle	52	27 093	.2	58.5
4218303	General-purpose industrial machinery & equipment whsle	293	236 840	1.7	60.7
4218304	Metalworking machinery & equipment whsle	22	5 215	Z	X
4218305	Materials handling equipment whsle	79	37 988	.3	31.1
4218306	Oilwell, oil refinery, & pipeline mach, equip, & supplies whsle	3 536	10 568 983	77.8	69.7
4218307	Other industrial machinery & equipment whsle	96	61 419	.5	51.8
42184	Industrial supplies whsle	466	155 871	1.1	20.8
421840	Industrial supplies whsle	466	155 871	1.1	20.8
4218401	General-line industrial supplies whsle	240	67 620	.5	21.1
4218402	Mechanical power transmission supplies whsle	104	13 799	.1	X
4218405	Industrial valves & fittings (except fluid-power) whsle	84	45 543	.3	X
4218406	Other industrial supplies whsle	32	28 638	.2	X
42186	Transportation equipment & supplies (exc motor vehicle) whsle	23	8 474	.1	X
421860	Transportation equipment & supplies (exc motor vehicle) whsle	23	8 474	.1	X
4218602	Marine machinery, equipment, & supplies whsle	14	7 581	.1	X
4219	Miscellaneous durable goods whsle	13	4 012	Z	X
42199	Other miscellaneous durable goods whsle	12	3 956	Z	X
421990	Other miscellaneous durable goods whsle	12	3 956	Z	X
4219903	General merchandise (durable goods) whsle	12	3 956	Z	X
422	Wholesale trade, nondurable goods	42	2 195 207	16.2	X
4227	Petroleum & petroleum products whsle	35	2 194 535	16.2	X
42271	Petroleum bulk stations & terminals	25	14 245	.1	X
422710	Petroleum bulk stations & terminals	25	14 245	.1	X
4227101	Petroleum bulk stations & terminals (except LP)	25	14 245	.1	X
42271011	Petroleum bulk stations (except LP)	11	3 746	Z	X
42271012	Petroleum bulk terminals (except LP)	14	10 499	.1	X
42272	Petroleum & petroleum prod whsle (exc bulk stations & terminals)	10	2 180 290	16.1	X
422720	Petroleum & petroleum prod whsle (exc bulk stations & terminals)	10	2 180 290	16.1	X
2360	Other industrial machinery, equipment, and parts	9 568	29 236 199	100.0	63.3
421	Wholesale trade, durable goods	9 327	28 892 303	98.8	62.6
4211	Motor vehicle & motor vehicle parts & supplies whsle	21	45 926	.2	17.5
42112	Motor vehicle supplies & new parts whsle	20	45 029	.2	14.9
421120	Motor vehicle supplies & new parts whsle	20	45 029	.2	14.9
4211202	Motor vehicle supplies & new parts—jobbers	15	40 062	.1	10.7
4213	Lumber & other construction materials whsle	14	1 860	Z	12.1
42131	Lumber, plywood, millwork, & wood panel whsle	7	522	Z	2.9
421310	Lumber, plywood, millwork, & wood panel whsle	7	522	Z	2.9
4213103	Plywood, veneer, millwork, & wood panel whsle	7	522	Z	2.8
4214	Professional & commercial equipment & supplies whsle	45	13 133	Z	52.2
42143	Computer & computer peripheral equipment & software whsle	12	1 976	Z	71.2
421430	Computer & computer peripheral equipment & software whsle	12	1 976	Z	71.2
4214301	Computer & peripheral equipment whsle	12	1 976	Z	71.3
42143011	Computers & peripheral equipment for resale	11	1 768	Z	X
42144	Other commercial equipment whsle	9	2 656	Z	X
421440	Other commercial equipment whsle	9	2 656	Z	X
42149	Other professional equipment & supplies whsle	9	4 870	Z	X
421490	Other professional equipment & supplies whsle	9	4 870	Z	X
4214902	Other professional equipment & supplies whsle	9	4 870	Z	X
4215	Metal & mineral (except petroleum) whsle	30	51 985	.2	12.0
42151	Metal service centers & offices	28	31 105	.1	28.4
421510	Metal service centers & offices	28	31 105	.1	28.4
4215101	Ferrous metal service centers & sales offices	26	21 672	.1	32.3
42151011	Ferrous metal service centers	10	9 918	Z	79.7
42151012	Ferrous metal sales offices	16	11 754	Z	14.3
4216	Electrical goods whsle	79	75 882	.3	33.3
42161	Electrical apparatus & equip, wiring supp, & const material whsle	41	20 300	.1	49.2
421610	Electrical apparatus & equip, wiring supp, & const material whsle	41	20 300	.1	49.2
42162	Electrical appliance, television & radio set whsle	12	21 103	.1	34.2
421620	Electrical appliance, television & radio set whsle	12	21 103	.1	34.2
42169	Other electronic parts & equipment whsle	26	34 479	.1	23.6
421690	Other electronic parts & equipment whsle	26	34 479	.1	23.6
4216902	Electronic parts (excluding communications equipment) whsle	23	32 696	.1	22.6
4217	Hardware, & plumbing & heating equipment & supplies whsle	33	25 285	.1	72.5
42171	Hardware whsle	29	25 278	.1	74.9
421710	Hardware whsle	29	25 278	.1	74.9

See footnotes at end of table.

Table 2. All Types of Operation by Broad Commodity Line and Kind of Business: 1997—Con.

[Includes only establishments with payroll. For meaning of abbreviations and symbols, see introductory text. For explanation of terms, see Appendix A]

CL code and NAICS code	Commodity line and kind of business	Establishments (number)	Sales (\$1,000)	Percent of sales accounted for by kind of business ¹	Coverage in percents
2360	Other industrial machinery, equipment, and parts—Con.				
421	Wholesale trade, durable goods—Con.				
4218	Machinery, equipment, & supplies whsle	8 970	28 657 528	98.0	61.1
42181	Construction & mining (except petroleum) machinery & equip whsle	61	44 681	.2	54.7
421810	Construction & mining (except petroleum) machinery & equip whsle	61	44 681	.2	54.7
42182	Farm & garden machinery & equipment whsle	19	78 932	.3	6.7
421820	Farm & garden machinery & equipment whsle	19	78 932	.3	6.7
4218202	Farm machinery & equipment—whsle distributors	11	22 465	.1	19.7
4218203	Lawn & garden machinery & equipment whsle	6	53 330	.2	X
42183	Industrial machinery & equipment whsle	8 515	28 405 824	97.2	64.6
421830	Industrial machinery & equipment whsle	8 515	28 405 824	97.2	64.6
4218301	Food-processing machinery & equipment whsle	51	38 304	.1	68.9
4218302	Hydraulic & pneumatic (fluid-power) machinery & equipment whsle	137	65 483	.2	68.3
42183021	Hydraulic & pneumatic pumps & motors whsle	54	24 954	.1	56.8
42183022	Hydraulic & pneumatic parts, accessories, & supplies whsle	83	40 529	.1	74.8
4218303	General-purpose industrial machinery & equipment whsle	608	261 321	.9	80.1
4218304	Metallurgy machinery & equipment whsle	207	84 879	.3	X
4218305	Materials handling equipment whsle	309	188 773	.6	68.7
4218306	Oilwell, oil refinery, & pipeline mach, equip, & supplies whsle	99	83 089	.3	62.3
4218307	Other industrial machinery & equipment whsle	7 104	27 683 975	94.7	51.0
42184	Industrial supplies whsle	349	117 448	.4	30.8
421840	Industrial supplies whsle	349	117 448	.4	30.8
4218401	General-line industrial supplies whsle	224	50 182	.2	32.7
4218402	Mechanical power transmission supplies whsle	11	9 502	Z	15.8
4218404	Industrial containers & supplies whsle	9	1 593	Z	25.1
4218405	Industrial valves & fittings (except fluid-power) whsle	34	15 029	.1	X
4218406	Other industrial supplies whsle	70	41 137	.1	21.7
42185	Service establishment equipment & supplies whsle	15	6 973	Z	47.9
421850	Service establishment equipment & supplies whsle	15	6 973	Z	47.9
4218504	Other service establishment equipment & supplies whsle	10	1 351	Z	35.7
42186	Transportation equipment & supplies (exc motor vehicle) whsle	11	3 670	Z	X
421860	Transportation equipment & supplies (exc motor vehicle) whsle	11	3 670	Z	X
4218603	Other transportation equipment & supplies whsle	8	2 303	Z	X
4219	Miscellaneous durable goods whsle	131	15 092	.1	44.6
42193	Recyclable material whsle	14	565	Z	73.3
421930	Recyclable material whsle	14	565	Z	73.3
4219302	Recyclable paper & paperboard whsle	12	557	Z	81.0
42199	Other miscellaneous durable goods whsle	115	14 081	Z	35.9
421990	Other miscellaneous durable goods whsle	115	14 081	Z	35.9
4219903	General merchandise (durable goods) whsle	104	6 327	Z	8.3
4219906	Other durable goods whsle	11	7 754	Z	49.1
422	Wholesale trade, nondurable goods	241	343 896	1.2	57.4
4221	Paper & paper product whsle	58	19 741	.1	76.8
42211	Printing & writing paper whsle	7	7 760	.1	78.0
422110	Printing & writing paper whsle	7	7 760	Z	78.0
42212	Stationery & office supplies whsle	49	7 633	Z	79.7
422120	Stationery & office supplies whsle	49	7 633	Z	79.7
4223	Apparel, piece goods, & notions whsle	17	29 416	.1	X
42231	Piece goods, notions, & other dry goods whsle	12	20 932	.1	X
422310	Piece goods, notions, & other dry goods whsle	12	20 932	.1	X
4223101	Piece goods—jobbers	11	20 888	.1	X
4224	Grocery & related products whsle	7	605	Z	X
42246	Fish & seafood whsle	6	557	Z	X
422460	Fish & seafood whsle	6	557	Z	X
4226	Chemical & allied products whsle	100	68 142	.2	59.1
42261	Plastics materials & basic forms & shapes whsle	34	23 972	.1	17.1
422610	Plastics materials & basic forms & shapes whsle	34	23 972	.1	17.1
42269	Other chemical & allied products whsle	66	44 170	.2	67.1
422690	Other chemical & allied products whsle	66	44 170	.2	67.1
4226901	Industrial gases (except LP) whsle	18	8 026	Z	X
4226902	Other chemical & allied products whsle	48	36 144	.1	67.9
4229	Miscellaneous nondurable goods whsle	56	170 113	.6	76.4
42291	Farm supplies whsle	8	1 093	Z	76.1
422910	Farm supplies whsle	8	1 093	Z	76.1
4229102	Farm supplies—whsle distributors	8	1 093	Z	80.2
42299	Other miscellaneous nondurable goods whsle	44	164 015	.6	75.1
422990	Other miscellaneous nondurable goods whsle	44	164 015	.6	75.1
4229902	General merchandise (nondurable goods) whsle	38	159 243	.5	88.7
4229904	Other nondurable goods whsle	6	4 772	Z	X
2370	Mechanical power transmission supplies	4 967	13 292 471	100.0	60.8
421	Wholesale trade, durable goods	4 957	13 291 502	100.0	59.8
4211	Motor vehicle & motor vehicle parts & supplies whsle	28	71 418	.5	33.5
42112	Motor vehicle supplies & new parts whsle	28	71 418	.5	27.4
421120	Motor vehicle supplies & new parts whsle	28	71 418	.5	27.4
4211202	Motor vehicle supplies & new parts—jobbers	23	67 548	.5	25.6
4215	Metal & mineral (except petroleum) whsle	31	196 375	1.5	76.9
42151	Metal service centers & offices	28	194 630	1.5	76.2
421510	Metal service centers & offices	28	194 630	1.5	76.2
4215101	Ferrous metal service centers & sales offices	28	194 630	1.5	76.7
42151011	Ferrous metal service centers	12	130 843	1.0	79.7
42151012	Ferrous metal sales offices	16	63 787	.5	62.5
4216	Electrical goods whsle	77	85 151	.6	47.7
42161	Electrical apparatus & equip, wiring supp, & const material whsle	39	24 788	.2	53.3
421610	Electrical apparatus & equip, wiring supp, & const material whsle	39	24 788	.2	53.3
42169	Other electronic parts & equipment whsle	38	60 363	.5	44.4
421690	Other electronic parts & equipment whsle	38	60 363	.5	44.4
4216902	Electronic parts (excluding communications equipment) whsle	38	60 363	.5	42.9

See footnotes at end of table.

Table 2. All Types of Operation by Broad Commodity Line and Kind of Business: 1997—Con.

[Includes only establishments with payroll. For meaning of abbreviations and symbols, see introductory text. For explanation of terms, see Appendix A]

CL code and NAICS code	Commodity line and kind of business	Establishments (number)	Sales (\$1,000)	Percent of sales accounted for by kind of business ¹	Coverage in percents
2370	Mechanical power transmission supplies—Con.				
421	Wholesale trade, durable goods—Con.				
4217	Hardware, & plumbing & heating equipment & supplies whsle	29	6 630	.1	29.5
42171	Hardware whsle	20	1 957	Z	19.4
421710	Hardware whsle	20	1 957	Z	19.4
42173	Warm air heating & air-conditioning equipment & supplies whsle	9	4 673	Z	67.3
421730	Warm air heating & air-conditioning equipment & supplies whsle	9	4 673	Z	67.3
4218	Machinery, equipment, & supplies whsle	4 675	12 927 191	97.3	55.8
42181	Construction & mining (except petroleum) machinery & equip whsle	26	6 808	.1	53.8
421810	Construction & mining (except petroleum) machinery & equip whsle	26	6 808	.1	53.8
42183	Industrial machinery & equipment whsle	507	299 160	2.3	23.5
421830	Industrial machinery & equipment whsle	507	299 160	2.3	23.5
4218302	Hydraulic & pneumatic (fluid-power) machinery & equipment whsle	149	79 856	.6	27.5
42183021	Hydraulic & pneumatic pumps & motors whsle	46	12 449	.1	28.0
42183022	Hydraulic & pneumatic parts, accessories, & supplies whsle	103	67 407	.5	28.8
4218303	General-purpose industrial machinery & equipment whsle	181	165 245	1.2	26.0
4218304	Metalworking machinery & equipment whsle	17	904	Z	X
4218305	Materials handling equipment whsle	96	34 799	.3	18.7
4218306	Oilwell, oil refinery, & pipeline mach, equip, & supplies whsle	31	9 082	.1	27.8
4218307	Other industrial machinery & equipment whsle	30	9 217	.1	5.0
42184	Industrial supplies whsle	4 136	12 618 895	94.9	53.4
421840	Industrial supplies whsle	4 136	12 618 895	94.9	53.4
4218401	General-line industrial supplies whsle	883	336 875	2.5	40.9
4218402	Mechanical power transmission supplies whsle	2 917	12 178 627	91.6	56.1
4218405	Industrial valves & fittings (except fluid-power) whsle	19	3 117	Z	X
4218406	Other industrial supplies whsle	313	99 094	.7	41.6
4219	Miscellaneous durable goods whsle	115	4 621	Z	61.8
42199	Other miscellaneous durable goods whsle	115	4 621	Z	54.7
421990	Other miscellaneous durable goods whsle	115	4 621	Z	54.7
4219903	General merchandise (durable goods) whsle	115	4 621	Z	52.0
422	Wholesale trade, nondurable goods	10	969	Z	X
2380	Industrial valves and fittings (except fluid-power)	4 808	7 068 038	100.0	X
421	Wholesale trade, durable goods	4 772	7 053 659	99.8	X
4215	Metal & mineral (except petroleum) whsle	143	233 668	3.3	X
42151	Metal service centers & offices	143	233 668	3.3	X
421510	Metal service centers & offices	143	233 668	3.3	X
4215101	Ferrous metal service centers & sales offices	141	233 041	3.3	X
42151011	Ferrous metal service centers	124	228 048	3.2	X
42151012	Ferrous metal sales offices	17	4 993	.1	X
4216	Electrical goods whsle	46	43 710	.6	X
42161	Electrical apparatus & equip, wiring supp, & const material whsle	22	9 489	.1	X
421610	Electrical apparatus & equip, wiring supp, & const material whsle	22	9 489	.1	X
42169	Other electronic parts & equipment whsle	24	34 221	.5	X
421690	Other electronic parts & equipment whsle	24	34 221	.5	X
4216902	Electronic parts (excluding communications equipment) whsle	24	34 221	.5	X
4217	Hardware, & plumbing & heating equipment & supplies whsle	73	47 971	.7	X
42171	Hardware whsle	35	19 792	.3	X
421710	Hardware whsle	35	19 792	.3	X
42172	Plumbing & heating equipment & supplies (hydronics) whsle	33	25 487	.4	X
421720	Plumbing & heating equipment & supplies (hydronics) whsle	33	25 487	.4	X
4218	Machinery, equipment, & supplies whsle	4 422	6 714 582	95.0	X
42181	Construction & mining (except petroleum) machinery & equip whsle	33	43 299	.6	X
421810	Construction & mining (except petroleum) machinery & equip whsle	33	43 299	.6	X
42183	Industrial machinery & equipment whsle	1 118	440 999	6.2	X
421830	Industrial machinery & equipment whsle	1 118	440 999	6.2	X
4218301	Food-processing machinery & equipment whsle	15	5 020	.1	X
4218302	Hydraulic & pneumatic (fluid-power) machinery & equipment whsle	240	71 862	1.0	X
42183021	Hydraulic & pneumatic pumps & motors whsle	66	15 171	.2	X
42183022	Hydraulic & pneumatic parts, accessories, & supplies whsle	174	56 691	.8	X
4218303	General-purpose industrial machinery & equipment whsle	423	213 777	3.0	X
4218304	Metalworking machinery & equipment whsle	38	6 483	.1	X
4218305	Materials handling equipment whsle	41	7 463	.1	X
4218306	Oilwell, oil refinery, & pipeline mach, equip, & supplies whsle	213	78 919	1.1	X
4218307	Other industrial machinery & equipment whsle	148	57 475	.8	X
42184	Industrial supplies whsle	3 258	6 225 947	88.1	X
421840	Industrial supplies whsle	3 258	6 225 947	88.1	X
4218401	General-line industrial supplies whsle	1 207	553 335	7.8	X
4218402	Mechanical power transmission supplies whsle	149	20 609	.3	X
4218403	Welding supplies whsle	35	7 347	.1	X
4218404	Industrial containers & supplies whsle	26	8 299	.1	X
4218405	Industrial valves & fittings (except fluid-power) whsle	1 552	5 568 627	78.8	X
4218406	Other industrial supplies whsle	289	67 730	1.0	X
42185	Service establishment equipment & supplies whsle	6	2 285	Z	X
421850	Service establishment equipment & supplies whsle	6	2 285	Z	X
4219	Miscellaneous durable goods whsle	77	7 100	.1	X
42199	Other miscellaneous durable goods whsle	77	7 100	.1	X
421990	Other miscellaneous durable goods whsle	77	7 100	.1	X
4219903	General merchandise (durable goods) whsle	77	7 100	.1	X
422	Wholesale trade, nondurable goods	36	14 379	.2	X
4226	Chemical & allied products whsle	26	10 054	.1	X
42269	Other chemical & allied products whsle	22	9 690	.1	X
422690	Other chemical & allied products whsle	22	9 690	.1	X
4226902	Other chemical & allied products whsle	18	9 553	.1	X

See footnotes at end of table.

Table 2. All Types of Operation by Broad Commodity Line and Kind of Business: 1997—Con.

[Includes only establishments with payroll. For meaning of abbreviations and symbols, see introductory text. For explanation of terms, see Appendix A]

CL code and NAICS code	Commodity line and kind of business	Establishments (number)	Sales (\$1,000)	Percent of sales accounted for by kind of business ¹	Coverage in percents
2390	Hydraulic and pneumatic (fluid-power) valves	4 345	2 478 356	100.0	72.7
421	Wholesale trade, durable goods	4 314	2 459 151	99.2	71.5
4211	Motor vehicle & motor vehicle parts & supplies whsle	12	6 522	.3	60.8
42112	Motor vehicle supplies & new parts whsle	12	6 522	.3	49.8
421120	Motor vehicle supplies & new parts whsle	12	6 522	.3	49.8
4211202	Motor vehicle supplies & new parts—jobbers	9	4 001	.2	22.7
4215	Metal & mineral (except petroleum) whsle	23	26 502	1.1	51.0
42151	Metal service centers & offices	23	26 502	1.1	50.5
421510	Metal service centers & offices	23	26 502	1.1	50.5
4215101	Ferrous metal service centers & sales offices	23	26 502	1.1	50.8
42151011	Ferrous metal service centers	13	4 597	.2	79.7
42151012	Ferrous metal sales offices	10	21 905	.9	18.6
4216	Electrical goods whsle	43	14 340	.6	69.2
42161	Electrical apparatus & equip, wiring supp, & const material whsle	16	3 229	.1	70.3
421610	Electrical apparatus & equip, wiring supp, & const material whsle	16	3 229	.1	70.3
42169	Other electronic parts & equipment whsle	27	11 111	.4	68.4
421690	Other electronic parts & equipment whsle	27	11 111	.4	68.4
4216901	Communications equipment & supplies whsle	6	280	Z	72.3
4216902	Electronic parts (excluding communications equipment) whsle	21	10 831	.4	66.1
4217	Hardware, & plumbing & heating equipment & supplies whsle	43	4 155	.2	57.9
42171	Hardware whsle	23	2 862	.1	62.9
421710	Hardware whsle	23	2 862	.1	62.9
42172	Plumbing & heating equipment & supplies (hydronics) whsle	17	953	Z	68.3
421720	Plumbing & heating equipment & supplies (hydronics) whsle	17	953	Z	68.3
4218	Machinery, equipment, & supplies whsle	4 107	2 378 577	96.0	67.9
42181	Construction & mining (except petroleum) machinery & equip whsle	38	3 010	.1	78.3
421810	Construction & mining (except petroleum) machinery & equip whsle	38	3 010	.1	78.3
42183	Industrial machinery & equipment whsle	2 556	2 046 126	82.6	69.5
421830	Industrial machinery & equipment whsle	2 556	2 046 126	82.6	69.5
4218301	Food-processing machinery & equipment whsle	41	9 190	.4	75.6
4218302	Hydraulic & pneumatic (fluid-power) machinery & equipment whsle	1 803	1 858 729	75.0	70.9
42183021	Hydraulic & pneumatic pumps & motors whsle	341	149 700	6.0	59.0
42183022	Hydraulic & pneumatic parts, accessories, & supplies whsle	1 462	1 709 029	69.0	77.5
4218303	General-purpose industrial machinery & equipment whsle	326	81 992	3.3	80.2
4218304	Metalworking machinery & equipment whsle	77	41 746	1.7	X
4218305	Materials handling equipment whsle	94	10 631	.4	59.7
4218306	Oilwell, oil refinery, & pipeline mach, equip, & supplies whsle	94	17 906	.7	72.8
4218307	Other industrial machinery & equipment whsle	121	25 932	1.0	59.2
42184	Industrial supplies whsle	1 490	325 395	13.1	55.1
421840	Industrial supplies whsle	1 490	325 395	13.1	55.1
4218401	General-line industrial supplies whsle	876	180 767	7.3	47.0
4218402	Mechanical power transmission supplies whsle	293	41 566	1.7	57.2
4218404	Industrial containers & supplies whsle	6	3 029	.1	X
4218405	Industrial valves & fittings (except fluid-power) whsle	169	75 396	3.0	X
4218406	Other industrial supplies whsle	146	24 637	1.0	41.8
42185	Service establishment equipment & supplies whsle	13	672	Z	74.9
421850	Service establishment equipment & supplies whsle	13	672	Z	74.9
4218504	Other service establishment equipment & supplies whsle	13	672	Z	69.7
42186	Transportation equipment & supplies (exc motor vehicle) whsle	9	2 456	.1	75.6
421860	Transportation equipment & supplies (exc motor vehicle) whsle	9	2 456	.1	75.6
4218603	Other transportation equipment & supplies whsle	9	2 456	.1	65.3
4219	Miscellaneous durable goods whsle	81	26 859	1.1	67.1
42199	Other miscellaneous durable goods whsle	78	26 699	1.1	62.0
421990	Other miscellaneous durable goods whsle	78	26 699	1.1	62.0
4219903	General merchandise (durable goods) whsle	78	26 699	1.1	59.0
422	Wholesale trade, nondurable goods	31	19 205	.8	65.1
4226	Chemical & allied products whsle	12	18 725	.8	60.6
42269	Other chemical & allied products whsle	7	1 664	.1	X
422690	Other chemical & allied products whsle	7	1 664	.1	X
4229	Miscellaneous nondurable goods whsle	16	291	Z	79.0
42299	Other miscellaneous nondurable goods whsle	16	291	Z	76.8
422990	Other miscellaneous nondurable goods whsle	16	291	Z	76.8
4229902	General merchandise (nondurable goods) whsle	16	291	Z	88.7
2400	Hydraulic and pneumatic cylinders and rotary actuators	3 623	2 124 034	100.0	65.2
421	Wholesale trade, durable goods	3 588	2 118 400	99.7	63.6
4211	Motor vehicle & motor vehicle parts & supplies whsle	9	2 837	.1	X
4215	Metal & mineral (except petroleum) whsle	15	11 673	.6	69.0
42151	Metal service centers & offices	15	11 673	.6	68.3
421510	Metal service centers & offices	15	11 673	.6	68.3
4215101	Ferrous metal service centers & sales offices	15	11 673	.6	68.8
42151011	Ferrous metal service centers	7	6 041	.3	79.7
42151012	Ferrous metal sales offices	8	5 632	.3	42.3
4216	Electrical goods whsle	27	6 752	.3	63.2
42161	Electrical apparatus & equip, wiring supp, & const material whsle	9	1 162	.1	X
421610	Electrical apparatus & equip, wiring supp, & const material whsle	9	1 162	.1	X
42169	Other electronic parts & equipment whsle	18	5 590	.3	65.3
421690	Other electronic parts & equipment whsle	18	5 590	.3	65.3
4216902	Electronic parts (excluding communications equipment) whsle	15	5 559	.3	63.0
4217	Hardware, & plumbing & heating equipment & supplies whsle	35	2 760	.1	34.7
42171	Hardware whsle	17	1 734	.1	63.3
421710	Hardware whsle	17	1 734	.1	63.3
42172	Plumbing & heating equipment & supplies (hydronics) whsle	7	243	Z	69.2
421720	Plumbing & heating equipment & supplies (hydronics) whsle	7	243	Z	69.2
42174	Refrigeration equipment & supplies whsle	8	329	Z	X
421740	Refrigeration equipment & supplies whsle	8	329	Z	X

See footnotes at end of table.

Table 2. All Types of Operation by Broad Commodity Line and Kind of Business: 1997—Con.

[Includes only establishments with payroll. For meaning of abbreviations and symbols, see introductory text. For explanation of terms, see Appendix A]

CL code and NAICS code	Commodity line and kind of business	Establishments (number)	Sales (\$1,000)	Percent of sales accounted for by kind of business ¹	Coverage in percents
2400	Hydraulic and pneumatic cylinders and rotary actuators—Con.				
421	Wholesale trade, durable goods—Con.				
4218	Machinery, equipment, & supplies whsle	3 451	2 075 733	97.7	60.2
42181	Construction & mining (except petroleum) machinery & equip whsle	164	57 486	2.7	2.3
421810	Construction & mining (except petroleum) machinery & equip whsle	164	57 486	2.7	2.3
42183	Industrial machinery & equipment whsle	2 138	1 814 407	85.4	68.1
421830	Industrial machinery & equipment whsle	2 138	1 814 407	85.4	68.1
4218301	Food-processing machinery & equipment whsle	29	22 187	1.0	72.4
4218302	Hydraulic & pneumatic (fluid-power) machinery & equipment whsle	1 459	1 593 536	75.0	70.4
42183021	Hydraulic & pneumatic pumps & motors whsle	235	59 191	2.8	57.5
42183022	Hydraulic & pneumatic parts, accessories, & supplies whsle	1 224	1 534 345	72.2	77.1
4218303	General-purpose industrial machinery & equipment whsle	258	74 629	3.5	71.0
4218304	Metalworking machinery & equipment whsle	99	41 632	2.0	X
4218305	Materials handling equipment whsle	104	21 773	1.0	66.2
4218306	Oilwell, oil refinery, & pipeline mach, equip, & supplies whsle	66	20 628	1.0	75.4
4218307	Other industrial machinery & equipment whsle	123	40 022	1.9	59.7
42184	Industrial supplies whsle	1 128	202 879	9.6	55.2
421840	Industrial supplies whsle	1 128	202 879	9.6	55.2
4218401	General-line industrial supplies whsle	621	94 133	4.4	46.4
4218402	Mechanical power transmission supplies whsle	251	19 455	.9	57.6
4218405	Industrial valves & fittings (except fluid-power) whsle	147	80 499	3.8	X
4218406	Other industrial supplies whsle	104	8 255	.4	41.0
42185	Service establishment equipment & supplies whsle	12	545	Z	74.9
421850	Service establishment equipment & supplies whsle	12	545	Z	74.9
4218504	Other service establishment equipment & supplies whsle	12	545	Z	69.7
42186	Transportation equipment & supplies (exc motor vehicle) whsle	8	258	Z	75.6
421860	Transportation equipment & supplies (exc motor vehicle) whsle	8	258	Z	75.6
4218603	Other transportation equipment & supplies whsle	8	258	Z	65.3
4219	Miscellaneous durable goods whsle	50	17 963	.8	51.6
42193	Recyclable material whsle	12	921	Z	X
421930	Recyclable material whsle	12	921	Z	X
42199	Other miscellaneous durable goods whsle	38	17 042	.8	52.5
421990	Other miscellaneous durable goods whsle	38	17 042	.8	52.5
4219903	General merchandise (durable goods) whsle	37	16 530	.8	53.0
422	Wholesale trade, nondurable goods	35	5 634	.3	75.4
4226	Chemical & allied products whsle	14	5 096	.2	72.7
42269	Other chemical & allied products whsle	9	4 320	.2	71.5
422690	Other chemical & allied products whsle	9	4 320	.2	71.5
4226902	Other chemical & allied products whsle	7	1 422	.1	73.8
4229	Miscellaneous nondurable goods whsle	16	367	Z	79.0
42299	Other miscellaneous nondurable goods whsle	16	367	Z	76.8
422990	Other miscellaneous nondurable goods whsle	16	367	Z	76.8
4229902	General merchandise (nondurable goods) whsle	16	367	Z	88.7
2420	Hydraulic and pneumatic connectors and assemblies	4 209	2 859 709	100.0	72.9
421	Wholesale trade, durable goods	4 181	2 848 580	99.6	71.7
4211	Motor vehicle & motor vehicle parts & supplies whsle	10	3 153	.1	90.5
42112	Motor vehicle supplies & new parts whsle	10	3 153	.1	74.0
421120	Motor vehicle supplies & new parts whsle	10	3 153	.1	74.0
4211202	Motor vehicle supplies & new parts—jobbers	9	2 692	.1	78.3
4215	Metal & mineral (except petroleum) whsle	16	52 720	1.8	9.5
42151	Metal service centers & offices	16	52 720	1.8	9.4
421510	Metal service centers & offices	16	52 720	1.8	9.4
4215101	Ferrous metal service centers & sales offices	16	52 720	1.8	9.5
42151011	Ferrous metal service centers	13	52 669	1.8	9.2
4216	Electrical goods whsle	17	16 585	.6	69.0
42161	Electrical apparatus & equip, wiring supp, & const material whsle	8	15 873	.6	X
421610	Electrical apparatus & equip, wiring supp, & const material whsle	8	15 873	.6	X
42169	Other electronic parts & equipment whsle	9	712	Z	66.4
421690	Other electronic parts & equipment whsle	9	712	Z	66.4
4216901	Communications equipment & supplies whsle	6	613	Z	72.3
4217	Hardware, & plumbing & heating equipment & supplies whsle	45	6 482	.2	59.9
42171	Hardware whsle	31	5 400	.2	60.1
421710	Hardware whsle	31	5 400	.2	60.1
42172	Plumbing & heating equipment & supplies (hydronics) whsle	11	572	Z	61.0
421720	Plumbing & heating equipment & supplies (hydronics) whsle	11	572	Z	61.0
4218	Machinery, equipment, & supplies whsle	4 051	2 765 367	96.7	68.5
42181	Construction & mining (except petroleum) machinery & equip whsle	32	3 260	.1	75.5
421810	Construction & mining (except petroleum) machinery & equip whsle	32	3 260	.1	75.5
42183	Industrial machinery & equipment whsle	2 131	2 212 416	77.4	70.6
421830	Industrial machinery & equipment whsle	2 131	2 212 416	77.4	70.6
4218301	Food-processing machinery & equipment whsle	20	4 804	.2	75.7
4218302	Hydraulic & pneumatic (fluid-power) machinery & equipment whsle	1 620	2 049 952	71.7	71.5
42183021	Hydraulic & pneumatic pumps & motors whsle	252	61 462	2.1	60.4
42183022	Hydraulic & pneumatic parts, accessories, & supplies whsle	1 368	1 988 490	69.5	78.0
4218303	General-purpose industrial machinery & equipment whsle	213	76 406	2.7	81.5
4218304	Metalworking machinery & equipment whsle	48	30 485	1.1	X
4218305	Materials handling equipment whsle	83	13 554	.5	65.8
4218306	Oilwell, oil refinery, & pipeline mach, equip, & supplies whsle	76	7 718	.3	75.9
4218307	Other industrial machinery & equipment whsle	71	29 497	1.0	58.4
42184	Industrial supplies whsle	1 868	544 439	19.0	54.8
421840	Industrial supplies whsle	1 868	544 439	19.0	54.8
4218401	General-line industrial supplies whsle	1 079	308 825	10.8	45.5
4218402	Mechanical power transmission supplies whsle	387	107 942	3.8	56.5
4218403	Welding supplies whsle	7	205	Z	X
4218405	Industrial valves & fittings (except fluid-power) whsle	72	24 224	.8	X
4218406	Other industrial supplies whsle	320	102 286	3.6	43.0
42185	Service establishment equipment & supplies whsle	15	837	Z	74.9
421850	Service establishment equipment & supplies whsle	15	837	Z	74.9
4218504	Other service establishment equipment & supplies whsle	15	837	Z	69.7

See footnotes at end of table.

Table 2. All Types of Operation by Broad Commodity Line and Kind of Business: 1997—Con.

[Includes only establishments with payroll. For meaning of abbreviations and symbols, see introductory text. For explanation of terms, see Appendix A]

CL code and NAICS code	Commodity line and kind of business	Establishments (number)	Sales (\$1,000)	Percent of sales accounted for by kind of business ¹	Coverage in percents
2420	Hydraulic and pneumatic connectors and assemblies—Con.				
421	Wholesale trade, durable goods—Con.				
4219	Miscellaneous durable goods whsle	40	3 756	.1	70.2
42199	Other miscellaneous durable goods whsle	36	1 470	.1	62.0
421990	Other miscellaneous durable goods whsle	36	1 470	.1	62.0
4219903	General merchandise (durable goods) whsle	36	1 470	.1	59.0
422	Wholesale trade, nondurable goods	28	11 129	.4	54.1
4226	Chemical & allied products whsle	8	9 028	.3	X
42269	Other chemical & allied products whsle	6	8 277	.3	X
422690	Other chemical & allied products whsle	6	8 277	.3	X
4229	Miscellaneous nondurable goods whsle	12	201	Z	79.0
42299	Other miscellaneous nondurable goods whsle	12	201	Z	76.8
422990	Other miscellaneous nondurable goods whsle	12	201	Z	76.8
4229902	General merchandise (nondurable goods) whsle	12	201	Z	88.7
2430	Fluid-power filters, components, accessories, and parts	4 880	2 425 816	100.0	65.1
421	Wholesale trade, durable goods	4 821	2 413 703	99.5	63.9
4211	Motor vehicle & motor vehicle parts & supplies whsle	25	5 996	.2	83.3
42112	Motor vehicle supplies & new parts whsle	20	5 956	.2	74.0
421120	Motor vehicle supplies & new parts whsle	20	5 956	.2	74.0
4211202	Motor vehicle supplies & new parts—jobbers	17	3 435	.1	78.3
4214	Professional & commercial equipment & supplies whsle	10	811	Z	69.4
42143	Computer & computer peripheral equipment & software whsle	7	680	Z	68.9
421430	Computer & computer peripheral equipment & software whsle	7	680	Z	68.9
4214301	Computer & peripheral equipment whsle	7	680	Z	69.0
42143011	Computers & peripheral equipment for resale	7	680	Z	X
4215	Metal & mineral (except petroleum) whsle	16	2 608	.1	79.5
42151	Metal service centers & offices	16	2 608	.1	78.7
421510	Metal service centers & offices	16	2 608	.1	78.7
4215101	Ferrous metal service centers & sales offices	16	2 608	.1	79.2
42151011	Ferrous metal service centers	13	2 522	.1	79.7
4216	Electrical goods whsle	168	56 289	2.3	6.5
42161	Electrical apparatus & equip, wiring supp, & const material whsle	152	53 937	2.2	3.0
421610	Electrical apparatus & equip, wiring supp, & const material whsle	152	53 937	2.2	3.0
42169	Other electronic parts & equipment whsle	16	2 352	.1	67.5
421690	Other electronic parts & equipment whsle	16	2 352	.1	67.5
4216901	Communications equipment & supplies whsle	6	896	Z	72.3
4216902	Electronic parts (excluding communications equipment) whsle	10	1 456	.1	65.0
4217	Hardware, & plumbing & heating equipment & supplies whsle	25	1 785	.1	74.0
42171	Hardware whsle	11	1 026	Z	76.5
421710	Hardware whsle	11	1 026	Z	76.5
42172	Plumbing & heating equipment & supplies (hydronics) whsle	13	746	Z	67.6
421720	Plumbing & heating equipment & supplies (hydronics) whsle	13	746	Z	67.6
4218	Machinery, equipment, & supplies whsle	4 447	2 341 831	96.5	63.4
42181	Construction & mining (except petroleum) machinery & equip whsle	149	37 073	1.5	9.1
421810	Construction & mining (except petroleum) machinery & equip whsle	149	37 073	1.5	9.1
42183	Industrial machinery & equipment whsle	2 615	1 972 670	81.3	69.2
421830	Industrial machinery & equipment whsle	2 615	1 972 670	81.3	69.2
4218301	Food-processing machinery & equipment whsle	30	10 582	.4	75.6
4218302	Hydraulic & pneumatic (fluid-power) machinery & equipment whsle	1 793	1 722 459	71.0	70.6
42183021	Hydraulic & pneumatic pumps & motors whsle	309	104 040	4.3	60.5
42183022	Hydraulic & pneumatic pumps, accessories, & supplies whsle	1 484	1 618 419	66.7	76.9
4218303	General-purpose industrial machinery & equipment whsle	430	148 918	6.1	78.6
4218304	Metallworking machinery & equipment whsle	71	27 130	1.1	X
4218305	Materials handling equipment whsle	82	13 759	.6	63.6
4218306	Oilwell, oil refinery, & pipeline mach, equip, & supplies whsle	78	23 031	.9	78.5
4218307	Other industrial machinery & equipment whsle	131	26 791	1.1	54.7
42184	Industrial supplies whsle	1 655	330 592	13.6	54.7
421840	Industrial supplies whsle	1 655	330 592	13.6	54.7
4218401	General-line industrial supplies whsle	849	156 538	6.5	46.3
4218402	Mechanical power transmission supplies whsle	521	111 036	4.6	58.4
4218404	Industrial containers & supplies whsle	12	8 687	.4	62.2
4218405	Industrial valves & fittings (except fluid-power) whsle	79	16 892	.7	X
4218406	Other industrial supplies whsle	194	37 439	1.5	38.7
42185	Service establishment equipment & supplies whsle	16	1 001	Z	74.9
421850	Service establishment equipment & supplies whsle	16	1 001	Z	74.9
4218504	Other service establishment equipment & supplies whsle	16	1 001	Z	69.7
42186	Transportation equipment & supplies (exc motor vehicle) whsle	7	154	Z	75.6
421860	Transportation equipment & supplies (exc motor vehicle) whsle	7	154	Z	75.6
4219	Miscellaneous durable goods whsle	130	4 383	.2	56.5
42199	Other miscellaneous durable goods whsle	130	4 383	.2	49.9
421990	Other miscellaneous durable goods whsle	130	4 383	.2	49.9
4219903	General merchandise (durable goods) whsle	130	4 383	.2	47.5
422	Wholesale trade, nondurable goods	59	12 113	.5	70.2
4226	Chemical & allied products whsle	20	9 411	.4	66.7
42269	Other chemical & allied products whsle	18	9 113	.4	59.1
422690	Other chemical & allied products whsle	18	9 113	.4	59.1
4226902	Other chemical & allied products whsle	16	9 056	.4	59.2
4227	Petroleum & petroleum products whsle	7	579	Z	80.7
42271	Petroleum bulk stations & terminals	7	579	Z	84.9
422710	Petroleum bulk stations & terminals	7	579	Z	84.9
4227101	Petroleum bulk stations & terminals (except LP)	7	579	Z	85.1
42271011	Petroleum bulk stations (except LP)	7	579	Z	77.1
4229	Miscellaneous nondurable goods whsle	28	1 654	.1	75.8
42299	Other miscellaneous nondurable goods whsle	28	1 654	.1	73.7
422990	Other miscellaneous nondurable goods whsle	28	1 654	.1	73.7
4229902	General merchandise (nondurable goods) whsle	28	1 654	.1	85.1

See footnotes at end of table.

Table 2. All Types of Operation by Broad Commodity Line and Kind of Business: 1997—Con.

[Includes only establishments with payroll. For meaning of abbreviations and symbols, see introductory text. For explanation of terms, see Appendix A]

CL code and NAICS code	Commodity line and kind of business	Establishments (number)	Sales (\$1,000)	Percent of sales accounted for by kind of business ¹	Coverage in percents
2440	Welding supplies (excluding gases)	4 096	4 077 259	100.0	X
421	Wholesale trade, durable goods	3 052	3 475 959	85.3	X
4211	Motor vehicle & motor vehicle parts & supplies whsle	7	1 147	Z	X
42112	Motor vehicle supplies & new parts whsle	7	1 147	Z	X
421120	Motor vehicle supplies & new parts whsle	7	1 147	Z	X
4214	Professional & commercial equipment & supplies whsle	12	1 285	Z	X
42145	Medical, dental, & hospital equipment & supplies whsle	9	1 048	Z	X
421450	Medical, dental, & hospital equipment & supplies whsle	9	1 048	Z	X
4214501	Surgical, medical, & hospital supplies whsle	9	1 048	Z	X
4215	Metal & mineral (except petroleum) whsle	21	23 272	.6	X
42151	Metal service centers & offices	21	23 272	.6	X
421510	Metal service centers & offices	21	23 272	.6	X
4215101	Ferrous metal service centers & sales offices	21	23 272	.6	X
42151011	Ferrous metal service centers	21	23 272	.6	X
4216	Electrical goods whsle	12	2 957	.1	X
42169	Other electronic parts & equipment whsle	8	2 274	.1	X
421690	Other electronic parts & equipment whsle	8	2 274	.1	X
4216902	Electronic parts (excluding communications equipment) whsle	8	2 274	.1	X
4217	Hardware, & plumbing & heating equipment & supplies whsle	19	10 345	.3	X
42171	Hardware whsle	15	10 184	.3	X
421710	Hardware whsle	15	10 184	.3	X
4218	Machinery, equipment, & supplies whsle	2 830	3 428 071	84.1	X
42181	Construction & mining (except petroleum) machinery & equip whsle	7	222	Z	X
421810	Construction & mining (except petroleum) machinery & equip whsle	7	222	Z	X
42183	Industrial machinery & equipment whsle	67	29 372	.7	X
421830	Industrial machinery & equipment whsle	67	29 372	.7	X
4218302	Hydraulic & pneumatic (fluid-power) machinery & equipment whsle	9	199	Z	X
42183022	Hydraulic & pneumatic parts, accessories, & supplies whsle	6	189	Z	X
4218303	General-purpose industrial machinery & equipment whsle	30	20 587	.5	X
4218304	Metalworking machinery & equipment whsle	23	2 427	.1	X
42184	Industrial supplies whsle	2 750	3 396 333	83.3	X
421840	Industrial supplies whsle	2 750	3 396 333	83.3	X
4218401	General-line industrial supplies whsle	347	125 958	3.1	X
4218402	Mechanical power transmission supplies whsle	88	33 488	.8	X
4218403	Welding supplies whsle	2 141	3 199 333	78.5	X
4218404	Industrial containers & supplies whsle	10	3 634	.1	X
4218405	Industrial valves & fittings (except fluid-power) whsle	21	4 343	.1	X
4218406	Other industrial supplies whsle	143	29 577	.7	X
42185	Service establishment equipment & supplies whsle	6	2 040	.1	X
421850	Service establishment equipment & supplies whsle	6	2 040	.1	X
4218502	Custodial, janitors' equipment & supplies whsle	6	2 040	.1	X
4219	Miscellaneous durable goods whsle	151	8 882	.2	X
42199	Other miscellaneous durable goods whsle	149	8 607	.2	X
421990	Other miscellaneous durable goods whsle	149	8 607	.2	X
4219903	General merchandise (durable goods) whsle	149	8 607	.2	X
422	Wholesale trade, nondurable goods	1 044	601 300	14.7	X
4226	Chemical & allied products whsle	1 003	590 571	14.5	X
42261	Plastics materials & basic forms & shapes whsle	29	1 269	Z	X
422610	Plastics materials & basic forms & shapes whsle	29	1 269	Z	X
42269	Other chemical & allied products whsle	974	589 302	14.5	X
422690	Other chemical & allied products whsle	974	589 302	14.5	X
4226901	Industrial gases (except LP) whsle	807	505 598	12.4	X
4226902	Other chemical & allied products whsle	167	83 704	2.1	X
4229	Miscellaneous nondurable goods whsle	31	10 485	.3	X
42299	Other miscellaneous nondurable goods whsle	27	10 442	.3	X
422990	Other miscellaneous nondurable goods whsle	27	10 442	.3	X
4229902	General merchandise (nondurable goods) whsle	14	10 437	.3	X
4229904	Other nondurable goods whsle	13	5	Z	X
2450	Industrial containers and supplies	4 636	10 746 023	100.0	26.5
421	Wholesale trade, durable goods	3 719	10 181 943	94.8	34.6
4211	Motor vehicle & motor vehicle parts & supplies whsle	13	3 346	Z	X
42112	Motor vehicle supplies & new parts whsle	10	1 908	Z	X
421120	Motor vehicle supplies & new parts whsle	10	1 908	Z	X
4211202	Motor vehicle supplies & new parts—jobbers	8	1 647	Z	X
4212	Furniture & home furnishings whsle	6	6 096	.1	X
4214	Professional & commercial equipment & supplies whsle	38	38 091	.4	39.6
42144	Other commercial equipment whsle	18	31 327	.3	41.0
421440	Other commercial equipment whsle	18	31 327	.3	41.0
4214402	Store machines & equipment whsle	14	29 347	.3	47.0
42145	Medical, dental, & hospital equipment & supplies whsle	14	2 912	Z	54.6
421450	Medical, dental, & hospital equipment & supplies whsle	14	2 912	Z	54.6
4214501	Surgical, medical, & hospital supplies whsle	13	2 894	Z	54.7
4215	Metal & mineral (except petroleum) whsle	48	10 976	.1	4.8
42151	Metal service centers & offices	45	8 948	.1	6.2
421510	Metal service centers & offices	45	8 948	.1	6.2
4215101	Ferrous metal service centers & sales offices	39	7 167	.1	7.7
42151011	Ferrous metal service centers	12	3 095	Z	6.6
42151012	Ferrous metal sales offices	27	4 072	Z	10.8
4215102	Nonferrous metal service centers & sales offices	6	1 781	Z	X
4216	Electrical goods whsle	7	2 461	Z	X
4217	Hardware, & plumbing & heating equipment & supplies whsle	212	149 348	1.4	1.5
42171	Hardware whsle	137	38 543	.4	3.5
421710	Hardware whsle	137	38 543	.4	3.5
42172	Plumbing & heating equipment & supplies (hydronics) whsle	65	110 431	1.0	X
421720	Plumbing & heating equipment & supplies (hydronics) whsle	65	110 431	1.0	X
42173	Warm air heating & air-conditioning equipment & supplies whsle	10	374	Z	.6
421730	Warm air heating & air-conditioning equipment & supplies whsle	10	374	Z	.6

See footnotes at end of table.

Table 2. All Types of Operation by Broad Commodity Line and Kind of Business: 1997—Con.

[Includes only establishments with payroll. For meaning of abbreviations and symbols, see introductory text. For explanation of terms, see Appendix A]

CL code and NAICS code	Commodity line and kind of business	Establishments (number)	Sales (\$1,000)	Percent of sales accounted for by kind of business ¹	Coverage in percents
2450	Industrial containers and supplies—Con.				
421	Wholesale trade, durable goods—Con.				
4218	Machinery, equipment, & supplies whsle	3 101	9 940 973	92.5	36.0
42181	Construction & mining (except petroleum) machinery & equip whsle	8	10 470	.1	X
421810	Construction & mining (except petroleum) machinery & equip whsle	8	10 470	.1	X
42183	Industrial machinery & equipment whsle	361	153 894	1.4	2.5
421830	Industrial machinery & equipment whsle	361	153 894	1.4	2.5
4218301	Food-processing machinery & equipment whsle	13	4 489	Z	X
4218302	Hydraulic & pneumatic (fluid-power) machinery & equipment whsle	26	2 302	Z	27.6
42183022	Hydraulic & pneumatic parts, accessories, & supplies whsle	23	2 246	Z	24.7
4218303	General-purpose industrial machinery & equipment whsle	104	76 105	.7	1.1
4218304	Metalworking machinery & equipment whsle	23	3 767	Z	X
4218305	Materials handling equipment whsle	132	37 857	.4	6.6
4218306	Oilwell, oil refinery, & pipeline mach, equip, & supplies whsle	18	14 025	.1	X
4218307	Other industrial machinery & equipment whsle	45	15 349	.1	8.0
42184	Industrial supplies whsle	2 689	9 770 473	90.9	37.2
421840	Industrial supplies whsle	2 689	9 770 473	90.9	37.2
4218401	General-line industrial supplies whsle	592	263 940	2.5	27.1
4218402	Mechanical power transmission supplies whsle	11	3 810	Z	59.7
4218403	Welding supplies whsle	82	16 097	.2	X
4218404	Industrial containers & supplies whsle	1 763	9 378 459	87.3	41.1
4218405	Industrial valves & fittings (except fluid-power) whsle	14	10 752	.1	X
4218406	Other industrial supplies whsle	227	97 415	.9	38.8
42185	Service establishment equipment & supplies whsle	42	3 500	Z	5.5
421850	Service establishment equipment & supplies whsle	42	3 500	Z	5.5
4218502	Custodial, janitors' equipment & supplies whsle	40	3 140	Z	X
4219	Miscellaneous durable goods whsle	294	30 652	.3	22.1
42193	Recyclable material whsle	6	3 226	Z	56.3
421930	Recyclable material whsle	6	3 226	Z	56.3
42199	Other miscellaneous durable goods whsle	287	27 362	.3	17.0
421990	Other miscellaneous durable goods whsle	287	27 362	.3	17.0
4219903	General merchandise (durable goods) whsle	268	24 105	.2	17.5
4219905	Fire extinguishers & fire safety equipment whsle	6	2 807	Z	X
4219906	Other durable goods whsle	9	53	Z	X
422	Wholesale trade, nondurable goods	917	564 080	5.2	9.0
4221	Paper & paper product whsle	399	298 668	2.8	3.4
42211	Printing & writing paper whsle	44	91 837	.9	2.6
422110	Printing & writing paper whsle	44	91 837	.9	2.6
42212	Stationery & office supplies whsle	46	6 457	.1	14.8
422120	Stationery & office supplies whsle	46	6 457	.1	14.8
42213	Industrial & personal service paper whsle	309	200 374	1.9	3.3
422130	Industrial & personal service paper whsle	309	200 374	1.9	3.3
4224	Grocery & related products whsle	7	16 334	.2	X
42249	Other grocery & related products whsle	7	16 334	.2	X
422490	Other grocery & related products whsle	7	16 334	.2	X
4226	Chemical & allied products whsle	411	179 856	1.7	8.6
42261	Plastics materials & basic forms & shapes whsle	107	98 373	.9	30.1
422610	Plastics materials & basic forms & shapes whsle	107	98 373	.9	30.1
42269	Other chemical & allied products whsle	304	81 483	.8	3.3
422690	Other chemical & allied products whsle	304	81 483	.8	3.3
4226901	Industrial gases (except LP) whsle	24	2 593	Z	X
4226902	Other chemical & allied products whsle	280	78 890	.7	2.8
4227	Petroleum & petroleum products whsle	7	44 117	.4	X
4229	Miscellaneous nondurable goods whsle	88	23 374	.2	33.8
42295	Paint, varnish, & supplies whsle	6	1 534	Z	X
422950	Paint, varnish, & supplies whsle	6	1 534	Z	X
4229501	Paint, varnish, & supplies whsle	6	1 534	Z	X
42299	Other miscellaneous nondurable goods whsle	80	17 895	.2	40.2
422990	Other miscellaneous nondurable goods whsle	80	17 895	.2	40.2
4229902	General merchandise (nondurable goods) whsle	72	7 382	.1	30.4
2460	Other industrial supplies	13 952	26 389 605	100.0	29.1
421	Wholesale trade, durable goods	11 627	24 972 292	94.6	40.9
4211	Motor vehicle & motor vehicle parts & supplies whsle	32	9 929	Z	25.9
42112	Motor vehicle supplies & new parts whsle	32	9 929	Z	21.1
421120	Motor vehicle supplies & new parts whsle	32	9 929	Z	21.1
4211202	Motor vehicle supplies & new parts—jobbers	25	8 582	Z	17.3
4212	Furniture & home furnishings whsle	73	32 670	.1	9.6
42121	Furniture whsle	33	5 565	Z	X
421210	Furniture whsle	33	5 565	Z	X
4212101	Household & lawn furniture whsle	8	1 913	Z	X
4212102	Office & business furniture whsle	25	3 652	Z	X
42122	Home furnishings whsle	40	27 105	.1	13.8
421220	Home furnishings whsle	40	27 105	.1	13.8
4212201	Household china, glassware, & crockery whsle	7	9 400	Z	X
4212203	Floor coverings whsle	12	2 691	Z	12.4
4212204	Other home furnishings whsle	18	14 606	.1	X

See footnotes at end of table.

Table 2. All Types of Operation by Broad Commodity Line and Kind of Business: 1997—Con.

[Includes only establishments with payroll. For meaning of abbreviations and symbols, see introductory text. For explanation of terms, see Appendix A]

CL code and NAICS code	Commodity line and kind of business	Establishments (number)	Sales (\$1,000)	Percent of sales accounted for by kind of business ¹	Coverage in percents
2460	Other industrial supplies—Con.				
421	Wholesale trade, durable goods—Con.				
4213	Lumber & other construction materials whsle	144	44 209	.2	3.9
42131	Lumber, plywood, millwork, & wood panel whsle	55	11 827	Z	2.6
421310	Lumber, plywood, millwork, & wood panel whsle	55	11 827	Z	2.6
4213101	Lumber without yard whsle	10	3 607	Z	X
4213102	Lumber with yard whsle	10	2 976	Z	19.8
4213103	Plywood, veneer, millwork, & wood panel whsle	35	5 244	Z	X
42132	Brick, stone, & related construction materials whsle	12	12 540	Z	X
421320	Brick, stone, & related construction materials whsle	12	12 540	Z	X
42133	Roofing, siding, & insulation material whsle	27	13 022	Z	3.6
421330	Roofing, siding, & insulation material whsle	27	13 022	Z	3.6
4213301	Roofing, siding, & insulation material whsle	27	13 022	Z	3.6
42139	Other construction materials whsle	50	6 820	Z	X
421390	Other construction materials whsle	50	6 820	Z	X
4213901	Flat glass & other construction glass whsle	10	1 095	Z	X
4213902	Other construction materials whsle	40	5 725	Z	X
4214	Professional & commercial equipment & supplies whsle	55	42 374	.2	61.4
42142	Office equipment whsle	9	636	Z	X
421420	Office equipment whsle	9	636	Z	X
42143	Computer & computer peripheral equipment & software whsle	10	30 073	.1	74.1
421430	Computer & computer peripheral equipment & software whsle	10	30 073	.1	74.1
4214301	Computer & peripheral equipment whsle	8	28 259	.1	X
42145	Medical, dental, & hospital equipment & supplies whsle	27	7 390	Z	54.5
421450	Medical, dental, & hospital equipment & supplies whsle	27	7 390	Z	54.5
4214501	Surgical, medical, & hospital supplies whsle	27	7 390	Z	53.7
4215	Metal & mineral (except petroleum) whsle	354	119 811	.5	6.6
42151	Metal service centers & offices	350	118 753	.5	6.9
421510	Metal service centers & offices	350	118 753	.5	6.9
4215101	Ferrous metal service centers & sales offices	319	112 262	.4	6.9
42151011	Ferrous metal service centers	257	87 151	.3	4.1
42151012	Ferrous metal sales offices	62	25 111	.1	28.4
4215102	Nonferrous metal service centers & sales offices	31	6 491	Z	8.1
42151021	Nonferrous metal service centers	19	4 373	Z	13.2
42151022	Nonferrous metal sales offices	12	2 118	Z	.6
4216	Electrical goods whsle	73	55 383	.2	37.6
42161	Electrical apparatus & equip, wiring supp, & const material whsle	29	32 634	.1	49.8
421610	Electrical apparatus & equip, wiring supp, & const material whsle	29	32 634	.1	49.8
42169	Other electronic parts & equipment whsle	39	14 276	.1	16.9
421690	Other electronic parts & equipment whsle	39	14 276	.1	16.9
4216901	Communications equipment & supplies whsle	13	1 092	Z	X
4216902	Electronic parts (excluding communications equipment) whsle	26	13 184	.1	17.8
4217	Hardware, & plumbing & heating equipment & supplies whsle	1 184	362 351	1.4	4.4
42171	Hardware whsle	843	311 759	1.2	4.9
421710	Hardware whsle	843	311 759	1.2	4.9
42172	Plumbing & heating equipment & supplies (hydronics) whsle	123	29 218	.1	4.1
421720	Plumbing & heating equipment & supplies (hydronics) whsle	123	29 218	.1	4.1
42173	Warm air heating & air-conditioning equipment & supplies whsle	203	20 128	.1	2.5
421730	Warm air heating & air-conditioning equipment & supplies whsle	203	20 128	.1	2.5
42174	Refrigeration equipment & supplies whsle	15	1 246	Z	X
421740	Refrigeration equipment & supplies whsle	15	1 246	Z	X
4218	Machinery, equipment, & supplies whsle	8 893	24 221 254	91.8	48.4
42181	Construction & mining (except petroleum) machinery & equip whsle	156	48 663	.2	8.6
421810	Construction & mining (except petroleum) machinery & equip whsle	156	48 663	.2	8.6
42182	Farm & garden machinery & equipment whsle	6	1 086	Z	X
421820	Farm & garden machinery & equipment whsle	6	1 086	Z	X
42183	Industrial machinery & equipment whsle	1 312	668 723	2.5	16.1
421830	Industrial machinery & equipment whsle	1 312	668 723	2.5	16.1
4218301	Food-processing machinery & equipment whsle	20	1 377	Z	2.9
4218302	Hydraulic & pneumatic (fluid-power) machinery & equipment whsle	130	55 550	.2	52.9
42183021	Hydraulic & pneumatic pumps & motors whsle	24	14 320	.1	32.4
42183022	Hydraulic & pneumatic parts, accessories, & supplies whsle	106	41 230	.2	61.2
4218303	General-purpose industrial machinery & equipment whsle	388	215 492	.8	14.0
4218304	Metalworking machinery & equipment whsle	401	199 506	.8	X
4218305	Materials handling equipment whsle	105	30 727	.1	4.6
4218306	Oilwell, oil refinery, & pipeline mach, equip, & supplies whsle	67	19 682	.1	35.9
4218307	Other industrial machinery & equipment whsle	201	146 389	.6	12.8
42184	Industrial supplies whsle	7 285	23 476 888	89.0	49.1
421840	Industrial supplies whsle	7 285	23 476 888	89.0	49.1
4218401	General-line industrial supplies whsle	1 550	731 676	2.8	36.4
4218402	Mechanical power transmission supplies whsle	667	242 100	.9	58.5
4218403	Welding supplies whsle	304	88 604	.3	X
4218404	Industrial containers & supplies whsle	133	85 230	.3	47.3
4218405	Industrial valves & fittings (except fluid-power) whsle	125	51 990	.2	X
4218406	Other industrial supplies whsle	4 506	22 277 288	84.4	38.4
42185	Service establishment equipment & supplies whsle	89	16 845	.1	1.0
421850	Service establishment equipment & supplies whsle	89	16 845	.1	1.0
4218502	Custodial, janitors' equipment & supplies whsle	67	15 629	.1	X
4218504	Other service establishment equipment & supplies whsle	21	1 201	Z	X
42186	Transportation equipment & supplies (exc motor vehicle) whsle	35	9 049	Z	4.6
421860	Transportation equipment & supplies (exc motor vehicle) whsle	35	9 049	Z	4.6
4218601	Aircraft & aeronautical equipment & supplies whsle	14	1 608	Z	X
4218602	Marine machinery, equipment, & supplies whsle	20	7 434	Z	6.8
4219	Miscellaneous durable goods whsle	829	84 311	.3	16.8
42193	Recyclable material whsle	16	2 865	Z	X
421930	Recyclable material whsle	16	2 865	Z	X
4219302	Recyclable paper & paperboard whsle	15	2 437	Z	X
42199	Other miscellaneous durable goods whsle	808	80 277	.3	13.9
421990	Other miscellaneous durable goods whsle	808	80 277	.3	13.9
4219903	General merchandise (durable goods) whsle	799	78 129	.3	11.9

See footnotes at end of table.

Table 2. All Types of Operation by Broad Commodity Line and Kind of Business: 1997—Con.

[Includes only establishments with payroll. For meaning of abbreviations and symbols, see introductory text. For explanation of terms, see Appendix A]

CL code and NAICS code	Commodity line and kind of business	Establishments (number)	Sales (\$1,000)	Percent of sales accounted for by kind of business ¹	Coverage in percents
2460	Other industrial supplies—Con.				
422	Wholesale trade, nondurable goods	2 325	1 417 313	5.4	3.6
4221	Paper & paper product whsle	1 304	983 525	3.7	2.5
42211	Printing & writing paper whsle	158	194 502	.7	.3
422110	Printing & writing paper whsle	158	194 502	.7	.3
42212	Stationery & office supplies whsle	297	339 099	1.3	X
422120	Stationery & office supplies whsle	297	339 099	1.3	X
42213	Industrial & personal service paper whsle	849	449 924	1.7	7.0
422130	Industrial & personal service paper whsle	849	449 924	1.7	7.0
4222	Drugs, & druggists' sundries whsle	10	5 283	Z	72.3
42221	Drugs, & druggists' sundries whsle	10	5 283	Z	72.3
422210	Drugs, & druggists' sundries whsle	10	5 283	Z	72.3
4222101	General-line drugs whsle	10	5 283	Z	75.6
4223	Apparel, piece goods, & notions whsle	23	5 590	Z	43.0
42231	Piece goods, notions, & other dry goods whsle	17	5 221	Z	X
422310	Piece goods, notions, & other dry goods whsle	17	5 221	Z	X
4223101	Piece goods—jobbers	17	5 221	Z	X
4224	Grocery & related products whsle	7	1 273	Z	X
42249	Other grocery & related products whsle	6	872	Z	X
422490	Other grocery & related products whsle	6	872	Z	X
4226	Chemical & allied products whsle	532	233 023	.9	4.9
42261	Plastics materials & basic forms & shapes whsle	170	99 035	.4	5.8
422610	Plastics materials & basic forms & shapes whsle	170	99 035	.4	5.8
42269	Other chemical & allied products whsle	362	133 988	.5	4.5
422690	Other chemical & allied products whsle	362	133 988	.5	4.5
4226901	Industrial gases (except LP) whsle	41	7 108	Z	X
4226902	Other chemical & allied products whsle	321	126 880	.5	2.5
4227	Petroleum & petroleum products whsle	18	18 679	.1	8.3
42271	Petroleum bulk stations & terminals	12	17 667	.1	10.9
422710	Petroleum bulk stations & terminals	12	17 667	.1	10.9
4227101	Petroleum bulk stations & terminals (except LP)	12	17 667	.1	10.9
42271011	Petroleum bulk stations (except LP)	12	17 667	.1	9.9
42272	Petroleum & petroleum prod whsle (exc bulk stations & terminals)	6	1 012	Z	X
422720	Petroleum & petroleum prod whsle (exc bulk stations & terminals)	6	1 012	Z	X
4229	Miscellaneous nondurable goods whsle	429	169 873	.6	3.3
42291	Farm supplies whsle	10	363	Z	14.8
422910	Farm supplies whsle	10	363	Z	14.8
4229102	Farm supplies—whsle distributors	6	200	Z	3.8
42295	Paint, varnish, & supplies whsle	293	123 156	.5	1.9
422950	Paint, varnish, & supplies whsle	293	123 156	.5	1.9
4229501	Paint, varnish, & supplies whsle	293	123 156	.5	1.9
42299	Other miscellaneous nondurable goods whsle	124	45 995	.2	4.7
422990	Other miscellaneous nondurable goods whsle	124	45 995	.2	4.7
4229901	Art goods whsle	15	1 010	Z	X
4229902	General merchandise (nondurable goods) whsle	86	35 994	.1	8.1
4229904	Other nondurable goods whsle	21	8 206	Z	1.9
2500	Beauty and barber equipment and supplies	1 349	2 384 007	100.0	71.2
421	Wholesale trade, durable goods	1 323	2 377 273	99.7	70.6
4216	Electrical goods whsle	11	5 244	.2	X
42162	Electrical appliance, television & radio set whsle	6	584	Z	X
421620	Electrical appliance, television & radio set whsle	6	584	Z	X
4218	Machinery, equipment, & supplies whsle	1 306	2 370 341	99.4	67.0
42185	Service establishment equipment & supplies whsle	1 306	2 370 341	99.4	69.4
421850	Service establishment equipment & supplies whsle	1 306	2 370 341	99.4	69.4
4218501	Beauty & barber shop equipment & supplies whsle	1 296	2 368 452	99.3	64.8
422	Wholesale trade, nondurable goods	26	6 734	.3	27.5
4222	Drugs, & druggists' sundries whsle	10	5 891	.2	X
42221	Drugs, & druggists' sundries whsle	10	5 891	.2	X
422210	Drugs, & druggists' sundries whsle	10	5 891	.2	X
4222102	Specialty-line drug, pharmaceutical, cosmetic, & toiletries whsle	7	5 721	.2	X
4229	Miscellaneous nondurable goods whsle	9	619	Z	X
42299	Other miscellaneous nondurable goods whsle	9	619	Z	X
422990	Other miscellaneous nondurable goods whsle	9	619	Z	X
4229902	General merchandise (nondurable goods) whsle	7	17	Z	X
2520	Custodial (janitors') equipment and supplies	5 387	5 634 790	100.0	11.0
421	Wholesale trade, durable goods	2 900	3 790 670	67.3	38.7
4212	Furniture & home furnishings whsle	11	8 228	.1	X
42122	Home furnishings whsle	6	7 800	.1	X
421220	Home furnishings whsle	6	7 800	.1	X
4214	Professional & commercial equipment & supplies whsle	204	73 561	1.3	4.1
42142	Office equipment whsle	12	1 300	Z	X
421420	Office equipment whsle	12	1 300	Z	X
42143	Computer & computer peripheral equipment & software whsle	7	66	Z	X
421430	Computer & computer peripheral equipment & software whsle	7	66	Z	X
4214301	Computer & peripheral equipment whsle	7	66	Z	X
42143012	Computers & peripheral equipment for end use	7	66	Z	X
42144	Other commercial equipment whsle	175	70 181	1.2	3.8
421440	Other commercial equipment whsle	175	70 181	1.2	3.8
4214401	Restaurant & hotel equipment & supplies whsle	173	70 180	1.2	X
42145	Medical, dental, & hospital equipment & supplies whsle	8	1 887	Z	46.6
421450	Medical, dental, & hospital equipment & supplies whsle	8	1 887	Z	46.6
4214501	Surgical, medical, & hospital supplies whsle	8	1 887	Z	45.9

See footnotes at end of table.

Table 2. All Types of Operation by Broad Commodity Line and Kind of Business: 1997—Con.

[Includes only establishments with payroll. For meaning of abbreviations and symbols, see introductory text. For explanation of terms, see Appendix A]

CL code and NAICS code	Commodity line and kind of business	Establishments (number)	Sales (\$1,000)	Percent of sales accounted for by kind of business ¹	Coverage in percents
2520	Custodial (janitors') equipment and supplies—Con.				
421	Wholesale trade, durable goods—Con.				
4216	Electrical goods whsle	21	6 374	.1	4.0
42161	Electrical apparatus & equip, wiring supp, & const material whsle	14	5 542	.1	X
421610	Electrical apparatus & equip, wiring supp, & const material whsle	14	5 542	.1	X
42169	Other electronic parts & equipment whsle	6	820	Z	48.8
421690	Other electronic parts & equipment whsle	6	820	Z	48.8
4216902	Electronic parts (excluding communications equipment) whsle	6	820	Z	47.1
4217	Hardware, & plumbing & heating equipment & supplies whsle	42	44 204	.8	31.0
42171	Hardware whsle	20	20 638	.4	61.7
421710	Hardware whsle	20	20 638	.4	61.7
42172	Plumbing & heating equipment & supplies (hydronics) whsle	18	7 788	.1	3.3
421720	Plumbing & heating equipment & supplies (hydronics) whsle	18	7 788	.1	3.3
4218	Machinery, equipment, & supplies whsle	2 480	3 641 006	64.6	43.2
42183	Industrial machinery & equipment whsle	17	10 010	.2	16.5
421830	Industrial machinery & equipment whsle	17	10 010	.2	16.5
4218303	General-purpose industrial machinery & equipment whsle	9	3 252	.1	X
42184	Industrial supplies whsle	49	18 840	.3	3.5
421840	Industrial supplies whsle	49	18 840	.3	3.5
4218401	General-line industrial supplies whsle	24	12 396	.2	X
4218404	Industrial containers & supplies whsle	12	3 679	.1	8.7
4218406	Other industrial supplies whsle	10	1 646	Z	X
42185	Service establishment equipment & supplies whsle	2 414	3 612 156	64.1	46.8
421850	Service establishment equipment & supplies whsle	2 414	3 612 156	64.1	46.8
4218502	Custodial, janitors' equipment & supplies whsle	2 356	3 593 154	63.8	X
4218503	Laundry & dry-cleaning equipment & supplies whsle	45	17 062	.3	X
4218504	Other service establishment equipment & supplies whsle	8	334	Z	69.7
4219	Miscellaneous durable goods whsle	142	17 297	.3	7.4
42191	Sporting & recreational goods & supplies whsle	7	824	Z	X
421910	Sporting & recreational goods & supplies whsle	7	824	Z	X
42199	Other miscellaneous durable goods whsle	132	15 923	.3	8.3
421990	Other miscellaneous durable goods whsle	132	15 923	.3	8.3
4219903	General merchandise (durable goods) whsle	127	15 527	.3	7.7
422	Wholesale trade, nondurable goods	2 487	1 844 120	32.7	2.4
4221	Paper & paper product whsle	1 493	1 406 113	25.0	1.5
42211	Printing & writing paper whsle	135	163 982	2.9	.2
422110	Printing & writing paper whsle	135	163 982	2.9	.2
42212	Stationery & office supplies whsle	273	102 592	1.8	X
422120	Stationery & office supplies whsle	273	102 592	1.8	X
42213	Industrial & personal service paper whsle	1 085	1 139 539	20.2	2.8
422130	Industrial & personal service paper whsle	1 085	1 139 539	20.2	2.8
4222	Drugs, & druggists' sundries whsle	9	8 558	.2	5.3
42221	Drugs, & druggists' sundries whsle	9	8 558	.2	5.3
422210	Drugs, & druggists' sundries whsle	9	8 558	.2	5.3
4222101	General-line drugs whsle	9	8 558	.2	5.5
4223	Apparel, piece goods, & notions whsle	6	7 775	.1	X
4224	Grocery & related products whsle	70	40 781	.7	X
42245	Confectionery whsle	40	10 357	.2	X
422450	Confectionery whsle	40	10 357	.2	X
42249	Other grocery & related products whsle	21	22 620	.4	X
422490	Other grocery & related products whsle	21	22 620	.4	X
4224903	Soft drinks whsle	6	586	Z	X
4224906	Other grocery specialties whsle	13	14 549	.3	X
4226	Chemical & allied products whsle	838	348 204	6.2	7.8
42261	Plastics materials & basic forms & shapes whsle	50	47 509	.8	.8
422610	Plastics materials & basic forms & shapes whsle	50	47 509	.8	.8
42269	Other chemical & allied products whsle	788	300 695	5.3	8.6
422690	Other chemical & allied products whsle	788	300 695	5.3	8.6
4226902	Other chemical & allied products whsle	787	300 073	5.3	8.7
4229	Miscellaneous nondurable goods whsle	66	32 144	.6	.5
42294	Tobacco & tobacco product whsle	9	1 198	Z	X
422940	Tobacco & tobacco product whsle	9	1 198	Z	X
42299	Other miscellaneous nondurable goods whsle	52	29 208	.5	.8
422990	Other miscellaneous nondurable goods whsle	52	29 208	.5	.8
4229902	General merchandise (nondurable goods) whsle	46	27 953	.5	1.0
2530	Laundry and dry-cleaning equipment and supplies	2 026	9 079 694	100.0	X
421	Wholesale trade, durable goods	867	2 640 120	29.1	X
4214	Professional & commercial equipment & supplies whsle	23	5 414	.1	X
42144	Other commercial equipment whsle	22	5 383	.1	X
421440	Other commercial equipment whsle	22	5 383	.1	X
4214401	Restaurant & hotel equipment & supplies whsle	20	5 377	.1	X
4217	Hardware, & plumbing & heating equipment & supplies whsle	8	2 653	Z	X
42171	Hardware whsle	6	2 490	Z	X
421710	Hardware whsle	6	2 490	Z	X
4218	Machinery, equipment, & supplies whsle	816	2 631 210	29.0	X
42185	Service establishment equipment & supplies whsle	812	2 630 730	29.0	X
421850	Service establishment equipment & supplies whsle	812	2 630 730	29.0	X
4218502	Custodial, janitors' equipment & supplies whsle	110	26 482	.3	X
4218503	Laundry & dry-cleaning equipment & supplies whsle	699	2 603 258	28.7	X
4219	Miscellaneous durable goods whsle	12	543	Z	X
42199	Other miscellaneous durable goods whsle	12	543	Z	X
421990	Other miscellaneous durable goods whsle	12	543	Z	X
4219903	General merchandise (durable goods) whsle	12	543	Z	X

See footnotes at end of table.

Table 2. All Types of Operation by Broad Commodity Line and Kind of Business: 1997—Con.

[Includes only establishments with payroll. For meaning of abbreviations and symbols, see introductory text. For explanation of terms, see Appendix A]

CL code and NAICS code	Commodity line and kind of business	Establishments (number)	Sales (\$1,000)	Percent of sales accounted for by kind of business ¹	Coverage in percents
2530	Laundry and dry-cleaning equipment and supplies—Con.				
422	Wholesale trade, nondurable goods	1 159	6 439 574	70.9	X
4221	Paper & paper product whsle	50	4 369	Z	X
42213	Industrial & personal service paper whsle	49	4 263	Z	X
422130	Industrial & personal service paper whsle	49	4 263	Z	X
4222	Drugs, & druggists' sundries whsle	58	4 667 290	51.4	X
42221	Drugs, & druggists' sundries whsle	58	4 667 290	51.4	X
422210	Drugs, & druggists' sundries whsle	58	4 667 290	51.4	X
4222102	Specialty-line drug, pharmaceutical, cosmetic, & toiletries whsle	55	4 667 011	51.4	X
4224	Grocery & related products whsle	785	1 676 735	18.5	X
42241	General-line grocery whsle	634	1 343 253	14.8	X
422410	General-line grocery whsle	634	1 343 253	14.8	X
4224101	General-line grocery whsle, voluntary group	42	50 370	.6	X
4224102	General-line grocery whsle, retail cooperative	122	314 526	3.5	X
4224103	Other general-line grocery whsle	470	978 357	10.8	X
42242	Packaged frozen food whsle	25	32 171	.4	X
422420	Packaged frozen food whsle	25	32 171	.4	X
42249	Other grocery & related products whsle	117	301 166	3.3	X
422490	Other grocery & related products whsle	117	301 166	3.3	X
4224903	Soft drinks whsle	10	5 190	.1	X
4224904	Canned goods whsle	25	31 110	.3	X
4224906	Other grocery specialties whsle	75	262 293	2.9	X
4226	Chemical & allied products whsle	184	72 880	.8	X
42269	Other chemical & allied products whsle	181	70 998	.8	X
422690	Other chemical & allied products whsle	181	70 998	.8	X
4226902	Other chemical & allied products whsle	181	70 998	.8	X
4229	Miscellaneous nondurable goods whsle	75	17 908	.2	X
42294	Tobacco & tobacco product whsle	8	1 957	Z	X
422940	Tobacco & tobacco product whsle	8	1 957	Z	X
42299	Other miscellaneous nondurable goods whsle	64	15 371	.2	X
422990	Other miscellaneous nondurable goods whsle	64	15 371	.2	X
4229902	General merchandise (nondurable goods) whsle	61	4 054	Z	X
2540	Other service establishment equipment and supplies	2 814	4 905 376	100.0	54.1
421	Wholesale trade, durable goods	2 595	4 827 163	98.4	56.6
4211	Motor vehicle & motor vehicle parts & supplies whsle	9	14 522	.3	X
4212	Furniture & home furnishings whsle	8	4 259	.1	58.7
42122	Home furnishings whsle	6	2 641	.1	50.2
421220	Home furnishings whsle	6	2 641	.1	50.2
4214	Professional & commercial equipment & supplies whsle	8	2 300	Z	51.8
4217	Hardware, & plumbing & heating equipment & supplies whsle	21	22 413	.5	74.9
42171	Hardware whsle	18	17 685	.4	77.3
421710	Hardware whsle	18	17 685	.4	77.3
4218	Machinery, equipment, & supplies whsle	2 509	4 765 250	97.1	52.9
42183	Industrial machinery & equipment whsle	20	9 040	.2	38.4
421830	Industrial machinery & equipment whsle	20	9 040	.2	38.4
4218303	General-purpose industrial machinery & equipment whsle	12	5 994	.1	43.1
42185	Service establishment equipment & supplies whsle	2 482	4 751 587	96.9	54.9
421850	Service establishment equipment & supplies whsle	2 482	4 751 587	96.9	54.9
4218502	Custodial, janitors' equipment & supplies whsle	15	2 317	Z	X
4218504	Other service establishment equipment & supplies whsle	2 457	4 743 682	96.7	51.0
4219	Miscellaneous durable goods whsle	32	15 116	.3	63.4
42199	Other miscellaneous durable goods whsle	28	9 081	.2	49.1
421990	Other miscellaneous durable goods whsle	28	9 081	.2	49.1
4219902	Forest products (except lumber) whsle	6	110	Z	X
4219903	General merchandise (durable goods) whsle	16	2 304	Z	12.9
4219905	Fire extinguishers & fire safety equipment whsle	6	6 667	.1	X
422	Wholesale trade, nondurable goods	219	78 213	1.6	22.3
4221	Paper & paper product whsle	7	1 577	Z	69.6
4223	Apparel, piece goods, & notions whsle	167	36 485	.7	12.1
42231	Piece goods, notions, & other dry goods whsle	142	32 601	.7	X
422310	Piece goods, notions, & other dry goods whsle	142	32 601	.7	X
4223101	Piece goods—jobbers	116	29 563	.6	X
4223102	Notions & other dry goods whsle	26	3 038	.1	X
42232	Men's & boys' clothing & furnishings whsle	16	2 773	.1	70.8
422320	Men's & boys' clothing & furnishings whsle	16	2 773	.1	70.8
42233	Women's, children's, & infants' clothing & accessories whsle	9	1 111	Z	64.5
422330	Women's, children's, & infants' clothing & accessories whsle	9	1 111	Z	64.5
4226	Chemical & allied products whsle	26	16 068	.3	34.8
42269	Other chemical & allied products whsle	21	13 443	.3	27.9
422690	Other chemical & allied products whsle	21	13 443	.3	27.9
4226902	Other chemical & allied products whsle	21	13 443	.3	28.1
4229	Miscellaneous nondurable goods whsle	16	22 357	.5	79.0
42299	Other miscellaneous nondurable goods whsle	11	2 201	Z	76.8
422990	Other miscellaneous nondurable goods whsle	11	2 201	Z	76.8
4229904	Other nondurable goods whsle	7	1 237	Z	57.3

See footnotes at end of table.

Table 2. All Types of Operation by Broad Commodity Line and Kind of Business: 1997—Con.

[Includes only establishments with payroll. For meaning of abbreviations and symbols, see introductory text. For explanation of terms, see Appendix A]

CL code and NAICS code	Commodity line and kind of business	Establishments (number)	Sales (\$1,000)	Percent of sales accounted for by kind of business ¹	Coverage in percents
2600	Aircraft and aeronautical equipment and supplies	2 788	17 231 693	100.0	49.2
421	Wholesale trade, durable goods	2 690	17 107 498	99.3	57.9
4211	Motor vehicle & motor vehicle parts & supplies whsle	9	5 539	Z	X
4216	Electrical goods whsle	26	47 882	.3	36.2
42161	Electrical apparatus & equip, wiring supp, & const material whsle	7	8 729	.1	X
421610	Electrical apparatus & equip, wiring supp, & const material whsle	7	8 729	.1	X
42169	Other electronic parts & equipment whsle	19	39 153	.2	X
421690	Other electronic parts & equipment whsle	19	39 153	.2	X
4216902	Electronic parts (excluding communications equipment) whsle	17	38 300	.2	X
4217	Hardware, & plumbing & heating equipment & supplies whsle	16	27 837	.2	4.2
42171	Hardware whsle	16	27 837	.2	4.3
421710	Hardware whsle	16	27 837	.2	4.3
4218	Machinery, equipment, & supplies whsle	2 508	16 801 188	97.5	63.8
42183	Industrial machinery & equipment whsle	30	38 178	.2	18.3
421830	Industrial machinery & equipment whsle	30	38 178	.2	18.3
4218303	General-purpose industrial machinery & equipment whsle	16	16 013	.1	25.6
4218307	Other industrial machinery & equipment whsle	9	2 602	Z	X
42184	Industrial supplies whsle	12	2 872	Z	X
421840	Industrial supplies whsle	12	2 872	Z	X
4218401	General-line industrial supplies whsle	12	2 872	Z	X
42186	Transportation equipment & supplies (exc motor vehicle) whsle	2 460	16 746 786	97.2	67.7
421860	Transportation equipment & supplies (exc motor vehicle) whsle	2 460	16 746 786	97.2	67.7
4218601	Aircraft & aeronautical equipment & supplies whsle	2 428	16 654 481	96.7	69.0
4218602	Marine machinery, equipment, & supplies whsle	16	28 668	.2	74.5
4218603	Other transportation equipment & supplies whsle	16	63 637	.4	65.3
4219	Miscellaneous durable goods whsle	126	222 438	1.3	X
42199	Other miscellaneous durable goods whsle	124	222 221	1.3	X
421990	Other miscellaneous durable goods whsle	124	222 221	1.3	X
4219903	General merchandise (durable goods) whsle	115	222 069	1.3	X
4219906	Other durable goods whsle	6	99	Z	X
422	Wholesale trade, nondurable goods	98	124 195	.7	.5
4223	Apparel, piece goods, & notions whsle	7	886	Z	X
42231	Piece goods, notions, & other dry goods whsle	7	886	Z	X
422310	Piece goods, notions, & other dry goods whsle	7	886	Z	X
4223101	Piece goods—jobbers	7	886	Z	X
4224	Grocery & related products whsle	9	2 579	Z	77.4
42247	Meat & meat product whsle	9	2 579	Z	85.1
422470	Meat & meat product whsle	9	2 579	Z	85.1
4227	Petroleum & petroleum products whsle	39	14 594	.1	9.8
42272	Petroleum & petroleum prod whsle (exc bulk stations & terminals)	34	11 310	.1	X
422720	Petroleum & petroleum prod whsle (exc bulk stations & terminals)	34	11 310	.1	X
4229	Miscellaneous nondurable goods whsle	43	106 136	.6	X
42299	Other miscellaneous nondurable goods whsle	43	106 136	.6	X
422990	Other miscellaneous nondurable goods whsle	43	106 136	.6	X
4229902	General merchandise (nondurable goods) whsle	43	106 136	.6	X
2620	Marine machinery, equipment, and supplies	1 382	3 522 121	100.0	37.8
421	Wholesale trade, durable goods	1 286	3 493 509	99.2	39.7
4211	Motor vehicle & motor vehicle parts & supplies whsle	39	59 251	1.7	1.5
42111	Automobile & other motor vehicle whsle	20	45 870	1.3	X
421110	Automobile & other motor vehicle whsle	20	45 870	1.3	X
4211101	Automobile & motorcycle whsle	11	37 206	1.1	X
4211105	Heavy truck & tractor (over 26,000 lb) whsle	6	7 625	.2	X
42112	Motor vehicle supplies & new parts whsle	15	12 377	.4	45.0
421120	Motor vehicle supplies & new parts whsle	15	12 377	.4	45.0
4211201	Motor vehicle supplies & new parts—warehouse distributors	7	4 588	.1	X
4211202	Motor vehicle supplies & new parts—jobbers	8	7 789	.2	74.1
4215	Metal & mineral (except petroleum) whsle	9	460	Z	X
42151	Metal service centers & offices	9	460	Z	X
421510	Metal service centers & offices	9	460	Z	X
4215101	Ferrous metal service centers & sales offices	9	460	Z	X
42151011	Ferrous metal service centers	8	388	Z	X
4216	Electrical goods whsle	10	10 257	.3	33.3
42161	Electrical apparatus & equip, wiring supp, & const material whsle	8	8 960	.3	X
421610	Electrical apparatus & equip, wiring supp, & const material whsle	8	8 960	.3	X
4218	Machinery, equipment, & supplies whsle	1 172	3 401 055	96.6	59.7
42183	Industrial machinery & equipment whsle	45	149 995	4.3	56.7
421830	Industrial machinery & equipment whsle	45	149 995	4.3	56.7
4218303	General-purpose industrial machinery & equipment whsle	23	144 404	4.1	64.8
4218304	Metalworking machinery & equipment whsle	6	1 432	Z	X
4218306	Oilwell, oil refinery, & pipeline mach, equip, & supplies whsle	6	746	Z	9.6
42184	Industrial supplies whsle	117	49 993	1.4	.5
421840	Industrial supplies whsle	117	49 993	1.4	.5
4218401	General-line industrial supplies whsle	45	6 672	.2	X
4218402	Mechanical power transmission supplies whsle	22	7 919	.2	X
4218405	Industrial valves & fittings (except fluid-power) whsle	8	6 443	.2	X
4218406	Other industrial supplies whsle	42	28 959	.8	.9
42186	Transportation equipment & supplies (exc motor vehicle) whsle	1 004	3 197 989	90.8	68.0
421860	Transportation equipment & supplies (exc motor vehicle) whsle	1 004	3 197 989	90.8	68.0
4218601	Aircraft & aeronautical equipment & supplies whsle	34	17 656	.5	76.8
4218602	Marine machinery, equipment, & supplies whsle	952	3 169 768	90.0	66.5
4218603	Other transportation equipment & supplies whsle	18	10 565	.3	65.3
4219	Miscellaneous durable goods whsle	52	21 024	.6	X
42191	Sporting & recreational goods & supplies whsle	15	16 913	.5	X
421910	Sporting & recreational goods & supplies whsle	15	16 913	.5	X
42199	Other miscellaneous durable goods whsle	37	4 111	.1	X
421990	Other miscellaneous durable goods whsle	37	4 111	.1	X
4219903	General merchandise (durable goods) whsle	37	4 111	.1	X

See footnotes at end of table.

Table 2. All Types of Operation by Broad Commodity Line and Kind of Business: 1997—Con.

[Includes only establishments with payroll. For meaning of abbreviations and symbols, see introductory text. For explanation of terms, see Appendix A]

CL code and NAICS code	Commodity line and kind of business	Establishments (number)	Sales (\$1,000)	Percent of sales accounted for by kind of business ¹	Coverage in percents
2620	Marine machinery, equipment, and supplies—Con.				
422	Wholesale trade, nondurable goods	96	28 612	.8	X
4224	Grocery & related products whsle	76	16 587	.5	X
42242	Packaged frozen food whsle	18	12 309	.3	X
422420	Packaged frozen food whsle	18	12 309	.3	X
42246	Fish & seafood whsle	57	4 225	.1	X
422460	Fish & seafood whsle	57	4 225	.1	X
4229	Miscellaneous nondurable goods whsle	14	2 149	.1	X
42295	Paint, varnish, & supplies whsle	6	1 904	.1	X
422950	Paint, varnish, & supplies whsle	6	1 904	.1	X
4229501	Paint, varnish, & supplies whsle	6	1 904	.1	X
42299	Other miscellaneous nondurable goods whsle	6	115	Z	X
422990	Other miscellaneous nondurable goods whsle	6	115	Z	X
4229904	Other nondurable goods whsle	6	115	Z	X
2630	Other transportation equipment and supplies	893	2 390 779	100.0	23.1
421	Wholesale trade, durable goods	892	2 390 689	100.0	22.7
4211	Motor vehicle & motor vehicle parts & supplies whsle	16	15 330	.6	X
42111	Automobile & other motor vehicle whsle	6	3 311	.1	X
421110	Automobile & other motor vehicle whsle	6	3 311	.1	X
4211101	Automobile & motorcycle whsle	6	3 311	.1	X
42112	Motor vehicle supplies & new parts whsle	10	12 019	.5	X
421120	Motor vehicle supplies & new parts whsle	10	12 019	.5	X
4211202	Motor vehicle supplies & new parts—jobbers	8	11 702	.5	X
4218	Machinery, equipment, & supplies whsle	859	2 324 620	97.2	24.6
42181	Construction & mining (except petroleum) machinery & equip whsle	21	10 141	.4	X
421810	Construction & mining (except petroleum) machinery & equip whsle	21	10 141	.4	X
42182	Farm & garden machinery & equipment whsle	7	2 554	.1	X
421820	Farm & garden machinery & equipment whsle	7	2 554	.1	X
42183	Industrial machinery & equipment whsle	151	138 012	5.8	.5
421830	Industrial machinery & equipment whsle	151	138 012	5.8	.5
4218302	Hydraulic & pneumatic (fluid-power) machinery & equipment whsle	21	4 499	.2	X
42183021	Hydraulic & pneumatic pumps & motors whsle	15	835	Z	X
42183022	Hydraulic & pneumatic parts, accessories, & supplies whsle	6	3 664	.2	X
4218303	General-purpose industrial machinery & equipment whsle	44	118 339	5.0	.5
4218305	Materials handling equipment whsle	66	8 407	.4	X
4218307	Other industrial machinery & equipment whsle	16	6 232	.3	X
42184	Industrial supplies whsle	7	952	Z	X
421840	Industrial supplies whsle	7	952	Z	X
42186	Transportation equipment & supplies (exc motor vehicle) whsle	673	2 172 961	90.9	54.9
421860	Transportation equipment & supplies (exc motor vehicle) whsle	673	2 172 961	90.9	54.9
4218601	Aircraft & aeronautical equipment & supplies whsle	29	9 118	.4	77.2
4218602	Marine machinery, equipment, & supplies whsle	21	10 876	.5	74.8
4218603	Other transportation equipment & supplies whsle	623	2 152 967	90.1	45.2
4219	Miscellaneous durable goods whsle	7	4 501	.2	X
42193	Recyclable material whsle	7	4 501	.2	X
421930	Recyclable material whsle	7	4 501	.2	X
2700	Sporting and recreational goods and supplies	9 125	28 012 840	100.0	41.2
421	Wholesale trade, durable goods	7 917	27 585 266	98.5	44.6
4211	Motor vehicle & motor vehicle parts & supplies whsle	63	81 529	.3	42.1
42111	Automobile & other motor vehicle whsle	25	15 686	.1	45.7
421110	Automobile & other motor vehicle whsle	25	15 686	.1	45.7
4211101	Automobile & motorcycle whsle	21	7 631	Z	44.1
42112	Motor vehicle supplies & new parts whsle	28	57 010	.2	X
421120	Motor vehicle supplies & new parts whsle	28	57 010	.2	X
4211202	Motor vehicle supplies & new parts—jobbers	23	16 397	.1	X
42113	Tire & tube whsle	6	7 340	Z	X
421130	Tire & tube whsle	6	7 340	Z	X
4212	Furniture & home furnishings whsle	124	104 561	.4	3.6
42121	Furniture whsle	26	33 860	.1	3.1
421210	Furniture whsle	26	33 860	.1	3.1
4212101	Household & lawn furniture whsle	25	33 391	.1	3.0
42122	Home furnishings whsle	98	70 701	.3	3.8
421220	Home furnishings whsle	98	70 701	.3	3.8
4212201	Household china, glassware, & crockery whsle	38	19 991	.1	X
4212202	Linens, domestics, draperies, & curtains whsle	14	15 085	.1	.7
4212203	Floor coverings whsle	7	11 415	Z	X
4212204	Other home furnishings whsle	39	24 210	.1	11.4
4213	Lumber & other construction materials whsle	26	9 338	Z	47.2
42131	Lumber, plywood, millwork, & wood panel whsle	10	7 284	Z	X
421310	Lumber, plywood, millwork, & wood panel whsle	10	7 284	Z	X
4213101	Lumber without yard whsle	9	1 635	Z	X
42133	Roofing, siding, & insulation material whsle	6	151	Z	X
421330	Roofing, siding, & insulation material whsle	6	151	Z	X
4213301	Roofing, siding, & insulation material whsle	6	151	Z	X
42139	Other construction materials whsle	8	1 749	Z	22.4
421390	Other construction materials whsle	8	1 749	Z	22.4
4213902	Other construction materials whsle	8	1 749	Z	20.4
4214	Professional & commercial equipment & supplies whsle	37	17 258	.1	19.9
42143	Computer & computer peripheral equipment & software whsle	15	864	Z	17.5
421430	Computer & computer peripheral equipment & software whsle	15	864	Z	17.5
4214301	Computer & peripheral equipment whsle	12	667	Z	24.4
42143011	Computers & peripheral equipment for resale	7	132	Z	X
42144	Other commercial equipment whsle	12	2 516	Z	29.7
421440	Other commercial equipment whsle	12	2 516	Z	29.7
4214401	Restaurant & hotel equipment & supplies whsle	6	1 738	Z	X
4214402	Store machines & equipment whsle	6	778	Z	44.6

See footnotes at end of table.

Table 2. All Types of Operation by Broad Commodity Line and Kind of Business: 1997—Con.

[Includes only establishments with payroll. For meaning of abbreviations and symbols, see introductory text. For explanation of terms, see Appendix A]

CL code and NAICS code	Commodity line and kind of business	Establishments (number)	Sales (\$1,000)	Percent of sales accounted for by kind of business ¹	Coverage in percents
2700	Sporting and recreational goods and supplies—Con.				
421	Wholesale trade, durable goods—Con.				
4215	Metal & mineral (except petroleum) whsle	13	19 266	.1	X
42151	Metal service centers & offices	13	19 266	.1	X
421510	Metal service centers & offices	13	19 266	.1	X
4215101	Ferrous metal service centers & sales offices	8	12 171	Z	X
42151011	Ferrous metal service centers	8	12 171	Z	X
4216	Electrical goods whsle	209	97 980	.4	1.7
42161	Electrical apparatus & equip, wiring supp, & const material whsle	19	9 702	Z	6.6
421610	Electrical apparatus & equip, wiring supp, & const material whsle	19	9 702	Z	6.6
42162	Electrical appliance, television & radio set whsle	82	46 988	.2	2.4
421620	Electrical appliance, television & radio set whsle	82	46 988	.2	2.4
42169	Other electronic parts & equipment whsle	108	41 290	.1	.4
421690	Other electronic parts & equipment whsle	108	41 290	.1	.4
4216901	Communications equipment & supplies whsle	66	2 845	Z	X
4216902	Electronic parts (excluding communications equipment) whsle	42	38 445	.1	1.7
4217	Hardware, & plumbing & heating equipment & supplies whsle	128	178 026	.6	1.7
42171	Hardware whsle	98	153 594	.5	1.0
421710	Hardware whsle	98	153 594	.5	1.0
42172	Plumbing & heating equipment & supplies (hydronics) whsle	27	22 404	.1	13.0
421720	Plumbing & heating equipment & supplies (hydronics) whsle	27	22 404	.1	13.0
4218	Machinery, equipment, & supplies whsle	251	167 258	.6	8.2
42182	Farm & garden machinery & equipment whsle	122	65 694	.2	6.3
421820	Farm & garden machinery & equipment whsle	122	65 694	.2	6.3
4218201	Farm machinery & equipment—farm dealers	88	27 497	.1	2.9
4218202	Farm machinery & equipment—whsle distributors	15	1 699	Z	X
4218203	Lawn & garden machinery & equipment whsle	19	36 498	.1	12.6
42183	Industrial machinery & equipment whsle	37	15 151	.1	28.0
421830	Industrial machinery & equipment whsle	37	15 151	.1	28.0
4218303	General-purpose industrial machinery & equipment whsle	9	5 614	Z	.6
4218307	Other industrial machinery & equipment whsle	21	7 290	Z	56.2
42184	Industrial supplies whsle	9	4 918	Z	X
421840	Industrial supplies whsle	9	4 918	Z	X
4218406	Other industrial supplies whsle	6	4 088	Z	X
42185	Service establishment equipment & supplies whsle	22	16 265	.1	42.0
421850	Service establishment equipment & supplies whsle	22	16 265	.1	42.0
4218502	Custodial, janitors' equipment & supplies whsle	8	519	Z	X
4218504	Other service establishment equipment & supplies whsle	12	13 288	Z	19.0
42186	Transportation equipment & supplies (exc motor vehicle) whsle	56	64 883	.2	X
421860	Transportation equipment & supplies (exc motor vehicle) whsle	56	64 883	.2	X
4218601	Aircraft & aeronautical equipment & supplies whsle	15	5 214	Z	X
4218602	Marine machinery, equipment, & supplies whsle	33	57 618	.2	X
4218603	Other transportation equipment & supplies whsle	8	2 051	Z	X
4219	Miscellaneous durable goods whsle	7 066	26 910 050	96.1	51.1
42191	Sporting & recreational goods & supplies whsle	6 080	26 519 495	94.7	58.1
421910	Sporting & recreational goods & supplies whsle	6 080	26 519 495	94.7	58.1
42192	Toy & hobby goods & supplies whsle	92	179 485	.6	56.6
421920	Toy & hobby goods & supplies whsle	92	179 485	.6	56.6
42194	Jewelry/watch/silverware/precious stone, & precious metal whsle	38	4 893	Z	24.2
421940	Jewelry/watch/silverware/precious stone, & precious metal whsle	38	4 893	Z	24.2
4219401	Jewelry, watch, diamonds, precious stone, & silverware whsle	38	4 893	Z	23.1
42199	Other miscellaneous durable goods whsle	853	205 920	.7	.3
421990	Other miscellaneous durable goods whsle	853	205 920	.7	.3
4219903	General merchandise (durable goods) whsle	767	192 540	.7	.2
4219904	Prerecorded media whsle	13	2 724	Z	X
42199041	Compact discs/prerecorded audio tapes, & phonograph records whsle	12	2 686	Z	X
4219906	Other durable goods whsle	70	10 510	Z	X
422	Wholesale trade, nondurable goods	1 208	427 574	1.5	12.4
4221	Paper & paper product whsle	13	2 307	Z	11.8
42212	Stationery & office supplies whsle	6	2 025	Z	5.4
422120	Stationery & office supplies whsle	6	2 025	Z	5.4
42213	Industrial & personal service paper whsle	7	282	Z	46.9
422130	Industrial & personal service paper whsle	7	282	Z	46.9
4222	Drugs, & druggists' sundries whsle	21	18 776	.1	20.1
42221	Drugs, & druggists' sundries whsle	21	18 776	.1	20.1
422210	Drugs, & druggists' sundries whsle	21	18 776	.1	20.1
4222101	General-line drugs whsle	17	2 230	Z	28.6
4223	Apparel, piece goods, & notions whsle	454	265 230	.9	13.0
42231	Piece goods, notions, & other dry goods whsle	11	1 806	Z	X
422310	Piece goods, notions, & other dry goods whsle	11	1 806	Z	X
4223101	Piece goods—jobbers	8	883	Z	X
42232	Men's & boys' clothing & furnishings whsle	271	125 013	.4	7.9
422320	Men's & boys' clothing & furnishings whsle	271	125 013	.4	7.9
42233	Women's, children's, & infants' clothing & accessories whsle	82	24 059	.1	16.3
422330	Women's, children's, & infants' clothing & accessories whsle	82	24 059	.1	16.3
42234	Footwear whsle	90	114 352	.4	29.9
422340	Footwear whsle	90	114 352	.4	29.9
4224	Grocery & related products whsle	30	9 756	Z	X
42249	Other grocery & related products whsle	21	5 133	Z	X
422490	Other grocery & related products whsle	21	5 133	Z	X
4224906	Other grocery specialties whsle	17	3 226	Z	X
4225	Farm-product raw material whsle	20	1 505	Z	X
42251	Grain & field bean whsle	17	1 418	Z	X
422510	Grain & field bean whsle	17	1 418	Z	X

See footnotes at end of table.

Table 2. All Types of Operation by Broad Commodity Line and Kind of Business: 1997—Con.

[Includes only establishments with payroll. For meaning of abbreviations and symbols, see introductory text. For explanation of terms, see Appendix A]

CL code and NAICS code	Commodity line and kind of business	Establishments (number)	Sales (\$1,000)	Percent of sales accounted for by kind of business ¹	Coverage in percents
2700	Sporting and recreational goods and supplies—Con.				
422	Wholesale trade, nondurable goods—Con.				
4226	Chemical & allied products whsle	39	13 881	.1	28.7
42261	Plastics materials & basic forms & shapes whsle	16	3 343	Z	X
422610	Plastics materials & basic forms & shapes whsle	16	3 343	Z	X
42269	Other chemical & allied products whsle	23	10 538	Z	52.8
422690	Other chemical & allied products whsle	23	10 538	Z	52.8
4226902	Other chemical & allied products whsle	22	4 207	Z	45.6
4227	Petroleum & petroleum products whsle	9	7 156	Z	52.6
42271	Petroleum bulk stations & terminals	8	7 136	Z	61.2
422710	Petroleum bulk stations & terminals	8	7 136	Z	61.2
4227101	Petroleum bulk stations & terminals (except LP)	6	1 270	Z	40.9
42271011	Petroleum bulk stations (except LP)	6	1 270	Z	37.1
4229	Miscellaneous nondurable goods whsle	619	108 837	.4	4.3
42291	Farm supplies whsle	83	24 869	.1	1.5
422910	Farm supplies whsle	83	24 869	.1	1.5
4229101	Farm supplies—farm dealers	45	4 794	Z	.4
4229102	Farm supplies—whsle distributors	38	20 075	.1	1.6
42292	Book, periodical, & newspaper whsle	7	3 408	Z	X
422920	Book, periodical, & newspaper whsle	7	3 408	Z	X
42299	Other miscellaneous nondurable goods whsle	522	76 219	.3	1.5
422990	Other miscellaneous nondurable goods whsle	522	76 219	.3	1.5
4229901	Art goods whsle	60	7 298	.1	1.3
4229902	General merchandise (nondurable goods) whsle	383	36 788	.1	1.3
4229903	Textile bags, bagging, & burlap whsle	9	10 275	Z	X
4229904	Other nondurable goods whsle	70	21 858	.1	3.3
2800	Toys and hobby goods and supplies	6 545	21 279 057	100.0	41.7
421	Wholesale trade, durable goods	4 605	20 099 751	94.5	54.6
4211	Motor vehicle & motor vehicle parts & supplies whsle	6	1 375	Z	X
4212	Furniture & home furnishings whsle	267	142 056	.7	5.3
42121	Furniture whsle	53	18 150	.1	8.7
421210	Furniture whsle	53	18 150	.1	8.7
4212101	Household & lawn furniture whsle	47	17 881	.1	8.8
4212102	Office & business furniture whsle	6	269	Z	X
42122	Home furnishings whsle	214	123 906	.6	4.3
421220	Home furnishings whsle	214	123 906	.6	4.3
4212201	Household china, glassware, & crockery whsle	95	60 714	.3	X
4212202	Linens, domestics, draperies, & curtains whsle	22	6 457	Z	2.0
4212204	Other home furnishings whsle	93	56 539	.3	1.1
4213	Lumber & other construction materials whsle	10	4 537	Z	X
42139	Other construction materials whsle	8	4 383	Z	X
421390	Other construction materials whsle	8	4 383	Z	X
4213902	Other construction materials whsle	8	4 383	Z	X
4214	Professional & commercial equipment & supplies whsle	89	87 546	.4	15.8
42143	Computer & computer peripheral equipment & software whsle	11	32 152	.2	X
421430	Computer & computer peripheral equipment & software whsle	11	32 152	.2	X
4214301	Computer & peripheral equipment whsle	7	31 274	.1	X
42145	Medical, dental, & hospital equipment & supplies whsle	8	479	Z	X
421450	Medical, dental, & hospital equipment & supplies whsle	8	479	Z	X
4214501	Surgical, medical, & hospital supplies whsle	8	479	Z	X
42146	Ophthalmic goods whsle	14	1 453	Z	X
421460	Ophthalmic goods whsle	14	1 453	Z	X
42149	Other professional equipment & supplies whsle	44	22 689	.1	11.1
421490	Other professional equipment & supplies whsle	44	22 689	.1	11.1
4214901	Religious & school supplies whsle	18	16 651	.1	13.0
4214902	Other professional equipment & supplies whsle	26	6 038	Z	X
4216	Electrical goods whsle	169	232 620	1.1	6.8
42161	Electrical apparatus & equip, wiring supp, & const material whsle	18	26 473	.1	.9
421610	Electrical apparatus & equip, wiring supp, & const material whsle	18	26 473	.1	.9
42162	Electrical appliance, television & radio set whsle	79	165 269	.8	9.7
421620	Electrical appliance, television & radio set whsle	79	165 269	.8	9.7
42169	Other electronic parts & equipment whsle	72	40 878	.2	2.3
421690	Other electronic parts & equipment whsle	72	40 878	.2	2.3
4216901	Communications equipment & supplies whsle	6	785	Z	X
4216902	Electronic parts (excluding communications equipment) whsle	66	40 093	.2	2.3
4217	Hardware, & plumbing & heating equipment & supplies whsle	44	38 632	.2	.8
42171	Hardware whsle	43	37 340	.2	1.5
421710	Hardware whsle	43	37 340	.2	1.5
4218	Machinery, equipment, & supplies whsle	41	7 159	Z	18.1
42183	Industrial machinery & equipment whsle	26	1 797	Z	13.2
421830	Industrial machinery & equipment whsle	26	1 797	Z	13.2
4218303	General-purpose industrial machinery & equipment whsle	7	272	Z	X
4218307	Other industrial machinery & equipment whsle	12	317	Z	48.5
4219	Miscellaneous durable goods whsle	3 978	19 584 793	92.0	56.7
42191	Sporting & recreational goods & supplies whsle	109	233 915	1.1	59.3
421910	Sporting & recreational goods & supplies whsle	109	233 915	1.1	59.3
42192	Toy & hobby goods & supplies whsle	3 229	19 194 752	90.2	69.8
421920	Toy & hobby goods & supplies whsle	3 229	19 194 752	90.2	69.8
42194	Jewelry/watch/silverware/precious stone, & precious metal whsle	35	16 508	.1	17.2
421940	Jewelry/watch/silverware/precious stone, & precious metal whsle	35	16 508	.1	17.2
4219401	Jewelry, watch, diamonds, precious stone, & silverware whsle	32	15 302	.1	19.3
42199	Other miscellaneous durable goods whsle	603	139 512	.7	6.1
421990	Other miscellaneous durable goods whsle	603	139 512	.7	6.1
4219903	General merchandise (durable goods) whsle	518	97 763	.5	6.2
4219904	Prerecorded media whsle	29	12 288	.1	X
42199041	Compact discs/prerecorded audio tapes, & phonograph records whsle	21	3 140	Z	X
42199042	Prerecorded video tapes whsle	8	9 148	Z	X
4219906	Other durable goods whsle	51	29 218	.1	X

See footnotes at end of table.

Table 2. All Types of Operation by Broad Commodity Line and Kind of Business: 1997—Con.

[Includes only establishments with payroll. For meaning of abbreviations and symbols, see introductory text. For explanation of terms, see Appendix A]

CL code and NAICS code	Commodity line and kind of business	Establishments (number)	Sales (\$1,000)	Percent of sales accounted for by kind of business ¹	Coverage in percents
2800	Toys and hobby goods and supplies—Con.				
422	Wholesale trade, nondurable goods	1 940	1 179 306	5.5	8.8
4221	Paper & paper product whsle	134	118 493	.6	10.9
42211	Printing & writing paper whsle	10	3 575	Z	X
422110	Printing & writing paper whsle	10	3 575	Z	X
42212	Stationery & office supplies whsle	92	73 977	.3	16.1
422120	Stationery & office supplies whsle	92	73 977	.3	16.1
42213	Industrial & personal service paper whsle	32	40 941	.2	X
422130	Industrial & personal service paper whsle	32	40 941	.2	X
4222	Drugs, & druggists' sundries whsle	165	507 701	2.4	.4
42221	Drugs, & druggists' sundries whsle	165	507 701	2.4	.4
422210	Drugs, & druggists' sundries whsle	165	507 701	2.4	.4
4222101	General-line drugs whsle	82	53 137	.3	1.2
4222102	Specialty-line drug, pharmaceutical, cosmetic, & toiletries whsle	83	454 564	2.1	X
4223	Apparel, piece goods, & notions whsle	244	93 508	.4	21.7
42231	Piece goods, notions, & other dry goods whsle	60	24 292	.1	X
422310	Piece goods, notions, & other dry goods whsle	60	24 292	.1	X
4223101	Piece goods—jobbers	35	9 439	Z	X
4223102	Notions & other dry goods whsle	25	14 853	.1	X
42232	Men's & boys' clothing & furnishings whsle	79	34 317	.2	24.4
422320	Men's & boys' clothing & furnishings whsle	79	34 317	.2	24.4
42233	Women's, children's, & infants' clothing & accessories whsle	72	30 550	.1	26.7
422330	Women's, children's, & infants' clothing & accessories whsle	72	30 550	.1	26.7
42234	Footwear whsle	33	4 349	Z	1.5
422340	Footwear whsle	33	4 349	Z	1.5
4224	Grocery & related products whsle	78	59 276	.3	28.5
42241	General-line grocery whsle	7	1 668	Z	X
422410	General-line grocery whsle	7	1 668	Z	X
4224103	Other general-line grocery whsle	7	1 668	Z	X
42245	Confectionery whsle	12	31 671	.1	.4
422450	Confectionery whsle	12	31 671	.1	.4
42249	Other grocery & related products whsle	54	8 626	Z	18.6
422490	Other grocery & related products whsle	54	8 626	Z	18.6
4224906	Other grocery specialties whsle	44	4 682	Z	6.6
4226	Chemical & allied products whsle	22	8 032	Z	X
42261	Plastics materials & basic forms & shapes whsle	14	6 804	Z	X
422610	Plastics materials & basic forms & shapes whsle	14	6 804	Z	X
42269	Other chemical & allied products whsle	8	1 228	Z	X
422690	Other chemical & allied products whsle	8	1 228	Z	X
4226902	Other chemical & allied products whsle	8	1 228	Z	X
4229	Miscellaneous nondurable goods whsle	1 290	388 918	1.8	15.0
42291	Farm supplies whsle	7	1 368	Z	X
422910	Farm supplies whsle	7	1 368	Z	X
42292	Book, periodical, & newspaper whsle	120	137 550	.6	3.2
422920	Book, periodical, & newspaper whsle	120	137 550	.6	3.2
42293	Flower, nursery stock, & florists' supplies whsle	67	45 186	.2	X
422930	Flower, nursery stock, & florists' supplies whsle	67	45 186	.2	X
42294	Tobacco & tobacco product whsle	8	1 820	Z	81.4
422940	Tobacco & tobacco product whsle	8	1 820	Z	81.4
42299	Other miscellaneous nondurable goods whsle	1 088	202 994	1.0	11.6
422990	Other miscellaneous nondurable goods whsle	1 088	202 994	1.0	11.6
4229901	Art goods whsle	260	69 942	.3	8.5
4229902	General merchandise (nondurable goods) whsle	668	83 717	.4	12.5
4229903	Textile bags, bagging, & burlap whsle	15	8 135	Z	X
4229904	Other nondurable goods whsle	145	41 200	.2	17.0
2900	Ferrous metal scrap	5 461	16 561 001	100.0	44.6
421	Wholesale trade, durable goods	5 448	16 551 762	99.9	43.7
4211	Motor vehicle & motor vehicle parts & supplies whsle	164	41 949	.3	40.2
42112	Motor vehicle supplies & new parts whsle	9	1 461	Z	X
421120	Motor vehicle supplies & new parts whsle	9	1 461	Z	X
42114	Motor vehicle parts, (used) whsle	151	39 512	.2	34.7
421140	Motor vehicle parts, (used) whsle	151	39 512	.2	34.7
4213	Lumber & other construction materials whsle	7	275	Z	X
4215	Metal & mineral (except petroleum) whsle	350	263 093	1.6	3.4
42151	Metal service centers & offices	346	249 166	1.5	3.5
421510	Metal service centers & offices	346	249 166	1.5	3.5
4215101	Ferrous metal service centers & sales offices	285	239 302	1.4	2.7
42151011	Ferrous metal service centers	243	130 162	.8	2.6
42151012	Ferrous metal sales offices	42	109 140	.7	3.0
4215102	Nonferrous metal service centers & sales offices	61	9 864	.1	12.5
42151021	Nonferrous metal service centers	38	7 602	Z	10.6
42151022	Nonferrous metal sales offices	23	2 262	Z	70.3
4216	Electrical goods whsle	7	398	Z	X
4218	Machinery, equipment, & supplies whsle	19	37 152	.2	42.0
42183	Industrial machinery & equipment whsle	14	34 389	.2	54.1
421830	Industrial machinery & equipment whsle	14	34 389	.2	54.1
4218307	Other industrial machinery & equipment whsle	9	19 561	.1	10.7

See footnotes at end of table.

Table 2. All Types of Operation by Broad Commodity Line and Kind of Business: 1997—Con.

[Includes only establishments with payroll. For meaning of abbreviations and symbols, see introductory text. For explanation of terms, see Appendix A]

CL code and NAICS code	Commodity line and kind of business	Establishments (number)	Sales (\$1,000)	Percent of sales accounted for by kind of business ¹	Coverage in percents
2900	Ferrous metal scrap—Con.				
421	Wholesale trade, durable goods—Con.				
4219	Miscellaneous durable goods whsle	4 897	16 208 589	97.9	47.7
42193	Recyclable material whsle	4 861	16 090 441	97.2	65.8
421930	Recyclable material whsle	4 861	16 090 441	97.2	65.8
4219301	Iron & steel scrap processors & dealers	3 480	14 943 683	90.2	63.8
42193011	Iron & steel scrap processors (using power processing equipment)	2 308	9 718 131	58.7	X
42193012	Iron & steel scrap processors (not using power processing equip)	1 172	5 225 552	31.6	60.2
4219302	Recyclable paper & paperboard whsle	196	28 809	.2	79.1
4219303	Other recyclable material whsle	1 185	1 117 949	6.8	64.9
42199	Other miscellaneous durable goods whsle	31	113 229	.7	X
421990	Other miscellaneous durable goods whsle	31	113 229	.7	X
4219903	General merchandise (durable goods) whsle	28	108 717	.7	X
422	Wholesale trade, nondurable goods	13	9 239	.1	X
2920	Nonferrous metal scrap	5 675	12 983 099	100.0	43.4
421	Wholesale trade, durable goods	5 668	12 976 915	100.0	42.8
4211	Motor vehicle & motor vehicle parts & supplies whsle	51	3 818	Z	80.9
42114	Motor vehicle parts, (used) whsle	51	3 818	Z	62.2
421140	Motor vehicle parts, (used) whsle	51	3 818	Z	62.2
4215	Metal & mineral (except petroleum) whsle	358	373 842	2.9	6.2
42151	Metal service centers & offices	353	367 634	2.8	6.5
421510	Metal service centers & offices	353	367 634	2.8	6.5
4215101	Ferrous metal service centers & sales offices	179	122 699	.9	8.6
42151011	Ferrous metal service centers	140	102 553	.8	6.7
42151012	Ferrous metal sales offices	39	20 146	.2	43.7
4215102	Nonferrous metal service centers & sales offices	174	244 935	1.9	4.9
42151021	Nonferrous metal service centers	122	220 214	1.7	5.5
42151022	Nonferrous metal sales offices	52	24 721	.2	2.3
4216	Electrical goods whsle	7	2 337	Z	X
4218	Machinery, equipment, & supplies whsle	11	14 636	.1	38.9
42183	Industrial machinery & equipment whsle	10	14 454	.1	42.1
421830	Industrial machinery & equipment whsle	10	14 454	.1	42.1
4218307	Other industrial machinery & equipment whsle	6	2 726	Z	11.9
4219	Miscellaneous durable goods whsle	5 229	12 576 992	96.9	45.8
42193	Recyclable material whsle	5 157	12 424 255	95.7	61.0
421930	Recyclable material whsle	5 157	12 424 255	95.7	61.0
4219301	Iron & steel scrap processors & dealers	2 210	2 414 672	18.6	63.3
42193011	Iron & steel scrap processors (using power processing equipment)	1 556	2 138 681	16.5	X
42193012	Iron & steel scrap processors (not using power processing equip)	654	275 991	2.1	44.9
4219302	Recyclable paper & paperboard whsle	417	138 701	1.1	80.9
4219303	Other recyclable material whsle	2 530	9 870 882	76.0	56.0
42194	Jewelry/watch/silverware/precious stone, & precious metal whsle	45	123 899	1.0	.2
421940	Jewelry/watch/silverware/precious stone, & precious metal whsle	45	123 899	1.0	.2
4219401	Jewelry, watch, diamonds, precious stone, & silverware whsle	9	685	Z	X
4219402	Precious metal (excluding ores) whsle	36	123 214	.9	X
42199	Other miscellaneous durable goods whsle	25	28 828	.2	X
421990	Other miscellaneous durable goods whsle	25	28 828	.2	X
4219903	General merchandise (durable goods) whsle	25	28 828	.2	X
422	Wholesale trade, nondurable goods	7	6 184	Z	X
2930	Recyclable paper and paperboard	2 622	5 474 288	100.0	X
421	Wholesale trade, durable goods	2 421	5 384 927	98.4	X
4211	Motor vehicle & motor vehicle parts & supplies whsle	8	2 286	Z	X
42114	Motor vehicle parts, (used) whsle	6	2 232	Z	X
421140	Motor vehicle parts, (used) whsle	6	2 232	Z	X
4212	Furniture & home furnishings whsle	9	531	Z	X
42122	Home furnishings whsle	9	531	Z	X
421220	Home furnishings whsle	9	531	Z	X
4212204	Other home furnishings whsle	6	122	Z	X
4213	Lumber & other construction materials whsle	7	314	Z	X
42133	Roofing, siding, & insulation material whsle	6	102	Z	X
421330	Roofing, siding, & insulation material whsle	6	102	Z	X
4213301	Roofing, siding, & insulation material whsle	6	102	Z	X
4215	Metal & mineral (except petroleum) whsle	23	3 505	.1	X
42151	Metal service centers & offices	22	3 398	.1	X
421510	Metal service centers & offices	22	3 398	.1	X
4215101	Ferrous metal service centers & sales offices	6	1 768	Z	X
4215102	Nonferrous metal service centers & sales offices	16	1 630	Z	X
42151021	Nonferrous metal service centers	10	811	Z	X
42151022	Nonferrous metal sales offices	6	819	Z	X
4218	Machinery, equipment, & supplies whsle	80	16 053	.3	X
42183	Industrial machinery & equipment whsle	71	14 757	.3	X
421830	Industrial machinery & equipment whsle	71	14 757	.3	X
4218301	Food-processing machinery & equipment whsle	8	4 854	.1	X
4218303	General-purpose industrial machinery & equipment whsle	24	1 117	Z	X
4218305	Materials handling equipment whsle	7	829	Z	X
4218307	Other industrial machinery & equipment whsle	28	7 439	.1	X
4219	Miscellaneous durable goods whsle	2 284	5 359 464	97.9	X
42193	Recyclable material whsle	2 206	5 354 772	97.8	X
421930	Recyclable material whsle	2 206	5 354 772	97.8	X
4219301	Iron & steel scrap processors & dealers	174	67 783	1.2	X
42193011	Iron & steel scrap processors (using power processing equipment)	138	62 492	1.1	X
42193012	Iron & steel scrap processors (not using power processing equip)	36	5 291	.1	X
4219302	Recyclable paper & paperboard whsle	1 588	5 127 637	93.7	X
4219303	Other recyclable material whsle	444	159 352	2.9	X
42199	Other miscellaneous durable goods whsle	76	4 657	.1	X
421990	Other miscellaneous durable goods whsle	76	4 657	.1	X
4219903	General merchandise (durable goods) whsle	74	4 640	.1	X

See footnotes at end of table.

Table 2. All Types of Operation by Broad Commodity Line and Kind of Business: 1997—Con.

[Includes only establishments with payroll. For meaning of abbreviations and symbols, see introductory text. For explanation of terms, see Appendix A]

CL code and NAICS code	Commodity line and kind of business	Establishments (number)	Sales (\$1,000)	Percent of sales accounted for by kind of business ¹	Coverage in percents
2930	Recyclable paper and paperboard—Con.				
422	Wholesale trade, nondurable goods	201	89 361	1.6	X
4221	Paper & paper product whsle	31	8 485	.2	X
42213	Industrial & personal service paper whsle	25	6 798	.1	X
422130	Industrial & personal service paper whsle	25	6 798	.1	X
4223	Apparel, piece goods, & notions whsle	7	686	Z	X
4224	Grocery & related products whsle	12	3 684	.1	X
42249	Other grocery & related products whsle	12	3 684	.1	X
422490	Other grocery & related products whsle	12	3 684	.1	X
4224906	Other grocery specialties whsle	9	3 566	.1	X
4226	Chemical & allied products whsle	37	9 684	.2	X
42261	Plastics materials & basic forms & shapes whsle	22	7 244	.1	X
422610	Plastics materials & basic forms & shapes whsle	22	7 244	.1	X
42269	Other chemical & allied products whsle	15	2 440	Z	X
422690	Other chemical & allied products whsle	15	2 440	Z	X
4226902	Other chemical & allied products whsle	15	2 440	Z	X
4229	Miscellaneous nondurable goods whsle	112	58 784	1.1	X
42291	Farm supplies whsle	12	2 952	.1	X
422910	Farm supplies whsle	12	2 952	.1	X
4229102	Farm supplies—whsle distributors	12	2 952	.1	X
42299	Other miscellaneous nondurable goods whsle	96	54 869	1.0	X
422990	Other miscellaneous nondurable goods whsle	96	54 869	1.0	X
4229901	Art goods whsle	8	1 093	Z	X
4229902	General merchandise (nondurable goods) whsle	68	18 238	.3	X
4229903	Textile bags, bagging, & burlap whsle	9	419	Z	X
4229904	Other nondurable goods whsle	11	35 119	.6	X
2940	Recyclable materials, except metal	2 658	2 814 966	100.0	70.1
421	Wholesale trade, durable goods	2 602	2 765 528	98.2	69.6
4211	Motor vehicle & motor vehicle parts & supplies whsle	8	313	Z	77.5
42114	Motor vehicle parts, (used) whsle	8	313	Z	59.6
421140	Motor vehicle parts, (used) whsle	8	313	Z	59.6
4214	Professional & commercial equipment & supplies whsle	6	556	Z	X
4215	Metal & mineral (except petroleum) whsle	33	7 468	.3	53.7
42151	Metal service centers & offices	33	7 468	.3	53.2
421510	Metal service centers & offices	33	7 468	.3	53.2
4215101	Ferrous metal service centers & sales offices	6	1 941	.1	X
42151011	Ferrous metal service centers	6	1 941	.1	X
4215102	Nonferrous metal service centers & sales offices	27	5 527	.2	76.6
42151021	Nonferrous metal service centers	12	1 852	.1	75.8
42151022	Nonferrous metal sales offices	15	3 675	.1	79.4
4218	Machinery, equipment, & supplies whsle	30	12 320	.4	8.2
42183	Industrial machinery & equipment whsle	19	5 132	.2	2.0
421830	Industrial machinery & equipment whsle	19	5 132	.2	2.0
4218303	General-purpose industrial machinery & equipment whsle	8	723	Z	8.6
42184	Industrial supplies whsle	8	6 087	.2	X
421840	Industrial supplies whsle	8	6 087	.2	X
4219	Miscellaneous durable goods whsle	2 519	2 742 660	97.4	64.7
42193	Recyclable material whsle	2 504	2 742 429	97.4	67.7
421930	Recyclable material whsle	2 504	2 742 429	97.4	67.7
4219301	Iron & steel scrap processors & dealers	93	6 719	.2	70.2
42193011	Iron & steel scrap processors (using power processing equipment)	72	6 139	.2	X
42193012	Iron & steel scrap processors (not using power processing equip)	21	580	Z	64.4
4219302	Recyclable paper & paperboard whsle	420	96 268	3.4	79.8
4219303	Other recyclable material whsle	1 991	2 639 442	93.8	65.0
42199	Other miscellaneous durable goods whsle	15	231	Z	X
421990	Other miscellaneous durable goods whsle	15	231	Z	X
4219903	General merchandise (durable goods) whsle	15	231	Z	X
422	Wholesale trade, nondurable goods	56	49 438	1.8	55.7
4221	Paper & paper product whsle	12	1 365	Z	34.4
42213	Industrial & personal service paper whsle	10	1 154	Z	60.1
422130	Industrial & personal service paper whsle	10	1 154	Z	60.1
4223	Apparel, piece goods, & notions whsle	10	26 230	.9	69.3
42231	Piece goods, notions, & other dry goods whsle	8	25 861	.9	X
422310	Piece goods, notions, & other dry goods whsle	8	25 861	.9	X
4223101	Piece goods—jobbers	8	25 861	.9	X
4226	Chemical & allied products whsle	11	10 744	.4	X
42269	Other chemical & allied products whsle	7	7 593	.3	X
422690	Other chemical & allied products whsle	7	7 593	.3	X
4226902	Other chemical & allied products whsle	7	7 593	.3	X
4229	Miscellaneous nondurable goods whsle	21	11 053	.4	X
42299	Other miscellaneous nondurable goods whsle	19	7 848	.3	X
422990	Other miscellaneous nondurable goods whsle	19	7 848	.3	X
4229902	General merchandise (nondurable goods) whsle	7	237	Z	X
4229904	Other nondurable goods whsle	6	6 820	.2	X

See footnotes at end of table.

Table 2. All Types of Operation by Broad Commodity Line and Kind of Business: 1997—Con.

[Includes only establishments with payroll. For meaning of abbreviations and symbols, see introductory text. For explanation of terms, see Appendix A]

CL code and NAICS code	Commodity line and kind of business	Establishments (number)	Sales (\$1,000)	Percent of sales accounted for by kind of business ¹	Coverage in percents
3000	Jewelry, diamonds, gem stones, and watches	8 691	22 948 187	100.0	58.4
421	Wholesale trade, durable goods	7 834	22 196 883	96.7	63.2
4211	Motor vehicle & motor vehicle parts & supplies whsle	6	13 251	.1	X
42111	Automobile & other motor vehicle whsle	6	13 251	.1	X
421110	Automobile & other motor vehicle whsle	6	13 251	.1	X
4211101	Automobile & motorcycle whsle	6	13 251	.1	X
4212	Furniture & home furnishings whsle	95	43 262	.2	.8
42121	Furniture whsle	12	15 208	.1	1.5
421210	Furniture whsle	12	15 208	.1	1.5
4212101	Household & lawn furniture whsle	12	15 208	.1	1.4
42122	Home furnishings whsle	83	28 054	.1	.5
421220	Home furnishings whsle	83	28 054	.1	.5
4212201	Household china, glassware, & crockery whsle	46	12 443	.1	X
4212202	Linens, domestics, draperies, & curtains whsle	7	4 552	Z	X
4212204	Other home furnishings whsle	27	10 924	Z	X
4213	Lumber & other construction materials whsle	6	1 259	Z	26.1
4214	Professional & commercial equipment & supplies whsle	34	23 198	.1	35.3
42141	Photographic equipment & supplies whsle	7	5 903	Z	X
421410	Photographic equipment & supplies whsle	7	5 903	Z	X
42142	Office equipment whsle	10	9 856	Z	56.6
421420	Office equipment whsle	10	9 856	Z	56.6
42146	Ophthalmic goods whsle	10	6 734	Z	15.2
421460	Ophthalmic goods whsle	10	6 734	Z	15.2
4215	Metal & mineral (except petroleum) whsle	32	31 891	.1	73.1
42151	Metal service centers & offices	19	3 059	Z	68.0
421510	Metal service centers & offices	19	3 059	Z	68.0
4215102	Nonferrous metal service centers & sales offices	19	3 059	Z	66.4
42151021	Nonferrous metal service centers	11	2 412	Z	75.3
42151022	Nonferrous metal sales offices	8	647	Z	10.6
42152	Coal & other mineral & ore whsle	13	28 832	.1	X
421520	Coal & other mineral & ore whsle	13	28 832	.1	X
4215202	Other mineral & ore whsle	13	28 832	.1	X
4216	Electrical goods whsle	60	74 642	.3	18.7
42161	Electrical apparatus & equip, wiring supp, & const material whsle	11	8 340	Z	5.7
421610	Electrical apparatus & equip, wiring supp, & const material whsle	11	8 340	Z	5.7
42162	Electrical appliance, television & radio set whsle	36	56 742	.2	29.4
421620	Electrical appliance, television & radio set whsle	36	56 742	.2	29.4
42169	Other electronic parts & equipment whsle	13	9 560	Z	7.0
421690	Other electronic parts & equipment whsle	13	9 560	Z	7.0
4216902	Electronic parts (excluding communications equipment) whsle	13	9 560	Z	6.7
4218	Machinery, equipment, & supplies whsle	8	809	Z	X
42183	Industrial machinery & equipment whsle	6	805	Z	X
421830	Industrial machinery & equipment whsle	6	805	Z	X
4219	Miscellaneous durable goods whsle	7 589	22 006 911	95.9	60.1
42191	Sporting & recreational goods & supplies whsle	46	6 891	Z	9.7
421910	Sporting & recreational goods & supplies whsle	46	6 891	Z	9.7
42192	Toy & hobby goods & supplies whsle	52	11 697	.1	1.6
421920	Toy & hobby goods & supplies whsle	52	11 697	.1	1.6
42194	Jewelry/watch/silverware/precious stone, & precious metal whsle	7 280	21 938 636	95.6	66.4
421940	Jewelry/watch/silverware/precious stone, & precious metal whsle	7 280	21 938 636	95.6	66.4
4219401	Jewelry, watch, diamonds, precious stone, & silverware whsle	7 116	21 886 168	95.4	63.3
4219402	Precious metal (excluding ores) whsle	164	52 468	.2	X
42199	Other miscellaneous durable goods whsle	209	49 068	.2	.4
421990	Other miscellaneous durable goods whsle	209	49 068	.2	.4
4219903	General merchandise (durable goods) whsle	151	18 347	.1	X
4219904	Prerecorded media whsle	13	722	Z	X
42199041	Compact discs/prerecorded audio tapes, & phonograph records whsle	7	280	Z	X
42199042	Prerecorded video tapes whsle	6	442	Z	X
4219906	Other durable goods whsle	40	29 489	.1	.6
422	Wholesale trade, nondurable goods	857	751 304	3.3	43.5
4221	Paper & paper product whsle	14	11 654	.1	X
42212	Stationery & office supplies whsle	13	11 064	Z	X
422120	Stationery & office supplies whsle	13	11 064	Z	X
4222	Drugs, & druggists' sundries whsle	36	240 771	1.0	1.6
42221	Drugs, & druggists' sundries whsle	36	240 771	1.0	1.6
422210	Drugs, & druggists' sundries whsle	36	240 771	1.0	1.6
4222101	General-line drugs whsle	21	12 271	.1	21.9
4222102	Specialty-line drug, pharmaceutical, cosmetic, & toiletries whsle	15	228 500	1.0	X
4223	Apparel, piece goods, & notions whsle	239	43 382	.2	4.1
42231	Piece goods, notions, & other dry goods whsle	18	4 895	Z	X
422310	Piece goods, notions, & other dry goods whsle	18	4 895	Z	X
4223101	Piece goods—jobbers	6	431	Z	X
4223102	Notions & other dry goods whsle	12	4 464	Z	X
42232	Men's & boys' clothing & furnishings whsle	92	13 982	.1	5.4
422320	Men's & boys' clothing & furnishings whsle	92	13 982	.1	5.4
42233	Women's, children's, & infants' clothing & accessories whsle	120	23 353	.1	3.6
422330	Women's, children's, & infants' clothing & accessories whsle	120	23 353	.1	3.6
42234	Footwear whsle	9	1 152	Z	X
422340	Footwear whsle	9	1 152	Z	X
4224	Grocery & related products whsle	18	935	Z	X
42249	Other grocery & related products whsle	15	661	Z	X
422490	Other grocery & related products whsle	15	661	Z	X
4224906	Other grocery specialties whsle	13	566	Z	X
4226	Chemical & allied products whsle	9	3 361	Z	X
42269	Other chemical & allied products whsle	6	2 939	Z	X
422690	Other chemical & allied products whsle	6	2 939	Z	X
4226902	Other chemical & allied products whsle	6	2 939	Z	X

See footnotes at end of table.

Table 2. All Types of Operation by Broad Commodity Line and Kind of Business: 1997—Con.

[Includes only establishments with payroll. For meaning of abbreviations and symbols, see introductory text. For explanation of terms, see Appendix A]

CL code and NAICS code	Commodity line and kind of business	Establishments (number)	Sales (\$1,000)	Percent of sales accounted for by kind of business ¹	Coverage in percents
3000	Jewelry, diamonds, gem stones, and watches—Con.				
422	Wholesale trade, nondurable goods—Con.				
4229	Miscellaneous nondurable goods whsle	537	83 187	.4	7.4
42292	Book, periodical, & newspaper whsle	9	5 099	Z	X
422920	Book, periodical, & newspaper whsle	9	5 099	Z	X
42299	Other miscellaneous nondurable goods whsle	523	77 278	.3	8.6
422990	Other miscellaneous nondurable goods whsle	523	77 278	.3	8.6
4229901	Art goods whsle	151	31 896	.1	16.7
4229902	General merchandise (nondurable goods) whsle	307	28 258	.1	X
4229904	Other nondurable goods whsle	60	11 780	.1	24.1
3030	Precious metals—gold, silver, and platinum including precious metal coins	927	9 246 084	100.0	X
421	Wholesale trade, durable goods	914	9 223 688	99.8	X
4215	Metal & mineral (except petroleum) whsle	37	171 060	1.9	X
42151	Metal service centers & offices	37	171 060	1.9	X
421510	Metal service centers & offices	37	171 060	1.9	X
4215101	Ferrous metal service centers & sales offices	10	116 379	1.3	X
42151011	Ferrous metal service centers	8	114 938	1.2	X
4215102	Nonferrous metal service centers & sales offices	27	54 681	.6	X
42151021	Nonferrous metal service centers	16	53 798	.6	X
42151022	Nonferrous metal sales offices	11	883	Z	X
4219	Miscellaneous durable goods whsle	874	9 044 072	97.8	X
42192	Toy & hobby goods & supplies whsle	7	586	Z	X
421920	Toy & hobby goods & supplies whsle	7	586	Z	X
42193	Recyclable material whsle	6	4 953	.1	X
421930	Recyclable material whsle	6	4 953	.1	X
4219303	Other recyclable material whsle	6	4 953	.1	X
42194	Jewelry/watch/silverware/precious stone, & precious metal whsle	833	8 821 000	95.4	X
421940	Jewelry/watch/silverware/precious stone, & precious metal whsle	833	8 821 000	95.4	X
4219401	Jewelry, watch, diamonds, precious stone, & silverware whsle	260	103 325	1.1	X
4219402	Precious metal (excluding ores) whsle	573	8 717 675	94.3	X
42199	Other miscellaneous durable goods whsle	28	217 533	2.4	X
421990	Other miscellaneous durable goods whsle	28	217 533	2.4	X
4219903	General merchandise (durable goods) whsle	28	217 533	2.4	X
422	Wholesale trade, nondurable goods	13	22 396	.2	X
4229	Miscellaneous nondurable goods whsle	9	20 238	.2	X
42299	Other miscellaneous nondurable goods whsle	9	20 238	.2	X
422990	Other miscellaneous nondurable goods whsle	9	20 238	.2	X
3100	Musical instruments and supplies	647	2 474 072	100.0	X
421	Wholesale trade, durable goods	619	2 463 187	99.6	X
4213	Lumber & other construction materials whsle	7	1 798	.1	X
42131	Lumber, plywood, millwork, & wood panel whsle	7	1 798	.1	X
421310	Lumber, plywood, millwork, & wood panel whsle	7	1 798	.1	X
4214	Professional & commercial equipment & supplies whsle	24	6 130	.2	X
42142	Office equipment whsle	22	6 120	.2	X
421420	Office equipment whsle	22	6 120	.2	X
4216	Electrical goods whsle	9	3 281	.1	X
42169	Other electronic parts & equipment whsle	6	182	Z	X
421690	Other electronic parts & equipment whsle	6	182	Z	X
4216902	Electronic parts (excluding communications equipment) whsle	6	182	Z	X
4219	Miscellaneous durable goods whsle	575	2 445 014	98.8	X
42199	Other miscellaneous durable goods whsle	573	2 444 980	98.8	X
421990	Other miscellaneous durable goods whsle	573	2 444 980	98.8	X
4219901	Musical instruments & supplies whsle	512	2 439 945	98.6	X
4219903	General merchandise (durable goods) whsle	46	729	Z	X
4219904	Prerecorded media whsle	8	951	Z	X
42199041	Compact discs/prerecorded audio tapes, & phonograph records whsle	8	951	Z	X
4219906	Other durable goods whsle	7	3 355	.1	X
422	Wholesale trade, nondurable goods	28	10 885	.4	X
4229	Miscellaneous nondurable goods whsle	28	10 885	.4	X
42299	Other miscellaneous nondurable goods whsle	26	10 862	.4	X
422990	Other miscellaneous nondurable goods whsle	26	10 862	.4	X
4229902	General merchandise (nondurable goods) whsle	9	1 041	Z	X
4229904	Other nondurable goods whsle	16	9 741	.4	X
3120	Forest products, except lumber (including cordwood, hewn posts, poles, and ties)	2 658	11 598 052	100.0	X
421	Wholesale trade, durable goods	2 546	11 430 924	98.6	X
4213	Lumber & other construction materials whsle	317	299 252	2.6	X
42131	Lumber, plywood, millwork, & wood panel whsle	263	271 822	2.3	X
421310	Lumber, plywood, millwork, & wood panel whsle	263	271 822	2.3	X
4213101	Lumber without yard whsle	97	68 967	.6	X
4213102	Lumber with yard whsle	89	103 499	.9	X
4213103	Plywood, veneer, millwork, & wood panel whsle	77	99 356	.9	X
42132	Brick, stone, & related construction materials whsle	10	1 439	Z	X
421320	Brick, stone, & related construction materials whsle	10	1 439	Z	X
4213202	Sand, gravel, & stone whsle	6	1 162	Z	X
42133	Roofing, siding, & insulation material whsle	30	19 509	.2	X
421330	Roofing, siding, & insulation material whsle	30	19 509	.2	X
4213301	Roofing, siding, & insulation material whsle	30	19 509	.2	X
42139	Other construction materials whsle	14	6 482	.1	X
421390	Other construction materials whsle	14	6 482	.1	X
4213902	Other construction materials whsle	10	6 240	.1	X
4215	Metal & mineral (except petroleum) whsle	23	7 953	.1	X
42151	Metal service centers & offices	18	6 882	.1	X
421510	Metal service centers & offices	18	6 882	.1	X
4215101	Ferrous metal service centers & sales offices	13	6 689	.1	X
42151011	Ferrous metal service centers	13	6 689	.1	X

See footnotes at end of table.

Table 2. All Types of Operation by Broad Commodity Line and Kind of Business: 1997—Con.

[Includes only establishments with payroll. For meaning of abbreviations and symbols, see introductory text. For explanation of terms, see Appendix A]

CL code and NAICS code	Commodity line and kind of business	Establishments (number)	Sales (\$1,000)	Percent of sales accounted for by kind of business ¹	Coverage in percents
3120	Forest products, except lumber (including cordwood, hewn posts, poles, and ties)—Con.				
421	Wholesale trade, durable goods—Con.				
4217	Hardware, & plumbing & heating equipment & supplies whsle	14	7 736	.1	X
42171	Hardware whsle	13	7 678	.1	X
421710	Hardware whsle	13	7 678	.1	X
4218	Machinery, equipment, & supplies whsle	24	6 138	.1	X
42182	Farm & garden machinery & equipment whsle	15	2 978	Z	X
421820	Farm & garden machinery & equipment whsle	15	2 978	Z	X
4218202	Farm machinery & equipment—whsle distributors	14	2 962	Z	X
4219	Miscellaneous durable goods whsle	2 164	11 100 223	95.7	X
42199	Other miscellaneous durable goods whsle	2 163	11 099 785	95.7	X
421990	Other miscellaneous durable goods whsle	2 163	11 099 785	95.7	X
4219902	Forest products (except lumber) whsle	2 032	10 751 729	92.7	X
4219903	General merchandise (durable goods) whsle	69	327 105	2.8	X
4219906	Other durable goods whsle	62	20 951	.2	X
422	Wholesale trade, nondurable goods	112	167 128	1.4	X
4226	Chemical & allied products whsle	64	42 238	.4	X
42261	Plastics materials & basic forms & shapes whsle	42	22 311	.2	X
422610	Plastics materials & basic forms & shapes whsle	42	22 311	.2	X
42269	Other chemical & allied products whsle	22	19 927	.2	X
422690	Other chemical & allied products whsle	22	19 927	.2	X
4226902	Other chemical & allied products whsle	22	19 927	.2	X
4229	Miscellaneous nondurable goods whsle	37	64 790	.6	X
42291	Farm supplies whsle	11	8 453	.1	X
422910	Farm supplies whsle	11	8 453	.1	X
4229102	Farm supplies—whsle distributors	11	8 453	.1	X
42299	Other miscellaneous nondurable goods whsle	25	55 783	.5	X
422990	Other miscellaneous nondurable goods whsle	25	55 783	.5	X
4229902	General merchandise (nondurable goods) whsle	8	55 467	.5	X
4229904	Other nondurable goods whsle	17	316	Z	X
3130	Compact discs, prerecorded audio tapes, and phonograph records	2 225	13 904 409	100.0	X
421	Wholesale trade, durable goods	1 850	13 775 650	99.1	X
4212	Furniture & home furnishings whsle	20	4 561	Z	X
42122	Home furnishings whsle	18	4 509	Z	X
421220	Home furnishings whsle	18	4 509	Z	X
4212201	Household china, glassware, & crockery whsle	7	1 985	Z	X
4212204	Other home furnishings whsle	7	887	Z	X
4214	Professional & commercial equipment & supplies whsle	18	58 215	.4	X
42143	Computer & computer peripheral equipment & software whsle	8	55 582	.4	X
421430	Computer & computer peripheral equipment & software whsle	8	55 582	.4	X
4214302	Computer software (packaged) whsle	8	55 582	.4	X
4216	Electrical goods whsle	113	53 505	.4	X
42161	Electrical apparatus & equip, wiring supp, & const material whsle	8	1 077	Z	X
421610	Electrical apparatus & equip, wiring supp, & const material whsle	8	1 077	Z	X
42162	Electrical appliance, television & radio set whsle	60	19 451	.1	X
421620	Electrical appliance, television & radio set whsle	60	19 451	.1	X
42169	Other electronic parts & equipment whsle	45	32 977	.2	X
421690	Other electronic parts & equipment whsle	45	32 977	.2	X
4216901	Communications equipment & supplies whsle	8	2 376	Z	X
4216902	Electronic parts (excluding communications equipment) whsle	37	30 601	.2	X
4219	Miscellaneous durable goods whsle	1 692	13 656 942	98.2	X
42192	Toy & hobby goods & supplies whsle	12	6 502	Z	X
421920	Toy & hobby goods & supplies whsle	12	6 502	Z	X
42199	Other miscellaneous durable goods whsle	1 674	13 648 262	98.2	X
421990	Other miscellaneous durable goods whsle	1 674	13 648 262	98.2	X
4219901	Musical instruments & supplies whsle	8	302	Z	X
4219903	General merchandise (durable goods) whsle	135	10 890	.1	X
4219904	Prerecorded media whsle	1 501	13 582 124	97.7	X
42199041	Compact discs/prerecorded audio tapes, & phonograph records whsle	1 418	13 325 402	95.8	X
42199042	Prerecorded video tapes whsle	83	256 722	1.8	X
4219906	Other durable goods whsle	27	15 959	.1	X
422	Wholesale trade, nondurable goods	375	128 759	.9	X
4221	Paper & paper product whsle	6	912	Z	X
42212	Stationery & office supplies whsle	6	912	Z	X
422120	Stationery & office supplies whsle	6	912	Z	X
4222	Drugs, & druggists' sundries whsle	16	6 668	Z	X
42221	Drugs, & druggists' sundries whsle	16	6 668	Z	X
422210	Drugs, & druggists' sundries whsle	16	6 668	Z	X
4222101	General-line drugs whsle	14	1 310	Z	X
4223	Apparel, piece goods, & notions whsle	9	3 391	Z	X
4224	Grocery & related products whsle	7	1 076	Z	X
4229	Miscellaneous nondurable goods whsle	334	116 691	.8	X
42291	Farm supplies whsle	6	1 782	Z	X
422910	Farm supplies whsle	6	1 782	Z	X
4229102	Farm supplies—whsle distributors	6	1 782	Z	X
42292	Book, periodical, & newspaper whsle	239	112 435	.8	X
422920	Book, periodical, & newspaper whsle	239	112 435	.8	X
42299	Other miscellaneous nondurable goods whsle	89	2 474	Z	X
422990	Other miscellaneous nondurable goods whsle	89	2 474	Z	X
4229901	Art goods whsle	20	1 587	Z	X
4229902	General merchandise (nondurable goods) whsle	69	887	Z	X

See footnotes at end of table.

Table 2. All Types of Operation by Broad Commodity Line and Kind of Business: 1997—Con.

[Includes only establishments with payroll. For meaning of abbreviations and symbols, see introductory text. For explanation of terms, see Appendix A]

CL code and NAICS code	Commodity line and kind of business	Establishments (number)	Sales (\$1,000)	Percent of sales accounted for by kind of business ¹	Coverage in percents
3140	Prerecorded video tapes	4 297	9 477 629	100.0	X
421	Wholesale trade, durable goods	3 916	9 270 794	97.8	X
4212	Furniture & home furnishings whsle	17	7 416	.1	X
42122	Home furnishings whsle	13	1 438	Z	X
421220	Home furnishings whsle	13	1 438	Z	X
4212201	Household china, glassware, & crockery whsle	11	1 132	Z	X
4214	Professional & commercial equipment & supplies whsle.....	10	3 810	Z	X
4216	Electrical goods whsle	116	68 393	.7	X
42161	Electrical apparatus & equip, wiring supp, & const material whsle	11	1 791	Z	X
421610	Electrical apparatus & equip, wiring supp, & const material whsle	11	1 791	Z	X
42162	Electrical appliance, television & radio set whsle	55	34 206	.4	X
421620	Electrical appliance, television & radio set whsle	55	34 206	.4	X
42169	Other electronic parts & equipment whsle	50	32 396	.3	X
421690	Other electronic parts & equipment whsle	50	32 396	.3	X
4216901	Communications equipment & supplies whsle	18	22 668	.2	X
4216902	Electronic parts (excluding communications equipment) whsle	32	9 728	.1	X
4217	Hardware, & plumbing & heating equipment & supplies whsle	6	1 222	Z	X
4219	Miscellaneous durable goods whsle	3 762	9 189 921	97.0	X
42191	Sporting & recreational goods & supplies whsle	19	1 806	Z	X
421910	Sporting & recreational goods & supplies whsle	19	1 806	Z	X
42192	Toy & hobby goods & supplies whsle	14	458	Z	X
421920	Toy & hobby goods & supplies whsle	14	458	Z	X
42199	Other miscellaneous durable goods whsle	3 725	9 186 141	96.9	X
421990	Other miscellaneous durable goods whsle	3 725	9 186 141	96.9	X
4219901	Musical instruments & supplies whsle	8	528	Z	X
4219903	General merchandise (durable goods) whsle	91	3 572	Z	X
4219904	Prerecorded media whsle	965	9 174 180	96.8	X
42199041	Compact discs/prerecorded audio tapes, & phonograph records whsle	308	1 825 907	19.3	X
42199042	Prerecorded video tapes whsle	657	7 348 273	77.5	X
4219906	Other durable goods whsle	2 661	7 861	.1	X
422	Wholesale trade, nondurable goods	381	206 835	2.2	X
4221	Paper & paper product whsle	8	1 281	Z	X
4222	Drugs, & druggists' sundries whsle	7	742	Z	X
42221	Drugs, & druggists' sundries whsle	7	742	Z	X
422210	Drugs, & druggists' sundries whsle	7	742	Z	X
4222101	General-line drugs whsle	7	742	Z	X
4223	Apparel, piece goods, & notions whsle	8	12 589	.1	X
4224	Grocery & related products whsle	12	7 771	.1	X
42249	Other grocery & related products whsle	9	6 996	.1	X
422490	Other grocery & related products whsle	9	6 996	.1	X
4224906	Other grocery specialties whsle	6	948	Z	X
4229	Miscellaneous nondurable goods whsle	341	184 423	1.9	X
42292	Book, periodical, & newspaper whsle	203	178 798	1.9	X
422920	Book, periodical, & newspaper whsle	203	178 798	1.9	X
42299	Other miscellaneous nondurable goods whsle	137	5 624	.1	X
422990	Other miscellaneous nondurable goods whsle	137	5 624	.1	X
4229901	Art goods whsle	37	2 761	Z	X
4229902	General merchandise (nondurable goods) whsle	79	2 017	Z	X
4229904	Other nondurable goods whsle	21	846	Z	X
3150	Other durable goods	3 096	5 671 266	100.0	66.3
421	Wholesale trade, durable goods	2 957	5 645 179	99.5	71.0
4211	Motor vehicle & motor vehicle parts & supplies whsle	12	15 500	.3	17.9
42112	Motor vehicle supplies & new parts whsle	12	15 500	.3	14.7
421120	Motor vehicle supplies & new parts whsle	12	15 500	.3	14.7
4211202	Motor vehicle supplies & new parts—jobbers	10	13 521	.2	18.8
4212	Furniture & home furnishings whsle	9	5 259	.1	X
42122	Home furnishings whsle	9	5 259	.1	X
421220	Home furnishings whsle	9	5 259	.1	X
4212204	Other home furnishings whsle	8	5 205	.1	X
4213	Lumber & other construction materials whsle	8	7 400	.1	50.6
42131	Lumber, plywood, millwork, & wood panel whsle	8	7 400	.1	56.9
421310	Lumber, plywood, millwork, & wood panel whsle	8	7 400	.1	56.9
4214	Professional & commercial equipment & supplies whsle	26	12 878	.2	69.1
42144	Other commercial equipment whsle	22	11 691	.2	65.9
421440	Other commercial equipment whsle	22	11 691	.2	65.9
4214402	Store machines & equipment whsle	22	11 691	.2	56.9
4215	Metal & mineral (except petroleum) whsle	9	8 069	.1	77.9
42151	Metal service centers & offices	9	8 069	.1	77.2
421510	Metal service centers & offices	9	8 069	.1	77.2
4216	Electrical goods whsle	14	8 023	.1	63.6
42169	Other electronic parts & equipment whsle	7	4 174	.1	X
421690	Other electronic parts & equipment whsle	7	4 174	.1	X
4216902	Electronic parts (excluding communications equipment) whsle	7	4 174	.1	X
4218	Machinery, equipment, & supplies whsle	17	10 400	.2	72.4
42183	Industrial machinery & equipment whsle	6	7 448	.1	74.9
421830	Industrial machinery & equipment whsle	6	7 448	.1	74.9

See footnotes at end of table.

Table 2. All Types of Operation by Broad Commodity Line and Kind of Business: 1997—Con.

[Includes only establishments with payroll. For meaning of abbreviations and symbols, see introductory text. For explanation of terms, see Appendix A]

CL code and NAICS code	Commodity line and kind of business	Establishments (number)	Sales (\$1,000)	Percent of sales accounted for by kind of business ¹	Coverage in percents
3150	Other durable goods—Con.				
421	Wholesale trade, durable goods—Con.				
4219	Miscellaneous durable goods whsle	2 860	5 577 446	98.3	66.9
42191	Sporting & recreational goods & supplies whsle	7	4 298	.1	X
421910	Sporting & recreational goods & supplies whsle	7	4 298	.1	X
42192	Toy & hobby goods & supplies whsle	7	716	Z	X
421920	Toy & hobby goods & supplies whsle	7	716	Z	X
42194	Jewelry/watch/silverware/precious stone, & precious metal whsle	6	718	Z	X
421940	Jewelry/watch/silverware/precious stone, & precious metal whsle	6	718	Z	X
4219401	Jewelry, watch, diamonds, precious stone, & silverware whsle	6	718	Z	X
42199	Other miscellaneous durable goods whsle	2 840	5 571 714	98.2	59.2
421990	Other miscellaneous durable goods whsle	2 840	5 571 714	98.2	59.2
4219901	Musical instruments & supplies whsle	8	1 433	Z	X
4219903	General merchandise (durable goods) whsle	135	111 351	2.0	55.6
4219904	Prerecorded media whsle	12	15 295	.3	X
42199041	Compact discs/prerecorded audio tapes, & phonograph records whsle	9	1 143	Z	X
4219906	Other durable goods whsle	2 680	5 428 906	95.7	47.0
422	Wholesale trade, nondurable goods	139	26 087	.5	14.2
4221	Paper & paper product whsle	9	6 333	.1	54.3
42212	Stationery & office supplies whsle	7	1 387	Z	14.3
422120	Stationery & office supplies whsle	7	1 387	Z	14.3
4223	Apparel, piece goods, & notions whsle	21	3 996	.1	60.7
42232	Men's & boys' clothing & furnishings whsle	14	2 718	Z	56.6
422320	Men's & boys' clothing & furnishings whsle	14	2 718	Z	56.6
4226	Chemical & allied products whsle	18	1 213	Z	1.8
42269	Other chemical & allied products whsle	18	1 213	Z	1.8
422690	Other chemical & allied products whsle	18	1 213	Z	1.8
4226902	Other chemical & allied products whsle	18	1 213	Z	1.8
4229	Miscellaneous nondurable goods whsle	80	9 878	.2	7.1
42292	Book, periodical, & newspaper whsle	10	1 068	Z	55.8
422920	Book, periodical, & newspaper whsle	10	1 068	Z	55.8
42299	Other miscellaneous nondurable goods whsle	63	8 191	.1	4.6
422990	Other miscellaneous nondurable goods whsle	63	8 191	.1	4.6
4229902	General merchandise (nondurable goods) whsle	58	7 868	.1	4.8
3160	Fire extinguishers and fire safety equipment	1 143	1 053 023	100.0	X
421	Wholesale trade, durable goods	1 129	1 044 625	99.2	X
4214	Professional & commercial equipment & supplies whsle	6	2 097	.2	X
4216	Electrical goods whsle	7	5 270	.5	X
4217	Hardware, & plumbing & heating equipment & supplies whsle	6	6 022	.6	X
4218	Machinery, equipment, & supplies whsle	14	6 788	.6	X
42185	Service establishment equipment & supplies whsle	8	520	Z	X
421850	Service establishment equipment & supplies whsle	8	520	Z	X
4218504	Other service establishment equipment & supplies whsle	8	520	Z	X
4219	Miscellaneous durable goods whsle	1 087	1 021 201	97.0	X
42199	Other miscellaneous durable goods whsle	1 086	1 020 756	96.9	X
421990	Other miscellaneous durable goods whsle	1 086	1 020 756	96.9	X
4219903	General merchandise (durable goods) whsle	54	1 073	.1	X
4219905	Fire extinguishers & fire safety equipment whsle	1 016	1 018 827	96.8	X
4219906	Other durable goods whsle	15	722	.1	X
422	Wholesale trade, nondurable goods	14	8 398	.8	X
4229	Miscellaneous nondurable goods whsle	6	5 540	.5	X
3200	Printing and writing paper	6 420	35 619 556	100.0	47.1
421	Wholesale trade, durable goods	1 656	555 916	1.6	3.1
4212	Furniture & home furnishings whsle	74	29 218	.1	14.6
42121	Furniture whsle	50	19 544	.1	18.9
421210	Furniture whsle	50	19 544	.1	18.9
4212102	Office & business furniture whsle	50	19 544	.1	19.5
42122	Home furnishings whsle	24	9 674	Z	X
421220	Home furnishings whsle	24	9 674	Z	X
4212201	Household china, glassware, & crockery whsle	7	1 537	Z	X
4212204	Other home furnishings whsle	14	6 569	Z	X
4214	Professional & commercial equipment & supplies whsle	1 183	318 128	.9	.5
42141	Photographic equipment & supplies whsle	22	4 054	Z	20.7
421410	Photographic equipment & supplies whsle	22	4 054	Z	20.7
42142	Office equipment whsle	832	110 939	.3	2.5
421420	Office equipment whsle	832	110 939	.3	2.5
42143	Computer & computer peripheral equipment & software whsle	307	198 877	.6	.1
421430	Computer & computer peripheral equipment & software whsle	307	198 877	.6	.1
4214301	Computer & peripheral equipment whsle	281	196 179	.6	.1
42143011	Computers & peripheral equipment for resale	99	165 379	.5	X
42143012	Computers & peripheral equipment for end use	182	30 800	.1	4.2
4214302	Computer software (packaged) whsle	26	2 698	Z	X
42144	Other commercial equipment whsle	22	4 258	Z	25.0
421440	Other commercial equipment whsle	22	4 258	Z	25.0
4214401	Restaurant & hotel equipment & supplies whsle	6	1 671	Z	X
4214402	Store machines & equipment whsle	16	2 587	Z	X
4216	Electrical goods whsle	38	3 060	Z	X
42169	Other electronic parts & equipment whsle	30	2 807	Z	X
421690	Other electronic parts & equipment whsle	30	2 807	Z	X
4216901	Communications equipment & supplies whsle	9	121	Z	X
4216902	Electronic parts (excluding communications equipment) whsle	21	2 686	Z	X

See footnotes at end of table.

Table 2. All Types of Operation by Broad Commodity Line and Kind of Business: 1997—Con.

[Includes only establishments with payroll. For meaning of abbreviations and symbols, see introductory text. For explanation of terms, see Appendix A]

CL code and NAICS code	Commodity line and kind of business	Establishments (number)	Sales (\$1,000)	Percent of sales accounted for by kind of business ¹	Coverage in percents
3200	Printing and writing paper—Con.				
421	Wholesale trade, durable goods—Con.				
4218	Machinery, equipment, & supplies whsle	97	22 711	.1	46.3
42183	Industrial machinery & equipment whsle	16	3 607	Z	30.9
421830	Industrial machinery & equipment whsle	16	3 607	Z	30.9
4218303	General-purpose industrial machinery & equipment whsle	10	2 305	Z	1.1
42184	Industrial supplies whsle	21	13 966	Z	49.0
421840	Industrial supplies whsle	21	13 966	Z	49.0
4218406	Other industrial supplies whsle	16	10 957	Z	33.5
42185	Service establishment equipment & supplies whsle	60	5 138	Z	34.5
421850	Service establishment equipment & supplies whsle	60	5 138	Z	34.5
4218502	Custodial, janitors' equipment & supplies whsle	51	4 359	Z	X
4219	Miscellaneous durable goods whsle	253	179 423	.5	52.2
42192	Toy & hobby goods & supplies whsle	7	23 690	.1	X
421920	Toy & hobby goods & supplies whsle	7	23 690	.1	X
42199	Other miscellaneous durable goods whsle	241	154 661	.4	45.1
421990	Other miscellaneous durable goods whsle	241	154 661	.4	45.1
4219903	General merchandise (durable goods) whsle	219	6 856	Z	18.0
4219904	Prerecorded media whsle	7	2 889	Z	X
42199041	Compact discs/prerecorded audio tapes, & phonograph records whsle	7	2 889	Z	X
4219906	Other durable goods whsle	7	413	Z	X
422	Wholesale trade, nondurable goods	4 764	35 063 640	98.4	63.0
4221	Paper & paper product whsle	4 114	34 889 627	98.0	66.6
42211	Printing & writing paper whsle	2 309	32 975 249	92.6	65.6
422110	Printing & writing paper whsle	2 309	32 975 249	92.6	65.6
42212	Stationery & office supplies whsle	1 220	1 003 407	2.8	75.2
422120	Stationery & office supplies whsle	1 220	1 003 407	2.8	75.2
42213	Industrial & personal service paper whsle	585	910 971	2.6	71.5
422130	Industrial & personal service paper whsle	585	910 971	2.6	71.5
4222	Drugs, & druggists' sundries whsle	6	317	Z	X
42221	Drugs, & druggists' sundries whsle	6	317	Z	X
422210	Drugs, & druggists' sundries whsle	6	317	Z	X
4222101	General-line drugs whsle	6	317	Z	X
4223	Apparel, piece goods, & notions whsle	8	949	Z	X
42231	Piece goods, notions, & other dry goods whsle	6	692	Z	X
422310	Piece goods, notions, & other dry goods whsle	6	692	Z	X
4223101	Piece goods—jobbers	6	692	Z	X
4224	Grocery & related products whsle	16	16 774	Z	72.8
42249	Other grocery & related products whsle	14	16 709	Z	74.3
422490	Other grocery & related products whsle	14	16 709	Z	74.3
4224906	Other grocery specialties whsle	11	16 694	Z	79.1
4226	Chemical & allied products whsle	50	9 214	Z	36.8
42261	Plastics materials & basic forms & shapes whsle	31	6 971	Z	44.9
422610	Plastics materials & basic forms & shapes whsle	31	6 971	Z	44.9
42269	Other chemical & allied products whsle	19	2 243	Z	13.2
422690	Other chemical & allied products whsle	19	2 243	Z	13.2
4226902	Other chemical & allied products whsle	19	2 243	Z	13.3
4229	Miscellaneous nondurable goods whsle	568	146 399	.4	3.4
42292	Book, periodical, & newspaper whsle	25	1 931	Z	17.1
422920	Book, periodical, & newspaper whsle	25	1 931	Z	17.1
42299	Other miscellaneous nondurable goods whsle	543	144 468	.4	3.2
422990	Other miscellaneous nondurable goods whsle	543	144 468	.4	3.2
4229901	Art goods whsle	53	5 102	Z	.7
4229902	General merchandise (nondurable goods) whsle	476	136 914	.4	4.0
4229904	Other nondurable goods whsle	12	2 261	Z	X
3300	Stationery, office supplies and greeting cards	15 095	32 494 391	100.0	38.7
421	Wholesale trade, durable goods	3 604	2 644 086	8.1	5.9
4211	Motor vehicle & motor vehicle parts & supplies whsle	7	555	Z	X
4212	Furniture & home furnishings whsle	415	313 875	1.0	9.0
42121	Furniture whsle	279	227 574	.7	15.8
421210	Furniture whsle	279	227 574	.7	15.8
4212101	Household & lawn furniture whsle	10	4 959	Z	X
4212102	Office & business furniture whsle	269	222 615	.7	16.6
42122	Home furnishings whsle	136	86 301	.3	2.1
421220	Home furnishings whsle	136	86 301	.3	2.1
4212201	Household china, glassware, & crockery whsle	58	37 068	.1	X
4212202	Linens, domestics, draperies, & curtains whsle	13	4 892	Z	7.2
4212204	Other home furnishings whsle	63	44 164	.1	2.6
4214	Professional & commercial equipment & supplies whsle	2 231	2 100 303	6.5	3.2
42141	Photographic equipment & supplies whsle	35	23 255	.1	15.6
421410	Photographic equipment & supplies whsle	35	23 255	.1	15.6
42142	Office equipment whsle	1 521	1 749 684	5.4	2.2
421420	Office equipment whsle	1 521	1 749 684	5.4	2.2
42143	Computer & computer peripheral equipment & software whsle	424	218 779	.7	5.3
421430	Computer & computer peripheral equipment & software whsle	424	218 779	.7	5.3
4214301	Computer & peripheral equipment whsle	390	198 579	.6	5.7
42143011	Computers & peripheral equipment for resale	76	21 466	.1	X
42143012	Computers & peripheral equipment for end use	314	177 113	.5	5.9
4214302	Computer software (packaged) whsle	34	20 200	.1	X
42144	Other commercial equipment whsle	93	40 156	.1	34.6
421440	Other commercial equipment whsle	93	40 156	.1	34.6
4214401	Restaurant & hotel equipment & supplies whsle	33	20 610	.1	X
4214402	Store machines & equipment whsle	60	19 546	.1	31.8
42145	Medical, dental, & hospital equipment & supplies whsle	48	1 532	Z	X
421450	Medical, dental, & hospital equipment & supplies whsle	48	1 532	Z	X
4214501	Surgical, medical, & hospital supplies whsle	46	1 247	Z	X

See footnotes at end of table.

Table 2. All Types of Operation by Broad Commodity Line and Kind of Business: 1997—Con.

[Includes only establishments with payroll. For meaning of abbreviations and symbols, see introductory text. For explanation of terms, see Appendix A]

CL code and NAICS code	Commodity line and kind of business	Establishments (number)	Sales (\$1,000)	Percent of sales accounted for by kind of business ¹	Coverage in percents
3300	Stationery, office supplies and greeting cards—Con.				
421	Wholesale trade, durable goods—Con.				
4214	Professional & commercial equipment & supplies whsle—Con.				
42146	Ophthalmic goods whsle	9	2 666	Z	.7
421460	Ophthalmic goods whsle	9	2 666	Z	.7
42149	Other professional equipment & supplies whsle	101	64 231	.2	4.6
421490	Other professional equipment & supplies whsle	101	64 231	.2	4.6
4214901	Religious & school supplies whsle	50	34 207	.1	6.6
4214902	Other professional equipment & supplies whsle	51	30 024	.1	X
4216	Electrical goods whsle	50	19 355	.1	3.5
42161	Electrical apparatus & equip, wiring supp, & const material whsle	12	2 188	Z	X
421610	Electrical apparatus & equip, wiring supp, & const material whsle	12	2 188	Z	X
42162	Electrical appliance, television & radio set whsle	11	9 259	Z	3.4
421620	Electrical appliance, television & radio set whsle	11	9 259	Z	3.4
42169	Other electronic parts & equipment whsle	27	7 908	Z	X
421690	Other electronic parts & equipment whsle	27	7 908	Z	X
4216901	Communications equipment & supplies whsle	12	3 377	Z	X
4216902	Electronic parts (excluding communications equipment) whsle	15	4 531	Z	X
4217	Hardware, & plumbing & heating equipment & supplies whsle	14	13 837	Z	X
42171	Hardware whsle	13	10 676	Z	X
421710	Hardware whsle	13	10 676	Z	X
4218	Machinery, equipment, & supplies whsle	146	40 969	.1	54.6
42183	Industrial machinery & equipment whsle	45	7 442	Z	27.4
421830	Industrial machinery & equipment whsle	45	7 442	Z	27.4
4218303	General-purpose industrial machinery & equipment whsle	35	4 928	Z	34.7
42184	Industrial supplies whsle	58	20 523	.1	46.2
421840	Industrial supplies whsle	58	20 523	.1	46.2
4218401	General-line industrial supplies whsle	32	7 610	Z	47.7
4218404	Industrial containers & supplies whsle	10	2 729	Z	X
4218406	Other industrial supplies whsle	16	10 184	Z	36.3
42185	Service establishment equipment & supplies whsle	41	12 958	Z	70.4
421850	Service establishment equipment & supplies whsle	41	12 958	Z	70.4
4218502	Custodial, janitors' equipment & supplies whsle	38	12 696	Z	X
4219	Miscellaneous durable goods whsle	733	153 462	.5	9.9
42191	Sporting & recreational goods & supplies whsle	13	3 949	Z	X
421910	Sporting & recreational goods & supplies whsle	13	3 949	Z	X
42192	Toy & hobby goods & supplies whsle	91	65 337	.2	17.2
421920	Toy & hobby goods & supplies whsle	91	65 337	.2	17.2
42193	Recyclable material whsle	7	840	Z	6.8
421930	Recyclable material whsle	7	840	Z	6.8
4219302	Recyclable paper & paperboard whsle	7	840	Z	7.6
42194	Jewelry/watch/silverware/precious stone, & precious metal whsle	20	26 181	.1	50.0
421940	Jewelry/watch/silverware/precious stone, & precious metal whsle	20	26 181	.1	50.0
4219401	Jewelry, watch, diamonds, precious stone, & silverware whsle	20	26 181	.1	47.8
42199	Other miscellaneous durable goods whsle	602	57 155	.2	3.2
421990	Other miscellaneous durable goods whsle	602	57 155	.2	3.2
4219903	General merchandise (durable goods) whsle	506	42 082	.1	3.1
4219904	Prerecorded media whsle	11	342	Z	X
42199041	Compact discs/prerecorded audio tapes, & phonograph records whsle	9	255	Z	X
4219906	Other durable goods whsle	83	14 699	Z	2.0
422	Wholesale trade, nondurable goods	11 491	29 850 305	91.9	47.7
4221	Paper & paper product whsle	9 594	28 852 174	88.8	63.8
42211	Printing & writing paper whsle	864	2 310 590	7.1	68.1
422110	Printing & writing paper whsle	864	2 310 590	7.1	68.1
42212	Stationery & office supplies whsle	8 046	26 046 453	80.2	63.3
422120	Stationery & office supplies whsle	8 046	26 046 453	80.2	63.3
42213	Industrial & personal service paper whsle	684	495 131	1.5	72.1
422130	Industrial & personal service paper whsle	684	495 131	1.5	72.1
4222	Drugs, & druggists' sundries whsle	157	198 071	.6	2.6
42221	Drugs, & druggists' sundries whsle	157	198 071	.6	2.6
422210	Drugs, & druggists' sundries whsle	157	198 071	.6	2.6
4222101	General-line drugs whsle	78	109 636	.3	4.8
4222102	Specialty-line drug, pharmaceutical, cosmetic, & toiletries whsle	79	88 435	.3	1.6
4223	Apparel, piece goods, & notions whsle	67	22 126	.1	5.7
42231	Piece goods, notions, & other dry goods whsle	37	17 492	.1	X
422310	Piece goods, notions, & other dry goods whsle	37	17 492	.1	X
4223101	Piece goods—jobbers	19	6 813	Z	X
4223102	Notions & other dry goods whsle	18	10 679	Z	X
42232	Men's & boys' clothing & furnishings whsle	21	3 491	Z	2.0
422320	Men's & boys' clothing & furnishings whsle	21	3 491	Z	2.0
42233	Women's, children's, & infants' clothing & accessories whsle	9	1 143	Z	X
422330	Women's, children's, & infants' clothing & accessories whsle	9	1 143	Z	X
4224	Grocery & related products whsle	76	37 171	.1	6.9
42245	Confectionery whsle	16	22 145	.1	53.0
422450	Confectionery whsle	16	22 145	.1	53.0
42249	Other grocery & related products whsle	53	11 674	Z	.2
422490	Other grocery & related products whsle	53	11 674	Z	.2
4224902	Bread & baked goods whsle	7	938	Z	X
4224904	Canned goods whsle	7	1 032	Z	X
4224906	Other grocery specialties whsle	33	7 825	Z	X
4226	Chemical & allied products whsle	56	15 365	Z	27.5
42261	Plastics materials & basic forms & shapes whsle	41	13 840	Z	27.7
422610	Plastics materials & basic forms & shapes whsle	41	13 840	Z	27.7
42269	Other chemical & allied products whsle	15	1 525	Z	32.2
422690	Other chemical & allied products whsle	15	1 525	Z	32.2
4226902	Other chemical & allied products whsle	15	1 525	Z	32.4

See footnotes at end of table.

Table 2. All Types of Operation by Broad Commodity Line and Kind of Business: 1997—Con.

[Includes only establishments with payroll. For meaning of abbreviations and symbols, see introductory text. For explanation of terms, see Appendix A]

CL code and NAICS code	Commodity line and kind of business	Establishments (number)	Sales (\$1,000)	Percent of sales accounted for by kind of business ¹	Coverage in percents
3300	Stationery, office supplies and greeting cards—Con.				
422	Wholesale trade, nondurable goods—Con.				
4229	Miscellaneous nondurable goods whsle	1 539	725 319	2.2	2.3
42291	Farm supplies whsle	9	986	Z	X
422910	Farm supplies whsle	9	986	Z	X
4229102	Farm supplies—whsle distributors	9	986	Z	X
42292	Book, periodical, & newspaper whsle	255	172 066	.5	8.2
422920	Book, periodical, & newspaper whsle	255	172 066	.5	8.2
42293	Flower, nursery stock, & florists' supplies whsle	22	10 924	Z	X
422930	Flower, nursery stock, & florists' supplies whsle	22	10 924	Z	X
42294	Tobacco & tobacco product whsle	101	87 115	.3	X
422940	Tobacco & tobacco product whsle	101	87 115	.3	X
42299	Other miscellaneous nondurable goods whsle	1 150	452 164	1.4	3.9
422990	Other miscellaneous nondurable goods whsle	1 150	452 164	1.4	3.9
4229901	Art goods whsle	231	78 936	.2	10.1
4229902	General merchandise (nondurable goods) whsle	844	322 910	1.0	3.7
4229903	Textile bags, bagging, & burlap whsle	6	2 075	Z	X
4229904	Other nondurable goods whsle	69	48 243	.1	3.9
3400	Industrial and personal services paper and plastics	14 172	50 766 547	100.0	18.0
421	Wholesale trade, durable goods	1 962	862 037	1.7	22.4
4212	Furniture & home furnishings whsle	94	53 551	.1	22.3
42121	Furniture whsle	30	3 808	Z	43.8
421210	Furniture whsle	30	3 808	Z	43.8
4212102	Office & business furniture whsle	25	3 789	Z	46.6
42122	Home furnishings whsle	64	49 743	.1	18.8
421220	Home furnishings whsle	64	49 743	.1	18.8
4212201	Household china, glassware, & crockery whsle	14	8 910	Z	X
4212202	Linens, domestics, draperies, & curtains whsle	22	8 514	Z	18.8
4212204	Other home furnishings whsle	26	31 875	.1	26.3
4213	Lumber & other construction materials whsle	10	6 877	Z	49.9
42139	Other construction materials whsle	7	5 799	Z	44.7
421390	Other construction materials whsle	7	5 799	Z	44.7
4213902	Other construction materials whsle	7	5 799	Z	40.9
4214	Professional & commercial equipment & supplies whsle	231	106 996	.2	24.9
42141	Photographic equipment & supplies whsle	9	1 107	Z	X
421410	Photographic equipment & supplies whsle	9	1 107	Z	X
42142	Office equipment whsle	27	2 012	Z	35.5
421420	Office equipment whsle	27	2 012	Z	35.5
42143	Computer & computer peripheral equipment & software whsle	53	44 496	.1	8.9
421430	Computer & computer peripheral equipment & software whsle	53	44 496	.1	8.9
4214301	Computer & peripheral equipment whsle	47	36 009	.1	5.4
42143011	Computers & peripheral equipment for resale	22	24 252	Z	X
42143012	Computers & peripheral equipment for end use	25	11 757	Z	13.7
4214302	Computer software (packaged) whsle	6	8 487	Z	X
42144	Other commercial equipment whsle	120	54 545	.1	37.1
421440	Other commercial equipment whsle	120	54 545	.1	37.1
4214401	Restaurant & hotel equipment & supplies whsle	82	45 895	.1	X
4214402	Store machines & equipment whsle	38	8 650	Z	3.2
42145	Medical, dental, & hospital equipment & supplies whsle	19	3 423	Z	8.8
421450	Medical, dental, & hospital equipment & supplies whsle	19	3 423	Z	8.8
4214501	Surgical, medical, & hospital supplies whsle	19	3 423	Z	8.7
4215	Metal & mineral (except petroleum) whsle	22	3 349	Z	6.1
42151	Metal service centers & offices	21	3 219	Z	6.1
421510	Metal service centers & offices	21	3 219	Z	6.1
4215101	Ferrous metal service centers & sales offices	18	2 800	Z	10.0
42151011	Ferrous metal service centers	10	2 587	Z	11.4
42151012	Ferrous metal sales offices	8	213	Z	X
4216	Electrical goods whsle	53	47 718	.1	23.0
42161	Electrical apparatus & equip, wiring supp, & const material whsle	10	4 599	Z	61.7
421610	Electrical apparatus & equip, wiring supp, & const material whsle	10	4 599	Z	61.7
42162	Electrical appliance, television & radio set whsle	8	13 255	Z	X
421620	Electrical appliance, television & radio set whsle	8	13 255	Z	X
42169	Other electronic parts & equipment whsle	35	29 864	.1	X
421690	Other electronic parts & equipment whsle	35	29 864	.1	X
4216902	Electronic parts (excluding communications equipment) whsle	35	29 864	.1	X
4217	Hardware, & plumbing & heating equipment & supplies whsle	29	71 740	.1	.1
42171	Hardware whsle	23	71 073	.1	.1
421710	Hardware whsle	23	71 073	.1	.1
4218	Machinery, equipment, & supplies whsle	1 099	503 457	1.0	26.0
42183	Industrial machinery & equipment whsle	63	15 913	Z	22.0
421830	Industrial machinery & equipment whsle	63	15 913	Z	22.0
4218301	Food-processing machinery & equipment whsle	8	3 494	Z	X
4218303	General-purpose industrial machinery & equipment whsle	20	6 775	Z	X
4218305	Materials handling equipment whsle	18	4 990	Z	45.3
4218307	Other industrial machinery & equipment whsle	12	441	Z	4.1
42184	Industrial supplies whsle	515	269 977	.5	22.5
421840	Industrial supplies whsle	515	269 977	.5	22.5
4218401	General-line industrial supplies whsle	181	73 561	.1	23.9
4218402	Mechanical power transmission supplies whsle	7	179	Z	X
4218404	Industrial containers & supplies whsle	104	96 154	.2	32.2
4218406	Other industrial supplies whsle	220	99 746	.2	12.7
42185	Service establishment equipment & supplies whsle	519	217 486	.4	23.7
421850	Service establishment equipment & supplies whsle	519	217 486	.4	23.7
4218502	Custodial, janitors' equipment & supplies whsle	488	214 895	.4	X
4218503	Laundry & dry-cleaning equipment & supplies whsle	13	1 915	Z	X
4218504	Other service establishment equipment & supplies whsle	15	217	Z	X

See footnotes at end of table.

Table 2. All Types of Operation by Broad Commodity Line and Kind of Business: 1997—Con.

[Includes only establishments with payroll. For meaning of abbreviations and symbols, see introductory text. For explanation of terms, see Appendix A]

CL code and NAICS code	Commodity line and kind of business	Establishments (number)	Sales (\$1,000)	Percent of sales accounted for by kind of business ¹	Coverage in percents
3400	Industrial and personal services paper and plastics—Con.				
421	Wholesale trade, durable goods—Con.				
4219	Miscellaneous durable goods whsle	419	67 338	.1	9.5
42192	Toy & hobby goods & supplies whsle	7	757	Z	2.9
421920	Toy & hobby goods & supplies whsle	7	757	Z	2.9
42193	Recyclable material whsle	91	35 867	.1	19.1
421930	Recyclable material whsle	91	35 867	.1	19.1
4219301	Iron & steel scrap processors & dealers	7	482	Z	X
4219302	Recyclable paper & paperboard whsle	29	21 139	Z	X
4219303	Other recyclable material whsle	55	14 246	Z	6.0
42194	Jewelry/watch/silverware/precious stone, & precious metal whsle	8	1 986	Z	11.3
421940	Jewelry/watch/silverware/precious stone, & precious metal whsle	8	1 986	Z	11.3
4219401	Jewelry, watch, diamonds, precious stone, & silverware whsle	8	1 986	Z	10.8
42199	Other miscellaneous durable goods whsle	311	28 355	.1	3.3
421990	Other miscellaneous durable goods whsle	311	28 355	.1	3.3
4219903	General merchandise (durable goods) whsle	298	19 992	Z	4.8
4219906	Other durable goods whsle	8	632	Z	X
422	Wholesale trade, nondurable goods	12 210	49 904 510	98.3	18.3
4221	Paper & paper product whsle	6 677	40 226 407	79.2	60.3
42211	Printing & writing paper whsle	505	1 958 799	3.9	65.5
422110	Printing & writing paper whsle	505	1 958 799	3.9	65.5
42212	Stationery & office supplies whsle	679	534 240	1.1	72.1
422120	Stationery & office supplies whsle	679	534 240	1.1	72.1
42213	Industrial & personal service paper whsle	5 493	37 733 368	74.3	55.0
422130	Industrial & personal service paper whsle	5 493	37 733 368	74.3	55.0
4222	Drugs, & druggists' sundries whsle	70	223 242	.4	6.2
42221	Drugs, & druggists' sundries whsle	70	223 242	.4	6.2
422210	Drugs, & druggists' sundries whsle	70	223 242	.4	6.2
4222101	General-line drugs whsle	39	151 060	.3	8.9
4222102	Specialty-line drug, pharmaceutical, cosmetic, & toiletries whsle	31	72 182	.1	4.1
4223	Apparel, piece goods, & notions whsle	37	8 144	Z	14.9
42231	Piece goods, notions, & other dry goods whsle	22	6 903	Z	X
422310	Piece goods, notions, & other dry goods whsle	22	6 903	Z	X
4223101	Piece goods—jobbers	19	6 699	Z	X
42233	Women's, children's, & infants' clothing & accessories whsle	14	1 091	Z	41.7
422330	Women's, children's, & infants' clothing & accessories whsle	14	1 091	Z	41.7
4224	Grocery & related products whsle	3 824	8 576 937	16.9	.3
42241	General-line grocery whsle	2 133	5 288 111	10.4	X
422410	General-line grocery whsle	2 133	5 288 111	10.4	X
4224101	General-line grocery whsle, voluntary group	131	620 287	1.2	X
4224102	General-line grocery whsle, retail cooperative	139	308 019	.6	X
4224103	Other general-line grocery whsle	1 863	4 359 805	8.6	X
42242	Packaged frozen food whsle	438	1 662 034	3.3	X
422420	Packaged frozen food whsle	438	1 662 034	3.3	X
42243	Dairy products, (except dried or canned) whsle	92	109 945	.2	X
422430	Dairy products, (except dried or canned) whsle	92	109 945	.2	X
4224302	Dairy product (except raw milk) whsle	92	109 945	.2	X
42244	Poultry & poultry product whsle	29	35 718	.1	X
422440	Poultry & poultry product whsle	29	35 718	.1	X
4224402	Poultry & poultry product (except live) whsle	28	35 244	.1	X
42245	Confectionery whsle	157	65 827	.1	.5
422450	Confectionery whsle	157	65 827	.1	.5
42247	Meat & meat product whsle	150	87 091	.2	.4
422470	Meat & meat product whsle	150	87 091	.2	.4
42248	Fresh fruit & vegetable whsle	33	6 144	Z	13.0
422480	Fresh fruit & vegetable whsle	33	6 144	Z	13.0
42249	Other grocery & related products whsle	788	1 317 312	2.6	1.7
422490	Other grocery & related products whsle	788	1 317 312	2.6	1.7
4224901	Coffee, tea, & spice whsle	211	61 575	.1	X
4224902	Bread & baked goods whsle	38	45 744	.1	X
4224903	Soft drinks whsle	129	41 026	.1	X
4224904	Canned goods whsle	94	225 061	.4	X
4224905	Food & beverage basic materials whsle	21	42 100	.1	X
4224906	Other grocery specialties whsle	295	901 806	1.8	2.8
4225	Farm-product raw material whsle	16	10 054	Z	X
42251	Grain & field bean whsle	15	2 148	Z	X
422510	Grain & field bean whsle	15	2 148	Z	X
4226	Chemical & allied products whsle	672	426 975	.8	17.6
42261	Plastics materials & basic forms & shapes whsle	175	179 094	.4	37.8
422610	Plastics materials & basic forms & shapes whsle	175	179 094	.4	37.8
42269	Other chemical & allied products whsle	497	247 881	.5	7.7
422690	Other chemical & allied products whsle	497	247 881	.5	7.7
4226902	Other chemical & allied products whsle	497	247 881	.5	7.7
4227	Petroleum & petroleum products whsle	7	393	Z	X
42272	Petroleum & petroleum prod whsle (exc bulk stations & terminals)	6	371	Z	X
422720	Petroleum & petroleum prod whsle (exc bulk stations & terminals)	6	371	Z	X

See footnotes at end of table.

Table 2. All Types of Operation by Broad Commodity Line and Kind of Business: 1997—Con.

[Includes only establishments with payroll. For meaning of abbreviations and symbols, see introductory text. For explanation of terms, see Appendix A]

CL code and NAICS code	Commodity line and kind of business	Establishments (number)	Sales (\$1,000)	Percent of sales accounted for by kind of business ¹	Coverage in percents
3400	Industrial and personal services paper and plastics—Con.				
422	Wholesale trade, nondurable goods—Con.				
4229	Miscellaneous nondurable goods whsle	906	432 014	.9	1.8
42291	Farm supplies whsle	8	929	Z	X
422910	Farm supplies whsle	8	929	Z	X
42292	Book, periodical, & newspaper whsle	18	26 822	.1	34.1
422920	Book, periodical, & newspaper whsle	18	26 822	.1	34.1
42294	Tobacco & tobacco product whsle	385	212 524	.4	.2
422940	Tobacco & tobacco product whsle	385	212 524	.4	.2
42295	Paint, varnish, & supplies whsle	8	755	Z	X
422950	Paint, varnish, & supplies whsle	8	755	Z	X
4229501	Paint, varnish, & supplies whsle	8	755	Z	X
42299	Other miscellaneous nondurable goods whsle	485	190 779	.4	8.9
422990	Other miscellaneous nondurable goods whsle	485	190 779	.4	8.9
4229901	Art goods whsle	27	3 841	Z	21.9
4229902	General merchandise (nondurable goods) whsle	435	180 188	.4	10.4
4229904	Other nondurable goods whsle	18	3 582	Z	X
3500	Drugs, pharmaceuticals, cosmetics, and toiletries	12 999	196 257 041	100.0	34.1
421	Wholesale trade, durable goods	1 036	724 656	.4	31.1
4211	Motor vehicle & motor vehicle parts & supplies whsle	7	3 312	Z	X
4212	Furniture & home furnishings whsle	105	85 974	Z	12.0
42122	Home furnishings whsle	102	85 923	Z	11.4
421220	Home furnishings whsle	102	85 923	Z	11.4
4212201	Household china, glassware, & crockery whsle	45	47 342	Z	X
4212202	Linens, domestics, draperies, & curtains whsle	22	10 849	Z	X
4212203	Floor coverings whsle	6	1 244	X	X
4212204	Other home furnishings whsle	29	26 488	Z	10.7
4213	Lumber & other construction materials whsle	18	4 697	Z	X
42139	Other construction materials whsle	12	4 243	Z	X
421390	Other construction materials whsle	12	4 243	Z	X
4213902	Other construction materials whsle	12	4 243	Z	X
4214	Professional & commercial equipment & supplies whsle	356	310 355	.2	14.2
42142	Office equipment whsle	9	4 779	Z	4.4
421420	Office equipment whsle	9	4 779	Z	4.4
42143	Computer & computer peripheral equipment & software whsle	7	2 757	Z	X
421430	Computer & computer peripheral equipment & software whsle	7	2 757	Z	X
4214301	Computer & peripheral equipment whsle	7	2 757	Z	X
42144	Other commercial equipment whsle	10	2 136	Z	6.3
421440	Other commercial equipment whsle	10	2 136	Z	6.3
4214402	Store machines & equipment whsle	7	1 773	Z	31.8
42145	Medical, dental, & hospital equipment & supplies whsle	289	280 155	.1	12.1
421450	Medical, dental, & hospital equipment & supplies whsle	289	280 155	.1	12.1
4214501	Surgical, medical, & hospital supplies whsle	284	265 819	.1	12.4
42146	Ophthalmic goods whsle	16	3 274	Z	X
421460	Ophthalmic goods whsle	16	3 274	Z	X
42149	Other professional equipment & supplies whsle	20	8 778	Z	21.2
421490	Other professional equipment & supplies whsle	20	8 778	Z	21.2
4214902	Other professional equipment & supplies whsle	17	8 268	Z	23.8
4215	Metal & mineral (except petroleum) whsle	21	10 913	Z	45.1
42151	Metal service centers & offices	19	10 442	Z	44.9
421510	Metal service centers & offices	19	10 442	Z	44.9
4215102	Nonferrous metal service centers & sales offices	15	9 792	Z	48.3
42151021	Nonferrous metal service centers	8	9 085	Z	55.8
42151022	Nonferrous metal sales offices	7	707	Z	X
4216	Electrical goods whsle	50	55 240	Z	9.5
42161	Electrical apparatus & equip, wiring supp, & const material whsle	12	2 643	Z	23.7
421610	Electrical apparatus & equip, wiring supp, & const material whsle	12	2 643	Z	23.7
42162	Electrical appliance, television & radio set whsle	16	15 192	Z	25.3
421620	Electrical appliance, television & radio set whsle	16	15 192	Z	25.3
42169	Other electronic parts & equipment whsle	22	37 405	Z	X
421690	Other electronic parts & equipment whsle	22	37 405	Z	X
4216902	Electronic parts (excluding communications equipment) whsle	22	37 405	Z	X
4217	Hardware, & plumbing & heating equipment & supplies whsle	20	61 915	Z	69.5
42171	Hardware whsle	17	61 896	Z	71.7
421710	Hardware whsle	17	61 896	Z	71.7
4218	Machinery, equipment, & supplies whsle	71	18 012	Z	13.9
42183	Industrial machinery & equipment whsle	10	1 076	Z	26.6
421830	Industrial machinery & equipment whsle	10	1 076	Z	26.6
42184	Industrial supplies whsle	18	1 065	Z	X
421840	Industrial supplies whsle	18	1 065	Z	X
4218401	General-line industrial supplies whsle	10	625	Z	X
4218403	Welding supplies whsle	6	263	Z	X
42185	Service establishment equipment & supplies whsle	37	13 840	Z	14.0
421850	Service establishment equipment & supplies whsle	37	13 840	Z	14.0
4218501	Beauty & barber shop equipment & supplies whsle	27	10 183	Z	23.8

See footnotes at end of table.

Table 2. All Types of Operation by Broad Commodity Line and Kind of Business: 1997—Con.

[Includes only establishments with payroll. For meaning of abbreviations and symbols, see introductory text. For explanation of terms, see Appendix A]

CL code and NAICS code	Commodity line and kind of business	Establishments (number)	Sales (\$1,000)	Percent of sales accounted for by kind of business ¹	Coverage in percents
3500	Drugs, pharmaceuticals, cosmetics, and toiletries—Con.				
421	Wholesale trade, durable goods—Con.				
4219	Miscellaneous durable goods whsle	388	174 238	.1	42.1
42191	Sporting & recreational goods & supplies whsle	23	16 361	Z	6.4
421910	Sporting & recreational goods & supplies whsle	23	16 361	Z	6.4
42192	Toy & hobby goods & supplies whsle	60	37 255	Z	15.3
421920	Toy & hobby goods & supplies whsle	60	37 255	Z	15.3
42194	Jewelry/watch/silverware/precious stone, & precious metal whsle	19	21 585	Z	4.1
421940	Jewelry/watch/silverware/precious stone, & precious metal whsle	19	21 585	Z	4.1
4219401	Jewelry, watch, diamonds, precious stone, & silverware whsle	19	21 585	Z	3.9
42199	Other miscellaneous durable goods whsle	286	99 037	.1	46.4
421990	Other miscellaneous durable goods whsle	286	99 037	.1	46.4
4219903	General merchandise (durable goods) whsle	258	92 519	Z	48.7
4219904	Prerecorded media whsle	15	3 565	Z	X
42199041	Compact discs/prerecorded audio tapes, & phonograph records whsle	13	2 977	Z	X
4219905	Fire extinguishers & fire safety equipment whsle	6	627	Z	X
4219906	Other durable goods whsle	7	2 326	Z	X
422	Wholesale trade, nondurable goods	11 963	195 532 385	99.6	34.8
4221	Paper & paper product whsle	161	115 792	.1	14.6
42211	Printing & writing paper whsle	8	1 870	Z	X
422110	Printing & writing paper whsle	8	1 870	Z	X
42212	Stationery & office supplies whsle	39	37 944	Z	32.3
422120	Stationery & office supplies whsle	39	37 944	Z	32.3
42213	Industrial & personal service paper whsle	114	75 978	Z	10.1
422130	Industrial & personal service paper whsle	114	75 978	Z	10.1
4222	Drugs, & druggists' sundries whsle	8 053	187 028 602	95.3	60.2
42221	Drugs, & druggists' sundries whsle	8 053	187 028 602	95.3	60.2
422210	Drugs, & druggists' sundries whsle	8 053	187 028 602	95.3	60.2
4222101	General-line drugs whsle	3 283	77 003 267	39.2	84.2
4222102	Specialty-line drug, pharmaceutical, cosmetic, & toiletries whsle	4 770	110 025 335	56.1	44.6
4223	Apparel, piece goods, & notions whsle	127	95 479	Z	22.1
42231	Piece goods, notions, & other dry goods whsle	31	52 904	Z	X
422310	Piece goods, notions, & other dry goods whsle	31	52 904	Z	X
4223101	Piece goods—jobbers	9	36 599	Z	X
4223102	Notions & other dry goods whsle	22	16 305	Z	X
42232	Men's & boys' clothing & furnishings whsle	23	31 027	Z	41.6
422320	Men's & boys' clothing & furnishings whsle	23	31 027	Z	41.6
42233	Women's, children's, & infants' clothing & accessories whsle	71	10 484	Z	9.3
422330	Women's, children's, & infants' clothing & accessories whsle	71	10 484	Z	9.3
4224	Grocery & related products whsle	1 900	6 708 381	3.4	.3
42241	General-line grocery whsle	1 259	3 995 811	2.0	X
422410	General-line grocery whsle	1 259	3 995 811	2.0	X
4224101	General-line grocery whsle, voluntary group	58	186 116	.1	X
4224102	General-line grocery whsle, retail cooperative	138	204 396	.1	X
4224103	Other general-line grocery whsle	1 063	3 605 299	1.8	X
42242	Packaged frozen food whsle	47	66 957	Z	.8
422420	Packaged frozen food whsle	47	66 957	Z	.8
42244	Poultry & poultry product whsle	10	4 106	Z	X
422440	Poultry & poultry product whsle	10	4 106	Z	X
4224402	Poultry & poultry product (except live) whsle	10	4 106	Z	X
42245	Confectionery whsle	109	42 188	Z	.3
422450	Confectionery whsle	109	42 188	Z	.3
42247	Meat & meat product whsle	15	2 843	Z	8.3
422470	Meat & meat product whsle	15	2 843	Z	8.3
42249	Other grocery & related products whsle	452	2 595 794	1.3	1.0
422490	Other grocery & related products whsle	452	2 595 794	1.3	1.0
4224901	Coffee, tea, & spice whsle	27	99 988	.1	.9
4224902	Bread & baked goods whsle	16	87 692	Z	X
4224903	Soft drinks whsle	48	11 313	Z	1.1
4224904	Canned goods whsle	66	493 849	.3	.1
4224905	Food & beverage basic materials whsle	29	78 352	Z	X
4224906	Other grocery specialties whsle	266	1 824 600	.9	1.0
4225	Farm-product raw material whsle	16	1 188	Z	36.8
42251	Grain & field bean whsle	10	1 078	Z	43.9
422510	Grain & field bean whsle	10	1 078	Z	43.9
42252	Livestock whsle	6	110	Z	10.4
422520	Livestock whsle	6	110	Z	10.4
4226	Chemical & allied products whsle	303	627 227	.3	.8
42261	Plastics materials & basic forms & shapes whsle	14	28 340	Z	2.8
422610	Plastics materials & basic forms & shapes whsle	14	28 340	Z	2.8
42269	Other chemical & allied products whsle	289	598 887	.3	.7
422690	Other chemical & allied products whsle	289	598 887	.3	.7
4226901	Industrial gases (except LP) whsle	13	1 986	Z	X
4226902	Other chemical & allied products whsle	276	596 901	.3	.7
4227	Petroleum & petroleum products whsle	8	11 366	Z	39.8
42271	Petroleum bulk stations & terminals	8	11 366	Z	41.8
422710	Petroleum bulk stations & terminals	8	11 366	Z	41.8
4227101	Petroleum bulk stations & terminals (except LP)	8	11 349	Z	42.5
42271011	Petroleum bulk stations (except LP)	8	11 349	Z	38.5
4228	Beer, wine, & distilled alcoholic beverage whsle	9	9 937	Z	X

See footnotes at end of table.

Table 2. All Types of Operation by Broad Commodity Line and Kind of Business: 1997—Con.

[Includes only establishments with payroll. For meaning of abbreviations and symbols, see introductory text. For explanation of terms, see Appendix A]

CL code and NAICS code	Commodity line and kind of business	Establishments (number)	Sales (\$1,000)	Percent of sales accounted for by kind of business ¹	Coverage in percents
3500	Drugs, pharmaceuticals, cosmetics, and toiletries—Con.				
422	Wholesale trade, nondurable goods—Con.				
4229	Miscellaneous nondurable goods whsle	1 386	934 413	.5	1.5
42291	Farm supplies whsle	71	109 426	.1	2.4
422910	Farm supplies whsle	71	109 426	.1	2.4
4229101	Farm supplies—farm dealers	17	2 007	Z	X
4229102	Farm supplies—whsle distributors	54	107 419	.1	2.7
42292	Book, periodical, & newspaper whsle	6	5 693	Z	X
422920	Book, periodical, & newspaper whsle	6	5 693	Z	X
42294	Tobacco & tobacco product whsle	639	540 316	.3	.6
422940	Tobacco & tobacco product whsle	639	540 316	.3	.6
42299	Other miscellaneous nondurable goods whsle	667	278 569	.1	16.9
422990	Other miscellaneous nondurable goods whsle	667	278 569	.1	16.9
4229901	Art goods whsle	56	16 961	Z	2.0
4229902	General merchandise (nondurable goods) whsle	477	152 825	.1	28.4
4229904	Other nondurable goods whsle	131	108 477	.1	4.8
3600	Piece goods, knit and woven	5 220	26 346 894	100.0	31.0
421	Wholesale trade, durable goods	364	1 052 446	4.0	16.1
4211	Motor vehicle & motor vehicle parts & supplies whsle	7	2 238	Z	X
4212	Furniture & home furnishings whsle	96	687 033	2.6	55.1
42121	Furniture whsle	28	57 057	.2	1.9
421210	Furniture whsle	28	57 057	.2	1.9
4212101	Household & lawn furniture whsle	22	56 009	.2	1.8
4212102	Office & business furniture whsle	6	1 048	Z	X
42122	Home furnishings whsle	68	629 976	2.4	57.9
421220	Home furnishings whsle	68	629 976	2.4	57.9
4212201	Household china, glassware, & crockery whsle	9	1 762	Z	X
4212202	Linens, domestics, draperies, & curtains whsle	38	615 107	2.3	62.0
4212203	Floor coverings whsle	11	9 310	Z	8.2
4212204	Other home furnishings whsle	10	3 797	Z	X
4214	Professional & commercial equipment & supplies whsle	48	80 814	.3	X
42144	Other commercial equipment whsle	6	446	Z	X
421440	Other commercial equipment whsle	6	446	Z	X
42145	Medical, dental, & hospital equipment & supplies whsle	31	57 400	.2	X
4214501	Medical, dental, & hospital equipment & supplies whsle	31	57 400	.2	X
4214501	Surgical, medical, & hospital supplies whsle	31	57 400	.2	X
4216	Electrical goods whsle	18	105 644	.4	X
42169	Other electronic parts & equipment whsle	10	105 228	.4	X
421690	Other electronic parts & equipment whsle	10	105 228	.4	X
4216902	Electronic parts (excluding communications equipment) whsle	10	105 228	.4	X
4217	Hardware, & plumbing & heating equipment & supplies whsle	14	1 152	Z	X
42171	Hardware whsle	12	237	Z	X
421710	Hardware whsle	12	237	Z	X
4218	Machinery, equipment, & supplies whsle	40	63 138	.2	21.1
42183	Industrial machinery & equipment whsle	12	1 683	Z	X
421830	Industrial machinery & equipment whsle	12	1 683	Z	X
4218307	Other industrial machinery & equipment whsle	7	658	Z	X
42184	Industrial supplies whsle	10	47 257	.2	X
421840	Industrial supplies whsle	10	47 257	.2	X
4218406	Other industrial supplies whsle	8	44 375	.2	X
42185	Service establishment equipment & supplies whsle	16	12 182	Z	28.2
4218504	Service establishment equipment & supplies whsle	16	12 182	Z	28.2
4218504	Other service establishment equipment & supplies whsle	10	10 301	Z	51.5
4219	Miscellaneous durable goods whsle	138	110 104	.4	X
42191	Sporting & recreational goods & supplies whsle	16	964	Z	X
421910	Sporting & recreational goods & supplies whsle	16	964	Z	X
42192	Toy & hobby goods & supplies whsle	8	820	Z	X
421920	Toy & hobby goods & supplies whsle	8	820	Z	X
42193	Recyclable material whsle	6	1 127	Z	X
421930	Recyclable material whsle	6	1 127	Z	X
42199	Other miscellaneous durable goods whsle	104	106 556	.4	X
421990	Other miscellaneous durable goods whsle	104	106 556	.4	X
4219903	General merchandise (durable goods) whsle	90	104 220	.4	X
4219906	Other durable goods whsle	13	396	Z	X
422	Wholesale trade, nondurable goods	4 856	25 294 448	96.0	34.0
4221	Paper & paper product whsle	11	13 300	.1	30.0
4222	Drugs, & druggists' sundries whsle	15	8 530	Z	57.5
42221	Drugs, & druggists' sundries whsle	15	8 530	Z	57.5
422210	Drugs, & druggists' sundries whsle	15	8 530	Z	57.5
4222101	General-line drugs whsle	10	7 320	Z	X
4223	Apparel, piece goods, & notions whsle	4 515	21 039 004	79.9	46.6
42231	Piece goods, notions, & other dry goods whsle	4 277	20 852 766	79.1	X
422310	Piece goods, notions, & other dry goods whsle	4 277	20 852 766	79.1	X
4223101	Piece goods—jobbers	4 191	20 807 742	79.0	X
4223102	Notions & other dry goods whsle	86	45 024	.2	X
42232	Men's & boys' clothing & furnishings whsle	140	53 177	.2	16.5
422320	Men's & boys' clothing & furnishings whsle	140	53 177	.2	16.5
42233	Women's, children's, & infants' clothing & accessories whsle	73	94 437	.4	5.7
422330	Women's, children's, & infants' clothing & accessories whsle	73	94 437	.4	5.7
42234	Footwear whsle	25	38 624	.1	X
422340	Footwear whsle	25	38 624	.1	X
4224	Grocery & related products whsle	39	84 225	.3	X
42249	Other grocery & related products whsle	36	1 788	Z	X
422490	Other grocery & related products whsle	36	1 788	Z	X
4224906	Other grocery specialties whsle	34	1 753	Z	X

See footnotes at end of table.

Table 2. All Types of Operation by Broad Commodity Line and Kind of Business: 1997—Con.

[Includes only establishments with payroll. For meaning of abbreviations and symbols, see introductory text. For explanation of terms, see Appendix A]

CL code and NAICS code	Commodity line and kind of business	Establishments (number)	Sales (\$1,000)	Percent of sales accounted for by kind of business ¹	Coverage in percents
3600	Piece goods, knit and woven—Con.				
422	Wholesale trade, nondurable goods—Con.				
4226	Chemical & allied products whsle	24	153 641	.6	X
42261	Plastics materials & basic forms & shapes whsle	11	46 699	.2	X
422610	Plastics materials & basic forms & shapes whsle	11	46 699	.2	X
42269	Other chemical & allied products whsle	13	106 942	.4	X
422690	Other chemical & allied products whsle	13	106 942	.4	X
4226902	Other chemical & allied products whsle	13	106 942	.4	X
4229	Miscellaneous nondurable goods whsle	247	3 887 794	14.8	.5
42295	Paint, varnish, & supplies whsle	22	11 737	Z	X
422950	Paint, varnish, & supplies whsle	22	11 737	Z	X
4229501	Paint, varnish, & supplies whsle	22	11 737	Z	X
42299	Other miscellaneous nondurable goods whsle	222	3 874 867	14.7	.5
422990	Other miscellaneous nondurable goods whsle	222	3 874 867	14.7	.5
4229901	Art goods whsle	24	3 363	Z	X
4229902	General merchandise (nondurable goods) whsle	108	3 848 153	14.6	X
4229903	Textile bags, bagging, & burlap whsle	9	4 212	Z	X
4229904	Other nondurable goods whsle	81	19 139	.1	15.1
3700	Notions (buttons, ribbons, lace, sewing accessories, zippers, bindings, etc.) . .	2 683	3 668 537	100.0	X
421	Wholesale trade, durable goods	274	52 504	1.4	X
4212	Furniture & home furnishings whsle	36	4 183	.1	X
42122	Home furnishings whsle	34	4 129	.1	X
421220	Home furnishings whsle	34	4 129	.1	X
4212201	Household china, glassware, & crockery whsle	10	1 352	Z	X
4212202	Linens, domestics, draperies, & curtains whsle	14	972	Z	X
4212204	Other home furnishings whsle	9	1 696	Z	X
4214	Professional & commercial equipment & supplies whsle	10	1 680	Z	X
4216	Electrical goods whsle	7	3 915	.1	X
4217	Hardware, & plumbing & heating equipment & supplies whsle	7	632	Z	X
42171	Hardware whsle	7	632	Z	X
421710	Hardware whsle	7	632	Z	X
4218	Machinery, equipment, & supplies whsle	24	5 106	.1	X
42183	Industrial machinery & equipment whsle	13	2 573	.1	X
421830	Industrial machinery & equipment whsle	13	2 573	.1	X
42184	Industrial supplies whsle	6	1 641	Z	X
421840	Industrial supplies whsle	6	1 641	Z	X
4218406	Other industrial supplies whsle	6	1 641	Z	X
4219	Miscellaneous durable goods whsle	180	35 003	1.0	X
42191	Sporting & recreational goods & supplies whsle	17	3 271	.1	X
421910	Sporting & recreational goods & supplies whsle	17	3 271	.1	X
42192	Toy & hobby goods & supplies whsle	62	27 012	.7	X
421920	Toy & hobby goods & supplies whsle	62	27 012	.7	X
42194	Jewelry/watch/silverware/precious stone, & precious metal whsle	8	1 409	Z	X
421940	Jewelry/watch/silverware/precious stone, & precious metal whsle	8	1 409	Z	X
4219401	Jewelry, watch, diamonds, precious stone, & silverware whsle	8	1 409	Z	X
42199	Other miscellaneous durable goods whsle	91	3 205	.1	X
421990	Other miscellaneous durable goods whsle	91	3 205	.1	X
4219901	Musical instruments & supplies whsle	6	86	Z	X
4219903	General merchandise (durable goods) whsle	74	2 314	.1	X
4219906	Other durable goods whsle	11	805	Z	X
422	Wholesale trade, nondurable goods	2 409	3 616 033	98.6	X
4221	Paper & paper product whsle	14	1 662	Z	X
42212	Stationery & office supplies whsle	7	1 123	Z	X
422120	Stationery & office supplies whsle	7	1 123	Z	X
42213	Industrial & personal service paper whsle	7	539	Z	X
422130	Industrial & personal service paper whsle	7	539	Z	X
4222	Drugs, & druggists' sundries whsle	70	30 278	.8	X
42221	Drugs, & druggists' sundries whsle	70	30 278	.8	X
422210	Drugs, & druggists' sundries whsle	70	30 278	.8	X
4222101	General-line drugs whsle	37	12 864	.4	X
4222102	Specialty-line drug, pharmaceutical, cosmetic, & toiletries whsle	33	17 414	.5	X
4223	Apparel, piece goods, & notions whsle	1 856	3 496 506	95.3	X
42231	Piece goods, notions, & other dry goods whsle	1 764	3 478 369	94.8	X
422310	Piece goods, notions, & other dry goods whsle	1 764	3 478 369	94.8	X
4223101	Piece goods—jobbers	289	105 412	2.9	X
4223102	Notions & other dry goods whsle	1 475	3 372 957	91.9	X
42232	Men's & boys' clothing & furnishings whsle	40	6 316	.2	X
422320	Men's & boys' clothing & furnishings whsle	40	6 316	.2	X
42233	Women's, children's, & infants' clothing & accessories whsle	49	9 464	.3	X
422330	Women's, children's, & infants' clothing & accessories whsle	49	9 464	.3	X
4224	Grocery & related products whsle	7	858	Z	X
4226	Chemical & allied products whsle	36	6 771	.2	X
42261	Plastics materials & basic forms & shapes whsle	22	6 385	.2	X
422610	Plastics materials & basic forms & shapes whsle	22	6 385	.2	X
42269	Other chemical & allied products whsle	14	386	Z	X
422690	Other chemical & allied products whsle	14	386	Z	X
4226902	Other chemical & allied products whsle	14	386	Z	X

See footnotes at end of table.

Table 2. All Types of Operation by Broad Commodity Line and Kind of Business: 1997—Con.

[Includes only establishments with payroll. For meaning of abbreviations and symbols, see introductory text. For explanation of terms, see Appendix A]

CL code and NAICS code	Commodity line and kind of business	Establishments (number)	Sales (\$1,000)	Percent of sales accounted for by kind of business ¹	Coverage in percents
3700	Notions (buttons, ribbons, lace, sewing accessories, zippers, bindings, etc.)—Con.				
422	Wholesale trade, nondurable goods—Con.				
4229	Miscellaneous nondurable goods whsle	426	79 958	2.2	X
42292	Book, periodical, & newspaper whsle	11	6 600	.2	X
422920	Book, periodical, & newspaper whsle	11	6 600	.2	X
42293	Flower, nursery stock, & florists' supplies whsle	16	11 018	.3	X
422930	Flower, nursery stock, & florists' supplies whsle	16	11 018	.3	X
42294	Tobacco & tobacco product whsle	50	21 507	.6	X
422940	Tobacco & tobacco product whsle	50	21 507	.6	X
42299	Other miscellaneous nondurable goods whsle	349	40 833	1.1	X
422990	Other miscellaneous nondurable goods whsle	349	40 833	1.1	X
4229901	Art goods whsle	27	4 671	.1	X
4229902	General merchandise (nondurable goods) whsle	227	23 137	.6	X
4229904	Other nondurable goods whsle	94	12 976	.4	X
3800	Men's and boys' wear	9 052	34 632 654	100.0	46.9
421	Wholesale trade, durable goods	986	588 974	1.7	8.3
4211	Motor vehicle & motor vehicle parts & supplies whsle	22	23 379	.1	X
42112	Motor vehicle supplies & new parts whsle	20	22 111	.1	X
421120	Motor vehicle supplies & new parts whsle	20	22 111	.1	X
4211202	Motor vehicle supplies & new parts—jobbers	16	18 599	.1	X
4212	Furniture & home furnishings whsle	78	201 141	.6	1.8
42122	Home furnishings whsle	74	199 635	.6	1.7
421220	Home furnishings whsle	74	199 635	.6	1.7
4212201	Household china, glassware, & crockery whsle	15	3 031	Z	X
4212202	Linens, domestics, draperies, & curtains whsle	44	186 918	.5	1.0
4212204	Other home furnishings whsle	11	9 414	Z	28.1
4214	Professional & commercial equipment & supplies whsle	31	15 565	Z	37.0
42145	Medical, dental, & hospital equipment & supplies whsle	19	12 279	Z	44.1
421450	Medical, dental, & hospital equipment & supplies whsle	19	12 279	Z	44.1
4214501	Surgical, medical, & hospital supplies whsle	19	12 279	Z	43.5
42146	Ophthalmic goods whsle	9	3 123	Z	30.0
421460	Ophthalmic goods whsle	9	3 123	Z	30.0
4215	Metal & mineral (except petroleum) whsle	6	22 817	.1	X
4216	Electrical goods whsle	24	14 369	Z	19.9
42162	Electrical appliance, television & radio set whsle	7	1 523	Z	X
421620	Electrical appliance, television & radio set whsle	7	1 523	Z	X
42169	Other electronic parts & equipment whsle	17	12 846	Z	17.7
421690	Other electronic parts & equipment whsle	17	12 846	Z	17.7
4216902	Electronic parts (excluding communications equipment) whsle	15	12 685	Z	17.6
4217	Hardware, & plumbing & heating equipment & supplies whsle	12	6 169	Z	34.5
42171	Hardware whsle	10	5 253	Z	31.2
421710	Hardware whsle	10	5 253	Z	31.2
4218	Machinery, equipment, & supplies whsle	37	9 476	Z	20.8
42182	Farm & garden machinery & equipment whsle	16	2 492	Z	X
421820	Farm & garden machinery & equipment whsle	16	2 492	Z	X
4218201	Farm machinery & equipment—farm dealers	14	1 623	Z	X
42183	Industrial machinery & equipment whsle	8	4 649	Z	X
421830	Industrial machinery & equipment whsle	8	4 649	Z	X
42184	Industrial supplies whsle	8	1 060	Z	48.1
421840	Industrial supplies whsle	8	1 060	Z	48.1
4219	Miscellaneous durable goods whsle	772	294 870	.9	4.3
42191	Sporting & recreational goods & supplies whsle	375	241 192	.7	7.8
421910	Sporting & recreational goods & supplies whsle	375	241 192	.7	7.8
42192	Toy & hobby goods & supplies whsle	42	8 967	Z	4.3
421920	Toy & hobby goods & supplies whsle	42	8 967	Z	4.3
42194	Jewelry/watch/silverware/precious stone, & precious metal whsle	27	8 743	Z	10.8
421940	Jewelry/watch/silverware/precious stone, & precious metal whsle	27	8 743	Z	10.8
4219401	Jewelry, watch, diamonds, precious stone, & silverware whsle	27	8 743	Z	10.3
42199	Other miscellaneous durable goods whsle	328	35 968	.1	.3
421990	Other miscellaneous durable goods whsle	328	35 968	.1	.3
4219901	Musical instruments & supplies whsle	7	558	Z	X
4219903	General merchandise (durable goods) whsle	245	18 846	.1	X
4219904	Prerecorded media whsle	28	4 465	Z	X
42199041	Compact discs/prerecorded audio tapes, & phonograph records whsle	25	3 048	Z	X
4219906	Other durable goods whsle	44	10 233	Z	5.2
422	Wholesale trade, nondurable goods	8 066	34 043 680	98.3	51.5
4221	Paper & paper product whsle	9	16 257	Z	73.7
4222	Drugs, & druggists' sundries whsle	73	46 487	.1	.9
42221	Drugs, & druggists' sundries whsle	73	46 487	.1	.9
422210	Drugs, & druggists' sundries whsle	73	46 487	.1	.9
4222101	General-line drugs whsle	43	14 051	Z	4.5
4222102	Specialty-line drug, pharmaceutical, cosmetic, & toiletries whsle	30	32 436	.1	X
4223	Apparel, piece goods, & notions whsle	6 972	33 397 756	96.4	55.6
42231	Piece goods, notions, & other dry goods whsle	104	72 185	.2	X
422310	Piece goods, notions, & other dry goods whsle	104	72 185	.2	X
4223101	Piece goods—jobbers	97	70 393	.2	X
4223102	Notions & other dry goods whsle	7	1 792	Z	X
42232	Men's & boys' clothing & furnishings whsle	5 006	28 899 322	83.4	55.5
422320	Men's & boys' clothing & furnishings whsle	5 006	28 899 322	83.4	55.5
42233	Women's, children's, & infants' clothing & accessories whsle	1 503	2 422 069	7.0	59.5
422330	Women's, children's, & infants' clothing & accessories whsle	1 503	2 422 069	7.0	59.5
42234	Footwear whsle	359	2 004 180	5.8	68.5
422340	Footwear whsle	359	2 004 180	5.8	68.5

See footnotes at end of table.

Table 2. All Types of Operation by Broad Commodity Line and Kind of Business: 1997—Con.

[Includes only establishments with payroll. For meaning of abbreviations and symbols, see introductory text. For explanation of terms, see Appendix A]

CL code and NAICS code	Commodity line and kind of business	Establishments (number)	Sales (\$1,000)	Percent of sales accounted for by kind of business ¹	Coverage in percents
3800	Men's and boys' wear—Con.				
422	Wholesale trade, nondurable goods—Con.				
4224	Grocery & related products whsle	82	18 106	.1	8.3
42241	General-line grocery whsle	45	8 060	Z	X
422410	General-line grocery whsle	45	8 060	Z	X
4224103	Other general-line grocery whsle	43	6 574	Z	X
42249	Other grocery & related products whsle	28	9 337	Z	32.5
422490	Other grocery & related products whsle	28	9 337	Z	32.5
4224906	Other grocery specialties whsle	19	8 997	Z	36.7
4229	Miscellaneous nondurable goods whsle	917	562 378	1.6	1.2
42291	Farm supplies whsle	35	4 332	Z	4.9
422910	Farm supplies whsle	35	4 332	Z	4.9
4229101	Farm supplies—farm dealers	13	101	Z	X
4229102	Farm supplies—whsle distributors	22	4 231	Z	6.9
42299	Other miscellaneous nondurable goods whsle	878	557 974	1.6	1.1
422990	Other miscellaneous nondurable goods whsle	878	557 974	1.6	1.1
4229901	Art goods whsle	72	27 060	.1	27.0
4229902	General merchandise (nondurable goods) whsle	707	508 951	1.5	.1
4229903	Textile bags, bagging, & burlap whsle	15	4 878	Z	X
4229904	Other nondurable goods whsle	84	17 085	Z	25.4
3900	Women's and children's wear	12 326	43 499 596	100.0	50.9
421	Wholesale trade, durable goods	726	496 695	1.1	8.8
4211	Motor vehicle & motor vehicle parts & supplies whsle	12	1 756	Z	80.1
42112	Motor vehicle supplies & new parts whsle	10	709	Z	52.5
421120	Motor vehicle supplies & new parts whsle	10	709	Z	52.5
4211202	Motor vehicle supplies & new parts—jobbers	8	245	Z	43.9
4212	Furniture & home furnishings whsle	104	302 997	.7	3.8
42121	Furniture whsle	7	17 766	Z	X
421210	Furniture whsle	7	17 766	Z	X
4212101	Household & lawn furniture whsle	7	17 766	Z	X
42122	Home furnishings whsle	97	285 231	.7	1.4
421220	Home furnishings whsle	97	285 231	.7	1.4
4212201	Household china, glassware, & crockery whsle	21	11 974	Z	X
4212202	Linens, domestics, draperies, & curtains whsle	51	265 194	.6	.7
4212203	Floor coverings whsle	6	278	Z	X
4212204	Other home furnishings whsle	19	7 785	Z	22.1
4214	Professional & commercial equipment & supplies whsle	17	23 517	.1	71.1
42146	Ophthalmic goods whsle	8	8 818	Z	50.0
421460	Ophthalmic goods whsle	8	8 818	Z	50.0
4215	Metal & mineral (except petroleum) whsle	14	15 330	Z	X
42151	Metal service centers & offices	11	6 317	Z	X
421510	Metal service centers & offices	11	6 317	Z	X
4215102	Nonferrous metal service centers & sales offices	8	3 074	Z	X
42151022	Nonferrous metal sales offices	6	1 892	Z	X
4216	Electrical goods whsle	31	11 605	Z	4.2
42162	Electrical appliance, television & radio set whsle	10	2 961	Z	14.3
421620	Electrical appliance, television & radio set whsle	10	2 961	Z	14.3
42169	Other electronic parts & equipment whsle	19	7 648	Z	.2
421690	Other electronic parts & equipment whsle	19	7 648	Z	.2
4216902	Electronic parts (excluding communications equipment) whsle	19	7 648	Z	.2
4217	Hardware, & plumbing & heating equipment & supplies whsle	9	7 777	Z	50.1
42171	Hardware whsle	7	7 093	Z	X
421710	Hardware whsle	7	7 093	Z	X
4218	Machinery, equipment, & supplies whsle	13	3 480	Z	X
42183	Industrial machinery & equipment whsle	7	824	Z	X
421830	Industrial machinery & equipment whsle	7	824	Z	X
4218303	General-purpose industrial machinery & equipment whsle	6	493	Z	X
4219	Miscellaneous durable goods whsle	524	128 983	.3	3.6
42191	Sporting & recreational goods & supplies whsle	215	63 909	.1	8.3
421910	Sporting & recreational goods & supplies whsle	215	63 909	.1	8.3
42192	Toy & hobby goods & supplies whsle	36	4 069	Z	3.6
421920	Toy & hobby goods & supplies whsle	36	4 069	Z	3.6
42194	Jewelry/watch/silverware/precious stone, & precious metal whsle	99	37 524	.1	16.6
421940	Jewelry/watch/silverware/precious stone, & precious metal whsle	99	37 524	.1	16.6
4219401	Jewelry, watch, diamonds, precious stone, & silverware whsle	97	37 416	.1	15.9
42199	Other miscellaneous durable goods whsle	173	21 981	.1	.1
421990	Other miscellaneous durable goods whsle	173	21 981	.1	.1
4219901	Musical instruments & supplies whsle	7	244	Z	X
4219903	General merchandise (durable goods) whsle	125	18 750	Z	X
4219904	Prerecorded media whsle	17	1 138	Z	X
42199041	Compact discs/prerecorded audio tapes, & phonograph records whsle	8	492	Z	X
42199042	Prerecorded video tapes whsle	9	646	Z	X
4219906	Other durable goods whsle	20	1 100	Z	X

See footnotes at end of table.

Table 2. All Types of Operation by Broad Commodity Line and Kind of Business: 1997—Con.

[Includes only establishments with payroll. For meaning of abbreviations and symbols, see introductory text. For explanation of terms, see Appendix A]

CL code and NAICS code	Commodity line and kind of business	Establishments (number)	Sales (\$1,000)	Percent of sales accounted for by kind of business ¹	Coverage in percents
3900	Women's and children's wear—Con.				
422	Wholesale trade, nondurable goods	11 600	43 002 901	98.9	54.9
4221	Paper & paper product whsle	23	98 647	.2	27.3
42212	Stationery & office supplies whsle	10	25 053	.1	X
422120	Stationery & office supplies whsle	10	25 053	.1	X
42213	Industrial & personal service paper whsle	10	71 935	.2	63.6
422130	Industrial & personal service paper whsle	10	71 935	.2	63.6
4222	Drugs, & druggists' sundries whsle	89	231 491	.5	.7
42221	Drugs, & druggists' sundries whsle	89	231 491	.5	.7
422210	Drugs, & druggists' sundries whsle	89	231 491	.5	.7
4222101	General-line drugs whsle	44	13 330	Z	3.1
4222102	Specialty-line drug, pharmaceutical, cosmetic, & toiletries whsle	45	218 161	.5	X
4223	Apparel, piece goods, & notions whsle	10 603	42 422 403	97.5	53.3
42231	Piece goods, notions, & other dry goods whsle	152	166 140	.4	X
422310	Piece goods, notions, & other dry goods whsle	152	166 140	.4	X
4223101	Piece goods—jobbers	139	160 593	.4	X
4223102	Notions & other dry goods whsle	13	5 547	Z	X
42232	Men's & boys' clothing & furnishings whsle	1 910	3 557 560	8.2	51.0
422320	Men's & boys' clothing & furnishings whsle	1 910	3 557 560	8.2	51.0
42233	Women's, children's, & infants' clothing & accessories whsle	8 217	37 592 293	86.4	52.9
422330	Women's, children's, & infants' clothing & accessories whsle	8 217	37 592 293	86.4	52.9
42234	Footwear whsle	324	1 106 410	2.5	59.5
422340	Footwear whsle	324	1 106 410	2.5	59.5
4224	Grocery & related products whsle	91	61 344	.1	5.0
42241	General-line grocery whsle	47	45 772	.1	X
422410	General-line grocery whsle	47	45 772	.1	X
4224103	Other general-line grocery whsle	43	44 217	.1	X
42245	Confectionery whsle	6	1 224	Z	X
422450	Confectionery whsle	6	1 224	Z	X
42249	Other grocery & related products whsle	30	11 849	Z	21.6
422490	Other grocery & related products whsle	30	11 849	Z	21.6
4224906	Other grocery specialties whsle	20	11 042	Z	22.6
4226	Chemical & allied products whsle	9	5 191	Z	X
42269	Other chemical & allied products whsle	6	1 522	Z	X
422690	Other chemical & allied products whsle	6	1 522	Z	X
4226902	Other chemical & allied products whsle	6	1 522	Z	X
4229	Miscellaneous nondurable goods whsle	777	180 376	.4	9.8
42291	Farm supplies whsle	7	681	Z	X
422910	Farm supplies whsle	7	681	Z	X
4229102	Farm supplies—whsle distributors	6	125	Z	X
42299	Other miscellaneous nondurable goods whsle	769	179 657	.4	9.7
422990	Other miscellaneous nondurable goods whsle	769	179 657	.4	9.7
4229901	Art goods whsle	86	12 106	Z	10.0
4229902	General merchandise (nondurable goods) whsle	558	116 131	.3	2.8
4229903	Textile bags, bagging, & burlap whsle	14	4 111	Z	X
4229904	Other nondurable goods whsle	111	47 309	.1	28.9
4000	Footwear	3 362	23 360 388	100.0	47.9
421	Wholesale trade, durable goods	438	256 031	1.1	12.0
4212	Furniture & home furnishings whsle	20	6 320	Z	28.0
42122	Home furnishings whsle	20	6 320	Z	26.5
421220	Home furnishings whsle	20	6 320	Z	26.5
4212201	Household china, glassware, & crockery whsle	8	1 711	Z	X
4212202	Linens, domestics, draperies, & curtains whsle	8	2 311	Z	22.5
4213	Lumber & other construction materials whsle	8	426	Z	X
42139	Other construction materials whsle	8	426	Z	X
421390	Other construction materials whsle	8	426	Z	X
4213902	Other construction materials whsle	8	426	Z	X
4214	Professional & commercial equipment & supplies whsle	7	1 575	Z	71.7
42145	Medical, dental, & hospital equipment & supplies whsle	7	1 575	Z	67.2
421450	Medical, dental, & hospital equipment & supplies whsle	7	1 575	Z	67.2
4214501	Surgical, medical, & hospital supplies whsle	7	1 575	Z	66.2
4215	Metal & mineral (except petroleum) whsle	7	33 255	.1	X
42151	Metal service centers & offices	7	33 255	.1	X
421510	Metal service centers & offices	7	33 255	.1	X
4216	Electrical goods whsle	13	11 955	.1	X
42169	Other electronic parts & equipment whsle	10	11 658	.1	X
421690	Other electronic parts & equipment whsle	10	11 658	.1	X
4216902	Electronic parts (excluding communications equipment) whsle	10	11 658	.1	X
4217	Hardware, & plumbing & heating equipment & supplies whsle	10	7 291	Z	.7
42171	Hardware whsle	10	7 291	Z	.8
421710	Hardware whsle	10	7 291	Z	.8
4218	Machinery, equipment, & supplies whsle	20	2 164	Z	X
42182	Farm & garden machinery & equipment whsle	7	378	Z	X
421820	Farm & garden machinery & equipment whsle	7	378	Z	X
4218201	Farm machinery & equipment—farm dealers	6	175	Z	X

See footnotes at end of table.

Table 2. All Types of Operation by Broad Commodity Line and Kind of Business: 1997—Con.

[Includes only establishments with payroll. For meaning of abbreviations and symbols, see introductory text. For explanation of terms, see Appendix A]

CL code and NAICS code	Commodity line and kind of business	Establishments (number)	Sales (\$1,000)	Percent of sales accounted for by kind of business ¹	Coverage in percents
4000	Footwear—Con.				
421	Wholesale trade, durable goods—Con.				
4219	Miscellaneous durable goods whsle	351	192 290	.8	5.7
42191	Sporting & recreational goods & supplies whsle	267	186 325	.8	5.5
421910	Sporting & recreational goods & supplies whsle	267	186 325	.8	5.5
42192	Toy & hobby goods & supplies whsle	17	1 745	Z	26.0
421920	Toy & hobby goods & supplies whsle	17	1 745	Z	26.0
42194	Jewelry/watch/silverware/precious stone, & precious metal whsle	9	1 016	Z	5.2
421940	Jewelry/watch/silverware/precious stone, & precious metal whsle	9	1 016	Z	5.2
4219401	Jewelry, watch, diamonds, precious stone, & silverware whsle	9	1 016	Z	4.9
42199	Other miscellaneous durable goods whsle	58	3 204	Z	X
421990	Other miscellaneous durable goods whsle	58	3 204	Z	X
4219903	General merchandise (durable goods) whsle	45	2 839	Z	X
4219904	Prerecorded media whsle	8	237	Z	X
42199041	Compact discs/prerecorded audio tapes, & phonograph records whsle	6	61	Z	X
422	Wholesale trade, nondurable goods	2 924	23 104 357	98.9	52.0
4221	Paper & paper product whsle	8	14 321	.1	70.3
42213	Industrial & personal service paper whsle	6	14 231	.1	71.6
422130	Industrial & personal service paper whsle	6	14 231	.1	71.6
4222	Drugs, & druggists' sundries whsle	18	9 988	Z	11.9
42221	Drugs, & druggists' sundries whsle	18	9 988	Z	11.9
422210	Drugs, & druggists' sundries whsle	18	9 988	Z	11.9
4222101	General-line drugs whsle	18	9 988	Z	12.5
4223	Apparel, piece goods, & notions whsle	2 555	21 251 552	91.0	59.0
42231	Piece goods, notions, & other dry goods whsle	19	3 251	Z	X
422310	Piece goods, notions, & other dry goods whsle	19	3 251	Z	X
4223101	Piece goods—jobbers	14	2 435	Z	X
42232	Men's & boys' clothing & furnishings whsle	447	276 954	1.2	56.0
422320	Men's & boys' clothing & furnishings whsle	447	276 954	1.2	56.0
42233	Women's, children's, & infants' clothing & accessories whsle	271	192 075	.8	53.5
422330	Women's, children's, & infants' clothing & accessories whsle	271	192 075	.8	53.5
42234	Footwear whsle	1 818	20 779 272	89.0	67.5
422340	Footwear whsle	1 818	20 779 272	89.0	67.5
4224	Grocery & related products whsle	51	110 458	.5	X
42241	General-line grocery whsle	31	30 112	.1	X
422410	General-line grocery whsle	31	30 112	.1	X
4224103	Other general-line grocery whsle	30	28 640	.1	X
42249	Other grocery & related products whsle	16	77 735	.3	X
422490	Other grocery & related products whsle	16	77 735	.3	X
4224906	Other grocery specialties whsle	9	3 534	Z	X
4225	Farm-product raw material whsle	8	13 164	.1	X
4229	Miscellaneous nondurable goods whsle	276	1 702 816	7.3	.3
42291	Farm supplies whsle	24	799	Z	X
422910	Farm supplies whsle	24	799	Z	X
4229101	Farm supplies—farm dealers	24	799	Z	X
42299	Other miscellaneous nondurable goods whsle	252	1 702 017	7.3	.2
422990	Other miscellaneous nondurable goods whsle	252	1 702 017	7.3	.2
4229901	Art goods whsle	18	1 605	Z	4.4
4229902	General merchandise (nondurable goods) whsle	202	1 695 868	7.3	.1
4229904	Other nondurable goods whsle	30	4 429	Z	23.9
4100	Frozen foods (packaged)	13 086	81 760 235	100.0	51.7
421	Wholesale trade, durable goods	185	120 840	.1	2.1
4211	Motor vehicle & motor vehicle parts & supplies whsle	11	850	Z	X
42112	Motor vehicle supplies & new parts whsle	9	732	Z	X
421120	Motor vehicle supplies & new parts whsle	9	732	Z	X
4211202	Motor vehicle supplies & new parts—jobbers	9	732	Z	X
4214	Professional & commercial equipment & supplies whsle	14	94 884	.1	8.2
42144	Other commercial equipment whsle	10	93 936	.1	7.2
421440	Other commercial equipment whsle	10	93 936	.1	7.2
4214401	Restaurant & hotel equipment & supplies whsle	10	93 936	.1	X
4219	Miscellaneous durable goods whsle	139	17 250	Z	X
42199	Other miscellaneous durable goods whsle	137	16 877	Z	X
421990	Other miscellaneous durable goods whsle	137	16 877	Z	X
4219903	General merchandise (durable goods) whsle	130	16 496	Z	X
4219906	Other durable goods whsle	6	343	Z	X
422	Wholesale trade, nondurable goods	12 901	81 639 395	99.9	53.1
4221	Paper & paper product whsle	27	44 527	.1	66.7
42213	Industrial & personal service paper whsle	23	42 707	.1	70.9
422130	Industrial & personal service paper whsle	23	42 707	.1	70.9
4222	Drugs, & druggists' sundries whsle	63	487 799	.6	87.7
42221	Drugs, & druggists' sundries whsle	63	487 799	.6	87.7
422210	Drugs, & druggists' sundries whsle	63	487 799	.6	87.7
4222101	General-line drugs whsle	6	3 059	Z	90.8
4222102	Specialty-line drug, pharmaceutical, cosmetic, & toiletries whsle	57	484 740	.6	85.2

See footnotes at end of table.

Table 2. All Types of Operation by Broad Commodity Line and Kind of Business: 1997—Con.

[Includes only establishments with payroll. For meaning of abbreviations and symbols, see introductory text. For explanation of terms, see Appendix A]

CL code and NAICS code	Commodity line and kind of business	Establishments (number)	Sales (\$1,000)	Percent of sales accounted for by kind of business ¹	Coverage in percents
4100	Frozen foods (packaged)—Con.				
422	Wholesale trade, nondurable goods—Con.				
4224	Grocery & related products whsle	12 041	80 196 571	98.1	53.3
42241	General-line grocery whsle	3 553	20 228 652	24.7	45.2
422410	General-line grocery whsle	3 553	20 228 652	24.7	45.2
4224101	General-line grocery whsle, voluntary group	180	1 417 496	1.7	47.3
4224102	General-line grocery whsle, retail cooperative	191	1 041 801	1.3	42.2
4224103	Other general-line grocery whsle	3 182	17 769 355	21.7	45.4
42242	Packaged frozen food whsle	3 838	46 699 713	57.1	65.6
422420	Packaged frozen food whsle	3 838	46 699 713	57.1	65.6
42243	Dairy products, (except dried or canned) whsle	378	556 834	.7	28.2
422430	Dairy products, (except dried or canned) whsle	378	556 834	.7	28.2
4224302	Dairy product (except raw milk) whsle	373	550 402	.7	27.5
42244	Poultry & poultry product whsle	269	594 957	.7	37.7
422440	Poultry & poultry product whsle	269	594 957	.7	37.7
4224402	Poultry & poultry product (except live) whsle	268	584 977	.7	38.6
42245	Confectionery whsle	176	141 289	.2	14.7
422450	Confectionery whsle	176	141 289	.2	14.7
42246	Fish & seafood whsle	654	909 015	1.1	X
422460	Fish & seafood whsle	654	909 015	1.1	X
42247	Meat & meat product whsle	1 116	2 283 440	2.8	68.9
422470	Meat & meat product whsle	1 116	2 283 440	2.8	68.9
42248	Fresh fruit & vegetable whsle	471	318 124	.4	6.1
422480	Fresh fruit & vegetable whsle	471	318 124	.4	6.1
42249	Other grocery & related products whsle	1 586	8 464 547	10.4	51.5
422490	Other grocery & related products whsle	1 586	8 464 547	10.4	51.5
4224901	Coffee, tea, & spice whsle	67	200 080	.2	68.1
4224902	Bread & baked goods whsle	192	602 696	.7	X
4224903	Soft drinks whsle	109	86 118	.1	75.1
4224904	Canned goods whsle	385	1 555 169	1.9	67.7
4224905	Food & beverage basic materials whsle	98	293 224	.4	X
4224906	Other grocery specialties whsle	735	5 727 260	7.0	48.3
4225	Farm-product raw material whsle	14	2 832	Z	60.1
42251	Grain & field bean whsle	13	1 912	Z	72.3
422510	Grain & field bean whsle	13	1 912	Z	72.3
4226	Chemical & allied products whsle	9	13 099	Z	.4
42269	Other chemical & allied products whsle	8	5 271	Z	.7
422690	Other chemical & allied products whsle	8	5 271	Z	.7
4226902	Other chemical & allied products whsle	8	5 271	Z	.7
4229	Miscellaneous nondurable goods whsle	739	892 245	1.1	9.3
42294	Tobacco & tobacco product whsle	322	537 024	.7	6.0
422940	Tobacco & tobacco product whsle	322	537 024	.7	6.0
42299	Other miscellaneous nondurable goods whsle	413	352 618	.4	56.9
422990	Other miscellaneous nondurable goods whsle	413	352 618	.4	56.9
4229902	General merchandise (nondurable goods) whsle	392	343 782	.4	65.8
4229904	Other nondurable goods whsle	20	8 796	Z	41.8
4200	Dairy products (excluding dried or canned)	10 518	56 607 052	100.0	48.2
421	Wholesale trade, durable goods	21	30 138	.1	4.7
4214	Professional & commercial equipment & supplies whsle	12	25 130	Z	X
42144	Other commercial equipment whsle	12	25 130	Z	X
421440	Other commercial equipment whsle	12	25 130	Z	X
4214401	Restaurant & hotel equipment & supplies whsle	8	22 984	Z	X
422	Wholesale trade, nondurable goods	10 497	56 576 914	99.9	49.2
4221	Paper & paper product whsle	13	18 330	Z	77.1
42213	Industrial & personal service paper whsle	13	18 330	Z	73.9
422130	Industrial & personal service paper whsle	13	18 330	Z	73.9
4222	Drugs, & druggists' sundries whsle	7	1 222	Z	X
42221	Drugs, & druggists' sundries whsle	7	1 222	Z	X
422210	Drugs, & druggists' sundries whsle	7	1 222	Z	X
4224	Grocery & related products whsle	9 792	56 135 166	99.2	49.6
42241	General-line grocery whsle	3 451	11 897 584	21.0	45.7
422410	General-line grocery whsle	3 451	11 897 584	21.0	45.7
4224101	General-line grocery whsle, voluntary group	179	1 641 335	2.9	46.9
4224102	General-line grocery whsle, retail cooperative	180	1 600 017	2.8	41.3
4224103	Other general-line grocery whsle	3 092	8 656 232	15.3	46.2
42242	Packaged frozen food whsle	836	2 525 605	4.5	19.0
422420	Packaged frozen food whsle	836	2 525 605	4.5	19.0
42243	Dairy products, (except dried or canned) whsle	2 862	31 125 480	55.0	69.3
422430	Dairy products, (except dried or canned) whsle	2 862	31 125 480	55.0	69.3
4224301	Raw milk whsle	140	4 817 737	8.5	X
4224302	Dairy product (except raw milk) whsle	2 722	26 307 743	46.5	66.8
42244	Poultry & poultry product whsle	164	312 738	.6	7.2
422440	Poultry & poultry product whsle	164	312 738	.6	7.2
4224402	Poultry & poultry product (except live) whsle	163	310 362	.5	7.5
42245	Confectionery whsle	79	37 897	.1	56.3
422450	Confectionery whsle	79	37 897	.1	56.3
42246	Fish & seafood whsle	42	22 352	Z	X
422460	Fish & seafood whsle	42	22 352	Z	X
42247	Meat & meat product whsle	769	1 367 462	2.4	20.2
422470	Meat & meat product whsle	769	1 367 462	2.4	20.2
42248	Fresh fruit & vegetable whsle	333	121 780	.2	5.6
422480	Fresh fruit & vegetable whsle	333	121 780	.2	5.6

See footnotes at end of table.

Table 2. All Types of Operation by Broad Commodity Line and Kind of Business: 1997—Con.

[Includes only establishments with payroll. For meaning of abbreviations and symbols, see introductory text. For explanation of terms, see Appendix A]

CL code and NAICS code	Commodity line and kind of business	Establishments (number)	Sales (\$1,000)	Percent of sales accounted for by kind of business ¹	Coverage in percents
4200	Dairy products (excluding dried or canned)—Con.				
422	Wholesale trade, nondurable goods—Con.				
4224	Grocery & related products whsle—Con.				
42249	Other grocery & related products whsle	1 256	8 724 268	15.4	63.8
422490	Other grocery & related products whsle	1 256	8 724 268	15.4	63.8
4224901	Coffee, tea, & spice whsle	110	142 104	.3	38.6
4224902	Bread & baked goods whsle	85	152 638	.3	X
4224903	Soft drinks whsle	95	268 488	.5	77.2
4224904	Canned goods whsle	264	1 141 625	2.0	68.6
4224905	Food & beverage basic materials whsle	72	55 728	.1	X
4224906	Other grocery specialties whsle	630	6 963 685	12.3	67.9
4225	Farm-product raw material whsle	28	15 889	Z	72.4
42251	Grain & field bean whsle	16	11 247	Z	62.3
422510	Grain & field bean whsle	16	11 247	Z	62.3
42252	Livestock whsle	12	4 642	Z	71.4
422520	Livestock whsle	12	4 642	Z	71.4
4226	Chemical & allied products whsle	7	400	Z	60.2
42269	Other chemical & allied products whsle	7	400	Z	59.3
422690	Other chemical & allied products whsle	7	400	Z	59.3
4226902	Other chemical & allied products whsle	7	400	Z	59.7
4229	Miscellaneous nondurable goods whsle	646	405 419	.7	11.8
42294	Tobacco & tobacco product whsle	220	160 949	.3	7.6
422940	Tobacco & tobacco product whsle	220	160 949	.3	7.6
42299	Other miscellaneous nondurable goods whsle	421	239 332	.4	43.7
422990	Other miscellaneous nondurable goods whsle	421	239 332	.4	43.7
4229902	General merchandise (nondurable goods) whsle	416	238 926	.4	50.0
4300	Poultry and poultry products	6 529	23 064 395	100.0	4.8
421	Wholesale trade, durable goods	22	20 924	.1	X
4214	Professional & commercial equipment & supplies whsle	7	4 841	Z	X
42144	Other commercial equipment whsle	6	4 689	Z	X
421440	Other commercial equipment whsle	6	4 689	Z	X
422	Wholesale trade, nondurable goods	6 507	23 043 471	99.9	4.9
4221	Paper & paper product whsle	13	10 108	Z	X
42213	Industrial & personal service paper whsle	13	10 108	Z	X
422130	Industrial & personal service paper whsle	13	10 108	Z	X
4224	Grocery & related products whsle	5 967	22 780 994	98.8	4.9
42241	General-line grocery whsle	1 872	5 591 307	24.2	.4
422410	General-line grocery whsle	1 872	5 591 307	24.2	.4
4224101	General-line grocery whsle, voluntary group	148	325 613	1.4	X
4224102	General-line grocery whsle, retail cooperative	142	259 303	1.1	X
4224103	Other general-line grocery whsle	1 582	5 006 391	21.7	.6
42242	Packaged frozen food whsle	806	2 651 080	11.5	2.5
422420	Packaged frozen food whsle	806	2 651 080	11.5	2.5
42243	Dairy products, (except dried or canned) whsle	265	389 179	1.7	3.1
422430	Dairy products, (except dried or canned) whsle	265	389 179	1.7	3.1
4224302	Dairy product (except raw milk) whsle	263	387 766	1.7	3.1
42244	Poultry & poultry product whsle	1 040	10 533 224	45.7	47.2
422440	Poultry & poultry product whsle	1 040	10 533 224	45.7	47.2
4224401	Live poultry whsle	50	293 626	1.3	X
4224402	Poultry & poultry product (except live) whsle	990	10 239 598	44.4	47.4
42245	Confectionery whsle	6	1 969	Z	X
422450	Confectionery whsle	6	1 969	Z	X
42246	Fish & seafood whsle	76	74 412	.3	X
422460	Fish & seafood whsle	76	74 412	.3	X
42247	Meat & meat product whsle	1 389	2 905 392	12.6	.5
422470	Meat & meat product whsle	1 389	2 905 392	12.6	.5
42248	Fresh fruit & vegetable whsle	240	75 043	.3	.1
422480	Fresh fruit & vegetable whsle	240	75 043	.3	.1
42249	Other grocery & related products whsle	273	559 388	2.4	.2
422490	Other grocery & related products whsle	273	559 388	2.4	.2
4224901	Coffee, tea, & spice whsle	13	10 873	Z	X
4224902	Bread & baked goods whsle	28	33 276	.1	X
4224903	Soft drinks whsle	28	67 404	.3	X
4224904	Canned goods whsle	51	84 494	.4	X
4224905	Food & beverage basic materials whsle	6	2 218	Z	X
4224906	Other grocery specialties whsle	147	361 123	1.6	.3
4225	Farm-product raw material whsle	25	4 018	Z	73.6
42251	Grain & field bean whsle	13	3 111	Z	72.5
422510	Grain & field bean whsle	13	3 111	Z	72.5
42252	Livestock whsle	12	907	Z	70.0
422520	Livestock whsle	12	907	Z	70.0
4229	Miscellaneous nondurable goods whsle	501	247 551	1.1	X
42291	Farm supplies whsle	27	46 338	.2	.3
422910	Farm supplies whsle	27	46 338	.2	.3
4229101	Farm supplies—farm dealers	7	64	Z	X
4229102	Farm supplies—whsle distributors	20	46 274	.2	.3
42294	Tobacco & tobacco product whsle	47	53 201	.2	X
422940	Tobacco & tobacco product whsle	47	53 201	.2	X
42299	Other miscellaneous nondurable goods whsle	427	148 012	.6	X
422990	Other miscellaneous nondurable goods whsle	427	148 012	.6	X
4229902	General merchandise (nondurable goods) whsle	424	142 878	.6	X

See footnotes at end of table.

Table 2. All Types of Operation by Broad Commodity Line and Kind of Business: 1997—Con.

[Includes only establishments with payroll. For meaning of abbreviations and symbols, see introductory text. For explanation of terms, see Appendix A]

CL code and NAICS code	Commodity line and kind of business	Establishments (number)	Sales (\$1,000)	Percent of sales accounted for by kind of business ¹	Coverage in percents
4400	Confectionery	7 728	35 018 012	100.0	13.5
421	Wholesale trade, durable goods	70	46 090	.1	16.7
4214	Professional & commercial equipment & supplies whsle	7	2 223	Z	61.7
42144	Other commercial equipment whsle	7	2 223	Z	60.9
421440	Other commercial equipment whsle	7	2 223	Z	60.9
4214401	Restaurant & hotel equipment & supplies whsle	6	2 150	Z	X
4216	Electrical goods whsle	9	258	Z	12.9
42169	Other electronic parts & equipment whsle	7	120	Z	68.9
421690	Other electronic parts & equipment whsle	7	120	Z	68.9
4216902	Electronic parts (excluding communications equipment) whsle	7	120	Z	66.5
4219	Miscellaneous durable goods whsle	40	40 914	.1	14.3
42191	Sporting & recreational goods & supplies whsle	7	9 748	Z	X
421910	Sporting & recreational goods & supplies whsle	7	9 748	Z	X
42192	Toy & hobby goods & supplies whsle	29	27 259	.1	28.1
421920	Toy & hobby goods & supplies whsle	29	27 259	.1	28.1
422	Wholesale trade, nondurable goods	7 658	34 971 922	99.9	13.8
4221	Paper & paper product whsle	43	37 371	.1	5.1
42212	Stationery & office supplies whsle	6	8 289	Z	.3
422120	Stationery & office supplies whsle	6	8 289	Z	.3
42213	Industrial & personal service paper whsle	37	29 082	.1	11.3
422130	Industrial & personal service paper whsle	37	29 082	.1	11.3
4222	Drugs, & druggists' sundries whsle	110	974 067	2.8	.5
42221	Drugs, & druggists' sundries whsle	110	974 067	2.8	.5
422210	Drugs, & druggists' sundries whsle	110	974 067	2.8	.5
4222101	General-line drugs whsle	44	99 393	.3	.5
4222102	Specialty-line drug, pharmaceutical, cosmetic, & toiletries whsle	66	874 674	2.5	.5
4224	Grocery & related products whsle	6 098	30 978 892	88.5	17.0
42241	General-line grocery whsle	2 056	3 065 460	8.8	.1
422410	General-line grocery whsle	2 056	3 065 460	8.8	.1
4224101	General-line grocery whsle, voluntary group	122	276 681	.8	X
4224102	General-line grocery whsle, retail cooperative	58	133 572	.4	.2
4224103	Other general-line grocery whsle	1 876	2 655 207	7.6	.2
42242	Packaged frozen food whsle	267	398 230	1.1	.5
422420	Packaged frozen food whsle	267	398 230	1.1	.5
42243	Dairy products, (except dried or canned) whsle	80	32 232	.1	4.0
422430	Dairy products, (except dried or canned) whsle	80	32 232	.1	4.0
4224302	Dairy product (except raw milk) whsle	80	32 232	.1	4.0
42244	Poultry & poultry product whsle	16	5 627	Z	X
422440	Poultry & poultry product whsle	16	5 627	Z	X
4224402	Poultry & poultry product (except live) whsle	16	5 627	Z	X
42245	Confectionery whsle	2 621	25 557 539	73.0	78.6
422450	Confectionery whsle	2 621	25 557 539	73.0	78.6
42246	Fish & seafood whsle	24	1 952	Z	X
422460	Fish & seafood whsle	24	1 952	Z	X
42247	Meat & meat product whsle	82	14 262	Z	.5
422470	Meat & meat product whsle	82	14 262	Z	.5
42248	Fresh fruit & vegetable whsle	58	22 556	.1	5.9
422480	Fresh fruit & vegetable whsle	58	22 556	.1	5.9
42249	Other grocery & related products whsle	894	1 881 034	5.4	5.7
422490	Other grocery & related products whsle	894	1 881 034	5.4	5.7
4224901	Coffee, tea, & spice whsle	128	52 784	.2	13.8
4224902	Bread & baked goods whsle	112	91 558	.3	X
4224903	Soft drinks whsle	127	87 533	.3	4.9
4224904	Canned goods whsle	108	479 004	1.4	.3
4224905	Food & beverage basic materials whsle	53	31 060	.1	X
4224906	Other grocery specialties whsle	366	1 139 095	3.3	8.2
4225	Farm-product raw material whsle	6	21 069	.1	1.3
42251	Grain & field bean whsle	6	21 069	.1	1.3
422510	Grain & field bean whsle	6	21 069	.1	1.3
4227	Petroleum & petroleum products whsle	31	1 452	Z	41.7
42271	Petroleum bulk stations & terminals	31	1 452	Z	43.8
422710	Petroleum bulk stations & terminals	31	1 452	Z	43.8
4227101	Petroleum bulk stations & terminals (except LP)	31	1 452	Z	43.9
42271011	Petroleum bulk stations (except LP)	31	1 452	Z	39.8
4228	Beer, wine, & distilled alcoholic beverage whsle	63	12 595	Z	X
42281	Beer & ale whsle	52	8 543	Z	X
422810	Beer & ale whsle	52	8 543	Z	X
42282	Wine & distilled alcoholic beverage whsle	11	4 052	Z	X
422820	Wine & distilled alcoholic beverage whsle	11	4 052	Z	X
4228201	Wine & distilled alcoholic bev (licensed operation) whsle	11	4 052	Z	X
4229	Miscellaneous nondurable goods whsle	1 302	2 943 175	8.4	2.3
42293	Flower, nursery stock, & florists' supplies whsle	11	1 620	Z	X
422930	Flower, nursery stock, & florists' supplies whsle	11	1 620	Z	X
42294	Tobacco & tobacco product whsle	999	2 786 973	8.0	1.4
422940	Tobacco & tobacco product whsle	999	2 786 973	8.0	1.4
42299	Other miscellaneous nondurable goods whsle	288	153 396	.4	18.6
422990	Other miscellaneous nondurable goods whsle	288	153 396	.4	18.6
4229901	Art goods whsle	24	9 458	Z	17.8
4229902	General merchandise (nondurable goods) whsle	247	126 447	.4	18.3
4229904	Other nondurable goods whsle	17	17 491	.1	55.4

See footnotes at end of table.

Table 2. All Types of Operation by Broad Commodity Line and Kind of Business: 1997—Con.

[Includes only establishments with payroll. For meaning of abbreviations and symbols, see introductory text. For explanation of terms, see Appendix A]

CL code and NAICS code	Commodity line and kind of business	Establishments (number)	Sales (\$1,000)	Percent of sales accounted for by kind of business ¹	Coverage in percents
4500	Fish and seafoods (excluding canned and frozen packaged)	5 591	15 780 128	100.0	X
421	Wholesale trade, durable goods	73	5 192	Z	X
4214	Professional & commercial equipment & supplies whse	10	2 791	Z	X
42144	Other commercial equipment whse	7	2 594	Z	X
421440	Other commercial equipment whse	7	2 594	Z	X
4219	Miscellaneous durable goods whse	61	1 429	Z	X
42199	Other miscellaneous durable goods whse	58	831	Z	X
421990	Other miscellaneous durable goods whse	58	831	Z	X
4219903	General merchandise (durable goods) whse	58	831	Z	X
422	Wholesale trade, nondurable goods	5 518	15 774 936	100.0	X
4224	Grocery & related products whse	5 368	15 694 520	99.5	X
42241	General-line grocery whse	1 059	1 950 606	12.4	X
422410	General-line grocery whse	1 059	1 950 606	12.4	X
4224101	General-line grocery whse, voluntary group	54	105 486	.7	X
4224102	General-line grocery whse, retail cooperative	23	20 754	.1	X
4224103	Other general-line grocery whse	982	1 824 366	11.6	X
42242	Packaged frozen food whse	506	1 029 835	6.5	X
422420	Packaged frozen food whse	506	1 029 835	6.5	X
42243	Dairy products, (except dried or canned) whse	84	64 791	.4	X
422430	Dairy products, (except dried or canned) whse	84	64 791	.4	X
4224302	Dairy product (except raw milk) whse	84	64 791	.4	X
42244	Poultry & poultry product whse	122	126 315	.8	X
422440	Poultry & poultry product whse	122	126 315	.8	X
4224402	Poultry & poultry product (except live) whse	122	126 315	.8	X
42245	Confectionery whse	7	2 528	Z	X
422450	Confectionery whse	7	2 528	Z	X
42246	Fish & seafood whse	2 960	11 980 018	75.9	X
422460	Fish & seafood whse	2 960	11 980 018	75.9	X
42247	Meat & meat product whse	360	340 651	2.2	X
422470	Meat & meat product whse	360	340 651	2.2	X
42248	Fresh fruit & vegetable whse	98	64 206	.4	X
422480	Fresh fruit & vegetable whse	98	64 206	.4	X
42249	Other grocery & related products whse	172	135 570	.9	X
422490	Other grocery & related products whse	172	135 570	.9	X
4224901	Coffee, tea, & spice whse	13	1 843	X	X
4224902	Bread & baked goods whse	15	6 115	Z	X
4224903	Soft drinks whse	15	15 374	.1	X
4224904	Canned goods whse	38	23 523	.1	X
4224905	Food & beverage basic materials whse	17	11 008	.1	X
4224906	Other grocery specialties whse	74	77 907	.5	X
4225	Farm-product raw material whse	7	2 081	Z	X
42251	Grain & field bean whse	7	2 081	Z	X
422510	Grain & field bean whse	7	2 081	Z	X
4229	Miscellaneous nondurable goods whse	142	78 306	.5	X
42299	Other miscellaneous nondurable goods whse	140	77 321	.5	X
422990	Other miscellaneous nondurable goods whse	140	77 321	.5	X
4229902	General merchandise (nondurable goods) whse	134	73 820	.5	X
4229904	Other nondurable goods whse	6	3 501	Z	X
4600	Meat and meat products (fresh and unpackaged)	8 690	61 682 304	100.0	41.7
421	Wholesale trade, durable goods	36	232 917	.4	72.8
4214	Professional & commercial equipment & supplies whse	8	13 705	Z	X
42144	Other commercial equipment whse	6	13 196	Z	X
421440	Other commercial equipment whse	6	13 196	Z	X
4214401	Restaurant & hotel equipment & supplies whse	6	13 196	Z	X
4219	Miscellaneous durable goods whse	19	214 224	.3	68.2
42199	Other miscellaneous durable goods whse	14	199 110	.3	62.0
421990	Other miscellaneous durable goods whse	14	199 110	.3	62.0
4219903	General merchandise (durable goods) whse	14	199 110	.3	59.0
422	Wholesale trade, nondurable goods	8 654	61 449 387	99.6	42.5
4221	Paper & paper product whse	6	17 940	Z	67.6
42213	Industrial & personal service paper whse	6	17 940	Z	64.7
422130	Industrial & personal service paper whse	6	17 940	Z	64.7
4222	Drugs, & druggists' sundries whse	11	1 716	Z	49.1
42221	Drugs, & druggists' sundries whse	11	1 716	Z	49.1
422210	Drugs, & druggists' sundries whse	11	1 716	Z	49.1
4222101	General-line drugs whse	11	1 716	Z	51.3
4224	Grocery & related products whse	8 031	60 808 251	98.6	42.8
42241	General-line grocery whse	2 396	11 148 863	18.1	38.8
422410	General-line grocery whse	2 396	11 148 863	18.1	38.8
4224101	General-line grocery whse, voluntary group	168	1 765 698	2.9	44.0
4224102	General-line grocery whse, retail cooperative	163	1 860 940	3.0	35.7
4224103	Other general-line grocery whse	2 065	7 522 225	12.2	38.4
42242	Packaged frozen food whse	557	1 803 670	2.9	27.6
422420	Packaged frozen food whse	557	1 803 670	2.9	27.6
42243	Dairy products, (except dried or canned) whse	283	676 086	1.1	36.6
422430	Dairy products, (except dried or canned) whse	283	676 086	1.1	36.6
4224302	Dairy product (except raw milk) whse	278	670 295	1.1	35.9
42244	Poultry & poultry product whse	290	1 050 864	1.7	28.1
422440	Poultry & poultry product whse	290	1 050 864	1.7	28.1
4224402	Poultry & poultry product (except live) whse	290	1 050 864	1.7	28.4
42245	Confectionery whse	88	39 879	.1	21.7
422450	Confectionery whse	88	39 879	.1	21.7
42246	Fish & seafood whse	46	22 271	Z	X
422460	Fish & seafood whse	46	22 271	Z	X
42247	Meat & meat product whse	3 557	41 314 321	67.0	49.1
422470	Meat & meat product whse	3 557	41 314 321	67.0	49.1

See footnotes at end of table.

Table 2. All Types of Operation by Broad Commodity Line and Kind of Business: 1997—Con.

[Includes only establishments with payroll. For meaning of abbreviations and symbols, see introductory text. For explanation of terms, see Appendix A]

CL code and NAICS code	Commodity line and kind of business	Establishments (number)	Sales (\$1,000)	Percent of sales accounted for by kind of business ¹	Coverage in percents
4600	Meat and meat products (fresh and unpackaged)—Con.				
422	Wholesale trade, nondurable goods—Con.				
4224	Grocery & related products whsle—Con.				
42248	Fresh fruit & vegetable whsle	199	89 105	.1	6.7
422480	Fresh fruit & vegetable whsle	199	89 105	.1	6.7
42249	Other grocery & related products whsle	615	4 663 192	7.6	53.0
422490	Other grocery & related products whsle	615	4 663 192	7.6	53.0
4224901	Coffee, tea, & spice whsle	36	174 521	.3	71.5
4224902	Bread & baked goods whsle	91	218 331	.4	X
4224903	Soft drinks whsle	30	72 923	.1	77.9
4224904	Canned goods whsle	105	358 910	.6	48.1
4224905	Food & beverage basic materials whsle	18	4 845	Z	X
4224906	Other grocery specialties whsle	335	3 833 662	6.2	55.1
4225	Farm-product raw material whsle	25	141 561	.2	.5
42251	Grain & field bean whsle	16	128 186	.2	.5
422510	Grain & field bean whsle	16	128 186	.2	.5
4229	Miscellaneous nondurable goods whsle	575	454 790	.7	14.0
42294	Tobacco & tobacco product whsle	129	162 476	.3	9.7
422940	Tobacco & tobacco product whsle	129	162 476	.3	9.7
42299	Other miscellaneous nondurable goods whsle	443	292 289	.5	34.0
422990	Other miscellaneous nondurable goods whsle	443	292 289	.5	34.0
4229902	General merchandise (nondurable goods) whsle	435	259 980	.4	33.0
4700	Fresh fruits and vegetables	10 100	52 385 161	100.0	18.1
421	Wholesale trade, durable goods	98	27 507	.1	X
4219	Miscellaneous durable goods whsle	88	18 673	Z	X
42199	Other miscellaneous durable goods whsle	86	17 741	Z	X
421990	Other miscellaneous durable goods whsle	86	17 741	Z	X
4219903	General merchandise (durable goods) whsle	86	17 741	Z	X
422	Wholesale trade, nondurable goods	10 002	52 357 654	99.9	18.6
4224	Grocery & related products whsle	9 460	52 087 759	99.4	18.4
42241	General-line grocery whsle	2 056	4 735 678	9.0	.1
422410	General-line grocery whsle	2 056	4 735 678	9.0	.1
4224101	General-line grocery whsle, voluntary group	152	810 018	1.5	.1
4224102	General-line grocery whsle, retail cooperative	66	781 181	1.5	.1
4224103	Other general-line grocery whsle	1 838	3 144 479	6.0	.1
42242	Packaged frozen food whsle	477	927 435	1.8	1.3
422420	Packaged frozen food whsle	477	927 435	1.8	1.3
42243	Dairy products, (except dried or canned) whsle	92	108 279	.2	5.7
422430	Dairy products, (except dried or canned) whsle	92	108 279	.2	5.7
4224302	Dairy product (except raw milk) whsle	90	108 239	.2	5.7
42244	Poultry & poultry product whsle	45	43 418	.1	X
422440	Poultry & poultry product whsle	45	43 418	.1	X
4224402	Poultry & poultry product (except live) whsle	44	42 944	.1	X
42245	Confectionery whsle	10	2 844	Z	X
422450	Confectionery whsle	10	2 844	Z	X
42246	Fish & seafood whsle	49	9 586	Z	X
422460	Fish & seafood whsle	49	9 586	Z	X
42247	Meat & meat product whsle	241	664 933	1.3	2.8
422470	Meat & meat product whsle	241	664 933	1.3	2.8
42248	Fresh fruit & vegetable whsle	6 121	44 490 311	84.9	67.3
422480	Fresh fruit & vegetable whsle	6 121	44 490 311	84.9	67.3
42249	Other grocery & related products whsle	369	1 105 275	2.1	.6
422490	Other grocery & related products whsle	369	1 105 275	2.1	.6
4224901	Coffee, tea, & spice whsle	11	33 484	.1	1.7
4224902	Bread & baked goods whsle	23	53 968	.1	X
4224903	Soft drinks whsle	32	58 124	.1	X
4224904	Canned goods whsle	77	145 225	.3	X
4224905	Food & beverage basic materials whsle	34	9 530	Z	X
4224906	Other grocery specialties whsle	192	804 944	1.5	.8
4225	Farm-product raw material whsle	36	36 777	.1	9.3
42251	Grain & field bean whsle	22	29 183	.1	9.9
422510	Grain & field bean whsle	22	29 183	.1	9.9
42252	Livestock whsle	6	2 788	Z	X
422520	Livestock whsle	6	2 788	Z	X
42259	Other farm product raw material whsle	8	4 806	Z	X
422590	Other farm product raw material whsle	8	4 806	Z	X
4225905	Other farm-product raw material whsle	8	4 806	Z	X
4229	Miscellaneous nondurable goods whsle	497	209 926	.4	1.8
42291	Farm supplies whsle	11	42 937	.1	X
422910	Farm supplies whsle	11	42 937	.1	X
4229102	Farm supplies—whsle distributors	11	42 937	.1	X
42294	Tobacco & tobacco product whsle	20	11 942	Z	7.5
422940	Tobacco & tobacco product whsle	20	11 942	Z	7.5
42299	Other miscellaneous nondurable goods whsle	463	151 909	.3	1.3
422990	Other miscellaneous nondurable goods whsle	463	151 909	.3	1.3
4229902	General merchandise (nondurable goods) whsle	463	151 909	.3	1.4

See footnotes at end of table.

Table 2. All Types of Operation by Broad Commodity Line and Kind of Business: 1997—Con.

[Includes only establishments with payroll. For meaning of abbreviations and symbols, see introductory text. For explanation of terms, see Appendix A]

CL code and NAICS code	Commodity line and kind of business	Establishments (number)	Sales (\$1,000)	Percent of sales accounted for by kind of business ¹	Coverage in percents
4800	Coffee, tea, and spices	9 068	22 111 086	100.0	45.6
421	Wholesale trade, durable goods	123	45 894	.2	36.0
4214	Professional & commercial equipment & supplies whsle	37	7 326	Z	64.7
42144	Other commercial equipment whsle	34	6 598	Z	62.7
421440	Other commercial equipment whsle	34	6 598	Z	62.7
4214401	Restaurant & hotel equipment & supplies whsle	25	5 593	Z	X
4214402	Store machines & equipment whsle	9	1 005	Z	62.9
4217	Hardware, & plumbing & heating equipment & supplies whsle	6	31 002	.1	72.3
42171	Hardware whsle	6	31 002	.1	74.6
421710	Hardware whsle	6	31 002	.1	74.6
4219	Miscellaneous durable goods whsle	72	2 427	Z	X
42199	Other miscellaneous durable goods whsle	71	2 164	Z	X
421990	Other miscellaneous durable goods whsle	71	2 164	Z	X
4219903	General merchandise (durable goods) whsle	70	2 087	Z	X
422	Wholesale trade, nondurable goods	8 945	22 065 192	99.8	46.6
4221	Paper & paper product whsle	34	13 812	.1	64.4
42213	Industrial & personal service paper whsle	31	13 379	.1	62.0
422130	Industrial & personal service paper whsle	31	13 379	.1	62.0
4222	Drugs, & druggists' sundries whsle	87	1 164 201	5.3	87.7
42221	Drugs, & druggists' sundries whsle	87	1 164 201	5.3	87.7
422210	Drugs, & druggists' sundries whsle	87	1 164 201	5.3	87.7
4222101	General-line drugs whsle	20	2 974	Z	76.6
4222102	Specialty-line drug, pharmaceutical, cosmetic, & toiletries whsle	67	1 161 227	5.3	85.2
4224	Grocery & related products whsle	7 961	20 083 562	90.8	47.2
42241	General-line grocery whsle	3 063	4 676 893	21.2	42.9
422410	General-line grocery whsle	3 063	4 676 893	21.2	42.9
4224101	General-line grocery whsle, voluntary group	181	681 080	3.1	48.1
4224102	General-line grocery whsle, retail cooperative	197	719 317	3.3	44.6
4224103	Other general-line grocery whsle	2 685	3 276 496	14.8	41.7
42242	Packaged frozen food whsle	614	596 628	2.7	19.4
422420	Packaged frozen food whsle	614	596 628	2.7	19.4
42243	Dairy products, (except dried or canned) whsle	163	40 464	.2	20.0
422430	Dairy products, (except dried or canned) whsle	163	40 464	.2	20.0
4224302	Dairy product (except raw milk) whsle	162	40 452	.2	19.8
42244	Poultry & poultry product whsle	23	635 732	2.9	52.0
422440	Poultry & poultry product whsle	23	635 732	2.9	52.0
4224402	Poultry & poultry product (except live) whsle	22	634 781	2.9	53.7
42245	Confectionery whsle	214	257 119	1.2	9.6
422450	Confectionery whsle	214	257 119	1.2	9.6
42246	Fish & seafood whsle	17	1 842	Z	X
422460	Fish & seafood whsle	17	1 842	Z	X
42247	Meat & meat product whsle	187	52 284	.2	27.4
422470	Meat & meat product whsle	187	52 284	.2	27.4
42248	Fresh fruit & vegetable whsle	154	39 740	.2	6.9
422480	Fresh fruit & vegetable whsle	154	39 740	.2	6.9
42249	Other grocery & related products whsle	3 526	13 782 860	62.3	61.9
422490	Other grocery & related products whsle	3 526	13 782 860	62.3	61.9
4224901	Coffee, tea, & spice whsle	1 788	10 735 796	48.6	59.4
4224902	Bread & baked goods whsle	138	53 566	.2	X
4224903	Soft drinks whsle	492	454 196	2.1	71.4
4224904	Canned goods whsle	344	541 694	2.5	73.3
4224905	Food & beverage basic materials whsle	65	36 714	.2	X
4224906	Other grocery specialties whsle	699	1 960 894	8.9	61.1
4225	Farm-product raw material whsle	53	99 790	.5	12.0
42251	Grain & field bean whsle	50	91 340	.4	12.6
422510	Grain & field bean whsle	50	91 340	.4	12.6
4226	Chemical & allied products whsle	59	4 752	Z	X
42269	Other chemical & allied products whsle	58	4 693	Z	X
422690	Other chemical & allied products whsle	58	4 693	Z	X
4226902	Other chemical & allied products whsle	58	4 693	Z	X
4229	Miscellaneous nondurable goods whsle	746	257 452	1.2	8.8
42291	Farm supplies whsle	6	509	Z	X
422910	Farm supplies whsle	6	509	Z	X
4229102	Farm supplies—whsle distributors	6	509	Z	X
42294	Tobacco & tobacco product whsle	339	201 340	.9	8.4
422940	Tobacco & tobacco product whsle	339	201 340	.9	8.4
42299	Other miscellaneous nondurable goods whsle	401	55 603	.3	22.7
422990	Other miscellaneous nondurable goods whsle	401	55 603	.3	22.7
4229902	General merchandise (nondurable goods) whsle	382	47 364	.2	25.3
4229904	Other nondurable goods whsle	15	924	Z	9.8

See footnotes at end of table.

Table 2. All Types of Operation by Broad Commodity Line and Kind of Business: 1997—Con.

[Includes only establishments with payroll. For meaning of abbreviations and symbols, see introductory text. For explanation of terms, see Appendix A]

CL code and NAICS code	Commodity line and kind of business	Establishments (number)	Sales (\$1,000)	Percent of sales accounted for by kind of business ¹	Coverage in percents
4820	Bread and baked goods	7 508	23 756 450	100.0	54.1
421	Wholesale trade, durable goods	23	8 329	Z	48.7
4214	Professional & commercial equipment & supplies whsle.....	9	800	Z	41.1
4219	Miscellaneous durable goods whsle	6	1 848	Z	X
422	Wholesale trade, nondurable goods	7 485	23 748 121	100.0	55.2
4221	Paper & paper product whsle	13	16 013	.1	69.2
42213	Industrial & personal service paper whsle	12	15 773	.1	66.8
422130	Industrial & personal service paper whsle	12	15 773	.1	66.8
4222	Drugs, & druggists' sundries whsle	62	184 045	.8	87.7
42221	Drugs, & druggists' sundries whsle	62	184 045	.8	87.7
422210	Drugs, & druggists' sundries whsle	62	184 045	.8	87.7
4222101	General-line drugs whsle	9	778	Z	91.7
4222102	Specialty-line drug, pharmaceutical, cosmetic, & toiletries whsle	53	183 267	.8	85.2
4224	Grocery & related products whsle	7 059	23 500 052	98.9	50.4
42241	General-line grocery whsle	1 824	2 934 024	12.4	55.0
422410	General-line grocery whsle	1 824	2 934 024	12.4	55.0
4224101	General-line grocery whsle, voluntary group	126	286 007	1.2	56.1
4224102	General-line grocery whsle, retail cooperative	152	187 078	.8	54.1
4224103	Other general-line grocery whsle.....	1 546	2 460 939	10.4	54.8
42242	Packaged frozen food whsle	373	498 446	2.1	22.9
422420	Packaged frozen food whsle	373	498 446	2.1	22.9
42243	Dairy products, (except dried or canned) whsle	156	69 005	.3	7.3
422430	Dairy products, (except dried or canned) whsle	156	69 005	.3	7.3
4224302	Dairy product (except raw milk) whsle	153	68 797	.3	7.2
42244	Poultry & poultry product whsle	26	20 043	.1	16.8
422440	Poultry & poultry product whsle	26	20 043	.1	16.8
4224402	Poultry & poultry product (except live) whsle	26	20 043	.1	17.0
42245	Confectionery whsle.....	239	198 443	.8	17.4
422450	Confectionery whsle.....	239	198 443	.8	17.4
42246	Fish & seafood whsle.....	28	7 336	Z	X
422460	Fish & seafood whsle.....	28	7 336	Z	X
42247	Meat & meat product whsle	197	132 638	.6	16.6
422470	Meat & meat product whsle	197	132 638	.6	16.6
42248	Fresh fruit & vegetable whsle	103	155 281	.7	2.9
422480	Fresh fruit & vegetable whsle	103	155 281	.7	2.9
42249	Other grocery & related products whsle	4 113	19 484 836	82.0	57.0
422490	Other grocery & related products whsle	4 113	19 484 836	82.0	57.0
4224901	Coffee, tea, & spice whsle	98	49 276	.2	70.8
4224902	Bread & baked goods whsle	3 290	18 379 709	77.4	X
4224903	Soft drinks whsle	127	76 662	.3	63.5
4224904	Canned goods whsle	180	224 572	.9	51.9
4224905	Food & beverage basic materials whsle.....	24	10 796	Z	X
4224906	Other grocery specialties whsle	394	743 821	3.1	62.1
4225	Farm-product raw material whsle	8	393	Z	5.8
42251	Grain & field bean whsle	8	393	Z	6.1
422510	Grain & field bean whsle	8	393	Z	6.1
4229	Miscellaneous nondurable goods whsle	333	40 417	.2	48.9
42294	Tobacco & tobacco product whsle	42	21 145	.1	71.2
422940	Tobacco & tobacco product whsle	42	21 145	.1	71.2
42299	Other miscellaneous nondurable goods whsle	291	19 272	.1	35.1
422990	Other miscellaneous nondurable goods whsle	291	19 272	.1	35.1
4229901	Art goods whsle	9	3 492	Z	X
4229902	General merchandise (nondurable goods) whsle	278	15 766	.1	38.2
4830	Canned foods	9 298	56 690 488	100.0	44.2
421	Wholesale trade, durable goods	209	106 955	.2	4.2
4211	Motor vehicle & motor vehicle parts & supplies whsle	6	1 188	Z	X
4214	Professional & commercial equipment & supplies whsle.....	16	3 028	Z	43.0
42144	Other commercial equipment whsle	12	1 890	Z	43.7
421440	Other commercial equipment whsle	12	1 890	Z	43.7
4214401	Restaurant & hotel equipment & supplies whsle.....	12	1 890	Z	X
4216	Electrical goods whsle	6	1 642	Z	X
4218	Machinery, equipment, & supplies whsle	26	23 411	Z	28.1
42183	Industrial machinery & equipment whsle	6	2 414	Z	X
421830	Industrial machinery & equipment whsle	6	2 414	Z	X
42184	Industrial supplies whsle	14	17 698	Z	X
421840	Industrial supplies whsle	14	17 698	Z	X
4218406	Other industrial supplies whsle	10	17 411	Z	X
42185	Service establishment equipment & supplies whsle	6	3 299	Z	74.9
421850	Service establishment equipment & supplies whsle	6	3 299	Z	74.9
4218503	Laundry & dry-cleaning equipment & supplies whsle.....	6	3 299	Z	X
4219	Miscellaneous durable goods whsle	142	76 550	.1	X
42199	Other miscellaneous durable goods whsle	136	73 082	.1	X
421990	Other miscellaneous durable goods whsle	136	73 082	.1	X
4219903	General merchandise (durable goods) whsle	125	69 363	.1	X

See footnotes at end of table.

Table 2. All Types of Operation by Broad Commodity Line and Kind of Business: 1997—Con.

[Includes only establishments with payroll. For meaning of abbreviations and symbols, see introductory text. For explanation of terms, see Appendix A]

CL code and NAICS code	Commodity line and kind of business	Establishments (number)	Sales (\$1,000)	Percent of sales accounted for by kind of business ¹	Coverage in percents
4830	Canned foods—Con.				
422	Wholesale trade, nondurable goods	9 089	56 583 533	99.8	45.5
4221	Paper & paper product whsle	26	44 626	.1	44.6
42213	Industrial & personal service paper whsle	23	44 557	.1	42.9
422130	Industrial & personal service paper whsle	23	44 557	.1	42.9
4222	Drugs, & druggists' sundries whsle	39	253 418	.4	4.7
42221	Drugs, & druggists' sundries whsle	39	253 418	.4	4.7
422210	Drugs, & druggists' sundries whsle	39	253 418	.4	4.7
4222101	General-line drugs whsle	21	189 058	.3	1.6
4222102	Specialty-line drug, pharmaceutical, cosmetic, & toiletries whsle	18	64 360	.1	X
4223	Apparel, piece goods, & notions whsle	7	15 702	Z	X
4224	Grocery & related products whsle	8 057	55 012 231	97.0	48.2
42241	General-line grocery whsle	3 643	29 493 895	52.0	44.9
422410	General-line grocery whsle	3 643	29 493 895	52.0	44.9
4224101	General-line grocery whsle, voluntary group	186	2 709 017	4.8	46.7
4224102	General-line grocery whsle, retail cooperative	201	2 935 346	5.2	44.6
4224103	Other general-line grocery whsle	3 256	23 849 532	42.1	44.7
42242	Packaged frozen food whsle	769	2 634 726	4.6	20.8
422420	Packaged frozen food whsle	769	2 634 726	4.6	20.8
42243	Dairy products, (except dried or canned) whsle	236	263 332	.5	40.9
422430	Dairy products, (except dried or canned) whsle	236	263 332	.5	40.9
4224302	Dairy product (except raw milk) whsle	232	261 860	.5	40.1
42244	Poultry & poultry product whsle	68	159 282	.3	35.2
422440	Poultry & poultry product whsle	68	159 282	.3	35.2
4224402	Poultry & poultry product (except live) whsle	67	155 481	.3	36.6
42245	Confectionery whsle	134	75 318	.1	9.4
422450	Confectionery whsle	134	75 318	.1	9.4
42246	Fish & seafood whsle	37	26 728	Z	X
422460	Fish & seafood whsle	37	26 728	Z	X
42247	Meat & meat product whsle	344	210 456	.4	22.0
422470	Meat & meat product whsle	344	210 456	.4	22.0
42248	Fresh fruit & vegetable whsle	245	126 421	.2	7.3
422480	Fresh fruit & vegetable whsle	245	126 421	.2	7.3
42249	Other grocery & related products whsle	2 581	22 022 073	38.8	63.9
422490	Other grocery & related products whsle	2 581	22 022 073	38.8	63.9
4224901	Coffee, tea, & spice whsle	147	625 566	1.1	32.3
4224902	Bread & baked goods whsle	89	55 055	.1	X
4224903	Soft drinks whsle	315	198 908	.4	71.2
4224904	Canned goods whsle	1 283	19 037 572	33.6	69.0
4224905	Food & beverage basic materials whsle	33	50 467	.1	X
4224906	Other grocery specialties whsle	714	2 054 505	3.6	67.6
4225	Farm-product raw material whsle	22	13 004	Z	71.2
42251	Grain & field bean whsle	18	10 319	Z	80.8
422510	Grain & field bean whsle	18	10 319	Z	80.8
4226	Chemical & allied products whsle	23	478 233	.8	8.1
42269	Other chemical & allied products whsle	23	478 233	.8	7.9
422690	Other chemical & allied products whsle	23	478 233	.8	7.9
4226902	Other chemical & allied products whsle	23	478 233	.8	8.0
4228	Beer, wine, & distilled alcoholic beverage whsle	9	1 742	Z	X
4229	Miscellaneous nondurable goods whsle	905	764 551	1.3	7.6
42294	Tobacco & tobacco product whsle	487	717 750	1.3	6.7
422940	Tobacco & tobacco product whsle	487	717 750	1.3	6.7
42299	Other miscellaneous nondurable goods whsle	418	46 801	.1	30.9
422990	Other miscellaneous nondurable goods whsle	418	46 801	.1	30.9
4229902	General merchandise (nondurable goods) whsle	412	46 715	.1	35.8
4229904	Other nondurable goods whsle	6	86	Z	X
4840	Food and beverage basic materials (include flavoring extracts, fruit peel, hop extract, industrial molasses, sausage casings, malt, yeast, etc.)	3 706	8 093 308	100.0	X
421	Wholesale trade, durable goods	41	53 247	.7	X
4214	Professional & commercial equipment & supplies whsle	15	736	Z	X
42144	Other commercial equipment whsle	14	705	Z	X
421440	Other commercial equipment whsle	14	705	Z	X
4214401	Restaurant & hotel equipment & supplies whsle	8	374	Z	X
4214402	Store machines & equipment whsle	6	331	Z	X
4219	Miscellaneous durable goods whsle	16	40 682	.5	X
42199	Other miscellaneous durable goods whsle	14	40 495	.5	X
421990	Other miscellaneous durable goods whsle	14	40 495	.5	X
4219903	General merchandise (durable goods) whsle	14	40 495	.5	X
422	Wholesale trade, nondurable goods	3 665	8 040 061	99.3	X
4221	Paper & paper product whsle	6	2 282	Z	X
42213	Industrial & personal service paper whsle	6	2 282	Z	X
422130	Industrial & personal service paper whsle	6	2 282	Z	X
4222	Drugs, & druggists' sundries whsle	66	293 209	3.6	X
42221	Drugs, & druggists' sundries whsle	66	293 209	3.6	X
422210	Drugs, & druggists' sundries whsle	66	293 209	3.6	X
4222101	General-line drugs whsle	17	68 267	.8	X
4222102	Specialty-line drug, pharmaceutical, cosmetic, & toiletries whsle	49	224 942	2.8	X

See footnotes at end of table.

Table 2. All Types of Operation by Broad Commodity Line and Kind of Business: 1997—Con.

[Includes only establishments with payroll. For meaning of abbreviations and symbols, see introductory text. For explanation of terms, see Appendix A]

CL code and NAICS code	Commodity line and kind of business	Establishments (number)	Sales (\$1,000)	Percent of sales accounted for by kind of business ¹	Coverage in percents
4840	Food and beverage basic materials (include flavoring extracts, fruit peel, hop extract, industrial molasses, sausage casings, malt, yeast, etc.)—Con.				
422	Wholesale trade, nondurable goods—Con.				
4224	Grocery & related products whsle	3 120	7 503 517	92.7	X
42241	General-line grocery whsle	1 228	1 042 550	12.9	X
422410	General-line grocery whsle	1 228	1 042 550	12.9	X
4224101	General-line grocery whsle, voluntary group	44	43 519	.5	X
4224102	General-line grocery whsle, retail cooperative	19	44 665	.6	X
4224103	Other general-line grocery whsle	1 165	954 366	11.8	X
42242	Packaged frozen food whsle	275	626 677	7.7	X
422420	Packaged frozen food whsle	275	626 677	7.7	X
42243	Dairy products, (except dried or canned) whsle	94	43 945	.5	X
422430	Dairy products, (except dried or canned) whsle	94	43 945	.5	X
4224302	Dairy product (except raw milk) whsle	94	43 945	.5	X
42244	Poultry & poultry product whsle	20	24 437	.3	X
422440	Poultry & poultry product whsle	20	24 437	.3	X
4224402	Poultry & poultry product (except live) whsle	20	24 437	.3	X
42245	Confectionery whsle	64	32 620	.4	X
422450	Confectionery whsle	64	32 620	.4	X
42246	Fish & seafood whsle	26	7 808	.1	X
422460	Fish & seafood whsle	26	7 808	.1	X
42247	Meat & meat product whsle	115	23 016	.3	X
422470	Meat & meat product whsle	115	23 016	.3	X
42248	Fresh fruit & vegetable whsle	65	44 746	.6	X
422480	Fresh fruit & vegetable whsle	65	44 746	.6	X
42249	Other grocery & related products whsle	1 233	5 657 718	69.9	X
422490	Other grocery & related products whsle	1 233	5 657 718	69.9	X
4224901	Coffee, tea, & spice whsle	140	150 123	1.9	X
4224902	Bread & baked goods whsle	21	16 801	.2	X
4224903	Soft drinks whsle	42	6 539	.1	X
4224904	Canned goods whsle	70	91 148	1.1	X
4224905	Food & beverage basic materials whsle	703	5 190 649	64.1	X
4224906	Other grocery specialties whsle	257	202 458	2.5	X
4225	Farm-product raw material whsle	6	733	Z	X
42251	Grain & field bean whsle	6	733	Z	X
422510	Grain & field bean whsle	6	733	Z	X
4226	Chemical & allied products whsle	8	19 436	.2	X
42269	Other chemical & allied products whsle	7	16 235	.2	X
422690	Other chemical & allied products whsle	7	16 235	.2	X
4226902	Other chemical & allied products whsle	7	16 235	.2	X
4229	Miscellaneous nondurable goods whsle	453	220 150	2.7	X
42294	Tobacco & tobacco product whsle	188	212 952	2.6	X
422940	Tobacco & tobacco product whsle	188	212 952	2.6	X
42299	Other miscellaneous nondurable goods whsle	262	3 751	Z	X
422990	Other miscellaneous nondurable goods whsle	262	3 751	Z	X
4229902	General merchandise (nondurable goods) whsle	261	3 748	Z	X
4850	Soft drinks and bottled water	10 418	35 212 942	100.0	46.3
421	Wholesale trade, durable goods	127	20 207	.1	3.9
4214	Professional & commercial equipment & supplies whsle	7	1 318	Z	X
42144	Other commercial equipment whsle	6	1 015	Z	X
421440	Other commercial equipment whsle	6	1 015	Z	X
4214401	Restaurant & hotel equipment & supplies whsle	6	1 015	Z	X
4218	Machinery, equipment, & supplies whsle	8	6 338	Z	X
42185	Service establishment equipment & supplies whsle	7	6 147	Z	X
421850	Service establishment equipment & supplies whsle	7	6 147	Z	X
4219	Miscellaneous durable goods whsle	108	9 418	Z	X
42199	Other miscellaneous durable goods whsle	104	8 774	Z	X
421990	Other miscellaneous durable goods whsle	104	8 774	Z	X
4219903	General merchandise (durable goods) whsle	96	7 751	Z	X
422	Wholesale trade, nondurable goods	10 291	35 192 735	99.9	47.5
4221	Paper & paper product whsle	25	3 602	Z	45.9
42213	Industrial & personal service paper whsle	21	3 412	Z	39.6
422130	Industrial & personal service paper whsle	21	3 412	Z	39.6
4222	Drugs, & druggists' sundries whsle	26	8 277	Z	61.7
42221	Drugs, & druggists' sundries whsle	26	8 277	Z	61.7
422210	Drugs, & druggists' sundries whsle	26	8 277	Z	61.7
4222101	General-line drugs whsle	19	5 070	Z	36.1
4222102	Specialty-line drug, pharmaceutical, cosmetic, & toiletries whsle	7	3 207	Z	85.2
4224	Grocery & related products whsle	7 857	33 503 355	95.1	56.7
42241	General-line grocery whsle	2 531	3 499 483	9.9	55.2
422410	General-line grocery whsle	2 531	3 499 483	9.9	55.2
4224101	General-line grocery whsle, voluntary group	167	648 326	1.8	44.1
4224102	General-line grocery whsle, retail cooperative	180	455 862	1.3	44.4
4224103	Other general-line grocery whsle	2 184	2 395 295	6.8	59.8
42242	Packaged frozen food whsle	366	588 831	1.7	22.2
422420	Packaged frozen food whsle	366	588 831	1.7	22.2
42243	Dairy products, (except dried or canned) whsle	294	92 237	.3	10.9
422430	Dairy products, (except dried or canned) whsle	294	92 237	.3	10.9
4224301	Raw milk whsle	6	1 969	Z	X
4224302	Dairy product (except raw milk) whsle	288	90 268	.3	10.1
42244	Poultry & poultry product whsle	33	22 947	.1	5.3
422440	Poultry & poultry product whsle	33	22 947	.1	5.3
4224402	Poultry & poultry product (except live) whsle	33	22 947	.1	5.4
42245	Confectionery whsle	260	194 357	.6	7.0
422450	Confectionery whsle	260	194 357	.6	7.0

See footnotes at end of table.

Table 2. All Types of Operation by Broad Commodity Line and Kind of Business: 1997—Con.

[Includes only establishments with payroll. For meaning of abbreviations and symbols, see introductory text. For explanation of terms, see Appendix A]

CL code and NAICS code	Commodity line and kind of business	Establishments (number)	Sales (\$1,000)	Percent of sales accounted for by kind of business ¹	Coverage in percents
4850	Soft drinks and bottled water—Con.				
422	Wholesale trade, nondurable goods—Con.				
4224	Grocery & related products whsle—Con.				
42246	Fish & seafood whsle.....	35	1 183	Z	X
422460	Fish & seafood whsle.....	35	1 183	Z	X
42247	Meat & meat product whsle	126	19 014	.1	32.7
422470	Meat & meat product whsle	126	19 014	.1	32.7
42248	Fresh fruit & vegetable whsle	30	3 057	Z	34.8
422480	Fresh fruit & vegetable whsle	30	3 057	Z	34.8
42249	Other grocery & related products whsle	4 182	29 082 246	82.6	66.4
422490	Other grocery & related products whsle	4 182	29 082 246	82.6	66.4
4224901	Coffee, tea, & spice whsle	261	88 845	.3	71.1
4224902	Bread & baked goods whsle	110	36 559	.1	X
4224903	Soft drinks whsle	3 150	26 896 664	76.4	74.6
4224904	Canned goods whsle	182	331 094	.9	74.5
4224905	Food & beverage basic materials whsle.....	32	24 173	.1	X
4224906	Other grocery specialties whsle	447	1 704 911	4.8	61.1
4225	Farm-product raw material whsle	11	2 743	Z	86.8
42251	Grain & field bean whsle	11	2 743	Z	92.1
422510	Grain & field bean whsle	11	2 743	Z	92.1
4226	Chemical & allied products whsle	11	5 724	Z	75.9
42269	Other chemical & allied products whsle	10	5 591	Z	75.4
422690	Other chemical & allied products whsle	10	5 591	Z	75.4
4226902	Other chemical & allied products whsle	10	5 591	Z	75.9
4227	Petroleum & petroleum products whsle	35	1 189	Z	1.9
42271	Petroleum bulk stations & terminals	29	910	Z	X
422710	Petroleum bulk stations & terminals	29	910	Z	X
4227101	Petroleum bulk stations & terminals (except LP)	29	870	Z	X
42271011	Petroleum bulk stations (except LP)	29	870	Z	X
42272	Petroleum & petroleum prod whsle (exc bulk stations & terminals)	6	279	Z	X
422720	Petroleum & petroleum prod whsle (exc bulk stations & terminals)	6	279	Z	X
4228	Beer, wine, & distilled alcoholic beverage whsle.....	1 446	944 683	2.7	X
42281	Beer & ale whsle.....	1 137	716 880	2.0	X
422810	Beer & ale whsle.....	1 137	716 880	2.0	X
42282	Wine & distilled alcoholic beverage whsle	309	227 803	.6	.4
422820	Wine & distilled alcoholic beverage whsle	309	227 803	.6	.4
4228201	Wine & distilled alcoholic bev (licensed operation) whsle	309	227 803	.6	X
4229	Miscellaneous nondurable goods whsle	878	723 027	2.1	8.3
42294	Tobacco & tobacco product whsle	642	614 692	1.7	6.8
422940	Tobacco & tobacco product whsle	642	614 692	1.7	6.8
42299	Other miscellaneous nondurable goods whsle	232	108 235	.3	40.8
422990	Other miscellaneous nondurable goods whsle	232	108 235	.3	40.8
4229901	Art goods whsle	7	373	.3	15.4
4229902	General merchandise (nondurable goods) whsle	204	104 588	.3	46.7
4229904	Other nondurable goods whsle	21	3 274	Z	50.8
4860	Other grocery specialties	13 858	100 566 664	100.0	47.5
421	Wholesale trade, durable goods	357	2 374 599	2.4	4.2
4211	Motor vehicle & motor vehicle parts & supplies whsle	12	1 016	Z	X
4212	Furniture & home furnishings whsle	27	11 899	Z	7.5
42122	Home furnishings whsle	25	5 174	Z	29.7
421220	Home furnishings whsle	25	5 174	Z	29.7
4212201	Household china, glassware, & crockery whsle	8	241	X	X
4212204	Other home furnishings whsle	12	2 541	Z	35.1
4214	Professional & commercial equipment & supplies whsle	32	63 355	.1	15.4
42144	Other commercial equipment whsle	12	2 731	Z	43.1
421440	Other commercial equipment whsle	12	2 731	Z	43.1
4214401	Restaurant & hotel equipment & supplies whsle	7	455	Z	X
42145	Medical, dental, & hospital equipment & supplies whsle	17	59 921	.1	12.5
421450	Medical, dental, & hospital equipment & supplies whsle	17	59 921	.1	12.5
4214501	Surgical, medical, & hospital supplies whsle	17	59 921	.1	12.3
4215	Metal & mineral (except petroleum) whsle	12	13 006	Z	X
42151	Metal service centers & offices	11	12 928	Z	X
421510	Metal service centers & offices	11	12 928	Z	X
4215101	Ferrous metal service centers & sales offices	10	12 140	Z	X
42151011	Ferrous metal service centers	6	7 307	Z	X
4216	Electrical goods whsle	7	1 225	Z	X
4217	Hardware, & plumbing & heating equipment & supplies whsle	8	93 026	.1	X
42171	Hardware whsle	8	93 026	.1	X
421710	Hardware whsle	8	93 026	.1	X
4218	Machinery, equipment, & supplies whsle	66	364 691	.4	13.4
42182	Farm & garden machinery & equipment whsle	16	2 047	Z	7.8
421820	Farm & garden machinery & equipment whsle	16	2 047	Z	7.8
4218201	Farm machinery & equipment—farm dealers	14	722	Z	9.1
42185	Service establishment equipment & supplies whsle	40	356 397	.4	13.2
421850	Service establishment equipment & supplies whsle	40	356 397	.4	13.2
4218502	Custodial, janitors' equipment & supplies whsle	6	9 924	Z	X
4218503	Laundry & dry-cleaning equipment & supplies whsle	34	346 473	.3	X
4219	Miscellaneous durable goods whsle	188	1 826 136	1.8	.7
42191	Sporting & recreational goods & supplies whsle	6	2 012	Z	X
421910	Sporting & recreational goods & supplies whsle	6	2 012	Z	X
42192	Toy & hobby goods & supplies whsle	12	1 576	Z	39.0
421920	Toy & hobby goods & supplies whsle	12	1 576	Z	39.0
42199	Other miscellaneous durable goods whsle	162	1 821 197	1.8	X
421990	Other miscellaneous durable goods whsle	162	1 821 197	1.8	X
4219903	General merchandise (durable goods) whsle	144	1 818 895	1.8	X

See footnotes at end of table.

Table 2. All Types of Operation by Broad Commodity Line and Kind of Business: 1997—Con.

[Includes only establishments with payroll. For meaning of abbreviations and symbols, see introductory text. For explanation of terms, see Appendix A]

CL code and NAICS code	Commodity line and kind of business	Establishments (number)	Sales (\$1,000)	Percent of sales accounted for by kind of business ¹	Coverage in percents
4860	Other grocery specialties—Con.				
422	Wholesale trade, nondurable goods	13 501	98 192 065	97.6	50.1
4221	Paper & paper product whsle	222	78 145	.1	3.9
42212	Stationery & office supplies whsle	72	14 128	Z	X
422120	Stationery & office supplies whsle	72	14 128	Z	X
42213	Industrial & personal service paper whsle	150	64 017	.1	9.9
422130	Industrial & personal service paper whsle	150	64 017	.1	9.9
4222	Drugs, & druggists' sundries whsle	203	1 135 159	1.1	76.1
42221	Drugs, & druggists' sundries whsle	203	1 135 159	1.1	76.1
422210	Drugs, & druggists' sundries whsle	203	1 135 159	1.1	76.1
4222101	General-line drugs whsle	86	241 281	.2	36.1
4222102	Specialty-line drug, pharmaceutical, cosmetic, & toiletries whsle	117	893 878	.9	77.1
4223	Apparel, piece goods, & notions whsle	16	3 952	Z	4.9
42233	Women's, children's, & infants' clothing & accessories whsle	11	2 997	Z	6.4
422330	Women's, children's, & infants' clothing & accessories whsle	11	2 997	Z	6.4
4224	Grocery & related products whsle	11 111	93 796 912	93.3	52.9
42241	General-line grocery whsle	3 192	26 956 473	26.8	53.2
422410	General-line grocery whsle	3 192	26 956 473	26.8	53.2
4224101	General-line grocery whsle, voluntary group	183	3 873 810	3.9	44.8
4224102	General-line grocery whsle, retail cooperative	206	4 276 823	4.3	43.2
4224103	Other general-line grocery whsle	2 803	18 805 840	18.7	56.5
42242	Packaged frozen food whsle	811	4 162 156	4.1	25.4
422420	Packaged frozen food whsle	811	4 162 156	4.1	25.4
42243	Dairy products, (except dried or canned) whsle	274	439 142	.4	18.7
422430	Dairy products, (except dried or canned) whsle	274	439 142	.4	18.7
4224302	Dairy product (except raw milk) whsle	270	438 446	.4	18.0
42244	Poultry & poultry product whsle	78	52 928	.1	9.0
422440	Poultry & poultry product whsle	78	52 928	.1	9.0
4224402	Poultry & poultry product (except live) whsle	76	51 416	.1	9.4
42245	Confectionery whsle	279	152 268	.2	28.9
422450	Confectionery whsle	279	152 268	.2	28.9
42246	Fish & seafood whsle	64	13 587	Z	X
422460	Fish & seafood whsle	64	13 587	Z	X
42247	Meat & meat product whsle	392	271 651	.3	26.2
422470	Meat & meat product whsle	392	271 651	.3	26.2
42248	Fresh fruit & vegetable whsle	298	213 259	.2	23.5
422480	Fresh fruit & vegetable whsle	298	213 259	.2	23.5
42249	Other grocery & related products whsle	5 723	61 535 448	61.2	59.5
422490	Other grocery & related products whsle	5 723	61 535 448	61.2	59.5
4224901	Coffee, tea, & spice whsle	352	729 498	.7	47.9
4224902	Bread & baked goods whsle	170	190 163	.2	X
4224903	Soft drinks whsle	170	163 133	.2	59.9
4224904	Canned goods whsle	550	2 258 402	2.2	72.2
4224905	Food & beverage basic materials whsle	72	158 467	.2	X
4224906	Other grocery specialties whsle	4 409	58 035 785	57.7	61.9
4225	Farm-product raw material whsle	113	769 268	.8	58.1
42251	Grain & field bean whsle	100	544 601	.5	67.7
422510	Grain & field bean whsle	100	544 601	.5	67.7
42259	Other farm product raw material whsle	10	224 008	.2	X
422590	Other farm product raw material whsle	10	224 008	.2	X
4225905	Other farm-product raw material whsle	10	224 008	.2	X
4226	Chemical & allied products whsle	46	28 266	Z	25.3
42261	Plastics materials & basic forms & shapes whsle	7	2 569	Z	X
422610	Plastics materials & basic forms & shapes whsle	7	2 569	Z	X
42269	Other chemical & allied products whsle	39	25 697	Z	36.9
422690	Other chemical & allied products whsle	39	25 697	Z	36.9
4226902	Other chemical & allied products whsle	39	25 697	Z	37.2
4227	Petroleum & petroleum products whsle	202	431 379	.4	.6
42271	Petroleum bulk stations & terminals	170	415 483	.4	.4
422710	Petroleum bulk stations & terminals	170	415 483	.4	.4
4227101	Petroleum bulk stations & terminals (except LP)	165	415 262	.4	.4
42271011	Petroleum bulk stations (except LP)	158	166 642	.2	1.6
42271012	Petroleum bulk terminals (except LP)	7	248 620	.2	X
42272	Petroleum & petroleum prod whsle (exc bulk stations & terminals)	32	15 896	Z	X
422720	Petroleum & petroleum prod whsle (exc bulk stations & terminals)	32	15 896	Z	X
4228	Beer, wine, & distilled alcoholic beverage whsle	76	20 553	Z	X
42281	Beer & ale whsle	25	6 391	Z	X
422810	Beer & ale whsle	25	6 391	Z	X
42282	Wine & distilled alcoholic beverage whsle	51	14 162	Z	2.1
422820	Wine & distilled alcoholic beverage whsle	51	14 162	Z	2.1
4228201	Wine & distilled alcoholic bev (licensed operation) whsle	51	14 162	Z	X
4229	Miscellaneous nondurable goods whsle	1 512	1 928 431	1.9	12.3
42291	Farm supplies whsle	273	182 521	.2	29.5
422910	Farm supplies whsle	273	182 521	.2	29.5
4229101	Farm supplies—farm dealers	219	82 959	.1	52.4
4229102	Farm supplies—whsle distributors	54	99 562	.1	4.7
42294	Tobacco & tobacco product whsle	430	1 090 183	1.1	14.9
422940	Tobacco & tobacco product whsle	430	1 090 183	1.1	14.9
42299	Other miscellaneous nondurable goods whsle	800	653 523	.7	7.6
422990	Other miscellaneous nondurable goods whsle	800	653 523	.7	7.6
4229901	Art goods whsle	19	8 740	Z	27.8
4229902	General merchandise (nondurable goods) whsle	722	586 525	.6	7.3
4229904	Other nondurable goods whsle	59	58 258	.1	33.8

See footnotes at end of table.

Table 2. All Types of Operation by Broad Commodity Line and Kind of Business: 1997—Con.

[Includes only establishments with payroll. For meaning of abbreviations and symbols, see introductory text. For explanation of terms, see Appendix A]

CL code and NAICS code	Commodity line and kind of business	Establishments (number)	Sales (\$1,000)	Percent of sales accounted for by kind of business ¹	Coverage in percents
4900	Grain and beans	9 433	114 254 874	100.0	43.2
421	Wholesale trade, durable goods	55	197 271	.2	X
4215	Metal & mineral (except petroleum) whsle	6	109 903	.1	X
4217	Hardware, & plumbing & heating equipment & supplies whsle	11	893	Z	X
42171	Hardware whsle	8	480	Z	X
421710	Hardware whsle	8	480	Z	X
4219	Miscellaneous durable goods whsle	28	67 705	.1	X
42199	Other miscellaneous durable goods whsle	26	67 506	.1	X
421990	Other miscellaneous durable goods whsle	26	67 506	.1	X
4219903	General merchandise (durable goods) whsle	25	67 345	.1	X
422	Wholesale trade, nondurable goods	9 378	114 057 603	99.8	44.3
4222	Drugs, & druggists' sundries whsle	9	1 326	Z	X
42221	Drugs, & druggists' sundries whsle	9	1 326	Z	X
422210	Drugs, & druggists' sundries whsle	9	1 326	Z	X
4222101	General-line drugs whsle	6	376	Z	X
4224	Grocery & related products whsle	1 984	1 666 540	1.5	.7
42241	General-line grocery whsle	1 158	679 727	.6	X
422410	General-line grocery whsle	1 158	679 727	.6	X
4224101	General-line grocery whsle, voluntary group	66	102 056	.1	X
4224102	General-line grocery whsle, retail cooperative	135	83 579	.1	X
4224103	Other general-line grocery whsle	957	494 092	.4	X
42242	Packaged frozen food whsle	84	130 439	.1	X
422420	Packaged frozen food whsle	84	130 439	.1	X
42243	Dairy products, (except dried or canned) whsle	10	18 283	Z	X
422430	Dairy products, (except dried or canned) whsle	10	18 283	Z	X
4224302	Dairy product (except raw milk) whsle	10	18 283	Z	X
42244	Poultry & poultry product whsle	9	43 020	Z	X
422440	Poultry & poultry product whsle	9	43 020	Z	X
4224402	Poultry & poultry product (except live) whsle	9	43 020	Z	X
42245	Confectionery whsle	14	5 302	Z	X
422450	Confectionery whsle	14	5 302	Z	X
42247	Meat & meat product whsle	27	1 176	Z	10.6
422470	Meat & meat product whsle	27	1 176	Z	10.6
42248	Fresh fruit & vegetable whsle	152	30 225	Z	.3
422480	Fresh fruit & vegetable whsle	152	30 225	Z	.3
42249	Other grocery & related products whsle	530	758 368	.7	4.4
422490	Other grocery & related products whsle	530	758 368	.7	4.4
4224901	Coffee, tea, & spice whsle	40	11 893	Z	X
4224902	Bread & baked goods whsle	14	3 282	Z	X
4224903	Soft drinks whsle	12	460	Z	X
4224904	Canned goods whsle	128	100 924	.1	2.5
4224905	Food & beverage basic materials whsle	14	23 116	Z	X
4224906	Other grocery specialties whsle	322	618 693	.5	5.1
4225	Farm-product raw material whsle	6 681	109 716 599	96.0	71.1
42251	Grain & field bean whsle	6 569	109 595 599	95.9	75.4
422510	Grain & field bean whsle	6 569	109 595 599	95.9	75.4
42252	Livestock whsle	47	27 866	Z	67.8
422520	Livestock whsle	47	27 866	Z	67.8
42259	Other farm product raw material whsle	65	93 134	.1	75.7
422590	Other farm product raw material whsle	65	93 134	.1	75.7
4225904	Cotton whsle	15	51 628	Z	X
4225905	Other farm-product raw material whsle	45	41 356	Z	61.6
4226	Chemical & allied products whsle	52	48 203	Z	66.6
42269	Other chemical & allied products whsle	49	47 119	Z	69.5
422690	Other chemical & allied products whsle	49	47 119	Z	69.5
4226902	Other chemical & allied products whsle	49	47 119	Z	70.0
4227	Petroleum & petroleum products whsle	27	31 585	Z	38.7
42271	Petroleum bulk stations & terminals	21	30 670	Z	40.7
422710	Petroleum bulk stations & terminals	21	30 670	Z	40.7
4227101	Petroleum bulk stations & terminals (except LP)	21	30 670	Z	40.8
42271011	Petroleum bulk stations (except LP)	21	30 670	Z	37.0
42272	Petroleum & petroleum prod whsle (exc bulk stations & terminals)	6	915	Z	X
422720	Petroleum & petroleum prod whsle (exc bulk stations & terminals)	6	915	Z	X
4229	Miscellaneous nondurable goods whsle	615	2 591 114	2.3	3.6
42291	Farm supplies whsle	364	514 280	.5	28.3
422910	Farm supplies whsle	364	514 280	.5	28.3
4229101	Farm supplies—farm dealers	212	179 540	.2	27.9
4229102	Farm supplies—whsle distributors	152	334 740	.3	27.7
42294	Tobacco & tobacco product whsle	12	5 746	Z	X
422940	Tobacco & tobacco product whsle	12	5 746	Z	X
42299	Other miscellaneous nondurable goods whsle	238	2 069 523	1.8	X
422990	Other miscellaneous nondurable goods whsle	238	2 069 523	1.8	X
4229902	General merchandise (nondurable goods) whsle	231	2 068 251	1.8	X
4229904	Other nondurable goods whsle	7	1 272	Z	15.1

See footnotes at end of table.

Table 2. All Types of Operation by Broad Commodity Line and Kind of Business: 1997—Con.

[Includes only establishments with payroll. For meaning of abbreviations and symbols, see introductory text. For explanation of terms, see Appendix A]

CL code and NAICS code	Commodity line and kind of business	Establishments (number)	Sales (\$1,000)	Percent of sales accounted for by kind of business ¹	Coverage in percents
5000	Cattle, hogs, sheep, and goats	2 333	23 963 277	100.0	72.6
421	Wholesale trade, durable goods	7	22 220	.1	X
422	Wholesale trade, nondurable goods	2 326	23 941 057	99.9	74.8
4225	Farm-product raw material whsle	2 259	23 843 134	99.5	85.0
42251	Grain & field bean whsle	160	176 823	.7	81.4
422510	Grain & field bean whsle	160	176 823	.7	81.4
42252	Livestock whsle	2 090	23 662 939	98.7	69.8
422520	Livestock whsle	2 090	23 662 939	98.7	69.8
42259	Other farm product raw material whsle	9	3 372	Z	70.3
422590	Other farm product raw material whsle	9	3 372	Z	70.3
4225905	Other farm-product raw material whsle	6	2 167	Z	X
4229	Miscellaneous nondurable goods whsle	57	92 985	.4	13.0
42291	Farm supplies whsle	55	86 325	.4	9.6
422910	Farm supplies whsle	55	86 325	.4	9.6
4229101	Farm supplies—farm dealers	14	11 418	Z	24.3
4229102	Farm supplies—whsle distributors	41	74 907	.3	8.6
5100	Hides, skins, and pelts	316	2 176 714	100.0	X
421	Wholesale trade, durable goods	11	4 452	.2	X
4219	Miscellaneous durable goods whsle	6	1 615	.1	X
42193	Recyclable material whsle	6	1 615	.1	X
421930	Recyclable material whsle	6	1 615	.1	X
422	Wholesale trade, nondurable goods	305	2 172 262	99.8	X
4225	Farm-product raw material whsle	290	2 094 376	96.2	X
42252	Livestock whsle	20	26 160	1.2	X
422520	Livestock whsle	20	26 160	1.2	X
42259	Other farm product raw material whsle	265	2 063 868	94.8	X
422590	Other farm product raw material whsle	265	2 063 868	94.8	X
4225901	Hides, skins, & pelts whsle	260	2 039 996	93.7	X
4229	Miscellaneous nondurable goods whsle	9	5 974	.3	X
42299	Other miscellaneous nondurable goods whsle	8	5 945	.3	X
422990	Other miscellaneous nondurable goods whsle	8	5 945	.3	X
4229904	Other nondurable goods whsle	7	5 931	.3	X
5120	Leaf tobacco	574	3 884 787	100.0	18.8
422	Wholesale trade, nondurable goods	574	3 884 766	100.0	19.1
4224	Grocery & related products whsle	15	8 624	.2	X
42245	Confectionery whsle	6	1 333	Z	X
422450	Confectionery whsle	6	1 333	Z	X
42249	Other grocery & related products whsle	6	6 863	.2	X
422490	Other grocery & related products whsle	6	6 863	.2	X
4225	Farm-product raw material whsle	333	3 675 445	94.6	79.9
42259	Other farm product raw material whsle	328	3 652 030	94.0	70.0
422590	Other farm product raw material whsle	328	3 652 030	94.0	70.0
4225902	Leaf tobacco whsle	328	3 652 030	94.0	59.1
4229	Miscellaneous nondurable goods whsle	225	200 569	5.2	X
42291	Farm supplies whsle	6	112	Z	X
422910	Farm supplies whsle	6	112	Z	X
4229101	Farm supplies—farm dealers	6	112	Z	X
42294	Tobacco & tobacco product whsle	216	200 153	5.2	X
422940	Tobacco & tobacco product whsle	216	200 153	5.2	X
5130	Wool, wool tops, and mohair	91	196 954	100.0	X
422	Wholesale trade, nondurable goods	91	196 954	100.0	X
4225	Farm-product raw material whsle	87	194 922	99.0	X
42259	Other farm product raw material whsle	81	194 264	98.6	X
422590	Other farm product raw material whsle	81	194 264	98.6	X
4225903	Wool, wool tops, & mohair whsle	80	190 389	96.7	X
5140	Other farm products, inedible	1 196	6 940 778	100.0	75.1
421	Wholesale trade, durable goods	36	36 715	.5	76.7
4213	Lumber & other construction materials whsle	6	1 233	Z	66.4
4218	Machinery, equipment, & supplies whsle	27	34 559	.5	72.4
42183	Industrial machinery & equipment whsle	24	33 404	.5	74.9
421830	Industrial machinery & equipment whsle	24	33 404	.5	74.9
4218307	Other industrial machinery & equipment whsle	20	6 097	.1	60.1
422	Wholesale trade, nondurable goods	1 160	6 904 063	99.5	76.6
4224	Grocery & related products whsle	18	165 841	2.4	15.2
42249	Other grocery & related products whsle	15	164 283	2.4	13.3
422490	Other grocery & related products whsle	15	164 283	2.4	13.3
4224906	Other grocery specialties whsle	11	17 775	.3	82.2
4225	Farm-product raw material whsle	1 073	6 710 802	96.7	86.7
42251	Grain & field bean whsle	236	1 195 322	17.2	92.8
422510	Grain & field bean whsle	236	1 195 322	17.2	92.8
42252	Livestock whsle	112	70 233	1.0	70.7
422520	Livestock whsle	112	70 233	1.0	70.7
42259	Other farm product raw material whsle	725	5 445 247	78.5	74.2
422590	Other farm product raw material whsle	725	5 445 247	78.5	74.2
4225905	Other farm-product raw material whsle	719	5 440 027	78.4	60.6
4226	Chemical & allied products whsle	8	3 245	Z	77.0
42269	Other chemical & allied products whsle	8	3 245	Z	75.9
422690	Other chemical & allied products whsle	8	3 245	Z	75.9
4226902	Other chemical & allied products whsle	8	3 245	Z	76.4

See footnotes at end of table.

Table 2. All Types of Operation by Broad Commodity Line and Kind of Business: 1997—Con.

[Includes only establishments with payroll. For meaning of abbreviations and symbols, see introductory text. For explanation of terms, see Appendix A]

CL code and NAICS code	Commodity line and kind of business	Establishments (number)	Sales (\$1,000)	Percent of sales accounted for by kind of business ¹	Coverage in percents
5140	Other farm products, inedible—Con.				
422	Wholesale trade, nondurable goods—Con.				
4229	Miscellaneous nondurable goods whsle	59	23 708	.3	79.0
42291	Farm supplies whsle	16	6 256	.1	76.1
422910	Farm supplies whsle	16	6 256	.1	76.1
4229101	Farm supplies—farm dealers	8	18	Z	62.9
4229102	Farm supplies—whsle distributors	8	6 238	.1	80.2
42299	Other miscellaneous nondurable goods whsle	43	17 452	.3	76.8
422990	Other miscellaneous nondurable goods whsle	43	17 452	.3	76.8
4229902	General merchandise (nondurable goods) whsle	43	17 452	.3	88.7
5200	Raw cotton	409	10 522 194	100.0	X
422	Wholesale trade, nondurable goods	408	10 522 085	100.0	X
4223	Apparel, piece goods, & notions whsle	25	1 989	Z	X
42231	Piece goods, notions, & other dry goods whsle	25	1 989	Z	X
422310	Piece goods, notions, & other dry goods whsle	25	1 989	Z	X
4223101	Piece goods—jobbers	19	1 296	Z	X
4223102	Notions & other dry goods whsle	6	693	Z	X
4225	Farm-product raw material whsle	375	10 513 692	99.9	X
42251	Grain & field bean whsle	72	39 604	.4	X
422510	Grain & field bean whsle	72	39 604	.4	X
42259	Other farm product raw material whsle	303	10 474 088	99.5	X
422590	Other farm product raw material whsle	303	10 474 088	99.5	X
4225904	Cotton whsle	297	10 470 420	99.5	X
4225905	Other farm-product raw material whsle	6	3 668	Z	X
4229	Miscellaneous nondurable goods whsle	6	5 501	.1	X
42291	Farm supplies whsle	6	5 501	.1	X
422910	Farm supplies whsle	6	5 501	.1	X
5300	Plastics materials and basic shapes	10 151	37 096 258	100.0	34.0
421	Wholesale trade, durable goods	4 176	2 330 220	6.3	3.4
4211	Motor vehicle & motor vehicle parts & supplies whsle	26	34 831	.1	60.0
42112	Motor vehicle supplies & new parts whsle	25	34 345	.1	50.0
421120	Motor vehicle supplies & new parts whsle	25	34 345	.1	50.0
4211202	Motor vehicle supplies & new parts—jobbers	24	33 110	.1	54.3
4212	Furniture & home furnishings whsle	51	54 994	.1	X
42121	Furniture whsle	9	13 338	Z	X
421210	Furniture whsle	9	13 338	Z	X
42122	Home furnishings whsle	42	41 656	.1	X
421220	Home furnishings whsle	42	41 656	.1	X
4212201	Household china, glassware, & crockery whsle	7	3 799	Z	X
4212203	Floor coverings whsle	12	22 984	.1	X
4212204	Other home furnishings whsle	22	14 679	Z	X
4213	Lumber & other construction materials whsle	399	277 389	.7	.5
42131	Lumber, plywood, millwork, & wood panel whsle	239	166 280	.4	.4
421310	Lumber, plywood, millwork, & wood panel whsle	239	166 280	.4	.4
4213101	Lumber without yard whsle	7	10 819	Z	X
4213102	Lumber with yard whsle	67	40 974	.1	X
4213103	Plywood, veneer, millwork, & wood panel whsle	165	114 487	.3	.8
42132	Brick, stone, & related construction materials whsle	6	4 342	Z	X
421320	Brick, stone, & related construction materials whsle	6	4 342	Z	X
42133	Roofing, siding, & insulation material whsle	85	79 613	.2	.9
421330	Roofing, siding, & insulation material whsle	85	79 613	.2	.9
4213301	Roofing, siding, & insulation material whsle	85	79 613	.2	.9
42139	Other construction materials whsle	69	27 154	.1	X
421390	Other construction materials whsle	69	27 154	.1	X
4213901	Flat glass & other construction glass whsle	30	7 027	Z	X
4213902	Other construction materials whsle	39	20 127	.1	X
4214	Professional & commercial equipment & supplies whsle	56	21 072	.1	9.5
42141	Photographic equipment & supplies whsle	7	2 609	Z	X
421410	Photographic equipment & supplies whsle	7	2 609	Z	X
42142	Office equipment whsle	6	910	Z	X
421420	Office equipment whsle	6	910	Z	X
42144	Other commercial equipment whsle	13	2 196	Z	X
421440	Other commercial equipment whsle	13	2 196	Z	X
4214402	Store machines & equipment whsle	8	1 122	Z	X
42145	Medical, dental, & hospital equipment & supplies whsle	19	4 858	Z	X
421450	Medical, dental, & hospital equipment & supplies whsle	19	4 858	Z	X
4214501	Surgical, medical, & hospital supplies whsle	19	4 858	Z	X
42149	Other professional equipment & supplies whsle	7	1 533	Z	38.9
421490	Other professional equipment & supplies whsle	7	1 533	Z	38.9
4214902	Other professional equipment & supplies whsle	6	1 485	Z	40.8
4215	Metal & mineral (except petroleum) whsle	867	724 993	2.0	3.7
42151	Metal service centers & offices	857	712 006	1.9	3.1
421510	Metal service centers & offices	857	712 006	1.9	3.1
4215101	Ferrous metal service centers & sales offices	622	537 175	1.4	2.9
42151011	Ferrous metal service centers	432	276 011	.7	.6
42151012	Ferrous metal sales offices	190	261 164	.7	10.3
4215102	Nonferrous metal service centers & sales offices	235	174 831	.5	3.4
42151021	Nonferrous metal service centers	154	75 671	.2	3.3
42151022	Nonferrous metal sales offices	81	99 160	.3	3.7
42152	Coal & other mineral & ore whsle	10	12 987	Z	X
421520	Coal & other mineral & ore whsle	10	12 987	Z	X
4215202	Other mineral & ore whsle	8	11 427	Z	X

See footnotes at end of table.

Table 2. All Types of Operation by Broad Commodity Line and Kind of Business: 1997—Con.

[Includes only establishments with payroll. For meaning of abbreviations and symbols, see introductory text. For explanation of terms, see Appendix A]

CL code and NAICS code	Commodity line and kind of business	Establishments (number)	Sales (\$1,000)	Percent of sales accounted for by kind of business ¹	Coverage in percents
5300	Plastics materials and basic shapes—Con.				
421	Wholesale trade, durable goods—Con.				
4216	Electrical goods whsle	101	116 565	.3	11.8
42161	Electrical apparatus & equip, wiring supp, & const material whsle	29	84 809	.2	1.2
421610	Electrical apparatus & equip, wiring supp, & const material whsle	29	84 809	.2	1.2
42169	Other electronic parts & equipment whsle	69	31 133	.1	33.1
421690	Other electronic parts & equipment whsle	69	31 133	.1	33.1
4216901	Communications equipment & supplies whsle	13	2 354	Z	51.2
4216902	Electronic parts (excluding communications equipment) whsle	56	28 779	.1	30.9
4217	Hardware, & plumbing & heating equipment & supplies whsle	825	529 216	1.4	1.3
42171	Hardware whsle	196	148 853	.4	2.8
421710	Hardware whsle	196	148 853	.4	2.8
42172	Plumbing & heating equipment & supplies (hydronics) whsle	463	339 085	.9	.2
421720	Plumbing & heating equipment & supplies (hydronics) whsle	463	339 085	.9	.2
42173	Warm air heating & air-conditioning equipment & supplies whsle	134	34 859	.1	X
421730	Warm air heating & air-conditioning equipment & supplies whsle	134	34 859	.1	X
42174	Refrigeration equipment & supplies whsle	32	6 419	Z	X
421740	Refrigeration equipment & supplies whsle	32	6 419	Z	X
4218	Machinery, equipment, & supplies whsle	1 054	431 654	1.2	3.5
42181	Construction & mining (except petroleum) machinery & equip whsle	6	3 948	Z	X
421810	Construction & mining (except petroleum) machinery & equip whsle	6	3 948	Z	X
42182	Farm & garden machinery & equipment whsle	11	5 883	Z	X
421820	Farm & garden machinery & equipment whsle	11	5 883	Z	X
4218203	Lawn & garden machinery & equipment whsle	6	4 674	Z	X
42183	Industrial machinery & equipment whsle	375	156 372	.4	1.9
421830	Industrial machinery & equipment whsle	375	156 372	.4	1.9
4218301	Food-processing machinery & equipment whsle	19	14 447	Z	X
4218302	Hydraulic & pneumatic (fluid-power) machinery & equipment whsle	39	7 030	Z	X
42183021	Hydraulic & pneumatic pumps & motors whsle	11	4 691	Z	X
42183022	Hydraulic & pneumatic parts, accessories, & supplies whsle	28	2 339	Z	X
4218303	General-purpose industrial machinery & equipment whsle	166	89 815	.2	2.0
4218304	Metalworking machinery & equipment whsle	24	7 561	Z	X
4218305	Materials handling equipment whsle	33	5 933	Z	X
4218306	Oilwell, oil refinery, & pipeline mach, equip, & supplies whsle	7	550	Z	X
4218307	Other industrial machinery & equipment whsle	87	31 036	.1	4.3
42184	Industrial supplies whsle	589	231 600	.6	3.8
421840	Industrial supplies whsle	589	231 600	.6	3.8
4218401	General-line industrial supplies whsle	211	50 118	.1	.7
4218402	Mechanical power transmission supplies whsle	32	1 610	Z	X
4218403	Welding supplies whsle	8	2 019	Z	X
4218404	Industrial containers & supplies whsle	54	18 696	.1	9.6
4218405	Industrial valves & fittings (except fluid-power) whsle	32	21 668	.1	X
4218406	Other industrial supplies whsle	252	137 489	.4	3.8
42185	Service establishment equipment & supplies whsle	63	32 689	.1	22.5
421850	Service establishment equipment & supplies whsle	63	32 689	.1	22.5
4218502	Custodial, janitors' equipment & supplies whsle	48	15 373	Z	X
4218504	Other service establishment equipment & supplies whsle	13	7 223	Z	27.4
42186	Transportation equipment & supplies (exc motor vehicle) whsle	10	1 162	Z	X
421860	Transportation equipment & supplies (exc motor vehicle) whsle	10	1 162	Z	X
4219	Miscellaneous durable goods whsle	797	139 506	.4	1.2
42191	Sporting & recreational goods & supplies whsle	9	4 214	Z	21.7
421910	Sporting & recreational goods & supplies whsle	9	4 214	Z	21.7
42192	Toy & hobby goods & supplies whsle	13	3 442	Z	X
421920	Toy & hobby goods & supplies whsle	13	3 442	Z	X
42193	Recyclable material whsle	46	9 564	Z	X
421930	Recyclable material whsle	46	9 564	Z	X
4219302	Recyclable paper & paperboard whsle	32	7 256	Z	X
4219303	Other recyclable material whsle	12	1 960	Z	X
42199	Other miscellaneous durable goods whsle	729	122 286	.3	.9
421990	Other miscellaneous durable goods whsle	729	122 286	.3	.9
4219902	Forest products (except lumber) whsle	23	14 410	Z	X
4219903	General merchandise (durable goods) whsle	664	98 385	.3	.1
4219905	Fire extinguishers & fire safety equipment whsle	14	7 339	Z	X
4219906	Other durable goods whsle	27	2 042	Z	X
422	Wholesale trade, nondurable goods	5 975	34 766 038	93.7	48.0
4221	Paper & paper product whsle	490	321 545	.9	.9
42211	Printing & writing paper whsle	36	35 897	.1	.5
422110	Printing & writing paper whsle	36	35 897	.1	.5
42212	Stationery & office supplies whsle	68	17 929	Z	X
422120	Stationery & office supplies whsle	68	17 929	Z	X
42213	Industrial & personal service paper whsle	386	267 719	.7	1.1
422130	Industrial & personal service paper whsle	386	267 719	.7	1.1
4222	Drugs, & druggists' sundries whsle	20	18 116	Z	X
42221	Drugs, & druggists' sundries whsle	20	18 116	Z	X
422210	Drugs, & druggists' sundries whsle	20	18 116	Z	X
4222101	General-line drugs whsle	7	4 448	Z	X
4222102	Specialty-line drug, pharmaceutical, cosmetic, & toiletries whsle	13	13 668	Z	X
4223	Apparel, piece goods, & notions whsle	39	13 118	Z	35.3
42231	Piece goods, notions, & other dry goods whsle	26	11 774	Z	X
422310	Piece goods, notions, & other dry goods whsle	26	11 774	Z	X
4223101	Piece goods—jobbers	23	11 091	Z	X
42233	Women's, children's, & infants' clothing & accessories whsle	11	1 288	Z	55.1
422330	Women's, children's, & infants' clothing & accessories whsle	11	1 288	Z	55.1
4224	Grocery & related products whsle	26	29 869	.1	.8
42249	Other grocery & related products whsle	15	7 639	Z	.4
422490	Other grocery & related products whsle	15	7 639	Z	.4
4224906	Other grocery specialties whsle	10	6 563	Z	.5

See footnotes at end of table.

Table 2. All Types of Operation by Broad Commodity Line and Kind of Business: 1997—Con.

[Includes only establishments with payroll. For meaning of abbreviations and symbols, see introductory text. For explanation of terms, see Appendix A]

CL code and NAICS code	Commodity line and kind of business	Establishments (number)	Sales (\$1,000)	Percent of sales accounted for by kind of business ¹	Coverage in percents
5300	Plastics materials and basic shapes—Con.				
422	Wholesale trade, nondurable goods—Con.				
4226	Chemical & allied products whsle	4 887	33 632 724	90.7	54.9
42261	Plastics materials & basic forms & shapes whsle	4 349	32 298 971	87.1	53.4
422610	Plastics materials & basic forms & shapes whsle	4 349	32 298 971	87.1	53.4
42269	Other chemical & allied products whsle	538	1 333 753	3.6	65.0
422690	Other chemical & allied products whsle	538	1 333 753	3.6	65.0
4226902	Other chemical & allied products whsle	534	1 327 905	3.6	65.4
4227	Petroleum & petroleum products whsle	20	407 727	1.1	80.1
42271	Petroleum bulk stations & terminals	11	139 610	.4	84.3
422710	Petroleum bulk stations & terminals	11	139 610	.4	84.3
4227101	Petroleum bulk stations & terminals (except LP)	11	139 610	.4	84.5
42271011	Petroleum bulk stations (except LP)	8	3 007	Z	30.5
42272	Petroleum & petroleum prod whsle (exc bulk stations & terminals)	9	268 117	.7	X
422720	Petroleum & petroleum prod whsle (exc bulk stations & terminals)	9	268 117	.7	X
4229	Miscellaneous nondurable goods whsle	489	340 751	.9	1.4
42292	Book, periodical, & newspaper whsle	9	7 178	Z	X
422920	Book, periodical, & newspaper whsle	9	7 178	Z	X
42295	Paint, varnish, & supplies whsle	43	18 286	Z	31.7
422950	Paint, varnish, & supplies whsle	43	18 286	Z	31.7
4229501	Paint, varnish, & supplies whsle	43	18 286	Z	31.7
42299	Other miscellaneous nondurable goods whsle	427	313 665	.8	.2
422990	Other miscellaneous nondurable goods whsle	427	313 665	.8	.2
4229901	Art goods whsle	10	3 045	Z	X
4229902	General merchandise (nondurable goods) whsle	330	278 421	.8	X
4229903	Textile bags, bagging, & burlap whsle	10	1 713	Z	X
4229904	Other nondurable goods whsle	77	30 486	.1	5.4
5320	Industrial gases (welding, etc.)	3 234	3 576 319	100.0	X
421	Wholesale trade, durable goods	2 006	1 051 391	29.4	X
4215	Metal & mineral (except petroleum) whsle	12	3 427	.1	X
42151	Metal service centers & offices	12	3 427	.1	X
421510	Metal service centers & offices	12	3 427	.1	X
4215101	Ferrous metal service centers & sales offices	12	3 427	.1	X
42151011	Ferrous metal service centers	10	3 411	.1	X
4218	Machinery, equipment, & supplies whsle	1 963	1 043 781	29.2	X
42183	Industrial machinery & equipment whsle	57	37 993	1.1	X
421830	Industrial machinery & equipment whsle	57	37 993	1.1	X
4218302	Hydraulic & pneumatic (fluid-power) machinery & equipment whsle	14	4 381	.1	X
42183022	Hydraulic & pneumatic parts, accessories, & supplies whsle	10	4 325	.1	X
4218303	General-purpose industrial machinery & equipment whsle	29	7 684	.2	X
4218304	Metalworking machinery & equipment whsle	6	4 218	.1	X
4218307	Other industrial machinery & equipment whsle	6	10 648	.3	X
42184	Industrial supplies whsle	1 896	1 003 957	28.1	X
421840	Industrial supplies whsle	1 896	1 003 957	28.1	X
4218401	General-line industrial supplies whsle	142	50 957	1.4	X
4218403	Welding supplies whsle	1 731	946 623	26.5	X
4218404	Industrial containers & supplies whsle	6	1 320	Z	X
4218406	Other industrial supplies whsle	12	2 020	.1	X
42185	Service establishment equipment & supplies whsle	8	1 609	Z	X
421850	Service establishment equipment & supplies whsle	8	1 609	Z	X
4218502	Custodial, janitors' equipment & supplies whsle	8	1 609	Z	X
4219	Miscellaneous durable goods whsle	21	1 448	Z	X
42199	Other miscellaneous durable goods whsle	21	1 448	Z	X
421990	Other miscellaneous durable goods whsle	21	1 448	Z	X
4219903	General merchandise (durable goods) whsle	16	1 340	Z	X
422	Wholesale trade, nondurable goods	1 228	2 524 928	70.6	X
4226	Chemical & allied products whsle	1 187	2 076 350	58.1	X
42261	Plastics materials & basic forms & shapes whsle	22	33 475	.9	X
422610	Plastics materials & basic forms & shapes whsle	22	33 475	.9	X
42269	Other chemical & allied products whsle	1 165	2 042 875	57.1	X
422690	Other chemical & allied products whsle	1 165	2 042 875	57.1	X
4226901	Industrial gases (except LP) whsle	1 106	2 015 315	56.4	X
4226902	Other chemical & allied products whsle	59	27 560	.8	X
4229	Miscellaneous nondurable goods whsle	31	18 865	.5	X
42299	Other miscellaneous nondurable goods whsle	29	18 851	.5	X
422990	Other miscellaneous nondurable goods whsle	29	18 851	.5	X
4229902	General merchandise (nondurable goods) whsle	16	17 540	.5	X
4229904	Other nondurable goods whsle	13	1 311	Z	X
5330	Chemicals and allied products (excluding agricultural, plastics, gases, and petroleum)	24 444	101 296 324	100.0	21.8
421	Wholesale trade, durable goods	7 562	6 234 523	6.2	7.6
4211	Motor vehicle & motor vehicle parts & supplies whsle	1 048	433 721	.4	2.7
42112	Motor vehicle supplies & new parts whsle	836	422 104	.4	2.2
421120	Motor vehicle supplies & new parts whsle	836	422 104	.4	2.2
4211201	Motor vehicle supplies & new parts—warehouse distributors	328	198 489	.2	.2
4211202	Motor vehicle supplies & new parts—jobbers	503	218 544	.2	4.2
42113	Tire & tube whsle	39	3 760	Z	2.2
421130	Tire & tube whsle	39	3 760	Z	2.2
42114	Motor vehicle parts, (used) whsle	170	7 680	Z	1.0
421140	Motor vehicle parts, (used) whsle	170	7 680	Z	1.0

See footnotes at end of table.

Table 2. All Types of Operation by Broad Commodity Line and Kind of Business: 1997—Con.

[Includes only establishments with payroll. For meaning of abbreviations and symbols, see introductory text. For explanation of terms, see Appendix A]

CL code and NAICS code	Commodity line and kind of business	Establishments (number)	Sales (\$1,000)	Percent of sales accounted for by kind of business ¹	Coverage in percents
5330	Chemicals and allied products (excluding agricultural, plastics, gases, and petroleum)—Con.				
421	Wholesale trade, durable goods—Con.				
4212	Furniture & home furnishings whse	75	62 562	.1	14.7
42121	Furniture whse	14	7 556	Z	X
421210	Furniture whse	14	7 556	Z	X
4212101	Household & lawn furniture whse	10	7 010	Z	X
42122	Home furnishings whse	61	55 006	.1	16.2
421220	Home furnishings whse	61	55 006	.1	16.2
4212201	Household china, glassware, & crockery whse	15	4 570	Z	X
4212202	Linens, domestics, draperies, & curtains whse	11	3 203	Z	43.4
4212203	Floor coverings whse	21	8 273	Z	47.9
4212204	Other home furnishings whse	14	38 960	Z	X
4213	Lumber & other construction materials whse	191	98 514	.1	10.6
42131	Lumber, plywood, millwork, & wood panel whse	85	55 911	.1	13.3
421310	Lumber, plywood, millwork, & wood panel whse	85	55 911	.1	13.3
4213101	Lumber without yard whse	13	4 820	Z	X
4213102	Lumber with yard whse	12	3 488	Z	12.0
4213103	Plywood, veneer, millwork, & wood panel whse	60	47 603	Z	12.2
42132	Brick, stone, & related construction materials whse	36	14 763	Z	1.6
421320	Brick, stone, & related construction materials whse	36	14 763	Z	1.6
4213201	Brick, block, tile, clay/cement sewer pipe whse	15	5 193	Z	X
4213203	Cement, lime, & related products whse	17	9 231	Z	2.7
42133	Roofing, siding, & insulation material whse	28	18 155	Z	7.6
421330	Roofing, siding, & insulation material whse	28	18 155	Z	7.6
4213301	Roofing, siding, & insulation material whse	28	18 155	Z	7.6
42139	Other construction materials whse	42	9 685	Z	7.8
421390	Other construction materials whse	42	9 685	Z	7.8
4213901	Flat glass & other construction glass whse	8	1 632	Z	X
4213902	Other construction materials whse	34	8 053	Z	X
4214	Professional & commercial equipment & supplies whse	603	437 592	.4	1.7
42141	Photographic equipment & supplies whse	50	27 566	Z	X
421410	Photographic equipment & supplies whse	50	27 566	Z	X
42142	Office equipment whse	190	127 134	.1	X
421420	Office equipment whse	190	127 134	.1	X
42143	Computer & computer peripheral equipment & software whse	29	6 410	Z	28.8
421430	Computer & computer peripheral equipment & software whse	29	6 410	Z	28.8
4214301	Computer & peripheral equipment whse	26	6 213	Z	34.6
42143011	Computers & peripheral equipment for resale	12	4 968	Z	X
42143012	Computers & peripheral equipment for end use	14	1 245	Z	2.8
42144	Other commercial equipment whse	75	18 536	Z	X
421440	Other commercial equipment whse	75	18 536	Z	X
4214401	Restaurant & hotel equipment & supplies whse	73	18 401	Z	X
42145	Medical, dental, & hospital equipment & supplies whse	151	83 386	.1	2.5
421450	Medical, dental, & hospital equipment & supplies whse	151	83 386	.1	2.5
4214501	Surgical, medical, & hospital supplies whse	148	82 442	.1	2.4
42149	Other professional equipment & supplies whse	108	174 560	.2	1.9
421490	Other professional equipment & supplies whse	108	174 560	.2	1.9
4214902	Other professional equipment & supplies whse	108	174 560	.2	1.9
4215	Metal & mineral (except petroleum) whse	298	754 030	.7	4.8
42151	Metal service centers & offices	260	643 370	.6	3.1
421510	Metal service centers & offices	260	643 370	.6	3.1
4215101	Ferrous metal service centers & sales offices	206	595 648	.6	1.7
42151011	Ferrous metal service centers	168	549 570	.5	1.3
42151012	Ferrous metal sales offices	38	46 078	Z	13.2
4215102	Nonferrous metal service centers & sales offices	54	47 722	Z	7.3
42151021	Nonferrous metal service centers	33	25 501	Z	2.8
42151022	Nonferrous metal sales offices	21	22 221	Z	28.4
42152	Coal & other mineral & ore whse	38	110 660	.1	12.0
421520	Coal & other mineral & ore whse	38	110 660	.1	12.0
4215202	Other mineral & ore whse	36	91 698	.1	X
4216	Electrical goods whse	286	264 246	.3	31.6
42161	Electrical apparatus & equip, wiring supp, & const material whse	207	83 427	.1	58.0
421610	Electrical apparatus & equip, wiring supp, & const material whse	207	83 427	.1	58.0
42162	Electrical appliance, television & radio set whse	19	4 987	Z	29.1
421620	Electrical appliance, television & radio set whse	19	4 987	Z	29.1
42169	Other electronic parts & equipment whse	60	175 832	.2	7.2
421690	Other electronic parts & equipment whse	60	175 832	.2	7.2
4216902	Electronic parts (excluding communications equipment) whse	58	175 683	.2	7.0
4217	Hardware, & plumbing & heating equipment & supplies whse	1 019	264 532	.3	1.6
42171	Hardware whse	438	145 719	.1	2.2
421710	Hardware whse	438	145 719	.1	2.2
42172	Plumbing & heating equipment & supplies (hydronics) whse	251	94 544	.1	.7
421720	Plumbing & heating equipment & supplies (hydronics) whse	251	94 544	.1	.7
42173	Warm air heating & air-conditioning equipment & supplies whse	231	16 560	Z	1.1
421730	Warm air heating & air-conditioning equipment & supplies whse	231	16 560	Z	1.1
42174	Refrigeration equipment & supplies whse	99	7 709	Z	X
421740	Refrigeration equipment & supplies whse	99	7 709	Z	X

See footnotes at end of table.

Table 2. All Types of Operation by Broad Commodity Line and Kind of Business: 1997—Con.

[Includes only establishments with payroll. For meaning of abbreviations and symbols, see introductory text. For explanation of terms, see Appendix A]

CL code and NAICS code	Commodity line and kind of business	Establishments (number)	Sales (\$1,000)	Percent of sales accounted for by kind of business ¹	Coverage in percents
5330	Chemicals and allied products (excluding agricultural, plastics, gases, and petroleum)—Con.				
421	Wholesale trade, durable goods—Con.				
4218	Machinery, equipment, & supplies whsle	2 756	1 732 339	1.7	18.1
42181	Construction & mining (except petroleum) machinery & equip whsle	23	2 168	Z	X
421810	Construction & mining (except petroleum) machinery & equip whsle	23	2 168	Z	X
42182	Farm & garden machinery & equipment whsle	133	39 199	Z	X
421820	Farm & garden machinery & equipment whsle	133	39 199	Z	X
4218201	Farm machinery & equipment—farm dealers	63	12 890	Z	X
4218202	Farm machinery & equipment—whsle distributors	42	15 663	Z	X
4218203	Lawn & garden machinery & equipment whsle	28	10 646	Z	X
42183	Industrial machinery & equipment whsle	973	328 194	.3	3.3
421830	Industrial machinery & equipment whsle	973	328 194	.3	3.3
4218301	Food-processing machinery & equipment whsle	27	18 490	Z	5.3
4218302	Hydraulic & pneumatic (fluid-power) machinery & equipment whsle	110	19 553	Z	X
42183021	Hydraulic & pneumatic pumps & motors whsle	73	15 936	Z	X
42183022	Hydraulic & pneumatic parts, accessories, & supplies whsle	37	3 617	Z	X
4218303	General-purpose industrial machinery & equipment whsle	402	164 928	.2	4.0
4218304	Metalworking machinery & equipment whsle	155	33 793	Z	X
4218305	Materials handling equipment whsle	25	3 816	Z	X
4218306	Oilwell, oil refinery, & pipeline mach, equip, & supplies whsle	40	17 931	Z	X
4218307	Other industrial machinery & equipment whsle	214	69 683	.1	7.2
42184	Industrial supplies whsle	695	434 248	.4	8.6
421840	Industrial supplies whsle	695	434 248	.4	8.6
4218401	General-line industrial supplies whsle	263	42 183	Z	5.1
4218402	Mechanical power transmission supplies whsle	25	4 156	Z	X
4218403	Welding supplies whsle	84	33 909	Z	X
4218404	Industrial containers & supplies whsle	37	22 348	Z	4.5
4218405	Industrial valves & fittings (except fluid-power) whsle	12	11 993	Z	X
4218406	Other industrial supplies whsle	274	319 659	.3	5.5
42185	Service establishment equipment & supplies whsle	925	920 804	.9	35.4
421850	Service establishment equipment & supplies whsle	925	920 804	.9	35.4
4218502	Custodial, janitors' equipment & supplies whsle	638	307 842	.3	X
4218503	Laundry & dry-cleaning equipment & supplies whsle	148	588 298	.6	X
4218504	Other service establishment equipment & supplies whsle	137	23 278	Z	5.2
42186	Transportation equipment & supplies (exc motor vehicle) whsle	7	7 726	Z	X
421860	Transportation equipment & supplies (exc motor vehicle) whsle	7	7 726	Z	X
4219	Miscellaneous durable goods whsle	1 286	2 186 987	2.2	.6
42191	Sporting & recreational goods & supplies whsle	69	48 350	Z	8.8
421910	Sporting & recreational goods & supplies whsle	69	48 350	Z	8.8
42193	Recyclable material whsle	33	5 730	Z	19.4
421930	Recyclable material whsle	33	5 730	Z	19.4
4219302	Recyclable paper & paperboard whsle	15	2 461	Z	5.7
4219303	Other recyclable material whsle	18	3 269	Z	44.9
42199	Other miscellaneous durable goods whsle	1 179	2 131 667	2.1	.3
421990	Other miscellaneous durable goods whsle	1 179	2 131 667	2.1	.3
4219902	Forest products (except lumber) whsle	23	12 877	Z	X
4219903	General merchandise (durable goods) whsle	1 122	2 116 772	2.1	.1
4219905	Fire extinguishers & fire safety equipment whsle	20	1 858	Z	X
4219906	Other durable goods whsle	11	59	Z	X
422	Wholesale trade, nondurable goods	16 882	95 061 801	93.8	25.0
4221	Paper & paper product whsle	1 031	641 967	.6	8.2
42211	Printing & writing paper whsle	146	40 533	Z	.2
422110	Printing & writing paper whsle	146	40 533	Z	.2
42212	Stationery & office supplies whsle	42	6 380	Z	1.3
422120	Stationery & office supplies whsle	42	6 380	Z	1.3
42213	Industrial & personal service paper whsle	843	595 054	.6	10.1
422130	Industrial & personal service paper whsle	843	595 054	.6	10.1
4222	Drugs, & druggists' sundries whsle	170	216 831	.2	11.5
42221	Drugs, & druggists' sundries whsle	170	216 831	.2	11.5
422210	Drugs, & druggists' sundries whsle	170	216 831	.2	11.5
4222101	General-line drugs whsle	107	144 477	.1	20.4
4222102	Specialty-line drug, pharmaceutical, cosmetic, & toiletries whsle	63	72 354	.1	4.5
4223	Apparel, piece goods, & notions whsle	46	116 021	.1	23.6
42231	Piece goods, notions, & other dry goods whsle	34	83 619	.1	X
422310	Piece goods, notions, & other dry goods whsle	34	83 619	.1	X
4223101	Piece goods—jobbers	31	83 170	.1	X
42232	Men's & boys' clothing & furnishings whsle	6	4 617	Z	X
422320	Men's & boys' clothing & furnishings whsle	6	4 617	Z	X
42233	Women's, children's, & infants' clothing & accessories whsle	6	27 785	Z	X
422330	Women's, children's, & infants' clothing & accessories whsle	6	27 785	Z	X
4224	Grocery & related products whsle	1 795	2 590 636	2.6	.8
42241	General-line grocery whsle	1 242	2 102 617	2.1	.8
422410	General-line grocery whsle	1 242	2 102 617	2.1	.8
4224101	General-line grocery whsle, voluntary group	53	129 178	.1	X
4224102	General-line grocery whsle, retail cooperative	117	66 062	.1	14.3
4224103	Other general-line grocery whsle	1 072	1 907 377	1.9	.1
42242	Packaged frozen food whsle	212	254 151	.3	X
422420	Packaged frozen food whsle	212	254 151	.3	X
42243	Dairy products, (except dried or canned) whsle	19	2 518	Z	X
422430	Dairy products, (except dried or canned) whsle	19	2 518	Z	X
4224302	Dairy product (except raw milk) whsle	19	2 518	Z	X
42245	Confectionery whsle	7	134	Z	5.4
422450	Confectionery whsle	7	134	Z	5.4
42247	Meat & meat product whsle	46	9 011	Z	1.1
422470	Meat & meat product whsle	46	9 011	Z	1.1
42248	Fresh fruit & vegetable whsle	8	403	Z	5.7
422480	Fresh fruit & vegetable whsle	8	403	Z	5.7

See footnotes at end of table.

Table 2. All Types of Operation by Broad Commodity Line and Kind of Business: 1997—Con.

[Includes only establishments with payroll. For meaning of abbreviations and symbols, see introductory text. For explanation of terms, see Appendix A]

CL code and NAICS code	Commodity line and kind of business	Establishments (number)	Sales (\$1,000)	Percent of sales accounted for by kind of business ¹	Coverage in percents
5330	Chemicals and allied products (excluding agricultural, plastics, gases, and petroleum)—Con.				
422	Wholesale trade, nondurable goods—Con.				
4224	Grocery & related products whsle—Con.				
42249	Other grocery & related products whsle	255	216 447	.2	2.6
422490	Other grocery & related products whsle	255	216 447	.2	2.6
4224901	Coffee, tea, & spice whsle	8	508	Z	X
4224902	Bread & baked goods whsle	6	2 278	Z	X
4224903	Soft drinks whsle	21	8 874	Z	13.4
4224904	Canned goods whsle	38	39 770	Z	X
4224905	Food & beverage basic materials whsle	17	33 278	Z	X
4224906	Other grocery specialties whsle	165	131 739	.1	3.0
4225	Farm-product raw material whsle	1 260	1 146 426	1.1	X
42251	Grain & field bean whsle	1 227	1 095 065	1.1	X
422510	Grain & field bean whsle	1 227	1 095 065	1.1	X
42259	Other farm product raw material whsle	29	46 279	Z	1.2
422590	Other farm product raw material whsle	29	46 279	Z	1.2
4225904	Cotton whsle	9	15 600	Z	X
4225905	Other farm-product raw material whsle	15	5 454	Z	X
4226	Chemical & allied products whsle	10 939	84 690 669	83.6	53.7
42261	Plastics materials & basic forms & shapes whsle	413	692 893	.7	69.5
422610	Plastics materials & basic forms & shapes whsle	413	692 893	.7	69.5
42269	Other chemical & allied products whsle	10 526	83 997 776	82.9	52.3
422690	Other chemical & allied products whsle	10 526	83 997 776	82.9	52.3
4226901	Industrial gases (except LP) whsle	61	18 835	Z	X
4226902	Other chemical & allied products whsle	10 465	83 978 941	82.9	52.6
4227	Petroleum & petroleum products whsle	774	1 576 706	1.6	16.6
42271	Petroleum bulk stations & terminals	456	995 570	1.0	19.2
422710	Petroleum bulk stations & terminals	456	995 570	1.0	19.2
4227101	Petroleum bulk stations & terminals (except LP)	452	464 465	.5	24.4
42271011	Petroleum bulk stations (except LP)	424	292 842	.3	6.0
42271012	Petroleum bulk terminals (except LP)	28	171 623	.2	52.4
42272	Petroleum & petroleum prod whsle (exc bulk stations & terminals)	318	581 136	.6	X
422720	Petroleum & petroleum prod whsle (exc bulk stations & terminals)	318	581 136	.6	X
4229	Miscellaneous nondurable goods whsle	865	4 082 153	4.0	1.6
42291	Farm supplies whsle	128	546 402	.5	.3
422910	Farm supplies whsle	128	546 402	.5	.3
4229101	Farm supplies—farm dealers	23	9 055	Z	X
4229102	Farm supplies—whsle distributors	105	537 347	.5	.4
42293	Flower, nursery stock, & florists' supplies whsle	9	832	Z	X
422930	Flower, nursery stock, & florists' supplies whsle	9	832	Z	X
42294	Tobacco & tobacco product whsle	11	4 059	Z	3.2
422940	Tobacco & tobacco product whsle	11	4 059	Z	3.2
42295	Paint, varnish, & supplies whsle	125	60 309	.1	39.8
422950	Paint, varnish, & supplies whsle	125	60 309	.1	39.8
4229501	Paint, varnish, & supplies whsle	125	60 309	.1	39.8
42299	Other miscellaneous nondurable goods whsle	590	3 469 715	3.4	.4
422990	Other miscellaneous nondurable goods whsle	590	3 469 715	3.4	.4
4229901	Art goods whsle	12	651	Z	X
4229902	General merchandise (nondurable goods) whsle	497	3 453 987	3.4	.3
4229904	Other nondurable goods whsle	76	12 492	Z	9.2
5400	Petroleum products	14 256	206 024 920	100.0	60.4
421	Wholesale trade, durable goods	2 056	1 133 208	.6	3.0
4211	Motor vehicle & motor vehicle parts & supplies whsle	1 002	177 860	.1	3.6
42111	Automobile & other motor vehicle whsle	145	17 463	Z	.2
421110	Automobile & other motor vehicle whsle	145	17 463	Z	.2
4211101	Automobile & motorcycle whsle	21	2 147	Z	.4
4211103	Light truck & van (14,000 lb or less) whsle	7	740	Z	X
4211104	Medium truck & tractor (14,001 lb to 26,000 lb) whsle	18	2 587	Z	X
4211105	Heavy truck & tractor (over 26,000 lb) whsle	95	11 584	Z	X
42112	Motor vehicle supplies & new parts whsle	676	131 318	.1	5.6
421120	Motor vehicle supplies & new parts whsle	676	131 318	.1	5.6
4211201	Motor vehicle supplies & new parts—warehouse distributors	189	67 315	Z	1.3
4211202	Motor vehicle supplies & new parts—jobbers	481	57 407	Z	9.0
4211203	Petroleum products marketing equipment whsle	6	6 596	Z	X
42113	Tire & tube whsle	50	24 191	Z	18.4
421130	Tire & tube whsle	50	24 191	Z	18.4
42114	Motor vehicle parts, (used) whsle	131	4 888	Z	7.4
421140	Motor vehicle parts, (used) whsle	131	4 888	Z	7.4
4213	Lumber & other construction materials whsle	11	1 201	Z	X
42139	Other construction materials whsle	8	127	Z	X
421390	Other construction materials whsle	8	127	Z	X
4213902	Other construction materials whsle	8	127	Z	X
4215	Metal & mineral (except petroleum) whsle	49	70 596	Z	X
42151	Metal service centers & offices	36	49 975	Z	X
421510	Metal service centers & offices	36	49 975	Z	X
4215101	Ferrous metal service centers & sales offices	34	34 068	Z	X
42151011	Ferrous metal service centers	30	27 767	Z	X
42152	Coal & other mineral & ore whsle	13	20 621	Z	X
421520	Coal & other mineral & ore whsle	13	20 621	Z	X
4215202	Other mineral & ore whsle	10	15 026	Z	X
4217	Hardware, & plumbing & heating equipment & supplies whsle	42	13 105	Z	.2
42171	Hardware whsle	40	12 440	Z	.3
421710	Hardware whsle	40	12 440	Z	.3

See footnotes at end of table.

Table 2. All Types of Operation by Broad Commodity Line and Kind of Business: 1997—Con.

[Includes only establishments with payroll. For meaning of abbreviations and symbols, see introductory text. For explanation of terms, see Appendix A]

CL code and NAICS code	Commodity line and kind of business	Establishments (number)	Sales (\$1,000)	Percent of sales accounted for by kind of business ¹	Coverage in percents
5400	Petroleum products—Con.				
421	Wholesale trade, durable goods—Con.				
4218	Machinery, equipment, & supplies whsle	681	193 738	.1	11.3
42181	Construction & mining (except petroleum) machinery & equip whsle	82	19 950	Z	X
421810	Construction & mining (except petroleum) machinery & equip whsle	82	19 950	Z	X
42182	Farm & garden machinery & equipment whsle	444	31 841	Z	.8
421820	Farm & garden machinery & equipment whsle	444	31 841	Z	.8
4218201	Farm machinery & equipment—farm dealers	398	27 480	Z	.9
4218202	Farm machinery & equipment—whsle distributors	44	2 837	Z	.3
42183	Industrial machinery & equipment whsle	69	80 659	Z	38.7
421830	Industrial machinery & equipment whsle	69	80 659	Z	38.7
4218303	General-purpose industrial machinery & equipment whsle	40	41 804	Z	47.8
4218306	Oilwell, oil refinery, & pipeline mach, equip, & supplies whsle	16	12 967	Z	37.0
42184	Industrial supplies whsle	23	5 691	Z	6.3
421840	Industrial supplies whsle	23	5 691	Z	6.3
4218401	General-line industrial supplies whsle	6	1 022	Z	47.7
4218406	Other industrial supplies whsle	13	3 702	Z	.3
42185	Service establishment equipment & supplies whsle	10	2 172	Z	X
421850	Service establishment equipment & supplies whsle	10	2 172	Z	X
42186	Transportation equipment & supplies (exc motor vehicle) whsle	53	53 425	Z	12.2
421860	Transportation equipment & supplies (exc motor vehicle) whsle	53	53 425	Z	12.2
4218601	Aircraft & aeronautical equipment & supplies whsle	37	51 789	Z	13.1
4218602	Marine machinery, equipment, & supplies whsle	16	1 636	Z	X
4219	Miscellaneous durable goods whsle	266	676 584	.3	.2
42191	Sporting & recreational goods & supplies whsle	6	4 069	Z	33.8
421910	Sporting & recreational goods & supplies whsle	6	4 069	Z	33.8
42199	Other miscellaneous durable goods whsle	257	671 754	.3	X
421990	Other miscellaneous durable goods whsle	257	671 754	.3	X
4219903	General merchandise (durable goods) whsle	249	668 717	.3	X
422	Wholesale trade, nondurable goods	12 200	204 891 712	99.5	66.0
4221	Paper & paper product whsle	49	288 001	.1	2.7
42213	Industrial & personal service paper whsle	48	287 995	.1	2.6
422130	Industrial & personal service paper whsle	48	287 995	.1	2.6
4223	Apparel, piece goods, & notions whsle	7	1 505	Z	X
4224	Grocery & related products whsle	71	28 260	Z	1.0
42246	Fish & seafood whsle	48	18 438	Z	X
422460	Fish & seafood whsle	48	18 438	Z	X
42249	Other grocery & related products whsle	17	3 134	Z	8.4
422490	Other grocery & related products whsle	17	3 134	Z	8.4
4224904	Canned goods whsle	7	1 388	Z	X
4224906	Other grocery specialties whsle	10	1 746	Z	16.2
4225	Farm-product raw material whsle	758	529 691	.3	1.2
42251	Grain & field bean whsle	740	522 427	.3	1.1
422510	Grain & field bean whsle	740	522 427	.3	1.1
42259	Other farm product raw material whsle	15	7 242	Z	X
422590	Other farm product raw material whsle	15	7 242	Z	X
4225905	Other farm-product raw material whsle	9	6 104	Z	X
4226	Chemical & allied products whsle	664	861 640	.4	1.1
42261	Plastics materials & basic forms & shapes whsle	22	32 239	Z	X
422610	Plastics materials & basic forms & shapes whsle	22	32 239	Z	X
42269	Other chemical & allied products whsle	642	829 401	.4	1.2
422690	Other chemical & allied products whsle	642	829 401	.4	1.2
4226902	Other chemical & allied products whsle	641	829 265	.4	1.3
4227	Petroleum & petroleum products whsle	10 293	202 862 525	98.5	73.0
42271	Petroleum bulk stations & terminals	7 193	134 778 041	65.4	80.6
422710	Petroleum bulk stations & terminals	7 193	134 778 041	65.4	80.6
4227101	Petroleum bulk stations & terminals (except LP)	7 164	134 339 953	65.2	80.8
42271011	Petroleum bulk stations (except LP)	5 983	47 519 186	23.1	70.9
42271012	Petroleum bulk terminals (except LP)	1 181	86 820 767	42.1	85.1
4227102	Liquefied petroleum bulk stations & terminals	29	438 088	.2	X
42272	Petroleum & petroleum prod whsle (exc bulk stations & terminals)	3 100	68 084 484	33.0	X
422720	Petroleum & petroleum prod whsle (exc bulk stations & terminals)	3 100	68 084 484	33.0	X
4229	Miscellaneous nondurable goods whsle	355	319 560	.2	3.2
42291	Farm supplies whsle	260	212 692	.1	8.5
422910	Farm supplies whsle	260	212 692	.1	8.5
4229101	Farm supplies—farm dealers	228	75 317	Z	22.6
4229102	Farm supplies—whsle distributors	32	137 375	.1	.3
42295	Paint, varnish, & supplies whsle	15	2 173	Z	X
422950	Paint, varnish, & supplies whsle	15	2 173	Z	X
4229501	Paint, varnish, & supplies whsle	15	2 173	Z	X
42299	Other miscellaneous nondurable goods whsle	75	104 419	.1	X
422990	Other miscellaneous nondurable goods whsle	75	104 419	.1	X
4229901	Art goods whsle	7	468	Z	X
4229902	General merchandise (nondurable goods) whsle	33	99 651	Z	X
4229904	Other nondurable goods whsle	35	4 300	Z	X

See footnotes at end of table.

Table 2. All Types of Operation by Broad Commodity Line and Kind of Business: 1997—Con.

[Includes only establishments with payroll. For meaning of abbreviations and symbols, see introductory text. For explanation of terms, see Appendix A]

CL code and NAICS code	Commodity line and kind of business	Establishments (number)	Sales (\$1,000)	Percent of sales accounted for by kind of business ¹	Coverage in percents
5420	Liquefied petroleum gases (excluding natural gas)	1 680	8 593 290	100.0	X
421	Wholesale trade, durable goods	118	322 514	3.8	X
4218	Machinery, equipment, & supplies whsle	41	10 448	.1	X
42184	Industrial supplies whsle	35	6 552	.1	X
421840	Industrial supplies whsle	35	6 552	.1	X
4218403	Welding supplies whsle	33	6 073	.1	X
4219	Miscellaneous durable goods whsle	69	299 896	3.5	X
42199	Other miscellaneous durable goods whsle	69	299 896	3.5	X
421990	Other miscellaneous durable goods whsle	69	299 896	3.5	X
4219903	General merchandise (durable goods) whsle	67	299 729	3.5	X
422	Wholesale trade, nondurable goods	1 562	8 270 776	96.2	X
4225	Farm-product raw material whsle	38	12 063	.1	X
42251	Grain & field bean whsle	33	11 667	.1	X
422510	Grain & field bean whsle	33	11 667	.1	X
4226	Chemical & allied products whsle	74	22 530	.3	X
42269	Other chemical & allied products whsle	73	17 803	.2	X
422690	Other chemical & allied products whsle	73	17 803	.2	X
4226901	Industrial gases (except LP) whsle	40	5 518	.1	X
4226902	Other chemical & allied products whsle	33	12 285	.1	X
4227	Petroleum & petroleum products whsle	1 359	8 197 073	95.4	X
42271	Petroleum bulk stations & terminals	1 090	5 237 746	61.0	X
422710	Petroleum bulk stations & terminals	1 090	5 237 746	61.0	X
4227101	Petroleum bulk stations & terminals (except LP)	671	902 763	10.5	X
42271011	Petroleum bulk stations (except LP)	603	392 639	4.6	X
42271012	Petroleum bulk terminals (except LP)	68	510 124	5.9	X
4227102	Liquefied petroleum bulk stations & terminals	419	4 334 983	50.4	X
42272	Petroleum & petroleum prod whsle (exc bulk stations & terminals)	269	2 959 327	34.4	X
422720	Petroleum & petroleum prod whsle (exc bulk stations & terminals)	269	2 959 327	34.4	X
4229	Miscellaneous nondurable goods whsle	91	39 110	.5	X
42291	Farm supplies whsle	77	37 443	.4	X
422910	Farm supplies whsle	77	37 443	.4	X
4229101	Farm supplies—farm dealers	63	13 582	.2	X
4229102	Farm supplies—whsle distributors	14	23 861	.3	X
42299	Other miscellaneous nondurable goods whsle	14	1 667	Z	X
422990	Other miscellaneous nondurable goods whsle	14	1 667	Z	X
4229904	Other nondurable goods whsle	14	1 667	Z	X
5500	Crude oil	358	47 172 096	100.0	X
421	Wholesale trade, durable goods	17	312	Z	X
4219	Miscellaneous durable goods whsle	11	24	Z	X
42199	Other miscellaneous durable goods whsle	11	24	Z	X
421990	Other miscellaneous durable goods whsle	11	24	Z	X
4219903	General merchandise (durable goods) whsle	11	24	Z	X
422	Wholesale trade, nondurable goods	341	47 171 784	100.0	X
4227	Petroleum & petroleum products whsle	312	43 012 328	91.2	X
42271	Petroleum bulk stations & terminals	146	30 479 739	64.6	X
422710	Petroleum bulk stations & terminals	146	30 479 739	64.6	X
4227101	Petroleum bulk stations & terminals (except LP)	144	30 479 216	64.6	X
42271011	Petroleum bulk stations (except LP)	65	1 172 443	2.5	X
42271012	Petroleum bulk terminals (except LP)	79	29 306 773	62.1	X
42272	Petroleum & petroleum prod whsle (exc bulk stations & terminals)	166	12 532 589	26.6	X
422720	Petroleum & petroleum prod whsle (exc bulk stations & terminals)	166	12 532 589	26.6	X
4229	Miscellaneous nondurable goods whsle	25	4 157 775	8.8	X
42299	Other miscellaneous nondurable goods whsle	25	4 157 775	8.8	X
422990	Other miscellaneous nondurable goods whsle	25	4 157 775	8.8	X
4229902	General merchandise (nondurable goods) whsle	25	4 157 775	8.8	X
5520	Other petroleum products (including asphalt, road oil, wax, etc.)	716	4 335 267	100.0	X
422	Wholesale trade, nondurable goods	712	4 332 389	99.9	X
4226	Chemical & allied products whsle	7	64 673	1.5	X
42269	Other chemical & allied products whsle	7	64 673	1.5	X
422690	Other chemical & allied products whsle	7	64 673	1.5	X
4226902	Other chemical & allied products whsle	7	64 673	1.5	X
4227	Petroleum & petroleum products whsle	700	4 263 550	98.3	X
42271	Petroleum bulk stations & terminals	260	687 190	15.9	X
422710	Petroleum bulk stations & terminals	260	687 190	15.9	X
4227101	Petroleum bulk stations & terminals (except LP)	260	687 190	15.9	X
42271011	Petroleum bulk stations (except LP)	214	59 158	1.4	X
42271012	Petroleum bulk terminals (except LP)	46	628 032	14.5	X
42272	Petroleum & petroleum prod whsle (exc bulk stations & terminals)	440	3 576 360	82.5	X
422720	Petroleum & petroleum prod whsle (exc bulk stations & terminals)	440	3 576 360	82.5	X
5600	Beer and ale	4 407	34 757 363	100.0	X
421	Wholesale trade, durable goods	6	1 522	Z	X

See footnotes at end of table.

Table 2. All Types of Operation by Broad Commodity Line and Kind of Business: 1997—Con.

[Includes only establishments with payroll. For meaning of abbreviations and symbols, see introductory text. For explanation of terms, see Appendix A]

CL code and NAICS code	Commodity line and kind of business	Establishments (number)	Sales (\$1,000)	Percent of sales accounted for by kind of business ¹	Coverage in percents
5600	Beer and ale—Con.				
422	Wholesale trade, nondurable goods	4 401	34 755 841	100.0	X
4224	Grocery & related products whsle	700	327 084	.9	X
42241	General-line grocery whsle	506	75 530	.2	X
422410	General-line grocery whsle	506	75 530	.2	X
4224103	Other general-line grocery whsle	500	61 149	.2	X
42242	Packaged frozen food whsle	7	453	Z	X
422420	Packaged frozen food whsle	7	453	Z	X
42247	Meat & meat product whsle	13	2 610	Z	X
422470	Meat & meat product whsle	13	2 610	Z	X
42249	Other grocery & related products whsle	165	247 484	.7	X
422490	Other grocery & related products whsle	165	247 484	.7	X
4224903	Soft drinks whsle	104	190 373	.5	X
4224904	Canned goods whsle	17	16 713	Z	X
4224905	Food & beverage basic materials whsle	22	2 485	Z	X
4224906	Other grocery specialties whsle	16	37 839	.1	X
4228	Beer, wine, & distilled alcoholic beverage whsle	3 648	34 396 098	99.0	X
42281	Beer & ale whsle	3 013	33 214 854	95.6	X
422810	Beer & ale whsle	3 013	33 214 854	95.6	X
42282	Wine & distilled alcoholic beverage whsle	635	1 181 244	3.4	X
422820	Wine & distilled alcoholic beverage whsle	635	1 181 244	3.4	X
4228201	Wine & distilled alcoholic bev (licensed operation) whsle	635	1 181 244	3.4	X
4229	Miscellaneous nondurable goods whsle	44	25 884	.1	X
42294	Tobacco & tobacco product whsle	30	24 792	.1	X
422940	Tobacco & tobacco product whsle	30	24 792	.1	X
42299	Other miscellaneous nondurable goods whsle	14	1 092	Z	X
422990	Other miscellaneous nondurable goods whsle	14	1 092	Z	X
4229902	General merchandise (nondurable goods) whsle	11	520	Z	X
5700	Wines and distilled alcoholic beverages	3 236	34 406 230	100.0	58.3
421	Wholesale trade, durable goods	18	4 471	Z	29.6
4218	Machinery, equipment, & supplies whsle	7	104	Z	X
42184	Industrial supplies whsle	7	104	Z	X
421840	Industrial supplies whsle	7	104	Z	X
4218404	Industrial containers & supplies whsle	7	104	Z	X
4219	Miscellaneous durable goods whsle	9	4 031	Z	36.1
42199	Other miscellaneous durable goods whsle	6	3 909	Z	62.0
421990	Other miscellaneous durable goods whsle	6	3 909	Z	62.0
4219906	Other durable goods whsle	6	3 909	Z	49.1
422	Wholesale trade, nondurable goods	3 218	34 401 759	100.0	59.5
4224	Grocery & related products whsle	711	237 539	.7	1.3
42241	General-line grocery whsle	527	51 393	.1	X
422410	General-line grocery whsle	527	51 393	.1	X
4224103	Other general-line grocery whsle	525	51 295	.1	X
42242	Packaged frozen food whsle	41	56 400	.2	X
422420	Packaged frozen food whsle	41	56 400	.2	X
42247	Meat & meat product whsle	14	20 197	.1	X
422470	Meat & meat product whsle	14	20 197	.1	X
42248	Fresh fruit & vegetable whsle	7	9 464	Z	X
422480	Fresh fruit & vegetable whsle	7	9 464	Z	X
42249	Other grocery & related products whsle	114	95 979	.3	2.3
422490	Other grocery & related products whsle	114	95 979	.3	2.3
4224903	Soft drinks whsle	44	28 138	.1	29.1
4224904	Canned goods whsle	10	6 166	Z	X
4224905	Food & beverage basic materials whsle	19	6 615	Z	X
4224906	Other grocery specialties whsle	41	61 060	.2	.2
4228	Beer, wine, & distilled alcoholic beverage whsle	2 445	34 085 342	99.1	X
42281	Beer & ale whsle	608	963 693	2.8	X
422810	Beer & ale whsle	608	963 693	2.8	X
42282	Wine & distilled alcoholic beverage whsle	1 837	33 121 649	96.3	71.1
422820	Wine & distilled alcoholic beverage whsle	1 837	33 121 649	96.3	71.1
4228201	Wine & distilled alcoholic bev (licensed operation) whsle	1 715	32 742 288	95.2	X
4228202	Wine & distilled alcoholic beverage (State operated) whsle	122	379 361	1.1	88.1
4229	Miscellaneous nondurable goods whsle	45	41 666	.1	9.6
42294	Tobacco & tobacco product whsle	25	32 779	.1	4.0
422940	Tobacco & tobacco product whsle	25	32 779	.1	4.0
42299	Other miscellaneous nondurable goods whsle	19	1 431	Z	X
422990	Other miscellaneous nondurable goods whsle	19	1 431	Z	X
4229902	General merchandise (nondurable goods) whsle	11	1 067	Z	X
4229904	Other nondurable goods whsle	6	123	Z	X

See footnotes at end of table.

Table 2. All Types of Operation by Broad Commodity Line and Kind of Business: 1997—Con.

[Includes only establishments with payroll. For meaning of abbreviations and symbols, see introductory text. For explanation of terms, see Appendix A]

CL code and NAICS code	Commodity line and kind of business	Establishments (number)	Sales (\$1,000)	Percent of sales accounted for by kind of business ¹	Coverage in percents
5800	Farm supplies	13 668	59 161 451	100.0	34.7
421	Wholesale trade, durable goods	1 892	1 064 371	1.8	6.2
4211	Motor vehicle & motor vehicle parts & supplies whsle	25	20 925	Z	3.6
42112	Motor vehicle supplies & new parts whsle	20	19 953	Z	.8
421120	Motor vehicle supplies & new parts whsle	20	19 953	Z	.8
4211202	Motor vehicle supplies & new parts—jobbers	20	19 953	Z	.9
4212	Furniture & home furnishings whsle	24	87 564	.1	1.4
42122	Home furnishings whsle	19	82 591	.1	1.4
421220	Home furnishings whsle	19	82 591	.1	1.4
4212204	Other home furnishings whsle	14	3 841	Z	18.7
4213	Lumber & other construction materials whsle	26	18 189	Z	41.8
42131	Lumber, plywood, millwork, & wood panel whsle	7	793	Z	X
421310	Lumber, plywood, millwork, & wood panel whsle	7	793	Z	X
42133	Roofing, siding, & insulation material whsle	8	8 278	Z	X
421330	Roofing, siding, & insulation material whsle	8	8 278	Z	X
4213301	Roofing, siding, & insulation material whsle	8	8 278	Z	X
42139	Other construction materials whsle	11	9 118	Z	41.0
421390	Other construction materials whsle	11	9 118	Z	41.0
4213902	Other construction materials whsle	11	9 118	Z	37.5
4214	Professional & commercial equipment & supplies whsle	25	26 371	Z	X
42144	Other commercial equipment whsle	8	431	Z	X
421440	Other commercial equipment whsle	8	431	Z	X
4214401	Restaurant & hotel equipment & supplies whsle	8	431	Z	X
42149	Other professional equipment & supplies whsle	15	25 190	Z	X
421490	Other professional equipment & supplies whsle	15	25 190	Z	X
4214902	Other professional equipment & supplies whsle	13	13 901	Z	X
4215	Metal & mineral (except petroleum) whsle	14	114 553	.2	3.2
42151	Metal service centers & offices	11	12 563	Z	65.5
421510	Metal service centers & offices	11	12 563	Z	65.5
4215101	Ferrous metal service centers & sales offices	11	12 563	Z	65.9
42151011	Ferrous metal service centers	8	744	Z	X
4217	Hardware, & plumbing & heating equipment & supplies whsle	100	73 368	.1	6.8
42171	Hardware whsle	78	71 926	.1	6.8
421710	Hardware whsle	78	71 926	.1	6.8
42172	Plumbing & heating equipment & supplies (hydronics) whsle	19	1 407	Z	14.8
421720	Plumbing & heating equipment & supplies (hydronics) whsle	19	1 407	Z	14.8
4218	Machinery, equipment, & supplies whsle	1 492	551 546	.9	3.6
42181	Construction & mining (except petroleum) machinery & equip whsle	11	3 576	Z	9.9
421810	Construction & mining (except petroleum) machinery & equip whsle	11	3 576	Z	9.9
42182	Farm & garden machinery & equipment whsle	1 417	516 579	.9	3.4
421820	Farm & garden machinery & equipment whsle	1 417	516 579	.9	3.4
4218201	Farm machinery & equipment—farm dealers	1 294	440 822	.7	1.2
4218202	Farm machinery & equipment—whsle distributors	105	46 768	.1	14.6
4218203	Lawn & garden machinery & equipment whsle	18	28 989	Z	54.4
42183	Industrial machinery & equipment whsle	39	9 378	Z	3.8
421830	Industrial machinery & equipment whsle	39	9 378	Z	3.8
4218303	General-purpose industrial machinery & equipment whsle	29	8 856	Z	4.4
4218307	Other industrial machinery & equipment whsle	6	114	Z	X
42184	Industrial supplies whsle	20	21 061	Z	35.2
421840	Industrial supplies whsle	20	21 061	Z	35.2
4218404	Industrial containers & supplies whsle	15	20 930	Z	43.7
4219	Miscellaneous durable goods whsle	183	170 890	.3	11.4
42191	Sporting & recreational goods & supplies whsle	19	6 696	Z	6.6
421910	Sporting & recreational goods & supplies whsle	19	6 696	Z	6.6
42199	Other miscellaneous durable goods whsle	156	163 706	.3	10.2
421990	Other miscellaneous durable goods whsle	156	163 706	.3	10.2
4219902	Forest products (except lumber) whsle	17	89 734	.2	X
4219903	General merchandise (durable goods) whsle	138	73 863	.1	9.6
422	Wholesale trade, nondurable goods	11 776	58 097 080	98.2	37.9
4221	Paper & paper product whsle	16	811	Z	X
42213	Industrial & personal service paper whsle	15	784	Z	X
422130	Industrial & personal service paper whsle	15	784	Z	X
4222	Drugs, & druggists' sundries whsle	121	145 001	.2	37.5
42221	Drugs, & druggists' sundries whsle	121	145 001	.2	37.5
422210	Drugs, & druggists' sundries whsle	121	145 001	.2	37.5
4222101	General-line drugs whsle	66	87 191	.1	51.0
4222102	Specialty-line drug, pharmaceutical, cosmetic, & toiletries whsle	55	57 810	.1	9.3
4223	Apparel, piece goods, & notions whsle	8	522	Z	X
4224	Grocery & related products whsle	203	225 882	.4	17.0
42242	Packaged frozen food whsle	15	55 076	.1	78.0
422420	Packaged frozen food whsle	15	55 076	.1	78.0
42243	Dairy products, (except dried or canned) whsle	50	64 453	.1	2.8
422430	Dairy products, (except dried or canned) whsle	50	64 453	.1	2.8
4224301	Raw milk whsle	35	51 674	.1	X
4224302	Dairy product (except raw milk) whsle	15	12 779	Z	63.5
42244	Poultry & poultry product whsle	8	46 171	.1	67.3
422440	Poultry & poultry product whsle	8	46 171	.1	67.3
4224402	Poultry & poultry product (except live) whsle	7	45 341	.1	69.5
42248	Fresh fruit & vegetable whsle	76	39 386	.1	1.1
422480	Fresh fruit & vegetable whsle	76	39 386	.1	1.1
42249	Other grocery & related products whsle	42	18 486	Z	42.6
422490	Other grocery & related products whsle	42	18 486	Z	42.6
4224906	Other grocery specialties whsle	37	18 187	Z	42.9

See footnotes at end of table.

Table 2. All Types of Operation by Broad Commodity Line and Kind of Business: 1997—Con.

[Includes only establishments with payroll. For meaning of abbreviations and symbols, see introductory text. For explanation of terms, see Appendix A]

CL code and NAICS code	Commodity line and kind of business	Establishments (number)	Sales (\$1,000)	Percent of sales accounted for by kind of business ¹	Coverage in percents
5800	Farm supplies—Con.				
422	Wholesale trade, nondurable goods—Con.				
4225	Farm-product raw material whsle	3 112	5 334 048	9.0	9.2
42251	Grain & field bean whsle	2 954	5 076 343	8.6	9.9
422510	Grain & field bean whsle	2 954	5 076 343	8.6	9.9
42252	Livestock whsle	82	194 872	.3	2.4
422520	Livestock whsle	82	194 872	.3	2.4
42259	Other farm product raw material whsle	76	62 833	.1	2.4
422590	Other farm product raw material whsle	76	62 833	.1	2.4
4225903	Wool, wool tops, & mohair whsle	17	8 796	Z	X
4225904	Cotton whsle	13	45 255	.1	X
4225905	Other farm-product raw material whsle	42	6 884	Z	8.3
4226	Chemical & allied products whsle	290	212 559	.4	8.3
42261	Plastics materials & basic forms & shapes whsle	16	72 821	.1	X
422610	Plastics materials & basic forms & shapes whsle	16	72 821	.1	X
42269	Other chemical & allied products whsle	274	139 738	.2	9.4
422690	Other chemical & allied products whsle	274	139 738	.2	9.4
4226902	Other chemical & allied products whsle	271	139 731	.2	9.4
4227	Petroleum & petroleum products whsle	358	211 903	.4	11.5
42271	Petroleum bulk stations & terminals	302	194 765	.3	11.8
422710	Petroleum bulk stations & terminals	302	194 765	.3	11.8
4227101	Petroleum bulk stations & terminals (except LP)	290	188 678	.3	11.3
42271011	Petroleum bulk stations (except LP)	282	175 897	.3	8.7
42271012	Petroleum bulk terminals (except LP)	8	12 781	Z	33.4
4227102	Liquefied petroleum bulk stations & terminals	12	6 087	Z	X
42272	Petroleum & petroleum prod whsle (exc bulk stations & terminals)	56	17 138	Z	X
422720	Petroleum & petroleum prod whsle (exc bulk stations & terminals)	56	17 138	Z	X
4229	Miscellaneous nondurable goods whsle	7 665	51 963 956	87.8	57.8
42291	Farm supplies whsle	7 378	50 592 365	85.5	55.3
422910	Farm supplies whsle	7 378	50 592 365	85.5	55.3
4229101	Farm supplies—farm dealers	3 873	12 068 149	20.4	54.8
4229102	Farm supplies—whsle distributors	3 505	38 524 216	65.1	55.5
42293	Flower, nursery stock, & florists' supplies whsle	59	67 126	.1	X
422930	Flower, nursery stock, & florists' supplies whsle	59	67 126	.1	X
42295	Paint, varnish, & supplies whsle	7	6 293	Z	X
422950	Paint, varnish, & supplies whsle	7	6 293	Z	X
4229501	Paint, varnish, & supplies whsle	7	6 293	Z	X
42299	Other miscellaneous nondurable goods whsle	217	1 297 385	2.2	57.1
422990	Other miscellaneous nondurable goods whsle	217	1 297 385	2.2	57.1
4229901	Art goods whsle	7	1 876	Z	X
4229902	General merchandise (nondurable goods) whsle	152	1 249 989	2.1	66.9
4229903	Textile bags, bagging, & burlap whsle	11	10 954	Z	X
4229904	Other nondurable goods whsle	47	34 566	.1	5.2
5900	Tobacco and tobacco products	3 519	45 850 267	100.0	33.6
421	Wholesale trade, durable goods	30	8 085	Z	X
4218	Machinery, equipment, & supplies whsle	6	1 372	Z	X
4219	Miscellaneous durable goods whsle	15	2 844	Z	X
422	Wholesale trade, nondurable goods	3 489	45 842 182	100.0	34.3
4221	Paper & paper product whsle	42	30 601	.1	52.2
42213	Industrial & personal service paper whsle	40	30 588	.1	50.1
422130	Industrial & personal service paper whsle	40	30 588	.1	50.1
4222	Drugs, & druggists' sundries whsle	35	298 207	.7	6.4
42221	Drugs, & druggists' sundries whsle	35	298 207	.7	6.4
422210	Drugs, & druggists' sundries whsle	35	298 207	.7	6.4
4222101	General-line drugs whsle	19	125 677	.3	24.0
4222102	Specialty-line drug, pharmaceutical, cosmetic, & toiletries whsle	16	172 530	.4	X
4224	Grocery & related products whsle	1 500	3 538 930	7.7	5.0
42241	General-line grocery whsle	1 112	2 380 029	5.2	.7
422410	General-line grocery whsle	1 112	2 380 029	5.2	.7
4224101	General-line grocery whsle, voluntary group	112	404 326	.9	X
4224102	General-line grocery whsle, retail cooperative	140	528 620	1.2	X
4224103	Other general-line grocery whsle	860	1 447 083	3.2	1.4
42242	Packaged frozen food whsle	8	1 045	Z	X
422420	Packaged frozen food whsle	8	1 045	Z	X
42245	Confectionery whsle	88	96 495	.2	47.3
422450	Confectionery whsle	88	96 495	.2	47.3
42247	Meat & meat product whsle	12	524	Z	30.8
422470	Meat & meat product whsle	12	524	Z	30.8
42248	Fresh fruit & vegetable whsle	13	370	Z	X
422480	Fresh fruit & vegetable whsle	13	370	Z	X
42249	Other grocery & related products whsle	259	1 057 548	2.3	16.0
422490	Other grocery & related products whsle	259	1 057 548	2.3	16.0
4224902	Bread & baked goods whsle	10	112 899	.2	X
4224903	Soft drinks whsle	66	45 632	.1	6.3
4224904	Canned goods whsle	37	55 511	.1	.9
4224905	Food & beverage basic materials whsle	26	43 453	.1	X
4224906	Other grocery specialties whsle	119	793 993	1.7	24.4
4227	Petroleum & petroleum products whsle	59	43 093	.1	53.0
42271	Petroleum bulk stations & terminals	44	17 636	Z	60.8
422710	Petroleum bulk stations & terminals	44	17 636	Z	60.8
4227101	Petroleum bulk stations & terminals (except LP)	39	17 559	Z	62.4
42271011	Petroleum bulk stations (except LP)	39	17 559	Z	56.6
42272	Petroleum & petroleum prod whsle (exc bulk stations & terminals)	15	25 457	.1	X
422720	Petroleum & petroleum prod whsle (exc bulk stations & terminals)	15	25 457	.1	X

See footnotes at end of table.

Table 2. All Types of Operation by Broad Commodity Line and Kind of Business: 1997—Con.

[Includes only establishments with payroll. For meaning of abbreviations and symbols, see introductory text. For explanation of terms, see Appendix A]

CL code and NAICS code	Commodity line and kind of business	Establishments (number)	Sales (\$1,000)	Percent of sales accounted for by kind of business ¹	Coverage in percents
5900	Tobacco and tobacco products—Con.				
422	Wholesale trade, nondurable goods—Con.				
4228	Beer, wine, & distilled alcoholic beverage whsle	165	50 359	.1	X
42281	Beer & ale whsle	85	15 962	Z	X
422810	Beer & ale whsle	85	15 962	Z	X
42282	Wine & distilled alcoholic beverage whsle	80	34 397	.1	X
422820	Wine & distilled alcoholic beverage whsle	80	34 397	.1	X
4228201	Wine & distilled alcoholic bev (licensed operation) whsle	80	34 397	.1	X
4229	Miscellaneous nondurable goods whsle	1 679	41 876 135	91.3	66.5
42294	Tobacco & tobacco product whsle	1 561	41 846 452	91.3	77.4
422940	Tobacco & tobacco product whsle	1 561	41 846 452	91.3	77.4
42299	Other miscellaneous nondurable goods whsle	116	29 663	.1	X
422990	Other miscellaneous nondurable goods whsle	116	29 663	.1	X
4229901	Art goods whsle	7	71	Z	X
4229902	General merchandise (nondurable goods) whsle	79	14 487	Z	X
4229904	Other nondurable goods whsle	30	15 105	Z	X
6000	Paint, paint supplies, and wallpaper	5 894	8 494 427	100.0	14.1
421	Wholesale trade, durable goods	3 028	1 529 757	18.0	1.5
4211	Motor vehicle & motor vehicle parts & supplies whsle	111	13 594	.2	18.9
42112	Motor vehicle supplies & new parts whsle	79	13 332	.2	17.7
421120	Motor vehicle supplies & new parts whsle	79	13 332	.2	17.7
4211202	Motor vehicle supplies & new parts—jobbers	73	10 326	.1	16.6
42114	Motor vehicle parts, (used) whsle	31	248	Z	X
421140	Motor vehicle parts, (used) whsle	31	248	Z	X
4212	Furniture & home furnishings whsle	233	75 191	.9	3.1
42121	Furniture whsle	117	12 875	.2	.3
421210	Furniture whsle	117	12 875	.2	.3
4212101	Household & lawn furniture whsle	69	8 670	.1	.5
4212102	Office & business furniture whsle	48	4 205	.1	X
42122	Home furnishings whsle	116	62 316	.7	4.7
421220	Home furnishings whsle	116	62 316	.7	4.7
4212201	Household china, glassware, & crockery whsle	14	15 245	.2	X
4212202	Linen, domestics, draperies, & curtains whsle	46	30 419	.4	2.8
4212203	Floor coverings whsle	43	8 171	.1	20.8
4212204	Other home furnishings whsle	13	8 481	.1	X
4213	Lumber & other construction materials whsle	356	140 755	1.7	.3
42131	Lumber, plywood, millwork, & wood panel whsle	225	91 928	1.1	.3
421310	Lumber, plywood, millwork, & wood panel whsle	225	91 928	1.1	.3
4213101	Lumber without yard whsle	37	47 255	.6	X
4213102	Lumber with yard whsle	59	26 321	.3	.5
4213103	Plywood, veneer, millwork, & wood panel whsle	129	18 352	.2	1.1
42133	Roofing, siding, & insulation material whsle	52	18 772	.2	X
421330	Roofing, siding, & insulation material whsle	52	18 772	.2	X
4213301	Roofing, siding, & insulation material whsle	52	18 772	.2	X
42139	Other construction materials whsle	74	23 845	.3	2.3
421390	Other construction materials whsle	74	23 845	.3	2.3
4213901	Flat glass & other construction glass whsle	10	6 309	.1	X
4213902	Other construction materials whsle	64	17 536	.2	X
4214	Professional & commercial equipment & supplies whsle	25	4 040	Z	X
42145	Medical, dental, & hospital equipment & supplies whsle	8	156	Z	X
421450	Medical, dental, & hospital equipment & supplies whsle	8	156	Z	X
4214501	Surgical, medical, & hospital supplies whsle	8	156	Z	X
42149	Other professional equipment & supplies whsle	7	3 046	Z	X
421490	Other professional equipment & supplies whsle	7	3 046	Z	X
4214902	Other professional equipment & supplies whsle	7	3 046	Z	X
4215	Metal & mineral (except petroleum) whsle	82	13 290	.2	5.1
42151	Metal service centers & offices	82	13 290	.2	5.1
421510	Metal service centers & offices	82	13 290	.2	5.1
4215101	Ferrous metal service centers & sales offices	76	12 490	.1	4.6
42151011	Ferrous metal service centers	69	10 492	.1	4.8
42151012	Ferrous metal sales offices	7	1 998	Z	X
4215102	Nonferrous metal service centers & sales offices	6	800	Z	X
4216	Electrical goods whsle	30	23 247	.3	X
42161	Electrical apparatus & equip, wiring supp, & const material whsle	20	4 483	.1	X
421610	Electrical apparatus & equip, wiring supp, & const material whsle	20	4 483	.1	X
4217	Hardware, & plumbing & heating equipment & supplies whsle	639	790 567	9.3	.5
42171	Hardware whsle	450	749 699	8.8	.4
421710	Hardware whsle	450	749 699	8.8	.4
42172	Plumbing & heating equipment & supplies (hydronics) whsle	155	39 095	.5	1.2
421720	Plumbing & heating equipment & supplies (hydronics) whsle	155	39 095	.5	1.2
42173	Warm air heating & air-conditioning equipment & supplies whsle	32	1 241	Z	X
421730	Warm air heating & air-conditioning equipment & supplies whsle	32	1 241	Z	X

See footnotes at end of table.

Table 2. All Types of Operation by Broad Commodity Line and Kind of Business: 1997—Con.

[Includes only establishments with payroll. For meaning of abbreviations and symbols, see introductory text. For explanation of terms, see Appendix A]

CL code and NAICS code	Commodity line and kind of business	Establishments (number)	Sales (\$1,000)	Percent of sales accounted for by kind of business ¹	Coverage in percents
6000	Paint, paint supplies, and wallpaper—Con.				
421	Wholesale trade, durable goods—Con.				
4218	Machinery, equipment, & supplies whsle	836	146 882	1.7	1.7
42181	Construction & mining (except petroleum) machinery & equip whsle	16	4 437	.1	X
421810	Construction & mining (except petroleum) machinery & equip whsle	16	4 437	.1	X
42182	Farm & garden machinery & equipment whsle	163	24 946	.3	.1
421820	Farm & garden machinery & equipment whsle	163	24 946	.3	.1
4218201	Farm machinery & equipment—farm dealers	136	6 346	.1	.2
4218202	Farm machinery & equipment—whsle distributors	18	688	Z	X
4218203	Lawn & garden machinery & equipment whsle	9	17 912	.2	X
42183	Industrial machinery & equipment whsle	93	30 245	.4	1.5
421830	Industrial machinery & equipment whsle	93	30 245	.4	1.5
4218302	Hydraulic & pneumatic (fluid-power) machinery & equipment whsle	6	2 800	Z	X
4218303	General-purpose industrial machinery & equipment whsle	28	13 772	.2	5.2
4218304	Metalworking machinery & equipment whsle	18	3 171	Z	X
4218305	Materials handling equipment whsle	21	5 220	.1	X
4218306	Oilwell, oil refinery, & pipeline mach, equip, & supplies whsle	18	5 142	.1	X
42184	Industrial supplies whsle	554	85 904	1.0	2.1
421840	Industrial supplies whsle	554	85 904	1.0	2.1
4218401	General-line industrial supplies whsle	242	22 171	.3	X
4218402	Mechanical power transmission supplies whsle	40	3 066	Z	X
4218403	Welding supplies whsle	41	3 196	Z	X
4218405	Industrial valves & fittings (except fluid-power) whsle	16	4 583	.1	X
4218406	Other industrial supplies whsle	210	49 481	.6	3.6
42185	Service establishment equipment & supplies whsle	10	1 350	Z	X
421850	Service establishment equipment & supplies whsle	10	1 350	Z	X
4218502	Custodial, janitors' equipment & supplies whsle	6	804	Z	X
4219	Miscellaneous durable goods whsle	716	322 191	3.8	5.4
42191	Sporting & recreational goods & supplies whsle	10	2 260	Z	68.0
421910	Sporting & recreational goods & supplies whsle	10	2 260	Z	68.0
42194	Jewelry/watch/silverware/precious stone, & precious metal whsle	33	2 201	Z	75.9
421940	Jewelry/watch/silverware/precious stone, & precious metal whsle	33	2 201	Z	75.9
4219401	Jewelry, watch, diamonds, precious stone, & silverware whsle	33	2 201	Z	72.5
42199	Other miscellaneous durable goods whsle	668	316 577	3.7	3.7
421990	Other miscellaneous durable goods whsle	668	316 577	3.7	3.7
4219903	General merchandise (durable goods) whsle	664	312 931	3.7	3.6
422	Wholesale trade, nondurable goods	2 866	6 964 670	82.0	39.1
4221	Paper & paper product whsle	6	8 000	.1	X
42213	Industrial & personal service paper whsle	6	8 000	.1	X
422130	Industrial & personal service paper whsle	6	8 000	.1	X
4223	Apparel, piece goods, & notions whsle	106	35 686	.4	6.5
42231	Piece goods, notions, & other dry goods whsle	100	30 697	.4	X
422310	Piece goods, notions, & other dry goods whsle	100	30 697	.4	X
4223101	Piece goods—jobbers	96	30 397	.4	X
4225	Farm-product raw material whsle	8	1 061	Z	X
4226	Chemical & allied products whsle	370	188 722	2.2	3.5
42261	Plastics materials & basic forms & shapes whsle	64	54 972	.6	.8
422610	Plastics materials & basic forms & shapes whsle	64	54 972	.6	.8
42269	Other chemical & allied products whsle	306	133 750	1.6	4.6
422690	Other chemical & allied products whsle	306	133 750	1.6	4.6
4226901	Industrial gases (except LP) whsle	16	2 224	Z	X
4226902	Other chemical & allied products whsle	290	131 526	1.5	4.7
4227	Petroleum & petroleum products whsle	13	5 145	.1	X
42271	Petroleum bulk stations & terminals	7	4 929	.1	X
422710	Petroleum bulk stations & terminals	7	4 929	.1	X
4227101	Petroleum bulk stations & terminals (except LP)	7	4 929	.1	X
42271011	Petroleum bulk stations (except LP)	7	4 929	.1	X
42272	Petroleum & petroleum prod whsle (exc bulk stations & terminals)	6	216	Z	X
422720	Petroleum & petroleum prod whsle (exc bulk stations & terminals)	6	216	Z	X
4229	Miscellaneous nondurable goods whsle	2 356	6 724 793	79.2	51.9
42291	Farm supplies whsle	84	9 389	.1	X
422910	Farm supplies whsle	84	9 389	.1	X
4229101	Farm supplies—farm dealers	49	603	Z	X
4229102	Farm supplies—whsle distributors	35	8 786	.1	X
42295	Paint, varnish, & supplies whsle	2 192	6 690 696	78.8	49.4
422950	Paint, varnish, & supplies whsle	2 192	6 690 696	78.8	49.4
4229501	Paint, varnish, & supplies whsle	2 192	6 690 696	78.8	49.4
42299	Other miscellaneous nondurable goods whsle	77	14 551	.2	X
422990	Other miscellaneous nondurable goods whsle	77	14 551	.2	X
4229902	General merchandise (nondurable goods) whsle	65	13 826	.2	X
4229904	Other nondurable goods whsle	9	84	Z	X
6100	Books, periodicals, newspapers, and miscellaneous printed materials	6 279	33 493 016	100.0	47.7

See footnotes at end of table.

Table 2. All Types of Operation by Broad Commodity Line and Kind of Business: 1997—Con.

[Includes only establishments with payroll. For meaning of abbreviations and symbols, see introductory text. For explanation of terms, see Appendix A]

CL code and NAICS code	Commodity line and kind of business	Establishments (number)	Sales (\$1,000)	Percent of sales accounted for by kind of business ¹	Coverage in percents
6100	Books, periodicals, newspapers, and miscellaneous printed materials—Con.				
421	Wholesale trade, durable goods	793	661 368	2.0	9.4
4211	Motor vehicle & motor vehicle parts & supplies whsle	9	733	Z	X
42112	Motor vehicle supplies & new parts whsle	7	731	Z	X
421120	Motor vehicle supplies & new parts whsle	7	731	Z	X
4211202	Motor vehicle supplies & new parts—jobbers	7	731	Z	X
4212	Furniture & home furnishings whsle	66	28 436	.1	.3
42122	Home furnishings whsle	61	20 907	.1	.4
421220	Home furnishings whsle	61	20 907	.1	.4
4212201	Household china, glassware, & crockery whsle	19	10 305	Z	X
4212202	Linens, domestics, draperies, & curtains whsle	9	4 082	Z	X
4212204	Other home furnishings whsle	31	6 504	Z	X
4214	Professional & commercial equipment & supplies whsle	30	189 005	.6	68.2
42142	Office equipment whsle	8	553	Z	X
421420	Office equipment whsle	8	553	Z	X
42143	Computer & computer peripheral equipment & software whsle	9	181 320	.5	72.3
421430	Computer & computer peripheral equipment & software whsle	9	181 320	.5	72.3
4215	Metal & mineral (except petroleum) whsle	6	341	Z	X
4216	Electrical goods whsle	19	3 020	Z	X
42169	Other electronic parts & equipment whsle	10	1 361	Z	X
421690	Other electronic parts & equipment whsle	10	1 361	Z	X
4216902	Electronic parts (excluding communications equipment) whsle	10	1 361	Z	X
4218	Machinery, equipment, & supplies whsle	11	8 561	Z	X
4219	Miscellaneous durable goods whsle	647	431 109	1.3	2.3
42191	Sporting & recreational goods & supplies whsle	57	4 894	Z	X
421910	Sporting & recreational goods & supplies whsle	57	4 894	Z	X
42192	Toy & hobby goods & supplies whsle	135	77 145	.2	2.4
421920	Toy & hobby goods & supplies whsle	135	77 145	.2	2.4
42194	Jewelry/watch/silverware/precious stone, & precious metal whsle	15	4 113	Z	13.9
421940	Jewelry/watch/silverware/precious stone, & precious metal whsle	15	4 113	Z	13.9
4219401	Jewelry, watch, diamonds, precious stone, & silverware whsle	14	3 923	Z	15.2
42199	Other miscellaneous durable goods whsle	437	341 086	1.0	2.1
421990	Other miscellaneous durable goods whsle	437	341 086	1.0	2.1
4219901	Musical instruments & supplies whsle	7	306	Z	X
4219903	General merchandise (durable goods) whsle	230	5 213	Z	X
4219904	Prerecorded media whsle	148	318 484	1.0	X
42199041	Compact discs/prerecorded audio tapes, & phonograph records whsle	116	309 527	.9	X
42199042	Prerecorded video tapes whsle	32	8 957	Z	X
4219906	Other durable goods whsle	49	16 444	Z	4.7
422	Wholesale trade, nondurable goods	5 486	32 831 648	98.0	53.8
4221	Paper & paper product whsle	364	182 249	.5	.3
42211	Printing & writing paper whsle	41	66 789	.2	X
422110	Printing & writing paper whsle	41	66 789	.2	X
42212	Stationery & office supplies whsle	280	100 048	.3	.1
422120	Stationery & office supplies whsle	280	100 048	.3	.1
42213	Industrial & personal service paper whsle	43	15 412	Z	3.7
422130	Industrial & personal service paper whsle	43	15 412	Z	3.7
4222	Drugs, & druggists' sundries whsle	59	5 904	Z	9.5
42221	Drugs, & druggists' sundries whsle	59	5 904	Z	9.5
422210	Drugs, & druggists' sundries whsle	59	5 904	Z	9.5
4222101	General-line drugs whsle	50	5 363	Z	10.5
4222102	Specialty-line drug, pharmaceutical, cosmetic, & toiletries whsle	9	561	Z	X
4223	Apparel, piece goods, & notions whsle	45	7 523	Z	X
42231	Piece goods, notions, & other dry goods whsle	13	3 498	Z	X
422310	Piece goods, notions, & other dry goods whsle	13	3 498	Z	X
4223101	Piece goods—jobbers	8	590	Z	X
42232	Men's & boys' clothing & furnishings whsle	16	3 185	Z	X
422320	Men's & boys' clothing & furnishings whsle	16	3 185	Z	X
42234	Footwear whsle	14	101	Z	X
422340	Footwear whsle	14	101	Z	X
4224	Grocery & related products whsle	46	19 311	.1	X
42245	Confectionery whsle	8	558	Z	X
422450	Confectionery whsle	8	558	Z	X
42249	Other grocery & related products whsle	29	18 043	.1	X
422490	Other grocery & related products whsle	29	18 043	.1	X
4224906	Other grocery specialties whsle	26	17 987	.1	X
4225	Farm-product raw material whsle	7	705	Z	X
4226	Chemical & allied products whsle	27	8 051	Z	.1
42269	Other chemical & allied products whsle	23	2 760	Z	.2
422690	Other chemical & allied products whsle	23	2 760	Z	.2
4226902	Other chemical & allied products whsle	23	2 760	Z	.2
4227	Petroleum & petroleum products whsle	30	1 186	Z	X
42271	Petroleum bulk stations & terminals	27	1 164	Z	X
422710	Petroleum bulk stations & terminals	27	1 164	Z	X
4227101	Petroleum bulk stations & terminals (except LP)	27	1 164	Z	X
42271011	Petroleum bulk stations (except LP)	27	1 164	Z	X

See footnotes at end of table.

Table 2. All Types of Operation by Broad Commodity Line and Kind of Business: 1997—Con.

[Includes only establishments with payroll. For meaning of abbreviations and symbols, see introductory text. For explanation of terms, see Appendix A]

CL code and NAICS code	Commodity line and kind of business	Establishments (number)	Sales (\$1,000)	Percent of sales accounted for by kind of business ¹	Coverage in percents
6100	Books, periodicals, newspapers, and miscellaneous printed materials—Con.				
422	Wholesale trade, nondurable goods—Con.				
4229	Miscellaneous nondurable goods whsle	4 908	32 606 719	97.4	60.1
42291	Farm supplies whsle	11	126	Z	34.6
422910	Farm supplies whsle	11	126	Z	34.6
4229102	Farm supplies—whsle distributors	11	126	Z	36.4
42292	Book, periodical, & newspaper whsle	4 265	32 517 575	97.1	57.1
422920	Book, periodical, & newspaper whsle	4 265	32 517 575	97.1	57.1
42293	Flower, nursery stock, & florists' supplies whsle	27	2 015	Z	X
422930	Flower, nursery stock, & florists' supplies whsle	27	2 015	Z	X
42299	Other miscellaneous nondurable goods whsle	602	86 393	.3	3.5
422990	Other miscellaneous nondurable goods whsle	602	86 393	.3	3.5
4229901	Art goods whsle	226	62 325	.2	3.2
4229902	General merchandise (nondurable goods) whsle	292	18 239	.1	4.9
4229904	Other nondurable goods whsle	80	4 919	Z	X
6110	Flowers and florists' supplies	4 588	7 949 213	100.0	X
421	Wholesale trade, durable goods	305	116 100	1.5	X
4212	Furniture & home furnishings whsle	74	42 872	.5	X
42121	Furniture whsle	8	4 058	.1	X
421210	Furniture whsle	8	4 058	.1	X
4212101	Household & lawn furniture whsle	6	1 848	Z	X
42122	Home furnishings whsle	66	38 814	.5	X
421220	Home furnishings whsle	66	38 814	.5	X
4212201	Household china, glassware, & crockery whsle	32	22 370	.3	X
4212202	Linens, domestics, draperies, & curtains whsle	9	5 470	.1	X
4212204	Other home furnishings whsle	25	10 974	.1	X
4216	Electrical goods whsle	12	3 553	Z	X
42169	Other electronic parts & equipment whsle	7	234	Z	X
421690	Other electronic parts & equipment whsle	7	234	Z	X
4216902	Electronic parts (excluding communications equipment) whsle	7	234	Z	X
4217	Hardware, & plumbing & heating equipment & supplies whsle	9	4 298	.1	X
42171	Hardware whsle	8	3 415	Z	X
421710	Hardware whsle	8	3 415	Z	X
4218	Machinery, equipment, & supplies whsle	57	29 140	.4	X
42182	Farm & garden machinery & equipment whsle	52	28 449	.4	X
421820	Farm & garden machinery & equipment whsle	52	28 449	.4	X
4218201	Farm machinery & equipment—farm dealers	17	1 146	Z	X
4218202	Farm machinery & equipment—whsle distributors	33	27 285	.3	X
4219	Miscellaneous durable goods whsle	153	36 237	.5	X
42192	Toy & hobby goods & supplies whsle	33	13 548	.2	X
421920	Toy & hobby goods & supplies whsle	33	13 548	.2	X
42199	Other miscellaneous durable goods whsle	114	22 524	.3	X
421990	Other miscellaneous durable goods whsle	114	22 524	.3	X
4219902	Forest products (except lumber) whsle	7	5 705	.1	X
4219903	General merchandise (durable goods) whsle	101	16 702	.2	X
422	Wholesale trade, nondurable goods	4 283	7 833 113	98.5	X
4221	Paper & paper product whsle	11	3 506	Z	X
42212	Stationery & office supplies whsle	7	3 493	Z	X
422120	Stationery & office supplies whsle	7	3 493	Z	X
4222	Drugs, & druggists' sundries whsle	7	1 921	Z	X
42221	Drugs, & druggists' sundries whsle	7	1 921	Z	X
422210	Drugs, & druggists' sundries whsle	7	1 921	Z	X
4222101	General-line drugs whsle	6	1 897	Z	X
4223	Apparel, piece goods, & notions whsle	14	6 001	.1	X
42231	Piece goods, notions, & other dry goods whsle	13	5 999	.1	X
422310	Piece goods, notions, & other dry goods whsle	13	5 999	.1	X
4223101	Piece goods—jobbers	8	2 612	Z	X
4224	Grocery & related products whsle	26	20 448	.3	X
42248	Fresh fruit & vegetable whsle	7	6 920	.1	X
422480	Fresh fruit & vegetable whsle	7	6 920	.1	X
42249	Other grocery & related products whsle	19	13 528	.2	X
422490	Other grocery & related products whsle	19	13 528	.2	X
4224906	Other grocery specialties whsle	14	785	Z	X
4225	Farm-product raw material whsle	13	8 002	.1	X
42251	Grain & field bean whsle	6	1 884	Z	X
422510	Grain & field bean whsle	6	1 884	Z	X
42259	Other farm product raw material whsle	7	6 118	.1	X
422590	Other farm product raw material whsle	7	6 118	.1	X
4225905	Other farm-product raw material whsle	7	6 118	.1	X
4229	Miscellaneous nondurable goods whsle	4 210	7 793 202	98.0	X
42291	Farm supplies whsle	80	47 961	.6	X
422910	Farm supplies whsle	80	47 961	.6	X
4229101	Farm supplies—farm dealers	44	8 809	.1	X
4229102	Farm supplies—whsle distributors	36	39 152	.5	X
42292	Book, periodical, & newspaper whsle	8	4 619	.1	X
422920	Book, periodical, & newspaper whsle	8	4 619	.1	X
42293	Flower, nursery stock, & florists' supplies whsle	3 900	7 686 018	96.7	X
422930	Flower, nursery stock, & florists' supplies whsle	3 900	7 686 018	96.7	X
42299	Other miscellaneous nondurable goods whsle	222	54 604	.7	X
422990	Other miscellaneous nondurable goods whsle	222	54 604	.7	X
4229901	Art goods whsle	92	34 431	.4	X
4229902	General merchandise (nondurable goods) whsle	62	10 283	.1	X
4229904	Other nondurable goods whsle	65	9 850	.1	X

See footnotes at end of table.

Table 2. All Types of Operation by Broad Commodity Line and Kind of Business: 1997—Con.

[Includes only establishments with payroll. For meaning of abbreviations and symbols, see introductory text. For explanation of terms, see Appendix A]

CL code and NAICS code	Commodity line and kind of business	Establishments (number)	Sales (\$1,000)	Percent of sales accounted for by kind of business ¹	Coverage in percents
6120	Art goods (including novelties and souvenirs)	6 973	9 659 905	100.0	36.5
421	Wholesale trade, durable goods	924	415 509	4.3	24.2
4211	Motor vehicle & motor vehicle parts & supplies whsle	6	2 225	Z	90.5
4212	Furniture & home furnishings whsle	302	223 563	2.3	22.0
42121	Furniture whsle	74	15 820	.2	5.1
421210	Furniture whsle	74	15 820	.2	5.1
4212101	Household & lawn furniture whsle	43	13 032	.1	10.0
4212102	Office & business furniture whsle	31	2 788	Z	X
42122	Home furnishings whsle	228	207 743	2.2	25.6
421220	Home furnishings whsle	228	207 743	2.2	25.6
4212201	Household china, glassware, & crockery whsle	66	28 232	.3	X
4212202	Linens, domestics, draperies, & curtains whsle	22	40 144	.4	36.5
4212204	Other home furnishings whsle	139	137 023	1.4	13.5
4213	Lumber & other construction materials whsle	15	2 584	Z	X
42139	Other construction materials whsle	8	633	Z	X
421390	Other construction materials whsle	8	633	Z	X
4213902	Other construction materials whsle	8	633	Z	X
4214	Professional & commercial equipment & supplies whsle	49	7 453	.1	45.8
42142	Office equipment whsle	12	416	Z	X
421420	Office equipment whsle	12	416	Z	X
42144	Other commercial equipment whsle	10	1 984	Z	X
421440	Other commercial equipment whsle	10	1 984	Z	X
4214402	Store machines & equipment whsle	10	1 984	Z	X
42149	Other professional equipment & supplies whsle	20	4 389	Z	63.9
421490	Other professional equipment & supplies whsle	20	4 389	Z	63.9
4214901	Religious & school supplies whsle	11	1 717	Z	55.1
4214902	Other professional equipment & supplies whsle	9	2 672	Z	53.1
4215	Metal & mineral (except petroleum) whsle	22	4 186	Z	4.8
42151	Metal service centers & offices	21	4 181	Z	4.9
421510	Metal service centers & offices	21	4 181	Z	4.9
4215102	Nonferrous metal service centers & sales offices	16	2 347	Z	4.6
42151021	Nonferrous metal service centers	6	1 224	Z	8.7
42151022	Nonferrous metal sales offices	10	1 123	Z	X
4216	Electrical goods whsle	31	23 711	.2	11.3
42162	Electrical appliance, television & radio set whsle	14	20 545	.2	11.7
421620	Electrical appliance, television & radio set whsle	14	20 545	.2	11.7
42169	Other electronic parts & equipment whsle	12	2 564	Z	X
421690	Other electronic parts & equipment whsle	12	2 564	Z	X
4216902	Electronic parts (excluding communications equipment) whsle	12	2 564	Z	X
4217	Hardware, & plumbing & heating equipment & supplies whsle	24	3 311	Z	55.7
42171	Hardware whsle	24	3 311	Z	57.5
421710	Hardware whsle	24	3 311	Z	57.5
4218	Machinery, equipment, & supplies whsle	15	10 194	.1	X
42184	Industrial supplies whsle	7	4 840	.1	X
421840	Industrial supplies whsle	7	4 840	.1	X
4219	Miscellaneous durable goods whsle	460	138 282	1.4	22.0
42191	Sporting & recreational goods & supplies whsle	36	18 343	.2	12.1
421910	Sporting & recreational goods & supplies whsle	36	18 343	.2	12.1
42192	Toy & hobby goods & supplies whsle	121	57 420	.6	49.9
421920	Toy & hobby goods & supplies whsle	121	57 420	.6	49.9
42194	Jewelry/watch/silverware/precious stone, & precious metal whsle	140	54 305	.6	2.3
421940	Jewelry/watch/silverware/precious stone, & precious metal whsle	140	54 305	.6	2.3
4219401	Jewelry, watch, diamonds, precious stone, & silverware whsle	127	49 113	.5	2.7
4219402	Precious metal (excluding ores) whsle	13	5 192	.1	X
42199	Other miscellaneous durable goods whsle	158	8 055	.1	32.5
421990	Other miscellaneous durable goods whsle	158	8 055	.1	32.5
4219903	General merchandise (durable goods) whsle	124	5 229	.1	27.3
4219904	Prerecorded media whsle	15	2 630	Z	X
42199041	Compact discs/prerecorded audio tapes, & phonograph records whsle	12	666	Z	X
4219906	Other durable goods whsle	16	189	Z	33.2
422	Wholesale trade, nondurable goods	6 049	9 244 396	95.7	39.7
4221	Paper & paper product whsle	449	169 270	1.8	5.4
42211	Printing & writing paper whsle	31	10 628	.1	1.7
422110	Printing & writing paper whsle	31	10 628	.1	1.7
42212	Stationery & office supplies whsle	385	154 517	1.6	5.6
422120	Stationery & office supplies whsle	385	154 517	1.6	5.6
42213	Industrial & personal service paper whsle	33	4 125	Z	8.7
422130	Industrial & personal service paper whsle	33	4 125	Z	8.7
4222	Drugs, & druggists' sundries whsle	21	5 955	.1	53.2
42221	Drugs, & druggists' sundries whsle	21	5 955	.1	53.2
422210	Drugs, & druggists' sundries whsle	21	5 955	.1	53.2
4222101	General-line drugs whsle	17	3 812	Z	68.1
4223	Apparel, piece goods, & notions whsle	255	56 245	.6	22.2
42231	Piece goods, notions, & other dry goods whsle	34	16 265	.2	X
422310	Piece goods, notions, & other dry goods whsle	34	16 265	.2	X
4223101	Piece goods—jobbers	25	3 567	Z	X
4223102	Notions & other dry goods whsle	9	12 698	.1	X
42232	Men's & boys' clothing & furnishings whsle	112	26 576	.3	16.2
422320	Men's & boys' clothing & furnishings whsle	112	26 576	.3	16.2
42233	Women's, children's, & infants' clothing & accessories whsle	102	12 912	.1	20.6
422330	Women's, children's, & infants' clothing & accessories whsle	102	12 912	.1	20.6
42234	Footwear whsle	7	492	Z	X
422340	Footwear whsle	7	492	Z	X

See footnotes at end of table.

Table 2. All Types of Operation by Broad Commodity Line and Kind of Business: 1997—Con.

[Includes only establishments with payroll. For meaning of abbreviations and symbols, see introductory text. For explanation of terms, see Appendix A]

CL code and NAICS code	Commodity line and kind of business	Establishments (number)	Sales (\$1,000)	Percent of sales accounted for by kind of business ¹	Coverage in percents
6120	Art goods (including novelties and souvenirs)—Con.				
422	Wholesale trade, nondurable goods—Con.				
4224	Grocery & related products whsle	61	32 288	.3	62.2
42245	Confectionery whsle	42	19 259	.2	47.9
422450	Confectionery whsle	42	19 259	.2	47.9
42249	Other grocery & related products whsle	14	8 635	.1	77.6
422490	Other grocery & related products whsle	14	8 635	.1	77.6
4224906	Other grocery specialties whsle	8	3 541	Z	82.7
4226	Chemical & allied products whsle	19	14 798	.2	75.7
42261	Plastics materials & basic forms & shapes whsle	11	13 617	.1	79.9
422610	Plastics materials & basic forms & shapes whsle	11	13 617	.1	79.9
42269	Other chemical & allied products whsle	8	1 181	Z	59.5
422690	Other chemical & allied products whsle	8	1 181	Z	59.5
4226902	Other chemical & allied products whsle	7	1 086	Z	61.9
4229	Miscellaneous nondurable goods whsle	5 237	8 964 047	92.8	51.1
42291	Farm supplies whsle	6	47	Z	10.8
422910	Farm supplies whsle	6	47	Z	10.8
4229102	Farm supplies—whsle distributors	6	47	Z	11.4
42292	Book, periodical, & newspaper whsle	122	45 120	.5	6.5
422920	Book, periodical, & newspaper whsle	122	45 120	.5	6.5
42293	Flower, nursery stock, & florists' supplies whsle	69	20 987	.2	X
422930	Flower, nursery stock, & florists' supplies whsle	69	20 987	.2	X
42294	Tobacco & tobacco product whsle	11	8 526	.1	91.5
422940	Tobacco & tobacco product whsle	11	8 526	.1	91.5
42299	Other miscellaneous nondurable goods whsle	5 024	8 888 562	92.0	52.3
422990	Other miscellaneous nondurable goods whsle	5 024	8 888 562	92.0	52.3
4229901	Art goods whsle	4 583	8 764 451	90.7	46.2
4229902	General merchandise (nondurable goods) whsle	303	33 416	.3	67.6
4229903	Textile bags, bagging, & burlap whsle	18	8 748	.1	X
4229904	Other nondurable goods whsle	120	81 947	.8	33.9
6130	Textile bags, bagging, and burlap	784	848 871	100.0	X
421	Wholesale trade, durable goods	62	20 434	2.4	X
4212	Furniture & home furnishings whsle	14	1 124	.1	X
42122	Home furnishings whsle	14	1 124	.1	X
421220	Home furnishings whsle	14	1 124	.1	X
4212201	Household china, glassware, & crockery whsle	9	515	.1	X
4215	Metal & mineral (except petroleum) whsle	8	3 703	.4	X
42151	Metal service centers & offices	8	3 703	.4	X
421510	Metal service centers & offices	8	3 703	.4	X
4218	Machinery, equipment, & supplies whsle	7	716	.1	X
4219	Miscellaneous durable goods whsle	25	10 983	1.3	X
42192	Toy & hobby goods & supplies whsle	7	2 115	.2	X
421920	Toy & hobby goods & supplies whsle	7	2 115	.2	X
42193	Recyclable material whsle	6	6 308	.7	X
421930	Recyclable material whsle	6	6 308	.7	X
422	Wholesale trade, nondurable goods	722	828 437	97.6	X
4221	Paper & paper product whsle	25	10 433	1.2	X
42212	Stationery & office supplies whsle	7	7 666	.9	X
422120	Stationery & office supplies whsle	7	7 666	.9	X
42213	Industrial & personal service paper whsle	17	2 754	.3	X
422130	Industrial & personal service paper whsle	17	2 754	.3	X
4223	Apparel, piece goods, & notions whsle	51	25 675	3.0	X
42231	Piece goods, notions, & other dry goods whsle	25	20 816	2.5	X
422310	Piece goods, notions, & other dry goods whsle	25	20 816	2.5	X
4223101	Piece goods—jobbers	23	19 931	2.3	X
42232	Men's & boys' clothing & furnishings whsle	17	1 421	.2	X
422320	Men's & boys' clothing & furnishings whsle	17	1 421	.2	X
4226	Chemical & allied products whsle	8	16 081	1.9	X
42261	Plastics materials & basic forms & shapes whsle	6	16 010	1.9	X
422610	Plastics materials & basic forms & shapes whsle	6	16 010	1.9	X
4229	Miscellaneous nondurable goods whsle	629	772 729	91.0	X
42299	Other miscellaneous nondurable goods whsle	619	769 932	90.7	X
422990	Other miscellaneous nondurable goods whsle	619	769 932	90.7	X
4229901	Art goods whsle	37	11 278	1.3	X
4229902	General merchandise (nondurable goods) whsle	98	20 868	2.5	X
4229903	Textile bags, bagging, & burlap whsle	446	712 521	83.9	X
4229904	Other nondurable goods whsle	38	25 265	3.0	X

See footnotes at end of table.

Table 2. All Types of Operation by Broad Commodity Line and Kind of Business: 1997—Con.

[Includes only establishments with payroll. For meaning of abbreviations and symbols, see introductory text. For explanation of terms, see Appendix A]

CL code and NAICS code	Commodity line and kind of business	Establishments (number)	Sales (\$1,000)	Percent of sales accounted for by kind of business ¹	Coverage in percents
6150	Nondurable goods, n.e.c.	7 961	18 837 986	100.0	X
421	Wholesale trade, durable goods	478	878 685	4.7	X
4211	Motor vehicle & motor vehicle parts & supplies whsle	14	6 634	Z	X
42112	Motor vehicle supplies & new parts whsle	10	6 511	Z	X
421120	Motor vehicle supplies & new parts whsle	10	6 511	Z	X
4211202	Motor vehicle supplies & new parts—jobbers	7	5 991	Z	X
4212	Furniture & home furnishings whsle	53	83 503	.4	X
42121	Furniture whsle	11	12 565	.1	X
421210	Furniture whsle	11	12 565	.1	X
4212101	Household & lawn furniture whsle	9	12 279	.1	X
42122	Home furnishings whsle	42	70 938	.4	X
421220	Home furnishings whsle	42	70 938	.4	X
4212201	Household china, glassware, & crockery whsle	11	5 769	Z	X
4212202	Linens, domestics, draperies, & curtains whsle	6	47 474	.3	X
4212204	Other home furnishings whsle	22	15 702	.1	X
4213	Lumber & other construction materials whsle	21	9 500	.1	X
42131	Lumber, plywood, millwork, & wood panel whsle	10	4 168	Z	X
421310	Lumber, plywood, millwork, & wood panel whsle	10	4 168	Z	X
42139	Other construction materials whsle	8	4 424	Z	X
421390	Other construction materials whsle	8	4 424	Z	X
4213901	Flat glass & other construction glass whsle	8	4 424	Z	X
4214	Professional & commercial equipment & supplies whsle	41	164 317	.9	X
42142	Office equipment whsle	11	16 023	.1	X
421420	Office equipment whsle	11	16 023	.1	X
42144	Other commercial equipment whsle	7	9 777	.1	X
421440	Other commercial equipment whsle	7	9 777	.1	X
42146	Ophthalmic goods whsle	7	9 261	Z	X
421460	Ophthalmic goods whsle	7	9 261	Z	X
4215	Metal & mineral (except petroleum) whsle	8	13 208	.1	X
42151	Metal service centers & offices	7	12 729	.1	X
421510	Metal service centers & offices	7	12 729	.1	X
4216	Electrical goods whsle	29	33 577	.2	X
42161	Electrical apparatus & equip, wiring supp, & const material whsle	12	11 928	.1	X
421610	Electrical apparatus & equip, wiring supp, & const material whsle	12	11 928	.1	X
42162	Electrical appliance, television & radio set whsle	9	16 357	.1	X
421620	Electrical appliance, television & radio set whsle	9	16 357	.1	X
42169	Other electronic parts & equipment whsle	8	5 292	Z	X
421690	Other electronic parts & equipment whsle	8	5 292	Z	X
4216902	Electronic parts (excluding communications equipment) whsle	7	4 982	Z	X
4217	Hardware, & plumbing & heating equipment & supplies whsle	12	13 241	.1	X
4218	Machinery, equipment, & supplies whsle	71	394 381	2.1	X
42183	Industrial machinery & equipment whsle	13	24 236	.1	X
421830	Industrial machinery & equipment whsle	13	24 236	.1	X
4218307	Other industrial machinery & equipment whsle	11	23 212	.1	X
42184	Industrial supplies whsle	11	3 345	Z	X
421840	Industrial supplies whsle	11	3 345	Z	X
4218406	Other industrial supplies whsle	8	1 642	Z	X
42185	Service establishment equipment & supplies whsle	39	346 796	1.8	X
421850	Service establishment equipment & supplies whsle	39	346 796	1.8	X
4218501	Beauty & barber shop equipment & supplies whsle	7	2 327	Z	X
4218503	Laundry & dry-cleaning equipment & supplies whsle	23	340 961	1.8	X
4218504	Other service establishment equipment & supplies whsle	6	2 933	Z	X
4219	Miscellaneous durable goods whsle	229	160 324	.9	X
42191	Sporting & recreational goods & supplies whsle	12	1 026	Z	X
421910	Sporting & recreational goods & supplies whsle	12	1 026	Z	X
42192	Toy & hobby goods & supplies whsle	54	22 693	.1	X
421920	Toy & hobby goods & supplies whsle	54	22 693	.1	X
42193	Recyclable material whsle	6	8 564	Z	X
421930	Recyclable material whsle	6	8 564	Z	X
4219303	Other recyclable material whsle	6	8 564	Z	X
42194	Jewelry/watch/silverware/precious stone, & precious metal whsle	25	8 924	Z	X
421940	Jewelry/watch/silverware/precious stone, & precious metal whsle	25	8 924	Z	X
4219401	Jewelry, watch, diamonds, precious stone, & silverware whsle	21	7 879	Z	X
42199	Other miscellaneous durable goods whsle	132	119 117	.6	X
421990	Other miscellaneous durable goods whsle	132	119 117	.6	X
4219903	General merchandise (durable goods) whsle	103	79 661	.4	X
4219906	Other durable goods whsle	23	381	Z	X

See footnotes at end of table.

Table 2. All Types of Operation by Broad Commodity Line and Kind of Business: 1997—Con.

[Includes only establishments with payroll. For meaning of abbreviations and symbols, see introductory text. For explanation of terms, see Appendix A]

CL code and NAICS code	Commodity line and kind of business	Establishments (number)	Sales (\$1,000)	Percent of sales accounted for by kind of business ¹	Coverage in percents
6150	Nondurable goods, n.e.c.—Con.				
422	Wholesale trade, nondurable goods	7 483	17 959 301	95.3	X
4221	Paper & paper product whsle	42	263 860	1.4	X
42212	Stationery & office supplies whsle	20	28 963	.2	X
422120	Stationery & office supplies whsle	20	28 963	.2	X
42213	Industrial & personal service paper whsle	19	219 444	1.2	X
422130	Industrial & personal service paper whsle	19	219 444	1.2	X
4222	Drugs, & druggists' sundries whsle	63	66 601	.4	X
42221	Drugs, & druggists' sundries whsle	63	66 601	.4	X
422210	Drugs, & druggists' sundries whsle	63	66 601	.4	X
4222101	General-line drugs whsle	45	35 953	.4	X
4222102	Specialty-line drug, pharmaceutical, cosmetic, & toiletries whsle	18	30 648	.2	X
4223	Apparel, piece goods, & notions whsle	245	330 470	1.8	X
42231	Piece goods, notions, & other dry goods whsle	144	196 745	1.0	X
422310	Piece goods, notions, & other dry goods whsle	144	196 745	1.0	X
4223101	Piece goods—jobbers	94	86 516	.5	X
4223102	Notions & other dry goods whsle	50	110 229	.6	X
42232	Men's & boys' clothing & furnishings whsle	61	42 227	.2	X
422320	Men's & boys' clothing & furnishings whsle	61	42 227	.2	X
42233	Women's, children's, & infants' clothing & accessories whsle	31	12 244	.1	X
422330	Women's, children's, & infants' clothing & accessories whsle	31	12 244	.1	X
42234	Footwear whsle	9	79 254	.4	X
422340	Footwear whsle	9	79 254	.4	X
4224	Grocery & related products whsle	114	163 810	.9	X
42245	Confectionery whsle	9	980	Z	X
422450	Confectionery whsle	9	980	Z	X
42246	Fish & seafood whsle	16	1 985	Z	X
422460	Fish & seafood whsle	16	1 985	Z	X
42249	Other grocery & related products whsle	79	142 313	.8	X
422490	Other grocery & related products whsle	79	142 313	.8	X
4224903	Soft drinks whsle	6	883	Z	X
4224906	Other grocery specialties whsle	66	133 436	.7	X
4225	Farm-product raw material whsle	39	54 949	.3	X
42251	Grain & field bean whsle	25	36 232	.2	X
422510	Grain & field bean whsle	25	36 232	.2	X
42259	Other farm product raw material whsle	9	3 613	Z	X
422590	Other farm product raw material whsle	9	3 613	Z	X
4226	Chemical & allied products whsle	25	27 388	.1	X
42269	Other chemical & allied products whsle	22	27 112	.1	X
422690	Other chemical & allied products whsle	22	27 112	.1	X
4226902	Other chemical & allied products whsle	21	24 681	.1	X
4227	Petroleum & petroleum products whsle	15	15 338	.1	X
42271	Petroleum bulk stations & terminals	9	11 128	.1	X
422710	Petroleum bulk stations & terminals	9	11 128	.1	X
4227101	Petroleum bulk stations & terminals (except LP)	9	11 128	.1	X
42271011	Petroleum bulk stations (except LP)	9	11 128	.1	X
42272	Petroleum & petroleum prod whsle (exc bulk stations & terminals)	6	4 210	Z	X
422720	Petroleum & petroleum prod whsle (exc bulk stations & terminals)	6	4 210	Z	X
4229	Miscellaneous nondurable goods whsle	6 936	17 035 975	90.4	X
42291	Farm supplies whsle	23	3 709	Z	X
422910	Farm supplies whsle	23	3 709	Z	X
4229102	Farm supplies—whsle distributors	23	3 709	Z	X
42292	Book, periodical, & newspaper whsle	7	46 347	.2	X
422920	Book, periodical, & newspaper whsle	7	46 347	.2	X
42293	Flower, nursery stock, & florists' supplies whsle	10	35 290	.2	X
422930	Flower, nursery stock, & florists' supplies whsle	10	35 290	.2	X
42294	Tobacco & tobacco product whsle	11	52 280	.3	X
422940	Tobacco & tobacco product whsle	11	52 280	.3	X
42299	Other miscellaneous nondurable goods whsle	6 881	16 893 645	89.7	X
422990	Other miscellaneous nondurable goods whsle	6 881	16 893 645	89.7	X
4229901	Art goods whsle	45	20 836	.1	X
4229902	General merchandise (nondurable goods) whsle	327	2 344 558	12.4	X
4229903	Textile bags, bagging, & burlap whsle	19	2 338	Z	X
4229904	Other nondurable goods whsle	6 490	14 525 913	77.1	X
4229904	Other nondurable goods whsle	6 490	14 525 913	77.1	X
9700	Service receipts and labor charges (including installed parts)	56 720	35 424 154	100.0	49.7
421	Wholesale trade, durable goods	48 833	32 539 395	91.9	58.0
4211	Motor vehicle & motor vehicle parts & supplies whsle	5 729	4 597 220	13.0	48.3
42111	Automobile & other motor vehicle whsle	2 571	3 615 395	10.2	47.6
421110	Automobile & other motor vehicle whsle	2 571	3 615 395	10.2	47.6
4211101	Automobile & motorcycle whsle	473	535 022	1.5	14.1
4211102	Bus & recreational vehicle whsle	158	82 520	.2	77.7
4211103	Light truck & van (14,000 lb or less) whsle	144	159 735	.5	93.7
4211104	Medium truck & tractor (14,001 lb to 26,000 lb) whsle	306	262 412	.7	X
4211105	Heavy truck & tractor (over 26,000 lb) whsle	1 490	2 575 706	7.3	79.9
42112	Motor vehicle supplies & new parts whsle	1 519	713 938	2.0	65.3
421120	Motor vehicle supplies & new parts whsle	1 519	713 938	2.0	65.3
4211201	Motor vehicle supplies & new parts—warehouse distributors	436	185 190	.5	60.9
4211202	Motor vehicle supplies & new parts—jobbers	903	426 042	1.2	66.5
4211203	Petroleum products marketing equipment whsle	180	102 706	.3	X
42113	Tire & tube whsle	689	178 542	.5	68.4
421130	Tire & tube whsle	689	178 542	.5	68.4
42114	Motor vehicle parts, (used) whsle	950	89 345	.3	54.1
421140	Motor vehicle parts, (used) whsle	950	89 345	.3	54.1

See footnotes at end of table.

Table 2. All Types of Operation by Broad Commodity Line and Kind of Business: 1997—Con.

[Includes only establishments with payroll. For meaning of abbreviations and symbols, see introductory text. For explanation of terms, see Appendix A]

CL code and NAICS code	Commodity line and kind of business	Establishments (number)	Sales (\$1,000)	Percent of sales accounted for by kind of business ¹	Coverage in percents
9700	Service receipts and labor charges (including installed parts)—Con.				
421	Wholesale trade, durable goods—Con.				
4212	Furniture & home furnishings whsle	1 211	682 158	1.9	65.1
42121	Furniture whsle	779	528 353	1.5	72.0
421210	Furniture whsle	779	528 353	1.5	72.0
4212101	Household & lawn furniture whsle	90	11 387	Z	63.3
4212102	Office & business furniture whsle	689	516 966	1.5	74.2
42122	Home furnishings whsle	432	153 805	.4	52.0
421220	Home furnishings whsle	432	153 805	.4	52.0
4212201	Household china, glassware, & crockery whsle	20	3 678	Z	X
4212202	Linens, domestics, draperies, & curtains whsle	101	16 875	Z	53.8
4212203	Floor coverings whsle	212	105 646	.3	45.0
4212204	Other home furnishings whsle	99	27 606	.1	61.0
4213	Lumber & other construction materials whsle	878	238 175	.7	63.9
42131	Lumber, plywood, millwork, & wood panel whsle	296	83 311	.2	73.6
421310	Lumber, plywood, millwork, & wood panel whsle	296	83 311	.2	73.6
4213101	Lumber without yard whsle	29	19 122	.1	X
4213102	Lumber with yard whsle	64	22 168	.1	74.4
4213103	Plywood, veneer, millwork, & wood panel whsle	203	42 021	.1	69.0
42132	Brick, stone, & related construction materials whsle	117	42 739	.1	37.8
421320	Brick, stone, & related construction materials whsle	117	42 739	.1	37.8
4213201	Brick, block, tile, clay/cement sewer pipe whsle	21	5 287	Z	20.1
4213202	Sand, gravel, & stone whsle	78	31 715	.1	39.1
4213203	Cement, lime, & related products whsle	18	5 737	Z	53.9
42133	Roofing, siding, & insulation material whsle	45	34 129	.1	42.6
421330	Roofing, siding, & insulation material whsle	45	34 129	.1	42.6
4213301	Roofing, siding, & insulation material whsle	45	34 129	.1	42.6
42139	Other construction materials whsle	420	77 996	.2	37.6
421390	Other construction materials whsle	420	77 996	.2	37.6
4213901	Flat glass & other construction glass whsle	49	10 377	Z	X
4213902	Other construction materials whsle	371	67 619	.2	31.5
4214	Professional & commercial equipment & supplies whsle	12 579	10 391 713	29.3	56.2
42141	Photographic equipment & supplies whsle	314	629 448	1.8	55.9
421410	Photographic equipment & supplies whsle	314	629 448	1.8	55.9
42142	Office equipment whsle	4 374	4 219 904	11.9	75.0
421420	Office equipment whsle	4 374	4 219 904	11.9	75.0
42143	Computer & computer peripheral equipment & software whsle	5 154	4 043 913	11.4	47.5
421430	Computer & computer peripheral equipment & software whsle	5 154	4 043 913	11.4	47.5
4214301	Computer & peripheral equipment whsle	4 623	3 780 273	10.7	46.7
42143011	Computers & peripheral equipment for resale	1 027	957 798	2.7	X
42143012	Computers & peripheral equipment for end use	3 596	2 822 475	8.0	38.0
4214302	Computer software (packaged) whsle	531	263 640	.7	X
42144	Other commercial equipment whsle	1 079	355 911	1.0	65.9
421440	Other commercial equipment whsle	1 079	355 911	1.0	65.9
4214401	Restaurant & hotel equipment & supplies whsle	408	118 619	.3	X
4214402	Store machines & equipment whsle	671	237 292	.7	55.6
42145	Medical, dental, & hospital equipment & supplies whsle	1 068	772 164	2.2	56.2
421450	Medical, dental, & hospital equipment & supplies whsle	1 068	772 164	2.2	56.2
4214501	Surgical, medical, & hospital supplies whsle	878	700 404	2.0	52.1
4214502	Dental equipment & supplies whsle	190	71 760	.2	81.9
42146	Ophthalmic goods whsle	73	31 200	.1	64.3
421460	Ophthalmic goods whsle	73	31 200	.1	64.3
42149	Other professional equipment & supplies whsle	517	339 173	1.0	66.8
421490	Other professional equipment & supplies whsle	517	339 173	1.0	66.8
4214901	Religious & school supplies whsle	15	2 279	Z	53.1
4214902	Other professional equipment & supplies whsle	502	336 894	1.0	68.4
4215	Metal & mineral (except petroleum) whsle	746	332 632	.9	7.3
42151	Metal service centers & offices	724	300 486	.8	7.6
421510	Metal service centers & offices	724	300 486	.8	7.6
4215101	Ferrous metal service centers & sales offices	628	271 545	.8	6.7
42151011	Ferrous metal service centers	531	254 313	.7	6.6
42151012	Ferrous metal sales offices	97	17 232	Z	7.7
4215102	Nonferrous metal service centers & sales offices	96	28 941	.1	20.1
42151021	Nonferrous metal service centers	64	17 971	.1	17.4
42151022	Nonferrous metal sales offices	32	10 970	Z	47.7
42152	Coal & other mineral & ore whsle	22	32 146	.1	X
421520	Coal & other mineral & ore whsle	22	32 146	.1	X
4215201	Coal whsle	9	22 139	.1	X
4215202	Other mineral & ore whsle	13	10 007	Z	X
4216	Electrical goods whsle	4 459	3 118 025	8.8	58.1
42161	Electrical apparatus & equip, wiring supp, & const material whsle	1 121	749 837	2.1	48.7
421610	Electrical apparatus & equip, wiring supp, & const material whsle	1 121	749 837	2.1	48.7
42162	Electrical appliance, television & radio set whsle	436	396 195	1.1	65.6
421620	Electrical appliance, television & radio set whsle	436	396 195	1.1	65.6
42169	Other electronic parts & equipment whsle	2 902	1 971 993	5.6	60.4
421690	Other electronic parts & equipment whsle	2 902	1 971 993	5.6	60.4
4216901	Communications equipment & supplies whsle	2 000	1 364 410	3.9	63.2
4216902	Electronic parts (excluding communications equipment) whsle	902	607 583	1.7	58.6
4217	Hardware, & plumbing & heating equipment & supplies whsle	1 599	1 016 928	2.9	66.2
42171	Hardware whsle	707	259 419	.7	61.8
421710	Hardware whsle	707	259 419	.7	61.8
42172	Plumbing & heating equipment & supplies (hydronics) whsle	192	105 541	.3	40.9
421720	Plumbing & heating equipment & supplies (hydronics) whsle	192	105 541	.3	40.9
42173	Warm air heating & air-conditioning equipment & supplies whsle	468	501 452	1.4	70.6
421730	Warm air heating & air-conditioning equipment & supplies whsle	468	501 452	1.4	70.6
42174	Refrigeration equipment & supplies whsle	232	150 516	.4	82.8
421740	Refrigeration equipment & supplies whsle	232	150 516	.4	82.8

See footnotes at end of table.

Table 2. All Types of Operation by Broad Commodity Line and Kind of Business: 1997—Con.

[Includes only establishments with payroll. For meaning of abbreviations and symbols, see introductory text. For explanation of terms, see Appendix A]

CL code and NAICS code	Commodity line and kind of business	Establishments (number)	Sales (\$1,000)	Percent of sales accounted for by kind of business ¹	Coverage in percents
9700	Service receipts and labor charges (including installed parts)—Con.				
421	Wholesale trade, durable goods—Con.				
4218	Machinery, equipment, & supplies whsle	18 597	11 409 577	32.2	68.5
42181	Construction & mining (except petroleum) machinery & equip whsle	2 626	3 356 912	9.5	76.5
421810	Construction & mining (except petroleum) machinery & equip whsle	2 626	3 356 912	9.5	76.5
42182	Farm & garden machinery & equipment whsle	5 414	2 473 844	7.0	76.4
421820	Farm & garden machinery & equipment whsle	5 414	2 473 844	7.0	76.4
4218201	Farm machinery & equipment—farm dealers	4 842	2 301 691	6.5	74.5
4218202	Farm machinery & equipment—whsle distributors	459	143 401	.4	77.3
4218203	Lawn & garden machinery & equipment whsle	113	28 752	.1	67.4
42183	Industrial machinery & equipment whsle	7 083	4 138 192	11.7	70.9
421830	Industrial machinery & equipment whsle	7 083	4 138 192	11.7	70.9
4218301	Food-processing machinery & equipment whsle	222	89 960	.3	74.6
4218302	Hydraulic & pneumatic (fluid-power) machinery & equipment whsle	550	159 286	.5	70.5
42183021	Hydraulic & pneumatic pumps & motors whsle	236	66 957	.2	57.2
42183022	Hydraulic & pneumatic parts, accessories, & supplies whsle	314	92 329	.3	78.2
4218303	General-purpose industrial machinery & equipment whsle	2 353	1 193 249	3.4	77.8
4218304	Metalworking machinery & equipment whsle	417	140 098	.4	X
4218305	Materials handling equipment whsle	1 669	1 727 562	4.9	68.5
4218306	Oilwell, oil refinery, & pipeline mach, equip, & supplies whsle	406	125 388	.4	75.0
4218307	Other industrial machinery & equipment whsle	1 466	702 649	2.0	57.3
42184	Industrial supplies whsle	1 877	393 945	1.1	48.3
421840	Industrial supplies whsle	1 877	393 945	1.1	48.3
4218401	General-line industrial supplies whsle	387	53 839	.2	40.5
4218402	Mechanical power transmission supplies whsle	214	79 295	.2	56.5
4218403	Welding supplies whsle	709	52 483	.1	X
4218404	Industrial containers & supplies whsle	71	17 202	Z	51.8
4218405	Industrial valves & fittings (except fluid-power) whsle	86	54 830	.2	X
4218406	Other industrial supplies whsle	410	136 296	.4	42.0
42185	Service establishment equipment & supplies whsle	1 075	255 452	.7	64.2
421850	Service establishment equipment & supplies whsle	1 075	255 452	.7	64.2
4218501	Beauty & barber shop equipment & supplies whsle	49	14 138	Z	31.8
4218502	Custodial, janitors' equipment & supplies whsle	427	69 049	.2	X
4218503	Laundry & dry-cleaning equipment & supplies whsle	143	54 607	.2	X
4218504	Other service establishment equipment & supplies whsle	456	117 658	.3	64.0
42186	Transportation equipment & supplies (exc motor vehicle) whsle	522	791 232	2.2	64.8
421860	Transportation equipment & supplies (exc motor vehicle) whsle	522	791 232	2.2	64.8
4218601	Aircraft & aeronautical equipment & supplies whsle	231	576 853	1.6	68.0
4218602	Marine machinery, equipment, & supplies whsle	147	96 966	.3	60.6
4218603	Other transportation equipment & supplies whsle	144	117 413	.3	49.0
4219	Miscellaneous durable goods whsle	3 035	752 967	2.1	52.2
42191	Sporting & recreational goods & supplies whsle	336	104 087	.3	61.4
421910	Sporting & recreational goods & supplies whsle	336	104 087	.3	61.4
42192	Toy & hobby goods & supplies whsle	72	15 161	Z	71.2
421920	Toy & hobby goods & supplies whsle	72	15 161	Z	71.2
42193	Recyclable material whsle	706	240 023	.7	66.2
421930	Recyclable material whsle	706	240 023	.7	66.2
4219301	Iron & steel scrap processors & dealers	264	84 667	.2	65.9
42193011	Iron & steel scrap processors (using power processing equipment)	218	74 594	.2	X
42193012	Iron & steel scrap processors (not using power processing equip)	46	10 073	Z	63.5
4219302	Recyclable paper & paperboard whsle	149	59 577	.3	78.0
4219303	Other recyclable material whsle	293	95 779	.3	59.5
42194	Jewelry/watch/silverware/precious stone, & precious metal whsle	209	26 840	.1	1.2
421940	Jewelry/watch/silverware/precious stone, & precious metal whsle	209	26 840	.1	1.2
4219401	Jewelry, watch, diamonds, precious stone, & silverware whsle	186	21 647	.1	1.4
4219402	Precious metal (excluding ores) whsle	23	5 193	Z	X
42199	Other miscellaneous durable goods whsle	1 712	366 856	1.0	48.3
421990	Other miscellaneous durable goods whsle	1 712	366 856	1.0	48.3
4219901	Musical instruments & supplies whsle	18	2 675	Z	X
4219902	Forest products (except lumber) whsle	70	22 972	.1	X
4219903	General merchandise (durable goods) whsle	904	104 706	.3	53.3
4219904	Prerecorded media whsle	124	108 827	.3	X
42199041	Compact discs/prerecorded audio tapes, & phonograph records whsle	101	20 014	.1	X
42199042	Prerecorded video tapes whsle	23	88 813	.3	X
4219905	Fire extinguishers & fire safety equipment whsle	266	53 162	.2	X
4219906	Other durable goods whsle	330	74 514	.2	42.6
422	Wholesale trade, nondurable goods	7 887	2 884 759	8.1	4.9
4221	Paper & paper product whsle	748	237 142	.7	16.8
42211	Printing & writing paper whsle	64	14 801	Z	7.8
422110	Printing & writing paper whsle	64	14 801	Z	7.8
42212	Stationery & office supplies whsle	493	143 246	.4	27.6
422120	Stationery & office supplies whsle	493	143 246	.4	27.6
42213	Industrial & personal service paper whsle	191	79 095	.2	10.3
422130	Industrial & personal service paper whsle	191	79 095	.2	10.3
4222	Drugs, & druggists' sundries whsle	164	109 654	.3	7.5
42221	Drugs, & druggists' sundries whsle	164	109 654	.3	7.5
422210	Drugs, & druggists' sundries whsle	164	109 654	.3	7.5
4222101	General-line drugs whsle	95	51 555	.1	11.6
4222102	Specialty-line drug, pharmaceutical, cosmetic, & toiletries whsle	69	58 099	.2	.3
4223	Apparel, piece goods, & notions whsle	225	198 006	.6	6.5
42231	Piece goods, notions, & other dry goods whsle	66	27 818	.1	X
422310	Piece goods, notions, & other dry goods whsle	66	27 818	.1	X
4223101	Piece goods—jobbers	54	26 810	.1	X
4223102	Notions & other dry goods whsle	12	1 008	Z	X
42232	Men's & boys' clothing & furnishings whsle	86	15 463	Z	5.3
422320	Men's & boys' clothing & furnishings whsle	86	15 463	Z	5.3
42233	Women's, children's, & infants' clothing & accessories whsle	63	7 807	Z	5.7
422330	Women's, children's, & infants' clothing & accessories whsle	63	7 807	Z	5.7
42234	Footwear whsle	10	146 918	.4	4.7
422340	Footwear whsle	10	146 918	.4	4.7

See footnotes at end of table.

Table 2. All Types of Operation by Broad Commodity Line and Kind of Business: 1997—Con.

[Includes only establishments with payroll. For meaning of abbreviations and symbols, see introductory text. For explanation of terms, see Appendix A]

CL code and NAICS code	Commodity line and kind of business	Establishments (number)	Sales (\$1,000)	Percent of sales accounted for by kind of business ¹	Coverage in percents
9700	Service receipts and labor charges (including installed parts)—Con.				
422	Wholesale trade, nondurable goods—Con.				
4224	Grocery & related products whsle	587	512 438	1.4	1.4
42241	General-line grocery whsle	88	84 851	.2	.8
422410	General-line grocery whsle	88	84 851	.2	.8
4224103	Other general-line grocery whsle	83	56 942	.2	.9
42242	Packaged frozen food whsle	33	15 064	Z	.3
422420	Packaged frozen food whsle	33	15 064	Z	.3
42243	Dairy products, (except dried or canned) whsle	24	10 801	Z	X
422430	Dairy products, (except dried or canned) whsle	24	10 801	Z	X
4224301	Raw milk whsle	6	8 125	Z	X
4224302	Dairy product (except raw milk) whsle	18	2 676	Z	.2
42244	Poultry & poultry product whsle	10	1 200	Z	X
422440	Poultry & poultry product whsle	10	1 200	Z	X
4224402	Poultry & poultry product (except live) whsle	9	898	Z	X
42245	Confectionery whsle	36	5 803	Z	3.2
422450	Confectionery whsle	36	5 803	Z	3.2
42246	Fish & seafood whsle	45	4 032	Z	X
422460	Fish & seafood whsle	45	4 032	Z	X
42247	Meat & meat product whsle	23	8 725	Z	X
422470	Meat & meat product whsle	23	8 725	Z	X
42248	Fresh fruit & vegetable whsle	94	100 817	.3	X
422480	Fresh fruit & vegetable whsle	94	100 817	.3	X
42249	Other grocery & related products whsle	234	281 145	.8	2.3
422490	Other grocery & related products whsle	234	281 145	.8	2.3
4224901	Coffee, tea, & spice whsle	60	4 463	Z	1.0
4224902	Bread & baked goods whsle	10	1 352	Z	X
4224903	Soft drinks whsle	79	9 516	Z	1.7
4224904	Canned goods whsle	8	1 894	Z	X
4224905	Food & beverage basic materials whsle	9	46 664	.1	X
4224906	Other grocery specialties whsle	68	217 256	.6	2.9
4225	Farm-product raw material whsle	1 076	355 518	1.0	1.0
42251	Grain & field bean whsle	1 020	324 022	.9	1.1
422510	Grain & field bean whsle	1 020	324 022	.9	1.1
42252	Livestock whsle	25	3 813	Z	X
422520	Livestock whsle	25	3 813	Z	X
42259	Other farm product raw material whsle	31	27 683	.1	.1
422590	Other farm product raw material whsle	31	27 683	.1	.1
4225904	Cotton whsle	12	22 183	.1	X
4225905	Other farm-product raw material whsle	14	5 199	Z	.6
4226	Chemical & allied products whsle	1 184	236 372	.7	16.2
42261	Plastics materials & basic forms & shapes whsle	179	66 335	.2	16.7
422610	Plastics materials & basic forms & shapes whsle	179	66 335	.2	16.7
42269	Other chemical & allied products whsle	1 005	170 037	.5	16.1
422690	Other chemical & allied products whsle	1 005	170 037	.5	16.1
4226901	Industrial gases (except LP) whsle	201	14 081	Z	X
4226902	Other chemical & allied products whsle	804	155 956	.4	12.5
4227	Petroleum & petroleum products whsle	1 281	437 289	1.2	5.7
42271	Petroleum bulk stations & terminals	987	334 074	.9	5.9
422710	Petroleum bulk stations & terminals	987	334 074	.9	5.9
4227101	Petroleum bulk stations & terminals (except LP)	926	318 606	.9	5.2
42271011	Petroleum bulk stations (except LP)	847	239 544	.7	2.9
42271012	Petroleum bulk terminals (except LP)	79	79 062	.2	11.5
4227102	Liquefied petroleum bulk stations & terminals	61	15 468	Z	X
42272	Petroleum & petroleum prod whsle (exc bulk stations & terminals)	294	103 215	.3	X
422720	Petroleum & petroleum prod whsle (exc bulk stations & terminals)	294	103 215	.3	X
4228	Beer, wine, & distilled alcoholic beverage whsle	36	14 152	Z	X
42281	Beer & ale whsle	12	4 490	Z	X
422810	Beer & ale whsle	12	4 490	Z	X
42282	Wine & distilled alcoholic beverage whsle	24	9 662	Z	1.1
422820	Wine & distilled alcoholic beverage whsle	24	9 662	Z	1.1
4228201	Wine & distilled alcoholic bev (licensed operation) whsle	24	9 662	Z	X
4229	Miscellaneous nondurable goods whsle	2 586	784 188	2.2	10.9
42291	Farm supplies whsle	863	150 819	.4	5.6
422910	Farm supplies whsle	863	150 819	.4	5.6
4229101	Farm supplies—farm dealers	704	104 299	.3	7.0
4229102	Farm supplies—whsle distributors	159	46 520	.1	2.2
42292	Book, periodical, & newspaper whsle	125	50 521	.1	1.0
422920	Book, periodical, & newspaper whsle	125	50 521	.1	1.0
42293	Flower, nursery stock, & florists' supplies whsle	75	9 856	Z	X
422930	Flower, nursery stock, & florists' supplies whsle	75	9 856	Z	X
42294	Tobacco & tobacco product whsle	11	22 572	.1	X
422940	Tobacco & tobacco product whsle	11	22 572	.1	X
42295	Paint, varnish, & supplies whsle	53	141 322	.4	13.0
422950	Paint, varnish, & supplies whsle	53	141 322	.4	13.0
4229501	Paint, varnish, & supplies whsle	53	141 322	.4	13.0
42299	Other miscellaneous nondurable goods whsle	1 459	409 098	1.2	46.2
422990	Other miscellaneous nondurable goods whsle	1 459	409 098	1.2	46.2
4229901	Art goods whsle	61	37 276	.1	16.0
4229902	General merchandise (nondurable goods) whsle	1 245	347 680	1.0	65.8
4229903	Textile bags, bagging, & burlap whsle	6	4 054	Z	X
4229904	Other nondurable goods whsle	147	20 088	.1	20.7

See footnotes at end of table.

Table 2. All Types of Operation by Broad Commodity Line and Kind of Business: 1997—Con.

[Includes only establishments with payroll. For meaning of abbreviations and symbols, see introductory text. For explanation of terms, see Appendix A]

CL code and NAICS code	Commodity line and kind of business	Establishments (number)	Sales (\$1,000)	Percent of sales accounted for by kind of business ¹	Coverage in percents
9720	Receipts for service contracts	11 102	7 089 037	100.0	X
421	Wholesale trade, durable goods	10 030	6 743 665	95.1	X
4211	Motor vehicle & motor vehicle parts & supplies whsle	156	33 592	.5	X
42111	Automobile & other motor vehicle whsle	136	31 134	.4	X
421110	Automobile & other motor vehicle whsle	136	31 134	.4	X
4211101	Automobile & motorcycle whsle	55	12 402	.2	X
4211102	Bus & recreational vehicle whsle	12	3 950	.1	X
4211103	Light truck & van (14,000 lb or less) whsle	18	1 243	Z	X
4211104	Medium truck & tractor (14,001 lb to 26,000 lb) whsle	8	2 456	Z	X
4211105	Heavy truck & tractor (over 26,000 lb) whsle	43	11 083	.2	X
42112	Motor vehicle supplies & new parts whsle	20	2 458	Z	X
421120	Motor vehicle supplies & new parts whsle	20	2 458	Z	X
4211202	Motor vehicle supplies & new parts—jobbers	16	2 286	Z	X
4212	Furniture & home furnishings whsle	37	16 914	.2	X
42121	Furniture whsle	37	16 914	.2	X
421210	Furniture whsle	37	16 914	.2	X
4212102	Office & business furniture whsle	35	16 652	.2	X
4214	Professional & commercial equipment & supplies whsle	6 072	4 624 052	65.2	X
42141	Photographic equipment & supplies whsle	27	13 348	.2	X
421410	Photographic equipment & supplies whsle	27	13 348	.2	X
42142	Office equipment whsle	2 983	2 366 239	33.4	X
421420	Office equipment whsle	2 983	2 366 239	33.4	X
42143	Computer & computer peripheral equipment & software whsle	2 710	2 032 400	28.7	X
421430	Computer & computer peripheral equipment & software whsle	2 710	2 032 400	28.7	X
4214301	Computer & peripheral equipment whsle	2 232	1 570 379	22.2	X
42143011	Computers & peripheral equipment for resale	386	437 754	6.2	X
42143012	Computers & peripheral equipment for end use	1 846	1 132 625	16.0	X
4214302	Computer software (packaged) whsle	478	462 021	6.5	X
42144	Other commercial equipment whsle	96	13 316	.2	X
421440	Other commercial equipment whsle	96	13 316	.2	X
4214401	Restaurant & hotel equipment & supplies whsle	9	388	Z	X
4214402	Store machines & equipment whsle	87	12 928	.2	X
42145	Medical, dental, & hospital equipment & supplies whsle	164	117 116	1.7	X
421450	Medical, dental, & hospital equipment & supplies whsle	164	117 116	1.7	X
4214501	Surgical, medical, & hospital supplies whsle	163	117 115	1.7	X
42149	Other professional equipment & supplies whsle	89	81 160	1.1	X
421490	Other professional equipment & supplies whsle	89	81 160	1.1	X
4214902	Other professional equipment & supplies whsle	86	80 464	1.1	X
4215	Metal & mineral (except petroleum) whsle	15	2 397	Z	X
42151	Metal service centers & offices	15	2 397	Z	X
421510	Metal service centers & offices	15	2 397	Z	X
4215101	Ferrous metal service centers & sales offices	12	1 919	Z	X
42151012	Ferrous metal sales offices	9	1 778	Z	X
4216	Electrical goods whsle	2 030	891 715	12.6	X
42161	Electrical apparatus & equip, wiring supp, & const material whsle	356	168 731	2.4	X
421610	Electrical apparatus & equip, wiring supp, & const material whsle	356	168 731	2.4	X
42162	Electrical appliance, television & radio set whsle	52	58 026	.8	X
421620	Electrical appliance, television & radio set whsle	52	58 026	.8	X
42169	Other electronic parts & equipment whsle	1 622	664 958	9.4	X
421690	Other electronic parts & equipment whsle	1 622	664 958	9.4	X
4216901	Communications equipment & supplies whsle	1 351	506 896	7.2	X
4216902	Electronic parts (excluding communications equipment) whsle	271	158 062	2.2	X
4217	Hardware, & plumbing & heating equipment & supplies whsle	216	95 845	1.4	X
42171	Hardware whsle	38	10 179	.1	X
421710	Hardware whsle	38	10 179	.1	X
42172	Plumbing & heating equipment & supplies (hydronics) whsle	26	14 722	.2	X
421720	Plumbing & heating equipment & supplies (hydronics) whsle	26	14 722	.2	X
42173	Warm air heating & air-conditioning equipment & supplies whsle	116	35 323	.5	X
421730	Warm air heating & air-conditioning equipment & supplies whsle	116	35 323	.5	X
42174	Refrigeration equipment & supplies whsle	36	35 621	.5	X
421740	Refrigeration equipment & supplies whsle	36	35 621	.5	X
4218	Machinery, equipment, & supplies whsle	1 313	1 054 101	14.9	X
42181	Construction & mining (except petroleum) machinery & equip whsle	92	53 614	.8	X
421810	Construction & mining (except petroleum) machinery & equip whsle	92	53 614	.8	X
42182	Farm & garden machinery & equipment whsle	116	16 677	.2	X
421820	Farm & garden machinery & equipment whsle	116	16 677	.2	X
4218201	Farm machinery & equipment—farm dealers	94	14 357	.2	X
4218202	Farm machinery & equipment—whsle distributors	13	2 065	Z	X
4218203	Lawn & garden machinery & equipment whsle	9	255	Z	X
42183	Industrial machinery & equipment whsle	1 012	951 607	13.4	X
421830	Industrial machinery & equipment whsle	1 012	951 607	13.4	X
4218301	Food-processing machinery & equipment whsle	43	7 366	.1	X
4218302	Hydraulic & pneumatic (fluid-power) machinery & equipment whsle	46	4 758	.1	X
42183021	Hydraulic & pneumatic pumps & motors whsle	22	1 398	Z	X
42183022	Hydraulic & pneumatic parts, accessories, & supplies whsle	24	3 360	Z	X
4218303	General-purpose industrial machinery & equipment whsle	333	767 823	10.8	X
4218304	Metalworking machinery & equipment whsle	37	10 851	.2	X
4218305	Materials handling equipment whsle	306	64 450	.9	X
4218306	Oilwell, oil refinery, & pipeline mach, equip, & supplies whsle	39	17 656	.2	X
4218307	Other industrial machinery & equipment whsle	208	78 703	1.1	X
42184	Industrial supplies whsle	11	2 518	Z	X
421840	Industrial supplies whsle	11	2 518	Z	X
42185	Service establishment equipment & supplies whsle	26	5 917	.1	X
421850	Service establishment equipment & supplies whsle	26	5 917	.1	X
4218504	Other service establishment equipment & supplies whsle	18	4 179	.1	X

See footnotes at end of table.

Table 2. All Types of Operation by Broad Commodity Line and Kind of Business: 1997—Con.

[Includes only establishments with payroll. For meaning of abbreviations and symbols, see introductory text. For explanation of terms, see Appendix A]

CL code and NAICS code	Commodity line and kind of business	Establishments (number)	Sales (\$1,000)	Percent of sales accounted for by kind of business ¹	Coverage in percents
9720	Receipts for service contracts—Con.				
421	Wholesale trade, durable goods—Con.				
4218	Machinery, equipment, & supplies whsle—Con.				
42186	Transportation equipment & supplies (exc motor vehicle) whsle	56	23 768	.3	X
421860	Transportation equipment & supplies (exc motor vehicle) whsle	56	23 768	.3	X
4218601	Aircraft & aeronautical equipment & supplies whsle	25	18 881	.3	X
4218602	Marine machinery, equipment, & supplies whsle	19	2 263	Z	X
4218603	Other transportation equipment & supplies whsle	12	2 624	Z	X
4219	Miscellaneous durable goods whsle	186	24 734	.3	X
42193	Recyclable material whsle	8	2 547	Z	X
421930	Recyclable material whsle	8	2 547	Z	X
42199	Other miscellaneous durable goods whsle	171	21 224	.3	X
421990	Other miscellaneous durable goods whsle	171	21 224	.3	X
4219903	General merchandise (durable goods) whsle	155	17 168	.2	X
4219904	Prerecorded media whsle	13	3 554	.1	X
42199041	Compact discs/prerecorded audio tapes, & phonograph records whsle	9	3 355	Z	X
422	Wholesale trade, nondurable goods	1 072	345 372	4.9	X
4221	Paper & paper product whsle	225	141 969	2.0	X
42211	Printing & writing paper whsle	10	1 897	Z	X
422110	Printing & writing paper whsle	10	1 897	Z	X
42212	Stationery & office supplies whsle	202	131 068	1.8	X
422120	Stationery & office supplies whsle	202	131 068	1.8	X
42213	Industrial & personal service paper whsle	13	9 004	.1	X
422130	Industrial & personal service paper whsle	13	9 004	.1	X
4222	Drugs, & druggists' sundries whsle	12	2 372	Z	X
42221	Drugs, & druggists' sundries whsle	12	2 372	Z	X
422210	Drugs, & druggists' sundries whsle	12	2 372	Z	X
4222101	General-line drugs whsle	12	2 372	Z	X
4226	Chemical & allied products whsle	32	7 776	.1	X
42261	Plastics materials & basic forms & shapes whsle	10	4 179	.1	X
422610	Plastics materials & basic forms & shapes whsle	10	4 179	.1	X
42269	Other chemical & allied products whsle	22	3 597	.1	X
422690	Other chemical & allied products whsle	22	3 597	.1	X
4226902	Other chemical & allied products whsle	22	3 597	.1	X
4227	Petroleum & petroleum products whsle	10	1 561	Z	X
42272	Petroleum & petroleum prod whsle (exc bulk stations & terminals)	10	1 561	Z	X
422720	Petroleum & petroleum prod whsle (exc bulk stations & terminals)	10	1 561	Z	X
4229	Miscellaneous nondurable goods whsle	788	191 478	2.7	X
42299	Other miscellaneous nondurable goods whsle	783	183 864	2.6	X
422990	Other miscellaneous nondurable goods whsle	783	183 864	2.6	X
4229902	General merchandise (nondurable goods) whsle	765	172 153	2.4	X
4229904	Other nondurable goods whsle	13	1 169	Z	X
9730	Advertising specialties (paper novelties, etc.)	809	233 749	100.0	X
421	Wholesale trade, durable goods	250	61 278	26.2	X
4211	Motor vehicle & motor vehicle parts & supplies whsle	8	104	Z	X
4212	Furniture & home furnishings whsle	11	9 572	4.1	X
42122	Home furnishings whsle	11	9 572	4.1	X
421220	Home furnishings whsle	11	9 572	4.1	X
4214	Professional & commercial equipment & supplies whsle	11	1 094	.5	X
4216	Electrical goods whsle	13	5 084	2.2	X
42169	Other electronic parts & equipment whsle	7	4 367	1.9	X
421690	Other electronic parts & equipment whsle	7	4 367	1.9	X
4216902	Electronic parts (excluding communications equipment) whsle	7	4 367	1.9	X
4219	Miscellaneous durable goods whsle	199	44 556	19.1	X
42191	Sporting & recreational goods & supplies whsle	50	21 761	9.3	X
421910	Sporting & recreational goods & supplies whsle	50	21 761	9.3	X
42192	Toy & hobby goods & supplies whsle	25	11 540	4.9	X
421920	Toy & hobby goods & supplies whsle	25	11 540	4.9	X
42194	Jewelry/watch/silverware/precious stone, & precious metal whsle	11	1 615	.7	X
421940	Jewelry/watch/silverware/precious stone, & precious metal whsle	11	1 615	.7	X
4219401	Jewelry, watch, diamonds, precious stone, & silverware whsle	11	1 615	.7	X
42199	Other miscellaneous durable goods whsle	108	9 578	4.1	X
421990	Other miscellaneous durable goods whsle	108	9 578	4.1	X
4219902	Forest products (except lumber) whsle	7	1 609	.7	X
4219903	General merchandise (durable goods) whsle	78	6 569	2.8	X
4219906	Other durable goods whsle	19	1 231	.5	X
422	Wholesale trade, nondurable goods	559	172 471	73.8	X
4221	Paper & paper product whsle	23	17 616	7.5	X
42212	Stationery & office supplies whsle	15	15 838	6.8	X
422120	Stationery & office supplies whsle	15	15 838	6.8	X
4223	Apparel, piece goods, & notions whsle	86	26 260	11.2	X
42231	Piece goods, notions, & other dry goods whsle	14	3 182	1.4	X
422310	Piece goods, notions, & other dry goods whsle	14	3 182	1.4	X
4223101	Piece goods—jobbers	11	2 738	1.2	X
42232	Men's & boys' clothing & furnishings whsle	65	21 973	9.4	X
422320	Men's & boys' clothing & furnishings whsle	65	21 973	9.4	X
42233	Women's, children's, & infants' clothing & accessories whsle	7	1 105	.5	X
422330	Women's, children's, & infants' clothing & accessories whsle	7	1 105	.5	X
4224	Grocery & related products whsle	12	2 685	1.1	X
42249	Other grocery & related products whsle	8	406	.2	X
422490	Other grocery & related products whsle	8	406	.2	X
4224906	Other grocery specialties whsle	6	403	.2	X

See footnotes at end of table.

Table 2. All Types of Operation by Broad Commodity Line and Kind of Business: 1997—Con.

[Includes only establishments with payroll. For meaning of abbreviations and symbols, see introductory text. For explanation of terms, see Appendix A]

CL code and NAICS code	Commodity line and kind of business	Establishments (number)	Sales (\$1,000)	Percent of sales accounted for by kind of business ¹	Coverage in percents
9730	Advertising specialties (paper novelties, etc.)—Con.				
422	Wholesale trade, nondurable goods—Con.				
4229	Miscellaneous nondurable goods whsle	432	75 344	32.2	X
42292	Book, periodical, & newspaper whsle	26	7 842	3.4	X
422920	Book, periodical, & newspaper whsle	26	7 842	3.4	X
42299	Other miscellaneous nondurable goods whsle	399	67 116	28.7	X
422990	Other miscellaneous nondurable goods whsle	399	67 116	28.7	X
4229901	Art goods whsle	125	25 865	11.1	X
4229902	General merchandise (nondurable goods) whsle	236	34 594	14.8	X
4229903	Textile bags, bagging, & burlap whsle	14	5 671	2.4	X
4229904	Other nondurable goods whsle	24	986	.4	X
9740	Receipts for installing equipment	7 716	3 183 205	100.0	X
421	Wholesale trade, durable goods	7 130	3 107 457	97.6	X
4211	Motor vehicle & motor vehicle parts & supplies whsle	22	7 290	.2	X
42112	Motor vehicle supplies & new parts whsle	22	7 290	.2	X
421120	Motor vehicle supplies & new parts whsle	22	7 290	.2	X
4211202	Motor vehicle supplies & new parts—jobbers	12	3 723	.1	X
4211203	Petroleum products marketing equipment whsle	6	2 453	.1	X
4212	Furniture & home furnishings whsle	40	4 886	.2	X
42121	Furniture whsle	39	4 727	.1	X
421210	Furniture whsle	39	4 727	.1	X
4212102	Office & business furniture whsle	39	4 727	.1	X
4213	Lumber & other construction materials whsle	16	2 025	.1	X
42131	Lumber, plywood, millwork, & wood panel whsle	6	1 101	Z	X
421310	Lumber, plywood, millwork, & wood panel whsle	6	1 101	Z	X
4213103	Plywood, veneer, millwork, & wood panel whsle	6	1 101	Z	X
42139	Other construction materials whsle	6	80	Z	X
421390	Other construction materials whsle	6	80	Z	X
4213902	Other construction materials whsle	6	80	Z	X
4214	Professional & commercial equipment & supplies whsle	2 851	1 621 126	50.9	X
42141	Photographic equipment & supplies whsle	51	10 800	.3	X
421410	Photographic equipment & supplies whsle	51	10 800	.3	X
42142	Office equipment whsle	706	112 033	3.5	X
421420	Office equipment whsle	706	112 033	3.5	X
42143	Computer & computer peripheral equipment & software whsle	1 540	1 420 996	44.6	X
421430	Computer & computer peripheral equipment & software whsle	1 540	1 420 996	44.6	X
4214301	Computer & peripheral equipment whsle	1 387	1 388 651	43.6	X
42143011	Computers & peripheral equipment for resale	193	47 040	1.5	X
42143012	Computers & peripheral equipment for end use	1 194	1 341 611	42.1	X
4214302	Computer software (packaged) whsle	153	32 345	1.0	X
42144	Other commercial equipment whsle	410	61 668	1.9	X
421440	Other commercial equipment whsle	410	61 668	1.9	X
4214401	Restaurant & hotel equipment & supplies whsle	209	32 452	1.0	X
4214402	Store machines & equipment whsle	201	29 216	.9	X
42145	Medical, dental, & hospital equipment & supplies whsle	102	10 675	.3	X
421450	Medical, dental, & hospital equipment & supplies whsle	102	10 675	.3	X
4214501	Surgical, medical, & hospital supplies whsle	102	10 675	.3	X
42149	Other professional equipment & supplies whsle	42	4 954	.2	X
421490	Other professional equipment & supplies whsle	42	4 954	.2	X
4214902	Other professional equipment & supplies whsle	39	4 897	.2	X
4215	Metal & mineral (except petroleum) whsle	31	8 058	.3	X
42151	Metal service centers & offices	31	8 058	.3	X
421510	Metal service centers & offices	31	8 058	.3	X
4215101	Ferrous metal service centers & sales offices	31	8 058	.3	X
42151011	Ferrous metal service centers	21	6 641	.2	X
42151012	Ferrous metal sales offices	10	1 417	Z	X
4216	Electrical goods whsle	1 908	823 402	25.9	X
42161	Electrical apparatus & equip, wiring supp, & const material whsle	498	134 039	4.2	X
421610	Electrical apparatus & equip, wiring supp, & const material whsle	498	134 039	4.2	X
42162	Electrical appliance, television & radio set whsle	115	196 278	6.2	X
421620	Electrical appliance, television & radio set whsle	115	196 278	6.2	X
42169	Other electronic parts & equipment whsle	1 295	493 085	15.5	X
421690	Other electronic parts & equipment whsle	1 295	493 085	15.5	X
4216901	Communications equipment & supplies whsle	1 010	288 966	9.1	X
4216902	Electronic parts (excluding communications equipment) whsle	285	204 119	6.4	X
4217	Hardware, & plumbing & heating equipment & supplies whsle	303	156 335	4.9	X
42171	Hardware whsle	42	6 243	.2	X
421710	Hardware whsle	42	6 243	.2	X
42172	Plumbing & heating equipment & supplies (hydronics) whsle	38	7 182	.2	X
421720	Plumbing & heating equipment & supplies (hydronics) whsle	38	7 182	.2	X
42173	Warm air heating & air-conditioning equipment & supplies whsle	133	31 754	1.0	X
421730	Warm air heating & air-conditioning equipment & supplies whsle	133	31 754	1.0	X
42174	Refrigeration equipment & supplies whsle	90	111 156	3.5	X
421740	Refrigeration equipment & supplies whsle	90	111 156	3.5	X

See footnotes at end of table.

Table 2. All Types of Operation by Broad Commodity Line and Kind of Business: 1997—Con.

[Includes only establishments with payroll. For meaning of abbreviations and symbols, see introductory text. For explanation of terms, see Appendix A]

CL code and NAICS code	Commodity line and kind of business	Establishments (number)	Sales (\$1,000)	Percent of sales accounted for by kind of business ¹	Coverage in percents
9740	Receipts for installing equipment—Con.				
421	Wholesale trade, durable goods—Con.				
4218	Machinery, equipment, & supplies whsle	1 842	473 522	14.9	X
42181	Construction & mining (except petroleum) machinery & equip whsle	13	12 273	.4	X
421810	Construction & mining (except petroleum) machinery & equip whsle	13	12 273	.4	X
42182	Farm & garden machinery & equipment whsle	38	4 776	.2	X
421820	Farm & garden machinery & equipment whsle	38	4 776	.2	X
4218201	Farm machinery & equipment—farm dealers	18	3 362	.1	X
4218202	Farm machinery & equipment—whsle distributors	20	1 414	Z	X
42183	Industrial machinery & equipment whsle	1 576	414 070	13.0	X
421830	Industrial machinery & equipment whsle	1 576	414 070	13.0	X
4218301	Food-processing machinery & equipment whsle	92	24 418	.8	X
4218302	Hydraulic & pneumatic (fluid-power) machinery & equipment whsle	64	7 392	.2	X
42183021	Hydraulic & pneumatic pumps & motors whsle	37	5 096	.2	X
42183022	Hydraulic & pneumatic pumps, accessories, & supplies whsle	27	2 296	.1	X
4218303	General-purpose industrial machinery & equipment whsle	432	76 793	2.4	X
4218304	Metallworking machinery & equipment whsle	41	10 680	.3	X
4218305	Materials handling equipment whsle	499	160 022	5.0	X
4218306	Oilwell, oil refinery, & pipeline mach, equip, & supplies whsle	105	19 334	.6	X
4218307	Other industrial machinery & equipment whsle	343	115 431	3.6	X
42184	Industrial supplies whsle	23	2 187	.1	X
421840	Industrial supplies whsle	23	2 187	.1	X
4218401	General-line industrial supplies whsle	12	684	Z	X
4218404	Industrial containers & supplies whsle	6	239	Z	X
42185	Service establishment equipment & supplies whsle	185	36 426	1.1	X
421850	Service establishment equipment & supplies whsle	185	36 426	1.1	X
4218503	Laundry & dry-cleaning equipment & supplies whsle	87	10 866	.3	X
4218504	Other service establishment equipment & supplies whsle	90	25 237	.8	X
42186	Transportation equipment & supplies (exc motor vehicle) whsle	7	3 790	.1	X
421860	Transportation equipment & supplies (exc motor vehicle) whsle	7	3 790	.1	X
4218603	Other transportation equipment & supplies whsle	7	3 790	.1	X
4219	Miscellaneous durable goods whsle	117	10 813	.3	X
42191	Sporting & recreational goods & supplies whsle	6	1 206	Z	X
421910	Sporting & recreational goods & supplies whsle	6	1 206	Z	X
42199	Other miscellaneous durable goods whsle	111	9 607	.3	X
421990	Other miscellaneous durable goods whsle	111	9 607	.3	X
4219903	General merchandise (durable goods) whsle	100	3 651	.1	X
4219905	Fire extinguishers & fire safety equipment whsle	8	5 804	.2	X
422	Wholesale trade, nondurable goods	586	75 748	2.4	X
4221	Paper & paper product whsle	23	1 074	Z	X
42212	Stationery & office supplies whsle	20	876	Z	X
422120	Stationery & office supplies whsle	20	876	Z	X
4226	Chemical & allied products whsle	13	1 100	Z	X
42269	Other chemical & allied products whsle	12	1 077	Z	X
422690	Other chemical & allied products whsle	12	1 077	Z	X
4226902	Other chemical & allied products whsle	11	608	Z	X
4229	Miscellaneous nondurable goods whsle	549	73 542	2.3	X
42299	Other miscellaneous nondurable goods whsle	546	73 139	2.3	X
422990	Other miscellaneous nondurable goods whsle	546	73 139	2.3	X
4229902	General merchandise (nondurable goods) whsle	539	71 888	2.3	X
4229904	Other nondurable goods whsle	7	1 251	Z	X
9750	Reconditioning of drums or barrels	52	24 903	100.0	X
421	Wholesale trade, durable goods	51	24 740	99.3	X
4218	Machinery, equipment, & supplies whsle	50	24 730	99.3	X
42184	Industrial supplies whsle	48	24 303	97.6	X
421840	Industrial supplies whsle	48	24 303	97.6	X
4218401	General-line industrial supplies whsle	8	499	2.0	X
4218404	Industrial containers & supplies whsle	37	23 767	95.4	X
9810	Miscellaneous commodities	22 281	24 420 834	100.0	X
421	Wholesale trade, durable goods	12 382	11 698 784	47.9	X
4211	Motor vehicle & motor vehicle parts & supplies whsle	918	772 783	3.2	X
42111	Automobile & other motor vehicle whsle	251	455 801	1.9	X
421110	Automobile & other motor vehicle whsle	251	455 801	1.9	X
4211101	Automobile & motorcycle whsle	65	348 092	1.4	X
4211102	Bus & recreational vehicle whsle	16	8 152	Z	X
4211103	Light truck & van (14,000 lb or less) whsle	17	36 228	.1	X
4211104	Medium truck & tractor (14,001 lb to 26,000 lb) whsle	45	11 954	Z	X
4211105	Heavy truck & tractor (over 26,000 lb) whsle	108	51 375	.2	X
42112	Motor vehicle supplies & new parts whsle	341	251 287	1.0	X
421120	Motor vehicle supplies & new parts whsle	341	251 287	1.0	X
4211201	Motor vehicle supplies & new parts—warehouse distributors	135	124 569	.5	X
4211202	Motor vehicle supplies & new parts—jobbers	193	122 484	.5	X
4211203	Petroleum products marketing equipment whsle	13	4 234	Z	X
42113	Tire & tube whsle	95	38 079	.2	X
421130	Tire & tube whsle	95	38 079	.2	X
42114	Motor vehicle parts, (used) whsle	231	27 616	.1	X
421140	Motor vehicle parts, (used) whsle	231	27 616	.1	X
4212	Furniture & home furnishings whsle	458	170 598	.7	X
42121	Furniture whsle	144	43 136	.2	X
421210	Furniture whsle	144	43 136	.2	X
4212101	Household & lawn furniture whsle	80	16 076	.1	X
4212102	Office & business furniture whsle	64	27 060	.1	X
42122	Home furnishings whsle	314	127 462	.5	X
421220	Home furnishings whsle	314	127 462	.5	X
4212201	Household china, glassware, & crockery whsle	52	27 470	.1	X
4212202	Linens, domestics, draperies, & curtains whsle	68	20 081	.1	X
4212203	Floor coverings whsle	115	53 810	.2	X
4212204	Other home furnishings whsle	79	26 101	.1	X

See footnotes at end of table.

Table 2. All Types of Operation by Broad Commodity Line and Kind of Business: 1997—Con.

[Includes only establishments with payroll. For meaning of abbreviations and symbols, see introductory text. For explanation of terms, see Appendix A]

CL code and NAICS code	Commodity line and kind of business	Establishments (number)	Sales (\$1,000)	Percent of sales accounted for by kind of business ¹	Coverage in percents
9810	Miscellaneous commodities—Con.				
421	Wholesale trade, durable goods—Con.				
4213	Lumber & other construction materials whsle	862	610 349	2.5	X
42131	Lumber, plywood, millwork, & wood panel whsle	345	341 358	1.4	X
421310	Lumber, plywood, millwork, & wood panel whsle	345	341 358	1.4	X
4213101	Lumber without yard whsle	37	25 439	.1	X
4213102	Lumber with yard whsle	92	110 644	.5	X
4213103	Plywood, veneer, millwork, & wood panel whsle	216	205 275	.8	X
42132	Brick, stone, & related construction materials whsle	97	26 395	.1	X
421320	Brick, stone, & related construction materials whsle	97	26 395	.1	X
4213201	Brick, block, tile, clay/cement sewer pipe whsle	18	9 767	Z	X
4213202	Sand, gravel, & stone whsle	48	11 782	Z	X
4213203	Cement, lime, & related products whsle	31	4 846	Z	X
42133	Roofing, siding, & insulation material whsle	328	226 873	.9	X
421330	Roofing, siding, & insulation material whsle	328	226 873	.9	X
4213301	Roofing, siding, & insulation material whsle	328	226 873	.9	X
42139	Other construction materials whsle	92	15 723	.1	X
421390	Other construction materials whsle	92	15 723	.1	X
4213901	Flat glass & other construction glass whsle	35	4 480	Z	X
4213902	Other construction materials whsle	57	11 243	Z	X
4214	Professional & commercial equipment & supplies whsle	2 183	3 812 215	15.6	X
42141	Photographic equipment & supplies whsle	97	440 464	1.8	X
421410	Photographic equipment & supplies whsle	97	440 464	1.8	X
42142	Office equipment whsle	725	150 769	.6	X
421420	Office equipment whsle	725	150 769	.6	X
42143	Computer & computer peripheral equipment & software whsle	893	3 040 625	12.5	X
421430	Computer & computer peripheral equipment & software whsle	893	3 040 625	12.5	X
4214301	Computer & peripheral equipment whsle	782	3 018 320	12.4	X
42143011	Computers & peripheral equipment for resale	167	2 673 683	10.9	X
42143012	Computers & peripheral equipment for end use	615	344 637	1.4	X
4214302	Computer software (packaged) whsle	111	22 305	.1	X
42144	Other commercial equipment whsle	201	49 948	.2	X
421440	Other commercial equipment whsle	201	49 948	.2	X
4214401	Restaurant & hotel equipment & supplies whsle	57	18 166	.1	X
4214402	Store machines & equipment whsle	144	31 782	.1	X
42145	Medical, dental, & hospital equipment & supplies whsle	150	49 193	.2	X
421450	Medical, dental, & hospital equipment & supplies whsle	150	49 193	.2	X
4214501	Surgical, medical, & hospital supplies whsle	141	47 601	.2	X
4214502	Dental equipment & supplies whsle	9	1 592	Z	X
42146	Ophthalmic goods whsle	19	55 734	.2	X
421460	Ophthalmic goods whsle	19	55 734	.2	X
42149	Other professional equipment & supplies whsle	98	25 482	.1	X
421490	Other professional equipment & supplies whsle	98	25 482	.1	X
4214901	Religious & school supplies whsle	13	1 894	Z	X
4214902	Other professional equipment & supplies whsle	85	23 588	.1	X
4215	Metal & mineral (except petroleum) whsle	920	838 182	3.4	X
42151	Metal service centers & offices	883	811 767	3.3	X
421510	Metal service centers & offices	883	811 767	3.3	X
4215101	Ferrous metal service centers & sales offices	667	582 241	2.4	X
42151011	Ferrous metal service centers	510	438 140	1.8	X
42151012	Ferrous metal sales offices	157	144 101	.6	X
4215102	Nonferrous metal service centers & sales offices	216	229 526	.9	X
42151021	Nonferrous metal service centers	175	107 811	.4	X
42151022	Nonferrous metal sales offices	41	121 715	.5	X
42152	Coal & other mineral & ore whsle	37	26 415	.1	X
421520	Coal & other mineral & ore whsle	37	26 415	.1	X
4215201	Coal whsle	18	11 153	Z	X
4215202	Other mineral & ore whsle	19	15 262	.1	X
4216	Electrical goods whsle	1 535	1 839 781	7.5	X
42161	Electrical apparatus & equip, wiring supp, & const material whsle	753	681 628	2.8	X
421610	Electrical apparatus & equip, wiring supp, & const material whsle	753	681 628	2.8	X
42162	Electrical appliance, television & radio set whsle	164	347 415	1.4	X
421620	Electrical appliance, television & radio set whsle	164	347 415	1.4	X
42169	Other electronic parts & equipment whsle	618	810 738	3.3	X
421690	Other electronic parts & equipment whsle	618	810 738	3.3	X
4216901	Communications equipment & supplies whsle	179	515 124	2.1	X
4216902	Electronic parts (excluding communications equipment) whsle	439	295 614	1.2	X
4217	Hardware, & plumbing & heating equipment & supplies whsle	898	571 454	2.3	X
42171	Hardware whsle	455	309 732	1.3	X
421710	Hardware whsle	455	309 732	1.3	X
42172	Plumbing & heating equipment & supplies (hydronics) whsle	196	180 748	.7	X
421720	Plumbing & heating equipment & supplies (hydronics) whsle	196	180 748	.7	X
42173	Warm air heating & air-conditioning equipment & supplies whsle	204	71 238	.3	X
421730	Warm air heating & air-conditioning equipment & supplies whsle	204	71 238	.3	X
42174	Refrigeration equipment & supplies whsle	43	9 736	Z	X
421740	Refrigeration equipment & supplies whsle	43	9 736	Z	X

See footnotes at end of table.

Table 2. All Types of Operation by Broad Commodity Line and Kind of Business: 1997—Con.

[Includes only establishments with payroll. For meaning of abbreviations and symbols, see introductory text. For explanation of terms, see Appendix A]

CL code and NAICS code	Commodity line and kind of business	Establishments (number)	Sales (\$1,000)	Percent of sales accounted for by kind of business ¹	Coverage in percents
9810	Miscellaneous commodities—Con.				
421	Wholesale trade, durable goods—Con.				
4218	Machinery, equipment, & supplies whsle	3 050	1 448 451	5.9	X
42181	Construction & mining (except petroleum) machinery & equip whsle	257	174 974	.7	X
421810	Construction & mining (except petroleum) machinery & equip whsle	257	174 974	.7	X
42182	Farm & garden machinery & equipment whsle	529	197 530	.8	X
421820	Farm & garden machinery & equipment whsle	529	197 530	.8	X
4218201	Farm machinery & equipment—farm dealers	417	138 735	.6	X
4218202	Farm machinery & equipment—whsle distributors	85	48 832	.2	X
4218203	Lawn & garden machinery & equipment whsle	27	9 963	Z	X
42183	Industrial machinery & equipment whsle	1 094	478 117	2.0	X
421830	Industrial machinery & equipment whsle	1 094	478 117	2.0	X
4218301	Food-processing machinery & equipment whsle	47	21 379	.1	X
4218302	Hydraulic & pneumatic (fluid-power) machinery & equipment whsle	135	54 029	.2	X
42183021	Hydraulic & pneumatic pumps & motors whsle	40	11 515	.0	X
42183022	Hydraulic & pneumatic parts, accessories, & supplies whsle	95	42 514	.2	X
4218303	General-purpose industrial machinery & equipment whsle	403	180 594	.7	X
4218304	Metalworking machinery & equipment whsle	77	46 083	.2	X
4218305	Materials handling equipment whsle	190	96 863	.4	X
4218306	Oilwell, oil refinery, & pipeline mach, equip, & supplies whsle	45	16 279	.1	X
4218307	Other industrial machinery & equipment whsle	197	62 890	.3	X
42184	Industrial supplies whsle	912	427 706	1.8	X
421840	Industrial supplies whsle	912	427 706	1.8	X
4218401	General-line industrial supplies whsle	191	39 361	.2	X
4218402	Mechanical power transmission supplies whsle	129	42 645	.2	X
4218403	Welding supplies whsle	243	37 838	.2	X
4218404	Industrial containers & supplies whsle	47	15 705	.1	X
4218405	Industrial valves & fittings (except fluid-power) whsle	110	86 647	.4	X
4218406	Other industrial supplies whsle	192	205 510	.8	X
42185	Service establishment equipment & supplies whsle	153	114 913	.5	X
421850	Service establishment equipment & supplies whsle	153	114 913	.5	X
4218501	Beauty & barber shop equipment & supplies whsle	17	491	Z	X
4218502	Custodial, janitors' equipment & supplies whsle	67	10 480	.0	X
4218503	Laundry & dry-cleaning equipment & supplies whsle	14	93 027	.4	X
4218504	Other service establishment equipment & supplies whsle	55	10 915	Z	X
42186	Transportation equipment & supplies (exc motor vehicle) whsle	105	55 211	.2	X
421860	Transportation equipment & supplies (exc motor vehicle) whsle	105	55 211	.2	X
4218601	Aircraft & aeronautical equipment & supplies whsle	47	31 273	.1	X
4218602	Marine machinery, equipment, & supplies whsle	36	13 236	.1	X
4218603	Other transportation equipment & supplies whsle	22	10 702	Z	X
4219	Miscellaneous durable goods whsle	1 558	1 634 971	6.7	X
42191	Sporting & recreational goods & supplies whsle	148	137 862	.6	X
421910	Sporting & recreational goods & supplies whsle	148	137 862	.6	X
42192	Toy & hobby goods & supplies whsle	94	76 725	.3	X
421920	Toy & hobby goods & supplies whsle	94	76 725	.3	X
42193	Recyclable material whsle	328	70 768	.3	X
421930	Recyclable material whsle	328	70 768	.3	X
4219301	Iron & steel scrap processors & dealers	117	35 547	.1	X
42193011	Iron & steel scrap processors (using power processing equipment)	103	24 296	.1	X
42193012	Iron & steel scrap processors (not using power processing equip)	14	11 251	Z	X
4219302	Recyclable paper & paperboard whsle	76	15 400	.1	X
4219303	Other recyclable material whsle	135	19 821	.1	X
42194	Jewelry/watch/silverware/precious stone, & precious metal whsle	292	109 289	.4	X
421940	Jewelry/watch/silverware/precious stone, & precious metal whsle	292	109 289	.4	X
4219401	Jewelry, watch, diamonds, precious stone, & silverware whsle	251	88 174	.4	X
4219402	Precious metal (excluding ores) whsle	41	21 115	.1	X
42199	Other miscellaneous durable goods whsle	696	1 240 327	5.1	X
421990	Other miscellaneous durable goods whsle	696	1 240 327	5.1	X
4219902	Forest products (except lumber) whsle	60	9 471	Z	X
4219903	General merchandise (durable goods) whsle	466	1 201 750	4.9	X
4219904	Prerecorded media whsle	86	16 640	.1	X
42199041	Compact discs/prerecorded audio tapes, & phonograph records whsle	45	8 890	Z	X
42199042	Prerecorded video tapes whsle	41	7 750	Z	X
4219905	Fire extinguishers & fire safety equipment whsle	8	508	Z	X
4219906	Other durable goods whsle	73	11 251	Z	X
422	Wholesale trade, nondurable goods	9 899	12 722 050	52.1	X
4221	Paper & paper product whsle	942	1 351 411	5.5	X
42211	Printing & writing paper whsle	74	45 020	.2	X
422110	Printing & writing paper whsle	74	45 020	.2	X
42212	Stationery & office supplies whsle	498	1 141 372	4.7	X
422120	Stationery & office supplies whsle	498	1 141 372	4.7	X
42213	Industrial & personal service paper whsle	370	165 019	.7	X
422130	Industrial & personal service paper whsle	370	165 019	.7	X
4222	Drugs, & druggists' sundries whsle	497	1 478 096	6.1	X
42221	Drugs, & druggists' sundries whsle	497	1 478 096	6.1	X
422210	Drugs, & druggists' sundries whsle	497	1 478 096	6.1	X
4222101	General-line drugs whsle	252	333 820	1.4	X
4222102	Specialty-line drug, pharmaceutical, cosmetic, & toiletries whsle	245	1 144 276	4.7	X
4223	Apparel, piece goods, & notions whsle	644	294 965	1.2	X
42231	Piece goods, notions, & other dry goods whsle	195	116 910	.5	X
422310	Piece goods, notions, & other dry goods whsle	195	116 910	.5	X
4223101	Piece goods—jobbers	170	108 634	.4	X
4223102	Notions & other dry goods whsle	25	8 276	Z	X
42232	Men's & boys' clothing & furnishings whsle	226	101 605	.4	X
422320	Men's & boys' clothing & furnishings whsle	226	101 605	.4	X
42233	Women's, children's, & infants' clothing & accessories whsle	153	47 791	.2	X
422330	Women's, children's, & infants' clothing & accessories whsle	153	47 791	.2	X
42234	Footwear whsle	70	28 659	.1	X
422340	Footwear whsle	70	28 659	.1	X

See footnotes at end of table.

Table 2. All Types of Operation by Broad Commodity Line and Kind of Business: 1997—Con.

[Includes only establishments with payroll. For meaning of abbreviations and symbols, see introductory text. For explanation of terms, see Appendix A]

CL code and NAICS code	Commodity line and kind of business	Establishments (number)	Sales (\$1,000)	Percent of sales accounted for by kind of business ¹	Coverage in percents
9810	Miscellaneous commodities—Con.				
422	Wholesale trade, nondurable goods—Con.				
4224	Grocery & related products whsle	1 941	5 479 179	22.4	X
42241	General-line grocery whsle	302	1 414 218	5.8	X
422410	General-line grocery whsle	302	1 414 218	5.8	X
4224101	General-line grocery whsle, voluntary group	10	29 379	.1	X
4224102	General-line grocery whsle, retail cooperative	17	144 599	.6	X
4224103	Other general-line grocery whsle	275	1 240 240	5.1	X
42242	Packaged frozen food whsle	189	724 667	3.0	X
422420	Packaged frozen food whsle	189	724 667	3.0	X
42243	Dairy products, (except dried or canned) whsle	176	424 043	1.7	X
422430	Dairy products, (except dried or canned) whsle	176	424 043	1.7	X
4224302	Dairy product (except raw milk) whsle	171	419 723	1.7	X
42244	Poultry & poultry product whsle	48	56 595	.2	X
422440	Poultry & poultry product whsle	48	56 595	.2	X
4224402	Poultry & poultry product (except live) whsle	48	56 595	.2	X
42245	Confectionery whsle	209	92 418	.4	X
422450	Confectionery whsle	209	92 418	.4	X
42246	Fish & seafood whsle	93	25 937	.1	X
422460	Fish & seafood whsle	93	25 937	.1	X
42247	Meat & meat product whsle	109	1 372 604	5.6	X
422470	Meat & meat product whsle	109	1 372 604	5.6	X
42248	Fresh fruit & vegetable whsle	158	134 093	.5	X
422480	Fresh fruit & vegetable whsle	158	134 093	.5	X
42249	Other grocery & related products whsle	657	1 234 604	5.1	X
422490	Other grocery & related products whsle	657	1 234 604	5.1	X
4224901	Coffee, tea, & spice whsle	103	32 845	.1	X
4224902	Bread & baked goods whsle	38	53 873	.2	X
4224903	Soft drinks whsle	234	96 939	.4	X
4224904	Canned goods whsle	62	180 364	.7	X
4224905	Food & beverage basic materials whsle	32	120 838	.5	X
4224906	Other grocery specialties whsle	188	749 745	3.1	X
4225	Farm-product raw material whsle	1 004	730 095	3.0	X
42251	Grain & field bean whsle	898	690 119	2.8	X
422510	Grain & field bean whsle	898	690 119	2.8	X
42252	Livestock whsle	68	22 095	.1	X
422520	Livestock whsle	68	22 095	.1	X
42259	Other farm product raw material whsle	38	17 881	.1	X
422590	Other farm product raw material whsle	38	17 881	.1	X
4225901	Hides, skins, & pelts whsle	8	2 384	Z	X
4225903	Wool, wool tops, & mohair whsle	7	2 565	Z	X
4225904	Cotton whsle	7	1 576	Z	X
4225905	Other farm-product raw material whsle	16	11 356	Z	X
4226	Chemical & allied products whsle	1 363	657 883	2.7	X
42261	Plastics materials & basic forms & shapes whsle	332	213 014	.9	X
422610	Plastics materials & basic forms & shapes whsle	332	213 014	.9	X
42269	Other chemical & allied products whsle	1 031	444 869	1.8	X
422690	Other chemical & allied products whsle	1 031	444 869	1.8	X
4226901	Industrial gases (except LP) whsle	120	26 722	.1	X
4226902	Other chemical & allied products whsle	911	418 147	1.7	X
4227	Petroleum & petroleum products whsle	911	1 303 614	5.3	X
42271	Petroleum bulk stations & terminals	660	1 153 682	4.7	X
422710	Petroleum bulk stations & terminals	660	1 153 682	4.7	X
4227101	Petroleum bulk stations & terminals (except LP)	632	1 132 423	4.6	X
42271011	Petroleum bulk stations (except LP)	553	224 863	.9	X
42271012	Petroleum bulk terminals (except LP)	79	907 560	3.7	X
4227102	Liquefied petroleum bulk stations & terminals	28	21 259	.1	X
42272	Petroleum & petroleum prod whsle (exc bulk stations & terminals)	251	149 932	.6	X
422720	Petroleum & petroleum prod whsle (exc bulk stations & terminals)	251	149 932	.6	X
4228	Beer, wine, & distilled alcoholic beverage whsle	483	152 625	.6	X
42281	Beer & ale whsle	358	57 711	.2	X
422810	Beer & ale whsle	358	57 711	.2	X
42282	Wine & distilled alcoholic beverage whsle	125	94 914	.4	X
422820	Wine & distilled alcoholic beverage whsle	125	94 914	.4	X
4228201	Wine & distilled alcoholic bev (licensed operation) whsle	125	94 914	.4	X
4229	Miscellaneous nondurable goods whsle	2 114	1 274 182	5.2	X
42291	Farm supplies whsle	512	246 820	1.0	X
422910	Farm supplies whsle	512	246 820	1.0	X
4229101	Farm supplies—farm dealers	312	120 871	.5	X
4229102	Farm supplies—whsle distributors	200	125 949	.5	X
42292	Book, periodical, & newspaper whsle	226	202 492	.8	X
422920	Book, periodical, & newspaper whsle	226	202 492	.8	X
42293	Flower, nursery stock, & florists' supplies whsle	68	15 547	.1	X
422930	Flower, nursery stock, & florists' supplies whsle	68	15 547	.1	X
42294	Tobacco & tobacco product whsle	287	504 894	2.1	X
422940	Tobacco & tobacco product whsle	287	504 894	2.1	X
42295	Paint, varnish, & supplies whsle	57	17 012	.1	X
422950	Paint, varnish, & supplies whsle	57	17 012	.1	X
4229501	Paint, varnish, & supplies whsle	57	17 012	.1	X
42299	Other miscellaneous nondurable goods whsle	964	287 417	1.2	X
422990	Other miscellaneous nondurable goods whsle	964	287 417	1.2	X
4229901	Art goods whsle	135	27 295	.1	X
4229902	General merchandise (nondurable goods) whsle	684	209 820	.9	X
4229903	Textile bags, bagging, & burlap whsle	10	3 450	Z	X
4229904	Other nondurable goods whsle	135	46 852	.2	X

See footnotes at end of table.

Table 2. All Types of Operation by Broad Commodity Line and Kind of Business: 1997—Con.

[Includes only establishments with payroll. For meaning of abbreviations and symbols, see introductory text. For explanation of terms, see Appendix A]

CL code and NAICS code	Commodity line and kind of business	Establishments (number)	Sales (\$1,000)	Percent of sales accounted for by kind of business ¹	Coverage in percents
9830	Flight training and charter service	48	49 685	100.0	54.7
421	Wholesale trade, durable goods	43	43 512	87.6	53.7
4218	Machinery, equipment, & supplies whsle	41	42 335	85.2	51.1
42186	Transportation equipment & supplies (exc motor vehicle) whsle	41	42 335	85.2	53.3
421860	Transportation equipment & supplies (exc motor vehicle) whsle	41	42 335	85.2	53.3
4218601	Aircraft & aeronautical equipment & supplies whsle	38	41 576	83.7	55.0
9840	Pipeline transportation receipts	24	8 146	100.0	X
422	Wholesale trade, nondurable goods	21	7 974	97.9	X
4227	Petroleum & petroleum products whsle	21	7 974	97.9	X
42271	Petroleum bulk stations & terminals	12	6 749	82.9	X
422710	Petroleum bulk stations & terminals	12	6 749	82.9	X
4227101	Petroleum bulk stations & terminals (except LP)	11	5 871	72.1	X
42271011	Petroleum bulk stations (except LP)	11	5 871	72.1	X
42272	Petroleum & petroleum prod whsle (exc bulk stations & terminals)	9	1 225	15.0	X
422720	Petroleum & petroleum prod whsle (exc bulk stations & terminals)	9	1 225	15.0	X
9910	Receipts from Commodity Credit Corporation	298	28 070	100.0	X
421	Wholesale trade, durable goods	6	3 994	14.2	X
4218	Machinery, equipment, & supplies whsle	6	3 994	14.2	X
422	Wholesale trade, nondurable goods	292	24 076	85.8	X
4225	Farm-product raw material whsle	276	23 634	84.2	X
42251	Grain & field bean whsle	245	20 784	74.0	X
422510	Grain & field bean whsle	245	20 784	74.0	X
42252	Livestock whsle	23	411	1.5	X
422520	Livestock whsle	23	411	1.5	X
42259	Other farm product raw material whsle	8	2 439	8.7	X
422590	Other farm product raw material whsle	8	2 439	8.7	X
4225904	Cotton whsle	6	2 436	8.7	X
4229	Miscellaneous nondurable goods whsle	13	360	1.3	X
42291	Farm supplies whsle	8	148	.5	X
422910	Farm supplies whsle	8	148	.5	X
4229101	Farm supplies—farm dealers	6	98	.3	X
9920	Receipts for farm product preparation services (cleaning, shelling, etc.)	1 550	563 344	100.0	X
422	Wholesale trade, nondurable goods	1 548	563 127	100.0	X
4224	Grocery & related products whsle	194	245 628	43.6	X
42242	Packaged frozen food whsle	6	2 386	.4	X
422420	Packaged frozen food whsle	6	2 386	.4	X
42244	Poultry & poultry product whsle	11	21 089	3.7	X
422440	Poultry & poultry product whsle	11	21 089	3.7	X
4224402	Poultry & poultry product (except live) whsle	8	19 570	3.5	X
42245	Confectionery whsle	6	24 217	4.3	X
422450	Confectionery whsle	6	24 217	4.3	X
42246	Fish & seafood whsle	7	692	.1	X
422460	Fish & seafood whsle	7	692	.1	X
42247	Meat & meat product whsle	23	2 624	.5	X
422470	Meat & meat product whsle	23	2 624	.5	X
42248	Fresh fruit & vegetable whsle	124	186 505	33.1	X
422480	Fresh fruit & vegetable whsle	124	186 505	33.1	X
42249	Other grocery & related products whsle	12	4 290	.8	X
422490	Other grocery & related products whsle	12	4 290	.8	X
4225	Farm-product raw material whsle	1 238	288 445	51.2	X
42251	Grain & field bean whsle	1 208	276 063	49.0	X
422510	Grain & field bean whsle	1 208	276 063	49.0	X
42252	Livestock whsle	14	5 467	1.0	X
422520	Livestock whsle	14	5 467	1.0	X
42259	Other farm product raw material whsle	16	6 915	1.2	X
422590	Other farm product raw material whsle	16	6 915	1.2	X
4225905	Other farm-product raw material whsle	9	1 193	.2	X
4226	Chemical & allied products whsle	14	2 591	.5	X
42269	Other chemical & allied products whsle	14	2 591	.5	X
422690	Other chemical & allied products whsle	14	2 591	.5	X
4226902	Other chemical & allied products whsle	14	2 591	.5	X
4229	Miscellaneous nondurable goods whsle	96	23 499	4.2	X
42291	Farm supplies whsle	92	22 907	4.1	X
422910	Farm supplies whsle	92	22 907	4.1	X
4229101	Farm supplies—farm dealers	27	2 522	.4	X
4229102	Farm supplies—whsle distributors	65	20 385	3.6	X

See footnotes at end of table.

Table 2. All Types of Operation by Broad Commodity Line and Kind of Business: 1997—Con.

[Includes only establishments with payroll. For meaning of abbreviations and symbols, see introductory text. For explanation of terms, see Appendix A]

CL code and NAICS code	Commodity line and kind of business	Establishments (number)	Sales (\$1,000)	Percent of sales accounted for by kind of business ¹	Coverage in percents
9930	Sales of integrated systems which you wrote or modified software	926	475 944	100.0	X
421	Wholesale trade, durable goods	754	444 050	93.3	X
4214	Professional & commercial equipment & supplies whsle	735	435 603	91.5	X
42142	Office equipment whsle	203	12 279	2.6	X
421420	Office equipment whsle	203	12 279	2.6	X
42143	Computer & computer peripheral equipment & software whsle	527	423 143	88.9	X
421430	Computer & computer peripheral equipment & software whsle	527	423 143	88.9	X
4214301	Computer & peripheral equipment whsle	451	401 849	84.4	X
42143011	Computers & peripheral equipment for resale	78	102 320	21.5	X
42143012	Computers & peripheral equipment for end use	373	299 529	62.9	X
4214302	Computer software (packaged) whsle	76	21 294	4.5	X
4216	Electrical goods whsle	16	8 345	1.8	X
42169	Other electronic parts & equipment whsle	13	8 031	1.7	X
421690	Other electronic parts & equipment whsle	13	8 031	1.7	X
4216901	Communications equipment & supplies whsle	11	7 998	1.7	X
422	Wholesale trade, nondurable goods	172	31 894	6.7	X
4229	Miscellaneous nondurable goods whsle	166	31 028	6.5	X
42299	Other miscellaneous nondurable goods whsle	166	31 028	6.5	X
422990	Other miscellaneous nondurable goods whsle	166	31 028	6.5	X
4229902	General merchandise (nondurable goods) whsle	166	31 028	6.5	X
9940	Rental and leasing receipts	17 840	8 558 431	100.0	26.5
421	Wholesale trade, durable goods	14 561	7 700 083	90.0	32.2
4211	Motor vehicle & motor vehicle parts & supplies whsle	682	403 456	4.7	X
42111	Automobile & other motor vehicle whsle	517	390 924	4.6	X
421110	Automobile & other motor vehicle whsle	517	390 924	4.6	X
4211101	Automobile & motorcycle whsle	78	88 191	1.0	X
4211102	Bus & recreational vehicle whsle	48	17 375	.2	X
4211103	Light truck & van (14,000 lb or less) whsle	13	7 046	.1	X
4211104	Medium truck & tractor (14,001 lb to 26,000 lb) whsle	66	27 421	.3	X
4211105	Heavy truck & tractor (over 26,000 lb) whsle	312	250 891	2.9	X
42112	Motor vehicle supplies & new parts whsle	68	9 065	.1	X
421120	Motor vehicle supplies & new parts whsle	68	9 065	.1	X
4211201	Motor vehicle supplies & new parts—warehouse distributors	19	1 362	Z	X
4211202	Motor vehicle supplies & new parts—jobbers	41	7 299	.1	X
4211203	Petroleum products marketing equipment whsle	8	404	Z	X
42114	Motor vehicle parts, (used) whsle	95	2 639	Z	X
421140	Motor vehicle parts, (used) whsle	95	2 639	Z	X
4212	Furniture & home furnishings whsle	122	38 703	.5	3.2
42121	Furniture whsle	100	36 064	.4	3.6
421210	Furniture whsle	100	36 064	.4	3.6
4212101	Household & lawn furniture whsle	12	985	Z	X
4212102	Office & business furniture whsle	88	35 079	.4	3.9
42122	Home furnishings whsle	22	2 639	Z	X
421220	Home furnishings whsle	22	2 639	Z	X
4212203	Floor coverings whsle	12	1 168	Z	X
4213	Lumber & other construction materials whsle	155	28 559	.3	.3
42131	Lumber, plywood, millwork, & wood panel whsle	60	4 138	Z	.4
421310	Lumber, plywood, millwork, & wood panel whsle	60	4 138	Z	.4
4213101	Lumber without yard whsle	10	424	Z	X
4213102	Lumber with yard whsle	12	303	Z	X
4213103	Plywood, veneer, millwork, & wood panel whsle	38	3 411	Z	.8
42132	Brick, stone, & related construction materials whsle	37	9 983	.1	X
421320	Brick, stone, & related construction materials whsle	37	9 983	.1	X
4213202	Sand, gravel, & stone whsle	29	9 446	.1	X
42133	Roofing, siding, & insulation material whsle	20	622	Z	X
421330	Roofing, siding, & insulation material whsle	20	622	Z	X
4213301	Roofing, siding, & insulation material whsle	20	622	Z	X
42139	Other construction materials whsle	38	13 816	.2	X
421390	Other construction materials whsle	38	13 816	.2	X
4213901	Flat glass & other construction glass whsle	9	7 484	.1	X
4213902	Other construction materials whsle	29	6 332	.1	X
4214	Professional & commercial equipment & supplies whsle	4 608	2 964 697	34.6	62.0
42141	Photographic equipment & supplies whsle	99	35 858	.4	.6
421410	Photographic equipment & supplies whsle	99	35 858	.4	.6
42142	Office equipment whsle	3 002	1 880 627	22.0	75.9
421420	Office equipment whsle	3 002	1 880 627	22.0	75.9
42143	Computer & computer peripheral equipment & software whsle	846	921 022	10.8	71.3
421430	Computer & computer peripheral equipment & software whsle	846	921 022	10.8	71.3
4214301	Computer & peripheral equipment whsle	818	913 739	10.7	71.3
42143011	Computers & peripheral equipment for resale	122	19 027	.2	X
42143012	Computers & peripheral equipment for end use	696	894 712	10.5	71.9
4214302	Computer software (packaged) whsle	28	7 283	.1	X
42144	Other commercial equipment whsle	313	31 438	.4	6.8
421440	Other commercial equipment whsle	313	31 438	.4	6.8
4214401	Restaurant & hotel equipment & supplies whsle	118	17 275	.2	X
4214402	Store machines & equipment whsle	195	14 163	.2	11.3
42145	Medical, dental, & hospital equipment & supplies whsle	189	75 918	.9	X
421450	Medical, dental, & hospital equipment & supplies whsle	189	75 918	.9	X
4214501	Surgical, medical, & hospital supplies whsle	186	75 861	.9	X
42149	Other professional equipment & supplies whsle	154	19 531	.2	X
421490	Other professional equipment & supplies whsle	154	19 531	.2	X
4214902	Other professional equipment & supplies whsle	153	19 217	.2	X

See footnotes at end of table.

Table 2. All Types of Operation by Broad Commodity Line and Kind of Business: 1997—Con.

[Includes only establishments with payroll. For meaning of abbreviations and symbols, see introductory text. For explanation of terms, see Appendix A]

CL code and NAICS code	Commodity line and kind of business	Establishments (number)	Sales (\$1,000)	Percent of sales accounted for by kind of business ¹	Coverage in percents
9940	Rental and leasing receipts—Con.				
421	Wholesale trade, durable goods—Con.				
4215	Metal & mineral (except petroleum) whsle	114	34 998	.4	X
42151	Metal service centers & offices	107	28 339	.3	X
421510	Metal service centers & offices	107	28 339	.3	X
4215101	Ferrous metal service centers & sales offices	76	19 981	.2	X
42151011	Ferrous metal service centers	60	17 983	.2	X
42151012	Ferrous metal sales offices	16	1 998	Z	X
4215102	Nonferrous metal service centers & sales offices	31	8 358	.1	X
42151021	Nonferrous metal service centers	18	4 778	.1	X
42151022	Nonferrous metal sales offices	13	3 580	Z	X
42152	Coal & other mineral & ore whsle	7	6 659	.1	X
421520	Coal & other mineral & ore whsle	7	6 659	.1	X
4216	Electrical goods whsle	710	137 394	1.6	8.8
42161	Electrical apparatus & equip, wiring supp, & const material whsle	98	16 036	.2	3.9
421610	Electrical apparatus & equip, wiring supp, & const material whsle	98	16 036	.2	3.9
42162	Electrical appliance, television & radio set whsle	65	17 865	.2	3.1
421620	Electrical appliance, television & radio set whsle	65	17 865	.2	3.1
42169	Other electronic parts & equipment whsle	547	103 493	1.2	10.6
421690	Other electronic parts & equipment whsle	547	103 493	1.2	10.6
4216901	Communications equipment & supplies whsle	371	72 471	.8	15.8
4216902	Electronic parts (excluding communications equipment) whsle	176	31 022	.4	5.3
4217	Hardware, & plumbing & heating equipment & supplies whsle	262	70 463	.8	X
42171	Hardware whsle	132	44 206	.5	X
421710	Hardware whsle	132	44 206	.5	X
42172	Plumbing & heating equipment & supplies (hydronics) whsle	35	6 743	.1	X
421720	Plumbing & heating equipment & supplies (hydronics) whsle	35	6 743	.1	X
42173	Warm air heating & air-conditioning equipment & supplies whsle	47	2 070	Z	X
421730	Warm air heating & air-conditioning equipment & supplies whsle	47	2 070	Z	X
42174	Refrigeration equipment & supplies whsle	48	17 444	.2	X
421740	Refrigeration equipment & supplies whsle	48	17 444	.2	X
4218	Machinery, equipment, & supplies whsle	7 117	3 911 535	45.7	.1
42181	Construction & mining (except petroleum) machinery & equip whsle	1 892	2 305 806	26.9	X
421810	Construction & mining (except petroleum) machinery & equip whsle	1 892	2 305 806	26.9	X
42182	Farm & garden machinery & equipment whsle	1 562	208 753	2.4	X
421820	Farm & garden machinery & equipment whsle	1 562	208 753	2.4	X
4218201	Farm machinery & equipment—farm dealers	1 414	188 069	2.2	X
4218202	Farm machinery & equipment—whsle distributors	133	20 201	.2	X
4218203	Lawn & garden machinery & equipment whsle	15	483	Z	X
42183	Industrial machinery & equipment whsle	2 080	969 740	11.3	.4
421830	Industrial machinery & equipment whsle	2 080	969 740	11.3	.4
4218301	Food-processing machinery & equipment whsle	44	23 082	.3	X
4218302	Hydraulic & pneumatic (fluid-power) machinery & equipment whsle	54	16 129	.2	X
42183021	Hydraulic & pneumatic pumps & motors whsle	27	12 515	.1	X
42183022	Hydraulic & pneumatic parts, accessories, & supplies whsle	27	3 614	Z	X
4218303	General-purpose industrial machinery & equipment whsle	590	199 473	2.3	1.2
4218304	Metalworking machinery & equipment whsle	74	7 404	.1	X
4218305	Materials handling equipment whsle	932	608 360	7.1	.1
4218306	Oilwell, oil refinery, & pipeline mach, equip, & supplies whsle	133	45 140	.5	X
4218307	Other industrial machinery & equipment whsle	253	70 152	.8	X
42184	Industrial supplies whsle	1 244	286 949	3.4	X
421840	Industrial supplies whsle	1 244	286 949	3.4	X
4218401	General-line industrial supplies whsle	135	13 375	.2	X
4218402	Mechanical power transmission supplies whsle	10	298	Z	X
4218403	Welding supplies whsle	1 001	245 073	2.9	X
4218404	Industrial containers & supplies whsle	23	15 429	.2	X
4218405	Industrial valves & fittings (except fluid-power) whsle	6	782	Z	X
4218406	Other industrial supplies whsle	69	11 992	.1	X
42185	Service establishment equipment & supplies whsle	189	21 402	.3	1.6
421850	Service establishment equipment & supplies whsle	189	21 402	.3	1.6
4218502	Custodial, janitors' equipment & supplies whsle	84	2 509	Z	X
4218503	Laundry & dry-cleaning equipment & supplies whsle	20	12 158	.1	X
4218504	Other service establishment equipment & supplies whsle	83	4 588	.1	4.6
42186	Transportation equipment & supplies (exc motor vehicle) whsle	150	118 885	1.4	X
421860	Transportation equipment & supplies (exc motor vehicle) whsle	150	118 885	1.4	X
4218601	Aircraft & aeronautical equipment & supplies whsle	69	95 239	1.1	X
4218602	Marine machinery, equipment, & supplies whsle	15	2 601	Z	X
4218603	Other transportation equipment & supplies whsle	66	21 045	.2	X
4219	Miscellaneous durable goods whsle	791	110 278	1.3	.2
42191	Sporting & recreational goods & supplies whsle	35	6 095	.1	X
421910	Sporting & recreational goods & supplies whsle	35	6 095	.1	X
42192	Toy & hobby goods & supplies whsle	14	752	Z	X
421920	Toy & hobby goods & supplies whsle	14	752	Z	X
42193	Recyclable material whsle	205	30 870	.4	X
421930	Recyclable material whsle	205	30 870	.4	X
4219301	Iron & steel scrap processors & dealers	100	9 635	.1	X
42193011	Iron & steel scrap processors (using power processing equipment)	73	8 789	.1	X
42193012	Iron & steel scrap processors (not using power processing equip)	27	846	Z	X
4219302	Recyclable paper & paperboard whsle	25	4 189	Z	X
4219303	Other recyclable material whsle	80	17 046	.2	X
42194	Jewelry/watch/silverware/precious stone, & precious metal whsle	36	5 185	.1	X
421940	Jewelry/watch/silverware/precious stone, & precious metal whsle	36	5 185	.1	X
4219401	Jewelry, watch, diamonds, precious stone, & silverware whsle	25	4 409	.1	X
4219402	Precious metal (excluding ores) whsle	11	776	Z	X

See footnotes at end of table.

Table 2. All Types of Operation by Broad Commodity Line and Kind of Business: 1997—Con.

[Includes only establishments with payroll. For meaning of abbreviations and symbols, see introductory text. For explanation of terms, see Appendix A]

CL code and NAICS code	Commodity line and kind of business	Establishments (number)	Sales (\$1,000)	Percent of sales accounted for by kind of business ¹	Coverage in percents
9940	Rental and leasing receipts—Con.				
421	Wholesale trade, durable goods—Con.				
4219	Miscellaneous durable goods whsle—Con.				
42199	Other miscellaneous durable goods whsle	501	67 376	.8	.3
421990	Other miscellaneous durable goods whsle	501	67 376	.8	.3
4219902	Forest products (except lumber) whsle	56	12 020	.1	X
4219903	General merchandise (durable goods) whsle	356	37 829	.4	.5
4219904	Prerecorded media whsle	21	4 125	Z	X
42199041	Compact discs/prerecorded audio tapes, & phonograph records whsle	8	1 388	Z	X
42199042	Prerecorded video tapes whsle	13	2 737	Z	X
4219905	Fire extinguishers & fire safety equipment whsle	18	448	Z	X
4219906	Other durable goods whsle	47	12 726	.1	X
422	Wholesale trade, nondurable goods	3 279	858 348	10.0	.9
4221	Paper & paper product whsle	197	19 109	.2	16.9
42211	Printing & writing paper whsle	16	1 679	Z	58.7
422110	Printing & writing paper whsle	16	1 679	Z	58.7
42212	Stationery & office supplies whsle	105	11 137	.1	36.6
422120	Stationery & office supplies whsle	105	11 137	.1	36.6
42213	Industrial & personal service paper whsle	76	6 293	.1	X
422130	Industrial & personal service paper whsle	76	6 293	.1	X
4222	Drugs, & druggists' sundries whsle	57	7 596	.1	X
42221	Drugs, & druggists' sundries whsle	57	7 596	.1	X
422210	Drugs, & druggists' sundries whsle	57	7 596	.1	X
4222101	General-line drugs whsle	39	6 493	.1	X
4222102	Specialty-line drug, pharmaceutical, cosmetic, & toiletries whsle	18	1 103	Z	X
4223	Apparel, piece goods, & notions whsle	63	17 929	.2	.3
42231	Piece goods, notions, & other dry goods whsle	27	10 727	.1	X
422310	Piece goods, notions, & other dry goods whsle	27	10 727	.1	X
4223101	Piece goods—jobbers	19	5 543	.1	X
4223102	Notions & other dry goods whsle	8	5 184	.1	X
42232	Men's & boys' clothing & furnishings whsle	15	3 052	Z	X
422320	Men's & boys' clothing & furnishings whsle	15	3 052	Z	X
42233	Women's, children's, & infants' clothing & accessories whsle	14	644	Z	X
422330	Women's, children's, & infants' clothing & accessories whsle	14	644	Z	X
42234	Footwear whsle	7	3 506	Z	X
422340	Footwear whsle	7	3 506	Z	X
4224	Grocery & related products whsle	604	313 413	3.7	X
42241	General-line grocery whsle	39	23 778	.3	X
422410	General-line grocery whsle	39	23 778	.3	X
4224103	Other general-line grocery whsle	35	23 543	.3	X
42242	Packaged frozen food whsle	37	9 208	.1	X
422420	Packaged frozen food whsle	37	9 208	.1	X
42243	Dairy products, (except dried or canned) whsle	35	3 629	Z	X
422430	Dairy products, (except dried or canned) whsle	35	3 629	Z	X
4224302	Dairy product (except raw milk) whsle	35	3 629	Z	X
42244	Poultry & poultry product whsle	11	1 051	Z	X
422440	Poultry & poultry product whsle	11	1 051	Z	X
4224402	Poultry & poultry product (except live) whsle	10	749	Z	X
42245	Confectionery whsle	35	3 392	Z	X
422450	Confectionery whsle	35	3 392	Z	X
42246	Fish & seafood whsle	28	2 707	Z	X
422460	Fish & seafood whsle	28	2 707	Z	X
42247	Meat & meat product whsle	17	615	Z	X
422470	Meat & meat product whsle	17	615	Z	X
42248	Fresh fruit & vegetable whsle	72	55 170	.6	X
422480	Fresh fruit & vegetable whsle	72	55 170	.6	X
42249	Other grocery & related products whsle	330	213 863	2.5	X
422490	Other grocery & related products whsle	330	213 863	2.5	X
4224901	Coffee, tea, & spice whsle	64	6 477	.1	X
4224902	Bread & baked goods whsle	10	234	Z	X
4224903	Soft drinks whsle	218	203 583	2.4	X
4224906	Other grocery specialties whsle	33	2 553	Z	X
4225	Farm-product raw material whsle	279	32 266	.4	X
42251	Grain & field bean whsle	237	23 624	.3	X
422510	Grain & field bean whsle	237	23 624	.3	X
42252	Livestock whsle	27	6 150	.1	X
422520	Livestock whsle	27	6 150	.1	X
42259	Other farm product raw material whsle	15	2 492	Z	X
422590	Other farm product raw material whsle	15	2 492	Z	X
4225905	Other farm-product raw material whsle	8	1 421	Z	X
4226	Chemical & allied products whsle	654	181 579	2.1	.3
42261	Plastics materials & basic forms & shapes whsle	86	13 057	.2	1.6
422610	Plastics materials & basic forms & shapes whsle	86	13 057	.2	1.6
42269	Other chemical & allied products whsle	568	168 522	2.0	X
422690	Other chemical & allied products whsle	568	168 522	2.0	X
4226901	Industrial gases (except LP) whsle	334	131 458	1.5	X
4226902	Other chemical & allied products whsle	234	37 064	.4	X
4227	Petroleum & petroleum products whsle	583	163 605	1.9	X
42271	Petroleum bulk stations & terminals	452	113 111	1.3	X
422710	Petroleum bulk stations & terminals	452	113 111	1.3	X
4227101	Petroleum bulk stations & terminals (except LP)	443	110 134	1.3	X
42271011	Petroleum bulk stations (except LP)	380	66 140	.8	X
42271012	Petroleum bulk terminals (except LP)	63	43 994	.5	X
4227102	Liquefied petroleum bulk stations & terminals	9	2 977	Z	X
42272	Petroleum & petroleum prod whsle (exc bulk stations & terminals)	131	50 494	.6	X
422720	Petroleum & petroleum prod whsle (exc bulk stations & terminals)	131	50 494	.6	X

See footnotes at end of table.

Table 2. All Types of Operation by Broad Commodity Line and Kind of Business: 1997—Con.

[Includes only establishments with payroll. For meaning of abbreviations and symbols, see introductory text. For explanation of terms, see Appendix A]

CL code and NAICS code	Commodity line and kind of business	Establishments (number)	Sales (\$1,000)	Percent of sales accounted for by kind of business ¹	Coverage in percents
9940	Rental and leasing receipts—Con.				
422	Wholesale trade, nondurable goods—Con.				
4228	Beer, wine, & distilled alcoholic beverage whsle	61	2 985	Z	X
42281	Beer & ale whsle	47	2 527	Z	X
422810	Beer & ale whsle	47	2 527	Z	X
42282	Wine & distilled alcoholic beverage whsle	14	458	Z	X
422820	Wine & distilled alcoholic beverage whsle	14	458	Z	X
4228201	Wine & distilled alcoholic bev (licensed operation) whsle	14	458	Z	X
4229	Miscellaneous nondurable goods whsle	781	119 866	1.4	7.9
42291	Farm supplies whsle	57	3 826	Z	X
422910	Farm supplies whsle	57	3 826	Z	X
4229101	Farm supplies—farm dealers	14	274	Z	X
4229102	Farm supplies—whsle distributors	43	3 552	Z	X
42292	Book, periodical, & newspaper whsle	28	2 433	Z	X
422920	Book, periodical, & newspaper whsle	28	2 433	Z	X
42293	Flower, nursery stock, & florists' supplies whsle	27	2 306	Z	X
422930	Flower, nursery stock, & florists' supplies whsle	27	2 306	Z	X
42294	Tobacco & tobacco product whsle	20	3 099	Z	X
422940	Tobacco & tobacco product whsle	20	3 099	Z	X
42295	Paint, varnish, & supplies whsle	8	196	Z	X
422950	Paint, varnish, & supplies whsle	8	196	Z	X
4229501	Paint, varnish, & supplies whsle	8	196	Z	X
42299	Other miscellaneous nondurable goods whsle	641	108 006	1.3	37.4
422990	Other miscellaneous nondurable goods whsle	641	108 006	1.3	37.4
4229901	Art goods whsle	8	1 409	Z	X
4229902	General merchandise (nondurable goods) whsle	551	102 908	1.2	48.0
4229904	Other nondurable goods whsle	82	3 689	Z	7.8
9950	Construction receipts	319	130 285	100.0	X
421	Wholesale trade, durable goods	272	122 358	93.9	X
4213	Lumber & other construction materials whsle	110	52 803	40.5	X
42131	Lumber, plywood, millwork, & wood panel whsle	14	5 040	3.9	X
421310	Lumber, plywood, millwork, & wood panel whsle	14	5 040	3.9	X
4213103	Plywood, veneer, millwork, & wood panel whsle	8	2 251	1.7	X
42132	Brick, stone, & related construction materials whsle	17	7 623	5.9	X
421320	Brick, stone, & related construction materials whsle	17	7 623	5.9	X
4213202	Sand, gravel, & stone whsle	13	6 343	4.9	X
42133	Roofing, siding, & insulation material whsle	12	3 593	2.8	X
421330	Roofing, siding, & insulation material whsle	12	3 593	2.8	X
4213301	Roofing, siding, & insulation material whsle	12	3 593	2.8	X
42139	Other construction materials whsle	67	36 547	28.1	X
421390	Other construction materials whsle	67	36 547	28.1	X
4213902	Other construction materials whsle	64	35 029	26.9	X
4215	Metal & mineral (except petroleum) whsle	24	24 650	18.9	X
42151	Metal service centers & offices	24	24 650	18.9	X
421510	Metal service centers & offices	24	24 650	18.9	X
4215101	Ferrous metal service centers & sales offices	19	20 421	15.7	X
42151011	Ferrous metal service centers	12	18 665	14.3	X
42151012	Ferrous metal sales offices	7	1 756	1.3	X
4216	Electrical goods whsle	8	692	.5	X
4217	Hardware, & plumbing & heating equipment & supplies whsle	49	25 019	19.2	X
42171	Hardware whsle	12	1 259	1.0	X
421710	Hardware whsle	12	1 259	1.0	X
42173	Warm air heating & air-conditioning equipment & supplies whsle	22	7 152	5.5	X
421730	Warm air heating & air-conditioning equipment & supplies whsle	22	7 152	5.5	X
42174	Refrigeration equipment & supplies whsle	12	15 008	11.5	X
421740	Refrigeration equipment & supplies whsle	12	15 008	11.5	X
4218	Machinery, equipment, & supplies whsle	12	6 061	4.7	X
42183	Industrial machinery & equipment whsle	7	4 828	3.7	X
421830	Industrial machinery & equipment whsle	7	4 828	3.7	X
4219	Miscellaneous durable goods whsle	65	10 992	8.4	X
42193	Recyclable material whsle	35	3 878	3.0	X
421930	Recyclable material whsle	35	3 878	3.0	X
4219301	Iron & steel scrap processors & dealers	18	3 024	2.3	X
42193011	Iron & steel scrap processors (using power processing equipment)	17	3 009	2.3	X
4219303	Other recyclable material whsle	12	618	.5	X
42199	Other miscellaneous durable goods whsle	30	7 114	5.5	X
421990	Other miscellaneous durable goods whsle	30	7 114	5.5	X
4219903	General merchandise (durable goods) whsle	30	7 114	5.5	X
422	Wholesale trade, nondurable goods	47	7 927	6.1	X
4229	Miscellaneous nondurable goods whsle	43	4 112	3.2	X
42299	Other miscellaneous nondurable goods whsle	43	4 112	3.2	X
422990	Other miscellaneous nondurable goods whsle	43	4 112	3.2	X
4229902	General merchandise (nondurable goods) whsle	43	4 112	3.2	X

See footnotes at end of table.

Table 2. All Types of Operation by Broad Commodity Line and Kind of Business: 1997—Con.

[Includes only establishments with payroll. For meaning of abbreviations and symbols, see introductory text. For explanation of terms, see Appendix A]

CL code and NAICS code	Commodity line and kind of business	Establishments (number)	Sales (\$1,000)	Percent of sales accounted for by kind of business ¹	Coverage in percents
9960	Custom software (designed to customer specifications)	1 461	442 450	100.0	X
421	Wholesale trade, durable goods	1 285	421 842	95.3	X
4214	Professional & commercial equipment & supplies whsle	1 250	417 915	94.5	X
42142	Office equipment whsle	179	44 822	10.1	X
421420	Office equipment whsle	179	44 822	10.1	X
42143	Computer & computer peripheral equipment & software whsle	1 059	372 776	84.3	X
421430	Computer & computer peripheral equipment & software whsle	1 059	372 776	84.3	X
4214301	Computer & peripheral equipment whsle	769	248 156	56.1	X
42143011	Computers & peripheral equipment for resale	169	36 424	8.2	X
42143012	Computers & peripheral equipment for end use	600	211 732	47.9	X
4214302	Computer software (packaged) whsle	290	124 620	28.2	X
42144	Other commercial equipment whsle	12	317	.1	X
421440	Other commercial equipment whsle	12	317	.1	X
4214402	Store machines & equipment whsle	12	317	.1	X
4216	Electrical goods whsle	26	3 141	.7	X
42169	Other electronic parts & equipment whsle	22	2 932	.7	X
421690	Other electronic parts & equipment whsle	22	2 932	.7	X
4216901	Communications equipment & supplies whsle	11	1 825	.4	X
4216902	Electronic parts (excluding communications equipment) whsle	11	1 107	.3	X
4218	Machinery, equipment, & supplies whsle	6	600	.1	X
42183	Industrial machinery & equipment whsle	6	600	.1	X
421830	Industrial machinery & equipment whsle	6	600	.1	X
4218303	General-purpose industrial machinery & equipment whsle	6	600	.1	X
422	Wholesale trade, nondurable goods	176	20 608	4.7	X
4221	Paper & paper product whsle	19	2 035	.5	X
42211	Printing & writing paper whsle	8	1 371	.3	X
422110	Printing & writing paper whsle	8	1 371	.3	X
42212	Stationery & office supplies whsle	11	664	.2	X
422120	Stationery & office supplies whsle	11	664	.2	X
4229	Miscellaneous nondurable goods whsle	152	18 243	4.1	X
42299	Other miscellaneous nondurable goods whsle	152	18 243	4.1	X
422990	Other miscellaneous nondurable goods whsle	152	18 243	4.1	X
4229902	General merchandise (nondurable goods) whsle	152	18 243	4.1	X
9970	Receipts for printing or photocopying performed at this establishment	315	95 450	100.0	X
421	Wholesale trade, durable goods	81	30 945	32.4	X
4211	Motor vehicle & motor vehicle parts & supplies whsle	15	4 211	4.4	X
42111	Automobile & other motor vehicle whsle	13	3 814	4.0	X
421110	Automobile & other motor vehicle whsle	13	3 814	4.0	X
4212	Furniture & home furnishings whsle	15	1 996	2.1	X
42121	Furniture whsle	15	1 996	2.1	X
421210	Furniture whsle	15	1 996	2.1	X
4212102	Office & business furniture whsle	12	1 963	2.1	X
4214	Professional & commercial equipment & supplies whsle	26	22 613	23.7	X
42142	Office equipment whsle	10	297	.3	X
421420	Office equipment whsle	10	297	.3	X
42143	Computer & computer peripheral equipment & software whsle	11	2 296	2.4	X
421430	Computer & computer peripheral equipment & software whsle	11	2 296	2.4	X
4214301	Computer & peripheral equipment whsle	11	2 296	2.4	X
42143012	Computers & peripheral equipment for end use	9	1 806	1.9	X
4219	Miscellaneous durable goods whsle	16	447	.5	X
42199	Other miscellaneous durable goods whsle	16	447	.5	X
421990	Other miscellaneous durable goods whsle	16	447	.5	X
4219903	General merchandise (durable goods) whsle	16	447	.5	X
422	Wholesale trade, nondurable goods	234	64 505	67.6	X
4221	Paper & paper product whsle	155	49 083	51.4	X
42211	Printing & writing paper whsle	15	21 045	22.0	X
422110	Printing & writing paper whsle	15	21 045	22.0	X
42212	Stationery & office supplies whsle	127	17 272	18.1	X
422120	Stationery & office supplies whsle	127	17 272	18.1	X
42213	Industrial & personal service paper whsle	13	10 766	11.3	X
422130	Industrial & personal service paper whsle	13	10 766	11.3	X
4229	Miscellaneous nondurable goods whsle	75	15 051	15.8	X
42292	Book, periodical, & newspaper whsle	7	7 654	8.0	X
422920	Book, periodical, & newspaper whsle	7	7 654	8.0	X
42299	Other miscellaneous nondurable goods whsle	68	7 397	7.8	X
422990	Other miscellaneous nondurable goods whsle	68	7 397	7.8	X
4229902	General merchandise (nondurable goods) whsle	64	4 687	4.9	X
9980	Receipts for machine shop job work	577	121 395	100.0	X

See footnotes at end of table.

Table 2. All Types of Operation by Broad Commodity Line and Kind of Business: 1997—Con.

[Includes only establishments with payroll. For meaning of abbreviations and symbols, see introductory text. For explanation of terms, see Appendix A]

CL code and NAICS code	Commodity line and kind of business	Establishments (number)	Sales (\$1,000)	Percent of sales accounted for by kind of business ¹	Coverage in percents
9980	Receipts for machine shop job work—Con.				
421	Wholesale trade, durable goods	574	121 207	99.8	X
4211	Motor vehicle & motor vehicle parts & supplies whsle	509	112 433	92.6	X
42111	Automobile & other motor vehicle whsle	133	24 708	20.4	X
421110	Automobile & other motor vehicle whsle	133	24 708	20.4	X
4211101	Automobile & motorcycle whsle	31	1 114	.9	X
4211103	Light truck & van (14,000 lb or less) whsle	9	3 809	3.1	X
4211104	Medium truck & tractor (14,001 lb to 26,000 lb) whsle	18	4 479	3.7	X
4211105	Heavy truck & tractor (over 26,000 lb) whsle	71	14 801	12.2	X
42112	Motor vehicle supplies & new parts whsle	290	83 163	68.5	X
421120	Motor vehicle supplies & new parts whsle	290	83 163	68.5	X
4211201	Motor vehicle supplies & new parts—warehouse distributors	134	11 258	9.3	X
4211202	Motor vehicle supplies & new parts—jobbers	156	71 905	59.2	X
42114	Motor vehicle parts, (used) whsle	84	4 498	3.7	X
421140	Motor vehicle parts, (used) whsle	84	4 498	3.7	X
4218	Machinery, equipment, & supplies whsle	37	5 789	4.8	X
42181	Construction & mining (except petroleum) machinery & equip whsle	7	165	.1	X
421810	Construction & mining (except petroleum) machinery & equip whsle	7	165	.1	X
42182	Farm & garden machinery & equipment whsle	8	950	.8	X
421820	Farm & garden machinery & equipment whsle	8	950	.8	X
42183	Industrial machinery & equipment whsle	9	3 773	3.1	X
421830	Industrial machinery & equipment whsle	9	3 773	3.1	X
4218303	General-purpose industrial machinery & equipment whsle	9	3 773	3.1	X
42185	Service establishment equipment & supplies whsle	9	34	Z	X
421850	Service establishment equipment & supplies whsle	9	34	Z	X
4218504	Other service establishment equipment & supplies whsle	9	34	Z	X
4219	Miscellaneous durable goods whsle	24	826	.7	X
42199	Other miscellaneous durable goods whsle	22	530	.4	X
421990	Other miscellaneous durable goods whsle	22	530	.4	X
4219903	General merchandise (durable goods) whsle	22	530	.4	X

¹Commodity line percents by kind of business may not sum to 100.0 because of rounding.

Table 3. Merchant Wholesalers by Kind of Business and Commodity Line: 1997

[Includes only establishments with payroll. For meaning of abbreviations and symbols, see introductory text. For explanation of terms, see Appendix A]

NAICS code and CL code	Kind of business and commodity line	Establishments handling commodity line		Commodity line sales			Sales coverage percent
		Number	Total sales (\$1,000)	Amount ¹ (\$1,000)	As percent of total sales of—		
					Establishments handling line	Establishments in NAICS industry ¹	
	Merchant wholesalers	376 330	X	2 333 131 187	X	100.0	77.5
0100	New and used automobiles, motorcycles, etc.	5 918	84 451 738	71 659 611	84.9	3.1	67.2
0111	New automobiles	552	67 558 675	58 739 046	86.9	2.5	X
0112	Used automobiles	4 923	20 789 215	9 256 969	44.5	.4	X
0113	Motorcycles	485	4 627 093	1 186 218	25.6	.1	X
0114	Motorscooters, mopeds, snowmobiles, and utility trailers	515	10 274 878	2 462 561	24.0	.1	X
0120	Buses, campers, and motor homes	834	9 160 546	2 189 009	23.9	.1	75.0
0121	Buses	516	4 321 648	1 857 022	43.0	.1	X
0122	Motor homes, car trailers, and campers	337	5 052 868	329 322	6.5	Z	X
0130	Light trucks and vans (14,000 lb or less)	2 625	43 570 093	11 292 532	25.9	.5	66.8
0131	New light trucks	722	34 859 397	7 851 907	22.5	.3	X
0132	Used light trucks	2 103	16 343 926	1 546 228	9.5	.1	X
0133	Vans and cargo vans (new and used)	1 032	29 731 868	1 878 935	6.3	.1	X
0140	Medium trucks and tractors (14,001 to 26,000 lb)	1 929	21 920 012	4 096 545	18.7	.2	X
0150	Heavy trucks and tractors (over 26,000 lb)	2 934	27 554 000	15 844 757	57.5	.7	69.3
0151	New heavy trucks (one piece)	1 124	13 744 557	4 311 855	31.4	.2	X
0152	New heavy truck tractors	1 091	15 224 935	5 339 175	35.1	.2	X
0153	New truck trailers	638	6 478 050	1 288 313	19.9	.1	X
0154	New truck bodies	384	2 752 845	271 043	9.8	Z	X
0155	Used heavy trucks, tractors, and trailers	2 418	23 992 985	4 612 500	19.2	.2	X
0200	New and rebuilt automotive parts and supplies	17 855	117 361 547	44 981 618	38.3	1.9	21.2
0211	Batteries	5 648	30 873 890	2 406 643	7.8	.1	X
0212	Engines (complete)	3 809	20 231 552	1 195 598	5.9	.1	X
0213	Electrical engine parts (including ignition parts)	5 606	33 727 690	6 264 483	18.6	.3	X
0214	Brake parts (including fluid and all disk and drum parts)	6 507	36 300 495	3 613 642	10.0	.2	X
0215	Exhaust system parts	4 358	24 933 278	1 062 253	4.3	Z	X
0216	Glass	1 958	13 572 688	625 222	4.6	Z	X
0217	Hoses, belts, gaskets, and wiper blades	5 661	32 309 227	1 491 258	4.6	.1	X
0218	Filters (oil, air, gas, and transmission)	5 818	34 101 808	1 663 045	4.9	.1	X
0219	Engine parts, except electrical	5 971	36 384 873	3 876 279	10.7	.2	X
0221	Body parts and repair materials	4 736	30 742 079	3 367 029	11.0	.1	X
0222	Suspension parts (shocks, struts, balljoints, etc.)	5 264	32 502 420	2 219 606	6.8	.1	X
0223	Parts, n.e.c.	6 055	60 490 899	11 722 951	19.4	.5	X
0224	Accessories	6 520	38 931 356	5 250 138	13.5	.2	X
0240	Used automotive parts, accessories, and equipment	8 613	10 399 300	5 052 980	48.6	.2	X
0250	Petroleum products marketing equipment	1 214	5 483 184	1 049 576	19.1	Z	X
0300	Tires and tubes	5 158	20 063 206	6 809 708	33.9	.3	29.7
0311	New tires and tubes	3 005	14 046 243	5 837 144	41.6	.3	X
0312	Recapped and used tires and repair materials	2 894	6 250 184	825 378	13.2	Z	X
0400	Household and lawn furniture	3 609	12 516 592	5 952 662	47.6	.3	44.1
0411	Upholstered furniture	1 542	5 254 680	1 321 579	25.2	.1	X
0412	Sleep furniture and equipment	1 191	3 764 727	1 039 913	27.6	Z	X
0413	Lawn furniture and equipment	566	1 391 758	358 865	25.8	Z	X
0414	Other furniture (including sleep sofas)	2 022	6 097 405	3 118 189	51.1	.1	X
0420	Office and business furniture	5 417	25 270 021	12 574 878	49.8	.5	31.3
0421	New office furniture (wooden and metal)	4 457	21 697 751	10 818 946	49.9	.5	X
0422	New store and restaurant furniture	277	1 098 337	406 173	37.0	Z	X
0423	New public furniture (theater seats, church pews, park benches, and school desks)	453	1 274 711	443 468	34.8	Z	X
0424	Used office and business furniture	1 099	4 661 199	507 196	10.9	Z	X
0500	Household china, glassware, crockery, and plastic housewares	2 327	7 432 073	3 623 055	48.7	.2	X
0520	Linens, domestics, curtains, and draperies	2 766	8 066 980	4 345 189	53.9	.2	53.2
0521	Bedspreads, blankets, and bedding	890	3 677 985	1 411 118	38.4	.1	X
0522	Curtains and draperies	1 168	3 068 565	599 622	19.5	Z	X
0523	Shades and blinds	908	1 778 839	682 958	38.4	Z	X
0524	Towels and washcloths	806	3 627 163	900 552	24.8	Z	X
0525	Other linens and domestics	846	3 146 585	739 073	23.5	Z	X
0530	Flooring and floor coverings	3 599	14 332 755	8 089 634	56.4	.3	51.6
0531	Soft-surface (textile) floor coverings and accessories (including rugs, carpets, and pads)	2 991	11 165 621	3 869 328	34.7	.2	X
0532	Hardwood flooring	895	5 613 024	1 072 304	19.1	Z	X
0533	Other hard-surface floor coverings and accessories (including tile and sheet goods)	1 649	7 874 075	3 066 900	38.9	.1	X
0540	Other home furnishings	5 658	38 593 096	6 352 875	16.5	.3	11.2
0541	Metal flatware and kitchen utensils	906	4 230 600	808 733	19.1	Z	X
0542	Mirrors, lamps, and picture frames	2 164	7 040 225	2 195 877	31.2	.1	X
0543	Home furnishings, n.e.c.	1 880	6 483 584	2 748 981	42.4	.1	X
0600	Lumber: rough, dressed, and finished	4 848	42 466 520	24 124 530	56.8	1.0	65.9
0611	Dimensional lumber (non-treated)	3 899	35 921 325	17 745 997	49.4	.8	X
0612	Treated lumber	2 137	21 282 606	2 747 896	12.9	.1	X
0613	Boards	1 484	15 187 516	3 454 492	22.7	.1	X
0620	Plywood and millwork	5 647	47 189 683	20 924 181	44.3	.9	62.1
0621	Softwood plywood and oriented strand board (OSB)	2 086	26 613 336	5 498 835	20.7	.2	X
0622	Other panels products (including hardwood plywood, waterboard, and particleboard)	2 461	23 631 174	4 485 802	19.0	.2	X
0623	Gypsum, specialty boards, and treatments	1 376	15 633 605	1 245 944	8.0	.1	X
0624	Wood millwork (doors, windows, cabinets, etc.)	2 826	23 590 652	7 660 195	32.5	.3	X
0625	Metal millwork	851	8 484 577	662 328	7.8	Z	X
0626	Other millwork and wood siding (including trusses and wood roofing)	1 137	11 753 724	1 350 946	11.5	.1	X
0700	Brick, stone, tile, sand, block, cement, and gravel	3 154	12 445 227	4 577 844	36.8	.2	55.5
0711	Ready-mixed or transit-mixed concrete	602	5 136 352	293 440	5.7	Z	X
0712	Cement and lime	1 027	3 574 776	741 783	20.8	Z	X
0713	Sand, gravel, and crushed stone	1 266	2 331 082	1 275 993	54.7	.1	X
0714	Brick, block, tile, clay/cement sewer pipe, etc.	1 715	4 226 002	2 217 960	52.5	.1	X

See footnotes at end of table.

Table 3. Merchant Wholesalers by Kind of Business and Commodity Line: 1997—Con.

[Includes only establishments with payroll. For meaning of abbreviations and symbols, see introductory text. For explanation of terms, see Appendix A]

NAICS code and CL code	Kind of business and commodity line	Establishments handling commodity line		Commodity line sales			Sales coverage percent
		Number	Total sales (\$1,000)	Amount ¹ (\$1,000)	As percent of total sales of—		
					Establishments handling line	Establishments in NAICS industry ¹	
Merchant wholesalers—Con.							
0720	Roofing, siding, and insulation materials.....	3 167	23 933 492	5 518 520	23.1	.2	63.0
0721	Roofing, except wood.....	1 754	17 160 725	2 430 762	14.2	.1	X
0722	Siding, except wood.....	1 497	15 587 581	1 671 011	10.7	.1	X
0723	Insulation materials.....	1 837	16 015 569	1 401 486	8.8	.1	X
0730	Flat glass and other construction glass (excluding automotive).....	1 008	2 186 602	1 040 382	47.6	Z	X
0740	Other construction materials.....	3 600	17 147 012	4 796 815	28.0	.2	57.0
0741	Rain-carrying equipment (down spouts, gutters, etc.).....	580	3 194 740	319 281	10.0	Z	X
0742	Prefabricated buildings and structural assemblies (nonwood).....	506	1 180 162	651 340	55.2	Z	X
0743	Manufactured (mobile) homes.....	412	1 037 251	743 644	71.7	Z	X
0744	Construction materials, n.e.c. (including wire fence and construction paper).....	2 235	12 099 883	3 035 485	25.1	.1	X
0800	Photographic equipment and supplies (excluding video).....	2 591	32 749 972	9 722 943	29.7	.4	19.2
0811	Still picture photographic equipment.....	653	6 128 524	1 765 208	28.8	.1	X
0812	Motion picture photographic equipment.....	327	552 815	290 049	52.5	Z	X
0813	Photographic film.....	980	8 240 067	3 136 735	38.1	.1	X
0814	Developing supplies (excluding film).....	526	5 448 953	881 583	16.2	Z	X
0815	Other photographic equipment and supplies.....	1 287	8 906 429	2 407 242	27.0	.1	X
0900	Office equipment.....	10 092	49 796 262	18 814 938	37.8	.8	29.9
0911	Typewriters and dedicated word processors.....	2 210	10 914 767	680 598	6.2	Z	X
0912	Calculators and accounting machines.....	2 295	13 282 816	1 396 556	10.5	.1	X
0913	Copying machines and equipment.....	7 768	36 500 219	15 563 836	42.6	.7	X
0914	Dictating, transcribing, and recording machines.....	1 140	4 099 576	506 884	12.4	Z	X
0915	Mailing, letter handling, and addressing machines.....	893	4 339 067	550 678	12.7	Z	X
0920	New computer equipment.....	16 355	169 462 203	122 797 754	72.5	5.3	50.4
0921	Computers.....	11 802	122 019 821	62 163 358	50.9	2.7	X
0922	Computer storage devices.....	6 115	80 392 901	11 245 108	14.0	.5	X
0923	Computer printers.....	7 962	92 421 371	13 180 729	14.3	.6	X
0924	Other computer peripheral equipment.....	10 418	120 554 408	36 163 822	30.0	1.6	X
0930	Used computer equipment.....	1 897	9 368 249	2 450 549	26.2	.1	X
0950	Computer software (packaged).....	8 777	73 376 131	14 075 417	19.2	.6	X
0960	Restaurant and hotel equipment and supplies.....	6 918	72 690 422	11 732 969	16.1	.5	X
0970	Store machines and equipment.....	3 331	15 648 463	4 042 654	25.8	.2	17.7
0971	Vending machines.....	534	1 851 452	819 431	44.3	Z	X
0972	Other store machines and equipment.....	2 698	5 992 762	3 080 359	51.4	.1	X
1000	Medical, hospital, and surgical supplies.....	8 327	48 355 276	31 678 218	65.5	1.4	48.6
1011	Surgical and medical instruments and equipment.....	4 712	31 605 077	11 969 254	37.9	.5	X
1012	Orthopedic, and prosthetic appliances and supplies.....	1 412	6 461 983	1 285 929	19.9	.1	X
1013	Other surgical, medical, and hospital supplies.....	5 270	33 212 432	18 382 497	55.3	.8	X
1020	Dental supplies.....	1 304	4 914 006	3 722 644	75.8	.2	67.4
1021	Equipment (chairs, x-rays, cabinets, etc.).....	705	3 211 099	902 428	28.1	Z	X
1022	Instruments and other supplies.....	1 141	4 578 723	2 818 998	61.6	.1	X
1030	Optical and ophthalmic goods.....	1 905	7 022 365	5 707 877	81.3	.2	67.1
1031	Ophthalmic goods.....	839	3 536 068	2 311 778	65.4	.1	X
1032	Prescription grinding.....	517	1 234 048	939 905	76.2	Z	X
1033	Optometric equipment and supplies.....	301	873 409	411 209	47.1	Z	X
1034	Optical goods, n.e.c. (excluding cameras).....	808	3 269 743	1 966 389	60.1	.1	X
1040	Religious and school supplies.....	951	5 405 035	1 264 087	23.4	.1	38.2
1041	Religious supplies.....	103	208 799	180 800	86.6	Z	X
1042	School supplies.....	776	3 946 857	1 049 579	26.6	Z	X
1050	Other professional equipment and supplies.....	2 519	12 068 380	7 319 784	60.7	.3	73.7
1051	Architects' equipment and supplies.....	328	598 216	204 802	34.2	Z	X
1052	Drafting instruments.....	263	431 430	64 553	15.0	Z	X
1053	Engineers' equipment and supplies.....	426	673 465	272 476	40.5	Z	X
1054	Laboratory equipment.....	865	5 259 875	2 363 001	44.9	.1	X
1055	Scientific instruments.....	561	4 482 770	1 967 213	43.9	.1	X
1056	Veterinarians' equipment and supplies.....	416	2 744 130	639 942	23.3	Z	X
1057	Professional equipment and supplies, n.e.c.....	773	2 922 697	1 790 208	61.3	.1	X
1100	Iron and steel products (semifinished).....	1 730	16 311 281	4 830 760	29.6	.2	69.8
1111	Sheet bars and tin plate bars.....	525	4 007 931	492 125	12.3	Z	X
1112	Wire rods.....	203	4 492 963	637 611	14.2	Z	X
1113	Rough castings and foundry products.....	354	1 750 218	615 066	35.1	Z	X
1114	Forgings.....	359	2 690 938	317 848	11.8	Z	X
1116	Other semifinished iron and steel products.....	695	9 414 638	2 748 053	29.2	.1	X
1120	Flat iron and steel products.....	7 039	72 457 589	26 380 153	36.4	1.1	51.1
1121	Plates.....	2 860	27 464 484	5 371 810	19.6	.2	X
1122	Strips (hot-rolled and cold-rolled).....	1 520	15 382 399	3 581 014	23.3	.2	X
1123	Sheets (cold-rolled).....	2 307	37 297 894	4 657 602	12.5	.2	X
1124	Sheets (hot-rolled).....	3 077	35 616 014	4 977 088	14.0	.2	X
1126	Sheets (galvanized and coated).....	3 130	35 432 644	4 623 787	13.1	.2	X
1127	Tin plate and terneplate.....	183	5 317 236	461 490	8.7	Z	X
1128	Fabricated and structural plate products.....	902	5 538 839	675 292	12.2	Z	X
1129	Other flat iron and steel products.....	1 376	16 715 169	1 668 237	10.0	.1	X
1140	Iron and steel wire and wire products.....	4 328	22 991 108	3 154 261	13.7	.1	32.1
1141	Wire (plain, coated, barbed, and twisted).....	1 130	7 811 222	1 310 563	16.8	.1	X
1142	Nails.....	495	2 640 503	330 447	12.5	Z	X
1143	Wire rope, strand, strapping, reinforcement mesh, and bale ties.....	1 990	11 493 513	1 191 533	10.4	.1	X
1150	Iron and steel pipe and tubing.....	6 853	48 147 767	10 418 398	21.6	.4	55.0
1152	Tubing.....	2 919	28 290 621	4 124 575	14.6	.2	X
1153	Standard steel pipe.....	3 201	27 260 017	3 581 782	13.1	.2	X
1154	Other steel pipe.....	1 556	13 591 806	2 009 065	14.8	.1	X
1160	Other iron and steel products.....	3 708	35 190 710	9 866 488	28.0	.4	63.6
1162	Bars (excluding reinforcement bars) and bar-size shapes: hot-rolled.....	1 670	20 590 604	1 963 458	9.5	.1	X
1163	Bars and bar-size shapes: cold finished.....	1 534	18 826 230	1 752 003	9.3	.1	X
1164	Concrete reinforcement bars.....	1 204	9 438 383	1 185 497	12.6	.1	X
1165	Structural shapes (excluding bar-size shapes).....	1 903	21 991 104	3 518 263	16.0	.2	X
1167	Finished products, n.e.c.....	666	6 789 271	1 374 648	20.2	.1	X

See footnotes at end of table.

Table 3. Merchant Wholesalers by Kind of Business and Commodity Line: 1997—Con.

[Includes only establishments with payroll. For meaning of abbreviations and symbols, see introductory text. For explanation of terms, see Appendix A]

NAICS code and CL code	Kind of business and commodity line	Establishments handling commodity line		Commodity line sales			Sales coverage percent
		Number	Total sales (\$1,000)	Amount ¹ (\$1,000)	As percent of total sales of—		
					Establishments handling line	Establishments in NAICS industry ¹	
Merchant wholesalers—Con.							
1170	Alloy steel	1 665	19 780 106	2 833 462	14.3	.1	70.7
1171	Bars, hot-rolled or cold-finished	1 041	12 855 174	1 162 511	9.0	.1	X
1173	Pipe, tubing, and plates	747	10 809 194	1 200 657	11.1	.1	X
1175	Other alloy steel	493	5 994 629	453 334	7.6	Z	X
1180	Stainless steel	3 567	37 884 956	7 474 085	19.7	.3	63.9
1181	Plates	1 226	15 688 028	797 518	5.1	Z	X
1182	Strip	589	5 324 743	614 899	11.5	Z	X
1183	Sheets	1 856	21 530 441	2 290 167	10.6	.1	X
1184	Bars and bar-size shapes	1 526	18 834 118	1 745 178	9.3	.1	X
1185	Other stainless steel (including tubing)	1 847	23 341 161	1 947 578	8.3	.1	X
1200	Copper and brass	2 956	49 471 535	7 798 997	15.8	.3	39.7
1211	Copper wire mill products (structural only)	769	6 164 867	874 104	14.2	Z	X
1212	Flat products (sheets, strips, and plates)	1 185	24 560 110	1 425 532	5.8	.1	X
1213	Tubular products (pipes and tubes)	1 258	21 823 390	1 286 226	5.9	.1	X
1214	Rod, nonelectrical wire, extruded shapes, etc.	802	10 699 946	1 913 842	17.9	.1	X
1220	Aluminum shapes, forms, etc.	4 267	61 882 640	11 990 279	19.4	.5	43.8
1221	Plates (.250 inch and over)	1 389	14 506 518	1 365 668	9.4	.1	X
1222	Sheets and coils (.006 to .249 inch)	2 093	23 027 255	3 361 028	14.6	.1	X
1223	Rods, bars, and wires: rolled or extruded (rounds, hexes, squares, and rectangles)	2 430	35 667 945	4 082 540	11.4	.2	X
1224	Pipe and tubing (including hollow bar, square, and rectangular tubing) ..	1 700	15 000 490	749 674	5.0	Z	X
1225	Foils	214	1 029 500	141 722	13.8	Z	X
1230	Other nonferrous metals (magnesium, nickel, tin, lead, zinc, etc., except precious)	1 454	33 287 747	5 500 434	16.5	.2	X
1300	Coal and coke	462	11 718 292	5 647 375	48.2	.2	32.4
1311	Coal	345	6 053 901	4 449 420	73.5	.2	X
1312	Coke	79	1 413 515	547 122	38.7	Z	X
1320	Minerals and ores (excluding coal, precious stones, and crude oil)	471	29 524 349	5 630 441	19.1	.2	X
1400	Electrical apparatus and equipment	17 501	88 197 128	38 903 758	44.1	1.7	36.1
1411	Power and distribution transformers	3 882	22 811 908	2 473 025	10.8	.1	X
1412	Switchgear and switchboard apparatus	2 883	18 932 662	2 011 347	10.6	.1	X
1413	Motors and generators (including motor-generator sets)	5 879	28 689 586	2 779 332	9.7	.1	X
1414	Conduit, raceway, and fittings	3 053	20 403 243	1 792 630	8.8	.1	X
1415	Electric bulbs (all types)	4 281	22 268 811	2 609 149	11.7	.1	X
1416	Interior wiring (excluding conduit)	4 242	33 191 245	2 992 314	9.0	.1	X
1417	Exterior wiring and cable (excluding conduit)	3 427	20 894 473	2 423 921	11.6	.1	X
1418	Lighting fixtures (residential and commercial)	4 784	27 223 421	4 048 506	14.9	.2	X
1419	Industrial controls	6 116	33 135 834	7 965 778	24.0	.3	X
1421	Other electrical apparatus and equipment (including fuses and lightning rods)	7 286	41 300 470	9 398 202	22.8	.4	X
1500	Electrical appliances, household	6 574	62 520 475	36 118 526	57.8	1.5	52.3
1511	Televisions	2 290	40 126 383	7 839 875	19.5	.3	X
1512	Radios, stereos, and CD players	3 016	37 431 620	10 112 429	27.0	.4	X
1513	V.C.R.'s and video cameras	2 543	37 380 119	7 393 180	19.8	.3	X
1514	Electrical household ranges and ovens	1 184	20 602 328	2 133 228	10.4	.1	X
1515	Refrigerators and freezers, household	1 219	9 787 265	1 383 432	14.1	.1	X
1516	Household laundry equipment	1 006	8 594 489	588 367	6.8	Z	X
1517	Vacuum cleaners and sewing machines, household	770	13 827 858	1 214 410	8.8	.1	X
1518	Other electrical household appliances (including fans, dishwashers, etc.) ..	2 798	32 228 858	5 386 732	16.7	.2	X
1600	Electronic parts and equipment, except communication	15 666	127 522 411	67 747 726	53.1	2.9	43.1
1612	Integrated circuits	3 727	32 136 381	13 616 883	42.4	.6	X
1613	Capacitors and resistors	3 954	22 467 459	3 731 903	16.6	.2	X
1615	Discrete semiconductors, etc.	3 811	36 713 585	17 307 718	47.1	.7	X
1616	Electronic connectors and other passive electronic parts	6 514	39 205 538	10 058 203	25.7	.4	X
1618	Electronic parts and equipment, n.e.c.	8 448	70 372 516	22 505 048	32.0	1.0	X
1650	Communication equipment and supplies	9 850	70 309 279	35 242 308	50.1	1.5	63.8
1651	Telephones	4 334	37 855 996	10 333 141	27.3	.4	X
1652	Other electronic communication equipment	7 158	52 982 562	19 663 340	37.1	.8	X
1653	Other electrical communication equipment	2 126	14 901 352	5 226 742	35.1	.2	X
1700	Hardware	21 291	94 236 210	27 752 775	29.5	1.2	26.6
1711	Hand tools (including power driven)	12 702	52 282 441	7 013 942	13.4	.3	X
1712	Bolts, nuts, rivets, and fasteners	11 887	42 991 001	13 479 586	31.4	.6	X
1713	Cutlery	7 742	29 847 215	6 681 529	22.4	.3	X
1800	Plumbing and heating equipment and supplies (hydronics)	10 454	43 671 737	12 714 989	29.1	.5	37.4
1811	Plastic pipe fittings and valves (excluding pipe and tubing)	4 188	18 379 462	1 590 484	8.7	.1	X
1812	Metal pipe fittings and valves (excluding pipe and tubing)	5 892	20 845 150	2 654 488	12.7	.1	X
1813	Plumbing fixtures	3 116	16 853 587	2 664 093	15.8	.1	X
1814	Furnaces, stoves, water heaters (except electric and warm air)	2 354	12 045 258	1 160 833	9.6	.1	X
1815	Boilers, radiators, and convectors	1 802	6 196 508	801 313	12.9	Z	X
1818	Other plumbing and heating equipment and supplies	4 773	20 637 124	3 702 284	17.9	.2	X
1900	Warm air heating and air-conditioning equipment and supplies	8 138	31 555 788	13 132 498	41.6	.6	45.8
1911	Furnaces (warm air)	4 603	16 986 056	2 174 632	12.8	.1	X
1912	Central air-conditioning (residential and commercial)	4 815	17 213 525	4 550 057	26.4	.2	X
1914	Heat pumps (residential and commercial)	3 349	13 828 608	1 066 437	7.7	Z	X
1916	Air cleaning and filtration systems	3 975	12 743 787	1 191 597	9.4	.1	X
1917	Compressors for air-conditioners	3 920	13 637 962	863 615	6.3	Z	X
1918	Condensing units for air-conditioners	3 172	13 754 729	852 047	6.2	Z	X
1919	Registers, grills, pre-formed ductwork (excluding sheet metal), and duct insulation	4 174	14 797 625	2 354 461	15.9	.1	X
2000	Refrigeration equipment and supplies	4 172	10 673 472	3 746 152	35.1	.2	58.5
2011	Commercial refrigerators (reach-in and walk-in)	1 576	3 761 032	607 489	16.2	Z	X
2012	Unit coolers for commercial refrigerators	900	1 890 688	179 987	9.5	Z	X
2013	Condensing units for commercial refrigerators	1 724	3 428 142	302 772	8.8	Z	X
2014	Refrigerants	2 804	6 204 752	821 621	13.2	Z	X
2015	Other refrigeration equipment and supplies	3 163	7 846 168	1 815 592	23.1	.1	X

See footnotes at end of table.

Table 3. Merchant Wholesalers by Kind of Business and Commodity Line: 1997—Con.

[Includes only establishments with payroll. For meaning of abbreviations and symbols, see introductory text. For explanation of terms, see Appendix A]

NAICS code and CL code	Kind of business and commodity line	Establishments handling commodity line		Commodity line sales			Sales coverage percent
		Number	Total sales (\$1,000)	Amount ¹ (\$1,000)	As percent of total sales of—		
					Establishments handling line	Establishments in NAICS industry ¹	
Merchant wholesalers—Con.							
2100	Construction and mining machinery and equipment (including parts and attachments)	7 611	42 633 599	24 971 364	58.6	1.1	51.5
2111	New off-highway wheel and track-laying tractors	1 911	15 926 298	4 118 557	25.9	.2	X
2112	New power cranes, draglines, and shovels	921	9 022 237	1 325 719	14.7	.1	X
2113	New mixers, pavers, and related equipment	1 059	11 031 599	649 813	5.9	Z	X
2114	New tractor shovel loaders	1 512	13 213 647	2 033 261	15.4	.1	X
2115	New graders, rollers, and off-highway trucks	1 906	17 967 071	1 550 083	8.6	.1	X
2116	New mining machinery	853	7 082 937	1 200 671	17.0	.1	X
2117	Other new construction and mining, logging, and road maintenance machinery, equipment, and parts	4 359	28 441 507	8 961 525	31.5	.4	X
2118	Used construction and mining machinery and equipment	4 273	28 567 321	4 890 125	17.1	.2	X
2200	Farm machinery, equipment, and parts	10 997	42 382 406	23 324 481	55.0	1.0	48.7
2211	New tractors (farm)	5 869	26 726 809	5 888 912	22.0	.3	X
2212	New harvesting machinery	4 572	20 073 976	2 877 319	14.3	.1	X
2213	New land preparation, planting, and cultivating machinery	4 197	19 530 735	1 707 782	8.7	.1	X
2214	New dairy farm and barn equipment	1 123	3 351 504	399 727	11.9	Z	X
2215	New irrigation equipment	1 777	6 254 061	2 316 335	37.0	.1	X
2216	Other new farm machinery and equipment	6 465	24 733 014	4 086 005	16.5	.2	X
2218	Used farm machinery and equipment	7 091	26 140 605	5 825 328	22.3	.3	X
2220	Garden machinery, equipment, and parts	5 661	29 839 915	4 561 546	15.3	.2	40.3
2221	New power lawn mowers	3 927	22 439 775	1 752 424	7.8	.1	X
2222	Other new lawn and garden machinery and equipment	3 262	19 977 324	2 379 320	11.9	.1	X
2223	Used garden machinery and equipment	2 978	14 057 242	369 413	2.6	Z	X
2230	Food-processing machinery, equipment, and parts	1 657	5 126 117	2 770 450	54.0	.1	62.6
2231	New commercial food-processing machinery (slicers, choppers, baking, etc.)	1 012	2 928 291	1 652 629	56.4	.1	X
2232	New packing, packaging, and bottling equipment	678	1 947 354	762 947	39.2	Z	X
2233	Used food-processing machinery and equipment	652	1 428 357	285 312	20.0	Z	X
2300	Hydraulic and pneumatic (fluid-power) pumps, motors, and parts	4 415	13 260 497	3 377 059	25.5	.1	55.6
2311	Pumps	3 582	11 016 809	1 675 275	15.2	.1	X
2312	Motors	2 335	7 034 572	743 236	10.6	Z	X
2313	Parts for pumps and motors	2 904	7 684 791	957 079	12.5	Z	X
2320	General-purpose industrial machinery, equipment, and parts	19 107	107 079 251	32 122 077	30.0	1.4	26.0
2321	New pumps, compressors (air or gas), and equipment	7 229	47 752 743	8 133 981	17.0	.3	X
2323	New diesel engines (excluding automotive)	836	7 402 564	1 614 747	21.8	.1	X
2326	New controlling, recording, and indicating instruments and access	5 038	44 105 714	4 955 271	11.2	.2	X
2327	All other new general-purpose industrial machinery and equipment	9 754	52 340 553	14 466 903	27.6	.6	X
2328	Used general-purpose industrial machinery and equipment	3 968	18 847 565	2 475 761	13.1	.1	X
2330	Metalworking machinery, equipment, and parts	5 811	24 207 834	13 542 913	55.9	.6	X
2340	Materials handling machinery, equipment, and parts	8 957	35 542 584	13 371 365	37.6	.6	42.0
2341	New conveying equipment	3 749	15 295 589	3 603 644	23.6	.2	X
2342	New hoists, cranes, and monorails	2 842	10 608 455	1 505 605	14.2	.1	X
2343	New forklift trucks	2 408	14 135 106	5 296 505	37.5	.2	X
2344	New industrial trucks and tractors	510	2 193 634	401 306	18.3	Z	X
2345	Used materials handling machinery, equipment, and parts	3 879	13 243 772	2 540 988	19.2	.1	X
2350	Oil well, oil refinery, and pipeline machinery, equipment, and supplies	3 852	12 910 072	7 546 582	58.5	.3	53.7
2351	New oil refining and pipeline machinery, equipment, and supplies	1 602	5 909 754	2 269 953	38.4	.1	X
2352	New oil field machinery, equipment, and supplies (including drilling bits)	2 301	7 799 123	4 076 424	52.3	.2	X
2353	Used oil well, oil refinery, and pipeline machinery, equipment, and supplies	1 209	2 561 265	1 110 207	43.3	Z	X
2360	Other industrial machinery, equipment, and parts	7 656	26 878 432	18 382 358	68.4	.8	64.3
2361	New metal smelting and refining machinery, and equipment	185	500 373	113 784	22.7	Z	X
2362	New power plant machinery (excluding electrical)	373	1 336 982	400 592	30.0	Z	X
2363	New printing trades machinery, equipment, and supplies	1 720	6 247 939	4 621 362	74.0	.2	X
2364	New textile and sewing machinery and equipment	715	3 194 513	2 566 248	80.3	.1	X
2365	New woodworking machinery	712	2 149 006	1 267 955	59.0	.1	X
2366	Other new industrial machinery and equipment	3 779	13 401 003	7 865 032	58.7	.3	X
2367	Used industrial machinery and equipment	1 940	5 780 369	1 436 303	24.8	.1	X
2370	Mechanical power transmission supplies	4 304	14 355 638	7 467 671	52.0	.3	54.0
2371	Bearings and bushings	3 683	12 363 298	4 008 635	32.4	.2	X
2372	Other mechanical power transmission supplies	3 423	9 769 579	3 456 777	35.4	.1	X
2380	Industrial valves and fittings (except fluid-power)	4 210	14 710 234	5 432 750	36.9	.2	X
2390	Hydraulic and pneumatic (fluid-power) valves	3 962	12 455 190	2 075 340	16.7	.1	72.1
2391	Hydraulic valves	2 926	9 265 472	1 004 068	10.8	Z	X
2392	Pneumatic valves	2 944	9 237 325	1 069 695	11.6	Z	X
2400	Hydraulic and pneumatic cylinders and rotary actuators	3 361	12 747 657	1 916 932	15.0	.1	65.7
2411	Hydraulic cylinders and rotary actuators	2 518	9 908 680	1 121 613	11.3	Z	X
2412	Pneumatic cylinders and rotary actuators	2 146	7 693 335	794 374	10.3	Z	X
2420	Hydraulic and pneumatic connectors and assemblies	4 006	12 633 433	2 084 144	16.5	.1	72.5
2421	Hydraulic and pneumatic connectors	3 405	11 033 696	1 065 779	9.7	Z	X
2422	Hydraulic and pneumatic assemblies	2 830	9 250 507	1 017 902	11.0	Z	X
2430	Fluid-power filters, components, accessories, and parts	4 606	15 163 553	2 212 922	14.6	.1	63.7
2431	Filters	3 420	11 269 139	985 964	8.7	Z	X
2432	Other fluid-power components, accessories, and parts, n.e.c.	3 136	10 513 110	1 226 867	11.7	.1	X
2440	Welding supplies (excluding gases)	3 515	7 462 229	3 387 009	45.4	.1	X
2450	Industrial containers and supplies	4 096	18 754 948	5 574 641	29.7	.2	25.9
2451	New and reconditioned drums and barrels	885	2 585 946	592 869	22.9	Z	X
2452	Bottles and bottlers' supplies	663	4 183 409	1 961 767	46.9	.1	X
2454	Other industrial containers and supplies	3 023	14 619 548	2 963 308	20.3	.1	X
2460	Other industrial supplies	12 509	47 810 986	12 334 565	25.8	.5	27.7
2461	Printing and duplicating inks	935	2 393 191	340 013	14.2	Z	X
2462	Abrasives and abrasive materials	4 804	15 573 109	1 939 208	12.5	.1	X
2463	Nylon, polyester, and synthetic rubber	1 529	3 371 682	578 657	17.2	Z	X
2464	Mechanical rubber goods	2 652	7 012 937	1 392 675	19.9	.1	X
2465	Strapping and tape	3 002	11 603 744	1 141 577	9.8	Z	X
2466	Industrial supplies, n.e.c.	6 618	25 345 332	6 581 339	26.0	.3	X

See footnotes at end of table.

Table 3. Merchant Wholesalers by Kind of Business and Commodity Line: 1997—Con.

[Includes only establishments with payroll. For meaning of abbreviations and symbols, see introductory text. For explanation of terms, see Appendix A]

NAICS code and CL code	Kind of business and commodity line	Establishments handling commodity line		Commodity line sales			Sales coverage percent
		Number	Total sales (\$1,000)	Amount ¹ (\$1,000)	As percent of total sales of—		
					Establishments handling line	Establishments in NAICS industry ¹	
Merchant wholesalers—Con.							
2500	Beauty and barber equipment and supplies	1 290	2 078 240	1 978 744	95.2	.1	70.2
2511	Equipment (furniture, dryers, etc.)	817	1 292 519	202 944	15.7	Z	X
2512	Supplies (combs, curlers, shampoos, etc.)	1 221	1 922 607	1 769 801	92.1	.1	X
2520	Custodial (janitors') equipment and supplies	4 934	20 712 970	4 656 755	22.5	.2	11.9
2521	Custodial equipment—power equipment	2 877	12 229 320	700 934	5.7	Z	X
2522	Custodial equipment—nonpower equipment	2 298	6 733 927	401 259	6.0	Z	X
2523	Custodial supplies	4 043	15 687 991	3 393 221	21.6	.1	X
2530	Laundry and dry-cleaning equipment and supplies	1 715	28 560 694	2 698 487	9.4	.1	X
2540	Other service establishment equipment and supplies	2 492	4 244 831	3 224 325	76.0	.1	51.1
2541	Undertakers' equipment and supplies	482	587 923	566 168	96.3	Z	X
2542	Service establishment equipment and supplies, n.e.c.	2 020	3 633 154	2 652 841	73.0	.1	X
2600	Aircraft and aeronautical equipment and supplies	2 398	19 146 589	12 101 952	63.2	.5	42.4
2611	New aircraft	196	1 734 947	887 042	51.1	Z	X
2612	New aircraft engines and engine parts	529	4 368 283	1 838 378	42.1	.1	X
2613	Other new aircraft equipment and supplies	1 176	10 996 663	4 563 020	41.5	.2	X
2614	Used aircraft and aeronautical equipment and supplies	1 491	7 773 093	4 562 489	58.7	.2	X
2620	Marine machinery, equipment, and supplies	1 210	6 478 364	2 468 882	38.1	.1	31.0
2621	New ships and boats (excluding pleasure boats)	76	324 152	132 652	40.9	Z	X
2622	New marine propulsion machinery and equipment	329	1 266 126	703 565	55.6	Z	X
2623	New marine supplies	694	2 120 091	1 345 341	63.5	.1	X
2624	Used marine machinery, equipment, and supplies	207	573 334	178 990	31.2	Z	X
2630	Other transportation equipment and supplies	789	5 234 888	1 815 650	34.7	.1	16.8
2631	New transportation equipment (excluding automotive)	526	3 824 350	1 321 662	34.6	.1	X
2632	Used transportation equipment (excluding automotive)	304	1 495 288	406 385	27.2	Z	X
2700	Sporting and recreational goods and supplies	7 334	32 006 682	17 053 322	53.3	.7	37.4
2711	Ammunition, firearms, reloading equipment, archery supplies, shooting aids, and accessories	825	4 742 710	3 325 840	70.1	.1	X
2712	Bicycles and bicycle tires and tubes	474	2 608 068	1 351 909	51.8	.1	X
2713	Billiards, pool, bowling equipment, and accessories	917	2 286 520	1 197 991	52.4	.1	X
2714	Camping and fishing equipment and accessories	1 080	9 055 212	1 770 176	19.5	.1	X
2715	Athletic equipment and accessories	1 821	7 572 150	3 796 736	50.1	.2	X
2716	Skiing equipment	210	1 266 823	631 471	49.8	Z	X
2717	Marine pleasure craft, equipment, and accessories	633	3 360 864	1 172 842	34.9	.1	X
2718	Other sporting and recreational goods (go carts, bait, etc.)	1 757	8 153 809	3 584 489	44.0	.2	X
2800	Toys and hobby goods and supplies	5 450	30 342 760	16 565 519	54.6	.7	43.2
2811	Video games and cartridges	505	7 844 537	3 857 494	49.2	.2	X
2812	Other toys and games (including fireworks and children's vehicles)	2 601	16 799 809	9 483 136	56.4	.4	X
2813	Crafts and craft supplies	1 638	3 758 598	1 030 552	27.4	Z	X
2814	Other hobby goods and accessories	1 470	5 080 922	2 009 938	39.6	.1	X
2900	Ferrous metal scrap	5 335	40 288 510	15 751 110	39.1	.7	45.6
2911	Prepared ferrous metal scrap (processed by this establishment)	3 279	18 993 421	9 353 828	49.2	.4	X
2912	Prepared ferrous metal scrap (not processed by this establishment)	2 181	13 460 306	5 627 258	41.8	.2	X
2913	Unprepared ferrous metal scrap including bimetal cans	1 417	5 199 269	653 233	12.6	Z	X
2920	Nonferrous metal scrap	5 542	34 536 438	12 612 537	36.5	.5	44.5
2921	Aluminum scrap	5 053	25 152 672	6 605 074	26.3	.3	X
2922	Copper and copper alloy scrap	3 886	24 313 921	3 370 423	13.9	.1	X
2923	Lead scrap	1 453	10 877 600	294 347	2.7	Z	X
2924	Other nonferrous metallic scrap (nickel, zinc, and precious and special metals)	2 598	16 814 349	2 304 826	13.7	.1	X
2930	Recyclable paper and paperboard	2 527	8 860 276	5 263 211	59.4	.2	X
2940	Recyclable materials, except metal	2 564	6 108 847	2 752 486	45.1	.1	69.9
2941	Wiping cloths, waste rags, and textile waste	536	1 168 839	894 228	76.5	Z	X
2943	Recyclable plastics	1 345	3 870 044	879 160	22.7	Z	X
2944	Recyclable glass	914	2 637 610	292 974	11.1	Z	X
2945	Other recyclable materials (including rubber and bones)	766	1 198 050	675 869	56.4	Z	X
3000	Jewelry, diamonds, gem stones, and watches	7 913	28 392 389	21 326 826	75.1	.9	63.7
3011	Diamond jewelry and diamond jewelry where lapidary work was not performed at this location	2 942	10 615 148	7 345 619	69.2	.3	X
3012	Gem stone and pearl jewelry where lapidary work was not performed at this location	2 013	4 203 324	1 583 710	37.7	.1	X
3013	Diamonds, diamond jewelry, gem stones, and pearl jewelry where lapidary work was performed at this location	1 096	2 819 228	1 617 562	57.4	.1	X
3014	Watches, clocks, and watch movements and cases	1 759	6 532 273	3 957 188	60.6	.2	X
3015	Karat gold jewelry (rings, necklaces, etc.)	1 733	9 367 908	3 596 991	38.4	.2	X
3016	Other jewel., silverware, and plated ware (incl. jewel. where gemstones less than 50% of value, gold filled sterling, and costume jewel. and medallions)	3 070	5 510 894	3 144 583	57.1	.1	X
3030	Precious metals—gold, silver, and platinum including precious metal coins	884	24 981 829	9 089 318	36.4	.4	X
3100	Musical instruments and supplies	571	2 391 403	2 149 771	89.9	.1	X
3120	Forest products, except lumber (including cordwood, hewn posts, poles, and ties)	2 415	25 605 395	10 767 409	42.1	.5	X
3130	Compact discs, prerecorded audio tapes, and phonograph records	1 921	15 383 601	7 891 123	51.3	.3	X
3140	Prerecorded video tapes	3 730	15 343 562	8 113 183	52.9	.3	X
3150	Other durable goods	2 565	5 467 018	4 219 206	77.2	.2	63.7
3151	Coin-operated games	285	972 646	817 351	84.0	Z	X
3152	Luggage	418	1 352 802	889 166	65.7	Z	X
3153	Works of art	341	312 670	238 613	76.3	Z	X
3154	Other durable goods, n.e.c.	1 792	3 330 330	2 271 445	68.2	.1	X
3160	Fire extinguishers and fire safety equipment	1 044	1 225 337	857 096	69.9	Z	X
3200	Printing and writing paper	5 595	38 393 153	18 611 759	48.5	.8	58.0
3211	Roll newsprint and rotogravure paper	838	9 835 772	2 371 384	24.1	.1	X
3212	Fine roll paper	1 271	15 914 492	5 634 043	35.4	.2	X
3213	Other printing and writing paper	4 558	31 055 834	10 551 600	34.0	.5	X

See footnotes at end of table.

Table 3. Merchant Wholesalers by Kind of Business and Commodity Line: 1997—Con.

[Includes only establishments with payroll. For meaning of abbreviations and symbols, see introductory text. For explanation of terms, see Appendix A]

NAICS code and CL code	Kind of business and commodity line	Establishments handling commodity line		Commodity line sales			Sales coverage percent
		Number	Total sales (\$1,000)	Amount ¹ (\$1,000)	As percent of total sales of—		
					Establishments handling line	Establishments in NAICS industry ¹	
Merchant wholesalers—Con.							
3300	Stationery, office supplies and greeting cards	12 370	58 392 734	18 795 283	32.2	.8	37.7
3311	Business forms	6 157	19 672 703	3 741 065	19.0	.2	X
3312	Stationery, photocopy paper, and typing paper	5 535	28 235 914	3 212 896	11.4	.1	X
3313	Inked ribbons, carbon paper, pens and pencils	4 141	22 914 371	2 003 889	8.7	.1	X
3314	Toner and cartridges	4 658	20 920 548	2 750 383	13.1	.1	X
3315	Greeting cards	1 416	6 269 133	611 150	9.7	Z	X
3316	Other stationery supplies (envelopes, ruled forms, and binder paper) ...	6 625	31 086 326	6 313 007	20.3	.3	X
3400	Industrial and personal services paper and plastics	12 151	153 340 670	29 778 114	19.4	1.3	14.9
3411	Paperboard and boxboard boxes	4 688	30 409 105	6 893 351	22.7	.3	X
3412	Paper dishes, cups, and napkins	5 511	84 918 956	6 465 738	7.6	.3	X
3413	Industrial paper (wrapping, bags, cartons, etc.)	4 730	35 570 744	5 526 789	15.5	.2	X
3414	Disposable plastic boxes, containers, cups, dishes, and supplies	3 253	29 145 114	3 741 200	12.8	.2	X
3415	Other industrial and personal service paper	3 072	21 183 758	4 458 772	21.0	.2	X
3500	Drugs, pharmaceuticals, cosmetics, and toiletries	11 290	195 308 274	106 836 586	54.7	4.6	40.2
3511	Prescription drugs	2 596	85 879 264	72 014 778	83.9	3.1	X
3512	Nonprescription pharmaceuticals	3 406	84 046 954	8 904 341	10.6	.4	X
3513	Cosmetics	2 366	23 908 550	4 776 802	20.0	.2	X
3514	Perfumes	763	9 473 568	3 449 140	36.4	.1	X
3515	Other toiletries and druggists' sundries	5 284	115 920 720	16 032 865	13.8	.7	X
3600	Piece goods, knit and woven	4 195	26 921 873	15 421 889	57.3	.7	20.8
3611	Goods purchased grey and finished on contract	535	3 659 456	943 002	25.8	Z	X
3612	Cotton (including blends)	2 049	7 443 878	3 353 021	45.0	.1	X
3613	Synthetics (excluding synthetic knits)	1 815	5 692 353	2 181 903	38.3	.1	X
3614	Knit fabrics, n.e.c. (including double knit)	1 197	3 702 605	1 210 986	32.7	.1	X
3615	Woolen and worsted piece goods	706	2 374 775	743 496	31.3	Z	X
3616	Other piece goods	1 452	5 498 280	2 488 980	45.3	.1	X
3700	Notions (buttons, ribbons, lace, sewing accessories, zippers, bindings, etc.)	2 357	8 428 577	2 421 571	28.7	.1	X
3800	Men's and boys' wear	7 439	51 769 994	24 139 986	46.6	1.0	49.8
3811	Men's and boys' suits, coats, and formal wear	1 466	9 444 807	3 407 114	36.1	.1	X
3812	Men's and boys' dress and casual shirts, slacks, and jeans	3 832	34 850 508	14 440 244	41.4	.6	X
3813	Men's and boys' underwear and nightwear	864	4 888 340	875 135	17.9	Z	X
3814	Men's and boys' work clothing and uniforms	1 585	6 104 181	1 363 090	22.3	.1	X
3815	Other men's and boys' wear (caps, hats, swimwear, neckwear, etc.) ...	3 149	24 916 471	4 012 628	16.1	.2	X
3900	Women's and children's wear	10 254	55 868 658	31 058 181	55.6	1.3	54.0
3911	Infants' and children's wear (to size 6X)	2 009	12 002 841	3 756 246	31.3	.2	X
3912	Women's misses', and girls' dresses and blouses	4 557	19 898 966	10 581 968	53.2	.5	X
3913	Women's, misses', and girls' suits and coats	1 471	7 268 075	2 530 157	34.8	.1	X
3914	Women's and misses' outerwear	2 401	19 041 364	4 655 567	24.5	.2	X
3915	Women's and misses' underwear and sleepwear	1 338	8 243 779	2 664 227	32.3	.1	X
3916	Other women's, misses, and girl's wear (furs, sweaters, millinery, etc.) ...	3 183	14 125 248	6 809 947	48.2	.3	X
4000	Footwear	2 662	30 156 797	17 381 365	57.6	.7	45.8
4011	All athletic footwear	869	13 547 736	7 410 821	54.7	.3	X
4012	Infants' footwear	270	1 729 038	170 155	9.8	Z	X
4013	Other women's, misses', and girls' footwear	1 428	15 842 980	5 397 219	34.1	.2	X
4014	Other men's and boy's footwear	1 264	15 374 826	4 166 485	27.1	.2	X
4015	Shoe accessories	339	1 260 374	151 014	12.0	Z	X
4100	Frozen foods (packaged)	10 647	211 385 671	48 745 361	23.1	2.1	45.2
4111	Dinners (frozen)	2 469	96 028 753	3 690 832	3.8	.2	X
4112	Fish and seafoods (frozen packaged)	6 062	120 850 026	13 629 910	11.3	.6	X
4113	Vegetables (frozen)	4 646	121 393 238	5 185 378	4.3	.2	X
4114	Fruits and fruit juices (frozen)	3 577	100 051 009	3 085 459	3.1	.1	X
4115	Meat (frozen packaged)	5 148	119 603 172	12 066 016	10.1	.5	X
4116	Frozen baked goods	3 527	103 155 225	4 059 148	3.9	.2	X
4117	Other frozen foods (except frozen dairy products)	3 985	114 205 165	6 989 542	6.1	.3	X
4200	Dairy products (excluding dried or canned)	8 639	182 238 912	32 692 039	17.9	1.4	39.5
4211	Butter	4 078	99 694 942	2 389 530	2.4	.1	X
4212	Cheese	6 419	138 437 149	10 569 576	7.6	.5	X
4213	Milk and cream, except raw	2 978	74 770 477	5 187 973	6.9	.2	X
4214	Ice cream	2 379	70 844 356	3 332 463	4.7	.1	X
4215	Raw milk	318	13 520 010	4 802 680	35.5	.2	X
4216	Other dairy products	3 452	119 568 586	6 383 652	5.3	.3	X
4300	Poultry and poultry products	5 627	127 306 320	17 136 878	13.5	.7	4.8
4311	Dressed poultry killed on location	515	7 193 793	1 506 814	20.9	.1	X
4312	Eggs	2 899	66 183 815	6 180 666	9.3	.3	X
4313	Live poultry	577	4 286 843	522 075	12.2	Z	X
4314	Other poultry (excluding frozen packaged)	2 359	31 693 235	8 073 568	25.5	.3	X
4400	Confectionery	6 294	101 837 301	12 093 769	11.9	.5	5.7
4411	Candy	4 065	66 616 395	5 903 470	8.9	.3	X
4412	Chewing gum	1 259	17 730 522	492 950	2.8	Z	X
4413	Nuts	3 180	46 332 305	2 657 378	5.7	.1	X
4414	Chips and popcorn	3 130	41 675 865	1 476 107	3.5	.1	X
4415	Other confections	1 144	22 055 402	1 202 585	5.5	.1	X
4500	Fish and seafoods (excluding canned and frozen packaged)	5 149	75 900 482	14 068 933	18.5	.6	X
4600	Meat and meat products (fresh and unpackaged)	7 506	153 901 530	36 147 580	23.5	1.5	40.4
4611	Beef (not killed on location)	5 260	115 195 866	16 374 848	14.2	.7	X
4612	Veal (not killed on location)	2 032	35 069 254	1 155 160	3.3	.1	X
4613	Lamb and mutton (not killed on location)	1 627	32 447 124	1 098 795	3.4	.3	X
4614	Pork (not killed on location)	4 114	95 305 237	7 024 169	7.4	Z	X
4615	Sausage and prepared meats made on location	1 324	12 217 724	784 172	6.4	Z	X
4616	Sausage and prepared meats not made on location	3 898	91 709 135	4 447 377	4.8	.2	X
4617	Meat from animals killed on location	171	2 131 139	337 323	15.8	Z	X
4618	Other meat products	2 421	75 398 882	4 892 331	6.5	.2	X
4700	Fresh fruits and vegetables	9 197	151 640 834	45 880 613	30.3	2.0	17.8
4711	Fresh fruits	7 701	124 481 214	25 817 811	20.7	1.1	X
4712	Prepackaged fresh-cut vegetables (carrots, salads, etc.)	3 061	49 823 531	3 403 741	6.8	.1	X
4713	Other fresh vegetables	4 981	58 046 398	15 629 588	26.9	.7	X

See footnotes at end of table.

Table 3. Merchant Wholesalers by Kind of Business and Commodity Line: 1997—Con.

[Includes only establishments with payroll. For meaning of abbreviations and symbols, see introductory text. For explanation of terms, see Appendix A]

NAICS code and CL code	Kind of business and commodity line	Establishments handling commodity line		Commodity line sales			Sales coverage percent
		Number	Total sales (\$1,000)	Amount ¹ (\$1,000)	As percent of total sales of—		
					Establishments handling line	Establishments in NAICS industry ¹	
Merchant wholesalers—Con.							
4800	Coffee, tea, and spices	7 380	152 599 930	12 845 554	8.4	.6	38.1
4811	Coffee	5 079	125 987 998	8 407 250	6.7	.4	X
4812	Tea	3 550	78 517 345	1 518 109	1.9	.1	X
4813	Spices	4 162	93 855 575	2 476 644	2.6	.1	X
4820	Bread and baked goods	5 730	77 557 627	7 447 562	9.6	.3	49.9
4821	Breads and rolls	2 817	41 165 598	2 738 060	6.7	.1	X
4822	Cookies, cakes, and other baked goods	4 585	65 843 568	4 700 428	7.1	.2	X
4830	Canned foods	7 520	158 142 871	27 664 015	17.5	1.2	37.4
4831	Canned and bottled fruits, vegetables, and juices	6 152	139 854 887	13 295 447	9.5	.6	X
4832	Canned and bottled baby foods	1 333	70 471 347	1 512 225	2.1	.1	X
4833	Canned meats	2 422	85 901 406	2 045 334	2.4	.1	X
4834	Canned fish and seafoods	3 237	87 150 947	2 594 507	3.0	.1	X
4835	Canned milk	1 189	45 062 297	597 918	1.3	.2	X
4836	Other canned foods	3 480	103 727 708	7 463 478	7.2	.3	X
4840	Food and beverage basic materials (include flavoring extracts, fruit peel, hop extract, industrial molasses, sausage casings, malt, yeast, etc.)	3 125	48 755 385	4 261 070	8.7	.2	X
4850	Soft drinks and bottled water	8 306	143 356 879	11 334 092	7.9	.5	36.4
4851	Soft drinks, packaged	6 151	114 150 738	7 240 839	6.3	.3	X
4852	Soft drinks, pre and post mix bulk	2 089	53 693 617	1 600 101	3.0	.1	X
4853	Bottled water	4 701	87 664 351	2 479 882	2.8	.1	X
4860	Other grocery specialties	11 358	207 644 947	52 535 151	25.3	2.3	39.5
4861	Pasta	4 647	98 498 255	3 430 105	3.5	.1	X
4862	Breakfast cereals	2 710	86 649 481	4 389 856	5.1	.2	X
4863	Cooking oils and margarine	4 796	107 007 478	4 517 551	4.2	.2	X
4864	Flour	4 023	90 815 393	2 647 379	2.9	.1	X
4865	Pickles, preserves, jellies, jams, and sauces	4 559	101 206 462	3 871 023	3.8	.2	X
4866	Sugar, refined	3 799	93 503 202	2 755 142	2.9	.1	X
4867	Pet foods	2 105	72 118 496	4 488 634	6.2	.2	X
4868	Grocery specialties, n.e.c.	5 805	117 600 668	24 333 741	20.7	1.0	X
4900	Grain and beans	8 898	158 457 738	100 592 186	63.5	4.3	47.9
4911	Corn (for grain)	5 769	94 306 486	35 657 530	37.8	1.5	X
4912	Oats and barley	2 731	37 685 651	2 084 243	5.5	.1	X
4913	Wheat	4 834	84 825 181	20 310 164	23.9	.9	X
4914	Sorghum (for grain)	1 611	37 543 482	2 983 913	7.9	.1	X
4915	Soybeans	4 872	87 543 431	29 866 051	34.1	1.3	X
4916	Other grain and beans (rice and edible and inedible beans)	1 712	34 204 234	6 767 945	19.8	.3	X
5000	Cattle, hogs, sheep, and goats	1 366	10 855 910	8 689 417	80.0	.4	67.9
5011	Cattle	751	6 388 305	5 178 549	81.1	.2	X
5012	Hogs	837	6 033 013	3 374 976	55.9	.1	X
5013	Sheep	153	1 090 438	97 566	8.9	.1	X
5014	Goats	70	498 524	16 099	3.2	.1	X
5100	Hides, skins, and pelts	276	2 450 593	1 946 721	79.4	.1	X
5120	Leaf tobacco	362	9 503 726	2 307 672	24.3	.1	11.5
5121	Leaf tobacco stemmed and re-dried at this location	13	296 019	293 830	99.3	Z	X
5122	All other leaf tobacco	110	1 890 457	1 805 200	95.5	.1	X
5130	Wool, wool tops, and mohair	71	184 750	143 279	77.6	Z	X
5140	Other farm products, inedible	996	8 663 425	5 012 279	57.9	.2	72.7
5141	Raw sugar	25	3 355 164	2 011 993	60.0	.1	X
5142	Horses, mules, and donkeys	218	263 737	155 370	58.9	Z	X
5143	Farm products, n.e.c.	770	4 705 011	2 702 140	57.4	.1	X
5200	Raw cotton	352	10 407 220	9 823 761	94.4	.4	X
5300	Plastics materials and basic shapes	8 115	53 307 561	17 544 548	32.9	.8	29.6
5311	Plastic pipes, rods, tubes, and shapes	3 091	15 319 669	3 270 178	21.3	.1	X
5312	High pressure laminates	523	2 057 332	479 579	23.3	Z	X
5313	Plastics raw materials	1 949	18 373 091	8 276 801	45.0	.4	X
5314	Other plastics materials and basic shapes	3 170	12 876 187	5 036 742	39.1	.2	X
5320	Industrial gases (welding, etc.)	2 691	7 955 037	2 376 109	29.9	.1	X
5330	Chemicals and allied products (excluding agricultural, plastics, gases, and petroleum)	20 695	179 348 877	46 692 185	26.0	2.0	16.5
5331	Gasses, compressed and liquified, except L.P.	1 087	6 202 670	1 252 328	20.2	.1	X
5332	Alkalies and chlorine	2 154	11 678 196	2 344 182	20.1	.1	X
5334	Organic fibers	572	3 728 146	506 287	13.6	Z	X
5335	Detergents and soaps	6 726	75 376 926	4 487 459	6.0	.2	X
5336	Sanitation chemicals, polishes, and waxes	3 563	23 479 078	2 224 756	9.5	.1	X
5338	Wood chemicals, naval stores, and gum	383	3 957 234	324 107	8.2	Z	X
5341	Insecticides, nonagricultural	1 402	4 948 802	581 520	11.8	Z	X
5342	Adhesives, sealants, and glues	3 709	25 375 260	2 554 140	10.1	.1	X
5343	Explosives	278	1 304 063	1 006 130	77.2	Z	X
5344	Other chemicals and allied products	8 449	63 543 076	29 080 482	45.8	1.2	X
5400	Petroleum products	12 747	161 565 939	106 001 117	65.6	4.5	53.4
5411	Aviation gasoline	832	9 026 019	1 154 478	12.8	Z	X
5412	Motor gasoline	7 708	109 614 882	52 085 376	47.5	2.2	X
5413	Special naphtha	250	2 213 148	368 417	16.6	Z	X
5414	Jet fuel (naphtha or kerosine type)	872	35 610 972	2 926 545	8.2	.1	X
5415	No. 2 distillate fuel oil (no. 2 diesel and no. 2 heating oil)	7 220	112 761 416	31 347 007	27.8	1.3	X
5416	All other distillate fuel oil (no. 1 and no. 4 diesel and heating	4 286	60 668 428	3 737 406	6.2	.2	X
5417	Residual fuel oil (no. 5, no. 6, heavy diesel, etc.)	432	17 753 455	5 847 701	32.9	.3	X
5418	Lubricating oil and greases	8 881	62 765 560	7 741 772	12.3	.3	X
5420	Liquified petroleum gases (excluding natural gas)	1 567	27 180 172	6 337 500	23.3	.3	X
5500	Crude oil	302	39 809 907	26 588 532	66.8	1.1	X
5520	Other petroleum products (including asphalt, road oil, wax, etc.)	464	9 196 064	2 166 661	23.6	.1	X
5600	Beer and ale	4 297	53 473 257	33 256 306	62.2	1.4	X
5700	Wines and distilled alcoholic beverages	2 896	37 846 518	24 508 316	64.8	1.1	63.5
5711	Wines	2 026	33 018 547	12 201 730	37.0	.5	X
5712	Distilled liquor (including premixed alcoholic drinks)	1 219	25 941 586	12 185 937	47.0	.5	X

See footnotes at end of table.

Table 3. Merchant Wholesalers by Kind of Business and Commodity Line: 1997—Con.

[Includes only establishments with payroll. For meaning of abbreviations and symbols, see introductory text. For explanation of terms, see Appendix A]

NAICS code and CL code	Kind of business and commodity line	Establishments handling commodity line		Commodity line sales			Sales coverage percent
		Number	Total sales (\$1,000)	Amount ¹ (\$1,000)	As percent of total sales of—		
					Establishments handling line	Establishments in NAICS industry ¹	
Merchant wholesalers—Con.							
5800	Farm supplies	12 541	89 202 722	37 370 142	41.9	1.6	38.4
5811	Hay, straw, and alfalfa	1 038	6 767 441	1 585 050	23.4	.1	X
5812	Feeds (poultry and livestock) not mixed on location	3 468	22 695 932	3 959 101	17.4	.2	X
5813	Prepared feeds (poultry and livestock) mixed on location	1 546	12 701 678	2 102 327	16.6	.1	X
5814	Weed killers, soil sterilizers, and soil conditioners	2 104	14 007 236	2 794 783	20.0	.1	X
5815	Insecticides, fungicides, and pesticides	2 606	17 381 876	4 001 870	23.0	.2	X
5816	Other agricultural chemicals and fertilizers	6 250	49 832 259	12 712 935	25.5	.5	X
5817	Seeds and bulbs	4 021	27 863 820	8 159 922	29.3	.4	X
5818	Other farm supplies (including harness and saddlery equipment)	2 966	14 001 789	1 912 728	13.7	.1	X
5900	Tobacco and tobacco products	3 342	93 408 896	27 205 642	29.1	1.2	26.6
5911	Cigars	2 413	62 875 877	3 165 701	5.0	.1	X
5912	Cigarettes	2 415	49 160 178	21 472 228	43.7	.9	X
5913	Other tobacco products (excluding leaf)	1 929	40 908 316	1 837 610	4.5	.1	X
6000	Paint, paint supplies, and wallpaper	4 972	22 703 864	4 500 193	19.8	.2	9.9
6011	Architectural coatings (enamels, primers, stains, solvents, and lacquers)	2 094	9 406 576	1 202 984	12.8	.1	X
6012	Industrial/OEM coatings (coatings applied by original manufacturers to products during manufacturing)	443	1 168 402	276 465	23.7	Z	X
6013	Special purpose coatings (automotive, refinish, marine, traffic coatings)	968	1 810 426	1 097 580	60.6	Z	X
6014	Paint supplies	1 119	5 885 288	943 977	16.0	Z	X
6015	Wallpaper	504	1 700 650	784 713	46.1	Z	X
6100	Books, periodicals, newspapers, and miscellaneous printed materials	4 978	25 216 435	16 760 401	66.5	.7	47.0
6101	Books	3 263	20 169 755	9 951 784	49.3	.4	X
6102	Other periodicals, newspapers, and miscellaneous printed materials	1 978	9 443 919	6 686 637	70.8	.3	X
6110	Flowers and florists' supplies	4 239	9 428 090	7 213 102	76.5	.3	X
6120	Art goods (including novelties and souvenirs)	6 006	12 983 884	7 379 542	56.8	.3	36.6
6121	Art materials	1 918	3 605 393	2 632 036	73.0	.1	X
6122	Novelties and souvenirs	4 186	9 567 444	4 725 718	49.4	.2	X
6130	Textile bags, bagging, and burlap	659	1 412 506	744 440	52.7	Z	X
6150	Nondurable goods, n.e.c.	6 980	21 137 844	12 202 253	57.7	.5	X
9700	Service receipts and labor charges (including installed parts)	52 555	258 028 898	26 590 344	10.3	1.1	53.9
9701	Labor charges for repair work	42 182	194 630 213	13 481 280	6.9	.6	X
9702	Parts installed in repair work	30 242	136 748 837	7 815 953	5.7	.3	X
9703	Other service receipts and labor charges—Specify	15 612	92 634 000	5 202 184	5.6	.2	X
9720	Receipts for service contracts	9 619	42 900 436	4 201 005	9.8	.2	X
9730	Advertising specialties (paper novelties, etc.)	644	1 900 542	171 304	9.0	Z	X
9740	Receipts for installing equipment	6 756	27 141 421	1 695 216	6.2	.1	X
9750	Reconditioning of drums or barrels	52	88 600	24 903	28.1	Z	X
9810	Miscellaneous commodities	18 832	173 183 170	13 435 396	7.8	.6	X
9830	Flight training and charter service	46	761 232	48 357	6.4	Z	53.5
9831	Flight training	20	399 087	7 387	1.9	Z	X
9832	Charter services	29	558 111	39 034	7.0	Z	X
9840	Pipeline transportation receipts	23	1 044 772	8 094	.8	Z	X
9910	Receipts from Commodity Credit Corporation	297	3 509 622	28 030	.8	Z	X
9920	Receipts for farm product preparation services (cleaning, shelling, etc.)	1 533	15 940 606	547 551	3.4	Z	X
9930	Sales of integrated systems which you wrote or modified software	867	7 601 755	389 517	5.1	Z	X
9940	Rental and leasing receipts	16 330	83 351 790	5 965 216	7.0	.3	13.0
9941	Computer rental and leasing receipts	860	4 026 586	249 434	6.2	Z	X
9942	Photocopying machine rental	3 319	11 899 700	634 961	5.3	Z	X
9943	Other office machine rental receipts	2 049	6 336 030	249 658	3.9	Z	X
9944	Other rental receipts	1 916	9 121 556	834 820	9.2	Z	X
9950	Construction receipts	281	564 457	86 735	15.4	Z	X
9960	Custom software (designed to customer specifications)	1 218	4 061 456	304 255	7.5	Z	X
9970	Receipts for printing or photocopying performed at this establishment	298	771 094	87 898	11.4	Z	X
9980	Receipts for machine shop job work	550	2 544 456	64 012	2.5	Z	X
421	Wholesale trade, durable goods	241 379	X	1 214 780 670	X	100.0	74.8
0100	New and used automobiles, motorcycles, etc.	5 876	84 336 050	71 649 857	85.0	5.9	64.9
0111	New automobiles	548	67 548 459	58 738 194	87.0	4.8	X
0112	Used automobiles	4 919	20 778 999	9 256 664	44.5	.8	X
0113	Motorcycles	481	4 566 731	1 183 709	25.9	.1	X
0114	Motor scooters, mopeds, snowmobiles, and utility trailers	508	10 265 223	2 460 378	24.0	.2	X
0120	Buses, campers, and motor homes	827	9 131 544	2 186 042	23.9	.2	72.4
0121	Buses	516	4 321 648	1 857 022	43.0	.2	X
0122	Motor homes, car trailers, and campers	331	5 027 505	327 300	6.5	Z	X
0130	Light trucks and vans (14,000 lb or less)	2 619	43 562 453	11 291 836	25.9	.9	64.5
0131	New light trucks	722	34 859 397	7 851 907	22.5	.6	X
0132	Used light trucks	2 103	16 343 926	1 546 228	9.5	.1	X
0133	Vans and cargo vans (new and used)	1 027	29 725 057	1 878 256	6.3	.2	X
0140	Medium trucks and tractors (14,001 to 26,000 lb)	1 929	21 920 012	4 096 545	18.7	.3	X
0150	Heavy trucks and tractors (over 26,000 lb)	2 930	27 542 618	15 843 303	57.5	1.3	66.8
0151	New heavy trucks (one piece)	1 124	13 744 557	4 311 855	31.4	.4	X
0152	New heavy truck tractors	1 091	15 224 935	5 339 175	35.1	.4	X
0153	New truck trailers	638	6 478 050	1 288 313	19.9	.1	X
0154	New truck bodies	384	2 752 845	271 043	9.8	Z	X
0155	Used heavy trucks, tractors, and trailers	2 418	23 992 985	4 612 500	19.2	.4	X
0200	New and rebuilt automotive parts and supplies	16 814	110 532 340	44 604 003	40.4	3.7	21.3
0211	Batteries	5 352	28 812 014	2 393 911	8.3	.2	X
0212	Engines (complete)	3 774	20 093 382	1 194 881	5.9	.1	X
0213	Electrical engine parts (including ignition parts)	5 416	32 916 668	6 247 553	19.0	.5	X
0214	Brake parts (including fluid and all disk and drum parts)	6 257	34 971 879	3 590 767	10.3	.3	X
0215	Exhaust system parts	4 311	24 794 899	1 060 489	4.3	.1	X
0216	Glass	1 916	13 462 558	620 976	4.6	.1	X
0217	Hoses, belts, gaskets, and wiper blades	5 351	30 143 268	1 474 383	4.9	.1	X
0218	Filters (oil, air, gas, and transmission)	5 356	31 163 426	1 604 987	5.2	.1	X

See footnotes at end of table.

Table 3. Merchant Wholesalers by Kind of Business and Commodity Line: 1997—Con.

[Includes only establishments with payroll. For meaning of abbreviations and symbols, see introductory text. For explanation of terms, see Appendix A]

NAICS code and CL code	Kind of business and commodity line	Establishments handling commodity line		Commodity line sales			Sales coverage percent
		Number	Total sales (\$1,000)	Amount ¹ (\$1,000)	As percent of total sales of—		
					Establishments handling line	Establishments in NAICS industry ¹	
421	Wholesale trade, durable goods—Con.						
0200	New and rebuilt automotive parts and supplies—Con.						
0219	Engine parts, except electrical	5 786	35 589 788	3 854 979	10.8	.3	X
0221	Body parts and repair materials	4 619	30 313 858	3 348 119	11.0	.3	X
0222	Suspension parts (shocks, struts, balljoints, etc.)	5 145	31 485 573	2 183 659	6.9	.2	X
0223	Parts, n.e.c.	5 885	59 143 750	11 703 709	19.8	1.0	X
0224	Accessories	6 303	37 375 396	5 217 415	14.0	.4	X
0240	Used automotive parts, accessories, and equipment	8 607	10 390 706	5 052 842	48.6	.4	X
0250	Petroleum products marketing equipment	831	2 199 412	984 466	44.8	.1	X
0300	Tires and tubes	4 393	15 420 762	6 570 826	42.6	.5	37.9
0311	New tires and tubes	2 456	11 273 162	5 727 885	50.8	.5	X
0312	Recapped and used tires and repair materials	2 632	5 270 081	816 800	15.5	.1	X
0400	Household and lawn furniture	3 168	10 898 463	5 756 549	52.8	.5	42.2
0411	Upholstered furniture	1 508	5 085 526	1 313 978	25.8	.1	X
0412	Sleep furniture and equipment	962	2 762 171	891 718	32.3	.1	X
0413	Lawn furniture and equipment	484	1 195 669	336 172	28.1	Z	X
0414	Other furniture (including sleep sofas)	1 929	5 842 834	3 103 666	53.1	.3	X
0420	Office and business furniture	4 079	15 661 672	11 187 869	71.4	.9	49.5
0421	New office furniture (wooden and metal)	3 205	12 370 673	9 522 138	77.0	.8	X
0422	New store and restaurant furniture	259	971 651	404 823	41.7	Z	X
0423	New public furniture (theater seats, church pews, park benches, and school desks)	409	1 090 794	428 341	39.3	Z	X
0424	Used office and business furniture	895	2 999 667	438 644	14.6	Z	X
0500	Household china, glassware, crockery, and plastic housewares	1 651	5 672 301	3 488 114	61.5	.3	X
0520	Linens, domestics, curtains, and draperies	2 200	6 224 490	4 131 738	66.4	.3	59.6
0521	Bedspreads, blankets, and bedding	800	3 112 544	1 370 353	44.0	.1	X
0522	Curtains and draperies	1 044	2 601 061	542 657	20.9	Z	X
0523	Shades and blinds	875	1 632 149	672 761	41.2	.1	X
0524	Towels and washcloths	455	2 514 176	858 450	34.1	.1	X
0525	Other linens and domestics	551	2 310 406	679 157	29.4	.1	X
0530	Flooring and floor coverings	3 487	14 075 870	8 040 470	57.1	.7	50.0
0531	Soft-surface (textile) floor coverings and accessories (including rugs, carpets, and pads)	2 926	10 954 273	3 843 609	35.1	.3	X
0532	Hardwood flooring	872	5 513 825	1 068 045	19.4	.1	X
0533	Other hard-surface floor coverings and accessories (including tile and sheet goods)	1 623	7 809 403	3 052 697	39.1	.3	X
0540	Other home furnishings	4 127	13 716 939	5 616 407	40.9	.5	30.8
0541	Metal flatware and kitchen utensils	453	2 501 021	693 827	27.7	.1	X
0542	Mirrors, lamps, and picture frames	2 015	6 015 801	2 128 538	35.4	.2	X
0543	Home furnishings, n.e.c.	1 683	5 327 746	2 684 706	50.4	.2	X
0600	Lumber: rough, dressed, and finished	4 646	40 838 437	23 936 470	58.6	2.0	66.3
0611	Dimensional lumber (non-treated)	3 869	35 831 747	17 737 694	49.5	1.5	X
0612	Treated lumber	2 129	21 273 093	2 746 349	12.9	.2	X
0613	Boards	1 475	15 158 952	3 449 055	22.8	.3	X
0620	Plywood and millwork	5 547	46 377 816	20 810 731	44.9	1.7	60.6
0621	Softwood plywood and oriented strand board (OSB)	2 065	26 515 699	5 482 204	20.7	.5	X
0622	Other panels products (including hardwood plywood, waterboard, and particleboard)	2 420	23 424 422	4 459 863	19.0	.4	X
0623	Gypsum, specialty boards, and treatments	1 369	15 176 035	1 193 819	7.9	.1	X
0624	Wood millwork (doors, windows, cabinets, etc.)	2 779	23 424 185	7 646 935	32.6	.6	X
0625	Metal millwork	847	8 426 472	658 722	7.8	.1	X
0626	Other millwork and wood siding (including trusses and wood roofing)	1 131	11 725 560	1 349 281	11.5	.1	X
0700	Brick, stone, tile, sand, block, cement, and gravel	3 080	12 153 166	4 541 751	37.4	.4	54.0
0711	Ready-mixed or transit-mixed concrete	594	5 113 694	290 898	5.7	Z	X
0712	Cement and lime	1 007	3 503 253	733 667	20.9	.1	X
0713	Sand, gravel, and crushed stone	1 243	2 258 439	1 269 672	56.2	.1	X
0714	Brick, block, tile, clay/cement sewer pipe, etc.	1 689	4 118 779	2 200 311	53.4	.2	X
0720	Roofing, siding, and insulation materials	3 080	23 498 187	5 480 102	23.3	.5	61.5
0721	Roofing, except wood	1 730	16 993 959	2 423 031	14.3	.2	X
0722	Siding, except wood	1 483	15 521 456	1 655 209	10.7	.1	X
0723	Insulation materials	1 807	15 876 597	1 390 163	8.8	.1	X
0730	Flat glass and other construction glass (excluding automotive)	966	2 054 336	1 021 883	49.7	.1	X
0740	Other construction materials	3 433	15 706 819	4 731 449	30.1	.4	60.3
0741	Rain-carrying equipment (down spouts, gutters, etc.)	578	3 190 496	318 513	10.0	Z	X
0742	Prefabricated buildings and structural assemblies (nonwood)	506	1 180 162	651 340	55.2	.1	X
0743	Manufactured (mobile) homes	409	995 719	742 149	74.5	.1	X
0744	Construction materials, n.e.c. (including wire fence and construction paper)	2 184	11 836 820	3 007 866	25.4	.2	X
0800	Photographic equipment and supplies (excluding video)	1 996	18 705 466	9 248 717	49.4	.8	33.2
0811	Still picture photographic equipment	653	6 128 524	1 765 208	28.8	.1	X
0812	Motion picture photographic equipment	327	552 815	290 049	52.5	Z	X
0813	Photographic film	807	7 386 912	3 091 673	41.9	.3	X
0814	Developing supplies (excluding film)	502	5 243 564	850 514	16.2	.1	X
0815	Other photographic equipment and supplies	1 077	6 673 811	2 201 132	33.0	.2	X
0900	Office equipment	8 147	36 711 503	17 839 365	48.6	1.5	38.9
0911	Typewriters and dedicated word processors	1 607	8 672 664	611 057	7.0	.1	X
0912	Calculators and accounting machines	1 523	9 384 635	1 217 484	13.0	.1	X
0913	Copying machines and equipment	6 671	31 286 863	15 045 969	48.1	1.2	X
0914	Dictating, transcribing, and recording machines	932	3 245 711	473 483	14.6	Z	X
0915	Mailing, letter handling, and addressing machines	695	3 284 306	456 983	13.9	Z	X
0920	New computer equipment	15 322	165 081 561	122 400 570	74.1	10.1	49.7
0921	Computers	11 915	119 918 281	62 018 699	51.7	5.1	X
0922	Computer storage devices	5 917	79 653 040	11 208 026	14.1	.9	X
0923	Computer printers	7 369	89 982 194	13 038 299	14.5	1.1	X
0924	Other computer peripheral equipment	9 960	119 307 639	36 097 007	30.3	3.0	X
0930	Used computer equipment	1 852	9 333 035	2 449 160	26.2	.2	X
0950	Computer software (packaged)	8 352	72 043 748	13 990 142	19.4	1.2	X

See footnotes at end of table.

Table 3. Merchant Wholesalers by Kind of Business and Commodity Line: 1997—Con.

[Includes only establishments with payroll. For meaning of abbreviations and symbols, see introductory text. For explanation of terms, see Appendix A]

NAICS code and CL code	Kind of business and commodity line	Establishments handling commodity line		Commodity line sales			Sales coverage percent
		Number	Total sales (\$1,000)	Amount ¹ (\$1,000)	As percent of total sales of—		
					Establishments handling line	Establishments in NAICS industry ¹	
421	Wholesale trade, durable goods—Con.						
0960	Restaurant and hotel equipment and supplies	3 647	10 376 278	7 593 085	73.2	.6	X
0970	Store machines and equipment	2 674	6 136 532	3 849 472	62.7	.3	49.9
0971	Vending machines	482	1 362 130	797 464	58.5	.1	X
0972	Other store machines and equipment	2 262	4 926 294	3 016 689	61.2	.2	X
1000	Medical, hospital, and surgical supplies	7 670	35 621 453	30 808 963	86.5	2.5	66.2
1011	Surgical and medical instruments and equipment	4 409	22 783 774	11 680 083	51.3	1.0	X
1012	Orthopedic, and prosthetic appliances and supplies	1 279	4 499 948	1 261 889	28.0	.1	X
1013	Other surgical, medical, and hospital supplies	4 749	24 796 013	17 828 663	71.9	1.5	X
1020	Dental supplies	1 294	4 847 488	3 715 187	76.6	.3	65.9
1021	Equipment (chairs, x-rays, cabinets, etc.)	699	3 202 404	898 259	28.1	.1	X
1022	Instruments and other supplies	1 138	4 520 900	2 815 710	62.3	.2	X
1030	Optical and ophthalmic goods	1 780	6 624 077	5 693 788	86.0	.5	65.3
1031	Ophthalmic goods	822	3 484 162	2 309 033	66.3	.2	X
1032	Prescription grinding	517	1 234 048	939 905	76.2	.1	X
1033	Optometric equipment and supplies	287	795 137	409 592	51.5	Z	X
1034	Optical goods, n.e.c. (excluding cameras)	718	3 003 510	1 956 773	65.2	.2	X
1040	Religious and school supplies	628	2 603 208	1 140 510	43.8	.1	68.9
1041	Religious supplies	91	193 449	173 833	89.9	Z	X
1042	School supplies	523	2 385 037	952 938	40.0	.1	X
1050	Other professional equipment and supplies	2 443	10 917 208	7 133 471	65.3	.6	70.6
1051	Architects' equipment and supplies	321	593 202	204 051	34.4	Z	X
1052	Drafting instruments	263	431 430	64 553	15.0	Z	X
1053	Engineers' equipment and supplies	426	673 465	272 476	40.5	Z	X
1054	Laboratory equipment	841	5 219 171	2 356 651	45.2	.2	X
1055	Scientific instruments	554	4 469 112	1 966 496	44.0	.2	X
1056	Veterinarians' equipment and supplies	376	1 644 886	462 314	28.1	Z	X
1057	Professional equipment and supplies, n.e.c.	768	2 916 487	1 789 341	61.4	.1	X
1100	Iron and steel products (semifinished)	1 725	16 288 234	4 827 391	29.6	.4	67.3
1111	Sheet bars and tin plate bars	525	4 007 931	492 125	12.3	Z	X
1112	Wire rods	203	4 492 963	637 611	14.2	.1	X
1113	Rough castings and foundry products	351	1 729 442	613 951	35.5	.1	X
1114	Forgings	359	2 690 938	317 848	11.8	Z	X
1116	Other semifinished iron and steel products	692	9 393 862	2 746 938	29.2	.2	X
1120	Flat iron and steel products	6 821	63 006 755	26 000 524	41.3	2.1	55.4
1121	Plates	2 849	27 453 467	5 370 357	19.6	.4	X
1122	Strips (hot-rolled and cold-rolled)	1 520	15 382 399	3 581 014	23.3	.3	X
1123	Sheets (cold-rolled)	2 279	29 712 050	4 380 495	14.7	.4	X
1124	Sheets (hot-rolled)	3 077	35 616 014	4 977 088	14.0	.4	X
1126	Sheets (galvanized and coated)	3 116	35 414 305	4 621 620	13.1	.4	X
1127	Tin plate and terneplate	183	5 317 236	461 490	8.7	Z	X
1128	Fabricated and structural plate products	844	5 276 748	661 697	12.5	.1	X
1129	Other flat iron and steel products	1 376	16 715 169	1 668 237	10.0	.1	X
1140	Iron and steel wire and wire products	3 997	21 088 712	3 059 691	14.5	.3	33.4
1141	Wire (plain, coated, barbed, and twisted)	1 095	7 708 528	1 307 224	17.0	.1	X
1142	Nails	492	2 611 089	326 244	12.5	Z	X
1143	Wire rope, strand, strapping, reinforcement mesh, and bale ties	1 957	11 385 020	1 182 091	10.4	.1	X
1150	Iron and steel pipe and tubing	6 665	45 273 082	10 268 195	22.7	.8	53.1
1152	Tubing	2 872	28 075 375	4 110 757	14.6	.3	X
1153	Standard steel pipe	3 143	26 970 937	3 527 784	13.1	.3	X
1154	Other steel pipe	1 089	11 228 984	1 933 340	17.2	.2	X
1160	Other iron and steel products	3 676	35 030 677	9 850 323	28.1	.8	61.4
1162	Bars (excluding reinforcement bars) and bar-size shapes: hot-rolled	1 668	20 509 157	1 963 361	9.6	.2	X
1163	Bars and bar-size shapes: cold finished	1 534	18 826 230	1 752 003	9.3	.1	X
1164	Concrete reinforcement bars	1 201	9 401 720	1 173 392	12.5	.1	X
1165	Structural shapes (excluding bar-size shapes)	1 903	21 991 104	3 518 263	16.0	.3	X
1167	Finished products, n.e.c.	650	6 757 955	1 372 351	20.3	.1	X
1170	Alloy steel	1 651	19 705 902	2 809 324	14.3	.2	68.4
1171	Bars, hot-rolled or cold-finished	1 041	12 855 174	1 162 511	9.0	.1	X
1173	Pipe, tubing, and plates	746	10 804 777	1 200 613	11.1	.1	X
1175	Other alloy steel	487	5 961 136	442 642	7.4	Z	X
1180	Stainless steel	3 548	35 883 615	7 449 435	20.8	.6	60.9
1181	Plates	1 226	15 688 028	797 518	5.1	.1	X
1182	Strip	589	5 324 743	614 899	11.5	.1	X
1183	Sheets	1 856	21 530 441	2 290 167	10.6	.2	X
1184	Bars and bar-size shapes	1 526	18 834 118	1 745 178	9.3	.1	X
1185	Other stainless steel (including tubing)	1 828	21 339 820	1 922 928	9.0	.2	X
1200	Copper and brass	2 760	39 615 100	6 283 907	15.9	.5	51.0
1211	Copper wire mill products (structural only)	769	6 164 867	874 104	14.2	.1	X
1212	Flat products (sheets, strips, and plates)	1 180	24 548 574	1 424 854	5.8	.1	X
1213	Tubular products (pipes and tubes)	1 211	21 572 882	1 270 413	5.9	.1	X
1214	Rod, nonelectrical wire, extruded shapes, etc.	740	10 038 949	1 901 492	18.9	.2	X
1220	Aluminum shapes, forms, etc.	4 012	48 921 433	9 929 853	20.3	.8	56.6
1221	Plates (.250 inch and over)	1 381	14 457 269	1 363 974	9.4	.1	X
1222	Sheets and coils (.006 to .249 inch)	1 988	22 634 888	3 327 419	14.7	.3	X
1223	Rods, bars, and wires: rolled or extruded (rounds, hexes, squares, and rectangles)	2 428	35 662 116	4 081 726	11.4	.3	X
1224	Pipe and tubing (including hollow bar, square, and rectangular tubing) ..	1 611	14 673 668	737 149	5.0	.1	X
1225	Foils	205	868 702	138 846	16.0	Z	X
1230	Other nonferrous metals (magnesium, nickel, tin, lead, zinc, etc., except precious)	1 415	31 173 183	4 943 431	15.9	.4	X
1300	Coal and coke	429	7 215 917	5 249 750	72.8	.4	49.0
1311	Coal	329	5 447 260	4 314 728	79.2	.4	X
1312	Coke	79	1 413 515	547 122	38.7	Z	X
1320	Minerals and ores (excluding coal, precious stones, and crude oil)	378	17 618 649	4 863 535	27.6	.4	X

See footnotes at end of table.

Table 3. Merchant Wholesalers by Kind of Business and Commodity Line: 1997—Con.

[Includes only establishments with payroll. For meaning of abbreviations and symbols, see introductory text. For explanation of terms, see Appendix A]

NAICS code and CL code	Kind of business and commodity line	Establishments handling commodity line		Commodity line sales			Sales coverage percent
		Number	Total sales (\$1,000)	Amount ¹ (\$1,000)	As percent of total sales of—		
					Establishments handling line	Establishments in NAICS industry ¹	
421	Wholesale trade, durable goods—Con.						
1400	Electrical apparatus and equipment	16 976	83 016 361	38 706 564	46.6	3.2	37.0
1411	Power and distribution transformers	3 835	22 520 485	2 470 694	11.0		X
1412	Switchgear and switchboard apparatus	2 858	18 810 806	2 007 304	10.7	.2	X
1413	Motors and generators (including motor-generator sets)	5 879	28 689 586	2 779 332	9.7		X
1414	Conduit, raceway, and fittings	2 977	18 433 294	1 784 890	9.7	.1	X
1415	Electric bulbs (all types)	4 176	21 789 384	2 583 524	11.9	.2	X
1416	Interior wiring (excluding conduit)	4 108	30 869 958	2 970 166	9.6	.2	X
1417	Exterior wiring and cable (excluding conduit)	3 402	20 697 511	2 423 441	11.7	.2	X
1418	Lighting fixtures (residential and commercial)	4 754	27 154 047	4 045 303	14.9	.3	X
1419	Industrial controls	5 890	29 192 002	7 897 730	27.1	.7	X
1421	Other electrical apparatus and equipment (including fuses and lightning rods)	7 174	39 231 180	9 386 073	23.9	.8	X
1500	Electrical appliances, household	6 065	59 748 065	35 987 408	60.2	3.0	52.6
1511	Televisions	2 238	39 972 137	7 833 924	19.6	.6	X
1512	Radios, stereos, and CD players	2 990	37 373 526	10 110 515	27.1	.8	X
1513	V.C.R.'s and video cameras	2 516	37 284 377	7 391 501	19.8	.6	X
1514	Electrical household ranges and ovens	1 181	20 600 313	2 133 150	10.4	.2	X
1515	Refrigerators and freezers, household	1 219	9 787 265	1 383 432	14.1	.1	X
1516	Household laundry equipment	1 003	8 594 175	588 363	6.8	Z	X
1517	Vacuum cleaners and sewing machines, household	770	13 827 858	1 214 410	8.8	.1	X
1518	Other electrical household appliances (including fans, dishwashers, etc.)	2 402	29 868 949	5 275 203	17.7	.4	X
1600	Electronic parts and equipment, except communication	14 952	122 112 318	67 291 689	55.1	5.5	43.8
1612	Integrated circuits	3 624	28 913 351	13 602 972	47.0	1.1	X
1613	Capacitors and resistors	3 954	22 467 459	3 731 903	16.6	.3	X
1615	Discrete semiconductors, etc.	3 623	35 981 141	17 215 863	47.8	1.4	X
1616	Electronic connectors and other passive electronic parts	6 157	35 093 449	9 938 081	28.3	.8	X
1618	Electronic parts and equipment, n.e.c.	8 272	66 809 307	22 298 129	33.4	1.8	X
1650	Communication equipment and supplies	9 698	70 013 148	35 219 033	50.3	2.9	61.7
1651	Telephones	4 214	37 611 585	10 326 388	27.5	.9	X
1652	Other electronic communication equipment	7 040	52 755 714	19 648 994	37.2	1.6	X
1653	Other electrical communication equipment	2 117	14 810 001	5 224 670	35.3	.4	X
1700	Hardware	19 326	75 801 618	26 903 812	35.5	2.2	32.0
1711	Hand tools (including power driven)	11 769	47 944 490	6 803 675	14.2	.6	X
1712	Bolts, nuts, rivets, and fasteners	11 149	39 773 643	13 356 592	33.6	1.1	X
1713	Cutlery	7 402	26 900 256	6 515 440	24.2	.5	X
1800	Plumbing and heating equipment and supplies (hydronics)	10 025	42 206 200	12 547 810	29.7	1.0	36.4
1811	Plastic pipe fittings and valves (excluding pipe and tubing)	3 932	17 703 761	1 510 341	8.5	.1	X
1812	Metal pipe fittings and valves (excluding pipe and tubing)	5 719	20 428 864	2 629 554	12.9	.2	X
1813	Plumbing fixtures	3 007	16 369 616	2 654 102	16.2	.2	X
1814	Furnaces, stoves, water heaters (except electric and warm air)	2 254	11 824 361	1 154 404	9.8	.1	X
1815	Boilers, radiators, and convectors	1 781	6 192 104	801 144	12.9	.1	X
1818	Other plumbing and heating equipment and supplies	4 633	20 205 998	3 668 486	18.2	.3	X
1900	Warm air heating and air-conditioning equipment and supplies	8 065	31 310 895	13 094 529	41.8	1.1	44.1
1911	Furnaces (warm air)	4 564	16 887 390	2 166 341	12.8	.2	X
1912	Central air-conditioning (residential and commercial)	4 775	17 127 997	4 539 616	26.5	.4	X
1914	Heat pumps (residential and commercial)	3 338	13 725 066	1 052 489	7.7	.1	X
1916	Air cleaning and filtration systems	3 963	12 733 619	1 189 516	9.3	.1	X
1917	Compressors for air-conditioners	3 915	13 635 634	863 601	6.3	.1	X
1918	Condensing units for air-conditioners	3 167	13 752 401	852 033	6.2	.1	X
1919	Registers, grills, pre-formed ductwork (excluding sheet metal), and duct insulation	4 142	14 697 808	2 351 432	16.0	.2	X
2000	Refrigeration equipment and supplies	4 088	10 531 984	3 719 897	35.3	.3	56.7
2011	Commercial refrigerators (reach-in and walk-in)	1 512	3 711 230	604 873	16.3	.1	X
2012	Unit coolers for commercial refrigerators	838	1 844 478	177 247	9.6	Z	X
2013	Condensing units for commercial refrigerators	1 662	3 381 932	300 346	8.9	Z	X
2014	Refrigerants	2 755	6 161 880	816 523	13.3	.1	X
2015	Other refrigeration equipment and supplies	3 107	7 780 465	1 812 125	23.3	.1	X
2100	Construction and mining machinery and equipment (including parts and attachments)	7 533	42 408 712	24 932 634	58.8	2.1	49.8
2111	New off-highway wheel and track-laying tractors	1 911	15 926 298	4 118 557	25.9	.3	X
2112	New power cranes, draglines, and shovels	905	8 954 800	1 324 944	14.8	.1	X
2113	New mixers, pavers, and related equipment	1 046	11 020 922	649 279	5.9	.1	X
2114	New tractor shovel loaders	1 512	13 213 647	2 033 261	15.4	.2	X
2115	New graders, rollers, and off-highway trucks	1 905	17 962 951	1 549 930	8.6	.1	X
2116	New mining machinery	853	7 082 937	1 200 671	17.0	.1	X
2117	Other new construction and mining, logging, and road maintenance machinery, equipment, and parts	4 323	28 327 028	8 941 362	31.6	.7	X
2118	Used construction and mining machinery and equipment	4 253	28 545 420	4 888 557	17.1	.4	X
2200	Farm machinery, equipment, and parts	10 484	39 744 227	23 183 352	58.3	1.9	50.0
2211	New tractors (farm)	5 825	26 548 913	5 884 758	22.2	.5	X
2212	New harvesting machinery	4 549	19 961 681	2 876 817	14.4	.2	X
2213	New land preparation, planting, and cultivating machinery	4 182	19 439 042	1 700 462	8.7	.1	X
2214	New dairy farm and barn equipment	1 103	3 318 734	395 079	11.9	Z	X
2215	New irrigation equipment	1 701	5 795 895	2 265 896	39.1	.2	X
2216	Other new farm machinery and equipment	6 115	22 935 922	4 021 541	17.5	.3	X
2218	Used farm machinery and equipment	6 794	25 379 875	5 822 616	22.9	.5	X
2220	Garden machinery, equipment, and parts	5 399	27 918 876	4 418 813	15.8	.4	41.3
2221	New power lawn mowers	3 865	22 390 862	1 749 523	7.8	.1	X
2222	Other new lawn and garden machinery and equipment	3 147	18 446 982	2 258 102	12.2	.2	X
2223	Used garden machinery and equipment	2 978	14 057 242	369 413	2.6	Z	X
2230	Food-processing machinery, equipment, and parts	1 618	4 526 609	2 687 333	59.4	.2	68.1
2231	New commercial food-processing machinery (slicers, choppers, baking, etc.)	991	2 907 835	1 648 560	56.7	.1	X
2232	New packing, packaging, and bottling equipment	670	1 916 210	754 733	39.4	.1	X
2233	Used food-processing machinery and equipment	640	1 391 918	284 009	20.4	Z	X
2300	Hydraulic and pneumatic (fluid-power) pumps, motors, and parts	4 381	13 182 008	3 365 540	25.5	.3	53.8
2311	Pumps	3 554	10 945 652	1 664 899	15.2	.1	X
2312	Motors	2 319	7 022 768	743 034	10.6	.1	X
2313	Parts for pumps and motors	2 887	7 669 833	956 334	12.5	.1	X

See footnotes at end of table.

Table 3. Merchant Wholesalers by Kind of Business and Commodity Line: 1997—Con.

[Includes only establishments with payroll. For meaning of abbreviations and symbols, see introductory text. For explanation of terms, see Appendix A]

NAICS code and CL code	Kind of business and commodity line	Establishments handling commodity line		Commodity line sales			Sales coverage percent
		Number	Total sales (\$1,000)	Amount ¹ (\$1,000)	As percent of total sales of—		
					Establishments handling line	Establishments in NAICS industry ¹	
421	Wholesale trade, durable goods—Con.						
2320	General-purpose industrial machinery, equipment, and parts	17 736	83 490 694	27 903 173	33.4	2.3	28.5
2321	New pumps, compressors (air or gas), and equipment	6 864	36 744 582	6 074 630	16.5	.5	X
2323	New diesel engines (excluding automotive)	806	6 992 373	1 593 129	22.8	.1	X
2326	New controlling, recording, and indicating instruments and access	4 699	29 700 146	3 245 841	10.9	.3	X
2327	All other new general-purpose industrial machinery and equipment	9 223	48 278 528	14 343 616	29.7	1.2	X
2328	Used general-purpose industrial machinery and equipment	3 667	16 056 236	2 254 944	14.0	.2	X
2330	Metalworking machinery, equipment, and parts	5 726	23 923 437	13 516 284	56.5	1.1	X
2340	Materials handling machinery, equipment, and parts	8 846	34 732 021	13 328 058	38.4	1.1	40.3
2341	New conveying equipment	3 726	14 703 348	3 600 171	24.5	.3	X
2342	New hoists, cranes, and monorails	2 840	10 600 268	1 505 008	14.2	.1	X
2343	New forklift trucks	2 372	14 028 030	5 280 077	37.6	.4	X
2344	New industrial trucks and tractors	505	2 165 713	389 636	18.0	Z	X
2345	Used materials handling machinery, equipment, and parts	3 819	13 161 649	2 534 468	19.3	.2	X
2350	Oil well, oil refinery, and pipeline machinery, equipment, and supplies	3 833	12 671 907	7 507 708	59.2	.6	52.5
2351	New oil refining and pipeline machinery, equipment, and supplies	1 601	5 903 978	2 269 846	38.4	.2	X
2352	New oil field machinery, equipment, and supplies (including drilling bits)	2 298	7 793 133	4 076 263	52.3	.3	X
2353	Used oil well, oil refinery, and pipeline machinery, equipment, and supplies	1 208	2 555 489	1 110 100	43.4	.1	X
2360	Other industrial machinery, equipment, and parts	7 438	25 453 076	18 066 494	71.0	1.5	62.6
2361	New metal smelting and refining machinery, and equipment	184	494 011	113 286	22.9	Z	X
2362	New power plant machinery (excluding electrical)	368	1 314 552	398 365	30.3	Z	X
2363	New printing trades machinery, equipment, and supplies	1 635	6 078 347	4 598 926	75.7	.4	X
2364	New textile and sewing machinery and equipment	709	3 162 438	2 560 199	81.0	.2	X
2365	New woodworking machinery	712	2 149 006	1 267 955	59.0	.1	X
2366	Other new industrial machinery and equipment	3 675	12 481 785	7 668 194	61.4	.6	X
2367	Used industrial machinery and equipment	1 903	5 683 432	1 430 019	25.2	.1	X
2370	Mechanical power transmission supplies	4 296	14 348 279	7 467 428	52.0	.6	52.1
2371	Bearings and bushings	3 680	12 361 093	4 008 572	32.4	.3	X
2372	Other mechanical power transmission supplies	3 420	9 767 374	3 456 693	35.4	.3	X
2380	Industrial valves and fittings (except fluid-power)	4 176	14 546 338	5 418 752	37.3	.4	X
2390	Hydraulic and pneumatic (fluid-power) valves	3 934	12 414 487	2 073 172	16.7	.2	69.7
2391	Hydraulic valves	2 901	9 242 277	1 002 953	10.9	.1	X
2392	Pneumatic valves	2 935	9 223 608	1 069 525	11.6	.1	X
2400	Hydraulic and pneumatic cylinders and rotary actuators	3 331	12 255 630	1 914 422	15.6	.2	63.0
2411	Hydraulic cylinders and rotary actuators	2 491	9 423 237	1 119 349	11.9	.1	X
2412	Pneumatic cylinders and rotary actuators	2 139	7 677 212	794 129	10.3	.1	X
2420	Hydraulic and pneumatic connectors and assemblies	3 979	12 571 150	2 073 368	16.5	.2	70.1
2421	Hydraulic and pneumatic connectors	3 381	10 974 926	1 057 018	9.6	.1	X
2422	Hydraulic and pneumatic assemblies	2 808	9 230 994	1 016 287	11.0	.1	X
2430	Fluid-power filters, components, accessories, and parts	4 551	15 047 169	2 200 857	14.6	.2	61.5
2431	Filters	3 370	11 196 865	981 611	8.8	.1	X
2432	Other fluid-power components, accessories, and parts, n.e.c.	3 117	10 446 841	1 219 155	11.7	.1	X
2440	Welding supplies (excluding gases)	2 752	6 111 260	3 035 770	49.7	.3	X
2450	Industrial containers and supplies	3 253	11 700 540	5 097 010	43.6	.4	35.7
2451	New and reconditioned drums and barrels	677	1 594 654	584 403	36.6	Z	X
2452	Bottles and bottlers' supplies	577	3 205 991	1 883 636	58.8	.2	X
2454	Other industrial containers and supplies	2 403	8 534 946	2 575 062	30.2	.2	X
2460	Other industrial supplies	10 342	32 391 567	11 093 784	34.2	.9	38.9
2461	Printing and duplicating inks	843	2 122 238	303 960	14.3	Z	X
2462	Abrasives and abrasive materials	4 329	13 647 057	1 855 598	13.6	.2	X
2463	Nylon, polyester, and synthetic rubber	1 474	3 235 007	570 248	17.6	Z	X
2464	Mechanical rubber goods	2 531	6 009 728	1 271 225	21.2	.1	X
2465	Strapping and tape	2 123	7 575 945	784 478	10.4	.1	X
2466	Industrial supplies, n.e.c.	5 748	18 201 805	6 280 415	34.5	.5	X
2500	Beauty and barber equipment and supplies	1 265	2 055 562	1 974 454	96.1	.2	68.1
2511	Equipment (furniture, dryers, etc.)	816	1 292 316	202 942	15.7	Z	X
2512	Supplies (combs, curlers, shampoos, etc.)	1 210	1 910 040	1 768 807	92.6	.1	X
2520	Custodial (janitors') equipment and supplies	2 687	5 342 324	3 196 687	59.8	.3	39.7
2521	Custodial equipment—power equipment	1 681	3 097 555	440 391	14.2	Z	X
2522	Custodial equipment—non-power equipment	1 318	2 525 401	276 981	11.0	Z	X
2523	Custodial supplies	2 424	4 728 977	2 445 569	51.7	.2	X
2530	Laundry and dry-cleaning equipment and supplies	821	2 350 519	1 723 291	73.3	.1	X
2540	Other service establishment equipment and supplies	2 278	3 689 510	3 147 841	85.3	.3	54.3
2541	Undertakers' equipment and supplies	481	577 219	561 351	97.3	Z	X
2542	Service establishment equipment and supplies, n.e.c.	1 807	3 088 537	2 581 174	83.6	.2	X
2600	Aircraft and aeronautical equipment and supplies	2 305	15 623 321	11 978 596	76.7	1.0	52.2
2611	New aircraft	196	1 734 947	887 042	51.1	.1	X
2612	New aircraft engines and engine parts	529	4 368 283	1 838 378	42.1	.2	X
2613	Other new aircraft equipment and supplies	1 085	7 475 551	4 440 368	59.4	.4	X
2614	Used aircraft and aeronautical equipment and supplies	1 486	7 752 015	4 561 832	58.8	.4	X
2620	Marine machinery, equipment, and supplies	1 116	5 965 803	2 444 944	41.0	.2	32.0
2621	New ships and boats (excluding pleasure boats)	76	324 152	132 652	40.9	Z	X
2622	New marine propulsion machinery and equipment	329	1 266 126	703 565	55.6	.1	X
2623	New marine supplies	690	2 070 757	1 338 766	64.7	.1	X
2624	Used marine machinery, equipment, and supplies	207	573 334	178 990	31.2	Z	X
2630	Other transportation equipment and supplies	788	5 233 074	1 815 560	34.7	.1	16.2
2631	New transportation equipment (excluding automotive)	526	3 824 350	1 321 662	34.6	.1	X
2632	Used transportation equipment (excluding automotive)	304	1 495 288	406 385	27.2	Z	X

See footnotes at end of table.

Table 3. Merchant Wholesalers by Kind of Business and Commodity Line: 1997—Con.

[Includes only establishments with payroll. For meaning of abbreviations and symbols, see introductory text. For explanation of terms, see Appendix A]

NAICS code and CL code	Kind of business and commodity line	Establishments handling commodity line		Commodity line sales			Sales coverage percent
		Number	Total sales (\$1,000)	Amount ¹ (\$1,000)	As percent of total sales of—		
					Establishments handling line	Establishments in NAICS industry ¹	
421	Wholesale trade, durable goods—Con.						
2700	Sporting and recreational goods and supplies	6 373	27 355 319	16 762 716	61.3	1.4	40.9
2711	Ammunition, firearms, reloading equipment, archery supplies, shooting aids, and accessories	792	4 616 799	3 318 629	71.9	.3	X
2712	Bicycles and bicycle tires and tubes	448	2 540 386	1 345 224	53.0	.1	X
2713	Billiards, pool, bowling equipment, and accessories	521	1 712 668	1 163 039	67.9	.1	X
2714	Camping and fishing equipment and accessories	922	7 148 623	1 713 260	24.0	.1	X
2715	Athletic equipment and accessories	1 595	6 332 418	3 702 569	58.5	.3	X
2716	Skiing equipment	196	1 255 027	631 343	50.3	.1	X
2717	Marine pleasure craft, equipment, and accessories	629	3 341 179	1 166 936	34.9	.1	X
2718	Other sporting and recreational goods (go carts, bait, etc.)	1 635	7 650 756	3 539 861	46.3	.3	X
2800	Toys and hobby goods and supplies	3 838	20 847 138	15 884 174	76.2	1.3	54.7
2811	Video games and cartridges	395	5 981 967	3 761 029	62.9	.3	X
2812	Other toys and games (including fireworks and children's vehicles)	1 596	11 390 549	9 138 262	80.2	.8	X
2813	Crafts and craft supplies	1 377	3 374 174	993 816	29.5	.1	X
2814	Other hobby goods and accessories	1 221	3 745 418	1 939 326	51.8	.2	X
2900	Ferrous metal scrap	5 322	39 879 954	15 741 871	39.5	1.3	43.8
2911	Prepared ferrous metal scrap (processed by this establishment)	3 279	18 993 421	9 353 828	49.2	.8	X
2912	Prepared ferrous metal scrap (not processed by this establishment)	2 177	13 179 533	5 620 911	42.6	.5	X
2913	Unprepared ferrous metal scrap including bimetal cans	1 412	5 187 284	651 298	12.6	.1	X
2920	Nonferrous metal scrap	5 535	34 434 561	12 606 353	36.6	1.0	43.0
2921	Aluminum scrap	5 049	25 132 737	6 603 140	26.3	.5	X
2922	Copper and copper alloy scrap	3 886	24 313 921	3 370 423	13.9	.3	X
2923	Lead scrap	1 453	10 877 600	294 347	2.7	.3	X
2924	Other nonferrous metallic scrap (nickel, zinc, and precious and special metals)	2 598	16 814 349	2 304 826	13.7	.2	X
2930	Recyclable paper and paperboard	2 351	8 272 747	5 218 947	63.1	.4	X
2940	Recyclable materials, except metal	2 518	5 879 119	2 703 548	46.0	.2	67.9
2941	Wiping cloths, waste rags, and textile waste	515	1 023 614	858 583	83.9	.1	X
2943	Recyclable plastics	1 336	3 856 726	875 971	22.7	.1	X
2944	Recyclable glass	914	2 637 610	292 974	11.1	.1	X
2945	Other recyclable materials (including rubber and bones)	761	1 174 356	670 018	57.1	.1	X
3000	Jewelry, diamonds, gem stones, and watches	7 193	22 662 103	20 825 761	91.9	1.7	63.0
3011	Diamond jewelry and diamond jewelry where lapidary work was not performed at this location	2 912	10 474 986	7 332 081	70.0	.6	X
3012	Gem stone and pearl jewelry where lapidary work was not performed at this location	2 003	4 199 247	1 583 650	37.7	.1	X
3013	Diamonds, diamond jewelry, gem stones, and pearl jewelry where lapidary work was performed at this location	1 096	2 819 228	1 617 562	57.4	.1	X
3014	Watches, clocks, and watch movements and cases	1 674	6 209 114	3 934 309	63.4	.3	X
3015	Karat gold jewelry (rings, necklaces, etc.)	1 715	5 689 580	3 229 261	56.8	.3	X
3016	Other jewel., silverware, and plated ware (incl. jewel. where gemstones less than 50% of value, gold filled sterling, and costume jewel. and medallions)	2 778	4 964 021	3 099 128	62.4	.3	X
3030	Precious metals—gold, silver, and platinum including precious metal coins	873	23 081 359	9 068 554	39.3	.7	X
3100	Musical instruments and supplies	543	2 307 793	2 138 886	92.7	.2	X
3120	Forest products, except lumber (including cordwood, hewn posts, poles, and ties)	2 314	24 976 935	10 656 305	42.7	.9	X
3130	Compact discs, prerecorded audio tapes, and phonograph records	1 598	12 645 761	7 787 561	61.6	.6	X
3140	Prerecorded video tapes	3 407	12 833 833	7 919 664	61.7	.7	X
3150	Other durable goods	2 434	4 981 203	4 194 766	84.2	.3	68.8
3151	Coin-operated games	284	972 038	817 321	84.1	.1	X
3152	Luggage	335	980 970	880 630	89.8	.1	X
3153	Works of art	339	312 012	238 284	76.4	.2	X
3154	Other durable goods, n.e.c.	1 699	2 894 527	2 256 546	78.0	.2	X
3160	Fire extinguishers and fire safety equipment	1 030	1 135 501	848 698	74.7	.1	X
3200	Printing and writing paper	1 575	4 354 181	363 892	8.4	Z	12.5
3211	Roll newsprint and rotogravure paper	17	32 467	3 451	10.6	Z	X
3212	Fine roll paper	220	888 641	35 810	4.0	Z	X
3213	Other printing and writing paper	1 177	3 022 588	271 481	9.0	Z	X
3300	Stationery, office supplies and greeting cards	3 124	8 950 707	1 195 327	13.4	.1	8.0
3311	Business forms	1 041	2 451 968	115 457	4.7	Z	X
3312	Stationery, photocopy paper, and typing paper	1 234	2 920 795	149 230	5.1	Z	X
3313	Inked ribbons, carbon paper, pens and pencils	1 189	3 255 135	216 960	6.7	Z	X
3314	Toner and cartridges	1 763	4 288 471	257 364	6.0	Z	X
3315	Greeting cards	195	541 964	26 509	4.9	Z	X
3316	Other stationery supplies (envelopes, ruled forms, and binder paper)	1 575	4 637 016	369 502	8.0	Z	X
3400	Industrial and personal services paper and plastics	1 849	4 699 989	707 829	15.1	.1	23.6
3411	Paperboard and boxboard boxes	877	1 829 110	152 408	8.3	Z	X
3412	Paper dishes, cups, and napkins	651	1 864 614	139 486	7.5	Z	X
3413	Industrial paper (wrapping, bags, cartons, etc.)	746	1 993 490	134 898	6.8	Z	X
3414	Disposable plastic boxes, containers, cups, dishes, and supplies	557	1 424 960	101 966	7.2	Z	X
3415	Other industrial and personal service paper	446	930 727	132 376	14.2	Z	X
3500	Drugs, pharmaceuticals, cosmetics, and toiletries	914	4 485 030	539 368	12.0	Z	33.9
3511	Prescription drugs	156	1 170 770	123 037	10.5	Z	X
3512	Nonprescription pharmaceuticals	210	975 226	61 990	6.4	Z	X
3513	Cosmetics	151	342 778	22 607	6.6	Z	X
3514	Perfumes	43	168 523	25 513	15.1	Z	X
3515	Other toiletries and druggists' sundries	376	2 334 543	214 594	9.2	Z	X
3600	Piece goods, knit and woven	294	3 949 187	310 036	7.9	Z	1.8
3611	Goods purchased grey and finished on contract	7	12 835	1 021	8.0	Z	X
3612	Cotton (including blends)	35	144 272	12 261	8.5	Z	X
3613	Synthetics (excluding synthetic knits)	27	121 744	9 040	7.4	Z	X
3614	Knit fabrics, n.e.c. (including double knit)	27	107 651	10 158	9.4	Z	X
3615	Woolen and worsted piece goods	31	104 570	4 520	4.3	Z	X
3616	Other piece goods	28	71 750	4 437	6.2	Z	X
3700	Notions (buttons, ribbons, lace, sewing accessories, zippers, bindings, etc.)	257	436 609	45 090	10.3	Z	X

See footnotes at end of table.

Table 3. Merchant Wholesalers by Kind of Business and Commodity Line: 1997—Con.

[Includes only establishments with payroll. For meaning of abbreviations and symbols, see introductory text. For explanation of terms, see Appendix A]

NAICS code and CL code	Kind of business and commodity line	Establishments handling commodity line		Commodity line sales			Sales coverage percent
		Number	Total sales (\$1,000)	Amount ¹ (\$1,000)	As percent of total sales of—		
					Establishments handling line	Establishments in NAICS industry ¹	
421	Wholesale trade, durable goods—Con.						
3800	Men's and boys' wear.....	737	3 810 758	298 159	7.8	Z	11.3
3811	Men's and boys' suits, coats, and formal wear.....	102	503 613	46 198	9.2	Z	X
3812	Men's and boys' dress and casual shirts, slacks, and jeans.....	263	927 709	41 473	4.5	Z	X
3813	Men's and boys' underwear and nightwear.....	49	309 991	3 661	1.2	Z	X
3814	Men's and boys' work clothing and uniforms.....	87	620 817	89 025	14.3	Z	X
3815	Other men's and boys' wear (caps, hats, swimwear, neckwear, etc.)....	380	2 117 446	95 394	4.5	Z	X
3900	Women's and children's wear.....	578	2 852 167	189 465	6.6	Z	11.2
3911	Infants' and children's wear (to size 6X).....	231	1 676 479	35 497	2.1	Z	X
3912	Women's misses', and girls' dresses and blouses.....	151	663 281	48 758	7.4	Z	X
3913	Women's, misses', and girls' suits and coats.....	107	326 995	11 331	3.5	Z	X
3914	Women's and misses' outerwear.....	179	441 324	13 411	3.0	Z	X
3915	Women's and misses' underwear and sleepwear.....	88	495 548	24 490	4.9	Z	X
3916	Other women's, misses, and girl's wear (furs, sweaters, millinery, etc.)..	138	479 087	33 592	7.0	Z	X
4000	Footwear.....	358	1 753 483	163 712	9.3	Z	15.8
4011	All athletic footwear.....	172	1 031 578	108 980	10.6	Z	X
4012	Infants' footwear.....	30	217 512	3 895	1.8	Z	X
4013	Other women's, misses', and girls' footwear.....	52	271 174	15 225	5.6	Z	X
4014	Other men's and boy's footwear.....	129	881 317	30 350	3.4	Z	X
4015	Shoe accessories.....	7	28 756	539	1.9	Z	X
4100	Frozen foods (packaged).....	148	1 885 455	112 487	6.0	Z	1.4
4114	Fruits and fruit juices (frozen).....	7	27 315	21 578	79.0	Z	X
4115	Meat (frozen packaged).....	8	204 180	72 959	35.7	Z	X
4200	Dairy products (excluding dried or canned).....	15	302 299	21 868	7.2	Z	X
4300	Poultry and poultry products.....	16	132 691	16 235	12.2	Z	X
4400	Confectionery.....	65	321 556	32 043	10.0	Z	11.2
4411	Candy.....	46	130 328	20 085	15.4	Z	X
4412	Chewing gum.....	33	105 586	1 879	1.8	Z	X
4414	Chips and popcorn.....	6	10 737	1 465	13.6	Z	X
4500	Fish and seafoods (excluding canned and frozen packaged).....	67	100 259	2 636	2.6	Z	X
4600	Meat and meat products (fresh and unpackage).....	34	483 096	231 539	47.9	Z	70.8
4611	Beef (not killed on location).....	21	399 432	128 357	32.1	Z	X
4614	Pork (not killed on location).....	16	355 239	84 559	23.8	Z	X
4700	Fresh fruits and vegetables.....	96	1 335 008	27 004	2.0	Z	X
4800	Coffee, tea, and spices.....	101	186 729	41 818	22.4	Z	60.6
4811	Coffee.....	23	67 152	5 380	8.0	Z	X
4812	Tea.....	18	88 109	16 119	18.3	Z	X
4813	Spices.....	25	105 340	18 804	17.9	Z	X
4820	Bread and baked goods.....	21	91 898	8 155	8.9	Z	53.1
4822	Cookies, cakes, and other baked goods.....	15	55 353	3 823	6.9	Z	X
4830	Canned foods.....	183	1 948 437	98 762	5.1	Z	4.0
4831	Canned and bottled fruits, vegetables, and juices.....	21	111 973	5 672	5.1	Z	X
4836	Other canned foods.....	7	24 779	3 334	13.5	Z	X
4840	Food and beverage basic materials (include flavoring extracts, fruit peel, hop extract, industrial molasses, sausage casings, malt, yeast, etc.).....	41	493 157	53 247	10.8	Z	X
4850	Soft drinks and bottled water.....	124	1 437 431	20 019	1.4	Z	3.9
4851	Soft drinks, packaged.....	11	66 205	6 323	9.6	Z	X
4852	Soft drinks, pre and post mix bulk.....	8	28 914	1 144	4.0	Z	X
4853	Bottled water.....	10	30 140	1 047	3.5	Z	X
4860	Other grocery specialties.....	307	13 970 860	2 017 271	14.4	Z	2.1
4862	Breakfast cereals.....	17	61 591	1 923	3.1	Z	X
4865	Pickles, preserves, jellies, jams, and sauces.....	13	136 400	22 317	16.4	Z	X
4867	Pet foods.....	22	91 523	3 305	3.6	Z	X
4868	Grocery specialties, n.e.c.....	68	857 216	154 204	18.0	Z	X
4900	Grain and beans.....	55	954 335	197 271	20.7	Z	X
5000	Cattle, hogs, sheep, and goats.....	6	180 191	21 316	11.8	Z	X
5100	Hides, skins, and pelts.....	11	13 616	4 452	32.7	Z	X
5140	Other farm products, inedible.....	34	134 383	35 997	26.8	Z	74.8
5143	Farm products, n.e.c.....	32	131 147	35 755	27.3	Z	X
5300	Plastics materials and basic shapes.....	3 430	21 030 629	1 412 718	6.7	.1	2.9
5311	Plastic pipes, rods, tubes, and shapes.....	1 858	10 690 581	647 071	6.1	.1	X
5312	High pressure laminates.....	98	613 730	73 317	11.9	Z	X
5313	Plastics raw materials.....	462	3 652 961	220 698	6.0	Z	X
5314	Other plastics materials and basic shapes.....	957	4 326 944	254 978	5.9	Z	X
5320	Industrial gases (welding, etc.).....	1 772	3 612 398	953 453	26.4	.1	X
5330	Chemicals and allied products (excluding agricultural, plastics, gases, and petroleum).....	6 883	39 228 168	4 452 975	11.4	.4	4.7
5331	Gasses, compressed and liquified, except L.P.....	355	1 569 372	96 258	6.1	Z	X
5332	Alkalies and chlorine.....	694	1 668 792	79 518	4.8	Z	X
5334	Organic fibers.....	374	735 680	44 926	6.1	Z	X
5335	Detergents and soaps.....	1 564	14 847 124	1 038 814	7.0	.1	X
5336	Sanitation chemicals, polishes, and waxes.....	1 274	13 644 516	932 115	6.8	.1	X
5338	Wood chemicals, naval stores, and gum.....	34	194 328	15 201	7.8	Z	X
5341	Insecticides, nonagricultural.....	674	1 955 126	48 115	2.5	Z	X
5342	Adhesives, sealants, and glues.....	2 393	20 007 187	1 053 386	5.3	.1	X
5343	Explosives.....	8	96 230	285	.3	Z	X
5344	Other chemicals and allied products.....	1 780	11 680 794	842 423	7.2	.1	X
5400	Petroleum products.....	1 978	20 786 637	1 028 755	4.9	.1	1.8
5411	Aviation gasoline.....	11	236 394	25 398	10.7	Z	X
5412	Motor gasoline.....	65	162 755	15 134	9.3	Z	X
5414	Jet fuel (naphtha or kerosine type).....	26	134 489	22 796	17.0	Z	X
5415	No. 2 distillate fuel oil (no. 2 diesel and no. 2 heating oil).....	22	1 297 719	8 866	.7	Z	X
5416	All other distillate fuel oil (no. 1 and no. 4 diesel and heating).....	30	1 167 436	1 181	.1	Z	X
5418	Lubricating oil and greases.....	1 376	4 674 045	179 228	3.8	Z	X
5420	Liquified petroleum gases (excluding natural gas).....	115	1 407 254	322 340	22.9	Z	X

See footnotes at end of table.

Table 3. Merchant Wholesalers by Kind of Business and Commodity Line: 1997—Con.

[Includes only establishments with payroll. For meaning of abbreviations and symbols, see introductory text. For explanation of terms, see Appendix A]

NAICS code and CL code	Kind of business and commodity line	Establishments handling commodity line		Commodity line sales			Sales coverage percent
		Number	Total sales (\$1,000)	Amount ¹ (\$1,000)	As percent of total sales of—		
					Establishments handling line	Establishments in NAICS industry ¹	
421	Wholesale trade, durable goods—Con.						
5500	Crude oil	16	16 963	310	1.8	Z	X
5600	Beer and ale.....	6	27 802	1 522	5.5	Z	X
5700	Wines and distilled alcoholic beverages	18	39 878	4 471	11.2	Z	28.9
5712	Distilled liquor (including premixed alcoholic drinks).....	8	21 118	4 245	20.1	Z	X
5800	Farm supplies	1 832	9 442 458	916 282	9.7	.1	6.2
5811	Hay, straw, and alfalfa	143	2 399 698	75 173	3.1	Z	X
5812	Feeds (poultry and livestock) not mixed on location	411	2 618 666	142 950	5.5	Z	X
5813	Prepared feeds (poultry and livestock) mixed on location	134	1 530 842	109 909	7.2	Z	X
5814	Weed killers, soil sterilizers, and soil conditioners.....	211	799 196	39 047	4.9	Z	X
5815	Insecticides, fungicides, and pesticides	270	895 936	53 191	5.9	Z	X
5816	Other agricultural chemicals and fertilizers.....	529	1 778 626	208 979	11.7	Z	X
5817	Seeds and bulbs	421	1 435 639	53 724	3.7	Z	X
5818	Other farm supplies (including harness and saddlery equipment)	506	1 583 013	192 656	12.2	Z	X
5900	Tobacco and tobacco products	26	70 950	7 681	10.8	Z	X
6000	Paint, paint supplies, and wallpaper	2 791	16 917 389	1 318 946	7.8	.1	1.4
6011	Architectural coatings (enamels, primers, stains, solvents, and lacquers).....	1 377	7 583 692	555 692	7.3	Z	X
6013	Special purpose coatings (automotive, refinish, marine, traffic coatings)	107	209 964	8 682	4.1	Z	X
6014	Paint supplies	401	4 369 724	522 299	12.0	Z	X
6015	Wallpaper	159	551 447	49 840	9.0	Z	X
6100	Books, periodicals, newspapers, and miscellaneous printed materials	679	4 060 326	425 071	10.5	Z	6.0
6101	Books	258	3 400 352	354 705	10.4	Z	X
6102	Other periodicals, newspapers, and miscellaneous printed materials	142	430 725	51 503	12.0	Z	X
6110	Flowers and florists' supplies	262	1 209 145	88 133	7.3	Z	X
6120	Art goods (including novelties and souvenirs)	810	1 674 277	251 457	15.0	Z	24.4
6121	Art materials	130	282 996	40 278	14.2	Z	X
6122	Novelties and souvenirs	599	1 143 408	190 113	16.6	Z	X
6130	Textile bags, bagging, and burlap	55	138 348	18 787	13.6	Z	X
6150	Nondurable goods, n.e.c.	398	2 847 619	303 163	10.6	Z	X
9700	Service receipts and labor charges (including installed parts)	45 101	207 725 607	24 443 172	11.8	2.0	64.9
9701	Labor charges for repair work	37 475	169 794 552	12 688 037	7.5	1.0	X
9702	Parts installed in repair work	27 623	129 077 229	7 588 446	5.9	.6	X
9703	Other service receipts and labor charges—Specify	12 136	61 997 425	4 149 187	6.7	.3	X
9720	Receipts for service contracts	8 603	41 496 723	3 958 956	9.5	.3	X
9730	Advertising specialties (paper novelties, etc.)	200	306 401	41 027	13.4	Z	X
9740	Receipts for installing equipment	6 193	26 621 202	1 620 038	6.1	.1	X
9750	Reconditioning of drums or barrels	51	83 158	24 740	29.8	Z	X
9810	Miscellaneous commodities	10 402	72 118 008	6 486 955	9.0	.5	X
9830	Flight training and charter service	41	717 113	42 184	5.9	Z	51.5
9831	Flight training	19	397 155	7 329	1.8	Z	X
9832	Charter services	24	513 992	32 919	6.4	Z	X
9910	Receipts from Commodity Credit Corporation	6	25 404	3 994	15.7	Z	X
9930	Sales of integrated systems which you wrote or modified software	696	7 454 910	358 078	4.8	Z	X
9940	Rental and leasing receipts	13 286	65 825 753	5 263 806	8.0	.4	15.6
9941	Computer rental and leasing receipts	730	3 913 597	234 686	6.0	Z	X
9942	Photocopying machine rental	2 968	11 322 374	547 017	4.8	Z	X
9943	Other office machine rental receipts	1 561	5 532 937	221 680	4.0	Z	X
9944	Other rental receipts	1 863	9 101 111	834 563	9.2	.1	X
9950	Construction receipts	235	522 358	80 946	15.5	Z	X
9960	Custom software (designed to customer specifications)	1 043	3 921 617	283 861	7.2	Z	X
9970	Receipts for printing or photocopying performed at this establishment	76	428 975	29 727	6.9	Z	X
9980	Receipts for machine shop job work	547	2 543 703	63 824	2.5	Z	X
4211	Motor vehicle & motor vehicle parts & supplies whole	'26 093	X	'166 674 187	X	100.0	83.2
0100	New and used automobiles, motorcycles, etc.....	5 474	83 287 731	71 563 495	85.9	42.9	72.8
0111	New automobiles.....	548	67 548 459	58 738 194	87.0	35.2	X
0112	Used automobiles	4 823	20 536 822	9 249 490	45.0	5.5	X
0113	Motorcycles	444	4 500 323	1 182 012	26.3	.7	X
0114	Motorscooters, mopeds, snowmobiles, and utility trailers	326	9 637 470	2 393 680	24.8	1.4	X
0120	Buses, campers, and motor homes	783	9 039 933	2 176 125	24.1	1.3	80.8
0121	Buses	508	4 281 638	1 855 604	43.3	1.1	X
0122	Motor homes, car trailers, and campers	314	4 989 774	320 520	6.4	.2	X
0130	Light trucks and vans (14,000 lb or less)	2 360	42 941 366	11 227 600	26.1	6.7	72.6
0131	New light trucks	562	34 456 797	7 817 464	22.7	4.7	X
0132	Used light trucks	1 940	15 962 971	1 533 331	9.6	.9	X
0133	Vans and cargo vans (new and used)	1 019	29 701 948	1 876 797	6.3	1.1	X
0140	Medium trucks and tractors (14,001 to 26,000 lb)	1 636	20 918 949	4 014 819	19.2	2.4	X
0150	Heavy trucks and tractors (over 26,000 lb)	2 679	26 060 600	15 720 575	60.3	9.4	78.1
0151	New heavy trucks (one piece)	1 124	13 744 557	4 311 855	31.4	2.6	X
0152	New heavy truck tractors	975	14 071 019	5 293 146	37.6	3.2	X
0153	New truck trailers	638	6 478 050	1 288 313	19.9	.8	X
0154	New truck bodies	354	2 693 766	259 395	9.6	.2	X
0155	Used heavy trucks, tractors, and trailers.....	2 269	22 798 707	4 567 275	20.0	2.7	X
0200	New and rebuilt automotive parts and supplies	14 414	94 153 270	42 855 762	45.5	25.7	25.8
0211	Batteries	4 557	24 028 372	2 350 938	9.8	1.4	X
0212	Engines (complete).....	3 115	17 262 868	1 141 288	6.6	.7	X
0213	Electrical engine parts (including ignition parts).....	4 778	29 930 774	6 211 503	20.8	3.7	X
0214	Brake parts (including fluid and all disk and drum parts)	5 697	31 420 105	3 543 759	11.3	2.1	X
0215	Exhaust system parts	3 905	22 061 710	1 036 864	4.7	.6	X
0216	Glass	1 710	12 209 297	568 015	4.7	.3	X
0217	Hoses, belts, gaskets, and wiper blades	4 509	25 901 366	1 422 593	5.5	.9	X
0218	Filters (oil, air, gas, and transmission).....	4 580	27 120 424	1 535 879	5.7	.9	X
0219	Engine parts, except electrical	5 136	31 410 685	3 706 911	11.8	2.2	X
0221	Body parts and repair materials	4 273	25 038 550	3 179 396	12.7	1.9	X

See footnotes at end of table.

Table 3. Merchant Wholesalers by Kind of Business and Commodity Line: 1997—Con.

[Includes only establishments with payroll. For meaning of abbreviations and symbols, see introductory text. For explanation of terms, see Appendix A]

NAICS code and CL code	Kind of business and commodity line	Establishments handling commodity line		Commodity line sales			Sales coverage percent
		Number	Total sales (\$1,000)	Amount ¹ (\$1,000)	As percent of total sales of—		
					Establishments handling line	Establishments in NAICS industry ¹	
4211	Motor vehicle & motor vehicle parts & supplies whsle—Con.						
0200	New and rebuilt automotive parts and supplies—Con.						
0222	Suspension parts (shocks, struts, balljoints, etc.)	4 736	27 325 201	1 860 443	6.8	1.1	X
0223	Parts, n.e.c.	4 896	54 138 435	11 110 068	20.5	6.7	X
0224	Accessories	5 720	34 313 116	5 188 110	15.1	3.1	X
0240	Used automotive parts, accessories, and equipment	8 097	9 412 585	4 976 880	52.9	3.0	X
0250	Petroleum products marketing equipment	807	1 990 652	936 028	47.0	.6	X
0300	Tires and tubes	3 442	10 076 517	6 449 951	64.0	3.9	64.0
0311	New tires and tubes	2 165	8 306 827	5 667 816	68.2	3.4	X
0312	Recapped and used tires and repair materials	2 114	3 953 916	782 117	19.8	.5	X
0400	Household and lawn furniture	15	18 951	2 313	12.2	Z	X
0540	Other home furnishings	10	12 895	1 570	12.2	Z	X
0600	Lumber: rough, dressed, and finished	6	22 837	4 182	18.3	Z	51.3
0612	Treated lumber	6	22 837	4 182	18.3	Z	X
0730	Flat glass and other construction glass (excluding automotive)	28	72 947	8 620	11.8	Z	X
0740	Other construction materials	14	60 454	7 763	12.8	Z	79.2
0744	Construction materials, n.e.c. (including wire fence and construction paper)	8	44 783	5 598	12.5	Z	X
0900	Office equipment	6	10 734	998	9.3	Z	X
0920	New computer equipment	13	43 696	13 211	30.2	Z	.4
0921	Computers	11	40 513	12 894	31.8	Z	X
1100	Iron and steel products (semifinished)	7	4 376	716	16.4	Z	X
1120	Flat iron and steel products	163	197 856	19 956	10.1	Z	X
1140	Iron and steel wire and wire products	13	18 772	1 099	5.9	Z	X
1180	Stainless steel	6	4 307	275	6.4	Z	X
1200	Copper and brass	14	159 607	3 802	2.4	Z	X
1220	Aluminum shapes, forms, etc.	14	162 627	29 744	18.3	Z	X
1230	Other nonferrous metals (magnesium, nickel, tin, lead, zinc, etc., except precious)	9	13 510	1 832	13.6	Z	X
1400	Electrical apparatus and equipment	169	526 395	44 176	8.4	Z	5.2
1413	Motors and generators (including motor-generator sets)	62	238 225	23 071	9.7	Z	X
1500	Electrical appliances, household	45	251 189	95 334	38.0	.1	64.8
1512	Radios, stereos, and CD players	15	192 850	88 074	45.7	.1	X
1600	Electronic parts and equipment, except communication	215	658 053	51 855	7.9	Z	X
1650	Communication equipment and supplies	13	74 213	7 059	9.5	Z	8.8
1651	Telephones	12	47 353	3 033	6.4	Z	X
1700	Hardware	254	963 747	74 676	7.7	Z	10.2
1711	Hand tools (including power driven)	168	691 691	49 172	7.1	Z	X
1712	Bolts, nuts, rivets, and fasteners	134	342 691	23 473	6.9	Z	X
1800	Plumbing and heating equipment and supplies (hydronics)	23	89 437	11 617	13.0	Z	31.3
1815	Boilers, radiators, and convectors	13	67 577	7 147	10.6	Z	X
1900	Warm air heating and air-conditioning equipment and supplies	10	123 303	14 728	11.9	Z	82.5
1911	Furnaces (warm air)	6	22 338	5 162	23.1	Z	X
2000	Refrigeration equipment and supplies	18	193 040	20 251	10.5	Z	71.2
2015	Other refrigeration equipment and supplies	13	175 774	15 388	8.8	Z	X
2100	Construction and mining machinery and equipment (including parts and attachments)	252	875 818	95 564	10.9	.1	8.6
2112	New power cranes, draglines, and shovels	21	91 061	4 820	5.3	Z	X
2113	New mixers, pavers, and related equipment	9	173 412	8 576	4.9	Z	X
2114	New tractor shovel loaders	63	126 876	1 744	1.4	Z	X
2115	New graders, rollers, and off-highway trucks	72	300 291	4 144	1.4	Z	X
2117	Other new construction and mining, logging, and road maintenance machinery, equipment, and parts	76	377 244	31 400	8.3	Z	X
2118	Used construction and mining machinery and equipment	97	362 192	18 084	5.0	Z	X
2200	Farm machinery, equipment, and parts	270	2 347 024	425 818	18.1	.3	1.3
2211	New tractors (farm)	16	158 944	54 705	34.4	Z	X
2213	New land preparation, planting, and cultivating machinery	16	1 185 057	77 945	6.6	Z	X
2214	New dairy farm and barn equipment	7	40 733	288	.7	Z	X
2216	Other new farm machinery and equipment	19	127 393	10 321	8.1	Z	X
2218	Used farm machinery and equipment	108	499 824	219 076	43.8	.1	X
2220	Garden machinery, equipment, and parts	143	381 031	14 845	3.9	Z	3.7
2222	Other new lawn and garden machinery and equipment	9	14 399	1 663	11.5	Z	X
2300	Hydraulic and pneumatic (fluid-power) pumps, motors, and parts	7	34 331	4 040	11.8	Z	X
2320	General-purpose industrial machinery, equipment, and parts	414	1 820 116	194 107	10.7	.1	8.8
2321	New pumps, compressors (air or gas), and equipment	77	249 041	19 912	8.0	Z	X
2323	New diesel engines (excluding automotive)	92	424 004	72 710	17.1	Z	X
2326	New controlling, recording, and indicating instruments and access	166	565 471	36 423	6.4	Z	X
2327	All other new general-purpose industrial machinery and equipment	107	635 931	54 229	8.5	Z	X
2330	Metalworking machinery, equipment, and parts	10	33 046	3 646	11.0	Z	X
2340	Materials handling machinery, equipment, and parts	15	46 268	2 842	6.1	Z	52.9
2342	New hoists, cranes, and monorails	7	23 828	1 064	4.5	Z	X
2350	Oil well, oil refinery, and pipeline machinery, equipment, and supplies	6	22 746	1 768	7.8	Z	X
2360	Other industrial machinery, equipment, and parts	17	106 553	10 727	10.1	Z	43.8
2366	Other new industrial machinery and equipment	13	94 694	9 597	10.1	Z	X
2367	Used industrial machinery and equipment	6	24 849	233	.9	Z	X
2370	Mechanical power transmission supplies	27	319 899	70 413	22.0	Z	32.8
2371	Bearings and bushings	17	273 559	49 543	18.1	Z	X
2372	Other mechanical power transmission supplies	21	272 278	20 870	7.7	Z	X

See footnotes at end of table.

Table 3. Merchant Wholesalers by Kind of Business and Commodity Line: 1997—Con.

[Includes only establishments with payroll. For meaning of abbreviations and symbols, see introductory text. For explanation of terms, see Appendix A]

NAICS code and CL code	Kind of business and commodity line	Establishments handling commodity line		Commodity line sales			Sales coverage percent
		Number	Total sales (\$1,000)	Amount ¹ (\$1,000)	As percent of total sales of—		
					Establishments handling line	Establishments in NAICS industry ¹	
4211	Motor vehicle & motor vehicle parts & supplies whsle—Con.						
2390	Hydraulic and pneumatic (fluid-power) valves	12	70 252	6 522	9.3	Z	55.9
2391	Hydraulic valves	12	70 252	4 542	6.5	Z	X
2392	Pneumatic valves	9	43 631	1 979	4.5	Z	X
2400	Hydraulic and pneumatic cylinders and rotary actuators	8	14 814	645	4.4	Z	X
2420	Hydraulic and pneumatic connectors and assemblies	10	24 100	3 153	13.1	Z	83.2
2421	Hydraulic and pneumatic connectors	10	24 100	2 931	12.2	Z	X
2422	Hydraulic and pneumatic assemblies	7	10 857	222	2.0	Z	X
2430	Fluid-power filters, components, accessories, and parts	23	53 331	3 393	6.4	Z	75.3
2431	Filters	15	42 172	2 985	7.1	Z	X
2432	Other fluid-power components, accessories, and parts, n.e.c.	10	18 513	368	2.0	Z	X
2440	Welding supplies (excluding gases)	7	9 292	1 147	12.3	Z	X
2450	Industrial containers and supplies	11	34 049	2 091	6.1	Z	X
2460	Other industrial supplies	29	65 763	8 806	13.4	Z	15.7
2465	Strapping and tape	12	9 705	26	.3	Z	X
2466	Industrial supplies, n.e.c.	27	64 491	8 654	13.4	Z	X
2540	Other service establishment equipment and supplies	8	44 815	11 662	26.0	Z	X
2600	Aircraft and aeronautical equipment and supplies	7	3 545	464	13.1	Z	X
2620	Marine machinery, equipment, and supplies	34	2 179 718	55 339	2.5	Z	.9
2622	New marine propulsion machinery and equipment	7	28 224	6 581	23.3	Z	X
2630	Other transportation equipment and supplies	13	164 856	13 299	8.1	Z	X
2700	Sporting and recreational goods and supplies	53	445 529	71 124	16.0	Z	41.3
2715	Athletic equipment and accessories	18	115 572	8 853	7.7	Z	X
2717	Marine pleasure craft, equipment, and accessories	9	238 430	41 282	17.3	Z	X
2900	Ferrous metal scrap	164	264 261	41 949	15.9	Z	37.0
2911	Prepared ferrous metal scrap (processed by this establishment) ..	53	55 983	21 430	38.3	Z	X
2912	Prepared ferrous metal scrap (not processed by this establishment) ..	69	33 510	7 286	21.7	Z	X
2913	Unprepared ferrous metal scrap including bimetal cans	39	147 493	11 147	7.6	Z	X
2920	Nonferrous metal scrap	51	36 892	3 818	10.3	Z	74.4
2921	Aluminum scrap	49	36 532	2 170	5.9	Z	X
2922	Copper and copper alloy scrap	32	29 952	1 547	5.2	Z	X
2923	Lead scrap	15	1 703	44	2.6	Z	X
2924	Other nonferrous metallic scrap (nickel, zinc, and precious and special metals)	7	585	55	9.4	Z	X
2930	Recyclable paper and paperboard	8	18 258	2 286	12.5	Z	X
2940	Recyclable materials, except metal	8	29 457	313	1.1	Z	71.3
2943	Recyclable plastics	6	6 478	122	1.9	Z	X
2944	Recyclable glass	6	6 478	2	Z	Z	X
3000	Jewelry, diamonds, gem stones, and watches	6	33 134	13 251	40.0	Z	X
3150	Other durable goods	8	58 371	5 855	10.0	Z	5.9
3154	Other durable goods, n.e.c.	6	38 557	3 876	10.1	Z	X
3300	Stationery, office supplies and greeting cards	7	12 092	555	4.6	Z	X
3500	Drugs, pharmaceuticals, cosmetics, and toiletries	7	49 819	3 312	6.6	Z	X
3600	Piece goods, knit and woven	7	19 501	2 238	11.5	Z	X
3800	Men's and boys' wear	18	219 393	12 446	5.7	Z	X
3900	Women's and children's wear	11	9 426	1 690	17.9	Z	73.3
3916	Other women's, misses, and girl's wear (furs, sweaters, millinery, etc.) ..	9	5 056	643	12.7	Z	X
4100	Frozen foods (packaged)	11	43 314	850	2.0	Z	X
4860	Other grocery specialties	11	52 935	1 015	1.9	Z	X
5300	Plastics materials and basic shapes	16	186 966	15 905	8.5	Z	79.6
5313	Plastics raw materials	11	162 514	13 456	8.3	Z	X
5330	Chemicals and allied products (excluding agricultural, plastics, gases, and petroleum)	935	2 643 761	199 416	7.5	.1	1.9
5334	Organic fibers	310	394 554	22 083	5.6	Z	X
5335	Detergents and soaps	109	732 978	98 981	13.5	.1	X
5342	Adhesives, sealants, and glues	193	905 402	54 722	6.0	Z	X
5344	Other chemicals and allied products	323	610 231	23 423	3.8	Z	X
5400	Petroleum products	950	4 399 610	142 715	3.2	.1	3.8
5412	Motor gasoline	49	64 752	9 663	14.9	Z	X
5415	No. 2 distillate fuel oil (no. 2 diesel and no. 2 heating oil)	13	1 035 423	968	.1	Z	X
5416	All other distillate fuel oil (no. 1 and no. 4 diesel and heating)	13	1 035 423	527	.1	Z	X
5418	Lubricating oil and greases	826	2 869 556	116 241	4.1	.1	X
5800	Farm supplies	17	8 744	682	7.8	Z	59.6
5818	Other farm supplies (including harness and saddlery equipment)	17	8 744	339	3.9	Z	X
6000	Paint, paint supplies, and wallpaper	109	121 925	12 339	10.1	Z	25.3
6011	Architectural coatings (enamels, primers, stains, solvents, and lacquers)	60	93 147	11 041	11.9	Z	X
6014	Paint supplies	17	14 951	696	4.7	Z	X
6100	Books, periodicals, newspapers, and miscellaneous printed materials	9	6 806	733	10.8	Z	X
6120	Art goods (including novelties and souvenirs)	6	6 539	2 225	34.0	Z	83.2
6122	Novelties and souvenirs	6	6 539	2 225	34.0	Z	X
6150	Nondurable goods, n.e.c.	14	38 312	6 634	17.3	Z	X
9700	Service receipts and labor charges (including installed parts)	5 359	31 985 698	3 819 666	11.9	2.3	80.3
9701	Labor charges for repair work	4 713	29 651 733	2 152 650	7.3	1.3	X
9702	Parts installed in repair work	3 535	25 380 622	1 498 011	5.9	.9	X
9703	Other service receipts and labor charges—Specify	1 109	5 867 658	168 939	2.9	.1	X
9720	Receipts for service contracts	151	2 334 652	30 546	1.3	Z	X
9730	Advertising specialties (paper novelties, etc.)	8	679	104	15.3	Z	X
9740	Receipts for installing equipment	21	39 359	4 960	12.6	Z	X
9810	Miscellaneous commodities	835	7 664 778	552 621	7.2	.3	X

See footnotes at end of table.

Table 3. Merchant Wholesalers by Kind of Business and Commodity Line: 1997—Con.

[Includes only establishments with payroll. For meaning of abbreviations and symbols, see introductory text. For explanation of terms, see Appendix A]

NAICS code and CL code	Kind of business and commodity line	Establishments handling commodity line		Commodity line sales			Sales coverage percent
		Number	Total sales (\$1,000)	Amount ¹ (\$1,000)	As percent of total sales of—		
					Establishments handling line	Establishments in NAICS industry ¹	
4211	Motor vehicle & motor vehicle parts & supplies whsle—Con.						
9940	Rental and leasing receipts	648	5 689 233	346 546	6.1	.2	X
9970	Receipts for printing or photocopying performed at this establishment	14	265 723	4 204	1.6	Z	X
9980	Receipts for machine shop job work	484	2 461 212	57 398	2.3	Z	X
42111	Automobile & other motor vehicle whsle	6 654	X	113 917 822	X	100.0	87.9
0100	New and used automobiles, motorcycles, etc.	3 642	81 703 161	71 343 798	87.3	62.6	78.0
0111	New automobiles	518	67 531 718	58 737 269	87.0	51.6	X
0112	Used automobiles	3 106	19 140 596	9 079 849	47.4	8.0	X
0113	Motorcycles	343	4 308 715	1 133 000	26.3	1.0	X
0114	Motorscooters, mopeds, snowmobiles, and utility trailers	322	9 637 246	2 393 680	24.8	2.1	X
0120	Buses, campers, and motor homes	719	8 896 087	2 156 521	24.2	1.9	85.9
0121	Buses	480	4 152 795	1 836 815	44.2	1.6	X
0122	Motor homes, car trailers, and campers	277	4 974 771	319 705	6.4	.3	X
0130	Light trucks and vans (14,000 lb or less)	1 933	42 497 698	11 198 673	26.4	9.8	77.2
0131	New light trucks	553	34 397 730	7 817 153	22.7	6.9	X
0132	Used light trucks	1 587	15 663 339	1 517 641	9.7	1.3	X
0133	Vans and cargo vans (new and used)	759	29 489 829	1 863 871	6.3	1.6	X
0140	Medium trucks and tractors (14,001 to 26,000 lb)	1 515	20 657 345	3 999 728	19.4	3.5	X
0150	Heavy trucks and tractors (over 26,000 lb)	2 539	25 796 858	15 672 871	60.8	13.8	82.8
0151	New heavy trucks (one piece)	1 081	13 580 243	4 279 858	31.5	3.8	X
0152	New heavy truck tractors	967	14 047 353	5 290 895	37.7	4.6	X
0153	New truck trailers	634	6 474 402	1 288 283	19.9	1.1	X
0154	New truck bodies	341	2 677 471	259 110	9.7	.2	X
0155	Used heavy trucks, tractors, and trailers	2 165	22 634 196	4 554 729	20.1	4.0	X
0200	New and rebuilt automotive parts and supplies	1 908	50 471 841	4 833 550	9.6	4.2	5.7
0211	Batteries	741	10 439 234	90 919	.9	.1	X
0212	Engines (complete)	728	9 131 443	268 847	2.9	.2	X
0213	Electrical engine parts (including ignition parts)	687	10 852 508	85 587	.8	.1	X
0214	Brake parts (including fluid and all disk and drum parts)	898	14 361 430	180 928	1.3	.1	X
0215	Exhaust system parts	597	10 435 821	98 273	.9	.2	X
0216	Glass	379	8 142 783	52 503	.6	.1	X
0217	Hoses, belts, gaskets, and wiper blades	591	11 604 250	81 942	.7	.1	X
0218	Filters (oil, air, and transmission)	691	12 476 948	139 018	1.1	.1	X
0219	Engine parts, except electrical	888	13 332 218	438 101	3.3	.4	X
0221	Body parts and repair materials	827	14 447 447	325 537	2.3	.3	X
0222	Suspension parts (shocks, struts, balljoints, etc.)	786	12 616 115	230 323	1.8	.2	X
0223	Parts, n.e.c.	828	36 920 389	2 473 516	6.7	2.2	X
0224	Accessories	689	17 466 670	368 077	2.1	.3	X
0240	Used automotive parts, accessories, and equipment	562	3 269 744	302 234	9.2	.3	X
0250	Petroleum products marketing equipment	19	58 734	985	1.7	Z	X
0300	Tires and tubes	257	1 274 125	48 131	3.8	Z	12.3
0311	New tires and tubes	86	511 887	7 578	1.5	Z	X
0312	Recapped and used tires and repair materials	179	849 320	40 537	4.8	Z	X
0400	Household and lawn furniture	10	2 054	145	7.1	Z	X
0740	Other construction materials	6	15 671	2 165	13.8	Z	X
1600	Electronic parts and equipment, except communication	12	31 822	3 056	9.6	Z	X
1700	Hardware	11	18 700	1 536	8.2	Z	X
2000	Refrigeration equipment and supplies	9	61 746	9 151	14.8	Z	66.7
2015	Other refrigeration equipment and supplies	9	61 746	9 151	14.8	Z	X
2100	Construction and mining machinery and equipment (including parts and attachments)	112	488 860	53 824	11.0	Z	16.1
2112	New power cranes, draglines, and shovels	21	91 061	4 820	5.3	Z	X
2113	New mixers, pavers, and related equipment	9	173 412	8 576	4.9	Z	X
2115	New graders, rollers, and off-highway trucks	13	190 635	3 330	1.7	Z	X
2117	Other new construction and mining, logging, and road maintenance machinery, equipment, and parts	17	267 588	17 486	6.5	Z	X
2118	Used construction and mining machinery and equipment	97	362 192	18 084	5.0	Z	X
2200	Farm machinery, equipment, and parts	106	1 733 842	362 982	20.9	.3	1.7
2211	New tractors (farm)	16	158 944	54 705	34.4	Z	X
2213	New land preparation, planting, and cultivating machinery	16	1 185 057	77 945	6.6	.1	X
2214	New dairy farm and barn equipment	7	40 733	288	.7	Z	X
2216	Other new farm machinery and equipment	19	127 393	10 321	8.1	Z	X
2218	Used farm machinery and equipment	76	454 498	214 402	47.2	.2	X
2220	Garden machinery, equipment, and parts	13	89 467	4 558	5.1	Z	15.5
2222	Other new lawn and garden machinery and equipment	9	14 399	1 663	11.5	Z	X
2320	General-purpose industrial machinery, equipment, and parts	46	147 788	13 029	8.8	Z	1.0
2321	New pumps, compressors (air or gas), and equipment	10	84 834	4 931	5.8	Z	X
2340	Materials handling machinery, equipment, and parts	7	18 313	748	4.1	Z	X
2620	Marine machinery, equipment, and supplies	17	2 116 438	43 492	2.1	Z	X
2630	Other transportation equipment and supplies	6	33 134	3 311	10.0	Z	X
2700	Sporting and recreational goods and supplies	19	118 597	12 628	10.6	Z	22.9
2715	Athletic equipment and accessories	15	83 305	4 573	5.5	Z	X
3000	Jewelry, diamonds, gem stones, and watches	6	33 134	13 251	40.0	Z	X
5400	Petroleum products	144	2 590 285	16 977	.7	Z	.2
5415	No. 2 distillate fuel oil (no. 2 diesel and no. 2 heating oil)	13	1 035 423	968	.1	Z	X
5416	All other distillate fuel oil (no. 1 and no. 4 diesel and heating)	13	1 035 423	527	.1	Z	X
5418	Lubricating oil and greases	20	1 060 231	166	.1	Z	X
9700	Service receipts and labor charges (including installed parts)	2 350	26 309 368	3 025 177	11.5	2.7	86.0
9701	Labor charges for repair work	2 188	24 940 278	1 681 398	6.7	1.5	X
9702	Parts installed in repair work	1 908	22 144 122	1 248 392	5.6	1.1	X
9703	Other service receipts and labor charges—Specify	508	4 755 549	95 342	2.0	.1	X
9720	Receipts for service contracts	132	2 254 107	28 208	1.3	Z	X
9810	Miscellaneous commodities	231	4 359 457	357 162	8.2	.3	X
9940	Rental and leasing receipts	484	5 330 873	334 200	6.3	.3	X

See footnotes at end of table.

Table 3. Merchant Wholesalers by Kind of Business and Commodity Line: 1997—Con.

[Includes only establishments with payroll. For meaning of abbreviations and symbols, see introductory text. For explanation of terms, see Appendix A]

NAICS code and CL code	Kind of business and commodity line	Establishments handling commodity line		Commodity line sales			Sales coverage percent
		Number	Total sales (\$1,000)	Amount ¹ (\$1,000)	As percent of total sales of—		
					Establishments handling line	Establishments in NAICS industry ¹	
42111	Automobile & other motor vehicle whse—Con.						
9970	Receipts for printing or photocopying performed at this establishment	12	262 605	3 807	1.5	Z	X
9980	Receipts for machine shop job work	129	2 016 687	24 512	1.2	Z	X
421110	Automobile & other motor vehicle whse	6 654	X	113 917 822	X	100.0	87.9
0100	New and used automobiles, motorcycles, etc.	3 642	81 703 161	71 343 798	87.3	62.6	78.0
0111	New automobiles	518	67 531 718	58 737 269	87.0	51.6	X
0112	Used automobiles	3 106	19 140 596	9 079 849	47.4	8.0	X
0113	Motorcycles	343	4 308 715	1 133 000	26.3	1.0	X
0114	Motorscooters, mopeds, snowmobiles, and utility trailers	322	9 637 246	2 393 680	24.8	2.1	X
0120	Buses, campers, and motor homes	719	8 896 087	2 156 521	24.2	1.9	85.9
0121	Buses	480	4 152 795	1 836 815	44.2	1.6	X
0122	Motor homes, car trailers, and campers	277	4 974 771	319 705	6.4	.3	X
0130	Light trucks and vans (14,000 lb or less)	1 933	42 497 698	11 198 673	26.4	9.8	77.2
0131	New light trucks	553	34 397 730	7 817 153	22.7	6.9	X
0132	Used light trucks	1 587	15 663 339	1 517 641	9.7	1.3	X
0133	Vans and cargo vans (new and used)	759	29 489 829	1 863 871	6.3	1.6	X
0140	Medium trucks and tractors (14,001 to 26,000 lb)	1 515	20 657 345	3 999 728	19.4	3.5	X
0150	Heavy trucks and tractors (over 26,000 lb)	2 539	25 796 858	15 672 871	60.8	13.8	82.8
0151	New heavy trucks (one piece)	1 081	13 580 243	4 279 858	31.5	3.8	X
0152	New heavy truck tractors	967	14 047 353	5 290 895	37.7	4.6	X
0153	New truck trailers	634	6 474 402	1 288 283	19.9	1.1	X
0154	New truck bodies	341	2 677 471	259 110	9.7	.2	X
0155	Used heavy trucks, tractors, and trailers	2 165	22 634 196	4 554 729	20.1	4.0	X
0200	New and rebuilt automotive parts and supplies	1 908	50 471 841	4 833 550	9.6	4.2	5.7
0211	Batteries	741	10 439 234	90 919	.9	.1	X
0212	Engines (complete)	728	9 131 443	268 847	2.9	.2	X
0213	Electrical engine parts (including ignition parts)	687	10 852 508	85 587	.8	.1	X
0214	Brake parts (including fluid and all disk and drum parts)	898	14 361 430	180 928	1.3	.2	X
0215	Exhaust system parts	597	10 435 821	98 273	.9	.1	X
0216	Glass	379	8 142 783	52 503	.6	.1	X
0217	Hoses, belts, gaskets, and wiper blades	591	11 604 250	81 942	.7	.1	X
0218	Filters (oil, air, gas, and transmission)	691	12 476 948	139 018	1.1	.1	X
0219	Engine parts, except electrical	888	13 332 218	438 101	3.3	.4	X
0221	Body parts and repair materials	827	14 447 447	325 537	2.3	.3	X
0222	Suspension parts (shocks, struts, balljoints, etc.)	786	12 616 115	230 323	1.8	.2	X
0223	Parts, n.e.c.	828	36 920 389	2 473 516	6.7	2.2	X
0224	Accessories	689	17 466 670	368 077	2.1	.3	X
0240	Used automotive parts, accessories, and equipment	562	3 269 744	302 234	9.2	.3	X
0250	Petroleum products marketing equipment	19	58 734	985	1.7	Z	X
0300	Tires and tubes	257	1 274 125	48 131	3.8	Z	12.3
0311	New tires and tubes	86	511 887	7 578	1.5	Z	X
0312	Recapped and used tires and repair materials	179	849 320	40 537	4.8	Z	X
0400	Household and lawn furniture	10	2 054	145	7.1	Z	X
0740	Other construction materials	6	15 671	2 165	13.8	Z	X
1600	Electronic parts and equipment, except communication	12	31 822	3 056	9.6	Z	X
1700	Hardware	11	18 700	1 536	8.2	Z	X
2000	Refrigeration equipment and supplies	9	61 746	9 151	14.8	Z	66.7
2015	Other refrigeration equipment and supplies	9	61 746	9 151	14.8	Z	X
2100	Construction and mining machinery and equipment (including parts and attachments)	112	488 860	53 824	11.0	Z	16.1
2112	New power cranes, draglines, and shovels	21	91 061	4 820	5.3	Z	X
2113	New mixers, pavers, and related equipment	9	173 412	8 576	4.9	Z	X
2115	New graders, rollers, and off-highway trucks	13	190 635	3 330	1.7	Z	X
2117	Other new construction and mining, logging, and road maintenance machinery, equipment, and parts	17	267 588	17 486	6.5	Z	X
2118	Used construction and mining machinery and equipment	97	362 192	18 084	5.0	Z	X
2200	Farm machinery, equipment, and parts	106	1 733 842	362 982	20.9	.3	1.7
2211	New tractors (farm)	16	158 944	54 705	34.4	Z	X
2213	New land preparation, planting, and cultivating machinery	7	1 185 057	77 945	6.6	.1	X
2214	New dairy farm and barn equipment	6	40 733	288	.7	Z	X
2216	Other new farm machinery and equipment	19	127 393	10 321	8.1	Z	X
2218	Used farm machinery and equipment	76	454 498	214 402	47.2	.2	X
2220	Garden machinery, equipment, and parts	13	89 467	4 558	5.1	Z	15.5
2222	Other new lawn and garden machinery and equipment	9	14 399	1 663	11.5	Z	X
2320	General-purpose industrial machinery, equipment, and parts	46	147 788	13 029	8.8	Z	1.0
2321	New pumps, compressors (air or gas), and equipment	10	84 834	4 931	5.8	Z	X
2340	Materials handling machinery, equipment, and parts	7	18 313	748	4.1	Z	X
2620	Marine machinery, equipment, and supplies	17	2 116 438	43 492	2.1	Z	X
2630	Other transportation equipment and supplies	6	33 134	3 311	10.0	Z	X
2700	Sporting and recreational goods and supplies	19	118 597	12 628	10.6	Z	22.9
2715	Athletic equipment and accessories	15	83 305	4 573	5.5	Z	X
3000	Jewelry, diamonds, gem stones, and watches	6	33 134	13 251	40.0	Z	X
5400	Petroleum products	144	2 590 285	16 977	.7	Z	.2
5415	No. 2 distillate fuel oil (no. 2 diesel and no. 2 heating oil)	13	1 035 423	968	.1	Z	X
5416	All other distillate fuel oil (no. 1 and no. 4 diesel and heating)	13	1 035 423	527	.1	Z	X
5418	Lubricating oil and greases	20	1 060 231	166	.1	Z	X
9700	Service receipts and labor charges (including installed parts)	2 350	26 309 368	3 025 177	11.5	2.7	86.0
9701	Labor charges for repair work	2 188	24 940 278	1 681 398	6.7	1.5	X
9702	Parts installed in repair work	1 908	22 144 122	1 248 392	5.6	1.1	X
9703	Other service receipts and labor charges—Specify	508	4 755 549	95 342	2.0	.1	X
9720	Receipts for service contracts	132	2 254 107	28 208	1.3	Z	X
9810	Miscellaneous commodities	231	4 359 457	357 162	8.2	.3	X
9940	Rental and leasing receipts	484	5 330 873	334 200	6.3	.3	X
9970	Receipts for printing or photocopying performed at this establishment	12	262 605	3 807	1.5	Z	X

See footnotes at end of table.

Table 3. Merchant Wholesalers by Kind of Business and Commodity Line: 1997—Con.

[Includes only establishments with payroll. For meaning of abbreviations and symbols, see introductory text. For explanation of terms, see Appendix A]

NAICS code and CL code	Kind of business and commodity line	Establishments handling commodity line		Commodity line sales			Sales coverage percent
		Number	Total sales (\$1,000)	Amount ¹ (\$1,000)	As percent of total sales of—		
					Establishments handling line	Establishments in NAICS industry ¹	
421110	Automobile & other motor vehicle whse—Con.						
9980	Receipts for machine shop job work	129	2 016 687	24 512	1.2	Z	X
4211101	Automobile & motorcycle whse	3 331	X	79 437 563	X	100.0	91.2
0100	New and used automobiles, motorcycles, etc.	3 331	79 437 563	70 932 563	89.3	89.3	80.9
0111	New automobiles	428	66 623 273	58 670 024	88.1	73.9	X
0112	Used automobiles	2 850	17 377 385	8 801 581	50.7	11.1	X
0113	Motorcycles	324	4 176 554	1 123 816	26.9	1.4	X
0114	Motorscooters, mopeds, snowmobiles, and utility trailers	295	9 397 551	2 337 142	24.9	2.9	X
0120	Buses, campers, and motor homes	167	4 306 144	80 504	1.9	.1	90.6
0121	Buses	35	198 805	4 413	2.2	Z	X
0122	Motor homes, car trailers, and campers	148	4 253 813	76 090	1.8	.1	X
0130	Light trucks and vans (14,000 lb or less)	1 116	31 273 363	5 523 515	17.7	7.0	77.9
0131	New light trucks	122	24 610 701	3 203 978	13.0	4.0	X
0132	Used light trucks	1 000	7 682 617	850 270	11.1	1.1	X
0133	Vans and cargo vans (new and used)	437	26 549 871	1 469 261	5.5	1.9	X
0140	Medium trucks and tractors (14,001 to 26,000 lb)	139	1 806 466	92 642	5.1	.1	X
0150	Heavy trucks and tractors (over 26,000 lb)	108	541 988	57 918	10.7	.1	73.8
0151	New heavy trucks (one piece)	23	74 294	11 197	15.1	Z	X
0155	Used heavy trucks, tractors, and trailers	89	477 342	46 694	9.8	.1	X
0200	New and rebuilt automotive parts and supplies	307	24 946 977	1 728 057	6.9	2.2	9.9
0211	Batteries	117	1 149 438	4 350	.4	Z	X
0212	Engines (complete)	78	1 476 061	46 982	3.2	.1	X
0213	Electrical engine parts (including ignition parts)	74	159 244	1 134	.7	Z	X
0214	Brake parts (including fluid and all disk and drum parts)	101	1 128 815	3 945	.3	Z	X
0215	Exhaust system parts	47	1 079 659	4 198	.4	Z	X
0216	Glass	81	1 115 351	4 421	.4	Z	X
0217	Hoses, belts, gaskets, and wiper blades	89	1 094 488	8 837	.8	Z	X
0218	Filters (oil, air, gas, and transmission)	89	1 094 488	4 978	.5	Z	X
0219	Engine parts, except electrical	126	1 139 726	16 780	1.5	Z	X
0221	Body parts and repair materials	151	1 840 406	77 195	4.2	.1	X
0222	Suspension parts (shocks, struts, balljoints, etc.)	103	1 113 502	9 960	.9	Z	X
0223	Parts, n.e.c.	68	20 948 879	1 410 842	6.7	1.8	X
0224	Accessories	126	4 143 697	134 442	3.2	.2	X
0240	Used automotive parts, accessories, and equipment	326	1 756 586	183 722	10.5	.2	X
0250	Petroleum products marketing equipment	11	13 213	158	1.2	Z	X
0300	Tires and tubes	124	262 820	11 154	4.2	Z	26.1
0311	New tires and tubes	44	107 260	4 406	4.1	Z	X
0312	Recapped and used tires and repair materials	80	155 560	6 748	4.3	Z	X
0400	Household and lawn furniture	10	2 054	145	7.1	Z	X
1600	Electronic parts and equipment, except communication	8	2 081	83	4.0	Z	X
1700	Hardware	7	4 360	195	4.5	Z	X
2100	Construction and mining machinery and equipment (including parts and attachments)	17	73 841	6 252	8.5	Z	5.8
2112	New power cranes, draglines, and shovels	17	73 841	4 371	5.9	Z	X
2118	Used construction and mining machinery and equipment	17	73 841	1 881	2.5	Z	X
2200	Farm machinery, equipment, and parts	32	1 344 001	321 258	23.9	.4	1.0
2211	New tractors (farm)	16	158 944	54 705	34.4	.1	X
2213	New land preparation, planting, and cultivating machinery	16	1 185 057	77 945	6.6	.1	X
2218	Used farm machinery and equipment	16	158 944	188 608	100.0	.2	X
2220	Garden machinery, equipment, and parts	9	14 399	1 663	11.5	Z	77.4
2222	Other new lawn and garden machinery and equipment	9	14 399	1 663	11.5	Z	X
2320	General-purpose industrial machinery, equipment, and parts	7	7 439	2 007	27.0	Z	X
2620	Marine machinery, equipment, and supplies	9	2 074 367	35 737	1.7	Z	X
2630	Other transportation equipment and supplies	6	33 134	3 311	10.0	Z	X
2700	Sporting and recreational goods and supplies	15	83 305	4 573	5.5	Z	8.9
2715	Athletic equipment and accessories	15	83 305	4 573	5.5	Z	X
3000	Jewelry, diamonds, gem stones, and watches	6	33 134	13 251	40.0	Z	X
5400	Petroleum products	20	1 060 231	1 661	.2	Z	.4
5415	No. 2 distillate fuel oil (no. 2 diesel and no. 2 heating oil)	13	1 035 423	968	.1	Z	X
5416	All other distillate fuel oil (no. 1 and no. 4 diesel and heating)	13	1 035 423	527	.1	Z	X
5418	Lubricating oil and greases	20	1 060 231	166	.2	Z	X
9700	Service receipts and labor charges (including installed parts)	349	2 179 176	114 870	5.3	.1	85.8
9701	Labor charges for repair work	262	1 960 581	54 500	2.8	.1	X
9702	Parts installed in repair work	255	1 844 144	39 272	2.1	Z	X
9703	Other service receipts and labor charges—Specify	110	339 745	21 057	6.2	Z	X
9720	Receipts for service contracts	53	1 147 398	10 629	.9	Z	X
9810	Miscellaneous commodities	51	1 786 800	251 076	14.1	.3	X
9940	Rental and leasing receipts	58	584 430	50 839	8.7	.1	X
9980	Receipts for machine shop job work	31	1 036 928	1 114	.1	Z	X
4211102	Bus & recreational vehicle whse	347	X	D	X	D	D
0100	New and used automobiles, motorcycles, etc.	27	D	D	D	D	D
0111	New automobiles	13	D	D	D	D	X
0112	Used automobiles	18	D	D	D	D	X
0114	Motorscooters, mopeds, snowmobiles, and utility trailers	8	D	D	D	D	X
0120	Buses, campers, and motor homes	347	D	D	D	D	D
0121	Buses	280	D	D	D	D	X
0122	Motor homes, car trailers, and campers	83	D	D	D	D	X
0130	Light trucks and vans (14,000 lb or less)	25	D	D	D	D	D
0131	New light trucks	14	D	D	D	D	X
0132	Used light trucks	10	D	D	D	D	X
0133	Vans and cargo vans (new and used)	7	D	D	D	D	X
0140	Medium trucks and tractors (14,001 to 26,000 lb)	24	D	D	D	D	X

See footnotes at end of table.

Table 3. Merchant Wholesalers by Kind of Business and Commodity Line: 1997—Con.

[Includes only establishments with payroll. For meaning of abbreviations and symbols, see introductory text. For explanation of terms, see Appendix A]

NAICS code and CL code	Kind of business and commodity line	Establishments handling commodity line		Commodity line sales			Sales coverage percent
		Number	Total sales (\$1,000)	Amount ¹ (\$1,000)	As percent of total sales of—		
					Establishments handling line	Establishments in NAICS industry ¹	
4211102	Bus & recreational vehicle whsle—Con.						
0150	Heavy trucks and tractors (over 26,000 lb)	20	D	D	D	D	D
0151	New heavy trucks (one piece)	12	D	D	D	D	X
0152	New heavy truck tractors	10	D	D	D	D	X
0155	Used heavy trucks, tractors, and trailers	13	D	D	D	D	X
0200	New and rebuilt automotive parts and supplies	125	D	D	D	D	D
0213	Electrical engine parts (including ignition parts)	63	D	D	D	D	X
0214	Brake parts (including fluid and all disk and drum parts)	63	D	D	D	D	X
0216	Glass	63	D	D	D	D	X
0217	Hoses, belts, gaskets, and wiper blades	63	D	D	D	D	X
0218	Filters (oil, air, gas, and transmission)	63	D	D	D	D	X
0219	Engine parts, except electrical	62	D	D	D	D	X
0221	Body parts and repair materials	63	D	D	D	D	X
0223	Parts, n.e.c.	63	D	D	D	D	X
0224	Accessories	63	D	D	D	D	X
0240	Used automotive parts, accessories, and equipment	15	D	D	D	D	X
9700	Service receipts and labor charges (including installed parts)	148	D	D	D	D	D
9701	Labor charges for repair work	136	D	D	D	D	X
9702	Parts installed in repair work	107	D	D	D	D	X
9703	Other service receipts and labor charges—Specify	34	D	D	D	D	X
9720	Receipts for service contracts	12	D	D	D	D	X
9810	Miscellaneous commodities	16	D	D	D	D	X
9940	Rental and leasing receipts	46	D	D	D	D	X
4211103	Light truck & van (14,000 lb or less) whsle	428	X	7 133 116	X	100.0	77.5
0100	New and used automobiles, motorcycles, etc.	182	1 444 831	319 878	22.1	4.5	67.5
0111	New automobiles	54	603 050	52 664	8.7	.7	X
0112	Used automobiles	161	1 251 294	257 766	20.6	3.6	X
0113	Motorcycles	18	123 420	9 131	7.4	.1	X
0120	Buses, campers, and motor homes	35	320 757	12 525	3.9	.2	46.2
0121	Buses	11	34 670	4 820	13.9	.1	X
0122	Motor homes, car trailers, and campers	25	291 523	7 705	2.6	.1	X
0130	Light trucks and vans (14,000 lb or less)	428	7 133 116	5 096 687	71.5	71.5	73.9
0131	New light trucks	215	6 290 494	4 207 242	66.9	59.0	X
0132	Used light trucks	324	5 508 664	549 237	10.0	7.7	X
0133	Vans and cargo vans (new and used)	188	1 346 022	340 208	25.3	4.8	X
0140	Medium trucks and tractors (14,001 to 26,000 lb)	86	4 498 967	777 996	17.3	10.9	X
0150	Heavy trucks and tractors (over 26,000 lb)	71	1 104 714	197 432	17.9	2.8	77.2
0151	New heavy trucks (one piece)	46	763 100	88 100	11.5	1.2	X
0152	New heavy truck tractors	23	686 149	56 220	8.2	.8	X
0153	New truck trailers	7	96 250	1 818	1.9	.1	X
0154	New truck bodies	15	116 031	6 820	5.9	.1	X
0155	Used heavy trucks, tractors, and trailers	47	678 528	44 473	6.6	.6	X
0200	New and rebuilt automotive parts and supplies	129	5 748 066	477 376	8.3	6.7	1.2
0213	Electrical engine parts (including ignition parts)	17	1 927 709	17 296	.9	.2	X
0214	Brake parts (including fluid and all disk and drum parts)	17	1 927 709	17 296	.9	.2	X
0215	Exhaust system parts	17	1 927 709	25 945	1.3	.4	X
0216	Glass	17	1 927 709	8 647	.4	.1	X
0217	Hoses, belts, gaskets, and wiper blades	17	1 927 709	17 296	.9	.2	X
0218	Filters (oil, air, gas, and transmission)	17	1 927 709	25 945	1.3	.4	X
0219	Engine parts, except electrical	30	2 567 561	88 396	3.4	1.2	X
0221	Body parts and repair materials	30	1 943 147	52 932	2.7	.7	X
0222	Suspension parts (shocks, struts, balljoints, etc.)	17	1 927 709	43 238	2.2	.6	X
0223	Parts, n.e.c.	57	2 885 684	63 677	2.2	.9	X
0224	Accessories	88	4 566 369	116 709	2.6	1.6	X
0240	Used automotive parts, accessories, and equipment	36	212 280	19 865	9.4	.3	X
0300	Tires and tubes	21	136 994	3 122	2.3	Z	26.5
0311	New tires and tubes	21	136 994	3 122	2.3	Z	X
2100	Construction and mining machinery and equipment (including parts and attachments)	6	31 295	1 398	4.5	Z	X
2200	Farm machinery, equipment, and parts	6	27 328	2 012	7.4	Z	X
5400	Petroleum products	7	40 386	740	1.8	Z	X
9700	Service receipts and labor charges (including installed parts)	143	1 537 485	158 740	10.3	2.2	75.0
9701	Labor charges for repair work	122	1 138 385	80 288	7.1	1.1	X
9702	Parts installed in repair work	116	1 386 716	72 433	5.2	1.0	X
9703	Other service receipts and labor charges—Specify	29	253 846	6 021	2.4	.1	X
9720	Receipts for service contracts	18	137 023	1 243	.9	Z	X
9810	Miscellaneous commodities	13	1 053 401	34 856	3.3	.5	X
9940	Rental and leasing receipts	13	216 318	7 046	3.3	.1	X
9980	Receipts for machine shop job work	8	54 251	3 703	6.8	.1	X
4211104	Medium truck & tractor (14,001 lb to 26,000 lb) whsle	480	X	D	X	D	D
0100	New and used automobiles, motorcycles, etc.	37	D	D	D	D	X
0120	Buses, campers, and motor homes	32	D	D	D	D	X
0130	Light trucks and vans (14,000 lb or less)	115	D	D	D	D	X
0140	Medium trucks and tractors (14,001 to 26,000 lb)	480	D	D	D	D	X
0150	Heavy trucks and tractors (over 26,000 lb)	272	D	D	D	D	X
0200	New and rebuilt automotive parts and supplies	181	D	D	D	D	X
0240	Used automotive parts, accessories, and equipment	71	D	D	D	D	X
0300	Tires and tubes	29	D	D	D	D	X
2100	Construction and mining machinery and equipment (including parts and attachments)	18	D	D	D	D	X
2200	Farm machinery, equipment, and parts	14	D	D	D	D	X

See footnotes at end of table.

Table 3. Merchant Wholesalers by Kind of Business and Commodity Line: 1997—Con.

[Includes only establishments with payroll. For meaning of abbreviations and symbols, see introductory text. For explanation of terms, see Appendix A]

NAICS code and CL code	Kind of business and commodity line	Establishments handling commodity line		Commodity line sales			Sales coverage percent
		Number	Total sales (\$1,000)	Amount ¹ (\$1,000)	As percent of total sales of—		
					Establishments handling line	Establishments in NAICS industry ¹	
4211104	Medium truck & tractor (14,001 lb to 26,000 lb) whsle—Con.						
2320	General-purpose industrial machinery, equipment, and parts	10	D	D	D	D	X
5400	Petroleum products	18	D	D	D	D	X
9700	Service receipts and labor charges (including installed parts)	299	D	D	D	D	X
9720	Receipts for service contracts	8	D	D	D	D	X
9810	Miscellaneous commodities	45	D	D	D	D	X
9940	Rental and leasing receipts	61	D	D	D	D	X
9980	Receipts for machine shop job work	17	D	D	D	D	X
4211105	Heavy truck & tractor (over 26,000 lb) whsle	2 068	X	22 058 292	X	100.0	83.7
0100	New and used automobiles, motorcycles, etc.	65	512 208	71 508	14.0	.3	76.1
0111	New automobiles	23	181 535	5 924	3.3	Z	X
0112	Used automobiles	40	256 390	9 744	3.8	Z	X
0114	Motorscooters, mopeds, snowmobiles, and utility trailers	17	188 584	55 787	29.6	.3	X
0120	Buses, campers, and motor homes	138	1 589 256	114 914	7.2	.5	82.2
0121	Buses	127	1 530 622	112 363	7.3	.5	X
0122	Motor homes, car trailers, and campers	15	59 185	2 551	4.3	Z	X
0130	Light trucks and vans (14,000 lb or less)	249	3 003 598	394 966	13.2	1.8	81.0
0131	New light trucks	153	2 647 682	276 185	10.4	1.3	X
0132	Used light trucks	158	1 879 047	73 461	3.9	.3	X
0133	Vans and cargo vans (new and used)	98	1 338 985	45 319	3.4	.2	X
0140	Medium trucks and tractors (14,001 to 26,000 lb)	786	11 101 414	1 215 676	11.0	5.5	X
0150	Heavy trucks and tractors (over 26,000 lb)	2 068	22 058 292	15 029 838	68.1	68.1	78.9
0151	New heavy trucks (one piece)	861	11 206 293	4 030 759	36.0	18.3	X
0152	New heavy truck tractors	845	12 442 239	5 132 429	41.3	23.3	X
0153	New truck trailers	618	6 280 882	1 284 729	20.5	5.8	X
0154	New truck bodies	267	2 276 083	237 985	10.5	1.1	X
0155	Used heavy trucks, tractors, and trailers	1 813	19 807 490	4 343 937	21.9	19.7	X
0200	New and rebuilt automotive parts and supplies	1 166	16 976 485	2 293 480	13.5	10.4	1.2
0211	Batteries	589	8 762 834	82 729	.9	.4	X
0212	Engines (complete)	601	7 018 404	173 823	2.5	.8	X
0213	Electrical engine parts (including ignition parts)	497	7 343 400	56 063	.8	.3	X
0214	Brake parts (including fluid and all disk and drum parts)	693	10 105 214	150 776	1.5	.7	X
0215	Exhaust system parts	499	6 901 491	45 325	.7	.2	X
0216	Glass	195	3 628 749	25 808	.7	.1	X
0217	Hoses, belts, gaskets, and wiper blades	399	7 382 361	47 858	.6	.2	X
0218	Filters (oil, air, gas, and transmission)	486	8 032 596	93 476	1.2	.4	X
0219	Engine parts, except electrical	636	8 893 710	291 822	3.3	1.3	X
0221	Body parts and repair materials	562	9 337 704	156 007	1.7	.7	X
0222	Suspension parts (shocks, struts, balljoints, etc.)	629	9 113 369	171 707	1.9	.8	X
0223	Parts, n.e.c.	511	11 000 255	932 595	8.5	4.2	X
0224	Accessories	371	7 255 179	65 504	.9	.3	X
0240	Used automotive parts, accessories, and equipment	114	861 755	60 730	7.0	.3	X
0250	Petroleum products marketing equipment	6	41 009	786	1.9	Z	X
0300	Tires and tubes	80	755 196	17 649	2.3	.1	2.4
0311	New tires and tubes	21	267 633	50	Z	Z	X
0312	Recapped and used tires and repair materials	70	590 669	17 599	3.0	.1	X
2100	Construction and mining machinery and equipment (including parts and attachments)	69	301 801	41 257	13.7	.2	21.7
2113	New mixers, pavers, and related equipment	9	173 412	8 576	4.9	Z	X
2115	New graders, rollers, and off-highway trucks	13	190 635	3 330	1.7	Z	X
2117	Other new construction and mining, logging, and road maintenance machinery, equipment, and parts	17	267 588	17 486	6.5	.1	X
2118	Used construction and mining machinery and equipment	62	207 627	11 298	5.4	.1	X
2200	Farm machinery, equipment, and parts	51	277 703	23 625	8.5	.1	4.3
2218	Used farm machinery and equipment	46	222 932	21 526	9.7	.1	X
2320	General-purpose industrial machinery, equipment, and parts	27	52 315	5 926	11.3	Z	X
2620	Marine machinery, equipment, and supplies	6	27 969	7 625	27.3	Z	X
5400	Petroleum products	95	1 261 693	11 584	.9	.1	X
9700	Service receipts and labor charges (including installed parts)	1 411	19 204 526	2 428 986	12.6	11.0	82.5
9701	Labor charges for repair work	1 394	18 897 052	1 369 872	7.2	6.2	X
9702	Parts installed in repair work	1 203	16 548 800	1 008 986	6.1	4.6	X
9703	Other service receipts and labor charges—Specify	260	3 104 930	50 126	1.6	.2	X
9720	Receipts for service contracts	41	645 047	9 930	1.5	Z	X
9810	Miscellaneous commodities	106	787 930	51 124	6.5	.2	X
9940	Rental and leasing receipts	306	3 582 726	238 471	6.7	1.1	X
9980	Receipts for machine shop job work	69	717 032	14 796	2.1	.1	X
42112	Motor vehicle supplies & new parts whsle	*10 596	X	*40 856 802	X	100.0	73.1
0100	New and used automobiles, motorcycles, etc.	131	204 964	50 501	24.6	.1	8.0
0112	Used automobiles	92	71 168	7 385	10.4	Z	X
0113	Motorcycles	36	133 572	43 116	32.3	.1	X
0120	Buses, campers, and motor homes	23	55 708	5 079	9.1	Z	34.1
0121	Buses	20	52 873	4 827	9.1	Z	X
0130	Light trucks and vans (14,000 lb or less)	61	138 685	9 673	7.0	Z	14.2
0131	New light trucks	9	59 067	311	.5	Z	X
0132	Used light trucks	17	19 467	2 318	11.9	Z	X
0133	Vans and cargo vans (new and used)	35	60 118	7 044	11.7	Z	X
0140	Medium trucks and tractors (14,001 to 26,000 lb)	52	146 145	10 341	7.1	Z	X
0150	Heavy trucks and tractors (over 26,000 lb)	81	195 281	41 132	21.1	.1	58.8
0151	New heavy trucks (one piece)	43	164 314	31 997	19.5	.1	X
0152	New heavy truck tractors	9	23 666	2 251	9.5	Z	X
0154	New truck bodies	13	16 295	285	1.7	Z	X
0155	Used heavy trucks, tractors, and trailers	45	96 050	5 974	6.2	Z	X

See footnotes at end of table.

Table 3. Merchant Wholesalers by Kind of Business and Commodity Line: 1997—Con.

[Includes only establishments with payroll. For meaning of abbreviations and symbols, see introductory text. For explanation of terms, see Appendix A]

NAICS code and CL code	Kind of business and commodity line	Establishments handling commodity line		Commodity line sales			Sales coverage percent
		Number	Total sales (\$1,000)	Amount ¹ (\$1,000)	As percent of total sales of—		
					Establishments handling line	Establishments in NAICS industry ¹	
42112	Motor vehicle supplies & new parts whse—Con.						
0200	New and rebuilt automotive parts and supplies	10 140	39 895 397	37 630 125	94.3	92.1	46.5
0211	Batteries	3 221	12 148 144	2 238 546	18.4	5.5	X
0212	Engines (complete)	1 932	7 719 178	839 240	10.9	2.1	X
0213	Electrical engine parts (including ignition parts)	3 766	18 732 566	6 110 053	32.6	15.0	X
0214	Brake parts (including fluid and all disk and drum parts)	4 257	15 787 221	3 333 050	21.1	8.2	X
0215	Exhaust system parts	3 068	11 406 217	934 509	8.2	2.3	X
0216	Glass	836	3 674 027	502 957	13.7	1.2	X
0217	Hoses, belts, gaskets, and wiper blades	3 694	14 077 074	1 334 269	9.5	3.3	X
0218	Filters (oil, air, gas, and transmission)	3 670	13 678 970	1 389 035	10.2	3.4	X
0219	Engine parts, except electrical	3 752	17 514 312	3 238 039	18.5	7.9	X
0221	Body parts and repair materials	2 562	9 917 747	2 804 175	28.3	6.9	X
0222	Suspension parts (shocks, struts, balljoints, etc.)	3 585	13 546 844	1 615 573	11.9	4.0	X
0223	Parts, n.e.c.	3 538	15 776 150	8 534 353	54.1	20.9	X
0224	Accessories	4 224	15 691 278	4 756 314	30.3	11.6	X
0240	Used automotive parts, accessories, and equipment	393	701 626	105 130	15.0	.3	X
0250	Petroleum products marketing equipment	762	1 874 552	934 029	49.8	2.3	X
0300	Tires and tubes	481	1 392 777	131 916	9.5	.3	67.4
0311	New tires and tubes	394	1 295 210	119 663	9.2	.3	X
0312	Recapped and used tires and repair materials	135	152 503	12 252	8.0	Z	X
0540	Other home furnishings	6	10 164	1 319	13.0	Z	X
0730	Flat glass and other construction glass (excluding automotive)	22	65 491	8 398	12.8	Z	X
0920	New computer equipment	13	43 696	13 211	30.2	Z	.4
0921	Computers	11	40 513	12 894	31.8	Z	X
1120	Flat iron and steel products	53	112 293	9 596	8.5	Z	X
1140	Iron and steel wire and wire products	6	7 724	161	2.1	Z	X
1400	Electrical apparatus and equipment	157	520 378	43 984	8.5	.1	4.6
1413	Motors and generators (including motor-generator sets)	62	238 225	23 071	9.7	.1	X
1500	Electrical appliances, household	27	237 082	91 571	38.6	.2	59.4
1512	Radios, stereos, and CD players	6	187 821	87 920	46.8	.2	X
1600	Electronic parts and equipment, except communication	166	592 446	47 678	8.0	.1	X
1650	Communication equipment and supplies	12	47 353	3 033	6.4	Z	18.5
1651	Telephones	12	47 353	3 033	6.4	Z	X
1700	Hardware	236	936 583	72 954	7.8	.2	9.2
1711	Hand tools (including power driven)	168	691 691	49 172	7.1	.1	X
1712	Bolts, nuts, rivets, and fasteners	134	342 691	23 473	6.9	.1	X
1800	Plumbing and heating equipment and supplies (hydronics)	18	75 635	9 503	12.6	Z	19.7
1815	Boilers, radiators, and convectors	13	67 577	7 147	10.6	Z	X
1900	Warm air heating and air-conditioning equipment and supplies	9	113 537	11 407	10.0	Z	X
2000	Refrigeration equipment and supplies	9	131 294	11 100	8.5	Z	X
2100	Construction and mining machinery and equipment (including parts and attachments)	123	337 992	37 966	11.2	.1	.2
2114	New tractor shovel loaders	59	109 656	1 632	1.5	Z	X
2115	New graders, rollers, and off-highway trucks	59	109 656	814	.7	Z	X
2117	Other new construction and mining, logging, and road maintenance machinery, equipment, and parts	59	109 656	13 914	12.7	Z	X
2200	Farm machinery, equipment, and parts	132	567 856	58 162	10.2	.1	X
2220	Garden machinery, equipment, and parts	115	250 913	3 456	1.4	Z	X
2300	Hydraulic and pneumatic (fluid-power) pumps, motors, and parts	7	34 331	4 040	11.8	Z	X
2320	General-purpose industrial machinery, equipment, and parts	347	1 540 010	178 343	11.6	.4	9.3
2321	New pumps, compressors (air or gas), and equipment	67	164 207	14 981	9.1	Z	X
2323	New diesel engines (excluding automotive)	92	424 004	72 710	17.1	.2	X
2326	New controlling, recording, and indicating instruments and access	166	565 471	36 423	6.4	.1	X
2327	All other new general-purpose industrial machinery and equipment	107	635 931	54 229	8.5	.1	X
2330	Metalworking machinery, equipment, and parts	10	33 046	3 646	11.0	Z	X
2340	Materials handling machinery, equipment, and parts	8	27 955	2 094	7.5	Z	X
2350	Oil well, oil refinery, and pipeline machinery, equipment, and supplies	6	22 746	1 768	7.8	Z	X
2360	Other industrial machinery, equipment, and parts	16	97 523	9 830	10.1	Z	44.8
2366	Other new industrial machinery and equipment	13	94 694	9 597	10.1	Z	X
2367	Used industrial machinery and equipment	6	24 849	233	.9	Z	X
2370	Mechanical power transmission supplies	27	319 899	70 413	22.0	.2	28.8
2371	Bearings and bushings	17	273 559	49 543	18.1	.1	X
2372	Other mechanical power transmission supplies	21	272 278	20 870	7.7	.1	X
2390	Hydraulic and pneumatic (fluid-power) valves	12	70 252	6 522	9.3	Z	49.1
2391	Hydraulic valves	12	70 252	4 542	6.5	Z	X
2392	Pneumatic valves	9	43 631	1 979	4.5	Z	X
2420	Hydraulic and pneumatic connectors and assemblies	10	24 100	3 153	13.1	Z	73.1
2421	Hydraulic and pneumatic connectors	10	24 100	2 931	12.2	Z	X
2422	Hydraulic and pneumatic assemblies	7	10 857	222	2.0	Z	X
2430	Fluid-power filters, components, accessories, and parts	18	49 809	3 353	6.7	Z	73.1
2431	Filters	15	42 172	2 985	7.1	Z	X
2432	Other fluid-power components, accessories, and parts, n.e.c.	10	18 513	368	2.0	Z	X
2440	Welding supplies (excluding gases)	7	9 292	1 147	12.3	Z	X
2450	Industrial containers and supplies	8	21 158	653	3.1	Z	X
2460	Other industrial supplies	29	65 763	8 806	13.4	Z	13.8
2465	Strapping and tape	12	9 705	26	.3	Z	X
2466	Industrial supplies, n.e.c.	27	64 491	8 654	13.4	Z	X
2620	Marine machinery, equipment, and supplies	13	56 757	10 843	19.1	Z	38.3
2622	New marine propulsion machinery and equipment	7	28 224	6 581	23.3	Z	X
2630	Other transportation equipment and supplies	7	131 722	9 988	7.6	Z	X
2700	Sporting and recreational goods and supplies	24	273 304	49 663	18.2	.1	X
2900	Ferrous metal scrap	9	21 912	1 461	6.7	Z	X

See footnotes at end of table.

Table 3. Merchant Wholesalers by Kind of Business and Commodity Line: 1997—Con.

[Includes only establishments with payroll. For meaning of abbreviations and symbols, see introductory text. For explanation of terms, see Appendix A]

NAICS code and CL code	Kind of business and commodity line	Establishments handling commodity line		Commodity line sales			Sales coverage percent
		Number	Total sales (\$1,000)	Amount ¹ (\$1,000)	As percent of total sales of—		
					Establishments handling line	Establishments in NAICS industry ¹	
42112	Motor vehicle supplies & new parts whse—Con.						
3150	Other durable goods	8	58 371	5 855	10.0	Z	5.2
3154	Other durable goods, n.e.c	6	38 557	3 876	10.1	Z	X
3800	Men's and boys' wear	16	92 398	11 178	12.1	Z	X
3900	Women's and children's wear	9	5 056	643	12.7	Z	49.5
3916	Other women's, misses, and girl's wear (furs, sweaters, millinery, etc.) ..	9	5 056	643	12.7	Z	X
4100	Frozen foods (packaged)	9	42 882	732	1.7	Z	X
5300	Plastics materials and basic shapes	16	186 966	15 905	8.5	Z	69.9
5313	Plastics raw materials	11	162 514	13 456	8.3	Z	X
5330	Chemicals and allied products (excluding agricultural, plastics, gases, and petroleum)	723	2 291 921	187 799	8.2	.5	1.7
5334	Organic fibers	310	394 554	22 083	5.6	.1	X
5335	Detergents and soaps	109	732 978	98 981	13.5	.2	X
5342	Adhesives, sealants, and glues	193	905 402	54 722	6.0	.1	X
5344	Other chemicals and allied products	114	258 981	11 983	4.6	Z	X
5400	Petroleum products	628	1 562 123	96 962	6.2	.2	8.9
5412	Motor gasoline	10	14 670	819	5.6	Z	X
5418	Lubricating oil and greases	628	1 562 123	96 143	6.2	.2	X
5800	Farm supplies	14	5 185	338	6.5	Z	30.4
5818	Other farm supplies (including harness and saddlery equipment)	14	5 185	338	6.5	Z	X
6000	Paint, paint supplies, and wallpaper	77	108 098	12 077	11.2	Z	27.1
6011	Architectural coatings (enamels, primers, stains, solvents, and lacquers)	60	93 147	11 041	11.9	Z	X
6014	Paint supplies	17	14 951	696	4.7	Z	X
6100	Books, periodicals, newspapers, and miscellaneous printed materials	7	6 357	731	11.5	Z	X
6150	Nondurable goods, n.e.c	10	37 281	6 511	17.5	Z	X
9700	Service receipts and labor charges (including installed parts)	1 468	3 321 390	555 304	16.7	1.4	64.4
9701	Labor charges for repair work	1 250	2 863 012	308 780	10.8	.8	X
9702	Parts installed in repair work	918	2 272 905	201 508	8.9	.5	X
9703	Other service receipts and labor charges—Specify	269	559 433	45 006	8.0	.1	X
9720	Receipts for service contracts	19	80 545	2 338	2.9	Z	X
9740	Receipts for installing equipment	21	39 359	4 960	12.6	Z	X
9810	Miscellaneous commodities	287	2 169 078	131 429	6.1	.3	X
9940	Rental and leasing receipts	67	260 324	8 879	3.4	Z	X
9980	Receipts for machine shop job work	269	364 572	28 324	7.8	.1	X
421120	Motor vehicle supplies & new parts whse	'10 596	X	'40 856 802	X	100.0	73.1
0100	New and used automobiles, motorcycles, etc.	131	204 964	50 501	24.6	.1	8.0
0112	Used automobiles	92	71 188	7 385	10.4	Z	X
0113	Motorcycles	36	133 572	43 116	32.3	.1	X
0120	Buses, campers, and motor homes	23	55 708	5 079	9.1	Z	34.1
0121	Buses	20	52 873	4 827	9.1	Z	X
0130	Light trucks and vans (14,000 lb or less)	61	138 685	9 673	7.0	Z	14.2
0131	New light trucks	9	59 067	311	.5	Z	X
0132	Used light trucks	17	19 467	2 318	11.9	Z	X
0133	Vans and cargo vans (new and used)	35	60 118	7 044	11.7	Z	X
0140	Medium trucks and tractors (14,001 to 26,000 lb)	52	146 145	10 341	7.1	Z	X
0150	Heavy trucks and tractors (over 26,000 lb)	81	195 281	41 132	21.1	.1	58.8
0151	New heavy trucks (one piece)	43	164 314	31 997	19.5	.1	X
0152	New heavy truck tractors	9	23 666	2 251	9.5	Z	X
0154	New truck bodies	13	16 295	285	1.7	Z	X
0155	Used heavy trucks, tractors, and trailers	45	96 050	5 974	6.2	Z	X
0200	New and rebuilt automotive parts and supplies	10 140	39 895 397	37 630 125	94.3	92.1	46.5
0211	Batteries	3 221	12 148 144	2 238 546	18.4	5.5	X
0212	Engines (complete)	1 932	7 719 178	839 240	10.9	2.1	X
0213	Electrical engine parts (including ignition parts)	3 766	18 732 566	6 110 053	32.6	15.0	X
0214	Brake parts (including fluid and all disk and drum parts)	4 257	15 787 221	3 333 050	21.1	8.2	X
0215	Exhaust system parts	3 068	11 406 217	934 509	8.2	2.3	X
0216	Glass	836	3 674 027	502 957	13.7	1.2	X
0217	Hoses, belts, gaskets, and wiper blades	3 694	14 077 074	1 334 269	9.5	3.3	X
0218	Filters (oil, air, gas, and transmission)	3 670	13 678 970	1 389 035	10.2	3.4	X
0219	Engine parts, except electrical	3 752	17 514 312	3 238 039	18.5	7.9	X
0221	Body parts and repair materials	2 562	9 917 747	2 804 175	28.3	6.9	X
0222	Suspension parts (shocks, struts, balljoints, etc.)	3 585	13 546 844	1 615 573	11.9	4.0	X
0223	Parts, n.e.c.	3 538	15 776 150	8 534 353	54.1	20.9	X
0224	Accessories	4 224	15 691 278	4 756 314	30.3	11.6	X
0240	Used automotive parts, accessories, and equipment	393	701 626	105 130	15.0	.3	X
0250	Petroleum products marketing equipment	762	1 874 552	934 029	49.8	2.3	X
0300	Tires and tubes	481	1 392 777	131 916	9.5	.3	67.4
0311	New tires and tubes	394	1 295 210	119 663	9.2	.3	X
0312	Recapped and used tires and repair materials	135	152 503	12 252	8.0	Z	X
0540	Other home furnishings	6	10 164	1 319	13.0	Z	X
0730	Flat glass and other construction glass (excluding automotive)	22	65 491	8 398	12.8	Z	X
0920	New computer equipment	13	43 696	13 211	30.2	Z	.4
0921	Computers	11	40 513	12 894	31.8	Z	X
1120	Flat iron and steel products	53	112 293	9 596	8.5	Z	X
1140	Iron and steel wire and wire products	6	7 724	161	2.1	Z	X
1400	Electrical apparatus and equipment	157	520 378	43 984	8.5	.1	4.6
1413	Motors and generators (including motor-generator sets)	62	238 225	23 071	9.7	.1	X
1500	Electrical appliances, household	27	237 082	91 571	38.6	.2	59.4
1512	Radios, stereos, and CD players	6	187 821	87 920	46.8	.2	X
1600	Electronic parts and equipment, except communication	166	592 446	47 678	8.0	.1	X

See footnotes at end of table.

Table 3. Merchant Wholesalers by Kind of Business and Commodity Line: 1997—Con.

[Includes only establishments with payroll. For meaning of abbreviations and symbols, see introductory text. For explanation of terms, see Appendix A]

NAICS code and CL code	Kind of business and commodity line	Establishments handling commodity line		Commodity line sales			Sales coverage percent
		Number	Total sales (\$1,000)	Amount ¹ (\$1,000)	As percent of total sales of—		
					Establishments handling line	Establishments in NAICS industry ¹	
421120	Motor vehicle supplies & new parts whse—Con.						
1650	Communication equipment and supplies	12	47 353	3 033	6.4	Z	18.5
1651	Telephones	12	47 353	3 033	6.4	Z	X
1700	Hardware	236	936 583	72 954	7.8	.2	9.2
1711	Hand tools (including power driven).....	168	691 691	49 172	7.1	.1	X
1712	Bolts, nuts, rivets, and fasteners	134	342 691	23 473	6.9	.1	X
1800	Plumbing and heating equipment and supplies (hydronics)	18	75 635	9 503	12.6	Z	19.7
1815	Boilers, radiators, and convectors	13	67 577	7 147	10.6	Z	X
1900	Warm air heating and air-conditioning equipment and supplies	9	113 537	11 407	10.0	Z	X
2000	Refrigeration equipment and supplies	9	131 294	11 100	8.5	Z	X
2100	Construction and mining machinery and equipment (including parts and attachments)	123	337 992	37 966	11.2	.1	.2
2114	New tractor shovel loaders	59	109 656	1 632	1.5	Z	X
2115	New graders, rollers, and off-highway trucks	59	109 656	814	.7	Z	X
2117	Other new construction and mining, logging, and road maintenance machinery, equipment, and parts	59	109 656	13 914	12.7	Z	X
2200	Farm machinery, equipment, and parts	132	567 856	58 162	10.2	.1	X
2220	Garden machinery, equipment, and parts	115	250 913	3 456	1.4	Z	X
2300	Hydraulic and pneumatic (fluid-power) pumps, motors, and parts	7	34 331	4 040	11.8	Z	X
2320	General-purpose industrial machinery, equipment, and parts	347	1 540 010	178 343	11.6	.4	9.3
2321	New pumps, compressors (air or gas), and equipment	67	164 207	14 981	9.1	Z	X
2323	New diesel engines (excluding automotive)	92	424 004	72 710	17.1	.2	X
2326	New controlling, recording, and indicating instruments and access.....	166	565 471	36 423	6.4	.1	X
2327	All other new general-purpose industrial machinery and equipment	107	635 931	54 229	8.5	.1	X
2330	Metalworking machinery, equipment, and parts	10	33 046	3 646	11.0	Z	X
2340	Materials handling machinery, equipment, and parts	8	27 955	2 094	7.5	Z	X
2350	Oil well, oil refinery, and pipeline machinery, equipment, and supplies.....	6	22 746	1 768	7.8	Z	X
2360	Other industrial machinery, equipment, and parts	16	97 523	9 830	10.1	Z	44.8
2366	Other new industrial machinery and equipment	13	94 694	9 597	10.1	Z	X
2367	Used industrial machinery and equipment	6	24 849	233	.9	Z	X
2370	Mechanical power transmission supplies	27	319 899	70 413	22.0	.2	28.8
2371	Bearings and bushings	17	273 559	49 543	18.1	.1	X
2372	Other mechanical power transmission supplies.....	21	272 278	20 870	7.7	.1	X
2390	Hydraulic and pneumatic (fluid-power) valves	12	70 252	6 522	9.3	Z	49.1
2391	Hydraulic valves	12	70 252	4 542	6.5	Z	X
2392	Pneumatic valves	9	43 631	1 979	4.5	Z	X
2420	Hydraulic and pneumatic connectors and assemblies	10	24 100	3 153	13.1	Z	73.1
2421	Hydraulic and pneumatic connectors	10	24 100	2 931	12.2	Z	X
2422	Hydraulic and pneumatic assemblies	7	10 857	222	2.0	Z	X
2430	Fluid-power filters, components, accessories, and parts	18	49 809	3 353	6.7	Z	73.1
2431	Filters	15	42 172	2 985	7.1	Z	X
2432	Other fluid-power components, accessories, and parts, n.e.c.	10	18 513	368	2.0	Z	X
2440	Welding supplies (excluding gases).....	7	9 292	1 147	12.3	Z	X
2450	Industrial containers and supplies	8	21 158	653	3.1	Z	X
2460	Other industrial supplies	29	65 763	8 806	13.4	Z	13.8
2465	Strapping and tape	12	9 705	26	.3	Z	X
2466	Industrial supplies, n.e.c.	27	64 491	8 654	13.4	Z	X
2620	Marine machinery, equipment, and supplies	13	56 757	10 843	19.1	Z	38.3
2622	New marine propulsion machinery and equipment	7	28 224	6 581	23.3	Z	X
2630	Other transportation equipment and supplies	7	131 722	9 988	7.6	Z	X
2700	Sporting and recreational goods and supplies	24	273 304	49 663	18.2	.1	X
2900	Ferrous metal scrap	9	21 912	1 461	6.7	Z	X
3150	Other durable goods	8	58 371	5 855	10.0	Z	5.2
3154	Other durable goods, n.e.c.	6	38 557	3 876	10.1	Z	X
3800	Men's and boys' wear.....	16	92 398	11 178	12.1	Z	X
3900	Women's and children's wear	9	5 056	643	12.7	Z	49.5
3916	Other women's, misses, and girl's wear (furs, sweaters, millinery, etc.) ..	9	5 056	643	12.7	Z	X
4100	Frozen foods (packaged)	9	42 882	732	1.7	Z	X
5300	Plastics materials and basic shapes	16	186 966	15 905	8.5	Z	69.9
5313	Plastics raw materials.....	11	162 514	13 456	8.3	Z	X
5330	Chemicals and allied products (excluding agricultural, plastics, gases, and petroleum)	723	2 291 921	187 799	8.2	.5	1.7
5334	Organic fibers	310	394 554	22 083	5.6	.1	X
5335	Detergents and soaps	109	732 978	98 981	13.5	.2	X
5342	Adhesives, sealants, and glues	193	905 402	54 722	6.0	.1	X
5344	Other chemicals and allied products	114	258 981	11 983	4.6	Z	X
5400	Petroleum products	628	1 562 123	96 962	6.2	.2	8.9
5412	Motor gasoline	10	14 670	819	5.6	Z	X
5418	Lubricating oil and greases	628	1 562 123	96 143	6.2	.2	X
5800	Farm supplies	14	5 185	338	6.5	Z	30.4
5818	Other farm supplies (including harness and saddlery equipment)	14	5 185	338	6.5	Z	X
6000	Paint, paint supplies, and wallpaper	77	108 098	12 077	11.2	Z	27.1
6011	Architectural coatings (enamels, primers, stains, solvents, and lacquers)	60	93 147	11 041	11.9	Z	X
6014	Paint supplies	17	14 951	696	4.7	Z	X
6100	Books, periodicals, newspapers, and miscellaneous printed materials	7	6 357	731	11.5	Z	X
6150	Nondurable goods, n.e.c.	10	37 281	6 511	17.5	Z	X
9700	Service receipts and labor charges (including installed parts)	1 468	3 321 390	555 304	16.7	1.4	64.4
9701	Labor charges for repair work	1 250	2 863 012	308 780	10.8	.8	X
9702	Parts installed in repair work	918	2 272 905	201 508	8.9	.5	X
9703	Other service receipts and labor charges—Specify	269	559 433	45 006	8.0	.1	X

See footnotes at end of table.

Table 3. Merchant Wholesalers by Kind of Business and Commodity Line: 1997—Con.

[Includes only establishments with payroll. For meaning of abbreviations and symbols, see introductory text. For explanation of terms, see Appendix A]

NAICS code and CL code	Kind of business and commodity line	Establishments handling commodity line		Commodity line sales			Sales coverage percent
		Number	Total sales (\$1,000)	Amount ¹ (\$1,000)	As percent of total sales of—		
					Establishments handling line	Establishments in NAICS industry ¹	
421120	Motor vehicle supplies & new parts whse—Con.						
9720	Receipts for service contracts	19	80 545	2 338	2.9	Z	X
9740	Receipts for installing equipment	21	39 359	4 960	12.6	Z	X
9810	Miscellaneous commodities	287	2 169 078	131 429	6.1	.3	X
9940	Rental and leasing receipts	67	260 324	8 879	3.4	Z	X
9980	Receipts for machine shop job work	269	364 572	28 324	7.8	.1	X
4211201	Motor vehicle supplies & new parts—warehouse distributors . .	14 357	X	19 025 397	X	100.0	74.6
0100	New and used automobiles, motorcycles, etc.	27	22 714	1 699	7.5	Z	18.7
0112	Used automobiles	24	22 490	1 699	7.6	Z	X
0130	Light trucks and vans (14,000 lb or less)	7	16 073	2 257	14.0	Z	6.6
0132	Used light trucks	7	16 073	2 257	14.0	Z	X
0200	New and rebuilt automotive parts and supplies	4 357	19 025 397	18 148 826	95.4	95.4	52.9
0211	Batteries	1 511	7 381 789	1 243 758	16.8	6.5	X
0212	Engines (complete)	752	4 039 210	185 400	4.6	1.0	X
0213	Electrical engine parts (including ignition parts)	1 768	9 246 486	1 844 051	19.9	9.7	X
0214	Brake parts (including fluid and all disk and drum parts)	1 939	9 269 838	1 904 930	20.6	10.0	X
0215	Exhaust system parts	1 336	6 441 767	513 622	8.0	2.7	X
0216	Glass	171	1 534 839	209 345	13.6	1.1	X
0217	Hoses, belts, gaskets, and wiper blades	1 705	8 350 571	804 731	9.6	4.2	X
0218	Filters (oil, air, gas, and transmission)	1 663	8 237 188	823 151	10.0	4.3	X
0219	Engine parts, except electrical	1 710	8 314 103	1 402 293	16.9	7.4	X
0221	Body parts and repair materials	986	5 356 650	1 354 253	25.3	7.1	X
0222	Suspension parts (shocks, struts, balljoints, etc.)	1 669	8 303 809	910 251	11.0	4.8	X
0223	Parts, n.e.c.	1 556	8 122 355	3 994 501	49.2	21.0	X
0224	Accessories	2 075	9 290 368	2 958 533	31.8	15.6	X
0240	Used automotive parts, accessories, and equipment	108	406 221	72 924	18.0	.4	X
0250	Petroleum products marketing equipment	115	638 668	31 930	5.0	.2	X
0300	Tires and tubes	205	532 522	59 512	11.2	.3	64.5
0311	New tires and tubes	162	478 061	50 705	10.6	.3	X
0312	Recapped and used tires and repair materials	69	94 332	8 807	9.3	Z	X
0730	Flat glass and other construction glass (excluding automotive)	13	54 920	7 810	14.2	Z	X
1120	Flat iron and steel products	14	49 193	1 840	3.7	Z	X
1400	Electrical apparatus and equipment	62	238 225	23 071	9.7	.1	10.8
1413	Motors and generators (including motor-generator sets)	62	238 225	23 071	9.7	.1	X
1500	Electrical appliances, household	6	187 821	87 920	46.8	.5	73.4
1512	Radios, stereos, and CD players	6	187 821	87 920	46.8	.5	X
1600	Electronic parts and equipment, except communication	69	312 863	19 187	6.1	.1	X
1700	Hardware	105	576 093	41 900	7.3	.2	10.1
1711	Hand tools (including power driven)	71	515 300	40 210	7.8	.2	X
1712	Bolts, nuts, rivets, and fasteners	34	60 793	1 690	2.8	Z	X
2100	Construction and mining machinery and equipment (including parts and attachments)	60	218 745	20 195	9.2	.1	X
2200	Farm machinery, equipment, and parts	57	232 538	8 048	3.5	Z	X
2220	Garden machinery, equipment, and parts	66	180 136	2 605	1.4	Z	X
2320	General-purpose industrial machinery, equipment, and parts	123	344 488	25 982	7.5	.1	2.8
2326	New controlling, recording, and indicating instruments and access	123	344 488	25 982	7.5	.1	X
2620	Marine machinery, equipment, and supplies	6	28 533	4 262	14.9	Z	X
5330	Chemicals and allied products (excluding agricultural, plastics, gases, and petroleum)	287	1 551 608	131 235	8.5	.7	.3
5335	Detergents and soaps	94	646 206	76 513	11.8	.4	X
5342	Adhesives, sealants, and glues	193	905 402	54 722	6.0	.3	X
5400	Petroleum products	174	815 001	51 338	6.3	.3	1.8
5418	Lubricating oil and greases	174	815 001	51 338	6.3	.3	X
9700	Service receipts and labor charges (including installed parts)	423	994 767	146 700	14.7	.8	69.8
9701	Labor charges for repair work	310	705 997	69 699	9.9	.4	X
9702	Parts installed in repair work	237	625 643	55 755	8.9	.3	X
9703	Other service receipts and labor charges—Specify	99	225 150	21 244	9.4	.1	X
9810	Miscellaneous commodities	110	429 088	44 725	10.4	.2	X
9940	Rental and leasing receipts	19	95 824	1 362	1.4	Z	X
9980	Receipts for machine shop job work	134	167 466	11 258	6.7	.1	X
4211202	Motor vehicle supplies & new parts—jobbers	5 732	X	20 760 962	X	100.0	71.8
0100	New and used automobiles, motorcycles, etc.	104	182 250	48 802	26.8	.2	6.5
0112	Used automobiles	68	48 678	5 686	11.7	Z	X
0113	Motorcycles	36	133 572	43 116	32.3	.2	X
0120	Buses, campers, and motor homes	20	52 873	4 827	9.1	Z	27.9
0121	Buses	20	52 873	4 827	9.1	Z	X
0130	Light trucks and vans (14,000 lb or less)	54	122 612	7 416	6.0	Z	14.8
0131	New light trucks	9	59 067	311	.5	Z	X
0132	Used light trucks	10	3 394	61	1.8	Z	X
0133	Vans and cargo vans (new and used)	35	60 118	7 044	11.7	Z	X
0140	Medium trucks and tractors (14,001 to 26,000 lb)	43	126 650	9 938	7.8	Z	X
0150	Heavy trucks and tractors (over 26,000 lb)	74	188 515	40 537	21.5	.2	59.8
0151	New heavy trucks (one piece)	43	164 314	31 997	19.5	.2	X
0152	New heavy truck tractors	9	23 666	2 251	9.5	Z	X
0154	New truck bodies	8	12 112	285	2.4	Z	X
0155	Used heavy trucks, tractors, and trailers	45	96 050	5 974	6.2	Z	X

See footnotes at end of table.

Table 3. Merchant Wholesalers by Kind of Business and Commodity Line: 1997—Con.

[Includes only establishments with payroll. For meaning of abbreviations and symbols, see introductory text. For explanation of terms, see Appendix A]

NAICS code and CL code	Kind of business and commodity line	Establishments handling commodity line		Commodity line sales			Sales coverage percent
		Number	Total sales (\$1,000)	Amount ¹ (\$1,000)	As percent of total sales of—		
					Establishments handling line	Establishments in NAICS industry ¹	
4211202	Motor vehicle supplies & new parts—jobbers—Con.						
0200	New and rebuilt automotive parts and supplies	5 732	20 760 962	19 466 247	93.8	93.8	40.6
0211	Batteries	1 702	4 759 374	994 312	20.9		X
0212	Engines (complete)	1 180	3 679 968	653 840	17.8		X
0213	Electrical engine parts (including ignition parts)	1 992	9 480 300	4 265 728	45.0		X
0214	Brake parts (including fluid and all disk and drum parts)	2 308	6 491 685	1 426 633	22.0		X
0215	Exhaust system parts	1 728	4 961 728	420 825	8.5		X
0216	Glass	666	2 139 188	293 612	13.7		X
0217	Hoses, belts, gaskets, and wiper blades	1 955	5 663 024	525 226	9.3		X
0218	Filters (oil, air, gas, and transmission)	1 974	5 379 539	559 827	10.4		X
0219	Engine parts, except electrical	2 037	9 196 944	1 835 699	20.0		X
0221	Body parts and repair materials	1 574	4 558 646	1 449 066	31.8		X
0222	Suspension parts (shocks, struts, balljoints, etc.)	1 914	5 240 584	705 263	13.5		X
0223	Parts, n.e.c.	1 978	7 635 066	4 538 574	59.4	21.9	X
0224	Accessories	2 143	6 397 539	1 797 647	28.1	8.7	X
0240	Used automotive parts, accessories, and equipment	283	294 689	32 144	10.9	.2	X
0250	Petroleum products marketing equipment	140	165 441	12 253	7.4	.1	X
0300	Tires and tubes	271	852 588	71 126	8.3	.3	69.0
0311	New tires and tubes	229	814 048	68 594	8.4	.3	X
0312	Recapped and used tires and repair materials	64	53 605	2 531	4.7	Z	X
0730	Flat glass and other construction glass (excluding automotive)	9	10 571	588	5.6	Z	X
0920	New computer equipment	11	40 513	12 894	31.8	.1	.4
0921	Computers	11	40 513	12 894	31.8	.1	X
1120	Flat iron and steel products	39	63 100	7 756	12.3	Z	X
1140	Iron and steel wire and wire products	6	7 724	161	2.1	Z	X
1400	Electrical apparatus and equipment	88	258 021	17 373	6.7	.1	X
1500	Electrical appliances, household	21	49 261	3 651	7.4	Z	X
1600	Electronic parts and equipment, except communication	86	254 146	25 121	9.9	.1	X
1650	Communication equipment and supplies	10	44 753	2 435	5.4	Z	13.5
1651	Telephones	10	44 753	2 435	5.4	Z	X
1700	Hardware	130	357 364	30 745	8.6	.1	7.7
1711	Hand tools (including power driven)	97	176 391	8 962	5.1	Z	X
1712	Bolts, nuts, rivets, and fasteners	100	281 898	21 783	7.7	.1	X
1800	Plumbing and heating equipment and supplies (hydronics)	13	67 577	7 147	10.6	Z	15.2
1815	Boilers, radiators, and convectors	13	67 577	7 147	10.6	Z	X
2000	Refrigeration equipment and supplies	7	129 092	10 001	7.7	Z	X
2100	Construction and mining machinery and equipment (including parts and attachments)	59	109 656	16 360	14.9	.1	.7
2114	New tractor shovel loaders	59	109 656	1 632	1.5	Z	X
2115	New graders, rollers, and off-highway trucks	59	109 656	814	.7	Z	X
2117	Other new construction and mining, logging, and road maintenance machinery, equipment, and parts	59	109 656	13 914	12.7	.1	X
2200	Farm machinery, equipment, and parts	75	335 318	50 114	14.9	.2	X
2220	Garden machinery, equipment, and parts	49	70 777	851	1.2	Z	X
2320	General-purpose industrial machinery, equipment, and parts	195	1 081 814	128 914	11.9	.6	10.3
2321	New pumps, compressors (air or gas), and equipment	38	50 499	911	1.8	Z	X
2323	New diesel engines (excluding automotive)	92	424 004	72 710	17.1	.4	X
2326	New controlling, recording, and indicating instruments and access	43	220 983	10 441	4.7	.1	X
2327	All other new general-purpose industrial machinery and equipment	78	522 223	44 852	8.6	.2	X
2330	Metalworking machinery, equipment, and parts	8	29 863	3 010	10.1	Z	X
2360	Other industrial machinery, equipment, and parts	11	56 763	4 863	8.6	Z	35.8
2366	Other new industrial machinery and equipment	8	53 934	4 630	8.6	Z	X
2367	Used industrial machinery and equipment	6	24 849	233	.9	Z	X
2370	Mechanical power transmission supplies	22	303 256	66 543	21.9	.3	25.2
2371	Bearings and bushings	15	272 097	49 476	18.2	.2	X
2372	Other mechanical power transmission supplies	19	257 097	17 067	6.6	.1	X
2390	Hydraulic and pneumatic (fluid-power) valves	9	43 631	4 001	9.2	Z	20.8
2391	Hydraulic valves	9	43 631	2 021	4.6	Z	X
2392	Pneumatic valves	9	43 631	1 979	4.5	Z	X
2420	Hydraulic and pneumatic connectors and assemblies	9	22 387	2 692	12.0	Z	71.8
2421	Hydraulic and pneumatic connectors	9	22 387	2 504	11.2	Z	X
2422	Hydraulic and pneumatic assemblies	6	9 144	188	2.1	Z	X
2430	Fluid-power filters, components, accessories, and parts	15	23 188	832	3.6	Z	71.8
2431	Filters	12	15 551	481	3.1	Z	X
2432	Other fluid-power components, accessories, and parts, n.e.c.	9	16 800	351	2.1	Z	X
2450	Industrial containers and supplies	6	18 227	392	2.2	Z	X
2460	Other industrial supplies	23	51 455	7 604	14.8	Z	3.1
2465	Strapping and tape	12	9 705	26	.3	Z	X
2466	Industrial supplies, n.e.c.	23	51 455	7 578	14.7	Z	X
2620	Marine machinery, equipment, and supplies	7	28 224	6 581	23.3	Z	65.6
2622	New marine propulsion machinery and equipment	7	28 224	6 581	23.3	Z	X
2700	Sporting and recreational goods and supplies	19	70 166	9 050	12.9	Z	X
3150	Other durable goods	6	38 557	3 876	10.1	Z	8.1
3154	Other durable goods, n.e.c.	6	38 557	3 876	10.1	Z	X
3800	Men's and boys' wear	12	70 247	7 666	10.9	Z	X
3900	Women's and children's wear	7	2 688	179	6.7	Z	34.7
3916	Other women's, misses, and girl's wear (furs, sweaters, millinery, etc.) ..	7	2 688	179	6.7	Z	X
4100	Frozen foods (packaged)	9	42 882	732	1.7	Z	X
5300	Plastics materials and basic shapes	16	186 966	15 905	8.5	.1	68.7
5313	Plastics raw materials	11	162 514	13 456	8.3	.1	X

See footnotes at end of table.

Table 3. Merchant Wholesalers by Kind of Business and Commodity Line: 1997—Con.

[Includes only establishments with payroll. For meaning of abbreviations and symbols, see introductory text. For explanation of terms, see Appendix A]

NAICS code and CL code	Kind of business and commodity line	Establishments handling commodity line		Commodity line sales			Sales coverage percent
		Number	Total sales (\$1,000)	Amount ¹ (\$1,000)	As percent of total sales of—		
					Establishments handling line	Establishments in NAICS industry ¹	
4211202	Motor vehicle supplies & new parts—jobbers—Con.						
5330	Chemicals and allied products (excluding agricultural, plastics, gases, and petroleum)	431	717 065	51 493	7.2	.2	5.5
5334	Organic fibers	310	394 554	22 083	5.6	.1	X
5335	Detergents and soaps	15	86 772	22 468	25.9	.1	X
5344	Other chemicals and allied products	109	235 733	6 912	2.9	Z	X
5400	Petroleum products	448	730 096	39 028	5.3	.2	19.5
5412	Motor gasoline	10	14 670	819	5.6	Z	X
5418	Lubricating oil and greases	448	730 096	38 209	5.2	.2	X
5800	Farm supplies	14	5 185	338	6.5	Z	29.9
5818	Other farm supplies (including harness and saddlery equipment)	14	5 185	338	6.5	Z	X
6000	Paint, paint supplies, and wallpaper	71	94 919	9 071	9.6	Z	25.8
6011	Architectural coatings (enamels, primers, stains, solvents, and lacquers)	58	86 801	8 820	10.2	Z	X
6014	Paint supplies	13	8 118	251	3.1	Z	X
6100	Books, periodicals, newspapers, and miscellaneous printed materials	7	6 357	731	11.5	Z	X
6150	Nondurable goods, n.e.c.	7	29 847	5 991	20.1	Z	X
9700	Service receipts and labor charges (including installed parts)	869	1 877 953	314 172	16.7	1.5	59.1
9701	Labor charges for repair work	773	1 732 499	187 018	10.8	.9	X
9702	Parts installed in repair work	536	1 285 695	117 960	9.2	.6	X
9703	Other service receipts and labor charges—Specify	116	200 731	9 186	4.6	Z	X
9720	Receipts for service contracts	15	63 232	2 166	3.4	Z	X
9740	Receipts for installing equipment	11	23 931	1 393	5.8	Z	X
9810	Miscellaneous commodities	164	1 713 446	82 470	4.8	.4	X
9940	Rental and leasing receipts	40	135 667	7 113	5.2	Z	X
9980	Receipts for machine shop job work	135	197 106	17 066	8.7	.1	X
4211203	Petroleum products marketing equipment whse	507	X	1 070 443	X	100.0	72.1
0140	Medium trucks and tractors (14,001 to 26,000 lb)	8	19 269	382	2.0	Z	X
0200	New and rebuilt automotive parts and supplies	51	109 038	15 052	13.8	1.4	X
0250	Petroleum products marketing equipment	507	1 070 443	889 846	83.1	83.1	X
1400	Electrical apparatus and equipment	7	24 132	3 540	14.7	.3	X
1600	Electronic parts and equipment, except communication	11	25 437	3 370	13.2	.3	X
2320	General-purpose industrial machinery, equipment, and parts	29	113 708	23 447	20.6	2.2	X
5400	Petroleum products	6	17 026	6 596	38.7	.6	X
9700	Service receipts and labor charges (including installed parts)	176	448 670	94 432	21.0	8.8	X
9740	Receipts for installing equipment	6	9 320	2 453	26.3	.2	X
9810	Miscellaneous commodities	13	26 544	4 234	16.0	.4	X
9940	Rental and leasing receipts	8	28 833	404	1.4	Z	X
42113	Tire & tube whse	1 738	X	6 627 456	X	100.0	74.8
0200	New and rebuilt automotive parts and supplies	432	2 232 664	140 024	6.3	2.1	62.0
0211	Batteries	151	1 160 611	12 221	1.1	.2	X
0212	Engines (complete)	9	16 985	354	2.1	Z	X
0213	Electrical engine parts (including ignition parts)	19	54 920	2 537	4.6	Z	X
0214	Brake parts (including fluid and all disk and drum parts)	94	779 537	4 359	.6	.1	X
0215	Exhaust system parts	23	48 000	602	1.3	Z	X
0217	Hoses, belts, gaskets, and wiper blades	29	64 645	1 295	2.0	Z	X
0218	Filters (oil, air, gas, and transmission)	66	853 202	4 293	.5	.1	X
0219	Engine parts, except electrical	23	53 654	1 174	2.2	Z	X
0221	Body parts and repair materials	11	12 213	1 828	15.0	Z	X
0222	Suspension parts (shocks, struts, balljoints, etc.)	105	941 145	8 665	.9	.1	X
0223	Parts, n.e.c.	118	1 116 560	57 685	5.2	.9	X
0224	Accessories	192	773 039	45 000	5.8	.7	X
0240	Used automotive parts, accessories, and equipment	37	169 108	4 132	2.4	.1	X
0250	Petroleum products marketing equipment	11	42 079	779	1.9	Z	X
0300	Tires and tubes	1 738	6 627 456	6 235 397	94.1	94.1	63.6
0311	New tires and tubes	1 552	6 399 438	5 536 180	86.5	83.5	X
0312	Recapped and used tires and repair materials	934	2 220 145	699 216	31.5	10.6	X
2200	Farm machinery, equipment, and parts	6	19 663	3 279	16.7	Z	3.3
2218	Used farm machinery and equipment	6	19 663	3 279	16.7	Z	X
2320	General-purpose industrial machinery, equipment, and parts	11	123 720	2 440	2.0	Z	X
2700	Sporting and recreational goods and supplies	6	47 214	7 340	15.5	.1	X
5330	Chemicals and allied products (excluding agricultural, plastics, gases, and petroleum)	39	152 790	3 760	2.5	.1	2.1
5344	Other chemicals and allied products	39	152 790	3 760	2.5	.1	X
5400	Petroleum products	47	151 136	23 888	15.8	.4	17.5
5418	Lubricating oil and greases	47	151 136	17 056	11.3	.3	X
9700	Service receipts and labor charges (including installed parts)	591	1 639 210	149 840	9.1	2.3	70.5
9701	Labor charges for repair work	510	1 253 397	117 348	9.4	1.8	X
9702	Parts installed in repair work	206	576 855	22 760	3.9	.3	X
9703	Other service receipts and labor charges—Specify	113	411 307	9 731	2.4	.1	X
9810	Miscellaneous commodities	86	921 007	36 414	4.0	.5	X
421130	Tire & tube whse	1 738	X	6 627 456	X	100.0	74.8
0200	New and rebuilt automotive parts and supplies	432	2 232 664	140 024	6.3	2.1	62.0
0211	Batteries	151	1 160 611	12 221	1.1	.2	X
0212	Engines (complete)	9	16 985	354	2.1	Z	X
0213	Electrical engine parts (including ignition parts)	19	54 920	2 537	4.6	Z	X
0214	Brake parts (including fluid and all disk and drum parts)	94	779 537	4 359	.6	.1	X
0215	Exhaust system parts	23	48 000	602	1.3	Z	X
0217	Hoses, belts, gaskets, and wiper blades	29	64 645	1 295	2.0	Z	X
0218	Filters (oil, air, gas, and transmission)	66	853 202	4 293	.5	.1	X
0219	Engine parts, except electrical	23	53 654	1 174	2.2	Z	X
0221	Body parts and repair materials	11	12 213	1 828	15.0	Z	X
0222	Suspension parts (shocks, struts, balljoints, etc.)	105	941 145	8 665	.9	.1	X
0223	Parts, n.e.c.	118	1 116 560	57 685	5.2	.9	X

See footnotes at end of table.

Table 3. Merchant Wholesalers by Kind of Business and Commodity Line: 1997—Con.

[Includes only establishments with payroll. For meaning of abbreviations and symbols, see introductory text. For explanation of terms, see Appendix A]

NAICS code and CL code	Kind of business and commodity line	Establishments handling commodity line		Commodity line sales			Sales coverage percent
		Number	Total sales (\$1,000)	Amount ¹ (\$1,000)	As percent of total sales of—		
					Establishments handling line	Establishments in NAICS industry ¹	
421130	Tire & tube whsle—Con.						
0200	New and rebuilt automotive parts and supplies—Con.						
0224	Accessories	192	773 039	45 000	5.8	.7	X
0240	Used automotive parts, accessories, and equipment	37	169 108	4 132	2.4	.1	X
0250	Petroleum products marketing equipment	11	42 079	779	1.9	Z	X
0300	Tires and tubes	1 738	6 627 456	6 235 397	94.1	94.1	63.6
0311	New tires and tubes	1 552	6 399 438	5 536 180	86.5	83.5	X
0312	Recapped and used tires and repair materials	934	2 220 145	699 216	31.5	10.6	X
2200	Farm machinery, equipment, and parts	6	19 663	3 279	16.7	Z	3.3
2218	Used farm machinery and equipment	6	19 663	3 279	16.7	Z	X
2320	General-purpose industrial machinery, equipment, and parts	11	123 720	2 440	2.0	Z	X
2700	Sporting and recreational goods and supplies	6	47 214	7 340	15.5	.1	X
5330	Chemicals and allied products (excluding agricultural, plastics, gases, and petroleum)	39	152 790	3 760	2.5	.1	2.1
5344	Other chemicals and allied products	39	152 790	3 760	2.5	.1	X
5400	Petroleum products	47	151 136	23 888	15.8	.4	17.5
5418	Lubricating oil and greases	47	151 136	17 056	11.3	.3	X
9700	Service receipts and labor charges (including installed parts)	591	1 639 210	149 840	9.1	2.3	70.5
9701	Labor charges for repair work	510	1 253 397	117 348	9.4	1.8	X
9702	Parts installed in repair work	206	576 855	22 760	3.9	.3	X
9703	Other service receipts and labor charges—Specify	113	411 307	9 731	2.4	.1	X
9810	Miscellaneous commodities	86	921 007	36 414	4.0	.5	X
42114	Motor vehicle parts, (used) whsle	7 105	X	5 272 107	X	100.0	69.6
0100	New and used automobiles, motorcycles, etc.	1 697	1 378 037	169 077	12.3	3.2	3.3
0111	New automobiles	30	16 741	925	5.5	Z	X
0112	Used automobiles	1 625	1 325 058	162 256	12.2	3.1	X
0113	Motorcycles	65	58 036	5 896	10.2	.1	X
0120	Buses, campers, and motor homes	41	88 138	14 525	16.5	.3	36.4
0121	Buses	8	75 970	13 962	18.4	.3	X
0122	Motor homes, car trailers, and campers	34	12 168	563	4.6	Z	X
0130	Light trucks and vans (14,000 lb or less)	366	304 983	19 254	6.3	.4	4.3
0132	Used light trucks	336	280 165	13 372	4.8	.3	X
0133	Vans and cargo vans (new and used)	225	152 001	5 882	3.9	.1	X
0140	Medium trucks and tractors (14,001 to 26,000 lb)	68	114 322	4 374	3.8	.1	X
0150	Heavy trucks and tractors (over 26,000 lb)	59	68 461	6 572	9.6	.1	2.9
0155	Used heavy trucks, tractors, and trailers	59	68 461	6 572	9.6	.1	X
0200	New and rebuilt automotive parts and supplies	1 934	1 553 368	252 063	16.2	4.8	58.6
0211	Batteries	445	280 383	9 252	3.3	.2	X
0212	Engines (complete)	446	395 262	32 847	8.3	.6	X
0213	Electrical engine parts (including ignition parts)	305	290 780	13 326	4.6	.3	X
0214	Brake parts (including fluid and all disk and drum parts)	448	491 917	25 422	5.2	.5	X
0215	Exhaust system parts	218	171 672	3 480	2.0	.1	X
0216	Glass	492	386 620	12 553	3.2	.2	X
0217	Hoses, belts, gaskets, and wiper blades	195	155 397	5 087	3.3	.1	X
0218	Filters (oil, air, gas, and transmission)	153	111 304	3 533	3.2	.1	X
0219	Engine parts, except electrical	472	510 501	29 597	5.8	.6	X
0221	Body parts and repair materials	873	661 143	47 856	7.2	.9	X
0222	Suspension parts (shocks, struts, balljoints, etc.)	262	221 097	5 882	2.7	.1	X
0223	Parts, n.e.c.	412	325 336	44 514	13.7	.8	X
0224	Accessories	615	382 129	18 719	4.9	.4	X
0240	Used automotive parts, accessories, and equipment	7 105	5 272 107	4 565 384	86.6	86.6	X
0250	Petroleum products marketing equipment	15	15 287	235	1.5	Z	X
0300	Tires and tubes	966	782 159	34 507	4.4	.7	62.4
0311	New tires and tubes	133	100 292	4 395	4.4	.1	X
0312	Recapped and used tires and repair materials	867	731 948	30 112	4.1	.6	X
0730	Flat glass and other construction glass (excluding automotive)	6	7 456	222	3.0	Z	X
1100	Iron and steel products (semifinished)	7	4 376	716	16.4	Z	X
1120	Flat iron and steel products	103	70 707	9 454	13.4	.2	X
1200	Copper and brass	10	6 693	709	10.6	Z	X
1220	Aluminum shapes, forms, etc.	8	6 345	386	6.1	Z	X
1230	Other nonferrous metals (magnesium, nickel, tin, lead, zinc, etc., except precious)	6	5 867	369	6.3	Z	X
1400	Electrical apparatus and equipment	6	4 654	77	1.7	Z	X
1500	Electrical appliances, household	9	5 029	154	3.1	Z	10.1
1512	Radios, stereos, and CD players	9	5 029	154	3.1	Z	X
1600	Electronic parts and equipment, except communication	35	22 013	864	3.9	Z	X
2100	Construction and mining machinery and equipment (including parts and attachments)	15	21 409	1 569	7.3	Z	X
2200	Farm machinery, equipment, and parts	26	25 663	1 395	5.4	Z	1.5
2218	Used farm machinery and equipment	26	25 663	1 395	5.4	Z	X
2220	Garden machinery, equipment, and parts	12	538	242	45.0	Z	X
2320	General-purpose industrial machinery, equipment, and parts	10	8 598	295	3.4	Z	X
2900	Ferrous metal scrap	151	230 744	39 512	17.1	.7	34.7
2911	Prepared ferrous metal scrap (processed by this establishment)	53	55 983	21 430	38.3	.4	X
2912	Prepared ferrous metal scrap (not processed by this establishment)	67	32 085	6 934	21.6	.1	X
2913	Unprepared ferrous metal scrap including bimetal cans	39	147 493	11 147	7.6	.2	X
2920	Nonferrous metal scrap	51	36 892	3 818	10.3	.1	62.2
2921	Aluminum scrap	49	36 532	2 170	5.9	Z	X
2922	Copper and copper alloy scrap	32	29 952	1 547	5.2	Z	X
2923	Lead scrap	15	1 703	44	2.6	Z	X
2924	Other nonferrous metallic scrap (nickel, zinc, and precious and special metals)	7	585	55	9.4	Z	X

See footnotes at end of table.

Table 3. Merchant Wholesalers by Kind of Business and Commodity Line: 1997—Con.

[Includes only establishments with payroll. For meaning of abbreviations and symbols, see introductory text. For explanation of terms, see Appendix A]

NAICS code and CL code	Kind of business and commodity line	Establishments handling commodity line		Commodity line sales			Sales coverage percent
		Number	Total sales (\$1,000)	Amount ¹ (\$1,000)	As percent of total sales of—		
					Establishments handling line	Establishments in NAICS industry ¹	
42114	Motor vehicle parts, (used) whsle—Con.						
2930	Recyclable paper and paperboard	6	17 894	2 232	12.5	Z	X
2940	Recyclable materials, except metal	8	29 457	313	1.1	Z	59.6
2943	Recyclable plastics	6	6 478	122	1.9	Z	X
2944	Recyclable glass	6	6 478	2	Z	Z	X
5330	Chemicals and allied products (excluding agricultural, plastics, gases, and petroleum)	170	198 460	7 680	3.9	.1	1.0
5344	Other chemicals and allied products	170	198 460	7 680	3.9	.1	X
5400	Petroleum products	131	96 066	4 888	5.1	.1	7.4
5412	Motor gasoline	34	37 253	2 012	5.4	Z	X
5418	Lubricating oil and greases	131	96 066	2 876	3.0	.1	X
6000	Paint, paint supplies, and wallpaper	31	11 673	248	2.1	Z	X
9700	Service receipts and labor charges (including installed parts)	950	715 730	89 345	12.5	1.7	54.1
9701	Labor charges for repair work	766	595 046	45 124	7.6	.9	X
9702	Parts installed in repair work	503	386 740	25 351	6.6	.5	X
9703	Other service receipts and labor charges—Specify	219	141 369	18 860	13.3	.4	X
9810	Miscellaneous commodities	231	215 236	27 616	12.8	.5	X
9940	Rental and leasing receipts	95	91 991	2 639	2.9	.1	X
9980	Receipts for machine shop job work	84	73 490	4 498	6.1	.1	X
421140	Motor vehicle parts, (used) whsle	7 105	X	5 272 107	X	100.0	69.6
0100	New and used automobiles, motorcycles, etc.	1 697	1 378 037	169 077	12.3	3.2	3.3
0111	New automobiles	30	16 741	925	5.5	Z	X
0112	Used automobiles	1 625	1 325 058	162 256	12.2	3.1	X
0113	Motorcycles	65	58 036	5 896	10.2	.1	X
0120	Buses, campers, and motor homes	41	88 138	14 525	16.5	.3	36.4
0121	Buses	8	75 970	13 962	18.4	.3	X
0122	Motor homes, car trailers, and campers	34	12 168	563	4.6	Z	X
0130	Light trucks and vans (14,000 lb or less)	366	304 983	19 254	6.3	.4	4.3
0132	Used light trucks	336	280 165	13 372	4.8	.3	X
0133	Vans and cargo vans (new and used)	225	152 001	5 882	3.9	.1	X
0140	Medium trucks and tractors (14,001 to 26,000 lb)	68	114 322	4 374	3.8	.1	X
0150	Heavy trucks and tractors (over 26,000 lb)	59	68 461	6 572	9.6	.1	2.9
0155	Used heavy trucks, tractors, and trailers	59	68 461	6 572	9.6	.1	X
0200	New and rebuilt automotive parts and supplies	1 934	1 553 368	252 063	16.2	4.8	58.6
0211	Batteries	445	280 383	9 252	3.3	.2	X
0212	Engines (complete)	446	395 262	32 847	8.3	.6	X
0213	Electrical engine parts (including ignition parts)	305	290 780	13 326	4.6	.3	X
0214	Brake parts (including fluid and all disk and drum parts)	448	491 917	25 422	5.2	.5	X
0215	Exhaust system parts	218	171 672	3 480	2.0	.1	X
0216	Glass	492	386 620	12 553	3.2	.2	X
0217	Hoses, belts, gaskets, and wiper blades	195	155 397	5 087	3.3	.1	X
0218	Filters (oil, air, gas, and transmission)	153	111 304	3 533	3.2	.1	X
0219	Engine parts, except electrical	472	510 501	29 597	5.8	.6	X
0221	Body parts and repair materials	873	661 143	47 856	7.2	.9	X
0222	Suspension parts (shocks, struts, balljoints, etc.)	262	221 097	5 882	2.7	.1	X
0223	Parts, n.e.c.	412	325 336	44 514	13.7	.8	X
0224	Accessories	615	382 129	18 719	4.9	.4	X
0240	Used automotive parts, accessories, and equipment	7 105	5 272 107	4 565 384	86.6	86.6	X
0250	Petroleum products marketing equipment	15	15 287	235	1.5	Z	X
0300	Tires and tubes	966	782 159	34 507	4.4	.7	62.4
0311	New tires and tubes	133	100 292	4 395	4.4	.1	X
0312	Recapped and used tires and repair materials	867	731 948	30 112	4.1	.6	X
0730	Flat glass and other construction glass (excluding automotive)	6	7 456	222	3.0	Z	X
1100	Iron and steel products (semifinished)	7	4 376	716	16.4	Z	X
1120	Flat iron and steel products	103	70 707	9 454	13.4	.2	X
1200	Copper and brass	10	6 693	709	10.6	Z	X
1220	Aluminum shapes, forms, etc.	8	6 345	386	6.1	Z	X
1230	Other nonferrous metals (magnesium, nickel, tin, lead, zinc, etc., except precious)	6	5 867	369	6.3	Z	X
1400	Electrical apparatus and equipment	6	4 654	77	1.7	Z	X
1500	Electrical appliances, household	9	5 029	154	3.1	Z	10.1
1512	Radios, stereos, and CD players	9	5 029	154	3.1	Z	X
1600	Electronic parts and equipment, except communication	35	22 013	864	3.9	Z	X
2100	Construction and mining machinery and equipment (including parts and attachments)	15	21 409	1 569	7.3	Z	X
2200	Farm machinery, equipment, and parts	26	25 663	1 395	5.4	Z	1.5
2218	Used farm machinery and equipment	26	25 663	1 395	5.4	Z	X
2220	Garden machinery, equipment, and parts	12	538	242	45.0	Z	X
2320	General-purpose industrial machinery, equipment, and parts	10	8 598	295	3.4	Z	X
2900	Ferrous metal scrap	151	230 744	39 512	17.1	.7	34.7
2911	Prepared ferrous metal scrap (processed by this establishment)	53	55 983	21 430	38.3	.4	X
2912	Prepared ferrous metal scrap (not processed by this establishment)	67	32 085	6 934	21.6	.1	X
2913	Unprepared ferrous metal scrap including bimetal cans	39	147 493	11 147	7.6	.2	X
2920	Nonferrous metal scrap	51	36 892	3 818	10.3	.1	62.2
2921	Aluminum scrap	49	36 532	2 170	5.9	Z	X
2922	Copper and copper alloy scrap	32	29 952	1 547	5.2	Z	X
2923	Lead scrap	15	1 703	44	2.6	Z	X
2924	Other nonferrous metallic scrap (nickel, zinc, and precious and special metals)	7	585	55	9.4	Z	X
2930	Recyclable paper and paperboard	6	17 894	2 232	12.5	Z	X

See footnotes at end of table.

Table 3. Merchant Wholesalers by Kind of Business and Commodity Line: 1997—Con.

[Includes only establishments with payroll. For meaning of abbreviations and symbols, see introductory text. For explanation of terms, see Appendix A]

NAICS code and CL code	Kind of business and commodity line	Establishments handling commodity line		Commodity line sales			Sales coverage percent
		Number	Total sales (\$1,000)	Amount ¹ (\$1,000)	As percent of total sales of—		
					Establishments handling line	Establishments in NAICS industry ¹	
421140	Motor vehicle parts, (used) whsle—Con.						
2940	Recyclable materials, except metal	8	29 457	313	1.1	Z	59.6
2943	Recyclable plastics	6	6 478	122	1.9	Z	X
2944	Recyclable glass	6	6 478	2	Z	Z	X
5330	Chemicals and allied products (excluding agricultural, plastics, gases, and petroleum)	170	198 460	7 680	3.9	.1	1.0
5344	Other chemicals and allied products	170	198 460	7 680	3.9	.1	X
5400	Petroleum products	131	96 066	4 888	5.1	.1	7.4
5412	Motor gasoline	34	37 253	2 012	5.4	Z	X
5418	Lubricating oil and greases	131	96 066	2 876	3.0	.1	X
6000	Paint, paint supplies, and wallpaper	31	11 673	248	2.1	Z	X
9700	Service receipts and labor charges (including installed parts)	950	715 730	89 345	12.5	1.7	54.1
9701	Labor charges for repair work	766	595 046	45 124	7.6	.9	X
9702	Parts installed in repair work	503	386 740	25 351	6.6	.5	X
9703	Other service receipts and labor charges—Specify	219	141 369	18 860	13.3	.4	X
9810	Miscellaneous commodities	231	215 236	27 616	12.8	.5	X
9940	Rental and leasing receipts	95	91 991	2 639	2.9	.1	X
9980	Receipts for machine shop job work	84	73 490	4 498	6.1	.1	X
4212	Furniture & home furnishings whsle	11 912	X	38 998 409	X	100.0	73.8
0200	New and rebuilt automotive parts and supplies	6	19 518	893	4.6	Z	X
0400	Household and lawn furniture	2 846	7 468 086	5 543 038	74.2	14.2	60.6
0411	Upholstered furniture	1 421	3 323 575	1 275 385	38.4	3.3	X
0412	Sleep furniture and equipment	906	2 488 829	871 623	35.0	2.2	X
0413	Lawn furniture and equipment	476	1 138 798	328 364	28.8	.8	X
0414	Other furniture (including sleep sofas)	1 852	5 225 873	3 067 642	58.7	7.9	X
0420	Office and business furniture	2 897	12 351 846	10 683 394	86.5	27.4	59.2
0421	New office furniture (wooden and metal)	2 571	11 493 857	9 438 075	82.1	24.2	X
0422	New store and restaurant furniture	220	869 537	395 960	45.5	1.0	X
0423	New public furniture (theater seats, church pews, park benches, and school desks)	337	948 095	411 200	43.4	1.1	X
0424	Used office and business furniture	824	2 940 943	438 124	14.9	1.1	X
0500	Household china, glassware, crockery, and plastic housewares	1 333	4 770 458	3 375 179	70.8	8.7	X
0520	Linens, domestics, curtains, and draperies	1 958	5 705 746	4 100 098	71.9	10.5	61.2
0521	Bedspreads, blankets, and bedding	767	3 058 878	1 366 530	44.7	3.5	X
0522	Curtains and draperies	1 011	2 548 262	539 689	21.2	1.4	X
0523	Shades and blinds	853	1 539 770	664 508	43.2	1.7	X
0524	Towels and washcloths	436	2 372 290	852 597	35.9	2.2	X
0525	Other linens and domestics	538	2 283 324	676 687	29.6	1.7	X
0530	Flooring and floor coverings	2 772	10 613 403	7 689 548	72.5	19.7	62.1
0531	Soft-surface (textile) floor coverings and accessories (including rugs, carpets, and pads)	2 426	9 214 244	3 773 614	41.0	9.7	X
0532	Hardwood flooring	798	4 659 305	1 026 948	22.0	2.6	X
0533	Other hard-surface floor coverings and accessories (including tile and sheet goods)	1 400	6 339 523	2 888 983	45.6	7.4	X
0540	Other home furnishings	2 932	8 028 416	5 247 212	65.4	13.5	47.5
0541	Metal flatware and kitchen utensils	379	1 821 951	653 822	35.9	1.7	X
0542	Mirrors, lamps, and picture frames	1 680	4 138 281	2 002 328	48.4	5.1	X
0543	Home furnishings, n.e.c.	1 435	3 864 016	2 591 034	67.1	6.6	X
0600	Lumber: rough, dressed, and finished	12	24 449	8 645	35.4	Z	52.4
0611	Dimensional lumber (non-treated)	10	23 093	8 502	36.8	Z	X
0620	Plywood and millwork	41	208 205	55 424	26.6	.1	16.5
0622	Other panels products (including hardwood plywood, waterboard, and particleboard)	11	97 706	3 434	3.5	Z	X
0623	Gypsum, specialty boards, and treatments	6	12 302	1 616	13.1	Z	X
0624	Wood millwork (doors, windows, cabinets, etc.)	20	81 758	42 432	51.9	.1	X
0700	Brick, stone, tile, sand, block, cement, and gravel	24	94 961	19 284	20.3	Z	68.4
0712	Cement and lime	8	4 348	1 075	24.7	Z	X
0714	Brick, block, tile, clay/cement sewer pipe, etc.	15	88 237	17 103	19.4	Z	X
0720	Roofing, siding, and insulation materials	46	234 908	23 828	10.1	.1	4.2
0721	Roofing, except wood	27	138 314	12 717	9.2	Z	X
0722	Siding, except wood	7	20 876	5 216	25.0	Z	X
0730	Flat glass and other construction glass (excluding automotive)	15	61 360	30 223	49.3	.1	X
0740	Other construction materials	32	214 481	34 093	15.9	.1	48.4
0744	Construction materials, n.e.c. (including wire fence and construction paper)	25	136 943	26 162	19.1	.1	X
0800	Photographic equipment and supplies (excluding video)	18	26 070	2 443	9.4	Z	X
0900	Office equipment	149	413 114	50 375	12.2	.1	7.7
0911	Typewriters and dedicated word processors	89	228 577	1 549	.7	Z	X
0912	Calculators and accounting machines	100	268 472	3 511	1.3	Z	X
0913	Copying machines and equipment	112	331 676	42 156	12.7	.1	X
0914	Dictating, transcribing, and recording machines	41	202 543	833	.4	Z	X
0915	Mailing, letter handling, and addressing machines	20	48 251	378	.8	Z	X
0920	New computer equipment	82	108 748	7 108	6.5	Z	27.5
0921	Computers	20	47 323	2 529	5.3	Z	X
0922	Computer storage devices	46	48 482	1 831	3.8	Z	X
0923	Computer printers	17	35 566	613	1.7	Z	X
0924	Other computer peripheral equipment	15	30 156	1 113	3.7	Z	X
0950	Computer software (packaged)	11	21 336	1 105	5.2	Z	X
0960	Restaurant and hotel equipment and supplies	91	371 293	52 275	14.1	.1	X
0970	Store machines and equipment	23	87 792	20 617	23.5	.1	48.6
0972	Other store machines and equipment	6	52 815	14 898	28.2	Z	X

See footnotes at end of table.

Table 3. Merchant Wholesalers by Kind of Business and Commodity Line: 1997—Con.

[Includes only establishments with payroll. For meaning of abbreviations and symbols, see introductory text. For explanation of terms, see Appendix A]

NAICS code and CL code	Kind of business and commodity line	Establishments handling commodity line		Commodity line sales			Sales coverage percent
		Number	Total sales (\$1,000)	Amount ¹ (\$1,000)	As percent of total sales of—		
					Establishments handling line	Establishments in NAICS industry ¹	
4212	Furniture & home furnishings whse—Con.						
1040	Religious and school supplies	17	35 336	5 144	14.6	Z	36.5
1042	School supplies	17	35 336	5 144	14.6	Z	X
1120	Flat iron and steel products	16	45 837	10 391	22.7	Z	X
1140	Iron and steel wire and wire products	9	83 709	15 654	18.7	Z	X
1200	Copper and brass	16	73 204	14 929	20.4	Z	X
1400	Electrical apparatus and equipment	32	81 372	14 106	17.3	Z	29.6
1413	Motors and generators (including motor-generator sets)	6	24 656	997	4.0	Z	X
1418	Lighting fixtures (residential and commercial)	8	2 578	1 231	47.8	Z	X
1421	Other electrical apparatus and equipment (including fuses and lightning rods)	6	24 656	997	4.0	Z	X
1500	Electrical appliances, household	142	912 210	95 328	10.5	.2	27.6
1511	Televisions	54	225 647	12 686	5.6	Z	X
1512	Radios, stereos, and CD players	14	32 023	51	.2	Z	X
1513	V.C.R.'s and video cameras	14	32 023	33	.1	Z	X
1514	Electrical household ranges and ovens	29	466 885	51 479	11.0	.1	X
1515	Refrigerators and freezers, household	20	96 056	7 313	7.6	Z	X
1516	Household laundry equipment	6	52 841	2 012	3.8	Z	X
1518	Other electrical household appliances (including fans, dishwashers, etc.)	43	114 540	6 163	5.4	Z	X
1600	Electronic parts and equipment, except communication	23	149 568	10 229	6.8	Z	43.8
1618	Electronic parts and equipment, n.e.c.	10	113 301	6 903	6.1	Z	X
1700	Hardware	239	905 074	132 405	14.6	.3	5.1
1711	Hand tools (including power driven)	41	126 095	6 972	5.5	Z	X
1712	Bolts, nuts, rivets, and fasteners	17	23 556	4 466	19.0	Z	X
1713	Cutlery	119	403 576	79 583	19.7	.2	X
1800	Plumbing and heating equipment and supplies (hydronics)	27	158 757	24 611	15.5	.1	4.1
1818	Other plumbing and heating equipment and supplies	13	42 820	9 394	21.9	Z	X
1900	Warm air heating and air-conditioning equipment and supplies	10	50 779	16 829	33.1	Z	21.1
1911	Furnaces (warm air)	9	24 598	7 986	32.5	Z	X
2220	Garden machinery, equipment, and parts	8	89 116	5 249	5.9	Z	X
2320	General-purpose industrial machinery, equipment, and parts	33	95 228	6 723	7.1	Z	X
2460	Other industrial supplies	66	296 968	19 229	6.5	Z	12.7
2462	Abrasives and abrasive materials	6	72 219	9 186	12.7	Z	X
2464	Mechanical rubber goods	12	49 190	2 691	5.5	Z	X
2520	Custodial (janitors') equipment and supplies	11	60 821	8 228	13.5	Z	X
2540	Other service establishment equipment and supplies	6	17 606	2 641	15.0	Z	55.0
2542	Service establishment equipment and supplies, n.e.c.	6	17 606	2 641	15.0	Z	X
2700	Sporting and recreational goods and supplies	87	376 371	32 200	8.6	.1	1.5
2712	Bicycles and bicycle tires and tubes	8	31 958	1 468	4.6	Z	X
2715	Athletic equipment and accessories	42	181 658	19 899	11.0	.1	X
2800	Toys and hobby goods and supplies	198	828 632	118 657	14.3	.3	7.5
2812	Other toys and games (including fireworks and children's vehicles)	127	545 779	52 588	9.6	.1	X
2813	Crafts and craft supplies	150	600 823	65 124	10.8	.2	X
2814	Other hobby goods and accessories	7	28 122	693	2.5	Z	X
2930	Recyclable paper and paperboard	8	3 192	528	16.5	Z	X
3000	Jewelry, diamonds, gem stones, and watches	62	194 615	19 369	10.0	.1	.8
3015	Karat gold jewelry (rings, necklaces, etc.)	35	99 331	7 733	7.8	Z	X
3130	Compact discs, prerecorded audio tapes, and phonograph records	8	15 047	1 837	12.2	Z	X
3140	Prerecorded video tapes	13	24 542	618	2.5	Z	X
3150	Other durable goods	8	46 092	5 094	11.1	Z	X
3200	Printing and writing paper	68	297 496	14 937	5.0	Z	15.6
3213	Other printing and writing paper	51	177 196	9 131	5.2	Z	X
3300	Stationery, office supplies and greeting cards	335	1 293 758	198 739	15.4	.5	5.8
3311	Business forms	99	343 062	8 295	2.4	Z	X
3312	Stationery, photocopy paper, and typing paper	158	567 237	57 192	10.1	.1	X
3313	Inked ribbons, carbon paper, pens and pencils	140	434 226	22 577	5.2	.1	X
3314	Toner and cartridges	187	603 828	28 197	4.7	.1	X
3315	Greeting cards	88	412 955	24 799	6.0	.1	X
3316	Other stationery supplies (envelopes, ruled forms, and binder paper)	217	762 539	54 651	7.2	.1	X
3400	Industrial and personal services paper and plastics	83	358 611	27 407	7.6	.1	32.3
3411	Paperboard and boxboard boxes	25	29 163	3 333	11.4	Z	X
3412	Paper dishes, cups, and napkins	20	47 378	7 121	15.0	Z	X
3413	Industrial paper (wrapping, bags, cartons, etc.)	41	292 959	14 862	5.1	Z	X
3415	Other industrial and personal service paper	14	35 200	1 806	5.1	Z	X
3500	Drugs, pharmaceuticals, cosmetics, and toiletries	63	284 949	33 904	11.9	.1	1.5
3515	Other toiletries and druggists' sundries	16	80 786	6 050	7.5	Z	X
3600	Piece goods, knit and woven	61	217 375	29 485	13.6	.1	16.4
3612	Cotton (including blends)	16	74 374	9 654	13.0	Z	X
3613	Synthetics (excluding synthetic knits)	9	80 136	7 108	8.9	Z	X
3614	Knit fabrics, n.e.c. (including double knit)	10	63 372	3 816	6.0	Z	X
3615	Woolen and worsted piece goods	7	58 451	1 826	3.1	Z	X
3616	Other piece goods	22	55 357	4 135	7.5	Z	X
3700	Notions (buttons, ribbons, lace, sewing accessories, zippers, bindings, etc.)	30	75 063	2 032	2.7	Z	X
3800	Men's and boys' wear	59	240 496	35 150	14.6	.1	9.8
3811	Men's and boys' suits, coats, and formal wear	40	191 447	19 702	10.3	.1	X
3812	Men's and boys' dress and casual shirts, slacks, and jeans	25	155 566	6 284	4.0	Z	X
3813	Men's and boys' underwear and nightwear	25	155 566	1 828	1.2	Z	X
3814	Men's and boys' work clothing and uniforms	10	43 413	783	1.8	Z	X
3815	Other men's and boys' wear (caps, hats, swimwear, neckwear, etc.)	25	155 566	2 610	1.7	Z	X

See footnotes at end of table.

Table 3. Merchant Wholesalers by Kind of Business and Commodity Line: 1997—Con.

[Includes only establishments with payroll. For meaning of abbreviations and symbols, see introductory text. For explanation of terms, see Appendix A]

NAICS code and CL code	Kind of business and commodity line	Establishments handling commodity line		Commodity line sales			Sales coverage percent
		Number	Total sales (\$1,000)	Amount ¹ (\$1,000)	As percent of total sales of—		
					Establishments handling line	Establishments in NAICS industry ¹	
4212	Furniture & home furnishings whse—Con.						
3900	Women's and children's wear	78	351 911	58 671	16.7	.2	6.1
3911	Infants' and children's wear (to size 6X)	51	257 672	16 399	6.4	Z	X
3912	Women's misses', and girls' dresses and blouses	51	257 672	14 525	5.6	Z	X
3913	Women's, misses', and girls' suits and coats	51	257 672	3 254	1.3	Z	X
3914	Women's and misses' outerwear	51	257 672	1 855	.7	Z	X
3915	Women's and misses' underwear and sleepwear	51	257 672	8 422	3.3	Z	X
3916	Other women's, misses, and girl's wear (furs, sweaters, millinery, etc.)	51	257 672	1 855	.7	Z	X
4000	Footwear	17	78 118	6 173	7.9	Z	29.5
4012	Infants' footwear	10	62 853	1 048	1.7	Z	X
4013	Other women's, misses', and girls' footwear	10	62 853	1 324	2.1	Z	X
4014	Other men's and boy's footwear	10	62 853	792	1.3	Z	X
4860	Other grocery specialties	24	33 491	4 714	14.1	Z	35.2
4865	Pickles, preserves, jellies, jams, and sauces	7	7 996	60	.8	Z	X
4868	Grocery specialties, n.e.c.	9	21 068	4 413	20.9	Z	X
5300	Plastics materials and basic shapes	33	253 538	35 333	13.9	.1	X
5330	Chemicals and allied products (excluding agricultural, plastics, gases, and petroleum)	53	261 729	24 636	9.4	.1	28.0
5335	Detergents and soaps	18	132 547	4 871	3.7	Z	X
5342	Adhesives, sealants, and glues	25	83 575	9 719	11.6	Z	X
5800	Farm supplies	19	41 626	9 997	24.0	Z	23.7
5816	Other agricultural chemicals and fertilizers	16	27 511	5 575	20.3	Z	X
6000	Paint, paint supplies, and wallpaper	204	794 106	53 656	6.8	.1	4.1
6013	Special purpose coatings (automotive, refinish, marine, traffic coatings)	66	142 514	2 472	1.7	Z	X
6015	Wallpaper	71	354 251	38 153	10.8	.1	X
6100	Books, periodicals, newspapers, and miscellaneous printed materials	32	28 535	2 337	8.2	Z	3.7
6101	Books	9	11 668	1 185	10.2	Z	X
6110	Flowers and florists' supplies	49	182 826	31 071	17.0	.1	X
6120	Art goods (including novelties and souvenirs)	246	560 392	103 946	18.5	.3	26.2
6121	Art materials	71	77 987	21 487	27.6	.1	X
6122	Novelties and souvenirs	155	431 902	78 887	18.3	.2	X
6130	Textile bags, bagging, and burlap	10	4 985	592	11.9	Z	X
6150	Nondurable goods, n.e.c.	33	256 748	18 758	7.3	Z	X
9700	Service receipts and labor charges (including installed parts)	1 133	5 779 580	604 509	10.5	1.6	67.1
9701	Labor charges for repair work	528	2 601 651	165 152	6.3	.4	X
9702	Parts installed in repair work	193	643 480	17 271	2.7	Z	X
9703	Other service receipts and labor charges—Specify	792	4 505 612	422 047	9.4	1.1	X
9720	Receipts for service contracts	37	150 315	16 914	11.3	Z	X
9730	Advertising specialties (paper novelties, etc.)	7	5 414	1 298	24.0	Z	X
9740	Receipts for installing equipment	39	44 556	4 862	10.9	Z	X
9810	Miscellaneous commodities	370	1 048 854	121 808	11.6	.3	X
9940	Rental and leasing receipts	120	796 212	20 483	2.6	.1	3.3
9941	Computer rental and leasing receipts	32	56 204	325	.6	Z	X
9942	Photocopying machine rental	55	589 430	14 953	2.5	Z	X
9943	Other office machine rental receipts	32	422 740	997	.2	Z	X
9944	Other rental receipts	10	101 519	584	.6	Z	X
9970	Receipts for printing or photocopying performed at this establishment	15	28 260	1 996	7.1	Z	X
42121	Furniture whse	4 880	X	17 259 071	X	100.0	74.0
0400	Household and lawn furniture	2 420	6 166 948	5 330 281	86.4	30.9	61.2
0411	Upholstered furniture	1 243	2 777 737	1 209 104	43.5	7.0	X
0412	Sleep furniture and equipment	829	2 263 052	853 479	37.7	4.9	X
0413	Lawn furniture and equipment	386	755 272	289 033	38.3	1.7	X
0414	Other furniture (including sleep sofas)	1 611	4 485 361	2 978 665	66.4	17.3	X
0420	Office and business furniture	2 807	12 066 243	10 655 320	88.3	61.7	59.2
0421	New office furniture (wooden and metal)	2 511	11 307 698	9 422 846	83.3	54.6	X
0422	New store and restaurant furniture	193	786 364	392 990	50.0	2.3	X
0423	New public furniture (theater seats, church pews, park benches, and school desks)	318	873 297	405 234	46.4	2.3	X
0424	Used office and business furniture	809	2 899 193	434 248	15.0	2.5	X
0500	Household china, glassware, crockery, and plastic housewares	110	251 082	28 055	11.2	.2	X
0520	Linens, domestics, curtains, and draperies	215	430 890	50 081	11.6	.3	62.1
0521	Bedspreads, blankets, and bedding	99	187 535	10 945	5.8	.1	X
0522	Curtains and draperies	138	297 336	22 035	7.4	.1	X
0523	Shades and blinds	95	132 988	5 194	3.9	Z	X
0524	Towels and washcloths	18	39 154	1 369	3.5	Z	X
0525	Other linens and domestics	25	59 408	10 500	17.7	.1	X
0530	Flooring and floor coverings	352	2 001 241	156 888	7.8	.9	57.8
0531	Soft-surface (textile) floor coverings and accessories (including rugs, carpets, and pads)	338	1 901 785	128 143	6.7	.7	X
0532	Hardwood flooring	20	136 378	2 431	1.8	Z	X
0533	Other hard-surface floor coverings and accessories (including tile and sheet goods)	74	500 273	26 312	5.3	.2	X
0540	Other home furnishings	394	1 061 771	127 059	12.0	.7	68.2
0541	Metal flatware and kitchen utensils	18	40 144	2 255	5.6	Z	X
0542	Mirrors, lamps, and picture frames	337	910 819	61 009	6.7	.4	X
0543	Home furnishings, n.e.c.	140	335 622	63 791	19.0	.4	X
0740	Other construction materials	8	37 679	3 443	9.1	Z	12.6
0744	Construction materials, n.e.c. (including wire fence and construction paper)	6	27 736	992	3.6	Z	X
0800	Photographic equipment and supplies (excluding video)	8	13 523	803	5.9	Z	X

See footnotes at end of table.

Table 3. Merchant Wholesalers by Kind of Business and Commodity Line: 1997—Con.

[Includes only establishments with payroll. For meaning of abbreviations and symbols, see introductory text. For explanation of terms, see Appendix A]

NAICS code and CL code	Kind of business and commodity line	Establishments handling commodity line		Commodity line sales			Sales coverage percent
		Number	Total sales (\$1,000)	Amount ¹ (\$1,000)	As percent of total sales of—		
					Establishments handling line	Establishments in NAICS industry ¹	
42121	Furniture whse—Con.						
0900	Office equipment	141	343 685	48 645	14.2	.3	8.8
0911	Typewriters and dedicated word processors	89	228 577	1 549	.7	Z	X
0912	Calculators and accounting machines	100	268 472	3 511	1.3	Z	X
0913	Copying machines and equipment	112	331 676	42 156	12.7	.2	X
0914	Dictating, transcribing, and recording machines	41	202 543	833	.4	Z	X
0915	Mailing, letter handling, and addressing machines	20	48 251	378	.8	Z	X
0920	New computer equipment	78	106 358	6 768	6.4	Z	28.1
0921	Computers	20	47 323	2 529	5.3	Z	X
0922	Computer storage devices	46	48 482	1 831	3.8	Z	X
0923	Computer printers	17	35 566	613	1.7	Z	X
0924	Other computer peripheral equipment	15	30 156	1 113	3.7	Z	X
0950	Computer software (packaged)	11	21 336	1 105	5.2	Z	X
0960	Restaurant and hotel equipment and supplies	22	53 442	7 056	13.2	Z	X
0970	Store machines and equipment	17	34 977	5 719	16.4	Z	X
1040	Religious and school supplies	17	35 336	5 144	14.6	Z	36.6
1042	School supplies	17	35 336	5 144	14.6	Z	X
1120	Flat iron and steel products	6	12 522	855	6.8	Z	X
1400	Electrical apparatus and equipment	11	27 010	10 750	39.8	.1	X
1500	Electrical appliances, household	28	74 234	8 401	11.3	Z	1.7
1511	Televisions	27	70 842	5 421	7.7	Z	X
1515	Refrigerators and freezers, household	14	43 215	2 304	5.3	Z	X
1600	Electronic parts and equipment, except communication	9	18 768	2 003	10.7	Z	X
1700	Hardware	37	52 776	4 642	8.8	Z	8.9
1711	Hand tools (including power driven)	33	44 582	3 212	7.2	Z	X
1900	Warm air heating and air-conditioning equipment and supplies	9	24 598	7 986	32.5	Z	44.1
1911	Furnaces (warm air)	9	24 598	7 986	32.5	Z	X
2320	General-purpose industrial machinery, equipment, and parts	9	46 483	3 790	8.2	Z	X
2460	Other industrial supplies	29	81 833	3 724	4.6	Z	X
2700	Sporting and recreational goods and supplies	17	64 967	2 976	4.6	Z	X
2800	Toys and hobby goods and supplies	38	96 431	13 694	14.2	.1	13.0
2812	Other toys and games (including fireworks and children's vehicles)	22	27 891	2 919	10.5	Z	X
2813	Crafts and craft supplies	12	49 607	10 523	21.2	.1	X
3000	Jewelry, diamonds, gem stones, and watches	6	28 365	6 098	21.5	Z	X
3200	Printing and writing paper	48	140 062	7 589	5.4	Z	25.6
3213	Other printing and writing paper	48	140 062	7 563	5.4	Z	X
3300	Stationery, office supplies and greeting cards	246	696 474	155 721	22.4	.9	8.9
3311	Business forms	88	280 589	7 304	2.6	Z	X
3312	Stationery, photocopy paper, and typing paper	147	504 764	54 933	10.9	.3	X
3313	Inked ribbons, carbon paper, pens and pencils	140	434 226	22 577	5.2	.1	X
3314	Toner and cartridges	176	541 355	27 952	5.2	.2	X
3315	Greeting cards	22	38 110	345	.9	Z	X
3316	Other stationery supplies (envelopes, ruled forms, and binder paper)	193	540 100	39 582	7.3	.2	X
3400	Industrial and personal services paper and plastics	30	60 006	3 808	6.3	Z	42.5
3411	Paperboard and boxboard boxes	16	26 777	1 920	7.2	Z	X
3412	Paper dishes, cups, and napkins	10	38 681	988	2.6	Z	X
3413	Industrial paper (wrapping, bags, cartons, etc.)	9	6 365	191	3.0	Z	X
3600	Piece goods, knit and woven	16	28 135	1 532	5.4	Z	9.9
3616	Other piece goods	14	27 756	1 418	5.1	Z	X
5330	Chemicals and allied products (excluding agricultural, plastics, gases, and petroleum)	6	23 207	1 560	6.7	Z	X
6000	Paint, paint supplies, and wallpaper	108	377 990	10 341	2.7	.1	.3
6013	Special purpose coatings (automotive, refinish, marine, traffic coatings)	30	77 311	944	1.2	Z	X
6015	Wallpaper	30	129 365	5 192	4.0	Z	X
6120	Art goods (including novelties and souvenirs)	63	129 592	12 319	9.5	.1	9.4
6122	Novelties and souvenirs	36	72 681	11 091	15.3	.1	X
6150	Nondurable goods, n.e.c.	9	43 236	11 016	25.5	.1	X
9700	Service receipts and labor charges (including installed parts)	730	4 817 329	470 850	9.8	2.7	69.1
9701	Labor charges for repair work	386	2 352 926	147 225	6.3	.9	X
9702	Parts installed in repair work	126	516 790	13 343	2.6	.1	X
9703	Other service receipts and labor charges—Specify	494	3 725 596	310 281	8.3	1.8	X
9720	Receipts for service contracts	37	150 315	16 914	11.3	.1	X
9740	Receipts for installing equipment	38	41 854	4 703	11.2	Z	X
9810	Miscellaneous commodities	122	268 901	33 366	12.4	.2	X
9940	Rental and leasing receipts	98	751 430	17 844	2.4	.1	3.5
9941	Computer rental and leasing receipts	32	56 204	325	.6	Z	X
9942	Photocopying machine rental	55	589 430	14 953	2.5	.1	X
9943	Other office machine rental receipts	32	422 740	997	.2	Z	X
9944	Other rental receipts	10	101 519	584	.6	Z	X
9970	Receipts for printing or photocopying performed at this establishment	15	28 260	1 996	7.1	Z	X
421210	Furniture whse	4 880	X	17 259 071	X	100.0	74.0
0400	Household and lawn furniture	2 420	6 166 948	5 330 281	86.4	30.9	61.2
0411	Upholstered furniture	1 243	2 777 737	1 209 104	43.5	7.0	X
0412	Sleep furniture and equipment	829	2 263 052	853 479	37.7	4.9	X
0413	Lawn furniture and equipment	386	755 272	289 033	38.3	1.7	X
0414	Other furniture (including sleep sofas)	1 611	4 485 361	2 978 665	66.4	17.3	X

See footnotes at end of table.

Table 3. Merchant Wholesalers by Kind of Business and Commodity Line: 1997—Con.

[Includes only establishments with payroll. For meaning of abbreviations and symbols, see introductory text. For explanation of terms, see Appendix A]

NAICS code and CL code	Kind of business and commodity line	Establishments handling commodity line		Commodity line sales			Sales coverage percent
		Number	Total sales (\$1,000)	Amount ¹ (\$1,000)	As percent of total sales of—		
					Establishments handling line	Establishments in NAICS industry ¹	
421210	Furniture whole—Con.						
0420	Office and business furniture	2 807	12 066 243	10 655 320	88.3	61.7	59.2
0421	New office furniture (wooden and metal)	2 511	11 307 698	9 422 846	83.3	54.6	X
0422	New store and restaurant furniture	193	786 364	392 990	50.0	2.3	X
0423	New public furniture (theater seats, church pews, park benches, and school desks)	318	873 297	405 234	46.4	2.3	X
0424	Used office and business furniture	809	2 899 193	434 248	15.0	2.5	X
0500	Household china, glassware, crockery, and plastic housewares	110	251 082	28 055	11.2	.2	X
0520	Linens, domestics, curtains, and draperies	215	430 890	50 081	11.6	.3	62.1
0521	Bedspreads, blankets, and bedding	99	187 535	10 945	5.8	.1	X
0522	Curtains and draperies	138	297 336	22 035	7.4	.1	X
0523	Shades and blinds	95	132 988	5 194	3.9	Z	X
0524	Towels and washcloths	18	39 154	1 369	3.5	Z	X
0525	Other linens and domestics	25	59 408	10 500	17.7	.1	X
0530	Flooring and floor coverings	352	2 001 241	156 888	7.8	.9	57.8
0531	Soft-surface (textile) floor coverings and accessories (including rugs, carpets, and pads)	338	1 901 785	128 143	6.7	.7	X
0532	Hardwood flooring	20	136 378	2 431	1.8	Z	X
0533	Other hard-surface floor coverings and accessories (including tile and sheet goods)	74	500 273	26 312	5.3	.2	X
0540	Other home furnishings	394	1 061 771	127 059	12.0	.7	68.2
0541	Metal flatware and kitchen utensils	18	40 144	2 255	5.6	Z	X
0542	Mirrors, lamps, and picture frames	337	910 819	61 009	6.7	.4	X
0543	Home furnishings, n.e.c.	140	335 622	63 791	19.0	.4	X
0740	Other construction materials	8	37 679	3 443	9.1	Z	12.6
0744	Construction materials, n.e.c. (including wire fence and construction paper)	6	27 736	992	3.6	Z	X
0800	Photographic equipment and supplies (excluding video)	8	13 523	803	5.9	Z	X
0900	Office equipment	141	343 685	48 645	14.2	.3	8.8
0911	Typewriters and dedicated word processors	89	228 577	1 549	.7	Z	X
0912	Calculators and accounting machines	100	268 472	3 511	1.3	Z	X
0913	Copying machines and equipment	112	331 676	42 156	12.7	.2	X
0914	Dictating, transcribing, and recording machines	41	202 543	833	.4	Z	X
0915	Mailing, letter handling, and addressing machines	20	48 251	378	.8	Z	X
0920	New computer equipment	78	106 358	6 768	6.4	Z	28.1
0921	Computers	20	47 323	2 529	5.3	Z	X
0922	Computer storage devices	46	48 482	1 831	3.8	Z	X
0923	Computer printers	17	35 566	613	1.7	Z	X
0924	Other computer peripheral equipment	15	30 156	1 113	3.7	Z	X
0950	Computer software (packaged)	11	21 336	1 105	5.2	Z	X
0960	Restaurant and hotel equipment and supplies	22	53 442	7 056	13.2	Z	X
0970	Store machines and equipment	17	34 977	5 719	16.4	Z	X
1040	Religious and school supplies	17	35 336	5 144	14.6	Z	36.6
1042	School supplies	17	35 336	5 144	14.6	Z	X
1120	Flat iron and steel products	6	12 522	855	6.8	Z	X
1400	Electrical apparatus and equipment	11	27 010	10 750	39.8	.1	X
1500	Electrical appliances, household	28	74 234	8 401	11.3	Z	1.7
1511	Televisions	27	70 842	5 421	7.7	Z	X
1515	Refrigerators and freezers, household	14	43 215	2 304	5.3	Z	X
1600	Electronic parts and equipment, except communication	9	18 768	2 003	10.7	Z	X
1700	Hardware	37	52 776	4 642	8.8	Z	8.9
1711	Hand tools (including power driven)	33	44 582	3 212	7.2	Z	X
1900	Warm air heating and air-conditioning equipment and supplies	9	24 598	7 986	32.5	Z	44.1
1911	Furnaces (warm air)	9	24 598	7 986	32.5	Z	X
2320	General-purpose industrial machinery, equipment, and parts	9	46 483	3 790	8.2	Z	X
2460	Other industrial supplies	29	81 833	3 724	4.6	Z	X
2700	Sporting and recreational goods and supplies	17	64 967	2 976	4.6	Z	X
2800	Toys and hobby goods and supplies	38	96 431	13 694	14.2	.1	13.0
2812	Other toys and games (including fireworks and children's vehicles)	22	27 891	2 919	10.5	Z	X
2813	Crafts and craft supplies	12	49 607	10 523	21.2	.1	X
3000	Jewelry, diamonds, gem stones, and watches	6	28 365	6 098	21.5	Z	X
3200	Printing and writing paper	48	140 062	7 589	5.4	Z	25.6
3213	Other printing and writing paper	48	140 062	7 563	5.4	Z	X
3300	Stationery, office supplies and greeting cards	246	696 474	155 721	22.4	.9	8.9
3311	Business forms	88	280 589	7 304	2.6	Z	X
3312	Stationery, photocopy paper, and typing paper	147	504 764	54 933	10.9	.3	X
3313	Inked ribbons, carbon paper, pens and pencils	140	434 226	22 577	5.2	.1	X
3314	Toner and cartridges	176	541 355	27 952	5.2	.2	X
3315	Greeting cards	22	38 110	345	.9	Z	X
3316	Other stationery supplies (envelopes, ruled forms, and binder paper)	193	540 100	39 582	7.3	.2	X
3400	Industrial and personal services paper and plastics	30	60 006	3 808	6.3	Z	42.5
3411	Paperboard and boxboard boxes	16	26 777	1 920	7.2	Z	X
3412	Paper dishes, cups, and napkins	10	38 681	988	2.6	Z	X
3413	Industrial paper (wrapping, bags, cartons, etc.)	9	6 365	191	3.0	Z	X
3600	Piece goods, knit and woven	16	28 135	1 532	5.4	Z	9.9
3616	Other piece goods	14	27 756	1 418	5.1	Z	X
5330	Chemicals and allied products (excluding agricultural, plastics, gases, and petroleum)	6	23 207	1 560	6.7	Z	X
6000	Paint, paint supplies, and wallpaper	108	377 990	10 341	2.7	.1	.3
6013	Special purpose coatings (automotive, refinish, marine, traffic coatings)	30	77 311	944	1.2	Z	X
6015	Wallpaper	30	129 365	5 192	4.0	Z	X

See footnotes at end of table.

Table 3. Merchant Wholesalers by Kind of Business and Commodity Line: 1997—Con.

[Includes only establishments with payroll. For meaning of abbreviations and symbols, see introductory text. For explanation of terms, see Appendix A]

NAICS code and CL code	Kind of business and commodity line	Establishments handling commodity line		Commodity line sales			Sales coverage percent
		Number	Total sales (\$1,000)	Amount ¹ (\$1,000)	As percent of total sales of—		
					Establishments handling line	Establishments in NAICS industry ¹	
421210	Furniture whse—Con.						
6120	Art goods (including novelties and souvenirs)	63	129 592	12 319	9.5	.1	9.4
6122	Novelties and souvenirs	36	72 681	11 091	15.3	.1	X
6150	Nondurable goods, n.e.c.	9	43 236	11 016	25.5	.1	X
9700	Service receipts and labor charges (including installed parts)	730	4 817 329	470 850	9.8	2.7	69.1
9701	Labor charges for repair work	386	2 352 926	147 225	6.3	.9	X
9702	Parts installed in repair work	126	516 790	13 343	2.6	.1	X
9703	Other service receipts and labor charges—Specify	494	3 725 596	310 281	8.3	1.8	X
9720	Receipts for service contracts	37	150 315	16 914	11.3	.1	X
9740	Receipts for installing equipment	38	41 854	4 703	11.2	.2	X
9810	Miscellaneous commodities	122	268 901	33 366	12.4	.2	X
9940	Rental and leasing receipts	98	751 430	17 844	2.4	.1	3.5
9941	Computer rental and leasing receipts	32	56 204	325	.6	.1	X
9942	Photocopying machine rental	55	589 430	14 953	2.5	.1	X
9943	Other office machine rental receipts	32	422 740	997	.2	.1	X
9944	Other rental receipts	10	101 519	584	.6	.1	X
9970	Receipts for printing or photocopying performed at this establishment	15	28 260	1 996	7.1	.2	X
4212101	Household & lawn furniture whse	2 275	X	5 670 483	X	100.0	71.0
0400	Household and lawn furniture	2 275	5 670 483	5 265 325	92.9	92.9	57.8
0411	Upholstered furniture	1 162	2 538 518	1 189 451	46.9	21.0	X
0412	Sleep furniture and equipment	804	2 153 002	845 033	39.2	14.9	X
0413	Lawn furniture and equipment	376	728 055	286 765	39.4	5.1	X
0414	Other furniture (including sleep sofas)	1 540	4 249 401	2 944 076	69.3	51.9	X
0420	Office and business furniture	202	477 655	67 892	14.2	1.2	66.3
0421	New office furniture (wooden and metal)	176	424 369	54 016	12.7	1.0	X
0422	New store and restaurant furniture	48	96 645	11 332	11.7	.2	X
0423	New public furniture (theater seats, church pews, park benches, and school desks)	10	14 235	708	5.0	.2	X
0424	Used office and business furniture	19	38 010	1 835	4.8	.2	X
0500	Household china, glassware, crockery, and plastic housewares	104	241 051	24 227	10.1	.4	X
0520	Linens, domestics, curtains, and draperies	133	251 368	40 833	16.2	.7	69.8
0521	Bedspreads, blankets, and bedding	92	181 960	10 607	5.8	.2	X
0522	Curtains and draperies	91	161 942	16 015	9.9	.3	X
0523	Shades and blinds	47	68 973	2 302	3.3	.2	X
0524	Towels and washcloths	18	39 154	1 369	3.5	.2	X
0525	Other linens and domestics	25	59 408	10 500	17.7	.2	X
0530	Flooring and floor coverings	115	296 377	27 995	9.4	.5	67.2
0531	Soft-surface (textile) floor coverings and accessories (including rugs, carpets, and pads)	103	258 369	21 294	8.2	.4	X
0532	Hardwood flooring	6	12 775	308	2.4	.1	X
0533	Other hard-surface floor coverings and accessories (including tile and sheet goods)	34	81 892	6 392	7.8	.1	X
0540	Other home furnishings	363	961 562	121 035	12.6	2.1	65.9
0541	Metal flatware and kitchen utensils	16	39 590	2 008	5.1	.2	X
0542	Mirrors, lamps, and picture frames	314	842 710	59 047	7.0	1.0	X
0543	Home furnishings, n.e.c.	132	302 303	59 976	19.8	1.1	X
0740	Other construction materials	6	27 736	992	3.6	.2	8.3
0744	Construction materials, n.e.c. (including wire fence and construction paper)	6	27 736	992	3.6	.2	X
0900	Office equipment	10	8 964	217	2.4	.2	X
0920	New computer equipment	9	7 796	669	8.6	.2	X
0960	Restaurant and hotel equipment and supplies	17	49 598	6 156	12.4	.1	X
1040	Religious and school supplies	7	3 946	181	4.6	.2	49.3
1042	School supplies	7	3 946	181	4.6	.2	X
1400	Electrical apparatus and equipment	8	19 255	7 933	41.2	.1	X
1500	Electrical appliances, household	27	70 842	7 725	10.9	.1	1.7
1511	Televisions	27	70 842	5 421	7.7	.1	X
1515	Refrigerators and freezers, household	14	43 215	2 304	5.3	.1	X
1700	Hardware	33	44 582	3 212	7.2	.1	1.2
1711	Hand tools (including power driven)	33	44 582	3 212	7.2	.1	X
1900	Warm air heating and air-conditioning equipment and supplies	9	24 598	7 986	32.5	.1	42.4
1911	Furnaces (warm air)	9	24 598	7 986	32.5	.1	X
2700	Sporting and recreational goods and supplies	16	60 251	2 507	4.2	.2	X
2800	Toys and hobby goods and supplies	34	77 498	13 442	17.3	.2	14.6
2812	Other toys and games (including fireworks and children's vehicles)	22	27 891	2 919	10.5	.1	X
2813	Crafts and craft supplies	12	49 607	10 523	21.2	.2	X
3000	Jewelry, diamonds, gem stones, and watches	6	28 365	6 098	21.5	.1	X
3300	Stationery, office supplies and greeting cards	8	9 466	3 027	32.0	.1	X
3600	Piece goods, knit and woven	14	27 756	1 418	5.1	.2	9.6
3616	Other piece goods	14	27 756	1 418	5.1	.2	X
6000	Paint, paint supplies, and wallpaper	60	206 676	6 136	3.0	.1	.6
6013	Special purpose coatings (automotive, refinish, marine, traffic coatings)	30	77 311	944	1.2	.1	X
6015	Wallpaper	30	129 365	5 192	4.0	.1	X
6120	Art goods (including novelties and souvenirs)	36	72 681	11 091	15.3	.2	15.9
6122	Novelties and souvenirs	36	72 681	11 091	15.3	.2	X
6150	Nondurable goods, n.e.c.	8	41 912	10 752	25.7	.2	X
9700	Service receipts and labor charges (including installed parts)	85	148 567	10 283	6.9	.2	60.0
9701	Labor charges for repair work	28	29 325	2 703	9.2	.2	X
9702	Parts installed in repair work	11	7 541	1 070	14.2	.2	X
9703	Other service receipts and labor charges—Specify	61	119 556	6 510	5.4	.1	X

See footnotes at end of table.

Table 3. Merchant Wholesalers by Kind of Business and Commodity Line: 1997—Con.

[Includes only establishments with payroll. For meaning of abbreviations and symbols, see introductory text. For explanation of terms, see Appendix A]

NAICS code and CL code	Kind of business and commodity line	Establishments handling commodity line		Commodity line sales			Sales coverage percent
		Number	Total sales (\$1,000)	Amount ¹ (\$1,000)	As percent of total sales of—		
					Establishments handling line	Establishments in NAICS industry ¹	
4212101	Household & lawn furniture whse—Con.						
9810	Miscellaneous commodities	66	94 518	9 931	10.5	.2	X
9940	Rental and leasing receipts	12	23 972	985	4.1	Z	X
4212102	Office & business furniture whse	2 605	X	11 588 588	X	100.0	75.4
0400	Household and lawn furniture	145	496 465	64 956	13.1	.6	73.1
0411	Upholstered furniture	81	239 219	19 653	8.2	.2	X
0412	Sleep furniture and equipment	25	110 050	8 446	7.7	.1	X
0413	Lawn furniture and equipment	10	27 217	2 268	8.3	Z	X
0414	Other furniture (including sleep sofas)	71	235 960	34 589	14.7	.3	X
0420	Office and business furniture	2 605	11 588 588	10 587 428	91.4	91.4	60.0
0421	New office furniture (wooden and metal)	2 335	10 883 329	9 368 830	86.1	80.8	X
0422	New store and restaurant furniture	145	689 719	381 658	55.3	3.3	X
0423	New public furniture (theater seats, church pews, park benches, and school desks)	308	859 062	404 526	47.1	3.5	X
0424	Used office and business furniture	790	2 861 183	432 413	15.1	3.7	X
0500	Household china, glassware, crockery, and plastic housewares	6	10 031	3 828	38.2	Z	X
0520	Linens, domestics, curtains, and draperies	82	179 522	9 248	5.2	.1	50.9
0521	Bedspreads, blankets, and bedding	8	5 575	338	6.1	Z	X
0522	Curtains and draperies	48	135 394	6 020	4.4	.1	X
0523	Shades and blinds	47	64 015	2 892	4.5	Z	X
0530	Flooring and floor coverings	237	1 704 864	128 893	7.6	1.1	57.0
0531	Soft-surface (textile) floor coverings and accessories (including rugs, carpets, and pads)	235	1 643 416	106 849	6.5	.9	X
0532	Hardwood flooring	14	123 603	2 123	1.7	Z	X
0533	Other hard-surface floor coverings and accessories (including tile and sheet goods)	40	418 381	19 920	4.8	.2	X
0540	Other home furnishings	31	100 209	6 024	6.0	.1	65.3
0542	Mirrors, lamps, and picture frames	23	68 109	1 962	2.9	Z	X
0543	Home furnishings, n.e.c.	8	33 319	3 815	11.5	Z	X
0800	Photographic equipment and supplies (excluding video)	8	13 523	803	5.9	Z	X
0900	Office equipment	131	334 721	48 428	14.5	.4	9.2
0911	Typewriters and dedicated word processors	89	228 577	1 549	.7	Z	X
0912	Calculators and accounting machines	100	268 472	3 511	1.3	Z	X
0913	Copying machines and equipment	112	331 676	42 156	12.7	.4	X
0914	Dictating, transcribing, and recording machines	41	202 543	833	.4	Z	X
0915	Mailing, letter handling, and addressing machines	20	48 251	378	.8	Z	X
0920	New computer equipment	69	98 562	6 099	6.2	.1	30.5
0921	Computers	20	47 323	2 529	5.3	Z	X
0922	Computer storage devices	46	48 482	1 831	3.8	Z	X
0923	Computer printers	17	35 566	613	1.7	Z	X
0924	Other computer peripheral equipment	15	30 156	1 113	3.7	Z	X
0950	Computer software (packaged)	11	21 336	1 105	5.2	Z	X
0970	Store machines and equipment	17	34 977	5 719	16.4	Z	X
1040	Religious and school supplies	10	31 390	4 963	15.8	Z	35.1
1042	School supplies	10	31 390	4 963	15.8	Z	X
2460	Other industrial supplies	24	66 972	3 234	4.8	Z	X
3200	Printing and writing paper	48	140 062	7 589	5.4	.1	26.1
3213	Other printing and writing paper	48	140 062	7 563	5.4	.1	X
3300	Stationery, office supplies and greeting cards	238	687 008	152 694	22.2	1.3	9.2
3311	Business forms	88	280 589	7 304	2.6	.1	X
3312	Stationery, photocopy paper, and typing paper	147	504 764	54 933	10.9	.5	X
3313	Inked ribbons, carbon paper, pens and pencils	140	434 226	22 577	5.2	.2	X
3314	Toner and cartridges	176	541 355	27 952	5.2	.2	X
3315	Greeting cards	22	38 110	345	.9	Z	X
3316	Other stationery supplies (envelopes, ruled forms, and binder paper)	193	540 100	39 582	7.3	.3	X
3400	Industrial and personal services paper and plastics	25	58 029	3 789	6.5	Z	44.9
3411	Paperboard and boxboard boxes	16	26 777	1 920	7.2	Z	X
3412	Paper dishes, cups, and napkins	10	38 681	988	2.6	Z	X
3413	Industrial paper (wrapping, bags, cartons, etc.)	9	6 365	191	3.0	Z	X
6000	Paint, paint supplies, and wallpaper	48	171 314	4 205	2.5	Z	X
6120	Art goods (including novelties and souvenirs)	27	56 911	1 228	2.2	Z	X
7700	Service receipts and labor charges (including installed parts)	645	4 668 762	460 567	9.9	4.0	70.6
7701	Labor charges for repair work	358	2 323 601	144 522	6.2	1.2	X
7702	Parts installed in repair work	115	509 249	12 273	2.4	.1	X
7703	Other service receipts and labor charges—Specify	433	3 606 040	303 771	8.4	2.6	X
9720	Receipts for service contracts	35	145 909	16 652	11.4	.1	X
9740	Receipts for installing equipment	38	41 854	4 703	11.2	Z	X
9810	Miscellaneous commodities	56	174 383	23 435	13.4	.2	X
9940	Rental and leasing receipts	86	727 458	16 859	2.3	.1	3.7
9941	Computer rental and leasing receipts	32	56 204	325	.6	Z	X
9942	Photocopying machine rental	55	589 430	14 953	2.5	.1	X
9943	Other office machine rental receipts	32	422 740	997	.2	Z	X
9944	Other rental receipts	10	101 519	584	.6	Z	X
9970	Receipts for printing or photocopying performed at this establishment	12	27 459	1 963	7.1	Z	X

See footnotes at end of table.

Table 3. Merchant Wholesalers by Kind of Business and Commodity Line: 1997—Con.

[Includes only establishments with payroll. For meaning of abbreviations and symbols, see introductory text. For explanation of terms, see Appendix A]

NAICS code and CL code	Kind of business and commodity line	Establishments handling commodity line		Commodity line sales			Sales coverage percent
		Number	Total sales (\$1,000)	Amount ¹ (\$1,000)	As percent of total sales of—		
					Establishments handling line	Establishments in NAICS industry ¹	
42122	Home furnishings whole	7 032	X	21 739 338	X	100.0	73.6
0400	Household and lawn furniture	426	1 301 138	212 757	16.4	1.0	58.5
0411	Upholstered furniture	178	545 838	66 281	12.1	.3	X
0412	Sleep furniture and equipment	76	225 777	18 144	8.0	.1	X
0413	Lawn furniture and equipment	89	383 526	39 331	10.3	.2	X
0414	Other furniture (including sleep sofas)	241	740 512	88 977	12.0	.4	X
0420	Office and business furniture	90	285 603	28 074	9.8	.1	69.4
0421	New office furniture (wooden and metal)	60	186 159	15 229	8.2	.1	X
0422	New store and restaurant furniture	27	83 173	2 970	3.6	Z	X
0423	New public furniture (theater seats, church pews, park benches, and school desks)	19	74 798	5 966	8.0	Z	X
0424	Used office and business furniture	15	41 750	3 876	9.3	Z	X
0500	Household china, glassware, crockery, and plastic housewares	1 223	4 519 376	3 347 124	74.1	15.4	X
0520	Linens, domestics, curtains, and draperies	1 743	5 274 856	4 050 017	76.8	18.6	61.0
0521	Bedspreads, blankets, and bedding	668	2 871 343	1 355 585	47.2	6.2	X
0522	Curtains and draperies	872	2 250 926	517 654	23.0	2.4	X
0523	Shades and blinds	759	1 406 782	659 314	46.9	3.0	X
0524	Towels and washcloths	418	2 333 136	851 228	36.5	3.9	X
0525	Other linens and domestics	513	2 223 916	666 187	30.0	3.1	X
0530	Flooring and floor coverings	2 420	8 612 162	7 532 660	87.5	34.7	63.1
0531	Soft-surface (textile) floor coverings and accessories (including rugs, carpets, and pads)	2 088	7 312 459	3 645 471	49.9	16.8	X
0532	Hardwood flooring	778	4 522 927	1 024 517	22.7	4.7	X
0533	Other hard-surface floor coverings and accessories (including tile and sheet goods)	1 326	5 839 250	2 862 671	49.0	13.2	X
0540	Other home furnishings	2 538	6 966 645	5 120 153	73.5	23.6	44.4
0541	Metal flatware and kitchen utensils	361	1 781 807	651 567	36.6	3.0	X
0542	Mirrors, lamps, and picture frames	1 343	3 227 462	1 941 319	60.2	8.9	X
0543	Home furnishings, n.e.c.	1 295	3 528 394	2 527 243	71.6	11.6	X
0600	Lumber: rough, dressed, and finished	12	24 449	8 645	35.4	Z	52.3
0611	Dimensional lumber (non-treated)	10	23 093	8 502	36.8	Z	X
0620	Plywood and millwork	37	195 655	52 995	27.1	.2	17.4
0622	Other panels products (including hardwood plywood, waterboard, and particleboard)	11	97 706	3 434	3.5	Z	X
0623	Gypsum, specialty boards, and treatments	6	12 302	1 616	13.1	Z	X
0624	Wood millwork (doors, windows, cabinets, etc.)	20	81 758	42 432	51.9	.2	X
0700	Brick, stone, tile, sand, block, cement, and gravel	22	93 663	18 897	20.2	.1	68.2
0712	Cement and lime	6	3 050	688	22.6	Z	X
0714	Brick, block, tile, clay/cement sewer pipe, etc.	15	88 237	17 103	19.4	.1	X
0720	Roofing, siding, and insulation materials	41	223 043	22 837	10.2	.1	4.5
0721	Roofing, except wood	27	138 314	12 717	9.2	.1	X
0722	Siding, except wood	7	20 876	5 216	25.0	Z	X
0730	Flat glass and other construction glass (excluding automotive)	15	61 360	30 223	49.3	.1	X
0740	Other construction materials	24	176 802	30 650	17.3	.1	56.5
0744	Construction materials, n.e.c. (including wire fence and construction paper)	19	109 207	25 170	23.0	.1	X
0800	Photographic equipment and supplies (excluding video)	10	12 547	1 640	13.1	Z	X
0900	Office equipment	8	69 429	1 730	2.5	Z	X
0960	Restaurant and hotel equipment and supplies	69	317 851	45 219	14.2	.2	X
0970	Store machines and equipment	6	52 815	14 898	28.2	.1	73.6
0972	Other store machines and equipment	6	52 815	14 898	28.2	.1	X
1120	Flat iron and steel products	10	33 315	9 536	28.6	Z	X
1140	Iron and steel wire and wire products	8	78 993	15 185	19.2	.1	X
1200	Copper and brass	14	66 690	14 607	21.9	.1	X
1400	Electrical apparatus and equipment	21	54 362	3 356	6.2	Z	13.7
1413	Motors and generators (including motor-generator sets)	6	24 656	997	4.0	Z	X
1418	Lighting fixtures (residential and commercial)	6	119	257	100.0	Z	X
1421	Other electrical apparatus and equipment (including fuses and lightning rods)	6	24 656	997	4.0	Z	X
1500	Electrical appliances, household	114	837 976	86 927	10.4	.4	29.5
1511	Televisions	27	154 805	7 265	4.7	Z	X
1512	Radios, stereos, and CD players	14	32 023	51	.2	Z	X
1513	V.C.R.'s and video cameras	14	32 023	33	.1	Z	X
1514	Electrical household ranges and ovens	29	466 885	51 479	11.0	.2	X
1515	Refrigerators and freezers, household	6	52 841	5 009	9.5	Z	X
1516	Household laundry equipment	6	52 841	2 012	3.8	Z	X
1518	Other electrical household appliances (including fans, dishwashers, etc.)	43	114 540	6 163	5.4	Z	X
1600	Electronic parts and equipment, except communication	14	130 800	8 226	6.3	Z	50.0
1618	Electronic parts and equipment, n.e.c.	10	113 301	6 903	6.1	Z	X
1700	Hardware	202	852 298	127 763	15.0	.6	4.9
1711	Hand tools (including power driven)	8	81 513	3 760	4.6	Z	X
1712	Bolts, nuts, rivets, and fasteners	13	15 362	3 036	19.8	Z	X
1713	Cutlery	119	403 576	79 583	19.7	.4	X
1800	Plumbing and heating equipment and supplies (hydronics)	26	158 149	24 551	15.5	.1	3.8
1818	Other plumbing and heating equipment and supplies	13	42 820	9 394	21.9	Z	X
2320	General-purpose industrial machinery, equipment, and parts	24	48 745	2 933	6.0	Z	X
2460	Other industrial supplies	37	215 135	15 505	7.2	.1	17.2
2462	Abrasives and abrasive materials	6	72 219	9 186	12.7	Z	X
2464	Mechanical rubber goods	12	49 190	2 691	5.5	Z	X
2520	Custodial (janitors') equipment and supplies	6	44 763	7 800	17.4	Z	X
2540	Other service establishment equipment and supplies	6	17 606	2 641	15.0	Z	54.8
2542	Service establishment equipment and supplies, n.e.c.	6	17 606	2 641	15.0	Z	X

See footnotes at end of table.

Table 3. Merchant Wholesalers by Kind of Business and Commodity Line: 1997—Con.

[Includes only establishments with payroll. For meaning of abbreviations and symbols, see introductory text. For explanation of terms, see Appendix A]

NAICS code and CL code	Kind of business and commodity line	Establishments handling commodity line		Commodity line sales			Sales coverage percent
		Number	Total sales (\$1,000)	Amount ¹ (\$1,000)	As percent of total sales of—		
					Establishments handling line	Establishments in NAICS industry ¹	
42122	Home furnishings whse—Con.						
2700	Sporting and recreational goods and supplies	70	311 404	29 224	9.4	.1	1.8
2712	Bicycles and bicycle tires and tubes	8	31 958	1 468	4.6	Z	X
2715	Athletic equipment and accessories	42	181 658	19 899	11.0	.1	X
2800	Toys and hobby goods and supplies	160	732 201	104 963	14.3	.5	6.8
2812	Other toys and games (including fireworks and children's vehicles)	105	517 888	49 669	9.6	.2	X
2813	Crafts and craft supplies	138	551 216	54 601	9.9	.3	X
2814	Other hobby goods and accessories	7	28 122	693	2.5	Z	X
2930	Recyclable paper and paperboard	8	3 192	528	16.5	Z	X
3000	Jewelry, diamonds, gem stones, and watches	56	166 250	13 271	8.0	.1	1.0
3015	Karat gold jewelry (rings, necklaces, etc.)	35	99 331	7 733	7.8	Z	X
3130	Compact discs, prerecorded audio tapes, and phonograph records	8	15 047	1 837	12.2	Z	X
3140	Prerecorded video tapes	10	10 505	472	4.5	Z	X
3150	Other durable goods	8	46 092	5 094	11.1	Z	X
3200	Printing and writing paper	20	157 434	7 348	4.7	Z	X
3300	Stationery, office supplies and greeting cards	89	597 284	43 018	7.2	.2	1.8
3311	Business forms	11	62 473	991	1.6	Z	X
3312	Stationery, photocopy paper, and typing paper	11	62 473	2 259	3.6	Z	X
3314	Toner and cartridges	11	62 473	245	4	Z	X
3315	Greeting cards	65	374 845	24 454	6.5	.1	X
3316	Other stationery supplies (envelopes, ruled forms, and binder paper)	24	222 439	15 069	6.8	.1	X
3400	Industrial and personal services paper and plastics	53	298 605	23 599	7.9	.1	30.3
3411	Paperboard and boxboard boxes	9	2 386	1 413	59.2	Z	X
3412	Paper dishes, cups, and napkins	10	8 697	6 133	70.5	Z	X
3413	Industrial paper (wrapping, bags, cartons, etc.)	32	286 594	14 671	5.1	.1	X
3415	Other industrial and personal service paper	12	33 617	1 382	4.1	Z	X
3500	Drugs, pharmaceuticals, cosmetics, and toiletries	60	283 755	33 853	11.9	.2	1.5
3515	Other toiletries and druggists' sundries	16	80 786	6 050	7.5	Z	X
3600	Piece goods, knit and woven	45	189 240	27 953	14.8	.1	17.3
3612	Cotton (including blends)	16	74 374	9 654	13.0	Z	X
3613	Synthetics (excluding synthetic knits)	9	80 136	7 108	8.9	Z	X
3614	Knit fabrics, n.e.c. (including double knit)	10	63 372	3 816	6.0	Z	X
3615	Woolen and worsted piece goods	7	58 451	1 826	3.1	Z	X
3616	Other piece goods	8	27 601	2 717	9.8	Z	X
3700	Notions (buttons, ribbons, lace, sewing accessories, zippers, bindings, etc.)	28	69 516	1 978	2.8	Z	X
3800	Men's and boys' wear	55	236 939	33 644	14.2	.2	9.9
3811	Men's and boys' suits, coats, and formal wear	40	191 447	19 702	10.3	.1	X
3812	Men's and boys' dress and casual shirts, slacks, and jeans	25	155 566	6 284	4.0	Z	X
3813	Men's and boys' underwear and nightwear	25	155 566	1 828	1.2	Z	X
3814	Men's and boys' work clothing and uniforms	10	43 413	783	1.8	Z	X
3815	Other men's and boys' wear (caps, hats, swimwear, neckwear, etc.)	25	155 566	2 610	1.7	Z	X
3900	Women's and children's wear	76	348 001	58 516	16.8	.3	6.2
3911	Infants' and children's wear (to size 6X)	51	257 672	16 399	6.4	.1	X
3912	Women's misses', and girls' dresses and blouses	51	257 672	14 525	5.6	.1	X
3913	Women's, misses', and girls' suits and coats	51	257 672	3 254	1.3	Z	X
3914	Women's and misses' outerwear	51	257 672	1 855	.7	Z	X
3915	Women's and misses' underwear and sleepwear	51	257 672	8 422	3.3	Z	X
3916	Other women's, misses', and girl's wear (furs, sweaters, millinery, etc.)	51	257 672	1 855	.7	Z	X
4000	Footwear	17	78 118	6 173	7.9	Z	29.5
4012	Infants' footwear	10	62 853	1 048	1.7	Z	X
4013	Other women's, misses', and girls' footwear	10	62 853	1 324	2.1	Z	X
4014	Other men's and boy's footwear	10	62 853	792	1.3	Z	X
4860	Other grocery specialties	24	33 491	4 714	14.1	Z	35.1
4865	Pickles, preserves, jellies, jams, and sauces	7	7 996	60	.8	Z	X
4868	Grocery specialties, n.e.c.	9	21 068	4 413	20.9	Z	X
5300	Plastics materials and basic shapes	32	241 604	33 786	14.0	.2	X
5330	Chemicals and allied products (excluding agricultural, plastics, gases, and petroleum)	47	238 522	23 076	9.7	.1	31.3
5335	Detergents and soaps	18	132 547	4 871	3.7	Z	X
5342	Adhesives, sealants, and glues	25	83 575	9 719	11.6	Z	X
5800	Farm supplies	16	27 511	5 575	20.3	Z	35.6
5816	Other agricultural chemicals and fertilizers	16	27 511	5 575	20.3	Z	X
6000	Paint, paint supplies, and wallpaper	96	416 116	43 315	10.4	.2	7.3
6013	Special purpose coatings (automotive, refinish, marine, traffic coatings)	36	65 203	1 528	2.3	Z	X
6015	Wallpaper	41	224 886	32 961	14.7	.2	X
6100	Books, periodicals, newspapers, and miscellaneous printed materials	29	25 381	2 204	8.7	Z	4.3
6101	Books	9	11 668	1 185	10.2	Z	X
6110	Flowers and florists' supplies	46	179 405	29 702	16.6	.1	X
6120	Art goods (including novelties and souvenirs)	183	430 800	91 627	21.3	.4	30.6
6121	Art materials	71	77 987	21 487	27.6	.1	X
6122	Novelties and souvenirs	119	359 221	67 796	18.9	.3	X
6130	Textile bags, bagging, and burlap	10	4 985	592	11.9	Z	X
6150	Nondurable goods, n.e.c.	24	213 512	7 742	3.6	Z	X
9700	Service receipts and labor charges (including installed parts)	403	962 251	133 659	13.9	.6	56.8
9701	Labor charges for repair work	143	248 725	17 927	7.2	.1	X
9702	Parts installed in repair work	67	126 690	3 928	3.1	Z	X
9703	Other service receipts and labor charges—Specify	298	780 016	111 766	14.3	.5	X
9730	Advertising specialties (paper novelties, etc.)	7	5 414	1 298	24.0	Z	X
9810	Miscellaneous commodities	248	779 953	88 442	11.3	.4	X
9940	Rental and leasing receipts	22	44 782	2 639	5.9	Z	X

See footnotes at end of table.

Table 3. Merchant Wholesalers by Kind of Business and Commodity Line: 1997—Con.

[Includes only establishments with payroll. For meaning of abbreviations and symbols, see introductory text. For explanation of terms, see Appendix A]

NAICS code and CL code	Kind of business and commodity line	Establishments handling commodity line		Commodity line sales			Sales coverage percent
		Number	Total sales (\$1,000)	Amount ¹ (\$1,000)	As percent of total sales of—		
					Establishments handling line	Establishments in NAICS industry ¹	
421220	Home furnishings whole	7 032	X	21 739 338	X	100.0	73.6
0400	Household and lawn furniture	426	1 301 138	212 757	16.4	1.0	58.5
0411	Upholstered furniture	178	545 838	66 281	12.1	.3	X
0412	Sleep furniture and equipment	76	225 777	18 144	8.0	.1	X
0413	Lawn furniture and equipment	89	383 526	39 331	10.3	.2	X
0414	Other furniture (including sleep sofas)	241	740 512	88 977	12.0	.4	X
0420	Office and business furniture	90	285 603	28 074	9.8	.1	69.4
0421	New office furniture (wooden and metal)	60	186 159	15 229	8.2	.1	X
0422	New store and restaurant furniture	27	83 173	2 970	3.6	Z	X
0423	New public furniture (theater seats, church pews, park benches, and school desks)	19	74 798	5 966	8.0	Z	X
0424	Used office and business furniture	15	41 750	3 876	9.3	Z	X
0500	Household china, glassware, crockery, and plastic housewares	1 223	4 519 376	3 347 124	74.1	15.4	X
0520	Linens, domestics, curtains, and draperies	1 743	5 274 856	4 050 017	76.8	18.6	61.0
0521	Bedspreads, blankets, and bedding	668	2 871 343	1 355 585	47.2	6.2	X
0522	Curtains and draperies	872	2 250 926	517 654	23.0	2.4	X
0523	Shades and blinds	759	1 406 782	659 314	46.9	3.0	X
0524	Towels and washcloths	418	2 333 136	851 228	36.5	3.9	X
0525	Other linens and domestics	513	2 223 916	666 187	30.0	3.1	X
0530	Flooring and floor coverings	2 420	8 612 162	7 532 660	87.5	34.7	63.1
0531	Soft-surface (textile) floor coverings and accessories (including rugs, carpets, and pads)	2 088	7 312 459	3 645 471	49.9	16.8	X
0532	Hardwood flooring	778	4 522 927	1 024 517	22.7	4.7	X
0533	Other hard-surface floor coverings and accessories (including tile and sheet goods)	1 326	5 839 250	2 862 671	49.0	13.2	X
0540	Other home furnishings	2 538	6 966 645	5 120 153	73.5	23.6	44.4
0541	Metal flatware and kitchen utensils	361	1 781 807	651 567	36.6	3.0	X
0542	Mirrors, lamps, and picture frames	1 343	3 227 462	1 941 319	60.2	8.9	X
0543	Home furnishings, n.e.c.	1 295	3 528 394	2 527 243	71.6	11.6	X
0600	Lumber: rough, dressed, and finished	12	24 449	8 645	35.4	Z	52.3
0611	Dimensional lumber (non-treated)	10	23 093	8 502	36.8	Z	X
0620	Plywood and millwork	37	195 655	52 995	27.1	.2	17.4
0622	Other panels products (including hardwood plywood, waterboard, and particleboard)	11	97 706	3 434	3.5	Z	X
0623	Gypsum, specialty boards, and treatments	6	12 302	1 616	13.1	Z	X
0624	Wood millwork (doors, windows, cabinets, etc.)	20	81 758	42 432	51.9	.2	X
0700	Brick, stone, tile, sand, block, cement, and gravel	22	93 663	18 897	20.2	.1	68.2
0712	Cement and lime	6	3 050	688	22.6	Z	X
0714	Brick, block, tile, clay/cement sewer pipe, etc.	15	88 237	17 103	19.4	.1	X
0720	Roofing, siding, and insulation materials	41	223 043	22 837	10.2	.1	4.5
0721	Roofing, except wood	27	138 314	12 717	9.2	.1	X
0722	Siding, except wood	7	20 876	5 216	25.0	Z	X
0730	Flat glass and other construction glass (excluding automotive)	15	61 360	30 223	49.3	.1	X
0740	Other construction materials	24	176 802	30 650	17.3	.1	56.5
0744	Construction materials, n.e.c. (including wire fence and construction paper)	19	109 207	25 170	23.0	.1	X
0800	Photographic equipment and supplies (excluding video)	10	12 547	1 640	13.1	Z	X
0900	Office equipment	8	69 429	1 730	2.5	Z	X
0960	Restaurant and hotel equipment and supplies	69	317 851	45 219	14.2	.2	X
0970	Store machines and equipment	6	52 815	14 898	28.2	.1	73.6
0972	Other store machines and equipment	6	52 815	14 898	28.2	.1	X
1120	Flat iron and steel products	10	33 315	9 536	28.6	Z	X
1140	Iron and steel wire and wire products	8	78 993	15 185	19.2	.1	X
1200	Copper and brass	14	66 690	14 607	21.9	.1	X
1400	Electrical apparatus and equipment	21	54 362	3 356	6.2	Z	13.7
1413	Motors and generators (including motor-generator sets)	6	24 656	997	4.0	Z	X
1418	Lighting fixtures (residential and commercial)	6	119	257	100.0	Z	X
1421	Other electrical apparatus and equipment (including fuses and lightning rods)	6	24 656	997	4.0	Z	X
1500	Electrical appliances, household	114	837 976	86 927	10.4	.4	29.5
1511	Televisions	27	154 805	7 265	4.7	Z	X
1512	Radios, stereos, and CD players	14	32 023	51	.2	Z	X
1513	V.C.R.'s and video cameras	14	32 023	33	.1	Z	X
1514	Electrical household ranges and ovens	29	466 885	51 479	11.0	.2	X
1515	Refrigerators and freezers, household	6	52 841	5 009	9.5	Z	X
1516	Household laundry equipment	6	52 841	2 012	3.8	Z	X
1518	Other electrical household appliances (including fans, dishwashers, etc.)	43	114 540	6 163	5.4	Z	X
1600	Electronic parts and equipment, except communication	14	130 800	8 226	6.3	Z	50.0
1618	Electronic parts and equipment, n.e.c.	10	113 301	6 903	6.1	Z	X
1700	Hardware	202	852 298	127 763	15.0	.6	4.9
1711	Hand tools (including power driven)	8	81 513	3 760	4.6	Z	X
1712	Bolts, nuts, rivets, and fasteners	13	15 362	3 036	19.8	Z	X
1713	Cutlery	119	403 576	79 583	19.7	.4	X
1800	Plumbing and heating equipment and supplies (hydronics)	26	158 149	24 551	15.5	.1	3.8
1818	Other plumbing and heating equipment and supplies	13	42 820	9 394	21.9	Z	X
2320	General-purpose industrial machinery, equipment, and parts	24	48 745	2 933	6.0	Z	X
2460	Other industrial supplies	37	215 135	15 505	7.2	.1	17.2
2462	Abrasives and abrasive materials	6	72 219	9 186	12.7	Z	X
2464	Mechanical rubber goods	12	49 190	2 691	5.5	Z	X
2520	Custodial (janitors') equipment and supplies	6	44 763	7 800	17.4	Z	X
2540	Other service establishment equipment and supplies	6	17 606	2 641	15.0	Z	54.8
2542	Service establishment equipment and supplies, n.e.c.	6	17 606	2 641	15.0	Z	X

See footnotes at end of table.

Table 3. Merchant Wholesalers by Kind of Business and Commodity Line: 1997—Con.

[Includes only establishments with payroll. For meaning of abbreviations and symbols, see introductory text. For explanation of terms, see Appendix A]

NAICS code and CL code	Kind of business and commodity line	Establishments handling commodity line		Commodity line sales			Sales coverage percent
		Number	Total sales (\$1,000)	Amount ¹ (\$1,000)	As percent of total sales of—		
					Establishments handling line	Establishments in NAICS industry ¹	
421220	Home furnishings whse—Con.						
2700	Sporting and recreational goods and supplies	70	311 404	29 224	9.4	.1	1.8
2712	Bicycles and bicycle tires and tubes	8	31 958	1 468	4.6	Z	X
2715	Athletic equipment and accessories	42	181 658	19 899	11.0	.1	X
2800	Toys and hobby goods and supplies	160	732 201	104 963	14.3	.5	6.8
2812	Other toys and games (including fireworks and children's vehicles)	105	517 888	49 669	9.6	.2	X
2813	Crafts and craft supplies	138	551 216	54 601	9.9	.3	X
2814	Other hobby goods and accessories	7	28 122	693	2.5	Z	X
2930	Recyclable paper and paperboard	8	3 192	528	16.5	Z	X
3000	Jewelry, diamonds, gem stones, and watches	56	166 250	13 271	8.0	.1	1.0
3015	Karat gold jewelry (rings, necklaces, etc.)	35	99 331	7 733	7.8	Z	X
3130	Compact discs, prerecorded audio tapes, and phonograph records	8	15 047	1 837	12.2	Z	X
3140	Prerecorded video tapes	10	10 505	472	4.5	Z	X
3150	Other durable goods	8	46 092	5 094	11.1	Z	X
3200	Printing and writing paper	20	157 434	7 348	4.7	Z	X
3300	Stationery, office supplies and greeting cards	89	597 284	43 018	7.2	.2	1.8
3311	Business forms	11	62 473	991	1.6	Z	X
3312	Stationery, photocopy paper, and typing paper	11	62 473	2 259	3.6	Z	X
3314	Toner and cartridges	11	62 473	245	4	Z	X
3315	Greeting cards	65	374 845	24 454	6.5	.1	X
3316	Other stationery supplies (envelopes, ruled forms, and binder paper)	24	222 439	15 069	6.8	.1	X
3400	Industrial and personal services paper and plastics	53	298 605	23 599	7.9	.1	30.3
3411	Paperboard and boxboard boxes	9	2 386	1 413	59.2	Z	X
3412	Paper dishes, cups, and napkins	10	8 697	6 133	70.5	Z	X
3413	Industrial paper (wrapping, bags, cartons, etc.)	32	286 594	14 671	5.1	.1	X
3415	Other industrial and personal service paper	12	33 617	1 382	4.1	Z	X
3500	Drugs, pharmaceuticals, cosmetics, and toiletries	60	283 755	33 853	11.9	.2	1.5
3515	Other toiletries and druggists' sundries	16	80 786	6 050	7.5	Z	X
3600	Piece goods, knit and woven	45	189 240	27 953	14.8	.1	17.3
3612	Cotton (including blends)	16	74 374	9 654	13.0	Z	X
3613	Synthetics (excluding synthetic knits)	9	80 136	7 108	8.9	Z	X
3614	Knit fabrics, n.e.c. (including double knit)	10	63 372	3 816	6.0	Z	X
3615	Woolen and worsted piece goods	7	58 451	1 826	3.1	Z	X
3616	Other piece goods	8	27 601	2 717	9.8	Z	X
3700	Notions (buttons, ribbons, lace, sewing accessories, zippers, bindings, etc.)	28	69 516	1 978	2.8	Z	X
3800	Men's and boys' wear	55	236 939	33 644	14.2	.2	9.9
3811	Men's and boys' suits, coats, and formal wear	40	191 447	19 702	10.3	.1	X
3812	Men's and boys' dress and casual shirts, slacks, and jeans	25	155 566	6 284	4.0	Z	X
3813	Men's and boys' underwear and nightwear	25	155 566	1 828	1.2	Z	X
3814	Men's and boys' work clothing and uniforms	10	43 413	783	1.8	Z	X
3815	Other men's and boys' wear (caps, hats, swimwear, neckwear, etc.)	25	155 566	2 610	1.7	Z	X
3900	Women's and children's wear	76	348 001	58 516	16.8	.3	6.2
3911	Infants' and children's wear (to size 6X)	51	257 672	16 399	6.4	.1	X
3912	Women's misses', and girls' dresses and blouses	51	257 672	14 525	5.6	.1	X
3913	Women's, misses', and girls' suits and coats	51	257 672	3 254	1.3	Z	X
3914	Women's and misses' outerwear	51	257 672	1 855	.7	Z	X
3915	Women's and misses' underwear and sleepwear	51	257 672	8 422	3.3	Z	X
3916	Other women's, misses', and girl's wear (furs, sweaters, millinery, etc.)	51	257 672	1 855	.7	Z	X
4000	Footwear	17	78 118	6 173	7.9	Z	29.5
4012	Infants' footwear	10	62 853	1 048	1.7	Z	X
4013	Other women's, misses', and girls' footwear	10	62 853	1 324	2.1	Z	X
4014	Other men's and boy's footwear	10	62 853	792	1.3	Z	X
4860	Other grocery specialties	24	33 491	4 714	14.1	Z	35.1
4865	Pickles, preserves, jellies, jams, and sauces	7	7 996	60	.8	Z	X
4868	Grocery specialties, n.e.c.	9	21 068	4 413	20.9	Z	X
5300	Plastics materials and basic shapes	32	241 604	33 786	14.0	.2	X
5330	Chemicals and allied products (excluding agricultural, plastics, gases, and petroleum)	47	238 522	23 076	9.7	.1	31.3
5335	Detergents and soaps	18	132 547	4 871	3.7	Z	X
5342	Adhesives, sealants, and glues	25	83 575	9 719	11.6	Z	X
5800	Farm supplies	16	27 511	5 575	20.3	Z	35.6
5816	Other agricultural chemicals and fertilizers	16	27 511	5 575	20.3	Z	X
6000	Paint, paint supplies, and wallpaper	96	416 116	43 315	10.4	.2	7.3
6013	Special purpose coatings (automotive, refinish, marine, traffic coatings)	36	65 203	1 528	2.3	Z	X
6015	Wallpaper	41	224 886	32 961	14.7	.2	X
6100	Books, periodicals, newspapers, and miscellaneous printed materials	29	25 381	2 204	8.7	Z	4.3
6101	Books	9	11 668	1 185	10.2	Z	X
6110	Flowers and florists' supplies	46	179 405	29 702	16.6	.1	X
6120	Art goods (including novelties and souvenirs)	183	430 800	91 627	21.3	.4	30.6
6121	Art materials	71	77 987	21 487	27.6	.1	X
6122	Novelties and souvenirs	119	359 221	67 796	18.9	.3	X
6130	Textile bags, bagging, and burlap	10	4 985	592	11.9	Z	X
6150	Nondurable goods, n.e.c.	24	213 512	7 742	3.6	Z	X
9700	Service receipts and labor charges (including installed parts)	403	962 251	133 659	13.9	.6	56.8
9701	Labor charges for repair work	143	248 725	17 927	7.2	.1	X
9702	Parts installed in repair work	67	126 690	3 928	3.1	Z	X
9703	Other service receipts and labor charges—Specify	298	780 016	111 766	14.3	.5	X
9730	Advertising specialties (paper novelties, etc.)	7	5 414	1 298	24.0	Z	X
9810	Miscellaneous commodities	248	779 953	88 442	11.3	.4	X
9940	Rental and leasing receipts	22	44 782	2 639	5.9	Z	X

See footnotes at end of table.

Table 3. Merchant Wholesalers by Kind of Business and Commodity Line: 1997—Con.

[Includes only establishments with payroll. For meaning of abbreviations and symbols, see introductory text. For explanation of terms, see Appendix A]

NAICS code and CL code	Kind of business and commodity line	Establishments handling commodity line		Commodity line sales			Sales coverage percent
		Number	Total sales (\$1,000)	Amount ¹ (\$1,000)	As percent of total sales of—		
					Establishments handling line	Establishments in NAICS industry ¹	
4212201	Household china, glassware, & crockery whse	1 039	X	3 796 559	X	100.0	74.9
0400	Household and lawn furniture	114	400 352	45 298	11.3	1.2	X
0420	Office and business furniture	7	7 192	907	12.6	Z	X
0500	Household china, glassware, crockery, and plastic housewares	1 039	3 796 559	3 255 128	85.7	85.7	X
0520	Linens, domestics, curtains, and draperies	50	271 221	13 334	4.9	.4	X
0530	Flooring and floor coverings	19	106 581	4 986	4.7	.1	X
0540	Other home furnishings	221	915 999	123 679	13.5	3.3	X
0730	Flat glass and other construction glass (excluding automotive)	9	43 270	21 499	49.7	.6	X
0800	Photographic equipment and supplies (excluding video)	6	5 094	389	7.6	Z	X
0960	Restaurant and hotel equipment and supplies	10	13 790	2 230	16.2	.1	X
1200	Copper and brass	9	44 600	12 644	28.4	.3	X
1500	Electrical appliances, household	34	193 145	14 896	7.7	.4	X
1700	Hardware	62	351 841	41 349	11.8	1.1	X
2460	Other industrial supplies	6	72 219	9 186	12.7	.2	X
2700	Sporting and recreational goods and supplies	28	129 746	7 857	6.1	.2	X
2800	Toys and hobby goods and supplies	80	371 014	57 655	15.5	1.5	X
3000	Jewelry, diamonds, gem stones, and watches	35	99 331	7 733	7.8	.2	X
3140	Prerecorded video tapes	8	4 935	166	3.4	Z	X
3300	Stationery, office supplies and greeting cards	42	229 206	14 971	6.5	.4	X
3400	Industrial and personal services paper and plastics	12	94 937	8 304	8.7	.2	X
3500	Drugs, pharmaceuticals, cosmetics, and toiletries	28	178 153	22 302	12.5	.6	X
3600	Piece goods, knit and woven	8	14 617	1 708	11.7	Z	X
3700	Notions (buttons, ribbons, lace, sewing accessories, zippers, bindings, etc.)	8	42 745	976	2.3	Z	X
3800	Men's and boys' wear	11	41 712	2 134	5.1	.1	X
3900	Women's and children's wear	19	86 265	11 898	13.8	.3	X
4000	Footwear	7	15 265	1 708	11.2	Z	X
4860	Other grocery specialties	8	4 427	241	5.4	Z	X
5330	Chemicals and allied products (excluding agricultural, plastics, gases, and petroleum)	13	127 212	4 470	3.5	.1	X
6000	Paint, paint supplies, and wallpaper	9	45 536	976	2.1	Z	X
6100	Books, periodicals, newspapers, and miscellaneous printed materials	9	11 668	1 185	10.2	Z	X
6110	Flowers and florists' supplies	25	134 578	20 609	15.3	.5	X
6120	Art goods (including novelties and souvenirs)	46	85 053	18 219	21.4	.5	X
6130	Textile bags, bagging, and burlap	7	2 491	182	7.3	Z	X
6150	Nondurable goods, n.e.c.	8	185 870	2 182	1.2	.1	X
9700	Service receipts and labor charges (including installed parts)	18	80 128	1 476	1.8	Z	X
9810	Miscellaneous commodities	41	103 249	16 917	16.4	.4	X
4212202	Linens, domestics, draperies, & curtains whse	1 532	X	4 438 939	X	100.0	75.2
0400	Household and lawn furniture	79	261 875	55 093	21.0	1.2	65.9
0411	Upholstered furniture	53	153 019	23 204	15.2	.5	X
0412	Sleep furniture and equipment	18	98 049	5 194	5.3	.1	X
0413	Lawn furniture and equipment	10	21 777	556	2.6	.1	X
0414	Other furniture (including sleep sofas)	39	169 076	26 139	15.5	.6	X
0420	Office and business furniture	23	87 734	11 185	12.7	.3	64.7
0421	New office furniture (wooden and metal)	17	85 854	9 754	11.4	.2	X
0500	Household china, glassware, crockery, and plastic housewares	50	220 617	17 553	8.0	.4	X
0520	Linens, domestics, curtains, and draperies	1 532	4 438 939	3 988 066	89.8	89.8	62.5
0521	Bedsprads, blankets, and bedding	602	2 664 620	1 344 648	50.5	30.3	X
0522	Curtains and draperies	795	1 905 596	507 090	26.6	11.4	X
0523	Shades and blinds	671	1 102 096	644 129	58.4	14.5	X
0524	Towels and washcloths	362	2 117 028	843 432	39.8	19.0	X
0525	Other linens and domestics	439	1 918 525	648 766	33.8	14.6	X
0530	Flooring and floor coverings	98	427 594	84 510	19.8	1.9	61.4
0531	Soft-surface (textile) floor coverings and accessories (including rugs, carpets, and pads)	91	424 548	83 748	19.7	1.9	X
0533	Other hard-surface floor coverings and accessories (including tile and sheet goods)	16	37 034	659	1.8	Z	X
0540	Other home furnishings	91	354 046	44 982	12.7	1.0	51.4
0541	Metal flatware and kitchen utensils	20	67 643	11 112	16.4	.3	X
0542	Mirrors, lamps, and picture frames	58	238 130	15 621	6.6	.4	X
0543	Home furnishings, n.e.c.	30	108 042	18 234	16.9	.4	X
0720	Roofing, siding, and insulation materials	7	20 876	5 216	25.0	.1	46.3
0722	Siding, except wood	7	20 876	5 216	25.0	.1	X
0960	Restaurant and hotel equipment and supplies	19	127 101	24 193	19.0	.5	X
1500	Electrical appliances, household	13	122 782	6 853	5.6	.2	3.2
1511	Televisions	13	122 782	6 853	5.6	.2	X
1700	Hardware	30	58 289	8 751	15.0	.2	6.6
1713	Cutlery	30	58 289	8 751	15.0	.2	X
2700	Sporting and recreational goods and supplies	8	31 958	3 267	10.2	.1	1.6
2712	Bicycles and bicycle tires and tubes	8	31 958	1 468	4.6	Z	X
2715	Athletic equipment and accessories	8	31 958	1 799	5.6	Z	X
2800	Toys and hobby goods and supplies	14	44 233	5 531	12.5	.1	4.4
2812	Other toys and games (including fireworks and children's vehicles)	7	16 111	659	4.1	Z	X
2813	Crafts and craft supplies	7	28 122	4 179	14.9	.1	X
2814	Other hobby goods and accessories	7	28 122	693	2.5	Z	X
3300	Stationery, office supplies and greeting cards	11	62 473	4 241	6.8	.1	10.1
3311	Business forms	11	62 473	991	1.6	Z	X
3312	Stationery, photocopy paper, and typing paper	11	62 473	2 259	3.6	.1	X
3314	Toner and cartridges	11	62 473	245	.4	Z	X
3316	Other stationery supplies (envelopes, ruled forms, and binder paper)	11	62 473	746	1.2	Z	X
3400	Industrial and personal services paper and plastics	20	41 386	8 478	20.5	.2	22.1
3412	Paper dishes, cups, and napkins	10	8 697	6 133	70.5	.1	X
3413	Industrial paper (wrapping, bags, cartons, etc.)	10	32 689	1 407	4.3	Z	X
3415	Other industrial and personal service paper	10	32 689	938	2.9	Z	X
3500	Drugs, pharmaceuticals, cosmetics, and toiletries	16	24 816	5 501	22.2	.1	X

See footnotes at end of table.

Table 3. Merchant Wholesalers by Kind of Business and Commodity Line: 1997—Con.

[Includes only establishments with payroll. For meaning of abbreviations and symbols, see introductory text. For explanation of terms, see Appendix A]

NAICS code and CL code	Kind of business and commodity line	Establishments handling commodity line		Commodity line sales			Sales coverage percent
		Number	Total sales (\$1,000)	Amount ¹ (\$1,000)	As percent of total sales of—		
					Establishments handling line	Establishments in NAICS industry ¹	
4212202	Linens, domestics, draperies, & curtains whsle—Con.						
3600	Piece goods, knit and woven	22	97 045	16 681	17.2	.4	25.0
3612	Cotton (including blends)	8	59 757	7 946	13.3		X
3616	Other piece goods	8	27 601	2 717	9.8	.1	X
3700	Notions (buttons, ribbons, lace, sewing accessories, zippers, bindings, etc.)	13	13 413	727	5.4	Z	X
3800	Men's and boys' wear	30	148 034	24 924	16.8	.6	7.8
3811	Men's and boys' suits, coats, and formal wear	30	148 034	17 605	11.9	.4	X
3812	Men's and boys' dress and casual shirts, slacks, and jeans	15	112 153	4 187	3.7	.1	X
3813	Men's and boys' underwear and nightwear	15	112 153	1 045	.9	Z	X
3815	Other men's and boys' wear (caps, hats, swimwear, neckwear, etc.)	15	112 153	2 087	1.9	Z	X
3900	Women's and children's wear	35	206 003	39 396	19.1	.9	4.4
3911	Infants' and children's wear (to size 6X)	35	206 003	15 015	7.3	.3	X
3912	Women's misses', and girls' dresses and blouses	35	206 003	13 141	6.4	.3	X
3913	Women's, misses', and girls' suits and coats	35	206 003	1 870	.9	Z	X
3914	Women's and misses' outerwear	35	206 003	935	.5	Z	X
3915	Women's and misses' underwear and sleepwear	35	206 003	7 502	3.6	.2	X
3916	Other women's, misses, and girl's wear (furs, sweaters, millinery, etc.) ..	35	206 003	935	.5	Z	X
4000	Footwear	6	35 918	2 167	6.0	Z	26.3
4012	Infants' footwear	6	35 918	541	1.5	Z	X
4013	Other women's, misses', and girls' footwear	6	35 918	1 073	3.0	Z	X
4014	Other men's and boy's footwear	6	35 918	541	1.5	Z	X
5330	Chemicals and allied products (excluding agricultural, plastics, gases, and petroleum)	11	20 324	3 203	15.8	.1	49.1
5342	Adhesives, sealants, and glues	6	14 989	2 194	14.6	Z	X
6000	Paint, paint supplies, and wallpaper	38	204 367	27 347	13.4	.6	3.4
6015	Wallpaper	38	204 367	27 347	13.4	.6	X
6120	Art goods (including novelties and souvenirs)	14	57 286	8 324	14.5	.2	50.4
6122	Novelties and souvenirs	11	54 760	8 128	14.8	.2	X
9700	Service receipts and labor charges (including installed parts)	97	192 959	15 709	8.1	.4	62.5
9701	Labor charges for repair work	45	41 879	1 698	4.1	Z	X
9702	Parts installed in repair work	34	37 867	1 300	3.4	Z	X
9703	Other service receipts and labor charges—Specify	68	158 961	12 709	8.0	.3	X
9810	Miscellaneous commodities	53	78 533	10 381	13.2	.2	X
4212203	Floor coverings whsle	2 270	X	7 941 902	X	100.0	73.3
0400	Household and lawn furniture	59	216 001	30 429	14.1	.4	70.1
0411	Upholstered furniture	35	160 728	17 474	10.9	.2	X
0412	Sleep furniture and equipment	13	47 531	3 290	6.9	Z	X
0413	Lawn furniture and equipment	7	3 737	143	3.8	Z	X
0414	Other furniture (including sleep sofas)	31	133 591	9 522	7.1	.1	X
0420	Office and business furniture	27	72 208	6 094	8.4	.1	70.7
0421	New office furniture (wooden and metal)	12	11 932	820	6.9	Z	X
0422	New store and restaurant furniture	7	7 692	755	9.8	Z	X
0423	New public furniture (theater seats, church pews, park benches, and school desks)	7	49 131	3 668	7.5	Z	X
0424	Used office and business furniture	10	11 136	850	7.6	Z	X
0500	Household china, glassware, crockery, and plastic housewares	7	37 246	1 937	5.2	Z	X
0520	Linens, domestics, curtains, and draperies	72	292 321	27 158	9.3	.3	73.3
0521	Bedspreads, blankets, and bedding	13	17 350	896	5.2	Z	X
0522	Curtains and draperies	29	139 878	6 431	4.6	.1	X
0523	Shades and blinds	44	114 334	9 172	8.0	.1	X
0525	Other linens and domestics	12	98 654	10 513	10.7	.1	X
0530	Flooring and floor coverings	2 270	7 941 902	7 433 768	93.6	93.6	62.7
0531	Soft-surface (textile) floor coverings and accessories (including rugs, carpets, and pads)	1 947	6 646 837	3 548 048	53.4	44.7	X
0532	Hardwood flooring	767	4 459 775	1 023 707	23.0	12.9	X
0533	Other hard-surface floor coverings and accessories (including tile and sheet goods)	1 310	5 802 216	2 862 012	49.3	36.0	X
0540	Other home furnishings	35	134 662	36 124	26.8	.5	39.2
0542	Mirrors, lamps, and picture frames	14	74 486	25 843	34.7	.3	X
0543	Home furnishings, n.e.c.	28	36 832	6 894	18.7	.1	X
0600	Lumber: rough, dressed, and finished	10	23 093	8 565	37.1	.1	54.8
0611	Dimensional lumber (non-treated)	10	23 093	8 502	36.8	.1	X
0620	Plywood and millwork	29	177 562	47 101	26.5	.6	16.9
0622	Other panels products (including hardwood plywood, waterboard, and particleboard)	11	97 706	3 434	3.5	Z	X
0623	Gypsum, specialty boards, and treatments	6	12 302	1 616	13.1	Z	X
0624	Wood millwork (doors, windows, cabinets, etc.)	18	80 478	42 050	52.3	.5	X
0700	Brick, stone, tile, sand, block, cement, and gravel	22	93 663	18 897	20.2	.2	67.9
0712	Cement and lime	6	3 050	688	22.6	Z	X
0714	Brick, block, tile, clay/cement sewer pipe, etc.	15	88 237	17 103	19.4	.2	X
0720	Roofing, siding, and insulation materials	27	138 314	12 717	9.2	.2	.6
0721	Roofing, except wood	27	138 314	12 717	9.2	.2	X
0740	Other construction materials	21	121 661	30 102	24.7	.4	72.1
0744	Construction materials, n.e.c. (including wire fence and construction paper)	19	109 207	25 170	23.0	.3	X
0960	Restaurant and hotel equipment and supplies	6	38 837	2 027	5.2	Z	X
1500	Electrical appliances, household	6	52 841	12 573	23.8	.2	60.7
1514	Electrical household ranges and ovens	6	52 841	3 477	6.6	Z	X
1515	Refrigerators and freezers, household	6	52 841	5 009	9.5	.1	X
1516	Household laundry equipment	6	52 841	2 012	3.8	Z	X
1518	Other electrical household appliances (including fans, dishwashers, etc.) ..	6	52 841	1 587	3.0	Z	X

See footnotes at end of table.

Table 3. Merchant Wholesalers by Kind of Business and Commodity Line: 1997—Con.

[Includes only establishments with payroll. For meaning of abbreviations and symbols, see introductory text. For explanation of terms, see Appendix A]

NAICS code and CL code	Kind of business and commodity line	Establishments handling commodity line		Commodity line sales			Sales coverage percent
		Number	Total sales (\$1,000)	Amount ¹ (\$1,000)	As percent of total sales of—		
					Establishments handling line	Establishments in NAICS industry ¹	
4212203	Floor coverings whse—Con.						
1600	Electronic parts and equipment, except communication	10	113 301	6 903	6.1	.1	59.1
1618	Electronic parts and equipment, n.e.c.	10	113 301	6 903	6.1	.1	X
1700	Hardware	28	122 220	13 043	10.7	.2	26.6
1711	Hand tools (including power driven)	8	81 513	3 760	4.6	Z	X
1712	Bolts, nuts, rivets, and fasteners	13	15 362	3 036	19.8	Z	X
1713	Cutlery	7	25 339	6 212	24.5	.1	X
1800	Plumbing and heating equipment and supplies (hydronics)	11	111 522	15 013	13.5	.2	X
2320	General-purpose industrial machinery, equipment, and parts	6	1 216	148	12.2	Z	X
2460	Other industrial supplies	12	49 190	2 691	5.5	Z	15.0
2464	Mechanical rubber goods	12	49 190	2 691	5.5	Z	X
3600	Piece goods, knit and woven	7	58 451	7 305	12.5	.1	11.7
3613	Synthetics (excluding synthetic knits)	7	58 451	2 729	4.7	Z	X
3614	Knit fabrics, n.e.c. (including double knit)	7	58 451	2 729	4.7	Z	X
3615	Woolen and worsted piece goods	7	58 451	1 826	3.1	Z	X
3900	Women's and children's wear	6	4 064	278	6.8	Z	X
5300	Plastics materials and basic shapes	12	138 848	22 984	16.6	.3	X
5330	Chemicals and allied products (excluding agricultural, plastics, gases, and petroleum)	19	68 586	7 525	11.0	.1	58.9
5342	Adhesives, sealants, and glues	19	68 586	7 525	11.0	.1	X
6000	Paint, paint supplies, and wallpaper	40	86 135	7 441	8.6	.1	27.3
6013	Special purpose coatings (automotive, refinish, marine, traffic coatings)	36	65 203	1 528	2.3	Z	X
9700	Service receipts and labor charges (including installed parts)	199	593 431	101 895	17.2	1.3	54.1
9701	Labor charges for repair work	47	140 292	10 001	7.1	.1	X
9702	Parts installed in repair work	12	62 787	632	1.0	Z	X
9703	Other service receipts and labor charges—Specify	167	504 395	91 262	18.1	1.1	X
9810	Miscellaneous commodities	105	520 744	49 453	9.5	.6	X
9940	Rental and leasing receipts	12	26 378	1 168	4.4	Z	X
4212204	Other home furnishings whse	2 191	X	5 561 938	X	100.0	71.9
0400	Household and lawn furniture	174	422 910	81 937	19.4	1.5	56.7
0411	Upholstered furniture	75	129 601	15 193	11.7	.3	X
0412	Sleep furniture and equipment	27	60 074	8 212	13.7	.1	X
0413	Lawn furniture and equipment	51	191 406	18 143	9.5	.3	X
0414	Other furniture (including sleep sofas)	98	280 315	40 382	14.4	.7	X
0420	Office and business furniture	33	118 469	9 888	8.3	.2	71.9
0421	New office furniture (wooden and metal)	29	87 312	4 398	5.0	.1	X
0422	New store and restaurant furniture	13	70 226	1 726	2.5	Z	X
0500	Household china, glassware, crockery, and plastic housewares	127	464 954	72 506	15.6	1.3	X
0520	Linens, domestics, curtains, and draperies	89	272 375	21 459	7.9	.4	53.0
0521	Bedspreads, blankets, and bedding	40	154 428	5 106	3.3	.1	X
0522	Curtains and draperies	32	120 870	3 218	2.7	.1	X
0523	Shades and blinds	35	138 590	5 163	3.7	.1	X
0524	Towels and washcloths	26	80 131	1 438	1.8	Z	X
0525	Other linens and domestics	43	181 632	6 512	3.6	.1	X
0530	Flooring and floor coverings	33	136 085	9 396	6.9	.2	71.9
0531	Soft-surface (textile) floor coverings and accessories (including rugs, carpets, and pads)	31	134 493	8 689	6.5	.2	X
0532	Hardwood flooring	6	56 740	707	1.2	Z	X
0540	Other home furnishings	2 191	5 561 938	4 915 368	88.4	88.4	41.4
0541	Metal flatware and kitchen utensils	249	947 814	557 300	58.8	10.0	X
0542	Mirrors, lamps, and picture frames	1 179	2 676 298	1 883 104	70.4	33.9	X
0543	Home furnishings, n.e.c.	1 138	3 203 262	2 474 964	77.3	44.5	X
0720	Roofing, siding, and insulation materials	7	63 853	4 904	7.7	.1	X
0730	Flat glass and other construction glass (excluding automotive)	6	18 090	8 724	48.2	.2	X
0900	Office equipment	7	55 825	1 188	2.1	Z	X
0960	Restaurant and hotel equipment and supplies	34	138 123	16 769	12.1	.3	X
1400	Electrical apparatus and equipment	11	24 775	2 274	9.2	Z	35.2
1413	Motors and generators (including motor-generator sets)	6	24 656	997	4.0	Z	X
1418	Lighting fixtures (residential and commercial)	6	119	257	100.0	Z	X
1421	Other electrical apparatus and equipment (including fuses and lightning rods)	6	24 656	997	4.0	Z	X
1500	Electrical appliances, household	61	469 208	52 605	11.2	.9	40.7
1511	Televisions	11	75	13	17.3	Z	X
1512	Radios, stereos, and CD players	11	75	2	2.7	Z	X
1513	V.C.R.'s and video cameras	11	75	11	14.7	Z	X
1514	Electrical household ranges and ovens	23	414 044	48 002	11.6	.9	X
1518	Other electrical household appliances (including fans, dishwashers, etc.)	37	61 699	4 576	7.4	.1	X
1700	Hardware	82	319 948	64 620	20.2	1.2	X
1713	Cutlery	82	319 948	64 620	20.2	1.2	X
1800	Plumbing and heating equipment and supplies (hydronics)	13	42 820	9 394	21.9	.2	16.0
1818	Other plumbing and heating equipment and supplies	13	42 820	9 394	21.9	.2	X
2320	General-purpose industrial machinery, equipment, and parts	10	42 263	2 085	4.9	Z	X
2460	Other industrial supplies	16	86 964	3 220	3.7	.1	X
2700	Sporting and recreational goods and supplies	34	149 700	18 100	12.1	.3	4.2
2715	Athletic equipment and accessories	34	149 700	18 100	12.1	.3	X
2800	Toys and hobby goods and supplies	66	316 954	41 777	13.2	.8	1.9
2812	Other toys and games (including fireworks and children's vehicles)	34	280 352	14 574	5.2	.3	X
2813	Crafts and craft supplies	66	316 954	27 203	8.6	.5	X
2930	Recyclable paper and paperboard	6	1 828	122	6.7	Z	X
3000	Jewelry, diamonds, gem stones, and watches	16	47 647	4 623	9.7	.1	X
3150	Other durable goods	7	45 595	5 040	11.1	.1	X

See footnotes at end of table.

Table 3. Merchant Wholesalers by Kind of Business and Commodity Line: 1997—Con.

[Includes only establishments with payroll. For meaning of abbreviations and symbols, see introductory text. For explanation of terms, see Appendix A]

NAICS code and CL code	Kind of business and commodity line	Establishments handling commodity line		Commodity line sales			Sales coverage percent
		Number	Total sales (\$1,000)	Amount ¹ (\$1,000)	As percent of total sales of—		
					Establishments handling line	Establishments in NAICS industry ¹	
4212204	Other home furnishings whsle—Con.						
3200	Printing and writing paper	12	113 745	5 267	4.6	.1	X
3300	Stationery, office supplies and greeting cards	36	305 605	23 806	7.8	.4	.5
3315	Greeting cards	23	145 639	9 483	6.5	.2	X
3316	Other stationery supplies (envelopes, ruled forms, and binder paper) ...	13	159 966	14 323	9.0	.3	X
3400	Industrial and personal services paper and plastics	19	161 354	6 373	4.0	.1	45.5
3411	Paperboard and boxboard boxes	9	2 386	1 413	59.2	.2	X
3413	Industrial paper (wrapping, bags, cartons, etc.)	10	158 968	4 960	3.1	.1	X
3500	Drugs, pharmaceuticals, cosmetics, and toiletries	13	71 622	5 275	7.4	.1	5.0
3515	Other toiletries and druggists' sundries	13	71 622	5 275	7.4	.1	X
3600	Piece goods, knit and woven	8	19 127	2 259	11.8	Z	X
3700	Notions (buttons, ribbons, lace, sewing accessories, zippers, bindings, etc.)	6	2 305	166	7.2	Z	X
3800	Men's and boys' wear	10	43 413	6 314	14.5	.1	36.0
3811	Men's and boys' suits, coats, and formal wear	10	43 413	2 097	4.8	Z	X
3812	Men's and boys' dress and casual shirts, slacks, and jeans	10	43 413	2 097	4.8	Z	X
3813	Men's and boys' underwear and nightwear	10	43 413	783	1.8	Z	X
3814	Men's and boys' work clothing and uniforms	10	43 413	783	1.8	Z	X
3815	Other men's and boys' wear (caps, hats, swimwear, neckwear, etc.) ...	10	43 413	523	1.2	Z	X
3900	Women's and children's wear	16	51 669	6 944	13.4	.1	30.8
3911	Infants' and children's wear (to size 6X)	16	51 669	1 384	2.7	Z	X
3912	Women's misses', and girls' dresses and blouses	16	51 669	1 384	2.7	Z	X
3913	Women's, misses', and girls' suits and coats	16	51 669	1 384	2.7	Z	X
3914	Women's and misses' outerwear	16	51 669	920	1.8	Z	X
3915	Women's and misses' underwear and sleepwear	16	51 669	920	1.8	Z	X
3916	Other women's, misses, and girl's wear (furs, sweaters, millinery, etc.) ..	16	51 669	920	1.8	Z	X
4860	Other grocery specialties	11	15 360	2 081	13.5	Z	40.7
4865	Pickles, preserves, jellies, jams, and sauces	7	7 996	60	.8	Z	X
5300	Plastics materials and basic shapes	15	80 442	7 246	9.0	.1	X
5800	Farm supplies	12	12 014	3 793	31.6	.1	20.2
5816	Other agricultural chemicals and fertilizers	12	12 014	3 793	31.6	.1	X
6000	Paint, paint supplies, and wallpaper	9	80 078	7 551	9.4	.1	X
6100	Books, periodicals, newspapers, and miscellaneous printed materials	14	9 056	737	8.1	Z	X
6110	Flowers and florists' supplies	16	31 984	7 126	22.3	.1	X
6120	Art goods (including novelties and souvenirs)	122	272 818	62 740	23.0	1.1	18.3
6121	Art materials	58	36 339	17 305	47.6	.3	X
6122	Novelties and souvenirs	67	239 728	45 435	19.0	.8	X
6150	Nondurable goods, n.e.c.	14	23 780	3 632	15.3	.1	X
9700	Service receipts and labor charges (including installed parts)	89	95 733	14 579	15.2	.3	60.5
9701	Labor charges for repair work	51	66 554	6 228	9.4	.1	X
9702	Parts installed in repair work	21	26 036	1 996	7.7	Z	X
9703	Other service receipts and labor charges—Specify	45	36 532	6 319	17.3	.1	X
9810	Miscellaneous commodities	49	77 427	11 691	15.1	.2	X
4213	Lumber & other construction materials whsle	11 142	X	61 302 570	X	100.0	69.9
0200	New and rebuilt automotive parts and supplies	102	296 254	66 671	22.5	.1	7.7
0216	Glass	62	194 347	50 768	26.1	.1	X
0223	Parts, n.e.c.	19	48 263	14 102	29.2	Z	X
0400	Household and lawn furniture	30	138 602	4 192	3.0	Z	53.0
0411	Upholstered furniture	19	88 930	946	1.1	Z	X
0414	Other furniture (including sleep sofas)	14	56 331	364	.6	Z	X
0520	Linens, domestics, curtains, and draperies	10	53 263	2 006	3.8	Z	69.9
0522	Curtains and draperies	6	8 733	717	8.2	Z	X
0530	Flooring and floor coverings	344	2 552 052	231 918	9.1	.4	3.1
0531	Soft-surface (textile) floor coverings and accessories (including rugs, carpets, and pads)	189	1 010 067	24 096	2.4	Z	X
0532	Hardwood flooring	48	435 003	38 336	8.8	.1	X
0533	Other hard-surface floor coverings and accessories (including tile and sheet goods)	189	1 010 067	103 027	10.2	.2	X
0540	Other home furnishings	24	112 302	9 483	8.4	Z	61.2
0542	Mirrors, lamps, and picture frames	19	100 937	6 931	6.9	Z	X
0600	Lumber: rough, dressed, and finished	3 976	37 425 810	23 437 929	62.6	38.2	66.5
0611	Dimensional lumber (non-treated)	3 395	33 731 469	17 535 352	52.0	28.6	X
0612	Treated lumber	1 661	19 383 907	2 632 061	13.6	4.3	X
0613	Boards	1 260	13 841 334	3 270 473	23.6	5.3	X
0620	Plywood and millwork	4 402	40 409 861	19 982 228	49.4	32.6	63.2
0621	Softwood plywood and oriented strand board (OSB)	1 813	24 817 953	5 381 353	21.7	8.8	X
0622	Other panels products (including hardwood plywood, waterboard, and particleboard)	1 879	20 817 216	4 290 253	20.6	7.0	X
0623	Gypsum, specialty boards, and treatments	996	13 326 010	1 016 375	7.6	1.7	X
0624	Wood millwork (doors, windows, cabinets, etc.)	2 319	21 039 976	7 384 756	35.1	12.0	X
0625	Metal millwork	573	7 558 197	569 662	7.5	.9	X
0626	Other millwork and wood siding (including trusses and wood roofing) ...	967	11 452 285	1 339 798	11.7	2.2	X
0700	Brick, stone, tile, sand, block, cement, and gravel	2 472	9 785 323	4 374 275	44.7	7.1	60.2
0711	Ready-mixed or transit-mixed concrete	346	4 267 957	271 559	6.4	.4	X
0712	Cement and lime	759	2 600 136	704 739	27.1	1.2	X
0713	Sand, gravel, and crushed stone	1 038	1 805 872	1 256 061	69.6	2.0	X
0714	Brick, block, tile, clay/cement sewer pipe, etc.	1 305	3 037 856	2 141 803	70.5	3.5	X
0720	Roofing, siding, and insulation materials	2 126	19 375 672	5 159 541	26.6	8.4	67.0
0721	Roofing, except wood	1 287	14 739 040	2 311 370	15.7	3.8	X
0722	Siding, except wood	1 261	14 435 372	1 580 596	10.9	2.6	X
0723	Insulation materials	1 257	14 359 693	1 267 559	8.8	2.1	X
0730	Flat glass and other construction glass (excluding automotive)	690	1 521 441	940 580	61.8	1.5	X

See footnotes at end of table.

Table 3. Merchant Wholesalers by Kind of Business and Commodity Line: 1997—Con.

[Includes only establishments with payroll. For meaning of abbreviations and symbols, see introductory text. For explanation of terms, see Appendix A]

NAICS code and CL code	Kind of business and commodity line	Establishments handling commodity line		Commodity line sales			Sales coverage percent
		Number	Total sales (\$1,000)	Amount ¹ (\$1,000)	As percent of total sales of—		
					Establishments handling line	Establishments in NAICS industry ¹	
4213	Lumber & other construction materials whse—Con.						
0740	Other construction materials	2 570	12 601 485	4 412 655	35.0	7.2	66.7
0741	Rain-carrying equipment (down spouts, gutters, etc.)	454	2 837 893	306 175	10.8	.5	X
0742	Prefabricated buildings and structural assemblies (nonwood)	395	883 252	617 711	69.9	1.0	X
0743	Manufactured (mobile) homes	384	786 798	712 646	90.6	1.2	X
0744	Construction materials, n.e.c. (including wire fence and construction paper)	1 573	9 620 875	2 776 109	28.9	4.5	X
0900	Office equipment	8	49 812	1 217	2.4	Z	X
0920	New computer equipment	16	165 506	5 859	3.5	Z	X
0960	Restaurant and hotel equipment and supplies	17	46 724	2 200	4.7	Z	X
0970	Store machines and equipment	7	44 186	1 007	2.3	Z	X
1100	Iron and steel products (semifinished)	11	38 898	11 861	30.5	Z	37.5
1116	Other semifinished iron and steel products	6	34 872	11 503	33.0	Z	X
1120	Flat iron and steel products	170	2 406 260	113 503	4.7	.2	X
1140	Iron and steel wire and wire products	251	3 062 408	117 796	3.8	.2	X
1150	Iron and steel pipe and tubing	108	698 178	42 667	6.1	.1	X
1160	Other iron and steel products	152	2 516 536	99 962	4.0	.2	.4
1164	Concrete reinforcement bars	15	373 681	28 366	7.6	Z	X
1165	Structural shapes (excluding bar-size shapes)	95	1 850 641	57 568	3.1	.1	X
1220	Aluminum shapes, forms, etc.	181	928 631	59 526	6.4	.1	X
1400	Electrical apparatus and equipment	184	1 173 772	54 110	4.6	.1	X
1417	Exterior wiring and cable (excluding conduit)	70	698 765	24 590	3.5	Z	X
1500	Electrical appliances, household	81	301 701	28 078	9.3	Z	2.5
1512	Radios, stereos, and CD players	43	173 016	23 942	13.8	Z	X
1600	Electronic parts and equipment, except communication	75	700 189	10 584	1.5	Z	.4
1618	Electronic parts and equipment, n.e.c.	32	399 188	2 789	.7	Z	X
1700	Hardware	772	8 768 513	462 788	5.3	.8	.9
1711	Hand tools (including power driven)	295	4 912 070	163 415	3.3	.3	X
1712	Bolts, nuts, rivets, and fasteners	210	3 884 684	88 776	2.3	.1	X
1713	Cutlery	392	3 001 730	206 605	6.9	.3	X
1800	Plumbing and heating equipment and supplies (hydronics)	242	2 535 108	191 876	7.6	.3	1.4
1811	Plastic pipe fittings and valves (excluding pipe and tubing)	47	928 958	22 216	2.4	Z	X
1812	Metal pipe fittings and valves (excluding pipe and tubing)	16	401 469	1 270	.3	Z	X
1813	Plumbing fixtures	92	785 767	31 979	4.1	.1	X
1814	Furnaces, stoves, water heaters (except electric and warm air)	90	1 104 765	93 901	8.5	.2	X
1818	Other plumbing and heating equipment and supplies	114	1 144 122	30 354	2.7	.1	X
1900	Warm air heating and air-conditioning equipment and supplies	112	711 925	50 879	7.1	.1	3.0
1911	Furnaces (warm air)	41	175 431	9 888	5.6	Z	X
1912	Central air-conditioning (residential and commercial)	48	200 002	12 478	6.2	Z	X
1914	Heat pumps (residential and commercial)	16	51 904	8 875	17.1	Z	X
1916	Air cleaning and filtration systems	10	27 343	225	.8	Z	X
1917	Compressors for air-conditioners	10	27 343	225	.8	Z	X
1918	Condensing units for air-conditioners	10	27 343	225	.8	Z	X
1919	Registers, grills, pre-formed ductwork (excluding sheet metal), and duct insulation	31	176 841	11 367	6.4	Z	X
2100	Construction and mining machinery and equipment (including parts and attachments)	24	82 270	5 559	6.8	Z	13.2
2117	Other new construction and mining, logging, and road maintenance machinery, equipment, and parts	13	29 490	2 508	8.5	Z	X
2200	Farm machinery, equipment, and parts	15	16 949	1 811	10.7	Z	19.3
2212	New harvesting machinery	15	16 949	384	2.3	Z	X
2213	New land preparation, planting, and cultivating machinery	15	16 949	189	1.1	Z	X
2216	Other new farm machinery and equipment	15	16 949	1 049	6.2	Z	X
2218	Used farm machinery and equipment	15	16 949	189	1.1	Z	X
2220	Garden machinery, equipment, and parts	8	35 336	454	1.3	Z	X
2320	General-purpose industrial machinery, equipment, and parts	23	136 239	17 544	12.9	Z	X
2330	Metalworking machinery, equipment, and parts	8	18 340	2 799	15.3	Z	X
2340	Materials handling machinery, equipment, and parts	11	74 026	5 079	6.9	Z	X
2360	Other industrial machinery, equipment, and parts	12	21 497	1 638	7.6	Z	11.5
2363	New printing trades machinery, equipment, and supplies	7	8 952	522	5.8	Z	X
2460	Other industrial supplies	120	530 797	32 366	6.1	.1	6.7
2462	Abrasives and abrasive materials	15	97 288	6 251	6.4	Z	X
2466	Industrial supplies, n.e.c.	29	220 405	15 730	7.1	Z	X
2700	Sporting and recreational goods and supplies	26	129 331	9 338	7.2	Z	49.7
2714	Camping and fishing equipment and accessories	9	75 270	7 398	9.8	Z	X
2800	Toys and hobby goods and supplies	10	47 037	4 537	9.6	Z	X
2900	Ferrous metal scrap	7	5 700	275	4.8	Z	X
2930	Recyclable paper and paperboard	6	6 044	266	4.4	Z	X
3000	Jewelry, diamonds, gem stones, and watches	6	9 970	1 259	12.6	Z	27.5
3016	Other jewel., silverware, and plated ware (incl. jewel. where gemstones less than 50% of value, gold filled sterling, and costume jewel. and medallions)	6	9 970	1 259	12.6	Z	X
3100	Musical instruments and supplies	7	35 731	1 798	5.0	Z	X
3120	Forest products, except lumber (including cordwood, hewn posts, poles, and ties)	299	2 907 379	248 291	8.5	.4	X
3150	Other durable goods	8	56 955	7 400	13.0	Z	53.2
3154	Other durable goods, n.e.c.	8	56 955	7 400	13.0	Z	X
3400	Industrial and personal services paper and plastics	10	29 372	6 877	23.4	Z	52.5
3413	Industrial paper (wrapping, bags, cartons, etc.)	7	20 741	5 799	28.0	Z	X
3500	Drugs, pharmaceuticals, cosmetics, and toiletries	17	14 496	1 934	13.3	Z	X
4000	Footwear	8	43 849	426	1.0	Z	X
5140	Other farm products, inedible	6	21 023	1 233	5.9	Z	69.9
5143	Farm products, n.e.c.	6	21 023	1 233	5.9	Z	X

See footnotes at end of table.

Table 3. Merchant Wholesalers by Kind of Business and Commodity Line: 1997—Con.

[Includes only establishments with payroll. For meaning of abbreviations and symbols, see introductory text. For explanation of terms, see Appendix A]

NAICS code and CL code	Kind of business and commodity line	Establishments handling commodity line		Commodity line sales			Sales coverage percent
		Number	Total sales (\$1,000)	Amount ¹ (\$1,000)	As percent of total sales of—		
					Establishments handling line	Establishments in NAICS industry ¹	
4213	Lumber & other construction materials whse—Con.						
5300	Plastics materials and basic shapes	343	3 372 948	182 659	5.4	.3	.3
5313	Plastics raw materials	128	1 128 904	89 077	7.9	.1	X
5314	Other plastics materials and basic shapes	82	534 221	25 765	4.8	Z	X
5330	Chemicals and allied products (excluding agricultural, plastics, gases, and petroleum)	158	799 388	62 443	7.8	.1	10.5
5338	Wood chemicals, naval stores, and gum	12	47 466	3 488	7.3	Z	X
5342	Adhesives, sealants, and glues	72	501 948	30 613	6.1	.1	X
5344	Other chemicals and allied products	30	115 712	16 451	14.2	Z	X
5400	Petroleum products	11	29 801	1 201	4.0	Z	X
5800	Farm supplies	24	164 061	18 141	11.1	Z	48.1
5818	Other farm supplies (including harness and saddlery equipment)	12	99 594	8 073	8.1	Z	X
6000	Paint, paint supplies, and wallpaper	304	4 941 529	119 585	2.4	.2	.4
6011	Architectural coatings (enamels, primers, stains, solvents, and lacquers)	38	947 479	21 286	2.2	Z	X
6014	Paint supplies	85	572 932	14 507	2.5	Z	X
6015	Wallpaper	56	172 691	9 486	5.5	Z	X
6120	Art goods (including novelties and souvenirs)	14	7 538	1 902	25.2	Z	X
6150	Nondurable goods, n.e.c.	21	74 805	9 500	12.7	Z	X
9700	Service receipts and labor charges (including installed parts)	821	3 473 960	214 214	6.2	.3	67.3
9701	Labor charges for repair work	377	1 008 411	49 510	4.9	.1	X
9702	Parts installed in repair work	221	329 480	16 187	4.9	Z	X
9703	Other service receipts and labor charges—Specify	461	2 791 192	148 501	5.3	.2	X
9740	Receipts for installing equipment	11	24 101	1 649	6.8	Z	X
9810	Miscellaneous commodities	621	4 060 954	381 743	9.4	.6	X
9940	Rental and leasing receipts	149	720 789	27 916	3.9	Z	.3
9944	Other rental receipts	36	227 179	3 388	1.5	Z	X
9950	Construction receipts	80	178 486	22 634	12.7	Z	X
42131	Lumber, plywood, millwork, & wood panel whse	5 636	X	46 426 349	X	100.0	78.6
0200	New and rebuilt automotive parts and supplies	17	47 747	1 766	3.7	Z	X
0400	Household and lawn furniture	12	77 359	1 821	2.4	Z	X
0520	Linens, domestics, curtains, and draperies	6	48 749	1 534	3.1	Z	X
0530	Flooring and floor coverings	213	1 806 192	125 566	7.0	.3	1.9
0531	Soft-surface (textile) floor coverings and accessories (including rugs, carpets, and pads)	131	785 048	2 967	.4	Z	X
0532	Hardwood flooring	48	435 003	38 336	8.8	.1	X
0533	Other hard-surface floor coverings and accessories (including tile and sheet goods)	131	785 048	63 203	8.1	.1	X
0540	Other home furnishings	7	21 821	3 076	14.1	Z	X
0600	Lumber: rough, dressed, and finished	3 762	35 741 540	23 231 057	65.0	50.0	75.7
0611	Dimensional lumber (non-treated)	3 275	32 888 892	17 442 208	53.0	37.6	X
0612	Treated lumber	1 516	18 530 622	2 554 613	13.8	5.5	X
0613	Boards	1 999	13 432 557	3 234 235	24.1	7.0	X
0620	Plywood and millwork	3 956	37 450 891	19 574 845	52.3	42.2	71.7
0621	Softwood plywood and oriented strand board (OSB)	1 750	24 483 057	5 354 366	21.9	11.5	X
0622	Other panels products (including hardwood plywood, waterboard, and particleboard)	1 777	20 061 095	4 250 455	21.2	9.2	X
0623	Gypsum, specialty boards, and treatments	840	12 009 028	932 881	7.8	2.0	X
0624	Wood millwork (doors, windows, cabinets, etc.)	2 032	19 035 389	7 209 955	37.9	15.5	X
0625	Metal millwork	402	6 095 668	500 883	8.2	1.1	X
0626	Other millwork and wood siding (including trusses and wood roofing)	897	11 126 640	1 326 299	11.9	2.9	X
0700	Brick, stone, tile, sand, block, cement, and gravel	272	4 146 686	110 649	2.7	.2	73.5
0711	Ready-mixed or transit-mixed concrete	115	3 169 610	49 869	1.6	.1	X
0712	Cement and lime	118	1 389 765	39 613	2.9	.1	X
0713	Sand, gravel, and crushed stone	34	130 102	2 480	1.9	Z	X
0714	Brick, block, tile, clay/cement sewer pipe, etc.	108	364 592	18 658	5.1	Z	X
0720	Roofing, siding, and insulation materials	870	13 626 311	1 210 065	8.9	2.6	76.2
0721	Roofing, except wood	615	10 583 901	493 892	4.7	1.1	X
0722	Siding, except wood	541	10 654 537	422 232	4.0	.9	X
0723	Insulation materials	596	10 524 560	293 928	2.8	.6	X
0730	Flat glass and other construction glass (excluding automotive)	94	342 286	36 520	10.7	.1	X
0740	Other construction materials	470	6 636 772	506 619	7.6	1.1	77.0
0741	Rain-carrying equipment (down spouts, gutters, etc.)	125	1 108 543	19 306	1.7	Z	X
0742	Prefabricated buildings and structural assemblies (nonwood)	32	75 486	7 831	10.4	Z	X
0743	Manufactured (mobile) homes	6	32 659	8 734	26.7	Z	X
0744	Construction materials, n.e.c. (including wire fence and construction paper)	391	6 261 460	470 745	7.5	1.0	X
0920	New computer equipment	12	158 842	5 670	3.6	Z	X
0960	Restaurant and hotel equipment and supplies	7	34 662	346	1.0	Z	X
1100	Iron and steel products (semifinished)	6	34 872	11 503	33.0	Z	45.2
1116	Other semifinished iron and steel products	6	34 872	11 503	33.0	Z	X
1120	Flat iron and steel products	87	1 851 830	78 459	4.2	.2	X
1140	Iron and steel wire and wire products	115	1 584 123	36 738	2.3	.1	X
1150	Iron and steel pipe and tubing	49	560 926	20 800	3.7	Z	X
1160	Other iron and steel products	110	2 224 322	85 934	3.9	.2	.5
1164	Concrete reinforcement bars	15	373 681	28 366	7.6	.1	X
1165	Structural shapes (excluding bar-size shapes)	95	1 850 641	57 568	3.1	.1	X
1220	Aluminum shapes, forms, etc.	72	336 631	19 146	5.7	Z	X
1400	Electrical apparatus and equipment	100	847 681	32 043	3.8	.1	X
1417	Exterior wiring and cable (excluding conduit)	70	698 765	24 590	3.5	.1	X

See footnotes at end of table.

Table 3. Merchant Wholesalers by Kind of Business and Commodity Line: 1997—Con.

[Includes only establishments with payroll. For meaning of abbreviations and symbols, see introductory text. For explanation of terms, see Appendix A]

NAICS code and CL code	Kind of business and commodity line	Establishments handling commodity line		Commodity line sales			Sales coverage percent
		Number	Total sales (\$1,000)	Amount ¹ (\$1,000)	As percent of total sales of—		
					Establishments handling line	Establishments in NAICS industry ¹	
42131	Lumber, plywood, millwork, & wood panel whsle—Con.						
1500	Electrical appliances, household	65	253 225	25 797	10.2	.1	3.1
1512	Radios, stereos, and CD players	43	173 016	23 942	13.8	.1	X
1600	Electronic parts and equipment, except communication	53	621 707	4 838	.8	Z	.5
1618	Electronic parts and equipment, n.e.c.	32	399 188	2 789	.7	Z	X
1700	Hardware	542	6 937 949	355 050	5.1	.8	.9
1711	Hand tools (including power driven)	145	3 311 930	113 231	3.4	.2	X
1712	Bolts, nuts, rivets, and fasteners	110	3 259 274	48 098	1.5	.1	X
1713	Cutlery	355	2 871 833	193 721	6.7	.4	X
1800	Plumbing and heating equipment and supplies (hydronics)	155	1 626 655	102 404	6.3	.2	1.3
1811	Plastic pipe fittings and valves (excluding pipe and tubing)	16	401 469	3 822	1.0	Z	X
1812	Metal pipe fittings and valves (excluding pipe and tubing)	16	401 469	1 270	.3	Z	X
1813	Plumbing fixtures	72	633 604	9 718	1.5	Z	X
1814	Furnaces, stoves, water heaters (except electric and warm air)	45	709 351	70 559	9.9	.2	X
1818	Other plumbing and heating equipment and supplies	57	427 444	10 030	2.3	Z	X
1900	Warm air heating and air-conditioning equipment and supplies	46	462 055	7 479	1.6	Z	X
2100	Construction and mining machinery and equipment (including parts and attachments)	7	34 662	693	2.0	Z	X
2220	Garden machinery, equipment, and parts	7	34 662	346	1.0	Z	X
2320	General-purpose industrial machinery, equipment, and parts	7	75 457	13 434	17.8	Z	X
2340	Materials handling machinery, equipment, and parts	10	60 577	5 032	8.3	Z	X
2360	Other industrial machinery, equipment, and parts	7	8 952	522	5.8	Z	3.1
2363	New printing trades machinery, equipment, and supplies	7	8 952	522	5.8	Z	X
2460	Other industrial supplies	38	201 952	4 700	2.3	Z	5.5
2462	Abrasives and abrasive materials	10	48 135	2 976	6.2	Z	X
2700	Sporting and recreational goods and supplies	10	72 535	7 284	10.0	Z	X
3100	Musical instruments and supplies	7	35 731	1 798	5.0	Z	X
3120	Forest products, except lumber (including cordwood, hewn posts, poles, and ties)	246	2 483 361	221 013	8.9	.5	X
3150	Other durable goods	8	56 955	7 400	13.0	Z	59.8
3154	Other durable goods, n.e.c.	8	56 955	7 400	13.0	Z	X
5300	Plastics materials and basic shapes	199	2 683 261	138 161	5.1	.3	.2
5313	Plastics raw materials	128	1 128 904	89 077	7.9	.2	X
5314	Other plastics materials and basic shapes	6	35 127	8 115	23.1	Z	X
5330	Chemicals and allied products (excluding agricultural, plastics, gases, and petroleum)	66	435 074	27 456	6.3	.1	14.1
5338	Wood chemicals, naval stores, and gum	12	47 466	3 488	7.3	Z	X
5342	Adhesives, sealants, and glues	54	387 608	23 968	6.2	.1	X
5800	Farm supplies	6	29 656	746	2.5	Z	X
6000	Paint, paint supplies, and wallpaper	188	3 923 430	86 708	2.2	.2	.4
6011	Architectural coatings (enamels, primers, stains, solvents, and lacquers)	29	929 705	19 837	2.1	Z	X
6014	Paint supplies	76	555 158	10 246	1.8	Z	X
6015	Wallpaper	47	154 917	9 370	6.0	Z	X
6150	Nondurable goods, n.e.c.	10	47 436	4 168	8.8	Z	X
9700	Service receipts and labor charges (including installed parts)	268	2 522 233	69 461	2.8	.2	77.5
9701	Labor charges for repair work	117	596 698	14 307	2.4	Z	X
9702	Parts installed in repair work	44	88 471	3 863	4.4	Z	X
9703	Other service receipts and labor charges—Specify	166	2 236 945	51 287	2.3	.1	X
9810	Miscellaneous commodities	296	2 813 401	216 195	7.7	.5	X
9940	Rental and leasing receipts	58	495 749	4 115	.8	Z	.4
9944	Other rental receipts	36	227 179	3 388	1.5	Z	X
9950	Construction receipts	12	49 354	3 094	6.3	Z	X
421310	Lumber, plywood, millwork, & wood panel whsle	5 636	X	46 426 349	X	100.0	78.6
0200	New and rebuilt automotive parts and supplies	17	47 747	1 766	3.7	Z	X
0400	Household and lawn furniture	12	77 359	1 821	2.4	Z	X
0520	Linens, domestics, curtains, and draperies	6	48 749	1 534	3.1	Z	X
0530	Flooring and floor coverings	213	1 806 192	125 566	7.0	.3	1.9
0531	Soft-surface (textile) floor coverings and accessories (including rugs, carpets, and pads)	131	785 048	2 967	.4	Z	X
0532	Hardwood flooring	48	435 003	38 336	8.8	.1	X
0533	Other hard-surface floor coverings and accessories (including tile and sheet goods)	131	785 048	63 203	8.1	.1	X
0540	Other home furnishings	7	21 821	3 076	14.1	Z	X
0600	Lumber: rough, dressed, and finished	3 762	35 741 540	23 231 057	65.0	50.0	75.7
0611	Dimensional lumber (non-treated)	3 275	32 888 892	17 442 208	53.0	37.6	X
0612	Treated lumber	1 516	18 530 622	2 554 613	13.8	5.5	X
0613	Boards	1 199	13 432 557	3 234 235	24.1	7.0	X
0620	Plywood and millwork	3 956	37 450 891	19 574 845	52.3	42.2	71.7
0621	Softwood plywood and oriented strand board (OSB)	1 750	24 483 057	5 354 366	21.9	11.5	X
0622	Other panels products (including hardwood plywood, waterboard, and particleboard)	1 777	20 061 095	4 250 455	21.2	9.2	X
0623	Gypsum, specialty boards, and treatments	840	12 009 028	932 881	7.8	2.0	X
0624	Wood millwork (doors, windows, cabinets, etc.)	2 032	19 035 389	7 209 955	37.9	15.5	X
0625	Metal millwork	402	6 095 068	500 883	8.2	1.1	X
0626	Other millwork and wood siding (including trusses and wood roofing)	897	11 126 640	1 326 299	11.9	2.9	X
0700	Brick, stone, tile, sand, block, cement, and gravel	272	4 146 686	110 649	2.7	.2	73.5
0711	Ready-mixed or transit-mixed concrete	115	3 169 610	49 869	1.6	.1	X
0712	Cement and lime	118	1 389 765	39 613	2.9	.1	X
0713	Sand, gravel, and crushed stone	34	130 102	2 480	1.9	Z	X
0714	Brick, block, tile, clay/cement sewer pipe, etc.	108	364 592	18 658	5.1	Z	X

See footnotes at end of table.

Table 3. Merchant Wholesalers by Kind of Business and Commodity Line: 1997—Con.

[Includes only establishments with payroll. For meaning of abbreviations and symbols, see introductory text. For explanation of terms, see Appendix A]

NAICS code and CL code	Kind of business and commodity line	Establishments handling commodity line		Commodity line sales			Sales coverage percent
		Number	Total sales (\$1,000)	Amount ¹ (\$1,000)	As percent of total sales of—		
					Establishments handling line	Establishments in NAICS industry ¹	
421310	Lumber, plywood, millwork, & wood panel whsle—Con.						
0720	Roofing, siding, and insulation materials.....	870	13 626 311	1 210 065	8.9	2.6	76.2
0721	Roofing, except wood.....	615	10 583 901	493 892	4.7	1.1	X
0722	Siding, except wood.....	541	10 654 537	422 232	4.0	.9	X
0723	Insulation materials.....	596	10 524 560	293 928	2.8	.6	X
0730	Flat glass and other construction glass (excluding automotive).....	94	342 286	36 520	10.7	.1	X
0740	Other construction materials.....	470	6 636 772	506 619	7.6	1.1	77.0
0741	Rain-carrying equipment (down spouts, gutters, etc.).....	125	1 108 543	19 306	1.7	Z	X
0742	Prefabricated buildings and structural assemblies (nonwood).....	32	75 486	7 831	10.4	Z	X
0743	Manufactured (mobile) homes.....	6	32 659	8 734	26.7	Z	X
0744	Construction materials, n.e.c. (including wire fence and construction paper).....	391	6 261 460	470 745	7.5	1.0	X
0920	New computer equipment.....	12	158 842	5 670	3.6	Z	X
0960	Restaurant and hotel equipment and supplies.....	7	34 662	346	1.0	Z	X
1100	Iron and steel products (semifinished).....	6	34 872	11 503	33.0	Z	45.2
1116	Other semifinished iron and steel products.....	6	34 872	11 503	33.0	Z	X
1120	Flat iron and steel products.....	87	1 851 830	78 459	4.2	.2	X
1140	Iron and steel wire and wire products.....	115	1 584 123	36 738	2.3	.1	X
1150	Iron and steel pipe and tubing.....	49	560 926	20 800	3.7	Z	X
1160	Other iron and steel products.....	110	2 224 322	85 934	3.9	.2	.5
1164	Concrete reinforcement bars.....	15	373 681	28 366	7.6	.1	X
1165	Structural shapes (excluding bar-size shapes).....	95	1 850 641	57 568	3.1	.1	X
1220	Aluminum shapes, forms, etc.....	72	336 631	19 146	5.7	Z	X
1400	Electrical apparatus and equipment.....	100	847 681	32 043	3.8	.1	X
1417	Exterior wiring and cable (excluding conduit).....	70	698 765	24 590	3.5	.1	X
1500	Electrical appliances, household.....	65	253 225	25 797	10.2	.1	3.1
1512	Radios, stereos, and CD players.....	43	173 016	23 942	13.8	.1	X
1600	Electronic parts and equipment, except communication.....	53	621 707	4 838	.8	Z	.5
1618	Electronic parts and equipment, n.e.c.....	32	399 188	2 789	.7	Z	X
1700	Hardware.....	542	6 937 949	355 050	5.1	.8	.9
1711	Hand tools (including power driven).....	145	3 311 930	113 231	3.4	.2	X
1712	Bolts, nuts, rivets, and fasteners.....	110	3 259 274	48 098	1.5	.1	X
1713	Cutlery.....	355	2 871 833	193 721	6.7	.4	X
1800	Plumbing and heating equipment and supplies (hydronics).....	155	1 626 655	102 404	6.3	.2	1.3
1811	Plastic pipe fittings and valves (excluding pipe and tubing).....	16	401 469	3 822	1.0	Z	X
1812	Metal pipe fittings and valves (excluding pipe and tubing).....	16	401 469	1 270	.3	Z	X
1813	Plumbing fixtures.....	72	633 604	9 718	1.5	Z	X
1814	Furnaces, stoves, water heaters (except electric and warm air).....	45	709 351	70 559	9.9	.2	X
1818	Other plumbing and heating equipment and supplies.....	57	427 444	10 030	2.3	Z	X
1900	Warm air heating and air-conditioning equipment and supplies.....	46	462 055	7 479	1.6	Z	X
2100	Construction and mining machinery and equipment (including parts and attachments).....	7	34 662	693	2.0	Z	X
2220	Garden machinery, equipment, and parts.....	7	34 662	346	1.0	Z	X
2320	General-purpose industrial machinery, equipment, and parts.....	7	75 457	13 434	17.8	Z	X
2340	Materials handling machinery, equipment, and parts.....	10	60 577	5 032	8.3	Z	X
2360	Other industrial machinery, equipment, and parts.....	7	8 952	522	5.8	Z	3.1
2363	New printing trades machinery, equipment, and supplies.....	7	8 952	522	5.8	Z	X
2460	Other industrial supplies.....	38	201 952	4 700	2.3	Z	5.5
2462	Abrasives and abrasive materials.....	10	48 135	2 976	6.2	Z	X
2700	Sporting and recreational goods and supplies.....	10	72 535	7 284	10.0	Z	X
3100	Musical instruments and supplies.....	7	35 731	1 798	5.0	Z	X
3120	Forest products, except lumber (including cordwood, hewn posts, poles, and ties).....	246	2 483 361	221 013	8.9	.5	X
3150	Other durable goods.....	8	56 955	7 400	13.0	Z	59.8
3154	Other durable goods, n.e.c.....	8	56 955	7 400	13.0	Z	X
5300	Plastics materials and basic shapes.....	199	2 683 261	138 161	5.1	.3	.2
5313	Plastics raw materials.....	128	1 128 904	89 077	7.9	.2	X
5314	Other plastics materials and basic shapes.....	6	35 127	8 115	23.1	Z	X
5330	Chemicals and allied products (excluding agricultural, plastics, gases, and petroleum).....	66	435 074	27 456	6.3	.1	14.1
5338	Wood chemicals, naval stores, and gum.....	12	47 466	3 488	7.3	Z	X
5342	Adhesives, sealants, and glues.....	54	387 608	23 968	6.2	.1	X
5800	Farm supplies.....	6	29 656	746	2.5	Z	X
6000	Paint, paint supplies, and wallpaper.....	188	3 923 430	86 708	2.2	.2	.4
6011	Architectural coatings (enamels, primers, stains, solvents, and lacquers).....	29	929 705	19 837	2.1	Z	X
6014	Paint supplies.....	76	555 158	10 246	1.8	Z	X
6015	Wallpaper.....	47	154 917	9 370	6.0	Z	X
6150	Nondurable goods, n.e.c.....	10	47 436	4 168	8.8	Z	X
9700	Service receipts and labor charges (including installed parts).....	268	2 522 233	69 461	2.8	.2	77.5
9701	Labor charges for repair work.....	117	596 698	14 307	2.4	Z	X
9702	Parts installed in repair work.....	44	88 471	3 863	4.4	Z	X
9703	Other service receipts and labor charges—Specify.....	166	2 236 945	51 287	2.3	.1	X
9810	Miscellaneous commodities.....	296	2 813 401	216 195	7.7	.5	X
9940	Rental and leasing receipts.....	58	495 749	4 115	.8	Z	.4
9944	Other rental receipts.....	36	227 179	3 388	1.5	Z	X
9950	Construction receipts.....	12	49 354	3 094	6.3	Z	X

See footnotes at end of table.

Table 3. Merchant Wholesalers by Kind of Business and Commodity Line: 1997—Con.

[Includes only establishments with payroll. For meaning of abbreviations and symbols, see introductory text. For explanation of terms, see Appendix A]

NAICS code and CL code	Kind of business and commodity line	Establishments handling commodity line		Commodity line sales			Sales coverage percent
		Number	Total sales (\$1,000)	Amount ¹ (\$1,000)	As percent of total sales of—		
					Establishments handling line	Establishments in NAICS industry ¹	
4213101	Lumber without yard whse	1 425	X	13 795 098	X	100.0	88.0
0200	New and rebuilt automotive parts and supplies	9	36 812	443	1.2	Z	X
0400	Household and lawn furniture	8	42 078	1 093	2.6	Z	X
0530	Flooring and floor coverings	34	586 141	21 060	3.6	Z	X
0600	Lumber: rough, dressed, and finished	1 425	13 795 098	10 619 066	77.0	Z	X
0620	Plywood and millwork	533	9 104 829	2 314 723	25.4	Z	X
0700	Brick, stone, tile, sand, block, cement, and gravel	63	2 495 889	34 921	1.4	Z	X
0720	Roofing, siding, and insulation materials	149	4 275 272	340 937	8.0	Z	X
0730	Flat glass and other construction glass (excluding automotive)	19	54 501	3 471	6.4	Z	X
0740	Other construction materials	96	1 626 990	92 800	5.7	Z	X
0960	Restaurant and hotel equipment and supplies	7	34 662	346	1.0	Z	X
1120	Flat iron and steel products	8	391 966	15 172	3.9	Z	X
1140	Iron and steel wire and wire products	11	70 371	1 007	1.4	Z	X
1150	Iron and steel pipe and tubing	9	37 306	455	1.2	Z	X
1160	Other iron and steel products	15	373 681	28 366	7.6	Z	X
1220	Aluminum shapes, forms, etc.	16	71 051	4 351	6.1	Z	X
1400	Electrical apparatus and equipment	16	60 910	6 265	10.3	Z	X
1500	Electrical appliances, household	14	59 480	1 334	2.2	Z	X
1600	Electronic parts and equipment, except communication	19	81 774	1 417	1.7	Z	X
1700	Hardware	68	2 505 087	116 417	4.6	Z	X
1800	Plumbing and heating equipment and supplies (hydronics)	16	401 469	11 472	2.9	Z	X
2100	Construction and mining machinery and equipment (including parts and attachments)	7	34 662	693	2.0	Z	X
2220	Garden machinery, equipment, and parts	7	34 662	346	1.0	Z	X
2340	Materials handling machinery, equipment, and parts	9	35 913	594	1.7	Z	X
2460	Other industrial supplies	9	36 918	716	1.9	Z	X
2700	Sporting and recreational goods and supplies	9	41 114	1 635	4.0	Z	X
3120	Forest products, except lumber (including cordwood, hewn posts, poles, and ties)	94	619 329	65 836	10.6	Z	X
5300	Plastics materials and basic shapes	6	35 127	8 115	23.1	Z	X
5330	Chemicals and allied products (excluding agricultural, plastics, gases, and petroleum)	11	58 373	3 500	6.0	Z	X
6000	Paint, paint supplies, and wallpaper	37	2 283 650	47 255	2.1	Z	X
9700	Service receipts and labor charges (including installed parts)	29	408 733	19 122	4.7	Z	X
9810	Miscellaneous commodities	31	181 095	14 946	8.3	Z	X
9940	Rental and leasing receipts	10	69 724	424	.6	Z	X
4213102	Lumber with yard whse	1 499	X	13 188 854	X	100.0	73.7
0530	Flooring and floor coverings	48	435 003	38 336	8.8	Z	X
0532	Hardwood flooring	48	435 003	38 336	8.8	Z	X
0600	Lumber: rough, dressed, and finished	1 499	13 188 854	10 376 121	78.7	Z	X
0611	Dimensional lumber (non-treated)	1 312	11 840 821	7 339 362	62.0	Z	X
0612	Treated lumber	625	6 723 423	1 123 481	16.7	Z	X
0613	Boards	576	6 638 717	1 913 276	28.8	Z	X
0620	Plywood and millwork	711	8 903 665	1 933 867	21.7	Z	X
0621	Softwood plywood and oriented strand board (OSB)	504	6 982 547	933 536	13.4	Z	X
0622	Other panels products (including hardwood plywood, waterboard, and particleboard)	377	4 792 792	379 375	7.9	Z	X
0623	Gypsum, specialty boards, and treatments	124	2 061 706	80 202	3.9	Z	X
0624	Wood millwork (doors, windows, cabinets, etc.)	204	2 192 735	194 189	8.9	Z	X
0625	Metal millwork	35	1 054 331	19 155	1.8	Z	X
0626	Other millwork and wood siding (including trusses and wood roofing)	244	3 709 709	327 405	8.8	Z	X
0700	Brick, stone, tile, sand, block, cement, and gravel	65	843 699	17 847	2.1	Z	X
0711	Ready-mixed or transit-mixed concrete	39	655 223	8 786	1.3	Z	X
0712	Cement and lime	33	646 956	7 511	1.2	Z	X
0713	Sand, gravel, and crushed stone	12	23 492	318	1.4	Z	X
0714	Brick, block, tile, clay/cement sewer pipe, etc.	14	63 255	1 214	1.9	Z	X
0720	Roofing, siding, and insulation materials	202	2 922 042	243 211	8.3	Z	X
0721	Roofing, except wood	154	2 250 698	124 836	5.5	Z	X
0722	Siding, except wood	113	1 984 992	70 420	3.5	Z	X
0723	Insulation materials	113	1 683 161	47 949	2.8	Z	X
0730	Flat glass and other construction glass (excluding automotive)	16	53 123	4 395	8.3	Z	X
0740	Other construction materials	86	1 346 836	95 424	7.1	Z	X
0741	Rain-carrying equipment (down spouts, gutters, etc.)	23	583 752	4 069	.7	Z	X
0742	Prefabricated buildings and structural assemblies (nonwood)	6	17 034	3 212	18.9	Z	X
0744	Construction materials, n.e.c. (including wire fence and construction paper)	71	1 228 440	88 142	7.2	Z	X
0920	New computer equipment	7	121 135	3 501	2.9	Z	X
1120	Flat iron and steel products	30	731 428	13 588	1.9	Z	X
1140	Iron and steel wire and wire products	42	792 381	22 578	2.8	Z	X
1150	Iron and steel pipe and tubing	25	492 320	19 520	4.0	Z	X
1160	Other iron and steel products	35	979 481	11 431	1.2	Z	X
1165	Structural shapes (excluding bar-size shapes)	35	979 481	11 431	1.2	Z	X
1220	Aluminum shapes, forms, etc.	11	35 049	3 572	10.2	Z	X
1400	Electrical apparatus and equipment	14	88 006	1 188	1.4	Z	X
1500	Electrical appliances, household	8	20 729	521	2.5	Z	X
1700	Hardware	89	1 488 716	62 662	4.2	Z	X
1713	Cutlery	89	1 488 716	62 662	4.2	Z	X
1800	Plumbing and heating equipment and supplies (hydronics)	26	451 387	6 992	1.5	Z	X
2460	Other industrial supplies	10	48 135	2 976	6.2	Z	X
2462	Abrasives and abrasive materials	10	48 135	2 976	6.2	Z	X
3120	Forest products, except lumber (including cordwood, hewn posts, poles, and ties)	81	1 103 585	93 342	8.5	Z	X
5300	Plastics materials and basic shapes	65	1 519 230	40 969	2.7	Z	X
5330	Chemicals and allied products (excluding agricultural, plastics, gases, and petroleum)	12	47 466	3 488	7.3	Z	X
5338	Wood chemicals, naval stores, and gum	12	47 466	3 488	7.3	Z	X

See footnotes at end of table.

Table 3. Merchant Wholesalers by Kind of Business and Commodity Line: 1997—Con.

[Includes only establishments with payroll. For meaning of abbreviations and symbols, see introductory text. For explanation of terms, see Appendix A]

NAICS code and CL code	Kind of business and commodity line	Establishments handling commodity line		Commodity line sales			Sales coverage percent
		Number	Total sales (\$1,000)	Amount ¹ (\$1,000)	As percent of total sales of—		
					Establishments handling line	Establishments in NAICS industry ¹	
4213102	Lumber with yard whsle—Con.						
6000	Paint, paint supplies, and wallpaper	57	1 027 482	26 051	2.5	.2	.5
6011	Architectural coatings (enamels, primers, stains, solvents, and lacquers)	29	929 705	19 837	2.1	.2	X
6014	Paint supplies	28	97 777	6 214	6.4	Z	X
9700	Service receipts and labor charges (including installed parts)	64	1 333 501	22 168	1.7	.2	73.1
9701	Labor charges for repair work	17	265 177	3 608	1.4	Z	X
9702	Parts installed in repair work	8	10 573	777	7.3	Z	X
9703	Other service receipts and labor charges—Specify	46	1 280 492	17 781	1.4	.1	X
9810	Miscellaneous commodities	91	1 206 068	107 353	8.9	.8	X
9940	Rental and leasing receipts	12	198 846	303	.2	Z	X
4213103	Plywood, veneer, millwork, & wood panel whsle	2 712	X	19 442 397	X	100.0	75.2
0200	New and rebuilt automotive parts and supplies	6	7 158	1 144	16.0	Z	X
0520	Linens, domestics, curtains, and draperies	6	48 749	1 534	3.1	Z	X
0530	Flooring and floor coverings	131	785 048	66 170	8.4	.3	4.7
0531	Soft-surface (textile) floor coverings and accessories (including rugs, carpets, and pads)	131	785 048	2 967	.4	Z	X
0533	Other hard-surface floor coverings and accessories (including tile and sheet goods)	131	785 048	63 203	8.1	.3	X
0540	Other home furnishings	7	21 821	3 076	14.1	Z	X
0600	Lumber: rough, dressed, and finished	838	8 757 588	2 235 870	25.5	11.5	73.7
0611	Dimensional lumber (non-treated)	733	8 168 514	1 691 762	20.7	8.7	X
0612	Treated lumber	381	4 692 511	282 889	6.0	1.5	X
0613	Boards	257	2 362 020	261 220	11.1	1.3	X
0620	Plywood and millwork	2 712	19 442 397	15 326 255	78.8	78.8	62.9
0621	Softwood plywood and oriented strand board (OSB)	869	9 278 471	3 131 804	33.8	16.1	X
0622	Other panels products (including hardwood plywood, waterboard, and particleboard)	1 164	10 667 842	3 396 351	31.8	17.5	X
0623	Gypsum, specialty boards, and treatments	599	6 364 137	689 976	10.8	3.5	X
0624	Wood millwork (doors, windows, cabinets, etc.)	1 639	12 908 262	6 757 264	52.3	34.8	X
0625	Metal millwork	353	2 558 572	444 119	17.4	2.3	X
0626	Other millwork and wood siding (including trusses and wood roofing)	535	4 515 034	906 739	20.1	4.7	X
0700	Brick, stone, tile, sand, block, cement, and gravel	144	807 098	57 881	7.2	.3	63.4
0711	Ready-mixed or transit-mixed concrete	35	234 521	13 997	6.0	.1	X
0712	Cement and lime	60	525 880	26 925	5.1	.1	X
0713	Sand, gravel, and crushed stone	12	31 059	1 104	3.6	Z	X
0714	Brick, block, tile, clay/cement sewer pipe, etc.	78	221 708	15 845	7.1	.1	X
0720	Roofing, siding, and insulation materials	519	6 428 997	625 917	9.7	3.2	71.9
0721	Roofing, except wood	331	4 487 833	200 033	4.5	1.0	X
0722	Siding, except wood	325	5 047 938	272 720	5.4	1.4	X
0723	Insulation materials	373	4 936 624	153 159	3.1	.8	X
0730	Flat glass and other construction glass (excluding automotive)	59	234 662	28 654	12.2	.1	X
0740	Other construction materials	288	3 662 946	318 395	8.7	1.6	73.1
0741	Rain-carrying equipment (down spouts, gutters, etc.)	79	343 419	10 678	3.1	.1	X
0742	Prefabricated buildings and structural assemblies (nonwood)	20	39 342	2 765	7.0	Z	X
0744	Construction materials, n.e.c. (including wire fence and construction paper)	242	3 471 235	296 455	8.5	1.5	X
1100	Iron and steel products (semifinished)	6	34 872	11 503	33.0	.1	43.3
1116	Other semifinished iron and steel products	6	34 872	11 503	33.0	.1	X
1120	Flat iron and steel products	49	728 436	49 699	6.8	.3	X
1140	Iron and steel wire and wire products	62	721 371	13 153	1.8	.1	X
1150	Iron and steel pipe and tubing	15	31 300	825	2.6	Z	X
1160	Other iron and steel products	60	871 160	46 137	5.3	.2	1.0
1165	Structural shapes (excluding bar-size shapes)	60	871 160	46 137	5.3	.2	X
1220	Aluminum shapes, forms, etc.	45	230 531	11 223	4.9	.1	X
1400	Electrical apparatus and equipment	70	698 765	24 590	3.5	.1	X
1417	Exterior wiring and cable (excluding conduit)	70	698 765	24 590	3.5	.1	X
1500	Electrical appliances, household	43	173 016	23 942	13.8	.1	3.8
1512	Radios, stereos, and CD players	43	173 016	23 942	13.8	.1	X
1600	Electronic parts and equipment, except communication	32	399 188	2 789	.7	Z	.7
1618	Electronic parts and equipment, n.e.c.	32	399 188	2 789	.7	Z	X
1700	Hardware	385	2 944 146	175 971	6.0	.9	1.5
1711	Hand tools (including power driven)	77	806 843	30 078	3.7	.2	X
1712	Bolts, nuts, rivets, and fasteners	42	754 187	14 834	2.0	.1	X
1713	Cutlery	266	1 383 117	131 059	9.5	.7	X
1800	Plumbing and heating equipment and supplies (hydronics)	113	773 799	83 940	10.8	.4	2.6
1813	Plumbing fixtures	56	232 135	4 621	2.0	Z	X
1814	Furnaces, stoves, water heaters (except electric and warm air)	29	307 882	69 289	22.5	.4	X
1818	Other plumbing and heating equipment and supplies	57	427 444	10 030	2.3	.1	X
1900	Warm air heating and air-conditioning equipment and supplies	40	117 570	3 792	3.2	Z	X
2360	Other industrial machinery, equipment, and parts	7	8 952	522	5.8	Z	2.9
2363	New printing trades machinery, equipment, and supplies	7	8 952	522	5.8	Z	X
2460	Other industrial supplies	19	116 899	1 008	.9	Z	X
3120	Forest products, except lumber (including cordwood, hewn posts, poles, and ties)	71	760 447	61 835	8.1	.3	X
5300	Plastics materials and basic shapes	128	1 128 904	89 077	7.9	.5	.4
5313	Plastics raw materials	128	1 128 904	89 077	7.9	.5	X
5330	Chemicals and allied products (excluding agricultural, plastics, gases, and petroleum)	43	329 235	20 468	6.2	.1	13.9
5342	Adhesives, sealants, and glues	43	329 235	20 468	6.2	.1	X

See footnotes at end of table.

Table 3. Merchant Wholesalers by Kind of Business and Commodity Line: 1997—Con.

[Includes only establishments with payroll. For meaning of abbreviations and symbols, see introductory text. For explanation of terms, see Appendix A]

NAICS code and CL code	Kind of business and commodity line	Establishments handling commodity line		Commodity line sales			Sales coverage percent
		Number	Total sales (\$1,000)	Amount ¹ (\$1,000)	As percent of total sales of—		
					Establishments handling line	Establishments in NAICS industry ¹	
4213103	Plywood, veneer, millwork, & wood panel whse—Con.						
6000	Paint, paint supplies, and wallpaper	94	612 298	13 402	2.2	.1	1.6
6014	Paint supplies	48	457 381	4 032	.9	Z	X
6015	Wallpaper	47	154 917	9 370	6.0	Z	X
9700	Service receipts and labor charges (including installed parts)	175	779 999	28 171	3.6	.1	74.0
9701	Labor charges for repair work	93	324 264	10 063	3.1	.1	X
9702	Parts installed in repair work	34	73 361	2 815	3.8	Z	X
9703	Other service receipts and labor charges—Specify	98	554 977	15 292	2.8	.1	X
9810	Miscellaneous commodities	174	1 426 238	93 896	6.6	.5	X
9940	Rental and leasing receipts	36	227 179	3 388	1.5	Z	.9
9944	Other rental receipts	36	227 179	3 388	1.5	Z	X
9950	Construction receipts	6	2 298	305	13.3	Z	X
42132	Brick, stone, & related construction materials whse	2 094	X	4 444 476	X	100.0	45.7
0530	Flooring and floor coverings	26	58 064	22 463	38.7	.5	X
0600	Lumber: rough, dressed, and finished	7	33 487	4 620	13.8	.1	13.5
0611	Dimensional lumber (non-treated)	7	33 487	2 892	8.6	.1	X
0620	Plywood and millwork	23	100 503	10 694	10.6	.2	45.7
0622	Other panels products (including hardwood plywood, waterboard, and particleboard)	6	26 616	887	3.3	Z	X
0623	Gypsum, specialty boards, and treatments	13	53 572	5 206	9.7	.1	X
0624	Wood millwork (doors, windows, cabinets, etc.)	6	30 712	1 821	5.9	Z	X
0700	Brick, stone, tile, sand, block, cement, and gravel	2 094	4 444 476	4 220 244	95.0	95.0	39.5
0711	Ready-mixed or transit-mixed concrete	192	330 425	201 823	61.1	4.5	X
0712	Cement and lime	595	846 925	656 154	77.5	14.8	X
0713	Sand, gravel, and crushed stone	986	1 567 644	1 251 740	79.8	28.2	X
0714	Brick, block, tile, clay/cement sewer pipe, etc.	1 160	2 348 884	2 110 528	89.9	47.5	X
0720	Roofing, siding, and insulation materials	17	73 836	19 030	25.8	.4	45.3
0721	Roofing, except wood	11	39 738	7 390	18.6	.2	X
0723	Insulation materials	10	60 299	11 436	19.0	.3	X
0730	Flat glass and other construction glass (excluding automotive)	7	32 899	13 053	39.7	.3	X
0740	Other construction materials	29	94 710	12 989	13.7	.3	45.7
0741	Rain-carrying equipment (down spouts, gutters, etc.)	6	6 695	3 278	49.0	.1	X
0744	Construction materials, n.e.c. (including wire fence and construction paper)	23	88 015	9 711	11.0	.2	X
1120	Flat iron and steel products	12	38 681	3 084	8.0	.1	X
1140	Iron and steel wire and wire products	11	53 923	3 530	6.5	.1	X
1160	Other iron and steel products	6	15 588	861	5.5	Z	X
1700	Hardware	20	65 217	3 561	5.5	.1	7.1
1711	Hand tools (including power driven)	8	11 426	1 088	9.5	Z	X
1800	Plumbing and heating equipment and supplies (hydronics)	10	80 592	7 694	9.5	.2	X
2460	Other industrial supplies	11	61 508	9 107	14.8	.2	X
3120	Forest products, except lumber (including cordwood, hewn posts, poles, and ties)	10	22 024	1 439	6.5	Z	X
5330	Chemicals and allied products (excluding agricultural, plastics, gases, and petroleum)	29	118 819	9 951	8.4	.2	2.1
5344	Other chemicals and allied products	12	55 473	4 746	8.6	.1	X
9700	Service receipts and labor charges (including installed parts)	113	275 113	40 929	14.9	.9	37.9
9701	Labor charges for repair work	25	70 428	5 225	7.4	.1	X
9702	Parts installed in repair work	8	26 797	302	1.1	Z	X
9703	Other service receipts and labor charges—Specify	94	214 090	35 401	16.5	.8	X
9810	Miscellaneous commodities	78	235 866	19 880	8.4	.4	X
9940	Rental and leasing receipts	34	83 251	9 527	11.4	.2	X
9950	Construction receipts	16	30 853	7 141	23.1	.2	X
421320	Brick, stone, & related construction materials whse	2 094	X	4 444 476	X	100.0	45.7
0530	Flooring and floor coverings	26	58 064	22 463	38.7	.5	X
0600	Lumber: rough, dressed, and finished	7	33 487	4 620	13.8	.1	13.5
0611	Dimensional lumber (non-treated)	7	33 487	2 892	8.6	.1	X
0620	Plywood and millwork	23	100 503	10 694	10.6	.2	45.7
0622	Other panels products (including hardwood plywood, waterboard, and particleboard)	6	26 616	887	3.3	Z	X
0623	Gypsum, specialty boards, and treatments	13	53 572	5 206	9.7	.1	X
0624	Wood millwork (doors, windows, cabinets, etc.)	6	30 712	1 821	5.9	Z	X
0700	Brick, stone, tile, sand, block, cement, and gravel	2 094	4 444 476	4 220 244	95.0	95.0	39.5
0711	Ready-mixed or transit-mixed concrete	192	330 425	201 823	61.1	4.5	X
0712	Cement and lime	595	846 925	656 154	77.5	14.8	X
0713	Sand, gravel, and crushed stone	986	1 567 644	1 251 740	79.8	28.2	X
0714	Brick, block, tile, clay/cement sewer pipe, etc.	1 160	2 348 884	2 110 528	89.9	47.5	X
0720	Roofing, siding, and insulation materials	17	73 836	19 030	25.8	.4	45.3
0721	Roofing, except wood	11	39 738	7 390	18.6	.2	X
0723	Insulation materials	10	60 299	11 436	19.0	.3	X
0730	Flat glass and other construction glass (excluding automotive)	7	32 899	13 053	39.7	.3	X
0740	Other construction materials	29	94 710	12 989	13.7	.3	45.7
0741	Rain-carrying equipment (down spouts, gutters, etc.)	6	6 695	3 278	49.0	.1	X
0744	Construction materials, n.e.c. (including wire fence and construction paper)	23	88 015	9 711	11.0	.2	X
1120	Flat iron and steel products	12	38 681	3 084	8.0	.1	X
1140	Iron and steel wire and wire products	11	53 923	3 530	6.5	.1	X
1160	Other iron and steel products	6	15 588	861	5.5	Z	X

See footnotes at end of table.

Table 3. Merchant Wholesalers by Kind of Business and Commodity Line: 1997—Con.

[Includes only establishments with payroll. For meaning of abbreviations and symbols, see introductory text. For explanation of terms, see Appendix A]

NAICS code and CL code	Kind of business and commodity line	Establishments handling commodity line		Commodity line sales			Sales coverage percent
		Number	Total sales (\$1,000)	Amount ¹ (\$1,000)	As percent of total sales of—		
					Establishments handling line	Establishments in NAICS industry ¹	
421320	Brick, stone, & related construction materials whsle—Con.						
1700	Hardware	20	65 217	3 561	5.5	.1	7.1
1711	Hand tools (including power driven).....	8	11 426	1 088	9.5	Z	X
1800	Plumbing and heating equipment and supplies (hydronics)	10	80 592	7 694	9.5	.2	X
2460	Other industrial supplies	11	61 508	9 107	14.8	.2	X
3120	Forest products, except lumber (including cordwood, hewn posts, poles, and ties)	10	22 024	1 439	6.5	Z	X
5330	Chemicals and allied products (excluding agricultural, plastics, gases, and petroleum)	29	118 819	9 951	8.4	.2	2.1
5344	Other chemicals and allied products	12	55 473	4 746	8.6	.1	X
9700	Service receipts and labor charges (including installed parts)	113	275 113	40 929	14.9	.9	37.9
9701	Labor charges for repair work	25	70 428	5 225	7.4	.1	X
9702	Parts installed in repair work	8	26 797	302	1.1	Z	X
9703	Other service receipts and labor charges—Specify	94	214 090	35 401	16.5	.8	X
9810	Miscellaneous commodities	78	235 866	19 880	8.4	.4	X
9940	Rental and leasing receipts	34	83 251	9 527	11.4	.2	X
9950	Construction receipts	16	30 853	7 141	23.1	.2	X
4213201	Brick, block, tile, clay/cement sewer pipe whsle	679	X	1 320 519	X	100.0	23.8
0530	Flooring and floor coverings	15	36 724	14 016	38.2	1.1	X
0620	Plywood and millwork	10	38 388	5 978	15.6	.5	23.8
0623	Gypsum, specialty boards, and treatments	8	32 614	4 708	14.4	.4	X
0700	Brick, stone, tile, sand, block, cement, and gravel	679	1 320 519	1 229 060	93.1	93.1	20.4
0711	Ready-mixed or transit-mixed concrete	77	123 163	60 481	49.1	4.6	X
0712	Cement and lime	49	106 288	9 856	9.3	.7	X
0713	Sand, gravel, and crushed stone	64	107 889	12 558	11.6	1.0	X
0714	Brick, block, tile, clay/cement sewer pipe, etc.....	679	1 320 519	1 146 167	91.6	86.8	X
0720	Roofing, siding, and insulation materials.....	10	51 338	15 997	31.2	1.2	23.5
0721	Roofing, except wood	7	34 107	6 930	20.3	.5	X
0723	Insulation materials	8	43 432	8 863	20.4	.7	X
0740	Other construction materials	16	69 080	11 056	16.0	.8	23.8
0744	Construction materials, n.e.c. (including wire fence and construction paper)	13	62 525	7 784	12.4	.6	X
1120	Flat iron and steel products	11	38 310	3 078	8.0	.2	X
1140	Iron and steel wire and wire products	7	33 955	2 372	7.0	.2	X
1160	Other iron and steel products	6	15 588	861	5.5	.1	X
1700	Hardware	8	47 399	1 090	2.3	.1	X
5330	Chemicals and allied products (excluding agricultural, plastics, gases, and petroleum)	14	60 486	4 867	8.0	.4	X
9700	Service receipts and labor charges (including installed parts)	21	58 066	5 287	9.1	.4	23.8
9701	Labor charges for repair work	6	32 955	1 323	4.0	.1	X
9703	Other service receipts and labor charges—Specify	16	27 325	3 856	14.1	.3	X
9810	Miscellaneous commodities	16	58 800	7 057	12.0	.5	X
4213202	Sand, gravel, & stone whsle	886	X	1 574 246	X	100.0	46.0
0700	Brick, stone, tile, sand, block, cement, and gravel	886	1 574 246	1 499 816	95.3	95.3	42.6
0711	Ready-mixed or transit-mixed concrete	36	36 899	19 692	53.4	1.3	X
0712	Cement and lime	16	23 823	5 399	22.7	.3	X
0713	Sand, gravel, and crushed stone	886	1 574 246	1 209 797	91.2	76.8	X
0714	Brick, block, tile, clay/cement sewer pipe, etc.....	142	329 559	264 927	80.4	16.8	X
0740	Other construction materials	6	19 016	182	1.0	Z	46.0
0744	Construction materials, n.e.c. (including wire fence and construction paper)	6	19 016	182	1.0	Z	X
3120	Forest products, except lumber (including cordwood, hewn posts, poles, and ties)	6	12 490	1 162	9.3	.1	X
9700	Service receipts and labor charges (including installed parts)	76	171 802	30 793	17.9	2.0	35.8
9701	Labor charges for repair work	13	32 123	3 754	11.7	.2	X
9703	Other service receipts and labor charges—Specify	67	146 870	26 911	18.3	1.7	X
9810	Miscellaneous commodities	47	111 752	11 166	10.0	.7	X
9940	Rental and leasing receipts	26	51 297	8 990	17.5	.6	X
9950	Construction receipts	13	28 288	6 343	22.4	.4	X
4213203	Cement, lime, & related products whsle	529	X	1 549 711	X	100.0	64.0
0530	Flooring and floor coverings	9	19 405	7 870	40.6	.5	X
0620	Plywood and millwork	13	62 115	4 716	7.6	.3	64.0
0622	Other panels products (including hardwood plywood, waterboard, and particleboard).....	6	26 616	887	3.3	.1	X
0700	Brick, stone, tile, sand, block, cement, and gravel	529	1 549 711	1 491 368	96.2	96.2	52.7
0711	Ready-mixed or transit-mixed concrete	79	170 363	121 650	71.4	7.9	X
0712	Cement and lime	529	1 549 711	640 899	89.4	41.4	X
0713	Sand, gravel, and crushed stone	36	133 137	29 385	22.1	1.9	X
0714	Brick, block, tile, clay/cement sewer pipe, etc.....	339	767 628	699 434	91.1	45.1	X
0740	Other construction materials	7	6 614	1 751	26.5	.1	X
1700	Hardware	12	17 818	2 471	13.9	.2	24.1
1711	Hand tools (including power driven).....	8	11 426	1 088	9.5	.1	X
5330	Chemicals and allied products (excluding agricultural, plastics, gases, and petroleum)	12	55 473	4 746	8.6	.3	4.1
5344	Other chemicals and allied products	12	55 473	4 746	8.6	.3	X
9700	Service receipts and labor charges (including installed parts)	16	45 245	4 849	10.7	.3	55.9
9701	Labor charges for repair work	6	5 350	148	2.8	Z	X
9703	Other service receipts and labor charges—Specify	11	39 895	4 634	11.6	.3	X
9810	Miscellaneous commodities	15	65 314	1 657	2.5	.1	X

See footnotes at end of table.

Table 3. Merchant Wholesalers by Kind of Business and Commodity Line: 1997—Con.

[Includes only establishments with payroll. For meaning of abbreviations and symbols, see introductory text. For explanation of terms, see Appendix A]

NAICS code and CL code	Kind of business and commodity line	Establishments handling commodity line		Commodity line sales			Sales coverage percent
		Number	Total sales (\$1,000)	Amount ¹ (\$1,000)	As percent of total sales of—		
					Establishments handling line	Establishments in NAICS industry ¹	
42133	Roofing, siding, & insulation material whsle	1 069	X	5 203 479	X	100.0	49.2
0530	Flooring and floor coverings	43	461 664	22 881	5.0	.4	X
0600	Lumber: rough, dressed, and finished	127	1 484 189	184 144	12.4	3.5	28.5
0611	Dimensional lumber (non-treated)	69	700 792	85 415	12.2	1.6	X
0612	Treated lumber	68	693 104	69 961	10.1	1.3	X
0613	Boards	31	323 593	28 762	8.9	.6	X
0620	Plywood and millwork	318	2 563 318	364 677	14.2	7.0	36.3
0621	Softwood plywood and oriented strand board (OSB)	43	277 941	22 554	8.1	.4	X
0622	Other panels products (including hardwood plywood, waterboard, and particleboard)	77	687 376	38 126	5.5	.7	X
0623	Gypsum, specialty boards, and treatments	117	1 141 251	73 001	6.4	1.4	X
0624	Wood millwork (doors, windows, cabinets, etc.)	202	1 728 531	160 508	9.3	3.1	X
0625	Metal millwork	147	1 323 709	60 994	4.6	1.2	X
0626	Other millwork and wood siding (including trusses and wood roofing)	50	199 754	9 496	4.8	.2	X
0700	Brick, stone, tile, sand, block, cement, and gravel	72	1 133 955	40 491	3.6	.8	22.6
0711	Ready-mixed or transit-mixed concrete	35	763 818	19 833	2.6	.4	X
0712	Cement and lime	26	318 923	7 697	2.4	.1	X
0714	Brick, block, tile, clay/cement sewer pipe, etc.	24	288 148	11 944	4.1	.2	X
0720	Roofing, siding, and insulation materials	1 069	5 203 479	3 983 130	74.6	74.6	45.3
0721	Roofing, except wood	624	4 017 308	1 802 915	44.9	34.6	X
0722	Siding, except wood	632	3 504 153	1 131 504	32.3	21.7	X
0723	Insulation materials	564	3 518 332	948 708	27.0	18.2	X
0730	Flat glass and other construction glass (excluding automotive)	33	75 063	8 509	11.3	.2	X
0740	Other construction materials	213	1 532 340	159 302	10.4	3.1	46.5
0741	Rain-carrying equipment (down spouts, gutters, etc.)	165	1 328 559	75 383	5.7	1.4	X
0742	Prefabricated buildings and structural assemblies (nonwood)	33	136 988	14 814	10.8	.3	X
0744	Construction materials, n.e.c. (including wire fence and construction paper)	80	595 061	69 093	11.6	1.3	X
1120	Flat iron and steel products	45	443 303	29 418	6.6	.6	X
1140	Iron and steel wire and wire products	81	1 271 379	67 627	5.3	1.3	X
1150	Iron and steel pipe and tubing	8	19 949	529	2.7	Z	X
1160	Other iron and steel products	25	244 699	12 122	5.0	.2	X
1220	Aluminum shapes, forms, etc.	62	454 229	23 965	5.3	.5	X
1400	Electrical apparatus and equipment	21	177 165	10 395	5.9	.2	X
1700	Hardware	94	1 435 307	74 762	5.2	1.4	.6
1711	Hand tools (including power driven)	94	1 435 307	44 556	3.1	.9	X
1712	Bolts, nuts, rivets, and fasteners	47	465 611	30 205	6.5	.6	X
1800	Plumbing and heating equipment and supplies (hydronics)	19	609 411	34 735	5.7	.7	.1
1811	Plastic pipe fittings and valves (excluding pipe and tubing)	11	425 780	16 019	3.8	.3	X
1814	Furnaces, stoves, water heaters (except electric and warm air)	9	183 631	972	.5	Z	X
1818	Other plumbing and heating equipment and supplies	19	609 411	17 744	2.9	.3	X
1900	Warm air heating and air-conditioning equipment and supplies	21	149 498	20 350	13.6	.4	2.6
1911	Furnaces (warm air)	10	123 963	4 604	3.7	.1	X
1912	Central air-conditioning (residential and commercial)	10	123 963	4 604	3.7	.1	X
1919	Registers, grills, pre-formed ductwork (excluding sheet metal), and duct insulation	21	149 498	11 142	7.5	.2	X
2100	Construction and mining machinery and equipment (including parts and attachments)	13	29 490	2 508	8.5	Z	25.6
2117	Other new construction and mining, logging, and road maintenance machinery, equipment, and parts	13	29 490	2 508	8.5	Z	X
2460	Other industrial supplies	24	171 252	12 457	7.3	.2	3.6
2466	Industrial supplies, n.e.c.	24	171 252	12 457	7.3	.2	X
2700	Sporting and recreational goods and supplies	6	9 759	151	1.5	Z	X
3120	Forest products, except lumber (including cordwood, hewn posts, poles, and ties)	30	349 335	19 509	5.6	.4	X
5300	Plastics materials and basic shapes	76	499 094	17 650	3.5	.3	1.4
5314	Other plastics materials and basic shapes	76	499 094	17 650	3.5	.3	X
5330	Chemicals and allied products (excluding agricultural, plastics, gases, and petroleum)	28	170 662	18 155	10.6	.3	6.6
5342	Adhesives, sealants, and glues	11	110 423	6 450	5.8	.1	X
5344	Other chemicals and allied products	18	60 239	11 705	19.4	.2	X
5800	Farm supplies	7	39 367	8 277	21.0	.2	X
6000	Paint, paint supplies, and wallpaper	47	814 666	11 952	1.5	.2	X
9700	Service receipts and labor charges (including installed parts)	40	122 527	33 010	26.9	.6	28.1
9701	Labor charges for repair work	16	82 134	17 313	21.1	.3	X
9702	Parts installed in repair work	8	30 397	1 563	5.1	Z	X
9703	Other service receipts and labor charges—Specify	32	92 130	14 134	15.3	.3	X
9810	Miscellaneous commodities	169	744 587	134 012	18.0	2.6	X
9940	Rental and leasing receipts	19	30 124	458	1.5	Z	X
9950	Construction receipts	6	1 765	588	33.3	Z	X
421330	Roofing, siding, & insulation material whsle	1 069	X	5 203 479	X	100.0	49.2
0530	Flooring and floor coverings	43	461 664	22 881	5.0	.4	X
0600	Lumber: rough, dressed, and finished	127	1 484 189	184 144	12.4	3.5	28.5
0611	Dimensional lumber (non-treated)	69	700 792	85 415	12.2	1.6	X
0612	Treated lumber	68	693 104	69 961	10.1	1.3	X
0613	Boards	31	323 593	28 762	8.9	.6	X

See footnotes at end of table.

Table 3. Merchant Wholesalers by Kind of Business and Commodity Line: 1997—Con.

[Includes only establishments with payroll. For meaning of abbreviations and symbols, see introductory text. For explanation of terms, see Appendix A]

NAICS code and CL code	Kind of business and commodity line	Establishments handling commodity line		Commodity line sales			Sales coverage percent
		Number	Total sales (\$1,000)	Amount ¹ (\$1,000)	As percent of total sales of—		
					Establishments handling line	Establishments in NAICS industry ¹	
421330	Roofing, siding, & insulation material whsle—Con.						
0620	Plywood and millwork	318	2 563 318	364 677	14.2	7.0	36.3
0621	Softwood plywood and oriented strand board (OSB)	43	277 941	22 554	8.1	.4	X
0622	Other panels products (including hardwood plywood, waterboard, and particleboard)	77	687 376	38 126	5.5	.7	X
0623	Gypsum, specialty boards, and treatments	117	1 141 251	73 001	6.4	1.4	X
0624	Wood millwork (doors, windows, cabinets, etc.)	202	1 728 531	160 508	9.3	3.1	X
0625	Metal millwork	147	1 323 709	60 994	4.6	1.2	X
0626	Other millwork and wood siding (including trusses and wood roofing)	50	199 754	9 496	4.8	.2	X
0700	Brick, stone, tile, sand, block, cement, and gravel	72	1 133 955	40 491	3.6	.8	22.6
0711	Ready-mixed or transit-mixed concrete	35	763 818	19 833	2.6	.4	X
0712	Cement and lime	26	318 923	7 697	2.4	.1	X
0714	Brick, block, tile, clay/cement sewer pipe, etc.	24	288 148	11 944	4.1	.2	X
0720	Roofing, siding, and insulation materials	1 069	5 203 479	3 883 130	74.6	74.6	45.3
0721	Roofing, except wood	624	4 017 308	1 802 915	44.9	34.6	X
0722	Siding, except wood	632	3 504 153	1 131 504	32.3	21.7	X
0723	Insulation materials	564	3 518 332	948 708	27.0	18.2	X
0730	Flat glass and other construction glass (excluding automotive)	33	75 063	8 509	11.3	.2	X
0740	Other construction materials	213	1 532 340	159 302	10.4	3.1	46.5
0741	Rain-carrying equipment (down spouts, gutters, etc.)	165	1 328 559	75 383	5.7	1.4	X
0742	Prefabricated buildings and structural assemblies (nonwood)	33	136 988	14 814	10.8	.3	X
0744	Construction materials, n.e.c. (including wire fence and construction paper)	80	595 061	69 093	11.6	1.3	X
1120	Flat iron and steel products	45	443 303	29 418	6.6	.6	X
1140	Iron and steel wire and wire products	81	1 271 379	67 627	5.3	1.3	X
1150	Iron and steel pipe and tubing	8	19 949	529	2.7	.2	X
1160	Other iron and steel products	25	244 699	12 122	5.0	.2	X
1220	Aluminum shapes, forms, etc.	62	454 229	23 965	5.3	.5	X
1400	Electrical apparatus and equipment	21	177 165	10 395	5.9	.2	X
1700	Hardware	94	1 435 307	74 762	5.2	1.4	.6
1711	Hand tools (including power driven)	94	1 435 307	44 556	3.1	.9	X
1712	Bolts, nuts, rivets, and fasteners	47	465 611	30 205	6.5	.6	X
1800	Plumbing and heating equipment and supplies (hydronics)	19	609 411	34 735	5.7	.7	.1
1811	Plastic pipe fittings and valves (excluding pipe and tubing)	11	425 780	16 019	3.8	.3	X
1814	Furnaces, stoves, water heaters (except electric and warm air)	9	183 631	972	.5	.2	X
1818	Other plumbing and heating equipment and supplies	19	609 411	17 744	2.9	.3	X
1900	Warm air heating and air-conditioning equipment and supplies	21	149 498	20 350	13.6	.4	2.6
1911	Furnaces (warm air)	10	123 963	4 604	3.7	.1	X
1912	Central air-conditioning (residential and commercial)	10	123 963	4 604	3.7	.1	X
1919	Registers, grills, pre-formed ductwork (excluding sheet metal), and duct insulation	21	149 498	11 142	7.5	.2	X
2100	Construction and mining machinery and equipment (including parts and attachments)	13	29 490	2 508	8.5	Z	25.6
2117	Other new construction and mining, logging, and road maintenance machinery, equipment, and parts	13	29 490	2 508	8.5	Z	X
2460	Other industrial supplies	24	171 252	12 457	7.3	.2	3.6
2466	Industrial supplies, n.e.c.	24	171 252	12 457	7.3	.2	X
2700	Sporting and recreational goods and supplies	6	9 759	151	1.5	Z	X
3120	Forest products, except lumber (including cordwood, hewn posts, poles, and ties)	30	349 335	19 509	5.6	.4	X
5300	Plastics materials and basic shapes	76	499 094	17 650	3.5	.3	1.4
5314	Other plastics materials and basic shapes	76	499 094	17 650	3.5	.3	X
5330	Chemicals and allied products (excluding agricultural, plastics, gases, and petroleum)	28	170 662	18 155	10.6	.3	6.6
5342	Adhesives, sealants, and glues	11	110 423	6 450	5.8	.1	X
5344	Other chemicals and allied products	18	60 239	11 705	19.4	.2	X
5800	Farm supplies	7	39 367	8 277	21.0	.2	X
6000	Paint, paint supplies, and wallpaper	47	814 666	11 952	1.5	.2	X
9700	Service receipts and labor charges (including installed parts)	40	122 527	33 010	26.9	.6	28.1
9701	Labor charges for repair work	16	82 134	17 313	21.1	.3	X
9702	Parts installed in repair work	8	30 397	1 563	5.1	Z	X
9703	Other service receipts and labor charges—Specify	32	92 130	14 134	15.3	.3	X
9810	Miscellaneous commodities	169	744 587	134 012	18.0	2.6	X
9940	Rental and leasing receipts	19	30 124	458	1.5	Z	X
9950	Construction receipts	6	1 765	588	33.3	Z	X
4213301	Roofing, siding, & insulation material whsle	1 069	X	5 203 479	X	100.0	49.2
0530	Flooring and floor coverings	43	461 664	22 881	5.0	.4	X
0600	Lumber: rough, dressed, and finished	127	1 484 189	184 144	12.4	3.5	28.5
0611	Dimensional lumber (non-treated)	69	700 792	85 415	12.2	1.6	X
0612	Treated lumber	68	693 104	69 961	10.1	1.3	X
0613	Boards	31	323 593	28 762	8.9	.6	X
0620	Plywood and millwork	318	2 563 318	364 677	14.2	7.0	36.3
0621	Softwood plywood and oriented strand board (OSB)	43	277 941	22 554	8.1	.4	X
0622	Other panels products (including hardwood plywood, waterboard, and particleboard)	77	687 376	38 126	5.5	.7	X
0623	Gypsum, specialty boards, and treatments	117	1 141 251	73 001	6.4	1.4	X
0624	Wood millwork (doors, windows, cabinets, etc.)	202	1 728 531	160 508	9.3	3.1	X
0625	Metal millwork	147	1 323 709	60 994	4.6	1.2	X
0626	Other millwork and wood siding (including trusses and wood roofing)	50	199 754	9 496	4.8	.2	X
0700	Brick, stone, tile, sand, block, cement, and gravel	72	1 133 955	40 491	3.6	.8	22.6
0711	Ready-mixed or transit-mixed concrete	35	763 818	19 833	2.6	.4	X
0712	Cement and lime	26	318 923	7 697	2.4	.1	X
0714	Brick, block, tile, clay/cement sewer pipe, etc.	24	288 148	11 944	4.1	.2	X

See footnotes at end of table.

Table 3. Merchant Wholesalers by Kind of Business and Commodity Line: 1997—Con.

[Includes only establishments with payroll. For meaning of abbreviations and symbols, see introductory text. For explanation of terms, see Appendix A]

NAICS code and CL code	Kind of business and commodity line	Establishments handling commodity line		Commodity line sales			Sales coverage percent
		Number	Total sales (\$1,000)	Amount ¹ (\$1,000)	As percent of total sales of—		
					Establishments handling line	Establishments in NAICS industry ¹	
4213301	Roofing, siding, & insulation material whsle—Con.						
0720	Roofing, siding, and insulation materials.....	1 069	5 203 479	3 883 130	74.6	74.6	45.3
0721	Roofing, except wood.....	624	4 017 308	1 802 915	44.9	34.6	X
0722	Siding, except wood.....	632	3 504 153	1 131 504	32.3	21.7	X
0723	Insulation materials.....	564	3 518 332	948 708	27.0	18.2	X
0730	Flat glass and other construction glass (excluding automotive).....	33	75 063	8 509	11.3	.2	X
0740	Other construction materials.....	213	1 532 340	159 302	10.4	3.1	46.5
0741	Rain-carrying equipment (down spouts, gutters, etc.).....	165	1 328 559	75 383	5.7	1.4	X
0742	Prefabricated buildings and structural assemblies (nonwood).....	33	136 988	14 814	10.8	.3	X
0744	Construction materials, n.e.c. (including wire fence and construction paper).....	80	595 061	69 093	11.6	1.3	X
1120	Flat iron and steel products.....	45	443 303	29 418	6.6	.6	X
1140	Iron and steel wire and wire products.....	81	1 271 379	67 627	5.3	1.3	X
1150	Iron and steel pipe and tubing.....	8	19 949	529	2.7	.2	X
1160	Other iron and steel products.....	25	244 699	12 122	5.0	.2	X
1220	Aluminum shapes, forms, etc.....	62	454 229	23 965	5.3	.5	X
1400	Electrical apparatus and equipment.....	21	177 165	10 395	5.9	.2	X
1700	Hardware.....	94	1 435 307	74 762	5.2	1.4	.6
1711	Hand tools (including power driven).....	94	1 435 307	44 556	3.1	.9	X
1712	Bolts, nuts, rivets, and fasteners.....	47	465 611	30 205	6.5	.6	X
1800	Plumbing and heating equipment and supplies (hydronics).....	19	609 411	34 735	5.7	.7	.1
1811	Plastic pipe fittings and valves (excluding pipe and tubing).....	11	425 780	16 019	3.8	.3	X
1814	Furnaces, stoves, water heaters (except electric and warm air).....	9	183 631	972	.5	.2	X
1818	Other plumbing and heating equipment and supplies.....	19	609 411	17 744	2.9	.3	X
1900	Warm air heating and air-conditioning equipment and supplies.....	21	149 498	20 350	13.6	.4	2.6
1911	Furnaces (warm air).....	10	123 963	4 604	3.7	.1	X
1912	Central air-conditioning (residential and commercial).....	10	123 963	4 604	3.7	.1	X
1919	Registers, grills, pre-formed ductwork (excluding sheet metal), and duct insulation.....	21	149 498	11 142	7.5	.2	X
2100	Construction and mining machinery and equipment (including parts and attachments).....	13	29 490	2 508	8.5	Z	25.6
2117	Other new construction and mining, logging, and road maintenance machinery, equipment, and parts.....	13	29 490	2 508	8.5	Z	X
2460	Other industrial supplies.....	24	171 252	12 457	7.3	.2	3.6
2466	Industrial supplies, n.e.c.....	24	171 252	12 457	7.3	.2	X
2700	Sporting and recreational goods and supplies.....	6	9 759	151	1.5	Z	X
3120	Forest products, except lumber (including cordwood, hewn posts, poles, and ties).....	30	349 335	19 509	5.6	.4	X
5300	Plastics materials and basic shapes.....	76	499 094	17 650	3.5	.3	1.4
5314	Other plastics materials and basic shapes.....	76	499 094	17 650	3.5	.3	X
5330	Chemicals and allied products (excluding agricultural, plastics, gases, and petroleum).....	28	170 662	18 155	10.6	.3	6.6
5342	Adhesives, sealants, and glues.....	11	110 423	6 450	5.8	.1	X
5344	Other chemicals and allied products.....	18	60 239	11 705	19.4	.2	X
5800	Farm supplies.....	7	39 367	8 277	21.0	.2	X
6000	Paint, paint supplies, and wallpaper.....	47	814 666	11 952	1.5	.2	X
9700	Service receipts and labor charges (including installed parts).....	40	122 527	33 010	26.9	.6	28.1
9701	Labor charges for repair work.....	16	82 134	17 313	21.1	.3	X
9702	Parts installed in repair work.....	8	30 397	1 563	5.1	Z	X
9703	Other service receipts and labor charges—Specify.....	32	92 130	14 134	15.3	.3	X
9810	Miscellaneous commodities.....	169	744 587	134 012	18.0	2.6	X
9940	Rental and leasing receipts.....	19	30 124	458	1.5	Z	X
9950	Construction receipts.....	6	1 765	588	33.3	Z	X
42139	Other construction materials whsle	2 343	X	5 228 266	X	100.0	34.4
0200	New and rebuilt automotive parts and supplies.....	81	242 610	64 870	26.7	1.2	4.2
0216	Glass.....	62	194 347	50 768	26.1	1.0	X
0223	Parts, n.e.c.....	19	48 263	14 102	29.2	.3	X
0400	Household and lawn furniture.....	15	53 649	588	1.1	Z	33.9
0411	Upholstered furniture.....	15	53 649	585	1.1	Z	X
0414	Other furniture (including sleep sofas).....	10	21 050	3	Z	Z	X
0530	Flooring and floor coverings.....	62	226 132	61 008	27.0	1.2	26.2
0531	Soft-surface (textile) floor coverings and accessories (including rugs, carpets, and pads).....	58	225 019	21 129	9.4	.4	X
0533	Other hard-surface floor coverings and accessories (including tile and sheet goods).....	58	225 019	39 824	17.7	.8	X
0540	Other home furnishings.....	15	87 293	6 086	7.0	.1	34.2
0542	Mirrors, lamps, and picture frames.....	15	87 293	6 086	7.0	.1	X
0600	Lumber: rough, dressed, and finished.....	80	166 594	18 108	10.9	.3	34.4
0611	Dimensional lumber (non-treated).....	44	108 298	4 837	4.5	.1	X
0612	Treated lumber.....	75	151 388	5 823	3.8	.1	X
0613	Boards.....	28	79 372	7 413	9.3	.1	X
0620	Plywood and millwork.....	105	295 149	32 012	10.8	.6	33.4
0621	Softwood plywood and oriented strand board (OSB).....	16	40 612	1 825	4.5	Z	X
0622	Other panels products (including hardwood plywood, waterboard, and particleboard).....	19	42 129	785	1.9	Z	X
0623	Gypsum, specialty boards, and treatments.....	26	122 159	5 287	4.3	.1	X
0624	Wood millwork (doors, windows, cabinets, etc.).....	80	245 344	12 472	5.1	.2	X
0625	Metal millwork.....	24	121 059	7 613	6.3	.1	X
0626	Other millwork and wood siding (including trusses and wood roofing).....	20	125 891	4 003	3.2	.1	X
0700	Brick, stone, tile, sand, block, cement, and gravel.....	34	60 206	2 891	4.8	.1	33.7
0712	Cement and lime.....	20	44 523	1 275	2.9	Z	X
0713	Sand, gravel, and crushed stone.....	16	35 631	824	2.3	Z	X
0714	Brick, block, tile, clay/cement sewer pipe, etc.....	14	36 232	673	1.9	Z	X

See footnotes at end of table.

Table 3. Merchant Wholesalers by Kind of Business and Commodity Line: 1997—Con.

[Includes only establishments with payroll. For meaning of abbreviations and symbols, see introductory text. For explanation of terms, see Appendix A]

NAICS code and CL code	Kind of business and commodity line	Establishments handling commodity line		Commodity line sales			Sales coverage percent
		Number	Total sales (\$1,000)	Amount ¹ (\$1,000)	As percent of total sales of—		
					Establishments handling line	Establishments in NAICS industry ¹	
42139	Other construction materials whse—Con.						
0720	Roofing, siding, and insulation materials.....	170	472 046	47 316	10.0	.9	23.8
0721	Roofing, except wood.....	36	98 093	7 173	7.3	.1	X
0722	Siding, except wood.....	86	270 321	26 656	9.9	.5	X
0723	Insulation materials.....	87	256 502	13 487	5.3	.3	X
0730	Flat glass and other construction glass (excluding automotive).....	556	1 071 193	882 498	82.4	16.9	X
0740	Other construction materials.....	1 858	4 337 663	3 733 745	86.1	71.4	29.3
0741	Rain-carrying equipment (down spouts, gutters, etc.).....	158	394 096	208 208	52.8	4.0	X
0742	Prefabricated buildings and structural assemblies (nonwood).....	331	670 778	595 066	88.7	11.4	X
0743	Manufactured (mobile) homes.....	377	754 139	703 912	93.3	13.5	X
0744	Construction materials, n.e.c. (including wire fence and construction paper).....	1 079	2 676 339	2 226 560	83.2	42.6	X
0960	Restaurant and hotel equipment and supplies.....	8	11 558	1 604	13.9	Z	X
1120	Flat iron and steel products.....	26	72 446	2 542	3.5	Z	X
1140	Iron and steel wire and wire products.....	44	152 983	9 901	6.5	Z	X
1150	Iron and steel pipe and tubing.....	50	116 932	21 328	18.2	Z	X
1160	Other iron and steel products.....	11	31 927	1 045	3.3	Z	X
1220	Aluminum shapes, forms, etc.....	47	137 771	16 415	11.9	Z	X
1400	Electrical apparatus and equipment.....	62	135 477	11 651	8.6	Z	X
1500	Electrical appliances, household.....	16	48 476	2 281	4.7	Z	X
1600	Electronic parts and equipment, except communication.....	16	25 054	3 480	13.9	.1	X
1700	Hardware.....	116	330 040	29 415	8.9	.6	3.9
1711	Hand tools (including power driven).....	49	153 407	4 540	3.0	.1	X
1712	Bolts, nuts, rivets, and fasteners.....	49	153 407	9 090	5.9	.2	X
1713	Cutlery.....	37	129 897	12 884	9.9	.2	X
1800	Plumbing and heating equipment and supplies (hydronics).....	58	218 450	47 043	21.5	.9	6.8
1811	Plastic pipe fittings and valves (excluding pipe and tubing).....	21	101 709	2 375	2.3	Z	X
1813	Plumbing fixtures.....	16	110 070	19 630	17.8	.4	X
1814	Furnaces, stoves, water heaters (except electric and warm air).....	36	211 783	22 370	10.6	.4	X
1818	Other plumbing and heating equipment and supplies.....	38	107 267	2 580	2.4	Z	X
1900	Warm air heating and air-conditioning equipment and supplies.....	42	77 152	22 978	29.8	.4	29.1
1911	Furnaces (warm air).....	31	51 468	5 284	10.3	.1	X
1912	Central air-conditioning (residential and commercial).....	38	76 039	7 874	10.4	.2	X
1914	Heat pumps (residential and commercial).....	16	51 904	8 875	17.1	.2	X
1916	Air cleaning and filtration systems.....	10	27 343	225	.8	Z	X
1917	Compressors for air-conditioners.....	10	27 343	225	.8	Z	X
1918	Condensing units for air-conditioners.....	10	27 343	225	.8	Z	X
1919	Registers, grills, pre-formed ductwork (excluding sheet metal), and duct insulation.....	10	27 343	225	.8	Z	X
2200	Farm machinery, equipment, and parts.....	15	16 949	1 811	10.7	Z	9.5
2212	New harvesting machinery.....	15	16 949	384	2.3	Z	X
2213	New land preparation, planting, and cultivating machinery.....	15	16 949	189	1.1	Z	X
2216	Other new farm machinery and equipment.....	15	16 949	1 049	6.2	Z	X
2218	Used farm machinery and equipment.....	15	16 949	189	1.1	Z	X
2320	General-purpose industrial machinery, equipment, and parts.....	10	45 213	3 457	7.6	.1	X
2460	Other industrial supplies.....	47	96 085	6 102	6.4	.1	X
2700	Sporting and recreational goods and supplies.....	8	43 849	1 749	4.0	Z	17.2
2714	Camping and fishing equipment and accessories.....	8	43 849	1 749	4.0	Z	X
2800	Toys and hobby goods and supplies.....	8	43 849	4 383	10.0	.1	X
3120	Forest products, except lumber (including cordwood, hewn posts, poles, and ties).....	13	52 659	6 330	12.0	.1	X
3400	Industrial and personal services paper and plastics.....	7	20 741	5 799	28.0	.1	34.4
3413	Industrial paper (wrapping, bags, cartons, etc.).....	7	20 741	5 799	28.0	.1	X
3500	Drugs, pharmaceuticals, cosmetics, and toiletries.....	11	8 214	1 480	18.0	Z	X
4000	Footwear.....	8	43 849	426	1.0	Z	X
5300	Plastics materials and basic shapes.....	64	187 384	26 039	13.9	.5	X
5330	Chemicals and allied products (excluding agricultural, plastics, gases, and petroleum).....	35	74 833	6 881	9.2	.1	2.7
5342	Adhesives, sealants, and glues.....	7	3 917	195	5.0	Z	X
5400	Petroleum products.....	8	11 558	127	1.1	Z	X
5800	Farm supplies.....	11	95 038	9 118	9.6	.2	31.5
5818	Other farm supplies (including harness and saddlery equipment).....	11	95 038	7 847	8.3	.2	X
6000	Paint, paint supplies, and wallpaper.....	66	197 624	20 823	10.5	.4	2.1
6011	Architectural coatings (enamels, primers, stains, solvents, and lacquers).....	9	17 774	1 449	8.2	Z	X
6014	Paint supplies.....	9	17 774	4 261	24.0	.1	X
6015	Wallpaper.....	9	17 774	116	.7	Z	X
6120	Art goods (including novelties and souvenirs).....	8	3 200	633	19.8	Z	X
6150	Nondurable goods, n.e.c.....	8	20 676	4 424	21.4	.1	X
9700	Service receipts and labor charges (including installed parts).....	400	554 087	70 814	12.8	1.4	28.7
9701	Labor charges for repair work.....	220	259 151	12 665	4.9	.2	X
9702	Parts installed in repair work.....	161	183 815	10 459	5.7	.2	X
9703	Other service receipts and labor charges—Specify.....	168	248 027	47 679	19.2	.9	X
9810	Miscellaneous commodities.....	78	267 100	11 656	4.4	.2	X
9940	Rental and leasing receipts.....	38	111 665	13 816	12.4	.3	X
9950	Construction receipts.....	46	96 514	11 811	12.2	.2	X

See footnotes at end of table.

Table 3. Merchant Wholesalers by Kind of Business and Commodity Line: 1997—Con.

[Includes only establishments with payroll. For meaning of abbreviations and symbols, see introductory text. For explanation of terms, see Appendix A]

NAICS code and CL code	Kind of business and commodity line	Establishments handling commodity line		Commodity line sales			Sales coverage percent
		Number	Total sales (\$1,000)	Amount ¹ (\$1,000)	As percent of total sales of—		
					Establishments handling line	Establishments in NAICS industry ¹	
421390	Other construction materials whsle	2 343	X	5 228 266	X	100.0	34.4
0200	New and rebuilt automotive parts and supplies	81	242 610	64 870	26.7	1.2	4.2
0216	Glass	62	194 347	50 768	26.1	1.0	X
0223	Parts, n.e.c.	19	48 263	14 102	29.2	.3	X
0400	Household and lawn furniture	15	53 649	588	1.1	Z	33.9
0411	Upholstered furniture	15	53 649	585	1.1	Z	X
0414	Other furniture (including sleep sofas)	10	21 050	3	Z	Z	X
0530	Flooring and floor coverings	62	226 132	61 008	27.0	1.2	26.2
0531	Soft-surface (textile) floor coverings and accessories (including rugs, carpets, and pads)	58	225 019	21 129	9.4	.4	X
0533	Other hard-surface floor coverings and accessories (including tile and sheet goods)	58	225 019	39 824	17.7	.8	X
0540	Other home furnishings	15	87 293	6 086	7.0	.1	34.2
0542	Mirrors, lamps, and picture frames	15	87 293	6 086	7.0	.1	X
0600	Lumber: rough, dressed, and finished	80	166 594	18 108	10.9	.3	34.4
0611	Dimensional lumber (non-treated)	44	108 298	4 837	4.5	.1	X
0612	Treated lumber	75	151 388	5 823	3.8	.1	X
0613	Boards	28	79 372	7 413	9.3	.1	X
0620	Plywood and millwork	105	295 149	32 012	10.8	.6	33.4
0621	Softwood plywood and oriented strand board (OSB)	16	40 612	1 825	4.5	Z	X
0622	Other panels products (including hardwood plywood, waterboard, and particleboard)	19	42 129	785	1.9	Z	X
0623	Gypsum, specialty boards, and treatments	26	122 159	5 287	4.3	.1	X
0624	Wood millwork (doors, windows, cabinets, etc.)	80	245 344	12 472	5.1	.2	X
0625	Metal millwork	24	121 059	7 613	6.3	.1	X
0626	Other millwork and wood siding (including trusses and wood roofing)	20	125 891	4 003	3.2	.1	X
0700	Brick, stone, tile, sand, block, cement, and gravel	34	60 206	2 891	4.8	.1	33.7
0712	Cement and lime	20	44 523	1 275	2.9	Z	X
0713	Sand, gravel, and crushed stone	16	35 631	824	2.3	Z	X
0714	Brick, block, tile, clay/cement sewer pipe, etc.	14	36 232	673	1.9	Z	X
0720	Roofing, siding, and insulation materials	170	472 046	47 316	10.0	.9	23.8
0721	Roofing, except wood	36	98 093	7 173	7.3	.1	X
0722	Siding, except wood	86	270 321	26 656	9.9	.5	X
0723	Insulation materials	87	256 502	13 487	5.3	.3	X
0730	Flat glass and other construction glass (excluding automotive)	556	1 071 193	882 498	82.4	16.9	X
0740	Other construction materials	1 858	4 337 663	3 733 745	86.1	71.4	29.3
0741	Rain-carrying equipment (down spouts, gutters, etc.)	158	394 096	208 208	52.8	4.0	X
0742	Prefabricated buildings and structural assemblies (nonwood)	331	670 778	595 066	88.7	11.4	X
0743	Manufactured (mobile) homes	377	754 139	703 912	93.3	13.5	X
0744	Construction materials, n.e.c. (including wire fence and construction paper)	1 079	2 676 339	2 226 560	83.2	42.6	X
0960	Restaurant and hotel equipment and supplies	8	11 558	1 604	13.9	Z	X
1120	Flat iron and steel products	26	72 446	2 542	3.5	Z	X
1140	Iron and steel wire and wire products	44	152 983	9 901	6.5	.2	X
1150	Iron and steel pipe and tubing	50	116 932	21 328	18.2	.4	X
1160	Other iron and steel products	11	31 927	1 045	3.3	Z	X
1220	Aluminum shapes, forms, etc.	47	137 771	16 415	11.9	.3	X
1400	Electrical apparatus and equipment	62	135 477	11 651	8.6	.2	X
1500	Electrical appliances, household	16	48 476	2 281	4.7	Z	X
1600	Electronic parts and equipment, except communication	16	25 054	3 480	13.9	.1	X
1700	Hardware	116	330 040	29 415	8.9	.6	3.9
1711	Hand tools (including power driven)	49	153 407	4 540	3.0	.1	X
1712	Bolts, nuts, rivets, and fasteners	49	153 407	9 090	5.9	.2	X
1713	Cutlery	37	129 897	12 884	9.9	.2	X
1800	Plumbing and heating equipment and supplies (hydronics)	58	218 450	47 043	21.5	.9	6.8
1811	Plastic pipe fittings and valves (excluding pipe and tubing)	21	101 709	2 375	2.3	Z	X
1813	Plumbing fixtures	16	110 070	19 630	17.8	.4	X
1814	Furnaces, stoves, water heaters (except electric and warm air)	36	211 783	22 370	10.6	.4	X
1818	Other plumbing and heating equipment and supplies	38	107 267	2 580	2.4	Z	X
1900	Warm air heating and air-conditioning equipment and supplies	42	77 152	22 978	29.8	.4	29.1
1911	Furnaces (warm air)	31	51 468	5 284	10.3	.1	X
1912	Central air-conditioning (residential and commercial)	38	76 039	7 874	10.4	.2	X
1914	Heat pumps (residential and commercial)	16	51 904	8 875	17.1	.2	X
1916	Air cleaning and filtration systems	10	27 343	225	.8	Z	X
1917	Compressors for air-conditioners	10	27 343	225	.8	Z	X
1918	Condensing units for air-conditioners	10	27 343	225	.8	Z	X
1919	Registers, grills, pre-formed ductwork (excluding sheet metal), and duct insulation	10	27 343	225	.8	Z	X
2200	Farm machinery, equipment, and parts	15	16 949	1 811	10.7	Z	9.5
2212	New harvesting machinery	15	16 949	384	2.3	Z	X
2213	New land preparation, planting, and cultivating machinery	15	16 949	189	1.1	Z	X
2216	Other new farm machinery and equipment	15	16 949	1 049	6.2	Z	X
2218	Used farm machinery and equipment	15	16 949	189	1.1	Z	X
2320	General-purpose industrial machinery, equipment, and parts	10	45 213	3 457	7.6	.1	X
2460	Other industrial supplies	47	96 085	6 102	6.4	.1	X
2700	Sporting and recreational goods and supplies	8	43 849	1 749	4.0	Z	17.2
2714	Camping and fishing equipment and accessories	8	43 849	1 749	4.0	Z	X
2800	Toys and hobby goods and supplies	8	43 849	4 383	10.0	.1	X
3120	Forest products, except lumber (including cordwood, hewn posts, poles, and ties)	13	52 659	6 330	12.0	.1	X
3400	Industrial and personal services paper and plastics	7	20 741	5 799	28.0	.1	34.4
3413	Industrial paper (wrapping, bags, cartons, etc.)	7	20 741	5 799	28.0	.1	X
3500	Drugs, pharmaceuticals, cosmetics, and toiletries	11	8 214	1 480	18.0	Z	X
4000	Footwear	8	43 849	426	1.0	Z	X
5300	Plastics materials and basic shapes	64	187 384	26 039	13.9	.5	X

See footnotes at end of table.

Table 3. Merchant Wholesalers by Kind of Business and Commodity Line: 1997—Con.

[Includes only establishments with payroll. For meaning of abbreviations and symbols, see introductory text. For explanation of terms, see Appendix A]

NAICS code and CL code	Kind of business and commodity line	Establishments handling commodity line		Commodity line sales			Sales coverage percent
		Number	Total sales (\$1,000)	Amount ¹ (\$1,000)	As percent of total sales of—		
					Establishments handling line	Establishments in NAICS industry ¹	
421390	Other construction materials whse—Con.						
5330	Chemicals and allied products (excluding agricultural, plastics, gases, and petroleum)	35	74 833	6 881	9.2	.1	2.7
5342	Adhesives, sealants, and glues	7	3 917	195	5.0	Z	X
5400	Petroleum products	8	11 558	127	1.1	Z	X
5800	Farm supplies	11	95 038	9 118	9.6	.2	31.5
5818	Other farm supplies (including harness and saddlery equipment)	11	95 038	7 847	8.3	.2	X
6000	Paint, paint supplies, and wallpaper	66	197 624	20 823	10.5	.4	2.1
6011	Architectural coatings (enamels, primers, stains, solvents, and lacquers)	9	17 774	1 449	8.2	Z	X
6014	Paint supplies	9	17 774	4 261	24.0	.1	X
6015	Wallpaper	9	17 774	116	.7	Z	X
6120	Art goods (including novelties and souvenirs)	8	3 200	633	19.8	Z	X
6150	Nondurable goods, n.e.c.	8	20 676	4 424	21.4	.1	X
9700	Service receipts and labor charges (including installed parts)	400	554 087	70 814	12.8	1.4	28.7
9701	Labor charges for repair work	220	259 151	12 665	4.9	.2	X
9702	Parts installed in repair work	161	183 815	10 459	5.7	.2	X
9703	Other service receipts and labor charges—Specify	168	248 027	47 679	19.2	.9	X
9810	Miscellaneous commodities	78	267 100	11 656	4.4	.2	X
9940	Rental and leasing receipts	38	111 665	13 816	12.4	.3	X
9950	Construction receipts	46	96 514	11 811	12.2	.2	X
4213901	Flat glass & other construction glass whse	523	X	1 017 500	X	100.0	61.3
0200	New and rebuilt automotive parts and supplies	62	194 347	50 768	26.1	5.0	X
0620	Plywood and millwork	31	67 282	10 753	16.0	1.1	X
0720	Roofing, siding, and insulation materials	7	2 156	63	2.9	Z	X
0730	Flat glass and other construction glass (excluding automotive)	523	1 017 500	873 034	85.8	85.8	X
0740	Other construction materials	38	126 897	22 848	18.0	2.2	X
1150	Iron and steel pipe and tubing	10	5 122	485	9.5	Z	X
1220	Aluminum shapes, forms, etc.	28	68 741	12 391	18.0	1.2	X
1400	Electrical apparatus and equipment	7	7 791	1 425	18.3	.1	X
1700	Hardware	30	46 736	2 901	6.2	.3	X
2460	Other industrial supplies	8	17 049	529	3.1	.1	X
5300	Plastics materials and basic shapes	28	42 904	6 859	16.0	.7	X
5330	Chemicals and allied products (excluding agricultural, plastics, gases, and petroleum)	7	3 917	195	5.0	Z	X
6000	Paint, paint supplies, and wallpaper	9	17 774	5 826	32.8	.6	X
6150	Nondurable goods, n.e.c.	8	20 676	4 424	21.4	.4	X
9700	Service receipts and labor charges (including installed parts)	42	77 621	7 886	10.2	.8	X
9810	Miscellaneous commodities	27	62 044	2 290	3.7	.2	X
9940	Rental and leasing receipts	9	42 932	7 484	17.4	.7	X
4213902	Other construction materials whse	1 820	X	4 210 766	X	100.0	27.9
0200	New and rebuilt automotive parts and supplies	19	48 263	14 102	29.2	.3	.8
0223	Parts, n.e.c.	19	48 263	14 102	29.2	.3	X
0400	Household and lawn furniture	15	53 649	588	1.1	Z	27.5
0411	Upholstered furniture	15	53 649	585	1.1	Z	X
0414	Other furniture (including sleep sofas)	10	21 050	3	Z	Z	X
0530	Flooring and floor coverings	58	225 019	60 953	27.1	1.4	21.3
0531	Soft-surface (textile) floor coverings and accessories (including rugs, carpets, and pads)	58	225 019	21 129	9.4	.5	X
0533	Other hard-surface floor coverings and accessories (including tile and sheet goods)	58	225 019	39 824	17.7	.9	X
0540	Other home furnishings	10	76 540	2 727	3.6	.1	27.8
0542	Mirrors, lamps, and picture frames	10	76 540	2 727	3.6	.1	X
0600	Lumber: rough, dressed, and finished	75	165 367	17 956	10.9	.4	27.9
0611	Dimensional lumber (non-treated)	42	108 117	4 836	4.5	.1	X
0612	Treated lumber	72	150 342	5 672	3.8	.1	X
0613	Boards	28	79 372	7 413	9.3	.2	X
0620	Plywood and millwork	74	227 867	21 259	9.3	.5	27.4
0621	Softwood plywood and oriented strand board (OSB)	13	39 531	1 665	4.2	Z	X
0622	Other panels products (including hardwood plywood, waterboard, and particleboard)	15	36 870	542	1.5	Z	X
0623	Gypsum, specialty boards, and treatments	22	121 037	5 273	4.4	.1	X
0624	Wood millwork (doors, windows, cabinets, etc.)	63	195 708	4 718	2.4	.1	X
0625	Metal millwork	19	109 798	5 031	4.6	.1	X
0626	Other millwork and wood siding (including trusses and wood roofing)	20	125 891	4 003	3.2	.1	X
0700	Brick, stone, tile, sand, block, cement, and gravel	34	60 206	2 891	4.8	.1	27.4
0712	Cement and lime	20	44 523	1 275	2.9	Z	X
0713	Sand, gravel, and crushed stone	16	35 631	824	2.3	Z	X
0714	Brick, block, tile, clay/cement sewer pipe, etc.	14	36 232	673	1.9	Z	X
0720	Roofing, siding, and insulation materials	163	469 890	47 253	10.1	1.1	19.3
0721	Roofing, except wood	36	98 093	7 173	7.3	.2	X
0722	Siding, except wood	83	269 280	26 607	9.9	.6	X
0723	Insulation materials	83	255 387	13 473	5.3	.3	X
0730	Flat glass and other construction glass (excluding automotive)	33	53 693	9 464	17.6	.2	X
0740	Other construction materials	1 820	4 210 766	3 710 897	88.1	88.1	23.8
0741	Rain-carrying equipment (down spouts, gutters, etc.)	158	394 096	208 208	52.8	4.9	X
0742	Prefabricated buildings and structural assemblies (nonwood)	328	666 722	594 613	89.2	14.1	X
0743	Manufactured (mobile) homes	377	754 139	703 912	93.3	16.7	X
0744	Construction materials, n.e.c. (including wire fence and construction paper)	1 043	2 553 498	2 204 165	86.3	52.3	X
0960	Restaurant and hotel equipment and supplies	8	11 558	1 604	13.9	Z	X
1120	Flat iron and steel products	24	68 633	2 166	3.2	.1	X
1140	Iron and steel wire and wire products	39	148 793	9 034	6.1	.2	X

See footnotes at end of table.

Table 3. Merchant Wholesalers by Kind of Business and Commodity Line: 1997—Con.

[Includes only establishments with payroll. For meaning of abbreviations and symbols, see introductory text. For explanation of terms, see Appendix A]

NAICS code and CL code	Kind of business and commodity line	Establishments handling commodity line		Commodity line sales			Sales coverage percent
		Number	Total sales (\$1,000)	Amount ¹ (\$1,000)	As percent of total sales of—		
					Establishments handling line	Establishments in NAICS industry ¹	
4213902	Other construction materials whsle—Con.						
1150	Iron and steel pipe and tubing	40	111 810	20 843	18.6	.5	X
1160	Other iron and steel products	11	31 927	1 045	3.3	Z	X
1220	Aluminum shapes, forms, etc.	19	69 030	4 024	5.8	.1	X
1400	Electrical apparatus and equipment	55	127 686	10 226	8.0	.2	X
1500	Electrical appliances, household	16	48 476	2 281	4.7	.1	X
1600	Electronic parts and equipment, except communication	16	25 054	3 480	13.9	.1	X
1700	Hardware	86	283 304	26 514	9.4	.6	3.6
1711	Hand tools (including power driven)	49	153 407	4 540	3.0	.1	X
1712	Bolts, nuts, rivets, and fasteners	49	153 407	9 090	5.9	.2	X
1713	Cutlery	37	129 897	12 884	9.9	.3	X
1800	Plumbing and heating equipment and supplies (hydronics)	54	217 337	46 988	21.6	1.1	5.5
1811	Plastic pipe fittings and valves (excluding pipe and tubing)	21	101 709	2 375	2.3	.1	X
1813	Plumbing fixtures	16	110 070	19 630	17.8	.5	X
1814	Furnaces, stoves, water heaters (except electric and warm air)	36	211 783	22 370	10.6	.5	X
1818	Other plumbing and heating equipment and supplies	38	107 267	2 580	2.4	.1	X
1900	Warm air heating and air-conditioning equipment and supplies	38	76 039	22 944	30.2	.5	23.8
1911	Furnaces (warm air)	31	51 468	5 284	10.3	.1	X
1912	Central air-conditioning (residential and commercial)	38	76 039	7 874	10.4	.2	X
1914	Heat pumps (residential and commercial)	16	51 904	8 875	17.1	.2	X
1916	Air cleaning and filtration systems	10	27 343	225	.8	Z	X
1917	Compressors for air-conditioners	10	27 343	225	.8	Z	X
1918	Condensing units for air-conditioners	10	27 343	225	.8	Z	X
1919	Registers, grills, pre-formed ductwork (excluding sheet metal), and duct insulation	10	27 343	225	.8	Z	X
2200	Farm machinery, equipment, and parts	15	16 949	1 811	10.7	Z	7.7
2212	New harvesting machinery	15	16 949	384	2.3	Z	X
2213	New land preparation, planting, and cultivating machinery	15	16 949	189	1.1	Z	X
2216	Other new farm machinery and equipment	15	16 949	1 049	6.2	Z	X
2218	Used farm machinery and equipment	15	16 949	189	1.1	Z	X
2320	General-purpose industrial machinery, equipment, and parts	10	45 213	3 457	7.6	.1	X
2460	Other industrial supplies	39	79 036	5 573	7.1	.1	X
2700	Sporting and recreational goods and supplies	8	43 849	1 749	4.0	Z	14.0
2714	Camping and fishing equipment and accessories	8	43 849	1 749	4.0	Z	X
2800	Toys and hobby goods and supplies	8	43 849	4 383	10.0	.1	X
3120	Forest products, except lumber (including cordwood, hewn posts, poles, and ties)	9	50 197	6 088	12.1	.1	X
3400	Industrial and personal services paper and plastics	7	20 741	5 799	28.0	.1	27.9
3413	Industrial paper (wrapping, bags, cartons, etc.)	7	20 741	5 799	28.0	.1	X
3500	Drugs, pharmaceuticals, cosmetics, and toiletries	11	8 214	1 480	18.0	Z	X
4000	Footwear	8	43 849	426	1.0	Z	X
5300	Plastics materials and basic shapes	36	144 480	19 180	13.3	.5	X
5330	Chemicals and allied products (excluding agricultural, plastics, gases, and petroleum)	28	70 916	6 686	9.4	.2	X
5400	Petroleum products	8	11 558	127	1.1	Z	X
5800	Farm supplies	11	95 038	9 118	9.6	.2	25.6
5818	Other farm supplies (including harness and saddlery equipment)	11	95 038	7 847	8.3	.2	X
6000	Paint, paint supplies, and wallpaper	57	179 850	14 997	8.3	.4	X
6120	Art goods (including novelties and souvenirs)	8	3 200	633	19.8	Z	X
9700	Service receipts and labor charges (including installed parts)	358	476 466	62 928	13.2	1.5	21.1
9701	Labor charges for repair work	189	201 632	8 703	4.3	.2	X
9702	Parts installed in repair work	143	155 255	8 422	5.4	.2	X
9703	Other service receipts and labor charges—Specify	161	228 484	45 803	20.0	1.1	X
9810	Miscellaneous commodities	51	205 056	9 366	4.6	.2	X
9940	Rental and leasing receipts	29	68 733	6 332	9.2	.2	X
9950	Construction receipts	43	83 690	10 293	12.3	.2	X
4214	Professional & commercial equipment & supplies whsle	38 366	X	237 178 097	X	100.0	74.5
0200	New and rebuilt automotive parts and supplies	15	255 053	13 966	5.5	Z	X
0300	Tires and tubes	10	14 524	840	5.8	Z	X
0400	Household and lawn furniture	32	75 890	6 291	8.3	Z	66.7
0411	Upholstered furniture	7	6 295	358	5.7	Z	X
0412	Sleep furniture and equipment	20	70 256	5 634	8.0	Z	X
0420	Office and business furniture	975	3 029 870	464 063	15.3	.2	2.1
0421	New office furniture (wooden and metal)	493	754 062	60 650	8.0	Z	X
0422	New store and restaurant furniture	34	74 183	7 229	9.7	Z	X
0423	New public furniture (theater seats, church pews, park benches, and school desks)	67	103 008	12 581	12.2	Z	X
0424	Used office and business furniture	71	58 724	520	.9	Z	X
0500	Household china, glassware, crockery, and plastic housewares	14	45 732	12 299	26.9	Z	X
0520	Linens, domestics, curtains, and draperies	15	30 429	4 429	14.6	Z	48.3
0521	Bedspreads, blankets, and bedding	6	8 467	479	5.7	Z	X
0522	Curtains and draperies	8	9 132	579	6.3	Z	X
0530	Flooring and floor coverings	8	8 152	812	10.0	Z	74.5
0531	Soft-surface (textile) floor coverings and accessories (including rugs, carpets, and pads)	8	8 152	812	10.0	Z	X
0540	Other home furnishings	163	543 123	55 904	10.3	Z	2.4
0541	Metal flatware and kitchen utensils	34	229 505	7 308	3.2	Z	X
0542	Mirrors, lamps, and picture frames	117	299 940	47 556	15.9	Z	X
0543	Home furnishings, n.e.c.	7	5 212	463	8.9	Z	X
0620	Plywood and millwork	22	35 584	4 773	13.4	Z	19.4
0622	Other panels products (including hardwood plywood, waterboard, and particleboard)	10	8 263	1 919	23.2	Z	X
0624	Wood millwork (doors, windows, cabinets, etc.)	9	26 253	2 642	10.1	Z	X

See footnotes at end of table.

Table 3. Merchant Wholesalers by Kind of Business and Commodity Line: 1997—Con.

[Includes only establishments with payroll. For meaning of abbreviations and symbols, see introductory text. For explanation of terms, see Appendix A]

NAICS code and CL code	Kind of business and commodity line	Establishments handling commodity line		Commodity line sales			Sales coverage percent
		Number	Total sales (\$1,000)	Amount ¹ (\$1,000)	As percent of total sales of—		
					Establishments handling line	Establishments in NAICS industry ¹	
4214	Professional & commercial equipment & supplies whse—Con.						
0800	Photographic equipment and supplies (excluding video)	1 535	16 245 847	8 211 919	50.5	3.5	30.6
0811	Still picture photographic equipment	535	5 914 597	1 739 352	29.4	.7	X
0812	Motion picture photographic equipment	238	543 691	289 873	53.3	.1	X
0813	Photographic film	638	5 617 121	2 138 338	38.1	.9	X
0814	Developing supplies (excluding film)	479	5 220 303	847 394	16.2	.4	X
0815	Other photographic equipment and supplies	874	6 458 269	2 177 088	33.7	.9	X
0900	Office equipment	7 034	28 337 989	16 001 140	56.5	6.7	44.9
0911	Typewriters and dedicated word processors	1 361	4 116 184	267 394	6.5	.1	X
0912	Calculators and accounting machines	1 242	4 285 569	391 684	9.1	.2	X
0913	Copying machines and equipment	5 940	26 026 474	14 444 092	55.5	6.1	X
0914	Dictating, transcribing, and recording machines	735	2 850 315	447 995	15.7	.2	X
0915	Mailing, letter handling, and addressing machines	637	3 131 139	446 606	14.3	.2	X
0920	New computer equipment	13 457	146 154 440	119 959 019	82.1	50.6	53.8
0921	Computers	10 303	112 518 507	61 395 289	54.6	25.9	X
0922	Computer storage devices	5 623	78 207 202	11 075 967	14.2	.7	X
0923	Computer printers	6 924	86 754 683	12 692 175	14.6	5.4	X
0924	Other computer peripheral equipment	9 118	110 389 138	34 792 785	31.5	14.7	X
0930	Used computer equipment	1 778	9 172 308	2 433 923	26.5	1.0	X
0950	Computer software (packaged)	7 276	63 347 437	13 699 568	21.6	5.8	X
0960	Restaurant and hotel equipment and supplies	2 798	8 354 954	7 353 899	88.0	3.1	X
0970	Store machines and equipment	2 399	5 001 884	3 675 708	73.5	1.6	53.3
0971	Vending machines	405	1 111 293	752 065	67.7	.3	X
0972	Other store machines and equipment	2 091	4 242 647	2 923 528	68.9	1.2	X
1000	Medical, hospital, and surgical supplies	7 087	33 113 822	30 478 708	92.0	12.9	67.8
1011	Surgical and medical instruments and equipment	4 375	22 707 661	11 671 225	51.4	.9	X
1012	Orthopedic, and prosthetic appliances and supplies	1 279	4 499 948	1 261 889	28.0	4.5	X
1013	Other surgical, medical, and hospital supplies	4 236	22 614 165	17 545 154	77.6	7.4	X
1020	Dental supplies	1 294	4 847 488	3 715 187	76.6	1.6	65.7
1021	Equipment (chairs, x-rays, cabinets, etc.)	699	3 202 404	898 259	28.1	.4	X
1022	Instruments and other supplies	1 138	4 520 900	2 815 710	62.3	1.2	X
1030	Optical and ophthalmic goods	1 729	6 433 259	5 663 596	88.0	2.4	65.2
1031	Ophthalmic goods	815	3 463 539	2 304 140	66.5	1.0	X
1032	Prescription grinding	517	1 234 048	939 905	76.2	.4	X
1033	Optometric equipment and supplies	286	793 590	409 439	51.6	.2	X
1034	Optical goods, n.e.c. (excluding cameras)	694	2 859 513	1 934 936	67.7	.8	X
1040	Religious and school supplies	518	2 475 184	1 119 421	45.2	.5	70.8
1041	Religious supplies	91	193 449	173 833	89.9	.1	X
1042	School supplies	439	2 311 428	944 605	40.9	.4	X
1050	Other professional equipment and supplies	2 387	10 796 728	7 107 965	65.8	3.0	70.5
1051	Architects' equipment and supplies	320	590 361	203 665	34.5	.1	X
1052	Drafting instruments	263	431 430	64 553	15.0	.2	X
1053	Engineers' equipment and supplies	424	668 653	272 301	40.7	.1	X
1054	Laboratory equipment	825	5 189 017	2 348 761	45.3	1.0	X
1055	Scientific instruments	542	4 454 480	1 962 949	44.1	.8	X
1056	Veterinarians' equipment and supplies	376	1 644 886	462 314	28.1	.2	X
1057	Professional equipment and supplies, n.e.c.	747	2 854 087	1 778 204	62.3	.8	X
1140	Iron and steel wire and wire products	23	60 780	10 394	17.1	Z	X
1400	Electrical apparatus and equipment	257	6 407 172	345 120	5.4	.1	.6
1411	Power and distribution transformers	28	87 082	5 056	5.8	Z	X
1412	Switchgear and switchboard apparatus	29	61 064	1 930	3.2	Z	X
1414	Conduit, raceway, and fittings	37	86 964	1 739	2.0	Z	X
1415	Electric bulbs (all types)	12	20 994	1 012	4.8	Z	X
1416	Interior wiring (excluding conduit)	82	6 079 268	302 736	5.0	.1	X
1417	Exterior wiring and cable (excluding conduit)	26	50 612	2 933	5.8	Z	X
1418	Lighting fixtures (residential and commercial)	25	55 524	4 348	7.8	Z	X
1419	Industrial controls	88	163 205	18 196	11.1	Z	X
1421	Other electrical apparatus and equipment (including fuses and lightning rods)	25	25 105	859	3.4	Z	X
1500	Electrical appliances, household	130	1 277 975	169 112	13.2	.1	19.7
1511	Televisions	65	1 003 998	20 266	2.0	Z	X
1512	Radios, stereos, and CD players	58	1 035 661	21 159	2.0	Z	X
1513	V.C.R.'s and video cameras	79	1 083 811	44 771	4.1	Z	X
1514	Electrical household ranges and ovens	16	638 741	8 303	1.3	Z	X
1515	Refrigerators and freezers, household	16	808 148	12 284	1.5	Z	X
1516	Household laundry equipment	16	808 148	11 628	1.4	Z	X
1517	Vacuum cleaners and sewing machines, household	22	649 673	7 364	1.1	Z	X
1518	Other electrical household appliances (including fans, dishwashers, etc.)	20	675 027	37 989	5.6	Z	X
1600	Electronic parts and equipment, except communication	718	7 510 617	1 375 048	18.3	.6	7.2
1612	Integrated circuits	109	381 856	19 860	5.2	Z	X
1613	Capacitors and resistors	22	108 943	10 198	9.4	Z	X
1616	Electronic connectors and other passive electronic parts	92	102 109	9 304	9.1	Z	X
1618	Electronic parts and equipment, n.e.c.	369	6 618 140	1 302 310	19.7	.5	X
1650	Communication equipment and supplies	1 046	6 559 967	582 471	8.9	.2	15.1
1651	Telephones	357	4 135 048	436 469	10.6	.2	X
1652	Other electronic communication equipment	684	2 521 959	119 094	4.7	.1	X
1653	Other electrical communication equipment	161	439 384	19 072	4.3	Z	X
1700	Hardware	139	346 940	72 232	20.8	Z	3.6
1711	Hand tools (including power driven)	11	16 919	6 321	37.4	Z	X
1712	Bolts, nuts, rivets, and fasteners	11	38 058	591	1.6	Z	X
1713	Cutlery	44	58 870	5 733	9.7	Z	X
1800	Plumbing and heating equipment and supplies (hydronics)	55	160 058	11 246	7.0	Z	.9
1812	Metal pipe fittings and valves (excluding pipe and tubing)	42	140 882	4 923	3.5	Z	X
1814	Furnaces, stoves, water heaters (except electric and warm air)	42	140 882	4 923	3.5	Z	X
1815	Boilers, radiators, and convectors	6	8 830	775	8.8	Z	X
1900	Warm air heating and air-conditioning equipment and supplies	22	272 012	41 569	15.3	Z	X

See footnotes at end of table.

Table 3. Merchant Wholesalers by Kind of Business and Commodity Line: 1997—Con.

[Includes only establishments with payroll. For meaning of abbreviations and symbols, see introductory text. For explanation of terms, see Appendix A]

NAICS code and CL code	Kind of business and commodity line	Establishments handling commodity line		Commodity line sales			Sales coverage percent
		Number	Total sales (\$1,000)	Amount ¹ (\$1,000)	As percent of total sales of—		
					Establishments handling line	Establishments in NAICS industry ¹	
4214	Professional & commercial equipment & supplies whse—Con.						
2000	Refrigeration equipment and supplies	402	1 220 799	223 230	18.3	.1	5.0
2011	Commercial refrigerators (reach-in and walk-in)	304	945 741	58 012	6.1	Z	X
2012	Unit coolers for commercial refrigerators	35	74 468	1 029	1.4	Z	X
2013	Condensing units for commercial refrigerators	19	63 317	3 859	6.1	Z	X
2015	Other refrigeration equipment and supplies	300	1 014 388	159 461	15.7	.1	X
2100	Construction and mining machinery and equipment (including parts and attachments)	8	50 242	5 188	10.3	Z	X
2200	Farm machinery, equipment, and parts	6	1 718	462	26.9	Z	X
2230	Food-processing machinery, equipment, and parts	14	49 814	5 626	11.3	Z	51.3
2231	New commercial food-processing machinery (slicers, choppers, baking, etc.)	10	43 675	5 441	12.5	Z	X
2300	Hydraulic and pneumatic (fluid-power) pumps, motors, and parts	10	18 303	557	3.0	Z	61.4
2311	Pumps	7	14 958	129	.9	Z	X
2312	Motors	7	14 958	129	.9	Z	X
2313	Parts for pumps and motors	6	15 184	271	1.8	Z	X
2320	General-purpose industrial machinery, equipment, and parts	342	1 939 727	283 768	14.6	.1	1.8
2321	New pumps, compressors (air or gas), and equipment	20	55 898	1 744	3.1	Z	X
2326	New controlling, recording, and indicating instruments and access	6	13 295	2 178	16.4	Z	X
2327	All other new general-purpose industrial machinery and equipment	21	55 051	8 708	15.8	Z	X
2328	Used general-purpose industrial machinery and equipment	17	14 384	1 013	7.0	Z	X
2330	Metalworking machinery, equipment, and parts	18	47 441	4 381	9.2	Z	X
2340	Materials handling machinery, equipment, and parts	60	217 032	24 581	11.3	Z	37.7
2341	New conveying equipment	45	185 119	13 298	7.2	Z	X
2342	New hoists, cranes, and monorails	20	90 891	1 604	1.8	Z	X
2344	New industrial trucks and tractors	7	17 120	1 208	7.1	Z	X
2345	Used materials handling machinery, equipment, and parts	29	71 142	5 784	8.1	Z	X
2360	Other industrial machinery, equipment, and parts	44	82 359	12 925	15.7	Z	50.9
2363	New printing trades machinery, equipment, and supplies	12	23 683	6 347	26.8	Z	X
2366	Other new industrial machinery and equipment	16	27 886	2 299	8.2	Z	X
2367	Used industrial machinery and equipment	10	11 375	537	4.7	Z	X
2430	Fluid-power filters, components, accessories, and parts	9	20 112	753	3.7	Z	69.8
2431	Filters	7	16 556	593	3.6	Z	X
2440	Welding supplies (excluding gases)	12	42 249	1 285	3.0	Z	X
2450	Industrial containers and supplies	34	188 455	35 107	18.6	Z	40.9
2451	New and reconditioned drums and barrels	7	33 683	965	2.9	Z	X
2454	Other industrial containers and supplies	25	142 952	31 042	21.7	Z	X
2460	Other industrial supplies	46	310 142	40 287	13.0	Z	63.2
2461	Printing and duplicating inks	8	30 079	4 338	14.4	Z	X
2463	Nylon, polyester, and synthetic rubber	11	37 035	2 139	5.8	Z	X
2465	Strapping and tape	6	38 068	780	2.0	Z	X
2466	Industrial supplies, n.e.c.	24	212 698	28 938	13.6	Z	X
2520	Custodial (janitors') equipment and supplies	190	642 619	44 529	6.9	Z	3.5
2521	Custodial equipment—power equipment	58	370 921	7 226	1.9	Z	X
2522	Custodial equipment—nonpower equipment	58	370 921	7 226	1.9	Z	X
2523	Custodial supplies	172	608 028	28 880	4.8	Z	X
2530	Laundry and dry-cleaning equipment and supplies	23	101 190	5 414	5.4	Z	X
2540	Other service establishment equipment and supplies	7	7 237	2 037	28.1	Z	49.5
2542	Service establishment equipment and supplies, n.e.c.	6	5 670	1 281	22.6	Z	X
2700	Sporting and recreational goods and supplies	35	114 601	16 755	14.6	Z	20.4
2713	Billiards, pool, bowling equipment, and accessories	10	56 465	9 735	17.2	Z	X
2718	Other sporting and recreational goods (go carts, bait, etc.)	7	4 241	132	3.1	Z	X
2800	Toys and hobby goods and supplies	84	358 557	61 241	17.1	Z	20.7
2811	Video games and cartridges	9	126 419	32 035	25.3	Z	X
2813	Crafts and craft supplies	18	132 221	16 651	12.6	Z	X
3000	Jewelry, diamonds, gem stones, and watches	29	111 968	16 347	14.6	Z	34.8
3014	Watches, clocks, and watch movements and cases	16	93 342	11 393	12.2	Z	X
3100	Musical instruments and supplies	18	35 430	4 739	13.4	Z	X
3130	Compact discs, prerecorded audio tapes, and phonograph records	18	287 926	58 215	20.2	Z	X
3140	Prerecorded video tapes	9	19 873	630	3.2	Z	X
3150	Other durable goods	24	39 920	7 364	18.4	Z	68.1
3151	Coin-operated games	6	12 874	4 313	33.5	Z	X
3154	Other durable goods, n.e.c.	16	24 773	2 825	11.4	Z	X
3200	Printing and writing paper	1 143	3 232 369	167 957	5.2	.1	2.1
3212	Fine roll paper	184	798 762	34 397	4.3	Z	X
3213	Other printing and writing paper	854	2 212 360	96 936	4.4	Z	X
3300	Stationery, office supplies and greeting cards	1 956	5 578 356	822 810	14.8	.3	7.0
3311	Business forms	516	1 075 239	98 504	9.2	Z	X
3312	Stationery, photocopy paper, and typing paper	601	1 176 678	71 503	6.1	Z	X
3313	Inked ribbons, carbon paper, pens and pencils	580	1 571 511	128 610	8.2	.1	X
3314	Toner and cartridges	1 056	2 628 125	221 527	8.4	.1	X
3315	Greeting cards	69	69 096	1 352	2.0	Z	X
3316	Other stationery supplies (envelopes, ruled forms, and binder paper)	750	2 539 685	270 965	10.7	.1	X
3400	Industrial and personal services paper and plastics	214	607 674	86 777	14.3	Z	33.2
3411	Paperboard and boxboard boxes	40	117 789	6 361	5.4	Z	X
3412	Paper dishes, cups, and napkins	63	260 122	12 507	4.8	Z	X
3413	Industrial paper (wrapping, bags, cartons, etc.)	101	244 379	26 937	11.0	Z	X
3414	Disposable plastic boxes, containers, cups, dishes, and supplies	68	250 427	12 220	4.9	Z	X
3415	Other industrial and personal service paper	65	75 877	14 947	19.7	Z	X

See footnotes at end of table.

Table 3. Merchant Wholesalers by Kind of Business and Commodity Line: 1997—Con.

[Includes only establishments with payroll. For meaning of abbreviations and symbols, see introductory text. For explanation of terms, see Appendix A]

NAICS code and CL code	Kind of business and commodity line	Establishments handling commodity line		Commodity line sales			Sales coverage percent
		Number	Total sales (\$1,000)	Amount ¹ (\$1,000)	As percent of total sales of—		
					Establishments handling line	Establishments in NAICS industry ¹	
4214	Professional & commercial equipment & supplies whse—Con.						
3500	Drugs, pharmaceuticals, cosmetics, and toiletries	338	1 712 217	241 721	14.1	.1	16.0
3511	Prescription drugs	153	1 168 054	122 689	10.5	.1	X
3512	Nonprescription pharmaceuticals	172	967 437	61 403	6.3	Z	X
3513	Cosmetics	14	200 747	7 531	3.8	Z	X
3514	Perfumes	9	21 646	4 779	22.1	Z	X
3515	Other toiletries and druggists' sundries	78	316 259	26 381	8.3	Z	X
3600	Piece goods, knit and woven	42	719 326	45 168	6.3	Z	X
3700	Notions (buttons, ribbons, lace, sewing accessories, zippers, bindings, etc.)	10	27 737	1 680	6.1	Z	X
3800	Men's and boys' wear	21	46 413	13 528	29.1	Z	44.4
3815	Other men's and boys' wear (caps, hats, swimwear, neckwear, etc.)	18	43 136	13 365	31.0	Z	X
3900	Women's and children's wear	15	252 318	22 368	8.9	Z	71.7
3916	Other women's, misses, and girl's wear (furs, sweaters, millinery, etc.) ..	6	31 653	7 621	24.1	Z	X
4000	Footwear	6	5 608	360	6.4	Z	71.2
4011	All athletic footwear	6	5 608	144	2.6	Z	X
4014	Other men's and boy's footwear	6	5 608	216	3.9	Z	X
4100	Frozen foods (packaged)	12	213 272	93 562	43.9	Z	X
4200	Dairy products (excluding dried or canned)	6	234 112	16 860	7.2	Z	X
4400	Confectionery	7	12 510	2 223	17.8	Z	62.2
4411	Candy	7	12 510	758	6.1	Z	X
4414	Chips and popcorn	6	10 737	1 465	13.6	Z	X
4600	Meat and meat products (fresh and unpackage)	7	46 017	13 570	29.5	Z	X
4800	Coffee, tea, and spices	34	49 685	6 718	13.5	Z	66.8
4811	Coffee	18	18 590	2 928	15.8	Z	X
4812	Tea	11	10 480	487	4.6	Z	X
4813	Spices	19	40 965	3 303	8.1	Z	X
4820	Bread and baked goods	8	21 425	665	3.1	Z	72.6
4822	Cookies, cakes, and other baked goods	8	21 425	665	3.1	Z	X
4830	Canned foods	15	36 592	2 724	7.4	Z	35.8
4831	Canned and bottled fruits, vegetables, and juices	9	24 839	921	3.7	Z	X
4840	Food and beverage basic materials (include flavoring extracts, fruit peel, hop extract, industrial molasses, sausage casings, malt, yeast, etc.)	15	10 761	736	6.8	Z	X
4850	Soft drinks and bottled water	7	18 881	1 318	7.0	Z	X
4860	Other grocery specialties	26	408 812	61 015	14.9	Z	13.4
4868	Grocery specialties, n.e.c.	23	403 703	60 659	15.0	Z	X
5300	Plastics materials and basic shapes	44	155 623	8 278	5.3	Z	14.8
5311	Plastic pipes, rods, tubes, and shapes	6	63 665	1 485	2.3	Z	X
5330	Chemicals and allied products (excluding agricultural, plastics, gases, and petroleum)	568	3 182 296	331 575	10.4	.1	1.7
5335	Detergents and soaps	14	18 152	1 245	6.9	Z	X
5342	Adhesives, sealants, and glues	6	31 226	3 853	12.3	Z	X
5344	Other chemicals and allied products	242	1 581 268	159 872	10.1	.1	X
5800	Farm supplies	24	132 849	26 053	19.6	Z	X
6000	Paint, paint supplies, and wallpaper	24	36 528	1 884	5.2	Z	X
6100	Books, periodicals, newspapers, and miscellaneous printed materials	26	237 820	62 261	26.2	Z	64.4
6101	Books	11	175 242	57 451	32.8	Z	X
6120	Art goods (including novelties and souvenirs)	42	99 869	6 380	6.4	Z	51.0
6121	Art materials	9	9 560	2 672	28.0	Z	X
6122	Novelties and souvenirs	12	54 215	1 312	2.4	Z	X
6150	Nondurable goods, n.e.c.	36	197 226	42 288	21.4	Z	X
9700	Service receipts and labor charges (including installed parts)	11 138	57 149 859	5 870 853	10.3	2.5	57.8
9701	Labor charges for repair work	9 422	44 565 740	3 043 843	6.8	1.3	X
9702	Parts installed in repair work	6 894	32 885 836	1 162 158	3.5	.5	X
9703	Other service receipts and labor charges—Specify	3 088	19 892 253	1 664 810	8.4	.7	X
9720	Receipts for service contracts	5 208	24 989 055	3 121 999	12.5	1.3	X
9730	Advertising specialties (paper novelties, etc.)	11	7 949	1 094	13.8	Z	X
9740	Receipts for installing equipment	2 653	11 656 641	553 790	4.8	.2	X
9810	Miscellaneous commodities	1 714	6 311 051	542 487	8.6	.2	X
9930	Sales of integrated systems which you wrote or modified software	677	7 420 447	349 631	4.7	.1	X
9940	Rental and leasing receipts	3 776	16 023 528	890 805	5.6	.4	63.9
9941	Computer rental and leasing receipts	491	2 947 310	214 202	7.3	.1	X
9942	Photocopying machine rental	2 321	9 515 371	439 999	4.6	.2	X
9943	Other office machine rental receipts	949	3 375 272	116 582	3.5	Z	X
9944	Other rental receipts	221	1 128 048	18 207	1.6	Z	X
9960	Custom software (designed to customer specifications)	1 009	3 884 044	280 024	7.2	.1	X
9970	Receipts for printing or photocopying performed at this establishment	22	74 736	21 402	28.6	Z	X
42141	Photographic equipment & supplies whse	1 207	X	8 347 662	X	100.0	76.3
0420	Office and business furniture	11	68 181	5 015	7.4	.1	X
0800	Photographic equipment and supplies (excluding video)	1 207	8 347 662	7 178 471	86.0	86.0	63.7
0811	Still picture photographic equipment	528	5 890 826	1 738 224	29.5	20.8	X
0812	Motion picture photographic equipment	234	535 412	288 399	53.9	3.5	X
0813	Photographic film	612	5 552 332	2 128 461	38.3	25.5	X
0814	Developing supplies (excluding film)	475	5 220 000	847 392	16.2	10.2	X
0815	Other photographic equipment and supplies	868	6 444 672	2 175 995	33.8	26.1	X
0900	Office equipment	43	157 004	20 078	12.8	.2	17.0
0911	Typewriters and dedicated word processors	6	29 131	1 580	5.4	Z	X
0913	Copying machines and equipment	20	63 911	7 880	12.3	.1	X
0914	Dictating, transcribing, and recording machines	13	55 742	10 019	18.0	.1	X
0915	Mailing, letter handling, and addressing machines	6	15 360	599	3.9	Z	X

See footnotes at end of table.

Table 3. Merchant Wholesalers by Kind of Business and Commodity Line: 1997—Con.

[Includes only establishments with payroll. For meaning of abbreviations and symbols, see introductory text. For explanation of terms, see Appendix A]

NAICS code and CL code	Kind of business and commodity line	Establishments handling commodity line		Commodity line sales			Sales coverage percent
		Number	Total sales (\$1,000)	Amount ¹ (\$1,000)	As percent of total sales of—		
					Establishments handling line	Establishments in NAICS industry ¹	
42141	Photographic equipment & supplies whse—Con.						
0920	New computer equipment	94	2 667 552	409 795	15.4	4.9	3.5
0921	Computers	24	261 533	17 589	6.7	.2	X
0922	Computer storage devices	10	135 915	3 829	2.8	Z	X
0923	Computer printers	22	92 211	5 750	6.2	.1	X
0924	Other computer peripheral equipment	64	2 440 644	382 627	15.7	4.6	X
0950	Computer software (packaged)	46	298 958	7 546	2.5	.1	X
0960	Restaurant and hotel equipment and supplies	8	22 713	4 490	19.8	.1	X
0970	Store machines and equipment	6	45 795	4 798	10.5	.1	X
1000	Medical, hospital, and surgical supplies	15	58 150	8 872	15.3	.1	63.2
1011	Surgical and medical instruments and equipment	12	46 678	5 158	11.1	.1	X
1013	Other surgical, medical, and hospital supplies	15	58 150	3 713	6.4	Z	X
1030	Optical and ophthalmic goods	12	325 636	74 787	23.0	.9	X
1400	Electrical apparatus and equipment	15	41 549	4 137	10.0	.1	19.0
1419	Industrial controls	15	41 549	4 137	10.0	.1	X
1500	Electrical appliances, household	20	124 548	24 721	19.8	.3	17.3
1511	Televisions	20	124 548	3 247	2.6	Z	X
1512	Radios, stereos, and CD players	20	124 548	1 827	1.5	Z	X
1513	V.C.R.'s and video cameras	14	112 556	19 647	17.5	.2	X
1600	Electronic parts and equipment, except communication	82	2 519 799	333 588	13.2	4.0	2.6
1618	Electronic parts and equipment, n.e.c.	82	2 519 799	333 588	13.2	4.0	X
3200	Printing and writing paper	20	41 851	3 181	7.6	Z	15.2
3213	Other printing and writing paper	20	41 851	3 181	7.6	Z	X
3300	Stationery, office supplies and greeting cards	28	86 158	17 109	19.9	.2	17.1
3312	Stationery, photocopy paper, and typing paper	22	78 483	10 997	14.0	.1	X
3314	Toner and cartridges	6	7 675	257	3.3	Z	X
3316	Other stationery supplies (envelopes, ruled forms, and binder paper) ...	17	31 495	5 855	18.6	.1	X
3400	Industrial and personal services paper and plastics	7	8 359	986	11.8	Z	X
5300	Plastics materials and basic shapes	6	15 859	1 009	6.4	Z	X
5330	Chemicals and allied products (excluding agricultural, plastics, gases, and petroleum)	45	192 122	24 720	12.9	.3	X
9700	Service receipts and labor charges (including installed parts)	280	1 491 467	121 207	8.1	1.5	72.3
9701	Labor charges for repair work	220	1 353 494	53 984	4.0	.6	X
9702	Parts installed in repair work	136	807 688	26 283	3.3	.3	X
9703	Other service receipts and labor charges—Specify	92	398 698	40 937	10.3	.5	X
9720	Receipts for service contracts	27	102 369	13 348	13.0	.2	X
9740	Receipts for installing equipment	51	314 769	10 800	3.4	.1	X
9810	Miscellaneous commodities	52	127 262	19 643	15.4	.2	X
9940	Rental and leasing receipts	77	312 731	29 138	9.3	.3	11.9
9942	Photocopying machine rental	47	267 791	25 536	9.5	.3	X
9943	Other office machine rental receipts	36	196 509	3 337	1.7	Z	X
9944	Other rental receipts	7	15 174	265	1.7	Z	X
421410	Photographic equipment & supplies whse	1 207	X	8 347 662	X	100.0	76.3
0420	Office and business furniture	11	68 181	5 015	7.4	.1	X
0800	Photographic equipment and supplies (excluding video)	1 207	8 347 662	7 178 471	86.0	86.0	63.7
0811	Still picture photographic equipment	528	5 890 826	1 738 224	29.5	20.8	X
0812	Motion picture photographic equipment	234	535 412	288 399	53.9	3.5	X
0813	Photographic film	612	5 552 332	2 128 461	38.3	25.5	X
0814	Developing supplies (excluding film)	475	5 220 000	847 392	16.2	10.2	X
0815	Other photographic equipment and supplies	868	6 444 672	2 175 995	33.8	26.1	X
0900	Office equipment	43	157 004	20 078	12.8	.2	17.0
0911	Typewriters and dedicated word processors	6	29 131	1 580	5.4	Z	X
0913	Copying machines and equipment	20	63 911	7 880	12.3	.1	X
0914	Dictating, transcribing, and recording machines	13	55 742	10 019	18.0	.1	X
0915	Mailing, letter handling, and addressing machines	6	15 360	599	3.9	Z	X
0920	New computer equipment	94	2 667 552	409 795	15.4	4.9	3.5
0921	Computers	24	261 533	17 589	6.7	.2	X
0922	Computer storage devices	10	135 915	3 829	2.8	Z	X
0923	Computer printers	22	92 211	5 750	6.2	.1	X
0924	Other computer peripheral equipment	64	2 440 644	382 627	15.7	4.6	X
0950	Computer software (packaged)	46	298 958	7 546	2.5	.1	X
0960	Restaurant and hotel equipment and supplies	8	22 713	4 490	19.8	.1	X
0970	Store machines and equipment	6	45 795	4 798	10.5	.1	X
1000	Medical, hospital, and surgical supplies	15	58 150	8 872	15.3	.1	63.2
1011	Surgical and medical instruments and equipment	12	46 678	5 158	11.1	.1	X
1013	Other surgical, medical, and hospital supplies	15	58 150	3 713	6.4	Z	X
1030	Optical and ophthalmic goods	12	325 636	74 787	23.0	.9	X
1400	Electrical apparatus and equipment	15	41 549	4 137	10.0	.1	19.0
1419	Industrial controls	15	41 549	4 137	10.0	.1	X
1500	Electrical appliances, household	20	124 548	24 721	19.8	.3	17.3
1511	Televisions	20	124 548	3 247	2.6	Z	X
1512	Radios, stereos, and CD players	20	124 548	1 827	1.5	Z	X
1513	V.C.R.'s and video cameras	14	112 556	19 647	17.5	.2	X
1600	Electronic parts and equipment, except communication	82	2 519 799	333 588	13.2	4.0	2.6
1618	Electronic parts and equipment, n.e.c.	82	2 519 799	333 588	13.2	4.0	X
3200	Printing and writing paper	20	41 851	3 181	7.6	Z	15.2
3213	Other printing and writing paper	20	41 851	3 181	7.6	Z	X
3300	Stationery, office supplies and greeting cards	28	86 158	17 109	19.9	.2	17.1
3312	Stationery, photocopy paper, and typing paper	22	78 483	10 997	14.0	.1	X
3314	Toner and cartridges	6	7 675	257	3.3	Z	X
3316	Other stationery supplies (envelopes, ruled forms, and binder paper) ...	17	31 495	5 855	18.6	.1	X

See footnotes at end of table.

Table 3. Merchant Wholesalers by Kind of Business and Commodity Line: 1997—Con.

[Includes only establishments with payroll. For meaning of abbreviations and symbols, see introductory text. For explanation of terms, see Appendix A]

NAICS code and CL code	Kind of business and commodity line	Establishments handling commodity line		Commodity line sales			Sales coverage percent
		Number	Total sales (\$1,000)	Amount ¹ (\$1,000)	As percent of total sales of—		
					Establishments handling line	Establishments in NAICS industry ¹	
421410	Photographic equipment & supplies whse—Con.						
3400	Industrial and personal services paper and plastics	7	8 359	986	11.8	Z	X
5300	Plastics materials and basic shapes	6	15 859	1 009	6.4	Z	X
5330	Chemicals and allied products (excluding agricultural, plastics, gases, and petroleum)	45	192 122	24 720	12.9	.3	X
9700	Service receipts and labor charges (including installed parts)	280	1 491 467	121 207	8.1	1.5	72.3
9701	Labor charges for repair work	220	1 353 494	53 984	4.0	.6	X
9702	Parts installed in repair work	136	807 688	26 283	3.3	.3	X
9703	Other service receipts and labor charges—Specify	92	398 698	40 937	10.3	.5	X
9720	Receipts for service contracts	27	102 369	13 348	13.0	.2	X
9740	Receipts for installing equipment	51	314 769	10 800	3.4	.1	X
9810	Miscellaneous commodities	52	127 262	19 643	15.4	.2	X
9940	Rental and leasing receipts	77	312 731	29 138	9.3	.3	11.9
9942	Photocopying machine rental	47	267 791	25 536	9.5	.3	X
9943	Other office machine rental receipts	36	196 509	3 337	1.7	Z	X
9944	Other rental receipts	7	15 174	265	1.7	Z	X
42142	Office equipment whse	6 291	X	24 496 462	X	100.0	77.6
0400	Household and lawn furniture	11	17 441	4 065	23.3	Z	77.6
0412	Sleep furniture and equipment	9	15 999	3 993	25.0	Z	X
0420	Office and business furniture	445	613 858	47 600	7.8	.2	4.7
0421	New office furniture (wooden and metal)	445	613 858	45 930	7.5	.2	X
0423	New public furniture (theater seats, church pews, park benches, and school desks)	35	33 121	1 150	3.5	Z	X
0424	Used office and business furniture	71	58 724	520	.9	Z	X
0800	Photographic equipment and supplies (excluding video)	166	7 446 266	984 672	13.2	4.0	X
0900	Office equipment	6 291	24 496 462	15 285 194	62.4	62.4	46.5
0911	Typewriters and dedicated word processors	1 077	3 100 058	199 617	6.4	.8	X
0912	Calculators and accounting machines	988	2 426 655	258 386	10.6	1.1	X
0913	Copying machines and equipment	5 567	23 419 538	14 105 522	60.2	57.6	X
0914	Dictating, transcribing, and recording machines	620	2 123 643	340 657	16.0	1.4	X
0915	Mailing, letter handling, and addressing machines	527	1 918 378	381 011	19.9	1.6	X
0920	New computer equipment	893	9 254 801	2 590 989	28.0	10.6	29.9
0921	Computers	633	3 931 560	690 024	17.6	2.8	X
0922	Computer storage devices	74	182 321	4 375	2.4	Z	X
0923	Computer printers	509	6 316 680	923 373	14.6	3.8	X
0924	Other computer peripheral equipment	241	2 773 562	973 215	35.1	4.0	X
0930	Used computer equipment	43	39 045	2 655	6.8	Z	X
0950	Computer software (packaged)	240	474 890	29 584	6.2	.1	X
0970	Store machines and equipment	170	227 636	20 044	8.8	.1	1.0
0972	Other store machines and equipment	170	227 636	20 044	8.8	.1	X
1040	Religious and school supplies	9	23 388	1 434	6.1	Z	7.9
1042	School supplies	9	23 388	1 434	6.1	Z	X
1140	Iron and steel wire and wire products	10	31 099	9 330	30.0	Z	X
1400	Electrical apparatus and equipment	40	5 998 315	297 244	5.0	1.2	X
1416	Interior wiring (excluding conduit)	40	5 998 315	297 244	5.0	1.2	X
1500	Electrical appliances, household	17	124 235	24 665	19.9	.1	67.6
1512	Radios, stereos, and CD players	10	69 995	9 955	14.3	Z	X
1513	V.C.R.'s and video cameras	11	88 816	10 304	11.6	Z	X
1600	Electronic parts and equipment, except communication	124	258 835	25 821	10.0	.1	19.5
1616	Electronic connectors and other passive electronic parts	31	3 231	346	10.7	Z	X
1618	Electronic parts and equipment, n.e.c.	93	255 604	25 475	10.0	.1	X
1650	Communication equipment and supplies	448	1 618 984	95 196	5.9	.4	6.1
1652	Other electronic communication equipment	419	1 275 338	82 068	6.4	.3	X
1653	Other electrical communication equipment	61	368 492	13 128	3.6	.1	X
1700	Hardware	44	58 870	5 733	9.7	Z	24.3
1713	Cutlery	44	58 870	5 733	9.7	Z	X
1900	Warm air heating and air-conditioning equipment and supplies	8	6 814	2 646	38.8	Z	X
2320	General-purpose industrial machinery, equipment, and parts	251	1 233 580	193 545	15.7	.8	X
2460	Other industrial supplies	7	18 484	551	3.0	Z	X
2520	Custodial (janitors') equipment and supplies	7	21 883	1 003	4.6	Z	X
3000	Jewelry, diamonds, gem stones, and watches	10	62 648	9 856	15.7	Z	57.3
3014	Watches, clocks, and watch movements and cases	10	62 648	9 856	15.7	Z	X
3100	Musical instruments and supplies	16	34 964	4 729	13.5	Z	X
3200	Printing and writing paper	807	2 488 894	93 182	3.7	.4	1.2
3212	Fine roll paper	184	798 762	34 397	4.3	.1	X
3213	Other printing and writing paper	623	1 690 132	58 785	3.5	.2	X
3300	Stationery, office supplies and greeting cards	1 278	3 511 150	532 749	15.2	2.2	6.5
3311	Business forms	308	456 283	48 663	10.7	.2	X
3312	Stationery, photocopy paper, and typing paper	453	735 310	48 958	6.7	.2	X
3313	Inked ribbons, carbon paper, pens and pencils	411	1 153 953	95 658	8.3	.4	X
3314	Toner and cartridges	785	1 697 299	151 820	8.9	.6	X
3315	Greeting cards	39	32 951	866	2.6	Z	X
3316	Other stationery supplies (envelopes, ruled forms, and binder paper)	455	1 560 470	186 777	12.0	.8	X
3400	Industrial and personal services paper and plastics	26	34 557	1 919	5.6	Z	28.9
3411	Paperboard and boxboard boxes	6	12 942	333	2.6	Z	X
3415	Other industrial and personal service paper	20	21 615	1 586	7.3	Z	X
3500	Drugs, pharmaceuticals, cosmetics, and toiletries	9	21 646	4 779	22.1	Z	4.4
3514	Perfumes	9	21 646	4 779	22.1	Z	X
5330	Chemicals and allied products (excluding agricultural, plastics, gases, and petroleum)	183	1 070 170	125 203	11.7	.5	X
6100	Books, periodicals, newspapers, and miscellaneous printed materials	6	9 572	295	3.1	Z	X

See footnotes at end of table.

Table 3. Merchant Wholesalers by Kind of Business and Commodity Line: 1997—Con.

[Includes only establishments with payroll. For meaning of abbreviations and symbols, see introductory text. For explanation of terms, see Appendix A]

NAICS code and CL code	Kind of business and commodity line	Establishments handling commodity line		Commodity line sales			Sales coverage percent
		Number	Total sales (\$1,000)	Amount ¹ (\$1,000)	As percent of total sales of—		
					Establishments handling line	Establishments in NAICS industry ¹	
42142	Office equipment whsle—Con.						
6120	Art goods (including novelties and souvenirs)	11	17 888	412	2.3	Z	X
6150	Nondurable goods, n.e.c.	10	101 322	15 195	15.0	.1	X
9700	Service receipts and labor charges (including installed parts)	3 891	11 467 376	1 637 055	14.3	6.7	74.6
9701	Labor charges for repair work	3 581	10 706 161	1 002 928	9.4	4.1	X
9702	Parts installed in repair work	2 847	6 672 410	309 324	4.6	1.3	X
9703	Other service receipts and labor charges—Specify	709	2 083 123	324 798	15.6	1.3	X
9720	Receipts for service contracts	2 570	6 862 134	1 646 840	24.0	6.7	X
9740	Receipts for installing equipment	700	2 480 782	111 441	4.5	.5	X
9810	Miscellaneous commodities	688	2 310 954	137 118	5.9	.6	X
9930	Sales of integrated systems which you wrote or modified software	203	831 839	12 279	1.5	.1	X
9940	Rental and leasing receipts	2 540	10 826 681	520 394	4.8	2.1	76.1
9941	Computer rental and leasing receipts	73	360 120	5 720	1.6	Z	X
9942	Photocopying machine rental	2 233	9 040 310	409 618	4.5	1.7	X
9943	Other office machine rental receipts	743	2 855 037	103 606	3.6	.4	X
9944	Other rental receipts	39	73 415	1 449	2.0	Z	X
9960	Custom software (designed to customer specifications)	32	39 767	1 648	4.1	Z	X
9970	Receipts for printing or photocopying performed at this establishment	9	13 880	290	2.1	Z	X
421420	Office equipment whsle	6 291	X	24 496 462	X	100.0	77.6
0400	Household and lawn furniture	11	17 441	4 065	23.3	Z	77.6
0412	Sleep furniture and equipment	9	15 999	3 993	25.0	Z	X
0420	Office and business furniture	445	613 858	47 600	7.8	.2	4.7
0421	New office furniture (wooden and metal)	445	613 858	45 930	7.5	.2	X
0423	New public furniture (theater seats, church pews, park benches, and school desks)	35	33 121	1 150	3.5	Z	X
0424	Used office and business furniture	71	58 724	520	.9	Z	X
0800	Photographic equipment and supplies (excluding video)	166	7 446 266	984 672	13.2	4.0	X
0900	Office equipment	6 291	24 496 462	15 285 194	62.4	62.4	46.5
0911	Typewriters and dedicated word processors	1 077	3 100 058	199 617	6.4	.8	X
0912	Calculators and accounting machines	988	2 426 655	258 386	10.6	1.1	X
0913	Copying machines and equipment	5 567	23 419 538	14 105 522	60.2	57.6	X
0914	Dictating, transcribing, and recording machines	620	2 123 643	340 657	16.0	1.4	X
0915	Mailing, letter handling, and addressing machines	527	1 918 378	381 011	19.9	1.6	X
0920	New computer equipment	893	9 254 801	2 590 989	28.0	10.6	29.9
0921	Computers	633	3 931 560	690 024	17.6	2.8	X
0922	Computer storage devices	74	182 321	4 375	2.4	Z	X
0923	Computer printers	509	6 316 680	923 373	14.6	3.8	X
0924	Other computer peripheral equipment	241	2 773 562	973 215	35.1	4.0	X
0930	Used computer equipment	43	39 045	2 655	6.8	Z	X
0950	Computer software (packaged)	240	474 890	29 584	6.2	.1	X
0970	Store machines and equipment	170	227 636	20 044	8.8	.1	1.0
0972	Other store machines and equipment	170	227 636	20 044	8.8	.1	X
1040	Religious and school supplies	9	23 388	1 434	6.1	Z	7.9
1042	School supplies	9	23 388	1 434	6.1	Z	X
1140	Iron and steel wire and wire products	10	31 099	9 330	30.0	Z	X
1400	Electrical apparatus and equipment	40	5 998 315	297 244	5.0	1.2	X
1416	Interior wiring (excluding conduit)	40	5 998 315	297 244	5.0	1.2	X
1500	Electrical appliances, household	17	124 235	24 665	19.9	.1	67.6
1512	Radios, stereos, and CD players	10	69 495	9 955	14.3	Z	X
1513	V.C.R.'s and video cameras	11	88 816	10 304	11.6	Z	X
1600	Electronic parts and equipment, except communication	124	258 835	25 821	10.0	.1	19.5
1616	Electronic connectors and other passive electronic parts	31	3 231	346	10.7	Z	X
1618	Electronic parts and equipment, n.e.c.	93	255 604	25 475	10.0	.1	X
1650	Communication equipment and supplies	448	1 618 984	95 196	5.9	.4	6.1
1652	Other electronic communication equipment	419	1 275 338	82 068	6.4	.3	X
1653	Other electrical communication equipment	61	368 492	13 128	3.6	.1	X
1700	Hardware	44	58 870	5 733	9.7	Z	24.3
1713	Cutlery	44	58 870	5 733	9.7	Z	X
1900	Warm air heating and air-conditioning equipment and supplies	8	6 814	2 646	38.8	Z	X
2320	General-purpose industrial machinery, equipment, and parts	251	1 233 580	193 545	15.7	.8	X
2460	Other industrial supplies	7	18 484	551	3.0	Z	X
2520	Custodial (janitors') equipment and supplies	7	21 883	1 003	4.6	Z	X
3000	Jewelry, diamonds, gem stones, and watches	10	62 648	9 856	15.7	Z	57.3
3014	Watches, clocks, and watch movements and cases	10	62 648	9 856	15.7	Z	X
3100	Musical instruments and supplies	16	34 964	4 729	13.5	Z	X
3200	Printing and writing paper	807	2 488 894	93 182	3.7	.4	1.2
3212	Fine roll paper	184	798 762	34 397	4.3	.1	X
3213	Other printing and writing paper	623	1 690 132	58 785	3.5	.2	X
3300	Stationery, office supplies and greeting cards	1 278	3 511 150	532 749	15.2	2.2	6.5
3311	Business forms	308	456 283	48 663	10.7	.2	X
3312	Stationery, photocopy paper, and typing paper	453	735 310	48 958	6.7	.2	X
3313	Inked ribbons, carbon paper, pens and pencils	411	1 153 953	95 658	8.3	.4	X
3314	Toner and cartridges	785	1 697 299	151 820	8.9	.6	X
3315	Greeting cards	39	32 951	866	2.6	Z	X
3316	Other stationery supplies (envelopes, ruled forms, and binder paper)	455	1 560 470	186 777	12.0	.8	X
3400	Industrial and personal services paper and plastics	26	34 557	1 919	5.6	Z	28.9
3411	Paperboard and boxboard boxes	6	12 942	333	2.6	Z	X
3415	Other industrial and personal service paper	20	21 615	1 586	7.3	Z	X
3500	Drugs, pharmaceuticals, cosmetics, and toiletries	9	21 646	4 779	22.1	Z	4.4
3514	Perfumes	9	21 646	4 779	22.1	Z	X

See footnotes at end of table.

Table 3. Merchant Wholesalers by Kind of Business and Commodity Line: 1997—Con.

[Includes only establishments with payroll. For meaning of abbreviations and symbols, see introductory text. For explanation of terms, see Appendix A]

NAICS code and CL code	Kind of business and commodity line	Establishments handling commodity line		Commodity line sales			Sales coverage percent
		Number	Total sales (\$1,000)	Amount ¹ (\$1,000)	As percent of total sales of—		
					Establishments handling line	Establishments in NAICS industry ¹	
421420	Office equipment whsle—Con.						
5330	Chemicals and allied products (excluding agricultural, plastics, gases, and petroleum)	183	1 070 170	125 203	11.7	.5	X
6100	Books, periodicals, newspapers, and miscellaneous printed materials	6	9 572	295	3.1	Z	X
6120	Art goods (including novelties and souvenirs)	11	17 888	412	2.3	Z	X
6150	Nondurable goods, n.e.c.	10	101 322	15 195	15.0	.1	X
9700	Service receipts and labor charges (including installed parts)	3 891	11 467 376	1 637 055	14.3	6.7	74.6
9701	Labor charges for repair work	3 581	10 706 161	1 002 928	9.4	4.1	X
9702	Parts installed in repair work	2 847	6 672 410	309 324	4.6	1.3	X
9703	Other service receipts and labor charges—Specify	709	2 083 123	324 798	15.6	1.3	X
9720	Receipts for service contracts	2 570	6 862 134	1 646 840	24.0	6.7	X
9740	Receipts for installing equipment	700	2 480 782	111 441	4.5	.5	X
9810	Miscellaneous commodities	688	2 310 954	137 118	5.9	.6	X
9930	Sales of integrated systems which you wrote or modified software	203	831 839	12 279	1.5	.1	X
9940	Rental and leasing receipts	2 540	10 826 681	520 394	4.8	2.1	76.1
9941	Computer rental and leasing receipts	73	360 120	5 720	1.6	Z	X
9942	Photocopying machine rental	2 233	9 040 310	409 618	4.5	1.7	X
9943	Other office machine rental receipts	743	2 855 037	103 606	3.6	.4	X
9944	Other rental receipts	39	73 415	1 449	2.0	Z	X
9960	Custom software (designed to customer specifications)	32	39 767	1 648	4.1	Z	X
9970	Receipts for printing or photocopying performed at this establishment	9	13 880	290	2.1	Z	X
42143	Computer & computer peripheral equipment & software whsle .	14 459	X	142 059 509	X	100.0	74.4
0200	New and rebuilt automotive parts and supplies	10	243 701	13 756	5.6	Z	X
0400	Household and lawn furniture	6	5 933	608	10.2	Z	19.1
0412	Sleep furniture and equipment	6	5 933	608	10.2	Z	X
0420	Office and business furniture	248	1 642 866	346 514	21.1	.2	X
0800	Photographic equipment and supplies (excluding video)	83	206 413	12 437	6.0	Z	.7
0811	Still picture photographic equipment	7	23 771	1 128	4.7	Z	X
0900	Office equipment	573	3 416 064	683 030	20.0	.5	50.3
0911	Typewriters and dedicated word processors	252	954 762	65 353	6.8	Z	X
0912	Calculators and accounting machines	226	1 827 009	132 679	7.3	.1	X
0913	Copying machines and equipment	304	2 459 238	324 680	13.2	.2	X
0914	Dictating, transcribing, and recording machines	98	669 772	97 244	14.5	.1	X
0915	Mailing, letter handling, and addressing machines	98	1 188 660	63 051	5.3	Z	X
0920	New computer equipment	12 235	133 804 328	116 924 252	87.4	82.3	56.8
0921	Computers	9 506	108 078 359	60 669 831	56.1	42.7	X
0922	Computer storage devices	5 526	77 850 249	11 067 550	14.2	7.8	X
0923	Computer printers	6 331	80 242 615	11 760 293	14.7	8.3	X
0924	Other computer peripheral equipment	8 716	104 995 013	33 426 576	31.8	23.5	X
0930	Used computer equipment	1 702	9 109 444	2 430 797	26.7	1.7	X
0950	Computer software (packaged)	6 785	61 439 603	13 614 977	22.2	9.6	X
0960	Restaurant and hotel equipment and supplies	17	54 673	3 939	7.2	Z	X
0970	Store machines and equipment	75	244 350	23 038	9.4	Z	4.0
0972	Other store machines and equipment	74	243 965	22 923	9.4	Z	X
1000	Medical, hospital, and surgical supplies	7	30 202	9 588	31.7	Z	X
1140	Iron and steel wire and wire products	10	21 338	861	4.0	Z	X
1400	Electrical apparatus and equipment	127	249 909	27 482	11.0	Z	5.3
1411	Power and distribution transformers	28	87 082	5 056	5.8	Z	X
1412	Switchgear and switchboard apparatus	29	61 064	1 930	3.2	Z	X
1414	Conduit, raceway, and fittings	37	86 964	1 739	2.0	Z	X
1415	Electric bulbs (all types)	12	20 994	1 012	4.8	Z	X
1416	Interior wiring (excluding conduit)	42	80 953	5 492	6.8	Z	X
1417	Exterior wiring and cable (excluding conduit)	26	50 612	2 933	5.8	Z	X
1418	Lighting fixtures (residential and commercial)	25	55 524	4 348	7.8	Z	X
1419	Industrial controls	24	37 952	1 377	3.6	Z	X
1421	Other electrical apparatus and equipment (including fuses and lightning rods)	12	20 994	97	.5	Z	X
1500	Electrical appliances, household	71	939 395	114 471	12.2	.1	16.1
1511	Televisions	41	845 379	12 621	1.5	Z	X
1512	Radios, stereos, and CD players	28	841 618	9 377	1.1	Z	X
1513	V.C.R.'s and video cameras	54	882 439	14 820	1.7	Z	X
1514	Electrical household ranges and ovens	16	638 741	8 303	1.3	Z	X
1515	Refrigerators and freezers, household	16	808 148	12 284	1.5	Z	X
1516	Household laundry equipment	16	808 148	11 628	1.4	Z	X
1517	Vacuum cleaners and sewing machines, household	22	649 673	7 364	1.1	Z	X
1518	Other electrical household appliances (including fans, dishwashers, etc.)	20	675 027	37 989	5.6	Z	X
1600	Electronic parts and equipment, except communication	360	4 396 088	981 399	22.3	.7	9.7
1612	Integrated circuits	109	381 856	19 860	5.2	Z	X
1613	Capacitors and resistors	22	108 943	10 198	9.4	Z	X
1616	Electronic connectors and other passive electronic parts	60	98 878	8 958	9.1	Z	X
1618	Electronic parts and equipment, n.e.c.	189	3 838 088	942 383	24.6	.7	X
1650	Communication equipment and supplies	590	4 918 822	479 436	9.7	.3	18.5
1651	Telephones	357	4 135 048	436 469	10.6	.3	X
1652	Other electronic communication equipment	264	1 245 461	37 023	3.0	Z	X
1653	Other electrical communication equipment	100	70 892	5 944	8.4	Z	X
1700	Hardware	60	194 189	54 795	28.2	Z	X
1900	Warm air heating and air-conditioning equipment and supplies	9	218 983	24 637	11.3	Z	X
2230	Food-processing machinery, equipment, and parts	7	19 072	429	2.2	Z	X
2320	General-purpose industrial machinery, equipment, and parts	47	611 753	74 607	12.2	.1	2.4
2321	New pumps, compressors (air or gas), and equipment	7	28 881	833	2.9	Z	X
2328	Used general-purpose industrial machinery and equipment	14	13 823	849	6.1	Z	X
2330	Metalworking machinery, equipment, and parts	8	17 450	2 188	12.5	Z	X

See footnotes at end of table.

Table 3. Merchant Wholesalers by Kind of Business and Commodity Line: 1997—Con.

[Includes only establishments with payroll. For meaning of abbreviations and symbols, see introductory text. For explanation of terms, see Appendix A]

NAICS code and CL code	Kind of business and commodity line	Establishments handling commodity line		Commodity line sales			Sales coverage percent
		Number	Total sales (\$1,000)	Amount ¹ (\$1,000)	As percent of total sales of—		
					Establishments handling line	Establishments in NAICS industry ¹	
42143	Computer & computer peripheral equipment & software whlse —Con.						
2340	Materials handling machinery, equipment, and parts	10	12 069	853	7.1	Z	63.8
2345	Used materials handling machinery, equipment, and parts	10	12 069	428	3.5	Z	X
2360	Other industrial machinery, equipment, and parts	11	22 696	1 768	7.8	Z	70.1
2366	Other new industrial machinery and equipment	6	16 118	1 500	9.3	Z	X
2430	Fluid-power filters, components, accessories, and parts	7	16 556	680	4.1	Z	68.6
2431	Filters	7	16 556	593	3.6	Z	X
2460	Other industrial supplies	10	226 220	30 073	13.3	Z	73.8
2461	Printing and duplicating inks	6	28 694	4 296	15.0	Z	X
2520	Custodial (janitors') equipment and supplies	7	6 156	66	1.1	Z	X
2700	Sporting and recreational goods and supplies	14	20 392	645	3.2	Z	18.7
2718	Other sporting and recreational goods (go carts, bait, etc.)	7	4 241	132	3.1	Z	X
2800	Toys and hobby goods and supplies	10	114 738	31 471	27.4	Z	X
3130	Compact discs, prerecorded audio tapes, and phonograph records	8	241 409	55 582	23.0	Z	X
3200	Printing and writing paper	294	662 621	67 336	10.2	Z	3.2
3213	Other printing and writing paper	205	462 081	33 299	7.2	Z	X
3300	Stationery, office supplies and greeting cards	409	1 374 709	177 654	12.9	.1	5.9
3311	Business forms	150	506 917	39 597	7.8	Z	X
3312	Stationery, photocopy paper, and typing paper	83	272 030	4 309	1.6	Z	X
3313	Inked ribbons, carbon paper, pens and pencils	108	337 467	31 682	9.4	Z	X
3314	Toner and cartridges	211	761 508	53 129	7.0	Z	X
3315	Greeting cards	17	18 505	401	2.2	Z	X
3316	Other stationery supplies (envelopes, ruled forms, and binder paper)	207	727 073	48 519	6.7	Z	X
3400	Industrial and personal services paper and plastics	48	163 365	30 221	18.5	Z	28.7
3411	Paperboard and boxboard boxes	6	29 375	2 115	7.2	Z	X
3413	Industrial paper (wrapping, bags, cartons, etc.)	14	60 804	6 410	10.5	Z	X
3415	Other industrial and personal service paper	15	16 278	9 276	57.0	Z	X
5330	Chemicals and allied products (excluding agricultural, plastics, gases, and petroleum)	29	94 718	6 410	6.8	Z	28.7
5335	Detergents and soaps	14	18 152	1 245	6.9	Z	X
5342	Adhesives, sealants, and glues	6	31 226	3 853	12.3	Z	X
5344	Other chemicals and allied products	6	13 606	1 115	8.2	Z	X
6100	Books, periodicals, newspapers, and miscellaneous printed materials	7	138 989	54 834	39.5	Z	X
9700	Service receipts and labor charges (including installed parts)	4 444	35 127 197	3 000 218	8.5	2.1	50.1
9701	Labor charges for repair work	3 472	25 060 740	1 522 608	6.1	1.1	X
9702	Parts installed in repair work	2 243	19 289 224	506 191	2.6	.4	X
9703	Other service receipts and labor charges—Specify	1 539	13 908 595	971 401	7.0	.7	X
9720	Receipts for service contracts	2 281	16 579 805	1 290 112	7.8	.9	X
9740	Receipts for installing equipment	1 385	7 655 417	362 119	4.7	.3	X
9810	Miscellaneous commodities	532	2 631 967	223 368	8.5	.2	X
9930	Sales of integrated systems which you wrote or modified software	470	6 562 972	337 284	5.1	.2	X
9940	Rental and leasing receipts	538	3 522 628	226 578	6.4	.2	61.4
9941	Computer rental and leasing receipts	418	2 587 190	208 482	8.1	.1	X
9942	Photocopying machine rental	41	207 270	4 845	2.3	Z	X
9943	Other office machine rental receipts	82	274 425	3 719	1.4	Z	X
9944	Other rental receipts	79	823 782	9 534	1.2	Z	X
9960	Custom software (designed to customer specifications)	966	3 831 465	278 068	7.3	.2	X
9970	Receipts for printing or photocopying performed at this establishment	9	6 025	1 132	18.8	Z	X
421430	Computer & computer peripheral equipment & software whlse .	14 459	X	142 059 509	X	100.0	74.4
0200	New and rebuilt automotive parts and supplies	10	243 701	13 756	5.6	Z	X
0400	Household and lawn furniture	6	5 933	608	10.2	Z	19.1
0412	Sleep furniture and equipment	6	5 933	608	10.2	Z	X
0420	Office and business furniture	248	1 642 866	346 514	21.1	.2	X
0800	Photographic equipment and supplies (excluding video)	83	206 413	12 437	6.0	Z	.7
0811	Still picture photographic equipment	7	23 771	1 128	4.7	Z	X
0900	Office equipment	573	3 416 064	683 030	20.0	.5	50.3
0911	Typewriters and dedicated word processors	252	954 762	65 353	6.8	Z	X
0912	Calculators and accounting machines	226	1 827 009	132 679	7.3	.1	X
0913	Copying machines and equipment	304	2 459 238	324 680	13.2	.2	X
0914	Dictating, transcribing, and recording machines	98	669 772	97 244	14.5	.1	X
0915	Mailing, letter handling, and addressing machines	98	1 188 660	63 051	5.3	Z	X
0920	New computer equipment	12 235	133 804 328	116 924 252	87.4	82.3	56.8
0921	Computers	9 506	108 078 359	60 669 831	56.1	42.7	X
0922	Computer storage devices	5 526	77 850 249	11 067 550	14.2	7.8	X
0923	Computer printers	6 331	80 242 615	11 760 293	14.7	8.3	X
0924	Other computer peripheral equipment	8 716	104 995 013	33 426 576	31.8	23.5	X
0930	Used computer equipment	1 702	9 109 444	2 430 797	26.7	1.7	X
0950	Computer software (packaged)	6 785	61 439 603	13 614 977	22.2	9.6	X
0960	Restaurant and hotel equipment and supplies	17	54 673	3 939	7.2	Z	X
0970	Store machines and equipment	75	244 350	23 038	9.4	Z	4.0
0972	Other store machines and equipment	74	243 965	22 923	9.4	Z	X
1000	Medical, hospital, and surgical supplies	7	30 202	9 588	31.7	Z	X
1140	Iron and steel wire and wire products	10	21 338	861	4.0	Z	X

See footnotes at end of table.

Table 3. Merchant Wholesalers by Kind of Business and Commodity Line: 1997—Con.

[Includes only establishments with payroll. For meaning of abbreviations and symbols, see introductory text. For explanation of terms, see Appendix A]

NAICS code and CL code	Kind of business and commodity line	Establishments handling commodity line		Commodity line sales			Sales coverage percent
		Number	Total sales (\$1,000)	Amount ¹ (\$1,000)	As percent of total sales of—		
					Establishments handling line	Establishments in NAICS industry ¹	
421430	Computer & computer peripheral equipment & software whse —Con.						
1400	Electrical apparatus and equipment	127	249 909	27 482	11.0	Z	5.3
1411	Power and distribution transformers	28	87 082	5 056	5.8	Z	X
1412	Switchgear and switchboard apparatus	29	61 064	1 930	3.2	Z	X
1414	Conduit, raceway, and fittings	37	86 964	1 739	2.0	Z	X
1415	Electric bulbs (all types)	12	20 994	1 012	4.8	Z	X
1416	Interior wiring (excluding conduit)	42	80 953	5 492	6.8	Z	X
1417	Exterior wiring and cable (excluding conduit)	26	50 612	2 933	5.8	Z	X
1418	Lighting fixtures (residential and commercial)	25	55 524	4 348	7.8	Z	X
1419	Industrial controls	24	37 952	1 377	3.6	Z	X
1421	Other electrical apparatus and equipment (including fuses and lightning rods)	12	20 994	97	.5	Z	X
1500	Electrical appliances, household	71	939 395	114 471	12.2	.1	16.1
1511	Televisions	41	845 379	12 621	1.5	Z	X
1512	Radios, stereos, and CD players	28	841 618	9 377	1.1	Z	X
1513	V.C.R.'s and video cameras	54	882 439	14 820	1.7	Z	X
1514	Electrical household ranges and ovens	16	638 741	8 303	1.3	Z	X
1515	Refrigerators and freezers, household	16	808 148	12 284	1.5	Z	X
1516	Household laundry equipment	16	808 148	11 628	1.4	Z	X
1517	Vacuum cleaners and sewing machines, household	22	649 673	7 364	1.1	Z	X
1518	Other electrical household appliances (including fans, dishwashers, etc.)	20	675 027	37 989	5.6	Z	X
1600	Electronic parts and equipment, except communication	360	4 396 088	981 399	22.3	.7	9.7
1612	Integrated circuits	109	381 856	19 860	5.2	Z	X
1613	Capacitors and resistors	22	108 943	10 198	9.4	Z	X
1616	Electronic connectors and other passive electronic parts	60	98 878	8 958	9.1	Z	X
1618	Electronic parts and equipment, n.e.c.	189	3 838 088	942 383	24.6	.7	X
1650	Communication equipment and supplies	590	4 918 822	479 436	9.7	.3	18.5
1651	Telephones	357	4 135 048	436 469	10.6	.3	X
1652	Other electronic communication equipment	264	1 245 461	37 023	3.0	Z	X
1653	Other electrical communication equipment	100	70 892	5 944	8.4	Z	X
1700	Hardware	60	194 189	54 795	28.2	Z	X
1900	Warm air heating and air-conditioning equipment and supplies	9	218 983	24 637	11.3	Z	X
2230	Food-processing machinery, equipment, and parts	7	19 072	429	2.2	Z	X
2320	General-purpose industrial machinery, equipment, and parts	47	611 753	74 607	12.2	.1	2.4
2321	New pumps, compressors (air or gas), and equipment	7	28 881	833	2.9	Z	X
2328	Used general-purpose industrial machinery and equipment	14	13 823	849	6.1	Z	X
2330	Metalworking machinery, equipment, and parts	8	17 450	2 188	12.5	Z	X
2340	Materials handling machinery, equipment, and parts	10	12 069	853	7.1	Z	63.8
2345	Used materials handling machinery, equipment, and parts	10	12 069	428	3.5	Z	X
2360	Other industrial machinery, equipment, and parts	11	22 696	1 768	7.8	Z	70.1
2366	Other new industrial machinery and equipment	6	16 118	1 500	9.3	Z	X
2430	Fluid-power filters, components, accessories, and parts	7	16 556	680	4.1	Z	68.6
2431	Filters	7	16 556	593	3.6	Z	X
2460	Other industrial supplies	10	226 220	30 073	13.3	Z	73.8
2461	Printing and duplicating inks	6	28 694	4 296	15.0	Z	X
2520	Custodial (janitors') equipment and supplies	7	6 156	66	1.1	Z	X
2700	Sporting and recreational goods and supplies	14	20 392	645	3.2	Z	18.7
2718	Other sporting and recreational goods (go carts, bait, etc.)	7	4 241	132	3.1	Z	X
2800	Toys and hobby goods and supplies	10	114 738	31 471	27.4	Z	X
3130	Compact discs, prerecorded audio tapes, and phonograph records	8	241 409	55 582	23.0	Z	X
3200	Printing and writing paper	294	662 621	67 336	10.2	Z	3.2
3213	Other printing and writing paper	205	462 081	33 299	7.2	Z	X
3300	Stationery, office supplies and greeting cards	409	1 374 709	177 654	12.9	.1	5.9
3311	Business forms	150	506 917	39 597	7.8	Z	X
3312	Stationery, photocopy paper, and typing paper	83	272 030	4 309	1.6	Z	X
3313	Inked ribbons, carbon paper, pens and pencils	108	337 467	31 682	9.4	Z	X
3314	Toner and cartridges	211	761 508	53 129	7.0	Z	X
3315	Greeting cards	17	18 505	401	2.2	Z	X
3316	Other stationery supplies (envelopes, ruled forms, and binder paper)	207	727 073	48 519	6.7	Z	X
3400	Industrial and personal services paper and plastics	48	163 365	30 221	18.5	Z	28.7
3411	Paperboard and boxboard boxes	6	29 375	2 115	7.2	Z	X
3413	Industrial paper (wrapping, bags, cartons, etc.)	14	60 804	6 410	10.5	Z	X
3415	Other industrial and personal service paper	15	16 278	9 276	57.0	Z	X
5330	Chemicals and allied products (excluding agricultural, plastics, gases, and petroleum)	29	94 718	6 410	6.8	Z	28.7
5335	Detergents and soaps	14	18 152	1 245	6.9	Z	X
5342	Adhesives, sealants, and glues	6	31 226	3 853	12.3	Z	X
5344	Other chemicals and allied products	6	13 606	1 115	8.2	Z	X
6100	Books, periodicals, newspapers, and miscellaneous printed materials	7	138 989	54 834	39.5	Z	X
9700	Service receipts and labor charges (including installed parts)	4 444	35 127 197	3 000 218	8.5	2.1	50.1
9701	Labor charges for repair work	3 472	25 060 740	1 522 608	6.1	1.1	X
9702	Parts installed in repair work	2 243	19 289 224	506 191	2.6	.4	X
9703	Other service receipts and labor charges—Specify	1 539	13 908 595	971 401	7.0	.7	X
9720	Receipts for service contracts	2 281	16 579 805	1 290 112	7.8	.9	X
9740	Receipts for installing equipment	1 385	7 655 417	362 119	4.7	.3	X
9810	Miscellaneous commodities	532	2 631 967	223 368	8.5	.2	X
9930	Sales of integrated systems which you wrote or modified software	470	6 562 972	337 284	5.1	.2	X
9940	Rental and leasing receipts	538	3 522 628	226 578	6.4	.2	61.4
9941	Computer rental and leasing receipts	418	2 587 190	208 482	8.1	.1	X
9942	Photocopying machine rental	41	207 270	4 845	2.3	Z	X
9943	Other office machine rental receipts	82	274 425	3 719	1.4	Z	X
9944	Other rental receipts	79	823 782	9 534	1.2	Z	X
9960	Custom software (designed to customer specifications)	966	3 831 465	278 068	7.3	.2	X

See footnotes at end of table.

Table 3. Merchant Wholesalers by Kind of Business and Commodity Line: 1997—Con.

[Includes only establishments with payroll. For meaning of abbreviations and symbols, see introductory text. For explanation of terms, see Appendix A]

NAICS code and CL code	Kind of business and commodity line	Establishments handling commodity line		Commodity line sales			Sales coverage percent
		Number	Total sales (\$1,000)	Amount ¹ (\$1,000)	As percent of total sales of—		
					Establishments handling line	Establishments in NAICS industry ¹	
421430	Computer & computer peripheral equipment & software whlse —Con.						
9970	Receipts for printing or photocopying performed at this establishment	9	6 025	1 132	18.8	Z	X
4214301	Computer & peripheral equipment whlse	11 806	X	131 914 692	X	100.0	74.6
0200	New and rebuilt automotive parts and supplies	7	233 818	13 263	5.7	Z	X
0400	Household and lawn furniture	6	5 933	608	10.2	Z	19.1
0412	Sleep furniture and equipment	6	5 933	608	10.2	Z	X
0420	Office and business furniture	233	1 612 677	343 193	21.3	.3	X
0800	Photographic equipment and supplies (excluding video)	76	182 642	11 309	6.2	Z	X
0900	Office equipment	541	3 245 907	658 294	20.3	.5	49.8
0911	Typewriters and dedicated word processors	243	947 822	64 952	6.9	Z	X
0912	Calculators and accounting machines	218	1 700 770	110 378	6.5	.1	X
0913	Copying machines and equipment	298	2 427 475	323 483	13.3	.2	X
0914	Dictating, transcribing, and recording machines	84	661 064	96 480	14.6	.1	X
0915	Mailing, letter handling, and addressing machines	93	1 185 418	62 979	5.3	Z	X
0920	New computer equipment	11 474	131 027 009	116 291 926	88.8	88.2	56.8
0921	Computers	8 916	106 286 351	60 286 677	56.7	45.7	X
0922	Computer storage devices	5 363	77 425 802	11 045 714	14.3	8.4	X
0923	Computer printers	6 108	79 695 948	11 742 533	14.7	8.9	X
0924	Other computer peripheral equipment	8 313	102 916 068	33 217 000	32.3	25.2	X
0930	Used computer equipment	1 658	9 031 916	2 427 421	26.9	1.8	X
0950	Computer software (packaged)	4 132	51 294 786	5 312 979	10.4	4.0	X
0960	Restaurant and hotel equipment and supplies	17	54 673	3 939	7.2	Z	X
0970	Store machines and equipment	74	243 965	22 923	9.4	Z	4.1
0972	Other store machines and equipment	74	243 965	22 923	9.4	Z	X
1140	Iron and steel wire and wire products	10	21 338	861	4.0	Z	X
1400	Electrical apparatus and equipment	109	221 080	23 998	10.9	Z	5.7
1411	Power and distribution transformers	28	87 082	5 056	5.8	Z	X
1412	Switchgear and switchboard apparatus	29	61 064	1 930	3.2	Z	X
1414	Conduit, raceway, and fittings	37	86 964	1 739	2.0	Z	X
1415	Electric bulbs (all types)	12	20 994	1 012	4.8	Z	X
1416	Interior wiring (excluding conduit)	42	80 953	5 492	6.8	Z	X
1417	Exterior wiring and cable (excluding conduit)	26	50 612	2 933	5.8	Z	X
1418	Lighting fixtures (residential and commercial)	25	55 524	4 348	7.8	Z	X
1419	Industrial controls	24	37 952	1 377	3.6	Z	X
1421	Other electrical apparatus and equipment (including fuses and lightning rods)	12	20 994	97	.5	Z	X
1500	Electrical appliances, household	63	895 107	97 620	10.9	.1	14.4
1511	Televisions	41	845 379	12 621	1.5	Z	X
1512	Radios, stereos, and CD players	26	840 326	9 337	1.1	Z	X
1513	V.C.R.'s and video cameras	51	881 152	14 443	1.6	Z	X
1514	Electrical household ranges and ovens	16	638 741	8 303	1.3	Z	X
1515	Refrigerators and freezers, household	16	808 148	12 284	1.5	Z	X
1516	Household laundry equipment	16	808 148	11 628	1.4	Z	X
1517	Vacuum cleaners and sewing machines, household	22	649 673	7 364	1.1	Z	X
1518	Other electrical household appliances (including fans, dishwashers, etc.)	17	633 324	21 555	3.4	Z	X
1600	Electronic parts and equipment, except communication	333	4 359 898	977 774	22.4	.7	9.7
1612	Integrated circuits	82	345 666	16 235	4.7	Z	X
1613	Capacitors and resistors	22	108 943	10 198	9.4	Z	X
1616	Electronic connectors and other passive electronic parts	60	98 878	8 958	9.1	Z	X
1618	Electronic parts and equipment, n.e.c.	189	3 838 088	942 383	24.6	.7	X
1650	Communication equipment and supplies	556	4 339 422	474 884	10.9	.4	22.0
1651	Telephones	340	4 129 507	436 350	10.6	.3	X
1652	Other electronic communication equipment	247	671 602	32 590	4.9	Z	X
1653	Other electrical communication equipment	100	70 892	5 944	8.4	Z	X
1700	Hardware	40	82 068	19 962	24.3	Z	X
1900	Warm air heating and air-conditioning equipment and supplies	9	218 983	24 637	11.3	Z	X
2230	Food-processing machinery, equipment, and parts	7	19 072	429	2.2	Z	X
2320	General-purpose industrial machinery, equipment, and parts	36	75 832	4 191	5.5	Z	23.1
2321	New pumps, compressors (air or gas), and equipment	7	28 881	833	2.9	Z	X
2328	Used general-purpose industrial machinery and equipment	14	13 823	849	6.1	Z	X
2330	Metalworking machinery, equipment, and parts	8	17 450	2 188	12.5	Z	X
2340	Materials handling machinery, equipment, and parts	10	12 069	853	7.1	Z	64.0
2345	Used materials handling machinery, equipment, and parts	10	12 069	428	3.5	Z	X
2360	Other industrial machinery, equipment, and parts	11	22 696	1 768	7.8	Z	70.3
2366	Other new industrial machinery and equipment	6	16 118	1 500	9.3	Z	X
2430	Fluid-power filters, components, accessories, and parts	7	16 556	680	4.1	Z	68.8
2431	Filters	7	16 556	593	3.6	Z	X
2460	Other industrial supplies	8	218 954	28 259	12.9	Z	X
2520	Custodial (janitors') equipment and supplies	7	6 156	66	1.1	Z	X
2700	Sporting and recreational goods and supplies	11	10 509	448	4.3	Z	26.7
2718	Other sporting and recreational goods (go carts, bait, etc.)	7	4 241	132	3.1	Z	X
2800	Toys and hobby goods and supplies	7	104 855	31 274	29.8	Z	X
3200	Printing and writing paper	268	609 967	64 638	10.6	Z	3.3
3213	Other printing and writing paper	179	409 427	30 601	7.5	Z	X
3300	Stationery, office supplies and greeting cards	377	1 205 281	157 664	13.1	.1	6.7
3311	Business forms	150	506 917	39 597	7.8	Z	X
3312	Stationery, photocopy paper, and typing paper	83	272 030	4 309	1.6	Z	X
3313	Inked ribbons, carbon paper, pens and pencils	108	337 467	31 682	9.4	Z	X
3314	Toner and cartridges	211	761 508	53 129	7.0	Z	X
3315	Greeting cards	17	18 505	401	2.2	Z	X
3316	Other stationery supplies (envelopes, ruled forms, and binder paper)	175	557 645	28 529	5.1	Z	X

See footnotes at end of table.

Table 3. Merchant Wholesalers by Kind of Business and Commodity Line: 1997—Con.

[Includes only establishments with payroll. For meaning of abbreviations and symbols, see introductory text. For explanation of terms, see Appendix A]

NAICS code and CL code	Kind of business and commodity line	Establishments handling commodity line		Commodity line sales			Sales coverage percent
		Number	Total sales (\$1,000)	Amount ¹ (\$1,000)	As percent of total sales of—		
					Establishments handling line	Establishments in NAICS industry ¹	
4214301	Computer & peripheral equipment whse—Con.						
3400	Industrial and personal services paper and plastics	42	133 990	21 734	16.2	Z	21.3
3413	Industrial paper (wrapping, bags, cartons, etc.)	8	31 429	38	.1	Z	X
3415	Other industrial and personal service paper	15	16 278	9 276	57.0	Z	X
5330	Chemicals and allied products (excluding agricultural, plastics, gases, and petroleum)	26	62 984	6 213	9.9	Z	34.5
5335	Detergents and soaps	14	18 152	1 245	6.9	Z	X
5342	Adhesives, sealants, and glues	6	31 226	3 853	12.3	Z	X
5344	Other chemicals and allied products	6	13 606	1 115	8.2	Z	X
9700	Service receipts and labor charges (including installed parts)	3 939	33 428 872	2 745 434	8.2	2.1	49.5
9701	Labor charges for repair work	3 293	24 689 749	1 474 139	6.0	1.1	X
9702	Parts installed in repair work	2 183	19 113 336	501 478	2.6	.4	X
9703	Other service receipts and labor charges—Specify	1 160	12 509 138	769 799	6.2	.6	X
9720	Receipts for service contracts	1 822	14 586 164	853 256	5.9	.6	X
9740	Receipts for installing equipment	1 240	7 280 873	331 024	4.5	.3	X
9810	Miscellaneous commodities	427	2 465 479	204 010	8.3	.2	X
9930	Sales of integrated systems which you wrote or modified software	396	6 453 400	316 304	4.9	.2	X
9940	Rental and leasing receipts	511	2 958 833	219 322	7.4	.2	58.4
9941	Computer rental and leasing receipts	401	2 558 905	202 318	7.9	.2	X
9942	Photocopying machine rental	41	207 270	4 845	2.3	Z	X
9943	Other office machine rental receipts	82	274 425	3 719	1.4	Z	X
9944	Other rental receipts	68	288 272	8 442	2.9	Z	X
9960	Custom software (designed to customer specifications)	680	3 043 487	163 207	5.4	.1	X
9970	Receipts for printing or photocopying performed at this establishment	9	6 025	1 132	18.8	Z	X
42143011	Computers & peripheral equipment for resale	4 861	X	83 034 207	X	100.0	75.6
0200	New and rebuilt automotive parts and supplies	7	233 818	13 263	5.7	Z	X
0420	Office and business furniture	35	945 164	261 206	27.6	.3	X
0800	Photographic equipment and supplies (excluding video)	19	44 300	5 040	11.4	Z	X
0900	Office equipment	154	1 684 954	418 159	24.8	.5	X
0920	New computer equipment	4 631	82 430 536	74 893 335	90.9	90.2	X
0930	Used computer equipment	829	5 195 389	1 577 015	30.4	1.9	X
0950	Computer software (packaged)	1 036	32 847 951	3 544 967	10.8	4.3	X
0960	Restaurant and hotel equipment and supplies	14	53 971	3 799	7.0	Z	X
0970	Store machines and equipment	41	151 660	8 894	5.9	Z	X
1140	Iron and steel wire and wire products	7	19 072	631	3.3	Z	X
1400	Electrical apparatus and equipment	51	125 034	15 106	12.1	Z	X
1500	Electrical appliances, household	38	854 281	94 218	11.0	.1	X
1600	Electronic parts and equipment, except communication	183	3 817 591	930 236	24.4	1.1	X
1650	Communication equipment and supplies	215	2 278 841	192 241	8.4	.2	X
1700	Hardware	24	27 088	4 171	15.4	Z	X
1900	Warm air heating and air-conditioning equipment and supplies	9	218 983	24 637	11.3	Z	X
2230	Food-processing machinery, equipment, and parts	7	19 072	429	2.2	Z	X
2320	General-purpose industrial machinery, equipment, and parts	21	42 704	1 682	3.9	Z	X
2340	Materials handling machinery, equipment, and parts	10	12 069	853	7.1	Z	X
2360	Other industrial machinery, equipment, and parts	11	22 696	1 768	7.8	Z	X
2430	Fluid-power filters, components, accessories, and parts	7	16 556	680	4.1	Z	X
2700	Sporting and recreational goods and supplies	7	4 241	132	3.1	Z	X
3200	Printing and writing paper	89	200 540	34 037	17.0	Z	X
3300	Stationery, office supplies and greeting cards	72	137 062	14 840	10.8	Z	X
3400	Industrial and personal services paper and plastics	19	86 283	12 420	14.4	Z	X
5330	Chemicals and allied products (excluding agricultural, plastics, gases, and petroleum)	12	44 832	4 968	11.1	Z	X
9700	Service receipts and labor charges (including installed parts)	810	9 289 751	511 138	5.5	.6	X
9720	Receipts for service contracts	298	4 415 530	117 422	2.7	.1	X
9740	Receipts for installing equipment	192	1 310 707	47 030	3.6	.1	X
9810	Miscellaneous commodities	110	381 089	50 472	13.2	.1	X
9930	Sales of integrated systems which you wrote or modified software	78	3 208 426	102 320	3.2	.1	X
9940	Rental and leasing receipts	120	604 077	18 994	3.1	Z	X
9960	Custom software (designed to customer specifications)	156	366 645	29 826	8.1	Z	X
42143012	Computers & peripheral equipment for end use	6 945	X	48 880 485	X	100.0	72.9
0400	Household and lawn furniture	6	5 933	608	10.2	Z	18.7
0412	Sleep furniture and equipment	6	5 933	608	10.2	Z	X
0420	Office and business furniture	198	667 513	81 987	12.3	.2	X
0800	Photographic equipment and supplies (excluding video)	57	138 342	6 269	4.5	Z	X
0900	Office equipment	387	1 560 953	240 135	15.4	.5	32.9
0911	Typewriters and dedicated word processors	182	540 460	22 993	4.3	Z	X
0912	Calculators and accounting machines	133	594 947	51 766	8.7	.1	X
0913	Copying machines and equipment	216	1 007 696	133 828	13.3	.3	X
0914	Dictating, transcribing, and recording machines	46	216 125	13 533	6.3	Z	X
0915	Mailing, letter handling, and addressing machines	29	143 880	18 013	12.5	Z	X
0920	New computer equipment	6 843	48 596 473	41 398 591	85.2	84.7	40.8
0921	Computers	5 925	43 944 567	26 828 440	61.1	54.9	X
0922	Computer storage devices	3 666	31 556 251	3 330 359	10.6	6.8	X
0923	Computer printers	4 459	33 903 589	3 936 388	11.6	8.1	X
0924	Other computer peripheral equipment	4 954	36 882 143	7 303 404	19.8	14.9	X
0930	Used computer equipment	829	3 836 527	850 406	22.2	1.7	X
0950	Computer software (packaged)	3 096	18 446 835	1 768 012	9.6	3.6	X
0970	Store machines and equipment	33	92 305	14 029	15.2	Z	11.0
0972	Other store machines and equipment	33	92 305	14 029	15.2	Z	X
1400	Electrical apparatus and equipment	58	96 046	8 892	9.3	Z	6.0
1414	Conduit, raceway, and fittings	13	18 951	1 141	6.0	Z	X
1416	Interior wiring (excluding conduit)	18	12 940	2 478	19.2	Z	X
1417	Exterior wiring and cable (excluding conduit)	14	29 618	2 427	8.2	Z	X
1418	Lighting fixtures (residential and commercial)	13	34 530	2 842	8.2	Z	X

See footnotes at end of table.

Table 3. Merchant Wholesalers by Kind of Business and Commodity Line: 1997—Con.

[Includes only establishments with payroll. For meaning of abbreviations and symbols, see introductory text. For explanation of terms, see Appendix A]

NAICS code and CL code	Kind of business and commodity line	Establishments handling commodity line		Commodity line sales			Sales coverage percent
		Number	Total sales (\$1,000)	Amount ¹ (\$1,000)	As percent of total sales of—		
					Establishments handling line	Establishments in NAICS industry ¹	
42143012	Computers & peripheral equipment for end use—Con.						
1500	Electrical appliances, household	25	40 826	3 402	8.3	Z	28.2
1511	Televisions	9	1 503	370	24.6	Z	X
1513	V.C.R.'s and video cameras	25	40 826	3 031	7.4	Z	X
1600	Electronic parts and equipment, except communication	150	542 307	47 538	8.8	.1	6.1
1612	Integrated circuits	21	31 675	1 310	4.1	Z	X
1613	Capacitors and resistors	22	108 943	10 198	9.4	Z	X
1616	Electronic connectors and other passive electronic parts	45	81 345	5 371	6.6	Z	X
1618	Electronic parts and equipment, n.e.c.	83	352 022	30 659	8.7	.1	X
1650	Communication equipment and supplies	341	2 060 581	282 643	13.7	.6	2.6
1651	Telephones	213	1 924 845	253 553	13.2	.5	X
1652	Other electronic communication equipment	135	612 099	27 410	4.5	.1	X
1653	Other electrical communication equipment	64	34 517	1 680	4.9	Z	X
1700	Hardware	16	54 980	15 791	28.7	Z	X
2320	General-purpose industrial machinery, equipment, and parts	15	33 128	2 509	7.6	Z	X
2330	Metalworking machinery, equipment, and parts	6	15 817	2 106	13.3	Z	X
2520	Custodial (janitors') equipment and supplies	7	6 156	66	1.1	Z	X
3200	Printing and writing paper	179	409 427	30 601	7.5	.1	4.3
3213	Other printing and writing paper	179	409 427	30 601	7.5	.1	X
3300	Stationery, office supplies and greeting cards	305	1 068 219	142 824	13.4	.3	6.9
3311	Business forms	115	422 970	34 746	8.2	.1	X
3312	Stationery, photocopy paper, and typing paper	83	272 030	4 309	1.6	Z	X
3313	Inked ribbons, carbon paper, pens and pencils	108	337 467	31 682	9.4	.1	X
3314	Toner and cartridges	174	708 387	49 209	6.9	.1	X
3315	Greeting cards	17	18 505	401	2.2	Z	X
3316	Other stationery supplies (envelopes, ruled forms, and binder paper) ...	139	473 698	22 470	4.7	Z	X
3400	Industrial and personal services paper and plastics	23	47 707	9 314	19.5	Z	27.7
3413	Industrial paper (wrapping, bags, cartons, etc.)	8	31 429	38	.1	Z	X
3415	Other industrial and personal service paper	15	16 278	9 276	57.0	Z	X
5330	Chemicals and allied products (excluding agricultural, plastics, gases, and petroleum)	14	18 152	1 245	6.9	Z	2.7
5335	Detergents and soaps	14	18 152	1 245	6.9	Z	X
9700	Service receipts and labor charges (including installed parts)	3 129	24 139 121	2 234 296	9.3	4.6	39.1
9701	Labor charges for repair work	2 644	18 970 546	1 251 239	6.6	2.6	X
9702	Parts installed in repair work	1 706	12 007 484	314 508	2.6	.6	X
9703	Other service receipts and labor charges—Specify	999	9 138 459	668 546	7.3	1.4	X
9720	Receipts for service contracts	1 524	10 170 634	735 834	7.2	1.5	X
9740	Receipts for installing equipment	1 048	5 970 166	283 994	4.8	.6	X
9810	Miscellaneous commodities	317	2 084 390	153 538	7.4	.3	X
9930	Sales of integrated systems which you wrote or modified software	318	3 244 974	213 984	6.6	.4	X
9940	Rental and leasing receipts	391	2 354 756	200 328	8.5	.4	57.2
9941	Computer rental and leasing receipts	320	2 054 693	187 127	9.1	.4	X
9942	Photocopying machine rental	36	129 563	3 954	3.1	Z	X
9943	Other office machine rental receipts	52	151 858	1 929	1.3	Z	X
9944	Other rental receipts	48	230 708	7 318	3.2	Z	X
9960	Custom software (designed to customer specifications)	524	2 676 842	133 381	5.0	.3	X
9970	Receipts for printing or photocopying performed at this establishment	7	3 796	642	16.9	Z	X
4214302	Computer software (packaged) whsle	2 653	X	10 144 817	X	100.0	71.6
0420	Office and business furniture	15	30 189	3 321	11.0	Z	X
0800	Photographic equipment and supplies (excluding video)	7	23 771	1 128	4.7	Z	X
0900	Office equipment	32	170 157	24 736	14.5	.2	X
0920	New computer equipment	761	2 777 319	632 326	22.8	6.2	X
0930	Used computer equipment	44	77 528	3 376	4.4	Z	X
0950	Computer software (packaged)	2 653	10 144 817	8 301 998	81.8	81.8	X
1400	Electrical apparatus and equipment	18	28 829	3 484	12.1	Z	X
1500	Electrical appliances, household	8	44 288	16 851	38.0	.2	X
1600	Electronic parts and equipment, except communication	27	36 190	3 625	10.0	Z	X
1650	Communication equipment and supplies	34	579 400	4 552	.8	Z	X
1700	Hardware	20	112 121	34 833	31.1	.3	X
2320	General-purpose industrial machinery, equipment, and parts	11	535 921	70 416	13.1	.7	X
3130	Compact discs, prerecorded audio tapes, and phonograph records	8	241 409	55 582	23.0	.5	X
3200	Printing and writing paper	26	52 654	2 698	5.1	Z	X
3300	Stationery, office supplies and greeting cards	32	169 428	19 990	11.8	.2	X
3400	Industrial and personal services paper and plastics	6	29 375	8 487	28.9	.1	X
9700	Service receipts and labor charges (including installed parts)	505	1 698 325	254 784	15.0	2.5	X
9720	Receipts for service contracts	459	1 993 641	436 856	21.9	4.3	X
9740	Receipts for installing equipment	145	374 544	31 095	8.3	.3	X
9810	Miscellaneous commodities	105	166 488	19 358	11.6	.2	X
9930	Sales of integrated systems which you wrote or modified software	74	109 572	20 980	19.1	.2	X
9940	Rental and leasing receipts	27	563 795	7 256	1.3	.1	X
9960	Custom software (designed to customer specifications)	286	787 978	114 861	14.6	1.1	X
42144	Other commercial equipment whsle	'4 658	X	'12 215 821	X	100.0	72.7
0300	Tires and tubes	6	1 718	306	17.8	Z	X
0400	Household and lawn furniture	9	5 401	665	12.3	Z	X
0420	Office and business furniture	94	224 393	24 346	10.9	.2	8.0
0421	New office furniture (wooden and metal)	48	140 204	14 720	10.5	.1	X
0422	New store and restaurant furniture	34	74 183	7 229	9.7	.1	X
0423	New public furniture (theater seats, church pews, park benches, and school desks)	13	10 008	2 397	24.0	Z	X
0500	Household china, glassware, crockery, and plastic housewares	6	35 885	10 900	30.4	.1	X
0520	Linens, domestics, curtains, and draperies	9	17 412	3 306	19.0	Z	72.7
0521	Bedspreads, blankets, and bedding	6	8 467	479	5.7	Z	X
0522	Curtains and draperies	8	9 132	579	6.3	Z	X

See footnotes at end of table.

Table 3. Merchant Wholesalers by Kind of Business and Commodity Line: 1997—Con.

[Includes only establishments with payroll. For meaning of abbreviations and symbols, see introductory text. For explanation of terms, see Appendix A]

NAICS code and CL code	Kind of business and commodity line	Establishments handling commodity line		Commodity line sales			Sales coverage percent
		Number	Total sales (\$1,000)	Amount ¹ (\$1,000)	As percent of total sales of—		
					Establishments handling line	Establishments in NAICS industry ¹	
42144	Other commercial equipment whse—Con.						
0530	Flooring and floor coverings	8	8 152	812	10.0	Z	72.7
0531	Soft-surface (textile) floor coverings and accessories (including rugs, carpets, and pads)	8	8 152	812	10.0	Z	X
0540	Other home furnishings	154	514 497	49 144	9.6	.4	2.2
0541	Metal flatware and kitchen utensils	34	229 505	7 308	3.2	.1	X
0542	Mirrors, lamps, and picture frames	113	279 780	41 373	14.8	.3	X
0543	Home furnishings, n.e.c.	7	5 212	463	8.9	Z	X
0620	Plywood and millwork	19	34 516	4 561	13.2	Z	19.3
0622	Other panels products (including hardwood plywood, waterboard, and particleboard)	10	8 263	1 919	23.2	Z	X
0624	Wood millwork (doors, windows, cabinets, etc.)	9	26 253	2 642	10.1	Z	X
0800	Photographic equipment and supplies (excluding video)	14	22 184	2 572	11.6	Z	36.3
0815	Other photographic equipment and supplies	6	13 597	1 093	8.0	Z	X
0900	Office equipment	47	49 099	3 827	7.8	Z	20.5
0911	Typewriters and dedicated word processors	25	32 233	844	2.6	Z	X
0912	Calculators and accounting machines	28	31 905	619	1.9	Z	X
0913	Copying machines and equipment	9	3 949	233	5.9	Z	X
0915	Mailing, letter handling, and addressing machines	6	8 741	1 945	22.3	Z	X
0920	New computer equipment	114	114 868	11 536	10.0	.1	21.1
0921	Computers	79	91 609	5 613	6.1	Z	X
0922	Computer storage devices	14	38 717	213	.6	Z	X
0923	Computer printers	56	78 310	1 759	2.2	Z	X
0924	Other computer peripheral equipment	42	45 418	1 244	2.7	Z	X
0930	Used computer equipment	30	20 847	431	2.1	Z	X
0950	Computer software (packaged)	84	140 909	9 138	6.5	.1	X
0960	Restaurant and hotel equipment and supplies	2 769	8 273 285	7 345 169	88.8	60.1	X
0970	Store machines and equipment	2 140	4 469 289	3 626 379	81.1	29.7	57.1
0971	Vending machines	402	1 067 434	747 600	70.0	6.1	X
0972	Other store machines and equipment	1 836	3 754 296	2 878 779	76.7	23.6	X
1000	Medical, hospital, and surgical supplies	9	53 572	8 997	16.8	.1	X
1400	Electrical apparatus and equipment	7	7 273	108	1.5	Z	X
1500	Electrical appliances, household	21	89 526	5 241	5.9	Z	X
1600	Electronic parts and equipment, except communication	64	149 888	18 182	12.1	.1	X
1700	Hardware	7	6 404	964	15.1	Z	X
1800	Plumbing and heating equipment and supplies (hydronics)	45	146 894	10 320	7.0	.1	.3
1812	Metal pipe fittings and valves (excluding pipe and tubing)	42	140 882	4 923	3.5	Z	X
1814	Furnaces, stoves, water heaters (except electric and warm air)	42	140 882	4 923	3.5	Z	X
2000	Refrigeration equipment and supplies	393	1 208 590	222 298	18.4	1.8	4.9
2011	Commercial refrigerators (reach-in and walk-in)	304	945 741	58 012	6.1	.5	X
2012	Unit coolers for commercial refrigerators	35	74 468	1 029	1.4	Z	X
2013	Condensing units for commercial refrigerators	19	63 317	3 859	6.1	Z	X
2015	Other refrigeration equipment and supplies	298	1 013 851	159 397	15.7	1.3	X
2200	Farm machinery, equipment, and parts	6	1 718	462	26.9	Z	X
2230	Food-processing machinery, equipment, and parts	7	30 742	5 197	16.9	Z	33.4
2231	New commercial food-processing machinery (slicers, choppers, baking, etc.)	7	30 742	5 197	16.9	Z	X
2320	General-purpose industrial machinery, equipment, and parts	14	19 146	3 366	17.6	Z	X
2340	Materials handling machinery, equipment, and parts	39	129 584	17 297	13.3	.1	60.6
2341	New conveying equipment	37	117 219	9 570	8.2	.1	X
2342	New hoists, cranes, and monorails	12	22 991	686	3.0	Z	X
2345	Used materials handling machinery, equipment, and parts	19	59 073	5 356	9.1	Z	X
2360	Other industrial machinery, equipment, and parts	9	13 399	2 656	19.8	Z	X
2450	Industrial containers and supplies	18	136 080	31 327	23.0	.3	40.9
2454	Other industrial containers and supplies	14	106 656	29 347	27.5	.2	X
2520	Custodial (janitors') equipment and supplies	166	594 543	41 446	7.0	.3	3.0
2521	Custodial equipment—power equipment	58	370 921	7 226	1.9	.1	X
2522	Custodial equipment—nonpower equipment	58	370 921	7 226	1.9	.1	X
2523	Custodial supplies	164	594 450	26 993	4.5	.2	X
2530	Laundry and dry-cleaning equipment and supplies	22	98 137	5 383	5.5	Z	X
2700	Sporting and recreational goods and supplies	11	7 905	2 232	28.2	Z	32.3
2713	Billiards, pool, bowling equipment, and accessories	6	3 631	778	21.4	Z	X
3150	Other durable goods	20	26 322	6 177	23.5	.1	62.0
3151	Coin-operated games	6	12 874	4 313	33.5	Z	X
3154	Other durable goods, n.e.c.	14	13 448	1 864	13.9	Z	X
3200	Printing and writing paper	22	39 003	4 258	10.9	Z	25.0
3213	Other printing and writing paper	6	18 296	1 671	9.1	Z	X
3300	Stationery, office supplies and greeting cards	91	193 935	38 386	19.8	.3	32.8
3311	Business forms	48	90 238	8 020	8.9	.1	X
3312	Stationery, photocopy paper, and typing paper	43	90 855	7 239	8.0	.1	X
3313	Inked ribbons, carbon paper, pens and pencils	61	80 091	1 270	1.6	Z	X
3314	Toner and cartridges	55	161 643	16 321	10.1	.1	X
3316	Other stationery supplies (envelopes, ruled forms, and binder paper) ..	31	64 667	5 505	8.5	Z	X
3400	Industrial and personal services paper and plastics	114	350 514	49 098	14.0	.4	37.5
3411	Paperboard and boxboard boxes	28	75 472	3 913	5.2	Z	X
3412	Paper dishes, cups, and napkins	63	260 122	12 507	4.8	.1	X
3413	Industrial paper (wrapping, bags, cartons, etc.)	77	143 614	17 355	12.1	.1	X
3414	Disposable plastic boxes, containers, cups, dishes, and supplies	63	244 908	11 533	4.7	.1	X
3415	Other industrial and personal service paper	17	30 790	3 777	12.3	Z	X
3500	Drugs, pharmaceuticals, cosmetics, and toiletries	10	20 944	2 136	10.2	Z	6.3
3515	Other toiletries and druggists' sundries	7	4 344	1 773	40.8	Z	X
3600	Piece goods, knit and woven	6	6 272	446	7.1	Z	X

See footnotes at end of table.

Table 3. Merchant Wholesalers by Kind of Business and Commodity Line: 1997—Con.

[Includes only establishments with payroll. For meaning of abbreviations and symbols, see introductory text. For explanation of terms, see Appendix A]

NAICS code and CL code	Kind of business and commodity line	Establishments handling commodity line		Commodity line sales			Sales coverage percent
		Number	Total sales (\$1,000)	Amount ¹ (\$1,000)	As percent of total sales of—		
					Establishments handling line	Establishments in NAICS industry ¹	
42144	Other commercial equipment whse—Con.						
4100	Frozen foods (packaged)	8	200 336	92 614	46.2	.8	X
4200	Dairy products (excluding dried or canned)	6	234 112	16 860	7.2	.1	X
4400	Confectionery	7	12 510	2 223	17.8	Z	60.7
4411	Candy	7	12 510	758	6.1	Z	X
4414	Chips and popcorn	6	10 737	1 465	13.6	Z	X
4800	Coffee, tea, and spices	33	46 632	6 505	14.0	.1	64.4
4811	Coffee	17	15 537	2 776	17.9	Z	X
4812	Tea	11	10 480	487	4.6	Z	X
4813	Spices	18	37 912	3 242	8.6	Z	X
4830	Canned foods	11	23 656	1 586	6.7	Z	33.9
4831	Canned and bottled fruits, vegetables, and juices	8	21 786	769	3.5	Z	X
4840	Food and beverage basic materials (include flavoring extracts, fruit peel, hop extract, industrial molasses, sausage casings, malt, yeast, etc.)	14	7 708	705	9.1	Z	X
4850	Soft drinks and bottled water	6	15 828	1 015	6.4	Z	X
4860	Other grocery specialties	6	12 644	391	3.1	Z	X
5300	Plastics materials and basic shapes	9	15 644	1 013	6.5	Z	X
5330	Chemicals and allied products (excluding agricultural, plastics, gases, and petroleum)	72	253 910	15 541	6.1	.1	X
5800	Farm supplies	8	2 763	431	15.6	Z	X
6120	Art goods (including novelties and souvenirs)	10	18 206	1 984	10.9	Z	X
6150	Nondurable goods, n.e.c.	6	34 597	9 416	27.2	.1	X
9700	Service receipts and labor charges (including installed parts)	981	1 877 399	276 523	14.9	2.3	64.7
9701	Labor charges for repair work	809	1 582 619	140 452	8.9	1.2	X
9702	Parts installed in repair work	632	1 195 075	80 291	6.7	.7	X
9703	Other service receipts and labor charges—Specify	284	474 057	55 775	11.8	.5	X
9720	Receipts for service contracts	92	169 074	12 409	7.3	.1	X
9740	Receipts for installing equipment	386	902 500	58 037	6.4	.5	X
9810	Miscellaneous commodities	193	314 627	40 827	13.0	.3	X
9940	Rental and leasing receipts	300	473 268	27 254	5.8	.2	7.3
9943	Other office machine rental receipts	87	49 301	5 920	12.0	Z	X
9944	Other rental receipts	96	215 677	6 959	3.2	.1	X
9960	Custom software (designed to customer specifications)	11	12 812	308	2.4	Z	X
421440	Other commercial equipment whse	14 658	X	112 215 821	X	100.0	72.7
0300	Tires and tubes	6	1 718	306	17.8	Z	X
0400	Household and lawn furniture	9	5 401	665	12.3	Z	X
0420	Office and business furniture	94	224 393	24 346	10.9	.2	8.0
0421	New office furniture (wooden and metal)	48	140 204	14 720	10.5	.1	X
0422	New store and restaurant furniture	34	74 183	7 229	9.7	.1	X
0423	New public furniture (theater seats, church pews, park benches, and school desks)	13	10 008	2 397	24.0	Z	X
0500	Household china, glassware, crockery, and plastic housewares	6	35 885	10 900	30.4	.1	X
0520	Linens, domestics, curtains, and draperies	9	17 412	3 306	19.0	Z	72.7
0521	Bedspreads, blankets, and bedding	6	8 467	479	5.7	Z	X
0522	Curtains and draperies	8	9 132	579	6.3	Z	X
0530	Flooring and floor coverings	8	8 152	812	10.0	Z	72.7
0531	Soft-surface (textile) floor coverings and accessories (including rugs, carpets, and pads)	8	8 152	812	10.0	Z	X
0540	Other home furnishings	154	514 497	49 144	9.6	.1	2.2
0541	Metal flatware and kitchen utensils	34	229 505	7 308	3.2	.1	X
0542	Mirrors, lamps, and picture frames	113	279 780	41 373	14.8	.3	X
0543	Home furnishings, n.e.c.	7	5 212	463	8.9	Z	X
0620	Plywood and millwork	19	34 516	4 561	13.2	Z	19.3
0622	Other panels products (including hardwood plywood, waterboard, and particleboard)	10	8 263	1 919	23.2	Z	X
0624	Wood millwork (doors, windows, cabinets, etc.)	9	26 253	2 642	10.1	Z	X
0800	Photographic equipment and supplies (excluding video)	14	22 184	2 572	11.6	Z	36.3
0815	Other photographic equipment and supplies	6	13 597	1 093	8.0	Z	X
0900	Office equipment	47	49 099	3 827	7.8	Z	20.5
0911	Typewriters and dedicated word processors	25	32 233	844	2.6	Z	X
0912	Calculators and accounting machines	28	31 905	619	1.9	Z	X
0913	Copying machines and equipment	9	3 949	233	5.9	Z	X
0915	Mailing, letter handling, and addressing machines	6	8 741	1 945	22.3	Z	X
0920	New computer equipment	114	114 868	11 536	10.0	.1	21.1
0921	Computers	79	91 609	5 613	6.1	Z	X
0922	Computer storage devices	14	38 717	213	.6	Z	X
0923	Computer printers	56	78 310	1 759	2.2	Z	X
0924	Other computer peripheral equipment	42	45 418	1 244	2.7	Z	X
0930	Used computer equipment	30	20 847	431	2.1	Z	X
0950	Computer software (packaged)	84	140 909	9 138	6.5	.1	X
0960	Restaurant and hotel equipment and supplies	2 769	8 273 285	7 345 169	88.8	60.1	X
0970	Store machines and equipment	2 140	4 469 289	3 626 379	81.1	29.7	57.1
0971	Vending machines	402	1 067 434	747 600	70.0	6.1	X
0972	Other store machines and equipment	1 836	3 754 296	2 878 779	76.7	23.6	X
1000	Medical, hospital, and surgical supplies	9	53 572	8 997	16.8	.1	X
1400	Electrical apparatus and equipment	7	7 273	108	1.5	Z	X
1500	Electrical appliances, household	21	89 526	5 241	5.9	Z	X
1600	Electronic parts and equipment, except communication	64	149 888	18 182	12.1	.1	X
1700	Hardware	7	6 404	964	15.1	Z	X
1800	Plumbing and heating equipment and supplies (hydronics)	45	146 894	10 320	7.0	.1	.3
1812	Metal pipe fittings and valves (excluding pipe and tubing)	42	140 882	4 923	3.5	Z	X
1814	Furnaces, stoves, water heaters (except electric and warm air)	42	140 882	4 923	3.5	Z	X

See footnotes at end of table.

Table 3. Merchant Wholesalers by Kind of Business and Commodity Line: 1997—Con.

[Includes only establishments with payroll. For meaning of abbreviations and symbols, see introductory text. For explanation of terms, see Appendix A]

NAICS code and CL code	Kind of business and commodity line	Establishments handling commodity line		Commodity line sales			Sales coverage percent
		Number	Total sales (\$1,000)	Amount ¹ (\$1,000)	As percent of total sales of—		
					Establishments handling line	Establishments in NAICS industry ¹	
421440	Other commercial equipment whse—Con.						
2000	Refrigeration equipment and supplies	393	1 208 590	222 298	18.4	1.8	4.9
2011	Commercial refrigerators (reach-in and walk-in)	304	945 741	58 012	6.1	.5	X
2012	Unit coolers for commercial refrigerators	35	74 468	1 029	1.4	Z	X
2013	Condensing units for commercial refrigerators	19	63 317	3 859	6.1	Z	X
2015	Other refrigeration equipment and supplies	298	1 013 851	159 397	15.7	1.3	X
2200	Farm machinery, equipment, and parts	6	1 718	462	26.9	Z	X
2230	Food-processing machinery, equipment, and parts	7	30 742	5 197	16.9	Z	33.4
2231	New commercial food-processing machinery (slicers, choppers, baking, etc.)	7	30 742	5 197	16.9	Z	X
2320	General-purpose industrial machinery, equipment, and parts	14	19 146	3 366	17.6	Z	X
2340	Materials handling machinery, equipment, and parts	39	129 584	17 297	13.3	.1	60.6
2341	New conveying equipment	37	117 219	9 570	8.2	.1	X
2342	New hoists, cranes, and monorails	12	22 991	686	3.0	Z	X
2345	Used materials handling machinery, equipment, and parts	19	59 073	5 356	9.1	Z	X
2360	Other industrial machinery, equipment, and parts	9	13 399	2 656	19.8	Z	X
2450	Industrial containers and supplies	18	136 080	31 327	23.0	.3	40.9
2454	Other industrial containers and supplies	14	106 656	29 347	27.5	.2	X
2520	Custodial (janitors') equipment and supplies	166	594 543	41 446	7.0	.3	3.0
2521	Custodial equipment—power equipment	58	370 921	7 226	1.9	.1	X
2522	Custodial equipment—nonpower equipment	58	370 921	7 226	1.9	.1	X
2523	Custodial supplies	164	594 450	26 993	4.5	.2	X
2530	Laundry and dry-cleaning equipment and supplies	22	98 137	5 383	5.5	Z	X
2700	Sporting and recreational goods and supplies	11	7 905	2 232	28.2	Z	32.3
2713	Billiards, pool, bowling equipment, and accessories	6	3 631	778	21.4	Z	X
3150	Other durable goods	20	26 322	6 177	23.5	.1	62.0
3151	Coin-operated games	6	12 874	4 313	33.5	Z	X
3154	Other durable goods, n.e.c.	14	13 448	1 864	13.9	Z	X
3200	Printing and writing paper	22	39 003	4 258	10.9	Z	25.0
3213	Other printing and writing paper	6	18 296	1 671	9.1	Z	X
3300	Stationery, office supplies and greeting cards	91	193 935	38 386	19.8	.3	32.8
3311	Business forms	48	90 238	8 020	8.9	.1	X
3312	Stationery, photocopy paper, and typing paper	43	90 855	7 239	8.0	.1	X
3313	Inked ribbons, carbon paper, pens and pencils	61	80 091	1 270	1.6	Z	X
3314	Toner and cartridges	55	161 643	16 321	10.1	.1	X
3316	Other stationery supplies (envelopes, ruled forms, and binder paper) ..	31	64 667	5 505	8.5	Z	X
3400	Industrial and personal services paper and plastics	114	350 514	49 098	14.0	.4	37.5
3411	Paperboard and boxboard boxes	28	75 472	3 913	5.2	Z	X
3412	Paper dishes, cups, and napkins	63	260 122	12 507	4.8	.1	X
3413	Industrial paper (wrapping, bags, cartons, etc.)	77	143 614	17 355	12.1	.1	X
3414	Disposable plastic boxes, containers, cups, dishes, and supplies	63	244 908	11 533	4.7	.1	X
3415	Other industrial and personal service paper	17	30 790	3 777	12.3	Z	X
3500	Drugs, pharmaceuticals, cosmetics, and toiletries	10	20 944	2 136	10.2	Z	6.3
3515	Other toiletries and druggists' sundries	7	4 344	1 773	40.8	Z	X
3600	Piece goods, knit and woven	6	6 272	446	7.1	Z	X
4100	Frozen foods (packaged)	8	200 336	92 614	46.2	.8	X
4200	Dairy products (excluding dried or canned)	6	234 112	16 860	7.2	.1	X
4400	Confectionery	7	12 510	2 223	17.8	Z	60.7
4411	Candy	7	12 510	758	6.1	Z	X
4414	Chips and popcorn	6	10 737	1 465	13.6	Z	X
4800	Coffee, tea, and spices	33	46 632	6 505	14.0	.1	64.4
4811	Coffee	17	15 537	2 776	17.9	Z	X
4812	Tea	11	10 480	487	4.6	Z	X
4813	Spices	18	37 912	3 242	8.6	Z	X
4830	Canned foods	11	23 656	1 586	6.7	Z	33.9
4831	Canned and bottled fruits, vegetables, and juices	8	21 786	769	3.5	Z	X
4840	Food and beverage basic materials (include flavoring extracts, fruit peel, hop extract, industrial molasses, sausage casings, malt, yeast, etc.)	14	7 708	705	9.1	Z	X
4850	Soft drinks and bottled water	6	15 828	1 015	6.4	Z	X
4860	Other grocery specialties	6	12 644	391	3.1	Z	X
5300	Plastics materials and basic shapes	9	15 644	1 013	6.5	Z	X
5330	Chemicals and allied products (excluding agricultural, plastics, gases, and petroleum)	72	253 910	15 541	6.1	.1	X
5800	Farm supplies	8	2 763	431	15.6	Z	X
6120	Art goods (including novelties and souvenirs)	10	18 206	1 984	10.9	Z	X
6150	Nondurable goods, n.e.c.	6	34 597	9 416	27.2	.1	X
9700	Service receipts and labor charges (including installed parts)	981	1 877 399	276 523	14.7	2.3	64.7
9701	Labor charges for repair work	809	1 582 619	140 452	8.9	1.2	X
9702	Parts installed in repair work	632	1 195 075	80 291	6.7	.7	X
9703	Other service receipts and labor charges—Specify	284	474 057	55 775	11.8	.5	X
9720	Receipts for service contracts	92	169 074	12 409	7.3	.1	X
9740	Receipts for installing equipment	386	902 500	58 037	6.4	.5	X
9810	Miscellaneous commodities	193	314 627	40 827	13.0	.3	X
9940	Rental and leasing receipts	300	473 268	27 254	5.8	.2	7.3
9943	Other office machine rental receipts	87	49 301	5 920	12.0	Z	X
9944	Other rental receipts	96	215 677	6 959	3.2	.1	X
9960	Custom software (designed to customer specifications)	11	12 812	308	2.4	Z	X

See footnotes at end of table.

Table 3. Merchant Wholesalers by Kind of Business and Commodity Line: 1997—Con.

[Includes only establishments with payroll. For meaning of abbreviations and symbols, see introductory text. For explanation of terms, see Appendix A]

NAICS code and CL code	Kind of business and commodity line	Establishments handling commodity line		Commodity line sales			Sales coverage percent
		Number	Total sales (\$1,000)	Amount ¹ (\$1,000)	As percent of total sales of—		
					Establishments handling line	Establishments in NAICS industry ¹	
4214401	Restaurant & hotel equipment & supplies whse	2 689	X	8 094 253	X	100.0	76.4
0300	Tires and tubes	6	1 718	306	17.8	Z	X
0420	Office and business furniture	41	101 794	6 972	6.8	.1	X
0520	Linens, domestics, curtains, and draperies	9	17 412	3 306	19.0	Z	X
0530	Flooring and floor coverings	6	7 550	663	8.8	Z	X
0540	Other home furnishings	141	491 297	47 991	9.8	.6	X
0900	Office equipment	9	6 087	113	1.9	Z	X
0920	New computer equipment	30	22 357	2 706	12.1	Z	X
0930	Used computer equipment	15	3 355	243	7.2	Z	X
0950	Computer software (packaged)	16	10 354	707	6.8	Z	X
0960	Restaurant and hotel equipment and supplies	2 689	8 094 253	7 303 425	90.2	90.2	X
0970	Store machines and equipment	171	347 721	39 484	11.4	.5	X
1500	Electrical appliances, household	19	89 302	5 237	5.9	.1	X
1600	Electronic parts and equipment, except communication	18	34 259	6 312	18.4	.1	X
1800	Plumbing and heating equipment and supplies (hydronics)	42	140 882	9 897	7.0	.1	X
2000	Refrigeration equipment and supplies	320	1 023 742	176 177	17.2	2.2	X
2200	Farm machinery, equipment, and parts	6	1 718	462	26.9	Z	X
2320	General-purpose industrial machinery, equipment, and parts	9	8 186	933	11.4	Z	X
2520	Custodial (janitors') equipment and supplies	164	594 450	41 445	7.0	.5	X
2530	Laundry and dry-cleaning equipment and supplies	20	97 836	5 377	5.5	.1	X
3200	Printing and writing paper	6	18 296	1 671	9.1	Z	X
3300	Stationery, office supplies and greeting cards	32	78 839	18 892	24.0	.2	X
3400	Industrial and personal services paper and plastics	78	289 277	40 777	14.1	.5	X
4100	Frozen foods (packaged)	8	200 336	92 614	46.2	1.1	X
4200	Dairy products (excluding dried or canned)	6	234 112	16 860	7.2	.2	X
4400	Confectionery	6	10 737	2 150	20.0	Z	X
4800	Coffee, tea, and spices	24	35 927	5 500	15.3	.1	X
4830	Canned foods	11	23 656	1 586	6.7	Z	X
4840	Food and beverage basic materials (include flavoring extracts, fruit peel, hop extract, industrial molasses, sausage casings, malt, yeast, etc.)	8	3 292	374	11.4	Z	X
4850	Soft drinks and bottled water	6	15 828	1 015	6.4	Z	X
5330	Chemicals and allied products (excluding agricultural, plastics, gases, and petroleum)	70	251 146	15 406	6.1	.2	X
5800	Farm supplies	8	2 763	431	15.6	Z	X
9700	Service receipts and labor charges (including installed parts)	404	771 241	112 892	14.6	1.4	X
9720	Receipts for service contracts	9	11 159	388	3.5	Z	X
9740	Receipts for installing equipment	198	558 547	30 908	5.5	.4	X
9810	Miscellaneous commodities	50	79 813	9 209	11.5	.1	X
9940	Rental and leasing receipts	117	208 290	14 375	6.9	.2	X
4214402	Store machines & equipment whse	1 969	X	4 121 568	X	100.0	65.4
0420	Office and business furniture	53	122 599	17 374	14.2	.4	7.3
0421	New office furniture (wooden and metal)	27	86 829	11 711	13.5	.3	X
0422	New store and restaurant furniture	14	25 764	3 266	12.7	.1	X
0423	New public furniture (theater seats, church pews, park benches, and school desks)	13	10 008	2 397	24.0	.1	X
0540	Other home furnishings	13	23 200	1 153	5.0	Z	9.6
0542	Mirrors, lamps, and picture frames	6	17 988	690	3.8	Z	X
0543	Home furnishings, n.e.c.	7	5 212	463	8.9	Z	X
0620	Plywood and millwork	18	33 496	4 460	13.3	.1	14.9
0622	Other panels products (including hardwood plywood, waterboard, and particleboard)	9	7 243	1 818	25.1	Z	X
0624	Wood millwork (doors, windows, cabinets, etc.)	9	26 253	2 642	10.1	.1	X
0800	Photographic equipment and supplies (excluding video)	13	15 820	1 304	8.2	Z	20.6
0815	Other photographic equipment and supplies	6	13 597	1 093	8.0	Z	X
0900	Office equipment	38	43 012	3 714	8.6	.1	19.6
0911	Typewriters and dedicated word processors	25	32 233	844	2.6	Z	X
0912	Calculators and accounting machines	28	31 905	619	1.9	Z	X
0913	Copying machines and equipment	9	3 949	233	5.9	Z	X
0915	Mailing, letter handling, and addressing machines	6	8 741	1 945	22.3	Z	X
0920	New computer equipment	84	92 511	8 830	9.5	.2	23.1
0921	Computers	79	91 609	5 613	6.1	.1	X
0922	Computer storage devices	14	38 717	213	.6	Z	X
0923	Computer printers	56	78 310	1 759	2.2	Z	X
0924	Other computer peripheral equipment	42	45 418	1 244	2.7	Z	X
0930	Used computer equipment	15	17 492	188	1.1	Z	X
0950	Computer software (packaged)	68	130 555	8 431	6.5	.2	X
0960	Restaurant and hotel equipment and supplies	80	179 032	41 744	23.3	1.0	X
0970	Store machines and equipment	1 969	4 121 568	3 586 895	87.0	87.0	50.6
0971	Vending machines	364	955 217	745 139	78.0	18.1	X
0972	Other store machines and equipment	1 669	3 408 570	2 841 756	83.4	68.9	X
1000	Medical, hospital, and surgical supplies	7	12 483	369	3.0	Z	X
1400	Electrical apparatus and equipment	7	7 273	108	1.5	Z	X
1600	Electronic parts and equipment, except communication	46	115 629	11 870	10.3	.3	X
2000	Refrigeration equipment and supplies	73	184 848	46 121	25.0	1.1	7.1
2011	Commercial refrigerators (reach-in and walk-in)	73	184 848	23 374	12.6	.6	X
2012	Unit coolers for commercial refrigerators	35	74 468	1 029	1.4	Z	X
2013	Condensing units for commercial refrigerators	19	63 317	3 859	6.1	.1	X
2015	Other refrigeration equipment and supplies	35	105 191	17 859	17.0	.4	X
2340	Materials handling machinery, equipment, and parts	39	129 584	17 297	13.3	.4	54.5
2341	New conveying equipment	37	117 219	9 570	8.2	.2	X
2342	New hoists, cranes, and monorails	12	22 991	686	3.0	Z	X
2345	Used materials handling machinery, equipment, and parts	19	59 073	5 356	9.1	.1	X
2450	Industrial containers and supplies	14	106 656	29 347	27.5	.7	48.8
2454	Other industrial containers and supplies	14	106 656	29 347	27.5	.7	X
2700	Sporting and recreational goods and supplies	6	3 631	778	21.4	Z	46.4
2713	Billiards, pool, bowling equipment, and accessories	6	3 631	778	21.4	Z	X

See footnotes at end of table.

Table 3. Merchant Wholesalers by Kind of Business and Commodity Line: 1997—Con.

[Includes only establishments with payroll. For meaning of abbreviations and symbols, see introductory text. For explanation of terms, see Appendix A]

NAICS code and CL code	Kind of business and commodity line	Establishments handling commodity line		Commodity line sales			Sales coverage percent
		Number	Total sales (\$1,000)	Amount ¹ (\$1,000)	As percent of total sales of—		
					Establishments handling line	Establishments in NAICS industry ¹	
4214402	Store machines & equipment whsle—Con.						
3150	Other durable goods	20	26 322	6 177	23.5	.2	55.8
3151	Coin-operated games	6	12 874	4 313	33.5	.1	X
3154	Other durable goods, n.e.c	14	13 448	1 864	13.9	Z	X
3200	Printing and writing paper	16	20 707	2 587	12.5	.1	X
3300	Stationery, office supplies and greeting cards	59	115 096	19 494	16.9	.5	33.2
3311	Business forms	19	14 117	22	.2	Z	X
3312	Stationery, photocopy paper, and typing paper	19	14 117	572	4.1	Z	X
3313	Inked ribbons, carbon paper, pens and pencils	40	22 985	549	2.4	Z	X
3314	Toner and cartridges	38	106 233	15 698	14.8	.4	X
3316	Other stationery supplies (envelopes, ruled forms, and binder paper)	19	14 117	2 653	18.8	.1	X
3400	Industrial and personal services paper and plastics	36	61 237	8 321	13.6	.2	3.5
3413	Industrial paper (wrapping, bags, cartons, etc.)	36	61 237	8 321	13.6	.2	X
3500	Drugs, pharmaceuticals, cosmetics, and toiletries	7	4 344	1 773	40.8	Z	33.1
3515	Other toiletries and druggists' sundries	7	4 344	1 773	40.8	Z	X
4800	Coffee, tea, and spices	9	10 705	1 005	9.4	Z	65.4
4813	Spices	9	10 705	1 005	9.4	Z	X
4840	Food and beverage basic materials (include flavoring extracts, fruit peel, hop extract, industrial molasses, sausage casings, malt, yeast, etc.)	6	4 416	331	7.5	Z	X
5300	Plastics materials and basic shapes	7	12 875	932	7.2	Z	X
6120	Art goods (including novelties and souvenirs)	10	18 206	1 984	10.9	Z	X
9700	Service receipts and labor charges (including installed parts)	577	1 106 158	163 631	14.8	4.0	55.9
9701	Labor charges for repair work	448	859 602	83 541	9.7	2.0	X
9702	Parts installed in repair work	339	609 872	36 064	5.9	.9	X
9703	Other service receipts and labor charges—Specify	206	341 552	44 023	12.9	1.1	X
9720	Receipts for service contracts	83	157 915	12 021	7.6	.3	X
9740	Receipts for installing equipment	188	343 953	27 129	7.9	.7	X
9810	Miscellaneous commodities	143	234 814	31 618	13.5	.8	X
9940	Rental and leasing receipts	183	264 978	12 879	4.9	.3	12.6
9943	Other office machine rental receipts	87	49 301	5 920	12.0	.1	X
9944	Other rental receipts	96	215 677	6 959	3.2	.2	X
9960	Custom software (designed to customer specifications)	11	12 812	308	2.4	Z	X
42145	Medical, dental, & hospital equipment & supplies whsle	7 850	X	35 599 345	X	100.0	72.5
0420	Office and business furniture	63	251 148	12 969	5.2	Z	X
0800	Photographic equipment and supplies (excluding video)	22	64 486	9 875	15.3	Z	34.2
0813	Photographic film	22	64 486	9 875	15.3	Z	X
0900	Office equipment	30	89 657	2 130	2.4	Z	X
0920	New computer equipment	57	131 194	7 270	5.5	Z	1.9
0921	Computers	56	130 579	7 240	5.5	Z	X
0950	Computer software (packaged)	47	774 357	23 284	3.0	.1	X
1000	Medical, hospital, and surgical supplies	6 901	32 473 727	30 366 408	93.5	85.3	65.9
1011	Surgical and medical instruments and equipment	4 256	22 331 576	11 604 492	52.0	32.6	X
1012	Orthopedic, and prosthetic appliances and supplies	1 264	4 460 237	1 258 629	28.2	3.5	X
1013	Other surgical, medical, and hospital supplies	4 149	22 265 612	17 503 287	78.6	49.2	X
1020	Dental supplies	1 263	4 756 708	3 704 749	77.9	10.4	64.0
1021	Equipment (chairs, x-rays, cabinets, etc.)	694	3 196 997	897 956	28.1	2.5	X
1022	Instruments and other supplies	1 111	4 453 672	2 806 788	63.0	7.9	X
1030	Optical and ophthalmic goods	108	247 250	31 185	12.6	.1	69.0
1031	Ophthalmic goods	65	156 166	16 853	10.8	Z	X
1033	Optometric equipment and supplies	46	89 586	9 324	10.4	Z	X
1034	Optical goods, n.e.c. (excluding cameras)	17	41 611	4 610	11.1	Z	X
1040	Religious and school supplies	23	100 337	2 767	2.8	Z	72.3
1042	School supplies	23	100 337	2 558	2.5	Z	X
1050	Other professional equipment and supplies	384	2 924 246	344 163	11.8	1.0	71.0
1054	Laboratory equipment	132	1 435 455	124 593	8.7	.4	X
1055	Scientific instruments	60	1 334 296	129 788	9.7	.4	X
1056	Veterinarians' equipment and supplies	209	1 206 787	66 578	5.5	.2	X
1057	Professional equipment and supplies, n.e.c.	83	153 625	22 976	15.0	.1	X
1400	Electrical apparatus and equipment	28	16 704	3 654	21.9	Z	24.7
1419	Industrial controls	13	12 460	2 872	23.1	Z	X
1421	Other electrical apparatus and equipment (including fuses and lightning rods)	13	4 111	762	18.5	Z	X
1600	Electronic parts and equipment, except communication	37	55 064	5 930	10.8	Z	X
1700	Hardware	23	56 288	7 434	13.2	Z	.9
1711	Hand tools (including power driven)	11	16 919	6 321	37.4	Z	X
1712	Bolts, nuts, rivets, and fasteners	11	38 058	591	1.6	Z	X
1800	Plumbing and heating equipment and supplies (hydronics)	6	8 830	775	8.8	Z	15.2
1815	Boilers, radiators, and convectors	6	8 830	775	8.8	Z	X
2320	General-purpose industrial machinery, equipment, and parts	20	53 293	8 578	16.1	Z	21.4
2321	New pumps, compressors (air or gas), and equipment	11	18 976	118	.6	Z	X
2327	All other new general-purpose industrial machinery and equipment	20	53 293	8 460	15.9	Z	X
2330	Metalworking machinery, equipment, and parts	9	29 749	2 077	7.0	Z	X
2340	Materials handling machinery, equipment, and parts	8	67 900	4 646	6.8	Z	5.2
2341	New conveying equipment	8	67 900	3 728	5.5	Z	X
2342	New hoists, cranes, and monorails	8	67 900	918	1.4	Z	X
2440	Welding supplies (excluding gases)	9	37 776	1 048	2.8	Z	X
2450	Industrial containers and supplies	11	35 055	2 771	7.9	Z	55.8
2451	New and reconditioned drums and barrels	7	33 683	965	2.9	Z	X
2454	Other industrial containers and supplies	10	34 437	1 324	3.8	Z	X

See footnotes at end of table.

Table 3. Merchant Wholesalers by Kind of Business and Commodity Line: 1997—Con.

[Includes only establishments with payroll. For meaning of abbreviations and symbols, see introductory text. For explanation of terms, see Appendix A]

NAICS code and CL code	Kind of business and commodity line	Establishments handling commodity line		Commodity line sales			Sales coverage percent
		Number	Total sales (\$1,000)	Amount ¹ (\$1,000)	As percent of total sales of—		
					Establishments handling line	Establishments in NAICS industry ¹	
42145	Medical, dental, & hospital equipment & supplies whsle—Con.						
2460	Other industrial supplies	22	40 998	6 459	15.8	Z	55.4
2463	Nylon, polyester, and synthetic rubber	11	37 035	2 139	5.8	Z	X
2465	Strapping and tape	6	38 068	780	2.0	Z	X
2466	Industrial supplies, n.e.c.	17	2 861	292	10.2	Z	X
2520	Custodial (janitors') equipment and supplies	8	13 578	1 887	13.9	Z	48.7
2523	Custodial supplies	8	13 578	1 887	13.9	Z	X
2800	Toys and hobby goods and supplies	8	5 300	479	9.0	Z	X
3300	Stationery, office supplies and greeting cards	48	122 537	1 532	1.3	Z	X
3400	Industrial and personal services paper and plastics	16	40 625	3 140	7.7	Z	10.0
3413	Industrial paper (wrapping, bags, cartons, etc.)	7	36 696	3 002	8.2	Z	X
3415	Other industrial and personal service paper	9	3 929	138	3.5	Z	X
3500	Drugs, pharmaceuticals, cosmetics, and toiletries	278	1 517 458	213 824	14.1	.6	14.2
3511	Prescription drugs	147	1 095 723	122 127	11.1	.3	X
3512	Nonprescription pharmaceuticals	166	895 106	53 913	6.0	.2	X
3513	Cosmetics	14	200 747	7 531	3.8	Z	X
3515	Other toiletries and druggists' sundries	55	263 732	15 916	6.0	Z	X
3600	Piece goods, knit and woven	25	458 413	21 754	4.7	.1	X
3800	Men's and boys' wear	11	22 302	10 793	48.4	Z	64.8
3815	Other men's and boys' wear (caps, hats, swimwear, neckwear, etc.)	11	22 302	10 793	48.4	Z	X
4000	Footwear	6	5 608	360	6.4	Z	69.2
4011	All athletic footwear	6	5 608	144	2.6	Z	X
4014	Other men's and boy's footwear	6	5 608	216	3.9	Z	X
4860	Other grocery specialties	17	380 751	59 921	15.7	.2	13.1
4868	Grocery specialties, n.e.c.	17	380 751	59 921	15.7	.2	X
5300	Plastics materials and basic shapes	14	29 203	1 278	4.4	Z	X
5330	Chemicals and allied products (excluding agricultural, plastics, gases, and petroleum)	137	397 090	31 866	8.0	.1	2.7
5344	Other chemicals and allied products	134	393 376	30 922	7.9	.1	X
6000	Paint, paint supplies, and wallpaper	8	10 489	156	1.5	Z	X
9700	Service receipts and labor charges (including installed parts)	976	4 773 635	473 748	9.9	1.3	67.8
9701	Labor charges for repair work	849	4 053 831	236 637	5.8	.7	X
9702	Parts installed in repair work	663	3 416 832	149 365	4.4	.4	X
9703	Other service receipts and labor charges—Specify	284	1 677 995	87 742	5.2	.2	X
9720	Receipts for service contracts	152	714 458	78 623	11.0	.2	X
9740	Receipts for installing equipment	95	183 170	6 562	3.6	Z	X
9810	Miscellaneous commodities	144	582 006	47 631	8.2	.1	X
9940	Rental and leasing receipts	166	523 933	68 328	13.0	.2	X
421450	Medical, dental, & hospital equipment & supplies whsle	7 850	X	35 599 345	X	100.0	72.5
0420	Office and business furniture	63	251 148	12 969	5.2	Z	X
0800	Photographic equipment and supplies (excluding video)	22	64 486	9 875	15.3	Z	34.2
0813	Photographic film	22	64 486	9 875	15.3	Z	X
0900	Office equipment	30	89 657	2 130	2.4	Z	X
0920	New computer equipment	57	131 194	7 270	5.5	Z	1.9
0921	Computers	56	130 579	7 240	5.5	Z	X
0950	Computer software (packaged)	47	774 357	23 284	3.0	.1	X
1000	Medical, hospital, and surgical supplies	6 901	32 473 727	30 366 408	93.5	85.3	65.9
1011	Surgical and medical instruments and equipment	4 256	22 331 576	11 604 492	52.0	32.6	X
1012	Orthopedic, and prosthetic appliances and supplies	1 264	4 460 237	1 258 629	28.2	3.5	X
1013	Other surgical, medical, and hospital supplies	4 149	22 265 612	17 503 287	78.6	49.2	X
1020	Dental supplies	1 263	4 756 708	3 704 749	77.9	10.4	64.0
1021	Equipment (chairs, x-rays, cabinets, etc.)	694	3 196 997	897 956	28.1	2.5	X
1022	Instruments and other supplies	1 111	4 453 672	2 806 788	63.0	7.9	X
1030	Optical and ophthalmic goods	108	247 250	31 185	12.6	.1	69.0
1031	Ophthalmic goods	65	156 166	16 853	10.8	Z	X
1033	Optometric equipment and supplies	46	89 586	9 324	10.4	Z	X
1034	Optical goods, n.e.c. (excluding cameras)	17	41 611	4 610	11.1	Z	X
1040	Religious and school supplies	23	100 337	2 767	2.8	Z	72.3
1042	School supplies	23	100 337	2 558	2.5	Z	X
1050	Other professional equipment and supplies	384	2 924 246	344 163	11.8	1.0	71.0
1054	Laboratory equipment	132	1 435 455	124 593	8.7	.4	X
1055	Scientific instruments	60	1 334 296	129 788	9.7	.4	X
1056	Veterinarians' equipment and supplies	209	1 206 787	66 578	5.5	.2	X
1057	Professional equipment and supplies, n.e.c.	83	153 625	22 976	15.0	.1	X
1400	Electrical apparatus and equipment	28	16 704	3 654	21.9	Z	24.7
1419	Industrial controls	13	12 460	2 872	23.1	Z	X
1421	Other electrical apparatus and equipment (including fuses and lightning rods)	13	4 111	762	18.5	Z	X
1600	Electronic parts and equipment, except communication	37	55 064	5 930	10.8	Z	X
1700	Hardware	23	56 288	7 434	13.2	Z	.9
1711	Hand tools (including power driven)	11	16 919	6 321	37.4	Z	X
1712	Bolts, nuts, rivets, and fasteners	11	38 058	591	1.6	Z	X
1800	Plumbing and heating equipment and supplies (hydronics)	6	8 830	775	8.8	Z	15.2
1815	Boilers, radiators, and convectors	6	8 830	775	8.8	Z	X
2320	General-purpose industrial machinery, equipment, and parts	20	53 293	8 578	16.1	Z	21.4
2321	New pumps, compressors (air or gas), and equipment	11	18 976	118	.6	Z	X
2327	All other new general-purpose industrial machinery and equipment	20	53 293	8 460	15.9	Z	X
2330	Metalworking machinery, equipment, and parts	9	29 749	2 077	7.0	Z	X

See footnotes at end of table.

Table 3. Merchant Wholesalers by Kind of Business and Commodity Line: 1997—Con.

[Includes only establishments with payroll. For meaning of abbreviations and symbols, see introductory text. For explanation of terms, see Appendix A]

NAICS code and CL code	Kind of business and commodity line	Establishments handling commodity line		Commodity line sales			Sales coverage percent
		Number	Total sales (\$1,000)	Amount ¹ (\$1,000)	As percent of total sales of—		
					Establishments handling line	Establishments in NAICS industry ¹	
421450	Medical, dental, & hospital equipment & supplies whsle—Con.						
2340	Materials handling machinery, equipment, and parts	8	67 900	4 646	6.8	Z	5.2
2341	New conveying equipment	8	67 900	3 728	5.5	Z	X
2342	New hoists, cranes, and monorails	8	67 900	918	1.4	Z	X
2440	Welding supplies (excluding gases)	9	37 776	1 048	2.8	Z	X
2450	Industrial containers and supplies	11	35 055	2 771	7.9	Z	55.8
2451	New and reconditioned drums and barrels	7	33 683	965	2.9	Z	X
2454	Other industrial containers and supplies	10	34 437	1 324	3.8	Z	X
2460	Other industrial supplies	22	40 998	6 459	15.8	Z	55.4
2463	Nylon, polyester, and synthetic rubber	11	37 035	2 139	5.8	Z	X
2465	Strapping and tape	6	38 068	780	2.0	Z	X
2466	Industrial supplies, n.e.c.	17	2 861	292	10.2	Z	X
2520	Custodial (janitors') equipment and supplies	8	13 578	1 887	13.9	Z	48.7
2523	Custodial supplies	8	13 578	1 887	13.9	Z	X
2800	Toys and hobby goods and supplies	8	5 300	479	9.0	Z	X
3300	Stationery, office supplies and greeting cards	48	122 537	1 532	1.3	Z	X
3400	Industrial and personal services paper and plastics	16	40 625	3 140	7.7	Z	10.0
3413	Industrial paper (wrapping, bags, cartons, etc.)	7	36 696	3 002	8.2	Z	X
3415	Other industrial and personal service paper	9	3 929	138	3.5	Z	X
3500	Drugs, pharmaceuticals, cosmetics, and toiletries	278	1 517 458	213 824	14.1	.6	14.2
3511	Prescription drugs	147	1 095 723	122 127	11.1	.3	X
3512	Nonprescription pharmaceuticals	166	895 106	53 913	6.0	.2	X
3513	Cosmetics	14	200 747	7 531	3.8	.2	X
3515	Other toiletries and druggists' sundries	55	263 732	15 916	6.0	Z	X
3600	Piece goods, knit and woven	25	458 413	21 754	4.7	.1	X
3800	Men's and boys' wear	11	22 302	10 793	48.4	Z	64.8
3815	Other men's and boys' wear (caps, hats, swimwear, neckwear, etc.)	11	22 302	10 793	48.4	Z	X
4000	Footwear	6	5 608	360	6.4	Z	69.2
4011	All athletic footwear	6	5 608	144	2.6	Z	X
4014	Other men's and boy's footwear	6	5 608	216	3.9	Z	X
4860	Other grocery specialties	17	380 751	59 921	15.7	.2	13.1
4868	Grocery specialties, n.e.c.	17	380 751	59 921	15.7	.2	X
5300	Plastics materials and basic shapes	14	29 203	1 278	4.4	Z	X
5330	Chemicals and allied products (excluding agricultural, plastics, gases, and petroleum)	137	397 090	31 866	8.0	.1	2.7
5344	Other chemicals and allied products	134	393 376	30 922	7.9	.1	X
6000	Paint, paint supplies, and wallpaper	8	10 489	156	1.5	Z	X
9700	Service receipts and labor charges (including installed parts)	976	4 773 635	473 748	9.9	1.3	67.8
9701	Labor charges for repair work	849	4 053 831	236 637	5.8	.7	X
9702	Parts installed in repair work	663	3 416 832	149 365	4.4	.4	X
9703	Other service receipts and labor charges—Specify	284	1 677 995	87 742	5.2	.2	X
9720	Receipts for service contracts	152	714 458	78 623	11.0	.2	X
9740	Receipts for installing equipment	95	183 170	6 562	3.6	.2	X
9810	Miscellaneous commodities	144	582 006	47 631	8.2	.1	X
9940	Rental and leasing receipts	166	523 933	68 328	13.0	.2	X
4214501	Surgical, medical, & hospital supplies whsle	6 859	X	31 745 475	X	100.0	71.3
0420	Office and business furniture	62	250 533	12 801	5.1	Z	X
0800	Photographic equipment and supplies (excluding video)	22	64 486	9 875	15.3	Z	33.6
0813	Photographic film	22	64 486	9 875	15.3	Z	X
0900	Office equipment	27	85 416	1 336	1.6	Z	X
0920	New computer equipment	56	130 579	7 240	5.5	Z	1.9
0921	Computers	56	130 579	7 240	5.5	Z	X
0950	Computer software (packaged)	40	184 954	11 253	6.1	Z	X
1000	Medical, hospital, and surgical supplies	6 859	31 745 475	30 173 765	95.0	95.0	64.7
1011	Surgical and medical instruments and equipment	4 236	21 647 033	11 421 266	52.8	36.0	X
1012	Orthopedic, and prosthetic appliances and supplies	1 264	4 460 237	1 258 629	28.2	4.0	X
1013	Other surgical, medical, and hospital supplies	4 125	22 221 903	17 493 870	78.7	55.1	X
1020	Dental supplies	272	902 838	183 448	20.3	.6	54.4
1021	Equipment (chairs, x-rays, cabinets, etc.)	116	269 209	16 271	6.0	.1	X
1022	Instruments and other supplies	215	793 143	167 174	21.1	.5	X
1030	Optical and ophthalmic goods	107	238 906	30 520	12.8	.1	67.8
1031	Ophthalmic goods	65	156 166	16 853	10.8	.1	X
1033	Optometric equipment and supplies	45	81 242	8 659	10.7	Z	X
1034	Optical goods, n.e.c. (excluding cameras)	17	41 611	4 610	11.1	Z	X
1040	Religious and school supplies	21	99 892	2 700	2.7	Z	71.1
1042	School supplies	21	99 892	2 491	2.5	Z	X
1050	Other professional equipment and supplies	360	2 306 071	313 973	13.6	1.0	70.1
1054	Laboratory equipment	128	1 432 523	124 291	8.7	.4	X
1055	Scientific instruments	58	1 331 253	127 604	9.6	.4	X
1056	Veterinarians' equipment and supplies	195	594 859	39 942	6.7	.1	X
1057	Professional equipment and supplies, n.e.c.	79	151 446	22 123	14.6	.1	X
1400	Electrical apparatus and equipment	26	16 571	3 634	21.9	Z	24.4
1419	Industrial controls	13	12 460	2 872	23.1	Z	X
1421	Other electrical apparatus and equipment (including fuses and lightning rods)	13	4 111	762	18.5	Z	X
1600	Electronic parts and equipment, except communication	35	53 964	5 867	10.9	Z	X

See footnotes at end of table.

Table 3. Merchant Wholesalers by Kind of Business and Commodity Line: 1997—Con.

[Includes only establishments with payroll. For meaning of abbreviations and symbols, see introductory text. For explanation of terms, see Appendix A]

NAICS code and CL code	Kind of business and commodity line	Establishments handling commodity line		Commodity line sales			Sales coverage percent
		Number	Total sales (\$1,000)	Amount ¹ (\$1,000)	As percent of total sales of—		
					Establishments handling line	Establishments in NAICS industry ¹	
4214501	Surgical, medical, & hospital supplies whsle—Con.						
1700	Hardware	22	54 977	6 912	12.6	Z	1.0
1711	Hand tools (including power driven)	11	16 919	6 321	37.4	Z	X
1712	Bolts, nuts, rivets, and fasteners	11	38 058	591	1.6	Z	X
1800	Plumbing and heating equipment and supplies (hydronics)	6	8 830	775	8.8	Z	14.9
1815	Boilers, radiators, and convectors	6	8 830	775	8.8	Z	X
2320	General-purpose industrial machinery, equipment, and parts	19	52 675	8 479	16.1	Z	20.3
2321	New pumps, compressors (air or gas), and equipment	10	18 358	87	.5	Z	X
2327	All other new general-purpose industrial machinery and equipment	19	52 675	8 392	15.9	Z	X
2330	Metalworking machinery, equipment, and parts	9	29 749	2 077	7.0	Z	X
2340	Materials handling machinery, equipment, and parts	8	67 900	4 646	6.8	Z	5.1
2341	New conveying equipment	8	67 900	3 728	5.5	Z	X
2342	New hoists, cranes, and monorails	8	67 900	918	1.4	Z	X
2440	Welding supplies (excluding gases)	9	37 776	1 048	2.8	Z	X
2450	Industrial containers and supplies	10	34 437	2 753	8.0	Z	55.9
2451	New and reconditioned drums and barrels	7	33 683	965	2.9	Z	X
2454	Other industrial containers and supplies	10	34 437	1 324	3.8	Z	X
2460	Other industrial supplies	22	40 998	6 459	15.8	Z	54.4
2463	Nylon, polyester, and synthetic rubber	11	37 035	2 139	5.8	Z	X
2465	Strapping and tape	6	38 068	780	2.0	Z	X
2466	Industrial supplies, n.e.c.	17	2 861	292	10.2	Z	X
2520	Custodial (janitors') equipment and supplies	8	13 578	1 887	13.9	Z	47.9
2523	Custodial supplies	8	13 578	1 887	13.9	Z	X
2800	Toys and hobby goods and supplies	8	5 300	479	9.0	Z	X
3300	Stationery, office supplies and greeting cards	46	121 579	1 247	1.0	Z	X
3400	Industrial and personal services paper and plastics	16	40 625	3 140	7.7	Z	9.8
3413	Industrial paper (wrapping, bags, cartons, etc.)	7	36 696	3 002	8.2	Z	X
3415	Other industrial and personal service paper	9	3 929	138	3.5	Z	X
3500	Drugs, pharmaceuticals, cosmetics, and toiletries	273	1 465 267	199 488	13.6	.6	14.6
3511	Prescription drugs	147	1 095 723	122 127	11.1	.4	X
3512	Nonprescription pharmaceuticals	166	895 106	53 913	6.0	.2	X
3513	Cosmetics	14	200 747	7 531	3.8	Z	X
3515	Other toiletries and druggists' sundries	55	263 732	15 916	6.0	.1	X
3600	Piece goods, knit and woven	25	458 413	21 754	4.7	.1	X
3800	Men's and boys' wear	11	22 302	10 793	48.4	Z	63.7
3815	Other men's and boys' wear (caps, hats, swimwear, neckwear, etc.)	11	22 302	10 793	48.4	Z	X
4000	Footwear	6	5 608	360	6.4	Z	68.1
4011	All athletic footwear	6	5 608	144	2.6	Z	X
4014	Other men's and boy's footwear	6	5 608	216	3.9	Z	X
4860	Other grocery specialties	17	380 751	59 921	15.7	.2	12.9
4868	Grocery specialties, n.e.c.	17	380 751	59 921	15.7	.2	X
5300	Plastics materials and basic shapes	14	29 203	1 278	4.4	Z	X
5330	Chemicals and allied products (excluding agricultural, plastics, gases, and petroleum)	134	393 376	30 922	7.9	.1	2.5
5344	Other chemicals and allied products	134	393 376	30 922	7.9	.1	X
6000	Paint, paint supplies, and wallpaper	8	10 489	156	1.5	X	X
9700	Service receipts and labor charges (including installed parts)	790	3 589 619	402 741	11.2	1.3	65.0
9701	Labor charges for repair work	673	2 930 710	206 475	7.0	.7	X
9702	Parts installed in repair work	522	2 442 806	123 231	5.0	.4	X
9703	Other service receipts and labor charges—Specify	176	845 960	73 033	8.6	.2	X
9720	Receipts for service contracts	151	713 946	78 622	11.0	.2	X
9740	Receipts for installing equipment	95	183 170	6 562	3.6	Z	X
9810	Miscellaneous commodities	136	571 727	46 166	8.1	.1	X
9940	Rental and leasing receipts	164	521 161	68 301	13.1	.2	X
4214502	Dental equipment & supplies whsle	991	X	3 853 870	X	100.0	82.4
0950	Computer software (packaged)	7	589 403	12 031	2.0	.3	X
1000	Medical, hospital, and surgical supplies	42	728 252	192 643	26.5	5.0	80.5
1011	Surgical and medical instruments and equipment	20	684 543	183 226	26.8	4.8	X
1013	Other surgical, medical, and hospital supplies	24	43 709	9 417	21.5	.2	X
1020	Dental supplies	991	3 853 870	3 521 301	91.4	91.4	74.9
1021	Equipment (chairs, x-rays, cabinets, etc.)	577	2 927 788	881 685	30.1	22.9	X
1022	Instruments and other supplies	895	3 660 529	2 639 614	72.1	68.5	X
1050	Other professional equipment and supplies	24	618 175	30 190	4.9	.8	80.0
1056	Veterinarians' equipment and supplies	14	611 928	26 636	4.4	.7	X
9700	Service receipts and labor charges (including installed parts)	186	1 184 016	71 007	6.0	1.8	82.2
9701	Labor charges for repair work	176	1 123 121	30 162	2.7	.8	X
9702	Parts installed in repair work	141	974 026	26 134	2.7	.7	X
9703	Other service receipts and labor charges—Specify	108	832 035	14 709	1.8	.4	X
9810	Miscellaneous commodities	8	10 279	1 465	14.3	Z	X

See footnotes at end of table.

Table 3. Merchant Wholesalers by Kind of Business and Commodity Line: 1997—Con.

[Includes only establishments with payroll. For meaning of abbreviations and symbols, see introductory text. For explanation of terms, see Appendix A]

NAICS code and CL code	Kind of business and commodity line	Establishments handling commodity line		Commodity line sales			Sales coverage percent
		Number	Total sales (\$1,000)	Amount ¹ (\$1,000)	As percent of total sales of—		
					Establishments handling line	Establishments in NAICS industry ¹	
42146	Ophthalmic goods whsle	1 551	X	5 713 821	X	100.0	73.7
0800	Photographic equipment and supplies (excluding video)	11	83 875	9 008	10.7	.2	X
1000	Medical, hospital, and surgical supplies	21	96 004	13 009	13.6	.2	73.7
1011	Surgical and medical instruments and equipment	11	58 373	4 281	7.3	.1	X
1013	Other surgical, medical, and hospital supplies	12	47 561	8 728	18.4	.2	X
1030	Optical and ophthalmic goods	1 551	5 713 821	5 539 641	97.0	97.0	68.6
1031	Ophthalmic goods	738	3 262 767	2 284 492	70.0	40.0	X
1032	Prescription grinding	512	1 230 227	939 492	76.4	16.4	X
1033	Optometric equipment and supplies	229	694 736	398 913	57.4	7.0	X
1034	Optical goods, n.e.c. (excluding cameras)	640	2 722 302	1 916 744	70.4	33.5	X
1050	Other professional equipment and supplies	17	58 282	24 169	41.5	.4	37.6
1054	Laboratory equipment	8	31 533	10 732	34.0	.2	X
1055	Scientific instruments	6	26 577	13 428	50.5	.2	X
2800	Toys and hobby goods and supplies	12	15 330	1 385	9.0	Z	X
3000	Jewelry, diamonds, gem stones, and watches	9	39 342	5 491	14.0	.1	X
3300	Stationery, office supplies and greeting cards	9	21 801	2 666	12.2	Z	.8
3311	Business forms	9	21 801	2 224	10.2	Z	X
3316	Other stationery supplies (envelopes, ruled forms, and binder paper)	9	21 801	442	2.0	Z	X
3500	Drugs, pharmaceuticals, cosmetics, and toiletries	12	7 022	975	13.9	Z	X
3800	Men's and boys' wear	7	20 834	2 572	12.3	Z	34.0
3815	Other men's and boys' wear (caps, hats, swimwear, neckwear, etc.)	7	20 834	2 572	12.3	Z	X
3900	Women's and children's wear	7	32 368	7 804	24.1	.1	51.4
3916	Other women's, misses, and girl's wear (furs, sweaters, millinery, etc.)	6	31 653	7 621	24.1	.1	X
6150	Nondurable goods, n.e.c.	7	30 812	9 261	30.1	.2	X
9700	Service receipts and labor charges (including installed parts)	70	560 975	29 781	5.3	.5	70.7
9701	Labor charges for repair work	54	270 453	12 131	4.5	.2	X
9702	Parts installed in repair work	32	234 778	3 175	1.4	.1	X
9703	Other service receipts and labor charges—Specify	16	290 522	14 475	5.0	.3	X
9810	Miscellaneous commodities	16	231 252	50 623	21.9	.9	X
421460	Ophthalmic goods whsle	1 551	X	5 713 821	X	100.0	73.7
0800	Photographic equipment and supplies (excluding video)	11	83 875	9 008	10.7	.2	X
1000	Medical, hospital, and surgical supplies	21	96 004	13 009	13.6	.2	73.7
1011	Surgical and medical instruments and equipment	11	58 373	4 281	7.3	.1	X
1013	Other surgical, medical, and hospital supplies	12	47 561	8 728	18.4	.2	X
1030	Optical and ophthalmic goods	1 551	5 713 821	5 539 641	97.0	97.0	68.6
1031	Ophthalmic goods	738	3 262 767	2 284 492	70.0	40.0	X
1032	Prescription grinding	512	1 230 227	939 492	76.4	16.4	X
1033	Optometric equipment and supplies	229	694 736	398 913	57.4	7.0	X
1034	Optical goods, n.e.c. (excluding cameras)	640	2 722 302	1 916 744	70.4	33.5	X
1050	Other professional equipment and supplies	17	58 282	24 169	41.5	.4	37.6
1054	Laboratory equipment	8	31 533	10 732	34.0	.2	X
1055	Scientific instruments	6	26 577	13 428	50.5	.2	X
2800	Toys and hobby goods and supplies	12	15 330	1 385	9.0	Z	X
3000	Jewelry, diamonds, gem stones, and watches	9	39 342	5 491	14.0	.1	X
3300	Stationery, office supplies and greeting cards	9	21 801	2 666	12.2	Z	.8
3311	Business forms	9	21 801	2 224	10.2	Z	X
3316	Other stationery supplies (envelopes, ruled forms, and binder paper)	9	21 801	442	2.0	Z	X
3500	Drugs, pharmaceuticals, cosmetics, and toiletries	12	7 022	975	13.9	Z	X
3800	Men's and boys' wear	7	20 834	2 572	12.3	Z	34.0
3815	Other men's and boys' wear (caps, hats, swimwear, neckwear, etc.)	7	20 834	2 572	12.3	Z	X
3900	Women's and children's wear	7	32 368	7 804	24.1	.1	51.4
3916	Other women's, misses, and girl's wear (furs, sweaters, millinery, etc.)	6	31 653	7 621	24.1	.1	X
6150	Nondurable goods, n.e.c.	7	30 812	9 261	30.1	.2	X
9700	Service receipts and labor charges (including installed parts)	70	560 975	29 781	5.3	.5	70.7
9701	Labor charges for repair work	54	270 453	12 131	4.5	.2	X
9702	Parts installed in repair work	32	234 778	3 175	1.4	.1	X
9703	Other service receipts and labor charges—Specify	16	290 522	14 475	5.0	.3	X
9810	Miscellaneous commodities	16	231 252	50 623	21.9	.9	X
42149	Other professional equipment & supplies whsle	2 350	X	8 745 477	X	100.0	78.3
0420	Office and business furniture	113	228 343	27 210	11.9	.3	7.3
0423	New public furniture (theater seats, church pews, park benches, and school desks)	19	59 879	9 034	15.1	.1	X
0800	Photographic equipment and supplies (excluding video)	32	74 961	14 884	19.9	.2	X
0900	Office equipment	50	129 703	6 881	5.3	.1	6.2
0913	Copying machines and equipment	40	79 838	5 777	7.2	.1	X
0920	New computer equipment	61	159 368	15 115	9.5	.2	.9
0921	Computers	6	24 867	4 992	20.1	.1	X
0923	Computer printers	6	24 867	1 000	4.0	Z	X
0924	Other computer peripheral equipment	55	134 501	9 123	6.8	.1	X
0950	Computer software (packaged)	74	218 720	15 039	6.9	.2	X
1000	Medical, hospital, and surgical supplies	132	400 767	71 261	17.8	.8	69.3
1011	Surgical and medical instruments and equipment	90	199 456	40 238	20.2	.5	X
1012	Orthopedic, and prosthetic appliances and supplies	11	10 139	1 595	15.7	Z	X
1013	Other surgical, medical, and hospital supplies	60	242 842	29 426	12.1	.3	X
1020	Dental supplies	26	68 238	9 190	13.5	.1	78.3
1022	Instruments and other supplies	24	65 010	8 887	13.7	.1	X

See footnotes at end of table.

Table 3. Merchant Wholesalers by Kind of Business and Commodity Line: 1997—Con.

[Includes only establishments with payroll. For meaning of abbreviations and symbols, see introductory text. For explanation of terms, see Appendix A]

NAICS code and CL code	Kind of business and commodity line	Establishments handling commodity line		Commodity line sales			Sales coverage percent
		Number	Total sales (\$1,000)	Amount ¹ (\$1,000)	As percent of total sales of—		
					Establishments handling line	Establishments in NAICS industry ¹	
42149	Other professional equipment & supplies whse—Con.						
1030	Optical and ophthalmic goods	52	116 685	11 896	10.2	.1	75.0
1031	Ophthalmic goods	11	44 606	2 795	6.3	Z	X
1033	Optometric equipment and supplies	12	9 268	1 202	13.0	Z	X
1034	Optical goods, n.e.c. (excluding cameras)	32	66 703	7 853	11.8	.1	X
1040	Religious and school supplies	477	2 343 793	1 113 206	47.5	12.7	74.9
1041	Religious supplies	86	187 403	173 624	92.6	2.0	X
1042	School supplies	404	2 184 902	939 582	43.0	10.7	X
1050	Other professional equipment and supplies	1 973	7 760 005	6 721 064	86.6	76.9	73.5
1051	Architects' equipment and supplies	320	590 361	203 665	34.5	2.3	X
1052	Drafting instruments	263	431 430	64 553	15.0	.7	X
1053	Engineers' equipment and supplies	417	659 946	269 785	40.9	3.1	X
1054	Laboratory equipment	680	3 719 414	2 212 588	59.5	25.3	X
1055	Scientific instruments	476	3 093 607	1 819 733	58.8	20.8	X
1056	Veterinarians' equipment and supplies	166	435 937	395 629	90.8	4.5	X
1057	Professional equipment and supplies, n.e.c.	660	2 698 132	1 755 112	65.0	20.1	X
1400	Electrical apparatus and equipment	36	71 244	9 810	13.8	.1	21.1
1419	Industrial controls	36	71 244	9 810	13.8	.1	X
1600	Electronic parts and equipment, except communication	46	105 514	9 939	9.4	.1	X
2360	Other industrial machinery, equipment, and parts	9	16 180	4 870	30.1	.1	X
2800	Toys and hobby goods and supplies	43	177 767	22 151	12.5	.3	11.7
2813	Crafts and craft supplies	18	132 221	16 651	12.6	.2	X
3300	Stationery, office supplies and greeting cards	93	268 066	52 714	19.7	.6	2.7
3315	Greeting cards	14	17 640	85	.5	Z	X
3316	Other stationery supplies (envelopes, ruled forms, and binder paper) ...	31	134 179	23 867	17.8	.3	X
3500	Drugs, pharmaceuticals, cosmetics, and toiletries	20	85 995	8 778	10.2	.1	21.8
3511	Prescription drugs	6	72 331	562	.8	Z	X
3512	Nonprescription pharmaceuticals	6	72 331	7 490	10.4	.1	X
3515	Other toiletries and druggists' sundries	11	4 836	216	4.5	Z	X
5300	Plastics materials and basic shapes	7	64 612	1 533	2.4	Z	40.0
5311	Plastic pipes, rods, tubes, and shapes	6	63 665	1 485	2.3	Z	X
5330	Chemicals and allied products (excluding agricultural, plastics, gases, and petroleum)	102	1 174 286	127 835	10.9	1.5	2.1
5344	Other chemicals and allied products	102	1 174 286	127 835	10.9	1.5	X
5800	Farm supplies	14	127 304	24 872	19.5	.3	X
6000	Paint, paint supplies, and wallpaper	6	14 644	890	6.1	Z	X
6120	Art goods (including novelties and souvenirs)	19	62 998	3 791	6.0	Z	75.2
6121	Art materials	9	9 560	2 672	28.0	Z	X
6122	Novelties and souvenirs	10	53 438	1 119	2.1	Z	X
9700	Service receipts and labor charges (including installed parts)	496	1 851 810	332 321	17.9	3.8	67.3
9701	Labor charges for repair work	437	1 538 442	75 103	4.9	.9	X
9702	Parts installed in repair work	341	1 269 829	87 529	6.9	1.0	X
9703	Other service receipts and labor charges—Specify	164	1 059 263	169 682	16.0	1.9	X
9720	Receipts for service contracts	83	518 070	80 194	15.5	.9	X
9740	Receipts for installing equipment	36	120 003	4 831	4.0	.1	X
9810	Miscellaneous commodities	89	112 983	23 277	20.6	.3	X
9940	Rental and leasing receipts	150	328 499	18 810	5.7	.2	X
421490	Other professional equipment & supplies whse	2 350	X	8 745 477	X	100.0	78.3
0420	Office and business furniture	113	228 343	27 210	11.9	.3	7.3
0423	New public furniture (theater seats, church pews, park benches, and school desks)	19	59 879	9 034	15.1	.1	X
0800	Photographic equipment and supplies (excluding video)	32	74 961	14 884	19.9	.2	X
0900	Office equipment	50	129 703	6 881	5.3	.1	6.2
0913	Copying machines and equipment	40	79 838	5 777	7.2	.1	X
0920	New computer equipment	61	159 368	15 115	9.5	.2	.9
0921	Computers	6	24 867	4 992	20.1	.1	X
0923	Computer printers	6	24 867	1 000	4.0	Z	X
0924	Other computer peripheral equipment	55	134 501	9 123	6.8	.1	X
0950	Computer software (packaged)	74	218 720	15 039	6.9	.2	X
1000	Medical, hospital, and surgical supplies	132	400 767	71 261	17.8	.8	69.3
1011	Surgical and medical instruments and equipment	90	199 456	40 238	20.2	.5	X
1012	Orthopedic, and prosthetic appliances and supplies	11	10 139	1 595	15.7	Z	X
1013	Other surgical, medical, and hospital supplies	60	242 842	29 426	12.1	.3	X
1020	Dental supplies	26	68 238	9 190	13.5	.1	78.3
1022	Instruments and other supplies	24	65 010	8 887	13.7	.1	X
1030	Optical and ophthalmic goods	52	116 685	11 896	10.2	.1	75.0
1031	Ophthalmic goods	11	44 606	2 795	6.3	Z	X
1033	Optometric equipment and supplies	12	9 268	1 202	13.0	Z	X
1034	Optical goods, n.e.c. (excluding cameras)	32	66 703	7 853	11.8	.1	X
1040	Religious and school supplies	477	2 343 793	1 113 206	47.5	12.7	74.9
1041	Religious supplies	86	187 403	173 624	92.6	2.0	X
1042	School supplies	404	2 184 902	939 582	43.0	10.7	X
1050	Other professional equipment and supplies	1 973	7 760 005	6 721 064	86.6	76.9	73.5
1051	Architects' equipment and supplies	320	590 361	203 665	34.5	2.3	X
1052	Drafting instruments	263	431 430	64 553	15.0	.7	X
1053	Engineers' equipment and supplies	417	659 946	269 785	40.9	3.1	X
1054	Laboratory equipment	680	3 719 414	2 212 588	59.5	25.3	X
1055	Scientific instruments	476	3 093 607	1 819 733	58.8	20.8	X
1056	Veterinarians' equipment and supplies	166	435 937	395 629	90.8	4.5	X
1057	Professional equipment and supplies, n.e.c.	660	2 698 132	1 755 112	65.0	20.1	X

See footnotes at end of table.

Table 3. Merchant Wholesalers by Kind of Business and Commodity Line: 1997—Con.

[Includes only establishments with payroll. For meaning of abbreviations and symbols, see introductory text. For explanation of terms, see Appendix A]

NAICS code and CL code	Kind of business and commodity line	Establishments handling commodity line		Commodity line sales			Sales coverage percent
		Number	Total sales (\$1,000)	Amount ¹ (\$1,000)	As percent of total sales of—		
					Establishments handling line	Establishments in NAICS industry ¹	
421490	Other professional equipment & supplies whse—Con.						
1400	Electrical apparatus and equipment	36	71 244	9 810	13.8	.1	21.1
1419	Industrial controls	36	71 244	9 810	13.8	.1	X
1600	Electronic parts and equipment, except communication	46	105 514	9 939	9.4	.1	X
2360	Other industrial machinery, equipment, and parts	9	16 180	4 870	30.1	.1	X
2800	Toys and hobby goods and supplies	43	177 767	22 151	12.5	.3	11.7
2813	Crafts and craft supplies	18	132 221	16 651	12.6	.2	X
3300	Stationery, office supplies and greeting cards	93	268 066	52 714	19.7	.6	2.7
3315	Greeting cards	14	17 640	85	.5	Z	X
3316	Other stationery supplies (envelopes, ruled forms, and binder paper) ...	31	134 179	23 867	17.8	.3	X
3500	Drugs, pharmaceuticals, cosmetics, and toiletries	20	85 995	8 778	10.2	.1	21.8
3511	Prescription drugs	6	72 331	562	.8	Z	X
3512	Nonprescription pharmaceuticals	6	72 331	7 490	10.4	.1	X
3515	Other toiletries and druggists' sundries	11	4 836	216	4.5	Z	X
5300	Plastics materials and basic shapes	7	64 612	1 533	2.4	Z	40.0
5311	Plastic pipes, rods, tubes, and shapes	6	63 665	1 485	2.3	Z	X
5330	Chemicals and allied products (excluding agricultural, plastics, gases, and petroleum)	102	1 174 286	127 835	10.9	1.5	2.1
5344	Other chemicals and allied products	102	1 174 286	127 835	10.9	1.5	X
5800	Farm supplies	14	127 304	24 872	19.5	.3	X
6000	Paint, paint supplies, and wallpaper	6	14 644	890	6.1	Z	X
6120	Art goods (including novelties and souvenirs)	19	62 998	3 791	6.0	Z	75.2
6121	Art materials	9	9 560	2 672	28.0	Z	X
6122	Novelties and souvenirs	10	53 438	1 119	2.1	Z	X
9700	Service receipts and labor charges (including installed parts)	496	1 851 810	332 321	17.9	3.8	67.3
9701	Labor charges for repair work	437	1 538 442	75 103	4.9	.9	X
9702	Parts installed in repair work	341	1 269 829	87 529	6.9	1.0	X
9703	Other service receipts and labor charges—Specify	164	1 059 263	169 682	16.0	1.9	X
9720	Receipts for service contracts	83	518 070	80 194	15.5	.9	X
9740	Receipts for installing equipment	36	120 003	4 831	4.0	.1	X
9810	Miscellaneous commodities	89	112 983	23 277	20.6	.3	X
9940	Rental and leasing receipts	150	328 499	18 810	5.7	.2	X
4214901	Religious & school supplies whse	397	X	1 110 568	X	100.0	75.6
0420	Office and business furniture	19	59 879	9 034	15.1	.8	25.6
0423	New public furniture (theater seats, church pews, park benches, and school desks)	19	59 879	9 034	15.1	.8	X
0900	Office equipment	10	49 865	1 104	2.2	.1	X
0920	New computer equipment	6	24 867	5 992	24.1	.5	2.9
0921	Computers	6	24 867	4 992	20.1	.4	X
0923	Computer printers	6	24 867	1 000	4.0	.1	X
1000	Medical, hospital, and surgical supplies	10	86 712	13 174	15.2	1.2	75.6
1011	Surgical and medical instruments and equipment	7	5 316	859	16.2	.1	X
1040	Religious and school supplies	397	1 110 568	997 534	89.8	89.8	68.0
1041	Religious supplies	86	187 403	173 624	92.6	15.6	X
1042	School supplies	324	951 677	823 910	86.6	74.2	X
1050	Other professional equipment and supplies	20	125 096	12 543	10.0	1.1	72.3
1054	Laboratory equipment	12	29 565	3 794	12.8	.3	X
2800	Toys and hobby goods and supplies	18	132 221	16 651	12.6	1.5	15.2
2813	Crafts and craft supplies	18	132 221	16 651	12.6	1.5	X
3300	Stationery, office supplies and greeting cards	45	151 819	23 952	15.8	2.2	4.7
3315	Greeting cards	14	17 640	85	.5	Z	X
3316	Other stationery supplies (envelopes, ruled forms, and binder paper) ...	31	134 179	23 867	17.8	2.1	X
6120	Art goods (including novelties and souvenirs)	10	53 438	1 119	2.1	.1	74.6
6122	Novelties and souvenirs	10	53 438	1 119	2.1	.1	X
9700	Service receipts and labor charges (including installed parts)	14	22 082	2 260	10.2	.2	61.9
9701	Labor charges for repair work	11	21 607	1 737	8.0	.2	X
9810	Miscellaneous commodities	12	13 604	1 711	12.6	.2	X
4214902	Other professional equipment & supplies whse	1 953	X	7 634 909	X	100.0	78.6
0420	Office and business furniture	94	168 464	18 176	10.8	.2	X
0800	Photographic equipment and supplies (excluding video)	28	70 987	13 693	19.3	.2	X
0900	Office equipment	40	79 838	5 777	7.2	.1	10.3
0913	Copying machines and equipment	40	79 838	5 777	7.2	.1	X
0920	New computer equipment	55	134 501	9 123	6.8	.1	.8
0924	Other computer peripheral equipment	55	134 501	9 123	6.8	.1	X
0950	Computer software (packaged)	69	193 882	12 661	6.5	.2	X
1000	Medical, hospital, and surgical supplies	122	314 055	58 087	18.5	.8	66.3
1011	Surgical and medical instruments and equipment	83	194 140	39 379	20.3	.5	X
1012	Orthopedic, and prosthetic appliances and supplies	10	9 352	1 556	16.6	Z	X
1013	Other surgical, medical, and hospital supplies	57	161 446	17 150	10.6	.2	X
1020	Dental supplies	25	63 872	7 445	11.7	.1	78.6
1022	Instruments and other supplies	23	60 644	7 142	11.8	.1	X
1030	Optical and ophthalmic goods	51	91 326	9 869	10.8	.1	74.2
1031	Ophthalmic goods	11	44 606	2 795	6.3	Z	X
1033	Optometric equipment and supplies	12	9 268	1 202	13.0	Z	X
1034	Optical goods, n.e.c. (excluding cameras)	31	41 344	5 826	14.1	.1	X
1040	Religious and school supplies	80	1 233 225	115 672	9.4	1.5	78.6
1042	School supplies	80	1 233 225	115 672	9.4	1.5	X

See footnotes at end of table.

Table 3. Merchant Wholesalers by Kind of Business and Commodity Line: 1997—Con.

[Includes only establishments with payroll. For meaning of abbreviations and symbols, see introductory text. For explanation of terms, see Appendix A]

NAICS code and CL code	Kind of business and commodity line	Establishments handling commodity line		Commodity line sales			Sales coverage percent
		Number	Total sales (\$1,000)	Amount ¹ (\$1,000)	As percent of total sales of—		
					Establishments handling line	Establishments in NAICS industry ¹	
4214902	Other professional equipment & supplies whse—Con.						
1050	Other professional equipment and supplies	1 953	7 634 909	6 708 521	87.9	87.9	73.9
1051	Architects' equipment and supplies	317	582 380	203 169	34.9	2.7	X
1052	Drafting instruments	259	423 449	64 057	15.1	.8	X
1053	Engineers' equipment and supplies	417	659 946	269 785	40.9	3.5	X
1054	Laboratory equipment	668	3 689 849	2 208 794	59.9	28.9	X
1055	Scientific instruments	476	3 093 607	1 819 733	58.8	23.8	X
1056	Veterinarians' equipment and supplies	166	435 937	395 629	90.8	5.2	X
1057	Professional equipment and supplies, n.e.c.	655	2 610 585	1 747 355	66.9	22.9	X
1400	Electrical apparatus and equipment	36	71 244	9 810	13.8	.1	21.2
1419	Industrial controls	36	71 244	9 810	13.8	.1	X
1600	Electronic parts and equipment, except communication	41	100 865	9 075	9.0	.1	X
2360	Other industrial machinery, equipment, and parts	9	16 180	4 870	30.1	.1	X
2800	Toys and hobby goods and supplies	25	45 546	5 500	12.1	.1	X
3300	Stationery, office supplies and greeting cards	48	116 247	28 762	24.7	.4	X
3500	Drugs, pharmaceuticals, cosmetics, and toiletries	17	77 167	8 268	10.7	.1	24.1
3511	Prescription drugs	6	72 331	562	.8	Z	X
3512	Nonprescription pharmaceuticals	6	72 331	7 490	10.4	.1	X
3515	Other toiletries and druggists' sundries	11	4 836	216	4.5	Z	X
5300	Plastics materials and basic shapes	6	63 665	1 485	2.3	Z	41.1
5311	Plastic pipes, rods, tubes, and shapes	6	63 665	1 485	2.3	Z	X
5330	Chemicals and allied products (excluding agricultural, plastics, gases, and petroleum)	102	1 174 286	127 835	10.9	1.7	2.1
5344	Other chemicals and allied products	102	1 174 286	127 835	10.9	1.7	X
5800	Farm supplies	12	43 354	13 583	31.3	.2	X
6000	Paint, paint supplies, and wallpaper	6	14 644	890	6.1	Z	X
6120	Art goods (including novelties and souvenirs)	9	9 560	2 672	28.0	Z	53.5
6121	Art materials	9	9 560	2 672	28.0	Z	X
9700	Service receipts and labor charges (including installed parts)	482	1 829 728	330 061	18.0	4.3	67.7
9701	Labor charges for repair work	426	1 516 835	73 366	4.8	1.0	X
9702	Parts installed in repair work	340	1 261 795	87 135	6.9	1.1	X
9703	Other service receipts and labor charges—Specify	161	1 058 788	169 553	16.0	2.2	X
9720	Receipts for service contracts	81	513 640	79 517	15.5	1.0	X
9740	Receipts for installing equipment	34	115 576	4 788	4.1	.1	X
9810	Miscellaneous commodities	77	99 379	21 566	21.7	.3	X
9940	Rental and leasing receipts	149	322 166	18 496	5.7	.2	X
4215	Metal & mineral (except petroleum) whse	'10 079	X	'91 553 201	X	100.0	79.6
0100	New and used automobiles, motorcycles, etc.	15	22 470	4 150	18.5	Z	13.6
0114	Motorscooters, mopeds, snowmobiles, and utility trailers	11	15 451	3 762	24.3	Z	X
0200	New and rebuilt automotive parts and supplies	48	1 288 774	370 931	28.8	.4	73.7
0211	Batteries	14	10 093	140	1.4	Z	X
0213	Electrical engine parts (including ignition parts)	9	8 204	100	1.2	Z	X
0214	Brake parts (including fluid and all disk and drum parts)	9	7 275	64	.9	Z	X
0216	Glass	6	6 859	83	1.2	Z	X
0219	Engine parts, except electrical	15	223 452	54 150	24.2	.1	X
0221	Body parts and repair materials	11	9 302	120	1.3	Z	X
0222	Suspension parts (shocks, struts, balljoints, etc.)	13	28 255	8 312	29.4	Z	X
0223	Parts, n.e.c.	8	1 025 775	305 897	29.8	.3	X
0240	Used automotive parts, accessories, and equipment	45	30 952	5 308	17.1	Z	X
0300	Tires and tubes	22	401 339	4 602	1.1	Z	.5
0312	Recapped and used tires and repair materials	8	10 137	292	2.9	Z	X
0400	Household and lawn furniture	8	7 734	302	3.9	Z	X
0500	Household china, glassware, crockery, and plastic housewares	10	22 087	6 215	28.1	Z	X
0520	Linens, domestics, curtains, and draperies	9	35 390	5 722	16.2	Z	77.7
0523	Shades and blinds	7	34 714	5 708	16.4	Z	X
0530	Flooring and floor coverings	13	15 079	835	5.5	Z	X
0540	Other home furnishings	10	26 911	2 750	10.2	Z	14.5
0542	Mirrors, lamps, and picture frames	10	26 911	2 700	10.7	Z	X
0600	Lumber: rough, dressed, and finished	109	328 632	44 540	13.6	Z	54.8
0611	Dimensional lumber (non-treated)	48	124 355	5 813	4.7	Z	X
0612	Treated lumber	80	251 707	29 609	11.8	Z	X
0613	Boards	9	30 436	9 118	30.0	Z	X
0620	Plywood and millwork	111	510 039	63 266	12.4	.1	39.0
0621	Softwood plywood and oriented strand board (OSB)	17	44 063	3 389	7.7	Z	X
0622	Other panels products (including hardwood plywood, waterboard, and particleboard)	48	192 304	4 091	2.1	Z	X
0623	Gypsum, specialty boards, and treatments	22	134 258	16 662	12.4	Z	X
0624	Wood millwork (doors, windows, cabinets, etc.)	42	236 544	35 584	15.0	Z	X
0625	Metal millwork	11	44 571	1 563	3.5	Z	X
0626	Other millwork and wood siding (including trusses and wood roofing)	7	28 204	1 977	7.0	Z	X
0700	Brick, stone, tile, sand, block, cement, and gravel	93	619 550	63 329	10.2	.1	15.7
0711	Ready-mixed or transit-mixed concrete	27	103 128	9 174	8.9	Z	X
0712	Cement and lime	43	171 315	9 080	5.3	Z	X
0713	Sand, gravel, and crushed stone	16	29 553	1 630	5.5	Z	X
0714	Brick, block, tile, clay/cement sewer pipe, etc.	30	163 266	21 601	13.2	Z	X
0720	Roofing, siding, and insulation materials	126	598 426	71 475	11.9	.1	35.8
0721	Roofing, except wood	57	291 600	28 472	9.8	Z	X
0722	Siding, except wood	37	141 724	3 326	2.3	Z	X
0723	Insulation materials	85	433 676	39 433	9.1	Z	X
0730	Flat glass and other construction glass (excluding automotive)	47	94 073	20 120	21.4	Z	X

See footnotes at end of table.

Table 3. Merchant Wholesalers by Kind of Business and Commodity Line: 1997—Con.

[Includes only establishments with payroll. For meaning of abbreviations and symbols, see introductory text. For explanation of terms, see Appendix A]

NAICS code and CL code	Kind of business and commodity line	Establishments handling commodity line		Commodity line sales			Sales coverage percent
		Number	Total sales (\$1,000)	Amount ¹ (\$1,000)	As percent of total sales of—		
					Establishments handling line	Establishments in NAICS industry ¹	
4215	Metal & mineral (except petroleum) whsle—Con.						
0740	Other construction materials	162	557 648	77 669	13.9	.1	58.4
0741	Rain-carrying equipment (down spouts, gutters, etc.)	25	111 819	5 980	5.3	Z	X
0742	Prefabricated buildings and structural assemblies (nonwood)	15	46 904	2 129	4.5	Z	X
0744	Construction materials, n.e.c. (including wire fence and construction paper)	139	470 003	69 559	14.8	.1	X
0920	New computer equipment	7	38 666	2 022	5.2	Z	X
0950	Computer software (packaged)	6	3 819	373	9.8	Z	X
1100	Iron and steel products (semifinished)	1 507	15 605 660	4 731 568	30.3	5.2	73.4
1111	Sheet bars and tin plate bars	472	3 973 852	489 979	12.3	.5	X
1112	Wire rods	200	4 488 433	634 620	14.1	.7	X
1113	Rough castings and foundry products	307	1 564 441	598 451	38.3	.7	X
1114	Forgings	357	2 647 713	315 390	11.9	.3	X
1116	Other semifinished iron and steel products	606	9 027 993	2 693 128	29.8	2.9	X
1120	Flat iron and steel products	4 165	47 816 191	24 800 041	51.9	27.1	74.1
1121	Plates	2 475	26 123 804	5 318 282	20.4	5.8	X
1122	Strips (hot-rolled and cold-rolled)	1 332	14 671 199	3 574 265	24.4	3.9	X
1123	Sheets (cold-rolled)	2 074	28 928 606	4 367 379	15.1	4.8	X
1124	Sheets (hot-rolled)	2 396	31 123 409	4 761 978	15.3	5.2	X
1126	Sheets (galvanized and coated)	1 885	26 920 678	4 156 306	15.4	4.5	X
1127	Tin plate and terneplate	135	3 114 941	452 723	14.5	.5	X
1128	Fabricated and structural plate products	744	4 236 984	630 501	14.9	.7	X
1129	Other flat iron and steel products	1 010	13 769 569	1 538 584	11.2	1.7	X
1140	Iron and steel wire and wire products	1 669	10 156 165	2 520 568	24.8	2.8	67.3
1141	Wire (plain, coated, barbed, and twisted)	786	5 643 853	1 231 746	21.8	1.3	X
1142	Nails	278	1 290 794	317 794	24.6	.3	X
1143	Wire rope, strand, strapping, reinforcement mesh, and bale ties	1 065	6 423 348	971 024	15.1	1.1	X
1150	Iron and steel pipe and tubing	3 316	33 478 847	9 164 688	27.4	10.0	73.2
1152	Tubing	2 550	25 972 120	4 058 949	15.6	4.4	X
1153	Standard steel pipe	2 375	23 394 147	3 187 811	13.6	3.5	X
1154	Other steel pipe	889	9 685 311	1 911 483	19.7	2.1	X
1160	Other iron and steel products	2 869	30 425 826	9 620 159	31.6	10.5	74.2
1162	Bars (excluding reinforcement bars) and bar-size shapes: hot-rolled	1 503	19 807 056	1 945 151	9.8	2.1	X
1163	Bars and bar-size shapes: cold finished	1 349	17 903 150	1 740 210	9.7	1.9	X
1164	Concrete reinforcement bars	995	8 218 093	1 134 488	13.8	1.2	X
1165	Structural shapes (excluding bar-size shapes)	1 619	19 403 575	3 444 700	17.8	3.8	X
1167	Finished products, n.e.c.	617	6 491 593	1 353 876	20.9	1.5	X
1170	Alloy steel	1 540	18 954 190	2 764 156	14.6	3.0	74.9
1171	Bars, hot-rolled or cold-finished	946	12 177 787	1 125 570	9.2	1.2	X
1173	Pipe, tubing, and plates	742	10 788 593	1 200 124	11.1	1.3	X
1175	Other alloy steel	486	5 949 504	438 458	7.4	.5	X
1180	Stainless steel	2 584	30 873 286	7 149 865	23.2	7.8	73.9
1181	Plates	1 084	13 601 919	765 052	5.6	.8	X
1182	Strip	494	4 560 982	604 242	13.2	.7	X
1183	Sheets	1 356	18 293 080	2 158 969	11.8	2.4	X
1184	Bars and bar-size shapes	1 406	18 020 526	1 720 640	9.5	1.9	X
1185	Other stainless steel (including tubing)	1 527	20 354 250	1 900 942	9.3	2.1	X
1200	Copper and brass	1 561	17 977 161	4 232 298	23.5	4.6	70.5
1211	Copper wire mill products (structural only)	253	2 840 780	594 367	20.9	.6	X
1212	Flat products (sheets, strips, and plates)	812	10 461 874	1 013 317	9.7	1.1	X
1213	Tubular products (pipes and tubes)	784	9 801 416	780 677	8.0	.9	X
1214	Rod, nonelectrical wire, extruded shapes, etc.	687	9 555 260	1 843 656	19.3	2.0	X
1220	Aluminum shapes, forms, etc.	2 800	27 672 190	8 568 926	31.0	9.4	71.1
1221	Plates (.250 inch and over)	1 281	13 970 206	1 359 838	9.7	1.5	X
1222	Sheets and coils (.006 to .249 inch)	1 780	20 550 453	3 256 315	15.8	3.6	X
1223	Rods, bars, and wires: rolled or extruded (rounds, hexes, squares, and rectangles)	1 886	19 872 739	3 088 717	15.5	3.4	X
1224	Pipe and tubing (including hollow bar, square, and rectangular tubing) ..	1 412	13 935 228	725 353	5.2	.8	X
1225	Foils	189	863 294	138 663	16.1	.2	X
1230	Other nonferrous metals (magnesium, nickel, tin, lead, zinc, etc., except precious)	845	13 980 931	4 161 841	29.8	4.5	X
1300	Coal and coke	362	5 947 011	4 866 604	81.8	5.3	63.4
1311	Coal	322	5 434 427	4 308 810	79.3	4.7	X
1312	Coke	78	1 403 784	547 090	39.0	.6	X
1320	Minerals and ores (excluding coal, precious stones, and crude oil)	316	6 457 826	3 117 829	48.3	3.4	X
1400	Electrical apparatus and equipment	238	1 326 711	117 171	8.8	.1	.7
1413	Motors and generators (including motor-generator sets)	8	20 305	3 715	18.3	Z	X
1421	Other electrical apparatus and equipment (including fuses and lightning rods)	161	993 298	59 858	6.0	.1	X
1500	Electrical appliances, household	6	17 040	2 360	13.9	Z	X
1600	Electronic parts and equipment, except communication	100	2 131 405	97 232	4.6	.1	X
1700	Hardware	802	3 702 793	380 821	10.3	.4	11.3
1711	Hand tools (including power driven)	579	2 852 323	213 743	7.5	.2	X
1712	Bolts, nuts, rivets, and fasteners	540	2 587 440	113 527	4.4	.1	X
1713	Cutlery	460	2 034 728	53 551	2.6	.1	X
1800	Plumbing and heating equipment and supplies (hydronics)	264	1 694 464	243 543	14.4	.3	21.2
1811	Plastic pipe fittings and valves (excluding pipe and tubing)	149	670 232	21 425	3.2	Z	X
1812	Metal pipe fittings and valves (excluding pipe and tubing)	189	853 741	108 201	12.7	.1	X
1813	Plumbing fixtures	65	392 059	18 156	4.6	Z	X
1814	Furnaces, stoves, water heaters (except electric and warm air)	27	225 922	17 441	7.7	Z	X
1815	Boilers, radiators, and convectors	33	194 377	4 382	2.3	Z	X
1818	Other plumbing and heating equipment and supplies	126	976 804	73 935	7.6	.1	X

See footnotes at end of table.

Table 3. Merchant Wholesalers by Kind of Business and Commodity Line: 1997—Con.

[Includes only establishments with payroll. For meaning of abbreviations and symbols, see introductory text. For explanation of terms, see Appendix A]

NAICS code and CL code	Kind of business and commodity line	Establishments handling commodity line		Commodity line sales			Sales coverage percent
		Number	Total sales (\$1,000)	Amount ¹ (\$1,000)	As percent of total sales of—		
					Establishments handling line	Establishments in NAICS industry ¹	
4215	Metal & mineral (except petroleum) whsle—Con.						
1900	Warm air heating and air-conditioning equipment and supplies	34	254 659	26 976	10.6	Z	52.7
1911	Furnaces (warm air)	14	160 284	3 147	2.0	Z	X
1912	Central air-conditioning (residential and commercial)	6	23 265	243	1.0	Z	X
1914	Heat pumps (residential and commercial)	17	180 988	1 947	1.1	Z	X
1916	Air cleaning and filtration systems	7	22 617	3 373	14.9	Z	X
1919	Registers, grills, pre-formed ductwork (excluding sheet metal), and duct insulation	24	214 439	17 590	8.2	Z	X
2100	Construction and mining machinery and equipment (including parts and attachments)	46	667 191	158 588	23.8	Z	1.2
2113	New mixers, pavers, and related equipment	13	170 985	12 187	7.1	Z	X
2117	Other new construction and mining, logging, and road maintenance machinery, equipment, and parts	24	467 093	111 600	23.9	.1	X
2118	Used construction and mining machinery and equipment	13	170 985	32 241	18.9	Z	X
2200	Farm machinery, equipment, and parts	19	30 682	1 852	6.0	Z	X
2300	Hydraulic and pneumatic (fluid-power) pumps, motors, and parts	23	100 790	9 962	9.9	Z	42.7
2311	Pumps	17	97 070	8 341	8.6	Z	X
2312	Motors	12	45 300	938	2.1	Z	X
2313	Parts for pumps and motors	11	25 039	685	2.7	Z	X
2320	General-purpose industrial machinery, equipment, and parts	394	5 333 543	751 419	14.1	.8	.5
2321	New pumps, compressors (air or gas), and equipment	235	2 404 321	133 184	5.5	.1	X
2326	New controlling, recording, and indicating instruments and access	144	1 873 186	367 562	19.6	.4	X
2327	All other new general-purpose industrial machinery and equipment	230	2 803 332	228 474	8.2	.3	X
2328	Used general-purpose industrial machinery and equipment	81	1 106 018	16 292	1.5	Z	X
2330	Metalworking machinery, equipment, and parts	86	248 889	24 648	9.9	Z	X
2340	Materials handling machinery, equipment, and parts	71	216 470	18 390	8.5	Z	46.5
2341	New conveying equipment	37	75 121	8 521	11.3	Z	X
2342	New hoists, cranes, and monorails	21	37 650	1 519	4.0	Z	X
2343	New forklift trucks	20	117 394	4 683	4.0	Z	X
2350	Oil well, oil refinery, and pipeline machinery, equipment, and supplies	75	447 016	72 096	16.1	.1	68.2
2351	New oil refining and pipeline machinery, equipment, and supplies	44	170 613	22 279	13.1	Z	X
2352	New oil field machinery, equipment, and supplies (including drilling bits)	28	273 156	49 659	18.2	.1	X
2360	Other industrial machinery, equipment, and parts	16	475 195	31 352	6.6	Z	15.6
2366	Other new industrial machinery and equipment	14	78 704	10 197	13.0	Z	X
2370	Mechanical power transmission supplies	16	33 256	3 790	11.4	Z	79.6
2371	Bearings and bushings	14	26 880	3 050	11.3	Z	X
2380	Industrial valves and fittings (except fluid-power)	135	827 959	222 371	26.9	.2	X
2390	Hydraulic and pneumatic (fluid-power) valves	17	77 275	4 787	6.2	Z	79.6
2391	Hydraulic valves	13	69 045	3 465	5.0	Z	X
2392	Pneumatic valves	11	26 751	1 321	4.9	Z	X
2400	Hydraulic and pneumatic cylinders and rotary actuators	13	81 757	6 466	7.9	Z	79.6
2411	Hydraulic cylinders and rotary actuators	12	45 240	4 571	10.1	Z	X
2420	Hydraulic and pneumatic connectors and assemblies	15	101 449	33 552	33.1	Z	17.7
2421	Hydraulic and pneumatic connectors	9	65 598	6 457	9.8	Z	X
2422	Hydraulic and pneumatic assemblies	10	84 685	27 094	32.0	Z	X
2430	Fluid-power filters, components, accessories, and parts	16	55 515	2 608	4.7	Z	79.6
2431	Filters	10	14 481	395	2.7	Z	X
2432	Other fluid-power components, accessories, and parts, n.e.c.	10	44 735	2 213	4.9	Z	X
2440	Welding supplies (excluding gases)	20	44 035	3 603	8.2	Z	X
2450	Industrial containers and supplies	47	111 392	10 944	9.8	Z	5.0
2454	Other industrial containers and supplies	39	75 072	7 167	9.5	Z	X
2460	Other industrial supplies	295	1 561 946	56 598	3.6	.1	3.9
2462	Abrasives and abrasive materials	134	658 723	12 384	1.9	Z	X
2463	Nylon, polyester, and synthetic rubber	50	240 913	745	.3	Z	X
2464	Mechanical rubber goods	81	349 218	7 538	2.2	Z	X
2465	Strapping and tape	108	429 329	10 861	2.5	Z	X
2466	Industrial supplies, n.e.c.	137	940 395	23 828	2.5	Z	X
2620	Marine machinery, equipment, and supplies	9	14 223	460	3.2	Z	X
2700	Sporting and recreational goods and supplies	8	49 087	12 171	24.8	Z	X
2900	Ferrous metal scrap	327	4 853 626	231 639	4.8	.3	4.2
2911	Prepared ferrous metal scrap (processed by this establishment)	170	2 566 981	75 704	2.9	.1	X
2912	Prepared ferrous metal scrap (not processed by this establishment)	124	1 837 272	129 766	7.1	.1	X
2913	Unprepared ferrous metal scrap including bimetal cans	109	1 028 941	24 491	2.4	Z	X
2920	Nonferrous metal scrap	330	4 396 975	332 478	7.6	.4	6.4
2921	Aluminum scrap	285	2 955 339	116 700	3.9	.1	X
2922	Copper and copper alloy scrap	175	2 696 084	145 623	5.4	.2	X
2923	Lead scrap	71	494 781	3 308	.7	Z	X
2924	Other nonferrous metallic scrap (nickel, zinc, and precious and special metals)	87	1 926 626	63 777	3.3	.1	X
2930	Recyclable paper and paperboard	20	47 432	2 620	5.5	Z	X
2940	Recyclable materials, except metal	32	50 118	7 298	14.6	Z	52.3
2943	Recyclable plastics	25	34 603	2 411	7.0	Z	X
2944	Recyclable glass	25	30 683	2 799	9.1	Z	X
2945	Other recyclable materials (including rubber and bones)	7	18 727	2 088	11.2	Z	X
3000	Jewelry, diamonds, gem stones, and watches	32	74 991	31 891	42.5	Z	73.2
3015	Karat gold jewelry (rings, necklaces, etc.)	6	60 750	28 404	46.8	Z	X
3016	Other jewel-, silverware, and plated ware (incl. jewel. where gemstones less than 50% of value, gold filled sterling, and costume jewel. and medallions)	16	8 824	2 154	24.4	Z	X
3030	Precious metals—gold, silver, and platinum including precious metal coins	36	1 180 755	170 976	14.5	.2	X
3120	Forest products, except lumber (including cordwood, hewn posts, poles, and ties)	21	58 436	7 811	13.4	Z	X

See footnotes at end of table.

Table 3. Merchant Wholesalers by Kind of Business and Commodity Line: 1997—Con.

[Includes only establishments with payroll. For meaning of abbreviations and symbols, see introductory text. For explanation of terms, see Appendix A]

NAICS code and CL code	Kind of business and commodity line	Establishments handling commodity line		Commodity line sales			Sales coverage percent
		Number	Total sales (\$1,000)	Amount ¹ (\$1,000)	As percent of total sales of—		
					Establishments handling line	Establishments in NAICS industry ¹	
4215	Metal & mineral (except petroleum) whsle—Con.						
3150	Other durable goods.....	7	37 699	7 942	21.1	Z	X
3400	Industrial and personal services paper and plastics.....	20	39 056	3 223	8.3	Z	6.3
3413	Industrial paper (wrapping, bags, cartons, etc.).....	10	24 729	2 587	10.5	Z	X
3500	Drugs, pharmaceuticals, cosmetics, and toiletries.....	21	63 973	10 913	17.1	Z	45.2
3515	Other toiletries and druggists' sundries.....	8	44 493	9 085	20.4	Z	X
3900	Women's and children's wear.....	8	14 890	3 074	20.6	Z	X
4000	Footwear.....	6	138 432	31 735	22.9	Z	X
4860	Other grocery specialties.....	10	65 448	7 532	11.5	Z	X
4900	Grain and beans.....	6	436 849	109 903	25.2	.1	X
5300	Plastics materials and basic shapes.....	681	5 687 432	365 158	6.4	.4	2.3
5311	Plastic pipes, rods, tubes, and shapes.....	427	3 497 046	261 912	7.5	.3	X
5313	Plastics raw materials.....	50	547 023	22 336	4.1	Z	X
5314	Other plastics materials and basic shapes.....	189	1 578 614	72 369	4.6	.1	X
5320	Industrial gases (welding, etc.).....	12	21 730	3 427	15.8	Z	X
5330	Chemicals and allied products (excluding agricultural, plastics, gases, and petroleum).....	248	3 286 193	389 668	11.9	.4	5.0
5332	Alkalies and chlorine.....	46	284 302	42 226	14.9	Z	X
5334	Organic fibers.....	38	246 409	11 283	4.6	Z	X
5335	Detergents and soaps.....	41	338 777	3 494	1.0	Z	X
5336	Sanitation chemicals, polishes, and waxes.....	16	45 201	473	1.0	Z	X
5341	Insecticides, nonagricultural.....	21	68 471	2 350	3.4	Z	X
5342	Adhesives, sealants, and glues.....	49	544 598	115 262	21.2	.1	X
5344	Other chemicals and allied products.....	164	2 274 888	182 567	8.0	.2	X
5400	Petroleum products.....	44	1 039 861	62 280	6.0	.1	X
5800	Farm supplies.....	14	1 083 906	114 553	10.6	.1	3.2
5816	Other agricultural chemicals and fertilizers.....	6	62 328	12 084	19.4	Z	X
6000	Paint, paint supplies, and wallpaper.....	76	262 583	11 248	4.3	Z	5.6
6011	Architectural coatings (enamels, primers, stains, solvents, and lacquers).....	69	253 211	10 729	4.2	Z	X
6100	Books, periodicals, newspapers, and miscellaneous printed materials.....	6	5 554	341	6.1	Z	X
6120	Art goods (including novelties and souvenirs).....	22	26 144	4 186	16.0	Z	4.8
6122	Novelties and souvenirs.....	6	7 608	1 224	16.1	Z	X
6130	Textile bags, bagging, and burlap.....	8	16 260	3 703	22.8	Z	X
9700	Service receipts and labor charges (including installed parts).....	686	5 234 823	275 868	5.3	.3	8.1
9701	Labor charges for repair work.....	438	2 964 339	123 351	4.2	.1	X
9702	Parts installed in repair work.....	353	2 596 912	55 924	2.2	.1	X
9703	Other service receipts and labor charges—Specify.....	201	1 869 900	84 783	4.5	.1	X
9720	Receipts for service contracts.....	14	22 398	1 828	8.2	Z	X
9740	Receipts for installing equipment.....	31	57 484	8 058	14.0	Z	X
9810	Miscellaneous commodities.....	762	7 640 172	483 581	6.3	.5	X
9940	Rental and leasing receipts.....	104	511 564	26 592	5.2	Z	X
9950	Construction receipts.....	22	76 360	24 206	31.7	Z	X
42151	Metal service centers & offices.....	9 487	X	83 124 691	X	100.0	79.0
0100	New and used automobiles, motorcycles, etc.....	15	22 470	4 150	18.5	Z	13.5
0114	Motorscooters, mopeds, snowmobiles, and utility trailers.....	11	15 451	3 762	24.3	Z	X
0200	New and rebuilt automotive parts and supplies.....	47	269 722	65 217	24.2	.1	47.6
0211	Batteries.....	14	10 093	140	1.4	Z	X
0213	Electrical engine parts (including ignition parts).....	9	8 204	100	1.2	Z	X
0214	Brake parts (including fluid and all disk and drum parts).....	9	7 275	64	.9	Z	X
0216	Glass.....	6	6 859	83	1.2	Z	X
0219	Engine parts, except electrical.....	15	223 452	54 150	24.2	.1	X
0221	Body parts and repair materials.....	11	9 302	120	1.3	Z	X
0222	Suspension parts (shocks, struts, balljoints, etc.).....	13	28 255	8 312	29.4	Z	X
0223	Parts, n.e.c.....	7	6 723	183	2.7	Z	X
0240	Used automotive parts, accessories, and equipment.....	45	30 952	5 308	17.1	Z	X
0300	Tires and tubes.....	22	401 339	4 602	1.1	Z	.5
0312	Recapped and used tires and repair materials.....	8	10 137	292	2.9	Z	X
0400	Household and lawn furniture.....	8	7 734	302	3.9	Z	X
0500	Household china, glassware, crockery, and plastic housewares.....	10	22 087	6 215	28.1	Z	X
0520	Linens, domestics, curtains, and draperies.....	9	35 390	5 722	16.2	Z	77.2
0523	Shades and blinds.....	7	34 714	5 708	16.4	Z	X
0530	Flooring and floor coverings.....	13	15 079	835	5.5	Z	X
0540	Other home furnishings.....	10	26 911	2 750	10.2	Z	14.4
0542	Mirrors, lamps, and picture frames.....	10	26 911	2 700	10.7	Z	X
0600	Lumber: rough, dressed, and finished.....	109	328 632	44 540	13.6	.1	54.5
0611	Dimensional lumber (non-treated).....	48	124 355	5 813	4.7	Z	X
0612	Treated lumber.....	80	251 707	29 609	11.8	Z	X
0613	Boards.....	9	30 436	9 118	30.0	Z	X
0620	Plywood and millwork.....	111	510 039	63 266	12.4	.1	38.8
0621	Softwood plywood and oriented strand board (OSB).....	17	44 063	3 389	7.7	Z	X
0622	Other panels products (including hardwood plywood, waterboard, and particleboard).....	48	192 304	4 091	2.1	Z	X
0623	Gypsum, specialty boards, and treatments.....	22	134 258	16 662	12.4	Z	X
0624	Wood millwork (doors, windows, cabinets, etc.).....	42	236 544	35 584	15.0	Z	X
0625	Metal millwork.....	11	44 571	1 563	3.5	Z	X
0626	Other millwork and wood siding (including trusses and wood roofing).....	7	28 204	1 977	7.0	Z	X

See footnotes at end of table.

Table 3. Merchant Wholesalers by Kind of Business and Commodity Line: 1997—Con.

[Includes only establishments with payroll. For meaning of abbreviations and symbols, see introductory text. For explanation of terms, see Appendix A]

NAICS code and CL code	Kind of business and commodity line	Establishments handling commodity line		Commodity line sales			Sales coverage percent
		Number	Total sales (\$1,000)	Amount ¹ (\$1,000)	As percent of total sales of—		
					Establishments handling line	Establishments in NAICS industry ¹	
42151	Metal service centers & offices—Con.						
0700	Brick, stone, tile, sand, block, cement, and gravel	91	609 865	62 941	10.3	.1	14.6
0711	Ready-mixed or transit-mixed concrete	27	103 128	9 174	8.9	Z	X
0712	Cement and lime	43	171 315	9 080	5.3	Z	X
0713	Sand, gravel, and crushed stone	14	19 868	1 242	6.3	Z	X
0714	Brick, block, tile, clay/cement sewer pipe, etc.	30	163 266	21 601	13.2	Z	X
0720	Roofing, siding, and insulation materials	126	598 426	71 475	11.9	.1	35.6
0721	Roofing, except wood	57	291 600	28 472	9.8	Z	X
0722	Siding, except wood	37	141 724	3 326	2.3	Z	X
0723	Insulation materials	85	433 676	39 433	9.1	Z	X
0730	Flat glass and other construction glass (excluding automotive)	47	94 073	20 120	21.4	Z	X
0740	Other construction materials	162	557 648	77 669	13.9	.1	58.1
0741	Rain-carrying equipment (down spouts, gutters, etc.)	25	111 819	5 980	5.3	Z	X
0742	Prefabricated buildings and structural assemblies (nonwood)	15	46 904	2 129	4.5	Z	X
0744	Construction materials, n.e.c. (including wire fence and construction paper)	139	470 003	69 559	14.8	.1	X
0920	New computer equipment	7	38 666	2 022	5.2	Z	X
0950	Computer software (packaged)	6	3 819	373	9.8	Z	X
1100	Iron and steel products (semifinished)	1 503	15 024 582	4 642 894	30.9	5.6	72.6
1111	Sheet bars and tin plate bars	472	3 973 852	489 979	12.3	.6	X
1112	Wire rods	198	4 091 942	626 775	15.3	.8	X
1113	Rough castings and foundry products	307	1 564 441	598 451	38.3	.7	X
1114	Forgings	357	2 647 713	315 390	11.9	.4	X
1116	Other semifinished iron and steel products	604	8 843 406	2 612 299	29.5	3.1	X
1120	Flat iron and steel products	4 162	47 313 480	24 790 284	52.4	29.8	73.5
1121	Plates	2 474	26 017 584	5 310 771	20.4	6.4	X
1122	Strips (hot-rolled and cold-rolled)	1 332	14 671 199	3 574 265	24.4	4.3	X
1123	Sheets (cold-rolled)	2 072	28 532 115	4 367 211	15.3	5.3	X
1124	Sheets (hot-rolled)	2 394	30 726 918	4 759 931	15.5	5.7	X
1126	Sheets (galvanized and coated)	1 885	26 920 678	4 156 306	15.4	5.0	X
1127	Tin plate and terneplate	135	3 114 941	452 723	14.5	.5	X
1128	Fabricated and structural plate products	744	4 236 984	630 501	14.9	.8	X
1129	Other flat iron and steel products	1 008	13 373 078	1 538 553	11.5	1.9	X
1140	Iron and steel wire and wire products	1 667	9 759 674	2 478 344	25.4	3.0	66.2
1141	Wire (plain, coated, barbed, and twisted)	786	5 643 853	1 231 746	21.8	1.5	X
1142	Nails	278	1 290 794	317 794	24.6	.4	X
1143	Wire rope, strand, strapping, reinforcement mesh, and bale ties	1 063	6 026 857	928 800	15.4	1.1	X
1150	Iron and steel pipe and tubing	3 313	33 056 579	9 143 106	27.7	11.0	72.7
1152	Tubing	2 548	25 575 629	4 043 809	15.8	4.9	X
1153	Standard steel pipe	2 375	23 394 147	3 187 811	13.6	3.8	X
1154	Other steel pipe	889	9 685 311	1 911 483	19.7	2.3	X
1160	Other iron and steel products	2 860	29 939 035	9 616 996	32.1	11.6	73.9
1162	Bars (excluding reinforcement bars) and bar-size shapes: hot-rolled	1 497	19 325 853	1 943 712	10.1	2.3	X
1163	Bars and bar-size shapes: cold finished	1 349	17 903 150	1 740 210	9.7	2.1	X
1164	Concrete reinforcement bars	995	8 218 093	1 134 488	13.8	1.4	X
1165	Structural shapes (excluding bar-size shapes)	1 619	19 403 575	3 444 700	17.8	4.1	X
1167	Finished products, n.e.c.	617	6 491 593	1 353 876	20.9	1.6	X
1170	Alloy steel	1 540	18 954 190	2 764 156	14.6	3.3	74.4
1171	Bars, hot-rolled or cold-finished	946	12 177 787	1 125 570	9.2	1.4	X
1173	Pipe, tubing, and plates	742	10 788 593	1 200 124	11.1	1.4	X
1175	Other alloy steel	486	5 949 504	438 458	7.4	.5	X
1180	Stainless steel	2 581	30 370 575	7 128 107	23.5	8.6	73.3
1181	Plates	1 084	13 601 919	765 052	5.6	.9	X
1182	Strip	494	4 560 982	604 242	13.2	.7	X
1183	Sheets	1 355	18 186 860	2 157 898	11.9	2.6	X
1184	Bars and bar-size shapes	1 406	18 020 526	1 720 640	9.5	2.1	X
1185	Other stainless steel (including tubing)	1 525	19 957 759	1 880 255	9.4	2.3	X
1200	Copper and brass	1 559	17 971 884	4 232 028	23.5	5.1	70.0
1211	Copper wire mill products (structural only)	253	2 840 780	594 367	20.9	.7	X
1212	Flat products (sheets, strips, and plates)	812	10 461 874	1 013 317	9.7	1.2	X
1213	Tubular products (pipes and tubes)	784	9 801 416	780 677	8.0	.9	X
1214	Rod, nonelectrical wire, extruded shapes, etc.	687	9 555 260	1 843 656	19.3	2.2	X
1220	Aluminum shapes, forms, etc.	2 797	27 275 398	8 568 675	31.4	10.3	70.5
1221	Plates (.250 inch and over)	1 281	13 970 206	1 359 838	9.7	1.6	X
1222	Sheets and coils (.006 to .249 inch)	1 778	20 153 962	3 256 073	16.2	3.9	X
1223	Rods, bars, and wires: rolled or extruded (rounds, hexes, squares, and rectangles)	1 886	19 872 739	3 088 717	15.5	3.7	X
1224	Pipe and tubing (including hollow bar, square, and rectangular tubing) ..	1 412	13 935 228	725 353	5.2	.9	X
1225	Foils	189	863 294	138 663	16.1	.2	X
1230	Other nonferrous metals (magnesium, nickel, tin, lead, zinc, etc., except precious)	840	13 571 011	4 143 113	30.5	5.0	X
1300	Coal and coke	19	836 071	171 428	20.5	.2	33.0
1311	Coal	15	491 582	4 416	.9	Z	X
1312	Coke	14	534 696	156 308	29.2	.2	X
1320	Minerals and ores (excluding coal, precious stones, and crude oil)	37	2 680 493	321 881	12.0	.4	X
1400	Electrical apparatus and equipment	237	1 326 233	117 166	8.8	.1	.7
1413	Motors and generators (including motor-generator sets)	8	20 305	3 715	18.3	Z	X
1421	Other electrical apparatus and equipment (including fuses and lightning rods)	161	993 298	59 858	6.0	.1	X
1500	Electrical appliances, household	6	17 040	2 360	13.9	Z	X
1600	Electronic parts and equipment, except communication	100	2 131 405	97 232	4.6	.1	X
1700	Hardware	802	3 702 793	380 821	10.3	.5	11.2
1711	Hand tools (including power driven)	579	2 852 323	213 743	7.5	.3	X
1712	Bolts, nuts, rivets, and fasteners	540	2 587 440	113 527	4.4	.1	X
1713	Cutlery	460	2 034 728	53 551	2.6	.1	X

See footnotes at end of table.

Table 3. Merchant Wholesalers by Kind of Business and Commodity Line: 1997—Con.

[Includes only establishments with payroll. For meaning of abbreviations and symbols, see introductory text. For explanation of terms, see Appendix A]

NAICS code and CL code	Kind of business and commodity line	Establishments handling commodity line		Commodity line sales			Sales coverage percent
		Number	Total sales (\$1,000)	Amount ¹ (\$1,000)	As percent of total sales of—		
					Establishments handling line	Establishments in NAICS industry ¹	
42151	Metal service centers & offices—Con.						
1800	Plumbing and heating equipment and supplies (hydronics)	264	1 694 464	243 543	14.4	.3	21.0
1811	Plastic pipe fittings and valves (excluding pipe and tubing)	149	670 232	21 425	3.2	Z	X
1812	Metal pipe fittings and valves (excluding pipe and tubing)	189	853 741	108 201	12.7	.1	X
1813	Plumbing fixtures	65	392 059	18 156	4.6	Z	X
1814	Furnaces, stoves, water heaters (except electric and warm air)	27	225 922	17 441	7.7	Z	X
1815	Boilers, radiators, and convectors	33	194 377	4 382	2.3	Z	X
1818	Other plumbing and heating equipment and supplies	126	976 804	73 935	7.6	.1	X
1900	Warm air heating and air-conditioning equipment and supplies	34	254 659	26 976	10.6	Z	52.3
1911	Furnaces (warm air)	14	160 284	3 147	2.0	Z	X
1912	Central air-conditioning (residential and commercial)	6	23 265	243	1.0	Z	X
1914	Heat pumps (residential and commercial)	17	180 988	1 947	1.1	Z	X
1916	Air cleaning and filtration systems	7	22 617	3 373	14.9	Z	X
1919	Registers, grills, pre-formed ductwork (excluding sheet metal), and duct insulation	24	214 439	17 590	8.2	Z	X
2100	Construction and mining machinery and equipment (including parts and attachments)	44	661 745	157 447	23.8	.2	1.2
2113	New mixers, pavers, and related equipment	13	170 985	12 187	7.1	Z	X
2117	Other new construction and mining, logging, and road maintenance machinery, equipment, and parts	24	467 093	111 600	23.9	.1	X
2118	Used construction and mining machinery and equipment	13	170 985	32 241	18.9	Z	X
2200	Farm machinery, equipment, and parts	19	30 682	1 852	6.0	Z	X
2300	Hydraulic and pneumatic (fluid-power) pumps, motors, and parts	23	100 790	9 962	9.9	Z	42.4
2311	Pumps	17	97 070	8 341	8.6	Z	X
2312	Motors	12	45 300	938	2.1	Z	X
2313	Parts for pumps and motors	11	25 039	685	2.7	Z	X
2320	General-purpose industrial machinery, equipment, and parts	383	4 892 981	745 970	15.2	.9	.5
2321	New pumps, compressors (air or gas), and equipment	235	2 404 321	133 184	5.5	.2	X
2326	New controlling, recording, and indicating instruments and access	144	1 873 186	367 562	19.6	.4	X
2327	All other new general-purpose industrial machinery and equipment	230	2 803 332	228 474	8.2	.3	X
2328	Used general-purpose industrial machinery and equipment	81	1 106 018	16 292	1.5	Z	X
2330	Metalworking machinery, equipment, and parts	86	248 889	24 648	9.9	Z	X
2340	Materials handling machinery, equipment, and parts	71	216 470	18 390	8.5	Z	46.2
2341	New conveying equipment	37	75 121	8 521	11.3	Z	X
2342	New hoists, cranes, and monorails	21	37 650	1 519	4.0	Z	X
2343	New forklift trucks	20	117 394	4 683	4.0	Z	X
2350	Oil well, oil refinery, and pipeline machinery, equipment, and supplies	75	447 016	72 096	16.1	.1	67.7
2351	New oil refining and pipeline machinery, equipment, and supplies	44	170 613	22 279	13.1	.1	X
2352	New oil field machinery, equipment, and supplies (including drilling bits)	28	273 156	49 659	18.2	.1	X
2360	Other industrial machinery, equipment, and parts	14	78 704	10 472	13.3	Z	79.0
2366	Other new industrial machinery and equipment	14	78 704	10 197	13.0	Z	X
2370	Mechanical power transmission supplies	13	29 765	2 045	6.9	Z	79.0
2371	Bearings and bushings	11	23 389	1 305	5.6	Z	X
2380	Industrial valves and fittings (except fluid-power)	135	827 959	222 371	26.9	.3	X
2390	Hydraulic and pneumatic (fluid-power) valves	17	77 275	4 787	6.2	Z	79.0
2391	Hydraulic valves	13	69 045	3 465	5.0	Z	X
2392	Pneumatic valves	11	26 751	1 321	4.9	Z	X
2400	Hydraulic and pneumatic cylinders and rotary actuators	13	81 757	6 466	7.9	Z	79.0
2411	Hydraulic cylinders and rotary actuators	12	45 240	4 571	10.1	Z	X
2420	Hydraulic and pneumatic connectors and assemblies	15	101 449	33 552	33.1	Z	17.6
2421	Hydraulic and pneumatic connectors	9	65 598	6 457	9.8	Z	X
2422	Hydraulic and pneumatic assemblies	10	84 685	27 094	32.0	Z	X
2430	Fluid-power filters, components, accessories, and parts	16	55 515	2 608	4.7	Z	79.0
2431	Filters	10	14 481	395	2.7	Z	X
2432	Other fluid-power components, accessories, and parts, n.e.c.	10	44 735	2 213	4.9	Z	X
2440	Welding supplies (excluding gases)	20	44 035	3 603	8.2	Z	X
2450	Industrial containers and supplies	44	88 092	8 916	10.1	Z	6.4
2454	Other industrial containers and supplies	39	75 072	7 167	9.5	Z	X
2460	Other industrial supplies	291	1 474 745	55 540	3.8	.1	4.2
2462	Abrasives and abrasive materials	134	658 723	12 384	1.9	Z	X
2463	Nylon, polyester, and synthetic rubber	50	240 913	745	.3	Z	X
2464	Mechanical rubber goods	81	349 218	7 538	2.2	Z	X
2465	Strapping and tape	108	429 329	10 861	2.5	Z	X
2466	Industrial supplies, n.e.c.	137	940 395	23 828	2.5	Z	X
2620	Marine machinery, equipment, and supplies	9	14 223	460	3.2	Z	X
2700	Sporting and recreational goods and supplies	8	49 087	12 171	24.8	Z	X
2900	Ferrous metal scrap	325	4 848 554	229 967	4.7	.3	4.2
2911	Prepared ferrous metal scrap (processed by this establishment)	170	2 566 981	75 704	2.9	.1	X
2912	Prepared ferrous metal scrap (not processed by this establishment)	124	1 837 272	129 766	7.1	.2	X
2913	Unprepared ferrous metal scrap including bimetal cans	109	1 028 941	24 491	2.4	Z	X
2920	Nonferrous metal scrap	328	4 367 597	329 413	7.5	.4	6.4
2921	Aluminum scrap	285	2 955 339	116 700	3.9	.1	X
2922	Copper and copper alloy scrap	175	2 696 084	145 623	5.4	.2	X
2923	Lead scrap	71	494 781	3 308	.7	Z	X
2924	Other nonferrous metallic scrap (nickel, zinc, and precious and special metals)	87	1 926 626	63 777	3.3	.1	X
2930	Recyclable paper and paperboard	20	47 432	2 620	5.5	Z	X
2940	Recyclable materials, except metal	32	50 118	7 298	14.6	Z	52.0
2943	Recyclable plastics	25	34 603	2 411	7.0	Z	X
2944	Recyclable glass	25	30 683	2 799	9.1	Z	X
2945	Other recyclable materials (including rubber and bones)	7	18 727	2 088	11.2	Z	X

See footnotes at end of table.

Table 3. Merchant Wholesalers by Kind of Business and Commodity Line: 1997—Con.

[Includes only establishments with payroll. For meaning of abbreviations and symbols, see introductory text. For explanation of terms, see Appendix A]

NAICS code and CL code	Kind of business and commodity line	Establishments handling commodity line		Commodity line sales			Sales coverage percent
		Number	Total sales (\$1,000)	Amount ¹ (\$1,000)	As percent of total sales of—		
					Establishments handling line	Establishments in NAICS industry ¹	
42151	Metal service centers & offices—Con.						
3000	Jewelry, diamonds, gem stones, and watches	19	13 068	3 059	23.4	Z	68.2
3016	Other jewel., silverware, and plated ware (incl. jewel. where gemstones less than 50% of value, gold filled sterling, and costume jewel. and medallions)	16	8 824	2 154	24.4	Z	X
3030	Precious metals—gold, silver, and platinum including precious metal coins	36	1 180 755	170 976	14.5	.2	X
3120	Forest products, except lumber (including cordwood, hewn posts, poles, and ties)	16	49 145	6 740	13.7	Z	X
3150	Other durable goods	7	37 699	7 942	21.1	Z	X
3400	Industrial and personal services paper and plastics	19	38 742	3 093	8.0	Z	6.3
3413	Industrial paper (wrapping, bags, cartons, etc.)	10	24 729	2 587	10.5	Z	X
3500	Drugs, pharmaceuticals, cosmetics, and toiletries	19	62 288	10 442	16.8	Z	45.1
3515	Other toiletries and druggists' sundries	8	44 493	9 085	20.4	Z	X
3900	Women's and children's wear	8	14 890	3 074	20.6	Z	X
4000	Footwear	6	138 432	31 735	22.9	Z	X
4860	Other grocery specialties	9	64 319	7 454	11.6	Z	X
5300	Plastics materials and basic shapes	672	5 233 138	354 804	6.8	.4	1.4
5311	Plastic pipes, rods, tubes, and shapes	426	3 496 646	261 853	7.5	.3	X
5313	Plastics raw materials	47	510 447	14 197	2.8	Z	X
5314	Other plastics materials and basic shapes	186	1 557 793	71 773	4.6	.1	X
5320	Industrial gases (welding, etc.)	12	21 730	3 427	15.8	Z	X
5330	Chemicals and allied products (excluding agricultural, plastics, gases, and petroleum)	214	2 433 313	289 541	11.9	.3	2.4
5332	Alkalies and chlorine	41	261 032	41 021	15.7	Z	X
5334	Organic fibers	24	29 606	4 844	16.4	Z	X
5335	Detergents and soaps	32	310 019	2 823	.9	Z	X
5336	Sanitation chemicals, polishes, and waxes	16	45 201	473	1.0	Z	X
5341	Insecticides, nonagricultural	16	45 201	473	1.0	Z	X
5342	Adhesives, sealants, and glues	49	544 598	115 262	21.2	.1	X
5344	Other chemicals and allied products	141	1 859 104	124 639	6.7	.2	X
5400	Petroleum products	32	854 696	43 672	5.1	.1	X
5800	Farm supplies	11	63 167	12 563	19.9	Z	65.7
5816	Other agricultural chemicals and fertilizers	6	62 328	12 084	19.4	Z	X
6000	Paint, paint supplies, and wallpaper	76	262 583	11 248	4.3	Z	5.6
6011	Architectural coatings (enamels, primers, stains, solvents, and lacquers)	69	253 211	10 729	4.2	Z	X
6120	Art goods (including novelties and souvenirs)	21	25 666	4 181	16.3	Z	4.9
6122	Novelties and souvenirs	6	7 608	1 224	16.1	Z	X
6130	Textile bags, bagging, and burlap	8	16 260	3 703	22.8	Z	X
9700	Service receipts and labor charges (including installed parts)	670	5 074 731	264 110	5.2	.3	8.4
9701	Labor charges for repair work	438	2 964 339	123 351	4.2	.1	X
9702	Parts installed in repair work	353	2 596 912	55 924	2.2	.1	X
9703	Other service receipts and labor charges—Specify	201	1 869 900	84 783	4.5	.1	X
9720	Receipts for service contracts	14	22 398	1 828	8.2	Z	X
9740	Receipts for installing equipment	31	57 484	8 058	14.0	Z	X
9810	Miscellaneous commodities	731	7 405 146	470 153	6.3	.6	X
9940	Rental and leasing receipts	99	407 989	25 345	6.2	Z	X
9950	Construction receipts	22	76 360	24 206	31.7	Z	X
421510	Metal service centers & offices	9 487	X	83 124 691	X	100.0	79.0
0100	New and used automobiles, motorcycles, etc.	15	22 470	4 150	18.5	Z	13.5
0114	Motorscooters, mopeds, snowmobiles, and utility trailers	11	15 451	3 762	24.3	Z	X
0200	New and rebuilt automotive parts and supplies	47	269 722	65 217	24.2	.1	47.6
0211	Batteries	14	10 093	140	1.4	Z	X
0213	Electrical engine parts (including ignition parts)	9	8 204	100	1.2	Z	X
0214	Brake parts (including fluid and all disk and drum parts)	9	7 275	64	.9	Z	X
0216	Glass	6	6 859	83	1.2	Z	X
0219	Engine parts, except electrical	15	223 452	54 150	24.2	.1	X
0221	Body parts and repair materials	11	9 302	120	1.3	Z	X
0222	Suspension parts (shocks, struts, balljoints, etc.)	13	28 255	8 312	29.4	Z	X
0223	Parts, n.e.c.	7	6 723	183	2.7	Z	X
0240	Used automotive parts, accessories, and equipment	45	30 952	5 308	17.1	Z	X
0300	Tires and tubes	22	401 339	4 602	1.1	Z	.5
0312	Recapped and used tires and repair materials	8	10 137	292	2.9	Z	X
0400	Household and lawn furniture	8	7 734	302	3.9	Z	X
0500	Household china, glassware, crockery, and plastic housewares	10	22 087	6 215	28.1	Z	X
0520	Linens, domestics, curtains, and draperies	9	35 390	5 722	16.2	Z	77.2
0523	Shades and blinds	7	34 714	5 708	16.4	Z	X
0530	Flooring and floor coverings	13	15 079	835	5.5	Z	X
0540	Other home furnishings	10	26 911	2 750	10.2	Z	14.4
0542	Mirrors, lamps, and picture frames	10	26 911	2 700	10.7	Z	X
0600	Lumber: rough, dressed, and finished	109	328 632	44 540	13.6	.1	54.5
0611	Dimensional lumber (non-treated)	48	124 355	5 813	4.7	Z	X
0612	Treated lumber	80	251 707	29 609	11.8	Z	X
0613	Boards	9	30 436	9 118	30.0	Z	X

See footnotes at end of table.

Table 3. Merchant Wholesalers by Kind of Business and Commodity Line: 1997—Con.

[Includes only establishments with payroll. For meaning of abbreviations and symbols, see introductory text. For explanation of terms, see Appendix A]

NAICS code and CL code	Kind of business and commodity line	Establishments handling commodity line		Commodity line sales			Sales coverage percent
		Number	Total sales (\$1,000)	Amount ¹ (\$1,000)	As percent of total sales of—		
					Establishments handling line	Establishments in NAICS industry ¹	
421510	Metal service centers & offices—Con.						
0620	Plywood and millwork	111	510 039	63 266	12.4	.1	38.8
0621	Softwood plywood and oriented strand board (OSB)	17	44 063	3 389	7.7	Z	X
0622	Other panels products (including hardwood plywood, waterboard, and particleboard)	48	192 304	4 091	2.1	Z	X
0623	Gypsum, specialty boards, and treatments	22	134 258	16 662	12.4	Z	X
0624	Wood millwork (doors, windows, cabinets, etc.)	42	236 544	35 584	15.0	Z	X
0625	Metal millwork	11	44 571	1 563	3.5	Z	X
0626	Other millwork and wood siding (including trusses and wood roofing) ...	7	28 204	1 977	7.0	Z	X
0700	Brick, stone, tile, sand, block, cement, and gravel	91	609 865	62 941	10.3	.1	14.6
0711	Ready-mixed or transit-mixed concrete	27	103 128	9 174	8.9	Z	X
0712	Cement and lime	43	171 315	9 080	5.3	Z	X
0713	Sand, gravel, and crushed stone	14	19 868	1 242	6.3	Z	X
0714	Brick, block, tile, clay/cement sewer pipe, etc.	30	163 266	21 601	13.2	Z	X
0720	Roofing, siding, and insulation materials	126	598 426	71 475	11.9	.1	35.6
0721	Roofing, except wood	57	291 600	28 472	9.8	Z	X
0722	Siding, except wood	37	141 724	3 326	2.3	Z	X
0723	Insulation materials	85	433 676	39 433	9.1	Z	X
0730	Flat glass and other construction glass (excluding automotive)	47	94 073	20 120	21.4	Z	X
0740	Other construction materials	162	557 648	77 669	13.9	.1	58.1
0741	Rain-carrying equipment (down spouts, gutters, etc.)	25	111 819	5 980	5.3	Z	X
0742	Prefabricated buildings and structural assemblies (nonwood)	15	46 904	2 129	4.5	Z	X
0744	Construction materials, n.e.c. (including wire fence and construction paper)	139	470 003	69 559	14.8	.1	X
0920	New computer equipment	7	38 666	2 022	5.2	Z	X
0950	Computer software (packaged)	6	3 819	373	9.8	Z	X
1100	Iron and steel products (semifinished)	1 503	15 024 582	4 642 894	30.9	5.6	72.6
1111	Sheet bars and tin plate bars	472	3 973 852	489 979	12.3	.6	X
1112	Wire rods	198	4 091 942	626 775	15.3	.8	X
1113	Rough castings and foundry products	307	1 564 441	598 451	38.3	.7	X
1114	Forgings	357	2 647 713	315 390	11.9	.4	X
1116	Other semifinished iron and steel products	604	8 843 406	2 612 299	29.5	3.1	X
1120	Flat iron and steel products	4 162	47 313 480	24 790 284	52.4	29.8	73.5
1121	Plates	2 474	26 017 584	5 310 771	20.4	6.4	X
1122	Strips (hot-rolled and cold-rolled)	1 332	14 671 199	3 574 265	24.4	4.3	X
1123	Sheets (cold-rolled)	2 072	28 532 115	4 367 211	15.3	5.3	X
1124	Sheets (hot-rolled)	2 394	30 726 918	4 759 931	15.5	5.7	X
1126	Sheets (galvanized and coated)	1 885	26 920 678	4 156 306	15.4	5.0	X
1127	Tin plate and terneplate	135	3 114 941	452 723	14.5	.5	X
1128	Fabricated and structural plate products	744	4 236 984	630 501	14.9	.8	X
1129	Other flat iron and steel products	1 008	13 373 078	1 538 553	11.5	1.9	X
1140	Iron and steel wire and wire products	1 667	9 759 674	2 478 344	25.4	3.0	66.2
1141	Wire (plain, coated, barbed, and twisted)	786	5 643 853	1 231 746	21.8	1.5	X
1142	Nails	278	1 290 794	317 794	24.6	.4	X
1143	Wire rope, strand, strapping, reinforcement mesh, and bale ties	1 063	6 026 857	928 800	15.4	1.1	X
1150	Iron and steel pipe and tubing	3 313	33 056 579	9 143 106	27.7	11.0	72.7
1152	Tubing	2 548	25 575 629	4 043 809	15.8	4.9	X
1153	Standard steel pipe	2 375	23 394 147	3 187 811	13.6	3.8	X
1154	Other steel pipe	889	9 685 311	1 911 483	19.7	2.3	X
1160	Other iron and steel products	2 860	29 939 035	9 616 996	32.1	11.6	73.9
1162	Bars (excluding reinforcement bars) and bar-size shapes: hot-rolled	1 497	19 325 853	1 943 712	10.1	2.3	X
1163	Bars and bar-size shapes: cold finished	1 349	17 903 150	1 740 210	9.7	2.1	X
1164	Concrete reinforcement bars	995	8 218 093	1 134 488	13.8	1.4	X
1165	Structural shapes (excluding bar-size shapes)	1 619	19 403 575	3 444 700	17.8	4.1	X
1167	Finished products, n.e.c.	617	6 491 593	1 353 876	20.9	1.6	X
1170	Alloy steel	1 540	18 954 190	2 764 156	14.6	3.3	74.4
1171	Bars, hot-rolled or cold-finished	946	12 177 787	1 125 570	9.2	1.4	X
1173	Pipe, tubing, and plates	742	10 788 593	1 200 124	11.1	1.4	X
1175	Other alloy steel	486	5 949 504	438 458	7.4	.5	X
1180	Stainless steel	2 581	30 370 575	7 128 107	23.5	8.6	73.3
1181	Plates	1 084	13 601 919	765 052	5.6	.9	X
1182	Strip	494	4 560 982	604 242	13.2	.7	X
1183	Sheets	1 355	18 186 860	2 157 898	11.9	2.6	X
1184	Bars and bar-size shapes	1 406	18 020 526	1 720 640	9.5	2.1	X
1185	Other stainless steel (including tubing)	1 525	19 957 759	1 880 255	9.4	2.3	X
1200	Copper and brass	1 559	17 971 884	4 232 028	23.5	5.1	70.0
1211	Copper wire mill products (structural only)	253	2 840 780	594 367	20.9	.7	X
1212	Flat products (sheets, strips, and plates)	812	10 461 874	1 013 317	9.7	1.2	X
1213	Tubular products (pipes and tubes)	784	9 801 416	780 677	8.0	.9	X
1214	Rod, nonelectrical wire, extruded shapes, etc.	687	9 555 260	1 843 656	19.3	2.2	X
1220	Aluminum shapes, forms, etc.	2 797	27 275 398	8 568 675	31.4	10.3	70.5
1221	Plates (.250 inch and over)	1 281	13 970 206	1 359 838	9.7	1.6	X
1222	Sheets and coils (.006 to .249 inch)	1 778	20 153 962	3 256 073	16.2	3.9	X
1223	Rods, bars, and wires: rolled or extruded (rounds, hexes, squares, and rectangles)	1 886	19 872 739	3 088 717	15.5	3.7	X
1224	Pipe and tubing (including hollow bar, square, and rectangular tubing) ..	1 412	13 935 228	725 353	5.2	.9	X
1225	Foils	189	863 294	138 663	16.1	.2	X
1230	Other nonferrous metals (magnesium, nickel, tin, lead, zinc, etc., except precious)	840	13 571 011	4 143 113	30.5	5.0	X
1300	Coal and coke	19	836 071	171 428	20.5	.2	33.0
1311	Coal	15	491 582	4 416	.9	Z	X
1312	Coke	14	534 696	156 308	29.2	.2	X
1320	Minerals and ores (excluding coal, precious stones, and crude oil)	37	2 680 493	321 881	12.0	.4	X
1400	Electrical apparatus and equipment	237	1 326 233	117 166	8.8	.1	.7
1413	Motors and generators (including motor-generator sets)	8	20 305	3 715	18.3	Z	X
1421	Other electrical apparatus and equipment (including fuses and lightning rods)	161	993 298	59 858	6.0	.1	X

See footnotes at end of table.

Table 3. Merchant Wholesalers by Kind of Business and Commodity Line: 1997—Con.

[Includes only establishments with payroll. For meaning of abbreviations and symbols, see introductory text. For explanation of terms, see Appendix A]

NAICS code and CL code	Kind of business and commodity line	Establishments handling commodity line		Commodity line sales			Sales coverage percent
		Number	Total sales (\$1,000)	Amount ¹ (\$1,000)	As percent of total sales of—		
					Establishments handling line	Establishments in NAICS industry ¹	
421510	Metal service centers & offices—Con.						
1500	Electrical appliances, household	6	17 040	2 360	13.9	Z	X
1600	Electronic parts and equipment, except communication	100	2 131 405	97 232	4.6	.1	X
1700	Hardware	802	3 702 793	380 821	10.3	.5	11.2
1711	Hand tools (including power driven)	579	2 852 323	213 743	7.5	.3	X
1712	Bolts, nuts, rivets, and fasteners	540	2 587 440	113 527	4.4	.1	X
1713	Cutlery	460	2 034 728	53 551	2.6	.1	X
1800	Plumbing and heating equipment and supplies (hydronics)	264	1 694 464	243 543	14.4	.3	21.0
1811	Plastic pipe fittings and valves (excluding pipe and tubing)	149	670 232	21 425	3.2	Z	X
1812	Metal pipe fittings and valves (excluding pipe and tubing)	189	853 741	108 201	12.7	.1	X
1813	Plumbing fixtures	65	392 059	18 156	4.6	Z	X
1814	Furnaces, stoves, water heaters (except electric and warm air)	27	225 922	17 441	7.7	Z	X
1815	Boilers, radiators, and convectors	33	194 377	4 382	2.3	Z	X
1818	Other plumbing and heating equipment and supplies	126	976 804	73 935	7.6	.1	X
1900	Warm air heating and air-conditioning equipment and supplies	34	254 659	26 976	10.6	Z	52.3
1911	Furnaces (warm air)	14	160 284	3 147	2.0	Z	X
1912	Central air-conditioning (residential and commercial)	6	23 265	243	1.0	Z	X
1914	Heat pumps (residential and commercial)	17	180 988	1 947	1.1	Z	X
1916	Air cleaning and filtration systems	7	22 617	3 373	14.9	Z	X
1919	Registers, grills, pre-formed ductwork (excluding sheet metal), and duct insulation	24	214 439	17 590	8.2	Z	X
2100	Construction and mining machinery and equipment (including parts and attachments)	44	661 745	157 447	23.8	.2	1.2
2113	New mixers, pavers, and related equipment	13	170 985	12 187	7.1	Z	X
2117	Other new construction and mining, logging, and road maintenance machinery, equipment, and parts	24	467 093	111 600	23.9	.1	X
2118	Used construction and mining machinery and equipment	13	170 985	32 241	18.9	Z	X
2200	Farm machinery, equipment, and parts	19	30 682	1 852	6.0	Z	X
2300	Hydraulic and pneumatic (fluid-power) pumps, motors, and parts	23	100 790	9 962	9.9	Z	42.4
2311	Pumps	17	97 070	8 341	8.6	Z	X
2312	Motors	12	45 300	938	2.1	Z	X
2313	Parts for pumps and motors	11	25 039	685	2.7	Z	X
2320	General-purpose industrial machinery, equipment, and parts	383	4 892 981	745 970	15.2	.9	.5
2321	New pumps, compressors (air or gas), and equipment	235	2 404 321	133 184	5.5	.2	X
2326	New controlling, recording, and indicating instruments and access	144	1 873 186	367 562	19.6	.4	X
2327	All other new general-purpose industrial machinery and equipment	230	2 803 332	228 474	8.2	.3	X
2328	Used general-purpose industrial machinery and equipment	81	1 106 018	16 292	1.5	Z	X
2330	Metalworking machinery, equipment, and parts	86	248 889	24 648	9.9	Z	X
2340	Materials handling machinery, equipment, and parts	71	216 470	18 390	8.5	Z	46.2
2341	New conveying equipment	37	75 121	8 521	11.3	Z	X
2342	New hoists, cranes, and monorails	21	37 650	1 519	4.0	Z	X
2343	New forklift trucks	20	117 394	4 683	4.0	Z	X
2350	Oil well, oil refinery, and pipeline machinery, equipment, and supplies	75	447 016	72 096	16.1	.1	67.7
2351	New oil refining and pipeline machinery, equipment, and supplies	44	170 613	22 279	13.1	Z	X
2352	New oil field machinery, equipment, and supplies (including drilling bits)	28	273 156	49 659	18.2	.1	X
2360	Other industrial machinery, equipment, and parts	14	78 704	10 472	13.3	Z	79.0
2366	Other new industrial machinery and equipment	14	78 704	10 197	13.0	Z	X
2370	Mechanical power transmission supplies	13	29 765	2 045	6.9	Z	79.0
2371	Bearings and bushings	11	23 389	1 305	5.6	Z	X
2380	Industrial valves and fittings (except fluid-power)	135	827 959	222 371	26.9	.3	X
2390	Hydraulic and pneumatic (fluid-power) valves	17	77 275	4 787	6.2	Z	79.0
2391	Hydraulic valves	13	69 045	3 465	5.0	Z	X
2392	Pneumatic valves	11	26 751	1 321	4.9	Z	X
2400	Hydraulic and pneumatic cylinders and rotary actuators	13	81 757	6 466	7.9	Z	79.0
2411	Hydraulic cylinders and rotary actuators	12	45 240	4 571	10.1	Z	X
2420	Hydraulic and pneumatic connectors and assemblies	15	101 449	33 552	33.1	Z	17.6
2421	Hydraulic and pneumatic connectors	9	65 598	6 457	9.8	Z	X
2422	Hydraulic and pneumatic assemblies	10	84 685	27 094	32.0	Z	X
2430	Fluid-power filters, components, accessories, and parts	16	55 515	2 608	4.7	Z	79.0
2431	Filters	10	14 481	395	2.7	Z	X
2432	Other fluid-power components, accessories, and parts, n.e.c.	10	44 735	2 213	4.9	Z	X
2440	Welding supplies (excluding gases)	20	44 035	3 603	8.2	Z	X
2450	Industrial containers and supplies	44	88 092	8 916	10.1	Z	6.4
2454	Other industrial containers and supplies	39	75 072	7 167	9.5	Z	X
2460	Other industrial supplies	291	1 474 745	55 540	3.8	.1	4.2
2462	Abrasives and abrasive materials	134	658 723	12 384	1.9	Z	X
2463	Nylon, polyester, and synthetic rubber	50	240 913	745	.3	Z	X
2464	Mechanical rubber goods	81	349 218	7 538	2.2	Z	X
2465	Strapping and tape	108	429 329	10 861	2.5	Z	X
2466	Industrial supplies, n.e.c.	137	940 395	23 828	2.5	Z	X
2620	Marine machinery, equipment, and supplies	9	14 223	460	3.2	Z	X
2700	Sporting and recreational goods and supplies	8	49 087	12 171	24.8	Z	X
2900	Ferrous metal scrap	325	4 848 554	229 967	4.7	.3	4.2
2911	Prepared ferrous metal scrap (processed by this establishment)	170	2 566 981	75 704	2.9	.1	X
2912	Prepared ferrous metal scrap (not processed by this establishment)	124	1 837 272	129 766	7.1	.2	X
2913	Unprepared ferrous metal scrap including bimetal cans	109	1 028 941	24 491	2.4	Z	X
2920	Nonferrous metal scrap	328	4 367 597	329 413	7.5	.4	6.4
2921	Aluminum scrap	285	2 955 339	116 700	3.9	.1	X
2922	Copper and copper alloy scrap	175	2 696 084	145 623	5.4	.2	X
2923	Lead scrap	71	494 781	3 308	.7	Z	X
2924	Other nonferrous metallic scrap (nickel, zinc, and precious and special metals)	87	1 926 626	63 777	3.3	.1	X
2930	Recyclable paper and paperboard	20	47 432	2 620	5.5	Z	X

See footnotes at end of table.

Table 3. Merchant Wholesalers by Kind of Business and Commodity Line: 1997—Con.

[Includes only establishments with payroll. For meaning of abbreviations and symbols, see introductory text. For explanation of terms, see Appendix A]

NAICS code and CL code	Kind of business and commodity line	Establishments handling commodity line		Commodity line sales			Sales coverage percent
		Number	Total sales (\$1,000)	Amount ¹ (\$1,000)	As percent of total sales of—		
					Establishments handling line	Establishments in NAICS industry ¹	
421510	Metal service centers & offices—Con.						
2940	Recyclable materials, except metal	32	50 118	7 298	14.6	Z	52.0
2943	Recyclable plastics	25	34 603	2 411	7.0	Z	X
2944	Recyclable glass	25	30 683	2 799	9.1	Z	X
2945	Other recyclable materials (including rubber and bones)	7	18 727	2 088	11.2	Z	X
3000	Jewelry, diamonds, gem stones, and watches	19	13 068	3 059	23.4	Z	68.2
3016	Other jewel., silverware, and plated ware (incl. jewel. where gemstones less than 50% of value, gold filled sterling, and costume jewel. and medallions)	16	8 824	2 154	24.4	Z	X
3030	Precious metals—gold, silver, and platinum including precious metal coins	36	1 180 755	170 976	14.5	.2	X
3120	Forest products, except lumber (including cordwood, hewn posts, poles, and ties)	16	49 145	6 740	13.7	Z	X
3150	Other durable goods	7	37 699	7 942	21.1	Z	X
3400	Industrial and personal services paper and plastics	19	38 742	3 093	8.0	Z	6.3
3413	Industrial paper (wrapping, bags, cartons, etc.)	10	24 729	2 587	10.5	Z	X
3500	Drugs, pharmaceuticals, cosmetics, and toiletries	19	62 288	10 442	16.8	Z	45.1
3515	Other toiletries and druggists' sundries	8	44 493	9 085	20.4	Z	X
3900	Women's and children's wear	8	14 890	3 074	20.6	Z	X
4000	Footwear	6	138 432	31 735	22.9	Z	X
4860	Other grocery specialties	9	64 319	7 454	11.6	Z	X
5300	Plastics materials and basic shapes	672	5 233 138	354 804	6.8	.4	1.4
5311	Plastic pipes, rods, tubes, and shapes	426	3 496 646	261 853	7.5	.3	X
5313	Plastics raw materials	47	510 447	14 197	2.8	Z	X
5314	Other plastics materials and basic shapes	186	1 557 793	71 773	4.6	.1	X
5320	Industrial gases (welding, etc.)	12	21 730	3 427	15.8	Z	X
5330	Chemicals and allied products (excluding agricultural, plastics, gases, and petroleum)	214	2 433 313	289 541	11.9	.3	2.4
5332	Alkalies and chlorine	41	261 032	41 021	15.7	Z	X
5334	Organic fibers	24	29 606	4 844	16.4	Z	X
5335	Detergents and soaps	32	310 019	2 823	9.9	Z	X
5336	Sanitation chemicals, polishes, and waxes	16	45 201	473	1.0	Z	X
5341	Insecticides, nonagricultural	16	45 201	473	1.0	Z	X
5342	Adhesives, sealants, and glues	49	544 598	115 262	21.2	.1	X
5344	Other chemicals and allied products	141	1 859 104	124 639	6.7	.2	X
5400	Petroleum products	32	854 696	43 672	5.1	Z	X
5800	Farm supplies	11	63 167	12 563	19.9	Z	65.7
5816	Other agricultural chemicals and fertilizers	6	62 328	12 084	19.4	Z	X
6000	Paint, paint supplies, and wallpaper	76	262 583	11 248	4.3	Z	5.6
6011	Architectural coatings (enamels, primers, stains, solvents, and lacquers)	69	253 211	10 729	4.2	Z	X
6120	Art goods (including novelties and souvenirs)	21	25 666	4 181	16.3	Z	4.9
6122	Novelties and souvenirs	6	7 608	1 224	16.1	Z	X
6130	Textile bags, bagging, and burlap	8	16 260	3 703	22.8	Z	X
9700	Service receipts and labor charges (including installed parts)	670	5 074 731	264 110	5.2	.3	8.4
9701	Labor charges for repair work	438	2 964 339	123 351	4.2	.1	X
9702	Parts installed in repair work	353	2 596 912	55 924	2.2	.1	X
9703	Other service receipts and labor charges—Specify	201	1 869 900	84 783	4.5	.1	X
9720	Receipts for service contracts	14	22 398	1 828	8.2	Z	X
9740	Receipts for installing equipment	31	57 484	8 058	14.0	Z	X
9810	Miscellaneous commodities	731	7 405 146	470 153	6.3	.6	X
9940	Rental and leasing receipts	99	407 989	25 345	6.2	Z	X
9950	Construction receipts	22	76 360	24 206	31.7	Z	X
4215101	Ferrous metal service centers & sales offices	7 595	X	66 113 409	X	100.0	79.1
0100	New and used automobiles, motorcycles, etc.	12	18 218	3 257	17.9	Z	12.4
0114	Motorscooters, mopeds, snowmobiles, and utility trailers	8	11 199	2 869	25.6	Z	X
0200	New and rebuilt automotive parts and supplies	45	260 795	64 455	24.7	.1	49.6
0211	Batteries	14	10 093	140	1.4	Z	X
0213	Electrical engine parts (including ignition parts)	9	8 204	100	1.2	Z	X
0214	Brake parts (including fluid and all disk and drum parts)	9	7 275	64	.9	Z	X
0216	Glass	6	6 859	83	1.2	Z	X
0219	Engine parts, except electrical	15	223 452	54 150	24.2	.1	X
0221	Body parts and repair materials	11	9 302	120	1.3	Z	X
0222	Suspension parts (shocks, struts, balljoints, etc.)	13	28 255	8 312	29.4	Z	X
0223	Parts, n.e.c.	7	6 723	183	2.7	Z	X
0240	Used automotive parts, accessories, and equipment	42	27 903	5 078	18.2	Z	X
0300	Tires and tubes	21	15 337	749	4.9	Z	13.9
0312	Recapped and used tires and repair materials	8	10 137	292	2.9	Z	X
0400	Household and lawn furniture	7	3 495	218	6.2	Z	X
0500	Household china, glassware, crockery, and plastic housewares	7	18 384	5 552	30.2	Z	X
0530	Flooring and floor coverings	11	12 189	489	4.0	Z	X
0600	Lumber: rough, dressed, and finished	105	316 240	42 862	13.6	.1	53.8
0611	Dimensional lumber (non-treated)	44	111 963	4 624	4.1	Z	X
0612	Treated lumber	77	245 413	29 120	11.9	Z	X
0613	Boards	9	30 436	9 118	30.0	Z	X
0620	Plywood and millwork	100	480 106	59 146	12.3	.1	38.4
0621	Softwood plywood and oriented strand board (OSB)	13	35 355	3 251	9.2	Z	X
0622	Other panels products (including hardwood plywood, waterboard, and particleboard)	44	183 596	4 019	2.2	Z	X
0623	Gypsum, specialty boards, and treatments	18	128 177	16 063	12.5	Z	X
0624	Wood millwork (doors, windows, cabinets, etc.)	39	221 400	33 733	15.2	.1	X
0625	Metal millwork	7	35 863	1 354	3.8	Z	X

See footnotes at end of table.

Table 3. Merchant Wholesalers by Kind of Business and Commodity Line: 1997—Con.

[Includes only establishments with payroll. For meaning of abbreviations and symbols, see introductory text. For explanation of terms, see Appendix A]

NAICS code and CL code	Kind of business and commodity line	Establishments handling commodity line		Commodity line sales			Sales coverage percent
		Number	Total sales (\$1,000)	Amount ¹ (\$1,000)	As percent of total sales of—		
					Establishments handling line	Establishments in NAICS industry ¹	
4215101	Ferrous metal service centers & sales offices—Con.						
0700	Brick, stone, tile, sand, block, cement, and gravel	90	336 929	41 108	12.2	.1	30.3
0711	Ready-mixed or transit-mixed concrete	27	103 128	9 174	8.9	Z	X
0712	Cement and lime	43	171 315	9 080	5.3	Z	X
0713	Sand, gravel, and crushed stone	14	19 868	1 242	6.3	Z	X
0714	Brick, block, tile, clay/cement sewer pipe, etc.	30	163 266	21 601	13.2	Z	X
0720	Roofing, siding, and insulation materials	117	570 714	65 540	11.5	.1	33.6
0721	Roofing, except wood	51	265 052	25 194	9.5	Z	X
0722	Siding, except wood	30	114 825	1 871	1.6	Z	X
0723	Insulation materials	80	413 229	38 474	9.3	.1	X
0730	Flat glass and other construction glass (excluding automotive)	8	28 705	1 845	6.4	Z	X
0740	Other construction materials	144	490 847	69 427	14.1	.1	55.6
0741	Rain-carrying equipment (down spouts, gutters, etc.)	15	79 347	4 134	5.2	Z	X
0742	Prefabricated buildings and structural assemblies (nonwood)	13	40 454	1 486	3.7	Z	X
0744	Construction materials, n.e.c. (including wire fence and construction paper)	128	429 359	63 807	14.9	.1	X
0920	New computer equipment	6	38 065	1 998	5.2	Z	X
0950	Computer software (packaged)	6	3 819	373	9.8	Z	X
1100	Iron and steel products (semifinished)	1 453	14 589 684	4 614 072	31.6	7.0	72.6
1111	Sheet bars and tin plate bars	459	3 919 310	488 699	12.5	.7	X
1112	Wire rods	198	4 091 942	626 775	15.3	.9	X
1113	Rough castings and foundry products	287	1 472 983	590 417	40.1	.9	X
1114	Forgings	349	2 467 695	311 107	12.6	.5	X
1116	Other semifinished iron and steel products	587	8 699 485	2 597 074	29.9	3.9	X
1120	Flat iron and steel products	3 956	44 721 119	24 548 415	54.9	37.1	73.5
1121	Plates	2 408	24 307 705	5 269 798	21.7	8.0	X
1122	Strips (hot-rolled and cold-rolled)	1 296	14 522 214	3 560 423	24.5	5.4	X
1123	Sheets (cold-rolled)	1 982	27 105 132	4 343 979	16.0	6.6	X
1124	Sheets (hot-rolled)	2 335	29 064 509	4 667 950	16.1	7.1	X
1126	Sheets (galvanized and coated)	1 781	26 132 445	4 115 974	15.8	6.2	X
1127	Tin plate and terneplate	132	3 098 562	452 705	14.6	.7	X
1128	Fabricated and structural plate products	730	4 191 236	627 624	15.0	.9	X
1129	Other flat iron and steel products	972	12 543 645	1 509 960	12.0	2.3	X
1140	Iron and steel wire and wire products	1 619	9 431 452	2 446 864	25.9	3.7	66.5
1141	Wire (plain, coated, barbed, and twisted)	774	5 592 680	1 227 350	21.9	1.9	X
1142	Nails	274	1 263 557	309 982	24.5	.5	X
1143	Wire rope, strand, strapping, reinforcement mesh, and bale ties	1 029	5 772 689	909 528	15.8	1.4	X
1150	Iron and steel pipe and tubing	3 183	32 231 384	9 101 117	28.2	13.8	72.8
1152	Tubing	2 448	24 844 956	4 010 575	16.1	6.1	X
1153	Standard steel pipe	2 310	23 100 583	3 183 498	13.8	4.8	X
1154	Other steel pipe	851	9 550 341	1 907 044	20.0	2.9	X
1160	Other iron and steel products	2 768	28 328 078	9 540 977	33.7	14.4	74.3
1162	Bars (excluding reinforcement bars) and bar-size shapes: hot-rolled	1 451	18 720 511	1 930 784	10.3	2.9	X
1163	Bars and bar-size shapes: cold finished	1 290	16 631 934	1 716 423	10.3	2.6	X
1164	Concrete reinforcement bars	994	8 207 711	1 134 479	13.8	1.7	X
1165	Structural shapes (excluding bar-size shapes)	1 566	18 774 898	3 438 262	18.3	5.2	X
1167	Finished products, n.e.c.	602	6 313 314	1 321 025	20.9	2.0	X
1170	Alloy steel	1 387	17 162 079	2 666 516	15.5	4.0	75.7
1171	Bars, hot-rolled or cold-finished	844	10 904 105	1 049 774	9.6	1.6	X
1173	Pipe, tubing, and plates	669	9 772 413	1 188 032	12.2	1.8	X
1175	Other alloy steel	445	5 499 277	428 705	7.8	.6	X
1180	Stainless steel	2 105	24 584 263	6 076 929	24.7	9.2	72.9
1181	Plates	893	11 023 560	610 461	5.5	.9	X
1182	Strip	420	3 964 456	522 488	13.2	.8	X
1183	Sheets	1 072	14 316 713	1 672 674	11.7	2.5	X
1184	Bars and bar-size shapes	1 144	14 609 773	1 513 622	10.4	2.3	X
1185	Other stainless steel (including tubing)	1 287	16 787 481	1 757 678	10.5	2.7	X
1200	Copper and brass	803	10 063 281	405 296	4.0	.6	76.4
1211	Copper wire mill products (structural only)	67	900 920	9 268	1.0	Z	X
1212	Flat products (sheets, strips, and plates)	373	5 326 240	117 988	2.2	.2	X
1213	Tubular products (pipes and tubes)	445	6 084 374	132 355	2.2	.2	X
1214	Rod, nonelectrical wire, extruded shapes, etc.	321	5 304 004	145 677	2.7	.2	X
1220	Aluminum shapes, forms, etc.	1 431	16 032 031	1 877 581	11.7	2.8	74.5
1221	Plates (.250 inch and over)	761	9 215 942	264 923	2.9	.4	X
1222	Sheets and coils (.006 to .249 inch)	883	12 415 171	903 469	7.3	1.4	X
1223	Rods, bars, and wires: rolled or extruded (rounds, hexes, squares, and rectangles)	940	11 088 921	448 998	4.0	.7	X
1224	Pipe and tubing (including hollow bar, square, and rectangular tubing) ..	805	9 586 669	234 405	2.4	.4	X
1225	Foils	34	148 320	25 757	17.4	Z	X
1230	Other nonferrous metals (magnesium, nickel, tin, lead, zinc, etc., except precious)	297	5 719 735	340 825	6.0	.5	X
1300	Coal and coke	16	537 978	160 724	29.9	.2	53.9
1311	Coal	15	491 582	4 416	.9	Z	X
1312	Coke	14	534 696	156 308	29.2	.2	X
1320	Minerals and ores (excluding coal, precious stones, and crude oil)	26	1 416 388	64 464	4.6	.1	X
1400	Electrical apparatus and equipment	202	1 101 724	80 863	7.3	.1	.5
1421	Other electrical apparatus and equipment (including fuses and lightning rods)	161	993 298	59 858	6.0	.1	X
1500	Electrical appliances, household	6	17 040	2 360	13.9	Z	X
1600	Electronic parts and equipment, except communication	80	1 387 044	61 929	4.5	.1	X
1700	Hardware	700	3 261 503	354 531	10.9	.5	12.5
1711	Hand tools (including power driven)	477	2 411 033	192 532	8.0	.3	X
1712	Bolts, nuts, rivets, and fasteners	529	2 570 529	112 026	4.4	.2	X
1713	Cutlery	369	1 610 349	49 973	3.1	.1	X

See footnotes at end of table.

Table 3. Merchant Wholesalers by Kind of Business and Commodity Line: 1997—Con.

[Includes only establishments with payroll. For meaning of abbreviations and symbols, see introductory text. For explanation of terms, see Appendix A]

NAICS code and CL code	Kind of business and commodity line	Establishments handling commodity line		Commodity line sales			Sales coverage percent
		Number	Total sales (\$1,000)	Amount ¹ (\$1,000)	As percent of total sales of—		
					Establishments handling line	Establishments in NAICS industry ¹	
4215101	Ferrous metal service centers & sales offices—Con.						
1800	Plumbing and heating equipment and supplies (hydronics)	245	1 505 982	231 528	15.4	.4	23.6
1811	Plastic pipe fittings and valves (excluding pipe and tubing)	149	670 232	21 425	3.2	Z	X
1812	Metal pipe fittings and valves (excluding pipe and tubing)	189	853 741	108 201	12.7	.2	X
1813	Plumbing fixtures	65	392 059	18 156	4.6	Z	X
1814	Furnaces, stoves, water heaters (except electric and warm air)	27	225 922	17 441	7.7	Z	X
1815	Boilers, radiators, and convectors	33	194 377	4 382	2.3	Z	X
1818	Other plumbing and heating equipment and supplies	107	788 322	61 920	7.9	.1	X
1900	Warm air heating and air-conditioning equipment and supplies	34	254 659	26 976	10.6	Z	52.4
1911	Furnaces (warm air)	14	160 284	3 147	2.0	Z	X
1912	Central air-conditioning (residential and commercial)	6	23 265	243	1.0	Z	X
1914	Heat pumps (residential and commercial)	17	180 988	1 947	1.1	Z	X
1916	Air cleaning and filtration systems	7	22 617	3 373	14.9	Z	X
1919	Registers, grills, pre-formed ductwork (excluding sheet metal), and duct insulation	24	214 439	17 590	8.2	Z	X
2100	Construction and mining machinery and equipment (including parts and attachments)	44	661 745	157 447	23.8	.2	1.2
2113	New mixers, pavers, and related equipment	13	170 985	12 187	7.1	Z	X
2117	Other new construction and mining, logging, and road maintenance machinery, equipment, and parts	24	467 093	111 600	23.9	.2	X
2118	Used construction and mining machinery and equipment	13	170 985	32 241	18.9	Z	X
2200	Farm machinery, equipment, and parts	19	30 682	1 852	6.0	Z	X
2300	Hydraulic and pneumatic (fluid-power) pumps, motors, and parts	23	100 790	9 962	9.9	Z	42.5
2311	Pumps	17	97 070	8 341	8.6	Z	X
2312	Motors	12	45 300	938	2.1	Z	X
2313	Parts for pumps and motors	11	25 039	685	2.7	Z	X
2320	General-purpose industrial machinery, equipment, and parts	347	4 126 887	666 239	16.1	1.0	.6
2321	New pumps, compressors (air or gas), and equipment	235	2 404 321	133 184	5.5	.2	X
2326	New controlling, recording, and indicating instruments and access	111	1 108 493	364 042	32.8	.6	X
2327	All other new general-purpose industrial machinery and equipment	197	2 038 639	152 729	7.5	.2	X
2328	Used general-purpose industrial machinery and equipment	81	1 106 018	16 292	1.5	Z	X
2330	Metalworking machinery, equipment, and parts	82	242 917	24 055	9.9	Z	X
2340	Materials handling machinery, equipment, and parts	59	160 509	15 674	9.8	Z	45.1
2341	New conveying equipment	36	70 921	6 844	9.7	Z	X
2342	New hoists, cranes, and monorails	21	37 650	1 519	4.0	Z	X
2343	New forklift trucks	9	65 633	3 644	5.6	Z	X
2350	Oil well, oil refinery, and pipeline machinery, equipment, and supplies	72	446 143	72 072	16.2	.1	67.8
2351	New oil refining and pipeline machinery, equipment, and supplies	41	169 740	22 255	13.1	Z	X
2352	New oil field machinery, equipment, and supplies (including drilling bits)	28	273 156	49 659	18.2	.1	X
2360	Other industrial machinery, equipment, and parts	14	78 704	10 472	13.3	Z	79.1
2366	Other new industrial machinery and equipment	14	78 704	10 197	13.0	Z	X
2370	Mechanical power transmission supplies	13	29 765	2 045	6.9	Z	79.1
2371	Bearings and bushings	11	23 389	1 305	5.6	Z	X
2380	Industrial valves and fittings (except fluid-power)	133	825 446	221 744	26.9	.3	X
2390	Hydraulic and pneumatic (fluid-power) valves	17	77 275	4 787	6.2	Z	79.1
2391	Hydraulic valves	13	69 045	3 465	5.0	Z	X
2392	Pneumatic valves	11	26 751	1 321	4.9	Z	X
2400	Hydraulic and pneumatic cylinders and rotary actuators	13	81 757	6 466	7.9	Z	79.1
2411	Hydraulic cylinders and rotary actuators	12	45 240	4 571	10.1	Z	X
2420	Hydraulic and pneumatic connectors and assemblies	15	101 449	33 552	33.1	.1	17.6
2421	Hydraulic and pneumatic connectors	9	65 598	6 457	9.8	Z	X
2422	Hydraulic and pneumatic assemblies	10	84 685	27 094	32.0	Z	X
2430	Fluid-power filters, components, accessories, and parts	16	55 515	2 608	4.7	Z	79.1
2431	Filters	10	14 481	395	2.7	Z	X
2432	Other fluid-power components, accessories, and parts, n.e.c.	10	44 735	2 213	4.9	Z	X
2440	Welding supplies (excluding gases)	20	44 035	3 603	8.2	Z	X
2450	Industrial containers and supplies	39	75 072	7 167	9.5	Z	7.7
2454	Other industrial containers and supplies	39	75 072	7 167	9.5	Z	X
2460	Other industrial supplies	270	1 432 585	51 129	3.6	.1	3.9
2462	Abrasives and abrasive materials	134	658 723	12 384	1.9	Z	X
2463	Nylon, polyester, and synthetic rubber	50	240 913	745	.3	Z	X
2464	Mechanical rubber goods	81	349 218	7 538	2.2	Z	X
2465	Strapping and tape	92	389 666	6 624	1.7	Z	X
2466	Industrial supplies, n.e.c.	137	940 395	23 828	2.5	Z	X
2620	Marine machinery, equipment, and supplies	9	14 223	460	3.2	Z	X
2700	Sporting and recreational goods and supplies	8	49 087	12 171	24.8	Z	X
2900	Ferrous metal scrap	269	4 459 394	220 831	5.0	.3	3.2
2911	Prepared ferrous metal scrap (processed by this establishment)	157	2 509 682	70 981	2.8	.1	X
2912	Prepared ferrous metal scrap (not processed by this establishment)	99	1 517 297	127 412	8.4	.2	X
2913	Unprepared ferrous metal scrap including bimetal cans	84	981 349	22 432	2.3	Z	X
2920	Nonferrous metal scrap	174	2 040 235	111 602	5.5	.2	8.4
2921	Aluminum scrap	159	1 616 255	50 546	3.1	.1	X
2922	Copper and copper alloy scrap	121	1 411 924	33 924	2.4	.1	X
2923	Lead scrap	39	207 726	1 381	.7	Z	X
2924	Other nonferrous metallic scrap (nickel, zinc, and precious and special metals)	45	871 079	25 748	3.0	Z	X
2930	Recyclable paper and paperboard	6	37 159	1 768	4.8	Z	X
2940	Recyclable materials, except metal	6	17 229	1 941	11.3	Z	X
3030	Precious metals—gold, silver, and platinum including precious metal coins	10	283 938	116 379	41.0	.2	X
3120	Forest products, except lumber (including cordwood, hewn posts, poles, and ties)	13	42 851	6 689	15.6	Z	X

See footnotes at end of table.

Table 3. Merchant Wholesalers by Kind of Business and Commodity Line: 1997—Con.

[Includes only establishments with payroll. For meaning of abbreviations and symbols, see introductory text. For explanation of terms, see Appendix A]

NAICS code and CL code	Kind of business and commodity line	Establishments handling commodity line		Commodity line sales			Sales coverage percent
		Number	Total sales (\$1,000)	Amount ¹ (\$1,000)	As percent of total sales of—		
					Establishments handling line	Establishments in NAICS industry ¹	
4215101	Ferrous metal service centers & sales offices—Con.						
3400	Industrial and personal services paper and plastics	16	27 676	2 674	9.7	Z	10.5
3413	Industrial paper (wrapping, bags, cartons, etc.)	10	24 729	2 587	10.5	Z	X
4860	Other grocery specialties	9	64 319	7 454	11.6	Z	X
5300	Plastics materials and basic shapes	494	4 168 744	281 137	6.7	.4	.9
5311	Plastic pipes, rods, tubes, and shapes	386	3 091 958	225 085	7.3	.3	X
5313	Plastics raw materials	47	510 447	14 197	2.8	Z	X
5314	Other plastics materials and basic shapes	62	566 335	41 855	7.4	.1	X
5320	Industrial gases (welding, etc.)	12	21 730	3 427	15.8	Z	X
5330	Chemicals and allied products (excluding agricultural, plastics, gases, and petroleum)	177	1 820 608	263 283	14.5	.4	2.1
5332	Alkalies and chlorine	31	141 251	40 475	28.7	.1	X
5334	Organic fibers	24	29 606	4 844	16.4	Z	X
5335	Detergents and soaps	22	190 238	2 642	1.4	Z	X
5336	Sanitation chemicals, polishes, and waxes	16	45 201	473	1.0	Z	X
5341	Insecticides, nonagricultural	16	45 201	473	1.0	Z	X
5342	Adhesives, sealants, and glues	38	511 602	115 208	22.5	.2	X
5344	Other chemicals and allied products	115	1 279 395	99 162	7.8	.2	X
5400	Petroleum products	30	466 635	27 765	6.0	Z	X
5800	Farm supplies	11	63 167	12 563	19.9	Z	65.8
5816	Other agricultural chemicals and fertilizers	6	62 328	12 084	19.4	Z	X
6000	Paint, paint supplies, and wallpaper	74	257 873	10 667	4.1	Z	4.9
6011	Architectural coatings (enamels, primers, stains, solvents, and lacquers)	68	250 865	10 263	4.1	Z	X
9700	Service receipts and labor charges (including installed parts)	588	4 722 902	241 379	5.1	.4	7.6
9701	Labor charges for repair work	382	2 708 063	112 754	4.2	.2	X
9702	Parts installed in repair work	317	2 399 477	50 279	2.1	.1	X
9703	Other service receipts and labor charges—Specify	170	1 773 889	78 333	4.4	.1	X
9720	Receipts for service contracts	11	14 326	1 350	9.4	Z	X
9740	Receipts for installing equipment	31	57 484	8 058	14.0	Z	X
9810	Miscellaneous commodities	546	5 175 623	359 430	6.9	.5	X
9940	Rental and leasing receipts	71	303 640	18 628	6.1	Z	X
9950	Construction receipts	19	66 750	20 421	30.6	Z	X
42151011	Ferrous metal service centers	5 827	X	58 768 929	X	100.0	80.0
0100	New and used automobiles, motorcycles, etc.	11	17 285	3 153	18.2	Z	14.5
0114	Motorscooters, mopeds, snowmobiles, and utility trailers	8	11 199	2 869	25.6	Z	X
0200	New and rebuilt automotive parts and supplies	32	232 540	56 143	24.1	.1	48.5
0211	Batteries	14	10 093	140	1.4	Z	X
0213	Electrical engine parts (including ignition parts)	9	8 204	100	1.2	Z	X
0214	Brake parts (including fluid and all disk and drum parts)	9	7 275	64	.9	Z	X
0216	Glass	6	6 859	83	1.2	Z	X
0219	Engine parts, except electrical	15	223 452	54 150	24.2	.1	X
0221	Body parts and repair materials	11	9 302	120	1.3	Z	X
0223	Parts, n.e.c.	7	6 723	183	2.7	Z	X
0240	Used automotive parts, accessories, and equipment	36	23 956	4 554	19.0	Z	X
0300	Tires and tubes	8	10 137	292	2.9	Z	22.9
0312	Recapped and used tires and repair materials	8	10 137	292	2.9	Z	X
0530	Flooring and floor coverings	6	9 596	234	2.4	Z	X
0600	Lumber: rough, dressed, and finished	93	309 418	42 057	13.6	.1	54.8
0611	Dimensional lumber (non-treated)	34	105 337	4 053	3.8	Z	X
0612	Treated lumber	70	243 930	28 886	11.8	Z	X
0613	Boards	9	30 436	9 118	30.0	Z	X
0620	Plywood and millwork	81	462 849	55 684	12.0	.1	38.0
0621	Softwood plywood and oriented strand board (OSB)	10	34 263	3 202	9.3	Z	X
0622	Other panels products (including hardwood plywood, waterboard, and particleboard)	41	182 896	3 988	2.2	Z	X
0623	Gypsum, specialty boards, and treatments	18	128 177	16 063	12.5	Z	X
0624	Wood millwork (doors, windows, cabinets, etc.)	27	208 635	31 176	14.9	.1	X
0625	Metal millwork	6	33 187	529	1.6	Z	X
0700	Brick, stone, tile, sand, block, cement, and gravel	77	314 419	36 515	11.6	.1	27.5
0711	Ready-mixed or transit-mixed concrete	19	96 204	8 699	9.0	Z	X
0712	Cement and lime	43	171 315	9 080	5.3	Z	X
0713	Sand, gravel, and crushed stone	14	19 868	1 242	6.3	Z	X
0714	Brick, block, tile, clay/cement sewer pipe, etc.	23	143 866	17 483	12.2	Z	X
0720	Roofing, siding, and insulation materials	109	566 666	65 231	11.5	.1	33.9
0721	Roofing, except wood	47	264 528	25 128	9.5	Z	X
0722	Siding, except wood	26	114 301	1 805	1.6	Z	X
0723	Insulation materials	72	409 181	38 298	9.4	.1	X
0730	Flat glass and other construction glass (excluding automotive)	6	28 044	1 746	6.2	Z	X
0740	Other construction materials	120	473 603	66 553	14.1	.1	55.7
0741	Rain-carrying equipment (down spouts, gutters, etc.)	9	76 988	4 054	5.3	Z	X
0742	Prefabricated buildings and structural assemblies (nonwood)	6	33 799	280	.8	Z	X
0744	Construction materials, n.e.c. (including wire fence and construction paper)	114	419 657	62 219	14.8	.1	X
1100	Iron and steel products (semifinished)	1 048	11 889 711	3 253 465	27.4	5.5	72.9
1111	Sheet bars and tin plate bars	361	3 296 983	433 852	13.2	.7	X
1112	Wire rods	154	3 297 345	440 654	13.4	.8	X
1113	Rough castings and foundry products	178	1 253 571	490 624	39.1	.8	X
1114	Forgings	248	2 217 844	273 064	12.3	.5	X
1116	Other semifinished iron and steel products	410	6 478 538	1 615 271	24.9	2.7	X

See footnotes at end of table.

Table 3. Merchant Wholesalers by Kind of Business and Commodity Line: 1997—Con.

[Includes only establishments with payroll. For meaning of abbreviations and symbols, see introductory text. For explanation of terms, see Appendix A]

NAICS code and CL code	Kind of business and commodity line	Establishments handling commodity line		Commodity line sales			Sales coverage percent
		Number	Total sales (\$1,000)	Amount ¹ (\$1,000)	As percent of total sales of—		
					Establishments handling line	Establishments in NAICS industry ¹	
42151011	Ferrous metal service centers—Con.						
1120	Flat iron and steel products	3 136	39 729 592	21 885 287	55.1	37.2	74.4
1121	Plates	1 976	21 804 427	4 560 388	20.9	7.8	X
1122	Strips (hot-rolled and cold-rolled)	1 174	14 033 215	3 540 875	25.2	6.0	X
1123	Sheets (cold-rolled)	1 662	24 816 371	3 836 019	15.5	6.5	X
1124	Sheets (hot-rolled)	1 988	26 205 742	3 932 647	15.0	6.7	X
1126	Sheets (galvanized and coated)	1 501	24 125 257	3 853 457	16.0	6.6	X
1127	Tin plate and terneplate	108	2 798 051	438 351	15.7	.7	X
1128	Fabricated and structural plate products	573	3 928 934	515 164	13.1	.9	X
1129	Other flat iron and steel products	817	11 377 501	1 208 386	10.6	2.1	X
1140	Iron and steel wire and wire products	1 351	8 734 319	2 310 941	26.5	3.9	67.7
1141	Wire (plain, coated, barbed, and twisted)	625	5 158 196	1 153 210	22.4	2.0	X
1142	Nails	235	1 187 457	295 028	24.8	.5	X
1143	Wire rope, strand, strapping, reinforcement mesh, and bale ties	872	5 469 874	862 699	15.8	1.5	X
1150	Iron and steel pipe and tubing	2 565	29 204 082	7 973 383	27.3	13.6	73.9
1152	Tubing	2 041	22 602 962	3 418 796	15.1	5.8	X
1153	Standard steel pipe	1 940	21 229 182	2 849 408	13.4	4.8	X
1154	Other steel pipe	668	8 476 055	1 705 182	20.1	2.9	X
1160	Other iron and steel products	2 226	25 789 920	8 678 470	33.7	14.8	75.1
1162	Bars (excluding reinforcement bars) and bar-size shapes: hot-rolled	1 268	17 706 164	1 747 733	9.9	3.0	X
1163	Bars and bar-size shapes: cold finished	1 142	16 068 270	1 657 158	10.3	2.8	X
1164	Concrete reinforcement bars	932	7 391 457	1 012 513	13.7	1.7	X
1165	Structural shapes (excluding bar-size shapes)	1 308	17 380 676	3 190 415	18.4	5.4	X
1167	Finished products, n.e.c.	435	5 895 853	1 070 652	18.2	1.8	X
1170	Alloy steel	1 175	15 982 123	2 379 987	14.9	4.1	76.6
1171	Bars, hot-rolled or cold-finished	724	10 443 265	971 238	9.3	1.7	X
1173	Pipe, tubing, and plates	545	8 923 026	995 922	11.2	1.7	X
1175	Other alloy steel	363	5 071 700	412 824	8.1	.7	X
1180	Stainless steel	1 786	22 846 004	5 687 572	24.9	9.7	73.5
1181	Plates	772	10 440 447	527 083	5.0	.9	X
1182	Strip	352	3 751 170	492 629	13.1	1.8	X
1183	Sheets	915	13 102 621	1 554 652	11.9	2.6	X
1184	Bars and bar-size shapes	1 033	13 888 153	1 467 056	10.6	2.5	X
1185	Other stainless steel (including tubing)	1 103	16 030 074	1 646 142	10.3	2.8	X
1200	Copper and brass	685	9 628 163	387 600	4.0	.7	77.3
1211	Copper wire mill products (structural only)	64	884 734	8 938	1.0	.2	X
1212	Flat products (sheets, strips, and plates)	306	5 076 326	113 037	2.2	.2	X
1213	Tubular products (pipes and tubes)	384	5 811 256	124 027	2.1	.2	X
1214	Rod, nonelectrical wire, extruded shapes, etc.	275	5 069 167	141 590	2.8	.2	X
1220	Aluminum shapes, forms, etc.	1 198	15 319 463	1 809 086	11.8	3.1	75.6
1221	Plates (.250 inch and over)	650	8 776 043	250 227	2.9	.4	X
1222	Sheets and coils (.006 to .249 inch)	781	12 023 613	886 668	7.4	1.5	X
1223	Rods, bars, and wires: rolled or extruded (rounds, hexes, squares, and rectangles)	829	10 733 521	427 247	4.0	.7	X
1224	Pipe and tubing (including hollow bar, square, and rectangular tubing) ..	675	9 141 210	219 524	2.4	.4	X
1225	Foils	25	139 713	25 414	18.2	Z	X
1230	Other nonferrous metals (magnesium, nickel, tin, lead, zinc, etc., except precious)	248	5 044 605	291 775	5.8	.5	X
1300	Coal and coke	9	379 742	145 767	38.4	.2	73.0
1311	Coal	8	333 346	1 569	.5	Z	X
1312	Coke	7	376 460	144 198	38.3	.2	X
1320	Minerals and ores (excluding coal, precious stones, and crude oil)	17	1 116 228	59 481	5.3	.1	X
1400	Electrical apparatus and equipment	161	993 298	59 858	6.0	.1	.5
1421	Other electrical apparatus and equipment (including fuses and lightning rods)	161	993 298	59 858	6.0	.1	X
1500	Electrical appliances, household	6	17 040	2 360	13.9	Z	X
1600	Electronic parts and equipment, except communication	50	1 294 015	57 264	4.4	.1	X
1700	Hardware	600	3 113 991	337 585	10.8	.6	12.5
1711	Hand tools (including power driven)	451	2 367 935	191 291	8.1	.3	X
1712	Bolts, nuts, rivets, and fasteners	473	2 454 804	97 933	4.0	.2	X
1713	Cutlery	317	1 574 702	48 361	3.1	.1	X
1800	Plumbing and heating equipment and supplies (hydronics)	209	1 445 466	217 526	15.0	.4	23.7
1811	Plastic pipe fittings and valves (excluding pipe and tubing)	122	629 422	17 930	2.8	Z	X
1812	Metal pipe fittings and valves (excluding pipe and tubing)	153	793 225	98 414	12.4	.2	X
1813	Plumbing fixtures	49	356 098	17 566	4.9	Z	X
1814	Furnaces, stoves, water heaters (except electric and warm air)	27	225 922	17 441	7.7	Z	X
1815	Boilers, radiators, and convectors	33	194 377	4 382	2.3	Z	X
1818	Other plumbing and heating equipment and supplies	100	784 899	61 792	7.9	.1	X
1900	Warm air heating and air-conditioning equipment and supplies	28	231 394	26 733	11.6	Z	52.4
1911	Furnaces (warm air)	14	160 284	3 147	2.0	Z	X
1914	Heat pumps (residential and commercial)	17	180 988	1 947	1.1	Z	X
1916	Air cleaning and filtration systems	7	22 617	3 373	14.9	Z	X
1919	Registers, grills, pre-formed ductwork (excluding sheet metal), and duct insulation	24	214 439	17 590	8.2	Z	X
2100	Construction and mining machinery and equipment (including parts and attachments)	37	638 078	156 028	24.5	.3	1.2
2113	New mixers, pavers, and related equipment	13	170 985	12 187	7.1	Z	X
2117	Other new construction and mining, logging, and road maintenance machinery, equipment, and parts	24	467 093	111 600	23.9	.2	X
2118	Used construction and mining machinery and equipment	13	170 985	32 241	18.9	.1	X
2200	Farm machinery, equipment, and parts	14	29 017	1 618	5.6	Z	X
2300	Hydraulic and pneumatic (fluid-power) pumps, motors, and parts	14	94 571	9 423	10.0	Z	42.5
2311	Pumps	11	93 933	8 227	8.8	Z	X
2312	Motors	6	42 163	852	2.0	Z	X
2313	Parts for pumps and motors	8	21 957	346	1.6	Z	X

See footnotes at end of table.

Table 3. Merchant Wholesalers by Kind of Business and Commodity Line: 1997—Con.

[Includes only establishments with payroll. For meaning of abbreviations and symbols, see introductory text. For explanation of terms, see Appendix A]

NAICS code and CL code	Kind of business and commodity line	Establishments handling commodity line		Commodity line sales			Sales coverage percent
		Number	Total sales (\$1,000)	Amount ¹ (\$1,000)	As percent of total sales of—		
					Establishments handling line	Establishments in NAICS industry ¹	
42151011	Ferrous metal service centers—Con.						
2320	General-purpose industrial machinery, equipment, and parts	261	3 785 896	620 080	16.4	1.1	.6
2321	New pumps, compressors (air or gas), and equipment	149	2 063 330	121 995	5.9	.2	X
2326	New controlling, recording, and indicating instruments and access	111	1 108 493	364 042	32.8	.6	X
2327	All other new general-purpose industrial machinery and equipment	111	1 697 648	121 825	7.2	.2	X
2328	Used general-purpose industrial machinery and equipment	36	966 326	12 220	1.3	Z	X
2330	Metalworking machinery, equipment, and parts	50	223 621	22 166	9.9	Z	X
2340	Materials handling machinery, equipment, and parts	42	145 276	14 278	9.8	Z	38.9
2341	New conveying equipment	31	65 657	5 722	8.7	Z	X
2342	New hoists, cranes, and monorails	9	27 681	1 337	4.8	Z	X
2343	New forklift trucks	6	61 503	3 598	5.9	Z	X
2350	Oil well, oil refinery, and pipeline machinery, equipment, and supplies	69	442 896	71 914	16.2	.1	68.9
2351	New oil refining and pipeline machinery, equipment, and supplies	41	169 740	22 255	13.1	Z	X
2352	New oil field machinery, equipment, and supplies (including drilling bits)	28	273 156	49 659	18.2	.1	X
2360	Other industrial machinery, equipment, and parts	10	74 095	9 918	13.4	Z	80.0
2366	Other new industrial machinery and equipment	10	74 095	9 824	13.3	Z	X
2370	Mechanical power transmission supplies	9	26 667	1 993	7.5	Z	80.0
2371	Bearings and bushings	7	20 291	1 253	6.2	Z	X
2380	Industrial valves and fittings (except fluid-power)	122	811 021	218 110	26.9	.4	X
2390	Hydraulic and pneumatic (fluid-power) valves	13	75 169	4 597	6.1	Z	80.0
2391	Hydraulic valves	9	66 939	3 368	5.0	Z	X
2392	Pneumatic valves	7	24 645	1 228	5.0	Z	X
2400	Hydraulic and pneumatic cylinders and rotary actuators	7	77 103	6 041	7.8	Z	80.0
2411	Hydraulic cylinders and rotary actuators	6	40 586	4 146	10.2	Z	X
2420	Hydraulic and pneumatic connectors and assemblies	12	99 707	33 501	33.6	.1	17.2
2421	Hydraulic and pneumatic connectors	6	63 856	6 406	10.0	Z	X
2422	Hydraulic and pneumatic assemblies	10	84 685	27 094	32.0	Z	X
2430	Fluid-power filters, components, accessories, and parts	13	53 773	2 522	4.7	Z	80.0
2431	Filters	7	12 739	379	3.0	Z	X
2432	Other fluid-power components, accessories, and parts, n.e.c.	7	42 993	2 143	5.0	Z	X
2440	Welding supplies (excluding gases)	20	44 035	3 603	8.2	Z	X
2450	Industrial containers and supplies	12	51 960	3 095	6.0	Z	6.6
2454	Other industrial containers and supplies	12	51 960	3 095	6.0	Z	X
2460	Other industrial supplies	234	1 394 164	48 579	3.5	.1	3.9
2462	Abrasives and abrasive materials	120	651 035	12 308	1.9	Z	X
2463	Nylon, polyester, and synthetic rubber	36	233 225	594	.3	Z	X
2464	Mechanical rubber goods	67	341 530	7 387	2.2	Z	X
2465	Strapping and tape	85	377 826	6 613	1.8	Z	X
2466	Industrial supplies, n.e.c.	107	913 814	21 665	2.4	Z	X
2620	Marine machinery, equipment, and supplies	8	13 864	388	2.8	Z	X
2700	Sporting and recreational goods and supplies	8	49 087	12 171	24.8	Z	X
2900	Ferrous metal scrap	232	3 749 301	121 594	3.2	.2	2.8
2911	Prepared ferrous metal scrap (processed by this establishment)	139	2 482 891	68 727	2.8	.1	X
2912	Prepared ferrous metal scrap (not processed by this establishment)	66	809 464	33 364	4.1	.1	X
2913	Unprepared ferrous metal scrap including bimetal cans	63	945 524	19 500	2.1	Z	X
2920	Nonferrous metal scrap	137	1 944 683	101 482	5.2	.2	7.0
2921	Aluminum scrap	126	1 600 108	49 261	3.1	.1	X
2922	Copper and copper alloy scrap	97	1 398 643	32 894	2.4	.1	X
2923	Lead scrap	22	196 882	1 246	.6	Z	X
2924	Other nonferrous metallic scrap (nickel, zinc, and precious and special metals)	34	783 382	18 077	2.3	Z	X
2940	Recyclable materials, except metal	6	17 229	1 941	11.3	Z	X
3030	Precious metals—gold, silver, and platinum including precious metal coins	8	281 048	114 938	40.9	.2	X
3120	Forest products, except lumber (including cordwood, hewn posts, poles, and ties)	13	42 851	6 689	15.6	Z	X
3400	Industrial and personal services paper and plastics	10	24 729	2 587	10.5	Z	11.5
3413	Industrial paper (wrapping, bags, cartons, etc.)	10	24 729	2 587	10.5	Z	X
4860	Other grocery specialties	6	63 574	7 307	11.5	Z	X
5300	Plastics materials and basic shapes	411	4 027 742	255 524	6.3	.4	.6
5311	Plastic pipes, rods, tubes, and shapes	303	2 950 956	199 472	6.8	.3	X
5313	Plastics raw materials	47	510 447	14 197	2.8	Z	X
5314	Other plastics materials and basic shapes	62	566 335	41 855	7.4	.1	X
5320	Industrial gases (welding, etc.)	10	19 725	3 411	17.3	Z	X
5330	Chemicals and allied products (excluding agricultural, plastics, gases, and petroleum)	157	1 796 344	258 399	14.4	.4	2.0
5332	Alkalies and chlorine	31	141 251	40 475	28.7	.1	X
5334	Organic fibers	24	29 606	4 844	16.4	Z	X
5335	Detergents and soaps	22	190 238	2 642	1.4	Z	X
5336	Sanitation chemicals, polishes, and waxes	16	45 201	473	1.0	Z	X
5341	Insecticides, nonagricultural	16	45 201	473	1.0	Z	X
5342	Adhesives, sealants, and glues	38	511 602	115 208	22.5	.2	X
5344	Other chemicals and allied products	95	1 255 131	94 278	7.5	.2	X
5400	Petroleum products	28	466 114	27 643	5.9	Z	X
5800	Farm supplies	8	23 537	744	3.2	Z	X
6000	Paint, paint supplies, and wallpaper	68	250 865	10 263	4.1	Z	5.0
6011	Architectural coatings (enamels, primers, stains, solvents, and lacquers)	68	250 865	10 263	4.1	Z	X
9700	Service receipts and labor charges (including installed parts)	512	4 608 540	230 767	5.0	.4	7.5
9701	Labor charges for repair work	351	2 664 236	110 516	4.1	.2	X
9702	Parts installed in repair work	280	2 350 363	47 564	2.0	.1	X
9703	Other service receipts and labor charges—Specify	136	1 715 479	72 675	4.2	.1	X

See footnotes at end of table.

Table 3. Merchant Wholesalers by Kind of Business and Commodity Line: 1997—Con.

[Includes only establishments with payroll. For meaning of abbreviations and symbols, see introductory text. For explanation of terms, see Appendix A]

NAICS code and CL code	Kind of business and commodity line	Establishments handling commodity line		Commodity line sales			Sales coverage percent
		Number	Total sales (\$1,000)	Amount ¹ (\$1,000)	As percent of total sales of—		
					Establishments handling line	Establishments in NAICS industry ¹	
42151011	Ferrous metal service centers—Con.						
9740	Receipts for installing equipment	21	30 551	6 641	21.7	Z	X
9810	Miscellaneous commodities	472	4 368 090	308 764	7.1	.5	X
9940	Rental and leasing receipts	59	297 174	17 806	6.0	Z	X
9950	Construction receipts	12	49 367	18 665	37.8	Z	X
42151012	Ferrous metal sales offices	1 768	X	7 344 480	X	100.0	72.0
0200	New and rebuilt automotive parts and supplies	13	28 255	8 312	29.4	.1	58.3
0222	Suspension parts (shocks, struts, balljoints, etc.)	13	28 255	8 312	29.4	.1	X
0240	Used automotive parts, accessories, and equipment	6	3 947	524	13.3	Z	X
0300	Tires and tubes	13	5 200	457	8.8	Z	X
0600	Lumber: rough, dressed, and finished	12	6 822	805	11.8	Z	30.2
0611	Dimensional lumber (non-treated)	10	6 626	571	8.6	Z	X
0612	Treated lumber	7	1 483	234	15.8	Z	X
0620	Plywood and millwork	19	17 257	3 462	20.1	Z	58.6
0624	Wood millwork (doors, windows, cabinets, etc.)	12	12 765	2 557	20.0	Z	X
0700	Brick, stone, tile, sand, block, cement, and gravel	13	22 510	4 593	20.4	.1	67.9
0711	Ready-mixed or transit-mixed concrete	8	6 924	475	6.9	Z	X
0714	Brick, block, tile, clay/cement sewer pipe, etc.	7	19 400	4 118	21.2	.1	X
0720	Roofing, siding, and insulation materials	8	4 048	309	7.6	Z	48.6
0723	Insulation materials	8	4 048	176	4.3	Z	X
0740	Other construction materials	24	17 244	2 874	16.7	Z	65.2
0741	Rain-carrying equipment (down spouts, gutters, etc.)	6	2 359	80	3.4	Z	X
0742	Prefabricated buildings and structural assemblies (nonwood)	7	6 655	1 206	18.1	Z	X
0744	Construction materials, n.e.c. (including wire fence and construction paper)	14	9 702	1 588	16.4	Z	X
1100	Iron and steel products (semifinished)	405	2 699 973	1 360 607	50.4	18.5	68.3
1111	Sheet bars and tin plate bars	97	622 327	54 847	8.8	.7	X
1112	Wire rods	44	794 597	186 121	23.4	2.5	X
1113	Rough castings and foundry products	109	219 412	99 793	45.5	1.4	X
1114	Forgings	102	249 851	38 043	15.2	.5	X
1116	Other semifinished iron and steel products	178	2 220 947	981 803	44.2	13.4	X
1120	Flat iron and steel products	820	4 991 527	2 663 128	53.4	36.3	66.7
1121	Plates	432	2 503 278	709 410	28.3	9.7	X
1122	Strips (hot-rolled and cold-rolled)	122	488 999	19 548	4.0	.3	X
1123	Sheets (cold-rolled)	321	2 288 761	507 960	22.2	6.9	X
1124	Sheets (hot-rolled)	347	2 858 767	735 303	25.7	10.0	X
1126	Sheets (galvanized and coated)	280	2 007 188	262 517	13.1	3.6	X
1127	Tin plate and terneplate	25	300 511	14 354	4.8	.2	X
1128	Fabricated and structural plate products	158	262 302	112 460	42.9	1.5	X
1129	Other flat iron and steel products	155	1 166 144	301 574	25.9	4.1	X
1140	Iron and steel wire and wire products	268	697 133	135 923	19.5	1.9	55.5
1141	Wire (plain, coated, barbed, and twisted)	148	434 484	74 140	17.1	1.0	X
1142	Nails	40	76 100	14 954	19.7	.2	X
1143	Wire rope, strand, strapping, reinforcement mesh, and bale ties	157	302 815	46 829	15.5	.6	X
1150	Iron and steel pipe and tubing	618	3 027 302	1 127 734	37.3	15.4	63.3
1152	Tubing	407	2 241 994	591 779	26.4	8.1	X
1153	Standard steel pipe	371	1 871 401	334 090	17.9	4.5	X
1154	Other steel pipe	184	1 074 286	201 862	18.8	2.7	X
1160	Other iron and steel products	542	2 538 158	862 507	34.0	11.7	69.0
1162	Bars (excluding reinforcement bars) and bar-size shapes: hot-rolled	183	1 014 347	183 051	18.0	2.5	X
1163	Bars and bar-size shapes: cold finished	148	563 664	59 265	10.5	.8	X
1164	Concrete reinforcement bars	62	816 254	121 966	14.9	1.7	X
1165	Structural shapes (excluding bar-size shapes)	258	1 394 222	247 847	17.8	3.4	X
1167	Finished products, n.e.c.	167	417 461	250 373	60.0	3.4	X
1170	Alloy steel	212	1 179 956	286 529	24.3	3.9	68.8
1171	Bars, hot-rolled or cold-finished	120	460 840	78 536	17.0	1.1	X
1173	Pipe, tubing, and plates	124	849 387	192 110	22.6	2.6	X
1175	Other alloy steel	82	427 577	15 881	3.7	.2	X
1180	Stainless steel	319	1 738 259	389 357	22.4	5.3	69.5
1181	Plates	121	583 113	83 378	14.3	1.1	X
1182	Strip	67	213 286	29 859	14.0	.4	X
1183	Sheets	157	1 214 092	118 022	9.7	1.6	X
1184	Bars and bar-size shapes	111	721 620	46 566	6.5	.6	X
1185	Other stainless steel (including tubing)	184	757 407	111 536	14.7	1.5	X
1200	Copper and brass	118	435 118	17 696	4.1	.2	69.2
1212	Flat products (sheets, strips, and plates)	68	249 914	4 951	2.0	.1	X
1213	Tubular products (pipes and tubes)	62	273 118	8 328	3.0	.1	X
1214	Rod, nonelectrical wire, extruded shapes, etc.	46	234 837	4 087	1.7	.1	X
1220	Aluminum shapes, forms, etc.	233	712 568	68 495	9.6	.9	63.8
1221	Plates (.250 inch and over)	112	439 899	14 696	3.3	.2	X
1222	Sheets and coils (.006 to .249 inch)	103	391 558	16 801	4.3	.2	X
1223	Rods, bars, and wires: rolled or extruded (rounds, hexes, squares, and rectangles)	111	355 400	21 751	6.1	.3	X
1224	Pipe and tubing (including hollow bar, square, and rectangular tubing) ..	131	445 459	14 881	3.3	.2	X
1225	Foils	9	8 607	343	4.0	Z	X
1230	Other nonferrous metals (magnesium, nickel, tin, lead, zinc, etc., except precious)	49	675 130	49 050	7.3	.7	X
1300	Coal and coke	7	158 236	14 957	9.5	.2	11.6
1311	Coal	7	158 236	2 847	1.8	Z	X
1312	Coke	7	158 236	12 110	7.7	.2	X
1320	Minerals and ores (excluding coal, precious stones, and crude oil)	9	300 160	4 983	1.7	.1	X
1400	Electrical apparatus and equipment	41	108 426	21 005	19.4	.3	X
1600	Electronic parts and equipment, except communication	30	93 029	4 665	5.0	.1	X

See footnotes at end of table.

Table 3. Merchant Wholesalers by Kind of Business and Commodity Line: 1997—Con.

[Includes only establishments with payroll. For meaning of abbreviations and symbols, see introductory text. For explanation of terms, see Appendix A]

NAICS code and CL code	Kind of business and commodity line	Establishments handling commodity line		Commodity line sales			Sales coverage percent
		Number	Total sales (\$1,000)	Amount ¹ (\$1,000)	As percent of total sales of—		
					Establishments handling line	Establishments in NAICS industry ¹	
42151012	Ferrous metal sales offices—Con.						
1700	Hardware	100	147 512	16 946	11.5	.2	14.9
1711	Hand tools (including power driven)	27	43 098	1 241	2.9	Z	X
1712	Bolts, nuts, rivets, and fasteners	55	115 725	14 093	12.2	.2	X
1713	Cutlery	52	35 647	1 612	4.5	Z	X
1800	Plumbing and heating equipment and supplies (hydronics)	36	60 516	14 002	23.1	.2	28.0
1811	Plastic pipe fittings and valves (excluding pipe and tubing)	27	40 810	3 495	8.6	Z	X
1812	Metal pipe fittings and valves (excluding pipe and tubing)	36	60 516	9 787	16.2	.1	X
1813	Plumbing fixtures	17	35 961	590	1.6	Z	X
1818	Other plumbing and heating equipment and supplies	7	3 423	128	3.7	Z	X
1900	Warm air heating and air-conditioning equipment and supplies	6	23 265	243	1.0	Z	64.6
1912	Central air-conditioning (residential and commercial)	6	23 265	243	1.0	Z	X
2100	Construction and mining machinery and equipment (including parts and attachments)	7	23 667	1 419	6.0	Z	X
2300	Hydraulic and pneumatic (fluid-power) pumps, motors, and parts	9	6 219	539	8.7	Z	47.0
2311	Pumps	7	3 137	114	3.6	Z	X
2312	Motors	7	3 137	86	2.7	Z	X
2320	General-purpose industrial machinery, equipment, and parts	86	340 991	46 159	13.5	.6	.4
2321	New pumps, compressors (air or gas), and equipment	86	340 991	11 189	3.3	Z	X
2327	All other new general-purpose industrial machinery and equipment	86	340 991	30 898	9.1	.4	X
2328	Used general-purpose industrial machinery and equipment	45	139 692	4 072	2.9	.1	X
2330	Metalworking machinery, equipment, and parts	32	19 296	1 889	9.8	Z	X
2340	Materials handling machinery, equipment, and parts	17	15 233	1 396	9.2	Z	64.4
2342	New hoists, cranes, and monorails	12	9 969	182	1.8	Z	X
2380	Industrial valves and fittings (except fluid-power)	11	14 425	3 634	25.2	Z	X
2400	Hydraulic and pneumatic cylinders and rotary actuators	6	4 654	425	9.1	Z	72.0
2411	Hydraulic cylinders and rotary actuators	6	4 654	425	9.1	Z	X
2450	Industrial containers and supplies	27	23 112	4 072	17.6	.1	9.9
2454	Other industrial containers and supplies	27	23 112	4 072	17.6	.1	X
2460	Other industrial supplies	36	38 421	2 550	6.6	Z	5.4
2462	Abrasives and abrasive materials	14	7 688	76	1.0	Z	X
2463	Nylon, polyester, and synthetic rubber	14	7 688	151	2.0	Z	X
2464	Mechanical rubber goods	14	7 688	151	2.0	Z	X
2465	Strapping and tape	6	11 840	11	.1	Z	X
2466	Industrial supplies, n.e.c.	30	26 581	2 163	8.1	Z	X
2900	Ferrous metal scrap	37	710 093	99 237	14.0	1.4	4.6
2911	Prepared ferrous metal scrap (processed by this establishment)	18	26 791	2 254	8.4	Z	X
2912	Prepared ferrous metal scrap (not processed by this establishment)	33	707 833	94 048	13.3	1.3	X
2913	Unprepared ferrous metal scrap including bimetal cans	21	35 825	2 932	8.2	Z	X
2920	Nonferrous metal scrap	37	95 552	10 120	10.6	.1	43.0
2921	Aluminum scrap	33	16 147	1 285	8.0	Z	X
2922	Copper and copper alloy scrap	24	13 281	1 030	7.8	Z	X
2923	Lead scrap	17	10 844	135	1.2	Z	X
2924	Other nonferrous metallic scrap (nickel, zinc, and precious and special metals)	11	87 697	7 671	8.7	.1	X
3400	Industrial and personal services paper and plastics	6	2 947	87	3.0	Z	X
5300	Plastics materials and basic shapes	83	141 002	25 613	18.2	.3	6.6
5311	Plastic pipes, rods, tubes, and shapes	83	141 002	25 613	18.2	.3	X
5330	Chemicals and allied products (excluding agricultural, plastics, gases, and petroleum)	20	24 264	4 884	20.1	.1	18.2
5344	Other chemicals and allied products	20	24 264	4 884	20.1	.1	X
6000	Paint, paint supplies, and wallpaper	6	7 008	404	5.8	Z	X
9700	Service receipts and labor charges (including installed parts)	76	114 362	10 612	9.3	.1	15.4
9701	Labor charges for repair work	32	43 827	2 238	5.1	Z	X
9702	Parts installed in repair work	38	49 114	2 715	5.5	Z	X
9703	Other service receipts and labor charges—Specify	34	58 410	5 658	9.7	.1	X
9720	Receipts for service contracts	8	5 767	1 209	21.0	Z	X
9740	Receipts for installing equipment	10	26 933	1 417	5.3	Z	X
9810	Miscellaneous commodities	74	807 533	50 666	6.3	.7	X
9940	Rental and leasing receipts	12	6 466	822	12.7	Z	X
9950	Construction receipts	7	17 383	1 756	10.1	Z	X
4215102	Nonferrous metal service centers & sales offices	1 892	X	17 011 282	X	100.0	78.7
0540	Other home furnishings	10	25 224	2 700	10.7	Z	16.7
0542	Mirrors, lamps, and picture frames	10	25 224	2 700	10.7	Z	X
0620	Plywood and millwork	11	29 933	4 120	13.8	Z	X
0720	Roofing, siding, and insulation materials	9	27 712	5 935	21.4	Z	78.4
0721	Roofing, except wood	6	26 548	3 278	12.3	Z	X
0722	Siding, except wood	7	26 899	1 455	5.4	Z	X
0730	Flat glass and other construction glass (excluding automotive)	39	65 368	18 275	28.0	.1	X
0740	Other construction materials	18	66 801	8 242	12.3	Z	78.7
0741	Rain-carrying equipment (down spouts, gutters, etc.)	10	32 472	1 846	5.7	Z	X
0744	Construction materials, n.e.c. (including wire fence and construction paper)	11	40 644	5 752	14.2	Z	X
1100	Iron and steel products (semifinished)	50	434 898	28 822	6.6	.2	76.8
1111	Sheet bars and tin plate bars	13	54 542	1 280	2.3	Z	X
1113	Rough castings and foundry products	20	91 458	8 034	8.8	Z	X
1114	Forgings	8	180 018	4 283	2.4	Z	X
1116	Other semifinished iron and steel products	16	143 921	15 225	10.6	.1	X

See footnotes at end of table.

Table 3. Merchant Wholesalers by Kind of Business and Commodity Line: 1997—Con.

[Includes only establishments with payroll. For meaning of abbreviations and symbols, see introductory text. For explanation of terms, see Appendix A]

NAICS code and CL code	Kind of business and commodity line	Establishments handling commodity line		Commodity line sales			Sales coverage percent
		Number	Total sales (\$1,000)	Amount ¹ (\$1,000)	As percent of total sales of—		
					Establishments handling line	Establishments in NAICS industry ¹	
4215102	Nonferrous metal service centers & sales offices—Con.						
1120	Flat iron and steel products	206	2 592 361	241 869	9.3	1.4	74.5
1121	Plates	66	1 709 879	40 973	2.4		X
1122	Strips (hot-rolled and cold-rolled)	36	148 985	13 842	9.3	.1	X
1123	Sheets (cold-rolled)	89	1 426 983	23 232	1.6		X
1124	Sheets (hot-rolled)	59	1 662 409	91 981	5.5	.5	X
1126	Sheets (galvanized and coated)	104	788 233	40 332	5.1	.2	X
1128	Fabricated and structural plate products	14	45 748	2 877	6.3	Z	X
1129	Other flat iron and steel products	36	829 433	28 593	3.4	.2	X
1140	Iron and steel wire and wire products	48	328 222	31 480	9.6	.2	60.8
1141	Wire (plain, coated, barbed, and twisted)	13	51 173	4 396	8.6	Z	X
1143	Wire rope, strand, strapping, reinforcement mesh, and bale ties	34	254 168	19 272	7.6	.1	X
1150	Iron and steel pipe and tubing	130	825 195	41 989	5.1	.2	69.9
1152	Tubing	100	730 673	33 234	4.5	.2	X
1153	Standard steel pipe	65	293 564	4 313	1.5	Z	X
1154	Other steel pipe	38	134 970	4 439	3.3	Z	X
1160	Other iron and steel products	92	1 610 957	76 019	4.7	.4	64.2
1162	Bars (excluding reinforcement bars) and bar-size shapes: hot-rolled	46	605 342	12 928	2.1	.1	X
1163	Bars and bar-size shapes: cold finished	60	1 271 216	23 787	1.9	.1	X
1165	Structural shapes (excluding bar-size shapes)	53	628 677	6 438	1.0	Z	X
1167	Finished products, n.e.c.	15	178 279	32 851	18.4	.2	X
1170	Alloy steel	153	1 792 111	97 640	5.4	.6	62.3
1171	Bars, hot-rolled or cold-finished	103	1 273 682	75 796	6.0	.4	X
1173	Pipe, tubing, and plates	73	1 016 180	12 092	1.2	.1	X
1175	Other alloy steel	41	450 227	9 753	2.2	.1	X
1180	Stainless steel	476	5 786 312	1 051 178	18.2	6.2	74.9
1181	Plates	192	2 578 359	154 591	6.0	.9	X
1182	Strip	74	596 526	81 754	13.7	.5	X
1183	Sheets	283	3 870 147	485 224	12.5	2.9	X
1184	Bars and bar-size shapes	262	3 410 753	207 018	6.1	1.2	X
1185	Other stainless steel (including tubing)	238	3 170 278	122 577	3.9	.7	X
1200	Copper and brass	756	7 908 603	3 826 732	48.4	22.5	61.2
1211	Copper wire mill products (structural only)	186	1 939 860	585 099	30.2	3.4	X
1212	Flat products (sheets, strips, and plates)	439	5 135 634	895 329	17.4	5.3	X
1213	Tubular products (pipes and tubes)	339	3 717 042	648 322	17.4	3.8	X
1214	Rod, nonelectrical wire, extruded shapes, etc.	366	4 251 256	1 697 979	39.9	10.0	X
1220	Aluminum shapes, forms, etc.	1 366	11 243 367	6 691 094	59.5	39.3	64.5
1221	Plates (.250 inch and over)	520	4 754 264	1 094 915	23.0	6.4	X
1222	Sheets and coils (.006 to .249 inch)	895	7 738 791	2 352 604	30.4	13.8	X
1223	Rods, bars, and wires: rolled or extruded (rounds, hexes, squares, and rectangles)	946	8 783 818	2 639 719	30.1	15.5	X
1224	Pipe and tubing (including hollow bar, square, and rectangular tubing) ..	606	4 348 559	490 948	11.3	2.9	X
1225	Foils	155	714 974	112 906	15.8	.7	X
1230	Other nonferrous metals (magnesium, nickel, tin, lead, zinc, etc., except precious)	543	7 851 276	3 802 288	48.4	22.4	X
1320	Minerals and ores (excluding coal, precious stones, and crude oil)	11	1 264 105	257 417	20.4	1.5	X
1400	Electrical apparatus and equipment	35	224 509	36 303	16.2	Z	1.4
1413	Motors and generators (including motor-generator sets)	8	20 305	3 715	18.3	.2	X
1600	Electronic parts and equipment, except communication	20	744 361	35 303	4.7	.2	X
1700	Hardware	102	441 290	26 290	6.0	.2	1.7
1711	Hand tools (including power driven)	102	441 290	21 211	4.8	.1	X
1712	Bolts, nuts, rivets, and fasteners	11	16 911	1 501	8.9	Z	X
1713	Cutlery	91	424 379	3 578	.8	Z	X
1800	Plumbing and heating equipment and supplies (hydronics)	19	188 482	12 015	6.4	.1	2.7
1818	Other plumbing and heating equipment and supplies	19	188 482	12 015	6.4	.1	X
2320	General-purpose industrial machinery, equipment, and parts	36	766 094	79 731	10.4	.5	X
2326	New controlling, recording, and indicating instruments and access	33	764 693	3 520	.5	Z	X
2327	All other new general-purpose industrial machinery and equipment	33	764 693	75 751	9.9	.4	X
2340	Materials handling machinery, equipment, and parts	12	55 961	2 716	4.9	Z	78.7
2343	New forklift trucks	11	51 761	1 039	2.0	Z	X
2460	Other industrial supplies	21	42 160	4 411	10.5	Z	13.7
2465	Strapping and tape	16	39 663	4 237	10.7	Z	X
2900	Ferrous metal scrap	56	389 160	9 136	2.3	.1	15.1
2911	Prepared ferrous metal scrap (processed by this establishment)	13	57 299	4 723	8.2	Z	X
2912	Prepared ferrous metal scrap (not processed by this establishment)	26	319 975	2 354	.7	Z	X
2913	Unprepared ferrous metal scrap including bimetal cans	25	47 592	2 059	4.3	Z	X
2920	Nonferrous metal scrap	154	2 327 362	217 811	9.4	1.3	4.7
2921	Aluminum scrap	126	1 339 084	66 154	4.9	.4	X
2922	Copper and copper alloy scrap	54	1 284 160	111 699	8.7	.7	X
2923	Lead scrap	32	287 055	1 927	.7	Z	X
2924	Other nonferrous metallic scrap (nickel, zinc, and precious and special metals)	42	1 055 547	38 029	3.6	.2	X
2930	Recyclable paper and paperboard	14	10 273	852	8.3	Z	X
2940	Recyclable materials, except metal	26	32 889	5 357	16.3	Z	78.4
2943	Recyclable plastics	24	32 180	2 308	7.2	Z	X
2944	Recyclable glass	23	28 260	2 696	9.5	Z	X
3000	Jewelry, diamonds, gem stones, and watches	19	13 068	3 059	23.4	Z	68.0
3016	Other jewel, silverware, and plated ware (incl. jewel, where gemstones less than 50% of value, gold filled sterling, and costume jewel, and medallions)	16	8 824	2 154	24.4	Z	X
3030	Precious metals—gold, silver, and platinum including precious metal coins	26	896 817	54 597	6.1	.3	X
3500	Drugs, pharmaceuticals, cosmetics, and toiletries	15	56 351	9 792	17.4	.1	49.4
3515	Other toiletries and druggists' sundries	8	44 493	9 085	20.4	.1	X

See footnotes at end of table.

Table 3. Merchant Wholesalers by Kind of Business and Commodity Line: 1997—Con.

[Includes only establishments with payroll. For meaning of abbreviations and symbols, see introductory text. For explanation of terms, see Appendix A]

NAICS code and CL code	Kind of business and commodity line	Establishments handling commodity line		Commodity line sales			Sales coverage percent
		Number	Total sales (\$1,000)	Amount ¹ (\$1,000)	As percent of total sales of—		
					Establishments handling line	Establishments in NAICS industry ¹	
4215102	Nonferrous metal service centers & sales offices—Con.						
3900	Women's and children's wear	8	14 890	3 074	20.6	Z	X
5300	Plastics materials and basic shapes	178	1 064 394	73 667	6.9	.4	3.6
5311	Plastic pipes, rods, tubes, and shapes	40	404 688	36 768	9.1	.2	X
5314	Other plastics materials and basic shapes	124	991 458	29 918	3.0	.2	X
5330	Chemicals and allied products (excluding agricultural, plastics, gases, and petroleum)	37	612 705	26 258	4.3	.2	3.1
5332	Alkalies and chlorine	10	119 781	546	.5	Z	X
5335	Detergents and soaps	10	119 781	181	.2	Z	X
5342	Adhesives, sealants, and glues	11	32 996	54	.2	Z	X
5344	Other chemicals and allied products	26	579 709	25 477	4.4	.2	X
6120	Art goods (including novelties and souvenirs)	16	20 989	2 347	11.2	Z	4.7
6122	Novelties and souvenirs	6	7 608	1 224	16.1	Z	X
9700	Service receipts and labor charges (including installed parts)	82	351 829	22 731	6.5	.1	19.3
9701	Labor charges for repair work	55	256 276	10 597	4.1	.1	X
9702	Parts installed in repair work	36	197 435	5 645	2.9	Z	X
9703	Other service receipts and labor charges—Specify	31	96 011	6 450	6.7	Z	X
9810	Miscellaneous commodities	185	2 229 523	110 723	5.0	.7	X
9940	Rental and leasing receipts	28	104 349	6 717	6.4	Z	X
42151021	Nonferrous metal service centers	1 380	X	15 574 704	X	100.0	79.2
0540	Other home furnishings	10	25 224	2 700	10.7	Z	16.8
0542	Mirrors, lamps, and picture frames	10	25 224	2 700	10.7	Z	X
0620	Plywood and millwork	6	22 044	2 794	12.7	Z	X
0720	Roofing, siding, and insulation materials	7	26 899	5 692	21.2	Z	79.2
0721	Roofing, except wood	6	26 548	3 278	12.3	Z	X
0722	Siding, except wood	7	26 899	1 455	5.4	Z	X
0730	Flat glass and other construction glass (excluding automotive)	25	40 263	10 002	24.8	.1	X
0740	Other construction materials	16	63 498	7 414	11.7	Z	79.2
0741	Rain-carrying equipment (down spouts, gutters, etc.)	8	29 169	1 018	3.5	Z	X
0744	Construction materials, n.e.c. (including wire fence and construction paper)	11	40 644	5 752	14.2	Z	X
1100	Iron and steel products (semifinished)	38	415 697	27 382	6.6	.2	78.7
1111	Sheet bars and tin plate bars	13	54 542	1 280	2.3	Z	X
1113	Rough castings and foundry products	16	90 631	7 818	8.6	.1	X
1116	Other semifinished iron and steel products	13	138 756	14 322	10.3	.1	X
1120	Flat iron and steel products	192	2 548 361	239 500	9.4	1.5	75.7
1121	Plates	63	1 702 547	40 918	2.4	.3	X
1122	Strips (hot-rolled and cold-rolled)	36	1 448 985	13 842	9.3	.1	X
1123	Sheets (cold-rolled)	82	1 418 076	22 356	1.6	.1	X
1124	Sheets (hot-rolled)	57	1 628 416	91 424	5.6	.6	X
1126	Sheets (galvanized and coated)	100	780 901	39 967	5.1	.3	X
1128	Fabricated and structural plate products	14	45 748	2 877	6.3	Z	X
1129	Other flat iron and steel products	28	821 004	28 097	3.4	.2	X
1140	Iron and steel wire and wire products	40	291 519	23 349	8.0	Z	68.5
1141	Wire (plain, coated, barbed, and twisted)	8	41 707	4 077	9.8	Z	X
1143	Wire rope, strand, strapping, reinforcement mesh, and bale ties	34	254 168	19 272	7.6	.1	X
1150	Iron and steel pipe and tubing	111	795 681	39 366	4.9	.3	71.8
1152	Tubing	81	701 159	32 090	4.6	.2	X
1153	Standard steel pipe	46	264 050	3 009	1.1	Z	X
1154	Other steel pipe	29	124 212	4 265	3.4	Z	X
1160	Other iron and steel products	90	1 604 168	75 749	4.7	.5	64.6
1162	Bars (excluding reinforcement bars) and bar-size shapes: hot-rolled	46	605 342	12 928	2.1	.1	X
1163	Bars and bar-size shapes: cold finished	58	1 264 427	23 607	1.9	.2	X
1165	Structural shapes (excluding bar-size shapes)	51	621 888	6 348	1.0	Z	X
1167	Finished products, n.e.c.	15	178 279	32 851	18.4	.2	X
1170	Alloy steel	131	1 750 583	95 003	5.4	.6	62.9
1171	Bars, hot-rolled or cold-finished	97	1 254 656	73 963	5.9	.5	X
1173	Pipe, tubing, and plates	68	1 015 297	12 054	1.2	.1	X
1175	Other alloy steel	27	419 401	8 987	2.1	.1	X
1180	Stainless steel	415	5 666 766	1 039 537	18.3	6.7	75.6
1181	Plates	174	2 564 678	153 905	6.0	1.0	X
1182	Strip	59	576 887	80 793	14.0	.5	X
1183	Sheets	267	3 809 552	480 061	12.6	3.1	X
1184	Bars and bar-size shapes	239	3 387 856	206 186	6.1	1.3	X
1185	Other stainless steel (including tubing)	204	3 113 374	118 591	3.8	.8	X
1200	Copper and brass	582	7 434 334	3 517 097	47.3	22.6	62.0
1211	Copper wire mill products (structural only)	145	1 850 155	551 578	29.8	3.5	X
1212	Flat products (sheets, strips, and plates)	395	5 006 355	870 460	17.4	5.6	X
1213	Tubular products (pipes and tubes)	304	3 579 246	588 688	16.4	3.8	X
1214	Rod, nonelectrical wire, extruded shapes, etc.	263	3 951 809	1 506 368	38.1	9.7	X
1220	Aluminum shapes, forms, etc.	1 026	10 314 846	5 878 318	57.0	37.7	67.7
1221	Plates (.250 inch and over)	415	4 627 106	1 064 829	23.0	6.8	X
1222	Sheets and coils (.006 to .249 inch)	751	7 311 128	2 147 758	29.4	13.8	X
1223	Rods, bars, and wires: rolled or extruded (rounds, hexes, squares, and rectangles)	748	8 126 096	2 128 621	26.2	13.7	X
1224	Pipe and tubing (including hollow bar, square, and rectangular tubing) ..	495	4 228 204	457 612	10.8	2.9	X
1225	Foils	81	631 094	79 496	12.6	.5	X
1230	Other nonferrous metals (magnesium, nickel, tin, lead, zinc, etc., except precious)	402	7 394 350	3 589 356	48.5	23.0	X
1320	Minerals and ores (excluding coal, precious stones, and crude oil)	8	1 261 945	256 992	20.4	1.7	X
1400	Electrical apparatus and equipment	27	204 204	32 588	16.0	.2	X
1600	Electronic parts and equipment, except communication	17	742 948	35 177	4.7	.2	X

See footnotes at end of table.

Table 3. Merchant Wholesalers by Kind of Business and Commodity Line: 1997—Con.

[Includes only establishments with payroll. For meaning of abbreviations and symbols, see introductory text. For explanation of terms, see Appendix A]

NAICS code and CL code	Kind of business and commodity line	Establishments handling commodity line		Commodity line sales			Sales coverage percent
		Number	Total sales (\$1,000)	Amount ¹ (\$1,000)	As percent of total sales of—		
					Establishments handling line	Establishments in NAICS industry ¹	
42151021	Nonferrous metal service centers—Con.						
1700	Hardware	91	424 379	24 728	5.8	.2	1.6
1711	Hand tools (including power driven).....	91	424 379	21 150	5.0	.1	X
1713	Cutlery.....	91	424 379	3 578	.8	Z	X
1800	Plumbing and heating equipment and supplies (hydronics)	17	184 668	11 829	6.4	.1	1.1
1818	Other plumbing and heating equipment and supplies.....	17	184 668	11 829	6.4	.1	X
2320	General-purpose industrial machinery, equipment, and parts.....	33	764 693	79 271	10.4	.5	X
2326	New controlling, recording, and indicating instruments and access	33	764 693	3 520	.5	Z	X
2327	All other new general-purpose industrial machinery and equipment	33	764 693	75 751	9.9	.5	X
2460	Other industrial supplies	16	39 663	4 237	10.7	Z	14.4
2465	Strapping and tape	16	39 663	4 237	10.7	Z	X
2900	Ferrous metal scrap	35	373 168	6 900	1.8	Z	13.0
2911	Prepared ferrous metal scrap (processed by this establishment).....	12	56 633	4 658	8.2	Z	X
2912	Prepared ferrous metal scrap (not processed by this establishment)	20	311 927	1 061	.3	Z	X
2913	Unprepared ferrous metal scrap including bimetal cans	11	40 321	1 181	2.9	Z	X
2920	Nonferrous metal scrap	109	2 258 039	200 965	8.9	1.3	4.2
2921	Aluminum scrap	81	1 269 781	54 644	4.3	.4	X
2922	Copper and copper alloy scrap.....	35	1 263 919	106 989	8.5	.7	X
2923	Lead scrap	14	273 255	1 303	.5	Z	X
2924	Other nonferrous metallic scrap (nickel, zinc, and precious and special metals)	42	1 055 547	38 029	3.6	.2	X
2930	Recyclable paper and paperboard	10	8 901	811	9.1	Z	X
2940	Recyclable materials, except metal	12	13 911	1 852	13.3	Z	79.2
2943	Recyclable plastics	11	13 726	278	2.0	Z	X
2944	Recyclable glass	9	9 282	1 221	13.2	Z	X
3000	Jewelry, diamonds, gem stones, and watches	11	10 574	2 412	22.8	Z	78.7
3016	Other jewel-, silverware, and plated ware (incl. jewel. where gemstones less than 50% of value, gold filled sterling, and costume jewel. and medallions).....	8	6 330	1 507	23.8	Z	X
3030	Precious metals—gold, silver, and platinum including precious metal coins	15	888 635	53 714	6.0	.3	X
3500	Drugs, pharmaceuticals, cosmetics, and toiletries	8	44 493	9 085	20.4	.1	58.4
3515	Other toiletries and druggists' sundries.....	8	44 493	9 085	20.4	.1	X
5300	Plastics materials and basic shapes	145	1 031 209	66 686	6.5	.4	3.7
5311	Plastic pipes, rods, tubes, and shapes	40	404 688	36 768	9.1	.2	X
5314	Other plastics materials and basic shapes	124	991 458	29 918	3.0	.2	X
5330	Chemicals and allied products (excluding agricultural, plastics, gases, and petroleum)	31	600 531	25 332	4.2	.2	2.9
5332	Alkalies and chlorine	10	119 781	546	.5	Z	X
5335	Detergents and soaps	10	119 781	181	.2	Z	X
5342	Adhesives, sealants, and glues	11	32 996	54	.2	Z	X
5344	Other chemicals and allied products	20	567 535	24 551	4.3	.2	X
6120	Art goods (including novelties and souvenirs)	6	7 608	1 224	16.1	Z	9.1
6122	Novelties and souvenirs	6	7 608	1 224	16.1	Z	X
9700	Service receipts and labor charges (including installed parts)	58	325 870	15 127	4.6	.1	18.2
9701	Labor charges for repair work	40	233 209	6 854	2.9	Z	X
9702	Parts installed in repair work	21	174 368	2 065	1.2	Z	X
9703	Other service receipts and labor charges—Specify	21	92 893	6 191	6.7	Z	X
9810	Miscellaneous commodities	168	2 166 250	104 714	4.8	.7	X
9940	Rental and leasing receipts	18	93 841	4 778	5.1	Z	X
42151022	Nonferrous metal sales offices	512	X	1 436 578	X	100.0	73.3
0730	Flat glass and other construction glass (excluding automotive)	14	25 105	8 273	33.0	.6	X
1100	Iron and steel products (semifinished)	12	19 201	1 440	7.5	.1	X
1120	Flat iron and steel products	14	44 000	2 369	5.4	.2	41.5
1123	Sheets (cold-rolled).....	7	8 907	876	9.8	.1	X
1129	Other flat iron and steel products	8	8 429	496	5.9	Z	X
1140	Iron and steel wire and wire products	8	36 703	8 131	22.2	.6	X
1150	Iron and steel pipe and tubing	19	29 514	2 623	8.9	.2	14.4
1152	Tubing	19	29 514	1 144	3.9	.1	X
1153	Standard steel pipe.....	19	29 514	1 304	4.4	.1	X
1154	Other steel pipe.....	9	10 758	174	1.6	Z	X
1170	Alloy steel	22	41 528	2 637	6.4	.2	41.0
1171	Bars, hot-rolled or cold-finished	6	19 026	1 833	9.6	.1	X
1175	Other alloy steel	14	30 826	766	2.5	.1	X
1180	Stainless steel	61	119 546	11 641	9.7	.8	60.0
1181	Plates	18	13 681	686	5.0	Z	X
1182	Strip	16	19 639	961	4.9	.1	X
1183	Sheets	17	60 595	5 163	8.5	.4	X
1184	Bars and bar-size shapes	23	22 897	832	3.6	.1	X
1185	Other stainless steel (including tubing)	34	56 904	3 986	7.0	.3	X
1200	Copper and brass	174	474 269	309 635	65.3	21.6	50.6
1211	Copper wire mill products (structural only)	41	89 705	33 521	37.4	2.3	X
1212	Flat products (sheets, strips, and plates)	43	129 279	24 869	19.2	1.7	X
1213	Tubular products (pipes and tubes)	35	137 796	59 634	43.3	4.2	X
1214	Rod, nonelectrical wire, extruded shapes, etc.	103	299 447	191 611	64.0	13.3	X
1220	Aluminum shapes, forms, etc.	340	928 521	812 776	87.5	56.6	26.6
1221	Plates (.250 inch and over)	105	127 158	30 086	23.7	2.1	X
1222	Sheets and coils (.006 to .249 inch)	143	427 663	204 846	47.9	14.3	X
1223	Rods, bars, and wires: rolled or extruded (rounds, hexes, squares, and rectangles)	198	657 722	511 098	77.7	35.6	X
1224	Pipe and tubing (including hollow bar, square, and rectangular tubing) ..	111	120 355	33 336	27.7	2.3	X
1225	Foils.....	74	83 880	33 410	39.8	2.3	X

See footnotes at end of table.

Table 3. Merchant Wholesalers by Kind of Business and Commodity Line: 1997—Con.

[Includes only establishments with payroll. For meaning of abbreviations and symbols, see introductory text. For explanation of terms, see Appendix A]

NAICS code and CL code	Kind of business and commodity line	Establishments handling commodity line		Commodity line sales			Sales coverage percent
		Number	Total sales (\$1,000)	Amount ¹ (\$1,000)	As percent of total sales of—		
					Establishments handling line	Establishments in NAICS industry ¹	
42151022	Nonferrous metal sales offices—Con.						
1230	Other nonferrous metals (magnesium, nickel, tin, lead, zinc, etc., except precious)	141	456 926	212 932	46.6	14.8	X
1400	Electrical apparatus and equipment	8	20 305	3 715	18.3	.3	37.7
1413	Motors and generators (including motor-generator sets)	8	20 305	3 715	18.3	.3	X
1700	Hardware	11	16 911	1 562	9.2	.1	7.4
1711	Hand tools (including power driven)	11	16 911	61	.4	Z	X
1712	Bolts, nuts, rivets, and fasteners	11	16 911	1 501	8.9	.1	X
2340	Materials handling machinery, equipment, and parts	11	51 761	1 039	2.0	.1	73.3
2343	New forklift trucks	11	51 761	1 039	2.0	.1	X
2900	Ferrous metal scrap	21	15 992	2 236	14.0	.2	73.3
2912	Prepared ferrous metal scrap (not processed by this establishment)	6	8 048	1 293	16.1	.1	X
2913	Unprepared ferrous metal scrap including bimetal cans	14	7 271	878	12.1	.1	X
2920	Nonferrous metal scrap	45	69 323	16 846	24.3	1.2	25.2
2921	Aluminum scrap	45	69 323	11 510	16.6	.8	X
2922	Copper and copper alloy scrap	19	20 241	4 710	23.3	.3	X
2923	Lead scrap	18	13 800	624	4.5	Z	X
2940	Recyclable materials, except metal	14	18 978	3 505	18.5	.2	71.8
2943	Recyclable plastics	13	18 454	2 030	11.0	.1	X
2944	Recyclable glass	14	18 978	1 475	7.8	.1	X
3000	Jewelry, diamonds, gem stones, and watches	8	2 494	647	25.9	Z	9.7
3016	Other jewel., silverware, and plated ware (incl. jewel. where gemstones less than 50% of value, gold filled sterling, and costume jewel. and medallions)	8	2 494	647	25.9	Z	X
3030	Precious metals—gold, silver, and platinum including precious metal coins	11	8 182	883	10.8	.1	X
3500	Drugs, pharmaceuticals, cosmetics, and toiletries	7	11 858	707	6.0	Z	X
3900	Women's and children's wear	6	9 487	1 892	19.9	.1	X
5300	Plastics materials and basic shapes	33	33 185	6 981	21.0	.5	X
5330	Chemicals and allied products (excluding agricultural, plastics, gases, and petroleum)	6	12 174	926	7.6	.1	14.2
5344	Other chemicals and allied products	6	12 174	926	7.6	.1	X
6120	Art goods (including novelties and souvenirs)	10	13 381	1 123	8.4	.1	X
9700	Service receipts and labor charges (including installed parts)	24	25 959	7 604	29.3	.5	55.8
9701	Labor charges for repair work	15	23 067	3 743	16.2	.3	X
9702	Parts installed in repair work	15	23 067	3 580	15.5	.2	X
9703	Other service receipts and labor charges—Specify	10	3 118	259	8.3	Z	X
9810	Miscellaneous commodities	17	63 273	6 009	9.5	.4	X
9940	Rental and leasing receipts	10	10 508	1 939	18.5	.1	X
42152	Coal & other mineral & ore whsle	592	X	8 428 510	X	100.0	84.8
1160	Other iron and steel products	9	486 791	3 163	.7	Z	69.2
1162	Bars (excluding reinforcement bars) and bar-size shapes: hot-rolled	6	481 203	1 439	.3	Z	X
1300	Coal and coke	343	5 110 940	4 695 176	91.9	55.7	73.6
1311	Coal	308	4 942 845	4 304 394	87.1	51.1	X
1312	Coke	65	869 088	390 782	45.0	4.6	X
1320	Minerals and ores (excluding coal, precious stones, and crude oil)	279	3 777 333	2 795 948	74.0	33.2	X
2320	General-purpose industrial machinery, equipment, and parts	11	440 562	5 449	1.2	.1	X
3000	Jewelry, diamonds, gem stones, and watches	13	61 923	28 832	46.6	.3	X
5300	Plastics materials and basic shapes	9	454 294	10 354	2.3	.1	X
5330	Chemicals and allied products (excluding agricultural, plastics, gases, and petroleum)	34	852 880	100 127	11.7	1.2	12.5
5334	Organic fibers	14	216 803	6 439	3.0	.1	X
5335	Detergents and soaps	9	28 758	671	2.3	Z	X
5344	Other chemicals and allied products	23	415 784	57 928	13.9	.7	X
5400	Petroleum products	12	185 165	18 608	10.0	.2	X
9700	Service receipts and labor charges (including installed parts)	16	160 092	11 758	7.3	.1	X
9810	Miscellaneous commodities	31	235 026	13 428	5.7	.2	X
421520	Coal & other mineral & ore whsle	592	X	8 428 510	X	100.0	84.8
1160	Other iron and steel products	9	486 791	3 163	.7	Z	69.2
1162	Bars (excluding reinforcement bars) and bar-size shapes: hot-rolled	6	481 203	1 439	.3	Z	X
1300	Coal and coke	343	5 110 940	4 695 176	91.9	55.7	73.6
1311	Coal	308	4 942 845	4 304 394	87.1	51.1	X
1312	Coke	65	869 088	390 782	45.0	4.6	X
1320	Minerals and ores (excluding coal, precious stones, and crude oil)	279	3 777 333	2 795 948	74.0	33.2	X
2320	General-purpose industrial machinery, equipment, and parts	11	440 562	5 449	1.2	.1	X
3000	Jewelry, diamonds, gem stones, and watches	13	61 923	28 832	46.6	.3	X
5300	Plastics materials and basic shapes	9	454 294	10 354	2.3	.1	X
5330	Chemicals and allied products (excluding agricultural, plastics, gases, and petroleum)	34	852 880	100 127	11.7	1.2	12.5
5334	Organic fibers	14	216 803	6 439	3.0	.1	X
5335	Detergents and soaps	9	28 758	671	2.3	Z	X
5344	Other chemicals and allied products	23	415 784	57 928	13.9	.7	X
5400	Petroleum products	12	185 165	18 608	10.0	.2	X
9700	Service receipts and labor charges (including installed parts)	16	160 092	11 758	7.3	.1	X
9810	Miscellaneous commodities	31	235 026	13 428	5.7	.2	X

See footnotes at end of table.

Table 3. Merchant Wholesalers by Kind of Business and Commodity Line: 1997—Con.

[Includes only establishments with payroll. For meaning of abbreviations and symbols, see introductory text. For explanation of terms, see Appendix A]

NAICS code and CL code	Kind of business and commodity line	Establishments handling commodity line		Commodity line sales			Sales coverage percent
		Number	Total sales (\$1,000)	Amount ¹ (\$1,000)	As percent of total sales of—		
					Establishments handling line	Establishments in NAICS industry ¹	
4215201	Coal whsle	333	X	4 987 710	X	100.0	78.0
1160	Other iron and steel products	6	481 203	1 439	.3	Z	64.3
1162	Bars (excluding reinforcement bars) and bar-size shapes: hot-rolled	6	481 203	1 439	.3	Z	X
1300	Coal and coke	333	4 987 710	4 667 243	93.6	93.6	67.7
1311	Coal	298	4 819 615	4 276 461	88.7	85.7	X
1312	Coke	65	869 088	390 782	45.0	7.8	X
1320	Minerals and ores (excluding coal, precious stones, and crude oil)	20	336 533	20 533	6.1	.4	X
9810	Miscellaneous commodities	15	106 892	6 451	6.0	.1	X
4215202	Other mineral & ore whsle	259	X	3 440 800	X	100.0	94.5
1300	Coal and coke	10	123 230	27 933	22.7	.8	X
1320	Minerals and ores (excluding coal, precious stones, and crude oil)	259	3 440 800	2 775 415	80.7	80.7	X
2320	General-purpose industrial machinery, equipment, and parts	7	32 930	1 444	4.4	Z	X
3000	Jewelry, diamonds, gem stones, and watches	13	61 923	28 832	46.6	.8	X
5300	Plastics materials and basic shapes	7	57 803	8 794	15.2	.3	X
5330	Chemicals and allied products (excluding agricultural, plastics, gases, and petroleum)	32	456 389	81 165	17.8	2.4	X
5400	Petroleum products	10	105 515	15 026	14.2	.4	X
9700	Service receipts and labor charges (including installed parts)	11	75 568	9 783	12.9	.3	X
9810	Miscellaneous commodities	16	128 134	6 977	5.4	.2	X
4216	Electrical goods whsle	27 347	X	182 334 876	X	100.0	71.0
0100	New and used automobiles, motorcycles, etc.	17	50 996	2 744	5.4	Z	X
0200	New and rebuilt automotive parts and supplies	109	276 805	35 930	13.0	Z	12.8
0211	Batteries	39	70 071	11 740	16.8	Z	X
0213	Electrical engine parts (including ignition parts)	11	17 689	1 402	7.9	Z	X
0214	Brake parts (including fluid and all disk and drum parts)	12	52 607	1 714	3.3	Z	X
0219	Engine parts, except electrical	12	32 789	4 730	14.4	Z	X
0223	Parts, n.e.c.	41	151 422	8 978	5.9	Z	X
0224	Accessories	32	111 577	2 742	2.5	Z	X
0300	Tires and tubes	17	48 407	4 535	9.4	Z	X
0400	Household and lawn furniture	42	201 707	38 370	19.0	Z	25.2
0411	Upholstered furniture	12	113 152	16 013	14.2	Z	X
0412	Sleep furniture and equipment	18	139 067	13 706	9.9	Z	X
0414	Other furniture (including sleep sofas)	14	32 068	6 972	21.7	Z	X
0420	Office and business furniture	29	47 383	7 009	14.8	Z	X
0500	Household china, glassware, crockery, and plastic housewares	36	259 026	30 666	11.8	Z	X
0520	Linens, domestics, curtains, and draperies	11	48 116	2 651	5.5	Z	29.9
0521	Bedspreads, blankets, and bedding	7	17 974	2 434	13.5	Z	X
0530	Flooring and floor coverings	45	308 156	50 500	16.4	Z	2.1
0531	Soft-surface (textile) floor coverings and accessories (including rugs, carpets, and pads)	23	249 214	23 165	9.3	Z	X
0532	Hardwood flooring	12	232 927	2 308	1.0	Z	X
0533	Other hard-surface floor coverings and accessories (including tile and sheet goods)	12	232 927	20 651	8.9	Z	X
0540	Other home furnishings	163	1 415 845	97 779	6.9	.1	21.7
0541	Metal flatware and kitchen utensils	40	449 565	32 697	7.3	Z	X
0542	Mirrors, lamps, and picture frames	38	340 557	10 891	3.2	Z	X
0543	Home furnishings, n.e.c.	102	928 710	54 191	5.8	Z	X
0600	Lumber: rough, dressed, and finished	7	9 200	1 474	16.0	Z	X
0620	Plywood and millwork	26	179 111	42 555	23.8	Z	12.2
0622	Other panels products (including hardwood plywood, waterboard, and particleboard)	9	55 671	17 748	31.9	Z	X
0623	Gypsum, specialty boards, and treatments	10	57 158	13 985	24.5	Z	X
0720	Roofing, siding, and insulation materials	13	32 216	6 975	21.7	Z	35.4
0722	Siding, except wood	6	9 713	2 850	29.3	Z	X
0740	Other construction materials	6	6 929	610	8.8	Z	X
0800	Photographic equipment and supplies (excluding video)	82	428 118	58 368	13.6	Z	10.2
0811	Still picture photographic equipment	25	190 458	24 900	13.1	Z	X
0813	Photographic film	32	59 377	6 060	10.2	Z	X
0815	Other photographic equipment and supplies	28	177 393	23 055	13.0	Z	X
0900	Office equipment	310	6 716 039	1 595 227	23.8	.9	13.9
0911	Typewriters and dedicated word processors	89	4 287 175	341 507	8.0	.2	X
0912	Calculators and accounting machines	102	4 573 971	769 784	16.8	.4	X
0913	Copying machines and equipment	213	4 509 006	478 911	10.6	.3	X
0914	Dictating, transcribing, and recording machines	19	30 555	2 746	9.0	Z	X
0915	Mailing, letter handling, and addressing machines	23	52 622	2 279	4.3	Z	X
0920	New computer equipment	1 009	15 942 289	2 029 748	12.7	1.1	11.7
0921	Computers	614	6 615 914	569 799	8.6	.3	X
0922	Computer storage devices	226	1 297 008	125 582	9.7	.1	X
0923	Computer printers	374	3 125 778	343 235	11.0	.2	X
0924	Other computer peripheral equipment	370	7 196 666	991 120	13.8	.5	X
0930	Used computer equipment	38	132 954	10 046	7.6	Z	X
0950	Computer software (packaged)	497	4 782 238	148 605	3.1	.1	X
0960	Restaurant and hotel equipment and supplies	33	40 695	4 962	12.2	Z	X
0970	Store machines and equipment	31	186 581	31 781	17.0	Z	6.6
0971	Vending machines	12	40 356	5 071	12.6	Z	X
0972	Other store machines and equipment	8	18 342	965	5.3	Z	X
1000	Medical, hospital, and surgical supplies	163	793 005	67 493	8.5	Z	70.3
1011	Surgical and medical instruments and equipment	20	34 508	6 678	19.4	Z	X
1013	Other surgical, medical, and hospital supplies	141	757 441	60 656	8.0	Z	X
1030	Optical and ophthalmic goods	9	86 317	10 477	12.1	Z	X

See footnotes at end of table.

Table 3. Merchant Wholesalers by Kind of Business and Commodity Line: 1997—Con.

[Includes only establishments with payroll. For meaning of abbreviations and symbols, see introductory text. For explanation of terms, see Appendix A]

NAICS code and CL code	Kind of business and commodity line	Establishments handling commodity line		Commodity line sales			Sales coverage percent
		Number	Total sales (\$1,000)	Amount ¹ (\$1,000)	As percent of total sales of—		
					Establishments handling line	Establishments in NAICS industry ¹	
4216	Electrical goods whse—Con.						
1050	Other professional equipment and supplies	11	14 964	4 616	30.8	Z	71.0
1054	Laboratory equipment	10	14 643	4 548	31.1	Z	X
1120	Flat iron and steel products	18	272 110	51 494	18.9	Z	X
1140	Iron and steel wire and wire products	43	225 520	14 138	6.3	Z	34.4
1141	Wire (plain, coated, barbed, and twisted)	35	209 357	13 253	6.3	Z	X
1142	Nails	7	15 644	677	4.3	Z	X
1150	Iron and steel pipe and tubing	24	428 986	111 092	25.9	.1	X
1160	Other iron and steel products	6	23 058	5 244	22.7	Z	X
1200	Copper and brass	14	25 038	3 070	12.3	Z	14.0
1211	Copper wire mill products (structural only)	7	17 640	2 590	14.7	Z	X
1220	Aluminum shapes, forms, etc.	17	30 851	2 887	9.4	Z	X
1230	Other nonferrous metals (magnesium, nickel, tin, lead, zinc, etc., except precious)	8	233 026	40 132	17.2	Z	X
1400	Electrical apparatus and equipment.	11 013	50 016 400	35 760 015	71.5	19.6	58.2
1411	Power and distribution transformers	3 543	20 153 089	2 336 585	11.6	1.3	X
1412	Switchgear and switchboard apparatus	2 682	16 601 677	1 905 836	11.5	1.0	X
1413	Motors and generators (including motor-generator sets)	3 279	18 158 456	2 131 633	11.7	1.2	X
1414	Conduit, raceway, and fittings	2 671	17 325 507	1 759 018	10.2	1.0	X
1415	Electric bulbs (all types)	3 409	18 312 945	2 480 022	13.5	1.4	X
1416	Interior wiring (excluding conduit)	3 562	21 916 807	2 584 370	11.8	1.4	X
1417	Exterior wiring and cable (excluding conduit)	2 818	17 594 547	2 250 552	12.8	1.2	X
1418	Lighting fixtures (residential and commercial)	4 038	23 270 217	3 934 290	16.9	2.2	X
1419	Industrial controls	4 710	23 965 049	7 435 731	31.0	4.1	X
1421	Other electrical apparatus and equipment (including fuses and lightning rods)	5 815	31 995 821	8 941 985	27.9	4.9	X
1500	Electrical appliances, household	3 971	46 738 214	34 703 987	74.3	19.0	63.1
1511	Televisions	1 458	33 455 124	7 627 305	22.8	4.2	X
1512	Radios, stereos, and CD players	1 996	31 235 215	9 780 813	31.3	5.4	X
1513	V.C.R.'s and video cameras	1 417	31 821 295	7 217 840	22.7	4.0	X
1514	Electrical household ranges and ovens	890	16 857 226	2 035 480	12.1	1.1	X
1515	Refrigerators and freezers, household	911	5 982 070	1 316 348	22.0	.7	X
1516	Household laundry equipment	739	5 139 994	534 646	10.4	.3	X
1517	Vacuum cleaners and sewing machines, household	581	11 747 913	1 203 656	10.2	.7	X
1518	Other electrical household appliances (including fans, dishwashers, etc.) ..	1 563	23 799 657	4 987 884	21.0	2.7	X
1600	Electronic parts and equipment, except communication	9 969	85 021 993	62 974 490	74.1	34.5	57.1
1612	Integrated circuits	3 074	24 891 142	13 488 096	54.2	7.4	X
1613	Capacitors and resistors	3 294	18 371 216	3 660 173	19.9	2.0	X
1615	Discrete semiconductors, etc.	3 372	33 097 471	17 184 708	51.9	9.4	X
1616	Electronic connectors and other passive electronic parts	4 872	29 866 454	9 683 477	32.4	5.3	X
1618	Electronic parts and equipment, n.e.c.	5 917	38 591 293	18 958 032	49.1	10.4	X
1650	Communication equipment and supplies	8 344	60 951 991	34 521 413	56.6	18.9	65.8
1651	Telephones	3 742	33 279 588	9 871 756	29.7	5.4	X
1652	Other electronic communication equipment	6 209	48 479 614	19 469 271	40.2	10.7	X
1653	Other electrical communication equipment	1 841	13 090 948	5 180 367	39.6	2.8	X
1700	Hardware	1 540	8 443 702	1 054 752	12.5	.6	3.8
1711	Hand tools (including power driven)	1 227	6 768 786	382 968	5.7	.2	X
1712	Bolts, nuts, rivets, and fasteners	634	3 840 680	641 271	16.7	.4	X
1713	Cutlery	458	888 223	30 512	3.4	Z	X
1800	Plumbing and heating equipment and supplies (hydronics)	890	4 682 012	384 638	8.2	.2	4.3
1811	Plastic pipe fittings and valves (excluding pipe and tubing)	135	853 100	19 025	2.2	Z	X
1812	Metal pipe fittings and valves (excluding pipe and tubing)	587	2 648 478	134 469	5.1	.1	X
1813	Plumbing fixtures	152	1 295 823	120 121	9.3	.1	X
1814	Furnaces, stoves, water heaters (except electric and warm air)	60	222 200	3 395	1.5	Z	X
1815	Boilers, radiators, and convectors	60	316 883	10 034	3.2	Z	X
1818	Other plumbing and heating equipment and supplies	211	1 358 722	97 577	7.2	.1	X
1900	Warm air heating and air-conditioning equipment and supplies	1 104	9 075 813	834 300	9.2	.5	2.0
1911	Furnaces (warm air)	315	2 968 136	114 872	3.9	.1	X
1912	Central air-conditioning (residential and commercial)	293	3 093 792	139 377	4.5	.1	X
1914	Heat pumps (residential and commercial)	708	4 346 738	92 471	2.1	.1	X
1916	Air cleaning and filtration systems	772	3 054 272	166 979	5.5	.1	X
1917	Compressors for air-conditioners	792	4 298 036	165 934	3.9	.1	X
1918	Condensing units for air-conditioners	779	6 084 435	106 301	1.7	.1	X
1919	Registers, grills, pre-formed ductwork (excluding sheet metal), and duct insulation	238	1 432 190	30 677	2.1	Z	X
2000	Refrigeration equipment and supplies	207	510 347	64 121	12.6	Z	20.3
2011	Commercial refrigerators (reach-in and walk-in)	17	196 759	27 554	14.0	Z	X
2012	Unit coolers for commercial refrigerators	12	16 297	349	2.1	Z	X
2013	Condensing units for commercial refrigerators	34	37 944	921	2.4	Z	X
2014	Refrigerants	175	290 435	22 141	7.6	Z	X
2015	Other refrigeration equipment and supplies	173	286 986	13 151	4.6	Z	X
2100	Construction and mining machinery and equipment (including parts and attachments)	18	1 330 719	56 549	4.3	Z	.4
2116	New mining machinery	10	15 078	3 689	24.5	Z	X
2200	Farm machinery, equipment, and parts	6	10 166	2 079	20.5	Z	17.3
2215	New irrigation equipment	6	10 166	2 079	20.5	Z	X
2220	Garden machinery, equipment, and parts	15	57 173	5 327	9.3	Z	X
2230	Food-processing machinery, equipment, and parts	9	19 771	1 740	8.8	Z	56.6
2232	New packing, packaging, and bottling equipment	6	14 750	736	5.0	Z	X
2300	Hydraulic and pneumatic (fluid-power) pumps, motors, and parts	28	270 478	7 965	2.9	Z	68.9
2311	Pumps	24	263 713	3 331	1.3	Z	X
2312	Motors	23	262 203	4 201	1.6	Z	X
2313	Parts for pumps and motors	14	16 898	434	2.6	Z	X

See footnotes at end of table.

Table 3. Merchant Wholesalers by Kind of Business and Commodity Line: 1997—Con.

[Includes only establishments with payroll. For meaning of abbreviations and symbols, see introductory text. For explanation of terms, see Appendix A]

NAICS code and CL code	Kind of business and commodity line	Establishments handling commodity line		Commodity line sales			Sales coverage percent
		Number	Total sales (\$1,000)	Amount ¹ (\$1,000)	As percent of total sales of—		
					Establishments handling line	Establishments in NAICS industry ¹	
4216	Electrical goods whse—Con.						
2320	General-purpose industrial machinery, equipment, and parts	604	6 102 665	515 241	8.4	.3	2.1
2321	New pumps, compressors (air or gas), and equipment	111	2 424 681	31 107	1.3	Z	X
2323	New diesel engines (excluding automotive)	61	2 495 562	41 844	1.7	Z	X
2326	New controlling, recording, and indicating instruments and access	309	3 335 865	135 014	4.0	.1	X
2327	All other new general-purpose industrial machinery and equipment	314	3 750 321	191 095	5.1	.1	X
2328	Used general-purpose industrial machinery and equipment	112	1 319 679	116 178	8.8	.1	X
2330	Metalworking machinery, equipment, and parts	31	74 348	8 796	11.8	Z	X
2340	Materials handling machinery, equipment, and parts	845	4 123 293	502 943	12.2	.3	1.3
2341	New conveying equipment	81	556 124	28 443	5.1	Z	X
2342	New hoists, cranes, and monorails	329	765 041	21 596	2.8	Z	X
2343	New forklift trucks	441	3 047 539	428 445	14.1	.2	X
2344	New industrial trucks and tractors	25	55 873	1 766	3.2	Z	X
2345	Used materials handling machinery, equipment, and parts	290	443 604	22 693	5.1	Z	X
2350	Oil well, oil refinery, and pipeline machinery, equipment, and supplies	15	96 969	8 417	8.7	Z	39.8
2352	New oil field machinery, equipment, and supplies (including drilling bits) ..	12	85 712	8 223	9.6	Z	X
2360	Other industrial machinery, equipment, and parts	66	358 720	59 832	16.7	Z	34.8
2362	New power plant machinery (excluding electrical)	8	161 635	25 566	15.8	Z	X
2363	New printing trades machinery, equipment, and supplies	22	136 337	27 371	20.1	Z	X
2365	New woodworking machinery	12	2 427	114	4.7	Z	X
2366	Other new industrial machinery and equipment	20	53 371	6 551	12.3	Z	X
2370	Mechanical power transmission supplies	43	175 056	45 196	25.8	Z	58.6
2371	Bearings and bushings	31	147 740	30 415	20.6	Z	X
2372	Other mechanical power transmission supplies	27	73 339	14 781	20.2	Z	X
2380	Industrial valves and fittings (except fluid-power)	31	116 722	18 119	15.5	Z	X
2390	Hydraulic and pneumatic (fluid-power) valves	36	126 557	9 477	7.5	Z	70.5
2391	Hydraulic valves	21	70 746	2 016	2.9	Z	X
2392	Pneumatic valves	32	125 563	7 460	5.9	Z	X
2400	Hydraulic and pneumatic cylinders and rotary actuators	23	42 366	1 793	4.2	Z	58.1
2411	Hydraulic cylinders and rotary actuators	16	17 774	339	1.9	Z	X
2412	Pneumatic cylinders and rotary actuators	9	35 951	1 454	4.0	Z	X
2420	Hydraulic and pneumatic connectors and assemblies	14	97 880	15 408	15.7	Z	70.4
2421	Hydraulic and pneumatic connectors	12	41 030	1 196	2.9	Z	X
2430	Fluid-power filters, components, accessories, and parts	167	832 910	55 471	6.7	Z	5.9
2431	Filters	101	425 194	8 532	2.0	Z	X
2432	Other fluid-power components, accessories, and parts, n.e.c.	119	570 144	46 938	8.2	Z	X
2440	Welding supplies (excluding gases)	10	22 201	808	3.6	Z	X
2460	Other industrial supplies	61	417 395	47 528	11.4	Z	35.8
2462	Abrasives and abrasive materials	16	217 434	10 552	4.9	Z	X
2463	Nylon, polyester, and synthetic rubber	6	2 806	242	8.6	Z	X
2464	Mechanical rubber goods	11	62 860	3 236	5.1	Z	X
2465	Strapping and tape	9	156 696	3 168	2.0	Z	X
2466	Industrial supplies, n.e.c.	26	286 038	29 234	10.2	Z	X
2500	Beauty and barber equipment and supplies	9	14 140	1 918	13.6	Z	X
2520	Custodial (janitors') equipment and supplies	21	67 403	6 374	9.5	Z	4.1
2521	Custodial equipment—power equipment	6	5 345	81	1.5	Z	X
2522	Custodial equipment—nonpower equipment	6	5 345	81	1.5	Z	X
2523	Custodial supplies	6	5 345	658	12.3	Z	X
2600	Aircraft and aeronautical equipment and supplies	15	95 750	22 756	23.8	Z	66.4
2613	Other new aircraft equipment and supplies	8	43 605	6 270	14.4	Z	X
2614	Used aircraft and aeronautical equipment and supplies	6	18 562	2 198	11.8	Z	X
2620	Marine machinery, equipment, and supplies	6	24 725	9 881	40.0	Z	X
2700	Sporting and recreational goods and supplies	153	975 323	29 387	3.0	Z	1.3
2714	Camping and fishing equipment and accessories	53	347 948	19 781	5.7	Z	X
2717	Marine pleasure craft, equipment, and accessories	12	23 849	5 134	21.5	Z	X
2718	Other sporting and recreational goods (go carts, bait, etc.)	25	61 625	2 562	4.2	Z	X
2800	Toys and hobby goods and supplies	133	1 534 665	151 600	9.9	.1	2.4
2811	Video games and cartridges	115	1 357 646	126 579	9.3	.1	X
2812	Other toys and games (including fireworks and children's vehicles)	14	175 302	24 988	14.3	Z	X
2900	Ferrous metal scrap	7	8 013	398	5.0	Z	X
2920	Nonferrous metal scrap	7	8 013	2 337	29.2	Z	X
3000	Jewelry, diamonds, gem stones, and watches	41	241 471	60 365	25.0	Z	37.6
3011	Diamond jewelry and diamond jewelry where lapidary work was not performed at this location	10	45 717	1 860	4.1	Z	X
3012	Gem stone and pearl jewelry where lapidary work was not performed at this location	20	93 796	2 757	2.9	Z	X
3014	Watches, clocks, and watch movements and cases	41	241 471	52 700	21.8	Z	X
3015	Karat gold jewelry (rings, necklaces, etc.)	10	45 717	917	2.0	Z	X
3016	Other jewel., silverware, and plated ware (incl. jewel. where gemstones less than 50% of value, gold filled sterling, and costume jewel. and medallions)	20	93 796	2 131	2.3	Z	X
3100	Musical instruments and supplies	8	17 757	3 219	18.1	Z	X
3130	Compact discs, prerecorded audio tapes, and phonograph records	105	1 069 592	50 795	4.7	Z	X
3140	Prerecorded video tapes	95	389 798	30 689	7.9	Z	X
3150	Other durable goods	8	22 655	1 550	6.8	Z	X
3160	Fire extinguishers and fire safety equipment	7	35 456	5 270	14.9	Z	X
3200	Printing and writing paper	35	44 873	2 572	5.7	Z	X
3300	Stationery, office supplies and greeting cards	39	94 691	11 889	12.6	Z	2.5
3313	Inked ribbons, carbon paper, pens and pencils	7	21 255	1 081	5.1	Z	X
3314	Toner and cartridges	7	21 255	1 081	5.1	Z	X
3316	Other stationery supplies (envelopes, ruled forms, and binder paper) ..	7	21 255	2 162	10.2	Z	X
3400	Industrial and personal services paper and plastics	46	136 761	9 010	6.6	Z	51.8
3413	Industrial paper (wrapping, bags, cartons, etc.)	9	79 263	2 711	3.4	Z	X

See footnotes at end of table.

Table 3. Merchant Wholesalers by Kind of Business and Commodity Line: 1997—Con.

[Includes only establishments with payroll. For meaning of abbreviations and symbols, see introductory text. For explanation of terms, see Appendix A]

NAICS code and CL code	Kind of business and commodity line	Establishments handling commodity line		Commodity line sales			Sales coverage percent
		Number	Total sales (\$1,000)	Amount ¹ (\$1,000)	As percent of total sales of—		
					Establishments handling line	Establishments in NAICS industry ¹	
4216	Electrical goods whsle—Con.						
3500	Drugs, pharmaceuticals, cosmetics, and toiletries	40	235 856	40 867	17.3	Z	10.2
3513	Cosmetics	11	42 577	5 442	12.8	Z	X
3515	Other toiletries and druggists' sundries	22	56 487	4 163	7.4	Z	X
3600	Piece goods, knit and woven	18	1 341 118	105 644	7.9	.1	X
3700	Notions (buttons, ribbons, lace, sewing accessories, zippers, bindings, etc.)	7	22 689	3 915	17.3	Z	X
3800	Men's and boys' wear	19	64 389	12 507	19.4	Z	28.6
3815	Other men's and boys' wear (caps, hats, swimwear, neckwear, etc.)	13	56 960	11 825	20.8	Z	X
3900	Women's and children's wear	28	69 295	11 537	16.6	Z	4.5
3911	Infants' and children's wear (to size 6X)	18	49 027	7 636	15.6	Z	X
3914	Women's and misses' outerwear	8	13 613	2 905	21.3	Z	X
4000	Footwear	10	34 778	441	1.3	Z	X
4400	Confectionery	9	2 918	258	8.8	Z	13.2
4411	Candy	7	935	79	8.4	Z	X
4412	Chewing gum	7	935	41	4.4	Z	X
5300	Plastics materials and basic shapes	70	401 274	33 542	8.4	Z	24.6
5313	Plastics raw materials	11	229 163	6 446	2.8	Z	X
5314	Other plastics materials and basic shapes	57	167 513	27 004	16.1	Z	X
5330	Chemicals and allied products (excluding agricultural, plastics, gases, and petroleum)	251	2 097 571	242 232	11.5	.1	33.7
5331	Gasses, compressed and liquified, except L.P.	10	802 033	26 854	3.3	Z	X
5342	Adhesives, sealants, and glues	13	812 537	8 766	1.1	Z	X
5343	Explosives	8	96 230	285	.3	Z	X
5344	Other chemicals and allied products	233	1 979 014	204 740	10.3	.1	X
6000	Paint, paint supplies, and wallpaper	19	69 781	4 301	6.2	Z	X
6100	Books, periodicals, newspapers, and miscellaneous printed materials	17	33 400	2 065	6.2	Z	X
6110	Flowers and florists' supplies	10	31 435	299	1.0	Z	X
6120	Art goods (including novelties and souvenirs)	28	175 011	23 309	13.3	Z	13.4
6122	Novelties and souvenirs	16	146 338	20 745	14.2	Z	X
6150	Nondurable goods, n.e.c.	23	156 517	19 391	12.4	Z	X
9700	Service receipts and labor charges (including installed parts)	3 916	17 145 211	2 451 555	14.3	1.3	61.0
9701	Labor charges for repair work	3 010	11 359 911	1 255 912	11.1	.7	X
9702	Parts installed in repair work	2 227	7 983 829	542 054	6.8	.3	X
9703	Other service receipts and labor charges—Specify	1 663	9 504 127	653 541	6.9	.4	X
9720	Receipts for service contracts	1 640	7 410 926	435 337	5.9	.2	X
9740	Receipts for installing equipment	1 505	8 942 300	614 924	6.9	.3	X
9810	Miscellaneous commodities	1 300	12 777 204	1 595 191	12.5	.9	X
9930	Sales of integrated systems which you wrote or modified software	16	33 674	8 345	24.8	Z	X
9940	Rental and leasing receipts	686	1 884 352	131 672	7.0	.1	9.3
9941	Computer rental and leasing receipts	39	682 948	11 711	1.7	Z	X
9942	Photocopying machine rental	268	559 470	49 333	8.8	Z	X
9943	Other office machine rental receipts	166	404 070	25 117	6.2	Z	X
9944	Other rental receipts	238	362 790	45 511	12.5	Z	X
9950	Construction receipts	8	3 877	692	17.8	Z	X
9960	Custom software (designed to customer specifications)	26	29 534	3 141	10.6	Z	X
42161	Electrical apparatus & equip, wiring supp, & const material whsle	8 857	X	38 350 174	X	100.0	73.6
0200	New and rebuilt automotive parts and supplies	34	88 434	10 956	12.4	Z	7.0
0213	Electrical engine parts (including ignition parts)	11	17 689	1 402	7.9	Z	X
0219	Engine parts, except electrical	12	32 789	4 730	14.4	Z	X
0300	Tires and tubes	6	7 546	345	4.6	Z	X
0400	Household and lawn furniture	10	16 401	5 021	30.6	Z	.4
0414	Other furniture (including sleep sofas)	10	16 401	5 021	30.6	Z	X
0530	Flooring and floor coverings	15	48 954	3 837	7.8	Z	X
0540	Other home furnishings	24	58 492	2 799	4.8	Z	39.2
0543	Home furnishings, n.e.c.	24	58 492	2 799	4.8	Z	X
0720	Roofing, siding, and insulation materials	10	12 190	3 250	26.7	Z	58.6
0722	Siding, except wood	6	9 713	2 850	29.3	Z	X
0800	Photographic equipment and supplies (excluding video)	29	40 621	4 612	11.4	Z	19.0
0813	Photographic film	23	19 703	1 032	5.2	Z	X
0815	Other photographic equipment and supplies	11	21 437	3 580	16.7	Z	X
0900	Office equipment	27	57 546	4 623	8.0	Z	30.9
0913	Copying machines and equipment	14	16 208	2 751	17.0	Z	X
0915	Mailing, letter handling, and addressing machines	14	41 338	1 872	4.5	Z	X
0920	New computer equipment	95	299 195	14 300	4.8	Z	8.6
0921	Computers	95	299 195	7 027	2.3	Z	X
0922	Computer storage devices	31	99 645	1 200	1.2	Z	X
0923	Computer printers	33	7 464	210	2.8	Z	X
0924	Other computer peripheral equipment	49	103 919	5 852	5.6	Z	X
0950	Computer software (packaged)	146	810 907	44 716	5.5	.1	X
1000	Medical, hospital, and surgical supplies	141	757 441	60 656	8.0	.2	73.2
1013	Other surgical, medical, and hospital supplies	141	757 441	60 656	8.0	.2	X
1140	Iron and steel wire and wire products	25	185 634	11 023	5.9	Z	39.7
1141	Wire (plain, coated, barbed, and twisted)	19	169 990	10 346	6.1	Z	X
1142	Nails	7	15 644	677	4.3	Z	X
1150	Iron and steel pipe and tubing	14	85 747	8 317	9.7	Z	X
1200	Copper and brass	7	17 640	2 590	14.7	Z	22.0
1211	Copper wire mill products (structural only)	7	17 640	2 590	14.7	Z	X

See footnotes at end of table.

Table 3. Merchant Wholesalers by Kind of Business and Commodity Line: 1997—Con.

[Includes only establishments with payroll. For meaning of abbreviations and symbols, see introductory text. For explanation of terms, see Appendix A]

NAICS code and CL code	Kind of business and commodity line	Establishments handling commodity line		Commodity line sales			Sales coverage percent
		Number	Total sales (\$1,000)	Amount ¹ (\$1,000)	As percent of total sales of—		
					Establishments handling line	Establishments in NAICS industry ¹	
42161	Electrical apparatus & equip, wiring supp, & const material whsle—Con.						
1220	Aluminum shapes, forms, etc.	7	9 676	866	9.0	Z	X
1400	Electrical apparatus and equipment.	8 857	38 350 174	33 327 621	86.9	86.9	59.3
1411	Power and distribution transformers.	2 943	16 867 402	2 135 786	12.7	5.6	X
1412	Switchgear and switchboard apparatus.	2 346	14 300 990	1 688 933	11.8	4.4	X
1413	Motors and generators (including motor-generator sets).	3 014	16 930 599	2 061 891	12.2	5.4	X
1414	Conduit, raceway, and fittings.	2 355	15 303 405	1 664 067	10.9	4.3	X
1415	Electric bulbs (all types).	3 078	16 604 333	2 374 888	14.3	6.2	X
1416	Interior wiring (excluding conduit).	2 439	15 806 873	2 131 820	13.5	5.6	X
1417	Exterior wiring and cable (excluding conduit).	2 262	13 861 996	2 048 108	14.8	5.3	X
1418	Lighting fixtures (residential and commercial).	3 765	21 041 572	3 825 781	18.2	10.0	X
1419	Industrial controls.	3 962	19 370 733	6 958 952	35.9	18.1	X
1421	Other electrical apparatus and equipment (including fuses and lightning rods).	4 956	26 688 898	8 437 381	31.6	22.0	X
1500	Electrical appliances, household.	278	826 905	174 367	21.1	.5	43.8
1511	Televisions.	37	95 787	13 510	14.1	Z	X
1512	Radios, stereos, and CD players.	83	143 137	24 098	16.8	.1	X
1513	V.C.R.'s and video cameras.	59	192 009	21 977	11.4	.1	X
1514	Electrical household ranges and ovens.	31	48 019	13 233	27.6	Z	X
1515	Refrigerators and freezers, household.	34	72 161	8 774	12.2	Z	X
1517	Vacuum cleaners and sewing machines, household.	10	7 019	1 011	14.4	Z	X
1518	Other electrical household appliances (including fans, dishwashers, etc.).	126	512 279	91 461	17.9	.2	X
1600	Electronic parts and equipment, except communication.	756	2 868 570	404 928	14.1	1.1	60.9
1612	Integrated circuits.	149	609 445	22 405	3.7	.1	X
1613	Capacitors and resistors.	243	651 494	34 808	5.3	.1	X
1615	Discrete semiconductors, etc.	128	435 671	14 216	3.3	Z	X
1616	Electronic connectors and other passive electronic parts.	374	1 331 342	143 006	10.7	.4	X
1618	Electronic parts and equipment, n.e.c.	455	1 835 796	190 491	10.4	.5	X
1650	Communication equipment and supplies.	597	4 549 427	860 376	18.9	2.2	71.4
1651	Telephones.	387	3 601 609	262 985	7.3	.7	X
1652	Other electronic communication equipment.	449	3 641 318	327 293	9.0	.9	X
1653	Other electrical communication equipment.	334	2 504 693	270 087	10.8	.7	X
1700	Hardware.	810	3 885 184	713 432	18.4	1.9	3.0
1711	Hand tools (including power driven).	636	3 155 336	228 185	7.2	.6	X
1712	Bolts, nuts, rivets, and fasteners.	168	1 489 841	456 245	30.6	1.2	X
1713	Cutlery.	112	301 520	29 002	9.6	.1	X
1800	Plumbing and heating equipment and supplies (hydronics).	739	3 625 640	259 820	7.2	.7	3.8
1811	Plastic pipe fittings and valves (excluding pipe and tubing).	93	604 403	11 732	1.9	Z	X
1812	Metal pipe fittings and valves (excluding pipe and tubing).	536	2 309 878	99 148	4.3	.3	X
1813	Plumbing fixtures.	131	1 113 386	100 102	9.0	.3	X
1815	Boilers, radiators, and convectors.	38	237 873	2 254	.9	Z	X
1818	Other plumbing and heating equipment and supplies.	153	611 172	46 583	7.6	.1	X
1900	Warm air heating and air-conditioning equipment and supplies.	724	3 678 381	506 407	13.8	1.3	3.5
1911	Furnaces (warm air).	139	564 871	24 755	4.4	.1	X
1912	Central air-conditioning (residential and commercial).	245	1 779 835	108 382	6.1	.3	X
1914	Heat pumps (residential and commercial).	539	2 132 324	56 906	2.7	.1	X
1916	Air cleaning and filtration systems.	573	2 376 409	162 748	6.8	.4	X
1917	Compressors for air-conditioners.	518	2 099 175	132 600	6.3	.3	X
1918	Condensing units for air-conditioners.	518	2 099 175	16 013	.8	Z	X
1919	Registers, grills, pre-formed ductwork (excluding sheet metal), and duct insulation.	117	531 739	3 418	.6	Z	X
2000	Refrigeration equipment and supplies.	79	177 779	22 137	12.5	.1	33.9
2012	Unit coolers for commercial refrigerators.	7	5 373	55	1.0	Z	X
2013	Condensing units for commercial refrigerators.	7	5 373	55	1.0	Z	X
2014	Refrigerants.	76	174 993	18 257	10.4	Z	X
2015	Other refrigeration equipment and supplies.	72	169 487	3 622	2.1	Z	X
2100	Construction and mining machinery and equipment (including parts and attachments).	10	15 078	3 689	24.5	Z	26.5
2116	New mining machinery.	10	15 078	3 689	24.5	Z	X
2200	Farm machinery, equipment, and parts.	6	10 166	2 079	20.5	Z	17.9
2215	New irrigation equipment.	6	10 166	2 079	20.5	Z	X
2300	Hydraulic and pneumatic (fluid-power) pumps, motors, and parts.	6	7 924	712	9.0	Z	73.6
2311	Pumps.	6	7 924	483	6.1	Z	X
2320	General-purpose industrial machinery, equipment, and parts.	254	1 073 759	113 476	10.6	.3	4.6
2321	New pumps, compressors (air or gas), and equipment.	65	125 520	8 842	7.0	Z	X
2323	New diesel engines (excluding automotive).	23	314 016	29 052	9.3	.1	X
2326	New controlling, recording, and indicating instruments and access.	107	207 151	20 170	9.7	.1	X
2327	All other new general-purpose industrial machinery and equipment.	150	514 382	46 804	9.1	.1	X
2328	Used general-purpose industrial machinery and equipment.	62	256 475	8 604	3.4	Z	X
2330	Metalworking machinery, equipment, and parts.	14	21 536	2 627	12.2	Z	X
2340	Materials handling machinery, equipment, and parts.	671	3 379 995	453 468	13.4	1.2	.3
2342	New hoists, cranes, and monorails.	230	332 456	16 681	5.0	Z	X
2343	New forklift trucks.	441	3 047 539	428 445	14.1	1.1	X
2345	Used materials handling machinery, equipment, and parts.	230	332 456	8 342	2.5	Z	X
2350	Oil well, oil refinery, and pipeline machinery, equipment, and supplies.	6	30 602	4 966	16.2	Z	6.7
2352	New oil field machinery, equipment, and supplies (including drilling bits).	6	30 602	4 966	16.2	Z	X
2360	Other industrial machinery, equipment, and parts.	32	76 929	12 354	16.1	Z	54.3
2365	New woodworking machinery.	12	2 427	114	4.7	Z	X
2366	Other new industrial machinery and equipment.	11	45 825	5 018	11.0	Z	X
2370	Mechanical power transmission supplies.	18	43 445	7 570	17.4	Z	62.2
2371	Bearings and bushings.	14	29 188	1 332	4.6	Z	X
2372	Other mechanical power transmission supplies.	13	29 282	6 238	21.3	Z	X
2380	Industrial valves and fittings (except fluid-power).	17	44 401	7 165	16.1	Z	X

See footnotes at end of table.

Table 3. Merchant Wholesalers by Kind of Business and Commodity Line: 1997—Con.

[Includes only establishments with payroll. For meaning of abbreviations and symbols, see introductory text. For explanation of terms, see Appendix A]

NAICS code and CL code	Kind of business and commodity line	Establishments handling commodity line		Commodity line sales			Sales coverage percent
		Number	Total sales (\$1,000)	Amount ¹ (\$1,000)	As percent of total sales of—		
					Establishments handling line	Establishments in NAICS industry ¹	
42161	Electrical apparatus & equip, wiring supp, & const material whsle—Con.						
2390	Hydraulic and pneumatic (fluid-power) valves	13	25 332	2 145	8.5	Z	73.6
2391	Hydraulic valves	8	11 045	541	4.9	Z	X
2392	Pneumatic valves	13	25 332	1 603	6.3	Z	X
2400	Hydraulic and pneumatic cylinders and rotary actuators	8	7 667	752	9.8	Z	X
2430	Fluid-power filters, components, accessories, and parts	152	789 782	53 937	6.8	.1	3.1
2431	Filters	87	391 067	7 742	2.0	Z	X
2432	Other fluid-power components, accessories, and parts, n.e.c.	109	546 608	46 195	8.5	.1	X
2460	Other industrial supplies	22	130 703	29 429	22.5	.1	50.3
2463	Nylon, polyester, and synthetic rubber	6	2 806	242	8.6	Z	X
2466	Industrial supplies, n.e.c.	13	127 493	28 102	22.0	.1	X
2520	Custodial (janitors') equipment and supplies	14	61 663	5 542	9.0	Z	X
2600	Aircraft and aeronautical equipment and supplies	6	14 470	2 297	15.9	Z	X
2700	Sporting and recreational goods and supplies	12	23 849	5 134	21.5	Z	24.2
2717	Marine pleasure craft, equipment, and accessories	12	23 849	5 134	21.5	Z	X
2800	Toys and hobby goods and supplies	14	175 302	24 988	14.3	.1	1.0
2812	Other toys and games (including fireworks and children's vehicles)	14	175 302	24 988	14.3	.1	X
3000	Jewelry, diamonds, gem stones, and watches	8	23 334	7 489	32.1	Z	11.6
3014	Watches, clocks, and watch movements and cases	8	23 334	7 489	32.1	Z	X
3130	Compact discs, prerecorded audio tapes, and phonograph records	7	22 624	871	3.9	Z	X
3140	Prerecorded video tapes	11	30 915	1 791	5.8	Z	X
3300	Stationery, office supplies and greeting cards	11	26 791	1 868	7.0	Z	X
3400	Industrial and personal services paper and plastics	9	79 263	3 367	4.2	Z	68.5
3413	Industrial paper (wrapping, bags, cartons, etc.)	9	79 263	2 711	3.4	Z	X
3500	Drugs, pharmaceuticals, cosmetics, and toiletries	12	23 189	2 643	11.4	Z	24.8
3513	Cosmetics	6	21 711	1 293	6.0	Z	X
3515	Other toiletries and druggists' sundries	12	23 189	1 350	5.8	Z	X
5300	Plastics materials and basic shapes	18	109 347	11 539	10.6	Z	4.2
5314	Other plastics materials and basic shapes	18	109 347	11 539	10.6	Z	X
5330	Chemicals and allied products (excluding agricultural, plastics, gases, and petroleum)	184	885 652	75 486	8.5	.2	64.2
5344	Other chemicals and allied products	177	867 807	68 265	7.9	.2	X
6000	Paint, paint supplies, and wallpaper	16	65 023	3 756	5.8	Z	X
6150	Nondurable goods, n.e.c.	8	28 236	2 374	8.4	Z	X
9700	Service receipts and labor charges (including installed parts)	785	2 108 311	323 041	15.3	.8	55.8
9701	Labor charges for repair work	595	1 815 730	171 085	9.4	.4	X
9702	Parts installed in repair work	384	1 289 751	90 050	7.0	.2	X
9703	Other service receipts and labor charges—Specify	281	621 968	61 905	10.0	.2	X
9720	Receipts for service contracts	188	574 077	42 698	7.4	.1	X
9740	Receipts for installing equipment	237	608 048	36 015	5.9	.1	X
9810	Miscellaneous commodities	623	3 129 336	573 030	18.3	1.5	X
9940	Rental and leasing receipts	90	198 851	15 333	7.7	Z	.8
9943	Other office machine rental receipts	90	198 851	15 333	7.7	Z	X
421610	Electrical apparatus & equip, wiring supp, & const material whsle	8 857	X	38 350 174	X	100.0	73.6
0200	New and rebuilt automotive parts and supplies	34	88 434	10 956	12.4	Z	7.0
0213	Electrical engine parts (including ignition parts)	11	17 689	1 402	7.9	Z	X
0219	Engine parts, except electrical	12	32 789	4 730	14.4	Z	X
0300	Tires and tubes	6	7 546	345	4.6	Z	X
0400	Household and lawn furniture	10	16 401	5 021	30.6	Z	.4
0414	Other furniture (including sleep sofas)	10	16 401	5 021	30.6	Z	X
0530	Flooring and floor coverings	15	48 954	3 837	7.8	Z	X
0540	Other home furnishings	24	58 492	2 799	4.8	Z	39.2
0543	Home furnishings, n.e.c.	24	58 492	2 799	4.8	Z	X
0720	Roofing, siding, and insulation materials	10	12 190	3 250	26.7	Z	58.6
0722	Siding, except wood	6	9 713	2 850	29.3	Z	X
0800	Photographic equipment and supplies (excluding video)	29	40 621	4 612	11.4	Z	19.0
0813	Photographic film	23	19 703	1 032	5.2	Z	X
0815	Other photographic equipment and supplies	11	21 437	3 580	16.7	Z	X
0900	Office equipment	27	57 546	4 623	8.0	Z	30.9
0913	Copying machines and equipment	14	16 208	2 751	17.0	Z	X
0915	Mailing, letter handling, and addressing machines	14	41 338	1 872	4.5	Z	X
0920	New computer equipment	95	299 195	14 300	4.8	Z	8.6
0921	Computers	95	299 195	7 027	2.3	Z	X
0922	Computer storage devices	31	99 645	1 200	1.2	Z	X
0923	Computer printers	33	7 464	210	2.8	Z	X
0924	Other computer peripheral equipment	49	103 919	5 852	5.6	Z	X
0950	Computer software (packaged)	146	810 907	44 716	5.5	.1	X
1000	Medical, hospital, and surgical supplies	141	757 441	60 656	8.0	.2	73.2
1013	Other surgical, medical, and hospital supplies	141	757 441	60 656	8.0	.2	X
1140	Iron and steel wire and wire products	25	185 634	11 023	5.9	Z	39.7
1141	Wire (plain, coated, barbed, and twisted)	19	169 990	10 346	6.1	Z	X
1142	Nails	7	15 644	677	4.3	Z	X
1150	Iron and steel pipe and tubing	14	85 747	8 317	9.7	Z	X
1200	Copper and brass	7	17 640	2 590	14.7	Z	22.0
1211	Copper wire mill products (structural only)	7	17 640	2 590	14.7	Z	X

See footnotes at end of table.

Table 3. Merchant Wholesalers by Kind of Business and Commodity Line: 1997—Con.

[Includes only establishments with payroll. For meaning of abbreviations and symbols, see introductory text. For explanation of terms, see Appendix A]

NAICS code and CL code	Kind of business and commodity line	Establishments handling commodity line		Commodity line sales			Sales coverage percent
		Number	Total sales (\$1,000)	Amount ¹ (\$1,000)	As percent of total sales of—		
					Establishments handling line	Establishments in NAICS industry ¹	
421610	Electrical apparatus & equip, wiring supp, & const material whsle—Con.						
1220	Aluminum shapes, forms, etc.	7	9 676	866	9.0	Z	X
1400	Electrical apparatus and equipment.	8 857	38 350 174	33 327 621	86.9	86.9	59.3
1411	Power and distribution transformers.	2 943	16 867 402	2 135 786	12.7	5.6	X
1412	Switchgear and switchboard apparatus.	2 346	14 300 990	1 688 933	11.8	4.4	X
1413	Motors and generators (including motor-generator sets).	3 014	16 930 599	2 061 891	12.2	5.4	X
1414	Conduit, raceway, and fittings.	2 355	15 303 405	1 664 067	10.9	4.3	X
1415	Electric bulbs (all types).	3 078	16 604 333	2 374 888	14.3	6.2	X
1416	Interior wiring (excluding conduit).	2 439	15 806 873	2 131 820	13.5	5.6	X
1417	Exterior wiring and cable (excluding conduit).	2 262	13 861 996	2 048 108	14.8	5.3	X
1418	Lighting fixtures (residential and commercial).	3 765	21 041 572	3 825 781	18.2	10.0	X
1419	Industrial controls.	3 962	19 370 733	6 958 952	35.9	18.1	X
1421	Other electrical apparatus and equipment (including fuses and lightning rods).	4 956	26 688 898	8 437 381	31.6	22.0	X
1500	Electrical appliances, household.	278	826 905	174 367	21.1	.5	43.8
1511	Televisions.	37	95 787	13 510	14.1	Z	X
1512	Radios, stereos, and CD players.	83	143 137	24 098	16.8	.1	X
1513	V.C.R.'s and video cameras.	59	192 009	21 977	11.4	.1	X
1514	Electrical household ranges and ovens.	31	48 019	13 233	27.6	Z	X
1515	Refrigerators and freezers, household.	34	72 161	8 774	12.2	Z	X
1517	Vacuum cleaners and sewing machines, household.	10	7 019	1 011	14.4	Z	X
1518	Other electrical household appliances (including fans, dishwashers, etc.).	126	512 279	91 461	17.9	.2	X
1600	Electronic parts and equipment, except communication.	756	2 868 570	404 928	14.1	1.1	60.9
1612	Integrated circuits.	149	609 445	22 405	3.7	.1	X
1613	Capacitors and resistors.	243	651 494	34 808	5.3	.1	X
1615	Discrete semiconductors, etc.	128	435 671	14 216	3.3	Z	X
1616	Electronic connectors and other passive electronic parts.	374	1 331 342	143 006	10.7	.4	X
1618	Electronic parts and equipment, n.e.c.	455	1 835 796	190 491	10.4	.5	X
1650	Communication equipment and supplies.	597	4 549 427	860 376	18.9	2.2	71.4
1651	Telephones.	387	3 601 609	262 985	7.3	.7	X
1652	Other electronic communication equipment.	449	3 641 318	327 293	9.0	.9	X
1653	Other electrical communication equipment.	334	2 504 693	270 087	10.8	.7	X
1700	Hardware.	810	3 885 184	713 432	18.4	1.9	3.0
1711	Hand tools (including power driven).	636	3 155 336	228 185	7.2	.6	X
1712	Bolts, nuts, rivets, and fasteners.	168	1 489 841	456 245	30.6	1.2	X
1713	Cutlery.	112	301 520	29 002	9.6	.1	X
1800	Plumbing and heating equipment and supplies (hydronics).	739	3 625 640	259 820	7.2	.7	3.8
1811	Plastic pipe fittings and valves (excluding pipe and tubing).	93	604 403	11 732	1.9	Z	X
1812	Metal pipe fittings and valves (excluding pipe and tubing).	536	2 309 878	99 148	4.3	.3	X
1813	Plumbing fixtures.	131	1 113 386	100 102	9.0	.3	X
1815	Boilers, radiators, and convectors.	38	237 873	2 254	.9	Z	X
1818	Other plumbing and heating equipment and supplies.	153	611 172	46 583	7.6	.1	X
1900	Warm air heating and air-conditioning equipment and supplies.	724	3 678 381	506 407	13.8	1.3	3.5
1911	Furnaces (warm air).	139	564 871	24 755	4.4	.1	X
1912	Central air-conditioning (residential and commercial).	245	1 779 835	108 382	6.1	.3	X
1914	Heat pumps (residential and commercial).	539	2 132 324	56 906	2.7	.1	X
1916	Air cleaning and filtration systems.	573	2 376 409	162 748	6.8	.4	X
1917	Compressors for air-conditioners.	518	2 099 175	132 600	6.3	.3	X
1918	Condensing units for air-conditioners.	518	2 099 175	16 013	.8	Z	X
1919	Registers, grills, pre-formed ductwork (excluding sheet metal), and duct insulation.	117	531 739	3 418	.6	Z	X
2000	Refrigeration equipment and supplies.	79	177 779	22 137	12.5	.1	33.9
2012	Unit coolers for commercial refrigerators.	7	5 373	55	1.0	Z	X
2013	Condensing units for commercial refrigerators.	7	5 373	55	1.0	Z	X
2014	Refrigerants.	76	174 993	18 257	10.4	Z	X
2015	Other refrigeration equipment and supplies.	72	169 487	3 622	2.1	Z	X
2100	Construction and mining machinery and equipment (including parts and attachments).	10	15 078	3 689	24.5	Z	26.5
2116	New mining machinery.	10	15 078	3 689	24.5	Z	X
2200	Farm machinery, equipment, and parts.	6	10 166	2 079	20.5	Z	17.9
2215	New irrigation equipment.	6	10 166	2 079	20.5	Z	X
2300	Hydraulic and pneumatic (fluid-power) pumps, motors, and parts.	6	7 924	712	9.0	Z	73.6
2311	Pumps.	6	7 924	483	6.1	Z	X
2320	General-purpose industrial machinery, equipment, and parts.	254	1 073 759	113 476	10.6	.3	4.6
2321	New pumps, compressors (air or gas), and equipment.	65	125 520	8 842	7.0	Z	X
2323	New diesel engines (excluding automotive).	23	314 016	29 052	9.3	.1	X
2326	New controlling, recording, and indicating instruments and access.	107	207 151	20 170	9.7	.1	X
2327	All other new general-purpose industrial machinery and equipment.	150	514 382	46 804	9.1	.1	X
2328	Used general-purpose industrial machinery and equipment.	62	256 475	8 604	3.4	Z	X
2330	Metalworking machinery, equipment, and parts.	14	21 536	2 627	12.2	Z	X
2340	Materials handling machinery, equipment, and parts.	671	3 379 995	453 468	13.4	1.2	.3
2342	New hoists, cranes, and monorails.	230	332 456	16 681	5.0	Z	X
2343	New forklift trucks.	441	3 047 539	428 445	14.1	1.1	X
2345	Used materials handling machinery, equipment, and parts.	230	332 456	8 342	2.5	Z	X
2350	Oil well, oil refinery, and pipeline machinery, equipment, and supplies.	6	30 602	4 966	16.2	Z	6.7
2352	New oil field machinery, equipment, and supplies (including drilling bits).	6	30 602	4 966	16.2	Z	X
2360	Other industrial machinery, equipment, and parts.	32	76 929	12 354	16.1	Z	54.3
2365	New woodworking machinery.	12	2 427	114	4.7	Z	X
2366	Other new industrial machinery and equipment.	11	45 825	5 018	11.0	Z	X
2370	Mechanical power transmission supplies.	18	43 445	7 570	17.4	Z	62.2
2371	Bearings and bushings.	14	29 188	1 332	4.6	Z	X
2372	Other mechanical power transmission supplies.	13	29 282	6 238	21.3	Z	X
2380	Industrial valves and fittings (except fluid-power).	17	44 401	7 165	16.1	Z	X

See footnotes at end of table.

Table 3. Merchant Wholesalers by Kind of Business and Commodity Line: 1997—Con.

[Includes only establishments with payroll. For meaning of abbreviations and symbols, see introductory text. For explanation of terms, see Appendix A]

NAICS code and CL code	Kind of business and commodity line	Establishments handling commodity line		Commodity line sales			Sales coverage percent
		Number	Total sales (\$1,000)	Amount ¹ (\$1,000)	As percent of total sales of—		
					Establishments handling line	Establishments in NAICS industry ¹	
421610	Electrical apparatus & equip, wiring supp, & const material whsle—Con.						
2390	Hydraulic and pneumatic (fluid-power) valves	13	25 332	2 145	8.5	Z	73.6
2391	Hydraulic valves	8	11 045	541	4.9	Z	X
2392	Pneumatic valves	13	25 332	1 603	6.3	Z	X
2400	Hydraulic and pneumatic cylinders and rotary actuators	8	7 667	752	9.8	Z	X
2430	Fluid-power filters, components, accessories, and parts	152	789 782	53 937	6.8	.1	3.1
2431	Filters	87	391 067	7 742	2.0	Z	X
2432	Other fluid-power components, accessories, and parts, n.e.c.	109	546 608	46 195	8.5	.1	X
2460	Other industrial supplies	22	130 703	29 429	22.5	.1	50.3
2463	Nylon, polyester, and synthetic rubber	6	2 806	242	8.6	Z	X
2466	Industrial supplies, n.e.c.	13	127 493	28 102	22.0	.1	X
2520	Custodial (janitors') equipment and supplies	14	61 663	5 542	9.0	Z	X
2600	Aircraft and aeronautical equipment and supplies	6	14 470	2 297	15.9	Z	X
2700	Sporting and recreational goods and supplies	12	23 849	5 134	21.5	Z	24.2
2717	Marine pleasure craft, equipment, and accessories	12	23 849	5 134	21.5	Z	X
2800	Toys and hobby goods and supplies	14	175 302	24 988	14.3	.1	1.0
2812	Other toys and games (including fireworks and children's vehicles)	14	175 302	24 988	14.3	.1	X
3000	Jewelry, diamonds, gem stones, and watches	8	23 334	7 489	32.1	Z	11.6
3014	Watches, clocks, and watch movements and cases	8	23 334	7 489	32.1	Z	X
3130	Compact discs, prerecorded audio tapes, and phonograph records	7	22 624	871	3.9	Z	X
3140	Prerecorded video tapes	11	30 915	1 791	5.8	Z	X
3300	Stationery, office supplies and greeting cards	11	26 791	1 868	7.0	Z	X
3400	Industrial and personal services paper and plastics	9	79 263	3 367	4.2	Z	68.5
3413	Industrial paper (wrapping, bags, cartons, etc.)	9	79 263	2 711	3.4	Z	X
3500	Drugs, pharmaceuticals, cosmetics, and toiletries	12	23 189	2 643	11.4	Z	24.8
3513	Cosmetics	6	21 711	1 293	6.0	Z	X
3515	Other toiletries and druggists' sundries	12	23 189	1 350	5.8	Z	X
5300	Plastics materials and basic shapes	18	109 347	11 539	10.6	Z	4.2
5314	Other plastics materials and basic shapes	18	109 347	11 539	10.6	Z	X
5330	Chemicals and allied products (excluding agricultural, plastics, gases, and petroleum)	184	885 652	75 486	8.5	.2	64.2
5344	Other chemicals and allied products	177	867 807	68 265	7.9	.2	X
6000	Paint, paint supplies, and wallpaper	16	65 023	3 756	5.8	Z	X
6150	Nondurable goods, n.e.c.	8	28 236	2 374	8.4	Z	X
9700	Service receipts and labor charges (including installed parts)	785	2 108 311	323 041	15.3	.8	55.8
9701	Labor charges for repair work	595	1 815 730	171 085	9.4	.4	X
9702	Parts installed in repair work	384	1 289 751	90 050	7.0	.2	X
9703	Other service receipts and labor charges—Specify	281	621 968	61 905	10.0	.2	X
9720	Receipts for service contracts	188	574 077	42 698	7.4	.1	X
9740	Receipts for installing equipment	237	608 048	36 015	5.9	.1	X
9810	Miscellaneous commodities	623	3 129 336	573 030	18.3	1.5	X
9940	Rental and leasing receipts	90	198 851	15 333	7.7	Z	.8
9943	Other office machine rental receipts	90	198 851	15 333	7.7	Z	X
42162	Electrical appliance, television & radio set whsle	3 237	X	39 717 526	X	100.0	70.8
0200	New and rebuilt automotive parts and supplies	34	36 949	11 734	31.8	Z	3.4
0211	Batteries	34	36 949	11 734	31.8	Z	X
0400	Household and lawn furniture	22	154 734	31 705	20.5	.1	30.0
0411	Upholstered furniture	12	113 152	16 013	14.2	Z	X
0412	Sleep furniture and equipment	18	139 067	13 706	9.9	Z	X
0500	Household china, glassware, crockery, and plastic housewares	23	207 645	24 377	11.7	.1	X
0530	Flooring and floor coverings	23	249 214	46 124	18.5	.1	2.8
0531	Soft-surface (textile) floor coverings and accessories (including rugs, carpets, and pads)	23	249 214	23 165	9.3	.1	X
0532	Hardwood flooring	12	232 927	2 308	1.0	Z	X
0533	Other hard-surface floor coverings and accessories (including tile and sheet goods)	12	232 927	20 651	8.9	.1	X
0540	Other home furnishings	66	697 291	88 292	12.7	.2	34.3
0541	Metal flatware and kitchen utensils	32	374 795	28 048	7.5	.1	X
0542	Mirrors, lamps, and picture frames	38	340 557	10 891	3.2	Z	X
0543	Home furnishings, n.e.c.	13	284 926	49 353	17.3	.1	X
0620	Plywood and millwork	18	112 829	31 733	28.1	.1	10.0
0622	Other panels products (including hardwood plywood, waterboard, and particleboard)	9	55 671	17 748	31.9	Z	X
0623	Gypsum, specialty boards, and treatments	10	57 158	13 985	24.5	Z	X
0800	Photographic equipment and supplies (excluding video)	26	282 449	40 639	14.4	.1	5.4
0811	Still picture photographic equipment	17	149 483	21 972	14.7	.1	X
0815	Other photographic equipment and supplies	9	132 966	18 667	14.0	Z	X
0900	Office equipment	64	4 404 598	1 294 206	29.4	3.3	1.3
0911	Typewriters and dedicated word processors	22	2 952 077	161 804	5.5	.4	X
0912	Calculators and accounting machines	64	4 404 598	753 395	17.1	1.9	X
0913	Copying machines and equipment	43	3 575 517	379 007	10.6	1.0	X
0920	New computer equipment	108	4 576 268	239 773	5.2	.6	X
0921	Computers	108	4 576 268	239 773	5.2	.6	X
0950	Computer software (packaged)	66	467 745	24 578	5.3	.1	X
0960	Restaurant and hotel equipment and supplies	16	29 746	3 271	11.0	Z	X
0970	Store machines and equipment	8	40 004	5 035	12.6	Z	7.9
0971	Vending machines	8	40 004	5 035	12.6	Z	X

See footnotes at end of table.

Table 3. Merchant Wholesalers by Kind of Business and Commodity Line: 1997—Con.

[Includes only establishments with payroll. For meaning of abbreviations and symbols, see introductory text. For explanation of terms, see Appendix A]

NAICS code and CL code	Kind of business and commodity line	Establishments handling commodity line		Commodity line sales			Sales coverage percent
		Number	Total sales (\$1,000)	Amount ¹ (\$1,000)	As percent of total sales of—		
					Establishments handling line	Establishments in NAICS industry ¹	
42162	Electrical appliance, television & radio set whsle—Con.						
1400	Electrical apparatus and equipment	199	1 590 797	234 152	14.7	.6	62.9
1411	Power and distribution transformers	25	111 586	7 946	Z	X	X
1412	Switchgear and switchboard apparatus	8	73 134	4 725	6.5	Z	X
1413	Motors and generators (including motor-generator sets)	54	128 154	6 853	5.3	Z	X
1414	Conduit, raceway, and fittings	16	58 296	2 580	4.4	Z	X
1415	Electric bulbs (all types)	49	317 885	70 258	22.1	.2	X
1416	Interior wiring (excluding conduit)	59	198 871	13 293	6.7	Z	X
1417	Exterior wiring and cable (excluding conduit)	23	57 193	2 062	3.6	Z	X
1418	Lighting fixtures (residential and commercial)	60	273 863	36 665	13.4	.1	X
1419	Industrial controls	17	768 221	77 135	10.0	.2	X
1421	Other electrical apparatus and equipment (including fuses and lightning rods)	46	150 982	12 631	8.4	Z	X
1500	Electrical appliances, household	3 237	39 717 526	33 542 256	84.5	84.5	66.7
1511	Televisions	1 186	28 286 083	7 307 253	25.8	18.4	X
1512	Radios, stereos, and CD players	1 628	28 329 185	9 592 517	33.9	24.2	X
1513	V.C.R.'s and video cameras	1 075	26 251 832	6 903 621	26.3	17.4	X
1514	Electrical household ranges and ovens	855	14 233 230	1 912 467	13.4	4.8	X
1515	Refrigerators and freezers, household	871	5 905 005	1 307 520	22.1	3.3	X
1516	Household laundry equipment	731	5 124 538	533 365	10.4	1.3	X
1517	Vacuum cleaners and sewing machines, household	530	10 713 133	1 176 863	11.0	3.0	X
1518	Other electrical household appliances (including fans, dishwashers, etc.)	1 321	18 772 202	4 808 651	25.6	12.1	X
1600	Electronic parts and equipment, except communication	229	8 672 608	978 865	11.3	2.5	64.9
1612	Integrated circuits	37	105 925	4 196	4.0	Z	X
1613	Capacitors and resistors	64	3 183 979	5 349	2.9	Z	X
1615	Discrete semiconductors, etc.	18	64 178	1 722	Z	Z	X
1616	Electronic connectors and other passive electronic parts	87	3 411 395	12 274	.4	Z	X
1618	Electronic parts and equipment, n.e.c.	166	5 321 508	955 316	18.0	2.4	X
1650	Communication equipment and supplies	363	14 214 552	1 553 090	10.9	3.9	70.0
1651	Telephones	302	11 990 889	745 394	6.2	1.9	X
1652	Other electronic communication equipment	152	11 106 897	803 395	7.2	2.0	X
1653	Other electrical communication equipment	18	122 394	4 297	3.5	Z	X
1700	Hardware	97	1 247 295	123 859	9.9	.3	1.2
1711	Hand tools (including power driven)	89	705 496	15 219	2.2	Z	X
1712	Bolts, nuts, rivets, and fasteners	62	807 226	108 639	13.5	.3	X
1800	Plumbing and heating equipment and supplies (hydronics)	100	449 806	37 613	8.4	.1	2.9
1811	Plastic pipe fittings and valves (excluding pipe and tubing)	13	150 422	1 597	1.1	Z	X
1812	Metal pipe fittings and valves (excluding pipe and tubing)	21	220 336	2 886	1.3	Z	X
1813	Plumbing fixtures	22	182 437	20 019	11.0	.1	X
1814	Furnaces, stoves, water heaters (except electric and warm air)	55	207 653	2 860	1.4	Z	X
1815	Boilers, radiators, and convectors	17	73 191	3 522	4.8	Z	X
1818	Other plumbing and heating equipment and supplies	21	177 699	6 729	3.8	Z	X
1900	Warm air heating and air-conditioning equipment and supplies	194	2 165 808	198 546	9.2	.5	.7
1911	Furnaces (warm air)	55	1 502 814	81 369	5.4	.2	X
1912	Central air-conditioning (residential and commercial)	30	1 287 369	29 365	2.3	.1	X
1914	Heat pumps (residential and commercial)	30	1 287 369	29 365	2.3	.1	X
1916	Air cleaning and filtration systems	93	429 359	2 491	.6	Z	X
1917	Compressors for air-conditioners	168	1 950 357	28 957	1.5	.1	X
1918	Condensing units for air-conditioners	122	1 716 720	26 993	1.6	.1	X
2000	Refrigeration equipment and supplies	104	310 157	39 470	12.7	.1	12.3
2011	Commercial refrigerators (reach-in and walk-in)	14	193 973	27 406	14.1	.1	X
2014	Refrigerants	78	93 795	2 632	2.8	Z	X
2015	Other refrigeration equipment and supplies	79	95 852	8 901	9.3	Z	X
2320	General-purpose industrial machinery, equipment, and parts	13	58 338	2 010	3.4	Z	.7
2326	New controlling, recording, and indicating instruments and access	13	58 338	2 010	3.4	Z	X
2340	Materials handling machinery, equipment, and parts	19	48 334	4 634	9.6	Z	13.5
2342	New hoists, cranes, and monorails	19	48 334	3 092	6.4	Z	X
2344	New industrial trucks and tractors	19	48 334	1 542	3.2	Z	X
2360	Other industrial machinery, equipment, and parts	12	90 685	21 103	23.3	.1	34.2
2363	New printing trades machinery, equipment, and supplies	12	90 685	21 103	23.3	.1	X
2500	Beauty and barber equipment and supplies	6	3 245	584	18.0	Z	X
2700	Sporting and recreational goods and supplies	53	347 948	19 781	5.7	.1	1.0
2714	Camping and fishing equipment and accessories	53	347 948	19 781	5.7	.1	X
2800	Toys and hobby goods and supplies	62	996 636	97 107	9.7	.2	2.2
2811	Video games and cartridges	62	996 636	97 107	9.7	.2	X
3000	Jewelry, diamonds, gem stones, and watches	25	167 738	46 216	27.6	.1	43.7
3011	Diamond jewelry and diamond jewelry where lapidary work was not performed at this location	10	45 717	1 860	4.1	Z	X
3012	Gem stone and pearl jewelry where lapidary work was not performed at this location	16	51 483	1 862	3.6	Z	X
3014	Watches, clocks, and watch movements and cases	25	167 738	39 624	23.6	.1	X
3015	Karat gold jewelry (rings, necklaces, etc.)	10	45 717	917	2.0	Z	X
3016	Other jewel., silverware, and plated ware (incl. jewel. where gemstones less than 50% of value, gold filled sterling, and costume jewel. and medallions)	16	51 483	1 953	3.8	Z	X
3130	Compact discs, prerecorded audio tapes, and phonograph records	55	862 225	17 364	2.0	Z	X
3140	Prerecorded video tapes	41	255 353	20 224	7.9	.1	X
3300	Stationery, office supplies and greeting cards	7	21 255	4 328	20.4	Z	9.5
3313	Inked ribbons, carbon paper, pens and pencils	7	21 255	1 081	5.1	Z	X
3314	Toner and cartridges	7	21 255	1 081	5.1	Z	X
3316	Other stationery supplies (envelopes, ruled forms, and binder paper)	7	21 255	2 162	10.2	Z	X
3500	Drugs, pharmaceuticals, cosmetics, and toiletries	10	33 298	6 962	20.9	Z	57.9
3515	Other toiletries and druggists' sundries	10	33 298	2 813	8.4	Z	X
3900	Women's and children's wear	8	13 613	2 905	21.3	Z	15.9
3914	Women's and misses' outerwear	8	13 613	2 905	21.3	Z	X

See footnotes at end of table.

Table 3. Merchant Wholesalers by Kind of Business and Commodity Line: 1997—Con.

[Includes only establishments with payroll. For meaning of abbreviations and symbols, see introductory text. For explanation of terms, see Appendix A]

NAICS code and CL code	Kind of business and commodity line	Establishments handling commodity line		Commodity line sales			Sales coverage percent
		Number	Total sales (\$1,000)	Amount ¹ (\$1,000)	As percent of total sales of—		
					Establishments handling line	Establishments in NAICS industry ¹	
42162	Electrical appliance, television & radio set whsle—Con.						
5330	Chemicals and allied products (excluding agricultural, plastics, gases, and petroleum)	18	24 644	2 910	11.8	Z	18.3
5344	Other chemicals and allied products	18	24 644	2 910	11.8	Z	X
6120	Art goods (including novelties and souvenirs)	11	140 941	20 143	14.3	.1	13.9
6122	Novelties and souvenirs	11	140 941	20 143	14.3	.1	X
6150	Nondurable goods, n.e.c.	8	88 297	12 035	13.6	Z	X
9700	Service receipts and labor charges (including installed parts)	424	2 741 561	304 444	11.1	.8	65.1
9701	Labor charges for repair work	281	1 607 487	146 793	9.1	.4	X
9702	Parts installed in repair work	202	1 279 755	92 933	7.3	.2	X
9703	Other service receipts and labor charges—Specify	208	1 308 016	64 680	4.9	.2	X
9720	Receipts for service contracts	52	1 137 571	58 026	5.1	.1	X
9740	Receipts for installing equipment	112	1 275 823	196 193	15.4	.5	X
9810	Miscellaneous commodities	136	3 833 601	279 149	7.3	.7	X
9940	Rental and leasing receipts	60	219 593	15 555	7.1	Z	4.2
9944	Other rental receipts	60	219 593	15 555	7.1	Z	X
421620	Electrical appliance, television & radio set whsle	3 237	X	39 717 526	X	100.0	70.8
0200	New and rebuilt automotive parts and supplies	34	36 949	11 734	31.8	Z	3.4
0211	Batteries	34	36 949	11 734	31.8	Z	X
0400	Household and lawn furniture	22	154 734	31 705	20.5	.1	30.0
0411	Upholstered furniture	12	113 152	16 013	14.2	Z	X
0412	Sleep furniture and equipment	18	139 067	13 706	9.9	Z	X
0500	Household china, glassware, crockery, and plastic housewares	23	207 645	24 377	11.7	.1	X
0530	Flooring and floor coverings	23	249 214	46 124	18.5	.1	2.8
0531	Soft-surface (textile) floor coverings and accessories (including rugs, carpets, and pads)	23	249 214	23 165	9.3	.1	X
0532	Hardwood flooring	12	232 927	2 308	1.0	Z	X
0533	Other hard-surface floor coverings and accessories (including tile and sheet goods)	12	232 927	20 651	8.9	.1	X
0540	Other home furnishings	66	697 291	88 292	12.7	.2	34.3
0541	Metal flatware and kitchen utensils	32	374 795	28 048	7.5	.1	X
0542	Mirrors, lamps, and picture frames	38	340 557	10 891	3.2	Z	X
0543	Home furnishings, n.e.c.	13	284 926	49 353	17.3	.1	X
0620	Plywood and millwork	18	112 829	31 733	28.1	.1	10.0
0622	Other panels products (including hardwood plywood, waterboard, and particleboard)	9	55 671	17 748	31.9	Z	X
0623	Gypsum, specialty boards, and treatments	10	57 158	13 985	24.5	Z	X
0800	Photographic equipment and supplies (excluding video)	26	282 449	40 639	14.4	.1	5.4
0811	Still picture photographic equipment	17	149 483	21 972	14.7	.1	X
0815	Other photographic equipment and supplies	9	132 966	18 667	14.0	Z	X
0900	Office equipment	64	4 404 598	1 294 206	29.4	3.3	1.3
0911	Typewriters and dedicated word processors	22	2 952 077	161 804	5.5	.4	X
0912	Calculators and accounting machines	64	4 404 598	753 395	17.1	1.9	X
0913	Copying machines and equipment	43	3 575 517	379 007	10.6	1.0	X
0920	New computer equipment	108	4 576 268	239 773	5.2	.6	X
0921	Computers	108	4 576 268	239 773	5.2	.6	X
0950	Computer software (packaged)	66	467 745	24 578	5.3	.1	X
0960	Restaurant and hotel equipment and supplies	16	29 746	3 271	11.0	Z	X
0970	Store machines and equipment	8	40 004	5 035	12.6	Z	7.9
0971	Vending machines	8	40 004	5 035	12.6	Z	X
1400	Electrical apparatus and equipment	199	1 590 797	234 152	14.7	.6	62.9
1411	Power and distribution transformers	25	111 586	7 946	7.1	Z	X
1412	Switchgear and switchboard apparatus	8	73 134	4 725	6.5	Z	X
1413	Motors and generators (including motor-generator sets)	54	128 154	6 853	5.3	Z	X
1414	Conduit, raceway, and fittings	16	58 296	2 580	4.4	Z	X
1415	Electric bulbs (all types)	49	317 885	70 258	22.1	.2	X
1416	Interior wiring (excluding conduit)	59	198 871	13 293	6.7	Z	X
1417	Exterior wiring and cable (excluding conduit)	23	57 193	2 062	3.6	Z	X
1418	Lighting fixtures (residential and commercial)	60	273 863	36 665	13.4	.1	X
1419	Industrial controls	17	768 221	77 135	10.0	.2	X
1421	Other electrical apparatus and equipment (including fuses and lightning rods)	46	150 982	12 631	8.4	Z	X
1500	Electrical appliances, household	3 237	39 717 526	33 542 256	84.5	84.5	66.7
1511	Televisions	1 186	28 286 083	7 307 253	25.8	X	X
1512	Radios, stereos, and CD players	1 628	28 329 185	9 592 517	33.9	X	24.2
1513	V.C.R.'s and video cameras	1 075	26 251 832	6 903 621	26.3	X	17.4
1514	Electrical household ranges and ovens	855	14 233 230	1 912 467	13.4	X	4.8
1515	Refrigerators and freezers, household	871	5 905 005	1 307 520	22.1	X	3.3
1516	Household laundry equipment	731	5 124 538	533 365	10.4	X	1.3
1517	Vacuum cleaners and sewing machines, household	530	10 713 133	1 176 863	11.0	X	3.0
1518	Other electrical household appliances (including fans, dishwashers, etc.)	1 321	18 772 202	4 808 651	25.6	X	12.1
1600	Electronic parts and equipment, except communication	229	8 672 608	978 865	11.3	2.5	64.9
1612	Integrated circuits	37	105 925	4 196	4.0	Z	X
1613	Capacitors and resistors	64	183 979	5 349	2.9	Z	X
1615	Discrete semiconductors, etc.	18	64 178	1 722	2.7	Z	X
1616	Electronic connectors and other passive electronic parts	87	3 411 395	12 274	.4	Z	X
1618	Electronic parts and equipment, n.e.c.	166	5 321 508	955 316	18.0	2.4	X
1650	Communication equipment and supplies	363	14 214 552	1 553 090	10.9	3.9	70.0
1651	Telephones	302	11 990 889	745 394	6.2	1.9	X
1652	Other electronic communication equipment	152	11 106 897	803 395	7.2	2.0	X
1653	Other electrical communication equipment	18	122 394	4 297	3.5	Z	X
1700	Hardware	97	1 247 295	123 859	9.9	.3	1.2
1711	Hand tools (including power driven)	89	705 496	15 219	2.2	Z	X
1712	Bolts, nuts, rivets, and fasteners	62	807 226	108 639	13.5	.3	X

See footnotes at end of table.

Table 3. Merchant Wholesalers by Kind of Business and Commodity Line: 1997—Con.

[Includes only establishments with payroll. For meaning of abbreviations and symbols, see introductory text. For explanation of terms, see Appendix A]

NAICS code and CL code	Kind of business and commodity line	Establishments handling commodity line		Commodity line sales			Sales coverage percent
		Number	Total sales (\$1,000)	Amount ¹ (\$1,000)	As percent of total sales of—		
					Establishments handling line	Establishments in NAICS industry ¹	
421620	Electrical appliance, television & radio set whsle—Con.						
1800	Plumbing and heating equipment and supplies (hydronics)	100	449 806	37 613	8.4	.1	2.9
1811	Plastic pipe fittings and valves (excluding pipe and tubing)	13	150 422	1 597	1.1	Z	X
1812	Metal pipe fittings and valves (excluding pipe and tubing)	21	220 336	2 886	1.3	Z	X
1813	Plumbing fixtures	22	182 437	20 019	11.0	.1	X
1814	Furnaces, stoves, water heaters (except electric and warm air)	55	207 653	2 860	1.4	Z	X
1815	Boilers, radiators, and convectors	17	73 191	3 522	4.8	Z	X
1818	Other plumbing and heating equipment and supplies	21	177 699	6 729	3.8	Z	X
1900	Warm air heating and air-conditioning equipment and supplies	194	2 165 808	198 546	9.2	.5	.7
1911	Furnaces (warm air)	55	1 502 814	81 369	5.4	.2	X
1912	Central air-conditioning (residential and commercial)	30	1 287 369	29 365	2.3	.1	X
1914	Heat pumps (residential and commercial)	30	1 287 369	29 365	2.3	.1	X
1916	Air cleaning and filtration systems	93	429 359	2 491	.6	Z	X
1917	Compressors for air-conditioners	168	1 950 357	28 957	1.5	.1	X
1918	Condensing units for air-conditioners	122	1 716 720	26 993	1.6	.1	X
2000	Refrigeration equipment and supplies	104	310 157	39 470	12.7	.1	12.3
2011	Commercial refrigerators (reach-in and walk-in)	14	193 973	27 406	14.1	.1	X
2014	Refrigerants	78	93 795	2 632	2.8	Z	X
2015	Other refrigeration equipment and supplies	79	95 852	8 901	9.3	Z	X
2320	General-purpose industrial machinery, equipment, and parts	13	58 338	2 010	3.4	Z	.7
2326	New controlling, recording, and indicating instruments and access	13	58 338	2 010	3.4	Z	X
2340	Materials handling machinery, equipment, and parts	19	48 334	4 634	9.6	Z	13.5
2342	New hoists, cranes, and monorails	19	48 334	3 092	6.4	Z	X
2344	New industrial trucks and tractors	19	48 334	1 542	3.2	Z	X
2360	Other industrial machinery, equipment, and parts	12	90 685	21 103	23.3	.1	34.2
2363	New printing trades machinery, equipment, and supplies	12	90 685	21 103	23.3	.1	X
2500	Beauty and barber equipment and supplies	6	3 245	584	18.0	Z	X
2700	Sporting and recreational goods and supplies	53	347 948	19 781	5.7	.1	1.0
2714	Camping and fishing equipment and accessories	53	347 948	19 781	5.7	.1	X
2800	Toys and hobby goods and supplies	62	996 636	97 107	9.7	.2	2.2
2811	Video games and cartridges	62	996 636	97 107	9.7	.2	X
3000	Jewelry, diamonds, gem stones, and watches	25	167 738	46 216	27.6	.1	43.7
3011	Diamond jewelry and diamond jewelry where lapidary work was not performed at this location	10	45 717	1 860	4.1	Z	X
3012	Gem stone and pearl jewelry where lapidary work was not performed at this location	16	51 483	1 862	3.6	Z	X
3014	Watches, clocks, and watch movements and cases	25	167 738	39 624	23.6	.1	X
3015	Karat gold jewelry (rings, necklaces, etc.)	10	45 717	917	2.0	Z	X
3016	Other jewel., silverware, and plated ware (incl. jewel. where gemstones less than 50% of value, gold filled sterling, and costume jewel. and medallions)	16	51 483	1 953	3.8	Z	X
3130	Compact discs, prerecorded audio tapes, and phonograph records	55	862 225	17 364	2.0	Z	X
3140	Prerecorded video tapes	41	255 353	20 224	7.9	.1	X
3300	Stationery, office supplies and greeting cards	7	21 255	4 328	20.4	Z	9.5
3313	Inked ribbons, carbon paper, pens and pencils	7	21 255	1 081	5.1	Z	X
3314	Toner and cartridges	7	21 255	1 081	5.1	Z	X
3316	Other stationery supplies (envelopes, ruled forms, and binder paper)	7	21 255	2 162	10.2	Z	X
3500	Drugs, pharmaceuticals, cosmetics, and toiletries	10	33 298	6 962	20.9	Z	57.9
3515	Other toiletries and druggists' sundries	10	33 298	2 813	8.4	Z	X
3900	Women's and children's wear	8	13 613	2 905	21.3	Z	15.9
3914	Women's and misses' outerwear	8	13 613	2 905	21.3	Z	X
5330	Chemicals and allied products (excluding agricultural, plastics, gases, and petroleum)	18	24 644	2 910	11.8	Z	18.3
5344	Other chemicals and allied products	18	24 644	2 910	11.8	Z	X
6120	Art goods (including novelties and souvenirs)	11	140 941	20 143	14.3	.1	13.9
6122	Novelties and souvenirs	11	140 941	20 143	14.3	.1	X
6150	Nondurable goods, n.e.c.	8	88 297	12 035	13.6	Z	X
9700	Service receipts and labor charges (including installed parts)	424	2 741 561	304 444	11.1	.8	65.1
9701	Labor charges for repair work	281	1 607 487	146 793	9.1	.4	X
9702	Parts installed in repair work	202	1 279 755	92 933	7.3	.2	X
9703	Other service receipts and labor charges—Specify	208	1 308 016	64 680	4.9	.2	X
9720	Receipts for service contracts	52	1 137 571	58 026	5.1	.1	X
9740	Receipts for installing equipment	112	1 275 823	196 193	15.4	.5	X
9810	Miscellaneous commodities	136	3 833 601	279 149	7.3	.7	X
9940	Rental and leasing receipts	60	219 593	15 555	7.1	Z	4.2
9944	Other rental receipts	60	219 593	15 555	7.1	Z	X
42169	Other electronic parts & equipment whsle	15 253	X	104 267 176	X	100.0	70.2
0100	New and used automobiles, motorcycles, etc.	8	33 292	589	1.8	Z	X
0200	New and rebuilt automotive parts and supplies	41	151 422	13 240	8.7	Z	21.4
0214	Brake parts (including fluid and all disk and drum parts)	12	52 607	1 714	3.3	Z	X
0223	Parts, n.e.c.	41	151 422	8 978	5.9	Z	X
0224	Accessories	27	106 750	2 545	2.4	Z	X
0300	Tires and tubes	6	35 320	1 421	4.0	Z	X
0400	Household and lawn furniture	10	30 572	1 644	5.4	Z	X
0420	Office and business furniture	22	25 251	2 324	9.2	Z	X
0500	Household china, glassware, crockery, and plastic housewares	8	47 209	5 936	12.6	Z	X
0530	Flooring and floor coverings	7	9 988	539	5.4	Z	X
0540	Other home furnishings	73	660 062	6 688	1.0	Z	6.6
0541	Metal flatware and kitchen utensils	8	74 770	4 649	6.2	Z	X
0543	Home furnishings, n.e.c.	65	585 292	2 039	.3	Z	X

See footnotes at end of table.

Table 3. Merchant Wholesalers by Kind of Business and Commodity Line: 1997—Con.

[Includes only establishments with payroll. For meaning of abbreviations and symbols, see introductory text. For explanation of terms, see Appendix A]

NAICS code and CL code	Kind of business and commodity line	Establishments handling commodity line		Commodity line sales			Sales coverage percent
		Number	Total sales (\$1,000)	Amount ¹ (\$1,000)	As percent of total sales of—		
					Establishments handling line	Establishments in NAICS industry ¹	
42169	Other electronic parts & equipment whse—Con.						
0800	Photographic equipment and supplies (excluding video)	27	105 048	13 117	12.5	Z	22.0
0811	Still picture photographic equipment	8	40 975	2 928	7.1	Z	X
0813	Photographic film	9	39 674	5 028	12.7	Z	X
0815	Other photographic equipment and supplies	9	22 990	808	3.5	Z	X
0900	Office equipment	219	2 253 895	296 398	13.2	.3	40.5
0911	Typewriters and dedicated word processors	67	1 335 098	179 703	13.5	.2	X
0912	Calculators and accounting machines	38	169 373	16 389	9.7	Z	X
0913	Copying machines and equipment	157	917 281	97 153	10.6	.1	X
0914	Dictating, transcribing, and recording machines	19	30 555	2 746	9.0	Z	X
0915	Mailing, letter handling, and addressing machines	9	11 284	407	3.6	Z	X
0920	New computer equipment	806	11 066 826	1 775 675	16.0	1.7	16.9
0921	Computers	411	1 740 451	322 999	18.6	.3	X
0922	Computer storage devices	195	1 197 363	124 382	10.4	.1	X
0923	Computer printers	340	3 118 314	343 025	11.0	.3	X
0924	Other computer peripheral equipment	321	7 092 747	985 268	13.9	.9	X
0930	Used computer equipment	37	132 550	10 037	7.6	Z	X
0950	Computer software (packaged)	285	3 503 586	79 311	2.3	.1	X
0960	Restaurant and hotel equipment and supplies	15	10 225	1 539	15.1	Z	X
0970	Store machines and equipment	19	141 942	26 333	18.6	Z	6.3
0972	Other store machines and equipment	8	18 342	965	5.3	Z	X
1000	Medical, hospital, and surgical supplies	22	35 564	6 837	19.2	Z	61.1
1011	Surgical and medical instruments and equipment	20	34 508	6 678	19.4	Z	X
1050	Other professional equipment and supplies	8	2 076	360	17.3	Z	70.2
1054	Laboratory equipment	8	2 076	360	17.3	Z	X
1120	Flat iron and steel products	15	260 783	48 411	18.6	Z	X
1140	Iron and steel wire and wire products	18	39 886	3 115	7.8	Z	13.2
1141	Wire (plain, coated, barbed, and twisted)	16	39 367	2 907	7.4	Z	X
1150	Iron and steel pipe and tubing	8	338 641	102 592	30.3	.1	X
1200	Copper and brass	7	7 398	480	6.5	Z	X
1220	Aluminum shapes, forms, etc.	10	21 175	2 021	9.5	Z	X
1230	Other nonferrous metals (magnesium, nickel, tin, lead, zinc, etc., except precious)	6	231 150	39 851	17.2	Z	X
1400	Electrical apparatus and equipment	1 957	10 075 429	2 198 242	21.8	2.1	60.5
1411	Power and distribution transformers	575	3 174 101	192 853	6.1	.2	X
1412	Switchgear and switchboard apparatus	328	2 227 553	212 178	9.5	.2	X
1413	Motors and generators (including motor-generator sets)	211	1 099 703	62 889	5.7	.1	X
1414	Conduit, raceway, and fittings	301	1 963 806	92 371	4.7	.1	X
1415	Electric bulbs (all types)	282	1 390 727	34 876	2.5	Z	X
1416	Interior wiring (excluding conduit)	1 064	5 911 063	439 257	7.4	.4	X
1417	Exterior wiring and cable (excluding conduit)	533	3 675 358	200 382	5.5	.2	X
1418	Lighting fixtures (residential and commercial)	213	1 954 782	71 844	3.7	.1	X
1419	Industrial controls	731	3 826 095	399 644	10.4	.4	X
1421	Other electrical apparatus and equipment (including fuses and lightning rods)	813	5 155 941	491 973	9.5	.5	X
1500	Electrical appliances, household	456	6 193 783	987 364	15.9	.9	42.7
1511	Televisions	235	5 073 254	306 542	6.0	.3	X
1512	Radios, stereos, and CD players	285	2 762 893	164 198	5.9	.2	X
1513	V.C.R.'s and video cameras	283	5 377 454	292 242	5.4	.3	X
1515	Refrigerators and freezers, household	6	4 904	54	1.1	Z	X
1517	Vacuum cleaners and sewing machines, household	40	1 027 781	25 782	2.5	Z	X
1518	Other electrical household appliances (including fans, dishwashers, etc.)	117	4 515 176	87 772	1.9	.1	X
1600	Electronic parts and equipment, except communication	8 984	73 480 815	61 590 697	83.8	59.1	55.3
1612	Integrated circuits	2 888	24 175 772	13 461 495	55.7	12.9	X
1613	Capacitors and resistors	2 987	17 535 743	3 620 016	20.6	3.5	X
1615	Discrete semiconductors, etc.	3 226	32 597 622	17 168 770	52.7	16.5	X
1616	Electronic connectors and other passive electronic parts	4 411	25 123 717	9 528 197	37.9	9.1	X
1618	Electronic parts and equipment, n.e.c.	5 296	31 433 989	17 812 225	56.7	17.1	X
1650	Communication equipment and supplies	7 384	42 188 012	32 107 947	76.1	30.8	63.1
1651	Telephones	3 052	17 687 090	8 863 377	50.1	8.5	X
1652	Other electronic communication equipment	5 607	33 731 399	18 338 583	54.4	17.6	X
1653	Other electrical communication equipment	1 488	10 463 861	4 905 983	46.9	4.7	X
1700	Hardware	633	3 311 223	217 461	6.6	.2	6.2
1711	Hand tools (including power driven)	502	2 907 954	139 564	4.8	.1	X
1712	Bolts, nuts, rivets, and fasteners	404	1 543 613	76 387	4.9	.1	X
1713	Cutlery	346	586 703	1 510	.3	Z	X
1800	Plumbing and heating equipment and supplies (hydronics)	51	606 586	87 205	14.4	.1	11.5
1811	Plastic pipe fittings and valves (excluding pipe and tubing)	30	98 275	5 696	5.8	Z	X
1812	Metal pipe fittings and valves (excluding pipe and tubing)	31	118 264	32 435	27.4	Z	X
1818	Other plumbing and heating equipment and supplies	38	569 851	44 265	7.8	Z	X
1900	Warm air heating and air-conditioning equipment and supplies	186	3 231 624	129 347	4.0	.1	1.2
1911	Furnaces (warm air)	122	900 451	8 748	1.0	Z	X
1912	Central air-conditioning (residential and commercial)	18	26 588	1 630	6.1	Z	X
1914	Heat pumps (residential and commercial)	139	927 045	6 200	.7	Z	X
1916	Air cleaning and filtration systems	106	248 504	1 740	.7	Z	X
1917	Compressors for air-conditioners	106	248 504	4 377	1.8	Z	X
1918	Condensing units for air-conditioners	139	2 268 540	63 295	2.8	.1	X
1919	Registers, grills, pre-formed ductwork (excluding sheet metal), and duct insulation	122	900 451	27 259	3.0	Z	X
2000	Refrigeration equipment and supplies	24	22 411	2 514	11.2	Z	14.8
2013	Condensing units for commercial refrigerators	22	21 647	628	2.9	Z	X
2014	Refrigerants	22	21 647	1 252	5.8	Z	X
2015	Other refrigeration equipment and supplies	22	21 647	628	2.9	Z	X
2100	Construction and mining machinery and equipment (including parts and attachments)	8	1 315 641	52 860	4.0	.1	X
2220	Garden machinery, equipment, and parts	9	41 943	1 538	3.7	Z	X

See footnotes at end of table.

Table 3. Merchant Wholesalers by Kind of Business and Commodity Line: 1997—Con.

[Includes only establishments with payroll. For meaning of abbreviations and symbols, see introductory text. For explanation of terms, see Appendix A]

NAICS code and CL code	Kind of business and commodity line	Establishments handling commodity line		Commodity line sales			Sales coverage percent
		Number	Total sales (\$1,000)	Amount ¹ (\$1,000)	As percent of total sales of—		
					Establishments handling line	Establishments in NAICS industry ¹	
42169	Other electronic parts & equipment whse—Con.						
2230	Food-processing machinery, equipment, and parts	9	19 771	1 740	8.8	Z	55.9
2232	New packing, packaging, and bottling equipment	6	14 750	736	5.0	Z	X
2300	Hydraulic and pneumatic (fluid-power) pumps, motors, and parts	22	262 554	7 253	2.8	Z	68.0
2311	Pumps	18	255 789	2 848	1.1	Z	X
2312	Motors	19	258 857	4 022	1.6	Z	X
2313	Parts for pumps and motors	12	16 032	383	2.4	Z	X
2320	General-purpose industrial machinery, equipment, and parts	337	4 970 568	399 755	8.0	Z	1.5
2321	New pumps, compressors (air or gas), and equipment	45	2 299 161	22 265	1.0	Z	X
2323	New diesel engines (excluding automotive)	38	2 181 546	12 792	.6	Z	X
2326	New controlling, recording, and indicating instruments and access	189	3 070 376	112 834	3.7	.1	X
2327	All other new general-purpose industrial machinery and equipment	164	3 235 939	144 291	4.5	.1	X
2328	Used general-purpose industrial machinery and equipment	50	1 063 204	107 574	10.1	.1	X
2330	Metalworking machinery, equipment, and parts	15	52 501	6 131	11.7	Z	X
2340	Materials handling machinery, equipment, and parts	155	694 964	44 841	6.5	Z	6.4
2341	New conveying equipment	81	556 124	28 443	5.1	Z	X
2342	New hoists, cranes, and monorails	80	384 251	1 823	.5	Z	X
2344	New industrial trucks and tractors	6	7 539	224	3.0	Z	X
2345	Used materials handling machinery, equipment, and parts	60	111 148	14 351	12.9	Z	X
2350	Oil well, oil refinery, and pipeline machinery, equipment, and supplies	9	66 367	3 451	5.2	Z	58.2
2352	New oil field machinery, equipment, and supplies (including drilling bits)	6	55 110	3 257	5.9	Z	X
2360	Other industrial machinery, equipment, and parts	22	191 106	26 375	13.8	Z	26.2
2363	New printing trades machinery, equipment, and supplies	10	45 652	6 268	13.7	Z	X
2366	Other new industrial machinery and equipment	9	7 546	1 533	20.3	Z	X
2370	Mechanical power transmission supplies	25	131 611	37 626	28.6	Z	57.4
2371	Bearings and bushings	17	118 552	29 083	24.5	Z	X
2372	Other mechanical power transmission supplies	14	44 057	8 543	19.4	Z	X
2380	Industrial valves and fittings (except fluid-power)	14	72 321	10 954	15.1	Z	X
2390	Hydraulic and pneumatic (fluid-power) valves	23	101 225	7 332	7.2	Z	69.6
2391	Hydraulic valves	13	59 701	1 475	2.5	Z	X
2392	Pneumatic valves	19	100 231	5 857	5.8	Z	X
2400	Hydraulic and pneumatic cylinders and rotary actuators	15	34 699	1 041	3.0	Z	62.8
2411	Hydraulic cylinders and rotary actuators	11	15 799	225	1.4	Z	X
2412	Pneumatic cylinders and rotary actuators	7	30 259	816	2.7	Z	X
2420	Hydraulic and pneumatic connectors and assemblies	9	23 851	712	3.0	Z	67.6
2421	Hydraulic and pneumatic connectors	9	23 851	712	3.0	Z	X
2430	Fluid-power filters, components, accessories, and parts	15	43 128	1 534	3.6	Z	68.4
2431	Filters	14	34 127	790	2.3	Z	X
2432	Other fluid-power components, accessories, and parts, n.e.c.	10	23 536	743	3.2	Z	X
2440	Welding supplies (excluding gases)	6	11 238	125	1.1	Z	X
2460	Other industrial supplies	34	232 763	9 626	4.1	Z	8.5
2462	Abrasives and abrasive materials	6	156 290	1 704	1.1	Z	X
2464	Mechanical rubber goods	8	60 297	2 619	4.3	Z	X
2465	Strapping and tape	6	156 290	3 075	2.0	Z	X
2466	Industrial supplies, n.e.c.	13	158 545	1 132	.7	Z	X
2520	Custodial (janitors') equipment and supplies	6	5 345	820	15.3	Z	49.7
2521	Custodial equipment—power equipment	6	5 345	81	1.5	Z	X
2522	Custodial equipment—nonpower equipment	6	5 345	81	1.5	Z	X
2523	Custodial supplies	6	5 345	658	12.3	Z	X
2600	Aircraft and aeronautical equipment and supplies	9	81 280	20 459	25.2	Z	X
2700	Sporting and recreational goods and supplies	88	603 526	4 472	.7	Z	.4
2718	Other sporting and recreational goods (go carts, bait, etc.)	25	61 625	2 562	4.2	Z	X
2800	Toys and hobby goods and supplies	57	362 727	29 505	8.1	Z	3.3
2811	Video games and cartridges	53	361 010	29 472	8.2	Z	X
3000	Jewelry, diamonds, gem stones, and watches	8	50 399	6 660	13.2	Z	28.4
3014	Watches, clocks, and watch movements and cases	8	50 399	5 587	11.1	Z	X
3100	Musical instruments and supplies	6	953	182	19.1	Z	X
3130	Compact discs, prerecorded audio tapes, and phonograph records	43	184 743	32 560	17.6	Z	X
3140	Prerecorded video tapes	43	103 530	8 674	8.4	Z	X
3200	Printing and writing paper	27	35 686	2 319	6.5	Z	X
3300	Stationery, office supplies and greeting cards	21	46 645	5 693	12.2	Z	X
3400	Industrial and personal services paper and plastics	32	29 359	3 030	10.3	Z	X
3500	Drugs, pharmaceuticals, cosmetics, and toiletries	18	179 369	31 262	17.4	Z	X
3600	Piece goods, knit and woven	10	1 333 744	105 228	7.9	.1	X
3800	Men's and boys' wear	15	60 165	11 986	19.9	Z	25.3
3815	Other men's and boys' wear (caps, hats, swimwear, neckwear, etc.)	13	56 960	11 825	20.8	Z	X
3900	Women's and children's wear	18	49 027	7 636	15.6	Z	.2
3911	Infants' and children's wear (to size 6X)	18	49 027	7 636	15.6	Z	X
4000	Footwear	8	33 319	221	.7	Z	X
4400	Confectionery	7	935	120	12.8	Z	70.2
4411	Candy	7	935	79	8.4	Z	X
4412	Chewing gum	7	935	41	4.4	Z	X
5300	Plastics materials and basic shapes	50	287 329	21 911	7.6	Z	40.3
5313	Plastics raw materials	11	229 163	6 446	2.8	Z	X
5314	Other plastics materials and basic shapes	39	58 166	15 465	26.6	Z	X
5330	Chemicals and allied products (excluding agricultural, plastics, gases, and petroleum)	49	1 187 275	163 836	13.8	.2	7.1
5331	Gasses, compressed and liquified, except L.P.	10	802 033	26 854	3.3	Z	X
5342	Adhesives, sealants, and glues	10	802 033	2 983	.4	Z	X
5343	Explosives	8	96 230	285	.3	Z	X
5344	Other chemicals and allied products	39	1 086 563	133 565	12.3	.1	X

See footnotes at end of table.

Table 3. Merchant Wholesalers by Kind of Business and Commodity Line: 1997—Con.

[Includes only establishments with payroll. For meaning of abbreviations and symbols, see introductory text. For explanation of terms, see Appendix A]

NAICS code and CL code	Kind of business and commodity line	Establishments handling commodity line		Commodity line sales			Sales coverage percent
		Number	Total sales (\$1,000)	Amount ¹ (\$1,000)	As percent of total sales of—		
					Establishments handling line	Establishments in NAICS industry ¹	
42169	Other electronic parts & equipment whse—Con.						
6100	Books, periodicals, newspapers, and miscellaneous printed materials	9	10 526	478	4.5	Z	X
6110	Flowers and florists' supplies	6	30 252	87	.3	Z	X
6120	Art goods (including novelties and souvenirs)	12	28 673	2 564	8.9	Z	X
6150	Nondurable goods, n.e.c.	7	39 984	4 982	12.5	Z	X
9700	Service receipts and labor charges (including installed parts)	2 707	12 295 339	1 824 070	14.8	1.7	60.8
9701	Labor charges for repair work	2 134	7 936 694	938 034	11.8	.9	X
9702	Parts installed in repair work	1 641	5 414 323	359 071	6.6	.3	X
9703	Other service receipts and labor charges—Specify	1 174	7 574 143	526 956	7.0	.5	X
9720	Receipts for service contracts	1 400	5 699 278	334 613	5.9	.3	X
9740	Receipts for installing equipment	1 156	7 058 429	382 716	5.4	.4	X
9810	Miscellaneous commodities	541	5 814 267	743 012	12.8	.7	X
9930	Sales of integrated systems which you wrote or modified software	13	31 737	8 031	25.3	Z	X
9940	Rental and leasing receipts	536	1 465 908	100 784	6.9	.1	11.2
9941	Computer rental and leasing receipts	39	682 948	11 711	1.7	Z	X
9942	Photocopying machine rental	268	559 470	49 333	8.8	Z	X
9943	Other office machine rental receipts	76	205 219	9 784	4.8	Z	X
9944	Other rental receipts	178	143 197	29 956	20.9	Z	X
9960	Custom software (designed to customer specifications)	22	28 159	2 932	10.4	Z	X
421690	Other electronic parts & equipment whse	15 253	X	104 267 176	X	100.0	70.2
0100	New and used automobiles, motorcycles, etc.	8	33 292	589	1.8	Z	X
0200	New and rebuilt automotive parts and supplies	41	151 422	13 240	8.7	Z	21.4
0214	Brake parts (including fluid and all disk and drum parts)	12	52 607	1 714	3.3	Z	X
0223	Parts, n.e.c.	41	151 422	8 978	5.9	Z	X
0224	Accessories	27	106 750	2 545	2.4	Z	X
0300	Tires and tubes	6	35 320	1 421	4.0	Z	X
0400	Household and lawn furniture	10	30 572	1 644	5.4	Z	X
0420	Office and business furniture	22	25 251	2 324	9.2	Z	X
0500	Household china, glassware, crockery, and plastic housewares	8	47 209	5 936	12.6	Z	X
0530	Flooring and floor coverings	7	9 988	539	5.4	Z	X
0540	Other home furnishings	73	660 062	6 688	1.0	Z	6.6
0541	Metal flatware and kitchen utensils	8	74 770	4 649	6.2	Z	X
0543	Home furnishings, n.e.c.	65	585 292	2 039	.3	Z	X
0800	Photographic equipment and supplies (excluding video)	27	105 048	13 117	12.5	Z	22.0
0811	Still picture photographic equipment	8	40 975	2 928	7.1	Z	X
0813	Photographic film	9	39 674	5 028	12.7	Z	X
0815	Other photographic equipment and supplies	9	22 990	808	3.5	Z	X
0900	Office equipment	219	2 253 895	296 398	13.2	.3	40.5
0911	Typewriters and dedicated word processors	67	1 335 098	179 703	13.5	.2	X
0912	Calculators and accounting machines	38	1 69 373	16 389	9.7	Z	X
0913	Copying machines and equipment	157	917 281	97 153	10.6	.1	X
0914	Dictating, transcribing, and recording machines	19	30 555	2 746	9.0	Z	X
0915	Mailing, letter handling, and addressing machines	9	11 284	407	3.6	Z	X
0920	New computer equipment	806	11 066 826	1 775 675	16.0	1.7	16.9
0921	Computers	411	1 740 451	322 999	18.6	.3	X
0922	Computer storage devices	195	1 197 363	124 382	10.4	.1	X
0923	Computer printers	340	3 118 314	343 025	11.0	.3	X
0924	Other computer peripheral equipment	321	7 092 747	985 268	13.9	.9	X
0930	Used computer equipment	37	132 550	10 037	7.6	Z	X
0950	Computer software (packaged)	285	3 503 586	79 311	2.3	.1	X
0960	Restaurant and hotel equipment and supplies	15	10 225	1 539	15.1	Z	X
0970	Store machines and equipment	19	141 942	26 333	18.6	Z	6.3
0972	Other store machines and equipment	8	18 342	965	5.3	Z	X
1000	Medical, hospital, and surgical supplies	22	35 564	6 837	19.2	Z	61.1
1011	Surgical and medical instruments and equipment	20	34 508	6 678	19.4	Z	X
1050	Other professional equipment and supplies	8	2 076	360	17.3	Z	70.2
1054	Laboratory equipment	8	2 076	360	17.3	Z	X
1120	Flat iron and steel products	15	260 783	48 411	18.6	Z	X
1140	Iron and steel wire and wire products	18	39 886	3 115	7.8	Z	13.2
1141	Wire (plain, coated, barbed, and twisted)	16	39 367	2 907	7.4	Z	X
1150	Iron and steel pipe and tubing	8	338 641	102 592	30.3	.1	X
1200	Copper and brass	7	7 398	480	6.5	Z	X
1220	Aluminum shapes, forms, etc.	10	21 175	2 021	9.5	Z	X
1230	Other nonferrous metals (magnesium, nickel, tin, lead, zinc, etc., except precious)	6	231 150	39 851	17.2	Z	X
1400	Electrical apparatus and equipment	1 957	10 075 429	2 198 242	21.8	2.1	60.5
1411	Power and distribution transformers	575	3 174 101	192 853	6.1	.2	X
1412	Switchgear and switchboard apparatus	328	2 227 553	212 178	9.5	.2	X
1413	Motors and generators (including motor-generator sets)	211	1 099 703	62 889	5.7	.1	X
1414	Conduit, raceway, and fittings	301	1 963 806	92 371	4.7	.1	X
1415	Electric bulbs (all types)	282	1 390 727	34 876	2.5	Z	X
1416	Interior wiring (excluding conduit)	1 064	5 911 063	439 257	7.4	.4	X
1417	Exterior wiring and cable (excluding conduit)	533	3 675 358	200 382	5.5	.2	X
1418	Lighting fixtures (residential and commercial)	213	1 954 782	71 844	3.7	.1	X
1419	Industrial controls	731	3 826 095	399 644	10.4	.4	X
1421	Other electrical apparatus and equipment (including fuses and lightning rods)	813	5 155 941	491 973	9.5	.5	X
1500	Electrical appliances, household	456	6 193 783	987 364	15.9	.9	42.7
1511	Televisions	235	5 073 254	306 542	6.0	.3	X
1512	Radios, stereos, and CD players	285	2 762 893	164 198	5.9	.2	X
1513	V.C.R.'s and video cameras	283	5 377 454	292 242	5.4	.3	X
1515	Refrigerators and freezers, household	6	4 904	54	1.1	Z	X
1517	Vacuum cleaners and sewing machines, household	40	1 027 761	25 782	2.5	Z	X
1518	Other electrical household appliances (including fans, dishwashers, etc.)	117	4 515 176	87 772	1.9	.1	X

See footnotes at end of table.

Table 3. Merchant Wholesalers by Kind of Business and Commodity Line: 1997—Con.

[Includes only establishments with payroll. For meaning of abbreviations and symbols, see introductory text. For explanation of terms, see Appendix A]

NAICS code and CL code	Kind of business and commodity line	Establishments handling commodity line		Commodity line sales			Sales coverage percent
		Number	Total sales (\$1,000)	Amount ¹ (\$1,000)	As percent of total sales of—		
					Establishments handling line	Establishments in NAICS industry ¹	
421690	Other electronic parts & equipment whse—Con.						
1600	Electronic parts and equipment, except communication	8 984	73 480 815	61 590 697	83.8	59.1	55.3
1612	Integrated circuits	2 888	24 175 772	13 461 495	55.7	12.9	X
1613	Capacitors and resistors	2 987	17 535 743	3 620 016	20.6	3.5	X
1615	Discrete semiconductors, etc.	3 226	32 597 622	17 168 770	52.7	16.5	X
1616	Electronic connectors and other passive electronic parts	4 411	25 123 717	9 528 197	37.9	9.1	X
1618	Electronic parts and equipment, n.e.c.	5 296	31 433 989	17 812 225	56.7	17.1	X
1650	Communication equipment and supplies	7 384	42 188 012	32 107 947	76.1	30.8	63.1
1651	Telephones	3 052	17 687 090	8 863 377	50.1	8.5	X
1652	Other electronic communication equipment	5 607	33 731 399	18 338 583	54.4	17.6	X
1653	Other electrical communication equipment	1 488	10 463 861	4 905 983	46.9	4.7	X
1700	Hardware	633	3 311 223	217 461	6.6	.2	6.2
1711	Hand tools (including power driven)	502	2 907 954	139 564	4.8	.1	X
1712	Bolts, nuts, rivets, and fasteners	404	1 543 613	76 387	4.9	.1	X
1713	Cutlery	346	586 703	1 510	.3	Z	X
1800	Plumbing and heating equipment and supplies (hydronics)	51	606 566	87 205	14.4	.1	11.5
1811	Plastic pipe fittings and valves (excluding pipe and tubing)	30	98 275	5 696	5.8	Z	X
1812	Metal pipe fittings and valves (excluding pipe and tubing)	31	118 264	32 435	27.4	Z	X
1818	Other plumbing and heating equipment and supplies	38	569 851	44 265	7.8	Z	X
1900	Warm air heating and air-conditioning equipment and supplies	186	3 231 624	129 347	4.0	.1	1.2
1911	Furnaces (warm air)	122	900 451	8 748	1.0	Z	X
1912	Central air-conditioning (residential and commercial)	18	26 588	1 630	6.1	Z	X
1914	Heat pumps (residential and commercial)	139	927 045	6 200	.7	Z	X
1916	Air cleaning and filtration systems	106	248 504	1 740	.7	Z	X
1917	Compressors for air-conditioners	106	248 504	4 377	1.8	Z	X
1918	Condensing units for air-conditioners	139	2 268 540	63 295	2.8	.1	X
1919	Registers, grills, pre-formed ductwork (excluding sheet metal), and duct insulation	122	900 451	27 259	3.0	Z	X
2000	Refrigeration equipment and supplies	24	22 411	2 514	11.2	Z	14.8
2013	Condensing units for commercial refrigerators	22	21 647	628	2.9	Z	X
2014	Refrigerants	22	21 647	1 252	5.8	Z	X
2015	Other refrigeration equipment and supplies	22	21 647	628	2.9	Z	X
2100	Construction and mining machinery and equipment (including parts and attachments)	8	1 315 641	52 860	4.0	.1	X
2220	Garden machinery, equipment, and parts	9	41 943	1 538	3.7	Z	X
2230	Food-processing machinery, equipment, and parts	9	19 771	1 740	8.8	Z	55.9
2232	New packing, packaging, and bottling equipment	6	14 750	736	5.0	Z	X
2300	Hydraulic and pneumatic (fluid-power) pumps, motors, and parts	22	262 554	7 253	2.8	Z	68.0
2311	Pumps	18	255 789	2 848	1.1	Z	X
2312	Motors	19	258 857	4 022	1.6	Z	X
2313	Parts for pumps and motors	12	16 032	383	2.4	Z	X
2320	General-purpose industrial machinery, equipment, and parts	337	4 970 568	399 755	8.0	.4	1.5
2321	New pumps, compressors (air or gas), and equipment	45	2 299 161	22 265	1.0	Z	X
2323	New diesel engines (excluding automotive)	38	2 181 546	12 792	.6	Z	X
2326	New controlling, recording, and indicating instruments and access	189	3 070 376	112 834	3.7	.1	X
2327	All other new general-purpose industrial machinery and equipment	164	3 235 939	144 291	4.5	.1	X
2328	Used general-purpose industrial machinery and equipment	50	1 063 204	107 574	10.1	.1	X
2330	Metalworking machinery, equipment, and parts	15	52 501	6 131	11.7	Z	X
2340	Materials handling machinery, equipment, and parts	155	694 964	44 841	6.5	Z	6.4
2341	New conveying equipment	81	556 124	28 443	5.1	Z	X
2342	New hoists, cranes, and monorails	80	384 251	1 823	.5	Z	X
2344	New industrial trucks and tractors	6	7 539	224	3.0	Z	X
2345	Used materials handling machinery, equipment, and parts	60	111 148	14 351	12.9	Z	X
2350	Oil well, oil refinery, and pipeline machinery, equipment, and supplies	9	66 367	3 451	5.2	Z	58.2
2352	New oil field machinery, equipment, and supplies (including drilling bits) ..	6	55 110	3 257	5.9	Z	X
2360	Other industrial machinery, equipment, and parts	22	191 106	26 375	13.8	Z	26.2
2363	New printing trades machinery, equipment, and supplies	10	45 652	6 268	13.7	Z	X
2366	Other new industrial machinery and equipment	9	7 546	1 533	20.3	Z	X
2370	Mechanical power transmission supplies	25	131 611	37 626	28.6	Z	57.4
2371	Bearings and bushings	17	118 552	29 083	24.5	Z	X
2372	Other mechanical power transmission supplies	14	44 057	8 543	19.4	Z	X
2380	Industrial valves and fittings (except fluid-power)	14	72 321	10 954	15.1	Z	X
2390	Hydraulic and pneumatic (fluid-power) valves	23	101 225	7 332	7.2	Z	69.6
2391	Hydraulic valves	13	59 701	1 475	2.5	Z	X
2392	Pneumatic valves	19	100 231	5 857	5.8	Z	X
2400	Hydraulic and pneumatic cylinders and rotary actuators	15	34 699	1 041	3.0	Z	62.8
2411	Hydraulic cylinders and rotary actuators	11	15 799	225	1.4	Z	X
2412	Pneumatic cylinders and rotary actuators	7	30 259	816	2.7	Z	X
2420	Hydraulic and pneumatic connectors and assemblies	9	23 851	712	3.0	Z	67.6
2421	Hydraulic and pneumatic connectors	9	23 851	712	3.0	Z	X
2430	Fluid-power filters, components, accessories, and parts	15	43 128	1 534	3.6	Z	68.4
2431	Filters	14	34 127	790	2.3	Z	X
2432	Other fluid-power components, accessories, and parts, n.e.c.	10	23 536	743	3.2	Z	X
2440	Welding supplies (excluding gases)	6	11 238	125	1.1	Z	X
2460	Other industrial supplies	34	232 763	9 626	4.1	Z	8.5
2462	Abrasives and abrasive materials	6	156 290	1 704	1.1	Z	X
2464	Mechanical rubber goods	8	60 297	2 619	4.3	Z	X
2465	Strapping and tape	6	156 290	3 075	2.0	Z	X
2466	Industrial supplies, n.e.c.	13	158 545	1 132	.7	Z	X
2520	Custodial (janitors') equipment and supplies	6	5 345	820	15.3	Z	49.7
2521	Custodial equipment—power equipment	6	5 345	81	1.5	Z	X
2522	Custodial equipment—nonpower equipment	6	5 345	81	1.5	Z	X
2523	Custodial supplies	6	5 345	658	12.3	Z	X

See footnotes at end of table.

Table 3. Merchant Wholesalers by Kind of Business and Commodity Line: 1997—Con.

[Includes only establishments with payroll. For meaning of abbreviations and symbols, see introductory text. For explanation of terms, see Appendix A]

NAICS code and CL code	Kind of business and commodity line	Establishments handling commodity line		Commodity line sales			Sales coverage percent
		Number	Total sales (\$1,000)	Amount ¹ (\$1,000)	As percent of total sales of—		
					Establishments handling line	Establishments in NAICS industry ¹	
421690	Other electronic parts & equipment whse—Con.						
2600	Aircraft and aeronautical equipment and supplies.....	9	81 280	20 459	25.2	Z	X
2700	Sporting and recreational goods and supplies.....	88	603 526	4 472	.7	Z	.4
2718	Other sporting and recreational goods (go carts, bait, etc.).....	25	61 625	2 562	4.2	Z	X
2800	Toys and hobby goods and supplies.....	57	362 727	29 505	8.1	Z	3.3
2811	Video games and cartridges.....	53	361 010	29 472	8.2	Z	X
3000	Jewelry, diamonds, gem stones, and watches.....	8	50 399	6 660	13.2	Z	28.4
3014	Watches, clocks, and watch movements and cases.....	8	50 399	5 587	11.1	Z	X
3100	Musical instruments and supplies.....	6	953	182	19.1	Z	X
3130	Compact discs, prerecorded audio tapes, and phonograph records.....	43	184 743	32 560	17.6	Z	X
3140	Prerecorded video tapes.....	43	103 530	8 674	8.4	Z	X
3200	Printing and writing paper.....	27	35 686	2 319	6.5	Z	X
3300	Stationery, office supplies and greeting cards.....	21	46 645	5 693	12.2	Z	X
3400	Industrial and personal services paper and plastics.....	32	29 359	3 030	10.3	Z	X
3500	Drugs, pharmaceuticals, cosmetics, and toiletries.....	18	179 369	31 262	17.4	Z	X
3600	Piece goods, knit and woven.....	10	1 333 744	105 228	7.9	.1	X
3800	Men's and boys' wear.....	15	60 165	11 986	19.9	Z	25.3
3815	Other men's and boys' wear (caps, hats, swimwear, neckwear, etc.)....	13	56 960	11 825	20.8	Z	X
3900	Women's and children's wear.....	18	49 027	7 636	15.6	Z	.2
3911	Infants' and children's wear (to size 6X).....	18	49 027	7 636	15.6	Z	X
4000	Footwear.....	8	33 319	221	.7	Z	X
4400	Confectionery.....	7	935	120	12.8	Z	70.2
4411	Candy.....	7	935	79	8.4	Z	X
4412	Chewing gum.....	7	935	41	4.4	Z	X
5300	Plastics materials and basic shapes.....	50	287 329	21 911	7.6	Z	40.3
5313	Plastics raw materials.....	11	229 163	6 446	2.8	Z	X
5314	Other plastics materials and basic shapes.....	39	58 166	15 465	26.6	Z	X
5330	Chemicals and allied products (excluding agricultural, plastics, gases, and petroleum).....	49	1 187 275	163 836	13.8	.2	7.1
5331	Gasses, compressed and liquified, except L.P.....	10	802 033	26 854	3.3	Z	X
5342	Adhesives, sealants, and glues.....	10	802 033	2 983	.4	Z	X
5343	Explosives.....	8	96 230	285	.3	Z	X
5344	Other chemicals and allied products.....	39	1 086 563	133 565	12.3	.1	X
6100	Books, periodicals, newspapers, and miscellaneous printed materials.....	9	10 526	478	4.5	Z	X
6110	Flowers and florists' supplies.....	6	30 252	87	.3	Z	X
6120	Art goods (including novelties and souvenirs).....	12	28 673	2 564	8.9	Z	X
6150	Nondurable goods, n.e.c.....	7	39 984	4 982	12.5	Z	X
9700	Service receipts and labor charges (including installed parts).....	2 707	12 295 339	1 824 070	14.8	1.7	60.8
9701	Labor charges for repair work.....	2 134	7 936 694	938 034	11.8	.9	X
9702	Parts installed in repair work.....	1 641	5 414 323	359 071	6.6	.3	X
9703	Other service receipts and labor charges—Specify.....	1 174	7 574 143	526 956	7.0	.5	X
9720	Receipts for service contracts.....	1 400	5 699 278	334 613	5.9	.3	X
9740	Receipts for installing equipment.....	1 156	7 058 429	382 716	5.4	.4	X
9810	Miscellaneous commodities.....	541	5 814 267	743 012	12.8	.7	X
9930	Sales of integrated systems which you wrote or modified software.....	13	31 737	8 031	25.3	Z	X
9940	Rental and leasing receipts.....	536	1 465 908	100 784	6.9	.1	11.2
9941	Computer rental and leasing receipts.....	39	682 948	11 711	1.7	Z	X
9942	Photocopying machine rental.....	268	559 470	49 333	8.8	Z	X
9943	Other office machine rental receipts.....	76	205 219	9 784	4.8	Z	X
9944	Other rental receipts.....	178	143 197	29 956	20.9	Z	X
9960	Custom software (designed to customer specifications).....	22	28 159	2 932	10.4	Z	X
4216901	Communications equipment & supplies whse.....	6 722	X	36 812 342	X	100.0	70.6
0200	New and rebuilt automotive parts and supplies.....	14	44 672	5 229	11.7	Z	52.0
0223	Parts, n.e.c.....	14	44 672	5 229	11.7	Z	X
0420	Office and business furniture.....	18	14 465	1 561	10.8	Z	X
0540	Other home furnishings.....	56	558 022	1 439	.3	Z	5.9
0543	Home furnishings, n.e.c.....	56	558 022	1 439	.3	Z	X
0800	Photographic equipment and supplies (excluding video).....	11	24 399	4 353	17.8	Z	X
0900	Office equipment.....	177	1 619 921	245 677	15.2	.7	51.3
0911	Typewriters and dedicated word processors.....	61	1 333 459	179 659	13.5	.5	X
0912	Calculators and accounting machines.....	32	167 734	16 362	9.8	Z	X
0913	Copying machines and equipment.....	133	314 383	49 139	15.6	.1	X
0914	Dictating, transcribing, and recording machines.....	13	9 786	178	1.8	Z	X
0920	New computer equipment.....	357	2 548 782	331 082	13.0	.9	34.6
0921	Computers.....	192	491 003	54 363	11.1	.1	X
0922	Computer storage devices.....	47	128 929	6 393	5.0	Z	X
0923	Computer printers.....	173	2 105 403	222 845	10.6	.6	X
0924	Other computer peripheral equipment.....	121	364 048	47 480	13.0	.1	X
0930	Used computer equipment.....	16	54 584	6 106	11.2	Z	X
0950	Computer software (packaged).....	138	2 820 438	51 495	1.8	.1	X
0970	Store machines and equipment.....	7	123 248	25 332	20.6	.1	X
1400	Electrical apparatus and equipment.....	573	3 791 368	754 428	19.9	2.0	50.5
1411	Power and distribution transformers.....	107	922 781	43 193	4.7	.1	X
1412	Switchgear and switchboard apparatus.....	83	843 986	30 223	3.6	.1	X
1413	Motors and generators (including motor-generator sets).....	38	520 460	10 956	2.1	Z	X
1414	Conduit, raceway, and fittings.....	160	1 571 199	76 059	4.8	.2	X
1415	Electric bulbs (all types).....	64	746 028	15 503	2.1	Z	X
1416	Interior wiring (excluding conduit).....	409	2 931 413	225 549	7.7	.6	X
1417	Exterior wiring and cable (excluding conduit).....	163	2 015 002	132 372	6.6	.4	X
1418	Lighting fixtures (residential and commercial).....	61	1 004 199	52 415	5.2	.1	X
1419	Industrial controls.....	73	674 657	17 465	2.6	Z	X
1421	Other electrical apparatus and equipment (including fuses and lightning rods).....	109	1 667 466	150 713	9.0	.4	X

See footnotes at end of table.

Table 3. Merchant Wholesalers by Kind of Business and Commodity Line: 1997—Con.

[Includes only establishments with payroll. For meaning of abbreviations and symbols, see introductory text. For explanation of terms, see Appendix A]

NAICS code and CL code	Kind of business and commodity line	Establishments handling commodity line		Commodity line sales			Sales coverage percent
		Number	Total sales (\$1,000)	Amount ¹ (\$1,000)	As percent of total sales of—		
					Establishments handling line	Establishments in NAICS industry ¹	
4216901	Communications equipment & supplies whsle—Con.						
1500	Electrical appliances, household	254	1 626 130	149 596	9.2	.4	47.6
1511	Televisions	160	1 137 284	32 213	2.8	.1	X
1512	Radios, stereos, and CD players	177	1 210 839	55 877	4.6	.2	X
1513	V.C.R.'s and video cameras	157	1 265 582	46 473	3.7	.1	X
1515	Refrigerators and freezers, household	6	4 904	54	1.1	Z	X
1517	Vacuum cleaners and sewing machines, household	8	12 650	932	7.4	Z	X
1518	Other electrical household appliances (including fans, dishwashers, etc.)	86	882 595	13 929	1.6	Z	X
1600	Electronic parts and equipment, except communication	453	6 025 981	1 079 592	17.9	2.9	64.5
1612	Integrated circuits	89	2 611 567	428 157	16.4	1.2	X
1613	Capacitors and resistors	69	152 562	9 127	6.0	Z	X
1615	Discrete semiconductors, etc.	41	89 569	6 589	7.4	Z	X
1616	Electronic connectors and other passive electronic parts	254	2 461 483	440 986	17.9	1.2	X
1618	Electronic parts and equipment, n.e.c.	278	2 017 857	194 731	9.7	.5	X
1650	Communication equipment and supplies	6 722	36 812 342	31 616 420	85.9	85.9	62.9
1651	Telephones	2 898	16 922 372	8 800 038	52.0	23.9	X
1652	Other electronic communication equipment	5 044	29 094 086	18 020 499	61.9	49.0	X
1653	Other electrical communication equipment	1 352	9 783 462	4 795 880	49.0	13.0	X
1700	Hardware	60	234 519	11 460	4.9	Z	36.0
1712	Bolts, nuts, rivets, and fasteners	60	234 519	11 460	4.9	Z	X
1800	Plumbing and heating equipment and supplies (hydronics)	8	268 632	2 190	.8	Z	14.7
1818	Other plumbing and heating equipment and supplies	8	268 632	2 190	.8	Z	X
1900	Warm air heating and air-conditioning equipment and supplies	13	284 534	16 077	5.7	Z	X
2300	Hydraulic and pneumatic (fluid-power) pumps, motors, and parts	10	23 054	1 893	8.2	Z	70.6
2311	Pumps	6	16 289	600	3.7	Z	X
2312	Motors	10	23 054	1 195	5.2	Z	X
2320	General-purpose industrial machinery, equipment, and parts	39	433 677	84 709	19.5	.2	3.9
2321	New pumps, compressors (air or gas), and equipment	26	251 913	3 487	1.4	Z	X
2326	New controlling, recording, and indicating instruments and access	39	433 677	59 009	13.6	.2	X
2327	All other new general-purpose industrial machinery and equipment	26	251 913	22 214	8.8	.1	X
2340	Materials handling machinery, equipment, and parts	27	63 313	10 519	16.6	Z	38.4
2342	New hoists, cranes, and monorails	8	20 123	345	1.7	Z	X
2344	New industrial trucks and tractors	6	7 539	224	3.0	Z	X
2345	Used materials handling machinery, equipment, and parts	13	35 621	9 950	27.9	Z	X
2390	Hydraulic and pneumatic (fluid-power) valves	6	14 301	280	2.0	Z	70.6
2392	Pneumatic valves	6	14 301	189	1.3	Z	X
2420	Hydraulic and pneumatic connectors and assemblies	6	14 301	613	4.3	Z	70.6
2421	Hydraulic and pneumatic connectors	6	14 301	613	4.3	Z	X
2430	Fluid-power filters, components, accessories, and parts	6	8 066	896	11.1	Z	70.6
2431	Filters	6	8 066	533	6.6	Z	X
2460	Other industrial supplies	13	13 921	1 092	7.8	Z	X
2700	Sporting and recreational goods and supplies	63	541 901	1 910	.4	Z	X
3130	Compact discs, prerecorded audio tapes, and phonograph records	8	60 413	2 376	3.9	Z	X
3140	Prerecorded video tapes	16	29 550	3 980	13.5	Z	X
3200	Printing and writing paper	9	4 186	121	2.9	Z	X
3300	Stationery, office supplies and greeting cards	10	20 320	3 259	16.0	Z	X
5300	Plastics materials and basic shapes	13	13 921	2 354	16.9	Z	50.0
5314	Other plastics materials and basic shapes	13	13 921	2 354	16.9	Z	X
9700	Service receipts and labor charges (including installed parts)	1 874	6 789 274	1 308 111	19.3	3.6	60.6
9701	Labor charges for repair work	1 524	5 375 934	805 584	15.0	2.2	X
9702	Parts installed in repair work	1 187	4 264 228	296 194	6.9	.8	X
9703	Other service receipts and labor charges—Specify	901	3 992 889	206 330	5.2	.6	X
9720	Receipts for service contracts	1 175	3 890 819	238 456	6.1	.6	X
9740	Receipts for installing equipment	900	4 513 264	260 765	5.8	.7	X
9810	Miscellaneous commodities	161	3 279 649	496 391	15.1	1.3	X
9930	Sales of integrated systems which you wrote or modified software	11	31 491	7 998	25.4	Z	X
9940	Rental and leasing receipts	367	796 901	72 187	9.1	.2	15.5
9941	Computer rental and leasing receipts	19	68 696	564	.8	Z	X
9942	Photocopying machine rental	268	559 470	49 333	8.8	.1	X
9943	Other office machine rental receipts	71	185 785	9 656	5.2	Z	X
9944	Other rental receipts	26	50 047	12 634	25.2	Z	X
9960	Custom software (designed to customer specifications)	11	19 593	1 825	9.3	Z	X
4216902	Electronic parts (excluding communications equipment) whsle	8 531	X	67 454 834	X	100.0	70.0
0100	New and used automobiles, motorcycles, etc.	8	33 292	589	1.8	Z	X
0200	New and rebuilt automotive parts and supplies	27	106 750	8 011	7.5	Z	4.6
0214	Brake parts (including fluid and all disk and drum parts)	12	52 607	1 714	3.3	Z	X
0223	Parts, n.e.c.	27	106 750	3 749	3.5	Z	X
0224	Accessories	27	106 750	2 545	2.4	Z	X
0300	Tires and tubes	6	35 320	1 421	4.0	Z	X
0400	Household and lawn furniture	10	30 572	1 644	5.4	Z	X
0500	Household china, glassware, crockery, and plastic housewares	8	47 209	5 936	12.6	Z	X
0540	Other home furnishings	17	102 040	5 249	5.1	Z	11.9
0541	Metal flatware and kitchen utensils	8	74 770	4 649	6.2	Z	X
0543	Home furnishings, n.e.c.	9	27 270	600	2.2	Z	X
0800	Photographic equipment and supplies (excluding video)	16	80 649	8 764	10.9	Z	31.2
0811	Still picture photographic equipment	8	40 975	2 928	7.1	Z	X
0813	Photographic film	9	39 674	5 028	12.7	Z	X
0815	Other photographic equipment and supplies	9	22 990	808	3.5	Z	X

See footnotes at end of table.

Table 3. Merchant Wholesalers by Kind of Business and Commodity Line: 1997—Con.

[Includes only establishments with payroll. For meaning of abbreviations and symbols, see introductory text. For explanation of terms, see Appendix A]

NAICS code and CL code	Kind of business and commodity line	Establishments handling commodity line		Commodity line sales			Sales coverage percent
		Number	Total sales (\$1,000)	Amount ¹ (\$1,000)	As percent of total sales of—		
					Establishments handling line	Establishments in NAICS industry ¹	
4216902	Electronic parts (excluding communications equipment) whsle—Con.						
0900	Office equipment	42	633 974	50 721	8.0	.1	14.7
0911	Typewriters and dedicated word processors	6	1 639	44	2.7	Z	X
0912	Calculators and accounting machines	6	1 639	27	1.6	Z	X
0913	Copying machines and equipment	24	602 898	48 014	8.0	.1	X
0914	Dictating, transcribing, and recording machines	6	20 769	2 568	12.4	Z	X
0915	Mailing, letter handling, and addressing machines	7	8 663	68	.8	Z	X
0920	New computer equipment	449	8 518 044	1 444 593	17.0	2.1	12.0
0921	Computers	219	1 249 448	268 636	21.5	.4	X
0922	Computer storage devices	148	1 068 434	117 989	11.0	.2	X
0923	Computer printers	167	1 012 911	120 180	11.9	.2	X
0924	Other computer peripheral equipment	199	6 728 699	937 788	13.9	1.4	X
0930	Used computer equipment	21	77 966	3 931	5.0	Z	X
0950	Computer software (packaged)	147	683 148	27 816	4.1	Z	X
0960	Restaurant and hotel equipment and supplies	15	10 225	1 539	15.1	Z	X
0970	Store machines and equipment	12	18 694	1 001	5.4	Z	70.0
0972	Other store machines and equipment	8	18 342	965	5.3	Z	X
1000	Medical, hospital, and surgical supplies	20	34 508	6 678	19.4	Z	62.7
1011	Surgical and medical instruments and equipment	20	34 508	6 678	19.4	Z	X
1050	Other professional equipment and supplies	8	2 076	360	17.3	Z	70.0
1054	Laboratory equipment	8	2 076	360	17.3	Z	X
1120	Flat iron and steel products	15	260 783	48 411	18.6	.1	X
1140	Iron and steel wire and wire products	16	39 367	2 907	7.4	Z	13.3
1141	Wire (plain, coated, barbed, and twisted)	16	39 367	2 907	7.4	Z	X
1150	Iron and steel pipe and tubing	7	335 629	102 290	30.5	.2	X
1200	Copper and brass	7	7 398	480	6.5	Z	X
1220	Aluminum shapes, forms, etc.	10	21 175	2 021	9.5	Z	X
1230	Other nonferrous metals (magnesium, nickel, tin, lead, zinc, etc., except precious)	6	231 150	39 851	17.2	.1	X
1400	Electrical apparatus and equipment	1 384	6 284 061	1 443 814	23.0	2.1	67.3
1411	Power and distribution transformers	468	2 251 320	149 660	6.6	.2	X
1412	Switchgear and switchboard apparatus	245	1 383 567	181 955	13.2	.3	X
1413	Motors and generators (including motor-generator sets)	173	579 243	51 933	9.0	.1	X
1414	Conduit, raceway, and fittings	141	392 607	16 312	4.2	Z	X
1415	Electric bulbs (all types)	218	644 699	19 373	3.0	Z	X
1416	Interior wiring (excluding conduit)	654	2 979 650	213 708	7.2	.3	X
1417	Exterior wiring and cable (excluding conduit)	370	1 660 356	68 010	4.1	.1	X
1418	Lighting fixtures (residential and commercial)	153	950 583	19 429	2.0	Z	X
1419	Industrial controls	658	3 151 438	382 179	12.1	.6	X
1421	Other electrical apparatus and equipment (including fuses and lightning rods)	704	3 488 475	341 260	9.8	.5	X
1500	Electrical appliances, household	202	4 567 653	837 768	18.3	1.2	41.3
1511	Televisions	75	3 935 970	274 329	7.0	.4	X
1512	Radios, stereos, and CD players	109	1 552 054	108 321	7.0	.2	X
1513	V.C.R.'s and video cameras	126	4 111 872	245 769	6.0	.4	X
1517	Vacuum cleaners and sewing machines, household	32	1 015 111	24 850	2.4	Z	X
1518	Other electrical household appliances (including fans, dishwashers, etc.)	31	3 632 581	73 843	2.0	.1	X
1600	Electronic parts and equipment, except communication	8 531	67 454 834	60 511 105	89.7	89.7	54.2
1612	Integrated circuits	2 800	21 564 205	13 033 338	60.4	19.3	X
1613	Capacitors and resistors	2 918	17 383 181	3 610 889	20.8	5.4	X
1615	Discrete semiconductors, etc.	3 185	32 508 053	17 162 181	52.8	25.4	X
1616	Electronic connectors and other passive electronic parts	4 157	22 662 234	9 087 211	40.1	13.5	X
1618	Electronic parts and equipment, n.e.c.	5 019	29 416 132	17 617 494	59.9	26.1	X
1650	Communication equipment and supplies	662	5 375 670	491 527	9.1	.7	66.7
1651	Telephones	154	764 718	63 339	8.3	.1	X
1652	Other electronic communication equipment	563	4 637 313	318 084	6.9	.5	X
1653	Other electrical communication equipment	137	680 399	110 103	16.2	.2	X
1700	Hardware	573	3 076 704	206 001	6.7	.3	3.4
1711	Hand tools (including power driven)	502	2 907 954	139 564	4.8	.2	X
1712	Bolts, nuts, rivets, and fasteners	344	1 309 094	64 927	5.0	.1	X
1713	Cutlery	346	586 703	1 510	.3	Z	X
1800	Plumbing and heating equipment and supplies (hydronics)	43	337 934	85 015	25.2	.1	8.3
1811	Plastic pipe fittings and valves (excluding pipe and tubing)	30	98 275	5 696	5.8	Z	X
1812	Metal pipe fittings and valves (excluding pipe and tubing)	31	118 264	32 435	27.4	Z	X
1818	Other plumbing and heating equipment and supplies	30	301 219	42 075	14.0	.1	X
1900	Warm air heating and air-conditioning equipment and supplies	173	2 947 090	113 270	3.8	.2	1.3
1911	Furnaces (warm air)	122	900 451	8 748	1.0	Z	X
1912	Central air-conditioning (residential and commercial)	18	26 588	1 630	6.1	Z	X
1914	Heat pumps (residential and commercial)	139	927 045	6 200	.7	Z	X
1916	Air cleaning and filtration systems	106	248 504	1 740	.7	Z	X
1917	Compressors for air-conditioners	106	248 504	4 377	1.8	Z	X
1918	Condensing units for air-conditioners	139	2 268 540	63 295	2.8	.1	X
1919	Registers, grills, pre-formed ductwork (excluding sheet metal), and duct insulation	122	900 451	27 259	3.0	Z	X
2000	Refrigeration equipment and supplies	22	21 647	2 508	11.6	Z	14.9
2013	Condensing units for commercial refrigerators	22	21 647	628	2.9	Z	X
2014	Refrigerants	22	21 647	1 252	5.8	Z	X
2015	Other refrigeration equipment and supplies	22	21 647	628	2.9	Z	X
2100	Construction and mining machinery and equipment (including parts and attachments)	8	1 315 641	52 860	4.0	.1	X
2220	Garden machinery, equipment, and parts	9	41 943	1 538	3.7	Z	X
2230	Food-processing machinery, equipment, and parts	6	14 750	736	5.0	Z	54.1
2232	New packing, packaging, and bottling equipment	6	14 750	736	5.0	Z	X

See footnotes at end of table.

Table 3. Merchant Wholesalers by Kind of Business and Commodity Line: 1997—Con.

[Includes only establishments with payroll. For meaning of abbreviations and symbols, see introductory text. For explanation of terms, see Appendix A]

NAICS code and CL code	Kind of business and commodity line	Establishments handling commodity line		Commodity line sales			Sales coverage percent
		Number	Total sales (\$1,000)	Amount ¹ (\$1,000)	As percent of total sales of—		
					Establishments handling line	Establishments in NAICS industry ¹	
4216902	Electronic parts (excluding communications equipment) whsle—Con.						
2300	Hydraulic and pneumatic (fluid-power) pumps, motors, and parts	12	239 500	5 360	2.2	Z	67.6
2311	Pumps	12	239 500	2 248	.9	Z	X
2312	Motors	9	235 803	2 827	1.2	Z	X
2313	Parts for pumps and motors	9	4 782	285	6.0	Z	X
2320	General-purpose industrial machinery, equipment, and parts	298	4 536 891	315 046	6.9	.5	1.3
2321	New pumps, compressors (air or gas), and equipment	19	2 047 248	18 778	.9	Z	X
2323	New diesel engines (excluding automotive)	38	2 181 546	12 792	.6	Z	X
2326	New controlling, recording, and indicating instruments and access	150	2 636 699	53 825	2.0	.1	X
2327	All other new general-purpose industrial machinery and equipment	138	2 984 026	122 077	4.1	.2	X
2328	Used general-purpose industrial machinery and equipment	50	1 063 204	107 574	10.1	.2	X
2330	Metalworking machinery, equipment, and parts	14	48 778	5 908	12.1	Z	X
2340	Materials handling machinery, equipment, and parts	128	631 651	34 322	5.4	.1	3.4
2341	New conveying equipment	81	556 124	28 443	5.1	Z	X
2342	New hoists, cranes, and monorails	72	364 128	1 478	.4	Z	X
2345	Used materials handling machinery, equipment, and parts	47	75 527	4 401	5.8	Z	X
2350	Oil well, oil refinery, and pipeline machinery, equipment, and supplies	6	55 110	3 257	5.9	Z	56.0
2352	New oil field machinery, equipment, and supplies (including drilling bits)	6	55 110	3 257	5.9	Z	X
2360	Other industrial machinery, equipment, and parts	19	179 378	24 592	13.7	Z	26.0
2363	New printing trades machinery, equipment, and supplies	7	33 924	4 485	13.2	Z	X
2366	Other new industrial machinery and equipment	9	7 546	1 533	20.3	Z	X
2370	Mechanical power transmission supplies	25	131 611	37 626	28.6	.1	57.2
2371	Bearings and bushings	17	118 552	29 083	24.5	Z	X
2372	Other mechanical power transmission supplies	14	44 057	8 543	19.4	Z	X
2380	Industrial valves and fittings (except fluid-power)	14	72 321	10 954	15.1	Z	X
2390	Hydraulic and pneumatic (fluid-power) valves	17	86 924	7 052	8.1	Z	69.3
2391	Hydraulic valves	10	56 661	1 384	2.4	Z	X
2392	Pneumatic valves	13	85 930	5 668	6.6	Z	X
2400	Hydraulic and pneumatic cylinders and rotary actuators	12	31 659	1 010	3.2	Z	61.8
2411	Hydraulic cylinders and rotary actuators	8	12 759	194	1.5	Z	X
2412	Pneumatic cylinders and rotary actuators	7	30 259	816	2.7	Z	X
2430	Fluid-power filters, components, accessories, and parts	9	35 062	638	1.8	Z	67.9
2431	Filters	8	26 061	257	1.0	Z	X
2432	Other fluid-power components, accessories, and parts, n.e.c.	7	20 492	380	1.9	Z	X
2440	Welding supplies (excluding gases)	6	11 238	125	1.1	Z	X
2460	Other industrial supplies	21	218 842	8 534	3.9	Z	9.5
2462	Abrasives and abrasive materials	6	156 290	1 704	1.1	Z	X
2464	Mechanical rubber goods	8	60 297	2 619	4.3	Z	X
2465	Strapping and tape	6	156 290	3 075	2.0	Z	X
2466	Industrial supplies, n.e.c.	13	158 545	1 132	.7	Z	X
2520	Custodial (janitors') equipment and supplies	6	5 345	820	15.3	Z	49.6
2521	Custodial equipment—power equipment	6	5 345	81	1.5	Z	X
2522	Custodial equipment—nonpower equipment	6	5 345	81	1.5	Z	X
2523	Custodial supplies	6	5 345	658	12.3	Z	X
2600	Aircraft and aeronautical equipment and supplies	7	77 014	19 606	25.5	Z	X
2700	Sporting and recreational goods and supplies	25	61 625	2 562	4.2	Z	4.6
2718	Other sporting and recreational goods (go carts, bait, etc.)	25	61 625	2 562	4.2	Z	X
2800	Toys and hobby goods and supplies	53	361 010	29 472	8.2	Z	3.3
2811	Video games and cartridges	53	361 010	29 472	8.2	Z	X
3000	Jewelry, diamonds, gem stones, and watches	8	50 399	6 660	13.2	Z	28.3
3014	Watches, clocks, and watch movements and cases	8	50 399	5 587	11.1	Z	X
3100	Musical instruments and supplies	6	953	182	19.1	Z	X
3130	Compact discs, prerecorded audio tapes, and phonograph records	35	124 330	30 184	24.3	Z	X
3140	Prerecorded video tapes	27	73 980	4 694	6.3	Z	X
3200	Printing and writing paper	18	31 500	2 198	7.0	Z	X
3300	Stationery, office supplies and greeting cards	11	26 325	2 434	9.2	Z	X
3400	Industrial and personal services paper and plastics	32	29 359	3 030	10.3	Z	X
3500	Drugs, pharmaceuticals, cosmetics, and toiletries	18	179 369	31 262	17.4	Z	X
3600	Piece goods, knit and woven	10	1 333 744	105 228	7.9	.2	X
3800	Men's and boys' wear	13	56 960	11 825	20.8	Z	26.3
3815	Other men's and boys' wear (caps, hats, swimwear, neckwear, etc.)	13	56 960	11 825	20.8	Z	X
3900	Women's and children's wear	18	49 027	7 636	15.6	Z	.2
3911	Infants' and children's wear (to size 6X)	18	49 027	7 636	15.6	Z	X
4000	Footwear	8	33 319	221	.7	Z	X
4400	Confectionery	7	935	120	12.8	Z	70.0
4411	Candy	7	935	79	8.4	Z	X
4412	Chewing gum	7	935	41	4.4	Z	X
5300	Plastics materials and basic shapes	37	273 408	19 557	7.2	Z	39.2
5313	Plastics raw materials	11	229 163	6 446	2.8	Z	X
5314	Other plastics materials and basic shapes	26	44 245	13 111	29.6	Z	X
5330	Chemicals and allied products (excluding agricultural, plastics, gases, and petroleum)	47	1 182 793	163 687	13.8	.2	7.1
5331	Gasses, compressed and liquified, except L.P.	10	802 033	26 854	3.3	Z	X
5342	Adhesives, sealants, and glues	10	802 033	2 983	.4	Z	X
5343	Explosives	8	96 230	285	.3	Z	X
5344	Other chemicals and allied products	39	1 086 563	133 565	12.3	.2	X
6100	Books, periodicals, newspapers, and miscellaneous printed materials	9	10 526	478	4.5	Z	X
6110	Flowers and florists' supplies	6	30 252	87	.3	Z	X
6120	Art goods (including novelties and souvenirs)	12	28 673	2 564	8.9	Z	X
6150	Nondurable goods, n.e.c.	7	39 984	4 982	12.5	Z	X

See footnotes at end of table.

Table 3. Merchant Wholesalers by Kind of Business and Commodity Line: 1997—Con.

[Includes only establishments with payroll. For meaning of abbreviations and symbols, see introductory text. For explanation of terms, see Appendix A]

NAICS code and CL code	Kind of business and commodity line	Establishments handling commodity line		Commodity line sales			Sales coverage percent
		Number	Total sales (\$1,000)	Amount ¹ (\$1,000)	As percent of total sales of—		
					Establishments handling line	Establishments in NAICS industry ¹	
4216902	Electronic parts (excluding communications equipment) whsle—Con.						
9700	Service receipts and labor charges (including installed parts)	833	5 506 065	515 959	9.4	.8	61.2
9701	Labor charges for repair work	611	2 560 760	132 450	5.2	.2	X
9702	Parts installed in repair work	454	1 150 095	62 877	5.5	.1	X
9703	Other service receipts and labor charges—Specify	274	3 581 254	320 626	9.0	.5	X
9720	Receipts for service contracts	225	1 808 459	96 157	5.3	.1	X
9740	Receipts for installing equipment	256	2 545 165	121 951	4.8	.2	X
9810	Miscellaneous commodities	380	2 534 618	246 621	9.7	.4	X
9940	Rental and leasing receipts	169	669 007	28 597	4.3	Z	6.1
9941	Computer rental and leasing receipts	20	614 252	11 147	1.8	Z	X
9944	Other rental receipts	153	93 150	17 322	18.6	Z	X
9960	Custom software (designed to customer specifications)	11	8 566	1 107	12.9	Z	X
4217	Hardware, & plumbing & heating equipment & supplies whsle	17 533	X	57 253 744	X	100.0	70.6
0200	New and rebuilt automotive parts and supplies	154	4 329 000	230 768	5.3	.4	3.8
0213	Electrical engine parts (including ignition parts)	13	25 990	95	.4	Z	X
0214	Brake parts (including fluid and all disk and drum parts)	30	270 174	8 207	3.0	Z	X
0215	Exhaust system parts	34	309 548	15 482	5.0	Z	X
0217	Hoses, belts, gaskets, and wiper blades	25	257 140	6 819	2.7	Z	X
0218	Filters (oil, air, gas, and transmission)	36	259 095	3 075	1.2	Z	X
0219	Engine parts, except electrical	25	257 140	3 888	1.5	Z	X
0221	Body parts and repair materials	64	3 727 067	152 471	4.1	.3	X
0223	Parts, n.e.c.	48	213 183	26 955	12.6	Z	X
0224	Accessories	47	355 792	8 637	2.4	Z	X
0300	Tires and tubes	7	4 049	219	5.4	Z	14.6
0312	Recapped and used tires and repair materials	7	4 049	219	5.4	Z	X
0400	Household and lawn furniture	50	1 958 391	43 957	2.2	.1	3.6
0411	Upholstered furniture	27	1 491 255	16 571	1.1	Z	X
0414	Other furniture (including sleep sofas)	21	462 278	26 576	5.7	Z	X
0500	Household china, glassware, crockery, and plastic housewares	6	6 550	750	11.5	Z	X
0520	Linens, domestics, curtains, and draperies	23	33 231	2 877	8.7	Z	8.6
0522	Curtains and draperies	11	19 229	1 278	6.6	Z	X
0523	Shades and blinds	9	12 471	1 312	10.5	Z	X
0530	Flooring and floor coverings	48	317 526	54 096	17.0	.1	35.4
0531	Soft-surface (textile) floor coverings and accessories (including rugs, carpets, and pads)	37	269 675	11 386	4.2	Z	X
0532	Hardwood flooring	14	186 590	453	.2	Z	X
0533	Other hard-surface floor coverings and accessories (including tile and sheet goods)	22	226 886	40 036	17.6	.1	X
0540	Other home furnishings	85	1 176 966	71 709	6.1	.1	.1
0542	Mirrors, lamps, and picture frames	40	850 992	49 977	5.9	.1	X
0543	Home furnishings, n.e.c.	15	161 252	3 496	2.2	Z	X
0600	Lumber: rough, dressed, and finished	38	286 029	25 393	8.9	Z	18.2
0611	Dimensional lumber (non-treated)	23	182 766	9 409	5.1	Z	X
0612	Treated lumber	16	139 384	10 743	7.7	Z	X
0613	Boards	13	105 379	5 208	4.9	Z	X
0620	Plywood and millwork	330	2 586 288	396 596	15.3	.7	14.2
0621	Softwood plywood and oriented strand board (OSB)	56	648 542	47 053	7.3	.1	X
0622	Other panels products (including hardwood plywood, waterboard, and particleboard)	58	587 798	53 149	9.0	.1	X
0623	Gypsum, specialty boards, and treatments	84	878 545	102 897	11.7	.2	X
0624	Wood millwork (doors, windows, cabinets, etc.)	211	1 210 791	111 702	9.2	.2	X
0625	Metal millwork	85	604 957	76 339	12.6	.1	X
0626	Other millwork and wood siding (including trusses and wood roofing)	9	55 258	2 942	5.3	Z	X
0700	Brick, stone, tile, sand, block, cement, and gravel	150	1 251 300	30 414	2.4	.1	9.2
0711	Ready-mixed or transit-mixed concrete	67	643 554	5 726	.9	Z	X
0712	Cement and lime	39	611 266	6 742	1.1	Z	X
0713	Sand, gravel, and crushed stone	28	339 005	7 103	2.1	Z	X
0714	Brick, block, tile, clay/cement sewer pipe, etc.	88	611 651	10 829	1.8	Z	X
0720	Roofing, siding, and insulation materials	327	2 704 922	154 663	5.7	.3	5.7
0721	Roofing, except wood	158	1 737 457	64 051	3.7	.1	X
0722	Siding, except wood	56	673 155	30 175	4.5	.1	X
0723	Insulation materials	131	835 456	60 392	7.2	.1	X
0730	Flat glass and other construction glass (excluding automotive)	23	36 957	1 471	4.0	Z	X
0740	Other construction materials	128	938 432	98 612	10.5	.2	24.8
0741	Rain-carrying equipment (down spouts, gutters, etc.)	16	85 688	3 223	3.8	Z	X
0742	Prefabricated buildings and structural assemblies (nonwood)	9	23 242	2 489	10.7	Z	X
0743	Manufactured (mobile) homes	18	191 594	27 108	14.1	Z	X
0744	Construction materials, n.e.c. (including wire fence and construction paper)	93	678 365	65 791	9.7	.1	X
0900	Office equipment	13	21 406	373	1.7	Z	37.0
0913	Copying machines and equipment	9	17 120	261	1.5	Z	X
0920	New computer equipment	29	109 439	15 082	13.8	Z	X
0950	Computer software (packaged)	62	227 599	25 566	11.2	Z	X
0960	Restaurant and hotel equipment and supplies	290	723 099	78 438	10.8	.1	X
0970	Store machines and equipment	37	181 307	24 564	13.5	Z	29.7
0972	Other store machines and equipment	35	178 540	24 483	13.7	Z	X
1000	Medical, hospital, and surgical supplies	10	21 899	4 797	21.9	Z	42.7
1013	Other surgical, medical, and hospital supplies	9	19 582	4 682	23.9	Z	X
1100	Iron and steel products (semifinished)	12	107 103	15 262	14.3	Z	X

See footnotes at end of table.

Table 3. Merchant Wholesalers by Kind of Business and Commodity Line: 1997—Con.

[Includes only establishments with payroll. For meaning of abbreviations and symbols, see introductory text. For explanation of terms, see Appendix A]

NAICS code and CL code	Kind of business and commodity line	Establishments handling commodity line		Commodity line sales			Sales coverage percent
		Number	Total sales (\$1,000)	Amount ¹ (\$1,000)	As percent of total sales of—		
					Establishments handling line	Establishments in NAICS industry ¹	
4217	Hardware, & plumbing & heating equipment & supplies whlse —Con.						
1120	Flat iron and steel products	707	3 672 616	291 433	7.9	.5	2.0
1121	Plates	89	361 660	12 298	3.4	Z	X
1122	Strips (hot-rolled and cold-rolled)	61	345 757	3 999	1.2	Z	X
1123	Sheets (cold-rolled)	61	345 757	7 706	2.2	Z	X
1124	Sheets (hot-rolled)	89	361 660	7 874	2.2	Z	X
1126	Sheets (galvanized and coated)	524	2 267 800	124 690	5.5	.2	X
1127	Tin plate and terneplate	31	272 133	274	.1	Z	X
1128	Fabricated and structural plate products	28	812 394	26 690	3.3	Z	X
1129	Other flat iron and steel products	229	714 531	107 567	15.1	.2	X
1140	Iron and steel wire and wire products	436	2 800 809	144 939	5.2	.3	3.5
1141	Wire (plain, coated, barbed, and twisted)	82	899 529	16 035	1.8	Z	X
1142	Nails	195	1 298 155	7 648	.6	Z	X
1143	Wire rope, strand, strapping, reinforcement mesh, and bale ties	306	2 374 753	121 206	5.1	.2	X
1150	Iron and steel pipe and tubing	1 373	5 198 043	372 411	7.2	.7	.3
1152	Tubing	105	1 128 614	9 170	.8	Z	X
1153	Standard steel pipe	141	1 378 219	19 357	1.4	Z	X
1154	Other steel pipe	36	947 317	5 296	.6	Z	X
1160	Other iron and steel products	21	83 894	10 586	12.6	Z	22.2
1162	Bars (excluding reinforcement bars) and bar-size shapes: hot-rolled	16	68 349	3 460	5.1	Z	X
1163	Bars and bar-size shapes: cold finished	21	83 894	1 374	1.6	Z	X
1164	Concrete reinforcement bars	8	64 977	1 975	3.0	Z	X
1165	Structural shapes (excluding bar-size shapes)	16	68 349	2 328	3.4	Z	X
1167	Finished products, n.e.c.	13	80 522	1 447	1.8	Z	X
1170	Alloy steel	6	20 359	4 791	23.5	Z	X
1180	Stainless steel	18	78 478	4 212	5.4	Z	66.4
1185	Other stainless steel (including tubing)	14	73 252	3 725	5.1	Z	X
1200	Copper and brass	35	140 645	22 165	15.8	Z	31.8
1212	Flat products (sheets, strips, and plates)	21	88 388	5 106	5.8	Z	X
1213	Tubular products (pipes and tubes)	14	52 257	17 059	32.6	Z	X
1220	Aluminum shapes, forms, etc.	234	1 120 235	35 874	3.2	.1	1.9
1221	Plates (.250 inch and over)	35	404 131	2 209	.5	Z	X
1222	Sheets and coils (.006 to .249 inch)	68	572 024	6 292	1.1	Z	X
1223	Rods, bars, and wires: rolled or extruded (rounds, hexes, squares, and rectangles)	35	404 131	4 444	1.1	Z	X
1224	Pipe and tubing (including hollow bar, square, and rectangular tubing)	69	507 154	7 278	1.4	Z	X
1400	Electrical apparatus and equipment	1 159	8 143 398	862 004	10.6	1.5	1.9
1411	Power and distribution transformers	127	1 345 905	95 365	7.1	.2	X
1413	Motors and generators (including motor-generator sets)	592	2 665 469	97 358	3.7	.2	X
1414	Conduit, raceway, and fittings	17	262 051	12 810	4.9	Z	X
1415	Electric bulbs (all types)	328	1 789 944	51 035	2.9	.1	X
1416	Interior wiring (excluding conduit)	183	1 091 194	20 464	1.9	Z	X
1417	Exterior wiring and cable (excluding conduit)	151	805 985	80 115	9.9	.1	X
1418	Lighting fixtures (residential and commercial)	209	1 645 629	38 463	2.3	.1	X
1419	Industrial controls	343	2 373 291	265 698	11.2	.5	X
1421	Other electrical apparatus and equipment (including fuses and lightning rods)	280	2 138 371	200 689	9.4	.4	X
1500	Electrical appliances, household	447	5 365 506	356 085	6.6	.6	2.0
1511	Televisions	164	2 323 542	21 440	.9	Z	X
1512	Radios, stereos, and CD players	140	1 462 603	52 672	3.6	.1	X
1513	V.C.R.'s and video cameras	145	1 141 282	11 723	1.0	Z	X
1514	Electrical household ranges and ovens	228	2 538 434	31 595	1.2	.1	X
1515	Refrigerators and freezers, household	250	2 806 660	44 943	1.6	.1	X
1516	Household laundry equipment	229	2 554 434	38 613	1.5	.1	X
1517	Vacuum cleaners and sewing machines, household	11	603 649	766	.1	Z	X
1518	Other electrical household appliances (including fans, dishwashers, etc.)	246	3 564 063	154 309	4.3	.3	X
1600	Electronic parts and equipment, except communication	797	3 528 341	318 177	9.0	.6	2.1
1612	Integrated circuits	222	1 114 837	67 664	6.1	.1	X
1613	Capacitors and resistors	495	1 620 635	48 058	3.0	.1	X
1615	Discrete semiconductors, etc.	108	433 126	9 649	2.2	Z	X
1616	Electronic connectors and other passive electronic parts	224	969 197	24 946	2.6	Z	X
1618	Electronic parts and equipment, n.e.c.	623	2 806 234	167 856	6.0	.3	X
1650	Communication equipment and supplies	26	167 850	7 219	4.3	Z	28.0
1652	Other electronic communication equipment	9	29 049	4 094	14.1	Z	X
1700	Hardware	10 754	36 366 955	23 223 086	63.9	40.6	57.5
1711	Hand tools (including power driven)	6 396	20 911 020	5 018 103	24.0	8.8	X
1712	Bolts, nuts, rivets, and fasteners	6 854	22 403 532	12 170 851	54.3	21.3	X
1713	Cutlery	4 489	16 454 492	6 026 836	36.6	10.5	X
1800	Plumbing and heating equipment and supplies (hydronics)	6 292	23 194 354	10 732 120	46.3	18.7	56.7
1811	Plastic pipe fittings and valves (excluding pipe and tubing)	2 474	10 598 044	1 196 489	11.3	2.1	X
1812	Metal pipe fittings and valves (excluding pipe and tubing)	3 801	12 732 696	2 181 133	17.1	3.8	X
1813	Plumbing fixtures	2 111	11 157 842	2 262 608	20.3	4.0	X
1814	Furnaces, stoves, water heaters (except electric and warm air)	1 756	8 080 503	989 475	12.2	1.7	X
1815	Boilers, radiators, and convectors	1 360	4 609 757	734 837	15.9	1.3	X
1818	Other plumbing and heating equipment and supplies	3 654	14 670 303	3 367 559	23.0	5.9	X
1900	Warm air heating and air-conditioning equipment and supplies	6 000	19 173 661	11 985 622	62.5	20.9	62.9
1911	Furnaces (warm air)	3 827	12 754 755	2 011 307	15.8	3.5	X
1912	Central air-conditioning (residential and commercial)	4 204	13 487 417	4 345 764	32.2	7.6	X
1914	Heat pumps (residential and commercial)	2 437	9 050 206	946 604	10.5	1.7	X
1916	Air cleaning and filtration systems	2 867	8 646 387	974 560	11.3	1.7	X
1917	Compressors for air-conditioners	2 889	9 130 894	693 306	7.6	1.2	X
1918	Condensing units for air-conditioners	2 255	7 476 468	741 622	9.9	1.3	X
1919	Registers, grills, pre-formed ductwork (excluding sheet metal), and duct insulation	3 580	12 123 430	2 272 452	18.7	4.0	X

See footnotes at end of table.

Table 3. Merchant Wholesalers by Kind of Business and Commodity Line: 1997—Con.

[Includes only establishments with payroll. For meaning of abbreviations and symbols, see introductory text. For explanation of terms, see Appendix A]

NAICS code and CL code	Kind of business and commodity line	Establishments handling commodity line		Commodity line sales			Sales coverage percent
		Number	Total sales (\$1,000)	Amount ¹ (\$1,000)	As percent of total sales of—		
					Establishments handling line	Establishments in NAICS industry ¹	
4217	Hardware, & plumbing & heating equipment & supplies whlse—Con.						
2000	Refrigeration equipment and supplies	3 269	8 250 145	3 374 102	40.9	5.9	63.1
2011	Commercial refrigerators (reach-in and walk-in)	1 153	2 523 011	517 226	20.5	.9	X
2012	Unit coolers for commercial refrigerators	783	1 726 126	170 127	9.9	.3	X
2013	Condensing units for commercial refrigerators	1 552	3 162 979	290 171	9.2	.5	X
2014	Refrigerants	2 486	5 692 624	785 575	13.8	1.4	X
2015	Other refrigeration equipment and supplies	2 487	6 077 052	1 606 481	26.4	2.8	X
2100	Construction and mining machinery and equipment (including parts and attachments)	203	770 375	62 498	8.1	.1	2.6
2113	New mixers, pavers, and related equipment	17	47 525	1 294	2.7		X
2117	Other new construction and mining, logging, and road maintenance machinery, equipment, and parts	142	536 238	50 791	9.5	.1	X
2118	Used construction and mining machinery and equipment	34	162 444	6 441	4.0	Z	X
2200	Farm machinery, equipment, and parts	67	508 936	28 021	5.5	Z	.5
2215	New irrigation equipment	45	379 126	15 544	4.1	Z	X
2220	Garden machinery, equipment, and parts	147	3 845 843	375 299	9.8	.7	1.0
2221	New power lawn mowers	69	3 722 355	157 395	4.2	.3	X
2222	Other new lawn and garden machinery and equipment	135	3 823 097	178 331	4.7	.3	X
2223	Used garden machinery and equipment	66	100 742	39 280	39.0	.1	X
2230	Food-processing machinery, equipment, and parts	9	15 386	1 311	8.5	Z	70.6
2231	New commercial food-processing machinery (slicers, choppers, baking, etc.)	8	4 056	725	17.9	Z	X
2233	Used food-processing machinery and equipment	6	2 285	23	1.0	Z	X
2300	Hydraulic and pneumatic (fluid-power) pumps, motors, and parts	32	148 762	26 662	17.9	Z	8.8
2311	Pumps	15	117 689	10 402	8.8	Z	X
2312	Motors	6	100 290	5 753	5.7	Z	X
2313	Parts for pumps and motors	19	122 901	9 603	7.8	Z	X
2320	General-purpose industrial machinery, equipment, and parts	620	2 572 671	280 233	10.9	.5	7.0
2321	New pumps, compressors (air or gas), and equipment	267	918 376	53 818	5.9	.1	X
2326	New controlling, recording, and indicating instruments and access	130	548 369	50 680	9.2	.1	X
2327	All other new general-purpose industrial machinery and equipment	315	1 704 765	147 653	8.7	.3	X
2328	Used general-purpose industrial machinery and equipment	77	355 552	28 082	7.9		X
2330	Metalworking machinery, equipment, and parts	333	1 313 528	101 401	7.7	.2	X
2340	Materials handling machinery, equipment, and parts	295	983 490	64 626	6.6	.1	2.1
2341	New conveying equipment	53	121 753	8 735	7.2	Z	X
2342	New hoists, cranes, and monorails	189	698 339	44 309	6.3	.1	X
2345	Used materials handling machinery, equipment, and parts	24	6 808	442	6.5	Z	X
2350	Oil well, oil refinery, and pipeline machinery, equipment, and supplies	7	12 575	1 354	10.8	Z	X
2360	Other industrial machinery, equipment, and parts	32	141 130	23 715	16.8	Z	68.1
2365	New woodworking machinery	10	62 941	10 527	16.7	Z	X
2366	Other new industrial machinery and equipment	19	93 065	12 098	13.0	Z	X
2370	Mechanical power transmission supplies	25	69 290	5 156	7.4	Z	35.6
2371	Bearings and bushings	20	56 973	1 421	2.5	Z	X
2372	Other mechanical power transmission supplies	19	60 910	3 734	6.1	Z	X
2380	Industrial valves and fittings (except fluid-power)	67	215 589	37 457	17.4	.1	X
2390	Hydraulic and pneumatic (fluid-power) valves	40	64 496	3 767	5.8	Z	51.9
2391	Hydraulic valves	17	39 929	2 402	6.0	Z	X
2392	Pneumatic valves	29	42 726	1 023	2.4	Z	X
2400	Hydraulic and pneumatic cylinders and rotary actuators	35	106 147	2 760	2.6	Z	32.7
2411	Hydraulic cylinders and rotary actuators	12	48 538	1 444	3.0	Z	X
2412	Pneumatic cylinders and rotary actuators	17	40 391	533	1.3	Z	X
2420	Hydraulic and pneumatic connectors and assemblies	43	67 597	6 353	9.4	Z	56.3
2421	Hydraulic and pneumatic connectors	34	47 311	4 501	9.5	Z	X
2422	Hydraulic and pneumatic assemblies	29	58 970	1 852	3.1	Z	X
2430	Fluid-power filters, components, accessories, and parts	23	32 248	1 530	4.7	Z	69.5
2431	Filters	15	9 071	183	2.0	Z	X
2432	Other fluid-power components, accessories, and parts, n.e.c.	21	31 912	1 347	4.2	Z	X
2440	Welding supplies (excluding gases)	16	34 310	1 746	5.1	Z	X
2450	Industrial containers and supplies	144	663 289	48 257	7.3	.1	3.6
2451	New and reconditioned drums and barrels	31	58 418	714	1.2	Z	X
2452	Bottles and bottlers' supplies	21	25 335	745	2.9	Z	X
2454	Other industrial containers and supplies	81	476 518	23 476	4.9	Z	X
2460	Other industrial supplies	1 086	4 529 411	284 787	6.3	.5	3.3
2461	Printing and duplicating inks	106	338 347	5 275	1.6	Z	X
2462	Abrasives and abrasive materials	685	2 772 549	105 176	3.8	.2	X
2463	Nylon, polyester, and synthetic rubber	26	59 620	1 214	2.0	Z	X
2464	Mechanical rubber goods	54	295 008	8 054	2.7	Z	X
2465	Strapping and tape	227	871 469	13 793	1.6	Z	X
2466	Industrial supplies, n.e.c.	467	2 067 734	150 232	7.3	.3	X
2520	Custodial (janitors') equipment and supplies	40	324 094	26 577	8.2	Z	18.8
2523	Custodial supplies	39	323 260	26 494	8.2	Z	X
2530	Laundry and dry-cleaning equipment and supplies	8	41 227	2 653	6.4	Z	X
2540	Other service establishment equipment and supplies	20	85 713	21 532	25.1	Z	70.6
2542	Service establishment equipment and supplies, n.e.c.	20	85 713	21 532	25.1	Z	X
2600	Aircraft and aeronautical equipment and supplies	14	88 559	24 798	28.0	Z	4.5
2613	Other new aircraft equipment and supplies	14	88 559	24 798	28.0	Z	X

See footnotes at end of table.

Table 3. Merchant Wholesalers by Kind of Business and Commodity Line: 1997—Con.

[Includes only establishments with payroll. For meaning of abbreviations and symbols, see introductory text. For explanation of terms, see Appendix A]

NAICS code and CL code	Kind of business and commodity line	Establishments handling commodity line		Commodity line sales			Sales coverage percent
		Number	Total sales (\$1,000)	Amount ¹ (\$1,000)	As percent of total sales of—		
					Establishments handling line	Establishments in NAICS industry ¹	
4217	Hardware, & plumbing & heating equipment & supplies whse —Con.						
2700	Sporting and recreational goods and supplies	99	3 705 575	135 154	3.6	.2	.7
2711	Ammunition, firearms, reloading equipment, archery supplies, shooting aids, and accessories	35	257 721	6 625	2.6	Z	X
2712	Bicycles and bicycle tires and tubes	21	589 755	3 329	.6	Z	X
2714	Camping and fishing equipment and accessories	77	3 419 071	31 951	.9	.1	X
2715	Athletic equipment and accessories	21	589 755	13 322	2.3	Z	X
2717	Marine pleasure craft, equipment, and accessories	41	782 509	8 721	1.1	Z	X
2718	Other sporting and recreational goods (go carts, bait, etc.)	40	2 786 855	69 178	2.5	.1	X
2800	Toys and hobby goods and supplies	34	229 772	25 227	11.0	Z	3.9
2812	Other toys and games (including fireworks and children's vehicles)	34	229 772	25 227	11.0	Z	X
3120	Forest products, except lumber (including cordwood, hewn posts, poles, and ties)	10	63 384	6 220	9.8	Z	X
3160	Fire extinguishers and fire safety equipment	6	36 773	6 022	16.4	Z	X
3300	Stationery, office supplies and greeting cards	10	53 579	10 563	19.7	Z	X
3400	Industrial and personal services paper and plastics	21	424 940	68 022	16.0	.1	.1
3412	Paper dishes, cups, and napkins	17	413 002	67 794	16.4	.1	X
3500	Drugs, pharmaceuticals, cosmetics, and toiletries	18	619 468	59 331	9.6	.1	67.2
3515	Other toiletries and druggists' sundries	18	619 468	59 331	9.6	.1	X
3600	Piece goods, knit and woven	13	3 743	284	7.6	Z	X
3700	Notions (buttons, ribbons, lace, sewing accessories, zippers, bindings, etc.)	6	4 722	446	9.4	Z	X
3800	Men's and boys' wear	9	38 556	4 282	11.1	Z	37.7
3812	Men's and boys' dress and casual shirts, slacks, and jeans	7	33 950	2 280	6.7	Z	X
3900	Women's and children's wear	6	33 192	7 336	22.1	Z	51.6
3916	Other women's, misses, and girl's wear (furs, sweaters, millinery, etc.)	6	33 192	7 336	22.1	Z	X
4000	Footwear	8	50 123	5 953	11.9	Z	1.3
4014	Other men's and boy's footwear	8	50 123	5 953	11.9	Z	X
4800	Coffee, tea, and spices	6	64 375	31 002	48.2	.1	68.1
4812	Tea	6	64 375	15 501	24.1	Z	X
4813	Spices	6	64 375	15 501	24.1	Z	X
4860	Other grocery specialties	6	398 214	92 326	23.2	.2	X
4900	Grain and beans	11	13 527	893	6.6	Z	X
5300	Plastics materials and basic shapes	680	3 363 920	328 260	9.8	.6	.8
5311	Plastic pipes, rods, tubes, and shapes	442	1 994 611	241 406	12.1	.4	X
5312	High pressure laminates	54	382 607	50 429	13.2	.1	X
5314	Other plastics materials and basic shapes	28	395 841	2 743	.7	Z	X
5330	Chemicals and allied products (excluding agricultural, plastics, gases, and petroleum)	927	3 810 633	205 716	5.4	.4	1.2
5331	Gases, compressed and liquified, except L.P.	26	16 155	1 167	7.2	Z	X
5332	Alkalies and chlorine	73	611 835	7 668	1.3	Z	X
5335	Detergents and soaps	57	383 881	14 823	3.9	Z	X
5336	Sanitation chemicals, polishes, and waxes	107	540 516	42 109	7.8	.1	X
5341	Insecticides, nonagricultural	105	927 001	28 620	3.1	.1	X
5342	Adhesives, sealants, and glues	604	2 629 145	101 897	3.9	.2	X
5344	Other chemicals and allied products	55	85 141	5 232	6.1	Z	X
5400	Petroleum products	36	70 487	4 533	6.4	Z	.6
5412	Motor gasoline	12	9 790	2 389	24.4	Z	X
5416	All other distillate fuel oil (no. 1 and no. 4 diesel and heating)	12	43 800	227	.5	Z	X
5418	Lubricating oil and greases	22	46 309	1 252	2.7	Z	X
5800	Farm supplies	83	591 923	38 045	6.4	.1	3.8
5811	Hay, straw, and alfalfa	25	71 175	1 412	2.0	Z	X
5812	Feeds (poultry and livestock) not mixed on location	21	190 561	11 827	6.2	Z	X
5813	Prepared feeds (poultry and livestock) mixed on location	14	190 305	705	.4	Z	X
5814	Weed killers, soil sterilizers, and soil conditioners	6	50 884	11	.2	Z	X
5815	Insecticides, fungicides, and pesticides	6	50 884	5	.2	Z	X
5817	Seeds and bulbs	14	145 894	311	.2	Z	X
5818	Other farm supplies (including harness and saddlery equipment)	47	473 055	23 739	5.0	Z	X
6000	Paint, paint supplies, and wallpaper	578	6 023 029	712 862	11.8	1.2	.1
6011	Architectural coatings (enamels, primers, stains, solvents, and lacquers)	328	3 124 289	188 432	6.0	.3	X
6014	Paint supplies	153	3 470 406	492 255	14.2	.9	X
6110	Flowers and florists' supplies	7	12 882	2 286	17.7	Z	X
6120	Art goods (including novelties and souvenirs)	24	23 238	3 311	14.2	Z	52.5
6122	Novelties and souvenirs	22	22 572	3 279	14.5	Z	X
6150	Nondurable goods, n.e.c.	8	15 640	6 120	39.1	Z	X
9700	Service receipts and labor charges (including installed parts)	1 405	4 033 707	427 489	10.6	.7	63.5
9701	Labor charges for repair work	1 107	2 978 030	222 527	7.5	.4	X
9702	Parts installed in repair work	902	2 319 309	151 397	6.5	.3	X
9703	Other service receipts and labor charges—Specify	343	826 553	53 539	6.5	.1	X
9720	Receipts for service contracts	180	574 400	46 810	8.1	.1	X
9740	Receipts for installing equipment	243	747 873	69 128	9.2	.1	X
9810	Miscellaneous commodities	769	3 819 345	397 166	10.4	.7	X
9940	Rental and leasing receipts	237	719 513	60 886	8.5	.1	X
9950	Construction receipts	44	128 738	14 220	11.0	Z	X

See footnotes at end of table.

Table 3. Merchant Wholesalers by Kind of Business and Commodity Line: 1997—Con.

[Includes only establishments with payroll. For meaning of abbreviations and symbols, see introductory text. For explanation of terms, see Appendix A]

NAICS code and CL code	Kind of business and commodity line	Establishments handling commodity line		Commodity line sales			Sales coverage percent
		Number	Total sales (\$1,000)	Amount ¹ (\$1,000)	As percent of total sales of—		
					Establishments handling line	Establishments in NAICS industry ¹	
42171	Hardware whse	8 170	X	28 781 646	X	100.0	73.9
0200	New and rebuilt automotive parts and supplies	132	4 200 832	221 994	5.3	.8	3.9
0213	Electrical engine parts (including ignition parts)	13	25 990	95	.4	Z	X
0214	Brake parts (including fluid and all disk and drum parts)	25	257 140	7 312	2.8	Z	X
0215	Exhaust system parts	25	257 140	12 742	5.0	Z	X
0217	Hoses, belts, gaskets, and wiper blades	25	257 140	6 819	2.7	Z	X
0218	Filters (oil, air, gas, and transmission)	36	259 095	3 075	1.2	Z	X
0219	Engine parts, except electrical	25	257 140	3 888	1.5	Z	X
0221	Body parts and repair materials	64	3 727 067	152 471	4.1	.5	X
0223	Parts, n.e.c.	48	213 183	26 955	12.6	.1	X
0224	Accessories	47	355 792	8 637	2.4	Z	X
0300	Tires and tubes	7	4 049	219	5.4	Z	15.3
0312	Recapped and used tires and repair materials	7	4 049	219	5.4	Z	X
0400	Household and lawn furniture	31	1 756 393	35 562	2.0	.1	.2
0411	Upholstered furniture	10	1 294 115	8 986	.7	Z	X
0414	Other furniture (including sleep sofas)	21	462 278	26 576	5.7	.1	X
0500	Household china, glassware, crockery, and plastic housewares	6	6 550	750	11.5	Z	X
0520	Linens, domestics, curtains, and draperies	20	31 700	2 725	8.6	Z	9.4
0522	Curtains and draperies	11	19 229	1 278	6.6	Z	X
0523	Shades and blinds	9	12 471	1 312	10.5	Z	X
0530	Flooring and floor coverings	25	103 834	10 019	9.6	Z	12.1
0531	Soft-surface (textile) floor coverings and accessories (including rugs, carpets, and pads)	20	70 064	6 279	9.0	Z	X
0540	Other home furnishings	55	1 012 244	53 473	5.3	.2	.2
0542	Mirrors, lamps, and picture frames	40	850 992	49 977	5.9	.2	X
0543	Home furnishings, n.e.c.	15	161 252	3 496	2.2	Z	X
0600	Lumber: rough, dressed, and finished	26	224 459	23 281	10.4	.1	6.3
0611	Dimensional lumber (non-treated)	17	176 842	9 305	5.3	Z	X
0612	Treated lumber	10	83 738	9 753	11.6	Z	X
0613	Boards	7	49 733	4 218	8.5	Z	X
0620	Plywood and millwork	257	2 146 874	368 113	17.1	1.3	13.2
0621	Softwood plywood and oriented strand board (OSB)	49	635 690	46 887	7.4	.2	X
0622	Other panels products (including hardwood plywood, waterboard, and particleboard)	49	453 046	51 446	11.4	.2	X
0623	Gypsum, specialty boards, and treatments	68	730 926	101 551	13.9	.4	X
0624	Wood millwork (doors, windows, cabinets, etc.)	151	871 856	99 864	11.5	.3	X
0625	Metal millwork	74	524 263	68 362	13.0	.2	X
0700	Brick, stone, tile, sand, block, cement, and gravel	88	916 028	21 902	2.4	.1	1.6
0711	Ready-mixed or transit-mixed concrete	55	522 397	4 634	.9	Z	X
0712	Cement and lime	33	588 473	5 824	1.0	Z	X
0713	Sand, gravel, and crushed stone	23	319 449	6 747	2.1	Z	X
0714	Brick, block, tile, clay/cement sewer pipe, etc.	43	420 340	4 683	1.1	Z	X
0720	Roofing, siding, and insulation materials	105	1 612 388	50 603	3.1	.2	3.1
0721	Roofing, except wood	66	1 181 956	26 453	2.2	.1	X
0722	Siding, except wood	17	534 200	9 998	1.9	Z	X
0723	Insulation materials	45	439 002	14 151	3.2	Z	X
0730	Flat glass and other construction glass (excluding automotive)	21	31 898	1 422	4.5	Z	X
0740	Other construction materials	83	510 504	27 393	5.4	.1	10.0
0741	Rain-carrying equipment (down spouts, gutters, etc.)	13	83 948	2 994	3.6	Z	X
0742	Prefabricated buildings and structural assemblies (nonwood)	6	21 495	2 158	10.0	Z	X
0744	Construction materials, n.e.c. (including wire fence and construction paper)	73	445 519	22 240	5.0	.1	X
0900	Office equipment	9	17 120	261	1.5	Z	45.4
0913	Copying machines and equipment	9	17 120	261	1.5	Z	X
0920	New computer equipment	26	107 774	14 946	13.9	.1	X
0950	Computer software (packaged)	58	221 629	25 370	11.4	.1	X
0960	Restaurant and hotel equipment and supplies	35	90 129	5 619	6.2	Z	X
0970	Store machines and equipment	11	102 488	7 606	7.4	Z	26.0
0972	Other store machines and equipment	11	102 488	7 606	7.4	Z	X
1000	Medical, hospital, and surgical supplies	9	19 582	4 682	23.9	Z	53.6
1013	Other surgical, medical, and hospital supplies	9	19 582	4 682	23.9	Z	X
1100	Iron and steel products (semifinished)	8	55 972	8 402	15.0	Z	X
1120	Flat iron and steel products	210	1 667 116	120 790	7.2	.4	3.5
1121	Plates	89	361 660	12 298	3.4	Z	X
1122	Strips (hot-rolled and cold-rolled)	61	345 757	3 999	1.2	Z	X
1123	Sheets (cold-rolled)	61	345 757	7 706	2.2	Z	X
1124	Sheets (hot-rolled)	89	361 660	7 874	2.2	Z	X
1126	Sheets (galvanized and coated)	31	272 133	447	.2	Z	X
1127	Tin plate and terneplate	31	272 133	274	.1	Z	X
1128	Fabricated and structural plate products	28	812 394	26 690	3.3	.1	X
1129	Other flat iron and steel products	122	566 684	61 499	10.9	.2	X
1140	Iron and steel wire and wire products	301	2 301 029	119 439	5.2	.4	4.1
1141	Wire (plain, coated, barbed, and twisted)	82	899 529	16 035	1.8	.1	X
1142	Nails	61	805 866	3 186	.4	Z	X
1143	Wire rope, strand, strapping, reinforcement mesh, and bale ties	259	2 096 741	100 220	4.8	.3	X
1150	Iron and steel pipe and tubing	141	1 378 219	33 823	2.5	.1	1.0
1152	Tubing	105	1 128 614	9 170	.8	Z	X
1153	Standard steel pipe	141	1 378 219	19 357	1.4	.1	X
1154	Other steel pipe	36	947 317	5 296	.6	Z	X
1160	Other iron and steel products	16	68 349	9 985	14.6	Z	17.7
1162	Bars (excluding reinforcement bars) and bar-size shapes: hot-rolled	16	68 349	3 460	5.1	Z	X
1163	Bars and bar-size shapes: cold finished	16	68 349	1 239	1.8	Z	X
1164	Concrete reinforcement bars	8	64 977	1 975	3.0	Z	X
1165	Structural shapes (excluding bar-size shapes)	16	68 349	2 328	3.4	Z	X
1167	Finished products, n.e.c.	8	64 977	981	1.5	Z	X

See footnotes at end of table.

Table 3. Merchant Wholesalers by Kind of Business and Commodity Line: 1997—Con.

[Includes only establishments with payroll. For meaning of abbreviations and symbols, see introductory text. For explanation of terms, see Appendix A]

NAICS code and CL code	Kind of business and commodity line	Establishments handling commodity line		Commodity line sales			Sales coverage percent
		Number	Total sales (\$1,000)	Amount ¹ (\$1,000)	As percent of total sales of—		
					Establishments handling line	Establishments in NAICS industry ¹	
42171	Hardware whsle—Con.						
1200	Copper and brass	19	42 517	10 627	25.0	Z	21.9
1212	Flat products (sheets, strips, and plates)	12	41 067	3 736	9.1	Z	X
1213	Tubular products (pipes and tubes)	7	1 450	6 891	100.0	Z	X
1220	Aluminum shapes, forms, etc.	102	675 042	20 233	3.0	.1	3.3
1221	Plates (.250 inch and over)	35	404 131	2 209	.5	Z	X
1222	Sheets and coils (.006 to .249 inch)	68	572 024	6 292	1.1	Z	X
1223	Rods, bars, and wires: rolled or extruded (rounds, hexes, squares, and rectangles)	35	404 131	4 444	1.1	Z	X
1224	Pipe and tubing (including hollow bar, square, and rectangular tubing) ..	69	507 154	7 278	1.4	Z	X
1400	Electrical apparatus and equipment	336	4 902 843	515 185	10.5	1.8	1.6
1411	Power and distribution transformers	49	1 231 025	88 289	7.2	.3	X
1413	Motors and generators (including motor-generator sets)	136	843 954	33 067	3.9	.1	X
1414	Conduit, raceway, and fittings	17	262 051	12 810	4.9	Z	X
1415	Electric bulbs (all types)	169	1 215 650	45 678	3.8	.2	X
1416	Interior wiring (excluding conduit)	120	836 605	18 594	2.2	.1	X
1417	Exterior wiring and cable (excluding conduit)	28	279 029	49 673	17.8	.2	X
1418	Lighting fixtures (residential and commercial)	146	1 391 040	36 593	2.6	.1	X
1419	Industrial controls	52	1 371 389	191 746	14.0	.7	X
1421	Other electrical apparatus and equipment (including fuses and lightning rods)	153	1 115 455	38 735	3.5	.1	X
1500	Electrical appliances, household	116	3 354 202	198 422	5.9	.7	1.3
1511	Televisions	16	1 062 232	4 408	.4	Z	X
1512	Radios, stereos, and CD players	16	451 589	45 656	10.1	.2	X
1513	V.C.R.'s and video cameras	8	95 059	8 073	8.5	Z	X
1514	Electrical household ranges and ovens	25	1 304 487	16 522	1.3	.1	X
1515	Refrigerators and freezers, household	25	1 304 487	20 646	1.6	.1	X
1516	Household laundry equipment	17	1 076 406	13 430	1.2	Z	X
1517	Vacuum cleaners and sewing machines, household	11	603 649	766	.1	Z	X
1518	Other electrical household appliances (including fans, dishwashers, etc.) ..	84	2 738 234	88 917	3.2	.3	X
1600	Electronic parts and equipment, except communication	346	1 760 885	210 038	11.9	.7	2.9
1612	Integrated circuits	47	373 013	64 631	17.3	.2	X
1613	Capacitors and resistors	178	313 595	4 790	1.5	Z	X
1615	Discrete semiconductors, etc.	17	70 485	695	1.0	Z	X
1616	Electronic connectors and other passive electronic parts	49	227 373	12 693	5.6	Z	X
1618	Electronic parts and equipment, n.e.c.	314	1 603 994	127 231	7.9	.4	X
1650	Communication equipment and supplies	15	65 427	4 892	7.5	Z	67.0
1652	Other electronic communication equipment	9	29 049	4 094	14.1	Z	X
1700	Hardware	8 170	28 781 646	22 837 798	79.3	79.3	58.3
1711	Hand tools (including power driven)	4 138	14 640 064	4 836 842	33.0	16.8	X
1712	Bolts, nuts, rivets, and fasteners	5 878	19 000 126	12 053 532	63.4	41.9	X
1713	Cutlery	4 041	14 878 343	5 940 160	39.9	20.6	X
1800	Plumbing and heating equipment and supplies (hydronics)	636	5 601 791	780 074	13.9	2.7	60.8
1811	Plastic pipe fittings and valves (excluding pipe and tubing)	205	2 464 694	75 638	3.1	.3	X
1812	Metal pipe fittings and valves (excluding pipe and tubing)	386	2 578 059	80 498	3.1	.3	X
1813	Plumbing fixtures	232	4 248 330	335 212	7.9	1.2	X
1814	Furnaces, stoves, water heaters (except electric and warm air)	61	1 716 852	37 717	2.2	.1	X
1818	Other plumbing and heating equipment and supplies	161	3 730 080	250 938	6.7	.9	X
1900	Warm air heating and air-conditioning equipment and supplies	172	1 614 651	69 910	4.3	.2	63.3
1911	Furnaces (warm air)	39	437 047	18 223	4.2	.1	X
1912	Central air-conditioning (residential and commercial)	27	37 711	6 715	17.8	Z	X
1914	Heat pumps (residential and commercial)	8	14 241	761	5.3	Z	X
1916	Air cleaning and filtration systems	49	194 039	6 769	3.5	Z	X
1917	Compressors for air-conditioners	28	29 128	1 566	5.4	Z	X
1918	Condensing units for air-conditioners	18	23 331	705	3.0	Z	X
1919	Registers, grills, pre-formed ductwork (excluding sheet metal), and duct insulation	74	1 077 124	35 158	3.3	.1	X
2000	Refrigeration equipment and supplies	75	98 397	8 045	8.2	Z	35.1
2011	Commercial refrigerators (reach-in and walk-in)	11	7 151	197	2.8	Z	X
2013	Condensing units for commercial refrigerators	23	19 756	1 864	9.4	Z	X
2014	Refrigerants	42	34 387	2 111	6.1	Z	X
2015	Other refrigeration equipment and supplies	46	74 990	3 512	4.7	Z	X
2100	Construction and mining machinery and equipment (including parts and attachments)	176	698 682	58 526	8.4	.2	3.0
2113	New mixers, pavers, and related equipment	17	47 525	1 294	2.7	Z	X
2117	Other new construction and mining, logging, and road maintenance machinery, equipment, and parts	142	536 238	50 791	9.5	.2	X
2118	Used construction and mining machinery and equipment	34	162 444	6 441	4.0	Z	X
2200	Farm machinery, equipment, and parts	45	379 126	15 544	4.1	.1	.7
2215	New irrigation equipment	45	379 126	15 544	4.1	.1	X
2220	Garden machinery, equipment, and parts	131	3 742 950	353 140	9.4	1.2	.5
2221	New power lawn mowers	65	3 642 208	137 298	3.8	.5	X
2222	Other new lawn and garden machinery and equipment	131	3 742 950	176 562	4.7	.6	X
2223	Used garden machinery and equipment	66	100 742	39 280	39.0	.1	X
2230	Food-processing machinery, equipment, and parts	6	2 285	662	29.0	Z	73.9
2231	New commercial food-processing machinery (slicers, choppers, baking, etc.)	6	2 285	639	28.0	Z	X
2233	Used food-processing machinery and equipment	6	2 285	23	1.0	Z	X
2300	Hydraulic and pneumatic (fluid-power) pumps, motors, and parts	19	118 024	20 932	17.7	.1	4.1
2311	Pumps	11	101 458	9 254	9.1	Z	X
2313	Parts for pumps and motors	12	101 208	6 339	6.3	Z	X
2320	General-purpose industrial machinery, equipment, and parts	351	1 815 585	173 725	9.6	.6	4.3
2321	New pumps, compressors (air or gas), and equipment	166	637 146	27 821	4.4	.1	X
2326	New controlling, recording, and indicating instruments and access	57	370 343	19 083	5.2	.1	X
2327	All other new general-purpose industrial machinery and equipment	201	1 365 182	100 046	7.3	.3	X
2328	Used general-purpose industrial machinery and equipment	67	345 235	26 775	7.8	.1	X
2330	Metalworking machinery, equipment, and parts	238	1 048 988	83 936	8.0	.3	X

See footnotes at end of table.

Table 3. Merchant Wholesalers by Kind of Business and Commodity Line: 1997—Con.

[Includes only establishments with payroll. For meaning of abbreviations and symbols, see introductory text. For explanation of terms, see Appendix A]

NAICS code and CL code	Kind of business and commodity line	Establishments handling commodity line		Commodity line sales			Sales coverage percent
		Number	Total sales (\$1,000)	Amount ¹ (\$1,000)	As percent of total sales of—		
					Establishments handling line	Establishments in NAICS industry ¹	
42171	Hardware whse—Con.						
2340	Materials handling machinery, equipment, and parts	242	820 092	53 486	6.5	.2	2.7
2341	New conveying equipment	53	121 753	8 735	7.2	Z	X
2342	New hoists, cranes, and monorails	189	698 339	44 309	6.3	.2	X
2345	Used materials handling machinery, equipment, and parts	24	6 808	442	6.5	Z	X
2360	Other industrial machinery, equipment, and parts	28	140 995	23 708	16.8	.1	71.4
2365	New woodworking machinery	10	62 941	10 527	16.7	Z	X
2366	Other new industrial machinery and equipment	19	93 065	12 098	13.0	Z	X
2370	Mechanical power transmission supplies	18	52 430	1 514	2.9	Z	27.6
2371	Bearings and bushings	13	40 113	966	2.4	Z	X
2372	Other mechanical power transmission supplies	14	46 422	547	1.2	Z	X
2380	Industrial valves and fittings (except fluid-power)	32	86 595	13 117	15.1	Z	X
2390	Hydraulic and pneumatic (fluid-power) valves	20	38 267	2 474	6.5	Z	56.9
2391	Hydraulic valves	14	28 727	1 842	6.4	Z	X
2392	Pneumatic valves	15	33 441	630	1.9	Z	X
2400	Hydraulic and pneumatic cylinders and rotary actuators	17	59 044	1 734	2.9	Z	60.5
2411	Hydraulic cylinders and rotary actuators	12	48 538	1 444	3.0	Z	X
2412	Pneumatic cylinders and rotary actuators	10	32 182	290	.9	Z	X
2420	Hydraulic and pneumatic connectors and assemblies	29	53 506	5 271	9.9	Z	57.3
2421	Hydraulic and pneumatic connectors	23	38 962	4 338	11.1	Z	X
2422	Hydraulic and pneumatic assemblies	15	44 879	933	2.1	Z	X
2430	Fluid-power filters, components, accessories, and parts	11	23 768	1 026	4.3	Z	73.1
2432	Other fluid-power components, accessories, and parts, n.e.c.	10	23 563	1 019	4.3	Z	X
2440	Welding supplies (excluding gases)	12	25 054	1 585	6.3	Z	X
2450	Industrial containers and supplies	123	530 034	24 561	4.6	.1	5.0
2451	New and reconditioned drums and barrels	21	28 176	340	1.2	Z	X
2452	Bottles and bottlers' supplies	21	25 335	745	2.9	Z	X
2454	Other industrial containers and supplies	81	476 518	23 476	4.9	.1	X
2460	Other industrial supplies	780	3 584 481	246 344	6.9	.9	3.7
2461	Printing and duplicating inks	11	18 812	333	1.8	Z	X
2462	Abrasives and abrasive materials	625	2 640 968	100 607	3.8	.4	X
2463	Nylon, polyester, and synthetic rubber	26	59 620	1 214	2.0	Z	X
2464	Mechanical rubber goods	54	295 008	8 054	2.7	Z	X
2465	Strapping and tape	167	701 940	11 954	1.7	Z	X
2466	Industrial supplies, n.e.c.	358	1 641 126	124 181	7.6	.4	X
2520	Custodial (janitors') equipment and supplies	18	63 444	3 011	4.7	Z	59.0
2523	Custodial supplies	18	63 444	3 011	4.7	Z	X
2530	Laundry and dry-cleaning equipment and supplies	6	37 943	2 490	6.6	Z	X
2540	Other service establishment equipment and supplies	18	72 883	17 685	24.3	.1	73.9
2542	Service establishment equipment and supplies, n.e.c.	18	72 883	17 685	24.3	.1	X
2600	Aircraft and aeronautical equipment and supplies	14	88 559	24 798	28.0	.1	4.7
2613	Other new aircraft equipment and supplies	14	88 559	24 798	28.0	.1	X
2700	Sporting and recreational goods and supplies	80	3 591 866	126 093	3.5	.4	.4
2711	Ammunition, firearms, reloading equipment, archery supplies, shooting aids, and accessories	19	215 258	221	.1	Z	X
2712	Bicycles and bicycle tires and tubes	21	589 755	3 329	.6	Z	X
2714	Camping and fishing equipment and accessories	61	3 376 608	31 322	.9	.1	X
2715	Athletic equipment and accessories	21	589 755	13 322	2.3	Z	X
2717	Marine pleasure craft, equipment, and accessories	41	782 509	8 721	1.1	Z	X
2718	Other sporting and recreational goods (go carts, bait, etc.)	40	2 786 855	69 178	2.5	.2	X
2800	Toys and hobby goods and supplies	34	229 772	25 227	11.0	.1	4.1
2812	Other toys and games (including fireworks and children's vehicles)	34	229 772	25 227	11.0	.1	X
3120	Forest products, except lumber (including cordwood, hewn posts, poles, and ties)	10	63 384	6 220	9.8	Z	X
3300	Stationery, office supplies and greeting cards	10	53 579	10 563	19.7	Z	X
3400	Industrial and personal services paper and plastics	17	413 002	67 794	16.4	.2	.1
3412	Paper dishes, cups, and napkins	17	413 002	67 794	16.4	.2	X
3500	Drugs, pharmaceuticals, cosmetics, and toiletries	15	619 368	59 312	9.6	.2	70.4
3515	Other toiletries and druggists' sundries	15	619 368	59 312	9.6	.2	X
3600	Piece goods, knit and woven	12	2 165	237	10.9	Z	X
3700	Notions (buttons, ribbons, lace, sewing accessories, zippers, bindings, etc.)	6	4 722	446	9.4	Z	X
3800	Men's and boys' wear	7	33 950	3 366	9.9	Z	35.1
3812	Men's and boys' dress and casual shirts, slacks, and jeans	7	33 950	2 280	6.7	Z	X
4000	Footwear	8	50 123	5 953	11.9	Z	1.4
4014	Other men's and boy's footwear	8	50 123	5 953	11.9	Z	X
4800	Coffee, tea, and spices	6	64 375	31 002	48.2	.1	71.3
4812	Tea	6	64 375	15 501	24.1	.1	X
4813	Spices	6	64 375	15 501	24.1	.1	X
4860	Other grocery specialties	6	398 214	92 326	23.2	.3	X
4900	Grain and beans	8	7 874	480	6.1	Z	X
5300	Plastics materials and basic shapes	137	1 066 131	75 326	7.1	.3	1.8
5311	Plastic pipes, rods, tubes, and shapes	55	287 678	22 154	7.7	.1	X
5312	High pressure laminates	54	382 607	50 429	13.2	.2	X
5314	Other plastics materials and basic shapes	28	395 841	2 743	.7	Z	X

See footnotes at end of table.

Table 3. Merchant Wholesalers by Kind of Business and Commodity Line: 1997—Con.

[Includes only establishments with payroll. For meaning of abbreviations and symbols, see introductory text. For explanation of terms, see Appendix A]

NAICS code and CL code	Kind of business and commodity line	Establishments handling commodity line		Commodity line sales			Sales coverage percent
		Number	Total sales (\$1,000)	Amount ¹ (\$1,000)	As percent of total sales of—		
					Establishments handling line	Establishments in NAICS industry ¹	
42171	Hardware whsle—Con.						
5330	Chemicals and allied products (excluding agricultural, plastics, gases, and petroleum)	393	2 005 908	114 470	5.7	.4	1.5
5331	Gasses, compressed and liquified, except L.P.	26	16 155	1 167	7.2	Z	X
5335	Detergents and soaps	57	383 881	14 823	3.9	.1	X
5336	Sanitation chemicals, polishes, and waxes	31	315 166	14 576	4.6	.1	X
5341	Insecticides, nonagricultural	31	315 166	5 606	1.8	Z	X
5342	Adhesives, sealants, and glues	313	1 844 153	73 067	4.0	.3	X
5344	Other chemicals and allied products	55	85 141	5 232	6.1	Z	X
5400	Petroleum products	34	56 099	3 868	6.9	Z	.8
5412	Motor gasoline	12	9 790	2 389	24.4	Z	X
5416	All other distillate fuel oil (no. 1 and no. 4 diesel and heating)	12	43 800	227	.5	Z	X
5418	Lubricating oil and greases	22	46 309	1 252	2.7	Z	X
5800	Farm supplies	61	568 320	36 603	6.4	.1	3.6
5811	Hay, straw, and alfalfa	6	50 884	5	Z	Z	X
5812	Feeds (poultry and livestock) not mixed on location	21	190 561	11 827	6.2	Z	X
5813	Prepared feeds (poultry and livestock) mixed on location	14	190 305	705	.4	Z	X
5814	Weed killers, soil sterilizers, and soil conditioners	6	50 884	11	Z	Z	X
5815	Insecticides, fungicides, and pesticides	6	50 884	5	Z	Z	X
5817	Seeds and bulbs	14	145 894	311	.2	Z	X
5818	Other farm supplies (including harness and saddlery equipment)	47	473 055	23 739	5.0	.1	X
6000	Paint, paint supplies, and wallpaper	404	5 288 969	680 687	12.9	2.4	.1
6011	Architectural coatings (enamels, primers, stains, solvents, and lacquers)	328	3 124 289	188 432	6.0	.7	X
6014	Paint supplies	153	3 470 406	492 255	14.2	1.7	X
6110	Flowers and florists' supplies	7	12 882	2 286	17.7	Z	X
6120	Art goods (including novelties and souvenirs)	24	23 238	3 311	14.2	Z	54.9
6122	Novelties and souvenirs	22	22 572	3 279	14.5	Z	X
9700	Service receipts and labor charges (including installed parts)	656	2 027 838	155 047	7.6	.5	65.0
9701	Labor charges for repair work	523	1 434 103	73 993	5.2	.3	X
9702	Parts installed in repair work	400	1 070 261	52 041	4.9	.2	X
9703	Other service receipts and labor charges—Specify	178	453 662	29 001	6.4	.1	X
9720	Receipts for service contracts	29	92 986	9 034	9.7	Z	X
9740	Receipts for installing equipment	42	195 128	6 243	3.2	Z	X
9810	Miscellaneous commodities	384	2 536 604	241 899	9.5	.8	X
9940	Rental and leasing receipts	118	416 846	36 688	8.8	.1	X
9950	Construction receipts	12	30 232	1 259	4.2	Z	X
421710	Hardware whsle	8 170	X	28 781 646	X	100.0	73.9
0200	New and rebuilt automotive parts and supplies	132	4 200 832	221 994	5.3	.8	3.9
0213	Electrical engine parts (including ignition parts)	13	25 990	95	.4	Z	X
0214	Brake parts (including fluid and all disk and drum parts)	25	257 140	7 312	2.8	Z	X
0215	Exhaust system parts	25	257 140	12 742	5.0	Z	X
0217	Hoses, belts, gaskets, and wiper blades	25	257 140	6 819	2.7	Z	X
0218	Filters (oil, air, gas, and transmission)	36	259 095	3 075	1.2	Z	X
0219	Engine parts, except electrical	25	257 140	3 888	1.5	Z	X
0221	Body parts and repair materials	64	3 727 067	152 471	4.1	.5	X
0223	Parts, n.e.c.	48	213 183	26 955	12.6	.1	X
0224	Accessories	47	355 792	8 637	2.4	Z	X
0300	Tires and tubes	7	4 049	219	5.4	Z	15.3
0312	Recapped and used tires and repair materials	7	4 049	219	5.4	Z	X
0400	Household and lawn furniture	31	1 756 393	35 562	2.0	.1	.2
0411	Upholstered furniture	10	1 294 115	8 986	.7	Z	X
0414	Other furniture (including sleep sofas)	21	462 278	26 576	5.7	.1	X
0500	Household china, glassware, crockery, and plastic housewares	6	6 550	750	11.5	Z	X
0520	Linens, domestics, curtains, and draperies	20	31 700	2 725	8.6	Z	9.4
0522	Curtains and draperies	11	19 229	1 278	6.6	Z	X
0523	Shades and blinds	9	12 471	1 312	10.5	Z	X
0530	Flooring and floor coverings	25	103 834	10 019	9.6	Z	12.1
0531	Soft-surface (textile) floor coverings and accessories (including rugs, carpets, and pads)	20	70 064	6 279	9.0	Z	X
0540	Other home furnishings	55	1 012 244	53 473	5.3	.2	.2
0542	Mirrors, lamps, and picture frames	40	850 992	49 977	5.9	.2	X
0543	Home furnishings, n.e.c.	15	161 252	3 496	2.2	Z	X
0600	Lumber: rough, dressed, and finished	26	224 459	23 281	10.4	.1	6.3
0611	Dimensional lumber (non-treated)	17	176 842	9 305	5.3	Z	X
0612	Treated lumber	10	83 738	9 753	11.6	Z	X
0613	Boards	7	49 733	4 218	8.5	Z	X
0620	Plywood and millwork	257	2 146 874	368 113	17.1	1.3	13.2
0621	Softwood plywood and oriented strand board (OSB)	49	635 690	46 887	7.4	.2	X
0622	Other panels products (including hardwood plywood, waterboard, and particleboard)	49	453 046	51 446	11.4	.2	X
0623	Gypsum, specialty boards, and treatments	68	730 926	101 551	13.9	.4	X
0624	Wood millwork (doors, windows, cabinets, etc.)	151	871 856	99 864	11.5	.3	X
0625	Metal millwork	74	524 263	68 362	13.0	.2	X
0700	Brick, stone, tile, sand, block, cement, and gravel	88	916 028	21 902	2.4	.1	1.6
0711	Ready-mixed or transit-mixed concrete	55	522 397	4 634	.9	Z	X
0712	Cement and lime	33	588 473	5 824	1.0	Z	X
0713	Sand, gravel, and crushed stone	23	319 449	6 747	2.1	Z	X
0714	Brick, block, tile, clay/cement sewer pipe, etc.	43	420 340	4 683	1.1	Z	X
0720	Roofing, siding, and insulation materials	105	1 612 388	50 603	3.1	.2	3.1
0721	Roofing, except wood	66	1 181 956	26 453	2.2	.1	X
0722	Siding, except wood	17	534 200	9 998	1.9	Z	X
0723	Insulation materials	45	439 002	14 151	3.2	Z	X
0730	Flat glass and other construction glass (excluding automotive)	21	31 898	1 422	4.5	Z	X

See footnotes at end of table.

Table 3. Merchant Wholesalers by Kind of Business and Commodity Line: 1997—Con.

[Includes only establishments with payroll. For meaning of abbreviations and symbols, see introductory text. For explanation of terms, see Appendix A]

NAICS code and CL code	Kind of business and commodity line	Establishments handling commodity line		Commodity line sales			Sales coverage percent
		Number	Total sales (\$1,000)	Amount ¹ (\$1,000)	As percent of total sales of—		
					Establishments handling line	Establishments in NAICS industry ¹	
421710	Hardware wholes—Con.						
0740	Other construction materials	83	510 504	27 393	5.4	.1	10.0
0741	Rain-carrying equipment (down spouts, gutters, etc.)	13	83 948	2 994	3.6	Z	X
0742	Prefabricated buildings and structural assemblies (nonwood)	6	21 495	2 158	10.0	Z	X
0744	Construction materials, n.e.c. (including wire fence and construction paper)	73	445 519	22 240	5.0	.1	X
0900	Office equipment	9	17 120	261	1.5	Z	45.4
0913	Copying machines and equipment	9	17 120	261	1.5	Z	X
0920	New computer equipment	26	107 774	14 946	13.9	.1	X
0950	Computer software (packaged)	58	221 629	25 370	11.4	.1	X
0960	Restaurant and hotel equipment and supplies	35	90 129	5 619	6.2	Z	X
0970	Store machines and equipment	11	102 488	7 606	7.4	Z	26.0
0972	Other store machines and equipment	11	102 488	7 606	7.4	Z	X
1000	Medical, hospital, and surgical supplies	9	19 582	4 682	23.9	Z	53.6
1013	Other surgical, medical, and hospital supplies	9	19 582	4 682	23.9	Z	X
1100	Iron and steel products (semifinished)	8	55 972	8 402	15.0	Z	X
1120	Flat iron and steel products	210	1 667 116	120 790	7.2	.4	3.5
1121	Plates	89	361 660	12 298	3.4	Z	X
1122	Strips (hot-rolled and cold-rolled)	61	345 757	3 999	1.2	Z	X
1123	Sheets (cold-rolled)	61	345 757	7 706	2.2	Z	X
1124	Sheets (hot-rolled)	89	361 660	7 874	2.2	Z	X
1126	Sheets (galvanized and coated)	31	272 133	447	.2	Z	X
1127	Tin plate and terneplate	31	272 133	274	.1	Z	X
1128	Fabricated and structural plate products	28	812 394	26 690	3.3	.1	X
1129	Other flat iron and steel products	122	566 684	61 499	10.9	.2	X
1140	Iron and steel wire and wire products	301	2 301 029	119 439	5.2	.4	4.1
1141	Wire (plain, coated, barbed, and twisted)	82	899 529	16 035	1.8	.1	X
1142	Nails	61	805 866	3 186	.4	Z	X
1143	Wire rope, strand, strapping, reinforcement mesh, and bale ties	259	2 096 741	100 220	4.8	.3	X
1150	Iron and steel pipe and tubing	141	1 378 219	33 823	2.5	.1	1.0
1152	Tubing	105	1 128 614	9 170	.8	Z	X
1153	Standard steel pipe	141	1 378 219	19 357	1.4	.1	X
1154	Other steel pipe	36	947 317	5 296	.6	Z	X
1160	Other iron and steel products	16	68 349	9 985	14.6	Z	17.7
1162	Bars (excluding reinforcement bars) and bar-size shapes: hot-rolled	16	68 349	3 460	5.1	Z	X
1163	Bars and bar-size shapes: cold finished	16	68 349	1 239	1.8	Z	X
1164	Concrete reinforcement bars	8	64 977	1 975	3.0	Z	X
1165	Structural shapes (excluding bar-size shapes)	16	68 349	2 328	3.4	Z	X
1167	Finished products, n.e.c.	8	64 977	981	1.5	Z	X
1200	Copper and brass	19	42 517	10 627	25.0	Z	21.9
1212	Flat products (sheets, strips, and plates)	12	41 067	3 736	9.1	Z	X
1213	Tubular products (pipes and tubes)	7	1 450	6 891	100.0	Z	X
1220	Aluminum shapes, forms, etc.	102	675 042	20 233	3.0	.1	3.3
1221	Plates (.250 inch and over)	35	404 131	2 209	.5	Z	X
1222	Sheets and coils (.006 to .249 inch)	68	572 024	6 292	1.1	Z	X
1223	Rods, bars, and wires: rolled or extruded (rounds, hexes, squares, and rectangles)	35	404 131	4 444	1.1	Z	X
1224	Pipe and tubing (including hollow bar, square, and rectangular tubing)	69	507 154	7 278	1.4	Z	X
1400	Electrical apparatus and equipment	336	4 902 843	515 185	10.5	1.8	1.6
1411	Power and distribution transformers	49	1 231 025	88 289	7.2	.3	X
1413	Motors and generators (including motor-generator sets)	136	843 954	33 067	3.9	.1	X
1414	Conduit, raceway, and fittings	17	262 051	12 810	4.9	Z	X
1415	Electric bulbs (all types)	169	1 215 650	45 678	3.8	.2	X
1416	Interior wiring (excluding conduit)	120	836 605	18 594	2.2	.1	X
1417	Exterior wiring and cable (excluding conduit)	28	279 029	49 673	17.8	.2	X
1418	Lighting fixtures (residential and commercial)	146	1 391 040	36 593	2.6	.1	X
1419	Industrial controls	52	1 371 389	191 746	14.0	.7	X
1421	Other electrical apparatus and equipment (including fuses and lightning rods)	153	1 115 455	38 735	3.5	.1	X
1500	Electrical appliances, household	116	3 354 202	198 422	5.9	.7	1.3
1511	Televisions	16	1 062 232	4 408	.4	Z	X
1512	Radios, stereos, and CD players	16	451 589	45 656	10.1	.2	X
1513	V.C.R.'s and video cameras	8	95 059	8 073	8.5	Z	X
1514	Electrical household ranges and ovens	25	1 304 487	16 522	1.3	.1	X
1515	Refrigerators and freezers, household	25	1 304 487	20 646	1.6	.1	X
1516	Household laundry equipment	17	1 076 406	13 430	1.2	Z	X
1517	Vacuum cleaners and sewing machines, household	11	603 649	766	.1	Z	X
1518	Other electrical household appliances (including fans, dishwashers, etc.)	84	2 738 234	88 917	3.2	.3	X
1600	Electronic parts and equipment, except communication	346	1 760 885	210 038	11.9	.7	2.9
1612	Integrated circuits	47	373 013	64 631	17.3	.2	X
1613	Capacitors and resistors	178	313 595	4 790	1.5	Z	X
1615	Discrete semiconductors, etc.	17	70 485	695	1.0	Z	X
1616	Electronic connectors and other passive electronic parts	49	227 373	12 693	5.6	Z	X
1618	Electronic parts and equipment, n.e.c.	314	1 603 994	127 231	7.9	.4	X
1650	Communication equipment and supplies	15	65 427	4 892	7.5	Z	67.0
1652	Other electronic communication equipment	9	29 049	4 094	14.1	Z	X
1700	Hardware	8 170	28 781 646	22 837 798	79.3	79.3	58.3
1711	Hand tools (including power driven)	4 138	14 640 064	4 836 842	33.0	16.8	X
1712	Bolts, nuts, rivets, and fasteners	5 878	19 000 126	12 053 532	63.4	41.9	X
1713	Cutlery	4 041	14 878 343	5 940 160	39.9	20.6	X
1800	Plumbing and heating equipment and supplies (hydronics)	636	5 601 791	780 074	13.9	2.7	60.8
1811	Plastic pipe fittings and valves (excluding pipe and tubing)	205	2 464 694	75 638	3.1	.3	X
1812	Metal pipe fittings and valves (excluding pipe and tubing)	386	2 578 059	80 498	3.1	.3	X
1813	Plumbing fixtures	232	4 248 330	335 212	7.9	1.2	X
1814	Furnaces, stoves, water heaters (except electric and warm air)	61	1 716 852	37 717	2.2	.1	X
1818	Other plumbing and heating equipment and supplies	161	3 730 080	250 938	6.7	.9	X

See footnotes at end of table.

Table 3. Merchant Wholesalers by Kind of Business and Commodity Line: 1997—Con.

[Includes only establishments with payroll. For meaning of abbreviations and symbols, see introductory text. For explanation of terms, see Appendix A]

NAICS code and CL code	Kind of business and commodity line	Establishments handling commodity line		Commodity line sales			Sales coverage percent
		Number	Total sales (\$1,000)	Amount ¹ (\$1,000)	As percent of total sales of—		
					Establishments handling line	Establishments in NAICS industry ¹	
421710	Hardware whsle—Con.						
1900	Warm air heating and air-conditioning equipment and supplies	172	1 614 651	69 910	4.3	.2	63.3
1911	Furnaces (warm air)	39	437 047	18 223	4.2	.1	X
1912	Central air-conditioning (residential and commercial)	27	37 711	6 715	17.8	Z	X
1914	Heat pumps (residential and commercial)	8	14 241	761	5.3	Z	X
1916	Air cleaning and filtration systems	49	194 039	6 769	3.5	Z	X
1917	Compressors for air-conditioners	28	29 128	1 566	5.4	Z	X
1918	Condensing units for air-conditioners	18	23 331	705	3.0	Z	X
1919	Registers, grills, pre-formed ductwork (excluding sheet metal), and duct insulation	74	1 077 124	35 158	3.3	.1	X
2000	Refrigeration equipment and supplies	75	98 397	8 045	8.2	Z	35.1
2011	Commercial refrigerators (reach-in and walk-in)	11	7 151	197	2.8	Z	X
2013	Condensing units for commercial refrigerators	23	19 756	1 864	9.4	Z	X
2014	Refrigerants	42	34 387	2 111	6.1	Z	X
2015	Other refrigeration equipment and supplies	46	74 990	3 512	4.7	Z	X
2100	Construction and mining machinery and equipment (including parts and attachments)	176	698 682	58 526	8.4	.2	3.0
2113	New mixers, pavers, and related equipment	17	47 525	1 294	2.7	Z	X
2117	Other new construction and mining, logging, and road maintenance machinery, equipment, and parts	142	536 238	50 791	9.5	.2	X
2118	Used construction and mining machinery and equipment	34	162 444	6 441	4.0	Z	X
2200	Farm machinery, equipment, and parts	45	379 126	15 544	4.1	.1	.7
2215	New irrigation equipment	45	379 126	15 544	4.1	.1	X
2220	Garden machinery, equipment, and parts	131	3 742 950	353 140	9.4	1.2	.5
2221	New power lawn mowers	65	3 642 208	137 298	3.8	.5	X
2222	Other new lawn and garden machinery and equipment	131	3 742 950	176 562	4.7	.6	X
2223	Used garden machinery and equipment	66	100 742	39 280	39.0	.1	X
2230	Food-processing machinery, equipment, and parts	6	2 285	662	29.0	Z	73.9
2231	New commercial food-processing machinery (slicers, choppers, baking, etc.)	6	2 285	639	28.0	Z	X
2233	Used food-processing machinery and equipment	6	2 285	23	1.0	Z	X
2300	Hydraulic and pneumatic (fluid-power) pumps, motors, and parts	19	118 024	20 932	17.7	.1	4.1
2311	Pumps	11	101 458	9 254	9.1	Z	X
2313	Parts for pumps and motors	12	101 208	6 339	6.3	Z	X
2320	General-purpose industrial machinery, equipment, and parts	351	1 815 585	173 725	9.6	.6	4.3
2321	New pumps, compressors (air or gas), and equipment	166	637 146	27 821	4.4	.1	X
2326	New controlling, recording, and indicating instruments and access	57	370 343	19 083	5.2	.1	X
2327	All other new general-purpose industrial machinery and equipment	201	1 365 182	100 046	7.3	.3	X
2328	Used general-purpose industrial machinery and equipment	67	345 235	26 775	7.8	.1	X
2330	Metalworking machinery, equipment, and parts	238	1 048 988	83 936	8.0	.3	X
2340	Materials handling machinery, equipment, and parts	242	820 092	53 486	6.5	.2	2.7
2341	New conveying equipment	53	121 753	8 735	7.2	Z	X
2342	New hoists, cranes, and monorails	189	698 339	44 309	6.3	.2	X
2345	Used materials handling machinery, equipment, and parts	24	6 808	442	6.5	Z	X
2360	Other industrial machinery, equipment, and parts	28	140 995	23 708	16.8	.1	71.4
2365	New woodworking machinery	10	62 941	10 527	16.7	Z	X
2366	Other new industrial machinery and equipment	19	93 065	12 098	13.0	Z	X
2370	Mechanical power transmission supplies	18	52 430	1 514	2.9	Z	27.6
2371	Bearings and bushings	13	40 113	966	2.4	Z	X
2372	Other mechanical power transmission supplies	14	46 422	547	1.2	Z	X
2380	Industrial valves and fittings (except fluid-power)	32	86 595	13 117	15.1	Z	X
2390	Hydraulic and pneumatic (fluid-power) valves	20	38 267	2 474	6.5	Z	56.9
2391	Hydraulic valves	14	28 727	1 842	6.4	Z	X
2392	Pneumatic valves	15	33 441	630	1.9	Z	X
2400	Hydraulic and pneumatic cylinders and rotary actuators	17	59 044	1 734	2.9	Z	60.5
2411	Hydraulic cylinders and rotary actuators	12	48 538	1 444	3.0	Z	X
2412	Pneumatic cylinders and rotary actuators	10	32 182	290	.9	Z	X
2420	Hydraulic and pneumatic connectors and assemblies	29	53 506	5 271	9.9	Z	57.3
2421	Hydraulic and pneumatic connectors	23	38 962	4 338	11.1	Z	X
2422	Hydraulic and pneumatic assemblies	15	44 879	933	2.1	Z	X
2430	Fluid-power filters, components, accessories, and parts	11	23 768	1 026	4.3	Z	73.1
2432	Other fluid-power components, accessories, and parts, n.e.c.	10	23 563	1 019	4.3	Z	X
2440	Welding supplies (excluding gases)	12	25 054	1 585	6.3	Z	X
2450	Industrial containers and supplies	123	530 034	24 561	4.6	.1	5.0
2451	New and reconditioned drums and barrels	21	28 176	340	1.2	Z	X
2452	Bottles and bottlers' supplies	21	25 335	745	2.9	Z	X
2454	Other industrial containers and supplies	81	476 518	23 476	4.9	.1	X
2460	Other industrial supplies	780	3 584 481	246 344	6.9	.9	3.7
2461	Printing and duplicating inks	11	18 812	333	1.8	Z	X
2462	Abrasives and abrasive materials	625	2 640 968	100 607	3.8	.4	X
2463	Nylon, polyester, and synthetic rubber	26	59 620	1 214	2.0	Z	X
2464	Mechanical rubber goods	54	295 008	8 054	2.7	Z	X
2465	Strapping and tape	167	701 940	11 954	1.7	Z	X
2466	Industrial supplies, n.e.c.	358	1 641 126	124 181	7.6	.4	X
2520	Custodial (janitors') equipment and supplies	18	63 444	3 011	4.7	Z	59.0
2523	Custodial supplies	18	63 444	3 011	4.7	Z	X
2530	Laundry and dry-cleaning equipment and supplies	6	37 943	2 490	6.6	Z	X
2540	Other service establishment equipment and supplies	18	72 883	17 685	24.3	.1	73.9
2542	Service establishment equipment and supplies, n.e.c.	18	72 883	17 685	24.3	.1	X
2600	Aircraft and aeronautical equipment and supplies	14	88 559	24 798	28.0	.1	4.7
2613	Other new aircraft equipment and supplies	14	88 559	24 798	28.0	.1	X

See footnotes at end of table.

Table 3. Merchant Wholesalers by Kind of Business and Commodity Line: 1997—Con.

[Includes only establishments with payroll. For meaning of abbreviations and symbols, see introductory text. For explanation of terms, see Appendix A]

NAICS code and CL code	Kind of business and commodity line	Establishments handling commodity line		Commodity line sales			Sales coverage percent
		Number	Total sales (\$1,000)	Amount ¹ (\$1,000)	As percent of total sales of—		
					Establishments handling line	Establishments in NAICS industry ¹	
421710	Hardware whse—Con.						
2700	Sporting and recreational goods and supplies	80	3 591 866	126 093	3.5	.4	.4
2711	Ammunition, firearms, reloading equipment, archery supplies, shooting aids, and accessories	19	215 258	221	.1	Z	X
2712	Bicycles and bicycle tires and tubes	21	589 755	3 329	.6	Z	X
2714	Camping and fishing equipment and accessories	61	3 376 608	31 322	.9	.1	X
2715	Athletic equipment and accessories	21	589 755	13 322	2.3	Z	X
2717	Marine pleasure craft, equipment, and accessories	41	782 509	8 721	1.1	Z	X
2718	Other sporting and recreational goods (go carts, bait, etc.)	40	2 786 855	69 178	2.5	.2	X
2800	Toys and hobby goods and supplies	34	229 772	25 227	11.0	.1	4.1
2812	Other toys and games (including fireworks and children's vehicles)	34	229 772	25 227	11.0	.1	X
3120	Forest products, except lumber (including cordwood, hewn posts, poles, and ties)	10	63 384	6 220	9.8	Z	X
3300	Stationery, office supplies and greeting cards	10	53 579	10 563	19.7	Z	X
3400	Industrial and personal services paper and plastics	17	413 002	67 794	16.4	.2	.1
3412	Paper dishes, cups, and napkins	17	413 002	67 794	16.4	.2	X
3500	Drugs, pharmaceuticals, cosmetics, and toiletries	15	619 368	59 312	9.6	.2	70.4
3515	Other toiletries and druggists' sundries	15	619 368	59 312	9.6	.2	X
3600	Piece goods, knit and woven	12	2 165	237	10.9	Z	X
3700	Notions (buttons, ribbons, lace, sewing accessories, zippers, bindings, etc.)	6	4 722	446	9.4	Z	X
3800	Men's and boys' wear	7	33 950	3 366	9.9	Z	35.1
3812	Men's and boys' dress and casual shirts, slacks, and jeans	7	33 950	2 280	6.7	Z	X
4000	Footwear	8	50 123	5 953	11.9	Z	1.4
4014	Other men's and boy's footwear	8	50 123	5 953	11.9	Z	X
4800	Coffee, tea, and spices	6	64 375	31 002	48.2	.1	71.3
4812	Tea	6	64 375	15 501	24.1	.1	X
4813	Spices	6	64 375	15 501	24.1	.1	X
4860	Other grocery specialties	6	398 214	92 326	23.2	.3	X
4900	Grain and beans	8	7 874	480	6.1	Z	X
5300	Plastics materials and basic shapes	137	1 066 131	75 326	7.1	.3	1.8
5311	Plastic pipes, rods, tubes, and shapes	55	287 678	22 154	7.7	.1	X
5312	High pressure laminates	54	382 607	50 429	13.2	.2	X
5314	Other plastics materials and basic shapes	28	395 841	2 743	.7	Z	X
5330	Chemicals and allied products (excluding agricultural, plastics, gases, and petroleum)	393	2 005 908	114 470	5.7	.4	1.5
5331	Gases, compressed and liquified, except L.P.	26	16 155	1 167	7.2	Z	X
5335	Detergents and soaps	57	383 881	14 823	3.9	.1	X
5336	Sanitation chemicals, polishes, and waxes	31	315 166	14 576	4.6	.1	X
5341	Insecticides, nonagricultural	31	315 166	5 606	1.8	Z	X
5342	Adhesives, sealants, and glues	313	1 844 153	73 067	4.0	.3	X
5344	Other chemicals and allied products	55	85 141	5 232	6.1	Z	X
5400	Petroleum products	34	56 099	3 868	6.9	Z	.8
5412	Motor gasoline	12	9 790	2 389	24.4	Z	X
5416	All other distillate fuel oil (no. 1 and no. 4 diesel and heating)	12	43 800	227	.5	Z	X
5418	Lubricating oil and greases	22	46 309	1 252	2.7	Z	X
5800	Farm supplies	61	568 320	36 603	6.4	.1	3.6
5811	Hay, straw, and alfalfa	6	50 884	5	Z	Z	X
5812	Feeds (poultry and livestock) not mixed on location	21	190 561	11 827	6.2	Z	X
5813	Prepared feeds (poultry and livestock) mixed on location	14	190 305	705	.4	Z	X
5814	Weed killers, soil sterilizers, and soil conditioners	6	50 884	11	Z	Z	X
5815	Insecticides, fungicides, and pesticides	6	50 884	5	Z	Z	X
5817	Seeds and bulbs	14	145 894	311	.2	Z	X
5818	Other farm supplies (including harness and saddlery equipment)	47	473 055	23 739	5.0	.1	X
6000	Paint, paint supplies, and wallpaper	404	5 288 969	680 687	12.9	2.4	.1
6011	Architectural coatings (enamels, primers, stains, solvents, and lacquers)	328	3 124 289	188 432	6.0	.7	X
6014	Paint supplies	153	3 470 406	492 255	14.2	1.7	X
6110	Flowers and florists' supplies	7	12 882	2 286	17.7	Z	X
6120	Art goods (including novelties and souvenirs)	24	23 238	3 311	14.2	Z	54.9
6122	Novelties and souvenirs	22	22 572	3 279	14.5	Z	X
9700	Service receipts and labor charges (including installed parts)	656	2 027 838	155 047	7.6	.5	65.0
9701	Labor charges for repair work	523	1 434 103	73 993	5.2	.3	X
9702	Parts installed in repair work	400	1 070 261	52 041	4.9	.2	X
9703	Other service receipts and labor charges—Specify	178	453 662	29 001	6.4	.1	X
9720	Receipts for service contracts	29	92 986	9 034	9.7	Z	X
9740	Receipts for installing equipment	42	195 128	6 243	3.2	Z	X
9810	Miscellaneous commodities	384	2 536 604	241 899	9.5	.8	X
9940	Rental and leasing receipts	118	416 846	36 688	8.8	.1	X
9950	Construction receipts	12	30 232	1 259	4.2	Z	X
42172	Plumbing & heating equipment & supplies (hydronics) whse ..	3 261	X	10 850 765	X	100.0	57.2
0200	New and rebuilt automotive parts and supplies	6	61 042	1 610	2.6	Z	X
0400	Household and lawn furniture	17	197 140	7 585	3.8	.1	49.4
0411	Upholstered furniture	17	197 140	7 585	3.8	.1	X
0530	Flooring and floor coverings	17	199 611	41 856	21.0	.4	47.8
0531	Soft-surface (textile) floor coverings and accessories (including rugs, carpets, and pads)	17	199 611	5 107	2.6	Z	X
0532	Hardwood flooring	9	152 820	269	.2	Z	X
0533	Other hard-surface floor coverings and accessories (including tile and sheet goods)	17	199 611	36 480	18.3	.3	X
0540	Other home furnishings	19	37 998	3 227	8.5	Z	X

See footnotes at end of table.

Table 3. Merchant Wholesalers by Kind of Business and Commodity Line: 1997—Con.

[Includes only establishments with payroll. For meaning of abbreviations and symbols, see introductory text. For explanation of terms, see Appendix A]

NAICS code and CL code	Kind of business and commodity line	Establishments handling commodity line		Commodity line sales			Sales coverage percent
		Number	Total sales (\$1,000)	Amount ¹ (\$1,000)	As percent of total sales of—		
					Establishments handling line	Establishments in NAICS industry ¹	
42172	Plumbing & heating equipment & supplies (hydronics) whse—Con.						
0600	Lumber: rough, dressed, and finished	10	61 341	2 110	3.4	Z	55.9
0612	Treated lumber	6	55 646	990	1.8	Z	X
0613	Boards	6	55 646	990	1.8	Z	X
0620	Plywood and millwork	42	249 623	9 512	3.8	.1	26.8
0621	Softwood plywood and oriented strand board (OSB)	7	12 852	166	1.3	Z	X
0622	Other panels products (including hardwood plywood, waterboard, and particleboard)	9	134 752	1 703	1.3	Z	X
0623	Gypsum, specialty boards, and treatments	16	147 619	1 346	.9	Z	X
0624	Wood millwork (doors, windows, cabinets, etc.)	42	249 623	5 469	2.2	.1	X
0625	Metal millwork	7	12 852	828	6.4	Z	X
0700	Brick, stone, tile, sand, block, cement, and gravel	44	296 495	6 554	2.2	.1	48.4
0711	Ready-mixed or transit-mixed concrete	12	121 157	1 092	.9	Z	X
0712	Cement and lime	6	22 793	918	4.0	Z	X
0713	Sand, gravel, and crushed stone	6	19 556	356	1.8	Z	X
0714	Brick, block, tile, clay/cement sewer pipe, etc.	27	152 534	4 188	2.7	Z	X
0720	Roofing, siding, and insulation materials	64	436 083	23 726	5.4	.2	19.8
0721	Roofing, except wood	52	414 298	22 929	5.5	.2	X
0723	Insulation materials	12	21 785	797	3.7	Z	X
0740	Other construction materials	16	228 259	41 610	18.2	.4	56.6
0744	Construction materials, n.e.c. (including wire fence and construction paper)	16	228 259	41 610	18.2	.4	X
0960	Restaurant and hotel equipment and supplies	44	68 895	5 647	8.2	.1	X
1120	Flat iron and steel products	68	330 403	17 393	5.3	.2	.8
1126	Sheets (galvanized and coated)	68	330 403	17 393	5.3	.2	X
1140	Iron and steel wire and wire products	47	278 012	21 059	7.6	.2	1.8
1142	Nails	47	278 012	73	Z	Z	X
1143	Wire rope, strand, strapping, reinforcement mesh, and bale ties	47	278 012	20 986	7.5	.2	X
1150	Iron and steel pipe and tubing	501	2 094 492	262 265	12.5	2.4	X
1180	Stainless steel	12	62 301	3 723	6.0	Z	57.2
1185	Other stainless steel (including tubing)	12	62 301	3 723	6.0	Z	X
1200	Copper and brass	7	50 807	10 168	20.0	.1	55.1
1213	Tubular products (pipes and tubes)	7	50 807	10 168	20.0	.1	X
1220	Aluminum shapes, forms, etc.	45	163 505	5 210	3.2	Z	X
1400	Electrical apparatus and equipment	243	1 287 868	198 801	15.4	1.8	1.7
1411	Power and distribution transformers	46	37 723	8 37	.1	Z	X
1413	Motors and generators (including motor-generator sets)	142	1 008 206	14 895	1.5	.1	X
1419	Industrial controls	146	317 380	29 981	9.4	.3	X
1421	Other electrical apparatus and equipment (including fuses and lightning rods)	48	843 697	153 888	18.2	1.4	X
1500	Electrical appliances, household	124	1 011 014	49 030	4.9	.5	1.1
1511	Televisions	124	1 011 014	10 502	1.0	.1	X
1512	Radios, stereos, and CD players	124	1 011 014	7 016	.7	.1	X
1513	V.C.R.'s and video cameras	124	1 011 014	3 483	.3	.1	X
1514	Electrical household ranges and ovens	124	1 011 014	10 502	1.0	.1	X
1515	Refrigerators and freezers, household	124	1 011 014	10 502	1.0	.1	X
1516	Household laundry equipment	124	1 011 014	7 016	.7	.1	X
1600	Electronic parts and equipment, except communication	142	565 216	34 116	6.0	.3	3.1
1613	Capacitors and resistors	142	565 216	34 116	6.0	.3	X
1650	Communication equipment and supplies	11	102 423	2 327	2.3	Z	X
1700	Hardware	633	2 419 418	227 437	9.4	2.1	47.2
1711	Hand tools (including power driven)	497	1 708 557	83 197	4.9	.8	X
1712	Bolts, nuts, rivets, and fasteners	364	1 442 154	75 060	5.2	.7	X
1713	Cutlery	213	796 379	69 158	8.7	.6	X
1800	Plumbing and heating equipment and supplies (hydronics)	3 261	10 850 765	8 919 238	82.2	82.2	39.7
1811	Plastic pipe fittings and valves (excluding pipe and tubing)	1 474	5 610 266	1 044 978	18.6	9.6	X
1812	Metal pipe fittings and valves (excluding pipe and tubing)	1 775	6 081 405	1 856 742	30.5	17.1	X
1813	Plumbing fixtures	1 511	5 570 016	1 842 065	33.1	17.0	X
1814	Furnaces, stoves, water heaters (except electric and warm air)	971	3 788 354	795 209	21.0	7.3	X
1815	Boilers, radiators, and convectors	754	2 452 405	635 521	25.9	5.9	X
1818	Other plumbing and heating equipment and supplies	2 079	6 951 350	2 744 718	39.5	25.3	X
1900	Warm air heating and air-conditioning equipment and supplies	498	2 195 105	253 180	11.5	2.3	47.4
1911	Furnaces (warm air)	340	1 547 514	81 050	5.2	.7	X
1912	Central air-conditioning (residential and commercial)	257	1 172 257	82 474	7.0	.8	X
1914	Heat pumps (residential and commercial)	184	913 176	18 237	2.0	.2	X
1916	Air cleaning and filtration systems	90	309 769	6 569	2.1	.1	X
1917	Compressors for air-conditioners	153	621 071	20 509	3.3	.2	X
1918	Condensing units for air-conditioners	129	514 224	14 052	2.7	.1	X
1919	Registers, grills, pre-formed ductwork (excluding sheet metal), and duct insulation	217	840 392	30 302	3.6	.3	X
2000	Refrigeration equipment and supplies	130	429 848	39 882	9.3	.4	52.8
2011	Commercial refrigerators (reach-in and walk-in)	19	22 826	365	1.6	Z	X
2012	Unit coolers for commercial refrigerators	9	9 353	129	1.4	Z	X
2013	Condensing units for commercial refrigerators	47	107 669	4 964	4.6	Z	X
2014	Refrigerants	54	210 510	3 575	1.7	Z	X
2015	Other refrigeration equipment and supplies	102	380 977	30 827	8.1	.3	X
2100	Construction and mining machinery and equipment (including parts and attachments)	13	16 749	805	4.8	Z	X
2200	Farm machinery, equipment, and parts	17	89 408	11 082	12.4	.1	X
2220	Garden machinery, equipment, and parts	12	22 746	293	1.3	Z	X
2300	Hydraulic and pneumatic (fluid-power) pumps, motors, and parts	7	21 693	4 834	22.3	Z	45.5
2313	Parts for pumps and motors	7	21 693	3 264	15.0	Z	X

See footnotes at end of table.

Table 3. Merchant Wholesalers by Kind of Business and Commodity Line: 1997—Con.

[Includes only establishments with payroll. For meaning of abbreviations and symbols, see introductory text. For explanation of terms, see Appendix A]

NAICS code and CL code	Kind of business and commodity line	Establishments handling commodity line		Commodity line sales			Sales coverage percent
		Number	Total sales (\$1,000)	Amount ¹ (\$1,000)	As percent of total sales of—		
					Establishments handling line	Establishments in NAICS industry ¹	
42172	Plumbing & heating equipment & supplies (hydronics) whse—Con.						
2320	General-purpose industrial machinery, equipment, and parts	146	356 952	50 607	14.2	.5	10.2
2321	New pumps, compressors (air or gas), and equipment	92	249 795	21 557	8.6	.2	X
2326	New controlling, recording, and indicating instruments and access	43	107 261	26 491	24.7	.2	X
2327	All other new general-purpose industrial machinery and equipment	21	10 214	1 252	12.3	Z	X
2328	Used general-purpose industrial machinery and equipment	10	10 317	1 307	12.7	Z	X
2330	Metalworking machinery, equipment, and parts	22	76 421	7 192	9.4	.1	X
2340	Materials handling machinery, equipment, and parts	21	68 625	7 702	11.2	.1	X
2380	Industrial valves and fittings (except fluid-power)	30	108 846	21 648	19.9	.2	X
2390	Hydraulic and pneumatic (fluid-power) valves	17	20 487	953	4.7	Z	56.5
2392	Pneumatic valves	14	9 285	393	4.2	Z	X
2400	Hydraulic and pneumatic cylinders and rotary actuators	7	8 209	243	3.0	Z	57.2
2412	Pneumatic cylinders and rotary actuators	7	8 209	243	3.0	Z	X
2420	Hydraulic and pneumatic connectors and assemblies	11	8 349	572	6.9	Z	50.4
2421	Hydraulic and pneumatic connectors	11	8 349	163	2.0	Z	X
2422	Hydraulic and pneumatic assemblies	11	8 349	409	4.9	Z	X
2430	Fluid-power filters, components, accessories, and parts	11	8 349	491	5.9	Z	50.4
2431	Filters	11	8 349	163	2.0	Z	X
2432	Other fluid-power components, accessories, and parts, n.e.c.	11	8 349	328	3.9	Z	X
2450	Industrial containers and supplies	11	103 013	23 322	22.6	.2	X
2460	Other industrial supplies	109	426 608	26 051	6.1	.2	.9
2466	Industrial supplies, n.e.c.	109	426 608	26 051	6.1	.2	X
2520	Custodial (janitors') equipment and supplies	18	140 261	7 788	5.6	.1	2.8
2523	Custodial supplies	18	140 261	7 788	5.6	.1	X
2700	Sporting and recreational goods and supplies	16	42 463	7 033	16.6	.1	25.6
2711	Ammunition, firearms, reloading equipment, archery supplies, shooting aids, and accessories	16	42 463	6 404	15.1	.1	X
2714	Camping and fishing equipment and accessories	16	42 463	629	1.5	Z	X
5300	Plastics materials and basic shapes	387	1 706 933	219 252	12.8	2.0	.4
5311	Plastic pipes, rods, tubes, and shapes	387	1 706 933	219 252	12.8	2.0	X
5330	Chemicals and allied products (excluding agricultural, plastics, gases, and petroleum)	221	1 066 183	75 857	7.1	.7	.7
5332	Alkalies and chlorine	73	611 835	7 668	1.3	.1	X
5336	Sanitation chemicals, polishes, and waxes	75	225 350	27 533	12.2	.3	X
5341	Insecticides, nonagricultural	73	611 835	23 014	3.8	.2	X
5342	Adhesives, sealants, and glues	72	229 002	17 644	7.7	.2	X
5800	Farm supplies	19	20 291	1 407	6.9	Z	12.3
5811	Hay, straw, and alfalfa	19	20 291	1 407	6.9	Z	X
6000	Paint, paint supplies, and wallpaper	142	640 357	30 544	4.8	.3	X
9700	Service receipts and labor charges (including installed parts)	160	356 893	45 959	12.9	.4	48.0
9701	Labor charges for repair work	118	283 367	29 460	10.4	.3	X
9702	Parts installed in repair work	84	109 800	9 980	9.1	.1	X
9703	Other service receipts and labor charges—Specify	34	64 377	6 518	10.1	.1	X
9720	Receipts for service contracts	21	89 956	3 862	4.3	Z	X
9740	Receipts for installing equipment	28	34 904	5 544	15.9	.1	X
9810	Miscellaneous commodities	161	657 661	81 752	12.4	.8	X
9940	Rental and leasing receipts	31	49 014	6 573	13.4	.1	X
421720	Plumbing & heating equipment & supplies (hydronics) whse ..	3 261	X	10 850 765	X	100.0	57.2
0200	New and rebuilt automotive parts and supplies	6	61 042	1 610	2.6	Z	X
0400	Household and lawn furniture	17	197 140	7 585	3.8	.1	49.4
0411	Upholstered furniture	17	197 140	7 585	3.8	.1	X
0530	Flooring and floor coverings	17	199 611	41 856	21.0	.4	47.8
0531	Soft-surface (textile) floor coverings and accessories (including rugs, carpets, and pads)	17	199 611	5 107	2.6	Z	X
0532	Hardwood flooring	9	152 820	269	.2	Z	X
0533	Other hard-surface floor coverings and accessories (including tile and sheet goods)	17	199 611	36 480	18.3	.3	X
0540	Other home furnishings	19	37 998	3 227	8.5	Z	X
0600	Lumber: rough, dressed, and finished	10	61 341	2 110	3.4	Z	55.9
0612	Treated lumber	6	55 646	990	1.8	Z	X
0613	Boards	6	55 646	990	1.8	Z	X
0620	Plywood and millwork	42	249 623	9 512	3.8	.1	26.8
0621	Softwood plywood and oriented strand board (OSB)	7	12 852	166	1.3	Z	X
0622	Other panels products (including hardwood plywood, waterboard, and particleboard)	9	134 752	1 703	1.3	Z	X
0623	Gypsum, specialty boards, and treatments	16	147 619	1 346	.9	Z	X
0624	Wood millwork (doors, windows, cabinets, etc.)	42	249 623	5 469	2.2	.1	X
0625	Metal millwork	7	12 852	828	6.4	Z	X
0700	Brick, stone, tile, sand, block, cement, and gravel	44	296 495	6 554	2.2	.1	48.4
0711	Ready-mixed or transit-mixed concrete	12	121 157	1 092	.9	Z	X
0712	Cement and lime	6	22 793	918	4.0	Z	X
0713	Sand, gravel, and crushed stone	6	19 556	356	1.8	Z	X
0714	Brick, block, tile, clay/cement sewer pipe, etc.	27	152 534	4 188	2.7	Z	X
0720	Roofing, siding, and insulation materials	64	436 083	23 726	5.4	.2	19.8
0721	Roofing, except wood	52	414 298	22 929	5.5	.2	X
0723	Insulation materials	12	21 785	797	3.7	Z	X
0740	Other construction materials	16	228 259	41 610	18.2	.4	56.6
0744	Construction materials, n.e.c. (including wire fence and construction paper)	16	228 259	41 610	18.2	.4	X
0960	Restaurant and hotel equipment and supplies	44	68 895	5 647	8.2	.1	X

See footnotes at end of table.

Table 3. Merchant Wholesalers by Kind of Business and Commodity Line: 1997—Con.

[Includes only establishments with payroll. For meaning of abbreviations and symbols, see introductory text. For explanation of terms, see Appendix A]

NAICS code and CL code	Kind of business and commodity line	Establishments handling commodity line		Commodity line sales			Sales coverage percent
		Number	Total sales (\$1,000)	Amount ¹ (\$1,000)	As percent of total sales of—		
					Establishments handling line	Establishments in NAICS industry ¹	
421720	Plumbing & heating equipment & supplies (hydronics) whse—Con.						
1120	Flat iron and steel products	68	330 403	17 393	5.3	.2	.8
1126	Sheets (galvanized and coated)	68	330 403	17 393	5.3	.2	X
1140	Iron and steel wire and wire products	47	278 012	21 059	7.6	.2	1.8
1142	Nails	47	278 012	73	Z	Z	X
1143	Wire rope, strand, strapping, reinforcement mesh, and bale ties	47	278 012	20 986	7.5	.2	X
1150	Iron and steel pipe and tubing	501	2 094 492	262 265	12.5	2.4	X
1180	Stainless steel	12	62 301	3 723	6.0	Z	57.2
1185	Other stainless steel (including tubing)	12	62 301	3 723	6.0	Z	X
1200	Copper and brass	7	50 807	10 168	20.0	.1	55.1
1213	Tubular products (pipes and tubes)	7	50 807	10 168	20.0	.1	X
1220	Aluminum shapes, forms, etc.	45	163 505	5 210	3.2	Z	X
1400	Electrical apparatus and equipment	243	1 287 868	198 801	15.4	1.8	1.7
1411	Power and distribution transformers	46	37 723	37	.1	Z	X
1413	Motors and generators (including motor-generator sets)	142	1 008 206	14 895	1.5	.1	X
1419	Industrial controls	146	317 380	29 981	9.4	.3	X
1421	Other electrical apparatus and equipment (including fuses and lightning rods)	48	843 697	153 888	18.2	1.4	X
1500	Electrical appliances, household	124	1 011 014	49 030	4.9	.5	1.1
1511	Televisions	124	1 011 014	10 502	1.0	.1	X
1512	Radios, stereos, and CD players	124	1 011 014	7 016	.7	.1	X
1513	V.C.R.'s and video cameras	124	1 011 014	3 483	.3	Z	X
1514	Electrical household ranges and ovens	124	1 011 014	10 502	1.0	.1	X
1515	Refrigerators and freezers, household	124	1 011 014	10 502	1.0	.1	X
1516	Household laundry equipment	124	1 011 014	7 016	.7	.1	X
1600	Electronic parts and equipment, except communication	142	565 216	34 116	6.0	.3	3.1
1613	Capacitors and resistors	142	565 216	34 116	6.0	.3	X
1650	Communication equipment and supplies	11	102 423	2 327	2.3	Z	X
1700	Hardware	633	2 419 418	227 437	9.4	2.1	47.2
1711	Hand tools (including power driven)	497	1 708 557	83 197	4.9	.8	X
1712	Bolts, nuts, rivets, and fasteners	364	1 442 154	75 060	5.2	.7	X
1713	Cutlery	213	796 379	69 158	8.7	.6	X
1800	Plumbing and heating equipment and supplies (hydronics)	3 261	10 850 765	8 919 238	82.2	82.2	39.7
1811	Plastic pipe fittings and valves (excluding pipe and tubing)	1 474	5 610 266	1 044 978	18.6	9.6	X
1812	Metal pipe fittings and valves (excluding pipe and tubing)	1 775	6 081 405	1 856 742	30.5	17.1	X
1813	Plumbing fixtures	1 511	5 570 016	1 842 065	33.1	17.0	X
1814	Furnaces, stoves, water heaters (except electric and warm air)	971	3 788 354	795 209	21.0	7.3	X
1815	Boilers, radiators, and convectors	754	2 452 405	635 521	25.9	5.9	X
1818	Other plumbing and heating equipment and supplies	2 079	6 951 350	2 744 718	39.5	25.3	X
1900	Warm air heating and air-conditioning equipment and supplies	498	2 195 105	253 180	11.5	2.3	47.4
1911	Furnaces (warm air)	340	1 547 514	81 050	5.2	.7	X
1912	Central air-conditioning (residential and commercial)	257	1 172 257	82 474	7.0	.8	X
1914	Heat pumps (residential and commercial)	184	913 176	18 237	2.0	.2	X
1916	Air cleaning and filtration systems	90	309 769	6 569	2.1	.1	X
1917	Compressors for air-conditioners	153	621 071	20 509	3.3	.2	X
1918	Condensing units for air-conditioners	129	514 224	14 052	2.7	.1	X
1919	Registers, grills, pre-formed ductwork (excluding sheet metal), and duct insulation	217	840 392	30 302	3.6	.3	X
2000	Refrigeration equipment and supplies	130	429 848	39 882	9.3	.4	52.8
2011	Commercial refrigerators (reach-in and walk-in)	19	22 826	365	1.6	Z	X
2012	Unit coolers for commercial refrigerators	9	9 353	129	1.4	Z	X
2013	Condensing units for commercial refrigerators	47	107 669	4 984	4.6	Z	X
2014	Refrigerants	54	210 510	3 575	1.7	Z	X
2015	Other refrigeration equipment and supplies	102	380 977	30 827	8.1	.3	X
2100	Construction and mining machinery and equipment (including parts and attachments)	13	16 749	805	4.8	Z	X
2200	Farm machinery, equipment, and parts	17	89 408	11 082	12.4	.1	X
2220	Garden machinery, equipment, and parts	12	22 746	293	1.3	Z	X
2300	Hydraulic and pneumatic (fluid-power) pumps, motors, and parts	7	21 693	4 834	22.3	Z	45.5
2313	Parts for pumps and motors	7	21 693	3 264	15.0	Z	X
2320	General-purpose industrial machinery, equipment, and parts	146	356 952	50 607	14.2	.5	10.2
2321	New pumps, compressors (air or gas), and equipment	92	249 795	21 557	8.6	.2	X
2326	New controlling, recording, and indicating instruments and access	43	107 261	26 491	24.7	.2	X
2327	All other new general-purpose industrial machinery and equipment	21	10 214	1 252	12.3	Z	X
2328	Used general-purpose industrial machinery and equipment	10	10 317	1 307	12.7	Z	X
2330	Metalworking machinery, equipment, and parts	22	76 421	7 192	9.4	.1	X
2340	Materials handling machinery, equipment, and parts	21	68 625	7 702	11.2	.1	X
2380	Industrial valves and fittings (except fluid-power)	30	108 846	21 648	19.9	.2	X
2390	Hydraulic and pneumatic (fluid-power) valves	17	20 487	953	4.7	Z	56.5
2392	Pneumatic valves	14	9 285	393	4.2	Z	X
2400	Hydraulic and pneumatic cylinders and rotary actuators	7	8 209	243	3.0	Z	57.2
2412	Pneumatic cylinders and rotary actuators	7	8 209	243	3.0	Z	X
2420	Hydraulic and pneumatic connectors and assemblies	11	8 349	572	6.9	Z	50.4
2421	Hydraulic and pneumatic connectors	11	8 349	163	2.0	Z	X
2422	Hydraulic and pneumatic assemblies	11	8 349	409	4.9	Z	X
2430	Fluid-power filters, components, accessories, and parts	11	8 349	491	5.9	Z	50.4
2431	Filters	11	8 349	163	2.0	Z	X
2432	Other fluid-power components, accessories, and parts, n.e.c.	11	8 349	328	3.9	Z	X
2450	Industrial containers and supplies	11	103 013	23 322	22.6	.2	X
2460	Other industrial supplies	109	426 608	26 051	6.1	.2	.9
2466	Industrial supplies, n.e.c.	109	426 608	26 051	6.1	.2	X

See footnotes at end of table.

Table 3. Merchant Wholesalers by Kind of Business and Commodity Line: 1997—Con.

[Includes only establishments with payroll. For meaning of abbreviations and symbols, see introductory text. For explanation of terms, see Appendix A]

NAICS code and CL code	Kind of business and commodity line	Establishments handling commodity line		Commodity line sales			Sales coverage percent
		Number	Total sales (\$1,000)	Amount ¹ (\$1,000)	As percent of total sales of—		
					Establishments handling line	Establishments in NAICS industry ¹	
421720	Plumbing & heating equipment & supplies (hydronics) whse—Con.						
2520	Custodial (janitors') equipment and supplies	18	140 261	7 788	5.6	.1	2.8
2523	Custodial supplies	18	140 261	7 788	5.6	.1	X
2700	Sporting and recreational goods and supplies	16	42 463	7 033	16.6	.1	25.6
2711	Ammunition, firearms, reloading equipment, archery supplies, shooting aids, and accessories	16	42 463	6 404	15.1	.1	X
2714	Camping and fishing equipment and accessories	16	42 463	629	1.5	Z	X
5300	Plastics materials and basic shapes	387	1 706 933	219 252	12.8	2.0	.4
5311	Plastic pipes, rods, tubes, and shapes	387	1 706 933	219 252	12.8	2.0	X
5330	Chemicals and allied products (excluding agricultural, plastics, gases, and petroleum)	221	1 066 183	75 857	7.1	.7	.7
5332	Alkalies and chlorine	73	611 835	7 668	1.3	.1	X
5336	Sanitation chemicals, polishes, and waxes	75	225 350	27 533	12.2	.3	X
5341	Insecticides, nonagricultural	73	611 835	23 014	3.8	.1	X
5342	Adhesives, sealants, and glues	72	229 002	17 644	7.7	.2	X
5800	Farm supplies	19	20 291	1 407	6.9	Z	12.3
5811	Hay, straw, and alfalfa	19	20 291	1 407	6.9	Z	X
6000	Paint, paint supplies, and wallpaper	142	640 357	30 544	4.8	.3	X
9700	Service receipts and labor charges (including installed parts)	160	356 893	45 959	12.9	.4	48.0
9701	Labor charges for repair work	118	283 367	29 460	10.4	.3	X
9702	Parts installed in repair work	84	109 800	9 980	9.1	.1	X
9703	Other service receipts and labor charges—Specify	34	64 377	6 518	10.1	.1	X
9720	Receipts for service contracts	21	89 956	3 862	4.3	Z	X
9740	Receipts for installing equipment	28	34 904	5 544	15.9	.1	X
9810	Miscellaneous commodities	161	657 661	81 752	12.4	.8	X
9940	Rental and leasing receipts	31	49 014	6 573	13.4	.1	X
42173	Warm air heating & air-conditioning equipment & supplies whse	4 744	X	14 185 407	X	100.0	71.6
0200	New and rebuilt automotive parts and supplies	9	52 408	3 635	6.9	Z	15.0
0215	Exhaust system parts	9	52 408	2 740	5.2	Z	X
0620	Plywood and millwork	27	172 228	16 469	9.6	.1	18.9
0624	Wood millwork (doors, windows, cabinets, etc.)	18	89 312	6 369	7.1	Z	X
0626	Other millwork and wood siding (including trusses and wood roofing)	9	55 258	2 942	5.3	Z	X
0700	Brick, stone, tile, sand, block, cement, and gravel	18	38 777	1 958	5.0	Z	3.1
0714	Brick, block, tile, clay/cement sewer pipe, etc.	18	38 777	1 958	5.0	Z	X
0720	Roofing, siding, and insulation materials	153	654 827	80 290	12.3	.6	5.7
0721	Roofing, except wood	40	141 203	14 669	10.4	.1	X
0722	Siding, except wood	38	138 955	20 177	14.5	.1	X
0723	Insulation materials	74	374 669	45 444	12.1	.3	X
0740	Other construction materials	26	197 922	29 278	14.8	.2	26.7
0743	Manufactured (mobile) homes	18	191 594	27 108	14.1	.2	X
0960	Restaurant and hotel equipment and supplies	60	206 637	8 025	3.9	.1	X
1120	Flat iron and steel products	425	1 665 264	152 918	9.2	1.1	1.0
1126	Sheets (galvanized and coated)	425	1 665 264	106 850	6.4	.8	X
1129	Other flat iron and steel products	107	147 847	46 068	31.2	.3	X
1140	Iron and steel wire and wire products	87	214 277	4 389	2.0	Z	.3
1142	Nails	87	214 277	4 389	2.0	Z	X
1150	Iron and steel pipe and tubing	474	1 328 902	61 872	4.7	.4	X
1200	Copper and brass	9	47 321	1 370	2.9	Z	2.8
1212	Flat products (sheets, strips, and plates)	9	47 321	1 370	2.9	Z	X
1220	Aluminum shapes, forms, etc.	80	262 805	9 847	3.7	.1	X
1400	Electrical apparatus and equipment	459	1 606 210	113 211	7.0	.8	3.4
1411	Power and distribution transformers	32	77 157	7 039	9.1	.1	X
1413	Motors and generators (including motor-generator sets)	253	739 199	43 161	5.8	.3	X
1415	Electric bulbs (all types)	158	574 294	5 357	.9	Z	X
1416	Interior wiring (excluding conduit)	63	254 589	1 870	.7	Z	X
1417	Exterior wiring and cable (excluding conduit)	63	254 589	1 870	.7	Z	X
1418	Lighting fixtures (residential and commercial)	63	254 589	1 870	.7	Z	X
1419	Industrial controls	144	684 522	43 971	6.4	.3	X
1421	Other electrical apparatus and equipment (including fuses and lightning rods)	79	179 219	8 066	4.5	.1	X
1500	Electrical appliances, household	195	971 727	106 370	10.9	.8	5.4
1511	Televisions	24	250 296	6 530	2.6	Z	X
1513	V.C.R.'s and video cameras	13	35 209	1 167	.5	Z	X
1514	Electrical household ranges and ovens	67	194 370	3 448	1.8	Z	X
1515	Refrigerators and freezers, household	90	462 596	12 672	2.7	.1	X
1516	Household laundry equipment	89	467 014	18 167	3.9	.1	X
1518	Other electrical household appliances (including fans, dishwashers, etc.)	162	825 829	65 392	7.9	.5	X
1600	Electronic parts and equipment, except communication	266	1 104 465	63 739	5.8	.4	.6
1612	Integrated circuits	175	741 824	3 033	.4	Z	X
1613	Capacitors and resistors	175	741 824	9 152	1.2	.1	X
1615	Discrete semiconductors, etc.	91	362 641	8 954	2.5	.1	X
1616	Electronic connectors and other passive electronic parts	175	741 824	12 253	1.7	.1	X
1618	Electronic parts and equipment, n.e.c.	266	1 104 465	30 341	2.7	.2	X
1700	Hardware	1 490	4 321 966	127 224	2.9	.9	67.9
1711	Hand tools (including power driven)	1 336	3 819 152	75 446	2.0	.5	X
1712	Bolts, nuts, rivets, and fasteners	504	1 694 373	38 127	2.3	.3	X
1713	Cutlery	189	662 206	13 644	2.1	.1	X

See footnotes at end of table.

Table 3. Merchant Wholesalers by Kind of Business and Commodity Line: 1997—Con.

[Includes only establishments with payroll. For meaning of abbreviations and symbols, see introductory text. For explanation of terms, see Appendix A]

NAICS code and CL code	Kind of business and commodity line	Establishments handling commodity line		Commodity line sales			Sales coverage percent
		Number	Total sales (\$1,000)	Amount ¹ (\$1,000)	As percent of total sales of—		
					Establishments handling line	Establishments in NAICS industry ¹	
42173	Warm air heating & air-conditioning equipment & supplies whsle—Con.						
1800	Plumbing and heating equipment and supplies (hydronics)	1 886	5 805 987	911 772	15.7	6.4	65.8
1811	Plastic pipe fittings and valves (excluding pipe and tubing)	673	2 211 740	67 329	3.0	.5	X
1812	Metal pipe fittings and valves (excluding pipe and tubing)	1 236	3 352 854	215 751	6.4	1.5	X
1813	Plumbing fixtures	339	1 292 335	81 206	6.3	.6	X
1814	Furnaces, stoves, water heaters (except electric and warm air)	653	2 403 270	151 924	6.3	1.1	X
1815	Boilers, radiators, and convectors	535	1 951 879	92 119	4.7	.6	X
1818	Other plumbing and heating equipment and supplies	1 011	3 241 900	303 439	9.4	2.1	X
1900	Warm air heating and air-conditioning equipment and supplies	4 744	14 185 407	11 381 300	80.2	80.2	64.5
1911	Furnaces (warm air)	3 024	9 988 003	1 872 134	18.7	13.2	X
1912	Central air-conditioning (residential and commercial)	3 430	11 333 433	4 167 852	36.8	29.4	X
1914	Heat pumps (residential and commercial)	2 068	7 771 036	911 285	11.7	6.4	X
1916	Air cleaning and filtration systems	2 346	7 501 360	949 743	12.7	6.7	X
1917	Compressors for air-conditioners	2 359	7 663 313	601 810	7.9	4.2	X
1918	Condensing units for air-conditioners	1 833	6 291 656	693 210	11.0	4.9	X
1919	Registers, grills, pre-formed ductwork (excluding sheet metal), and duct insulation	2 900	9 547 203	2 185 265	22.9	15.4	X
2000	Refrigeration equipment and supplies	1 706	4 285 974	696 852	16.3	4.9	68.6
2011	Commercial refrigerators (reach-in and walk-in)	377	782 152	20 231	2.6	.1	X
2012	Unit coolers for commercial refrigerators	247	605 845	27 825	4.6	.2	X
2013	Condensing units for commercial refrigerators	648	1 451 987	75 288	5.2	.5	X
2014	Refrigerants	1 512	3 633 699	343 752	9.5	2.4	X
2015	Other refrigeration equipment and supplies	1 133	2 852 964	229 764	8.1	1.6	X
2100	Construction and mining machinery and equipment (including parts and attachments)	11	28 215	2 499	8.9	Z	X
2300	Hydraulic and pneumatic (fluid-power) pumps, motors, and parts	6	9 045	896	9.9	Z	X
2320	General-purpose industrial machinery, equipment, and parts	113	368 699	50 725	13.8	.4	16.5
2326	New controlling, recording, and indicating instruments and access	19	39 330	4 370	11.1	Z	X
2327	All other new general-purpose industrial machinery and equipment	94	329 369	46 355	14.1	.3	X
2330	Metalworking machinery, equipment, and parts	71	163 264	6 361	3.9	Z	X
2340	Materials handling machinery, equipment, and parts	26	81 489	1 909	2.3	Z	X
2370	Mechanical power transmission supplies	7	16 860	3 642	21.6	Z	64.1
2371	Bearings and bushings	7	16 860	455	2.7	Z	X
2450	Industrial containers and supplies	10	30 242	374	1.2	Z	.6
2451	New and reconditioned drums and barrels	10	30 242	374	1.2	Z	X
2460	Other industrial supplies	184	492 844	11 368	2.3	.1	3.4
2461	Printing and duplicating inks	95	319 535	4 942	1.5	Z	X
2462	Abrasives and abrasive materials	60	131 581	4 569	3.5	Z	X
2465	Strapping and tape	60	169 529	1 839	1.1	Z	X
5300	Plastics materials and basic shapes	128	528 558	31 266	5.9	.2	X
5330	Chemicals and allied products (excluding agricultural, plastics, gases, and petroleum)	219	555 990	11 186	2.0	.1	1.4
5342	Adhesives, sealants, and glues	219	555 990	11 186	2.0	.1	X
6000	Paint, paint supplies, and wallpaper	31	91 668	1 222	1.3	Z	X
9700	Service receipts and labor charges (including installed parts)	373	855 104	106 286	12.4	.7	64.8
9701	Labor charges for repair work	287	585 235	56 139	9.6	.4	X
9702	Parts installed in repair work	268	556 856	45 459	8.2	.3	X
9703	Other service receipts and labor charges—Specify	74	148 961	4 682	3.1	Z	X
9720	Receipts for service contracts	101	241 094	18 656	7.7	.1	X
9740	Receipts for installing equipment	109	226 525	26 229	11.6	.2	X
9810	Miscellaneous commodities	185	536 247	66 644	12.4	.5	X
9940	Rental and leasing receipts	41	120 419	1 356	1.1	Z	X
9950	Construction receipts	20	48 234	6 485	13.4	Z	X
421730	Warm air heating & air-conditioning equipment & supplies whsle	4 744	X	14 185 407	X	100.0	71.6
0200	New and rebuilt automotive parts and supplies	9	52 408	3 635	6.9	Z	15.0
0215	Exhaust system parts	9	52 408	2 740	5.2	Z	X
0620	Plywood and millwork	27	172 228	16 469	9.6	.1	18.9
0624	Wood millwork (doors, windows, cabinets, etc.)	18	89 312	6 369	7.1	Z	X
0626	Other millwork and wood siding (including trusses and wood roofing)	9	55 258	2 942	5.3	Z	X
0700	Brick, stone, tile, sand, block, cement, and gravel	18	38 777	1 958	5.0	Z	3.1
0714	Brick, block, tile, clay/cement sewer pipe, etc.	18	38 777	1 958	5.0	Z	X
0720	Roofing, siding, and insulation materials	153	654 827	80 290	12.3	.6	5.7
0721	Roofing, except wood	40	141 203	14 669	10.4	.1	X
0722	Siding, except wood	38	138 955	20 177	14.5	.1	X
0723	Insulation materials	74	374 669	45 444	12.1	.3	X
0740	Other construction materials	26	197 922	29 278	14.8	.2	26.7
0743	Manufactured (mobile) homes	18	191 594	27 108	14.1	.2	X
0960	Restaurant and hotel equipment and supplies	60	206 637	8 025	3.9	.1	X
1120	Flat iron and steel products	425	1 665 264	152 918	9.2	1.1	1.0
1126	Sheets (galvanized and coated)	425	1 665 264	106 850	6.4	.8	X
1129	Other flat iron and steel products	107	147 847	46 068	31.2	.3	X
1140	Iron and steel wire and wire products	87	214 277	4 389	2.0	Z	.3
1142	Nails	87	214 277	4 389	2.0	Z	X
1150	Iron and steel pipe and tubing	474	1 328 902	61 872	4.7	.4	X
1200	Copper and brass	9	47 321	1 370	2.9	Z	2.8
1212	Flat products (sheets, strips, and plates)	9	47 321	1 370	2.9	Z	X
1220	Aluminum shapes, forms, etc.	80	262 805	9 847	3.7	.1	X

See footnotes at end of table.

Table 3. Merchant Wholesalers by Kind of Business and Commodity Line: 1997—Con.

[Includes only establishments with payroll. For meaning of abbreviations and symbols, see introductory text. For explanation of terms, see Appendix A]

NAICS code and CL code	Kind of business and commodity line	Establishments handling commodity line		Commodity line sales			Sales coverage percent
		Number	Total sales (\$1,000)	Amount ¹ (\$1,000)	As percent of total sales of—		
					Establishments handling line	Establishments in NAICS industry ¹	
421730	Warm air heating & air-conditioning equipment & supplies whsle—Con.						
1400	Electrical apparatus and equipment	459	1 606 210	113 211	7.0	.8	3.4
1411	Power and distribution transformers	32	77 157	7 039	9.1	.1	X
1413	Motors and generators (including motor-generator sets)	253	739 199	43 161	5.8	.3	X
1415	Electric bulbs (all types)	158	574 294	5 357	.9	Z	X
1416	Interior wiring (excluding conduit)	63	254 589	1 870	.7	Z	X
1417	Exterior wiring and cable (excluding conduit)	63	254 589	1 870	.7	Z	X
1418	Lighting fixtures (residential and commercial)	63	254 589	1 870	.7	Z	X
1419	Industrial controls	144	684 522	43 971	6.4	.3	X
1421	Other electrical apparatus and equipment (including fuses and lightning rods)	79	179 219	8 066	4.5	.1	X
1500	Electrical appliances, household	195	971 727	106 370	10.9	.8	5.4
1511	Televisions	24	250 296	6 530	2.6	Z	X
1513	V.C.R.'s and video cameras	13	35 209	167	.5	Z	X
1514	Electrical household ranges and ovens	67	194 370	3 448	1.8	Z	X
1515	Refrigerators and freezers, household	90	462 596	12 672	2.7	.1	X
1516	Household laundry equipment	89	467 014	18 167	3.9	.1	X
1518	Other electrical household appliances (including fans, dishwashers, etc.)	162	825 829	65 392	7.9	.5	X
1600	Electronic parts and equipment, except communication	266	1 104 465	63 739	5.8	.4	.6
1612	Integrated circuits	175	741 824	3 033	.4	Z	X
1613	Capacitors and resistors	175	741 824	9 152	1.2	.1	X
1615	Discrete semiconductors, etc.	91	362 641	8 954	2.5	.1	X
1616	Electronic connectors and other passive electronic parts	175	741 824	12 253	1.7	.1	X
1618	Electronic parts and equipment, n.e.c.	266	1 104 465	30 341	2.7	.2	X
1700	Hardware	1 490	4 321 966	127 224	2.9	.9	67.9
1711	Hand tools (including power driven)	1 336	3 819 152	75 446	2.0	.5	X
1712	Bolts, nuts, rivets, and fasteners	504	1 694 373	38 127	2.3	.3	X
1713	Cutlery	189	662 206	13 644	2.1	.1	X
1800	Plumbing and heating equipment and supplies (hydronics)	1 886	5 805 987	911 772	15.7	6.4	65.8
1811	Plastic pipe fittings and valves (excluding pipe and tubing)	673	2 211 740	67 329	3.0	.5	X
1812	Metal pipe fittings and valves (excluding pipe and tubing)	1 236	3 352 854	215 751	6.4	1.5	X
1813	Plumbing fixtures	339	1 292 335	81 206	6.3	.6	X
1814	Furnaces, stoves, water heaters (except electric and warm air)	653	2 403 270	151 924	6.3	1.1	X
1815	Boilers, radiators, and convectors	535	1 951 879	92 119	4.7	.6	X
1818	Other plumbing and heating equipment and supplies	1 011	3 241 900	303 439	9.4	2.1	X
1900	Warm air heating and air-conditioning equipment and supplies	4 744	14 185 407	11 381 300	80.2	80.2	64.5
1911	Furnaces (warm air)	3 024	9 988 003	1 872 134	18.7	13.2	X
1912	Central air-conditioning (residential and commercial)	3 430	11 333 433	4 167 852	36.8	29.4	X
1914	Heat pumps (residential and commercial)	2 068	7 771 036	911 285	11.7	6.4	X
1916	Air cleaning and filtration systems	2 346	7 501 360	949 743	12.7	6.7	X
1917	Compressors for air-conditioners	2 359	7 663 313	601 810	7.9	4.2	X
1918	Condensing units for air-conditioners	1 833	6 291 656	693 210	11.0	4.9	X
1919	Registers, grills, pre-formed ductwork (excluding sheet metal), and duct insulation	2 900	9 547 203	2 185 265	22.9	15.4	X
2000	Refrigeration equipment and supplies	1 706	4 285 974	696 852	16.3	4.9	68.6
2011	Commercial refrigerators (reach-in and walk-in)	377	782 152	20 231	2.6	.1	X
2012	Unit coolers for commercial refrigerators	247	605 845	27 825	4.6	.2	X
2013	Condensing units for commercial refrigerators	648	1 451 987	75 288	5.2	.5	X
2014	Refrigerants	1 512	3 633 699	343 752	9.5	2.4	X
2015	Other refrigeration equipment and supplies	1 133	2 852 964	229 764	8.1	1.6	X
2100	Construction and mining machinery and equipment (including parts and attachments)	11	28 215	2 499	8.9	Z	X
2300	Hydraulic and pneumatic (fluid-power) pumps, motors, and parts	6	9 045	896	9.9	Z	X
2320	General-purpose industrial machinery, equipment, and parts	113	368 699	50 725	13.8	.4	16.5
2326	New controlling, recording, and indicating instruments and access	19	39 330	4 370	11.1	Z	X
2327	All other new general-purpose industrial machinery and equipment	94	329 369	46 355	14.1	.3	X
2330	Metalworking machinery, equipment, and parts	71	163 264	6 361	3.9	Z	X
2340	Materials handling machinery, equipment, and parts	26	81 489	1 909	2.3	Z	X
2370	Mechanical power transmission supplies	7	16 860	3 642	21.6	Z	64.1
2371	Bearings and bushings	7	16 860	455	2.7	Z	X
2450	Industrial containers and supplies	10	30 242	374	1.2	Z	.6
2451	New and reconditioned drums and barrels	10	30 242	374	1.2	Z	X
2460	Other industrial supplies	184	492 844	11 368	2.3	.1	3.4
2461	Printing and duplicating inks	95	319 535	4 942	1.5	Z	X
2462	Abrasives and abrasive materials	60	131 581	4 569	3.5	Z	X
2465	Strapping and tape	60	169 529	1 839	1.1	Z	X
5300	Plastics materials and basic shapes	128	528 558	31 266	5.9	.2	X
5330	Chemicals and allied products (excluding agricultural, plastics, gases, and petroleum)	219	555 990	11 186	2.0	.1	1.4
5342	Adhesives, sealants, and glues	219	555 990	11 186	2.0	.1	X
6000	Paint, paint supplies, and wallpaper	31	91 668	1 222	1.3	Z	X
9700	Service receipts and labor charges (including installed parts)	373	855 104	106 286	12.4	.7	64.8
9701	Labor charges for repair work	287	585 235	56 139	9.6	.4	X
9702	Parts installed in repair work	268	556 856	45 459	8.2	.3	X
9703	Other service receipts and labor charges—Specify	74	148 961	4 682	3.1	Z	X
9720	Receipts for service contracts	101	241 094	18 656	7.7	.1	X
9740	Receipts for installing equipment	109	226 525	26 229	11.6	.2	X
9810	Miscellaneous commodities	185	536 247	66 644	12.4	.5	X
9940	Rental and leasing receipts	41	120 419	1 356	1.1	Z	X
9950	Construction receipts	20	48 234	6 485	13.4	Z	X

See footnotes at end of table.

Table 3. Merchant Wholesalers by Kind of Business and Commodity Line: 1997—Con.

[Includes only establishments with payroll. For meaning of abbreviations and symbols, see introductory text. For explanation of terms, see Appendix A]

NAICS code and CL code	Kind of business and commodity line	Establishments handling commodity line		Commodity line sales			Sales coverage percent
		Number	Total sales (\$1,000)	Amount ¹ (\$1,000)	As percent of total sales of—		
					Establishments handling line	Establishments in NAICS industry ¹	
42174	Refrigeration equipment & supplies whse	1 358	X	3 435 926	X	100.0	80.9
0200	New and rebuilt automotive parts and supplies	7	14 718	3 529	24.0	.1	X
0540	Other home furnishings	9	8 747	1 462	16.7	Z	X
0960	Restaurant and hotel equipment and supplies	151	357 438	59 147	16.5	1.7	X
0970	Store machines and equipment	21	62 923	16 103	25.6	.5	39.9
0972	Other store machines and equipment	21	62 923	16 103	25.6	.5	X
1150	Iron and steel pipe and tubing	257	396 430	14 451	3.6	.4	X
1220	Aluminum shapes, forms, etc.	7	18 883	584	3.1	Z	X
1400	Electrical apparatus and equipment	121	346 477	34 807	10.0	1.0	2.1
1413	Motors and generators (including motor-generator sets)	61	74 110	6 235	8.4	.2	X
1417	Exterior wiring and cable (excluding conduit)	61	272 367	28 572	10.5	.8	X
1500	Electrical appliances, household	12	28 563	2 263	7.9	.1	17.0
1514	Electrical household ranges and ovens	12	28 563	1 123	3.9	Z	X
1515	Refrigerators and freezers, household	12	28 563	1 123	3.9	Z	X
1600	Electronic parts and equipment, except communication	43	97 775	10 284	10.5	.3	.8
1618	Electronic parts and equipment, n.e.c.	43	97 775	10 284	10.5	.3	X
1700	Hardware	461	843 925	30 627	3.6	.9	79.2
1711	Hand tools (including power driven)	424	743 247	22 618	3.0	.7	X
1712	Bolts, nuts, rivets, and fasteners	108	266 879	4 132	1.5	.1	X
1713	Cutlery	46	117 564	3 874	3.3	.1	X
1800	Plumbing and heating equipment and supplies (hydronics)	509	935 811	121 036	12.9	3.5	75.4
1811	Plastic pipe fittings and valves (excluding pipe and tubing)	122	311 344	8 544	2.7	.2	X
1812	Metal pipe fittings and valves (excluding pipe and tubing)	404	720 378	28 142	3.9	.8	X
1813	Plumbing fixtures	29	47 161	4 125	8.7	.1	X
1814	Furnaces, stoves, water heaters (except electric and warm air)	71	172 027	4 625	2.7	.1	X
1815	Boilers, radiators, and convectors	68	204 486	7 137	3.5	.2	X
1818	Other plumbing and heating equipment and supplies	403	746 973	68 464	9.2	2.0	X
1900	Warm air heating and air-conditioning equipment and supplies	586	1 178 498	281 232	23.9	8.2	75.8
1911	Furnaces (warm air)	423	782 191	39 900	5.1	1.2	X
1912	Central air-conditioning (residential and commercial)	490	944 016	88 723	9.4	2.6	X
1914	Heat pumps (residential and commercial)	177	351 753	16 321	4.6	.5	X
1916	Air cleaning and filtration systems	382	641 219	11 479	1.8	.3	X
1917	Compressors for air-conditioners	349	817 382	69 421	8.5	2.0	X
1918	Condensing units for air-conditioners	275	647 257	33 655	5.2	1.0	X
1919	Registers, grills, pre-formed ductwork (excluding sheet metal), and duct insulation	391	658 711	21 727	3.3	.6	X
2000	Refrigeration equipment and supplies	1 358	3 435 926	2 629 323	76.5	76.5	67.2
2011	Commercial refrigerators (reach-in and walk-in)	746	1 710 882	496 433	29.0	14.4	X
2012	Unit coolers for commercial refrigerators	522	1 104 943	141 816	12.8	4.1	X
2013	Condensing units for commercial refrigerators	834	1 583 567	208 035	13.1	6.1	X
2014	Refrigerants	878	1 814 028	436 137	24.0	12.7	X
2015	Other refrigeration equipment and supplies	1 205	2 768 121	1 342 378	48.5	39.1	X
2320	General-purpose industrial machinery, equipment, and parts	10	31 435	5 176	16.5	.2	28.5
2321	New pumps, compressors (air or gas), and equipment	10	31 435	4 440	14.1	.1	X
2326	New controlling, recording, and indicating instruments and access	10	31 435	736	2.3	Z	X
2340	Materials handling machinery, equipment, and parts	6	13 284	1 529	11.5	Z	X
2400	Hydraulic and pneumatic cylinders and rotary actuators	8	33 152	329	1.0	Z	X
2460	Other industrial supplies	13	25 478	1 024	4.0	Z	X
5300	Plastics materials and basic shapes	28	62 298	2 416	3.9	.1	X
5330	Chemicals and allied products (excluding agricultural, plastics, gases, and petroleum)	94	182 552	4 203	2.3	.1	X
9700	Service receipts and labor charges (including installed parts)	216	793 872	120 197	15.1	3.5	77.3
9701	Labor charges for repair work	180	675 325	62 935	9.3	1.8	X
9702	Parts installed in repair work	151	582 392	43 917	7.5	1.3	X
9703	Other service receipts and labor charges—Specify	56	159 553	13 338	8.4	.4	X
9720	Receipts for service contracts	29	150 364	15 258	10.1	.4	X
9740	Receipts for installing equipment	64	291 316	31 112	10.7	.9	X
9810	Miscellaneous commodities	39	88 833	6 871	7.7	.2	X
9940	Rental and leasing receipts	47	133 234	16 269	12.2	.5	X
9950	Construction receipts	10	47 640	5 163	10.8	.2	X
421740	Refrigeration equipment & supplies whse	1 358	X	3 435 926	X	100.0	80.9
0200	New and rebuilt automotive parts and supplies	7	14 718	3 529	24.0	.1	X
0540	Other home furnishings	9	8 747	1 462	16.7	Z	X
0960	Restaurant and hotel equipment and supplies	151	357 438	59 147	16.5	1.7	X
0970	Store machines and equipment	21	62 923	16 103	25.6	.5	39.9
0972	Other store machines and equipment	21	62 923	16 103	25.6	.5	X
1150	Iron and steel pipe and tubing	257	396 430	14 451	3.6	.4	X
1220	Aluminum shapes, forms, etc.	7	18 883	584	3.1	Z	X
1400	Electrical apparatus and equipment	121	346 477	34 807	10.0	1.0	2.1
1413	Motors and generators (including motor-generator sets)	61	74 110	6 235	8.4	.2	X
1417	Exterior wiring and cable (excluding conduit)	61	272 367	28 572	10.5	.8	X
1500	Electrical appliances, household	12	28 563	2 263	7.9	.1	17.0
1514	Electrical household ranges and ovens	12	28 563	1 123	3.9	Z	X
1515	Refrigerators and freezers, household	12	28 563	1 123	3.9	Z	X
1600	Electronic parts and equipment, except communication	43	97 775	10 284	10.5	.3	.8
1618	Electronic parts and equipment, n.e.c.	43	97 775	10 284	10.5	.3	X
1700	Hardware	461	843 925	30 627	3.6	.9	79.2
1711	Hand tools (including power driven)	424	743 247	22 618	3.0	.7	X
1712	Bolts, nuts, rivets, and fasteners	108	266 879	4 132	1.5	.1	X
1713	Cutlery	46	117 564	3 874	3.3	.1	X

See footnotes at end of table.

Table 3. Merchant Wholesalers by Kind of Business and Commodity Line: 1997—Con.

[Includes only establishments with payroll. For meaning of abbreviations and symbols, see introductory text. For explanation of terms, see Appendix A]

NAICS code and CL code	Kind of business and commodity line	Establishments handling commodity line		Commodity line sales			Sales coverage percent
		Number	Total sales (\$1,000)	Amount ¹ (\$1,000)	As percent of total sales of—		
					Establishments handling line	Establishments in NAICS industry ¹	
421740	Refrigeration equipment & supplies whsle—Con.						
1800	Plumbing and heating equipment and supplies (hydronics)	509	935 811	121 036	12.9	3.5	75.4
1811	Plastic pipe fittings and valves (excluding pipe and tubing)	122	311 344	8 544	2.7		X
1812	Metal pipe fittings and valves (excluding pipe and tubing)	404	720 378	28 142	3.9	.8	X
1813	Plumbing fixtures	29	47 161	4 125	8.7	.1	X
1814	Furnaces, stoves, water heaters (except electric and warm air)	71	172 027	4 625	2.7	.1	X
1815	Boilers, radiators, and convectors	68	204 486	7 137	3.5	.2	X
1818	Other plumbing and heating equipment and supplies	403	746 973	68 464	9.2	2.0	X
1900	Warm air heating and air-conditioning equipment and supplies	586	1 178 498	281 232	23.9	8.2	75.8
1911	Furnaces (warm air)	423	782 191	39 900	5.1	1.2	X
1912	Central air-conditioning (residential and commercial)	490	944 016	88 723	9.4	2.6	X
1914	Heat pumps (residential and commercial)	177	351 753	16 321	4.6	.5	X
1916	Air cleaning and filtration systems	382	641 219	11 479	1.8	.3	X
1917	Compressors for air-conditioners	349	817 382	69 421	8.5	2.0	X
1918	Condensing units for air-conditioners	275	647 257	33 655	5.2	1.0	X
1919	Registers, grills, pre-formed ductwork (excluding sheet metal), and duct insulation	391	658 711	21 727	3.3	.6	X
2000	Refrigeration equipment and supplies	1 358	3 435 926	2 629 323	76.5	76.5	67.2
2011	Commercial refrigerators (reach-in and walk-in)	746	1 710 882	496 433	29.0	14.4	X
2012	Unit coolers for commercial refrigerators	522	1 104 943	141 816	12.8	4.1	X
2013	Condensing units for commercial refrigerators	834	1 583 567	208 035	13.1	6.1	X
2014	Refrigerants	878	1 814 028	436 137	24.0	12.7	X
2015	Other refrigeration equipment and supplies	1 205	2 768 121	1 342 378	48.5	39.1	X
2320	General-purpose industrial machinery, equipment, and parts	10	31 435	5 176	16.5	.2	28.5
2321	New pumps, compressors (air or gas), and equipment	10	31 435	4 440	14.1	.1	X
2326	New controlling, recording, and indicating instruments and access	10	31 435	736	2.3	Z	X
2340	Materials handling machinery, equipment, and parts	6	13 284	1 529	11.5	Z	X
2400	Hydraulic and pneumatic cylinders and rotary actuators	8	33 152	329	1.0	Z	X
2460	Other industrial supplies	13	25 478	1 024	4.0	Z	X
5300	Plastics materials and basic shapes	28	62 298	2 416	3.9	.1	X
5330	Chemicals and allied products (excluding agricultural, plastics, gases, and petroleum)	94	182 552	4 203	2.3	.1	X
9700	Service receipts and labor charges (including installed parts)	216	793 872	120 197	15.1	3.5	77.3
9701	Labor charges for repair work	180	675 325	62 935	9.3	1.8	X
9702	Parts installed in repair work	151	582 392	43 917	7.5	1.3	X
9703	Other service receipts and labor charges—Specify	56	159 553	13 338	8.4	.4	X
9720	Receipts for service contracts	29	150 364	15 258	10.1	.4	X
9740	Receipts for installing equipment	64	291 316	31 112	10.7	.9	X
9810	Miscellaneous commodities	39	88 833	6 871	7.7	.2	X
9940	Rental and leasing receipts	47	133 234	16 269	12.2	.5	X
9950	Construction receipts	10	47 640	5 163	10.8	.2	X
4218	Machinery, equipment, & supplies whsle	64 951	X	223 849 297	X	100.0	74.9
0100	New and used automobiles, motorcycles, etc.	255	862 461	71 687	8.3	Z	5.0
0112	Used automobiles	72	218 086	5 849	2.7	Z	X
0113	Motorcycles	35	65 052	1 523	2.3	Z	X
0114	Motorscooters, mopeds, snowmobiles, and utility trailers	166	593 786	60 645	10.2	Z	X
0120	Buses, campers, and motor homes	15	65 113	8 058	12.4	Z	65.5
0121	Buses	6	38 855	1 153	3.0	Z	X
0122	Motor homes, car trailers, and campers	8	23 610	5 846	24.8	Z	X
0130	Light trucks and vans (14,000 lb or less)	233	598 173	63 380	10.6	Z	1.8
0131	New light trucks	158	400 183	34 381	8.6	Z	X
0132	Used light trucks	156	375 231	12 755	3.4	Z	X
0133	Vans and cargo vans (new and used)	6	13 222	1 064	8.0	Z	X
0140	Medium trucks and tractors (14,001 to 26,000 lb)	273	929 164	77 796	8.4	Z	X
0150	Heavy trucks and tractors (over 26,000 lb)	214	1 431 470	115 228	8.1	.1	8.0
0152	New heavy truck tractors	116	1 153 916	46 029	4.0	Z	X
0154	New truck bodies	29	49 195	11 155	22.7	Z	X
0155	Used heavy trucks, tractors, and trailers	145	1 183 894	44 607	3.8	Z	X
0200	New and rebuilt automotive parts and supplies	1 438	7 604 303	942 382	12.4	.4	3.4
0211	Batteries	443	2 598 219	22 847	.9	Z	X
0212	Engines (complete)	350	1 727 415	45 741	2.6	Z	X
0213	Electrical engine parts (including ignition parts)	304	1 840 491	21 237	2.5	Z	X
0214	Brake parts (including fluid and all disk and drum parts)	211	1 137 088	32 037	2.8	Z	X
0215	Exhaust system parts	82	320 529	5 103	1.6	Z	X
0217	Hoses, belts, gaskets, and wiper blades	370	1 891 380	37 460	2.0	Z	X
0218	Filters (oil, air, gas, and transmission)	283	1 657 654	52 840	3.2	Z	X
0219	Engine parts, except electrical	302	1 591 818	79 199	5.0	Z	X
0221	Body parts and repair materials	120	491 278	14 368	2.9	Z	X
0222	Suspension parts (shocks, struts, balljoints, etc.)	113	2 063 089	309 134	15.0	.1	X
0223	Parts, n.e.c.	590	1 497 396	234 644	15.7	.1	X
0224	Accessories	187	498 391	12 264	2.5	Z	X
0240	Used automotive parts, accessories, and equipment	22	118 404	9 774	8.3	Z	X
0250	Petroleum products marketing equipment	14	105 115	31 693	30.2	Z	X
0300	Tires and tubes	605	1 977 942	44 781	2.3	Z	1.7
0311	New tires and tubes	52	122 856	2 712	2.2	Z	X
0312	Recapped and used tires and repair materials	475	1 272 109	27 457	2.2	Z	X
0400	Household and lawn furniture	8	11 713	1 248	10.7	Z	X
0420	Office and business furniture	35	78 481	14 310	18.2	Z	24.5
0421	New office furniture (wooden and metal)	12	37 388	10 411	27.8	Z	X
0520	Linens, domestics, curtains, and draperies	8	24 079	1 647	6.8	Z	X
0530	Flooring and floor coverings	60	102 659	5 697	5.5	Z	10.4
0531	Soft-surface (textile) floor coverings and accessories (including rugs, carpets, and pads)	50	86 792	4 905	5.7	Z	X
0540	Other home furnishings	17	40 892	3 298	8.1	Z	X

See footnotes at end of table.

Table 3. Merchant Wholesalers by Kind of Business and Commodity Line: 1997—Con.

[Includes only establishments with payroll. For meaning of abbreviations and symbols, see introductory text. For explanation of terms, see Appendix A]

NAICS code and CL code	Kind of business and commodity line	Establishments handling commodity line		Commodity line sales			Sales coverage percent
		Number	Total sales (\$1,000)	Amount ¹ (\$1,000)	As percent of total sales of—		
					Establishments handling line	Establishments in NAICS industry ¹	
4218	Machinery, equipment, & supplies whsle—Con.						
0600	Lumber: rough, dressed, and finished	17	21 010	3 077	14.6	Z	28.7
0611	Dimensional lumber (non-treated)	7	6 996	678	9.7	Z	X
0620	Plywood and millwork	36	117 321	16 051	13.7	Z	29.1
0621	Softwood plywood and oriented strand board (OSB)	8	22 777	3 544	15.6	Z	X
0622	Other panels products (including hardwood plywood, waterboard, and particleboard)	11	22 527	2 860	12.7	Z	X
0624	Wood millwork (doors, windows, cabinets, etc.)	7	54 372	6 232	11.5	Z	X
0700	Brick, stone, tile, sand, block, cement, and gravel	25	174 852	28 000	16.0	Z	11.7
0712	Cement and lime	9	19 011	1 953	10.3	Z	X
0714	Brick, block, tile, clay/cement sewer pipe, etc.	8	26 945	729	2.7	Z	X
0720	Roofing, siding, and insulation materials	25	110 981	6 294	5.7	Z	2.6
0721	Roofing, except wood	6	7 050	1 017	14.4	Z	X
0723	Insulation materials	11	33 993	3 717	10.9	Z	X
0730	Flat glass and other construction glass (excluding automotive)	8	10 720	2 986	27.9	Z	X
0740	Other construction materials	107	290 059	31 005	10.7	Z	13.9
0742	Prefabricated buildings and structural assemblies (nonwood)	19	70 086	10 890	15.5	Z	X
0744	Construction materials, n.e.c. (including wire fence and construction paper)	29	120 050	12 257	10.2	Z	X
0800	Photographic equipment and supplies (excluding video)	19	49 397	4 679	9.5	Z	60.8
0813	Photographic film	15	43 354	3 146	7.3	Z	X
0814	Developing supplies (excluding film)	7	2 206	93	4.2	Z	X
0900	Office equipment	126	571 819	74 706	13.1	Z	34.4
0913	Copying machines and equipment	41	230 316	56 610	24.6	Z	X
0915	Mailing, letter handling, and addressing machines	15	52 294	7 720	14.8	Z	X
0920	New computer equipment	288	997 032	89 323	9.0	Z	14.1
0921	Computers	173	474 682	30 177	6.4	Z	X
0924	Other computer peripheral equipment	93	409 742	48 666	11.9	Z	X
0930	Used computer equipment	8	10 859	3 262	30.0	Z	X
0950	Computer software (packaged)	53	203 022	19 048	9.4	Z	X
0960	Restaurant and hotel equipment and supplies	290	737 295	88 346	12.0	Z	X
0970	Store machines and equipment	76	278 650	44 190	15.9	Z	52.6
0971	Vending machines	6	36 962	2 350	6.4	Z	X
0972	Other store machines and equipment	47	198 470	38 259	19.3	Z	X
1000	Medical, hospital, and surgical supplies	308	1 144 848	124 056	10.8	.1	18.0
1011	Surgical and medical instruments and equipment	12	40 940	1 933	4.7	Z	X
1013	Other surgical, medical, and hospital supplies	273	913 922	102 713	11.2	Z	X
1030	Optical and ophthalmic goods	6	14 047	2 654	18.9	Z	X
1050	Other professional equipment and supplies	27	50 133	8 377	16.7	Z	53.4
1055	Scientific instruments	10	13 016	3 533	27.1	Z	X
1057	Professional equipment and supplies, n.e.c.	11	19 395	1 934	10.0	Z	X
1100	Iron and steel products (semifinished)	22	57 015	12 148	21.3	Z	55.1
1113	Rough castings and foundry products	17	42 008	4 789	11.4	Z	X
1116	Other semifinished iron and steel products	10	5 885	1 151	19.6	Z	X
1120	Flat iron and steel products	785	4 025 820	224 955	5.6	.1	2.8
1121	Plates	45	84 770	4 854	5.7	Z	X
1124	Sheets (hot-rolled)	16	304 056	40 329	13.3	Z	X
1126	Sheets (galvanized and coated)	17	1 930 162	67 990	3.5	Z	X
1127	Tin plate and terneplate	17	1 930 162	8 493	2.7	Z	X
1128	Fabricated and structural plate products	48	146 843	3 997	2.7	Z	X
1129	Other flat iron and steel products	114	2 184 192	20 368	.9	Z	X
1140	Iron and steel wire and wire products	813	3 613 504	183 775	5.1	.1	3.1
1141	Wire (plain, coated, barbed, and twisted)	125	643 930	38 021	5.9	Z	X
1143	Wire rope, strand, strapping, reinforcement mesh, and bale ties	544	2 452 835	83 307	3.4	Z	X
1150	Iron and steel pipe and tubing	951	3 075 146	436 592	14.2	.2	3.8
1152	Tubing	32	98 831	10 399	10.5	Z	X
1153	Standard steel pipe	379	1 601 208	310 356	19.4	.1	X
1154	Other steel pipe	137	553 889	15 138	2.7	Z	X
1160	Other iron and steel products	217	750 031	40 667	5.4	Z	13.0
1163	Bars and bar-size shapes: cold finished	30	285 661	5 419	1.9	Z	X
1165	Structural shapes (excluding bar-size shapes)	11	80 225	3 585	4.5	Z	X
1167	Finished products, n.e.c.	10	73 277	12 310	16.8	Z	X
1180	Stainless steel	38	354 262	69 111	19.5	Z	19.7
1185	Other stainless steel (including tubing)	16	65 444	3 523	5.4	Z	X
1200	Copper and brass	62	199 892	8 585	4.3	Z	52.4
1213	Tubular products (pipes and tubes)	39	170 713	6 085	3.6	Z	X
1220	Aluminum shapes, forms, etc.	40	102 447	6 205	6.1	Z	39.8
1221	Plates (.250 inch and over)	8	3 121	444	14.2	Z	X
1222	Sheets and coils (.006 to .249 inch)	12	72 076	3 237	4.5	Z	X
1230	Other nonferrous metals (magnesium, nickel, tin, lead, zinc, etc., except precious)	109	2 442 274	156 127	6.4	.1	X
1400	Electrical apparatus and equipment	2 479	10 083 406	1 018 923	10.1	.5	4.0
1411	Power and distribution transformers	89	781 284	15 773	2.0	Z	X
1412	Switchgear and switchboard apparatus	96	933 635	22 633	2.4	Z	X
1413	Motors and generators (including motor-generator sets)	1 076	5 306 211	438 738	8.3	.2	X
1414	Conduit, raceway, and fittings	207	622 574	8 984	1.4	Z	X
1415	Electric bulbs (all types)	282	780 901	25 974	3.3	Z	X
1416	Interior wiring (excluding conduit)	24	169 579	7 185	4.2	Z	X
1417	Exterior wiring and cable (excluding conduit)	172	591 005	24 990	4.2	Z	X
1418	Lighting fixtures (residential and commercial)	158	671 502	9 333	1.4	Z	X
1419	Industrial controls	650	2 413 352	166 474	6.9	.1	X
1421	Other electrical apparatus and equipment (including fuses and lightning rods)	446	2 303 593	129 443	5.6	.1	X

See footnotes at end of table.

Table 3. Merchant Wholesalers by Kind of Business and Commodity Line: 1997—Con.

[Includes only establishments with payroll. For meaning of abbreviations and symbols, see introductory text. For explanation of terms, see Appendix A]

NAICS code and CL code	Kind of business and commodity line	Establishments handling commodity line		Commodity line sales			Sales coverage percent
		Number	Total sales (\$1,000)	Amount ¹ (\$1,000)	As percent of total sales of—		
					Establishments handling line	Establishments in NAICS industry ¹	
4218	Machinery, equipment, & supplies whsle—Con.						
1500	Electrical appliances, household	119	372 470	30 019	8.1	Z	11.7
1511	Televisions	13	13 766	526	3.8	Z	X
1512	Radios, stereos, and CD players	9	8 816	416	4.7	Z	X
1513	V.C.R.'s and video cameras	13	13 766	445	3.2	Z	X
1514	Electrical household ranges and ovens	11	73 687	2 110	2.9	Z	X
1515	Refrigerators and freezers, household	22	94 331	2 544	2.7	Z	X
1517	Vacuum cleaners and sewing machines, household	8	14 653	375	2.6	Z	X
1518	Other electrical household appliances (including fans, dishwashers, etc.) ..	26	104 123	8 599	8.3	Z	X
1600	Electronic parts and equipment, except communication	1 553	6 194 932	562 501	9.1	.3	3.9
1612	Integrated circuits	101	191 064	18 026	9.4	Z	X
1613	Capacitors and resistors	36	41 215	189	.5	Z	X
1615	Discrete semiconductors, etc.	36	125 094	9 043	7.2	Z	X
1616	Electronic connectors and other passive electronic parts	107	732 339	63 370	8.7	Z	X
1618	Electronic parts and equipment, n.e.c.	591	2 763 030	190 790	6.9	.1	X
1650	Communication equipment and supplies	135	2 122 887	75 782	3.6	Z	4.0
1651	Telephones	6	20 543	535	2.6	Z	X
1652	Other electronic communication equipment	49	1 630 676	46 073	2.8	Z	X
1653	Other electrical communication equipment	67	1 260 902	24 694	2.0	Z	X
1700	Hardware	3 048	11 258 918	926 919	8.2	.4	6.2
1711	Hand tools (including power driven)	1 986	8 519 742	568 473	6.7	.3	X
1712	Bolts, nuts, rivets, and fasteners	1 677	5 679 850	219 976	3.9	.1	X
1713	Cutlery	545	1 692 430	36 215	2.1	Z	X
1800	Plumbing and heating equipment and supplies (hydronics)	1 344	6 528 431	601 912	9.2	.3	4.2
1811	Plastic pipe fittings and valves (excluding pipe and tubing)	578	3 743 421	206 432	5.5	.1	X
1812	Metal pipe fittings and valves (excluding pipe and tubing)	444	2 670 444	148 259	5.6	.1	X
1813	Plumbing fixtures	103	322 577	11 109	3.4	Z	X
1814	Furnaces, stoves, water heaters (except electric and warm air)	122	1 417 020	31 526	2.2	Z	X
1815	Boilers, radiators, and convectors	95	898 468	41 904	4.7	Z	X
1818	Other plumbing and heating equipment and supplies	258	1 619 541	60 997	3.8	Z	X
1900	Warm air heating and air-conditioning equipment and supplies	390	916 288	82 802	9.0	Z	17.9
1911	Furnaces (warm air)	72	101 310	2 460	2.4	Z	X
1912	Central air-conditioning (residential and commercial)	43	80 048	12 150	15.2	Z	X
1914	Heat pumps (residential and commercial)	17	32 908	999	3.0	Z	X
1916	Air cleaning and filtration systems	128	344 041	37 320	10.8	Z	X
1917	Compressors for air-conditioners	41	65 644	2 367	3.6	Z	X
1918	Condensing units for air-conditioners	26	80 146	2 974	3.7	Z	X
1919	Registers, grills, pre-formed ductwork (excluding sheet metal), and duct insulation	52	110 694	6 995	6.3	Z	X
2000	Refrigeration equipment and supplies	73	239 825	25 836	10.8	Z	28.9
2013	Condensing units for commercial refrigerators	12	49 496	798	1.6	Z	X
2014	Refrigerants	44	114 223	7 389	6.5	Z	X
2015	Other refrigeration equipment and supplies	44	135 325	10 635	7.9	Z	X
2100	Construction and mining machinery and equipment (including parts and attachments)	6 642	37 930 999	24 496 238	64.6	10.9	54.6
2111	New off-highway wheel and track-laying tractors	1 618	15 293 679	4 099 018	26.8	1.8	X
2112	New power cranes, draglines, and shovels	885	8 863 739	1 320 124	14.9	.6	X
2113	New mixers, pavers, and related equipment	1 008	10 629 000	627 222	5.9	.3	X
2114	New tractor shovel loaders	1 450	13 086 771	2 031 517	15.5	.9	X
2115	New graders, rollers, and off-highway trucks	1 584	17 074 162	1 537 295	9.0	.7	X
2116	New mining machinery	843	7 067 859	1 196 982	16.9	.5	X
2117	Other new construction and mining, logging, and road maintenance machinery, equipment, and parts	3 953	26 682 562	8 729 655	32.7	3.9	X
2118	Used construction and mining machinery and equipment	3 933	27 405 596	4 818 700	17.6	2.2	X
2200	Farm machinery, equipment, and parts	9 866	35 978 674	22 690 313	63.1	10.1	55.0
2211	New tractors (farm)	5 582	25 552 104	5 822 019	22.8	2.6	X
2212	New harvesting machinery	4 307	19 106 867	2 872 408	15.0	1.3	X
2213	New land preparation, planting, and cultivating machinery	3 924	17 399 171	1 614 294	9.3	.7	X
2214	New dairy farm and barn equipment	869	2 440 136	390 766	16.0	.2	X
2215	New irrigation equipment	1 650	5 406 603	2 248 273	41.6	1.0	X
2216	Other new farm machinery and equipment	5 854	21 953 715	4 006 146	18.2	1.8	X
2218	Used farm machinery and equipment	6 444	24 025 237	5 599 326	23.3	2.5	X
2220	Garden machinery, equipment, and parts	4 631	21 079 961	3 721 481	17.7	1.7	56.0
2221	New power lawn mowers	3 357	16 351 934	1 495 628	9.1	.7	X
2222	Other new lawn and garden machinery and equipment	2 568	12 189 565	1 965 288	16.1	.9	X
2223	Used garden machinery and equipment	2 477	11 589 487	236 747	2.0	.1	X
2230	Food-processing machinery, equipment, and parts	1 578	4 435 033	2 677 954	60.4	1.2	68.4
2231	New commercial food-processing machinery (slicers, choppers, baking, etc.)	971	2 857 764	1 642 165	57.5	.7	X
2232	New packing, packaging, and bottling equipment	657	1 885 865	753 197	39.9	.3	X
2233	Used food-processing machinery and equipment	625	1 376 133	282 568	20.5	.1	X
2300	Hydraulic and pneumatic (fluid-power) pumps, motors, and parts	4 166	12 128 916	3 305 969	27.3	1.5	54.5
2311	Pumps	3 422	10 149 815	1 634 135	16.1	.7	X
2312	Motors	2 202	6 405 719	729 764	11.4	.3	X
2313	Parts for pumps and motors	2 747	7 148 978	941 775	13.2	.4	X
2320	General-purpose industrial machinery, equipment, and parts	13 704	47 634 132	25 071 824	52.6	11.2	45.6
2321	New pumps, compressors (air or gas), and equipment	5 208	19 129 294	5 657 845	29.6	2.5	X
2323	New diesel engines (excluding automotive)	654	4 072 807	1 478 575	36.3	.7	X
2326	New controlling, recording, and indicating instruments and access	3 267	11 748 913	2 506 036	21.3	1.1	X
2327	All other new general-purpose industrial machinery and equipment	7 510	27 691 400	13 365 603	48.3	6.0	X
2328	Used general-purpose industrial machinery and equipment	2 999	7 869 214	2 036 267	25.9	.9	X
2330	Metalworking machinery, equipment, and parts	4 839	20 345 853	13 339 456	65.6	6.0	X
2340	Materials handling machinery, equipment, and parts	7 192	28 801 502	12 683 792	44.0	5.7	47.2
2341	New conveying equipment	3 500	13 735 457	3 536 509	25.7	1.6	X
2342	New hoists, cranes, and monorails	2 093	8 874 840	1 433 627	16.2	.6	X
2343	New forklift trucks	1 907	10 848 631	4 845 555	44.7	2.2	X
2344	New industrial trucks and tractors	470	2 088 590	386 616	18.5	.2	X
2345	Used materials handling machinery, equipment, and parts	3 301	12 455 822	2 481 255	19.9	1.1	X

See footnotes at end of table.

Table 3. Merchant Wholesalers by Kind of Business and Commodity Line: 1997—Con.

[Includes only establishments with payroll. For meaning of abbreviations and symbols, see introductory text. For explanation of terms, see Appendix A]

NAICS code and CL code	Kind of business and commodity line	Establishments handling commodity line		Commodity line sales			Sales coverage percent
		Number	Total sales (\$1,000)	Amount ¹ (\$1,000)	As percent of total sales of—		
					Establishments handling line	Establishments in NAICS industry ¹	
4218	Machinery, equipment, & supplies whlse—Con.						
2350	Oil well, oil refinery, and pipeline machinery, equipment, and supplies	3 712	11 672 188	7 418 062	63.6	3.3	52.4
2351	New oil refining and pipeline machinery, equipment, and supplies	1 548	5 702 559	2 245 936	39.4	1.0	X
2352	New oil field machinery, equipment, and supplies (including drilling bits) .	2 254	7 419 807	4 016 416	54.1	1.8	X
2353	Used oil well, oil refinery, and pipeline machinery, equipment, and supplies	1 205	2 553 279	1 110 093	43.5	.5	X
2360	Other industrial machinery, equipment, and parts	7 118	23 761 770	17 906 047	75.4	8.0	64.6
2361	New metal smelting and refining machinery, and equipment	181	480 943	112 863	23.5	.1	X
2362	New power plant machinery (excluding electrical)	359	1 152 917	372 799	32.3	.2	X
2363	New printing trades machinery, equipment, and supplies	1 540	5 735 646	4 554 714	79.4	2.0	X
2364	New textile and sewing machinery and equipment	709	3 162 438	2 560 199	81.0	1.1	X
2365	New woodworking machinery	650	2 018 493	1 251 647	62.0	.6	X
2366	Other new industrial machinery and equipment	3 540	11 866 756	7 623 753	64.2	3.4	X
2367	Used industrial machinery and equipment	1 852	5 580 686	1 426 880	25.6	.6	X
2370	Mechanical power transmission supplies	4 068	13 648 684	7 338 136	53.8	3.3	52.4
2371	Bearings and bushings	3 492	11 761 558	3 920 149	33.3	1.8	X
2372	Other mechanical power transmission supplies	3 322	9 335 144	3 415 941	36.6	1.5	X
2380	Industrial valves and fittings (except fluid-power)	3 861	13 319 974	5 130 208	38.5	2.3	X
2390	Hydraulic and pneumatic (fluid-power) valves	3 744	11 621 054	2 021 643	17.4	.9	69.9
2391	Hydraulic valves	2 765	8 546 938	976 243	11.4	.4	X
2392	Pneumatic valves	2 784	8 555 428	1 045 315	12.2	.5	X
2400	Hydraulic and pneumatic cylinders and rotary actuators	3 208	11 599 656	1 886 168	16.3	.8	63.2
2411	Hydraulic cylinders and rotary actuators	2 411	8 891 393	1 100 252	12.4	.5	X
2412	Pneumatic cylinders and rotary actuators	2 068	7 136 211	785 869	11.0	.4	X
2420	Hydraulic and pneumatic connectors and assemblies	3 855	12 243 561	2 010 629	16.4	.9	70.6
2421	Hydraulic and pneumatic connectors	3 277	10 771 060	1 040 482	9.7	.5	X
2422	Hydraulic and pneumatic assemblies	2 753	9 008 743	970 085	10.8	.4	X
2430	Fluid-power filters, components, accessories, and parts	4 183	13 948 511	2 132 719	15.3	1.0	64.9
2431	Filters	3 100	10 585 121	966 493	9.1	.4	X
2432	Other fluid-power components, accessories, and parts, n.e.c.	2 834	9 693 013	1 166 180	12.0	.5	X
2440	Welding supplies (excluding gases)	2 536	5 848 464	3 018 299	51.6	1.3	X
2450	Industrial containers and supplies	2 735	10 505 955	4 985 800	47.5	2.2	37.7
2451	New and reconditioned drums and barrels	573	1 496 459	582 384	38.9	.3	X
2452	Bottles and bottlers' supplies	553	3 148 121	1 882 427	59.8	.8	X
2454	Other industrial containers and supplies	1 998	7 675 267	2 501 227	32.6	1.1	X
2460	Other industrial supplies	7 831	23 539 090	10 529 397	44.7	4.7	48.9
2461	Printing and duplicating inks	379	944 735	285 893	30.3	.1	X
2462	Abrasives and abrasive materials	3 146	9 591 634	1 696 606	17.7	.8	X
2463	Nylon, polyester, and synthetic rubber	1 039	2 609 967	556 495	21.3	.2	X
2464	Mechanical rubber goods	1 875	4 362 365	1 218 724	27.9	.5	X
2465	Strapping and tape	1 724	6 031 042	755 321	12.5	.3	X
2466	Industrial supplies, n.e.c.	4 888	14 279 541	6 013 441	42.1	2.7	X
2500	Beauty and barber equipment and supplies	1 250	2 035 128	1 970 848	96.8	.9	68.7
2511	Equipment (furniture, dryers, etc.)	810	1 290 001	202 892	15.7	.1	X
2512	Supplies (combs, curlers, shampoos, etc.)	1 206	1 907 403	1 767 956	92.7	.8	X
2520	Custodial (janitors') equipment and supplies	2 292	4 143 211	3 102 439	74.9	1.4	48.3
2521	Custodial equipment—power equipment	1 550	2 708 471	432 381	16.0	.2	X
2522	Custodial equipment—nonpower equipment	1 132	2 085 245	265 282	12.7	.1	X
2523	Custodial supplies	2 138	3 779 042	2 387 454	63.2	1.1	X
2530	Laundry and dry-cleaning equipment and supplies	770	2 189 358	1 714 381	78.3	.8	X
2540	Other service establishment equipment and supplies	2 200	3 465 580	3 099 099	89.4	1.4	53.7
2541	Undertakers' equipment and supplies	481	577 219	561 351	97.3	.3	X
2542	Service establishment equipment and supplies, n.e.c.	1 735	2 882 302	2 535 169	88.0	1.1	X
2600	Aircraft and aeronautical equipment and supplies	2 152	12 731 224	11 711 518	92.0	5.2	64.7
2611	New aircraft	196	1 734 947	887 042	51.1	.4	X
2612	New aircraft engines and engine parts	526	4 320 532	1 824 090	42.2	.8	X
2613	Other new aircraft equipment and supplies	1 060	7 343 165	4 409 278	60.0	2.0	X
2614	Used aircraft and aeronautical equipment and supplies	1 480	7 733 453	4 559 634	59.0	2.0	X
2620	Marine machinery, equipment, and supplies	1 013	3 249 394	2 357 040	72.5	1.1	59.5
2621	New ships and boats (excluding pleasure boats)	76	324 152	132 652	40.9	.1	X
2622	New marine propulsion machinery and equipment	322	1 237 902	696 984	56.3	.3	X
2623	New marine supplies	686	2 057 784	1 336 025	64.9	.6	X
2624	Used marine machinery, equipment, and supplies	203	552 938	170 406	30.8	.1	X
2630	Other transportation equipment and supplies	759	4 552 789	1 752 354	38.5	.8	19.0
2631	New transportation equipment (excluding automotive)	523	3 812 019	1 317 316	34.6	.6	X
2632	Used transportation equipment (excluding automotive)	304	1 495 288	406 385	27.2	.2	X
2700	Sporting and recreational goods and supplies	227	898 662	129 127	14.4	.1	10.7
2711	Ammunition, firearms, reloading equipment, archery supplies, shooting aids, and accessories	15	46 915	13 449	28.7	Z	X
2713	Billiards, pool, bowling equipment, and accessories	18	69 186	8 009	11.6	Z	X
2714	Camping and fishing equipment and accessories	19	60 737	7 311	12.0	Z	X
2715	Athletic equipment and accessories	98	446 757	35 877	8.0	Z	X
2718	Other sporting and recreational goods (go carts, bait, etc.)	9	29 627	2 183	7.4	Z	X
2800	Toys and hobby goods and supplies	29	68 931	6 909	10.0	Z	21.4
2812	Other toys and games (including fireworks and children's vehicles)	7	7 860	750	9.5	Z	X
2900	Ferrous metal scrap	17	163 278	36 610	22.4	Z	46.8
2911	Prepared ferrous metal scrap (processed by this establishment)	10	151 180	25 739	17.0	Z	X
2920	Nonferrous metal scrap	9	158 026	14 332	9.1	Z	45.0
2921	Aluminum scrap	8	153 439	8 933	5.8	Z	X
2930	Recyclable paper and paperboard	70	178 553	13 337	7.5	Z	X
2940	Recyclable materials, except metal	29	60 084	12 273	20.4	Z	8.5
2945	Other recyclable materials (including rubber and bones)	7	8 963	676	7.5	Z	X

See footnotes at end of table.

Table 3. Merchant Wholesalers by Kind of Business and Commodity Line: 1997—Con.

[Includes only establishments with payroll. For meaning of abbreviations and symbols, see introductory text. For explanation of terms, see Appendix A]

NAICS code and CL code	Kind of business and commodity line	Establishments handling commodity line		Commodity line sales			Sales coverage percent
		Number	Total sales (\$1,000)	Amount ¹ (\$1,000)	As percent of total sales of—		
					Establishments handling line	Establishments in NAICS industry ¹	
4218	Machinery, equipment, & supplies whlse—Con.						
3120	Forest products, except lumber (including cordwood, hewn posts, poles, and ties)	23	92 313	5 538	6.0	Z	X
3150	Other durable goods	16	37 635	7 690	20.4	Z	74.9
3154	Other durable goods, n.e.c	16	37 635	7 690	20.4	Z	X
3160	Fire extinguishers and fire safety equipment	14	32 536	6 788	20.9	Z	X
3200	Printing and writing paper	93	268 098	22 295	8.3	Z	49.6
3211	Roll newsprint and rotogravure paper	10	26 042	2 641	10.1	Z	X
3212	Fine roll paper	7	59 363	1 087	1.8	Z	X
3213	Other printing and writing paper	72	205 628	17 787	8.7	Z	X
3300	Stationery, office supplies and greeting cards	112	241 834	37 658	15.6	Z	57.2
3311	Business forms	28	33 795	5 036	14.9	Z	X
3312	Stationery, photocopy paper, and typing paper	48	125 177	11 310	9.0	Z	X
3313	Inked ribbons, carbon paper, pens and pencils	26	41 976	10 293	24.5	Z	X
3314	Toner and cartridges	23	16 611	867	5.2	Z	X
3316	Other stationery supplies (envelopes, ruled forms, and binder paper) ...	58	101 336	6 374	6.3	Z	X
3400	Industrial and personal services paper and plastics	1 051	2 683 597	454 866	17.0	Z	26.1
3411	Paperboard and boxboard boxes	519	1 513 034	129 421	8.6	Z	X
3412	Paper dishes, cups, and napkins	474	1 075 003	48 144	4.5	Z	X
3413	Industrial paper (wrapping, bags, cartons, etc.)	495	1 310 531	79 870	6.1	Z	X
3414	Disposable plastic boxes, containers, cups, dishes, and supplies	479	1 163 079	88 824	7.6	Z	X
3415	Other industrial and personal service paper	313	754 700	101 044	13.4	Z	X
3500	Drugs, pharmaceuticals, cosmetics, and toiletries	66	137 314	14 257	10.4	Z	12.1
3513	Cosmetics	15	38 271	7 911	20.7	Z	X
3514	Perfumes	10	15 847	360	2.3	Z	X
3515	Other toiletries and druggists' sundries	16	22 571	1 796	8.0	Z	X
3600	Piece goods, knit and woven	34	99 236	19 399	19.5	Z	29.4
3612	Cotton (including blends)	12	36 087	1 871	5.2	Z	X
3613	Synthetics (excluding synthetic knits)	14	37 938	1 877	4.9	Z	X
3614	Knit fabrics, n.e.c. (including double knit)	13	40 609	6 314	15.5	Z	X
3615	Woolen and worsted piece goods	15	36 411	2 047	5.6	Z	X
3700	Notions (buttons, ribbons, lace, sewing accessories, zippers, bindings, etc.)	24	40 019	5 106	12.8	Z	X
3800	Men's and boys' wear	37	93 372	9 476	10.1	Z	21.5
3815	Other men's and boys' wear (caps, hats, swimwear, neckwear, etc.)	13	22 630	5 369	23.7	Z	X
3900	Women's and children's wear	12	35 662	3 467	9.7	Z	X
4000	Footwear	18	39 032	2 151	5.5	Z	X
4830	Canned foods	24	144 129	23 163	16.1	Z	29.2
4831	Canned and bottled fruits, vegetables, and juices	6	52 261	3 061	5.9	Z	X
4850	Soft drinks and bottled water	8	50 652	6 338	12.5	Z	X
4860	Other grocery specialties	40	155 690	24 276	15.6	Z	39.8
4867	Pet foods	15	16 774	734	4.4	Z	X
4868	Grocery specialties, n.e.c.	16	101 743	15 879	15.6	Z	X
5140	Other farm products, inedible	26	110 124	34 522	31.3	Z	74.9
5143	Farm products, n.e.c.	26	110 124	34 522	31.3	Z	X
5300	Plastics materials and basic shapes	914	4 280 797	343 617	8.0	Z	3.0
5311	Plastic pipes, rods, tubes, and shapes	446	2 021 666	84 301	4.2	Z	X
5312	High pressure laminates	31	215 452	17 943	8.3	Z	X
5313	Plastics raw materials	262	1 585 357	89 383	5.6	Z	X
5314	Other plastics materials and basic shapes	340	925 014	109 754	11.9	Z	X
5320	Industrial gases (welding, etc.)	1 736	3 570 832	948 151	26.6	Z	X
5330	Chemicals and allied products (excluding agricultural, plastics, gases, and petroleum)	2 482	6 540 052	822 336	12.6	Z	7.0
5331	Gasses, compressed and liquified, except L.P.	293	657 976	63 578	9.7	Z	X
5332	Alkalies and chlorine	171	234 585	9 990	4.3	Z	X
5335	Detergents and soaps	868	2 107 564	214 770	10.2	Z	X
5336	Sanitation chemicals, polishes, and waxes	673	1 780 261	180 975	10.2	Z	X
5338	Wood chemicals, naval stores, and gum	20	52 728	1 627	3.1	Z	X
5341	Insecticides, nonagricultural	181	509 683	5 626	1.1	Z	X
5342	Adhesives, sealants, and glues	604	1 926 730	172 388	8.9	Z	X
5344	Other chemicals and allied products	385	1 301 042	82 256	6.3	Z	X
5400	Petroleum products	666	2 718 375	141 318	5.2	Z	5.1
5411	Aviation gasoline	9	235 873	25 276	10.7	Z	X
5414	Jet fuel (naphtha or kerosine type)	26	134 489	22 796	17.0	Z	X
5415	No. 2 distillate fuel oil (no. 2 diesel and no. 2 heating oil)	7	182 646	7 478	4.1	Z	X
5418	Lubricating oil and greases	517	1 632 340	56 613	3.5	Z	X
5420	Liquified petroleum gases (excluding natural gas)	39	79 961	10 332	12.9	Z	X
5700	Wines and distilled alcoholic beverages	7	10 636	104	1.0	Z	X
5800	Farm supplies	1 468	4 897 946	538 911	11.0	Z	3.2
5811	Hay, straw, and alfalfa	40	90 423	91	.1	Z	X
5812	Feeds (poultry and livestock) not mixed on location	381	1 398 007	111 834	8.0	Z	X
5813	Prepared feeds (poultry and livestock) mixed on location	118	319 798	25 757	8.1	Z	X
5814	Weed killers, soil sterilizers, and soil conditioners	180	699 540	34 396	4.9	Z	X
5815	Insecticides, fungicides, and pesticides	257	835 693	53 141	6.4	Z	X
5816	Other agricultural chemicals and fertilizers	486	1 643 574	189 459	11.5	Z	X
5817	Seeds and bulbs	407	1 289 745	53 413	4.1	Z	X
5818	Other farm supplies (including harness and saddlery equipment)	343	764 369	70 088	9.2	Z	X
5900	Tobacco and tobacco products	6	9 184	1 372	14.9	Z	X
6000	Paint, paint supplies, and wallpaper	802	2 513 535	103 825	4.1	Z	1.5
6011	Architectural coatings (enamels, primers, stains, solvents, and lacquers)	247	1 075 472	31 251	2.9	Z	X
6013	Special purpose coatings (automotive, refinish, marine, traffic coatings) .	37	60 617	5 870	9.7	Z	X
6014	Paint supplies	145	311 028	14 542	4.7	Z	X

See footnotes at end of table.

Table 3. Merchant Wholesalers by Kind of Business and Commodity Line: 1997—Con.

[Includes only establishments with payroll. For meaning of abbreviations and symbols, see introductory text. For explanation of terms, see Appendix A]

NAICS code and CL code	Kind of business and commodity line	Establishments handling commodity line		Commodity line sales			Sales coverage percent
		Number	Total sales (\$1,000)	Amount ¹ (\$1,000)	As percent of total sales of—		
					Establishments handling line	Establishments in NAICS industry ¹	
4218	Machinery, equipment, & supplies whsle—Con.						
6100	Books, periodicals, newspapers, and miscellaneous printed materials	7	9 034	2 669	29.5	Z	X
6110	Flowers and florists' supplies	56	142 677	28 403	19.9	Z	X
6120	Art goods (including novelties and souvenirs)	13	56 044	8 641	15.4	Z	X
6130	Textile bags, bagging, and burlap	7	2 866	716	25.0	Z	X
6150	Nondurable goods, n.e.c.	45	215 128	51 905	24.1	Z	X
9700	Service receipts and labor charges (including installed parts)	17 707	76 873 663	10 114 604	13.2	4.5	70.9
9701	Labor charges for repair work	16 396	72 438 859	5 514 425	7.6	2.5	X
9702	Parts installed in repair work	12 166	55 721 779	4 062 853	7.3	1.8	X
9703	Other service receipts and labor charges—Specify	3 078	12 948 191	537 190	4.1	.2	X
9720	Receipts for service contracts	1 184	5 784 172	280 514	4.9	.1	X
9740	Receipts for installing equipment	1 577	5 040 554	353 161	7.0	.2	X
9750	Reconditioning of drums or barrels	50	82 648	24 730	29.9	Z	X
9810	Miscellaneous commodities	2 643	9 017 152	919 394	10.2	.4	X
9830	Flight training and charter service	39	711 211	41 007	5.8	Z	52.0
9831	Flight training	19	397 155	7 329	1.8	Z	X
9832	Charter services	24	513 992	32 919	6.4	Z	X
9910	Receipts from Commodity Credit Corporation	6	25 404	3 994	15.7	Z	X
9940	Rental and leasing receipts	6 826	37 811 395	3 657 347	9.7	1.6	.1
9941	Computer rental and leasing receipts	92	33 247	6 270	18.9	Z	X
9942	Photocopying machine rental	93	239 420	20 253	8.5	Z	X
9943	Other office machine rental receipts	339	1 136 967	72 585	6.4	Z	X
9944	Other rental receipts	1 277	7 259 396	765 672	10.5	.3	X
9950	Construction receipts	12	32 040	6 061	18.9	Z	X
9980	Receipts for machine shop job work	36	66 848	5 215	7.8	Z	X
42181	Construction & mining (except petroleum) machinery & equip whsle	4 763	X	31 561 292	X	100.0	73.7
0120	Buses, campers, and motor homes	6	38 855	1 153	3.0	Z	73.7
0121	Buses	6	38 855	1 153	3.0	Z	X
0130	Light trucks and vans (14,000 lb or less)	57	156 718	13 527	8.6	Z	X
0140	Medium trucks and tractors (14,001 to 26,000 lb)	109	425 660	44 375	10.4	.1	X
0150	Heavy trucks and tractors (over 26,000 lb)	152	1 152 345	91 274	7.9	.3	9.0
0152	New heavy truck tractors	94	1 073 172	39 381	3.7	.1	X
0154	New truck bodies	29	49 195	11 155	22.7	.1	X
0155	Used heavy trucks, tractors, and trailers	123	1 103 150	40 730	3.7	.1	X
0200	New and rebuilt automotive parts and supplies	350	3 164 059	412 659	13.0	1.3	2.3
0211	Batteries	77	717 414	2 525	.4	.1	X
0212	Engines (complete)	180	1 205 842	31 567	2.6	.1	X
0213	Electrical engine parts (including ignition parts)	58	103 508	2 955	2.9	.1	X
0214	Brake parts (including fluid and all disk and drum parts)	103	567 875	9 830	1.7	Z	X
0217	Hoses, belts, gaskets, and wiper blades	137	1 084 228	7 211	.7	Z	X
0218	Filters (oil, air, and transmission)	118	885 652	15 750	1.8	.1	X
0219	Engine parts, except electrical	67	794 493	20 976	2.6	.1	X
0221	Body parts and repair materials	98	416 660	13 352	3.2	.1	X
0222	Suspension parts (shocks, struts, balljoints, etc.)	41	1 628 218	302 866	18.6	1.0	X
0223	Parts, n.e.c.	22	19 957	1 188	6.0	Z	X
0224	Accessories	21	154 284	4 439	2.9	Z	X
0300	Tires and tubes	11	25 474	651	2.6	Z	34.2
0311	New tires and tubes	11	25 474	651	2.6	Z	X
0720	Roofing, siding, and insulation materials	6	7 050	1 017	14.4	Z	7.4
0721	Roofing, except wood	6	7 050	1 017	14.4	Z	X
0920	New computer equipment	6	7 988	265	3.3	Z	40.5
0921	Computers	6	7 988	265	3.3	Z	X
1120	Flat iron and steel products	21	67 371	7 972	11.8	Z	X
1140	Iron and steel wire and wire products	27	64 171	2 597	4.0	Z	11.0
1141	Wire (plain, coated, barbed, and twisted)	14	58 973	2 370	4.0	Z	X
1143	Wire rope, strand, strapping, reinforcement mesh, and bale ties	13	5 198	227	4.4	Z	X
1150	Iron and steel pipe and tubing	9	11 585	289	2.5	Z	X
1400	Electrical apparatus and equipment	159	1 272 902	195 633	15.4	.6	4.4
1413	Motors and generators (including motor-generator sets)	80	1 163 341	194 030	16.7	.6	X
1421	Other electrical apparatus and equipment (including fuses and lightning rods)	80	109 561	1 603	1.5	Z	X
1500	Electrical appliances, household	7	15 697	490	3.1	Z	31.0
1515	Refrigerators and freezers, household	7	15 697	490	3.1	Z	X
1600	Electronic parts and equipment, except communication	22	63 434	2 632	4.1	Z	X
1650	Communication equipment and supplies	6	14 387	491	3.4	Z	X
1700	Hardware	231	1 575 941	68 957	4.4	.2	5.0
1711	Hand tools (including power driven)	231	1 575 941	56 461	3.6	.2	X
1712	Bolts, nuts, rivets, and fasteners	104	554 282	10 657	1.9	Z	X
1713	Cutlery	41	151 781	1 839	1.2	Z	X
1800	Plumbing and heating equipment and supplies (hydronics)	11	29 004	2 448	8.4	Z	60.2
1818	Other plumbing and heating equipment and supplies	9	27 456	2 126	7.7	Z	X
1900	Warm air heating and air-conditioning equipment and supplies	6	6 263	566	9.0	Z	69.8
1911	Furnaces (warm air)	6	6 263	207	3.3	Z	X

See footnotes at end of table.

Table 3. Merchant Wholesalers by Kind of Business and Commodity Line: 1997—Con.

[Includes only establishments with payroll. For meaning of abbreviations and symbols, see introductory text. For explanation of terms, see Appendix A]

NAICS code and CL code	Kind of business and commodity line	Establishments handling commodity line		Commodity line sales			Sales coverage percent
		Number	Total sales (\$1,000)	Amount ¹ (\$1,000)	As percent of total sales of—		
					Establishments handling line	Establishments in NAICS industry ¹	
42181	Construction & mining (except petroleum) machinery & equipment—Con.						
2100	Construction and mining machinery and equipment (including parts and attachments)	4 763	31 561 292	23 654 492	74.9	74.9	62.7
2111	New off-highway wheel and track-laying tractors	1 437	14 672 148	4 068 337	27.7	12.9	X
2112	New power cranes, draglines, and shovels	758	7 881 301	1 284 770	16.3	4.1	X
2113	New mixers, pavers, and related equipment	949	10 533 687	621 091	5.9	2.0	X
2114	New tractor shovel loaders	1 077	11 299 562	1 923 652	17.0	6.1	X
2115	New graders, rollers, and off-highway trucks	1 431	16 082 162	1 516 571	9.4	4.8	X
2116	New mining machinery	650	5 778 735	1 157 221	20.0	3.7	X
2117	Other new construction and mining, logging, and road maintenance machinery, equipment, and parts	3 212	23 660 121	8 418 050	35.6	26.7	X
2118	Used construction and mining machinery and equipment	3 185	24 506 712	4 664 801	19.0	14.8	X
2200	Farm machinery, equipment, and parts	540	5 092 078	381 913	7.5	1.2	4.8
2211	New tractors (farm)	307	3 620 425	162 452	4.5	.5	X
2212	New harvesting machinery	120	1 432 733	13 940	1.0	Z	X
2213	New land preparation, planting, and cultivating machinery	128	1 220 145	16 752	1.4	.1	X
2214	New dairy farm and barn equipment	29	387 608	4 408	1.1	Z	X
2215	New irrigation equipment	70	958 885	63 562	6.6	.2	X
2216	Other new farm machinery and equipment	205	1 841 471	47 127	2.6	.1	X
2218	Used farm machinery and equipment	285	2 260 900	73 671	3.3	.2	X
2220	Garden machinery, equipment, and parts	189	755 817	52 071	6.9	.2	11.2
2221	New power lawn mowers	137	625 918	27 171	4.3	.1	X
2222	Other new lawn and garden machinery and equipment	110	403 619	19 431	4.8	.1	X
2223	Used garden machinery and equipment	59	365 765	5 469	1.5	Z	X
2300	Hydraulic and pneumatic (fluid-power) pumps, motors, and parts	61	114 869	5 979	5.2	Z	63.3
2311	Pumps	54	99 480	2 709	2.7	Z	X
2312	Motors	21	59 377	1 050	1.8	Z	X
2313	Parts for pumps and motors	45	86 685	2 209	2.5	Z	X
2320	General-purpose industrial machinery, equipment, and parts	468	3 804 440	417 520	11.0	1.3	3.5
2321	New pumps, compressors (air or gas), and equipment	171	1 383 384	102 434	7.4	.3	X
2323	New diesel engines (excluding automotive)	50	575 223	44 228	7.7	.1	X
2326	New controlling, recording, and indicating instruments and access	23	400 392	8 828	2.2	Z	X
2327	All other new general-purpose industrial machinery and equipment	129	1 885 498	156 323	8.3	.5	X
2328	Used general-purpose industrial machinery and equipment	201	733 116	105 706	14.4	.3	X
2330	Metalworking machinery, equipment, and parts	26	234 162	25 269	10.8	.1	X
2340	Materials handling machinery, equipment, and parts	426	3 317 353	352 258	10.6	1.1	3.2
2341	New conveying equipment	95	1 028 098	106 730	10.4	.3	X
2342	New hoists, cranes, and monorails	22	657 850	86 851	13.2	.3	X
2343	New forklift trucks	21	616 905	14 246	2.3	Z	X
2344	New industrial trucks and tractors	17	27 284	4 552	16.7	Z	X
2345	Used materials handling machinery, equipment, and parts	336	2 008 627	139 877	7.0	.4	X
2350	Oil well, oil refinery, and pipeline machinery, equipment, and supplies	86	1 131 582	115 615	10.2	.4	.8
2351	New oil refining and pipeline machinery, equipment, and supplies	44	660 121	26 491	4.0	.1	X
2352	New oil field machinery, equipment, and supplies (including drilling bits)	65	617 123	89 124	14.4	.3	X
2360	Other industrial machinery, equipment, and parts	58	218 317	41 415	19.0	.1	50.2
2366	Other new industrial machinery and equipment	29	79 361	17 969	22.6	.1	X
2367	Used industrial machinery and equipment	32	143 149	20 588	14.4	.1	X
2370	Mechanical power transmission supplies	23	42 432	5 887	13.9	Z	49.7
2371	Bearings and bushings	21	39 826	892	2.2	Z	X
2372	Other mechanical power transmission supplies	18	40 028	4 995	12.5	Z	X
2380	Industrial valves and fittings (except fluid-power)	18	35 358	2 531	7.2	Z	X
2390	Hydraulic and pneumatic (fluid-power) valves	36	84 504	2 050	2.4	Z	73.7
2391	Hydraulic valves	34	67 807	1 054	1.6	Z	X
2392	Pneumatic valves	15	28 842	995	3.5	Z	X
2400	Hydraulic and pneumatic cylinders and rotary actuators	153	1 269 908	42 597	3.4	.1	2.8
2411	Hydraulic cylinders and rotary actuators	153	1 269 908	36 322	2.9	.1	X
2412	Pneumatic cylinders and rotary actuators	29	250 750	6 275	2.5	Z	X
2420	Hydraulic and pneumatic connectors and assemblies	32	93 056	3 260	3.5	Z	71.0
2421	Hydraulic and pneumatic connectors	27	86 343	1 445	1.7	Z	X
2422	Hydraulic and pneumatic assemblies	18	54 363	1 814	3.3	Z	X
2430	Fluid-power filters, components, accessories, and parts	147	1 321 627	36 963	2.8	.1	8.5
2431	Filters	119	1 102 791	21 660	2.0	.1	X
2432	Other fluid-power components, accessories, and parts, n.e.c.	56	842 688	15 302	1.8	Z	X
2440	Welding supplies (excluding gases)	7	7 512	222	3.0	Z	X
2450	Industrial containers and supplies	8	43 723	10 470	23.9	Z	X
2460	Other industrial supplies	141	483 049	33 983	7.0	.1	11.8
2462	Abrasives and abrasive materials	94	270 828	14 904	5.5	Z	X
2463	Nylon, polyester, and synthetic rubber	9	92 823	371	.4	Z	X
2464	Mechanical rubber goods	27	32 573	244	.7	Z	X
2466	Industrial supplies, n.e.c.	74	244 788	18 463	7.5	.1	X
2630	Other transportation equipment and supplies	19	117 815	7 560	6.4	Z	X
5330	Chemicals and allied products (excluding agricultural, plastics, gases, and petroleum)	23	53 484	2 168	4.1	Z	X
5400	Petroleum products	79	426 429	16 809	3.9	.1	X
5800	Farm supplies	10	39 048	3 490	8.9	Z	10.8
5812	Feeds (poultry and livestock) not mixed on location	10	39 048	3 490	8.9	Z	X
6000	Paint, paint supplies, and wallpaper	16	50 944	4 437	8.7	Z	X
9700	Service receipts and labor charges (including installed parts)	2 499	22 165 967	3 156 462	14.2	10.0	72.0
9701	Labor charges for repair work	2 400	21 674 001	1 717 180	7.9	5.4	X
9702	Parts installed in repair work	1 925	17 751 375	1 366 642	7.7	4.3	X
9703	Other service receipts and labor charges—Specify	367	2 685 904	72 633	2.7	.2	X
9720	Receipts for service contracts	87	968 694	52 565	5.4	Z	X
9740	Receipts for installing equipment	13	107 797	12 273	11.4	Z	X
9810	Miscellaneous commodities	217	1 054 301	88 533	8.4	.3	X

See footnotes at end of table.

Table 3. Merchant Wholesalers by Kind of Business and Commodity Line: 1997—Con.

[Includes only establishments with payroll. For meaning of abbreviations and symbols, see introductory text. For explanation of terms, see Appendix A]

NAICS code and CL code	Kind of business and commodity line	Establishments handling commodity line		Commodity line sales			Sales coverage percent
		Number	Total sales (\$1,000)	Amount ¹ (\$1,000)	As percent of total sales of—		
					Establishments handling line	Establishments in NAICS industry ¹	
42181	Construction & mining (except petroleum) machinery & equip whsle—Con.						
9940	Rental and leasing receipts	1 795	16 870 859	2 130 601	12.6	6.8	X
9980	Receipts for machine shop job work	7	7 793	165	2.1	Z	X
421810	Construction & mining (except petroleum) machinery & equip whsle	4 763	X	31 561 292	X	100.0	73.7
0120	Buses, campers, and motor homes	6	38 855	1 153	3.0	Z	73.7
0121	Buses	6	38 855	1 153	3.0	Z	X
0130	Light trucks and vans (14,000 lb or less)	57	156 718	13 527	8.6	Z	X
0140	Medium trucks and tractors (14,001 to 26,000 lb)	109	425 660	44 375	10.4	.1	X
0150	Heavy trucks and tractors (over 26,000 lb)	152	1 152 345	91 274	7.9	.3	9.0
0152	New heavy truck tractors	94	1 073 172	39 381	3.7	.1	X
0154	New truck bodies	29	49 195	11 155	22.7	Z	X
0155	Used heavy trucks, tractors, and trailers	123	1 103 150	40 730	3.7	.1	X
0200	New and rebuilt automotive parts and supplies	350	3 164 059	412 659	13.0	1.3	2.3
0211	Batteries	77	717 414	2 525	.4	Z	X
0212	Engines (complete)	180	1 205 842	31 567	2.6	.1	X
0213	Electrical engine parts (including ignition parts)	58	103 508	2 955	2.9	Z	X
0214	Brake parts (including fluid and all disk and drum parts)	103	567 875	9 830	1.7	Z	X
0217	Hoses, belts, gaskets, and wiper blades	137	1 084 228	7 211	.7	Z	X
0218	Filters (oil, air, gas, and transmission)	118	885 652	15 750	1.8	.1	X
0219	Engine parts, except electrical	67	794 493	20 976	2.6	.1	X
0221	Body parts and repair materials	98	416 660	13 352	3.2	Z	X
0222	Suspension parts (shocks, struts, balljoints, etc.)	41	1 628 218	302 866	18.6	1.0	X
0223	Parts, n.e.c.	22	19 957	1 188	6.0	Z	X
0224	Accessories	21	154 284	4 439	2.9	Z	X
0300	Tires and tubes	11	25 474	651	2.6	Z	34.2
0311	New tires and tubes	11	25 474	651	2.6	Z	X
0720	Roofing, siding, and insulation materials	6	7 050	1 017	14.4	Z	7.4
0721	Roofing, except wood	6	7 050	1 017	14.4	Z	X
0920	New computer equipment	6	7 988	265	3.3	Z	40.5
0921	Computers	6	7 988	265	3.3	Z	X
1120	Flat iron and steel products	21	67 371	7 972	11.8	Z	X
1140	Iron and steel wire and wire products	27	64 171	2 597	4.0	Z	11.0
1141	Wire (plain, coated, barbed, and twisted)	14	58 973	2 370	4.0	Z	X
1143	Wire rope, strand, strapping, reinforcement mesh, and bale ties	13	5 198	227	4.4	Z	X
1150	Iron and steel pipe and tubing	9	11 585	289	2.5	Z	X
1400	Electrical apparatus and equipment	159	1 272 902	195 633	15.4	.6	4.4
1413	Motors and generators (including motor-generator sets)	80	1 163 341	194 030	16.7	.6	X
1421	Other electrical apparatus and equipment (including fuses and lightning rods)	80	109 561	1 603	1.5	Z	X
1500	Electrical appliances, household	7	15 697	490	3.1	Z	31.0
1515	Refrigerators and freezers, household	7	15 697	490	3.1	Z	X
1600	Electronic parts and equipment, except communication	22	63 434	2 632	4.1	Z	X
1650	Communication equipment and supplies	6	14 387	491	3.4	Z	X
1700	Hardware	231	1 575 941	68 957	4.4	.2	5.0
1711	Hand tools (including power driven)	231	1 575 941	56 461	3.6	.2	X
1712	Bolts, nuts, rivets, and fasteners	104	554 282	10 657	1.9	Z	X
1713	Cutlery	41	151 781	1 839	1.2	Z	X
1800	Plumbing and heating equipment and supplies (hydronics)	11	29 004	2 448	8.4	Z	60.2
1818	Other plumbing and heating equipment and supplies	9	27 456	2 126	7.7	Z	X
1900	Warm air heating and air-conditioning equipment and supplies	6	6 263	566	9.0	Z	69.8
1911	Furnaces (warm air)	6	6 263	207	3.3	Z	X
2100	Construction and mining machinery and equipment (including parts and attachments)	4 763	31 561 292	23 654 492	74.9	74.9	62.7
2111	New off-highway wheel and track-laying tractors	1 437	14 672 148	4 068 337	27.7	12.9	X
2112	New power cranes, draglines, and shovels	758	7 881 301	1 284 770	16.3	4.1	X
2113	New mixers, pavers, and related equipment	949	10 533 687	621 091	5.9	2.0	X
2114	New tractor shovel loaders	1 077	11 299 562	1 923 652	17.0	6.1	X
2115	New graders, rollers, and off-highway trucks	1 431	16 082 162	1 516 571	9.4	4.8	X
2116	New mining machinery	650	5 778 735	1 157 221	20.0	3.7	X
2117	Other new construction and mining, logging, and road maintenance machinery, equipment, and parts	3 212	23 660 121	8 418 050	35.6	26.7	X
2118	Used construction and mining machinery and equipment	3 185	24 506 712	4 664 801	19.0	14.8	X
2200	Farm machinery, equipment, and parts	540	5 092 078	381 913	7.5	1.2	4.8
2211	New tractors (farm)	307	3 620 425	162 452	4.5	.5	X
2212	New harvesting machinery	120	1 432 733	13 940	1.0	Z	X
2213	New land preparation, planting, and cultivating machinery	128	1 220 145	16 752	1.4	.1	X
2214	New dairy farm and barn equipment	29	387 608	4 408	1.1	Z	X
2215	New irrigation equipment	70	958 885	63 562	6.6	.2	X
2216	Other new farm machinery and equipment	205	1 841 471	47 127	2.6	.1	X
2218	Used farm machinery and equipment	285	2 260 900	73 671	3.3	.2	X
2220	Garden machinery, equipment, and parts	189	755 817	52 071	6.9	.1	11.2
2221	New power lawn mowers	137	625 918	27 171	4.3	.1	X
2222	Other new lawn and garden machinery and equipment	110	403 619	19 431	4.8	.1	X
2223	Used garden machinery and equipment	59	365 765	5 469	1.5	Z	X
2300	Hydraulic and pneumatic (fluid-power) pumps, motors, and parts	61	114 869	5 979	5.2	Z	63.3
2311	Pumps	54	99 480	2 709	2.7	Z	X
2312	Motors	21	59 377	1 050	1.8	Z	X
2313	Parts for pumps and motors	45	86 685	2 209	2.5	Z	X

See footnotes at end of table.

Table 3. Merchant Wholesalers by Kind of Business and Commodity Line: 1997—Con.

[Includes only establishments with payroll. For meaning of abbreviations and symbols, see introductory text. For explanation of terms, see Appendix A]

NAICS code and CL code	Kind of business and commodity line	Establishments handling commodity line		Commodity line sales			Sales coverage percent
		Number	Total sales (\$1,000)	Amount ¹ (\$1,000)	As percent of total sales of—		
					Establishments handling line	Establishments in NAICS industry ¹	
421810	Construction & mining (except petroleum) machinery & equipment wholesaler—Con.						
2320	General-purpose industrial machinery, equipment, and parts	468	3 804 440	417 520	11.0	1.3	3.5
2321	New pumps, compressors (air or gas), and equipment	171	1 383 384	102 434	7.4	.3	X
2323	New diesel engines (excluding automotive)	50	575 223	44 228	7.7	1	X
2326	New controlling, recording, and indicating instruments and access	23	400 392	8 828	2.2	Z	X
2327	All other new general-purpose industrial machinery and equipment	129	1 885 498	156 323	8.3	.5	X
2328	Used general-purpose industrial machinery and equipment	201	733 116	105 706	14.4	.3	X
2330	Metalworking machinery, equipment, and parts	26	234 162	25 269	10.8	.1	X
2340	Materials handling machinery, equipment, and parts	426	3 317 353	352 258	10.6	1.1	3.2
2341	New conveying equipment	95	1 028 098	106 730	10.4	.3	X
2342	New hoists, cranes, and monorails	22	657 850	86 851	13.2	.3	X
2343	New forklift trucks	21	616 905	14 246	2.3	Z	X
2344	New industrial trucks and tractors	17	27 284	4 552	16.7	Z	X
2345	Used materials handling machinery, equipment, and parts	336	2 008 627	139 877	7.0	.4	X
2350	Oil well, oil refinery, and pipeline machinery, equipment, and supplies	86	1 131 582	115 615	10.2	.4	.8
2351	New oil refining and pipeline machinery, equipment, and supplies	44	660 121	26 491	4.0	.1	X
2352	New oil field machinery, equipment, and supplies (including drilling bits)	65	617 123	89 124	14.4	.3	X
2360	Other industrial machinery, equipment, and parts	58	218 317	41 415	19.0	.1	50.2
2366	Other new industrial machinery and equipment	29	79 361	17 969	22.6	.1	X
2367	Used industrial machinery and equipment	32	143 149	20 588	14.4	.1	X
2370	Mechanical power transmission supplies	23	42 432	5 887	13.9	Z	49.7
2371	Bearings and bushings	21	39 826	892	2.2	Z	X
2372	Other mechanical power transmission supplies	18	40 028	4 995	12.5	Z	X
2380	Industrial valves and fittings (except fluid-power)	18	35 358	2 531	7.2	Z	X
2390	Hydraulic and pneumatic (fluid-power) valves	36	84 504	2 050	2.4	Z	73.7
2391	Hydraulic valves	34	67 807	1 054	1.6	Z	X
2392	Pneumatic valves	15	28 842	995	3.5	Z	X
2400	Hydraulic and pneumatic cylinders and rotary actuators	153	1 269 908	42 597	3.4	.1	2.8
2411	Hydraulic cylinders and rotary actuators	153	1 269 908	36 322	2.9	.1	X
2412	Pneumatic cylinders and rotary actuators	29	250 750	6 275	2.5	Z	X
2420	Hydraulic and pneumatic connectors and assemblies	32	93 056	3 260	3.5	Z	71.0
2421	Hydraulic and pneumatic connectors	27	86 343	1 445	1.7	Z	X
2422	Hydraulic and pneumatic assemblies	18	54 363	1 814	3.3	Z	X
2430	Fluid-power filters, components, accessories, and parts	147	1 321 627	36 963	2.8	.1	8.5
2431	Filters	119	1 102 791	21 660	2.0	.1	X
2432	Other fluid-power components, accessories, and parts, n.e.c.	56	842 688	15 302	1.8	Z	X
2440	Welding supplies (excluding gases)	7	7 512	222	3.0	Z	X
2450	Industrial containers and supplies	8	43 723	10 470	23.9	Z	X
2460	Other industrial supplies	141	483 049	33 983	7.0	.1	11.8
2462	Abrasives and abrasive materials	94	270 828	14 904	5.5	Z	X
2463	Nylon, polyester, and synthetic rubber	9	92 823	371	.4	Z	X
2464	Mechanical rubber goods	27	32 573	244	.7	Z	X
2466	Industrial supplies, n.e.c.	74	244 788	18 463	7.5	.1	X
2630	Other transportation equipment and supplies	19	117 815	7 560	6.4	Z	X
5330	Chemicals and allied products (excluding agricultural, plastics, gases, and petroleum)	23	53 484	2 168	4.1	Z	X
5400	Petroleum products	79	426 429	16 809	3.9	.1	X
5800	Farm supplies	10	39 048	3 490	8.9	Z	10.8
5812	Feeds (poultry and livestock) not mixed on location	10	39 048	3 490	8.9	Z	X
6000	Paint, paint supplies, and wallpaper	16	50 944	4 437	8.7	Z	X
9700	Service receipts and labor charges (including installed parts)	2 499	22 165 967	3 156 462	14.2	10.0	72.0
9701	Labor charges for repair work	2 400	21 674 001	1 717 180	7.9	5.4	X
9702	Parts installed in repair work	1 925	17 751 375	1 366 642	7.7	4.3	X
9703	Other service receipts and labor charges—Specify	367	2 685 904	72 633	2.7	.2	X
9720	Receipts for service contracts	87	968 694	52 565	5.4	.2	X
9740	Receipts for installing equipment	13	107 797	12 273	11.4	Z	X
9810	Miscellaneous commodities	217	1 054 301	88 533	8.4	.3	X
9940	Rental and leasing receipts	1 795	16 870 859	2 130 601	12.6	6.8	X
9980	Receipts for machine shop job work	7	7 793	165	2.1	Z	X
42182	Farm & garden machinery & equipment wholesaler	9 312	X	30 536 605	X	100.0	75.4
0100	New and used automobiles, motorcycles, etc.	246	852 728	70 618	8.3	.2	5.1
0112	Used automobiles	72	218 086	5 849	2.7	Z	X
0113	Motorcycles	35	65 052	1 523	2.3	Z	X
0114	Motorscooters, mopeds, snowmobiles, and utility trailers	166	593 786	60 645	10.2	.2	X
0120	Buses, campers, and motor homes	9	26 258	6 905	26.3	Z	20.1
0122	Motor homes, car trailers, and campers	8	23 610	5 846	24.8	Z	X
0130	Light trucks and vans (14,000 lb or less)	166	402 917	43 036	10.7	.1	.8
0131	New light trucks	156	375 231	28 647	7.6	.1	X
0132	Used light trucks	156	375 231	12 755	3.4	Z	X
0140	Medium trucks and tractors (14,001 to 26,000 lb)	152	476 599	28 945	6.1	.1	X
0150	Heavy trucks and tractors (over 26,000 lb)	49	229 191	16 812	7.3	.1	3.3
0152	New heavy truck tractors	22	80 744	6 648	8.2	Z	X
0155	Used heavy trucks, tractors, and trailers	22	80 744	3 877	4.8	Z	X

See footnotes at end of table.

Table 3. Merchant Wholesalers by Kind of Business and Commodity Line: 1997—Con.

[Includes only establishments with payroll. For meaning of abbreviations and symbols, see introductory text. For explanation of terms, see Appendix A]

NAICS code and CL code	Kind of business and commodity line	Establishments handling commodity line		Commodity line sales			Sales coverage percent
		Number	Total sales (\$1,000)	Amount ¹ (\$1,000)	As percent of total sales of—		
					Establishments handling line	Establishments in NAICS industry ¹	
42182	Farm & garden machinery & equipment whsle—Con.						
0200	New and rebuilt automotive parts and supplies	580	1 987 005	247 000	12.4	.8	2.5
0211	Batteries	263	1 439 777	15 772	1.1	.1	X
0212	Engines (complete)	122	250 232	8 632	3.5	Z	X
0213	Electrical engine parts (including ignition parts)	141	361 395	9 812	2.7	Z	X
0214	Brake parts (including fluid and all disk and drum parts)	17	240 683	13 393	5.6	Z	X
0215	Exhaust system parts	9	103 053	1 583	1.5	Z	X
0217	Hoses, belts, gaskets, and wiper blades	126	260 268	19 303	7.4	.1	X
0218	Filters (oil, air, gas, and transmission)	15	120 077	3 783	3.2	Z	X
0219	Engine parts, except electrical	144	416 507	34 713	8.3	.1	X
0222	Suspension parts (shocks, struts, balljoints, etc.)	17	240 683	3 325	1.4	Z	X
0223	Parts, n.e.c.	432	668 274	135 431	20.3	.4	X
0224	Accessories	128	139 624	1 254	.9	Z	X
0300	Tires and tubes	542	1 810 457	39 810	2.2	.1	.1
0312	Recapped and used tires and repair materials	471	1 255 529	26 221	2.1	.1	X
0740	Other construction materials	68	187 322	19 311	10.3	.1	5.4
0742	Prefabricated buildings and structural assemblies (nonwood)	10	58 835	10 487	17.8	Z	X
0744	Construction materials, n.e.c. (including wire fence and construction paper)	6	47 995	3 149	6.6	Z	X
1120	Flat iron and steel products	19	67 930	2 757	4.1	Z	7.0
1121	Plates	6	10 270	859	8.4	Z	X
1140	Iron and steel wire and wire products	8	49 793	6 678	13.4	Z	X
1150	Iron and steel pipe and tubing	25	73 483	6 033	8.2	Z	X
1220	Aluminum shapes, forms, etc.	6	7 162	562	7.8	Z	X
1400	Electrical apparatus and equipment	234	383 439	34 333	9.0	.1	11.5
1413	Motors and generators (including motor-generator sets)	148	175 364	6 846	3.9	Z	X
1417	Exterior wiring and cable (excluding conduit)	78	168 181	16 367	9.7	.1	X
1500	Electrical appliances, household	54	203 942	9 878	4.8	Z	X
1600	Electronic parts and equipment, except communication	11	20 991	2 556	12.2	Z	X
1700	Hardware	548	1 506 193	76 977	5.1	.3	3.3
1711	Hand tools (including power driven)	463	1 250 786	45 734	3.7	.2	X
1712	Bolts, nuts, rivets, and fasteners	493	1 342 237	25 158	1.9	.1	X
1713	Cutlery	61	217 797	6 045	2.8	Z	X
1800	Plumbing and heating equipment and supplies (hydronics)	167	514 408	46 588	9.1	.2	10.1
1811	Plastic pipe fittings and valves (excluding pipe and tubing)	112	332 792	12 177	3.7	Z	X
1812	Metal pipe fittings and valves (excluding pipe and tubing)	114	359 786	12 140	3.4	Z	X
1813	Plumbing fixtures	39	157 776	4 349	2.8	Z	X
1814	Furnaces, stoves, water heaters (except electric and warm air)	37	176 404	14 091	8.0	Z	X
1815	Boilers, radiators, and convectors	29	81 499	2 817	3.5	Z	X
1818	Other plumbing and heating equipment and supplies	10	76 277	977	1.3	Z	X
1900	Warm air heating and air-conditioning equipment and supplies	63	169 596	9 952	5.9	Z	5.4
1916	Air cleaning and filtration systems	25	88 871	8 024	9.0	Z	X
2100	Construction and mining machinery and equipment (including parts and attachments)	755	3 068 084	420 542	13.7	1.4	3.6
2111	New off-highway wheel and track-laying tractors	149	486 579	18 658	3.8	.1	X
2112	New power cranes, draglines, and shovels	93	808 555	6 716	.8	Z	X
2114	New tractor shovel loaders	359	1 729 103	101 178	5.9	.3	X
2115	New graders, rollers, and off-highway trucks	93	808 555	13 439	1.7	Z	X
2116	New mining machinery	150	1 058 567	28 341	2.7	.1	X
2117	Other new construction and mining, logging, and road maintenance machinery, equipment, and parts	378	2 074 923	166 143	8.0	.5	X
2118	Used construction and mining machinery and equipment	455	1 869 335	84 746	4.5	.3	X
2200	Farm machinery, equipment, and parts	8 740	28 255 136	22 054 246	78.1	72.2	68.5
2211	New tractors (farm)	5 177	21 058 752	5 603 689	26.6	18.4	X
2212	New harvesting machinery	4 153	17 411 898	2 853 941	16.4	9.3	X
2213	New land preparation, planting, and cultivating machinery	3 725	15 562 717	1 581 247	10.2	5.2	X
2214	New dairy farm and barn equipment	826	1 968 915	384 277	19.5	1.3	X
2215	New irrigation equipment	1 546	4 197 961	2 178 558	51.9	7.1	X
2216	Other new farm machinery and equipment	5 554	19 598 611	3 941 866	20.1	12.9	X
2218	Used farm machinery and equipment	6 084	21 236 854	5 510 670	25.9	18.0	X
2220	Garden machinery, equipment, and parts	4 258	17 510 646	3 519 845	20.1	11.5	67.7
2221	New power lawn mowers	3 152	13 544 369	1 409 380	10.4	4.6	X
2222	Other new lawn and garden machinery and equipment	2 387	9 966 138	1 886 055	18.9	6.2	X
2223	Used garden machinery and equipment	2 380	9 810 805	224 407	2.3	.7	X
2300	Hydraulic and pneumatic (fluid-power) pumps, motors, and parts	9	28 143	2 060	7.3	Z	75.4
2313	Parts for pumps and motors	6	20 389	1 638	8.0	Z	X
2320	General-purpose industrial machinery, equipment, and parts	605	2 475 342	286 137	11.6	.9	3.3
2321	New pumps, compressors (air or gas), and equipment	307	1 522 174	170 007	11.2	.6	X
2323	New diesel engines (excluding automotive)	47	1 118 391	4 327	3.7	Z	X
2326	New controlling, recording, and indicating instruments and access	74	161 706	35 721	22.1	.1	X
2327	All other new general-purpose industrial machinery and equipment	103	440 755	51 918	11.8	.2	X
2328	Used general-purpose industrial machinery and equipment	97	253 119	24 164	9.5	.1	X
2330	Metalworking machinery, equipment, and parts	14	26 594	4 097	15.4	Z	X
2340	Materials handling machinery, equipment, and parts	27	66 930	16 755	25.0	.1	64.1
2341	New conveying equipment	15	38 523	9 693	25.2	Z	X
2343	New forklift trucks	9	17 930	3 273	18.3	Z	X
2345	Used materials handling machinery, equipment, and parts	14	25 999	1 696	6.5	Z	X
2360	Other industrial machinery, equipment, and parts	12	45 530	16 403	36.0	.1	X
2460	Other industrial supplies	6	48 279	1 086	2.2	Z	X
2700	Sporting and recreational goods and supplies	118	510 516	37 789	7.4	.1	7.7
2715	Athletic equipment and accessories	94	437 478	34 424	7.9	.1	X
2718	Other sporting and recreational goods (go carts, bait, etc.)	7	27 129	1 440	5.3	Z	X
3120	Forest products, except lumber (including cordwood, hewn posts, poles, and ties)	15	67 222	2 978	4.4	Z	X
3800	Men's and boys' wear	16	55 783	2 492	4.5	Z	X
4000	Footwear	7	12 869	378	2.9	Z	X

See footnotes at end of table.

Table 3. Merchant Wholesalers by Kind of Business and Commodity Line: 1997—Con.

[Includes only establishments with payroll. For meaning of abbreviations and symbols, see introductory text. For explanation of terms, see Appendix A]

NAICS code and CL code	Kind of business and commodity line	Establishments handling commodity line		Commodity line sales			Sales coverage percent
		Number	Total sales (\$1,000)	Amount ¹ (\$1,000)	As percent of total sales of—		
					Establishments handling line	Establishments in NAICS industry ¹	
42182	Farm & garden machinery & equipment whse—Con.						
4860	Other grocery specialties	16	22 483	2 047	9.1	Z	7.4
4867	Pet foods	15	16 774	734	4.4	Z	X
5300	Plastics materials and basic shapes	10	49 980	5 730	11.5	Z	X
5330	Chemicals and allied products (excluding agricultural, plastics, gases, and petroleum)	122	387 013	36 106	9.3	.	X
5400	Petroleum products	444	1 400 073	31 841	2.3	.1	.8
5418	Lubricating oil and greases	442	1 372 889	30 317	2.2	.1	X
5800	Farm supplies	1 406	4 662 572	505 494	10.8	1.7	2.7
5811	Hay, straw, and alfalfa	40	90 423	91	.1	Z	X
5812	Feeds (poultry and livestock) not mixed on location	371	1 358 959	108 344	8.0	.4	X
5813	Prepared feeds (poultry and livestock) mixed on location	118	319 798	25 757	8.1	.1	X
5814	Weed killers, soil sterilizers, and soil conditioners	150	539 170	25 545	4.7	.1	X
5815	Insecticides, fungicides, and pesticides	252	791 547	44 176	5.6	.1	X
5816	Other agricultural chemicals and fertilizers	481	1 599 428	187 148	11.7	.6	X
5817	Seeds and bulbs	398	1 268 735	47 428	3.7	.2	X
5818	Other farm supplies (including harness and saddlery equipment)	335	717 092	67 005	9.3	.2	X
6000	Paint, paint supplies, and wallpaper	158	676 818	7 799	1.2	Z	.1
6011	Architectural coatings (enamels, primers, stains, solvents, and lacquers)	136	571 227	6 346	1.1	Z	X
6110	Flowers and florists' supplies	51	130 327	27 712	21.3	.1	X
9700	Service receipts and labor charges (including installed parts)	5 359	19 558 521	2 454 956	12.6	8.0	73.1
9701	Labor charges for repair work	5 166	19 211 498	1 282 372	6.7	4.2	X
9702	Parts installed in repair work	4 097	15 687 043	1 076 713	6.9	3.5	X
9703	Other service receipts and labor charges—Specify	865	3 836 538	95 847	2.5	.3	X
9720	Receipts for service contracts	115	453 894	16 641	3.7	.1	X
9740	Receipts for installing equipment	37	46 246	4 710	10.2	Z	X
9810	Miscellaneous commodities	513	1 895 116	168 523	8.9	.6	X
9940	Rental and leasing receipts	1 550	7 341 772	202 678	2.8	.7	X
9980	Receipts for machine shop job work	8	17 830	950	5.3	Z	X
421820	Farm & garden machinery & equipment whse	9 312	X	30 536 605	X	100.0	75.4
0100	New and used automobiles, motorcycles, etc.	246	852 728	70 618	8.3	.2	5.1
0112	Used automobiles	72	218 086	5 849	2.7	Z	X
0113	Motorcycles	35	65 052	1 523	2.3	Z	X
0114	Motorscooters, mopeds, snowmobiles, and utility trailers	166	593 786	60 645	10.2	.2	X
0120	Buses, campers, and motor homes	9	26 258	6 905	26.3	Z	20.1
0122	Motor homes, car trailers, and campers	8	23 610	5 846	24.8	Z	X
0130	Light trucks and vans (14,000 lb or less)	166	402 917	43 036	10.7	.1	.8
0131	New light trucks	156	375 231	28 647	7.6	.1	X
0132	Used light trucks	156	375 231	12 755	3.4	Z	X
0140	Medium trucks and tractors (14,001 to 26,000 lb)	152	476 599	28 945	6.1	.1	X
0150	Heavy trucks and tractors (over 26,000 lb)	49	229 191	16 812	7.3	.1	3.3
0152	New heavy truck tractors	22	80 744	6 648	8.2	Z	X
0155	Used heavy trucks, tractors, and trailers	22	80 744	3 877	4.8	Z	X
0200	New and rebuilt automotive parts and supplies	580	1 987 005	247 000	12.4	.8	2.5
0211	Batteries	263	1 439 777	15 772	1.1	.1	X
0212	Engines (complete)	122	250 232	8 632	3.5	Z	X
0213	Electrical engine parts (including ignition parts)	141	361 395	9 812	2.7	Z	X
0214	Brake parts (including fluid and all disk and drum parts)	17	240 683	13 393	5.6	Z	X
0215	Exhaust system parts	9	103 053	1 583	1.5	Z	X
0217	Hoses, belts, gaskets, and wiper blades	126	260 268	19 303	7.4	.1	X
0218	Filters (oil, air, gas, and transmission)	15	120 077	3 783	3.2	Z	X
0219	Engine parts, except electrical	144	416 507	34 713	8.3	.1	X
0222	Suspension parts (shocks, struts, balljoints, etc.)	17	240 683	3 325	1.4	Z	X
0223	Parts, n.e.c.	432	668 274	135 431	20.3	.4	X
0224	Accessories	128	139 624	1 254	.9	Z	X
0300	Tires and tubes	542	1 810 457	39 810	2.2	.1	.1
0312	Recapped and used tires and repair materials	471	1 255 529	26 221	2.1	.1	X
0740	Other construction materials	68	187 322	19 311	10.3	.1	5.4
0742	Prefabricated buildings and structural assemblies (nonwood)	10	58 835	10 487	17.8	Z	X
0744	Construction materials, n.e.c. (including wire fence and construction paper)	6	47 995	3 149	6.6	Z	X
1120	Flat iron and steel products	19	67 930	2 757	4.1	Z	7.0
1121	Plates	6	10 270	859	8.4	Z	X
1140	Iron and steel wire and wire products	8	49 793	6 678	13.4	Z	X
1150	Iron and steel pipe and tubing	25	73 483	6 033	8.2	Z	X
1220	Aluminum shapes, forms, etc.	6	7 162	562	7.8	Z	X
1400	Electrical apparatus and equipment	234	383 439	34 333	9.0	.1	11.5
1413	Motors and generators (including motor-generator sets)	148	175 364	6 846	3.9	Z	X
1417	Exterior wiring and cable (excluding conduit)	78	168 181	16 367	9.7	.1	X
1500	Electrical appliances, household	54	203 942	9 878	4.8	Z	X
1600	Electronic parts and equipment, except communication	11	20 991	2 556	12.2	Z	X
1700	Hardware	548	1 506 193	76 977	5.1	.3	3.3
1711	Hand tools (including power driven)	463	1 250 786	45 734	3.7	.2	X
1712	Bolts, nuts, rivets, and fasteners	493	1 342 237	25 158	1.9	.1	X
1713	Cutlery	61	217 797	6 045	2.8	Z	X
1800	Plumbing and heating equipment and supplies (hydronics)	167	514 408	46 588	9.1	.2	10.1
1811	Plastic pipe fittings and valves (excluding pipe and tubing)	112	332 792	12 177	3.7	Z	X
1812	Metal pipe fittings and valves (excluding pipe and tubing)	114	359 786	12 140	3.4	Z	X
1813	Plumbing fixtures	39	157 776	4 349	2.8	Z	X
1814	Furnaces, stoves, water heaters (except electric and warm air)	37	176 404	14 091	8.0	Z	X
1815	Boilers, radiators, and convectors	29	81 499	2 817	3.5	Z	X
1818	Other plumbing and heating equipment and supplies	10	76 277	977	1.3	Z	X

See footnotes at end of table.

Table 3. Merchant Wholesalers by Kind of Business and Commodity Line: 1997—Con.

[Includes only establishments with payroll. For meaning of abbreviations and symbols, see introductory text. For explanation of terms, see Appendix A]

NAICS code and CL code	Kind of business and commodity line	Establishments handling commodity line		Commodity line sales			Sales coverage percent
		Number	Total sales (\$1,000)	Amount ¹ (\$1,000)	As percent of total sales of—		
					Establishments handling line	Establishments in NAICS industry ¹	
421820	Farm & garden machinery & equipment whse—Con.						
1900	Warm air heating and air-conditioning equipment and supplies	63	169 596	9 952	5.9	Z	5.4
1916	Air cleaning and filtration systems	25	88 871	8 024	9.0	Z	X
2100	Construction and mining machinery and equipment (including parts and attachments)	755	3 068 084	420 542	13.7	1.4	3.6
2111	New off-highway wheel and track-laying tractors	149	486 579	18 658	3.8	.	X
2112	New power cranes, draglines, and shovels	93	808 555	6 716	.8	Z	X
2114	New tractor shovel loaders	359	1 729 103	101 178	5.9	.3	X
2115	New graders, rollers, and off-highway trucks	93	808 555	13 439	1.7	Z	X
2116	New mining machinery	150	1 058 567	28 341	2.7	.1	X
2117	Other new construction and mining, logging, and road maintenance machinery, equipment, and parts	378	2 074 923	166 143	8.0	.5	X
2118	Used construction and mining machinery and equipment	455	1 869 335	84 746	4.5	.3	X
2200	Farm machinery, equipment, and parts	8 740	28 255 136	22 054 246	78.1	72.2	68.5
2211	New tractors (farm)	5 177	21 058 752	5 603 689	26.6	18.4	X
2212	New harvesting machinery	4 153	17 411 898	2 853 941	16.4	9.3	X
2213	New land preparation, planting, and cultivating machinery	3 725	15 562 717	1 581 247	10.2	5.2	X
2214	New dairy farm and barn equipment	826	1 968 915	384 277	19.5	1.3	X
2215	New irrigation equipment	1 546	4 197 961	2 178 558	51.9	7.1	X
2216	Other new farm machinery and equipment	5 554	19 598 611	3 941 866	20.1	12.9	X
2218	Used farm machinery and equipment	6 084	21 236 854	5 510 670	25.9	18.0	X
2220	Garden machinery, equipment, and parts	4 258	17 510 646	3 519 845	20.1	11.5	67.7
2221	New power lawn mowers	3 152	13 544 369	1 409 380	10.4	4.6	X
2222	Other new lawn and garden machinery and equipment	2 387	9 966 138	1 886 055	18.9	6.2	X
2223	Used garden machinery and equipment	2 380	9 810 805	224 407	2.3	.7	X
2300	Hydraulic and pneumatic (fluid-power) pumps, motors, and parts	9	28 143	2 060	7.3	Z	75.4
2313	Parts for pumps and motors	6	20 389	1 638	8.0	Z	X
2320	General-purpose industrial machinery, equipment, and parts	605	2 475 342	286 137	11.6	.9	3.3
2321	New pumps, compressors (air or gas), and equipment	307	1 522 174	170 007	11.2	.6	X
2323	New diesel engines (excluding automotive)	47	1 118 391	4 327	3.7	.	X
2326	New controlling, recording, and indicating instruments and access	74	161 706	35 721	22.1	.1	X
2327	All other new general-purpose industrial machinery and equipment	103	440 755	51 918	11.8	.2	X
2328	Used general-purpose industrial machinery and equipment	97	253 119	24 164	9.5	.1	X
2330	Metalworking machinery, equipment, and parts	14	26 594	4 097	15.4	Z	X
2340	Materials handling machinery, equipment, and parts	27	66 930	16 755	25.0	.1	64.1
2341	New conveying equipment	15	38 523	9 693	25.2	Z	X
2343	New forklift trucks	9	17 930	3 273	18.3	Z	X
2345	Used materials handling machinery, equipment, and parts	14	25 999	1 696	6.5	Z	X
2360	Other industrial machinery, equipment, and parts	12	45 530	16 403	36.0	.1	X
2460	Other industrial supplies	6	48 279	1 086	2.2	Z	X
2700	Sporting and recreational goods and supplies	118	510 516	37 789	7.4	.1	7.7
2715	Athletic equipment and accessories	94	437 478	34 424	7.9	.1	X
2718	Other sporting and recreational goods (go carts, bait, etc.)	7	27 129	1 440	5.3	Z	X
3120	Forest products, except lumber (including cordwood, hewn posts, poles, and ties)	15	67 222	2 978	4.4	Z	X
3800	Men's and boys' wear	16	55 783	2 492	4.5	Z	X
4000	Footwear	7	12 869	378	2.9	Z	X
4860	Other grocery specialties	16	22 483	2 047	9.1	Z	7.4
4867	Pet foods	15	16 774	734	4.4	Z	X
5300	Plastics materials and basic shapes	10	49 980	5 730	11.5	Z	X
5330	Chemicals and allied products (excluding agricultural, plastics, gases, and petroleum)	122	387 013	36 106	9.3	.1	X
5400	Petroleum products	444	1 400 073	31 841	2.3	.1	.8
5418	Lubricating oil and greases	442	1 372 889	30 317	2.2	.1	X
5800	Farm supplies	1 406	4 662 572	505 494	10.8	1.7	2.7
5811	Hay, straw, and alfalfa	40	90 423	91	.1	Z	X
5812	Feeds (poultry and livestock) not mixed on location	371	1 358 959	108 344	8.0	.4	X
5813	Prepared feeds (poultry and livestock) mixed on location	118	319 798	25 757	8.1	.1	X
5814	Weed killers, soil sterilizers, and soil conditioners	150	539 170	25 545	4.7	.1	X
5815	Insecticides, fungicides, and pesticides	252	791 547	44 176	5.6	.1	X
5816	Other agricultural chemicals and fertilizers	481	1 599 428	187 148	11.7	.6	X
5817	Seeds and bulbs	398	1 268 735	47 428	3.7	.2	X
5818	Other farm supplies (including harness and saddlery equipment)	335	717 092	67 005	9.3	.2	X
6000	Paint, paint supplies, and wallpaper	158	676 818	7 799	1.2	Z	.1
6011	Architectural coatings (enamels, primers, stains, solvents, and lacquers)	136	571 227	6 346	1.1	Z	X
6110	Flowers and florists' supplies	51	130 327	27 712	21.3	.1	X
9700	Service receipts and labor charges (including installed parts)	5 359	19 558 521	2 454 956	12.6	8.0	73.1
9701	Labor charges for repair work	5 166	19 211 498	1 282 372	6.7	4.2	X
9702	Parts installed in repair work	4 097	15 687 043	1 076 713	6.9	3.5	X
9703	Other service receipts and labor charges—Specify	865	3 836 538	95 847	2.5	.3	X
9720	Receipts for service contracts	115	453 894	16 641	3.7	.1	X
9740	Receipts for installing equipment	37	46 246	4 710	10.2	Z	X
9810	Miscellaneous commodities	513	1 895 116	168 523	8.9	.6	X
9940	Rental and leasing receipts	1 550	7 341 772	202 678	2.8	.7	X
9980	Receipts for machine shop job work	8	17 830	950	5.3	Z	X
4218201	Farm machinery & equipment—farm dealers	6 789	X	21 521 310	X	100.0	76.8
0100	New and used automobiles, motorcycles, etc.	233	771 404	59 130	7.7	.3	2.2
0112	Used automobiles	72	218 086	5 849	2.7	Z	X
0113	Motorcycles	35	65 052	1 523	2.3	Z	X
0114	Motorscooters, mopeds, snowmobiles, and utility trailers	161	553 318	51 758	9.4	.2	X
0120	Buses, campers, and motor homes	8	23 610	5 846	24.8	Z	22.8
0122	Motor homes, car trailers, and campers	8	23 610	5 846	24.8	Z	X

See footnotes at end of table.

Table 3. Merchant Wholesalers by Kind of Business and Commodity Line: 1997—Con.

[Includes only establishments with payroll. For meaning of abbreviations and symbols, see introductory text. For explanation of terms, see Appendix A]

NAICS code and CL code	Kind of business and commodity line	Establishments handling commodity line		Commodity line sales			Sales coverage percent
		Number	Total sales (\$1,000)	Amount ¹ (\$1,000)	As percent of total sales of—		
					Establishments handling line	Establishments in NAICS industry ¹	
4218201	Farm machinery & equipment—farm dealers—Con.						
0130	Light trucks and vans (14,000 lb or less)	156	375 231	41 402	11.0	.2	.9
0131	New light trucks	156	375 231	28 647	7.6	.1	X
0132	Used light trucks	156	375 231	12 755	3.4	.1	X
0140	Medium trucks and tractors (14,001 to 26,000 lb)	134	421 684	23 417	5.6	.1	X
0150	Heavy trucks and tractors (over 26,000 lb)	26	143 848	6 153	4.3	Z	X
0200	New and rebuilt automotive parts and supplies	476	1 555 325	138 535	8.9	.6	1.4
0211	Batteries	236	1 316 752	11 934	.9	.1	X
0212	Engines (complete)	117	157 215	7 867	5.0	Z	X
0213	Electrical engine parts (including ignition parts)	118	103 696	2 055	2.0	Z	X
0217	Hoses, belts, gaskets, and wiper blades	117	157 215	15 737	10.0	.1	X
0219	Engine parts, except electrical	117	157 215	23 606	15.0	.1	X
0223	Parts, n.e.c.	358	395 785	76 218	19.3	.4	X
0224	Accessories	122	134 868	1 118	.8	Z	X
0300	Tires and tubes	471	1 255 529	26 221	2.1	.1	.2
0312	Recapped and used tires and repair materials	471	1 255 529	26 221	2.1	.1	X
0740	Other construction materials	52	80 492	5 675	7.1	Z	X
1120	Flat iron and steel products	6	10 270	859	8.4	Z	45.9
1121	Plates	6	10 270	859	8.4	Z	X
1150	Iron and steel pipe and tubing	13	13 142	630	4.8	Z	X
1400	Electrical apparatus and equipment	148	175 364	6 846	3.9	Z	1.0
1413	Motors and generators (including motor-generator sets)	148	175 364	6 846	3.9	Z	X
1500	Electrical appliances, household	46	149 670	8 125	5.4	Z	X
1700	Hardware	476	1 261 187	47 534	3.8	.2	.8
1711	Hand tools (including power driven)	427	1 102 959	20 862	1.9	.1	X
1712	Bolts, nuts, rivets, and fasteners	427	1 102 959	20 862	1.9	.1	X
1713	Cutlery	49	158 228	5 770	3.6	Z	X
1800	Plumbing and heating equipment and supplies (hydronics)	75	202 010	14 097	7.0	.1	4.2
1811	Plastic pipe fittings and valves (excluding pipe and tubing)	75	202 010	7 032	3.5	Z	X
1812	Metal pipe fittings and valves (excluding pipe and tubing)	75	202 010	7 032	3.5	Z	X
1900	Warm air heating and air-conditioning equipment and supplies	38	80 725	1 928	2.4	Z	X
2100	Construction and mining machinery and equipment (including parts and attachments)	540	2 152 611	191 340	8.9	.9	3.2
2111	New off-highway wheel and track-laying tractors	114	298 842	9 866	3.3	Z	X
2112	New power cranes, draglines, and shovels	59	659 322	3 932	.6	Z	X
2114	New tractor shovel loaders	223	1 127 516	44 448	3.9	.2	X
2115	New graders, rollers, and off-highway trucks	59	659 322	7 848	1.2	Z	X
2116	New mining machinery	116	909 334	19 960	2.2	.1	X
2117	Other new construction and mining, logging, and road maintenance machinery, equipment, and parts	275	1 521 683	69 126	4.5	.3	X
2118	Used construction and mining machinery and equipment	317	1 270 841	36 158	2.8	.2	X
2200	Farm machinery, equipment, and parts	6 789	21 521 310	16 539 514	76.9	76.9	71.3
2211	New tractors (farm)	4 774	18 833 905	4 490 036	23.8	20.9	X
2212	New harvesting machinery	3 865	16 255 155	2 573 926	15.8	12.0	X
2213	New land preparation, planting, and cultivating machinery	3 358	14 271 917	1 228 213	8.6	5.7	X
2214	New dairy farm and barn equipment	725	1 673 597	315 471	18.9	1.5	X
2215	New irrigation equipment	778	2 278 213	706 113	31.0	3.3	X
2216	Other new farm machinery and equipment	4 690	15 915 872	2 207 974	13.9	10.3	X
2218	Used farm machinery and equipment	5 520	19 487 589	5 017 784	25.7	23.3	X
2220	Garden machinery, equipment, and parts	3 327	13 608 665	1 058 256	7.8	4.9	71.8
2221	New power lawn mowers	2 648	11 362 288	618 787	5.4	2.9	X
2222	Other new lawn and garden machinery and equipment	1 615	6 496 004	248 302	3.8	1.2	X
2223	Used garden machinery and equipment	2 151	8 919 965	191 167	2.1	.9	X
2320	General-purpose industrial machinery, equipment, and parts	430	1 724 336	175 467	10.2	.8	.8
2321	New pumps, compressors (air or gas), and equipment	214	1 208 158	105 535	8.7	.5	X
2326	New controlling, recording, and indicating instruments and access	74	161 706	35 721	22.1	.2	X
2327	All other new general-purpose industrial machinery and equipment	70	280 298	27 224	9.7	.1	X
2328	Used general-purpose industrial machinery and equipment	74	74 184	6 987	9.4	Z	X
2340	Materials handling machinery, equipment, and parts	10	30 047	9 212	30.7	Z	76.4
2343	New forklift trucks	6	9 054	1 540	17.0	Z	X
2345	Used materials handling machinery, equipment, and parts	6	15 104	1 418	9.4	Z	X
2700	Sporting and recreational goods and supplies	88	351 546	27 497	7.8	.1	2.9
2715	Athletic equipment and accessories	88	351 546	27 497	7.8	.1	X
3800	Men's and boys' wear	14	44 885	1 623	3.6	Z	X
4000	Footwear	6	12 078	175	1.4	Z	X
4860	Other grocery specialties	14	16 537	722	4.4	Z	9.1
4867	Pet foods	14	16 537	722	4.4	Z	X
5330	Chemicals and allied products (excluding agricultural, plastics, gases, and petroleum)	62	176 159	12 841	7.3	.1	X
5400	Petroleum products	398	1 251 626	27 480	2.2	.1	.9
5418	Lubricating oil and greases	398	1 251 626	27 480	2.2	.1	X
5800	Farm supplies	1 290	4 257 615	440 295	10.3	2.0	1.2
5811	Hay, straw, and alfalfa	40	90 423	91	.1	Z	X
5812	Feeds (poultry and livestock) not mixed on location	371	1 358 959	108 344	8.0	.5	X
5813	Prepared feeds (poultry and livestock) mixed on location	118	319 798	25 757	8.1	.1	X
5814	Weed killers, soil sterilizers, and soil conditioners	34	134 213	839	.6	Z	X
5815	Insecticides, fungicides, and pesticides	189	414 662	4 442	1.1	Z	X
5816	Other agricultural chemicals and fertilizers	456	1 594 146	186 812	11.7	.9	X
5817	Seeds and bulbs	352	1 007 373	47 005	4.7	.2	X
5818	Other farm supplies (including harness and saddlery equipment)	335	717 092	67 005	9.3	.3	X
6000	Paint, paint supplies, and wallpaper	136	571 227	6 346	1.1	Z	.2
6011	Architectural coatings (enamels, primers, stains, solvents, and lacquers)	136	571 227	6 346	1.1	Z	X

See footnotes at end of table.

Table 3. Merchant Wholesalers by Kind of Business and Commodity Line: 1997—Con.

[Includes only establishments with payroll. For meaning of abbreviations and symbols, see introductory text. For explanation of terms, see Appendix A]

NAICS code and CL code	Kind of business and commodity line	Establishments handling commodity line		Commodity line sales			Sales coverage percent
		Number	Total sales (\$1,000)	Amount ¹ (\$1,000)	As percent of total sales of—		
					Establishments handling line	Establishments in NAICS industry ¹	
4218201	Farm machinery & equipment—farm dealers—Con.						
6110	Flowers and florists' supplies	17	24 989	1 146	4.6	Z	X
9700	Service receipts and labor charges (including installed parts)	4 793	17 434 016	2 285 616	13.1	10.6	74.9
9701	Labor charges for repair work	4 647	17 204 384	1 197 002	7.0	5.6	X
9702	Parts installed in repair work	3 735	14 243 669	1 003 742	7.0	4.7	X
9703	Other service receipts and labor charges—Specify	783	3 348 479	84 870	2.5	.4	X
9720	Receipts for service contracts	94	421 051	14 357	3.4	.1	X
9740	Receipts for installing equipment	17	18 550	3 296	17.8	Z	X
9810	Miscellaneous commodities	414	1 618 886	138 075	8.5	.6	X
9940	Rental and leasing receipts	1 403	6 672 245	181 996	2.7	.8	X
4218202	Farm machinery & equipment—wholesale distributors	1 891	X	6 437 932	X	100.0	70.9
0100	New and used automobiles, motorcycles, etc.	8	40 856	2 601	6.4	Z	X
0140	Medium trucks and tractors (14,001 to 26,000 lb)	17	50 316	5 485	10.9	.1	X
0150	Heavy trucks and tractors (over 26,000 lb)	22	80 744	10 525	13.0	.2	9.8
0152	New heavy truck tractors	22	80 744	6 648	8.2	.1	X
0155	Used heavy trucks, tractors, and trailers	22	80 744	3 877	4.8	.1	X
0200	New and rebuilt automotive parts and supplies	72	269 321	87 364	32.4	1.4	5.9
0211	Batteries	9	103 053	1 583	1.5	Z	X
0213	Electrical engine parts (including ignition parts)	9	103 053	3 566	3.5	.1	X
0214	Brake parts (including fluid and all disk and drum parts)	9	103 053	6 629	6.4	.1	X
0215	Exhaust system parts	9	103 053	1 583	1.5	Z	X
0217	Hoses, belts, gaskets, and wiper blades	9	103 053	3 566	3.5	.1	X
0218	Filters (oil, air, gas, and transmission)	9	103 053	2 618	2.5	Z	X
0219	Engine parts, except electrical	13	104 646	6 889	6.6	.1	X
0222	Suspension parts (shocks, struts, balljoints, etc.)	9	103 053	1 978	1.9	Z	X
0223	Parts, n.e.c.	68	267 733	58 187	21.7	.9	X
0300	Tires and tubes	64	527 167	13 311	2.5	.2	X
0740	Other construction materials	10	58 835	10 487	17.8	.2	11.2
0742	Prefabricated buildings and structural assemblies (nonwood)	10	58 835	10 487	17.8	.2	X
1120	Flat iron and steel products	9	14 599	1 264	8.7	Z	X
1150	Iron and steel pipe and tubing	8	17 280	3 866	22.4	.1	X
1400	Electrical apparatus and equipment	78	168 181	16 367	9.7	.3	6.2
1417	Exterior wiring and cable (excluding conduit)	78	168 181	16 367	9.7	.3	X
1600	Electronic parts and equipment, except communication	8	19 244	2 120	11.0	Z	X
1700	Hardware	60	185 437	20 840	11.2	.3	1.9
1711	Hand tools (including power driven)	30	93 986	16 860	17.9	.3	X
1712	Bolts, nuts, rivets, and fasteners	60	185 437	3 980	2.1	.1	X
1800	Plumbing and heating equipment and supplies (hydronics)	82	236 121	22 621	9.6	.4	4.3
1811	Plastic pipe fittings and valves (excluding pipe and tubing)	27	54 505	1 348	2.5	Z	X
1812	Metal pipe fittings and valves (excluding pipe and tubing)	29	81 499	2 727	3.3	Z	X
1813	Plumbing fixtures	29	81 499	3 616	4.4	.1	X
1814	Furnaces, stoves, water heaters (except electric and warm air)	27	100 127	12 113	12.1	.2	X
1815	Boilers, radiators, and convectors	29	81 499	2 817	3.5	Z	X
1900	Warm air heating and air-conditioning equipment and supplies	25	88 871	8 024	9.0	.1	10.9
1916	Air cleaning and filtration systems	25	88 871	8 024	9.0	.1	X
2100	Construction and mining machinery and equipment (including parts and attachments)	208	879 609	227 883	25.9	3.5	4.6
2111	New off-highway wheel and track-laying tractors	34	187 737	8 792	4.7	.1	X
2112	New power cranes, draglines, and shovels	33	149 233	2 784	1.9	Z	X
2114	New tractor shovel loaders	136	601 587	56 730	9.4	.9	X
2115	New graders, rollers, and off-highway trucks	33	149 233	5 591	3.7	.1	X
2116	New mining machinery	33	149 233	8 381	5.6	.1	X
2117	Other new construction and mining, logging, and road maintenance machinery, equipment, and parts	103	553 240	97 017	17.5	1.5	X
2118	Used construction and mining machinery and equipment	137	598 494	48 588	8.1	.8	X
2200	Farm machinery, equipment, and parts	1 891	6 437 932	5 441 363	84.5	84.5	60.1
2211	New tractors (farm)	390	2 202 212	1 108 687	50.3	17.2	X
2212	New harvesting machinery	282	1 143 103	278 500	24.4	4.3	X
2213	New land preparation, planting, and cultivating machinery	354	1 245 084	346 645	27.8	5.4	X
2214	New dairy farm and barn equipment	101	295 318	68 806	23.3	1.1	X
2215	New irrigation equipment	750	1 727 145	1 418 242	82.1	22.0	X
2216	Other new farm machinery and equipment	844	3 645 434	1 729 156	47.4	26.9	X
2218	Used farm machinery and equipment	549	1 727 654	491 326	28.4	7.6	X
2220	Garden machinery, equipment, and parts	299	1 324 618	165 100	12.5	2.6	61.6
2221	New power lawn mowers	174	766 508	65 610	8.6	1.0	X
2222	Other new lawn and garden machinery and equipment	223	1 087 898	86 176	7.9	1.3	X
2223	Used garden machinery and equipment	108	571 626	13 311	2.3	.2	X
2320	General-purpose industrial machinery, equipment, and parts	154	633 805	90 133	14.2	1.4	7.0
2321	New pumps, compressors (air or gas), and equipment	82	199 902	47 625	23.8	.7	X
2323	New diesel engines (excluding automotive)	47	118 391	4 327	3.7	.1	X
2327	All other new general-purpose industrial machinery and equipment	24	157 370	21 004	13.3	.3	X
2328	Used general-purpose industrial machinery and equipment	23	178 935	17 177	9.6	.3	X
2330	Metalworking machinery, equipment, and parts	6	7 421	1 773	23.9	Z	X
2340	Materials handling machinery, equipment, and parts	14	32 242	5 890	18.3	.1	56.4
2341	New conveying equipment	11	23 366	3 859	16.5	.1	X
2345	Used materials handling machinery, equipment, and parts	8	10 895	278	2.6	Z	X
2360	Other industrial machinery, equipment, and parts	7	31 808	11 203	35.2	.2	X
2700	Sporting and recreational goods and supplies	14	43 551	1 686	3.9	Z	X
3120	Forest products, except lumber (including cordwood, hewn posts, poles, and ties)	14	59 306	2 962	5.0	Z	X
5330	Chemicals and allied products (excluding agricultural, plastics, gases, and petroleum)	41	101 375	15 401	15.2	.2	X

See footnotes at end of table.

Table 3. Merchant Wholesalers by Kind of Business and Commodity Line: 1997—Con.

[Includes only establishments with payroll. For meaning of abbreviations and symbols, see introductory text. For explanation of terms, see Appendix A]

NAICS code and CL code	Kind of business and commodity line	Establishments handling commodity line		Commodity line sales			Sales coverage percent
		Number	Total sales (\$1,000)	Amount ¹ (\$1,000)	As percent of total sales of—		
					Establishments handling line	Establishments in NAICS industry ¹	
4218202	Farm machinery & equipment—whse distributors—Con.						
5400	Petroleum products	44	121 263	2 837	2.3	Z	.2
5418	Lubricating oil and greases	44	121 263	2 837	2.3	Z	X
5800	Farm supplies	100	289 434	36 299	12.5	.6	5.5
5814	Weed killers, soil sterilizers, and soil conditioners	100	289 434	13 149	4.5	.2	X
5815	Insecticides, fungicides, and pesticides	47	261 362	22 391	8.6	.3	X
5816	Other agricultural chemicals and fertilizers	24	5 282	336	6.4	Z	X
5817	Seeds and bulbs	47	261 362	423	.2	Z	X
6000	Paint, paint supplies, and wallpaper	18	62 530	688	1.1	Z	X
6110	Flowers and florists' supplies	32	105 205	26 548	25.2	.4	X
9700	Service receipts and labor charges (including installed parts)	457	1 611 914	141 530	8.8	2.2	66.9
9701	Labor charges for repair work	421	1 524 645	71 708	4.7	1.1	X
9702	Parts installed in repair work	295	1 088 516	60 273	5.5	.9	X
9703	Other service receipts and labor charges—Specify	73	454 967	9 529	2.1	.1	X
9720	Receipts for service contracts	13	10 364	2 065	19.9	Z	X
9740	Receipts for installing equipment	20	27 696	1 414	5.1	Z	X
9810	Miscellaneous commodities	79	175 509	21 130	12.0	.3	X
9940	Rental and leasing receipts	133	632 933	20 201	3.2	.3	X
4218203	Lawn & garden machinery & equipment whse	632	X	2 577 363	X	100.0	75.2
0200	New and rebuilt automotive parts and supplies	32	162 359	21 101	13.0	.8	7.8
0211	Batteries	18	19 972	2 255	11.3	.1	X
0213	Electrical engine parts (including ignition parts)	14	154 646	4 191	2.7	.2	X
0214	Brake parts (including fluid and all disk and drum parts)	8	137 630	6 764	4.9	.3	X
0218	Filters (oil, air, gas, and transmission)	6	17 024	1 165	6.8	Z	X
0219	Engine parts, except electrical	14	154 646	4 218	2.7	.2	X
0222	Suspension parts (shocks, struts, balljoints, etc.)	8	137 630	1 347	1.0	.1	X
0223	Parts, n.e.c.	6	4 756	1 026	21.6	Z	X
0224	Accessories	6	4 756	136	2.9	Z	X
0300	Tires and tubes	7	27 761	278	1.0	Z	X
0740	Other construction materials	6	47 995	3 149	6.6	.1	6.6
0744	Construction materials, n.e.c. (including wire fence and construction paper)	6	47 995	3 149	6.6	.1	X
1400	Electrical apparatus and equipment	8	39 894	11 120	27.9	.4	X
1700	Hardware	12	59 569	8 603	14.4	.3	59.0
1711	Hand tools (including power driven)	7	53 841	8 012	14.9	.3	X
1712	Bolts, nuts, rivets, and fasteners	7	53 841	316	.6	Z	X
1713	Cutlery	12	59 569	275	.5	Z	X
1800	Plumbing and heating equipment and supplies (hydronics)	10	76 277	9 870	12.9	.4	40.8
1811	Plastic pipe fittings and valves (excluding pipe and tubing)	10	76 277	3 797	5.0	.1	X
1812	Metal pipe fittings and valves (excluding pipe and tubing)	10	76 277	2 381	3.1	.1	X
1813	Plumbing fixtures	10	76 277	733	1.0	Z	X
1814	Furnaces, stoves, water heaters (except electric and warm air)	10	76 277	1 978	2.6	.1	X
1818	Other plumbing and heating equipment and supplies	10	76 277	977	1.3	Z	X
2100	Construction and mining machinery and equipment (including parts and attachments)	7	35 864	1 319	3.7	.1	X
2200	Farm machinery, equipment, and parts	60	295 894	73 369	24.8	2.8	49.1
2211	New tractors (farm)	13	22 635	4 966	21.9	.2	X
2212	New harvesting machinery	6	13 640	1 515	11.1	.1	X
2213	New land preparation, planting, and cultivating machinery	13	45 716	6 389	14.0	.2	X
2215	New irrigation equipment	19	192 603	54 203	28.1	2.1	X
2216	Other new farm machinery and equipment	20	37 305	4 736	12.7	.2	X
2218	Used farm machinery and equipment	14	21 611	1 560	7.2	.1	X
2220	Garden machinery, equipment, and parts	632	2 577 363	2 296 489	89.1	89.1	53.1
2221	New power lawn mowers	329	1 415 573	724 983	51.2	28.1	X
2222	Other new lawn and garden machinery and equipment	549	2 382 236	1 551 577	65.1	60.2	X
2223	Used garden machinery and equipment	121	319 214	19 929	6.2	.8	X
2320	General-purpose industrial machinery, equipment, and parts	21	117 201	20 537	17.5	.8	29.7
2321	New pumps, compressors (air or gas), and equipment	12	114 114	16 847	14.8	.7	X
2327	All other new general-purpose industrial machinery and equipment	10	3 087	3 690	100.0	.1	X
2330	Metalworking machinery, equipment, and parts	6	17 195	1 732	10.1	.1	X
2700	Sporting and recreational goods and supplies	16	115 419	8 606	7.5	.3	27.2
2715	Athletic equipment and accessories	6	85 932	6 927	8.1	.3	X
2718	Other sporting and recreational goods (go carts, bait, etc.)	7	27 129	1 440	5.3	.1	X
5300	Plastics materials and basic shapes	6	43 451	4 674	10.8	.2	X
5330	Chemicals and allied products (excluding agricultural, plastics, gases, and petroleum)	19	109 479	7 864	7.2	.3	X
5800	Farm supplies	16	115 523	28 900	25.0	1.1	53.0
5814	Weed killers, soil sterilizers, and soil conditioners	16	115 523	11 557	10.0	.4	X
5815	Insecticides, fungicides, and pesticides	16	115 523	17 343	15.0	.7	X
9700	Service receipts and labor charges (including installed parts)	109	512 591	27 810	5.4	1.1	61.7
9701	Labor charges for repair work	99	482 469	13 662	2.8	.5	X
9702	Parts installed in repair work	67	354 858	12 698	3.6	.5	X
9703	Other service receipts and labor charges—Specify	9	33 092	1 448	4.4	.1	X
9720	Receipts for service contracts	8	22 479	219	1.0	Z	X
9810	Miscellaneous commodities	20	100 721	9 318	9.3	.4	X
9940	Rental and leasing receipts	14	36 594	481	1.3	Z	X

See footnotes at end of table.

Table 3. Merchant Wholesalers by Kind of Business and Commodity Line: 1997—Con.

[Includes only establishments with payroll. For meaning of abbreviations and symbols, see introductory text. For explanation of terms, see Appendix A]

NAICS code and CL code	Kind of business and commodity line	Establishments handling commodity line		Commodity line sales			Sales coverage percent
		Number	Total sales (\$1,000)	Amount ¹ (\$1,000)	As percent of total sales of—		
					Establishments handling line	Establishments in NAICS industry ¹	
42183	Industrial machinery & equipment whse	28 321	X	97 183 003	X	100.0	76.9
0130	Light trucks and vans (14,000 lb or less)	6	13 222	1 064	8.0	Z	10.2
0133	Vans and cargo vans (new and used)	6	13 222	1 064	8.0	Z	X
0150	Heavy trucks and tractors (over 26,000 lb)	13	49 934	7 142	14.3	Z	X
0200	New and rebuilt automotive parts and supplies	292	1 470 030	189 826	12.9	Z	7.1
0211	Batteries	65	262 731	2 302	.9	Z	X
0212	Engines (complete)	17	114 509	2 147	1.9	Z	X
0213	Electrical engine parts (including ignition parts)	46	170 108	3 263	1.9	Z	X
0214	Brake parts (including fluid and all disk and drum parts)	37	141 155	4 425	3.1	Z	X
0215	Exhaust system parts	42	136 981	2 716	2.0	Z	X
0217	Hoses, belts, gaskets, and wiper blades	57	335 856	5 880	1.8	Z	X
0218	Filters (oil, air, gas, and transmission)	93	385 687	18 797	4.9	Z	X
0219	Engine parts, except electrical	37	193 443	15 764	8.1	Z	X
0221	Body parts and repair materials	7	3 201	269	8.4	Z	X
0222	Suspension parts (shocks, struts, balljoints, etc.)	17	92 228	839	.9	Z	X
0223	Parts, n.e.c.	45	495 525	74 691	15.1	.1	X
0224	Accessories	18	100 963	5 288	5.2	Z	X
0240	Used automotive parts, accessories, and equipment	11	46 305	7 114	15.4	Z	X
0250	Petroleum products marketing equipment	8	97 926	30 208	30.8	Z	X
0300	Tires and tubes	47	129 988	3 517	2.7	Z	8.4
0311	New tires and tubes	39	86 238	1 514	1.8	Z	X
0420	Office and business furniture	19	41 231	11 325	27.5	Z	40.0
0421	New office furniture (wooden and metal)	12	37 388	10 411	27.8	Z	X
0540	Other home furnishings	7	19 998	1 948	9.7	Z	X
0600	Lumber: rough, dressed, and finished	11	13 138	1 713	13.0	Z	38.5
0611	Dimensional lumber (non-treated)	6	5 881	569	9.7	Z	X
0620	Plywood and millwork	20	95 532	12 271	12.8	Z	32.0
0621	Softwood plywood and oriented strand board (OSB)	8	22 777	3 544	15.6	Z	X
0622	Other panels products (including hardwood plywood, waterboard, and particleboard)	7	19 239	2 554	13.3	Z	X
0700	Brick, stone, tile, sand, block, cement, and gravel	8	21 658	2 102	9.7	Z	1.0
0712	Cement and lime	7	9 418	1 859	19.7	Z	X
0720	Roofing, siding, and insulation materials	9	39 173	1 101	2.8	Z	.5
0723	Insulation materials	8	19 597	920	4.7	Z	X
0730	Flat glass and other construction glass (excluding automotive)	6	10 023	2 777	27.7	Z	X
0740	Other construction materials	22	69 705	8 288	11.9	Z	23.3
0742	Prefabricated buildings and structural assemblies (nonwood)	9	11 251	403	3.6	Z	X
0744	Construction materials, n.e.c. (including wire fence and construction paper)	9	42 475	6 316	14.9	Z	X
0800	Photographic equipment and supplies (excluding video)	18	49 229	4 645	9.4	Z	62.7
0813	Photographic film	15	43 354	3 146	7.3	Z	X
0814	Developing supplies (excluding film)	7	2 206	93	4.2	Z	X
0900	Office equipment	57	343 605	63 998	18.6	.1	42.0
0913	Copying machines and equipment	14	184 734	53 974	29.2	.1	X
0915	Mailing, letter handling, and addressing machines	15	52 294	7 720	14.8	Z	X
0920	New computer equipment	239	836 150	77 700	9.3	.1	16.3
0921	Computers	167	466 694	29 912	6.4	Z	X
0924	Other computer peripheral equipment	88	366 675	39 845	10.9	Z	X
0930	Used computer equipment	6	10 073	3 223	32.0	Z	X
0950	Computer software (packaged)	51	202 528	19 022	9.4	Z	X
0960	Restaurant and hotel equipment and supplies	32	70 401	9 154	13.0	Z	X
0970	Store machines and equipment	30	163 035	31 426	19.3	Z	69.7
0972	Other store machines and equipment	29	161 713	30 966	19.1	Z	X
1000	Medical, hospital, and surgical supplies	32	106 817	19 743	18.5	Z	51.9
1013	Other surgical, medical, and hospital supplies	22	88 615	18 948	21.4	Z	X
1050	Other professional equipment and supplies	16	28 771	4 522	15.7	Z	56.5
1057	Professional equipment and supplies, n.e.c.	9	11 208	1 690	15.1	Z	X
1100	Iron and steel products (semifinished)	12	7 278	2 347	32.2	Z	74.1
1113	Rough castings and foundry products	12	7 278	1 165	16.0	Z	X
1116	Other semifinished iron and steel products	10	5 885	1 151	19.6	Z	X
1120	Flat iron and steel products	319	3 138 362	172 319	5.5	.2	1.7
1121	Plates	39	74 500	3 995	5.4	Z	X
1124	Sheets (hot-rolled)	16	304 056	40 329	13.3	Z	X
1126	Sheets (galvanized and coated)	17	1 930 162	67 990	3.5	.1	X
1127	Tin plate and terneplate	17	1 930 162	8 493	.4	Z	X
1128	Fabricated and structural plate products	48	146 843	3 997	2.7	Z	X
1129	Other flat iron and steel products	17	1 930 162	8 493	.4	Z	X
1140	Iron and steel wire and wire products	354	2 549 793	90 668	3.6	.1	1.3
1141	Wire (plain, coated, barbed, and twisted)	14	382 527	27 858	7.3	Z	X
1143	Wire rope, strand, strapping, reinforcement mesh, and bale ties	196	1 822 621	34 535	1.9	Z	X
1150	Iron and steel pipe and tubing	197	517 568	76 586	14.8	.1	10.8
1152	Tubing	32	98 831	10 399	10.5	Z	X
1153	Standard steel pipe	116	348 829	55 147	15.8	.1	X
1154	Other steel pipe	8	28 615	2 284	8.0	Z	X
1160	Other iron and steel products	46	369 033	25 849	7.0	Z	19.3
1163	Bars and bar-size shapes: cold finished	12	250 735	4 259	1.7	Z	X
1165	Structural shapes (excluding bar-size shapes)	11	80 225	3 585	4.5	Z	X
1167	Finished products, n.e.c.	10	73 277	12 310	16.8	Z	X
1180	Stainless steel	17	116 303	4 549	3.9	Z	61.9
1185	Other stainless steel (including tubing)	16	65 444	3 523	5.4	Z	X

See footnotes at end of table.

Table 3. Merchant Wholesalers by Kind of Business and Commodity Line: 1997—Con.

[Includes only establishments with payroll. For meaning of abbreviations and symbols, see introductory text. For explanation of terms, see Appendix A]

NAICS code and CL code	Kind of business and commodity line	Establishments handling commodity line		Commodity line sales			Sales coverage percent
		Number	Total sales (\$1,000)	Amount ¹ (\$1,000)	As percent of total sales of—		
					Establishments handling line	Establishments in NAICS industry ¹	
42183	Industrial machinery & equipment whse—Con.						
1200	Copper and brass	35	139 257	4 497	3.2	Z	57.0
1213	Tubular products (pipes and tubes)	33	135 077	3 454	2.6	Z	X
1220	Aluminum shapes, forms, etc.	16	80 648	4 126	5.1	Z	48.2
1222	Sheets and coils (.006 to .249 inch)	12	72 076	3 237	4.5	Z	X
1230	Other nonferrous metals (magnesium, nickel, tin, lead, zinc, etc., except precious)	89	2 410 926	153 208	6.4	.2	X
1400	Electrical apparatus and equipment	840	4 790 032	430 751	9.0	.4	5.3
1411	Power and distribution transformers	89	781 284	15 773	2.0	Z	X
1412	Switchgear and switchboard apparatus	96	933 635	22 633	2.4	Z	X
1413	Motors and generators (including motor-generator sets)	319	2 330 784	73 026	3.1	.1	X
1414	Conduit, raceway, and fittings	68	248 403	3 413	1.4	Z	X
1415	Electric bulbs (all types)	27	117 117	633	.5	Z	X
1416	Interior wiring (excluding conduit)	24	169 579	7 185	4.2	Z	X
1417	Exterior wiring and cable (excluding conduit)	94	422 824	8 623	2.0	Z	X
1418	Lighting fixtures (residential and commercial)	21	299 790	3 772	1.3	Z	X
1419	Industrial controls	285	1 680 247	81 314	4.8	.1	X
1421	Other electrical apparatus and equipment (including fuses and lightning rods)	222	1 800 013	111 989	6.2	.1	X
1500	Electrical appliances, household	40	128 519	15 665	12.2	Z	21.1
1511	Televisions	13	13 766	526	3.8	Z	X
1512	Radios, stereos, and CD players	9	8 816	416	4.7	Z	X
1513	V.C.R.'s and video cameras	13	13 766	445	3.2	Z	X
1514	Electrical household ranges and ovens	10	61 872	1 641	2.7	Z	X
1515	Refrigerators and freezers, household	14	66 819	1 703	2.5	Z	X
1517	Vacuum cleaners and sewing machines, household	8	14 653	375	2.6	Z	X
1518	Other electrical household appliances (including fans, dishwashers, etc.)	23	92 039	8 245	9.0	Z	X
1600	Electronic parts and equipment, except communication	752	3 429 341	352 610	10.3	.4	6.3
1612	Integrated circuits	82	172 919	5 075	2.9	Z	X
1613	Capacitors and resistors	36	41 215	189	.5	Z	X
1615	Discrete semiconductors, etc.	12	10 809	774	7.2	Z	X
1616	Electronic connectors and other passive electronic parts	107	732 339	63 370	8.7	.1	X
1618	Electronic parts and equipment, n.e.c.	538	2 453 356	173 871	7.1	.2	X
1650	Communication equipment and supplies	125	2 048 393	68 737	3.4	.1	3.2
1651	Telephones	6	20 543	535	2.6	Z	X
1652	Other electronic communication equipment	49	1 630 676	46 073	2.8	Z	X
1653	Other electrical communication equipment	65	1 211 570	18 773	1.5	Z	X
1700	Hardware	939	5 003 254	399 030	8.0	.4	8.6
1711	Hand tools (including power driven)	686	4 023 663	281 455	7.0	.3	X
1712	Bolts, nuts, rivets, and fasteners	308	2 371 529	64 799	2.7	.1	X
1713	Cutlery	130	804 464	13 305	1.7	Z	X
1800	Plumbing and heating equipment and supplies (hydronics)	560	4 217 143	364 965	8.7	.4	4.0
1811	Plastic pipe fittings and valves (excluding pipe and tubing)	252	2 728 771	97 883	3.6	.1	X
1812	Metal pipe fittings and valves (excluding pipe and tubing)	239	2 129 098	120 012	5.6	.1	X
1813	Plumbing fixtures	17	86 901	3 764	4.3	Z	X
1814	Furnaces, stoves, water heaters (except electric and warm air)	83	1 228 964	17 384	1.4	Z	X
1815	Boilers, radiators, and convectors	63	813 456	39 023	4.8	Z	X
1818	Other plumbing and heating equipment and supplies	215	1 487 020	57 332	3.9	.1	X
1900	Warm air heating and air-conditioning equipment and supplies	161	333 583	41 756	12.5	Z	35.8
1911	Furnaces (warm air)	61	83 807	1 853	2.2	Z	X
1912	Central air-conditioning (residential and commercial)	40	76 899	12 001	15.6	Z	X
1914	Heat pumps (residential and commercial)	14	29 759	850	2.9	Z	X
1916	Air cleaning and filtration systems	68	157 147	14 401	9.2	Z	X
1917	Compressors for air-conditioners	41	65 644	2 367	3.6	Z	X
1918	Condensing units for air-conditioners	26	80 146	2 974	3.7	Z	X
1919	Registers, grills, pre-formed ductwork (excluding sheet metal), and duct insulation	52	110 694	6 995	6.3	Z	X
2000	Refrigeration equipment and supplies	67	220 013	24 484	11.1	Z	31.5
2013	Condensing units for commercial refrigerators	12	49 496	798	1.6	Z	X
2014	Refrigerants	44	114 223	7 389	6.5	Z	X
2015	Other refrigeration equipment and supplies	44	135 325	10 635	7.9	Z	X
2100	Construction and mining machinery and equipment (including parts and attachments)	669	2 201 318	285 271	13.0	.3	14.1
2111	New off-highway wheel and track-laying tractors	32	134 952	12 023	8.9	Z	X
2112	New power cranes, draglines, and shovels	35	173 883	28 638	16.5	Z	X
2113	New mixers, pavers, and related equipment	59	95 313	6 131	6.4	Z	X
2114	New tractor shovel loaders	13	58 106	6 687	11.5	Z	X
2115	New graders, rollers, and off-highway trucks	60	183 445	7 285	4.0	Z	X
2116	New mining machinery	33	166 579	3 655	2.2	Z	X
2117	Other new construction and mining, logging, and road maintenance machinery, equipment, and parts	254	739 275	95 881	13.0	.1	X
2118	Used construction and mining machinery and equipment	294	1 029 549	69 153	6.7	.1	X
2200	Farm machinery, equipment, and parts	380	2 090 612	207 520	9.9	.2	14.9
2211	New tractors (farm)	99	872 927	55 878	6.4	.1	X
2212	New harvesting machinery	33	262 236	4 527	1.7	Z	X
2213	New land preparation, planting, and cultivating machinery	71	616 309	16 295	2.6	Z	X
2214	New dairy farm and barn equipment	14	83 613	2 081	2.5	Z	X
2215	New irrigation equipment	34	249 757	6 153	2.5	Z	X
2216	Other new farm machinery and equipment	95	513 633	17 153	3.3	Z	X
2218	Used farm machinery and equipment	75	527 483	14 985	2.8	Z	X
2220	Garden machinery, equipment, and parts	137	2 738 626	142 696	5.2	.1	6.8
2221	New power lawn mowers	69	2 181 647	59 077	2.7	.1	X
2222	Other new lawn and garden machinery and equipment	71	1 819 808	59 802	3.3	.1	X
2223	Used garden machinery and equipment	38	1 412 917	6 871	.5	Z	X
2230	Food-processing machinery, equipment, and parts	1 530	4 308 105	2 663 435	61.8	2.7	70.5
2231	New commercial food-processing machinery (slicers, choppers, baking, etc.)	941	2 765 023	1 634 987	59.1	1.7	X
2232	New packing, packaging, and bottling equipment	627	1 832 274	745 888	40.7	.8	X
2233	Used food-processing machinery and equipment	623	1 375 528	282 537	20.5	.3	X

See footnotes at end of table.

Table 3. Merchant Wholesalers by Kind of Business and Commodity Line: 1997—Con.

[Includes only establishments with payroll. For meaning of abbreviations and symbols, see introductory text. For explanation of terms, see Appendix A]

NAICS code and CL code	Kind of business and commodity line	Establishments handling commodity line		Commodity line sales			Sales coverage percent
		Number	Total sales (\$1,000)	Amount ¹ (\$1,000)	As percent of total sales of—		
					Establishments handling line	Establishments in NAICS industry ¹	
42183	Industrial machinery & equipment whse—Con.						
	Hydraulic and pneumatic (fluid-power) pumps, motors, and parts	3 213	9 697 451	3 162 642	32.6	3.3	64.0
2300	Pumps	2 667	8 147 431	1 552 741	19.1	1.6	X
2311	Motors	1 901	5 768 778	704 321	12.2	.7	X
2312	Parts for pumps and motors	2 194	6 074 586	905 500	14.9	.9	X
2313							
2320	General-purpose industrial machinery, equipment, and parts	10 863	36 647 309	23 852 133	65.1	24.5	56.7
2321	New pumps, compressors (air or gas), and equipment	4 175	15 008 042	5 336 136	35.6	5.5	X
2323	New diesel engines (excluding automotive)	488	2 778 670	1 353 861	48.7	1.4	X
2326	New controlling, recording, and indicating instruments and access	2 346	9 167 307	2 311 638	25.2	2.4	X
2327	All other new general-purpose industrial machinery and equipment	6 353	23 072 150	12 954 281	56.1	13.3	X
2328	Used general-purpose industrial machinery and equipment	2 605	6 407 411	1 896 182	29.6	2.0	X
2330	Metalworking machinery, equipment, and parts	4 077	18 030 481	13 111 708	72.7	13.5	X
2340	Materials handling machinery, equipment, and parts	5 327	21 559 605	11 955 530	55.5	12.3	62.4
2341	New conveying equipment	2 379	10 023 718	3 155 423	31.5	3.2	X
2342	New hoists, cranes, and monorails	1 457	6 505 098	1 262 234	19.4	1.3	X
2343	New forklift trucks	1 835	10 128 770	4 824 186	47.6	5.0	X
2344	New industrial trucks and tractors	434	2 017 345	379 275	18.8	.4	X
2345	Used materials handling machinery, equipment, and parts	2 882	10 304 595	2 334 371	22.7	2.4	X
2350	Oil well, oil refinery, and pipeline machinery, equipment, and supplies	3 153	9 087 237	7 148 331	78.7	7.4	64.0
2351	New oil refining and pipeline machinery, equipment, and supplies	1 244	4 186 918	2 147 937	51.3	2.2	X
2352	New oil field machinery, equipment, and supplies (including drilling bits)	1 983	6 281 078	3 890 921	61.9	4.0	X
2353	Used oil well, oil refinery, and pipeline machinery, equipment, and supplies	1 203	2 548 623	1 109 399	43.5	1.1	X
2360	Other industrial machinery, equipment, and parts	6 710	22 757 188	17 760 044	78.0	18.3	67.2
2361	New metal smelting and refining machinery, and equipment	174	456 488	109 016	23.9	.1	X
2362	New power plant machinery (excluding electrical)	269	898 816	362 359	40.3	.4	X
2363	New printing trades machinery, equipment, and supplies	1 500	5 655 824	4 545 483	80.4	4.7	X
2364	New textile and sewing machinery and equipment	691	3 086 851	2 546 949	82.5	2.6	X
2365	New woodworking machinery	601	1 937 397	1 244 925	64.3	1.3	X
2366	Other new industrial machinery and equipment	3 298	11 412 000	7 555 944	66.2	7.8	X
2367	Used industrial machinery and equipment	1 795	5 352 679	1 395 331	26.1	1.4	X
2370	Mechanical power transmission supplies	411	3 051 525	196 448	6.4	.2	14.4
2371	Bearings and bushings	294	2 606 741	132 541	5.1	.1	X
2372	Other mechanical power transmission supplies	257	853 921	63 875	7.5	.1	X
2380	Industrial valves and fittings (except fluid-power)	961	4 332 473	314 650	7.3	.3	X
2390	Hydraulic and pneumatic (fluid-power) valves	2 274	7 884 621	1 743 300	22.1	1.8	70.7
2391	Hydraulic valves	1 781	6 033 590	852 257	14.1	.9	X
2392	Pneumatic valves	1 590	5 743 314	891 013	15.5	.9	X
2400	Hydraulic and pneumatic cylinders and rotary actuators	1 965	7 621 793	1 665 828	21.9	1.7	69.6
2411	Hydraulic cylinders and rotary actuators	1 531	5 835 605	1 005 529	17.2	1.0	X
2412	Pneumatic cylinders and rotary actuators	1 332	5 234 938	660 278	12.6	.7	X
2420	Hydraulic and pneumatic connectors and assemblies	1 980	8 294 293	1 517 607	18.3	1.6	72.0
2421	Hydraulic and pneumatic connectors	1 707	7 412 233	797 938	10.8	.8	X
2422	Hydraulic and pneumatic assemblies	1 447	6 404 653	719 642	11.2	.7	X
2430	Fluid-power filters, components, accessories, and parts	2 434	8 322 521	1 796 869	21.6	1.8	70.7
2431	Filters	1 936	6 853 759	827 409	12.1	.9	X
2432	Other fluid-power components, accessories, and parts, n.e.c.	1 708	5 911 529	969 436	16.4	1.0	X
2440	Welding supplies (excluding gases)	67	164 862	29 372	17.8	.7	X
2450	Industrial containers and supplies	332	2 876 926	130 860	4.5	.1	2.6
2451	New and reconditioned drums and barrels	51	96 066	775	.8	Z	X
2452	Bottles and bottlers' supplies	44	590 260	27 115	4.6	Z	X
2454	Other industrial containers and supplies	268	2 498 693	96 675	3.9	.1	X
2460	Other industrial supplies	1 213	5 499 191	490 603	8.9	.5	13.7
2461	Printing and duplicating inks	92	208 511	14 893	7.1	Z	X
2462	Abrasives and abrasive materials	709	3 602 995	218 209	6.1	.2	X
2463	Nylon, polyester, and synthetic rubber	115	354 372	5 519	1.6	Z	X
2464	Mechanical rubber goods	157	386 757	22 606	5.8	Z	X
2465	Strapping and tape	262	1 879 458	68 025	3.6	.1	X
2466	Industrial supplies, n.e.c.	484	1 697 674	161 339	9.5	.2	X
2520	Custodial (janitors') equipment and supplies	13	53 899	5 121	9.5	Z	X
2540	Other service establishment equipment and supplies	20	53 760	9 040	16.8	Z	39.5
2542	Service establishment equipment and supplies, n.e.c.	16	44 068	8 419	19.1	Z	X
2600	Aircraft and aeronautical equipment and supplies	11	148 625	17 772	12.0	Z	X
2620	Marine machinery, equipment, and supplies	37	118 576	18 905	15.9	Z	28.1
2622	New marine propulsion machinery and equipment	8	20 882	1 698	8.1	Z	X
2623	New marine supplies	21	61 883	5 815	9.4	Z	X
2630	Other transportation equipment and supplies	146	2 318 448	136 533	5.9	.1	.4
2631	New transportation equipment (excluding automotive)	43	2 042 716	103 563	5.1	.1	X
2632	Used transportation equipment (excluding automotive)	14	531 506	14 009	2.6	Z	X
2700	Sporting and recreational goods and supplies	27	103 858	13 859	13.3	Z	32.8
2713	Billiards, pool, bowling equipment, and accessories	6	43 896	4 430	10.1	Z	X
2714	Camping and fishing equipment and accessories	15	48 185	7 233	15.0	Z	X
2800	Toys and hobby goods and supplies	15	23 557	1 555	6.6	Z	X
2900	Ferrous metal scrap	13	152 136	34 172	22.5	Z	53.1
2911	Prepared ferrous metal scrap (processed by this establishment)	10	151 180	25 739	17.0	Z	X
2920	Nonferrous metal scrap	8	153 439	14 150	9.2	Z	48.6
2921	Aluminum scrap	8	153 439	8 933	5.8	Z	X
2930	Recyclable paper and paperboard	63	158 265	12 054	7.6	Z	X
2940	Recyclable materials, except metal	18	34 767	5 085	14.6	Z	2.1
2945	Other recyclable materials (including rubber and bones)	7	8 963	676	7.5	Z	X

See footnotes at end of table.

Table 3. Merchant Wholesalers by Kind of Business and Commodity Line: 1997—Con.

[Includes only establishments with payroll. For meaning of abbreviations and symbols, see introductory text. For explanation of terms, see Appendix A]

NAICS code and CL code	Kind of business and commodity line	Establishments handling commodity line		Commodity line sales			Sales coverage percent
		Number	Total sales (\$1,000)	Amount ¹ (\$1,000)	As percent of total sales of—		
					Establishments handling line	Establishments in NAICS industry ¹	
42183	Industrial machinery & equipment whse—Con.						
3200	Printing and writing paper	14	27 592	3 355	12.2	Z	39.7
3213	Other printing and writing paper	9	11 115	2 217	19.9	Z	X
3300	Stationery, office supplies and greeting cards	22	30 939	4 259	13.8	Z	X
3400	Industrial and personal services paper and plastics	57	132 083	12 705	9.6	Z	23.1
3411	Paperboard and boxboard boxes	7	23 034	2 412	10.5	Z	X
3413	Industrial paper (wrapping, bags, cartons, etc.)	18	32 738	5 406	16.5	Z	X
3415	Other industrial and personal service paper	9	20 848	406	1.9	Z	X
3500	Drugs, pharmaceuticals, cosmetics, and toiletries	10	14 520	1 076	7.4	Z	27.3
3515	Other toiletries and druggists' sundries	9	14 241	992	7.0	Z	X
3600	Piece goods, knit and woven	12	14 099	1 683	11.9	Z	X
3700	Notions (buttons, ribbons, lace, sewing accessories, zippers, bindings, etc.)	13	22 381	2 573	11.5	Z	X
3800	Men's and boys' wear	8	21 610	4 649	21.5	Z	X
3900	Women's and children's wear	6	14 267	811	5.7	Z	X
4830	Canned foods	6	44 565	2 414	5.4	Z	X
5140	Other farm products, inedible	23	104 901	33 367	31.8	Z	76.9
5143	Farm products, n.e.c.	23	104 901	33 367	31.8	Z	X
5300	Plastics materials and basic shapes	294	2 595 364	121 030	4.7	.1	1.8
5311	Plastic pipes, rods, tubes, and shapes	103	1 022 910	32 074	3.1	Z	X
5312	High pressure laminates	31	215 452	17 943	8.3	Z	X
5313	Plastics raw materials	17	995 790	43 549	4.4	Z	X
5314	Other plastics materials and basic shapes	62	170 127	6 287	3.7	Z	X
5320	Industrial gases (welding, etc.)	55	163 904	37 319	22.8	Z	X
5330	Chemicals and allied products (excluding agricultural, plastics, gases, and petroleum)	830	2 489 278	265 130	10.7	.3	3.7
5331	Gases, compressed and liquified, except L.P.	10	17 214	3 527	20.5	Z	X
5332	Alkalies and chlorine	91	34 706	542	1.6	Z	X
5335	Detergents and soaps	219	697 606	55 461	8.0	.1	X
5336	Sanitation chemicals, polishes, and waxes	32	454 241	19 457	4.3	Z	X
5341	Insecticides, nonagricultural	12	165 477	963	.6	Z	X
5342	Adhesives, sealants, and glues	368	1 114 047	121 281	10.9	.1	X
5344	Other chemicals and allied products	110	553 354	33 411	6.0	Z	X
5400	Petroleum products	62	426 818	36 542	8.6	Z	15.1
5415	No. 2 distillate fuel oil (no. 2 diesel and no. 2 heating oil)	7	182 646	7 478	4.1	Z	X
5418	Lubricating oil and greases	53	214 094	21 205	9.9	Z	X
5800	Farm supplies	28	118 747	7 928	6.7	Z	4.3
5814	Weed killers, soil sterilizers, and soil conditioners	25	116 224	7 530	6.5	Z	X
6000	Paint, paint supplies, and wallpaper	86	325 352	20 462	6.3	Z	1.0
6011	Architectural coatings (enamels, primers, stains, solvents, and lacquers)	8	5 196	31	.6	Z	X
6013	Special purpose coatings (automotive, refinish, marine, traffic coatings) ..	17	44 808	4 655	10.4	Z	X
6014	Paint supplies	9	21 352	340	1.6	Z	X
6150	Nondurable goods, n.e.c.	13	83 104	24 236	29.2	Z	X
9700	Service receipts and labor charges (including installed parts)	6 516	25 618 942	3 558 669	13.9	3.7	72.8
9701	Labor charges for repair work	5 989	23 766 151	2 070 960	8.7	2.1	X
9702	Parts installed in repair work	4 330	16 907 221	1 301 999	7.7	1.3	X
9703	Other service receipts and labor charges—Specify	983	3 807 719	185 669	4.9	.2	X
9720	Receipts for service contracts	905	3 986 980	183 220	4.6	.2	X
9740	Receipts for installing equipment	1 326	4 428 111	298 083	6.7	.3	X
9810	Miscellaneous commodities	876	3 068 791	356 762	11.6	.4	X
9940	Rental and leasing receipts	2 001	9 168 664	929 467	10.1	1.0	.4
9941	Computer rental and leasing receipts	92	33 247	6 270	18.9	Z	X
9942	Photocopying machine rental	93	239 420	20 253	8.5	Z	X
9943	Other office machine rental receipts	339	1 136 967	72 585	6.4	.1	X
9944	Other rental receipts	1 199	7 132 197	761 197	10.7	.8	X
9950	Construction receipts	7	29 572	4 828	16.3	Z	X
9980	Receipts for machine shop job work	8	25 595	3 199	12.5	Z	X
421830	Industrial machinery & equipment whse	28 321	X	97 183 003	X	100.0	76.9
0130	Light trucks and vans (14,000 lb or less)	6	13 222	1 064	8.0	Z	10.2
0133	Vans and cargo vans (new and used)	6	13 222	1 064	8.0	Z	X
0150	Heavy trucks and tractors (over 26,000 lb)	13	49 934	7 142	14.3	Z	X
0200	New and rebuilt automotive parts and supplies	292	1 470 030	189 826	12.9	.2	7.1
0211	Batteries	65	262 731	2 302	.9	Z	X
0212	Engines (complete)	17	114 509	2 147	1.9	Z	X
0213	Electrical engine parts (including ignition parts)	46	170 108	3 263	1.9	Z	X
0214	Brake parts (including fluid and all disk and drum parts)	37	141 155	4 425	3.1	Z	X
0215	Exhaust system parts	42	136 981	2 716	2.0	Z	X
0217	Hoses, belts, gaskets, and wiper blades	57	335 856	5 880	1.8	Z	X
0218	Filters (oil, air, gas, and transmission)	93	385 687	18 797	4.9	Z	X
0219	Engine parts, except electrical	37	193 443	15 764	8.1	Z	X
0221	Body parts and repair materials	7	3 201	269	8.4	Z	X
0222	Suspension parts (shocks, struts, balljoints, etc.)	17	92 228	839	.9	Z	X
0223	Parts, n.e.c.	45	495 525	74 691	15.1	.1	X
0224	Accessories	18	100 963	5 288	5.2	Z	X
0240	Used automotive parts, accessories, and equipment	11	46 305	7 114	15.4	Z	X
0250	Petroleum products marketing equipment	8	97 926	30 208	30.8	Z	X
0300	Tires and tubes	47	129 988	3 517	2.7	Z	8.4
0311	New tires and tubes	39	86 238	1 514	1.8	Z	X
0420	Office and business furniture	19	41 231	11 325	27.5	Z	40.0
0421	New office furniture (wooden and metal)	12	37 388	10 411	27.8	Z	X
0540	Other home furnishings	7	19 998	1 948	9.7	Z	X

See footnotes at end of table.

Table 3. Merchant Wholesalers by Kind of Business and Commodity Line: 1997—Con.

[Includes only establishments with payroll. For meaning of abbreviations and symbols, see introductory text. For explanation of terms, see Appendix A]

NAICS code and CL code	Kind of business and commodity line	Establishments handling commodity line		Commodity line sales			Sales coverage percent
		Number	Total sales (\$1,000)	Amount ¹ (\$1,000)	As percent of total sales of—		
					Establishments handling line	Establishments in NAICS industry ¹	
421830	Industrial machinery & equipment whse—Con.						
0600	Lumber: rough, dressed, and finished	11	13 138	1 713	13.0	Z	38.5
0611	Dimensional lumber (non-treated)	6	5 881	569	9.7	Z	X
0620	Plywood and millwork	20	95 532	12 271	12.8	Z	32.0
0621	Softwood plywood and oriented strand board (OSB)	8	22 777	3 544	15.6	Z	X
0622	Other panels products (including hardwood plywood, waterboard, and particleboard)	7	19 239	2 554	13.3	Z	X
0700	Brick, stone, tile, sand, block, cement, and gravel	8	21 658	2 102	9.7	Z	1.0
0712	Cement and lime	7	9 418	1 859	19.7	Z	X
0720	Roofing, siding, and insulation materials	9	39 173	1 101	2.8	Z	.5
0723	Insulation materials	8	19 597	920	4.7	Z	X
0730	Flat glass and other construction glass (excluding automotive)	6	10 023	2 777	27.7	Z	X
0740	Other construction materials	22	69 705	8 288	11.9	Z	23.3
0742	Prefabricated buildings and structural assemblies (nonwood)	9	11 251	403	3.6	Z	X
0744	Construction materials, n.e.c. (including wire fence and construction paper)	9	42 475	6 316	14.9	Z	X
0800	Photographic equipment and supplies (excluding video)	18	49 229	4 645	9.4	Z	62.7
0813	Photographic film	15	43 354	3 146	7.3	Z	X
0814	Developing supplies (excluding film)	7	2 206	93	4.2	Z	X
0900	Office equipment	57	343 605	63 998	18.6	.1	42.0
0913	Copying machines and equipment	14	184 734	53 974	29.2	Z	X
0915	Mailing, letter handling, and addressing machines	15	52 294	7 720	14.8	Z	X
0920	New computer equipment	239	836 150	77 700	9.3	.1	16.3
0921	Computers	167	466 694	29 912	6.4	Z	X
0924	Other computer peripheral equipment	88	366 675	39 845	10.9	Z	X
0930	Used computer equipment	6	10 073	3 223	32.0	Z	X
0950	Computer software (packaged)	51	202 528	19 022	9.4	Z	X
0960	Restaurant and hotel equipment and supplies	32	70 401	9 154	13.0	Z	X
0970	Store machines and equipment	30	163 035	31 426	19.3	Z	69.7
0972	Other store machines and equipment	29	161 713	30 966	19.1	Z	X
1000	Medical, hospital, and surgical supplies	32	106 817	19 743	18.5	Z	51.9
1013	Other surgical, medical, and hospital supplies	22	88 615	18 948	21.4	Z	X
1050	Other professional equipment and supplies	16	28 771	4 522	15.7	Z	56.5
1057	Professional equipment and supplies, n.e.c.	9	11 208	1 690	15.1	Z	X
1100	Iron and steel products (semifinished)	12	7 278	2 347	32.2	Z	74.1
1113	Rough castings and foundry products	12	7 278	1 165	16.0	Z	X
1116	Other semifinished iron and steel products	10	5 885	1 151	19.6	Z	X
1120	Flat iron and steel products	319	3 138 362	172 319	5.5	.2	1.7
1121	Plates	39	74 500	3 995	5.4	Z	X
1124	Sheets (hot-rolled)	16	304 056	40 329	13.3	Z	X
1126	Sheets (galvanized and coated)	17	1 930 162	67 990	3.5	.1	X
1127	Tin plate and terneplate	17	1 930 162	8 493	.4	Z	X
1128	Fabricated and structural plate products	48	146 843	3 997	2.7	Z	X
1129	Other flat iron and steel products	17	1 930 162	8 493	.4	Z	X
1140	Iron and steel wire and wire products	354	2 549 793	90 668	3.6	.1	1.3
1141	Wire (plain, coated, barbed, and twisted)	14	382 527	27 858	7.3	Z	X
1143	Wire rope, strand, strapping, reinforcement mesh, and bale ties	196	1 822 621	34 535	1.9	Z	X
1150	Iron and steel pipe and tubing	197	517 568	76 586	14.8	.1	10.8
1152	Tubing	32	98 831	10 399	10.5	Z	X
1153	Standard steel pipe	116	348 829	55 147	15.8	.1	X
1154	Other steel pipe	8	28 615	2 284	8.0	Z	X
1160	Other iron and steel products	46	369 033	25 849	7.0	Z	19.3
1163	Bars and bar-size shapes: cold finished	12	250 735	4 259	1.7	Z	X
1165	Structural shapes (excluding bar-size shapes)	11	80 225	3 585	4.5	Z	X
1167	Finished products, n.e.c.	10	73 277	12 310	16.8	Z	X
1180	Stainless steel	17	116 303	4 549	3.9	Z	61.9
1185	Other stainless steel (including tubing)	16	65 444	3 523	5.4	Z	X
1200	Copper and brass	35	139 257	4 497	3.2	Z	57.0
1213	Tubular products (pipes and tubes)	33	135 077	3 454	2.6	Z	X
1220	Aluminum shapes, forms, etc.	16	80 648	4 126	5.1	Z	48.2
1222	Sheets and coils (.006 to .249 inch)	12	72 076	3 237	4.5	Z	X
1230	Other nonferrous metals (magnesium, nickel, tin, lead, zinc, etc., except precious)	89	2 410 926	153 208	6.4	.2	X
1400	Electrical apparatus and equipment	840	4 790 032	430 751	9.0	.4	5.3
1411	Power and distribution transformers	89	781 284	15 773	2.0	Z	X
1412	Switchgear and switchboard apparatus	96	933 635	22 633	2.4	Z	X
1413	Motors and generators (including motor-generator sets)	319	2 330 784	73 026	3.1	.1	X
1414	Conduit, raceway, and fittings	68	248 403	3 413	1.4	Z	X
1415	Electric bulbs (all types)	27	117 117	633	.5	Z	X
1416	Interior wiring (excluding conduit)	24	169 579	7 185	4.2	Z	X
1417	Exterior wiring and cable (excluding conduit)	94	422 824	8 623	2.0	Z	X
1418	Lighting fixtures (residential and commercial)	21	299 790	3 772	1.3	Z	X
1419	Industrial controls	285	1 680 247	81 314	4.8	.1	X
1421	Other electrical apparatus and equipment (including fuses and lightning rods)	222	1 800 013	111 989	6.2	.1	X
1500	Electrical appliances, household	40	128 519	15 665	12.2	Z	21.1
1511	Televisions	13	13 766	526	3.8	Z	X
1512	Radios, stereos, and CD players	9	8 816	416	4.7	Z	X
1513	V.C.R.'s and video cameras	13	13 766	445	3.2	Z	X
1514	Electrical household ranges and ovens	10	61 872	1 641	2.7	Z	X
1515	Refrigerators and freezers, household	14	66 819	1 703	2.5	Z	X
1517	Vacuum cleaners and sewing machines, household	8	14 653	375	2.6	Z	X
1518	Other electrical household appliances (including fans, dishwashers, etc.)	23	92 039	8 245	9.0	Z	X

See footnotes at end of table.

Table 3. Merchant Wholesalers by Kind of Business and Commodity Line: 1997—Con.

[Includes only establishments with payroll. For meaning of abbreviations and symbols, see introductory text. For explanation of terms, see Appendix A]

NAICS code and CL code	Kind of business and commodity line	Establishments handling commodity line		Commodity line sales			Sales coverage percent
		Number	Total sales (\$1,000)	Amount ¹ (\$1,000)	As percent of total sales of—		
					Establishments handling line	Establishments in NAICS industry ¹	
421830	Industrial machinery & equipment whse—Con.						
1600	Electronic parts and equipment, except communication	752	3 429 341	352 610	10.3	.4	6.3
1612	Integrated circuits	82	172 919	5 075	2.9	Z	X
1613	Capacitors and resistors	36	41 215	189	.5	Z	X
1615	Discrete semiconductors, etc.	12	10 809	774	7.2	Z	X
1616	Electronic connectors and other passive electronic parts	107	732 339	63 370	8.7	.1	X
1618	Electronic parts and equipment, n.e.c.	538	2 453 356	173 871	7.1	.2	X
1650	Communication equipment and supplies	125	2 048 393	68 737	3.4	.1	3.2
1651	Telephones	6	20 543	535	2.6	Z	X
1652	Other electronic communication equipment	49	1 630 676	46 073	2.8	Z	X
1653	Other electrical communication equipment	65	1 211 570	18 773	1.5	Z	X
1700	Hardware	939	5 003 254	399 030	8.0	.4	8.6
1711	Hand tools (including power driven)	686	4 023 663	281 455	7.0	.3	X
1712	Bolts, nuts, rivets, and fasteners	308	2 371 529	64 799	2.7	.1	X
1713	Cutlery	130	804 464	13 305	1.7	Z	X
1800	Plumbing and heating equipment and supplies (hydronics)	560	4 217 143	364 965	8.7	.4	4.0
1811	Plastic pipe fittings and valves (excluding pipe and tubing)	252	2 728 771	97 883	3.6	.1	X
1812	Metal pipe fittings and valves (excluding pipe and tubing)	239	2 129 098	120 012	5.6	.1	X
1813	Plumbing fixtures	17	86 901	3 764	4.3	Z	X
1814	Furnaces, stoves, water heaters (except electric and warm air)	83	1 228 964	17 384	1.4	Z	X
1815	Boilers, radiators, and convectors	63	813 456	39 023	4.8	Z	X
1818	Other plumbing and heating equipment and supplies	215	1 487 020	57 332	3.9	.1	X
1900	Warm air heating and air-conditioning equipment and supplies	161	333 583	41 756	12.5	Z	35.8
1911	Furnaces (warm air)	61	83 807	1 853	2.2	Z	X
1912	Central air-conditioning (residential and commercial)	40	76 899	12 001	15.6	Z	X
1914	Heat pumps (residential and commercial)	14	29 759	850	2.9	Z	X
1916	Air cleaning and filtration systems	68	157 147	14 401	9.2	Z	X
1917	Compressors for air-conditioners	41	65 644	2 367	3.6	Z	X
1918	Condensing units for air-conditioners	26	80 146	2 974	3.7	Z	X
1919	Registers, grills, pre-formed ductwork (excluding sheet metal), and duct insulation	52	110 694	6 995	6.3	Z	X
2000	Refrigeration equipment and supplies	67	220 013	24 484	11.1	Z	31.5
2013	Condensing units for commercial refrigerators	12	49 496	798	1.6	Z	X
2014	Refrigerants	44	114 223	7 389	6.5	Z	X
2015	Other refrigeration equipment and supplies	44	135 325	10 635	7.9	Z	X
2100	Construction and mining machinery and equipment (including parts and attachments)	669	2 201 318	285 271	13.0	.3	14.1
2111	New off-highway wheel and track-laying tractors	32	134 952	12 023	8.9	Z	X
2112	New power cranes, draglines, and shovels	35	173 883	28 638	16.5	Z	X
2113	New mixers, pavers, and related equipment	59	95 313	6 131	6.4	Z	X
2114	New tractor shovel loaders	13	58 106	6 687	11.5	Z	X
2115	New graders, rollers, and off-highway trucks	60	183 445	7 285	4.0	Z	X
2116	New mining machinery	33	166 579	3 655	2.2	Z	X
2117	Other new construction and mining, logging, and road maintenance machinery, equipment, and parts	254	739 275	95 881	13.0	.1	X
2118	Used construction and mining machinery and equipment	294	1 029 549	69 153	6.7	.1	X
2200	Farm machinery, equipment, and parts	380	2 090 612	207 520	9.9	.2	14.9
2211	New tractors (farm)	99	872 927	55 878	6.4	.1	X
2212	New harvesting machinery	33	262 236	4 527	1.7	Z	X
2213	New land preparation, planting, and cultivating machinery	71	616 309	16 295	2.6	Z	X
2214	New dairy farm and barn equipment	14	83 613	2 081	2.5	Z	X
2215	New irrigation equipment	34	249 757	6 153	2.5	Z	X
2216	Other new farm machinery and equipment	95	513 633	17 153	3.3	Z	X
2218	Used farm machinery and equipment	75	527 483	14 985	2.8	Z	X
2220	Garden machinery, equipment, and parts	137	2 738 626	142 696	5.2	.1	6.8
2221	New power lawn mowers	69	2 181 647	59 077	2.7	.1	X
2222	Other new lawn and garden machinery and equipment	71	1 819 808	59 802	3.3	.1	X
2223	Used garden machinery and equipment	38	1 412 917	6 871	.5	Z	X
2230	Food-processing machinery, equipment, and parts	1 530	4 308 105	2 663 435	61.8	2.7	70.5
2231	New commercial food-processing machinery (slicers, choppers, baking, etc.)	941	2 765 023	1 634 987	59.1	1.7	X
2232	New packing, packaging, and bottling equipment	627	1 832 274	745 888	40.7	.8	X
2233	Used food-processing machinery and equipment	623	1 375 528	282 537	20.5	.3	X
2300	Hydraulic and pneumatic (fluid-power) pumps, motors, and parts	3 213	9 697 451	3 162 642	32.6	3.3	64.0
2311	Pumps	2 667	8 147 431	1 552 741	19.1	1.6	X
2312	Motors	1 901	5 768 778	704 321	12.2	.7	X
2313	Parts for pumps and motors	2 194	6 074 586	905 500	14.9	.9	X
2320	General-purpose industrial machinery, equipment, and parts	10 863	36 647 309	23 852 133	65.1	24.5	56.7
2321	New pumps, compressors (air or gas), and equipment	4 175	15 008 042	5 336 136	35.6	5.5	X
2323	New diesel engines (excluding automotive)	488	2 778 670	1 353 861	48.7	1.4	X
2326	New controlling, recording, and indicating instruments and access	2 346	9 167 307	2 311 638	25.2	2.4	X
2327	All other new general-purpose industrial machinery and equipment	6 353	23 072 150	12 954 281	56.1	13.3	X
2328	Used general-purpose industrial machinery and equipment	2 605	6 407 411	1 896 182	29.6	2.0	X
2330	Metalworking machinery, equipment, and parts	4 077	18 030 481	13 111 708	72.7	13.5	X
2340	Materials handling machinery, equipment, and parts	5 327	21 559 605	11 955 530	55.5	12.3	62.4
2341	New conveying equipment	2 379	10 023 718	3 155 423	31.5	3.2	X
2342	New hoists, cranes, and monorails	1 457	6 505 098	1 262 234	19.4	1.3	X
2343	New forklift trucks	1 835	10 128 770	4 824 186	47.6	5.0	X
2344	New industrial trucks and tractors	434	2 017 345	379 275	18.8	.4	X
2345	Used materials handling machinery, equipment, and parts	2 882	10 304 595	2 334 371	22.7	2.4	X
2350	Oil well, oil refinery, and pipeline machinery, equipment, and supplies	3 153	9 087 237	7 148 331	78.7	7.4	64.0
2351	New oil refining and pipeline machinery, equipment, and supplies	1 244	4 186 918	2 147 937	51.3	2.2	X
2352	New oil field machinery, equipment, and supplies (including drilling bits)	1 983	6 281 078	3 890 921	61.9	4.0	X
2353	Used oil well, oil refinery, and pipeline machinery, equipment, and supplies	1 203	2 548 623	1 109 399	43.5	1.1	X

See footnotes at end of table.

Table 3. Merchant Wholesalers by Kind of Business and Commodity Line: 1997—Con.

[Includes only establishments with payroll. For meaning of abbreviations and symbols, see introductory text. For explanation of terms, see Appendix A]

NAICS code and CL code	Kind of business and commodity line	Establishments handling commodity line		Commodity line sales			Sales coverage percent
		Number	Total sales (\$1,000)	Amount ¹ (\$1,000)	As percent of total sales of—		
					Establishments handling line	Establishments in NAICS industry ¹	
421830	Industrial machinery & equipment whse—Con.						
2360	Other industrial machinery, equipment, and parts	6 710	22 757 188	17 760 044	78.0	18.3	67.2
2361	New metal smelting and refining machinery, and equipment	174	456 488	109 016	23.9	.1	X
2362	New power plant machinery (excluding electrical)	269	898 816	362 359	40.3	.4	X
2363	New printing trades machinery, equipment, and supplies	1 500	5 655 824	4 545 483	80.4	4.7	X
2364	New textile and sewing machinery and equipment	691	3 086 851	2 546 949	82.5	2.6	X
2365	New woodworking machinery	601	1 937 397	1 244 925	64.3	1.3	X
2366	Other new industrial machinery and equipment	3 298	11 412 000	7 555 944	66.2	7.8	X
2367	Used industrial machinery and equipment	1 795	5 352 679	1 395 331	26.1	1.4	X
2370	Mechanical power transmission supplies	411	3 051 525	196 448	6.4	.2	14.4
2371	Bearings and bushings	294	2 606 741	132 541	5.1	.1	X
2372	Other mechanical power transmission supplies	257	853 921	63 875	7.5	.1	X
2380	Industrial valves and fittings (except fluid-power)	961	4 332 473	314 650	7.3	.3	X
2390	Hydraulic and pneumatic (fluid-power) valves	2 274	7 884 621	1 743 300	22.1	1.8	70.7
2391	Hydraulic valves	1 781	6 033 590	852 257	14.1	.9	X
2392	Pneumatic valves	1 590	5 743 314	891 013	15.5	.9	X
2400	Hydraulic and pneumatic cylinders and rotary actuators	1 965	7 621 793	1 665 828	21.9	1.7	69.6
2411	Hydraulic cylinders and rotary actuators	1 531	5 835 605	1 005 529	17.2	1.0	X
2412	Pneumatic cylinders and rotary actuators	1 332	5 234 938	660 278	12.6	.7	X
2420	Hydraulic and pneumatic connectors and assemblies	1 980	8 294 293	1 517 607	18.3	1.6	72.0
2421	Hydraulic and pneumatic connectors	1 707	7 412 233	797 938	10.8	.8	X
2422	Hydraulic and pneumatic assemblies	1 447	6 404 653	719 642	11.2	.7	X
2430	Fluid-power filters, components, accessories, and parts	2 434	8 322 521	1 796 869	21.6	1.8	70.7
2431	Filters	1 936	6 853 759	827 409	12.1	.9	X
2432	Other fluid-power components, accessories, and parts, n.e.c.	1 708	5 911 529	969 436	16.4	1.0	X
2440	Welding supplies (excluding gases)	67	164 862	29 372	17.8	Z	X
2450	Industrial containers and supplies	332	2 876 926	130 860	4.5	.1	2.6
2451	New and reconditioned drums and barrels	51	96 066	775	.8	Z	X
2452	Bottles and bottlers' supplies	44	590 260	27 115	4.6	Z	X
2454	Other industrial containers and supplies	268	2 498 693	96 675	3.9	.1	X
2460	Other industrial supplies	1 213	5 499 191	490 603	8.9	.5	13.7
2461	Printing and duplicating inks	92	208 511	14 893	7.1	Z	X
2462	Abrasives and abrasive materials	709	3 602 995	218 209	6.1	.2	X
2463	Nylon, polyester, and synthetic rubber	115	354 372	5 519	1.6	Z	X
2464	Mechanical rubber goods	157	386 757	22 606	5.8	Z	X
2465	Strapping and tape	262	1 879 458	68 025	3.6	.1	X
2466	Industrial supplies, n.e.c.	484	1 697 674	161 339	9.5	.2	X
2520	Custodial (janitors') equipment and supplies	13	53 899	5 121	9.5	Z	X
2540	Other service establishment equipment and supplies	20	53 760	9 040	16.8	Z	39.5
2542	Service establishment equipment and supplies, n.e.c.	16	44 068	8 419	19.1	Z	X
2600	Aircraft and aeronautical equipment and supplies	11	148 625	17 772	12.0	Z	X
2620	Marine machinery, equipment, and supplies	37	118 576	18 905	15.9	Z	28.1
2622	New marine propulsion machinery and equipment	8	20 882	1 698	8.1	Z	X
2623	New marine supplies	21	61 883	5 815	9.4	Z	X
2630	Other transportation equipment and supplies	146	2 318 448	136 533	5.9	.1	4
2631	New transportation equipment (excluding automotive)	43	2 042 716	103 563	5.1	.1	X
2632	Used transportation equipment (excluding automotive)	14	531 506	14 009	2.6	Z	X
2700	Sporting and recreational goods and supplies	27	103 858	13 859	13.3	Z	32.8
2713	Billiards, pool, bowling equipment, and accessories	6	43 896	4 430	10.1	Z	X
2714	Camping and fishing equipment and accessories	15	48 185	7 233	15.0	Z	X
2800	Toys and hobby goods and supplies	15	23 557	1 555	6.6	Z	X
2900	Ferrous metal scrap	13	152 136	34 172	22.5	Z	53.1
2911	Prepared ferrous metal scrap (processed by this establishment)	10	151 180	25 739	17.0	Z	X
2920	Nonferrous metal scrap	8	153 439	14 150	9.2	Z	48.6
2921	Aluminum scrap	8	153 439	8 933	5.8	Z	X
2930	Recyclable paper and paperboard	63	158 265	12 054	7.6	Z	X
2940	Recyclable materials, except metal	18	34 767	5 085	14.6	Z	2.1
2945	Other recyclable materials (including rubber and bones)	7	8 963	676	7.5	Z	X
3200	Printing and writing paper	14	27 592	3 355	12.2	Z	39.7
3213	Other printing and writing paper	9	11 115	2 217	19.9	Z	X
3300	Stationery, office supplies and greeting cards	22	30 939	4 259	13.8	Z	X
3400	Industrial and personal services paper and plastics	57	132 083	12 705	9.6	Z	23.1
3411	Paperboard and boxboard boxes	7	23 034	2 412	10.5	Z	X
3413	Industrial paper (wrapping, bags, cartons, etc.)	18	32 738	5 406	16.5	Z	X
3415	Other industrial and personal service paper	9	20 848	406	1.9	Z	X
3500	Drugs, pharmaceuticals, cosmetics, and toiletries	10	14 520	1 076	7.4	Z	27.3
3515	Other toiletries and druggists' sundries	9	14 241	992	7.0	Z	X
3600	Piece goods, knit and woven	12	14 099	1 683	11.9	Z	X
3700	Notions (buttons, ribbons, lace, sewing accessories, zippers, bindings, etc.)	13	22 381	2 573	11.5	Z	X
3800	Men's and boys' wear	8	21 610	4 649	21.5	Z	X
3900	Women's and children's wear	6	14 267	811	5.7	Z	X
4830	Canned foods	6	44 565	2 414	5.4	Z	X
5140	Other farm products, inedible	23	104 901	33 367	31.8	Z	76.9
5143	Farm products, n.e.c.	23	104 901	33 367	31.8	Z	X
5300	Plastics materials and basic shapes	294	2 595 364	121 030	4.7	.1	1.8
5311	Plastic pipes, rods, tubes, and shapes	103	1 022 910	32 074	3.1	Z	X
5312	High pressure laminates	31	215 452	17 943	8.3	Z	X
5313	Plastics raw materials	17	995 790	43 549	4.4	Z	X
5314	Other plastics materials and basic shapes	62	170 127	6 287	3.7	Z	X

See footnotes at end of table.

Table 3. Merchant Wholesalers by Kind of Business and Commodity Line: 1997—Con.

[Includes only establishments with payroll. For meaning of abbreviations and symbols, see introductory text. For explanation of terms, see Appendix A]

NAICS code and CL code	Kind of business and commodity line	Establishments handling commodity line		Commodity line sales			Sales coverage percent
		Number	Total sales (\$1,000)	Amount ¹ (\$1,000)	As percent of total sales of—		
					Establishments handling line	Establishments in NAICS industry ¹	
421830	Industrial machinery & equipment whse—Con.						
5320	Industrial gases (welding, etc.)	55	163 904	37 319	22.8	Z	X
5330	Chemicals and allied products (excluding agricultural, plastics, gases, and petroleum)	830	2 489 278	265 130	10.7	.3	3.7
5331	Gasses, compressed and liquified, except L.P.	10	17 214	3 527	20.5	Z	X
5332	Alkalies and chlorine	91	34 706	542	1.6	Z	X
5335	Detergents and soaps	219	697 606	55 461	8.0	.1	X
5336	Sanitation chemicals, polishes, and waxes	32	454 241	19 457	4.3	Z	X
5341	Insecticides, nonagricultural	12	165 477	963	.6	Z	X
5342	Adhesives, sealants, and glues	368	1 114 047	121 281	10.9	.1	X
5344	Other chemicals and allied products	110	553 354	33 411	6.0	Z	X
5400	Petroleum products	62	426 818	36 542	8.6	Z	15.1
5415	No. 2 distillate fuel oil (no. 2 diesel and no. 2 heating oil)	7	182 646	7 478	4.1	Z	X
5418	Lubricating oil and greases	53	214 094	21 205	9.9	Z	X
5800	Farm supplies	28	118 747	7 928	6.7	Z	4.3
5814	Weed killers, soil sterilizers, and soil conditioners	25	116 224	7 530	6.5	Z	X
6000	Paint, paint supplies, and wallpaper	86	325 352	20 462	6.3	Z	1.0
6011	Architectural coatings (enamels, primers, stains, solvents, and lacquers)	8	5 196	31	.6	Z	X
6013	Special purpose coatings (automotive, refinish, marine, traffic coatings)	17	44 808	4 655	10.4	Z	X
6014	Paint supplies	9	21 352	340	1.6	Z	X
6150	Nondurable goods, n.e.c.	13	83 104	24 236	29.2	Z	X
9700	Service receipts and labor charges (including installed parts)	6 516	25 618 942	3 558 669	13.9	3.7	72.8
9701	Labor charges for repair work	5 989	23 766 151	2 070 960	8.7	2.1	X
9702	Parts installed in repair work	4 330	16 907 221	1 301 999	7.7	1.3	X
9703	Other service receipts and labor charges—Specify	983	3 807 719	185 669	4.9	.2	X
9720	Receipts for service contracts	905	3 986 980	183 220	4.6	.2	X
9740	Receipts for installing equipment	1 326	4 428 111	298 083	6.7	.3	X
9810	Miscellaneous commodities	876	3 068 791	356 762	11.6	.4	X
9940	Rental and leasing receipts	2 001	9 168 664	929 467	10.1	1.0	.4
9941	Computer rental and leasing receipts	92	33 247	6 270	18.9	Z	X
9942	Photocopying machine rental	93	239 420	20 253	8.5	X	X
9943	Other office machine rental receipts	339	1 136 967	72 585	6.4	.1	X
9944	Other rental receipts	1 199	7 132 197	761 197	10.7	.8	X
9950	Construction receipts	7	29 572	4 828	16.3	Z	X
9980	Receipts for machine shop job work	8	25 595	3 199	12.5	Z	X
4218301	Food-processing machinery & equipment whse	1 056	X	2 959 044	X	100.0	75.9
0960	Restaurant and hotel equipment and supplies	11	44 439	6 196	13.9	.2	X
0970	Store machines and equipment	6	18 581	1 105	5.9	Z	36.0
0972	Other store machines and equipment	6	18 581	1 105	5.9	Z	X
1400	Electrical apparatus and equipment	10	58 056	3 097	5.3	.1	.7
1413	Motors and generators (including motor-generator sets)	10	58 056	842	1.5	Z	X
1419	Industrial controls	10	58 056	2 255	3.9	.1	X
1600	Electronic parts and equipment, except communication	14	71 086	5 356	7.5	.2	X
2230	Food-processing machinery, equipment, and parts	1 056	2 959 044	2 519 412	85.1	85.1	67.2
2231	New commercial food-processing machinery (slicers, choppers, baking, etc.)	732	2 110 138	1 581 717	75.0	53.5	X
2232	New packing, packaging, and bottling equipment	376	1 126 858	681 226	60.5	23.0	X
2233	Used food-processing machinery and equipment	486	963 685	256 467	26.6	8.7	X
2300	Hydraulic and pneumatic (fluid-power) pumps, motors, and parts	37	135 223	9 181	6.8	.3	75.9
2311	Pumps	33	130 248	5 520	4.2	.2	X
2312	Motors	23	74 831	2 091	2.8	.1	X
2313	Parts for pumps and motors	20	57 425	1 569	2.7	.1	X
2320	General-purpose industrial machinery, equipment, and parts	143	380 649	81 639	21.4	2.8	65.4
2321	New pumps, compressors (air or gas), and equipment	69	248 901	32 224	12.9	1.1	X
2326	New controlling, recording, and indicating instruments and access	63	206 946	19 956	9.6	.7	X
2327	All other new general-purpose industrial machinery and equipment	69	193 090	23 992	12.4	.8	X
2328	Used general-purpose industrial machinery and equipment	30	66 973	5 461	8.2	.2	X
2330	Metalworking machinery, equipment, and parts	26	73 329	17 256	23.5	.6	X
2340	Materials handling machinery, equipment, and parts	89	280 920	37 648	13.4	1.3	70.8
2341	New conveying equipment	76	261 135	31 316	12.0	1.1	X
2342	New hoists, cranes, and monorails	9	19 026	677	3.6	Z	X
2343	New forklift trucks	6	64 037	3 614	5.6	.1	X
2345	Used materials handling machinery, equipment, and parts	18	25 637	2 041	8.0	.1	X
2350	Oil well, oil refinery, and pipeline machinery, equipment, and supplies	7	40 263	12 660	31.4	.4	X
2360	Other industrial machinery, equipment, and parts	42	115 051	32 233	28.0	1.1	68.7
2363	New printing trades machinery, equipment, and supplies	11	50 870	10 705	21.0	.4	X
2366	Other new industrial machinery and equipment	13	75 647	14 949	19.8	.5	X
2367	Used industrial machinery and equipment	19	26 333	3 580	13.6	.1	X
2380	Industrial valves and fittings (except fluid-power)	14	72 773	4 952	6.8	.2	X
2390	Hydraulic and pneumatic (fluid-power) valves	40	154 847	9 054	5.8	.3	75.7
2391	Hydraulic valves	25	104 009	3 294	3.2	.1	X
2392	Pneumatic valves	33	105 187	5 757	5.5	.2	X
2400	Hydraulic and pneumatic cylinders and rotary actuators	25	97 383	21 477	22.1	.7	75.6
2411	Hydraulic cylinders and rotary actuators	16	71 122	16 720	23.5	.6	X
2412	Pneumatic cylinders and rotary actuators	14	34 601	4 757	13.7	.2	X
2420	Hydraulic and pneumatic connectors and assemblies	20	60 584	4 804	7.9	.2	75.9
2421	Hydraulic and pneumatic connectors	17	49 382	2 097	4.2	.1	X
2422	Hydraulic and pneumatic assemblies	10	22 989	2 707	11.8	.1	X

See footnotes at end of table.

Table 3. Merchant Wholesalers by Kind of Business and Commodity Line: 1997—Con.

[Includes only establishments with payroll. For meaning of abbreviations and symbols, see introductory text. For explanation of terms, see Appendix A]

NAICS code and CL code	Kind of business and commodity line	Establishments handling commodity line		Commodity line sales			Sales coverage percent
		Number	Total sales (\$1,000)	Amount ¹ (\$1,000)	As percent of total sales of—		
					Establishments handling line	Establishments in NAICS industry ¹	
4218301	Food-processing machinery & equipment whsle—Con.						
2430	Fluid-power filters, components, accessories, and parts	29	130 037	5 089	3.9	.2	75.7
2431	Filters	29	130 037	3 670	2.8	.1	X
2432	Other fluid-power components, accessories, and parts, n.e.c.	15	75 103	1 415	1.9	Z	X
2450	Industrial containers and supplies	13	45 532	4 489	9.9	.2	X
2460	Other industrial supplies	20	54 326	1 377	2.5	Z	2.9
2466	Industrial supplies, n.e.c.	20	54 326	1 377	2.5	Z	X
3400	Industrial and personal services paper and plastics	8	29 064	3 494	12.0	.1	X
5300	Plastics materials and basic shapes	11	32 569	6 897	21.2	.2	X
5330	Chemicals and allied products (excluding agricultural, plastics, gases, and petroleum)	25	59 356	6 895	11.6	.2	8.9
5342	Adhesives, sealants, and glues	25	59 356	6 895	11.6	.2	X
9700	Service receipts and labor charges (including installed parts)	203	658 665	72 349	11.0	2.4	74.5
9701	Labor charges for repair work	188	603 712	34 666	5.7	1.2	X
9702	Parts installed in repair work	142	378 315	30 165	8.0	1.0	X
9703	Other service receipts and labor charges—Specify	41	101 755	7 509	7.4	.3	X
9720	Receipts for service contracts	39	106 315	5 821	5.5	.2	X
9740	Receipts for installing equipment	84	300 236	22 619	7.5	.8	X
9810	Miscellaneous commodities	40	128 505	16 919	13.2	.6	X
9940	Rental and leasing receipts	40	147 541	12 243	8.3	.4	X
4218302	Hydraulic & pneumatic (fluid-power) machinery & equipment whsle	3 294	X	9 945 751	X	100.0	76.5
0200	New and rebuilt automotive parts and supplies	49	87 228	15 625	17.9	.2	5.4
0211	Batteries	31	53 246	1 509	2.8	Z	X
0215	Exhaust system parts	31	53 246	1 509	2.8	Z	X
0217	Hoses, belts, gaskets, and wiper blades	31	53 246	3 627	6.8	Z	X
0218	Filters (oil, air, gas, and transmission)	31	53 246	5 425	10.2	.1	X
0920	New computer equipment	13	35 814	3 220	9.0	Z	X
1120	Flat iron and steel products	23	51 972	2 125	4.1	Z	X
1140	Iron and steel wire and wire products	32	52 292	2 459	4.7	Z	X
1150	Iron and steel pipe and tubing	45	80 575	5 233	6.5	.1	X
1160	Other iron and steel products	8	13 756	368	2.7	Z	X
1230	Other nonferrous metals (magnesium, nickel, tin, lead, zinc, etc., except precious)	9	77 326	6 731	8.7	.1	X
1400	Electrical apparatus and equipment	89	301 918	42 301	14.0	.4	X
1600	Electronic parts and equipment, except communication	132	731 644	97 781	13.4	1.0	X
1650	Communication equipment and supplies	19	22 010	344	1.6	Z	X
1700	Hardware	86	130 589	7 619	5.8	.1	2.3
1711	Hand tools (including power driven)	54	86 485	6 589	7.6	.1	X
1800	Plumbing and heating equipment and supplies (hydronics)	67	194 941	18 803	9.6	.2	5.0
1811	Plastic pipe fittings and valves (excluding pipe and tubing)	14	82 390	5 928	7.2	.1	X
1812	Metal pipe fittings and valves (excluding pipe and tubing)	19	25 787	1 034	4.0	Z	X
1900	Warm air heating and air-conditioning equipment and supplies	21	17 381	1 768	10.2	Z	9.6
1916	Air cleaning and filtration systems	19	14 569	1 310	9.0	Z	X
1919	Registers, grills, pre-formed ductwork (excluding sheet metal), and duct insulation	7	2 234	209	9.4	Z	X
2100	Construction and mining machinery and equipment (including parts and attachments)	85	149 058	17 628	11.8	.2	12.4
2111	New off-highway wheel and track-laying tractors	12	32 704	1 213	3.7	Z	X
2113	New mixers, pavers, and related equipment	28	37 725	4 613	12.2	Z	X
2115	New graders, rollers, and off-highway trucks	12	32 704	605	1.9	Z	X
2117	Other new construction and mining, logging, and road maintenance machinery, equipment, and parts	12	20 805	3 928	18.9	Z	X
2118	Used construction and mining machinery and equipment	24	53 504	4 508	8.4	Z	X
2200	Farm machinery, equipment, and parts	57	132 553	11 864	9.0	.1	6.9
2213	New land preparation, planting, and cultivating machinery	33	92 784	7 748	8.4	.1	X
2220	Garden machinery, equipment, and parts	18	44 259	3 152	7.1	Z	X
2230	Food-processing machinery, equipment, and parts	65	205 434	13 648	6.6	.1	73.2
2231	New commercial food-processing machinery (slicers, choppers, baking, etc.)	35	100 651	6 418	6.4	.1	X
2232	New packing, packaging, and bottling equipment	33	70 186	3 848	5.5	Z	X
2233	Used food-processing machinery and equipment	31	116 010	3 370	2.9	Z	X
2300	Hydraulic and pneumatic (fluid-power) pumps, motors, and parts	2 061	6 017 216	2 804 734	46.6	28.2	63.2
2311	Pumps	1 799	5 441 232	1 388 155	25.5	14.0	X
2312	Motors	1 296	3 978 518	612 519	15.4	6.2	X
2313	Parts for pumps and motors	1 554	4 182 038	804 058	19.2	8.1	X
2320	General-purpose industrial machinery, equipment, and parts	687	2 224 296	354 019	15.9	3.6	69.7
2321	New pumps, compressors (air or gas), and equipment	464	1 396 988	162 839	11.7	1.6	X
2323	New diesel engines (excluding automotive)	39	63 579	2 667	4.2	Z	X
2326	New controlling, recording, and indicating instruments and access	215	876 836	68 522	7.8	.7	X
2327	All other new general-purpose industrial machinery and equipment	241	616 769	115 237	18.7	1.2	X
2328	Used general-purpose industrial machinery and equipment	78	114 256	4 752	4.2	Z	X
2330	Metalworking machinery, equipment, and parts	63	141 998	12 586	8.9	.1	X
2340	Materials handling machinery, equipment, and parts	172	371 208	37 677	10.2	.4	60.9
2341	New conveying equipment	71	161 265	14 082	8.7	.1	X
2342	New hoists, cranes, and monorails	52	99 541	6 176	6.2	.1	X
2343	New forklift trucks	48	60 607	2 875	4.7	Z	X
2344	New industrial trucks and tractors	17	22 215	888	4.0	Z	X
2345	Used materials handling machinery, equipment, and parts	63	128 372	13 615	10.6	.1	X
2350	Oil well, oil refinery, and pipeline machinery, equipment, and supplies	92	217 147	24 795	11.4	.2	57.8
2351	New oil refining and pipeline machinery, equipment, and supplies	61	135 804	15 056	11.1	.2	X
2352	New oil field machinery, equipment, and supplies (including drilling bits)	34	86 352	6 837	7.9	.1	X
2353	Used oil well, oil refinery, and pipeline machinery, equipment, and supplies	29	41 388	2 838	6.9	Z	X

See footnotes at end of table.

Table 3. Merchant Wholesalers by Kind of Business and Commodity Line: 1997—Con.

[Includes only establishments with payroll. For meaning of abbreviations and symbols, see introductory text. For explanation of terms, see Appendix A]

NAICS code and CL code	Kind of business and commodity line	Establishments handling commodity line		Commodity line sales			Sales coverage percent
		Number	Total sales (\$1,000)	Amount ¹ (\$1,000)	As percent of total sales of—		
					Establishments handling line	Establishments in NAICS industry ¹	
4218302	Hydraulic & pneumatic (fluid-power) machinery & equipment whsle—Con.						
2360	Other industrial machinery, equipment, and parts	124	342 832	43 615	12.7	.4	73.7
2362	New power plant machinery (excluding electrical)	24	83 016	12 113	14.6	.1	X
2363	New printing trades machinery, equipment, and supplies	15	43 357	1 179	2.7	Z	X
2365	New woodworking machinery	6	14 895	832	5.6	Z	X
2366	Other new industrial machinery and equipment	82	228 686	27 070	11.8	.3	X
2367	Used industrial machinery and equipment	21	33 750	1 464	4.3	Z	X
2370	Mechanical power transmission supplies	138	339 379	31 746	9.4	.3	30.3
2371	Bearings and bushings	102	243 330	16 193	6.7	.2	X
2372	Other mechanical power transmission supplies	79	181 911	15 553	8.6	.2	X
2380	Industrial valves and fittings (except fluid-power)	225	498 428	49 840	10.0	.5	X
2390	Hydraulic and pneumatic (fluid-power) valves	1 637	5 509 766	1 601 046	29.1	16.1	73.8
2391	Hydraulic valves	1 309	4 126 245	783 504	19.0	7.9	X
2392	Pneumatic valves	1 181	4 217 455	817 530	19.4	8.2	X
2400	Hydraulic and pneumatic cylinders and rotary actuators	1 370	5 263 849	1 474 044	28.0	14.8	73.3
2411	Hydraulic cylinders and rotary actuators	1 110	4 169 246	917 240	22.0	9.2	X
2412	Pneumatic cylinders and rotary actuators	995	3 722 689	556 789	15.0	5.6	X
2420	Hydraulic and pneumatic connectors and assemblies	1 500	4 769 873	1 359 959	28.5	13.7	74.2
2421	Hydraulic and pneumatic connectors	1 338	4 263 462	716 731	16.8	7.2	X
2422	Hydraulic and pneumatic assemblies	1 131	3 402 519	643 218	18.9	6.5	X
2430	Fluid-power filters, components, accessories, and parts	1 687	5 673 943	1 597 081	28.1	16.1	73.4
2431	Filters	1 369	4 777 858	696 492	14.6	7.0	X
2432	Other fluid-power components, accessories, and parts, n.e.c.	1 306	4 630 143	900 581	19.5	9.1	X
2440	Welding supplies (excluding gases)	9	6 446	199	3.1	Z	X
2450	Industrial containers and supplies	26	47 580	2 302	4.8	Z	28.7
2451	New and reconditioned drums and barrels	7	1 783	30	1.7	Z	X
2454	Other industrial containers and supplies	23	46 862	2 259	4.8	Z	X
2460	Other industrial supplies	119	214 001	28 314	13.2	.3	48.2
2462	Abrasives and abrasive materials	35	62 275	1 921	3.1	Z	X
2463	Nylon, polyester, and synthetic rubber	40	52 688	2 539	4.8	Z	X
2464	Mechanical rubber goods	62	97 551	8 177	8.4	.1	X
2465	Strapping and tape	9	9 289	305	3.3	Z	X
2466	Industrial supplies, n.e.c.	65	114 021	14 005	12.3	.1	X
2630	Other transportation equipment and supplies	21	45 725	4 499	9.8	Z	X
5300	Plastics materials and basic shapes	39	83 990	7 030	8.4	.1	X
5320	Industrial gases (welding, etc.)	12	19 644	3 707	18.9	Z	X
5330	Chemicals and allied products (excluding agricultural, plastics, gases, and petroleum)	66	100 739	11 244	11.2	.1	X
6000	Paint, paint supplies, and wallpaper	6	10 226	2 800	27.4	Z	X
9700	Service receipts and labor charges (including installed parts)	520	1 579 323	145 857	9.2	1.5	73.3
9701	Labor charges for repair work	478	1 457 774	81 155	5.6	.8	X
9702	Parts installed in repair work	356	1 091 003	55 452	5.1	.6	X
9703	Other service receipts and labor charges—Specify	67	164 667	9 234	5.6	.1	X
9720	Receipts for service contracts	43	113 591	4 690	4.1	Z	X
9740	Receipts for installing equipment	63	129 018	7 364	5.7	.1	X
9810	Miscellaneous commodities	116	346 750	44 159	12.7	.4	X
9940	Rental and leasing receipts	52	127 438	15 755	12.4	.2	X
42183021	Hydraulic & pneumatic pumps & motors whsle	1 275	X	3 036 164	X	100.0	64.2
0200	New and rebuilt automotive parts and supplies	18	33 982	3 544	10.4	.1	X
1120	Flat iron and steel products	13	21 348	807	3.8	Z	X
1140	Iron and steel wire and wire products	7	20 377	498	2.4	Z	X
1150	Iron and steel pipe and tubing	6	13 259	452	3.4	Z	X
1400	Electrical apparatus and equipment	35	123 018	19 754	16.1	.7	X
1600	Electronic parts and equipment, except communication	23	43 803	2 794	6.4	.1	X
1650	Communication equipment and supplies	14	12 130	137	1.1	Z	X
1700	Hardware	32	44 104	1 030	2.3	Z	X
1800	Plumbing and heating equipment and supplies (hydronics)	34	86 764	11 841	13.6	.4	X
2100	Construction and mining machinery and equipment (including parts and attachments)	33	57 829	2 744	4.7	.1	X
2200	Farm machinery, equipment, and parts	24	39 769	4 116	10.4	.1	X
2220	Garden machinery, equipment, and parts	15	25 886	1 378	5.3	Z	X
2230	Food-processing machinery, equipment, and parts	40	111 653	8 940	8.0	.3	56.2
2231	New commercial food-processing machinery (slicers, choppers, baking, etc.)	27	82 950	5 123	6.2	.2	X
2232	New packing, packaging, and bottling equipment	19	38 195	1 542	4.0	.1	X
2233	Used food-processing machinery and equipment	27	67 584	2 271	3.4	.1	X
2300	Hydraulic and pneumatic (fluid-power) pumps, motors, and parts	1 275	3 036 164	2 296 841	75.6	75.6	47.9
2311	Pumps	1 081	2 651 089	1 099 976	41.5	36.2	X
2312	Motors	739	1 928 525	481 059	24.9	15.8	X
2313	Parts for pumps and motors	1 032	2 467 286	715 809	29.0	23.6	X
2320	General-purpose industrial machinery, equipment, and parts	334	764 914	180 517	23.6	5.9	59.5
2321	New pumps, compressors (air or gas), and equipment	245	476 469	84 215	17.7	2.8	X
2323	New diesel engines (excluding automotive)	25	34 495	1 216	3.5	Z	X
2326	New controlling, recording, and indicating instruments and access	82	167 840	12 193	7.3	.4	X
2327	All other new general-purpose industrial machinery and equipment	117	307 597	79 823	26.0	2.6	X
2328	Used general-purpose industrial machinery and equipment	52	53 094	3 070	5.8	.1	X
2330	Metalworking machinery, equipment, and parts	21	32 214	1 648	5.1	.1	X
2340	Materials handling machinery, equipment, and parts	55	95 003	10 348	10.9	.3	58.0
2341	New conveying equipment	20	53 445	5 458	10.2	.2	X
2342	New hoists, cranes, and monorails	16	24 672	1 752	7.1	.1	X
2343	New forklift trucks	19	26 004	1 271	4.9	Z	X
2344	New industrial trucks and tractors	13	17 237	666	3.9	Z	X
2345	Used materials handling machinery, equipment, and parts	16	12 736	1 171	9.2	Z	X

See footnotes at end of table.

Table 3. Merchant Wholesalers by Kind of Business and Commodity Line: 1997—Con.

[Includes only establishments with payroll. For meaning of abbreviations and symbols, see introductory text. For explanation of terms, see Appendix A]

NAICS code and CL code	Kind of business and commodity line	Establishments handling commodity line		Commodity line sales			Sales coverage percent
		Number	Total sales (\$1,000)	Amount ¹ (\$1,000)	As percent of total sales of—		
					Establishments handling line	Establishments in NAICS industry ¹	
42183021	Hydraulic & pneumatic pumps & motors whse—Con.						
2350	Oil well, oil refinery, and pipeline machinery, equipment, and supplies	45	77 156	9 275	12.0	.3	52.8
2351	New oil refining and pipeline machinery, equipment, and supplies	33	56 564	3 119	5.5	.1	X
2352	New oil field machinery, equipment, and supplies (including drilling bits) .	13	21 399	3 254	15.2	.1	X
2353	Used oil well, oil refinery, and pipeline machinery, equipment, and supplies	29	41 388	2 838	6.9	.1	X
2360	Other industrial machinery, equipment, and parts	53	145 215	23 966	16.5	.8	58.9
2362	New power plant machinery (excluding electrical)	16	54 235	8 148	15.0	.3	X
2366	Other new industrial machinery and equipment	35	89 658	13 876	15.5	.5	X
2367	Used industrial machinery and equipment	7	13 876	890	6.4	Z	X
2370	Mechanical power transmission supplies	42	78 744	8 445	10.7	.3	35.7
2371	Bearings and bushings	39	77 045	2 977	3.9	.1	X
2372	Other mechanical power transmission supplies	10	32 268	5 468	16.9	.2	X
2380	Industrial valves and fittings (except fluid-power)	65	152 418	15 122	9.9	.5	X
2390	Hydraulic and pneumatic (fluid-power) valves	293	781 352	118 694	15.2	3.9	60.8
2391	Hydraulic valves	258	712 503	87 908	12.3	2.9	X
2392	Pneumatic valves	174	453 936	30 781	6.8	1.0	X
2400	Hydraulic and pneumatic cylinders and rotary actuators	220	590 526	53 339	9.0	1.8	59.5
2411	Hydraulic cylinders and rotary actuators	199	541 759	45 120	8.3	1.5	X
2412	Pneumatic cylinders and rotary actuators	101	249 062	8 214	3.3	.3	X
2420	Hydraulic and pneumatic connectors and assemblies	229	530 272	55 107	10.4	1.8	62.7
2421	Hydraulic and pneumatic connectors	213	516 594	24 379	4.7	.8	X
2422	Hydraulic and pneumatic assemblies	162	413 565	30 725	7.4	1.0	X
2430	Fluid-power filters, components, accessories, and parts	283	770 304	84 691	11.0	2.8	62.7
2431	Filters	238	661 279	40 695	6.2	1.3	X
2432	Other fluid-power components, accessories, and parts, n.e.c.	185	489 287	43 993	9.0	1.4	X
2460	Other industrial supplies	20	39 005	1 944	5.0	.1	5.0
2462	Abrasives and abrasive materials	13	15 927	173	1.1	Z	X
2463	Nylon, polyester, and synthetic rubber	13	15 927	104	.7	Z	X
2464	Mechanical rubber goods	7	23 078	553	2.4	Z	X
2466	Industrial supplies, n.e.c.	13	15 927	1 114	7.0	Z	X
2630	Other transportation equipment and supplies	15	16 166	835	5.2	Z	X
5300	Plastics materials and basic shapes	11	35 437	4 691	13.2	.2	X
5330	Chemicals and allied products (excluding agricultural, plastics, gases, and petroleum)	30	55 939	7 660	13.7	.3	X
9700	Service receipts and labor charges (including installed parts)	214	531 824	57 631	10.8	1.9	59.0
9701	Labor charges for repair work	197	455 390	31 564	6.9	1.0	X
9702	Parts installed in repair work	155	341 919	22 395	6.6	.7	X
9703	Other service receipts and labor charges—Specify	23	67 970	3 667	5.4	.1	X
9720	Receipts for service contracts	21	47 436	1 344	2.8	Z	X
9740	Receipts for installing equipment	37	77 427	5 096	6.6	.2	X
9810	Miscellaneous commodities	32	59 392	7 567	12.7	.2	X
9940	Rental and leasing receipts	26	73 240	12 485	17.0	.4	X
42183022	Hydraulic & pneumatic parts, accessories, & supplies whse	2 019	X	6 909 587	X	100.0	81.9
0200	New and rebuilt automotive parts and supplies	31	53 246	12 081	22.7	.2	9.0
0211	Batteries	31	53 246	1 509	2.8	Z	X
0215	Exhaust system parts	31	53 246	1 509	2.8	Z	X
0217	Hoses, belts, gaskets, and wiper blades	31	53 246	3 627	6.8	.1	X
0218	Filters (oil, air, gas, and transmission)	31	53 246	5 425	10.2	.1	X
0920	New computer equipment	9	35 047	3 200	9.1	Z	X
1120	Flat iron and steel products	10	30 624	1 318	4.3	Z	X
1140	Iron and steel wire and wire products	25	31 915	1 961	6.1	Z	X
1150	Iron and steel pipe and tubing	39	67 316	4 781	7.1	.1	X
1230	Other nonferrous metals (magnesium, nickel, tin, lead, zinc, etc., except precious)	9	77 326	6 731	8.7	.1	X
1400	Electrical apparatus and equipment	54	178 900	22 547	12.6	.3	X
1600	Electronic parts and equipment, except communication	109	687 841	94 987	13.8	1.4	X
1700	Hardware	54	86 485	6 589	7.6	.1	3.4
1711	Hand tools (including power driven)	54	86 485	6 589	7.6	.1	X
1800	Plumbing and heating equipment and supplies (hydronics)	33	108 177	6 962	6.4	.1	8.4
1811	Plastic pipe fittings and valves (excluding pipe and tubing)	14	82 390	5 928	7.2	.1	X
1812	Metal pipe fittings and valves (excluding pipe and tubing)	19	25 787	1 034	4.0	Z	X
1900	Warm air heating and air-conditioning equipment and supplies	19	14 569	1 519	10.4	Z	12.4
1916	Air cleaning and filtration systems	19	14 569	1 310	9.0	Z	X
1919	Registers, grills, pre-formed ductwork (excluding sheet metal), and duct insulation	7	2 234	209	9.4	Z	X
2100	Construction and mining machinery and equipment (including parts and attachments)	52	91 229	14 884	16.3	.2	20.6
2111	New off-highway wheel and track-laying tractors	12	32 704	1 213	3.7	Z	X
2113	New mixers, pavers, and related equipment	28	37 725	4 613	12.2	.1	X
2115	New graders, rollers, and off-highway trucks	12	32 704	605	1.9	Z	X
2117	Other new construction and mining, logging, and road maintenance machinery, equipment, and parts	12	20 805	3 928	18.9	.1	X
2118	Used construction and mining machinery and equipment	24	53 504	4 508	8.4	.1	X
2200	Farm machinery, equipment, and parts	33	92 784	7 748	8.4	.1	10.1
2213	New land preparation, planting, and cultivating machinery	33	92 784	7 748	8.4	.1	X
2230	Food-processing machinery, equipment, and parts	25	93 781	4 708	5.0	.1	81.9
2231	New commercial food-processing machinery (slicers, choppers, baking, etc.)	8	17 701	1 295	7.3	Z	X
2232	New packing, packaging, and bottling equipment	14	31 971	2 306	7.2	Z	X
2300	Hydraulic and pneumatic (fluid-power) pumps, motors, and parts	786	2 981 052	507 893	17.0	7.4	72.8
2311	Pumps	718	2 790 143	288 179	10.3	4.2	X
2312	Motors	558	2 049 993	131 460	6.4	1.9	X
2313	Parts for pumps and motors	522	1 714 752	88 249	5.1	1.3	X

See footnotes at end of table.

Table 3. Merchant Wholesalers by Kind of Business and Commodity Line: 1997—Con.

[Includes only establishments with payroll. For meaning of abbreviations and symbols, see introductory text. For explanation of terms, see Appendix A]

NAICS code and CL code	Kind of business and commodity line	Establishments handling commodity line		Commodity line sales			Sales coverage percent
		Number	Total sales (\$1,000)	Amount ¹ (\$1,000)	As percent of total sales of—		
					Establishments handling line	Establishments in NAICS industry ¹	
42183022	Hydraulic & pneumatic parts, accessories, & supplies whse— Con.						
2320	General-purpose industrial machinery, equipment, and parts	353	1 459 382	173 502	11.9	2.5	74.2
2321	New pumps, compressors (air or gas), and equipment	219	920 519	78 624	8.5	1.1	X
2323	New diesel engines (excluding automotive)	14	29 084	1 451	5.0	Z	X
2326	New controlling, recording, and indicating instruments and access	133	708 996	56 329	7.9	.8	X
2327	All other new general-purpose industrial machinery and equipment	124	309 172	35 414	11.5	.5	X
2328	Used general-purpose industrial machinery and equipment	26	61 162	1 682	2.8	Z	X
2330	Metalworking machinery, equipment, and parts	42	109 784	10 938	10.0	.2	X
2340	Materials handling machinery, equipment, and parts	117	276 205	27 329	9.9	.4	63.4
2341	New conveying equipment	51	107 820	8 624	8.0	.1	X
2342	New hoists, cranes, and monorails	37	74 869	4 424	5.9	.1	X
2343	New forklift trucks	29	34 603	1 604	4.6	Z	X
2345	Used materials handling machinery, equipment, and parts	47	115 636	12 444	10.8	.2	X
2350	Oil well, oil refinery, and pipeline machinery, equipment, and supplies	47	139 991	15 520	11.1	.2	58.9
2351	New oil refining and pipeline machinery, equipment, and supplies	28	79 240	11 937	15.1	.2	X
2352	New oil field machinery, equipment, and supplies (including drilling bits) ..	21	64 953	3 583	5.5	.1	X
2360	Other industrial machinery, equipment, and parts	71	197 617	19 649	9.9	.3	80.9
2362	New power plant machinery (excluding electrical)	8	28 781	3 965	13.8	.1	X
2363	New printing trades machinery, equipment, and supplies	11	28 333	899	3.2	Z	X
2366	Other new industrial machinery and equipment	47	139 028	13 194	9.5	Z	X
2367	Used industrial machinery and equipment	14	19 874	574	2.9	Z	X
2370	Mechanical power transmission supplies	96	260 635	23 301	8.9	.3	29.6
2371	Bearings and bushings	62	166 285	13 216	7.9	.2	X
2372	Other mechanical power transmission supplies	70	149 643	10 085	6.7	.1	X
2380	Industrial valves and fittings (except fluid-power)	160	346 010	34 718	10.0	.5	X
2390	Hydraulic and pneumatic (fluid-power) valves	1 344	4 728 414	1 482 352	31.4	21.5	79.2
2391	Hydraulic valves	1 050	3 413 742	695 596	20.4	10.1	X
2392	Pneumatic valves	1 007	3 763 519	786 749	20.9	11.4	X
2400	Hydraulic and pneumatic cylinders and rotary actuators	1 150	4 673 323	1 420 705	30.4	20.6	78.7
2411	Hydraulic cylinders and rotary actuators	911	3 627 487	872 120	24.0	12.6	X
2412	Pneumatic cylinders and rotary actuators	894	3 473 627	548 575	15.8	7.9	X
2420	Hydraulic and pneumatic connectors and assemblies	1 271	4 239 601	1 304 852	30.8	18.9	79.4
2421	Hydraulic and pneumatic connectors	1 125	3 746 868	692 352	18.5	10.0	X
2422	Hydraulic and pneumatic assemblies	969	2 988 954	612 493	20.5	8.9	X
2430	Fluid-power filters, components, accessories, and parts	1 404	4 903 639	1 512 390	30.8	21.9	78.4
2431	Filters	1 130	4 116 579	655 797	15.9	9.5	X
2432	Other fluid-power components, accessories, and parts, n.e.c.	1 120	4 140 856	856 588	20.7	12.4	X
2440	Welding supplies (excluding gases)	6	5 585	189	3.4	Z	X
2450	Industrial containers and supplies	23	42 109	2 246	5.3	Z	25.2
2451	New and reconditioned drums and barrels	7	1 783	30	1.7	Z	X
2454	Other industrial containers and supplies	20	41 391	2 203	5.3	Z	X
2460	Other industrial supplies	99	174 996	26 370	15.1	.4	59.2
2462	Abrasives and abrasive materials	22	46 348	1 748	3.8	Z	X
2463	Nylon, polyester, and synthetic rubber	27	36 761	2 435	6.6	Z	X
2464	Mechanical rubber goods	55	74 473	7 624	10.2	.1	X
2465	Strapping and tape	9	9 289	305	3.3	Z	X
2466	Industrial supplies, n.e.c.	52	98 094	12 891	13.1	.2	X
2630	Other transportation equipment and supplies	6	29 559	3 664	12.4	.1	X
5300	Plastics materials and basic shapes	28	48 553	2 339	4.8	Z	X
5320	Industrial gases (welding, etc.)	8	15 471	3 651	23.6	.1	X
5330	Chemicals and allied products (excluding agricultural, plastics, gases, and petroleum)	36	44 800	3 584	8.0	.1	X
9700	Service receipts and labor charges (including installed parts)	306	1 047 499	88 226	8.4	1.3	79.8
9701	Labor charges for repair work	282	1 002 384	49 591	4.9	.7	X
9702	Parts installed in repair work	201	749 084	33 057	4.4	.5	X
9703	Other service receipts and labor charges—Specify	45	96 697	5 567	5.8	.1	X
9720	Receipts for service contracts	22	66 155	3 346	5.1	Z	X
9740	Receipts for installing equipment	26	51 591	2 268	4.4	Z	X
9810	Miscellaneous commodities	84	287 358	36 592	12.7	.5	X
9940	Rental and leasing receipts	26	54 198	3 270	6.0	Z	X
4218303	General-purpose industrial machinery & equipment whse	8 460	X	28 259 832	X	100.0	84.9
0130	Light trucks and vans (14,000 lb or less)	6	13 222	1 064	8.0	Z	11.3
0133	Vans and cargo vans (new and used)	6	13 222	1 064	8.0	Z	X
0150	Heavy trucks and tractors (over 26,000 lb)	7	29 619	2 009	6.8	Z	X
0200	New and rebuilt automotive parts and supplies	94	661 550	95 438	14.4	.3	11.6
0211	Batteries	34	209 485	793	.4	Z	X
0212	Engines (complete)	17	114 509	2 147	1.9	Z	X
0213	Electrical engine parts (including ignition parts)	36	121 952	1 780	1.5	Z	X
0214	Brake parts (including fluid and all disk and drum parts)	27	92 999	782	.8	Z	X
0215	Exhaust system parts	11	83 735	1 207	1.4	Z	X
0217	Hoses, belts, gaskets, and wiper blades	17	184 007	1 646	.9	Z	X
0218	Filters (oil, air, gas, and transmission)	53	233 838	2 683	1.1	Z	X
0219	Engine parts, except electrical	27	145 287	13 601	9.4	Z	X
0222	Suspension parts (shocks, struts, balljoints, etc.)	17	92 228	839	.9	Z	X
0223	Parts, n.e.c.	19	403 032	64 672	16.0	.2	X
0224	Accessories	18	100 963	5 288	5.2	Z	X
0240	Used automotive parts, accessories, and equipment	9	20 154	565	2.8	Z	X
0300	Tires and tubes	39	86 238	1 514	1.8	Z	9.8
0311	New tires and tubes	39	86 238	1 514	1.8	Z	X
0540	Other home furnishings	6	8 962	1 398	15.6	Z	X

See footnotes at end of table.

Table 3. Merchant Wholesalers by Kind of Business and Commodity Line: 1997—Con.

[Includes only establishments with payroll. For meaning of abbreviations and symbols, see introductory text. For explanation of terms, see Appendix A]

NAICS code and CL code	Kind of business and commodity line	Establishments handling commodity line		Commodity line sales			Sales coverage percent
		Number	Total sales (\$1,000)	Amount ¹ (\$1,000)	As percent of total sales of—		
					Establishments handling line	Establishments in NAICS industry ¹	
4218303	General-purpose industrial machinery & equipment whse— Con.						
0720	Roofing, siding, and insulation materials.....	8	19 597	920	4.7	Z	1.0
0723	Insulation materials.....	8	19 597	920	4.7	Z	X
0900	Office equipment.....	15	184 536	52 216	28.3	.2	77.5
0913	Copying machines and equipment.....	10	179 740	51 942	28.9	.2	X
0920	New computer equipment.....	95	394 134	39 636	10.1	.1	34.9
0921	Computers.....	71	216 216	15 090	7.0	.1	X
0924	Other computer peripheral equipment.....	35	222 140	24 016	10.8	.1	X
0950	Computer software (packaged).....	35	173 700	17 751	10.2	.1	X
0960	Restaurant and hotel equipment and supplies.....	19	22 008	1 760	8.0	Z	X
1000	Medical, hospital, and surgical supplies.....	18	71 429	17 072	23.9	.1	61.8
1013	Other surgical, medical, and hospital supplies.....	18	71 429	17 072	23.9	.1	X
1100	Iron and steel products (semifinished).....	10	5 885	2 305	39.2	Z	81.1
1113	Rough castings and foundry products.....	10	5 885	1 151	19.6	Z	X
1116	Other semifinished iron and steel products.....	10	5 885	1 151	19.6	Z	X
1120	Flat iron and steel products.....	103	2 450 110	133 297	5.4	.5	2.3
1121	Plates.....	39	74 500	3 995	5.4	Z	X
1124	Sheets (hot-rolled).....	16	304 056	40 329	13.3	.1	X
1126	Sheets (galvanized and coated).....	17	1 930 162	67 990	3.5	.2	X
1127	Tin plate and terneplate.....	17	1 930 162	8 493	.4	Z	X
1128	Fabricated and structural plate products.....	48	146 843	3 997	2.7	Z	X
1129	Other flat iron and steel products.....	17	1 930 162	8 493	.4	Z	X
1140	Iron and steel wire and wire products.....	102	1 914 163	47 630	2.5	.2	.7
1141	Wire (plain, coated, barbed, and twisted).....	14	382 527	27 858	7.3	.1	X
1143	Wire rope, strand, strapping, reinforcement mesh, and bale ties.....	88	1 531 636	19 772	1.3	.1	X
1150	Iron and steel pipe and tubing.....	61	168 973	14 725	8.7	.1	27.8
1152	Tubing.....	19	52 235	1 179	2.3	Z	X
1153	Standard steel pipe.....	57	159 515	11 262	7.1	Z	X
1154	Other steel pipe.....	8	28 615	2 284	8.0	Z	X
1160	Other iron and steel products.....	19	313 696	19 821	6.3	.1	22.4
1163	Bars and bar-size shapes: cold finished.....	12	4 250 735	4 259	1.7	Z	X
1165	Structural shapes (excluding bar-size shapes).....	11	80 225	3 585	4.5	Z	X
1167	Finished products, n.e.c.....	7	62 961	11 977	19.0	Z	X
1180	Stainless steel.....	7	79 150	3 559	4.5	Z	84.9
1185	Other stainless steel (including tubing).....	6	28 291	2 533	9.0	Z	X
1200	Copper and brass.....	28	103 658	3 024	2.9	Z	59.8
1213	Tubular products (pipes and tubes).....	28	103 658	3 024	2.9	Z	X
1220	Aluminum shapes, forms, etc.....	12	72 076	3 237	4.5	Z	60.0
1222	Sheets and coils (.006 to .249 inch).....	12	72 076	3 237	4.5	Z	X
1230	Other nonferrous metals (magnesium, nickel, tin, lead, zinc, etc., except precious).....	29	2 112 800	127 404	6.0	.5	X
1400	Electrical apparatus and equipment.....	404	2 937 500	229 553	7.8	.8	6.6
1411	Power and distribution transformers.....	51	613 960	6 183	1.0	Z	X
1412	Switchgear and switchboard apparatus.....	87	809 294	21 138	2.6	.1	X
1413	Motors and generators (including motor-generator sets).....	230	1 889 841	55 641	2.9	.2	X
1414	Conduit, raceway, and fittings.....	12	27 724	490	1.8	Z	X
1415	Electric bulbs (all types).....	19	61 404	347	.6	Z	X
1416	Interior wiring (excluding conduit).....	24	169 579	7 185	4.2	Z	X
1417	Exterior wiring and cable (excluding conduit).....	30	146 432	5 127	3.5	Z	X
1418	Lighting fixtures (residential and commercial).....	21	299 790	3 772	1.3	Z	X
1419	Industrial controls.....	189	1 313 715	61 577	4.7	.2	X
1421	Other electrical apparatus and equipment (including fuses and lightning rods).....	166	1 334 518	68 101	5.1	.2	X
1500	Electrical appliances, household.....	27	83 880	5 883	7.0	Z	17.6
1511	Televisions.....	13	13 766	526	3.8	Z	X
1512	Radios, stereos, and CD players.....	9	8 816	416	4.7	Z	X
1513	V.C.R.'s and video cameras.....	13	13 766	445	3.2	Z	X
1514	Electrical household ranges and ovens.....	10	61 872	1 641	2.7	Z	X
1515	Refrigerators and freezers, household.....	14	66 819	1 703	2.5	Z	X
1518	Other electrical household appliances (including fans, dishwashers, etc.).....	18	75 064	1 020	1.4	Z	X
1600	Electronic parts and equipment, except communication.....	287	1 326 436	134 564	10.1	.5	14.4
1612	Integrated circuits.....	82	172 919	5 075	2.9	Z	X
1613	Capacitors and resistors.....	36	41 215	189	.5	Z	X
1615	Discrete semiconductors, etc.....	12	10 809	774	7.2	Z	X
1616	Electronic connectors and other passive electronic parts.....	76	693 343	62 007	8.9	.2	X
1618	Electronic parts and equipment, n.e.c.....	275	1 315 627	66 509	5.1	.2	X
1650	Communication equipment and supplies.....	58	1 907 363	61 178	3.2	.2	3.0
1651	Telephones.....	6	20 543	535	2.6	Z	X
1652	Other electronic communication equipment.....	46	1 627 602	45 656	2.8	.2	X
1653	Other electrical communication equipment.....	41	1 174 501	14 987	1.3	.1	X
1700	Hardware.....	308	2 837 470	188 110	6.6	.7	5.0
1711	Hand tools (including power driven).....	278	2 739 099	149 405	5.5	.5	X
1712	Bolts, nuts, rivets, and fasteners.....	128	1 578 212	35 391	2.2	.1	X
1713	Cutlery.....	61	555 918	3 314	.6	Z	X
1800	Plumbing and heating equipment and supplies (hydronics).....	331	2 581 135	176 333	6.8	.6	4.8
1811	Plastic pipe fittings and valves (excluding pipe and tubing).....	145	1 473 345	35 871	2.4	.1	X
1812	Metal pipe fittings and valves (excluding pipe and tubing).....	128	1 046 341	33 779	3.2	.1	X
1813	Plumbing fixtures.....	17	86 901	3 764	4.3	Z	X
1814	Furnaces, stoves, water heaters (except electric and warm air).....	68	817 574	11 015	1.3	Z	X
1815	Boilers, radiators, and convectors.....	63	813 456	39 023	4.8	.1	X
1818	Other plumbing and heating equipment and supplies.....	197	1 410 314	52 876	3.7	.2	X

See footnotes at end of table.

Table 3. Merchant Wholesalers by Kind of Business and Commodity Line: 1997—Con.

[Includes only establishments with payroll. For meaning of abbreviations and symbols, see introductory text. For explanation of terms, see Appendix A]

NAICS code and CL code	Kind of business and commodity line	Establishments handling commodity line		Commodity line sales			Sales coverage percent
		Number	Total sales (\$1,000)	Amount ¹ (\$1,000)	As percent of total sales of—		
					Establishments handling line	Establishments in NAICS industry ¹	
4218303	General-purpose industrial machinery & equipment whse— Con.						
1900	Warm air heating and air-conditioning equipment and supplies	99	245 410	35 562	14.5	.1	52.1
1911	Furnaces (warm air)	45	62 306	1 381	2.2	Z	X
1912	Central air-conditioning (residential and commercial)	32	68 208	11 610	17.0	Z	X
1914	Heat pumps (residential and commercial)	14	29 759	850	2.9	Z	X
1916	Air cleaning and filtration systems	18	89 678	9 738	10.9	Z	X
1917	Compressors for air-conditioners	33	56 953	2 220	3.9	Z	X
1918	Condensing units for air-conditioners	26	80 146	2 974	3.7	Z	X
1919	Registers, grills, pre-formed ductwork (excluding sheet metal), and duct insulation	45	108 460	6 786	6.3	Z	X
2000	Refrigeration equipment and supplies	58	199 817	18 499	9.3	.1	34.0
2013	Condensing units for commercial refrigerators	12	49 496	798	1.6	Z	X
2014	Refrigerants	44	114 223	7 389	6.5	Z	X
2015	Other refrigeration equipment and supplies	36	117 190	4 751	4.1	Z	X
2100	Construction and mining machinery and equipment (including parts and attachments)	252	807 164	111 366	13.8	.4	21.8
2111	New off-highway wheel and track-laying tractors	8	27 198	7 546	27.7	Z	X
2112	New power cranes, draglines, and shovels	15	72 195	22 021	30.5	.1	X
2113	New mixers, pavers, and related equipment	24	32 023	1 113	3.5	Z	X
2114	New tractor shovel loaders	7	6 621	997	11.6	Z	X
2115	New graders, rollers, and off-highway trucks	29	98 119	5 950	6.1	Z	X
2116	New mining machinery	26	70 481	1 283	1.8	Z	X
2117	Other new construction and mining, logging, and road maintenance machinery, equipment, and parts	113	314 483	32 268	10.3	.1	X
2118	Used construction and mining machinery and equipment	138	523 367	40 187	7.7	.1	X
2200	Farm machinery, equipment, and parts	131	745 510	58 531	7.9	.2	13.1
2211	New tractors (farm)	82	580 351	17 068	2.9	.1	X
2212	New harvesting machinery	33	262 236	4 527	1.7	Z	X
2213	New land preparation, planting, and cultivating machinery	21	230 949	2 577	1.1	Z	X
2214	New dairy farm and barn equipment	14	83 613	2 081	2.5	Z	X
2215	New irrigation equipment	34	249 757	6 153	2.5	Z	X
2216	Other new farm machinery and equipment	72	487 647	11 143	2.3	Z	X
2218	Used farm machinery and equipment	75	527 483	14 985	2.8	.1	X
2220	Garden machinery, equipment, and parts	78	2 250 395	94 020	4.2	.3	3.2
2221	New power lawn mowers	54	1 930 657	55 349	2.9	.2	X
2222	Other new lawn and garden machinery and equipment	56	1 568 818	31 799	2.0	.1	X
2223	Used garden machinery and equipment	38	1 412 917	6 871	.5	Z	X
2230	Food-processing machinery, equipment, and parts	181	505 098	51 337	10.2	.2	84.1
2231	New commercial food-processing machinery (slicers, choppers, baking, etc.)	76	240 343	18 227	7.6	.1	X
2232	New packing, packaging, and bottling equipment	85	230 897	22 252	9.6	.1	X
2233	Used food-processing machinery and equipment	45	119 527	10 853	9.1	Z	X
2300	Hydraulic and pneumatic (fluid-power) pumps, motors, and parts	606	1 772 280	188 025	10.6	.7	77.1
2311	Pumps	432	1 198 272	83 983	7.0	.3	X
2312	Motors	262	724 397	40 723	5.6	.1	X
2313	Parts for pumps and motors	369	982 877	63 310	6.4	.2	X
2320	General-purpose industrial machinery, equipment, and parts	8 460	28 259 832	22 480 120	79.5	79.5	60.8
2321	New pumps, compressors (air or gas), and equipment	3 139	11 184 333	4 930 068	44.1	17.4	X
2323	New diesel engines (excluding automotive)	390	2 450 874	1 327 443	54.2	4.7	X
2326	New controlling, recording, and indicating instruments and access	1 702	6 909 851	2 126 222	30.8	7.5	X
2327	All other new general-purpose industrial machinery and equipment	5 103	18 992 409	12 317 020	64.9	43.6	X
2328	Used general-purpose industrial machinery and equipment	2 095	5 265 258	1 779 367	33.8	6.3	X
2330	Metalworking machinery, equipment, and parts	407	2 912 589	363 625	12.5	1.3	X
2340	Materials handling machinery, equipment, and parts	574	3 530 373	322 504	9.1	1.1	72.0
2341	New conveying equipment	331	2 664 014	97 726	3.7	.3	X
2342	New hoists, cranes, and monorails	214	2 518 288	89 264	3.5	.3	X
2343	New forklift trucks	83	509 491	54 011	10.6	.2	X
2344	New industrial trucks and tractors	47	327 130	35 497	10.9	.1	X
2345	Used materials handling machinery, equipment, and parts	176	627 602	46 008	7.3	.2	X
2350	Oil well, oil refinery, and pipeline machinery, equipment, and supplies	215	738 624	168 234	22.8	.6	56.2
2351	New oil refining and pipeline machinery, equipment, and supplies	136	609 968	136 449	22.4	.5	X
2352	New oil field machinery, equipment, and supplies (including drilling bits)	80	154 619	20 243	13.1	.1	X
2353	Used oil well, oil refinery, and pipeline machinery, equipment, and supplies	55	113 578	11 541	10.2	Z	X
2360	Other industrial machinery, equipment, and parts	473	1 107 030	159 076	14.4	.6	80.4
2361	New metal smelting and refining machinery, and equipment	13	78 838	10 324	13.1	Z	X
2362	New power plant machinery (excluding electrical)	57	122 162	7 295	6.0	Z	X
2363	New printing trades machinery, equipment, and supplies	39	82 230	7 452	9.1	Z	X
2364	New textile and sewing machinery and equipment	11	38 456	3 154	8.2	Z	X
2365	New woodworking machinery	63	114 533	12 603	11.0	Z	X
2366	Other new industrial machinery and equipment	241	629 147	87 785	14.0	.3	X
2367	Used industrial machinery and equipment	172	333 602	30 460	9.1	.1	X
2370	Mechanical power transmission supplies	109	2 248 233	115 807	5.2	.4	12.2
2371	Bearings and bushings	79	2 093 237	106 958	5.1	.4	X
2372	Other mechanical power transmission supplies	52	237 949	8 849	3.7	Z	X
2380	Industrial valves and fittings (except fluid-power)	349	2 719 424	153 951	5.7	.5	X
2390	Hydraulic and pneumatic (fluid-power) valves	263	871 456	57 782	6.6	.2	79.9
2391	Hydraulic valves	181	617 244	25 570	4.1	.1	X
2392	Pneumatic valves	180	569 842	32 206	5.7	.1	X
2400	Hydraulic and pneumatic cylinders and rotary actuators	220	721 252	60 060	8.3	.2	69.9
2411	Hydraulic cylinders and rotary actuators	168	572 722	34 150	6.0	.1	X
2412	Pneumatic cylinders and rotary actuators	125	415 991	25 907	6.2	.1	X
2420	Hydraulic and pneumatic connectors and assemblies	199	2 225 342	73 352	3.3	.3	82.3
2421	Hydraulic and pneumatic connectors	154	2 108 152	37 751	1.8	.1	X
2422	Hydraulic and pneumatic assemblies	138	2 061 978	35 593	1.7	.1	X

See footnotes at end of table.

Table 3. Merchant Wholesalers by Kind of Business and Commodity Line: 1997—Con.

[Includes only establishments with payroll. For meaning of abbreviations and symbols, see introductory text. For explanation of terms, see Appendix A]

NAICS code and CL code	Kind of business and commodity line	Establishments handling commodity line		Commodity line sales			Sales coverage percent
		Number	Total sales (\$1,000)	Amount ¹ (\$1,000)	As percent of total sales of—		
					Establishments handling line	Establishments in NAICS industry ¹	
4218303	General-purpose industrial machinery & equipment whse— Con.						
2430	Fluid-power filters, components, accessories, and parts	394	1 258 372	121 090	9.6	.4	78.2
2431	Filters	320	1 052 448	89 426	8.5	.3	X
2432	Other fluid-power components, accessories, and parts, n.e.c.	188	524 155	31 661	6.0	.1	X
2440	Welding supplies (excluding gases)	30	113 681	20 587	18.1	.1	X
2450	Industrial containers and supplies	98	2 139 675	73 107	3.4	.3	1.1
2451	New and reconditioned drums and barrels	8	20 635	446	2.2	.1	X
2452	Bottles and bottlers' supplies	20	584 629	26 867	4.6	.1	X
2454	Other industrial containers and supplies	85	1 890 045	45 793	2.4	.2	X
2460	Other industrial supplies	360	2 724 773	168 769	6.2	.6	10.0
2462	Abrasives and abrasive materials	234	1 976 395	84 273	4.3	.3	X
2463	Nylon, polyester, and synthetic rubber	34	164 943	1 598	1.0	.2	X
2464	Mechanical rubber goods	48	171 023	9 819	5.7	.2	X
2465	Strapping and tape	90	1 345 493	53 957	4.0	.2	X
2466	Industrial supplies, n.e.c.	108	439 111	17 692	4.0	.1	X
2520	Custodial (janitors') equipment and supplies	8	24 861	2 456	9.9	Z	X
2540	Other service establishment equipment and supplies	12	28 129	5 994	21.3	Z	43.5
2542	Service establishment equipment and supplies, n.e.c.	11	25 511	5 444	21.3	Z	X
2600	Aircraft and aeronautical equipment and supplies	6	5 142	1 207	23.5	Z	X
2620	Marine machinery, equipment, and supplies	17	77 527	16 072	20.7	.1	32.1
2623	New marine supplies	10	42 001	4 499	10.7	Z	X
2630	Other transportation equipment and supplies	43	2 042 716	117 573	5.8	.4	.5
2631	New transportation equipment (excluding automotive)	43	2 042 716	103 563	5.1	.4	X
2632	Used transportation equipment (excluding automotive)	14	531 506	14 009	2.6	.1	X
2700	Sporting and recreational goods and supplies	6	43 896	4 430	10.1	Z	.7
2713	Billiards, pool, bowling equipment, and accessories	6	43 896	4 430	10.1	Z	X
2930	Recyclable paper and paperboard	24	36 968	1 117	3.0	Z	X
2940	Recyclable materials, except metal	7	8 963	676	7.5	Z	9.0
2945	Other recyclable materials (including rubber and bones)	7	8 963	676	7.5	Z	X
3200	Printing and writing paper	9	11 115	2 217	19.9	Z	1.8
3213	Other printing and writing paper	9	11 115	2 217	19.9	Z	X
3300	Stationery, office supplies and greeting cards	12	15 709	1 745	11.1	Z	X
3400	Industrial and personal services paper and plastics	19	52 738	4 276	8.1	Z	X
5300	Plastics materials and basic shapes	138	2 139 602	77 643	3.6	.3	1.6
5311	Plastic pipes, rods, tubes, and shapes	74	995 523	27 807	2.8	.1	X
5313	Plastics raw materials	17	995 790	43 549	4.4	.2	X
5314	Other plastics materials and basic shapes	62	170 127	6 287	3.7	Z	X
5320	Industrial gases (welding, etc.)	29	39 006	7 684	19.7	Z	X
5330	Chemicals and allied products (excluding agricultural, plastics, gases, and petroleum)	365	1 232 463	146 537	11.9	.5	3.4
5331	Gasses, compressed and liquified, except L.P.	10	17 214	3 527	20.5	Z	X
5332	Alkalies and chlorine	91	34 706	542	1.6	Z	X
5335	Detergents and soaps	219	697 606	55 461	8.0	.2	X
5336	Sanitation chemicals, polishes, and waxes	32	454 241	19 457	4.3	.1	X
5341	Insecticides, nonagricultural	12	165 477	963	.6	Z	X
5342	Adhesives, sealants, and glues	80	324 485	49 264	15.2	.2	X
5344	Other chemicals and allied products	59	453 952	17 315	3.8	.1	X
5400	Petroleum products	36	159 488	11 163	7.0	Z	12.0
5418	Lubricating oil and greases	36	159 488	11 163	7.0	Z	X
5800	Farm supplies	25	116 224	7 530	6.5	Z	4.9
5814	Weed killers, soil sterilizers, and soil conditioners	25	116 224	7 530	6.5	Z	X
6000	Paint, paint supplies, and wallpaper	25	50 004	5 026	10.1	Z	6.0
6011	Architectural coatings (enamels, primers, stains, solvents, and lacquers)	8	5 196	31	.6	Z	X
6013	Special purpose coatings (automotive, refinish, marine, traffic coatings) ..	17	44 808	4 655	10.4	Z	X
6014	Paint supplies	9	21 352	340	1.6	Z	X
9700	Service receipts and labor charges (including installed parts)	2 131	7 654 397	1 032 562	13.5	3.7	79.2
9701	Labor charges for repair work	1 929	7 009 222	565 370	8.1	2.0	X
9702	Parts installed in repair work	1 438	5 415 680	397 481	7.3	1.4	X
9703	Other service receipts and labor charges—Specify	306	1 185 380	69 709	5.9	.2	X
9720	Receipts for service contracts	290	1 062 628	53 349	5.0	.2	X
9740	Receipts for installing equipment	387	1 088 020	62 968	5.8	.2	X
9810	Miscellaneous commodities	282	1 270 657	105 270	8.3	.4	X
9940	Rental and leasing receipts	557	2 415 213	194 499	8.1	.7	1.2
9941	Computer rental and leasing receipts	92	33 247	6 270	18.9	Z	X
9942	Photocopying machine rental	93	239 420	20 253	8.5	.1	X
9943	Other office machine rental receipts	92	88 028	3 448	3.9	Z	X
9944	Other rental receipts	282	2 054 511	164 528	8.0	.6	X
9980	Receipts for machine shop job work	8	25 595	3 199	12.5	Z	X
4218304	Metalworking machinery & equipment whse	3 232	X	13 925 794	X	100.0	79.0
0200	New and rebuilt automotive parts and supplies	16	44 337	9 278	20.9	.1	X
0920	New computer equipment	25	94 842	8 943	9.4	.1	X
1050	Other professional equipment and supplies	7	6 653	599	9.0	Z	X
1120	Flat iron and steel products	73	211 728	10 659	5.0	.1	X
1140	Iron and steel wire and wire products	53	128 761	7 921	6.2	.1	X
1150	Iron and steel pipe and tubing	7	10 468	509	4.9	Z	X
1160	Other iron and steel products	10	16 768	1 134	6.8	Z	X
1230	Other nonferrous metals (magnesium, nickel, tin, lead, zinc, etc., except precious)	12	141 938	8 069	5.7	.1	X
1400	Electrical apparatus and equipment	35	75 106	8 891	11.8	.1	X
1600	Electronic parts and equipment, except communication	64	534 991	36 929	6.9	.3	X

See footnotes at end of table.

Table 3. Merchant Wholesalers by Kind of Business and Commodity Line: 1997—Con.

[Includes only establishments with payroll. For meaning of abbreviations and symbols, see introductory text. For explanation of terms, see Appendix A]

NAICS code and CL code	Kind of business and commodity line	Establishments handling commodity line		Commodity line sales			Sales coverage percent
		Number	Total sales (\$1,000)	Amount ¹ (\$1,000)	As percent of total sales of—		
					Establishments handling line	Establishments in NAICS industry ¹	
4218304	Metalworking machinery & equipment whsle—Con.						
1700	Hardware	195	906 288	82 395	9.1	.6	X
1800	Plumbing and heating equipment and supplies (hydronics)	15	411 390	20 418	5.0	.1	X
1900	Warm air heating and air-conditioning equipment and supplies	8	12 810	375	2.9	Z	X
2100	Construction and mining machinery and equipment (including parts and attachments)	34	181 383	12 017	6.6	.1	X
2200	Farm machinery, equipment, and parts	15	50 378	9 066	18.0	.1	X
2230	Food-processing machinery, equipment, and parts	24	33 751	5 363	15.9	Z	X
2300	Hydraulic and pneumatic (fluid-power) pumps, motors, and parts	101	705 104	66 888	9.5	.5	X
2320	General-purpose industrial machinery, equipment, and parts	343	1 626 396	283 257	17.4	2.0	X
2330	Metalworking machinery, equipment, and parts	3 232	13 925 794	12 582 580	90.4	90.4	X
2340	Materials handling machinery, equipment, and parts	156	1 020 086	119 282	11.7	.9	X
2350	Oil well, oil refinery, and pipeline machinery, equipment, and supplies	18	23 581	4 513	19.1	Z	X
2360	Other industrial machinery, equipment, and parts	174	669 316	62 352	9.3	.4	X
2370	Mechanical power transmission supplies	17	25 374	904	3.6	Z	X
2380	Industrial valves and fittings (except fluid-power)	37	123 164	5 933	4.8	Z	X
2390	Hydraulic and pneumatic (fluid-power) valves	73	561 096	41 705	7.4	.3	X
2400	Hydraulic and pneumatic cylinders and rotary actuators	90	661 510	39 573	6.0	.3	X
2420	Hydraulic and pneumatic connectors and assemblies	43	548 889	30 176	5.5	.2	X
2430	Fluid-power filters, components, accessories, and parts	63	560 984	24 204	4.3	.2	X
2440	Welding supplies (excluding gases)	23	27 534	2 427	8.8	Z	X
2450	Industrial containers and supplies	22	66 731	3 735	5.6	Z	X
2460	Other industrial supplies	381	1 342 546	172 044	12.8	1.2	X
2620	Marine machinery, equipment, and supplies	6	17 233	1 432	8.3	Z	X
5300	Plastics materials and basic shapes	18	39 091	2 375	6.1	Z	X
5320	Industrial gases (welding, etc.)	6	19 812	4 218	21.3	Z	X
5330	Chemicals and allied products (excluding agricultural, plastics, gases, and petroleum)	137	432 907	30 568	7.1	.2	X
6000	Paint, paint supplies, and wallpaper	15	24 781	2 154	8.7	Z	X
9700	Service receipts and labor charges (including installed parts)	384	2 120 383	127 555	6.0	.9	X
9720	Receipts for service contracts	33	267 053	8 463	3.2	.1	X
9740	Receipts for installing equipment	34	244 923	10 105	4.1	.1	X
9810	Miscellaneous commodities	59	156 565	36 914	23.6	.3	X
9940	Rental and leasing receipts	70	185 934	7 152	3.8	.1	X
4218305	Materials handling equipment whsle	4 042	X	15 099 475	X	100.0	71.0
0150	Heavy trucks and tractors (over 26,000 lb)	6	20 315	5 133	25.3	Z	X
0200	New and rebuilt automotive parts and supplies	75	487 057	46 982	9.6	.3	X
0420	Office and business furniture	9	25 476	8 440	33.1	.1	39.6
0421	New office furniture (wooden and metal)	9	25 476	8 440	33.1	.1	X
0600	Lumber: rough, dressed, and finished	6	5 881	569	9.7	Z	16.0
0611	Dimensional lumber (non-treated)	6	5 881	569	9.7	Z	X
0620	Plywood and millwork	14	42 016	6 098	14.5	Z	24.1
0621	Softwood plywood and oriented strand board (OSB)	8	22 777	3 544	15.6	Z	X
0622	Other panels products (including hardwood plywood, waterboard, and particleboard)	7	19 239	2 554	13.3	Z	X
0740	Other construction materials	9	42 475	6 316	14.9	Z	15.4
0744	Construction materials, n.e.c. (including wire fence and construction paper)	9	42 475	6 316	14.9	Z	X
0900	Office equipment	7	7 005	235	3.4	Z	X
0920	New computer equipment	20	81 692	2 593	3.2	Z	X
0970	Store machines and equipment	21	135 779	29 077	21.4	.2	68.3
0972	Other store machines and equipment	21	135 779	29 077	21.4	.2	X
1000	Medical, hospital, and surgical supplies	6	5 125	79	1.5	Z	X
1120	Flat iron and steel products	33	61 934	7 170	11.6	Z	X
1140	Iron and steel wire and wire products	57	150 926	17 647	11.7	.1	X
1150	Iron and steel pipe and tubing	12	21 642	3 014	13.9	Z	X
1230	Other nonferrous metals (magnesium, nickel, tin, lead, zinc, etc., except precious)	12	20 809	2 970	14.3	Z	X
1400	Electrical apparatus and equipment	125	837 048	73 762	8.8	.5	12.0
1411	Power and distribution transformers	38	167 324	9 590	5.7	.1	X
1412	Switchgear and switchboard apparatus	8	124 341	1 495	1.2	Z	X
1413	Motors and generators (including motor-generator sets)	23	162 208	4 647	2.9	Z	X
1415	Electric bulbs (all types)	8	55 713	286	.5	Z	X
1417	Exterior wiring and cable (excluding conduit)	8	55 713	573	1.0	Z	X
1419	Industrial controls	25	201 585	13 281	6.6	.1	X
1421	Other electrical apparatus and equipment (including fuses and lightning rods)	56	465 495	43 888	9.4	.3	X
1600	Electronic parts and equipment, except communication	67	112 839	9 785	8.7	.1	18.1
1616	Electronic connectors and other passive electronic parts	31	38 996	1 363	3.5	Z	X
1618	Electronic parts and equipment, n.e.c.	42	75 798	8 422	11.1	.1	X
1650	Communication equipment and supplies	24	37 069	4 203	11.3	Z	46.9
1653	Other electrical communication equipment	24	37 069	3 786	10.2	Z	X
1700	Hardware	83	244 927	23 913	9.8	.2	12.2
1711	Hand tools (including power driven)	74	237 450	13 829	5.8	.1	X
1712	Bolts, nuts, rivets, and fasteners	67	206 987	2 465	1.2	Z	X
1713	Cutlery	43	154 149	7 619	4.9	.1	X
1800	Plumbing and heating equipment and supplies (hydronics)	56	622 390	120 457	19.4	.8	12.9
1811	Plastic pipe fittings and valves (excluding pipe and tubing)	56	622 390	44 414	7.1	.3	X
1812	Metal pipe fittings and valves (excluding pipe and tubing)	47	503 414	74 389	14.8	.5	X
1818	Other plumbing and heating equipment and supplies	8	69 511	1 654	2.4	Z	X
1900	Warm air heating and air-conditioning equipment and supplies	8	8 691	683	7.9	Z	17.5
1911	Furnaces (warm air)	8	8 691	97	1.1	Z	X
1912	Central air-conditioning (residential and commercial)	8	8 691	391	4.5	Z	X
1916	Air cleaning and filtration systems	8	8 691	48	.6	Z	X
1917	Compressors for air-conditioners	8	8 691	147	1.7	Z	X

See footnotes at end of table.

Table 3. Merchant Wholesalers by Kind of Business and Commodity Line: 1997—Con.

[Includes only establishments with payroll. For meaning of abbreviations and symbols, see introductory text. For explanation of terms, see Appendix A]

NAICS code and CL code	Kind of business and commodity line	Establishments handling commodity line		Commodity line sales			Sales coverage percent
		Number	Total sales (\$1,000)	Amount ¹ (\$1,000)	As percent of total sales of—		
					Establishments handling line	Establishments in NAICS industry ¹	
4218305	Materials handling equipment whse—Con.						
2000	Refrigeration equipment and supplies	6	6 985	648	9.3	Z	25.7
2015	Other refrigeration equipment and supplies	6	6 985	648	9.3	Z	X
2100	Construction and mining machinery and equipment (including parts and attachments)	126	448 481	71 906	16.0	.5	21.9
2111	New off-highway wheel and track-laying tractors	13	75 050	3 264	4.3	Z	X
2112	New power cranes, draglines, and shovels	19	101 688	6 617	6.5	Z	X
2113	New mixers, pavers, and related equipment	6	25 565	405	1.6	Z	X
2114	New tractor shovel loaders	6	49 485	5 690	11.5	Z	X
2115	New graders, rollers, and off-highway trucks	19	52 622	730	1.4	Z	X
2116	New mining machinery	6	96 098	2 372	2.5	Z	X
2117	Other new construction and mining, logging, and road maintenance machinery, equipment, and parts	69	163 061	34 616	21.2	.2	X
2118	Used construction and mining machinery and equipment	71	211 752	18 200	8.6	.1	X
2200	Farm machinery, equipment, and parts	103	788 792	72 144	9.1	.5	X
2220	Garden machinery, equipment, and parts	20	143 263	13 210	9.2	.1	X
2230	Food-processing machinery, equipment, and parts	73	275 179	39 183	14.2	.3	71.0
2231	New commercial food-processing machinery (slicers, choppers, baking, etc.)	36	174 475	13 668	7.8	.1	X
2232	New packing, packaging, and bottling equipment	56	208 921	22 921	11.0	.2	X
2233	Used food-processing machinery and equipment	22	85 969	2 593	3.0	Z	X
2300	Hydraulic and pneumatic (fluid-power) pumps, motors, and parts	133	434 227	29 165	6.7	.2	62.6
2311	Pumps	107	368 571	12 816	3.5	.1	X
2312	Motors	99	364 062	10 779	3.0	.1	X
2313	Parts for pumps and motors	59	226 054	5 556	2.5	Z	X
2320	General-purpose industrial machinery, equipment, and parts	490	2 057 208	350 749	17.1	2.3	59.8
2321	New pumps, compressors (air or gas), and equipment	109	1 025 527	139 970	13.6	.9	X
2323	New diesel engines (excluding automotive)	13	92 033	1 510	1.6	Z	X
2326	New controlling, recording, and indicating instruments and access	36	193 579	5 463	2.8	Z	X
2327	All other new general-purpose industrial machinery and equipment	362	1 108 727	176 550	15.9	1.2	X
2328	Used general-purpose industrial machinery and equipment	168	379 027	27 254	7.2	.2	X
2330	Metalworking machinery, equipment, and parts	119	319 795	40 164	12.6	.3	X
2340	Materials handling machinery, equipment, and parts	4 042	15 099 475	11 337 999	75.1	75.1	57.2
2341	New conveying equipment	1 651	5 460 866	2 855 897	52.3	18.9	X
2342	New hoists, cranes, and monorails	1 035	3 209 991	1 139 138	35.5	7.5	X
2343	New forklift trucks	1 681	9 412 904	4 761 446	50.6	31.5	X
2344	New industrial trucks and tractors	355	1 583 787	334 755	21.1	2.2	X
2345	Used materials handling machinery, equipment, and parts	2 465	9 099 728	2 246 766	24.7	14.9	X
2350	Oil well, oil refinery, and pipeline machinery, equipment, and supplies	71	150 310	34 043	22.6	.2	34.2
2351	New oil refining and pipeline machinery, equipment, and supplies	25	107 450	6 525	6.1	.1	X
2352	New oil field machinery, equipment, and supplies (including drilling bits)	24	108 387	7 865	7.3	.1	X
2353	Used oil well, oil refinery, and pipeline machinery, equipment, and supplies	51	143 088	19 649	13.7	.1	X
2360	Other industrial machinery, equipment, and parts	270	937 432	120 276	12.8	.8	67.7
2361	New metal smelting and refining machinery, and equipment	22	93 202	2 605	2.8	Z	X
2362	New power plant machinery (excluding electrical)	15	159 275	5 933	3.7	Z	X
2363	New printing trades machinery, equipment, and supplies	58	92 987	3 949	4.2	Z	X
2364	New textile and sewing machinery and equipment	13	62 849	4 054	6.5	Z	X
2365	New woodworking machinery	20	124 889	1 715	1.4	Z	X
2366	Other new industrial machinery and equipment	170	697 125	92 391	13.3	.6	X
2367	Used industrial machinery and equipment	47	114 732	9 627	8.4	.1	X
2370	Mechanical power transmission supplies	90	277 425	29 925	10.8	.2	17.4
2371	Bearings and bushings	50	110 974	3 103	2.8	Z	X
2372	Other mechanical power transmission supplies	90	277 425	26 820	9.7	.2	X
2380	Industrial valves and fittings (except fluid-power)	32	83 101	3 363	4.0	Z	X
2390	Hydraulic and pneumatic (fluid-power) valves	88	270 200	8 376	3.1	.1	59.0
2391	Hydraulic valves	74	224 340	4 775	2.1	Z	X
2392	Pneumatic valves	45	157 413	3 597	2.3	Z	X
2400	Hydraulic and pneumatic cylinders and rotary actuators	98	366 724	20 405	5.6	.1	66.3
2411	Hydraulic cylinders and rotary actuators	82	313 487	14 912	4.8	.1	X
2412	Pneumatic cylinders and rotary actuators	42	161 843	5 491	3.4	Z	X
2420	Hydraulic and pneumatic connectors and assemblies	78	267 944	12 430	4.6	.1	64.9
2421	Hydraulic and pneumatic connectors	64	218 553	5 228	2.4	Z	X
2422	Hydraulic and pneumatic assemblies	47	158 804	7 197	4.5	Z	X
2430	Fluid-power filters, components, accessories, and parts	76	252 044	12 072	4.8	.1	63.7
2431	Filters	53	190 237	5 702	3.0	Z	X
2432	Other fluid-power components, accessories, and parts, n.e.c.	57	169 201	6 367	3.8	Z	X
2450	Industrial containers and supplies	119	366 725	32 352	8.8	.2	7.4
2451	New and reconditioned drums and barrels	36	73 648	299	.4	Z	X
2454	Other industrial containers and supplies	119	366 725	32 053	8.7	.2	X
2460	Other industrial supplies	99	314 336	20 878	6.6	.1	13.7
2461	Printing and duplicating inks	10	28 114	144	.5	Z	X
2462	Abrasives and abrasive materials	48	170 538	5 602	3.3	Z	X
2463	Nylon, polyester, and synthetic rubber	23	69 190	436	.6	Z	X
2464	Mechanical rubber goods	31	96 012	2 584	2.7	Z	X
2465	Strapping and tape	30	86 702	724	.8	Z	X
2466	Industrial supplies, n.e.c.	52	175 442	11 387	6.5	.1	X
2630	Other transportation equipment and supplies	65	143 746	8 389	5.8	.1	X
2930	Recyclable paper and paperboard	7	3 880	829	21.4	Z	X
3400	Industrial and personal services paper and plastics	16	26 631	4 316	16.2	Z	43.1
3413	Industrial paper (wrapping, bags, cartons, etc.)	14	23 595	3 989	16.9	Z	X
5300	Plastics materials and basic shapes	21	48 745	4 325	8.9	Z	X
5330	Chemicals and allied products (excluding agricultural, plastics, gases, and petroleum)	21	79 049	2 330	2.9	Z	X
6000	Paint, paint supplies, and wallpaper	20	116 731	5 200	4.5	Z	X

See footnotes at end of table.

Table 3. Merchant Wholesalers by Kind of Business and Commodity Line: 1997—Con.

[Includes only establishments with payroll. For meaning of abbreviations and symbols, see introductory text. For explanation of terms, see Appendix A]

NAICS code and CL code	Kind of business and commodity line	Establishments handling commodity line		Commodity line sales			Sales coverage percent
		Number	Total sales (\$1,000)	Amount ¹ (\$1,000)	As percent of total sales of—		
					Establishments handling line	Establishments in NAICS industry ¹	
4218305	Materials handling equipment whse—Con.						
9700	Service receipts and labor charges (including installed parts)	1 568	7 195 364	1 561 483	21.7	10.3	67.6
9701	Labor charges for repair work	1 514	7 070 139	979 808	13.9	6.5	X
9702	Parts installed in repair work	1 236	5 894 918	550 226	9.3	3.6	X
9703	Other service receipts and labor charges—Specify	211	757 290	31 448	4.2	.2	X
9720	Receipts for service contracts	285	1 507 972	59 960	4.0	.4	X
9740	Receipts for installing equipment	428	1 429 506	121 896	8.5	.8	X
9810	Miscellaneous commodities	176	578 572	87 152	15.1	.6	X
9940	Rental and leasing receipts	917	5 077 686	596 669	11.8	4.0	.1
9944	Other rental receipts	917	5 077 686	596 669	11.8	4.0	X
4218306	Oilwell, oil refinery, & pipeline mach, equip, & supplies whse ..	2 688	X	7 740 720	X	100.0	80.8
0200	New and rebuilt automotive parts and supplies	32	39 893	2 908	7.3	Z	X
0900	Office equipment	15	101 345	2 027	2.0	Z	X
0920	New computer equipment	13	57 129	1 382	2.4	Z	X
1120	Flat iron and steel products	48	249 249	12 746	5.1	.2	X
1140	Iron and steel wire and wire products	59	185 875	9 547	5.1	.1	11.2
1143	Wire rope, strand, strapping, reinforcement mesh, and bale ties	59	185 875	9 547	5.1	.1	X
1150	Iron and steel pipe and tubing	59	189 314	43 885	23.2	.6	6.7
1153	Standard steel pipe	59	189 314	43 885	23.2	.6	X
1180	Stainless steel	10	37 153	990	2.7	Z	32.0
1185	Other stainless steel (including tubing)	10	37 153	990	2.7	Z	X
1400	Electrical apparatus and equipment	60	252 834	51 204	20.3	.7	X
1600	Electronic parts and equipment, except communication	31	125 405	6 184	4.9	.1	X
1650	Communication equipment and supplies	16	61 190	1 041	1.7	Z	X
1700	Hardware	142	398 906	33 166	8.3	.4	X
1800	Plumbing and heating equipment and supplies (hydronics)	45	241 802	16 460	6.8	.2	X
2100	Construction and mining machinery and equipment (including parts and attachments)	61	240 926	31 327	13.0	.4	4.8
2117	Other new construction and mining, logging, and road maintenance machinery, equipment, and parts	61	240 926	25 069	10.4	.3	X
2118	Used construction and mining machinery and equipment	61	240 926	6 258	2.6	.1	X
2200	Farm machinery, equipment, and parts	34	54 817	5 125	9.3	.1	X
2220	Garden machinery, equipment, and parts	6	49 719	583	1.2	Z	X
2230	Food-processing machinery, equipment, and parts	23	30 918	1 367	4.4	Z	75.9
2231	New commercial food-processing machinery (slicers, choppers, baking, etc.)	21	27 346	803	2.9	Z	X
2300	Hydraulic and pneumatic (fluid-power) pumps, motors, and parts	113	244 052	30 094	12.3	.4	73.1
2311	Pumps	94	201 034	16 410	8.2	.2	X
2312	Motors	59	108 242	5 782	5.3	.1	X
2313	Parts for pumps and motors	62	150 852	7 902	5.2	.1	X
2320	General-purpose industrial machinery, equipment, and parts	350	964 426	136 698	14.2	1.8	66.5
2321	New pumps, compressors (air or gas), and equipment	144	469 990	29 402	6.3	.4	X
2323	New diesel engines (excluding automotive)	18	76 764	8 912	11.6	.1	X
2326	New controlling, recording, and indicating instruments and access	109	317 602	44 209	13.9	.6	X
2327	All other new general-purpose industrial machinery and equipment	177	368 444	29 153	7.9	.4	X
2328	Used general-purpose industrial machinery and equipment	55	156 062	25 012	16.0	.3	X
2330	Metalworking machinery, equipment, and parts	87	207 978	36 717	17.7	.5	X
2340	Materials handling machinery, equipment, and parts	31	129 242	11 770	9.1	.2	72.4
2342	New hoists, cranes, and monorails	22	98 127	7 116	7.3	.1	X
2345	Used materials handling machinery, equipment, and parts	11	12 997	518	4.0	Z	X
2350	Oil well, oil refinery, and pipeline machinery, equipment, and supplies	2 688	7 740 720	6 884 668	88.9	88.9	69.4
2351	New oil refining and pipeline machinery, equipment, and supplies	966	3 162 124	1 970 227	62.3	25.5	X
2352	New oil field machinery, equipment, and supplies (including drilling bits)	1 798	5 818 218	3 844 323	66.1	49.7	X
2353	Used oil well, oil refinery, and pipeline machinery, equipment, and supplies	1 046	2 209 935	1 070 117	48.4	13.8	X
2360	Other industrial machinery, equipment, and parts	78	333 140	66 344	19.9	.9	58.5
2361	New metal smelting and refining machinery, and equipment	9	16 971	429	2.5	Z	X
2362	New power plant machinery (excluding electrical)	17	88 163	21 737	24.7	.3	X
2366	Other new industrial machinery and equipment	42	143 858	13 780	9.6	.2	X
2367	Used industrial machinery and equipment	14	42 042	8 415	20.0	.1	X
2370	Mechanical power transmission supplies	29	90 687	9 034	10.0	.1	28.8
2371	Bearings and bushings	20	64 895	2 624	4.0	Z	X
2372	Other mechanical power transmission supplies	16	82 937	6 410	7.7	.1	X
2380	Industrial valves and fittings (except fluid-power)	196	531 821	63 932	12.0	.8	X
2390	Hydraulic and pneumatic (fluid-power) valves	76	253 277	11 837	4.7	.2	73.8
2391	Hydraulic valves	59	209 734	5 374	2.6	.1	X
2392	Pneumatic valves	38	120 595	6 460	5.4	.1	X
2400	Hydraulic and pneumatic cylinders and rotary actuators	55	208 336	16 845	8.1	.2	77.4
2411	Hydraulic cylinders and rotary actuators	25	65 037	2 455	3.8	Z	X
2412	Pneumatic cylinders and rotary actuators	36	166 533	14 390	8.6	.2	X
2420	Hydraulic and pneumatic connectors and assemblies	73	183 442	7 678	4.2	.1	78.2
2421	Hydraulic and pneumatic connectors	55	159 130	3 977	2.5	.1	X
2422	Hydraulic and pneumatic assemblies	36	109 188	3 701	3.4	Z	X
2430	Fluid-power filters, components, accessories, and parts	70	246 608	20 286	8.2	.3	80.8
2431	Filters	58	203 648	14 313	7.0	.2	X
2432	Other fluid-power components, accessories, and parts, n.e.c.	34	103 936	5 973	5.7	.1	X
2450	Industrial containers and supplies	14	77 782	1 805	2.3	Z	X
2460	Other industrial supplies	65	319 424	17 356	5.4	.2	35.4
2464	Mechanical rubber goods	10	17 067	2 003	11.7	Z	X
2465	Strapping and tape	37	174 701	5 573	3.2	.1	X
2466	Industrial supplies, n.e.c.	26	137 242	9 723	7.1	.1	X

See footnotes at end of table.

Table 3. Merchant Wholesalers by Kind of Business and Commodity Line: 1997—Con.

[Includes only establishments with payroll. For meaning of abbreviations and symbols, see introductory text. For explanation of terms, see Appendix A]

NAICS code and CL code	Kind of business and commodity line	Establishments handling commodity line		Commodity line sales			Sales coverage percent
		Number	Total sales (\$1,000)	Amount ¹ (\$1,000)	As percent of total sales of—		
					Establishments handling line	Establishments in NAICS industry ¹	
4218306	Oilwell, oil refinery, & pipeline mach, equip, & supplies whsle—Con.						
2620	Marine machinery, equipment, and supplies	6	11 793	746	6.3	Z	9.9
2623	New marine supplies	6	11 793	746	6.3	Z	X
5300	Plastics materials and basic shapes	7	8 528	550	6.4	Z	X
5330	Chemicals and allied products (excluding agricultural, plastics, gases, and petroleum)	39	188 063	16 906	9.0	.2	X
5400	Petroleum products	14	58 420	12 883	22.1	.2	41.5
5418	Lubricating oil and greases	11	22 560	4 833	21.4	.1	X
6000	Paint, paint supplies, and wallpaper	18	109 597	5 142	4.7	.1	X
9700	Service receipts and labor charges (including installed parts)	374	792 025	91 694	11.6	1.2	75.8
9701	Labor charges for repair work	353	745 200	51 371	6.9	.7	X
9702	Parts installed in repair work	221	585 413	34 190	5.8	.4	X
9703	Other service receipts and labor charges—Specify	39	79 105	6 131	7.8	.1	X
9720	Receipts for service contracts	31	86 835	7 821	9.0	.1	X
9740	Receipts for installing equipment	32	94 887	6 537	6.9	.1	X
9810	Miscellaneous commodities	34	94 096	11 578	12.3	.2	X
9940	Rental and leasing receipts	118	165 913	34 012	20.5	.4	X
4218307	Other industrial machinery & equipment whsle	5 549	X	19 252 387	X	100.0	67.0
0200	New and rebuilt automotive parts and supplies	26	149 965	19 595	13.1	.1	11.7
0213	Electrical engine parts (including ignition parts)	10	48 156	1 483	3.1	.1	X
0214	Brake parts (including fluid and all disk and drum parts)	10	48 156	3 643	7.6	.1	X
0217	Hoses, belts, gaskets, and wiper blades	9	98 603	607	.6	.1	X
0218	Filters (oil, air, gas, and transmission)	9	98 603	10 689	10.8	.1	X
0219	Engine parts, except electrical	7	48 156	2 163	4.5	.1	X
0221	Body parts and repair materials	10	3 201	269	8.4	.1	X
0223	Parts, n.e.c.	10	48 156	741	1.5	.1	X
0700	Brick, stone, tile, sand, block, cement, and gravel	7	9 418	1 859	19.7	Z	2.3
0712	Cement and lime	7	9 418	1 859	19.7	Z	X
0740	Other construction materials	9	11 251	403	3.6	Z	67.0
0742	Prefabricated buildings and structural assemblies (nonwood)	9	11 251	403	3.6	Z	X
0800	Photographic equipment and supplies (excluding video)	15	43 354	4 444	10.3	Z	64.5
0813	Photographic film	15	43 354	3 146	7.3	Z	X
0814	Developing supplies (excluding film)	7	2 206	93	4.2	Z	X
0900	Office equipment	15	49 289	9 503	19.3	Z	8.3
0915	Mailing, letter handling, and addressing machines	11	44 295	7 471	16.9	Z	X
0920	New computer equipment	71	155 636	21 708	13.9	.1	4.3
0921	Computers	71	155 636	5 879	3.8	.1	X
0924	Other computer peripheral equipment	54	144 535	15 829	11.0	.1	X
0950	Computer software (packaged)	13	20 901	873	4.2	Z	X
1120	Flat iron and steel products	39	113 369	6 322	5.6	Z	X
1140	Iron and steel wire and wire products	49	105 110	5 216	5.0	Z	1.3
1143	Wire rope, strand, strapping, reinforcement mesh, and bale ties	49	105 110	5 216	5.0	Z	X
1150	Iron and steel pipe and tubing	13	46 596	9 220	19.8	Z	2.7
1152	Tubing	13	46 596	9 220	19.8	Z	X
1230	Other nonferrous metals (magnesium, nickel, tin, lead, zinc, etc., except precious)	24	56 277	7 922	14.1	Z	X
1400	Electrical apparatus and equipment	117	327 570	21 943	6.7	.1	1.8
1413	Motors and generators (including motor-generator sets)	56	220 679	11 896	5.4	.1	X
1414	Conduit, raceway, and fittings	56	220 679	2 923	1.3	Z	X
1417	Exterior wiring and cable (excluding conduit)	56	220 679	2 923	1.3	Z	X
1419	Industrial controls	61	106 891	4 201	3.9	Z	X
1500	Electrical appliances, household	7	12 230	929	7.6	Z	X
1600	Electronic parts and equipment, except communication	157	526 940	62 011	11.8	.3	.1
1618	Electronic parts and equipment, n.e.c.	157	526 940	62 011	11.8	.3	X
1650	Communication equipment and supplies	8	20 761	1 971	9.5	Z	X
1700	Hardware	120	462 764	58 555	12.7	.3	14.0
1711	Hand tools (including power driven)	99	444 315	58 464	13.2	.3	X
1712	Bolts, nuts, rivets, and fasteners	22	18 449	91	.5	.1	X
1800	Plumbing and heating equipment and supplies (hydronics)	41	149 361	11 286	7.6	.1	3.3
1811	Plastic pipe fittings and valves (excluding pipe and tubing)	23	139 256	4 025	2.9	Z	X
1812	Metal pipe fittings and valves (excluding pipe and tubing)	31	142 166	4 441	3.1	Z	X
1818	Other plumbing and heating equipment and supplies	10	7 195	2 802	38.9	Z	X
1900	Warm air heating and air-conditioning equipment and supplies	23	44 209	3 305	7.5	Z	3.5
1916	Air cleaning and filtration systems	23	44 209	3 305	7.5	Z	X
2100	Construction and mining machinery and equipment (including parts and attachments)	109	373 623	40 801	10.9	.2	X
2200	Farm machinery, equipment, and parts	36	306 981	46 633	15.2	.2	38.0
2211	New tractors (farm)	17	292 576	38 810	13.3	.2	X
2213	New land preparation, planting, and cultivating machinery	17	292 576	5 970	2.0	Z	X
2216	Other new farm machinery and equipment	19	14 405	1 853	12.9	Z	X
2220	Garden machinery, equipment, and parts	15	250 990	31 731	12.6	.2	45.2
2221	New power lawn mowers	15	250 990	3 728	1.5	Z	X
2222	Other new lawn and garden machinery and equipment	15	250 990	28 003	11.2	.1	X
2230	Food-processing machinery, equipment, and parts	108	298 681	33 125	11.1	.2	66.8
2231	New commercial food-processing machinery (slicers, choppers, baking, etc.)	35	105 248	13 888	13.2	.1	X
2232	New packing, packaging, and bottling equipment	66	188 138	14 682	7.8	.1	X
2233	Used food-processing machinery and equipment	23	62 828	4 553	7.2	Z	X

See footnotes at end of table.

Table 3. Merchant Wholesalers by Kind of Business and Commodity Line: 1997—Con.

[Includes only establishments with payroll. For meaning of abbreviations and symbols, see introductory text. For explanation of terms, see Appendix A]

NAICS code and CL code	Kind of business and commodity line	Establishments handling commodity line		Commodity line sales			Sales coverage percent
		Number	Total sales (\$1,000)	Amount ¹ (\$1,000)	As percent of total sales of—		
					Establishments handling line	Establishments in NAICS industry ¹	
4218307	Other industrial machinery & equipment whse—Con.						
2300	Hydraulic and pneumatic (fluid-power) pumps, motors, and parts	162	389 349	34 555	8.9	.2	66.1
2311	Pumps	127	307 361	14 181	4.6	.1	X
2312	Motors	118	248 041	15 097	6.1	.1	X
2313	Parts for pumps and motors	89	171 578	5 255	3.1	Z	X
2320	General-purpose industrial machinery, equipment, and parts	390	1 134 502	165 651	14.6	.9	62.8
2321	New pumps, compressors (air or gas), and equipment	158	414 820	28 486	6.9	.1	X
2323	New diesel engines (excluding automotive)	28	95 420	13 329	14.0	.1	X
2326	New controlling, recording, and indicating instruments and access	108	363 983	23 359	6.4	.1	X
2327	All other new general-purpose industrial machinery and equipment	188	567 432	79 884	14.1	.4	X
2328	Used general-purpose industrial machinery and equipment	81	131 062	20 578	15.7	.1	X
2330	Metalworking machinery, equipment, and parts	143	448 998	58 780	13.1	.3	X
2340	Materials handling machinery, equipment, and parts	263	1 128 301	88 650	7.9	.5	63.4
2341	New conveying equipment	180	832 622	57 303	6.9	.3	X
2342	New hoists, cranes, and monorails	79	345 130	14 356	4.2	.1	X
2343	New forklift trucks	15	75 321	1 941	2.6	Z	X
2344	New industrial trucks and tractors	10	61 822	3 777	6.1	Z	X
2345	Used materials handling machinery, equipment, and parts	84	175 253	11 271	6.4	.1	X
2350	Oil well, oil refinery, and pipeline machinery, equipment, and supplies	62	176 592	19 418	11.0	.1	56.7
2351	New oil refining and pipeline machinery, equipment, and supplies	44	131 156	8 625	6.6	Z	X
2352	New oil field machinery, equipment, and supplies (including drilling bits)	34	84 350	5 536	6.6	Z	X
2353	Used oil well, oil refinery, and pipeline machinery, equipment, and supplies	19	40 395	5 253	13.0	Z	X
2360	Other industrial machinery, equipment, and parts	5 549	19 252 387	17 276 148	89.7	89.7	57.9
2361	New metal smelting and refining machinery, and equipment	122	252 250	94 579	37.5	.5	X
2362	New power plant machinery (excluding electrical)	156	446 200	315 281	70.7	1.6	X
2363	New printing trades machinery, equipment, and supplies	1 358	5 374 272	4 520 981	84.1	23.5	X
2364	New textile and sewing machinery and equipment	654	2 950 745	2 536 267	86.0	13.2	X
2365	New woodworking machinery	474	1 574 987	1 204 281	76.5	6.3	X
2366	Other new industrial machinery and equipment	2 650	9 354 143	7 294 489	78.0	37.9	X
2367	Used industrial machinery and equipment	1 459	4 390 384	1 310 270	29.8	6.8	X
2370	Mechanical power transmission supplies	26	68 931	9 002	13.1	Z	6.1
2371	Bearings and bushings	26	68 931	2 846	4.1	Z	X
2372	Other mechanical power transmission supplies	13	67 396	6 156	9.1	Z	X
2380	Industrial valves and fittings (except fluid-power)	108	303 762	32 679	10.8	.2	X
2390	Hydraulic and pneumatic (fluid-power) valves	97	263 979	13 500	5.1	.1	66.9
2391	Hydraulic valves	66	224 707	6 350	2.8	Z	X
2392	Pneumatic valves	66	172 574	7 150	4.1	Z	X
2400	Hydraulic and pneumatic cylinders and rotary actuators	107	302 739	33 424	11.0	.2	66.5
2411	Hydraulic cylinders and rotary actuators	80	226 965	8 478	3.7	Z	X
2412	Pneumatic cylinders and rotary actuators	63	241 040	24 946	10.3	.1	X
2420	Hydraulic and pneumatic connectors and assemblies	67	238 219	29 208	12.3	.2	66.6
2421	Hydraulic and pneumatic connectors	56	216 672	17 843	8.2	.1	X
2422	Hydraulic and pneumatic assemblies	48	152 268	11 361	7.5	.1	X
2430	Fluid-power filters, components, accessories, and parts	115	200 533	17 047	8.5	.1	65.4
2431	Filters	77	128 821	5 827	4.5	Z	X
2432	Other fluid-power components, accessories, and parts, n.e.c.	69	124 911	11 215	9.0	.1	X
2450	Industrial containers and supplies	40	132 901	13 070	9.8	.1	10.1
2452	Bottles and bottlers' supplies	20	4 571	235	5.1	Z	X
2454	Other industrial containers and supplies	20	128 330	12 835	10.0	.1	X
2460	Other industrial supplies	169	529 785	81 865	15.5	.4	11.3
2461	Printing and duplicating inks	60	84 449	11 267	13.3	.1	X
2462	Abrasives and abrasive materials	58	185 491	9 846	5.3	.1	X
2465	Strapping and tape	10	33 628	2 914	8.7	Z	X
2466	Industrial supplies, n.e.c.	54	259 352	57 838	22.3	.3	X
2630	Other transportation equipment and supplies	13	59 752	5 537	9.3	Z	X
2700	Sporting and recreational goods and supplies	15	48 185	7 233	15.0	Z	66.4
2714	Camping and fishing equipment and accessories	15	48 185	7 233	15.0	Z	X
2900	Ferrous metal scrap	9	56 549	19 561	34.6	.1	11.9
2911	Prepared ferrous metal scrap (processed by this establishment)	9	56 549	19 561	34.6	.1	X
2920	Nonferrous metal scrap	6	48 514	2 726	5.6	Z	13.3
2921	Aluminum scrap	6	48 514	2 726	5.6	Z	X
2930	Recyclable paper and paperboard	24	68 224	6 316	9.3	Z	X
3400	Industrial and personal services paper and plastics	9	20 848	406	1.9	Z	4.7
3415	Other industrial and personal service paper	9	20 848	406	1.9	Z	X
3600	Piece goods, knit and woven	7	9 103	658	7.2	Z	X
5140	Other farm products, inedible	20	12 195	6 097	50.0	Z	67.0
5143	Farm products, n.e.c.	20	12 195	6 097	50.0	Z	X
5300	Plastics materials and basic shapes	60	242 839	22 210	9.1	.1	6.1
5311	Plastic pipes, rods, tubes, and shapes	30	27 387	4 267	15.6	Z	X
5312	High pressure laminates	31	215 452	17 943	8.3	.1	X
5320	Industrial gases (welding, etc.)	6	35 153	10 648	30.3	.1	X
5330	Chemicals and allied products (excluding agricultural, plastics, gases, and petroleum)	177	396 701	50 650	12.8	.3	10.4
5342	Adhesives, sealants, and glues	126	297 299	34 554	11.6	.2	X
5344	Other chemicals and allied products	51	99 402	16 096	16.2	.1	X
6150	Nondurable goods, n.e.c.	11	76 495	23 212	30.3	.1	X
9700	Service receipts and labor charges (including installed parts)	1 336	5 618 805	527 169	9.4	2.7	63.9
9701	Labor charges for repair work	1 193	5 020 563	280 181	5.6	1.5	X
9702	Parts installed in repair work	803	2 870 818	198 678	6.9	1.0	X
9703	Other service receipts and labor charges—Specify	256	1 236 280	48 300	3.9	.3	X

See footnotes at end of table.

Table 3. Merchant Wholesalers by Kind of Business and Commodity Line: 1997—Con.

[Includes only establishments with payroll. For meaning of abbreviations and symbols, see introductory text. For explanation of terms, see Appendix A]

NAICS code and CL code	Kind of business and commodity line	Establishments handling commodity line		Commodity line sales			Sales coverage percent
		Number	Total sales (\$1,000)	Amount ¹ (\$1,000)	As percent of total sales of—		
					Establishments handling line	Establishments in NAICS industry ¹	
4218307	Other industrial machinery & equipment whse—Con.						
9720	Receipts for service contracts	184	842 586	43 116	5.1	.2	X
9740	Receipts for installing equipment	298	1 141 521	66 594	5.8	.3	X
9810	Miscellaneous commodities	169	493 646	54 770	11.1	.3	X
9940	Rental and leasing receipts	247	1 048 939	69 137	6.6	.4	X
9943	Other office machine rental receipts	247	1 048 939	69 137	6.6	.4	X
42184	Industrial supplies whse	12 868	X	36 889 029	X	100.0	71.8
	New and rebuilt automotive parts and supplies	145	601 515	60 771	10.1	.2	3.4
0200	Batteries	22	92 882	1 648	1.8	Z	X
0212	Engines (complete)	15	71 417	372	.5	Z	X
0213	Electrical engine parts (including ignition parts)	42	120 065	4 004	3.3	Z	X
0214	Brake parts (including fluid and all disk and drum parts)	38	101 960	3 789	3.7	Z	X
0215	Exhaust system parts	31	80 495	804	1.0	Z	X
0217	Hoses, belts, gaskets, and wiper blades	34	125 613	4 466	3.6	Z	X
0218	Filters (oil, air, gas, and transmission)	41	180 823	13 307	7.4	Z	X
0219	Engine parts, except electrical	38	101 960	1 707	1.7	Z	X
0221	Body parts and repair materials	15	71 417	747	1.0	Z	X
0222	Suspension parts (shocks, struts, balljoints, etc.)	38	101 960	2 104	2.1	Z	X
0223	Parts, n.e.c.	91	313 640	23 334	7.4	.1	X
0420	Office and business furniture	9	27 468	2 603	9.5	Z	X
0530	Flooring and floor coverings	8	6 319	601	9.5	Z	33.5
0531	Soft-surface (textile) floor coverings and accessories (including rugs, carpets, and pads)	6	5 897	433	7.3	Z	X
0540	Other home furnishings	8	16 467	1 308	7.9	Z	X
0620	Plywood and millwork	10	9 976	1 209	12.1	Z	X
0720	Roofing, siding, and insulation materials	6	21 697	3 222	14.9	Z	X
0740	Other construction materials	8	13 297	1 085	8.2	Z	X
0900	Office equipment	67	227 587	10 690	4.7	Z	.7
0913	Copying machines and equipment	27	45 582	2 636	5.8	Z	X
0920	New computer equipment	32	136 546	9 813	7.2	Z	X
0960	Restaurant and hotel equipment and supplies	16	71 650	6 310	8.8	Z	X
0970	Store machines and equipment	31	62 869	8 229	13.1	Z	42.0
0972	Other store machines and equipment	15	33 919	6 964	20.5	Z	X
1000	Medical, hospital, and surgical supplies	259	1 007 043	96 970	9.6	.3	13.4
1013	Other surgical, medical, and hospital supplies	237	805 305	80 000	9.9	.2	X
1100	Iron and steel products (semifinished)	8	41 052	9 052	22.1	Z	X
1120	Flat iron and steel products	407	734 161	41 218	5.6	.1	8.5
1129	Other flat iron and steel products	97	254 030	11 875	4.7	Z	X
1140	Iron and steel wire and wire products	401	921 770	81 352	8.8	.2	9.1
1141	Wire (plain, coated, barbed, and twisted)	96	202 430	7 793	3.9	Z	X
1143	Wire rope, strand, strapping, reinforcement mesh, and bale ties	335	625 016	48 545	7.8	.1	X
1150	Iron and steel pipe and tubing	695	2 434 520	349 500	14.4	.9	2.3
1153	Standard steel pipe	263	1 252 379	255 209	20.4	.7	X
1154	Other steel pipe	112	495 101	8 911	1.8	Z	X
1160	Other iron and steel products	168	374 399	14 257	3.8	Z	3.3
1163	Bars and bar-size shapes: cold finished	18	34 926	1 160	3.3	Z	X
1180	Stainless steel	21	237 959	64 562	27.1	.2	X
1200	Copper and brass	11	47 772	3 678	7.7	Z	48.3
1213	Tubular products (pipes and tubes)	6	35 636	2 631	7.4	Z	X
1220	Aluminum shapes, forms, etc.	9	5 156	488	9.5	Z	14.2
1221	Plates (.250 inch and over)	8	3 121	444	14.2	Z	X
1230	Other nonferrous metals (magnesium, nickel, tin, lead, zinc, etc., except precious)	20	31 348	2 919	9.3	Z	X
1400	Electrical apparatus and equipment	1 164	3 045 317	297 619	9.8	.8	1.0
1413	Motors and generators (including motor-generator sets)	525	1 624 228	164 728	10.1	.4	X
1414	Conduit, raceway, and fittings	136	371 712	5 561	1.5	Z	X
1415	Electric bulbs (all types)	247	652 386	24 687	3.8	.1	X
1418	Lighting fixtures (residential and commercial)	136	371 712	5 561	1.5	Z	X
1419	Industrial controls	361	703 024	75 800	10.8	.2	X
1421	Other electrical apparatus and equipment (including fuses and lightning rods)	136	371 712	13 983	3.8	Z	X
1600	Electronic parts and equipment, except communication	612	1 950 400	143 493	7.4	.4	.4
1615	Discrete semiconductors, etc.	24	114 285	8 269	7.2	Z	X
1618	Electronic parts and equipment, n.e.c.	23	54 519	1 042	1.9	Z	X
1700	Hardware	1 170	2 793 329	333 861	12.0	.9	4.0
1711	Hand tools (including power driven)	605	1 669 352	184 823	11.1	.5	X
1712	Bolts, nuts, rivets, and fasteners	751	1 385 492	111 182	8.0	.3	X
1713	Cutlery	313	518 388	15 026	2.9	Z	X
1800	Plumbing and heating equipment and supplies (hydronics)	540	1 651 651	175 699	10.6	.5	1.2
1811	Plastic pipe fittings and valves (excluding pipe and tubing)	188	653 266	93 944	14.4	.3	X
1812	Metal pipe fittings and valves (excluding pipe and tubing)	45	131 424	10 652	8.1	Z	X
1813	Plumbing fixtures	26	19 428	105	.5	Z	X
1818	Other plumbing and heating equipment and supplies	24	28 788	562	2.0	Z	X
1900	Warm air heating and air-conditioning equipment and supplies	156	401 179	30 472	7.6	.1	2.4
1916	Air cleaning and filtration systems	28	89 242	14 782	16.6	Z	X
2100	Construction and mining machinery and equipment (including parts and attachments)	415	1 004 203	122 463	12.2	.3	4.1
2116	New mining machinery	10	63 978	7 765	12.1	Z	X
2117	Other new construction and mining, logging, and road maintenance machinery, equipment, and parts	109	208 243	49 581	23.8	.1	X
2200	Farm machinery, equipment, and parts	190	528 760	45 045	8.5	.1	X

See footnotes at end of table.

Table 3. Merchant Wholesalers by Kind of Business and Commodity Line: 1997—Con.

[Includes only establishments with payroll. For meaning of abbreviations and symbols, see introductory text. For explanation of terms, see Appendix A]

NAICS code and CL code	Kind of business and commodity line	Establishments handling commodity line		Commodity line sales			Sales coverage percent
		Number	Total sales (\$1,000)	Amount ¹ (\$1,000)	As percent of total sales of—		
					Establishments handling line	Establishments in NAICS industry ¹	
42184	Industrial supplies whse—Con.						
2220	Garden machinery, equipment, and parts	43	70 251	6 765	9.6	Z	X
2230	Food-processing machinery, equipment, and parts	36	100 989	10 106	10.0	Z	61.4
2231	New commercial food-processing machinery (slicers, choppers, baking, etc.)	27	84 915	6 947	8.2	Z	X
2232	New packing, packaging, and bottling equipment	24	36 083	3 158	8.8	Z	X
2300	Hydraulic and pneumatic (fluid-power) pumps, motors, and parts	858	2 134 213	116 168	5.4	.3	7.9
2311	Pumps	674	1 742 457	60 136	3.5	.2	X
2312	Motors	259	536 747	23 976	4.5	.1	X
2313	Parts for pumps and motors	486	932 979	31 874	3.4	.1	X
2320	General-purpose industrial machinery, equipment, and parts	1 568	4 118 733	453 644	11.0	1.2	15.0
2321	New pumps, compressors (air or gas), and equipment	485	1 116 677	40 114	3.6	.1	X
2323	New diesel engines (excluding automotive)	10	335 399	67 845	20.2	.2	X
2326	New controlling, recording, and indicating instruments and access	780	1 938 121	148 079	7.6	.4	X
2327	All other new general-purpose industrial machinery and equipment	844	1 918 626	171 521	8.9	.5	X
2328	Used general-purpose industrial machinery and equipment	93	474 681	10 116	2.1	Z	X
2330	Metalworking machinery, equipment, and parts	718	2 051 442	198 030	9.7	.5	X
2340	Materials handling machinery, equipment, and parts	1 388	3 807 470	357 845	9.4	1.0	5.3
2341	New conveying equipment	1 010	2 644 786	264 648	10.0	.7	X
2342	New hoists, cranes, and monorails	598	1 667 375	84 049	5.0	.2	X
2343	New forklift trucks	41	84 639	3 774	4.5	Z	X
2345	Used materials handling machinery, equipment, and parts	56	84 521	4 784	5.7	Z	X
2350	Oil well, oil refinery, and pipeline machinery, equipment, and supplies	452	1 381 931	148 900	10.8	.4	26.9
2351	New oil refining and pipeline machinery, equipment, and supplies	255	845 150	71 334	8.4	.2	X
2352	New oil field machinery, equipment, and supplies (including drilling bits)	202	512 172	35 163	6.9	.1	X
2360	Other industrial machinery, equipment, and parts	317	679 299	82 547	12.2	.2	43.5
2361	New metal smelting and refining machinery, and equipment	7	24 455	3 847	15.7	Z	X
2362	New power plant machinery (excluding electrical)	87	225 591	9 826	4.4	Z	X
2363	New printing trades machinery, equipment, and supplies	38	63 107	7 802	12.4	Z	X
2364	New textile and sewing machinery and equipment	17	61 474	10 429	17.0	Z	X
2365	New woodworking machinery	44	63 622	5 143	8.1	Z	X
2366	Other new industrial machinery and equipment	193	342 261	44 076	12.9	.1	X
2367	Used industrial machinery and equipment	17	53 531	1 406	2.6	Z	X
2370	Mechanical power transmission supplies	3 629	10 527 229	7 133 703	67.8	19.3	66.6
2371	Bearings and bushings	3 178	9 113 944	3 786 612	41.5	10.3	X
2372	Other mechanical power transmission supplies	3 047	8 441 195	3 347 071	39.7	9.1	X
2380	Industrial valves and fittings (except fluid-power)	2 870	8 927 013	4 809 907	53.9	13.0	X
2390	Hydraulic and pneumatic (fluid-power) valves	1 412	3 581 912	272 374	7.6	.7	69.7
2391	Hydraulic valves	931	2 378 065	120 042	5.0	.3	X
2392	Pneumatic valves	1 163	2 742 737	152 289	5.6	.4	X
2400	Hydraulic and pneumatic cylinders and rotary actuators	1 069	2 648 253	176 782	6.7	.5	69.4
2411	Hydraulic cylinders and rotary actuators	708	1 728 722	57 830	3.3	.2	X
2412	Pneumatic cylinders and rotary actuators	689	1 609 982	118 937	7.4	.3	X
2420	Hydraulic and pneumatic connectors and assemblies	1 823	3 802 859	484 510	12.7	1.3	69.1
2421	Hydraulic and pneumatic connectors	1 525	3 228 658	239 495	7.4	.6	X
2422	Hydraulic and pneumatic assemblies	1 272	2 508 329	244 983	9.8	.7	X
2430	Fluid-power filters, components, accessories, and parts	1 574	4 236 989	297 391	7.0	.8	68.8
2431	Filters	1 017	2 566 379	116 584	4.5	.3	X
2432	Other fluid-power components, accessories, and parts, n.e.c.	1 050	2 890 631	180 788	6.3	.5	X
2440	Welding supplies (excluding gases)	2 456	5 663 669	2 986 561	52.7	8.1	X
2450	Industrial containers and supplies	2 352	7 504 622	4 838 334	64.5	13.1	52.8
2451	New and reconditioned drums and barrels	523	1 400 393	581 609	41.5	1.6	X
2452	Bottles and bottlers' supplies	509	2 557 861	1 855 312	72.5	5.0	X
2454	Other industrial containers and supplies	1 690	5 112 963	2 401 412	47.0	6.5	X
2460	Other industrial supplies	6 350	17 186 031	9 978 572	58.1	27.1	61.0
2461	Printing and duplicating inks	287	736 224	271 000	36.8	.7	X
2462	Abrasives and abrasive materials	2 343	5 717 811	1 463 493	25.6	4.0	X
2463	Nylon, polyester, and synthetic rubber	915	2 162 772	550 605	25.5	1.5	X
2464	Mechanical rubber goods	1 691	3 943 035	1 195 874	30.3	3.2	X
2465	Strapping and tape	1 462	4 151 584	687 296	16.6	1.9	X
2466	Industrial supplies, n.e.c.	4 244	12 051 838	5 810 296	48.2	15.8	X
2520	Custodial (janitors') equipment and supplies	46	224 363	18 551	8.3	.1	4.4
2523	Custodial supplies	12	84 165	3 679	4.4	Z	X
2600	Aircraft and aeronautical equipment and supplies	12	9 595	2 872	29.9	Z	X
2620	Marine machinery, equipment, and supplies	109	264 975	38 799	14.6	.1	.7
2623	New marine supplies	36	90 174	17 947	19.9	Z	X
2630	Other transportation equipment and supplies	7	23 844	952	4.0	Z	X
2700	Sporting and recreational goods and supplies	6	12 378	967	7.8	Z	X
2940	Recyclable materials, except metal	8	20 711	6 087	29.4	Z	X
3200	Printing and writing paper	21	127 737	13 966	10.9	Z	61.6
3211	Roll newsprint and rotogravure paper	7	22 033	1 866	8.5	Z	X
3213	Other printing and writing paper	14	105 704	11 375	10.8	Z	X
3300	Stationery, office supplies and greeting cards	49	133 169	20 441	15.4	.1	58.1
3311	Business forms	25	30 543	4 993	16.3	Z	X
3312	Stationery, photocopy paper, and typing paper	11	51 272	1 047	2.0	Z	X
3313	Inked ribbons, carbon paper, pens and pencils	26	41 976	10 293	24.5	Z	X
3314	Toner and cartridges	21	15 952	816	5.1	Z	X
3316	Other stationery supplies (envelopes, ruled forms, and binder paper) ..	31	45 719	3 292	7.2	Z	X

See footnotes at end of table.

Table 3. Merchant Wholesalers by Kind of Business and Commodity Line: 1997—Con.

[Includes only establishments with payroll. For meaning of abbreviations and symbols, see introductory text. For explanation of terms, see Appendix A]

NAICS code and CL code	Kind of business and commodity line	Establishments handling commodity line		Commodity line sales			Sales coverage percent
		Number	Total sales (\$1,000)	Amount ¹ (\$1,000)	As percent of total sales of—		
					Establishments handling line	Establishments in NAICS industry ¹	
42184	Industrial supplies whse—Con.						
3400	Industrial and personal services paper and plastics	494	1 565 684	245 496	15.7	.7	26.7
3411	Paperboard and boxboard boxes	406	1 221 982	105 827	8.7	.3	X
3412	Paper dishes, cups, and napkins	131	509 077	10 565	2.1	Z	X
3413	Industrial paper (wrapping, bags, cartons, etc.)	321	932 265	55 949	6.0	.2	X
3414	Disposable plastic boxes, containers, cups, dishes, and supplies	159	631 175	46 713	7.4	.1	X
3415	Other industrial and personal service paper	77	335 896	26 035	7.8	.1	X
3500	Drugs, pharmaceuticals, cosmetics, and toiletries	17	16 179	903	5.6	Z	X
3700	Notions (buttons, ribbons, lace, sewing accessories, zippers, bindings, etc.)	6	12 303	1 641	13.3	Z	X
3800	Men's and boys' wear	8	11 964	1 060	8.9	Z	60.4
3815	Other men's and boys' wear (caps, hats, swimwear, neckwear, etc.)	8	11 964	1 060	8.9	Z	X
4830	Canned foods	12	47 303	17 450	36.9	Z	X
5300	Plastics materials and basic shapes	537	1 461 482	184 664	12.6	.5	3.6
5311	Plastic pipes, rods, tubes, and shapes	340	997 204	51 665	5.2	.1	X
5313	Plastics raw materials	241	577 378	41 728	7.2	.1	X
5314	Other plastics materials and basic shapes	226	642 231	88 337	13.8	.2	X
5320	Industrial gases (welding, etc.)	1 671	3 395 107	909 001	26.8	2.5	X
5330	Chemicals and allied products (excluding agricultural, plastics, gases, and petroleum)	657	1 955 204	167 471	8.6	.5	10.3
5331	Gasses, compressed and liquified, except L.P.	273	588 138	59 529	10.1	.2	X
5335	Detergents and soaps	80	217 862	11 502	5.3	Z	X
5336	Sanitation chemicals, polishes, and waxes	62	157 920	5 882	3.7	Z	X
5338	Wood chemicals, naval stores, and gum	10	35 859	1 506	4.2	Z	X
5342	Adhesives, sealants, and glues	236	812 683	51 107	6.3	.1	X
5344	Other chemicals and allied products	54	339 344	22 941	6.8	.1	X
5400	Petroleum products	22	56 429	4 857	8.6	Z	12.7
5418	Lubricating oil and greases	19	43 984	4 724	10.7	Z	X
5420	Liquified petroleum gases (excluding natural gas)	34	65 516	6 438	9.8	Z	X
5700	Wines and distilled alcoholic beverages	7	10 636	104	1.0	Z	X
5800	Farm supplies	19	68 342	21 047	30.8	.1	44.4
5817	Seeds and bulbs	9	21 010	5 985	28.5	Z	X
6000	Paint, paint supplies, and wallpaper	532	1 445 544	69 777	4.8	.2	2.2
6011	Architectural coatings (enamels, primers, stains, solvents, and lacquers)	104	499 049	24 874	5.0	.1	X
6013	Special purpose coatings (automotive, refinish, marine, traffic coatings) ..	19	15 809	1 215	7.7	Z	X
6014	Paint supplies	136	289 676	14 202	4.9	Z	X
6120	Art goods (including novelties and souvenirs)	7	38 624	4 840	12.5	Z	X
6150	Nondurable goods, n.e.c.	8	31 667	1 830	5.8	Z	X
9700	Service receipts and labor charges (including installed parts)	1 796	4 654 760	293 382	6.3	.8	62.3
9701	Labor charges for repair work	1 515	3 967 617	154 949	3.9	.4	X
9702	Parts installed in repair work	791	2 205 303	78 442	3.6	.2	X
9703	Other service receipts and labor charges—Specify	569	1 301 811	59 956	4.6	.2	X
9720	Receipts for service contracts	7	33 862	2 039	6.0	Z	X
9740	Receipts for installing equipment	23	44 635	2 187	4.9	Z	X
9750	Reconditioning of drums or barrels	48	80 500	24 303	30.2	.1	X
9810	Miscellaneous commodities	811	2 067 256	246 395	11.9	.7	X
9940	Rental and leasing receipts	1 154	2 637 418	266 126	10.1	.7	X
421840	Industrial supplies whse	12 868	X	36 889 029	X	100.0	71.8
0200	New and rebuilt automotive parts and supplies	145	601 515	60 771	10.1	.2	3.4
0211	Batteries	22	92 882	1 648	1.8	Z	X
0212	Engines (complete)	15	71 417	372	.5	Z	X
0213	Electrical engine parts (including ignition parts)	42	120 065	4 004	3.3	Z	X
0214	Brake parts (including fluid and all disk and drum parts)	38	101 960	3 789	3.7	Z	X
0215	Exhaust system parts	31	80 495	804	1.0	Z	X
0217	Hoses, belts, gaskets, and wiper blades	34	125 613	4 466	3.6	Z	X
0218	Filters (oil, air, gas, and transmission)	41	180 823	13 307	7.4	Z	X
0219	Engine parts, except electrical	38	101 960	1 707	1.7	Z	X
0221	Body parts and repair materials	15	71 417	747	1.0	Z	X
0222	Suspension parts (shocks, struts, balljoints, etc.)	38	101 960	2 104	2.1	Z	X
0223	Parts, n.e.c.	91	313 640	23 334	7.4	.1	X
0420	Office and business furniture	9	27 468	2 603	9.5	Z	X
0530	Flooring and floor coverings	8	6 319	601	9.5	Z	33.5
0531	Soft-surface (textile) floor coverings and accessories (including rugs, carpets, and pads)	6	5 897	433	7.3	Z	X
0540	Other home furnishings	8	16 467	1 308	7.9	Z	X
0620	Plywood and millwork	10	9 976	1 209	12.1	Z	X
0720	Roofing, siding, and insulation materials	6	21 697	3 222	14.9	Z	X
0740	Other construction materials	8	13 297	1 085	8.2	Z	X
0900	Office equipment	67	227 587	10 690	4.7	Z	.7
0913	Copying machines and equipment	27	45 582	2 636	5.8	Z	X
0920	New computer equipment	32	136 546	9 813	7.2	Z	X
0960	Restaurant and hotel equipment and supplies	16	71 650	6 310	8.8	Z	X
0970	Store machines and equipment	31	62 869	8 229	13.1	Z	42.0
0972	Other store machines and equipment	15	33 919	6 964	20.5	Z	X
1000	Medical, hospital, and surgical supplies	259	1 007 043	96 970	9.6	.3	13.4
1013	Other surgical, medical, and hospital supplies	237	805 305	80 000	9.9	.2	X
1100	Iron and steel products (semifinished)	8	41 052	9 052	22.1	Z	X
1120	Flat iron and steel products	407	734 161	41 218	5.6	.1	8.5
1129	Other flat iron and steel products	97	254 030	11 875	4.7	Z	X

See footnotes at end of table.

Table 3. Merchant Wholesalers by Kind of Business and Commodity Line: 1997—Con.

[Includes only establishments with payroll. For meaning of abbreviations and symbols, see introductory text. For explanation of terms, see Appendix A]

NAICS code and CL code	Kind of business and commodity line	Establishments handling commodity line		Commodity line sales			Sales coverage percent
		Number	Total sales (\$1,000)	Amount ¹ (\$1,000)	As percent of total sales of—		
					Establishments handling line	Establishments in NAICS industry ¹	
421840	Industrial supplies whse—Con.						
1140	Iron and steel wire and wire products	401	921 770	81 352	8.8	.2	9.1
1141	Wire (plain, coated, barbed, and twisted)	96	202 430	7 793	3.9	Z	X
1143	Wire rope, strand, strapping, reinforcement mesh, and bale ties	335	625 016	48 545	7.8	.1	X
1150	Iron and steel pipe and tubing	695	2 434 520	349 500	14.4	.9	2.3
1153	Standard steel pipe	263	1 252 379	255 209	20.4	.7	X
1154	Other steel pipe	112	495 101	8 911	1.8	Z	X
1160	Other iron and steel products	168	374 399	14 257	3.8	Z	3.3
1163	Bars and bar-size shapes: cold finished	18	34 926	1 160	3.3	Z	X
1180	Stainless steel	21	237 959	64 562	27.1	.2	X
1200	Copper and brass	11	47 772	3 678	7.7	Z	48.3
1213	Tubular products (pipes and tubes)	6	35 636	2 631	7.4	Z	X
1220	Aluminum shapes, forms, etc.	9	5 156	488	9.5	Z	14.2
1221	Plates (.250 inch and over)	8	3 121	444	14.2	Z	X
1230	Other nonferrous metals (magnesium, nickel, tin, lead, zinc, etc., except precious)	20	31 348	2 919	9.3	Z	X
1400	Electrical apparatus and equipment	1 164	3 045 317	297 619	9.8	.8	1.0
1413	Motors and generators (including motor-generator sets)	525	1 624 228	164 728	10.1	.4	X
1414	Conduit, raceway, and fittings	136	371 712	5 561	1.5	Z	X
1415	Electric bulbs (all types)	247	652 386	24 687	3.8	.1	X
1418	Lighting fixtures (residential and commercial)	136	371 712	5 561	1.5	Z	X
1419	Industrial controls	361	703 024	75 800	10.8	.2	X
1421	Other electrical apparatus and equipment (including fuses and lightning rods)	136	371 712	13 983	3.8	Z	X
1600	Electronic parts and equipment, except communication	612	1 950 400	143 493	7.4	.4	.4
1615	Discrete semiconductors, etc.	24	114 285	8 269	7.2	Z	X
1618	Electronic parts and equipment, n.e.c.	23	54 519	1 042	1.9	Z	X
1700	Hardware	1 170	2 793 329	333 861	12.0	.9	4.0
1711	Hand tools (including power driven)	605	1 669 352	184 823	11.1	.5	X
1712	Bolts, nuts, rivets, and fasteners	751	1 385 492	111 182	8.0	.3	X
1713	Cutlery	313	518 388	15 026	2.9	Z	X
1800	Plumbing and heating equipment and supplies (hydronics)	540	1 651 651	175 699	10.6	.5	1.2
1811	Plastic pipe fittings and valves (excluding pipe and tubing)	188	653 266	93 944	14.4	.3	X
1812	Metal pipe fittings and valves (excluding pipe and tubing)	45	131 424	10 652	8.1	Z	X
1813	Plumbing fixtures	26	19 428	105	.5	Z	X
1818	Other plumbing and heating equipment and supplies	24	28 788	562	2.0	Z	X
1900	Warm air heating and air-conditioning equipment and supplies	156	401 179	30 472	7.6	.1	2.4
1916	Air cleaning and filtration systems	28	89 242	14 782	16.6	Z	X
2100	Construction and mining machinery and equipment (including parts and attachments)	415	1 004 203	122 463	12.2	.3	4.1
2116	New mining machinery	10	63 978	7 765	12.1	Z	X
2117	Other new construction and mining, logging, and road maintenance machinery, equipment, and parts	109	208 243	49 581	23.8	.1	X
2200	Farm machinery, equipment, and parts	190	528 760	45 045	8.5	.1	X
2220	Garden machinery, equipment, and parts	43	70 251	6 765	9.6	Z	X
2230	Food-processing machinery, equipment, and parts	36	100 989	10 106	10.0	Z	61.4
2231	New commercial food-processing machinery (slicers, choppers, baking, etc.)	27	84 915	6 947	8.2	Z	X
2232	New packing, packaging, and bottling equipment	24	36 083	3 158	8.8	Z	X
2300	Hydraulic and pneumatic (fluid-power) pumps, motors, and parts	858	2 134 213	116 168	5.4	.3	7.9
2311	Pumps	674	1 742 457	60 136	3.5	.2	X
2312	Motors	259	536 747	23 976	4.5	.1	X
2313	Parts for pumps and motors	486	932 979	31 874	3.4	.1	X
2320	General-purpose industrial machinery, equipment, and parts	1 568	4 118 733	453 644	11.0	1.2	15.0
2321	New pumps, compressors (air or gas), and equipment	485	1 116 677	40 114	3.6	.1	X
2323	New diesel engines (excluding automotive)	10	335 399	67 845	20.2	.2	X
2326	New controlling, recording, and indicating instruments and access	780	1 938 121	148 079	7.6	.4	X
2327	All other new general-purpose industrial machinery and equipment	844	1 918 626	171 521	8.9	.5	X
2328	Used general-purpose industrial machinery and equipment	93	474 681	10 116	2.1	Z	X
2330	Metalworking machinery, equipment, and parts	718	2 051 442	198 030	9.7	.5	X
2340	Materials handling machinery, equipment, and parts	1 388	3 807 470	357 845	9.4	1.0	5.3
2341	New conveying equipment	1 010	2 644 786	264 648	10.0	.7	X
2342	New hoists, cranes, and monorails	598	1 667 375	84 049	5.0	.2	X
2343	New forklift trucks	41	84 639	3 774	4.5	Z	X
2345	Used materials handling machinery, equipment, and parts	56	84 521	4 784	5.7	Z	X
2350	Oil well, oil refinery, and pipeline machinery, equipment, and supplies	452	1 381 931	148 900	10.8	.4	26.9
2351	New oil refining and pipeline machinery, equipment, and supplies	255	845 150	71 334	8.4	.2	X
2352	New oil field machinery, equipment, and supplies (including drilling bits)	202	512 172	35 163	6.9	.1	X
2360	Other industrial machinery, equipment, and parts	317	679 299	82 547	12.2	.2	43.5
2361	New metal smelting and refining machinery, and equipment	7	24 455	3 847	15.7	Z	X
2362	New power plant machinery (excluding electrical)	87	225 591	9 826	4.4	Z	X
2363	New printing trades machinery, equipment, and supplies	38	63 107	7 802	12.4	Z	X
2364	New textile and sewing machinery and equipment	17	61 474	10 429	17.0	Z	X
2365	New woodworking machinery	44	63 622	5 143	8.1	Z	X
2366	Other new industrial machinery and equipment	193	342 261	44 076	12.9	.1	X
2367	Used industrial machinery and equipment	17	53 531	1 406	2.6	Z	X
2370	Mechanical power transmission supplies	3 629	10 527 229	7 133 703	67.8	19.3	66.6
2371	Bearings and bushings	3 178	9 113 944	3 786 612	41.5	10.3	X
2372	Other mechanical power transmission supplies	3 047	8 441 195	3 347 071	39.7	9.1	X
2380	Industrial valves and fittings (except fluid-power)	2 870	8 927 013	4 809 907	53.9	13.0	X
2390	Hydraulic and pneumatic (fluid-power) valves	1 412	3 581 912	272 374	7.6	.7	69.7
2391	Hydraulic valves	931	2 378 065	120 042	5.0	.3	X
2392	Pneumatic valves	1 163	2 742 737	152 289	5.6	.4	X

See footnotes at end of table.

Table 3. Merchant Wholesalers by Kind of Business and Commodity Line: 1997—Con.

[Includes only establishments with payroll. For meaning of abbreviations and symbols, see introductory text. For explanation of terms, see Appendix A]

NAICS code and CL code	Kind of business and commodity line	Establishments handling commodity line		Commodity line sales			Sales coverage percent
		Number	Total sales (\$1,000)	Amount ¹ (\$1,000)	As percent of total sales of—		
					Establishments handling line	Establishments in NAICS industry ¹	
421840	Industrial supplies whse—Con.						
2400	Hydraulic and pneumatic cylinders and rotary actuators	1 069	2 648 253	176 782	6.7	.5	69.4
2411	Hydraulic cylinders and rotary actuators	708	1 728 722	57 830	3.3	.2	X
2412	Pneumatic cylinders and rotary actuators	689	1 609 982	118 937	7.4	.3	X
2420	Hydraulic and pneumatic connectors and assemblies	1 823	3 802 859	484 510	12.7	1.3	69.1
2421	Hydraulic and pneumatic connectors	1 525	3 228 658	239 495	7.4	.6	X
2422	Hydraulic and pneumatic assemblies	1 272	2 508 329	244 983	9.8	.7	X
2430	Fluid-power filters, components, accessories, and parts	1 574	4 236 989	297 391	7.0	.8	68.8
2431	Filters	1 017	2 566 379	116 584	4.5	.3	X
2432	Other fluid-power components, accessories, and parts, n.e.c.	1 050	2 890 631	180 788	6.3	.5	X
2440	Welding supplies (excluding gases)	2 456	5 663 669	2 986 561	52.7	8.1	X
2450	Industrial containers and supplies	2 352	7 504 622	4 838 334	64.5	13.1	52.8
2451	New and reconditioned drums and barrels	523	1 400 393	581 609	41.5	1.6	X
2452	Bottles and bottlers' supplies	509	2 557 861	1 855 312	72.5	5.0	X
2454	Other industrial containers and supplies	1 690	5 112 963	2 401 412	47.0	6.5	X
2460	Other industrial supplies	6 350	17 186 031	9 978 572	58.1	27.1	61.0
2461	Printing and duplicating inks	287	736 224	271 000	36.8	.7	X
2462	Abrasives and abrasive materials	2 343	5 717 811	1 463 493	25.6	4.0	X
2463	Nylon, polyester, and synthetic rubber	915	2 162 772	550 605	25.5	1.5	X
2464	Mechanical rubber goods	1 691	3 943 035	1 195 874	30.3	3.2	X
2465	Strapping and tape	1 462	4 151 584	687 296	16.6	1.9	X
2466	Industrial supplies, n.e.c.	4 244	12 051 838	5 810 296	48.2	15.8	X
2520	Custodial (janitors') equipment and supplies	46	224 363	18 551	8.3	.1	4.4
2523	Custodial supplies	12	84 165	3 679	4.4	.2	X
2600	Aircraft and aeronautical equipment and supplies	12	9 595	2 872	29.9	Z	X
2620	Marine machinery, equipment, and supplies	109	264 975	38 799	14.6	.1	.7
2623	New marine supplies	36	90 174	17 947	19.9	Z	X
2630	Other transportation equipment and supplies	7	23 844	952	4.0	Z	X
2700	Sporting and recreational goods and supplies	6	12 378	967	7.8	Z	X
2940	Recyclable materials, except metal	8	20 711	6 087	29.4	Z	X
3200	Printing and writing paper	21	127 737	13 966	10.9	Z	61.6
3211	Roll newsprint and rotogravure paper	7	22 033	1 866	8.5	Z	X
3213	Other printing and writing paper	14	105 704	11 375	10.8	Z	X
3300	Stationery, office supplies and greeting cards	49	133 169	20 441	15.4	.1	58.1
3311	Business forms	25	30 543	4 993	16.3	Z	X
3312	Stationery, photocopy paper, and typing paper	11	51 272	1 047	2.0	Z	X
3313	Inked ribbons, carbon paper, pens and pencils	26	41 976	10 293	24.5	Z	X
3314	Toner and cartridges	21	15 952	816	5.1	Z	X
3316	Other stationery supplies (envelopes, ruled forms, and binder paper) ..	31	45 719	3 292	7.2	Z	X
3400	Industrial and personal services paper and plastics	494	1 565 684	245 496	15.7	.7	26.7
3411	Paperboard and boxboard boxes	406	1 221 982	105 827	8.7	.3	X
3412	Paper dishes, cups, and napkins	131	509 077	10 565	2.1	Z	X
3413	Industrial paper (wrapping, bags, cartons, etc.)	321	932 265	55 949	6.0	.2	X
3414	Disposable plastic boxes, containers, cups, dishes, and supplies	159	631 175	46 713	7.4	.1	X
3415	Other industrial and personal service paper	77	335 896	26 035	7.8	.1	X
3500	Drugs, pharmaceuticals, cosmetics, and toiletries	17	16 179	903	5.6	Z	X
3700	Notions (buttons, ribbons, lace, sewing accessories, zippers, bindings, etc.)	6	12 303	1 641	13.3	Z	X
3800	Men's and boys' wear	8	11 964	1 060	8.9	Z	60.4
3815	Other men's and boys' wear (caps, hats, swimwear, neckwear, etc.)	8	11 964	1 060	8.9	Z	X
4830	Canned foods	12	47 303	17 450	36.9	Z	X
5300	Plastics materials and basic shapes	537	1 461 482	184 664	12.6	.5	3.6
5311	Plastic pipes, rods, tubes, and shapes	340	997 204	51 665	5.2	.1	X
5313	Plastics raw materials	241	577 378	41 728	7.2	.1	X
5314	Other plastics materials and basic shapes	226	642 231	88 337	13.8	.2	X
5320	Industrial gases (welding, etc.)	1 671	3 395 107	909 001	26.8	2.5	X
5330	Chemicals and allied products (excluding agricultural, plastics, gases, and petroleum)	657	1 955 204	167 471	8.6	.5	10.3
5331	Gasses, compressed and liquified, except L.P.	273	588 138	59 529	10.1	.2	X
5335	Detergents and soaps	80	217 862	11 502	5.3	Z	X
5336	Sanitation chemicals, polishes, and waxes	62	157 920	5 882	3.7	Z	X
5338	Wood chemicals, naval stores, and gum	10	35 859	1 506	4.2	Z	X
5342	Adhesives, sealants, and glues	236	812 683	51 107	6.3	.1	X
5344	Other chemicals and allied products	54	339 344	22 941	6.8	.1	X
5400	Petroleum products	22	56 429	4 857	8.6	Z	12.7
5418	Lubricating oil and greases	19	43 984	4 724	10.7	Z	X
5420	Liquified petroleum gases (excluding natural gas)	34	65 516	6 438	9.8	Z	X
5700	Wines and distilled alcoholic beverages	7	10 636	104	1.0	Z	X
5800	Farm supplies	19	68 342	21 047	30.8	.1	44.4
5817	Seeds and bulbs	9	21 010	5 985	28.5	Z	X
6000	Paint, paint supplies, and wallpaper	532	1 445 544	69 777	4.8	.2	2.2
6011	Architectural coatings (enamels, primers, stains, solvents, and lacquers)	104	499 049	24 874	5.0	.1	X
6013	Special purpose coatings (automotive, refinish, marine, traffic coatings) .	19	15 809	1 215	7.7	Z	X
6014	Paint supplies	136	289 676	14 202	4.9	Z	X
6120	Art goods (including novelties and souvenirs)	7	38 624	4 840	12.5	Z	X
6150	Nondurable goods, n.e.c.	8	31 667	1 830	5.8	Z	X
9700	Service receipts and labor charges (including installed parts)	1 796	4 654 760	293 382	6.3	.8	62.3
9701	Labor charges for repair work	1 515	3 967 617	154 949	3.9	.4	X
9702	Parts installed in repair work	791	2 205 303	78 442	3.6	.2	X
9703	Other service receipts and labor charges—Specify	569	1 301 811	59 956	4.6	.2	X
9720	Receipts for service contracts	7	33 862	2 039	6.0	Z	X

See footnotes at end of table.

Table 3. Merchant Wholesalers by Kind of Business and Commodity Line: 1997—Con.

[Includes only establishments with payroll. For meaning of abbreviations and symbols, see introductory text. For explanation of terms, see Appendix A]

NAICS code and CL code	Kind of business and commodity line	Establishments handling commodity line		Commodity line sales			Sales coverage percent
		Number	Total sales (\$1,000)	Amount ¹ (\$1,000)	As percent of total sales of—		
					Establishments handling line	Establishments in NAICS industry ¹	
421840	Industrial supplies whse—Con.						
9740	Receipts for installing equipment	23	44 635	2 187	4.9	Z	X
9750	Reconditioning of drums or barrels	48	80 500	24 303	30.2	.1	X
9810	Miscellaneous commodities	811	2 067 256	246 395	11.9	.7	X
9940	Rental and leasing receipts	1 154	2 637 418	266 126	10.1	.7	X
4218401	General-line industrial supplies whse	2 025	X	3 940 187	X	100.0	49.6
0200	New and rebuilt automotive parts and supplies	76	242 223	22 587	9.3	.6	.6
0223	Parts, n.e.c.	76	242 223	22 587	9.3	.6	X
0420	Office and business furniture	9	27 468	2 603	9.5	.1	X
0900	Office equipment	33	169 765	7 934	4.7	.2	X
0920	New computer equipment	25	91 851	911	1.0	Z	X
1000	Medical, hospital, and surgical supplies	74	217 755	20 667	9.5	.5	6.1
1013	Other surgical, medical, and hospital supplies	74	217 755	20 667	9.5	.5	X
1120	Flat iron and steel products	213	266 415	16 245	6.1	.4	X
1140	Iron and steel wire and wire products	222	373 144	27 018	7.2	.7	1.5
1143	Wire rope, strand, strapping, reinforcement mesh, and bale ties	222	373 144	27 018	7.2	.7	X
1150	Iron and steel pipe and tubing	337	795 443	73 142	9.2	1.9	X
1160	Other iron and steel products	121	267 688	10 318	3.9	.3	X
1230	Other nonferrous metals (magnesium, nickel, tin, lead, zinc, etc., except precious)	9	13 083	2 456	18.8	.1	X
1400	Electrical apparatus and equipment	416	690 231	69 747	10.1	1.8	.9
1414	Conduit, raceway, and fittings	136	371 712	5 561	1.5	.1	X
1415	Electric bulbs (all types)	136	371 712	2 773	.7	.1	X
1418	Lighting fixtures (residential and commercial)	136	371 712	5 561	1.5	.1	X
1419	Industrial controls	280	318 519	41 869	13.1	1.1	X
1421	Other electrical apparatus and equipment (including fuses and lightning rods)	136	371 712	13 983	3.8	.4	X
1600	Electronic parts and equipment, except communication	268	681 133	57 487	8.4	1.5	X
1700	Hardware	584	1 108 956	118 147	10.7	3.0	1.2
1711	Hand tools (including power driven)	354	975 459	79 752	8.2	2.0	X
1712	Bolts, nuts, rivets, and fasteners	468	569 096	27 282	4.8	.7	X
1713	Cutlery	238	435 605	11 113	2.6	.3	X
1800	Plumbing and heating equipment and supplies (hydronics)	317	855 767	68 953	8.1	1.8	X
1900	Warm air heating and air-conditioning equipment and supplies	101	212 606	9 973	4.7	.3	X
2100	Construction and mining machinery and equipment (including parts and attachments)	218	549 503	48 920	8.9	1.2	X
2200	Farm machinery, equipment, and parts	66	118 927	7 637	6.4	.2	X
2220	Garden machinery, equipment, and parts	17	23 328	496	2.1	.2	X
2230	Food-processing machinery, equipment, and parts	24	54 576	3 405	6.2	.1	36.1
2231	New commercial food-processing machinery (slicers, choppers, baking, etc.)	20	41 694	813	2.0	Z	X
2232	New packing, packaging, and bottling equipment	17	31 263	2 591	8.3	.1	X
2300	Hydraulic and pneumatic (fluid-power) pumps, motors, and parts	457	931 394	56 249	6.0	1.4	10.8
2311	Pumps	310	671 911	29 966	4.5	.8	X
2312	Motors	135	329 989	10 590	3.2	.3	X
2313	Parts for pumps and motors	278	456 707	15 691	3.4	.4	X
2320	General-purpose industrial machinery, equipment, and parts	681	1 195 116	109 001	9.1	2.8	15.6
2321	New pumps, compressors (air or gas), and equipment	193	248 560	9 832	4.0	.3	X
2326	New controlling, recording, and indicating instruments and access	446	930 304	75 443	8.1	1.9	X
2327	All other new general-purpose industrial machinery and equipment	259	318 293	23 236	7.3	.6	X
2328	Used general-purpose industrial machinery and equipment	24	19 616	488	2.5	Z	X
2330	Metalworking machinery, equipment, and parts	269	513 063	48 618	9.5	1.2	X
2340	Materials handling machinery, equipment, and parts	464	1 031 074	135 620	13.2	3.4	9.4
2341	New conveying equipment	324	745 467	114 314	15.3	2.9	X
2342	New hoists, cranes, and monorails	228	514 469	17 385	3.4	.4	X
2343	New forklift trucks	36	49 451	3 144	6.4	.1	X
2345	Used materials handling machinery, equipment, and parts	16	16 645	777	4.7	Z	X
2350	Oil well, oil refinery, and pipeline machinery, equipment, and supplies	234	573 493	65 138	11.4	1.7	22.4
2351	New oil refining and pipeline machinery, equipment, and supplies	202	516 319	39 735	7.7	1.0	X
2352	New oil field machinery, equipment, and supplies (including drilling bits)	175	456 090	25 403	5.6	.6	X
2360	Other industrial machinery, equipment, and parts	209	413 165	41 233	10.0	1.0	34.8
2362	New power plant machinery (excluding electrical)	85	220 477	9 477	4.3	.2	X
2363	New printing trades machinery, equipment, and supplies	17	14 347	381	2.7	Z	X
2365	New woodworking machinery	36	61 886	4 842	7.8	.1	X
2366	Other new industrial machinery and equipment	132	211 242	26 450	12.5	.7	X
2370	Mechanical power transmission supplies	849	1 586 233	313 458	19.8	8.0	43.1
2371	Bearings and bushings	715	1 283 950	134 563	10.5	3.4	X
2372	Other mechanical power transmission supplies	631	1 178 255	178 888	15.2	4.5	X
2380	Industrial valves and fittings (except fluid-power)	1 108	2 124 124	488 469	23.0	12.4	X
2390	Hydraulic and pneumatic (fluid-power) valves	839	1 669 982	153 632	9.2	3.9	48.9
2391	Hydraulic valves	596	1 218 106	71 203	5.8	1.8	X
2392	Pneumatic valves	709	1 359 934	82 412	6.1	2.1	X
2400	Hydraulic and pneumatic cylinders and rotary actuators	609	1 148 830	87 821	7.6	2.2	48.2
2411	Hydraulic cylinders and rotary actuators	397	700 937	28 462	4.1	.7	X
2412	Pneumatic cylinders and rotary actuators	453	911 188	59 353	6.5	1.5	X
2420	Hydraulic and pneumatic connectors and assemblies	1 072	1 725 670	307 600	17.8	7.8	47.3
2421	Hydraulic and pneumatic connectors	940	1 579 991	170 062	10.8	4.3	X
2422	Hydraulic and pneumatic assemblies	736	1 136 477	137 523	12.1	3.5	X
2430	Fluid-power filters, components, accessories, and parts	816	1 611 471	143 715	8.9	3.6	48.2
2431	Filters	570	1 175 061	77 530	6.6	2.0	X
2432	Other fluid-power components, accessories, and parts, n.e.c.	579	1 137 301	66 176	5.8	1.7	X

See footnotes at end of table.

Table 3. Merchant Wholesalers by Kind of Business and Commodity Line: 1997—Con.

[Includes only establishments with payroll. For meaning of abbreviations and symbols, see introductory text. For explanation of terms, see Appendix A]

NAICS code and CL code	Kind of business and commodity line	Establishments handling commodity line		Commodity line sales			Sales coverage percent
		Number	Total sales (\$1,000)	Amount ¹ (\$1,000)	As percent of total sales of—		
					Establishments handling line	Establishments in NAICS industry ¹	
4218401	General-line industrial supplies whse—Con.						
2440	Welding supplies (excluding gases).....	340	627 816	122 560	19.5	3.1	X
2450	Industrial containers and supplies	560	1 258 394	231 322	18.4	5.9	28.9
2451	New and reconditioned drums and barrels	126	335 306	17 934	5.3	.5	X
2452	Bottles and bottlers' supplies	80	102 111	8 628	8.5	.2	X
2454	Other industrial containers and supplies	412	892 173	204 760	23.0	5.2	X
2460	Other industrial supplies	1 451	2 906 067	696 557	24.0	17.7	38.2
2461	Printing and duplicating inks	45	59 844	8 411	14.1	.2	X
2462	Abrasives and abrasive materials	672	1 112 892	93 663	8.4	2.4	X
2463	Nylon, polyester, and synthetic rubber	254	511 501	67 216	13.1	1.7	X
2464	Mechanical rubber goods	648	1 124 485	137 727	12.2	3.5	X
2465	Strapping and tape	528	1 061 953	75 491	7.1	1.9	X
2466	Industrial supplies, n.e.c.	912	1 664 200	314 047	18.9	8.0	X
2520	Custodial (janitors') equipment and supplies	21	103 380	12 107	11.7	.3	X
2600	Aircraft and aeronautical equipment and supplies	12	9 595	2 872	29.9	.1	X
2620	Marine machinery, equipment, and supplies	45	82 203	6 672	8.1	.2	X
3300	Stationery, office supplies and greeting cards	24	80 502	7 537	9.4	.2	49.6
3311	Business forms	17	11 500	2 328	20.2	.1	X
3313	Inked ribbons, carbon paper, pens and pencils	17	11 500	763	6.6	.2	X
3314	Toner and cartridges	17	11 500	763	6.6	.2	X
3316	Other stationery supplies (envelopes, ruled forms, and binder paper) ...	24	80 502	2 850	7.0	.1	X
3400	Industrial and personal services paper and plastics	170	469 475	73 223	15.6	1.9	24.9
3411	Paperboard and boxboard boxes	133	414 396	23 838	5.8	.6	X
3412	Paper dishes, cups, and napkins	38	261 901	5 720	2.2	.1	X
3413	Industrial paper (wrapping, bags, cartons, etc.)	160	459 118	24 425	5.3	.6	X
3414	Disposable plastic boxes, containers, cups, dishes, and supplies	62	270 112	4 073	1.5	.1	X
3415	Other industrial and personal service paper	33	188 118	15 163	8.1	.4	X
3500	Drugs, pharmaceuticals, cosmetics, and toiletries	10	10 572	625	5.9	.2	X
5300	Plastics materials and basic shapes	198	450 132	43 445	9.7	1.1	.4
5311	Plastic pipes, rods, tubes, and shapes	198	450 132	14 521	3.2	.4	X
5313	Plastics raw materials	198	450 132	28 924	6.4	.7	X
5320	Industrial gases (welding, etc.)	142	230 083	50 957	22.1	1.3	X
5330	Chemicals and allied products (excluding agricultural, plastics, gases, and petroleum)	258	525 653	40 194	7.6	1.0	5.4
5331	Gasses, compressed and liquified, except L.P.	203	454 687	36 535	8.0	.9	X
5342	Adhesives, sealants, and glues	28	32 589	1 986	6.1	.1	X
5344	Other chemicals and allied products	27	38 375	1 673	4.4	.2	X
5400	Petroleum products	6	9 516	1 022	10.7	.2	49.6
5418	Lubricating oil and greases	6	9 516	1 022	10.7	.2	X
6000	Paint, paint supplies, and wallpaper	235	479 693	15 859	3.3	.4	X
9700	Service receipts and labor charges (including installed parts)	381	776 188	46 342	6.0	1.2	41.8
9701	Labor charges for repair work	312	648 611	22 540	3.5	.6	X
9702	Parts installed in repair work	207	476 034	14 815	3.1	.4	X
9703	Other service receipts and labor charges—Specify	78	162 571	8 980	5.5	.2	X
9740	Receipts for installing equipment	12	8 389	684	8.2	.2	X
9750	Reconditioning of drums or barrels	8	9 135	499	5.5	.2	X
9810	Miscellaneous commodities	182	252 897	33 384	13.2	.8	X
9940	Rental and leasing receipts	135	276 263	13 375	4.8	.3	X
4218402	Mechanical power transmission supplies whse	2 457	X	7 883 600	X	100.0	56.0
0200	New and rebuilt automotive parts and supplies	22	91 301	20 357	22.3	.3	13.5
0211	Batteries	7	21 465	149	.7	.2	X
0213	Electrical engine parts (including ignition parts)	7	21 465	1 727	8.0	.2	X
0214	Brake parts (including fluid and all disk and drum parts)	7	21 465	1 876	8.7	.2	X
0217	Hoses, belts, gaskets, and wiper blades	15	36 091	3 932	10.9	.1	X
0218	Filters (oil, air, gas, and transmission)	22	91 301	11 112	12.2	.1	X
0219	Engine parts, except electrical	7	21 465	1 090	5.1	.2	X
0222	Suspension parts (shocks, struts, balljoints, etc.)	7	21 465	465	2.2	.2	X
1120	Flat iron and steel products	22	82 204	3 336	4.1	.2	X
1140	Iron and steel wire and wire products	22	129 932	5 647	4.3	.1	X
1150	Iron and steel pipe and tubing	17	47 426	1 872	3.9	.2	X
1160	Other iron and steel products	19	60 631	2 369	3.9	.2	X
1400	Electrical apparatus and equipment	525	1 624 228	164 728	10.1	2.1	.7
1413	Motors and generators (including motor-generator sets)	525	1 624 228	164 728	10.1	2.1	X
1600	Electronic parts and equipment, except communication	265	806 036	50 107	6.2	.6	X
1700	Hardware	77	182 320	18 239	10.0	.2	X
1800	Plumbing and heating equipment and supplies (hydronics)	6	25 119	1 330	5.3	.2	X
1900	Warm air heating and air-conditioning equipment and supplies	10	47 006	2 726	5.8	.2	X
2100	Construction and mining machinery and equipment (including parts and attachments)	48	122 764	9 809	8.0	.1	X
2200	Farm machinery, equipment, and parts	72	216 143	23 024	10.7	.3	X
2220	Garden machinery, equipment, and parts	15	21 893	281	1.3	.2	X
2300	Hydraulic and pneumatic (fluid-power) pumps, motors, and parts	248	693 297	24 445	3.5	.3	1.0
2311	Pumps	248	693 297	10 380	1.5	.1	X
2312	Motors	124	206 758	13 386	6.5	.2	X
2313	Parts for pumps and motors	125	152 500	680	.4	.2	X
2320	General-purpose industrial machinery, equipment, and parts	245	745 691	93 113	12.5	1.2	12.9
2321	New pumps, compressors (air or gas), and equipment	46	119 320	551	.5	.2	X
2323	New diesel engines (excluding automotive)	10	335 399	67 845	20.2	.9	X
2326	New controlling, recording, and indicating instruments and access	93	234 878	7 767	3.3	.1	X
2327	All other new general-purpose industrial machinery and equipment	128	144 976	15 075	10.4	.2	X
2328	Used general-purpose industrial machinery and equipment	14	30 452	1 875	6.2	.2	X
2330	Metalworking machinery, equipment, and parts	38	153 768	13 420	8.7	.2	X

See footnotes at end of table.

Table 3. Merchant Wholesalers by Kind of Business and Commodity Line: 1997—Con.

[Includes only establishments with payroll. For meaning of abbreviations and symbols, see introductory text. For explanation of terms, see Appendix A]

NAICS code and CL code	Kind of business and commodity line	Establishments handling commodity line		Commodity line sales			Sales coverage percent
		Number	Total sales (\$1,000)	Amount ¹ (\$1,000)	As percent of total sales of—		
					Establishments handling line	Establishments in NAICS industry ¹	
4218402	Mechanical power transmission supplies whse—Con.						
2340	Materials handling machinery, equipment, and parts	438	1 092 118	120 985	11.1	1.5	3.8
2341	New conveying equipment	438	1 092 118	117 432	10.8	1.5	X
2342	New hoists, cranes, and monorails	54	143 594	1 331	.9	Z	X
2345	Used materials handling machinery, equipment, and parts	29	25 209	2 222	8.8	Z	X
2350	Oil well, oil refinery, and pipeline machinery, equipment, and supplies	104	260 004	13 799	5.3	.2	X
2360	Other industrial machinery, equipment, and parts	9	43 987	8 675	19.7	.1	3.3
2364	New textile and sewing machinery and equipment	9	43 987	7 849	17.8	.1	X
2367	Used industrial machinery and equipment	9	43 987	826	1.9	Z	X
2370	Mechanical power transmission supplies	2 457	7 883 600	6 719 969	85.2	85.2	52.3
2371	Bearings and bushings	2 295	7 216 799	3 628 704	50.3	46.0	X
2372	Other mechanical power transmission supplies	2 147	6 446 478	3 091 256	48.0	39.2	X
2380	Industrial valves and fittings (except fluid-power)	149	392 074	20 609	5.3	.3	X
2390	Hydraulic and pneumatic (fluid-power) valves	290	834 008	39 080	4.7	.5	53.6
2391	Hydraulic valves	181	494 235	20 176	4.1	.3	X
2392	Pneumatic valves	244	654 084	18 887	2.9	.2	X
2400	Hydraulic and pneumatic cylinders and rotary actuators	244	649 529	15 161	2.3	.2	54.0
2411	Hydraulic cylinders and rotary actuators	213	554 261	11 209	2.0	.1	X
2412	Pneumatic cylinders and rotary actuators	81	184 990	3 950	2.1	.1	X
2420	Hydraulic and pneumatic connectors and assemblies	377	996 921	68 014	6.8	.9	54.0
2421	Hydraulic and pneumatic connectors	295	789 853	22 370	2.8	.3	X
2422	Hydraulic and pneumatic assemblies	273	695 936	45 630	6.6	.6	X
2430	Fluid-power filters, components, accessories, and parts	509	1 693 707	100 889	6.0	1.3	54.8
2431	Filters	302	806 100	14 000	1.7	.2	X
2432	Other fluid-power components, accessories, and parts, n.e.c.	316	1 163 023	86 888	7.5	1.1	X
2440	Welding supplies (excluding gases)	82	214 529	7 519	3.5	.1	X
2450	Industrial containers and supplies	8	33 331	3 478	10.4	Z	56.0
2451	New and reconditioned drums and barrels	6	19 637	3 345	17.0	Z	X
2460	Other industrial supplies	650	2 042 328	209 889	10.3	2.7	54.9
2462	Abrasives and abrasive materials	50	107 561	4 817	4.5	.1	X
2463	Nylon, polyester, and synthetic rubber	139	327 286	14 808	4.5	.2	X
2464	Mechanical rubber goods	314	834 565	61 215	7.3	.8	X
2465	Strapping and tape	17	40 688	1 129	2.8	Z	X
2466	Industrial supplies, n.e.c.	423	1 458 187	127 581	8.7	1.6	X
2620	Marine machinery, equipment, and supplies	20	46 174	7 737	16.8	.1	X
3400	Industrial and personal services paper and plastics	6	6 312	60	1.0	Z	X
5300	Plastics materials and basic shapes	29	70 510	915	1.3	Z	X
5330	Chemicals and allied products (excluding agricultural, plastics, gases, and petroleum)	23	56 328	3 111	5.5	Z	X
6000	Paint, paint supplies, and wallpaper	40	121 885	3 066	2.5	Z	X
9700	Service receipts and labor charges (including installed parts)	206	830 555	62 510	7.5	.8	53.7
9701	Labor charges for repair work	175	766 990	35 325	4.6	.4	X
9702	Parts installed in repair work	91	371 866	24 784	6.7	.3	X
9703	Other service receipts and labor charges—Specify	48	118 887	2 397	2.0	Z	X
9810	Miscellaneous commodities	126	482 991	39 459	8.2	.5	X
9940	Rental and leasing receipts	10	17 902	298	1.7	Z	X
4218403	Welding supplies whse	1 876	X	4 238 602	X	100.0	77.6
0200	New and rebuilt automotive parts and supplies	9	16 741	1 291	7.7	Z	X
1000	Medical, hospital, and surgical supplies	117	425 762	31 965	7.5	.8	X
1120	Flat iron and steel products	24	17 511	1 262	7.2	Z	X
1140	Iron and steel wire and wire products	35	123 882	13 950	11.3	.3	X
1150	Iron and steel pipe and tubing	7	11 919	487	4.1	Z	X
1400	Electrical apparatus and equipment	19	37 490	5 021	13.4	.1	X
1700	Hardware	47	82 210	4 589	5.6	.1	X
2100	Construction and mining machinery and equipment (including parts and attachments)	18	37 492	4 547	12.1	.1	X
2320	General-purpose industrial machinery, equipment, and parts	65	129 485	15 967	12.3	.4	X
2330	Metalworking machinery, equipment, and parts	117	239 108	17 537	7.3	.4	X
2380	Industrial valves and fittings (except fluid-power)	35	140 571	7 347	5.2	.2	X
2420	Hydraulic and pneumatic connectors and assemblies	7	3 727	205	5.5	Z	X
2440	Welding supplies (excluding gases)	1 876	4 238 602	2 830 391	66.8	66.8	X
2450	Industrial containers and supplies	74	252 942	10 280	4.1	.2	X
2460	Other industrial supplies	267	701 630	84 825	12.1	2.0	X
3500	Drugs, pharmaceuticals, cosmetics, and toiletries	6	5 529	263	4.8	Z	X
5300	Plastics materials and basic shapes	8	6 501	2 019	31.1	Z	X
5320	Industrial gases (welding, etc.)	1 509	3 120 786	854 096	27.4	20.2	X
5330	Chemicals and allied products (excluding agricultural, plastics, gases, and petroleum)	73	136 242	23 067	16.9	.5	X
5420	Liquefied petroleum gases (excluding natural gas)	32	60 667	5 959	9.8	.1	X
6000	Paint, paint supplies, and wallpaper	41	70 874	3 196	4.5	.1	X
9700	Service receipts and labor charges (including installed parts)	686	1 329 682	52 014	3.9	1.2	X
9810	Miscellaneous commodities	204	467 857	36 167	7.7	.9	X
9940	Rental and leasing receipts	913	2 046 625	225 637	11.0	5.3	X
4218404	Industrial containers & supplies whse	1 480	X	4 968 521	X	100.0	73.3
0960	Restaurant and hotel equipment and supplies	11	17 460	3 535	20.2	.1	X
0970	Store machines and equipment	15	44 483	4 419	9.9	.1	44.6
0972	Other store machines and equipment	11	24 000	4 207	17.5	.1	X
1000	Medical, hospital, and surgical supplies	18	176 978	15 805	8.9	.3	X
1120	Flat iron and steel products	6	25 553	4 962	19.4	.1	X
1140	Iron and steel wire and wire products	9	42 940	5 416	12.6	.1	X
1400	Electrical apparatus and equipment	12	28 189	2 278	8.1	Z	X

See footnotes at end of table.

Table 3. Merchant Wholesalers by Kind of Business and Commodity Line: 1997—Con.

[Includes only establishments with payroll. For meaning of abbreviations and symbols, see introductory text. For explanation of terms, see Appendix A]

NAICS code and CL code	Kind of business and commodity line	Establishments handling commodity line		Commodity line sales			Sales coverage percent
		Number	Total sales (\$1,000)	Amount ¹ (\$1,000)	As percent of total sales of—		
					Establishments handling line	Establishments in NAICS industry ¹	
4218404	Industrial containers & supplies whsle—Con.						
1700	Hardware	29	225 761	31 425	13.9	.6	15.8
1711	Hand tools (including power driven)	19	29 921	533	1.8	Z	X
1712	Bolts, nuts, rivets, and fasteners	19	213 025	30 892	14.5	.6	X
1800	Plumbing and heating equipment and supplies (hydronics)	6	20 427	2 122	10.4	Z	X
2100	Construction and mining machinery and equipment (including parts and attachments)	6	10 040	1 501	15.0	Z	X
2200	Farm machinery, equipment, and parts	6	126 887	5 074	4.0	.1	X
2220	Garden machinery, equipment, and parts	9	19 475	4 882	25.1	.1	X
2230	Food-processing machinery, equipment, and parts	6	23 937	2 904	12.1	.1	X
2320	General-purpose industrial machinery, equipment, and parts	32	115 690	17 285	14.9	.3	24.6
2327	All other new general-purpose industrial machinery and equipment	29	114 537	17 074	14.9	.3	X
2330	Metalworking machinery, equipment, and parts	11	38 796	2 496	6.4	.1	X
2340	Materials handling machinery, equipment, and parts	37	125 536	15 018	12.0	.3	11.0
2341	New conveying equipment	37	125 536	10 589	8.4	.2	X
2342	New hoists, cranes, and monorails	27	72 443	2 014	2.8	Z	X
2345	Used materials handling machinery, equipment, and parts	11	42 667	1 785	4.2	Z	X
2360	Other industrial machinery, equipment, and parts	9	8 716	1 593	18.3	Z	28.7
2366	Other new industrial machinery and equipment	8	8 206	1 365	16.6	Z	X
2380	Industrial valves and fittings (except fluid-power)	22	149 809	6 364	4.2	.1	X
2430	Fluid-power filters, components, accessories, and parts	12	155 649	8 687	5.6	.2	70.9
2431	Filters	12	155 649	7 119	4.6	.1	X
2440	Welding supplies (excluding gases)	8	133 732	2 984	2.2	.1	X
2450	Industrial containers and supplies	1 480	4 968 521	4 497 099	90.5	90.5	54.8
2451	New and reconditioned drums and barrels	368	957 065	556 297	58.1	11.2	X
2452	Bottles and bottlers' supplies	378	2 205 534	1 831 875	83.1	36.9	X
2454	Other industrial containers and supplies	1 012	3 065 795	2 108 926	68.8	42.4	X
2460	Other industrial supplies	115	529 996	80 734	15.2	1.6	52.7
2462	Abrasives and abrasive materials	7	13 176	195	1.5	Z	X
2463	Nylon, polyester, and synthetic rubber	6	76 157	6 670	8.8	.1	X
2465	Strapping and tape	95	416 281	23 969	5.8	.5	X
2466	Industrial supplies, n.e.c.	50	305 061	42 775	14.0	.9	X
2520	Custodial (janitors') equipment and supplies	12	84 165	3 679	4.4	.1	9.9
2523	Custodial supplies	12	84 165	3 679	4.4	.1	X
3300	Stationery, office supplies and greeting cards	9	17 036	2 720	16.0	.1	X
3400	Industrial and personal services paper and plastics	98	446 394	74 081	16.6	1.5	32.9
3411	Paperboard and boxboard boxes	74	236 987	16 521	7.0	.3	X
3412	Paper dishes, cups, and napkins	17	41 200	425	1.0	Z	X
3413	Industrial paper (wrapping, bags, cartons, etc.)	57	195 101	19 652	10.1	.4	X
3414	Disposable plastic boxes, containers, cups, dishes, and supplies	14	139 211	36 375	26.1	.7	X
3415	Other industrial and personal service paper	27	54 572	1 104	2.0	Z	X
5300	Plastics materials and basic shapes	48	161 031	16 250	10.1	.3	13.6
5313	Plastics raw materials	7	64 199	6 010	9.4	.1	X
5314	Other plastics materials and basic shapes	41	96 832	10 240	10.6	.2	X
5330	Chemicals and allied products (excluding agricultural, plastics, gases, and petroleum)	31	289 245	19 694	6.8	.4	4.7
5335	Detergents and soaps	7	4 758	473	9.9	Z	X
5342	Adhesives, sealants, and glues	17	116 421	1 508	1.3	Z	X
5344	Other chemicals and allied products	16	273 277	17 713	6.5	.4	X
5700	Wines and distilled alcoholic beverages	7	10 636	104	1.0	Z	X
5800	Farm supplies	14	65 156	20 916	32.1	.4	50.1
5817	Seeds and bulbs	9	21 010	5 985	28.5	.1	X
9700	Service receipts and labor charges (including installed parts)	69	264 688	17 011	6.4	.3	58.8
9701	Labor charges for repair work	46	130 779	4 923	3.8	.1	X
9702	Parts installed in repair work	30	93 898	3 680	3.9	.1	X
9703	Other service receipts and labor charges—Specify	37	175 735	8 407	4.8	.2	X
9740	Receipts for installing equipment	6	5 936	239	4.0	Z	X
9750	Reconditioning of drums or barrels	37	67 505	23 767	35.2	.5	X
9810	Miscellaneous commodities	39	122 839	8 779	7.1	.2	X
9940	Rental and leasing receipts	21	81 361	14 042	17.3	.3	X
4218405	Industrial valves & fittings (except fluid-power) whsle	1 279	X	5 276 944	X	100.0	84.7
1100	Iron and steel products (semifinished)	6	29 847	3 676	12.3	.1	X
1120	Flat iron and steel products	45	88 448	3 538	4.0	.1	X
1150	Iron and steel pipe and tubing	263	1 252 379	264 120	21.1	5.0	X
1160	Other iron and steel products	18	34 926	1 160	3.3	Z	X
1180	Stainless steel	21	237 959	64 562	27.1	1.2	X
1200	Copper and brass	6	35 636	2 631	7.4	.1	X
1400	Electrical apparatus and equipment	81	384 505	33 931	8.8	.6	X
1600	Electronic parts and equipment, except communication	30	179 971	20 846	11.6	.4	X
1700	Hardware	43	205 339	9 318	4.5	.2	X
1800	Plumbing and heating equipment and supplies (hydronics)	141	613 817	92 709	15.1	1.8	X
1900	Warm air heating and air-conditioning equipment and supplies	28	89 242	14 782	16.6	.3	X
2100	Construction and mining machinery and equipment (including parts and attachments)	6	12 183	340	2.8	Z	X
2300	Hydraulic and pneumatic (fluid-power) pumps, motors, and parts	49	237 287	23 037	9.7	.4	X
2320	General-purpose industrial machinery, equipment, and parts	91	460 140	68 047	14.8	1.3	X
2330	Metalworking machinery, equipment, and parts	7	34 466	7 500	21.8	.1	X
2340	Materials handling machinery, equipment, and parts	15	31 737	970	3.1	Z	X
2350	Oil well, oil refinery, and pipeline machinery, equipment, and supplies	79	384 913	41 359	10.7	.8	X
2360	Other industrial machinery, equipment, and parts	22	39 958	6 361	15.9	.1	X
2370	Mechanical power transmission supplies	19	36 087	3 117	8.6	.1	X
2380	Industrial valves and fittings (except fluid-power)	1 279	5 276 944	4 223 324	80.0	80.0	X

See footnotes at end of table.

Table 3. Merchant Wholesalers by Kind of Business and Commodity Line: 1997—Con.

[Includes only establishments with payroll. For meaning of abbreviations and symbols, see introductory text. For explanation of terms, see Appendix A]

NAICS code and CL code	Kind of business and commodity line	Establishments handling commodity line		Commodity line sales			Sales coverage percent
		Number	Total sales (\$1,000)	Amount ¹ (\$1,000)	As percent of total sales of—		
					Establishments handling line	Establishments in NAICS industry ¹	
4218405	Industrial valves & fittings (except fluid-power) whsle—Con.						
2390	Hydraulic and pneumatic (fluid-power) valves	138	544 996	54 092	9.9	1.0	X
2400	Hydraulic and pneumatic cylinders and rotary actuators	108	486 192	65 858	13.5	1.2	X
2420	Hydraulic and pneumatic connectors and assemblies	59	241 430	19 510	8.1	.4	X
2430	Fluid-power filters, components, accessories, and parts	63	275 843	13 927	5.0	.3	X
2440	Welding supplies (excluding gases)	18	60 141	1 428	2.4	Z	X
2450	Industrial containers and supplies	9	62 971	3 194	5.1	.1	X
2460	Other industrial supplies	116	424 835	47 964	11.3	.9	X
2620	Marine machinery, equipment, and supplies	8	46 424	6 443	13.9	.1	X
5300	Plastics materials and basic shapes	30	129 450	19 938	15.4	.4	X
5330	Chemicals and allied products (excluding agricultural, plastics, gases, and petroleum)	11	94 353	11 891	12.6	.2	X
6000	Paint, paint supplies, and wallpaper	14	55 087	4 164	7.6	.1	X
9700	Service receipts and labor charges (including installed parts)	65	306 435	40 545	13.2	.8	X
9810	Miscellaneous commodities	105	420 321	85 085	20.2	1.6	X
9940	Rental and leasing receipts	6	17 108	782	4.6	Z	X
4218406	Other industrial supplies whsle	3 751	X	10 581 175	X	100.0	82.5
0200	New and rebuilt automotive parts and supplies	31	80 495	12 159	15.1	.1	3.0
0211	Batteries	15	71 417	1 499	2.1	Z	X
0212	Engines (complete)	15	71 417	372	.5	Z	X
0213	Electrical engine parts (including ignition parts)	31	80 495	1 551	1.9	Z	X
0214	Brake parts (including fluid and all disk and drum parts)	31	80 495	1 913	2.4	Z	X
0215	Exhaust system parts	31	80 495	804	1.0	Z	X
0217	Hoses, belts, gaskets, and wiper blades	15	71 417	372	.5	Z	X
0218	Filters (oil, air, gas, and transmission)	15	71 417	1 873	2.6	Z	X
0219	Engine parts, except electrical	31	80 495	617	.8	Z	X
0221	Body parts and repair materials	15	71 417	747	1.0	Z	X
0222	Suspension parts (shocks, struts, balljoints, etc.)	31	80 495	1 639	2.0	Z	X
0223	Parts, n.e.c.	15	71 417	747	1.0	Z	X
0530	Flooring and floor coverings	6	5 897	433	7.3	Z	40.4
0531	Soft-surface (textile) floor coverings and accessories (including rugs, carpets, and pads)	6	5 897	433	7.3	Z	X
0900	Office equipment	27	45 582	2 636	5.8	Z	1.2
0913	Copying machines and equipment	27	45 582	2 636	5.8	Z	X
0970	Store machines and equipment	12	8 467	1 053	12.4	Z	X
1000	Medical, hospital, and surgical supplies	46	161 788	27 368	16.9	.3	57.4
1013	Other surgical, medical, and hospital supplies	46	161 788	27 368	16.9	.3	X
1120	Flat iron and steel products	97	254 030	11 875	4.7	.1	23.2
1129	Other flat iron and steel products	97	254 030	11 875	4.7	.1	X
1140	Iron and steel wire and wire products	113	251 872	29 321	11.6	.3	29.2
1141	Wire (plain, coated, barbed, and twisted)	96	202 430	7 793	3.9	.1	X
1143	Wire rope, strand, strapping, reinforcement mesh, and bale ties	113	251 872	21 527	8.5	.2	X
1150	Iron and steel pipe and tubing	66	202 591	7 672	3.8	.1	X
1220	Aluminum shapes, forms, etc.	8	3 121	444	14.2	Z	33.3
1221	Plates (.250 inch and over)	8	3 121	444	14.2	Z	X
1400	Electrical apparatus and equipment	111	280 674	21 914	7.8	.2	1.3
1415	Electric bulbs (all types)	111	280 674	21 914	7.8	.2	X
1600	Electronic parts and equipment, except communication	46	168 804	9 311	5.5	.1	3.7
1615	Discrete semiconductors, etc.	24	114 285	8 269	7.2	.1	X
1618	Electronic parts and equipment, n.e.c.	23	54 519	1 042	1.9	Z	X
1700	Hardware	390	988 743	152 143	15.4	1.4	3.7
1711	Hand tools (including power driven)	231	663 972	104 538	15.7	1.0	X
1712	Bolts, nuts, rivets, and fasteners	227	411 882	45 884	11.1	.4	X
1713	Cutlery	68	68 933	1 719	2.5	Z	X
1800	Plumbing and heating equipment and supplies (hydronics)	65	127 548	10 496	8.2	.1	5.2
1811	Plastic pipe fittings and valves (excluding pipe and tubing)	44	27 797	443	1.6	Z	X
1812	Metal pipe fittings and valves (excluding pipe and tubing)	42	119 772	9 860	8.2	.1	X
1813	Plumbing fixtures	23	7 776	54	.7	Z	X
1818	Other plumbing and heating equipment and supplies	21	20 013	139	.7	Z	X
1900	Warm air heating and air-conditioning equipment and supplies	12	41 085	2 591	6.3	Z	X
2100	Construction and mining machinery and equipment (including parts and attachments)	119	272 221	57 346	21.1	.5	13.5
2116	New mining machinery	10	63 978	7 765	12.1	.1	X
2117	Other new construction and mining, logging, and road maintenance machinery, equipment, and parts	109	208 243	49 581	23.8	.5	X
2200	Farm machinery, equipment, and parts	42	60 410	8 889	14.7	.1	X
2300	Hydraulic and pneumatic (fluid-power) pumps, motors, and parts	95	248 843	11 939	4.8	.1	4.8
2311	Pumps	75	159 795	4 626	2.9	Z	X
2313	Parts for pumps and motors	61	169 837	7 312	4.3	.1	X
2320	General-purpose industrial machinery, equipment, and parts	454	1 472 611	150 231	10.2	1.4	1.9
2321	New pumps, compressors (air or gas), and equipment	225	661 259	19 948	3.0	.2	X
2326	New controlling, recording, and indicating instruments and access	170	347 664	10 702	3.1	.1	X
2327	All other new general-purpose industrial machinery and equipment	400	1 310 809	111 828	8.5	1.1	X
2328	Used general-purpose industrial machinery and equipment	55	424 613	7 753	1.8	.1	X
2330	Metalworking machinery, equipment, and parts	276	1 072 241	108 459	10.1	1.0	X
2340	Materials handling machinery, equipment, and parts	432	1 523 085	85 106	5.6	.8	1.8
2341	New conveying equipment	196	649 928	21 865	3.4	.2	X
2342	New hoists, cranes, and monorails	287	931 860	63 241	6.8	.6	X
2350	Oil well, oil refinery, and pipeline machinery, equipment, and supplies	31	153 965	28 385	18.4	.3	X

See footnotes at end of table.

Table 3. Merchant Wholesalers by Kind of Business and Commodity Line: 1997—Con.

[Includes only establishments with payroll. For meaning of abbreviations and symbols, see introductory text. For explanation of terms, see Appendix A]

NAICS code and CL code	Kind of business and commodity line	Establishments handling commodity line		Commodity line sales			Sales coverage percent
		Number	Total sales (\$1,000)	Amount ¹ (\$1,000)	As percent of total sales of—		
					Establishments handling line	Establishments in NAICS industry ¹	
4218406	Other industrial supplies whse—Con.						
2360	Other industrial machinery, equipment, and parts	68	173 473	24 685	14.2	.2	41.8
2363	New printing trades machinery, equipment, and supplies	20	48 760	7 421	15.2	.1	X
2364	New textile and sewing machinery and equipment	8	17 487	2 580	14.8	Z	X
2366	Other new industrial machinery and equipment	33	83 880	10 249	12.2	.1	X
2367	Used industrial machinery and equipment	6	9 034	405	4.5	Z	X
2370	Mechanical power transmission supplies	300	906 251	95 977	10.6	.9	77.2
2371	Bearings and bushings	154	476 878	21 918	4.6	.2	X
2372	Other mechanical power transmission supplies	254	788 476	74 055	9.4	.7	X
2380	Industrial valves and fittings (except fluid-power)	277	843 491	63 794	7.6	.6	X
2390	Hydraulic and pneumatic (fluid-power) valves	141	409 692	24 335	5.9	.2	78.4
2391	Hydraulic valves	93	301 045	12 876	4.3	.1	X
2392	Pneumatic valves	89	263 236	11 453	4.4	.1	X
2400	Hydraulic and pneumatic cylinders and rotary actuators	103	346 134	7 405	2.1	.1	75.8
2411	Hydraulic cylinders and rotary actuators	64	272 351	4 225	1.6	Z	X
2412	Pneumatic cylinders and rotary actuators	64	140 208	3 174	2.3	Z	X
2420	Hydraulic and pneumatic connectors and assemblies	305	821 588	88 224	10.7	.8	79.3
2421	Hydraulic and pneumatic connectors	228	612 128	33 031	5.4	.3	X
2422	Hydraulic and pneumatic assemblies	234	571 031	55 191	9.7	.5	X
2430	Fluid-power filters, components, accessories, and parts	174	500 319	30 173	6.0	.3	71.2
2431	Filters	84	238 915	8 282	3.5	.1	X
2432	Other fluid-power components, accessories, and parts, n.e.c.	117	316 526	21 887	6.9	.2	X
2440	Welding supplies (excluding gases)	132	388 849	21 679	5.6	.2	X
2450	Industrial containers and supplies	221	928 463	92 961	10.0	.9	71.1
2451	New and reconditioned drums and barrels	22	71 592	3 906	5.5	Z	X
2452	Bottles and bottlers' supplies	36	199 215	11 474	5.8	.1	X
2454	Other industrial containers and supplies	196	876 389	77 581	8.9	.7	X
2460	Other industrial supplies	3 751	10 581 175	8 858 603	83.7	83.7	69.8
2461	Printing and duplicating inks	234	655 618	261 502	39.9	2.5	X
2462	Abrasives and abrasive materials	1 373	3 966 669	1 337 717	33.7	12.6	X
2463	Nylon, polyester, and synthetic rubber	508	1 227 791	461 008	37.5	4.4	X
2464	Mechanical rubber goods	682	1 846 814	978 460	53.0	9.2	X
2465	Strapping and tape	814	2 611 609	586 007	22.4	5.5	X
2466	Industrial supplies, n.e.c.	2 701	8 036 211	5 233 908	65.1	49.5	X
2520	Custodial (janitors') equipment and supplies	10	28 011	1 646	5.9	Z	X
2620	Marine machinery, equipment, and supplies	36	90 174	17 947	19.9	.2	2.1
2623	New marine supplies	36	90 174	17 947	19.9	.2	X
3200	Printing and writing paper	16	80 842	10 957	13.6	.1	62.0
3211	Roll newsprint and rotogravure paper	7	22 033	1 866	8.5	Z	X
3213	Other printing and writing paper	9	58 809	9 091	15.5	.1	X
3300	Stationery, office supplies and greeting cards	16	35 631	10 184	28.6	.1	67.0
3313	Inked ribbons, carbon paper, pens and pencils	9	30 476	9 530	31.3	.1	X
3316	Other stationery supplies (envelopes, ruled forms, and binder paper) ...	7	5 155	442	8.6	Z	X
3400	Industrial and personal services paper and plastics	217	630 638	97 795	15.5	.9	22.7
3411	Paperboard and boxboard boxes	199	570 599	65 468	11.5	.6	X
3412	Paper dishes, cups, and napkins	76	205 976	4 420	2.1	Z	X
3413	Industrial paper (wrapping, bags, cartons, etc.)	103	278 046	11 872	4.3	.1	X
3414	Disposable plastic boxes, containers, cups, dishes, and supplies	83	221 852	6 265	2.8	.1	X
3415	Other industrial and personal service paper	18	93 206	9 768	10.5	.1	X
3700	Notions (buttons, ribbons, lace, sewing accessories, zippers, bindings, etc.)	6	12 303	1 641	13.3	Z	X
4830	Canned foods	10	47 110	17 411	37.0	.2	X
5300	Plastics materials and basic shapes	224	643 858	102 097	15.9	1.0	4.3
5311	Plastic pipes, rods, tubes, and shapes	112	417 622	17 206	4.1	.2	X
5313	Plastics raw materials	37	63 047	6 794	10.8	.1	X
5314	Other plastics materials and basic shapes	184	545 399	78 097	14.3	.7	X
5320	Industrial gases (welding, etc.)	12	33 927	2 020	6.0	Z	X
5330	Chemicals and allied products (excluding agricultural, plastics, gases, and petroleum)	261	853 383	69 514	8.1	.7	10.8
5335	Detergents and soaps	73	213 104	11 029	5.2	.1	X
5336	Sanitation chemicals, polishes, and waxes	62	157 920	5 882	3.7	.1	X
5338	Wood chemicals, naval stores, and gum	10	35 859	1 506	4.2	Z	X
5342	Adhesives, sealants, and glues	191	663 673	47 613	7.2	.5	X
5344	Other chemicals and allied products	9	24 901	3 482	14.0	Z	X
5400	Petroleum products	13	34 468	3 702	10.7	Z	.5
5418	Lubricating oil and greases	13	34 468	3 702	10.7	Z	X
6000	Paint, paint supplies, and wallpaper	198	588 632	40 291	6.8	.4	5.7
6011	Architectural coatings (enamels, primers, stains, solvents, and lacquers)	104	499 049	24 874	5.0	.2	X
6013	Special purpose coatings (automotive, refinish, marine, traffic coatings) .	19	15 809	1 215	7.7	Z	X
6014	Paint supplies	136	289 676	14 202	4.9	.1	X
9700	Service receipts and labor charges (including installed parts)	389	1 147 212	74 960	6.5	.7	79.7
9701	Labor charges for repair work	318	972 079	37 645	3.9	.4	X
9702	Parts installed in repair work	166	542 036	17 445	3.2	.2	X
9703	Other service receipts and labor charges—Specify	81	199 300	19 864	10.0	.2	X
9810	Miscellaneous commodities	155	320 351	43 521	13.6	.4	X
9940	Rental and leasing receipts	69	198 159	11 992	6.1	.1	X

See footnotes at end of table.

Table 3. Merchant Wholesalers by Kind of Business and Commodity Line: 1997—Con.

[Includes only establishments with payroll. For meaning of abbreviations and symbols, see introductory text. For explanation of terms, see Appendix A]

NAICS code and CL code	Kind of business and commodity line	Establishments handling commodity line		Commodity line sales			Sales coverage percent
		Number	Total sales (\$1,000)	Amount ¹ (\$1,000)	As percent of total sales of—		
					Establishments handling line	Establishments in NAICS industry ¹	
42185	Service establishment equipment & supplies whsle	6 233	X	11 044 612	X	100.0	71.5
0200	New and rebuilt automotive parts and supplies	21	54 630	7 234	13.2	.1	X
0420	Office and business furniture	7	9 782	382	3.9	Z	X
0530	Flooring and floor coverings	43	78 511	3 934	5.0	Z	1.1
0531	Soft-surface (textile) floor coverings and accessories (including rugs, carpets, and pads)	40	70 490	3 764	5.3	Z	X
0700	Brick, stone, tile, sand, block, cement, and gravel	8	26 945	919	3.4	Z	63.8
0714	Brick, block, tile, clay/cement sewer pipe, etc.	8	26 945	729	2.7	Z	X
0920	New computer equipment	8	12 220	1 428	11.7	Z	X
0960	Restaurant and hotel equipment and supplies	242	595 244	72 882	12.2	.7	X
0970	Store machines and equipment	15	52 746	4 535	8.6	Z	X
1000	Medical, hospital, and surgical supplies	14	20 002	3 867	19.3	Z	27.9
1011	Surgical and medical instruments and equipment	6	8 352	102	1.2	Z	X
1013	Other surgical, medical, and hospital supplies	14	20 002	3 765	18.8	Z	X
1120	Flat iron and steel products	12	15 771	574	3.6	Z	X
1140	Iron and steel wire and wire products	16	20 944	1 434	6.8	Z	X
1150	Iron and steel pipe and tubing	20	36 279	4 123	11.4	Z	1.5
1154	Other steel pipe	18	30 173	3 943	13.1	Z	X
1200	Copper and brass	8	8 022	341	4.3	Z	X
1400	Electrical apparatus and equipment	18	29 975	1 726	5.8	Z	35.0
1415	Electric bulbs (all types)	7	11 398	654	5.7	Z	X
1500	Electrical appliances, household	16	22 663	3 937	17.4	Z	X
1600	Electronic parts and equipment, except communication	69	131 145	11 428	8.7	.1	.2
1618	Electronic parts and equipment, n.e.c.	12	20 681	2 490	12.0	Z	X
1700	Hardware	49	107 127	11 870	11.1	.1	3.0
1712	Bolts, nuts, rivets, and fasteners	21	26 310	8 180	31.1	.1	X
1800	Plumbing and heating equipment and supplies (hydronics)	66	116 225	12 212	10.5	.1	7.4
1811	Plastic pipe fittings and valves (excluding pipe and tubing)	22	24 076	2 258	9.4	Z	X
1812	Metal pipe fittings and valves (excluding pipe and tubing)	41	43 658	5 396	12.4	Z	X
1813	Plumbing fixtures	19	55 508	2 865	5.2	Z	X
2100	Construction and mining machinery and equipment (including parts and attachments)	6	8 488	2 540	29.9	Z	X
2200	Farm machinery, equipment, and parts	9	3 541	210	5.9	Z	X
2300	Hydraulic and pneumatic (fluid-power) pumps, motors, and parts	15	30 008	947	3.2	Z	39.1
2311	Pumps	15	30 008	373	1.2	Z	X
2312	Motors	13	28 167	283	1.0	Z	X
2313	Parts for pumps and motors	12	27 835	269	1.0	Z	X
2320	General-purpose industrial machinery, equipment, and parts	106	192 627	20 897	10.8	.1	11.1
2321	New pumps, compressors (air or gas), and equipment	56	79 121	8 195	10.4	.1	X
2326	New controlling, recording, and indicating instruments and access	34	68 235	1 458	2.1	Z	X
2327	All other new general-purpose industrial machinery and equipment	22	61 997	5 157	8.3	Z	X
2340	Materials handling machinery, equipment, and parts	14	28 554	917	3.2	Z	37.0
2342	New hoists, cranes, and monorails	12	27 835	269	1.0	Z	X
2344	New industrial trucks and tractors	12	27 835	269	1.0	Z	X
2345	Used materials handling machinery, equipment, and parts	12	27 835	269	1.0	Z	X
2360	Other industrial machinery, equipment, and parts	12	24 729	4 106	16.6	Z	50.7
2366	Other new industrial machinery and equipment	11	10 616	1 285	12.1	Z	X
2380	Industrial valves and fittings (except fluid-power)	6	13 754	2 285	16.6	Z	X
2390	Hydraulic and pneumatic (fluid-power) valves	12	27 835	545	2.0	Z	71.5
2391	Hydraulic valves	12	27 835	267	1.0	Z	X
2392	Pneumatic valves	12	27 835	267	1.0	Z	X
2400	Hydraulic and pneumatic cylinders and rotary actuators	12	27 835	545	2.0	Z	71.5
2411	Hydraulic cylinders and rotary actuators	12	27 835	267	1.0	Z	X
2412	Pneumatic cylinders and rotary actuators	12	27 835	267	1.0	Z	X
2420	Hydraulic and pneumatic connectors and assemblies	15	33 590	837	2.5	Z	71.5
2421	Hydraulic and pneumatic connectors	15	33 590	564	1.7	Z	X
2422	Hydraulic and pneumatic assemblies	12	27 839	271	1.0	Z	X
2430	Fluid-power filters, components, accessories, and parts	16	40 840	1 001	2.5	Z	71.5
2431	Filters	15	35 658	424	1.2	Z	X
2432	Other fluid-power components, accessories, and parts, n.e.c.	13	33 019	575	1.7	Z	X
2440	Welding supplies (excluding gases)	6	11 374	2 040	17.9	Z	X
2450	Industrial containers and supplies	42	69 717	3 500	5.0	Z	5.2
2454	Other industrial containers and supplies	40	63 611	3 140	4.9	Z	X
2460	Other industrial supplies	87	237 026	16 133	6.8	.1	.2
2466	Industrial supplies, n.e.c.	65	217 862	14 917	6.8	.1	X
2500	Beauty and barber equipment and supplies	1 250	2 035 128	1 970 848	96.8	17.8	65.6
2511	Equipment (furniture, dryers, etc.)	810	1 290 001	202 892	15.7	1.8	X
2512	Supplies (combs, curlers, shampoos, etc.)	1 206	1 907 403	1 767 956	92.7	16.0	X
2520	Custodial (janitors') equipment and supplies	2 233	3 864 949	3 078 767	79.7	27.9	48.6
2521	Custodial equipment—power equipment	1 546	2 697 623	431 445	16.0	3.9	X
2522	Custodial equipment—nonpower equipment	1 127	2 061 517	263 663	12.8	2.4	X
2523	Custodial supplies	2 122	3 680 864	2 383 660	64.8	21.6	X
2530	Laundry and dry-cleaning equipment and supplies	767	2 186 961	1 714 055	78.4	15.5	X
2540	Other service establishment equipment and supplies	2 174	3 402 508	3 088 173	90.8	28.0	51.5
2541	Undertakers' equipment and supplies	480	574 601	560 801	97.6	5.1	X
2542	Service establishment equipment and supplies, n.e.c.	1 714	2 828 922	2 524 864	89.3	22.9	X

See footnotes at end of table.

Table 3. Merchant Wholesalers by Kind of Business and Commodity Line: 1997—Con.

[Includes only establishments with payroll. For meaning of abbreviations and symbols, see introductory text. For explanation of terms, see Appendix A]

NAICS code and CL code	Kind of business and commodity line	Establishments handling commodity line		Commodity line sales			Sales coverage percent
		Number	Total sales (\$1,000)	Amount ¹ (\$1,000)	As percent of total sales of—		
					Establishments handling line	Establishments in NAICS industry ¹	
42185	Service establishment equipment & supplies whsle—Con.						
2700	Sporting and recreational goods and supplies	22	62 765	16 265	25.9	.1	40.0
2711	Ammunition, firearms, reloading equipment, archery supplies, shooting aids, and accessories	12	44 555	13 288	29.8	.1	X
2713	Billiards, pool, bowling equipment, and accessories	10	18 210	2 977	16.3	Z	X
3160	Fire extinguishers and fire safety equipment	8	6 378	520	8.2	Z	X
3200	Printing and writing paper	58	112 769	4 974	4.4	Z	33.1
3213	Other printing and writing paper	49	88 809	4 195	4.7	Z	X
3300	Stationery, office supplies and greeting cards	41	77 726	12 958	16.7	.1	67.2
3312	Stationery, photocopy paper, and typing paper	37	73 905	10 263	13.9	.1	X
3316	Other stationery supplies (envelopes, ruled forms, and binder paper)	25	53 132	2 339	4.4	Z	X
3400	Industrial and personal services paper and plastics	498	981 785	196 584	20.0	1.8	22.9
3411	Paperboard and boxboard boxes	106	268 018	21 182	7.9	.2	X
3412	Paper dishes, cups, and napkins	343	565 926	37 579	6.6	.3	X
3413	Industrial paper (wrapping, bags, cartons, etc.)	156	345 528	18 515	5.4	.2	X
3414	Disposable plastic boxes, containers, cups, dishes, and supplies	320	531 904	42 111	7.9	.4	X
3415	Other industrial and personal service paper	227	397 956	74 603	18.7	.7	X
3500	Drugs, pharmaceuticals, cosmetics, and toiletries	34	83 548	10 754	12.9	.1	13.1
3513	Cosmetics	15	38 271	7 911	20.7	.1	X
3514	Perfumes	10	15 847	360	2.3	Z	X
3515	Other toiletries and druggists' sundries	7	8 330	804	9.7	Z	X
3600	Piece goods, knit and woven	16	65 587	12 182	18.6	.1	26.9
3612	Cotton (including blends)	10	35 715	1 868	5.2	Z	X
3613	Synthetics (excluding synthetic knits)	10	35 715	1 238	3.5	Z	X
3614	Knit fabrics, n.e.c. (including double knit)	10	35 715	5 327	14.9	Z	X
3615	Woolen and worsted piece goods	10	35 715	1 868	5.2	Z	X
4830	Canned foods	6	52 261	3 299	6.3	Z	71.5
4831	Canned and bottled fruits, vegetables, and juices	6	52 261	3 061	5.9	Z	X
4850	Soft drinks and bottled water	7	48 912	6 147	12.6	.1	X
4860	Other grocery specialties	14	84 530	15 982	18.9	.1	38.7
4868	Grocery specialties, n.e.c.	11	66 999	11 617	17.3	.1	X
5300	Plastics materials and basic shapes	59	149 489	29 329	19.6	.3	19.7
5314	Other plastics materials and basic shapes	52	112 656	15 130	13.4	.1	X
5320	Industrial gases (welding, etc.)	8	11 376	1 609	14.1	Z	X
5330	Chemicals and allied products (excluding agricultural, plastics, gases, and petroleum)	846	1 638 435	345 492	21.1	3.1	9.3
5331	Gasses, compressed and liquified, except L.P.	10	52 624	522	1.0	Z	X
5332	Alkalies and chlorine	81	199 879	9 448	4.7	.1	X
5335	Detergents and soaps	570	1 192 096	147 807	12.4	1.3	X
5336	Sanitation chemicals, polishes, and waxes	579	1 168 100	155 636	13.3	1.4	X
5338	Wood chemicals, naval stores, and gum	10	16 869	121	.7	Z	X
5341	Insecticides, nonagricultural	169	344 206	4 663	1.4	Z	X
5344	Other chemicals and allied products	222	408 344	25 904	6.3	.2	X
5400	Petroleum products	9	11 632	2 169	18.6	Z	X
6000	Paint, paint supplies, and wallpaper	10	14 877	1 350	9.1	Z	X
6150	Nondurable goods, n.e.c.	16	49 798	5 835	11.7	.1	X
9700	Service receipts and labor charges (including installed parts)	1 042	1 834 922	224 150	12.2	2.0	60.3
9701	Labor charges for repair work	902	1 637 809	105 862	6.5	1.0	X
9702	Parts installed in repair work	707	1 290 379	86 385	6.7	.8	X
9703	Other service receipts and labor charges—Specify	169	237 046	31 884	13.5	.3	X
9720	Receipts for service contracts	15	20 155	2 500	12.4	Z	X
9740	Receipts for installing equipment	171	376 749	32 118	8.5	.3	X
9810	Miscellaneous commodities	141	253 582	22 926	9.0	.2	X
9940	Rental and leasing receipts	184	337 004	21 289	6.3	.2	.7
9944	Other rental receipts	78	127 199	4 475	3.5	Z	X
9980	Receipts for machine shop job work	9	3 541	34	1.0	Z	X
421850	Service establishment equipment & supplies whsle	6 233	X	11 044 612	X	100.0	71.5
0200	New and rebuilt automotive parts and supplies	21	54 630	7 234	13.2	.1	X
0420	Office and business furniture	7	9 782	382	3.9	Z	X
0530	Flooring and floor coverings	43	78 511	3 934	5.0	Z	1.1
0531	Soft-surface (textile) floor coverings and accessories (including rugs, carpets, and pads)	40	70 490	3 764	5.3	Z	X
0700	Brick, stone, tile, sand, block, cement, and gravel	8	26 945	919	3.4	Z	63.8
0714	Brick, block, tile, clay/cement sewer pipe, etc.	8	26 945	729	2.7	Z	X
0920	New computer equipment	8	12 220	1 428	11.7	Z	X
0960	Restaurant and hotel equipment and supplies	242	595 244	72 882	12.2	.7	X
0970	Store machines and equipment	15	52 746	4 535	8.6	Z	X
1000	Medical, hospital, and surgical supplies	14	20 002	3 867	19.3	Z	27.9
1011	Surgical and medical instruments and equipment	6	8 352	102	1.2	Z	X
1013	Other surgical, medical, and hospital supplies	14	20 002	3 765	18.8	Z	X
1120	Flat iron and steel products	12	15 771	574	3.6	Z	X
1140	Iron and steel wire and wire products	16	20 944	1 434	6.8	Z	X
1150	Iron and steel pipe and tubing	20	36 279	4 123	11.4	Z	1.5
1154	Other steel pipe	18	30 173	3 943	13.1	Z	X
1200	Copper and brass	8	8 022	341	4.3	Z	X
1400	Electrical apparatus and equipment	18	29 975	1 726	5.8	Z	35.0
1415	Electric bulbs (all types)	7	11 398	654	5.7	Z	X
1500	Electrical appliances, household	16	22 663	3 937	17.4	Z	X

See footnotes at end of table.

Table 3. Merchant Wholesalers by Kind of Business and Commodity Line: 1997—Con.

[Includes only establishments with payroll. For meaning of abbreviations and symbols, see introductory text. For explanation of terms, see Appendix A]

NAICS code and CL code	Kind of business and commodity line	Establishments handling commodity line		Commodity line sales			Sales coverage percent
		Number	Total sales (\$1,000)	Amount ¹ (\$1,000)	As percent of total sales of—		
					Establishments handling line	Establishments in NAICS industry ¹	
421850	Service establishment equipment & supplies whsle—Con.						
1600	Electronic parts and equipment, except communication	69	131 145	11 428	8.7	.1	.2
1618	Electronic parts and equipment, n.e.c.	12	20 681	2 490	12.0	Z	X
1700	Hardware	49	107 127	11 870	11.1	.1	3.0
1712	Bolts, nuts, rivets, and fasteners	21	26 310	8 180	31.1	.1	X
1800	Plumbing and heating equipment and supplies (hydronics)	66	116 225	12 212	10.5	.1	7.4
1811	Plastic pipe fittings and valves (excluding pipe and tubing)	22	24 076	2 258	9.4	Z	X
1812	Metal pipe fittings and valves (excluding pipe and tubing)	41	43 658	5 396	12.4	Z	X
1813	Plumbing fixtures	19	55 508	2 865	5.2	Z	X
2100	Construction and mining machinery and equipment (including parts and attachments)	6	8 488	2 540	29.9	Z	X
2200	Farm machinery, equipment, and parts	9	3 541	210	5.9	Z	X
2300	Hydraulic and pneumatic (fluid-power) pumps, motors, and parts	15	30 008	947	3.2	Z	39.1
2311	Pumps	15	30 008	373	1.2	Z	X
2312	Motors	13	28 167	283	1.0	Z	X
2313	Parts for pumps and motors	12	27 835	269	1.0	Z	X
2320	General-purpose industrial machinery, equipment, and parts	106	192 627	20 897	10.8	.2	11.1
2321	New pumps, compressors (air or gas), and equipment	56	79 121	8 195	10.4	.1	X
2326	New controlling, recording, and indicating instruments and access	34	68 235	1 458	2.1	Z	X
2327	All other new general-purpose industrial machinery and equipment	22	61 997	5 157	8.3	Z	X
2340	Materials handling machinery, equipment, and parts	14	28 554	917	3.2	Z	37.0
2342	New hoists, cranes, and monorails	12	27 835	269	1.0	Z	X
2344	New industrial trucks and tractors	12	27 835	269	1.0	Z	X
2345	Used materials handling machinery, equipment, and parts	12	27 835	269	1.0	Z	X
2360	Other industrial machinery, equipment, and parts	12	24 729	4 106	16.6	Z	50.7
2366	Other new industrial machinery and equipment	11	10 616	1 285	12.1	Z	X
2380	Industrial valves and fittings (except fluid-power)	6	13 754	2 285	16.6	Z	X
2390	Hydraulic and pneumatic (fluid-power) valves	12	27 835	545	2.0	Z	71.5
2391	Hydraulic valves	12	27 835	267	1.0	Z	X
2392	Pneumatic valves	12	27 835	267	1.0	Z	X
2400	Hydraulic and pneumatic cylinders and rotary actuators	12	27 835	545	2.0	Z	71.5
2411	Hydraulic cylinders and rotary actuators	12	27 835	267	1.0	Z	X
2412	Pneumatic cylinders and rotary actuators	12	27 835	267	1.0	Z	X
2420	Hydraulic and pneumatic connectors and assemblies	15	33 590	837	2.5	Z	71.5
2421	Hydraulic and pneumatic connectors	15	33 590	564	1.7	Z	X
2422	Hydraulic and pneumatic assemblies	12	27 839	271	1.0	Z	X
2430	Fluid-power filters, components, accessories, and parts	16	40 840	1 001	2.5	Z	71.5
2431	Filters	15	35 658	424	1.2	Z	X
2432	Other fluid-power components, accessories, and parts, n.e.c.	13	33 019	575	1.7	Z	X
2440	Welding supplies (excluding gases)	6	11 374	2 040	17.9	Z	X
2450	Industrial containers and supplies	42	69 717	3 500	5.0	Z	5.2
2454	Other industrial containers and supplies	40	63 611	3 140	4.9	Z	X
2460	Other industrial supplies	87	237 026	16 133	6.8	.1	.2
2466	Industrial supplies, n.e.c.	65	217 862	14 917	6.8	.1	X
2500	Beauty and barber equipment and supplies	1 250	2 035 128	1 970 848	96.8	17.8	65.6
2511	Equipment (furniture, dryers, etc.)	810	1 290 001	202 892	15.7	1.8	X
2512	Supplies (combs, curlers, shampoos, etc.)	1 206	1 907 403	1 767 956	92.7	16.0	X
2520	Custodial (janitors') equipment and supplies	2 233	3 864 949	3 078 767	79.7	27.9	48.6
2521	Custodial equipment—power equipment	1 546	2 697 623	431 445	16.0	3.9	X
2522	Custodial equipment—nonpower equipment	1 127	2 061 517	263 663	12.8	2.4	X
2523	Custodial supplies	2 122	3 680 864	2 383 660	64.8	21.6	X
2530	Laundry and dry-cleaning equipment and supplies	767	2 186 961	1 714 055	78.4	15.5	X
2540	Other service establishment equipment and supplies	2 174	3 402 508	3 088 173	90.8	28.0	51.5
2541	Undertakers' equipment and supplies	480	574 601	560 801	97.6	5.1	X
2542	Service establishment equipment and supplies, n.e.c.	1 714	2 828 922	2 524 864	89.3	22.9	X
2700	Sporting and recreational goods and supplies	22	62 765	16 265	25.9	.1	40.0
2711	Ammunition, firearms, reloading equipment, archery supplies, shooting aids, and accessories	12	44 555	13 288	29.8	.1	X
2713	Billiards, pool, bowling equipment, and accessories	10	18 210	2 977	16.3	Z	X
3160	Fire extinguishers and fire safety equipment	8	6 378	520	8.2	Z	X
3200	Printing and writing paper	58	112 769	4 974	4.4	Z	33.1
3213	Other printing and writing paper	49	88 809	4 195	4.7	Z	X
3300	Stationery, office supplies and greeting cards	41	77 726	12 958	16.7	.1	67.2
3312	Stationery, photocopy paper, and typing paper	37	73 905	10 263	13.9	.1	X
3316	Other stationery supplies (envelopes, ruled forms, and binder paper) ..	25	53 132	2 339	4.4	Z	X
3400	Industrial and personal services paper and plastics	498	981 785	196 584	20.0	1.8	22.9
3411	Paperboard and boxboard boxes	106	268 018	21 182	7.9	.2	X
3412	Paper dishes, cups, and napkins	343	565 926	37 579	6.6	.3	X
3413	Industrial paper (wrapping, bags, cartons, etc.)	156	345 528	18 515	5.4	.2	X
3414	Disposable plastic boxes, containers, cups, dishes, and supplies	320	531 904	42 111	7.9	.4	X
3415	Other industrial and personal service paper	227	397 956	74 603	18.7	.7	X
3500	Drugs, pharmaceuticals, cosmetics, and toiletries	34	83 548	10 754	12.9	.1	13.1
3513	Cosmetics	15	38 271	7 911	20.7	.1	X
3514	Perfumes	7	15 847	360	2.3	Z	X
3515	Other toiletries and druggists' sundries	10	8 330	804	9.7	Z	X
3600	Piece goods, knit and woven	16	65 587	12 182	18.6	.1	26.9
3612	Cotton (including blends)	10	35 715	1 868	5.2	Z	X
3613	Synthetics (excluding synthetic knits)	10	35 715	1 238	3.5	Z	X
3614	Knit fabrics, n.e.c. (including double knit)	10	35 715	5 327	14.9	Z	X
3615	Woolen and worsted piece goods	10	35 715	1 868	5.2	Z	X

See footnotes at end of table.

Table 3. Merchant Wholesalers by Kind of Business and Commodity Line: 1997—Con.

[Includes only establishments with payroll. For meaning of abbreviations and symbols, see introductory text. For explanation of terms, see Appendix A]

NAICS code and CL code	Kind of business and commodity line	Establishments handling commodity line		Commodity line sales			Sales coverage percent
		Number	Total sales (\$1,000)	Amount ¹ (\$1,000)	As percent of total sales of—		
					Establishments handling line	Establishments in NAICS industry ¹	
421850	Service establishment equipment & supplies whsle—Con.						
4830	Canned foods	6	52 261	3 299	6.3	Z	71.5
4831	Canned and bottled fruits, vegetables, and juices	6	52 261	3 061	5.9	Z	X
4850	Soft drinks and bottled water	7	48 912	6 147	12.6	.1	X
4860	Other grocery specialties	14	84 530	15 982	18.9	.1	38.7
4868	Grocery specialties, n.e.c.	11	66 999	11 617	17.3	.1	X
5300	Plastics materials and basic shapes	59	149 489	29 329	19.6	.3	19.7
5314	Other plastics materials and basic shapes	52	112 656	15 130	13.4	.1	X
5320	Industrial gases (welding, etc.)	8	11 376	1 609	14.1	Z	X
5330	Chemicals and allied products (excluding agricultural, plastics, gases, and petroleum)	846	1 638 435	345 492	21.1	3.1	9.3
5331	Gases, compressed and liquified, except L.P.	10	52 624	522	1.0	Z	X
5332	Alkalies and chlorine	81	199 879	9 448	4.7	.1	X
5335	Detergents and soaps	570	1 192 096	147 807	12.4	1.3	X
5336	Sanitation chemicals, polishes, and waxes	579	1 168 100	155 636	13.3	1.4	X
5338	Wood chemicals, naval stores, and gum	10	16 869	121	.7	Z	X
5341	Insecticides, nonagricultural	169	344 206	4 663	1.4	Z	X
5344	Other chemicals and allied products	222	408 344	25 904	6.3	.2	X
5400	Petroleum products	9	11 632	2 169	18.6	Z	X
6000	Paint, paint supplies, and wallpaper	10	14 877	1 350	9.1	Z	X
6150	Nondurable goods, n.e.c.	16	49 798	5 835	11.7	.1	X
9700	Service receipts and labor charges (including installed parts)	1 042	1 834 922	224 150	12.2	2.0	60.3
9701	Labor charges for repair work	902	1 637 809	105 862	6.5	1.0	X
9702	Parts installed in repair work	707	1 290 379	86 385	6.7	.8	X
9703	Other service receipts and labor charges—Specify	169	237 046	31 884	13.5	.3	X
9720	Receipts for service contracts	15	20 155	2 500	12.4	Z	X
9740	Receipts for installing equipment	171	376 749	32 118	8.5	.3	X
9810	Miscellaneous commodities	141	253 582	22 926	9.0	.2	X
9940	Rental and leasing receipts	184	337 004	21 289	6.3	.2	.7
9944	Other rental receipts	78	127 199	4 475	3.5	Z	X
9980	Receipts for machine shop job work	9	3 541	34	1.0	Z	X
4218501	Beauty & barber shop equipment & supplies whsle	1 240	X	2 016 050	X	100.0	70.6
1500	Electrical appliances, household	13	10 579	2 283	21.6	.1	X
2500	Beauty and barber equipment and supplies	1 240	2 016 050	1 968 959	97.7	97.7	64.7
2511	Equipment (furniture, dryers, etc.)	803	1 281 703	202 568	15.8	10.0	X
2512	Supplies (combs, curlers, shampoos, etc.)	1 200	1 894 438	1 766 391	93.2	87.6	X
3500	Drugs, pharmaceuticals, cosmetics, and toiletries	26	54 297	9 336	17.2	.5	21.7
3513	Cosmetics	15	38 271	7 911	20.7	.4	X
3514	Perfumes	10	15 847	360	2.3	Z	X
3515	Other toiletries and druggists' sundries	7	8 330	804	9.7	Z	X
6150	Nondurable goods, n.e.c.	7	26 551	2 327	8.8	.1	X
9700	Service receipts and labor charges (including installed parts)	49	54 352	14 138	26.0	.7	32.1
9701	Labor charges for repair work	44	46 054	2 818	6.1	.1	X
9702	Parts installed in repair work	17	15 473	404	2.6	Z	X
9810	Miscellaneous commodities	17	17 879	491	2.7	Z	X
4218502	Custodial, janitors' equipment & supplies whsle	2 189	X	3 745 652	X	100.0	72.5
0530	Flooring and floor coverings	40	70 490	3 764	5.3	.1	X
0960	Restaurant and hotel equipment and supplies	198	476 833	60 888	12.8	1.6	X
0970	Store machines and equipment	10	33 429	2 068	6.2	.1	X
1000	Medical, hospital, and surgical supplies	6	9 641	981	10.2	Z	X
1120	Flat iron and steel products	7	2 974	294	9.9	Z	X
1400	Electrical apparatus and equipment	7	11 398	681	6.0	Z	X
1600	Electronic parts and equipment, except communication	12	20 681	2 490	12.0	.1	X
1700	Hardware	25	74 704	3 631	4.9	.1	X
1800	Plumbing and heating equipment and supplies (hydronics)	19	55 508	2 865	5.2	.1	X
2320	General-purpose industrial machinery, equipment, and parts	48	74 182	5 635	7.6	.2	X
2440	Welding supplies (excluding gases)	6	11 374	2 040	17.9	.1	X
2450	Industrial containers and supplies	40	63 611	3 140	4.9	.1	X
2460	Other industrial supplies	65	217 862	14 917	6.8	.4	X
2520	Custodial (janitors') equipment and supplies	2 189	3 745 652	3 071 205	82.0	82.0	X
2530	Laundry and dry-cleaning equipment and supplies	109	259 954	25 261	9.7	.7	X
2540	Other service establishment equipment and supplies	15	19 406	2 317	11.9	.1	X
2700	Sporting and recreational goods and supplies	8	8 374	519	6.2	Z	X
3200	Printing and writing paper	49	88 809	4 195	4.7	.1	X
3300	Stationery, office supplies and greeting cards	38	76 490	12 696	16.6	.3	X
3400	Industrial and personal services paper and plastics	467	926 204	193 993	20.9	5.2	X
4860	Other grocery specialties	6	34 769	9 924	28.5	.3	X
5300	Plastics materials and basic shapes	44	100 685	12 013	11.9	.3	X
5320	Industrial gases (welding, etc.)	8	11 376	1 609	14.1	Z	X
5330	Chemicals and allied products (excluding agricultural, plastics, gases, and petroleum)	585	1 141 909	231 296	20.3	6.2	X
6000	Paint, paint supplies, and wallpaper	6	10 979	804	7.3	Z	X
9700	Service receipts and labor charges (including installed parts)	422	762 009	54 776	7.2	1.5	X
9810	Miscellaneous commodities	67	115 045	10 480	9.1	.3	X
9940	Rental and leasing receipts	84	122 631	2 509	2.0	.1	X

See footnotes at end of table.

Table 3. Merchant Wholesalers by Kind of Business and Commodity Line: 1997—Con.

[Includes only establishments with payroll. For meaning of abbreviations and symbols, see introductory text. For explanation of terms, see Appendix A]

NAICS code and CL code	Kind of business and commodity line	Establishments handling commodity line		Commodity line sales			Sales coverage percent
		Number	Total sales (\$1,000)	Amount ¹ (\$1,000)	As percent of total sales of—		
					Establishments handling line	Establishments in NAICS industry ¹	
4218503	Laundry & dry-cleaning equipment & supplies whsle	655	X	D	X	D	D
0960	Restaurant and hotel equipment and supplies	31	D	D	D	D	X
1140	Iron and steel wire and wire products	6	D	D	D	D	X
1600	Electronic parts and equipment, except communication	7	D	D	D	D	X
1800	Plumbing and heating equipment and supplies (hydronics)	6	D	D	D	D	X
2320	General-purpose industrial machinery, equipment, and parts	6	D	D	D	D	X
2520	Custodial (janitors') equipment and supplies	31	D	D	D	D	X
2530	Laundry and dry-cleaning equipment and supplies	655	D	D	D	D	X
3400	Industrial and personal services paper and plastics	13	D	D	D	D	X
4830	Canned foods	6	D	D	D	D	X
4860	Other grocery specialties	8	D	D	D	D	X
5330	Chemicals and allied products (excluding agricultural, plastics, gases, and petroleum)	123	D	D	D	D	X
9700	Service receipts and labor charges (including installed parts)	143	D	D	D	D	X
9740	Receipts for installing equipment	87	D	D	D	D	X
9940	Rental and leasing receipts	20	D	D	D	D	X
4218504	Other service establishment equipment & supplies whsle	2 149	X	D	X	D	D
0200	New and rebuilt automotive parts and supplies	18	D	D	D	D	X
0700	Brick, stone, tile, sand, block, cement, and gravel	6	D	D	D	D	D
0714	Brick, block, tile, clay/cement sewer pipe, etc.	6	D	D	D	D	X
0920	New computer equipment	8	D	D	D	D	X
0960	Restaurant and hotel equipment and supplies	13	D	D	D	D	X
1000	Medical, hospital, and surgical supplies	8	D	D	D	D	D
1011	Surgical and medical instruments and equipment	6	D	D	D	D	X
1013	Other surgical, medical, and hospital supplies	8	D	D	D	D	X
1140	Iron and steel wire and wire products	6	D	D	D	D	X
1150	Iron and steel pipe and tubing	18	D	D	D	D	D
1154	Other steel pipe	18	D	D	D	D	X
1200	Copper and brass	8	D	D	D	D	X
1400	Electrical apparatus and equipment	9	D	D	D	D	X
1600	Electronic parts and equipment, except communication	50	D	D	D	D	X
1700	Hardware	21	D	D	D	D	D
1712	Bolts, nuts, rivets, and fasteners	21	D	D	D	D	X
1800	Plumbing and heating equipment and supplies (hydronics)	41	D	D	D	D	D
1811	Plastic pipe fittings and valves (excluding pipe and tubing)	22	D	D	D	D	X
1812	Metal pipe fittings and valves (excluding pipe and tubing)	41	D	D	D	D	X
2100	Construction and mining machinery and equipment (including parts and attachments)	6	D	D	D	D	X
2200	Farm machinery, equipment, and parts	9	D	D	D	D	X
2300	Hydraulic and pneumatic (fluid-power) pumps, motors, and parts	12	D	D	D	D	D
2311	Pumps	12	D	D	D	D	X
2312	Motors	12	D	D	D	D	X
2313	Parts for pumps and motors	12	D	D	D	D	X
2320	General-purpose industrial machinery, equipment, and parts	52	D	D	D	D	D
2321	New pumps, compressors (air or gas), and equipment	18	D	D	D	D	X
2326	New controlling, recording, and indicating instruments and access	34	D	D	D	D	X
2327	All other new general-purpose industrial machinery and equipment	12	D	D	D	D	X
2340	Materials handling machinery, equipment, and parts	12	D	D	D	D	D
2342	New hoists, cranes, and monorails	12	D	D	D	D	X
2344	New industrial trucks and tractors	12	D	D	D	D	X
2345	Used materials handling machinery, equipment, and parts	12	D	D	D	D	X
2360	Other industrial machinery, equipment, and parts	9	D	D	D	D	D
2366	Other new industrial machinery and equipment	9	D	D	D	D	X
2390	Hydraulic and pneumatic (fluid-power) valves	12	D	D	D	D	D
2391	Hydraulic valves	12	D	D	D	D	X
2392	Pneumatic valves	12	D	D	D	D	X
2400	Hydraulic and pneumatic cylinders and rotary actuators	12	D	D	D	D	D
2411	Hydraulic cylinders and rotary actuators	12	D	D	D	D	X
2412	Pneumatic cylinders and rotary actuators	12	D	D	D	D	X
2420	Hydraulic and pneumatic connectors and assemblies	15	D	D	D	D	D
2421	Hydraulic and pneumatic connectors	15	D	D	D	D	X
2422	Hydraulic and pneumatic assemblies	12	D	D	D	D	X
2430	Fluid-power filters, components, accessories, and parts	16	D	D	D	D	D
2431	Filters	15	D	D	D	D	X
2432	Other fluid-power components, accessories, and parts, n.e.c.	13	D	D	D	D	X
2460	Other industrial supplies	21	D	D	D	D	X
2520	Custodial (janitors') equipment and supplies	8	D	D	D	D	D
2522	Custodial equipment—nonpower equipment	8	D	D	D	D	X
2540	Other service establishment equipment and supplies	2 149	D	D	D	D	D
2541	Undertakers' equipment and supplies	480	D	D	D	D	X
2542	Service establishment equipment and supplies, n.e.c.	1 694	D	D	D	D	X
2700	Sporting and recreational goods and supplies	12	D	D	D	D	D
2711	Ammunition, firearms, reloading equipment, archery supplies, shooting aids, and accessories	12	D	D	D	D	X
3160	Fire extinguishers and fire safety equipment	8	D	D	D	D	X
3400	Industrial and personal services paper and plastics	15	D	D	D	D	X
3600	Piece goods, knit and woven	10	D	D	D	D	D
3612	Cotton (including blends)	10	D	D	D	D	X
3613	Synthetics (excluding synthetic knits)	10	D	D	D	D	X
3614	Knit fabrics, n.e.c. (including double knit)	10	D	D	D	D	X
3615	Woolen and worsted piece goods	10	D	D	D	D	X

See footnotes at end of table.

Table 3. Merchant Wholesalers by Kind of Business and Commodity Line: 1997—Con.

[Includes only establishments with payroll. For meaning of abbreviations and symbols, see introductory text. For explanation of terms, see Appendix A]

NAICS code and CL code	Kind of business and commodity line	Establishments handling commodity line		Commodity line sales			Sales coverage percent
		Number	Total sales (\$1,000)	Amount ¹ (\$1,000)	As percent of total sales of—		
					Establishments handling line	Establishments in NAICS industry ¹	
4218504	Other service establishment equipment & supplies whse—Con.						
5300	Plastics materials and basic shapes	13	D	D	D	D	D
5314	Other plastics materials and basic shapes	13	D	D	D	D	X
5330	Chemicals and allied products (excluding agricultural, plastics, gases, and petroleum)	136	D	D	D	D	D
5335	Detergents and soaps	111	D	D	D	D	X
5336	Sanitation chemicals, polishes, and waxes	26	D	D	D	D	X
5344	Other chemicals and allied products	25	D	D	D	D	X
6150	Nondurable goods, n.e.c.	6	D	D	D	D	X
9700	Service receipts and labor charges (including installed parts)	428	D	D	D	D	D
9701	Labor charges for repair work	339	D	D	D	D	X
9702	Parts installed in repair work	287	D	D	D	D	X
9703	Other service receipts and labor charges—Specify	96	D	D	D	D	X
9720	Receipts for service contracts	7	D	D	D	D	X
9740	Receipts for installing equipment	78	D	D	D	D	X
9810	Miscellaneous commodities	52	D	D	D	D	X
9940	Rental and leasing receipts	78	D	D	D	D	D
9944	Other rental receipts	78	D	D	D	D	X
9980	Receipts for machine shop job work	9	D	D	D	D	X
42186	Transportation equipment & supplies (exc motor vehicle) whse	3 454	X	16 634 756	X	100.0	73.1
0200	New and rebuilt automotive parts and supplies	50	327 064	24 892	7.6	.2	4.0
0211	Batteries	16	85 415	600	.7	Z	X
0212	Engines (complete)	16	85 415	3 023	3.5	Z	X
0213	Electrical engine parts (including ignition parts)	16	85 415	1 203	1.4	Z	X
0214	Brake parts (including fluid and all disk and drum parts)	16	85 415	600	.7	Z	X
0217	Hoses, belts, gaskets, and wiper blades	16	85 415	600	.7	Z	X
0218	Filters (oil, air, gas, and transmission)	16	85 415	1 203	1.4	Z	X
0219	Engine parts, except electrical	16	85 415	6 039	7.1	Z	X
0224	Accessories	16	85 415	1 203	1.4	Z	X
1120	Flat iron and steel products	7	2 225	115	5.2	Z	X
1140	Iron and steel wire and wire products	7	7 033	1 046	14.9	Z	X
1400	Electrical apparatus and equipment	64	561 741	58 861	10.5	.4	X
1600	Electronic parts and equipment, except communication	87	599 621	49 782	8.3	.3	1.1
1612	Integrated circuits	19	18 145	12 951	71.4	.1	X
1618	Electronic parts and equipment, n.e.c.	19	234 474	13 387	5.7	.1	X
1700	Hardware	111	273 074	36 224	13.3	.2	X
2100	Construction and mining machinery and equipment (including parts and attachments)	34	87 614	10 930	12.5	.1	X
2200	Farm machinery, equipment, and parts	7	8 547	1 379	16.1	Z	X
2300	Hydraulic and pneumatic (fluid-power) pumps, motors, and parts	10	124 232	18 173	14.6	.1	73.1
2311	Pumps	10	124 232	17 799	14.3	.1	X
2320	General-purpose industrial machinery, equipment, and parts	94	395 681	41 493	10.5	.2	4.9
2321	New pumps, compressors (air or gas), and equipment	14	19 896	959	4.8	Z	X
2323	New diesel engines (excluding automotive)	60	265 124	8 314	3.1	.1	X
2326	New controlling, recording, and indicating instruments and access	11	13 152	312	2.4	Z	X
2327	All other new general-purpose industrial machinery and equipment	59	312 374	26 403	8.5	.2	X
2340	Materials handling machinery, equipment, and parts	10	21 590	487	2.3	Z	X
2350	Oil well, oil refinery, and pipeline machinery, equipment, and supplies	15	58 935	3 283	5.6	Z	X
2360	Other industrial machinery, equipment, and parts	9	36 707	1 532	4.2	Z	X
2390	Hydraulic and pneumatic (fluid-power) valves	9	35 986	2 456	6.8	Z	73.1
2391	Hydraulic valves	7	33 445	2 294	6.9	Z	X
2400	Hydraulic and pneumatic cylinders and rotary actuators	8	24 624	258	1.0	Z	73.1
2411	Hydraulic cylinders and rotary actuators	6	22 080	158	.7	Z	X
2430	Fluid-power filters, components, accessories, and parts	7	11 877	154	1.3	Z	73.1
2431	Filters	7	11 877	115	1.0	Z	X
2460	Other industrial supplies	34	85 514	9 020	10.5	.1	4.5
2466	Industrial supplies, n.e.c.	20	62 161	7 434	12.0	Z	X
2600	Aircraft and aeronautical equipment and supplies	2 123	12 504 746	11 677 522	93.4	70.2	64.5
2611	New aircraft	196	1 734 947	887 042	51.1	5.3	X
2612	New aircraft engines and engine parts	523	4 304 756	1 821 568	42.3	11.0	X
2613	Other new aircraft equipment and supplies	1 060	7 343 165	4 409 278	60.0	26.5	X
2614	Used aircraft and aeronautical equipment and supplies	1 480	7 733 453	4 559 634	59.0	27.4	X
2620	Marine machinery, equipment, and supplies	862	2 838 468	2 296 368	80.9	13.8	64.9
2621	New ships and boats (excluding pleasure boats)	76	324 152	132 652	40.9	.8	X
2622	New marine propulsion machinery and equipment	312	1 198 327	692 487	57.8	4.2	X
2623	New marine supplies	627	1 898 861	1 312 127	69.1	7.9	X
2624	Used marine machinery, equipment, and supplies	198	521 062	159 099	30.5	1.0	X
2630	Other transportation equipment and supplies	582	2 076 021	1 606 129	77.4	9.7	48.2
2631	New transportation equipment (excluding automotive)	480	1 769 303	1 213 753	68.6	7.3	X
2632	Used transportation equipment (excluding automotive)	290	963 782	392 376	40.7	2.4	X
2700	Sporting and recreational goods and supplies	50	204 603	59 910	29.3	.4	X
5300	Plastics materials and basic shapes	9	9 886	1 016	10.3	Z	X
5400	Petroleum products	50	396 994	49 100	12.4	.3	12.6
5411	Aviation gasoline	9	235 873	25 276	10.7	.2	X
5414	Jet fuel (naphtha or kerosine type)	26	134 489	22 796	17.0	.1	X
9700	Service receipts and labor charges (including installed parts)	495	3 040 551	426 985	14.0	2.6	57.8
9701	Labor charges for repair work	423	2 181 783	183 102	8.4	1.1	X
9702	Parts installed in repair work	316	1 880 458	152 672	8.1	.9	X
9703	Other service receipts and labor charges—Specify	125	1 079 173	91 201	8.5	.5	X
9720	Receipts for service contracts	55	320 587	23 549	7.3	.1	X

See footnotes at end of table.

Table 3. Merchant Wholesalers by Kind of Business and Commodity Line: 1997—Con.

[Includes only establishments with payroll. For meaning of abbreviations and symbols, see introductory text. For explanation of terms, see Appendix A]

NAICS code and CL code	Kind of business and commodity line	Establishments handling commodity line		Commodity line sales			Sales coverage percent
		Number	Total sales (\$1,000)	Amount ¹ (\$1,000)	As percent of total sales of—		
					Establishments handling line	Establishments in NAICS industry ¹	
42186	Transportation equipment & supplies (exc motor vehicle) whsle—Con.						
9740	Receipts for installing equipment	7	37 016	3 790	10.2	Z	X
9810	Miscellaneous commodities	85	678 106	36 255	5.3	Z	X
9830	Flight training and charter service	39	711 211	41 007	5.8	.2	50.8
9831	Flight training	19	397 155	7 329	1.8	Z	X
9832	Charter services	24	513 992	32 919	6.4	.2	X
9940	Rental and leasing receipts	142	1 455 678	107 186	7.4	.6	X
421860	Transportation equipment & supplies (exc motor vehicle) whsle	3 454	X	16 634 756	X	100.0	73.1
0200	New and rebuilt automotive parts and supplies	50	327 064	24 892	7.6	.2	4.0
0211	Batteries	16	85 415	600	.7	Z	X
0212	Engines (complete)	16	85 415	3 023	3.5	Z	X
0213	Electrical engine parts (including ignition parts)	16	85 415	1 203	1.4	Z	X
0214	Brake parts (including fluid and all disk and drum parts)	16	85 415	600	.7	Z	X
0217	Hoses, belts, gaskets, and wiper blades	16	85 415	600	.7	Z	X
0218	Filters (oil, air, gas, and transmission)	16	85 415	1 203	1.4	Z	X
0219	Engine parts, except electrical	16	85 415	6 039	7.1	Z	X
0224	Accessories	16	85 415	1 203	1.4	Z	X
1120	Flat iron and steel products	7	2 225	115	5.2	Z	X
1140	Iron and steel wire and wire products	7	7 033	1 046	14.9	Z	X
1400	Electrical apparatus and equipment	64	561 741	58 861	10.5	.4	X
1600	Electronic parts and equipment, except communication	87	599 621	49 782	8.3	.3	1.1
1612	Integrated circuits	19	18 145	12 951	71.4	.1	X
1618	Electronic parts and equipment, n.e.c.	19	234 474	13 387	5.7	.1	X
1700	Hardware	111	273 074	36 224	13.3	.2	X
2100	Construction and mining machinery and equipment (including parts and attachments)	34	87 614	10 930	12.5	.1	X
2200	Farm machinery, equipment, and parts	7	8 547	1 379	16.1	.1	X
2300	Hydraulic and pneumatic (fluid-power) pumps, motors, and parts	10	124 232	18 173	14.6	.1	73.1
2311	Pumps	10	124 232	17 799	14.3	.1	X
2320	General-purpose industrial machinery, equipment, and parts	94	395 681	41 493	10.5	.2	4.9
2321	New pumps, compressors (air or gas), and equipment	14	19 896	959	4.8	Z	X
2323	New diesel engines (excluding automotive)	60	265 124	8 314	3.1	.1	X
2326	New controlling, recording, and indicating instruments and access	11	13 152	312	2.4	Z	X
2327	All other new general-purpose industrial machinery and equipment	59	312 374	26 403	8.5	.2	X
2340	Materials handling machinery, equipment, and parts	10	21 590	487	2.3	Z	X
2350	Oil well, oil refinery, and pipeline machinery, equipment, and supplies	15	58 935	3 283	5.6	Z	X
2360	Other industrial machinery, equipment, and parts	9	36 707	1 532	4.2	Z	X
2390	Hydraulic and pneumatic (fluid-power) valves	9	35 986	2 456	6.8	Z	73.1
2391	Hydraulic valves	7	33 445	2 294	6.9	Z	X
2400	Hydraulic and pneumatic cylinders and rotary actuators	8	24 624	258	1.0	Z	73.1
2411	Hydraulic cylinders and rotary actuators	6	22 080	158	.7	Z	X
2430	Fluid-power filters, components, accessories, and parts	7	11 877	154	1.3	Z	73.1
2431	Filters	7	11 877	115	1.0	Z	X
2460	Other industrial supplies	34	85 514	9 020	10.5	.1	4.5
2466	Industrial supplies, n.e.c.	20	62 161	7 434	12.0	Z	X
2600	Aircraft and aeronautical equipment and supplies	2 123	12 504 746	11 677 522	93.4	70.2	64.5
2611	New aircraft	196	1 734 947	887 042	51.1	5.3	X
2612	New aircraft engines and engine parts	523	4 304 756	1 821 568	42.3	11.0	X
2613	Other new aircraft equipment and supplies	1 060	7 343 165	4 409 278	60.0	26.5	X
2614	Used aircraft and aeronautical equipment and supplies	1 480	7 733 453	4 559 634	59.0	27.4	X
2620	Marine machinery, equipment, and supplies	862	2 838 468	2 296 368	80.9	13.8	64.9
2621	New ships and boats (excluding pleasure boats)	76	324 152	132 652	40.9	.8	X
2622	New marine propulsion machinery and equipment	312	1 198 327	692 487	57.8	4.2	X
2623	New marine supplies	627	1 898 861	1 312 127	69.1	7.9	X
2624	Used marine machinery, equipment, and supplies	198	521 062	159 099	30.5	1.0	X
2630	Other transportation equipment and supplies	582	2 076 021	1 606 129	77.4	9.7	48.2
2631	New transportation equipment (excluding automotive)	480	1 769 303	1 213 753	68.6	7.3	X
2632	Used transportation equipment (excluding automotive)	290	963 782	392 376	40.7	2.4	X
2700	Sporting and recreational goods and supplies	50	204 603	59 910	29.3	.4	X
5300	Plastics materials and basic shapes	9	9 886	1 016	10.3	Z	X
5400	Petroleum products	50	396 994	49 100	12.4	.3	12.6
5411	Aviation gasoline	9	235 873	25 276	10.7	.2	X
5414	Jet fuel (naphtha or kerosine type)	26	134 489	22 796	17.0	.1	X
9700	Service receipts and labor charges (including installed parts)	495	3 040 551	426 985	14.0	2.6	57.8
9701	Labor charges for repair work	423	2 181 783	183 102	8.4	1.1	X
9702	Parts installed in repair work	316	1 880 458	152 672	8.1	.9	X
9703	Other service receipts and labor charges—Specify	125	1 079 173	91 201	8.5	.5	X
9720	Receipts for service contracts	55	320 587	23 549	7.3	.1	X
9740	Receipts for installing equipment	7	37 016	3 790	10.2	Z	X
9810	Miscellaneous commodities	85	678 106	36 255	5.3	.2	X
9830	Flight training and charter service	39	711 211	41 007	5.8	.2	50.8
9831	Flight training	19	397 155	7 329	1.8	Z	X
9832	Charter services	24	513 992	32 919	6.4	.2	X
9940	Rental and leasing receipts	142	1 455 678	107 186	7.4	.6	X

See footnotes at end of table.

Table 3. Merchant Wholesalers by Kind of Business and Commodity Line: 1997—Con.

[Includes only establishments with payroll. For meaning of abbreviations and symbols, see introductory text. For explanation of terms, see Appendix A]

NAICS code and CL code	Kind of business and commodity line	Establishments handling commodity line		Commodity line sales			Sales coverage percent
		Number	Total sales (\$1,000)	Amount ¹ (\$1,000)	As percent of total sales of—		
					Establishments handling line	Establishments in NAICS industry ¹	
4218601	Aircraft & aeronautical equipment & supplies whse	2 092	X	12 214 744	X	100.0	75.1
0200	New and rebuilt automotive parts and supplies	18	131 950	4 137	3.1	Z	X
1400	Electrical apparatus and equipment	22	455 607	48 777	10.7	.4	X
1600	Electronic parts and equipment, except communication	37	252 619	26 338	10.4	.2	2.7
1612	Integrated circuits	19	18 145	12 951	71.4	.1	X
1618	Electronic parts and equipment, n.e.c.	19	234 474	13 387	5.7	.1	X
1700	Hardware	53	146 530	15 955	10.9	.1	X
2320	General-purpose industrial machinery, equipment, and parts	18	62 524	5 406	8.6	Z	X
2460	Other industrial supplies	13	23 251	1 579	6.8	Z	X
2600	Aircraft and aeronautical equipment and supplies	2 092	12 214 744	11 587 296	94.9	94.9	65.9
2611	New aircraft	194	1 731 995	886 751	51.2	7.3	X
2612	New aircraft engines and engine parts	518	4 303 825	1 821 531	42.3	14.9	X
2613	Other new aircraft equipment and supplies	1 049	7 110 299	4 361 379	61.3	35.7	X
2614	Used aircraft and aeronautical equipment and supplies	1 464	7 550 245	4 517 635	59.8	37.0	X
2620	Marine machinery, equipment, and supplies	22	141 502	7 836	5.5	.1	75.1
2623	New marine supplies	6	50 224	4 531	9.0	Z	X
2624	Used marine machinery, equipment, and supplies	12	85 490	1 671	2.0	Z	X
2630	Other transportation equipment and supplies	29	189 849	9 118	4.8	.1	75.1
2631	New transportation equipment (excluding automotive)	16	64 172	7 104	11.1	.1	X
2632	Used transportation equipment (excluding automotive)	17	136 528	2 014	1.5	Z	X
2700	Sporting and recreational goods and supplies	14	33 041	2 951	8.9	Z	X
5400	Petroleum products	35	370 362	48 072	13.0	.4	13.6
5411	Aviation gasoline	9	235 873	25 276	10.7	.2	X
5414	Jet fuel (naphtha or kerosine type)	26	134 489	22 796	17.0	.2	X
9700	Service receipts and labor charges (including installed parts)	216	1 919 397	257 964	13.4	2.1	54.9
9701	Labor charges for repair work	185	1 325 281	85 281	6.4	.7	X
9702	Parts installed in repair work	135	1 018 555	90 795	8.9	.7	X
9703	Other service receipts and labor charges—Specify	69	859 610	81 881	9.5	.7	X
9720	Receipts for service contracts	25	261 897	18 881	7.2	.2	X
9810	Miscellaneous commodities	40	400 004	20 995	5.2	.2	X
9830	Flight training and charter service	36	701 397	40 248	5.7	.3	52.8
9831	Flight training	19	397 155	7 329	1.8	.1	X
9832	Charter services	24	513 992	32 919	6.4	.3	X
9940	Rental and leasing receipts	65	1 193 239	88 822	7.4	.7	X
4218602	Marine machinery, equipment, & supplies whse	825	X	2 566 747	X	100.0	71.6
0200	New and rebuilt automotive parts and supplies	16	85 415	14 478	17.0	.6	13.1
0211	Batteries	16	85 415	600	.7	Z	X
0212	Engines (complete)	16	85 415	3 023	3.5	.1	X
0213	Electrical engine parts (including ignition parts)	16	85 415	1 203	1.4	Z	X
0214	Brake parts (including fluid and all disk and drum parts)	16	85 415	600	.7	Z	X
0217	Hoses, belts, gaskets, and wiper blades	16	85 415	600	.7	Z	X
0218	Filters (oil, air, gas, and transmission)	16	85 415	1 203	1.4	Z	X
0219	Engine parts, except electrical	16	85 415	6 039	7.1	.2	X
0224	Accessories	16	85 415	1 203	1.4	Z	X
1400	Electrical apparatus and equipment	33	86 552	8 451	9.8	.3	X
1600	Electronic parts and equipment, except communication	34	238 523	9 314	3.9	.4	X
1700	Hardware	54	121 411	19 058	15.7	.7	X
2100	Construction and mining machinery and equipment (including parts and attachments)	25	52 586	3 685	7.0	.1	X
2320	General-purpose industrial machinery, equipment, and parts	49	251 972	24 487	9.7	1.0	.5
2323	New diesel engines (excluding automotive)	49	251 972	8 160	3.2	.3	X
2327	All other new general-purpose industrial machinery and equipment	49	251 972	16 327	6.5	.6	X
2350	Oil well, oil refinery, and pipeline machinery, equipment, and supplies	10	35 203	2 812	8.0	.1	X
2460	Other industrial supplies	20	62 161	7 434	12.0	.3	6.5
2466	Industrial supplies, n.e.c.	20	62 161	7 434	12.0	.3	X
2600	Aircraft and aeronautical equipment and supplies	16	147 796	28 668	19.4	1.1	71.3
2614	Used aircraft and aeronautical equipment and supplies	10	138 470	25 842	18.7	1.0	X
2620	Marine machinery, equipment, and supplies	825	2 566 747	2 279 182	88.8	88.8	62.7
2621	New ships and boats (excluding pleasure boats)	75	320 070	131 431	41.1	5.1	X
2622	New marine propulsion machinery and equipment	301	1 123 525	684 078	60.9	26.7	X
2623	New marine supplies	616	1 786 895	1 306 283	73.1	50.9	X
2624	Used marine machinery, equipment, and supplies	181	434 712	157 388	36.2	6.1	X
2630	Other transportation equipment and supplies	16	32 907	3 560	10.8	.1	71.6
2631	New transportation equipment (excluding automotive)	15	28 280	2 270	8.0	.1	X
2632	Used transportation equipment (excluding automotive)	7	18 924	1 290	6.8	.1	X
2700	Sporting and recreational goods and supplies	31	167 020	56 123	33.6	2.2	X
5400	Petroleum products	15	26 632	1 028	3.9	Z	X
9700	Service receipts and labor charges (including installed parts)	142	573 880	80 649	14.1	3.1	60.3
9701	Labor charges for repair work	119	361 006	50 354	13.9	2.0	X
9702	Parts installed in repair work	80	383 372	22 632	5.9	.9	X
9703	Other service receipts and labor charges—Specify	24	63 927	7 662	12.0	.3	X
9720	Receipts for service contracts	18	36 513	2 044	5.6	.1	X
9810	Miscellaneous commodities	29	201 669	7 529	3.7	.3	X
9940	Rental and leasing receipts	15	53 646	2 601	4.8	.1	X

See footnotes at end of table.

Table 3. Merchant Wholesalers by Kind of Business and Commodity Line: 1997—Con.

[Includes only establishments with payroll. For meaning of abbreviations and symbols, see introductory text. For explanation of terms, see Appendix A]

NAICS code and CL code	Kind of business and commodity line	Establishments handling commodity line		Commodity line sales			Sales coverage percent
		Number	Total sales (\$1,000)	Amount ¹ (\$1,000)	As percent of total sales of—		
					Establishments handling line	Establishments in NAICS industry ¹	
4218603	Other transportation equipment & supplies whse	537	X	1 853 265	X	100.0	62.5
0200	New and rebuilt automotive parts and supplies	16	109 699	6 277	5.7	.3	X
1400	Electrical apparatus and equipment	9	19 582	1 633	8.3	.1	X
1600	Electronic parts and equipment, except communication	16	108 479	14 130	13.0	.8	X
2100	Construction and mining machinery and equipment (including parts and attachments)	7	12 979	1 195	9.2	.1	X
2200	Farm machinery, equipment, and parts	7	8 547	1 379	16.1	.1	X
2300	Hydraulic and pneumatic (fluid-power) pumps, motors, and parts	9	35 986	5 076	14.1	.3	62.5
2311	Pumps	9	35 986	4 702	13.1	.3	X
2320	General-purpose industrial machinery, equipment, and parts	27	81 185	11 600	14.3	.6	23.5
2321	New pumps, compressors (air or gas), and equipment	14	19 896	959	4.8	.1	X
2323	New diesel engines (excluding automotive)	11	13 152	154	1.2	.2	X
2326	New controlling, recording, and indicating instruments and access	11	13 152	312	2.4	Z	X
2327	All other new general-purpose industrial machinery and equipment	10	60 402	10 076	16.7	.5	X
2340	Materials handling machinery, equipment, and parts	10	21 590	487	2.3	Z	X
2360	Other industrial machinery, equipment, and parts	7	35 948	1 382	3.8	.1	X
2390	Hydraulic and pneumatic (fluid-power) valves	9	35 986	2 456	6.8	.1	62.5
2391	Hydraulic valves	7	33 445	2 294	6.9	.1	X
2400	Hydraulic and pneumatic cylinders and rotary actuators	8	24 624	258	1.0	Z	62.5
2411	Hydraulic cylinders and rotary actuators	6	22 080	158	.7	Z	X
2600	Aircraft and aeronautical equipment and supplies	15	142 206	61 558	43.3	3.3	62.4
2613	Other new aircraft equipment and supplies	8	101 658	45 366	44.6	2.4	X
2614	Used aircraft and aeronautical equipment and supplies	7	44 738	16 157	36.1	.9	X
2620	Marine machinery, equipment, and supplies	15	130 219	9 350	7.2	.5	62.5
2622	New marine propulsion machinery and equipment	6	67 719	7 996	11.8	.4	X
2630	Other transportation equipment and supplies	537	1 853 265	1 593 451	86.0	86.0	38.4
2631	New transportation equipment (excluding automotive)	449	1 676 871	1 204 379	71.8	65.0	X
2632	Used transportation equipment (excluding automotive)	266	808 330	389 072	48.1	21.0	X
9700	Service receipts and labor charges (including installed parts)	137	547 274	88 372	16.1	4.8	60.2
9701	Labor charges for repair work	118	495 496	47 467	9.6	2.6	X
9702	Parts installed in repair work	100	478 531	39 245	8.2	2.1	X
9703	Other service receipts and labor charges—Specify	32	155 636	1 658	1.1	.1	X
9720	Receipts for service contracts	12	22 177	2 624	11.8	.1	X
9740	Receipts for installing equipment	7	37 016	3 790	10.2	.2	X
9810	Miscellaneous commodities	16	76 433	7 731	10.1	.4	X
9940	Rental and leasing receipts	62	208 793	15 763	7.6	.9	X
4219	Miscellaneous durable goods whse	33 956	X	155 636 289	X	100.0	71.2
0100	New and used automobiles, motorcycles, etc.	105	95 559	6 987	7.3	Z	18.0
0112	Used automobiles	18	15 991	958	6.0	Z	X
0120	Buses, campers, and motor homes	20	13 875	445	3.2	Z	X
0130	Light trucks and vans (14,000 lb or less)	21	21 398	798	3.7	Z	X
0140	Medium trucks and tractors (14,001 to 26,000 lb)	18	36 950	2 184	5.9	Z	X
0150	Heavy trucks and tractors (over 26,000 lb)	35	50 048	7 375	14.7	Z	X
0200	New and rebuilt automotive parts and supplies	528	2 309 363	86 700	3.8	.1	1.4
0211	Batteries	299	2 105 259	8 246	.4	Z	X
0212	Engines (complete)	300	1 064 218	3 263	.3	Z	X
0213	Electrical engine parts (including ignition parts)	297	2 075 358	12 350	.6	Z	X
0214	Brake parts (including fluid and all disk and drum parts)	298	2 084 630	4 986	.2	Z	X
0215	Exhaust system parts	282	2 069 028	3 007	.1	Z	X
0216	Glass	138	1 052 055	2 110	.2	Z	X
0217	Hoses, belts, gaskets, and wiper blades	443	2 087 623	7 469	.4	Z	X
0218	Filters (oil, air, gas, and transmission)	448	2 090 982	12 959	.6	Z	X
0219	Engine parts, except electrical	296	2 073 904	6 101	.3	Z	X
0221	Body parts and repair materials	151	1 047 661	1 764	.2	Z	X
0222	Suspension parts (shocks, struts, balljoints, etc.)	282	2 069 028	5 770	.3	Z	X
0223	Parts, n.e.c.	283	2 069 276	3 065	.1	Z	X
0224	Accessories	312	2 092 719	4 645	.2	Z	X
0240	Used automotive parts, accessories, and equipment	441	827 747	60 488	7.3	Z	X
0250	Petroleum products marketing equipment	9	100 698	16 540	16.4	Z	X
0300	Tires and tubes	287	2 892 123	65 840	2.3	Z	.9
0311	New tires and tubes	239	2 843 479	57 357	2.0	Z	X
0312	Recapped and used tires and repair materials	28	29 870	6 715	22.5	Z	X
0400	Household and lawn furniture	137	1 017 389	116 838	11.5	.1	4.0
0411	Upholstered furniture	22	62 319	4 705	7.6	Z	X
0412	Sleep furniture and equipment	17	59 780	671	1.1	Z	X
0413	Lawn furniture and equipment	9	56 871	7 808	13.7	Z	X
0414	Other furniture (including sleep sofas)	26	62 933	1 980	3.1	Z	X
0420	Office and business furniture	133	99 036	14 991	15.1	Z	37.8
0421	New office furniture (wooden and metal)	125	63 455	11 953	18.8	Z	X
0500	Household china, glassware, crockery, and plastic housewares	242	550 962	60 969	11.1	Z	X
0520	Linens, domestics, curtains, and draperies	162	272 827	11 194	4.1	Z	13.6
0521	Bedspreads, blankets, and bedding	20	27 225	910	3.3	Z	X
0522	Curtains and draperies	8	15 705	394	2.5	Z	X
0524	Towels and washcloths	16	129 807	5 510	4.2	Z	X
0525	Other linens and domestics	6	13 593	336	2.5	Z	X
0530	Flooring and floor coverings	195	141 957	5 884	4.1	Z	13.6
0531	Soft-surface (textile) floor coverings and accessories (including rugs, carpets, and pads)	193	116 129	5 631	4.8	Z	X
0540	Other home furnishings	723	2 359 589	126 702	5.4	.1	.8
0542	Mirrors, lamps, and picture frames	112	259 870	8 155	3.1	Z	X
0543	Home furnishings, n.e.c.	119	358 604	32 849	9.2	Z	X

See footnotes at end of table.

Table 3. Merchant Wholesalers by Kind of Business and Commodity Line: 1997—Con.

[Includes only establishments with payroll. For meaning of abbreviations and symbols, see introductory text. For explanation of terms, see Appendix A]

NAICS code and CL code	Kind of business and commodity line	Establishments handling commodity line		Commodity line sales			Sales coverage percent
		Number	Total sales (\$1,000)	Amount ¹ (\$1,000)	As percent of total sales of—		
					Establishments handling line	Establishments in NAICS industry ¹	
4219	Miscellaneous durable goods whse—Con.						
0600	Lumber: rough, dressed, and finished	477	2 715 315	409 999	15.1	.3	3.0
0611	Dimensional lumber (non-treated)	384	1 762 375	177 905	10.1	.1	X
0612	Treated lumber	357	1 466 818	68 547	4.7	Z	X
0613	Boards	190	1 172 149	162 299	13.8	.1	X
0620	Plywood and millwork	576	2 327 941	249 592	10.7	.2	7.6
0621	Softwood plywood and oriented strand board (OSB)	171	982 364	46 865	4.8	Z	X
0622	Other panels products (including hardwood plywood, waterboard, and particleboard)	394	1 642 937	86 409	5.3	.1	X
0623	Gypsum, specialty boards, and treatments	246	763 221	41 438	5.4	Z	X
0624	Wood millwork (doors, windows, cabinets, etc.)	167	748 854	57 179	7.6	Z	X
0625	Metal millwork	169	208 230	10 253	4.9	Z	X
0626	Other millwork and wood siding (including trusses and wood roofing) ...	148	189 813	4 564	2.4	Z	X
0700	Brick, stone, tile, sand, block, cement, and gravel	314	226 725	26 445	11.7	Z	39.3
0711	Ready-mixed or transit-mixed concrete	152	89 462	4 345	4.9	Z	X
0712	Cement and lime	150	97 177	10 078	10.4	Z	X
0713	Sand, gravel, and crushed stone	159	78 075	3 527	4.5	Z	X
0714	Brick, block, tile, clay/cement sewer pipe, etc.	242	190 824	8 246	4.3	Z	X
0720	Roofing, siding, and insulation materials	410	425 531	55 910	13.1	Z	38.3
0721	Roofing, except wood	190	78 021	5 004	6.4	Z	X
0722	Siding, except wood	116	240 616	33 046	13.7	Z	X
0723	Insulation materials	321	200 569	17 534	8.7	Z	X
0730	Flat glass and other construction glass (excluding automotive)	150	251 230	17 513	7.0	Z	X
0740	Other construction materials	409	1 016 722	68 554	6.7	Z	3.8
0741	Rain-carrying equipment (down spouts, gutters, etc.)	83	155 096	3 135	2.0	Z	X
0742	Prefabricated buildings and structural assemblies (nonwood)	64	134 281	10 738	8.0	Z	X
0744	Construction materials, n.e.c. (including wire fence and construction paper)	312	763 660	51 927	6.8	Z	X
0800	Photographic equipment and supplies (excluding video)	329	1 885 088	964 426	51.2	.6	57.3
0811	Still picture photographic equipment	89	9 124	88	1.0	Z	X
0812	Motion picture photographic equipment	89	9 124	176	1.9	Z	X
0813	Photographic film	123	1 667 060	944 129	56.6	.6	X
0814	Developing supplies (excluding film)	17	21 055	3 027	14.4	Z	X
0815	Other photographic equipment and supplies	172	12 775	499	3.9	Z	X
0900	Office equipment	498	587 096	115 284	19.6	.1	45.7
0911	Typewriters and dedicated word processors	65	39 409	595	1.5	Z	X
0912	Calculators and accounting machines	75	253 719	52 414	20.7	Z	X
0913	Copying machines and equipment	355	170 293	23 899	14.0	Z	X
0914	Dictating, transcribing, and recording machines	137	162 298	21 909	13.5	Z	X
0920	New computer equipment	421	1 521 745	279 198	18.3	.2	63.3
0921	Computers	67	168 357	7 245	4.3	Z	X
0922	Computer storage devices	12	836	16	1.9	Z	X
0923	Computer printers	45	26 542	1 475	5.6	Z	X
0924	Other computer peripheral equipment	359	1 248 262	261 299	20.9	.2	X
0930	Used computer equipment	25	14 559	1 710	11.7	Z	X
0950	Computer software (packaged)	437	3 414 521	95 052	2.8	.1	X
0960	Restaurant and hotel equipment and supplies	125	65 956	10 293	15.6	Z	X
0970	Store machines and equipment	98	352 903	51 192	14.5	Z	33.3
0971	Vending machines	59	173 519	37 978	21.9	Z	X
0972	Other store machines and equipment	71	190 164	13 200	6.9	Z	X
1000	Medical, hospital, and surgical supplies	85	474 970	114 713	24.2	.1	32.2
1013	Other surgical, medical, and hospital supplies	84	474 356	114 468	24.1	.1	X
1030	Optical and ophthalmic goods	28	63 862	13 864	21.7	Z	63.3
1034	Optical goods, n.e.c. (excluding cameras)	14	40 524	9 108	22.5	Z	X
1040	Religious and school supplies	89	90 677	15 692	17.3	Z	7.2
1042	School supplies	67	38 273	3 189	8.3	Z	X
1050	Other professional equipment and supplies	8	15 917	1 792	11.3	Z	71.2
1057	Professional equipment and supplies, n.e.c.	7	14 195	1 367	9.6	Z	X
1100	Iron and steel products (semifinished)	162	472 796	55 696	11.8	Z	14.7
1111	Sheet bars and tin plate bars	45	28 034	1 269	4.5	Z	X
1113	Rough castings and foundry products	22	70 151	2 356	3.4	Z	X
1116	Other semifinished iron and steel products	70	325 112	41 156	12.7	Z	X
1120	Flat iron and steel products	793	4 567 017	488 517	10.7	.3	25.4
1121	Plates	237	871 906	31 840	3.7	Z	X
1122	Strips (hot-rolled and cold-rolled)	127	365 443	2 750	.8	Z	X
1123	Sheets (cold-rolled)	145	437 687	5 410	1.2	Z	X
1124	Sheets (hot-rolled)	575	3 826 889	166 907	4.4	.1	X
1126	Sheets (galvanized and coated)	690	4 295 665	272 634	6.3	.2	X
1128	Fabricated and structural plate products	24	80 527	509	.6	Z	X
1129	Other flat iron and steel products	21	44 892	1 621	3.6	Z	X
1140	Iron and steel wire and wire products	740	1 067 045	51 328	4.8	Z	3.8
1141	Wire (plain, coated, barbed, and twisted)	68	311 859	8 169	2.6	Z	X
1142	Nails	13	6 496	125	1.9	Z	X
1143	Wire rope, strand, strapping, reinforcement mesh, and bale ties	43	134 084	6 554	4.9	Z	X
1150	Iron and steel pipe and tubing	886	2 226 255	134 354	6.0	.1	4.7
1152	Tubing	182	869 521	30 796	3.5	Z	X
1153	Standard steel pipe	248	597 363	10 260	1.7	Z	X
1154	Other steel pipe	26	42 216	1 324	3.1	Z	X
1160	Other iron and steel products	410	1 230 643	73 568	6.0	Z	5.6
1162	Bars (excluding reinforcement bars) and bar-size shapes: hot-rolled ...	148	633 752	14 750	2.3	Z	X
1163	Bars and bar-size shapes: cold finished	133	553 525	5 000	.9	Z	X
1164	Concrete reinforcement bars	180	738 370	8 002	1.1	Z	X
1165	Structural shapes (excluding bar-size shapes)	162	588 314	10 082	1.7	Z	X
1167	Finished products, n.e.c.	8	98 448	486	.5	Z	X

See footnotes at end of table.

Table 3. Merchant Wholesalers by Kind of Business and Commodity Line: 1997—Con.

[Includes only establishments with payroll. For meaning of abbreviations and symbols, see introductory text. For explanation of terms, see Appendix A]

NAICS code and CL code	Kind of business and commodity line	Establishments handling commodity line		Commodity line sales			Sales coverage percent
		Number	Total sales (\$1,000)	Amount ¹ (\$1,000)	As percent of total sales of—		
					Establishments handling line	Establishments in NAICS industry ¹	
4219	Miscellaneous durable goods whse—Con.						
1170	Alloy steel	100	699 408	37 675	5.4	Z	1.9
1171	Bars, hot-rolled or cold-finished	91	672 561	36 749	5.5	Z	X
1180	Stainless steel	901	4 562 578	225 897	5.0	.1	2.3
1181	Plates	138	2 074 763	32 384	1.6	Z	X
1182	Strip	92	712 260	10 137	1.4	Z	X
1183	Sheets	499	3 186 502	130 685	4.1	.1	X
1184	Bars and bar-size shapes	121	813 592	24 538	3.0	Z	X
1185	Other stainless steel (including tubing)	269	843 079	14 472	1.7	Z	X
1200	Copper and brass	1 055	21 027 132	1 998 936	9.5	1.3	35.2
1211	Copper wire mill products (structural only)	509	3 306 447	277 147	8.4	.2	X
1212	Flat products (sheets, strips, and plates)	346	13 988 291	406 332	2.9	.3	X
1213	Tubular products (pipes and tubes)	374	11 548 496	466 592	4.0	.3	X
1214	Rod, nonelectrical wire, extruded shapes, etc.	49	330 775	54 743	16.6	Z	X
1220	Aluminum shapes, forms, etc.	717	18 853 412	1 223 147	6.5	.8	42.7
1221	Plates (.250 inch and over)	57	79 811	1 483	1.9	Z	X
1222	Sheets and coils (.006 to .249 inch)	127	1 430 317	61 375	4.3	Z	X
1223	Rods, bars, and wires: rolled or extruded (rounds, hexes, squares, and rectangles)	504	15 373 896	987 206	6.4	.6	X
1224	Pipe and tubing (including hollow bar, square, and rectangular tubing) ..	128	227 491	4 139	1.8	Z	X
1225	Foils	16	5 408	183	3.4	Z	X
1230	Other nonferrous metals (magnesium, nickel, tin, lead, zinc, etc., except precious)	443	14 500 563	583 447	4.0	.4	X
1300	Coal and coke	62	1 235 895	373 035	30.2	.2	.7
1311	Coal	7	12 833	5 918	46.1	Z	X
1320	Minerals and ores (excluding coal, precious stones, and crude oil)	56	11 127 259	1 744 292	15.7	1.1	X
1400	Electrical apparatus and equipment	1 445	5 257 735	490 939	9.3	.3	1.4
1411	Power and distribution transformers	49	153 125	17 915	11.7	Z	X
1412	Switchgear and switchboard apparatus	50	1 204 770	72 097	6.0	Z	X
1413	Motors and generators (including motor-generator sets)	857	2 276 264	83 820	3.7	.1	X
1414	Conduit, raceway, and fittings	45	136 198	2 339	1.7	Z	X
1415	Electric bulbs (all types)	145	884 600	25 481	2.9	Z	X
1416	Interior wiring (excluding conduit)	257	1 613 110	55 411	3.4	Z	X
1417	Exterior wiring and cable (excluding conduit)	160	949 461	38 110	4.0	Z	X
1418	Lighting fixtures (residential and commercial)	316	1 508 597	57 638	3.8	Z	X
1419	Industrial controls	99	277 105	11 631	4.2	Z	X
1421	Other electrical apparatus and equipment (including fuses and lightning rods)	441	1 750 336	52 242	3.0	Z	X
1500	Electrical appliances, household	1 124	4 511 760	507 105	11.2	.3	1.5
1511	Televisions	484	2 950 060	151 701	5.1	.1	X
1512	Radios, stereos, and CD players	715	3 233 342	143 388	4.4	.1	X
1513	V.C.R.'s and video cameras	849	3 192 200	116 689	3.7	.1	X
1514	Electrical household ranges and ovens	8	25 340	4 183	16.5	Z	X
1516	Household laundry equipment	8	25 340	871	3.4	Z	X
1517	Vacuum cleaners and sewing machines, household	149	811 970	2 249	.3	Z	X
1518	Other electrical household appliances (including fans, dishwashers, etc.) ..	504	1 611 539	80 259	5.0	.1	X
1600	Electronic parts and equipment, except communication	1 502	16 217 220	1 891 573	11.7	1.2	1.3
1612	Integrated circuits	119	2 334 452	9 326	.4	Z	X
1613	Capacitors and resistors	107	2 325 450	13 285	.6	Z	X
1615	Discrete semiconductors, etc.	107	2 325 450	12 463	.5	Z	X
1616	Electronic connectors and other passive electronic parts	863	3 423 350	156 984	4.6	.1	X
1618	Electronic parts and equipment, n.e.c.	730	15 518 121	1 669 449	10.8	1.1	X
1650	Communication equipment and supplies	128	129 824	24 643	19.0	Z	48.3
1651	Telephones	93	95 341	13 957	14.6	Z	X
1652	Other electronic communication equipment	90	94 416	10 462	11.1	Z	X
1653	Other electrical communication equipment	42	14 496	212	1.5	Z	X
1700	Hardware	1 778	5 044 976	576 133	11.4	.4	15.0
1711	Hand tools (including power driven)	1 066	3 145 844	394 508	12.5	.3	X
1712	Bolts, nuts, rivets, and fasteners	1 072	973 152	93 661	9.6	.1	X
1713	Cutlery	896	2 366 207	76 405	3.2	Z	X
1800	Plumbing and heating equipment and supplies (hydronics)	888	3 163 579	346 247	10.9	.2	25.2
1811	Plastic pipe fittings and valves (excluding pipe and tubing)	546	903 090	44 543	4.9	Z	X
1812	Metal pipe fittings and valves (excluding pipe and tubing)	636	974 238	49 347	5.1	Z	X
1813	Plumbing fixtures	481	2 413 324	210 055	8.7	.1	X
1814	Furnaces, stoves, water heaters (except electric and warm air)	157	633 069	13 743	2.2	Z	X
1815	Boilers, radiators, and convectors	215	96 212	2 065	2.1	Z	X
1818	Other plumbing and heating equipment and supplies	253	377 004	26 483	7.0	Z	X
1900	Warm air heating and air-conditioning equipment and supplies	383	732 455	40 824	5.6	Z	46.6
1911	Furnaces (warm air)	279	680 538	11 519	1.7	Z	X
1912	Central air-conditioning (residential and commercial)	175	112 864	6 828	6.1	Z	X
1914	Heat pumps (residential and commercial)	143	62 322	1 593	2.6	Z	X
1916	Air cleaning and filtration systems	178	627 546	6 492	1.0	Z	X
1917	Compressors for air-conditioners	182	89 571	1 621	1.8	Z	X
1918	Condensing units for air-conditioners	94	42 172	383	.9	Z	X
1919	Registers, grills, pre-formed ductwork (excluding sheet metal), and duct insulation	217	640 214	12 351	1.9	Z	X
2000	Refrigeration equipment and supplies	109	85 438	10 346	12.1	Z	64.0
2011	Commercial refrigerators (reach-in and walk-in)	35	42 733	1 477	3.5	Z	X
2012	Unit coolers for commercial refrigerators	6	3 172	188	5.9	Z	X
2013	Condensing units for commercial refrigerators	42	53 132	833	1.6	Z	X
2014	Refrigerants	46	54 791	1 187	2.2	Z	X
2015	Other refrigeration equipment and supplies	84	78 147	6 660	8.5	Z	X
2100	Construction and mining machinery and equipment (including parts and attachments)	337	695 026	52 203	7.5	Z	17.6
2111	New off-highway wheel and track-laying tractors	293	632 619	19 539	3.1	Z	X
2115	New graders, rollers, and off-highway trucks	250	588 498	8 491	1.4	Z	X
2117	Other new construction and mining, logging, and road maintenance machinery, equipment, and parts	112	198 725	10 651	5.4	Z	X
2118	Used construction and mining machinery and equipment	176	443 476	13 084	3.0	Z	X

See footnotes at end of table.

Table 3. Merchant Wholesalers by Kind of Business and Commodity Line: 1997—Con.

[Includes only establishments with payroll. For meaning of abbreviations and symbols, see introductory text. For explanation of terms, see Appendix A]

NAICS code and CL code	Kind of business and commodity line	Establishments handling commodity line		Commodity line sales			Sales coverage percent
		Number	Total sales (\$1,000)	Amount ¹ (\$1,000)	As percent of total sales of—		
					Establishments handling line	Establishments in NAICS industry ¹	
4219	Miscellaneous durable goods whse—Con.						
2200	Farm machinery, equipment, and parts	234	848 199	32 978	3.9	Z	3.3
2211	New tractors (farm)	227	837 865	8 034	1.0	Z	X
2212	New harvesting machinery	227	837 865	4 025	.5	Z	X
2213	New land preparation, planting, and cultivating machinery	227	837 865	8 034	1.0	Z	X
2214	New dairy farm and barn equipment	227	837 865	4 025	.5	Z	X
2216	Other new farm machinery and equipment	227	837 865	4 025	.5	Z	X
2218	Used farm machinery and equipment	227	837 865	4 025	.5	Z	X
2220	Garden machinery, equipment, and parts	442	2 427 387	296 097	12.2	.2	1.3
2221	New power lawn mowers	429	2 227 044	91 252	4.1	.1	X
2222	Other new lawn and garden machinery and equipment	435	2 419 921	112 820	4.7	.1	X
2223	Used garden machinery and equipment	430	2 291 271	91 949	4.0	.1	X
2300	Hydraulic and pneumatic (fluid-power) pumps, motors, and parts	115	480 428	10 385	2.2	Z	7.8
2311	Pumps	67	277 499	6 068	2.2	Z	X
2312	Motors	64	184 875	1 945	1.1	Z	X
2313	Parts for pumps and motors	88	315 925	2 323	.7	Z	X
2320	General-purpose industrial machinery, equipment, and parts	1 602	17 856 373	782 314	4.4	.5	.2
2321	New pumps, compressors (air or gas), and equipment	947	11 562 971	177 020	1.5	.1	X
2326	New controlling, recording, and indicating instruments and access	675	11 548 425	135 095	1.2	.1	X
2327	All other new general-purpose industrial machinery and equipment	724	11 630 051	347 331	3.0	.2	X
2328	Used general-purpose industrial machinery and equipment	382	5 391 389	57 112	1.1	Z	X
2330	Metalworking machinery, equipment, and parts	401	1 841 992	31 157	1.7	Z	X
2340	Materials handling machinery, equipment, and parts	357	269 940	25 805	9.6	Z	9.9
2341	New conveying equipment	6	14 201	4 256	30.0	Z	X
2342	New hoists, cranes, and monorails	182	109 679	1 289	1.2	Z	X
2345	Used materials handling machinery, equipment, and parts	167	138 271	19 857	14.4	Z	X
2350	Oil well, oil refinery, and pipeline machinery, equipment, and supplies	13	402 501	4 012	1.0	Z	X
2360	Other industrial machinery, equipment, and parts	129	482 214	14 646	3.0	Z	47.6
2363	New printing trades machinery, equipment, and supplies	55	173 729	9 972	5.7	Z	X
2365	New woodworking machinery	37	47 844	44	.1	Z	X
2366	Other new industrial machinery and equipment	53	267 309	3 699	1.4	Z	X
2367	Used industrial machinery and equipment	23	38 719	878	2.3	Z	X
2370	Mechanical power transmission supplies	115	96 253	4 621	4.8	Z	62.8
2371	Bearings and bushings	106	94 383	3 994	4.2	Z	X
2372	Other mechanical power transmission supplies	29	19 327	627	3.2	Z	X
2380	Industrial valves and fittings (except fluid-power)	77	41 619	7 100	17.1	Z	X
2390	Hydraulic and pneumatic (fluid-power) valves	81	452 750	26 859	5.9	Z	68.1
2391	Hydraulic valves	71	445 034	14 268	3.2	Z	X
2392	Pneumatic valves	70	429 509	12 427	2.9	Z	X
2400	Hydraulic and pneumatic cylinders and rotary actuators	44	410 890	16 590	4.0	Z	61.9
2411	Hydraulic cylinders and rotary actuators	37	409 000	12 297	3.0	Z	X
2412	Pneumatic cylinders and rotary actuators	40	409 692	4 233	1.0	Z	X
2420	Hydraulic and pneumatic connectors and assemblies	40	31 368	3 756	12.0	Z	71.2
2421	Hydraulic and pneumatic connectors	39	25 827	1 451	5.6	Z	X
2430	Fluid-power filters, components, accessories, and parts	130	104 542	4 383	4.2	Z	57.3
2431	Filters	123	104 270	2 430	2.3	Z	X
2432	Other fluid-power components, accessories, and parts, n.e.c.	119	82 816	1 949	2.4	Z	X
2440	Welding supplies (excluding gases)	151	110 709	8 882	8.0	Z	X
2450	Industrial containers and supplies	273	182 312	13 769	7.6	Z	32.9
2451	New and reconditioned drums and barrels	66	6 094	340	5.6	Z	X
2454	Other industrial containers and supplies	253	150 010	10 107	6.7	Z	X
2460	Other industrial supplies	808	1 140 055	74 786	6.6	Z	18.9
2461	Printing and duplicating inks	349	809 077	8 454	1.0	Z	X
2462	Abrasives and abrasive materials	324	200 459	13 662	6.8	Z	X
2463	Nylon, polyester, and synthetic rubber	342	284 666	9 413	3.3	Z	X
2464	Mechanical rubber goods	492	853 064	29 432	3.5	Z	X
2465	Strapping and tape	37	18 493	483	2.6	Z	X
2466	Industrial supplies, n.e.c.	150	130 503	10 358	7.9	Z	X
2520	Custodial (janitors') equipment and supplies	133	104 176	8 540	8.2	Z	9.5
2521	Custodial equipment—power equipment	68	12 818	703	5.5	Z	X
2522	Custodial equipment—nonpower equipment	122	63 890	4 392	6.9	Z	X
2523	Custodial supplies	69	13 302	2 083	15.7	Z	X
2530	Laundry and dry-cleaning equipment and supplies	12	9 560	543	5.7	Z	X
2540	Other service establishment equipment and supplies	30	59 090	9 684	16.4	Z	60.1
2542	Service establishment equipment and supplies, n.e.c.	30	59 090	9 684	16.4	Z	X
2600	Aircraft and aeronautical equipment and supplies	115	2 703 910	219 010	8.1	.1	X
2620	Marine machinery, equipment, and supplies	50	488 191	20 762	4.3	Z	X
2630	Other transportation equipment and supplies	7	13 618	4 501	33.1	Z	X
2700	Sporting and recreational goods and supplies	5 685	20 660 840	16 327 460	79.0	10.5	50.1
2711	Ammunition, firearms, reloading equipment, archery supplies, shooting aids, and accessories	743	4 312 163	3 298 555	76.5	2.1	X
2712	Bicycles and bicycle tires and tubes	416	1 903 726	1 337 367	70.3	.9	X
2713	Billiards, pool, bowling equipment, and accessories	493	1 587 017	1 145 295	72.2	.7	X
2714	Camping and fishing equipment and accessories	765	3 245 597	1 646 819	50.7	1.1	X
2715	Athletic equipment and accessories	1 415	4 998 676	3 624 618	72.5	2.3	X
2716	Skating equipment	194	1 233 519	627 688	50.9	.4	X
2717	Marine pleasure craft, equipment, and accessories	567	2 296 391	1 111 799	48.4	.7	X
2718	Other sporting and recreational goods (go carts, bait, etc.)	1 550	4 733 116	3 458 420	73.1	2.2	X
2800	Toys and hobby goods and supplies	3 344	17 770 181	15 514 242	87.3	10.0	58.3
2811	Video games and cartridges	271	4 497 902	3 602 415	80.1	2.3	X
2812	Other toys and games (including fireworks and children's vehicles)	1 413	10 431 836	9 034 709	86.6	5.8	X
2813	Crafts and craft supplies	1 208	2 637 787	911 545	34.6	.6	X
2814	Other hobby goods and accessories	1 210	3 702 478	1 933 966	52.2	1.2	X

See footnotes at end of table.

Table 3. Merchant Wholesalers by Kind of Business and Commodity Line: 1997—Con.

[Includes only establishments with payroll. For meaning of abbreviations and symbols, see introductory text. For explanation of terms, see Appendix A]

NAICS code and CL code	Kind of business and commodity line	Establishments handling commodity line		Commodity line sales			Sales coverage percent
		Number	Total sales (\$1,000)	Amount ¹ (\$1,000)	As percent of total sales of—		
					Establishments handling line	Establishments in NAICS industry ¹	
4219	Miscellaneous durable goods whse—Con.						
2900	Ferrous metal scrap	4 796	34 582 165	15 430 694	44.6	9.9	48.2
2911	Prepared ferrous metal scrap (processed by this establishment)	3 040	16 210 384	9 230 300	56.9	5.9	X
2912	Prepared ferrous metal scrap (not processed by this establishment)	1 982	11 307 613	5 483 766	48.5	3.5	X
2913	Unprepared ferrous metal scrap including bimetal cans	1 255	3 908 690	606 958	15.5	.4	X
2920	Nonferrous metal scrap	5 127	29 811 321	12 249 157	41.1	7.9	46.4
2921	Aluminum scrap	4 699	21 969 397	6 472 387	29.5	4.2	X
2922	Copper and copper alloy scrap	3 671	21 470 976	3 219 967	15.0	2.1	X
2923	Lead scrap	1 366	10 381 116	290 995	2.8	.2	X
2924	Other nonferrous metallic scrap (nickel, zinc, and precious and special metals)	2 500	14 773 140	2 236 268	15.1	1.4	X
2930	Recyclable paper and paperboard	2 230	8 001 955	5 199 346	65.0	3.3	X
2940	Recyclable materials, except metal	2 441	5 727 296	2 681 837	46.8	1.7	65.6
2941	Wiping cloths, waste rags, and textile waste	508	1 013 898	856 862	84.5	.6	X
2943	Recyclable plastics	1 302	3 802 715	869 719	22.9	.6	X
2944	Recyclable glass	881	2 587 519	289 042	11.2	.2	X
2945	Other recyclable materials (including rubber and bones)	743	1 119 028	665 954	59.5	.4	X
3000	Jewelry, diamonds, gem stones, and watches	7 008	21 963 970	20 681 341	94.2	13.3	61.3
3011	Diamond jewelry and diamond jewelry where lapidary work was not performed at this location	2 898	10 427 441	7 330 001	70.3	4.7	X
3012	Gem stone and pearl jewelry where lapidary work was not performed at this location	1 976	4 088 305	1 580 409	38.7	1.0	X
3013	Diamonds, diamond jewelry, gem stones, and pearl jewelry where lapidary work was performed at this location	1 095	2 817 963	1 617 406	57.4	1.0	X
3014	Watches, clocks, and watch movements and cases	1 610	5 861 601	3 869 390	66.0	2.5	X
3015	Karat gold jewelry (rings, necklaces, etc.)	1 661	5 468 014	3 190 923	58.4	2.1	X
3016	Other jewel., silverware, and plated ware (incl. jewel. where gemstones less than 50% of value, gold filled sterling, and costume jewel. and medallions)	2 729	4 835 371	3 089 315	63.9	2.0	X
3030	Precious metals—gold, silver, and platinum including precious metal coins	835	21 885 300	8 893 303	40.6	5.7	X
3100	Musical instruments and supplies	507	2 218 839	2 129 111	96.0	1.4	X
3120	Forest products, except lumber (including cordwood, hewn posts, poles, and ties)	1 960	21 851 752	10 388 182	47.5	6.7	X
3130	Compact discs, prerecorded audio tapes, and phonograph records	1 460	11 233 359	7 674 287	68.3	4.9	X
3140	Prerecorded video tapes	3 280	12 394 953	7 887 298	63.6	5.1	X
3150	Other durable goods	2 353	4 681 062	4 151 667	88.7	2.7	67.2
3151	Coin-operated games	278	959 164	813 008	84.8	.5	X
3152	Luggage	329	971 000	879 943	90.6	.6	X
3153	Works of art	333	276 111	235 481	85.3	.2	X
3154	Other durable goods, n.e.c.	1 638	2 672 945	2 223 229	83.2	1.4	X
3160	Fire extinguishers and fire safety equipment	993	999 591	829 590	83.0	.5	X
3200	Printing and writing paper	225	490 717	152 755	31.1	.1	51.3
3212	Fine roll paper	29	30 516	326	1.1	Z	X
3213	Other printing and writing paper	199	422 454	147 528	34.9	.1	X
3300	Stationery, office supplies and greeting cards	657	1 666 171	111 383	6.7	.1	6.4
3311	Business forms	398	999 872	3 622	.4	Z	X
3312	Stationery, photocopy paper, and typing paper	428	1 051 703	9 225	.9	Z	X
3313	Inked ribbons, carbon paper, pens and pencils	436	1 186 167	54 399	4.6	Z	X
3314	Toner and cartridges	491	1 018 652	5 692	.6	Z	X
3315	Greeting cards	38	59 913	358	.6	Z	X
3316	Other stationery supplies (envelopes, ruled forms, and binder paper)	543	1 212 201	35 350	2.9	Z	X
3400	Industrial and personal services paper and plastics	399	407 546	50 636	12.4	Z	4.2
3411	Paperboard and boxboard boxes	291	166 940	12 859	7.7	Z	X
3412	Paper dishes, cups, and napkins	73	40 970	1 307	3.2	Z	X
3413	Industrial paper (wrapping, bags, cartons, etc.)	84	20 888	2 132	10.2	Z	X
3415	Other industrial and personal service paper	54	64 950	14 579	22.4	Z	X
3500	Drugs, pharmaceuticals, cosmetics, and toiletries	344	1 366 938	133 129	9.7	.1	49.8
3512	Nonprescription pharmaceuticals	34	2 256	326	14.5	Z	X
3513	Cosmetics	111	61 183	1 723	2.8	Z	X
3514	Perfumes	24	131 030	20 374	15.5	Z	X
3515	Other toiletries and druggists' sundries	214	1 190 913	107 682	9.0	.1	X
3600	Piece goods, knit and woven	118	1 545 335	107 471	7.0	.1	X
3700	Notions (buttons, ribbons, lace, sewing accessories, zippers, bindings, etc.)	170	249 429	29 926	12.0	Z	X
3800	Men's and boys' wear	568	2 952 512	195 792	6.6	.1	4.3
3811	Men's and boys' suits, coats, and formal wear	59	172 560	12 090	7.0	Z	X
3812	Men's and boys' dress and casual shirts, slacks, and jeans	227	733 969	32 388	4.4	Z	X
3813	Men's and boys' underwear and nightwear	18	11 700	391	3.3	Z	X
3814	Men's and boys' work clothing and uniforms	72	554 596	87 192	15.7	.1	X
3815	Other men's and boys' wear (caps, hats, swimwear, neckwear, etc.)	307	1 832 557	61 295	3.3	Z	X
3900	Women's and children's wear	418	2 071 096	80 072	3.9	.1	3.3
3911	Infants' and children's wear (to size 6X)	162	1 369 780	11 462	.8	Z	X
3912	Women's misses', and girls' dresses and blouses	98	402 457	33 603	8.3	Z	X
3913	Women's, misses', and girls' suits and coats	54	64 953	7 030	10.8	Z	X
3914	Women's and misses' outerwear	119	169 324	8 468	5.0	Z	X
3915	Women's and misses' underwear and sleepwear	35	18 630	1 619	8.7	Z	X
3916	Other women's, misses, and girl's wear (furs, sweaters, millinery, etc.)	62	133 579	14 088	10.5	Z	X
4000	Footwear	283	1 359 567	115 718	8.5	.1	8.8
4011	All athletic footwear	161	861 544	89 937	10.4	.1	X
4012	Infants' footwear	19	17 168	99	.6	Z	X
4013	Other women's, misses', and girls' footwear	39	60 364	2 268	3.8	Z	X
4014	Other men's and boy's footwear	102	745 189	22 924	3.1	Z	X
4100	Frozen foods (packaged)	109	1 583 920	11 725	.7	Z	X
4400	Confectionery	36	239 400	27 545	11.5	Z	7.2
4411	Candy	28	105 503	18 523	17.6	Z	X
4412	Chewing gum	26	104 651	1 838	1.8	Z	X

See footnotes at end of table.

Table 3. Merchant Wholesalers by Kind of Business and Commodity Line: 1997—Con.

[Includes only establishments with payroll. For meaning of abbreviations and symbols, see introductory text. For explanation of terms, see Appendix A]

NAICS code and CL code	Kind of business and commodity line	Establishments handling commodity line		Commodity line sales			Sales coverage percent
		Number	Total sales (\$1,000)	Amount ¹ (\$1,000)	As percent of total sales of—		
					Establishments handling line	Establishments in NAICS industry ¹	
4219	Miscellaneous durable goods whsle—Con.						
4500	Fish and seafoods (excluding canned and frozen packaged)	60	57 052	1 390	2.4	Z	X
4600	Meat and meat products (fresh and unpackaged)	19	394 178	214 224	54.3	.1	69.2
4611	Beef (not killed on location)	16	355 239	115 296	32.5	.1	X
4614	Pork (not killed on location)	16	355 239	84 559	23.8	.1	X
4700	Fresh fruits and vegetables	88	1 244 152	18 673	1.5	Z	X
4800	Coffee, tea, and spices	54	31 487	804	2.6	Z	X
4830	Canned foods	125	1 693 671	69 252	4.1	Z	X
4840	Food and beverage basic materials (include flavoring extracts, fruit peel, hop extract, industrial molasses, sausage casings, malt, yeast, etc.)	16	355 234	40 682	11.5	Z	X
4850	Soft drinks and bottled water	105	1 331 045	9 230	.7	Z	X
4860	Other grocery specialties	181	12 830 969	1 825 669	14.2	1.2	.7
4862	Breakfast cereals	14	44 060	1 571	3.6	Z	X
4867	Pet foods	7	74 749	2 571	3.4	Z	X
4868	Grocery specialties, n.e.c.	9	26 155	1 165	4.5	Z	X
4900	Grain and beans	28	395 339	67 705	17.1	Z	X
5100	Hides, skins, and pelts	6	7 031	1 615	23.0	Z	X
5300	Plastics materials and basic shapes	649	3 328 131	99 966	3.0	.1	1.3
5311	Plastic pipes, rods, tubes, and shapes	532	3 089 141	55 518	1.8	Z	X
5312	High pressure laminates	13	15 671	4 945	31.6	Z	X
5314	Other plastics materials and basic shapes	260	725 741	17 343	2.4	Z	X
5320	Industrial gases (welding, etc.)	21	15 928	1 448	9.1	Z	X
5330	Chemicals and allied products (excluding agricultural, plastics, gases, and petroleum)	1 261	16 606 545	2 174 953	13.1	1.4	.5
5331	Gasses, compressed and liquified, except L.P.	20	73 603	756	1.0	Z	X
5332	Alkalies and chlorine	403	538 070	19 634	3.6	Z	X
5334	Organic fibers	26	94 717	11 560	12.2	Z	X
5335	Detergents and soaps	453	11 125 885	699 192	6.3	.4	X
5336	Sanitation chemicals, polishes, and waxes	473	11 273 203	707 950	6.3	.5	X
5341	Insecticides, nonagricultural	367	449 971	11 519	2.6	Z	X
5342	Adhesives, sealants, and glues	828	12 572 026	556 166	4.4	.4	X
5344	Other chemicals and allied products	348	3 733 498	167 882	4.5	.1	X
5400	Petroleum products	266	12 518 924	676 584	5.4	.4	.2
5418	Lubricating oil and greases	8	45 749	4 574	10.0	Z	X
5420	Liquified petroleum gases (excluding natural gas)	69	1 296 028	299 896	23.1	.2	X
5500	Crude oil	11	2 508	24	1.0	Z	X
5700	Wines and distilled alcoholic beverages	9	23 792	4 031	16.9	Z	36.6
5712	Distilled liquor (including premixed alcoholic drinks)	6	15 668	3 909	24.9	Z	X
5800	Farm supplies	182	2 519 996	169 873	6.7	.1	11.6
5811	Hay, straw, and alfalfa	75	2 234 541	73 669	3.3	Z	X
5814	Weed killers, soil sterilizers, and soil conditioners	18	39 413	4 544	11.5	Z	X
5816	Other agricultural chemicals and fertilizers	18	39 413	1 135	2.9	Z	X
5818	Other farm supplies (including harness and saddlery equipment)	82	236 412	89 938	38.0	.1	X
5900	Tobacco and tobacco products	13	35 488	2 512	7.1	Z	X
6000	Paint, paint supplies, and wallpaper	675	2 154 373	299 246	13.9	.2	5.5
6011	Architectural coatings (enamels, primers, stains, solvents, and lacquers)	635	2 090 094	292 953	14.0	.2	X
6015	Wallpaper	33	24 505	2 201	9.0	Z	X
6100	Books, periodicals, newspapers, and miscellaneous printed materials	577	3 735 259	354 502	9.5	.2	2.2
6101	Books	234	3 200 051	294 984	9.2	.2	X
6102	Other periodicals, newspapers, and miscellaneous printed materials	139	399 626	48 395	12.1	Z	X
6110	Flowers and florists' supplies	140	839 325	26 074	3.1	Z	X
6120	Art goods (including novelties and souvenirs)	415	719 502	97 557	13.6	.1	20.4
6121	Art materials	42	180 315	13 612	7.5	Z	X
6122	Novelties and souvenirs	379	460 188	78 752	17.1	.1	X
6130	Textile bags, bagging, and burlap	23	72 042	10 068	14.0	Z	X
6150	Nondurable goods, n.e.c.	214	1 860 820	143 297	7.7	.1	X
9700	Service receipts and labor charges (including installed parts)	2 936	6 049 106	664 414	11.0	.4	56.1
9701	Labor charges for repair work	1 483	2 225 878	160 667	7.2	.1	X
9702	Parts installed in repair work	1 132	1 215 982	82 591	6.8	.1	X
9703	Other service receipts and labor charges—Specify	1 402	3 791 939	415 837	11.0	.3	X
9720	Receipts for service contracts	186	203 613	24 734	12.1	Z	X
9730	Advertising specialties (paper novelties, etc.)	163	272 651	36 889	13.5	Z	X
9740	Receipts for installing equipment	113	68 334	9 506	13.9	Z	X
9810	Miscellaneous commodities	1 388	19 778 498	1 492 964	7.5	1.0	X
9940	Rental and leasing receipts	740	1 669 167	101 559	6.1	.1	.2
9941	Computer rental and leasing receipts	76	193 888	2 178	1.1	Z	X
9942	Photocopying machine rental	232	418 683	22 479	5.4	Z	X
9943	Other office machine rental receipts	76	193 888	6 399	3.3	Z	X
9944	Other rental receipts	81	22 179	1 201	5.4	Z	X
9950	Construction receipts	65	98 168	10 992	11.2	Z	X
9970	Receipts for printing or photocopying performed at this establishment	16	16 397	447	2.7	Z	X
9980	Receipts for machine shop job work	24	14 196	826	5.8	Z	X
42191	Sporting & recreational goods & supplies whsle	4 961	X	17 059 006	X	100.0	75.9
0200	New and rebuilt automotive parts and supplies	15	25 507	5 072	19.9	Z	2.8
0211	Batteries	15	25 507	5 072	19.9	Z	X
0300	Tires and tubes	9	18 356	702	3.8	Z	2.5
0311	New tires and tubes	9	18 356	702	3.8	Z	X

See footnotes at end of table.

Table 3. Merchant Wholesalers by Kind of Business and Commodity Line: 1997—Con.

[Includes only establishments with payroll. For meaning of abbreviations and symbols, see introductory text. For explanation of terms, see Appendix A]

NAICS code and CL code	Kind of business and commodity line	Establishments handling commodity line		Commodity line sales			Sales coverage percent
		Number	Total sales (\$1,000)	Amount ¹ (\$1,000)	As percent of total sales of—		
					Establishments handling line	Establishments in NAICS industry ¹	
42191	Sporting & recreational goods & supplies whsle—Con.						
0400	Household and lawn furniture	17	59 780	7 088	11.9	Z	1.2
0411	Upholstered furniture	17	59 780	4 592	7.7	Z	X
0412	Sleep furniture and equipment	17	59 780	671	1.1	Z	X
0414	Other furniture (including sleep sofas)	17	59 780	1 825	3.1	Z	X
0420	Office and business furniture	6	10 565	1 798	17.0	Z	X
0500	Household china, glassware, crockery, and plastic housewares	17	106 991	16 622	15.5	.1	X
0540	Other home furnishings	29	82 606	2 956	3.6	Z	.8
0542	Mirrors, lamps, and picture frames	29	82 606	2 956	3.6	Z	X
0700	Brick, stone, tile, sand, block, cement, and gravel	8	25 299	481	1.9	Z	56.1
0714	Brick, block, tile, clay/cement sewer pipe, etc.	8	25 299	481	1.9	Z	X
0800	Photographic equipment and supplies (excluding video)	10	40 872	3 532	8.6	Z	X
0920	New computer equipment	6	32 270	6 591	20.4	Z	X
1400	Electrical apparatus and equipment	33	107 595	27 620	25.7	.2	X
1500	Electrical appliances, household	16	61 397	13 091	21.3	.1	35.5
1511	Televisions	8	25 340	3 308	13.1	Z	X
1512	Radios, stereos, and CD players	9	36 057	4 712	13.1	Z	X
1514	Electrical household ranges and ovens	8	25 340	4 183	16.5	Z	X
1516	Household laundry equipment	8	25 340	871	3.4	Z	X
1600	Electronic parts and equipment, except communication	51	152 923	22 446	14.7	.1	20.4
1612	Integrated circuits	10	8 264	104	1.3	Z	X
1616	Electronic connectors and other passive electronic parts	9	12 959	3 185	24.6	Z	X
1618	Electronic parts and equipment, n.e.c.	42	139 964	19 157	13.7	.1	X
1700	Hardware	46	136 895	14 368	10.5	.1	4.4
1711	Hand tools (including power driven)	24	95 215	6 799	7.1	Z	X
1713	Cutlery	46	136 895	7 569	5.5	Z	X
1800	Plumbing and heating equipment and supplies (hydronics)	32	103 452	13 009	12.6	.1	13.4
1811	Plastic pipe fittings and valves (excluding pipe and tubing)	22	85 673	10 009	11.7	.1	X
1813	Plumbing fixtures	10	17 779	1 664	9.4	Z	X
1818	Other plumbing and heating equipment and supplies	11	36 819	1 336	3.6	Z	X
2220	Garden machinery, equipment, and parts	14	203 151	24 527	12.1	.1	10.9
2222	Other new lawn and garden machinery and equipment	10	198 014	22 322	11.3	.1	X
2320	General-purpose industrial machinery, equipment, and parts	6	39 140	2 016	5.2	Z	X
2520	Custodial (janitors') equipment and supplies	7	36 027	824	2.3	Z	X
2620	Marine machinery, equipment, and supplies	13	89 917	16 651	18.5	.1	X
2700	Sporting and recreational goods and supplies	4 961	17 059 006	16 153 181	94.7	94.7	63.8
2711	Ammunition, firearms, reloading equipment, archery supplies, shooting aids, and accessories	730	4 302 492	3 298 119	76.7	19.3	X
2712	Bicycles and bicycle tires and tubes	399	1 786 263	1 335 654	74.8	7.8	X
2713	Billiards, pool, bowling equipment, and accessories	471	1 532 745	1 143 038	74.6	6.7	X
2714	Camping and fishing equipment and accessories	746	3 008 615	1 612 276	53.6	9.5	X
2715	Athletic equipment and accessories	1 393	4 815 229	3 619 111	75.2	21.2	X
2716	Skiing equipment	189	1 227 025	627 034	51.1	3.7	X
2717	Marine pleasure craft, equipment, and accessories	564	2 096 002	1 101 893	52.6	6.5	X
2718	Other sporting and recreational goods (go carts, bait, etc.)	1 527	4 520 914	3 416 056	75.6	20.0	X
2800	Toys and hobby goods and supplies	77	589 877	115 943	19.7	.7	59.3
2812	Other toys and games (including fireworks and children's vehicles)	56	575 595	103 527	18.0	.6	X
2813	Crafts and craft supplies	18	69 078	5 560	8.0	Z	X
2814	Other hobby goods and accessories	19	62 263	6 261	10.1	Z	X
3000	Jewelry, diamonds, gem stones, and watches	43	108 308	4 306	4.0	Z	13.3
3016	Other jewel., silverware, and plated ware (incl. jewel. where gemstones less than 50% of value, gold filled sterling, and costume jewel. and medallions)	43	108 308	4 306	4.0	Z	X
3140	Prerecorded video tapes	18	101 247	1 259	1.2	Z	X
3300	Stationery, office supplies and greeting cards	11	25 370	2 309	9.1	Z	X
3500	Drugs, pharmaceuticals, cosmetics, and toiletries	22	40 535	5 838	14.4	Z	17.6
3515	Other toiletries and druggists' sundries	22	40 535	5 838	14.4	Z	X
3600	Piece goods, knit and woven	13	6 804	898	13.2	Z	X
3700	Notions (buttons, ribbons, lace, sewing accessories, zippers, bindings, etc.)	16	43 466	3 060	7.0	Z	X
3800	Men's and boys' wear	316	1 244 741	161 357	13.0	.9	9.6
3811	Men's and boys' suits, coats, and formal wear	33	47 129	9 067	19.2	.1	X
3812	Men's and boys' dress and casual shirts, slacks, and jeans	168	511 108	25 130	4.9	.1	X
3813	Men's and boys' underwear and nightwear	18	11 700	391	3.3	Z	X
3814	Men's and boys' work clothing and uniforms	66	542 633	85 384	15.7	.5	X
3815	Other men's and boys' wear (caps, hats, swimwear, neckwear, etc.)	116	308 921	41 384	13.4	.2	X
3900	Women's and children's wear	183	533 221	44 058	8.3	.3	11.3
3911	Infants' and children's wear (to size 6X)	24	62 595	430	.7	Z	X
3912	Women's misses', and girls' dresses and blouses	94	397 456	33 570	8.4	.2	X
3914	Women's and misses' outerwear	78	68 970	4 331	6.3	Z	X
3915	Women's and misses' underwear and sleepwear	26	12 426	973	7.8	Z	X
3916	Other women's, misses, and girl's wear (furs, sweaters, millinery, etc.)	49	75 122	4 754	6.3	Z	X
4000	Footwear	223	1 305 824	113 296	8.7	.7	9.1
4011	All athletic footwear	136	821 719	88 005	10.7	.5	X
4012	Infants' footwear	19	17 168	99	.6	Z	X
4013	Other women's, misses', and girls' footwear	39	60 364	2 268	3.8	Z	X
4014	Other men's and boy's footwear	102	745 189	22 924	3.1	.1	X
4400	Confectionery	6	119 984	3 433	2.9	Z	X
4860	Other grocery specialties	6	28 834	2 012	7.0	Z	X
5300	Plastics materials and basic shapes	9	49 377	4 214	8.5	Z	23.6
5311	Plastic pipes, rods, tubes, and shapes	9	49 377	4 214	8.5	Z	X

See footnotes at end of table.

Table 3. Merchant Wholesalers by Kind of Business and Commodity Line: 1997—Con.

[Includes only establishments with payroll. For meaning of abbreviations and symbols, see introductory text. For explanation of terms, see Appendix A]

NAICS code and CL code	Kind of business and commodity line	Establishments handling commodity line		Commodity line sales			Sales coverage percent
		Number	Total sales (\$1,000)	Amount ¹ (\$1,000)	As percent of total sales of—		
					Establishments handling line	Establishments in NAICS industry ¹	
42191	Sporting & recreational goods & supplies whse—Con.						
	Chemicals and allied products (excluding agricultural, plastics, gases, and petroleum)	61	246 242	46 730	19.0	.3	10.3
5331	Gases, compressed and liquified, except L.P.	20	73 603	756	1.0	Z	X
5332	Alkalies and chlorine	41	98 924	15 541	15.7	.1	X
5336	Sanitation chemicals, polishes, and waxes	20	147 318	15 283	10.4	.1	X
5344	Other chemicals and allied products	20	73 603	15 120	20.5	.1	X
5400	Petroleum products	6	41 838	4 069	9.7	Z	36.7
5418	Lubricating oil and greases	6	41 838	4 069	9.7	Z	X
5800	Farm supplies	18	39 413	5 679	14.4	Z	7.8
5814	Weed killers, soil sterilizers, and soil conditioners	18	39 413	4 544	11.5	Z	X
5816	Other agricultural chemicals and fertilizers	18	39 413	1 135	2.9	Z	X
6000	Paint, paint supplies, and wallpaper	9	6 685	914	13.7	Z	72.2
6011	Architectural coatings (enamels, primers, stains, solvents, and lacquers)	9	6 685	914	13.7	Z	X
6100	Books, periodicals, newspapers, and miscellaneous printed materials	50	142 551	3 047	2.1	Z	X
6120	Art goods (including novelties and souvenirs)	32	79 748	5 384	6.8	Z	11.5
6122	Novelties and souvenirs	32	79 748	5 266	6.6	Z	X
6150	Nondurable goods, n.e.c.	11	4 940	419	8.5	Z	X
9700	Service receipts and labor charges (including installed parts)	299	572 183	57 324	10.0	.3	71.7
9701	Labor charges for repair work	216	378 971	19 646	5.2	.1	X
9702	Parts installed in repair work	127	260 059	11 024	4.2	.1	X
9703	Other service receipts and labor charges—Specify	102	203 036	26 639	13.1	.2	X
9730	Advertising specialties (paper novelties, etc.)	43	97 026	18 556	19.1	.1	X
9810	Miscellaneous commodities	119	831 464	80 340	9.7	.5	X
9940	Rental and leasing receipts	32	91 001	4 957	5.4	Z	X
421910	Sporting & recreational goods & supplies whse	4 961	X	17 059 006	X	100.0	75.9
0200	New and rebuilt automotive parts and supplies	15	25 507	5 072	19.9	Z	2.8
0211	Batteries	15	25 507	5 072	19.9	Z	X
0300	Tires and tubes	9	18 356	702	3.8	Z	2.5
0311	New tires and tubes	9	18 356	702	3.8	Z	X
0400	Household and lawn furniture	17	59 780	7 088	11.9	Z	1.2
0411	Upholstered furniture	17	59 780	4 592	7.7	Z	X
0412	Sleep furniture and equipment	17	59 780	671	1.1	Z	X
0414	Other furniture (including sleep sofas)	17	59 780	1 825	3.1	Z	X
0420	Office and business furniture	6	10 565	1 798	17.0	Z	X
0500	Household china, glassware, crockery, and plastic housewares	17	106 991	16 622	15.5	.1	X
0540	Other home furnishings	29	82 606	2 956	3.6	Z	.8
0542	Mirrors, lamps, and picture frames	29	82 606	2 956	3.6	Z	X
0700	Brick, stone, tile, sand, block, cement, and gravel	8	25 299	481	1.9	Z	56.1
0714	Brick, block, tile, clay/cement sewer pipe, etc.	8	25 299	481	1.9	Z	X
0800	Photographic equipment and supplies (excluding video)	10	40 872	3 532	8.6	Z	X
0920	New computer equipment	6	32 270	6 591	20.4	Z	X
1400	Electrical apparatus and equipment	33	107 595	27 620	25.7	.2	X
1500	Electrical appliances, household	16	61 397	13 091	21.3	.1	35.5
1511	Televisions	8	25 340	3 308	13.1	Z	X
1512	Radios, stereos, and CD players	9	36 057	4 712	13.1	Z	X
1514	Electrical household ranges and ovens	8	25 340	4 183	16.5	Z	X
1516	Household laundry equipment	8	25 340	871	3.4	Z	X
1600	Electronic parts and equipment, except communication	51	152 923	22 446	14.7	.1	20.4
1612	Integrated circuits	10	8 264	104	1.3	Z	X
1616	Electronic connectors and other passive electronic parts	9	12 959	3 185	24.6	Z	X
1618	Electronic parts and equipment, n.e.c.	42	139 964	19 157	13.7	.1	X
1700	Hardware	46	136 895	14 368	10.5	.1	4.4
1711	Hand tools (including power driven)	24	95 215	6 799	7.1	Z	X
1713	Cutlery	46	136 895	7 569	5.5	Z	X
1800	Plumbing and heating equipment and supplies (hydronics)	32	103 452	13 009	12.6	.1	13.4
1811	Plastic pipe fittings and valves (excluding pipe and tubing)	22	85 673	10 009	11.7	.1	X
1813	Plumbing fixtures	10	17 779	1 664	9.4	Z	X
1818	Other plumbing and heating equipment and supplies	11	36 819	1 336	3.6	Z	X
2220	Garden machinery, equipment, and parts	14	203 151	24 527	12.1	.1	10.9
2222	Other new lawn and garden machinery and equipment	10	198 014	22 322	11.3	.1	X
2320	General-purpose industrial machinery, equipment, and parts	6	39 140	2 016	5.2	Z	X
2520	Custodial (janitors') equipment and supplies	7	36 027	824	2.3	Z	X
2620	Marine machinery, equipment, and supplies	13	89 917	16 651	18.5	.1	X
2700	Sporting and recreational goods and supplies	4 961	17 059 006	16 153 181	94.7	94.7	63.8
2711	Ammunition, firearms, reloading equipment, archery supplies, shooting aids, and accessories	730	4 302 492	3 298 119	76.7	19.3	X
2712	Bicycles and bicycle tires and tubes	399	1 786 263	1 335 654	74.8	7.8	X
2713	Billiards, pool, bowling equipment, and accessories	471	1 532 745	1 143 038	74.6	6.7	X
2714	Camping and fishing equipment and accessories	746	3 008 615	1 612 276	53.6	9.5	X
2715	Athletic equipment and accessories	1 393	4 815 229	3 619 111	75.2	21.2	X
2716	Skating equipment	189	1 227 025	627 034	51.1	3.7	X
2717	Marine pleasure craft, equipment, and accessories	564	2 096 002	1 101 893	52.6	6.5	X
2718	Other sporting and recreational goods (go carts, bait, etc.)	1 527	4 520 914	3 416 056	75.6	20.0	X
2800	Toys and hobby goods and supplies	77	589 877	115 943	19.7	.7	59.3
2812	Other toys and games (including fireworks and children's vehicles)	56	575 595	103 527	18.0	.6	X
2813	Crafts and craft supplies	18	69 078	5 560	8.0	Z	X
2814	Other hobby goods and accessories	19	62 263	6 261	10.1	Z	X

See footnotes at end of table.

Table 3. Merchant Wholesalers by Kind of Business and Commodity Line: 1997—Con.

[Includes only establishments with payroll. For meaning of abbreviations and symbols, see introductory text. For explanation of terms, see Appendix A]

NAICS code and CL code	Kind of business and commodity line	Establishments handling commodity line		Commodity line sales			Sales coverage percent
		Number	Total sales (\$1,000)	Amount ¹ (\$1,000)	As percent of total sales of—		
					Establishments handling line	Establishments in NAICS industry ¹	
421910	Sporting & recreational goods & supplies whse—Con.						
3000	Jewelry, diamonds, gem stones, and watches	43	108 308	4 306	4.0	Z	13.3
3016	Other jewel., silverware, and plated ware (incl. jewel. where gemstones less than 50% of value, gold filled sterling, and costume jewel. and medallions)	43	108 308	4 306	4.0	Z	X
3140	Prerecorded video tapes	18	101 247	1 259	1.2	Z	X
3300	Stationery, office supplies and greeting cards	11	25 370	2 309	9.1	Z	X
3500	Drugs, pharmaceuticals, cosmetics, and toiletries	22	40 535	5 838	14.4	Z	17.6
3515	Other toiletries and druggists' sundries	22	40 535	5 838	14.4	Z	X
3600	Piece goods, knit and woven	13	6 804	898	13.2	Z	X
3700	Notions (buttons, ribbons, lace, sewing accessories, zippers, bindings, etc.)	16	43 466	3 060	7.0	Z	X
3800	Men's and boys' wear	316	1 244 741	161 357	13.0	.9	9.6
3811	Men's and boys' suits, coats, and formal wear	33	47 129	9 067	19.2	.1	X
3812	Men's and boys' dress and casual shirts, slacks, and jeans	168	511 108	25 130	4.9	.1	X
3813	Men's and boys' underwear and nightwear	18	11 700	391	3.3	Z	X
3814	Men's and boys' work clothing and uniforms	66	542 633	85 384	15.7	.5	X
3815	Other men's and boys' wear (caps, hats, swimwear, neckwear, etc.)	116	308 921	41 384	13.4	.2	X
3900	Women's and children's wear	183	533 221	44 058	8.3	.3	11.3
3911	Infants' and children's wear (to size 6X)	24	62 595	430	.7	Z	X
3912	Women's misses' and girls' dresses and blouses	94	397 456	33 570	8.4	.2	X
3914	Women's and misses' outerwear	78	68 970	4 331	6.3	Z	X
3915	Women's and misses' underwear and sleepwear	26	12 426	973	7.8	Z	X
3916	Other women's, misses, and girl's wear (furs, sweaters, millinery, etc.)	49	75 122	4 754	6.3	Z	X
4000	Footwear	223	1 305 824	113 296	8.7	.7	9.1
4011	All athletic footwear	136	821 719	88 005	10.7	.5	X
4012	Infants' footwear	19	17 168	99	.6	Z	X
4013	Other women's, misses', and girls' footwear	39	60 364	2 268	3.8	Z	X
4014	Other men's and boy's footwear	102	745 189	22 924	3.1	.1	X
4400	Confectionery	6	119 984	3 433	2.9	Z	X
4860	Other grocery specialties	6	28 834	2 012	7.0	Z	X
5300	Plastics materials and basic shapes	9	49 377	4 214	8.5	Z	23.6
5311	Plastic pipes, rods, tubes, and shapes	9	49 377	4 214	8.5	Z	X
5330	Chemicals and allied products (excluding agricultural, plastics, gases, and petroleum)	61	246 242	46 730	19.0	.3	10.3
5331	Gasses, compressed and liquified, except L.P.	20	73 603	756	1.0	Z	X
5332	Alkalies and chlorine	41	98 924	15 541	15.7	.1	X
5336	Sanitation chemicals, polishes, and waxes	20	147 318	15 283	10.4	.1	X
5344	Other chemicals and allied products	20	73 603	15 120	20.5	.1	X
5400	Petroleum products	6	41 838	4 069	9.7	Z	36.7
5418	Lubricating oil and greases	6	41 838	4 069	9.7	Z	X
5800	Farm supplies	18	39 413	5 679	14.4	Z	7.8
5814	Weed killers, soil sterilizers, and soil conditioners	18	39 413	4 544	11.5	Z	X
5816	Other agricultural chemicals and fertilizers	18	39 413	1 135	2.9	Z	X
6000	Paint, paint supplies, and wallpaper	9	6 685	914	13.7	Z	72.2
6011	Architectural coatings (enamels, primers, stains, solvents, and lacquers)	9	6 685	914	13.7	Z	X
6100	Books, periodicals, newspapers, and miscellaneous printed materials	50	142 551	3 047	2.1	Z	X
6120	Art goods (including novelties and souvenirs)	32	79 748	5 384	6.8	Z	11.5
6122	Novelties and souvenirs	32	79 748	5 266	6.6	Z	X
6150	Nondurable goods, n.e.c.	11	4 940	419	8.5	Z	X
9700	Service receipts and labor charges (including installed parts)	299	572 183	57 324	10.0	.3	71.7
9701	Labor charges for repair work	216	378 971	19 646	5.2	.1	X
9702	Parts installed in repair work	127	260 059	11 024	4.2	.1	X
9703	Other service receipts and labor charges—Specify	102	203 036	26 639	13.1	.2	X
9730	Advertising specialties (paper novelties, etc.)	43	97 026	18 556	19.1	.1	X
9810	Miscellaneous commodities	119	831 464	80 340	9.7	.5	X
9940	Rental and leasing receipts	32	91 001	4 957	5.4	Z	X
42192	Toy & hobby goods & supplies whse	2 792	X	15 890 421	X	100.0	80.4
0200	New and rebuilt automotive parts and supplies	8	9 692	575	5.9	Z	X
0400	Household and lawn furniture	13	47 400	7 975	16.8	.1	71.4
0414	Other furniture (including sleep sofas)	9	3 153	155	4.9	Z	X
0500	Household china, glassware, crockery, and plastic housewares	48	199 490	24 948	12.5	.2	X
0520	Linens, domestics, curtains, and draperies	25	136 937	4 850	3.5	Z	13.8
0521	Bedspreads, blankets, and bedding	14	13 632	686	5.0	Z	X
0524	Towels and washcloths	12	123 305	4 164	3.4	Z	X
0540	Other home furnishings	48	223 239	15 127	6.8	.1	4.0
0542	Mirrors, lamps, and picture frames	29	89 062	724	.8	Z	X
0543	Home furnishings, n.e.c.	30	184 105	14 403	7.8	.1	X
0800	Photographic equipment and supplies (excluding video)	17	21 055	3 027	14.4	Z	13.0
0814	Developing supplies (excluding film)	17	21 055	3 027	14.4	Z	X
1030	Optical and ophthalmic goods	9	33 654	7 302	21.7	Z	80.4
1034	Optical goods, n.e.c. (excluding cameras)	9	33 654	7 302	21.7	Z	X
1040	Religious and school supplies	19	44 246	12 221	27.6	.1	X
1400	Electrical apparatus and equipment	30	160 068	39 914	24.9	.3	X
1500	Electrical appliances, household	25	159 827	5 926	3.7	Z	X
1600	Electronic parts and equipment, except communication	23	173 883	27 327	15.7	.2	57.6
1616	Electronic connectors and other passive electronic parts	23	173 883	27 327	15.7	.2	X
1700	Hardware	31	142 402	4 098	2.9	Z	X

See footnotes at end of table.

Table 3. Merchant Wholesalers by Kind of Business and Commodity Line: 1997—Con.

[Includes only establishments with payroll. For meaning of abbreviations and symbols, see introductory text. For explanation of terms, see Appendix A]

NAICS code and CL code	Kind of business and commodity line	Establishments handling commodity line		Commodity line sales			Sales coverage percent
		Number	Total sales (\$1,000)	Amount ¹ (\$1,000)	As percent of total sales of—		
					Establishments handling line	Establishments in NAICS industry ¹	
42192	Toy & hobby goods & supplies whsle—Con.						
2320	General-purpose industrial machinery, equipment, and parts	6	8 237	312	3.8	Z	X
2700	Sporting and recreational goods and supplies	64	478 564	93 448	19.5	.6	55.4
2711	Ammunition, firearms, reloading equipment, archery supplies, shooting aids, and accessories	13	9 671	436	4.5	Z	X
2712	Bicycles and bicycle tires and tubes	15	116 005	1 568	1.4	Z	X
2713	Billiards, pool, bowling equipment, and accessories	9	51 232	1 925	3.8	Z	X
2714	Camping and fishing equipment and accessories	19	236 982	34 543	14.6	.2	X
2715	Athletic equipment and accessories	11	144 717	3 015	2.1	Z	X
2718	Other sporting and recreational goods (go carts, bait, etc.)	10	208 569	41 383	19.8	.3	X
2800	Toys and hobby goods and supplies	2 792	15 890 421	15 302 309	96.3	96.3	70.5
2811	Video games and cartridges	246	4 403 547	3 592 229	81.6	22.6	X
2812	Other toys and games (including fireworks and children's vehicles)	1 344	9 800 214	8 927 116	91.1	56.2	X
2813	Crafts and craft supplies	808	1 541 626	887 609	57.6	56.2	X
2814	Other hobby goods and accessories	823	2 640 400	1 894 506	71.8	11.9	X
3000	Jewelry, diamonds, gem stones, and watches	50	118 391	11 569	9.8	.1	1.7
3015	Karat gold jewelry (rings, necklaces, etc.)	34	82 852	496	.6	Z	X
3016	Other jewel., silverware, and plated ware (incl. jewel. where gemstones less than 50% of value, gold filled sterling, and costume jewel. and medallions)	16	35 539	11 073	31.2	.1	X
3030	Precious metals—gold, silver, and platinum including precious metal coins	7	4 850	586	12.1	Z	X
3130	Compact discs, prerecorded audio tapes, and phonograph records	12	23 809	6 502	27.3	Z	X
3140	Prerecorded video tapes	14	42 572	458	1.1	Z	X
3150	Other durable goods	7	5 490	716	13.0	Z	X
3300	Stationery, office supplies and greeting cards	65	308 354	39 880	12.9	.3	9.0
3313	Inked ribbons, carbon paper, pens and pencils	24	156 915	19 673	12.5	.1	X
3314	Toner and cartridges	13	9 340	337	3.6	Z	X
3315	Greeting cards	19	84	10	11.9	Z	X
3316	Other stationery supplies (envelopes, ruled forms, and binder paper)	9	142 011	19 860	14.0	.1	X
3400	Industrial and personal services paper and plastics	7	3 993	757	19.0	Z	2.9
3415	Other industrial and personal service paper	7	3 993	757	19.0	Z	X
3500	Drugs, pharmaceuticals, cosmetics, and toiletries	55	179 528	30 783	17.1	.2	20.2
3513	Cosmetics	28	58 057	1 531	2.6	Z	X
3514	Perfumes	9	1 243	59	4.7	Z	X
3515	Other toiletries and druggists' sundries	37	176 739	29 193	16.5	.2	X
3600	Piece goods, knit and woven	7	23 456	690	2.9	Z	X
3700	Notions (buttons, ribbons, lace, sewing accessories, zippers, bindings, etc.)	58	141 947	23 706	16.7	.1	X
3800	Men's and boys' wear	38	168 650	7 805	4.6	Z	4.2
3811	Men's and boys' suits, coats, and formal wear	19	93 172	1 596	1.7	Z	X
3812	Men's and boys' dress and casual shirts, slacks, and jeans	19	93 172	2 815	3.0	Z	X
3815	Other men's and boys' wear (caps, hats, swimwear, neckwear, etc.)	38	168 650	3 394	2.0	Z	X
3900	Women's and children's wear	34	93 731	3 886	4.1	Z	4.0
3914	Women's and misses' outerwear	34	93 731	3 886	4.1	Z	X
4000	Footwear	17	35 865	1 745	4.9	Z	25.5
4011	All athletic footwear	17	35 865	1 745	4.9	Z	X
4400	Confectionery	26	104 651	20 205	19.3	.1	6.1
4411	Candy	26	104 651	18 367	17.6	.1	X
4412	Chewing gum	26	104 651	1 838	1.8	Z	X
4860	Other grocery specialties	11	24 321	1 302	5.4	Z	44.0
4862	Breakfast cereals	11	24 321	1 302	5.4	Z	X
5300	Plastics materials and basic shapes	13	16 687	3 442	20.6	Z	X
6100	Books, periodicals, newspapers, and miscellaneous printed materials	120	601 840	57 644	9.6	.4	.1
6101	Books	60	348 816	24 458	7.0	.2	X
6102	Other periodicals, newspapers, and miscellaneous printed materials	60	253 024	33 186	13.1	.2	X
6110	Flowers and florists' supplies	23	26 602	3 426	12.9	Z	X
6120	Art goods (including novelties and souvenirs)	104	278 547	45 034	16.2	.3	38.4
6121	Art materials	17	150 225	12 563	8.4	.1	X
6122	Novelties and souvenirs	91	129 524	32 471	25.1	.2	X
6130	Textile bags, bagging, and burlap	6	19 205	1 763	9.2	Z	X
6150	Nondurable goods, n.e.c.	45	77 635	9 967	12.8	.1	X
9700	Service receipts and labor charges (including installed parts)	64	109 543	12 030	11.0	.1	70.4
9701	Labor charges for repair work	50	86 927	2 961	3.4	Z	X
9702	Parts installed in repair work	25	62 405	1 067	1.7	Z	X
9703	Other service receipts and labor charges—Specify	18	23 686	7 998	33.8	.1	X
9730	Advertising specialties (paper novelties, etc.)	24	65 965	11 527	17.5	.1	X
9810	Miscellaneous commodities	74	465 785	30 891	6.6	.2	X
9940	Rental and leasing receipts	13	8 821	441	5.0	Z	X
421920	Toy & hobby goods & supplies whsle	2 792	X	15 890 421	X	100.0	80.4
0200	New and rebuilt automotive parts and supplies	8	9 692	575	5.9	Z	X
0400	Household and lawn furniture	13	47 400	7 975	16.8	.1	71.4
0414	Other furniture (including sleep sofas)	9	3 153	155	4.9	Z	X
0500	Household china, glassware, crockery, and plastic housewares	48	199 490	24 948	12.5	.2	X
0520	Linens, domestics, curtains, and draperies	25	136 937	4 850	3.5	Z	13.8
0521	Bedspreads, blankets, and bedding	14	13 632	686	5.0	Z	X
0524	Towels and washcloths	12	123 305	4 164	3.4	Z	X
0540	Other home furnishings	48	223 239	15 127	6.8	.1	4.0
0542	Mirrors, lamps, and picture frames	29	89 062	724	.8	Z	X
0543	Home furnishings, n.e.c.	30	184 105	14 403	7.8	.1	X

See footnotes at end of table.

Table 3. Merchant Wholesalers by Kind of Business and Commodity Line: 1997—Con.

[Includes only establishments with payroll. For meaning of abbreviations and symbols, see introductory text. For explanation of terms, see Appendix A]

NAICS code and CL code	Kind of business and commodity line	Establishments handling commodity line		Commodity line sales			Sales coverage percent
		Number	Total sales (\$1,000)	Amount ¹ (\$1,000)	As percent of total sales of—		
					Establishments handling line	Establishments in NAICS industry ¹	
421920	Toy & hobby goods & supplies whsle—Con.						
0800	Photographic equipment and supplies (excluding video)	17	21 055	3 027	14.4	Z	13.0
0814	Developing supplies (excluding film)	17	21 055	3 027	14.4	Z	X
1030	Optical and ophthalmic goods	9	33 654	7 302	21.7	Z	80.4
1034	Optical goods, n.e.c. (excluding cameras)	9	33 654	7 302	21.7	Z	X
1040	Religious and school supplies	19	44 246	12 221	27.6	.1	X
1400	Electrical apparatus and equipment	30	160 068	39 914	24.9	.3	X
1500	Electrical appliances, household	25	159 827	5 926	3.7	Z	X
1600	Electronic parts and equipment, except communication	23	173 883	27 327	15.7	.2	57.6
1616	Electronic connectors and other passive electronic parts	23	173 883	27 327	15.7	.2	X
1700	Hardware	31	142 402	4 098	2.9	Z	X
2320	General-purpose industrial machinery, equipment, and parts	6	8 237	312	3.8	Z	X
2700	Sporting and recreational goods and supplies	64	478 564	93 448	19.5	.6	55.4
2711	Ammunition, firearms, reloading equipment, archery supplies, shooting aids, and accessories	13	9 671	436	4.5	Z	X
2712	Bicycles and bicycle tires and tubes	15	116 005	1 568	1.4	Z	X
2713	Billiards, pool, bowling equipment, and accessories	9	51 232	1 925	3.8	Z	X
2714	Camping and fishing equipment and accessories	19	236 982	34 543	14.6	.2	X
2715	Athletic equipment and accessories	11	144 717	3 015	2.1	Z	X
2718	Other sporting and recreational goods (go carts, bait, etc.)	10	208 569	41 383	19.8	.3	X
2800	Toys and hobby goods and supplies	2 792	15 890 421	15 302 309	96.3	96.3	70.5
2811	Video games and cartridges	246	4 403 547	3 592 229	81.6	22.6	X
2812	Other toys and games (including fireworks and children's vehicles)	1 344	9 800 214	8 927 116	91.1	56.2	X
2813	Crafts and craft supplies	808	1 541 626	887 609	57.6	5.6	X
2814	Other hobby goods and accessories	823	2 640 400	1 894 506	71.8	11.9	X
3000	Jewelry, diamonds, gem stones, and watches	50	118 391	11 569	9.8	.1	1.7
3015	Karat gold jewelry (rings, necklaces, etc.)	34	82 852	496	.6	Z	X
3016	Other jewel., silverware, and plated ware (incl. jewel. where gemstones less than 50% of value, gold filled sterling, and costume jewel. and medallions)	16	35 539	11 073	31.2	.1	X
3030	Precious metals—gold, silver, and platinum including precious metal coins	7	4 850	586	12.1	Z	X
3130	Compact discs, prerecorded audio tapes, and phonograph records	12	23 809	6 502	27.3	Z	X
3140	Prerecorded video tapes	14	42 572	458	1.1	Z	X
3150	Other durable goods	7	5 490	716	13.0	Z	X
3300	Stationery, office supplies and greeting cards	65	308 354	39 880	12.9	.3	9.0
3313	Inked ribbons, carbon paper, pens and pencils	24	156 915	19 673	12.5	.1	X
3314	Toner and cartridges	13	9 340	337	3.6	Z	X
3315	Greeting cards	19	84	10	11.9	Z	X
3316	Other stationery supplies (envelopes, ruled forms, and binder paper)	9	142 011	19 860	14.0	.1	X
3400	Industrial and personal services paper and plastics	7	3 993	757	19.0	Z	2.9
3415	Other industrial and personal service paper	7	3 993	757	19.0	Z	X
3500	Drugs, pharmaceuticals, cosmetics, and toiletries	55	179 528	30 783	17.1	.2	20.2
3513	Cosmetics	28	58 057	1 531	2.6	Z	X
3514	Perfumes	9	1 243	59	4.7	Z	X
3515	Other toiletries and druggists' sundries	37	176 739	29 193	16.5	.2	X
3600	Piece goods, knit and woven	7	23 456	690	2.9	Z	X
3700	Notions (buttons, ribbons, lace, sewing accessories, zippers, bindings, etc.)	58	141 947	23 706	16.7	.1	X
3800	Men's and boys' wear	38	168 650	7 805	4.6	Z	4.2
3811	Men's and boys' suits, coats, and formal wear	19	93 172	1 596	1.7	Z	X
3812	Men's and boys' dress and casual shirts, slacks, and jeans	19	93 172	2 815	3.0	Z	X
3815	Other men's and boys' wear (caps, hats, swimwear, neckwear, etc.)	38	168 650	3 394	2.0	Z	X
3900	Women's and children's wear	34	93 731	3 886	4.1	Z	4.0
3914	Women's and misses' outerwear	34	93 731	3 886	4.1	Z	X
4000	Footwear	17	35 865	1 745	4.9	Z	25.5
4011	All athletic footwear	17	35 865	1 745	4.9	Z	X
4400	Confectionery	26	104 651	20 205	19.3	.1	6.1
4411	Candy	26	104 651	18 367	17.6	.1	X
4412	Chewing gum	26	104 651	1 838	1.8	Z	X
4860	Other grocery specialties	11	24 321	1 302	5.4	Z	44.0
4862	Breakfast cereals	11	24 321	1 302	5.4	Z	X
5300	Plastics materials and basic shapes	13	16 687	3 442	20.6	Z	X
6100	Books, periodicals, newspapers, and miscellaneous printed materials	120	601 840	57 644	9.6	.4	.1
6101	Books	60	348 816	24 458	7.0	.2	X
6102	Other periodicals, newspapers, and miscellaneous printed materials	60	253 024	33 186	13.1	.2	X
6110	Flowers and florists' supplies	23	26 602	3 426	12.9	Z	X
6120	Art goods (including novelties and souvenirs)	104	278 547	45 034	16.2	.3	38.4
6121	Art materials	17	150 225	12 563	8.4	.1	X
6122	Novelties and souvenirs	91	129 524	32 471	25.1	.2	X
6130	Textile bags, bagging, and burlap	6	19 205	1 763	9.2	Z	X
6150	Nondurable goods, n.e.c.	45	77 635	9 967	12.8	.1	X
9700	Service receipts and labor charges (including installed parts)	64	109 543	12 030	11.0	.1	70.4
9701	Labor charges for repair work	50	86 927	2 961	3.4	Z	X
9702	Parts installed in repair work	25	62 405	1 067	1.7	Z	X
9703	Other service receipts and labor charges—Specify	18	23 686	7 998	33.8	.1	X
9730	Advertising specialties (paper novelties, etc.)	24	65 965	11 527	17.5	.1	X
9810	Miscellaneous commodities	74	465 785	30 891	6.6	.2	X
9940	Rental and leasing receipts	13	8 821	441	5.0	Z	X

See footnotes at end of table.

Table 3. Merchant Wholesalers by Kind of Business and Commodity Line: 1997—Con.

[Includes only establishments with payroll. For meaning of abbreviations and symbols, see introductory text. For explanation of terms, see Appendix A]

NAICS code and CL code	Kind of business and commodity line	Establishments handling commodity line		Commodity line sales			Sales coverage percent
		Number	Total sales (\$1,000)	Amount ¹ (\$1,000)	As percent of total sales of—		
					Establishments handling line	Establishments in NAICS industry ¹	
42193	Recyclable material whsle	8 833	X	37 358 147	X	100.0	73.7
0100	New and used automobiles, motorcycles, etc.	23	21 998	3 062	13.9	Z	7.4
0112	Used automobiles	18	15 991	958	6.0	Z	X
0120	Buses, campers, and motor homes	17	9 282	314	3.4	Z	X
0130	Light trucks and vans (14,000 lb or less)	15	4 886	257	5.3	Z	X
0200	New and rebuilt automotive parts and supplies	35	67 459	7 340	10.9	Z	17.6
0212	Engines (complete)	17	9 177	1 161	12.7	Z	X
0213	Electrical engine parts (including ignition parts)	15	6 330	52	.8	Z	X
0214	Brake parts (including fluid and all disk and drum parts)	16	15 602	365	2.3	Z	X
0217	Hoses, belts, gaskets, and wiper blades	14	4 876	29	.6	Z	X
0218	Filters (oil, air, gas, and transmission)	19	8 235	613	7.4	Z	X
0219	Engine parts, except electrical	14	4 876	84	1.7	Z	X
0221	Body parts and repair materials	15	6 330	154	2.4	Z	X
0240	Used automotive parts, accessories, and equipment	430	813 540	59 252	7.3	.2	X
0300	Tires and tubes	28	29 870	6 715	22.5	Z	71.2
0312	Recapped and used tires and repair materials	28	29 870	6 715	22.5	Z	X
0920	New computer equipment	9	20 045	319	1.6	Z	X
1100	Iron and steel products (semifinished)	138	447 083	52 713	11.8	.1	15.2
1111	Sheet bars and tin plate bars	26	13 778	555	4.0	Z	X
1113	Rough castings and foundry products	22	70 151	2 356	3.4	Z	X
1116	Other semifinished iron and steel products	70	325 112	41 156	12.7	.1	X
1120	Flat iron and steel products	263	916 763	78 282	8.5	.2	9.6
1121	Plates	237	871 906	31 840	3.7	.1	X
1122	Strips (hot-rolled and cold-rolled)	127	365 443	2 750	.8	Z	X
1123	Sheets (cold-rolled)	145	437 687	5 410	1.2	Z	X
1124	Sheets (hot-rolled)	64	205 834	3 783	1.8	Z	X
1126	Sheets (galvanized and coated)	179	674 610	27 946	4.1	.1	X
1128	Fabricated and structural plate products	24	80 527	509	.6	Z	X
1129	Other flat iron and steel products	21	44 892	1 621	3.6	Z	X
1140	Iron and steel wire and wire products	139	607 242	19 835	3.3	.1	6.2
1141	Wire (plain, coated, barbed, and twisted)	68	311 859	8 169	2.6	Z	X
1142	Nails	13	6 496	125	1.9	Z	X
1143	Wire rope, strand, strapping, reinforcement mesh, and bale ties	43	134 084	6 554	4.9	Z	X
1150	Iron and steel pipe and tubing	285	984 258	46 540	4.7	.1	8.4
1152	Tubing	182	869 521	30 796	3.5	.1	X
1153	Standard steel pipe	248	597 363	10 260	1.7	Z	X
1154	Other steel pipe	26	42 216	1 324	3.1	Z	X
1160	Other iron and steel products	265	1 120 491	65 807	5.9	.2	6.0
1162	Bars (excluding reinforcement bars) and bar-size shapes: hot-rolled	148	633 752	14 750	2.3	Z	X
1163	Bars and bar-size shapes: cold finished	133	553 525	5 000	.9	Z	X
1164	Concrete reinforcement bars	180	738 370	8 002	1.1	Z	X
1165	Structural shapes (excluding bar-size shapes)	162	588 314	10 082	1.7	Z	X
1167	Finished products, n.e.c.	8	98 448	486	.5	Z	X
1170	Alloy steel	99	698 340	37 644	5.4	.1	2.0
1171	Bars, hot-rolled or cold-finished	91	672 561	36 749	5.5	.1	X
1180	Stainless steel	901	4 562 578	225 897	5.0	.6	2.4
1181	Plates	138	2 074 763	32 384	1.6	.1	X
1182	Strip	92	712 260	10 137	1.4	Z	X
1183	Sheets	499	3 186 502	130 685	4.1	.4	X
1184	Bars and bar-size shapes	121	813 592	24 538	3.0	.1	X
1185	Other stainless steel (including tubing)	269	843 079	14 472	1.7	Z	X
1200	Copper and brass	761	3 795 696	434 316	11.4	1.2	1.2
1211	Copper wire mill products (structural only)	509	3 306 447	277 147	8.4	.7	X
1212	Flat products (sheets, strips, and plates)	231	198 929	60 298	30.3	.2	X
1213	Tubular products (pipes and tubes)	231	316 483	27 757	8.8	.1	X
1214	Rod, nonelectrical wire, extruded shapes, etc.	49	330 775	54 743	16.6	.1	X
1220	Aluminum shapes, forms, etc.	287	1 514 110	352 367	23.3	.9	36.1
1221	Plates (.250 inch and over)	57	79 811	1 483	1.9	Z	X
1222	Sheets and coils (.006 to .249 inch)	115	1 389 644	59 866	4.3	.2	X
1223	Rods, bars, and wires: rolled or extruded (rounds, hexes, squares, and rectangles)	112	1 311 728	282 093	21.5	.8	X
1224	Pipe and tubing (including hollow bar, square, and rectangular tubing)	128	227 491	4 139	1.8	Z	X
1225	Foils	16	5 408	183	3.4	Z	X
1230	Other nonferrous metals (magnesium, nickel, tin, lead, zinc, etc., except precious)	386	1 949 547	118 659	6.1	.3	X
1300	Coal and coke	7	12 833	5 918	46.1	Z	73.7
1311	Coal	7	12 833	5 918	46.1	Z	X
1600	Electronic parts and equipment, except communication	8	3 423	285	8.3	Z	X
1650	Communication equipment and supplies	9	22 212	6 299	28.4	Z	7.9
1652	Other electronic communication equipment	7	21 198	6 287	29.7	Z	X
1700	Hardware	9	3 625	266	7.3	Z	X
2320	General-purpose industrial machinery, equipment, and parts	235	788 374	94 238	12.0	.3	.5
2327	All other new general-purpose industrial machinery and equipment	23	99 537	2 585	2.6	Z	X
2328	Used general-purpose industrial machinery and equipment	144	345 013	39 557	11.5	.1	X
2340	Materials handling machinery, equipment, and parts	7	20 774	4 647	22.4	Z	56.0
2341	New conveying equipment	6	14 201	4 256	30.0	Z	X
2360	Other industrial machinery, equipment, and parts	14	15 933	565	3.5	Z	73.7
2363	New printing trades machinery, equipment, and supplies	9	6 351	372	5.9	Z	X
2400	Hydraulic and pneumatic cylinders and rotary actuators	7	1 890	60	3.2	Z	X
2450	Industrial containers and supplies	6	14 274	3 226	22.6	Z	56.6
2454	Other industrial containers and supplies	6	14 274	3 226	22.6	Z	X
2460	Other industrial supplies	15	44 928	2 761	6.1	Z	X

See footnotes at end of table.

Table 3. Merchant Wholesalers by Kind of Business and Commodity Line: 1997—Con.

[Includes only establishments with payroll. For meaning of abbreviations and symbols, see introductory text. For explanation of terms, see Appendix A]

NAICS code and CL code	Kind of business and commodity line	Establishments handling commodity line		Commodity line sales			Sales coverage percent
		Number	Total sales (\$1,000)	Amount ¹ (\$1,000)	As percent of total sales of—		
					Establishments handling line	Establishments in NAICS industry ¹	
42193	Recyclable material whsle—Con.						
2630	Other transportation equipment and supplies	7	13 618	4 501	33.1	Z	X
2900	Ferrous metal scrap	4 762	23 463 501	15 316 107	65.3	41.0	66.2
2911	Prepared ferrous metal scrap (processed by this establishment)	3 036	16 196 887	9 229 942	57.0		X
2912	Prepared ferrous metal scrap (not processed by this establishment)	1 982	11 307 613	5 483 766	48.5	14.7	X
2913	Unprepared ferrous metal scrap including bimetal cans	1 254	3 899 563	602 397	15.4	1.6	X
2920	Nonferrous metal scrap	5 056	23 940 019	12 099 696	50.5	32.4	61.4
2921	Aluminum scrap	4 699	21 969 397	6 472 387	29.5	17.3	X
2922	Copper and copper alloy scrap	3 636	17 060 790	3 217 108	18.9	8.6	X
2923	Lead scrap	1 331	5 970 930	173 916	2.9	.5	X
2924	Other nonferrous metallic scrap (nickel, zinc, and precious and special metals)	2 500	14 773 140	2 236 268	15.1	6.0	X
2930	Recyclable paper and paperboard	2 152	7 964 774	5 194 654	65.2	13.9	X
2940	Recyclable materials, except metal	2 426	5 723 864	2 681 606	46.9	7.2	67.9
2941	Wiping cloths, waste rags, and textile waste	508	1 013 898	856 862	84.5	2.3	X
2943	Recyclable plastics	1 302	3 802 715	869 719	22.9	2.3	X
2944	Recyclable glass	881	2 587 519	289 042	11.2	.8	X
2945	Other recyclable materials (including rubber and bones)	743	1 119 028	665 954	59.5	1.8	X
3030	Precious metals—gold, silver, and platinum including precious metal coins	6	18 335	4 953	27.0	Z	X
3300	Stationery, office supplies and greeting cards	7	9 518	840	8.8	Z	6.9
3311	Business forms	7	9 518	342	3.6	Z	X
3312	Stationery, photocopy paper, and typing paper	7	9 518	182	1.9	Z	X
3313	Inked ribbons, carbon paper, pens and pencils	7	9 518	144	1.5	Z	X
3314	Toner and cartridges	7	9 518	101	1.1	Z	X
3316	Other stationery supplies (envelopes, ruled forms, and binder paper)	7	9 518	64	.7	Z	X
3400	Industrial and personal services paper and plastics	79	121 983	25 174	20.6	.1	2.9
3415	Other industrial and personal service paper	47	60 957	13 822	22.7	Z	X
3600	Piece goods, knit and woven	6	4 833	1 127	23.3	Z	X
5100	Hides, skins, and pelts	6	7 031	1 615	23.0	Z	X
5300	Plastics materials and basic shapes	44	56 737	9 216	16.2	Z	X
5330	Chemicals and allied products (excluding agricultural, plastics, gases, and petroleum)	33	28 506	5 730	20.1	Z	19.5
5334	Organic fibers	18	13 499	3 269	24.2	Z	X
5344	Other chemicals and allied products	15	15 007	2 461	16.4	Z	X
6150	Nondurable goods, n.e.c.	6	24 205	8 564	35.4	Z	X
9700	Service receipts and labor charges (including installed parts)	698	2 304 455	234 533	10.2	.6	66.5
9701	Labor charges for repair work	226	422 393	21 992	5.2	.1	X
9702	Parts installed in repair work	142	265 658	6 046	2.3	Z	X
9703	Other service receipts and labor charges—Specify	512	1 952 112	206 491	10.6	.6	X
9720	Receipts for service contracts	8	48 379	2 547	5.3	Z	X
9810	Miscellaneous commodities	328	1 180 958	70 768	6.0	.2	X
9940	Rental and leasing receipts	205	603 052	30 870	5.1	.1	X
9950	Construction receipts	35	60 258	3 878	6.4	Z	X
421930	Recyclable material whsle	8 833	X	37 358 147	X	100.0	73.7
0100	New and used automobiles, motorcycles, etc.	23	21 998	3 062	13.9	Z	7.4
0112	Used automobiles	18	15 991	958	6.0	Z	X
0120	Buses, campers, and motor homes	17	9 282	314	3.4	Z	X
0130	Light trucks and vans (14,000 lb or less)	15	4 886	257	5.3	Z	X
0200	New and rebuilt automotive parts and supplies	35	67 459	7 340	10.9	Z	17.6
0212	Engines (complete)	17	9 177	1 161	12.7	Z	X
0213	Electrical engine parts (including ignition parts)	15	6 330	52	.8	Z	X
0214	Brake parts (including fluid and all disk and drum parts)	16	15 602	363	2.3	Z	X
0217	Hoses, belts, gaskets, and wiper blades	14	4 876	29	.6	Z	X
0218	Filters (oil, air, gas, and transmission)	19	8 235	613	7.4	Z	X
0219	Engine parts, except electrical	14	4 876	84	1.7	Z	X
0221	Body parts and repair materials	15	6 330	154	2.4	Z	X
0240	Used automotive parts, accessories, and equipment	430	813 540	59 252	7.3	.2	X
0300	Tires and tubes	28	29 870	6 715	22.5	Z	71.2
0312	Recapped and used tires and repair materials	28	29 870	6 715	22.5	Z	X
0920	New computer equipment	9	20 045	319	1.6	Z	X
1100	Iron and steel products (semifinished)	138	447 083	52 713	11.8	.1	15.2
1111	Sheet bars and tin plate bars	26	13 778	555	4.0	Z	X
1113	Rough castings and foundry products	22	70 151	2 356	3.4	Z	X
1116	Other semifinished iron and steel products	70	325 112	41 156	12.7	.1	X
1120	Flat iron and steel products	263	916 763	78 282	8.5	.2	9.6
1121	Plates	237	871 906	31 840	3.7	.1	X
1122	Strips (hot-rolled and cold-rolled)	127	365 443	2 750	1.8	Z	X
1123	Sheets (cold-rolled)	145	437 687	5 410	1.2	Z	X
1124	Sheets (hot-rolled)	64	205 834	3 783	1.8	Z	X
1126	Sheets (galvanized and coated)	179	674 610	27 946	4.1	.1	X
1128	Fabricated and structural plate products	24	80 527	509	.6	Z	X
1129	Other flat iron and steel products	21	44 892	1 621	3.6	Z	X
1140	Iron and steel wire and wire products	139	607 242	19 835	3.3	.1	6.2
1141	Wire (plain, coated, barbed, and twisted)	68	311 859	8 169	2.6	Z	X
1142	Nails	13	6 496	125	1.9	Z	X
1143	Wire rope, strand, strapping, reinforcement mesh, and bale ties	43	134 084	6 554	4.9	Z	X
1150	Iron and steel pipe and tubing	285	984 258	46 540	4.7	.1	8.4
1152	Tubing	182	869 521	30 796	3.5	.1	X
1153	Standard steel pipe	248	597 363	10 260	1.7	Z	X
1154	Other steel pipe	26	42 216	1 324	3.1	Z	X

See footnotes at end of table.

Table 3. Merchant Wholesalers by Kind of Business and Commodity Line: 1997—Con.

[Includes only establishments with payroll. For meaning of abbreviations and symbols, see introductory text. For explanation of terms, see Appendix A]

NAICS code and CL code	Kind of business and commodity line	Establishments handling commodity line		Commodity line sales			Sales coverage percent
		Number	Total sales (\$1,000)	Amount ¹ (\$1,000)	As percent of total sales of—		
					Establishments handling line	Establishments in NAICS industry ¹	
421930	Recyclable material whsle—Con.						
1160	Other iron and steel products	265	1 120 491	65 807	5.9	.2	6.0
1162	Bars (excluding reinforcement bars) and bar-size shapes: hot-rolled	148	633 752	14 750	2.3	Z	X
1163	Bars and bar-size shapes: cold finished	133	553 525	5 000	.9	Z	X
1164	Concrete reinforcement bars	180	738 370	8 002	1.1	Z	X
1165	Structural shapes (excluding bar-size shapes)	162	588 314	10 082	1.7	Z	X
1167	Finished products, n.e.c.	8	98 448	486	.5	Z	X
1170	Alloy steel	99	698 340	37 644	5.4	.1	2.0
1171	Bars, hot-rolled or cold-finished	91	672 561	36 749	5.5	.1	X
1180	Stainless steel	901	4 562 578	225 897	5.0	.6	2.4
1181	Plates	138	2 074 763	32 384	1.6	.1	X
1182	Strip	92	712 260	10 137	1.4	.4	X
1183	Sheets	499	3 186 502	130 685	4.1	.4	X
1184	Bars and bar-size shapes	121	813 592	24 538	3.0	.1	X
1185	Other stainless steel (including tubing)	269	843 079	14 472	1.7	Z	X
1200	Copper and brass	761	3 795 696	434 316	11.4	1.2	1.2
1211	Copper wire mill products (structural only)	509	3 306 447	277 147	8.4	.7	X
1212	Flat products (sheets, strips, and plates)	231	198 929	60 298	30.3	.2	X
1213	Tubular products (pipes and tubes)	231	316 483	27 757	8.8	.1	X
1214	Rod, nonelectrical wire, extruded shapes, etc.	49	330 775	54 743	16.6	.1	X
1220	Aluminum shapes, forms, etc.	287	1 514 110	352 367	23.3	.9	36.1
1221	Plates (.250 inch and over)	57	79 811	1 483	1.9	Z	X
1222	Sheets and coils (.006 to .249 inch)	115	1 389 644	59 866	4.3	.2	X
1223	Rods, bars, and wires: rolled or extruded (rounds, hexes, squares, and rectangles)	112	1 311 728	282 093	21.5	.8	X
1224	Pipe and tubing (including hollow bar, square, and rectangular tubing) ..	128	227 491	4 139	1.8	Z	X
1225	Foils	16	5 408	183	3.4	Z	X
1230	Other nonferrous metals (magnesium, nickel, tin, lead, zinc, etc., except precious)	386	1 949 547	118 659	6.1	.3	X
1300	Coal and coke	7	12 833	5 918	46.1	Z	73.7
1311	Coal	7	12 833	5 918	46.1	Z	X
1600	Electronic parts and equipment, except communication	8	3 423	285	8.3	Z	X
1650	Communication equipment and supplies	9	22 212	6 299	28.4	Z	7.9
1652	Other electronic communication equipment	7	21 198	6 287	29.7	Z	X
1700	Hardware	9	3 625	266	7.3	Z	X
2320	General-purpose industrial machinery, equipment, and parts	235	788 374	94 238	12.0	.3	.5
2327	All other new general-purpose industrial machinery and equipment	23	99 537	2 585	2.6	Z	X
2328	Used general-purpose industrial machinery and equipment	144	345 013	39 557	11.5	.1	X
2340	Materials handling machinery, equipment, and parts	7	20 774	4 647	22.4	Z	56.0
2341	New conveying equipment	6	14 201	4 256	30.0	Z	X
2360	Other industrial machinery, equipment, and parts	14	15 933	565	3.5	Z	73.7
2363	New printing trades machinery, equipment, and supplies	9	6 351	372	5.9	Z	X
2400	Hydraulic and pneumatic cylinders and rotary actuators	7	1 890	60	3.2	Z	X
2450	Industrial containers and supplies	6	14 274	3 226	22.6	Z	56.6
2454	Other industrial containers and supplies	6	14 274	3 226	22.6	Z	X
2460	Other industrial supplies	15	44 928	2 761	6.1	Z	X
2630	Other transportation equipment and supplies	7	13 618	4 501	33.1	Z	X
2900	Ferrous metal scrap	4 762	23 463 501	15 316 107	65.3	41.0	66.2
2911	Prepared ferrous metal scrap (processed by this establishment)	3 036	16 196 887	9 229 942	57.0	24.7	X
2912	Prepared ferrous metal scrap (not processed by this establishment)	1 982	11 307 613	5 483 766	48.5	14.7	X
2913	Unprepared ferrous metal scrap including bimetal cans	1 254	3 899 563	602 397	15.4	1.6	X
2920	Nonferrous metal scrap	5 056	23 940 019	12 099 696	50.5	32.4	61.4
2921	Aluminum scrap	4 699	21 969 397	6 472 387	29.5	17.3	X
2922	Copper and copper alloy scrap	3 636	17 060 790	3 217 108	18.9	8.6	X
2923	Lead scrap	1 331	5 970 930	173 916	2.9	.5	X
2924	Other nonferrous metallic scrap (nickel, zinc, and precious and special metals)	2 500	14 773 140	2 236 268	15.1	6.0	X
2930	Recyclable paper and paperboard	2 152	7 964 774	5 194 654	65.2	13.9	X
2940	Recyclable materials, except metal	2 426	5 723 864	2 681 606	46.9	7.2	67.9
2941	Wiping cloths, waste rags, and textile waste	508	1 013 898	856 862	84.5	2.3	X
2943	Recyclable plastics	1 302	3 802 715	869 719	22.9	2.3	X
2944	Recyclable glass	881	2 587 519	289 042	11.2	.8	X
2945	Other recyclable materials (including rubber and bones)	743	1 119 028	665 954	59.5	1.8	X
3030	Precious metals—gold, silver, and platinum including precious metal coins	6	18 335	4 953	27.0	Z	X
3300	Stationery, office supplies and greeting cards	7	9 518	840	8.8	Z	6.9
3311	Business forms	7	9 518	342	3.6	Z	X
3312	Stationery, photocopy paper, and typing paper	7	9 518	182	1.9	Z	X
3313	Inked ribbons, carbon paper, pens and pencils	7	9 518	144	1.5	Z	X
3314	Toner and cartridges	7	9 518	101	1.1	Z	X
3316	Other stationery supplies (envelopes, ruled forms, and binder paper) ..	7	9 518	64	.7	Z	X
3400	Industrial and personal services paper and plastics	79	121 983	25 174	20.6	.1	2.9
3415	Other industrial and personal service paper	47	60 957	13 822	22.7	Z	X
3600	Piece goods, knit and woven	6	4 833	1 127	23.3	Z	X
5100	Hides, skins, and pelts	6	7 031	1 615	23.0	Z	X
5300	Plastics materials and basic shapes	44	56 737	9 216	16.2	Z	X
5330	Chemicals and allied products (excluding agricultural, plastics, gases, and petroleum)	33	28 506	5 730	20.1	Z	19.5
5334	Organic fibers	18	13 499	3 269	24.2	Z	X
5344	Other chemicals and allied products	15	15 007	2 461	16.4	Z	X
6150	Nondurable goods, n.e.c.	6	24 205	8 564	35.4	Z	X

See footnotes at end of table.

Table 3. Merchant Wholesalers by Kind of Business and Commodity Line: 1997—Con.

[Includes only establishments with payroll. For meaning of abbreviations and symbols, see introductory text. For explanation of terms, see Appendix A]

NAICS code and CL code	Kind of business and commodity line	Establishments handling commodity line		Commodity line sales			Sales coverage percent
		Number	Total sales (\$1,000)	Amount ¹ (\$1,000)	As percent of total sales of—		
					Establishments handling line	Establishments in NAICS industry ¹	
421930	Recyclable material whsle—Con.						
9700	Service receipts and labor charges (including installed parts)	698	2 304 455	234 533	10.2	.6	66.5
9701	Labor charges for repair work	226	422 393	21 992	5.2	.1	X
9702	Parts installed in repair work	142	265 658	6 046	2.3	Z	X
9703	Other service receipts and labor charges—Specify	512	1 952 112	206 491	10.6	.6	X
9720	Receipts for service contracts	8	48 379	2 547	5.3	Z	X
9810	Miscellaneous commodities	328	1 180 958	70 768	6.0	.2	X
9940	Rental and leasing receipts	205	603 052	30 870	5.1	.1	X
9950	Construction receipts	35	60 258	3 878	6.4	Z	X
4219301	Iron & steel scrap processors & dealers	3 403	X	17 430 292	X	100.0	72.1
0100	New and used automobiles, motorcycles, etc.	18	15 991	958	6.0	Z	8.9
0112	Used automobiles	18	15 991	958	6.0	Z	X
0120	Buses, campers, and motor homes	14	4 847	181	3.7	Z	X
0130	Light trucks and vans (14,000 lb or less)	14	4 847	256	5.3	Z	X
0200	New and rebuilt automotive parts and supplies	20	20 149	2 631	13.1	Z	49.7
0212	Engines (complete)	17	9 177	1 161	12.7	Z	X
0213	Electrical engine parts (including ignition parts)	15	6 330	52	.8	Z	X
0214	Brake parts (including fluid and all disk and drum parts)	16	15 602	363	2.3	Z	X
0217	Hoses, belts, gaskets, and wiper blades	14	4 876	29	.6	Z	X
0218	Filters (oil, air, gas, and transmission)	14	4 876	29	.6	Z	X
0219	Engine parts, except electrical	14	4 876	84	1.7	Z	X
0221	Body parts and repair materials	15	6 330	154	2.4	Z	X
0240	Used automotive parts, accessories, and equipment	312	549 912	49 648	9.0	.3	X
0300	Tires and tubes	21	15 910	828	5.2	Z	69.7
0312	Recapped and used tires and repair materials	21	15 910	828	5.2	Z	X
1100	Iron and steel products (semifinished)	76	339 741	47 312	13.9	.3	19.6
1111	Sheet bars and tin plate bars	26	13 778	555	4.0	Z	X
1113	Rough castings and foundry products	22	70 151	2 356	3.4	Z	X
1116	Other semifinished iron and steel products	70	325 112	41 156	12.7	.2	X
1120	Flat iron and steel products	193	594 726	55 985	9.4	.3	12.7
1121	Plates	170	553 977	29 858	5.4	.2	X
1122	Strips (hot-rolled and cold-rolled)	127	365 443	2 750	.8	Z	X
1123	Sheets (cold-rolled)	145	437 687	5 410	1.2	Z	X
1124	Sheets (hot-rolled)	64	205 834	3 783	1.8	Z	X
1126	Sheets (galvanized and coated)	112	356 681	8 039	2.3	Z	X
1128	Fabricated and structural plate products	24	80 527	509	.6	Z	X
1129	Other flat iron and steel products	21	44 892	1 621	3.6	Z	X
1140	Iron and steel wire and wire products	73	416 614	15 413	3.7	.1	4.6
1141	Wire (plain, coated, barbed, and twisted)	27	196 686	4 146	2.1	Z	X
1142	Nails	13	6 496	125	1.9	Z	X
1143	Wire rope, strand, strapping, reinforcement mesh, and bale ties	43	134 084	6 554	4.9	Z	X
1150	Iron and steel pipe and tubing	196	674 110	36 334	5.4	.2	9.6
1152	Tubing	168	580 962	20 663	3.6	.1	X
1153	Standard steel pipe	175	587 712	10 192	1.7	.1	X
1154	Other steel pipe	26	42 216	1 324	3.1	Z	X
1160	Other iron and steel products	198	863 484	58 168	6.7	.3	7.8
1162	Bars (excluding reinforcement bars) and bar-size shapes: hot-rolled	148	633 752	14 750	2.3	.1	X
1163	Bars and bar-size shapes: cold finished	133	553 525	5 000	.9	Z	X
1164	Concrete reinforcement bars	180	738 370	8 002	1.1	Z	X
1165	Structural shapes (excluding bar-size shapes)	162	588 314	10 082	1.7	.1	X
1167	Finished products, n.e.c.	8	98 448	486	.5	Z	X
1170	Alloy steel	53	280 566	9 784	3.5	.1	.2
1171	Bars, hot-rolled or cold-finished	45	254 787	8 889	3.5	.1	X
1180	Stainless steel	473	2 386 041	101 453	4.3	.6	.7
1181	Plates	109	1 810 685	29 035	1.6	.2	X
1182	Strip	55	483 854	7 752	1.6	Z	X
1183	Sheets	343	2 131 475	35 781	1.7	.2	X
1184	Bars and bar-size shapes	55	483 854	7 752	1.6	Z	X
1185	Other stainless steel (including tubing)	111	511 010	8 147	1.6	Z	X
1200	Copper and brass	401	1 878 462	100 953	5.4	.6	.6
1211	Copper wire mill products (structural only)	277	1 593 371	77 684	4.9	.4	X
1212	Flat products (sheets, strips, and plates)	141	95 757	1 643	1.7	Z	X
1213	Tubular products (pipes and tubes)	141	95 757	9 057	9.5	.1	X
1220	Aluminum shapes, forms, etc.	130	481 602	18 703	3.9	.1	4.1
1221	Plates (.250 inch and over)	42	74 775	1 441	1.9	Z	X
1222	Sheets and coils (.006 to .249 inch)	69	439 456	6 793	1.5	Z	X
1223	Rods, bars, and wires: rolled or extruded (rounds, hexes, squares, and rectangles)	53	381 850	6 247	1.6	Z	X
1224	Pipe and tubing (including hollow bar, square, and rectangular tubing) ..	83	189 104	2 676	1.4	Z	X
1230	Other nonferrous metals (magnesium, nickel, tin, lead, zinc, etc., except precious)	169	1 102 649	73 341	6.7	.4	X
1300	Coal and coke	7	12 833	5 918	46.1	Z	72.1
1311	Coal	7	12 833	5 918	46.1	Z	X
2320	General-purpose industrial machinery, equipment, and parts	74	391 967	52 096	13.3	.3	X
2900	Ferrous metal scrap	3 403	17 430 292	14 172 735	81.3	81.3	65.0
2911	Prepared ferrous metal scrap (processed by this establishment)	2 271	12 406 155	8 477 261	68.3	48.6	X
2912	Prepared ferrous metal scrap (not processed by this establishment)	1 443	8 695 265	5 187 191	59.7	29.8	X
2913	Unprepared ferrous metal scrap including bimetal cans	785	2 567 530	508 282	19.8	2.9	X
2920	Nonferrous metal scrap	2 205	10 516 047	2 412 930	22.9	13.8	64.3
2921	Aluminum scrap	2 041	9 541 686	1 286 658	13.5	7.4	X
2922	Copper and copper alloy scrap	1 788	7 945 127	642 697	8.1	3.7	X
2923	Lead scrap	532	2 229 013	38 431	1.7	.2	X
2924	Other nonferrous metallic scrap (nickel, zinc, and precious and special metals)	1 088	6 400 878	445 129	7.0	2.6	X

See footnotes at end of table.

Table 3. Merchant Wholesalers by Kind of Business and Commodity Line: 1997—Con.

[Includes only establishments with payroll. For meaning of abbreviations and symbols, see introductory text. For explanation of terms, see Appendix A]

NAICS code and CL code	Kind of business and commodity line	Establishments handling commodity line		Commodity line sales			Sales coverage percent
		Number	Total sales (\$1,000)	Amount ¹ (\$1,000)	As percent of total sales of—		
					Establishments handling line	Establishments in NAICS industry ¹	
4219301	Iron & steel scrap processors & dealers—Con.						
2930	Recyclable paper and paperboard	172	1 066 184	65 473	6.1	.4	X
2940	Recyclable materials, except metal	93	487 272	6 719	1.4	Z	71.3
2941	Wiping cloths, waste rags, and textile waste	8	8 058	413	5.1	Z	X
2943	Recyclable plastics	53	411 590	4 242	1.0	Z	X
2944	Recyclable glass	41	118 874	1 195	1.0	Z	X
2945	Other recyclable materials (including rubber and bones)	28	57 034	867	1.5	Z	X
3400	Industrial and personal services paper and plastics	7	18 448	482	2.6	Z	X
9700	Service receipts and labor charges (including installed parts)	264	1 061 896	84 667	8.0	.5	66.9
9701	Labor charges for repair work	96	135 063	7 507	5.6	Z	X
9702	Parts installed in repair work	71	88 472	2 303	2.6	Z	X
9703	Other service receipts and labor charges—Specify	176	932 841	74 857	8.0	.4	X
9810	Miscellaneous commodities	117	704 105	35 547	5.0	.2	X
9940	Rental and leasing receipts	100	326 272	9 635	3.0	.1	X
9950	Construction receipts	18	31 848	3 024	9.5	Z	X
42193011	Iron & steel scrap processors (using power processing equipment)	2 268	X	12 322 747	X	100.0	72.9
0100	New and used automobiles, motorcycles, etc.	18	15 991	958	6.0	Z	X
0120	Buses, campers, and motor homes	14	4 847	181	3.7	Z	X
0130	Light trucks and vans (14,000 lb or less)	14	4 847	256	5.3	Z	X
0200	New and rebuilt automotive parts and supplies	20	20 149	2 631	13.1	Z	X
0240	Used automotive parts, accessories, and equipment	178	408 784	28 700	7.0	Z	X
0300	Tires and tubes	21	15 910	828	5.2	Z	X
1100	Iron and steel products (semifinished)	70	325 112	44 067	13.6	.4	X
1120	Flat iron and steel products	170	553 977	51 970	9.4	.4	X
1140	Iron and steel wire and wire products	56	324 279	10 825	3.3	.1	X
1150	Iron and steel pipe and tubing	175	587 712	32 180	5.5	.3	X
1160	Other iron and steel products	180	738 370	38 330	5.2	.3	X
1170	Alloy steel	45	254 787	8 889	3.5	.1	X
1180	Stainless steel	398	2 158 633	88 489	4.1	.7	X
1200	Copper and brass	277	1 593 371	88 384	5.5	.7	X
1220	Aluminum shapes, forms, etc.	95	456 625	17 172	3.8	.1	X
1230	Other nonferrous metals (magnesium, nickel, tin, lead, zinc, etc., except precious)	144	1 060 233	72 238	6.8	.6	X
1300	Coal and coke	7	12 833	5 918	46.1	Z	X
2320	General-purpose industrial machinery, equipment, and parts	62	250 719	12 993	5.2	.1	X
2900	Ferrous metal scrap	2 268	12 322 747	9 493 961	77.0	77.0	X
2920	Nonferrous metal scrap	1 553	9 287 321	2 138 173	23.0	17.4	X
2930	Recyclable paper and paperboard	136	994 488	60 182	6.1	.5	X
2940	Recyclable materials, except metal	72	450 715	6 139	1.4	.1	X
9700	Service receipts and labor charges (including installed parts)	218	994 915	74 594	7.5	.6	X
9810	Miscellaneous commodities	103	559 799	24 296	4.3	.2	X
9940	Rental and leasing receipts	73	306 210	8 789	2.9	.1	X
9950	Construction receipts	17	31 750	3 009	9.5	Z	X
42193012	Iron & steel scrap processors (not using power processing equip)	1 135	X	5 107 545	X	100.0	70.3
0240	Used automotive parts, accessories, and equipment	134	141 128	20 948	14.8	.4	X
1100	Iron and steel products (semifinished)	6	14 629	3 245	22.2	.1	X
1120	Flat iron and steel products	23	40 749	4 015	9.9	.1	X
1140	Iron and steel wire and wire products	17	92 335	4 588	5.0	.1	X
1150	Iron and steel pipe and tubing	21	86 398	4 154	4.8	.1	X
1160	Other iron and steel products	18	125 114	19 838	15.9	.4	X
1170	Alloy steel	8	25 779	895	3.5	.2	X
1180	Stainless steel	75	227 408	12 964	5.7	.3	X
1200	Copper and brass	124	285 091	12 569	4.4	.2	X
1220	Aluminum shapes, forms, etc.	35	24 977	1 531	6.1	Z	X
1230	Other nonferrous metals (magnesium, nickel, tin, lead, zinc, etc., except precious)	25	42 416	1 103	2.6	Z	X
2320	General-purpose industrial machinery, equipment, and parts	12	141 248	39 103	27.7	.8	X
2900	Ferrous metal scrap	1 135	5 107 545	4 678 774	91.6	91.6	62.7
2912	Prepared ferrous metal scrap (not processed by this establishment)	818	4 817 625	4 353 032	90.4	85.2	X
2913	Unprepared ferrous metal scrap including bimetal cans	425	572 906	274 889	48.0	5.4	X
2920	Nonferrous metal scrap	652	1 228 726	274 757	22.4	5.4	47.0
2921	Aluminum scrap	569	1 079 957	140 923	13.0	2.8	X
2922	Copper and copper alloy scrap	490	860 556	73 370	8.5	1.4	X
2923	Lead scrap	126	369 379	7 539	2.0	.1	X
2924	Other nonferrous metallic scrap (nickel, zinc, and precious and special metals)	225	620 955	52 913	8.5	1.0	X
2930	Recyclable paper and paperboard	36	71 696	5 291	7.4	.1	X
2940	Recyclable materials, except metal	21	36 557	580	1.6	Z	67.6
2943	Recyclable plastics	19	36 086	292	.8	Z	X
2944	Recyclable glass	16	28 888	260	.9	Z	X
9700	Service receipts and labor charges (including installed parts)	46	66 981	10 073	15.0	.2	66.6
9701	Labor charges for repair work	20	7 338	1 286	17.5	Z	X
9702	Parts installed in repair work	9	4 707	493	10.5	Z	X
9703	Other service receipts and labor charges—Specify	24	59 160	8 294	14.0	.2	X
9810	Miscellaneous commodities	14	144 306	11 251	7.8	.2	X
9940	Rental and leasing receipts	27	20 062	846	4.2	Z	X

See footnotes at end of table.

Table 3. Merchant Wholesalers by Kind of Business and Commodity Line: 1997—Con.

[Includes only establishments with payroll. For meaning of abbreviations and symbols, see introductory text. For explanation of terms, see Appendix A]

NAICS code and CL code	Kind of business and commodity line	Establishments handling commodity line		Commodity line sales			Sales coverage percent
		Number	Total sales (\$1,000)	Amount ¹ (\$1,000)	As percent of total sales of—		
					Establishments handling line	Establishments in NAICS industry ¹	
4219302	Recyclable paper & paperboard whsle	1 539	X	5 384 421	X	100.0	80.3
0240	Used automotive parts, accessories, and equipment	6	15 570	46	.3	Z	X
0920	New computer equipment	7	17 264	236	1.4	Z	X
1100	Iron and steel products (semifinished)	7	15 734	223	1.4	Z	X
1140	Iron and steel wire and wire products	25	75 455	399	.5	Z	X
1180	Stainless steel	16	48 795	695	1.4	Z	X
1200	Copper and brass	37	100 986	1 800	1.8	Z	X
1220	Aluminum shapes, forms, etc.	21	34 346	3 056	8.9	.1	X
1230	Other nonferrous metals (magnesium, nickel, tin, lead, zinc, etc., except precious)	15	55 197	573	1.0	Z	X
1650	Communication equipment and supplies	7	21 198	6 287	29.7	.1	8.7
1652	Other electronic communication equipment	7	21 198	6 287	29.7	.1	X
2320	General-purpose industrial machinery, equipment, and parts	23	99 537	5 739	5.8	.1	2.7
2327	All other new general-purpose industrial machinery and equipment	23	99 537	2 585	2.6	Z	X
2328	Used general-purpose industrial machinery and equipment	6	48 143	3 154	6.6	.1	X
2340	Materials handling machinery, equipment, and parts	6	14 201	4 256	30.0	.1	80.3
2341	New conveying equipment	6	14 201	4 256	30.0	.1	X
2360	Other industrial machinery, equipment, and parts	12	15 122	557	3.7	Z	80.3
2363	New printing trades machinery, equipment, and supplies	9	6 351	372	5.9	Z	X
2460	Other industrial supplies	14	42 769	2 333	5.5	Z	X
2900	Ferrous metal scrap	195	540 999	28 758	5.3	.5	78.5
2911	Prepared ferrous metal scrap (processed by this establishment)	60	149 851	13 029	8.7	.2	X
2912	Prepared ferrous metal scrap (not processed by this establishment)	59	139 649	9 781	7.0	.2	X
2913	Unprepared ferrous metal scrap including bimetal cans	121	379 846	5 948	1.6	.1	X
2920	Nonferrous metal scrap	417	1 339 872	138 701	10.4	2.6	80.2
2921	Aluminum scrap	405	1 318 998	121 436	9.2	2.3	X
2922	Copper and copper alloy scrap	9	230 640	8 557	3.7	.2	X
2923	Lead scrap	24	54 382	1 799	3.3	Z	X
2924	Other nonferrous metallic scrap (nickel, zinc, and precious and special metals)	51	153 610	6 908	4.5	.1	X
2930	Recyclable paper and paperboard	1 539	5 384 421	4 970 236	92.3	92.3	X
2940	Recyclable materials, except metal	418	1 308 456	96 139	7.3	1.8	79.1
2941	Wiping cloths, waste rags, and textile waste	32	71 480	1 951	2.7	Z	X
2943	Recyclable plastics	370	1 155 297	45 767	4.0	.9	X
2944	Recyclable glass	309	1 003 903	27 497	2.7	.5	X
2945	Other recyclable materials (including rubber and bones)	51	161 557	20 898	12.9	.4	X
3300	Stationery, office supplies and greeting cards	7	9 518	840	8.8	Z	7.5
3311	Business forms	7	9 518	342	3.6	Z	X
3312	Stationery, photocopy paper, and typing paper	7	9 518	182	1.9	Z	X
3313	Inked ribbons, carbon paper, pens and pencils	7	9 518	144	1.5	Z	X
3314	Toner and cartridges	7	9 518	101	1.1	Z	X
3316	Other stationery supplies (envelopes, ruled forms, and binder paper)	7	9 518	64	.7	Z	X
3400	Industrial and personal services paper and plastics	25	42 578	10 870	25.5	.2	X
5300	Plastics materials and basic shapes	32	43 347	7 256	16.7	.1	X
5330	Chemicals and allied products (excluding agricultural, plastics, gases, and petroleum)	15	15 007	2 461	16.4	Z	5.7
5344	Other chemicals and allied products	15	15 007	2 461	16.4	Z	X
9700	Service receipts and labor charges (including installed parts)	149	449 285	59 577	13.3	1.1	77.4
9701	Labor charges for repair work	17	48 842	2 754	5.6	.1	X
9702	Parts installed in repair work	14	34 918	302	.9	Z	X
9703	Other service receipts and labor charges—Specify	138	405 721	56 519	13.9	1.1	X
9810	Miscellaneous commodities	76	252 664	15 400	6.1	.3	X
9940	Rental and leasing receipts	25	83 701	4 189	5.0	.1	X
4219303	Other recyclable material whsle	3 891	X	14 543 434	X	100.0	73.1
0200	New and rebuilt automotive parts and supplies	10	43 951	4 125	9.4	Z	X
0240	Used automotive parts, accessories, and equipment	112	248 058	9 558	3.9	.1	X
0300	Tires and tubes	7	13 960	5 887	42.2	Z	70.7
0312	Recapped and used tires and repair materials	7	13 960	5 887	42.2	Z	X
1100	Iron and steel products (semifinished)	55	91 608	5 178	5.7	Z	X
1120	Flat iron and steel products	67	317 929	21 889	6.9	.2	4.3
1121	Plates	67	317 929	1 982	.6	Z	X
1126	Sheets (galvanized and coated)	67	317 929	19 907	6.3	.1	X
1140	Iron and steel wire and wire products	41	115 173	4 023	3.5	Z	17.0
1141	Wire (plain, coated, barbed, and twisted)	41	115 173	4 023	3.5	Z	X
1150	Iron and steel pipe and tubing	87	298 210	10 201	3.4	.1	5.5
1152	Tubing	14	288 559	10 133	3.5	.1	X
1153	Standard steel pipe	73	9 651	68	.7	Z	X
1160	Other iron and steel products	67	257 007	7 639	3.0	.1	X
1170	Alloy steel	46	417 774	27 860	6.7	.2	3.0
1171	Bars, hot-rolled or cold-finished	46	417 774	27 860	6.7	.2	X
1180	Stainless steel	412	2 127 742	123 749	5.8	.9	4.3
1181	Plates	30	264 078	3 349	1.3	Z	X
1182	Strip	37	228 406	2 385	1.0	Z	X
1183	Sheets	156	1 055 027	94 904	9.0	.7	X
1184	Bars and bar-size shapes	65	329 738	16 786	5.1	.1	X
1185	Other stainless steel (including tubing)	158	332 069	6 325	1.9	Z	X
1200	Copper and brass	323	1 816 248	331 563	18.3	2.3	1.8
1211	Copper wire mill products (structural only)	232	1 713 076	199 463	11.6	1.4	X
1212	Flat products (sheets, strips, and plates)	91	103 172	58 655	56.9	.4	X
1213	Tubular products (pipes and tubes)	91	220 726	18 700	8.5	.1	X
1214	Rod, nonelectrical wire, extruded shapes, etc.	49	330 775	54 743	16.6	.4	X

See footnotes at end of table.

Table 3. Merchant Wholesalers by Kind of Business and Commodity Line: 1997—Con.

[Includes only establishments with payroll. For meaning of abbreviations and symbols, see introductory text. For explanation of terms, see Appendix A]

NAICS code and CL code	Kind of business and commodity line	Establishments handling commodity line		Commodity line sales			Sales coverage percent
		Number	Total sales (\$1,000)	Amount ¹ (\$1,000)	As percent of total sales of—		
					Establishments handling line	Establishments in NAICS industry ¹	
4219303	Other recyclable material whsle—Con.						
1220	Aluminum shapes, forms, etc.	136	998 162	330 608	33.1	2.3	48.9
1221	Plates (.250 inch and over)	14	5 036	42	.8	Z	X
1222	Sheets and coils (.006 to .249 inch)	46	950 188	53 073	5.6	.4	X
1223	Rods, bars, and wires: rolled or extruded (rounds, hexes, squares, and rectangles)	59	929 878	275 846	29.7	1.9	X
1224	Pipe and tubing (including hollow bar, square, and rectangular tubing) ..	45	38 387	1 463	3.8	Z	X
1225	Foils	16	5 408	183	3.4	Z	X
1230	Other nonferrous metals (magnesium, nickel, tin, lead, zinc, etc., except precious)	202	791 701	44 745	5.7	.3	X
2320	General-purpose industrial machinery, equipment, and parts	138	296 870	36 403	12.3	.3	.3
2328	Used general-purpose industrial machinery and equipment	138	296 870	36 403	12.3	.3	X
2900	Ferrous metal scrap	1 164	5 492 210	1 114 614	20.3	7.7	64.7
2911	Prepared ferrous metal scrap (processed by this establishment)	705	3 640 881	739 652	20.3	5.1	X
2912	Prepared ferrous metal scrap (not processed by this establishment)	479	2 472 699	286 794	11.6	2.0	X
2913	Unprepared ferrous metal scrap including bimetal cans	348	952 187	88 167	9.3	.6	X
2920	Nonferrous metal scrap	2 434	12 084 100	9 548 065	79.0	65.7	55.9
2921	Aluminum scrap	2 253	11 108 713	5 064 293	45.6	34.8	X
2922	Copper and copper alloy scrap	1 755	8 885 023	2 565 854	28.9	17.6	X
2923	Lead scrap	775	3 687 535	133 686	3.6	.9	X
2924	Other nonferrous metallic scrap (nickel, zinc, and precious and special metals)	1 361	8 218 652	1 784 231	21.7	12.3	X
2930	Recyclable paper and paperboard	441	1 514 169	158 945	10.5	1.1	X
2940	Recyclable materials, except metal	1 915	3 928 136	2 578 748	65.6	17.7	64.6
2941	Wiping cloths, waste rags, and textile waste	469	934 360	854 498	91.5	5.9	X
2943	Recyclable plastics	879	2 235 828	819 710	36.7	5.6	X
2944	Recyclable glass	531	1 464 742	260 350	17.8	1.8	X
2945	Other recyclable materials (including rubber and bones)	664	900 437	644 189	71.5	4.4	X
3030	Precious metals—gold, silver, and platinum including precious metal coins	6	18 335	4 953	27.0	Z	X
3400	Industrial and personal services paper and plastics	47	60 957	13 822	22.7	.1	6.4
3415	Other industrial and personal service paper	47	60 957	13 822	22.7	.1	X
5300	Plastics materials and basic shapes	12	13 390	1 960	14.6	Z	X
5330	Chemicals and allied products (excluding agricultural, plastics, gases, and petroleum)	18	13 499	3 269	24.2	Z	44.7
5334	Organic fibers	18	13 499	3 269	24.2	Z	X
6150	Nondurable goods, n.e.c.	6	24 205	8 564	35.4	.1	X
9700	Service receipts and labor charges (including installed parts)	285	793 274	90 289	11.4	.6	59.2
9701	Labor charges for repair work	114	238 488	11 731	4.9	.1	X
9702	Parts installed in repair work	57	142 268	3 441	2.4	Z	X
9703	Other service receipts and labor charges—Specify	198	613 550	75 115	12.2	.5	X
9810	Miscellaneous commodities	135	224 189	19 821	8.8	.1	X
9940	Rental and leasing receipts	80	193 079	17 046	8.8	.1	X
9950	Construction receipts	12	13 277	618	4.7	Z	X
42194	Jewelry/watch/silverware/precious stone, & precious metal whsle	7 183	X	30 824 486	X	100.0	76.6
0500	Household china, glassware, crockery, and plastic housewares	57	174 283	13 304	7.6	Z	X
0540	Other home furnishings	52	79 307	8 497	10.7	Z	3.0
0542	Mirrors, lamps, and picture frames	50	75 578	3 907	5.2	Z	X
0543	Home furnishings, n.e.c.	50	75 578	4 553	6.0	Z	X
0900	Office equipment	10	214 310	52 106	24.3	.2	76.5
0912	Calculators and accounting machines	10	214 310	52 106	24.3	.2	X
1030	Optical and ophthalmic goods	6	16 115	5 143	31.9	Z	X
1200	Copper and brass	71	3 357 526	779 329	23.2	2.5	X
1220	Aluminum shapes, forms, etc.	22	3 235 913	164 128	5.1	.5	X
1320	Minerals and ores (excluding coal, precious stones, and crude oil)	24	29 573	3 910	13.2	Z	X
1400	Electrical apparatus and equipment	6	42 637	2 610	6.1	Z	75.7
1419	Industrial controls	6	42 637	2 610	6.1	Z	X
1500	Electrical appliances, household	35	280 398	44 575	15.9	.1	.6
1512	Radios, stereos, and CD players	34	279 217	44 551	16.0	.1	X
1700	Hardware	17	41 702	7 719	18.5	Z	67.9
1711	Hand tools (including power driven)	17	41 702	7 719	18.5	Z	X
2700	Sporting and recreational goods and supplies	34	43 948	3 733	8.5	Z	39.3
2713	Billiards, pool, bowling equipment, and accessories	10	1 582	260	16.4	Z	X
2715	Athletic equipment and accessories	11	38 730	2 492	6.4	Z	X
2718	Other sporting and recreational goods (go carts, bait, etc.)	12	3 633	981	27.0	Z	X
2800	Toys and hobby goods and supplies	30	88 021	13 317	15.1	Z	11.9
2812	Other toys and games (including fireworks and children's vehicles)	13	56 027	4 066	7.3	Z	X
2813	Crafts and craft supplies	14	27 268	8 045	29.5	Z	X
2920	Nonferrous metal scrap	44	4 429 132	120 623	2.7	.4	.2
2922	Copper and copper alloy scrap	35	4 410 186	2 859	.1	Z	X
2923	Lead scrap	35	4 410 186	117 079	2.7	.4	X

See footnotes at end of table.

Table 3. Merchant Wholesalers by Kind of Business and Commodity Line: 1997—Con.

[Includes only establishments with payroll. For meaning of abbreviations and symbols, see introductory text. For explanation of terms, see Appendix A]

NAICS code and CL code	Kind of business and commodity line	Establishments handling commodity line		Commodity line sales			Sales coverage percent
		Number	Total sales (\$1,000)	Amount ¹ (\$1,000)	As percent of total sales of—		
					Establishments handling line	Establishments in NAICS industry ¹	
42194	Jewelry/watch/silverware/precious stone, & precious metal whsle—Con.						
3000	Jewelry, diamonds, gem stones, and watches	6 803	21 527 436	20 632 348	95.8	66.9	67.1
3011	Diamond jewelry and diamond jewelry where lapidary work was not performed at this location	2 898	10 427 441	7 330 001	70.3	23.8	X
3012	Gem stone and pearl jewelry where lapidary work was not performed at this location	1 976	4 088 305	1 580 409	38.7	5.1	X
3013	Diamonds, diamond jewelry, gem stones, and pearl jewelry where lapidary work was performed at this location	1 095	2 817 963	1 617 406	57.4	5.2	X
3014	Watches, clocks, and watch movements and cases	1 610	5 861 601	3 869 390	66.0	12.6	X
3015	Karat gold jewelry (rings, necklaces, etc.)	1 625	5 374 788	3 189 911	59.4	10.3	X
3016	Other jewel., silverware, and plated ware (incl. jewel. where gemstones less than 50% of value, gold filled sterling, and costume jewel. and medallions)	2 632	4 524 380	3 045 221	67.3	9.9	X
3030	Precious metals—gold, silver, and platinum including precious metal coins	794	10 768 876	8 670 231	80.5	28.1	X
3150	Other durable goods	6	2 173	718	33.0	Z	X
3300	Stationery, office supplies and greeting cards	18	182 696	26 174	14.3	.1	50.3
3312	Stationery, photocopy paper, and typing paper	8	1 913	568	29.7	Z	X
3313	Inked ribbons, carbon paper, pens and pencils	10	180 783	25 606	14.2	.1	X
3400	Industrial and personal services paper and plastics	8	17 442	1 986	11.4	Z	11.4
3413	Industrial paper (wrapping, bags, cartons, etc.)	8	17 442	1 986	11.4	Z	X
3500	Drugs, pharmaceuticals, cosmetics, and toiletries	15	129 787	20 315	15.7	.1	4.7
3514	Perfumes	15	129 787	20 315	15.7	.1	X
3700	Notions (buttons, ribbons, lace, sewing accessories, zippers, bindings, etc.)	8	8 263	1 409	17.1	Z	X
3800	Men's and boys' wear	20	83 925	5 894	7.0	Z	1.9
3811	Men's and boys' suits, coats, and formal wear	7	32 259	1 427	4.4	Z	X
3814	Men's and boys' work clothing and uniforms	6	11 963	1 808	15.1	Z	X
3815	Other men's and boys' wear (caps, hats, swimwear, neckwear, etc.)	9	39 670	2 653	6.7	Z	X
3900	Women's and children's wear	78	130 714	21 714	16.6	.1	8.6
3911	Infants' and children's wear (to size 6X)	55	65 059	4 958	7.6	Z	X
3913	Women's, misses', and girls' suits and coats	54	64 953	7 030	10.8	Z	X
3914	Women's and misses' outerwear	7	6 623	251	3.8	Z	X
3916	Other women's, misses, and girl's wear (furs, sweaters, millinery, etc.)	14	58 457	9 334	16.0	Z	X
4000	Footwear	8	3 960	187	4.7	Z	11.2
4011	All athletic footwear	8	3 960	187	4.7	Z	X
6000	Paint, paint supplies, and wallpaper	33	24 505	2 201	9.0	Z	76.6
6015	Wallpaper	33	24 505	2 201	9.0	Z	X
6100	Books, periodicals, newspapers, and miscellaneous printed materials	14	17 971	2 981	16.6	Z	19.0
6102	Other periodicals, newspapers, and miscellaneous printed materials	13	16 063	2 791	17.4	Z	X
6120	Art goods (including novelties and souvenirs)	125	289 780	39 867	13.8	.1	4.5
6122	Novelties and souvenirs	112	194 945	34 675	17.8	.1	X
6150	Nondurable goods, n.e.c.	21	26 937	5 236	19.4	Z	X
9700	Service receipts and labor charges (including installed parts)	206	427 479	21 021	4.9	.1	2.2
9701	Labor charges for repair work	26	137 128	688	.5	Z	X
9702	Parts installed in repair work	19	4 598	405	8.8	Z	X
9703	Other service receipts and labor charges—Specify	147	174 662	14 735	8.4	Z	X
9730	Advertising specialties (paper novelties, etc.)	8	5 713	736	12.9	Z	X
9810	Miscellaneous commodities	267	4 824 373	88 311	1.8	.3	X
9940	Rental and leasing receipts	36	47 325	5 185	11.0	Z	X
421940	Jewelry/watch/silverware/precious stone, & precious metal whsle	7 183	X	30 824 486	X	100.0	76.6
0500	Household china, glassware, crockery, and plastic housewares	57	174 283	13 304	7.6	Z	X
0540	Other home furnishings	52	79 307	8 497	10.7	Z	3.0
0542	Mirrors, lamps, and picture frames	50	75 578	3 907	5.2	Z	X
0543	Home furnishings, n.e.c.	50	75 578	4 553	6.0	Z	X
0900	Office equipment	10	214 310	52 106	24.3	.2	76.5
0912	Calculators and accounting machines	10	214 310	52 106	24.3	.2	X
1030	Optical and ophthalmic goods	6	16 115	5 143	31.9	Z	X
1200	Copper and brass	71	3 357 526	779 329	23.2	2.5	X
1220	Aluminum shapes, forms, etc.	22	3 235 913	164 128	5.1	.5	X
1320	Minerals and ores (excluding coal, precious stones, and crude oil)	24	29 573	3 910	13.2	Z	X
1400	Electrical apparatus and equipment	6	42 637	2 610	6.1	Z	75.7
1419	Industrial controls	6	42 637	2 610	6.1	Z	X
1500	Electrical appliances, household	35	280 398	44 575	15.9	.1	.6
1512	Radios, stereos, and CD players	34	279 217	44 551	16.0	.1	X
1700	Hardware	17	41 702	7 719	18.5	Z	67.9
1711	Hand tools (including power driven)	17	41 702	7 719	18.5	Z	X
2700	Sporting and recreational goods and supplies	34	43 948	3 733	8.5	Z	39.3
2713	Billiards, pool, bowling equipment, and accessories	10	1 582	260	16.4	Z	X
2715	Athletic equipment and accessories	11	38 730	2 492	6.4	Z	X
2718	Other sporting and recreational goods (go carts, bait, etc.)	12	3 633	981	27.0	Z	X
2800	Toys and hobby goods and supplies	30	88 021	13 317	15.1	Z	11.9
2812	Other toys and games (including fireworks and children's vehicles)	13	56 027	4 066	7.3	Z	X
2813	Crafts and craft supplies	14	27 268	8 045	29.5	Z	X
2920	Nonferrous metal scrap	44	4 429 132	120 623	2.7	.4	.2
2922	Copper and copper alloy scrap	35	4 410 186	2 859	.1	Z	X
2923	Lead scrap	35	4 410 186	117 079	2.7	.4	X

See footnotes at end of table.

Table 3. Merchant Wholesalers by Kind of Business and Commodity Line: 1997—Con.

[Includes only establishments with payroll. For meaning of abbreviations and symbols, see introductory text. For explanation of terms, see Appendix A]

NAICS code and CL code	Kind of business and commodity line	Establishments handling commodity line		Commodity line sales			Sales coverage percent
		Number	Total sales (\$1,000)	Amount ¹ (\$1,000)	As percent of total sales of—		
					Establishments handling line	Establishments in NAICS industry ¹	
421940	Jewelry/watch/silverware/precious stone, & precious metal whsle—Con.						
3000	Jewelry, diamonds, gem stones, and watches	6 803	21 527 436	20 632 348	95.8	66.9	67.1
3011	Diamond jewelry and diamond jewelry where lapidary work was not performed at this location	2 898	10 427 441	7 330 001	70.3	23.8	X
3012	Gem stone and pearl jewelry where lapidary work was not performed at this location	1 976	4 088 305	1 580 409	38.7	5.1	X
3013	Diamonds, diamond jewelry, gem stones, and pearl jewelry where lapidary work was performed at this location	1 095	2 817 963	1 617 406	57.4	5.2	X
3014	Watches, clocks, and watch movements and cases	1 610	5 861 601	3 869 390	66.0	12.6	X
3015	Karat gold jewelry (rings, necklaces, etc.)	1 625	5 374 788	3 189 911	59.4	10.3	X
3016	Other jewel., silverware, and plated ware (incl. jewel. where gemstones less than 50% of value, gold filled sterling, and costume jewel. and medallions)	2 632	4 524 380	3 045 221	67.3	9.9	X
3030	Precious metals—gold, silver, and platinum including precious metal coins	794	10 768 876	8 670 231	80.5	28.1	X
3150	Other durable goods	6	2 173	718	33.0	Z	X
3300	Stationery, office supplies and greeting cards	18	182 696	26 174	14.3	.1	50.3
3312	Stationery, photocopy paper, and typing paper	8	1 913	568	29.7	Z	X
3313	Inked ribbons, carbon paper, pens and pencils	10	180 783	25 606	14.2	.1	X
3400	Industrial and personal services paper and plastics	8	17 442	1 986	11.4	Z	11.4
3413	Industrial paper (wrapping, bags, cartons, etc.)	8	17 442	1 986	11.4	Z	X
3500	Drugs, pharmaceuticals, cosmetics, and toiletries	15	129 787	20 315	15.7	.1	4.7
3514	Perfumes	15	129 787	20 315	15.7	.1	X
3700	Notions (buttons, ribbons, lace, sewing accessories, zippers, bindings, etc.)	8	8 263	1 409	17.1	Z	X
3800	Men's and boys' wear	20	83 925	5 894	7.0	Z	1.9
3811	Men's and boys' suits, coats, and formal wear	7	32 259	1 427	4.4	Z	X
3814	Men's and boys' work clothing and uniforms	6	11 963	1 808	15.1	Z	X
3815	Other men's and boys' wear (caps, hats, swimwear, neckwear, etc.)	9	39 670	2 653	6.7	Z	X
3900	Women's and children's wear	78	130 714	21 714	16.6	.1	8.6
3911	Infants' and children's wear (to size 6X)	55	65 059	4 958	7.6	Z	X
3913	Women's, misses', and girls' suits and coats	54	64 953	7 030	10.8	Z	X
3914	Women's and misses' outerwear	7	6 623	251	3.8	Z	X
3916	Other women's, misses, and girl's wear (furs, sweaters, millinery, etc.)	14	58 457	9 334	16.0	Z	X
4000	Footwear	8	3 960	187	4.7	Z	11.2
4011	All athletic footwear	8	3 960	187	4.7	Z	X
6000	Paint, paint supplies, and wallpaper	33	24 505	2 201	9.0	Z	76.6
6015	Wallpaper	33	24 505	2 201	9.0	Z	X
6100	Books, periodicals, newspapers, and miscellaneous printed materials	14	17 971	2 981	16.6	Z	19.0
6102	Other periodicals, newspapers, and miscellaneous printed materials	13	16 063	2 791	17.4	Z	X
6120	Art goods (including novelties and souvenirs)	125	289 780	39 867	13.8	.1	4.5
6122	Novelties and souvenirs	112	194 945	34 675	17.8	.1	X
6150	Nondurable goods, n.e.c.	21	26 937	5 236	19.4	Z	X
9700	Service receipts and labor charges (including installed parts)	206	427 479	21 021	4.9	.1	2.2
9701	Labor charges for repair work	26	137 128	688	.5	Z	X
9702	Parts installed in repair work	19	4 598	405	8.8	Z	X
9703	Other service receipts and labor charges—Specify	147	174 662	14 735	8.4	Z	X
9730	Advertising specialties (paper novelties, etc.)	8	5 713	736	12.9	Z	X
9810	Miscellaneous commodities	267	4 824 373	88 311	1.8	.3	X
9940	Rental and leasing receipts	36	47 325	5 185	11.0	Z	X
4219401	Jewelry, watch, diamonds, precious stone, & silverware whsle	6 641	X	21 097 516	X	100.0	73.1
0500	Household china, glassware, crockery, and plastic housewares	50	156 315	12 751	8.2	.1	X
0540	Other home furnishings	50	75 578	8 460	11.2	Z	3.0
0542	Mirrors, lamps, and picture frames	50	75 578	3 907	5.2	Z	X
0543	Home furnishings, n.e.c.	50	75 578	4 553	6.0	Z	X
0900	Office equipment	10	214 310	52 106	24.3	.2	72.9
0912	Calculators and accounting machines	10	214 310	52 106	24.3	.2	X
1030	Optical and ophthalmic goods	6	16 115	5 143	31.9	Z	X
1200	Copper and brass	42	58 951	8 754	14.9	Z	X
1220	Aluminum shapes, forms, etc.	16	29 704	1 135	3.8	Z	X
1320	Minerals and ores (excluding coal, precious stones, and crude oil)	14	24 182	3 653	15.1	Z	X
1400	Electrical apparatus and equipment	6	42 637	2 610	6.1	Z	72.1
1419	Industrial controls	6	42 637	2 610	6.1	Z	X
1500	Electrical appliances, household	34	279 217	44 551	16.0	.2	.6
1512	Radios, stereos, and CD players	34	279 217	44 551	16.0	.2	X
1700	Hardware	11	29 216	4 596	15.7	Z	60.6
1711	Hand tools (including power driven)	11	29 216	4 596	15.7	Z	X
2700	Sporting and recreational goods and supplies	34	43 948	3 733	8.5	Z	37.5
2713	Billiards, pool, bowling equipment, and accessories	10	1 582	260	16.4	Z	X
2715	Athletic equipment and accessories	11	38 730	2 492	6.4	Z	X
2718	Other sporting and recreational goods (go carts, bait, etc.)	12	3 633	981	27.0	Z	X
2800	Toys and hobby goods and supplies	27	83 295	12 111	14.5	.1	13.9
2812	Other toys and games (including fireworks and children's vehicles)	13	56 027	4 066	7.3	Z	X
2813	Crafts and craft supplies	14	27 268	8 045	29.5	Z	X
2920	Nonferrous metal scrap	9	18 946	685	3.6	Z	X

See footnotes at end of table.

Table 3. Merchant Wholesalers by Kind of Business and Commodity Line: 1997—Con.

[Includes only establishments with payroll. For meaning of abbreviations and symbols, see introductory text. For explanation of terms, see Appendix A]

NAICS code and CL code	Kind of business and commodity line	Establishments handling commodity line		Commodity line sales			Sales coverage percent
		Number	Total sales (\$1,000)	Amount ¹ (\$1,000)	As percent of total sales of—		
					Establishments handling line	Establishments in NAICS industry ¹	
4219401	Jewelry, watch, diamonds, precious stone, & silverware whsle —Con.						
3000	Jewelry, diamonds, gem stones, and watches	6 641	21 097 516	20 580 282	97.5	97.5	63.8
3011	Diamond jewelry and diamond jewelry where lapidary work was not performed at this location	2 831	10 257 943	7 321 027	71.4	34.7	X
3012	Gem stone and pearl jewelry where lapidary work was not performed at this location	1 950	4 034 689	1 578 586	39.1	7.5	X
3013	Diamonds, diamond jewelry, gem stones, and pearl jewelry where lapidary work was performed at this location	1 063	2 753 038	1 609 224	58.5	7.6	X
3014	Watches, clocks, and watch movements and cases	1 562	5 736 719	3 865 022	67.4	18.3	X
3015	Karat gold jewelry (rings, necklaces, etc.)	1 530	5 128 517	3 170 012	61.8	15.0	X
3016	Other jewel., silverware, and plated ware (incl. jewel. where gemstones less than 50% of value, gold filled sterling, and costume jewel. and medallions)	2 592	4 384 880	3 036 413	69.2	14.4	X
3030	Precious metals—gold, silver, and platinum including precious metal coins	252	1 041 906	97 266	9.3	.5	X
3150	Other durable goods	6	2 173	718	33.0	Z	X
3300	Stationery, office supplies and greeting cards	18	182 696	26 174	14.3	.1	48.0
3312	Stationery, photocopy paper, and typing paper	8	1 913	568	29.7	Z	X
3313	Inked ribbons, carbon paper, pens and pencils	10	180 783	25 606	14.2	.1	X
3400	Industrial and personal services paper and plastics	8	17 442	1 986	11.4	Z	10.9
3413	Industrial paper (wrapping, bags, cartons, etc.)	8	17 442	1 986	11.4	Z	X
3500	Drugs, pharmaceuticals, cosmetics, and toiletries	15	129 787	20 315	15.7	.1	4.5
3514	Perfumes	15	129 787	20 315	15.7	.1	X
3700	Notions (buttons, ribbons, lace, sewing accessories, zippers, bindings, etc.)	8	8 263	1 409	17.1	Z	X
3800	Men's and boys' wear	20	83 925	5 894	7.0	Z	1.9
3811	Men's and boys' suits, coats, and formal wear	7	32 259	1 427	4.4	Z	X
3814	Men's and boys' work clothing and uniforms	6	11 963	1 808	15.1	Z	X
3815	Other men's and boys' wear (caps, hats, swimwear, neckwear, etc.)	9	39 670	2 653	6.7	Z	X
3900	Women's and children's wear	76	130 174	21 606	16.6	.1	8.3
3911	Infants' and children's wear (to size 6X)	55	65 059	4 958	7.6	Z	X
3913	Women's, misses', and girls' suits and coats	54	64 953	7 030	10.8	Z	X
3914	Women's and misses' outerwear	7	6 623	251	3.8	Z	X
3916	Other women's, misses, and girl's wear (furs, sweaters, millinery, etc.)	14	58 457	9 334	16.0	Z	X
4000	Footwear	8	3 960	187	4.7	Z	10.6
4011	All athletic footwear	8	3 960	187	4.7	Z	X
6000	Paint, paint supplies, and wallpaper	33	24 505	2 201	9.0	Z	73.1
6015	Wallpaper	33	24 505	2 201	9.0	Z	X
6100	Books, periodicals, newspapers, and miscellaneous printed materials	13	16 063	2 791	17.4	Z	21.7
6102	Other periodicals, newspapers, and miscellaneous printed materials	13	16 063	2 791	17.4	Z	X
6120	Art goods (including novelties and souvenirs)	112	194 945	34 675	17.8	.2	6.9
6122	Novelties and souvenirs	112	194 945	34 675	17.8	.2	X
6150	Nondurable goods, n.e.c.	17	17 434	4 191	24.0	Z	X
9700	Service receipts and labor charges (including installed parts)	183	316 393	15 828	5.0	.1	2.8
9701	Labor charges for repair work	26	137 128	688	.5	Z	X
9702	Parts installed in repair work	19	4 598	405	8.8	Z	X
9703	Other service receipts and labor charges—Specify	147	174 662	14 735	8.4	.1	X
9730	Advertising specialties (paper novelties, etc.)	8	5 713	736	12.9	Z	X
9810	Miscellaneous commodities	226	417 783	67 196	16.1	.3	X
9940	Rental and leasing receipts	25	36 051	4 409	12.2	Z	X
4219402	Precious metal (excluding ores) whsle	542	X	9 726 970	X	100.0	84.4
0500	Household china, glassware, crockery, and plastic housewares	7	17 968	553	3.1	Z	X
1200	Copper and brass	29	3 298 575	770 575	23.4	7.9	X
1220	Aluminum shapes, forms, etc.	6	3 206 209	162 993	5.1	1.7	X
1320	Minerals and ores (excluding coal, precious stones, and crude oil)	10	5 391	257	4.8	Z	X
1700	Hardware	6	12 486	3 123	25.0	Z	X
2920	Nonferrous metal scrap	35	4 410 186	119 938	2.7	1.2	X
3000	Jewelry, diamonds, gem stones, and watches	162	429 920	52 066	12.1	.5	X
3030	Precious metals—gold, silver, and platinum including precious metal coins	542	9 726 970	8 572 965	88.1	88.1	X
6120	Art goods (including novelties and souvenirs)	13	94 835	5 192	5.5	.1	X
9700	Service receipts and labor charges (including installed parts)	23	111 086	5 193	4.7	.1	X
9810	Miscellaneous commodities	41	4 406 590	21 115	.5	.2	X
9940	Rental and leasing receipts	11	11 274	776	6.9	Z	X
42199	Other miscellaneous durable goods whsle	10 187	X	54 504 229	X	100.0	62.3
0100	New and used automobiles, motorcycles, etc.	75	53 132	1 544	2.9	Z	X
0140	Medium trucks and tractors (14,001 to 26,000 lb)	14	33 346	1 982	5.9	Z	X
0150	Heavy trucks and tractors (over 26,000 lb)	29	36 560	6 048	16.5	Z	X
0200	New and rebuilt automotive parts and supplies	470	2 206 705	73 713	3.3	.1	.7
0211	Batteries	282	2 069 028	3 007	.1	Z	X
0212	Engines (complete)	283	1 055 041	2 102	.2	Z	X
0213	Electrical engine parts (including ignition parts)	282	2 069 028	12 298	.6	Z	X
0214	Brake parts (including fluid and all disk and drum parts)	282	2 069 028	4 623	.2	Z	X
0215	Exhaust system parts	282	2 069 028	3 007	.1	Z	X
0216	Glass	136	1 041 331	1 610	.2	Z	X
0217	Hoses, belts, gaskets, and wiper blades	429	2 082 747	7 440	.4	Z	X
0218	Filters (oil, air, gas, and transmission)	429	2 082 747	12 346	.6	Z	X
0219	Engine parts, except electrical	282	2 069 028	6 017	.3	Z	X
0221	Body parts and repair materials	136	1 041 331	1 610	.2	Z	X
0222	Suspension parts (shocks, struts, balljoints, etc.)	282	2 069 028	5 770	.3	Z	X
0223	Parts, n.e.c.	282	2 069 028	3 007	.1	Z	X
0224	Accessories	311	2 091 272	4 622	.2	Z	X
0240	Used automotive parts, accessories, and equipment	11	14 207	1 236	8.7	Z	X

See footnotes at end of table.

Table 3. Merchant Wholesalers by Kind of Business and Commodity Line: 1997—Con.

[Includes only establishments with payroll. For meaning of abbreviations and symbols, see introductory text. For explanation of terms, see Appendix A]

NAICS code and CL code	Kind of business and commodity line	Establishments handling commodity line		Commodity line sales			Sales coverage percent
		Number	Total sales (\$1,000)	Amount ¹ (\$1,000)	As percent of total sales of—		
					Establishments handling line	Establishments in NAICS industry ¹	
42199	Other miscellaneous durable goods whse—Con.						
0250	Petroleum products marketing equipment	9	100 698	16 540	16.4	Z	X
0300	Tires and tubes	247	2 840 019	58 187	2.0	.1	.2
0311	New tires and tubes	230	2 825 123	56 655	2.0	.1	X
0400	Household and lawn furniture	105	903 907	101 713	11.3	.2	X
0420	Office and business furniture	127	88 471	13 193	14.9	Z	29.4
0421	New office furniture (wooden and metal)	125	63 455	11 953	18.8	Z	X
0500	Household china, glassware, crockery, and plastic housewares	120	70 198	6 095	8.7	Z	X
0520	Linens, domestics, curtains, and draperies	132	131 831	6 035	4.6	Z	13.6
0521	Bedspreads, blankets, and bedding	6	13 593	224	1.6	Z	X
0522	Curtains and draperies	6	13 593	224	1.6	Z	X
0525	Other linens and domestics	6	13 593	336	2.5	Z	X
0530	Flooring and floor coverings	192	139 845	5 800	4.1	Z	10.6
0531	Soft-surface (textile) floor coverings and accessories (including rugs, carpets, and pads)	190	114 017	5 547	4.9	Z	X
0540	Other home furnishings	592	1 973 572	100 078	5.1	.2	.5
0543	Home furnishings, n.e.c.	39	98 921	13 893	14.0	Z	X
0600	Lumber: rough, dressed, and finished	475	2 712 908	409 390	15.1	.8	2.6
0611	Dimensional lumber (non-treated)	384	1 762 375	177 905	10.1	.3	X
0612	Treated lumber	356	1 465 808	68 526	4.7	.1	X
0613	Boards	190	1 172 149	162 299	13.8	.3	X
0620	Plywood and millwork	576	2 327 941	249 592	10.7	.5	6.7
0621	Softwood plywood and oriented strand board (OSB)	171	982 364	46 865	4.8	.1	X
0622	Other panels products (including hardwood plywood, waterboard, and particleboard)	394	1 642 937	86 409	5.3	.2	X
0623	Gypsum, specialty boards, and treatments	246	763 221	41 438	5.4	.1	X
0624	Wood millwork (doors, windows, cabinets, etc.)	167	748 854	57 179	7.6	.1	X
0625	Metal millwork	169	208 230	10 253	4.9	Z	X
0626	Other millwork and wood siding (including trusses and wood roofing)	148	189 813	4 564	2.4	Z	X
0700	Brick, stone, tile, sand, block, cement, and gravel	301	176 708	21 871	12.4	Z	27.9
0711	Ready-mixed or transit-mixed concrete	152	89 462	4 345	4.9	Z	X
0712	Cement and lime	150	97 177	10 078	10.4	Z	X
0713	Sand, gravel, and crushed stone	159	78 075	3 527	4.5	Z	X
0714	Brick, block, tile, clay/cement sewer pipe, etc.	231	141 846	3 920	2.8	Z	X
0720	Roofing, siding, and insulation materials	409	424 440	55 584	13.1	.1	33.7
0721	Roofing, except wood	190	78 021	5 004	6.4	Z	X
0722	Siding, except wood	116	240 616	33 046	13.7	.1	X
0723	Insulation materials	321	200 569	17 534	8.7	Z	X
0730	Flat glass and other construction glass (excluding automotive)	150	251 230	17 513	7.0	Z	X
0740	Other construction materials	409	1 016 722	68 554	6.7	.1	3.3
0741	Rain-carrying equipment (down spouts, gutters, etc.)	83	155 096	3 135	2.0	Z	X
0742	Prefabricated buildings and structural assemblies (nonwood)	64	134 281	10 738	8.0	Z	X
0744	Construction materials, n.e.c. (including wire fence and construction paper)	312	763 660	51 927	6.8	.1	X
0800	Photographic equipment and supplies (excluding video)	298	1 685 986	945 498	56.1	1.7	56.7
0811	Still picture photographic equipment	89	9 124	88	1.0	Z	X
0812	Motion picture photographic equipment	89	9 124	176	1.9	Z	X
0813	Photographic film	123	1 667 060	944 129	56.6	1.7	X
0815	Other photographic equipment and supplies	172	12 775	499	3.9	Z	X
0900	Office equipment	484	370 355	62 935	17.0	.1	4.9
0911	Typewriters and dedicated word processors	65	39 409	595	1.5	Z	X
0912	Calculators and accounting machines	65	39 409	308	.8	Z	X
0913	Copying machines and equipment	355	170 293	23 899	14.0	Z	X
0914	Dictating, transcribing, and recording machines	137	162 298	21 909	13.5	Z	X
0920	New computer equipment	400	1 311 024	264 540	20.2	.5	56.8
0921	Computers	61	9 951	740	7.4	Z	X
0922	Computer storage devices	12	836	16	1.9	Z	X
0923	Computer printers	43	5 759	232	4.0	Z	X
0924	Other computer peripheral equipment	357	1 245 481	261 216	21.0	.5	X
0930	Used computer equipment	23	13 869	1 495	10.8	Z	X
0950	Computer software (packaged)	429	3 373 110	91 902	2.7	.2	X
0960	Restaurant and hotel equipment and supplies	121	56 487	8 475	15.0	Z	X
0970	Store machines and equipment	88	211 761	44 811	21.2	.1	58.2
0971	Vending machines	59	173 519	37 978	21.9	.1	X
0972	Other store machines and equipment	63	49 379	6 833	13.8	Z	X
1000	Medical, hospital, and surgical supplies	79	469 038	112 787	24.0	.2	27.6
1013	Other surgical, medical, and hospital supplies	79	469 038	112 787	24.0	.2	X
1030	Optical and ophthalmic goods	11	8 893	89	1.0	Z	X
1040	Religious and school supplies	67	38 273	3 189	8.3	Z	17.9
1042	School supplies	67	38 273	3 189	8.3	Z	X
1050	Other professional equipment and supplies	7	15 307	1 780	11.6	Z	62.3
1057	Professional equipment and supplies, n.e.c.	6	13 585	1 355	10.0	Z	X
1100	Iron and steel products (semifinished)	23	25 236	2 911	11.5	Z	12.3
1111	Sheet bars and tin plate bars	19	14 256	714	5.0	Z	X
1120	Flat iron and steel products	524	3 633 311	408 391	11.2	.7	25.9
1124	Sheets (hot-rolled)	511	3 621 055	163 124	4.5	.3	X
1126	Sheets (galvanized and coated)	511	3 621 055	244 688	6.8	.4	X
1140	Iron and steel wire and wire products	595	439 801	28 742	6.5	.1	X
1150	Iron and steel pipe and tubing	599	1 229 243	87 178	7.1	.2	X
1160	Other iron and steel products	145	110 152	7 761	7.0	Z	X

See footnotes at end of table.

Table 3. Merchant Wholesalers by Kind of Business and Commodity Line: 1997—Con.

[Includes only establishments with payroll. For meaning of abbreviations and symbols, see introductory text. For explanation of terms, see Appendix A]

NAICS code and CL code	Kind of business and commodity line	Establishments handling commodity line		Commodity line sales			Sales coverage percent
		Number	Total sales (\$1,000)	Amount ¹ (\$1,000)	As percent of total sales of—		
					Establishments handling line	Establishments in NAICS industry ¹	
42199	Other miscellaneous durable goods whse—Con.						
1200	Copper and brass	219	13 846 313	785 005	5.7	1.4	54.0
1212	Flat products (sheets, strips, and plates)	115	13 789 362	346 034	2.5	.6	X
1213	Tubular products (pipes and tubes)	143	11 232 013	438 835	3.9	.8	X
1220	Aluminum shapes, forms, etc.	406	14 103 285	706 631	5.0	1.3	53.5
1222	Sheets and coils (.006 to .249 inch)	12	40 673	1 509	3.7	Z	X
1223	Rods, bars, and wires: rolled or extruded (rounds, hexes, squares, and rectangles)	392	14 062 168	705 113	5.0	1.3	X
1230	Other nonferrous metals (magnesium, nickel, tin, lead, zinc, etc., except precious)	54	12 536 222	463 934	3.7	.9	X
1300	Coal and coke	52	1 208 430	363 190	30.1	.7	X
1320	Minerals and ores (excluding coal, precious stones, and crude oil)	28	11 093 239	1 740 138	15.7	3.2	X
1400	Electrical apparatus and equipment	1 372	4 944 397	419 869	8.5	.8	.7
1411	Power and distribution transformers	47	150 698	16 995	11.3	Z	X
1412	Switchgear and switchboard apparatus	50	1 204 770	72 097	6.0	.1	X
1413	Motors and generators (including motor-generator sets)	857	2 276 264	83 820	3.7	.2	X
1414	Conduit, raceway, and fittings	45	136 198	2 339	1.7	Z	X
1415	Electric bulbs (all types)	145	884 600	25 481	2.9	Z	X
1416	Interior wiring (excluding conduit)	257	1 613 110	55 411	3.4	.1	X
1417	Exterior wiring and cable (excluding conduit)	160	949 461	38 110	4.0	.1	X
1418	Lighting fixtures (residential and commercial)	316	1 508 597	57 638	3.8	.1	X
1419	Industrial controls	93	234 468	9 021	3.8	Z	X
1421	Other electrical apparatus and equipment (including fuses and lightning rods)	441	1 750 336	52 242	3.0	.1	X
1500	Electrical appliances, household	1 048	4 010 138	443 513	11.1	.8	1.1
1511	Televisions	476	2 924 720	148 393	5.1	.3	X
1512	Radios, stereos, and CD players	673	2 918 068	94 125	3.2	.2	X
1513	V.C.R.'s and video cameras	849	3 192 200	116 689	3.7	.2	X
1517	Vacuum cleaners and sewing machines, household	149	811 970	2 249	.3	Z	X
1518	Other electrical household appliances (including fans, dishwashers, etc.)	504	1 611 539	80 259	5.0	.1	X
1600	Electronic parts and equipment, except communication	1 417	15 865 374	1 837 906	11.6	3.4	.2
1612	Integrated circuits	108	2 326 188	9 222	.4	Z	X
1613	Capacitors and resistors	107	2 325 450	13 285	.6	Z	X
1615	Discrete semiconductors, etc.	107	2 325 450	12 463	.5	Z	X
1616	Electronic connectors and other passive electronic parts	831	3 236 508	126 472	3.9	.2	X
1618	Electronic parts and equipment, n.e.c.	685	15 356 540	1 646 683	10.7	3.0	X
1650	Communication equipment and supplies	112	89 194	14 795	16.6	Z	49.4
1651	Telephones	89	81 250	10 518	12.9	Z	X
1652	Other electronic communication equipment	80	68 891	4 065	5.9	Z	X
1653	Other electrical communication equipment	42	14 496	212	1.5	Z	X
1700	Hardware	1 675	4 720 352	549 682	11.6	1.0	13.4
1711	Hand tools (including power driven)	1 025	3 008 927	379 990	12.6	.7	X
1712	Bolts, nuts, rivets, and fasteners	1 068	971 745	93 571	9.6	.2	X
1713	Cutlery	850	2 229 312	68 836	3.1	.1	X
1800	Plumbing and heating equipment and supplies (hydronics)	850	3 045 744	332 661	10.9	.6	22.5
1811	Plastic pipe fittings and valves (excluding pipe and tubing)	524	817 417	34 534	4.2	.1	X
1812	Metal pipe fittings and valves (excluding pipe and tubing)	636	974 238	49 347	5.1	.1	X
1813	Plumbing fixtures	470	2 395 545	208 391	8.7	.4	X
1814	Furnaces, stoves, water heaters (except electric and warm air)	153	619 700	13 178	2.1	Z	X
1815	Boilers, radiators, and convectors	215	96 212	2 065	2.1	Z	X
1818	Other plumbing and heating equipment and supplies	241	340 185	25 147	7.4	Z	X
1900	Warm air heating and air-conditioning equipment and supplies	383	732 455	40 824	5.6	.1	40.7
1911	Furnaces (warm air)	279	680 538	11 519	1.7	Z	X
1912	Central air-conditioning (residential and commercial)	175	112 864	6 828	6.1	Z	X
1914	Heat pumps (residential and commercial)	143	62 322	1 593	2.6	Z	X
1916	Air cleaning and filtration systems	178	627 546	6 492	1.0	Z	X
1917	Compressors for air-conditioners	182	89 571	1 621	1.8	Z	X
1918	Condensing units for air-conditioners	94	42 172	383	.9	Z	X
1919	Registers, grills, pre-formed ductwork (excluding sheet metal), and duct insulation	217	640 214	12 351	1.9	Z	X
2000	Refrigeration equipment and supplies	106	77 818	9 965	12.8	Z	55.3
2011	Commercial refrigerators (reach-in and walk-in)	35	42 733	1 477	3.5	Z	X
2012	Unit coolers for commercial refrigerators	6	3 172	188	5.9	Z	X
2013	Condensing units for commercial refrigerators	42	53 132	833	1.6	Z	X
2014	Refrigerants	46	54 791	1 187	2.2	Z	X
2015	Other refrigeration equipment and supplies	81	70 527	6 279	8.9	Z	X
2100	Construction and mining machinery and equipment (including parts and attachments)	331	667 679	47 034	7.0	.1	13.2
2111	New off-highway wheel and track-laying tractors	293	632 619	19 539	3.1	Z	X
2115	New graders, rollers, and off-highway trucks	250	588 498	8 491	1.4	Z	X
2117	Other new construction and mining, logging, and road maintenance machinery, equipment, and parts	108	177 201	5 506	3.1	Z	X
2118	Used construction and mining machinery and equipment	175	443 187	13 070	2.9	Z	X
2200	Farm machinery, equipment, and parts	232	838 315	32 485	3.9	.1	2.9
2211	New tractors (farm)	227	837 865	8 034	1.0	Z	X
2212	New harvesting machinery	227	837 865	4 025	.5	Z	X
2213	New land preparation, planting, and cultivating machinery	227	837 865	8 034	1.0	Z	X
2214	New dairy farm and barn equipment	227	837 865	4 025	.5	Z	X
2216	Other new farm machinery and equipment	227	837 865	4 025	.5	Z	X
2218	Used farm machinery and equipment	227	837 865	4 025	.5	Z	X
2220	Garden machinery, equipment, and parts	428	2 224 236	271 570	12.2	.5	.5
2221	New power lawn mowers	425	2 221 907	90 498	4.1	.2	X
2222	Other new lawn and garden machinery and equipment	425	2 221 907	90 498	4.1	.2	X
2223	Used garden machinery and equipment	425	2 221 907	90 498	4.1	.2	X
2300	Hydraulic and pneumatic (fluid-power) pumps, motors, and parts	113	475 544	10 336	2.2	Z	7.0
2311	Pumps	67	277 499	6 068	2.2	Z	X
2312	Motors	64	184 875	1 945	1.1	Z	X
2313	Parts for pumps and motors	88	315 925	2 323	.7	Z	X

See footnotes at end of table.

Table 3. Merchant Wholesalers by Kind of Business and Commodity Line: 1997—Con.

[Includes only establishments with payroll. For meaning of abbreviations and symbols, see introductory text. For explanation of terms, see Appendix A]

NAICS code and CL code	Kind of business and commodity line	Establishments handling commodity line		Commodity line sales			Sales coverage percent
		Number	Total sales (\$1,000)	Amount ¹ (\$1,000)	As percent of total sales of—		
					Establishments handling line	Establishments in NAICS industry ¹	
42199	Other miscellaneous durable goods whse—Con.						
2320	General-purpose industrial machinery, equipment, and parts	1 353	17 006 507	685 586	4.0	1.3	.1
2321	New pumps, compressors (air or gas), and equipment	947	11 562 971	177 020	1.5	.3	X
2326	New controlling, recording, and indicating instruments and access	675	11 548 425	135 095	1.2	.2	X
2327	All other new general-purpose industrial machinery and equipment	701	11 530 514	344 746	3.0	.6	X
2328	Used general-purpose industrial machinery and equipment	238	5 046 376	17 555	.3	Z	X
2330	Metalworking machinery, equipment, and parts	396	1 826 379	27 272	1.5	.1	X
2340	Materials handling machinery, equipment, and parts	350	249 166	21 158	8.5	Z	.6
2342	New hoists, cranes, and monorails	182	109 679	1 289	1.2	Z	X
2345	Used materials handling machinery, equipment, and parts	167	138 271	19 857	14.4	Z	X
2350	Oil well, oil refinery, and pipeline machinery, equipment, and supplies	12	396 771	3 956	1.0	Z	X
2360	Other industrial machinery, equipment, and parts	115	466 281	14 081	3.0	Z	36.0
2363	New printing trades machinery, equipment, and supplies	46	167 378	9 600	5.7	Z	X
2365	New woodworking machinery	35	47 033	36	.1	Z	X
2366	Other new industrial machinery and equipment	51	264 086	3 604	1.4	Z	X
2367	Used industrial machinery and equipment	19	34 814	841	2.4	Z	X
2370	Mechanical power transmission supplies	115	96 253	4 621	4.8	Z	54.9
2371	Bearings and bushings	106	94 383	3 994	4.2	Z	X
2372	Other mechanical power transmission supplies	29	19 327	627	3.2	Z	X
2380	Industrial valves and fittings (except fluid-power)	77	41 619	7 100	17.1	Z	X
2390	Hydraulic and pneumatic (fluid-power) valves	78	449 534	26 699	5.9	Z	62.3
2391	Hydraulic valves	71	445 034	14 268	3.2	Z	X
2392	Pneumatic valves	70	429 509	12 427	2.9	Z	X
2400	Hydraulic and pneumatic cylinders and rotary actuators	37	409 000	16 530	4.0	Z	55.9
2411	Hydraulic cylinders and rotary actuators	37	409 000	12 297	3.0	Z	X
2412	Pneumatic cylinders and rotary actuators	37	409 000	4 231	1.0	Z	X
2420	Hydraulic and pneumatic connectors and assemblies	36	25 135	1 470	5.8	Z	62.3
2421	Hydraulic and pneumatic connectors	36	25 135	1 450	5.8	Z	X
2430	Fluid-power filters, components, accessories, and parts	130	104 542	4 383	4.2	Z	50.1
2431	Filters	123	104 270	2 430	2.3	Z	X
2432	Other fluid-power components, accessories, and parts, n.e.c.	119	82 816	1 949	2.4	Z	X
2440	Welding supplies (excluding gases)	149	83 216	8 607	10.3	Z	X
2450	Industrial containers and supplies	266	167 831	10 479	6.2	Z	26.3
2451	New and reconditioned drums and barrels	66	6 094	340	5.6	Z	X
2454	Other industrial containers and supplies	247	135 736	6 881	5.1	Z	X
2460	Other industrial supplies	789	1 077 409	70 987	6.6	.1	15.5
2461	Printing and duplicating inks	349	809 077	8 454	1.0	Z	X
2462	Abrasives and abrasive materials	322	185 046	12 739	6.9	Z	X
2463	Nylon, polyester, and synthetic rubber	342	284 666	9 413	3.3	Z	X
2464	Mechanical rubber goods	492	853 064	29 432	3.5	.1	X
2465	Strapping and tape	37	18 493	483	2.6	Z	X
2466	Industrial supplies, n.e.c.	150	130 503	10 358	7.9	Z	X
2520	Custodial (janitors') equipment and supplies	123	64 163	7 166	11.2	Z	11.5
2521	Custodial equipment—power equipment	68	12 818	703	5.5	Z	X
2522	Custodial equipment—nonpower equipment	122	63 890	4 392	6.9	Z	X
2523	Custodial supplies	68	12 818	1 962	15.3	Z	X
2530	Laundry and dry-cleaning equipment and supplies	12	9 560	543	5.7	Z	X
2540	Other service establishment equipment and supplies	28	47 620	9 081	19.1	Z	49.2
2542	Service establishment equipment and supplies, n.e.c.	28	47 620	9 081	19.1	Z	X
2600	Aircraft and aeronautical equipment and supplies	115	2 703 910	219 010	8.1	.4	X
2620	Marine machinery, equipment, and supplies	37	398 274	4 111	1.0	Z	X
2700	Sporting and recreational goods and supplies	623	3 077 458	76 841	2.5	.1	X
2800	Toys and hobby goods and supplies	443	1 200 777	82 567	6.9	.2	.8
2811	Video games and cartridges	22	43 459	9 590	22.1	Z	X
2813	Crafts and craft supplies	368	999 815	10 331	1.0	Z	X
2814	Other hobby goods and accessories	368	999 815	33 199	3.3	.1	X
2900	Ferrous metal scrap	29	11 096 040	109 668	1.0	.2	X
2920	Nonferrous metal scrap	25	1 441 247	28 828	2.0	.1	X
2930	Recyclable paper and paperboard	76	35 268	4 657	13.2	Z	X
2940	Recyclable materials, except metal	15	3 432	231	6.7	Z	X
3000	Jewelry, diamonds, gem stones, and watches	110	199 461	32 499	16.3	.1	.7
3016	Other jewel., silverware, and plated ware (incl. jewel. where gemstones less than 50% of value, gold filled sterling, and costume jewel. and medallions)	36	156 770	28 612	18.3	.1	X
3030	Precious metals—gold, silver, and platinum including precious metal coins	28	11 093 239	217 533	2.0	.4	X
3100	Musical instruments and supplies	505	2 218 266	2 129 077	96.0	3.9	X
3120	Forest products, except lumber (including cordwood, hewn posts, poles, and ties)	1 960	21 851 752	10 388 182	47.5	19.1	X
3130	Compact discs, prerecorded audio tapes, and phonograph records	1 443	11 117 037	7 665 781	69.0	14.1	X
3140	Prerecorded video tapes	3 244	12 245 688	7 884 065	64.4	14.5	X
3150	Other durable goods	2 335	4 668 722	4 149 025	88.9	7.6	58.8
3151	Coin-operated games	278	959 164	813 008	84.8	1.5	X
3152	Luggage	329	971 000	879 943	90.6	1.6	X
3153	Works of art	326	274 409	235 250	85.7	.4	X
3154	Other durable goods, n.e.c.	1 627	2 662 307	2 220 818	83.4	4.1	X
3160	Fire extinguishers and fire safety equipment	993	999 591	829 590	83.0	1.5	X
3200	Printing and writing paper	216	476 711	151 257	31.7	.3	45.6
3212	Fine roll paper	29	30 516	326	1.1	Z	X
3213	Other printing and writing paper	199	422 454	147 528	34.9	.3	X

See footnotes at end of table.

Table 3. Merchant Wholesalers by Kind of Business and Commodity Line: 1997—Con.

[Includes only establishments with payroll. For meaning of abbreviations and symbols, see introductory text. For explanation of terms, see Appendix A]

NAICS code and CL code	Kind of business and commodity line	Establishments handling commodity line		Commodity line sales			Sales coverage percent
		Number	Total sales (\$1,000)	Amount ¹ (\$1,000)	As percent of total sales of—		
					Establishments handling line	Establishments in NAICS industry ¹	
42199	Other miscellaneous durable goods whse—Con.						
3300	Stationery, office supplies and greeting cards	556	1 140 233	42 180	3.7	.1	1.1
3311	Business forms	391	990 354	3 280	.3	Z	X
3312	Stationery, photocopy paper, and typing paper	413	1 040 272	8 475	.8	Z	X
3313	Inked ribbons, carbon paper, pens and pencils	394	838 951	8 976	1.1	Z	X
3314	Toner and cartridges	471	999 794	5 254	.5	Z	X
3315	Greeting cards	19	59 829	348	.6	Z	X
3316	Other stationery supplies (envelopes, ruled forms, and binder paper) ...	527	1 060 672	15 426	1.5	Z	X
3400	Industrial and personal services paper and plastics	303	246 380	22 346	9.1	Z	4.1
3411	Paperboard and boxboard boxes	291	166 940	12 859	7.7	Z	X
3412	Paper dishes, cups, and napkins	73	40 970	1 307	3.2	Z	X
3413	Industrial paper (wrapping, bags, cartons, etc.)	76	3 446	146	4.2	Z	X
3500	Drugs, pharmaceuticals, cosmetics, and toiletries	252	1 017 088	76 193	7.5	.1	51.4
3512	Nonprescription pharmaceuticals	34	2 256	326	14.5	Z	X
3513	Cosmetics	83	3 126	192	6.1	Z	X
3515	Other toiletries and druggists' sundries	156	973 639	72 651	7.5	.1	X
3600	Piece goods, knit and woven	89	1 508 904	104 145	6.9	.2	X
3700	Notions (buttons, ribbons, lace, sewing accessories, zippers, bindings, etc.)	86	54 668	1 645	3.0	Z	X
3800	Men's and boys' wear	194	1 455 196	20 736	1.4	Z	.3
3812	Men's and boys' dress and casual shirts, slacks, and jeans	40	129 689	4 443	3.4	Z	X
3815	Other men's and boys' wear (caps, hats, swimwear, neckwear, etc.)	145	1 315 316	13 864	1.1	Z	X
3900	Women's and children's wear	122	1 310 423	8 914	.7	Z	.1
3911	Infants' and children's wear (to size 6X)	82	1 242 126	6 074	.5	Z	X
3915	Women's and misses' underwear and sleepwear	9	6 204	646	10.4	Z	X
4000	Footwear	35	13 918	490	3.5	Z	X
4100	Frozen foods (packaged)	107	1 566 172	11 352	.7	Z	X
4500	Fish and seafoods (excluding canned and frozen packaged)	58	39 304	831	2.1	Z	X
4600	Meat and meat products (fresh and un packaged)	14	337 486	199 110	59.0	.4	62.3
4611	Beef (not killed on location)	14	337 486	114 737	34.0	.2	X
4614	Pork (not killed on location)	14	337 486	84 373	25.0	.2	X
4700	Fresh fruits and vegetables	86	1 226 404	17 741	1.4	Z	X
4800	Coffee, tea, and spices	53	18 233	541	3.0	Z	X
4830	Canned foods	119	1 653 481	65 784	4.0	.1	X
4840	Food and beverage basic materials (include flavoring extracts, fruit peel, hop extract, industrial molasses, sausage casings, malt, yeast, etc.)	14	337 486	40 495	12.0	.1	X
4850	Soft drinks and bottled water	101	1 310 454	8 586	.7	Z	X
4860	Other grocery specialties	156	12 770 391	1 821 004	14.3	3.3	X
4900	Grain and beans	26	391 742	67 506	17.2	.1	X
5300	Plastics materials and basic shapes	583	3 205 330	83 094	2.6	.2	1.0
5311	Plastic pipes, rods, tubes, and shapes	523	3 039 764	51 304	1.7	.1	X
5312	High pressure laminates	13	15 671	4 945	31.6	Z	X
5314	Other plastics materials and basic shapes	260	725 741	17 343	2.4	Z	X
5320	Industrial gases (welding, etc.)	21	15 928	1 448	9.1	Z	X
5330	Chemicals and allied products (excluding agricultural, plastics, gases, and petroleum)	1 163	16 315 134	2 122 287	13.0	3.9	.3
5332	Alkalies and chlorine	363	439 146	4 093	.9	Z	X
5334	Organic fibers	8	81 218	8 291	10.2	Z	X
5335	Detergents and soaps	453	11 125 885	699 192	6.3	1.3	X
5336	Sanitation chemicals, polishes, and waxes	453	11 125 885	692 667	6.2	1.3	X
5341	Insecticides, nonagricultural	367	449 971	11 519	2.6	Z	X
5342	Adhesives, sealants, and glues	828	12 572 026	556 166	4.4	1.0	X
5344	Other chemicals and allied products	312	3 644 888	150 301	4.1	.3	X
5400	Petroleum products	257	12 472 311	671 754	5.4	1.2	X
5420	Liquidified petroleum gases (excluding natural gas)	69	1 296 028	299 896	23.1	.6	X
5500	Crude oil	11	2 508	24	1.0	Z	X
5700	Wines and distilled alcoholic beverages	6	15 668	3 909	24.9	Z	62.3
5712	Distilled liquor (including premixed alcoholic drinks)	6	15 668	3 909	24.9	Z	X
5800	Farm supplies	156	2 472 152	163 706	6.6	.3	10.2
5811	Hay, straw, and alfalfa	75	2 234 541	73 669	3.3	.1	X
5818	Other farm supplies (including harness and saddlery equipment)	80	235 373	89 928	38.2	.2	X
6000	Paint, paint supplies, and wallpaper	630	2 120 549	295 685	13.9	.5	3.8
6011	Architectural coatings (enamels, primers, stains, solvents, and lacquers)	626	2 083 409	292 039	14.0	.5	X
6100	Books, periodicals, newspapers, and miscellaneous printed materials	390	2 956 728	286 959	9.7	.5	2.3
6101	Books	174	2 851 235	270 526	9.5	.5	X
6102	Other periodicals, newspapers, and miscellaneous printed materials	66	130 539	12 418	9.5	Z	X
6110	Flowers and florists' supplies	111	810 919	22 483	2.8	Z	X
6120	Art goods (including novelties and souvenirs)	149	68 333	7 113	10.4	Z	33.2
6121	Art materials	21	25 558	932	3.6	Z	X
6122	Novelties and souvenirs	139	52 877	6 181	11.7	Z	X
6150	Nondurable goods, n.e.c.	131	1 727 103	119 111	6.9	.2	X
9700	Service receipts and labor charges (including installed parts)	1 669	2 635 446	339 506	12.9	.6	47.6
9701	Labor charges for repair work	966	1 200 459	115 380	9.6	.2	X
9702	Parts installed in repair work	819	623 262	64 049	10.3	.1	X
9703	Other service receipts and labor charges—Specify	624	1 438 443	159 974	11.1	.3	X
9720	Receipts for service contracts	171	148 609	21 224	14.3	Z	X
9730	Advertising specialties (paper novelties, etc.)	83	101 948	6 008	5.9	Z	X
9740	Receipts for installing equipment	110	65 465	9 225	14.1	Z	X
9810	Miscellaneous commodities	600	12 475 918	1 222 654	9.8	2.2	X

See footnotes at end of table.

Table 3. Merchant Wholesalers by Kind of Business and Commodity Line: 1997—Con.

[Includes only establishments with payroll. For meaning of abbreviations and symbols, see introductory text. For explanation of terms, see Appendix A]

NAICS code and CL code	Kind of business and commodity line	Establishments handling commodity line		Commodity line sales			Sales coverage percent
		Number	Total sales (\$1,000)	Amount ¹ (\$1,000)	As percent of total sales of—		
					Establishments handling line	Establishments in NAICS industry ¹	
42199	Other miscellaneous durable goods whse—Con.						
9940	Rental and leasing receipts	454	918 968	60 106	6.5	.1	.3
9941	Computer rental and leasing receipts	76	193 888	2 178	1.1	Z	X
9942	Photocopying machine rental	232	418 683	22 479	5.4	Z	X
9943	Other office machine rental receipts	76	193 888	6 399	3.3	Z	X
9944	Other rental receipts	81	22 179	1 201	5.4	Z	X
9950	Construction receipts	30	37 910	7 114	18.8	Z	X
9970	Receipts for printing or photocopying performed at this establishment	16	16 397	447	2.7	Z	X
9980	Receipts for machine shop job work	22	4 312	530	12.3	Z	X
421990	Other miscellaneous durable goods whse	10 187	X	54 504 229	X	100.0	62.3
0100	New and used automobiles, motorcycles, etc.	75	53 132	1 544	2.9	Z	X
0140	Medium trucks and tractors (14,001 to 26,000 lb)	14	33 346	1 982	5.9	Z	X
0150	Heavy trucks and tractors (over 26,000 lb)	29	36 560	6 048	16.5	Z	X
0200	New and rebuilt automotive parts and supplies	470	2 206 705	73 713	3.3	.1	.7
0211	Batteries	282	2 069 028	3 007	.1	Z	X
0212	Engines (complete)	283	1 055 041	2 102	.2	Z	X
0213	Electrical engine parts (including ignition parts)	282	2 069 028	12 298	.6	Z	X
0214	Brake parts (including fluid and all disk and drum parts)	282	2 069 028	4 623	.2	Z	X
0215	Exhaust system parts	282	2 069 028	3 007	.1	Z	X
0216	Glass	136	1 041 331	1 610	.2	Z	X
0217	Hoses, belts, gaskets, and wiper blades	429	2 082 747	7 440	.4	Z	X
0218	Filters (oil, air, gas, and transmission)	429	2 082 747	12 346	.6	Z	X
0219	Engine parts, except electrical	282	2 069 028	6 017	.3	Z	X
0221	Body parts and repair materials	136	1 041 331	1 610	.2	Z	X
0222	Suspension parts (shocks, struts, balljoints, etc.)	282	2 069 028	5 770	.3	Z	X
0223	Parts, n.e.c.	282	2 069 028	3 007	.1	Z	X
0224	Accessories	311	2 091 272	4 622	.2	Z	X
0240	Used automotive parts, accessories, and equipment	11	14 207	1 236	8.7	Z	X
0250	Petroleum products marketing equipment	9	100 698	16 540	16.4	Z	X
0300	Tires and tubes	247	2 840 019	58 187	2.0	.1	.2
0311	New tires and tubes	230	2 825 123	56 655	2.0	.1	X
0400	Household and lawn furniture	105	903 907	101 713	11.3	.2	X
0420	Office and business furniture	127	88 471	13 193	14.9	Z	29.4
0421	New office furniture (wooden and metal)	125	63 455	11 953	18.8	Z	X
0500	Household china, glassware, crockery, and plastic housewares	120	70 198	6 095	8.7	Z	X
0520	Linens, domestics, curtains, and draperies	132	131 831	6 035	4.6	Z	13.6
0521	Bedspreads, blankets, and bedding	6	13 593	224	1.6	Z	X
0522	Curtains and draperies	6	13 593	224	1.6	Z	X
0525	Other linens and domestics	6	13 593	336	2.5	Z	X
0530	Flooring and floor coverings	192	139 845	5 800	4.1	Z	10.6
0531	Soft-surface (textile) floor coverings and accessories (including rugs, carpets, and pads)	190	114 017	5 547	4.9	Z	X
0540	Other home furnishings	592	1 973 572	100 078	5.1	.2	.5
0543	Home furnishings, n.e.c.	39	98 921	13 893	14.0	Z	X
0600	Lumber: rough, dressed, and finished	475	2 712 908	409 390	15.1	.8	2.6
0611	Dimensional lumber (non-treated)	384	1 762 375	177 905	10.1	.3	X
0612	Treated lumber	356	1 465 808	68 526	4.7	.1	X
0613	Boards	190	1 172 149	162 299	13.8	.3	X
0620	Plywood and millwork	576	2 327 941	249 592	10.7	.5	6.7
0621	Softwood plywood and oriented strand board (OSB)	171	982 364	46 865	4.8	.1	X
0622	Other panels products (including hardwood plywood, waterboard, and particleboard)	394	1 642 937	86 409	5.3	.2	X
0623	Gypsum, specialty boards, and treatments	246	763 221	41 438	5.4	.1	X
0624	Wood millwork (doors, windows, cabinets, etc.)	167	748 854	57 179	7.6	.1	X
0625	Metal millwork	169	208 230	10 253	4.9	Z	X
0626	Other millwork and wood siding (including trusses and wood roofing)	148	189 813	4 564	2.4	Z	X
0700	Brick, stone, tile, sand, block, cement, and gravel	301	176 708	21 871	12.4	Z	27.9
0711	Ready-mixed or transit-mixed concrete	152	89 462	4 345	4.9	Z	X
0712	Cement and lime	150	97 177	10 078	10.4	Z	X
0713	Sand, gravel, and crushed stone	159	78 075	3 527	4.5	Z	X
0714	Brick, block, tile, clay/cement sewer pipe, etc.	231	141 846	3 920	2.8	Z	X
0720	Roofing, siding, and insulation materials	409	424 440	55 584	13.1	.1	33.7
0721	Roofing, except wood	190	78 021	5 004	6.4	Z	X
0722	Siding, except wood	116	240 616	33 046	13.7	.1	X
0723	Insulation materials	321	200 569	17 534	8.7	Z	X
0730	Flat glass and other construction glass (excluding automotive)	150	251 230	17 513	7.0	Z	X
0740	Other construction materials	409	1 016 722	68 554	6.7	.1	3.3
0741	Rain-carrying equipment (down spouts, gutters, etc.)	83	155 096	3 135	2.0	Z	X
0742	Prefabricated buildings and structural assemblies (nonwood)	64	134 281	10 738	8.0	Z	X
0744	Construction materials, n.e.c. (including wire fence and construction paper)	312	763 660	51 927	6.8	.1	X
0800	Photographic equipment and supplies (excluding video)	298	1 685 986	945 498	56.1	1.7	56.7
0811	Still picture photographic equipment	89	9 124	88	1.0	Z	X
0812	Motion picture photographic equipment	89	9 124	176	1.9	Z	X
0813	Photographic film	123	1 667 060	944 129	56.6	1.7	X
0815	Other photographic equipment and supplies	172	12 775	499	3.9	Z	X
0900	Office equipment	484	370 355	62 935	17.0	.1	4.9
0911	Typewriters and dedicated word processors	65	39 409	595	1.5	Z	X
0912	Calculators and accounting machines	65	39 409	308	.8	Z	X
0913	Copying machines and equipment	355	170 293	23 899	14.0	Z	X
0914	Dictating, transcribing, and recording machines	137	162 298	21 909	13.5	Z	X

See footnotes at end of table.

Table 3. Merchant Wholesalers by Kind of Business and Commodity Line: 1997—Con.

[Includes only establishments with payroll. For meaning of abbreviations and symbols, see introductory text. For explanation of terms, see Appendix A]

NAICS code and CL code	Kind of business and commodity line	Establishments handling commodity line		Commodity line sales			Sales coverage percent
		Number	Total sales (\$1,000)	Amount ¹ (\$1,000)	As percent of total sales of—		
					Establishments handling line	Establishments in NAICS industry ¹	
421990	Other miscellaneous durable goods whse—Con.						
0920	New computer equipment	400	1 311 024	264 540	20.2	.5	56.8
0921	Computers	61	9 951	740	7.4	Z	X
0922	Computer storage devices	12	836	16	1.9	Z	X
0923	Computer printers	43	5 759	232	4.0	Z	X
0924	Other computer peripheral equipment	357	1 245 481	261 216	21.0	.5	X
0930	Used computer equipment	23	13 869	1 495	10.8	Z	X
0950	Computer software (packaged)	429	3 373 110	91 902	2.7	.2	X
0960	Restaurant and hotel equipment and supplies	121	56 487	8 475	15.0	Z	X
0970	Store machines and equipment	88	211 761	44 811	21.2	.1	58.2
0971	Vending machines	59	173 519	37 978	21.9	.1	X
0972	Other store machines and equipment	63	49 379	6 833	13.8	Z	X
1000	Medical, hospital, and surgical supplies	79	469 038	112 787	24.0	.2	27.6
1013	Other surgical, medical, and hospital supplies	79	469 038	112 787	24.0	.2	X
1030	Optical and ophthalmic goods	11	8 893	89	1.0	Z	X
1040	Religious and school supplies	67	38 273	3 189	8.3	Z	17.9
1042	School supplies	67	38 273	3 189	8.3	Z	X
1050	Other professional equipment and supplies	7	15 307	1 780	11.6	Z	62.3
1057	Professional equipment and supplies, n.e.c.	6	13 585	1 355	10.0	Z	X
1100	Iron and steel products (semifinished)	23	25 236	2 911	11.5	Z	12.3
1111	Sheet bars and tin plate bars	19	14 256	714	5.0	Z	X
1120	Flat iron and steel products	524	3 633 311	408 391	11.2	.7	25.9
1124	Sheets (hot-rolled)	511	3 621 055	163 124	4.5	.3	X
1126	Sheets (galvanized and coated)	511	3 621 055	244 688	6.8	.4	X
1140	Iron and steel wire and wire products	595	439 801	28 742	6.5	.1	X
1150	Iron and steel pipe and tubing	599	1 229 243	87 178	7.1	.2	X
1160	Other iron and steel products	145	110 152	7 761	7.0	Z	X
1200	Copper and brass	219	13 846 313	785 005	5.7	1.4	54.0
1212	Flat products (sheets, strips, and plates)	115	13 789 362	346 034	2.5	.6	X
1213	Tubular products (pipes and tubes)	143	11 232 013	438 835	3.9	.8	X
1220	Aluminum shapes, forms, etc.	406	14 103 285	706 631	5.0	1.3	53.5
1222	Sheets and coils (.006 to .249 inch)	12	40 673	1 509	3.7	Z	X
1223	Rods, bars, and wires: rolled or extruded (rounds, hexes, squares, and rectangles)	392	14 062 168	705 113	5.0	1.3	X
1230	Other nonferrous metals (magnesium, nickel, tin, lead, zinc, etc., except precious)	54	12 536 222	463 934	3.7	.9	X
1300	Coal and coke	52	1 208 430	363 190	30.1	.7	X
1320	Minerals and ores (excluding coal, precious stones, and crude oil)	28	11 093 239	1 740 138	15.7	3.2	X
1400	Electrical apparatus and equipment	1 372	4 944 397	419 869	8.5	.8	.7
1411	Power and distribution transformers	47	150 698	16 995	11.3	Z	X
1412	Switchgear and switchboard apparatus	50	1 204 770	72 097	6.0	.1	X
1413	Motors and generators (including motor-generator sets)	857	2 276 264	83 820	3.7	.2	X
1414	Conduit, raceway, and fittings	45	136 198	2 339	1.7	Z	X
1415	Electric bulbs (all types)	145	884 600	25 481	2.9	Z	X
1416	Interior wiring (excluding conduit)	257	1 613 110	55 411	3.4	.1	X
1417	Exterior wiring and cable (excluding conduit)	160	949 461	38 110	4.0	.1	X
1418	Lighting fixtures (residential and commercial)	316	1 508 597	57 638	3.8	.1	X
1419	Industrial controls	93	234 468	9 021	3.8	Z	X
1421	Other electrical apparatus and equipment (including fuses and lightning rods)	441	1 750 336	52 242	3.0	.1	X
1500	Electrical appliances, household	1 048	4 010 138	443 513	11.1	.8	1.1
1511	Televisions	476	2 924 720	148 393	5.1	.3	X
1512	Radios, stereos, and CD players	673	2 918 068	94 125	3.2	.2	X
1513	V.C.R.'s and video cameras	849	3 192 200	116 689	3.7	.2	X
1517	Vacuum cleaners and sewing machines, household	149	811 970	2 249	.3	.2	X
1518	Other electrical household appliances (including fans, dishwashers, etc.) ..	504	1 611 539	80 259	5.0	.1	X
1600	Electronic parts and equipment, except communication	1 417	15 865 374	1 837 906	11.6	3.4	.2
1612	Integrated circuits	108	2 326 188	9 222	.4	Z	X
1613	Capacitors and resistors	107	2 325 450	13 285	.6	Z	X
1615	Discrete semiconductors, etc.	107	2 325 450	12 463	.5	Z	X
1616	Electronic connectors and other passive electronic parts	831	3 236 508	126 472	3.9	.2	X
1618	Electronic parts and equipment, n.e.c.	685	15 356 540	1 646 683	10.7	3.0	X
1650	Communication equipment and supplies	112	89 194	14 795	16.6	Z	49.4
1651	Telephones	89	81 250	10 518	12.9	Z	X
1652	Other electronic communication equipment	80	68 891	4 065	5.9	Z	X
1653	Other electrical communication equipment	42	14 496	212	1.5	Z	X
1700	Hardware	1 675	4 720 352	549 682	11.6	1.0	13.4
1711	Hand tools (including power driven)	1 025	3 008 927	379 990	12.6	.7	X
1712	Bolts, nuts, rivets, and fasteners	1 068	971 745	93 571	9.6	.2	X
1713	Cutlery	850	2 229 312	68 836	3.1	.1	X
1800	Plumbing and heating equipment and supplies (hydronics)	850	3 045 744	332 661	10.9	.6	22.5
1811	Plastic pipe fittings and valves (excluding pipe and tubing)	524	817 417	34 534	4.2	.1	X
1812	Metal pipe fittings and valves (excluding pipe and tubing)	636	974 238	49 347	5.1	.1	X
1813	Plumbing fixtures	470	2 395 545	208 391	8.7	.4	X
1814	Furnaces, stoves, water heaters (except electric and warm air)	153	619 700	13 178	2.1	Z	X
1815	Boilers, radiators, and convectors	215	96 212	2 065	2.1	Z	X
1818	Other plumbing and heating equipment and supplies	241	340 185	25 147	7.4	Z	X
1900	Warm air heating and air-conditioning equipment and supplies	383	732 455	40 824	5.6	.1	40.7
1911	Furnaces (warm air)	279	680 538	11 519	1.7	Z	X
1912	Central air-conditioning (residential and commercial)	175	112 864	6 828	6.1	Z	X
1914	Heat pumps (residential and commercial)	143	62 322	1 593	2.6	Z	X
1916	Air cleaning and filtration systems	178	627 546	6 492	1.0	Z	X
1917	Compressors for air-conditioners	182	89 571	1 621	1.8	Z	X
1918	Condensing units for air-conditioners	94	42 172	383	.9	Z	X
1919	Registers, grills, pre-formed ductwork (excluding sheet metal), and duct insulation	217	640 214	12 351	1.9	Z	X

See footnotes at end of table.

Table 3. Merchant Wholesalers by Kind of Business and Commodity Line: 1997—Con.

[Includes only establishments with payroll. For meaning of abbreviations and symbols, see introductory text. For explanation of terms, see Appendix A]

NAICS code and CL code	Kind of business and commodity line	Establishments handling commodity line		Commodity line sales			Sales coverage percent
		Number	Total sales (\$1,000)	Amount ¹ (\$1,000)	As percent of total sales of—		
					Establishments handling line	Establishments in NAICS industry ¹	
421990	Other miscellaneous durable goods whsle—Con.						
2000	Refrigeration equipment and supplies	106	77 818	9 965	12.8	Z	55.3
2011	Commercial refrigerators (reach-in and walk-in)	35	42 733	1 477	3.5	Z	X
2012	Unit coolers for commercial refrigerators	6	3 172	188	5.9	Z	X
2013	Condensing units for commercial refrigerators	42	53 132	833	1.6	Z	X
2014	Refrigerants	46	54 791	1 187	2.2	Z	X
2015	Other refrigeration equipment and supplies	81	70 527	6 279	8.9	Z	X
2100	Construction and mining machinery and equipment (including parts and attachments)	331	667 679	47 034	7.0	.1	13.2
2111	New off-highway wheel and track-laying tractors	293	632 619	19 539	3.1	Z	X
2115	New graders, rollers, and off-highway trucks	250	588 498	8 491	1.4	Z	X
2117	Other new construction and mining, logging, and road maintenance machinery, equipment, and parts	108	177 201	5 506	3.1	Z	X
2118	Used construction and mining machinery and equipment	175	443 187	13 070	2.9	Z	X
2200	Farm machinery, equipment, and parts	232	838 315	32 485	3.9	.1	2.9
2211	New tractors (farm)	227	837 865	8 034	1.0	Z	X
2212	New harvesting machinery	227	837 865	4 025	.5	Z	X
2213	New land preparation, planting, and cultivating machinery	227	837 865	8 034	1.0	Z	X
2214	New dairy farm and barn equipment	227	837 865	4 025	.5	Z	X
2216	Other new farm machinery and equipment	227	837 865	4 025	.5	Z	X
2218	Used farm machinery and equipment	227	837 865	4 025	.5	Z	X
2220	Garden machinery, equipment, and parts	428	2 224 236	271 570	12.2	.5	.5
2221	New power lawn mowers	425	2 221 907	90 498	4.1	.2	X
2222	Other new lawn and garden machinery and equipment	425	2 221 907	90 498	4.1	.2	X
2223	Used garden machinery and equipment	425	2 221 907	90 498	4.1	.2	X
2300	Hydraulic and pneumatic (fluid-power) pumps, motors, and parts	113	475 544	10 336	2.2	Z	7.0
2311	Pumps	67	277 499	6 068	2.2	Z	X
2312	Motors	64	184 875	1 945	1.1	Z	X
2313	Parts for pumps and motors	88	315 925	2 323	.7	Z	X
2320	General-purpose industrial machinery, equipment, and parts	1 353	17 006 507	685 586	4.0	1.3	.1
2321	New pumps, compressors (air or gas), and equipment	947	11 562 971	177 020	1.5	.3	X
2326	New controlling, recording, and indicating instruments and access	675	11 548 425	135 095	1.2	.2	X
2327	All other new general-purpose industrial machinery and equipment	701	11 530 514	344 746	3.0	.6	X
2328	Used general-purpose industrial machinery and equipment	238	5 046 376	17 555	.3	.1	X
2330	Metalworking machinery, equipment, and parts	396	1 826 379	27 272	1.5	.1	X
2340	Materials handling machinery, equipment, and parts	350	249 166	21 158	8.5	Z	.6
2342	New hoists, cranes, and monorails	182	109 679	1 289	1.2	Z	X
2345	Used materials handling machinery, equipment, and parts	167	138 271	19 857	14.4	Z	X
2350	Oil well, oil refinery, and pipeline machinery, equipment, and supplies	12	396 771	3 956	1.0	Z	X
2360	Other industrial machinery, equipment, and parts	115	466 281	14 081	3.0	Z	36.0
2363	New printing trades machinery, equipment, and supplies	46	167 378	9 600	5.7	Z	X
2365	New woodworking machinery	35	47 033	36	.1	Z	X
2366	Other new industrial machinery and equipment	51	264 086	3 604	1.4	Z	X
2367	Used industrial machinery and equipment	19	34 814	841	2.4	Z	X
2370	Mechanical power transmission supplies	115	96 253	4 621	4.8	Z	54.9
2371	Bearings and bushings	106	94 383	3 994	4.2	Z	X
2372	Other mechanical power transmission supplies	29	19 327	627	3.2	Z	X
2380	Industrial valves and fittings (except fluid-power)	77	41 619	7 100	17.1	Z	X
2390	Hydraulic and pneumatic (fluid-power) valves	78	449 534	26 699	5.9	Z	62.3
2391	Hydraulic valves	71	445 034	14 268	3.2	Z	X
2392	Pneumatic valves	70	429 509	12 427	2.9	Z	X
2400	Hydraulic and pneumatic cylinders and rotary actuators	37	409 000	16 530	4.0	Z	55.9
2411	Hydraulic cylinders and rotary actuators	37	409 000	12 297	3.0	Z	X
2412	Pneumatic cylinders and rotary actuators	37	409 000	4 231	1.0	Z	X
2420	Hydraulic and pneumatic connectors and assemblies	36	25 135	1 470	5.8	Z	62.3
2421	Hydraulic and pneumatic connectors	36	25 135	1 450	5.8	Z	X
2430	Fluid-power filters, components, accessories, and parts	130	104 542	4 383	4.2	Z	50.1
2431	Filters	123	104 270	2 430	2.3	Z	X
2432	Other fluid-power components, accessories, and parts, n.e.c.	119	82 816	1 949	2.4	Z	X
2440	Welding supplies (excluding gases)	149	83 216	8 607	10.3	Z	X
2450	Industrial containers and supplies	266	167 831	10 479	6.2	Z	26.3
2451	New and reconditioned drums and barrels	66	6 094	340	5.6	Z	X
2454	Other industrial containers and supplies	247	135 736	6 881	5.1	Z	X
2460	Other industrial supplies	789	1 077 409	70 987	6.6	.1	15.5
2461	Printing and duplicating inks	349	809 077	8 454	1.0	Z	X
2462	Abrasives and abrasive materials	322	185 046	12 739	6.9	Z	X
2463	Nylon, polyester, and synthetic rubber	342	284 666	9 413	3.3	Z	X
2464	Mechanical rubber goods	492	853 064	29 432	3.5	.1	X
2465	Strapping and tape	37	18 493	483	2.6	Z	X
2466	Industrial supplies, n.e.c.	150	130 503	10 358	7.9	Z	X
2520	Custodial (janitors') equipment and supplies	123	64 163	7 166	11.2	Z	11.5
2521	Custodial equipment—power equipment	68	12 818	703	5.5	Z	X
2522	Custodial equipment—nonpower equipment	122	63 890	4 392	6.9	Z	X
2523	Custodial supplies	68	12 818	1 962	15.3	Z	X
2530	Laundry and dry-cleaning equipment and supplies	12	9 560	543	5.7	Z	X
2540	Other service establishment equipment and supplies	28	47 620	9 081	19.1	Z	49.2
2542	Service establishment equipment and supplies, n.e.c.	28	47 620	9 081	19.1	Z	X
2600	Aircraft and aeronautical equipment and supplies	115	2 703 910	219 010	8.1	.4	X
2620	Marine machinery, equipment, and supplies	37	398 274	4 111	1.0	Z	X
2700	Sporting and recreational goods and supplies	623	3 077 458	76 841	2.5	.1	X

See footnotes at end of table.

Table 3. Merchant Wholesalers by Kind of Business and Commodity Line: 1997—Con.

[Includes only establishments with payroll. For meaning of abbreviations and symbols, see introductory text. For explanation of terms, see Appendix A]

NAICS code and CL code	Kind of business and commodity line	Establishments handling commodity line		Commodity line sales			Sales coverage percent
		Number	Total sales (\$1,000)	Amount ¹ (\$1,000)	As percent of total sales of—		
					Establishments handling line	Establishments in NAICS industry ¹	
421990	Other miscellaneous durable goods whsle—Con.						
2800	Toys and hobby goods and supplies	443	1 200 777	82 567	6.9	.2	.8
2811	Video games and cartridges	22	43 459	9 590	22.1	Z	X
2813	Crafts and craft supplies	368	999 815	10 331	1.0	Z	X
2814	Other hobby goods and accessories	368	999 815	33 199	3.3	.1	X
2900	Ferrous metal scrap	29	11 096 040	109 668	1.0	.2	X
2920	Nonferrous metal scrap	25	1 441 247	28 828	2.0	.1	X
2930	Recyclable paper and paperboard	76	35 268	4 657	13.2	Z	X
2940	Recyclable materials, except metal	15	3 432	231	6.7	Z	X
3000	Jewelry, diamonds, gem stones, and watches	110	199 461	32 499	16.3	.1	.7
3016	Other jewel, silverware, and plated ware (incl. jewel, where gemstones less than 50% of value, gold filled sterling, and costume jewel, and medallions)	36	156 770	28 612	18.3	.1	X
3030	Precious metals—gold, silver, and platinum including precious metal coins	28	11 093 239	217 533	2.0	.4	X
3100	Musical instruments and supplies	505	2 218 266	2 129 077	96.0	3.9	X
3120	Forest products, except lumber (including cordwood, hewn posts, poles, and ties)	1 960	21 851 752	10 388 182	47.5	19.1	X
3130	Compact discs, prerecorded audio tapes, and phonograph records	1 443	11 117 037	7 665 781	69.0	14.1	X
3140	Prerecorded video tapes	3 244	12 245 688	7 884 065	64.4	14.5	X
3150	Other durable goods	2 335	4 668 722	4 149 025	88.9	7.6	58.8
3151	Coin-operated games	278	959 164	813 008	84.8	1.5	X
3152	Luggage	329	971 000	879 943	90.6	1.6	X
3153	Works of art	326	274 409	235 250	85.7	.4	X
3154	Other durable goods, n.e.c	1 627	2 662 307	2 220 818	83.4	4.1	X
3160	Fire extinguishers and fire safety equipment	993	999 591	829 590	83.0	1.5	X
3200	Printing and writing paper	216	476 711	151 257	31.7	.3	45.6
3212	Fine roll paper	29	30 516	326	1.1	Z	X
3213	Other printing and writing paper	199	422 454	147 528	34.9	.3	X
3300	Stationery, office supplies and greeting cards	556	1 140 233	42 180	3.7	.1	1.1
3311	Business forms	391	990 354	3 280	.3	Z	X
3312	Stationery, photocopy paper, and typing paper	413	1 040 272	8 475	.8	Z	X
3313	Inked ribbons, carbon paper, pens and pencils	394	838 951	8 976	1.1	Z	X
3314	Toner and cartridges	471	999 794	5 254	.5	Z	X
3315	Greeting cards	19	59 829	348	.6	Z	X
3316	Other stationery supplies (envelopes, ruled forms, and binder paper)	527	1 060 672	15 426	1.5	Z	X
3400	Industrial and personal services paper and plastics	303	246 380	22 346	9.1	Z	4.1
3411	Paperboard and boxboard boxes	291	166 940	12 859	7.7	Z	X
3412	Paper dishes, cups, and napkins	73	40 970	1 307	3.2	Z	X
3413	Industrial paper (wrapping, bags, cartons, etc.)	76	3 446	146	4.2	Z	X
3500	Drugs, pharmaceuticals, cosmetics, and toiletries	252	1 017 088	76 193	7.5	.1	51.4
3512	Nonprescription pharmaceuticals	34	2 256	326	14.5	Z	X
3513	Cosmetics	83	3 126	192	6.1	Z	X
3515	Other toiletries and druggists' sundries	156	973 639	72 651	7.5	.1	X
3600	Piece goods, knit and woven	89	1 508 904	104 145	6.9	.2	X
3700	Notions (buttons, ribbons, lace, sewing accessories, zippers, bindings, etc.)	86	54 668	1 645	3.0	Z	X
3800	Men's and boys' wear	194	1 455 196	20 736	1.4	Z	.3
3812	Men's and boys' dress and casual shirts, slacks, and jeans	40	129 689	4 443	3.4	Z	X
3815	Other men's and boys' wear (caps, hats, swimwear, neckwear, etc.)	145	1 315 316	13 864	1.1	Z	X
3900	Women's and children's wear	122	1 310 423	8 914	.7	Z	.1
3911	Infants' and children's wear (to size 6X)	82	1 242 126	6 074	.5	Z	X
3915	Women's and misses' underwear and sleepwear	9	6 204	646	10.4	Z	X
4000	Footwear	35	13 918	490	3.5	Z	X
4100	Frozen foods (packaged)	107	1 566 172	11 352	.7	Z	X
4500	Fish and seafoods (excluding canned and frozen packaged)	58	39 304	831	2.1	Z	X
4600	Meat and meat products (fresh and un packaged)	14	337 486	199 110	59.0	.4	62.3
4611	Beef (not killed on location)	14	337 486	114 737	34.0	.2	X
4614	Pork (not killed on location)	14	337 486	84 373	25.0	.2	X
4700	Fresh fruits and vegetables	86	1 226 404	17 741	1.4	Z	X
4800	Coffee, tea, and spices	53	18 233	541	3.0	Z	X
4830	Canned foods	119	1 653 481	65 784	4.0	.1	X
4840	Food and beverage basic materials (include flavoring extracts, fruit peel, hop extract, industrial molasses, sausage casings, malt, yeast, etc.)	14	337 486	40 495	12.0	.1	X
4850	Soft drinks and bottled water	101	1 310 454	8 586	.7	Z	X
4860	Other grocery specialties	156	12 770 391	1 821 004	14.3	3.3	X
4900	Grain and beans	26	391 742	67 506	17.2	.1	X
5300	Plastics materials and basic shapes	583	3 205 330	83 094	2.6	.2	1.0
5311	Plastic pipes, rods, tubes, and shapes	523	3 039 764	51 304	1.7	.1	X
5312	High pressure laminates	13	15 671	4 945	31.6	Z	X
5314	Other plastics materials and basic shapes	260	725 741	17 343	2.4	Z	X
5320	Industrial gases (welding, etc.)	21	15 928	1 448	9.1	Z	X
5330	Chemicals and allied products (excluding agricultural, plastics, gases, and petroleum)	1 163	16 315 134	2 122 287	13.0	3.9	.3
5332	Alkalies and chlorine	363	439 146	4 093	.9	Z	X
5334	Organic fibers	8	81 218	8 291	10.2	Z	X
5335	Detergents and soaps	453	11 125 885	699 192	6.3	1.3	X
5336	Sanitation chemicals, polishes, and waxes	453	11 125 885	692 667	6.2	1.3	X
5341	Insecticides, nonagricultural	367	449 971	11 519	2.6	Z	X
5342	Adhesives, sealants, and glues	828	12 572 026	556 166	4.4	1.0	X
5344	Other chemicals and allied products	312	3 644 888	150 301	4.1	.3	X
5400	Petroleum products	257	12 472 311	671 754	5.4	1.2	X
5420	Liquified petroleum gases (excluding natural gas)	69	1 296 028	299 896	23.1	.6	X
5500	Crude oil	11	2 508	24	1.0	Z	X

See footnotes at end of table.

Table 3. Merchant Wholesalers by Kind of Business and Commodity Line: 1997—Con.

[Includes only establishments with payroll. For meaning of abbreviations and symbols, see introductory text. For explanation of terms, see Appendix A]

NAICS code and CL code	Kind of business and commodity line	Establishments handling commodity line		Commodity line sales			Sales coverage percent
		Number	Total sales (\$1,000)	Amount ¹ (\$1,000)	As percent of total sales of—		
					Establishments handling line	Establishments in NAICS industry ¹	
421990	Other miscellaneous durable goods whsle—Con.						
5700	Wines and distilled alcoholic beverages	6	15 668	3 909	24.9	Z	62.3
5712	Distilled liquor (including premixed alcoholic drinks)	6	15 668	3 909	24.9	Z	X
5800	Farm supplies	156	2 472 152	163 706	6.6	.3	10.2
5811	Hay, straw, and alfalfa	75	2 234 541	73 669	3.3	.1	X
5818	Other farm supplies (including harness and saddlery equipment)	80	235 373	89 928	38.2	.2	X
6000	Paint, paint supplies, and wallpaper	630	2 120 549	295 685	13.9	.5	3.8
6011	Architectural coatings (enamels, primers, stains, solvents, and lacquers)	626	2 083 409	292 039	14.0	.5	X
6100	Books, periodicals, newspapers, and miscellaneous printed materials	390	2 956 728	286 959	9.7	.5	2.3
6101	Books	174	2 851 235	270 526	9.5	.5	X
6102	Other periodicals, newspapers, and miscellaneous printed materials	66	130 539	12 418	9.5	Z	X
6110	Flowers and florists' supplies	111	810 919	22 483	2.8	Z	X
6120	Art goods (including novelties and souvenirs)	149	68 333	7 113	10.4	Z	33.2
6121	Art materials	21	25 558	932	3.6	Z	X
6122	Novelties and souvenirs	139	52 877	6 181	11.7	Z	X
6150	Nondurable goods, n.e.c.	131	1 727 103	119 111	6.9	.2	X
9700	Service receipts and labor charges (including installed parts)	1 669	2 635 446	339 506	12.9	.6	47.6
9701	Labor charges for repair work	966	1 200 459	115 380	9.6	.2	X
9702	Parts installed in repair work	819	623 262	64 049	10.3	.1	X
9703	Other service receipts and labor charges—Specify	624	1 438 443	159 974	11.1	.3	X
9720	Receipts for service contracts	171	148 609	21 224	14.3	Z	X
9730	Advertising specialties (paper novelties, etc.)	83	101 948	6 008	5.9	Z	X
9740	Receipts for installing equipment	110	65 465	9 225	14.1	Z	X
9810	Miscellaneous commodities	600	12 475 918	1 222 654	9.8	2.2	X
9940	Rental and leasing receipts	454	918 968	60 106	6.5	.1	.3
9941	Computer rental and leasing receipts	76	193 888	2 178	1.1	Z	X
9942	Photocopying machine rental	232	418 683	22 479	5.4	Z	X
9943	Other office machine rental receipts	76	193 888	6 399	3.3	Z	X
9944	Other rental receipts	81	22 179	1 201	5.4	Z	X
9950	Construction receipts	30	37 910	7 114	18.8	Z	X
9970	Receipts for printing or photocopying performed at this establishment	16	16 397	447	2.7	Z	X
9980	Receipts for machine shop job work	22	4 312	530	12.3	Z	X
4219901	Musical instruments & supplies whsle	444	X	2 155 019	X	100.0	61.5
1600	Electronic parts and equipment, except communication	10	74 699	14 448	19.3	.7	X
3100	Musical instruments and supplies	444	2 155 019	2 124 042	98.6	98.6	X
3130	Compact discs, prerecorded audio tapes, and phonograph records	8	5 975	302	5.1	Z	X
3140	Prerecorded video tapes	8	9 342	528	5.7	Z	X
3150	Other durable goods	6	2 684	815	30.4	Z	X
3700	Notions (buttons, ribbons, lace, sewing accessories, zippers, bindings, etc.)	6	3 323	86	2.6	Z	X
3800	Men's and boys' wear	7	3 518	558	15.9	Z	X
3900	Women's and children's wear	7	3 518	244	6.9	Z	X
6100	Books, periodicals, newspapers, and miscellaneous printed materials	7	7 221	306	4.2	Z	X
9700	Service receipts and labor charges (including installed parts)	18	33 212	2 675	8.1	.1	X
4219902	Forest products (except lumber) whsle	1 844	X	10 671 425	X	100.0	59.0
0600	Lumber: rough, dressed, and finished	96	755 960	182 916	24.2	1.7	X
0620	Plywood and millwork	27	172 036	15 063	8.8	.1	X
0700	Brick, stone, tile, sand, block, cement, and gravel	6	14 254	1 640	11.5	Z	X
1120	Flat iron and steel products	6	9 354	449	4.8	Z	X
1140	Iron and steel wire and wire products	11	21 728	708	3.3	Z	X
1150	Iron and steel pipe and tubing	6	5 868	56	1.0	Z	X
1300	Coal and coke	8	19 106	380	2.0	Z	X
1700	Hardware	15	29 610	1 687	5.7	Z	X
2320	General-purpose industrial machinery, equipment, and parts	17	65 644	2 389	3.6	Z	X
2540	Other service establishment equipment and supplies	6	11 014	110	1.0	Z	X
3120	Forest products, except lumber (including cordwood, hewn posts, poles, and ties)	1 844	10 671 425	10 048 620	94.2	94.2	X
5300	Plastics materials and basic shapes	23	79 722	14 410	18.1	.1	X
5330	Chemicals and allied products (excluding agricultural, plastics, gases, and petroleum)	20	102 583	11 656	11.4	.1	X
5800	Farm supplies	17	225 572	89 734	39.8	.8	X
9700	Service receipts and labor charges (including installed parts)	70	199 004	22 972	11.5	.2	X
9730	Advertising specialties (paper novelties, etc.)	7	24 065	1 609	6.7	Z	X
9810	Miscellaneous commodities	56	155 914	8 271	5.3	.1	X
9940	Rental and leasing receipts	52	208 427	10 322	5.0	.1	X
4219903	General merchandise (durable goods) whsle	2 864	X	20 154 440	X	100.0	60.7
0100	New and used automobiles, motorcycles, etc.	57	42 748	1 072	2.5	Z	X
0140	Medium trucks and tractors (14,001 to 26,000 lb)	14	33 346	1 982	5.9	Z	X
0150	Heavy trucks and tractors (over 26,000 lb)	29	36 560	6 048	16.5	Z	X
0200	New and rebuilt automotive parts and supplies	429	2 082 747	65 906	3.2	.3	.5
0211	Batteries	282	2 069 028	3 007	.1	Z	X
0212	Engines (complete)	283	1 055 041	2 102	.2	Z	X
0213	Electrical engine parts (including ignition parts)	282	2 069 028	12 298	.6	.1	X
0214	Brake parts (including fluid and all disk and drum parts)	282	2 069 028	4 623	.2	Z	X
0215	Exhaust system parts	282	2 069 028	3 007	.1	Z	X
0216	Glass	136	1 041 331	1 610	.2	Z	X
0217	Hoses, belts, gaskets, and wiper blades	429	2 082 747	7 440	.4	Z	X
0218	Filters (oil, air, gas, and transmission)	429	2 082 747	12 346	.6	.1	X
0219	Engine parts, except electrical	282	2 069 028	6 017	.3	Z	X
0221	Body parts and repair materials	136	1 041 331	1 610	.2	Z	X
0222	Suspension parts (shocks, struts, balljoints, etc.)	282	2 069 028	5 770	.3	Z	X
0223	Parts, n.e.c.	282	2 069 028	3 007	.1	Z	X
0224	Accessories	282	2 069 028	3 007	.1	Z	X

See footnotes at end of table.

Table 3. Merchant Wholesalers by Kind of Business and Commodity Line: 1997—Con.

[Includes only establishments with payroll. For meaning of abbreviations and symbols, see introductory text. For explanation of terms, see Appendix A]

NAICS code and CL code	Kind of business and commodity line	Establishments handling commodity line		Commodity line sales			Sales coverage percent
		Number	Total sales (\$1,000)	Amount ¹ (\$1,000)	As percent of total sales of—		
					Establishments handling line	Establishments in NAICS industry ¹	
4219903	General merchandise (durable goods) whse—Con.						
0240	Used automotive parts, accessories, and equipment	11	14 207	1 236	8.7	Z	X
0300	Tires and tubes	230	2 825 123	56 655	2.0	.3	.2
0311	New tires and tubes	230	2 825 123	56 655	2.0	.3	X
0400	Household and lawn furniture	94	887 537	101 240	11.4	.5	X
0420	Office and business furniture	125	63 455	11 953	18.8	.1	5.4
0421	New office furniture (wooden and metal)	125	63 455	11 953	18.8	.1	X
0500	Household china, glassware, crockery, and plastic housewares	107	31 400	3 726	11.9	Z	X
0520	Linens, domestics, curtains, and draperies	116	107 068	3 431	3.2	Z	X
0530	Flooring and floor coverings	189	103 722	5 035	4.9	Z	2.8
0531	Soft-surface (textile) floor coverings and accessories (including rugs, carpets, and pads)	189	103 722	5 035	4.9	Z	X
0540	Other home furnishings	544	1 859 325	85 560	4.6	.4	X
0600	Lumber: rough, dressed, and finished	370	1 935 200	225 816	11.7	1.1	.7
0611	Dimensional lumber (non-treated)	323	1 561 607	150 897	9.7	.7	X
0612	Treated lumber	324	1 330 912	49 869	3.7	.2	X
0613	Boards	161	663 384	25 049	3.8	.1	X
0620	Plywood and millwork	539	2 141 521	230 868	10.8	1.1	3.0
0621	Softwood plywood and oriented strand board (OSB)	149	858 046	43 602	5.1	.2	X
0622	Other panels products (including hardwood plywood, waterboard, and particleboard)	379	1 525 543	84 579	5.5	.4	X
0623	Gypsum, specialty boards, and treatments	246	763 221	41 438	5.4	.2	X
0624	Wood millwork (doors, windows, cabinets, etc.)	161	701 136	46 699	6.7	.2	X
0625	Metal millwork	169	208 230	10 253	4.9	.1	X
0626	Other millwork and wood siding (including trusses and wood roofing)	145	184 223	4 280	2.3	Z	X
0700	Brick, stone, tile, sand, block, cement, and gravel	295	162 454	20 231	12.5	.1	24.0
0711	Ready-mixed or transit-mixed concrete	152	89 462	4 345	4.9	Z	X
0712	Cement and lime	150	97 177	10 078	10.4	.1	X
0713	Sand, gravel, and crushed stone	153	63 821	1 887	3.0	Z	X
0714	Brick, block, tile, clay/cement sewer pipe, etc.	231	141 846	3 920	2.8	Z	X
0720	Roofing, siding, and insulation materials	407	422 002	55 081	13.1	.3	32.5
0721	Roofing, except wood	190	78 021	5 004	6.4	Z	X
0722	Siding, except wood	116	240 616	33 046	13.7	.2	X
0723	Insulation materials	319	198 131	17 031	8.6	.1	X
0730	Flat glass and other construction glass (excluding automotive)	150	251 230	17 513	7.0	.1	X
0740	Other construction materials	398	1 002 685	65 801	6.6	.3	3.3
0741	Rain-carrying equipment (down spouts, gutters, etc.)	83	155 096	3 135	2.0	Z	X
0742	Prefabricated buildings and structural assemblies (nonwood)	64	134 281	10 738	8.0	.1	X
0744	Construction materials, n.e.c. (including wire fence and construction paper)	312	763 660	51 927	6.8	.3	X
0800	Photographic equipment and supplies (excluding video)	275	1 587 531	942 786	59.4	4.7	58.9
0811	Still picture photographic equipment	89	9 124	88	1.0	Z	X
0812	Motion picture photographic equipment	89	9 124	176	1.9	Z	X
0813	Photographic film	103	1 574 756	942 023	59.8	4.7	X
0815	Other photographic equipment and supplies	172	12 775	499	3.9	Z	X
0900	Office equipment	418	285 403	45 551	16.0	.2	6.9
0911	Typewriters and dedicated word processors	65	39 409	595	1.5	Z	X
0912	Calculators and accounting machines	65	39 409	308	.8	Z	X
0913	Copying machines and equipment	355	170 293	23 899	14.0	.1	X
0914	Dictating, transcribing, and recording machines	129	154 543	20 749	13.4	.1	X
0920	New computer equipment	393	1 251 675	262 204	20.9	1.3	57.4
0921	Computers	61	9 951	740	7.4	Z	X
0922	Computer storage devices	12	836	16	1.9	Z	X
0923	Computer printers	43	5 759	232	4.0	Z	X
0924	Other computer peripheral equipment	357	1 245 481	261 216	21.0	1.3	X
0930	Used computer equipment	23	13 869	1 495	10.8	Z	X
0950	Computer software (packaged)	346	1 405 518	7 967	.6	Z	X
0960	Restaurant and hotel equipment and supplies	111	50 963	8 021	15.7	Z	X
0970	Store machines and equipment	62	47 358	6 433	13.6	Z	41.3
0971	Vending machines	34	11 137	204	1.8	Z	X
0972	Other store machines and equipment	62	47 358	6 229	13.2	Z	X
1000	Medical, hospital, and surgical supplies	50	437 564	104 749	23.9	.5	10.8
1013	Other surgical, medical, and hospital supplies	50	437 564	104 749	23.9	.5	X
1030	Optical and ophthalmic goods	11	8 893	89	1.0	Z	X
1040	Religious and school supplies	67	38 273	3 189	8.3	Z	17.4
1042	School supplies	67	38 273	3 189	8.3	Z	X
1050	Other professional equipment and supplies	7	15 307	1 780	11.6	Z	60.7
1057	Professional equipment and supplies, n.e.c.	6	13 585	1 355	10.0	Z	X
1100	Iron and steel products (semifinished)	19	14 256	714	5.0	Z	60.7
1111	Sheet bars and tin plate bars	19	14 256	714	5.0	Z	X
1120	Flat iron and steel products	511	3 621 055	407 812	11.3	2.0	25.3
1124	Sheets (hot-rolled)	511	3 621 055	163 124	4.5	.8	X
1126	Sheets (galvanized and coated)	511	3 621 055	244 688	6.8	1.2	X
1140	Iron and steel wire and wire products	558	377 596	21 776	5.8	.1	X
1150	Iron and steel pipe and tubing	581	1 199 506	82 256	6.9	.4	X
1160	Other iron and steel products	145	110 152	7 761	7.0	Z	X
1200	Copper and brass	211	13 842 766	784 869	5.7	3.9	52.7
1212	Flat products (sheets, strips, and plates)	115	13 789 362	346 034	2.5	1.7	X
1213	Tubular products (pipes and tubes)	143	11 232 013	438 835	3.9	2.2	X

See footnotes at end of table.

Table 3. Merchant Wholesalers by Kind of Business and Commodity Line: 1997—Con.

[Includes only establishments with payroll. For meaning of abbreviations and symbols, see introductory text. For explanation of terms, see Appendix A]

NAICS code and CL code	Kind of business and commodity line	Establishments handling commodity line		Commodity line sales			Sales coverage percent
		Number	Total sales (\$1,000)	Amount ¹ (\$1,000)	As percent of total sales of—		
					Establishments handling line	Establishments in NAICS industry ¹	
4219903	General merchandise (durable goods) whse—Con.						
1220	Aluminum shapes, forms, etc.	390	14 060 076	704 279	5.0	3.5	52.1
1223	Rods, bars, and wires: rolled or extruded (rounds, hexes, squares, and rectangles)	390	14 060 076	704 279	5.0	3.5	X
1230	Other nonferrous metals (magnesium, nickel, tin, lead, zinc, etc., except precious)	54	12 536 222	463 934	3.7	2.3	X
1300	Coal and coke	44	1 189 324	362 810	30.5	1.8	X
1320	Minerals and ores (excluding coal, precious stones, and crude oil)	28	11 093 239	1 740 138	15.7	8.6	X
1400	Electrical apparatus and equipment	1 289	4 750 075	375 763	7.9	1.9	.4
1412	Switchgear and switchboard apparatus	49	1 204 032	71 986	6.0	.4	X
1413	Motors and generators (including motor-generator sets)	856	2 275 526	83 635	3.7	.1	X
1415	Electric bulbs (all types)	98	733 902	12 368	1.7	.1	X
1416	Interior wiring (excluding conduit)	212	1 476 912	54 640	3.7	.3	X
1417	Exterior wiring and cable (excluding conduit)	160	949 461	38 110	4.0	.2	X
1418	Lighting fixtures (residential and commercial)	316	1 508 597	57 638	3.8	.3	X
1419	Industrial controls	74	213 089	5 095	2.4	Z	X
1421	Other electrical apparatus and equipment (including fuses and lightning rods)	441	1 750 336	52 242	3.0	.3	X
1500	Electrical appliances, household	1 000	3 866 852	410 176	10.6	2.0	.3
1511	Televisions	471	2 857 466	120 326	4.2	.6	X
1512	Radios, stereos, and CD players	672	2 917 967	94 106	3.2	.5	X
1513	V.C.R.'s and video cameras	846	3 127 765	113 219	3.6	.6	X
1517	Vacuum cleaners and sewing machines, household	149	811 970	2 249	.3	Z	X
1518	Other electrical household appliances (including fans, dishwashers, etc.) ..	504	1 611 539	80 259	5.0	.4	X
1600	Electronic parts and equipment, except communication	1 314	15 549 336	1 801 272	11.6	8.9	.2
1612	Integrated circuits	107	2 325 450	9 149	.4	Z	X
1613	Capacitors and resistors	107	2 325 450	13 285	.6	.1	X
1615	Discrete semiconductors, etc.	107	2 325 450	12 463	.5	.1	X
1616	Electronic connectors and other passive electronic parts	831	3 236 508	126 472	3.9	.6	X
1618	Electronic parts and equipment, n.e.c.	669	15 259 582	1 639 902	10.7	8.1	X
1650	Communication equipment and supplies	104	79 588	13 266	16.7	.1	47.0
1651	Telephones	85	76 159	9 937	13.0	Z	X
1652	Other electronic communication equipment	76	64 376	3 117	4.8	Z	X
1653	Other electrical communication equipment	42	14 496	212	1.5	Z	X
1700	Hardware	1 607	4 579 799	542 398	11.8	2.7	13.2
1711	Hand tools (including power driven)	1 025	3 008 927	379 990	12.6	1.9	X
1712	Bolts, nuts, rivets, and fasteners	1 068	971 745	93 571	9.6	.5	X
1713	Cutlery	850	2 229 312	68 836	3.1	.3	X
1800	Plumbing and heating equipment and supplies (hydronics)	849	3 044 675	332 330	10.9	1.6	21.9
1811	Plastic pipe fittings and valves (excluding pipe and tubing)	524	817 417	34 534	4.2	.2	X
1812	Metal pipe fittings and valves (excluding pipe and tubing)	636	974 238	49 347	5.1	.2	X
1813	Plumbing fixtures	470	2 395 545	208 391	8.7	1.0	X
1814	Furnaces, stoves, water heaters (except electric and warm air)	152	618 631	12 847	2.1	.1	X
1815	Boilers, radiators, and convectors	215	96 212	2 065	2.1	Z	X
1818	Other plumbing and heating equipment and supplies	241	340 185	25 147	7.4	.1	X
1900	Warm air heating and air-conditioning equipment and supplies	383	732 455	40 824	5.6	.2	39.7
1911	Furnaces (warm air)	279	680 538	11 519	1.7	.1	X
1912	Central air-conditioning (residential and commercial)	175	112 864	6 828	6.1	Z	X
1914	Heat pumps (residential and commercial)	143	62 322	1 593	2.6	Z	X
1916	Air cleaning and filtration systems	178	627 546	6 492	1.0	Z	X
1917	Compressors for air-conditioners	182	89 571	1 621	1.8	Z	X
1918	Condensing units for air-conditioners	94	42 172	383	.9	Z	X
1919	Registers, grills, pre-formed ductwork (excluding sheet metal), and duct insulation	217	640 214	12 351	1.9	.1	X
2000	Refrigeration equipment and supplies	106	77 818	9 965	12.8	Z	53.9
2011	Commercial refrigerators (reach-in and walk-in)	35	42 733	1 477	3.5	Z	X
2012	Unit coolers for commercial refrigerators	6	3 172	188	5.9	Z	X
2013	Condensing units for commercial refrigerators	42	53 132	833	1.6	Z	X
2014	Refrigerants	46	54 791	1 187	2.2	Z	X
2015	Other refrigeration equipment and supplies	81	70 527	6 279	8.9	Z	X
2100	Construction and mining machinery and equipment (including parts and attachments)	326	664 509	46 655	7.0	.2	12.9
2111	New off-highway wheel and track-laying tractors	293	632 619	19 539	3.1	.1	X
2115	New graders, rollers, and off-highway trucks	250	588 498	8 491	1.4	Z	X
2117	Other new construction and mining, logging, and road maintenance machinery, equipment, and parts	108	177 201	5 506	3.1	Z	X
2118	Used construction and mining machinery and equipment	175	443 187	13 070	2.9	.1	X
2200	Farm machinery, equipment, and parts	227	837 865	32 374	3.9	.2	2.8
2211	New tractors (farm)	227	837 865	8 034	1.0	Z	X
2212	New harvesting machinery	227	837 865	4 025	.5	Z	X
2213	New land preparation, planting, and cultivating machinery	227	837 865	8 034	1.0	Z	X
2214	New dairy farm and barn equipment	227	837 865	4 025	.5	Z	X
2216	Other new farm machinery and equipment	227	837 865	4 025	.5	Z	X
2218	Used farm machinery and equipment	227	837 865	4 025	.5	Z	X
2220	Garden machinery, equipment, and parts	425	2 221 907	271 514	12.2	1.3	.4
2221	New power lawn mowers	425	2 221 907	90 498	4.1	.4	X
2222	Other new lawn and garden machinery and equipment	425	2 221 907	90 498	4.1	.4	X
2223	Used garden machinery and equipment	425	2 221 907	90 498	4.1	.4	X
2300	Hydraulic and pneumatic (fluid-power) pumps, motors, and parts	113	475 544	10 336	2.2	.1	6.8
2311	Pumps	67	277 499	6 068	2.2	Z	X
2312	Motors	64	184 875	1 945	1.1	Z	X
2313	Parts for pumps and motors	88	315 925	2 323	.7	Z	X
2320	General-purpose industrial machinery, equipment, and parts	1 294	16 836 862	674 416	4.0	3.3	.1
2321	New pumps, compressors (air or gas), and equipment	947	11 562 971	177 020	1.5	.9	X
2326	New controlling, recording, and indicating instruments and access	675	11 548 425	135 095	1.2	.7	X
2327	All other new general-purpose industrial machinery and equipment	701	11 530 514	344 746	3.0	1.7	X
2328	Used general-purpose industrial machinery and equipment	238	5 046 376	17 555	.3	.1	X
2330	Metalworking machinery, equipment, and parts	378	1 812 473	26 468	1.5	.1	X

See footnotes at end of table.

Table 3. Merchant Wholesalers by Kind of Business and Commodity Line: 1997—Con.

[Includes only establishments with payroll. For meaning of abbreviations and symbols, see introductory text. For explanation of terms, see Appendix A]

NAICS code and CL code	Kind of business and commodity line	Establishments handling commodity line		Commodity line sales			Sales coverage percent
		Number	Total sales (\$1,000)	Amount ¹ (\$1,000)	As percent of total sales of—		
					Establishments handling line	Establishments in NAICS industry ¹	
4219903	General merchandise (durable goods) whse—Con.						
2340	Materials handling machinery, equipment, and parts	348	247 950	21 146	8.5	.1	.6
2342	New hoists, cranes, and monorails	182	109 679	1 289	1.2	Z	X
2345	Used materials handling machinery, equipment, and parts	167	138 271	19 857	14.4	.1	X
2350	Oil well, oil refinery, and pipeline machinery, equipment, and supplies	12	396 771	3 956	1.0	Z	X
2360	Other industrial machinery, equipment, and parts	104	412 832	6 327	1.5	Z	8.5
2363	New printing trades machinery, equipment, and supplies	35	113 929	1 846	1.6	Z	X
2365	New woodworking machinery	35	47 033	36	.1	Z	X
2366	Other new industrial machinery and equipment	51	264 086	3 604	1.4	Z	X
2367	Used industrial machinery and equipment	19	34 814	841	2.4	Z	X
2370	Mechanical power transmission supplies	115	96 253	4 621	4.8	Z	53.5
2371	Bearings and bushings	106	94 383	3 994	4.2	Z	X
2372	Other mechanical power transmission supplies	29	19 327	627	3.2	Z	X
2380	Industrial valves and fittings (except fluid-power)	77	41 619	7 100	17.1	Z	X
2390	Hydraulic and pneumatic (fluid-power) valves	78	449 534	26 699	5.9	.1	60.7
2391	Hydraulic valves	71	445 034	14 268	3.2	.1	X
2392	Pneumatic valves	70	429 509	12 427	2.9	.1	X
2400	Hydraulic and pneumatic cylinders and rotary actuators	37	409 000	16 530	4.0	.1	54.5
2411	Hydraulic cylinders and rotary actuators	37	409 000	12 297	3.0	.1	X
2412	Pneumatic cylinders and rotary actuators	37	409 000	4 231	1.0	Z	X
2420	Hydraulic and pneumatic connectors and assemblies	36	25 135	1 470	5.8	Z	60.7
2421	Hydraulic and pneumatic connectors	36	25 135	1 450	5.8	Z	X
2430	Fluid-power filters, components, accessories, and parts	130	104 542	4 383	4.2	Z	48.9
2431	Filters	123	104 270	2 430	2.3	Z	X
2432	Other fluid-power components, accessories, and parts, n.e.c.	119	82 816	1 949	2.4	Z	X
2440	Welding supplies (excluding gases)	149	83 216	8 607	10.3	Z	X
2450	Industrial containers and supplies	247	135 736	7 222	5.3	Z	28.8
2451	New and reconditioned drums and barrels	66	6 094	340	5.6	Z	X
2454	Other industrial containers and supplies	247	135 736	6 881	5.1	Z	X
2460	Other industrial supplies	783	1 063 565	69 610	6.5	.3	13.6
2461	Printing and duplicating inks	349	809 077	8 454	1.0	Z	X
2462	Abrasives and abrasive materials	322	185 046	12 739	6.9	.1	X
2463	Nylon, polyester, and synthetic rubber	342	284 666	9 413	3.3	Z	X
2464	Mechanical rubber goods	492	853 064	29 432	3.5	.1	X
2465	Strapping and tape	35	15 629	200	1.3	Z	X
2466	Industrial supplies, n.e.c.	146	119 523	9 264	7.8	Z	X
2520	Custodial (janitors') equipment and supplies	118	61 009	6 770	11.1	Z	11.1
2521	Custodial equipment—power equipment	68	12 818	703	5.5	Z	X
2522	Custodial equipment—nonpower equipment	118	61 009	4 105	6.7	Z	X
2523	Custodial supplies	68	12 818	1 962	15.3	Z	X
2530	Laundry and dry-cleaning equipment and supplies	12	9 560	543	5.7	Z	X
2540	Other service establishment equipment and supplies	16	12 020	2 304	19.2	Z	13.3
2542	Service establishment equipment and supplies, n.e.c.	16	12 020	2 304	19.2	Z	X
2600	Aircraft and aeronautical equipment and supplies	106	2 692 454	218 858	8.1	1.1	X
2620	Marine machinery, equipment, and supplies	37	398 274	4 111	1.0	Z	X
2700	Sporting and recreational goods and supplies	560	3 008 673	68 119	2.3	.3	X
2800	Toys and hobby goods and supplies	368	999 815	43 530	4.4	.2	.6
2813	Crafts and craft supplies	368	999 815	10 331	1.0	.1	X
2814	Other hobby goods and accessories	368	999 815	33 199	3.3	.2	X
2900	Ferrous metal scrap	28	11 093 239	108 717	1.0	.5	X
2920	Nonferrous metal scrap	25	1 441 247	28 828	2.0	.1	X
2930	Recyclable paper and paperboard	74	34 696	4 640	13.4	Z	X
2940	Recyclable materials, except metal	15	3 432	231	6.7	Z	X
3000	Jewelry, diamonds, gem stones, and watches	57	24 821	2 805	11.3	Z	X
3030	Precious metals—gold, silver, and platinum including precious metal coins	28	11 093 239	217 533	2.0	1.1	X
3100	Musical instruments and supplies	46	37 909	729	1.9	Z	X
3120	Forest products, except lumber (including cordwood, hewn posts, poles, and ties)	69	11 132 288	327 105	2.9	1.6	X
3130	Compact discs, prerecorded audio tapes, and phonograph records	109	97 344	3 606	3.7	Z	X
3140	Prerecorded video tapes	86	98 434	3 493	3.5	Z	X
3150	Other durable goods	52	48 204	1 370	2.8	Z	21.1
3151	Coin-operated games	52	48 204	1 043	2.2	Z	X
3152	Luggage	27	9 994	109	1.1	Z	X
3153	Works of art	27	9 994	109	1.1	Z	X
3154	Other durable goods, n.e.c.	27	9 994	109	1.1	Z	X
3160	Fire extinguishers and fire safety equipment	54	46 588	1 073	2.3	Z	X
3200	Printing and writing paper	194	83 778	3 452	4.1	Z	19.8
3212	Fine roll paper	29	30 516	326	1.1	Z	X
3213	Other printing and writing paper	194	83 778	3 126	3.7	Z	X
3300	Stationery, office supplies and greeting cards	471	999 794	29 643	3.0	.1	1.0
3311	Business forms	391	990 354	3 280	.3	Z	X
3312	Stationery, photocopy paper, and typing paper	391	990 354	8 150	.8	Z	X
3313	Inked ribbons, carbon paper, pens and pencils	394	838 951	8 976	1.1	Z	X
3314	Toner and cartridges	471	999 794	5 254	.5	Z	X
3316	Other stationery supplies (envelopes, ruled forms, and binder paper) ...	471	999 794	3 931	.4	Z	X
3400	Industrial and personal services paper and plastics	291	166 940	14 312	8.6	.1	6.8
3411	Paperboard and boxboard boxes	291	166 940	12 859	7.7	.1	X
3412	Paper dishes, cups, and napkins	73	40 970	1 307	3.2	Z	X
3413	Industrial paper (wrapping, bags, cartons, etc.)	76	3 446	146	4.2	Z	X

See footnotes at end of table.

Table 3. Merchant Wholesalers by Kind of Business and Commodity Line: 1997—Con.

[Includes only establishments with payroll. For meaning of abbreviations and symbols, see introductory text. For explanation of terms, see Appendix A]

NAICS code and CL code	Kind of business and commodity line	Establishments handling commodity line		Commodity line sales			Sales coverage percent
		Number	Total sales (\$1,000)	Amount ¹ (\$1,000)	As percent of total sales of—		
					Establishments handling line	Establishments in NAICS industry ¹	
4219903	General merchandise (durable goods) whsle—Con.						
3500	Drugs, pharmaceuticals, cosmetics, and toiletries	229	892 499	70 301	7.9	.3	55.9
3512	Nonprescription pharmaceuticals	34	2 256	326	14.5	Z	X
3513	Cosmetics	83	3 126	192	6.1	Z	X
3515	Other toiletries and druggists' sundries	146	889 373	69 783	7.8	.3	X
3600	Piece goods, knit and woven	76	1 485 200	101 827	6.9	.5	X
3700	Notions (buttons, ribbons, lace, sewing accessories, zippers, bindings, etc.)	70	24 994	760	3.0	Z	X
3800	Men's and boys' wear	128	1 258 091	6 027	.5	Z	X
3815	Other men's and boys' wear (caps, hats, swimwear, neckwear, etc.)	128	1 258 091	6 027	.5	Z	X
3900	Women's and children's wear	82	1 242 126	6 074	.5	Z	X
3911	Infants' and children's wear (to size 6X)	82	1 242 126	6 074	.5	Z	X
4000	Footwear	25	2 532	130	5.1	Z	X
4100	Frozen foods (packaged)	101	1 563 879	11 138	.7	.1	X
4500	Fish and seafoods (excluding canned and frozen packaged)	58	39 304	831	2.1	Z	X
4600	Meat and meat products (fresh and unpackaged)	14	337 486	199 110	59.0	1.0	60.7
4611	Beef (not killed on location)	14	337 486	114 737	34.0	.6	X
4614	Pork (not killed on location)	14	337 486	84 373	25.0	.4	X
4700	Fresh fruits and vegetables	86	1 226 404	17 741	1.4	.1	X
4800	Coffee, tea, and spices	52	17 454	464	2.7	Z	X
4830	Canned foods	111	1 574 497	64 166	4.1	.3	X
4840	Food and beverage basic materials (include flavoring extracts, fruit peel, hop extract, industrial molasses, sausage casings, malt, yeast, etc.)	14	337 486	40 495	12.0	.2	X
4850	Soft drinks and bottled water	96	1 233 283	7 751	.6	Z	X
4860	Other grocery specialties	144	12 699 616	1 818 895	14.3	9.0	X
4900	Grain and beans	25	387 623	67 345	17.4	.3	X
5300	Plastics materials and basic shapes	519	3 022 172	59 211	2.0	.3	.1
5311	Plastic pipes, rods, tubes, and shapes	519	3 022 172	48 797	1.6	.2	X
5314	Other plastics materials and basic shapes	254	679 274	10 413	1.5	.1	X
5320	Industrial gases (welding, etc.)	16	10 424	1 340	12.9	Z	X
5330	Chemicals and allied products (excluding agricultural, plastics, gases, and petroleum)	1 114	16 177 674	2 109 699	13.0	10.5	.1
5332	Alkalies and chlorine	363	439 146	4 093	.9	Z	X
5335	Detergents and soaps	453	11 125 885	699 192	6.3	3.5	X
5336	Sanitation chemicals, polishes, and waxes	453	11 125 885	692 667	6.2	3.4	X
5341	Insecticides, nonagricultural	363	439 146	8 579	2.0	Z	X
5342	Adhesives, sealants, and glues	820	12 561 484	555 741	4.4	2.8	X
5344	Other chemicals and allied products	294	3 616 190	149 428	4.1	.7	X
5400	Petroleum products	249	12 448 179	668 717	5.4	3.3	X
5420	Liquified petroleum gases (excluding natural gas)	67	1 292 560	299 729	23.2	1.5	X
5500	Crude oil	11	2 508	24	1.0	Z	X
5800	Farm supplies	138	2 244 342	73 863	3.3	.4	9.9
5811	Hay, straw, and alfalfa	70	2 231 924	73 063	3.3	.4	X
5818	Other farm supplies (including harness and saddlery equipment)	68	12 418	800	6.4	Z	X
6000	Paint, paint supplies, and wallpaper	626	2 083 409	292 039	14.0	1.4	3.8
6011	Architectural coatings (enamels, primers, stains, solvents, and lacquers)	626	2 083 409	292 039	14.0	1.4	X
6100	Books, periodicals, newspapers, and miscellaneous printed materials	204	88 286	4 014	4.5	Z	X
6110	Flowers and florists' supplies	101	778 844	16 702	2.1	.1	X
6120	Art goods (including novelties and souvenirs)	119	51 306	4 368	8.5	Z	32.8
6121	Art materials	21	25 558	932	3.6	Z	X
6122	Novelties and souvenirs	109	35 850	3 436	9.6	Z	X
6150	Nondurable goods, n.e.c.	103	1 522 239	79 661	5.2	.4	X
9700	Service receipts and labor charges (including installed parts)	881	880 632	99 987	11.4	.5	54.7
9701	Labor charges for repair work	593	307 285	34 649	11.3	.2	X
9702	Parts installed in repair work	611	384 849	41 663	10.8	.2	X
9703	Other service receipts and labor charges—Specify	233	579 861	23 604	4.1	.1	X
9720	Receipts for service contracts	155	117 300	17 168	14.6	.1	X
9730	Advertising specialties (paper novelties, etc.)	54	20 577	3 166	15.4	Z	X
9740	Receipts for installing equipment	100	45 342	3 651	8.1	Z	X
9810	Miscellaneous commodities	390	12 032 617	1 190 300	9.9	5.9	X
9940	Rental and leasing receipts	313	440 862	32 257	7.3	.2	.5
9941	Computer rental and leasing receipts	76	193 888	2 178	1.1	Z	X
9942	Photocopying machine rental	232	418 683	22 479	5.4	.1	X
9943	Other office machine rental receipts	76	193 888	6 399	3.3	Z	X
9944	Other rental receipts	81	22 179	1 201	5.4	Z	X
9950	Construction receipts	30	37 910	7 114	18.8	Z	X
9970	Receipts for printing or photocopying performed at this establishment	16	16 397	447	2.7	Z	X
9980	Receipts for machine shop job work	22	4 312	530	12.3	Z	X
4219904	Prerecorded media whsle	1 852	X	16 079 741	X	100.0	69.7
0200	New and rebuilt automotive parts and supplies	12	101 714	6 192	6.1	Z	X
0250	Petroleum products marketing equipment	6	98 961	16 196	16.4	.1	X
0520	Linens, domestics, curtains, and draperies	7	14 372	829	5.8	Z	X
0540	Other home furnishings	6	13 513	607	4.5	Z	X
0620	Plywood and millwork	6	4 397	1 943	44.2	Z	X
0800	Photographic equipment and supplies (excluding video)	20	92 304	2 106	2.3	Z	X
0900	Office equipment	9	10 521	1 573	15.0	Z	X
0950	Computer software (packaged)	55	1 567 317	66 644	4.3	.4	X
0970	Store machines and equipment	6	33 760	8 641	25.6	.1	X
1400	Electrical apparatus and equipment	14	22 440	5 222	23.3	Z	X

See footnotes at end of table.

Table 3. Merchant Wholesalers by Kind of Business and Commodity Line: 1997—Con.

[Includes only establishments with payroll. For meaning of abbreviations and symbols, see introductory text. For explanation of terms, see Appendix A]

NAICS code and CL code	Kind of business and commodity line	Establishments handling commodity line		Commodity line sales			Sales coverage percent
		Number	Total sales (\$1,000)	Amount ¹ (\$1,000)	As percent of total sales of—		
					Establishments handling line	Establishments in NAICS industry ¹	
4219904	Prerecorded media whse—Con.						
1500	Electrical appliances, household	8	69 583	31 593	45.4	.2	X
1600	Electronic parts and equipment, except communication	17	97 696	6 854	7.0	Z	X
1650	Communication equipment and supplies	6	6 052	676	11.2	Z	X
1700	Hardware	9	21 619	1 844	8.5	Z	X
2700	Sporting and recreational goods and supplies	12	22 587	2 721	12.0	Z	X
2800	Toys and hobby goods and supplies	22	43 459	9 590	22.1	.1	X
3000	Jewelry, diamonds, gem stones, and watches	12	15 170	572	3.8	Z	X
3100	Musical instruments and supplies	8	14 201	951	6.7	Z	X
3130	Compact discs, prerecorded audio tapes, and phonograph records	1 297	10 733 726	7 606 933	70.9	47.3	X
3140	Prerecorded video tapes	890	12 101 542	7 872 189	65.1	49.0	X
3150	Other durable goods	12	49 309	15 295	31.0	.1	X
3200	Printing and writing paper	7	8 112	2 889	35.6	Z	X
3300	Stationery, office supplies and greeting cards	8	16 264	337	2.1	Z	X
3500	Drugs, pharmaceuticals, cosmetics, and toiletries	11	84 988	2 957	3.5	Z	X
3800	Men's and boys' wear	24	122 923	3 055	2.5	Z	X
3900	Women's and children's wear	13	8 878	760	8.6	Z	X
6100	Books, periodicals, newspapers, and miscellaneous printed materials	128	2 655 787	266 069	10.0	1.7	X
6120	Art goods (including novelties and souvenirs)	14	12 343	2 556	20.7	Z	X
9700	Service receipts and labor charges (including installed parts)	124	668 896	108 827	16.3	.7	X
9720	Receipts for service contracts	13	25 621	3 554	13.9	Z	X
9810	Miscellaneous commodities	74	215 152	12 681	5.9	.1	X
9940	Rental and leasing receipts	21	84 679	4 125	4.9	Z	X
42199041	Compact discs/prerecorded audio tapes, & phonograph records whse	1 215	X	8 766 190	X	100.0	63.0
0200	New and rebuilt automotive parts and supplies	6	2 753	119	4.3	Z	X
0520	Linens, domestics, curtains, and draperies	6	13 593	791	5.8	Z	X
0800	Photographic equipment and supplies (excluding video)	20	92 304	2 106	2.3	Z	X
0900	Office equipment	8	7 755	1 160	15.0	Z	X
0950	Computer software (packaged)	44	1 431 516	63 957	4.5	.7	X
1400	Electrical apparatus and equipment	11	7 202	1 449	20.1	Z	X
1600	Electronic parts and equipment, except communication	16	96 958	6 781	7.0	.1	X
1700	Hardware	7	7 121	397	5.6	Z	X
2700	Sporting and recreational goods and supplies	11	21 808	2 683	12.3	Z	X
2800	Toys and hobby goods and supplies	14	16 198	442	2.7	Z	X
3000	Jewelry, diamonds, gem stones, and watches	6	13 593	130	1.0	Z	X
3100	Musical instruments and supplies	8	14 201	951	6.7	Z	X
3130	Compact discs, prerecorded audio tapes, and phonograph records	1 215	8 766 190	7 371 738	84.1	84.1	X
3140	Prerecorded video tapes	253	4 787 991	1 007 437	21.0	11.5	X
3150	Other durable goods	9	20 255	1 143	5.6	Z	X
3200	Printing and writing paper	7	8 112	2 889	35.6	Z	X
3300	Stationery, office supplies and greeting cards	6	14 513	250	1.7	Z	X
3500	Drugs, pharmaceuticals, cosmetics, and toiletries	10	84 286	2 868	3.4	Z	X
3800	Men's and boys' wear	22	122 453	3 043	2.5	Z	X
6100	Books, periodicals, newspapers, and miscellaneous printed materials	98	2 602 483	257 968	9.9	2.9	X
6120	Art goods (including novelties and souvenirs)	11	5 687	592	10.4	Z	X
9700	Service receipts and labor charges (including installed parts)	101	322 111	20 014	6.2	.2	X
9720	Receipts for service contracts	9	11 758	3 355	28.5	Z	X
9810	Miscellaneous commodities	34	164 965	4 958	3.0	.1	X
9940	Rental and leasing receipts	8	72 577	1 388	1.9	Z	X
42199042	Prerecorded video tapes whse	637	X	7 313 551	X	100.0	77.8
0200	New and rebuilt automotive parts and supplies	6	98 961	6 073	6.1	.1	X
0250	Petroleum products marketing equipment	6	98 961	16 196	16.4	.2	X
0950	Computer software (packaged)	11	135 801	2 687	2.0	Z	X
2800	Toys and hobby goods and supplies	8	27 281	9 148	33.6	.1	X
3000	Jewelry, diamonds, gem stones, and watches	6	1 577	442	28.0	Z	X
3130	Compact discs, prerecorded audio tapes, and phonograph records	82	1 967 536	235 195	12.0	3.2	X
3140	Prerecorded video tapes	637	7 313 551	6 864 752	93.9	93.9	X
3900	Women's and children's wear	9	6 204	646	10.4	Z	X
6100	Books, periodicals, newspapers, and miscellaneous printed materials	30	53 304	8 101	15.2	.1	X
9700	Service receipts and labor charges (including installed parts)	23	346 785	88 813	25.6	1.2	X
9810	Miscellaneous commodities	40	50 187	7 723	15.4	.1	X
9940	Rental and leasing receipts	13	12 102	2 737	22.6	Z	X
4219905	Fire extinguishers & fire safety equipment whse	923	X	937 818	X	100.0	65.9
0900	Office equipment	8	6 475	791	12.2	.1	X
1000	Medical, hospital, and surgical supplies	16	19 458	5 028	25.8	.5	X
1140	Iron and steel wire and wire products	10	21 605	863	4.0	.1	X
1400	Electrical apparatus and equipment	19	21 379	3 926	18.4	.4	X
1600	Electronic parts and equipment, except communication	13	11 357	2 563	22.6	.3	X
1700	Hardware	20	37 171	3 126	8.4	.3	X
2320	General-purpose industrial machinery, equipment, and parts	10	7 775	1 161	14.9	.1	X
2330	Metalworking machinery, equipment, and parts	12	8 085	690	8.5	.1	X
2450	Industrial containers and supplies	6	15 385	2 807	18.2	.3	X
2540	Other service establishment equipment and supplies	6	24 586	6 667	27.1	.7	X
3160	Fire extinguishers and fire safety equipment	923	937 818	827 661	88.3	88.3	X
3500	Drugs, pharmaceuticals, cosmetics, and toiletries	6	3 090	627	20.3	.1	X
5300	Plastics materials and basic shapes	14	41 369	7 339	17.7	.8	X
5330	Chemicals and allied products (excluding agricultural, plastics, gases, and petroleum)	18	28 698	873	3.0	.1	X
9700	Service receipts and labor charges (including installed parts)	265	236 706	52 873	22.3	5.6	X
9740	Receipts for installing equipment	7	17 203	5 422	31.5	.6	X
9810	Miscellaneous commodities	8	6 117	508	8.3	.1	X
9940	Rental and leasing receipts	18	26 992	448	1.7	Z	X

See footnotes at end of table.

Table 3. Merchant Wholesalers by Kind of Business and Commodity Line: 1997—Con.

[Includes only establishments with payroll. For meaning of abbreviations and symbols, see introductory text. For explanation of terms, see Appendix A]

NAICS code and CL code	Kind of business and commodity line	Establishments handling commodity line		Commodity line sales			Sales coverage percent
		Number	Total sales (\$1,000)	Amount ¹ (\$1,000)	As percent of total sales of—		
					Establishments handling line	Establishments in NAICS industry ¹	
4219906	Other durable goods whse	2 260	X	4 505 786	X	100.0	50.1
0100	New and used automobiles, motorcycles, etc.	10	1 127	151	13.4	Z	X
0200	New and rebuilt automotive parts and supplies	29	22 244	1 615	7.3	Z	18.0
0224	Accessories	29	22 244	1 615	7.3	Z	X
0300	Tires and tubes	14	12 567	1 421	11.3	Z	X
0400	Household and lawn furniture	6	3 637	358	9.8	Z	X
0500	Household china, glassware, crockery, and plastic housewares	7	23 864	1 369	5.7	Z	X
0520	Linens, domestics, curtains, and draperies	7	6 001	471	7.8	Z	X
0540	Other home furnishings	39	98 921	13 893	14.0	.3	1.8
0543	Home furnishings, n.e.c.	39	98 921	13 893	14.0	.3	X
0600	Lumber: rough, dressed, and finished	8	20 902	613	2.9	Z	X
0740	Other construction materials	8	8 570	2 645	30.9	.1	X
0900	Office equipment	49	67 956	15 020	22.1	.3	X
0950	Computer software (packaged)	20	75 181	13 381	17.8	.3	X
0960	Restaurant and hotel equipment and supplies	9	3 618	377	10.4	Z	X
0970	Store machines and equipment	20	130 643	29 737	22.8	.7	50.1
0971	Vending machines	20	130 643	29 737	22.8	.7	X
1000	Medical, hospital, and surgical supplies	13	12 016	3 010	25.1	.1	38.7
1013	Other surgical, medical, and hospital supplies	13	12 016	3 010	25.1	.1	X
1120	Flat iron and steel products	7	2 902	130	4.5	Z	X
1140	Iron and steel wire and wire products	11	3 994	237	5.9	Z	X
1150	Iron and steel pipe and tubing	9	4 783	1 114	23.3	Z	X
1220	Aluminum shapes, forms, etc.	12	40 673	1 509	3.7	Z	30.1
1222	Sheets and coils (.006 to .249 inch)	12	40 673	1 509	3.7	Z	X
1400	Electrical apparatus and equipment	45	136 198	29 788	21.9	.7	4.9
1411	Power and distribution transformers	45	136 198	14 097	10.4	.3	X
1414	Conduit, raceway, and fittings	45	136 198	2 339	1.7	.1	X
1415	Electric bulbs (all types)	45	136 198	12 534	9.2	.3	X
1416	Interior wiring (excluding conduit)	45	136 198	771	.6	Z	X
1500	Electrical appliances, household	39	73 155	1 710	2.3	Z	X
1600	Electronic parts and equipment, except communication	63	132 286	12 769	9.7	.3	X
1700	Hardware	24	52 153	627	1.2	Z	X
2320	General-purpose industrial machinery, equipment, and parts	29	94 219	7 261	7.7	.2	X
2330	Metalworking machinery, equipment, and parts	6	5 821	114	2.0	Z	X
2360	Other industrial machinery, equipment, and parts	11	53 449	7 754	14.5	.2	50.1
2363	New printing trades machinery, equipment, and supplies	11	53 449	7 754	14.5	.2	X
2450	Industrial containers and supplies	9	991	53	5.3	Z	X
2600	Aircraft and aeronautical equipment and supplies	6	9 946	99	1.0	Z	X
2700	Sporting and recreational goods and supplies	48	38 623	5 855	15.2	.1	X
2800	Toys and hobby goods and supplies	51	156 622	29 218	18.7	.6	X
3000	Jewelry, diamonds, gem stones, and watches	36	156 770	28 612	18.3	.6	.7
3016	Other jewel., silverware, and plated ware (incl. jewel. where gemstones less than 50% of value, gold filled sterling, and costume jewel. and medallions)	36	156 770	28 612	18.3	.6	X
3100	Musical instruments and supplies	7	11 137	3 355	30.1	.1	X
3120	Forest products, except lumber (including cordwood, hewn posts, poles, and ties)	47	48 039	12 457	25.9	.3	X
3130	Compact discs, prerecorded audio tapes, and phonograph records	26	84 879	15 953	18.8	.4	X
3140	Prerecorded video tapes	2 260	4 505 786	7 855	21.6	.2	X
3150	Other durable goods	2 260	4 505 786	4 116 816	91.4	91.4	47.6
3151	Coin-operated games	226	910 960	811 965	89.1	18.0	X
3152	Luggage	297	931 168	865 080	92.9	19.2	X
3153	Works of art	295	260 880	234 864	90.0	5.2	X
3154	Other durable goods, n.e.c.	1 582	2 566 977	2 204 901	85.9	48.9	X
3160	Fire extinguishers and fire safety equipment	15	8 476	722	8.5	Z	X
3200	Printing and writing paper	7	42 155	413	1.0	Z	X
3300	Stationery, office supplies and greeting cards	75	120 707	12 168	10.1	.3	1.7
3312	Stationery, photocopy paper, and typing paper	22	49 918	325	.7	Z	X
3315	Greeting cards	19	59 829	348	.6	Z	X
3316	Other stationery supplies (envelopes, ruled forms, and binder paper)	56	60 878	11 495	18.9	.3	X
3400	Industrial and personal services paper and plastics	8	42 736	632	1.5	Z	X
3500	Drugs, pharmaceuticals, cosmetics, and toiletries	6	36 511	2 308	6.3	.1	X
3600	Piece goods, knit and woven	12	4 313	378	8.8	Z	X
3700	Notions (buttons, ribbons, lace, sewing accessories, zippers, bindings, etc.)	10	26 351	799	3.0	Z	X
3800	Men's and boys' wear	34	64 461	9 237	14.3	.2	6.3
3812	Men's and boys' dress and casual shirts, slacks, and jeans	18	7 236	1 400	19.3	Z	X
3815	Other men's and boys' wear (caps, hats, swimwear, neckwear, etc.)	17	57 225	7 837	13.7	.2	X
3900	Women's and children's wear	19	49 698	1 094	2.2	Z	X
5300	Plastics materials and basic shapes	26	51 126	2 024	4.0	Z	X
5330	Chemicals and allied products (excluding agricultural, plastics, gases, and petroleum)	11	6 179	59	1.0	Z	X
5700	Wines and distilled alcoholic beverages	6	15 668	3 909	24.9	.1	50.1
5712	Distilled liquor (including premixed alcoholic drinks)	6	15 668	3 909	24.9	.1	X
6100	Books, periodicals, newspapers, and miscellaneous printed materials	48	203 128	15 931	7.8	.4	4.9
6101	Books	48	203 128	15 767	7.8	.4	X
6102	Other periodicals, newspapers, and miscellaneous printed materials	24	18 052	163	.9	Z	X
6120	Art goods (including novelties and souvenirs)	16	4 684	189	4.0	Z	33.9
6122	Novelties and souvenirs	16	4 684	189	4.0	Z	X
6150	Nondurable goods, n.e.c.	22	7 938	375	4.7	Z	X

See footnotes at end of table.

Table 3. Merchant Wholesalers by Kind of Business and Commodity Line: 1997—Con.

[Includes only establishments with payroll. For meaning of abbreviations and symbols, see introductory text. For explanation of terms, see Appendix A]

NAICS code and CL code	Kind of business and commodity line	Establishments handling commodity line		Commodity line sales			Sales coverage percent
		Number	Total sales (\$1,000)	Amount ¹ (\$1,000)	As percent of total sales of—		
					Establishments handling line	Establishments in NAICS industry ¹	
4219906	Other durable goods whole—Con.						
9700	Service receipts and labor charges (including installed parts)	311	616 996	52 172	8.5	1.2	41.6
9701	Labor charges for repair work	157	526 834	19 377	3.7	.4	X
9702	Parts installed in repair work	56	55 367	8 527	15.4	.2	X
9703	Other service receipts and labor charges—Specify	150	96 246	24 236	25.2	.5	X
9730	Advertising specialties (paper novelties, etc.)	18	53 361	1 064	2.0	Z	X
9810	Miscellaneous commodities	69	42 608	10 187	23.9	.2	X
9940	Rental and leasing receipts	47	152 787	12 726	8.3	.3	X
422	Wholesale trade, nondurable goods	134 951	X	1 118 350 517	X	100.0	80.5
0100	New and used automobiles, motorcycles, etc.	42	115 688	9 754	8.4	Z	22.1
0114	Motorscooters, mopeds, snowmobiles, and utility trailers	7	9 655	2 183	22.6	Z	X
0120	Buses, campers, and motor homes	7	29 002	2 967	10.2	Z	70.1
0122	Motor homes, car trailers, and campers	6	25 363	2 022	8.0	Z	X
0130	Light trucks and vans (14,000 lb or less)	6	7 640	696	9.1	Z	X
0200	New and rebuilt automotive parts and supplies	1 041	6 829 207	377 615	5.5	Z	5.2
0211	Batteries	296	2 061 876	12 732	.6	Z	X
0212	Engines (complete)	35	138 170	717	.5	Z	X
0213	Electrical engine parts (including ignition parts)	190	811 022	16 930	2.1	Z	X
0214	Brake parts (including fluid and all disk and drum parts)	250	1 328 616	22 875	1.7	Z	X
0215	Exhaust system parts	46	138 379	1 764	1.3	Z	X
0216	Glass	42	110 130	4 246	3.9	Z	X
0217	Hoses, belts, gaskets, and wiper blades	310	2 165 959	16 875	.8	Z	X
0218	Filters (oil, air, gas, and transmission)	463	2 938 382	58 058	2.0	Z	X
0219	Engine parts, except electrical	185	795 085	21 300	2.7	Z	X
0221	Body parts and repair materials	116	428 221	18 910	4.4	Z	X
0222	Suspension parts (shocks, struts, balljoints, etc.)	119	1 016 847	35 947	3.5	Z	X
0223	Parts, n.e.c.	169	1 347 149	19 242	1.4	Z	X
0224	Accessories	217	1 555 960	32 723	2.1	Z	X
0240	Used automotive parts, accessories, and equipment	6	8 594	138	1.6	Z	X
0250	Petroleum products marketing equipment	383	3 283 772	65 110	2.0	Z	X
0300	Tires and tubes	765	4 642 444	238 882	5.1	Z	.7
0311	New tires and tubes	549	2 773 081	109 259	3.9	Z	X
0312	Recapped and used tires and repair materials	262	980 103	8 578	.9	Z	X
0400	Household and lawn furniture	441	1 618 129	196 113	12.1	Z	47.7
0411	Upholstered furniture	34	169 154	7 601	4.5	Z	X
0412	Sleep furniture and equipment	230	1 002 556	148 195	14.8	Z	X
0413	Lawn furniture and equipment	82	196 089	22 693	11.6	Z	X
0414	Other furniture (including sleep sofas)	93	254 571	14 523	5.7	Z	X
0420	Office and business furniture	1 338	9 608 349	1 387 009	14.4	.1	2.5
0421	New office furniture (wooden and metal)	1 252	9 327 078	1 296 808	13.9	.1	X
0422	New store and restaurant furniture	18	126 686	1 350	1.1	Z	X
0423	New public furniture (theater seats, church pews, park benches, and school desks)	45	183 917	15 127	8.2	Z	X
0424	Used office and business furniture	204	1 661 532	68 552	4.1	Z	X
0500	Household china, glassware, crockery, and plastic housewares	676	1 759 772	134 941	7.7	Z	X
0520	Linens, domestics, curtains, and draperies	566	1 842 490	213 451	11.6	Z	19.9
0521	Bedspreads, blankets, and bedding	91	565 441	40 765	7.2	Z	X
0522	Curtains and draperies	124	467 504	56 965	12.2	Z	X
0523	Shades and blinds	32	146 690	10 197	7.0	Z	X
0524	Towels and washcloths	351	1 112 987	42 102	3.8	Z	X
0525	Other linens and domestics	294	836 179	59 916	7.2	Z	X
0530	Flooring and floor coverings	112	256 885	49 164	19.1	Z	35.2
0531	Soft-surface (textile) floor coverings and accessories (including rugs, carpets, and pads)	65	211 348	25 719	12.2	Z	X
0532	Hardwood flooring	23	99 199	4 259	4.3	Z	X
0533	Other hard-surface floor coverings and accessories (including tile and sheet goods)	26	64 672	14 203	22.0	Z	X
0540	Other home furnishings	1 531	24 876 157	736 468	3.0	.1	1.1
0541	Metal flatware and kitchen utensils	453	1 729 579	114 906	6.6	Z	X
0542	Mirrors, lamps, and picture frames	148	1 024 424	67 339	6.6	Z	X
0543	Home furnishings, n.e.c.	196	1 155 838	64 275	5.6	Z	X
0600	Lumber: rough, dressed, and finished	202	1 628 083	188 060	11.6	Z	3.2
0611	Dimensional lumber (non-treated)	30	89 578	8 303	9.3	Z	X
0612	Treated lumber	9	9 513	1 547	16.3	Z	X
0613	Boards	9	28 564	5 437	19.0	Z	X
0620	Plywood and millwork	100	811 867	113 450	14.0	Z	22.7
0621	Softwood plywood and oriented strand board (OSB)	22	97 637	16 631	17.0	Z	X
0622	Other panels products (including hardwood plywood, waterboard, and particleboard)	42	206 752	25 939	12.5	Z	X
0623	Gypsum, specialty boards, and treatments	7	457 570	52 125	11.4	Z	X
0624	Wood millwork (doors, windows, cabinets, etc.)	47	166 467	13 260	8.0	Z	X
0626	Other millwork and wood siding (including trusses and wood roofing)	6	28 164	1 665	5.9	Z	X
0700	Brick, stone, tile, sand, block, cement, and gravel	74	292 061	36 093	12.4	Z	37.0
0711	Ready-mixed or transit-mixed concrete	8	22 658	2 542	11.2	Z	X
0712	Cement and lime	19	71 523	8 116	11.3	Z	X
0713	Sand, gravel, and crushed stone	23	72 643	6 321	8.7	Z	X
0714	Brick, block, tile, clay/cement sewer pipe, etc.	26	107 223	17 649	16.5	Z	X
0720	Roofing, siding, and insulation materials	87	435 305	38 418	8.8	Z	25.3
0721	Roofing, except wood	24	166 766	7 731	4.6	Z	X
0722	Siding, except wood	14	66 125	15 802	23.9	Z	X
0723	Insulation materials	30	138 972	11 323	8.1	Z	X
0730	Flat glass and other construction glass (excluding automotive)	42	132 266	18 499	14.0	Z	X
0740	Other construction materials	167	1 440 193	65 366	4.5	Z	10.9
0744	Construction materials, n.e.c. (including wire fence and construction paper)	51	263 063	27 619	10.5	Z	X

See footnotes at end of table.

Table 3. Merchant Wholesalers by Kind of Business and Commodity Line: 1997—Con.

[Includes only establishments with payroll. For meaning of abbreviations and symbols, see introductory text. For explanation of terms, see Appendix A]

NAICS code and CL code	Kind of business and commodity line	Establishments handling commodity line		Commodity line sales			Sales coverage percent
		Number	Total sales (\$1,000)	Amount ¹ (\$1,000)	As percent of total sales of—		
					Establishments handling line	Establishments in NAICS industry ¹	
422	Wholesale trade, nondurable goods—Con.						
0800	Photographic equipment and supplies (excluding video)	595	14 044 506	474 226	3.4	Z	.9
0813	Photographic film	173	853 155	45 062	5.3	Z	X
0814	Developing supplies (excluding film)	24	205 389	31 069	15.1	Z	X
0815	Other photographic equipment and supplies	210	2 232 618	206 110	9.2	Z	X
0900	Office equipment	1 945	13 084 759	975 573	7.5	.1	2.8
0911	Typewriters and dedicated word processors	603	2 242 103	69 541	3.1	Z	X
0912	Calculators and accounting machines	772	3 898 181	179 072	4.6	Z	X
0913	Copying machines and equipment	1 097	5 213 356	517 867	9.9	Z	X
0914	Dictating, transcribing, and recording machines	209	853 865	33 401	3.9	Z	X
0915	Mailing, letter handling, and addressing machines	198	1 054 761	93 695	8.9	Z	X
0920	New computer equipment	1 033	4 380 642	397 184	9.1	Z	8.1
0921	Computers	607	2 101 540	144 659	6.9	Z	X
0922	Computer storage devices	199	739 861	37 082	5.0	Z	X
0923	Computer printers	593	2 439 177	142 430	5.8	Z	X
0924	Other computer peripheral equipment	458	1 246 769	66 815	5.4	Z	X
0930	Used computer equipment	45	35 214	1 389	3.9	Z	X
0950	Computer software (packaged)	425	1 332 383	85 275	6.4	Z	X
0960	Restaurant and hotel equipment and supplies	3 271	62 314 144	4 139 884	6.6	.4	X
0970	Store machines and equipment	657	9 511 931	193 182	2.0	Z	.8
0971	Vending machines	52	489 322	21 967	4.5	Z	X
0972	Other store machines and equipment	436	1 066 468	63 670	6.0	Z	X
1000	Medical, hospital, and surgical supplies	657	12 733 823	869 255	6.8	.1	3.1
1011	Surgical and medical instruments and equipment	303	8 821 303	289 171	3.3	Z	X
1012	Orthopedic, and prosthetic appliances and supplies	134	1 962 035	24 040	1.2	Z	X
1013	Other surgical, medical, and hospital supplies	521	8 416 419	553 834	6.6	.1	X
1020	Dental supplies	10	66 518	7 457	11.2	Z	11.7
1021	Equipment (chairs, x-rays, cabinets, etc.)	7	8 695	4 169	47.9	Z	X
1030	Optical and ophthalmic goods	125	398 288	14 089	3.5	Z	53.8
1031	Ophthalmic goods	17	51 906	2 745	5.3	Z	X
1033	Optometric equipment and supplies	14	78 272	1 617	2.1	Z	X
1034	Optical goods, n.e.c. (excluding cameras)	90	266 233	9 616	3.6	Z	X
1040	Religious and school supplies	323	2 801 827	123 577	4.4	Z	3.3
1041	Religious supplies	13	15 350	6 967	45.4	Z	X
1042	School supplies	253	1 561 820	96 641	6.2	Z	X
1050	Other professional equipment and supplies	76	1 151 172	186 313	16.2	Z	80.5
1051	Architects' equipment and supplies	7	5 014	751	15.0	Z	X
1054	Laboratory equipment	24	40 704	6 350	15.6	Z	X
1055	Scientific instruments	7	13 658	717	5.3	Z	X
1056	Veterinarians' equipment and supplies	40	1 099 244	177 628	16.2	Z	X
1120	Flat iron and steel products	218	9 450 834	379 629	4.0	Z	16.7
1121	Plates	11	11 017	1 453	13.2	Z	X
1123	Sheets (cold-rolled)	28	7 585 844	277 107	3.7	Z	X
1126	Sheets (galvanized and coated)	14	18 339	2 167	11.8	Z	X
1128	Fabricated and structural plate products	58	262 091	13 595	5.2	Z	X
1140	Iron and steel wire and wire products	331	1 902 396	94 570	5.0	Z	5.2
1141	Wire (plain, coated, barbed, and twisted)	36	102 694	3 339	3.3	Z	X
1143	Wire rope, strand, strapping, reinforcement mesh, and bale ties	33	108 493	9 442	8.7	Z	X
1150	Iron and steel pipe and tubing	188	2 874 685	150 203	5.2	Z	55.7
1152	Tubing	47	215 246	13 818	6.4	Z	X
1153	Standard steel pipe	58	289 080	53 998	18.7	Z	X
1154	Other steel pipe	67	2 362 822	75 725	3.2	Z	X
1160	Other iron and steel products	32	160 033	16 165	10.1	Z	63.7
1167	Finished products, n.e.c.	16	31 316	2 297	7.3	Z	X
1170	Alloy steel	14	74 204	24 138	32.5	Z	8.0
1175	Other alloy steel	6	33 493	10 692	31.9	Z	X
1180	Stainless steel	19	2 001 341	24 650	1.2	Z	78.4
1185	Other stainless steel (including tubing)	19	2 001 341	24 650	1.2	Z	X
1200	Copper and brass	196	9 856 435	1 515 090	15.4	.1	.3
1213	Tubular products (pipes and tubes)	47	250 508	15 813	6.3	Z	X
1214	Rod, nonelectrical wire, extruded shapes, etc.	62	660 997	12 350	1.9	Z	X
1220	Aluminum shapes, forms, etc.	255	12 961 207	2 060 426	15.9	.2	1.2
1221	Plates (.250 inch and over)	9	49 249	1 694	3.4	Z	X
1222	Sheets and coils (.006 to .249 inch)	106	392 367	33 609	8.6	Z	X
1224	Pipe and tubing (including hollow bar, square, and rectangular tubing) ..	89	326 822	12 525	3.8	Z	X
1225	Foils	9	160 798	2 876	1.8	Z	X
1230	Other nonferrous metals (magnesium, nickel, tin, lead, zinc, etc., except precious)	39	2 114 564	557 003	26.3	.1	X
1300	Coal and coke	33	4 502 375	397 625	8.8	Z	6.9
1311	Coal	16	606 641	134 692	22.2	Z	X
1320	Minerals and ores (excluding coal, precious stones, and crude oil)	93	11 905 700	766 906	6.4	.1	X
1400	Electrical apparatus and equipment	525	5 180 767	197 194	3.8	Z	4.0
1411	Power and distribution transformers	47	291 423	2 331	.8	Z	X
1412	Switchgear and switchboard apparatus	26	121 856	4 043	3.3	Z	X
1414	Conduit, raceway, and fittings	76	1 969 949	7 740	.4	Z	X
1415	Electric bulbs (all types)	105	479 427	25 625	5.3	Z	X
1416	Interior wiring (excluding conduit)	133	2 321 287	22 148	1.0	Z	X
1417	Exterior wiring and cable (excluding conduit)	25	196 962	480	.2	Z	X
1418	Lighting fixtures (residential and commercial)	30	69 374	3 203	4.6	Z	X
1419	Industrial controls	226	3 943 832	68 048	1.7	Z	X
1421	Other electrical apparatus and equipment (including fuses and lightning rods)	112	2 069 290	12 129	.6	Z	X

See footnotes at end of table.

Table 3. Merchant Wholesalers by Kind of Business and Commodity Line: 1997—Con.

[Includes only establishments with payroll. For meaning of abbreviations and symbols, see introductory text. For explanation of terms, see Appendix A]

NAICS code and CL code	Kind of business and commodity line	Establishments handling commodity line		Commodity line sales			Sales coverage percent
		Number	Total sales (\$1,000)	Amount ¹ (\$1,000)	As percent of total sales of—		
					Establishments handling line	Establishments in NAICS industry ¹	
422	Wholesale trade, nondurable goods—Con.						
1500	Electrical appliances, household	509	2 772 410	131 118	4.7	Z	1.4
1511	Televisions	52	154 246	5 951	3.9	Z	X
1512	Radios, stereos, and CD players	26	58 094	1 914	3.3	Z	X
1513	V.C.R.'s and video cameras	27	95 742	1 679	1.8	Z	X
1518	Other electrical household appliances (including fans, dishwashers, etc.) ..	396	2 359 909	111 529	4.7	Z	X
1600	Electronic parts and equipment, except communication	714	5 410 093	456 037	8.4	Z	1.5
1612	Integrated circuits	104	3 223 030	13 911	.4	Z	X
1615	Discrete semiconductors, etc.....	187	732 444	91 855	12.5	Z	X
1616	Electronic connectors and other passive electronic parts	357	4 112 089	120 122	2.9	Z	X
1618	Electronic parts and equipment, n.e.c.	175	3 563 209	206 919	5.8	Z	X
1650	Communication equipment and supplies	152	296 131	23 275	7.9	Z	16.2
1651	Telephones	120	244 411	6 753	2.8	Z	X
1652	Other electronic communication equipment	118	226 848	14 346	6.3	Z	X
1653	Other electrical communication equipment	9	91 351	2 072	2.3	Z	X
1700	Hardware	1 965	18 434 592	848 963	4.6	.1	1.5
1711	Hand tools (including power driven).....	932	4 337 951	210 267	4.8	Z	X
1712	Bolts, nuts, rivets, and fasteners	738	3 217 358	122 994	3.8	Z	X
1713	Cutlery.....	341	2 946 959	166 089	5.6	Z	X
1800	Plumbing and heating equipment and supplies (hydronics)	429	1 465 537	167 179	11.4	Z	30.0
1811	Plastic pipe fittings and valves (excluding pipe and tubing).....	256	675 701	80 143	11.9	Z	X
1812	Metal pipe fittings and valves (excluding pipe and tubing).....	174	416 286	24 934	6.0	Z	X
1813	Plumbing fixtures.....	109	483 971	9 991	2.1	Z	X
1814	Furnaces, stoves, water heaters (except electric and warm air).....	100	220 897	6 429	2.9	Z	X
1815	Boilers, radiators, and convectors	20	4 404	169	3.8	Z	X
1818	Other plumbing and heating equipment and supplies.....	141	431 126	33 798	7.8	Z	X
1900	Warm air heating and air-conditioning equipment and supplies	73	244 893	37 969	15.5	Z	59.1
1911	Furnaces (warm air)	40	98 666	8 291	8.4	Z	X
1912	Central air-conditioning (residential and commercial)	40	85 528	10 441	12.2	Z	X
1914	Heat pumps (residential and commercial)	10	103 542	13 948	13.5	Z	X
1916	Air cleaning and filtration systems	11	10 168	2 081	20.5	Z	X
1919	Registers, grills, pre-formed ductwork (excluding sheet metal), and duct insulation	32	99 817	3 029	3.0	Z	X
2000	Refrigeration equipment and supplies	84	141 488	26 255	18.6	Z	25.1
2011	Commercial refrigerators (reach-in and walk-in)	64	49 802	2 616	5.3	Z	X
2012	Unit coolers for commercial refrigerators	62	46 210	2 740	5.9	Z	X
2013	Condensing units for commercial refrigerators	62	46 210	2 426	5.3	Z	X
2014	Refrigerants	49	42 872	5 098	11.9	Z	X
2015	Other refrigeration equipment and supplies	56	65 703	3 467	5.3	Z	X
2100	Construction and mining machinery and equipment (including parts and attachments)	78	224 887	38 730	17.2	Z	20.0
2112	New power cranes, draglines, and shovels	16	67 437	775	1.1	Z	X
2113	New mixers, pavers, and related equipment	13	10 677	534	5.0	Z	X
2117	Other new construction and mining, logging, and road maintenance machinery, equipment, and parts	36	114 479	20 163	17.6	Z	X
2118	Used construction and mining machinery and equipment	20	21 901	1 568	7.2	Z	X
2200	Farm machinery, equipment, and parts	513	2 638 179	141 129	5.3	Z	2.1
2211	New tractors (farm)	44	177 896	4 154	2.3	Z	X
2212	New harvesting machinery	23	112 295	502	.4	Z	X
2213	New land preparation, planting, and cultivating machinery	16	91 693	7 320	8.0	Z	X
2214	New dairy farm and barn equipment	20	32 770	4 648	14.2	Z	X
2215	New irrigation equipment	76	458 166	50 439	11.0	Z	X
2216	Other new farm machinery and equipment	350	1 797 092	64 464	3.6	Z	X
2218	Used farm machinery and equipment	297	760 730	2 712	.4	Z	X
2220	Garden machinery, equipment, and parts	262	1 921 039	142 733	7.4	Z	4.9
2221	New power lawn mowers	63	48 913	2 901	5.9	Z	X
2222	Other new lawn and garden machinery and equipment	115	1 530 342	121 218	7.9	Z	X
2230	Food-processing machinery, equipment, and parts	39	599 508	83 117	13.9	Z	7.8
2231	New commercial food-processing machinery (slicers, choppers, baking, etc.)	21	20 456	4 069	19.9	Z	X
2232	New packing, packaging, and bottling equipment	7	31 144	8 214	26.4	Z	X
2233	Used food-processing machinery and equipment	12	36 439	1 303	3.6	Z	X
2300	Hydraulic and pneumatic (fluid-power) pumps, motors, and parts	34	78 489	11 519	14.7	Z	27.0
2311	Pumps	28	71 157	10 376	14.6	Z	X
2312	Motors	16	11 804	202	1.7	Z	X
2313	Parts for pumps and motors	17	14 958	745	5.0	Z	X
2320	General-purpose industrial machinery, equipment, and parts	1 371	23 588 557	4 218 904	17.9	.4	16.4
2321	New pumps, compressors (air or gas), and equipment	365	11 008 161	2 059 351	18.7	.2	X
2323	New diesel engines (excluding automotive)	30	410 191	21 618	5.3	Z	X
2326	New controlling, recording, and indicating instruments and access	339	14 405 568	1 709 430	11.9	.2	X
2327	All other new general-purpose industrial machinery and equipment	531	4 062 025	123 287	3.0	Z	X
2328	Used general-purpose industrial machinery and equipment	301	2 791 329	220 817	7.9	Z	X
2330	Metalworking machinery, equipment, and parts	85	284 397	26 629	9.4	Z	X
2340	Materials handling machinery, equipment, and parts	111	810 563	43 307	5.3	Z	55.1
2341	New conveying equipment	23	592 241	3 473	.6	Z	X
2343	New forklift trucks	35	107 076	16 428	15.3	Z	X
2344	New industrial trucks and tractors	6	27 921	11 670	41.8	Z	X
2345	Used materials handling machinery, equipment, and parts	60	82 123	6 520	7.9	Z	X
2350	Oil well, oil refinery, and pipeline machinery, equipment, and supplies.....	19	238 165	38 874	16.3	Z	X
2360	Other industrial machinery, equipment, and parts	218	1 425 356	315 864	22.2	Z	56.9
2362	New power plant machinery (excluding electrical)	6	22 430	2 227	9.9	Z	X
2363	New printing trades machinery, equipment, and supplies	85	169 592	22 436	13.2	Z	X
2364	New textile and sewing machinery and equipment	6	32 075	6 049	18.9	Z	X
2366	Other new industrial machinery and equipment	104	919 218	196 838	21.4	Z	X
2367	Used industrial machinery and equipment	37	96 937	6 284	6.5	Z	X
2370	Mechanical power transmission supplies	8	7 359	243	3.3	Z	X
2380	Industrial valves and fittings (except fluid-power)	34	163 896	13 998	8.5	Z	X

See footnotes at end of table.

Table 3. Merchant Wholesalers by Kind of Business and Commodity Line: 1997—Con.

[Includes only establishments with payroll. For meaning of abbreviations and symbols, see introductory text. For explanation of terms, see Appendix A]

NAICS code and CL code	Kind of business and commodity line	Establishments handling commodity line		Commodity line sales			Sales coverage percent
		Number	Total sales (\$1,000)	Amount ¹ (\$1,000)	As percent of total sales of—		
					Establishments handling line	Establishments in NAICS industry ¹	
422	Wholesale trade, nondurable goods—Con.						
2390	Hydraulic and pneumatic (fluid-power) valves	28	40 703	2 168	5.3	Z	39.5
2391	Hydraulic valves	25	23 195	1 115	4.8	Z	X
2392	Pneumatic valves	9	13 717	170	1.2	Z	X
2400	Hydraulic and pneumatic cylinders and rotary actuators	30	492 027	2 510	.5	Z	77.9
2411	Hydraulic cylinders and rotary actuators	27	485 443	2 264	.5	Z	X
2412	Pneumatic cylinders and rotary actuators	7	16 123	245	1.5	Z	X
2420	Hydraulic and pneumatic connectors and assemblies	27	62 283	10 776	17.3	Z	57.8
2421	Hydraulic and pneumatic connectors	24	58 770	8 761	14.9	Z	X
2422	Hydraulic and pneumatic assemblies	22	19 513	1 615	8.3	Z	X
2430	Fluid-power filters, components, accessories, and parts	55	116 384	12 065	10.4	Z	62.1
2431	Filters	50	72 274	4 353	6.0	Z	X
2432	Other fluid-power components, accessories, and parts, n.e.c.	19	66 269	7 712	11.6	Z	X
2440	Welding supplies (excluding gases)	763	1 350 969	351 239	26.0	Z	X
2450	Industrial containers and supplies	843	7 054 408	477 631	6.8	Z	8.6
2451	New and reconditioned drums and barrels	209	991 292	8 466	.9	Z	X
2452	Bottles and bottlers' supplies	86	977 418	78 131	8.0	Z	X
2454	Other industrial containers and supplies	620	6 084 602	388 246	6.4	Z	X
2460	Other industrial supplies	2 167	15 419 419	1 240 781	8.0	.1	3.7
2461	Printing and duplicating inks	93	270 953	36 053	13.3	Z	X
2462	Abrasives and abrasive materials	475	1 926 052	83 610	4.3	Z	X
2463	Nylon, polyester, and synthetic rubber	55	136 675	8 409	6.2	Z	X
2464	Mechanical rubber goods	121	1 003 209	121 450	12.1	Z	X
2465	Strapping and tape	879	4 027 799	357 099	8.9	Z	X
2466	Industrial supplies, n.e.c.	870	7 143 527	300 924	4.2	Z	X
2500	Beauty and barber equipment and supplies	25	22 678	4 290	18.9	Z	41.0
2512	Supplies (combs, curlers, shampoos, etc.)	11	12 567	994	7.9	Z	X
2520	Custodial (janitors') equipment and supplies	2 247	15 370 646	1 460 068	9.5	.1	2.9
2521	Custodial equipment—power equipment	1 196	9 131 765	260 543	2.9	Z	X
2522	Custodial equipment—nonpower equipment	980	4 208 526	124 278	3.0	Z	X
2523	Custodial supplies	1 619	10 959 014	947 652	8.6	.1	X
2530	Laundry and dry-cleaning equipment and supplies	894	26 210 175	975 196	3.7	.1	X
2540	Other service establishment equipment and supplies	214	555 321	76 484	13.8	Z	22.0
2542	Service establishment equipment and supplies, n.e.c.	213	544 617	71 667	13.2	Z	X
2600	Aircraft and aeronautical equipment and supplies	93	3 523 268	123 356	3.5	Z	.4
2613	Other new aircraft equipment and supplies	91	3 521 112	122 652	3.5	Z	X
2620	Marine machinery, equipment, and supplies	94	512 561	23 938	4.7	Z	X
2700	Sporting and recreational goods and supplies	961	4 651 363	290 606	6.2	Z	7.7
2711	Ammunition, firearms, reloading equipment, archery supplies, shooting aids, and accessories	33	125 911	7 211	5.7	Z	X
2712	Bicycles and bicycle tires and tubes	26	67 682	6 685	9.9	Z	X
2713	Billiards, pool, bowling equipment, and accessories	396	573 852	34 952	6.1	Z	X
2714	Camping and fishing equipment and accessories	158	1 906 589	56 916	3.0	Z	X
2715	Athletic equipment and accessories	226	1 239 732	94 167	7.6	Z	X
2716	Skiing equipment	14	11 796	128	1.1	Z	X
2718	Other sporting and recreational goods (go carts, bait, etc.)	122	503 053	44 628	8.9	Z	X
2800	Toys and hobby goods and supplies	1 612	9 495 622	681 345	7.2	.1	10.9
2811	Video games and cartridges	110	1 862 570	96 465	5.2	Z	X
2812	Other toys and games (including fireworks and children's vehicles)	1 006	5 409 260	344 874	6.4	Z	X
2813	Crafts and craft supplies	261	384 424	36 736	9.6	Z	X
2814	Other hobby goods and accessories	249	1 335 504	70 612	5.3	Z	X
2900	Ferrous metal scrap	13	408 556	9 239	2.3	Z	X
2920	Nonferrous metal scrap	7	101 877	6 184	6.1	Z	X
2930	Recyclable paper and paperboard	176	587 529	44 264	7.5	Z	X
2940	Recyclable materials, except metal	46	229 728	48 938	21.3	Z	59.5
2941	Wiping cloths, waste rags, and textile waste	20	145 225	35 645	24.5	Z	X
2943	Recyclable plastics	9	13 318	3 189	23.9	Z	X
3000	Jewelry, diamonds, gem stones, and watches	720	5 730 286	501 065	8.7	Z	60.5
3011	Diamond jewelry and diamond jewelry where lapidary work was not performed at this location	29	140 162	13 538	9.7	Z	X
3012	Gem stone and pearl jewelry where lapidary work was not performed at this location	10	4 077	60	1.5	Z	X
3014	Watches, clocks, and watch movements and cases	86	323 159	22 879	7.1	Z	X
3015	Karat gold jewelry (rings, necklaces, etc.)	18	3 678 328	367 730	10.0	Z	X
3016	Other jewel., silverware, and plated ware (incl. jewel. where gemstones less than 50% of value, gold filled sterling, and costume jewel. and medallions)	293	546 873	45 455	8.3	Z	X
3030	Precious metals—gold, silver, and platinum including precious metal coins	11	1 900 470	20 764	1.1	Z	X
3100	Musical instruments and supplies	28	83 610	10 885	13.0	Z	X
3120	Forest products, except lumber (including cordwood, hewn posts, poles, and ties)	101	628 460	111 104	17.7	Z	X
3130	Compact discs, prerecorded audio tapes, and phonograph records	323	2 737 840	103 562	3.8	Z	X
3140	Prerecorded video tapes	323	2 509 729	193 519	7.7	Z	X
3150	Other durable goods	131	485 815	24 440	5.0	Z	13.3
3152	Luggage	83	371 832	8 536	2.3	Z	X
3154	Other durable goods, n.e.c.	92	435 803	14 899	3.4	Z	X
3160	Fire extinguishers and fire safety equipment	14	89 836	8 398	9.3	Z	X
3200	Printing and writing paper	4 020	34 038 972	18 247 867	53.6	1.6	65.4
3211	Roll newsprint and rotogravure paper	821	9 803 305	2 367 933	24.2	.2	X
3212	Fine roll paper	1 051	15 025 851	5 598 233	37.3	.5	X
3213	Other printing and writing paper	3 381	28 033 246	10 280 119	36.7	.9	X

See footnotes at end of table.

Table 3. Merchant Wholesalers by Kind of Business and Commodity Line: 1997—Con.

[Includes only establishments with payroll. For meaning of abbreviations and symbols, see introductory text. For explanation of terms, see Appendix A]

NAICS code and CL code	Kind of business and commodity line	Establishments handling commodity line		Commodity line sales			Sales coverage percent
		Number	Total sales (\$1,000)	Amount ¹ (\$1,000)	As percent of total sales of—		
					Establishments handling line	Establishments in NAICS industry ¹	
422	Wholesale trade, nondurable goods—Con.						
3300	Stationery, office supplies and greeting cards	9 246	49 442 027	17 599 956	35.6	1.6	44.0
3311	Business forms	5 116	17 220 735	3 625 608	21.1	.3	X
3312	Stationery, photocopy paper, and typing paper	4 301	25 315 119	3 063 666	12.1	.3	X
3313	Inked ribbons, carbon paper, pens and pencils	2 952	19 659 236	1 786 929	9.1	.2	X
3314	Toner and cartridges	2 895	16 632 077	2 493 019	15.0	.2	X
3315	Greeting cards	1 221	5 727 169	584 641	10.2	.1	X
3316	Other stationery supplies (envelopes, ruled forms, and binder paper) ...	5 050	26 449 310	5 943 505	22.5	.5	X
3400	Industrial and personal services paper and plastics	10 302	148 640 681	29 070 285	19.6	2.6	15.2
3411	Paperboard and boxboard boxes	3 812	28 579 995	6 740 943	23.6	.6	X
3412	Paper dishes, cups, and napkins	4 861	83 054 342	6 326 252	7.6	.6	X
3413	Industrial paper (wrapping, bags, cartons, etc.)	3 985	33 577 254	5 391 891	16.1	.5	X
3414	Disposable plastic boxes, containers, cups, dishes, and supplies	2 696	27 720 154	3 639 234	13.1	.3	X
3415	Other industrial and personal service paper	2 626	20 253 031	4 326 396	21.4	.4	X
3500	Drugs, pharmaceuticals, cosmetics, and toiletries	10 376	190 823 244	106 297 218	55.7	9.5	41.8
3511	Prescription drugs	2 440	84 708 494	71 891 741	84.9	6.4	X
3512	Nonprescription pharmaceuticals	3 195	83 071 728	8 842 351	10.6	.8	X
3513	Cosmetics	2 216	23 565 772	4 754 195	20.2	.4	X
3514	Perfumes	720	9 305 045	3 423 627	36.8	.3	X
3515	Other toiletries and druggists' sundries	4 909	113 586 177	15 818 271	13.9	1.4	X
3600	Piece goods, knit and woven	3 901	22 972 686	15 111 853	65.8	1.4	24.9
3611	Goods purchased grey and finished on contract	527	3 646 621	941 981	25.8	.1	X
3612	Cotton (including blends)	2 014	7 299 606	3 340 760	45.8	.3	X
3613	Synthetics (excluding synthetic knits)	1 788	5 570 609	2 172 863	39.0	.2	X
3614	Knit fabrics, n.e.c. (including double knit)	1 170	3 594 954	1 200 828	33.4	.1	X
3615	Woolen and worsted piece goods	675	2 270 205	738 976	32.6	.1	X
3616	Other piece goods	1 424	5 426 530	2 484 543	45.8	.2	X
3700	Notions (buttons, ribbons, lace, sewing accessories, zippers, bindings, etc.)	2 100	7 991 968	2 376 481	29.7	.2	X
3800	Men's and boys' wear	6 702	47 959 236	23 841 827	49.7	2.1	55.1
3811	Men's and boys' suits, coats, and formal wear	1 364	8 941 194	3 360 916	37.6	.3	X
3812	Men's and boys' dress and casual shirts, slacks, and jeans	3 570	33 922 799	14 398 771	42.4	1.3	X
3813	Men's and boys' underwear and nightwear	815	4 578 349	871 474	19.0	.1	X
3814	Men's and boys' work clothing and uniforms	1 498	5 483 364	1 274 065	23.2	.1	X
3815	Other men's and boys' wear (caps, hats, swimwear, neckwear, etc.) ...	2 769	22 799 025	3 917 234	17.2	.4	X
3900	Women's and children's wear	9 676	53 016 491	30 868 716	58.2	2.8	58.9
3911	Infants' and children's wear (to size 6X)	1 779	10 326 362	3 720 749	36.0	.3	X
3912	Women's misses', and girls' dresses and blouses	4 406	19 235 685	10 533 210	54.8	.9	X
3913	Women's, misses', and girls' suits and coats	1 364	6 941 080	2 518 826	36.3	.2	X
3914	Women's and misses' outerwear	2 222	18 600 040	4 642 156	25.0	.4	X
3915	Women's and misses' underwear and sleepwear	1 250	7 748 231	2 639 737	34.1	.2	X
3916	Other women's, misses, and girl's wear (furs, sweaters, millinery, etc.) ...	3 045	13 646 161	6 776 355	49.7	.6	X
4000	Footwear	2 304	28 403 314	17 217 653	60.6	1.5	49.5
4011	All athletic footwear	697	12 516 158	7 301 841	58.3	.7	X
4012	Infants' footwear	241	1 511 526	166 260	11.0	Z	X
4013	Other women's, misses', and girls' footwear	1 376	15 571 806	5 381 994	34.6	.5	X
4014	Other men's and boy's footwear	1 136	14 493 509	4 136 135	28.5	.4	X
4015	Shoe accessories	332	1 231 618	150 475	12.2	Z	X
4100	Frozen foods (packaged)	10 499	209 500 216	48 632 874	23.2	4.3	47.3
4111	Dinners (frozen)	2 469	96 028 753	3 690 832	3.8	.3	X
4112	Fish and seafoods (frozen packaged)	6 061	120 846 973	13 629 758	11.3	1.2	X
4113	Vegetables (frozen)	4 644	121 380 588	5 185 291	4.3	.5	X
4114	Fruits and fruit juices (frozen)	3 570	100 023 694	3 063 881	3.1	.3	X
4115	Meat (frozen packaged)	5 140	119 398 992	11 993 057	10.0	1.1	X
4116	Frozen baked goods	3 525	103 137 477	4 058 961	3.9	.4	X
4117	Other frozen foods (except frozen dairy products)	3 983	114 187 417	6 989 356	6.1	.6	X
4200	Dairy products (excluding dried or canned)	8 624	181 936 613	32 670 171	18.0	2.9	41.0
4211	Butter	4 078	99 694 942	2 389 530	2.4	.2	X
4212	Cheese	6 417	138 434 030	10 569 423	7.6	.9	X
4213	Milk and cream, except raw	2 978	74 770 477	5 187 973	6.9	.5	X
4214	Ice cream	2 379	70 844 356	3 332 463	4.7	.3	X
4215	Raw milk	318	13 520 010	4 802 680	35.5	.4	X
4216	Other dairy products	3 448	119 552 817	6 379 821	5.3	.6	X
4300	Poultry and poultry products	5 611	127 173 629	17 120 643	13.5	1.5	4.9
4311	Dressed poultry killed on location	515	7 193 793	1 506 814	20.9	.1	X
4312	Eggs	2 897	66 151 234	6 168 934	9.3	.6	X
4313	Live poultry	574	4 283 185	521 383	12.2	Z	X
4314	Other poultry (excluding frozen packaged)	2 359	31 693 235	8 073 568	25.5	.7	X
4400	Confectionery	6 229	101 515 745	12 061 726	11.9	1.1	5.9
4411	Candy	4 019	66 486 067	5 883 385	8.8	.5	X
4412	Chewing gum	1 226	17 624 936	491 071	2.8	Z	X
4413	Nuts	3 176	46 315 904	2 653 539	5.7	.2	X
4414	Chips and popcorn	3 124	41 665 128	1 474 642	3.5	.1	X
4415	Other confections	1 144	22 055 402	1 202 585	5.5	.1	X
4500	Fish and seafoods (excluding canned and frozen packaged)	5 082	75 800 223	14 066 297	18.6	1.3	X
4600	Meat and meat products (fresh and unpackaged)	7 472	153 418 434	35 916 041	23.4	3.2	41.8
4611	Beef (not killed on location)	5 239	114 796 434	16 246 491	14.2	1.5	X
4612	Veal (not killed on location)	2 030	35 062 676	1 155 094	3.3	.1	X
4613	Lamb and mutton (not killed on location)	1 627	32 447 124	1 098 795	3.4	.1	X
4614	Pork (not killed on location)	4 098	94 949 998	6 939 610	7.3	.6	X
4615	Sausage and prepared meats made on location	1 324	12 217 724	784 172	6.4	.1	X
4616	Sausage and prepared meats not made on location	3 894	91 688 263	4 447 095	4.9	.4	X
4617	Meat from animals killed on location	171	2 131 139	337 323	15.8	Z	X
4618	Other meat products	2 417	75 393 118	4 891 704	6.5	.4	X
4700	Fresh fruits and vegetables	9 101	150 305 826	45 853 609	30.5	4.1	18.7
4711	Fresh fruits	7 699	124 474 675	25 816 502	20.7	2.3	X
4712	Prepackaged fresh-cut vegetables (carrots, salads, etc.)	3 061	49 823 531	3 403 741	6.8	.3	X
4713	Other fresh vegetables	4 979	58 039 859	15 628 934	26.9	1.4	X

See footnotes at end of table.

Table 3. Merchant Wholesalers by Kind of Business and Commodity Line: 1997—Con.

[Includes only establishments with payroll. For meaning of abbreviations and symbols, see introductory text. For explanation of terms, see Appendix A]

NAICS code and CL code	Kind of business and commodity line	Establishments handling commodity line		Commodity line sales			Sales coverage percent
		Number	Total sales (\$1,000)	Amount ¹ (\$1,000)	As percent of total sales of—		
					Establishments handling line	Establishments in NAICS industry ¹	
422	Wholesale trade, nondurable goods—Con.						
4800	Coffee, tea, and spices	7 279	152 413 201	12 803 736	8.4	1.1	39.6
4811	Coffee	5 056	125 920 846	8 401 870	6.7	.8	X
4812	Tea	3 532	78 429 236	1 501 990	1.9	.1	X
4813	Spices	4 137	93 750 235	2 457 840	2.6	.2	X
4820	Bread and baked goods	5 709	77 465 729	7 439 407	9.6	.7	51.8
4821	Breads and rolls	2 813	41 143 905	2 737 441	6.7	.2	X
4822	Cookies, cakes, and other baked goods	4 570	65 788 215	4 696 605	7.1	.4	X
4830	Canned foods	7 337	156 194 434	27 565 253	17.6	2.5	39.3
4831	Canned and bottled fruits, vegetables, and juices	6 131	139 742 914	13 289 775	9.5	1.2	X
4832	Canned and bottled baby foods	1 333	70 471 347	1 512 225	2.1	.1	X
4833	Canned meats	2 420	85 884 455	2 045 166	2.4	.2	X
4834	Canned fish and seafoods	3 237	87 150 947	2 594 507	3.0	.2	X
4835	Canned milk	1 187	45 055 140	597 848	1.3	.1	X
4836	Other canned foods	3 473	103 702 929	7 460 144	7.2	.7	X
4840	Food and beverage basic materials (include flavoring extracts, fruit peel, hop extract, industrial molasses, sausage casings, malt, yeast, etc.)	3 084	48 262 228	4 207 823	8.7	.4	X
4850	Soft drinks and bottled water	8 182	141 919 448	11 314 073	8.0	1.0	38.1
4851	Soft drinks, packaged	6 140	114 084 533	7 234 516	6.3	.6	X
4852	Soft drinks, pre and post mix bulk	2 081	53 664 703	1 598 957	3.0	.1	X
4853	Bottled water	4 691	87 634 211	2 478 835	2.8	.2	X
4860	Other grocery specialties	11 051	193 674 087	50 517 880	26.1	4.5	43.0
4861	Pasta	4 642	98 465 829	3 429 392	3.5	.3	X
4862	Breakfast cereals	2 693	86 587 890	4 387 933	5.1	.4	X
4863	Cooking oils and margarine	4 793	106 896 605	4 516 870	4.2	.4	X
4864	Flour	4 019	90 773 653	2 645 867	2.9	.2	X
4865	Pickles, preserves, jellies, jams, and sauces	4 547	101 070 062	3 848 706	3.8	.3	X
4866	Sugar, refined	3 799	93 503 202	2 755 142	2.9	.2	X
4867	Pet foods	2 083	72 026 973	4 485 329	6.2	.4	X
4868	Grocery specialties, n.e.c.	5 736	116 743 452	24 179 537	20.7	2.2	X
4900	Grain and beans	8 843	157 503 403	100 394 915	63.7	9.0	50.0
4911	Corn (for grain)	5 766	94 247 288	35 651 755	37.8	3.2	X
4912	Oats and barley	2 730	37 682 380	2 083 948	5.5	.2	X
4913	Wheat	4 832	84 819 890	20 309 937	23.9	1.8	X
4914	Sorghum (for grain)	1 611	37 543 482	2 983 913	7.9	.3	X
4915	Soybeans	4 869	87 484 233	29 857 322	34.1	2.7	X
4916	Other grain and beans (rice and edible and inedible beans)	1 710	34 201 852	6 767 827	19.8	.6	X
5000	Cattle, hogs, sheep, and goats	1 360	10 675 719	8 668 101	81.2	.8	72.0
5011	Cattle	749	6 387 232	5 178 450	81.1	.5	X
5012	Hogs	837	6 033 013	3 374 976	55.9	.3	X
5013	Sheep	153	1 090 438	97 566	8.9	Z	X
5014	Goats	68	497 612	16 012	3.2	Z	X
5100	Hides, skins, and pelts	265	2 436 977	1 942 269	79.7	.2	X
5120	Leaf tobacco	362	9 502 601	2 307 651	24.3	.2	12.0
5121	Leaf tobacco stemmed and re-dried at this location	13	296 019	293 830	99.3	Z	X
5122	All other leaf tobacco	110	1 890 457	1 805 200	95.5	.2	X
5130	Wool, wool tops, and mohair	71	184 750	143 279	77.6	Z	X
5140	Other farm products, inedible	962	8 529 042	4 976 282	58.3	.4	75.4
5141	Raw sugar	25	3 355 164	2 011 993	60.0	.2	X
5142	Horses, mules, and donkeys	216	260 501	155 128	59.6	Z	X
5143	Farm products, n.e.c.	738	4 573 864	2 666 385	58.3	.2	X
5200	Raw cotton	351	10 396 167	9 823 652	94.5	.9	X
5300	Plastics materials and basic shapes	4 685	32 276 932	16 131 830	50.0	1.4	47.2
5311	Plastic pipes, rods, tubes, and shapes	1 233	4 629 088	2 623 107	56.7	.2	X
5312	High pressure laminates	426	1 443 602	406 262	28.1	Z	X
5313	Plastics raw materials	1 488	14 720 130	8 056 103	54.7	.7	X
5314	Other plastics materials and basic shapes	2 213	8 549 243	4 781 764	55.9	.4	X
5320	Industrial gases (welding, etc.)	919	4 342 639	1 422 656	32.8	.1	X
5330	Chemicals and allied products (excluding agricultural, plastics, gases, and petroleum)	13 812	140 120 709	42 239 210	30.1	3.8	20.0
5331	Gasses, compressed and liquified, except L.P.	732	4 633 298	1 156 070	25.0	.1	X
5332	Alkalies and chlorine	1 460	10 009 404	2 264 664	22.6	.2	X
5333	Organic fibers	198	2 992 466	461 361	15.4	Z	X
5335	Detergents and soaps	5 162	60 529 802	3 448 645	5.7	.3	X
5336	Sanitation chemicals, polishes, and waxes	2 289	9 834 562	1 292 641	13.1	.1	X
5338	Wood chemicals, naval stores, and gum	349	3 762 906	308 906	8.2	Z	X
5341	Insecticides, nonagricultural	728	2 993 676	533 405	17.8	Z	X
5342	Adhesives, sealants, and glues	1 316	5 368 073	1 500 754	28.0	.1	X
5343	Explosives	269	1 207 833	1 005 845	83.3	.1	X
5344	Other chemicals and allied products	6 669	51 862 282	28 238 059	54.4	2.5	X
5400	Petroleum products	10 769	140 779 302	104 972 362	74.6	9.4	61.6
5411	Aviation gasoline	821	8 789 625	1 129 080	12.8	.1	X
5412	Motor gasoline	7 642	109 452 127	52 070 242	47.6	4.7	X
5413	Special naphtha	250	2 213 148	368 417	16.6	Z	X
5414	Jet fuel (naphtha or kerosine type)	846	35 476 483	2 903 749	8.2	.3	X
5415	No. 2 distillate fuel oil (no. 2 diesel and no. 2 heating oil)	7 199	111 463 697	31 338 141	28.1	2.8	X
5416	All other distillate fuel oil (no. 1 and no. 4 diesel and heating	4 256	59 500 992	3 736 225	6.3	.3	X
5417	Residual fuel oil (no. 5, no. 6, heavy diesel, etc.)	428	17 717 595	5 840 742	33.0	.5	X
5418	Lubricating oil and greases	7 505	58 091 515	7 562 544	13.0	.7	X
5420	Liquified petroleum gases (excluding natural gas)	1 452	25 772 918	6 015 160	23.3	.5	X
5500	Crude oil	286	39 792 944	26 588 222	66.8	2.4	X
5520	Other petroleum products (including asphalt, road oil, wax, etc.)	460	9 182 278	2 163 783	23.6	.2	X
5600	Beer and ale	4 291	53 445 455	33 254 784	62.2	3.0	X
5700	Wines and distilled alcoholic beverages	2 878	37 806 640	24 503 845	64.8	2.2	66.0
5711	Wines	2 026	33 018 547	12 201 730	37.0	1.1	X
5712	Distilled liquor (including premixed alcoholic drinks)	1 211	25 920 468	12 181 692	47.0	1.1	X

See footnotes at end of table.

Table 3. Merchant Wholesalers by Kind of Business and Commodity Line: 1997—Con.

[Includes only establishments with payroll. For meaning of abbreviations and symbols, see introductory text. For explanation of terms, see Appendix A]

NAICS code and CL code	Kind of business and commodity line	Establishments handling commodity line		Commodity line sales			Sales coverage percent
		Number	Total sales (\$1,000)	Amount ¹ (\$1,000)	As percent of total sales of—		
					Establishments handling line	Establishments in NAICS industry ¹	
422	Wholesale trade, nondurable goods—Con.						
5800	Farm supplies	10 709	79 760 264	36 453 860	45.7	3.3	43.5
5811	Hay, straw, and alfalfa	895	4 367 743	1 509 877	34.6	.1	X
5812	Feeds (poultry and livestock) not mixed on location	3 057	20 077 266	3 816 151	19.0	.3	X
5813	Prepared feeds (poultry and livestock) mixed on location	1 412	11 170 836	1 992 418	17.8	.2	X
5814	Weed killers, soil sterilizers, and soil conditioners	1 893	13 208 040	2 755 736	20.9	.2	X
5815	Insecticides, fungicides, and pesticides	2 337	16 485 940	3 948 679	24.0	.4	X
5816	Other agricultural chemicals and fertilizers	5 721	48 053 633	12 503 956	26.0	1.1	X
5817	Seeds and bulbs	3 600	26 428 181	8 106 198	30.7	.7	X
5818	Other farm supplies (including harness and saddlery equipment)	2 460	12 418 776	1 720 072	13.9	.2	X
5900	Tobacco and tobacco products	3 316	93 337 946	27 197 961	29.1	2.4	27.6
5911	Cigars	2 408	62 871 452	3 164 929	5.0	.3	X
5912	Cigarettes	2 413	49 151 673	21 471 104	43.7	1.9	X
5913	Other tobacco products (excluding leaf)	1 929	40 908 316	1 837 610	4.5	.2	X
6000	Paint, paint supplies, and wallpaper	2 181	5 786 475	3 181 247	55.0	.3	37.1
6011	Architectural coatings (enamels, primers, stains, solvents, and lacquers)	717	1 822 884	647 292	35.5	.1	X
6012	Industrial/OEM coatings (coatings applied by original manufacturers to products during manufacturing)	443	1 168 402	276 465	23.7	Z	X
6013	Special purpose coatings (automotive, refinish, marine, traffic coatings)	861	1 600 462	1 088 898	68.0	.1	X
6014	Paint supplies	718	1 515 564	421 678	27.8	Z	X
6015	Wallpaper	345	1 149 203	734 873	63.9	.1	X
6100	Books, periodicals, newspapers, and miscellaneous printed materials	4 299	21 156 109	16 335 330	77.2	1.5	57.0
6101	Books	3 005	16 769 403	9 597 079	57.2	.9	X
6102	Other periodicals, newspapers, and miscellaneous printed materials	1 837	9 013 194	6 635 134	73.6	.6	X
6110	Flowers and florists' supplies	3 977	8 218 945	7 124 969	86.7	.6	X
6120	Art goods (including novelties and souvenirs)	5 196	11 309 607	7 128 085	63.0	.6	39.9
6121	Art materials	1 788	3 322 397	2 591 758	78.0	.2	X
6122	Novelties and souvenirs	3 587	8 424 036	4 535 605	53.8	.4	X
6130	Textile bags, bagging, and burlap	604	1 274 158	725 653	57.0	.1	X
6150	Nondurable goods, n.e.c.	6 582	18 290 225	11 899 090	65.1	1.1	X
9700	Service receipts and labor charges (including installed parts)	7 454	50 303 291	2 147 172	4.3	.2	4.9
9701	Labor charges for repair work	4 707	24 835 661	793 243	3.2	.1	X
9702	Parts installed in repair work	2 618	7 671 608	227 507	3.0	Z	X
9703	Other service receipts and labor charges—Specify	3 476	30 636 575	1 052 997	3.4	.1	X
9720	Receipts for service contracts	1 016	1 403 713	242 049	17.2	Z	X
9730	Advertising specialties (paper novelties, etc.)	444	1 594 141	130 277	8.2	Z	X
9740	Receipts for installing equipment	563	520 219	75 178	14.5	Z	X
9810	Miscellaneous commodities	8 430	101 065 162	6 948 441	6.9	.6	X
9840	Pipeline transportation receipts	20	1 030 225	7 922	.8	Z	X
9910	Receipts from Commodity Credit Corporation	291	3 484 218	24 036	.7	Z	X
9920	Receipts for farm product preparation services (cleaning, shelling, etc.)	1 531	15 934 108	547 334	3.4	Z	X
9930	Sales of integrated systems which you wrote or modified software	171	146 845	31 439	21.4	Z	X
9940	Rental and leasing receipts	3 044	17 526 037	601 410	3.4	.1	1.3
9941	Computer rental and leasing receipts	131	112 989	14 748	13.1	Z	X
9942	Photocopying machine rental	352	577 326	87 944	15.2	Z	X
9943	Other office machine rental receipts	488	803 093	27 978	3.5	Z	X
9944	Other rental receipts	52	20 445	257	1.3	Z	X
9950	Construction receipts	46	42 099	5 789	13.8	Z	X
9960	Custom software (designed to customer specifications)	175	139 839	20 394	14.6	Z	X
9970	Receipts for printing or photocopying performed at this establishment	222	342 119	58 171	17.0	Z	X
4221	Paper & paper product whsle	12 686	X	66 491 798	X	100.0	77.9
0200	New and rebuilt automotive parts and supplies	14	6 580	636	9.7	Z	26.9
0211	Batteries	6	4 764	206	4.3	Z	X
0213	Electrical engine parts (including ignition parts)	6	174	3	1.7	Z	X
0216	Glass	6	4 764	39	.8	Z	X
0218	Filters (oil, air, gas, and transmission)	6	4 764	121	2.5	Z	X
0219	Engine parts, except electrical	6	4 764	39	.8	Z	X
0221	Body parts and repair materials	6	4 764	39	.8	Z	X
0224	Accessories	6	4 764	39	.8	Z	X
0400	Household and lawn furniture	200	921 730	141 210	15.3	.2	60.0
0412	Sleep furniture and equipment	195	912 945	140 471	15.4	.2	X
0420	Office and business furniture	1 212	9 192 575	1 334 617	14.5	2.0	1.6
0421	New office furniture (wooden and metal)	1 150	8 971 228	1 258 801	14.0	1.9	X
0422	New store and restaurant furniture	10	112 445	754	.7	Z	X
0423	New public furniture (theater seats, church pews, park benches, and school desks)	31	46 320	2 862	6.2	Z	X
0424	Used office and business furniture	204	1 661 532	68 552	4.1	.1	X
0500	Household china, glassware, crockery, and plastic housewares	22	41 193	7 967	19.3	Z	X
0530	Flooring and floor coverings	10	10 948	465	4.2	Z	X
0540	Other home furnishings	33	247 102	34 609	14.0	.1	11.3
0542	Mirrors, lamps, and picture frames	26	182 258	26 239	14.4	Z	X
0730	Flat glass and other construction glass (excluding automotive)	12	15 568	2 116	13.6	Z	X
0800	Photographic equipment and supplies (excluding video)	222	2 459 238	170 160	6.9	.3	1.0
0813	Photographic film	17	253 799	23 139	9.1	Z	X
0814	Developing supplies (excluding film)	15	199 066	30 900	15.5	Z	X
0815	Other photographic equipment and supplies	190	2 006 373	116 121	5.8	.2	X
0900	Office equipment	1 282	7 873 284	829 383	10.5	1.2	2.7
0911	Typewriters and dedicated word processors	438	1 997 406	63 153	3.2	.1	X
0912	Calculators and accounting machines	626	3 587 452	176 623	4.9	.3	X
0913	Copying machines and equipment	813	4 597 234	466 832	10.2	.7	X
0914	Dictating, transcribing, and recording machines	117	741 344	31 822	4.3	Z	X
0915	Mailing, letter handling, and addressing machines	123	884 192	87 129	9.9	.1	X

See footnotes at end of table.

Table 3. Merchant Wholesalers by Kind of Business and Commodity Line: 1997—Con.

[Includes only establishments with payroll. For meaning of abbreviations and symbols, see introductory text. For explanation of terms, see Appendix A]

NAICS code and CL code	Kind of business and commodity line	Establishments handling commodity line		Commodity line sales			Sales coverage percent
		Number	Total sales (\$1,000)	Amount ¹ (\$1,000)	As percent of total sales of—		
					Establishments handling line	Establishments in NAICS industry ¹	
4221	Paper & paper product whse—Con.						
0920	New computer equipment	575	3 818 775	331 407	8.7	.5	6.0
0921	Computers	241	1 703 834	116 200	6.8	.2	X
0922	Computer storage devices	107	511 797	13 867	2.7	.2	X
0923	Computer printers	366	2 132 808	136 203	6.4	.2	X
0924	Other computer peripheral equipment	185	955 776	64 119	6.7	.1	X
0930	Used computer equipment	17	18 928	779	4.1	Z	X
0950	Computer software (packaged)	194	1 002 717	69 570	6.9	.1	X
0960	Restaurant and hotel equipment and supplies	516	7 297 833	1 674 628	22.9	2.5	X
0970	Store machines and equipment	249	994 098	54 759	5.5	.1	1.8
0971	Vending machines	33	184 635	17 414	9.4	Z	X
0972	Other store machines and equipment	197	537 652	20 982	3.9	Z	X
1000	Medical, hospital, and surgical supplies	16	74 419	8 724	11.7	Z	17.4
1013	Other surgical, medical, and hospital supplies	16	74 419	8 724	11.7	Z	X
1040	Religious and school supplies	190	1 081 285	43 269	4.0	.1	2.7
1042	School supplies	164	719 136	33 560	4.7	.1	X
1140	Iron and steel wire and wire products	12	35 501	1 558	4.4	Z	8.7
1143	Wire rope, strand, strapping, reinforcement mesh, and bale ties	12	35 501	1 558	4.4	Z	X
1220	Aluminum shapes, forms, etc.	6	36 442	4 613	12.7	Z	X
1400	Electrical apparatus and equipment	19	29 563	1 508	5.1	Z	1.7
1415	Electric bulbs (all types)	19	29 563	1 508	5.1	Z	X
1500	Electrical appliances, household	27	75 733	5 508	7.3	Z	1.8
1511	Televisions	22	56 686	2 960	5.2	Z	X
1600	Electronic parts and equipment, except communication	34	131 450	9 473	7.2	Z	5.9
1618	Electronic parts and equipment, n.e.c.	22	49 143	6 888	14.0	Z	X
1650	Communication equipment and supplies	25	43 999	2 910	6.6	Z	6.6
1652	Other electronic communication equipment	23	42 296	2 828	6.7	Z	X
1700	Hardware	48	88 121	11 696	13.3	Z	3.6
1711	Hand tools (including power driven)	7	9 551	1 212	12.7	Z	X
2100	Construction and mining machinery and equipment (including parts and attachments)	7	7 150	349	4.9	Z	X
2320	General-purpose industrial machinery, equipment, and parts	61	207 826	17 946	8.6	Z	X
2340	Materials handling machinery, equipment, and parts	8	32 007	3 540	11.1	Z	X
2360	Other industrial machinery, equipment, and parts	55	99 333	14 489	14.6	Z	77.2
2363	New printing trades machinery, equipment, and supplies	52	75 705	10 237	13.5	Z	X
2450	Industrial containers and supplies	366	3 544 900	256 718	7.2	.4	3.4
2451	New and reconditioned drums and barrels	18	374 562	1 785	.5	Z	X
2452	Bottles and bottlers' supplies	31	378 270	3 760	1.0	Z	X
2454	Other industrial containers and supplies	353	3 541 200	251 173	7.1	.4	X
2460	Other industrial supplies	1 234	11 332 371	934 824	8.2	1.4	2.8
2461	Printing and duplicating inks	15	21 860	895	4.1	Z	X
2462	Abrasives and abrasive materials	79	252 902	14 211	5.6	Z	X
2463	Nylon, polyester, and synthetic rubber	30	72 218	1 108	1.5	Z	X
2464	Mechanical rubber goods	93	930 682	115 671	12.4	.2	X
2465	Strapping and tape	650	3 143 279	309 738	9.9	.5	X
2466	Industrial supplies, n.e.c.	324	4 034 779	164 667	4.1	.2	X
2520	Custodial (janitors') equipment and supplies	1 407	12 531 277	1 171 647	9.4	1.8	1.8
2521	Custodial equipment—power equipment	801	8 317 395	202 273	2.4	.3	X
2522	Custodial equipment—nonpower equipment	620	3 413 822	86 992	2.5	.1	X
2523	Custodial supplies	1 026	9 561 979	799 146	8.4	1.2	X
2530	Laundry and dry-cleaning equipment and supplies	48	134 973	4 327	3.2	Z	X
2540	Other service establishment equipment and supplies	7	16 150	1 577	9.8	Z	70.4
2542	Service establishment equipment and supplies, n.e.c.	7	16 150	1 577	9.8	Z	X
2700	Sporting and recreational goods and supplies	13	16 161	2 307	14.3	Z	12.0
2713	Billiards, pool, bowling equipment, and accessories	13	16 161	370	2.3	Z	X
2718	Other sporting and recreational goods (go carts, bait, etc.)	6	13 111	1 937	14.8	Z	X
2800	Toys and hobby goods and supplies	98	786 425	83 508	10.6	.1	15.0
2811	Video games and cartridges	12	321 273	41 330	12.9	.1	X
2812	Other toys and games (including fireworks and children's vehicles)	36	16 075	5 051	31.4	Z	X
2813	Crafts and craft supplies	23	3 889	406	10.4	Z	X
2814	Other hobby goods and accessories	12	3 008	80	2.7	Z	X
2930	Recyclable paper and paperboard	26	29 789	6 929	23.3	Z	X
2940	Recyclable materials, except metal	12	13 258	1 365	10.3	Z	34.8
2943	Recyclable plastics	6	3 152	56	1.8	Z	X
3000	Jewelry, diamonds, gem stones, and watches	11	139 943	10 662	7.6	Z	X
3140	Prerecorded video tapes	8	17 558	1 281	7.3	Z	X
3150	Other durable goods	9	25 453	6 333	24.9	Z	54.9
3154	Other durable goods, n.e.c.	9	25 453	6 333	24.9	Z	X
3200	Printing and writing paper	3 413	29 657 923	18 113 929	61.1	27.2	72.9
3211	Roll newsprint and rotogravure paper	798	9 664 631	2 361 652	24.4	3.6	X
3212	Fine roll paper	985	14 553 353	5 594 527	38.4	8.4	X
3213	Other printing and writing paper	2 825	23 827 616	10 157 751	42.6	15.3	X
3300	Stationery, office supplies and greeting cards	7 659	31 735 351	16 821 381	53.0	25.3	65.5
3311	Business forms	4 599	13 841 764	3 541 357	25.6	5.3	X
3312	Stationery, photocopy paper, and typing paper	3 865	22 372 383	2 993 439	13.4	4.5	X
3313	Inked ribbons, carbon paper, pens and pencils	2 622	15 015 886	1 646 546	11.0	2.5	X
3314	Toner and cartridges	2 488	11 810 764	2 387 330	20.2	3.6	X
3315	Greeting cards	781	1 324 659	479 306	36.2	.7	X
3316	Other stationery supplies (envelopes, ruled forms, and binder paper)	4 288	22 697 845	5 773 388	25.4	8.7	X

See footnotes at end of table.

Table 3. Merchant Wholesalers by Kind of Business and Commodity Line: 1997—Con.

[Includes only establishments with payroll. For meaning of abbreviations and symbols, see introductory text. For explanation of terms, see Appendix A]

NAICS code and CL code	Kind of business and commodity line	Establishments handling commodity line		Commodity line sales			Sales coverage percent
		Number	Total sales (\$1,000)	Amount ¹ (\$1,000)	As percent of total sales of—		
					Establishments handling line	Establishments in NAICS industry ¹	
4221	Paper & paper product whse—Con.						
3400	Industrial and personal services paper and plastics	5 639	36 430 718	21 775 073	59.8	32.7	61.2
3411	Paperboard and boxboard boxes	3 261	22 495 426	6 426 520	28.6	9.7	X
3412	Paper dishes, cups, and napkins	2 056	16 750 298	2 634 256	15.7	4.0	X
3413	Industrial paper (wrapping, bags, cartons, etc.)	3 297	23 292 497	5 199 954	22.3	7.8	X
3414	Disposable plastic boxes, containers, cups, dishes, and supplies	2 095	17 948 878	3 474 884	19.4	5.2	X
3415	Other industrial and personal service paper	2 225	15 761 924	4 039 473	25.6	6.1	X
3500	Drugs, pharmaceuticals, cosmetics, and toiletries	144	1 002 799	97 467	9.7	.1	11.9
3512	Nonprescription pharmaceuticals	35	135 380	11 041	8.2	Z	X
3513	Cosmetics	11	73 027	2 453	3.4	Z	X
3515	Other toiletries and druggists' sundries	104	757 500	82 667	10.9	.1	X
3600	Piece goods, knit and woven	9	150 146	12 697	8.5	Z	31.2
3613	Synthetics (excluding synthetic knits)	7	147 900	6 866	4.6	Z	X
3700	Notions (buttons, ribbons, lace, sewing accessories, zippers, bindings, etc.)	13	20 911	1 642	7.9	Z	X
3800	Men's and boys' wear	8	240 413	16 014	6.7	Z	75.9
3811	Men's and boys' suits, coats, and formal wear	7	239 075	9 106	3.8	Z	X
3900	Women's and children's wear	18	349 352	94 797	27.1	.1	31.3
3916	Other women's, misses, and girl's wear (furs, sweaters, millinery, etc.) ..	6	70 458	25 052	35.6	Z	X
4000	Footwear	8	140 763	14 321	10.2	Z	71.0
4013	Other women's, misses', and girls' footwear	6	136 469	14 231	10.4	Z	X
4100	Frozen foods (packaged)	17	211 998	35 053	16.5	.1	64.6
4112	Fish and seafoods (frozen packaged)	12	179 035	6 480	3.6	Z	X
4113	Vegetables (frozen)	13	179 801	13 030	7.2	Z	X
4115	Meat (frozen packaged)	13	179 801	8 257	4.6	Z	X
4116	Frozen baked goods	6	47 373	705	1.5	Z	X
4200	Dairy products (excluding dried or canned)	11	190 356	12 051	6.3	Z	77.9
4211	Butter	6	122 194	1 085	.9	Z	X
4212	Cheese	10	169 098	5 138	3.0	Z	X
4300	Poultry and poultry products	8	167 212	8 833	5.3	Z	X
4400	Confectionery	42	289 159	36 508	12.6	.1	4.7
4411	Candy	40	286 789	33 244	11.6	.1	X
4413	Nuts	26	58 692	2 308	3.9	Z	X
4600	Meat and meat products (fresh and unpackage)	6	140 769	17 940	12.7	Z	68.3
4616	Sausage and prepared meats not made on location	6	140 769	12 665	9.0	Z	X
4800	Coffee, tea, and spices	32	205 911	12 387	6.0	Z	64.0
4811	Coffee	26	168 201	10 933	6.5	Z	X
4812	Tea	7	34 055	334	1.0	Z	X
4820	Bread and baked goods	8	81 606	13 411	16.4	Z	71.5
4821	Breads and rolls	7	81 005	4 389	5.4	Z	X
4822	Cookies, cakes, and other baked goods	7	81 005	8 782	10.8	Z	X
4830	Canned foods	20	172 757	28 377	16.4	Z	76.9
4831	Canned and bottled fruits, vegetables, and juices	20	172 757	20 759	12.0	Z	X
4836	Other canned foods	7	141 332	7 190	5.1	Z	X
4850	Soft drinks and bottled water	20	40 708	1 647	4.0	Z	40.9
4851	Soft drinks, packaged	15	37 969	1 464	3.9	Z	X
4853	Bottled water	12	35 518	183	.5	Z	X
4860	Other grocery specialties	199	2 000 004	53 692	2.7	.1	2.8
4861	Pasta	12	167 044	173	.1	Z	X
4862	Breakfast cereals	24	186 484	255	.1	Z	X
4863	Cooking oils and margarine	37	199 392	1 955	1.0	Z	X
4864	Flour	37	434 889	6 017	1.4	Z	X
4865	Pickles, preserves, jellies, jams, and sauces	48	200 707	1 086	.5	Z	X
4866	Sugar, refined	37	443 919	1 901	.4	Z	X
4868	Grocery specialties, n.e.c.	80	409 019	28 401	6.9	Z	X
5300	Plastics materials and basic shapes	440	2 170 677	281 512	13.0	.4	1.0
5313	Plastics raw materials	66	300 079	78 913	26.3	.1	X
5314	Other plastics materials and basic shapes	314	1 620 596	188 743	11.6	.3	X
5330	Chemicals and allied products (excluding agricultural, plastics, gases, and petroleum)	981	5 270 557	527 703	10.0	.8	2.6
5332	Alkalies and chlorine	52	403 381	28 114	7.0	Z	X
5334	Organic fibers	13	30 570	834	2.7	Z	X
5335	Detergents and soaps	803	4 053 162	253 314	6.3	.4	X
5336	Sanitation chemicals, polishes, and waxes	351	2 302 549	140 854	6.1	.2	X
5341	Insecticides, nonagricultural	17	29 393	789	2.7	Z	X
5342	Adhesives, sealants, and glues	51	493 925	30 814	6.2	Z	X
5344	Other chemicals and allied products	260	1 806 171	72 983	4.0	.1	X
5400	Petroleum products	26	503 793	142 931	28.4	.2	5.7
5418	Lubricating oil and greases	25	502 490	142 925	28.4	.2	X
5800	Farm supplies	16	6 192	811	13.1	Z	X
5900	Tobacco and tobacco products	42	113 435	30 601	27.0	Z	52.8
5911	Cigars	19	40 293	2 132	5.3	Z	X
5912	Cigarettes	31	47 826	7 508	15.7	Z	X
5913	Other tobacco products (excluding leaf)	35	109 638	20 948	19.1	Z	X
6100	Books, periodicals, newspapers, and miscellaneous printed materials	311	2 273 400	151 995	6.7	.2	.4
6101	Books	235	1 600 590	70 495	4.4	.1	X
6102	Other periodicals, newspapers, and miscellaneous printed materials	38	76 670	14 774	19.3	Z	X
6110	Flowers and florists' supplies	9	12 996	2 081	16.0	Z	X
6120	Art goods (including novelties and souvenirs)	398	2 055 484	77 507	3.8	.1	4.1
6121	Art materials	68	155 744	11 181	7.2	Z	X
6122	Novelties and souvenirs	331	1 899 740	66 325	3.5	.1	X
6130	Textile bags, bagging, and burlap	23	32 044	3 210	10.0	Z	X

See footnotes at end of table.

Table 3. Merchant Wholesalers by Kind of Business and Commodity Line: 1997—Con.

[Includes only establishments with payroll. For meaning of abbreviations and symbols, see introductory text. For explanation of terms, see Appendix A]

NAICS code and CL code	Kind of business and commodity line	Establishments handling commodity line		Commodity line sales			Sales coverage percent
		Number	Total sales (\$1,000)	Amount ¹ (\$1,000)	As percent of total sales of—		
					Establishments handling line	Establishments in NAICS industry ¹	
4221	Paper & paper product whse—Con.						
6150	Nondurable goods, n.e.c.	36	784 422	241 298	30.8	.4	X
9700	Service receipts and labor charges (including installed parts)	716	2 350 977	151 453	6.4	.2	19.9
9701	Labor charges for repair work	547	1 706 512	77 187	4.5	.1	X
9702	Parts installed in repair work	460	1 294 036	28 529	2.2	Z	X
9703	Other service receipts and labor charges—Specify	194	839 294	45 700	5.4	.1	X
9720	Receipts for service contracts	213	412 686	43 495	10.5	.1	X
9730	Advertising specialties (paper novelties, etc.)	15	126 774	5 495	4.3	Z	X
9740	Receipts for installing equipment	22	65 294	941	1.4	Z	X
9810	Miscellaneous commodities	795	3 661 742	295 444	8.1	.4	X
9940	Rental and leasing receipts	191	403 403	18 774	4.7	Z	16.9
9941	Computer rental and leasing receipts	15	24 841	1 130	4.5	Z	X
9942	Photocopying machine rental	48	110 225	4 337	3.9	Z	X
9943	Other office machine rental receipts	66	94 494	6 998	7.4	Z	X
9960	Custom software (designed to customer specifications)	19	39 720	2 035	5.1	Z	X
9970	Receipts for printing or photocopying performed at this establishment	146	288 255	48 641	16.9	.1	X
42211	Printing & writing paper whse	1 838	X	20 477 795	X	100.0	78.8
0420	Office and business furniture	29	230 600	8 509	3.7	Z	1.8
0421	New office furniture (wooden and metal)	29	230 600	6 455	2.8	Z	X
0422	New store and restaurant furniture	10	112 445	754	.7	Z	X
0424	Used office and business furniture	9	71 782	1 300	1.8	Z	X
0800	Photographic equipment and supplies (excluding video)	34	535 717	70 810	13.2	.3	.8
0815	Other photographic equipment and supplies	34	535 717	70 810	13.2	.3	X
0900	Office equipment	40	324 795	23 465	7.2	.1	3.3
0911	Typewriters and dedicated word processors	6	22 980	281	1.2	Z	X
0912	Calculators and accounting machines	13	49 243	875	1.8	Z	X
0913	Copying machines and equipment	27	275 552	20 801	7.5	.1	X
0915	Mailing, letter handling, and addressing machines	13	99 279	1 508	1.5	Z	X
0920	New computer equipment	51	109 124	13 450	12.3	.1	10.7
0921	Computers	19	27 501	659	2.4	Z	X
0923	Computer printers	27	64 270	9 801	15.3	Z	X
0924	Other computer peripheral equipment	19	27 855	2 977	10.7	Z	X
0950	Computer software (packaged)	8	40 388	623	1.5	Z	X
0960	Restaurant and hotel equipment and supplies	42	1 971 167	199 275	10.1	1.0	X
0970	Store machines and equipment	19	271 811	16 363	6.0	.1	X
1040	Religious and school supplies	26	362 149	9 709	2.7	Z	X
2450	Industrial containers and supplies	39	1 708 015	90 125	5.3	.4	2.8
2454	Other industrial containers and supplies	39	1 708 015	90 125	5.3	.4	X
2460	Other industrial supplies	144	3 381 174	177 388	5.2	.9	.3
2465	Strapping and tape	72	471 429	73 317	15.6	.4	X
2466	Industrial supplies, n.e.c.	144	3 381 174	104 071	3.1	.5	X
2520	Custodial (janitors') equipment and supplies	118	3 282 702	152 936	4.7	.7	.2
2521	Custodial equipment—power equipment	39	2 525 687	2 985	.1	Z	X
2523	Custodial supplies	118	3 282 702	149 951	4.6	.7	X
2800	Toys and hobby goods and supplies	8	9 031	1 505	16.7	Z	X
3200	Printing and writing paper	1 838	20 477 795	16 497 448	80.6	80.6	73.5
3211	Roll newsprint and rotogravure paper	392	6 308 925	2 156 141	34.2	10.5	X
3212	Fine roll paper	669	12 078 036	5 297 256	43.9	25.9	X
3213	Other printing and writing paper	1 578	17 043 971	9 044 051	53.1	44.2	X
3300	Stationery, office supplies and greeting cards	768	7 671 029	1 596 685	20.8	7.8	73.8
3311	Business forms	354	3 363 544	147 011	4.4	.7	X
3312	Stationery, photocopy paper, and typing paper	452	6 685 747	981 358	14.7	4.8	X
3313	Linked ribbons, carbon paper, pens and pencils	168	1 066 956	51 879	4.9	.3	X
3314	Toner and cartridges	143	1 233 387	58 526	4.7	.3	X
3315	Greeting cards	87	188 644	4 671	2.5	.7	X
3316	Other stationery supplies (envelopes, ruled forms, and binder paper)	496	5 097 983	353 242	6.9	1.7	X
3400	Industrial and personal services paper and plastics	428	7 071 240	1 347 735	19.1	6.6	71.0
3411	Paperboard and boxboard boxes	184	4 373 076	355 592	8.1	1.7	X
3412	Paper dishes, cups, and napkins	85	2 971 145	137 970	4.6	.7	X
3413	Industrial paper (wrapping, bags, cartons, etc.)	314	5 668 952	408 890	7.2	2.0	X
3414	Disposable plastic boxes, containers, cups, dishes, and supplies	133	3 569 560	168 160	4.7	.8	X
3415	Other industrial and personal service paper	146	2 968 284	277 128	9.3	1.4	X
3500	Drugs, pharmaceuticals, cosmetics, and toiletries	6	109 919	1 305	1.2	Z	X
5300	Plastics materials and basic shapes	34	337 904	35 376	10.5	.2	.5
5314	Other plastics materials and basic shapes	34	337 904	35 376	10.5	.2	X
5330	Chemicals and allied products (excluding agricultural, plastics, gases, and petroleum)	139	954 935	36 417	3.8	.2	.2
5335	Detergents and soaps	139	954 935	30 371	3.2	.1	X
5344	Other chemicals and allied products	139	954 935	6 046	.6	Z	X
6100	Books, periodicals, newspapers, and miscellaneous printed materials	38	596 140	66 726	11.2	.3	X
6120	Art goods (including novelties and souvenirs)	30	101 106	10 593	10.5	.1	1.8
6122	Novelties and souvenirs	27	78 347	6 234	8.0	Z	X
9700	Service receipts and labor charges (including installed parts)	58	537 757	13 734	2.6	.1	9.0
9701	Labor charges for repair work	54	233 854	8 747	3.7	Z	X
9702	Parts installed in repair work	36	157 380	2 557	1.6	Z	X
9703	Other service receipts and labor charges—Specify	9	339 526	2 429	.7	Z	X
9720	Receipts for service contracts	10	13 539	1 897	14.0	Z	X
9810	Miscellaneous commodities	63	806 300	30 755	3.8	.2	X

See footnotes at end of table.

Table 3. Merchant Wholesalers by Kind of Business and Commodity Line: 1997—Con.

[Includes only establishments with payroll. For meaning of abbreviations and symbols, see introductory text. For explanation of terms, see Appendix A]

NAICS code and CL code	Kind of business and commodity line	Establishments handling commodity line		Commodity line sales			Sales coverage percent
		Number	Total sales (\$1,000)	Amount ¹ (\$1,000)	As percent of total sales of—		
					Establishments handling line	Establishments in NAICS industry ¹	
42211	Printing & writing paper whse—Con.						
9940	Rental and leasing receipts	15	10 867	1 475	13.6	Z	61.8
9941	Computer rental and leasing receipts	8	2 398	477	19.9	Z	X
9942	Photocopying machine rental	7	8 469	849	10.0	Z	X
9943	Other office machine rental receipts	8	2 398	149	6.2	Z	X
9960	Custom software (designed to customer specifications)	8	5 832	1 371	23.5	Z	X
9970	Receipts for printing or photocopying performed at this establishment	14	88 438	20 974	23.7	.1	X
422110	Printing & writing paper whse	1 838	X	20 477 795	X	100.0	78.8
0420	Office and business furniture	29	230 600	8 509	3.7	Z	1.8
0421	New office furniture (wooden and metal)	29	230 600	6 455	2.8	Z	X
0422	New store and restaurant furniture	10	112 445	754	.7	Z	X
0424	Used office and business furniture	9	71 782	1 300	1.8	Z	X
0800	Photographic equipment and supplies (excluding video)	34	535 717	70 810	13.2	.3	.8
0815	Other photographic equipment and supplies	34	535 717	70 810	13.2	.3	X
0900	Office equipment	40	324 795	23 465	7.2	.1	3.3
0911	Typewriters and dedicated word processors	6	22 980	281	1.2	Z	X
0912	Calculators and accounting machines	13	49 243	875	1.8	Z	X
0913	Copying machines and equipment	27	275 552	20 801	7.5	.1	X
0915	Mailing, letter handling, and addressing machines	13	99 279	1 508	1.5	Z	X
0920	New computer equipment	51	109 124	13 450	12.3	.1	10.7
0921	Computers	19	27 501	659	2.4	Z	X
0923	Computer printers	27	64 270	9 801	15.3	Z	X
0924	Other computer peripheral equipment	19	27 855	2 977	10.7	Z	X
0950	Computer software (packaged)	8	40 388	623	1.5	Z	X
0960	Restaurant and hotel equipment and supplies	42	1 971 167	199 275	10.1	1.0	X
0970	Store machines and equipment	19	271 811	16 363	6.0	.1	X
1040	Religious and school supplies	26	362 149	9 709	2.7	Z	X
2450	Industrial containers and supplies	39	1 708 015	90 125	5.3	.4	2.8
2454	Other industrial containers and supplies	39	1 708 015	90 125	5.3	.4	X
2460	Other industrial supplies	144	3 381 174	177 388	5.2	.9	.3
2465	Strapping and tape	72	471 429	73 317	15.6	.4	X
2466	Industrial supplies, n.e.c.	144	3 381 174	104 071	3.1	.5	X
2520	Custodial (janitors') equipment and supplies	118	3 282 702	152 936	4.7	.7	.2
2521	Custodial equipment—power equipment	39	2 525 687	2 985	.1	Z	X
2523	Custodial supplies	118	3 282 702	149 951	4.6	.7	X
2800	Toys and hobby goods and supplies	8	9 031	1 505	16.7	Z	X
3200	Printing and writing paper	1 838	20 477 795	16 497 448	80.6	80.6	73.5
3211	Roll newsprint and rotogravure paper	392	6 308 925	2 156 141	34.2	10.5	X
3212	Fine roll paper	669	12 078 036	5 297 256	43.9	25.9	X
3213	Other printing and writing paper	1 578	17 043 971	9 044 051	53.1	44.2	X
3300	Stationery, office supplies and greeting cards	768	7 671 029	1 596 685	20.8	7.8	73.8
3311	Business forms	354	3 363 544	147 011	4.4	.7	X
3312	Stationery, photocopy paper, and typing paper	452	6 685 747	981 358	14.7	4.8	X
3313	Inked ribbons, carbon paper, pens and pencils	168	1 066 956	51 879	4.9	.3	X
3314	Toner and cartridges	143	1 233 387	58 526	4.7	.3	X
3315	Greeting cards	87	188 644	4 671	2.5	Z	X
3316	Other stationery supplies (envelopes, ruled forms, and binder paper)	496	5 097 983	353 242	6.9	1.7	X
3400	Industrial and personal services paper and plastics	428	7 071 240	1 347 735	19.1	6.6	71.0
3411	Paperboard and boxboard boxes	184	4 373 076	355 592	8.1	1.7	X
3412	Paper dishes, cups, and napkins	85	2 971 145	137 970	4.6	.7	X
3413	Industrial paper (wrapping, bags, cartons, etc.)	314	5 668 952	408 890	7.2	2.0	X
3414	Disposable plastic boxes, containers, cups, dishes, and supplies	133	3 569 560	168 160	4.7	.8	X
3415	Other industrial and personal service paper	146	2 968 284	277 128	9.3	1.4	X
3500	Drugs, pharmaceuticals, cosmetics, and toiletries	6	109 919	1 305	1.2	Z	X
5300	Plastics materials and basic shapes	34	337 904	35 376	10.5	.2	.5
5314	Other plastics materials and basic shapes	34	337 904	35 376	10.5	.2	X
5330	Chemicals and allied products (excluding agricultural, plastics, gases, and petroleum)	139	954 935	36 417	3.8	.2	.2
5335	Detergents and soaps	139	954 935	30 371	3.2	.1	X
5344	Other chemicals and allied products	139	954 935	6 046	.6	Z	X
6100	Books, periodicals, newspapers, and miscellaneous printed materials	38	596 140	66 726	11.2	.3	X
6120	Art goods (including novelties and souvenirs)	30	101 106	10 593	10.5	.1	1.8
6122	Novelties and souvenirs	27	78 347	6 234	8.0	Z	X
9700	Service receipts and labor charges (including installed parts)	58	537 757	13 734	2.6	.1	9.0
9701	Labor charges for repair work	54	233 854	8 747	3.7	Z	X
9702	Parts installed in repair work	36	157 380	2 557	1.6	Z	X
9703	Other service receipts and labor charges—Specify	9	339 526	2 429	.7	Z	X
9720	Receipts for service contracts	10	13 539	1 897	14.0	Z	X
9810	Miscellaneous commodities	63	806 300	30 755	3.8	.2	X
9940	Rental and leasing receipts	15	10 867	1 475	13.6	Z	61.8
9941	Computer rental and leasing receipts	8	2 398	477	19.9	Z	X
9942	Photocopying machine rental	7	8 469	849	10.0	Z	X
9943	Other office machine rental receipts	8	2 398	149	6.2	Z	X
9960	Custom software (designed to customer specifications)	8	5 832	1 371	23.5	Z	X
9970	Receipts for printing or photocopying performed at this establishment	14	88 438	20 974	23.7	.1	X

See footnotes at end of table.

Table 3. Merchant Wholesalers by Kind of Business and Commodity Line: 1997—Con.

[Includes only establishments with payroll. For meaning of abbreviations and symbols, see introductory text. For explanation of terms, see Appendix A]

NAICS code and CL code	Kind of business and commodity line	Establishments handling commodity line		Commodity line sales			Sales coverage percent
		Number	Total sales (\$1,000)	Amount ¹ (\$1,000)	As percent of total sales of—		
					Establishments handling line	Establishments in NAICS industry ¹	
42212	Stationery & office supplies whsle	6 260	X	19 572 837	X	100.0	84.2
0400	Household and lawn furniture	197	915 771	140 924	15.4	.7	64.7
0412	Sleep furniture and equipment	195	912 945	140 471	15.4	.7	X
0420	Office and business furniture	1 154	8 899 120	1 322 460	14.9	6.8	1.8
0421	New office furniture (wooden and metal)	1 121	8 740 628	1 252 346	14.3	6.4	X
0423	New public furniture (theater seats, church pews, park benches, and school desks)	31	46 320	2 862	6.2	Z	X
0424	Used office and business furniture	195	1 589 750	67 252	4.2	.3	X
0500	Household china, glassware, crockery, and plastic housewares	14	14 823	2 210	14.9	Z	X
0540	Other home furnishings	18	146 890	24 024	16.4	.1	.8
0542	Mirrors, lamps, and picture frames	18	146 890	24 024	16.4	.1	X
0800	Photographic equipment and supplies (excluding video)	156	1 470 656	45 311	3.1	.2	1.1
0815	Other photographic equipment and supplies	156	1 470 656	45 311	3.1	.2	X
0900	Office equipment	1 204	7 462 352	802 094	10.7	4.1	3.0
0911	Typewriters and dedicated word processors	432	1 974 426	62 872	3.2	.3	X
0912	Calculators and accounting machines	612	3 538 209	175 748	5.0	.9	X
0913	Copying machines and equipment	787	4 321 682	446 031	10.3	2.3	X
0914	Dictating, transcribing, and recording machines	117	741 344	31 822	4.3	.4	X
0915	Mailing, letter handling, and addressing machines	110	784 913	85 621	10.9	.2	X
0920	New computer equipment	512	3 658 290	316 944	8.7	1.6	6.5
0921	Computers	223	1 676 333	115 541	6.9	.6	X
0922	Computer storage devices	103	511 383	13 854	2.7	.1	X
0923	Computer printers	339	2 068 538	126 402	6.1	.6	X
0924	Other computer peripheral equipment	167	927 921	61 142	6.6	.3	X
0930	Used computer equipment	12	9 060	201	2.2	Z	X
0950	Computer software (packaged)	183	956 168	68 577	7.2	.4	X
0960	Restaurant and hotel equipment and supplies	80	137 592	13 824	10.0	.1	X
0970	Store machines and equipment	164	349 461	21 549	6.2	.1	4.6
0971	Vending machines	33	184 635	17 414	9.4	.1	X
0972	Other store machines and equipment	131	164 826	4 135	2.5	Z	X
1040	Religious and school supplies	117	204 247	20 973	10.3	.1	15.3
1042	School supplies	117	204 247	20 973	10.3	.1	X
1400	Electrical apparatus and equipment	6	3 225	141	4.4	Z	3.8
1415	Electric bulbs (all types)	6	3 225	141	4.4	Z	X
1500	Electrical appliances, household	22	56 686	2 960	5.2	Z	2.6
1511	Televisions	22	56 686	2 960	5.2	Z	X
1600	Electronic parts and equipment, except communication	22	49 143	6 888	14.0	Z	11.3
1618	Electronic parts and equipment, n.e.c.	22	49 143	6 888	14.0	Z	X
1650	Communication equipment and supplies	23	42 296	2 828	6.7	Z	7.4
1652	Other electronic communication equipment	23	42 296	2 828	6.7	Z	X
1700	Hardware	7	9 551	1 212	12.7	Z	24.4
1711	Hand tools (including power driven)	7	9 551	1 212	12.7	Z	X
2320	General-purpose industrial machinery, equipment, and parts	7	12 992	2 232	17.2	Z	X
2360	Other industrial machinery, equipment, and parts	49	68 489	7 633	11.1	Z	84.2
2363	New printing trades machinery, equipment, and supplies	47	59 678	6 640	11.1	Z	X
2450	Industrial containers and supplies	42	106 920	4 229	4.0	Z	8.9
2454	Other industrial containers and supplies	42	106 920	4 229	4.0	Z	X
2460	Other industrial supplies	289	3 862 222	328 534	8.5	1.7	X
2520	Custodial (janitors') equipment and supplies	265	1 983 436	83 233	4.2	.4	X
2700	Sporting and recreational goods and supplies	6	13 111	2 025	15.4	Z	5.7
2713	Billiards, pool, bowling equipment, and accessories	6	13 111	88	.7	Z	X
2718	Other sporting and recreational goods (go carts, bait, etc.)	6	13 111	1 937	14.8	Z	X
2800	Toys and hobby goods and supplies	59	338 231	46 867	13.9	.2	26.8
2811	Video games and cartridges	12	321 273	41 330	12.9	.2	X
2812	Other toys and games (including fireworks and children's vehicles)	36	16 075	5 051	31.4	Z	X
2813	Crafts and craft supplies	23	3 889	406	10.4	Z	X
2814	Other hobby goods and accessories	12	3 008	80	2.7	Z	X
3000	Jewelry, diamonds, gem stones, and watches	11	139 943	10 662	7.6	.1	X
3150	Other durable goods	7	8 963	1 387	15.5	Z	15.2
3154	Other durable goods, n.e.c.	7	8 963	1 387	15.5	Z	X
3200	Printing and writing paper	1 032	4 227 413	808 552	19.1	4.1	76.8
3211	Roll newsprint and rotogravure paper	133	366 060	29 975	8.2	.2	X
3212	Fine roll paper	167	495 406	42 767	8.6	.2	X
3213	Other printing and writing paper	908	4 012 561	735 810	18.3	3.8	X
3300	Stationery, office supplies and greeting cards	6 260	19 572 837	14 761 130	75.4	75.4	65.4
3311	Business forms	4 022	8 376 448	3 347 944	40.0	17.1	X
3312	Stationery, photocopy paper, and typing paper	2 946	11 877 503	1 717 506	14.5	8.8	X
3313	Inked ribbons, carbon paper, pens and pencils	2 350	13 405 252	1 581 155	11.8	8.1	X
3314	Toner and cartridges	2 324	10 489 644	2 327 202	22.2	11.9	X
3315	Greeting cards	658	1 104 106	471 419	42.7	2.4	X
3316	Other stationery supplies (envelopes, ruled forms, and binder paper)	3 527	14 957 361	5 315 892	35.5	27.2	X
3400	Industrial and personal services paper and plastics	623	2 918 312	187 448	6.4	1.0	78.1
3411	Paperboard and boxboard boxes	298	2 063 075	58 157	2.8	.3	X
3412	Paper dishes, cups, and napkins	287	2 087 383	48 479	2.3	.2	X
3413	Industrial paper (wrapping, bags, cartons, etc.)	213	674 505	34 282	5.1	.2	X
3414	Disposable plastic boxes, containers, cups, dishes, and supplies	186	593 038	16 984	2.9	.1	X
3415	Other industrial and personal service paper	184	381 443	29 552	7.7	.2	X
3500	Drugs, pharmaceuticals, cosmetics, and toiletries	31	225 629	25 246	11.2	.1	21.0
3512	Nonprescription pharmaceuticals	11	38 908	3 773	9.7	Z	X
3513	Cosmetics	11	73 027	2 453	3.4	Z	X
3515	Other toiletries and druggists' sundries	21	186 721	19 019	10.2	.1	X

See footnotes at end of table.

Table 3. Merchant Wholesalers by Kind of Business and Commodity Line: 1997—Con.

[Includes only establishments with payroll. For meaning of abbreviations and symbols, see introductory text. For explanation of terms, see Appendix A]

NAICS code and CL code	Kind of business and commodity line	Establishments handling commodity line		Commodity line sales			Sales coverage percent
		Number	Total sales (\$1,000)	Amount ¹ (\$1,000)	As percent of total sales of—		
					Establishments handling line	Establishments in NAICS industry ¹	
42212	Stationery & office supplies whse—Con.						
3700	Notions (buttons, ribbons, lace, sewing accessories, zippers, bindings, etc.)	7	10 103	1 123	11.1	Z	X
4400	Confectionery	6	155 010	8 289	5.3	Z	.3
4411	Candy	6	155 010	8 289	5.3	Z	X
4860	Other grocery specialties	70	1 302 400	13 904	1.1	.1	X
5300	Plastics materials and basic shapes	60	250 002	13 856	5.5	.1	X
5330	Chemicals and allied products (excluding agricultural, plastics, gases, and petroleum)	42	242 098	6 380	2.6	Z	1.3
5334	Organic fibers	13	30 570	834	2.7	Z	X
5342	Adhesives, sealants, and glues	15	188 698	5 373	2.8	Z	X
5344	Other chemicals and allied products	14	22 831	173	.8	Z	X
6100	Books, periodicals, newspapers, and miscellaneous printed materials	235	1 600 590	70 495	4.4	.4	.2
6101	Books	235	1 600 590	70 495	4.4	.4	X
6120	Art goods (including novelties and souvenirs)	336	1 922 266	62 992	3.3	.3	4.4
6121	Art materials	43	111 461	3 136	2.8	Z	X
6122	Novelties and souvenirs	294	1 810 805	59 855	3.3	.3	X
6150	Nondurable goods, n.e.c.	17	32 060	6 784	21.2	Z	X
9700	Service receipts and labor charges (including installed parts)	470	1 065 806	109 524	10.3	.6	30.8
9701	Labor charges for repair work	366	916 865	57 851	6.3	.3	X
9702	Parts installed in repair work	290	553 085	14 869	2.7	.1	X
9703	Other service receipts and labor charges—Specify	158	406 786	36 791	9.0	.2	X
9720	Receipts for service contracts	190	340 665	32 594	9.6	.2	X
9730	Advertising specialties (paper novelties, etc.)	9	108 730	3 817	3.5	Z	X
9740	Receipts for installing equipment	19	61 798	743	1.2	Z	X
9810	Miscellaneous commodities	405	1 166 425	119 811	10.3	.6	X
9940	Rental and leasing receipts	101	194 506	11 035	5.7	.1	38.4
9941	Computer rental and leasing receipts	7	22 443	653	2.9	Z	X
9942	Photocopying machine rental	41	101 756	3 488	3.4	Z	X
9943	Other office machine rental receipts	58	92 096	6 849	7.4	Z	X
9960	Custom software (designed to customer specifications)	11	33 888	664	2.0	Z	X
9970	Receipts for printing or photocopying performed at this establishment	119	157 469	16 901	10.7	.1	X
422120	Stationery & office supplies whse	6 260	X	19 572 837	X	100.0	84.2
0400	Household and lawn furniture	197	915 771	140 924	15.4	.7	64.7
0412	Sleep furniture and equipment	195	912 945	140 471	15.4	.7	X
0420	Office and business furniture	1 154	8 899 120	1 322 460	14.9	6.8	1.8
0421	New office furniture (wooden and metal)	1 121	8 740 628	1 252 346	14.3	6.4	X
0423	New public furniture (theater seats, church pews, park benches, and school desks)	31	46 320	2 862	6.2	Z	X
0424	Used office and business furniture	195	1 589 750	67 252	4.2	.3	X
0500	Household china, glassware, crockery, and plastic housewares	14	14 823	2 210	14.9	Z	X
0540	Other home furnishings	18	146 890	24 024	16.4	.1	.8
0542	Mirrors, lamps, and picture frames	18	146 890	24 024	16.4	.1	X
0800	Photographic equipment and supplies (excluding video)	156	1 470 656	45 311	3.1	.2	1.1
0815	Other photographic equipment and supplies	156	1 470 656	45 311	3.1	.2	X
0900	Office equipment	1 204	7 462 352	802 094	10.7	4.1	3.0
0911	Typewriters and dedicated word processors	432	1 974 426	62 872	3.2	.3	X
0912	Calculators and accounting machines	612	3 538 209	175 748	5.0	.9	X
0913	Copying machines and equipment	787	4 321 682	446 031	10.3	2.3	X
0914	Dictating, transcribing, and recording machines	117	741 344	31 822	4.3	.2	X
0915	Mailing, letter handling, and addressing machines	110	784 913	85 621	10.9	.4	X
0920	New computer equipment	512	3 658 290	316 944	8.7	1.6	6.5
0921	Computers	223	1 676 333	115 541	6.9	.6	X
0922	Computer storage devices	103	511 383	13 854	2.7	.1	X
0923	Computer printers	339	2 068 538	126 402	6.1	.6	X
0924	Other computer peripheral equipment	167	927 921	61 142	6.6	.3	X
0930	Used computer equipment	12	9 060	201	2.2	Z	X
0950	Computer software (packaged)	183	956 168	68 577	7.2	.4	X
0960	Restaurant and hotel equipment and supplies	80	137 592	13 824	10.0	.1	X
0970	Store machines and equipment	164	349 461	21 549	6.2	.1	4.6
0971	Vending machines	33	184 635	17 414	9.4	.1	X
0972	Other store machines and equipment	131	164 826	4 135	2.5	Z	X
1040	Religious and school supplies	117	204 247	20 973	10.3	.1	15.3
1042	School supplies	117	204 247	20 973	10.3	.1	X
1400	Electrical apparatus and equipment	6	3 225	141	4.4	Z	3.8
1415	Electric bulbs (all types)	6	3 225	141	4.4	Z	X
1500	Electrical appliances, household	22	56 686	2 960	5.2	Z	2.6
1511	Televisions	22	56 686	2 960	5.2	Z	X
1600	Electronic parts and equipment, except communication	22	49 143	6 888	14.0	Z	11.3
1618	Electronic parts and equipment, n.e.c.	22	49 143	6 888	14.0	Z	X
1650	Communication equipment and supplies	23	42 296	2 828	6.7	Z	7.4
1652	Other electronic communication equipment	23	42 296	2 828	6.7	Z	X
1700	Hardware	7	9 551	1 212	12.7	Z	24.4
1711	Hand tools (including power driven)	7	9 551	1 212	12.7	Z	X
2320	General-purpose industrial machinery, equipment, and parts	7	12 992	2 232	17.2	Z	X
2360	Other industrial machinery, equipment, and parts	49	68 489	7 633	11.1	Z	84.2
2363	New printing trades machinery, equipment, and supplies	47	59 678	6 640	11.1	Z	X
2450	Industrial containers and supplies	42	106 920	4 229	4.0	Z	8.9
2454	Other industrial containers and supplies	42	106 920	4 229	4.0	Z	X

See footnotes at end of table.

Table 3. Merchant Wholesalers by Kind of Business and Commodity Line: 1997—Con.

[Includes only establishments with payroll. For meaning of abbreviations and symbols, see introductory text. For explanation of terms, see Appendix A]

NAICS code and CL code	Kind of business and commodity line	Establishments handling commodity line		Commodity line sales			Sales coverage percent
		Number	Total sales (\$1,000)	Amount ¹ (\$1,000)	As percent of total sales of—		
					Establishments handling line	Establishments in NAICS industry ¹	
422120	Stationery & office supplies whsle—Con.						
2460	Other industrial supplies	289	3 862 222	328 534	8.5	1.7	X
2520	Custodial (janitors') equipment and supplies	265	1 983 436	83 233	4.2	.4	X
2700	Sporting and recreational goods and supplies	6	13 111	2 025	15.4	Z	5.7
2713	Billiards, pool, bowling equipment, and accessories	6	13 111	88	.7	Z	X
2718	Other sporting and recreational goods (go carts, bait, etc.)	6	13 111	1 937	14.8	Z	X
2800	Toys and hobby goods and supplies	59	338 231	46 867	13.9	.2	26.8
2811	Video games and cartridges	12	321 273	41 330	12.9	Z	X
2812	Other toys and games (including fireworks and children's vehicles)	36	16 075	5 051	31.4	Z	X
2813	Crafts and craft supplies	23	3 889	406	10.4	Z	X
2814	Other hobby goods and accessories	12	3 008	80	2.7	Z	X
3000	Jewelry, diamonds, gem stones, and watches	11	139 943	10 662	7.6	.1	X
3150	Other durable goods	7	8 963	1 387	15.5	Z	15.2
3154	Other durable goods, n.e.c.	7	8 963	1 387	15.5	Z	X
3200	Printing and writing paper	1 032	4 227 413	808 552	19.1	4.1	76.8
3211	Roll newsprint and rotogravure paper	133	366 060	29 975	8.2	.2	X
3212	Fine roll paper	167	495 406	42 767	8.6	.2	X
3213	Other printing and writing paper	908	4 012 561	735 810	18.3	3.8	X
3300	Stationery, office supplies and greeting cards	6 260	19 572 837	14 761 130	75.4	75.4	65.4
3311	Business forms	4 022	8 376 448	3 347 944	40.0	17.1	X
3312	Stationery, photocopy paper, and typing paper	2 946	11 877 503	1 717 506	14.5	8.8	X
3313	Inked ribbons, carbon paper, pens and pencils	2 350	13 405 252	1 581 155	11.8	8.1	X
3314	Toner and cartridges	2 324	10 489 644	2 327 202	22.2	11.9	X
3315	Greeting cards	658	1 104 106	471 419	42.7	2.4	X
3316	Other stationery supplies (envelopes, ruled forms, and binder paper)	3 527	14 957 361	5 315 892	35.5	27.2	X
3400	Industrial and personal services paper and plastics	623	2 918 312	187 448	6.4	1.0	78.1
3411	Paperboard and boxboard boxes	298	2 063 075	58 157	2.8	.3	X
3412	Paper dishes, cups, and napkins	287	2 087 383	48 479	2.3	.2	X
3413	Industrial paper (wrapping, bags, cartons, etc.)	213	674 505	34 282	5.1	.2	X
3414	Disposable plastic boxes, containers, cups, dishes, and supplies	186	593 038	16 984	2.9	.1	X
3415	Other industrial and personal service paper	184	381 443	29 552	7.7	.2	X
3500	Drugs, pharmaceuticals, cosmetics, and toiletries	31	225 629	25 246	11.2	.1	21.0
3512	Nonprescription pharmaceuticals	11	38 908	3 773	9.7	Z	X
3513	Cosmetics	11	73 027	2 453	3.4	Z	X
3515	Other toiletries and druggists' sundries	21	186 721	19 019	10.2	.1	X
3700	Notions (buttons, ribbons, lace, sewing accessories, zippers, bindings, etc.)	7	10 103	1 123	11.1	Z	X
4400	Confectionery	6	155 010	8 289	5.3	Z	.3
4411	Candy	6	155 010	8 289	5.3	Z	X
4860	Other grocery specialties	70	1 302 400	13 904	1.1	.1	X
5300	Plastics materials and basic shapes	60	250 002	13 856	5.5	.1	X
5330	Chemicals and allied products (excluding agricultural, plastics, gases, and petroleum)	42	242 098	6 380	2.6	Z	1.3
5334	Organic fibers	13	30 570	834	2.7	Z	X
5342	Adhesives, sealants, and glues	15	188 698	5 373	2.8	Z	X
5344	Other chemicals and allied products	14	22 831	173	.8	Z	X
6100	Books, periodicals, newspapers, and miscellaneous printed materials	235	1 600 590	70 495	4.4	.4	.2
6101	Books	235	1 600 590	70 495	4.4	.4	X
6120	Art goods (including novelties and souvenirs)	336	1 922 266	62 992	3.3	.3	4.4
6121	Art materials	43	111 461	3 136	2.8	Z	X
6122	Novelties and souvenirs	294	1 810 805	59 855	3.3	.3	X
6150	Nondurable goods, n.e.c.	17	32 060	6 784	21.2	Z	X
9700	Service receipts and labor charges (including installed parts)	470	1 065 806	109 524	10.3	.6	30.8
9701	Labor charges for repair work	366	916 865	57 851	6.3	.3	X
9702	Parts installed in repair work	290	553 085	14 869	2.7	.1	X
9703	Other service receipts and labor charges—Specify	158	406 786	36 791	9.0	.2	X
9720	Receipts for service contracts	190	340 665	32 594	9.6	.2	X
9730	Advertising specialties (paper novelties, etc.)	9	108 730	3 817	3.5	Z	X
9740	Receipts for installing equipment	19	61 798	743	1.2	Z	X
9810	Miscellaneous commodities	405	1 166 425	119 811	10.3	.6	X
9940	Rental and leasing receipts	101	194 506	11 035	5.7	.1	38.4
9941	Computer rental and leasing receipts	7	22 443	653	2.9	Z	X
9942	Photocopying machine rental	41	101 756	3 488	3.4	Z	X
9943	Other office machine rental receipts	58	92 096	6 849	7.4	Z	X
9960	Custom software (designed to customer specifications)	11	33 888	664	2.0	Z	X
9970	Receipts for printing or photocopying performed at this establishment	119	157 469	16 901	10.7	.1	X
42213	Industrial & personal service paper whsle	4 588	X	26 441 166	X	100.0	72.5
0200	New and rebuilt automotive parts and supplies	11	4 938	486	9.8	Z	35.8
0211	Batteries	6	4 764	206	4.3	Z	X
0213	Electrical engine parts (including ignition parts)	6	174	3	1.7	Z	X
0216	Glass	6	4 764	39	.8	Z	X
0218	Filters (oil, air, gas, and transmission)	6	4 764	121	2.5	Z	X
0219	Engine parts, except electrical	6	4 764	39	.8	Z	X
0221	Body parts and repair materials	6	4 764	39	.8	Z	X
0224	Accessories	6	4 764	39	.8	Z	X
0420	Office and business furniture	29	62 855	3 648	5.8	Z	X
0500	Household china, glassware, crockery, and plastic housewares	8	26 370	5 757	21.8	Z	X
0530	Flooring and floor coverings	8	10 609	393	3.7	Z	X
0540	Other home furnishings	8	65 737	8 607	13.1	Z	X
0730	Flat glass and other construction glass (excluding automotive)	10	9 739	1 249	12.8	Z	X
0800	Photographic equipment and supplies (excluding video)	32	452 865	54 039	11.9	.2	1.1
0813	Photographic film	17	253 799	23 139	9.1	.1	X
0814	Developing supplies (excluding film)	15	199 066	30 900	15.5	.1	X

See footnotes at end of table.

Table 3. Merchant Wholesalers by Kind of Business and Commodity Line: 1997—Con.

[Includes only establishments with payroll. For meaning of abbreviations and symbols, see introductory text. For explanation of terms, see Appendix A]

NAICS code and CL code	Kind of business and commodity line	Establishments handling commodity line		Commodity line sales			Sales coverage percent
		Number	Total sales (\$1,000)	Amount ¹ (\$1,000)	As percent of total sales of—		
					Establishments handling line	Establishments in NAICS industry ¹	
42213	Industrial & personal service paper whse—Con.						
0900	Office equipment	38	86 137	3 824	4.4	Z	X
0920	New computer equipment	12	51 361	1 013	2.0	Z	X
0960	Restaurant and hotel equipment and supplies	394	5 189 074	1 461 529	28.2	5.5	X
0970	Store machines and equipment	66	372 826	16 847	4.5	.1	.9
0972	Other store machines and equipment	66	372 826	16 847	4.5	.1	X
1000	Medical, hospital, and surgical supplies	16	74 419	8 724	11.7	Z	16.2
1013	Other surgical, medical, and hospital supplies	16	74 419	8 724	11.7	Z	X
1040	Religious and school supplies	47	514 889	12 587	2.4	Z	.2
1042	School supplies	47	514 889	12 587	2.4	Z	X
1140	Iron and steel wire and wire products	12	35 501	1 558	4.4	Z	8.1
1143	Wire rope, strand, strapping, reinforcement mesh, and bale ties	12	35 501	1 558	4.4	Z	X
1400	Electrical apparatus and equipment	13	26 338	1 367	5.2	Z	1.3
1415	Electric bulbs (all types)	13	26 338	1 367	5.2	Z	X
1600	Electronic parts and equipment, except communication	7	18 723	1 458	7.8	Z	X
1700	Hardware	39	75 516	10 424	13.8	Z	X
2320	General-purpose industrial machinery, equipment, and parts	51	194 341	15 667	8.1	.1	X
2340	Materials handling machinery, equipment, and parts	6	23 820	2 346	9.8	Z	X
2450	Industrial containers and supplies	285	1 729 965	162 364	9.4	.6	3.5
2451	New and reconditioned drums and barrels	18	374 562	1 785	.5	Z	X
2452	Bottles and bottlers' supplies	31	378 270	3 760	1.0	Z	X
2454	Other industrial containers and supplies	272	1 726 265	156 819	9.1	.6	X
2460	Other industrial supplies	801	4 088 975	428 902	10.5	1.6	7.6
2461	Printing and duplicating inks	15	21 860	895	4.1	Z	X
2462	Abrasives and abrasive materials	79	252 902	14 211	5.6	.1	X
2463	Nylon, polyester, and synthetic rubber	30	72 218	1 108	1.5	Z	X
2464	Mechanical rubber goods	93	930 682	115 671	12.4	.4	X
2465	Strapping and tape	578	2 671 850	236 421	8.8	.9	X
2466	Industrial supplies, n.e.c.	180	653 605	60 596	9.3	.2	X
2520	Custodial (janitors') equipment and supplies	1 024	7 265 139	935 478	12.9	3.5	3.0
2521	Custodial equipment—power equipment	762	5 791 708	199 288	3.4	.8	X
2522	Custodial equipment—nonpower equipment	620	3 413 822	86 992	2.5	.3	X
2523	Custodial supplies	908	6 279 277	649 195	10.3	2.5	X
2530	Laundry and dry-cleaning equipment and supplies	47	132 824	4 221	3.2	Z	X
2700	Sporting and recreational goods and supplies	7	3 050	282	9.2	Z	46.1
2713	Billiards, pool, bowling equipment, and accessories	7	3 050	282	9.2	Z	X
2800	Toys and hobby goods and supplies	31	439 163	35 136	8.0	.1	X
2930	Recyclable paper and paperboard	23	24 329	6 279	25.8	Z	X
2940	Recyclable materials, except metal	10	9 146	1 154	12.6	Z	59.0
2943	Recyclable plastics	6	3 152	56	1.8	Z	X
3200	Printing and writing paper	543	4 952 715	807 929	16.3	3.1	70.2
3211	Roll newsprint and rotogravure paper	272	2 989 646	175 536	5.9	.7	X
3212	Fine roll paper	149	1 979 911	254 504	12.9	1.0	X
3213	Other printing and writing paper	339	2 771 084	377 890	13.6	1.4	X
3300	Stationery, office supplies and greeting cards	631	4 491 485	463 566	10.3	1.8	71.0
3311	Business forms	224	2 101 772	46 402	2.2	.2	X
3312	Stationery, photocopy paper, and typing paper	467	3 809 133	294 575	7.7	1.1	X
3313	Inked ribbons, carbon paper, pens and pencils	104	543 678	13 512	2.5	.1	X
3314	Toner and cartridges	22	87 733	1 602	1.8	Z	X
3315	Greeting cards	36	31 909	3 216	10.1	Z	X
3316	Other stationery supplies (envelopes, ruled forms, and binder paper) ..	265	2 642 501	104 254	3.9	.4	X
3400	Industrial and personal services paper and plastics	4 588	26 441 166	20 239 890	76.5	76.5	53.1
3411	Paperboard and boxboard boxes	2 779	16 059 275	6 012 771	37.4	22.7	X
3412	Paper dishes, cups, and napkins	1 683	11 691 770	2 447 807	20.9	9.3	X
3413	Industrial paper (wrapping, bags, cartons, etc.)	2 770	16 949 040	4 756 782	28.1	18.0	X
3414	Disposable plastic boxes, containers, cups, dishes, and supplies	1 776	13 786 280	3 289 740	23.9	12.4	X
3415	Other industrial and personal service paper	1 895	12 412 197	3 732 793	30.1	14.1	X
3500	Drugs, pharmaceuticals, cosmetics, and toiletries	107	667 251	70 916	10.6	.3	10.7
3512	Nonprescription pharmaceuticals	24	96 472	7 268	7.5	Z	X
3515	Other toiletries and druggists' sundries	83	570 779	63 648	11.2	.2	X
3700	Notions (buttons, ribbons, lace, sewing accessories, zippers, bindings, etc.)	6	10 808	519	4.8	Z	X
3900	Women's and children's wear	10	229 038	71 935	31.4	.3	62.5
3916	Other women's, misses, and girl's wear (furs, sweaters, millinery, etc.) ..	6	70 458	25 052	35.6	.1	X
4000	Footwear	6	136 469	14 231	10.4	.1	70.4
4013	Other women's, misses', and girls' footwear	6	136 469	14 231	10.4	.1	X
4100	Frozen foods (packaged)	13	179 801	33 233	18.5	.1	68.7
4112	Fish and seafoods (frozen packaged)	12	179 035	6 480	3.6	Z	X
4113	Vegetables (frozen)	13	179 801	13 030	7.2	Z	X
4115	Meat (frozen packaged)	13	179 801	8 257	4.6	Z	X
4116	Frozen baked goods	6	47 373	705	1.5	Z	X
4200	Dairy products (excluding dried or canned)	11	190 356	12 051	6.3	Z	72.5
4211	Butter	6	122 194	1 085	.9	Z	X
4212	Cheese	10	169 098	5 138	3.0	Z	X
4300	Poultry and poultry products	8	167 212	8 833	5.3	Z	X
4400	Confectionery	36	134 149	28 219	21.0	.1	10.1
4411	Candy	34	131 779	24 955	18.9	.1	X
4413	Nuts	26	58 692	2 308	3.9	Z	X
4600	Meat and meat products (fresh and unpackaged)	6	140 769	17 940	12.7	.1	63.6
4616	Sausage and prepared meats not made on location	6	140 769	12 665	9.0	Z	X

See footnotes at end of table.

Table 3. Merchant Wholesalers by Kind of Business and Commodity Line: 1997—Con.

[Includes only establishments with payroll. For meaning of abbreviations and symbols, see introductory text. For explanation of terms, see Appendix A]

NAICS code and CL code	Kind of business and commodity line	Establishments handling commodity line		Commodity line sales			Sales coverage percent
		Number	Total sales (\$1,000)	Amount ¹ (\$1,000)	As percent of total sales of—		
					Establishments handling line	Establishments in NAICS industry ¹	
42213	Industrial & personal service paper whsle—Con.						
4800	Coffee, tea, and spices	29	204 722	11 954	5.8	Z	59.9
4811	Coffee	23	167 012	10 500	6.3	Z	X
4812	Tea	7	34 055	334	1.0	Z	X
4820	Bread and baked goods	7	81 005	13 171	16.3	.1	67.3
4821	Breads and rolls	7	81 005	4 389	5.4	Z	X
4822	Cookies, cakes, and other baked goods	7	81 005	8 782	10.8	Z	X
4830	Canned foods	17	171 342	28 308	16.5	.1	72.1
4831	Canned and bottled fruits, vegetables, and juices	17	171 342	20 690	12.1	.1	X
4836	Other canned foods	7	141 332	7 190	5.1	Z	X
4850	Soft drinks and bottled water	17	39 519	1 619	4.1	Z	38.8
4851	Soft drinks, packaged	12	36 780	1 436	3.9	Z	X
4853	Bottled water	12	35 518	183	.5	Z	X
4860	Other grocery specialties	129	697 604	39 788	5.7	.2	7.6
4861	Pasta	12	167 044	173	.1	Z	X
4862	Breakfast cereals	24	186 484	255	.1	Z	X
4863	Cooking oils and margarine	37	199 392	1 955	1.0	Z	X
4864	Flour	37	434 889	6 017	1.4	Z	X
4865	Pickles, preserves, jellies, jams, and sauces	48	200 707	1 086	.5	Z	X
4866	Sugar, refined	37	443 919	1 901	.4	Z	X
4868	Grocery specialties, n.e.c.	80	409 019	28 401	6.9	.1	X
5300	Plastics materials and basic shapes	346	1 582 771	232 280	14.7	.9	1.2
5313	Plastics raw materials	66	300 079	78 913	26.3	.3	X
5314	Other plastics materials and basic shapes	280	1 282 692	153 367	12.0	.6	X
5330	Chemicals and allied products (excluding agricultural, plastics, gases, and petroleum)	800	4 073 524	484 906	11.9	1.8	3.2
5332	Alkalies and chlorine	52	403 381	28 114	7.0	.1	X
5335	Detergents and soaps	664	3 098 227	222 943	7.2	.8	X
5336	Sanitation chemicals, polishes, and waxes	351	2 302 549	140 854	6.1	.5	X
5341	Insecticides, nonagricultural	17	29 393	789	2.7	Z	X
5342	Adhesives, sealants, and glues	36	305 227	25 441	8.3	.1	X
5344	Other chemicals and allied products	107	828 405	66 764	8.1	.3	X
5400	Petroleum products	25	502 490	142 925	28.4	.5	5.4
5418	Lubricating oil and greases	25	502 490	142 925	28.4	.5	X
5800	Farm supplies	15	5 642	784	13.9	Z	X
5900	Tobacco and tobacco products	40	113 323	30 588	27.0	.1	49.2
5911	Cigars	19	40 293	2 132	5.3	Z	X
5912	Cigarettes	31	47 826	7 508	15.7	Z	X
5913	Other tobacco products (excluding leaf)	35	109 638	20 948	19.1	.1	X
6100	Books, periodicals, newspapers, and miscellaneous printed materials	38	76 670	14 774	19.3	.1	4.0
6102	Other periodicals, newspapers, and miscellaneous printed materials	38	76 670	14 774	19.3	.1	X
6120	Art goods (including novelties and souvenirs)	32	32 112	3 922	12.2	Z	9.9
6121	Art materials	22	21 524	3 686	17.1	Z	X
6122	Novelties and souvenirs	10	10 588	236	2.2	Z	X
6130	Textile bags, bagging, and burlap	17	24 496	2 754	11.2	Z	X
6150	Nondurable goods, n.e.c.	16	660 179	219 061	33.2	.8	X
9700	Service receipts and labor charges (including installed parts)	188	747 414	28 195	3.8	.1	14.1
9701	Labor charges for repair work	128	555 793	10 589	1.9	Z	X
9702	Parts installed in repair work	134	583 571	11 103	1.9	Z	X
9703	Other service receipts and labor charges—Specify	27	92 982	6 480	7.0	Z	X
9720	Receipts for service contracts	13	58 482	9 004	15.4	Z	X
9810	Miscellaneous commodities	327	1 689 017	144 878	8.6	.5	X
9940	Rental and leasing receipts	75	198 030	6 264	3.2	Z	X
9970	Receipts for printing or photocopying performed at this establishment	13	42 348	10 766	25.4	Z	X
422130	Industrial & personal service paper whsle	4 588	X	26 441 166	X	100.0	72.5
0200	New and rebuilt automotive parts and supplies	11	4 938	486	9.8	Z	35.8
0211	Batteries	6	4 784	206	4.3	Z	X
0213	Electrical engine parts (including ignition parts)	6	174	3	1.7	Z	X
0216	Glass	6	4 764	39	.8	Z	X
0218	Filters (oil, air, gas, and transmission)	6	4 764	121	2.5	Z	X
0219	Engine parts, except electrical	6	4 764	39	.8	Z	X
0221	Body parts and repair materials	6	4 764	39	.8	Z	X
0224	Accessories	6	4 764	39	.8	Z	X
0420	Office and business furniture	29	62 855	3 648	5.8	Z	X
0500	Household china, glassware, crockery, and plastic housewares	8	26 370	5 757	21.8	Z	X
0530	Flooring and floor coverings	8	10 609	393	3.7	Z	X
0540	Other home furnishings	10	65 737	8 607	13.1	Z	X
0730	Flat glass and other construction glass (excluding automotive)	10	9 739	1 249	12.8	Z	X
0800	Photographic equipment and supplies (excluding video)	32	452 865	54 039	11.9	.2	1.1
0813	Photographic film	17	253 799	23 139	9.1	.1	X
0814	Developing supplies (excluding film)	15	199 066	30 900	15.5	.1	X
0900	Office equipment	38	86 137	3 824	4.4	Z	X
0920	New computer equipment	12	51 361	1 013	2.0	Z	X
0960	Restaurant and hotel equipment and supplies	394	5 189 074	1 461 529	28.2	5.5	X
0970	Store machines and equipment	66	372 826	16 847	4.5	.1	.9
0972	Other store machines and equipment	66	372 826	16 847	4.5	.1	X
1000	Medical, hospital, and surgical supplies	16	74 419	8 724	11.7	Z	16.2
1013	Other surgical, medical, and hospital supplies	16	74 419	8 724	11.7	Z	X
1040	Religious and school supplies	47	514 889	12 587	2.4	Z	.2
1042	School supplies	47	514 889	12 587	2.4	Z	X
1140	Iron and steel wire and wire products	12	35 501	1 558	4.4	Z	8.1
1143	Wire rope, strand, strapping, reinforcement mesh, and bale ties	12	35 501	1 558	4.4	Z	X

See footnotes at end of table.

Table 3. Merchant Wholesalers by Kind of Business and Commodity Line: 1997—Con.

[Includes only establishments with payroll. For meaning of abbreviations and symbols, see introductory text. For explanation of terms, see Appendix A]

NAICS code and CL code	Kind of business and commodity line	Establishments handling commodity line		Commodity line sales			Sales coverage percent
		Number	Total sales (\$1,000)	Amount ¹ (\$1,000)	As percent of total sales of—		
					Establishments handling line	Establishments in NAICS industry ¹	
422130	Industrial & personal service paper whse—Con.						
1400	Electrical apparatus and equipment.....	13	26 338	1 367	5.2	Z	1.3
1415	Electric bulbs (all types).....	13	26 338	1 367	5.2	Z	X
1600	Electronic parts and equipment, except communication.....	7	18 723	1 458	7.8	Z	X
1700	Hardware.....	39	75 516	10 424	13.8	Z	X
2320	General-purpose industrial machinery, equipment, and parts.....	51	194 341	15 667	8.1	.1	X
2340	Materials handling machinery, equipment, and parts.....	6	23 820	2 346	9.8	Z	X
2450	Industrial containers and supplies.....	285	1 729 965	162 364	9.4	.6	3.5
2451	New and reconditioned drums and barrels.....	18	374 562	1 785	.5	Z	X
2452	Bottles and bottlers' supplies.....	31	378 270	3 760	1.0	Z	X
2454	Other industrial containers and supplies.....	272	1 726 265	156 819	9.1	.6	X
2460	Other industrial supplies.....	801	4 088 975	428 902	10.5	1.6	7.6
2461	Printing and duplicating inks.....	15	21 860	895	4.1	Z	X
2462	Abrasives and abrasive materials.....	79	252 902	14 211	5.6	.1	X
2463	Nylon, polyester, and synthetic rubber.....	30	72 218	1 108	1.5	Z	X
2464	Mechanical rubber goods.....	93	930 682	115 671	12.4	.4	X
2465	Strapping and tape.....	578	2 671 850	236 421	8.8	.9	X
2466	Industrial supplies, n.e.c.....	180	653 605	60 596	9.3	.2	X
2520	Custodial (janitors') equipment and supplies.....	1 024	7 265 139	935 478	12.9	3.5	3.0
2521	Custodial equipment—power equipment.....	762	5 791 708	199 288	3.4	.8	X
2522	Custodial equipment—nonpower equipment.....	620	3 413 822	86 992	2.5	.3	X
2523	Custodial supplies.....	908	6 279 277	649 195	10.3	2.5	X
2530	Laundry and dry-cleaning equipment and supplies.....	47	132 824	4 221	3.2	Z	X
2700	Sporting and recreational goods and supplies.....	7	3 050	282	9.2	Z	46.1
2713	Billiards, pool, bowling equipment, and accessories.....	7	3 050	282	9.2	Z	X
2800	Toys and hobby goods and supplies.....	31	439 163	35 136	8.0	.1	X
2930	Recyclable paper and paperboard.....	23	24 329	6 279	25.8	Z	X
2940	Recyclable materials, except metal.....	10	9 146	1 154	12.6	Z	59.0
2943	Recyclable plastics.....	6	3 152	56	1.8	Z	X
3200	Printing and writing paper.....	543	4 952 715	807 929	16.3	3.1	70.2
3211	Roll newsprint and rotogravure paper.....	272	2 989 646	175 536	5.9	.7	X
3212	Fine roll paper.....	149	1 979 911	254 504	12.9	1.0	X
3213	Other printing and writing paper.....	339	2 771 084	377 890	13.6	1.4	X
3300	Stationery, office supplies and greeting cards.....	631	4 491 485	463 566	10.3	1.8	71.0
3311	Business forms.....	224	2 101 772	46 402	2.2	.2	X
3312	Stationery, photocopy paper, and typing paper.....	467	3 809 133	294 575	7.7	1.1	X
3313	Inked ribbons, carbon paper, pens and pencils.....	104	543 678	13 512	2.5	.1	X
3314	Toner and cartridges.....	22	87 733	1 602	1.8	Z	X
3315	Greeting cards.....	36	31 909	3 216	10.1	Z	X
3316	Other stationery supplies (envelopes, ruled forms, and binder paper).....	265	2 642 501	104 254	3.9	.4	X
3400	Industrial and personal services paper and plastics.....	4 588	26 441 166	20 239 890	76.5	76.5	53.1
3411	Paperboard and boxboard boxes.....	2 779	16 059 275	6 012 771	37.4	22.7	X
3412	Paper dishes, cups, and napkins.....	1 683	11 691 770	2 447 807	20.9	9.3	X
3413	Industrial paper (wrapping, bags, cartons, etc.).....	2 770	16 949 040	4 756 782	28.1	18.0	X
3414	Disposable plastic boxes, containers, cups, dishes, and supplies.....	1 776	13 786 280	3 289 740	23.9	12.4	X
3415	Other industrial and personal service paper.....	1 895	12 412 197	3 732 793	30.1	14.1	X
3500	Drugs, pharmaceuticals, cosmetics, and toiletries.....	107	667 251	70 916	10.6	.3	10.7
3512	Nonprescription pharmaceuticals.....	24	96 472	7 268	7.5	Z	X
3515	Other toiletries and druggists' sundries.....	83	570 779	63 648	11.2	.2	X
3700	Notions (buttons, ribbons, lace, sewing accessories, zippers, bindings, etc.).....	6	10 808	519	4.8	Z	X
3900	Women's and children's wear.....	10	229 038	71 935	31.4	.3	62.5
3916	Other women's, misses, and girl's wear (furs, sweaters, millinery, etc.).....	6	70 458	25 052	35.6	.1	X
4000	Footwear.....	6	136 469	14 231	10.4	.1	70.4
4013	Other women's, misses', and girls' footwear.....	6	136 469	14 231	10.4	.1	X
4100	Frozen foods (packaged).....	13	179 801	33 233	18.5	.1	68.7
4112	Fish and seafoods (frozen packaged).....	12	179 035	6 480	3.6	Z	X
4113	Vegetables (frozen).....	13	179 801	13 030	7.2	Z	X
4115	Meat (frozen packaged).....	13	179 801	8 257	4.6	Z	X
4116	Frozen baked goods.....	6	47 373	705	1.5	Z	X
4200	Dairy products (excluding dried or canned).....	11	190 356	12 051	6.3	Z	72.5
4211	Butter.....	6	122 194	1 085	.9	Z	X
4212	Cheese.....	10	169 098	5 138	3.0	Z	X
4300	Poultry and poultry products.....	8	167 212	8 833	5.3	Z	X
4400	Confectionery.....	36	134 149	28 219	21.0	.1	10.1
4411	Candy.....	34	131 779	24 955	18.9	.1	X
4413	Nuts.....	26	58 692	2 308	3.9	Z	X
4600	Meat and meat products (fresh and unpackaged).....	6	140 769	17 940	12.7	.1	63.6
4616	Sausage and prepared meats not made on location.....	6	140 769	12 665	9.0	Z	X
4800	Coffee, tea, and spices.....	29	204 722	11 954	5.8	Z	59.9
4811	Coffee.....	23	167 012	10 500	6.3	Z	X
4812	Tea.....	7	34 055	334	1.0	Z	X
4820	Bread and baked goods.....	7	81 005	13 171	16.3	.1	67.3
4821	Breads and rolls.....	7	81 005	4 389	5.4	Z	X
4822	Cookies, cakes, and other baked goods.....	7	81 005	8 782	10.8	Z	X
4830	Canned foods.....	17	171 342	28 308	16.5	.1	72.1
4831	Canned and bottled fruits, vegetables, and juices.....	17	171 342	20 690	12.1	.1	X
4836	Other canned foods.....	7	141 332	7 190	5.1	Z	X
4850	Soft drinks and bottled water.....	17	39 519	1 619	4.1	Z	38.8
4851	Soft drinks, packaged.....	12	36 780	1 436	3.9	Z	X
4853	Bottled water.....	12	35 518	183	.5	Z	X

See footnotes at end of table.

Table 3. Merchant Wholesalers by Kind of Business and Commodity Line: 1997—Con.

[Includes only establishments with payroll. For meaning of abbreviations and symbols, see introductory text. For explanation of terms, see Appendix A]

NAICS code and CL code	Kind of business and commodity line	Establishments handling commodity line		Commodity line sales			Sales coverage percent
		Number	Total sales (\$1,000)	Amount ¹ (\$1,000)	As percent of total sales of—		
					Establishments handling line	Establishments in NAICS industry ¹	
422130	Industrial & personal service paper whsle—Con.						
4860	Other grocery specialties	129	697 604	39 788	5.7	.2	7.6
4861	Pasta	12	167 044	173	.1	Z	X
4862	Breakfast cereals	24	186 484	255	.1	Z	X
4863	Cooking oils and margarine	37	199 392	1 955	1.0	Z	X
4864	Flour	37	434 889	6 017	1.4	Z	X
4865	Pickles, preserves, jellies, jams, and sauces	48	200 707	1 086	.5	Z	X
4866	Sugar, refined	37	443 919	1 901	.4	Z	X
4868	Grocery specialties, n.e.c.	80	409 019	28 401	6.9	.1	X
5300	Plastics materials and basic shapes	346	1 582 771	232 280	14.7	.9	1.2
5313	Plastics raw materials	66	300 079	78 913	26.3	.3	X
5314	Other plastics materials and basic shapes	280	1 282 692	153 367	12.0	.6	X
5330	Chemicals and allied products (excluding agricultural, plastics, gases, and petroleum)	800	4 073 524	484 906	11.9	1.8	3.2
5332	Alkalies and chlorine	52	403 381	28 114	7.0	.1	X
5335	Detergents and soaps	664	3 098 227	222 943	7.2	.8	X
5336	Sanitation chemicals, polishes, and waxes	351	2 302 549	140 854	6.1	.5	X
5341	Insecticides, nonagricultural	17	29 393	789	2.7	Z	X
5342	Adhesives, sealants, and glues	36	305 227	25 441	8.3	.1	X
5344	Other chemicals and allied products	107	828 405	66 764	8.1	.3	X
5400	Petroleum products	25	502 490	142 925	28.4	.5	5.4
5418	Lubricating oil and greases	25	502 490	142 925	28.4	.5	X
5800	Farm supplies	15	5 642	784	13.9	Z	X
5900	Tobacco and tobacco products	40	113 323	30 588	27.0	.1	49.2
5911	Cigars	19	40 293	2 132	5.3	Z	X
5912	Cigarettes	31	47 826	7 508	15.7	Z	X
5913	Other tobacco products (excluding leaf)	35	109 638	20 948	19.1	.1	X
6100	Books, periodicals, newspapers, and miscellaneous printed materials	38	76 670	14 774	19.3	.1	4.0
6102	Other periodicals, newspapers, and miscellaneous printed materials	38	76 670	14 774	19.3	.1	X
6120	Art goods (including novelties and souvenirs)	32	32 112	3 922	12.2	Z	9.9
6121	Art materials	22	21 524	3 686	17.1	Z	X
6122	Novelties and souvenirs	10	10 588	236	2.2	Z	X
6130	Textile bags, bagging, and burlap	17	24 496	2 754	11.2	Z	X
6150	Nondurable goods, n.e.c.	16	660 179	219 061	33.2	.8	X
9700	Service receipts and labor charges (including installed parts)	188	747 414	28 195	3.8	.1	14.1
9701	Labor charges for repair work	128	555 793	10 589	1.9	Z	X
9702	Parts installed in repair work	134	583 571	11 103	1.9	Z	X
9703	Other service receipts and labor charges—Specify	27	92 982	6 480	7.0	Z	X
9720	Receipts for service contracts	13	58 482	9 004	15.4	Z	X
9810	Miscellaneous commodities	327	1 689 017	144 878	8.6	.5	X
9940	Rental and leasing receipts	75	198 030	6 264	3.2	Z	X
9970	Receipts for printing or photocopying performed at this establishment	13	42 348	10 766	25.4	Z	X
4222	Drugs, & druggists' sundries whsle	7 250	X	107 379 498	X	100.0	84.2
0200	New and rebuilt automotive parts and supplies	14	77 642	3 037	3.9	Z	57.0
0223	Parts, n.e.c.	7	40 159	1 837	4.6	Z	X
0400	Household and lawn furniture	9	38 095	6 206	16.3	Z	73.0
0412	Sleep furniture and equipment	6	31 570	4 659	14.8	Z	X
0420	Office and business furniture	7	9 048	679	7.5	Z	X
0500	Household china, glassware, crockery, and plastic housewares	23	231 443	11 751	5.1	Z	X
0520	Linens, domestics, curtains, and draperies	8	13 220	281	2.1	Z	X
0540	Other home furnishings	96	2 905 579	164 641	5.7	.2	.5
0541	Metal flatware and kitchen utensils	14	509 145	53 181	10.4	.1	X
0542	Mirrors, lamps, and picture frames	11	582 546	18 908	3.2	Z	X
0543	Home furnishings, n.e.c.	32	460 577	2 837	.6	Z	X
0800	Photographic equipment and supplies (excluding video)	127	7 634 819	142 970	1.9	.1	X
1000	Medical, hospital, and surgical supplies	422	11 739 439	724 865	6.2	.7	2.2
1011	Surgical and medical instruments and equipment	248	8 641 717	242 966	2.8	.2	X
1012	Orthopedic, and prosthetic appliances and supplies	81	1 781 334	12 580	.7	Z	X
1013	Other surgical, medical, and hospital supplies	356	7 684 665	469 318	6.1	.4	X
1020	Dental supplies	8	63 841	6 743	10.6	Z	9.8
1021	Equipment (chairs, x-rays, cabinets, etc.)	6	6 377	3 473	54.5	Z	X
1030	Optical and ophthalmic goods	28	122 419	4 415	3.6	Z	27.5
1031	Ophthalmic goods	11	42 973	2 446	5.7	Z	X
1033	Optometric equipment and supplies	14	78 272	1 617	2.1	Z	X
1040	Religious and school supplies	42	1 592 656	60 281	3.8	.1	.8
1042	School supplies	22	759 194	53 136	7.0	Z	X
1050	Other professional equipment and supplies	28	294 091	74 952	25.5	.1	84.2
1056	Veterinarians' equipment and supplies	24	282 944	73 648	26.0	.1	X
1400	Electrical apparatus and equipment	23	319 619	33 631	10.5	Z	61.2
1415	Electric bulbs (all types)	16	316 896	13 243	4.2	Z	X
1419	Industrial controls	11	134 290	20 348	15.2	Z	X
1500	Electrical appliances, household	67	1 628 551	78 614	4.8	.1	.4
1518	Other electrical household appliances (including fans, dishwashers, etc.)	67	1 628 551	78 614	4.8	.1	X
1600	Electronic parts and equipment, except communication	11	15 402	704	4.6	Z	X
1700	Hardware	88	3 297 015	159 600	4.8	.1	.1
1713	Cutlery	45	1 860 292	70 641	3.8	.1	X
2320	General-purpose industrial machinery, equipment, and parts	9	23 267	2 245	9.6	Z	8.0
2327	All other new general-purpose industrial machinery and equipment	9	23 267	2 245	9.6	Z	X
2460	Other industrial supplies	10	78 841	5 283	6.7	Z	69.4
2466	Industrial supplies, n.e.c.	10	78 841	5 283	6.7	Z	X

See footnotes at end of table.

Table 3. Merchant Wholesalers by Kind of Business and Commodity Line: 1997—Con.

[Includes only establishments with payroll. For meaning of abbreviations and symbols, see introductory text. For explanation of terms, see Appendix A]

NAICS code and CL code	Kind of business and commodity line	Establishments handling commodity line		Commodity line sales			Sales coverage percent
		Number	Total sales (\$1,000)	Amount ¹ (\$1,000)	As percent of total sales of—		
					Establishments handling line	Establishments in NAICS industry ¹	
4222	Drugs, & druggists' sundries whse—Con.						
2500	Beauty and barber equipment and supplies	9	11 312	3 447	30.5	Z	X
2520	Custodial (janitors') equipment and supplies	9	57 206	8 558	15.0	Z	5.0
2523	Custodial supplies	9	57 206	8 558	15.0	Z	X
2700	Sporting and recreational goods and supplies	21	111 483	18 776	16.8	Z	19.3
2714	Camping and fishing equipment and accessories	9	400	1	.3	Z	X
2718	Other sporting and recreational goods (go carts, bait, etc.)	9	27 981	2 229	8.0	Z	X
2800	Toys and hobby goods and supplies	150	3 764 537	128 733	3.4	.1	.7
2811	Video games and cartridges	15	645 556	1 616	.3	Z	X
2812	Other toys and games (including fireworks and children's vehicles)	82	2 199 086	50 707	2.3	Z	X
2814	Other hobby goods and accessories	15	645 556	814	.1	Z	X
3000	Jewelry, diamonds, gem stones, and watches	27	164 004	13 980	8.5	Z	19.6
3016	Other jewel., silverware, and plated ware (incl. jewel. where gemstones less than 50% of value, gold filled sterling, and costume jewel. and medallions)	21	157 078	12 271	7.8	Z	X
3130	Compact discs, prerecorded audio tapes, and phonograph records	14	28 196	1 310	4.6	Z	X
3140	Prerecorded video tapes	7	16 832	742	4.4	Z	X
3200	Printing and writing paper	6	9 896	317	3.2	Z	X
3300	Stationery, office supplies and greeting cards	143	4 486 451	180 811	4.0	.2	2.5
3311	Business forms	26	1 351 048	9 241	.7	Z	X
3312	Stationery, photocopy paper, and typing paper	52	1 466 678	7 513	.5	Z	X
3313	Inked ribbons, carbon paper, pens and pencils	29	684 290	48 347	7.1	Z	X
3315	Greeting cards	85	3 674 631	63 522	1.7	.1	X
3316	Other stationery supplies (envelopes, ruled forms, and binder paper)	43	1 471 707	52 177	3.5	Z	X
3400	Industrial and personal services paper and plastics	54	1 666 955	182 936	11.0	.2	6.1
3412	Paper dishes, cups, and napkins	51	1 153 480	39 346	3.4	Z	X
3414	Disposable plastic boxes, containers, cups, dishes, and supplies	6	202 879	2 350	1.2	Z	X
3415	Other industrial and personal service paper	6	699 053	106 931	15.3	.1	X
3500	Drugs, pharmaceuticals, cosmetics, and toiletries	7 250	107 379 498	102 257 715	95.2	95.2	75.5
3511	Prescription drugs	2 297	83 775 239	71 822 081	85.7	66.9	X
3512	Nonprescription pharmaceuticals	2 565	77 350 478	8 336 398	10.8	X	X
3513	Cosmetics	1 891	21 879 244	4 688 705	21.4	4.4	X
3514	Perfumes	1 677	9 092 067	3 378 042	37.2	3.1	X
3515	Other toiletries and druggists' sundries	3 330	77 101 296	14 032 489	18.2	13.1	X
3600	Piece goods, knit and woven	15	52 784	8 530	16.2	Z	55.2
3615	Woolen and worsted piece goods	10	50 948	6 481	12.7	Z	X
3700	Notions (buttons, ribbons, lace, sewing accessories, zippers, bindings, etc.)	68	1 960 078	25 920	1.3	Z	X
3800	Men's and boys' wear	68	1 814 426	21 964	1.2	Z	1.6
3812	Men's and boys' dress and casual shirts, slacks, and jeans	8	9 486	1 165	12.3	Z	X
3813	Men's and boys' underwear and nightwear	34	535 811	4 452	.8	Z	X
3814	Men's and boys' work clothing and uniforms	8	9 486	154	1.6	Z	X
3815	Other men's and boys' wear (caps, hats, swimwear, neckwear, etc.)	18	183 663	8 280	4.5	Z	X
3900	Women's and children's wear	79	2 020 042	29 949	1.5	Z	1.4
3911	Infants' and children's wear (to size 6X)	6	9 631	280	2.9	Z	X
3912	Women's misses', and girls' dresses and blouses	13	50 583	3 223	6.4	Z	X
3915	Women's and misses' underwear and sleepwear	53	1 671 976	19 673	1.2	Z	X
3916	Other women's, misses, and girl's wear (furs, sweaters, millinery, etc.)	14	297 484	6 771	2.3	Z	X
4000	Footwear	18	152 611	9 988	6.5	Z	11.4
4013	Other women's, misses', and girls' footwear	18	152 611	9 988	6.5	Z	X
4100	Frozen foods (packaged)	9	239 196	4 009	1.7	Z	83.5
4117	Other frozen foods (except frozen dairy products)	6	155 461	3 059	2.0	Z	X
4200	Dairy products (excluding dried or canned)	7	94 786	1 222	1.3	Z	X
4400	Confectionery	95	2 825 791	167 006	5.9	.2	.3
4411	Candy	29	171 969	6 989	4.1	Z	X
4413	Nuts	30	1 705 325	90 775	5.3	.1	X
4414	Chips and popcorn	14	159 017	1 629	1.0	Z	X
4600	Meat and meat products (fresh and unpackaged)	11	11 333	1 716	15.1	Z	47.1
4614	Pork (not killed on location)	7	4 894	1 459	29.8	Z	X
4800	Coffee, tea, and spices	30	190 022	22 212	11.7	Z	73.8
4811	Coffee	6	42 685	445	1.0	Z	X
4812	Tea	16	57 832	1 636	2.8	Z	X
4813	Spices	8	89 507	20 131	22.5	Z	X
4820	Bread and baked goods	9	36 097	778	2.2	Z	84.2
4822	Cookies, cakes, and other baked goods	9	36 097	778	2.2	Z	X
4830	Canned foods	37	2 629 312	243 307	9.3	.2	1.0
4831	Canned and bottled fruits, vegetables, and juices	21	1 839 175	158 212	8.6	.1	X
4834	Canned fish and seafoods	7	745 165	9 444	1.3	Z	X
4835	Canned milk	8	856 399	11 957	1.4	Z	X
4836	Other canned foods	7	745 165	9 444	1.3	Z	X
4840	Food and beverage basic materials (include flavoring extracts, fruit peel, hop extract, industrial molasses, sausage casings, malt, yeast, etc.)	52	976 847	248 133	25.4	.2	X
4850	Soft drinks and bottled water	21	141 596	5 108	3.6	Z	34.6
4851	Soft drinks, packaged	13	77 104	2 322	3.0	Z	X
4853	Bottled water	10	78 986	2 786	3.5	Z	X
4860	Other grocery specialties	137	3 748 238	775 312	20.7	.7	20.4
4861	Pasta	26	237 080	2 733	1.2	Z	X
4862	Breakfast cereals	20	482 403	31 223	6.5	Z	X
4863	Cooking oils and margarine	24	190 650	1 783	.9	Z	X
4864	Flour	23	117 923	1 285	1.1	Z	X
4865	Pickles, preserves, jellies, jams, and sauces	24	202 922	787	.4	Z	X
4867	Pet foods	38	485 012	41 414	8.5	Z	X
4868	Grocery specialties, n.e.c.	75	3 335 362	695 719	20.9	.6	X

See footnotes at end of table.

Table 3. Merchant Wholesalers by Kind of Business and Commodity Line: 1997—Con.

[Includes only establishments with payroll. For meaning of abbreviations and symbols, see introductory text. For explanation of terms, see Appendix A]

NAICS code and CL code	Kind of business and commodity line	Establishments handling commodity line		Commodity line sales			Sales coverage percent
		Number	Total sales (\$1,000)	Amount ¹ (\$1,000)	As percent of total sales of—		
					Establishments handling line	Establishments in NAICS industry ¹	
4222	Drugs, & druggists' sundries whse—Con.						
4900	Grain and beans	9	108 177	1 326	1.2	Z	X
5300	Plastics materials and basic shapes	18	231 289	17 264	7.5	Z	X
5330	Chemicals and allied products (excluding agricultural, plastics, gases, and petroleum)	159	2 123 739	204 103	9.6	.2	11.8
5335	Detergents and soaps	62	693 071	12 412	1.8	Z	X
5344	Other chemicals and allied products	88	1 417 000	184 784	13.0	.2	X
5800	Farm supplies	121	746 732	145 001	19.4	.1	36.0
5812	Feeds (poultry and livestock) not mixed on location	9	83 011	20 672	24.9	Z	X
5815	Insecticides, fungicides, and pesticides	51	370 081	48 315	13.1	Z	X
5818	Other farm supplies (including harness and saddlery equipment)	58	454 767	59 564	13.1	.1	X
5900	Tobacco and tobacco products	35	3 347 849	298 207	8.9	.3	6.2
5911	Cigars	10	95 613	381	.4	Z	X
5912	Cigarettes	19	1 012 814	124 529	12.3	.1	X
5913	Other tobacco products (excluding leaf)	10	95 613	767	.8	Z	X
6100	Books, periodicals, newspapers, and miscellaneous printed materials	58	193 662	5 509	2.8	Z	9.5
6101	Books	35	174 317	4 382	2.5	Z	X
6102	Other periodicals, newspapers, and miscellaneous printed materials	15	15 327	981	6.4	Z	X
6110	Flowers and florists' supplies	7	5 108	1 921	37.6	Z	X
6120	Art goods (including novelties and souvenirs)	20	30 113	3 860	12.8	Z	63.8
6122	Novelties and souvenirs	20	30 113	3 760	12.5	Z	X
6150	Nondurable goods, n.e.c.	61	730 482	62 926	8.6	.1	X
9700	Service receipts and labor charges (including installed parts)	156	1 279 411	107 442	8.4	.1	7.3
9701	Labor charges for repair work	6	12 705	49	.4	Z	X
9702	Parts installed in repair work	6	12 705	13	.1	Z	X
9703	Other service receipts and labor charges—Specify	150	1 266 706	107 380	8.5	.1	X
9720	Receipts for service contracts	12	45 126	2 372	5.3	Z	X
9810	Miscellaneous commodities	406	5 631 388	552 127	9.8	.5	X
9940	Rental and leasing receipts	57	264 289	7 596	2.9	Z	X
42221	Drugs, & druggists' sundries whse	7 250	X	107 379 498	X	100.0	84.2
0200	New and rebuilt automotive parts and supplies	14	77 642	3 037	3.9	Z	57.0
0223	Parts, n.e.c.	7	40 159	1 837	4.6	Z	X
0400	Household and lawn furniture	9	38 095	6 206	16.3	Z	73.0
0412	Sleep furniture and equipment	6	31 570	4 659	14.8	Z	X
0420	Office and business furniture	7	9 048	679	7.5	Z	X
0500	Household china, glassware, crockery, and plastic housewares	23	231 443	11 751	5.1	Z	X
0520	Linens, domestics, curtains, and draperies	8	13 220	281	2.1	Z	X
0540	Other home furnishings	96	2 905 579	164 641	5.7	.2	.5
0541	Metal flatware and kitchen utensils	14	509 145	53 181	10.4	.1	X
0542	Mirrors, lamps, and picture frames	11	582 546	18 908	3.2	Z	X
0543	Home furnishings, n.e.c.	32	460 577	2 837	.6	Z	X
0800	Photographic equipment and supplies (excluding video)	127	7 634 819	142 970	1.9	.1	X
1000	Medical, hospital, and surgical supplies	422	11 739 439	724 865	6.2	.7	2.2
1011	Surgical and medical instruments and equipment	248	8 641 717	242 966	2.8	.2	X
1012	Orthopedic, and prosthetic appliances and supplies	81	1 781 334	12 580	.7	Z	X
1013	Other surgical, medical, and hospital supplies	356	7 684 665	469 318	6.1	.4	X
1020	Dental supplies	8	63 841	6 743	10.6	Z	9.8
1021	Equipment (chairs, x-rays, cabinets, etc.)	6	6 377	3 473	54.5	Z	X
1030	Optical and ophthalmic goods	28	122 419	4 415	3.6	Z	27.5
1031	Ophthalmic goods	11	42 973	2 446	5.7	Z	X
1033	Optometric equipment and supplies	14	78 272	1 617	2.1	Z	X
1040	Religious and school supplies	42	1 592 656	60 281	3.8	.1	.8
1042	School supplies	22	759 194	53 136	7.0	Z	X
1050	Other professional equipment and supplies	28	294 091	74 952	25.5	.1	84.2
1056	Veterinarians' equipment and supplies	24	282 944	73 648	26.0	.1	X
1400	Electrical apparatus and equipment	23	319 619	33 631	10.5	Z	61.2
1415	Electric bulbs (all types)	16	316 896	13 243	4.2	Z	X
1419	Industrial controls	11	134 290	20 348	15.2	Z	X
1500	Electrical appliances, household	67	1 628 551	78 614	4.8	.1	.4
1518	Other electrical household appliances (including fans, dishwashers, etc.)	67	1 628 551	78 614	4.8	.1	X
1600	Electronic parts and equipment, except communication	11	15 402	704	4.6	Z	X
1700	Hardware	88	3 297 015	159 600	4.8	.1	.1
1713	Cutlery	45	1 860 292	70 641	3.8	.1	X
2320	General-purpose industrial machinery, equipment, and parts	9	23 267	2 245	9.6	Z	8.0
2327	All other new general-purpose industrial machinery and equipment	9	23 267	2 245	9.6	Z	X
2460	Other industrial supplies	10	78 841	5 283	6.7	Z	69.4
2466	Industrial supplies, n.e.c.	10	78 841	5 283	6.7	Z	X
2500	Beauty and barber equipment and supplies	9	11 312	3 447	30.5	Z	X
2520	Custodial (janitors') equipment and supplies	9	57 206	8 558	15.0	Z	5.0
2523	Custodial supplies	9	57 206	8 558	15.0	Z	X
2700	Sporting and recreational goods and supplies	21	111 483	18 776	16.8	Z	19.3
2714	Camping and fishing equipment and accessories	9	400	1	.3	Z	X
2718	Other sporting and recreational goods (go carts, bait, etc.)	9	27 981	2 229	8.0	Z	X
2800	Toys and hobby goods and supplies	150	3 764 537	128 733	3.4	.1	.7
2811	Video games and cartridges	15	645 556	1 616	.3	Z	X
2812	Other toys and games (including fireworks and children's vehicles)	82	2 199 086	50 707	2.3	Z	X
2814	Other hobby goods and accessories	15	645 556	814	.1	Z	X

See footnotes at end of table.

Table 3. Merchant Wholesalers by Kind of Business and Commodity Line: 1997—Con.

[Includes only establishments with payroll. For meaning of abbreviations and symbols, see introductory text. For explanation of terms, see Appendix A]

NAICS code and CL code	Kind of business and commodity line	Establishments handling commodity line		Commodity line sales			Sales coverage percent
		Number	Total sales (\$1,000)	Amount ¹ (\$1,000)	As percent of total sales of—		
					Establishments handling line	Establishments in NAICS industry ¹	
42221	Drugs, & druggists' sundries whse—Con.						
3000	Jewelry, diamonds, gem stones, and watches	27	164 004	13 980	8.5	Z	19.6
3016	Other jewel., silverware, and plated ware (incl. jewel. where gemstones less than 50% of value, gold filled sterling, and costume jewel. and medallions)	21	157 078	12 271	7.8	Z	X
3130	Compact discs, prerecorded audio tapes, and phonograph records	14	28 196	1 310	4.6	Z	X
3140	Prerecorded video tapes	7	16 832	742	4.4	Z	X
3200	Printing and writing paper	6	9 896	317	3.2	Z	X
3300	Stationery, office supplies and greeting cards	143	4 486 451	180 811	4.0	.2	2.5
3311	Business forms	26	1 351 048	9 241	.7	Z	X
3312	Stationery, photocopy paper, and typing paper	52	1 466 678	7 513	.5	Z	X
3313	Inked ribbons, carbon paper, pens and pencils	29	684 290	48 347	7.1	Z	X
3315	Greeting cards	85	3 674 631	63 522	1.7	.1	X
3316	Other stationery supplies (envelopes, ruled forms, and binder paper) ..	43	1 471 707	52 177	3.5	Z	X
3400	Industrial and personal services paper and plastics	54	1 666 955	182 936	11.0	.2	6.1
3412	Paper dishes, cups, and napkins	51	1 153 480	39 346	3.4	Z	X
3414	Disposable plastic boxes, containers, cups, dishes, and supplies	6	202 879	2 350	1.2	Z	X
3415	Other industrial and personal service paper	6	699 053	106 931	15.3	.1	X
3500	Drugs, pharmaceuticals, cosmetics, and toiletries	7 250	107 379 498	102 257 715	95.2	95.2	75.5
3511	Prescription drugs	2 297	83 775 239	71 822 081	85.7	66.9	X
3512	Nonprescription pharmaceuticals	2 565	77 350 478	8 336 398	10.8	7.8	X
3513	Cosmetics	1 891	21 879 244	4 688 705	21.4	4.4	X
3514	Perfumes	677	9 092 067	3 378 042	37.2	3.1	X
3515	Other toiletries and druggists' sundries	3 330	77 101 296	14 032 489	18.2	13.1	X
3600	Piece goods, knit and woven	15	52 784	8 530	16.2	Z	55.2
3615	Woolen and worsted piece goods	10	50 948	6 481	12.7	Z	X
3700	Notions (buttons, ribbons, lace, sewing accessories, zippers, bindings, etc.)	68	1 960 078	25 920	1.3	Z	X
3800	Men's and boys' wear	68	1 814 426	21 964	1.2	Z	1.6
3812	Men's and boys' dress and casual shirts, slacks, and jeans	8	9 486	1 165	12.3	Z	X
3813	Men's and boys' underwear and nightwear	34	535 811	4 452	.8	Z	X
3814	Men's and boys' work clothing and uniforms	8	9 486	154	1.6	Z	X
3815	Other men's and boys' wear (caps, hats, swimwear, neckwear, etc.)	18	183 663	8 280	4.5	Z	X
3900	Women's and children's wear	79	2 020 042	29 949	1.5	Z	1.4
3911	Infants' and children's wear (to size 6X)	6	9 631	280	2.9	Z	X
3912	Women's misses', and girls' dresses and blouses	13	50 583	3 223	6.4	Z	X
3915	Women's and misses' underwear and sleepwear	53	1 671 976	19 673	1.2	Z	X
3916	Other women's, misses, and girl's wear (furs, sweaters, millinery, etc.) ..	14	297 484	6 771	2.3	Z	X
4000	Footwear	18	152 611	9 988	6.5	Z	11.4
4013	Other women's, misses', and girls' footwear	18	152 611	9 988	6.5	Z	X
4100	Frozen foods (packaged)	9	239 196	4 009	1.7	Z	83.5
4117	Other frozen foods (except frozen dairy products)	6	155 461	3 059	2.0	Z	X
4200	Dairy products (excluding dried or canned)	7	94 786	1 222	1.3	Z	X
4400	Confectionery	95	2 825 791	167 006	5.9	.2	.3
4411	Candy	29	171 969	6 989	4.1	Z	X
4413	Nuts	30	1 705 325	90 775	5.3	.1	X
4414	Chips and popcorn	14	159 017	1 629	1.0	Z	X
4600	Meat and meat products (fresh and unpackaged)	11	11 333	1 716	15.1	Z	47.1
4614	Pork (not killed on location)	7	4 894	1 459	29.8	Z	X
4800	Coffee, tea, and spices	30	190 022	22 212	11.7	Z	73.8
4811	Coffee	6	42 685	445	1.0	Z	X
4812	Tea	16	57 832	1 636	2.8	Z	X
4813	Spices	8	89 507	20 131	22.5	Z	X
4820	Bread and baked goods	9	36 097	778	2.2	Z	84.2
4822	Cookies, cakes, and other baked goods	9	36 097	778	2.2	Z	X
4830	Canned foods	37	2 629 312	243 307	9.3	.2	1.0
4831	Canned and bottled fruits, vegetables, and juices	21	1 839 175	158 212	8.6	.1	X
4834	Canned fish and seafoods	7	745 165	9 444	1.3	Z	X
4835	Canned milk	8	856 399	11 957	1.4	Z	X
4836	Other canned foods	7	745 165	9 444	1.3	Z	X
4840	Food and beverage basic materials (include flavoring extracts, fruit peel, hop extract, industrial molasses, sausage casings, malt, yeast, etc.)	52	976 847	248 133	25.4	.2	X
4850	Soft drinks and bottled water	21	141 596	5 108	3.6	Z	34.6
4851	Soft drinks, packaged	13	77 104	2 322	3.0	Z	X
4853	Bottled water	10	78 986	2 786	3.5	Z	X
4860	Other grocery specialties	137	3 748 238	775 312	20.7	.7	20.4
4861	Pasta	26	237 080	2 733	1.2	Z	X
4862	Breakfast cereals	20	482 403	31 223	6.5	Z	X
4863	Cooking oils and margarine	24	190 650	1 783	.9	Z	X
4864	Flour	23	117 923	1 285	1.1	Z	X
4865	Pickles, preserves, jellies, jams, and sauces	24	202 922	787	.4	Z	X
4867	Pet foods	38	485 012	41 414	8.5	Z	X
4868	Grocery specialties, n.e.c.	75	3 335 362	695 719	20.9	.6	X
4900	Grain and beans	9	108 177	1 326	1.2	Z	X
5300	Plastics materials and basic shapes	18	231 289	17 264	7.5	Z	X
5330	Chemicals and allied products (excluding agricultural, plastics, gases, and petroleum)	159	2 123 739	204 103	9.6	.2	11.8
5335	Detergents and soaps	62	693 071	12 412	1.8	Z	X
5344	Other chemicals and allied products	88	1 417 000	184 784	13.0	.2	X
5800	Farm supplies	121	746 732	145 001	19.4	.1	36.0
5812	Feeds (poultry and livestock) not mixed on location	9	83 011	20 672	24.9	Z	X
5815	Insecticides, fungicides, and pesticides	51	370 081	48 315	13.1	Z	X
5818	Other farm supplies (including harness and saddlery equipment)	58	454 767	59 564	13.1	.1	X

See footnotes at end of table.

Table 3. Merchant Wholesalers by Kind of Business and Commodity Line: 1997—Con.

[Includes only establishments with payroll. For meaning of abbreviations and symbols, see introductory text. For explanation of terms, see Appendix A]

NAICS code and CL code	Kind of business and commodity line	Establishments handling commodity line		Commodity line sales			Sales coverage percent
		Number	Total sales (\$1,000)	Amount ¹ (\$1,000)	As percent of total sales of—		
					Establishments handling line	Establishments in NAICS industry ¹	
42221	Drugs, & druggists' sundries whse—Con.						
5900	Tobacco and tobacco products	35	3 347 849	298 207	8.9	.3	6.2
5911	Cigars	10	95 613	381	.4	Z	X
5912	Cigarettes	19	1 012 814	124 529	12.3	.1	X
5913	Other tobacco products (excluding leaf)	10	95 613	767	.8	Z	X
6100	Books, periodicals, newspapers, and miscellaneous printed materials	58	193 662	5 509	2.8	Z	9.5
6101	Books	35	174 317	4 382	2.5	Z	X
6102	Other periodicals, newspapers, and miscellaneous printed materials	15	15 327	981	6.4	Z	X
6110	Flowers and florists' supplies	7	5 108	1 921	37.6	Z	X
6120	Art goods (including novelties and souvenirs)	20	30 113	3 860	12.8	Z	63.8
6122	Novelties and souvenirs	20	30 113	3 760	12.5	Z	X
6150	Nondurable goods, n.e.c.	61	730 482	62 926	8.6	.1	X
9700	Service receipts and labor charges (including installed parts)	156	1 279 411	107 442	8.4	.1	7.3
9701	Labor charges for repair work	6	12 705	49	.4	Z	X
9702	Parts installed in repair work	6	12 705	13	.1	Z	X
9703	Other service receipts and labor charges—Specify	150	1 266 706	107 380	8.5	.1	X
9720	Receipts for service contracts	12	45 126	2 372	5.3	Z	X
9810	Miscellaneous commodities	406	5 631 388	552 127	9.8	.5	X
9940	Rental and leasing receipts	57	264 289	7 596	2.9	Z	X
422210	Drugs, & druggists' sundries whse	7 250	X	107 379 498	X	100.0	84.2
0200	New and rebuilt automotive parts and supplies	14	77 642	3 037	3.9	Z	57.0
0223	Parts, n.e.c.	7	40 159	1 837	4.6	Z	X
0400	Household and lawn furniture	9	38 095	6 206	16.3	Z	73.0
0412	Sleep furniture and equipment	6	31 570	4 659	14.8	Z	X
0420	Office and business furniture	7	9 048	679	7.5	Z	X
0500	Household china, glassware, crockery, and plastic housewares	23	231 443	11 751	5.1	Z	X
0520	Linens, domestics, curtains, and draperies	8	13 220	281	2.1	Z	X
0540	Other home furnishings	96	2 905 579	164 641	5.7	.2	.5
0541	Metal flatware and kitchen utensils	14	509 145	53 181	10.4	.1	X
0542	Mirrors, lamps, and picture frames	11	582 546	18 908	3.2	Z	X
0543	Home furnishings, n.e.c.	32	460 577	2 837	.6	Z	X
0800	Photographic equipment and supplies (excluding video)	127	7 634 819	142 970	1.9	.1	X
1000	Medical, hospital, and surgical supplies	422	11 739 439	724 865	6.2	.7	2.2
1011	Surgical and medical instruments and equipment	248	8 641 717	242 966	2.8	.2	X
1012	Orthopedic, and prosthetic appliances and supplies	81	1 781 334	12 580	.7	Z	X
1013	Other surgical, medical, and hospital supplies	356	7 684 665	469 318	6.1	.4	X
1020	Dental supplies	8	63 841	6 743	10.6	Z	9.8
1021	Equipment (chairs, x-rays, cabinets, etc.)	6	6 377	3 473	54.5	Z	X
1030	Optical and ophthalmic goods	28	122 419	4 415	3.6	Z	27.5
1031	Ophthalmic goods	11	42 973	2 446	5.7	Z	X
1033	Optometric equipment and supplies	14	78 272	1 617	2.1	Z	X
1040	Religious and school supplies	42	1 592 656	60 281	3.8	.1	.8
1042	School supplies	22	759 194	53 136	7.0	Z	X
1050	Other professional equipment and supplies	28	294 091	74 952	25.5	.1	84.2
1056	Veterinarians' equipment and supplies	24	282 944	73 648	26.0	.1	X
1400	Electrical apparatus and equipment	23	319 619	33 631	10.5	Z	61.2
1415	Electric bulbs (all types)	16	316 896	13 243	4.2	Z	X
1419	Industrial controls	11	134 290	20 348	15.2	Z	X
1500	Electrical appliances, household	67	1 628 551	78 614	4.8	.1	.4
1518	Other electrical household appliances (including fans, dishwashers, etc.)	67	1 628 551	78 614	4.8	.1	X
1600	Electronic parts and equipment, except communication	11	15 402	704	4.6	Z	X
1700	Hardware	88	3 297 015	159 600	4.8	.1	.1
1713	Cutlery	45	1 860 292	70 641	3.8	.1	X
2320	General-purpose industrial machinery, equipment, and parts	9	23 267	2 245	9.6	Z	8.0
2327	All other new general-purpose industrial machinery and equipment	9	23 267	2 245	9.6	Z	X
2460	Other industrial supplies	10	78 841	5 283	6.7	Z	69.4
2466	Industrial supplies, n.e.c.	10	78 841	5 283	6.7	Z	X
2500	Beauty and barber equipment and supplies	9	11 312	3 447	30.5	Z	X
2520	Custodial (janitors') equipment and supplies	9	57 206	8 558	15.0	Z	5.0
2523	Custodial supplies	9	57 206	8 558	15.0	Z	X
2700	Sporting and recreational goods and supplies	21	111 483	18 776	16.8	Z	19.3
2714	Camping and fishing equipment and accessories	9	400	1	.3	Z	X
2718	Other sporting and recreational goods (go carts, bait, etc.)	9	27 981	2 229	8.0	Z	X
2800	Toys and hobby goods and supplies	150	3 764 537	128 733	3.4	.1	.7
2811	Video games and cartridges	15	645 556	1 616	.3	Z	X
2812	Other toys and games (including fireworks and children's vehicles)	82	2 199 086	50 707	2.3	Z	X
2814	Other hobby goods and accessories	15	645 556	814	.1	Z	X
3000	Jewelry, diamonds, gem stones, and watches	27	164 004	13 980	8.5	Z	19.6
3016	Other jewel., silverware, and plated ware (incl. jewel. where gemstones less than 50% of value, gold filled sterling, and costume jewel. and medallions)	21	157 078	12 271	7.8	Z	X
3130	Compact discs, prerecorded audio tapes, and phonograph records	14	28 196	1 310	4.6	Z	X
3140	Prerecorded video tapes	7	16 832	742	4.4	Z	X
3200	Printing and writing paper	6	9 896	317	3.2	Z	X

See footnotes at end of table.

Table 3. Merchant Wholesalers by Kind of Business and Commodity Line: 1997—Con.

[Includes only establishments with payroll. For meaning of abbreviations and symbols, see introductory text. For explanation of terms, see Appendix A]

NAICS code and CL code	Kind of business and commodity line	Establishments handling commodity line		Commodity line sales			Sales coverage percent
		Number	Total sales (\$1,000)	Amount ¹ (\$1,000)	As percent of total sales of—		
					Establishments handling line	Establishments in NAICS industry ¹	
422210	Drugs, & druggists' sundries whse—Con.						
3300	Stationery, office supplies and greeting cards	143	4 486 451	180 811	4.0	.2	2.5
3311	Business forms	26	1 351 048	9 241	.7	Z	X
3312	Stationery, photocopy paper, and typing paper	52	1 466 678	7 513	.5	Z	X
3313	Inked ribbons, carbon paper, pens and pencils	29	684 290	48 347	7.1	Z	X
3315	Greeting cards	85	3 674 631	63 522	1.7	.1	X
3316	Other stationery supplies (envelopes, ruled forms, and binder paper) ...	43	1 471 707	52 177	3.5	Z	X
3400	Industrial and personal services paper and plastics	54	1 666 955	182 936	11.0	.2	6.1
3412	Paper dishes, cups, and napkins	51	1 153 480	39 346	3.4	Z	X
3414	Disposable plastic boxes, containers, cups, dishes, and supplies	6	202 879	2 350	1.2	Z	X
3415	Other industrial and personal service paper	6	699 053	106 931	15.3	.1	X
3500	Drugs, pharmaceuticals, cosmetics, and toiletries	7 250	107 379 498	102 257 715	95.2	95.2	75.5
3511	Prescription drugs	2 297	83 775 239	71 822 081	85.7	66.9	X
3512	Nonprescription pharmaceuticals	2 565	77 350 478	8 336 398	10.8	Z	X
3513	Cosmetics	1 891	21 879 244	4 688 705	21.4	Z	X
3514	Perfumes	677	9 092 067	3 378 042	37.2	Z	X
3515	Other toiletries and druggists' sundries	3 330	77 101 296	14 032 489	18.2	13.1	X
3600	Piece goods, knit and woven	15	52 784	8 530	16.2	Z	55.2
3615	Woolen and worsted piece goods	10	50 948	6 481	12.7	Z	X
3700	Notions (buttons, ribbons, lace, sewing accessories, zippers, bindings, etc.)	68	1 960 078	25 920	1.3	Z	X
3800	Men's and boys' wear	68	1 814 426	21 964	1.2	Z	1.6
3812	Men's and boys' dress and casual shirts, slacks, and jeans	8	9 486	1 165	12.3	Z	X
3813	Men's and boys' underwear and nightwear	34	535 811	4 452	.8	Z	X
3814	Men's and boys' work clothing and uniforms	8	9 486	154	1.6	Z	X
3815	Other men's and boys' wear (caps, hats, swimwear, neckwear, etc.)	18	183 663	8 280	4.5	Z	X
3900	Women's and children's wear	79	2 020 042	29 949	1.5	Z	1.4
3911	Infants' and children's wear (to size 6X)	6	9 631	280	2.9	Z	X
3912	Women's misses', and girls' dresses and blouses	13	50 583	3 223	6.4	Z	X
3915	Women's and misses' underwear and sleepwear	53	1 671 976	19 673	1.2	Z	X
3916	Other women's, misses, and girl's wear (furs, sweaters, millinery, etc.) ..	14	297 484	6 771	2.3	Z	X
4000	Footwear	18	152 611	9 988	6.5	Z	11.4
4013	Other women's, misses', and girls' footwear	18	152 611	9 988	6.5	Z	X
4100	Frozen foods (packaged)	9	239 196	4 009	1.7	Z	83.5
4117	Other frozen foods (except frozen dairy products)	6	155 461	3 059	2.0	Z	X
4200	Dairy products (excluding dried or canned)	7	94 786	1 222	1.3	Z	X
4400	Confectionery	95	2 825 791	167 006	5.9	.2	.3
4411	Candy	29	171 969	6 989	4.1	Z	X
4413	Nuts	30	1 705 325	90 775	5.3	.1	X
4414	Chips and popcorn	14	159 017	1 629	1.0	Z	X
4600	Meat and meat products (fresh and unpackaged)	11	11 333	1 716	15.1	Z	47.1
4614	Pork (not killed on location)	7	4 894	1 459	29.8	Z	X
4800	Coffee, tea, and spices	30	190 022	22 212	11.7	Z	73.8
4811	Coffee	6	42 685	445	1.0	Z	X
4812	Tea	16	57 832	1 636	2.8	Z	X
4813	Spices	8	89 507	20 131	22.5	Z	X
4820	Bread and baked goods	9	36 097	778	2.2	Z	84.2
4822	Cookies, cakes, and other baked goods	9	36 097	778	2.2	Z	X
4830	Canned foods	37	2 629 312	243 307	9.3	.2	1.0
4831	Canned and bottled fruits, vegetables, and juices	21	1 839 175	158 212	8.6	.1	X
4834	Canned fish and seafoods	7	745 165	9 444	1.3	Z	X
4835	Canned milk	8	856 399	11 957	1.4	Z	X
4836	Other canned foods	7	745 165	9 444	1.3	Z	X
4840	Food and beverage basic materials (include flavoring extracts, fruit peel, hop extract, industrial molasses, sausage casings, malt, yeast, etc.)	52	976 847	248 133	25.4	.2	X
4850	Soft drinks and bottled water	21	141 596	5 108	3.6	Z	34.6
4851	Soft drinks, packaged	13	77 104	2 322	3.0	Z	X
4853	Bottled water	10	78 986	2 786	3.5	Z	X
4860	Other grocery specialties	137	3 748 238	775 312	20.7	.7	20.4
4861	Pasta	26	237 080	2 733	1.2	Z	X
4862	Breakfast cereals	20	482 403	31 223	6.5	Z	X
4863	Cooking oils and margarine	24	190 650	1 783	.9	Z	X
4864	Flour	23	117 923	1 285	1.1	Z	X
4865	Pickles, preserves, jellies, jams, and sauces	24	202 922	787	.4	Z	X
4867	Pet foods	38	485 012	41 414	8.5	Z	X
4868	Grocery specialties, n.e.c.	75	3 335 362	695 719	20.9	.6	X
4900	Grain and beans	9	108 177	1 326	1.2	Z	X
5300	Plastics materials and basic shapes	18	231 289	17 264	7.5	Z	X
5330	Chemicals and allied products (excluding agricultural, plastics, gases, and petroleum)	159	2 123 739	204 103	9.6	.2	11.8
5335	Detergents and soaps	62	693 071	12 412	1.8	Z	X
5344	Other chemicals and allied products	88	1 417 000	184 784	13.0	.2	X
5800	Farm supplies	121	746 732	145 001	19.4	.1	36.0
5812	Feeds (poultry and livestock) not mixed on location	9	83 011	20 672	24.9	Z	X
5815	Insecticides, fungicides, and pesticides	51	370 081	48 315	13.1	Z	X
5818	Other farm supplies (including harness and saddlery equipment)	58	454 767	59 564	13.1	.1	X
5900	Tobacco and tobacco products	35	3 347 849	298 207	8.9	.3	6.2
5911	Cigars	10	95 613	381	.4	Z	X
5912	Cigarettes	19	1 012 814	124 529	12.3	.1	X
5913	Other tobacco products (excluding leaf)	10	95 613	767	.8	Z	X
6100	Books, periodicals, newspapers, and miscellaneous printed materials	58	193 662	5 509	2.8	Z	9.5
6101	Books	35	174 317	4 382	2.5	Z	X
6102	Other periodicals, newspapers, and miscellaneous printed materials	15	15 327	981	6.4	Z	X

See footnotes at end of table.

Table 3. Merchant Wholesalers by Kind of Business and Commodity Line: 1997—Con.

[Includes only establishments with payroll. For meaning of abbreviations and symbols, see introductory text. For explanation of terms, see Appendix A]

NAICS code and CL code	Kind of business and commodity line	Establishments handling commodity line		Commodity line sales			Sales coverage percent
		Number	Total sales (\$1,000)	Amount ¹ (\$1,000)	As percent of total sales of—		
					Establishments handling line	Establishments in NAICS industry ¹	
422210	Drugs, & druggists' sundries whse—Con.						
6110	Flowers and florists' supplies	7	5 108	1 921	37.6	Z	X
6120	Art goods (including novelties and souvenirs)	20	30 113	3 860	12.8	Z	63.8
6122	Novelties and souvenirs	20	30 113	3 760	12.5	Z	X
6150	Nondurable goods, n.e.c.	61	730 482	62 926	8.6	.1	X
9700	Service receipts and labor charges (including installed parts)	156	1 279 411	107 442	8.4	.1	7.3
9701	Labor charges for repair work	6	12 705	49	.4	Z	X
9702	Parts installed in repair work	6	12 705	13	.1	Z	X
9703	Other service receipts and labor charges—Specify	150	1 266 706	107 380	8.5	.1	X
9720	Receipts for service contracts	12	45 126	2 372	5.3	Z	X
9810	Miscellaneous commodities	406	5 631 388	552 127	9.8	.5	X
9940	Rental and leasing receipts	57	264 289	7 596	2.9	Z	X
4222101	General-line drugs whse	3 283	X	79 946 995	X	100.0	91.7
0200	New and rebuilt automotive parts and supplies	7	37 483	1 200	3.2	Z	X
0400	Household and lawn furniture	7	26 972	3 208	11.9	Z	X
0500	Household china, glassware, crockery, and plastic housewares	19	175 261	7 584	4.3	Z	X
0520	Linens, domestics, curtains, and draperies	8	13 220	281	2.1	Z	X
0540	Other home furnishings	57	1 552 268	74 926	4.8	.1	1.0
0541	Metal flatware and kitchen utensils	14	509 145	53 181	10.4	.1	X
0542	Mirrors, lamps, and picture frames	11	582 546	18 908	3.2	Z	X
0543	Home furnishings, n.e.c.	32	460 577	2 837	.6	Z	X
0800	Photographic equipment and supplies (excluding video)	63	4 809 968	87 264	1.8	.1	X
1000	Medical, hospital, and surgical supplies	272	10 179 731	602 045	5.9	.8	2.6
1011	Surgical and medical instruments and equipment	166	7 160 682	232 972	3.3	.3	X
1012	Orthopedic, and prosthetic appliances and supplies	39	502 081	8 590	1.7	Z	X
1013	Other surgical, medical, and hospital supplies	225	6 206 703	360 482	5.8	.5	X
1030	Optical and ophthalmic goods	14	44 147	2 798	6.3	Z	44.5
1031	Ophthalmic goods	11	42 973	2 446	5.7	Z	X
1040	Religious and school supplies	22	759 194	53 136	7.0	.1	2.3
1042	School supplies	22	759 194	53 136	7.0	.1	X
1050	Other professional equipment and supplies	28	294 091	74 952	25.5	.1	91.7
1056	Veterinarians' equipment and supplies	24	282 944	73 648	26.0	.1	X
1400	Electrical apparatus and equipment	21	318 809	33 591	10.5	Z	66.8
1415	Electric bulbs (all types)	16	316 896	13 243	4.2	Z	X
1419	Industrial controls	11	134 290	20 348	15.2	Z	X
1500	Electrical appliances, household	39	620 580	29 431	4.7	Z	1.2
1518	Other electrical household appliances (including fans, dishwashers, etc.) ..	39	620 580	29 431	4.7	Z	X
1600	Electronic parts and equipment, except communication	11	15 402	704	4.6	Z	X
1700	Hardware	45	1 860 292	70 641	3.8	.1	.2
1713	Cutlery	45	1 860 292	70 641	3.8	.1	X
2320	General-purpose industrial machinery, equipment, and parts	8	23 196	2 238	9.6	Z	8.2
2327	All other new general-purpose industrial machinery and equipment	8	23 196	2 238	9.6	Z	X
2460	Other industrial supplies	10	78 841	5 283	6.7	Z	75.6
2466	Industrial supplies, n.e.c.	10	78 841	5 283	6.7	Z	X
2520	Custodial (janitors') equipment and supplies	9	57 206	8 558	15.0	Z	5.5
2523	Custodial supplies	9	57 206	8 558	15.0	Z	X
2700	Sporting and recreational goods and supplies	17	28 381	2 230	7.9	Z	28.6
2714	Camping and fishing equipment and accessories	9	400	1	.3	Z	X
2718	Other sporting and recreational goods (go carts, bait, etc.)	9	27 981	2 229	8.0	Z	X
2800	Toys and hobby goods and supplies	82	2 199 086	53 137	2.4	.1	1.2
2811	Video games and cartridges	15	645 556	1 616	.3	Z	X
2812	Other toys and games (including fireworks and children's vehicles)	82	2 199 086	50 707	2.3	.1	X
2814	Other hobby goods and accessories	15	645 556	814	.1	Z	X
3000	Jewelry, diamonds, gem stones, and watches	21	157 078	12 271	7.8	Z	21.9
3016	Other jewel., silverware, and plated ware (incl. jewel. where gemstones less than 50% of value, gold filled sterling, and costume jewel. and medallions)	21	157 078	12 271	7.8	Z	X
3130	Compact discs, prerecorded audio tapes, and phonograph records	14	28 196	1 310	4.6	Z	X
3140	Prerecorded video tapes	7	16 832	742	4.4	Z	X
3200	Printing and writing paper	6	9 896	317	3.2	Z	X
3300	Stationery, office supplies and greeting cards	78	1 673 512	109 636	6.6	.1	4.8
3311	Business forms	26	1 351 048	9 241	.7	Z	X
3312	Stationery, photocopy paper, and typing paper	52	1 466 678	7 513	.5	Z	X
3313	Inked ribbons, carbon paper, pens and pencils	13	69 538	391	.6	Z	X
3315	Greeting cards	52	1 597 110	53 342	3.3	.1	X
3316	Other stationery supplies (envelopes, ruled forms, and binder paper) ..	26	1 351 048	39 138	2.9	Z	X
3400	Industrial and personal services paper and plastics	39	812 016	151 060	18.6	.2	8.9
3412	Paper dishes, cups, and napkins	36	298 541	7 470	2.5	Z	X
3414	Disposable plastic boxes, containers, cups, dishes, and supplies	6	202 879	2 350	1.2	Z	X
3415	Other industrial and personal service paper	6	699 053	106 931	15.3	.1	X
3500	Drugs, pharmaceuticals, cosmetics, and toiletries	3 283	79 946 995	77 003 267	96.3	96.3	84.2
3511	Prescription drugs	1 383	72 358 688	63 041 587	87.1	78.9	X
3512	Nonprescription pharmaceuticals	1 433	69 511 173	4 967 511	7.1	6.2	X
3513	Cosmetics	576	12 917 613	870 722	6.7	1.1	X
3514	Perfumes	198	3 140 374	727 438	23.2	.9	X
3515	Other toiletries and druggists' sundries	1 733	65 534 697	7 396 009	11.3	9.3	X
3600	Piece goods, knit and woven	10	39 789	7 320	18.4	Z	X
3700	Notions (buttons, ribbons, lace, sewing accessories, zippers, bindings, etc.)	37	711 676	12 864	1.8	Z	X

See footnotes at end of table.

Table 3. Merchant Wholesalers by Kind of Business and Commodity Line: 1997—Con.

[Includes only establishments with payroll. For meaning of abbreviations and symbols, see introductory text. For explanation of terms, see Appendix A]

NAICS code and CL code	Kind of business and commodity line	Establishments handling commodity line		Commodity line sales			Sales coverage percent
		Number	Total sales (\$1,000)	Amount ¹ (\$1,000)	As percent of total sales of—		
					Establishments handling line	Establishments in NAICS industry ¹	
4222101	General-line drugs whse—Con.						
3800	Men's and boys' wear.....	43	709 983	14 051	2.0	Z	4.5
3812	Men's and boys' dress and casual shirts, slacks, and jeans.....	8	9 486	1 165	12.3	Z	X
3813	Men's and boys' underwear and nightwear.....	34	535 811	4 452	.8	Z	X
3814	Men's and boys' work clothing and uniforms.....	8	9 486	154	1.6	Z	X
3815	Other men's and boys' wear (caps, hats, swimwear, neckwear, etc.)....	18	183 663	8 280	4.5	Z	X
3900	Women's and children's wear.....	44	882 523	13 330	1.5	Z	3.1
3911	Infants' and children's wear (to size 6X).....	6	9 631	280	2.9	Z	X
3912	Women's misses', and girls' dresses and blouses.....	13	50 583	3 223	6.4	Z	X
3915	Women's and misses' underwear and sleepwear.....	18	534 457	3 054	.6	Z	X
3916	Other women's, misses, and girl's wear (furs, sweaters, millinery, etc.)..	14	297 484	6 771	2.3	Z	X
4000	Footwear.....	18	152 611	9 988	6.5	Z	12.5
4013	Other women's, misses', and girls' footwear.....	18	152 611	9 988	6.5	Z	X
4100	Frozen foods (packaged).....	6	155 461	3 059	2.0	Z	90.8
4117	Other frozen foods (except frozen dairy products).....	6	155 461	3 059	2.0	Z	X
4400	Confectionery.....	44	1 718 272	99 393	5.8	.1	.5
4411	Candy.....	29	171 969	6 989	4.1	Z	X
4413	Nuts.....	30	1 705 325	90 775	5.3	.1	X
4414	Chips and popcorn.....	14	159 017	1 629	1.0	Z	X
4600	Meat and meat products (fresh and unpackage).....	11	11 333	1 716	15.1	Z	51.3
4614	Pork (not killed on location).....	7	4 894	1 459	29.8	Z	X
4800	Coffee, tea, and spices.....	20	101 884	2 974	2.9	Z	76.6
4812	Tea.....	14	57 751	1 611	2.8	Z	X
4820	Bread and baked goods.....	9	36 097	778	2.2	Z	91.7
4822	Cookies, cakes, and other baked goods.....	9	36 097	778	2.2	Z	X
4830	Canned foods.....	21	1 839 175	189 058	10.3	.2	1.6
4831	Canned and bottled fruits, vegetables, and juices.....	21	1 839 175	158 212	8.6	.2	X
4834	Canned fish and seafoods.....	7	745 165	9 444	1.3	Z	X
4835	Canned milk.....	8	856 399	11 957	1.4	Z	X
4836	Other canned foods.....	7	745 165	9 444	1.3	Z	X
4840	Food and beverage basic materials (include flavoring extracts, fruit peel, hop extract, industrial molasses, sausage casings, malt, yeast, etc.).....	17	276 092	68 267	24.7	.1	X
4850	Soft drinks and bottled water.....	19	137 646	5 070	3.7	Z	36.1
4851	Soft drinks, packaged.....	13	77 104	2 322	3.0	Z	X
4853	Bottled water.....	8	75 036	2 748	3.7	Z	X
4860	Other grocery specialties.....	86	1 661 685	241 281	14.5	.3	36.1
4861	Pasta.....	26	237 080	2 733	1.2	Z	X
4862	Breakfast cereals.....	20	482 403	31 223	6.5	Z	X
4863	Cooking oils and margarine.....	24	190 650	1 783	.9	Z	X
4864	Flour.....	23	117 923	1 285	1.1	Z	X
4865	Pickles, preserves, jellies, jams, and sauces.....	24	202 922	787	.4	Z	X
4867	Pet foods.....	30	400 280	8 606	2.2	Z	X
4868	Grocery specialties, n.e.c.....	32	1 333 541	194 496	14.6	.2	X
4900	Grain and beans.....	6	24 442	376	1.5	Z	X
5300	Plastics materials and basic shapes.....	7	132 011	4 448	3.4	Z	X
5330	Chemicals and allied products (excluding agricultural, plastics, gases, and petroleum).....	107	1 034 750	144 477	14.0	.2	20.4
5335	Detergents and soaps.....	40	117 027	8 276	7.1	Z	X
5344	Other chemicals and allied products.....	58	904 055	129 294	14.3	.2	X
5800	Farm supplies.....	66	500 684	87 191	17.4	.1	51.0
5812	Feeds (poultry and livestock) not mixed on location.....	9	83 011	20 672	24.9	Z	X
5815	Insecticides, fungicides, and pesticides.....	51	370 081	48 315	13.1	.1	X
5900	Tobacco and tobacco products.....	19	1 012 814	125 677	12.4	.2	24.0
5911	Cigars.....	10	95 613	381	.4	Z	X
5912	Cigarettes.....	19	1 012 814	124 529	12.3	.2	X
5913	Other tobacco products (excluding leaf).....	10	95 613	767	.8	Z	X
6100	Books, periodicals, newspapers, and miscellaneous printed materials.....	50	189 644	5 363	2.8	Z	10.5
6101	Books.....	35	174 317	4 382	2.5	Z	X
6102	Other periodicals, newspapers, and miscellaneous printed materials.....	15	15 327	981	6.4	Z	X
6110	Flowers and florists' supplies.....	6	4 815	1 897	39.4	Z	X
6120	Art goods (including novelties and souvenirs).....	17	27 724	3 812	13.8	Z	68.1
6122	Novelties and souvenirs.....	17	27 724	3 712	13.4	Z	X
6150	Nondurable goods, n.e.c.....	45	598 219	35 953	6.0	Z	X
9700	Service receipts and labor charges (including installed parts).....	95	630 551	51 555	8.2	.1	11.6
9701	Labor charges for repair work.....	6	12 705	49	.4	Z	X
9702	Parts installed in repair work.....	6	12 705	13	.1	Z	X
9703	Other service receipts and labor charges—Specify.....	89	617 846	51 493	8.3	.1	X
9720	Receipts for service contracts.....	12	45 126	2 372	5.3	Z	X
9810	Miscellaneous commodities.....	252	2 230 550	333 820	15.0	.4	X
9940	Rental and leasing receipts.....	39	232 909	6 493	2.8	Z	X
4222102	Specialty-line drug, pharmaceutical, cosmetic, & toiletries whse	3 967	X	27 432 503	X	100.0	62.2
0200	New and rebuilt automotive parts and supplies.....	7	40 159	1 837	4.6	Z	62.2
0223	Parts, n.e.c.....	7	40 159	1 837	4.6	Z	X
0540	Other home furnishings.....	39	1 353 311	89 715	6.6	.3	X
0800	Photographic equipment and supplies (excluding video).....	64	2 824 851	55 706	2.0	.2	X
1000	Medical, hospital, and surgical supplies.....	150	1 559 708	122 820	7.9	.4	.9
1011	Surgical and medical instruments and equipment.....	82	1 481 035	9 994	.7	Z	X
1012	Orthopedic, and prosthetic appliances and supplies.....	41	1 279 253	3 990	.3	Z	X
1013	Other surgical, medical, and hospital supplies.....	130	1 477 962	108 836	7.4	.4	X

See footnotes at end of table.

Table 3. Merchant Wholesalers by Kind of Business and Commodity Line: 1997—Con.

[Includes only establishments with payroll. For meaning of abbreviations and symbols, see introductory text. For explanation of terms, see Appendix A]

NAICS code and CL code	Kind of business and commodity line	Establishments handling commodity line		Commodity line sales			Sales coverage percent
		Number	Total sales (\$1,000)	Amount ¹ (\$1,000)	As percent of total sales of—		
					Establishments handling line	Establishments in NAICS industry ¹	
4222102	Specialty-line drug, pharmaceutical, cosmetic, & toiletries whsle—Con.						
1030	Optical and ophthalmic goods	14	78 272	1 617	2.1	Z	9.1
1033	Optometric equipment and supplies	14	78 272	1 617	2.1	Z	X
1040	Religious and school supplies	20	833 462	7 145	.9	Z	X
1500	Electrical appliances, household	28	1 007 971	49 183	4.9	.2	X
1518	Other electrical household appliances (including fans, dishwashers, etc.)	28	1 007 971	49 183	4.9	.2	X
1700	Hardware	43	1 436 723	88 959	6.2	.3	X
2500	Beauty and barber equipment and supplies	6	9 052	3 277	36.2	Z	X
2800	Toys and hobby goods and supplies	68	1 565 451	75 596	4.8	.3	X
3000	Jewelry, diamonds, gem stones, and watches	6	6 926	1 709	24.7	Z	X
3300	Stationery, office supplies and greeting cards	65	2 812 939	71 175	2.5	.3	1.1
3313	Inked ribbons, carbon paper, pens and pencils	16	614 752	47 956	7.8	Z	X
3315	Greeting cards	33	2 077 521	10 180	.5	Z	X
3316	Other stationery supplies (envelopes, ruled forms, and binder paper)	17	120 659	13 039	10.8	Z	X
3400	Industrial and personal services paper and plastics	15	854 939	31 876	3.7	.1	3.0
3412	Paper dishes, cups, and napkins	15	854 939	31 876	3.7	.1	X
3500	Drugs, pharmaceuticals, cosmetics, and toiletries	3 967	27 432 503	25 254 448	92.1	92.1	50.3
3511	Prescription drugs	914	11 416 551	8 780 494	76.9	32.0	X
3512	Nonprescription pharmaceuticals	1 132	7 839 305	3 368 887	43.0	12.3	X
3513	Cosmetics	1 316	8 961 631	3 817 983	42.6	13.9	X
3514	Perfumes	479	5 951 693	2 650 604	44.5	9.7	X
3515	Other toiletries and druggists' sundries	1 598	11 566 599	6 636 480	57.4	24.2	X
3700	Notions (buttons, ribbons, lace, sewing accessories, zippers, bindings, etc.)	31	1 248 402	13 056	1.0	Z	X
3800	Men's and boys' wear	25	1 104 443	7 913	.7	Z	X
3900	Women's and children's wear	35	1 137 519	16 619	1.5	.1	X
3915	Women's and misses' underwear and sleepwear	35	1 137 519	16 619	1.5	.1	X
4400	Confectionery	51	1 107 519	67 613	6.1	.2	X
4800	Coffee, tea, and spices	10	88 138	19 238	21.8	.1	62.2
4813	Spices	6	84 106	19 175	22.8	.1	X
4830	Canned foods	16	790 137	54 249	6.9	.2	X
4840	Food and beverage basic materials (include flavoring extracts, fruit peel, hop extract, industrial molasses, sausage casings, malt, yeast, etc.)	35	700 755	179 866	25.7	.7	X
4860	Other grocery specialties	51	2 086 553	534 031	25.6	1.9	7.8
4867	Pet foods	8	84 732	32 808	38.7	.1	X
4868	Grocery specialties, n.e.c.	43	2 001 821	501 223	25.0	1.8	X
5300	Plastics materials and basic shapes	11	99 278	12 816	12.9	Z	X
5330	Chemicals and allied products (excluding agricultural, plastics, gases, and petroleum)	52	1 088 989	59 626	5.5	.2	3.8
5335	Detergents and soaps	22	576 044	4 136	.7	Z	X
5344	Other chemicals and allied products	31	512 945	55 490	10.8	.2	X
5800	Farm supplies	55	246 048	57 810	23.5	.2	6.8
5818	Other farm supplies (including harness and saddlery equipment)	55	246 048	57 810	23.5	.2	X
5900	Tobacco and tobacco products	16	2 335 035	172 530	7.4	.6	X
6100	Books, periodicals, newspapers, and miscellaneous printed materials	8	4 018	146	3.6	Z	X
6150	Nondurable goods, n.e.c.	16	132 263	26 973	20.4	.1	X
9700	Service receipts and labor charges (including installed parts)	61	648 860	55 887	8.6	.2	.2
9703	Other service receipts and labor charges—Specify	61	648 860	55 887	8.6	.2	X
9810	Miscellaneous commodities	154	3 400 838	218 307	6.4	.8	X
9940	Rental and leasing receipts	18	31 380	1 103	3.5	Z	X
4223	Apparel, piece goods, & notions whsle	16 964	X	84 358 265	X	100.0	68.9
0100	New and used automobiles, motorcycles, etc.	8	70 578	3 666	5.2	Z	X
0200	New and rebuilt automotive parts and supplies	14	26 297	6 141	23.4	Z	27.6
0224	Accessories	12	24 757	6 125	24.7	Z	X
0400	Household and lawn furniture	38	188 726	9 776	5.2	Z	53.7
0411	Upholstered furniture	17	147 390	6 817	4.6	Z	X
0414	Other furniture (including sleep sofas)	15	23 074	1 609	7.0	Z	X
0500	Household china, glassware, crockery, and plastic housewares	26	32 673	1 638	5.0	Z	X
0520	Linens, domestics, curtains, and draperies	222	969 362	167 582	17.3	.2	19.1
0521	Bedspreads, blankets, and bedding	61	402 041	37 260	9.3	Z	X
0522	Curtains and draperies	122	465 015	56 952	12.2	.1	X
0523	Shades and blinds	19	30 384	4 987	16.4	Z	X
0524	Towels and washcloths	86	505 204	38 665	7.7	Z	X
0525	Other linens and domestics	25	216 372	28 806	13.3	Z	X
0530	Flooring and floor coverings	12	19 170	6 441	33.6	Z	X
0540	Other home furnishings	81	145 482	7 045	4.8	Z	11.5
0541	Metal flatware and kitchen utensils	28	22 579	1 313	5.8	Z	X
0542	Mirrors, lamps, and picture frames	34	53 820	3 585	6.7	Z	X
0543	Home furnishings, n.e.c.	14	46 088	1 035	2.2	Z	X
0800	Photographic equipment and supplies (excluding video)	11	112 516	14 502	12.9	Z	X
0900	Office equipment	10	22 007	3 240	14.7	Z	X
0950	Computer software (packaged)	6	18 197	2 367	13.0	Z	X
0960	Restaurant and hotel equipment and supplies	12	13 145	1 061	8.1	Z	X
0970	Store machines and equipment	9	19 965	4 503	22.6	Z	46.4
0972	Other store machines and equipment	9	19 965	4 503	22.6	Z	X
1000	Medical, hospital, and surgical supplies	43	246 518	63 246	25.7	.1	28.9
1011	Surgical and medical instruments and equipment	10	66 969	27 876	41.6	Z	X
1013	Other surgical, medical, and hospital supplies	33	179 549	35 370	19.7	Z	X

See footnotes at end of table.

Table 3. Merchant Wholesalers by Kind of Business and Commodity Line: 1997—Con.

[Includes only establishments with payroll. For meaning of abbreviations and symbols, see introductory text. For explanation of terms, see Appendix A]

NAICS code and CL code	Kind of business and commodity line	Establishments handling commodity line		Commodity line sales			Sales coverage percent
		Number	Total sales (\$1,000)	Amount ¹ (\$1,000)	As percent of total sales of—		
					Establishments handling line	Establishments in NAICS industry ¹	
4223	Apparel, piece goods, & notions whsle—Con.						
1030	Optical and ophthalmic goods	10	19 114	1 959	10.2	Z	33.6
1031	Ophthalmic goods	6	8 933	299	3.3	Z	X
1120	Flat iron and steel products	25	21 585	2 325	10.8	Z	17.9
1121	Plates	11	11 017	1 453	13.2	Z	X
1400	Electrical apparatus and equipment	21	51 356	5 386	10.5	Z	3.1
1418	Lighting fixtures (residential and commercial)	7	10 078	1 713	17.0	Z	X
1500	Electrical appliances, household	16	25 192	1 660	6.6	Z	24.3
1512	Radios, stereos, and CD players	6	15 712	1 026	6.5	Z	X
1600	Electronic parts and equipment, except communication	24	89 394	5 827	6.5	Z	X
1700	Hardware	30	147 566	26 581	18.0	Z	18.8
1713	Cutlery	13	45 212	14 196	31.4	Z	X
2320	General-purpose industrial machinery, equipment, and parts	66	804 577	66 895	8.3	.1	2.7
2328	Used general-purpose industrial machinery and equipment	42	674 948	53 453	7.9	.1	X
2330	Metalworking machinery, equipment, and parts	8	69 210	7 224	10.4	Z	X
2360	Other industrial machinery, equipment, and parts	17	145 415	29 416	20.2	Z	X
2460	Other industrial supplies	17	26 294	3 263	12.4	Z	62.1
2462	Abrasives and abrasive materials	13	9 123	794	8.7	Z	X
2520	Custodial (janitors') equipment and supplies	6	24 766	7 775	31.4	Z	X
2540	Other service establishment equipment and supplies	164	218 147	36 296	16.6	Z	12.1
2542	Service establishment equipment and supplies, n.e.c.	164	218 147	36 296	16.6	Z	X
2700	Sporting and recreational goods and supplies	348	2 684 412	162 608	6.1	.2	8.2
2711	Ammunition, firearms, reloading equipment, archery supplies, shooting aids, and accessories	19	95 336	6 203	6.5	Z	X
2712	Bicycles and bicycle tires and tubes	26	67 682	6 685	9.9	Z	X
2713	Billiards, pool, bowling equipment, and accessories	11	11 050	83	.8	Z	X
2714	Camping and fishing equipment and accessories	58	1 102 666	21 682	2.0	Z	X
2715	Athletic equipment and accessories	211	1 162 605	93 188	8.0	.1	X
2716	Skating equipment	14	11 796	128	1.1	Z	X
2718	Other sporting and recreational goods (go carts, bait, etc.)	88	393 409	32 849	8.4	Z	X
2800	Toys and hobby goods and supplies	211	700 644	77 998	11.1	.1	23.1
2811	Video games and cartridges	10	17 161	233	1.4	Z	X
2812	Other toys and games (including fireworks and children's vehicles)	103	543 616	30 309	5.6	Z	X
2813	Crafts and craft supplies	49	187 617	17 150	9.1	Z	X
2814	Other hobby goods and accessories	112	382 297	30 306	7.9	Z	X
2930	Recyclable paper and paperboard	7	9 970	686	6.9	Z	X
2940	Recyclable materials, except metal	10	94 016	26 230	27.9	Z	68.9
2941	Wiping cloths, waste rags, and textile waste	10	94 016	26 230	27.9	Z	X
3000	Jewelry, diamonds, gem stones, and watches	203	477 298	36 584	7.7	Z	5.2
3011	Diamond jewelry and diamond jewelry where lapidary work was not performed at this location	7	24 325	4 683	19.3	Z	X
3014	Watches, clocks, and watch movements and cases	29	124 336	8 328	6.7	Z	X
3016	Other jewel, silverware, and plated ware (incl. jewel, where gemstones less than 50% of value, gold filled sterling, and costume jewel, and medallions)	162	323 181	23 109	7.2	Z	X
3130	Compact discs, prerecorded audio tapes, and phonograph records	7	1 405	426	30.3	Z	X
3140	Prerecorded video tapes	7	176 202	12 511	7.1	Z	X
3150	Other durable goods	20	28 581	3 102	10.9	Z	58.2
3152	Luggage	16	20 844	1 759	8.4	Z	X
3200	Printing and writing paper	6	7 658	320	4.2	Z	X
3300	Stationery, office supplies and greeting cards	47	223 420	14 977	6.7	Z	5.5
3311	Business forms	26	88 391	8 091	9.2	Z	X
3313	Inked ribbons, carbon paper, pens and pencils	9	88 160	2 742	3.1	Z	X
3315	Greeting cards	9	45 750	310	.7	Z	X
3316	Other stationery supplies (envelopes, ruled forms, and binder paper)	15	49 314	3 722	7.5	Z	X
3400	Industrial and personal services paper and plastics	32	69 607	6 917	9.9	Z	16.2
3411	Paperboard and boxboard boxes	11	19 853	1 009	5.1	Z	X
3412	Paper dishes, cups, and napkins	9	28 053	2 949	10.5	Z	X
3415	Other industrial and personal service paper	9	18 812	2 605	13.8	Z	X
3500	Drugs, pharmaceuticals, cosmetics, and toiletries	123	469 524	94 935	20.2	.1	23.1
3511	Prescription drugs	27	105 256	5 317	5.1	Z	X
3512	Nonprescription pharmaceuticals	8	3 710	401	10.8	Z	X
3513	Cosmetics	15	2 970	227	7.6	Z	X
3514	Perfumes	9	87 107	26 775	30.7	Z	X
3515	Other toiletries and druggists' sundries	64	262 719	61 151	23.3	.1	X
3600	Piece goods, knit and woven	3 627	13 163 403	10 887 847	82.7	12.9	44.0
3611	Goods purchased grey and finished on contract	525	3 610 633	938 030	26.0	1.1	X
3612	Cotton (including blends)	1 981	7 174 924	3 336 411	46.5	4.0	X
3613	Synthetics (excluding synthetic knits)	1 751	5 317 241	2 162 784	40.7	2.6	X
3614	Knit fabrics, n.e.c. (including double knit)	1 142	3 497 185	1 196 218	34.2	1.4	X
3615	Woolen and worsted piece goods	665	2 219 257	732 495	33.0	.9	X
3616	Other piece goods	1 408	5 374 262	2 483 792	46.2	2.9	X
3700	Notions (buttons, ribbons, lace, sewing accessories, zippers, bindings, etc.)	1 614	3 455 530	2 288 083	66.2	2.7	X
3800	Men's and boys' wear	5 819	38 721 856	23 258 585	60.1	27.6	59.3
3811	Men's and boys' suits, coats, and formal wear	1 327	8 607 695	3 346 427	38.9	4.0	X
3812	Men's and boys' dress and casual shirts, slacks, and jeans	3 187	28 877 395	14 297 436	49.5	16.9	X
3813	Men's and boys' underwear and nightwear	723	3 947 841	860 002	21.8	1.0	X
3814	Men's and boys' work clothing and uniforms	1 069	2 722 111	1 120 538	41.2	1.3	X
3815	Other men's and boys' wear (caps, hats, swimwear, neckwear, etc.)	2 106	15 992 075	3 632 537	22.7	4.3	X

See footnotes at end of table.

Table 3. Merchant Wholesalers by Kind of Business and Commodity Line: 1997—Con.

[Includes only establishments with payroll. For meaning of abbreviations and symbols, see introductory text. For explanation of terms, see Appendix A]

NAICS code and CL code	Kind of business and commodity line	Establishments handling commodity line		Commodity line sales			Sales coverage percent
		Number	Total sales (\$1,000)	Amount ¹ (\$1,000)	As percent of total sales of—		
					Establishments handling line	Establishments in NAICS industry ¹	
4223	Apparel, piece goods, & notions whsle—Con.						
3900	Women's and children's wear	8 804	48 896 954	30 553 731	62.5	36.2	54.2
3911	Infants' and children's wear (to size 6X)	1 741	10 294 492	3 717 098	36.1	4.4	X
3912	Women's dresses and blouses	4 192	18 338 244	10 451 109	57.0	12.4	X
3913	Women's, misses', and girls' suits and coats	1 333	6 717 416	2 501 690	37.2	3.0	X
3914	Women's and misses' outerwear	2 032	18 313 279	4 589 687	25.1	5.4	X
3915	Women's and misses' underwear and sleepwear	1 144	5 962 502	2 613 055	43.8	3.1	X
3916	Other women's, misses, and girl's wear (furs, sweaters, millinery, etc.)	2 589	12 486 091	6 675 535	53.5	7.9	X
4000	Footwear	1 997	21 212 439	15 398 122	72.6	18.3	58.6
4011	All athletic footwear	685	12 432 651	7 300 250	58.7	8.7	X
4012	Infants' footwear	241	1 511 526	166 260	11.0	.2	X
4013	Other women's, misses', and girls' footwear	1 187	9 319 132	4 510 953	48.4	5.3	X
4014	Other men's and boy's footwear	961	8 294 771	3 274 693	39.5	3.9	X
4015	Shoe accessories	307	1 183 448	145 963	12.3	.2	X
4830	Canned foods	7	66 273	15 702	23.7	Z	X
4860	Other grocery specialties	13	29 501	2 781	9.4	Z	5.7
4868	Grocery specialties, n.e.c.	10	14 521	1 962	13.5	Z	X
5200	Raw cotton	23	23 681	1 732	7.3	Z	X
5300	Plastics materials and basic shapes	26	91 270	4 340	4.8	Z	56.8
5311	Plastic pipes, rods, tubes, and shapes	16	80 248	1 700	2.1	Z	X
5314	Other plastics materials and basic shapes	6	9 674	2 469	25.5	Z	X
5330	Chemicals and allied products (excluding agricultural, plastics, gases, and petroleum)	44	536 016	115 846	21.6	.1	23.6
5334	Organic fibers	21	411 311	76 178	18.5	.1	X
5335	Detergents and soaps	13	29 756	2 631	8.8	Z	X
5344	Other chemicals and allied products	21	122 893	37 037	30.1	Z	X
5400	Petroleum products	7	73 285	1 505	2.1	Z	X
5800	Farm supplies	8	14 614	522	3.6	Z	X
6000	Paint, paint supplies, and wallpaper	82	262 973	25 324	9.6	Z	.9
6011	Architectural coatings (enamels, primers, stains, solvents, and lacquers)	23	108 207	2 827	2.6	Z	X
6015	Wallpaper	73	247 852	22 162	8.9	Z	X
6100	Books, periodicals, newspapers, and miscellaneous printed materials	43	142 104	6 771	4.8	Z	X
6110	Flowers and florists' supplies	12	46 331	5 491	11.9	Z	X
6120	Art goods (including novelties and souvenirs)	233	412 081	49 149	11.9	.1	22.5
6121	Art materials	39	68 454	2 237	3.3	Z	X
6122	Novelties and souvenirs	194	343 627	46 912	13.7	.1	X
6130	Textile bags, bagging, and burlap	45	108 728	23 769	21.9	Z	X
6150	Nondurable goods, n.e.c.	214	1 315 160	304 908	23.2	.4	X
9700	Service receipts and labor charges (including installed parts)	200	586 555	172 526	29.4	.2	6.1
9701	Labor charges for repair work	91	450 699	156 983	34.8	Z	X
9702	Parts installed in repair work	17	40 434	2 758	6.8	Z	X
9703	Other service receipts and labor charges—Specify	126	168 853	12 765	7.6	Z	X
9730	Advertising specialties (paper novelties, etc.)	77	108 262	19 652	18.2	Z	X
9810	Miscellaneous commodities	566	3 171 819	235 533	7.4	.3	X
9940	Rental and leasing receipts	48	284 923	7 760	2.7	Z	.6
9941	Computer rental and leasing receipts	15	18 219	771	4.2	Z	X
42231	Piece goods, notions, & other dry goods whsle	4 628	X	14 151 550	X	100.0	61.2
0200	New and rebuilt automotive parts and supplies	8	7 043	2 369	33.6	Z	X
0400	Household and lawn furniture	26	183 025	9 107	5.0	.1	X
0500	Household china, glassware, crockery, and plastic housewares	8	19 292	857	4.4	Z	X
0520	Linens, domestics, curtains, and draperies	126	613 616	122 247	19.9	.9	X
0530	Flooring and floor coverings	12	19 170	6 441	33.6	Z	X
0540	Other home furnishings	15	42 054	2 447	5.8	Z	X
0800	Photographic equipment and supplies (excluding video)	7	109 702	14 327	13.1	.1	X
0900	Office equipment	6	6 111	303	5.0	Z	X
0950	Computer software (packaged)	6	18 197	2 367	13.0	Z	X
0960	Restaurant and hotel equipment and supplies	9	10 799	521	4.8	Z	X
0970	Store machines and equipment	9	19 965	4 503	22.6	Z	X
1120	Flat iron and steel products	25	21 585	2 325	10.8	Z	X
1400	Electrical apparatus and equipment	7	10 078	1 713	17.0	Z	X
1600	Electronic parts and equipment, except communication	6	9 835	1 601	16.3	Z	X
1700	Hardware	17	52 134	14 842	28.5	.1	X
2320	General-purpose industrial machinery, equipment, and parts	49	691 616	54 356	7.9	.4	X
2330	Metalworking machinery, equipment, and parts	7	64 972	6 377	9.8	Z	X
2360	Other industrial machinery, equipment, and parts	12	69 264	20 932	30.2	.1	X
2460	Other industrial supplies	13	22 342	3 165	14.2	Z	X
2540	Other service establishment equipment and supplies	139	192 641	32 412	16.8	.2	X
2700	Sporting and recreational goods and supplies	10	8 473	1 760	20.8	Z	X
2800	Toys and hobby goods and supplies	52	124 876	20 773	16.6	.1	X
2940	Recyclable materials, except metal	8	84 760	25 861	30.5	.2	X
3000	Jewelry, diamonds, gem stones, and watches	18	31 011	4 895	15.8	Z	X
3300	Stationery, office supplies and greeting cards	26	88 391	11 813	13.4	.1	X
3400	Industrial and personal services paper and plastics	20	49 001	5 758	11.8	Z	X
3500	Drugs, pharmaceuticals, cosmetics, and toiletries	29	180 419	52 732	29.2	.4	X
3600	Piece goods, knit and woven	3 421	11 877 790	10 766 149	90.6	76.1	X
3700	Notions (buttons, ribbons, lace, sewing accessories, zippers, bindings, etc.)	1 539	3 012 993	2 271 059	75.4	16.0	X
3800	Men's and boys' wear	89	316 443	52 847	16.7	.4	X

See footnotes at end of table.

Table 3. Merchant Wholesalers by Kind of Business and Commodity Line: 1997—Con.

[Includes only establishments with payroll. For meaning of abbreviations and symbols, see introductory text. For explanation of terms, see Appendix A]

NAICS code and CL code	Kind of business and commodity line	Establishments handling commodity line		Commodity line sales			Sales coverage percent
		Number	Total sales (\$1,000)	Amount ¹ (\$1,000)	As percent of total sales of—		
					Establishments handling line	Establishments in NAICS industry ¹	
42231	Piece goods, notions, & other dry goods whsle—Con.						
3900	Women's and children's wear	139	731 905	140 037	19.1	1.0	X
4000	Footwear	19	22 934	3 251	14.2	Z	X
5200	Raw cotton	23	23 681	1 732	7.3	Z	X
5300	Plastics materials and basic shapes	18	16 401	3 251	19.8	Z	X
5330	Chemicals and allied products (excluding agricultural, plastics, gases, and petroleum)	34	440 954	83 619	19.0	.6	X
6000	Paint, paint supplies, and wallpaper	77	260 157	25 289	9.7	.2	X
6100	Books, periodicals, newspapers, and miscellaneous printed materials	13	27 274	3 498	12.8	Z	X
6110	Flowers and florists' supplies	12	46 331	5 491	11.9	Z	X
6120	Art goods (including novelties and souvenirs)	30	68 862	15 442	22.4	.1	X
6130	Textile bags, bagging, and burlap	25	88 619	20 816	23.5	.1	X
6150	Nondurable goods, n.e.c.	126	638 130	175 405	27.5	1.2	X
9700	Service receipts and labor charges (including installed parts)	52	76 057	10 149	13.3	.1	X
9730	Advertising specialties (paper novelties, etc.)	14	16 917	3 182	18.8	Z	X
9810	Miscellaneous commodities	165	923 779	83 396	9.0	.6	X
9940	Rental and leasing receipts	22	54 484	1 405	2.6	Z	X
422310	Piece goods, notions, & other dry goods whsle	4 628	X	14 151 550	X	100.0	61.2
0200	New and rebuilt automotive parts and supplies	8	7 043	2 369	33.6	Z	X
0400	Household and lawn furniture	26	183 025	9 107	5.0	.1	X
0500	Household china, glassware, crockery, and plastic housewares	8	19 292	857	4.4	Z	X
0520	Linens, domestics, curtains, and draperies	126	613 616	122 247	19.9	.9	X
0530	Flooring and floor coverings	12	19 170	6 441	33.6	Z	X
0540	Other home furnishings	15	42 054	2 447	5.8	Z	X
0800	Photographic equipment and supplies (excluding video)	7	109 702	14 327	13.1	.1	X
0900	Office equipment	6	6 111	303	5.0	Z	X
0950	Computer software (packaged)	6	18 197	2 367	13.0	Z	X
0960	Restaurant and hotel equipment and supplies	9	10 799	521	4.8	Z	X
0970	Store machines and equipment	9	19 965	4 503	22.6	Z	X
1120	Flat iron and steel products	25	21 585	2 325	10.8	Z	X
1400	Electrical apparatus and equipment	7	10 078	1 713	17.0	Z	X
1600	Electronic parts and equipment, except communication	6	9 835	1 601	16.3	Z	X
1700	Hardware	17	52 134	14 842	28.5	.1	X
2320	General-purpose industrial machinery, equipment, and parts	49	691 616	54 356	7.9	.4	X
2330	Metalworking machinery, equipment, and parts	7	64 972	6 377	9.8	Z	X
2360	Other industrial machinery, equipment, and parts	12	69 264	20 932	30.2	.1	X
2460	Other industrial supplies	13	22 342	3 165	14.2	Z	X
2540	Other service establishment equipment and supplies	139	192 641	32 412	16.8	.2	X
2700	Sporting and recreational goods and supplies	10	8 473	1 760	20.8	Z	X
2800	Toys and hobby goods and supplies	52	124 876	20 773	16.6	.1	X
2940	Recyclable materials, except metal	8	84 760	25 861	30.5	.2	X
3000	Jewelry, diamonds, gem stones, and watches	18	31 011	4 895	15.8	Z	X
3300	Stationery, office supplies and greeting cards	26	88 391	11 813	13.4	.1	X
3400	Industrial and personal services paper and plastics	20	49 001	5 758	11.8	Z	X
3500	Drugs, pharmaceuticals, cosmetics, and toiletries	29	180 419	52 732	29.2	.4	X
3600	Piece goods, knit and woven	3 421	11 877 790	10 766 149	90.6	76.1	X
3700	Notions (buttons, ribbons, lace, sewing accessories, zippers, bindings, etc.)	1 539	3 012 993	2 271 059	75.4	16.0	X
3800	Men's and boys' wear	89	316 443	52 847	16.7	.4	X
3900	Women's and children's wear	139	731 905	140 037	19.1	1.0	X
4000	Footwear	19	22 934	3 251	14.2	Z	X
5200	Raw cotton	23	23 681	1 732	7.3	Z	X
5300	Plastics materials and basic shapes	18	16 401	3 251	19.8	Z	X
5330	Chemicals and allied products (excluding agricultural, plastics, gases, and petroleum)	34	440 954	83 619	19.0	.6	X
6000	Paint, paint supplies, and wallpaper	77	260 157	25 289	9.7	.2	X
6100	Books, periodicals, newspapers, and miscellaneous printed materials	13	27 274	3 498	12.8	Z	X
6110	Flowers and florists' supplies	12	46 331	5 491	11.9	Z	X
6120	Art goods (including novelties and souvenirs)	30	68 862	15 442	22.4	.1	X
6130	Textile bags, bagging, and burlap	25	88 619	20 816	23.5	.1	X
6150	Nondurable goods, n.e.c.	126	638 130	175 405	27.5	1.2	X
9700	Service receipts and labor charges (including installed parts)	52	76 057	10 149	13.3	.1	X
9730	Advertising specialties (paper novelties, etc.)	14	16 917	3 182	18.8	Z	X
9810	Miscellaneous commodities	165	923 779	83 396	9.0	.6	X
9940	Rental and leasing receipts	22	54 484	1 405	2.6	Z	X
4223101	Piece goods—jobbers	3 345	X	11 726 039	X	100.0	62.2
0200	New and rebuilt automotive parts and supplies	8	7 043	2 369	33.6	Z	X
0400	Household and lawn furniture	24	171 936	8 463	4.9	.1	X
0520	Linens, domestics, curtains, and draperies	117	605 369	121 342	20.0	1.0	X
0530	Flooring and floor coverings	9	9 320	2 009	21.6	Z	X
0540	Other home furnishings	12	23 119	1 592	6.9	Z	X
0800	Photographic equipment and supplies (excluding video)	7	109 702	14 327	13.1	.1	X
0900	Office equipment	6	6 111	303	5.0	Z	X
0950	Computer software (packaged)	6	18 197	2 367	13.0	Z	X
0960	Restaurant and hotel equipment and supplies	7	10 393	388	3.7	Z	X
0970	Store machines and equipment	9	19 965	4 503	22.6	Z	X
1120	Flat iron and steel products	14	10 568	872	8.3	Z	X
1400	Electrical apparatus and equipment	7	10 078	1 713	17.0	Z	X
1700	Hardware	15	37 151	7 499	20.2	.1	X
2320	General-purpose industrial machinery, equipment, and parts	42	674 948	53 453	7.9	.5	X
2330	Metalworking machinery, equipment, and parts	7	64 972	6 377	9.8	.1	X
2360	Other industrial machinery, equipment, and parts	11	69 154	20 888	30.2	.2	X
2460	Other industrial supplies	13	22 342	3 165	14.2	Z	X
2540	Other service establishment equipment and supplies	113	164 468	29 374	17.9	.3	X
2700	Sporting and recreational goods and supplies	7	6 169	837	13.6	Z	X
2800	Toys and hobby goods and supplies	31	52 924	8 666	16.4	.1	X

See footnotes at end of table.

Table 3. Merchant Wholesalers by Kind of Business and Commodity Line: 1997—Con.

[Includes only establishments with payroll. For meaning of abbreviations and symbols, see introductory text. For explanation of terms, see Appendix A]

NAICS code and CL code	Kind of business and commodity line	Establishments handling commodity line		Commodity line sales			Sales coverage percent
		Number	Total sales (\$1,000)	Amount ¹ (\$1,000)	As percent of total sales of—		
					Establishments handling line	Establishments in NAICS industry ¹	
4223101	Piece goods—jobbers—Con.						
2940	Recyclable materials, except metal	8	84 760	25 861	30.5	.2	X
3000	Jewelry, diamonds, gem stones, and watches	6	5 459	431	7.9	Z	X
3300	Stationery, office supplies and greeting cards	15	49 314	5 152	10.4	Z	X
3400	Industrial and personal services paper and plastics	17	46 865	5 554	11.9	Z	X
3500	Drugs, pharmaceuticals, cosmetics, and toiletries	7	126 136	36 427	28.9	.3	X
3600	Piece goods, knit and woven	3 345	11 726 039	10 729 518	91.5	91.5	X
3700	Notions (buttons, ribbons, lace, sewing accessories, zippers, bindings, etc.)	256	587 482	85 343	14.5	.7	X
3800	Men's and boys' wear	83	308 004	51 219	16.6	.4	X
3900	Women's and children's wear	126	717 486	134 490	18.7	1.1	X
4000	Footwear	14	19 713	2 435	12.4	Z	X
5200	Raw cotton	17	18 865	1 039	5.5	Z	X
5300	Plastics materials and basic shapes	16	16 010	3 136	19.6	Z	X
5330	Chemicals and allied products (excluding agricultural, plastics, gases, and petroleum)	31	439 255	83 170	18.9	.7	X
6000	Paint, paint supplies, and wallpaper	73	247 852	24 989	10.1	.2	X
6100	Books, periodicals, newspapers, and miscellaneous printed materials	8	7 073	590	8.3	Z	X
6110	Flowers and florists' supplies	8	33 397	2 612	7.8	Z	X
6120	Art goods (including novelties and souvenirs)	23	23 107	3 124	13.5	Z	X
6130	Textile bags, bagging, and burlap	23	79 679	19 931	25.0	.2	X
6150	Nondurable goods, n.e.c.	81	375 650	79 804	21.2	.7	X
9700	Service receipts and labor charges (including installed parts)	42	65 212	9 810	15.0	.1	X
9730	Advertising specialties (paper novelties, etc.)	11	7 916	2 738	34.6	Z	X
9810	Miscellaneous commodities	145	845 406	76 259	9.0	.7	X
9940	Rental and leasing receipts	15	18 219	771	4.2	Z	X
4223102	Notions & other dry goods whsle	1 283	X	2 425 511	X	100.0	56.4
0520	Linens, domestics, curtains, and draperies	9	8 247	905	11.0	Z	X
1120	Flat iron and steel products	11	11 017	1 453	13.2	.1	X
2320	General-purpose industrial machinery, equipment, and parts	7	16 668	903	5.4	Z	X
2540	Other service establishment equipment and supplies	26	28 173	3 038	10.8	.1	X
2800	Toys and hobby goods and supplies	21	71 952	12 107	16.8	.5	X
3000	Jewelry, diamonds, gem stones, and watches	12	25 552	4 464	17.5	.2	X
3300	Stationery, office supplies and greeting cards	11	39 077	6 661	17.0	.3	X
3500	Drugs, pharmaceuticals, cosmetics, and toiletries	22	54 283	16 305	30.0	.7	X
3600	Piece goods, knit and woven	76	151 751	36 631	24.1	1.5	X
3700	Notions (buttons, ribbons, lace, sewing accessories, zippers, bindings, etc.)	1 283	2 425 511	2 185 716	90.1	90.1	X
3800	Men's and boys' wear	6	8 439	1 628	19.3	.1	X
3900	Women's and children's wear	13	14 419	5 547	38.5	.2	X
5200	Raw cotton	6	4 816	693	14.4	Z	X
6120	Art goods (including novelties and souvenirs)	7	45 755	12 318	26.9	.5	X
6150	Nondurable goods, n.e.c.	45	262 480	95 601	36.4	3.9	X
9700	Service receipts and labor charges (including installed parts)	10	10 845	339	3.1	Z	X
9810	Miscellaneous commodities	20	78 373	7 137	9.1	.3	X
9940	Rental and leasing receipts	7	36 265	634	1.7	Z	X
42232	Men's & boys' clothing & furnishings whsle	4 144	X	22 684 344	X	100.0	74.8
0500	Household china, glassware, crockery, and plastic housewares	12	9 812	641	6.5	Z	X
0520	Linens, domestics, curtains, and draperies	35	109 956	20 100	18.3	.1	3.5
0524	Towels and washcloths	35	109 956	20 100	18.3	.1	X
0540	Other home furnishings	28	22 579	1 313	5.8	Z	2.9
0541	Metal flatware and kitchen utensils	28	22 579	1 313	5.8	Z	X
1000	Medical, hospital, and surgical supplies	9	122 169	12 674	10.4	.1	50.8
1013	Other surgical, medical, and hospital supplies	9	122 169	12 674	10.4	.1	X
1030	Optical and ophthalmic goods	8	17 605	1 659	9.4	Z	30.8
1031	Ophthalmic goods	6	8 933	299	3.3	Z	X
1400	Electrical apparatus and equipment	12	41 169	3 646	8.9	Z	X
1500	Electrical appliances, household	6	15 712	1 026	6.5	Z	10.0
1512	Radios, stereos, and CD players	6	15 712	1 026	6.5	Z	X
1700	Hardware	10	77 781	9 985	12.8	Z	X
2320	General-purpose industrial machinery, equipment, and parts	14	40 057	8 876	22.2	Z	X
2540	Other service establishment equipment and supplies	16	13 257	2 773	20.9	Z	73.1
2542	Service establishment equipment and supplies, n.e.c.	16	13 257	2 773	20.9	Z	X
2700	Sporting and recreational goods and supplies	215	1 883 244	87 483	4.6	.4	6.8
2711	Ammunition, firearms, reloading equipment, archery supplies, shooting aids, and accessories	12	87 961	5 260	6.0	Z	X
2713	Billiards, pool, bowling equipment, and accessories	11	11 050	83	.8	Z	X
2714	Camping and fishing equipment and accessories	40	1 087 071	19 332	1.8	.1	X
2715	Athletic equipment and accessories	145	628 251	38 501	6.1	.2	X
2718	Other sporting and recreational goods (go carts, bait, etc.)	61	199 918	24 306	12.2	.1	X
2800	Toys and hobby goods and supplies	69	283 253	30 417	10.7	.1	27.0
2812	Other toys and games (including fireworks and children's vehicles)	34	278 193	7 391	2.7	Z	X
2814	Other hobby goods and accessories	69	283 253	23 026	8.1	.1	X
3000	Jewelry, diamonds, gem stones, and watches	83	246 749	11 956	4.8	.1	6.3
3014	Watches, clocks, and watch movements and cases	10	10 964	170	1.6	Z	X
3016	Other jewel, silverware, and plated ware (incl. jewel, where gemstones less than 50% of value, gold filled sterling, and costume jewel, and medallions)	73	235 785	11 786	5.0	.1	X
3150	Other durable goods	13	18 527	1 824	9.8	Z	49.6
3152	Luggage	12	18 116	1 733	9.6	Z	X
3300	Stationery, office supplies and greeting cards	17	133 910	3 052	2.3	Z	2.2
3313	Inked ribbons, carbon paper, pens and pencils	9	88 160	2 742	3.1	Z	X
3315	Greeting cards	9	45 750	310	.7	Z	X

See footnotes at end of table.

Table 3. Merchant Wholesalers by Kind of Business and Commodity Line: 1997—Con.

[Includes only establishments with payroll. For meaning of abbreviations and symbols, see introductory text. For explanation of terms, see Appendix A]

NAICS code and CL code	Kind of business and commodity line	Establishments handling commodity line		Commodity line sales			Sales coverage percent
		Number	Total sales (\$1,000)	Amount ¹ (\$1,000)	As percent of total sales of—		
					Establishments handling line	Establishments in NAICS industry ¹	
42232	Men's & boys' clothing & furnishings whse—Con.						
3500	Drugs, pharmaceuticals, cosmetics, and toiletries	23	100 613	31 027	30.8	.1	43.0
3512	Nonprescription pharmaceuticals	8	3 710	401	10.8	Z	X
3514	Perfumes	9	87 107	26 775	30.7	.1	X
3600	Piece goods, knit and woven	122	271 481	43 867	16.2	.2	19.7
3612	Cotton (including blends)	106	93 394	11 302	12.1	.1	X
3613	Synthetics (excluding synthetic knits)	99	60 239	1 626	2.7	Z	X
3614	Knit fabrics, n.e.c. (including double knit)	99	60 239	1 376	2.3	Z	X
3615	Woolen and worsted piece goods	6	17 824	869	4.9	Z	X
3616	Other piece goods	18	195 156	27 890	14.3	.1	X
3700	Notions (buttons, ribbons, lace, sewing accessories, zippers, bindings, etc.)	27	148 657	5 816	3.9	Z	X
3800	Men's and boys' wear	4 144	22 684 344	19 523 689	86.1	86.1	63.3
3811	Men's and boys' suits, coats, and formal wear	1 040	6 022 111	2 927 154	48.6	12.9	X
3812	Men's and boys' dress and casual shirts, slacks, and jeans	2 321	16 452 407	11 904 168	72.4	52.5	X
3813	Men's and boys' underwear and nightwear	306	2 256 324	554 700	24.6	2.4	X
3814	Men's and boys' work clothing and uniforms	843	2 060 632	1 003 924	48.7	4.4	X
3815	Other men's and boys' wear (caps, hats, swimwear, neckwear, etc.)	1 550	9 476 375	3 133 744	33.1	13.8	X
3900	Women's and children's wear	1 580	10 355 621	2 475 499	23.9	10.9	57.3
3911	Infants' and children's wear (to size 6X)	455	3 962 533	453 176	11.4	2.0	X
3912	Women's misses', and girls' dresses and blouses	546	3 237 953	714 685	22.1	3.2	X
3913	Women's, misses', and girls' suits and coats	214	1 387 022	193 183	13.9	.9	X
3914	Women's and misses' outerwear	536	3 974 704	584 421	14.7	2.6	X
3915	Women's and misses' underwear and sleepwear	180	916 238	91 434	10.0	.4	X
3916	Other women's, misses, and girl's wear (furs, sweaters, millinery, etc.) ..	542	2 168 607	438 592	20.2	1.9	X
4000	Footwear	339	1 973 014	174 637	8.9	.8	56.6
4011	All athletic footwear	162	1 429 411	107 405	7.5	.5	X
4012	Infants' footwear	15	17 280	1 336	7.7	Z	X
4013	Other women's, misses', and girls' footwear	75	369 297	18 484	5.0	.1	X
4014	Other men's and boy's footwear	198	842 676	42 617	5.0	.2	X
4015	Shoe accessories	58	80 561	4 792	5.9	Z	X
6100	Books, periodicals, newspapers, and miscellaneous printed materials	14	108 912	2 433	2.2	Z	X
6120	Art goods (including novelties and souvenirs)	99	256 260	22 837	8.9	.1	17.1
6121	Art materials	13	47 284	1 158	2.4	Z	X
6122	Novelties and souvenirs	86	208 976	21 679	10.4	.1	X
6130	Textile bags, bagging, and burlap	13	11 438	1 347	11.8	Z	X
6150	Nondurable goods, n.e.c.	55	220 507	39 093	17.7	.2	X
9700	Service receipts and labor charges (including installed parts)	80	145 599	13 290	9.1	.1	7.2
9701	Labor charges for repair work	25	74 462	6 010	8.1	Z	X
9703	Other service receipts and labor charges—Specify	65	96 218	7 280	7.6	Z	X
9730	Advertising specialties (paper novelties, etc.)	56	85 778	15 365	17.9	.1	X
9810	Miscellaneous commodities	205	1 593 338	91 787	5.8	.4	X
9940	Rental and leasing receipts	11	15 934	2 793	17.5	Z	X
422320	Men's & boys' clothing & furnishings whse	4 144	X	22 684 344	X	100.0	74.8
0500	Household china, glassware, crockery, and plastic housewares	12	9 812	641	6.5	Z	X
0520	Linens, domestics, curtains, and draperies	35	109 956	20 100	18.3	.1	3.5
0524	Towels and washcloths	35	109 956	20 100	18.3	.1	X
0540	Other home furnishings	28	22 579	1 313	5.8	Z	2.9
0541	Metal flatware and kitchen utensils	28	22 579	1 313	5.8	Z	X
1000	Medical, hospital, and surgical supplies	9	122 169	12 674	10.4	.1	50.8
1013	Other surgical, medical, and hospital supplies	9	122 169	12 674	10.4	.1	X
1030	Optical and ophthalmic goods	8	17 605	1 659	9.4	Z	30.8
1031	Ophthalmic goods	6	8 933	299	3.3	Z	X
1400	Electrical apparatus and equipment	12	41 169	3 646	8.9	Z	X
1500	Electrical appliances, household	6	15 712	1 026	6.5	Z	10.0
1512	Radios, stereos, and CD players	6	15 712	1 026	6.5	Z	X
1700	Hardware	10	77 781	9 985	12.8	Z	X
2320	General-purpose industrial machinery, equipment, and parts	14	40 057	8 876	22.2	Z	X
2540	Other service establishment equipment and supplies	16	13 257	2 773	20.9	Z	73.1
2542	Service establishment equipment and supplies, n.e.c.	16	13 257	2 773	20.9	Z	X
2700	Sporting and recreational goods and supplies	215	1 883 244	87 483	4.6	.4	6.8
2711	Ammunition, firearms, reloading equipment, archery supplies, shooting aids, and accessories	12	87 961	5 260	6.0	Z	X
2713	Billiards, pool, bowling equipment, and accessories	11	11 050	83	.8	Z	X
2714	Camping and fishing equipment and accessories	40	1 087 071	19 332	1.8	.1	X
2715	Athletic equipment and accessories	145	628 251	38 501	6.1	.2	X
2718	Other sporting and recreational goods (go carts, bait, etc.)	61	199 918	24 306	12.2	.1	X
2800	Toys and hobby goods and supplies	69	283 253	30 417	10.7	.1	27.0
2812	Other toys and games (including fireworks and children's vehicles)	34	278 193	7 391	2.7	Z	X
2814	Other hobby goods and accessories	69	283 253	23 026	8.1	.1	X
3000	Jewelry, diamonds, gem stones, and watches	83	246 749	11 956	4.8	.1	6.3
3014	Watches, clocks, and watch movements and cases	10	10 964	170	1.6	Z	X
3016	Other jewel, silverware, and plated ware (incl. jewel. where gemstones less than 50% of value, gold filled sterling, and costume jewel. and medallions)	73	235 785	11 786	5.0	.1	X
3150	Other durable goods	13	18 527	1 824	9.8	Z	49.6
3152	Luggage	12	18 116	1 733	9.6	Z	X
3300	Stationery, office supplies and greeting cards	17	133 910	3 052	2.3	Z	2.2
3313	Inked ribbons, carbon paper, pens and pencils	9	88 160	2 742	3.1	Z	X
3315	Greeting cards	9	45 750	310	.7	Z	X

See footnotes at end of table.

Table 3. Merchant Wholesalers by Kind of Business and Commodity Line: 1997—Con.

[Includes only establishments with payroll. For meaning of abbreviations and symbols, see introductory text. For explanation of terms, see Appendix A]

NAICS code and CL code	Kind of business and commodity line	Establishments handling commodity line		Commodity line sales			Sales coverage percent
		Number	Total sales (\$1,000)	Amount ¹ (\$1,000)	As percent of total sales of—		
					Establishments handling line	Establishments in NAICS industry ¹	
422320	Men's & boys' clothing & furnishings whsle—Con.						
3500	Drugs, pharmaceuticals, cosmetics, and toiletries	23	100 613	31 027	30.8	.1	43.0
3512	Nonprescription pharmaceuticals	8	3 710	401	10.8	Z	X
3514	Perfumes	9	87 107	26 775	30.7	.1	X
3600	Piece goods, knit and woven	122	271 481	43 867	16.2	.2	19.7
3612	Cotton (including blends)	106	93 394	11 302	12.1	.1	X
3613	Synthetics (excluding synthetic knits)	99	60 239	1 626	2.7	Z	X
3614	Knit fabrics, n.e.c. (including double knit)	99	60 239	1 376	2.3	Z	X
3615	Woolen and worsted piece goods	6	17 824	869	4.9	Z	X
3616	Other piece goods	18	195 156	27 890	14.3	.1	X
3700	Notions (buttons, ribbons, lace, sewing accessories, zippers, bindings, etc.)	27	148 657	5 816	3.9	Z	X
3800	Men's and boys' wear	4 144	22 684 344	19 523 689	86.1	86.1	63.3
3811	Men's and boys' suits, coats, and formal wear	1 040	6 022 111	2 927 154	48.6	12.9	X
3812	Men's and boys' dress and casual shirts, slacks, and jeans	2 321	16 452 407	11 904 168	72.4	52.5	X
3813	Men's and boys' underwear and nightwear	306	2 256 324	554 700	24.6	2.4	X
3814	Men's and boys' work clothing and uniforms	843	2 060 632	1 003 924	48.7	4.4	X
3815	Other men's and boys' wear (caps, hats, swimwear, neckwear, etc.)	1 550	9 476 375	3 133 744	33.1	13.8	X
3900	Women's and children's wear	1 580	10 355 621	2 475 499	23.9	10.9	57.3
3911	Infants' and children's wear (to size 6X)	455	3 962 533	453 176	11.4	2.0	X
3912	Women's misses', and girls' dresses and blouses	546	3 237 953	714 685	22.1	3.2	X
3913	Women's, misses', and girls' suits and coats	214	1 387 022	193 183	13.9	.9	X
3914	Women's and misses' outerwear	536	3 974 704	584 421	14.7	2.6	X
3915	Women's and misses' underwear and sleepwear	180	916 238	91 434	10.0	.4	X
3916	Other women's, misses, and girl's wear (furs, sweaters, millinery, etc.)	542	2 168 607	438 592	20.2	1.9	X
4000	Footwear	339	1 973 014	174 637	8.9	.8	56.6
4011	All athletic footwear	162	1 429 411	107 405	7.5	.5	X
4012	Infants' footwear	15	17 280	1 336	7.7	Z	X
4013	Other women's, misses', and girls' footwear	75	369 297	18 484	5.0	.1	X
4014	Other men's and boy's footwear	198	842 676	42 617	5.1	.2	X
4015	Shoe accessories	58	80 561	4 792	5.9	Z	X
6100	Books, periodicals, newspapers, and miscellaneous printed materials	14	108 912	2 433	2.2	Z	X
6120	Art goods (including novelties and souvenirs)	99	256 260	22 837	8.9	.1	17.1
6121	Art materials	13	47 284	1 158	2.4	Z	X
6122	Novelties and souvenirs	86	208 976	21 679	10.4	.1	X
6130	Textile bags, bagging, and burlap	13	11 438	1 347	11.8	Z	X
6150	Nondurable goods, n.e.c.	55	220 507	39 093	17.7	.2	X
9700	Service receipts and labor charges (including installed parts)	80	145 599	13 290	9.1	.1	7.2
9701	Labor charges for repair work	25	74 462	6 010	8.1	Z	X
9703	Other service receipts and labor charges—Specify	65	96 218	7 280	7.6	Z	X
9730	Advertising specialties (paper novelties, etc.)	56	85 778	15 365	17.9	.1	X
9810	Miscellaneous commodities	205	1 593 338	91 787	5.8	.4	X
9940	Rental and leasing receipts	11	15 934	2 793	17.5	Z	X
42233	Women's, children's, & infants' clothing & accessories whsle ..	6 781	X	29 520 620	X	100.0	63.1
0400	Household and lawn furniture	12	5 701	669	11.7	Z	30.6
0414	Other furniture (including sleep sofas)	12	5 701	669	11.7	Z	X
0500	Household china, glassware, crockery, and plastic housewares	6	3 569	140	3.9	Z	X
0520	Linens, domestics, curtains, and draperies	58	236 742	24 036	10.2	.1	4.9
0521	Bedspreads, blankets, and bedding	19	6 061	1 177	19.4	Z	X
0522	Curtains and draperies	39	230 681	22 859	9.9	.1	X
0540	Other home furnishings	36	76 789	3 028	3.9	Z	3.2
0542	Mirrors, lamps, and picture frames	24	30 830	2 007	6.5	Z	X
0543	Home furnishings, n.e.c.	12	45 959	1 021	2.2	Z	X
1000	Medical, hospital, and surgical supplies	21	24 877	3 282	13.2	Z	28.9
1013	Other surgical, medical, and hospital supplies	21	24 877	3 282	13.2	Z	X
2540	Other service establishment equipment and supplies	9	12 249	1 111	9.1	Z	63.1
2542	Service establishment equipment and supplies, n.e.c.	9	12 249	1 111	9.1	Z	X
2700	Sporting and recreational goods and supplies	69	276 833	21 157	7.6	.1	15.2
2712	Bicycles and bicycle tires and tubes	12	12 241	3 162	25.8	Z	X
2714	Camping and fishing equipment and accessories	11	6 377	2 294	36.0	Z	X
2715	Athletic equipment and accessories	33	76 508	9 107	11.9	Z	X
2718	Other sporting and recreational goods (go carts, bait, etc.)	13	181 695	6 565	3.6	Z	X
2800	Toys and hobby goods and supplies	58	263 813	23 401	8.9	.1	29.9
2811	Video games and cartridges	10	17 161	233	1.4	Z	X
2812	Other toys and games (including fireworks and children's vehicles)	58	263 813	22 459	8.5	.1	X
2813	Crafts and craft supplies	8	64 351	709	1.1	Z	X
3000	Jewelry, diamonds, gem stones, and watches	97	197 152	19 660	10.0	.1	2.3
3011	Diamond jewelry and diamond jewelry where lapidary work was not performed at this location	7	24 325	4 683	19.3	Z	X
3014	Watches, clocks, and watch movements and cases	19	113 372	8 158	7.2	Z	X
3016	Other jewel., silverware, and plated ware (incl. jewel. where gemstones less than 50% of value, gold filled sterling, and costume jewel. and medallions)	72	59 458	6 786	11.4	Z	X
3400	Industrial and personal services paper and plastics	11	19 853	1 009	5.1	Z	40.4
3411	Paperboard and boxboard boxes	11	19 853	1 009	5.1	Z	X
3500	Drugs, pharmaceuticals, cosmetics, and toiletries	69	180 742	10 112	5.6	Z	9.1
3511	Prescription drugs	27	105 256	5 317	5.1	Z	X
3513	Cosmetics	15	2 970	227	7.6	Z	X
3515	Other toiletries and druggists' sundries	29	72 507	4 568	6.3	Z	X

See footnotes at end of table.

Table 3. Merchant Wholesalers by Kind of Business and Commodity Line: 1997—Con.

[Includes only establishments with payroll. For meaning of abbreviations and symbols, see introductory text. For explanation of terms, see Appendix A]

NAICS code and CL code	Kind of business and commodity line	Establishments handling commodity line		Commodity line sales			Sales coverage percent
		Number	Total sales (\$1,000)	Amount ¹ (\$1,000)	As percent of total sales of—		
					Establishments handling line	Establishments in NAICS industry ¹	
42233	Women's, children's, & infants' clothing & accessories whse—Con.						
3600	Piece goods, knit and woven	63	231 126	39 728	17.2	.1	12.1
3613	Synthetics (excluding synthetic knits)	28	85 982	5 856	6.8	Z	X
3614	Knit fabrics, n.e.c. (including double knit)	25	88 691	12 710	14.3	Z	X
3615	Woolen and worsted piece goods	28	85 982	5 856	6.8	Z	X
3616	Other piece goods	39	142 435	15 305	10.7	.1	X
3700	Notions (buttons, ribbons, lace, sewing accessories, zippers, bindings, etc.)	45	78 876	8 851	11.2	Z	X
3800	Men's and boys' wear	1 248	6 500 863	1 732 615	26.7	5.9	58.3
3811	Men's and boys' suits, coats, and formal wear	271	1 606 744	372 086	23.2	1.3	X
3812	Men's and boys' dress and casual shirts, slacks, and jeans	735	4 382 782	985 569	22.5	3.3	X
3813	Men's and boys' underwear and nightwear	200	903 322	61 826	6.8	.2	X
3814	Men's and boys' work clothing and uniforms	193	540 208	101 454	18.8	.3	X
3815	Other men's and boys' wear (caps, hats, swimwear, neckwear, etc.)	447	1 778 726	211 674	11.9	.7	X
3900	Women's and children's wear	6 781	29 520 620	27 332 909	92.6	92.6	49.6
3911	Infants' and children's wear (to size 6X)	1 267	6 303 157	3 261 100	51.7	11.0	X
3912	Women's misses', and girls' dresses and blouses	3 562	14 873 580	9 653 925	64.9	32.7	X
3913	Women's, misses', and girls' suits and coats	1 113	5 098 156	2 301 640	45.1	7.8	X
3914	Women's and misses' outerwear	1 420	7 225 150	3 562 844	49.3	12.1	X
3915	Women's and misses' underwear and sleepwear	745	3 893 934	2 346 740	60.3	7.9	X
3916	Other women's, misses, and girl's wear (furs, sweaters, millinery, etc.) ..	1 985	9 795 039	6 206 660	63.4	21.0	X
4000	Footwear	228	1 214 740	173 944	14.3	.6	51.7
4011	All athletic footwear	85	376 519	34 850	9.3	.1	X
4012	Infants' footwear	68	177 615	18 290	10.3	.1	X
4013	Other women's, misses', and girls' footwear	147	952 161	107 244	11.3	.4	X
4014	Other men's and boy's footwear	58	218 384	9 220	4.2	Z	X
4015	Shoe accessories	53	136 442	4 342	3.2	Z	X
4860	Other grocery specialties	10	14 521	1 962	13.5	Z	7.7
4868	Grocery specialties, n.e.c.	10	14 521	1 962	13.5	Z	X
5300	Plastics materials and basic shapes	6	73 912	1 033	1.4	Z	60.9
5311	Plastic pipes, rods, tubes, and shapes	6	73 912	1 033	1.4	Z	X
6120	Art goods (including novelties and souvenirs)	97	84 039	10 378	12.3	Z	21.5
6121	Art materials	19	17 110	645	3.8	Z	X
6122	Novelties and souvenirs	78	66 929	9 733	14.5	Z	X
6150	Nondurable goods, n.e.c.	27	112 816	11 868	10.5	Z	X
9700	Service receipts and labor charges (including installed parts)	59	48 575	2 570	5.3	Z	7.8
9701	Labor charges for repair work	29	26 746	909	3.4	Z	X
9703	Other service receipts and labor charges—Specify	30	21 829	1 661	7.6	Z	X
9730	Advertising specialties (paper novelties, etc.)	7	5 567	1 105	19.8	Z	X
9810	Miscellaneous commodities	135	244 779	37 608	15.4	.1	X
9940	Rental and leasing receipts	10	5 885	190	3.2	Z	X
422330	Women's, children's, & infants' clothing & accessories whse ..	6 781	X	29 520 620	X	100.0	63.1
0400	Household and lawn furniture	12	5 701	669	11.7	Z	30.6
0414	Other furniture (including sleep sofas)	12	5 701	669	11.7	Z	X
0500	Household china, glassware, crockery, and plastic housewares	6	3 569	140	3.9	Z	X
0520	Linens, domestics, curtains, and draperies	58	236 742	24 036	10.2	.1	4.9
0521	Bedspreads, blankets, and bedding	19	6 061	1 177	19.4	Z	X
0522	Curtains and draperies	39	230 681	22 859	9.9	.1	X
0540	Other home furnishings	36	76 789	3 028	3.9	Z	3.2
0542	Mirrors, lamps, and picture frames	24	30 830	2 007	6.5	Z	X
0543	Home furnishings, n.e.c.	12	45 959	1 021	2.2	Z	X
1000	Medical, hospital, and surgical supplies	21	24 877	3 282	13.2	Z	28.9
1013	Other surgical, medical, and hospital supplies	21	24 877	3 282	13.2	Z	X
2540	Other service establishment equipment and supplies	9	12 249	1 111	9.1	Z	63.1
2542	Service establishment equipment and supplies, n.e.c.	9	12 249	1 111	9.1	Z	X
2700	Sporting and recreational goods and supplies	69	276 833	21 157	7.6	.1	15.2
2712	Bicycles and bicycle tires and tubes	12	12 241	3 162	25.8	Z	X
2714	Camping and fishing equipment and accessories	11	6 377	2 294	36.0	Z	X
2715	Athletic equipment and accessories	33	76 508	9 107	11.9	Z	X
2718	Other sporting and recreational goods (go carts, bait, etc.)	13	181 695	6 565	3.6	Z	X
2800	Toys and hobby goods and supplies	58	263 813	23 401	8.9	.1	29.9
2811	Video games and cartridges	10	17 161	233	1.4	Z	X
2812	Other toys and games (including fireworks and children's vehicles)	58	263 813	22 459	8.5	.1	X
2813	Crafts and craft supplies	8	64 351	709	1.1	Z	X
3000	Jewelry, diamonds, gem stones, and watches	97	197 152	19 660	10.0	.1	2.3
3011	Diamond jewelry and diamond jewelry where lapidary work was not performed at this location	7	24 325	4 683	19.3	Z	X
3014	Watches, clocks, and watch movements and cases	19	113 372	8 158	7.2	Z	X
3016	Other jewel., silverware, and plated ware (incl. jewel. where gemstones less than 50% of value, gold filled sterling, and costume jewel. and medallions)	72	59 458	6 786	11.4	Z	X
3400	Industrial and personal services paper and plastics	11	19 853	1 009	5.1	Z	40.4
3411	Paperboard and boxboard boxes	11	19 853	1 009	5.1	Z	X
3500	Drugs, pharmaceuticals, cosmetics, and toiletries	69	180 742	10 112	5.6	Z	9.1
3511	Prescription drugs	27	105 256	5 317	5.1	Z	X
3513	Cosmetics	15	2 970	227	7.6	Z	X
3515	Other toiletries and druggists' sundries	29	72 507	4 568	6.3	Z	X
3600	Piece goods, knit and woven	63	231 126	39 728	17.2	.1	12.1
3613	Synthetics (excluding synthetic knits)	28	85 982	5 856	6.8	Z	X
3614	Knit fabrics, n.e.c. (including double knit)	25	88 691	12 710	14.3	Z	X
3615	Woolen and worsted piece goods	28	85 982	5 856	6.8	Z	X
3616	Other piece goods	39	142 435	15 305	10.7	.1	X

See footnotes at end of table.

Table 3. Merchant Wholesalers by Kind of Business and Commodity Line: 1997—Con.

[Includes only establishments with payroll. For meaning of abbreviations and symbols, see introductory text. For explanation of terms, see Appendix A]

NAICS code and CL code	Kind of business and commodity line	Establishments handling commodity line		Commodity line sales			Sales coverage percent
		Number	Total sales (\$1,000)	Amount ¹ (\$1,000)	As percent of total sales of—		
					Establishments handling line	Establishments in NAICS industry ¹	
422330	Women's, children's, & infants' clothing & accessories whse—Con.						
3700	Notions (buttons, ribbons, lace, sewing accessories, zippers, bindings, etc.)	45	78 876	8 851	11.2	Z	X
3800	Men's and boys' wear	1 248	6 500 863	1 732 615	26.7	5.9	58.3
3811	Men's and boys' suits, coats, and formal wear	271	1 606 744	372 086	23.2	1.3	X
3812	Men's and boys' dress and casual shirts, slacks, and jeans	735	4 382 782	985 569	22.5	3.3	X
3813	Men's and boys' underwear and nightwear	200	903 322	61 826	6.8	.2	X
3814	Men's and boys' work clothing and uniforms	193	540 208	101 454	18.8	.3	X
3815	Other men's and boys' wear (caps, hats, swimwear, neckwear, etc.)	447	1 778 726	211 674	11.9	.7	X
3900	Women's and children's wear	6 781	29 520 620	27 332 909	92.6	92.6	49.6
3911	Infants' and children's wear (to size 6X)	1 267	6 303 157	3 261 100	51.7	11.0	X
3912	Women's misses', and girls' dresses and blouses	3 562	14 873 580	9 653 925	64.9	32.7	X
3913	Women's, misses', and girls' suits and coats	1 113	5 098 156	2 301 640	45.1	7.8	X
3914	Women's and misses' outerwear	1 420	7 225 150	3 562 844	49.3	12.1	X
3915	Women's and misses' underwear and sleepwear	745	3 893 934	2 346 740	60.3	7.9	X
3916	Other women's, misses, and girl's wear (furs, sweaters, millinery, etc.)	1 985	9 795 039	6 206 660	63.4	21.0	X
4000	Footwear	228	1 214 740	173 944	14.3	.6	51.7
4011	All athletic footwear	85	376 519	34 850	9.3	.1	X
4012	Infants' footwear	68	177 615	18 290	10.3	.1	X
4013	Other women's, misses', and girls' footwear	147	952 161	107 244	11.3	.4	X
4014	Other men's and boy's footwear	58	218 384	9 220	4.2	Z	X
4015	Shoe accessories	53	136 442	4 342	3.2	Z	X
4860	Other grocery specialties	10	14 521	1 962	13.5	Z	7.7
4868	Grocery specialties, n.e.c.	10	14 521	1 962	13.5	Z	X
5300	Plastics materials and basic shapes	6	73 912	1 033	1.4	Z	60.9
5311	Plastic pipes, rods, tubes, and shapes	6	73 912	1 033	1.4	Z	X
6120	Art goods (including novelties and souvenirs)	97	84 039	10 378	12.3	Z	21.5
6121	Art materials	19	17 110	645	3.8	Z	X
6122	Novelties and souvenirs	78	66 929	9 733	14.5	Z	X
6150	Nondurable goods, n.e.c.	27	112 816	11 868	10.5	Z	X
9700	Service receipts and labor charges (including installed parts)	59	48 575	2 570	5.3	Z	7.8
9701	Labor charges for repair work	29	26 746	909	3.4	Z	X
9703	Other service receipts and labor charges—Specify	30	21 829	1 661	7.6	Z	X
9730	Advertising specialties (paper novelties, etc.)	7	5 567	1 105	19.8	Z	X
9810	Miscellaneous commodities	135	244 779	37 608	15.4	.1	X
9940	Rental and leasing receipts	10	5 885	190	3.2	Z	X
42234	Footwear whse	1 411	X	18 001 751	X	100.0	77.1
1000	Medical, hospital, and surgical supplies	13	99 472	47 290	47.5	.3	18.2
1011	Surgical and medical instruments and equipment	10	66 969	27 876	41.6	.2	X
1600	Electronic parts and equipment, except communication	14	2 035	101	5.0	Z	X
2700	Sporting and recreational goods and supplies	54	515 862	52 208	10.1	.3	13.3
2711	Ammunition, firearms, reloading equipment, archery supplies, shooting aids, and accessories	7	7 375	943	12.8	Z	X
2712	Bicycles and bicycle tires and tubes	14	55 441	3 523	6.4	Z	X
2714	Camping and fishing equipment and accessories	7	9 218	56	.6	Z	X
2715	Athletic equipment and accessories	33	457 846	45 580	10.0	.3	X
2716	Skiing equipment	14	11 796	128	1.1	Z	X
2718	Other sporting and recreational goods (go carts, bait, etc.)	14	11 796	1 978	16.8	Z	X
2800	Toys and hobby goods and supplies	32	28 702	3 407	11.9	Z	1.6
2814	Other hobby goods and accessories	32	28 702	3 407	11.9	Z	X
3600	Piece goods, knit and woven	21	783 006	38 103	4.9	.2	X
3800	Men's and boys' wear	338	9 220 206	1 949 434	21.1	10.8	67.4
3811	Men's and boys' suits, coats, and formal wear	16	978 840	47 187	4.8	.3	X
3812	Men's and boys' dress and casual shirts, slacks, and jeans	100	7 986 420	1 393 771	17.5	7.7	X
3813	Men's and boys' underwear and nightwear	201	683 288	232 376	34.0	1.3	X
3814	Men's and boys' work clothing and uniforms	19	33 521	6 284	18.7	.3	X
3815	Other men's and boys' wear (caps, hats, swimwear, neckwear, etc.)	73	4 617 663	269 816	5.8	1.5	X
3900	Women's and children's wear	304	8 288 808	605 286	7.3	3.4	65.8
3911	Infants' and children's wear (to size 6X)	6	5 800	150	2.6	Z	X
3912	Women's misses', and girls' dresses and blouses	16	39 307	11 702	29.8	.1	X
3914	Women's and misses' outerwear	68	7 100 785	441 582	6.2	2.5	X
3915	Women's and misses' underwear and sleepwear	207	698 589	130 178	18.6	.7	X
3916	Other women's, misses, and girl's wear (furs, sweaters, millinery, etc.)	26	466 016	14 806	3.2	.1	X
4000	Footwear	1 411	18 001 751	15 046 290	83.6	83.6	66.3
4011	All athletic footwear	439	10 626 721	7 157 995	67.4	39.8	X
4012	Infants' footwear	158	1 316 631	146 634	11.1	.8	X
4013	Other women's, misses', and girls' footwear	954	7 980 342	4 383 790	54.9	24.4	X
4014	Other men's and boy's footwear	695	7 219 149	3 221 856	44.6	17.9	X
4015	Shoe accessories	192	963 224	136 013	14.1	.8	X
6100	Books, periodicals, newspapers, and miscellaneous printed materials	14	2 035	101	5.0	Z	X
6120	Art goods (including novelties and souvenirs)	7	2 920	492	16.8	Z	X
6150	Nondurable goods, n.e.c.	6	343 707	78 542	22.9	.4	X
9700	Service receipts and labor charges (including installed parts)	9	316 324	146 517	46.3	.8	4.7
9701	Labor charges for repair work	7	296 755	146 097	49.2	.8	X
9810	Miscellaneous commodities	61	409 923	22 742	5.5	.1	X

See footnotes at end of table.

Table 3. Merchant Wholesalers by Kind of Business and Commodity Line: 1997—Con.

[Includes only establishments with payroll. For meaning of abbreviations and symbols, see introductory text. For explanation of terms, see Appendix A]

NAICS code and CL code	Kind of business and commodity line	Establishments handling commodity line		Commodity line sales			Sales coverage percent
		Number	Total sales (\$1,000)	Amount ¹ (\$1,000)	As percent of total sales of—		
					Establishments handling line	Establishments in NAICS industry ¹	
422340	Footwear whlse	1 411	X	18 001 751	X	100.0	77.1
1000	Medical, hospital, and surgical supplies	13	99 472	47 290	47.5	.3	18.2
1011	Surgical and medical instruments and equipment	10	66 969	27 876	41.6	.2	X
1600	Electronic parts and equipment, except communication	14	2 035	101	5.0	Z	X
2700	Sporting and recreational goods and supplies	54	515 862	52 208	10.1	.3	13.3
2711	Ammunition, firearms, reloading equipment, archery supplies, shooting aids, and accessories	7	7 375	943	12.8	Z	X
2712	Bicycles and bicycle tires and tubes	14	55 441	3 523	6.4	Z	X
2714	Camping and fishing equipment and accessories	7	9 218	56	.6	Z	X
2715	Athletic equipment and accessories	33	457 846	45 580	10.0	.3	X
2716	Skiing equipment	14	11 796	128	1.1	Z	X
2718	Other sporting and recreational goods (go carts, bait, etc.)	14	11 796	1 978	16.8	Z	X
2800	Toys and hobby goods and supplies	32	28 702	3 407	11.9	Z	1.6
2814	Other hobby goods and accessories	32	28 702	3 407	11.9	Z	X
3600	Piece goods, knit and woven	21	783 006	38 103	4.9	.2	X
3800	Men's and boys' wear	338	9 220 206	1 949 434	21.1	10.8	67.4
3811	Men's and boys' suits, coats, and formal wear	16	978 840	47 187	4.8	.3	X
3812	Men's and boys' dress and casual shirts, slacks, and jeans	100	7 986 420	1 393 771	17.5	7.7	X
3813	Men's and boys' underwear and nightwear	201	683 288	232 376	34.0	1.3	X
3814	Men's and boys' work clothing and uniforms	19	33 521	6 284	18.7	Z	X
3815	Other men's and boys' wear (caps, hats, swimwear, neckwear, etc.)	73	4 617 663	269 816	5.8	1.5	X
3900	Women's and children's wear	304	8 288 808	605 286	7.3	3.4	65.8
3911	Infants' and children's wear (to size 6X)	6	5 800	150	2.6	Z	X
3912	Women's misses', and girls' dresses and blouses	16	39 307	11 702	29.8	.1	X
3914	Women's and misses' outerwear	68	7 100 765	441 582	6.2	2.5	X
3915	Women's and misses' underwear and sleepwear	207	698 589	130 178	18.6	.7	X
3916	Other women's, misses, and girl's wear (furs, sweaters, millinery, etc.)	26	466 016	14 806	3.2	.1	X
4000	Footwear	1 411	18 001 751	15 046 290	83.6	83.6	66.3
4011	All athletic footwear	439	10 626 721	7 157 995	67.4	39.8	X
4012	Infants' footwear	158	1 316 631	146 634	11.1	.8	X
4013	Other women's, misses', and girls' footwear	954	7 980 342	4 383 790	54.9	24.4	X
4014	Other men's and boy's footwear	695	7 219 149	3 221 856	44.6	17.9	X
4015	Shoe accessories	192	963 224	136 013	14.1	.8	X
6100	Books, periodicals, newspapers, and miscellaneous printed materials	14	2 035	101	5.0	Z	X
6120	Art goods (including novelties and souvenirs)	7	2 920	492	16.8	Z	X
6150	Nondurable goods, n.e.c.	6	343 707	78 542	22.9	.4	X
9700	Service receipts and labor charges (including installed parts)	9	316 324	146 517	46.3	.8	4.7
9701	Labor charges for repair work	7	296 755	146 097	49.2	.8	X
9810	Miscellaneous commodities	61	409 923	22 742	5.5	.1	X
4224	Grocery & related products whlse	33 343	X	330 210 735	X	100.0	79.4
0100	New and used automobiles, motorcycles, etc.	7	11 336	520	4.6	Z	X
0200	New and rebuilt automotive parts and supplies	25	816 621	50 653	6.2	Z	X
0400	Household and lawn furniture	6	4 048	175	4.3	Z	X
0500	Household china, glassware, crockery, and plastic housewares	35	93 383	7 699	8.2	Z	X
0520	Linens, domestics, curtains, and draperies	13	107 454	2 920	2.7	Z	66.7
0525	Other linens and domestics	10	89 956	1 014	1.1	Z	X
0540	Other home furnishings	700	19 862 888	407 324	2.1	.1	.4
0541	Metal flatware and kitchen utensils	11	106 726	2 881	2.7	Z	X
0543	Home furnishings, n.e.c.	7	96 169	10 592	11.0	Z	X
0740	Other construction materials	7	37 866	2 606	6.9	Z	X
0800	Photographic equipment and supplies (excluding video)	15	150 258	1 887	1.3	Z	X
0900	Office equipment	211	4 398 299	73 326	1.7	Z	X
0960	Restaurant and hotel equipment and supplies	2 264	48 270 129	2 239 111	4.6	.7	X
0970	Store machines and equipment	187	8 184 553	103 187	1.3	Z	.2
0971	Vending machines	10	281 526	3 800	1.4	Z	X
0972	Other store machines and equipment	42	286 174	13 012	4.5	Z	X
1000	Medical, hospital, and surgical supplies	7	16 706	873	5.2	Z	X
1030	Optical and ophthalmic goods	9	6 343	2 651	41.8	Z	8.9
1034	Optical goods, n.e.c. (excluding cameras)	9	6 343	2 651	41.8	Z	X
1120	Flat iron and steel products	15	135 863	5 495	4.0	Z	X
1140	Iron and steel wire and wire products	16	132 530	1 689	1.3	Z	X
1150	Iron and steel pipe and tubing	6	25 632	890	3.5	Z	X
1400	Electrical apparatus and equipment	20	214 612	27 151	12.7	Z	X
1500	Electrical appliances, household	40	277 192	9 508	3.4	Z	1.3
1518	Other electrical household appliances (including fans, dishwashers, etc.)	28	164 141	6 748	4.1	Z	X
1600	Electronic parts and equipment, except communication	34	133 576	16 794	12.6	Z	38.4
1616	Electronic connectors and other passive electronic parts	14	62 336	9 007	14.4	Z	X
1618	Electronic parts and equipment, n.e.c.	9	30 087	3 083	10.2	Z	X
1700	Hardware	320	8 358 759	157 791	1.9	Z	.1
1711	Hand tools (including power driven)	9	84 083	2 612	3.1	Z	X
1712	Bolts, nuts, rivets, and fasteners	9	84 083	2 612	3.1	Z	X
1713	Cutlery	9	84 083	3 915	4.7	Z	X
1800	Plumbing and heating equipment and supplies (hydronics)	15	100 632	3 426	3.4	Z	73.3
1813	Plumbing fixtures	8	35 577	777	2.2	Z	X
2000	Refrigeration equipment and supplies	9	30 856	2 033	6.6	Z	79.4
2015	Other refrigeration equipment and supplies	9	30 856	1 655	5.4	Z	X
2200	Farm machinery, equipment, and parts	14	31 913	991	3.1	Z	X
2220	Garden machinery, equipment, and parts	8	17 194	177	1.0	Z	X
2230	Food-processing machinery, equipment, and parts	15	522 439	70 569	13.5	Z	.4
2231	New commercial food-processing machinery (slicers, choppers, baking, etc.)	7	2 160	388	18.0	Z	X

See footnotes at end of table.

Table 3. Merchant Wholesalers by Kind of Business and Commodity Line: 1997—Con.

[Includes only establishments with payroll. For meaning of abbreviations and symbols, see introductory text. For explanation of terms, see Appendix A]

NAICS code and CL code	Kind of business and commodity line	Establishments handling commodity line		Commodity line sales			Sales coverage percent
		Number	Total sales (\$1,000)	Amount ¹ (\$1,000)	As percent of total sales of—		
					Establishments handling line	Establishments in NAICS industry ¹	
4224	Grocery & related products whsle—Con.						
2320	General-purpose industrial machinery, equipment, and parts	31	146 086	6 762	4.6	Z	1.6
2327	All other new general-purpose industrial machinery and equipment	16	101 228	3 009	3.0	Z	X
2450	Industrial containers and supplies	6	138 567	14 374	10.4	Z	X
2520	Custodial (janitors') equipment and supplies	63	999 452	31 971	3.2	Z	X
2530	Laundry and dry-cleaning equipment and supplies	589	24 834 759	915 611	3.7	.3	X
2600	Aircraft and aeronautical equipment and supplies	9	10 341	2 579	24.9	Z	79.4
2613	Other new aircraft equipment and supplies	9	10 341	2 579	24.9	Z	X
2620	Marine machinery, equipment, and supplies	75	401 095	12 055	3.0	Z	X
2700	Sporting and recreational goods and supplies	29	114 341	8 063	7.1	Z	X
2800	Toys and hobby goods and supplies	69	781 315	53 011	6.8	Z	28.5
2811	Video games and cartridges	11	281 316	31 660	11.3	Z	X
2813	Crafts and craft supplies	38	22 950	1 207	5.3	Z	X
2930	Recyclable paper and paperboard	12	21 193	3 684	17.4	Z	X
3000	Jewelry, diamonds, gem stones, and watches	7	116 508	935	.8	Z	X
3130	Compact discs, prerecorded audio tapes, and phonograph records	7	37 244	1 076	2.9	Z	X
3140	Prerecorded video tapes	10	153 629	1 810	1.2	Z	X
3200	Printing and writing paper	16	97 047	16 774	17.3	Z	74.7
3213	Other printing and writing paper	11	95 138	16 694	17.5	Z	X
3300	Stationery, office supplies and greeting cards	66	346 147	20 736	6.0	Z	7.0
3316	Other stationery supplies (envelopes, ruled forms, and binder paper)	23	137 764	10 678	7.8	Z	X
3400	Industrial and personal services paper and plastics	3 127	97 407 944	6 462 213	6.6	2.0	.4
3411	Paperboard and boxboard boxes	87	3 769 258	116 833	3.1	Z	X
3412	Paper dishes, cups, and napkins	1 798	54 739 683	3 492 162	6.4	1.1	X
3413	Industrial paper (wrapping, bags, cartons, etc.)	34	378 463	6 122	1.6	Z	X
3414	Disposable plastic boxes, containers, cups, dishes, and supplies	139	1 074 401	134 200	12.5	Z	X
3415	Other industrial and personal service paper	36	2 212 689	75 011	3.4	Z	X
3500	Drugs, pharmaceuticals, cosmetics, and toiletries	1 274	55 083 130	2 695 005	4.9	.8	.3
3511	Prescription drugs	22	145 526	11 368	7.8	Z	X
3512	Nonprescription pharmaceuticals	99	1 326 002	43 055	3.2	Z	X
3513	Cosmetics	47	1 380 517	38 933	2.8	Z	X
3515	Other toiletries and druggists' sundries	296	12 214 816	1 042 039	8.5	.3	X
3600	Piece goods, knit and woven	38	475 077	84 190	17.7	Z	X
3700	Notions (buttons, ribbons, lace, sewing accessories, zippers, bindings, etc.)	6	15 227	578	3.8	Z	X
3800	Men's and boys' wear	75	384 945	11 829	3.1	Z	21.2
3812	Men's and boys' dress and casual shirts, slacks, and jeans	19	215 205	8 997	4.2	Z	X
3900	Women's and children's wear	78	565 708	15 725	2.8	Z	15.8
3912	Women's misses', and girls' dresses and blouses	20	384 537	11 042	2.9	Z	X
3916	Other women's, misses, and girl's wear (furs, sweaters, millinery, etc.) ..	7	7 700	828	10.8	Z	X
4000	Footwear	41	582 481	80 061	13.7	Z	X
4100	Frozen foods (packaged)	9 714	190 518 044	47 686 045	25.0	14.4	50.6
4111	Dinners (frozen)	2 274	84 857 936	3 427 401	4.0	1.0	X
4112	Fish and seafoods (frozen packaged)	5 614	117 967 892	13 533 578	11.5	4.1	X
4113	Vegetables (frozen)	4 126	113 160 483	5 061 988	4.5	1.5	X
4114	Fruits and fruit juices (frozen)	3 141	94 817 667	3 000 423	3.2	.9	X
4115	Meat (frozen packaged)	4 613	110 040 352	11 775 695	10.7	3.6	X
4116	Frozen baked goods	3 343	97 739 965	3 980 557	4.1	1.2	X
4117	Other frozen foods (except frozen dairy products)	3 726	107 190 856	6 896 062	6.4	2.1	X
4200	Dairy products (excluding dried or canned)	7 947	169 669 298	32 238 151	19.0	9.8	42.6
4211	Butter	3 708	95 470 523	2 376 641	2.5	.7	X
4212	Cheese	5 853	129 680 362	10 376 109	8.0	3.1	X
4213	Milk and cream, except raw	2 793	70 355 336	5 082 142	7.2	1.5	X
4214	Ice cream	2 289	68 768 714	3 300 453	4.8	1.0	X
4215	Raw milk	290	13 405 827	4 788 421	35.7	1.5	X
4216	Other dairy products	3 289	113 421 146	6 311 954	5.6	1.9	X
4300	Poultry and poultry products	5 095	121 705 734	16 867 959	13.9	5.1	5.1
4311	Dressed poultry killed on location	515	7 193 793	1 506 814	20.9	.5	X
4312	Eggs	2 481	64 617 234	6 097 733	9.4	1.8	X
4313	Live poultry	121	2 219 192	402 882	18.2	.1	X
4314	Other poultry (excluding frozen packaged)	2 358	31 688 228	8 072 768	25.5	2.4	X
4400	Confectionery	4 723	68 679 127	8 890 739	12.9	2.7	7.6
4411	Candy	2 703	37 942 021	3 647 239	9.6	1.1	X
4412	Chewing gum	581	2 297 883	174 501	7.6	.1	X
4413	Nuts	2 729	32 966 952	2 383 818	7.2	.7	X
4414	Chips and popcorn	2 600	27 964 454	1 311 356	4.7	.4	X
4415	Other confections	921	13 031 073	1 079 576	8.3	.3	X
4500	Fish and seafoods (excluding canned and frozen packaged)	4 940	74 610 471	13 986 273	18.7	4.2	X
4600	Meat and meat products (fresh and unpackaged)	6 881	143 468 184	35 299 791	24.6	10.7	43.6
4611	Beef (not killed on location)	4 776	109 044 181	15 893 656	14.6	4.8	X
4612	Veal (not killed on location)	1 768	34 410 837	1 149 438	3.3	.3	X
4613	Lamb and mutton (not killed on location)	1 618	32 265 288	1 096 698	3.4	.3	X
4614	Pork (not killed on location)	3 785	91 682 404	6 841 433	7.5	2.1	X
4615	Sausage and prepared meats made on location	1 064	10 658 860	777 303	7.3	.2	X
4616	Sausage and prepared meats not made on location	3 748	85 892 702	4 390 913	5.1	1.3	X
4617	Meat from animals killed on location	171	2 131 139	337 323	15.8	.1	X
4618	Other meat products	2 360	72 902 162	4 812 812	6.6	1.5	X
4700	Fresh fruits and vegetables	8 576	147 327 821	45 598 658	31.0	13.8	18.8
4711	Fresh fruits	7 203	122 072 365	25 655 836	21.0	7.8	X
4712	Prepackaged fresh-cut vegetables (carrots, salads, etc.)	3 034	49 241 772	3 393 323	6.9	1.0	X
4713	Other fresh vegetables	4 939	57 432 432	15 614 110	27.2	4.7	X
4800	Coffee, tea, and spices	6 359	131 321 444	11 969 878	9.1	3.6	44.6
4811	Coffee	4 521	110 668 379	8 194 257	7.4	2.5	X
4812	Tea	3 238	69 707 794	1 395 532	2.0	.4	X
4813	Spices	3 618	88 201 940	2 379 065	2.7	.7	X

See footnotes at end of table.

Table 3. Merchant Wholesalers by Kind of Business and Commodity Line: 1997—Con.

[Includes only establishments with payroll. For meaning of abbreviations and symbols, see introductory text. For explanation of terms, see Appendix A]

NAICS code and CL code	Kind of business and commodity line	Establishments handling commodity line		Commodity line sales			Sales coverage percent
		Number	Total sales (\$1,000)	Amount ¹ (\$1,000)	As percent of total sales of—		
					Establishments handling line	Establishments in NAICS industry ¹	
4224	Grocery & related products whsle—Con.						
4820	Bread and baked goods	5 354	75 320 860	7 380 506	9.8	2.2	51.2
4821	Breads and rolls	2 723	40 335 032	2 725 431	6.8	.8	X
4822	Cookies, cakes, and other baked goods	4 235	63 711 874	4 654 844	7.3	1.4	X
4830	Canned foods	6 345	136 291 181	26 495 760	19.4	8.0	43.7
4831	Canned and bottled fruits, vegetables, and juices	5 241	121 442 691	12 624 188	10.4	3.8	X
4832	Canned and bottled baby foods	1 053	63 677 277	1 472 183	2.3	.4	X
4833	Canned meats	2 055	77 958 905	1 960 584	2.5	.6	X
4834	Canned fish and seafoods	2 833	81 392 938	2 544 064	3.1	.8	X
4835	Canned milk	1 098	40 770 610	573 552	1.4	.2	X
4836	Other canned foods	3 174	94 403 502	7 317 286	7.8	2.2	X
4840	Food and beverage basic materials (include flavoring extracts, fruit peel, hop extract, industrial molasses, sausage casings, malt, yeast, etc.)	2 569	40 803 708	3 734 759	9.2	1.1	X
4850	Soft drinks and bottled water	5 798	99 909 416	9 695 100	9.7	2.9	52.7
4851	Soft drinks, packaged	4 128	82 424 892	6 174 137	7.5	1.9	X
4852	Soft drinks, pre and post mix bulk	1 858	45 842 172	1 506 904	3.3	.5	X
4853	Bottled water	3 078	57 272 280	2 013 474	3.5	.6	X
4860	Other grocery specialties	8 824	147 865 356	46 602 272	31.5	14.1	51.2
4861	Pasta	3 932	89 693 014	3 292 559	3.7	1.0	X
4862	Breakfast cereals	2 273	78 655 784	4 301 847	5.5	1.3	X
4863	Cooking oils and margarine	3 869	90 133 228	3 844 332	4.3	1.2	X
4864	Flour	3 254	80 441 284	2 561 707	3.2	.8	X
4865	Pickles, preserves, jellies, jams, and sauces	3 754	89 069 003	3 765 622	4.2	1.1	X
4866	Sugar, refined	2 984	79 869 876	2 449 410	3.1	.7	X
4867	Pet foods	1 466	64 241 757	4 258 148	6.6	1.3	X
4868	Grocery specialties, n.e.c.	4 785	99 248 326	22 126 902	22.3	6.7	X
4900	Grain and beans	1 675	33 012 384	959 228	2.9	.3	.2
4911	Corn (for grain)	174	2 257 979	112 491	5.0	Z	X
4912	Oats and barley	68	690 118	13 241	1.9	Z	X
4913	Wheat	349	8 269 298	124 280	1.5	Z	X
4914	Sorghum (for grain)	25	78 987	807	1.0	Z	X
4915	Soybeans	32	100 215	220	.2	Z	X
4916	Other grain and beans (rice and edible and inedible beans)	172	1 330 758	46 369	3.5	Z	X
5120	Leaf tobacco	15	128 224	8 624	6.7	Z	X
5140	Other farm products, inedible	12	370 495	145 225	39.2	Z	4.4
5143	Farm products, n.e.c.	8	11 932	2 436	20.4	Z	X
5300	Plastics materials and basic shapes	21	135 542	15 673	11.6	Z	1.4
5314	Other plastics materials and basic shapes	8	12 011	1 849	15.4	Z	X
5330	Chemicals and allied products (excluding agricultural, plastics, gases, and petroleum)	1 513	60 586 750	1 378 739	2.3	.4	1.0
5331	Gasses, compressed and liquified, except L.P.	7	5 014	134	2.7	Z	X
5332	Alkalies and chlorine	10	1 064	4	.4	Z	X
5335	Detergents and soaps	1 051	44 717 248	952 289	2.1	.3	X
5344	Other chemicals and allied products	134	2 151 793	69 298	3.2	Z	X
5400	Petroleum products	68	357 500	26 348	7.4	Z	1.0
5412	Motor gasoline	9	15 921	838	5.3	Z	X
5415	No. 2 distillate fuel oil (no. 2 diesel and no. 2 heating oil)	48	275 701	17 508	6.4	Z	X
5416	All other distillate fuel oil (no. 1 and no. 4 diesel and heating)	9	15 921	838	5.3	Z	X
5418	Lubricating oil and greases	48	275 701	930	.3	Z	X
5600	Beer and ale	688	5 847 944	276 298	4.7	.1	X
5700	Wines and distilled alcoholic beverages	696	5 764 392	208 067	3.6	.1	1.8
5711	Wines	72	2 132 663	53 707	2.5	Z	X
5712	Distilled liquor (including premixed alcoholic drinks)	74	1 951 110	36 557	1.9	Z	X
5800	Farm supplies	187	2 257 165	217 404	9.6	.1	17.8
5811	Hay, straw, and alfalfa	25	85 844	4 672	5.4	Z	X
5812	Feeds (poultry and livestock) not mixed on location	63	313 767	14 106	4.5	Z	X
5813	Prepared feeds (poultry and livestock) mixed on location	15	201 830	43 718	21.7	Z	X
5814	Weed killers, soil sterilizers, and soil conditioners	35	435 009	21 039	4.8	Z	X
5815	Insecticides, fungicides, and pesticides	39	390 120	6 448	1.7	Z	X
5816	Other agricultural chemicals and fertilizers	41	398 005	15 055	3.8	Z	X
5817	Seeds and bulbs	52	584 799	43 387	7.4	Z	X
5818	Other farm supplies (including harness and saddlery equipment)	49	346 920	15 717	4.5	Z	X
5900	Tobacco and tobacco products	1 439	55 150 204	3 503 601	6.4	1.1	5.2
5911	Cigars	893	32 650 237	1 658 751	5.1	.5	X
5912	Cigarettes	975	16 951 281	1 007 765	5.9	.3	X
5913	Other tobacco products (excluding leaf)	863	14 467 159	310 432	2.1	.1	X
6100	Books, periodicals, newspapers, and miscellaneous printed materials	42	286 200	17 719	6.2	Z	X
6110	Flowers and florists' supplies	23	76 452	17 558	23.0	Z	X
6120	Art goods (including novelties and souvenirs)	56	174 628	26 381	15.1	Z	63.6
6122	Novelties and souvenirs	52	166 497	24 166	14.5	Z	X
6150	Nondurable goods, n.e.c.	107	1 614 610	155 658	9.6	Z	X
9700	Service receipts and labor charges (including installed parts)	544	5 783 609	292 361	5.1	.1	1.8
9701	Labor charges for repair work	192	1 138 545	19 675	1.7	Z	X
9702	Parts installed in repair work	150	911 880	2 937	.3	Z	X
9703	Other service receipts and labor charges—Specify	355	3 860 671	223 552	5.8	.1	X
9730	Advertising specialties (paper novelties, etc.)	11	11 615	410	3.5	Z	X
9810	Miscellaneous commodities	1 445	31 728 960	2 319 561	7.3	.7	X
9920	Receipts for farm product preparation services (cleaning, shelling, etc.)	186	1 328 219	234 729	17.7	.1	X
9940	Rental and leasing receipts	531	2 656 489	155 131	5.8	Z	X

See footnotes at end of table.

Table 3. Merchant Wholesalers by Kind of Business and Commodity Line: 1997—Con.

[Includes only establishments with payroll. For meaning of abbreviations and symbols, see introductory text. For explanation of terms, see Appendix A]

NAICS code and CL code	Kind of business and commodity line	Establishments handling commodity line		Commodity line sales			Sales coverage percent
		Number	Total sales (\$1,000)	Amount ¹ (\$1,000)	As percent of total sales of—		
					Establishments handling line	Establishments in NAICS industry ¹	
42241	General-line grocery whse	3 390	X	93 941 524	X	100.0	76.8
0200	New and rebuilt automotive parts and supplies	7	18 988	580	3.1	Z	X
0540	Other home furnishings	452	12 059 537	193 549	1.6	.2	X
0900	Office equipment	178	4 234 954	70 296	1.7	.1	X
0960	Restaurant and hotel equipment and supplies	1 420	28 916 470	1 320 081	4.6	1.4	X
0970	Store machines and equipment	81	5 530 450	45 519	.8	Z	X
1500	Electrical appliances, household	6	2 132	190	8.9	Z	76.8
1518	Other electrical household appliances (including fans, dishwashers, etc.) ..	6	2 132	113	5.3	Z	X
1700	Hardware	226	6 049 866	60 339	1.0	.1	X
2530	Laundry and dry-cleaning equipment and supplies	458	18 475 544	693 354	3.8	.7	X
2800	Toys and hobby goods and supplies	7	19 496	1 668	8.6	Z	X
3400	Industrial and personal services paper and plastics	1 694	65 395 434	3 904 840	6.0	4.2	X
3412	Paper dishes, cups, and napkins	1 424	46 791 707	2 976 534	6.4	3.2	X
3500	Drugs, pharmaceuticals, cosmetics, and toiletries	803	40 816 530	1 546 021	3.8	1.6	X
3800	Men's and boys' wear	41	145 626	2 135	1.5	Z	X
3900	Women's and children's wear	35	149 473	2 193	1.5	Z	X
4000	Footwear	26	133 077	2 506	1.9	Z	X
4100	Frozen foods (packaged)	2 856	84 304 729	10 074 177	12.0	10.7	44.8
4111	Dinners (frozen)	1 399	61 024 173	1 652 531	2.7	1.8	X
4112	Fish and seafoods (frozen packaged)	1 987	56 186 316	1 167 869	2.1	1.2	X
4113	Vegetables (frozen)	2 069	69 638 798	1 663 352	2.4	1.8	X
4114	Fruits and fruit juices (frozen)	1 643	61 871 037	902 218	1.5	1.0	X
4115	Meat (frozen packaged)	1 844	54 699 872	1 893 540	3.5	2.0	X
4116	Frozen baked goods	1 667	59 251 810	1 102 592	1.9	1.2	X
4117	Other frozen foods (except frozen dairy products)	1 665	57 476 118	1 692 046	2.9	1.8	X
4200	Dairy products (excluding dried or canned)	2 906	85 111 006	8 353 214	9.8	8.9	42.3
4211	Butter	1 915	63 055 121	967 632	1.5	1.0	X
4212	Cheese	2 568	77 144 152	3 373 740	4.4	3.6	X
4213	Milk and cream, except raw	1 138	44 971 392	1 125 374	2.5	1.2	X
4214	Ice cream	825	46 846 056	715 696	1.5	.8	X
4215	Raw milk	82	4 456 209	96 246	2.2	.1	X
4216	Other dairy products	1 568	69 055 939	2 074 525	3.0	2.2	X
4300	Poultry and poultry products	1 638	68 472 326	3 994 348	5.8	4.3	.5
4312	Eggs	1 146	42 652 674	2 597 167	6.1	2.8	X
4314	Other poultry (excluding frozen packaged)	775	3 965 128	812 265	20.5	.9	X
4400	Confectionery	1 594	41 309 412	1 195 835	2.9	1.3	.2
4411	Candy	729	19 925 664	73 892	.4	.1	X
4413	Nuts	1 414	24 196 693	506 335	2.1	.5	X
4414	Chips and popcorn	1 414	24 196 693	206 187	.9	.2	X
4415	Other confections	39	7 262 966	132 740	1.8	.1	X
4500	Fish and seafoods (excluding canned and frozen packaged)	898	41 019 998	1 688 214	4.1	1.8	X
4600	Meat and meat products (fresh and unpackaged)	1 993	76 734 446	10 237 724	13.3	10.9	39.6
4611	Beef (not killed on location)	1 440	65 205 146	4 730 842	7.3	5.0	X
4612	Veal (not killed on location)	376	16 016 906	162 447	1.0	.2	X
4613	Lamb and mutton (not killed on location)	309	13 229 289	79 017	.6	.1	X
4614	Pork (not killed on location)	1 094	52 950 897	1 652 326	3.1	1.8	X
4615	Sausage and prepared meats made on location	185	5 141 838	185 715	3.6	.2	X
4616	Sausage and prepared meats not made on location	1 315	52 701 646	2 002 649	3.8	2.1	X
4618	Other meat products	784	44 157 107	1 424 150	3.2	1.5	X
4700	Fresh fruits and vegetables	1 896	70 401 568	4 253 876	6.0	4.5	.1
4711	Fresh fruits	1 830	57 935 256	2 539 315	4.4	2.7	X
4712	Prepackaged fresh-cut vegetables (carrots, salads, etc.)	1 151	24 282 691	703 337	2.9	.7	X
4713	Other fresh vegetables	999	11 589 402	230 043	2.0	.2	X
4800	Coffee, tea, and spices	2 513	85 461 992	3 619 745	4.2	3.9	45.2
4811	Coffee	1 997	78 663 821	2 003 781	2.5	2.1	X
4812	Tea	1 671	51 740 197	655 432	1.3	.7	X
4813	Spices	1 974	66 111 970	960 536	1.5	1.0	X
4820	Bread and baked goods	1 565	43 121 550	1 663 028	3.9	1.8	60.9
4821	Breads and rolls	910	23 383 668	598 868	2.6	.6	X
4822	Cookies, cakes, and other baked goods	1 373	37 374 844	1 064 150	2.8	1.1	X
4830	Canned foods	2 916	89 984 775	16 635 803	18.5	17.7	44.9
4831	Canned and bottled fruits, vegetables, and juices	2 746	88 125 823	8 047 681	9.1	8.6	X
4832	Canned and bottled baby foods	845	58 973 688	1 390 326	2.4	1.5	X
4833	Canned meats	1 516	68 235 996	1 253 775	1.8	1.3	X
4834	Canned fish and seafoods	1 775	66 958 005	1 326 008	2.0	1.4	X
4835	Canned milk	886	36 482 490	410 964	1.1	.4	X
4836	Other canned foods	1 789	70 911 962	4 207 050	5.9	4.5	X
4840	Food and beverage basic materials (include flavoring extracts, fruit peel, hop extract, industrial molasses, sausage casings, malt, yeast, etc.)	1 092	21 736 530	660 477	3.0	.7	X
4850	Soft drinks and bottled water	1 990	64 720 472	2 228 030	3.4	2.4	58.6
4851	Soft drinks, packaged	1 633	58 254 394	1 171 831	2.0	1.2	X
4852	Soft drinks, pre and post mix bulk	747	32 255 445	557 822	1.7	.6	X
4853	Bottled water	1 218	39 048 730	498 361	1.3	.5	X
4860	Other grocery specialties	2 483	69 576 478	16 975 776	24.4	18.1	57.2
4861	Pasta	2 065	63 740 764	1 576 187	2.5	1.7	X
4862	Breakfast cereals	1 522	62 339 558	3 685 125	5.9	3.9	X
4863	Cooking oils and margarine	2 036	64 793 292	1 804 100	2.8	1.9	X
4864	Flour	1 837	58 174 669	1 213 274	2.1	1.3	X
4865	Pickles, preserves, jellies, jams, and sauces	1 912	64 164 153	2 346 238	3.7	2.5	X
4866	Sugar, refined	1 682	61 526 691	1 261 589	2.1	1.3	X
4867	Pet foods	815	54 190 865	2 068 781	3.8	2.2	X
4868	Grocery specialties, n.e.c.	1 273	49 166 096	3 020 461	6.1	3.2	X
4900	Grain and beans	942	25 843 067	437 925	1.7	.5	X

See footnotes at end of table.

Table 3. Merchant Wholesalers by Kind of Business and Commodity Line: 1997—Con.

[Includes only establishments with payroll. For meaning of abbreviations and symbols, see introductory text. For explanation of terms, see Appendix A]

NAICS code and CL code	Kind of business and commodity line	Establishments handling commodity line		Commodity line sales			Sales coverage percent
		Number	Total sales (\$1,000)	Amount ¹ (\$1,000)	As percent of total sales of—		
					Establishments handling line	Establishments in NAICS industry ¹	
42241	General-line grocery wholesaler—Con.						
5330	Chemicals and allied products (excluding agricultural, plastics, gases, and petroleum)	1 050	47 643 316	1 052 973	2.2	1.1	1.0
5335	Detergents and soaps	939	41 254 177	878 131	2.1	.9	X
5344	Other chemicals and allied products	58	1 822 547	45 664	2.5	Z	X
5600	Beer and ale	501	2 685 193	64 488	2.4	.1	X
5700	Wines and distilled alcoholic beverages	518	1 854 798	34 017	1.8	Z	X
5900	Tobacco and tobacco products	1 075	42 125 632	2 365 657	5.6	2.5	.8
5911	Cigars	716	29 677 006	1 624 721	5.5	1.7	X
5912	Cigarettes	687	6 228 094	312 450	5.0	.3	X
5913	Other tobacco products (excluding leaf)	687	6 228 094	24 160	.4	Z	X
9700	Service receipts and labor charges (including installed parts)	84	2 693 236	68 541	2.5	.1	1.0
9701	Labor charges for repair work	41	712 332	2 071	.3	Z	X
9702	Parts installed in repair work	41	712 332	853	.1	Z	X
9703	Other service receipts and labor charges—Specify	39	1 689 340	37 708	2.2	Z	X
9810	Miscellaneous commodities	160	9 900 605	431 698	4.4	.5	X
9940	Rental and leasing receipts	37	487 437	7 801	1.6	Z	X
422410	General-line grocery wholesaler	3 390	X	93 941 524	X	100.0	76.8
0200	New and rebuilt automotive parts and supplies	7	18 988	580	3.1	Z	X
0540	Other home furnishings	452	12 059 537	193 549	1.6	.2	X
0900	Office equipment	178	4 234 954	70 296	1.7	.1	X
0960	Restaurant and hotel equipment and supplies	1 420	28 916 470	1 320 081	4.6	1.4	X
0970	Store machines and equipment	81	5 530 450	45 519	.8	Z	X
1500	Electrical appliances, household	6	2 132	190	8.9	Z	76.8
1518	Other electrical household appliances (including fans, dishwashers, etc.)	6	2 132	113	5.3	Z	X
1700	Hardware	226	6 049 866	60 339	1.0	.1	X
2530	Laundry and dry-cleaning equipment and supplies	458	18 475 544	693 354	3.8	.7	X
2800	Toys and hobby goods and supplies	7	19 496	1 668	8.6	Z	X
3400	Industrial and personal services paper and plastics	1 694	65 395 434	3 904 840	6.0	4.2	X
3412	Paper dishes, cups, and napkins	1 424	46 791 707	2 976 534	6.4	3.2	X
3500	Drugs, pharmaceuticals, cosmetics, and toiletries	803	40 816 530	1 546 021	3.8	1.6	X
3800	Men's and boys' wear	41	145 626	2 135	1.5	Z	X
3900	Women's and children's wear	35	149 473	2 193	1.5	Z	X
4000	Footwear	26	133 077	2 506	1.9	Z	X
4100	Frozen foods (packaged)	2 856	84 304 729	10 074 177	12.0	10.7	44.8
4111	Dinners (frozen)	1 399	61 024 173	1 652 531	2.7	1.8	X
4112	Fish and seafoods (frozen packaged)	1 987	56 186 316	1 167 869	2.1	1.2	X
4113	Vegetables (frozen)	2 069	69 638 798	1 663 352	2.4	1.8	X
4114	Fruits and fruit juices (frozen)	1 643	61 871 037	902 218	1.5	1.0	X
4115	Meat (frozen packaged)	1 844	54 699 872	1 893 540	3.5	2.0	X
4116	Frozen baked goods	1 667	59 251 810	1 102 592	1.9	1.2	X
4117	Other frozen foods (except frozen dairy products)	1 665	57 476 118	1 692 046	2.9	1.8	X
4200	Dairy products (excluding dried or canned)	2 906	85 111 006	8 353 214	9.8	8.9	42.3
4211	Butter	1 915	63 055 121	967 632	1.5	1.0	X
4212	Cheese	2 568	77 144 152	3 373 740	4.4	3.6	X
4213	Milk and cream, except raw	1 138	44 971 392	1 125 374	2.5	1.2	X
4214	Ice cream	825	46 846 056	715 696	1.5	.8	X
4215	Raw milk	82	4 456 209	96 246	2.2	.1	X
4216	Other dairy products	1 568	69 055 939	2 074 525	3.0	2.2	X
4300	Poultry and poultry products	1 638	68 472 326	3 994 348	5.8	4.3	.5
4312	Eggs	1 146	42 652 674	2 597 167	6.1	2.8	X
4314	Other poultry (excluding frozen packaged)	775	3 965 128	812 265	20.5	.9	X
4400	Confectionery	1 594	41 309 412	1 195 835	2.9	1.3	.2
4411	Candy	729	19 925 664	73 892	.4	.1	X
4413	Nuts	1 414	24 196 693	506 335	2.1	.5	X
4414	Chips and popcorn	1 414	24 196 693	206 187	.9	.2	X
4415	Other confections	39	7 262 966	132 740	1.8	.1	X
4500	Fish and seafoods (excluding canned and frozen packaged)	898	41 019 998	1 688 214	4.1	1.8	X
4600	Meat and meat products (fresh and unpackaged)	1 993	76 734 446	10 237 724	13.3	10.9	39.6
4611	Beef (not killed on location)	1 440	65 205 146	4 730 842	7.3	5.0	X
4612	Veal (not killed on location)	376	16 016 906	162 447	1.0	.2	X
4613	Lamb and mutton (not killed on location)	309	13 229 289	79 017	.6	.1	X
4614	Pork (not killed on location)	1 094	52 950 897	1 652 326	3.1	1.8	X
4615	Sausage and prepared meats made on location	185	5 141 838	185 715	3.6	.2	X
4616	Sausage and prepared meats not made on location	1 315	52 701 646	2 002 649	3.8	2.1	X
4618	Other meat products	784	44 157 107	1 424 150	3.2	1.5	X
4700	Fresh fruits and vegetables	1 896	70 401 568	4 253 876	6.0	4.5	.1
4711	Fresh fruits	1 830	57 935 256	2 539 315	4.4	2.7	X
4712	Prepackaged fresh-cut vegetables (carrots, salads, etc.)	1 151	24 282 691	703 337	2.9	.7	X
4713	Other fresh vegetables	999	11 589 402	230 043	2.0	.2	X
4800	Coffee, tea, and spices	2 513	85 461 992	3 619 745	4.2	3.9	45.2
4811	Coffee	1 997	78 663 821	2 003 781	2.5	2.1	X
4812	Tea	1 671	51 740 197	655 432	1.3	.7	X
4813	Spices	1 974	66 111 970	960 536	1.5	1.0	X
4820	Bread and baked goods	1 565	43 121 550	1 663 028	3.9	1.8	60.9
4821	Breads and rolls	910	23 383 668	598 868	2.6	.6	X
4822	Cookies, cakes, and other baked goods	1 373	37 374 844	1 064 150	2.8	1.1	X
4830	Canned foods	2 916	89 984 775	16 635 803	18.5	17.7	44.9
4831	Canned and bottled fruits, vegetables, and juices	2 746	88 125 823	8 047 681	9.1	8.6	X
4832	Canned and bottled baby foods	845	58 973 688	1 390 326	2.4	1.5	X
4833	Canned meats	1 516	68 235 996	1 253 775	1.8	1.3	X
4834	Canned fish and seafoods	1 775	66 958 005	1 326 008	2.0	1.4	X
4835	Canned milk	886	36 482 490	410 964	1.1	.4	X
4836	Other canned foods	1 789	70 911 962	4 207 050	5.9	4.5	X

See footnotes at end of table.

Table 3. Merchant Wholesalers by Kind of Business and Commodity Line: 1997—Con.

[Includes only establishments with payroll. For meaning of abbreviations and symbols, see introductory text. For explanation of terms, see Appendix A]

NAICS code and CL code	Kind of business and commodity line	Establishments handling commodity line		Commodity line sales			Sales coverage percent
		Number	Total sales (\$1,000)	Amount ¹ (\$1,000)	As percent of total sales of—		
					Establishments handling line	Establishments in NAICS industry ¹	
422410	General-line grocery whse—Con.						
4840	Food and beverage basic materials (include flavoring extracts, fruit peel, hop extract, industrial molasses, sausage casings, malt, yeast, etc.)	1 092	21 736 530	660 477	3.0	.7	X
4850	Soft drinks and bottled water	1 990	64 720 472	2 228 030	3.4	2.4	58.6
4851	Soft drinks, packaged	1 633	58 254 394	1 171 831	2.0	1.2	X
4852	Soft drinks, pre and post mix bulk	747	32 255 445	557 822	1.7	.6	X
4853	Bottled water	1 218	39 048 730	498 361	1.3	.5	X
4860	Other grocery specialties	2 483	69 576 478	16 975 776	24.4	18.1	57.2
4861	Pasta	2 065	63 740 764	1 576 187	2.5	1.7	X
4862	Breakfast cereals	1 522	62 339 558	3 685 125	5.9	3.9	X
4863	Cooking oils and margarine	2 036	64 793 292	1 804 100	2.8	1.9	X
4864	Flour	1 837	58 174 669	1 213 274	2.1	1.3	X
4865	Pickles, preserves, jellies, jams, and sauces	1 912	64 164 153	2 346 238	3.7	2.5	X
4866	Sugar, refined	1 682	61 526 691	1 261 589	2.1	1.3	X
4867	Pet foods	815	54 190 865	2 068 781	3.8	2.2	X
4868	Grocery specialties, n.e.c.	1 273	49 166 096	3 020 461	6.1	3.2	X
4900	Grain and beans	942	25 843 067	437 925	1.7	.5	X
5330	Chemicals and allied products (excluding agricultural, plastics, gases, and petroleum)	1 050	47 643 316	1 052 973	2.2	1.1	1.0
5335	Detergents and soaps	939	41 254 177	878 131	2.1	.9	X
5344	Other chemicals and allied products	58	1 822 547	45 664	2.5	.3	X
5600	Beer and ale	501	2 685 193	64 488	2.4	.1	X
5700	Wines and distilled alcoholic beverages	518	1 854 798	34 017	1.8	Z	X
5900	Tobacco and tobacco products	1 075	42 125 632	2 365 657	5.6	2.5	.8
5911	Cigars	716	29 677 006	1 624 721	5.5	1.7	X
5912	Cigarettes	687	6 228 094	312 450	5.0	.3	X
5913	Other tobacco products (excluding leaf)	687	6 228 094	24 160	.4	Z	X
9700	Service receipts and labor charges (including installed parts)	84	2 693 236	68 541	2.5	.1	1.0
9701	Labor charges for repair work	41	712 332	2 071	.3	Z	X
9702	Parts installed in repair work	41	712 332	853	.1	Z	X
9703	Other service receipts and labor charges—Specify	39	1 689 340	37 708	2.2	Z	X
9810	Miscellaneous commodities	160	9 900 605	431 698	4.4	.5	X
9940	Rental and leasing receipts	37	487 437	7 801	1.6	Z	X
4224101	General-line grocery whse, voluntary group	186	X	16 156 029	X	100.0	74.8
0540	Other home furnishings	23	2 025 200	21 350	1.1	.1	X
0960	Restaurant and hotel equipment and supplies	18	291 729	6 287	2.2	Z	X
2530	Laundry and dry-cleaning equipment and supplies	42	2 707 865	50 370	1.9	.3	X
3400	Industrial and personal services paper and plastics	131	12 413 666	620 287	5.0	3.8	X
3500	Drugs, pharmaceuticals, cosmetics, and toiletries	58	5 902 735	186 116	3.2	1.2	X
4100	Frozen foods (packaged)	180	14 525 425	1 417 496	9.8	8.8	47.3
4111	Dinners (frozen)	116	11 626 511	274 113	2.4	1.7	X
4112	Fish and seafoods (frozen packaged)	128	9 988 800	105 104	1.1	.7	X
4113	Vegetables (frozen)	174	14 275 506	269 902	1.9	1.7	X
4114	Fruits and fruit juices (frozen)	131	12 452 811	151 731	1.2	.9	X
4115	Meat (frozen packaged)	153	9 187 095	221 382	2.4	1.4	X
4116	Frozen baked goods	151	13 729 935	176 059	1.3	1.1	X
4117	Other frozen foods (except frozen dairy products)	123	10 649 102	219 194	2.1	1.4	X
4200	Dairy products (excluding dried or canned)	179	14 513 084	1 641 335	11.3	10.2	46.9
4211	Butter	139	13 341 832	214 502	1.6	1.3	X
4212	Cheese	176	14 254 248	679 536	4.8	4.2	X
4213	Milk and cream, except raw	105	7 438 148	193 047	2.6	1.2	X
4214	Ice cream	102	11 062 941	164 083	1.5	1.0	X
4215	Raw milk	11	1 537 728	45 948	3.0	.3	X
4216	Other dairy products	147	14 078 889	344 218	2.4	2.1	X
4300	Poultry and poultry products	148	12 568 257	325 613	2.6	2.0	X
4400	Confectionery	122	9 687 912	276 681	2.9	1.7	X
4500	Fish and seafoods (excluding canned and frozen packaged)	54	7 092 896	105 486	1.5	.7	X
4600	Meat and meat products (fresh and unpackaged)	168	14 463 633	1 765 698	12.2	10.9	44.0
4611	Beef (not killed on location)	145	13 163 989	698 974	5.3	4.3	X
4612	Veal (not killed on location)	23	900 656	8 462	.9	.1	X
4613	Lamb and mutton (not killed on location)	26	1 245 294	14 612	1.2	.1	X
4614	Pork (not killed on location)	135	12 074 804	410 115	3.4	2.5	X
4615	Sausage and prepared meats made on location	14	26 244	752	2.9	Z	X
4616	Sausage and prepared meats not made on location	134	12 365 219	459 539	3.7	2.8	X
4618	Other meat products	65	7 413 051	173 243	2.3	1.1	X
4700	Fresh fruits and vegetables	152	12 693 289	810 018	6.4	5.0	.1
4711	Fresh fruits	152	12 693 289	202 974	1.6	1.3	X
4712	Prepackaged fresh-cut vegetables (carrots, salads, etc.)	152	12 693 289	607 044	4.8	3.8	X
4800	Coffee, tea, and spices	181	15 899 927	681 080	4.3	4.2	48.1
4811	Coffee	155	13 958 417	409 928	2.9	2.5	X
4812	Tea	109	10 567 748	105 210	1.0	.7	X
4813	Spices	146	13 268 488	165 940	1.3	1.0	X
4820	Bread and baked goods	126	8 695 826	286 007	3.3	1.8	56.1
4821	Breads and rolls	76	4 752 026	64 521	1.4	.4	X
4822	Cookies, cakes, and other baked goods	110	8 199 791	221 485	2.7	1.4	X
4830	Canned foods	186	16 156 029	2 709 017	16.8	16.8	46.7
4831	Canned and bottled fruits, vegetables, and juices	186	16 156 029	1 302 551	8.1	8.1	X
4832	Canned and bottled baby foods	110	12 905 088	327 001	2.5	2.0	X
4833	Canned meats	147	13 580 874	225 636	1.7	1.4	X
4834	Canned fish and seafoods	157	13 739 207	241 899	1.8	1.5	X
4835	Canned milk	66	5 913 842	55 102	.9	.3	X
4836	Other canned foods	150	14 314 384	556 830	3.9	3.4	X
4840	Food and beverage basic materials (include flavoring extracts, fruit peel, hop extract, industrial molasses, sausage casings, malt, yeast, etc.)	44	4 041 501	43 519	1.1	.3	X

See footnotes at end of table.

Table 3. Merchant Wholesalers by Kind of Business and Commodity Line: 1997—Con.

[Includes only establishments with payroll. For meaning of abbreviations and symbols, see introductory text. For explanation of terms, see Appendix A]

NAICS code and CL code	Kind of business and commodity line	Establishments handling commodity line		Commodity line sales			Sales coverage percent
		Number	Total sales (\$1,000)	Amount ¹ (\$1,000)	As percent of total sales of—		
					Establishments handling line	Establishments in NAICS industry ¹	
4224101	General-line grocery whsle, voluntary group—Con.						
4850	Soft drinks and bottled water	167	15 902 275	648 326	4.1	4.0	44.1
4851	Soft drinks, packaged	145	15 593 204	427 824	2.7	2.6	X
4852	Soft drinks, pre and post mix bulk	84	5 923 768	93 455	1.6	.6	X
4853	Bottled water	126	8 918 510	127 047	1.4	.8	X
4860	Other grocery specialties	183	16 069 626	3 873 810	24.1	24.0	44.8
4861	Pasta	171	15 816 657	404 417	2.6	2.5	X
4862	Breakfast cereals	146	15 719 926	1 034 945	6.6	6.4	X
4863	Cooking oils and margarine	175	15 813 811	337 655	2.1	2.1	X
4864	Flour	169	14 607 831	292 819	2.0	1.8	X
4865	Pickles, preserves, jellies, jams, and sauces	173	16 036 274	579 115	3.6	3.6	X
4866	Sugar, refined	168	15 793 667	384 003	2.4	2.4	X
4867	Pet foods	124	15 370 128	664 454	4.3	4.1	X
4868	Grocery specialties, n.e.c.	119	9 397 920	176 421	1.9	1.1	X
4900	Grain and beans	66	6 497 721	102 056	1.6	.6	X
5330	Chemicals and allied products (excluding agricultural, plastics, gases, and petroleum)	53	4 566 592	129 178	2.8	.8	X
5900	Tobacco and tobacco products	112	11 959 875	404 326	3.4	2.5	X
9810	Miscellaneous commodities	10	2 920 881	29 379	1.0	.2	X
4224102	General-line grocery whsle, retail cooperative	211	X	16 142 440	X	100.0	62.8
0540	Other home furnishings	120	3 176 765	33 907	1.1	.2	X
0900	Office equipment	60	550 141	7 923	1.4	Z	X
0960	Restaurant and hotel equipment and supplies	117	760 422	30 912	4.1	.2	X
0970	Store machines and equipment	8	1 868 360	22 044	1.2	.1	X
1700	Hardware	115	1 440 201	24 390	1.7	.2	X
2530	Laundry and dry-cleaning equipment and supplies	122	5 174 023	314 526	6.1	1.9	X
3400	Industrial and personal services paper and plastics	139	6 190 061	308 019	5.0	1.9	X
3500	Drugs, pharmaceuticals, cosmetics, and toiletries	138	8 241 504	204 396	2.5	1.3	X
4100	Frozen foods (packaged)	191	13 241 268	1 041 801	7.9	6.5	42.2
4111	Dinners (frozen)	64	10 806 761	136 756	1.3	.8	X
4112	Fish and seafoods (frozen packaged)	155	9 772 428	99 180	1.0	.6	X
4113	Vegetables (frozen)	165	10 556 835	189 478	1.8	1.2	X
4114	Fruits and fruit juices (frozen)	144	11 448 119	155 890	1.4	1.0	X
4115	Meat (frozen packaged)	156	9 931 141	178 968	1.8	1.1	X
4116	Frozen baked goods	122	5 759 684	58 881	1.0	.4	X
4117	Other frozen foods (except frozen dairy products)	78	10 455 583	222 654	2.1	1.4	X
4200	Dairy products (excluding dried or canned)	180	13 602 188	1 600 017	11.8	9.9	41.3
4211	Butter	156	11 966 708	157 978	1.3	1.0	X
4212	Cheese	165	12 032 352	483 861	4.0	3.0	X
4213	Milk and cream, except raw	125	11 875 860	424 047	3.6	2.6	X
4214	Ice cream	55	10 405 303	175 055	1.7	1.1	X
4215	Raw milk	6	720 600	20 303	2.8	.1	X
4216	Other dairy products	67	12 503 239	338 779	2.7	2.1	X
4300	Poultry and poultry products	142	10 337 652	259 303	2.5	1.6	X
4400	Confectionery	58	7 424 807	133 572	1.8	.8	.2
4411	Candy	19	161 841	832	.5	Z	X
4415	Other confections	39	7 262 966	132 740	1.8	.8	X
4500	Fish and seafoods (excluding canned and frozen packaged)	23	1 250 560	20 754	1.7	.1	X
4600	Meat and meat products (fresh and unpackaged)	163	13 356 068	1 860 940	13.9	11.5	35.7
4611	Beef (not killed on location)	151	12 686 284	969 052	7.6	6.0	X
4612	Veal (not killed on location)	6	2 488 085	26 902	1.1	.2	X
4614	Pork (not killed on location)	130	7 378 722	281 026	3.8	1.7	X
4616	Sausage and prepared meats not made on location	134	6 178 939	274 090	4.4	1.7	X
4618	Other meat products	34	7 373 840	227 323	3.1	1.4	X
4700	Fresh fruits and vegetables	66	12 466 312	781 181	6.3	4.8	X
4800	Coffee, tea, and spices	197	15 754 085	719 317	4.6	4.5	44.6
4811	Coffee	167	15 577 665	474 989	3.0	2.9	X
4812	Tea	158	7 250 931	88 376	1.2	.5	X
4813	Spices	171	10 249 906	155 952	1.5	1.0	X
4820	Bread and baked goods	152	8 058 158	187 078	2.3	1.2	54.1
4821	Breads and rolls	96	4 148 497	72 185	1.7	.4	X
4822	Cookies, cakes, and other baked goods	147	5 880 704	114 887	2.0	.7	X
4830	Canned foods	201	15 786 392	2 935 346	18.6	18.2	44.6
4831	Canned and bottled fruits, vegetables, and juices	196	15 726 467	1 131 336	7.2	7.0	X
4832	Canned and bottled baby foods	58	14 021 317	257 573	1.8	1.6	X
4833	Canned meats	145	13 446 008	174 222	1.3	1.1	X
4834	Canned fish and seafoods	174	14 021 497	248 323	1.8	1.5	X
4835	Canned milk	130	10 264 795	132 980	1.3	.8	X
4836	Other canned foods	100	14 451 612	990 913	6.9	6.1	X
4840	Food and beverage basic materials (include flavoring extracts, fruit peel, hop extract, industrial molasses, sausage casings, malt, yeast, etc.)	19	4 265 012	44 665	1.0	.3	X
4850	Soft drinks and bottled water	180	15 639 071	455 862	2.9	2.8	44.4
4851	Soft drinks, packaged	178	15 103 929	207 697	1.4	1.3	X
4852	Soft drinks, pre and post mix bulk	113	8 808 450	139 973	1.6	.9	X
4853	Bottled water	64	10 630 529	108 186	1.0	.7	X
4860	Other grocery specialties	206	16 111 875	4 276 823	26.5	26.5	43.2
4861	Pasta	180	14 867 519	301 845	2.0	1.9	X
4862	Breakfast cereals	96	15 579 426	941 290	6.0	5.8	X
4863	Cooking oils and margarine	200	16 073 602	503 617	3.1	3.1	X
4864	Flour	194	14 888 150	334 851	2.2	2.1	X
4865	Pickles, preserves, jellies, jams, and sauces	182	15 976 282	573 789	3.6	3.6	X
4866	Sugar, refined	193	15 893 777	301 207	1.9	1.9	X
4867	Pet foods	78	15 432 018	543 260	3.5	3.4	X
4868	Grocery specialties, n.e.c.	145	14 057 003	776 950	5.5	4.8	X
4900	Grain and beans	135	3 834 206	83 579	2.2	.5	X

See footnotes at end of table.

Table 3. Merchant Wholesalers by Kind of Business and Commodity Line: 1997—Con.

[Includes only establishments with payroll. For meaning of abbreviations and symbols, see introductory text. For explanation of terms, see Appendix A]

NAICS code and CL code	Kind of business and commodity line	Establishments handling commodity line		Commodity line sales			Sales coverage percent
		Number	Total sales (\$1,000)	Amount ¹ (\$1,000)	As percent of total sales of—		
					Establishments handling line	Establishments in NAICS industry ¹	
4224102	General-line grocery whsle, retail cooperative—Con.						
5330	Chemicals and allied products (excluding agricultural, plastics, gases, and petroleum)	117	2 860 778	66 062	2.3	.4	14.3
5335	Detergents and soaps	59	1 038 231	20 398	2.0	.1	X
5344	Other chemicals and allied products	58	1 822 547	45 664	2.5	.3	X
5900	Tobacco and tobacco products	140	10 737 423	528 620	4.9	3.3	X
5911	Cigars	140	10 737 423	528 620	4.9	3.3	X
9810	Miscellaneous commodities	17	1 446 544	144 599	10.0	.9	X
4224103	Other general-line grocery whsle	2 993	X	61 643 055	X	100.0	81.0
0200	New and rebuilt automotive parts and supplies	7	18 988	580	3.1	Z	X
0540	Other home furnishings	309	6 857 572	138 292	2.0	.2	X
0900	Office equipment	118	3 684 813	62 373	1.7	.1	X
0960	Restaurant and hotel equipment and supplies	1 285	27 864 319	1 282 882	4.6	2.1	X
0970	Store machines and equipment	71	3 385 167	21 347	.6	Z	X
1500	Electrical appliances, household	6	2 132	190	8.9	Z	81.0
1518	Other electrical household appliances (including fans, dishwashers, etc.)	6	2 132	113	5.3	Z	X
1700	Hardware	107	2 904 723	18 243	.6	Z	X
2530	Laundry and dry-cleaning equipment and supplies	294	10 593 656	328 458	3.1	.5	X
2800	Toys and hobby goods and supplies	7	19 496	1 668	8.6	Z	X
3400	Industrial and personal services paper and plastics	1 424	46 791 707	2 976 534	6.4	4.8	X
3412	Paper dishes, cups, and napkins	1 424	46 791 707	2 976 534	6.4	4.8	X
3500	Drugs, pharmaceuticals, cosmetics, and toiletries	607	26 672 291	1 155 509	4.3	1.9	X
3800	Men's and boys' wear	39	62 591	649	1.0	Z	X
3900	Women's and children's wear	31	60 341	638	1.1	Z	X
4000	Footwear	25	96 145	1 034	1.1	Z	X
4100	Frozen foods (packaged)	2 485	56 538 036	7 614 880	13.5	12.4	45.0
4111	Dinners (frozen)	1 219	38 590 901	1 241 662	3.2	2.0	X
4112	Fish and seafoods (frozen packaged)	1 705	36 425 088	963 585	2.6	1.6	X
4113	Vegetables (frozen)	1 730	44 806 457	1 203 972	2.7	2.0	X
4114	Fruits and fruit juices (frozen)	1 369	37 970 107	594 597	1.6	1.0	X
4115	Meat (frozen packaged)	1 535	35 581 636	1 493 190	4.2	2.4	X
4116	Frozen baked goods	1 394	39 762 191	867 652	2.2	1.4	X
4117	Other frozen foods (except frozen dairy products)	1 463	36 371 433	1 250 198	3.4	2.0	X
4200	Dairy products (excluding dried or canned)	2 547	56 995 734	5 111 862	9.0	8.3	41.5
4211	Butter	1 621	37 746 581	595 152	1.6	1.0	X
4212	Cheese	2 227	50 857 552	2 210 343	4.3	3.6	X
4213	Milk and cream, except raw	908	25 657 384	508 280	2.0	.8	X
4214	Ice cream	669	25 377 812	376 558	1.5	.6	X
4215	Raw milk	64	2 197 881	29 995	1.4	Z	X
4216	Other dairy products	1 354	42 473 811	1 391 528	3.3	2.3	X
4300	Poultry and poultry products	1 348	45 566 417	3 409 432	7.5	5.5	.8
4312	Eggs	1 146	42 652 674	2 597 167	6.1	4.2	X
4314	Other poultry (excluding frozen packaged)	775	3 965 128	812 265	20.5	1.3	X
4400	Confectionery	1 414	24 196 693	785 582	3.2	1.3	.3
4411	Candy	710	19 763 823	73 060	.4	.1	X
4413	Nuts	1 414	24 196 693	506 335	2.1	.8	X
4414	Chips and popcorn	1 414	24 196 693	206 187	.9	.3	X
4500	Fish and seafoods (excluding canned and frozen packaged)	821	32 676 542	1 561 974	4.8	2.5	X
4600	Meat and meat products (fresh and unpackage)	1 662	48 914 745	6 611 086	13.5	10.7	39.2
4611	Beef (not killed on location)	1 144	39 354 893	3 062 816	7.8	5.0	X
4612	Veal (not killed on location)	348	12 628 165	127 083	1.0	.2	X
4613	Lamb and mutton (not killed on location)	280	11 211 427	56 055	.5	.1	X
4614	Pork (not killed on location)	829	33 497 371	961 185	2.9	1.6	X
4615	Sausage and prepared meats made on location	169	3 400 071	110 771	3.3	.2	X
4616	Sausage and prepared meats not made on location	1 047	34 157 488	1 269 020	3.7	2.1	X
4618	Other meat products	685	29 370 216	1 023 584	3.5	1.7	X
4700	Fresh fruits and vegetables	1 678	45 241 967	2 662 677	5.9	4.3	.2
4711	Fresh fruits	1 678	45 241 967	2 336 341	5.2	3.8	X
4712	Prepackaged fresh-cut vegetables (carrots, salads, etc.)	999	11 589 402	96 293	.8	.2	X
4713	Other fresh vegetables	999	11 589 402	230 043	2.0	.4	X
4800	Coffee, tea, and spices	2 135	53 807 980	2 219 348	4.1	3.6	44.2
4811	Coffee	1 675	49 127 739	1 118 864	2.3	1.8	X
4812	Tea	1 404	33 921 518	461 846	1.4	.7	X
4813	Spices	1 657	42 593 576	638 644	1.5	1.0	X
4820	Bread and baked goods	1 287	26 367 566	1 189 943	4.5	1.9	63.9
4821	Breads and rolls	738	14 483 145	462 162	3.2	.8	X
4822	Cookies, cakes, and other baked goods	1 116	23 294 349	727 778	3.1	1.2	X
4830	Canned foods	2 529	58 042 354	10 991 440	18.9	17.8	44.5
4831	Canned and bottled fruits, vegetables, and juices	2 364	56 243 327	5 613 794	10.0	9.1	X
4832	Canned and bottled baby foods	676	32 047 283	805 752	2.5	1.3	X
4833	Canned meats	1 223	41 209 114	853 917	2.1	1.4	X
4834	Canned fish and seafoods	1 443	39 197 301	835 786	2.1	1.4	X
4835	Canned milk	691	20 303 853	222 882	1.1	.4	X
4836	Other canned foods	1 539	42 145 966	2 659 307	6.3	4.3	X
4840	Food and beverage basic materials (include flavoring extracts, fruit peel, hop extract, industrial molasses, sausage casings, malt, yeast, etc.)	1 029	13 430 017	572 293	4.3	.9	X
4850	Soft drinks and bottled water	1 643	33 179 126	1 123 842	3.4	1.8	69.5
4851	Soft drinks, packaged	1 310	27 557 261	536 310	1.9	.9	X
4852	Soft drinks, pre and post mix bulk	550	17 523 227	324 394	1.9	.5	X
4853	Bottled water	1 028	19 499 691	263 128	1.3	.4	X

See footnotes at end of table.

Table 3. Merchant Wholesalers by Kind of Business and Commodity Line: 1997—Con.

[Includes only establishments with payroll. For meaning of abbreviations and symbols, see introductory text. For explanation of terms, see Appendix A]

NAICS code and CL code	Kind of business and commodity line	Establishments handling commodity line		Commodity line sales			Sales coverage percent
		Number	Total sales (\$1,000)	Amount ¹ (\$1,000)	As percent of total sales of—		
					Establishments handling line	Establishments in NAICS industry ¹	
4224103	Other general-line grocery whsle—Con.						
4860	Other grocery specialties	2 094	37 394 977	8 825 143	23.6	14.3	66.4
4861	Pasta	1 714	33 056 588	869 925	2.6	1.4	X
4862	Breakfast cereals	1 280	31 040 206	1 708 890	5.5	2.8	X
4863	Cooking oils and margarine	1 661	32 905 879	962 828	2.9	1.6	X
4864	Flour	1 474	28 678 688	585 604	2.0	1.0	X
4865	Pickles, preserves, jellies, jams, and sauces	1 557	32 151 597	1 193 334	3.7	1.9	X
4866	Sugar, refined	1 322	29 839 247	576 379	1.9	.9	X
4867	Pet foods	612	23 388 719	861 067	3.7	1.4	X
4868	Grocery specialties, n.e.c.	1 009	25 711 173	2 067 090	8.0	3.4	X
4900	Grain and beans	741	15 511 140	252 290	1.6	.4	X
5330	Chemicals and allied products (excluding agricultural, plastics, gases, and petroleum)	880	40 215 946	857 733	2.1	1.4	X
5335	Detergents and soaps	880	40 215 946	857 733	2.1	1.4	X
5600	Beer and ale	495	1 638 909	50 107	3.1	.1	X
5700	Wines and distilled alcoholic beverages	516	1 843 664	33 919	1.8	.1	X
5900	Tobacco and tobacco products	823	19 428 334	1 432 711	7.4	2.3	1.7
5911	Cigars	576	18 939 583	1 096 101	5.8	1.8	X
5912	Cigarettes	687	6 228 094	312 450	5.0	.5	X
5913	Other tobacco products (excluding leaf)	687	6 228 094	24 160	.4	Z	X
9700	Service receipts and labor charges (including installed parts)	79	2 401 672	40 632	1.7	.1	1.2
9701	Labor charges for repair work	41	712 332	2 071	.3	Z	X
9702	Parts installed in repair work	41	712 332	853	.1	Z	X
9703	Other service receipts and labor charges—Specify	39	1 689 340	37 708	2.2	.1	X
9810	Miscellaneous commodities	133	5 533 180	257 720	4.7	.4	X
9940	Rental and leasing receipts	33	458 121	7 566	1.7	Z	X
42242	Packaged frozen food whsle	2 897	X	44 782 680	X	100.0	83.5
0540	Other home furnishings	101	4 507 827	125 457	2.8	.3	X
0960	Restaurant and hotel equipment and supplies	246	11 980 327	552 125	4.6	1.2	X
0970	Store machines and equipment	22	132 975	1 516	1.1	Z	X
1700	Hardware	7	15 518	695	4.5	Z	X
2530	Laundry and dry-cleaning equipment and supplies	18	1 419 197	19 048	1.3	Z	X
2620	Marine machinery, equipment, and supplies	17	289 242	7 777	2.7	Z	X
3400	Industrial and personal services paper and plastics	371	15 913 865	1 376 229	8.6	3.1	X
3500	Drugs, pharmaceuticals, cosmetics, and toiletries	36	1 099 709	18 782	1.7	Z	1.5
3512	Nonprescription pharmaceuticals	18	906 282	15 659	1.7	Z	X
3513	Cosmetics	18	906 282	1 175	.1	Z	X
3515	Other toiletries and druggists' sundries	19	193 427	1 948	1.0	Z	X
4100	Frozen foods (packaged)	2 897	44 782 680	28 931 023	64.6	64.6	66.7
4111	Dinners (frozen)	371	9 899 244	1 282 159	13.0	2.9	X
4112	Fish and seafoods (frozen packaged)	1 671	34 098 552	10 350 257	30.4	23.1	X
4113	Vegetables (frozen)	912	22 176 455	2 711 201	12.2	6.1	X
4114	Fruits and fruit juices (frozen)	720	16 976 145	1 671 188	9.8	3.7	X
4115	Meat (frozen packaged)	1 287	29 778 968	8 243 376	27.7	18.4	X
4116	Frozen baked goods	763	18 287 519	1 644 315	9.0	3.7	X
4117	Other frozen foods (except frozen dairy products)	944	19 412 531	3 028 524	15.6	6.8	X
4200	Dairy products (excluding dried or canned)	657	21 131 117	1 873 185	8.9	4.2	17.1
4211	Butter	296	11 738 891	206 030	1.8	.5	X
4212	Cheese	524	17 860 019	900 340	5.0	2.0	X
4213	Milk and cream, except raw	185	6 970 645	172 221	2.5	.4	X
4214	Ice cream	160	7 587 900	406 007	5.4	.9	X
4215	Raw milk	24	528 913	4 896	.9	Z	X
4216	Other dairy products	247	9 807 383	183 686	1.9	.4	X
4300	Poultry and poultry products	599	16 367 136	1 643 912	10.0	3.7	3.1
4311	Dressed poultry killed on location	28	16 563	1 636	9.9	Z	X
4312	Eggs	298	8 960 971	109 566	1.2	.2	X
4313	Live poultry	66	1 928 331	255 841	13.3	.6	X
4314	Other poultry (excluding frozen packaged)	442	13 116 183	1 276 869	9.7	2.9	X
4400	Confectionery	185	4 200 369	208 249	5.0	.5	.2
4411	Candy	98	3 542 597	173 533	4.9	.4	X
4413	Nuts	48	217 071	3 656	1.7	Z	X
4414	Chips and popcorn	48	217 071	2 434	1.1	Z	X
4415	Other confections	87	657 772	28 626	4.4	.1	X
4500	Fish and seafoods (excluding canned and frozen packaged)	442	7 005 429	886 007	12.6	2.0	X
4600	Meat and meat products (fresh and unpackaged)	450	12 799 559	1 433 747	11.2	3.2	25.9
4611	Beef (not killed on location)	332	10 516 089	780 088	7.4	1.7	X
4612	Veal (not killed on location)	88	2 318 231	75 215	3.2	.2	X
4613	Lamb and mutton (not killed on location)	81	1 570 314	23 730	1.5	.1	X
4614	Pork (not killed on location)	245	7 651 711	261 260	3.4	.6	X
4615	Sausage and prepared meats made on location	93	842 996	14 240	1.7	.3	X
4616	Sausage and prepared meats not made on location	211	5 855 367	124 906	2.1	Z	X
4617	Meat from animals killed on location	11	293 918	2 484	.8	Z	X
4618	Other meat products	145	4 289 629	151 821	3.5	.3	X
4700	Fresh fruits and vegetables	444	15 989 998	831 374	5.2	1.9	1.4
4711	Fresh fruits	378	13 865 342	520 630	3.8	1.2	X
4712	Prepackaged fresh-cut vegetables (carrots, salads, etc.)	170	2 679 679	148 969	5.6	.3	X
4713	Other fresh vegetables	139	6 236 380	161 775	2.6	.4	X
4800	Coffee, tea, and spices	403	13 204 216	292 697	2.2	.7	19.1
4811	Coffee	291	9 703 817	140 833	1.5	.3	X
4812	Tea	167	7 491 775	86 614	1.2	.2	X
4813	Spices	170	6 105 508	65 239	1.1	.1	X
4820	Bread and baked goods	255	6 490 276	182 672	2.8	.4	22.0
4821	Breads and rolls	118	4 240 151	87 435	2.1	.2	X
4822	Cookies, cakes, and other baked goods	199	4 606 651	95 231	2.1	.2	X

See footnotes at end of table.

Table 3. Merchant Wholesalers by Kind of Business and Commodity Line: 1997—Con.

[Includes only establishments with payroll. For meaning of abbreviations and symbols, see introductory text. For explanation of terms, see Appendix A]

NAICS code and CL code	Kind of business and commodity line	Establishments handling commodity line		Commodity line sales			Sales coverage percent
		Number	Total sales (\$1,000)	Amount ¹ (\$1,000)	As percent of total sales of—		
					Establishments handling line	Establishments in NAICS industry ¹	
42242	Packaged frozen food whole—Con.						
4830	Canned foods	548	13 787 401	1 537 704	11.2	3.4	18.9
4831	Canned and bottled fruits, vegetables, and juices	454	11 840 329	935 116	7.9	2.1	X
4832	Canned and bottled baby foods	41	783 207	5 663	.7	Z	X
4833	Canned meats	98	2 952 735	53 987	1.8	.1	X
4834	Canned fish and seafoods	191	5 533 181	90 591	1.6	.2	X
4835	Canned milk	49	1 740 559	9 008	.5	Z	X
4836	Other canned foods	250	6 776 659	443 337	6.5	1.0	X
4840	Food and beverage basic materials (include flavoring extracts, fruit peel, hop extract, industrial molasses, sausage casings, malt, yeast, etc.)	199	9 193 401	489 483	5.3	1.1	X
4850	Soft drinks and bottled water	262	9 777 155	381 418	3.9	.9	16.7
4851	Soft drinks, packaged	151	6 614 824	208 693	3.2	.5	X
4852	Soft drinks, pre and post mix bulk	97	3 628 609	103 684	2.9	.2	X
4853	Bottled water	107	3 276 668	69 040	2.1	.2	X
4860	Other grocery specialties	595	19 019 391	2 836 367	14.9	6.3	26.2
4861	Pasta	246	7 331 163	220 081	3.0	.5	X
4862	Breakfast cereals	121	4 894 854	56 470	1.2	.1	X
4863	Cooking oils and margarine	360	9 866 921	277 368	2.8	.6	X
4864	Flour	177	5 434 705	94 220	1.7	.2	X
4865	Pickles, preserves, jellies, jams, and sauces	296	8 498 150	151 423	1.8	.3	X
4866	Sugar, refined	167	5 360 028	75 102	1.4	.2	X
4867	Pet foods	16	230 517	14 898	6.5	Z	X
4868	Grocery specialties, n.e.c.	276	11 380 002	1 946 817	17.1	4.3	X
4900	Grain and beans	75	1 472 251	124 179	8.4	.3	X
5330	Chemicals and allied products (excluding agricultural, plastics, gases, and petroleum)	183	8 067 925	157 687	2.0	.4	X
5600	Beer and ale	7	28 926	453	1.6	Z	X
5700	Wines and distilled alcoholic beverages	41	702 362	56 400	8.0	.1	X
5800	Farm supplies	15	247 935	55 076	22.2	.1	82.2
5817	Seeds and bulbs	13	191 438	37 789	19.7	.1	X
5900	Tobacco and tobacco products	8	97 641	1 045	1.1	Z	X
9700	Service receipts and labor charges (including installed parts)	31	162 699	11 633	7.2	Z	.7
9701	Labor charges for repair work	31	162 699	11 633	7.2	Z	X
9810	Miscellaneous commodities	153	5 994 656	584 252	9.7	1.3	X
9920	Receipts for farm product preparation services (cleaning, shelling, etc.)	6	17 701	2 386	13.5	Z	X
9940	Rental and leasing receipts	37	225 937	9 208	4.1	Z	X
422420	Packaged frozen food whole	2 897	X	44 782 680	X	100.0	83.5
0540	Other home furnishings	101	4 507 827	125 457	2.8	.3	X
0960	Restaurant and hotel equipment and supplies	246	11 980 327	552 125	4.6	1.2	X
0970	Store machines and equipment	22	132 975	1 516	1.1	Z	X
1700	Hardware	7	15 518	695	4.5	Z	X
2530	Laundry and dry-cleaning equipment and supplies	18	1 419 197	19 048	1.3	Z	X
2620	Marine machinery, equipment, and supplies	17	289 242	7 777	2.7	Z	X
3400	Industrial and personal services paper and plastics	371	15 913 865	1 376 229	8.6	3.1	X
3500	Drugs, pharmaceuticals, cosmetics, and toiletries	36	1 099 709	18 782	1.7	Z	1.5
3512	Nonprescription pharmaceuticals	18	906 282	15 659	1.7	Z	X
3513	Cosmetics	18	906 282	1 175	.1	Z	X
3515	Other toiletries and druggists' sundries	19	193 427	1 948	1.0	Z	X
4100	Frozen foods (packaged)	2 897	44 782 680	28 931 023	64.6	64.6	66.7
4111	Dinners (frozen)	371	9 899 244	1 282 159	13.0	2.9	X
4112	Fish and seafoods (frozen packaged)	1 671	34 098 552	10 350 257	30.4	23.1	X
4113	Vegetables (frozen)	912	22 176 455	2 711 201	12.2	6.1	X
4114	Fruits and fruit juices (frozen)	720	16 976 145	1 671 188	9.8	3.7	X
4115	Meat (frozen packaged)	1 287	29 778 968	8 243 376	27.7	18.4	X
4116	Frozen baked goods	763	18 287 519	1 644 315	9.0	3.7	X
4117	Other frozen foods (except frozen dairy products)	944	19 412 531	3 028 524	15.6	6.8	X
4200	Dairy products (excluding dried or canned)	657	21 131 117	1 873 185	8.9	4.2	17.1
4211	Butter	296	11 738 891	206 030	1.8	.5	X
4212	Cheese	524	17 860 019	900 340	5.0	2.0	X
4213	Milk and cream, except raw	185	6 970 645	172 221	2.5	.4	X
4214	Ice cream	160	7 587 900	406 007	5.4	.9	X
4215	Raw milk	24	528 913	4 896	.9	Z	X
4216	Other dairy products	247	9 807 383	183 686	1.9	.4	X
4300	Poultry and poultry products	599	16 367 136	1 643 912	10.0	3.7	3.1
4311	Dressed poultry killed on location	28	16 563	1 636	9.9	Z	X
4312	Eggs	298	8 960 971	109 566	1.2	.2	X
4313	Live poultry	66	1 928 331	255 841	13.3	.6	X
4314	Other poultry (excluding frozen packaged)	442	13 116 183	1 276 869	9.7	2.9	X
4400	Confectionery	185	4 200 369	208 249	5.0	.5	.2
4411	Candy	98	3 542 597	173 533	4.9	.4	X
4413	Nuts	48	217 071	3 656	1.7	Z	X
4414	Chips and popcorn	48	217 071	2 434	1.1	Z	X
4415	Other confections	87	657 772	28 626	4.4	.1	X
4500	Fish and seafoods (excluding canned and frozen packaged)	442	7 005 429	886 007	12.6	2.0	X
4600	Meat and meat products (fresh and un packaged)	450	12 799 559	1 433 747	11.2	3.2	25.9
4611	Beef (not killed on location)	332	10 516 089	780 088	7.4	1.7	X
4612	Veal (not killed on location)	88	2 318 231	75 215	3.2	.2	X
4613	Lamb and mutton (not killed on location)	81	1 570 314	23 730	1.5	.1	X
4614	Pork (not killed on location)	245	7 651 711	261 260	3.4	.6	X
4615	Sausage and prepared meats made on location	93	842 996	14 240	1.7	Z	X
4616	Sausage and prepared meats not made on location	211	5 855 367	124 906	2.1	.3	X
4617	Meat from animals killed on location	11	293 918	2 484	.8	Z	X
4618	Other meat products	145	4 289 629	151 821	3.5	.3	X

See footnotes at end of table.

Table 3. Merchant Wholesalers by Kind of Business and Commodity Line: 1997—Con.

[Includes only establishments with payroll. For meaning of abbreviations and symbols, see introductory text. For explanation of terms, see Appendix A]

NAICS code and CL code	Kind of business and commodity line	Establishments handling commodity line		Commodity line sales			Sales coverage percent
		Number	Total sales (\$1,000)	Amount ¹ (\$1,000)	As percent of total sales of—		
					Establishments handling line	Establishments in NAICS industry ¹	
422420	Packaged frozen food whsle—Con.						
4700	Fresh fruits and vegetables	444	15 989 998	831 374	5.2	1.9	1.4
4711	Fresh fruits	378	13 865 342	520 630	3.8	1.2	X
4712	Prepackaged fresh-cut vegetables (carrots, salads, etc.)	170	2 679 679	148 969	5.6	.3	X
4713	Other fresh vegetables	139	6 236 380	161 775	2.6	.4	X
4800	Coffee, tea, and spices	403	13 204 216	292 697	2.2	.7	19.1
4811	Coffee	291	9 703 817	140 833	1.5	.3	X
4812	Tea	167	7 491 775	86 614	1.2	.2	X
4813	Spices	170	6 105 508	65 239	1.1	.1	X
4820	Bread and baked goods	255	6 490 276	182 672	2.8	.4	22.0
4821	Breads and rolls	118	4 240 151	87 435	2.1	.2	X
4822	Cookies, cakes, and other baked goods	199	4 606 651	95 231	2.1	.2	X
4830	Canned foods	548	13 787 401	1 537 704	11.2	3.4	18.9
4831	Canned and bottled fruits, vegetables, and juices	454	11 840 329	935 116	7.9	2.1	X
4832	Canned and bottled baby foods	41	783 207	5 663	.7	.1	X
4833	Canned meats	98	2 952 735	53 987	1.8	.2	X
4834	Canned fish and seafoods	191	5 533 181	90 591	1.6	.2	X
4835	Canned milk	49	1 740 559	9 008	.5	.2	X
4836	Other canned foods	250	6 776 659	443 337	6.5	1.0	X
4840	Food and beverage basic materials (include flavoring extracts, fruit peel, hop extract, industrial molasses, sausage casings, malt, yeast, etc.)	199	9 193 401	489 483	5.3	1.1	X
4850	Soft drinks and bottled water	262	9 777 155	381 418	3.9	.9	16.7
4851	Soft drinks, packaged	151	6 614 824	208 693	3.2	.5	X
4852	Soft drinks, pre and post mix bulk	97	3 628 609	103 684	2.9	.2	X
4853	Bottled water	107	3 276 668	69 040	2.1	.2	X
4860	Other grocery specialties	595	19 019 391	2 836 367	14.9	6.3	26.2
4861	Pasta	246	7 331 163	220 081	3.0	.5	X
4862	Breakfast cereals	121	4 894 854	56 470	1.2	.1	X
4863	Cooking oils and margarine	360	9 866 921	277 368	2.8	.6	X
4864	Flour	177	5 434 705	94 220	1.7	.2	X
4865	Pickles, preserves, jellies, jams, and sauces	296	8 498 150	151 423	1.8	.3	X
4866	Sugar, refined	167	5 360 028	75 102	1.4	.2	X
4867	Pet foods	16	230 517	14 898	6.5	.2	X
4868	Grocery specialties, n.e.c.	276	11 380 002	1 946 817	17.1	4.3	X
4900	Grain and beans	75	1 472 251	124 179	8.4	.3	X
5330	Chemicals and allied products (excluding agricultural, plastics, gases, and petroleum)	183	8 067 925	157 687	2.0	.4	X
5600	Beer and ale	7	28 926	453	1.6	.2	X
5700	Wines and distilled alcoholic beverages	41	702 362	56 400	8.0	.1	X
5800	Farm supplies	15	247 935	55 076	22.2	.1	82.2
5817	Seeds and bulbs	13	191 438	37 789	19.7	.1	X
5900	Tobacco and tobacco products	8	97 641	1 045	1.1	.2	X
9700	Service receipts and labor charges (including installed parts)	31	162 699	11 633	7.2	.2	.7
9701	Labor charges for repair work	31	162 699	11 633	7.2	.2	X
9810	Miscellaneous commodities	153	5 994 656	584 252	9.7	1.3	X
9920	Receipts for farm product preparation services (cleaning, shelling, etc.)	6	17 701	2 386	13.5	.2	X
9940	Rental and leasing receipts	37	225 937	9 208	4.1	.2	X
42243	Dairy products, (except dried or canned) whsle	2 174	X	20 315 524	X	100.0	78.4
0960	Restaurant and hotel equipment and supplies	51	664 349	32 222	4.9	.2	X
3400	Industrial and personal services paper and plastics	89	1 089 640	81 073	7.4	.4	X
4100	Frozen foods (packaged)	320	3 404 645	463 838	13.6	2.3	31.0
4111	Dinners (frozen)	63	728 269	24 680	3.4	.1	X
4112	Fish and seafoods (frozen packaged)	87	963 716	31 075	3.2	.2	X
4113	Vegetables (frozen)	100	1 248 340	50 840	4.1	.3	X
4114	Fruits and fruit juices (frozen)	44	761 150	13 867	1.8	.1	X
4115	Meat (frozen packaged)	156	1 626 352	124 789	7.7	.6	X
4116	Frozen baked goods	106	1 724 083	160 518	9.3	.8	X
4117	Other frozen foods (except frozen dairy products)	114	1 003 283	57 850	5.8	.3	X
4200	Dairy products (excluding dried or canned)	2 174	20 315 524	17 642 863	86.8	86.8	69.1
4211	Butter	776	8 029 731	929 668	11.6	4.6	X
4212	Cheese	1 057	9 887 956	4 470 552	45.2	22.0	X
4213	Milk and cream, except raw	948	6 901 253	3 401 410	49.3	16.7	X
4214	Ice cream	1 002	3 982 533	1 986 070	49.9	9.8	X
4215	Raw milk	155	4 987 171	4 622 272	92.7	22.8	X
4216	Other dairy products	771	8 328 321	2 232 891	26.8	11.0	X
4300	Poultry and poultry products	217	2 831 037	338 976	12.0	1.7	1.6
4312	Eggs	217	2 831 037	338 976	12.0	1.7	X
4400	Confectionery	74	623 951	29 421	4.7	.1	4.3
4411	Candy	37	69 720	2 112	3.0	.2	X
4412	Chewing gum	19	14 563	19	.1	.1	X
4414	Chips and popcorn	38	332 573	23 506	7.1	.1	X
4415	Other confections	38	250 790	3 784	1.5	.2	X
4500	Fish and seafoods (excluding canned and frozen packaged)	76	775 507	20 255	2.6	.1	X
4600	Meat and meat products (fresh and unpackage)	247	3 478 600	601 932	17.3	3.0	40.8
4611	Beef (not killed on location)	50	1 555 989	211 076	13.6	1.0	X
4612	Veal (not killed on location)	10	1 492 068	11 981	.8	.1	X
4613	Lamb and mutton (not killed on location)	15	1 431 108	19 209	1.3	.1	X
4614	Pork (not killed on location)	25	1 518 731	106 024	7.0	.5	X
4615	Sausage and prepared meats made on location	36	111 443	13 500	12.1	.1	X
4616	Sausage and prepared meats not made on location	179	3 098 365	159 843	5.2	.8	X
4618	Other meat products	53	2 111 950	80 157	3.8	.4	X
4700	Fresh fruits and vegetables	87	1 369 915	96 878	7.1	.5	1.5
4711	Fresh fruits	85	1 361 137	96 838	7.1	.5	X

See footnotes at end of table.

Table 3. Merchant Wholesalers by Kind of Business and Commodity Line: 1997—Con.

[Includes only establishments with payroll. For meaning of abbreviations and symbols, see introductory text. For explanation of terms, see Appendix A]

NAICS code and CL code	Kind of business and commodity line	Establishments handling commodity line		Commodity line sales			Sales coverage percent
		Number	Total sales (\$1,000)	Amount ¹ (\$1,000)	As percent of total sales of—		
					Establishments handling line	Establishments in NAICS industry ¹	
42243	Dairy products, (except dried or canned) whsle—Con.						
	Coffee, tea, and spices	153	1 283 416	33 500	2.6	.2	20.6
4811	Coffee	84	537 058	13 631	2.5	.1	X
4812	Tea	33	100 324	2 163	2.2	Z	X
4813	Spices	103	960 364	17 693	1.8	.1	X
4820	Bread and baked goods	143	1 102 962	56 703	5.1	.3	13.8
4821	Breads and rolls	98	876 233	33 369	3.8	.2	X
4822	Cookies, cakes, and other baked goods	83	609 200	23 126	3.8	.1	X
4830	Canned foods	221	3 018 286	244 393	8.1	1.2	41.0
4831	Canned and bottled fruits, vegetables, and juices	154	1 058 780	107 325	10.1	.5	X
4833	Canned meats	12	1 638 641	16 871	1.0	.1	X
4834	Canned fish and seafoods	49	428 548	19 460	4.5	.1	X
4836	Other canned foods	113	888 442	100 668	11.3	.5	X
4840	Food and beverage basic materials (include flavoring extracts, fruit peel, hop extract, industrial molasses, sausage casings, malt, yeast, etc.)	73	736 750	34 563	4.7	.2	X
4850	Soft drinks and bottled water	199	1 807 608	64 822	3.6	.3	13.5
4851	Soft drinks, packaged	89	574 300	24 722	4.3	.1	X
4852	Soft drinks, pre and post mix bulk	43	357 290	8 668	2.4	Z	X
4853	Bottled water	97	1 174 233	30 876	2.6	.2	X
4860	Other grocery specialties	243	2 621 228	290 554	11.1	1.4	19.5
4861	Pasta	176	2 158 662	94 498	4.4	.5	X
4862	Breakfast cereals	8	113 998	1 159	1.0	Z	X
4863	Cooking oils and margarine	68	1 014 552	36 556	3.6	.2	X
4864	Flour	101	1 562 276	100 111	6.4	.5	X
4865	Pickles, preserves, jellies, jams, and sauces	62	671 847	18 769	2.8	.1	X
4866	Sugar, refined	38	490 260	9 353	1.9	Z	X
4867	Pet foods	10	192 197	6 277	3.3	Z	X
4868	Grocery specialties, n.e.c.	88	450 967	23 698	5.3	.1	X
4900	Grain and beans	9	152 818	17 866	11.7	.1	X
5330	Chemicals and allied products (excluding agricultural, plastics, gases, and petroleum)	19	129 336	2 518	1.9	Z	X
5800	Farm supplies	47	1 353 433	64 321	4.8	.3	2.8
5812	Feeds (poultry and livestock) not mixed on location	8	24 323	4 738	19.5	Z	X
9700	Service receipts and labor charges (including installed parts)	23	456 847	9 732	2.1	Z	X
9703	Other service receipts and labor charges—Specify	17	62 192	1 607	2.6	Z	X
9810	Miscellaneous commodities	102	1 324 128	158 574	12.0	.8	X
9940	Rental and leasing receipts	34	121 484	3 624	3.0	Z	X
422430	Dairy products, (except dried or canned) whsle	2 174	X	20 315 524	X	100.0	78.4
0960	Restaurant and hotel equipment and supplies	51	664 349	32 222	4.9	.2	X
3400	Industrial and personal services paper and plastics	89	1 089 640	81 073	7.4	.4	X
4100	Frozen foods (packaged)	320	3 404 645	463 838	13.6	2.3	31.0
4111	Dinners (frozen)	63	728 269	24 680	3.4	.1	X
4112	Fish and seafoods (frozen packaged)	87	963 716	31 075	3.2	.2	X
4113	Vegetables (frozen)	100	1 248 340	50 840	4.1	.3	X
4114	Fruits and fruit juices (frozen)	44	761 150	13 867	1.8	.1	X
4115	Meat (frozen packaged)	156	1 626 352	124 789	7.7	.6	X
4116	Frozen baked goods	106	1 724 083	160 518	9.3	.8	X
4117	Other frozen foods (except frozen dairy products)	114	1 003 283	57 850	5.8	.3	X
4200	Dairy products (excluding dried or canned)	2 174	20 315 524	17 642 863	86.8	86.8	69.1
4211	Butter	776	8 029 731	929 668	11.6	4.6	X
4212	Cheese	1 057	9 887 956	4 470 552	45.2	22.0	X
4213	Milk and cream, except raw	948	6 901 253	3 401 410	49.3	16.7	X
4214	Ice cream	1 002	3 982 533	1 986 070	49.9	9.8	X
4215	Raw milk	155	4 987 171	4 622 272	92.7	22.8	X
4216	Other dairy products	771	8 328 321	2 232 891	26.8	11.0	X
4300	Poultry and poultry products	217	2 831 037	338 976	12.0	1.7	1.6
4312	Eggs	217	2 831 037	338 976	12.0	1.7	X
4400	Confectionery	74	623 951	29 421	4.7	.1	4.3
4411	Candy	37	69 720	2 112	3.0	Z	X
4412	Chewing gum	19	14 563	19	.1	Z	X
4414	Chips and popcorn	38	332 573	23 506	7.1	.1	X
4415	Other confections	38	250 790	3 784	1.5	Z	X
4500	Fish and seafoods (excluding canned and frozen packaged)	76	775 507	20 255	2.6	.1	X
4600	Meat and meat products (fresh and unpackaged)	247	3 478 600	601 932	17.3	3.0	40.8
4611	Beef (not killed on location)	50	1 555 989	211 076	13.6	1.0	X
4612	Veal (not killed on location)	10	1 492 068	11 981	.8	.1	X
4613	Lamb and mutton (not killed on location)	15	1 431 108	19 209	1.3	.1	X
4614	Pork (not killed on location)	25	1 518 731	106 024	7.0	.5	X
4615	Sausage and prepared meats made on location	36	111 443	13 500	12.1	.1	X
4616	Sausage and prepared meats not made on location	179	3 098 365	159 843	5.2	.8	X
4618	Other meat products	53	2 111 950	80 157	3.8	.4	X
4700	Fresh fruits and vegetables	87	1 369 915	96 878	7.1	.5	1.5
4711	Fresh fruits	85	1 361 137	96 838	7.1	.5	X
4800	Coffee, tea, and spices	153	1 283 416	33 500	2.6	.2	20.6
4811	Coffee	84	537 058	13 631	2.5	.1	X
4812	Tea	33	100 324	2 163	2.2	Z	X
4813	Spices	103	960 364	17 693	1.8	.1	X
4820	Bread and baked goods	143	1 102 962	56 703	5.1	.3	13.8
4821	Breads and rolls	98	876 233	33 369	3.8	.2	X
4822	Cookies, cakes, and other baked goods	83	609 200	23 126	3.8	.1	X

See footnotes at end of table.

Table 3. Merchant Wholesalers by Kind of Business and Commodity Line: 1997—Con.

[Includes only establishments with payroll. For meaning of abbreviations and symbols, see introductory text. For explanation of terms, see Appendix A]

NAICS code and CL code	Kind of business and commodity line	Establishments handling commodity line		Commodity line sales			Sales coverage percent
		Number	Total sales (\$1,000)	Amount ¹ (\$1,000)	As percent of total sales of—		
					Establishments handling line	Establishments in NAICS industry ¹	
422430	Dairy products, (except dried or canned) whsle—Con.						
	Canned foods	221	3 018 286	244 393	8.1	1.2	41.0
4830	Canned and bottled fruits, vegetables, and juices	154	1 058 780	107 325	10.1	.5	X
4833	Canned meats	12	1 638 641	16 871	1.0	.1	X
4834	Canned fish and seafoods	49	428 548	19 460	4.5	.1	X
4836	Other canned foods	113	888 442	100 668	11.3	.5	X
4840	Food and beverage basic materials (include flavoring extracts, fruit peel, hop extract, industrial molasses, sausage casings, malt, yeast, etc.)	73	736 750	34 563	4.7	.2	X
4850	Soft drinks and bottled water	199	1 807 608	64 822	3.6	.3	13.5
4851	Soft drinks, packaged	89	574 300	24 722	4.3	.1	X
4852	Soft drinks, pre and post mix bulk	43	357 290	8 668	2.4	Z	X
4853	Bottled water	97	1 174 233	30 876	2.6	.2	X
4860	Other grocery specialties	243	2 621 228	290 554	11.1	1.4	19.5
4861	Pasta	176	2 158 662	94 498	4.4	.5	X
4862	Breakfast cereals	8	113 998	1 159	1.0	Z	X
4863	Cooking oils and margarine	68	1 014 552	36 556	3.6	.2	X
4864	Flour	101	1 562 276	100 111	6.4	.5	X
4865	Pickles, preserves, jellies, jams, and sauces	62	671 847	18 769	2.8	.1	X
4866	Sugar, refined	38	490 260	9 353	1.9	Z	X
4867	Pet foods	10	192 197	6 277	3.3	Z	X
4868	Grocery specialties, n.e.c.	88	450 967	23 698	5.3	.1	X
4900	Grain and beans	9	152 818	17 866	11.7	.1	X
5330	Chemicals and allied products (excluding agricultural, plastics, gases, and petroleum)	19	129 336	2 518	1.9	Z	X
5800	Farm supplies	47	1 353 433	64 321	4.8	.3	2.8
5812	Feeds (poultry and livestock) not mixed on location	8	24 323	4 738	19.5	Z	X
9700	Service receipts and labor charges (including installed parts)	23	456 847	9 732	2.1	Z	X
9703	Other service receipts and labor charges—Specify	17	62 192	1 607	2.6	Z	X
9810	Miscellaneous commodities	102	1 324 128	158 574	12.0	.8	X
9940	Rental and leasing receipts	34	121 484	3 624	3.0	Z	X
4224301	Raw milk whsle	138	X	D	X	D	D
4200	Dairy products (excluding dried or canned)	138	D	D	D	D	X
5800	Farm supplies	35	D	D	D	D	X
9700	Service receipts and labor charges (including installed parts)	6	D	D	D	D	X
4224302	Dairy product (except raw milk) whsle	2 036	X	D	X	D	D
0960	Restaurant and hotel equipment and supplies	51	D	D	D	D	X
3400	Industrial and personal services paper and plastics	89	D	D	D	D	X
4100	Frozen foods (packaged)	317	D	D	D	D	D
4111	Dinners (frozen)	63	D	D	D	D	X
4112	Fish and seafoods (frozen packaged)	87	D	D	D	D	X
4113	Vegetables (frozen)	100	D	D	D	D	X
4114	Fruits and fruit juices (frozen)	44	D	D	D	D	X
4115	Meat (frozen packaged)	156	D	D	D	D	X
4116	Frozen baked goods	106	D	D	D	D	X
4117	Other frozen foods (except frozen dairy products)	114	D	D	D	D	X
4200	Dairy products (excluding dried or canned)	2 036	D	D	D	D	D
4211	Butter	750	D	D	D	D	X
4212	Cheese	1 035	D	D	D	D	X
4213	Milk and cream, except raw	934	D	D	D	D	X
4214	Ice cream	990	D	D	D	D	X
4215	Raw milk	17	D	D	D	D	X
4216	Other dairy products	748	D	D	D	D	X
4300	Poultry and poultry products	217	D	D	D	D	D
4312	Eggs	217	D	D	D	D	X
4400	Confectionery	74	D	D	D	D	D
4411	Candy	37	D	D	D	D	X
4412	Chewing gum	19	D	D	D	D	X
4414	Chips and popcorn	38	D	D	D	D	X
4415	Other confections	38	D	D	D	D	X
4500	Fish and seafoods (excluding canned and frozen packaged)	76	D	D	D	D	X
4600	Meat and meat products (fresh and unpackage)	244	D	D	D	D	D
4611	Beef (not killed on location)	50	D	D	D	D	X
4612	Veal (not killed on location)	10	D	D	D	D	X
4613	Lamb and mutton (not killed on location)	15	D	D	D	D	X
4614	Pork (not killed on location)	25	D	D	D	D	X
4615	Sausage and prepared meats made on location	36	D	D	D	D	X
4616	Sausage and prepared meats not made on location	179	D	D	D	D	X
4618	Other meat products	53	D	D	D	D	X
4700	Fresh fruits and vegetables	85	D	D	D	D	D
4711	Fresh fruits	85	D	D	D	D	X
4800	Coffee, tea, and spices	152	D	D	D	D	D
4811	Coffee	84	D	D	D	D	X
4812	Tea	33	D	D	D	D	X
4813	Spices	103	D	D	D	D	X
4820	Bread and baked goods	140	D	D	D	D	D
4821	Breads and rolls	98	D	D	D	D	X
4822	Cookies, cakes, and other baked goods	83	D	D	D	D	X
4830	Canned foods	219	D	D	D	D	D
4831	Canned and bottled fruits, vegetables, and juices	154	D	D	D	D	X
4833	Canned meats	12	D	D	D	D	X
4834	Canned fish and seafoods	49	D	D	D	D	X
4836	Other canned foods	113	D	D	D	D	X

See footnotes at end of table.

Table 3. Merchant Wholesalers by Kind of Business and Commodity Line: 1997—Con.

[Includes only establishments with payroll. For meaning of abbreviations and symbols, see introductory text. For explanation of terms, see Appendix A]

NAICS code and CL code	Kind of business and commodity line	Establishments handling commodity line		Commodity line sales			Sales coverage percent
		Number	Total sales (\$1,000)	Amount ¹ (\$1,000)	As percent of total sales of—		
					Establishments handling line	Establishments in NAICS industry ¹	
4224302	Dairy product (except raw milk) whsle—Con.						
4840	Food and beverage basic materials (include flavoring extracts, fruit peel, hop extract, industrial molasses, sausage casings, malt, yeast, etc.)	73	D	D	D	D	X
4850	Soft drinks and bottled water	195	D	D	D	D	D
4851	Soft drinks, packaged	89	D	D	D	D	X
4852	Soft drinks, pre and post mix bulk	43	D	D	D	D	X
4853	Bottled water	97	D	D	D	D	X
4860	Other grocery specialties	241	D	D	D	D	D
4861	Pasta	176	D	D	D	D	X
4862	Breakfast cereals	8	D	D	D	D	X
4863	Cooking oils and margarine	68	D	D	D	D	X
4864	Flour	101	D	D	D	D	X
4865	Pickles, preserves, jellies, jams, and sauces	62	D	D	D	D	X
4866	Sugar, refined	38	D	D	D	D	X
4867	Pet foods	10	D	D	D	D	X
4868	Grocery specialties, n.e.c.	88	D	D	D	D	X
4900	Grain and beans	9	D	D	D	D	X
5330	Chemicals and allied products (excluding agricultural, plastics, gases, and petroleum)	19	D	D	D	D	X
5800	Farm supplies	12	D	D	D	D	D
5812	Feeds (poultry and livestock) not mixed on location	8	D	D	D	D	X
9700	Service receipts and labor charges (including installed parts)	17	D	D	D	D	D
9703	Other service receipts and labor charges—Specify	17	D	D	D	D	X
9810	Miscellaneous commodities	97	D	D	D	D	X
9940	Rental and leasing receipts	34	D	D	D	D	X
42244	Poultry & poultry product whsle	873	X	10 721 436	X	100.0	84.0
3400	Industrial and personal services paper and plastics	28	571 043	34 837	6.1	.3	X
3500	Drugs, pharmaceuticals, cosmetics, and toiletries	8	27 524	2 527	9.2	.3	X
4100	Frozen foods (packaged)	227	3 847 574	448 155	11.6	4.2	36.5
4111	Dinners (frozen)	24	424 182	8 076	1.9	.1	X
4112	Fish and seafoods (frozen packaged)	136	1 809 142	69 476	3.8	.6	X
4113	Vegetables (frozen)	69	1 876 644	68 306	3.6	.6	X
4114	Fruits and fruit juices (frozen)	29	599 147	7 678	1.3	.1	X
4115	Meat (frozen packaged)	122	1 961 870	200 285	10.2	1.9	X
4116	Frozen baked goods	21	264 575	3 963	1.5	.2	X
4117	Other frozen foods (except frozen dairy products)	69	1 629 662	80 391	4.9	.8	X
4200	Dairy products (excluding dried or canned)	149	2 232 332	245 079	11.0	2.3	7.4
4211	Butter	41	344 983	28 754	8.3	.3	X
4212	Cheese	128	1 857 673	129 942	7.0	1.2	X
4214	Ice cream	9	86 829	9 359	10.8	.1	X
4216	Other dairy products	58	1 391 683	74 257	5.3	.7	X
4300	Poultry and poultry products	873	10 721 436	8 003 564	74.7	74.7	48.6
4311	Dressed poultry killed on location	32	1 097 749	810 463	73.8	7.6	X
4312	Eggs	537	4 805 471	2 781 769	57.9	25.9	X
4313	Live poultry	55	290 861	147 041	50.6	1.4	X
4314	Other poultry (excluding frozen packaged)	441	6 530 864	4 264 291	65.3	39.8	X
4400	Confectionery	15	308 453	5 616	1.8	.1	X
4500	Fish and seafoods (excluding canned and frozen packaged)	106	1 703 276	84 965	5.0	.8	X
4600	Meat and meat products (fresh and unpackaged)	245	3 426 541	827 857	24.2	7.7	25.1
4611	Beef (not killed on location)	183	2 106 484	296 438	14.1	2.8	X
4612	Veal (not killed on location)	49	1 014 937	13 692	1.3	.1	X
4613	Lamb and mutton (not killed on location)	67	1 220 555	30 534	2.5	.3	X
4614	Pork (not killed on location)	156	2 374 593	200 141	8.4	1.9	X
4615	Sausage and prepared meats made on location	14	84 555	3 280	3.9	.2	X
4616	Sausage and prepared meats not made on location	124	2 073 309	132 475	6.4	1.2	X
4618	Other meat products	68	1 401 624	151 295	10.8	1.4	X
4700	Fresh fruits and vegetables	44	783 887	43 301	5.5	.4	X
4800	Coffee, tea, and spices	19	1 859 823	632 213	34.0	5.9	57.5
4811	Coffee	14	1 810 305	631 249	34.9	5.9	X
4820	Bread and baked goods	20	376 518	9 592	2.5	.1	7.3
4821	Breads and rolls	15	337 695	9 546	2.8	.1	X
4830	Canned foods	61	1 556 842	148 376	9.5	1.4	32.8
4831	Canned and bottled fruits, vegetables, and juices	45	447 076	128 515	28.7	1.2	X
4833	Canned meats	9	2 925	19	.7	.2	X
4834	Canned fish and seafoods	16	22 635	21	.1	.1	X
4836	Other canned foods	8	1 042 549	16 020	1.5	.2	X
4840	Food and beverage basic materials (include flavoring extracts, fruit peel, hop extract, industrial molasses, sausage casings, malt, yeast, etc.)	16	298 628	21 469	7.2	.2	X
4850	Soft drinks and bottled water	29	596 283	19 433	3.3	.2	2.3
4851	Soft drinks, packaged	15	510 650	17 260	3.4	.2	X
4852	Soft drinks, pre and post mix bulk	7	11 287	277	2.5	.2	X
4853	Bottled water	16	439 824	1 896	.4	.2	X
4860	Other grocery specialties	66	932 485	37 316	4.0	.3	5.0
4861	Pasta	28	287 676	13 046	4.5	.1	X
4863	Cooking oils and margarine	35	318 539	7 358	2.3	.1	X
4864	Flour	9	37 475	5 156	13.8	.2	X
4865	Pickles, preserves, jellies, jams, and sauces	12	177 700	2 837	1.6	.2	X
4866	Sugar, refined	10	68 113	542	.8	.2	X
4900	Grain and beans	9	201 169	43 020	21.4	.4	X
5800	Farm supplies	8	146 519	46 171	31.5	.4	68.6
5815	Insecticides, fungicides, and pesticides	7	143 207	1 549	1.1	.2	X
9700	Service receipts and labor charges (including installed parts)	10	26 267	1 200	4.6	.2	X
9810	Miscellaneous commodities	38	618 907	32 161	5.2	.3	X

See footnotes at end of table.

Table 3. Merchant Wholesalers by Kind of Business and Commodity Line: 1997—Con.

[Includes only establishments with payroll. For meaning of abbreviations and symbols, see introductory text. For explanation of terms, see Appendix A]

NAICS code and CL code	Kind of business and commodity line	Establishments handling commodity line		Commodity line sales			Sales coverage percent
		Number	Total sales (\$1,000)	Amount ¹ (\$1,000)	As percent of total sales of—		
					Establishments handling line	Establishments in NAICS industry ¹	
42244	Poultry & poultry product whsle—Con.						
9920	Receipts for farm product preparation services (cleaning, shelling, etc.) . . .	10	88 690	19 934	22.5	.2	X
9940	Rental and leasing receipts	11	73 082	1 051	1.4	Z	X
422440	Poultry & poultry product whsle	873	X	10 721 436	X	100.0	84.0
3400	Industrial and personal services paper and plastics	28	571 043	34 837	6.1	.3	X
3500	Drugs, pharmaceuticals, cosmetics, and toiletries	8	27 524	2 527	9.2	Z	X
4100	Frozen foods (packaged)	227	3 847 574	448 155	11.6	4.2	36.5
4111	Dinners (frozen)	24	424 182	8 076	1.9	.1	X
4112	Fish and seafoods (frozen packaged)	136	1 809 142	69 476	3.8	.6	X
4113	Vegetables (frozen)	69	1 876 644	68 306	3.6	.6	X
4114	Fruits and fruit juices (frozen)	29	599 147	7 678	1.3	.1	X
4115	Meat (frozen packaged)	122	1 961 870	200 285	10.2	1.9	X
4116	Frozen baked goods	21	264 575	3 963	1.5	Z	X
4117	Other frozen foods (except frozen dairy products)	69	1 629 662	80 391	4.9	.8	X
4200	Dairy products (excluding dried or canned)	149	2 232 332	245 079	11.0	2.3	7.4
4211	Butter	41	344 983	28 754	8.3	.3	X
4212	Cheese	128	1 857 673	129 942	7.0	1.2	X
4214	Ice cream	9	86 829	9 359	10.8	.1	X
4216	Other dairy products	58	1 391 683	74 257	5.3	.7	X
4300	Poultry and poultry products	873	10 721 436	8 003 564	74.7	74.7	48.6
4311	Dressed poultry killed on location	32	1 097 749	810 463	73.8	7.6	X
4312	Eggs	537	4 805 471	2 781 769	57.9	25.9	X
4313	Live poultry	55	290 861	147 041	50.6	1.4	X
4314	Other poultry (excluding frozen packaged)	441	6 530 864	4 264 291	65.3	39.8	X
4400	Confectionery	15	308 453	5 616	1.8	.1	X
4500	Fish and seafoods (excluding canned and frozen packaged)	106	1 703 276	84 965	5.0	.8	X
4600	Meat and meat products (fresh and unpackaged)	245	3 426 541	827 857	24.2	7.7	25.1
4611	Beef (not killed on location)	183	2 106 484	296 438	14.1	2.8	X
4612	Veal (not killed on location)	49	1 014 937	13 692	1.3	.1	X
4613	Lamb and mutton (not killed on location)	67	1 220 555	30 534	2.5	.3	X
4614	Pork (not killed on location)	156	2 374 593	200 141	8.4	1.9	X
4615	Sausage and prepared meats made on location	14	84 555	3 280	3.9	Z	X
4616	Sausage and prepared meats not made on location	124	2 073 309	132 475	6.4	1.2	X
4618	Other meat products	68	1 401 624	151 295	10.8	1.4	X
4700	Fresh fruits and vegetables	44	783 887	43 301	5.5	.4	X
4800	Coffee, tea, and spices	19	1 859 823	632 213	34.0	5.9	57.5
4811	Coffee	14	1 810 305	631 249	34.9	5.9	X
4820	Bread and baked goods	20	376 518	9 592	2.5	.1	7.3
4821	Breads and rolls	15	337 695	9 546	2.8	.1	X
4830	Canned foods	61	1 556 842	148 376	9.5	1.4	32.8
4831	Canned and bottled fruits, vegetables, and juices	45	447 076	128 515	28.7	1.2	X
4833	Canned meats	9	2 925	19	.7	Z	X
4834	Canned fish and seafoods	16	22 635	21	.1	Z	X
4836	Other canned foods	8	1 042 549	16 020	1.5	.1	X
4840	Food and beverage basic materials (include flavoring extracts, fruit peel, hop extract, industrial molasses, sausage casings, malt, yeast, etc.)	16	298 628	21 469	7.2	.2	X
4850	Soft drinks and bottled water	29	596 283	19 433	3.3	.2	2.3
4851	Soft drinks, packaged	15	510 650	17 260	3.4	.2	X
4852	Soft drinks, pre and post mix bulk	7	11 287	277	2.5	Z	X
4853	Bottled water	16	439 824	1 896	.4	Z	X
4860	Other grocery specialties	66	932 485	37 316	4.0	.3	5.0
4861	Pasta	28	287 676	13 046	4.5	.1	X
4863	Cooking oils and margarine	35	318 539	7 358	2.3	.1	X
4864	Flour	9	37 475	5 156	13.8	Z	X
4865	Pickles, preserves, jellies, jams, and sauces	12	177 700	2 837	1.6	Z	X
4866	Sugar, refined	10	68 113	542	.8	Z	X
4900	Grain and beans	9	201 169	43 020	21.4	.4	X
5800	Farm supplies	8	146 519	46 171	31.5	.4	68.6
5815	Insecticides, fungicides, and pesticides	7	143 207	1 549	1.1	Z	X
9700	Service receipts and labor charges (including installed parts)	10	26 267	1 200	4.6	Z	X
9810	Miscellaneous commodities	38	618 907	32 161	5.2	.3	X
9920	Receipts for farm product preparation services (cleaning, shelling, etc.) . . .	10	88 690	19 934	22.5	.2	X
9940	Rental and leasing receipts	11	73 082	1 051	1.4	Z	X
4224401	Live poultry whsle	45	X	D	X	D	D
4300	Poultry and poultry products	45	D	D	D	D	X
4224402	Poultry & poultry product (except live) whsle	828	X	D	X	D	D
3400	Industrial and personal services paper and plastics	27	D	D	D	D	X
3500	Drugs, pharmaceuticals, cosmetics, and toiletries	8	D	D	D	D	X
4100	Frozen foods (packaged)	226	D	D	D	D	D
4111	Dinners (frozen)	24	D	D	D	D	X
4112	Fish and seafoods (frozen packaged)	136	D	D	D	D	X
4113	Vegetables (frozen)	69	D	D	D	D	X
4114	Fruits and fruit juices (frozen)	29	D	D	D	D	X
4115	Meat (frozen packaged)	122	D	D	D	D	X
4116	Frozen baked goods	21	D	D	D	D	X
4117	Other frozen foods (except frozen dairy products)	69	D	D	D	D	X
4200	Dairy products (excluding dried or canned)	148	D	D	D	D	D
4211	Butter	41	D	D	D	D	X
4212	Cheese	128	D	D	D	D	X
4214	Ice cream	9	D	D	D	D	X
4216	Other dairy products	58	D	D	D	D	X

See footnotes at end of table.

Table 3. Merchant Wholesalers by Kind of Business and Commodity Line: 1997—Con.

[Includes only establishments with payroll. For meaning of abbreviations and symbols, see introductory text. For explanation of terms, see Appendix A]

NAICS code and CL code	Kind of business and commodity line	Establishments handling commodity line		Commodity line sales			Sales coverage percent
		Number	Total sales (\$1,000)	Amount ¹ (\$1,000)	As percent of total sales of—		
					Establishments handling line	Establishments in NAICS industry ¹	
4224402	Poultry & poultry product (except live) whsle—Con.						
4300	Poultry and poultry products	828	D	D	D	D	D
4311	Dressed poultry killed on location.....	29	D	D	D	D	X
4312	Eggs	534	D	D	D	D	X
4313	Live poultry	10	D	D	D	D	X
4314	Other poultry (excluding frozen packaged).....	441	D	D	D	D	X
4400	Confectionery	15	D	D	D	D	X
4500	Fish and seafoods (excluding canned and frozen packaged).....	106	D	D	D	D	X
4600	Meat and meat products (fresh and unpackaged).....	245	D	D	D	D	D
4611	Beef (not killed on location)	183	D	D	D	D	X
4612	Veal (not killed on location)	49	D	D	D	D	X
4613	Lamb and mutton (not killed on location)	67	D	D	D	D	X
4614	Pork (not killed on location)	156	D	D	D	D	X
4615	Sausage and prepared meats made on location	14	D	D	D	D	X
4616	Sausage and prepared meats not made on location	124	D	D	D	D	X
4618	Other meat products	68	D	D	D	D	X
4700	Fresh fruits and vegetables	43	D	D	D	D	X
4800	Coffee, tea, and spices	18	D	D	D	D	D
4811	Coffee	14	D	D	D	D	X
4820	Bread and baked goods	20	D	D	D	D	D
4821	Breads and rolls	15	D	D	D	D	X
4830	Canned foods	60	D	D	D	D	D
4831	Canned and bottled fruits, vegetables, and juices.....	45	D	D	D	D	X
4833	Canned meats	9	D	D	D	D	X
4834	Canned fish and seafoods.....	16	D	D	D	D	X
4836	Other canned foods	8	D	D	D	D	X
4840	Food and beverage basic materials (include flavoring extracts, fruit peel, hop extract, industrial molasses, sausage casings, malt, yeast, etc.)	16	D	D	D	D	X
4850	Soft drinks and bottled water	29	D	D	D	D	D
4851	Soft drinks, packaged	15	D	D	D	D	X
4852	Soft drinks, pre and post mix bulk	7	D	D	D	D	X
4853	Bottled water	16	D	D	D	D	X
4860	Other grocery specialties	64	D	D	D	D	D
4861	Pasta	28	D	D	D	D	X
4863	Cooking oils and margarine.....	35	D	D	D	D	X
4864	Flour	9	D	D	D	D	X
4865	Pickles, preserves, jellies, jams, and sauces	12	D	D	D	D	X
4866	Sugar, refined	10	D	D	D	D	X
4900	Grain and beans	9	D	D	D	D	X
5800	Farm supplies	7	D	D	D	D	D
5815	Insecticides, fungicides, and pesticides	7	D	D	D	D	X
9700	Service receipts and labor charges (including installed parts)	9	D	D	D	D	X
9810	Miscellaneous commodities	38	D	D	D	D	X
9920	Receipts for farm product preparation services (cleaning, shelling, etc.)	7	D	D	D	D	X
9940	Rental and leasing receipts	10	D	D	D	D	X
42245	Confectionery whsle	1 962	X	7 539 889	X	100.0	82.1
0800	Photographic equipment and supplies (excluding video)	6	11 595	870	7.5	Z	X
0960	Restaurant and hotel equipment and supplies	16	122 669	24 748	20.2	.3	X
0970	Store machines and equipment	9	9 152	190	2.1	Z	X
1030	Optical and ophthalmic goods	9	6 343	2 651	41.8	Z	9.2
1034	Optical goods, n.e.c. (excluding cameras)	9	6 343	2 651	41.8	Z	X
2520	Custodial (janitors') equipment and supplies	37	542 847	9 738	1.8	.1	X
2800	Toys and hobby goods and supplies	11	281 316	31 660	11.3	.4	.4
2811	Video games and cartridges	11	281 316	31 660	11.3	.4	X
3300	Stationery, office supplies and greeting cards	12	30 196	6 389	21.2	.1	48.9
3316	Other stationery supplies (envelopes, ruled forms, and binder paper)	12	30 196	6 389	21.2	.1	X
3400	Industrial and personal services paper and plastics	141	1 672 192	58 988	3.5	.8	X
3500	Drugs, pharmaceuticals, cosmetics, and toiletries	84	226 332	9 609	4.2	.1	.5
3512	Nonprescription pharmaceuticals	43	3 452	167	4.8	Z	X
3515	Other toiletries and druggists' sundries.....	41	222 880	9 442	4.2	.1	X
3900	Women's and children's wear	6	13 580	1 224	9.0	Z	X
4100	Frozen foods (packaged)	152	1 801 145	110 471	6.1	1.5	12.5
4111	Dinners (frozen)	23	271 236	11 383	4.2	.2	X
4112	Fish and seafoods (frozen packaged)	14	122 837	5 861	4.8	.1	X
4113	Vegetables (frozen)	6	18 854	749	4.0	.1	X
4114	Fruits and fruit juices (frozen)	7	18 724	873	4.7	Z	X
4115	Meat (frozen packaged)	21	130 190	18 098	13.9	.2	X
4116	Frozen baked goods	67	900 515	44 339	4.9	.6	X
4117	Other frozen foods (except frozen dairy products)	50	987 165	29 179	3.0	.4	X
4200	Dairy products (excluding dried or canned)	62	269 904	21 867	8.1	.3	45.5
4212	Cheese	39	144 549	11 557	8.0	.2	X
4214	Ice cream	17	37 403	2 058	5.5	Z	X
4216	Other dairy products	21	94 109	8 079	8.6	.1	X
4400	Confectionery	1 962	7 539 889	6 379 287	84.6	84.6	63.0
4411	Candy	1 297	5 010 822	2 700 331	53.9	35.8	X
4412	Chewing gum	473	1 596 815	168 420	10.5	2.2	X
4413	Nuts	919	3 316 017	1 672 035	50.4	22.2	X
4414	Chips and popcorn	875	2 332 792	1 038 413	44.5	13.8	X
4415	Other confections	626	2 883 204	800 088	27.8	10.6	X

See footnotes at end of table.

Table 3. Merchant Wholesalers by Kind of Business and Commodity Line: 1997—Con.

[Includes only establishments with payroll. For meaning of abbreviations and symbols, see introductory text. For explanation of terms, see Appendix A]

NAICS code and CL code	Kind of business and commodity line	Establishments handling commodity line		Commodity line sales			Sales coverage percent
		Number	Total sales (\$1,000)	Amount ¹ (\$1,000)	As percent of total sales of—		
					Establishments handling line	Establishments in NAICS industry ¹	
42245	Confectionery whse—Con.						
4600	Meat and meat products (fresh and unpackaged).....	74	276 021	18 265	6.6	.2	38.5
4616	Sausage and prepared meats not made on location	41	121 067	6 685	5.5	.1	X
4618	Other meat products.....	30	135 657	5 579	4.1	.1	X
4700	Fresh fruits and vegetables.....	6	33 778	2 404	7.1	Z	X
4800	Coffee, tea, and spices	180	1 849 063	238 784	12.9	3.2	9.1
4811	Coffee.....	133	1 476 522	188 140	12.7	2.5	X
4812	Tea.....	47	825 701	23 445	2.8	.3	X
4813	Spices.....	37	439 575	27 198	6.2	.4	X
4820	Bread and baked goods.....	201	1 950 539	123 439	6.3	1.6	19.5
4822	Cookies, cakes, and other baked goods.....	201	1 950 539	123 074	6.3	1.6	X
4830	Canned foods	118	1 460 460	28 129	1.9	.4	10.0
4831	Canned and bottled fruits, vegetables, and juices.....	82	1 224 849	23 802	1.9	.3	X
4833	Canned meats.....	11	37 463	649	1.7	Z	X
4836	Other canned foods.....	46	857 431	3 650	.4	Z	X
4840	Food and beverage basic materials (include flavoring extracts, fruit peel, hop extract, industrial molasses, sausage casings, malt, yeast, etc.).....	50	152 344	12 933	8.5	.2	X
4850	Soft drinks and bottled water	230	2 005 500	157 304	7.8	2.1	7.0
4851	Soft drinks, packaged.....	124	662 955	73 264	11.1	1.0	X
4852	Soft drinks, pre and post mix bulk.....	80	1 117 223	30 064	2.7	.4	X
4853	Bottled water.....	96	578 892	53 969	9.3	.7	X
4860	Other grocery specialties	234	707 923	112 988	16.0	1.5	27.1
4861	Pasta.....	31	112 689	1 517	1.3	Z	X
4862	Breakfast cereals.....	16	27 084	972	3.6	Z	X
4863	Cooking oils and margarine.....	28	159 331	7 023	4.4	.1	X
4864	Flour.....	21	103 017	5 723	5.6	.1	X
4865	Pickles, preserves, jellies, jams, and sauces.....	30	181 006	7 932	4.4	.1	X
4866	Sugar, refined.....	11	77 237	1 903	2.5	Z	X
4868	Grocery specialties, n.e.c.....	167	414 071	87 917	21.2	1.2	X
4900	Grain and beans.....	9	49 325	3 299	6.7	Z	X
5120	Leaf tobacco.....	6	30 284	1 333	4.4	Z	X
5330	Chemicals and allied products (excluding agricultural, plastics, gases, and petroleum).....	7	5 014	134	2.7	Z	5.1
5331	Gasses, compressed and liquified, except L.P.....	7	5 014	134	2.7	Z	X
5900	Tobacco and tobacco products.....	73	545 519	78 641	14.4	1.0	56.4
5911	Cigars.....	56	527 147	16 106	3.1	.2	X
5912	Cigarettes.....	67	539 265	50 300	9.3	.7	X
5913	Other tobacco products (excluding leaf).....	31	445 300	12 234	2.7	.2	X
6100	Books, periodicals, newspapers, and miscellaneous printed materials.....	8	11 308	558	4.9	Z	X
6120	Art goods (including novelties and souvenirs).....	38	64 620	13 868	21.5	.2	44.5
6122	Novelties and souvenirs.....	36	59 375	12 161	20.5	.2	X
6150	Nondurable goods, n.e.c.....	8	18 013	937	5.2	Z	X
9700	Service receipts and labor charges (including installed parts).....	31	35 770	2 801	7.8	Z	11.7
9701	Labor charges for repair work.....	20	9 273	1 296	14.0	Z	X
9702	Parts installed in repair work.....	20	9 273	343	3.7	Z	X
9703	Other service receipts and labor charges—Specify.....	11	26 497	1 147	4.3	Z	X
9810	Miscellaneous commodities.....	173	1 062 557	46 466	4.4	.6	X
9920	Receipts for farm product preparation services (cleaning, shelling, etc.).....	6	54 635	24 217	44.3	.3	X
9940	Rental and leasing receipts.....	35	92 821	3 392	3.7	Z	X
422450	Confectionery whse	1 962	X	7 539 889	X	100.0	82.1
0800	Photographic equipment and supplies (excluding video).....	6	11 595	870	7.5	Z	X
0960	Restaurant and hotel equipment and supplies.....	16	122 669	24 748	20.2	.3	X
0970	Store machines and equipment.....	9	9 152	190	2.1	Z	X
1030	Optical and ophthalmic goods.....	9	6 343	2 651	41.8	Z	9.2
1034	Optical goods, n.e.c. (excluding cameras).....	9	6 343	2 651	41.8	Z	X
2520	Custodial (janitors') equipment and supplies.....	37	542 847	9 738	1.8	.1	X
2800	Toys and hobby goods and supplies.....	11	281 316	31 660	11.3	.4	.4
2811	Video games and cartridges.....	11	281 316	31 660	11.3	.4	X
3300	Stationery, office supplies and greeting cards.....	12	30 196	6 389	21.2	.1	48.9
3316	Other stationery supplies (envelopes, ruled forms, and binder paper).....	12	30 196	6 389	21.2	.1	X
3400	Industrial and personal services paper and plastics.....	141	1 672 192	58 988	3.5	.8	X
3500	Drugs, pharmaceuticals, cosmetics, and toiletries.....	84	226 332	9 609	4.2	.1	.5
3512	Nonprescription pharmaceuticals.....	43	3 452	167	4.8	Z	X
3515	Other toiletries and druggists' sundries.....	41	222 880	9 442	4.2	.1	X
3900	Women's and children's wear.....	6	13 580	1 224	9.0	Z	X
4100	Frozen foods (packaged).....	152	1 801 145	110 471	6.1	1.5	12.5
4111	Dinners (frozen).....	23	271 236	11 383	4.2	.2	X
4112	Fish and seafoods (frozen packaged).....	14	122 837	5 861	4.8	.1	X
4113	Vegetables (frozen).....	6	18 854	749	4.0	Z	X
4114	Fruits and fruit juices (frozen).....	7	18 724	873	4.7	Z	X
4115	Meat (frozen packaged).....	21	130 190	18 098	13.9	.2	X
4116	Frozen baked goods.....	67	900 515	44 339	4.9	.6	X
4117	Other frozen foods (except frozen dairy products).....	50	987 165	29 179	3.0	.4	X
4200	Dairy products (excluding dried or canned).....	62	269 904	21 867	8.1	.3	45.5
4212	Cheese.....	39	144 549	11 557	8.0	Z	X
4214	Ice cream.....	17	37 403	2 058	5.5	Z	X
4216	Other dairy products.....	21	94 109	8 079	8.6	.1	X

See footnotes at end of table.

Table 3. Merchant Wholesalers by Kind of Business and Commodity Line: 1997—Con.

[Includes only establishments with payroll. For meaning of abbreviations and symbols, see introductory text. For explanation of terms, see Appendix A]

NAICS code and CL code	Kind of business and commodity line	Establishments handling commodity line		Commodity line sales			Sales coverage percent
		Number	Total sales (\$1,000)	Amount ¹ (\$1,000)	As percent of total sales of—		
					Establishments handling line	Establishments in NAICS industry ¹	
422450	Confectionery whsle—Con.						
4400	Confectionery.....	1 962	7 539 889	6 379 287	84.6	84.6	63.0
4411	Candy.....	1 297	5 010 822	2 700 331	53.9	35.8	X
4412	Chewing gum.....	473	1 596 815	168 420	10.5	2.2	X
4413	Nuts.....	919	3 316 017	1 672 035	50.4	22.2	X
4414	Chips and popcorn.....	875	2 332 792	1 038 413	44.5	13.8	X
4415	Other confections.....	626	2 883 204	800 088	27.8	10.6	X
4600	Meat and meat products (fresh and unpackageg).....	74	276 021	18 265	6.6	.2	38.5
4616	Sausage and prepared meats not made on location.....	41	121 067	6 685	5.5	.1	X
4618	Other meat products.....	30	135 657	5 579	4.1	.1	X
4700	Fresh fruits and vegetables.....	6	33 778	2 404	7.1	Z	X
4800	Coffee, tea, and spices.....	180	1 849 063	238 784	12.9	3.2	9.1
4811	Coffee.....	133	1 476 522	188 140	12.7	2.5	X
4812	Tea.....	47	825 701	23 445	2.8	.3	X
4813	Spices.....	37	439 575	27 198	6.2	.4	X
4820	Bread and baked goods.....	201	1 950 539	123 439	6.3	1.6	19.5
4822	Cookies, cakes, and other baked goods.....	201	1 950 539	123 074	6.3	1.6	X
4830	Canned foods.....	118	1 460 460	28 129	1.9	.4	10.0
4831	Canned and bottled fruits, vegetables, and juices.....	82	1 224 849	23 802	1.9	.3	X
4833	Canned meats.....	11	37 463	649	1.7	Z	X
4836	Other canned foods.....	46	857 431	3 650	.4	Z	X
4840	Food and beverage basic materials (include flavoring extracts, fruit peel, hop extract, industrial molasses, sausage casings, malt, yeast, etc.).....	50	152 344	12 933	8.5	.2	X
4850	Soft drinks and bottled water.....	230	2 005 500	157 304	7.8	2.1	7.0
4851	Soft drinks, packaged.....	124	662 955	73 264	11.1	1.0	X
4852	Soft drinks, pre and post mix bulk.....	80	1 117 223	30 064	2.7	.4	X
4853	Bottled water.....	96	578 892	53 969	9.3	.7	X
4860	Other grocery specialties.....	234	707 923	112 988	16.0	1.5	27.1
4861	Pasta.....	31	112 689	1 517	1.3	Z	X
4862	Breakfast cereals.....	16	27 084	972	3.6	Z	X
4863	Cooking oils and margarine.....	28	159 331	7 023	4.4	.1	X
4864	Flour.....	21	103 017	5 723	5.6	.1	X
4865	Pickles, preserves, jellies, jams, and sauces.....	30	181 006	7 932	4.4	.1	X
4866	Sugar, refined.....	11	77 237	1 903	2.5	Z	X
4868	Grocery specialties, n.e.c.....	167	414 071	87 917	21.2	1.2	X
4900	Grain and beans.....	9	49 325	3 299	6.7	Z	X
5120	Leaf tobacco.....	6	30 284	1 333	4.4	Z	X
5330	Chemicals and allied products (excluding agricultural, plastics, gases, and petroleum).....	7	5 014	134	2.7	Z	5.1
5331	Gasses, compressed and liquified, except L.P.....	7	5 014	134	2.7	Z	X
5900	Tobacco and tobacco products.....	73	545 519	78 641	14.4	1.0	56.4
5911	Cigars.....	56	527 147	16 106	3.1	.2	X
5912	Cigarettes.....	67	539 265	50 300	9.3	.7	X
5913	Other tobacco products (excluding leaf).....	31	445 300	12 234	2.7	.2	X
6100	Books, periodicals, newspapers, and miscellaneous printed materials.....	8	11 308	558	4.9	Z	X
6120	Art goods (including novelties and souvenirs).....	38	64 620	13 868	21.5	.2	44.5
6122	Novelties and souvenirs.....	36	59 375	12 161	20.5	.2	X
6150	Nondurable goods, n.e.c.....	8	18 013	937	5.2	Z	X
9700	Service receipts and labor charges (including installed parts).....	31	35 770	2 801	7.8	Z	11.7
9701	Labor charges for repair work.....	20	9 273	1 296	14.0	Z	X
9702	Parts installed in repair work.....	20	9 273	343	3.7	Z	X
9703	Other service receipts and labor charges—Specify.....	11	26 497	1 147	4.3	Z	X
9810	Miscellaneous commodities.....	173	1 062 557	46 466	4.4	.6	X
9920	Receipts for farm product preparation services (cleaning, shelling, etc.).....	6	54 635	24 217	44.3	.3	X
9940	Rental and leasing receipts.....	35	92 821	3 392	3.7	Z	X
42246	Fish & seafood whsle	2 828	X	11 998 240	X	100.0	75.2
0960	Restaurant and hotel equipment and supplies.....	6	112 882	3 885	3.4	Z	X
2620	Marine machinery, equipment, and supplies.....	57	111 325	4 225	3.8	Z	X
4100	Frozen foods (packaged).....	633	3 699 431	869 149	23.5	7.2	X
4200	Dairy products (excluding dried or canned).....	41	286 231	22 309	7.8	.2	X
4300	Poultry and poultry products.....	69	570 965	56 295	9.9	.5	X
4400	Confectionery.....	24	61 610	1 952	3.2	Z	X
4500	Fish and seafoods (excluding canned and frozen packaged).....	2 828	11 998 240	10 885 060	90.7	90.7	X
4600	Meat and meat products (fresh and unpackageg).....	43	226 001	18 808	8.3	.2	X
4700	Fresh fruits and vegetables.....	49	385 957	9 586	2.5	.1	X
4800	Coffee, tea, and spices.....	17	52 324	1 842	3.5	Z	X
4820	Bread and baked goods.....	25	154 053	5 393	3.5	Z	X
4830	Canned foods.....	34	196 146	24 694	12.6	.2	X
4840	Food and beverage basic materials (include flavoring extracts, fruit peel, hop extract, industrial molasses, sausage casings, malt, yeast, etc.).....	25	49 346	7 442	15.1	.1	X
4850	Soft drinks and bottled water.....	33	69 682	899	1.3	Z	X
4860	Other grocery specialties.....	61	154 170	7 835	5.1	.1	X
5400	Petroleum products.....	48	275 701	18 438	6.7	.2	X
6150	Nondurable goods, n.e.c.....	16	171 350	1 985	1.2	Z	X
9700	Service receipts and labor charges (including installed parts).....	44	107 805	3 945	3.7	Z	X
9810	Miscellaneous commodities.....	92	582 350	25 886	4.4	.2	X
9920	Receipts for farm product preparation services (cleaning, shelling, etc.).....	7	14 364	692	4.8	Z	X
9940	Rental and leasing receipts.....	27	72 078	2 620	3.6	Z	X

See footnotes at end of table.

Table 3. Merchant Wholesalers by Kind of Business and Commodity Line: 1997—Con.

[Includes only establishments with payroll. For meaning of abbreviations and symbols, see introductory text. For explanation of terms, see Appendix A]

NAICS code and CL code	Kind of business and commodity line	Establishments handling commodity line		Commodity line sales			Sales coverage percent
		Number	Total sales (\$1,000)	Amount ¹ (\$1,000)	As percent of total sales of—		
					Establishments handling line	Establishments in NAICS industry ¹	
422460	Fish & seafood whse	2 828	X	11 998 240	X	100.0	75.2
0960	Restaurant and hotel equipment and supplies	6	112 882	3 885	3.4	Z	X
2620	Marine machinery, equipment, and supplies	57	111 325	4 225	3.8	Z	X
4100	Frozen foods (packaged)	633	3 699 431	869 149	23.5	7.2	X
4200	Dairy products (excluding dried or canned)	41	286 231	22 309	7.8	.2	X
4300	Poultry and poultry products	69	570 965	56 295	9.9	.5	X
4400	Confectionery	24	61 610	1 952	3.2	Z	X
4500	Fish and seafoods (excluding canned and frozen packaged)	2 828	11 998 240	10 885 060	90.7	90.7	X
4600	Meat and meat products (fresh and unpackaged)	43	226 001	18 808	8.3	.2	X
4700	Fresh fruits and vegetables	49	385 957	9 586	2.5	.1	X
4800	Coffee, tea, and spices	17	52 324	1 842	3.5	Z	X
4820	Bread and baked goods	25	154 053	5 393	3.5	Z	X
4830	Canned foods	34	196 146	24 694	12.6	.2	X
4840	Food and beverage basic materials (include flavoring extracts, fruit peel, hop extract, industrial molasses, sausage casings, malt, yeast, etc.)	25	49 346	7 442	15.1	.1	X
4850	Soft drinks and bottled water	33	69 682	899	1.3	Z	X
4860	Other grocery specialties	61	154 170	7 835	5.1	.1	X
5400	Petroleum products	48	275 701	18 438	6.7	.2	X
6150	Nondurable goods, n.e.c.	16	171 350	1 985	1.2	Z	X
9700	Service receipts and labor charges (including installed parts)	44	107 805	3 945	3.7	Z	X
9810	Miscellaneous commodities	92	582 350	25 886	4.4	.2	X
9920	Receipts for farm product preparation services (cleaning, shelling, etc.)	7	14 364	692	4.8	Z	X
9940	Rental and leasing receipts	27	72 078	2 620	3.6	Z	X
42247	Meat & meat product whse	3 147	X	26 899 437	X	100.0	81.0
0960	Restaurant and hotel equipment and supplies	68	1 299 759	61 380	4.7	.2	X
1600	Electronic parts and equipment, except communication	12	58 117	10 254	17.6	Z	70.3
1616	Electronic connectors and other passive electronic parts	7	40 368	7 086	17.6	Z	X
2600	Aircraft and aeronautical equipment and supplies	9	10 341	2 579	24.9	Z	81.0
2613	Other new aircraft equipment and supplies	9	10 341	2 579	24.9	Z	X
3400	Industrial and personal services paper and plastics	146	1 584 914	68 632	4.3	.3	.5
3412	Paper dishes, cups, and napkins	146	1 584 914	68 632	4.3	.3	X
3500	Drugs, pharmaceuticals, cosmetics, and toiletries	15	33 092	2 843	8.6	Z	7.9
3515	Other toiletries and druggists' sundries	15	33 092	2 843	8.6	Z	X
4100	Frozen foods (packaged)	1 011	12 844 986	1 780 536	13.9	6.6	64.6
4111	Dinners (frozen)	91	1 802 086	86 224	4.8	.3	X
4112	Fish and seafoods (frozen packaged)	690	9 769 672	518 130	5.3	1.9	X
4113	Vegetables (frozen)	323	3 643 227	113 509	3.1	.4	X
4114	Fruits and fruit juices (frozen)	159	2 130 271	66 487	3.1	.2	X
4115	Meat (frozen packaged)	672	9 237 673	681 601	7.4	2.5	X
4116	Frozen baked goods	195	2 755 118	93 297	3.4	.3	X
4117	Other frozen foods (except frozen dairy products)	320	4 467 800	221 279	5.0	.8	X
4200	Dairy products (excluding dried or canned)	712	10 344 412	1 213 861	11.7	4.5	20.0
4211	Butter	201	1 726 244	23 053	1.3	.1	X
4212	Cheese	631	4 386 928	486 146	11.1	1.8	X
4213	Milk and cream, except raw	139	785 878	8 364	1.1	Z	X
4214	Ice cream	91	1 428 339	14 890	1.0	.1	X
4216	Other dairy products	150	5 276 256	681 408	12.9	2.5	X
4300	Poultry and poultry products	1 262	15 759 865	2 446 324	15.5	9.1	.4
4311	Dressed poultry killed on location	455	6 079 481	694 715	11.4	2.6	X
4312	Eggs	177	2 175 287	88 561	4.1	.3	X
4314	Other poultry (excluding frozen packaged)	630	7 505 088	1 663 048	22.2	6.2	X
4400	Confectionery	79	524 953	12 369	2.4	.5	X
4413	Nuts	79	524 953	8 614	1.6	Z	X
4415	Other confections	20	340 089	3 755	1.1	Z	X
4500	Fish and seafoods (excluding canned and frozen packaged)	335	7 246 301	250 100	3.5	.9	X
4600	Meat and meat products (fresh and unpackaged)	3 147	26 899 437	19 659 817	73.1	73.1	65.1
4611	Beef (not killed on location)	2 468	21 241 553	9 340 844	44.0	34.7	X
4612	Veal (not killed on location)	1 155	10 342 793	838 896	8.1	3.1	X
4613	Lamb and mutton (not killed on location)	1 115	12 735 510	923 526	7.3	3.4	X
4614	Pork (not killed on location)	2 107	20 326 237	4 442 154	21.9	16.5	X
4615	Sausage and prepared meats made on location	658	3 955 020	546 682	13.8	2.0	X
4616	Sausage and prepared meats not made on location	1 544	13 906 702	1 370 067	9.9	5.1	X
4617	Meat from animals killed on location	152	917 736	247 473	27.0	.9	X
4618	Other meat products	1 096	10 082 411	1 950 173	19.3	7.3	X
4700	Fresh fruits and vegetables	232	3 973 942	650 515	16.4	2.4	3.0
4711	Fresh fruits	153	3 931 900	360 573	9.2	1.3	X
4713	Other fresh vegetables	154	3 761 292	289 942	7.7	1.1	X
4800	Coffee, tea, and spices	174	1 732 052	28 668	1.7	.1	20.5
4811	Coffee	126	1 318 760	12 409	.9	Z	X
4812	Tea	75	428 364	6 357	1.5	Z	X
4813	Spices	102	705 906	9 903	1.4	Z	X
4820	Bread and baked goods	178	1 933 822	47 534	2.5	.2	17.5
4821	Breads and rolls	117	1 724 926	28 783	1.7	.1	X
4822	Cookies, cakes, and other baked goods	138	1 614 407	18 749	1.2	.1	X
4830	Canned foods	333	3 173 461	198 606	6.3	.7	19.8
4831	Canned and bottled fruits, vegetables, and juices	204	2 101 536	73 619	3.5	.3	X
4832	Canned and bottled baby foods	7	10 820	36	.3	Z	X
4833	Canned meats	65	642 978	64 731	10.1	.2	X
4834	Canned fish and seafoods	162	885 257	12 697	1.4	Z	X
4836	Other canned foods	139	854 920	47 519	5.6	.2	X
4840	Food and beverage basic materials (include flavoring extracts, fruit peel, hop extract, industrial molasses, sausage casings, malt, yeast, etc.)	114	1 093 376	22 821	2.1	.1	X

See footnotes at end of table.

Table 3. Merchant Wholesalers by Kind of Business and Commodity Line: 1997—Con.

[Includes only establishments with payroll. For meaning of abbreviations and symbols, see introductory text. For explanation of terms, see Appendix A]

NAICS code and CL code	Kind of business and commodity line	Establishments handling commodity line		Commodity line sales			Sales coverage percent
		Number	Total sales (\$1,000)	Amount ¹ (\$1,000)	As percent of total sales of—		
					Establishments handling line	Establishments in NAICS industry ¹	
42247	Meat & meat product whse—Con.						
4850	Soft drinks and bottled water	125	1 297 434	18 813	1.5	.1	30.3
4851	Soft drinks, packaged	93	614 882	12 269	2.0	Z	X
4852	Soft drinks, pre and post mix bulk	30	674 521	4 311	.6	Z	X
4853	Bottled water	42	85 749	2 233	2.6	Z	X
4860	Other grocery specialties	375	4 057 338	165 296	4.1	.6	15.7
4861	Pasta	232	1 978 473	27 825	1.4	.1	X
4862	Breakfast cereals	101	843 264	7 355	.9	Z	X
4863	Cooking oils and margarine	172	1 219 999	27 989	2.3	.1	X
4864	Flour	162	1 691 959	19 183	1.1	.1	X
4865	Pickles, preserves, jellies, jams, and sauces	181	2 327 063	15 695	.7	.1	X
4866	Sugar, refined	157	1 493 243	15 906	1.1	.1	X
4867	Pet foods	32	123 223	15 249	12.4	.1	X
4868	Grocery specialties, n.e.c.	170	2 269 823	36 055	1.6	.1	X
4900	Grain and beans	25	78 987	807	1.0	Z	11.3
4914	Sorghum (for grain)	25	78 987	807	1.0	Z	X
5330	Chemicals and allied products (excluding agricultural, plastics, gases, and petroleum)	46	746 226	9 011	1.2	Z	1.0
5335	Detergents and soaps	46	746 226	9 011	1.2	Z	X
5600	Beer and ale	13	95 381	2 610	2.7	Z	X
5700	Wines and distilled alcoholic beverages	14	543 618	20 197	3.7	.1	X
5900	Tobacco and tobacco products	12	26 207	524	2.0	Z	29.4
5911	Cigars	12	26 207	524	2.0	Z	X
9700	Service receipts and labor charges (including installed parts)	21	85 048	8 106	9.5	Z	X
9810	Miscellaneous commodities	90	1 558 394	79 521	5.1	.3	X
9920	Receipts for farm product preparation services (cleaning, shelling, etc.) ...	22	24 623	2 481	10.1	Z	X
9940	Rental and leasing receipts	16	47 766	610	1.3	Z	X
422470	Meat & meat product whse	3 147	X	26 899 437	X	100.0	81.0
0960	Restaurant and hotel equipment and supplies	68	1 299 759	61 380	4.7	.2	X
1600	Electronic parts and equipment, except communication	12	58 117	10 254	17.6	Z	70.3
1616	Electronic connectors and other passive electronic parts	7	40 368	7 086	17.6	Z	X
2600	Aircraft and aeronautical equipment and supplies	9	10 341	2 579	24.9	Z	81.0
2613	Other new aircraft equipment and supplies	9	10 341	2 579	24.9	Z	X
3400	Industrial and personal services paper and plastics	146	1 584 914	68 632	4.3	.3	.5
3412	Paper dishes, cups, and napkins	146	1 584 914	68 632	4.3	.3	X
3500	Drugs, pharmaceuticals, cosmetics, and toiletries	15	33 092	2 843	8.6	Z	7.9
3515	Other toiletries and druggists' sundries	15	33 092	2 843	8.6	Z	X
4100	Frozen foods (packaged)	1 011	12 844 986	1 780 536	13.9	6.6	64.6
4111	Dinners (frozen)	91	1 802 086	86 224	4.8	.3	X
4112	Fish and seafoods (frozen packaged)	690	9 769 672	518 130	5.3	1.9	X
4113	Vegetables (frozen)	323	3 643 227	113 509	3.1	.4	X
4114	Fruits and fruit juices (frozen)	159	2 130 271	66 487	3.1	.2	X
4115	Meat (frozen packaged)	672	9 237 673	681 601	7.4	2.5	X
4116	Frozen baked goods	195	2 755 118	93 297	3.4	.3	X
4117	Other frozen foods (except frozen dairy products)	320	4 467 800	221 279	5.0	.8	X
4200	Dairy products (excluding dried or canned)	712	10 344 412	1 213 861	11.7	4.5	20.0
4211	Butter	201	1 726 244	23 053	1.3	.1	X
4212	Cheese	631	4 386 928	486 146	11.1	1.8	X
4213	Milk and cream, except raw	139	785 878	8 364	1.1	Z	X
4214	Ice cream	91	1 428 339	14 890	1.0	.1	X
4216	Other dairy products	150	5 276 256	681 408	12.9	2.5	X
4300	Poultry and poultry products	1 262	15 759 865	2 446 324	15.5	9.1	.4
4311	Dressed poultry killed on location	455	6 079 481	694 715	11.4	2.6	X
4312	Eggs	177	2 175 287	88 561	4.1	.3	X
4314	Other poultry (excluding frozen packaged)	630	7 505 088	1 663 048	22.2	6.2	X
4400	Confectionery	79	524 953	12 369	2.4	Z	.5
4413	Nuts	79	524 953	8 614	1.6	Z	X
4415	Other confections	20	340 089	3 755	1.1	Z	X
4500	Fish and seafoods (excluding canned and frozen packaged)	335	7 246 301	250 100	3.5	.9	X
4600	Meat and meat products (fresh and unpackaged)	3 147	26 899 437	19 659 817	73.1	73.1	65.1
4611	Beef (not killed on location)	2 468	21 241 553	9 340 844	44.0	34.7	X
4612	Veal (not killed on location)	1 155	10 342 793	838 896	8.1	3.1	X
4613	Lamb and mutton (not killed on location)	1 115	12 735 510	923 526	7.3	3.4	X
4614	Pork (not killed on location)	2 107	20 326 237	4 442 154	21.9	16.5	X
4615	Sausage and prepared meats made on location	658	3 955 020	546 682	13.8	2.0	X
4616	Sausage and prepared meats not made on location	1 544	13 906 702	1 370 067	9.9	5.1	X
4617	Meat from animals killed on location	152	917 736	247 473	27.0	.9	X
4618	Other meat products	1 096	10 082 411	1 950 173	19.3	7.3	X
4700	Fresh fruits and vegetables	232	3 973 942	650 515	16.4	2.4	3.0
4711	Fresh fruits	153	3 931 900	360 573	9.2	1.3	X
4713	Other fresh vegetables	154	3 761 292	289 942	7.7	1.1	X
4800	Coffee, tea, and spices	174	1 732 052	28 668	1.7	.1	20.5
4811	Coffee	126	1 318 760	12 409	.9	Z	X
4812	Tea	75	428 364	6 357	1.5	Z	X
4813	Spices	102	705 906	9 903	1.4	Z	X
4820	Bread and baked goods	178	1 933 822	47 534	2.5	.2	17.5
4821	Breads and rolls	117	1 724 926	28 783	1.7	.1	X
4822	Cookies, cakes, and other baked goods	138	1 614 407	18 749	1.2	.1	X

See footnotes at end of table.

Table 3. Merchant Wholesalers by Kind of Business and Commodity Line: 1997—Con.

[Includes only establishments with payroll. For meaning of abbreviations and symbols, see introductory text. For explanation of terms, see Appendix A]

NAICS code and CL code	Kind of business and commodity line	Establishments handling commodity line		Commodity line sales			Sales coverage percent
		Number	Total sales (\$1,000)	Amount ¹ (\$1,000)	As percent of total sales of—		
					Establishments handling line	Establishments in NAICS industry ¹	
422470	Meat & meat product whse—Con.						
4830	Canned foods	333	3 173 461	198 606	6.3	.7	19.8
4831	Canned and bottled fruits, vegetables, and juices	204	2 101 536	73 619	3.5	.3	X
4832	Canned and bottled baby foods	7	10 820	36	.3	Z	X
4833	Canned meats	65	642 978	64 731	10.1	.2	X
4834	Canned fish and seafoods	162	885 257	12 697	1.4	Z	X
4836	Other canned foods	139	854 920	47 519	5.6	.2	X
4840	Food and beverage basic materials (include flavoring extracts, fruit peel, hop extract, industrial molasses, sausage casings, malt, yeast, etc.)	114	1 093 376	22 821	2.1	.1	X
4850	Soft drinks and bottled water	125	1 297 434	18 813	1.5	.1	30.3
4851	Soft drinks, packaged	93	614 882	12 269	2.0	Z	X
4852	Soft drinks, pre and post mix bulk	30	674 521	4 311	.6	Z	X
4853	Bottled water	42	85 749	2 233	2.6	Z	X
4860	Other grocery specialties	375	4 057 338	165 296	4.1	.6	15.7
4861	Pasta	232	1 978 473	27 825	1.4	.1	X
4862	Breakfast cereals	101	843 264	7 355	.9	Z	X
4863	Cooking oils and margarine	172	1 219 999	27 989	2.3	.1	X
4864	Flour	162	1 691 959	19 183	1.1	.1	X
4865	Pickles, preserves, jellies, jams, and sauces	181	2 327 063	15 695	.7	.1	X
4866	Sugar, refined	157	1 493 243	15 906	1.1	.1	X
4867	Pet foods	32	123 223	15 249	12.4	.1	X
4868	Grocery specialties, n.e.c.	170	2 269 823	36 055	1.6	.1	X
4900	Grain and beans	25	78 987	807	1.0	Z	11.3
4914	Sorghum (for grain)	25	78 987	807	1.0	Z	X
5330	Chemicals and allied products (excluding agricultural, plastics, gases, and petroleum)	46	746 226	9 011	1.2	Z	1.0
5335	Detergents and soaps	46	746 226	9 011	1.2	Z	X
5600	Beer and ale	13	95 381	2 610	2.7	Z	X
5700	Wines and distilled alcoholic beverages	14	543 618	20 197	3.7	.1	X
5900	Tobacco and tobacco products	12	26 207	524	2.0	Z	29.4
5911	Cigars	12	26 207	524	2.0	Z	X
9700	Service receipts and labor charges (including installed parts)	21	85 048	8 106	9.5	Z	X
9810	Miscellaneous commodities	90	1 558 394	79 521	5.1	.3	X
9920	Receipts for farm product preparation services (cleaning, shelling, etc.)	22	24 623	2 481	10.1	.3	X
9940	Rental and leasing receipts	16	47 766	610	1.3	Z	X
42248	Fresh fruit & vegetable whse	5 474	X	40 417 798	X	100.0	77.5
0960	Restaurant and hotel equipment and supplies	6	33 508	757	2.3	Z	X
3400	Industrial and personal services paper and plastics	29	99 338	3 947	4.0	Z	.6
3412	Paper dishes, cups, and napkins	29	99 338	3 947	4.0	Z	X
4100	Frozen foods (packaged)	448	3 004 121	279 534	9.3	.7	6.3
4111	Dinners (frozen)	54	395 076	7 517	1.9	Z	X
4112	Fish and seafoods (frozen packaged)	103	1 050 107	53 148	5.1	.1	X
4113	Vegetables (frozen)	271	2 296 917	77 144	3.4	.2	X
4114	Fruits and fruit juices (frozen)	177	1 694 119	48 630	2.9	.1	X
4115	Meat (frozen packaged)	192	1 515 246	58 805	3.9	.1	X
4116	Frozen baked goods	49	663 881	11 798	1.8	Z	X
4117	Other frozen foods (except frozen dairy products)	62	555 195	22 494	4.1	.1	X
4200	Dairy products (excluding dried or canned)	329	2 275 162	121 081	5.3	.3	5.6
4211	Butter	186	1 207 657	19 776	1.6	Z	X
4212	Cheese	270	2 016 194	65 327	3.2	.2	X
4213	Milk and cream, except raw	113	582 756	9 635	1.7	Z	X
4214	Ice cream	59	210 988	1 910	.9	Z	X
4215	Raw milk	6	8 106	283	3.5	Z	X
4216	Other dairy products	121	796 671	24 148	3.0	.1	X
4300	Poultry and poultry products	231	1 652 416	74 313	4.5	.2	X
4400	Confectionery	53	512 860	22 316	4.4	.1	5.9
4411	Candy	36	399 803	13 386	3.3	Z	X
4413	Nuts	17	113 057	8 930	7.9	Z	X
4500	Fish and seafoods (excluding canned and frozen packaged)	97	1 267 140	63 903	5.0	.2	X
4600	Meat and meat products (fresh and unpackaged)	194	1 473 817	87 720	6.0	.2	6.4
4611	Beef (not killed on location)	113	1 056 228	51 189	4.8	.1	X
4612	Veal (not killed on location)	51	291 460	10 670	3.7	Z	X
4613	Lamb and mutton (not killed on location)	13	141 465	1 146	.8	Z	X
4614	Pork (not killed on location)	43	457 275	9 543	2.1	Z	X
4615	Sausage and prepared meats made on location	35	232 091	4 258	1.8	Z	X
4616	Sausage and prepared meats not made on location	63	495 185	8 378	1.7	Z	X
4618	Other meat products	27	166 383	2 532	1.5	Z	X
4700	Fresh fruits and vegetables	5 474	40 417 798	38 674 417	95.7	95.7	66.8
4711	Fresh fruits	4 514	35 323 223	21 790 089	61.7	53.9	X
4712	Prepackaged fresh-cut vegetables (carrots, salads, etc.)	1 614	13 356 727	2 404 987	18.0	6.0	X
4713	Other fresh vegetables	3 540	26 191 636	14 479 338	55.3	35.8	X
4800	Coffee, tea, and spices	152	1 377 988	39 218	2.8	.1	6.8
4811	Coffee	61	611 892	5 112	.8	Z	X
4812	Tea	33	102 977	1 353	1.3	Z	X
4813	Spices	102	875 366	32 753	3.7	.1	X
4820	Bread and baked goods	99	1 221 466	154 702	12.7	.4	2.6
4821	Breads and rolls	72	524 658	75 473	14.4	.2	X
4822	Cookies, cakes, and other baked goods	47	925 433	79 229	8.6	.2	X

See footnotes at end of table.

Table 3. Merchant Wholesalers by Kind of Business and Commodity Line: 1997—Con.

[Includes only establishments with payroll. For meaning of abbreviations and symbols, see introductory text. For explanation of terms, see Appendix A]

NAICS code and CL code	Kind of business and commodity line	Establishments handling commodity line		Commodity line sales			Sales coverage percent
		Number	Total sales (\$1,000)	Amount ¹ (\$1,000)	As percent of total sales of—		
					Establishments handling line	Establishments in NAICS industry ¹	
42248	Fresh fruit & vegetable whse—Con.						
4830	Canned foods	240	1 857 482	121 921	6.6	.3	6.7
4831	Canned and bottled fruits, vegetables, and juices	202	1 472 840	60 098	4.1	.1	X
4832	Canned and bottled baby foods	7	5 060	84	1.7	Z	X
4833	Canned meats	23	74 042	831	1.1	Z	X
4834	Canned fish and seafoods	53	400 119	13 441	3.4	Z	X
4835	Canned milk	8	40 603	320	.8	Z	X
4836	Other canned foods	86	754 902	47 134	6.2	.1	X
4840	Food and beverage basic materials (include flavoring extracts, fruit peel, hop extract, industrial molasses, sausage casings, malt, yeast, etc.)	63	1 014 163	44 145	4.4	.1	X
4850	Soft drinks and bottled water	30	117 289	3 057	2.6	Z	34.6
4851	Soft drinks, packaged	21	58 902	2 213	3.8	Z	X
4853	Bottled water	23	72 523	844	1.2	Z	X
4860	Other grocery specialties	284	1 821 249	209 825	11.5	.5	22.9
4861	Pasta	71	235 862	4 660	2.0	Z	X
4862	Breakfast cereals	25	143 304	2 243	1.6	Z	X
4863	Cooking oils and margarine	112	401 168	6 132	1.5	Z	X
4864	Flour	79	391 443	4 223	1.1	Z	X
4865	Pickles, preserves, jellies, jams, and sauces	75	330 374	4 981	1.5	Z	X
4866	Sugar, refined	68	658 636	36 388	5.5	.1	X
4868	Grocery specialties, n.e.c.	143	983 440	151 045	15.4	.4	X
4900	Grain and beans	144	760 503	26 666	3.5	.1	.3
4913	Wheat	144	760 503	26 666	3.5	.1	X
5330	Chemicals and allied products (excluding agricultural, plastics, gases, and petroleum)	8	53 805	403	.7	Z	5.7
5335	Detergents and soaps	8	53 805	403	.7	Z	X
5700	Wines and distilled alcoholic beverages	6	34 439	9 157	26.6	Z	X
5800	Farm supplies	65	388 121	36 125	9.3	.1	1.3
5812	Feeds (poultry and livestock) not mixed on location	27	218 345	2 405	1.1	Z	X
5814	Weed killers, soil sterilizers, and soil conditioners	27	218 345	2 405	1.1	Z	X
5815	Insecticides, fungicides, and pesticides	27	218 345	4 891	2.2	Z	X
5816	Other agricultural chemicals and fertilizers	27	218 345	12 113	5.5	Z	X
5817	Seeds and bulbs	27	218 345	2 405	1.1	Z	X
5818	Other farm supplies (including harness and saddlery equipment)	38	169 776	11 894	7.0	Z	X
5900	Tobacco and tobacco products	13	20 564	370	1.8	Z	X
6110	Flowers and florists' supplies	7	33 289	4 800	14.4	Z	X
9700	Service receipts and labor charges (including installed parts)	81	602 929	80 360	13.3	.2	X
9703	Other service receipts and labor charges—Specify	81	602 929	80 360	13.3	.2	X
9810	Miscellaneous commodities	146	1 826 538	120 827	6.6	.3	X
9920	Receipts for farm product preparation services (cleaning, shelling, etc.)	119	1 014 580	177 437	17.5	.4	X
9940	Rental and leasing receipts	67	763 400	53 864	7.1	.1	X
422480	Fresh fruit & vegetable whse	5 474	X	40 417 798	X	100.0	77.5
0960	Restaurant and hotel equipment and supplies	6	33 508	757	2.3	Z	X
3400	Industrial and personal services paper and plastics	29	99 338	3 947	4.0	Z	.6
3412	Paper dishes, cups, and napkins	29	99 338	3 947	4.0	Z	X
4100	Frozen foods (packaged)	448	3 004 121	279 534	9.3	.7	6.3
4111	Dinners (frozen)	54	395 076	7 517	1.9	Z	X
4112	Fish and seafoods (frozen packaged)	103	1 050 107	53 148	5.1	.1	X
4113	Vegetables (frozen)	271	2 296 917	77 144	3.4	.2	X
4114	Fruits and fruit juices (frozen)	177	1 694 119	48 630	2.9	.1	X
4115	Meat (frozen packaged)	192	1 515 246	58 805	3.9	.1	X
4116	Frozen baked goods	49	663 881	11 798	1.8	Z	X
4117	Other frozen foods (except frozen dairy products)	62	555 195	22 494	4.1	.1	X
4200	Dairy products (excluding dried or canned)	329	2 275 162	121 081	5.3	.3	5.6
4211	Butter	186	1 207 657	19 776	1.6	Z	X
4212	Cheese	270	2 016 194	65 327	3.2	.2	X
4213	Milk and cream, except raw	113	582 756	9 635	1.7	Z	X
4214	Ice cream	59	210 988	1 910	.9	Z	X
4215	Raw milk	6	8 106	283	3.5	Z	X
4216	Other dairy products	121	796 671	24 148	3.0	.1	X
4300	Poultry and poultry products	231	1 652 416	74 313	4.5	.2	X
4400	Confectionery	53	512 860	22 316	4.4	.1	5.9
4411	Candy	36	399 803	13 386	3.3	Z	X
4413	Nuts	17	113 057	8 930	7.9	Z	X
4500	Fish and seafoods (excluding canned and frozen packaged)	97	1 267 140	63 903	5.0	.2	X
4600	Meat and meat products (fresh and unpackaged)	194	1 473 817	87 720	6.0	.2	6.4
4611	Beef (not killed on location)	113	1 056 228	51 189	4.8	.1	X
4612	Veal (not killed on location)	51	291 460	10 670	3.7	Z	X
4613	Lamb and mutton (not killed on location)	13	141 465	1 146	.8	Z	X
4614	Pork (not killed on location)	43	457 275	9 543	2.1	Z	X
4615	Sausage and prepared meats made on location	35	232 091	4 258	1.8	Z	X
4616	Sausage and prepared meats not made on location	63	495 185	8 378	1.7	Z	X
4618	Other meat products	27	166 383	2 532	1.5	Z	X
4700	Fresh fruits and vegetables	5 474	40 417 798	38 674 417	95.7	95.7	66.8
4711	Fresh fruits	4 514	35 323 223	21 790 089	61.7	53.9	X
4712	Prepackaged fresh-cut vegetables (carrots, salads, etc.)	1 614	13 356 727	2 404 987	18.0	6.0	X
4713	Other fresh vegetables	3 540	26 191 636	14 479 338	55.3	35.8	X
4800	Coffee, tea, and spices	152	1 377 988	39 218	2.8	.1	6.8
4811	Coffee	61	611 892	5 112	.8	Z	X
4812	Tea	33	102 977	1 353	1.3	Z	X
4813	Spices	102	875 366	32 753	3.7	.1	X

See footnotes at end of table.

Table 3. Merchant Wholesalers by Kind of Business and Commodity Line: 1997—Con.

[Includes only establishments with payroll. For meaning of abbreviations and symbols, see introductory text. For explanation of terms, see Appendix A]

NAICS code and CL code	Kind of business and commodity line	Establishments handling commodity line		Commodity line sales			Sales coverage percent
		Number	Total sales (\$1,000)	Amount ¹ (\$1,000)	As percent of total sales of—		
					Establishments handling line	Establishments in NAICS industry ¹	
422480	Fresh fruit & vegetable whsle—Con.						
4820	Bread and baked goods	99	1 221 466	154 702	12.7	.4	2.6
4821	Breads and rolls	72	524 658	75 473	14.4	.2	X
4822	Cookies, cakes, and other baked goods	47	925 433	79 229	8.6	.2	X
4830	Canned foods	240	1 857 482	121 921	6.6	.3	6.7
4831	Canned and bottled fruits, vegetables, and juices	202	1 472 840	60 098	4.1	.1	X
4832	Canned and bottled baby foods	7	5 060	84	1.7	Z	X
4833	Canned meats	23	74 042	831	1.1	Z	X
4834	Canned fish and seafoods	53	400 119	13 441	3.4	Z	X
4835	Canned milk	8	40 603	320	.8	Z	X
4836	Other canned foods	86	754 902	47 134	6.2	.1	X
4840	Food and beverage basic materials (include flavoring extracts, fruit peel, hop extract, industrial molasses, sausage casings, malt, yeast, etc.)	63	1 014 163	44 145	4.4	.1	X
4850	Soft drinks and bottled water	30	117 289	3 057	2.6	Z	34.6
4851	Soft drinks, packaged	21	58 902	2 213	3.8	Z	X
4853	Bottled water	23	72 523	844	1.2	Z	X
4860	Other grocery specialties	284	1 821 249	209 825	11.5	.5	22.9
4861	Pasta	71	235 862	4 660	2.0	Z	X
4862	Breakfast cereals	25	143 304	2 243	1.6	Z	X
4863	Cooking oils and margarine	112	401 168	6 132	1.5	Z	X
4864	Flour	79	391 443	4 223	1.1	Z	X
4865	Pickles, preserves, jellies, jams, and sauces	75	330 374	4 981	1.5	Z	X
4866	Sugar, refined	68	658 636	36 388	5.5	.1	X
4868	Grocery specialties, n.e.c.	143	983 440	151 045	15.4	.4	X
4900	Grain and beans	144	760 503	26 666	3.5	.1	.3
4913	Wheat	144	760 503	26 666	3.5	.1	X
5330	Chemicals and allied products (excluding agricultural, plastics, gases, and petroleum)	8	53 805	403	.7	Z	5.7
5335	Detergents and soaps	8	53 805	403	.7	Z	X
5700	Wines and distilled alcoholic beverages	6	34 439	9 157	26.6	Z	X
5800	Farm supplies	65	388 121	36 125	9.3	.1	1.3
5812	Feeds (poultry and livestock) not mixed on location	27	218 345	2 405	1.1	Z	X
5814	Weed killers, soil sterilizers, and soil conditioners	27	218 345	2 405	1.1	Z	X
5815	Insecticides, fungicides, and pesticides	27	218 345	4 891	2.2	Z	X
5816	Other agricultural chemicals and fertilizers	27	218 345	12 113	5.5	Z	X
5817	Seeds and bulbs	27	218 345	2 405	1.1	Z	X
5818	Other farm supplies (including harness and saddlery equipment)	38	169 776	11 894	7.0	Z	X
5900	Tobacco and tobacco products	13	20 564	370	1.8	Z	X
6110	Flowers and florists' supplies	7	33 289	4 800	14.4	Z	X
9700	Service receipts and labor charges (including installed parts)	81	602 929	80 360	13.3	.2	X
9703	Other service receipts and labor charges—Specify	81	602 929	80 360	13.3	.2	X
9810	Miscellaneous commodities	146	1 826 538	120 827	6.6	.3	X
9920	Receipts for farm product preparation services (cleaning, shelling, etc.)	119	1 014 580	177 437	17.5	.4	X
9940	Rental and leasing receipts	67	763 400	53 864	7.1	.1	X
42249	Other grocery & related products whsle	10 598	X	73 594 207	X	100.0	80.7
0200	New and rebuilt automotive parts and supplies	14	794 621	49 887	6.3	.1	X
0500	Household china, glassware, crockery, and plastic housewares	27	85 627	7 185	8.4	Z	X
0520	Linens, domestics, curtains, and draperies	10	89 956	2 747	3.1	Z	78.0
0525	Other linens and domestics	10	89 956	1 014	1.1	Z	X
0540	Other home furnishings	131	3 182 033	86 901	2.7	.1	2.3
0541	Metal flatware and kitchen utensils	7	96 169	2 641	2.7	Z	X
0543	Home furnishings, n.e.c.	7	96 169	10 592	11.0	Z	X
0740	Other construction materials	7	37 866	2 606	6.9	Z	X
0800	Photographic equipment and supplies (excluding video)	9	138 663	1 017	.7	Z	X
0900	Office equipment	25	155 645	2 815	1.8	Z	X
0960	Restaurant and hotel equipment and supplies	449	5 070 182	241 746	4.8	.3	X
0970	Store machines and equipment	68	2 433 689	47 839	2.0	.1	.5
0971	Vending machines	6	279 793	3 692	1.3	Z	X
0972	Other store machines and equipment	37	278 755	12 930	4.6	Z	X
1140	Iron and steel wire and wire products	9	32 490	948	2.9	Z	X
1400	Electrical apparatus and equipment	10	26 849	936	3.5	Z	X
1500	Electrical appliances, household	31	273 049	9 095	3.3	Z	.8
1518	Other electrical household appliances (including fans, dishwashers, etc.)	22	162 009	6 635	4.1	Z	X
1600	Electronic parts and equipment, except communication	10	28 645	754	2.6	Z	X
1700	Hardware	79	2 271 181	90 519	4.0	.1	.2
1711	Hand tools (including power driven)	9	84 083	2 612	3.1	Z	X
1712	Bolts, nuts, rivets, and fasteners	9	84 083	2 612	3.1	Z	X
1713	Cutlery	9	84 083	3 915	4.7	Z	X
1800	Plumbing and heating equipment and supplies (hydronics)	9	83 327	3 176	3.8	Z	X
2000	Refrigeration equipment and supplies	6	26 489	1 237	4.7	Z	80.7
2015	Other refrigeration equipment and supplies	6	26 489	1 237	4.7	Z	X
2230	Food-processing machinery, equipment, and parts	12	64 079	24 766	38.6	Z	6.7
2231	New commercial food-processing machinery (slicers, choppers, baking, etc.)	7	2 160	388	18.0	Z	X
2320	General-purpose industrial machinery, equipment, and parts	16	42 203	3 345	7.9	Z	1.1
2327	All other new general-purpose industrial machinery and equipment	10	16 900	2 350	13.9	Z	X
2450	Industrial containers and supplies	6	138 567	14 374	10.4	Z	X
2520	Custodial (janitors') equipment and supplies	19	185 967	14 446	7.8	Z	X
2530	Laundry and dry-cleaning equipment and supplies	104	4 928 755	203 064	4.1	.3	X
2700	Sporting and recreational goods and supplies	20	70 032	3 440	4.9	Z	X

See footnotes at end of table.

Table 3. Merchant Wholesalers by Kind of Business and Commodity Line: 1997—Con.

[Includes only establishments with payroll. For meaning of abbreviations and symbols, see introductory text. For explanation of terms, see Appendix A]

NAICS code and CL code	Kind of business and commodity line	Establishments handling commodity line		Commodity line sales			Sales coverage percent
		Number	Total sales (\$1,000)	Amount ¹ (\$1,000)	As percent of total sales of—		
					Establishments handling line	Establishments in NAICS industry ¹	
42249	Other grocery & related products whse—Con.						
2800	Toys and hobby goods and supplies	46	131 858	2 372	1.8	Z	4.4
2813	Crafts and craft supplies	38	22 950	1 207	5.3	Z	X
2930	Recyclable paper and paperboard	12	21 193	3 684	17.4	Z	X
3000	Jewelry, diamonds, gem stones, and watches	15	115 288	661	.6	Z	X
3140	Prerecorded video tapes	7	148 943	1 035	.7	Z	X
3200	Printing and writing paper	14	96 127	16 709	17.4	Z	76.6
3213	Other printing and writing paper	11	95 138	16 694	17.5	Z	X
3300	Stationery, office supplies and greeting cards	47	294 628	10 995	3.7	Z	.2
3316	Other stationery supplies (envelopes, ruled forms, and binder paper) ...	7	88 056	938	1.1	Z	X
3400	Industrial and personal services paper and plastics	625	10 961 962	928 912	8.5	1.3	2.9
3411	Paperboard and boxboard boxes	87	3 769 258	116 833	3.1	.2	X
3412	Paper dishes, cups, and napkins	199	6 263 724	443 049	7.1	.6	X
3413	Industrial paper (wrapping, bags, cartons, etc.)	34	378 463	6 122	1.6	Z	X
3414	Disposable plastic boxes, containers, cups, dishes, and supplies	139	1 074 401	134 200	12.5	.2	X
3415	Other industrial and personal service paper	36	2 212 689	75 011	3.4	.1	X
3500	Drugs, pharmaceuticals, cosmetics, and toiletries	322	12 853 303	1 114 555	8.7	1.5	1.2
3511	Prescription drugs	22	145 526	11 368	7.8	Z	X
3512	Nonprescription pharmaceuticals	38	416 268	27 229	6.5	Z	X
3513	Cosmetics	30	474 235	37 758	8.0	.1	X
3515	Other toiletries and druggists' sundries	222	11 765 417	1 027 806	8.7	1.4	X
3600	Piece goods, knit and woven	35	16 717	1 753	10.5	Z	X
3800	Men's and boys' wear	27	224 230	9 322	4.2	Z	35.0
3812	Men's and boys' dress and casual shirts, slacks, and jeans	19	215 205	8 997	4.2	Z	X
3900	Women's and children's wear	30	396 809	11 849	3.0	Z	22.3
3912	Women's misses', and girls' dresses and blouses	20	384 537	11 042	2.9	Z	X
4000	Footwear	11	428 313	74 944	17.5	.1	X
4100	Frozen foods (packaged)	1 170	32 828 733	4 729 162	14.4	6.4	46.1
4111	Dinners (frozen)	220	9 965 243	328 198	3.3	.4	X
4112	Fish and seafoods (frozen packaged)	325	10 671 789	560 474	5.3	.8	X
4113	Vegetables (frozen)	350	12 113 506	364 957	3.0	.5	X
4114	Fruits and fruit juices (frozen)	350	10 630 307	284 911	2.7	.4	X
4115	Meat (frozen packaged)	288	10 825 032	541 154	5.0	.7	X
4116	Frozen baked goods	459	13 711 913	911 910	6.7	1.2	X
4117	Other frozen foods (except frozen dairy products)	459	21 207 859	1 737 444	8.2	2.4	X
4200	Dairy products (excluding dried or canned)	917	27 703 610	2 744 692	9.9	3.7	56.0
4211	Butter	269	9 176 169	200 985	2.2	.3	X
4212	Cheese	595	16 096 660	917 652	5.7	1.2	X
4213	Milk and cream, except raw	240	9 895 453	363 862	3.7	.5	X
4214	Ice cream	126	8 588 666	164 463	1.9	.2	X
4215	Raw milk	24	3 425 428	64 724	1.9	.1	X
4216	Other dairy products	352	18 670 784	1 032 960	5.5	1.4	X
4300	Poultry and poultry products	201	5 312 681	309 943	5.8	.4	.1
4312	Eggs	107	3 191 794	181 694	5.7	.2	X
4400	Confectionery	737	13 597 630	1 025 694	7.5	1.4	2.3
4411	Candy	506	8 993 415	683 985	7.6	.9	X
4412	Chewing gum	90	686 505	6 062	.9	.2	X
4413	Nuts	253	4 599 161	184 248	4.0	.3	X
4414	Chips and popcorn	225	885 325	40 816	4.6	.1	X
4415	Other confections	113	1 636 252	110 583	6.8	.2	X
4500	Fish and seafoods (excluding canned and frozen packaged)	153	3 561 425	106 114	3.0	.1	X
4600	Meat and meat products (fresh and unpackaged)	488	18 153 762	2 413 921	13.3	3.3	46.5
4611	Beef (not killed on location)	166	7 244 825	477 055	6.6	.6	X
4612	Veal (not killed on location)	33	2 901 179	36 100	1.2	Z	X
4613	Lamb and mutton (not killed on location)	19	1 937 047	19 536	1.0	Z	X
4614	Pork (not killed on location)	93	6 225 077	158 495	2.5	.2	X
4615	Sausage and prepared meats made on location	44	290 917	9 628	3.3	Z	X
4616	Sausage and prepared meats not made on location	264	7 599 704	585 152	7.7	.8	X
4618	Other meat products	156	10 557 401	1 047 105	9.9	1.4	X
4700	Fresh fruits and vegetables	344	13 970 978	1 036 307	7.4	1.4	.6
4711	Fresh fruits	195	9 269 550	338 805	3.7	.5	X
4712	Prepackaged fresh-cut vegetables (carrots, salads, etc.)	99	8 922 675	136 030	1.5	.2	X
4713	Other fresh vegetables	106	9 653 722	453 012	4.7	.6	X
4800	Coffee, tea, and spices	2 748	24 500 570	7 083 211	28.9	9.6	61.3
4811	Coffee	1 810	16 543 372	5 199 088	31.4	7.1	X
4812	Tea	1 206	8 992 675	618 618	6.9	.8	X
4813	Spices	1 120	12 977 540	1 265 452	9.8	1.7	X
4820	Bread and baked goods	2 868	18 969 674	5 137 443	27.1	7.0	50.9
4821	Breads and rolls	1 375	9 229 865	1 891 372	20.5	2.6	X
4822	Cookies, cakes, and other baked goods	2 176	16 451 644	3 246 066	19.7	4.4	X
4830	Canned foods	1 874	21 256 328	7 556 134	35.5	10.3	62.7
4831	Canned and bottled fruits, vegetables, and juices	1 343	15 150 927	3 238 512	21.4	4.4	X
4832	Canned and bottled baby foods	152	3 904 502	76 074	1.9	.1	X
4833	Canned meats	322	4 374 125	569 721	13.0	.8	X
4834	Canned fish and seafoods	559	6 980 952	1 066 644	15.3	1.4	X
4835	Canned milk	154	2 506 958	153 260	6.1	.2	X
4836	Other canned foods	743	12 316 637	2 451 908	19.9	3.3	X
4840	Food and beverage basic materials (include flavoring extracts, fruit peel, hop extract, industrial molasses, sausage casings, malt, yeast, etc.)	937	6 529 170	2 441 426	37.4	3.3	X
4850	Soft drinks and bottled water	2 900	19 517 993	6 821 324	34.9	9.3	60.3
4851	Soft drinks, packaged	1 970	15 064 303	4 662 986	31.0	6.3	X
4852	Soft drinks, pre and post mix bulk	854	7 797 797	802 078	10.3	1.1	X
4853	Bottled water	1 480	12 595 661	1 356 255	10.8	1.8	X

See footnotes at end of table.

Table 3. Merchant Wholesalers by Kind of Business and Commodity Line: 1997—Con.

[Includes only establishments with payroll. For meaning of abbreviations and symbols, see introductory text. For explanation of terms, see Appendix A]

NAICS code and CL code	Kind of business and commodity line	Establishments handling commodity line		Commodity line sales			Sales coverage percent
		Number	Total sales (\$1,000)	Amount ¹ (\$1,000)	As percent of total sales of—		
					Establishments handling line	Establishments in NAICS industry ¹	
42249	Other grocery & related products whsle—Con.						
4860	Other grocery specialties	4 483	48 975 094	25 966 315	53.0	35.3	58.6
4861	Pasta	1 082	13 847 725	1 354 745	9.8	1.8	X
4862	Breakfast cereals	480	10 293 722	548 523	5.3	.7	X
4863	Cooking oils and margarine	1 059	12 359 426	1 677 806	13.6	2.3	X
4864	Flour	870	13 045 740	1 119 817	8.6	1.5	X
4865	Pickles, preserves, jellies, jams, and sauces	1 145	12 647 092	1 212 757	9.6	1.6	X
4866	Sugar, refined	850	10 195 668	1 048 627	10.3	1.4	X
4867	Pet foods	570	9 416 417	2 149 946	22.8	2.9	X
4868	Grocery specialties, n.e.c.	2 663	34 307 119	16 854 050	49.1	22.9	X
4900	Grain and beans	462	4 454 264	305 466	6.9	.4	1.4
4911	Corn (for grain)	174	2 257 979	112 491	5.0	.2	X
4912	Oats and barley	68	690 118	13 241	1.9	.2	X
4913	Wheat	139	1 011 074	97 614	9.7	.1	X
4915	Soybeans	32	100 215	220	.2	.2	X
4916	Other grain and beans (rice and edible and inedible beans)	172	1 330 758	46 369	3.5	.1	X
5120	Leaf tobacco	6	57 065	6 863	12.0	.2	X
5140	Other farm products, inedible	10	359 864	145 192	40.3	.2	2.5
5143	Farm products, n.e.c.	7	11 071	2 410	21.8	.2	X
5300	Plastics materials and basic shapes	11	20 546	2 555	12.4	.2	2.0
5314	Other plastics materials and basic shapes	8	12 011	1 849	15.4	.2	X
5330	Chemicals and allied products (excluding agricultural, plastics, gases, and petroleum)	196	3 919 346	152 496	3.9	.2	2.0
5332	Alkalies and chlorine	10	1 064	4	.4	.1	X
5335	Detergents and soaps	58	2 663 040	64 744	2.4	.1	X
5344	Other chemicals and allied products	76	329 246	23 634	7.2	.2	X
5400	Petroleum products	15	37 454	3 036	8.1	.2	3.5
5412	Motor gasoline	9	15 921	838	5.3	.2	X
5416	All other distillate fuel oil (no. 1 and no. 4 diesel and heating)	9	15 921	838	5.3	.2	X
5600	Beer and ale	158	3 026 545	207 740	6.9	.3	X
5700	Wines and distilled alcoholic beverages	109	2 374 337	84 190	3.5	.1	3.3
5711	Wines	64	2 044 114	40 911	2.0	.1	X
5712	Distilled liquor (including premixed alcoholic drinks)	71	1 950 500	36 497	1.9	.1	X
5800	Farm supplies	40	83 638	13 401	16.0	.2	48.4
5811	Hay, straw, and alfalfa	23	54 378	1 530	2.8	.2	X
5812	Feeds (poultry and livestock) not mixed on location	28	71 099	6 963	9.8	.2	X
5813	Prepared feeds (poultry and livestock) mixed on location	6	36 972	1 804	4.9	.2	X
5816	Other agricultural chemicals and fertilizers	10	47 459	246	.5	.2	X
5817	Seeds and bulbs	6	28 765	275	1.0	.2	X
5818	Other farm supplies (including harness and saddlery equipment)	9	45 161	2 502	5.5	.2	X
5900	Tobacco and tobacco products	252	12 306 995	1 055 412	8.6	1.4	16.7
5911	Cigars	109	2 419 877	17 400	.7	.2	X
5912	Cigarettes	221	10 183 922	645 015	6.3	.9	X
5913	Other tobacco products (excluding leaf)	146	7 793 765	274 038	3.5	.4	X
6100	Books, periodicals, newspapers, and miscellaneous printed materials	25	242 694	16 451	6.8	.2	X
6110	Flowers and florists' supplies	16	43 163	12 758	29.6	.2	X
6120	Art goods (including novelties and souvenirs)	13	74 286	8 119	10.9	.2	80.0
6122	Novelties and souvenirs	12	73 684	8 113	11.0	.2	X
6150	Nondurable goods, n.e.c.	74	744 730	134 448	18.1	.2	X
9700	Service receipts and labor charges (including installed parts)	219	1 613 008	106 043	6.6	.1	3.5
9701	Labor charges for repair work	101	254 241	4 675	1.8	.2	X
9702	Parts installed in repair work	89	190 275	1 741	.9	.2	X
9703	Other service receipts and labor charges—Specify	163	1 371 908	98 785	7.2	.1	X
9730	Advertising specialties (paper novelties, etc.)	8	4 403	406	9.2	.2	X
9810	Miscellaneous commodities	491	8 860 825	840 176	9.5	1.1	X
9920	Receipts for farm product preparation services (cleaning, shelling, etc.)	11	23 426	3 757	16.0	.2	X
9940	Rental and leasing receipts	267	772 484	72 961	9.4	.1	X
422490	Other grocery & related products whsle	10 598	X	73 594 207	X	100.0	80.7
0200	New and rebuilt automotive parts and supplies	14	794 621	49 887	6.3	.1	X
0500	Household china, glassware, crockery, and plastic housewares	27	85 627	7 185	8.4	.2	X
0520	Linens, domestics, curtains, and draperies	10	89 956	2 747	3.1	.2	78.0
0525	Other linens and domestics	10	89 956	1 014	1.1	.2	X
0540	Other home furnishings	131	3 182 033	86 901	2.7	.1	2.3
0541	Metal flatware and kitchen utensils	7	96 169	2 641	2.7	.2	X
0543	Home furnishings, n.e.c.	7	96 169	10 592	11.0	.2	X
0740	Other construction materials	7	37 866	2 606	6.9	.2	X
0800	Photographic equipment and supplies (excluding video)	9	138 663	1 017	.7	.2	X
0900	Office equipment	25	155 645	2 815	1.8	.2	X
0960	Restaurant and hotel equipment and supplies	449	5 070 182	241 746	4.8	.3	X
0970	Store machines and equipment	68	2 433 689	47 839	2.0	.1	.5
0971	Vending machines	6	279 793	3 692	1.3	.2	X
0972	Other store machines and equipment	37	278 755	12 930	4.6	.2	X
1140	Iron and steel wire and wire products	9	32 490	948	2.9	.2	X
1400	Electrical apparatus and equipment	10	26 849	936	3.5	.2	X
1500	Electrical appliances, household	31	273 049	9 095	3.3	.2	.8
1518	Other electrical household appliances (including fans, dishwashers, etc.)	22	162 009	6 635	4.1	.2	X
1600	Electronic parts and equipment, except communication	10	28 645	754	2.6	.2	X
1700	Hardware	79	2 271 181	90 519	4.0	.1	.2
1711	Hand tools (including power driven)	9	84 083	2 612	3.1	.2	X
1712	Bolts, nuts, rivets, and fasteners	9	84 083	2 612	3.1	.2	X
1713	Cutlery	9	84 083	3 915	4.7	.2	X

See footnotes at end of table.

Table 3. Merchant Wholesalers by Kind of Business and Commodity Line: 1997—Con.

[Includes only establishments with payroll. For meaning of abbreviations and symbols, see introductory text. For explanation of terms, see Appendix A]

NAICS code and CL code	Kind of business and commodity line	Establishments handling commodity line		Commodity line sales			Sales coverage percent
		Number	Total sales (\$1,000)	Amount ¹ (\$1,000)	As percent of total sales of—		
					Establishments handling line	Establishments in NAICS industry ¹	
422490	Other grocery & related products whse—Con.						
1800	Plumbing and heating equipment and supplies (hydronics)	9	83 327	3 176	3.8	Z	X
2000	Refrigeration equipment and supplies	6	26 489	1 237	4.7	Z	80.7
2015	Other refrigeration equipment and supplies	6	26 489	1 237	4.7	Z	X
2230	Food-processing machinery, equipment, and parts	12	64 079	24 766	38.6	Z	6.7
2231	New commercial food-processing machinery (slicers, choppers, baking, etc.)	7	2 160	388	18.0	Z	X
2320	General-purpose industrial machinery, equipment, and parts	16	42 203	3 345	7.9	Z	1.1
2327	All other new general-purpose industrial machinery and equipment	10	16 900	2 350	13.9	Z	X
2450	Industrial containers and supplies	6	138 567	14 374	10.4	Z	X
2520	Custodial (janitors') equipment and supplies	19	185 967	14 446	7.8	Z	X
2530	Laundry and dry-cleaning equipment and supplies	104	4 928 755	203 064	4.1	.3	X
2700	Sporting and recreational goods and supplies	20	70 032	3 440	4.9	Z	X
2800	Toys and hobby goods and supplies	46	131 858	2 372	1.8	Z	4.4
2813	Crafts and craft supplies	38	22 950	1 207	5.3	Z	X
2930	Recyclable paper and paperboard	12	21 193	3 684	17.4	Z	X
3000	Jewelry, diamonds, gem stones, and watches	15	115 288	661	.6	Z	X
3140	Prerecorded video tapes	7	148 943	1 035	.7	Z	X
3200	Printing and writing paper	14	96 127	16 709	17.4	Z	76.6
3213	Other printing and writing paper	11	95 138	16 694	17.5	Z	X
3300	Stationery, office supplies and greeting cards	47	294 628	10 995	3.7	Z	.2
3316	Other stationery supplies (envelopes, ruled forms, and binder paper)	7	88 056	938	1.1	Z	X
3400	Industrial and personal services paper and plastics	625	10 961 962	928 912	8.5	1.3	2.9
3411	Paperboard and boxboard boxes	87	3 769 258	116 833	3.1	.2	X
3412	Paper dishes, cups, and napkins	199	6 263 724	443 049	7.1	.6	X
3413	Industrial paper (wrapping, bags, cartons, etc.)	34	378 463	6 122	1.6	Z	X
3414	Disposable plastic boxes, containers, cups, dishes, and supplies	139	1 074 401	134 200	12.5	.2	X
3415	Other industrial and personal service paper	36	2 212 689	75 011	3.4	.1	X
3500	Drugs, pharmaceuticals, cosmetics, and toiletries	322	12 853 303	1 114 555	8.7	1.5	1.2
3511	Prescription drugs	22	145 526	11 368	7.8	Z	X
3512	Nonprescription pharmaceuticals	38	416 268	27 229	6.5	Z	X
3513	Cosmetics	30	474 235	37 758	8.0	.1	X
3515	Other toiletries and druggists' sundries	222	11 765 417	1 027 806	8.7	1.4	X
3600	Piece goods, knit and woven	35	16 717	1 753	10.5	Z	X
3800	Men's and boys' wear	27	224 230	9 322	4.2	Z	35.0
3812	Men's and boys' dress and casual shirts, slacks, and jeans	19	215 205	8 997	4.2	Z	X
3900	Women's and children's wear	30	396 809	11 849	3.0	Z	22.3
3912	Women's misses', and girls' dresses and blouses	20	384 537	11 042	2.9	Z	X
4000	Footwear	11	428 313	74 944	17.5	.1	X
4100	Frozen foods (packaged)	1 170	32 828 733	4 729 162	14.4	6.4	46.1
4111	Dinners (frozen)	220	9 965 243	328 198	3.3	.4	X
4112	Fish and seafoods (frozen packaged)	325	10 671 789	560 474	5.3	.8	X
4113	Vegetables (frozen)	350	12 113 506	364 957	3.0	.5	X
4114	Fruits and fruit juices (frozen)	350	10 630 307	284 911	2.7	.4	X
4115	Meat (frozen packaged)	288	10 825 032	541 154	5.0	.7	X
4116	Frozen baked goods	459	13 711 913	911 910	6.7	1.2	X
4117	Other frozen foods (except frozen dairy products)	459	21 207 859	1 737 444	8.2	2.4	X
4200	Dairy products (excluding dried or canned)	917	27 703 610	2 744 692	9.9	3.7	56.0
4211	Butter	269	9 176 169	200 985	2.2	.3	X
4212	Cheese	595	16 096 660	917 652	5.7	1.2	X
4213	Milk and cream, except raw	240	9 895 453	363 862	3.7	.5	X
4214	Ice cream	126	8 588 666	164 463	1.9	.2	X
4215	Raw milk	24	3 425 428	64 724	1.9	.1	X
4216	Other dairy products	352	18 670 784	1 032 960	5.5	1.4	X
4300	Poultry and poultry products	201	5 312 681	309 943	5.8	.4	.1
4312	Eggs	107	3 191 794	181 694	5.7	.2	X
4400	Confectionery	737	13 597 630	1 025 694	7.5	1.4	2.3
4411	Candy	506	8 993 415	683 985	7.6	.9	X
4412	Chewing gum	90	686 505	6 062	.9	Z	X
4413	Nuts	253	4 599 161	184 248	4.0	.3	X
4414	Chips and popcorn	225	885 325	40 816	4.6	.1	X
4415	Other confections	113	1 636 252	110 583	6.8	.2	X
4500	Fish and seafoods (excluding canned and frozen packaged)	153	3 561 425	106 114	3.0	.1	X
4600	Meat and meat products (fresh and unpackaged)	488	18 153 762	2 413 921	13.3	3.3	46.5
4611	Beef (not killed on location)	166	7 244 825	477 055	6.6	.6	X
4612	Veal (not killed on location)	33	2 901 179	36 100	1.2	Z	X
4613	Lamb and mutton (not killed on location)	19	1 937 047	19 536	1.0	Z	X
4614	Pork (not killed on location)	93	6 225 077	158 495	2.5	.2	X
4615	Sausage and prepared meats made on location	44	290 917	9 628	3.3	Z	X
4616	Sausage and prepared meats not made on location	264	7 599 704	585 152	7.7	.8	X
4618	Other meat products	156	10 557 401	1 047 105	9.9	1.4	X
4700	Fresh fruits and vegetables	344	13 970 978	1 036 307	7.4	1.4	.6
4711	Fresh fruits	195	9 269 550	338 805	3.7	.5	X
4712	Prepackaged fresh-cut vegetables (carrots, salads, etc.)	99	8 922 675	136 030	1.5	.2	X
4713	Other fresh vegetables	106	9 653 722	453 012	4.7	.6	X
4800	Coffee, tea, and spices	2 748	24 500 570	7 083 211	28.9	9.6	61.3
4811	Coffee	1 810	16 543 372	5 199 088	31.4	7.1	X
4812	Tea	1 206	8 992 675	618 618	6.9	.8	X
4813	Spices	1 120	12 977 540	1 265 452	9.8	1.7	X
4820	Bread and baked goods	2 868	18 969 674	5 137 443	27.1	7.0	50.9
4821	Breads and rolls	1 375	9 229 865	1 891 372	20.5	2.6	X
4822	Cookies, cakes, and other baked goods	2 176	16 451 644	3 246 066	19.7	4.4	X

See footnotes at end of table.

Table 3. Merchant Wholesalers by Kind of Business and Commodity Line: 1997—Con.

[Includes only establishments with payroll. For meaning of abbreviations and symbols, see introductory text. For explanation of terms, see Appendix A]

NAICS code and CL code	Kind of business and commodity line	Establishments handling commodity line		Commodity line sales			Sales coverage percent
		Number	Total sales (\$1,000)	Amount ¹ (\$1,000)	As percent of total sales of—		
					Establishments handling line	Establishments in NAICS industry ¹	
422490	Other grocery & related products whsle—Con.						
4830	Canned foods	1 874	21 256 328	7 556 134	35.5	10.3	62.7
4831	Canned and bottled fruits, vegetables, and juices	1 343	15 150 927	3 238 512	21.4	4.4	X
4832	Canned and bottled baby foods	152	3 904 502	76 074	1.9	.1	X
4833	Canned meats	322	4 374 125	569 721	13.0	.8	X
4834	Canned fish and seafoods	559	6 980 952	1 066 644	15.3	1.4	X
4835	Canned milk	154	2 506 958	153 260	6.1	.2	X
4836	Other canned foods	743	12 316 637	2 451 908	19.9	3.3	X
4840	Food and beverage basic materials (include flavoring extracts, fruit peel, hop extract, industrial molasses, sausage casings, malt, yeast, etc.)	937	6 529 170	2 441 426	37.4	3.3	X
4850	Soft drinks and bottled water	2 900	19 517 993	6 821 324	34.9	9.3	60.3
4851	Soft drinks, packaged	1 970	15 064 303	4 662 986	31.0	6.3	X
4852	Soft drinks, pre and post mix bulk	854	7 797 797	802 078	10.3	1.1	X
4853	Bottled water	1 480	12 595 661	1 356 255	10.8	1.8	X
4860	Other grocery specialties	4 483	48 975 094	25 966 315	53.0	35.3	58.6
4861	Pasta	1 082	13 847 725	1 354 745	9.8	1.8	X
4862	Breakfast cereals	480	10 293 722	548 523	5.3	.7	X
4863	Cooking oils and margarine	1 059	12 359 426	1 677 806	13.6	2.3	X
4864	Flour	870	13 045 740	1 119 817	8.6	1.5	X
4865	Pickles, preserves, jellies, jams, and sauces	1 145	12 647 092	1 212 757	9.6	1.6	X
4866	Sugar, refined	850	10 195 668	1 048 627	10.3	1.4	X
4867	Pet foods	570	9 416 417	2 149 946	22.8	2.9	X
4868	Grocery specialties, n.e.c.	2 663	34 307 119	16 854 050	49.1	22.9	X
4900	Grain and beans	462	4 454 264	305 466	6.9	.4	1.4
4911	Corn (for grain)	174	2 257 979	112 491	5.0	.2	X
4912	Oats and barley	68	690 118	13 241	1.9	.1	X
4913	Wheat	139	1 011 074	97 614	9.7	.1	X
4915	Soybeans	32	100 215	220	.2	.1	X
4916	Other grain and beans (rice and edible and inedible beans)	172	1 330 758	46 369	3.5	.1	X
5120	Leaf tobacco	6	57 065	6 863	12.0	Z	X
5140	Other farm products, inedible	10	359 864	145 192	40.3	.2	2.5
5143	Farm products, n.e.c.	7	11 071	2 410	21.8	Z	X
5300	Plastics materials and basic shapes	11	20 546	2 555	12.4	Z	2.0
5314	Other plastics materials and basic shapes	8	12 011	1 849	15.4	Z	X
5330	Chemicals and allied products (excluding agricultural, plastics, gases, and petroleum)	196	3 919 346	152 496	3.9	.2	2.0
5332	Alkalies and chlorine	10	1 064	4	.4	Z	X
5335	Detergents and soaps	58	2 663 040	64 744	2.4	.1	X
5344	Other chemicals and allied products	76	329 246	23 634	7.2	Z	X
5400	Petroleum products	15	37 454	3 036	8.1	Z	3.5
5412	Motor gasoline	9	15 921	838	5.3	Z	X
5416	All other distillate fuel oil (no. 1 and no. 4 diesel and heating)	9	15 921	838	5.3	Z	X
5600	Beer and ale	158	3 026 545	207 740	6.9	.3	X
5700	Wines and distilled alcoholic beverages	109	2 374 337	84 190	3.5	.1	3.3
5711	Wines	64	2 044 114	40 911	2.0	.1	X
5712	Distilled liquor (including premixed alcoholic drinks)	71	1 950 500	36 497	1.9	.1	X
5800	Farm supplies	40	83 638	13 401	16.0	Z	48.4
5811	Hay, straw, and alfalfa	23	54 378	1 530	2.8	Z	X
5812	Feeds (poultry and livestock) not mixed on location	28	71 099	6 963	9.8	Z	X
5813	Prepared feeds (poultry and livestock) mixed on location	6	36 972	1 804	4.9	Z	X
5816	Other agricultural chemicals and fertilizers	10	47 459	246	.5	Z	X
5817	Seeds and bulbs	6	28 765	275	1.0	Z	X
5818	Other farm supplies (including harness and saddlery equipment)	9	45 161	2 502	5.5	Z	X
5900	Tobacco and tobacco products	252	12 306 995	1 055 412	8.6	1.4	16.7
5911	Cigars	109	2 419 877	17 400	.7	Z	X
5912	Cigarettes	221	10 183 922	645 015	6.3	.9	X
5913	Other tobacco products (excluding leaf)	146	7 793 765	274 038	3.5	.4	X
6100	Books, periodicals, newspapers, and miscellaneous printed materials	25	242 694	16 451	6.8	Z	X
6110	Flowers and florists' supplies	16	43 163	12 758	29.6	Z	X
6120	Art goods (including novelties and souvenirs)	13	74 286	8 119	10.9	Z	80.0
6122	Novelties and souvenirs	12	73 684	8 113	11.0	Z	X
6150	Nondurable goods, n.e.c.	74	744 730	134 448	18.1	.2	X
9700	Service receipts and labor charges (including installed parts)	219	1 613 008	106 043	6.6	.1	3.5
9701	Labor charges for repair work	101	254 241	4 675	1.8	Z	X
9702	Parts installed in repair work	89	190 275	1 741	.9	Z	X
9703	Other service receipts and labor charges—Specify	163	1 371 908	98 785	7.2	.1	X
9730	Advertising specialties (paper novelties, etc.)	8	4 403	406	9.2	Z	X
9810	Miscellaneous commodities	491	8 860 825	840 176	9.5	1.1	X
9920	Receipts for farm product preparation services (cleaning, shelling, etc.)	11	23 426	3 757	16.0	Z	X
9940	Rental and leasing receipts	267	772 484	72 961	9.4	.1	X
4224901	Coffee, tea, & spice whsle	1 420	X	7 087 834	X	100.0	77.9
0540	Other home furnishings	12	43 471	2 231	5.1	Z	X
0960	Restaurant and hotel equipment and supplies	110	360 667	23 210	6.4	.3	X
0970	Store machines and equipment	31	98 916	7 189	7.3	.1	11.5
0972	Other store machines and equipment	31	98 916	7 189	7.3	.1	X
1700	Hardware	9	27 456	1 534	5.6	Z	X
2230	Food-processing machinery, equipment, and parts	6	3 107	1 092	35.1	Z	X
3400	Industrial and personal services paper and plastics	171	349 118	25 500	7.3	.4	X
3500	Drugs, pharmaceuticals, cosmetics, and toiletries	23	120 564	12 795	10.6	.2	4.3
3515	Other toiletries and druggists' sundries	23	120 564	12 795	10.6	.2	X

See footnotes at end of table.

Table 3. Merchant Wholesalers by Kind of Business and Commodity Line: 1997—Con.

[Includes only establishments with payroll. For meaning of abbreviations and symbols, see introductory text. For explanation of terms, see Appendix A]

NAICS code and CL code	Kind of business and commodity line	Establishments handling commodity line		Commodity line sales			Sales coverage percent
		Number	Total sales (\$1,000)	Amount ¹ (\$1,000)	As percent of total sales of—		
					Establishments handling line	Establishments in NAICS industry ¹	
4224901	Coffee, tea, & spice whsle—Con.						
4100	Frozen foods (packaged)	50	547 960	80 970	14.8	1.1	75.3
4112	Fish and seafoods (frozen packaged)	14	90 256	15 795	17.5		X
4113	Vegetables (frozen)	8	73 504	3 644	5.0	.1	X
4114	Fruits and fruit juices (frozen)	17	101 475	15 243	15.0	.2	X
4115	Meat (frozen packaged)	7	73 243	19 418	26.5	.3	X
4116	Frozen baked goods	12	56 462	3 100	5.5	Z	X
4117	Other frozen foods (except frozen dairy products)	16	86 384	8 267	9.6	.1	X
4200	Dairy products (excluding dried or canned)	81	274 727	31 136	11.3	.4	76.1
4211	Butter	16	119 612	9 798	8.2	.1	X
4212	Cheese	31	99 361	13 620	13.7	.2	X
4213	Milk and cream, except raw	35	56 611	927	1.6	Z	X
4214	Ice cream	10	2 675	139	5.2	Z	X
4216	Other dairy products	26	74 232	6 630	8.9	.1	X
4300	Poultry and poultry products	10	17 094	929	5.4	Z	X
4400	Confectionery	116	228 666	15 450	6.8	.2	5.3
4411	Candy	88	225 219	3 708	1.6	.1	X
4413	Nuts	28	3 447	155	4.5	Z	X
4414	Chips and popcorn	60	107 243	11 587	10.8	.2	X
4500	Fish and seafoods (excluding canned and frozen packaged)	11	26 948	1 592	5.9	Z	X
4600	Meat and meat products (fresh and unpackaged)	32	479 320	167 405	34.9	2.4	77.9
4611	Beef (not killed on location)	8	112 805	31 944	28.3	.5	X
4616	Sausage and prepared meats not made on location	14	346 876	131 874	38.0	1.9	X
4618	Other meat products	12	31 050	2 486	8.0	Z	X
4700	Fresh fruits and vegetables	10	31 068	9 071	29.2	.1	28.8
4712	Prepackaged fresh-cut vegetables (carrots, salads, etc.)	10	31 068	8 878	28.6	.1	X
4800	Coffee, tea, and spices	1 420	7 087 834	6 104 508	86.1	86.1	68.6
4811	Coffee	983	5 829 057	4 846 263	83.1	68.4	X
4812	Tea	629	1 884 778	413 507	21.9	5.8	X
4813	Spices	445	1 149 455	844 740	73.5	11.9	X
4820	Bread and baked goods	88	219 366	18 525	8.4	.3	74.9
4821	Breads and rolls	16	13 357	847	6.3	Z	X
4822	Cookies, cakes, and other baked goods	85	217 323	17 676	8.1	.2	X
4830	Canned foods	107	245 663	25 043	10.2	.4	76.2
4831	Canned and bottled fruits, vegetables, and juices	80	181 726	12 693	7.0	Z	X
4833	Canned meats	10	20 663	863	4.2	Z	X
4834	Canned fish and seafoods	21	42 283	1 806	4.3	Z	X
4835	Canned milk	10	21 271	479	2.3	Z	X
4836	Other canned foods	26	52 244	9 202	17.6	.1	X
4840	Food and beverage basic materials (include flavoring extracts, fruit peel, hop extract, industrial molasses, sausage casings, malt, yeast, etc.)	95	419 571	63 284	15.1	.9	X
4850	Soft drinks and bottled water	248	578 082	68 432	11.8	1.0	77.2
4851	Soft drinks, packaged	178	457 015	36 080	7.9	.5	X
4852	Soft drinks, pre and post mix bulk	71	183 900	11 123	6.0	.2	X
4853	Bottled water	117	269 088	21 228	7.9	.3	X
4860	Other grocery specialties	252	912 280	222 477	24.4	3.1	72.9
4861	Pasta	29	48 575	6 599	13.6	.1	X
4862	Breakfast cereals	14	10 134	106	1.0	Z	X
4863	Cooking oils and margarine	27	76 576	3 208	4.2	Z	X
4864	Flour	33	75 719	4 491	5.9	.1	X
4865	Pickles, preserves, jellies, jams, and sauces	33	87 745	4 104	4.7	.1	X
4866	Sugar, refined	153	353 114	18 939	5.4	.3	X
4868	Grocery specialties, n.e.c.	91	555 958	185 024	33.3	2.6	X
4900	Grain and beans	37	80 449	10 691	13.3	.2	X
5330	Chemicals and allied products (excluding agricultural, plastics, gases, and petroleum)	8	17 680	508	2.9	Z	X
9700	Service receipts and labor charges (including installed parts)	59	143 602	4 364	3.0	.1	1.2
9701	Labor charges for repair work	29	94 803	1 747	1.8	Z	X
9702	Parts installed in repair work	30	48 799	300	.6	Z	X
9703	Other service receipts and labor charges—Specify	30	48 799	2 317	4.7	Z	X
9810	Miscellaneous commodities	92	354 095	23 636	6.7	.3	X
9940	Rental and leasing receipts	63	141 222	6 329	4.5	.1	X
4224902	Bread & baked goods whsle	2 187	X	5 821 864	X	100.0	72.5
0540	Other home furnishings	7	96 169	13 233	13.8	.2	X
0960	Restaurant and hotel equipment and supplies	10	308 367	5 601	1.8	.1	X
3300	Stationery, office supplies and greeting cards	7	88 056	938	1.1	Z	X
3400	Industrial and personal services paper and plastics	34	378 463	40 892	10.8	.7	X
3500	Drugs, pharmaceuticals, cosmetics, and toiletries	12	116 463	7 385	6.3	.1	X
4100	Frozen foods (packaged)	156	2 492 132	412 539	16.6	7.1	X
4200	Dairy products (excluding dried or canned)	71	2 393 140	140 078	5.9	2.4	X
4300	Poultry and poultry products	22	462 284	16 124	3.5	.3	X
4400	Confectionery	96	1 364 317	63 595	4.7	1.1	X
4500	Fish and seafoods (excluding canned and frozen packaged)	13	53 208	3 253	6.1	.1	X
4600	Meat and meat products (fresh and unpackaged)	70	1 082 107	195 843	18.1	3.4	X
4700	Fresh fruits and vegetables	23	1 041 855	53 968	5.2	.9	X
4800	Coffee, tea, and spices	114	621 575	32 641	5.3	.6	X
4820	Bread and baked goods	2 187	5 821 864	4 396 239	75.5	75.5	X
4830	Canned foods	71	288 763	41 697	14.4	.7	X
4840	Food and beverage basic materials (include flavoring extracts, fruit peel, hop extract, industrial molasses, sausage casings, malt, yeast, etc.)	14	57 084	9 513	16.7	.2	X
4850	Soft drinks and bottled water	99	548 146	27 262	5.0	.5	X
4860	Other grocery specialties	143	820 071	143 814	17.5	2.5	X
4900	Grain and beans	14	115 429	3 282	2.8	.1	X
5900	Tobacco and tobacco products	10	1 891 444	112 899	6.0	1.9	X
9700	Service receipts and labor charges (including installed parts)	10	11 459	1 352	11.8	Z	X
9810	Miscellaneous commodities	36	1 243 750	53 483	4.3	.9	X

See footnotes at end of table.

Table 3. Merchant Wholesalers by Kind of Business and Commodity Line: 1997—Con.

[Includes only establishments with payroll. For meaning of abbreviations and symbols, see introductory text. For explanation of terms, see Appendix A]

NAICS code and CL code	Kind of business and commodity line	Establishments handling commodity line		Commodity line sales			Sales coverage percent
		Number	Total sales (\$1,000)	Amount ¹ (\$1,000)	As percent of total sales of—		
					Establishments handling line	Establishments in NAICS industry ¹	
4224902	Bread & baked goods whsle—Con.						
9940	Rental and leasing receipts	10	14 396	234	1.6	Z	X
4224903	Soft drinks whsle	2 026	X	7 507 631	X	100.0	77.0
0540	Other home furnishings	9	31 668	1 084	3.4	Z	X
0960	Restaurant and hotel equipment and supplies	62	264 306	15 964	6.0	Z	X
0970	Store machines and equipment	20	71 430	12 360	17.3	Z	X
1700	Hardware	7	8 525	89	1.0	Z	X
2520	Custodial (janitors') equipment and supplies	6	8 487	586	6.9	Z	X
2530	Laundry and dry-cleaning equipment and supplies	10	31 569	5 190	16.4	.1	X
3400	Industrial and personal services paper and plastics	94	396 300	22 652	5.7	.3	X
3500	Drugs, pharmaceuticals, cosmetics, and toiletries	45	220 410	10 859	4.9	.1	.9
3515	Other toiletries and druggists' sundries	45	220 410	10 859	4.9	.1	X
4100	Frozen foods (packaged)	103	1 096 196	84 613	7.7	1.1	73.3
4111	Dinners (frozen)	23	764 731	14 680	1.9	.2	X
4112	Fish and seafoods (frozen packaged)	27	46 861	1 902	4.1	Z	X
4113	Vegetables (frozen)	23	810 576	16 769	2.1	.2	X
4114	Fruits and fruit juices (frozen)	45	216 731	18 710	8.6	.2	X
4115	Meat (frozen packaged)	31	852 514	13 309	1.6	.2	X
4116	Frozen baked goods	28	811 566	9 376	1.2	.1	X
4117	Other frozen foods (except frozen dairy products)	32	839 595	9 801	1.2	.1	X
4200	Dairy products (excluding dried or canned)	86	1 046 514	167 065	16.0	2.2	74.9
4211	Butter	19	728 779	15 281	2.1	.2	X
4212	Cheese	34	856 492	19 242	2.2	.3	X
4213	Milk and cream, except raw	42	213 470	4 184	2.0	.1	X
4214	Ice cream	25	736 800	18 425	2.5	.2	X
4216	Other dairy products	33	762 248	109 587	14.4	1.5	X
4300	Poultry and poultry products	24	786 222	54 106	6.9	.7	X
4400	Confectionery	122	1 090 470	86 058	7.9	1.1	4.9
4411	Candy	98	404 154	11 079	2.7	.1	X
4412	Chewing gum	65	260 625	1 673	.6	Z	X
4413	Nuts	78	930 270	54 076	5.8	.7	X
4414	Chips and popcorn	93	363 328	10 304	2.8	.1	X
4415	Other confections	56	289 795	8 925	3.1	.1	X
4500	Fish and seafoods (excluding canned and frozen packaged)	15	756 537	15 374	2.0	.2	X
4600	Meat and meat products (fresh and unpackaged)	30	790 640	72 923	9.2	1.0	76.1
4611	Beef (not killed on location)	18	782 503	35 455	4.5	.5	X
4614	Pork (not killed on location)	10	751 127	13 986	1.9	.2	X
4616	Sausage and prepared meats not made on location	15	683 530	8 358	1.2	.1	X
4618	Other meat products	9	9 009	1 143	12.7	Z	X
4700	Fresh fruits and vegetables	30	797 766	54 486	6.8	.7	X
4800	Coffee, tea, and spices	334	2 240 560	202 207	9.0	2.7	69.7
4811	Coffee	285	1 827 817	112 324	6.1	1.5	X
4812	Tea	156	1 636 551	80 535	4.9	1.1	X
4813	Spices	24	754 697	9 338	1.2	.1	X
4820	Bread and baked goods	118	1 234 451	62 542	5.1	.8	75.5
4821	Breads and rolls	40	730 317	17 618	2.4	.2	X
4822	Cookies, cakes, and other baked goods	111	1 202 813	44 924	3.7	.6	X
4830	Canned foods	187	1 792 694	118 224	6.6	1.6	70.3
4831	Canned and bottled fruits, vegetables, and juices	175	1 693 407	88 507	5.2	1.2	X
4833	Canned meats	13	35 345	2 018	5.7	Z	X
4834	Canned fish and seafoods	14	100 572	2 333	2.3	Z	X
4836	Other canned foods	30	811 266	24 341	3.0	.3	X
4840	Food and beverage basic materials (include flavoring extracts, fruit peel, hop extract, industrial molasses, sausage casings, malt, yeast, etc.)	40	72 987	6 479	8.9	.1	X
4850	Soft drinks and bottled water	2 026	7 507 631	6 063 232	80.8	80.8	67.7
4851	Soft drinks, packaged	1 348	6 033 261	4 183 714	69.3	55.7	X
4852	Soft drinks, pre and post mix bulk	672	4 122 460	701 676	17.0	9.3	X
4853	Bottled water	1 072	5 292 512	1 177 842	22.3	15.7	X
4860	Other grocery specialties	160	1 504 618	109 324	7.3	1.5	68.8
4861	Pasta	43	1 008 470	23 024	2.3	.3	X
4862	Breakfast cereals	27	734 358	14 494	2.0	.2	X
4863	Cooking oils and margarine	46	220 822	3 362	1.5	Z	X
4864	Flour	28	822 843	8 711	1.1	.1	X
4865	Pickles, preserves, jellies, jams, and sauces	56	418 735	5 742	1.4	.1	X
4866	Sugar, refined	40	183 688	3 121	1.7	.2	X
4867	Pet foods	15	713 219	14 990	2.1	.2	X
4868	Grocery specialties, n.e.c.	93	282 326	35 869	12.7	.5	X
4900	Grain and beans	12	33 532	460	1.4	Z	X
5330	Chemicals and allied products (excluding agricultural, plastics, gases, and petroleum)	20	174 874	8 856	5.1	.1	15.3
5332	Alkalies and chlorine	10	1 064	4	.4	Z	X
5344	Other chemicals and allied products	10	173 810	8 852	5.1	.1	X
5600	Beer and ale	97	916 959	150 629	16.4	2.0	X
5700	Wines and distilled alcoholic beverages	40	241 279	25 867	10.7	.3	27.8
5711	Wines	40	241 279	23 634	9.8	.3	X
5712	Distilled liquor (including premixed alcoholic drinks)	31	60 991	2 233	3.7	Z	X
5900	Tobacco and tobacco products	61	879 297	44 714	5.1	.6	6.6
5911	Cigars	28	797 306	8 003	1.0	.1	X
5912	Cigarettes	61	879 297	32 244	3.7	.4	X
5913	Other tobacco products (excluding leaf)	28	797 306	4 467	.6	.1	X
6150	Nondurable goods, n.e.c.	6	13 224	883	6.7	Z	X

See footnotes at end of table.

Table 3. Merchant Wholesalers by Kind of Business and Commodity Line: 1997—Con.

[Includes only establishments with payroll. For meaning of abbreviations and symbols, see introductory text. For explanation of terms, see Appendix A]

NAICS code and CL code	Kind of business and commodity line	Establishments handling commodity line		Commodity line sales			Sales coverage percent
		Number	Total sales (\$1,000)	Amount ¹ (\$1,000)	As percent of total sales of—		
					Establishments handling line	Establishments in NAICS industry ¹	
4224903	Soft drinks whsle—Con.						
9700	Service receipts and labor charges (including installed parts)	75	161 374	7 097	4.4	.1	2.7
9701	Labor charges for repair work	59	141 476	2 143	1.5	Z	X
9702	Parts installed in repair work	59	141 476	1 441	1.0	Z	X
9703	Other service receipts and labor charges—Specify	59	44 322	3 503	7.9	Z	X
9810	Miscellaneous commodities	135	750 933	37 574	5.0	.5	X
9940	Rental and leasing receipts	159	450 788	63 929	14.2	.9	X
4224904	Canned goods whsle	957	X	10 184 930	X	100.0	70.1
0540	Other home furnishings	24	301 034	6 368	2.1	.1	X
0960	Restaurant and hotel equipment and supplies	56	862 428	28 780	3.3	.3	X
1700	Hardware	7	20 514	619	3.0	Z	X
2530	Laundry and dry-cleaning equipment and supplies	23	1 331 453	27 547	2.1	.3	X
3300	Stationery, office supplies and greeting cards	6	26 216	996	3.8	Z	X
3400	Industrial and personal services paper and plastics	68	970 908	70 137	7.2	.7	X
3500	Drugs, pharmaceuticals, cosmetics, and toiletries	40	1 597 676	59 330	3.7	.6	.2
3515	Other toiletries and druggists' sundries	40	1 597 676	59 330	3.7	.6	X
4100	Frozen foods (packaged)	260	4 831 880	797 909	16.5	7.8	47.4
4111	Dinners (frozen)	51	1 013 483	22 177	2.2	.2	X
4112	Fish and seafoods (frozen packaged)	100	1 873 050	133 557	7.1	1.3	X
4113	Vegetables (frozen)	126	1 546 217	92 651	6.0	.9	X
4114	Fruits and fruit juices (frozen)	87	1 137 276	44 736	3.9	.4	X
4115	Meat (frozen packaged)	76	1 667 253	136 107	8.2	1.3	X
4116	Frozen baked goods	59	1 294 832	42 274	3.3	.4	X
4117	Other frozen foods (except frozen dairy products)	119	3 599 075	326 400	9.1	3.2	X
4200	Dairy products (excluding dried or canned)	189	4 443 414	498 378	11.2	4.9	46.7
4211	Butter	53	953 562	26 029	2.7	.3	X
4212	Cheese	138	1 895 551	200 729	10.6	2.0	X
4213	Milk and cream, except raw	23	886 493	20 193	2.3	.2	X
4214	Ice cream	11	216 499	6 914	3.2	.1	X
4216	Other dairy products	75	3 004 135	243 155	8.1	2.4	X
4300	Poultry and poultry products	32	847 311	54 872	6.5	.5	X
4400	Confectionery	73	1 077 834	74 319	6.9	.7	1.9
4411	Candy	73	1 077 834	74 319	6.9	.7	X
4500	Fish and seafoods (excluding canned and frozen packaged)	35	915 070	20 838	2.3	.2	X
4600	Meat and meat products (fresh and unpackaged)	83	2 499 844	296 193	11.8	2.9	27.5
4611	Beef (not killed on location)	21	880 177	42 799	4.9	.4	X
4614	Pork (not killed on location)	23	814 803	21 034	2.6	.2	X
4616	Sausage and prepared meats not made on location	37	909 203	70 183	7.7	.7	X
4618	Other meat products	26	515 770	74 422	14.4	.7	X
4700	Fresh fruits and vegetables	72	2 072 617	119 072	5.7	1.2	X
4712	Prepackaged fresh-cut vegetables (carrots, salads, etc.)	72	2 072 617	30 002	1.4	.3	X
4713	Other fresh vegetables	72	2 072 617	89 070	4.3	.9	X
4800	Coffee, tea, and spices	277	3 948 864	178 332	4.5	1.8	60.4
4811	Coffee	157	1 835 803	52 400	2.9	.5	X
4812	Tea	119	1 336 434	39 903	3.0	.4	X
4813	Spices	173	2 558 990	86 023	3.4	.8	X
4820	Bread and baked goods	138	2 843 721	141 799	5.0	1.4	34.8
4821	Breads and rolls	20	1 198 131	19 899	1.7	.2	X
4822	Cookies, cakes, and other baked goods	128	2 111 735	121 899	5.8	1.2	X
4830	Canned foods	957	10 184 930	6 585 044	64.7	64.7	50.2
4831	Canned and bottled fruits, vegetables, and juices	637	5 788 301	2 716 940	46.9	26.7	X
4832	Canned and bottled baby foods	55	528 446	37 317	7.1	.4	X
4833	Canned meats	163	2 153 038	537 982	25.0	5.3	X
4834	Canned fish and seafoods	319	3 559 710	994 616	27.9	9.8	X
4835	Canned milk	69	852 395	137 294	16.1	1.3	X
4836	Other canned foods	415	5 544 343	2 160 887	39.0	21.2	X
4840	Food and beverage basic materials (include flavoring extracts, fruit peel, hop extract, industrial molasses, sausage casings, malt, yeast, etc.)	51	813 344	46 038	5.7	.5	X
4850	Soft drinks and bottled water	149	1 758 634	109 355	6.2	1.1	56.4
4851	Soft drinks, packaged	117	1 361 771	57 264	4.2	.6	X
4852	Soft drinks, pre and post mix bulk	13	153 452	2 207	1.4	Z	X
4853	Bottled water	61	754 563	49 882	6.6	.5	X
4860	Other grocery specialties	386	4 870 609	559 279	11.5	5.5	58.3
4861	Pasta	229	3 111 478	108 270	3.5	1.1	X
4862	Breakfast cereals	135	2 456 704	86 116	3.5	.8	X
4863	Cooking oils and margarine	201	1 812 434	90 844	5.0	.9	X
4864	Flour	128	2 465 915	52 181	2.1	.5	X
4865	Pickles, preserves, jellies, jams, and sauces	190	2 687 902	60 575	2.3	.6	X
4866	Sugar, refined	142	940 483	24 663	2.6	.2	X
4867	Pet foods	45	1 708 787	37 743	2.2	.4	X
4868	Grocery specialties, n.e.c.	135	1 377 867	98 877	7.2	1.0	X
4900	Grain and beans	112	920 919	96 231	10.4	.9	2.5
4913	Wheat	74	669 163	80 862	12.1	.8	X
4916	Other grain and beans (rice and edible and inedible beans)	38	251 756	15 369	6.1	.2	X
5330	Chemicals and allied products (excluding agricultural, plastics, gases, and petroleum)	25	660 915	30 954	4.7	.3	X
5400	Petroleum products	6	21 533	1 352	6.3	Z	X
5600	Beer and ale	17	268 284	16 713	6.2	.2	X
5700	Wines and distilled alcoholic beverages	10	167 152	6 166	3.7	.1	X
5900	Tobacco and tobacco products	36	1 353 883	54 934	4.1	.5	.8
5911	Cigars	36	1 353 883	6 535	.5	.1	X
5912	Cigarettes	36	1 353 883	47 599	3.5	.5	X
5913	Other tobacco products (excluding leaf)	25	624 678	800	.1	Z	X
9700	Service receipts and labor charges (including installed parts)	6	15 406	550	3.6	Z	X

See footnotes at end of table.

Table 3. Merchant Wholesalers by Kind of Business and Commodity Line: 1997—Con.

[Includes only establishments with payroll. For meaning of abbreviations and symbols, see introductory text. For explanation of terms, see Appendix A]

NAICS code and CL code	Kind of business and commodity line	Establishments handling commodity line		Commodity line sales			Sales coverage percent
		Number	Total sales (\$1,000)	Amount ¹ (\$1,000)	As percent of total sales of—		
					Establishments handling line	Establishments in NAICS industry ¹	
4224904	Canned goods whsle—Con.						
9810	Miscellaneous commodities	52	1 094 474	154 169	14.1	1.5	X
4224905	Food & beverage basic materials whsle	512	X	2 687 268	X	100.0	70.7
0540	Other home furnishings	11	126 107	3 189	2.5	.1	X
0960	Restaurant and hotel equipment and supplies	28	132 031	26 906	20.4	1.0	X
1700	Hardware	9	84 083	9 156	10.9	.3	X
3400	Industrial and personal services paper and plastics	17	243 931	35 408	14.5	1.3	X
3500	Drugs, pharmaceuticals, cosmetics, and toiletries	22	239 711	27 363	11.4	2.0	X
4100	Frozen foods (packaged)	54	434 437	57 503	13.2	1.1	X
4200	Dairy products (excluding dried or canned)	45	362 393	28 662	7.9	1.1	X
4300	Poultry and poultry products	6	7 976	2 218	27.8	.1	X
4400	Confectionery	40	250 223	17 097	6.8	.6	X
4500	Fish and seafoods (excluding canned and frozen packaged)	16	77 060	7 163	9.3	.3	X
4600	Meat and meat products (fresh and unpackaged)	12	94 436	2 491	2.6	.1	X
4700	Fresh fruits and vegetables	32	204 453	8 534	4.2	.3	X
4800	Coffee, tea, and spices	45	413 184	12 106	2.9	.5	X
4820	Bread and baked goods	18	74 224	7 856	10.6	.3	X
4830	Canned foods	26	301 490	32 398	10.7	1.2	X
4840	Food and beverage basic materials (include flavoring extracts, fruit peel, hop extract, industrial molasses, sausage casings, malt, yeast, etc.)	512	2 687 268	2 174 658	80.9	80.9	X
4850	Soft drinks and bottled water	30	253 264	23 449	9.3	.9	X
4860	Other grocery specialties	46	562 836	79 702	14.2	3.0	X
4900	Grain and beans	12	85 588	21 098	24.7	.8	X
5330	Chemicals and allied products (excluding agricultural, plastics, gases, and petroleum)	15	196 809	32 151	16.3	1.2	X
5600	Beer and ale	22	80 559	2 485	3.1	.1	X
5700	Wines and distilled alcoholic beverages	19	76 397	615	.8	Z	X
5900	Tobacco and tobacco products	25	175 344	42 812	24.4	1.6	X
9810	Miscellaneous commodities	22	75 994	11 396	15.0	.4	X
4224906	Other grocery specialties whsle	3 496	X	40 304 680	X	100.0	86.5
0200	New and rebuilt automotive parts and supplies	9	781 380	49 048	6.3	.1	X
0500	Household china, glassware, crockery, and plastic housewares	25	68 324	5 744	8.4	Z	X
0520	Linens, domestics, curtains, and draperies	8	3 549	161	4.5	Z	3.1
0525	Other linens and domestics	8	3 549	161	4.5	Z	X
0540	Other home furnishings	68	2 583 584	60 796	2.4	.2	X
0900	Office equipment	16	102 098	1 462	1.4	Z	X
0960	Restaurant and hotel equipment and supplies	183	3 142 383	141 285	4.5	.4	X
0970	Store machines and equipment	11	459 632	9 433	2.1	.2	X
0971	Vending machines	6	279 793	3 692	1.3	Z	X
0972	Other store machines and equipment	6	179 839	5 741	3.2	Z	X
1140	Iron and steel wire and wire products	7	11 530	532	4.6	Z	X
1400	Electrical apparatus and equipment	7	3 655	254	6.9	Z	X
1500	Electrical appliances, household	22	162 009	6 635	4.1	Z	1.4
1518	Other electrical household appliances (including fans, dishwashers, etc.)	22	162 009	6 635	4.1	Z	X
1700	Hardware	45	2 044 196	75 671	3.7	.2	X
2320	General-purpose industrial machinery, equipment, and parts	10	16 900	2 350	13.9	Z	1.9
2327	All other new general-purpose industrial machinery and equipment	10	16 900	2 350	13.9	Z	X
2520	Custodial (janitors') equipment and supplies	11	151 650	6 375	4.2	Z	X
2530	Laundry and dry-cleaning equipment and supplies	65	3 557 784	170 122	4.8	.4	X
2700	Sporting and recreational goods and supplies	17	65 703	3 226	4.9	Z	X
2800	Toys and hobby goods and supplies	38	22 950	1 207	5.3	Z	39.9
2813	Crafts and craft supplies	38	22 950	1 207	5.3	Z	X
2930	Recyclable paper and paperboard	9	19 749	3 566	18.1	Z	X
3000	Jewelry, diamonds, gem stones, and watches	13	114 184	566	.5	Z	X
3140	Prerecorded video tapes	6	145 976	948	.6	Z	X
3200	Printing and writing paper	11	95 138	16 694	17.5	Z	82.7
3213	Other printing and writing paper	11	95 138	16 694	17.5	Z	X
3300	Stationery, office supplies and greeting cards	28	113 407	7 182	6.3	Z	X
3400	Industrial and personal services paper and plastics	241	8 623 242	734 323	8.5	1.8	3.7
3411	Paperboard and boxboard boxes	87	3 769 258	116 833	3.1	.3	X
3412	Paper dishes, cups, and napkins	165	5 885 261	433 345	7.4	1.1	X
3414	Disposable plastic boxes, containers, cups, dishes, and supplies	105	695 938	111 188	16.0	.3	X
3415	Other industrial and personal service paper	18	2 058 182	72 957	3.5	.2	X
3500	Drugs, pharmaceuticals, cosmetics, and toiletries	180	10 558 479	996 823	9.4	2.5	.9
3511	Prescription drugs	22	145 526	11 368	7.8	Z	X
3512	Nonprescription pharmaceuticals	22	286 016	12 007	4.2	Z	X
3513	Cosmetics	24	395 157	30 317	7.7	.1	X
3515	Other toiletries and druggists' sundries	111	9 731 783	943 131	9.7	2.3	X
3600	Piece goods, knit and woven	33	16 348	1 718	10.5	Z	X
3800	Men's and boys' wear	19	215 205	8 997	4.2	Z	38.4
3812	Men's and boys' dress and casual shirts, slacks, and jeans	19	215 205	8 997	4.2	Z	X
3900	Women's and children's wear	20	384 537	11 042	2.9	Z	23.6
3912	Women's misses', and girls' dresses and blouses	20	384 537	11 042	2.9	Z	X
4100	Frozen foods (packaged)	547	23 426 128	3 295 628	14.1	8.2	42.3
4111	Dinners (frozen)	120	6 750 976	226 422	3.4	.6	X
4112	Fish and seafoods (frozen packaged)	163	7 413 621	364 419	4.9	.9	X
4113	Vegetables (frozen)	174	8 614 671	208 310	2.4	.5	X
4114	Fruits and fruit juices (frozen)	182	8 009 807	161 832	2.0	.4	X
4115	Meat (frozen packaged)	153	6 730 256	314 359	4.7	.8	X
4116	Frozen baked goods	233	9 825 347	773 624	7.9	1.9	X
4117	Other frozen foods (except frozen dairy products)	226	15 356 156	1 246 652	8.1	3.1	X

See footnotes at end of table.

Table 3. Merchant Wholesalers by Kind of Business and Commodity Line: 1997—Con.

[Includes only establishments with payroll. For meaning of abbreviations and symbols, see introductory text. For explanation of terms, see Appendix A]

NAICS code and CL code	Kind of business and commodity line	Establishments handling commodity line		Commodity line sales			Sales coverage percent
		Number	Total sales (\$1,000)	Amount ¹ (\$1,000)	As percent of total sales of—		
					Establishments handling line	Establishments in NAICS industry ¹	
4224906	Other grocery specialties whse—Con.						
4200	Dairy products (excluding dried or canned)	445	19 183 422	1 879 373	9.8	4.7	57.0
4211	Butter	152	7 130 181	140 831	2.0	.3	X
4212	Cheese	326	12 718 374	660 161	5.2	1.6	X
4213	Milk and cream, except raw	123	7 864 187	320 556	4.1	.8	X
4214	Ice cream	57	6 438 006	99 465	1.5	.2	X
4215	Raw milk	20	3 287 313	63 025	1.9	.2	X
4216	Other dairy products	186	13 577 871	595 329	4.4	1.5	X
4300	Poultry and poultry products	107	3 191 794	181 694	5.7	.5	.1
4312	Eggs	107	3 191 794	181 694	5.7	.5	X
4400	Confectionery	290	9 586 120	769 175	8.0	1.9	2.1
4411	Candy	199	6 697 962	573 163	8.6	1.4	X
4413	Nuts	113	3 345 077	125 993	3.8	.3	X
4415	Other confections	21	310 167	70 019	22.6	.2	X
4500	Fish and seafoods (excluding canned and frozen packaged)	63	1 732 602	57 894	3.3	.1	X
4600	Meat and meat products (fresh and unpackaged)	261	13 207 415	1 679 066	12.7	4.2	47.3
4611	Beef (not killed on location)	97	5 293 931	362 088	6.8	.9	X
4612	Veal (not killed on location)	24	2 027 103	26 614	1.3	.1	X
4613	Lamb and mutton (not killed on location)	14	1 155 966	11 019	1.0	Z	X
4614	Pork (not killed on location)	50	4 487 177	121 369	2.7	.3	X
4615	Sausage and prepared meats made on location	24	254 158	5 016	2.0	Z	X
4616	Sausage and prepared meats not made on location	157	5 477 776	368 918	6.7	.9	X
4618	Other meat products	90	9 018 885	784 041	8.7	1.9	X
4700	Fresh fruits and vegetables	177	9 823 219	791 176	8.1	2.0	.8
4711	Fresh fruits	159	9 061 111	330 078	3.6	.8	X
4712	Prepackaged fresh-cut vegetables (carrots, salads, etc.)	17	6 818 990	97 150	1.4	.2	X
4713	Other fresh vegetables	34	7 581 105	363 942	4.8	.9	X
4800	Coffee, tea, and spices	558	10 188 553	553 417	5.4	1.4	56.1
4811	Coffee	289	6 523 862	173 580	2.7	.4	X
4812	Tea	254	3 707 351	73 176	2.0	.2	X
4813	Spices	416	7 809 169	306 658	3.9	.8	X
4820	Bread and baked goods	319	8 776 048	510 482	5.8	1.3	64.0
4821	Breads and rolls	118	4 284 020	87 632	2.0	.2	X
4822	Cookies, cakes, and other baked goods	273	8 357 033	422 849	5.1	1.0	X
4830	Canned foods	526	8 442 788	753 728	8.9	1.9	70.6
4831	Canned and bottled fruits, vegetables, and juices	384	6 966 178	371 053	5.3	.9	X
4832	Canned and bottled baby foods	92	3 371 064	38 608	1.1	.1	X
4833	Canned meats	136	2 165 079	28 858	1.3	.1	X
4834	Canned fish and seafoods	188	3 099 060	63 413	2.0	.2	X
4835	Canned milk	61	1 505 863	13 645	.9	Z	X
4836	Other canned foods	229	5 498 425	238 142	4.3	.6	X
4840	Food and beverage basic materials (include flavoring extracts, fruit peel, hop extract, industrial molasses, sausage casings, malt, yeast, etc.)	225	2 478 916	141 454	5.7	.4	X
4850	Soft drinks and bottled water	348	8 872 236	529 594	6.0	1.3	56.8
4851	Soft drinks, packaged	241	6 906 418	365 656	5.3	.9	X
4852	Soft drinks, pre and post mix bulk	63	3 153 746	73 554	2.3	.2	X
4853	Bottled water	173	5 810 066	90 383	1.6	.2	X
4860	Other grocery specialties	3 496	40 304 680	24 851 719	61.7	61.7	61.4
4861	Pasta	738	9 412 978	1 198 100	12.7	3.0	X
4862	Breakfast cereals	282	7 010 087	445 763	6.4	1.1	X
4863	Cooking oils and margarine	752	9 745 868	1 566 279	16.1	3.9	X
4864	Flour	627	8 763 614	989 869	11.3	2.5	X
4865	Pickles, preserves, jellies, jams, and sauces	824	9 137 814	1 132 558	12.4	2.8	X
4866	Sugar, refined	467	7 938 702	950 332	12.0	2.4	X
4867	Pet foods	508	6 962 197	2 096 915	30.1	5.2	X
4868	Grocery specialties, n.e.c.	2 260	31 662 525	16 471 902	52.0	40.9	X
4900	Grain and beans	275	3 218 347	173 704	5.4	.4	1.3
4911	Corn (for grain)	174	2 257 979	112 491	5.0	.3	X
4912	Oats and barley	68	690 118	13 241	1.9	Z	X
4913	Wheat	65	341 911	16 752	4.9	Z	X
4915	Soybeans	32	100 215	220	.2	Z	X
4916	Other grain and beans (rice and edible and inedible beans)	134	1 079 002	31 000	2.9	.1	X
5140	Other farm products, inedible	8	11 630	2 416	20.8	Z	84.2
5143	Farm products, n.e.c.	7	11 071	2 410	21.8	Z	X
5300	Plastics materials and basic shapes	8	12 011	1 849	15.4	Z	3.9
5314	Other plastics materials and basic shapes	8	12 011	1 849	15.4	Z	X
5330	Chemicals and allied products (excluding agricultural, plastics, gases, and petroleum)	123	2 818 476	79 526	2.8	.2	2.0
5335	Detergents and soaps	58	2 663 040	64 744	2.4	.2	X
5344	Other chemicals and allied products	66	155 436	14 782	9.5	Z	X
5400	Petroleum products	9	15 921	1 684	10.6	Z	7.0
5412	Motor gasoline	9	15 921	838	5.3	Z	X
5416	All other distillate fuel oil (no. 1 and no. 4 diesel and heating)	9	15 921	838	5.3	Z	X
5600	Beer and ale	16	1 756 319	37 839	2.2	.1	X
5700	Wines and distilled alcoholic beverages	40	1 889 509	51 542	2.7	.1	.3
5711	Wines	24	1 802 835	17 277	1.0	Z	X
5712	Distilled liquor (including premixed alcoholic drinks)	40	1 889 509	34 264	1.8	.1	X
5800	Farm supplies	35	74 393	13 102	17.6	Z	49.3
5811	Hay, straw, and alfalfa	23	54 378	1 530	2.8	Z	X
5812	Feeds (poultry and livestock) not mixed on location	28	71 099	6 963	9.8	Z	X
5816	Other agricultural chemicals and fertilizers	10	47 459	246	.5	Z	X
5817	Seeds and bulbs	6	28 765	275	1.0	Z	X
5818	Other farm supplies (including harness and saddlery equipment)	9	45 161	2 502	5.5	Z	X

See footnotes at end of table.

Table 3. Merchant Wholesalers by Kind of Business and Commodity Line: 1997—Con.

[Includes only establishments with payroll. For meaning of abbreviations and symbols, see introductory text. For explanation of terms, see Appendix A]

NAICS code and CL code	Kind of business and commodity line	Establishments handling commodity line		Commodity line sales			Sales coverage percent
		Number	Total sales (\$1,000)	Amount ¹ (\$1,000)	As percent of total sales of—		
					Establishments handling line	Establishments in NAICS industry ¹	
4224906	Other grocery specialties whse—Con.						
5900	Tobacco and tobacco products	119	7 909 057	793 993	10.0	2.0	25.5
5911	Cigars	40	265 963	2 841	1.1	Z	X
5912	Cigarettes	99	7 775 398	524 291	6.7	1.3	X
5913	Other tobacco products (excluding leaf)	89	6 343 645	266 861	4.2	.7	X
6100	Books, periodicals, newspapers, and miscellaneous printed materials	23	241 778	16 449	6.8	Z	X
6110	Flowers and florists' supplies	12	8 048	262	3.3	Z	X
6120	Art goods (including novelties and souvenirs)	7	52 015	3 025	5.8	Z	86.5
6122	Novelties and souvenirs	6	51 413	3 019	5.9	Z	X
6150	Nondurable goods, n.e.c.	62	701 660	126 351	18.0	.3	X
9700	Service receipts and labor charges (including installed parts)	64	1 267 328	92 398	7.3	.2	3.8
9701	Labor charges for repair work	9	14 946	437	2.9	Z	X
9703	Other service receipts and labor charges—Specify	64	1 267 328	91 961	7.3	.2	X
9730	Advertising specialties (paper novelties, etc.)	6	3 487	403	11.6	Z	X
9810	Miscellaneous commodities	154	5 341 579	559 918	10.5	1.4	X
9940	Rental and leasing receipts	32	162 080	2 377	1.5	Z	X
4225	Farm-product raw material whse	8 849	X	132 883 554	X	100.0	88.7
0300	Tires and tubes	35	208 566	2 373	1.1	Z	X
0600	Lumber: rough, dressed, and finished	144	1 089 796	57 325	5.3	Z	X
0720	Roofing, siding, and insulation materials	6	51 874	517	1.0	Z	X
0740	Other construction materials	18	121 780	1 033	.8	Z	X
1140	Iron and steel wire and wire products	85	974 532	33 597	3.4	Z	X
1700	Hardware	68	432 965	16 602	3.8	Z	X
1900	Warm air heating and air-conditioning equipment and supplies	10	64 237	12 329	19.2	Z	64.8
1916	Air cleaning and filtration systems	6	3 791	128	3.4	Z	X
2200	Farm machinery, equipment, and parts	26	109 811	1 431	1.3	Z	2.3
2211	New tractors (farm)	20	104 537	398	.4	Z	X
2212	New harvesting machinery	20	104 537	202	.2	Z	X
2216	Other new farm machinery and equipment	20	104 537	384	.4	Z	X
2218	Used farm machinery and equipment	20	104 537	202	.2	Z	X
2320	General-purpose industrial machinery, equipment, and parts	58	1 052 291	30 148	2.9	Z	X
2700	Sporting and recreational goods and supplies	20	85 695	1 505	1.8	Z	X
3400	Industrial and personal services paper and plastics	15	22 873	2 148	9.4	Z	X
3500	Drugs, pharmaceuticals, cosmetics, and toiletries	16	53 337	1 188	2.2	Z	37.3
3515	Other toiletries and druggists' sundries	16	53 337	1 188	2.2	Z	X
4000	Footwear	8	172 961	13 164	7.6	Z	X
4100	Frozen foods (packaged)	13	31 831	2 828	8.9	Z	60.8
4113	Vegetables (frozen)	7	11 038	201	1.8	Z	X
4200	Dairy products (excluding dried or canned)	25	116 509	14 888	12.8	Z	66.5
4212	Cheese	7	12 534	208	1.7	Z	X
4213	Milk and cream, except raw	6	13 622	296	2.2	Z	X
4215	Raw milk	13	101 635	13 534	13.3	Z	X
4300	Poultry and poultry products	18	81 824	3 562	4.4	Z	71.0
4313	Live poultry	18	81 824	3 562	4.4	Z	X
4400	Confectionery	6	56 444	21 069	37.3	Z	1.3
4414	Chips and popcorn	6	56 444	21 069	37.3	Z	X
4500	Fish and seafoods (excluding canned and frozen packaged)	7	132 220	2 081	1.6	Z	X
4600	Meat and meat products (fresh and un packaged)	18	1 653 893	122 587	7.4	.1	X
4611	Beef (not killed on location)	12	1 628 607	79 884	4.9	.1	X
4618	Other meat products	12	1 628 607	39 390	2.4	Z	X
4700	Fresh fruits and vegetables	30	238 427	28 542	12.0	Z	9.7
4711	Fresh fruits	20	209 247	7 121	3.4	Z	X
4712	Prepackaged fresh-cut vegetables (carrots, salads, etc.)	8	183 579	6 545	3.6	Z	X
4713	Other fresh vegetables	20	209 247	10 345	4.9	Z	X
4800	Coffee, tea, and spices	53	2 296 974	99 790	4.3	.1	12.2
4811	Coffee	27	1 027 815	45 772	4.5	Z	X
4812	Tea	19	1 179 987	50 185	4.3	Z	X
4813	Spices	11	415 012	3 833	.9	Z	X
4820	Bread and baked goods	8	7 355	393	5.3	Z	5.9
4821	Breads and rolls	8	7 355	393	5.3	Z	X
4830	Canned foods	20	206 338	12 864	6.2	Z	71.3
4831	Canned and bottled fruits, vegetables, and juices	14	154 351	3 469	2.2	Z	X
4834	Canned fish and seafoods	7	10 113	205	2.0	Z	X
4840	Food and beverage basic materials (include flavoring extracts, fruit peel, hop extract, industrial molasses, sausage casings, malt, yeast, etc.)	6	17 333	733	4.2	Z	X
4850	Soft drinks and bottled water	10	124 460	2 726	2.2	Z	88.0
4851	Soft drinks, packaged	9	122 629	2 557	2.1	Z	X
4860	Other grocery specialties	103	6 716 723	745 732	11.1	.6	59.6
4861	Pasta	15	43 693	11 383	26.1	Z	X
4863	Cooking oils and margarine	18	4 630 884	444 263	9.6	.3	X
4864	Flour	25	178 527	24 494	13.7	Z	X
4865	Pickles, preserves, jellies, jams, and sauces	15	11 649	381	3.3	Z	X
4866	Sugar, refined	22	1 781 031	215 022	12.1	.2	X
4867	Pet foods	22	28 588	2 455	8.6	Z	X
4868	Grocery specialties, n.e.c.	40	565 505	47 075	8.3	Z	X

See footnotes at end of table.

Table 3. Merchant Wholesalers by Kind of Business and Commodity Line: 1997—Con.

[Includes only establishments with payroll. For meaning of abbreviations and symbols, see introductory text. For explanation of terms, see Appendix A]

NAICS code and CL code	Kind of business and commodity line	Establishments handling commodity line		Commodity line sales			Sales coverage percent
		Number	Total sales (\$1,000)	Amount ¹ (\$1,000)	As percent of total sales of—		
					Establishments handling line	Establishments in NAICS industry ¹	
4225	Farm-product raw material whsle—Con.						
4900	Grain and beans	6 537	105 842 534	96 821 522	91.5	72.9	78.9
4911	Corn (for grain)	5 250	89 381 406	35 235 298	39.4	26.5	X
4912	Oats and barley	2 553	36 272 205	2 056 212	5.7	1.5	X
4913	Wheat	4 243	74 744 745	20 128 502	26.9	15.1	X
4914	Sorghum (for grain)	1 529	37 253 056	2 979 027	8.0	2.2	X
4915	Soybeans	4 575	85 235 292	29 704 969	34.9	22.4	X
4916	Other grain and beans (rice and edible and inedible beans)	1 514	32 426 743	6 717 514	20.7	5.1	X
5000	Cattle, hogs, sheep, and goats	1 295	9 787 509	8 576 882	87.6	6.5	86.1
5011	Cattle	739	6 370 189	5 159 374	81.0	3.9	X
5012	Hogs	783	5 275 976	3 305 472	62.7	2.5	X
5013	Sheep	149	1 072 775	96 531	9.0	.1	X
5014	Goats	60	454 846	15 505	3.4	Z	X
5100	Hides, skins, and pelts	253	2 019 334	1 892 869	93.7	1.4	X
5120	Leaf tobacco	121	2 150 175	2 098 330	97.6	1.6	80.1
5121	Leaf tobacco stemmed and re-dried at this location	13	296 019	293 830	99.3	.2	X
5122	All other leaf tobacco	106	1 841 994	1 798 421	97.6	1.4	X
5130	Wool, wool tops, and mohair	68	182 102	143 109	78.6	.1	X
5140	Other farm products, inedible	891	8 030 537	4 803 637	59.8	3.6	87.8
5141	Raw sugar	25	3 355 184	2 011 993	60.0	1.5	X
5142	Horses, mules, and donkeys	198	237 057	152 516	64.3	2.0	X
5143	Farm products, n.e.c.	678	4 447 037	2 639 128	59.3	2.0	X
5200	Raw cotton	321	10 315 171	9 816 173	95.2	7.4	X
5330	Chemicals and allied products (excluding agricultural, plastics, gases, and petroleum)	1 257	11 403 829	1 145 088	10.0	.9	X
5344	Other chemicals and allied products	9	129 329	15 600	12.1	Z	X
5400	Petroleum products	757	8 078 639	529 262	6.6	.4	1.2
5412	Motor gasoline	363	3 592 248	170 194	4.7	.1	X
5414	Jet fuel (naphtha or kerosine type)	53	373 624	37	Z	Z	X
5415	No. 2 distillate fuel oil (no. 2 diesel and no. 2 heating oil)	310	2 523 748	58 501	2.3	Z	X
5416	All other distillate fuel oil (no. 1 and no. 4 diesel and heating)	312	3 941 002	193 063	4.9	.1	X
5418	Lubricating oil and greases	739	8 020 138	106 297	1.3	.1	X
5420	Liquified petroleum gases (excluding natural gas)	38	301 743	12 063	4.0	Z	X
5800	Farm supplies	3 063	25 522 608	4 193 204	16.4	3.2	13.4
5811	Hay, straw, and alfalfa	273	1 706 676	147 465	8.6	.1	X
5812	Feeds (poultry and livestock) not mixed on location	1 548	11 788 256	905 768	7.7	.7	X
5813	Prepared feeds (poultry and livestock) mixed on location	1 022	8 320 960	950 608	11.4	.7	X
5814	Weed killers, soil sterilizers, and soil conditioners	468	4 216 962	158 291	3.8	.1	X
5815	Insecticides, fungicides, and pesticides	617	4 786 735	188 014	3.9	.1	X
5816	Other agricultural chemicals and fertilizers	1 658	14 075 754	1 337 780	9.5	1.0	X
5817	Seeds and bulbs	1 239	12 124 582	439 601	3.6	.3	X
5818	Other farm supplies (including harness and saddlery equipment)	584	5 317 545	61 242	1.2	Z	X
6000	Paint, paint supplies, and wallpaper	8	26 693	1 061	4.0	Z	X
6100	Books, periodicals, newspapers, and miscellaneous printed materials	7	15 526	705	4.5	Z	X
6110	Flowers and florists' supplies	13	58 957	8 002	13.6	Z	X
6150	Nondurable goods, n.e.c.	36	392 800	54 685	13.9	Z	X
9700	Service receipts and labor charges (including installed parts)	1 060	19 938 290	329 211	1.7	.2	.8
9701	Labor charges for repair work	382	8 029 536	68 601	.9	.1	X
9703	Other service receipts and labor charges—Specify	907	16 973 760	257 423	1.5	.2	X
9810	Miscellaneous commodities	979	13 505 119	672 580	5.0	.5	X
9910	Receipts from Commodity Credit Corporation	275	3 386 681	23 594	.7	Z	X
9920	Receipts for farm product preparation services (cleaning, shelling, etc.)	1 235	14 019 818	284 767	2.0	.2	X
9940	Rental and leasing receipts	268	3 104 418	28 300	.9	Z	X
42251	Grain & field bean whsle	6 434	X	105 267 322	X	100.0	92.1
0300	Tires and tubes	34	204 696	2 083	1.0	Z	X
0600	Lumber: rough, dressed, and finished	141	1 078 246	56 648	5.3	.1	X
0720	Roofing, siding, and insulation materials	6	51 874	517	1.0	Z	X
0740	Other construction materials	18	121 780	1 033	.8	Z	X
1140	Iron and steel wire and wire products	67	889 375	29 870	3.4	Z	X
1700	Hardware	58	411 196	15 851	3.9	Z	X
1900	Warm air heating and air-conditioning equipment and supplies	10	64 237	12 329	19.2	Z	67.4
1916	Air cleaning and filtration systems	6	3 791	128	3.4	Z	X
2200	Farm machinery, equipment, and parts	20	104 537	1 187	1.1	Z	1.2
2211	New tractors (farm)	20	104 537	398	.4	Z	X
2212	New harvesting machinery	20	104 537	202	.2	Z	X
2216	Other new farm machinery and equipment	20	104 537	384	.4	Z	X
2218	Used farm machinery and equipment	20	104 537	202	.2	Z	X
2320	General-purpose industrial machinery, equipment, and parts	49	1 020 008	29 291	2.9	Z	X
2700	Sporting and recreational goods and supplies	17	83 490	1 418	1.7	Z	X
3400	Industrial and personal services paper and plastics	15	22 873	2 148	9.4	Z	X
3500	Drugs, pharmaceuticals, cosmetics, and toiletries	10	42 053	1 078	2.6	Z	43.6
3515	Other toiletries and druggists' sundries	10	42 053	1 078	2.6	Z	X
4100	Frozen foods (packaged)	12	28 277	1 908	6.7	Z	71.7
4113	Vegetables (frozen)	7	11 038	201	1.8	Z	X
4200	Dairy products (excluding dried or canned)	15	80 600	10 407	12.9	Z	55.5
4212	Cheese	7	12 534	208	1.7	Z	X
4213	Milk and cream, except raw	6	13 622	296	2.2	Z	X
4300	Poultry and poultry products	13	62 655	3 111	5.0	Z	71.9
4313	Live poultry	13	62 655	3 111	5.0	Z	X
4400	Confectionery	6	56 444	21 069	37.3	Z	1.3
4414	Chips and popcorn	6	56 444	21 069	37.3	Z	X
4500	Fish and seafoods (excluding canned and frozen packaged)	7	132 220	2 081	1.6	Z	X

See footnotes at end of table.

Table 3. Merchant Wholesalers by Kind of Business and Commodity Line: 1997—Con.

[Includes only establishments with payroll. For meaning of abbreviations and symbols, see introductory text. For explanation of terms, see Appendix A]

NAICS code and CL code	Kind of business and commodity line	Establishments handling commodity line		Commodity line sales			Sales coverage percent
		Number	Total sales (\$1,000)	Amount ¹ (\$1,000)	As percent of total sales of—		
					Establishments handling line	Establishments in NAICS industry ¹	
42251	Grain & field bean whsle—Con.						
4600	Meat and meat products (fresh and unpackaged).....	12	1 628 607	119 274	7.3	.1	X
4611	Beef (not killed on location).....	12	1 628 607	79 884	4.9	.1	X
4618	Other meat products.....	12	1 628 607	39 390	2.4	Z	X
4700	Fresh fruits and vegetables.....	20	209 247	24 015	11.5	Z	10.7
4711	Fresh fruits.....	20	209 247	7 121	3.4	Z	X
4712	Prepackaged fresh-cut vegetables (carrots, salads, etc.).....	8	183 579	6 545	3.6	Z	X
4713	Other fresh vegetables.....	20	209 247	10 345	4.9	Z	X
4800	Coffee, tea, and spices.....	50	2 278 196	91 340	4.0	.1	12.5
4811	Coffee.....	24	1 009 037	37 322	3.7	Z	X
4812	Tea.....	19	1 179 987	50 185	4.3	Z	X
4813	Spices.....	11	415 012	3 833	.9	Z	X
4820	Bread and baked goods.....	8	7 355	393	5.3	Z	6.1
4821	Breads and rolls.....	8	7 355	393	5.3	Z	X
4830	Canned foods.....	16	177 541	10 179	5.7	Z	79.5
4831	Canned and bottled fruits, vegetables, and juices.....	14	154 351	3 469	2.2	Z	X
4834	Canned fish and seafoods.....	7	10 113	205	2.0	Z	X
4840	Food and beverage basic materials (include flavoring extracts, fruit peel, hop extract, industrial molasses, sausage casings, malt, yeast, etc.).....	6	17 333	733	4.2	Z	X
4850	Soft drinks and bottled water.....	10	124 460	2 726	2.2	Z	91.4
4851	Soft drinks, packaged.....	9	122 629	2 557	2.1	Z	X
4860	Other grocery specialties.....	95	5 102 753	531 753	10.4	.5	67.9
4861	Pasta.....	15	43 693	11 383	26.1	Z	X
4863	Cooking oils and margarine.....	18	4 630 884	444 263	9.6	.4	X
4864	Flour.....	25	178 527	24 494	13.7	Z	X
4865	Pickles, preserves, jellies, jams, and sauces.....	15	11 649	381	3.3	Z	X
4866	Sugar, refined.....	17	169 266	1 702	1.0	Z	X
4867	Pet foods.....	22	28 588	2 455	8.6	Z	X
4868	Grocery specialties, n.e.c.....	40	565 505	47 075	8.3	Z	X
4900	Grain and beans.....	6 434	105 267 322	96 710 597	91.9	91.9	81.9
4911	Corn (for grain).....	5 173	89 104 883	35 207 109	39.5	33.4	X
4912	Oats and barley.....	2 526	36 199 395	2 054 257	5.7	2.0	X
4913	Wheat.....	4 182	74 397 096	20 117 799	27.0	19.1	X
4914	Sorghum (for grain).....	1 515	37 139 874	2 960 593	8.0	2.8	X
4915	Soybeans.....	4 523	84 894 464	29 667 274	34.9	28.2	X
4916	Other grain and beans (rice and edible and inedible beans).....	1 496	32 154 702	6 703 564	20.8	6.4	X
5000	Cattle, hogs, sheep, and goats.....	156	1 149 270	173 484	15.1	.2	80.7
5011	Cattle.....	80	503 384	64 695	12.9	.1	X
5012	Hogs.....	126	867 331	107 888	12.4	.1	X
5140	Other farm products, inedible.....	233	3 020 356	218 335	7.2	.2	92.1
5142	Horses, mules, and donkeys.....	8	11 381	4 200	36.9	Z	X
5143	Farm products, n.e.c.....	222	1 874 668	200 766	10.7	.2	X
5200	Raw cotton.....	71	369 023	37 951	10.3	Z	X
5330	Chemicals and allied products (excluding agricultural, plastics, gases, and petroleum).....	1 226	11 093 977	1 093 963	9.9	1.0	X
5400	Petroleum products.....	739	8 020 138	521 998	6.5	.5	1.1
5412	Motor gasoline.....	359	3 577 711	167 450	4.7	.2	X
5414	Jet fuel (naphtha or kerosine type).....	53	373 624	37	Z	Z	X
5415	No. 2 distillate fuel oil (no. 2 diesel and no. 2 heating oil).....	306	2 500 875	55 141	2.2	.1	X
5416	All other distillate fuel oil (no. 1 and no. 4 diesel and heating).....	312	3 941 002	193 063	4.9	.2	X
5418	Lubricating oil and greases.....	739	8 020 138	106 297	1.3	.1	X
5420	Liquified petroleum gases (excluding natural gas).....	33	298 414	11 667	3.9	Z	X
5800	Farm supplies.....	2 938	24 776 491	4 005 215	16.2	3.8	14.1
5811	Hay, straw, and alfalfa.....	241	1 622 392	137 781	8.5	.1	X
5812	Feeds (poultry and livestock) not mixed on location.....	1 502	11 604 756	866 551	7.5	.8	X
5813	Prepared feeds (poultry and livestock) mixed on location.....	988	7 989 014	885 808	11.1	.1	X
5814	Weed killers, soil sterilizers, and soil conditioners.....	433	3 989 923	153 919	3.9	.1	X
5815	Insecticides, fungicides, and pesticides.....	576	4 537 945	178 379	3.9	.2	X
5816	Other agricultural chemicals and fertilizers.....	1 599	13 708 987	1 313 341	9.6	1.2	X
5817	Seeds and bulbs.....	1 181	11 647 671	432 949	3.7	.4	X
5818	Other farm supplies (including harness and saddlery equipment).....	542	4 935 855	36 490	.7	Z	X
6110	Flowers and florists' supplies.....	6	37 784	1 884	5.0	Z	X
6150	Nondurable goods, n.e.c.....	25	204 192	36 232	17.7	Z	X
9700	Service receipts and labor charges (including installed parts).....	1 011	18 466 001	301 368	1.6	.3	.9
9701	Labor charges for repair work.....	382	8 029 536	68 601	.9	.1	X
9703	Other service receipts and labor charges—Specify.....	882	15 795 513	232 767	1.5	.2	X
9810	Miscellaneous commodities.....	894	13 258 770	647 874	4.9	.6	X
9910	Receipts from Commodity Credit Corporation.....	245	2 740 130	20 784	.8	Z	X
9920	Receipts for farm product preparation services (cleaning, shelling, etc.).....	1 208	13 833 018	276 063	2.0	.3	X
9940	Rental and leasing receipts.....	237	2 998 299	23 624	.8	Z	X
422510	Grain & field bean whsle.....	6 434	X	105 267 322	X	100.0	92.1
0300	Tires and tubes.....	34	204 696	2 083	1.0	Z	X
0600	Lumber: rough, dressed, and finished.....	141	1 078 246	56 648	5.3	.1	X
0720	Roofing, siding, and insulation materials.....	6	51 874	517	1.0	Z	X
0740	Other construction materials.....	18	121 780	1 033	.8	Z	X
1140	Iron and steel wire and wire products.....	67	889 375	29 870	3.4	Z	X
1700	Hardware.....	58	411 196	15 851	3.9	Z	X
1900	Warm air heating and air-conditioning equipment and supplies.....	10	64 237	12 329	19.2	Z	67.4
1916	Air cleaning and filtration systems.....	6	3 791	128	3.4	Z	X
2200	Farm machinery, equipment, and parts.....	20	104 537	1 187	1.1	Z	1.2
2211	New tractors (farm).....	20	104 537	398	.4	Z	X
2212	New harvesting machinery.....	20	104 537	202	.2	Z	X
2216	Other new farm machinery and equipment.....	20	104 537	384	.4	Z	X
2218	Used farm machinery and equipment.....	20	104 537	202	.2	Z	X

See footnotes at end of table.

Table 3. Merchant Wholesalers by Kind of Business and Commodity Line: 1997—Con.

[Includes only establishments with payroll. For meaning of abbreviations and symbols, see introductory text. For explanation of terms, see Appendix A]

NAICS code and CL code	Kind of business and commodity line	Establishments handling commodity line		Commodity line sales			Sales coverage percent
		Number	Total sales (\$1,000)	Amount ¹ (\$1,000)	As percent of total sales of—		
					Establishments handling line	Establishments in NAICS industry ¹	
422510	Grain & field bean whse—Con.						
2320	General-purpose industrial machinery, equipment, and parts	49	1 020 008	29 291	2.9	Z	X
2700	Sporting and recreational goods and supplies	17	83 490	1 418	1.7	Z	X
3400	Industrial and personal services paper and plastics	15	22 873	2 148	9.4	Z	X
3500	Drugs, pharmaceuticals, cosmetics, and toiletries	10	42 053	1 078	2.6	Z	43.6
3515	Other toiletries and druggists' sundries	10	42 053	1 078	2.6	Z	X
4100	Frozen foods (packaged)	12	28 277	1 908	6.7	Z	71.7
4113	Vegetables (frozen)	7	11 038	201	1.8	Z	X
4200	Dairy products (excluding dried or canned)	15	80 600	10 407	12.9	Z	55.5
4212	Cheese	7	12 534	208	1.7	Z	X
4213	Milk and cream, except raw	6	13 622	296	2.2	Z	X
4300	Poultry and poultry products	13	62 655	3 111	5.0	Z	71.9
4313	Live poultry	13	62 655	3 111	5.0	Z	X
4400	Confectionery	6	56 444	21 069	37.3	Z	1.3
4414	Chips and popcorn	6	56 444	21 069	37.3	Z	X
4500	Fish and seafoods (excluding canned and frozen packaged)	7	132 220	2 081	1.6	Z	X
4600	Meat and meat products (fresh and un packaged)	12	1 628 607	119 274	7.3	.1	X
4611	Beef (not killed on location)	12	1 628 607	79 884	4.9	.1	X
4618	Other meat products	12	1 628 607	39 390	2.4	.1	X
4700	Fresh fruits and vegetables	20	209 247	24 015	11.5	Z	10.7
4711	Fresh fruits	20	209 247	7 121	3.4	Z	X
4712	Prepackaged fresh-cut vegetables (carrots, salads, etc.)	8	183 579	6 545	3.6	Z	X
4713	Other fresh vegetables	20	209 247	10 345	4.9	Z	X
4800	Coffee, tea, and spices	50	2 278 196	91 340	4.0	.1	12.5
4811	Coffee	24	1 009 037	37 322	3.7	Z	X
4812	Tea	19	1 179 987	50 185	4.3	Z	X
4813	Spices	11	415 012	3 833	.9	Z	X
4820	Bread and baked goods	8	7 355	393	5.3	Z	6.1
4821	Breads and rolls	8	7 355	393	5.3	Z	X
4830	Canned foods	16	177 541	10 179	5.7	Z	79.5
4831	Canned and bottled fruits, vegetables, and juices	14	154 351	3 469	2.2	Z	X
4834	Canned fish and seafoods	7	10 113	205	2.0	Z	X
4840	Food and beverage basic materials (include flavoring extracts, fruit peel, hop extract, industrial molasses, sausage casings, malt, yeast, etc.)	6	17 333	733	4.2	Z	X
4850	Soft drinks and bottled water	10	124 460	2 726	2.2	Z	91.4
4851	Soft drinks, packaged	9	122 629	2 557	2.1	Z	X
4860	Other grocery specialties	95	5 102 753	531 753	10.4	.5	67.9
4861	Pasta	15	43 693	11 383	26.1	Z	X
4863	Cooking oils and margarine	18	4 630 884	444 263	9.6	.4	X
4864	Flour	25	178 527	24 494	13.7	Z	X
4865	Pickles, preserves, jellies, jams, and sauces	15	11 649	381	3.3	Z	X
4866	Sugar, refined	17	169 266	1 702	1.0	Z	X
4867	Pet foods	22	28 588	2 455	8.6	Z	X
4868	Grocery specialties, n.e.c.	40	565 505	47 075	8.3	Z	X
4900	Grain and beans	6 434	105 267 322	96 710 597	91.9	91.9	81.9
4911	Corn (for grain)	5 173	89 104 883	35 207 109	39.5	33.4	X
4912	Oats and barley	2 526	36 199 395	2 054 257	5.7	2.0	X
4913	Wheat	4 182	74 397 096	20 117 799	27.0	19.1	X
4914	Sorghum (for grain)	1 515	37 139 874	2 960 593	8.0	2.8	X
4915	Soybeans	4 523	84 894 464	29 667 274	34.9	28.2	X
4916	Other grain and beans (rice and edible and inedible beans)	1 496	32 154 702	6 703 564	20.8	6.4	X
5000	Cattle, hogs, sheep, and goats	156	1 149 270	173 484	15.1	.2	80.7
5011	Cattle	80	503 384	64 695	12.9	.1	X
5012	Hogs	126	867 331	107 888	12.4	.1	X
5140	Other farm products, inedible	233	3 020 356	218 335	7.2	.2	92.1
5142	Horses, mules, and donkeys	8	11 381	4 200	36.9	Z	X
5143	Farm products, n.e.c.	222	1 874 668	200 766	10.7	.2	X
5200	Raw cotton	71	369 023	37 951	10.3	Z	X
5330	Chemicals and allied products (excluding agricultural, plastics, gases, and petroleum)	1 226	11 093 977	1 093 963	9.9	1.0	X
5400	Petroleum products	739	8 020 138	521 998	6.5	.5	1.1
5412	Motor gasoline	359	3 577 711	167 450	4.7	.2	X
5414	Jet fuel (naphtha or kerosine type)	53	373 624	37	Z	Z	X
5415	No. 2 distillate fuel oil (no. 2 diesel and no. 2 heating oil)	306	2 500 875	55 141	2.2	.1	X
5416	All other distillate fuel oil (no. 1 and no. 4 diesel and heating)	312	3 941 002	193 063	4.9	.2	X
5418	Lubricating oil and greases	739	8 020 138	106 297	1.3	.1	X
5420	Liquified petroleum gases (excluding natural gas)	33	298 414	11 667	3.9	Z	X
5800	Farm supplies	2 938	24 776 491	4 005 215	16.2	3.8	14.1
5811	Hay, straw, and alfalfa	241	1 622 392	137 781	8.5	.1	X
5812	Feeds (poultry and livestock) not mixed on location	1 502	11 604 756	866 551	7.5	.8	X
5813	Prepared feeds (poultry and livestock) mixed on location	988	7 989 014	885 808	11.1	.8	X
5814	Weed killers, soil sterilizers, and soil conditioners	433	3 989 923	153 919	3.9	.1	X
5815	Insecticides, fungicides, and pesticides	576	4 537 945	178 379	3.9	.2	X
5816	Other agricultural chemicals and fertilizers	1 599	13 708 987	1 313 341	9.6	1.2	X
5817	Seeds and bulbs	1 181	11 647 671	432 949	3.7	.4	X
5818	Other farm supplies (including harness and saddlery equipment)	542	4 935 855	36 490	.7	Z	X
6110	Flowers and florists' supplies	6	37 784	1 884	5.0	Z	X
6150	Nondurable goods, n.e.c.	25	204 192	36 232	17.7	Z	X
9700	Service receipts and labor charges (including installed parts)	1 011	18 466 001	301 368	1.6	.3	.9
9701	Labor charges for repair work	382	8 029 536	68 601	.9	.1	X
9703	Other service receipts and labor charges—Specify	882	15 795 513	232 767	1.5	.2	X
9810	Miscellaneous commodities	894	13 258 770	647 874	4.9	.6	X
9910	Receipts from Commodity Credit Corporation	245	2 740 130	20 784	.8	Z	X

See footnotes at end of table.

Table 3. Merchant Wholesalers by Kind of Business and Commodity Line: 1997—Con.

[Includes only establishments with payroll. For meaning of abbreviations and symbols, see introductory text. For explanation of terms, see Appendix A]

NAICS code and CL code	Kind of business and commodity line	Establishments handling commodity line		Commodity line sales			Sales coverage percent
		Number	Total sales (\$1,000)	Amount ¹ (\$1,000)	As percent of total sales of—		
					Establishments handling line	Establishments in NAICS industry ¹	
422510	Grain & field bean whsle—Con.						
9920	Receipts for farm product preparation services (cleaning, shelling, etc.) . . .	1 208	13 833 018	276 063	2.0	.3	X
9940	Rental and leasing receipts	237	2 998 299	23 624	.8	Z	X
42252	Livestock whsle	1 133	X	8 630 445	X	100.0	74.6
1700	Hardware	6	6 740	599	8.9	Z	X
3500	Drugs, pharmaceuticals, cosmetics, and toiletries	6	11 284	110	1.0	Z	10.8
3515	Other toiletries and druggists' sundries	6	11 284	110	1.0	Z	X
4200	Dairy products (excluding dried or canned)	10	35 909	4 481	12.5	.1	74.6
4215	Raw milk	10	35 909	4 481	12.5	.1	X
4900	Grain and beans	41	119 325	19 579	16.4	.2	59.7
4911	Corn (for grain)	38	116 181	9 965	8.6	.1	X
4913	Wheat	24	53 544	825	1.5	Z	X
4915	Soybeans	22	52 031	3 337	6.4	Z	X
4916	Other grain and beans (rice and edible and inedible beans)	8	30 000	5 102	17.0	.1	X
5000	Cattle, hogs, sheep, and goats	1 133	8 630 445	8 401 345	97.3	97.3	73.7
5011	Cattle	654	5 859 677	5 092 842	86.9	59.0	X
5012	Hogs	654	4 401 970	3 197 552	72.6	37.1	X
5013	Sheep	141	1 036 769	95 446	9.2	1.1	X
5014	Goats	60	454 846	15 505	3.4	.2	X
5100	Hides, skins, and pelts	10	32 690	10 724	32.8	.1	X
5140	Other farm products, inedible	17	70 924	6 342	8.9	.1	74.6
5142	Horses, mules, and donkeys	16	70 712	6 239	8.8	.1	X
5800	Farm supplies	60	459 315	131 835	28.7	1.5	4.3
5811	Hay, straw, and alfalfa	14	71 164	8 381	11.8	.1	X
5812	Feeds (poultry and livestock) not mixed on location	28	170 380	37 914	22.3	.4	X
5813	Prepared feeds (poultry and livestock) mixed on location	34	331 946	64 800	19.5	.8	X
5815	Insecticides, fungicides, and pesticides	10	50 101	4 729	9.4	.1	X
5817	Seeds and bulbs	23	230 279	4 067	1.8	Z	X
5818	Other farm supplies (including harness and saddlery equipment)	11	183 001	9 963	5.4	.1	X
9700	Service receipts and labor charges (including installed parts)	19	278 914	2 886	1.0	Z	X
9810	Miscellaneous commodities	49	135 099	8 031	5.9	.1	X
9910	Receipts from Commodity Credit Corporation	22	50 732	371	.7	Z	X
9920	Receipts for farm product preparation services (cleaning, shelling, etc.) . . .	13	118 754	5 335	4.5	.1	X
9940	Rental and leasing receipts	20	75 320	2 806	3.7	Z	X
422520	Livestock whsle	1 133	X	8 630 445	X	100.0	74.6
1700	Hardware	6	6 740	599	8.9	Z	X
3500	Drugs, pharmaceuticals, cosmetics, and toiletries	6	11 284	110	1.0	Z	10.8
3515	Other toiletries and druggists' sundries	6	11 284	110	1.0	Z	X
4200	Dairy products (excluding dried or canned)	10	35 909	4 481	12.5	.1	74.6
4215	Raw milk	10	35 909	4 481	12.5	.1	X
4900	Grain and beans	41	119 325	19 579	16.4	.2	59.7
4911	Corn (for grain)	38	116 181	9 965	8.6	.1	X
4913	Wheat	24	53 544	825	1.5	Z	X
4915	Soybeans	22	52 031	3 337	6.4	Z	X
4916	Other grain and beans (rice and edible and inedible beans)	8	30 000	5 102	17.0	.1	X
5000	Cattle, hogs, sheep, and goats	1 133	8 630 445	8 401 345	97.3	97.3	73.7
5011	Cattle	654	5 859 677	5 092 842	86.9	59.0	X
5012	Hogs	654	4 401 970	3 197 552	72.6	37.1	X
5013	Sheep	141	1 036 769	95 446	9.2	1.1	X
5014	Goats	60	454 846	15 505	3.4	.2	X
5100	Hides, skins, and pelts	10	32 690	10 724	32.8	.1	X
5140	Other farm products, inedible	17	70 924	6 342	8.9	.1	74.6
5142	Horses, mules, and donkeys	16	70 712	6 239	8.8	.1	X
5800	Farm supplies	60	459 315	131 835	28.7	1.5	4.3
5811	Hay, straw, and alfalfa	14	71 164	8 381	11.8	.1	X
5812	Feeds (poultry and livestock) not mixed on location	28	170 380	37 914	22.3	.4	X
5813	Prepared feeds (poultry and livestock) mixed on location	34	331 946	64 800	19.5	.8	X
5815	Insecticides, fungicides, and pesticides	10	50 101	4 729	9.4	.1	X
5817	Seeds and bulbs	23	230 279	4 067	1.8	Z	X
5818	Other farm supplies (including harness and saddlery equipment)	11	183 001	9 963	5.4	.1	X
9700	Service receipts and labor charges (including installed parts)	19	278 914	2 886	1.0	Z	X
9810	Miscellaneous commodities	49	135 099	8 031	5.9	.1	X
9910	Receipts from Commodity Credit Corporation	22	50 732	371	.7	Z	X
9920	Receipts for farm product preparation services (cleaning, shelling, etc.) . . .	13	118 754	5 335	4.5	.1	X
9940	Rental and leasing receipts	20	75 320	2 806	3.7	Z	X
42259	Other farm product raw material whsle	1 282	X	18 985 787	X	100.0	75.9
1140	Iron and steel wire and wire products	16	84 881	3 721	4.4	Z	X
2320	General-purpose industrial machinery, equipment, and parts	6	29 936	512	1.7	Z	X
4900	Grain and beans	62	455 887	91 346	20.0	.5	75.8
4911	Corn (for grain)	39	160 342	18 224	11.4	.1	X
4912	Oats and barley	23	62 808	1 621	2.6	Z	X
4913	Wheat	37	294 105	9 878	3.4	.1	X
4914	Sorghum (for grain)	14	113 182	18 434	16.3	.1	X
4915	Soybeans	29	288 797	34 358	11.9	.2	X
4916	Other grain and beans (rice and edible and inedible beans)	10	242 041	8 848	3.7	Z	X
5000	Cattle, hogs, sheep, and goats	6	7 794	2 053	26.3	Z	X
5100	Hides, skins, and pelts	239	1 971 705	1 880 733	95.4	9.9	X
5120	Leaf tobacco	118	2 093 201	2 092 134	99.9	11.0	68.9
5121	Leaf tobacco stemmed and re-dried at this location	13	296 019	293 830	99.3	1.5	X
5122	All other leaf tobacco	105	1 797 182	1 798 304	100.0	9.5	X

See footnotes at end of table.

Table 3. Merchant Wholesalers by Kind of Business and Commodity Line: 1997—Con.

[Includes only establishments with payroll. For meaning of abbreviations and symbols, see introductory text. For explanation of terms, see Appendix A]

NAICS code and CL code	Kind of business and commodity line	Establishments handling commodity line		Commodity line sales			Sales coverage percent
		Number	Total sales (\$1,000)	Amount ¹ (\$1,000)	As percent of total sales of—		
					Establishments handling line	Establishments in NAICS industry ¹	
42259	Other farm product raw material whsle—Con.						
5130	Wool, wool tops, and mohair.....	62	162 152	142 451	87.9	.8	X
5140	Other farm products, inedible.....	631	4 939 257	4 578 960	92.7	24.1	74.4
5141	Raw sugar.....	22	2 220 859	1 998 624	90.0	10.5	X
5142	Horses, mules, and donkeys.....	174	154 964	142 077	91.7	.7	X
5143	Farm products, n.e.c.....	455	2 572 157	2 438 259	94.8	12.8	X
5200	Raw cotton.....	250	9 946 148	9 778 222	98.3	51.5	X
5330	Chemicals and allied products (excluding agricultural, plastics, gases, and petroleum).....	27	298 453	46 043	15.4	.2	1.2
5344	Other chemicals and allied products.....	9	129 329	15 600	12.1	.1	X
5400	Petroleum products.....	15	56 296	7 242	12.9	Z	X
5800	Farm supplies.....	65	286 802	56 154	19.6	.3	2.3
5811	Hay, straw, and alfalfa.....	18	13 120	1 303	9.9	Z	X
5812	Feeds (poultry and livestock) not mixed on location.....	18	13 120	1 303	9.9	Z	X
5814	Weed killers, soil sterilizers, and soil conditioners.....	31	198 689	2 660	1.3	Z	X
5815	Insecticides, fungicides, and pesticides.....	31	198 689	4 906	2.5	Z	X
5816	Other agricultural chemicals and fertilizers.....	53	259 752	24 171	9.3	.1	X
5817	Seeds and bulbs.....	35	246 632	2 585	1.0	Z	X
5818	Other farm supplies (including harness and saddlery equipment).....	31	198 689	14 789	7.4	.1	X
6110	Flowers and florists' supplies.....	7	21 173	6 118	28.9	Z	X
6150	Nondurable goods, n.e.c.....	8	153 048	3 519	2.3	Z	X
9700	Service receipts and labor charges (including installed parts).....	30	1 193 375	24 957	2.1	.1	.1
9703	Other service receipts and labor charges—Specify.....	25	1 178 247	24 656	2.1	.1	X
9810	Miscellaneous commodities.....	36	111 250	16 675	15.0	.1	X
9910	Receipts from Commodity Credit Corporation.....	8	595 819	2 439	.4	Z	X
9920	Receipts for farm product preparation services (cleaning, shelling, etc.).....	14	68 046	3 369	5.0	Z	X
9940	Rental and leasing receipts.....	11	30 799	1 870	6.1	Z	X
422590	Other farm product raw material whsle.....	1 282	X	18 985 787	X	100.0	75.9
1140	Iron and steel wire and wire products.....	16	84 881	3 721	4.4	Z	X
2320	General-purpose industrial machinery, equipment, and parts.....	6	29 936	512	1.7	Z	X
4900	Grain and beans.....	62	455 887	91 346	20.0	.5	75.8
4911	Corn (for grain).....	39	160 342	18 224	11.4	.1	X
4912	Oats and barley.....	23	62 808	1 621	2.6	Z	X
4913	Wheat.....	37	294 105	9 878	3.4	.1	X
4914	Sorghum (for grain).....	14	113 182	18 434	16.3	.1	X
4915	Soybeans.....	29	288 797	34 358	11.9	.2	X
4916	Other grain and beans (rice and edible and inedible beans).....	10	242 041	8 848	3.7	Z	X
5000	Cattle, hogs, sheep, and goats.....	6	7 794	2 053	26.3	Z	X
5100	Hides, skins, and pelts.....	239	1 971 705	1 880 733	95.4	9.9	X
5120	Leaf tobacco.....	118	2 093 201	2 092 134	99.9	11.0	68.9
5121	Leaf tobacco stemmed and re-dried at this location.....	13	296 019	293 830	99.3	1.5	X
5122	All other leaf tobacco.....	105	1 797 182	1 798 304	100.0	9.5	X
5130	Wool, wool tops, and mohair.....	62	162 152	142 451	87.9	.8	X
5140	Other farm products, inedible.....	631	4 939 257	4 578 960	92.7	24.1	74.4
5141	Raw sugar.....	22	2 220 859	1 998 624	90.0	10.5	X
5142	Horses, mules, and donkeys.....	174	154 964	142 077	91.7	.7	X
5143	Farm products, n.e.c.....	455	2 572 157	2 438 259	94.8	12.8	X
5200	Raw cotton.....	250	9 946 148	9 778 222	98.3	51.5	X
5330	Chemicals and allied products (excluding agricultural, plastics, gases, and petroleum).....	27	298 453	46 043	15.4	.2	1.2
5344	Other chemicals and allied products.....	9	129 329	15 600	12.1	.1	X
5400	Petroleum products.....	15	56 296	7 242	12.9	Z	X
5800	Farm supplies.....	65	286 802	56 154	19.6	.3	2.3
5811	Hay, straw, and alfalfa.....	18	13 120	1 303	9.9	Z	X
5812	Feeds (poultry and livestock) not mixed on location.....	18	13 120	1 303	9.9	Z	X
5814	Weed killers, soil sterilizers, and soil conditioners.....	31	198 689	2 660	1.3	Z	X
5815	Insecticides, fungicides, and pesticides.....	31	198 689	4 906	2.5	Z	X
5816	Other agricultural chemicals and fertilizers.....	53	259 752	24 171	9.3	.1	X
5817	Seeds and bulbs.....	35	246 632	2 585	1.0	Z	X
5818	Other farm supplies (including harness and saddlery equipment).....	31	198 689	14 789	7.4	.1	X
6110	Flowers and florists' supplies.....	7	21 173	6 118	28.9	Z	X
6150	Nondurable goods, n.e.c.....	8	153 048	3 519	2.3	Z	X
9700	Service receipts and labor charges (including installed parts).....	30	1 193 375	24 957	2.1	.1	.1
9703	Other service receipts and labor charges—Specify.....	25	1 178 247	24 656	2.1	.1	X
9810	Miscellaneous commodities.....	36	111 250	16 675	15.0	.1	X
9910	Receipts from Commodity Credit Corporation.....	8	595 819	2 439	.4	Z	X
9920	Receipts for farm product preparation services (cleaning, shelling, etc.).....	14	68 046	3 369	5.0	Z	X
9940	Rental and leasing receipts.....	11	30 799	1 870	6.1	Z	X
4225901	Hides, skins, & pelts whsle.....	234	X	1 911 853	X	100.0	78.4
5100	Hides, skins, and pelts.....	234	1 911 853	1 856 861	97.1	97.1	X
9810	Miscellaneous commodities.....	8	26 070	2 384	9.1	.1	X
4225902	Leaf tobacco whsle.....	118	X	2 093 201	X	100.0	61.1
5120	Leaf tobacco.....	118	2 093 201	2 092 134	99.9	99.9	55.4
5121	Leaf tobacco stemmed and re-dried at this location.....	13	296 019	293 830	99.3	14.0	X
5122	All other leaf tobacco.....	105	1 797 182	1 798 304	100.0	85.9	X

See footnotes at end of table.

Table 3. Merchant Wholesalers by Kind of Business and Commodity Line: 1997—Con.

[Includes only establishments with payroll. For meaning of abbreviations and symbols, see introductory text. For explanation of terms, see Appendix A]

NAICS code and CL code	Kind of business and commodity line	Establishments handling commodity line		Commodity line sales			Sales coverage percent
		Number	Total sales (\$1,000)	Amount ¹ (\$1,000)	As percent of total sales of—		
					Establishments handling line	Establishments in NAICS industry ¹	
4225903	Wool, wool tops, & mohair whsle	61	X	145 997	X	100.0	71.4
5130	Wool, wool tops, and mohair	61	145 997	138 576	94.9	94.9	X
5800	Farm supplies	11	24 875	4 022	16.2	2.8	X
9810	Miscellaneous commodities	7	15 036	2 565	17.1	1.8	X
4225904	Cotton whsle	244	X	9 922 477	X	100.0	86.7
4900	Grain and beans	15	299 961	51 628	17.2	.5	X
5200	Raw cotton	244	9 922 477	9 774 554	98.5	98.5	X
5330	Chemicals and allied products (excluding agricultural, plastics, gases, and petroleum)	9	129 329	15 600	12.1	.2	X
5800	Farm supplies	13	185 569	45 255	24.4	.5	X
9700	Service receipts and labor charges (including installed parts)	12	1 136 084	22 183	2.0	.2	X
9810	Miscellaneous commodities	7	23 957	1 576	6.6	.2	X
9910	Receipts from Commodity Credit Corporation	6	595 366	2 436	.4	Z	X
4225905	Other farm-product raw material whsle	625	X	4 912 259	X	100.0	59.7
1140	Iron and steel wire and wire products	15	83 470	3 445	4.1	.1	X
2320	General-purpose industrial machinery, equipment, and parts	6	29 936	512	1.7	Z	X
4900	Grain and beans	42	152 160	39 568	26.0	.8	59.3
4911	Corn (for grain)	35	128 961	17 431	13.5	.4	X
4912	Oats and barley	23	62 808	1 621	2.6	Z	X
4913	Wheat	27	61 071	3 809	6.2	.1	X
4915	Soybeans	15	57 252	8 876	15.5	.2	X
4916	Other grain and beans (rice and edible and inedible beans)	6	37 085	6 885	18.6	.1	X
5140	Other farm products, inedible	625	4 912 259	4 573 740	93.1	93.1	58.5
5141	Raw sugar	22	2 220 859	1 998 624	90.0	40.7	X
5142	Horses, mules, and donkeys	174	154 964	142 077	91.7	2.9	X
5143	Farm products, n.e.c.	449	2 545 159	2 433 039	95.6	49.5	X
5200	Raw cotton	6	23 671	3 668	15.5	.1	X
5330	Chemicals and allied products (excluding agricultural, plastics, gases, and petroleum)	15	36 307	5 454	15.0	.1	X
5400	Petroleum products	9	37 410	6 104	16.3	.1	X
5800	Farm supplies	40	74 183	6 510	8.8	.1	6.1
5811	Hay, straw, and alfalfa	18	13 120	1 303	9.9	Z	X
5812	Feeds (poultry and livestock) not mixed on location	18	13 120	1 303	9.9	Z	X
5814	Weed killers, soil sterilizers, and soil conditioners	18	13 120	280	2.1	Z	X
5815	Insecticides, fungicides, and pesticides	18	13 120	280	2.1	Z	X
5816	Other agricultural chemicals and fertilizers	40	74 183	1 656	2.2	Z	X
5817	Seeds and bulbs	22	61 063	1 130	1.9	Z	X
5818	Other farm supplies (including harness and saddlery equipment)	18	13 120	512	3.9	Z	X
6110	Flowers and florists' supplies	7	21 173	6 118	28.9	.1	X
9700	Service receipts and labor charges (including installed parts)	13	42 163	2 473	5.9	.1	6.3
9703	Other service receipts and labor charges—Specify	13	42 163	2 473	5.9	.1	X
9810	Miscellaneous commodities	14	46 187	10 150	22.0	.2	X
9920	Receipts for farm product preparation services (cleaning, shelling, etc.)	9	23 204	1 193	5.1	Z	X
9940	Rental and leasing receipts	7	19 915	1 019	5.1	Z	X
4226	Chemical & allied products whsle	12 249	X	56 048 362	X	100.0	80.1
0200	New and rebuilt automotive parts and supplies	85	358 879	40 070	11.2	.1	13.9
0213	Electrical engine parts (including ignition parts)	7	3 342	62	1.9	Z	X
0214	Brake parts (including fluid and all disk and drum parts)	26	109 994	2 097	1.9	Z	X
0215	Exhaust system parts	11	41 887	660	1.6	Z	X
0217	Hoses, belts, gaskets, and wiper blades	28	116 151	2 535	2.2	Z	X
0218	Filters (oil, air, gas, and transmission)	35	121 024	5 711	4.7	Z	X
0221	Body parts and repair materials	17	88 848	9 670	10.9	Z	X
0222	Suspension parts (shocks, struts, balljoints, etc.)	7	3 342	69	2.1	Z	X
0223	Parts, n.e.c.	17	64 126	2 660	4.1	Z	X
0224	Accessories	33	101 588	3 730	3.7	Z	X
0300	Tires and tubes	18	68 170	8 933	13.1	Z	9.6
0311	New tires and tubes	6	62 309	3 016	4.8	Z	X
0312	Recapped and used tires and repair materials	12	5 861	5 917	100.0	Z	X
0400	Household and lawn furniture	9	24 284	1 349	5.6	Z	3.3
0412	Sleep furniture and equipment	7	21 544	939	4.4	Z	X
0420	Office and business furniture	14	38 952	3 208	8.2	Z	4.4
0422	New store and restaurant furniture	6	2 883	31	1.1	Z	X
0423	New public furniture (theater seats, church pews, park benches, and school desks)	11	33 657	3 134	9.3	Z	X
0530	Flooring and floor coverings	38	117 896	35 581	30.2	.1	50.1
0531	Soft-surface (textile) floor coverings and accessories (including rugs, carpets, and pads)	29	105 569	18 137	17.2	Z	X
0532	Hardwood flooring	19	98 920	4 224	4.3	Z	X
0533	Other hard-surface floor coverings and accessories (including tile and sheet goods)	24	54 700	13 208	24.1	Z	X
0540	Other home furnishings	17	37 041	4 883	13.2	Z	6.0
0542	Mirrors, lamps, and picture frames	9	18 746	2 644	14.1	Z	X
0600	Lumber: rough, dressed, and finished	14	51 913	10 922	21.0	Z	X
0620	Plywood and millwork	61	311 459	52 858	17.0	.1	48.8
0621	Softwood plywood and oriented strand board (OSB)	13	85 483	16 412	19.2	Z	X
0622	Other panels products (including hardboard plywood, waterboard, and particleboard)	39	203 728	24 900	12.2	Z	X
0624	Wood millwork (doors, windows, cabinets, etc.)	21	101 588	9 704	9.6	Z	X
0700	Brick, stone, tile, sand, block, cement, and gravel	41	171 871	27 217	15.8	Z	44.7
0711	Ready-mixed or transit-mixed concrete	8	22 658	2 542	11.2	Z	X
0712	Cement and lime	9	59 409	7 427	12.5	Z	X
0713	Sand, gravel, and crushed stone	6	10 512	1 933	18.4	Z	X
0714	Brick, block, tile, clay/cement sewer pipe, etc.	20	80 156	15 309	19.1	Z	X

See footnotes at end of table.

Table 3. Merchant Wholesalers by Kind of Business and Commodity Line: 1997—Con.

[Includes only establishments with payroll. For meaning of abbreviations and symbols, see introductory text. For explanation of terms, see Appendix A]

NAICS code and CL code	Kind of business and commodity line	Establishments handling commodity line		Commodity line sales			Sales coverage percent
		Number	Total sales (\$1,000)	Amount ¹ (\$1,000)	As percent of total sales of—		
					Establishments handling line	Establishments in NAICS industry ¹	
4226	Chemical & allied products whse—Con.						
0720	Roofing, siding, and insulation materials.....	32	180 407	28 146	15.6	.1	24.5
0721	Roofing, except wood.....	7	22 511	1 695	7.5	Z	X
0722	Siding, except wood.....	7	63 388	15 622	24.6	Z	X
0723	Insulation materials.....	21	105 398	10 818	10.3	Z	X
0730	Flat glass and other construction glass (excluding automotive).....	6	16 281	3 117	19.1	Z	X
0740	Other construction materials.....	36	202 173	20 295	10.0	Z	47.3
0744	Construction materials, n.e.c. (including wire fence and construction paper).....	30	156 397	18 022	11.5	Z	X
0800	Photographic equipment and supplies (excluding video).....	11	27 754	3 887	14.0	Z	X
0900	Office equipment.....	26	62 847	2 280	3.6	Z	12.2
0913	Copying machines and equipment.....	7	37 349	868	2.3	Z	X
0915	Mailing, letter handling, and addressing machines.....	19	25 498	1 412	5.5	Z	X
0920	New computer equipment.....	19	30 459	1 348	4.4	Z	26.6
0921	Computers.....	13	26 721	597	2.2	Z	X
0924	Other computer peripheral equipment.....	13	26 721	597	2.2	Z	X
0950	Computer software (packaged).....	10	19 538	278	1.4	Z	X
0960	Restaurant and hotel equipment and supplies.....	70	156 216	19 328	12.4	Z	X
0970	Store machines and equipment.....	11	55 709	5 282	9.5	Z	X
1000	Medical, hospital, and surgical supplies.....	141	492 778	53 084	10.8	.1	8.9
1011	Surgical and medical instruments and equipment.....	37	110 132	17 714	16.1	Z	X
1012	Orthopedic, and prosthetic appliances and supplies.....	51	179 221	11 166	6.2	Z	X
1013	Other surgical, medical, and hospital supplies.....	99	365 908	24 204	6.6	Z	X
1050	Other professional equipment and supplies.....	20	31 770	7 078	22.3	Z	78.4
1054	Laboratory equipment.....	19	28 738	5 686	19.8	Z	X
1120	Flat iron and steel products.....	105	614 002	60 668	9.9	.1	2.7
1126	Sheets (galvanized and coated).....	14	18 339	2 167	11.8	Z	X
1128	Fabricated and structural plate products.....	58	262 091	13 595	5.2	Z	X
1140	Iron and steel wire and wire products.....	107	293 265	26 796	9.1	Z	.4
1141	Wire (plain, coated, barbed, and twisted).....	23	8 490	601	7.1	Z	X
1143	Wire rope, strand, strapping, reinforcement mesh, and bale ties.....	21	72 992	7 884	10.8	Z	X
1150	Iron and steel pipe and tubing.....	113	509 384	94 417	18.5	.2	9.8
1152	Tubing.....	47	215 246	13 818	6.4	Z	X
1153	Standard steel pipe.....	58	289 080	53 998	18.7	.1	X
1154	Other steel pipe.....	50	194 149	26 577	13.7	Z	X
1160	Other iron and steel products.....	21	71 053	14 495	20.4	Z	49.2
1167	Finished products, n.e.c.....	14	31 212	2 288	7.3	Z	X
1170	Alloy steel.....	7	37 910	10 736	28.3	Z	14.8
1175	Other alloy steel.....	6	33 493	10 692	31.9	Z	X
1180	Stainless steel.....	12	76 434	10 121	13.2	Z	14.7
1185	Other stainless steel (including tubing).....	12	76 434	10 121	13.2	Z	X
1200	Copper and brass.....	113	914 788	28 145	3.1	.1	2.6
1213	Tubular products (pipes and tubes).....	46	249 403	15 759	6.3	Z	X
1214	Rod, nonelectrical wire, extruded shapes, etc.....	62	660 997	12 350	1.9	Z	X
1220	Aluminum shapes, forms, etc.....	145	639 426	78 210	12.2	.1	11.8
1221	Plates (.250 inch and over).....	9	49 249	1 694	3.4	Z	X
1222	Sheets and coils (.006 to .249 inch).....	104	391 176	33 252	8.5	.1	X
1224	Pipe and tubing (including hollow bar, square, and rectangular tubing).....	87	325 631	12 501	3.8	Z	X
1225	Foils.....	6	52 756	1 682	3.2	Z	X
1230	Other nonferrous metals (magnesium, nickel, tin, lead, zinc, etc., except precious).....	24	145 037	31 825	21.9	.1	X
1320	Minerals and ores (excluding coal, precious stones, and crude oil).....	54	854 356	120 873	14.1	.2	X
1400	Electrical apparatus and equipment.....	88	586 866	15 376	2.6	Z	1.8
1415	Electric bulbs (all types).....	32	61 266	2 244	3.7	Z	X
1418	Lighting fixtures (residential and commercial).....	8	17 441	673	3.9	Z	X
1419	Industrial controls.....	13	430 687	3 597	.8	Z	X
1421	Other electrical apparatus and equipment (including fuses and lightning rods).....	36	99 341	5 812	5.9	Z	X
1500	Electrical appliances, household.....	35	74 010	4 051	5.5	Z	10.8
1511	Televisions.....	13	61 636	1 918	3.1	Z	X
1513	V.C.R.'s and video cameras.....	13	61 636	1 145	1.9	Z	X
1518	Other electrical household appliances (including fans, dishwashers, etc.).....	21	12 345	982	8.0	Z	X
1600	Electronic parts and equipment, except communication.....	230	1 003 029	125 481	12.5	.2	2.7
1615	Discrete semiconductors, etc.....	184	718 001	90 337	12.6	.2	X
1616	Electronic connectors and other passive electronic parts.....	41	260 949	6 049	2.3	Z	X
1618	Electronic parts and equipment, n.e.c.....	41	260 949	27 231	10.4	Z	X
1700	Hardware.....	435	1 228 812	128 045	10.4	.2	10.4
1711	Hand tools (including power driven).....	256	835 092	59 904	7.2	.1	X
1712	Bolts, nuts, rivets, and fasteners.....	198	462 209	31 563	6.8	.1	X
1713	Cutlery.....	101	313 554	36 569	11.7	.1	X
1800	Plumbing and heating equipment and supplies (hydronics).....	216	831 521	126 826	15.3	.2	32.6
1811	Plastic pipe fittings and valves (excluding pipe and tubing).....	106	461 895	71 239	15.4	.1	X
1812	Metal pipe fittings and valves (excluding pipe and tubing).....	59	212 274	19 318	9.1	Z	X
1813	Plumbing fixtures.....	58	402 212	8 392	2.1	Z	X
1814	Furnaces, stoves, water heaters (except electric and warm air).....	42	141 601	3 775	2.7	Z	X
1815	Boilers, radiators, and convectors.....	13	3 291	81	2.5	Z	X
1818	Other plumbing and heating equipment and supplies.....	93	266 669	24 020	9.0	Z	X
1900	Warm air heating and air-conditioning equipment and supplies.....	18	103 051	13 549	13.1	Z	72.5
1911	Furnaces (warm air).....	10	45 147	3 196	7.1	Z	X
1912	Central air-conditioning (residential and commercial).....	6	43 096	5 509	12.8	Z	X
1914	Heat pumps (residential and commercial).....	6	43 096	1 747	4.1	Z	X

See footnotes at end of table.

Table 3. Merchant Wholesalers by Kind of Business and Commodity Line: 1997—Con.

[Includes only establishments with payroll. For meaning of abbreviations and symbols, see introductory text. For explanation of terms, see Appendix A]

NAICS code and CL code	Kind of business and commodity line	Establishments handling commodity line		Commodity line sales			Sales coverage percent
		Number	Total sales (\$1,000)	Amount ¹ (\$1,000)	As percent of total sales of—		
					Establishments handling line	Establishments in NAICS industry ¹	
4226	Chemical & allied products whse—Con.						
2100	Construction and mining machinery and equipment (including parts and attachments)	30	139 800	27 034	19.3	Z	4.8
2112	New power cranes, draglines, and shovels	15	63 317	622	1.0	Z	X
2117	Other new construction and mining, logging, and road maintenance machinery, equipment, and parts	15	63 317	12 420	19.6	Z	X
2200	Farm machinery, equipment, and parts	30	50 237	9 135	18.2	Z	11.8
2214	New dairy farm and barn equipment	20	32 770	4 648	14.2	Z	X
2215	New irrigation equipment	7	9 709	2 351	24.2	Z	X
2218	Used farm machinery and equipment	12	33 747	756	2.2	Z	X
2220	Garden machinery, equipment, and parts	14	39 872	3 885	9.7	Z	X
2230	Food-processing machinery, equipment, and parts	7	52 908	8 193	15.5	Z	X
2300	Hydraulic and pneumatic (fluid-power) pumps, motors, and parts	14	61 326	10 277	16.8	Z	13.0
2311	Pumps	12	59 353	10 186	17.2	Z	X
2320	General-purpose industrial machinery, equipment, and parts	750	4 673 681	267 187	5.7	.5	13.4
2321	New pumps, compressors (air or gas), and equipment	265	760 369	73 499	9.7	.1	X
2323	New diesel engines (excluding automotive)	19	35 046	1 261	3.6	Z	X
2326	New controlling, recording, and indicating instruments and access	160	165 867	28 617	17.3	.1	X
2327	All other new general-purpose industrial machinery and equipment	380	3 584 580	83 792	2.3	.1	X
2328	Used general-purpose industrial machinery and equipment	218	570 083	80 005	14.0	.1	X
2330	Metalworking machinery, equipment, and parts	37	122 972	12 695	10.3	Z	X
2340	Materials handling machinery, equipment, and parts	33	601 241	19 201	3.2	Z	63.1
2341	New conveying equipment	17	534 564	2 106	.4	Z	X
2344	New industrial trucks and tractors	6	27 921	11 670	41.8	Z	X
2345	Used materials handling machinery, equipment, and parts	7	26 209	4 883	18.6	Z	X
2360	Other industrial machinery, equipment, and parts	83	724 325	48 302	6.7	.1	65.0
2362	New power plant machinery (excluding electrical)	6	22 430	2 227	9.9	Z	X
2363	New printing trades machinery, equipment, and supplies	9	8 193	2 620	32.0	Z	X
2366	Other new industrial machinery and equipment	60	677 617	35 013	5.2	.1	X
2367	Used industrial machinery and equipment	23	85 453	5 191	6.1	Z	X
2380	Industrial valves and fittings (except fluid-power)	24	92 054	9 673	10.5	Z	X
2390	Hydraulic and pneumatic (fluid-power) valves	9	26 694	1 688	6.3	Z	14.2
2391	Hydraulic valves	6	9 186	772	8.4	Z	X
2400	Hydraulic and pneumatic cylinders and rotary actuators	9	473 479	1 972	.4	Z	77.4
2411	Hydraulic cylinders and rotary actuators	7	467 008	1 843	.4	Z	X
2420	Hydraulic and pneumatic connectors and assemblies	7	44 743	8 675	19.4	Z	X
2430	Fluid-power filters, components, accessories, and parts	16	59 911	9 363	15.6	Z	51.6
2431	Filters	11	15 801	1 749	11.1	Z	X
2432	Other fluid-power components, accessories, and parts, n.e.c.	10	56 270	7 614	13.5	Z	X
2440	Welding supplies (excluding gases)	722	1 256 113	340 510	27.1	.6	X
2450	Industrial containers and supplies	374	2 760 362	146 030	5.3	.3	7.9
2451	New and reconditioned drums and barrels	188	601 422	2 559	.4	Z	X
2452	Bottles and bottlers' supplies	54	487 581	65 440	13.4	.1	X
2454	Other industrial containers and supplies	179	1 996 829	78 031	3.9	.1	X
2460	Other industrial supplies	497	2 926 801	157 718	5.4	.3	4.1
2461	Printing and duplicating inks	15	60 421	2 039	3.4	Z	X
2462	Abrasives and abrasive materials	220	1 395 047	41 334	3.0	.1	X
2463	Nylon, polyester, and synthetic rubber	21	54 650	2 621	4.8	Z	X
2464	Mechanical rubber goods	28	72 527	5 779	8.0	Z	X
2465	Strapping and tape	115	729 033	40 328	5.5	.1	X
2466	Industrial supplies, n.e.c.	347	2 447 916	65 618	2.7	.1	X
2520	Custodial (janitors') equipment and supplies	704	1 533 608	223 907	14.6	.4	13.1
2521	Custodial equipment—power equipment	395	814 370	58 270	7.2	.1	X
2522	Custodial equipment—nonpower equipment	360	794 704	37 286	4.7	.1	X
2523	Custodial supplies	550	1 264 498	128 349	10.2	.2	X
2530	Laundry and dry-cleaning equipment and supplies	172	886 915	36 679	4.1	.1	X
2540	Other service establishment equipment and supplies	24	97 517	14 528	14.9	Z	34.2
2542	Service establishment equipment and supplies, n.e.c.	24	97 517	14 528	14.9	Z	X
2700	Sporting and recreational goods and supplies	34	89 562	13 069	14.6	Z	36.5
2713	Billiards, pool, bowling equipment, and accessories	8	16 022	3 109	19.4	Z	X
2718	Other sporting and recreational goods (go carts, bait, etc.)	8	22 010	7 106	32.3	Z	X
2800	Toys and hobby goods and supplies	20	51 435	7 348	14.3	Z	X
2930	Recyclable paper and paperboard	32	56 370	8 126	14.4	Z	X
2940	Recyclable materials, except metal	10	44 216	10 726	24.3	Z	X
3000	Jewelry, diamonds, gem stones, and watches	9	26 736	3 361	12.6	Z	X
3120	Forest products, except lumber (including cordwood, hewn posts, poles, and ties)	55	249 575	36 880	14.8	.1	X
3150	Other durable goods	18	55 760	1 213	2.2	Z	1.9
3154	Other durable goods, n.e.c.	18	55 760	1 213	2.2	Z	X
3200	Printing and writing paper	47	168 435	9 170	5.4	Z	37.9
3211	Roll newsprint and rotogravure paper	23	138 674	6 281	4.5	Z	X
3212	Fine roll paper	6	76 911	103	.1	Z	X
3213	Other printing and writing paper	24	29 761	2 786	9.4	Z	X
3300	Stationery, office supplies and greeting cards	49	125 302	8 469	6.8	Z	43.5
3311	Business forms	9	11 580	962	8.3	Z	X
3312	Stationery, photocopy paper, and typing paper	29	109 166	1 981	1.8	Z	X
3313	Inked ribbons, carbon paper, pens and pencils	21	15 816	1 189	7.5	Z	X
3314	Toner and cartridges	24	24 130	4 070	16.9	Z	X
3316	Other stationery supplies (envelopes, ruled forms, and binder paper)	8	3 644	265	7.3	Z	X

See footnotes at end of table.

Table 3. Merchant Wholesalers by Kind of Business and Commodity Line: 1997—Con.

[Includes only establishments with payroll. For meaning of abbreviations and symbols, see introductory text. For explanation of terms, see Appendix A]

NAICS code and CL code	Kind of business and commodity line	Establishments handling commodity line		Commodity line sales			Sales coverage percent
		Number	Total sales (\$1,000)	Amount ¹ (\$1,000)	As percent of total sales of—		
					Establishments handling line	Establishments in NAICS industry ¹	
4226	Chemical & allied products whse—Con.						
3400	Industrial and personal services paper and plastics	598	2 636 495	278 759	10.6	.5	19.1
3411	Paperboard and boxboard boxes	245	1 235 238	108 639	8.8	.2	X
3412	Paper dishes, cups, and napkins	219	828 388	15 025	1.8	Z	X
3413	Industrial paper (wrapping, bags, cartons, etc.)	174	745 990	58 028	7.8	.1	X
3414	Disposable plastic boxes, containers, cups, dishes, and supplies	88	512 455	8 098	1.6	Z	X
3415	Other industrial and personal service paper	259	1 218 822	88 963	7.3	.2	X
3500	Drugs, pharmaceuticals, cosmetics, and toiletries	256	3 057 132	228 952	7.5	.4	1.7
3511	Prescription drugs	13	178 912	25 522	14.3	Z	X
3512	Nonprescription pharmaceuticals	57	2 733 049	187 773	6.9	.3	X
3513	Cosmetics	39	32 083	2 797	8.7	Z	X
3515	Other toiletries and druggists' sundries	150	257 866	12 048	4.7	Z	X
3600	Piece goods, knit and woven	21	569 750	142 295	25.0	.3	X
3700	Notions (buttons, ribbons, lace, sewing accessories, zippers, bindings, etc.)	34	64 703	5 470	8.5	Z	X
4100	Frozen foods (packaged)	7	151 425	11 392	7.5	Z	.6
4117	Other frozen foods (except frozen dairy products)	6	53 531	3 564	6.7	Z	X
4200	Dairy products (excluding dried or canned)	7	7 799	400	5.1	Z	62.6
4215	Raw milk	7	7 799	400	5.1	Z	X
4800	Coffee, tea, and spices	54	477 249	394	.1	Z	X
4850	Soft drinks and bottled water	8	9 988	1 377	13.8	Z	X
4860	Other grocery specialties	35	325 548	7 172	2.2	Z	2.1
4868	Grocery specialties, n.e.c.	21	90 110	2 128	2.4	Z	X
4900	Grain and beans	30	137 106	37 268	27.2	.1	78.5
4911	Corn (for grain)	25	127 328	20 312	16.0	Z	X
4912	Oats and barley	11	32 247	560	1.7	Z	X
4913	Wheat	11	32 247	2 266	7.0	Z	X
4915	Soybeans	14	111 209	13 424	12.1	Z	X
5140	Other farm products, inedible	8	25 221	3 245	12.9	Z	80.1
5143	Farm products, n.e.c.	8	25 221	3 245	12.9	Z	X
5300	Plastics materials and basic shapes	3 830	22 155 561	15 419 683	69.6	27.5	64.9
5311	Plastic pipes, rods, tubes, and shapes	1 166	4 325 942	2 602 001	60.1	4.6	X
5312	High pressure laminates	426	1 443 602	406 262	28.1	.7	X
5313	Plastics raw materials	1 369	13 018 020	7 825 248	60.1	14.0	X
5314	Other plastics materials and basic shapes	1 869	6 885 759	4 586 170	66.6	8.2	X
5320	Industrial gases (welding, etc.)	878	2 020 859	974 078	48.2	1.7	X
5330	Chemicals and allied products (excluding agricultural, plastics, gases, and petroleum)	8 494	40 159 877	34 196 364	85.2	61.0	63.0
5331	Gases, compressed and liquefied, except L.P.	694	3 768 778	1 081 450	28.7	1.9	X
5332	Alkalies and chlorine	1 330	9 277 564	2 232 387	24.1	4.0	X
5334	Organic fibers	146	826 948	276 028	33.4	.5	X
5335	Detergents and soaps	2 605	8 132 006	1 790 105	22.0	3.2	X
5336	Sanitation chemicals, polishes, and waxes	1 733	6 235 057	981 290	15.7	1.8	X
5338	Wood chemicals, naval stores, and gum	315	3 364 906	298 176	8.9	.5	X
5341	Insecticides, nonagricultural	694	2 859 076	531 953	18.6	.9	X
5342	Adhesives, sealants, and glues	1 153	4 100 187	1 414 836	34.5	2.5	X
5343	Explosives	268	1 186 703	1 001 981	84.4	1.8	X
5344	Other chemicals and allied products	5 458	31 612 175	24 588 153	77.8	43.9	X
5400	Petroleum products	633	5 449 148	812 591	14.9	1.5	1.2
5411	Aviation gasoline	18	13 120	3 199	24.4	.2	X
5412	Motor gasoline	113	1 470 445	131 562	8.9	.2	X
5415	No. 2 distillate fuel oil (no. 2 diesel and no. 2 heating oil)	96	1 234 271	111 500	9.0	.2	X
5416	All other distillate fuel oil (no. 1 and no. 4 diesel and heating)	124	1 480 698	65 015	4.4	.1	X
5417	Residual fuel oil (no. 5, no. 6, heavy diesel, etc.)	51	1 603 611	273 764	17.1	.5	X
5418	Lubricating oil and greases	453	2 134 237	220 490	10.3	.4	X
5420	Liquefied petroleum gases (excluding natural gas)	66	190 403	15 247	8.0	Z	X
5520	Other petroleum products (including asphalt, road oil, wax, etc.)	7	299 088	64 673	21.6	.1	X
5800	Farm supplies	257	2 238 715	150 161	6.7	.3	9.6
5811	Hay, straw, and alfalfa	23	81 740	1 462	1.8	.1	X
5812	Seeds (poultry and livestock) not mixed on location	73	1 021 757	59 106	5.8	.1	X
5814	Weed killers, soil sterilizers, and soil conditioners	39	249 665	1 749	.7	Z	X
5815	Insecticides, fungicides, and pesticides	48	286 094	5 071	1.8	Z	X
5816	Other agricultural chemicals and fertilizers	163	1 006 177	53 690	5.3	.1	X
5817	Seeds and bulbs	104	176 025	1 985	1.1	Z	X
5818	Other farm supplies (including harness and saddlery equipment)	26	101 295	882	.9	Z	X
6000	Paint, paint supplies, and wallpaper	340	1 357 773	139 325	10.3	.2	4.5
6011	Architectural coatings (enamels, primers, stains, solvents, and lacquers)	147	580 390	66 077	11.4	.1	X
6012	Industrial/OEM coatings (coatings applied by original manufacturers to products during manufacturing)	152	605 885	49 982	8.2	.1	X
6014	Paint supplies	58	213 761	21 042	9.8	Z	X
6100	Books, periodicals, newspapers, and miscellaneous printed materials	22	83 275	7 595	9.1	Z	.1
6101	Books	18	49 136	1 149	2.3	Z	X
6102	Other periodicals, newspapers, and miscellaneous printed materials	18	49 136	1 149	2.3	Z	X
6120	Art goods (including novelties and souvenirs)	12	11 616	1 612	13.9	Z	69.0
6121	Art materials	7	6 965	828	11.9	Z	X
6130	Textile bags, bagging, and burlap	8	76 876	16 081	20.9	Z	X
6150	Nondurable goods, n.e.c.	12	86 984	15 442	17.8	Z	X
9700	Service receipts and labor charges (including installed parts)	1 107	2 763 740	183 819	6.7	.3	17.1
9701	Labor charges for repair work	871	2 124 162	94 633	4.5	.2	X
9702	Parts installed in repair work	558	1 372 490	45 946	3.3	.1	X
9703	Other service receipts and labor charges—Specify	297	754 600	43 232	5.7	.1	X
9720	Receipts for service contracts	25	78 877	7 002	8.9	Z	X
9740	Receipts for installing equipment	13	33 372	1 100	3.3	Z	X
9810	Miscellaneous commodities	970	4 052 451	361 667	8.9	.6	X

See footnotes at end of table.

Table 3. Merchant Wholesalers by Kind of Business and Commodity Line: 1997—Con.

[Includes only establishments with payroll. For meaning of abbreviations and symbols, see introductory text. For explanation of terms, see Appendix A]

NAICS code and CL code	Kind of business and commodity line	Establishments handling commodity line		Commodity line sales			Sales coverage percent
		Number	Total sales (\$1,000)	Amount ¹ (\$1,000)	As percent of total sales of—		
					Establishments handling line	Establishments in NAICS industry ¹	
4226	Chemical & allied products whse—Con.						
9920	Receipts for farm product preparation services (cleaning, shelling, etc.) . . .	13	26 223	2 265	8.6	Z	X
9940	Rental and leasing receipts	575	1 779 546	130 525	7.3	.2	.4
9943	Other office machine rental receipts	83	403 592	12 789	3.2	Z	X
42261	Plastics materials & basic forms & shapes whse	3 357	X	16 733 225	X	100.0	78.4
0200	New and rebuilt automotive parts and supplies	8	110 979	12 849	11.6	.1	X
0420	Office and business furniture	9	8 178	105	1.3	Z	12.1
0422	New store and restaurant furniture	6	2 883	31	1.1	Z	X
0423	New public furniture (theater seats, church pews, park benches, and school desks)	6	2 883	31	1.1	Z	X
0530	Flooring and floor coverings	21	93 760	33 874	36.1	.2	56.5
0531	Soft-surface (textile) floor coverings and accessories (including rugs, carpets, and pads)	16	91 678	17 210	18.8	.1	X
0532	Hardwood flooring	14	88 675	3 516	4.0	Z	X
0533	Other hard-surface floor coverings and accessories (including tile and sheet goods)	19	44 455	13 136	29.5	.1	X
0540	Other home furnishings	9	18 746	2 644	14.1	Z	8.0
0542	Mirrors, lamps, and picture frames	9	18 746	2 644	14.1	Z	X
0600	Lumber: rough, dressed, and finished	10	39 599	9 696	24.5	.1	X
0620	Plywood and millwork	44	231 568	36 449	15.7	.2	53.6
0621	Softwood plywood and oriented strand board (OSB)	10	71 163	13 664	19.2	.1	X
0622	Other panels products (including hardwood plywood, waterboard, and particleboard)	30	148 636	18 847	12.7	.1	X
0624	Wood millwork (doors, windows, cabinets, etc.)	10	59 405	2 727	4.6	Z	X
0700	Brick, stone, tile, sand, block, cement, and gravel	23	88 146	14 571	16.5	.1	56.1
0714	Brick, block, tile, clay/cement sewer pipe, etc.	16	67 192	12 488	18.6	.1	X
0720	Roofing, siding, and insulation materials	15	55 688	8 624	15.5	.1	17.7
0723	Insulation materials	9	39 054	4 407	11.3	Z	X
0730	Flat glass and other construction glass (excluding automotive)	6	16 281	3 117	19.1	Z	X
0740	Other construction materials	9	54 462	3 398	6.2	Z	X
0800	Photographic equipment and supplies (excluding video)	11	27 754	3 887	14.0	Z	X
0900	Office equipment	19	25 498	1 412	5.5	Z	25.7
0915	Mailing, letter handling, and addressing machines	19	25 498	1 412	5.5	Z	X
0920	New computer equipment	13	26 721	1 198	4.5	Z	29.0
0921	Computers	13	26 721	597	2.2	Z	X
0924	Other computer peripheral equipment	13	26 721	597	2.2	Z	X
0950	Computer software (packaged)	9	19 179	260	1.4	Z	X
0960	Restaurant and hotel equipment and supplies	10	43 952	8 139	18.5	Z	X
0970	Store machines and equipment	10	53 558	4 767	8.9	Z	X
1000	Medical, hospital, and surgical supplies	30	131 939	11 112	8.4	.1	7.9
1013	Other surgical, medical, and hospital supplies	30	131 939	11 112	8.4	.1	X
1120	Flat iron and steel products	58	262 091	15 762	6.0	.1	6.2
1126	Sheets (galvanized and coated)	14	18 339	2 167	11.8	Z	X
1128	Fabricated and structural plate products	58	262 091	13 595	5.2	.1	X
1140	Iron and steel wire and wire products	40	162 692	11 193	6.9	.1	X
1150	Iron and steel pipe and tubing	94	461 096	89 411	19.4	.5	10.5
1152	Tubing	47	215 246	13 818	6.4	.1	X
1153	Standard steel pipe	58	289 080	53 998	18.7	.3	X
1154	Other steel pipe	34	148 614	21 595	14.5	.1	X
1180	Stainless steel	8	71 231	10 044	14.1	.1	10.7
1185	Other stainless steel (including tubing)	8	71 231	10 044	14.1	.1	X
1200	Copper and brass	46	249 403	15 759	6.3	.1	8.4
1213	Tubular products (pipes and tubes)	46	249 403	15 759	6.3	.1	X
1220	Aluminum shapes, forms, etc.	113	462 382	49 129	10.6	.3	16.1
1221	Plates (.250 inch and over)	9	49 249	1 694	3.4	Z	X
1222	Sheets and coils (.006 to .249 inch)	104	391 176	33 252	8.5	.2	X
1224	Pipe and tubing (including hollow bar, square, and rectangular tubing)	87	325 631	12 501	3.8	.1	X
1225	Foils	6	52 756	1 682	3.2	Z	X
1400	Electrical apparatus and equipment	40	78 707	8 435	10.7	.1	12.8
1415	Electric bulbs (all types)	32	61 266	2 244	3.7	Z	X
1418	Lighting fixtures (residential and commercial)	8	17 441	673	3.9	Z	X
1421	Other electrical apparatus and equipment (including fuses and lightning rods)	8	35 821	5 518	15.4	Z	X
1500	Electrical appliances, household	13	61 636	3 063	5.0	Z	6.0
1511	Televisions	13	61 636	1 918	3.1	Z	X
1513	V.C.R.'s and video cameras	13	61 636	1 145	1.9	Z	X
1600	Electronic parts and equipment, except communication	41	260 949	33 280	12.8	.2	1.1
1616	Electronic connectors and other passive electronic parts	41	260 949	6 049	2.3	Z	X
1618	Electronic parts and equipment, n.e.c.	41	260 949	27 231	10.4	.2	X
1700	Hardware	198	730 429	74 694	10.2	.4	11.1
1711	Hand tools (including power driven)	133	464 934	28 555	6.1	.2	X
1712	Bolts, nuts, rivets, and fasteners	98	351 823	13 828	3.9	.1	X
1713	Cutlery	63	294 566	32 302	11.0	.2	X
1800	Plumbing and heating equipment and supplies (hydronics)	97	448 101	94 828	21.2	.6	40.8
1811	Plastic pipe fittings and valves (excluding pipe and tubing)	80	383 742	65 702	17.1	.4	X
1812	Metal pipe fittings and valves (excluding pipe and tubing)	39	135 746	16 321	12.0	.1	X
1813	Plumbing fixtures	22	139 756	3 012	2.2	Z	X
1814	Furnaces, stoves, water heaters (except electric and warm air)	14	104 571	2 081	2.0	Z	X
1818	Other plumbing and heating equipment and supplies	20	72 754	7 694	10.6	Z	X

See footnotes at end of table.

Table 3. Merchant Wholesalers by Kind of Business and Commodity Line: 1997—Con.

[Includes only establishments with payroll. For meaning of abbreviations and symbols, see introductory text. For explanation of terms, see Appendix A]

NAICS code and CL code	Kind of business and commodity line	Establishments handling commodity line		Commodity line sales			Sales coverage percent
		Number	Total sales (\$1,000)	Amount ¹ (\$1,000)	As percent of total sales of—		
					Establishments handling line	Establishments in NAICS industry ¹	
42261	Plastics materials & basic forms & shapes whse—Con.						
1900	Warm air heating and air-conditioning equipment and supplies	6	43 096	10 328	24.0	.1	70.5
1911	Furnaces (warm air)	6	43 096	3 072	7.1	Z	X
1912	Central air-conditioning (residential and commercial)	6	43 096	5 509	12.8	Z	X
1914	Heat pumps (residential and commercial)	6	43 096	1 747	4.1	Z	X
2100	Construction and mining machinery and equipment (including parts and attachments)	12	70 752	13 739	19.4	.1	X
2320	General-purpose industrial machinery, equipment, and parts	139	844 805	75 445	8.9	.5	2.9
2321	New pumps, compressors (air or gas), and equipment	73	536 254	43 309	8.1	.3	X
2327	All other new general-purpose industrial machinery and equipment	67	308 551	31 385	10.2	.2	X
2328	Used general-purpose industrial machinery and equipment	27	170 205	751	.4	Z	X
2340	Materials handling machinery, equipment, and parts	17	127 905	17 931	14.0	.1	6.2
2341	New conveying equipment	6	74 879	1 758	2.3	Z	X
2344	New industrial trucks and tractors	6	27 921	11 670	41.8	.1	X
2345	Used materials handling machinery, equipment, and parts	6	25 107	4 503	17.9	Z	X
2360	Other industrial machinery, equipment, and parts	25	67 974	11 946	17.6	.1	12.8
2366	Other new industrial machinery and equipment	9	34 039	5 414	15.9	Z	X
2367	Used industrial machinery and equipment	12	48 981	3 690	7.5	Z	X
2440	Welding supplies (excluding gases)	28	85 228	1 117	1.3	Z	X
2450	Industrial containers and supplies	96	597 143	83 242	13.9	.5	27.3
2452	Bottles and bottlers' supplies	50	483 951	65 335	13.5	.4	X
2454	Other industrial containers and supplies	52	130 257	17 907	13.7	.1	X
2460	Other industrial supplies	149	814 406	64 003	7.9	.4	2.8
2461	Printing and duplicating inks	15	60 421	2 039	3.4	Z	X
2462	Abrasives and abrasive materials	15	60 421	255	.4	Z	X
2463	Nylon, polyester, and synthetic rubber	14	15 566	2 188	14.1	Z	X
2464	Mechanical rubber goods	28	72 527	5 779	8.0	Z	X
2465	Strapping and tape	82	511 360	39 022	7.6	.2	X
2466	Industrial supplies, n.e.c.	54	495 957	14 720	3.0	.1	X
2520	Custodial (janitors') equipment and supplies	46	294 704	45 295	15.4	.3	.9
2522	Custodial equipment—nonpower equipment	46	294 704	16 994	5.8	.1	X
2523	Custodial supplies	46	294 704	28 301	9.6	.2	X
2700	Sporting and recreational goods and supplies	14	44 793	2 743	6.1	Z	X
2800	Toys and hobby goods and supplies	13	43 961	6 290	14.3	Z	X
2930	Recyclable paper and paperboard	21	50 865	7 217	14.2	Z	X
3120	Forest products, except lumber (including cordwood, hewn posts, poles, and ties)	39	169 313	20 721	12.2	.1	X
3200	Printing and writing paper	29	140 632	6 932	4.9	Z	43.5
3211	Roll newsprint and rotogravure paper	23	138 674	6 281	4.5	Z	X
3212	Fine roll paper	6	76 911	103	.1	Z	X
3213	Other printing and writing paper	6	1 958	548	28.0	Z	X
3300	Stationery, office supplies and greeting cards	37	111 118	7 400	6.7	Z	40.6
3312	Stationery, photocopy paper, and typing paper	29	109 166	1 981	1.8	Z	X
3313	Inked ribbons, carbon paper, pens and pencils	21	15 816	1 189	7.5	Z	X
3314	Toner and cartridges	16	15 777	3 965	25.1	Z	X
3316	Other stationery supplies (envelopes, ruled forms, and binder paper)	8	3 644	265	7.3	Z	X
3400	Industrial and personal services paper and plastics	149	955 367	150 188	15.7	.9	35.2
3411	Paperboard and boxboard boxes	97	801 041	104 149	13.0	.6	X
3412	Paper dishes, cups, and napkins	17	37 508	1 071	2.9	Z	X
3413	Industrial paper (wrapping, bags, cartons, etc.)	64	398 665	39 814	10.0	.2	X
3414	Disposable plastic boxes, containers, cups, dishes, and supplies	17	115 724	1 761	1.5	Z	X
3415	Other industrial and personal service paper	42	58 983	3 387	5.7	Z	X
3500	Drugs, pharmaceuticals, cosmetics, and toiletries	13	178 912	26 561	14.8	.2	2.8
3511	Prescription drugs	13	178 912	25 522	14.3	.2	X
3512	Nonprescription pharmaceuticals	13	178 912	1 039	.6	Z	X
3600	Piece goods, knit and woven	8	175 172	35 353	20.2	.2	X
3700	Notions (buttons, ribbons, lace, sewing accessories, zippers, bindings, etc.)	20	58 877	5 084	8.6	Z	X
5300	Plastics materials and basic shapes	3 357	16 733 225	14 851 815	88.8	88.8	60.7
5311	Plastic pipes, rods, tubes, and shapes	1 071	4 088 353	2 585 316	63.2	15.5	X
5312	High pressure laminates	418	1 425 120	405 031	28.4	2.4	X
5313	Plastics raw materials	1 120	8 388 380	7 382 312	88.0	44.1	X
5314	Other plastics materials and basic shapes	1 708	6 235 738	4 479 156	71.8	26.8	X
5320	Industrial gases (welding, etc.)	19	169 912	32 100	18.9	.2	X
5330	Chemicals and allied products (excluding agricultural, plastics, gases, and petroleum)	347	2 165 112	322 637	14.9	1.9	71.6
5331	Gases, compressed and liquified, except L.P.	11	73 092	16 901	23.1	.1	X
5332	Alkalies and chlorine	15	78 346	8 392	10.7	.1	X
5334	Organic fibers	14	130 441	8 619	6.6	.1	X
5335	Detergents and soaps	42	415 603	26 214	6.3	.2	X
5336	Sanitation chemicals, polishes, and waxes	32	342 695	28 338	8.3	.2	X
5338	Wood chemicals, naval stores, and gum	14	226 738	16 005	7.1	.1	X
5342	Adhesives, sealants, and glues	227	1 009 642	78 696	7.8	.5	X
5344	Other chemicals and allied products	118	1 002 459	137 925	13.8	.8	X
5400	Petroleum products	19	155 062	6 925	4.5	Z	X
5800	Farm supplies	10	126 876	26 208	20.7	.2	X
6000	Paint, paint supplies, and wallpaper	53	337 460	33 454	9.9	.2	1.4
6011	Architectural coatings (enamels, primers, stains, solvents, and lacquers)	28	200 804	13 106	6.5	.1	X
6014	Paint supplies	26	136 656	20 348	14.9	.1	X
6120	Art goods (including novelties and souvenirs)	6	7 594	773	10.2	Z	X
6130	Textile bags, bagging, and burlap	6	76 173	16 010	21.0	.1	X

See footnotes at end of table.

Table 3. Merchant Wholesalers by Kind of Business and Commodity Line: 1997—Con.

[Includes only establishments with payroll. For meaning of abbreviations and symbols, see introductory text. For explanation of terms, see Appendix A]

NAICS code and CL code	Kind of business and commodity line	Establishments handling commodity line		Commodity line sales			Sales coverage percent
		Number	Total sales (\$1,000)	Amount ¹ (\$1,000)	As percent of total sales of—		
					Establishments handling line	Establishments in NAICS industry ¹	
42261	Plastics materials & basic forms & shapes whsle—Con.						
9700	Service receipts and labor charges (including installed parts)	163	641 292	40 150	6.3	.2	14.5
9701	Labor charges for repair work	112	324 070	14 188	4.4	.1	X
9702	Parts installed in repair work	70	183 167	4 355	2.4	Z	X
9703	Other service receipts and labor charges—Specify	72	333 212	21 606	6.5	.1	X
9720	Receipts for service contracts	9	46 073	4 013	8.7	Z	X
9810	Miscellaneous commodities	287	1 691 261	161 429	9.5	1.0	X
9940	Rental and leasing receipts	83	403 592	12 789	3.2	.1	1.7
9943	Other office machine rental receipts	83	403 592	12 789	3.2	.1	X
422610	Plastics materials & basic forms & shapes whsle	3 357	X	16 733 225	X	100.0	78.4
0200	New and rebuilt automotive parts and supplies	8	110 979	12 849	11.6	.1	X
0420	Office and business furniture	9	8 178	105	1.3	Z	12.1
0422	New store and restaurant furniture	6	2 883	31	1.1	Z	X
0423	New public furniture (theater seats, church pews, park benches, and school desks)	6	2 883	31	1.1	Z	X
0530	Flooring and floor coverings	21	93 760	33 874	36.1	.2	56.5
0531	Soft-surface (textile) floor coverings and accessories (including rugs, carpets, and pads)	16	91 678	17 210	18.8	.1	X
0532	Hardwood flooring	14	88 675	3 516	4.0	Z	X
0533	Other hard-surface floor coverings and accessories (including tile and sheet goods)	19	44 455	13 136	29.5	.1	X
0540	Other home furnishings	9	18 746	2 644	14.1	Z	8.0
0542	Mirrors, lamps, and picture frames	9	18 746	2 644	14.1	Z	X
0600	Lumber: rough, dressed, and finished	10	39 599	9 696	24.5	.1	X
0620	Plywood and millwork	44	231 568	36 449	15.7	.2	53.6
0621	Softwood plywood and oriented strand board (OSB)	10	71 163	13 664	19.2	.1	X
0622	Other panels products (including hardwood plywood, waterboard, and particleboard)	30	148 636	18 847	12.7	.1	X
0624	Wood millwork (doors, windows, cabinets, etc.)	10	59 405	2 727	4.6	Z	X
0700	Brick, stone, tile, sand, block, cement, and gravel	23	88 146	14 571	16.5	.1	56.1
0714	Brick, block, tile, clay/cement sewer pipe, etc.	16	67 192	12 488	18.6	.1	X
0720	Roofing, siding, and insulation materials	15	55 688	8 624	15.5	.1	17.7
0723	Insulation materials	9	39 054	4 407	11.3	Z	X
0730	Flat glass and other construction glass (excluding automotive)	6	16 281	3 117	19.1	Z	X
0740	Other construction materials	9	54 462	3 398	6.2	Z	X
0800	Photographic equipment and supplies (excluding video)	11	27 754	3 887	14.0	Z	X
0900	Office equipment	19	25 498	1 412	5.5	Z	25.7
0915	Mailing, letter handling, and addressing machines	19	25 498	1 412	5.5	Z	X
0920	New computer equipment	13	26 721	1 198	4.5	Z	29.0
0921	Computers	13	26 721	597	2.2	Z	X
0924	Other computer peripheral equipment	13	26 721	597	2.2	Z	X
0950	Computer software (packaged)	9	19 179	260	1.4	Z	X
0960	Restaurant and hotel equipment and supplies	10	43 952	8 139	18.5	Z	X
0970	Store machines and equipment	10	53 558	4 767	8.9	Z	X
1000	Medical, hospital, and surgical supplies	30	131 939	11 112	8.4	.1	7.9
1013	Other surgical, medical, and hospital supplies	30	131 939	11 112	8.4	.1	X
1120	Flat iron and steel products	58	262 091	15 762	6.0	.1	6.2
1126	Sheets (galvanized and coated)	14	18 339	2 167	11.8	.1	X
1128	Fabricated and structural plate products	58	262 091	13 595	5.2	.1	X
1140	Iron and steel wire and wire products	40	162 692	11 193	6.9	.1	X
1150	Iron and steel pipe and tubing	94	461 096	89 411	19.4	.5	10.5
1152	Tubing	47	215 246	13 818	6.4	.1	X
1153	Standard steel pipe	58	289 080	53 998	18.7	.3	X
1154	Other steel pipe	34	148 614	21 595	14.5	.1	X
1180	Stainless steel	8	71 231	10 044	14.1	.1	10.7
1185	Other stainless steel (including tubing)	8	71 231	10 044	14.1	.1	X
1200	Copper and brass	46	249 403	15 759	6.3	.1	8.4
1213	Tubular products (pipes and tubes)	46	249 403	15 759	6.3	.1	X
1220	Aluminum shapes, forms, etc.	113	462 382	49 129	10.6	.3	16.1
1221	Plates (.250 inch and over)	9	49 249	1 694	3.4	Z	X
1222	Sheets and coils (.006 to .249 inch)	104	391 176	33 252	8.5	.2	X
1224	Pipe and tubing (including hollow bar, square, and rectangular tubing) ..	87	325 631	12 501	3.8	.1	X
1225	Foils	6	52 756	1 682	3.2	Z	X
1400	Electrical apparatus and equipment	40	78 707	8 435	10.7	.1	12.8
1415	Electric bulbs (all types)	32	61 266	2 244	3.7	Z	X
1418	Lighting fixtures (residential and commercial)	8	17 441	673	3.9	Z	X
1421	Other electrical apparatus and equipment (including fuses and lightning rods)	8	35 821	5 518	15.4	Z	X
1500	Electrical appliances, household	13	61 636	3 063	5.0	Z	6.0
1511	Televisions	13	61 636	1 918	3.1	Z	X
1513	V.C.R.'s and video cameras	13	61 636	1 145	1.9	Z	X
1600	Electronic parts and equipment, except communication	41	260 949	33 280	12.8	.2	1.1
1616	Electronic connectors and other passive electronic parts	41	260 949	6 049	2.3	Z	X
1618	Electronic parts and equipment, n.e.c.	41	260 949	27 231	10.4	.2	X
1700	Hardware	198	730 429	74 694	10.2	.4	11.1
1711	Hand tools (including power driven)	133	464 934	28 555	6.1	.2	X
1712	Bolts, nuts, rivets, and fasteners	98	351 823	13 828	3.9	.1	X
1713	Cutlery	63	294 566	32 302	11.0	.2	X

See footnotes at end of table.

Table 3. Merchant Wholesalers by Kind of Business and Commodity Line: 1997—Con.

[Includes only establishments with payroll. For meaning of abbreviations and symbols, see introductory text. For explanation of terms, see Appendix A]

NAICS code and CL code	Kind of business and commodity line	Establishments handling commodity line		Commodity line sales			Sales coverage percent
		Number	Total sales (\$1,000)	Amount ¹ (\$1,000)	As percent of total sales of—		
					Establishments handling line	Establishments in NAICS industry ¹	
422610	Plastics materials & basic forms & shapes whole—Con.						
1800	Plumbing and heating equipment and supplies (hydronics)	97	448 101	94 828	21.2	.6	40.8
1811	Plastic pipe fittings and valves (excluding pipe and tubing)	80	383 742	65 702	17.1	.4	X
1812	Metal pipe fittings and valves (excluding pipe and tubing)	39	135 746	16 321	12.0	.1	X
1813	Plumbing fixtures	22	139 756	3 012	2.2	Z	X
1814	Furnaces, stoves, water heaters (except electric and warm air)	14	104 571	2 081	2.0	Z	X
1818	Other plumbing and heating equipment and supplies	20	72 754	7 694	10.6	Z	X
1900	Warm air heating and air-conditioning equipment and supplies	6	43 096	10 328	24.0	.1	70.5
1911	Furnaces (warm air)	6	43 096	3 072	7.1	Z	X
1912	Central air-conditioning (residential and commercial)	6	43 096	5 509	12.8	Z	X
1914	Heat pumps (residential and commercial)	6	43 096	1 747	4.1	Z	X
2100	Construction and mining machinery and equipment (including parts and attachments)	12	70 752	13 739	19.4	.1	X
2320	General-purpose industrial machinery, equipment, and parts	139	844 805	75 445	8.9	.5	2.9
2321	New pumps, compressors (air or gas), and equipment	73	536 254	43 309	8.1	.3	X
2327	All other new general-purpose industrial machinery and equipment	67	308 551	31 385	10.2	.2	X
2328	Used general-purpose industrial machinery and equipment	27	170 205	751	.4	Z	X
2340	Materials handling machinery, equipment, and parts	17	127 905	17 931	14.0	.1	6.2
2341	New conveying equipment	6	74 879	1 758	2.3	Z	X
2344	New industrial trucks and tractors	6	27 921	11 670	41.8	.1	X
2345	Used materials handling machinery, equipment, and parts	6	25 107	4 503	17.9	Z	X
2360	Other industrial machinery, equipment, and parts	25	67 974	11 946	17.6	.1	12.8
2366	Other new industrial machinery and equipment	9	34 039	5 414	15.9	Z	X
2367	Used industrial machinery and equipment	12	48 981	3 690	7.5	Z	X
2440	Welding supplies (excluding gases)	28	85 228	1 117	1.3	Z	X
2450	Industrial containers and supplies	96	597 143	83 242	13.9	.5	27.3
2452	Bottles and bottlers' supplies	50	483 951	65 335	13.5	.4	X
2454	Other industrial containers and supplies	52	130 257	17 907	13.7	.1	X
2460	Other industrial supplies	149	814 406	64 003	7.9	.4	2.8
2461	Printing and duplicating inks	15	60 421	2 039	3.4	Z	X
2462	Abrasives and abrasive materials	15	60 421	255	.4	Z	X
2463	Nylon, polyester, and synthetic rubber	14	15 566	2 188	14.1	Z	X
2464	Mechanical rubber goods	28	72 527	5 779	8.0	Z	X
2465	Strapping and tape	82	511 360	39 022	7.6	.2	X
2466	Industrial supplies, n.e.c.	54	495 957	14 720	3.0	.1	X
2520	Custodial (janitors') equipment and supplies	46	294 704	45 295	15.4	.3	.9
2522	Custodial equipment—nonpower equipment	46	294 704	16 994	5.8	.1	X
2523	Custodial supplies	46	294 704	28 301	9.6	.2	X
2700	Sporting and recreational goods and supplies	14	44 793	2 743	6.1	Z	X
2800	Toys and hobby goods and supplies	13	43 961	6 290	14.3	Z	X
2930	Recyclable paper and paperboard	21	50 865	7 217	14.2	Z	X
3120	Forest products, except lumber (including cordwood, hewn posts, poles, and ties)	39	169 313	20 721	12.2	.1	X
3200	Printing and writing paper	29	140 632	6 932	4.9	Z	43.5
3211	Roll newsprint and rotogravure paper	23	138 674	6 281	4.5	Z	X
3212	Fine roll paper	6	76 911	103	.1	Z	X
3213	Other printing and writing paper	6	1 958	548	28.0	Z	X
3300	Stationery, office supplies and greeting cards	37	111 118	7 400	6.7	Z	40.6
3312	Stationery, photocopy paper, and typing paper	29	109 166	1 981	1.8	Z	X
3313	Inked ribbons, carbon paper, pens and pencils	21	15 816	1 189	7.5	Z	X
3314	Toner and cartridges	16	15 777	3 965	25.1	Z	X
3316	Other stationery supplies (envelopes, ruled forms, and binder paper)	8	3 644	265	7.3	Z	X
3400	Industrial and personal services paper and plastics	149	955 367	150 188	15.7	.9	35.2
3411	Paperboard and boxboard boxes	97	801 041	104 149	13.0	.6	X
3412	Paper dishes, cups, and napkins	17	37 508	1 071	2.9	Z	X
3413	Industrial paper (wrapping, bags, cartons, etc.)	64	398 665	39 814	10.0	.2	X
3414	Disposable plastic boxes, containers, cups, dishes, and supplies	17	115 724	1 761	1.5	Z	X
3415	Other industrial and personal service paper	42	58 983	3 387	5.7	Z	X
3500	Drugs, pharmaceuticals, cosmetics, and toiletries	13	178 912	26 561	14.8	.2	2.8
3511	Prescription drugs	13	178 912	25 522	14.3	.2	X
3512	Nonprescription pharmaceuticals	13	178 912	1 039	.6	Z	X
3600	Piece goods, knit and woven	8	175 172	35 353	20.2	.2	X
3700	Notions (buttons, ribbons, lace, sewing accessories, zippers, bindings, etc.)	20	58 877	5 084	8.6	Z	X
5300	Plastics materials and basic shapes	3 357	16 733 225	14 851 815	88.8	88.8	60.7
5311	Plastic pipes, rods, tubes, and shapes	1 071	4 088 353	2 585 316	63.2	15.5	X
5312	High pressure laminates	418	1 425 120	405 031	28.4	2.4	X
5313	Plastics raw materials	1 120	8 388 380	7 382 312	88.0	44.1	X
5314	Other plastics materials and basic shapes	1 708	6 235 738	4 479 156	71.8	26.8	X
5320	Industrial gases (welding, etc.)	19	169 912	32 100	18.9	.2	X
5330	Chemicals and allied products (excluding agricultural, plastics, gases, and petroleum)	347	2 165 112	322 637	14.9	1.9	71.6
5331	Gasses, compressed and liquified, except L.P.	11	73 092	16 901	23.1	.1	X
5332	Alkalies and chlorine	15	78 346	8 392	10.7	.1	X
5334	Organic fibers	14	130 441	8 619	6.6	.1	X
5335	Detergents and soaps	42	415 603	26 214	6.3	.2	X
5336	Sanitation chemicals, polishes, and waxes	32	342 695	28 338	8.3	.2	X
5338	Wood chemicals, naval stores, and gum	14	226 738	16 005	7.1	.1	X
5342	Adhesives, sealants, and glues	227	1 009 642	78 696	7.8	.5	X
5344	Other chemicals and allied products	118	1 002 459	137 925	13.8	.8	X
5400	Petroleum products	19	155 062	6 925	4.5	Z	X
5800	Farm supplies	10	126 876	26 208	20.7	.2	X

See footnotes at end of table.

Table 3. Merchant Wholesalers by Kind of Business and Commodity Line: 1997—Con.

[Includes only establishments with payroll. For meaning of abbreviations and symbols, see introductory text. For explanation of terms, see Appendix A]

NAICS code and CL code	Kind of business and commodity line	Establishments handling commodity line		Commodity line sales			Sales coverage percent
		Number	Total sales (\$1,000)	Amount ¹ (\$1,000)	As percent of total sales of—		
					Establishments handling line	Establishments in NAICS industry ¹	
422610	Plastics materials & basic forms & shapes whsle—Con.						
6000	Paint, paint supplies, and wallpaper	53	337 460	33 454	9.9	.2	1.4
6011	Architectural coatings (enamels, primers, stains, solvents, and lacquers)	28	200 804	13 106	6.5	.1	X
6014	Paint supplies	26	136 656	20 348	14.9	.1	X
6120	Art goods (including novelties and souvenirs)	6	7 594	773	10.2	Z	X
6130	Textile bags, bagging, and burlap	6	76 173	16 010	21.0	.1	X
9700	Service receipts and labor charges (including installed parts)	163	641 292	40 150	6.3	.2	14.5
9701	Labor charges for repair work	112	324 070	14 188	4.4	.1	X
9702	Parts installed in repair work	70	183 167	4 355	2.4	Z	X
9703	Other service receipts and labor charges—Specify	72	333 212	21 606	6.5	.1	X
9720	Receipts for service contracts	9	46 073	4 013	8.7	Z	X
9810	Miscellaneous commodities	287	1 691 261	161 429	9.5	1.0	X
9940	Rental and leasing receipts	83	403 592	12 789	3.2	.1	1.7
9943	Other office machine rental receipts	83	403 592	12 789	3.2	.1	X
42269	Other chemical & allied products whsle	8 892	X	39 315 137	X	100.0	80.8
0200	New and rebuilt automotive parts and supplies	77	247 900	27 221	11.0	.1	21.3
0213	Electrical engine parts (including ignition parts)	7	3 342	62	1.9	Z	X
0214	Brake parts (including fluid and all disk and drum parts)	26	109 994	2 097	1.9	Z	X
0215	Exhaust system parts	11	41 887	660	1.6	Z	X
0217	Hoses, belts, gaskets, and wiper blades	28	116 151	2 535	2.2	Z	X
0218	Filters (oil, air, gas, and transmission)	35	121 024	5 711	4.7	Z	X
0221	Body parts and repair materials	17	88 848	9 670	10.9	Z	X
0222	Suspension parts (shocks, struts, balljoints, etc.)	7	3 342	69	2.1	Z	X
0223	Parts, n.e.c.	17	64 126	2 660	4.1	Z	X
0224	Accessories	33	101 588	3 730	3.7	Z	X
0300	Tires and tubes	18	68 170	8 933	13.1	Z	9.7
0311	New tires and tubes	6	62 309	3 016	4.8	Z	X
0312	Recapped and used tires and repair materials	12	5 861	5 917	100.0	Z	X
0400	Household and lawn furniture	7	21 544	939	4.4	Z	3.7
0412	Sleep furniture and equipment	7	21 544	939	4.4	Z	X
0530	Flooring and floor coverings	17	24 136	1 707	7.1	Z	20.7
0531	Soft-surface (textile) floor coverings and accessories (including rugs, carpets, and pads)	13	13 891	927	6.7	Z	X
0540	Other home furnishings	8	18 295	2 239	12.2	Z	X
0620	Plywood and millwork	17	79 891	16 409	20.5	Z	31.3
0622	Other panels products (including hardwood plywood, waterboard, and particleboard)	9	55 092	6 053	11.0	Z	X
0624	Wood millwork (doors, windows, cabinets, etc.)	11	42 183	6 977	16.5	Z	X
0700	Brick, stone, tile, sand, block, cement, and gravel	18	83 725	12 646	15.1	Z	30.6
0713	Sand, gravel, and crushed stone	6	10 512	1 933	18.4	Z	X
0720	Roofing, siding, and insulation materials	17	124 719	19 522	15.7	.1	27.7
0723	Insulation materials	12	66 344	6 411	9.7	Z	X
0740	Other construction materials	27	147 711	16 897	11.4	Z	36.5
0744	Construction materials, n.e.c. (including wire fence and construction paper)	27	147 711	16 897	11.4	Z	X
0900	Office equipment	7	37 349	868	2.3	Z	1.6
0913	Copying machines and equipment	7	37 349	868	2.3	Z	X
0920	New computer equipment	6	3 738	150	4.0	Z	X
0960	Restaurant and hotel equipment and supplies	60	112 264	11 189	10.0	Z	X
1000	Medical, hospital, and surgical supplies	111	360 839	41 972	11.6	.1	9.3
1011	Surgical and medical instruments and equipment	37	110 132	17 714	16.1	Z	X
1012	Orthopedic, and prosthetic appliances and supplies	51	179 221	11 166	6.2	Z	X
1013	Other surgical, medical, and hospital supplies	69	233 969	13 092	5.6	Z	X
1050	Other professional equipment and supplies	20	31 770	7 078	22.3	Z	79.1
1054	Laboratory equipment	19	28 738	5 686	19.8	Z	X
1120	Flat iron and steel products	47	351 911	44 906	12.8	.1	X
1140	Iron and steel wire and wire products	67	130 573	15 603	12.0	Z	.9
1141	Wire (plain, coated, barbed, and twisted)	23	8 490	601	7.1	Z	X
1143	Wire rope, strand, strapping, reinforcement mesh, and bale ties	21	72 992	7 884	10.8	Z	X
1150	Iron and steel pipe and tubing	19	48 288	5 006	10.4	Z	1.7
1154	Other steel pipe	16	45 535	4 982	10.9	Z	X
1160	Other iron and steel products	17	49 758	12 727	25.6	Z	44.8
1167	Finished products, n.e.c.	10	9 917	520	5.2	Z	X
1170	Alloy steel	6	33 493	10 692	31.9	Z	3.2
1175	Other alloy steel	6	33 493	10 692	31.9	Z	X
1200	Copper and brass	67	665 385	12 386	1.9	Z	.3
1214	Rod, nonelectrical wire, extruded shapes, etc.	62	660 997	12 350	1.9	Z	X
1220	Aluminum shapes, forms, etc.	32	177 044	29 081	16.4	.1	X
1230	Other nonferrous metals (magnesium, nickel, tin, lead, zinc, etc., except precious)	22	144 236	31 646	21.9	.1	X
1320	Minerals and ores (excluding coal, precious stones, and crude oil)	50	770 731	110 037	14.3	.3	X
1400	Electrical apparatus and equipment	48	508 159	6 941	1.4	Z	.1
1419	Industrial controls	13	430 687	3 597	.8	Z	X
1421	Other electrical apparatus and equipment (including fuses and lightning rods)	28	63 520	294	.5	Z	X
1500	Electrical appliances, household	22	12 374	988	8.0	Z	34.5
1518	Other electrical household appliances (including fans, dishwashers, etc.) ..	21	12 345	982	8.0	Z	X
1600	Electronic parts and equipment, except communication	189	742 080	92 201	12.4	.2	3.2
1615	Discrete semiconductors, etc.	184	718 001	90 337	12.6	.2	X

See footnotes at end of table.

Table 3. Merchant Wholesalers by Kind of Business and Commodity Line: 1997—Con.

[Includes only establishments with payroll. For meaning of abbreviations and symbols, see introductory text. For explanation of terms, see Appendix A]

NAICS code and CL code	Kind of business and commodity line	Establishments handling commodity line		Commodity line sales			Sales coverage percent
		Number	Total sales (\$1,000)	Amount ¹ (\$1,000)	As percent of total sales of—		
					Establishments handling line	Establishments in NAICS industry ¹	
42269	Other chemical & allied products whsle—Con.						
1700	Hardware	237	498 383	53 351	10.7	.1	9.0
1711	Hand tools (including power driven)	124	370 158	31 349	8.5	.1	X
1712	Bolts, nuts, rivets, and fasteners	100	110 386	17 735	16.1	Z	X
1713	Cutlery	38	18 988	4 267	22.5	Z	X
1800	Plumbing and heating equipment and supplies (hydronics)	119	383 420	31 998	8.3	.1	21.5
1811	Plastic pipe fittings and valves (excluding pipe and tubing)	26	78 153	5 537	7.1	Z	X
1812	Metal pipe fittings and valves (excluding pipe and tubing)	20	76 528	2 997	3.9	Z	X
1813	Plumbing fixtures	36	262 456	5 380	2.1	Z	X
1814	Furnaces, stoves, water heaters (except electric and warm air)	28	37 030	1 694	4.6	Z	X
1815	Boilers, radiators, and convectors	11	1 130	64	5.7	Z	X
1818	Other plumbing and heating equipment and supplies	73	193 915	16 326	8.4	Z	X
1900	Warm air heating and air-conditioning equipment and supplies	12	59 955	3 221	5.4	Z	X
2100	Construction and mining machinery and equipment (including parts and attachments)	18	69 048	13 295	19.3	Z	9.4
2112	New power cranes, draglines, and shovels	15	63 317	622	1.0	Z	X
2117	Other new construction and mining, logging, and road maintenance machinery, equipment, and parts	15	63 317	12 420	19.6	Z	X
2200	Farm machinery, equipment, and parts	28	47 300	8 841	18.7	Z	9.1
2214	New dairy farm and barn equipment	20	32 770	4 648	14.2	Z	X
2218	Used farm machinery and equipment	12	33 747	756	2.2	Z	X
2220	Garden machinery, equipment, and parts	11	33 555	3 597	10.7	Z	X
2300	Hydraulic and pneumatic (fluid-power) pumps, motors, and parts	9	26 962	1 185	4.4	Z	20.7
2311	Pumps	7	24 989	1 094	4.4	Z	X
2320	General-purpose industrial machinery, equipment, and parts	611	3 828 876	191 742	5.0	.5	15.9
2321	New pumps, compressors (air or gas), and equipment	192	224 115	30 190	13.5	.1	X
2323	New diesel engines (excluding automotive)	19	35 046	1 261	3.6	Z	X
2326	New controlling, recording, and indicating instruments and access	160	165 867	28 617	17.3	.1	X
2327	All other new general-purpose industrial machinery and equipment	313	3 276 029	52 407	1.6	.1	X
2328	Used general-purpose industrial machinery and equipment	191	399 878	79 254	19.8	.2	X
2330	Metalworking machinery, equipment, and parts	32	113 386	11 333	10.0	Z	X
2340	Materials handling machinery, equipment, and parts	16	473 336	1 270	.3	Z	76.8
2341	New conveying equipment	12	459 685	348	.1	Z	X
2360	Other industrial machinery, equipment, and parts	58	656 351	36 356	5.5	.1	70.8
2362	New power plant machinery (excluding electrical)	6	22 430	2 227	9.9	Z	X
2366	Other new industrial machinery and equipment	51	643 578	29 599	4.6	.1	X
2367	Used industrial machinery and equipment	11	36 472	1 501	4.1	Z	X
2380	Industrial valves and fittings (except fluid-power)	20	84 909	9 309	11.0	Z	X
2420	Hydraulic and pneumatic connectors and assemblies	6	43 203	8 277	19.2	Z	X
2430	Fluid-power filters, components, accessories, and parts	15	59 142	9 107	15.4	Z	51.7
2431	Filters	11	15 801	1 749	11.1	Z	X
2432	Other fluid-power components, accessories, and parts, n.e.c.	9	55 501	7 358	13.3	Z	X
2440	Welding supplies (excluding gases)	694	1 170 885	339 393	29.0	.9	X
2450	Industrial containers and supplies	278	2 163 219	62 788	2.9	.2	2.6
2451	New and reconditioned drums and barrels	188	601 422	2 559	.4	Z	X
2454	Other industrial containers and supplies	127	1 866 572	60 124	3.2	.2	X
2460	Other industrial supplies	348	2 112 395	93 715	4.4	.2	4.6
2462	Abrasives and abrasive materials	205	1 334 626	41 079	3.1	.1	X
2463	Nylon, polyester, and synthetic rubber	7	39 084	433	1.1	Z	X
2465	Strapping and tape	33	217 673	1 306	.6	Z	X
2466	Industrial supplies, n.e.c.	293	1 951 959	50 898	2.6	.1	X
2520	Custodial (janitors') equipment and supplies	658	1 238 904	178 612	14.4	.5	16.5
2521	Custodial equipment—power equipment	395	814 370	58 270	7.2	.1	X
2522	Custodial equipment—nonpower equipment	314	500 000	20 292	4.1	.1	X
2523	Custodial supplies	504	969 794	100 048	10.3	.3	X
2530	Laundry and dry-cleaning equipment and supplies	169	873 729	34 797	4.0	.1	X
2540	Other service establishment equipment and supplies	20	87 803	13 398	15.3	Z	29.4
2542	Service establishment equipment and supplies, n.e.c.	20	87 803	13 398	15.3	Z	X
2700	Sporting and recreational goods and supplies	20	44 769	10 326	23.1	Z	62.2
2713	Billiards, pool, bowling equipment, and accessories	8	16 022	3 109	19.4	Z	X
2718	Other sporting and recreational goods (go carts, bait, etc.)	8	22 010	7 106	32.3	Z	X
2800	Toys and hobby goods and supplies	7	7 474	1 058	14.2	Z	X
2930	Recyclable paper and paperboard	11	5 505	909	16.5	Z	X
2940	Recyclable materials, except metal	7	34 050	7 593	22.3	Z	X
3000	Jewelry, diamonds, gem stones, and watches	6	22 624	2 939	13.0	Z	X
3120	Forest products, except lumber (including cordwood, hewn posts, poles, and ties)	16	80 262	16 159	20.1	Z	X
3150	Other durable goods	18	55 760	1 213	2.2	Z	1.9
3154	Other durable goods, n.e.c.	18	55 760	1 213	2.2	Z	X
3200	Printing and writing paper	18	27 803	2 238	8.0	Z	14.4
3213	Other printing and writing paper	18	27 803	2 238	8.0	Z	X
3300	Stationery, office supplies and greeting cards	12	14 184	1 069	7.5	Z	57.0
3311	Business forms	9	11 580	962	8.3	Z	X
3314	Toner and cartridges	7	8 353	105	1.3	Z	X
3400	Industrial and personal services paper and plastics	449	1 681 128	128 571	7.6	.3	8.8
3411	Paperboard and boxboard boxes	148	434 197	4 490	1.0	Z	X
3412	Paper dishes, cups, and napkins	202	790 880	13 954	1.8	Z	X
3413	Industrial paper (wrapping, bags, cartons, etc.)	110	347 325	18 214	5.2	Z	X
3414	Disposable plastic boxes, containers, cups, dishes, and supplies	71	396 731	6 337	1.6	Z	X
3415	Other industrial and personal service paper	217	1 159 839	85 576	7.4	.2	X

See footnotes at end of table.

Table 3. Merchant Wholesalers by Kind of Business and Commodity Line: 1997—Con.

[Includes only establishments with payroll. For meaning of abbreviations and symbols, see introductory text. For explanation of terms, see Appendix A]

NAICS code and CL code	Kind of business and commodity line	Establishments handling commodity line		Commodity line sales			Sales coverage percent
		Number	Total sales (\$1,000)	Amount ¹ (\$1,000)	As percent of total sales of—		
					Establishments handling line	Establishments in NAICS industry ¹	
42269	Other chemical & allied products whse—Con.						
3500	Drugs, pharmaceuticals, cosmetics, and toiletries	243	2 878 220	202 391	7.0	.5	1.7
3512	Nonprescription pharmaceuticals	44	2 554 137	186 734	7.3	.5	X
3513	Cosmetics	39	32 083	2 797	8.7	Z	X
3515	Other toiletries and druggists' sundries	150	257 866	12 048	4.7	Z	X
3600	Piece goods, knit and woven	13	394 578	106 942	27.1	.3	X
3700	Notions (buttons, ribbons, lace, sewing accessories, zippers, bindings, etc.)	14	5 826	386	6.6	Z	X
4100	Frozen foods (packaged)	6	53 531	3 564	6.7	Z	1.8
4117	Other frozen foods (except frozen dairy products)	6	53 531	3 564	6.7	Z	X
4200	Dairy products (excluding dried or canned)	7	7 799	400	5.1	Z	63.2
4215	Raw milk	7	7 799	400	5.1	Z	X
4800	Coffee, tea, and spices	54	477 249	394	.1	Z	X
4850	Soft drinks and bottled water	7	8 318	1 244	15.0	Z	X
4860	Other grocery specialties	30	127 997	4 730	3.7	Z	6.1
4868	Grocery specialties, n.e.c.	21	90 110	2 128	2.4	Z	X
4900	Grain and beans	29	136 006	37 004	27.2	.1	80.0
4911	Corn (for grain)	25	127 328	20 312	16.0	.1	X
4912	Oats and barley	11	32 247	560	1.7	Z	X
4913	Wheat	11	32 247	2 266	7.0	Z	X
4915	Soybeans	14	111 209	13 424	12.1	Z	X
5140	Other farm products, inedible	8	25 221	3 245	12.9	Z	80.8
5143	Farm products, n.e.c.	8	25 221	3 245	12.9	Z	X
5300	Plastics materials and basic shapes	473	5 422 336	567 868	10.5	1.4	74.2
5311	Plastic pipes, rods, tubes, and shapes	95	237 589	16 685	7.0	Z	X
5312	High pressure laminates	7	18 482	1 231	6.7	Z	X
5313	Plastics raw materials	249	4 629 640	442 936	9.6	1.1	X
5314	Other plastics materials and basic shapes	161	650 021	107 014	16.5	.3	X
5320	Industrial gases (welding, etc.)	859	1 850 947	941 978	50.9	2.4	X
5330	Chemicals and allied products (excluding agricultural, plastics, gases, and petroleum)	8 147	37 994 765	33 873 727	89.2	86.2	63.0
5331	Gases, compressed and liquified, except L.P.	683	3 695 686	1 064 549	28.8	2.7	X
5332	Alkalies and chlorine	1 316	9 199 218	2 223 995	24.2	5.7	X
5334	Organic fibers	132	696 507	267 409	38.4	.7	X
5335	Detergents and soaps	2 563	7 716 403	1 763 891	22.9	4.5	X
5336	Sanitation chemicals, polishes, and waxes	1 701	5 892 362	952 952	16.2	2.4	X
5338	Wood chemicals, naval stores, and gum	301	3 138 168	282 171	9.0	.7	X
5341	Insecticides, nonagricultural	690	2 758 102	530 411	19.2	1.3	X
5342	Adhesives, sealants, and glues	926	3 090 545	1 336 140	43.2	3.4	X
5343	Explosives	268	1 186 703	1 001 981	84.4	2.5	X
5344	Other chemicals and allied products	5 340	30 609 716	24 450 228	79.9	62.2	X
5400	Petroleum products	614	5 294 086	805 666	15.2	2.0	1.3
5411	Aviation gasoline	18	13 120	3 199	24.4	Z	X
5412	Motor gasoline	113	1 470 445	131 562	8.9	.3	X
5415	No. 2 distillate fuel oil (no. 2 diesel and no. 2 heating oil)	96	1 234 271	111 500	9.0	.3	X
5416	All other distillate fuel oil (no. 1 and no. 4 diesel and heating)	124	1 480 698	65 015	4.4	.2	X
5417	Residual fuel oil (no. 5, no. 6, heavy diesel, etc.)	51	1 603 611	273 764	17.1	.7	X
5418	Lubricating oil and greases	453	2 134 237	220 490	10.3	.6	X
5420	Liquified petroleum gases (excluding natural gas)	66	190 403	15 247	8.0	Z	X
5520	Other petroleum products (including asphalt, road oil, wax, etc.)	7	299 088	64 673	21.6	.2	X
5800	Farm supplies	247	2 111 839	123 953	5.9	.3	10.3
5811	Hay, straw, and alfalfa	23	81 740	1 462	1.8	Z	X
5812	Feeds (poultry and livestock) not mixed on location	73	1 021 757	59 106	5.8	.2	X
5814	Weed killers, soil sterilizers, and soil conditioners	39	249 665	1 749	.7	Z	X
5815	Insecticides, fungicides, and pesticides	48	286 094	5 071	1.8	Z	X
5816	Other agricultural chemicals and fertilizers	163	1 006 177	53 690	5.3	.1	X
5817	Seeds and bulbs	104	176 025	1 985	1.1	Z	X
5818	Other farm supplies (including harness and saddlery equipment)	26	101 295	882	.9	Z	X
6000	Paint, paint supplies, and wallpaper	287	1 020 313	105 871	10.4	.3	5.5
6011	Architectural coatings (enamels, primers, stains, solvents, and lacquers)	119	379 586	52 971	14.0	.1	X
6012	Industrial/OEM coatings (coatings applied by original manufacturers to products during manufacturing)	152	605 885	49 982	8.2	.1	X
6014	Paint supplies	33	77 105	694	.9	Z	X
6100	Books, periodicals, newspapers, and miscellaneous printed materials	18	49 136	2 304	4.7	Z	.2
6101	Books	18	49 136	1 149	2.3	Z	X
6102	Other periodicals, newspapers, and miscellaneous printed materials	18	49 136	1 149	2.3	Z	X
6120	Art goods (including novelties and souvenirs)	6	4 022	839	20.9	Z	X
6150	Nondurable goods, n.e.c.	10	83 546	15 195	18.2	Z	X
9700	Service receipts and labor charges (including installed parts)	944	2 122 448	143 669	6.8	.4	17.8
9701	Labor charges for repair work	759	1 800 092	80 445	4.5	.2	X
9702	Parts installed in repair work	487	1 189 323	41 591	3.5	.1	X
9703	Other service receipts and labor charges—Specify	225	421 388	21 626	5.1	.1	X
9720	Receipts for service contracts	16	32 804	2 989	9.1	Z	X
9740	Receipts for installing equipment	12	30 966	1 077	3.5	Z	X
9810	Miscellaneous commodities	683	2 361 190	200 238	8.5	.5	X
9920	Receipts for farm product preparation services (cleaning, shelling, etc.)	13	26 223	2 265	8.6	Z	X
9940	Rental and leasing receipts	492	1 375 954	117 736	8.6	.3	X

See footnotes at end of table.

Table 3. Merchant Wholesalers by Kind of Business and Commodity Line: 1997—Con.

[Includes only establishments with payroll. For meaning of abbreviations and symbols, see introductory text. For explanation of terms, see Appendix A]

NAICS code and CL code	Kind of business and commodity line	Establishments handling commodity line		Commodity line sales			Sales coverage percent
		Number	Total sales (\$1,000)	Amount ¹ (\$1,000)	As percent of total sales of—		
					Establishments handling line	Establishments in NAICS industry ¹	
422690	Other chemical & allied products wholesaler	8 892	X	39 315 137	X	100.0	80.8
0200	New and rebuilt automotive parts and supplies	77	247 900	27 221	11.0	.1	21.3
0213	Electrical engine parts (including ignition parts)	7	3 342	62	1.9	Z	X
0214	Brake parts (including fluid and all disk and drum parts)	26	109 994	2 097	1.9	Z	X
0215	Exhaust system parts	11	41 887	660	1.6	Z	X
0217	Hoses, belts, gaskets, and wiper blades	28	116 151	2 535	2.2	Z	X
0218	Filters (oil, air, gas, and transmission)	35	121 024	5 711	4.7	Z	X
0221	Body parts and repair materials	17	88 848	9 670	10.9	Z	X
0222	Suspension parts (shocks, struts, balljoints, etc.)	7	3 342	69	2.1	Z	X
0223	Parts, n.e.c.	17	64 126	2 660	4.1	Z	X
0224	Accessories	33	101 588	3 730	3.7	Z	X
0300	Tires and tubes	18	68 170	8 933	13.1	Z	9.7
0311	New tires and tubes	6	62 309	3 016	4.8	Z	X
0312	Recapped and used tires and repair materials	12	5 861	5 917	100.0	Z	X
0400	Household and lawn furniture	7	21 544	939	4.4	Z	3.7
0412	Sleep furniture and equipment	7	21 544	939	4.4	Z	X
0530	Flooring and floor coverings	17	24 136	1 707	7.1	Z	20.7
0531	Soft-surface (textile) floor coverings and accessories (including rugs, carpets, and pads)	13	13 891	927	6.7	Z	X
0540	Other home furnishings	8	18 295	2 239	12.2	Z	X
0620	Plywood and millwork	17	79 891	16 409	20.5	Z	31.3
0622	Other panels products (including hardwood plywood, waterboard, and particleboard)	9	55 092	6 053	11.0	Z	X
0624	Wood millwork (doors, windows, cabinets, etc.)	11	42 183	6 977	16.5	Z	X
0700	Brick, stone, tile, sand, block, cement, and gravel	18	83 725	12 646	15.1	Z	30.6
0713	Sand, gravel, and crushed stone	6	10 512	1 933	18.4	Z	X
0720	Roofing, siding, and insulation materials	17	124 719	19 522	15.7	.1	27.7
0723	Insulation materials	12	66 344	6 411	9.7	Z	X
0740	Other construction materials	27	147 711	16 897	11.4	Z	36.5
0744	Construction materials, n.e.c. (including wire fence and construction paper)	27	147 711	16 897	11.4	Z	X
0900	Office equipment	7	37 349	868	2.3	Z	1.6
0913	Copying machines and equipment	7	37 349	868	2.3	Z	X
0920	New computer equipment	6	3 738	150	4.0	Z	X
0960	Restaurant and hotel equipment and supplies	60	112 264	11 189	10.0	Z	X
1000	Medical, hospital, and surgical supplies	111	360 839	41 972	11.6	.1	9.3
1011	Surgical and medical instruments and equipment	37	110 132	17 714	16.1	Z	X
1012	Orthopedic, and prosthetic appliances and supplies	51	179 221	11 166	6.2	Z	X
1013	Other surgical, medical, and hospital supplies	69	233 969	13 092	5.6	Z	X
1050	Other professional equipment and supplies	20	31 770	7 078	22.3	Z	79.1
1054	Laboratory equipment	19	28 738	5 686	19.8	Z	X
1120	Flat iron and steel products	47	351 911	44 906	12.8	.1	X
1140	Iron and steel wire and wire products	67	130 573	15 603	12.0	Z	.9
1141	Wire (plain, coated, barbed, and twisted)	23	8 490	601	7.1	Z	X
1143	Wire rope, strand, strapping, reinforcement mesh, and bale ties	21	72 992	7 884	10.8	Z	X
1150	Iron and steel pipe and tubing	19	48 288	5 006	10.4	Z	1.7
1154	Other steel pipe	16	45 535	4 982	10.9	Z	X
1160	Other iron and steel products	17	49 758	12 727	25.6	Z	44.8
1167	Finished products, n.e.c.	10	9 917	520	5.2	Z	X
1170	Alloy steel	6	33 493	10 692	31.9	Z	3.2
1175	Other alloy steel	6	33 493	10 692	31.9	Z	X
1200	Copper and brass	67	665 385	12 386	1.9	Z	.3
1214	Rod, nonelectrical wire, extruded shapes, etc.	62	660 997	12 350	1.9	Z	X
1220	Aluminum shapes, forms, etc.	32	177 044	29 081	16.4	.1	X
1230	Other nonferrous metals (magnesium, nickel, tin, lead, zinc, etc., except precious)	22	144 236	31 646	21.9	.1	X
1320	Minerals and ores (excluding coal, precious stones, and crude oil)	50	770 731	110 037	14.3	.3	X
1400	Electrical apparatus and equipment	48	508 159	6 941	1.4	Z	.1
1419	Industrial controls	13	430 687	3 597	.8	Z	X
1421	Other electrical apparatus and equipment (including fuses and lightning rods)	28	63 520	294	.5	Z	X
1500	Electrical appliances, household	22	12 374	988	8.0	Z	34.5
1518	Other electrical household appliances (including fans, dishwashers, etc.)	21	12 345	982	8.0	Z	X
1600	Electronic parts and equipment, except communication	189	742 080	92 201	12.4	.2	3.2
1615	Discrete semiconductors, etc.	184	718 001	90 337	12.6	.2	X
1700	Hardware	237	498 383	53 351	10.7	.1	9.0
1711	Hand tools (including power driven)	124	370 158	31 349	8.5	.1	X
1712	Bolts, nuts, rivets, and fasteners	100	110 386	17 735	16.1	Z	X
1713	Cutlery	38	18 988	4 267	22.5	Z	X
1800	Plumbing and heating equipment and supplies (hydronics)	119	383 420	31 998	8.3	.1	21.5
1811	Plastic pipe fittings and valves (excluding pipe and tubing)	26	78 153	5 537	7.1	Z	X
1812	Metal pipe fittings and valves (excluding pipe and tubing)	20	76 528	2 997	3.9	Z	X
1813	Plumbing fixtures	36	262 456	5 380	2.1	Z	X
1814	Furnaces, stoves, water heaters (except electric and warm air)	28	37 030	1 694	4.6	Z	X
1815	Boilers, radiators, and convectors	11	1 130	64	5.7	Z	X
1818	Other plumbing and heating equipment and supplies	73	193 915	16 326	8.4	Z	X
1900	Warm air heating and air-conditioning equipment and supplies	12	59 955	3 221	5.4	Z	X

See footnotes at end of table.

Table 3. Merchant Wholesalers by Kind of Business and Commodity Line: 1997—Con.

[Includes only establishments with payroll. For meaning of abbreviations and symbols, see introductory text. For explanation of terms, see Appendix A]

NAICS code and CL code	Kind of business and commodity line	Establishments handling commodity line		Commodity line sales			Sales coverage percent
		Number	Total sales (\$1,000)	Amount ¹ (\$1,000)	As percent of total sales of—		
					Establishments handling line	Establishments in NAICS industry ¹	
422690	Other chemical & allied products wholes—Con.						
2100	Construction and mining machinery and equipment (including parts and attachments)	18	69 048	13 295	19.3	Z	9.4
2112	New power cranes, draglines, and shovels	15	63 317	622	1.0	Z	X
2117	Other new construction and mining, logging, and road maintenance machinery, equipment, and parts	15	63 317	12 420	19.6	Z	X
2200	Farm machinery, equipment, and parts	28	47 300	8 841	18.7	Z	9.1
2214	New dairy farm and barn equipment	20	32 770	4 648	14.2	Z	X
2218	Used farm machinery and equipment	12	33 747	756	2.2	Z	X
2220	Garden machinery, equipment, and parts	11	33 555	3 597	10.7	Z	X
2300	Hydraulic and pneumatic (fluid-power) pumps, motors, and parts	9	26 962	1 185	4.4	Z	20.7
2311	Pumps	7	24 989	1 094	4.4	Z	X
2320	General-purpose industrial machinery, equipment, and parts	611	3 828 876	191 742	5.0	.5	15.9
2321	New pumps, compressors (air or gas), and equipment	192	224 115	30 190	13.5	.1	X
2323	New diesel engines (excluding automotive)	19	35 046	1 261	3.6	Z	X
2326	New controlling, recording, and indicating instruments and access	160	165 867	28 617	17.3	.1	X
2327	All other new general-purpose industrial machinery and equipment	313	3 276 029	52 407	1.6	.1	X
2328	Used general-purpose industrial machinery and equipment	191	399 878	79 254	19.8	.2	X
2330	Metalworking machinery, equipment, and parts	32	113 386	11 333	10.0	Z	X
2340	Materials handling machinery, equipment, and parts	16	473 336	1 270	.3	Z	76.8
2341	New conveying equipment	12	459 685	348	.1	Z	X
2360	Other industrial machinery, equipment, and parts	58	656 351	36 356	5.5	.1	70.8
2362	New power plant machinery (excluding electrical)	6	22 430	2 227	9.9	Z	X
2366	Other new industrial machinery and equipment	51	643 578	29 599	4.6	.1	X
2367	Used industrial machinery and equipment	11	36 472	1 501	4.1	Z	X
2380	Industrial valves and fittings (except fluid-power)	20	84 909	9 309	11.0	Z	X
2420	Hydraulic and pneumatic connectors and assemblies	6	43 203	8 277	19.2	Z	X
2430	Fluid-power filters, components, accessories, and parts	15	59 142	9 107	15.4	Z	51.7
2431	Filters	11	15 801	1 749	11.1	Z	X
2432	Other fluid-power components, accessories, and parts, n.e.c.	9	55 501	7 358	13.3	Z	X
2440	Welding supplies (excluding gases)	694	1 170 885	339 393	29.0	.9	X
2450	Industrial containers and supplies	278	2 163 219	62 788	2.9	Z	2.6
2451	New and reconditioned drums and barrels	188	601 422	2 559	.4	.2	X
2454	Other industrial containers and supplies	127	1 866 572	60 124	3.2	.2	X
2460	Other industrial supplies	348	2 112 395	93 715	4.4	.2	4.6
2462	Abrasives and abrasive materials	205	1 334 626	41 079	3.1	.1	X
2463	Nylon, polyester, and synthetic rubber	7	39 084	433	1.1	Z	X
2465	Strapping and tape	33	217 673	1 306	.6	Z	X
2466	Industrial supplies, n.e.c.	293	1 951 959	50 898	2.6	.1	X
2520	Custodial (janitors') equipment and supplies	658	1 238 904	178 612	14.4	.5	16.5
2521	Custodial equipment—power equipment	395	814 370	58 270	7.2	.1	X
2522	Custodial equipment—nonpower equipment	314	500 000	20 292	4.1	.1	X
2523	Custodial supplies	504	969 794	100 048	10.3	.3	X
2530	Laundry and dry-cleaning equipment and supplies	169	873 729	34 797	4.0	.1	X
2540	Other service establishment equipment and supplies	20	87 803	13 398	15.3	Z	29.4
2542	Service establishment equipment and supplies, n.e.c.	20	87 803	13 398	15.3	Z	X
2700	Sporting and recreational goods and supplies	20	44 769	10 326	23.1	Z	62.2
2713	Billiards, pool, bowling equipment, and accessories	8	16 022	3 109	19.4	Z	X
2718	Other sporting and recreational goods (go carts, bait, etc.)	8	22 010	7 106	32.3	Z	X
2800	Toys and hobby goods and supplies	7	7 474	1 058	14.2	Z	X
2930	Recyclable paper and paperboard	11	5 505	909	16.5	Z	X
2940	Recyclable materials, except metal	7	34 050	7 593	22.3	Z	X
3000	Jewelry, diamonds, gem stones, and watches	6	22 624	2 939	13.0	Z	X
3120	Forest products, except lumber (including cordwood, hewn posts, poles, and ties)	16	80 262	16 159	20.1	Z	X
3150	Other durable goods	18	55 760	1 213	2.2	Z	1.9
3154	Other durable goods, n.e.c.	18	55 760	1 213	2.2	Z	X
3200	Printing and writing paper	18	27 803	2 238	8.0	Z	14.4
3213	Other printing and writing paper	18	27 803	2 238	8.0	Z	X
3300	Stationery, office supplies and greeting cards	12	14 184	1 069	7.5	Z	57.0
3311	Business forms	9	11 580	962	8.3	Z	X
3314	Toner and cartridges	7	8 353	105	1.3	Z	X
3400	Industrial and personal services paper and plastics	449	1 681 128	128 571	7.6	.3	8.8
3411	Paperboard and boxboard boxes	148	434 197	4 490	1.0	Z	X
3412	Paper dishes, cups, and napkins	202	790 880	13 954	1.8	Z	X
3413	Industrial paper (wrapping, bags, cartons, etc.)	110	347 325	18 214	5.2	Z	X
3414	Disposable plastic boxes, containers, cups, dishes, and supplies	71	396 731	6 337	1.6	Z	X
3415	Other industrial and personal service paper	217	1 159 839	85 576	7.4	.2	X
3500	Drugs, pharmaceuticals, cosmetics, and toiletries	243	2 878 220	202 391	7.0	.5	1.7
3512	Nonprescription pharmaceuticals	44	2 554 137	186 734	7.3	.5	X
3513	Cosmetics	39	32 083	2 797	8.7	Z	X
3515	Other toiletries and druggists' sundries	150	257 866	12 048	4.7	Z	X
3600	Piece goods, knit and woven	13	394 578	106 942	27.1	.3	X
3700	Notions (buttons, ribbons, lace, sewing accessories, zippers, bindings, etc.)	14	5 826	386	6.6	Z	X
4100	Frozen foods (packaged)	6	53 531	3 564	6.7	Z	1.8
4117	Other frozen foods (except frozen dairy products)	6	53 531	3 564	6.7	Z	X
4200	Dairy products (excluding dried or canned)	7	7 799	400	5.1	Z	63.2
4215	Raw milk	7	7 799	400	5.1	Z	X
4800	Coffee, tea, and spices	54	477 249	394	.1	Z	X
4850	Soft drinks and bottled water	7	8 318	1 244	15.0	Z	X

See footnotes at end of table.

Table 3. Merchant Wholesalers by Kind of Business and Commodity Line: 1997—Con.

[Includes only establishments with payroll. For meaning of abbreviations and symbols, see introductory text. For explanation of terms, see Appendix A]

NAICS code and CL code	Kind of business and commodity line	Establishments handling commodity line		Commodity line sales			Sales coverage percent
		Number	Total sales (\$1,000)	Amount ¹ (\$1,000)	As percent of total sales of—		
					Establishments handling line	Establishments in NAICS industry ¹	
422690	Other chemical & allied products whsle—Con.						
4860	Other grocery specialties	30	127 997	4 730	3.7	Z	6.1
4868	Grocery specialties, n.e.c.	21	90 110	2 128	2.4	Z	X
4900	Grain and beans	29	136 006	37 004	27.2	.1	80.0
4911	Corn (for grain)	25	127 328	20 312	16.0	.1	X
4912	Oats and barley	11	32 247	560	1.7	Z	X
4913	Wheat	11	32 247	2 266	7.0	Z	X
4915	Soybeans	14	111 209	13 424	12.1	Z	X
5140	Other farm products, inedible	8	25 221	3 245	12.9	Z	80.8
5143	Farm products, n.e.c.	8	25 221	3 245	12.9	Z	X
5300	Plastics materials and basic shapes	473	5 422 336	567 868	10.5	1.4	74.2
5311	Plastic pipes, rods, tubes, and shapes	95	237 589	16 685	7.0	Z	X
5312	High pressure laminates	7	18 482	1 231	6.7	Z	X
5313	Plastics raw materials	249	4 629 640	442 936	9.6	1.1	X
5314	Other plastics materials and basic shapes	161	650 021	107 014	16.5	.3	X
5320	Industrial gases (welding, etc.)	859	1 850 947	941 978	50.9	2.4	X
5330	Chemicals and allied products (excluding agricultural, plastics, gases, and petroleum)	8 147	37 994 765	33 873 727	89.2	86.2	63.0
5331	Gases, compressed and liquified, except L.P.	683	3 695 686	1 064 549	28.8	2.7	X
5332	Alkalies and chlorine	1 316	9 199 218	2 223 995	24.2	5.7	X
5334	Organic fibers	132	696 507	267 409	38.4	.7	X
5335	Detergents and soaps	2 563	7 716 403	1 763 891	22.9	4.5	X
5336	Sanitation chemicals, polishes, and waxes	1 701	5 892 362	952 952	16.2	2.4	X
5338	Wood chemicals, naval stores, and gum	301	3 138 168	282 171	9.0	.7	X
5341	Insecticides, nonagricultural	690	2 758 102	530 411	19.2	1.3	X
5342	Adhesives, sealants, and glues	926	3 090 545	1 336 140	43.2	3.4	X
5343	Explosives	268	1 186 703	1 001 981	84.4	2.5	X
5344	Other chemicals and allied products	5 340	30 609 716	24 450 228	79.9	62.2	X
5400	Petroleum products	614	5 294 086	805 666	15.2	2.0	1.3
5411	Aviation gasoline	18	13 120	3 199	24.4	Z	X
5412	Motor gasoline	113	1 470 445	131 562	8.9	.3	X
5415	No. 2 distillate fuel oil (no. 2 diesel and no. 2 heating oil)	96	1 234 271	111 500	9.0	.3	X
5416	All other distillate fuel oil (no. 1 and no. 4 diesel and heating)	124	1 480 698	65 015	4.4	.2	X
5417	Residual fuel oil (no. 5, no. 6, heavy diesel, etc.)	51	1 603 611	273 764	17.1	.7	X
5418	Lubricating oil and greases	453	2 134 237	220 490	10.3	.6	X
5420	Liquified petroleum gases (excluding natural gas)	66	190 403	15 247	8.0	Z	X
5520	Other petroleum products (including asphalt, road oil, wax, etc.)	7	299 088	64 673	21.6	.2	X
5800	Farm supplies	247	2 111 839	123 953	5.9	.3	10.3
5811	Hay, straw, and alfalfa	23	81 740	1 462	1.8	Z	X
5812	Feeds (poultry and livestock) not mixed on location	73	1 021 757	59 106	5.8	.2	X
5814	Weed killers, soil sterilizers, and soil conditioners	39	249 665	1 749	.7	Z	X
5815	Insecticides, fungicides, and pesticides	48	286 094	5 071	1.8	Z	X
5816	Other agricultural chemicals and fertilizers	163	1 006 177	53 690	5.3	.1	X
5817	Seeds and bulbs	104	176 025	1 985	1.1	Z	X
5818	Other farm supplies (including harness and saddlery equipment)	26	101 295	882	.9	Z	X
6000	Paint, paint supplies, and wallpaper	287	1 020 313	105 871	10.4	.3	5.5
6011	Architectural coatings (enamels, primers, stains, solvents, and lacquers)	119	379 586	52 971	14.0	.1	X
6012	Industrial/OEM coatings (coatings applied by original manufacturers to products during manufacturing)	152	605 885	49 982	8.2	.1	X
6014	Paint supplies	33	77 105	694	.9	Z	X
6100	Books, periodicals, newspapers, and miscellaneous printed materials	18	49 136	2 304	4.7	Z	.2
6101	Books	18	49 136	1 149	2.3	Z	X
6102	Other periodicals, newspapers, and miscellaneous printed materials	18	49 136	1 149	2.3	Z	X
6120	Art goods (including novelties and souvenirs)	6	4 022	839	20.9	Z	X
6150	Nondurable goods, n.e.c.	10	83 546	15 195	18.2	Z	X
9700	Service receipts and labor charges (including installed parts)	944	2 122 448	143 669	6.8	.4	17.8
9701	Labor charges for repair work	759	1 800 092	80 445	4.5	.2	X
9702	Parts installed in repair work	487	1 189 323	41 591	3.5	.1	X
9703	Other service receipts and labor charges—Specify	225	421 388	21 626	5.1	.1	X
9720	Receipts for service contracts	16	32 804	2 989	9.1	Z	X
9740	Receipts for installing equipment	12	30 966	1 077	3.5	Z	X
9810	Miscellaneous commodities	683	2 361 190	200 238	8.5	.5	X
9920	Receipts for farm product preparation services (cleaning, shelling, etc.)	13	26 223	2 265	8.6	Z	X
9940	Rental and leasing receipts	492	1 375 954	117 736	8.6	.3	X
4226901	Industrial gases (except LP) whsle	804	X	1 432 921	X	100.0	62.1
1000	Medical, hospital, and surgical supplies	46	162 484	9 309	5.7	.7	X
1120	Flat iron and steel products	17	10 555	1 025	9.7	.1	X
1140	Iron and steel wire and wire products	24	49 091	7 118	14.5	.5	X
1400	Electrical apparatus and equipment	7	13 952	3 050	21.9	.2	X
1700	Hardware	29	62 628	4 748	7.6	.3	X
1800	Plumbing and heating equipment and supplies (hydronics)	9	6 307	151	2.4	Z	X
2320	General-purpose industrial machinery, equipment, and parts	37	111 810	9 443	8.4	.7	X
2330	Metalworking machinery, equipment, and parts	12	52 157	5 802	11.1	.4	X
2360	Other industrial machinery, equipment, and parts	18	32 380	8 026	24.8	.6	X
2440	Welding supplies (excluding gases)	626	975 207	296 971	30.5	20.7	X
2450	Industrial containers and supplies	17	44 494	2 374	5.3	.2	X
2460	Other industrial supplies	41	89 493	7 108	7.9	.5	X
3500	Drugs, pharmaceuticals, cosmetics, and toiletries	10	34 123	812	2.4	.1	X
5320	Industrial gases (welding, etc.)	804	1 432 921	922 847	64.4	64.4	X
5330	Chemicals and allied products (excluding agricultural, plastics, gases, and petroleum)	59	112 549	18 695	16.6	1.3	X
5420	Liquified petroleum gases (excluding natural gas)	36	59 069	4 424	7.5	.3	X
6000	Paint, paint supplies, and wallpaper	16	34 842	2 224	6.4	.2	X
9700	Service receipts and labor charges (including installed parts)	173	350 902	11 012	3.1	.8	X
9810	Miscellaneous commodities	74	187 475	18 100	9.7	1.3	X
9940	Rental and leasing receipts	270	559 866	80 805	14.4	5.6	X

See footnotes at end of table.

Table 3. Merchant Wholesalers by Kind of Business and Commodity Line: 1997—Con.

[Includes only establishments with payroll. For meaning of abbreviations and symbols, see introductory text. For explanation of terms, see Appendix A]

NAICS code and CL code	Kind of business and commodity line	Establishments handling commodity line		Commodity line sales			Sales coverage percent
		Number	Total sales (\$1,000)	Amount ¹ (\$1,000)	As percent of total sales of—		
					Establishments handling line	Establishments in NAICS industry ¹	
4226902	Other chemical & allied products whse	8 088	X	37 882 216	X	100.0	81.5
0200	New and rebuilt automotive parts and supplies	77	247 900	27 221	11.0	.1	21.5
0213	Electrical engine parts (including ignition parts)	7	3 342	62	1.9	Z	X
0214	Brake parts (including fluid and all disk and drum parts)	26	109 994	2 097	1.9	Z	X
0215	Exhaust system parts	11	41 887	660	1.6	Z	X
0217	Hoses, belts, gaskets, and wiper blades	28	116 151	2 535	2.2	Z	X
0218	Filters (oil, air, gas, and transmission)	35	121 024	5 711	4.7	Z	X
0221	Body parts and repair materials	17	88 848	9 670	10.9	Z	X
0222	Suspension parts (shocks, struts, balljoints, etc.)	7	3 342	69	2.1	Z	X
0223	Parts, n.e.c.	17	64 126	2 660	4.1	Z	X
0224	Accessories	33	101 588	3 730	3.7	Z	X
0300	Tires and tubes	18	68 170	8 933	13.1	Z	9.8
0311	New tires and tubes	6	62 309	3 016	4.8	Z	X
0312	Recapped and used tires and repair materials	12	5 861	5 917	100.0	Z	X
0400	Household and lawn furniture	7	21 544	939	4.4	Z	3.7
0412	Sleep furniture and equipment	7	21 544	939	4.4	Z	X
0530	Flooring and floor coverings	17	24 136	1 707	7.1	Z	20.9
0531	Soft-surface (textile) floor coverings and accessories (including rugs, carpets, and pads)	13	13 891	927	6.7	Z	X
0540	Other home furnishings	8	18 295	2 239	12.2	Z	X
0620	Plywood and millwork	17	79 891	16 409	20.5	Z	31.6
0622	Other panels products (including hardwood plywood, waterboard, and particleboard)	9	55 092	6 053	11.0	Z	X
0624	Wood millwork (doors, windows, cabinets, etc.)	11	42 183	6 977	16.5	Z	X
0700	Brick, stone, tile, sand, block, cement, and gravel	18	83 725	12 646	15.1	Z	30.8
0713	Sand, gravel, and crushed stone	6	10 512	1 933	18.4	Z	X
0720	Roofing, siding, and insulation materials	17	124 719	19 522	15.7	.1	27.9
0723	Insulation materials	12	66 344	6 411	9.7	Z	X
0740	Other construction materials	27	147 711	16 897	11.4	Z	36.8
0744	Construction materials, n.e.c. (including wire fence and construction paper)	27	147 711	16 897	11.4	Z	X
0900	Office equipment	7	37 349	868	2.3	Z	1.6
0913	Copying machines and equipment	7	37 349	868	2.3	Z	X
0920	New computer equipment	6	3 738	150	4.0	Z	X
0960	Restaurant and hotel equipment and supplies	60	112 264	11 189	10.0	Z	X
1000	Medical, hospital, and surgical supplies	65	198 355	32 663	16.5	.1	16.2
1011	Surgical and medical instruments and equipment	37	110 132	17 714	16.1	Z	X
1013	Other surgical, medical, and hospital supplies	23	71 485	11 984	16.8	Z	X
1050	Other professional equipment and supplies	20	31 770	7 078	22.3	Z	79.8
1054	Laboratory equipment	19	28 738	5 686	19.8	Z	X
1120	Flat iron and steel products	30	341 356	43 881	12.9	.1	X
1140	Iron and steel wire and wire products	43	81 482	8 485	10.4	Z	1.4
1141	Wire (plain, coated, barbed, and twisted)	23	8 490	601	7.1	Z	X
1143	Wire rope, strand, strapping, reinforcement mesh, and bale ties	21	72 992	7 884	10.8	Z	X
1150	Iron and steel pipe and tubing	16	45 535	4 982	10.9	Z	1.8
1154	Other steel pipe	16	45 535	4 982	10.9	Z	X
1160	Other iron and steel products	13	46 580	12 625	27.1	Z	47.6
1167	Finished products, n.e.c.	10	9 917	520	5.2	Z	X
1170	Alloy steel	6	33 493	10 692	31.9	Z	3.3
1175	Other alloy steel	6	33 493	10 692	31.9	Z	X
1200	Copper and brass	62	660 997	12 350	1.9	Z	.4
1214	Rod, nonelectrical wire, extruded shapes, etc.	62	660 997	12 350	1.9	Z	X
1220	Aluminum shapes, forms, etc.	31	175 735	29 045	16.5	.1	X
1230	Other nonferrous metals (magnesium, nickel, tin, lead, zinc, etc., except precious)	22	144 236	31 646	21.9	.1	X
1320	Minerals and ores (excluding coal, precious stones, and crude oil)	50	770 731	110 037	14.3	.3	X
1400	Electrical apparatus and equipment	41	494 207	3 891	.8	Z	.1
1419	Industrial controls	13	430 687	3 597	.8	Z	X
1421	Other electrical apparatus and equipment (including fuses and lightning rods)	28	63 520	294	.5	Z	X
1500	Electrical appliances, household	21	12 345	982	8.0	Z	34.9
1518	Other electrical household appliances (including fans, dishwashers, etc.)	21	12 345	982	8.0	Z	X
1600	Electronic parts and equipment, except communication	184	718 001	90 337	12.6	.2	3.4
1615	Discrete semiconductors, etc.	184	718 001	90 337	12.6	.2	X
1700	Hardware	208	435 755	48 603	11.2	.1	10.1
1711	Hand tools (including power driven)	124	370 158	31 349	8.5	.1	X
1712	Bolts, nuts, rivets, and fasteners	85	65 597	16 786	25.6	Z	X
1713	Cutlery	25	1 149	468	40.7	Z	X
1800	Plumbing and heating equipment and supplies (hydronics)	110	377 113	31 847	8.4	.1	22.3
1811	Plastic pipe fittings and valves (excluding pipe and tubing)	26	78 153	5 537	7.1	Z	X
1812	Metal pipe fittings and valves (excluding pipe and tubing)	11	70 221	2 846	4.1	Z	X
1813	Plumbing fixtures	36	262 456	5 380	2.1	Z	X
1814	Furnaces, stoves, water heaters (except electric and warm air)	28	37 030	1 694	4.6	Z	X
1815	Boilers, radiators, and convectors	11	1 130	64	5.7	Z	X
1818	Other plumbing and heating equipment and supplies	73	193 915	16 326	8.4	Z	X
1900	Warm air heating and air-conditioning equipment and supplies	9	56 438	3 115	5.5	Z	X
2100	Construction and mining machinery and equipment (including parts and attachments)	15	63 317	13 042	20.6	Z	10.3
2112	New power cranes, draglines, and shovels	15	63 317	622	1.0	Z	X
2117	Other new construction and mining, logging, and road maintenance machinery, equipment, and parts	15	63 317	12 420	19.6	Z	X

See footnotes at end of table.

Table 3. Merchant Wholesalers by Kind of Business and Commodity Line: 1997—Con.

[Includes only establishments with payroll. For meaning of abbreviations and symbols, see introductory text. For explanation of terms, see Appendix A]

NAICS code and CL code	Kind of business and commodity line	Establishments handling commodity line		Commodity line sales			Sales coverage percent
		Number	Total sales (\$1,000)	Amount ¹ (\$1,000)	As percent of total sales of—		
					Establishments handling line	Establishments in NAICS industry ¹	
4226902	Other chemical & allied products whsle—Con.						
2200	Farm machinery, equipment, and parts	28	47 300	8 841	18.7	Z	9.2
2214	New dairy farm and barn equipment	20	32 770	4 648	14.2	Z	X
2218	Used farm machinery and equipment	12	33 747	756	2.2	Z	X
2220	Garden machinery, equipment, and parts	11	33 555	3 597	10.7	Z	X
2300	Hydraulic and pneumatic (fluid-power) pumps, motors, and parts	7	24 989	1 094	4.4	Z	22.4
2311	Pumps	7	24 989	1 094	4.4	Z	X
2320	General-purpose industrial machinery, equipment, and parts	574	3 717 066	182 299	4.9	.5	16.4
2321	New pumps, compressors (air or gas), and equipment	192	224 115	30 190	13.5	.1	X
2323	New diesel engines (excluding automotive)	19	35 046	1 261	3.6	Z	X
2326	New controlling, recording, and indicating instruments and access	160	165 867	28 617	17.3	.1	X
2327	All other new general-purpose industrial machinery and equipment	276	3 164 219	44 846	1.4	.1	X
2328	Used general-purpose industrial machinery and equipment	154	288 068	77 372	26.9	.2	X
2330	Metalworking machinery, equipment, and parts	20	61 229	5 531	9.0	Z	X
2340	Materials handling machinery, equipment, and parts	13	460 787	728	.2	Z	79.4
2341	New conveying equipment	12	459 685	348	.1	Z	X
2360	Other industrial machinery, equipment, and parts	40	623 971	28 330	4.5	.1	71.8
2362	New power plant machinery (excluding electrical)	6	22 430	2 227	9.9	Z	X
2366	Other new industrial machinery and equipment	33	611 198	21 573	3.5	.1	X
2367	Used industrial machinery and equipment	11	36 472	1 501	4.1	Z	X
2380	Industrial valves and fittings (except fluid-power)	16	78 348	9 172	11.7	Z	X
2430	Fluid-power filters, components, accessories, and parts	13	57 169	9 050	15.8	Z	51.2
2431	Filters	11	15 801	1 749	11.1	Z	X
2432	Other fluid-power components, accessories, and parts, n.e.c.	7	53 528	7 301	13.6	Z	X
2440	Welding supplies (excluding gases)	68	195 678	42 422	21.7	.1	X
2450	Industrial containers and supplies	261	2 118 725	60 414	2.9	.2	2.3
2451	New and reconditioned drums and barrels	185	594 571	2 450	.4	Z	X
2454	Other industrial containers and supplies	116	1 832 553	57 964	3.2	.2	X
2460	Other industrial supplies	307	2 022 902	86 607	4.3	.2	2.3
2462	Abrasives and abrasive materials	168	1 252 583	38 012	3.0	.1	X
2465	Strapping and tape	33	217 673	1 306	.6	Z	X
2466	Industrial supplies, n.e.c.	279	1 903 582	47 289	2.5	.1	X
2520	Custodial (janitors') equipment and supplies	658	1 238 904	178 612	14.4	.5	16.6
2521	Custodial equipment—power equipment	395	814 370	58 270	7.2	.2	X
2522	Custodial equipment—nonpower equipment	314	500 000	20 292	4.1	.1	X
2523	Custodial supplies	504	969 794	100 048	10.3	.3	X
2530	Laundry and dry-cleaning equipment and supplies	169	873 729	34 797	4.0	.1	X
2540	Other service establishment equipment and supplies	20	87 803	13 398	15.3	Z	29.6
2542	Service establishment equipment and supplies, n.e.c.	20	87 803	13 398	15.3	Z	X
2700	Sporting and recreational goods and supplies	19	30 696	3 995	13.0	Z	55.7
2713	Billiards, pool, bowling equipment, and accessories	8	16 022	3 109	19.4	Z	X
2718	Other sporting and recreational goods (go carts, bait, etc.)	7	7 937	775	9.8	Z	X
2800	Toys and hobby goods and supplies	7	7 474	1 058	14.2	Z	X
2930	Recyclable paper and paperboard	11	5 505	909	16.5	Z	X
2940	Recyclable materials, except metal	7	34 050	7 593	22.3	Z	X
3000	Jewelry, diamonds, gem stones, and watches	6	22 624	2 939	13.0	Z	X
3120	Forest products, except lumber (including cordwood, hewn posts, poles, and ties)	16	80 262	16 159	20.1	Z	X
3150	Other durable goods	18	55 760	1 213	2.2	Z	1.9
3154	Other durable goods, n.e.c.	18	55 760	1 213	2.2	Z	X
3200	Printing and writing paper	18	27 803	2 238	8.0	Z	14.6
3213	Other printing and writing paper	18	27 803	2 238	8.0	Z	X
3300	Stationery, office supplies and greeting cards	12	14 184	1 069	7.5	Z	57.5
3311	Business forms	9	11 580	962	8.3	Z	X
3314	Toner and cartridges	7	8 353	105	1.3	Z	X
3400	Industrial and personal services paper and plastics	449	1 681 128	128 571	7.6	.3	8.8
3411	Paperboard and boxboard boxes	148	434 197	4 490	1.0	Z	X
3412	Paper dishes, cups, and napkins	202	790 880	13 954	1.8	Z	X
3413	Industrial paper (wrapping, bags, cartons, etc.)	110	347 325	18 214	5.2	Z	X
3414	Disposable plastic boxes, containers, cups, dishes, and supplies	71	396 731	6 337	1.6	Z	X
3415	Other industrial and personal service paper	217	1 159 839	85 576	7.4	.2	X
3500	Drugs, pharmaceuticals, cosmetics, and toiletries	233	2 844 097	201 579	7.1	.5	1.7
3512	Nonprescription pharmaceuticals	44	2 554 137	186 734	7.3	.5	X
3513	Cosmetics	39	32 083	2 797	8.7	Z	X
3515	Other toiletries and druggists' sundries	150	257 866	12 048	4.7	Z	X
3600	Piece goods, knit and woven	13	394 578	106 942	27.1	.3	X
3700	Notions (buttons, ribbons, lace, sewing accessories, zippers, bindings, etc.)	14	5 826	386	6.6	Z	X
4100	Frozen foods (packaged)	6	53 531	3 564	6.7	Z	1.8
4117	Other frozen foods (except frozen dairy products)	6	53 531	3 564	6.7	Z	X
4200	Dairy products (excluding dried or canned)	7	7 799	400	5.1	Z	63.7
4215	Raw milk	7	7 799	400	5.1	Z	X
4800	Coffee, tea, and spices	54	477 249	394	.1	Z	X
4850	Soft drinks and bottled water	7	8 318	1 244	15.0	Z	X
4860	Other grocery specialties	30	127 997	4 730	3.7	Z	6.1
4868	Grocery specialties, n.e.c.	21	90 110	2 128	2.4	Z	X
4900	Grain and beans	29	136 006	37 004	27.2	.1	80.7
4911	Corn (for grain)	25	127 328	20 312	16.0	.1	X
4912	Oats and barley	11	32 247	560	1.7	Z	X
4913	Wheat	11	32 247	2 266	7.0	Z	X
4915	Soybeans	14	111 209	13 424	12.1	Z	X

See footnotes at end of table.

Table 3. Merchant Wholesalers by Kind of Business and Commodity Line: 1997—Con.

[Includes only establishments with payroll. For meaning of abbreviations and symbols, see introductory text. For explanation of terms, see Appendix A]

NAICS code and CL code	Kind of business and commodity line	Establishments handling commodity line		Commodity line sales			Sales coverage percent
		Number	Total sales (\$1,000)	Amount ¹ (\$1,000)	As percent of total sales of—		
					Establishments handling line	Establishments in NAICS industry ¹	
4226902	Other chemical & allied products whse—Con.						
5140	Other farm products, inedible	8	25 221	3 245	12.9	Z	81.5
5143	Farm products, n.e.c.	8	25 221	3 245	12.9	Z	X
5300	Plastics materials and basic shapes	469	5 407 772	562 020	10.4	1.5	74.8
5311	Plastic pipes, rods, tubes, and shapes	95	237 589	16 685	7.0	Z	X
5312	High pressure laminates	7	18 482	1 231	6.7	Z	X
5313	Plastics raw materials	249	4 629 640	442 936	9.6	1.2	X
5314	Other plastics materials and basic shapes	157	635 457	101 166	15.9	.3	X
5320	Industrial gases (welding, etc.)	55	418 026	19 131	4.6	.1	X
5330	Chemicals and allied products (excluding agricultural, plastics, gases, and petroleum)	8 088	37 882 216	33 855 032	89.4	89.4	63.6
5331	Gasses, compressed and liquified, except L.P.	629	3 590 165	1 046 062	29.1	2.8	X
5332	Alkalies and chlorine	1 316	9 199 218	2 223 995	24.2	5.9	X
5334	Organic fibers	132	696 507	267 409	38.4	.7	X
5335	Detergents and soaps	2 563	7 716 403	1 763 891	22.9	4.7	X
5336	Sanitation chemicals, polishes, and waxes	1 701	5 892 362	952 952	16.2	2.5	X
5338	Wood chemicals, naval stores, and gum	301	3 138 168	282 171	9.0	.7	X
5341	Insecticides, nonagricultural	690	2 758 102	530 411	19.2	1.4	X
5342	Adhesives, sealants, and glues	925	3 086 204	1 335 956	43.3	3.5	X
5343	Explosives	268	1 186 703	1 001 981	84.4	2.6	X
5344	Other chemicals and allied products	5 336	30 607 024	24 450 204	79.9	64.5	X
5400	Petroleum products	613	5 290 539	805 530	15.2	2.1	1.3
5411	Aviation gasoline	18	13 120	3 199	24.4	Z	X
5412	Motor gasoline	113	1 470 445	131 562	8.9	.3	X
5415	No. 2 distillate fuel oil (no. 2 diesel and no. 2 heating oil)	96	1 234 271	111 500	9.0	.3	X
5416	All other distillate fuel oil (no. 1 and no. 4 diesel and heating)	124	1 480 698	65 015	4.4	.2	X
5417	Residual fuel oil (no. 5, no. 6, heavy diesel, etc.)	51	1 603 611	273 764	17.1	.7	X
5418	Lubricating oil and greases	453	2 134 237	220 490	10.3	.6	X
5420	Liquified petroleum gases (excluding natural gas)	30	131 334	10 823	8.2	Z	X
5520	Other petroleum products (including asphalt, road oil, wax, etc.)	7	299 088	64 673	21.6	.2	X
5800	Farm supplies	244	2 111 427	123 946	5.9	.3	10.4
5811	Hay, straw, and alfalfa	23	81 740	1 462	1.8	Z	X
5812	Feeds (poultry and livestock) not mixed on location	73	1 021 757	59 106	5.8	.2	X
5814	Weed killers, soil sterilizers, and soil conditioners	39	249 665	1 749	.7	Z	X
5815	Insecticides, fungicides, and pesticides	48	286 094	5 071	1.8	Z	X
5816	Other agricultural chemicals and fertilizers	163	1 006 177	53 690	5.3	.1	X
5817	Seeds and bulbs	104	176 025	1 985	1.1	Z	X
5818	Other farm supplies (including harness and saddlery equipment)	26	101 295	882	.9	Z	X
6000	Paint, paint supplies, and wallpaper	271	985 471	103 647	10.5	.3	5.7
6011	Architectural coatings (enamels, primers, stains, solvents, and lacquers)	119	379 586	52 971	14.0	.1	X
6012	Industrial/OEM coatings (coatings applied by original manufacturers to products during manufacturing)	152	605 885	49 982	8.2	.1	X
6014	Paint supplies	33	77 105	694	.9	Z	X
6100	Books, periodicals, newspapers, and miscellaneous printed materials	18	49 136	2 304	4.7	Z	.2
6101	Books	18	49 136	1 149	2.3	Z	X
6102	Other periodicals, newspapers, and miscellaneous printed materials	18	49 136	1 149	2.3	Z	X
6150	Nondurable goods, n.e.c.	9	73 840	12 764	17.3	Z	X
9700	Service receipts and labor charges (including installed parts)	771	1 771 546	132 657	7.5	.4	14.3
9701	Labor charges for repair work	614	1 478 766	74 377	5.0	.2	X
9702	Parts installed in repair work	424	972 345	38 473	4.0	.1	X
9703	Other service receipts and labor charges—Specify	150	299 711	19 803	6.6	.1	X
9720	Receipts for service contracts	16	32 804	2 989	9.1	Z	X
9740	Receipts for installing equipment	11	21 260	608	2.9	Z	X
9810	Miscellaneous commodities	609	2 173 715	182 138	8.4	.5	X
9920	Receipts for farm product preparation services (cleaning, shelling, etc.)	13	26 223	2 265	8.6	Z	X
9940	Rental and leasing receipts	222	816 088	36 931	4.5	.1	X
4227	Petroleum & petroleum products whse	9 770	X	139 507 960	X	100.0	81.3
0100	New and used automobiles, motorcycles, etc.	12	10 056	2 215	22.0	Z	51.9
0114	Motorscooters, mopeds, snowmobiles, and utility trailers	7	9 655	2 183	22.6	Z	X
0200	New and rebuilt automotive parts and supplies	664	4 621 943	199 990	4.3	.1	2.4
0211	Batteries	287	2 056 279	12 518	.6	Z	X
0212	Engines (complete)	35	138 170	717	.5	Z	X
0213	Electrical engine parts (including ignition parts)	172	800 681	16 731	2.1	Z	X
0214	Brake parts (including fluid and all disk and drum parts)	219	1 211 797	19 415	1.6	Z	X
0215	Exhaust system parts	30	89 667	416	.5	Z	X
0216	Glass	30	89 667	7	.0	Z	X
0217	Hoses, belts, gaskets, and wiper blades	276	2 042 983	13 806	.7	Z	X
0218	Filters (oil, air, gas, and transmission)	417	2 805 769	51 538	1.8	Z	X
0219	Engine parts, except electrical	165	777 097	18 808	2.4	Z	X
0221	Body parts and repair materials	56	271 880	750	.3	Z	X
0222	Suspension parts (shocks, struts, balljoints, etc.)	107	1 006 680	35 479	3.5	Z	X
0223	Parts, n.e.c.	130	958 580	3 881	.4	Z	X
0224	Accessories	156	1 404 155	22 141	1.6	Z	X
0250	Petroleum products marketing equipment	369	3 264 847	60 673	1.9	Z	X
0300	Tires and tubes	640	3 260 968	116 200	3.6	.1	.8
0311	New tires and tubes	543	2 710 772	106 243	3.9	.1	X
0312	Recapped and used tires and repair materials	250	974 242	2 661	.3	Z	X
0600	Lumber: rough, dressed, and finished	6	18 367	661	3.6	Z	X
0740	Other construction materials	9	19 890	1 549	7.8	Z	X
1120	Flat iron and steel products	9	1 113 062	31 620	2.8	Z	X
1140	Iron and steel wire and wire products	18	30 088	2 899	9.6	Z	.5
1141	Wire (plain, coated, barbed, and twisted)	6	4 856	251	5.2	Z	X
1150	Iron and steel pipe and tubing	7	9 208	222	2.4	Z	X

See footnotes at end of table.

Table 3. Merchant Wholesalers by Kind of Business and Commodity Line: 1997—Con.

[Includes only establishments with payroll. For meaning of abbreviations and symbols, see introductory text. For explanation of terms, see Appendix A]

NAICS code and CL code	Kind of business and commodity line	Establishments handling commodity line		Commodity line sales			Sales coverage percent
		Number	Total sales (\$1,000)	Amount ¹ (\$1,000)	As percent of total sales of—		
					Establishments handling line	Establishments in NAICS industry ¹	
4227	Petroleum & petroleum products whse—Con.						
1300	Coal and coke	13	735 701	37 529	5.1	Z	13.6
1311	Coal	7	240 013	13 071	5.4	Z	X
1400	Electrical apparatus and equipment	8	33 517	2 000	6.0	Z	56.3
1416	Interior wiring (excluding conduit)	7	32 512	1 935	6.0	Z	X
1500	Electrical appliances, household	31	101 711	3 603	3.5	Z	X
1700	Hardware	55	230 541	20 474	8.9	Z	X
1800	Plumbing and heating equipment and supplies (hydronics)	28	244 668	6 998	2.9	Z	3.0
1818	Other plumbing and heating equipment and supplies	14	56 625	755	1.3	Z	X
2100	Construction and mining machinery and equipment (including parts and attachments)	9	34 113	5 789	17.0	Z	53.5
2117	Other new construction and mining, logging, and road maintenance machinery, equipment, and parts	9	34 113	5 483	16.1	Z	X
2200	Farm machinery, equipment, and parts	12	30 871	850	2.8	Z	X
2220	Garden machinery, equipment, and parts	12	38 200	5 587	14.6	Z	X
2320	General-purpose industrial machinery, equipment, and parts	140	4 435 414	126 061	2.8	.1	70.6
2321	New pumps, compressors (air or gas), and equipment	27	177 171	3 287	1.9	Z	X
2323	New diesel engines (excluding automotive)	7	314 659	19 428	6.2	Z	X
2326	New controlling, recording, and indicating instruments and access	49	3 801 702	80 343	2.1	.1	X
2327	All other new general-purpose industrial machinery and equipment	45	84 363	4 173	4.9	Z	X
2328	Used general-purpose industrial machinery and equipment	6	13 207	335	2.5	Z	X
2350	Oil well, oil refinery, and pipeline machinery, equipment, and supplies	12	217 151	38 202	17.6	Z	X
2430	Fluid-power filters, components, accessories, and parts	7	28 745	579	2.0	Z	81.3
2431	Filters	7	28 745	579	2.0	Z	X
2460	Other industrial supplies	17	94 191	18 654	19.8	Z	8.4
2466	Industrial supplies, n.e.c.	8	59 965	12 987	21.7	Z	X
2600	Aircraft and aeronautical equipment and supplies	39	116 009	14 594	12.6	Z	9.8
2613	Other new aircraft equipment and supplies	39	116 009	13 937	12.0	Z	X
2700	Sporting and recreational goods and supplies	9	43 146	7 156	16.6	Z	53.0
2713	Billiards, pool, bowling equipment, and accessories	6	21 448	1 270	5.9	Z	X
3400	Industrial and personal services paper and plastics	7	43 449	393	.9	Z	X
3500	Drugs, pharmaceuticals, cosmetics, and toiletries	8	64 535	11 366	17.6	Z	40.1
3515	Other toiletries and druggists' sundries	8	64 535	11 349	17.7	Z	X
4400	Confectionery	31	115 168	1 452	1.3	Z	42.0
4411	Candy	31	115 168	1 452	1.3	Z	X
4850	Soft drinks and bottled water	35	88 865	1 189	1.3	Z	1.9
4851	Soft drinks, packaged	6	27 480	279	1.0	Z	X
4860	Other grocery specialties	196	6 563 037	426 465	6.5	.3	.7
4868	Grocery specialties, n.e.c.	185	1 972 309	178 616	9.1	.1	X
4900	Grain and beans	26	167 061	29 150	17.4	Z	37.3
4911	Corn (for grain)	26	167 061	15 052	9.0	Z	X
4912	Oats and barley	6	102 975	111	.1	Z	X
4913	Wheat	20	160 559	2 740	1.7	Z	X
4915	Soybeans	20	160 559	11 247	7.0	Z	X
5300	Plastics materials and basic shapes	15	1 321 393	139 696	10.6	.1	80.7
5313	Plastics raw materials	8	1 311 135	137 963	10.5	.1	X
5314	Other plastics materials and basic shapes	7	10 258	1 549	15.1	Z	X
5330	Chemicals and allied products (excluding agricultural, plastics, gases, and petroleum)	562	7 241 046	1 062 292	14.7	.8	19.5
5331	Gasses, compressed and liquified, except L.P.	10	517 359	46 959	9.1	Z	X
5332	Alkalies and chlorine	50	105 017	2 992	2.8	Z	X
5334	Organic fibers	9	1 605 020	107 448	6.7	.1	X
5335	Detergents and soaps	194	619 487	20 305	3.3	Z	X
5336	Sanitation chemicals, polishes, and waxes	33	74 027	4 399	5.9	Z	X
5338	Wood chemicals, naval stores, and gum	21	292 863	10 400	3.6	Z	X
5342	Adhesives, sealants, and glues	11	19 565	256	1.3	Z	X
5344	Other chemicals and allied products	406	4 766 014	338 428	7.1	.2	X
5400	Petroleum products	8 930	122 441 626	103 145 897	84.2	73.9	71.8
5411	Aviation gasoline	803	8 776 505	1 125 881	12.8	.8	X
5412	Motor gasoline	7 120	104 218 260	51 752 785	49.7	37.1	X
5413	Special naphtha	250	2 213 148	368 417	16.6	.3	X
5414	Jet fuel (naphtha or kerosine type)	786	35 087 906	2 900 143	8.3	2.1	X
5415	No. 2 distillate fuel oil (no. 2 diesel and no. 2 heating oil)	6 707	107 274 724	31 140 634	29.0	22.3	X
5416	All other distillate fuel oil (no. 1 and no. 4 diesel and heating)	3 777	53 963 039	3 460 876	6.4	2.5	X
5417	Residual fuel oil (no. 5, no. 6, heavy diesel, etc.)	377	16 113 984	5 566 978	34.5	4.0	X
5418	Lubricating oil and greases	5 984	43 501 871	6 830 183	15.7	4.9	X
5420	Liquified petroleum gases (excluding natural gas)	1 292	24 657 123	5 950 444	24.1	4.3	X
5500	Crude oil	258	31 109 720	22 428 820	72.1	16.1	X
5520	Other petroleum products (including asphalt, road oil, wax, etc.)	448	8 850 582	2 094 944	23.7	1.5	X
5800	Farm supplies	346	1 363 247	190 315	14.0	.1	11.7
5812	Feeds (poultry and livestock) not mixed on location	180	702 263	21 056	3.0	Z	X
5813	Prepared feeds (poultry and livestock) mixed on location	26	73 662	5 954	8.1	Z	X
5814	Weed killers, soil sterilizers, and soil conditioners	158	733 304	46 552	6.3	Z	X
5815	Insecticides, fungicides, and pesticides	91	457 567	10 221	2.2	Z	X
5816	Other agricultural chemicals and fertilizers	228	1 088 337	94 484	8.7	.1	X
5817	Seeds and bulbs	151	511 289	7 513	1.5	Z	X
5818	Other farm supplies (including harness and saddlery equipment)	103	337 978	4 524	1.3	Z	X
5900	Tobacco and tobacco products	59	477 482	43 093	9.0	Z	53.4
5911	Cigars	54	467 084	43 016	9.2	Z	X
6000	Paint, paint supplies, and wallpaper	13	33 155	5 145	15.5	Z	X
6100	Books, periodicals, newspapers, and miscellaneous printed materials	30	32 741	1 186	3.6	Z	X
6150	Nondurable goods, n.e.c.	15	100 993	15 338	15.2	Z	X

See footnotes at end of table.

Table 3. Merchant Wholesalers by Kind of Business and Commodity Line: 1997—Con.

[Includes only establishments with payroll. For meaning of abbreviations and symbols, see introductory text. For explanation of terms, see Appendix A]

NAICS code and CL code	Kind of business and commodity line	Establishments handling commodity line		Commodity line sales			Sales coverage percent
		Number	Total sales (\$1,000)	Amount ¹ (\$1,000)	As percent of total sales of—		
					Establishments handling line	Establishments in NAICS industry ¹	
4227	Petroleum & petroleum products whse—Con.						
9700	Service receipts and labor charges (including installed parts)	1 232	11 312 526	406 656	3.6	.3	6.0
9701	Labor charges for repair work	915	8 599 667	207 800	2.4	.1	X
9702	Parts installed in repair work	315	2 483 632	57 838	2.3	Z	X
9703	Other service receipts and labor charges—Specify	520	4 447 459	141 001	3.2	.1	X
9720	Receipts for service contracts	10	5 910	1 561	26.4	Z	X
9810	Miscellaneous commodities	833	12 364 248	1 206 187	9.8	.9	X
9840	Pipeline transportation receipts	20	1 030 225	7 922	.8	Z	X
9940	Rental and leasing receipts	546	6 894 953	133 495	1.9	.1	X
42271	Petroleum bulk stations & terminals	6 729	X	92 443 546	X	100.0	84.4
0100	New and used automobiles, motorcycles, etc.	7	9 655	2 183	22.6	Z	54.5
0114	Motorcycles, mopeds, snowmobiles, and utility trailers	7	9 655	2 183	22.6	Z	X
0200	New and rebuilt automotive parts and supplies	537	3 674 789	145 402	4.0	.2	2.7
0211	Batteries	266	1 809 751	12 336	.7	Z	X
0212	Engines (complete)	35	138 170	717	.5	Z	X
0213	Electrical engine parts (including ignition parts)	131	726 439	8 619	1.2	Z	X
0214	Brake parts (including fluid and all disk and drum parts)	178	1 137 555	11 303	1.0	Z	X
0215	Exhaust system parts	30	89 667	416	.5	Z	X
0216	Glass	30	89 667	7	.0	Z	X
0217	Hoses, belts, gaskets, and wiper blades	235	1 968 741	9 655	.5	Z	X
0218	Filters (oil, air, gas, and transmission)	334	2 386 895	36 370	1.5	Z	X
0219	Engine parts, except electrical	124	702 855	2 391	.3	Z	X
0221	Body parts and repair materials	56	271 880	750	.3	Z	X
0222	Suspension parts (shocks, struts, balljoints, etc.)	107	1 006 680	35 479	3.5	Z	X
0223	Parts, n.e.c.	85	430 300	1 629	.4	Z	X
0224	Accessories	134	1 157 627	21 959	1.9	Z	X
0250	Petroleum products marketing equipment	322	3 025 686	46 298	1.5	.1	X
0300	Tires and tubes	554	3 020 804	95 210	3.2	.1	.8
0311	New tires and tubes	457	2 470 608	86 273	3.5	.1	X
0312	Recapped and used tires and repair materials	206	802 436	1 641	.2	Z	X
0740	Other construction materials	7	18 898	1 540	8.1	Z	X
1120	Flat iron and steel products	9	1 113 062	31 620	2.8	Z	X
1140	Iron and steel wire and wire products	12	25 232	2 648	10.5	Z	X
1300	Coal and coke	7	240 013	13 071	5.4	Z	46.6
1311	Coal	7	240 013	13 071	5.4	Z	X
1400	Electrical apparatus and equipment	7	33 023	1 949	5.9	Z	58.7
1416	Interior wiring (excluding conduit)	7	33 023	1 935	6.0	Z	X
1500	Electrical appliances, household	31	101 711	3 603	3.5	Z	X
1700	Hardware	44	213 001	18 738	8.8	Z	X
1800	Plumbing and heating equipment and supplies (hydronics)	14	188 043	6 243	3.3	Z	X
2100	Construction and mining machinery and equipment (including parts and attachments)	9	34 113	5 789	17.0	Z	55.5
2117	Other new construction and mining, logging, and road maintenance machinery, equipment, and parts	9	34 113	5 483	16.1	Z	X
2200	Farm machinery, equipment, and parts	8	24 095	799	3.3	Z	X
2220	Garden machinery, equipment, and parts	12	38 200	5 587	14.6	Z	X
2320	General-purpose industrial machinery, equipment, and parts	91	4 311 784	107 670	2.5	.1	74.2
2321	New pumps, compressors (air or gas), and equipment	27	177 171	3 287	1.9	Z	X
2323	New diesel engines (excluding automotive)	7	314 659	19 428	6.2	Z	X
2326	New controlling, recording, and indicating instruments and access	49	3 801 702	80 343	2.1	.1	X
2327	All other new general-purpose industrial machinery and equipment	45	84 363	4 173	4.9	Z	X
2328	Used general-purpose industrial machinery and equipment	6	13 207	335	2.5	Z	X
2350	Oil well, oil refinery, and pipeline machinery, equipment, and supplies	6	103 548	2 505	2.4	Z	X
2430	Fluid-power filters, components, accessories, and parts	7	28 745	579	2.0	Z	84.4
2431	Filters	7	28 745	579	2.0	Z	X
2460	Other industrial supplies	12	69 772	17 667	25.3	Z	10.9
2466	Industrial supplies, n.e.c.	8	59 965	12 987	21.7	Z	X
2700	Sporting and recreational goods and supplies	8	40 296	7 136	17.7	Z	60.9
2713	Billiards, pool, bowling equipment, and accessories	6	21 448	1 270	5.9	Z	X
3500	Drugs, pharmaceuticals, cosmetics, and toiletries	8	64 535	11 366	17.6	Z	41.6
3515	Other toiletries and druggists' sundries	8	64 535	11 349	17.7	Z	X
4400	Confectionery	31	115 168	1 452	1.3	Z	43.6
4411	Candy	31	115 168	1 452	1.3	Z	X
4850	Soft drinks and bottled water	29	61 385	910	1.5	Z	X
4860	Other grocery specialties	164	6 179 387	410 569	6.6	.4	.4
4868	Grocery specialties, n.e.c.	153	1 588 659	162 720	10.2	.2	X
4900	Grain and beans	20	160 559	28 235	17.6	Z	38.8
4911	Corn (for grain)	20	160 559	14 137	8.8	Z	X
4912	Oats and barley	6	102 975	111	.1	Z	X
4913	Wheat	20	160 559	2 740	1.7	Z	X
4915	Soybeans	20	160 559	11 247	7.0	Z	X
5300	Plastics materials and basic shapes	10	1 310 789	138 152	10.5	.1	83.9
5314	Other plastics materials and basic shapes	7	10 258	1 549	15.1	Z	X

See footnotes at end of table.

Table 3. Merchant Wholesalers by Kind of Business and Commodity Line: 1997—Con.

[Includes only establishments with payroll. For meaning of abbreviations and symbols, see introductory text. For explanation of terms, see Appendix A]

NAICS code and CL code	Kind of business and commodity line	Establishments handling commodity line		Commodity line sales			Sales coverage percent
		Number	Total sales (\$1,000)	Amount ¹ (\$1,000)	As percent of total sales of—		
					Establishments handling line	Establishments in NAICS industry ¹	
42271	Petroleum bulk stations & terminals—Con.						
5330	Chemicals and allied products (excluding agricultural, plastics, gases, and petroleum)	424	6 613 443	950 091	14.4	1.0	20.7
5331	Gasses, compressed and liquified, except L.P.	10	517 359	46 959	9.1	.1	X
5332	Alkalies and chlorine	50	105 017	2 992	2.8	Z	X
5334	Organic fibers	9	1 605 020	107 448	6.7	.1	X
5335	Detergents and soaps	150	575 620	14 621	2.5	Z	X
5336	Sanitation chemicals, polishes, and waxes	22	47 518	810	1.7	Z	X
5338	Wood chemicals, naval stores, and gum	21	292 863	10 400	3.6	Z	X
5342	Adhesives, sealants, and glues	11	19 565	256	1.3	Z	X
5344	Other chemicals and allied products	312	4 182 278	235 500	5.6	.3	X
5400	Petroleum products	6 281	85 407 531	68 617 739	80.3	74.2	78.0
5411	Aviation gasoline	611	5 601 406	430 944	7.7	.5	X
5412	Motor gasoline	5 450	72 980 167	32 792 145	44.9	35.5	X
5413	Special naphtha	208	1 951 936	119 725	6.1	.1	X
5414	Jet fuel (naphtha or kerosine type)	574	28 771 114	1 302 330	4.5	1.4	X
5415	No. 2 distillate fuel oil (no. 2 diesel and no. 2 heating oil)	5 249	77 748 792	22 701 437	29.2	24.6	X
5416	All other distillate fuel oil (no. 1 and no. 4 diesel and heating)	3 080	45 722 054	2 715 682	5.9	2.9	X
5417	Residual fuel oil (no. 5, no. 6, heavy diesel, etc.)	228	10 459 203	3 819 945	36.5	4.1	X
5418	Lubricating oil and greases	4 701	35 865 603	4 735 531	13.2	5.1	X
5420	Liquified petroleum gases (excluding natural gas)	1 040	18 875 259	3 353 194	17.8	3.6	X
5500	Crude oil	119	19 444 037	14 810 664	76.2	16.0	X
5520	Other petroleum products (including asphalt, road oil, wax, etc.)	226	6 718 739	438 392	6.5	.5	X
5800	Farm supplies	296	1 291 744	175 710	13.6	.2	11.8
5812	Feeds (poultry and livestock) not mixed on location	154	667 868	19 279	2.9	Z	X
5813	Prepared feeds (poultry and livestock) mixed on location	19	55 802	3 714	6.7	Z	X
5814	Weed killers, soil sterilizers, and soil conditioners	144	707 515	43 321	6.1	Z	X
5815	Insecticides, fungicides, and pesticides	84	439 707	9 842	2.2	Z	X
5816	Other agricultural chemicals and fertilizers	208	1 044 679	88 559	8.5	.1	X
5817	Seeds and bulbs	125	476 894	6 762	1.4	Z	X
5818	Other farm supplies (including harness and saddlery equipment)	79	302 797	4 230	1.4	Z	X
5900	Tobacco and tobacco products	44	329 116	17 636	5.4	Z	60.5
5911	Cigars	39	318 718	17 559	5.5	Z	X
6000	Paint, paint supplies, and wallpaper	7	24 941	4 929	19.8	Z	X
6100	Books, periodicals, newspapers, and miscellaneous printed materials	27	30 501	1 164	3.8	Z	X
6150	Nondurable goods, n.e.c.	9	66 930	11 128	16.6	Z	X
9700	Service receipts and labor charges (including installed parts)	943	9 419 117	305 337	3.2	.3	6.2
9701	Labor charges for repair work	717	7 354 244	166 848	2.3	.2	X
9702	Parts installed in repair work	263	2 194 150	47 315	2.2	.1	X
9703	Other service receipts and labor charges—Specify	375	3 514 380	91 169	2.6	.1	X
9810	Miscellaneous commodities	594	10 316 888	1 062 646	10.3	1.2	X
9840	Pipeline transportation receipts	11	945 260	6 697	.7	Z	X
9940	Rental and leasing receipts	423	5 555 047	99 675	1.8	.1	X
422710	Petroleum bulk stations & terminals	6 729	X	92 443 546	X	100.0	84.4
0100	New and used automobiles, motorcycles, etc.	7	9 655	2 183	22.6	Z	54.5
0114	Motorscooters, mopeds, snowmobiles, and utility trailers	7	9 655	2 183	22.6	Z	X
0200	New and rebuilt automotive parts and supplies	537	3 674 789	145 402	4.0	.2	2.7
0211	Batteries	266	1 809 751	12 336	.7	Z	X
0212	Engines (complete)	35	138 170	717	.5	Z	X
0213	Electrical engine parts (including ignition parts)	131	726 439	8 619	1.2	Z	X
0214	Brake parts (including fluid and all disk and drum parts)	178	1 137 555	11 303	1.0	Z	X
0215	Exhaust system parts	30	89 667	416	.5	Z	X
0216	Glass	30	89 667	7	.0	Z	X
0217	Hoses, belts, gaskets, and wiper blades	235	1 968 741	9 655	.5	Z	X
0218	Filters (oil, air, gas, and transmission)	334	2 386 895	36 370	1.5	Z	X
0219	Engine parts, except electrical	124	702 855	2 391	.3	Z	X
0221	Body parts and repair materials	56	271 880	750	.3	Z	X
0222	Suspension parts (shocks, struts, balljoints, etc.)	107	1 006 680	35 479	3.5	Z	X
0223	Parts, n.e.c.	85	430 300	1 629	.4	Z	X
0224	Accessories	134	1 157 627	21 959	1.9	Z	X
0250	Petroleum products marketing equipment	322	3 025 686	46 298	1.5	.1	X
0300	Tires and tubes	554	3 020 804	95 210	3.2	.1	.8
0311	New tires and tubes	457	2 470 608	86 273	3.5	.1	X
0312	Recapped and used tires and repair materials	206	802 436	1 641	.2	Z	X
0740	Other construction materials	7	18 898	1 540	8.1	Z	X
1120	Flat iron and steel products	9	1 113 062	31 620	2.8	Z	X
1140	Iron and steel wire and wire products	12	25 232	2 648	10.5	Z	X
1300	Coal and coke	7	240 013	13 071	5.4	Z	46.6
1311	Coal	7	240 013	13 071	5.4	Z	X
1400	Electrical apparatus and equipment	7	33 023	1 949	5.9	Z	58.7
1416	Interior wiring (excluding conduit)	7	33 023	1 935	6.0	Z	X
1500	Electrical appliances, household	31	101 711	3 603	3.5	Z	X
1700	Hardware	44	213 001	18 738	8.8	Z	X
1800	Plumbing and heating equipment and supplies (hydronics)	14	188 043	6 243	3.3	Z	X
2100	Construction and mining machinery and equipment (including parts and attachments)	9	34 113	5 789	17.0	Z	55.5
2117	Other new construction and mining, logging, and road maintenance machinery, equipment, and parts	9	34 113	5 483	16.1	Z	X
2200	Farm machinery, equipment, and parts	8	24 095	799	3.3	Z	X
2220	Garden machinery, equipment, and parts	12	38 200	5 587	14.6	Z	X

See footnotes at end of table.

Table 3. Merchant Wholesalers by Kind of Business and Commodity Line: 1997—Con.

[Includes only establishments with payroll. For meaning of abbreviations and symbols, see introductory text. For explanation of terms, see Appendix A]

NAICS code and CL code	Kind of business and commodity line	Establishments handling commodity line		Commodity line sales			Sales coverage percent
		Number	Total sales (\$1,000)	Amount ¹ (\$1,000)	As percent of total sales of—		
					Establishments handling line	Establishments in NAICS industry ¹	
422710	Petroleum bulk stations & terminals—Con.						
2320	General-purpose industrial machinery, equipment, and parts	91	4 311 784	107 670	2.5	.1	74.2
2321	New pumps, compressors (air or gas), and equipment	27	177 171	3 287	1.9	Z	X
2323	New diesel engines (excluding automotive)	7	314 659	19 428	6.2	Z	X
2326	New controlling, recording, and indicating instruments and access	49	3 801 702	80 343	2.1	.1	X
2327	All other new general-purpose industrial machinery and equipment	45	84 363	4 173	4.9	Z	X
2328	Used general-purpose industrial machinery and equipment	6	13 207	335	2.5	Z	X
2350	Oil well, oil refinery, and pipeline machinery, equipment, and supplies	6	103 548	2 505	2.4	Z	X
2430	Fluid-power filters, components, accessories, and parts	7	28 745	579	2.0	Z	84.4
2431	Filters	7	28 745	579	2.0	Z	X
2460	Other industrial supplies	12	69 772	17 667	25.3	Z	10.9
2466	Industrial supplies, n.e.c.	8	59 965	12 987	21.7	Z	X
2700	Sporting and recreational goods and supplies	8	40 296	7 136	17.7	Z	60.9
2713	Billiards, pool, bowling equipment, and accessories	6	21 448	1 270	5.9	Z	X
3500	Drugs, pharmaceuticals, cosmetics, and toiletries	8	64 535	11 366	17.6	Z	41.6
3515	Other toiletries and druggists' sundries	8	64 535	11 349	17.7	Z	X
4400	Confectionery	31	115 168	1 452	1.3	Z	43.6
4411	Candy	31	115 168	1 452	1.3	Z	X
4850	Soft drinks and bottled water	29	61 385	910	1.5	Z	X
4860	Other grocery specialties	164	6 179 387	410 569	6.6	.4	.4
4868	Grocery specialties, n.e.c.	153	1 588 659	162 720	10.2	.2	X
4900	Grain and beans	20	160 559	28 235	17.6	Z	38.8
4911	Corn (for grain)	20	160 559	14 137	8.8	Z	X
4912	Oats and barley	6	102 975	111	.1	Z	X
4913	Wheat	20	160 559	2 740	1.7	Z	X
4915	Soybeans	20	160 559	11 247	7.0	Z	X
5300	Plastics materials and basic shapes	10	1 310 789	138 152	10.5	.1	83.9
5314	Other plastics materials and basic shapes	7	10 258	1 549	15.1	Z	X
5330	Chemicals and allied products (excluding agricultural, plastics, gases, and petroleum)	424	6 613 443	950 091	14.4	1.0	20.7
5331	Gases, compressed and liquified, except L.P.	10	517 359	46 959	9.1	.1	X
5332	Alkalies and chlorine	50	105 017	2 992	2.8	Z	X
5334	Organic fibers	9	1 605 020	107 448	6.7	.1	X
5335	Detergents and soaps	150	575 620	14 621	2.5	Z	X
5336	Sanitation chemicals, polishes, and waxes	22	47 518	810	1.7	Z	X
5338	Wood chemicals, naval stores, and gum	21	292 863	10 400	3.6	Z	X
5342	Adhesives, sealants, and glues	11	19 565	256	1.3	Z	X
5344	Other chemicals and allied products	312	4 182 278	235 500	5.6	.3	X
5400	Petroleum products	6 281	85 407 531	68 617 739	80.3	74.2	78.0
5411	Aviation gasoline	611	5 601 406	430 944	7.7	.5	X
5412	Motor gasoline	5 450	72 980 167	32 792 145	44.9	35.5	X
5413	Special naphtha	208	1 951 936	119 725	6.1	.1	X
5414	Jet fuel (naphtha or kerosine type)	574	28 771 114	1 302 330	4.5	1.4	X
5415	No. 2 distillate fuel oil (no. 2 diesel and no. 2 heating oil)	5 249	77 748 792	22 701 437	29.2	24.6	X
5416	All other distillate fuel oil (no. 1 and no. 4 diesel and heating)	3 080	45 722 054	2 715 682	5.9	2.9	X
5417	Residual fuel oil (no. 5, no. 6, heavy diesel, etc.)	228	10 459 203	3 819 945	36.5	4.1	X
5418	Lubricating oil and greases	4 701	35 865 603	4 735 531	13.2	5.1	X
5420	Liquified petroleum gases (excluding natural gas)	1 040	18 875 259	3 353 194	17.8	3.6	X
5500	Crude oil	119	19 444 037	14 810 664	76.2	16.0	X
5520	Other petroleum products (including asphalt, road oil, wax, etc.)	226	6 718 739	438 392	6.5	.5	X
5800	Farm supplies	296	1 291 744	175 710	13.6	.2	11.8
5812	Feeds (poultry and livestock) not mixed on location	154	667 868	19 279	2.9	Z	X
5813	Prepared feeds (poultry and livestock) mixed on location	19	55 802	3 714	6.7	Z	X
5814	Weed killers, soil sterilizers, and soil conditioners	144	707 515	43 321	6.1	Z	X
5815	Insecticides, fungicides, and pesticides	84	439 707	9 842	2.2	Z	X
5816	Other agricultural chemicals and fertilizers	208	1 044 679	88 559	8.5	.1	X
5817	Seeds and bulbs	125	476 894	6 762	1.4	Z	X
5818	Other farm supplies (including harness and saddlery equipment)	79	302 797	4 230	1.4	Z	X
5900	Tobacco and tobacco products	44	329 116	17 636	5.4	Z	60.5
5911	Cigars	39	318 718	17 559	5.5	Z	X
6000	Paint, paint supplies, and wallpaper	7	24 941	4 929	19.8	Z	X
6100	Books, periodicals, newspapers, and miscellaneous printed materials	27	30 501	1 164	3.8	Z	X
6150	Nondurable goods, n.e.c.	9	66 930	11 128	16.6	Z	X
9700	Service receipts and labor charges (including installed parts)	943	9 419 117	305 337	3.2	.3	6.2
9701	Labor charges for repair work	717	7 354 244	166 848	2.3	.2	X
9702	Parts installed in repair work	263	2 194 150	47 315	2.2	.1	X
9703	Other service receipts and labor charges—Specify	375	3 514 380	91 169	2.6	.1	X
9810	Miscellaneous commodities	594	10 316 888	1 062 646	10.3	1.2	X
9840	Pipeline transportation receipts	11	945 260	6 697	.7	Z	X
9940	Rental and leasing receipts	423	5 555 047	99 675	1.8	.1	X
4227101	Petroleum bulk stations & terminals (except LP)	16 337	X	188 515 507	X	100.0	84.9
0100	New and used automobiles, motorcycles, etc.	7	9 655	2 183	22.6	Z	54.8
0114	Motorscooters, mopeds, snowmobiles, and utility trailers	7	9 655	2 183	22.6	Z	X
0200	New and rebuilt automotive parts and supplies	519	3 605 461	141 648	3.9	.2	2.7
0211	Batteries	266	1 809 751	12 336	.7	Z	X
0212	Engines (complete)	35	138 170	717	.5	Z	X
0213	Electrical engine parts (including ignition parts)	131	726 439	8 619	1.2	Z	X
0214	Brake parts (including fluid and all disk and drum parts)	178	1 137 555	11 303	1.0	Z	X
0215	Exhaust system parts	30	89 667	416	.5	Z	X
0216	Glass	30	89 667	7	Z	Z	X
0217	Hoses, belts, gaskets, and wiper blades	235	1 968 741	9 655	.5	Z	X
0218	Filters (oil, air, gas, and transmission)	334	2 386 895	36 370	1.5	Z	X
0219	Engine parts, except electrical	124	702 855	2 391	.3	Z	X
0221	Body parts and repair materials	56	271 880	750	.3	Z	X

See footnotes at end of table.

Table 3. Merchant Wholesalers by Kind of Business and Commodity Line: 1997—Con.

[Includes only establishments with payroll. For meaning of abbreviations and symbols, see introductory text. For explanation of terms, see Appendix A]

NAICS code and CL code	Kind of business and commodity line	Establishments handling commodity line		Commodity line sales			Sales coverage percent
		Number	Total sales (\$1,000)	Amount ¹ (\$1,000)	As percent of total sales of—		
					Establishments handling line	Establishments in NAICS industry ¹	
4227101	Petroleum bulk stations & terminals (except LP)—Con.						
0200	New and rebuilt automotive parts and supplies—Con.						
0222	Suspension parts (shocks, struts, balljoints, etc.)	107	1 006 680	35 479	3.5	Z	X
0223	Parts, n.e.c.	85	430 300	1 629	.4	Z	X
0224	Accessories	134	1 157 627	21 959	1.9	Z	X
0250	Petroleum products marketing equipment	320	3 023 320	46 138	1.5	.1	X
0300	Tires and tubes	545	2 994 491	94 224	3.1	.1	.8
0311	New tires and tubes	457	2 470 608	86 273	3.5	.1	X
0312	Recapped and used tires and repair materials	206	802 436	1 641	.2	Z	X
1120	Flat iron and steel products	9	1 113 062	31 620	2.8	Z	X
1140	Iron and steel wire and wire products	12	25 232	2 648	10.5	Z	X
1300	Coal and coke	7	240 013	13 071	5.4	Z	46.8
1311	Coal	7	240 013	13 071	5.4	Z	X
1400	Electrical apparatus and equipment	7	32 512	1 935	6.0	Z	60.3
1416	Interior wiring (excluding conduit)	7	32 512	1 935	6.0	Z	X
1700	Hardware	38	200 465	18 328	9.1	Z	X
1800	Plumbing and heating equipment and supplies (hydronics)	10	176 616	5 775	3.3	Z	X
2100	Construction and mining machinery and equipment (including parts and attachments)	9	34 113	5 789	17.0	Z	55.8
2117	Other new construction and mining, logging, and road maintenance machinery, equipment, and parts	9	34 113	5 483	16.1	Z	X
2200	Farm machinery, equipment, and parts	6	21 164	661	3.1	Z	X
2220	Garden machinery, equipment, and parts	12	38 200	5 587	14.6	Z	X
2320	General-purpose industrial machinery, equipment, and parts	89	4 306 735	107 566	2.5	.1	74.7
2321	New pumps, compressors (air or gas), and equipment	27	177 171	3 287	1.9	Z	X
2323	New diesel engines (excluding automotive)	7	314 659	19 428	6.2	Z	X
2326	New controlling, recording, and indicating instruments and access	49	3 801 702	80 343	2.1	.1	X
2327	All other new general-purpose industrial machinery and equipment	45	84 363	4 173	4.9	Z	X
2328	Used general-purpose industrial machinery and equipment	6	13 207	335	2.5	Z	X
2350	Oil well, oil refinery, and pipeline machinery, equipment, and supplies	6	103 548	2 505	2.4	Z	X
2430	Fluid-power filters, components, accessories, and parts	7	28 745	579	2.0	Z	84.9
2431	Filters	7	28 745	579	2.0	Z	X
2460	Other industrial supplies	12	69 772	17 667	25.3	Z	10.9
2466	Industrial supplies, n.e.c.	8	59 965	12 987	21.7	Z	X
2700	Sporting and recreational goods and supplies	6	21 448	1 270	5.9	Z	40.8
2713	Billiards, pool, bowling equipment, and accessories	6	21 448	1 270	5.9	Z	X
3500	Drugs, pharmaceuticals, cosmetics, and toiletries	8	64 024	11 349	17.7	Z	42.4
3515	Other toiletries and druggists' sundries	8	64 024	11 349	17.7	Z	X
4400	Confectionery	31	115 168	1 452	1.3	Z	43.8
4411	Candy	31	115 168	1 452	1.3	Z	X
4850	Soft drinks and bottled water	29	60 874	870	1.4	Z	X
4860	Other grocery specialties	159	6 168 471	410 348	6.7	.5	.4
4868	Grocery specialties, n.e.c.	153	1 588 659	162 720	10.2	.2	X
4900	Grain and beans	20	160 559	28 235	17.6	Z	39.0
4911	Corn (for grain)	20	160 559	14 137	8.8	Z	X
4912	Oats and barley	6	102 975	111	.1	Z	X
4913	Wheat	20	160 559	2 740	1.7	Z	X
4915	Soybeans	20	160 559	11 247	7.0	Z	X
5300	Plastics materials and basic shapes	10	1 310 789	138 152	10.5	.2	84.3
5314	Other plastics materials and basic shapes	7	10 258	1 549	15.1	Z	X
5330	Chemicals and allied products (excluding agricultural, plastics, gases, and petroleum)	420	5 012 185	418 986	8.4	.5	27.2
5331	Gasses, compressed and liquified, except L.P.	10	517 359	46 959	9.1	.1	X
5332	Alkalies and chlorine	50	105 017	2 992	2.8	Z	X
5334	Organic fibers	9	1 605 020	107 448	6.7	.1	X
5335	Detergents and soaps	150	575 620	14 621	2.5	Z	X
5336	Sanitation chemicals, polishes, and waxes	22	47 518	810	1.7	Z	X
5338	Wood chemicals, naval stores, and gum	21	292 863	10 400	3.6	Z	X
5342	Adhesives, sealants, and glues	11	19 565	256	1.3	Z	X
5344	Other chemicals and allied products	312	4 182 278	235 500	5.6	.3	X
5400	Petroleum products	6 252	83 718 667	68 179 651	81.4	77.0	78.4
5411	Aviation gasoline	611	5 601 406	430 944	7.7	.5	X
5412	Motor gasoline	5 434	71 533 516	32 719 493	45.7	37.0	X
5413	Special naphtha	208	1 951 936	119 725	6.1	.1	X
5414	Jet fuel (naphtha or kerosine type)	573	27 380 122	1 298 352	4.7	1.5	X
5415	No. 2 distillate fuel oil (no. 2 diesel and no. 2 heating oil)	5 231	76 307 413	22 564 383	29.6	25.5	X
5416	All other distillate fuel oil (no. 1 and no. 4 diesel and heating)	3 070	44 313 335	2 684 161	6.1	3.0	X
5417	Residual fuel oil (no. 5, no. 6, heavy diesel, etc.)	224	8 860 354	3 627 737	40.9	4.1	X
5418	Lubricating oil and greases	4 682	35 820 981	4 734 856	13.2	5.3	X
5420	Liquified petroleum gases (excluding natural gas)	648	14 947 220	794 634	5.3	.9	X
5500	Crude oil	117	19 006 174	14 810 141	77.9	16.7	X
5520	Other petroleum products (including asphalt, road oil, wax, etc.)	226	6 718 739	438 392	6.5	.5	X
5800	Farm supplies	284	1 257 112	169 623	13.5	.2	11.4
5812	Feeds (poultry and livestock) not mixed on location	154	667 868	19 279	2.9	Z	X
5813	Prepared feeds (poultry and livestock) mixed on location	19	55 802	3 714	6.7	Z	X
5814	Weed killers, soil sterilizers, and soil conditioners	144	707 515	43 321	6.1	Z	X
5815	Insecticides, fungicides, and pesticides	84	439 707	9 842	2.2	Z	X
5816	Other agricultural chemicals and fertilizers	196	1 010 047	82 472	8.2	.1	X
5817	Seeds and bulbs	125	476 894	6 762	1.4	Z	X
5818	Other farm supplies (including harness and saddlery equipment)	79	302 797	4 230	1.4	Z	X
5900	Tobacco and tobacco products	39	318 718	17 559	5.5	Z	62.3
5911	Cigars	39	318 718	17 559	5.5	Z	X

See footnotes at end of table.

Table 3. Merchant Wholesalers by Kind of Business and Commodity Line: 1997—Con.

[Includes only establishments with payroll. For meaning of abbreviations and symbols, see introductory text. For explanation of terms, see Appendix A]

NAICS code and CL code	Kind of business and commodity line	Establishments handling commodity line		Commodity line sales			Sales coverage percent
		Number	Total sales (\$1,000)	Amount ¹ (\$1,000)	As percent of total sales of—		
					Establishments handling line	Establishments in NAICS industry ¹	
4227101	Petroleum bulk stations & terminals (except LP)—Con.						
6000	Paint, paint supplies, and wallpaper	7	24 941	4 929	19.8	Z	X
6100	Books, periodicals, newspapers, and miscellaneous printed materials	27	30 501	1 164	3.8	Z	X
6150	Nondurable goods, n.e.c.	9	66 930	11 128	16.6	Z	X
9700	Service receipts and labor charges (including installed parts)	888	9 115 101	290 146	3.2	.3	5.5
9701	Labor charges for repair work	674	7 172 798	161 729	2.3	.2	X
9702	Parts installed in repair work	263	2 194 150	47 315	2.2	.1	X
9703	Other service receipts and labor charges—Specify	326	3 245 901	81 097	2.5	.1	X
9810	Miscellaneous commodities	567	9 627 699	1 042 531	10.8	1.2	X
9840	Pipeline transportation receipts	10	508 149	5 819	1.1	Z	X
9940	Rental and leasing receipts	414	5 468 409	96 698	1.8	.1	X
42271011	Petroleum bulk stations (except LP)	5 784	X	43 727 608	X	100.0	82.1
0100	New and used automobiles, motorcycles, etc.	7	9 655	2 183	22.6	Z	53.0
0114	Motorcycles, mopeds, snowmobiles, and utility trailers	7	9 655	2 183	22.6	Z	X
0200	New and rebuilt automotive parts and supplies	503	3 234 219	129 528	4.0	.3	1.8
0211	Batteries	255	1 728 476	12 156	.7	Z	X
0212	Engines (complete)	30	89 667	516	.6	Z	X
0213	Electrical engine parts (including ignition parts)	120	645 164	7 513	1.2	Z	X
0214	Brake parts (including fluid and all disk and drum parts)	167	1 056 280	10 874	1.0	Z	X
0215	Exhaust system parts	30	89 667	416	.5	Z	X
0216	Glass	30	89 667	7	.0	Z	X
0217	Hoses, belts, gaskets, and wiper blades	219	1 597 499	8 001	.5	Z	X
0218	Filters (oil, air, gas, and transmission)	318	2 015 653	31 594	1.6	.1	X
0219	Engine parts, except electrical	124	702 855	2 391	.3	Z	X
0221	Body parts and repair materials	56	271 880	750	.3	Z	X
0222	Suspension parts (shocks, struts, balljoints, etc.)	102	958 177	35 147	3.7	.1	X
0223	Parts, n.e.c.	80	397 526	1 153	.3	Z	X
0224	Accessories	129	867 660	19 003	2.2	Z	X
0250	Petroleum products marketing equipment	310	2 915 967	45 223	1.6	.1	X
0300	Tires and tubes	529	2 654 479	87 914	3.3	.2	.9
0311	New tires and tubes	457	2 470 608	86 273	3.5	.2	X
0312	Recapped and used tires and repair materials	206	802 436	1 641	.2	Z	X
1120	Flat iron and steel products	8	25 012	1 090	4.4	Z	X
1140	Iron and steel wire and wire products	12	25 232	2 648	10.5	Z	X
1400	Electrical apparatus and equipment	7	32 512	1 935	6.0	Z	58.4
1416	Interior wiring (excluding conduit)	7	32 512	1 935	6.0	Z	X
1700	Hardware	36	171 078	14 291	8.4	Z	X
2100	Construction and mining machinery and equipment (including parts and attachments)	9	34 113	5 789	17.0	Z	54.0
2117	Other new construction and mining, logging, and road maintenance machinery, equipment, and parts	9	34 113	5 483	16.1	Z	X
2200	Farm machinery, equipment, and parts	6	21 164	661	3.1	Z	X
2220	Garden machinery, equipment, and parts	12	38 200	5 587	14.6	Z	X
2320	General-purpose industrial machinery, equipment, and parts	85	589 396	34 315	5.8	.1	6.2
2321	New pumps, compressors (air or gas), and equipment	27	177 171	3 287	1.9	Z	X
2323	New diesel engines (excluding automotive)	7	314 659	19 428	6.2	Z	X
2326	New controlling, recording, and indicating instruments and access	45	84 363	7 092	8.4	Z	X
2327	All other new general-purpose industrial machinery and equipment	45	84 363	4 173	4.9	Z	X
2328	Used general-purpose industrial machinery and equipment	6	13 207	335	2.5	Z	X
2350	Oil well, oil refinery, and pipeline machinery, equipment, and supplies	6	103 548	2 505	2.4	Z	X
2430	Fluid-power filters, components, accessories, and parts	7	28 745	579	2.0	Z	82.1
2431	Filters	7	28 745	579	2.0	Z	X
2460	Other industrial supplies	12	69 772	17 667	25.3	Z	10.6
2466	Industrial supplies, n.e.c.	8	59 965	12 987	21.7	Z	X
2700	Sporting and recreational goods and supplies	6	21 448	1 270	5.9	Z	39.5
2713	Billiards, pool, bowling equipment, and accessories	6	21 448	1 270	5.9	Z	X
3500	Drugs, pharmaceuticals, cosmetics, and toiletries	8	64 024	11 349	17.7	Z	41.0
3515	Other toiletries and druggists' sundries	8	64 024	11 349	17.7	Z	X
4400	Confectionery	31	115 168	1 452	1.3	Z	42.4
4411	Candy	31	115 168	1 452	1.3	Z	X
4850	Soft drinks and bottled water	29	60 874	870	1.4	Z	X
4860	Other grocery specialties	153	1 588 659	162 720	10.2	.4	1.8
4868	Grocery specialties, n.e.c.	153	1 588 659	162 720	10.2	.4	X
4900	Grain and beans	20	160 559	28 235	17.6	.1	37.7
4911	Corn (for grain)	20	160 559	14 137	8.8	Z	X
4912	Oats and barley	6	102 975	111	.1	Z	X
4913	Wheat	20	160 559	2 740	1.7	Z	X
4915	Soybeans	20	160 559	11 247	7.0	Z	X
5300	Plastics materials and basic shapes	7	10 258	1 549	15.1	Z	2.2
5314	Other plastics materials and basic shapes	7	10 258	1 549	15.1	Z	X
5330	Chemicals and allied products (excluding agricultural, plastics, gases, and petroleum)	394	3 210 683	251 149	7.8	.6	6.8
5331	Gases, compressed and liquified, except L.P.	10	517 359	46 959	9.1	.1	X
5332	Alkalies and chlorine	50	105 017	2 992	2.8	Z	X
5335	Detergents and soaps	150	575 620	14 621	2.5	Z	X
5336	Sanitation chemicals, polishes, and waxes	22	47 518	810	1.7	Z	X
5338	Wood chemicals, naval stores, and gum	13	257 088	9 250	3.6	Z	X
5342	Adhesives, sealants, and glues	11	19 565	256	1.3	Z	X
5344	Other chemicals and allied products	295	2 416 551	176 261	7.3	.4	X

See footnotes at end of table.

Table 3. Merchant Wholesalers by Kind of Business and Commodity Line: 1997—Con.

[Includes only establishments with payroll. For meaning of abbreviations and symbols, see introductory text. For explanation of terms, see Appendix A]

NAICS code and CL code	Kind of business and commodity line	Establishments handling commodity line		Commodity line sales			Sales coverage percent
		Number	Total sales (\$1,000)	Amount ¹ (\$1,000)	As percent of total sales of—		
					Establishments handling line	Establishments in NAICS industry ¹	
42271011	Petroleum bulk stations (except LP)—Con.						
5400	Petroleum products	5 725	42 601 991	40 580 036	95.3	92.8	75.9
5411	Aviation gasoline	565	4 145 382	329 758	8.0	.8	X
5412	Motor gasoline	5 022	38 912 831	22 214 110	57.1	50.8	X
5413	Special naphtha	194	1 715 892	104 045	6.1	.2	X
5414	Jet fuel (naphtha or kerosine type)	495	4 274 409	619 634	14.5	1.4	X
5415	No. 2 distillate fuel oil (no. 2 diesel and no. 2 heating oil)	4 771	37 066 730	11 650 970	31.4	26.6	X
5416	All other distillate fuel oil (no. 1 and no. 4 diesel and heating)	2 788	21 195 173	1 211 614	5.7	2.8	X
5417	Residual fuel oil (no. 5, no. 6, heavy diesel, etc.)	139	1 614 796	215 223	13.3	.5	X
5418	Lubricating oil and greases	4 472	31 590 196	4 234 682	13.4	9.7	X
5420	Liquified petroleum gases (excluding natural gas)	591	4 461 250	368 899	8.3	.8	X
5500	Crude oil	63	1 170 134	1 144 134	97.8	2.6	X
5520	Other petroleum products (including asphalt, road oil, wax, etc.)	203	1 909 097	56 961	3.0	.1	X
5800	Farm supplies	276	1 161 203	156 842	13.5	.4	9.2
5812	Feeds (poultry and livestock) not mixed on location	149	595 545	18 815	3.2	Z	X
5813	Prepared feeds (poultry and livestock) mixed on location	19	55 802	3 714	6.7	Z	X
5814	Weed killers, soil sterilizers, and soil conditioners	144	707 515	43 321	6.1	.1	X
5815	Insecticides, fungicides, and pesticides	84	439 707	9 842	2.2	Z	X
5816	Other agricultural chemicals and fertilizers	188	914 138	70 155	7.7	.2	X
5817	Seeds and bulbs	125	476 894	6 762	1.4	Z	X
5818	Other farm supplies (including harness and saddlery equipment)	79	302 797	4 230	1.4	Z	X
5900	Tobacco and tobacco products	39	318 718	17 559	5.5	Z	60.3
5911	Cigars	39	318 718	17 559	5.5	Z	X
6000	Paint, paint supplies, and wallpaper	7	24 941	4 929	19.8	Z	X
6100	Books, periodicals, newspapers, and miscellaneous printed materials	27	30 501	1 164	3.8	Z	X
6150	Nondurable goods, n.e.c.	9	66 930	11 128	16.6	Z	X
9700	Service receipts and labor charges (including installed parts)	831	7 015 562	233 398	3.3	.5	3.2
9701	Labor charges for repair work	642	5 665 967	126 858	2.2	.3	X
9702	Parts installed in repair work	263	2 194 150	47 315	2.2	.1	X
9703	Other service receipts and labor charges—Specify	301	2 653 193	59 220	2.2	.1	X
9810	Miscellaneous commodities	536	4 143 790	189 546	4.6	.4	X
9840	Pipeline transportation receipts	10	508 149	5 819	1.1	Z	X
9940	Rental and leasing receipts	378	3 740 416	65 596	1.8	.2	X
42271012	Petroleum bulk terminals (except LP)	553	X	44 787 899	X	100.0	87.6
0200	New and rebuilt automotive parts and supplies	16	371 242	12 120	3.3	Z	11.2
0211	Batteries	11	81 275	180	.2	Z	X
0213	Electrical engine parts (including ignition parts)	11	81 275	1 106	1.4	Z	X
0214	Brake parts (including fluid and all disk and drum parts)	11	81 275	429	.5	Z	X
0217	Hoses, belts, gaskets, and wiper blades	16	371 242	1 654	.4	Z	X
0218	Filters (oil, air, gas, and transmission)	16	371 242	4 776	1.3	Z	X
0250	Petroleum products marketing equipment	10	107 353	915	.9	Z	X
0300	Tires and tubes	16	340 012	6 310	1.9	Z	X
4860	Other grocery specialties	6	4 579 812	247 628	5.4	.6	X
5330	Chemicals and allied products (excluding agricultural, plastics, gases, and petroleum)	26	1 801 502	167 837	9.3	.4	60.3
5334	Organic fibers	9	1 605 020	107 448	6.7	.2	X
5338	Wood chemicals, naval stores, and gum	9	35 775	1 150	3.2	Z	X
5344	Other chemicals and allied products	17	1 765 727	59 239	3.4	.1	X
5400	Petroleum products	527	41 116 676	27 599 615	67.1	61.6	80.7
5411	Aviation gasoline	46	1 456 024	101 186	6.9	.2	X
5412	Motor gasoline	412	32 620 685	10 505 383	32.2	23.5	X
5413	Special naphtha	14	236 044	15 680	6.6	Z	X
5414	Jet fuel (naphtha or kerosine type)	79	23 105 713	678 718	2.9	1.5	X
5415	No. 2 distillate fuel oil (no. 2 diesel and no. 2 heating oil)	460	39 240 683	10 913 413	27.8	24.4	X
5416	All other distillate fuel oil (no. 1 and no. 4 diesel and heating)	282	23 118 162	1 472 547	6.4	3.3	X
5417	Residual fuel oil (no. 5, no. 6, heavy diesel, etc.)	85	7 245 558	3 412 514	47.1	7.6	X
5418	Lubricating oil and greases	210	4 230 785	500 174	11.8	1.1	X
5420	Liquified petroleum gases (excluding natural gas)	57	10 485 970	425 735	4.1	1.0	X
5500	Crude oil	54	17 836 040	13 666 007	76.6	30.5	X
5520	Other petroleum products (including asphalt, road oil, wax, etc.)	23	4 809 642	381 431	7.9	.9	X
5800	Farm supplies	8	95 909	12 781	13.3	Z	33.0
5816	Other agricultural chemicals and fertilizers	8	95 909	12 317	12.8	Z	X
9700	Service receipts and labor charges (including installed parts)	57	2 099 539	56 748	2.7	.1	13.0
9701	Labor charges for repair work	32	1 506 831	34 871	2.3	.1	X
9703	Other service receipts and labor charges—Specify	25	592 708	21 877	3.7	Z	X
9810	Miscellaneous commodities	31	5 483 909	852 985	15.6	1.9	X
9940	Rental and leasing receipts	36	1 727 993	31 102	1.8	.1	X
4227102	Liquefied petroleum bulk stations & terminals	392	X	3 928 039	X	100.0	73.6
0200	New and rebuilt automotive parts and supplies	18	69 328	3 754	5.4	.1	X
0300	Tires and tubes	9	26 313	986	3.7	Z	X
1500	Electrical appliances, household	28	96 856	3 357	3.5	.1	X
1700	Hardware	6	12 536	410	3.3	Z	X
5400	Petroleum products	29	1 688 864	438 088	25.9	11.2	X
5420	Liquified petroleum gases (excluding natural gas)	392	3 928 039	2 558 560	65.1	65.1	X
5800	Farm supplies	12	34 632	6 087	17.6	.2	X
9700	Service receipts and labor charges (including installed parts)	55	304 016	15 191	5.0	.4	X
9810	Miscellaneous commodities	27	689 189	20 115	2.9	.5	X
9940	Rental and leasing receipts	9	86 638	2 977	3.4	.1	X

See footnotes at end of table.

Table 3. Merchant Wholesalers by Kind of Business and Commodity Line: 1997—Con.

[Includes only establishments with payroll. For meaning of abbreviations and symbols, see introductory text. For explanation of terms, see Appendix A]

NAICS code and CL code	Kind of business and commodity line	Establishments handling commodity line		Commodity line sales			Sales coverage percent
		Number	Total sales (\$1,000)	Amount ¹ (\$1,000)	As percent of total sales of—		
					Establishments handling line	Establishments in NAICS industry ¹	
42272	Petroleum & petroleum prod whse (exc bulk stations & terminals)	3 041	X	47 064 414	X	100.0	75.2
0200	New and rebuilt automotive parts and supplies	127	947 154	54 588	5.8	.1	X
0250	Petroleum products marketing equipment	47	239 161	14 375	6.0	Z	X
0300	Tires and tubes	86	240 164	20 990	8.7	Z	X
1140	Iron and steel wire and wire products	6	4 856	251	5.2	Z	X
1300	Coal and coke	6	495 688	24 458	4.9	.1	X
1700	Hardware	11	17 540	1 736	9.9	Z	X
1800	Plumbing and heating equipment and supplies (hydronics)	14	56 625	755	1.3	Z	X
2320	General-purpose industrial machinery, equipment, and parts	49	123 630	18 391	14.9	Z	X
2350	Oil well, oil refinery, and pipeline machinery, equipment, and supplies	6	113 603	35 697	31.4	.1	X
2600	Aircraft and aeronautical equipment and supplies	34	94 931	11 310	11.9	Z	X
3400	Industrial and personal services paper and plastics	6	41 230	371	.9	Z	X
4850	Soft drinks and bottled water	6	27 480	279	1.0	Z	X
4860	Other grocery specialties	32	383 650	15 896	4.1	Z	X
4900	Grain and beans	6	6 502	915	14.1	Z	X
5330	Chemicals and allied products (excluding agricultural, plastics, gases, and petroleum)	138	627 603	112 201	17.9	.2	X
5400	Petroleum products	2 649	37 034 095	34 528 158	93.2	73.4	X
5420	Liquefied petroleum gases (excluding natural gas)	252	5 781 864	2 597 250	44.9	5.5	X
5500	Crude oil	139	11 665 683	7 618 156	65.3	16.2	X
5520	Other petroleum products (including asphalt, road oil, wax, etc.)	222	2 131 843	1 656 552	77.7	3.5	X
5800	Farm supplies	50	71 503	14 605	20.4	Z	X
5900	Tobacco and tobacco products	15	148 366	25 457	17.2	.1	X
6000	Paint, paint supplies, and wallpaper	6	8 214	216	2.6	Z	X
6150	Nondurable goods, n.e.c.	6	34 063	4 210	12.4	Z	X
9700	Service receipts and labor charges (including installed parts)	289	1 893 409	101 319	5.4	.2	X
9720	Receipts for service contracts	10	5 910	1 561	26.4	Z	X
9810	Miscellaneous commodities	239	2 047 360	143 541	7.0	.3	X
9840	Pipeline transportation receipts	9	84 965	1 225	1.4	Z	X
9940	Rental and leasing receipts	123	1 339 906	33 820	2.5	.1	X
422720	Petroleum & petroleum prod whse (exc bulk stations & terminals)	3 041	X	47 064 414	X	100.0	75.2
0200	New and rebuilt automotive parts and supplies	127	947 154	54 588	5.8	.1	X
0250	Petroleum products marketing equipment	47	239 161	14 375	6.0	Z	X
0300	Tires and tubes	86	240 164	20 990	8.7	Z	X
1140	Iron and steel wire and wire products	6	4 856	251	5.2	Z	X
1300	Coal and coke	6	495 688	24 458	4.9	.1	X
1700	Hardware	11	17 540	1 736	9.9	Z	X
1800	Plumbing and heating equipment and supplies (hydronics)	14	56 625	755	1.3	Z	X
2320	General-purpose industrial machinery, equipment, and parts	49	123 630	18 391	14.9	Z	X
2350	Oil well, oil refinery, and pipeline machinery, equipment, and supplies	6	113 603	35 697	31.4	.1	X
2600	Aircraft and aeronautical equipment and supplies	34	94 931	11 310	11.9	Z	X
3400	Industrial and personal services paper and plastics	6	41 230	371	.9	Z	X
4850	Soft drinks and bottled water	6	27 480	279	1.0	Z	X
4860	Other grocery specialties	32	383 650	15 896	4.1	Z	X
4900	Grain and beans	6	6 502	915	14.1	Z	X
5330	Chemicals and allied products (excluding agricultural, plastics, gases, and petroleum)	138	627 603	112 201	17.9	.2	X
5400	Petroleum products	2 649	37 034 095	34 528 158	93.2	73.4	X
5420	Liquefied petroleum gases (excluding natural gas)	252	5 781 864	2 597 250	44.9	5.5	X
5500	Crude oil	139	11 665 683	7 618 156	65.3	16.2	X
5520	Other petroleum products (including asphalt, road oil, wax, etc.)	222	2 131 843	1 656 552	77.7	3.5	X
5800	Farm supplies	50	71 503	14 605	20.4	Z	X
5900	Tobacco and tobacco products	15	148 366	25 457	17.2	.1	X
6000	Paint, paint supplies, and wallpaper	6	8 214	216	2.6	Z	X
6150	Nondurable goods, n.e.c.	6	34 063	4 210	12.4	Z	X
9700	Service receipts and labor charges (including installed parts)	289	1 893 409	101 319	5.4	.2	X
9720	Receipts for service contracts	10	5 910	1 561	26.4	Z	X
9810	Miscellaneous commodities	239	2 047 360	143 541	7.0	.3	X
9840	Pipeline transportation receipts	9	84 965	1 225	1.4	Z	X
9940	Rental and leasing receipts	123	1 339 906	33 820	2.5	.1	X
4228	Beer, wine, & distilled alcoholic beverage whse	4 476	X	58 311 981	X	100.0	83.6
3500	Drugs, pharmaceuticals, cosmetics, and toiletries	9	43 384	9 937	22.9	Z	X
4400	Confectionery	63	258 260	12 595	4.9	Z	X
4830	Canned foods	9	38 934	1 742	4.5	Z	X
4850	Soft drinks and bottled water	1 426	19 729 021	925 940	4.7	1.6	X
4860	Other grocery specialties	76	641 891	20 553	3.2	Z	X
5600	Beer and ale	3 550	46 906 979	32 945 827	70.2	56.5	X
5700	Wines and distilled alcoholic beverages	2 121	31 289 146	24 224 356	77.4	41.5	X
5900	Tobacco and tobacco products	164	2 252 461	50 354	2.2	.1	X
9700	Service receipts and labor charges (including installed parts)	35	267 015	13 982	5.2	Z	X
9810	Miscellaneous commodities	465	4 879 277	92 320	1.9	.2	X
9940	Rental and leasing receipts	57	417 716	2 288	.5	Z	X
42281	Beer & ale whse	2 945	X	33 616 795	X	100.0	85.4
4400	Confectionery	52	136 709	8 543	6.2	Z	X
4850	Soft drinks and bottled water	1 126	11 053 623	702 610	6.4	2.1	X
4860	Other grocery specialties	25	99 011	6 391	6.5	Z	X
5600	Beer and ale	2 945	33 616 795	31 897 145	94.9	94.9	X
5700	Wines and distilled alcoholic beverages	590	6 593 960	916 208	13.9	2.7	X
5900	Tobacco and tobacco products	85	364 563	15 962	4.4	Z	X
9700	Service receipts and labor charges (including installed parts)	11	173 354	4 320	2.5	Z	X
9810	Miscellaneous commodities	351	3 599 636	57 366	1.6	.2	X
9940	Rental and leasing receipts	44	362 600	2 062	.6	Z	X

See footnotes at end of table.

Table 3. Merchant Wholesalers by Kind of Business and Commodity Line: 1997—Con.

[Includes only establishments with payroll. For meaning of abbreviations and symbols, see introductory text. For explanation of terms, see Appendix A]

NAICS code and CL code	Kind of business and commodity line	Establishments handling commodity line		Commodity line sales			Sales coverage percent
		Number	Total sales (\$1,000)	Amount ¹ (\$1,000)	As percent of total sales of—		
					Establishments handling line	Establishments in NAICS industry ¹	
422810	Beer & ale whsle	2 945	X	33 616 795	X	100.0	85.4
4400	Confectionery	52	136 709	8 543	6.2	Z	X
4850	Soft drinks and bottled water	1 126	11 053 623	702 610	6.4	2.1	X
4860	Other grocery specialties	25	99 011	6 391	6.5	Z	X
5600	Beer and ale	2 945	33 616 795	31 897 145	94.9	94.9	X
5700	Wines and distilled alcoholic beverages	590	6 593 960	916 208	13.9	2.7	X
5900	Tobacco and tobacco products	85	364 563	15 962	4.4	Z	X
9700	Service receipts and labor charges (including installed parts)	11	173 354	4 320	2.5	Z	X
9810	Miscellaneous commodities	351	3 599 636	57 366	1.6	.2	X
9940	Rental and leasing receipts	44	362 600	2 062	.6	Z	X
42282	Wine & distilled alcoholic beverage whsle	1 531	X	24 695 186	X	100.0	81.0
4400	Confectionery	11	121 551	4 052	3.3	Z	X
4850	Soft drinks and bottled water	300	8 675 398	223 330	2.6	.9	.4
4851	Soft drinks, packaged	147	5 846 176	81 989	1.4	.3	X
4853	Bottled water	300	8 675 398	141 341	1.6	.6	X
4860	Other grocery specialties	51	542 880	14 162	2.6	.1	2.1
4862	Breakfast cereals	13	88 937	415	.5	Z	X
4863	Cooking oils and margarine	13	88 937	415	.5	Z	X
4868	Grocery specialties, n.e.c.	39	453 943	13 331	2.9	.1	X
5600	Beer and ale	605	13 290 184	1 048 682	7.9	4.2	X
5700	Wines and distilled alcoholic beverages	1 531	24 695 186	23 308 148	94.4	94.4	79.9
5711	Wines	1 360	24 081 706	11 372 940	47.2	46.1	X
5712	Distilled liquor (including premixed alcoholic drinks)	953	21 705 545	11 935 207	55.0	48.3	X
5900	Tobacco and tobacco products	79	1 887 898	34 392	1.8	.1	X
5911	Cigars	79	1 887 898	34 392	1.8	.1	X
9700	Service receipts and labor charges (including installed parts)	24	93 661	9 662	10.3	Z	1.1
9703	Other service receipts and labor charges—Specify	24	93 661	9 662	10.3	Z	X
9810	Miscellaneous commodities	114	1 279 641	34 954	2.7	.1	X
9940	Rental and leasing receipts	13	55 116	226	.4	Z	X
422820	Wine & distilled alcoholic beverage whsle	1 531	X	24 695 186	X	100.0	81.0
4400	Confectionery	11	121 551	4 052	3.3	Z	X
4850	Soft drinks and bottled water	300	8 675 398	223 330	2.6	.9	.4
4851	Soft drinks, packaged	147	5 846 176	81 989	1.4	.3	X
4853	Bottled water	300	8 675 398	141 341	1.6	.6	X
4860	Other grocery specialties	51	542 880	14 162	2.6	.1	2.1
4862	Breakfast cereals	13	88 937	415	.5	Z	X
4863	Cooking oils and margarine	13	88 937	415	.5	Z	X
4868	Grocery specialties, n.e.c.	39	453 943	13 331	2.9	.1	X
5600	Beer and ale	605	13 290 184	1 048 682	7.9	4.2	X
5700	Wines and distilled alcoholic beverages	1 531	24 695 186	23 308 148	94.4	94.4	79.9
5711	Wines	1 360	24 081 706	11 372 940	47.2	46.1	X
5712	Distilled liquor (including premixed alcoholic drinks)	953	21 705 545	11 935 207	55.0	48.3	X
5900	Tobacco and tobacco products	79	1 887 898	34 392	1.8	.1	X
5911	Cigars	79	1 887 898	34 392	1.8	.1	X
9700	Service receipts and labor charges (including installed parts)	24	93 661	9 662	10.3	Z	1.1
9703	Other service receipts and labor charges—Specify	24	93 661	9 662	10.3	Z	X
9810	Miscellaneous commodities	114	1 279 641	34 954	2.7	.1	X
9940	Rental and leasing receipts	13	55 116	226	.4	Z	X
4228201	Wine & distilled alcoholic bev (licensed operation) whsle	1 409	X	24 314 784	X	100.0	80.8
4400	Confectionery	11	121 551	4 052	3.3	Z	X
4850	Soft drinks and bottled water	300	8 675 398	223 330	2.6	.9	X
4860	Other grocery specialties	51	542 880	14 162	2.6	.1	X
5600	Beer and ale	605	13 290 184	1 048 682	7.9	4.3	X
5700	Wines and distilled alcoholic beverages	1 409	24 314 784	22 928 787	94.3	94.3	X
5900	Tobacco and tobacco products	79	1 887 898	34 392	1.8	.1	X
9700	Service receipts and labor charges (including installed parts)	24	93 661	9 662	10.3	Z	X
9810	Miscellaneous commodities	114	1 279 641	34 954	2.7	.1	X
9940	Rental and leasing receipts	13	55 116	226	.4	Z	X
4228202	Wine & distilled alcoholic beverage (State operated) whsle	122	X	380 402	X	100.0	91.3
5700	Wines and distilled alcoholic beverages	122	380 402	379 361	99.7	99.7	88.1
5711	Wines	39	316 436	77 067	24.4	20.3	X
5712	Distilled liquor (including premixed alcoholic drinks)	122	380 402	302 294	79.5	79.5	X
4229	Miscellaneous nondurable goods whsle	29 364	X	143 158 364	X	100.0	78.9
0100	New and used automobiles, motorcycles, etc.	14	22 889	3 312	14.5	Z	X
0120	Buses, campers, and motor homes	6	25 363	2 022	8.0	Z	78.9
0122	Motor homes, car trailers, and campers	6	25 363	2 022	8.0	Z	X
0200	New and rebuilt automotive parts and supplies	223	830 011	52 927	6.4	Z	18.5
0216	Glass	6	15 699	4 200	26.8	Z	X
0219	Engine parts, except electrical	11	12 391	2 445	19.7	Z	X
0221	Body parts and repair materials	37	62 729	8 451	13.5	Z	X
0223	Parts, n.e.c.	16	284 284	10 864	3.8	Z	X
0224	Accessories	11	20 696	688	3.3	Z	X
0250	Petroleum products marketing equipment	10	9 208	2 762	30.0	Z	X
0300	Tires and tubes	61	1 028 180	84 180	8.2	.1	X

See footnotes at end of table.

Table 3. Merchant Wholesalers by Kind of Business and Commodity Line: 1997—Con.

[Includes only establishments with payroll. For meaning of abbreviations and symbols, see introductory text. For explanation of terms, see Appendix A]

NAICS code and CL code	Kind of business and commodity line	Establishments handling commodity line		Commodity line sales			Sales coverage percent
		Number	Total sales (\$1,000)	Amount ¹ (\$1,000)	As percent of total sales of—		
					Establishments handling line	Establishments in NAICS industry ¹	
4229	Miscellaneous nondurable goods whsle—Con.						
0400	Household and lawn furniture	174	435 372	37 278	8.6	Z	4.1
0411	Upholstered furniture	14	17 418	269	1.5	Z	X
0412	Sleep furniture and equipment	17	29 327	1 420	4.8	Z	X
0413	Lawn furniture and equipment	78	188 280	22 371	11.9	Z	X
0414	Other furniture (including sleep sofas)	73	220 533	11 465	5.2	Z	X
0420	Office and business furniture	102	263 834	23 131	8.8	Z	16.6
0421	New office furniture (wooden and metal)	96	246 615	21 722	8.8	Z	X
0500	Household china, glassware, crockery, and plastic housewares	561	1 255 036	101 854	8.1	.1	X
0520	Linens, domestics, curtains, and draperies	319	743 051	42 573	5.7	Z	5.2
0521	Bedspreads, blankets, and bedding	28	76 993	2 652	3.4	Z	X
0523	Shades and blinds	12	113 817	5 197	4.6	Z	X
0524	Towels and washcloths	263	521 376	2 584	.5	Z	X
0525	Other linens and domestics	260	529 851	30 096	5.7	Z	X
0530	Flooring and floor coverings	50	98 899	5 682	5.7	Z	4.6
0531	Soft-surface (textile) floor coverings and accessories (including rugs, carpets, and pads)	32	96 738	5 608	5.8	Z	X
0540	Other home furnishings	602	1 673 111	117 880	7.0	.1	11.6
0541	Metal flatware and kitchen utensils	397	1 059 858	53 625	5.1	Z	X
0542	Mirrors, lamps, and picture frames	69	187 054	15 963	8.5	Z	X
0543	Home furnishings, n.e.c.	140	519 435	45 347	8.7	Z	X
0600	Lumber: rough, dressed, and finished	31	84 162	4 803	5.7	Z	23.6
0611	Dimensional lumber (non-treated)	22	51 733	3 333	6.4	Z	X
0620	Plywood and millwork	34	476 424	59 347	12.5	Z	8.0
0621	Softwood plywood and oriented strand board (OSB)	9	12 154	219	1.8	Z	X
0623	Gypsum, specialty boards, and treatments	7	457 570	52 125	11.4	Z	X
0624	Wood millwork (doors, windows, cabinets, etc.)	26	64 879	3 556	5.5	Z	X
0700	Brick, stone, tile, sand, block, cement, and gravel	27	75 195	6 084	8.1	Z	11.1
0712	Cement and lime	10	12 114	689	5.7	Z	X
0713	Sand, gravel, and crushed stone	14	41 768	3 340	8.0	Z	X
0720	Roofing, siding, and insulation materials	41	172 323	8 028	4.7	Z	38.7
0721	Roofing, except wood	16	144 255	6 036	4.2	Z	X
0722	Siding, except wood	7	2 737	180	6.6	Z	X
0723	Insulation materials	8	32 856	218	.7	Z	X
0730	Flat glass and other construction glass (excluding automotive)	23	82 753	11 505	13.9	Z	X
0740	Other construction materials	94	1 050 831	37 920	3.6	Z	3.9
0744	Construction materials, n.e.c. (including wire fence and construction paper)	10	53 855	4 241	7.9	Z	X
0800	Photographic equipment and supplies (excluding video)	209	3 659 921	140 820	3.8	.1	2.7
0813	Photographic film	152	596 542	21 748	3.6	Z	X
0814	Developing supplies (excluding film)	9	6 323	169	2.7	Z	X
0815	Other photographic equipment and supplies	20	226 245	89 989	39.8	.1	X
0900	Office equipment	409	704 768	66 033	9.4	Z	26.3
0911	Typewriters and dedicated word processors	165	244 697	6 388	2.6	Z	X
0912	Calculators and accounting machines	145	307 476	1 908	.6	Z	X
0913	Copying machines and equipment	277	578 773	50 167	8.7	Z	X
0914	Dictating, transcribing, and recording machines	91	112 521	1 579	1.4	Z	X
0915	Mailing, letter handling, and addressing machines	55	145 071	5 154	3.6	Z	X
0920	New computer equipment	427	498 283	60 429	12.1	Z	54.2
0921	Computers	353	370 985	27 862	7.5	Z	X
0922	Computer storage devices	92	228 064	23 215	10.2	Z	X
0923	Computer printers	226	304 355	6 117	2.0	Z	X
0924	Other computer peripheral equipment	260	264 272	2 099	.8	Z	X
0930	Used computer equipment	28	16 286	610	3.7	Z	X
0950	Computer software (packaged)	205	255 519	11 272	4.4	Z	X
0960	Restaurant and hotel equipment and supplies	398	6 558 219	204 435	3.1	.1	X
0970	Store machines and equipment	199	257 138	25 334	9.9	Z	30.2
0971	Vending machines	10	23 161	753	3.3	Z	X
0972	Other store machines and equipment	186	220 058	24 541	11.2	Z	X
1000	Medical, hospital, and surgical supplies	28	163 963	18 463	11.3	Z	16.5
1011	Surgical and medical instruments and equipment	8	2 485	615	24.7	Z	X
1013	Other surgical, medical, and hospital supplies	16	98 619	15 558	15.8	Z	X
1030	Optical and ophthalmic goods	78	250 412	5 064	2.0	Z	74.0
1034	Optical goods, n.e.c. (excluding cameras)	74	248 535	4 953	2.0	Z	X
1040	Religious and school supplies	83	113 854	18 125	15.9	Z	39.4
1041	Religious supplies	11	15 074	6 913	45.9	Z	X
1042	School supplies	64	80 721	9 865	12.2	Z	X
1050	Other professional equipment and supplies	26	16 340	1 645	10.1	Z	78.9
1051	Architects' equipment and supplies	7	5 014	751	15.0	Z	X
1056	Veterinarians' equipment and supplies	13	4 297	281	6.5	Z	X
1120	Flat iron and steel products	60	7 549 084	279 031	3.7	.2	19.2
1123	Sheets (cold-rolled)	26	7 504 397	277 062	3.7	.2	X
1140	Iron and steel wire and wire products	88	397 862	23 444	5.9	Z	X
1150	Iron and steel pipe and tubing	61	2 329 061	54 673	2.3	Z	63.9
1154	Other steel pipe	17	2 168 673	49 148	2.3	Z	X
1200	Copper and brass	66	8 867 733	1 479 817	16.7	1.0	X
1220	Aluminum shapes, forms, etc.	91	12 115 963	1 974 774	16.3	1.4	X
1230	Other nonferrous metals (magnesium, nickel, tin, lead, zinc, etc., except precious)	7	1 875 540	521 317	27.8	.4	X
1300	Coal and coke	14	3 396 672	238 429	7.0	.2	X
1320	Minerals and ores (excluding coal, precious stones, and crude oil)	37	10 838 862	624 787	5.8	.4	X

See footnotes at end of table.

Table 3. Merchant Wholesalers by Kind of Business and Commodity Line: 1997—Con.

[Includes only establishments with payroll. For meaning of abbreviations and symbols, see introductory text. For explanation of terms, see Appendix A]

NAICS code and CL code	Kind of business and commodity line	Establishments handling commodity line		Commodity line sales			Sales coverage percent
		Number	Total sales (\$1,000)	Amount ¹ (\$1,000)	As percent of total sales of—		
					Establishments handling line	Establishments in NAICS industry ¹	
4229	Miscellaneous nondurable goods whse—Con.						
1400	Electrical apparatus and equipment	341	3 941 256	111 654	2.8	.1	.6
1411	Power and distribution transformers	47	291 423	2 331	.8	Z	X
1412	Switchgear and switchboard apparatus	26	121 856	4 043	3.3	Z	X
1414	Conduit, raceway, and fittings	76	1 969 949	7 740	.4	Z	X
1415	Electric bulbs (all types)	39	71 702	8 630	12.0	Z	X
1416	Interior wiring (excluding conduit)	126	2 288 775	20 213	.9	Z	X
1417	Exterior wiring and cable (excluding conduit)	25	196 962	480	.2	Z	X
1418	Lighting fixtures (residential and commercial)	15	41 855	817	2.0	Z	X
1419	Industrial controls	198	3 378 230	44 017	1.3	Z	X
1421	Other electrical apparatus and equipment (including fuses and lightning rods)	76	1 969 949	6 317	.3	Z	X
1500	Electrical appliances, household	293	590 021	28 174	4.8	Z	2.0
1511	Televisions	14	34 106	1 066	3.1	Z	X
1512	Radios, stereos, and CD players	17	40 564	822	2.0	Z	X
1513	V.C.R.'s and video cameras	14	34 106	534	1.6	Z	X
1518	Other electrical household appliances (including fans, dishwashers, etc.)	277	550 276	24 959	4.5	Z	X
1600	Electronic parts and equipment, except communication	374	4 032 393	297 563	7.4	.2	.1
1612	Integrated circuits	104	3 223 030	13 911	.4	Z	X
1616	Electronic connectors and other passive electronic parts	300	3 781 168	103 700	2.7	.1	X
1618	Electronic parts and equipment, n.e.c.	104	3 223 030	169 717	5.3	.1	X
1650	Communication equipment and supplies	120	244 411	19 978	8.2	Z	15.9
1651	Telephones	120	244 411	6 753	2.8	Z	X
1652	Other electronic communication equipment	90	178 845	11 153	6.2	Z	X
1653	Other electrical communication equipment	9	91 351	2 072	2.3	Z	X
1700	Hardware	921	4 650 813	328 174	7.1	.2	2.7
1711	Hand tools (including power driven)	655	3 397 295	144 644	4.3	.1	X
1712	Bolts, nuts, rivets, and fasteners	531	2 671 066	88 819	3.3	.1	X
1713	Cutlery	172	643 818	40 768	6.3	Z	X
1800	Plumbing and heating equipment and supplies (hydronics)	165	218 599	22 846	10.5	Z	45.7
1811	Plastic pipe fittings and valves (excluding pipe and tubing)	145	181 169	8 559	4.7	Z	X
1812	Metal pipe fittings and valves (excluding pipe and tubing)	110	130 095	4 631	3.6	Z	X
1813	Plumbing fixtures	44	46 182	822	1.8	Z	X
1814	Furnaces, stoves, water heaters (except electric and warm air)	56	58 336	2 448	4.2	Z	X
1815	Boilers, radiators, and convectors	8	1 113	88	7.9	Z	X
1818	Other plumbing and heating equipment and supplies	31	78 392	6 159	7.9	Z	X
1900	Warm air heating and air-conditioning equipment and supplies	39	58 060	8 363	14.4	Z	49.1
1911	Furnaces (warm air)	27	36 179	1 410	3.9	Z	X
1912	Central air-conditioning (residential and commercial)	34	42 432	4 932	11.6	Z	X
1919	Registers, grills, pre-formed ductwork (excluding sheet metal), and duct insulation	29	46 341	356	.8	Z	X
2000	Refrigeration equipment and supplies	64	51 638	12 098	23.4	Z	13.3
2011	Commercial refrigerators (reach-in and walk-in)	62	46 210	2 578	5.6	Z	X
2012	Unit coolers for commercial refrigerators	62	46 210	2 740	5.9	Z	X
2013	Condensing units for commercial refrigerators	62	46 210	2 426	5.3	Z	X
2014	Refrigerants	44	31 471	1 402	4.5	Z	X
2015	Other refrigeration equipment and supplies	44	31 471	1 307	4.2	Z	X
2100	Construction and mining machinery and equipment (including parts and attachments)	29	43 033	5 296	12.3	Z	42.0
2113	New mixers, pavers, and related equipment	13	10 677	534	5.0	Z	X
2117	Other new construction and mining, logging, and road maintenance machinery, equipment, and parts	12	17 049	2 260	13.3	Z	X
2118	Used construction and mining machinery and equipment	20	21 901	1 568	7.2	Z	X
2200	Farm machinery, equipment, and parts	427	2 280 129	125 211	5.5	.1	2.0
2211	New tractors (farm)	21	65 601	2 857	4.4	Z	X
2213	New land preparation, planting, and cultivating machinery	13	83 935	7 199	8.6	Z	X
2215	New irrigation equipment	62	433 857	47 581	11.0	Z	X
2216	Other new farm machinery and equipment	327	1 684 797	64 020	3.8	Z	X
2218	Used farm machinery and equipment	265	622 446	1 754	.3	Z	X
2220	Garden machinery, equipment, and parts	219	1 815 957	132 857	7.3	.1	5.0
2221	New power lawn mowers	58	40 381	2 693	6.7	Z	X
2222	Other new lawn and garden machinery and equipment	115	1 530 342	121 218	7.9	.1	X
2230	Food-processing machinery, equipment, and parts	14	14 778	3 620	24.5	Z	74.4
2231	New commercial food-processing machinery (slicers, choppers, baking, etc.)	11	14 400	2 736	19.0	Z	X
2233	Used food-processing machinery and equipment	11	14 400	862	6.0	Z	X
2300	Hydraulic and pneumatic (fluid-power) pumps, motors, and parts	16	11 804	582	4.9	Z	78.9
2311	Pumps	16	11 804	190	1.6	Z	X
2312	Motors	16	11 804	202	1.7	Z	X
2313	Parts for pumps and motors	16	11 804	190	1.6	Z	X
2320	General-purpose industrial machinery, equipment, and parts	256	12 245 415	3 701 660	30.2	2.6	.3
2321	New pumps, compressors (air or gas), and equipment	73	10 070 621	1 982 565	19.7	1.4	X
2326	New controlling, recording, and indicating instruments and access	130	10 437 999	1 600 470	15.3	1.1	X
2327	All other new general-purpose industrial machinery and equipment	81	268 587	30 068	11.2	Z	X
2328	Used general-purpose industrial machinery and equipment	35	1 533 091	87 024	5.7	.1	X
2330	Metalworking machinery, equipment, and parts	32	68 255	6 341	9.3	Z	X
2340	Materials handling machinery, equipment, and parts	63	113 609	18 065	15.9	Z	55.6
2343	New forklift trucks	35	107 076	16 428	15.3	Z	X
2345	Used materials handling machinery, equipment, and parts	53	55 914	1 637	2.9	Z	X
2360	Other industrial machinery, equipment, and parts	55	254 748	167 661	65.8	.1	76.3
2363	New printing trades machinery, equipment, and supplies	19	9 543	1 095	11.5	Z	X
2366	Other new industrial machinery and equipment	41	235 860	161 616	68.5	.1	X
2367	Used industrial machinery and equipment	13	6 386	176	2.8	Z	X
2390	Hydraulic and pneumatic (fluid-power) valves	16	11 804	291	2.5	Z	78.9
2391	Hydraulic valves	16	11 804	196	1.7	Z	X
2400	Hydraulic and pneumatic cylinders and rotary actuators	16	11 804	367	3.1	Z	78.9
2411	Hydraulic cylinders and rotary actuators	16	11 804	272	2.3	Z	X

See footnotes at end of table.

Table 3. Merchant Wholesalers by Kind of Business and Commodity Line: 1997—Con.

[Includes only establishments with payroll. For meaning of abbreviations and symbols, see introductory text. For explanation of terms, see Appendix A]

NAICS code and CL code	Kind of business and commodity line	Establishments handling commodity line		Commodity line sales			Sales coverage percent
		Number	Total sales (\$1,000)	Amount ¹ (\$1,000)	As percent of total sales of—		
					Establishments handling line	Establishments in NAICS industry ¹	
4229	Miscellaneous nondurable goods wholesaler—Con.						
2420	Hydraulic and pneumatic connectors and assemblies	12	2 264	201	8.9	Z	78.9
2421	Hydraulic and pneumatic connectors	12	2 264	100	4.4	Z	X
2422	Hydraulic and pneumatic assemblies	12	2 264	100	4.4	Z	X
2430	Fluid-power filters, components, accessories, and parts	28	22 425	1 654	7.4	Z	75.7
2431	Filters	28	22 425	1 556	6.9	Z	X
2432	Other fluid-power components, accessories, and parts, n.e.c.	9	9 999	98	1.0	Z	X
2440	Welding supplies (excluding gases)	31	87 824	10 485	11.9	Z	X
2450	Industrial containers and supplies	87	331 900	16 413	4.9	Z	28.0
2454	Other industrial containers and supplies	81	259 395	14 879	5.7	Z	X
2460	Other industrial supplies	385	932 463	119 840	12.9	.1	5.4
2461	Printing and duplicating inks	63	188 672	33 119	17.6	Z	X
2462	Abrasives and abrasive materials	163	268 980	27 271	10.1	Z	X
2465	Strapping and tape	111	138 731	4 542	3.3	Z	X
2466	Industrial supplies, n.e.c.	180	520 679	51 968	10.0	Z	X
2500	Beauty and barber equipment and supplies	9	2 869	619	21.6	Z	X
2520	Custodial (janitors') equipment and supplies	53	217 890	15 665	7.2	Z	1.0
2523	Custodial supplies	34	75 331	11 599	15.4	Z	X
2530	Laundry and dry-cleaning equipment and supplies	75	329 694	17 908	5.4	Z	X
2540	Other service establishment equipment and supplies	16	69 947	22 357	32.0	Z	78.9
2542	Service establishment equipment and supplies, n.e.c.	15	59 243	17 540	29.6	Z	X
2600	Aircraft and aeronautical equipment and supplies	43	3 394 762	106 136	3.1	.1	X
2613	Other new aircraft equipment and supplies	43	3 394 762	106 136	3.1	.1	X
2620	Marine machinery, equipment, and supplies	13	32 123	2 007	6.2	Z	X
2700	Sporting and recreational goods and supplies	484	1 499 291	76 996	5.1	.1	1.8
2711	Ammunition, firearms, reloading equipment, archery supplies, shooting aids, and accessories	14	30 575	1 008	3.3	Z	X
2713	Billiards, pool, bowling equipment, and accessories	356	506 599	30 042	5.9	Z	X
2714	Camping and fishing equipment and accessories	87	789 019	31 142	3.9	Z	X
2715	Athletic equipment and accessories	11	70 391	908	1.3	Z	X
2718	Other sporting and recreational goods (go carts, bait, etc.)	11	46 542	507	1.1	Z	X
2800	Toys and hobby goods and supplies	1 057	3 364 463	327 369	9.7	.2	15.3
2811	Video games and cartridges	62	597 264	21 626	3.6	Z	X
2812	Other toys and games (including fireworks and children's vehicles)	777	2 293 039	239 240	10.4	.2	X
2813	Crafts and craft supplies	148	160 037	17 761	11.1	Z	X
2814	Other hobby goods and accessories	107	296 019	39 319	13.3	Z	X
2930	Recyclable paper and paperboard	97	386 809	16 801	4.3	Z	X
2940	Recyclable materials, except metal	12	75 863	10 571	13.9	Z	X
3000	Jewelry, diamonds, gem stones, and watches	448	1 138 366	67 529	5.9	Z	7.0
3011	Diamond jewelry and diamond jewelry where lapidary work was not performed at this location	22	115 837	8 855	7.6	Z	X
3012	Gem stone and pearl jewelry where lapidary work was not performed at this location	10	4 077	60	1.5	Z	X
3014	Watches, clocks, and watch movements and cases	56	192 608	13 746	7.1	Z	X
3015	Karat gold jewelry (rings, necklaces, etc.)	17	22 247	986	4.4	Z	X
3016	Other jewel, silverware, and plated ware (incl. jewel. where gemstones less than 50% of value, gold filled sterling, and costume jewel. and medallions)	107	65 854	9 848	15.0	Z	X
3030	Precious metals—gold, silver, and platinum including precious metal coins	9	1 847 724	20 238	1.1	Z	X
3100	Musical instruments and supplies	28	83 610	10 885	13.0	Z	X
3120	Forest products, except lumber (including cordwood, hewn posts, poles, and ties)	37	321 435	64 790	20.2	Z	X
3130	Compact discs, prerecorded audio tapes, and phonograph records	290	2 664 157	99 871	3.7	.1	X
3140	Prerecorded video tapes	287	2 143 570	177 148	8.3	.1	X
3150	Other durable goods	74	359 622	9 127	2.5	Z	6.5
3152	Luggage	64	338 915	2 775	.8	Z	X
3154	Other durable goods, n.e.c.	60	345 834	5 703	1.6	Z	X
3160	Fire extinguishers and fire safety equipment	6	78 244	5 540	7.1	Z	X
3200	Printing and writing paper	530	4 090 766	106 997	2.6	.1	1.1
3212	Fine roll paper	60	395 587	3 603	.9	Z	X
3213	Other printing and writing paper	521	4 080 731	102 888	2.5	.1	X
3300	Stationery, office supplies and greeting cards	1 280	12 518 460	553 503	4.4	.4	1.3
3311	Business forms	456	1 927 952	65 957	3.4	Z	X
3312	Stationery, photocopy paper, and typing paper	355	1 366 892	60 733	4.4	Z	X
3313	Inked ribbons, carbon paper, pens and pencils	271	3 855 084	88 105	2.3	.1	X
3314	Toner and cartridges	379	4 796 064	101 507	2.1	.1	X
3315	Greeting cards	344	680 318	41 502	6.1	Z	X
3316	Other stationery supplies (envelopes, ruled forms, and binder paper)	673	2 089 036	103 275	4.9	.1	X
3400	Industrial and personal services paper and plastics	829	10 358 226	361 502	3.5	.3	.7
3411	Paperboard and boxboard boxes	204	874 644	53 633	6.1	Z	X
3412	Paper dishes, cups, and napkins	729	9 554 440	142 514	1.5	.1	X
3413	Industrial paper (wrapping, bags, cartons, etc.)	479	9 160 304	127 787	1.4	.1	X
3414	Disposable plastic boxes, containers, cups, dishes, and supplies	368	7 981 541	19 702	.2	Z	X
3415	Other industrial and personal service paper	91	341 731	13 413	3.9	Z	X
3500	Drugs, pharmaceuticals, cosmetics, and toiletries	1 296	23 669 905	900 653	3.8	.6	1.4
3511	Prescription drugs	80	503 561	27 453	5.5	Z	X
3512	Nonprescription pharmaceuticals	431	1 523 109	263 683	17.3	.2	X
3513	Cosmetics	210	183 885	18 036	9.8	Z	X
3514	Perfumes	30	94 634	12 538	13.2	Z	X
3515	Other toiletries and druggists' sundries	934	22 850 848	571 740	2.5	.4	X

See footnotes at end of table.

Table 3. Merchant Wholesalers by Kind of Business and Commodity Line: 1997—Con.

[Includes only establishments with payroll. For meaning of abbreviations and symbols, see introductory text. For explanation of terms, see Appendix A]

NAICS code and CL code	Kind of business and commodity line	Establishments handling commodity line		Commodity line sales			Sales coverage percent
		Number	Total sales (\$1,000)	Amount ¹ (\$1,000)	As percent of total sales of—		
					Establishments handling line	Establishments in NAICS industry ¹	
4229	Miscellaneous nondurable goods whse—Con.						
3600	Piece goods, knit and woven	187	7 722 200	3 868 513	50.1	2.7	.1
3612	Cotton (including blends)	22	10 934	1 010	9.2	Z	X
3613	Synthetics (excluding synthetic knits)	29	105 468	3 213	3.0	Z	X
3614	Knit fabrics, n.e.c. (including double knit)	27	97 769	4 610	4.7	Z	X
3616	Other piece goods	16	52 268	751	1.4	Z	X
3700	Notions (buttons, ribbons, lace, sewing accessories, zippers, bindings, etc.)	365	2 475 519	54 788	2.2	Z	X
3800	Men's and boys' wear	721	6 732 741	530 855	7.9	.4	.8
3811	Men's and boys' suits, coats, and formal wear	29	55 131	4 992	9.1	Z	X
3812	Men's and boys' dress and casual shirts, slacks, and jeans	353	4 686 290	84 453	1.8	.1	X
3813	Men's and boys' underwear and nightwear	58	94 697	7 020	7.4	Z	X
3814	Men's and boys' work clothing and uniforms	420	2 751 767	153 373	5.6	.1	X
3815	Other men's and boys' wear (caps, hats, swimwear, neckwear, etc.)	645	6 623 287	276 417	4.2	.2	X
3900	Women's and children's wear	684	1 111 265	170 091	15.3	.1	10.2
3911	Infants' and children's wear (to size 6X)	31	22 239	3 371	15.2	Z	X
3912	Women's misses', and girls' dresses and blouses	177	297 624	36 528	12.3	Z	X
3913	Women's, misses', and girls' suits and coats	28	65 084	1 513	2.3	Z	X
3914	Women's and misses' outerwear	190	286 761	52 469	18.3	Z	X
3915	Women's and misses' underwear and sleepwear	54	113 753	7 009	6.2	Z	X
3916	Other women's, misses, and girl's wear (furs, sweaters, millinery, etc.) ..	427	745 135	65 422	8.8	Z	X
4000	Footwear	226	6 120 508	1 699 993	27.8	1.2	.3
4011	All athletic footwear	9	66 364	951	1.4	Z	X
4013	Other women's, misses', and girls' footwear	165	5 963 594	846 822	14.2	.6	X
4014	Other men's and boy's footwear	172	6 028 281	848 340	14.1	.6	X
4015	Shoe accessories	23	43 072	2 932	6.8	Z	X
4100	Frozen foods (packaged)	732	18 261 182	891 379	4.9	.6	9.3
4111	Dinners (frozen)	189	11 133 458	259 070	2.3	.2	X
4112	Fish and seafoods (frozen packaged)	432	2 698 041	89 389	3.3	.1	X
4113	Vegetables (frozen)	498	8 029 266	110 072	1.4	.1	X
4114	Fruits and fruit juices (frozen)	425	5 186 988	63 369	1.2	Z	X
4115	Meat (frozen packaged)	507	9 093 099	208 051	2.3	.1	X
4116	Frozen baked goods	169	5 334 314	76 138	1.4	.1	X
4117	Other frozen foods (except frozen dairy products)	242	6 753 915	85 211	1.3	.1	X
4200	Dairy products (excluding dried or canned)	623	11 821 333	402 971	3.4	.3	11.8
4211	Butter	359	4 089 725	11 598	.3	Z	X
4212	Cheese	545	8 561 203	187 860	2.2	.1	X
4213	Milk and cream, except raw	179	4 401 519	105 535	2.4	.1	X
4214	Ice cream	83	2 041 765	26 706	1.3	Z	X
4215	Raw milk	8	4 749	325	6.8	Z	X
4216	Other dairy products	149	6 011 095	65 596	1.1	Z	X
4300	Poultry and poultry products	489	5 213 852	239 489	4.6	.2	X
4312	Eggs	416	1 534 000	71 201	4.6	.1	X
4313	Live poultry	435	1 982 169	114 939	5.8	.1	X
4400	Confectionery	1 264	29 274 186	2 939 056	10.0	2.1	2.3
4411	Candy	1 217	27 970 120	2 194 461	7.8	1.5	X
4412	Chewing gum	645	15 327 053	316 570	2.1	.2	X
4413	Nuts	337	11 434 155	168 230	1.5	.1	X
4414	Chips and popcorn	449	13 346 134	136 786	1.0	.1	X
4415	Other confections	223	9 024 329	123 009	1.4	.1	X
4500	Fish and seafoods (excluding canned and frozen packaged)	134	1 057 410	77 914	7.4	.1	X
4600	Meat and meat products (fresh and unpackaged)	552	8 045 392	453 135	5.6	.3	13.9
4611	Beef (not killed on location)	448	4 006 409	267 676	6.7	.2	X
4612	Veal (not killed on location)	262	651 839	5 656	.9	Z	X
4613	Lamb and mutton (not killed on location)	9	181 836	2 097	1.2	Z	X
4614	Pork (not killed on location)	306	3 262 700	96 718	3.0	.1	X
4615	Sausage and prepared meats made on location	260	1 558 864	6 869	.4	Z	X
4616	Sausage and prepared meats not made on location	133	5 617 421	34 614	.6	Z	X
4618	Other meat products	45	862 349	39 502	4.6	Z	X
4700	Fresh fruits and vegetables	488	2 666 463	207 474	7.8	.1	1.8
4711	Fresh fruits	475	2 192 986	153 507	7.0	.1	X
4712	Prepackaged fresh-cut vegetables (carrots, salads, etc.)	20	398 180	3 873	1.0	Z	X
4713	Other fresh vegetables	20	398 180	4 479	1.1	Z	X
4800	Coffee, tea, and spices	746	14 250 550	257 452	1.8	.2	8.8
4811	Coffee	473	14 005 109	149 503	1.1	.1	X
4812	Tea	251	7 442 838	54 186	.7	Z	X
4813	Spices	498	5 037 832	53 691	1.1	Z	X
4820	Bread and baked goods	322	1 952 099	39 246	2.0	Z	48.9
4821	Breads and rolls	76	720 513	7 228	1.0	Z	X
4822	Cookies, cakes, and other baked goods	316	1 943 290	32 016	1.6	Z	X
4830	Canned foods	895	16 776 609	763 774	4.6	.5	7.6
4831	Canned and bottled fruits, vegetables, and juices	826	16 095 006	481 437	3.0	.3	X
4832	Canned and bottled baby foods	280	6 794 070	40 042	.6	Z	X
4833	Canned meats	361	7 884 516	81 918	1.0	.1	X
4834	Canned fish and seafoods	387	4 930 180	25 982	.5	Z	X
4835	Canned milk	79	3 410 287	12 296	.4	Z	X
4836	Other canned foods	282	8 385 326	122 012	1.5	.1	X
4840	Food and beverage basic materials (include flavoring extracts, fruit peel, hop extract, industrial molasses, sausage casings, malt, yeast, etc.)	444	6 427 248	219 358	3.4	.2	X
4850	Soft drinks and bottled water	862	21 874 437	680 851	3.1	.5	8.1
4851	Soft drinks, packaged	697	14 494 660	371 454	2.6	.3	X
4852	Soft drinks, pre and post mix bulk	134	5 602 628	83 052	1.5	.1	X
4853	Bottled water	572	14 860 943	226 343	1.5	.2	X

See footnotes at end of table.

Table 3. Merchant Wholesalers by Kind of Business and Commodity Line: 1997—Con.

[Includes only establishments with payroll. For meaning of abbreviations and symbols, see introductory text. For explanation of terms, see Appendix A]

NAICS code and CL code	Kind of business and commodity line	Establishments handling commodity line		Commodity line sales			Sales coverage percent
		Number	Total sales (\$1,000)	Amount ¹ (\$1,000)	As percent of total sales of—		
					Establishments handling line	Establishments in NAICS industry ¹	
4229	Miscellaneous nondurable goods whse—Con.						
4860	Other grocery specialties	1 468	25 783 789	1 883 901	7.3	1.3	12.1
4861	Pasta	629	8 224 403	120 080	1.5	.1	X
4862	Breakfast cereals	355	7 163 276	54 069	.8	Z	X
4863	Cooking oils and margarine	816	11 564 914	223 389	1.9	.2	X
4864	Flour	658	9 476 128	49 050	.5	Z	X
4865	Pickles, preserves, jellies, jams, and sauces	689	11 497 181	80 097	.7	.1	X
4866	Sugar, refined	735	11 290 030	87 709	.8	.1	X
4867	Pet foods	548	7 260 610	183 188	2.5	.1	X
4868	Grocery specialties, n.e.c.	484	10 565 757	1 084 670	10.3	.8	X
4900	Grain and beans	558	18 174 066	2 545 027	14.0	1.8	3.3
4911	Corn (for grain)	292	2 313 514	268 602	11.6	.2	X
4912	Oats and barley	92	584 835	13 824	2.4	Z	X
4913	Wheat	209	1 613 041	52 149	3.2	Z	X
4914	Sorghum (for grain)	57	211 439	4 079	1.9	Z	X
4915	Soybeans	228	1 876 958	127 462	6.8	.1	X
4916	Other grain and beans (rice and edible and inedible beans)	19	432 970	3 502	.8	Z	X
5000	Cattle, hogs, sheep, and goats	56	755 886	86 903	11.5	.1	10.2
5012	Hogs	50	744 199	69 448	9.3	Z	X
5014	Goats	6	28 499	40	.1	Z	X
5100	Hides, skins, and pelts	8	14 870	5 945	40.0	Z	X
5120	Leaf tobacco	225	7 211 276	200 569	2.8	.1	X
5140	Other farm products, inedible	59	100 659	23 708	23.6	Z	78.9
5142	Horses, mules, and donkeys	14	10 985	2 132	19.4	Z	X
5143	Farm products, n.e.c.	45	89 674	21 576	24.1	Z	X
5200	Raw cotton	6	52 380	5 501	10.5	Z	X
5300	Plastics materials and basic shapes	331	6 157 281	251 474	4.1	.2	1.0
5311	Plastic pipes, rods, tubes, and shapes	47	217 698	18 613	8.6	Z	X
5313	Plastics raw materials	45	90 896	13 979	15.4	Z	X
5314	Other plastics materials and basic shapes	9	10 945	984	9.0	Z	X
5320	Industrial gases (welding, etc.)	31	87 244	18 865	21.6	Z	X
5330	Chemicals and allied products (excluding agricultural, plastics, gases, and petroleum)	800	12 789 781	3 608 683	28.2	2.5	1.2
5331	Gases, compressed and liquified, except L.P.	19	331 538	25 284	7.6	Z	X
5332	Alkalies and chlorine	18	222 378	1 167	.5	Z	X
5335	Detergents and soaps	436	2 285 072	417 589	18.3	.3	X
5336	Sanitation chemicals, polishes, and waxes	172	1 222 929	166 098	13.6	.1	X
5338	Wood chemicals, naval stores, and gum	13	105 137	330	.3	Z	X
5341	Insecticides, nonagricultural	17	105 207	663	.6	Z	X
5342	Adhesives, sealants, and glues	99	748 759	54 084	7.2	Z	X
5344	Other chemicals and allied products	294	9 856 907	2 931 776	29.7	2.0	X
5400	Petroleum products	345	3 859 981	313 298	8.1	.2	3.0
5412	Motor gasoline	38	155 253	14 863	9.6	Z	X
5414	Jet fuel (naphtha or kerosine type)	6	14 953	3 569	23.9	Z	X
5415	No. 2 distillate fuel oil (no. 2 diesel and no. 2 heating oil)	38	155 253	9 998	6.4	Z	X
5416	All other distillate fuel oil (no. 1 and no. 4 diesel and heating)	35	100 332	16 433	16.4	Z	X
5418	Lubricating oil and greases	253	3 641 748	261 189	7.2	.2	X
5420	Liquified petroleum gases (excluding natural gas)	56	623 649	37 406	6.0	Z	X
5500	Crude oil	25	8 661 115	4 157 775	48.0	2.9	X
5600	Beer and ale	44	610 270	25 884	4.2	Z	X
5700	Wines and distilled alcoholic beverages	44	552 948	34 210	6.2	Z	1.9
5711	Wines	25	312 337	32 779	10.5	Z	X
5800	Farm supplies	6 708	47 591 608	31 554 044	66.3	22.0	64.7
5811	Hay, straw, and alfalfa	574	2 493 483	1 356 278	54.4	.9	X
5812	Feeds (poultry and livestock) not mixed on location	1 182	6 162 172	2 793 556	45.3	2.0	X
5813	Prepared feeds (poultry and livestock) mixed on location	346	2 544 867	983 647	38.7	.7	X
5814	Weed killers, soil sterilizers, and soil conditioners	1 191	7 364 871	2 523 079	34.3	1.8	X
5815	Insecticides, fungicides, and pesticides	1 491	10 195 343	3 690 610	36.2	2.6	X
5816	Other agricultural chemicals and fertilizers	3 626	31 460 578	11 000 944	35.0	7.7	X
5817	Seeds and bulbs	2 052	13 029 604	7 612 783	58.4	5.3	X
5818	Other farm supplies (including harness and saddlery equipment)	1 640	5 860 271	1 578 143	26.9	1.1	X
5900	Tobacco and tobacco products	1 568	31 974 551	23 267 248	72.8	16.3	67.1
5911	Cigars	1 261	27 346 719	1 419 713	5.2	1.0	X
5912	Cigarettes	1 303	30 775 189	20 318 454	66.0	14.2	X
5913	Other tobacco products (excluding leaf)	979	25 987 728	1 504 143	5.8	1.1	X
6000	Paint, paint supplies, and wallpaper	1 727	4 075 319	3 007 998	73.8	2.1	50.0
6011	Architectural coatings (enamels, primers, stains, solvents, and lacquers)	535	1 117 896	576 067	51.5	.4	X
6012	Industrial/OEM coatings (coatings applied by original manufacturers to products during manufacturing)	292	562 517	226 483	40.3	.2	X
6013	Special purpose coatings (automotive, refinish, marine, traffic coatings)	857	1 596 850	1 088 703	68.2	.8	X
6014	Paint supplies	652	1 280 507	396 324	31.0	.3	X
6015	Wallpaper	272	901 351	712 711	79.1	.5	X
6100	Books, periodicals, newspapers, and miscellaneous printed materials	3 786	18 129 201	16 143 850	89.0	11.3	66.4
6101	Books	2 717	14 945 360	9 521 053	63.7	6.7	X
6102	Other periodicals, newspapers, and miscellaneous printed materials	1 766	8 872 061	6 618 230	74.6	4.6	X
6110	Flowers and florists' supplies	3 911	8 014 629	7 089 883	88.5	5.0	X
6120	Art goods (including novelties and souvenirs)	4 473	8 610 181	6 968 977	80.9	4.9	49.4
6121	Art materials	1 666	3 075 690	2 575 538	83.7	1.8	X
6122	Novelties and souvenirs	2 985	5 970 642	4 393 438	73.6	3.1	X
6130	Textile bags, bagging, and burlap	519	1 039 216	679 074	65.3	.5	X
6150	Nondurable goods, n.e.c.	6 097	13 247 323	11 047 925	83.4	7.7	X
9700	Service receipts and labor charges (including installed parts)	2 404	6 021 168	489 722	8.1	.3	10.2
9701	Labor charges for repair work	1 703	2 773 835	168 315	6.1	.1	X
9702	Parts installed in repair work	1 113	1 556 431	89 486	5.7	.1	X
9703	Other service receipts and labor charges—Specify	892	2 058 217	207 962	10.1	.1	X

See footnotes at end of table.

Table 3. Merchant Wholesalers by Kind of Business and Commodity Line: 1997—Con.

[Includes only establishments with payroll. For meaning of abbreviations and symbols, see introductory text. For explanation of terms, see Appendix A]

NAICS code and CL code	Kind of business and commodity line	Establishments handling commodity line		Commodity line sales			Sales coverage percent
		Number	Total sales (\$1,000)	Amount ¹ (\$1,000)	As percent of total sales of—		
					Establishments handling line	Establishments in NAICS industry ¹	
4229	Miscellaneous nondurable goods whsle—Con.						
	Receipts for service contracts	751	855 756	187 403	21.9	.1	X
9720	Advertising specialties (paper novelties, etc.)	337	336 828	54 195	16.1	Z	X
9740	Receipts for installing equipment	527	421 230	73 105	17.4	.1	X
9810	Miscellaneous commodities	1 971	22 070 158	1 213 022	5.5	.8	X
9910	Receipts from Commodity Credit Corporation	13	80 928	360	.4	Z	X
9920	Receipts for farm product preparation services (cleaning, shelling, etc.) ...	92	475 443	22 681	4.8	Z	X
9930	Sales of integrated systems which you wrote or modified software	165	136 868	30 573	22.3	Z	X
9940	Rental and leasing receipts	771	1 720 300	117 541	6.8	.1	8.1
9941	Computer rental and leasing receipts	100	69 929	12 847	18.4	Z	X
9942	Photocopying machine rental	303	467 101	83 607	17.9	.1	X
9943	Other office machine rental receipts	339	305 007	8 191	2.7	Z	X
9944	Other rental receipts	47	12 888	213	1.7	Z	X
9950	Construction receipts	43	10 776	4 112	38.2	Z	X
9960	Custom software (designed to customer specifications)	151	93 631	18 029	19.3	Z	X
9970	Receipts for printing or photocopying performed at this establishment	72	49 836	9 159	18.4	Z	X
42291	Farm supplies whsle	6 437	X	32 607 159	X	100.0	75.8
0200	New and rebuilt automotive parts and supplies	75	246 804	6 891	2.8	Z	X
0300	Tires and tubes	43	992 675	81 370	8.2	.3	X
0540	Other home furnishings	7	50 334	10 870	21.6	Z	X
0600	Lumber: rough, dressed, and finished	18	69 444	3 729	5.4	Z	11.9
0611	Dimensional lumber (non-treated)	10	37 683	2 465	6.5	Z	X
0620	Plywood and millwork	8	411 545	41 157	10.0	.1	X
0700	Brick, stone, tile, sand, block, cement, and gravel	15	58 246	3 464	5.9	Z	8.7
0713	Sand, gravel, and crushed stone	12	36 933	2 857	7.7	Z	X
0740	Other construction materials	67	962 577	31 756	3.3	.1	X
1120	Fiat iron and steel products	12	10 023	262	2.6	Z	X
1140	Iron and steel wire and wire products	25	87 337	7 466	8.5	Z	X
1150	Iron and steel pipe and tubing	18	54 966	1 036	1.9	Z	X
1400	Electrical apparatus and equipment	11	23 601	1 672	7.1	Z	X
1600	Electronic parts and equipment, except communication	10	5 531	352	6.4	Z	X
1700	Hardware	320	2 537 587	144 113	5.7	.4	2.3
1711	Hand tools (including power driven)	183	2 100 370	80 566	3.8	.2	X
1712	Bolts, nuts, rivets, and fasteners	137	1 700 549	31 548	1.9	.1	X
1713	Cutlery	94	370 703	13 722	3.7	Z	X
1800	Plumbing and heating equipment and supplies (hydronics)	15	66 723	5 214	7.8	Z	68.8
1811	Plastic pipe fittings and valves (excluding pipe and tubing)	14	64 141	3 615	5.6	Z	X
1812	Metal pipe fittings and valves (excluding pipe and tubing)	9	15 075	319	2.1	Z	X
1814	Furnaces, stoves, water heaters (except electric and warm air)	9	15 075	597	4.0	Z	X
2200	Farm machinery, equipment, and parts	373	2 152 417	100 767	4.7	.3	1.9
2211	New tractors (farm)	21	65 601	2 857	4.4	Z	X
2213	New land preparation, planting, and cultivating machinery	13	83 935	7 199	8.6	Z	X
2215	New irrigation equipment	12	318 074	24 937	7.8	.1	X
2216	Other new farm machinery and equipment	327	1 684 797	64 020	3.8	.2	X
2218	Used farm machinery and equipment	265	622 446	1 754	.3	Z	X
2220	Garden machinery, equipment, and parts	158	1 654 537	126 335	7.6	.4	5.1
2221	New power lawn mowers	58	40 381	2 693	6.7	Z	X
2222	Other new lawn and garden machinery and equipment	115	1 530 342	121 218	7.9	.4	X
2320	General-purpose industrial machinery, equipment, and parts	22	73 120	13 788	18.9	Z	39.0
2326	New controlling, recording, and indicating instruments and access	18	12 634	1 228	9.7	Z	X
2360	Other industrial machinery, equipment, and parts	8	5 477	1 093	20.0	Z	75.8
2366	Other new industrial machinery and equipment	8	5 477	1 093	20.0	Z	X
2460	Other industrial supplies	10	9 027	363	4.0	Z	14.8
2466	Industrial supplies, n.e.c.	6	5 750	200	3.5	Z	X
2700	Sporting and recreational goods and supplies	47	812 993	18 446	2.3	.1	1.6
2711	Ammunition, firearms, reloading equipment, archery supplies, shooting aids, and accessories	13	29 189	389	1.3	Z	X
2714	Camping and fishing equipment and accessories	24	696 053	16 606	2.4	.1	X
2715	Athletic equipment and accessories	11	70 391	908	1.3	Z	X
2718	Other sporting and recreational goods (go carts, bait, etc.)	11	46 542	507	1.1	Z	X
2800	Toys and hobby goods and supplies	7	14 442	1 368	9.5	Z	X
2930	Recyclable paper and paperboard	12	68 381	2 952	4.3	Z	X
3120	Forest products, except lumber (including cordwood, hewn posts, poles, and ties)	11	45 102	8 453	18.7	Z	X
3130	Compact discs, prerecorded audio tapes, and phonograph records	6	5 296	1 782	33.6	Z	X
3300	Stationery, office supplies and greeting cards	7	2 882	94	3.3	Z	X
3400	Industrial and personal services paper and plastics	7	5 765	394	6.8	Z	X
3500	Drugs, pharmaceuticals, cosmetics, and toiletries	66	468 578	96 814	20.7	.3	2.8
3511	Prescription drugs	9	126 246	1 909	1.5	Z	X
3512	Nonprescription pharmaceuticals	9	126 246	55 536	44.0	.2	X
3515	Other toiletries and druggists' sundries	42	322 561	37 538	11.6	.1	X
3800	Men's and boys' wear	35	74 417	4 332	5.8	Z	4.8
3812	Men's and boys' dress and casual shirts, slacks, and jeans	22	53 499	3 878	7.2	Z	X
3815	Other men's and boys' wear (caps, hats, swimwear, neckwear, etc.)	22	53 499	353	.7	Z	X
3900	Women's and children's wear	6	2 500	125	5.0	Z	X
4000	Footwear	24	41 889	799	1.9	Z	X
4300	Poultry and poultry products	26	461 989	43 802	9.5	.1	.3
4313	Live poultry	19	448 169	43 738	9.8	.1	X
4700	Fresh fruits and vegetables	11	456 835	42 937	9.4	.1	X
4800	Coffee, tea, and spices	6	15 016	509	3.4	Z	X

See footnotes at end of table.

Table 3. Merchant Wholesalers by Kind of Business and Commodity Line: 1997—Con.

[Includes only establishments with payroll. For meaning of abbreviations and symbols, see introductory text. For explanation of terms, see Appendix A]

NAICS code and CL code	Kind of business and commodity line	Establishments handling commodity line		Commodity line sales			Sales coverage percent
		Number	Total sales (\$1,000)	Amount ¹ (\$1,000)	As percent of total sales of—		
					Establishments handling line	Establishments in NAICS industry ¹	
42291	Farm supplies whse—Con.						
4860	Other grocery specialties	268	1 595 360	181 660	11.4	.6	29.4
4863	Cooking oils and margarine	6	37 633	11 386	30.3	Z	X
4867	Pet foods	241	1 082 708	69 620	6.4	.2	X
4868	Grocery specialties, n.e.c.	21	475 015	100 654	21.2	.3	X
4900	Grain and beans	315	2 487 179	468 347	18.8	1.4	27.1
4911	Corn (for grain)	285	2 298 172	267 687	11.6	.8	X
4912	Oats and barley	85	569 493	13 525	2.4	Z	X
4913	Wheat	202	1 597 699	52 091	3.3	.2	X
4914	Sorghum (for grain)	57	211 439	4 079	1.9	Z	X
4915	Soybeans	228	1 876 958	127 462	6.8	.4	X
4916	Other grain and beans (rice and edible and inedible beans)	19	432 970	3 502	.8	Z	X
5000	Cattle, hogs, sheep, and goats	55	754 137	86 325	11.4	.3	9.6
5012	Hogs	50	744 199	69 448	9.3	Z	X
5014	Goats	6	28 499	40	.1	Z	X
5120	Leaf tobacco	6	10 361	112	1.1	Z	X
5140	Other farm products, inedible	16	21 294	6 256	29.4	Z	75.8
5142	Horses, mules, and donkeys	14	10 985	2 132	19.4	Z	X
5200	Raw cotton	6	52 380	5 501	10.5	Z	X
5330	Chemicals and allied products (excluding agricultural, plastics, gases, and petroleum)	108	1 108 323	91 255	8.2	.3	1.0
5331	Gasses, compressed and liquified, except L.P.	13	312 385	23 935	7.7	.1	X
5332	Alkalies and chlorine	13	105 137	330	.3	Z	X
5335	Detergents and soaps	44	210 489	3 603	1.7	Z	X
5336	Sanitation chemicals, polishes, and waxes	44	213 628	3 004	1.4	Z	X
5338	Wood chemicals, naval stores, and gum	13	105 137	330	.3	Z	X
5341	Insecticides, nonagricultural	13	105 137	662	.6	Z	X
5342	Adhesives, sealants, and glues	30	421 260	31 666	7.5	.1	X
5344	Other chemicals and allied products	44	416 141	20 811	5.0	.1	X
5400	Petroleum products	255	1 557 531	206 433	13.3	.6	8.1
5412	Motor gasoline	38	155 253	14 863	9.6	Z	X
5414	Jet fuel (naphtha or kerosine type)	6	14 953	3 569	23.9	Z	X
5415	No. 2 distillate fuel oil (no. 2 diesel and no. 2 heating oil)	38	155 253	9 998	6.4	Z	X
5416	All other distillate fuel oil (no. 1 and no. 4 diesel and heating)	35	100 332	16 433	16.4	.1	X
5418	Lubricating oil and greases	225	1 461 064	161 541	11.1	.5	X
5420	Liquified petroleum gases (excluding natural gas)	42	613 745	35 739	5.8	.1	X
5800	Farm supplies	6 437	32 607 159	30 224 335	92.7	92.7	65.3
5811	Hay, straw, and alfalfa	574	2 493 483	1 356 278	54.4	4.2	X
5812	Feeds (poultry and livestock) not mixed on location	1 084	5 749 439	2 741 042	47.7	8.4	X
5813	Prepared feeds (poultry and livestock) mixed on location	335	2 474 988	980 124	39.6	3.0	X
5814	Weed killers, soil sterilizers, and soil conditioners	1 162	7 261 142	2 519 089	34.7	7.7	X
5815	Insecticides, fungicides, and pesticides	1 458	10 076 270	3 675 192	36.5	11.3	X
5816	Other agricultural chemicals and fertilizers	3 518	17 327 808	9 818 289	56.7	30.1	X
5817	Seeds and bulbs	2 013	12 761 784	7 566 247	59.3	23.2	X
5818	Other farm supplies (including harness and saddlery equipment)	1 610	5 751 553	1 568 078	27.3	4.8	X
6000	Paint, paint supplies, and wallpaper	49	598 702	6 378	1.1	Z	X
6100	Books, periodicals, newspapers, and miscellaneous printed materials	11	5 159	126	2.4	Z	34.4
6101	Books	11	5 159	124	2.4	Z	X
6110	Flowers and florists' supplies	78	228 995	46 459	20.3	.1	X
6120	Art goods (including novelties and souvenirs)	6	2 146	47	2.2	Z	10.8
6122	Novelties and souvenirs	6	2 146	47	2.2	Z	X
6150	Nondurable goods, n.e.c.	21	18 145	3 408	18.8	Z	X
9700	Service receipts and labor charges (including installed parts)	815	2 577 454	144 603	5.6	.4	5.8
9701	Labor charges for repair work	467	1 550 848	58 076	3.7	.2	X
9702	Parts installed in repair work	30	342 766	7 938	2.3	Z	X
9703	Other service receipts and labor charges—Specify	396	1 065 353	78 589	7.4	.2	X
9810	Miscellaneous commodities	466	2 378 561	224 231	9.4	.7	X
9910	Receipts from Commodity Credit Corporation	8	76 511	148	.2	Z	X
9920	Receipts for farm product preparation services (cleaning, shelling, etc.)	88	474 123	22 089	4.7	.1	X
9940	Rental and leasing receipts	51	137 438	3 709	2.7	Z	X
422910	Farm supplies whse	6 437	X	32 607 159	X	100.0	75.8
0200	New and rebuilt automotive parts and supplies	75	246 804	6 891	2.8	Z	X
0300	Tires and tubes	43	992 675	81 370	8.2	.3	X
0540	Other home furnishings	7	50 334	10 870	21.6	Z	X
0600	Lumber: rough, dressed, and finished	18	69 444	3 729	5.4	Z	11.9
0611	Dimensional lumber (non-treated)	10	37 683	2 465	6.5	Z	X
0620	Plywood and millwork	8	411 545	41 157	10.0	.1	X
0700	Brick, stone, tile, sand, block, cement, and gravel	15	58 246	3 464	5.9	Z	8.7
0713	Sand, gravel, and crushed stone	12	36 933	2 857	7.7	Z	X
0740	Other construction materials	67	962 577	31 756	3.3	.1	X
1120	Flat iron and steel products	12	10 023	262	2.6	Z	X
1140	Iron and steel wire and wire products	25	87 337	7 466	8.5	Z	X
1150	Iron and steel pipe and tubing	18	54 966	1 036	1.9	Z	X
1400	Electrical apparatus and equipment	11	23 601	1 672	7.1	Z	X
1600	Electronic parts and equipment, except communication	10	5 531	352	6.4	Z	X
1700	Hardware	320	2 537 587	144 113	5.7	.4	2.3
1711	Hand tools (including power driven)	183	2 100 370	80 566	3.8	.2	X
1712	Bolts, nuts, rivets, and fasteners	137	1 700 549	31 548	1.9	.1	X
1713	Cutlery	94	370 703	13 722	3.7	Z	X

See footnotes at end of table.

Table 3. Merchant Wholesalers by Kind of Business and Commodity Line: 1997—Con.

[Includes only establishments with payroll. For meaning of abbreviations and symbols, see introductory text. For explanation of terms, see Appendix A]

NAICS code and CL code	Kind of business and commodity line	Establishments handling commodity line		Commodity line sales			Sales coverage percent
		Number	Total sales (\$1,000)	Amount ¹ (\$1,000)	As percent of total sales of—		
					Establishments handling line	Establishments in NAICS industry ¹	
422910	Farm supplies whse—Con.						
1800	Plumbing and heating equipment and supplies (hydronics)	15	66 723	5 214	7.8	Z	68.8
1811	Plastic pipe fittings and valves (excluding pipe and tubing)	14	64 141	3 615	5.6	Z	X
1812	Metal pipe fittings and valves (excluding pipe and tubing)	9	15 075	319	2.1	Z	X
1814	Furnaces, stoves, water heaters (except electric and warm air)	9	15 075	597	4.0	Z	X
2200	Farm machinery, equipment, and parts	373	2 152 417	100 767	4.7	.3	1.9
2211	New tractors (farm)	21	65 601	2 857	4.4	Z	X
2213	New land preparation, planting, and cultivating machinery	13	83 935	7 199	8.6	Z	X
2215	New irrigation equipment	12	318 074	24 937	7.8	.1	X
2216	Other new farm machinery and equipment	327	1 684 797	64 020	3.8	.2	X
2218	Used farm machinery and equipment	265	622 446	1 754	.3	Z	X
2220	Garden machinery, equipment, and parts	158	1 654 537	126 335	7.6	.4	5.1
2221	New power lawn mowers	58	40 381	2 693	6.7	Z	X
2222	Other new lawn and garden machinery and equipment	115	1 530 342	121 218	7.9	.4	X
2320	General-purpose industrial machinery, equipment, and parts	22	73 120	13 788	18.9	Z	39.0
2326	New controlling, recording, and indicating instruments and access	18	12 634	1 228	9.7	Z	X
2360	Other industrial machinery, equipment, and parts	8	5 477	1 093	20.0	Z	75.8
2366	Other new industrial machinery and equipment	8	5 477	1 093	20.0	Z	X
2460	Other industrial supplies	10	9 027	363	4.0	Z	14.8
2466	Industrial supplies, n.e.c.	6	5 750	200	3.5	Z	X
2700	Sporting and recreational goods and supplies	47	812 993	18 446	2.3	.1	1.6
2711	Ammunition, firearms, reloading equipment, archery supplies, shooting aids, and accessories	13	29 189	389	1.3	Z	X
2714	Camping and fishing equipment and accessories	24	696 053	16 606	2.4	.1	X
2715	Athletic equipment and accessories	11	70 391	908	1.3	Z	X
2718	Other sporting and recreational goods (go carts, bait, etc.)	11	46 542	507	1.1	Z	X
2800	Toys and hobby goods and supplies	7	14 442	1 368	9.5	Z	X
2930	Recyclable paper and paperboard	12	68 381	2 952	4.3	Z	X
3120	Forest products, except lumber (including cordwood, hewn posts, poles, and ties)	11	45 102	8 453	18.7	Z	X
3130	Compact discs, prerecorded audio tapes, and phonograph records	6	5 296	1 782	33.6	Z	X
3300	Stationery, office supplies and greeting cards	7	2 882	94	3.3	Z	X
3400	Industrial and personal services paper and plastics	7	5 765	394	6.8	Z	X
3500	Drugs, pharmaceuticals, cosmetics, and toiletries	66	468 578	96 814	20.7	.3	2.8
3511	Prescription drugs	9	126 246	1 909	1.5	Z	X
3512	Nonprescription pharmaceuticals	9	126 246	55 536	44.0	.2	X
3515	Other toiletries and druggists' sundries	42	322 561	37 538	11.6	.1	X
3800	Men's and boys' wear	35	74 417	4 332	5.8	Z	4.8
3812	Men's and boys' dress and casual shirts, slacks, and jeans	22	53 499	3 878	7.2	Z	X
3815	Other men's and boys' wear (caps, hats, swimwear, neckwear, etc.)	22	53 499	353	.7	Z	X
3900	Women's and children's wear	6	2 500	125	5.0	Z	X
4000	Footwear	24	41 889	799	1.9	Z	X
4300	Poultry and poultry products	26	461 989	43 802	9.5	.1	.3
4313	Live poultry	19	448 169	43 738	9.8	.1	X
4700	Fresh fruits and vegetables	11	456 835	42 937	9.4	.1	X
4800	Coffee, tea, and spices	6	15 016	509	3.4	Z	X
4860	Other grocery specialties	268	1 595 360	181 660	11.4	.6	29.4
4863	Cooking oils and margarine	6	37 633	11 386	30.3	Z	X
4867	Pet foods	241	1 082 708	69 620	6.4	.2	X
4868	Grocery specialties, n.e.c.	21	475 015	100 654	21.2	.3	X
4900	Grain and beans	315	2 487 179	468 347	18.8	1.4	27.1
4911	Corn (for grain)	285	2 298 172	267 687	11.6	.8	X
4912	Oats and barley	85	569 493	13 525	2.4	Z	X
4913	Wheat	202	1 597 699	52 091	3.3	.2	X
4914	Sorghum (for grain)	57	211 439	4 079	1.9	Z	X
4915	Soybeans	228	1 876 958	127 462	6.8	.4	X
4916	Other grain and beans (rice and edible and inedible beans)	19	432 970	3 502	.8	Z	X
5000	Cattle, hogs, sheep, and goats	55	754 137	86 325	11.4	.3	9.6
5012	Hogs	50	744 199	69 448	9.3	.2	X
5014	Goats	6	28 499	40	.1	Z	X
5120	Leaf tobacco	6	10 361	112	1.1	Z	X
5140	Other farm products, inedible	16	21 294	6 256	29.4	Z	75.8
5142	Horses, mules, and donkeys	14	10 985	2 132	19.4	Z	X
5200	Raw cotton	6	52 380	5 501	10.5	Z	X
5330	Chemicals and allied products (excluding agricultural, plastics, gases, and petroleum)	108	1 108 323	91 255	8.2	.3	1.0
5331	Gasses, compressed and liquified, except L.P.	13	312 385	23 935	7.7	.1	X
5332	Alkalies and chlorine	13	105 137	330	.3	Z	X
5335	Detergents and soaps	44	210 489	3 603	1.7	Z	X
5336	Sanitation chemicals, polishes, and waxes	44	213 628	3 004	1.4	Z	X
5338	Wood chemicals, naval stores, and gum	13	105 137	330	.3	Z	X
5341	Insecticides, nonagricultural	13	105 137	662	.6	Z	X
5342	Adhesives, sealants, and glues	30	421 260	31 666	7.5	.1	X
5344	Other chemicals and allied products	44	416 141	20 811	5.0	.1	X
5400	Petroleum products	255	1 557 531	206 433	13.3	.6	8.1
5412	Motor gasoline	38	155 253	14 863	9.6	Z	X
5414	Jet fuel (naphtha or kerosine type)	6	14 953	3 569	23.9	Z	X
5415	No. 2 distillate fuel oil (no. 2 diesel and no. 2 heating oil)	38	155 253	9 998	6.4	Z	X
5416	All other distillate fuel oil (no. 1 and no. 4 diesel and heating)	35	100 332	16 433	16.4	.1	X
5418	Lubricating oil and greases	225	1 461 064	161 541	11.1	.5	X
5420	Liquified petroleum gases (excluding natural gas)	42	613 745	35 739	5.8	.1	X

See footnotes at end of table.

Table 3. Merchant Wholesalers by Kind of Business and Commodity Line: 1997—Con.

[Includes only establishments with payroll. For meaning of abbreviations and symbols, see introductory text. For explanation of terms, see Appendix A]

NAICS code and CL code	Kind of business and commodity line	Establishments handling commodity line		Commodity line sales			Sales coverage percent
		Number	Total sales (\$1,000)	Amount ¹ (\$1,000)	As percent of total sales of—		
					Establishments handling line	Establishments in NAICS industry ¹	
422910	Farm supplies whse—Con.						
5800	Farm supplies	6 437	32 607 159	30 224 335	92.7	92.7	65.3
5811	Hay, straw, and alfalfa	574	2 493 483	1 356 278	54.4	4.2	X
5812	Feeds (poultry and livestock) not mixed on location	1 084	5 749 439	2 741 042	47.7	8.4	X
5813	Prepared feeds (poultry and livestock) mixed on location	335	2 474 988	980 124	39.6	3.0	X
5814	Weed killers, soil sterilizers, and soil conditioners	1 162	7 261 142	2 519 089	34.7	7.7	X
5815	Insecticides, fungicides, and pesticides	1 458	10 076 270	3 675 192	36.5	11.3	X
5816	Other agricultural chemicals and fertilizers	3 518	17 327 808	9 818 289	56.7	30.1	X
5817	Seeds and bulbs	2 013	12 761 784	7 566 247	59.3	23.2	X
5818	Other farm supplies (including harness and saddlery equipment)	1 610	5 751 553	1 568 078	27.3	4.8	X
6000	Paint, paint supplies, and wallpaper	49	598 702	6 378	1.1	Z	X
6100	Books, periodicals, newspapers, and miscellaneous printed materials	11	5 159	126	2.4	Z	34.4
6101	Books	11	5 159	124	2.4	Z	X
6110	Flowers and florists' supplies	78	228 995	46 459	20.3	.1	X
6120	Art goods (including novelties and souvenirs)	6	2 146	47	2.2	Z	10.8
6122	Novelties and souvenirs	6	2 146	47	2.2	Z	X
6150	Nondurable goods, n.e.c.	21	18 145	3 408	18.8	Z	X
9700	Service receipts and labor charges (including installed parts)	815	2 577 454	144 603	5.6	.4	5.8
9701	Labor charges for repair work	467	1 550 848	58 076	3.7	.2	X
9702	Parts installed in repair work	30	342 766	7 938	2.3	Z	X
9703	Other service receipts and labor charges—Specify	396	1 065 353	78 589	7.4	.2	X
9810	Miscellaneous commodities	466	2 378 561	224 231	9.4	.7	X
9910	Receipts from Commodity Credit Corporation	8	76 511	148	.2	Z	X
9920	Receipts for farm product preparation services (cleaning, shelling, etc.) ...	88	474 123	22 089	4.7	.1	X
9940	Rental and leasing receipts	51	137 438	3 709	2.7	Z	X
4229101	Farm supplies—farm dealers	3 363	X	9 641 439	X	100.0	59.3
0200	New and rebuilt automotive parts and supplies	73	240 588	5 897	2.5	.1	X
0300	Tires and tubes	14	35 426	980	2.8	Z	X
0600	Lumber: rough, dressed, and finished	10	37 683	2 465	6.5	Z	19.1
0611	Dimensional lumber (non-treated)	10	37 683	2 465	6.5	Z	X
0740	Other construction materials	15	24 018	500	2.1	Z	X
1120	Flat iron and steel products	7	5 376	58	1.1	Z	X
1150	Iron and steel pipe and tubing	6	21 518	56	.3	Z	X
1700	Hardware	137	437 217	18 277	4.2	.2	X
2200	Farm machinery, equipment, and parts	265	622 446	20 672	3.3	.2	.1
2216	Other new farm machinery and equipment	265	622 446	18 918	3.0	.2	X
2218	Used farm machinery and equipment	265	622 446	1 754	.3	Z	X
2220	Garden machinery, equipment, and parts	43	124 195	2 424	2.0	Z	X
2700	Sporting and recreational goods and supplies	13	29 189	814	2.8	Z	1.1
2711	Ammunition, firearms, reloading equipment, archery supplies, shooting aids, and accessories	13	29 189	389	1.3	Z	X
2714	Camping and fishing equipment and accessories	13	29 189	389	1.3	Z	X
3500	Drugs, pharmaceuticals, cosmetics, and toiletries	15	19 771	1 831	9.3	Z	X
3800	Men's and boys' wear	13	20 918	101	.5	Z	X
4000	Footwear	24	41 889	799	1.9	Z	X
4300	Poultry and poultry products	7	13 820	64	.5	Z	X
4860	Other grocery specialties	216	742 296	82 228	11.1	.9	50.6
4867	Pet foods	202	355 699	8 225	2.3	.1	X
4868	Grocery specialties, n.e.c.	14	386 597	74 003	19.1	.8	X
4900	Grain and beans	164	791 703	151 112	19.1	1.6	25.6
4911	Corn (for grain)	164	791 703	72 640	9.2	.8	X
4912	Oats and barley	29	14 792	20	.1	Z	X
4913	Wheat	112	754 613	19 507	2.6	.2	X
4914	Sorghum (for grain)	29	14 792	382	2.6	.2	X
4915	Soybeans	138	785 742	58 563	7.5	.6	X
5000	Cattle, hogs, sheep, and goats	14	64 969	11 418	17.6	.1	22.9
5012	Hogs	14	64 969	11 418	17.6	.1	X
5120	Leaf tobacco	6	10 361	112	1.1	Z	X
5140	Other farm products, inedible	8	3 561	18	.5	Z	59.3
5142	Horses, mules, and donkeys	8	3 561	18	.5	Z	X
5330	Chemicals and allied products (excluding agricultural, plastics, gases, and petroleum)	13	29 826	6 909	23.2	.1	X
5400	Petroleum products	224	614 965	69 216	11.3	.7	21.3
5412	Motor gasoline	38	155 253	14 863	9.6	.2	X
5414	Jet fuel (naphtha or kerosine type)	6	14 953	3 569	23.9	Z	X
5415	No. 2 distillate fuel oil (no. 2 diesel and no. 2 heating oil)	38	155 253	9 998	6.4	.1	X
5416	All other distillate fuel oil (no. 1 and no. 4 diesel and heating)	35	100 332	16 433	16.4	.2	X
5418	Lubricating oil and greases	194	518 498	24 324	4.7	.3	X
5420	Liquified petroleum gases (excluding natural gas)	28	133 339	11 878	8.9	.1	X
5800	Farm supplies	3 363	9 641 439	9 017 179	93.5	93.5	50.3
5811	Hay, straw, and alfalfa	233	658 844	500 210	75.9	5.2	X
5812	Feeds (poultry and livestock) not mixed on location	481	1 226 390	791 715	64.6	8.2	X
5813	Prepared feeds (poultry and livestock) mixed on location	159	432 479	294 799	68.2	3.1	X
5814	Weed killers, soil sterilizers, and soil conditioners	250	745 223	235 438	31.6	2.4	X
5815	Insecticides, fungicides, and pesticides	335	879 633	264 308	30.0	2.7	X
5816	Other agricultural chemicals and fertilizers	2 108	4 574 990	3 353 010	73.3	34.8	X
5817	Seeds and bulbs	662	3 297 607	2 704 873	82.0	28.1	X
5818	Other farm supplies (including harness and saddlery equipment)	942	1 955 715	872 830	44.6	9.1	X
6000	Paint, paint supplies, and wallpaper	17	30 079	139	.5	Z	X
6110	Flowers and florists' supplies	44	99 409	8 809	8.9	.1	X

See footnotes at end of table.

Table 3. Merchant Wholesalers by Kind of Business and Commodity Line: 1997—Con.

[Includes only establishments with payroll. For meaning of abbreviations and symbols, see introductory text. For explanation of terms, see Appendix A]

NAICS code and CL code	Kind of business and commodity line	Establishments handling commodity line		Commodity line sales			Sales coverage percent
		Number	Total sales (\$1,000)	Amount ¹ (\$1,000)	As percent of total sales of—		
					Establishments handling line	Establishments in NAICS industry ¹	
4229101	Farm supplies—farm dealers—Con.						
9700	Service receipts and labor charges (including installed parts)	662	1 556 928	100 970	6.5	1.0	7.0
9701	Labor charges for repair work	346	610 126	35 200	5.8	.4	X
9703	Other service receipts and labor charges—Specify	365	985 549	65 770	6.7	.7	X
9810	Miscellaneous commodities	279	657 491	117 753	17.9	1.2	X
9910	Receipts from Commodity Credit Corporation	6	71 592	98	.1	Z	X
9920	Receipts for farm product preparation services (cleaning, shelling, etc.) ...	24	54 967	2 322	4.2	Z	X
9940	Rental and leasing receipts	12	18 449	231	1.3	Z	X
4229102	Farm supplies—wholesale distributors	3 074	X	22 965 720	X	100.0	82.7
0300	Tires and tubes	29	957 249	80 390	8.4	.4	X
0600	Lumber: rough, dressed, and finished	8	31 761	1 264	4.0	Z	X
0700	Brick, stone, tile, sand, block, cement, and gravel	15	58 246	3 464	5.9	Z	9.5
0713	Sand, gravel, and crushed stone	12	36 933	2 857	7.7	Z	X
0740	Other construction materials	52	938 559	31 256	3.3	.1	X
1140	Iron and steel wire and wire products	21	80 938	7 389	9.1	Z	X
1150	Iron and steel pipe and tubing	12	33 448	980	2.9	Z	X
1400	Electrical apparatus and equipment	11	23 601	1 672	7.1	Z	X
1600	Electronic parts and equipment, except communication	9	2 949	100	3.4	Z	X
1700	Hardware	183	2 100 370	125 836	6.0	.5	2.7
1711	Hand tools (including power driven)	183	2 100 370	80 566	3.8	.4	X
1712	Bolts, nuts, rivets, and fasteners	137	1 700 549	31 548	1.9	.1	X
1713	Cutlery	94	370 703	13 722	3.7	.1	X
1800	Plumbing and heating equipment and supplies (hydronics)	14	64 141	5 087	7.9	Z	76.4
1811	Plastic pipe fittings and valves (excluding pipe and tubing)	14	64 141	3 615	5.6	Z	X
1812	Metal pipe fittings and valves (excluding pipe and tubing)	9	15 075	319	2.1	Z	X
1814	Furnaces, stoves, water heaters (except electric and warm air)	9	15 075	597	4.0	Z	X
2200	Farm machinery, equipment, and parts	108	1 529 971	80 095	5.2	.3	2.6
2211	New tractors (farm)	21	65 601	2 857	4.4	Z	X
2213	New land preparation, planting, and cultivating machinery	13	83 935	7 199	8.6	Z	X
2215	New irrigation equipment	12	318 074	24 937	7.8	.1	X
2216	Other new farm machinery and equipment	62	1 062 351	45 102	4.2	.2	X
2220	Garden machinery, equipment, and parts	115	1 530 342	123 911	8.1	.5	5.9
2221	New power lawn mowers	58	40 381	2 693	6.7	Z	X
2222	Other new lawn and garden machinery and equipment	115	1 530 342	121 218	7.9	.5	X
2320	General-purpose industrial machinery, equipment, and parts	22	73 120	13 788	18.9	.1	42.5
2326	New controlling, recording, and indicating instruments and access	18	12 634	1 228	9.7	Z	X
2360	Other industrial machinery, equipment, and parts	8	5 477	1 093	20.0	Z	82.7
2366	Other new industrial machinery and equipment	8	5 477	1 093	20.0	Z	X
2460	Other industrial supplies	6	5 750	200	3.5	Z	3.9
2466	Industrial supplies, n.e.c.	6	5 750	200	3.5	Z	X
2700	Sporting and recreational goods and supplies	34	783 804	17 632	2.3	.1	1.7
2714	Camping and fishing equipment and accessories	11	666 864	16 217	2.4	.1	X
2715	Athletic equipment and accessories	11	70 391	908	1.3	Z	X
2718	Other sporting and recreational goods (go carts, bait, etc.)	11	46 542	507	1.1	Z	X
2930	Recyclable paper and paperboard	12	68 381	2 952	4.3	Z	X
3120	Forest products, except lumber (including cordwood, hewn posts, poles, and ties)	11	45 102	8 453	18.7	Z	X
3130	Compact discs, prerecorded audio tapes, and phonograph records	6	5 296	1 782	33.6	Z	X
3300	Stationery, office supplies and greeting cards	7	2 882	94	3.3	Z	X
3500	Drugs, pharmaceuticals, cosmetics, and toiletries	51	448 807	94 983	21.2	.4	3.1
3511	Prescription drugs	9	126 246	1 909	1.5	Z	X
3512	Nonprescription pharmaceuticals	9	126 246	55 536	44.0	.2	X
3515	Other toiletries and druggists' sundries	42	322 561	37 538	11.6	.2	X
3800	Men's and boys' wear	22	53 499	4 231	7.9	Z	7.1
3812	Men's and boys' dress and casual shirts, slacks, and jeans	22	53 499	3 878	7.2	Z	X
3815	Other men's and boys' wear (caps, hats, swimwear, neckwear, etc.)	22	53 499	353	.7	Z	X
3900	Women's and children's wear	6	2 500	125	5.0	Z	X
4300	Poultry and poultry products	19	448 169	43 738	9.8	.2	.3
4313	Live poultry	19	448 169	43 738	9.8	.2	X
4700	Fresh fruits and vegetables	11	456 835	42 937	9.4	.2	X
4800	Coffee, tea, and spices	6	15 016	509	3.4	Z	X
4860	Other grocery specialties	52	853 064	99 432	11.7	.4	4.8
4863	Cooking oils and margarine	6	37 633	11 386	30.3	.1	X
4867	Pet foods	39	727 009	61 395	8.4	.3	X
4868	Grocery specialties, n.e.c.	7	88 418	26 651	30.1	.1	X
4900	Grain and beans	151	1 695 476	317 235	18.7	1.4	27.6
4911	Corn (for grain)	121	1 506 469	195 047	12.9	.8	X
4912	Oats and barley	56	554 701	13 505	2.4	.1	X
4913	Wheat	90	843 086	32 584	3.9	.1	X
4914	Sorghum (for grain)	28	196 647	3 697	1.9	Z	X
4915	Soybeans	90	1 091 216	68 899	6.3	.3	X
4916	Other grain and beans (rice and edible and inedible beans)	19	432 970	3 502	.8	Z	X
5000	Cattle, hogs, sheep, and goats	41	689 168	74 907	10.9	.3	8.9
5012	Hogs	36	679 230	58 030	8.5	.3	X
5014	Goats	6	28 499	40	.1	Z	X
5140	Other farm products, inedible	8	17 733	6 238	35.2	Z	82.7
5142	Horses, mules, and donkeys	6	7 424	2 114	28.5	Z	X

See footnotes at end of table.

Table 3. Merchant Wholesalers by Kind of Business and Commodity Line: 1997—Con.

[Includes only establishments with payroll. For meaning of abbreviations and symbols, see introductory text. For explanation of terms, see Appendix A]

NAICS code and CL code	Kind of business and commodity line	Establishments handling commodity line		Commodity line sales			Sales coverage percent
		Number	Total sales (\$1,000)	Amount ¹ (\$1,000)	As percent of total sales of—		
					Establishments handling line	Establishments in NAICS industry ¹	
4229102	Farm supplies—wholesale distributors—Con.						
5330	Chemicals and allied products (excluding agricultural, plastics, gases, and petroleum)	95	1 078 497	84 346	7.8	.4	1.1
5331	Gases, compressed and liquified, except L.P.	13	312 385	23 935	7.7	.1	X
5332	Alkalies and chlorine	13	105 137	330	.3	Z	X
5335	Detergents and soaps	44	210 489	3 603	1.7	Z	X
5336	Sanitation chemicals, polishes, and waxes	44	213 628	3 004	1.4	Z	X
5338	Wood chemicals, naval stores, and gum	13	105 137	330	.3	Z	X
5341	Insecticides, nonagricultural	13	105 137	662	.6	Z	X
5342	Adhesives, sealants, and glues	30	421 260	31 666	7.5	.1	X
5344	Other chemicals and allied products	44	416 141	20 811	5.0	.1	X
5400	Petroleum products	31	942 566	137 217	14.6	.6	.3
5418	Lubricating oil and greases	31	942 566	137 217	14.6	.6	X
5420	Liquified petroleum gases (excluding natural gas)	14	480 406	23 861	5.0	.1	X
5800	Farm supplies	3 074	22 965 720	21 207 156	92.3	92.3	71.5
5811	Hay, straw, and alfalfa	341	1 834 639	856 068	46.7	3.7	X
5812	Feeds (poultry and livestock) not mixed on location	604	4 523 049	1 949 327	43.1	8.5	X
5813	Prepared feeds (poultry and livestock) mixed on location	176	2 042 509	685 325	33.6	3.0	X
5814	Weed killers, soil sterilizers, and soil conditioners	911	6 515 919	2 283 651	35.0	9.9	X
5815	Insecticides, fungicides, and pesticides	1 123	9 196 637	3 410 884	37.1	14.9	X
5816	Other agricultural chemicals and fertilizers	1 409	12 752 818	6 465 279	50.7	28.2	X
5817	Seeds and bulbs	1 351	9 464 177	4 861 374	51.4	21.2	X
5818	Other farm supplies (including harness and saddlery equipment)	668	3 795 838	695 248	18.3	3.0	X
6000	Paint, paint supplies, and wallpaper	32	568 623	6 239	1.1	Z	X
6100	Books, periodicals, newspapers, and miscellaneous printed materials	11	5 159	126	2.4	Z	37.6
6101	Books	11	5 159	124	2.4	Z	X
6110	Flowers and florists' supplies	34	129 586	37 650	29.1	.2	X
6120	Art goods (including novelties and souvenirs)	6	2 146	47	2.2	Z	11.8
6122	Novelties and souvenirs	6	2 146	47	2.2	Z	X
6150	Nondurable goods, n.e.c.	21	18 145	3 408	18.8	Z	X
9700	Service receipts and labor charges (including installed parts)	153	1 020 526	43 633	4.3	.2	2.3
9701	Labor charges for repair work	121	940 722	22 876	2.4	.1	X
9702	Parts installed in repair work	30	342 766	7 938	2.3	Z	X
9703	Other service receipts and labor charges—Specify	32	79 804	12 819	16.1	.1	X
9810	Miscellaneous commodities	187	1 721 070	106 478	6.2	.5	X
9920	Receipts for farm product preparation services (cleaning, shelling, etc.)	64	419 156	19 767	4.7	.1	X
9940	Rental and leasing receipts	39	118 989	3 478	2.9	Z	X
42292	Book, periodical, & newspaper wholesaler	3 257	X	17 022 288	X	100.0	70.2
0420	Office and business furniture	9	10 166	2 307	22.7	Z	14.8
0421	New office furniture (wooden and metal)	9	10 166	2 307	22.7	Z	X
0500	Household china, glassware, crockery, and plastic housewares	28	328 749	8 658	2.6	.1	X
0540	Other home furnishings	11	189 580	4 553	2.4	Z	59.2
0541	Metal flatware and kitchen utensils	11	189 580	4 553	2.4	Z	X
0800	Photographic equipment and supplies (excluding video)	7	4 508	195	4.3	Z	X
1040	Religious and school supplies	12	15 137	6 926	45.8	Z	67.2
1041	Religious supplies	11	15 074	6 913	45.9	Z	X
1400	Electrical apparatus and equipment	14	8 388	481	5.7	Z	X
1500	Electrical appliances, household	8	13 443	399	3.0	Z	X
1600	Electronic parts and equipment, except communication	24	155 668	7 278	4.7	Z	X
1700	Hardware	22	492 137	16 043	3.3	.1	X
2700	Sporting and recreational goods and supplies	6	16 603	3 068	18.5	Z	X
2800	Toys and hobby goods and supplies	95	1 175 424	125 067	10.6	.7	3.1
2811	Video games and cartridges	46	577 051	20 213	3.5	.1	X
2812	Other toys and games (including fireworks and children's vehicles)	49	598 373	104 854	17.5	.6	X
3000	Jewelry, diamonds, gem stones, and watches	8	168 573	5 098	3.0	Z	X
3130	Compact discs, prerecorded audio tapes, and phonograph records	207	2 623 493	96 426	3.7	.6	X
3140	Prerecorded video tapes	176	2 086 198	172 060	8.2	1.0	X
3150	Other durable goods	6	10 939	531	4.9	Z	X
3200	Printing and writing paper	22	23 201	1 775	7.7	Z	18.3
3213	Other printing and writing paper	22	23 201	1 775	7.7	Z	X
3300	Stationery, office supplies and greeting cards	219	1 096 661	120 090	11.0	.7	8.6
3311	Business forms	148	876 247	50 876	5.8	.3	X
3312	Stationery, photocopy paper, and typing paper	63	380 685	12 414	3.3	.1	X
3313	Inked ribbons, carbon paper, pens and pencils	32	130 935	1 072	.8	Z	X
3314	Toner and cartridges	35	215 167	1 028	.5	Z	X
3315	Greeting cards	69	480 865	12 217	2.5	.1	X
3316	Other stationery supplies (envelopes, ruled forms, and binder paper)	117	863 277	42 476	4.9	.3	X
3400	Industrial and personal services paper and plastics	15	90 874	13 894	15.3	.1	51.2
3411	Paperboard and boxboard boxes	9	49 615	9 592	19.3	.1	X
3700	Notions (buttons, ribbons, lace, sewing accessories, zippers, bindings, etc.)	9	72 175	5 180	7.2	Z	X
5300	Plastics materials and basic shapes	7	10 493	1 641	15.6	Z	X
6100	Books, periodicals, newspapers, and miscellaneous printed materials	3 257	17 022 288	16 085 755	94.5	94.5	61.7
6101	Books	2 268	13 954 500	9 479 670	67.9	55.7	X
6102	Other periodicals, newspapers, and miscellaneous printed materials	1 719	8 789 167	6 606 085	75.2	38.8	X
6110	Flowers and florists' supplies	8	139 041	4 619	3.3	Z	X
6120	Art goods (including novelties and souvenirs)	110	454 087	31 022	6.8	.2	5.7
6121	Art materials	11	49 130	3 396	6.9	Z	X
6122	Novelties and souvenirs	99	404 957	27 626	6.8	.2	X
6150	Nondurable goods, n.e.c.	7	140 092	46 347	33.1	.3	X

See footnotes at end of table.

Table 3. Merchant Wholesalers by Kind of Business and Commodity Line: 1997—Con.

[Includes only establishments with payroll. For meaning of abbreviations and symbols, see introductory text. For explanation of terms, see Appendix A]

NAICS code and CL code	Kind of business and commodity line	Establishments handling commodity line		Commodity line sales			Sales coverage percent
		Number	Total sales (\$1,000)	Amount ¹ (\$1,000)	As percent of total sales of—		
					Establishments handling line	Establishments in NAICS industry ¹	
42292	Book, periodical, & newspaper whsle—Con.						
9700	Service receipts and labor charges (including installed parts)	114	480 620	41 181	8.6	.2	1.3
9701	Labor charges for repair work	46	86 425	1 027	1.2	Z	X
9702	Parts installed in repair work	46	86 425	1 521	1.8	Z	X
9703	Other service receipts and labor charges—Specify	68	394 195	38 633	9.8	.2	X
9730	Advertising specialties (paper novelties, etc.)	25	47 282	7 828	16.6	Z	X
9810	Miscellaneous commodities	197	3 179 046	181 937	5.7	1.1	X
9940	Rental and leasing receipts	26	84 466	1 989	2.4	Z	X
422920	Book, periodical, & newspaper whsle	3 257	X	17 022 288	X	100.0	70.2
0420	Office and business furniture	9	10 166	2 307	22.7	Z	14.8
0421	New office furniture (wooden and metal)	9	10 166	2 307	22.7	Z	X
0500	Household china, glassware, crockery, and plastic housewares	28	328 749	8 658	2.6	.1	X
0540	Other home furnishings	11	189 580	4 553	2.4	Z	59.2
0541	Metal flatware and kitchen utensils	11	189 580	4 553	2.4	Z	X
0800	Photographic equipment and supplies (excluding video)	7	4 508	195	4.3	Z	X
1040	Religious and school supplies	12	15 137	6 926	45.8	Z	67.2
1041	Religious supplies	11	15 074	6 913	45.9	Z	X
1400	Electrical apparatus and equipment	14	8 388	481	5.7	Z	X
1500	Electrical appliances, household	8	13 443	399	3.0	Z	X
1600	Electronic parts and equipment, except communication	24	155 668	7 278	4.7	Z	X
1700	Hardware	22	492 137	16 043	3.3	.1	X
2700	Sporting and recreational goods and supplies	6	16 603	3 068	18.5	Z	X
2800	Toys and hobby goods and supplies	95	1 175 424	125 067	10.6	.7	3.1
2811	Video games and cartridges	46	577 051	20 213	3.5	.1	X
2812	Other toys and games (including fireworks and children's vehicles)	49	598 373	104 854	17.5	.6	X
3000	Jewelry, diamonds, gem stones, and watches	8	168 573	5 098	3.0	Z	X
3130	Compact discs, prerecorded audio tapes, and phonograph records	207	2 623 493	96 426	3.7	.6	X
3140	Prerecorded video tapes	176	2 086 198	172 060	8.2	1.0	X
3150	Other durable goods	6	10 939	531	4.9	Z	X
3200	Printing and writing paper	22	23 201	1 775	7.7	Z	18.3
3213	Other printing and writing paper	22	23 201	1 775	7.7	Z	X
3300	Stationery, office supplies and greeting cards	219	1 096 661	120 090	11.0	.7	8.6
3311	Business forms	148	876 247	50 876	5.8	.3	X
3312	Stationery, photocopy paper, and typing paper	63	380 685	12 414	3.3	.1	X
3313	Inked ribbons, carbon paper, pens and pencils	32	130 935	1 072	.8	Z	X
3314	Toner and cartridges	35	215 167	1 028	.5	Z	X
3315	Greeting cards	69	480 865	12 217	2.5	.1	X
3316	Other stationery supplies (envelopes, ruled forms, and binder paper)	117	863 277	42 476	4.9	.3	X
3400	Industrial and personal services paper and plastics	15	90 874	13 894	15.3	.1	51.2
3411	Paperboard and boxboard boxes	9	49 615	9 592	19.3	.1	X
3700	Notions (buttons, ribbons, lace, sewing accessories, zippers, bindings, etc.)	9	72 175	5 180	7.2	Z	X
5300	Plastics materials and basic shapes	7	10 493	1 641	15.6	Z	X
6100	Books, periodicals, newspapers, and miscellaneous printed materials	3 257	17 022 288	16 085 755	94.5	94.5	61.7
6101	Books	2 268	13 954 500	9 479 670	67.9	55.7	X
6102	Other periodicals, newspapers, and miscellaneous printed materials	1 719	8 789 167	6 606 085	75.2	38.8	X
6110	Flowers and florists' supplies	8	139 041	4 619	3.3	Z	X
6120	Art goods (including novelties and souvenirs)	110	454 087	31 022	6.8	.2	5.7
6121	Art materials	11	49 130	3 396	6.9	Z	X
6122	Novelties and souvenirs	99	404 957	27 626	6.8	.2	X
6150	Nondurable goods, n.e.c.	7	140 092	46 347	33.1	.3	X
9700	Service receipts and labor charges (including installed parts)	114	480 620	41 181	8.6	.2	1.3
9701	Labor charges for repair work	46	86 425	1 027	1.2	Z	X
9702	Parts installed in repair work	46	86 425	1 521	1.8	Z	X
9703	Other service receipts and labor charges—Specify	68	394 195	38 633	9.8	.2	X
9730	Advertising specialties (paper novelties, etc.)	25	47 282	7 828	16.6	Z	X
9810	Miscellaneous commodities	197	3 179 046	181 937	5.7	1.1	X
9940	Rental and leasing receipts	26	84 466	1 989	2.4	Z	X
42293	Flower, nursery stock, & florists' supplies whsle	3 654	X	7 244 856	X	100.0	75.0
0400	Household and lawn furniture	16	21 411	1 418	6.6	Z	X
0500	Household china, glassware, crockery, and plastic housewares	49	79 883	9 264	11.6	.1	X
0520	Linen, domestics, curtains, and draperies	7	12 872	1 740	13.5	Z	X
0540	Other home furnishings	21	28 908	1 835	6.3	Z	X
1200	Copper and brass	8	8 909	548	6.2	Z	X
1700	Hardware	21	153 205	15 330	10.0	.2	X
2800	Toys and hobby goods and supplies	63	149 697	31 335	20.9	.4	X
3300	Stationery, office supplies and greeting cards	18	38 479	1 049	2.7	Z	X
3700	Notions (buttons, ribbons, lace, sewing accessories, zippers, bindings, etc.)	11	11 316	2 872	25.4	Z	X
4400	Confectionery	10	19 440	729	3.8	Z	X
5800	Farm supplies	53	274 686	59 144	21.5	.8	X
6100	Books, periodicals, newspapers, and miscellaneous printed materials	26	57 142	831	1.5	Z	X
6110	Flowers and florists' supplies	3 654	7 244 856	6 998 175	96.6	96.6	X
6120	Art goods (including novelties and souvenirs)	63	79 841	15 690	19.7	.2	X
6150	Nondurable goods, n.e.c.	10	78 044	35 290	45.2	.5	X
9700	Service receipts and labor charges (including installed parts)	73	85 882	9 827	11.4	.1	X
9810	Miscellaneous commodities	62	328 902	11 676	3.6	.2	X
9940	Rental and leasing receipts	27	26 186	2 306	8.8	Z	X

See footnotes at end of table.

Table 3. Merchant Wholesalers by Kind of Business and Commodity Line: 1997—Con.

[Includes only establishments with payroll. For meaning of abbreviations and symbols, see introductory text. For explanation of terms, see Appendix A]

NAICS code and CL code	Kind of business and commodity line	Establishments handling commodity line		Commodity line sales			Sales coverage percent
		Number	Total sales (\$1,000)	Amount ¹ (\$1,000)	As percent of total sales of—		
					Establishments handling line	Establishments in NAICS industry ¹	
422930	Flower, nursery stock, & florists' supplies whse	3 654	X	7 244 856	X	100.0	75.0
0400	Household and lawn furniture	16	21 411	1 418	6.6	Z	X
0500	Household china, glassware, crockery, and plastic housewares	49	79 883	9 264	11.6	.1	X
0520	Linens, domestics, curtains, and draperies	7	12 872	1 740	13.5	Z	X
0540	Other home furnishings	21	28 908	1 835	6.3	Z	X
1200	Copper and brass	8	8 909	548	6.2	Z	X
1700	Hardware	21	153 205	15 330	10.0	.2	X
2800	Toys and hobby goods and supplies	63	149 697	31 335	20.9	.4	X
3300	Stationery, office supplies and greeting cards	18	38 479	1 049	2.7	Z	X
3700	Notions (buttons, ribbons, lace, sewing accessories, zippers, bindings, etc.)	11	11 316	2 872	25.4	Z	X
4400	Confectionery	10	19 440	729	3.8	Z	X
5800	Farm supplies	53	274 686	59 144	21.5	.8	X
6100	Books, periodicals, newspapers, and miscellaneous printed materials	26	57 142	831	1.5	Z	X
6110	Flowers and florists' supplies	3 654	7 244 856	6 998 175	96.6	96.6	X
6120	Art goods (including novelties and souvenirs)	63	79 841	15 690	19.7	.2	X
6150	Nondurable goods, n.e.c.	10	78 044	35 290	45.2	.5	X
9700	Service receipts and labor charges (including installed parts)	73	85 882	9 827	11.4	.1	X
9810	Miscellaneous commodities	62	328 902	11 676	3.6	Z	X
9940	Rental and leasing receipts	27	26 186	2 306	8.8	Z	X
42294	Tobacco & tobacco product whse	1 466	X	31 656 394	X	100.0	87.5
0800	Photographic equipment and supplies (excluding video)	43	3 056 797	28 602	.9	.1	X
0960	Restaurant and hotel equipment and supplies	194	5 056 023	81 797	1.6	.3	X
1700	Hardware	11	127 185	2 280	1.8	Z	X
2520	Custodial (janitors') equipment and supplies	8	48 098	1 073	2.2	Z	X
2530	Laundry and dry-cleaning equipment and supplies	8	112 406	1 957	1.7	Z	X
2800	Toys and hobby goods and supplies	8	153 799	1 820	1.2	Z	77.8
2812	Other toys and games (including fireworks and children's vehicles)	8	153 799	1 820	1.2	Z	X
3300	Stationery, office supplies and greeting cards	98	6 208 822	87 109	1.4	.3	X
3400	Industrial and personal services paper and plastics	384	8 789 538	208 340	2.4	.7	.1
3412	Paper dishes, cups, and napkins	384	8 789 538	88 242	1.0	.3	X
3413	Industrial paper (wrapping, bags, cartons, etc.)	384	8 789 538	105 628	1.2	.3	X
3414	Disposable plastic boxes, containers, cups, dishes, and supplies	320	7 779 498	14 470	.2	Z	X
3500	Drugs, pharmaceuticals, cosmetics, and toiletries	636	21 325 197	540 310	2.5	1.7	.5
3512	Nonprescription pharmaceuticals	215	1 035 995	128 168	12.4	.4	X
3515	Other toiletries and druggists' sundries	636	21 325 197	412 142	1.9	1.3	X
3700	Notions (buttons, ribbons, lace, sewing accessories, zippers, bindings, etc.)	50	1 767 292	21 507	1.2	.1	X
4100	Frozen foods (packaged)	322	16 577 220	537 024	3.2	1.7	5.7
4111	Dinners (frozen)	143	10 093 773	234 457	2.3	.7	X
4112	Fish and seafoods (frozen packaged)	65	1 471 339	21 177	1.4	.1	X
4113	Vegetables (frozen)	140	6 905 362	63 871	.9	.2	X
4114	Fruits and fruit juices (frozen)	68	3 715 051	42 564	1.1	.1	X
4115	Meat (frozen packaged)	133	7 449 270	90 575	1.2	.3	X
4116	Frozen baked goods	62	4 115 090	33 880	.8	.1	X
4117	Other frozen foods (except frozen dairy products)	110	5 349 210	50 496	.9	.2	X
4200	Dairy products (excluding dried or canned)	220	9 952 003	160 949	1.6	.5	7.2
4211	Butter	84	3 797 219	6 446	.2	Z	X
4212	Cheese	161	7 083 502	25 886	.4	.1	X
4213	Milk and cream, except raw	77	3 620 187	82 993	2.3	.3	X
4214	Ice cream	23	1 835 826	24 705	1.3	.1	X
4215	Raw milk	8	4 749	325	6.8	Z	X
4216	Other dairy products	83	5 254 113	20 592	.4	.1	X
4300	Poultry and poultry products	47	3 217 863	53 201	1.7	.2	X
4400	Confectionery	989	27 050 925	2 784 577	10.3	8.8	1.3
4411	Candy	989	27 050 925	2 116 454	7.8	6.7	X
4412	Chewing gum	637	15 324 092	316 420	2.1	1.0	X
4413	Nuts	285	10 127 101	91 908	.9	.3	X
4414	Chips and popcorn	449	13 346 134	136 786	1.0	.4	X
4415	Other confections	223	9 024 329	123 009	1.4	.4	X
4600	Meat and meat products (fresh and unpackaged)	129	6 261 795	162 476	2.6	.5	9.3
4611	Beef (not killed on location)	36	2 446 388	75 986	3.1	.2	X
4614	Pork (not killed on location)	31	2 382 428	53 813	2.3	.2	X
4615	Sausage and prepared meats made on location	17	1 408 825	3 402	.2	Z	X
4616	Sausage and prepared meats not made on location	96	5 399 135	28 566	.5	.1	X
4618	Other meat products	18	101 457	650	.6	Z	X
4700	Fresh fruits and vegetables	20	398 180	11 942	3.0	Z	7.2
4711	Fresh fruits	20	398 180	3 572	.9	Z	X
4712	Prepackaged fresh-cut vegetables (carrots, salads, etc.)	20	398 180	3 873	1.0	Z	X
4713	Other fresh vegetables	20	398 180	4 479	1.1	Z	X
4800	Coffee, tea, and spices	339	12 703 439	201 340	1.6	.6	8.0
4811	Coffee	339	12 703 439	123 713	1.0	.4	X
4812	Tea	131	6 922 142	47 350	.7	.2	X
4813	Spices	107	3 802 412	30 273	.8	.1	X
4820	Bread and baked goods	42	1 074 264	21 145	2.0	.1	68.1
4822	Cookies, cakes, and other baked goods	42	1 074 264	20 665	1.9	.1	X
4830	Canned foods	482	15 574 329	717 214	4.6	2.3	6.4
4831	Canned and bottled fruits, vegetables, and juices	431	15 133 737	451 159	3.0	1.4	X
4832	Canned and bottled baby foods	171	6 721 674	39 325	.6	.1	X
4833	Canned meats	228	7 042 123	75 328	1.1	.2	X
4834	Canned fish and seafoods	129	4 728 013	23 573	.5	.1	X
4835	Canned milk	74	3 362 781	11 806	.4	Z	X
4836	Other canned foods	263	7 838 021	116 020	1.5	.4	X
4840	Food and beverage basic materials (include flavoring extracts, fruit peel, hop extract, industrial molasses, sausage casings, malt, yeast, etc.)	188	6 218 828	212 952	3.4	.7	X

See footnotes at end of table.

Table 3. Merchant Wholesalers by Kind of Business and Commodity Line: 1997—Con.

[Includes only establishments with payroll. For meaning of abbreviations and symbols, see introductory text. For explanation of terms, see Appendix A]

NAICS code and CL code	Kind of business and commodity line	Establishments handling commodity line		Commodity line sales			Sales coverage percent
		Number	Total sales (\$1,000)	Amount ¹ (\$1,000)	As percent of total sales of—		
					Establishments handling line	Establishments in NAICS industry ¹	
42294	Tobacco & tobacco product whsle—Con.						
4850	Soft drinks and bottled water	637	20 154 215	614 156	3.0	1.9	6.5
4851	Soft drinks, packaged	510	13 521 523	323 199	2.4	1.0	X
4852	Soft drinks, pre and post mix bulk	31	4 515 684	73 567	1.6	.2	X
4853	Bottled water	423	14 027 223	217 388	1.6	.7	X
4860	Other grocery specialties	430	16 092 871	1 090 183	6.8	3.4	14.3
4861	Pasta	94	1 157 381	9 900	.9	Z	X
4862	Breakfast cereals	243	6 776 799	50 261	.7	.2	X
4863	Cooking oils and margarine	187	4 003 912	28 214	.7	.1	X
4864	Flour	164	3 332 459	15 753	.5	.1	X
4865	Pickles, preserves, jellies, jams, and sauces	164	4 872 462	32 180	.7	.1	X
4866	Sugar, refined	229	5 431 922	47 527	.9	.2	X
4867	Pet foods	273	6 122 822	112 783	1.8	.4	X
4868	Grocery specialties, n.e.c.	135	8 065 952	793 577	9.8	2.5	X
4900	Grain and beans	12	360 938	5 746	1.6	Z	X
5120	Leaf tobacco	216	7 200 306	200 153	2.8	.6	X
5330	Chemicals and allied products (excluding agricultural, plastics, gases, and petroleum)	10	205 307	3 934	1.9	Z	3.2
5344	Other chemicals and allied products	10	205 307	3 934	1.9	Z	X
5600	Beer and ale	30	394 096	24 792	6.3	.1	X
5700	Wines and distilled alcoholic beverages	25	312 337	32 779	10.5	.1	3.8
5711	Wines	25	312 337	32 779	10.5	.1	X
5900	Tobacco and tobacco products	1 466	31 656 394	23 242 290	73.4	73.4	75.1
5911	Cigars	1 252	27 344 282	1 419 693	5.2	4.5	X
5912	Cigarettes	1 303	30 775 189	20 318 454	66.0	64.2	X
5913	Other tobacco products (excluding leaf)	979	25 987 728	1 504 143	5.8	4.8	X
6120	Art goods (including novelties and souvenirs)	11	37 048	8 526	23.0	Z	87.5
6122	Novelties and souvenirs	11	37 048	8 526	23.0	Z	X
6150	Nondurable goods, n.e.c.	11	518 092	52 280	10.1	.2	X
9700	Service receipts and labor charges (including installed parts)	11	1 390 416	22 572	1.6	.1	X
9810	Miscellaneous commodities	286	9 050 439	504 859	5.6	1.6	X
9940	Rental and leasing receipts	20	840 961	3 099	.4	Z	X
422940	Tobacco & tobacco product whsle	1 466	X	31 656 394	X	100.0	87.5
0800	Photographic equipment and supplies (excluding video)	43	3 056 797	28 602	.9	.1	X
0960	Restaurant and hotel equipment and supplies	194	5 056 023	81 797	1.6	.3	X
1700	Hardware	11	127 185	2 280	1.8	Z	X
2520	Custodial (janitors') equipment and supplies	8	48 098	1 073	2.2	Z	X
2530	Laundry and dry-cleaning equipment and supplies	8	112 406	1 957	1.7	Z	X
2800	Toys and hobby goods and supplies	8	153 799	1 820	1.2	Z	77.8
2812	Other toys and games (including fireworks and children's vehicles)	8	153 799	1 820	1.2	Z	X
3300	Stationery, office supplies and greeting cards	98	6 208 822	87 109	1.4	.3	X
3400	Industrial and personal services paper and plastics	384	8 789 538	208 340	2.4	.7	.1
3412	Paper dishes, cups, and napkins	384	8 789 538	88 242	1.0	.3	X
3413	Industrial paper (wrapping, bags, cartons, etc.)	384	8 789 538	105 628	1.2	.3	X
3414	Disposable plastic boxes, containers, cups, dishes, and supplies	320	7 779 498	14 470	.2	Z	X
3500	Drugs, pharmaceuticals, cosmetics, and toiletries	636	21 325 197	540 310	2.5	1.7	.5
3512	Nonprescription pharmaceuticals	215	1 035 995	128 168	12.4	.4	X
3515	Other toiletries and druggists' sundries	636	21 325 197	412 142	1.9	1.3	X
3700	Notions (buttons, ribbons, lace, sewing accessories, zippers, bindings, etc.)	50	1 767 292	21 507	1.2	.1	X
4100	Frozen foods (packaged)	322	16 577 220	537 024	3.2	1.7	5.7
4111	Dinners (frozen)	143	10 093 773	234 457	2.3	.7	X
4112	Fish and seafoods (frozen packaged)	65	1 471 339	21 177	1.4	.1	X
4113	Vegetables (frozen)	140	6 905 362	63 871	.9	.2	X
4114	Fruits and fruit juices (frozen)	68	3 715 051	42 564	1.1	.1	X
4115	Meat (frozen packaged)	133	7 449 270	90 575	1.2	.3	X
4116	Frozen baked goods	62	4 115 090	33 880	.8	.1	X
4117	Other frozen foods (except frozen dairy products)	110	5 349 210	50 496	.9	.2	X
4200	Dairy products (excluding dried or canned)	220	9 952 003	160 949	1.6	.5	7.2
4211	Butter	84	3 797 219	6 446	.2	Z	X
4212	Cheese	161	7 083 502	25 886	.4	.1	X
4213	Milk and cream, except raw	77	3 620 187	82 993	2.3	.3	X
4214	Ice cream	23	1 835 826	24 705	1.3	.1	X
4215	Raw milk	8	4 749	325	6.8	Z	X
4216	Other dairy products	83	5 254 113	20 592	.4	.1	X
4300	Poultry and poultry products	47	3 217 863	53 201	1.7	.2	X
4400	Confectionery	989	27 050 925	2 784 577	10.3	8.8	1.3
4411	Candy	989	27 050 925	2 116 454	7.8	6.7	X
4412	Chewing gum	637	15 324 092	316 420	2.1	1.0	X
4413	Nuts	285	10 127 101	91 908	.9	.3	X
4414	Chips and popcorn	449	13 346 134	136 786	1.0	.4	X
4415	Other confections	223	9 024 329	123 009	1.4	.4	X
4600	Meat and meat products (fresh and unpackageged)	129	6 261 795	162 476	2.6	.5	9.3
4611	Beef (not killed on location)	36	2 446 388	75 986	3.1	.2	X
4614	Pork (not killed on location)	31	2 382 428	53 813	2.3	.2	X
4615	Sausage and prepared meats made on location	17	1 408 825	3 402	.2	Z	X
4616	Sausage and prepared meats not made on location	96	5 399 135	28 566	.5	.1	X
4618	Other meat products	18	101 457	650	.6	Z	X
4700	Fresh fruits and vegetables	20	398 180	11 942	3.0	Z	7.2
4711	Fresh fruits	20	398 180	3 572	.9	Z	X
4712	Prepackaged fresh-cut vegetables (carrots, salads, etc.)	20	398 180	3 873	1.0	Z	X
4713	Other fresh vegetables	20	398 180	4 479	1.1	Z	X

See footnotes at end of table.

Table 3. Merchant Wholesalers by Kind of Business and Commodity Line: 1997—Con.

[Includes only establishments with payroll. For meaning of abbreviations and symbols, see introductory text. For explanation of terms, see Appendix A]

NAICS code and CL code	Kind of business and commodity line	Establishments handling commodity line		Commodity line sales			Sales coverage percent
		Number	Total sales (\$1,000)	Amount ¹ (\$1,000)	As percent of total sales of—		
					Establishments handling line	Establishments in NAICS industry ¹	
422940	Tobacco & tobacco product whsle—Con.						
4800	Coffee, tea, and spices	339	12 703 439	201 340	1.6	.6	8.0
4811	Coffee	339	12 703 439	123 713	1.0	.4	X
4812	Tea	131	6 922 142	47 350	.7	.2	X
4813	Spices	107	3 802 412	30 273	.8	.1	X
4820	Bread and baked goods	42	1 074 264	21 145	2.0	.1	68.1
4822	Cookies, cakes, and other baked goods	42	1 074 264	20 665	1.9	.1	X
4830	Canned foods	482	15 574 329	717 214	4.6	2.3	6.4
4831	Canned and bottled fruits, vegetables, and juices	431	15 133 737	451 159	3.0	1.4	X
4832	Canned and bottled baby foods	171	6 721 674	39 325	.6	.1	X
4833	Canned meats	228	7 042 123	75 328	1.1	.2	X
4834	Canned fish and seafoods	129	4 728 013	23 573	.5	.1	X
4835	Canned milk	74	3 362 781	11 806	.4	.2	X
4836	Other canned foods	263	7 838 021	116 020	1.5	.4	X
4840	Food and beverage basic materials (include flavoring extracts, fruit peel, hop extract, industrial molasses, sausage casings, malt, yeast, etc.)	188	6 218 828	212 952	3.4	.7	X
4850	Soft drinks and bottled water	637	20 154 215	614 156	3.0	1.9	6.5
4851	Soft drinks, packaged	510	13 521 523	323 199	2.4	1.0	X
4852	Soft drinks, pre and post mix bulk	31	4 515 684	73 567	1.6	.2	X
4853	Bottled water	423	14 027 223	217 388	1.6	.7	X
4860	Other grocery specialties	430	16 092 871	1 090 183	6.8	3.4	14.3
4861	Pasta	94	1 157 381	9 900	.9	.2	X
4862	Breakfast cereals	243	6 776 799	50 261	.7	.1	X
4863	Cooking oils and margarine	187	4 003 912	28 214	.7	.2	X
4864	Flour	164	3 332 459	15 753	.5	.1	X
4865	Pickles, preserves, jellies, jams, and sauces	164	4 872 462	32 180	.7	.1	X
4866	Sugar, refined	229	5 431 922	47 527	.9	.2	X
4867	Pet foods	273	6 122 822	112 783	1.8	.4	X
4868	Grocery specialties, n.e.c.	135	8 065 952	793 577	9.8	2.5	X
4900	Grain and beans	12	360 938	5 746	1.6	Z	X
5120	Leaf tobacco	216	7 200 306	200 153	2.8	.6	X
5330	Chemicals and allied products (excluding agricultural, plastics, gases, and petroleum)	10	205 307	3 934	1.9	Z	3.2
5344	Other chemicals and allied products	10	205 307	3 934	1.9	Z	X
5600	Beer and ale	30	394 096	24 792	6.3	.1	X
5700	Wines and distilled alcoholic beverages	25	312 337	32 779	10.5	.1	3.8
5711	Wines	25	312 337	32 779	10.5	.1	X
5900	Tobacco and tobacco products	1 466	31 656 394	23 242 290	73.4	73.4	75.1
5911	Cigars	1 252	27 344 282	1 419 693	5.2	4.5	X
5912	Cigarettes	1 303	30 775 189	20 318 454	66.0	64.2	X
5913	Other tobacco products (excluding leaf)	979	25 987 728	1 504 143	5.8	4.8	X
6120	Art goods (including novelties and souvenirs)	11	37 048	8 526	23.0	Z	87.5
6122	Novelties and souvenirs	11	37 048	8 526	23.0	Z	X
6150	Nondurable goods, n.e.c.	11	518 092	52 280	10.1	.2	X
9700	Service receipts and labor charges (including installed parts)	11	1 390 416	22 572	1.6	.1	X
9810	Miscellaneous commodities	286	9 050 439	504 859	5.6	1.6	X
9940	Rental and leasing receipts	20	840 961	3 099	.4	Z	X
42295	Paint, varnish, & supplies whsle	1 630	X	3 370 442	X	100.0	72.6
0200	New and rebuilt automotive parts and supplies	60	104 693	25 367	24.2	.8	10.5
0216	Glass	6	15 699	4 200	26.8	.1	X
0219	Engine parts, except electrical	11	12 391	2 445	19.7	.1	X
0221	Body parts and repair materials	37	62 729	8 451	13.5	.3	X
0223	Parts, n.e.c.	12	15 690	5 770	36.8	.2	X
0224	Accessories	11	20 696	688	3.3	.2	X
0250	Petroleum products marketing equipment	10	9 208	2 762	30.0	.1	X
0400	Household and lawn furniture	14	17 418	839	4.8	Z	1.0
0411	Upholstered furniture	14	17 418	269	1.5	Z	X
0414	Other furniture (including sleep sofas)	14	17 418	570	3.3	Z	X
0520	Linens, domestics, curtains, and draperies	17	132 565	9 617	7.3	.3	.6
0523	Shades and blinds	10	107 730	4 408	4.1	.1	X
0525	Other linens and domestics	8	24 835	5 209	21.0	.2	X
0530	Flooring and floor coverings	29	91 732	5 459	6.0	.2	1.1
0531	Soft-surface (textile) floor coverings and accessories (including rugs, carpets, and pads)	29	91 732	5 459	6.0	.2	X
0600	Lumber: rough, dressed, and finished	12	14 050	974	6.9	Z	53.5
0611	Dimensional lumber (non-treated)	12	14 050	868	6.2	Z	X
0620	Plywood and millwork	9	12 154	1 690	13.9	.1	4.2
0621	Softwood plywood and oriented strand board (OSB)	9	12 154	219	1.8	Z	X
0624	Wood millwork (doors, windows, cabinets, etc.)	9	12 154	1 471	12.1	Z	X
0700	Brick, stone, tile, sand, block, cement, and gravel	10	12 114	689	5.7	Z	3.4
0712	Cement and lime	10	12 114	689	5.7	Z	X
0720	Roofing, siding, and insulation materials	21	95 299	4 449	4.7	.1	19.5
0721	Roofing, except wood	14	92 562	4 051	4.4	.1	X
0722	Siding, except wood	7	2 737	180	6.6	Z	X
0723	Insulation materials	8	32 856	218	.7	Z	X
0740	Other construction materials	8	12 832	117	.9	Z	X
1120	Flat iron and steel products	13	24 861	600	2.4	Z	X
1400	Electrical apparatus and equipment	14	96 918	14 561	15.0	.4	X
1700	Hardware	96	434 522	59 128	13.6	1.8	9.3
1711	Hand tools (including power driven)	84	391 320	22 751	5.8	.7	X
1712	Bolts, nuts, rivets, and fasteners	27	218 117	10 106	4.6	.3	X
1713	Cutlery	45	244 994	26 267	10.7	.8	X

See footnotes at end of table.

Table 3. Merchant Wholesalers by Kind of Business and Commodity Line: 1997—Con.

[Includes only establishments with payroll. For meaning of abbreviations and symbols, see introductory text. For explanation of terms, see Appendix A]

NAICS code and CL code	Kind of business and commodity line	Establishments handling commodity line		Commodity line sales			Sales coverage percent
		Number	Total sales (\$1,000)	Amount ¹ (\$1,000)	As percent of total sales of—		
					Establishments handling line	Establishments in NAICS industry ¹	
42295	Paint, varnish, & supplies whsle—Con.						
1800	Plumbing and heating equipment and supplies (hydronics)	15	65 293	7 969	12.2	.2	27.5
1811	Plastic pipe fittings and valves (excluding pipe and tubing)	11	48 410	1 784	3.7	.1	X
1812	Metal pipe fittings and valves (excluding pipe and tubing)	8	45 811	1 393	3.0	Z	X
1818	Other plumbing and heating equipment and supplies	15	65 293	4 792	7.3	.1	X
2320	General-purpose industrial machinery, equipment, and parts	47	173 881	14 521	8.4	.4	1.5
2327	All other new general-purpose industrial machinery and equipment	47	173 881	14 521	8.4	.4	X
2330	Metalworking machinery, equipment, and parts	18	40 222	892	2.2	Z	X
2450	Industrial containers and supplies	6	72 505	1 534	2.1	Z	X
2460	Other industrial supplies	267	736 294	105 087	14.3	3.1	3.3
2461	Printing and duplicating inks	63	188 672	33 119	17.6	1.0	X
2462	Abrasives and abrasive materials	163	268 980	27 271	10.1	.8	X
2465	Strapping and tape	105	132 414	4 350	3.3	.1	X
2466	Industrial supplies, n.e.c.	93	382 792	40 340	10.5	1.2	X
3400	Industrial and personal services paper and plastics	8	11 191	755	6.7	Z	X
3600	Piece goods, knit and woven	19	52 270	6 463	12.4	.2	X
5300	Plastics materials and basic shapes	34	174 067	14 362	8.3	.4	40.9
5311	Plastic pipes, rods, tubes, and shapes	13	110 946	5 630	5.1	.2	X
5313	Plastics raw materials	14	59 657	8 601	14.4	.3	X
5314	Other plastics materials and basic shapes	7	3 464	131	3.8	Z	X
5330	Chemicals and allied products (excluding agricultural, plastics, gases, and petroleum)	113	358 053	44 998	12.6	1.3	35.1
5331	Gasses, compressed and liquified, except L.P.	6	19 153	1 349	7.0	Z	X
5335	Detergents and soaps	17	7 611	330	4.3	Z	X
5336	Sanitation chemicals, polishes, and waxes	10	3 911	130	3.3	Z	X
5342	Adhesives, sealants, and glues	60	262 305	17 843	6.8	.5	X
5344	Other chemicals and allied products	75	294 306	23 671	8.0	.7	X
5400	Petroleum products	15	41 138	2 173	5.3	.1	X
6000	Paint, paint supplies, and wallpaper	1 630	3 370 442	3 000 290	89.0	89.0	57.3
6011	Architectural coatings (enamels, primers, stains, solvents, and lacquers)	535	1 117 896	576 067	51.5	17.1	X
6012	Industrial/OEM coatings (coatings applied by original manufacturers to products during manufacturing)	292	562 517	226 483	40.3	6.7	X
6013	Special purpose coatings (automotive, refinish, marine, traffic coatings) ..	857	1 596 850	1 088 703	68.2	32.3	X
6014	Paint supplies	652	1 280 507	396 324	31.0	11.8	X
6015	Wallpaper	272	901 351	712 711	79.1	21.1	X
9700	Service receipts and labor charges (including installed parts)	40	83 964	5 627	6.7	.2	20.9
9701	Labor charges for repair work	22	58 644	2 168	3.7	.1	X
9702	Parts installed in repair work	21	58 651	939	1.6	Z	X
9703	Other service receipts and labor charges—Specify	18	25 039	2 503	10.0	.1	X
9810	Miscellaneous commodities	41	76 502	13 602	17.8	.4	X
9940	Rental and leasing receipts	8	9 107	196	2.2	Z	X
422950	Paint, varnish, & supplies whsle	1 630	X	3 370 442	X	100.0	72.6
0200	New and rebuilt automotive parts and supplies	60	104 693	25 367	24.2	.8	10.5
0216	Glass	6	15 699	4 200	26.8	.1	X
0219	Engine parts, except electrical	11	12 391	2 445	19.7	.1	X
0221	Body parts and repair materials	37	62 729	8 451	13.5	.3	X
0223	Parts, n.e.c.	12	15 690	5 770	36.8	.2	X
0224	Accessories	11	20 696	688	3.3	Z	X
0250	Petroleum products marketing equipment	10	9 208	2 762	30.0	.1	X
0400	Household and lawn furniture	14	17 418	839	4.8	Z	1.0
0411	Upholstered furniture	14	17 418	269	1.5	Z	X
0414	Other furniture (including sleep sofas)	14	17 418	570	3.3	Z	X
0520	Linens, domestics, curtains, and draperies	17	132 565	9 617	7.3	.3	.6
0523	Shades and blinds	10	107 730	4 408	4.1	.1	X
0525	Other linens and domestics	8	24 835	5 209	21.0	.2	X
0530	Flooring and floor coverings	29	91 732	5 459	6.0	.2	1.1
0531	Soft-surface (textile) floor coverings and accessories (including rugs, carpets, and pads)	29	91 732	5 459	6.0	.2	X
0600	Lumber: rough, dressed, and finished	12	14 050	974	6.9	Z	53.5
0611	Dimensional lumber (non-treated)	12	14 050	868	6.2	Z	X
0620	Plywood and millwork	9	12 154	1 690	13.9	.1	4.2
0621	Softwood plywood and oriented strand board (OSB)	9	12 154	219	1.8	Z	X
0624	Wood millwork (doors, windows, cabinets, etc.)	9	12 154	1 471	12.1	Z	X
0700	Brick, stone, tile, sand, block, cement, and gravel	10	12 114	689	5.7	Z	3.4
0712	Cement and lime	10	12 114	689	5.7	Z	X
0720	Roofing, siding, and insulation materials	21	95 299	4 449	4.7	.1	19.5
0721	Roofing, except wood	14	92 562	4 051	4.4	.1	X
0722	Siding, except wood	7	2 737	180	6.6	Z	X
0723	Insulation materials	8	32 856	218	.7	Z	X
0740	Other construction materials	8	12 832	117	.9	Z	X
1120	Flat iron and steel products	13	24 861	600	2.4	Z	X
1400	Electrical apparatus and equipment	14	96 918	14 561	15.0	.4	X
1700	Hardware	96	434 522	59 128	13.6	1.8	9.3
1711	Hand tools (including power driven)	84	391 320	22 751	5.8	.7	X
1712	Bolts, nuts, rivets, and fasteners	27	218 117	10 106	4.6	.3	X
1713	Cutlery	45	244 994	26 267	10.7	.8	X
1800	Plumbing and heating equipment and supplies (hydronics)	15	65 293	7 969	12.2	.2	27.5
1811	Plastic pipe fittings and valves (excluding pipe and tubing)	11	48 410	1 784	3.7	.1	X
1812	Metal pipe fittings and valves (excluding pipe and tubing)	8	45 811	1 393	3.0	Z	X
1818	Other plumbing and heating equipment and supplies	15	65 293	4 792	7.3	.1	X

See footnotes at end of table.

Table 3. Merchant Wholesalers by Kind of Business and Commodity Line: 1997—Con.

[Includes only establishments with payroll. For meaning of abbreviations and symbols, see introductory text. For explanation of terms, see Appendix A]

NAICS code and CL code	Kind of business and commodity line	Establishments handling commodity line		Commodity line sales			Sales coverage percent
		Number	Total sales (\$1,000)	Amount ¹ (\$1,000)	As percent of total sales of—		
					Establishments handling line	Establishments in NAICS industry ¹	
422950	Paint, varnish, & supplies whsle—Con.						
2320	General-purpose industrial machinery, equipment, and parts	47	173 881	14 521	8.4	.4	1.5
2327	All other new general-purpose industrial machinery and equipment	47	173 881	14 521	8.4	.4	X
2330	Metalworking machinery, equipment, and parts	18	40 222	892	2.2	Z	X
2450	Industrial containers and supplies	6	72 505	1 534	2.1	Z	X
2460	Other industrial supplies	267	736 294	105 087	14.3	3.1	3.3
2461	Printing and duplicating inks	63	188 672	33 119	17.6	1.0	X
2462	Abrasives and abrasive materials	163	268 980	27 271	10.1	.8	X
2465	Strapping and tape	105	132 414	4 350	3.3	.1	X
2466	Industrial supplies, n.e.c.	93	382 792	40 340	10.5	1.2	X
3400	Industrial and personal services paper and plastics	8	11 191	755	6.7	Z	X
3600	Piece goods, knit and woven	19	52 270	6 463	12.4	.2	X
5300	Plastics materials and basic shapes	34	174 067	14 362	8.3	.4	40.9
5311	Plastic pipes, rods, tubes, and shapes	13	110 946	5 630	5.1	.2	X
5313	Plastics raw materials	14	59 657	8 601	14.4	.3	X
5314	Other plastics materials and basic shapes	7	3 464	131	3.8	Z	X
5330	Chemicals and allied products (excluding agricultural, plastics, gases, and petroleum)	113	358 053	44 998	12.6	1.3	35.1
5331	Gases, compressed and liquified, except L.P.	6	19 153	1 349	7.0	Z	X
5335	Detergents and soaps	17	7 611	330	4.3	Z	X
5336	Sanitation chemicals, polishes, and waxes	10	3 911	130	3.3	Z	X
5342	Adhesives, sealants, and glues	60	262 305	17 843	6.8	.5	X
5344	Other chemicals and allied products	75	294 306	23 671	8.0	.7	X
5400	Petroleum products	15	41 138	2 173	5.3	.1	X
6000	Paint, paint supplies, and wallpaper	1 630	3 370 442	3 000 290	89.0	89.0	57.3
6011	Architectural coatings (enamels, primers, stains, solvents, and lacquers)	535	1 117 896	576 067	51.5	17.1	X
6012	Industrial/OEM coatings (coatings applied by original manufacturers to products during manufacturing)	292	562 517	226 483	40.3	6.7	X
6013	Special purpose coatings (automotive, refinish, marine, traffic coatings) ..	857	1 596 850	1 088 703	68.2	32.3	X
6014	Paint supplies	652	1 280 507	396 324	31.0	11.8	X
6015	Wallpaper	272	901 351	712 711	79.1	21.1	X
9700	Service receipts and labor charges (including installed parts)	40	83 964	5 627	6.7	.2	20.9
9701	Labor charges for repair work	22	58 644	2 168	3.7	.1	X
9702	Parts installed in repair work	21	58 651	939	1.6	Z	X
9703	Other service receipts and labor charges—Specify	18	25 039	2 503	10.0	.1	X
9810	Miscellaneous commodities	41	76 502	13 602	17.8	.4	X
9940	Rental and leasing receipts	8	9 107	196	2.2	Z	X
4229501	Paint, varnish, & supplies whsle	1 630	X	3 370 442	X	100.0	72.6
0200	New and rebuilt automotive parts and supplies	60	104 693	25 367	24.2	.8	10.5
0216	Glass	6	15 699	4 200	26.8	.1	X
0219	Engine parts, except electrical	11	12 391	2 445	19.7	.1	X
0221	Body parts and repair materials	37	62 729	8 451	13.5	.3	X
0223	Parts, n.e.c.	12	15 690	5 770	36.8	.2	X
0224	Accessories	11	20 696	688	3.3	Z	X
0250	Petroleum products marketing equipment	10	9 208	2 762	30.0	.1	X
0400	Household and lawn furniture	14	17 418	839	4.8	Z	1.0
0411	Upholstered furniture	14	17 418	269	1.5	Z	X
0414	Other furniture (including sleep sofas)	14	17 418	570	3.3	Z	X
0520	Linens, domestics, curtains, and draperies	17	132 565	9 617	7.3	.3	.6
0523	Shades and blinds	10	107 730	4 408	4.1	.1	X
0525	Other linens and domestics	8	24 835	5 209	21.0	.2	X
0530	Flooring and floor coverings	29	91 732	5 459	6.0	.2	1.1
0531	Soft-surface (textile) floor coverings and accessories (including rugs, carpets, and pads)	29	91 732	5 459	6.0	.2	X
0600	Lumber: rough, dressed, and finished	12	14 050	974	6.9	Z	53.5
0611	Dimensional lumber (non-treated)	12	14 050	868	6.2	Z	X
0620	Plywood and millwork	9	12 154	1 690	13.9	.1	4.2
0621	Softwood plywood and oriented strand board (OSB)	9	12 154	219	1.8	Z	X
0624	Wood millwork (doors, windows, cabinets, etc.)	9	12 154	1 471	12.1	Z	X
0700	Brick, stone, tile, sand, block, cement, and gravel	10	12 114	689	5.7	Z	3.4
0712	Cement and lime	10	12 114	689	5.7	Z	X
0720	Roofing, siding, and insulation materials	21	95 299	4 449	4.7	.1	19.5
0721	Roofing, except wood	14	92 562	4 051	4.4	.1	X
0722	Siding, except wood	7	2 737	180	6.6	Z	X
0723	Insulation materials	8	32 856	218	.7	Z	X
0740	Other construction materials	8	12 832	117	.9	Z	X
1120	Flat iron and steel products	13	24 861	600	2.4	Z	X
1400	Electrical apparatus and equipment	14	96 918	14 561	15.0	.4	X
1700	Hardware	96	434 522	59 128	13.6	1.8	9.3
1711	Hand tools (including power driven)	84	391 320	22 751	5.8	.7	X
1712	Bolts, nuts, rivets, and fasteners	27	218 117	10 106	4.6	.3	X
1713	Cutlery	45	244 994	26 267	10.7	.8	X
1800	Plumbing and heating equipment and supplies (hydronics)	15	65 293	7 969	12.2	.2	27.5
1811	Plastic pipe fittings and valves (excluding pipe and tubing)	11	48 410	1 784	3.7	.1	X
1812	Metal pipe fittings and valves (excluding pipe and tubing)	8	45 811	1 393	3.0	Z	X
1818	Other plumbing and heating equipment and supplies	15	65 293	4 792	7.3	.1	X
2320	General-purpose industrial machinery, equipment, and parts	47	173 881	14 521	8.4	.4	1.5
2327	All other new general-purpose industrial machinery and equipment	47	173 881	14 521	8.4	.4	X
2330	Metalworking machinery, equipment, and parts	18	40 222	892	2.2	Z	X
2450	Industrial containers and supplies	6	72 505	1 534	2.1	Z	X

See footnotes at end of table.

Table 3. Merchant Wholesalers by Kind of Business and Commodity Line: 1997—Con.

[Includes only establishments with payroll. For meaning of abbreviations and symbols, see introductory text. For explanation of terms, see Appendix A]

NAICS code and CL code	Kind of business and commodity line	Establishments handling commodity line		Commodity line sales			Sales coverage percent
		Number	Total sales (\$1,000)	Amount ¹ (\$1,000)	As percent of total sales of—		
					Establishments handling line	Establishments in NAICS industry ¹	
4229501	Paint, varnish, & supplies whse—Con.						
2460	Other industrial supplies	267	736 294	105 087	14.3	3.1	3.3
2461	Printing and duplicating inks	63	188 672	33 119	17.6	1.0	X
2462	Abrasives and abrasive materials	163	268 980	27 271	10.1	.8	X
2465	Strapping and tape	105	132 414	4 350	3.3	.1	X
2466	Industrial supplies, n.e.c.	93	382 792	40 340	10.5	1.2	X
3400	Industrial and personal services paper and plastics	8	11 191	755	6.7	Z	X
3600	Piece goods, knit and woven	19	52 270	6 463	12.4	.2	X
5300	Plastics materials and basic shapes	34	174 067	14 362	8.3	.4	40.9
5311	Plastic pipes, rods, tubes, and shapes	13	110 946	5 630	5.1	.2	X
5313	Plastics raw materials	14	59 657	8 601	14.4	.3	X
5314	Other plastics materials and basic shapes	7	3 464	131	3.8	Z	X
5330	Chemicals and allied products (excluding agricultural, plastics, gases, and petroleum)	113	358 053	44 998	12.6	1.3	35.1
5331	Gasses, compressed and liquified, except L.P.	6	19 153	1 349	7.0	Z	X
5335	Detergents and soaps	17	7 611	330	4.3	Z	X
5336	Sanitation chemicals, polishes, and waxes	10	3 911	130	3.3	Z	X
5342	Adhesives, sealants, and glues	60	262 305	17 843	6.8	.5	X
5344	Other chemicals and allied products	75	294 306	23 671	8.0	.7	X
5400	Petroleum products	15	41 138	2 173	5.3	.1	X
6000	Paint, paint supplies, and wallpaper	1 630	3 370 442	3 000 290	89.0	89.0	57.3
6011	Architectural coatings (enamels, primers, stains, solvents, and lacquers)	535	1 117 896	576 067	51.5	17.1	X
6012	Industrial/OEM coatings (coatings applied by original manufacturers to products during manufacturing)	292	562 517	226 483	40.3	6.7	X
6013	Special purpose coatings (automotive, refinish, marine, traffic coatings) ..	857	1 596 850	1 088 703	68.2	32.3	X
6014	Paint supplies	652	1 280 507	396 324	31.0	11.8	X
6015	Wallpaper	272	901 351	712 711	79.1	21.1	X
9700	Service receipts and labor charges (including installed parts)	40	83 964	5 627	6.7	.2	20.9
9701	Labor charges for repair work	22	58 644	2 168	3.7	.1	X
9702	Parts installed in repair work	21	58 651	939	1.6	Z	X
9703	Other service receipts and labor charges—Specify	18	25 039	2 503	10.0	.1	X
9810	Miscellaneous commodities	41	76 502	13 602	17.8	.4	X
9940	Rental and leasing receipts	8	9 107	196	2.2	Z	X
42299	Other miscellaneous nondurable goods whse	12 920	X	51 257 225	X	100.0	79.4
0100	New and used automobiles, motorcycles, etc.	10	13 041	1 812	13.9	Z	X
0120	Buses, campers, and motor homes	6	25 363	2 022	8.0	Z	79.4
0122	Motor homes, car trailers, and campers	6	25 363	2 022	8.0	Z	X
0200	New and rebuilt automotive parts and supplies	84	209 920	15 575	7.4	Z	X
0300	Tires and tubes	18	35 505	2 810	7.9	Z	X
0400	Household and lawn furniture	140	391 366	34 804	8.9	.1	4.6
0412	Sleep furniture and equipment	17	29 327	1 420	4.8	Z	X
0413	Lawn furniture and equipment	78	188 280	22 371	11.9	Z	X
0414	Other furniture (including sleep sofas)	59	203 115	10 895	5.4	Z	X
0420	Office and business furniture	93	253 668	20 824	8.2	Z	16.8
0421	New office furniture (wooden and metal)	87	236 449	19 415	8.2	Z	X
0500	Household china, glassware, crockery, and plastic housewares	480	819 727	82 600	10.1	.2	X
0520	Linens, domestics, curtains, and draperies	292	582 940	30 171	5.2	.1	3.6
0521	Bedspreads, blankets, and bedding	27	68 406	2 568	3.8	Z	X
0524	Towels and washcloths	262	512 789	2 500	.5	Z	X
0525	Other linens and domestics	251	496 429	24 803	5.0	Z	X
0530	Flooring and floor coverings	21	7 167	223	3.1	Z	X
0540	Other home furnishings	559	1 393 808	99 165	7.1	.2	2.1
0541	Metal flatware and kitchen utensils	384	860 888	48 814	5.7	.1	X
0542	Mirrors, lamps, and picture frames	69	187 054	15 963	8.5	Z	X
0543	Home furnishings, n.e.c.	134	465 930	34 104	7.3	.1	X
0620	Plywood and millwork	15	1 032	100	9.7	Z	47.7
0624	Wood millwork (doors, windows, cabinets, etc.)	15	1 032	100	9.7	Z	X
0720	Roofing, siding, and insulation materials	13	8 640	1 125	13.0	Z	X
0730	Flat glass and other construction glass (excluding automotive)	16	17 691	8 354	47.2	Z	X
0740	Other construction materials	17	23 729	2 072	8.7	Z	5.8
0744	Construction materials, n.e.c. (including wire fence and construction paper)	8	2 162	266	12.3	Z	X
0800	Photographic equipment and supplies (excluding video)	154	596 693	111 938	18.8	.2	23.6
0813	Photographic film	152	596 542	21 748	3.6	Z	X
0814	Developing supplies (excluding film)	9	6 323	169	2.7	Z	X
0815	Other photographic equipment and supplies	20	226 245	89 989	39.8	.2	X
0900	Office equipment	404	696 855	65 196	9.4	.1	26.8
0911	Typewriters and dedicated word processors	165	244 697	6 388	2.6	Z	X
0912	Calculators and accounting machines	145	307 476	1 908	.6	Z	X
0913	Copying machines and equipment	277	578 773	50 167	8.7	.1	X
0914	Dictating, transcribing, and recording machines	91	112 521	1 579	1.4	Z	X
0915	Mailing, letter handling, and addressing machines	55	145 071	5 154	3.6	Z	X
0920	New computer equipment	423	485 472	59 370	12.2	.1	56.3
0921	Computers	353	370 985	27 862	7.5	.1	X
0922	Computer storage devices	92	228 064	23 215	10.2	Z	X
0923	Computer printers	226	304 355	6 117	2.0	Z	X
0924	Other computer peripheral equipment	260	264 272	2 099	.8	Z	X
0930	Used computer equipment	28	16 286	610	3.7	Z	X
0950	Computer software (packaged)	202	241 797	9 284	3.8	Z	X
0960	Restaurant and hotel equipment and supplies	203	1 499 647	122 004	8.1	.2	X

See footnotes at end of table.

Table 3. Merchant Wholesalers by Kind of Business and Commodity Line: 1997—Con.

[Includes only establishments with payroll. For meaning of abbreviations and symbols, see introductory text. For explanation of terms, see Appendix A]

NAICS code and CL code	Kind of business and commodity line	Establishments handling commodity line		Commodity line sales			Sales coverage percent
		Number	Total sales (\$1,000)	Amount ¹ (\$1,000)	As percent of total sales of—		
					Establishments handling line	Establishments in NAICS industry ¹	
42299	Other miscellaneous nondurable goods whse—Con.						
0970	Store machines and equipment	193	237 791	23 446	9.9	Z	31.5
0971	Vending machines	10	23 161	753	3.3	Z	X
0972	Other store machines and equipment	184	214 630	22 693	10.6	Z	X
1000	Medical, hospital, and surgical supplies	25	106 661	17 615	16.5	Z	25.6
1011	Surgical and medical instruments and equipment	8	2 485	615	24.7	Z	X
1013	Other surgical, medical, and hospital supplies	16	98 619	15 558	15.8	Z	X
1030	Optical and ophthalmic goods	78	250 412	5 064	2.0	Z	74.5
1034	Optical goods, n.e.c. (excluding cameras)	74	248 535	4 953	2.0	Z	X
1040	Religious and school supplies	67	83 726	10 752	12.8	Z	32.5
1042	School supplies	61	78 288	9 616	12.3	Z	X
1050	Other professional equipment and supplies	23	13 075	1 391	10.6	Z	79.4
1051	Architects' equipment and supplies	7	5 014	751	15.0	Z	X
1056	Veterinarians' equipment and supplies	12	3 402	264	7.8	Z	X
1120	Flat iron and steel products	34	7 511 913	278 124	3.7	.5	19.4
1123	Sheets (cold-rolled)	26	7 504 397	277 062	3.7	.5	X
1140	Iron and steel wire and wire products	53	238 646	14 071	5.9	Z	X
1150	Iron and steel pipe and tubing	37	2 193 046	52 160	2.4	.1	66.9
1154	Other steel pipe	17	2 168 673	49 148	2.3	.1	X
1200	Copper and brass	56	8 852 174	1 478 920	16.7	2.9	X
1220	Aluminum shapes, forms, etc.	87	12 104 057	1 973 592	16.3	3.9	X
1300	Coal and coke	10	3 391 022	238 148	7.0	.5	X
1320	Minerals and ores (excluding coal, precious stones, and crude oil)	35	10 826 389	623 541	5.8	1.2	X
1400	Electrical apparatus and equipment	301	3 810 610	94 594	2.5	.2	.6
1411	Power and distribution transformers	47	291 423	2 331	.8	Z	X
1412	Switchgear and switchboard apparatus	26	121 856	4 043	3.3	Z	X
1414	Conduit, raceway, and fittings	76	1 969 949	7 740	.4	Z	X
1415	Electric bulbs (all types)	39	71 702	8 630	12.0	Z	X
1416	Interior wiring (excluding conduit)	126	2 288 775	20 213	.9	Z	X
1417	Exterior wiring and cable (excluding conduit)	25	196 962	480	.2	Z	X
1418	Lighting fixtures (residential and commercial)	15	41 855	817	2.0	Z	X
1419	Industrial controls	198	3 378 230	44 017	1.3	.1	X
1421	Other electrical apparatus and equipment (including fuses and lightning rods)	76	1 969 949	6 317	.3	Z	X
1500	Electrical appliances, household	277	550 276	27 113	4.9	.1	1.7
1511	Televisions	14	34 106	1 066	3.1	Z	X
1512	Radios, stereos, and CD players	14	34 106	534	1.6	Z	X
1513	V.C.R.'s and video cameras	14	34 106	534	1.6	Z	X
1518	Other electrical household appliances (including fans, dishwashers, etc.)	277	550 276	24 959	4.5	Z	X
1600	Electronic parts and equipment, except communication	337	3 805 207	289 288	7.6	.6	.1
1612	Integrated circuits	104	3 223 030	13 911	.4	Z	X
1616	Electronic connectors and other passive electronic parts	300	3 781 168	103 700	2.7	.2	X
1618	Electronic parts and equipment, n.e.c.	104	3 223 030	169 717	5.3	.3	X
1650	Communication equipment and supplies	120	244 411	19 978	8.2	Z	16.0
1651	Telephones	120	244 411	6 753	2.8	Z	X
1652	Other electronic communication equipment	90	178 845	11 153	6.2	Z	X
1653	Other electrical communication equipment	9	91 351	2 072	2.3	Z	X
1700	Hardware	451	906 177	91 280	10.1	.2	1.6
1711	Hand tools (including power driven)	367	752 400	25 997	3.5	.1	X
1712	Bolts, nuts, rivets, and fasteners	367	752 400	47 165	6.3	.1	X
1713	Cutlery	34	28 121	779	2.8	Z	X
1800	Plumbing and heating equipment and supplies (hydronics)	135	86 583	9 663	11.2	Z	30.2
1811	Plastic pipe fittings and valves (excluding pipe and tubing)	119	68 618	3 160	4.6	Z	X
1812	Metal pipe fittings and valves (excluding pipe and tubing)	93	69 209	2 919	4.2	Z	X
1813	Plumbing fixtures	39	42 145	744	1.8	Z	X
1814	Furnaces, stoves, water heaters (except electric and warm air)	47	43 261	1 851	4.3	Z	X
1815	Boilers, radiators, and convectors	8	1 113	88	7.9	Z	X
1818	Other plumbing and heating equipment and supplies	11	2 063	887	43.0	Z	X
1900	Warm air heating and air-conditioning equipment and supplies	37	47 898	8 273	17.3	Z	39.4
1911	Furnaces (warm air)	27	36 179	1 410	3.9	Z	X
1912	Central air-conditioning (residential and commercial)	34	42 432	4 932	11.6	Z	X
1919	Registers, grills, pre-formed ductwork (excluding sheet metal), and duct insulation	27	36 179	266	.7	Z	X
2000	Refrigeration equipment and supplies	62	46 210	10 468	22.7	Z	16.3
2011	Commercial refrigerators (reach-in and walk-in)	62	46 210	2 578	5.6	Z	X
2012	Unit coolers for commercial refrigerators	62	46 210	2 740	5.9	Z	X
2013	Condensing units for commercial refrigerators	62	46 210	2 426	5.3	Z	X
2014	Refrigerants	44	31 471	1 402	4.5	Z	X
2015	Other refrigeration equipment and supplies	44	31 471	1 307	4.2	Z	X
2100	Construction and mining machinery and equipment (including parts and attachments)	25	27 726	4 363	15.7	Z	74.2
2113	New mixers, pavers, and related equipment	13	10 677	534	5.0	Z	X
2117	Other new construction and mining, logging, and road maintenance machinery, equipment, and parts	12	17 049	2 260	13.3	Z	X
2118	Used construction and mining machinery and equipment	20	21 901	1 568	7.2	Z	X
2200	Farm machinery, equipment, and parts	50	115 783	22 644	19.6	Z	1.7
2215	New irrigation equipment	50	115 783	22 644	19.6	Z	X
2220	Garden machinery, equipment, and parts	58	159 371	6 203	3.9	Z	X
2230	Food-processing machinery, equipment, and parts	14	14 778	3 620	24.5	Z	74.9
2231	New commercial food-processing machinery (slicers, choppers, baking, etc.)	11	14 400	2 736	19.0	Z	X
2233	Used food-processing machinery and equipment	11	14 400	862	6.0	Z	X

See footnotes at end of table.

Table 3. Merchant Wholesalers by Kind of Business and Commodity Line: 1997—Con.

[Includes only establishments with payroll. For meaning of abbreviations and symbols, see introductory text. For explanation of terms, see Appendix A]

NAICS code and CL code	Kind of business and commodity line	Establishments handling commodity line		Commodity line sales			Sales coverage percent
		Number	Total sales (\$1,000)	Amount ¹ (\$1,000)	As percent of total sales of—		
					Establishments handling line	Establishments in NAICS industry ¹	
42299	Other miscellaneous nondurable goods whse—Con.						
2300	Hydraulic and pneumatic (fluid-power) pumps, motors, and parts	16	11 804	582	4.9	Z	79.4
2311	Pumps	16	11 804	190	1.6	Z	X
2312	Motors	16	11 804	202	1.7	Z	X
2313	Parts for pumps and motors	16	11 804	190	1.6	Z	X
2320	General-purpose industrial machinery, equipment, and parts	186	11 997 916	3 673 301	30.6	7.2	.1
2321	New pumps, compressors (air or gas), and equipment	73	10 070 621	1 982 565	19.7	3.9	X
2326	New controlling, recording, and indicating instruments and access	112	10 425 365	1 599 242	15.3	3.1	X
2327	All other new general-purpose industrial machinery and equipment	30	34 220	3 916	11.4	Z	X
2328	Used general-purpose industrial machinery and equipment	35	1 533 091	87 024	5.7	.2	X
2330	Metalworking machinery, equipment, and parts	12	27 313	5 305	19.4	Z	X
2340	Materials handling machinery, equipment, and parts	59	98 400	17 486	17.8	Z	64.4
2343	New forklift trucks	31	91 867	15 849	17.3	Z	X
2345	Used materials handling machinery, equipment, and parts	53	55 914	1 637	2.9	Z	X
2360	Other industrial machinery, equipment, and parts	44	237 419	164 015	69.1	.3	77.6
2363	New printing trades machinery, equipment, and supplies	19	9 543	1 095	11.5	Z	X
2366	Other new industrial machinery and equipment	30	218 531	157 970	72.3	.3	X
2367	Used industrial machinery and equipment	13	6 386	176	2.8	Z	X
2390	Hydraulic and pneumatic (fluid-power) valves	16	11 804	291	2.5	Z	79.4
2391	Hydraulic valves	16	11 804	196	1.7	Z	X
2400	Hydraulic and pneumatic cylinders and rotary actuators	16	11 804	367	3.1	Z	79.4
2411	Hydraulic cylinders and rotary actuators	16	11 804	272	2.3	Z	X
2420	Hydraulic and pneumatic connectors and assemblies	12	2 264	201	8.9	Z	79.4
2421	Hydraulic and pneumatic connectors	12	2 264	100	4.4	Z	X
2422	Hydraulic and pneumatic assemblies	12	2 264	100	4.4	Z	X
2430	Fluid-power filters, components, accessories, and parts	28	22 425	1 654	7.4	Z	76.2
2431	Filters	28	22 425	1 556	6.9	Z	X
2432	Other fluid-power components, accessories, and parts, n.e.c.	9	9 999	98	1.0	Z	X
2440	Welding supplies (excluding gases)	27	83 304	10 442	12.5	Z	X
2450	Industrial containers and supplies	79	239 659	10 934	4.6	Z	33.3
2454	Other industrial containers and supplies	79	239 659	10 934	4.6	Z	X
2460	Other industrial supplies	107	186 881	14 286	7.6	Z	13.1
2466	Industrial supplies, n.e.c.	81	132 137	11 428	8.6	Z	X
2500	Beauty and barber equipment and supplies	9	2 869	619	21.6	Z	X
2520	Custodial (janitors') equipment and supplies	40	111 108	12 854	11.6	Z	2.5
2523	Custodial supplies	34	75 331	11 599	15.4	Z	X
2530	Laundry and dry-cleaning equipment and supplies	64	160 147	15 371	9.6	Z	X
2540	Other service establishment equipment and supplies	11	15 260	2 201	14.4	Z	79.4
2542	Service establishment equipment and supplies, n.e.c.	11	15 260	2 201	14.4	Z	X
2600	Aircraft and aeronautical equipment and supplies	43	3 394 762	106 136	3.1	.2	X
2613	Other new aircraft equipment and supplies	43	3 394 762	106 136	3.1	.2	X
2620	Marine machinery, equipment, and supplies	6	11 695	115	1.0	Z	X
2700	Sporting and recreational goods and supplies	427	666 189	54 832	8.2	.1	1.8
2713	Billiards, pool, bowling equipment, and accessories	355	505 570	30 021	5.9	.1	X
2714	Camping and fishing equipment and accessories	63	92 966	14 536	15.6	Z	X
2800	Toys and hobby goods and supplies	884	1 871 101	167 779	9.0	.3	12.5
2811	Video games and cartridges	16	20 213	1 413	7.0	Z	X
2812	Other toys and games (including fireworks and children's vehicles)	713	1 519 063	132 397	8.7	.3	X
2813	Crafts and craft supplies	90	110 790	11 711	10.6	Z	X
2814	Other hobby goods and accessories	67	155 099	14 203	9.2	Z	X
2930	Recyclable paper and paperboard	81	313 150	12 886	4.1	Z	X
2940	Recyclable materials, except metal	10	43 783	7 366	16.8	Z	X
3000	Jewelry, diamonds, gem stones, and watches	435	959 558	61 621	6.4	.1	8.5
3011	Diamond jewelry and diamond jewelry where lapidary work was not performed at this location	22	115 837	8 855	7.6	Z	X
3012	Gem stone and pearl jewelry where lapidary work was not performed at this location	10	4 077	60	1.5	Z	X
3014	Watches, clocks, and watch movements and cases	56	192 608	13 746	7.1	Z	X
3015	Karat gold jewelry (rings, necklaces, etc.)	17	22 247	986	4.4	Z	X
3016	Other jewel., silverware, and plated ware (incl. jewel. where gemstones less than 50% of value, gold filled sterling, and costume jewel. and medallions)	107	65 854	9 848	15.0	Z	X
3030	Precious metals—gold, silver, and platinum including precious metal coins	9	1 847 724	20 238	1.1	Z	X
3100	Musical instruments and supplies	26	81 425	10 862	13.3	Z	X
3120	Forest products, except lumber (including cordwood, hewn posts, poles, and ties)	25	220 511	55 783	25.3	.1	X
3130	Compact discs, prerecorded audio tapes, and phonograph records	77	35 368	1 663	4.7	Z	X
3140	Prerecorded video tapes	110	57 171	5 087	8.9	Z	X
3150	Other durable goods	61	337 765	7 977	2.4	Z	4.5
3152	Luggage	61	337 765	2 729	.8	Z	X
3154	Other durable goods, n.e.c.	58	336 658	5 248	1.6	Z	X
3200	Printing and writing paper	508	4 067 565	105 222	2.6	.2	1.0
3212	Fine roll paper	60	395 587	3 603	.9	Z	X
3213	Other printing and writing paper	499	4 057 530	101 113	2.5	.2	X
3300	Stationery, office supplies and greeting cards	936	5 101 997	343 097	6.7	.7	1.8
3311	Business forms	308	1 051 705	15 081	1.4	Z	X
3312	Stationery, photocopy paper, and typing paper	292	986 207	48 319	4.9	.1	X
3313	Inked ribbons, carbon paper, pens and pencils	239	3 724 149	87 033	2.3	.2	X
3314	Toner and cartridges	344	4 580 897	100 479	2.2	.2	X
3315	Greeting cards	275	199 453	29 285	14.7	.1	X
3316	Other stationery supplies (envelopes, ruled forms, and binder paper) ..	556	1 225 759	60 799	5.0	.1	X

See footnotes at end of table.

Table 3. Merchant Wholesalers by Kind of Business and Commodity Line: 1997—Con.

[Includes only establishments with payroll. For meaning of abbreviations and symbols, see introductory text. For explanation of terms, see Appendix A]

NAICS code and CL code	Kind of business and commodity line	Establishments handling commodity line		Commodity line sales			Sales coverage percent
		Number	Total sales (\$1,000)	Amount ¹ (\$1,000)	As percent of total sales of—		
					Establishments handling line	Establishments in NAICS industry ¹	
42299	Other miscellaneous nondurable goods whse—Con.						
3400	Industrial and personal services paper and plastics	413	1 453 891	137 914	9.5	.3	1.6
3411	Paperboard and boxboard boxes	193	818 062	43 905	5.4	.1	X
3412	Paper dishes, cups, and napkins	340	760 456	53 944	7.1	.1	X
3413	Industrial paper (wrapping, bags, cartons, etc.)	92	363 040	21 749	6.0	Z	X
3414	Disposable plastic boxes, containers, cups, dishes, and supplies	44	161 545	1 787	1.1	Z	X
3415	Other industrial and personal service paper	89	337 526	12 897	3.8	Z	X
3500	Drugs, pharmaceuticals, cosmetics, and toiletries	587	1 707 567	258 358	15.1	.5	18.6
3511	Prescription drugs	72	377 315	25 544	6.8	.1	X
3512	Nonprescription pharmaceuticals	208	360 868	79 979	22.2	.2	X
3513	Cosmetics	210	183 885	18 036	9.8	Z	X
3514	Perfumes	30	94 634	12 538	13.2	Z	X
3515	Other toiletries and druggists' sundries	256	1 203 090	122 060	10.1	.2	X
3600	Piece goods, knit and woven	166	7 665 678	3 860 862	50.4	7.5	.1
3612	Cotton (including blends)	22	10 934	1 010	9.2	Z	X
3613	Synthetics (excluding synthetic knits)	29	105 468	3 213	3.0	Z	X
3614	Knit fabrics, n.e.c. (including double knit)	27	97 769	4 610	4.7	Z	X
3616	Other piece goods	16	52 268	751	1.4	Z	X
3700	Notions (buttons, ribbons, lace, sewing accessories, zippers, bindings, etc.)	295	624 736	25 229	4.0	Z	X
3800	Men's and boys' wear	682	6 656 643	526 451	7.9	1.0	.8
3811	Men's and boys' suits, coats, and formal wear	29	55 131	4 992	9.1	Z	X
3812	Men's and boys' dress and casual shirts, slacks, and jeans	331	4 632 791	80 575	1.7	.2	X
3813	Men's and boys' underwear and nightwear	58	94 697	7 020	7.4	Z	X
3814	Men's and boys' work clothing and uniforms	420	2 751 767	153 373	5.6	.3	X
3815	Other men's and boys' wear (caps, hats, swimwear, neckwear, etc.)	623	6 569 788	276 064	4.2	.5	X
3900	Women's and children's wear	677	1 107 501	169 928	15.3	.3	10.3
3911	Infants' and children's wear (to size 6X)	31	22 239	3 371	15.2	Z	X
3912	Women's misses', and girls' dresses and blouses	177	297 624	36 528	12.3	.1	X
3913	Women's, misses', and girls' suits and coats	28	65 084	1 513	2.3	Z	X
3914	Women's and misses' outerwear	190	286 761	52 469	18.3	.1	X
3915	Women's and misses' underwear and sleepwear	54	113 753	7 009	6.2	Z	X
3916	Other women's, misses, and girl's wear (furs, sweaters, millinery, etc.)	427	745 135	65 422	8.8	.1	X
4000	Footwear	202	6 078 619	1 699 194	28.0	3.3	.3
4011	All athletic footwear	9	66 364	951	1.4	Z	X
4013	Other women's, misses', and girls' footwear	165	5 963 594	846 822	14.2	1.7	X
4014	Other men's and boy's footwear	172	6 028 281	848 340	14.1	1.7	X
4015	Shoe accessories	23	43 072	2 932	6.8	Z	X
4100	Frozen foods (packaged)	406	1 675 871	351 752	21.0	.7	58.9
4111	Dinners (frozen)	46	1 039 685	24 613	2.4	Z	X
4112	Fish and seafoods (frozen packaged)	367	1 226 702	68 212	5.6	.1	X
4113	Vegetables (frozen)	359	1 123 904	46 201	4.1	.1	X
4114	Fruits and fruit juices (frozen)	357	1 471 937	20 805	1.4	Z	X
4115	Meat (frozen packaged)	372	1 636 839	114 893	7.0	.2	X
4116	Frozen baked goods	107	1 219 224	42 258	3.5	.1	X
4117	Other frozen foods (except frozen dairy products)	132	1 404 705	34 715	2.5	.1	X
4200	Dairy products (excluding dried or canned)	398	1 855 450	236 884	12.8	.5	45.1
4211	Butter	275	292 506	5 152	1.8	Z	X
4212	Cheese	384	1 477 701	161 974	11.0	.3	X
4213	Milk and cream, except raw	102	781 332	22 542	2.9	Z	X
4214	Ice cream	60	205 939	2 001	1.0	Z	X
4216	Other dairy products	66	756 982	45 004	5.9	.1	X
4300	Poultry and poultry products	416	1 534 000	142 486	9.3	.3	X
4312	Eggs	416	1 534 000	71 201	4.6	.1	X
4313	Live poultry	416	1 534 000	71 201	4.6	.1	X
4400	Confectionery	261	2 197 433	152 564	6.9	.3	19.2
4411	Candy	214	893 367	76 092	8.5	.1	X
4412	Chewing gum	8	2 961	150	5.1	Z	X
4413	Nuts	52	1 307 054	76 322	5.8	.1	X
4500	Fish and seafoods (excluding canned and frozen packaged)	132	1 028 898	76 929	7.5	.2	X
4600	Meat and meat products (fresh and unpackaged)	420	1 780 855	290 634	16.3	.6	35.1
4611	Beef (not killed on location)	412	1 560 021	191 690	12.3	.4	X
4612	Veal (not killed on location)	256	335 187	5 601	1.7	Z	X
4613	Lamb and mutton (not killed on location)	9	181 836	2 097	1.2	Z	X
4614	Pork (not killed on location)	275	880 272	42 905	4.9	.1	X
4615	Sausage and prepared meats made on location	243	150 039	3 467	2.3	Z	X
4616	Sausage and prepared meats not made on location	37	218 286	6 048	2.8	Z	X
4618	Other meat products	24	758 150	38 827	5.1	.1	X
4700	Fresh fruits and vegetables	455	1 794 806	149 935	8.4	.3	1.3
4711	Fresh fruits	455	1 794 806	149 935	8.4	.3	X
4800	Coffee, tea, and spices	401	1 532 095	55 603	3.6	.1	23.5
4811	Coffee	134	1 301 670	25 790	2.0	.1	X
4812	Tea	118	512 633	6 674	1.3	Z	X
4813	Spices	387	1 228 467	23 071	1.9	Z	X
4820	Bread and baked goods	280	877 835	18 101	2.1	Z	36.4
4821	Breads and rolls	71	705 730	6 748	1.0	Z	X
4822	Cookies, cakes, and other baked goods	274	869 026	11 351	1.3	Z	X
4830	Canned foods	413	1 202 280	46 560	3.9	.1	32.3
4831	Canned and bottled fruits, vegetables, and juices	396	961 269	30 278	3.2	.1	X
4832	Canned and bottled baby foods	109	72 396	717	1.0	Z	X
4833	Canned meats	133	842 393	6 590	.8	Z	X
4834	Canned fish and seafoods	258	202 167	2 409	1.2	Z	X
4836	Other canned foods	19	547 305	5 992	1.1	Z	X
4840	Food and beverage basic materials (include flavoring extracts, fruit peel, hop extract, industrial molasses, sausage casings, malt, yeast, etc.)	253	181 943	2 959	1.6	Z	X

See footnotes at end of table.

Table 3. Merchant Wholesalers by Kind of Business and Commodity Line: 1997—Con.

[Includes only establishments with payroll. For meaning of abbreviations and symbols, see introductory text. For explanation of terms, see Appendix A]

NAICS code and CL code	Kind of business and commodity line	Establishments handling commodity line		Commodity line sales			Sales coverage percent
		Number	Total sales (\$1,000)	Amount ¹ (\$1,000)	As percent of total sales of—		
					Establishments handling line	Establishments in NAICS industry ¹	
42299	Other miscellaneous nondurable goods whse—Con.						
4850	Soft drinks and bottled water	221	1 712 131	66 595	3.9	.1	40.6
4851	Soft drinks, packaged	183	965 046	48 155	5.0	.1	X
4852	Soft drinks, pre and post mix bulk	103	1 086 944	9 485	.9	Z	X
4853	Bottled water	149	833 720	8 955	1.1	Z	X
4860	Other grocery specialties	761	8 082 592	609 854	7.5	1.2	7.2
4861	Pasta	535	7 067 022	110 180	1.6	.2	X
4862	Breakfast cereals	113	386 477	3 808	1.0	Z	X
4863	Cooking oils and margarine	623	7 523 369	183 789	2.4	.4	X
4864	Flour	495	6 143 669	33 297	.5	.1	X
4865	Pickles, preserves, jellies, jams, and sauces	524	6 624 719	47 917	.7	.1	X
4866	Sugar, refined	506	5 858 108	40 182	.7	.1	X
4867	Pet foods	31	53 289	737	1.4	Z	X
4868	Grocery specialties, n.e.c.	326	2 023 068	189 925	9.4	.4	X
4900	Grain and beans	230	15 321 716	2 069 369	13.5	4.0	X
4911	Corn (for grain)	7	15 342	915	6.0	Z	X
4912	Oats and barley	7	15 342	299	1.9	Z	X
4913	Wheat	7	15 342	58	.4	Z	X
5100	Hides, skins, and pelts	8	14 870	5 945	40.0	Z	X
5140	Other farm products, inedible	43	79 365	17 452	22.0	Z	79.4
5143	Farm products, n.e.c.	43	79 365	17 452	22.0	Z	X
5300	Plastics materials and basic shapes	280	5 937 680	233 849	3.9	.5	.2
5311	Plastic pipes, rods, tubes, and shapes	31	100 893	12 890	12.8	Z	X
5313	Plastics raw materials	31	31 239	5 378	17.2	Z	X
5320	Industrial gases (welding, etc.)	29	85 795	18 851	22.0	Z	X
5330	Chemicals and allied products (excluding agricultural, plastics, gases, and petroleum)	565	11 113 530	3 467 510	31.2	6.8	.4
5335	Detergents and soaps	375	2 066 972	413 656	20.0	.8	X
5336	Sanitation chemicals, polishes, and waxes	118	1 005 390	162 964	16.2	.3	X
5342	Adhesives, sealants, and glues	9	65 194	4 575	7.0	Z	X
5344	Other chemicals and allied products	165	8 941 153	2 883 360	32.2	5.6	X
5400	Petroleum products	70	2 244 939	104 416	4.7	.2	X
5418	Lubricating oil and greases	28	2 180 684	99 648	4.6	.2	X
5420	Liquified petroleum gases (excluding natural gas)	14	9 904	1 667	16.8	Z	X
5500	Crude oil	25	8 661 115	4 157 775	48.0	8.1	X
5600	Beer and ale	14	216 174	1 092	.5	Z	X
5700	Wines and distilled alcoholic beverages	19	240 611	1 431	.6	Z	X
5800	Farm supplies	209	14 651 123	1 266 825	8.6	2.5	59.4
5812	Feeds (poultry and livestock) not mixed on location	95	385 872	51 814	13.4	.1	X
5813	Prepared feeds (poultry and livestock) mixed on location	11	69 879	3 523	5.0	Z	X
5814	Weed killers, soil sterilizers, and soil conditioners	12	47 652	2 987	6.3	Z	X
5815	Insecticides, fungicides, and pesticides	12	47 652	11 440	24.0	Z	X
5816	Other agricultural chemicals and fertilizers	75	14 052 063	1 176 613	8.4	2.3	X
5817	Seeds and bulbs	12	47 652	2 987	6.3	Z	X
5818	Other farm supplies (including harness and saddlery equipment)	23	94 180	5 493	5.8	Z	X
5900	Tobacco and tobacco products	100	317 056	24 938	7.9	Z	X
6000	Paint, paint supplies, and wallpaper	48	106 175	1 330	1.3	Z	X
6100	Books, periodicals, newspapers, and miscellaneous printed materials	490	1 042 410	56 919	5.5	.1	3.5
6101	Books	414	930 252	40 734	4.4	.1	X
6102	Other periodicals, newspapers, and miscellaneous printed materials	38	67 133	11 838	17.6	Z	X
6110	Flowers and florists' supplies	171	401 737	40 630	10.1	.1	X
6120	Art goods (including novelties and souvenirs)	4 278	8 031 944	6 912 887	86.1	13.5	52.6
6121	Art materials	1 629	3 002 764	2 569 968	85.6	5.0	X
6122	Novelties and souvenirs	2 816	5 453 451	4 342 918	79.6	8.5	X
6130	Textile bags, bagging, and burlap	509	970 385	676 277	69.7	1.3	X
6150	Nondurable goods, n.e.c.	6 044	12 475 979	10 905 896	87.4	21.3	X
9700	Service receipts and labor charges (including installed parts)	1 351	1 402 832	265 912	19.0	.5	49.6
9701	Labor charges for repair work	1 095	992 036	102 148	10.3	.2	X
9702	Parts installed in repair work	943	982 707	74 192	7.6	.1	X
9703	Other service receipts and labor charges—Specify	409	573 630	88 237	15.4	.2	X
9720	Receipts for service contracts	746	826 818	179 789	21.7	.4	X
9730	Advertising specialties (paper novelties, etc.)	305	277 880	45 981	16.5	.1	X
9740	Receipts for installing equipment	524	407 690	72 702	17.8	.1	X
9810	Miscellaneous commodities	919	7 056 708	276 717	3.9	.5	X
9930	Sales of integrated systems which you wrote or modified software	165	136 868	30 573	22.3	.1	X
9940	Rental and leasing receipts	639	622 142	106 242	17.1	.2	39.7
9941	Computer rental and leasing receipts	100	69 929	12 847	18.4	Z	X
9942	Photocopying machine rental	303	467 101	83 607	17.9	.2	X
9943	Other office machine rental receipts	339	305 007	8 191	2.7	Z	X
9944	Other rental receipts	47	12 888	213	1.7	Z	X
9950	Construction receipts	43	10 776	4 112	38.2	Z	X
9960	Custom software (designed to customer specifications)	151	93 631	18 029	19.3	Z	X
9970	Receipts for printing or photocopying performed at this establishment	68	44 448	7 397	16.6	Z	X
422990	Other miscellaneous nondurable goods whse	12 920	X	51 257 225	X	100.0	79.4
0100	New and used automobiles, motorcycles, etc.	10	13 041	1 812	13.9	Z	X
0120	Buses, campers, and motor homes	6	25 363	2 022	8.0	Z	79.4
0122	Motor homes, car trailers, and campers	6	25 363	2 022	8.0	Z	X
0200	New and rebuilt automotive parts and supplies	84	209 920	15 575	7.4	Z	X
0300	Tires and tubes	18	35 505	2 810	7.9	Z	X

See footnotes at end of table.

Table 3. Merchant Wholesalers by Kind of Business and Commodity Line: 1997—Con.

[Includes only establishments with payroll. For meaning of abbreviations and symbols, see introductory text. For explanation of terms, see Appendix A]

NAICS code and CL code	Kind of business and commodity line	Establishments handling commodity line		Commodity line sales			Sales coverage percent
		Number	Total sales (\$1,000)	Amount ¹ (\$1,000)	As percent of total sales of—		
					Establishments handling line	Establishments in NAICS industry ¹	
422990	Other miscellaneous nondurable goods whse—Con.						
0400	Household and lawn furniture	140	391 366	34 804	8.9	.1	4.6
0412	Sleep furniture and equipment	17	29 327	1 420	4.8	Z	X
0413	Lawn furniture and equipment	78	188 280	22 371	11.9	Z	X
0414	Other furniture (including sleep sofas)	59	203 115	10 895	5.4	Z	X
0420	Office and business furniture	93	253 668	20 824	8.2	Z	16.8
0421	New office furniture (wooden and metal)	87	236 449	19 415	8.2	Z	X
0500	Household china, glassware, crockery, and plastic housewares	480	819 727	82 600	10.1	.2	X
0520	Linens, domestics, curtains, and draperies	292	582 940	30 171	5.2	.1	3.6
0521	Bedspreads, blankets, and bedding	27	68 406	2 568	3.8	Z	X
0524	Towels and washcloths	262	512 789	2 500	.5	Z	X
0525	Other linens and domestics	251	496 429	24 803	5.0	Z	X
0530	Flooring and floor coverings	21	7 167	223	3.1	Z	X
0540	Other home furnishings	559	1 393 808	99 165	7.1	.2	2.1
0541	Metal flatware and kitchen utensils	384	860 888	48 814	5.7	.1	X
0542	Mirrors, lamps, and picture frames	69	187 054	15 963	8.5	Z	X
0543	Home furnishings, n.e.c.	134	465 930	34 104	7.3	.1	X
0620	Plywood and millwork	15	1 032	100	9.7	Z	47.7
0624	Wood millwork (doors, windows, cabinets, etc.)	15	1 032	100	9.7	Z	X
0720	Roofing, siding, and insulation materials	13	8 640	1 125	13.0	Z	X
0730	Flat glass and other construction glass (excluding automotive)	16	17 691	8 354	47.2	Z	X
0740	Other construction materials	17	23 729	2 072	8.7	Z	5.8
0744	Construction materials, n.e.c. (including wire fence and construction paper)	8	2 162	266	12.3	Z	X
0800	Photographic equipment and supplies (excluding video)	154	596 693	111 938	18.8	.2	23.6
0813	Photographic film	152	596 542	21 748	3.6	Z	X
0814	Developing supplies (excluding film)	9	6 323	169	2.7	Z	X
0815	Other photographic equipment and supplies	20	226 245	89 989	39.8	.2	X
0900	Office equipment	404	696 855	65 196	9.4	.1	26.8
0911	Typewriters and dedicated word processors	165	244 697	6 388	2.6	Z	X
0912	Calculators and accounting machines	145	307 476	1 908	.6	Z	X
0913	Copying machines and equipment	277	578 773	50 167	8.7	.1	X
0914	Dictating, transcribing, and recording machines	91	112 521	1 579	1.4	Z	X
0915	Mailing, letter handling, and addressing machines	55	145 071	5 154	3.6	Z	X
0920	New computer equipment	423	485 472	59 370	12.2	.1	56.3
0921	Computers	353	370 985	27 862	7.5	.1	X
0922	Computer storage devices	92	228 064	23 215	10.2	Z	X
0923	Computer printers	226	304 355	6 117	2.0	Z	X
0924	Other computer peripheral equipment	260	264 272	2 099	.8	Z	X
0930	Used computer equipment	28	16 286	610	3.7	Z	X
0950	Computer software (packaged)	202	241 797	9 284	3.8	Z	X
0960	Restaurant and hotel equipment and supplies	203	1 499 647	122 004	8.1	.2	X
0970	Store machines and equipment	193	237 791	23 446	9.9	Z	31.5
0971	Vending machines	10	23 161	753	3.3	Z	X
0972	Other store machines and equipment	184	214 630	22 693	10.6	Z	X
1000	Medical, hospital, and surgical supplies	25	106 661	17 615	16.5	Z	25.6
1011	Surgical and medical instruments and equipment	8	2 485	615	24.7	Z	X
1013	Other surgical, medical, and hospital supplies	16	98 619	15 558	15.8	Z	X
1030	Optical and ophthalmic goods	78	250 412	5 064	2.0	Z	74.5
1034	Optical goods, n.e.c. (excluding cameras)	74	248 535	4 953	2.0	Z	X
1040	Religious and school supplies	67	83 726	10 752	12.8	Z	32.5
1042	School supplies	61	78 288	9 616	12.3	Z	X
1050	Other professional equipment and supplies	23	13 075	1 391	10.6	Z	79.4
1051	Architects' equipment and supplies	7	5 014	751	15.0	Z	X
1056	Veterinarians' equipment and supplies	12	3 402	264	7.8	Z	X
1120	Flat iron and steel products	34	7 511 913	278 124	3.7	.5	19.4
1123	Sheets (cold-rolled)	26	7 504 397	277 062	3.7	.5	X
1140	Iron and steel wire and wire products	53	238 646	14 071	5.9	Z	X
1150	Iron and steel pipe and tubing	37	2 193 046	52 160	2.4	.1	66.9
1154	Other steel pipe	17	2 168 673	49 148	2.3	.1	X
1200	Copper and brass	56	8 852 174	1 478 920	16.7	2.9	X
1220	Aluminum shapes, forms, etc.	87	12 104 057	1 973 592	16.3	3.9	X
1300	Coal and coke	10	3 391 022	238 148	7.0	.5	X
1320	Minerals and ores (excluding coal, precious stones, and crude oil)	35	10 826 389	623 541	5.8	1.2	X
1400	Electrical apparatus and equipment	301	3 810 610	94 594	2.5	.2	.6
1411	Power and distribution transformers	47	291 423	2 331	.8	Z	X
1412	Switchgear and switchboard apparatus	26	121 856	4 043	3.3	Z	X
1414	Conduit, raceway, and fittings	76	1 969 949	7 740	.4	Z	X
1415	Electric bulbs (all types)	39	71 702	8 630	12.0	Z	X
1416	Interior wiring (excluding conduit)	126	2 288 775	20 213	.9	Z	X
1417	Exterior wiring and cable (excluding conduit)	25	196 962	480	.2	Z	X
1418	Lighting fixtures (residential and commercial)	15	41 855	817	2.0	Z	X
1419	Industrial controls	198	3 378 230	44 017	1.3	.1	X
1421	Other electrical apparatus and equipment (including fuses and lightning rods)	76	1 969 949	6 317	.3	Z	X
1500	Electrical appliances, household	277	550 276	27 113	4.9	.1	1.7
1511	Televisions	14	34 106	1 066	3.1	Z	X
1512	Radios, stereos, and CD players	14	34 106	534	1.6	Z	X
1513	V.C.R.'s and video cameras	14	34 106	534	1.6	Z	X
1518	Other electrical household appliances (including fans, dishwashers, etc.)	277	550 276	24 959	4.5	Z	X

See footnotes at end of table.

Table 3. Merchant Wholesalers by Kind of Business and Commodity Line: 1997—Con.

[Includes only establishments with payroll. For meaning of abbreviations and symbols, see introductory text. For explanation of terms, see Appendix A]

NAICS code and CL code	Kind of business and commodity line	Establishments handling commodity line		Commodity line sales			Sales coverage percent
		Number	Total sales (\$1,000)	Amount ¹ (\$1,000)	As percent of total sales of—		
					Establishments handling line	Establishments in NAICS industry ¹	
422990	Other miscellaneous nondurable goods wholes—Con.						
1600	Electronic parts and equipment, except communication	337	3 805 207	289 288	7.6	.6	.1
1612	Integrated circuits	104	3 223 030	13 911	.4	Z	X
1616	Electronic connectors and other passive electronic parts	300	3 781 168	103 700	2.7	.2	X
1618	Electronic parts and equipment, n.e.c.	104	3 223 030	169 717	5.3	.3	X
1650	Communication equipment and supplies	120	244 411	19 978	8.2	Z	16.0
1651	Telephones	120	244 411	6 753	2.8	Z	X
1652	Other electronic communication equipment	90	178 845	11 153	6.2	Z	X
1653	Other electrical communication equipment	9	91 351	2 072	2.3	Z	X
1700	Hardware	451	906 177	91 280	10.1	.2	1.6
1711	Hand tools (including power driven)	367	752 400	25 997	3.5	.1	X
1712	Bolts, nuts, rivets, and fasteners	367	752 400	47 165	6.3	.1	X
1713	Cutlery	34	28 121	779	2.8	Z	X
1800	Plumbing and heating equipment and supplies (hydronics)	135	86 583	9 663	11.2	Z	30.2
1811	Plastic pipe fittings and valves (excluding pipe and tubing)	119	68 618	3 160	4.6	Z	X
1812	Metal pipe fittings and valves (excluding pipe and tubing)	93	69 209	2 919	4.2	Z	X
1813	Plumbing fixtures	39	42 145	744	1.8	Z	X
1814	Furnaces, stoves, water heaters (except electric and warm air)	47	43 261	1 851	4.3	Z	X
1815	Boilers, radiators, and convectors	8	1 113	88	7.9	Z	X
1818	Other plumbing and heating equipment and supplies	11	2 063	887	43.0	Z	X
1900	Warm air heating and air-conditioning equipment and supplies	37	47 898	8 273	17.3	Z	39.4
1911	Furnaces (warm air)	27	36 179	1 410	3.9	Z	X
1912	Central air-conditioning (residential and commercial)	34	42 432	4 932	11.6	Z	X
1919	Registers, grills, pre-formed ductwork (excluding sheet metal), and duct insulation	27	36 179	266	.7	Z	X
2000	Refrigeration equipment and supplies	62	46 210	10 468	22.7	Z	16.3
2011	Commercial refrigerators (reach-in and walk-in)	62	46 210	2 578	5.6	Z	X
2012	Unit coolers for commercial refrigerators	62	46 210	2 740	5.9	Z	X
2013	Condensing units for commercial refrigerators	62	46 210	2 426	5.3	Z	X
2014	Refrigerants	44	31 471	1 402	4.5	Z	X
2015	Other refrigeration equipment and supplies	44	31 471	1 307	4.2	Z	X
2100	Construction and mining machinery and equipment (including parts and attachments)	25	27 726	4 363	15.7	Z	74.2
2113	New mixers, pavers, and related equipment	13	10 677	534	5.0	Z	X
2117	Other new construction and mining, logging, and road maintenance machinery, equipment, and parts	12	17 049	2 260	13.3	Z	X
2118	Used construction and mining machinery and equipment	20	21 901	1 568	7.2	Z	X
2200	Farm machinery, equipment, and parts	50	115 783	22 644	19.6	Z	1.7
2215	New irrigation equipment	50	115 783	22 644	19.6	Z	X
2220	Garden machinery, equipment, and parts	58	159 371	6 203	3.9	Z	X
2230	Food-processing machinery, equipment, and parts	14	14 778	3 620	24.5	Z	74.9
2231	New commercial food-processing machinery (slicers, choppers, baking, etc.)	11	14 400	2 736	19.0	Z	X
2233	Used food-processing machinery and equipment	11	14 400	862	6.0	Z	X
2300	Hydraulic and pneumatic (fluid-power) pumps, motors, and parts	16	11 804	582	4.9	Z	79.4
2311	Pumps	16	11 804	190	1.6	Z	X
2312	Motors	16	11 804	202	1.7	Z	X
2313	Parts for pumps and motors	16	11 804	190	1.6	Z	X
2320	General-purpose industrial machinery, equipment, and parts	186	11 997 916	3 673 301	30.6	7.2	.1
2321	New pumps, compressors (air or gas), and equipment	73	10 070 621	1 982 565	19.7	3.9	X
2326	New controlling, recording, and indicating instruments and access	112	10 425 365	1 599 242	15.3	3.1	X
2327	All other new general-purpose industrial machinery and equipment	30	34 220	3 916	11.4	Z	X
2328	Used general-purpose industrial machinery and equipment	35	1 533 091	87 024	5.7	.2	X
2330	Metalworking machinery, equipment, and parts	12	27 313	5 305	19.4	Z	X
2340	Materials handling machinery, equipment, and parts	59	98 400	17 486	17.8	Z	64.4
2343	New forklift trucks	31	91 867	15 849	17.3	Z	X
2345	Used materials handling machinery, equipment, and parts	53	55 914	1 637	2.9	Z	X
2360	Other industrial machinery, equipment, and parts	44	237 419	164 015	69.1	.3	77.6
2363	New printing trades machinery, equipment, and supplies	19	9 543	1 095	11.5	Z	X
2366	Other new industrial machinery and equipment	30	218 531	157 970	72.3	.3	X
2367	Used industrial machinery and equipment	13	6 386	176	2.8	Z	X
2390	Hydraulic and pneumatic (fluid-power) valves	16	11 804	291	2.5	Z	79.4
2391	Hydraulic valves	16	11 804	196	1.7	Z	X
2400	Hydraulic and pneumatic cylinders and rotary actuators	16	11 804	367	3.1	Z	79.4
2411	Hydraulic cylinders and rotary actuators	16	11 804	272	2.3	Z	X
2420	Hydraulic and pneumatic connectors and assemblies	12	2 264	201	8.9	Z	79.4
2421	Hydraulic and pneumatic connectors	12	2 264	100	4.4	Z	X
2422	Hydraulic and pneumatic assemblies	12	2 264	100	4.4	Z	X
2430	Fluid-power filters, components, accessories, and parts	28	22 425	1 654	7.4	Z	76.2
2431	Filters	28	22 425	1 556	6.9	Z	X
2432	Other fluid-power components, accessories, and parts, n.e.c.	9	9 999	98	1.0	Z	X
2440	Welding supplies (excluding gases)	27	83 304	10 442	12.5	Z	X
2450	Industrial containers and supplies	79	239 659	10 934	4.6	Z	33.3
2454	Other industrial containers and supplies	79	239 659	10 934	4.6	Z	X
2460	Other industrial supplies	107	186 881	14 286	7.6	Z	13.1
2466	Industrial supplies, n.e.c.	81	132 137	11 428	8.6	Z	X
2500	Beauty and barber equipment and supplies	9	2 869	619	21.6	Z	X
2520	Custodial (janitors') equipment and supplies	40	111 108	12 854	11.6	Z	2.5
2523	Custodial supplies	34	75 331	11 599	15.4	Z	X
2530	Laundry and dry-cleaning equipment and supplies	64	160 147	15 371	9.6	Z	X
2540	Other service establishment equipment and supplies	11	15 260	2 201	14.4	Z	79.4
2542	Service establishment equipment and supplies, n.e.c.	11	15 260	2 201	14.4	Z	X

See footnotes at end of table.

Table 3. Merchant Wholesalers by Kind of Business and Commodity Line: 1997—Con.

[Includes only establishments with payroll. For meaning of abbreviations and symbols, see introductory text. For explanation of terms, see Appendix A]

NAICS code and CL code	Kind of business and commodity line	Establishments handling commodity line		Commodity line sales			Sales coverage percent
		Number	Total sales (\$1,000)	Amount ¹ (\$1,000)	As percent of total sales of—		
					Establishments handling line	Establishments in NAICS industry ¹	
422990	Other miscellaneous nondurable goods whse—Con.						
2600	Aircraft and aeronautical equipment and supplies	43	3 394 762	106 136	3.1	.2	X
2613	Other new aircraft equipment and supplies	43	3 394 762	106 136	3.1	.2	X
2620	Marine machinery, equipment, and supplies	6	11 695	115	1.0	Z	X
2700	Sporting and recreational goods and supplies	427	666 189	54 832	8.2	.1	1.8
2713	Billiards, pool, bowling equipment, and accessories	355	505 570	30 021	5.9	.1	X
2714	Camping and fishing equipment and accessories	63	92 966	14 536	15.6	Z	X
2800	Toys and hobby goods and supplies	884	1 871 101	167 779	9.0	.3	12.5
2811	Video games and cartridges	16	20 213	1 413	7.0	Z	X
2812	Other toys and games (including fireworks and children's vehicles)	713	1 519 063	132 397	8.7	.3	X
2813	Crafts and craft supplies	90	110 790	11 711	10.6	Z	X
2814	Other hobby goods and accessories	67	155 099	14 203	9.2	Z	X
2930	Recyclable paper and paperboard	81	313 150	12 886	4.1	Z	X
2940	Recyclable materials, except metal	10	43 783	7 366	16.8	Z	X
3000	Jewelry, diamonds, gem stones, and watches	435	959 558	61 621	6.4	.1	8.5
3011	Diamond jewelry and diamond jewelry where lapidary work was not performed at this location	22	115 837	8 855	7.6	Z	X
3012	Gem stone and pearl jewelry where lapidary work was not performed at this location	10	4 077	60	1.5	Z	X
3014	Watches, clocks, and watch movements and cases	56	192 608	13 746	7.1	Z	X
3015	Karat gold jewelry (rings, necklaces, etc.)	17	22 247	986	4.4	Z	X
3016	Other jewel, silverware, and plated ware (incl. jewel, where gemstones less than 50% of value, gold filled sterling, and costume jewel, and medallions)	107	65 854	9 848	15.0	Z	X
3030	Precious metals—gold, silver, and platinum including precious metal coins	9	1 847 724	20 238	1.1	Z	X
3100	Musical instruments and supplies	26	81 425	10 862	13.3	Z	X
3120	Forest products, except lumber (including cordwood, hewn posts, poles, and ties)	25	220 511	55 783	25.3	.1	X
3130	Compact discs, prerecorded audio tapes, and phonograph records	77	35 368	1 663	4.7	Z	X
3140	Prerecorded video tapes	110	57 171	5 087	8.9	Z	X
3150	Other durable goods	61	337 765	7 977	2.4	Z	4.5
3152	Luggage	61	337 765	2 729	.8	Z	X
3154	Other durable goods, n.e.c.	58	336 658	5 248	1.6	Z	X
3200	Printing and writing paper	508	4 067 565	105 222	2.6	.2	1.0
3212	Fine roll paper	60	395 587	3 603	.9	Z	X
3213	Other printing and writing paper	499	4 057 530	101 113	2.5	.2	X
3300	Stationery, office supplies and greeting cards	936	5 101 997	343 097	6.7	.7	1.8
3311	Business forms	308	1 051 705	15 081	1.4	Z	X
3312	Stationery, photocopy paper, and typing paper	292	986 207	48 319	4.9	.1	X
3313	Inked ribbons, carbon paper, pens and pencils	239	3 724 149	87 033	2.3	.2	X
3314	Toner and cartridges	344	4 580 897	100 479	2.2	.2	X
3315	Greeting cards	275	199 453	29 285	14.7	.1	X
3316	Other stationery supplies (envelopes, ruled forms, and binder paper)	556	1 225 759	60 799	5.0	.1	X
3400	Industrial and personal services paper and plastics	413	1 453 891	137 914	9.5	.3	1.6
3411	Paperboard and boxboard boxes	193	818 062	43 905	5.4	.1	X
3412	Paper dishes, cups, and napkins	340	760 456	53 944	7.1	.1	X
3413	Industrial paper (wrapping, bags, cartons, etc.)	92	363 040	21 749	6.0	Z	X
3414	Disposable plastic boxes, containers, cups, dishes, and supplies	44	161 545	1 787	1.1	Z	X
3415	Other industrial and personal service paper	89	337 526	12 897	3.8	Z	X
3500	Drugs, pharmaceuticals, cosmetics, and toiletries	587	1 707 567	258 358	15.1	.5	18.6
3511	Prescription drugs	72	377 315	25 544	6.8	.1	X
3512	Nonprescription pharmaceuticals	208	360 868	79 979	22.2	.2	X
3513	Cosmetics	210	183 885	18 036	9.8	Z	X
3514	Perfumes	30	94 634	12 538	13.2	Z	X
3515	Other toiletries and druggists' sundries	256	1 203 090	122 060	10.1	.2	X
3600	Piece goods, knit and woven	166	7 665 678	3 860 862	50.4	7.5	.1
3612	Cotton (including blends)	22	10 934	1 010	9.2	Z	X
3613	Synthetics (excluding synthetic knits)	29	105 468	3 213	3.0	Z	X
3614	Knit fabrics, n.e.c. (including double knit)	27	97 769	4 610	4.7	Z	X
3616	Other piece goods	16	52 268	751	1.4	Z	X
3700	Notions (buttons, ribbons, lace, sewing accessories, zippers, bindings, etc.)	295	624 736	25 229	4.0	Z	X
3800	Men's and boys' wear	682	6 656 643	526 451	7.9	1.0	.8
3811	Men's and boys' suits, coats, and formal wear	29	55 131	4 992	9.1	Z	X
3812	Men's and boys' dress and casual shirts, slacks, and jeans	331	4 632 791	80 575	1.7	.2	X
3813	Men's and boys' underwear and nightwear	58	94 697	7 020	7.4	Z	X
3814	Men's and boys' work clothing and uniforms	420	2 751 767	153 373	5.6	.3	X
3815	Other men's and boys' wear (caps, hats, swimwear, neckwear, etc.)	623	6 569 788	276 064	4.2	.5	X
3900	Women's and children's wear	677	1 107 501	169 928	15.3	.3	10.3
3911	Infants' and children's wear (to size 6X)	31	22 239	3 371	15.2	Z	X
3912	Women's misses' and girls' dresses and blouses	177	297 624	36 528	12.3	.1	X
3913	Women's, misses', and girls' suits and coats	28	65 084	1 513	2.3	Z	X
3914	Women's, misses' and girls' outerwear	190	286 761	52 469	18.3	.1	X
3915	Women's and misses' underwear and sleepwear	54	113 753	7 009	6.2	Z	X
3916	Other women's, misses, and girl's wear (furs, sweaters, millinery, etc.)	427	745 135	65 422	8.8	.1	X
4000	Footwear	202	6 078 619	1 699 194	28.0	3.3	.3
4011	All athletic footwear	9	66 364	951	1.4	Z	X
4013	Other women's, misses', and girls' footwear	165	5 963 594	846 822	14.2	1.7	X
4014	Other men's and boy's footwear	172	6 028 281	848 340	14.1	1.7	X
4015	Shoe accessories	23	43 072	2 932	6.8	Z	X

See footnotes at end of table.

Table 3. Merchant Wholesalers by Kind of Business and Commodity Line: 1997—Con.

[Includes only establishments with payroll. For meaning of abbreviations and symbols, see introductory text. For explanation of terms, see Appendix A]

NAICS code and CL code	Kind of business and commodity line	Establishments handling commodity line		Commodity line sales			Sales coverage percent
		Number	Total sales (\$1,000)	Amount ¹ (\$1,000)	As percent of total sales of—		
					Establishments handling line	Establishments in NAICS industry ¹	
422990	Other miscellaneous nondurable goods whse—Con.						
4100	Frozen foods (packaged)	406	1 675 871	351 752	21.0	.7	58.9
4111	Dinners (frozen)	46	1 039 685	24 613	2.4	Z	X
4112	Fish and seafoods (frozen packaged)	367	1 226 702	68 212	5.6	.1	X
4113	Vegetables (frozen)	359	1 123 904	46 201	4.1	.1	X
4114	Fruits and fruit juices (frozen)	357	1 471 937	20 805	1.4	Z	X
4115	Meat (frozen packaged)	372	1 636 839	114 893	7.0	.2	X
4116	Frozen baked goods	107	1 219 224	42 258	3.5	.1	X
4117	Other frozen foods (except frozen dairy products)	132	1 404 705	34 715	2.5	.1	X
4200	Dairy products (excluding dried or canned)	398	1 855 450	236 884	12.8	.5	45.1
4211	Butter	275	292 506	5 152	1.8	Z	X
4212	Cheese	384	1 477 701	161 974	11.0	.3	X
4213	Milk and cream, except raw	102	781 332	22 542	2.9	Z	X
4214	Ice cream	60	205 939	2 001	1.0	Z	X
4216	Other dairy products	66	756 982	45 004	5.9	.1	X
4300	Poultry and poultry products	416	1 534 000	142 486	9.3	.3	X
4312	Eggs	416	1 534 000	71 201	4.6	.1	X
4313	Live poultry	416	1 534 000	71 201	4.6	.1	X
4400	Confectionery	261	2 197 433	152 564	6.9	.3	19.2
4411	Candy	214	893 367	76 092	8.5	.1	X
4412	Chewing gum	8	2 961	150	5.1	Z	X
4413	Nuts	52	1 307 054	76 322	5.8	.1	X
4500	Fish and seafoods (excluding canned and frozen packaged)	132	1 028 898	76 929	7.5	.2	X
4600	Meat and meat products (fresh and unpackage)	420	1 780 855	290 634	16.3	.6	35.1
4611	Beef (not killed on location)	412	1 560 021	191 690	12.3	.4	X
4612	Veal (not killed on location)	256	335 187	5 601	1.7	Z	X
4613	Lamb and mutton (not killed on location)	9	181 836	2 097	1.2	Z	X
4614	Pork (not killed on location)	275	880 272	42 905	4.9	.1	X
4615	Sausage and prepared meats made on location	243	150 039	3 467	2.3	Z	X
4616	Sausage and prepared meats not made on location	37	218 286	6 048	2.8	Z	X
4618	Other meat products	24	758 150	38 827	5.1	.1	X
4700	Fresh fruits and vegetables	455	1 794 806	149 935	8.4	.3	1.3
4711	Fresh fruits	455	1 794 806	149 935	8.4	.3	X
4800	Coffee, tea, and spices	401	1 532 095	55 603	3.6	.1	23.5
4811	Coffee	134	1 301 670	25 790	2.0	.1	X
4812	Tea	118	512 633	6 674	1.3	Z	X
4813	Spices	387	1 228 467	23 071	1.9	Z	X
4820	Bread and baked goods	280	877 835	18 101	2.1	Z	36.4
4821	Breads and rolls	71	705 730	6 748	1.0	Z	X
4822	Cookies, cakes, and other baked goods	274	869 026	11 351	1.3	Z	X
4830	Canned foods	413	1 202 280	46 560	3.9	.1	32.3
4831	Canned and bottled fruits, vegetables, and juices	396	961 269	30 278	3.2	.1	X
4832	Canned and bottled baby foods	109	72 396	717	1.0	Z	X
4833	Canned meats	133	842 393	6 590	.8	Z	X
4834	Canned fish and seafoods	258	202 167	2 409	1.2	Z	X
4836	Other canned foods	19	547 305	5 992	1.1	Z	X
4840	Food and beverage basic materials (include flavoring extracts, fruit peel, hop extract, industrial molasses, sausage casings, malt, yeast, etc.)	253	181 943	2 959	1.6	Z	X
4850	Soft drinks and bottled water	221	1 712 131	66 595	3.9	.1	40.6
4851	Soft drinks, packaged	183	965 046	48 155	5.0	.1	X
4852	Soft drinks, pre and post mix bulk	103	1 086 944	9 485	.9	Z	X
4853	Bottled water	149	833 720	8 955	1.1	Z	X
4860	Other grocery specialties	761	8 082 592	609 854	7.5	1.2	7.2
4861	Pasta	535	7 067 022	110 180	1.6	.2	X
4862	Breakfast cereals	113	386 477	3 808	1.0	Z	X
4863	Cooking oils and margarine	623	7 523 369	183 789	2.4	.4	X
4864	Flour	495	6 143 669	33 297	.5	.1	X
4865	Pickles, preserves, jellies, jams, and sauces	524	6 624 719	47 917	.7	.1	X
4866	Sugar, refined	506	5 858 108	40 182	.7	.1	X
4867	Pet foods	31	53 289	737	1.4	Z	X
4868	Grocery specialties, n.e.c.	326	2 023 068	189 925	9.4	.4	X
4900	Grain and beans	230	15 321 716	2 069 369	13.5	4.0	X
4911	Corn (for grain)	7	15 342	915	6.0	Z	X
4912	Oats and barley	7	15 342	299	1.9	Z	X
4913	Wheat	7	15 342	58	.4	Z	X
5100	Hides, skins, and pelts	8	14 870	5 945	40.0	Z	X
5140	Other farm products, inedible	43	79 365	17 452	22.0	Z	79.4
5143	Farm products, n.e.c.	43	79 365	17 452	22.0	Z	X
5300	Plastics materials and basic shapes	280	5 937 680	233 849	3.9	.5	.2
5311	Plastic pipes, rods, tubes, and shapes	31	100 893	12 890	12.8	Z	X
5313	Plastics raw materials	31	31 239	5 378	17.2	Z	X
5320	Industrial gases (welding, etc.)	29	85 795	18 851	22.0	Z	X
5330	Chemicals and allied products (excluding agricultural, plastics, gases, and petroleum)	565	11 113 530	3 467 510	31.2	6.8	.4
5335	Detergents and soaps	375	2 066 972	413 656	20.0	.8	X
5336	Sanitation chemicals, polishes, and waxes	118	1 005 390	162 964	16.2	.3	X
5342	Adhesives, sealants, and glues	9	65 194	4 575	7.0	Z	X
5344	Other chemicals and allied products	165	8 941 153	2 883 360	32.2	5.6	X
5400	Petroleum products	70	2 244 939	104 416	4.7	.2	X
5418	Lubricating oil and greases	28	2 180 684	99 648	4.6	.2	X
5420	Liquified petroleum gases (excluding natural gas)	14	9 904	1 667	16.8	Z	X
5500	Crude oil	25	8 661 115	4 157 775	48.0	8.1	X
5600	Beer and ale	14	216 174	1 092	.5	Z	X
5700	Wines and distilled alcoholic beverages	19	240 611	1 431	.6	Z	X

See footnotes at end of table.

Table 3. Merchant Wholesalers by Kind of Business and Commodity Line: 1997—Con.

[Includes only establishments with payroll. For meaning of abbreviations and symbols, see introductory text. For explanation of terms, see Appendix A]

NAICS code and CL code	Kind of business and commodity line	Establishments handling commodity line		Commodity line sales			Sales coverage percent
		Number	Total sales (\$1,000)	Amount ¹ (\$1,000)	As percent of total sales of—		
					Establishments handling line	Establishments in NAICS industry ¹	
422990	Other miscellaneous nondurable goods whse—Con.						
5800	Farm supplies	209	14 651 123	1 266 825	8.6	2.5	59.4
5812	Feeds (poultry and livestock) not mixed on location	95	385 872	51 814	13.4	.1	X
5813	Prepared feeds (poultry and livestock) mixed on location	11	69 879	3 523	5.0	Z	X
5814	Weed killers, soil sterilizers, and soil conditioners	12	47 652	2 987	6.3	Z	X
5815	Insecticides, fungicides, and pesticides	12	47 652	11 440	24.0	Z	X
5816	Other agricultural chemicals and fertilizers	75	14 052 063	1 176 613	8.4	2.3	X
5817	Seeds and bulbs	12	47 652	2 987	6.3	Z	X
5818	Other farm supplies (including harness and saddlery equipment)	23	94 180	5 493	5.8	Z	X
5900	Tobacco and tobacco products	100	317 056	24 938	7.9	Z	X
6000	Paint, paint supplies, and wallpaper	48	106 175	1 330	1.3	Z	X
6100	Books, periodicals, newspapers, and miscellaneous printed materials	490	1 042 410	56 919	5.5	.1	3.5
6101	Books	414	930 252	40 734	4.4	.1	X
6102	Other periodicals, newspapers, and miscellaneous printed materials	38	67 133	11 838	17.6	Z	X
6110	Flowers and florists' supplies	171	401 737	40 630	10.1	.1	X
6120	Art goods (including novelties and souvenirs)	4 278	8 031 944	6 912 887	86.1	13.5	52.6
6121	Art materials	1 629	3 002 764	2 569 968	85.6	5.0	X
6122	Novelties and souvenirs	2 816	5 453 451	4 342 918	79.6	8.5	X
6130	Textile bags, bagging, and burlap	509	970 385	676 277	69.7	1.3	X
6150	Nondurable goods, n.e.c.	6 044	12 475 979	10 905 896	87.4	21.3	X
9700	Service receipts and labor charges (including installed parts)	1 351	1 402 832	265 912	19.0	.5	49.6
9701	Labor charges for repair work	1 095	992 036	102 148	10.3	.2	X
9702	Parts installed in repair work	943	982 707	74 192	7.6	.1	X
9703	Other service receipts and labor charges—Specify	409	573 630	88 237	15.4	.2	X
9720	Receipts for service contracts	746	826 818	179 789	21.7	.4	X
9730	Advertising specialties (paper novelties, etc.)	305	277 880	45 981	16.5	.1	X
9740	Receipts for installing equipment	524	407 690	72 702	17.8	.1	X
9810	Miscellaneous commodities	919	7 056 708	276 717	3.9	.5	X
9930	Sales of integrated systems which you wrote or modified software	165	136 868	30 573	22.3	.1	X
9940	Rental and leasing receipts	639	622 142	106 242	17.1	.2	39.7
9941	Computer rental and leasing receipts	100	69 929	12 847	18.4	Z	X
9942	Photocopying machine rental	303	467 101	83 607	17.9	.2	X
9943	Other office machine rental receipts	339	305 007	8 191	2.7	Z	X
9944	Other rental receipts	47	12 888	213	1.7	Z	X
9950	Construction receipts	43	10 776	4 112	38.2	Z	X
9960	Custom software (designed to customer specifications)	151	93 631	18 029	19.3	Z	X
9970	Receipts for printing or photocopying performed at this establishment	68	44 448	7 397	16.6	Z	X
4229901	Art goods whse	3 976	X	7 426 099	X	100.0	68.0
0400	Household and lawn furniture	27	171 888	9 592	5.6	.1	.3
0414	Other furniture (including sleep sofas)	27	171 888	9 592	5.6	.1	X
0500	Household china, glassware, crockery, and plastic housewares	103	405 471	38 784	9.6	.5	X
0520	Linens, domestics, curtains, and draperies	11	16 360	2 266	13.9	Z	4.3
0524	Towels and washcloths	11	16 360	2 266	13.9	Z	X
0540	Other home furnishings	134	450 926	38 494	8.5	.5	2.3
0541	Metal flatware and kitchen utensils	14	47 645	1 436	3.0	Z	X
0542	Mirrors, lamps, and picture frames	56	142 917	15 736	11.0	.2	X
0543	Home furnishings, n.e.c.	85	344 166	21 322	6.2	.3	X
0800	Photographic equipment and supplies (excluding video)	20	226 245	94 642	41.8	1.3	63.4
0813	Photographic film	20	226 245	4 484	2.0	.1	X
0814	Developing supplies (excluding film)	9	6 323	169	2.7	Z	X
0815	Other photographic equipment and supplies	20	226 245	89 989	39.8	1.2	X
0970	Store machines and equipment	9	19 893	1 762	8.9	Z	68.0
0972	Other store machines and equipment	6	16 404	1 238	7.5	Z	X
1040	Religious and school supplies	6	5 438	1 136	20.9	Z	X
1140	Iron and steel wire and wire products	18	177 723	8 407	4.7	.1	X
1200	Copper and brass	12	172 450	5 543	3.2	.1	X
1220	Aluminum shapes, forms, etc.	15	6 765	668	9.9	Z	X
1400	Electrical apparatus and equipment	24	14 397	1 785	12.4	Z	7.8
1415	Electric bulbs (all types)	24	14 397	1 785	12.4	Z	X
1500	Electrical appliances, household	6	10 893	159	1.5	Z	16.1
1518	Other electrical household appliances (including fans, dishwashers, etc.)	6	10 893	159	1.5	Z	X
1600	Electronic parts and equipment, except communication	8	5 182	306	5.9	Z	X
1700	Hardware	20	18 932	528	2.8	Z	X
2460	Other industrial supplies	14	35 612	983	2.8	Z	X
2700	Sporting and recreational goods and supplies	49	118 644	5 764	4.9	.1	1.5
2713	Billiards, pool, bowling equipment, and accessories	49	118 644	5 764	4.9	.1	X
2800	Toys and hobby goods and supplies	213	457 222	47 256	10.3	.6	7.8
2811	Video games and cartridges	16	20 213	1 413	7.0	Z	X
2812	Other toys and games (including fireworks and children's vehicles)	135	354 493	36 778	10.4	.5	X
2813	Crafts and craft supplies	62	82 509	8 998	10.9	.1	X
2814	Other hobby goods and accessories	16	3 610	67	1.9	Z	X
2930	Recyclable paper and paperboard	8	23 699	1 093	4.6	Z	X
3000	Jewelry, diamonds, gem stones, and watches	124	258 024	24 529	9.5	.3	19.0
3011	Diamond jewelry and diamond jewelry where lapidary work was not performed at this location	22	115 837	8 855	7.6	.1	X
3012	Gem stone and pearl jewelry where lapidary work was not performed at this location	10	4 077	60	1.5	Z	X
3014	Watches, clocks, and watch movements and cases	43	122 982	10 488	8.5	.1	X
3015	Karat gold jewelry (rings, necklaces, etc.)	17	22 247	986	4.4	Z	X
3016	Other jewel., silverware, and plated ware (incl. jewel. where gemstones less than 50% of value, gold filled sterling, and costume jewel. and medallions)	67	37 379	4 127	11.0	.1	X

See footnotes at end of table.

Table 3. Merchant Wholesalers by Kind of Business and Commodity Line: 1997—Con.

[Includes only establishments with payroll. For meaning of abbreviations and symbols, see introductory text. For explanation of terms, see Appendix A]

NAICS code and CL code	Kind of business and commodity line	Establishments handling commodity line		Commodity line sales			Sales coverage percent
		Number	Total sales (\$1,000)	Amount ¹ (\$1,000)	As percent of total sales of—		
					Establishments handling line	Establishments in NAICS industry ¹	
4229901	Art goods whse—Con.						
3130	Compact discs, prerecorded audio tapes, and phonograph records	15	15 429	1 013	6.6	Z	X
3140	Prerecorded video tapes	35	34 216	2 732	8.0	Z	X
3200	Printing and writing paper	51	50 222	5 096	10.1	.1	.7
3213	Other printing and writing paper	51	50 222	5 096	10.1	.1	X
3300	Stationery, office supplies and greeting cards	166	225 661	39 938	17.7	.5	11.7
3311	Business forms	7	5 036	33	.7	Z	X
3312	Stationery, photocopy paper, and typing paper	7	4 680	124	2.7	Z	X
3313	Inked ribbons, carbon paper, pens and pencils	16	24 329	1 653	6.8	Z	X
3315	Greeting cards	118	140 169	28 105	20.1	.4	X
3316	Other stationery supplies (envelopes, ruled forms, and binder paper)	50	121 600	10 023	8.2	.1	X
3400	Industrial and personal services paper and plastics	18	15 429	1 803	11.7	Z	17.1
3412	Paper dishes, cups, and napkins	18	15 429	1 803	11.7	Z	X
3500	Drugs, pharmaceuticals, cosmetics, and toiletries	45	135 963	5 705	4.2	.1	2.3
3512	Nonprescription pharmaceuticals	16	32 486	220	.7	Z	X
3514	Perfumes	15	77 643	4 013	5.2	.1	X
3515	Other toiletries and druggists' sundries	30	58 320	1 472	2.5	Z	X
3600	Piece goods, knit and woven	22	17 185	2 439	14.2	Z	X
3700	Notions (buttons, ribbons, lace, sewing accessories, zippers, bindings, etc.)	26	23 588	4 032	17.1	.1	X
3800	Men's and boys' wear	68	89 626	12 296	13.7	.2	15.0
3812	Men's and boys' dress and casual shirts, slacks, and jeans	36	24 928	1 490	6.0	Z	X
3813	Men's and boys' underwear and nightwear	16	19 329	2 822	14.6	Z	X
3814	Men's and boys' work clothing and uniforms	13	10 871	256	2.4	Z	X
3815	Other men's and boys' wear (caps, hats, swimwear, neckwear, etc.)	35	63 275	7 725	12.2	.1	X
3900	Women's and children's wear	76	85 448	9 656	11.3	.1	10.8
3911	Infants' and children's wear (to size 6X)	14	9 940	218	2.2	Z	X
3912	Women's misses', and girls' dresses and blouses	22	15 014	354	2.4	Z	X
3913	Women's, misses', and girls' suits and coats	7	4 900	163	3.3	Z	X
3914	Women's and misses' outerwear	14	5 331	192	3.6	Z	X
3915	Women's and misses' underwear and sleepwear	25	33 948	3 756	11.1	.1	X
3916	Other women's, misses, and girl's wear (furs, sweaters, millinery, etc.)	31	42 395	4 951	11.7	.1	X
4000	Footwear	17	34 114	1 573	4.6	Z	4.7
4015	Shoe accessories	17	34 114	1 573	4.6	Z	X
4400	Confectionery	20	50 416	9 269	18.4	.1	15.1
4411	Candy	20	50 416	9 196	18.2	.1	X
4850	Soft drinks and bottled water	7	3 970	373	9.4	Z	15.5
4851	Soft drinks, packaged	7	3 970	373	9.4	Z	X
4860	Other grocery specialties	19	77 933	8 740	11.2	.1	28.0
4861	Pasta	9	59 594	3 869	6.5	.1	X
4865	Pickles, preserves, jellies, jams, and sauces	9	59 790	3 871	6.5	.1	X
4868	Grocery specialties, n.e.c.	10	18 143	935	5.2	Z	X
5300	Plastics materials and basic shapes	10	38 156	3 045	8.0	Z	X
5330	Chemicals and allied products (excluding agricultural, plastics, gases, and petroleum)	12	28 698	651	2.3	Z	X
5400	Petroleum products	7	5 822	468	8.0	Z	X
5900	Tobacco and tobacco products	7	1 336	71	5.3	Z	X
6100	Books, periodicals, newspapers, and miscellaneous printed materials	186	546 647	38 528	7.0	.5	2.9
6101	Books	186	546 647	26 690	4.9	.4	X
6102	Other periodicals, newspapers, and miscellaneous printed materials	38	67 133	11 838	17.6	.2	X
6110	Flowers and florists' supplies	68	248 968	26 932	10.8	.4	X
6120	Art goods (including novelties and souvenirs)	3 976	7 426 099	6 825 910	91.9	91.9	45.9
6121	Art materials	1 551	2 885 196	2 562 291	88.8	34.5	X
6122	Novelties and souvenirs	2 575	4 892 296	4 263 619	87.2	57.4	X
6130	Textile bags, bagging, and burlap	34	56 335	10 896	19.3	.1	X
6150	Nondurable goods, n.e.c.	39	148 846	12 172	8.2	.2	X
9700	Service receipts and labor charges (including installed parts)	58	214 754	37 187	17.3	.5	16.1
9701	Labor charges for repair work	33	4 449	271	6.1	Z	X
9703	Other service receipts and labor charges—Specify	25	210 305	36 916	17.6	.5	X
9730	Advertising specialties (paper novelties, etc.)	115	156 818	23 794	15.2	.3	X
9810	Miscellaneous commodities	117	116 684	19 766	16.9	.3	X
9940	Rental and leasing receipts	7	10 244	1 384	13.5	Z	X
4229902	General merchandise (nondurable goods) whse	2 842	X	33 181 350	X	100.0	90.5
0100	New and used automobiles, motorcycles, etc.	8	11 521	1 691	14.7	Z	X
0200	New and rebuilt automotive parts and supplies	71	187 566	11 075	5.9	Z	X
0300	Tires and tubes	18	35 505	2 810	7.9	Z	X
0400	Household and lawn furniture	74	175 121	18 761	10.7	.1	2.9
0413	Lawn furniture and equipment	74	175 121	18 761	10.7	.1	X
0420	Office and business furniture	87	236 449	19 415	8.2	.1	9.6
0421	New office furniture (wooden and metal)	87	236 449	19 415	8.2	.1	X
0500	Household china, glassware, crockery, and plastic housewares	336	301 918	31 017	10.3	.1	X
0520	Linens, domestics, curtains, and draperies	251	496 429	25 037	5.0	.1	2.9
0524	Towels and washcloths	251	496 429	234	Z	Z	X
0525	Other linens and domestics	251	496 429	24 803	5.0	.1	X
0530	Flooring and floor coverings	17	1 493	41	2.7	Z	X
0540	Other home furnishings	355	770 120	46 238	6.0	.1	.8
0541	Metal flatware and kitchen utensils	355	770 120	46 238	6.0	.1	X
0620	Plywood and millwork	15	1 032	100	9.7	Z	54.4
0624	Wood millwork (doors, windows, cabinets, etc.)	15	1 032	100	9.7	Z	X

See footnotes at end of table.

Table 3. Merchant Wholesalers by Kind of Business and Commodity Line: 1997—Con.

[Includes only establishments with payroll. For meaning of abbreviations and symbols, see introductory text. For explanation of terms, see Appendix A]

NAICS code and CL code	Kind of business and commodity line	Establishments handling commodity line		Commodity line sales			Sales coverage percent
		Number	Total sales (\$1,000)	Amount ¹ (\$1,000)	As percent of total sales of—		
					Establishments handling line	Establishments in NAICS industry ¹	
4229902	General merchandise (nondurable goods) whsle—Con.						
0730	Flat glass and other construction glass (excluding automotive)	8	4 565	902	19.8	Z	X
0740	Other construction materials	9	21 567	1 806	8.4	Z	X
0800	Photographic equipment and supplies (excluding video)	106	324 379	14 579	4.5	Z	.4
0813	Photographic film	106	324 379	14 579	4.5	Z	X
0900	Office equipment	393	664 651	62 425	9.4	.2	31.8
0911	Typewriters and dedicated word processors	165	244 697	6 388	2.6	Z	X
0912	Calculators and accounting machines	145	307 476	1 908	.6	Z	X
0913	Copying machines and equipment	277	578 773	50 167	8.7	.2	X
0914	Dictating, transcribing, and recording machines	91	112 521	1 579	1.4	Z	X
0915	Mailing, letter handling, and addressing machines	44	112 867	2 383	2.1	Z	X
0920	New computer equipment	422	484 370	59 295	12.2	.2	69.4
0921	Computers	353	370 985	27 862	7.5	.1	X
0922	Computer storage devices	92	228 064	23 215	10.2	.1	X
0923	Computer printers	226	304 355	6 117	2.0	Z	X
0924	Other computer peripheral equipment	260	264 272	2 099	.8	Z	X
0930	Used computer equipment	28	16 286	610	3.7	Z	X
0950	Computer software (packaged)	187	220 597	8 714	4.0	Z	X
0960	Restaurant and hotel equipment and supplies	198	1 498 592	121 759	8.1	.4	X
0970	Store machines and equipment	172	188 267	16 487	8.8	.1	21.3
0972	Other store machines and equipment	172	188 267	16 487	8.8	.1	X
1000	Medical, hospital, and surgical supplies	18	93 060	14 642	15.7	Z	36.0
1011	Surgical and medical instruments and equipment	8	2 485	615	24.7	Z	X
1013	Other surgical, medical, and hospital supplies	10	90 575	14 027	15.5	Z	X
1030	Optical and ophthalmic goods	62	200 146	2 677	1.3	Z	85.3
1034	Optical goods, n.e.c. (excluding cameras)	62	200 146	2 677	1.3	Z	X
1040	Religious and school supplies	37	54 217	3 494	6.4	Z	26.8
1042	School supplies	37	54 217	3 494	6.4	Z	X
1050	Other professional equipment and supplies	17	7 416	967	13.0	Z	90.5
1051	Architects' equipment and supplies	7	5 014	751	15.0	Z	X
1056	Veterinarians' equipment and supplies	10	2 402	216	9.0	Z	X
1120	Flat iron and steel products	26	7 504 397	277 062	3.7	.8	22.1
1123	Sheets (cold-rolled)	26	7 504 397	277 062	3.7	.8	X
1140	Iron and steel wire and wire products	15	11 386	528	4.6	Z	X
1150	Iron and steel pipe and tubing	17	2 168 673	49 148	2.3	.1	76.9
1154	Other steel pipe	17	2 168 673	49 148	2.3	.1	X
1200	Copper and brass	26	8 663 156	1 472 413	17.0	4.4	X
1220	Aluminum shapes, forms, etc.	54	12 067 227	1 964 386	16.3	5.9	X
1320	Minerals and ores (excluding coal, precious stones, and crude oil)	35	10 826 389	623 541	5.8	1.9	X
1400	Electrical apparatus and equipment	222	3 684 188	84 464	2.3	.3	.2
1411	Power and distribution transformers	47	291 423	2 331	.8	Z	X
1412	Switchgear and switchboard apparatus	26	121 856	4 043	3.3	Z	X
1414	Conduit, raceway, and fittings	76	1 969 949	7 740	.4	Z	X
1416	Interior wiring (excluding conduit)	126	2 288 775	20 213	.9	.1	X
1417	Exterior wiring and cable (excluding conduit)	25	196 962	480	.2	Z	X
1419	Industrial controls	171	3 365 366	43 334	1.3	.1	X
1421	Other electrical apparatus and equipment (including fuses and lightning rods)	76	1 969 949	6 317	.3	Z	X
1500	Electrical appliances, household	242	499 903	22 966	4.6	.1	.4
1518	Other electrical household appliances (including fans, dishwashers, etc.)	242	499 903	22 966	4.6	.1	X
1600	Electronic parts and equipment, except communication	300	3 781 168	287 328	7.6	.9	.1
1612	Integrated circuits	104	3 223 030	13 911	.4	Z	X
1616	Electronic connectors and other passive electronic parts	300	3 781 168	103 700	2.7	.3	X
1618	Electronic parts and equipment, n.e.c.	104	3 223 030	169 717	5.3	.5	X
1650	Communication equipment and supplies	111	194 125	18 183	9.4	.1	16.9
1651	Telephones	111	194 125	4 958	2.6	Z	X
1652	Other electronic communication equipment	90	178 845	11 153	6.2	Z	X
1653	Other electrical communication equipment	9	91 351	2 072	2.3	Z	X
1700	Hardware	367	752 400	73 941	9.8	.2	2.3
1711	Hand tools (including power driven)	367	752 400	25 997	3.5	.1	X
1712	Bolts, nuts, rivets, and fasteners	367	752 400	47 165	6.3	.1	X
1713	Cutlery	34	28 121	779	2.8	Z	X
1800	Plumbing and heating equipment and supplies (hydronics)	127	69 731	8 222	11.8	Z	38.8
1811	Plastic pipe fittings and valves (excluding pipe and tubing)	119	68 618	3 160	4.6	Z	X
1812	Metal pipe fittings and valves (excluding pipe and tubing)	89	53 307	2 347	4.4	Z	X
1813	Plumbing fixtures	39	42 145	744	1.8	Z	X
1814	Furnaces, stoves, water heaters (except electric and warm air)	47	43 261	1 851	4.3	Z	X
1815	Boilers, radiators, and convectors	8	1 113	88	7.9	Z	X
1818	Other plumbing and heating equipment and supplies	8	1 113	18	1.6	Z	X
1900	Warm air heating and air-conditioning equipment and supplies	34	42 432	6 638	15.6	Z	39.6
1911	Furnaces (warm air)	27	36 179	1 410	3.9	Z	X
1912	Central air-conditioning (residential and commercial)	34	42 432	4 932	11.6	Z	X
1919	Registers, grills, pre-formed ductwork (excluding sheet metal), and duct insulation	27	36 179	266	.7	Z	X
2000	Refrigeration equipment and supplies	62	46 210	10 468	22.7	Z	18.6
2011	Commercial refrigerators (reach-in and walk-in)	62	46 210	2 578	5.6	Z	X
2012	Unit coolers for commercial refrigerators	62	46 210	2 740	5.9	Z	X
2013	Condensing units for commercial refrigerators	62	46 210	2 426	5.3	Z	X
2014	Refrigerants	44	31 471	1 402	4.5	Z	X
2015	Other refrigeration equipment and supplies	44	31 471	1 307	4.2	Z	X

See footnotes at end of table.

Table 3. Merchant Wholesalers by Kind of Business and Commodity Line: 1997—Con.

[Includes only establishments with payroll. For meaning of abbreviations and symbols, see introductory text. For explanation of terms, see Appendix A]

NAICS code and CL code	Kind of business and commodity line	Establishments handling commodity line		Commodity line sales			Sales coverage percent
		Number	Total sales (\$1,000)	Amount ¹ (\$1,000)	As percent of total sales of—		
					Establishments handling line	Establishments in NAICS industry ¹	
4229902	General merchandise (nondurable goods) whse—Con.						
2100	Construction and mining machinery and equipment (including parts and attachments)	25	27 726	4 363	15.7	Z	84.5
2113	New mixers, pavers, and related equipment	13	10 677	534	5.0	Z	X
2117	Other new construction and mining, logging, and road maintenance machinery, equipment, and parts	12	17 049	2 260	13.3	Z	X
2118	Used construction and mining machinery and equipment	20	21 901	1 568	7.2	Z	X
2200	Farm machinery, equipment, and parts	50	115 783	22 644	19.6	.1	1.9
2215	New irrigation equipment	50	115 783	22 644	19.6	.1	X
2220	Garden machinery, equipment, and parts	35	132 559	2 590	2.0	Z	X
2230	Food-processing machinery, equipment, and parts	11	14 400	3 598	25.0	Z	90.5
2231	New commercial food-processing machinery (slicers, choppers, baking, etc.)	11	14 400	2 736	19.0	Z	X
2233	Used food-processing machinery and equipment	11	14 400	862	6.0	Z	X
2300	Hydraulic and pneumatic (fluid-power) pumps, motors, and parts	16	11 804	582	4.9	Z	90.5
2311	Pumps	16	11 804	190	1.6	Z	X
2312	Motors	16	11 804	202	1.7	Z	X
2313	Parts for pumps and motors	16	11 804	190	1.6	Z	X
2320	General-purpose industrial machinery, equipment, and parts	147	11 958 456	3 668 835	30.7	11.1	.1
2321	New pumps, compressors (air or gas), and equipment	73	10 070 621	1 982 565	19.7	6.0	X
2326	New controlling, recording, and indicating instruments and access	112	10 425 365	1 599 242	15.3	4.8	X
2328	Used general-purpose industrial machinery and equipment	35	1 533 091	87 024	5.7	.3	X
2330	Metalworking machinery, equipment, and parts	7	26 969	5 209	19.3	Z	X
2340	Materials handling machinery, equipment, and parts	53	55 914	9 443	16.9	Z	68.3
2343	New forklift trucks	25	49 381	7 806	15.8	Z	X
2345	Used materials handling machinery, equipment, and parts	53	55 914	1 637	2.9	Z	X
2360	Other industrial machinery, equipment, and parts	38	225 393	159 243	70.7	.5	90.5
2363	New printing trades machinery, equipment, and supplies	19	9 543	1 095	11.5	Z	X
2366	Other new industrial machinery and equipment	30	218 531	157 970	72.3	.5	X
2367	Used industrial machinery and equipment	13	6 386	176	2.8	Z	X
2390	Hydraulic and pneumatic (fluid-power) valves	16	11 804	291	2.5	Z	90.5
2391	Hydraulic valves	16	11 804	196	1.7	Z	X
2400	Hydraulic and pneumatic cylinders and rotary actuators	16	11 804	367	3.1	Z	90.5
2411	Hydraulic cylinders and rotary actuators	16	11 804	272	2.3	Z	X
2420	Hydraulic and pneumatic connectors and assemblies	12	2 264	201	8.9	Z	90.5
2421	Hydraulic and pneumatic connectors	12	2 264	100	4.4	Z	X
2422	Hydraulic and pneumatic assemblies	12	2 264	100	4.4	Z	X
2430	Fluid-power filters, components, accessories, and parts	28	22 425	1 654	7.4	Z	86.8
2431	Filters	28	22 425	1 556	6.9	Z	X
2432	Other fluid-power components, accessories, and parts, n.e.c.	9	9 999	98	1.0	Z	X
2440	Welding supplies (excluding gases)	14	74 203	10 437	14.1	Z	X
2450	Industrial containers and supplies	72	221 610	7 382	3.3	Z	31.0
2454	Other industrial containers and supplies	72	221 610	7 382	3.3	Z	X
2460	Other industrial supplies	79	129 097	10 672	8.3	Z	19.9
2466	Industrial supplies, n.e.c.	79	129 097	10 672	8.3	Z	X
2500	Beauty and barber equipment and supplies	7	856	17	2.0	Z	X
2520	Custodial (janitors') equipment and supplies	34	75 331	11 599	15.4	Z	4.1
2523	Custodial supplies	34	75 331	11 599	15.4	Z	X
2530	Laundry and dry-cleaning equipment and supplies	61	131 839	4 054	3.1	Z	X
2600	Aircraft and aeronautical equipment and supplies	43	3 394 762	106 136	3.1	.3	X
2613	Other new aircraft equipment and supplies	43	3 394 762	106 136	3.1	.3	X
2700	Sporting and recreational goods and supplies	306	386 926	24 257	6.3	.1	1.4
2713	Billiards, pool, bowling equipment, and accessories	306	386 926	24 257	6.3	.1	X
2800	Toys and hobby goods and supplies	524	999 310	74 243	7.4	.2	13.4
2812	Other toys and games (including fireworks and children's vehicles)	524	999 310	74 243	7.4	.2	X
2930	Recyclable paper and paperboard	58	278 406	11 263	4.0	Z	X
3000	Jewelry, diamonds, gem stones, and watches	252	577 762	22 769	3.9	.1	X
3100	Musical instruments and supplies	9	51 101	1 041	2.0	Z	X
3120	Forest products, except lumber (including cordwood, hewn posts, poles, and ties)	8	213 393	55 467	26.0	.2	X
3130	Compact discs, prerecorded audio tapes, and phonograph records	62	19 939	650	3.3	Z	X
3140	Prerecorded video tapes	54	18 424	1 509	8.2	Z	X
3150	Other durable goods	58	336 658	7 868	2.3	Z	4.9
3152	Luggage	58	336 658	2 620	.8	Z	X
3154	Other durable goods, n.e.c.	58	336 658	5 248	1.6	Z	X
3200	Printing and writing paper	448	4 007 308	99 620	2.5	.3	1.2
3212	Fine roll paper	60	395 587	3 603	.9	.3	X
3213	Other printing and writing paper	448	4 007 308	96 017	2.4	.3	X
3300	Stationery, office supplies and greeting cards	712	4 746 725	287 215	6.1	.9	1.1
3311	Business forms	273	973 251	8 867	.9	Z	X
3312	Stationery, photocopy paper, and typing paper	273	973 251	48 064	4.9	.1	X
3313	Inked ribbons, carbon paper, pens and pencils	223	3 699 820	85 380	2.3	.3	X
3314	Toner and cartridges	344	4 580 897	100 479	2.2	.3	X
3315	Greeting cards	157	59 284	1 180	2.0	Z	X
3316	Other stationery supplies (envelopes, ruled forms, and binder paper)	478	1 030 290	43 219	4.2	.1	X
3400	Industrial and personal services paper and plastics	374	1 359 547	129 760	9.5	.4	1.6
3411	Paperboard and boxboard boxes	193	818 062	43 905	5.4	.1	X
3412	Paper dishes, cups, and napkins	322	745 027	52 141	7.0	.2	X
3413	Industrial paper (wrapping, bags, cartons, etc.)	89	337 526	18 980	5.6	.1	X
3414	Disposable plastic boxes, containers, cups, dishes, and supplies	44	161 545	1 787	1.1	Z	X
3415	Other industrial and personal service paper	89	337 526	12 897	3.8	Z	X

See footnotes at end of table.

Table 3. Merchant Wholesalers by Kind of Business and Commodity Line: 1997—Con.

[Includes only establishments with payroll. For meaning of abbreviations and symbols, see introductory text. For explanation of terms, see Appendix A]

NAICS code and CL code	Kind of business and commodity line	Establishments handling commodity line		Commodity line sales			Sales coverage percent
		Number	Total sales (\$1,000)	Amount ¹ (\$1,000)	As percent of total sales of—		
					Establishments handling line	Establishments in NAICS industry ¹	
4229902	General merchandise (nondurable goods) whse—Con.						
3500	Drugs, pharmaceuticals, cosmetics, and toiletries	411	1 064 576	143 975	13.5	.4	30.7
3511	Prescription drugs	36	140 578	21 731	15.5	.1	X
3512	Nonprescription pharmaceuticals	140	58 033	2 650	4.6	Z	X
3513	Cosmetics	194	150 266	15 822	10.5	Z	X
3515	Other toiletries and druggists' sundries	147	893 535	103 774	11.6	.3	X
3600	Piece goods, knit and woven	72	7 458 464	3 844 627	51.5	11.6	X
3700	Notions (buttons, ribbons, lace, sewing accessories, zippers, bindings, etc.)	184	410 564	13 051	3.2	Z	X
3800	Men's and boys' wear	532	6 350 224	494 063	7.8	1.5	.1
3812	Men's and boys' dress and casual shirts, slacks, and jeans	267	4 552 732	75 338	1.7	.2	X
3814	Men's and boys' work clothing and uniforms	395	2 737 632	152 912	5.6	.5	X
3815	Other men's and boys' wear (caps, hats, swimwear, neckwear, etc.)	532	6 350 224	265 813	4.2	.8	X
3900	Women's and children's wear	483	705 401	109 657	15.5	.3	3.0
3912	Women's misses', and girls' dresses and blouses	124	207 336	30 403	14.7	.1	X
3914	Women's and misses' outerwear	122	101 239	24 732	24.4	.1	X
3916	Other women's, misses, and girl's wear (furs, sweaters, millinery, etc.)	361	604 162	54 522	9.0	.2	X
4000	Footwear	159	5 957 093	1 693 306	28.4	5.1	.1
4013	Other women's, misses', and girls' footwear	159	5 957 093	846 606	14.2	2.6	X
4014	Other men's and boy's footwear	159	5 957 093	846 606	14.2	2.6	X
4100	Frozen foods (packaged)	385	1 638 629	342 916	20.9	1.0	67.1
4111	Dinners (frozen)	46	1 039 685	24 613	2.4	.1	X
4112	Fish and seafoods (frozen packaged)	355	1 209 484	65 232	5.4	.2	X
4113	Vegetables (frozen)	350	1 104 683	40 502	3.7	.1	X
4114	Fruits and fruit juices (frozen)	357	1 471 937	20 805	1.4	.1	X
4115	Meat (frozen packaged)	372	1 636 839	114 893	7.0	.3	X
4116	Frozen baked goods	107	1 219 224	42 258	3.5	.1	X
4117	Other frozen foods (except frozen dairy products)	120	1 387 487	34 598	2.5	.1	X
4200	Dairy products (excluding dried or canned)	393	1 834 556	236 478	12.9	.7	50.9
4211	Butter	275	292 506	5 152	1.8	Z	X
4212	Cheese	384	1 477 701	161 974	11.0	.5	X
4213	Milk and cream, except raw	102	781 332	22 542	2.9	.1	X
4214	Ice cream	60	205 939	2 001	1.0	Z	X
4216	Other dairy products	64	737 334	44 809	6.1	.1	X
4300	Poultry and poultry products	416	1 534 000	142 486	9.3	.4	X
4312	Eggs	416	1 534 000	71 201	4.6	.2	X
4313	Live poultry	416	1 534 000	71 201	4.6	.2	X
4400	Confectionery	224	2 053 287	125 804	6.1	.4	18.7
4411	Candy	177	749 221	49 555	6.6	.1	X
4413	Nuts	48	1 304 066	76 249	5.8	.2	X
4500	Fish and seafoods (excluding canned and frozen packaged)	126	1 017 203	73 428	7.2	.2	X
4600	Meat and meat products (fresh and unpackaged)	412	1 560 021	258 325	16.6	.8	33.5
4611	Beef (not killed on location)	412	1 560 021	191 690	12.3	.6	X
4612	Veal (not killed on location)	256	335 187	5 601	1.7	Z	X
4613	Lamb and mutton (not killed on location)	9	181 836	2 097	1.2	Z	X
4614	Pork (not killed on location)	275	880 272	42 905	4.9	.1	X
4615	Sausage and prepared meats made on location	243	150 039	3 467	2.3	Z	X
4616	Sausage and prepared meats not made on location	32	198 178	5 790	2.9	Z	X
4618	Other meat products	21	557 424	6 776	1.2	Z	X
4700	Fresh fruits and vegetables	455	1 794 806	149 935	8.4	.5	1.5
4711	Fresh fruits	455	1 794 806	149 935	8.4	.5	X
4800	Coffee, tea, and spices	382	1 489 615	47 364	3.2	.1	25.8
4811	Coffee	115	1 259 190	20 698	1.6	.1	X
4812	Tea	99	470 153	3 886	.8	Z	X
4813	Spices	372	1 212 289	22 718	1.9	.1	X
4820	Bread and baked goods	271	832 368	14 900	1.8	Z	38.9
4821	Breads and rolls	71	705 730	6 748	1.0	Z	X
4822	Cookies, cakes, and other baked goods	265	823 559	8 150	1.0	Z	X
4830	Canned foods	407	1 193 728	46 474	3.9	.1	36.9
4831	Canned and bottled fruits, vegetables, and juices	396	961 269	30 278	3.2	.1	X
4832	Canned and bottled baby foods	109	72 396	717	1.0	Z	X
4833	Canned meats	133	842 393	6 590	.8	Z	X
4834	Canned fish and seafoods	258	202 167	2 409	1.2	Z	X
4836	Other canned foods	19	547 305	5 992	1.1	Z	X
4840	Food and beverage basic materials (include flavoring extracts, fruit peel, hop extract, industrial molasses, sausage casings, malt, yeast, etc.)	253	181 943	2 959	1.6	Z	X
4850	Soft drinks and bottled water	197	1 668 931	63 264	3.8	.2	45.7
4851	Soft drinks, packaged	159	921 846	45 126	4.9	.1	X
4852	Soft drinks, pre and post mix bulk	103	1 086 944	9 485	.9	Z	X
4853	Bottled water	143	802 693	8 653	1.1	Z	X
4860	Other grocery specialties	687	7 669 457	543 331	7.1	1.6	6.7
4861	Pasta	517	7 006 474	106 306	1.5	.3	X
4862	Breakfast cereals	109	384 909	3 786	1.0	Z	X
4863	Cooking oils and margarine	597	7 194 866	128 108	1.8	.4	X
4864	Flour	495	6 143 669	33 297	.5	.1	X
4865	Pickles, preserves, jellies, jams, and sauces	506	6 563 975	44 004	.7	.1	X
4866	Sugar, refined	491	5 813 047	39 878	.7	.1	X
4867	Pet foods	12	6 660	411	6.2	Z	X
4868	Grocery specialties, n.e.c.	272	1 953 163	187 543	9.6	.6	X
4900	Grain and beans	223	15 306 374	2 068 097	13.5	6.2	X
5140	Other farm products, inedible	43	79 365	17 452	22.0	.1	90.5
5143	Farm products, n.e.c.	43	79 365	17 452	22.0	.1	X
5300	Plastics materials and basic shapes	199	5 753 222	210 823	3.7	.6	X
5320	Industrial gases (welding, etc.)	16	76 694	17 540	22.9	.1	X

See footnotes at end of table.

Table 3. Merchant Wholesalers by Kind of Business and Commodity Line: 1997—Con.

[Includes only establishments with payroll. For meaning of abbreviations and symbols, see introductory text. For explanation of terms, see Appendix A]

NAICS code and CL code	Kind of business and commodity line	Establishments handling commodity line		Commodity line sales			Sales coverage percent
		Number	Total sales (\$1,000)	Amount ¹ (\$1,000)	As percent of total sales of—		
					Establishments handling line	Establishments in NAICS industry ¹	
4229902	General merchandise (nondurable goods) whsle—Con.						
5330	Chemicals and allied products (excluding agricultural, plastics, gases, and petroleum)	474	10 928 734	3 452 111	31.6	10.4	.3
5335	Detergents and soaps	357	2 059 487	411 319	20.0	1.2	X
5336	Sanitation chemicals, polishes, and waxes	118	1 005 390	162 964	16.2	.5	X
5344	Other chemicals and allied products	117	8 869 247	2 877 828	32.4	8.7	X
5400	Petroleum products	28	2 180 684	99 648	4.6	.3	X
5418	Lubricating oil and greases	28	2 180 684	99 648	4.6	.3	X
5500	Crude oil	25	8 661 115	4 157 775	48.0	12.5	X
5600	Beer and ale	11	213 558	520	.2	Z	X
5700	Wines and distilled alcoholic beverages	11	213 558	1 067	.5	Z	X
5800	Farm supplies	146	14 353 737	1 220 297	8.5	3.7	68.6
5812	Feeds (poultry and livestock) not mixed on location	82	349 326	47 263	13.5	.1	X
5816	Other agricultural chemicals and fertilizers	64	14 004 411	1 173 034	8.4	3.5	X
5900	Tobacco and tobacco products	71	262 621	10 608	4.0	Z	X
6000	Paint, paint supplies, and wallpaper	36	99 310	605	.6	Z	X
6100	Books, periodicals, newspapers, and miscellaneous printed materials	228	383 605	14 044	3.7	Z	5.4
6101	Books	228	383 605	14 044	3.7	Z	X
6110	Flowers and florists' supplies	37	71 234	4 851	6.8	Z	X
6120	Art goods (including novelties and souvenirs)	173	206 688	21 808	10.6	.1	72.4
6121	Art materials	38	76 914	3 308	4.3	Z	X
6122	Novelties and souvenirs	145	181 344	18 500	10.2	.1	X
6130	Textile bags, bagging, and burlap	39	20 835	1 081	5.2	Z	X
6150	Nondurable goods, n.e.c.	289	2 383 933	1 798 342	75.4	5.4	X
9700	Service receipts and labor charges (including installed parts)	1 143	1 002 625	207 344	20.7	.6	74.4
9701	Labor charges for repair work	984	907 847	100 007	11.0	.3	X
9702	Parts installed in repair work	889	915 732	72 700	7.9	.2	X
9703	Other service receipts and labor charges—Specify	287	232 830	34 595	14.9	.1	X
9720	Receipts for service contracts	732	774 894	171 260	22.1	.5	X
9730	Advertising specialties (paper novelties, etc.)	157	89 664	15 841	17.7	Z	X
9740	Receipts for installing equipment	517	403 883	71 451	17.7	.2	X
9810	Miscellaneous commodities	663	6 622 802	208 172	3.1	.6	X
9930	Sales of integrated systems which you wrote or modified software	165	136 868	30 573	22.3	.1	X
9940	Rental and leasing receipts	550	551 686	101 169	18.3	.3	50.0
9941	Computer rental and leasing receipts	100	69 929	12 847	18.4	Z	X
9942	Photocopying machine rental	303	467 101	83 607	17.9	.3	X
9943	Other office machine rental receipts	257	244 795	4 502	1.8	Z	X
9944	Other rental receipts	47	12 888	213	1.7	Z	X
9950	Construction receipts	43	10 776	4 112	38.2	Z	X
9960	Custom software (designed to customer specifications)	151	93 631	18 029	19.3	.1	X
9970	Receipts for printing or photocopying performed at this establishment	64	35 078	4 687	13.4	Z	X
4229903	Textile bags, bagging, & burlap whsle	400	X	723 184	X	100.0	51.4
0500	Household china, glassware, crockery, and plastic housewares	6	5 792	576	9.9	.1	X
0540	Other home furnishings	7	7 875	284	3.6	Z	X
2700	Sporting and recreational goods and supplies	9	67 653	10 275	15.2	1.4	X
2800	Toys and hobby goods and supplies	14	69 545	8 006	11.5	1.1	X
2930	Recyclable paper and paperboard	9	9 927	419	4.2	.1	X
3300	Stationery, office supplies and greeting cards	6	26 225	2 075	7.9	.3	X
3600	Piece goods, knit and woven	9	28 116	4 212	15.0	.6	X
3800	Men's and boys' wear	14	57 240	4 361	7.6	.6	X
3900	Women's and children's wear	13	51 046	3 594	7.0	.5	X
5300	Plastics materials and basic shapes	10	14 170	1 713	12.1	.2	X
5800	Farm supplies	11	45 791	10 954	23.9	1.5	X
6120	Art goods (including novelties and souvenirs)	17	33 444	8 361	25.0	1.2	X
6130	Textile bags, bagging, and burlap	400	723 184	639 677	88.5	88.5	X
6150	Nondurable goods, n.e.c.	14	16 608	1 409	8.5	.2	X
9730	Advertising specialties (paper novelties, etc.)	14	24 587	5 671	23.1	.8	X
9810	Miscellaneous commodities	10	30 925	3 450	11.2	.5	X
4229904	Other nondurable goods whsle	5 702	X	9 926 592	X	100.0	53.1
0200	New and rebuilt automotive parts and supplies	9	16 043	2 609	16.3	Z	X
0400	Household and lawn furniture	36	43 750	6 333	14.5	.1	21.2
0412	Sleep furniture and equipment	17	29 327	1 420	4.8	Z	X
0414	Other furniture (including sleep sofas)	32	31 227	1 303	4.2	Z	X
0500	Household china, glassware, crockery, and plastic housewares	35	106 546	12 223	11.5	.1	X
0520	Linens, domestics, curtains, and draperies	27	68 406	2 568	3.8	Z	9.6
0521	Bedspreads, blankets, and bedding	27	68 406	2 568	3.8	Z	X
0540	Other home furnishings	63	164 887	14 149	8.6	.1	5.8
0541	Metal flatware and kitchen utensils	15	43 123	1 140	2.6	Z	X
0542	Mirrors, lamps, and picture frames	13	44 137	227	.5	Z	X
0543	Home furnishings, n.e.c.	49	121 764	12 782	10.5	.1	X
0720	Roofing, siding, and insulation materials	6	4 394	831	18.9	Z	X
0730	Flat glass and other construction glass (excluding automotive)	6	5 969	2 083	34.9	Z	X
0740	Other construction materials	8	2 162	266	12.3	Z	53.1
0744	Construction materials, n.e.c. (including wire fence and construction paper)	8	2 162	266	12.3	Z	X
0800	Photographic equipment and supplies (excluding video)	26	45 918	2 685	5.8	Z	1.0
0813	Photographic film	26	45 918	2 685	5.8	Z	X
0900	Office equipment	11	32 204	2 771	8.6	Z	6.8
0915	Mailing, letter handling, and addressing machines	11	32 204	2 771	8.6	Z	X
0950	Computer software (packaged)	15	21 200	570	2.7	Z	X

See footnotes at end of table.

Table 3. Merchant Wholesalers by Kind of Business and Commodity Line: 1997—Con.

[Includes only establishments with payroll. For meaning of abbreviations and symbols, see introductory text. For explanation of terms, see Appendix A]

NAICS code and CL code	Kind of business and commodity line	Establishments handling commodity line		Commodity line sales			Sales coverage percent
		Number	Total sales (\$1,000)	Amount ¹ (\$1,000)	As percent of total sales of—		
					Establishments handling line	Establishments in NAICS industry ¹	
4229904	Other nondurable goods whse—Con.						
0970	Store machines and equipment	12	29 631	5 197	17.5	.1	36.8
0971	Vending machines	7	19 672	229	1.2	Z	X
0972	Other store machines and equipment	6	9 959	4 968	49.9	.1	X
1000	Medical, hospital, and surgical supplies	6	8 044	1 531	19.0	Z	5.4
1013	Other surgical, medical, and hospital supplies	6	8 044	1 531	19.0	Z	X
1030	Optical and ophthalmic goods	12	48 389	2 276	4.7	Z	53.1
1034	Optical goods, n.e.c. (excluding cameras)	12	48 389	2 276	4.7	Z	X
1040	Religious and school supplies	24	24 071	6 122	25.4	.1	47.6
1042	School supplies	24	24 071	6 122	25.4	.1	X
1140	Iron and steel wire and wire products	16	43 061	3 211	7.5	Z	X
1150	Iron and steel pipe and tubing	18	24 238	3 000	12.4	Z	X
1200	Copper and brass	18	16 568	964	5.8	Z	X
1220	Aluminum shapes, forms, etc.	18	30 065	8 538	28.4	.1	X
1400	Electrical apparatus and equipment	55	112 025	8 345	7.4	.1	23.7
1415	Electric bulbs (all types)	15	57 305	6 845	11.9	.1	X
1418	Lighting fixtures (residential and commercial)	15	41 855	817	2.0	Z	X
1419	Industrial controls	27	12 864	683	5.3	Z	X
1500	Electrical appliances, household	29	39 480	3 988	10.1	Z	13.1
1511	Televisions	14	34 106	1 066	3.1	Z	X
1512	Radios, stereos, and CD players	14	34 106	534	1.6	Z	X
1513	V.C.R.'s and video cameras	14	34 106	534	1.6	Z	X
1518	Other electrical household appliances (including fans, dishwashers, etc.) ..	29	39 480	1 834	4.6	Z	X
1600	Electronic parts and equipment, except communication	28	18 302	1 630	8.9	Z	X
1650	Communication equipment and supplies	9	50 286	1 795	3.6	Z	13.5
1651	Telephones	9	50 286	1 795	3.6	Z	X
1700	Hardware	62	134 710	16 799	12.5	.2	X
1800	Plumbing and heating equipment and supplies (hydronics)	8	16 852	1 441	8.6	Z	X
2220	Garden machinery, equipment, and parts	18	17 956	1 490	8.3	Z	X
2320	General-purpose industrial machinery, equipment, and parts	30	34 220	3 916	11.4	Z	.7
2327	All other new general-purpose industrial machinery and equipment	30	34 220	3 916	11.4	Z	X
2340	Materials handling machinery, equipment, and parts	6	42 486	8 043	18.9	.1	53.1
2343	New forklift trucks	6	42 486	8 043	18.9	.1	X
2360	Other industrial machinery, equipment, and parts	6	12 026	4 772	39.7	Z	X
2440	Welding supplies (excluding gases)	13	9 101	5	.1	Z	X
2460	Other industrial supplies	12	19 132	1 846	9.6	Z	X
2540	Other service establishment equipment and supplies	7	11 403	1 237	10.8	Z	53.1
2542	Service establishment equipment and supplies, n.e.c.	7	11 403	1 237	10.8	Z	X
2620	Marine machinery, equipment, and supplies	6	11 695	115	1.0	Z	X
2700	Sporting and recreational goods and supplies	63	92 966	14 536	15.6	.1	4.7
2714	Camping and fishing equipment and accessories	63	92 966	14 536	15.6	.1	X
2800	Toys and hobby goods and supplies	133	345 024	38 274	11.1	.4	16.9
2812	Other toys and games (including fireworks and children's vehicles)	54	165 260	21 376	12.9	.2	X
2813	Crafts and craft supplies	28	28 281	2 713	9.6	Z	X
2814	Other hobby goods and accessories	51	151 489	14 136	9.3	.1	X
2930	Recyclable paper and paperboard	6	1 118	111	9.9	Z	X
3000	Jewelry, diamonds, gem stones, and watches	54	98 101	8 979	9.2	.1	17.4
3014	Watches, clocks, and watch movements and cases	14	69 626	3 258	4.7	Z	X
3016	Other jewel., silverware, and plated ware (incl. jewel. where gemstones less than 50% of value, gold filled sterling, and costume jewel. and medallions)	41	28 475	5 721	20.1	.1	X
3100	Musical instruments and supplies	16	30 097	9 741	32.4	.1	X
3120	Forest products, except lumber (including cordwood, hewn posts, poles, and ties)	17	7 118	316	4.4	Z	X
3140	Prerecorded video tapes	21	4 531	846	18.7	Z	X
3200	Printing and writing paper	7	6 690	315	4.7	Z	X
3300	Stationery, office supplies and greeting cards	52	103 386	13 869	13.4	.1	15.3
3311	Business forms	28	73 418	6 181	8.4	.1	X
3312	Stationery, photocopy paper, and typing paper	12	8 276	131	1.6	Z	X
3316	Other stationery supplies (envelopes, ruled forms, and binder paper) ..	28	73 869	7 557	10.2	.1	X
3400	Industrial and personal services paper and plastics	18	53 401	3 582	6.7	Z	X
3500	Drugs, pharmaceuticals, cosmetics, and toiletries	129	504 966	108 475	21.5	1.1	4.5
3511	Prescription drugs	36	236 737	3 813	1.6	Z	X
3512	Nonprescription pharmaceuticals	52	270 349	77 109	28.5	.8	X
3513	Cosmetics	16	33 619	2 214	6.6	Z	X
3514	Perfumes	15	16 991	8 525	50.2	.1	X
3515	Other toiletries and druggists' sundries	78	251 235	16 814	6.7	.2	X
3600	Piece goods, knit and woven	63	161 913	9 584	5.9	.1	5.9
3612	Cotton (including blends)	22	10 934	1 010	9.2	Z	X
3613	Synthetics (excluding synthetic knits)	29	105 468	3 213	3.0	Z	X
3614	Knit fabrics, n.e.c. (including double knit)	27	97 769	4 610	4.7	Z	X
3616	Other piece goods	16	52 288	751	1.4	Z	X
3700	Notions (buttons, ribbons, lace, sewing accessories, zippers, bindings, etc.)	84	190 268	8 097	4.3	.1	X
3800	Men's and boys' wear	68	159 553	15 731	9.9	.2	30.7
3811	Men's and boys' suits, coats, and formal wear	29	55 131	4 992	9.1	.1	X
3812	Men's and boys' dress and casual shirts, slacks, and jeans	29	55 131	3 747	6.8	Z	X
3813	Men's and boys' underwear and nightwear	42	75 368	4 198	5.6	Z	X
3814	Men's and boys' work clothing and uniforms	13	3 264	205	6.3	Z	X
3815	Other men's and boys' wear (caps, hats, swimwear, neckwear, etc.) ..	56	156 289	2 526	1.6	Z	X

See footnotes at end of table.

Table 3. Merchant Wholesalers by Kind of Business and Commodity Line: 1997—Con.

[Includes only establishments with payroll. For meaning of abbreviations and symbols, see introductory text. For explanation of terms, see Appendix A]

NAICS code and CL code	Kind of business and commodity line	Establishments handling commodity line		Commodity line sales			Sales coverage percent
		Number	Total sales (\$1,000)	Amount ¹ (\$1,000)	As percent of total sales of—		
					Establishments handling line	Establishments in NAICS industry ¹	
4229904	Other nondurable goods whsle—Con.						
3900	Women's and children's wear	105	265 606	47 021	17.7	.5	27.0
3911	Infants' and children's wear (to size 6X)	17	12 299	3 153	25.6	Z	X
3912	Women's misses', and girls' dresses and blouses	32	75 274	5 771	7.7	.1	X
3913	Women's, misses', and girls' suits and coats	21	60 184	1 350	2.2	Z	X
3914	Women's and misses' outerwear	54	180 191	27 545	15.3	.3	X
3915	Women's and misses' underwear and sleepwear	29	79 805	3 253	4.1	Z	X
3916	Other women's, misses, and girl's wear (furs, sweaters, millinery, etc.)	35	98 578	5 949	6.0	.1	X
4000	Footwear	25	86 656	4 279	4.9	Z	22.3
4011	All athletic footwear	9	66 364	951	1.4	Z	X
4013	Other women's, misses', and girls' footwear	6	6 501	216	3.3	Z	X
4014	Other men's and boy's footwear	13	71 188	1 734	2.4	Z	X
4015	Shoe accessories	6	8 958	1 359	15.2	Z	X
4100	Frozen foods (packaged)	20	36 439	8 796	24.1	.1	38.8
4112	Fish and seafoods (frozen packaged)	12	17 218	2 980	17.3	Z	X
4113	Vegetables (frozen)	9	19 221	5 699	29.7	.1	X
4117	Other frozen foods (except frozen dairy products)	12	17 218	117	.7	Z	X
4400	Confectionery	17	93 730	17 491	18.7	.2	51.4
4411	Candy	17	93 730	17 341	18.5	.2	X
4412	Chewing gum	8	2 961	150	5.1	Z	X
4500	Fish and seafoods (excluding canned and frozen packaged)	6	11 695	3 501	29.9	Z	X
4800	Coffee, tea, and spices	15	16 178	924	5.7	Z	9.1
4811	Coffee	15	16 178	212	1.3	Z	X
4812	Tea	15	16 178	353	2.2	Z	X
4813	Spices	15	16 178	353	2.2	Z	X
4830	Canned foods	6	8 552	86	1.0	Z	X
4850	Soft drinks and bottled water	17	39 230	2 958	7.5	Z	48.9
4851	Soft drinks, packaged	17	39 230	2 656	6.8	Z	X
4853	Bottled water	6	31 027	302	1.0	Z	X
4860	Other grocery specialties	55	335 202	57 783	17.2	.6	31.5
4861	Pasta	9	954	5	.5	Z	X
4863	Cooking oils and margarine	26	328 503	55 681	17.0	.6	X
4865	Pickles, preserves, jellies, jams, and sauces	9	954	42	4.4	Z	X
4866	Sugar, refined	15	45 061	304	.7	Z	X
4867	Pet foods	15	45 061	304	.7	Z	X
4868	Grocery specialties, n.e.c.	44	51 762	1 447	2.8	Z	X
4900	Grain and beans	7	15 342	1 272	8.3	Z	14.0
4911	Corn (for grain)	7	15 342	915	6.0	Z	X
4912	Oats and barley	7	15 342	299	1.9	Z	X
4913	Wheat	7	15 342	58	.4	Z	X
5100	Hides, skins, and pelts	7	14 595	5 931	40.6	.1	X
5300	Plastics materials and basic shapes	61	132 132	18 268	13.8	.2	7.3
5311	Plastic pipes, rods, tubes, and shapes	31	100 893	12 890	12.8	.1	X
5313	Plastics raw materials	31	31 239	5 378	17.2	.1	X
5320	Industrial gases (welding, etc.)	13	9 101	1 311	14.4	Z	X
5330	Chemicals and allied products (excluding agricultural, plastics, gases, and petroleum)	75	144 584	12 481	8.6	.1	8.5
5335	Detergents and soaps	18	7 485	2 337	31.2	Z	X
5342	Adhesives, sealants, and glues	9	65 194	4 575	7.0	Z	X
5344	Other chemicals and allied products	49	71 906	5 532	7.7	.1	X
5400	Petroleum products	35	58 433	4 300	7.4	Z	X
5420	Liquified petroleum gases (excluding natural gas)	14	9 904	1 667	16.8	Z	X
5700	Wines and distilled alcoholic beverages	6	2 799	123	4.4	Z	X
5800	Farm supplies	47	178 371	34 566	19.4	.3	4.8
5812	Feeds (poultry and livestock) not mixed on location	13	36 546	4 551	12.5	Z	X
5813	Prepared feeds (poultry and livestock) mixed on location	11	69 879	3 523	5.0	Z	X
5814	Weed killers, soil sterilizers, and soil conditioners	12	47 652	2 987	6.3	Z	X
5815	Insecticides, fungicides, and pesticides	12	47 652	11 440	24.0	.1	X
5816	Other agricultural chemicals and fertilizers	12	47 652	3 579	7.5	Z	X
5817	Seeds and bulbs	12	47 652	2 987	6.3	Z	X
5818	Other farm supplies (including harness and saddlery equipment)	23	94 180	5 493	5.8	.1	X
5900	Tobacco and tobacco products	22	53 099	14 259	26.9	.1	X
6000	Paint, paint supplies, and wallpaper	9	4 726	84	1.8	Z	X
6100	Books, periodicals, newspapers, and miscellaneous printed materials	72	108 682	3 437	3.2	Z	X
6110	Flowers and florists' supplies	63	80 255	8 807	11.0	.1	X
6120	Art goods (including novelties and souvenirs)	112	365 713	56 808	15.5	.6	11.8
6121	Art materials	32	19 346	3 081	15.9	Z	X
6122	Novelties and souvenirs	80	346 367	53 727	15.5	.5	X
6130	Textile bags, bagging, and burlap	36	170 031	24 623	14.5	.2	X
6150	Nondurable goods, n.e.c.	5 702	9 926 592	9 093 973	91.6	91.6	X
9700	Service receipts and labor charges (including installed parts)	147	182 746	20 088	11.0	.2	19.1
9701	Labor charges for repair work	78	79 740	1 870	2.3	Z	X
9702	Parts installed in repair work	54	66 975	1 492	2.2	Z	X
9703	Other service receipts and labor charges—Specify	98	130 495	16 726	12.8	.2	X
9720	Receipts for service contracts	13	22 456	1 169	5.2	Z	X
9730	Advertising specialties (paper novelties, etc.)	19	6 811	675	9.9	Z	X
9740	Receipts for installing equipment	7	3 807	1 251	32.9	Z	X
9810	Miscellaneous commodities	129	286 297	45 329	15.8	.5	X
9940	Rental and leasing receipts	82	60 212	3 689	6.1	Z	7.2
9943	Other office machine rental receipts	82	60 212	3 689	6.1	Z	X

¹Commodity line sales and line percents may not add to totals due to exclusion of selected lines to avoid disclosing data for individual companies and/or due to rounding.

Table 4. Merchant Wholesalers by Broad Commodity Line and Kind of Business: 1997

[Includes only establishments with payroll. For meaning of abbreviations and symbols, see introductory text. For explanation of terms, see Appendix A]

CL code and NAICS code	Commodity line and kind of business	Establishments (number)	Sales (\$1,000)	Percent of sales accounted for by kind of business ¹	Coverage in percents
0100	New and used automobiles, motorcycles, etc.	5 918	71 659 611	100.0	67.2
421	Wholesale trade, durable goods	5 876	71 649 857	100.0	64.9
4211	Motor vehicle & motor vehicle parts & supplies whsle	5 474	71 563 495	99.9	72.8
42111	Automobile & other motor vehicle whsle	3 642	71 343 798	99.6	78.0
421110	Automobile & other motor vehicle whsle	3 642	71 343 798	99.6	78.0
4211101	Automobile & motorcycle whsle	3 331	70 932 563	99.0	80.9
4211102	Bus & recreational vehicle whsle	27	D	D	D
4211103	Light truck & van (14,000 lb or less) whsle	182	319 878	.4	67.5
4211104	Medium truck & tractor (14,001 lb to 26,000 lb) whsle	37	D	D	X
4211105	Heavy truck & tractor (over 26,000 lb) whsle	65	71 508	.1	76.1
42112	Motor vehicle supplies & new parts whsle	131	50 501	.1	8.0
421120	Motor vehicle supplies & new parts whsle	131	50 501	.1	8.0
4211201	Motor vehicle supplies & new parts—warehouse distributors	27	1 699	Z	18.7
4211202	Motor vehicle supplies & new parts—jobbers	104	48 802	.1	6.5
42114	Motor vehicle parts, (used) whsle	1 697	169 077	.2	3.3
421140	Motor vehicle parts, (used) whsle	1 697	169 077	.2	3.3
4215	Metal & mineral (except petroleum) whsle	15	4 150	Z	13.6
42151	Metal service centers & offices	15	4 150	Z	13.5
421510	Metal service centers & offices	15	4 150	Z	13.5
4215101	Ferrous metal service centers & sales offices	12	3 257	Z	12.4
42151011	Ferrous metal service centers	11	3 153	Z	14.5
4216	Electrical goods whsle	17	2 744	Z	X
42169	Other electronic parts & equipment whsle	8	589	Z	X
421690	Other electronic parts & equipment whsle	8	589	Z	X
4216902	Electronic parts (excluding communications equipment) whsle	8	589	Z	X
4218	Machinery, equipment, & supplies whsle	255	71 687	.1	5.0
42182	Farm & garden machinery & equipment whsle	246	70 618	.1	5.1
421820	Farm & garden machinery & equipment whsle	246	70 618	.1	5.1
4218201	Farm machinery & equipment—farm dealers	233	59 130	.1	2.2
4218202	Farm machinery & equipment—whsle distributors	8	2 601	Z	X
4219	Miscellaneous durable goods whsle	105	6 987	Z	18.0
42193	Recyclable material whsle	23	3 062	Z	7.4
421930	Recyclable material whsle	23	3 062	Z	7.4
4219301	Iron & steel scrap processors & dealers	18	958	Z	8.9
42193011	Iron & steel scrap processors (using power processing equipment)	18	958	Z	X
42199	Other miscellaneous durable goods whsle	75	1 544	Z	X
421990	Other miscellaneous durable goods whsle	75	1 544	Z	X
4219903	General merchandise (durable goods) whsle	57	1 072	Z	X
4219906	Other durable goods whsle	10	151	Z	X
422	Wholesale trade, nondurable goods	42	9 754	Z	22.1
4223	Apparel, piece goods, & notions whsle	8	3 666	Z	X
4224	Grocery & related products whsle	7	520	Z	X
4227	Petroleum & petroleum products whsle	12	2 215	Z	51.9
42271	Petroleum bulk stations & terminals	7	2 183	Z	54.5
422710	Petroleum bulk stations & terminals	7	2 183	Z	54.5
4227101	Petroleum bulk stations & terminals (except LP)	7	2 183	Z	54.8
42271011	Petroleum bulk stations (except LP)	7	2 183	Z	53.0
4229	Miscellaneous nondurable goods whsle	14	3 312	Z	X
42299	Other miscellaneous nondurable goods whsle	10	1 812	Z	X
422990	Other miscellaneous nondurable goods whsle	10	1 812	Z	X
4229902	General merchandise (nondurable goods) whsle	8	1 691	Z	X
0120	Buses, campers, and motor homes	834	2 189 009	100.0	75.0
421	Wholesale trade, durable goods	827	2 186 042	99.9	72.4
4211	Motor vehicle & motor vehicle parts & supplies whsle	783	2 176 125	99.4	80.8
42111	Automobile & other motor vehicle whsle	719	2 156 521	98.5	85.9
421110	Automobile & other motor vehicle whsle	719	2 156 521	98.5	85.9
4211101	Automobile & motorcycle whsle	167	80 504	3.7	90.6
4211102	Bus & recreational vehicle whsle	347	D	D	D
4211103	Light truck & van (14,000 lb or less) whsle	35	12 525	.6	46.2
4211104	Medium truck & tractor (14,001 lb to 26,000 lb) whsle	32	D	D	X
4211105	Heavy truck & tractor (over 26,000 lb) whsle	138	114 914	5.3	82.2
42112	Motor vehicle supplies & new parts whsle	23	5 079	.2	34.1
421120	Motor vehicle supplies & new parts whsle	23	5 079	.2	34.1
4211202	Motor vehicle supplies & new parts—jobbers	20	4 827	.2	27.9
42114	Motor vehicle parts, (used) whsle	41	14 525	.7	36.4
421140	Motor vehicle parts, (used) whsle	41	14 525	.7	36.4
4218	Machinery, equipment, & supplies whsle	15	8 058	.4	65.5
42181	Construction & mining (except petroleum) machinery & equip whsle	6	1 153	.1	73.7
421810	Construction & mining (except petroleum) machinery & equip whsle	6	1 153	.1	73.7
42182	Farm & garden machinery & equipment whsle	9	6 905	.3	20.1
421820	Farm & garden machinery & equipment whsle	9	6 905	.3	20.1
4218201	Farm machinery & equipment—farm dealers	8	5 846	.3	22.8
4219	Miscellaneous durable goods whsle	20	445	Z	X
42193	Recyclable material whsle	17	314	Z	X
421930	Recyclable material whsle	17	314	Z	X
4219301	Iron & steel scrap processors & dealers	14	181	Z	X
42193011	Iron & steel scrap processors (using power processing equipment)	14	181	Z	X
422	Wholesale trade, nondurable goods	7	2 967	.1	70.1
4229	Miscellaneous nondurable goods whsle	6	2 022	.1	78.9
42299	Other miscellaneous nondurable goods whsle	6	2 022	.1	79.4
422990	Other miscellaneous nondurable goods whsle	6	2 022	.1	79.4

See footnotes at end of table.

Table 4. Merchant Wholesalers by Broad Commodity Line and Kind of Business: 1997—Con.

[Includes only establishments with payroll. For meaning of abbreviations and symbols, see introductory text. For explanation of terms, see Appendix A]

CL code and NAICS code	Commodity line and kind of business	Establishments (number)	Sales (\$1,000)	Percent of sales accounted for by kind of business ¹	Coverage in percents
0130	Light trucks and vans (14,000 lb or less)	2 625	11 292 532	100.0	66.8
421	Wholesale trade, durable goods	2 619	11 291 836	100.0	64.5
4211	Motor vehicle & motor vehicle parts & supplies whsle	2 360	11 227 600	99.4	72.6
42111	Automobile & other motor vehicle whsle	1 933	11 198 673	99.2	77.2
421110	Automobile & other motor vehicle whsle	1 933	11 198 673	99.2	77.2
4211101	Automobile & motorcycle whsle	1 116	5 523 515	48.9	77.9
4211102	Bus & recreational vehicle whsle	25	D	D	D
4211103	Light truck & van (14,000 lb or less) whsle	428	5 096 687	45.1	73.9
4211104	Medium truck & tractor (14,001 lb to 26,000 lb) whsle	115	D	D	X
4211105	Heavy truck & tractor (over 26,000 lb) whsle	249	394 966	3.5	81.0
42112	Motor vehicle supplies & new parts whsle	61	9 673	.1	14.2
421120	Motor vehicle supplies & new parts whsle	61	9 673	.1	14.2
4211201	Motor vehicle supplies & new parts—warehouse distributors	7	2 257	Z	6.6
4211202	Motor vehicle supplies & new parts—jobbers	54	7 416	.1	14.8
42114	Motor vehicle parts, (used) whsle	366	19 254	.2	4.3
421140	Motor vehicle parts, (used) whsle	366	19 254	.2	4.3
4218	Machinery, equipment, & supplies whsle	233	63 380	.6	1.8
42181	Construction & mining (except petroleum) machinery & equip whsle	57	13 527	.1	X
421810	Construction & mining (except petroleum) machinery & equip whsle	57	13 527	.1	X
42182	Farm & garden machinery & equipment whsle	166	43 036	.4	.8
421820	Farm & garden machinery & equipment whsle	166	43 036	.4	.8
4218201	Farm machinery & equipment—farm dealers	156	41 402	.4	.9
42183	Industrial machinery & equipment whsle	6	1 064	Z	10.2
421830	Industrial machinery & equipment whsle	6	1 064	Z	10.2
4218303	General-purpose industrial machinery & equipment whsle	6	1 064	Z	11.3
4219	Miscellaneous durable goods whsle	21	798	Z	X
42193	Recyclable material whsle	15	257	Z	X
421930	Recyclable material whsle	15	257	Z	X
4219301	Iron & steel scrap processors & dealers	14	256	Z	X
42193011	Iron & steel scrap processors (using power processing equipment)	14	256	Z	X
422	Wholesale trade, nondurable goods	6	696	Z	X
0140	Medium trucks and tractors (14,001 to 26,000 lb)	1 929	4 096 545	100.0	X
421	Wholesale trade, durable goods	1 929	4 096 545	100.0	X
4211	Motor vehicle & motor vehicle parts & supplies whsle	1 636	4 014 819	98.0	X
42111	Automobile & other motor vehicle whsle	1 515	3 999 728	97.6	X
421110	Automobile & other motor vehicle whsle	1 515	3 999 728	97.6	X
4211101	Automobile & motorcycle whsle	139	92 642	2.3	X
4211102	Bus & recreational vehicle whsle	24	D	D	X
4211103	Light truck & van (14,000 lb or less) whsle	86	777 996	19.0	X
4211104	Medium truck & tractor (14,001 lb to 26,000 lb) whsle	480	D	D	X
4211105	Heavy truck & tractor (over 26,000 lb) whsle	786	1 215 676	29.7	X
42112	Motor vehicle supplies & new parts whsle	52	10 341	.3	X
421120	Motor vehicle supplies & new parts whsle	52	10 341	.3	X
4211202	Motor vehicle supplies & new parts—jobbers	43	9 938	.2	X
4211203	Petroleum products marketing equipment whsle	8	382	Z	X
42114	Motor vehicle parts, (used) whsle	68	4 374	.1	X
421140	Motor vehicle parts, (used) whsle	68	4 374	.1	X
4218	Machinery, equipment, & supplies whsle	273	77 796	1.9	X
42181	Construction & mining (except petroleum) machinery & equip whsle	109	44 375	1.1	X
421810	Construction & mining (except petroleum) machinery & equip whsle	109	44 375	1.1	X
42182	Farm & garden machinery & equipment whsle	152	28 945	.7	X
421820	Farm & garden machinery & equipment whsle	152	28 945	.7	X
4218201	Farm machinery & equipment—farm dealers	134	23 417	.6	X
4218202	Farm machinery & equipment—whsle distributors	17	5 485	.1	X
4219	Miscellaneous durable goods whsle	18	2 184	.1	X
42199	Other miscellaneous durable goods whsle	14	1 982	Z	X
421990	Other miscellaneous durable goods whsle	14	1 982	Z	X
4219903	General merchandise (durable goods) whsle	14	1 982	Z	X
0150	Heavy trucks and tractors (over 26,000 lb)	2 934	15 844 757	100.0	69.3
421	Wholesale trade, durable goods	2 930	15 843 303	100.0	66.8
4211	Motor vehicle & motor vehicle parts & supplies whsle	2 679	15 720 575	99.2	78.1
42111	Automobile & other motor vehicle whsle	2 539	15 672 871	98.9	82.8
421110	Automobile & other motor vehicle whsle	2 539	15 672 871	98.9	82.8
4211101	Automobile & motorcycle whsle	108	57 918	.4	73.8
4211102	Bus & recreational vehicle whsle	20	D	D	D
4211103	Light truck & van (14,000 lb or less) whsle	71	197 432	1.2	77.2
4211104	Medium truck & tractor (14,001 lb to 26,000 lb) whsle	272	D	D	X
4211105	Heavy truck & tractor (over 26,000 lb) whsle	2 068	15 029 838	94.9	78.9
42112	Motor vehicle supplies & new parts whsle	81	41 132	.3	58.8
421120	Motor vehicle supplies & new parts whsle	81	41 132	.3	58.8
4211202	Motor vehicle supplies & new parts—jobbers	74	40 537	.3	59.8
42114	Motor vehicle parts, (used) whsle	59	6 572	Z	2.9
421140	Motor vehicle parts, (used) whsle	59	6 572	Z	2.9
4218	Machinery, equipment, & supplies whsle	214	115 228	.7	8.0
42181	Construction & mining (except petroleum) machinery & equip whsle	152	91 274	.6	9.0
421810	Construction & mining (except petroleum) machinery & equip whsle	152	91 274	.6	9.0
42182	Farm & garden machinery & equipment whsle	49	16 812	.1	3.3
421820	Farm & garden machinery & equipment whsle	49	16 812	.1	3.3
4218201	Farm machinery & equipment—farm dealers	26	6 153	Z	X
4218202	Farm machinery & equipment—whsle distributors	22	10 525	.1	9.8
42183	Industrial machinery & equipment whsle	13	7 142	Z	X
421830	Industrial machinery & equipment whsle	13	7 142	Z	X
4218303	General-purpose industrial machinery & equipment whsle	7	2 009	Z	X
4218305	Materials handling equipment whsle	6	5 133	Z	X

See footnotes at end of table.

Table 4. Merchant Wholesalers by Broad Commodity Line and Kind of Business: 1997—Con.

[Includes only establishments with payroll. For meaning of abbreviations and symbols, see introductory text. For explanation of terms, see Appendix A]

CL code and NAICS code	Commodity line and kind of business	Establishments (number)	Sales (\$1,000)	Percent of sales accounted for by kind of business ¹	Coverage in percents
0150	Heavy trucks and tractors (over 26,000 lb)—Con.				
421	Wholesale trade, durable goods—Con.				
4219	Miscellaneous durable goods whsle	35	7 375	Z	X
42199	Other miscellaneous durable goods whsle	29	6 048	Z	X
421990	Other miscellaneous durable goods whsle	29	6 048	Z	X
4219903	General merchandise (durable goods) whsle	29	6 048	Z	X
0200	New and rebuilt automotive parts and supplies	17 855	44 981 618	100.0	21.2
421	Wholesale trade, durable goods	16 814	44 604 003	99.2	21.3
4211	Motor vehicle & motor vehicle parts & supplies whsle	14 414	42 855 762	95.3	25.8
42111	Automobile & other motor vehicle whsle	1 908	4 833 550	10.7	5.7
421110	Automobile & other motor vehicle whsle	1 908	4 833 550	10.7	5.7
4211101	Automobile & motorcycle whsle	307	1 728 057	3.8	9.9
4211102	Bus & recreational vehicle whsle	125	D	D	D
4211103	Light truck & van (14,000 lb or less) whsle	129	477 376	1.1	1.2
4211104	Medium truck & tractor (14,001 lb to 26,000 lb) whsle	181	D	D	X
4211105	Heavy truck & tractor (over 26,000 lb) whsle	1 166	2 293 480	5.1	1.2
42112	Motor vehicle supplies & new parts whsle	10 140	37 630 125	83.7	46.5
421120	Motor vehicle supplies & new parts whsle	10 140	37 630 125	83.7	46.5
4211201	Motor vehicle supplies & new parts—warehouse distributors	4 357	18 148 826	40.3	52.9
4211202	Motor vehicle supplies & new parts—jobbers	5 732	19 466 247	43.3	40.6
4211203	Petroleum products marketing equipment whsle	51	15 052	Z	X
42113	Tire & tube whsle	432	140 024	.3	62.0
421130	Tire & tube whsle	432	140 024	.3	62.0
42114	Motor vehicle parts, (used) whsle	1 934	252 063	.6	58.6
421140	Motor vehicle parts, (used) whsle	1 934	252 063	.6	58.6
4212	Furniture & home furnishings whsle	6	893	Z	X
4213	Lumber & other construction materials whsle	102	66 671	.1	7.7
42131	Lumber, plywood, millwork, & wood panel whsle	17	1 766	Z	X
421310	Lumber, plywood, millwork, & wood panel whsle	17	1 766	Z	X
4213101	Lumber without yard whsle	9	443	Z	X
4213103	Plywood, veneer, millwork, & wood panel whsle	6	1 144	Z	X
42139	Other construction materials whsle	81	64 870	.1	4.2
421390	Other construction materials whsle	81	64 870	.1	4.2
4213901	Flat glass & other construction glass whsle	62	50 768	.1	X
4213902	Other construction materials whsle	19	14 102	Z	.8
4214	Professional & commercial equipment & supplies whsle	15	13 966	Z	X
42143	Computer & computer peripheral equipment & software whsle	10	13 756	Z	X
421430	Computer & computer peripheral equipment & software whsle	10	13 756	Z	X
4214301	Computer & peripheral equipment whsle	7	13 263	Z	X
42143011	Computers & peripheral equipment for resale	7	13 263	Z	X
4215	Metal & mineral (except petroleum) whsle	48	370 931	.8	73.7
42151	Metal service centers & offices	47	65 217	.1	47.6
421510	Metal service centers & offices	47	65 217	.1	47.6
4215101	Ferrous metal service centers & sales offices	45	64 455	.1	49.6
42151011	Ferrous metal service centers	32	56 143	.1	48.5
42151012	Ferrous metal sales offices	13	8 312	.1	58.3
4216	Electrical goods whsle	109	35 930	.1	12.8
42161	Electrical apparatus & equip, wiring supp, & const material whsle	34	10 956	Z	7.0
421610	Electrical apparatus & equip, wiring supp, & const material whsle	34	10 956	Z	7.0
42162	Electrical appliance, television & radio set whsle	34	11 734	Z	3.4
421620	Electrical appliance, television & radio set whsle	34	11 734	Z	3.4
42169	Other electronic parts & equipment whsle	41	13 240	Z	21.4
421690	Other electronic parts & equipment whsle	41	13 240	Z	21.4
4216901	Communications equipment & supplies whsle	14	5 229	Z	52.0
4216902	Electronic parts (excluding communications equipment) whsle	27	8 011	Z	4.6
4217	Hardware, & plumbing & heating equipment & supplies whsle	154	230 768	.5	3.8
42171	Hardware whsle	132	221 994	.5	3.9
421710	Hardware whsle	132	221 994	.5	3.9
42172	Plumbing & heating equipment & supplies (hydronics) whsle	6	1 610	Z	X
421720	Plumbing & heating equipment & supplies (hydronics) whsle	6	1 610	Z	X
42173	Warm air heating & air-conditioning equipment & supplies whsle	9	3 635	Z	15.0
421730	Warm air heating & air-conditioning equipment & supplies whsle	9	3 635	Z	15.0
42174	Refrigeration equipment & supplies whsle	7	3 529	Z	X
421740	Refrigeration equipment & supplies whsle	7	3 529	Z	X
4218	Machinery, equipment, & supplies whsle	1 438	942 382	2.1	3.4
42181	Construction & mining (except petroleum) machinery & equip whsle	350	412 659	.9	2.3
421810	Construction & mining (except petroleum) machinery & equip whsle	350	412 659	.9	2.3
42182	Farm & garden machinery & equipment whsle	580	247 000	.5	2.5
421820	Farm & garden machinery & equipment whsle	580	247 000	.5	2.5
4218201	Farm machinery & equipment—farm dealers	476	138 535	.3	1.4
4218202	Farm machinery & equipment—whsle distributors	72	87 364	.2	5.9
4218203	Lawn & garden machinery & equipment whsle	32	21 101	Z	7.8
42183	Industrial machinery & equipment whsle	292	189 826	.4	7.1
421830	Industrial machinery & equipment whsle	292	189 826	.4	7.1
4218302	Hydraulic & pneumatic (fluid-power) machinery & equipment whsle	49	15 625	Z	5.4
421830201	Hydraulic & pneumatic pumps & motors whsle	18	3 544	Z	X
421830202	Hydraulic & pneumatic parts, accessories, & supplies whsle	31	12 081	Z	9.0
4218303	General-purpose industrial machinery & equipment whsle	94	95 438	.2	11.6
4218304	Metalworking machinery & equipment whsle	16	9 278	Z	X
4218305	Materials handling equipment whsle	75	46 982	.1	X
4218306	Oilwell, oil refinery, & pipeline mach, equip, & supplies whsle	32	2 908	Z	X
4218307	Other industrial machinery & equipment whsle	26	19 595	Z	11.7
42184	Industrial supplies whsle	145	60 771	.1	3.4
421840	Industrial supplies whsle	145	60 771	.1	3.4
4218401	General-line industrial supplies whsle	76	22 587	.1	.6
4218402	Mechanical power transmission supplies whsle	22	20 357	Z	13.5
4218403	Welding supplies whsle	9	1 291	Z	X
4218406	Other industrial supplies whsle	31	12 159	Z	3.0

See footnotes at end of table.

Table 4. Merchant Wholesalers by Broad Commodity Line and Kind of Business: 1997—Con.

[Includes only establishments with payroll. For meaning of abbreviations and symbols, see introductory text. For explanation of terms, see Appendix A]

CL code and NAICS code	Commodity line and kind of business	Establishments (number)	Sales (\$1,000)	Percent of sales accounted for by kind of business ¹	Coverage in percents
0200	New and rebuilt automotive parts and supplies—Con.				
421	Wholesale trade, durable goods—Con.				
4218	Machinery, equipment, & supplies whsle—Con.				
42185	Service establishment equipment & supplies whsle	21	7 234	Z	X
421850	Service establishment equipment & supplies whsle	21	7 234	Z	X
4218504	Other service establishment equipment & supplies whsle	18	D	D	X
42186	Transportation equipment & supplies (exc motor vehicle) whsle	50	24 892	.1	4.0
421860	Transportation equipment & supplies (exc motor vehicle) whsle	50	24 892	.1	4.0
4218601	Aircraft & aeronautical equipment & supplies whsle	18	4 137	Z	X
4218602	Marine machinery, equipment, & supplies whsle	16	14 478	Z	13.1
4218603	Other transportation equipment & supplies whsle	16	6 277	Z	X
4219	Miscellaneous durable goods whsle	528	86 700	.2	1.4
42191	Sporting & recreational goods & supplies whsle	15	5 072	Z	2.8
421910	Sporting & recreational goods & supplies whsle	15	5 072	Z	2.8
42192	Toy & hobby goods & supplies whsle	8	575	Z	X
421920	Toy & hobby goods & supplies whsle	8	575	Z	X
42193	Recyclable material whsle	35	7 340	Z	17.6
421930	Recyclable material whsle	35	7 340	Z	17.6
4219301	Iron & steel scrap processors & dealers	20	2 631	Z	49.7
42193011	Iron & steel scrap processors (using power processing equipment)	20	2 631	Z	X
4219303	Other recyclable material whsle	10	4 125	Z	X
42199	Other miscellaneous durable goods whsle	470	73 713	.2	.7
421990	Other miscellaneous durable goods whsle	470	73 713	.2	.7
4219903	General merchandise (durable goods) whsle	429	65 906	.1	.5
4219904	Prerecorded media whsle	12	6 192	Z	X
42199041	Compact discs/prerecorded audio tapes, & phonograph records whsle	6	119	Z	X
42199042	Prerecorded video tapes whsle	6	6 073	Z	X
4219906	Other durable goods whsle	29	1 615	Z	18.0
422	Wholesale trade, nondurable goods	1 041	377 615	.8	5.2
4221	Paper & paper product whsle	14	636	Z	26.9
42213	Industrial & personal service paper whsle	11	486	Z	35.8
422130	Industrial & personal service paper whsle	11	486	Z	35.8
4222	Drugs, & druggists' sundries whsle	14	3 037	Z	57.0
42221	Drugs, & druggists' sundries whsle	14	3 037	Z	57.0
422210	Drugs, & druggists' sundries whsle	14	3 037	Z	57.0
4222101	General-line drugs whsle	7	1 200	Z	X
4222102	Specialty-line drug, pharmaceutical, cosmetic, & toiletries whsle	7	1 837	Z	62.2
4223	Apparel, piece goods, & notions whsle	14	6 141	Z	27.6
42231	Piece goods, notions, & other dry goods whsle	8	2 369	Z	X
422310	Piece goods, notions, & other dry goods whsle	8	2 369	Z	X
4223101	Piece goods—jobbers	8	2 369	Z	X
4224	Grocery & related products whsle	25	50 653	.1	X
42241	General-line grocery whsle	7	580	Z	X
422410	General-line grocery whsle	7	580	Z	X
4224103	Other general-line grocery whsle	7	580	Z	X
42249	Other grocery & related products whsle	14	49 887	.1	X
422490	Other grocery & related products whsle	14	49 887	.1	X
4224906	Other grocery specialties whsle	9	49 048	.1	X
4226	Chemical & allied products whsle	85	40 070	.1	13.9
42261	Plastics materials & basic forms & shapes whsle	8	12 849	Z	X
422610	Plastics materials & basic forms & shapes whsle	8	12 849	Z	X
42269	Other chemical & allied products whsle	77	27 221	.1	21.3
422690	Other chemical & allied products whsle	77	27 221	.1	21.3
4226902	Other chemical & allied products whsle	77	27 221	.1	21.5
4227	Petroleum & petroleum products whsle	664	199 990	.4	2.4
42271	Petroleum bulk stations & terminals	537	145 402	.3	2.7
422710	Petroleum bulk stations & terminals	537	145 402	.3	2.7
4227101	Petroleum bulk stations & terminals (except LP)	519	141 648	.3	2.7
42271011	Petroleum bulk stations (except LP)	503	129 528	.3	1.8
42271012	Petroleum bulk terminals (except LP)	16	12 120	Z	11.2
4227102	Liquefied petroleum bulk stations & terminals	18	3 754	Z	X
42272	Petroleum & petroleum prod whsle (exc bulk stations & terminals)	127	54 588	.1	X
422720	Petroleum & petroleum prod whsle (exc bulk stations & terminals)	127	54 588	.1	X
4229	Miscellaneous nondurable goods whsle	223	52 927	.1	18.5
42291	Farm supplies whsle	75	6 891	Z	X
422910	Farm supplies whsle	75	6 891	Z	X
4229101	Farm supplies—farm dealers	73	5 897	Z	X
42295	Paint, varnish, & supplies whsle	60	25 367	.1	10.5
422950	Paint, varnish, & supplies whsle	60	25 367	.1	10.5
4229501	Paint, varnish, & supplies whsle	60	25 367	.1	10.5
42299	Other miscellaneous nondurable goods whsle	84	15 575	Z	X
422990	Other miscellaneous nondurable goods whsle	84	15 575	Z	X
4229902	General merchandise (nondurable goods) whsle	71	11 075	Z	X
4229904	Other nondurable goods whsle	9	2 609	Z	X

See footnotes at end of table.

Table 4. Merchant Wholesalers by Broad Commodity Line and Kind of Business: 1997—Con.

[Includes only establishments with payroll. For meaning of abbreviations and symbols, see introductory text. For explanation of terms, see Appendix A]

CL code and NAICS code	Commodity line and kind of business	Establishments (number)	Sales (\$1,000)	Percent of sales accounted for by kind of business ¹	Coverage in percents
0240	Used automotive parts, accessories, and equipment	8 613	5 052 980	100.0	X
421	Wholesale trade, durable goods	8 607	5 052 842	100.0	X
4211	Motor vehicle & motor vehicle parts & supplies whsle	8 097	4 976 880	98.5	X
42111	Automobile & other motor vehicle whsle	562	302 234	6.0	X
421110	Automobile & other motor vehicle whsle	562	302 234	6.0	X
4211101	Automobile & motorcycle whsle	326	183 722	3.6	X
4211102	Bus & recreational vehicle whsle	15	D	D	X
4211103	Light truck & van (14,000 lb or less) whsle	36	19 865	.4	X
4211104	Medium truck & tractor (14,001 lb to 26,000 lb) whsle	71	D	D	X
4211105	Heavy truck & tractor (over 26,000 lb) whsle	114	60 730	1.2	X
42112	Motor vehicle supplies & new parts whsle	393	105 130	2.1	X
421120	Motor vehicle supplies & new parts whsle	393	105 130	2.1	X
4211201	Motor vehicle supplies & new parts—warehouse distributors	108	72 924	1.4	X
4211202	Motor vehicle supplies & new parts—jobbers	283	32 144	.6	X
42113	Tire & tube whsle	37	4 132	.1	X
421130	Tire & tube whsle	37	4 132	.1	X
42114	Motor vehicle parts, (used) whsle	7 105	4 565 384	90.4	X
421140	Motor vehicle parts, (used) whsle	7 105	4 565 384	90.4	X
4215	Metal & mineral (except petroleum) whsle	45	5 308	.1	X
42151	Metal service centers & offices	45	5 308	.1	X
421510	Metal service centers & offices	45	5 308	.1	X
4215101	Ferrous metal service centers & sales offices	42	5 078	.1	X
42151011	Ferrous metal service centers	36	4 554	.1	X
42151012	Ferrous metal sales offices	6	524	Z	X
4218	Machinery, equipment, & supplies whsle	22	9 774	.2	X
42183	Industrial machinery & equipment whsle	11	7 114	.1	X
421830	Industrial machinery & equipment whsle	11	7 114	.1	X
4218303	General-purpose industrial machinery & equipment whsle	9	565	Z	X
4219	Miscellaneous durable goods whsle	441	60 488	1.2	X
42193	Recyclable material whsle	430	59 252	1.2	X
421930	Recyclable material whsle	430	59 252	1.2	X
4219301	Iron & steel scrap processors & dealers	312	49 648	1.0	X
42193011	Iron & steel scrap processors (using power processing equipment)	178	28 700	.6	X
42193012	Iron & steel scrap processors (not using power processing equip)	134	20 948	.4	X
4219302	Recyclable paper & paperboard whsle	6	46	Z	X
4219303	Other recyclable material whsle	112	9 558	.2	X
42199	Other miscellaneous durable goods whsle	11	1 236	Z	X
421990	Other miscellaneous durable goods whsle	11	1 236	Z	X
4219903	General merchandise (durable goods) whsle	11	1 236	Z	X
422	Wholesale trade, nondurable goods	6	138	Z	X
0250	Petroleum products marketing equipment	1 214	1 049 576	100.0	X
421	Wholesale trade, durable goods	831	984 466	93.8	X
4211	Motor vehicle & motor vehicle parts & supplies whsle	807	936 028	89.2	X
42111	Automobile & other motor vehicle whsle	19	985	.1	X
421110	Automobile & other motor vehicle whsle	19	985	.1	X
4211101	Automobile & motorcycle whsle	11	158	Z	X
4211105	Heavy truck & tractor (over 26,000 lb) whsle	6	786	.1	X
42112	Motor vehicle supplies & new parts whsle	762	934 029	89.0	X
421120	Motor vehicle supplies & new parts whsle	762	934 029	89.0	X
4211201	Motor vehicle supplies & new parts—warehouse distributors	115	31 930	3.0	X
4211202	Motor vehicle supplies & new parts—jobbers	140	12 253	1.2	X
4211203	Petroleum products marketing equipment whsle	507	889 846	84.8	X
42113	Tire & tube whsle	11	779	.1	X
421130	Tire & tube whsle	11	779	.1	X
42114	Motor vehicle parts, (used) whsle	15	235	Z	X
421140	Motor vehicle parts, (used) whsle	15	235	Z	X
4218	Machinery, equipment, & supplies whsle	14	31 693	3.0	X
42183	Industrial machinery & equipment whsle	8	30 208	2.9	X
421830	Industrial machinery & equipment whsle	8	30 208	2.9	X
4219	Miscellaneous durable goods whsle	9	16 540	1.6	X
42199	Other miscellaneous durable goods whsle	9	16 540	1.6	X
421990	Other miscellaneous durable goods whsle	9	16 540	1.6	X
4219904	Prerecorded media whsle	6	16 196	1.5	X
42199042	Prerecorded video tapes whsle	6	16 196	1.5	X
422	Wholesale trade, nondurable goods	383	65 110	6.2	X
4227	Petroleum & petroleum products whsle	369	60 673	5.8	X
42271	Petroleum bulk stations & terminals	322	46 298	4.4	X
422710	Petroleum bulk stations & terminals	322	46 298	4.4	X
4227101	Petroleum bulk stations & terminals (except LP)	320	46 138	4.4	X
42271011	Petroleum bulk stations (except LP)	310	45 223	4.3	X
42271012	Petroleum bulk terminals (except LP)	10	915	.1	X
42272	Petroleum & petroleum prod whsle (exc bulk stations & terminals)	47	14 375	1.4	X
422720	Petroleum & petroleum prod whsle (exc bulk stations & terminals)	47	14 375	1.4	X
4229	Miscellaneous nondurable goods whsle	10	2 762	.3	X
42295	Paint, varnish, & supplies whsle	10	2 762	.3	X
422950	Paint, varnish, & supplies whsle	10	2 762	.3	X
4229501	Paint, varnish, & supplies whsle	10	2 762	.3	X

See footnotes at end of table.

Table 4. Merchant Wholesalers by Broad Commodity Line and Kind of Business: 1997—Con.

[Includes only establishments with payroll. For meaning of abbreviations and symbols, see introductory text. For explanation of terms, see Appendix A]

CL code and NAICS code	Commodity line and kind of business	Establishments (number)	Sales (\$1,000)	Percent of sales accounted for by kind of business ¹	Coverage in percents
0300	Tires and tubes	5 158	6 809 708	100.0	29.7
421	Wholesale trade, durable goods	4 393	6 570 826	96.5	37.9
4211	Motor vehicle & motor vehicle parts & supplies whsle	3 442	6 449 951	94.7	64.0
42111	Automobile & other motor vehicle whsle	257	48 131	.7	12.3
421110	Automobile & other motor vehicle whsle	257	48 131	.7	12.3
4211101	Automobile & motorcycle whsle	124	11 154	.2	26.1
4211103	Light truck & van (14,000 lb or less) whsle	21	3 122	.Z	26.5
4211104	Medium truck & tractor (14,001 lb to 26,000 lb) whsle	29	D	D	X
4211105	Heavy truck & tractor (over 26,000 lb) whsle	80	17 649	.3	2.4
42112	Motor vehicle supplies & new parts whsle	481	131 916	1.9	67.4
421120	Motor vehicle supplies & new parts whsle	481	131 916	1.9	67.4
4211201	Motor vehicle supplies & new parts—warehouse distributors	205	59 512	.9	64.5
4211202	Motor vehicle supplies & new parts—jobbers	271	71 126	1.0	69.0
42113	Tire & tube whsle	1 738	6 235 397	91.6	63.6
421130	Tire & tube whsle	1 738	6 235 397	91.6	63.6
42114	Motor vehicle parts, (used) whsle	966	34 507	.5	62.4
421140	Motor vehicle parts, (used) whsle	966	34 507	.5	62.4
4214	Professional & commercial equipment & supplies whsle	10	840	Z	X
42144	Other commercial equipment whsle	6	306	Z	X
421440	Other commercial equipment whsle	6	306	Z	X
4214401	Restaurant & hotel equipment & supplies whsle	6	306	Z	X
4215	Metal & mineral (except petroleum) whsle	22	4 602	.1	.5
42151	Metal service centers & offices	22	4 602	.1	.5
421510	Metal service centers & offices	22	4 602	.1	.5
4215101	Ferrous metal service centers & sales offices	21	749	Z	13.9
42151011	Ferrous metal service centers	8	292	Z	22.9
42151012	Ferrous metal sales offices	13	457	Z	X
4216	Electrical goods whsle	17	4 535	.1	X
42161	Electrical apparatus & equip, wiring supp, & const material whsle	6	345	Z	X
421610	Electrical apparatus & equip, wiring supp, & const material whsle	6	345	Z	X
42169	Other electronic parts & equipment whsle	6	1 421	Z	X
421690	Other electronic parts & equipment whsle	6	1 421	Z	X
4216902	Electronic parts (excluding communications equipment) whsle	6	1 421	Z	X
4217	Hardware, & plumbing & heating equipment & supplies whsle	7	219	Z	14.6
42171	Hardware whsle	7	219	Z	15.3
421710	Hardware whsle	7	219	Z	15.3
4218	Machinery, equipment, & supplies whsle	605	44 781	.7	1.7
42181	Construction & mining (except petroleum) machinery & equip whsle	11	651	Z	34.2
421810	Construction & mining (except petroleum) machinery & equip whsle	11	651	Z	34.2
42182	Farm & garden machinery & equipment whsle	542	39 810	.6	.1
421820	Farm & garden machinery & equipment whsle	542	39 810	.6	.1
4218201	Farm machinery & equipment—farm dealers	471	26 221	.4	.2
4218202	Farm machinery & equipment—whsle distributors	64	13 311	.2	X
4218203	Lawn & garden machinery & equipment whsle	7	278	Z	X
42183	Industrial machinery & equipment whsle	47	3 517	.1	8.4
421830	Industrial machinery & equipment whsle	47	3 517	.1	8.4
4218303	General-purpose industrial machinery & equipment whsle	39	1 514	Z	9.8
4219	Miscellaneous durable goods whsle	287	65 840	1.0	.9
42191	Sporting & recreational goods & supplies whsle	9	702	Z	2.5
421910	Sporting & recreational goods & supplies whsle	9	702	Z	2.5
42193	Recyclable material whsle	28	6 715	.1	71.2
421930	Recyclable material whsle	28	6 715	.1	71.2
4219301	Iron & steel scrap processors & dealers	21	828	Z	69.7
42193011	Iron & steel scrap processors (using power processing equipment)	21	828	Z	X
4219303	Other recyclable material whsle	7	5 887	.1	70.7
42199	Other miscellaneous durable goods whsle	247	58 187	.9	.2
421990	Other miscellaneous durable goods whsle	247	58 187	.9	.2
4219903	General merchandise (durable goods) whsle	230	56 655	.8	.2
4219906	Other durable goods whsle	14	1 421	Z	X
422	Wholesale trade, nondurable goods	765	238 882	3.5	.7
4225	Farm-product raw material whsle	35	2 373	Z	X
42251	Grain & field bean whsle	34	2 083	Z	X
422510	Grain & field bean whsle	34	2 083	Z	X
4226	Chemical & allied products whsle	18	8 933	.1	9.6
42269	Other chemical & allied products whsle	18	8 933	.1	9.7
422690	Other chemical & allied products whsle	18	8 933	.1	9.7
4226902	Other chemical & allied products whsle	18	8 933	.1	9.8
4227	Petroleum & petroleum products whsle	640	116 200	1.7	.8
42271	Petroleum bulk stations & terminals	554	95 210	1.4	.8
422710	Petroleum bulk stations & terminals	554	95 210	1.4	.8
4227101	Petroleum bulk stations & terminals (except LP)	545	94 224	1.4	.8
42271011	Petroleum bulk stations (except LP)	529	87 914	1.3	.9
42271012	Petroleum bulk terminals (except LP)	16	6 310	.1	X
4227102	Liquefied petroleum bulk stations & terminals	9	986	Z	X
42272	Petroleum & petroleum prod whsle (exc bulk stations & terminals)	86	20 990	.3	X
422720	Petroleum & petroleum prod whsle (exc bulk stations & terminals)	86	20 990	.3	X
4229	Miscellaneous nondurable goods whsle	61	84 180	1.2	X
42291	Farm supplies whsle	43	81 370	1.2	X
422910	Farm supplies whsle	43	81 370	1.2	X
4229101	Farm supplies—farm dealers	14	980	Z	X
4229102	Farm supplies—whsle distributors	29	80 390	1.2	X
42299	Other miscellaneous nondurable goods whsle	18	2 810	Z	X
422990	Other miscellaneous nondurable goods whsle	18	2 810	Z	X
4229902	General merchandise (nondurable goods) whsle	18	2 810	Z	X

See footnotes at end of table.

Table 4. Merchant Wholesalers by Broad Commodity Line and Kind of Business: 1997—Con.

[Includes only establishments with payroll. For meaning of abbreviations and symbols, see introductory text. For explanation of terms, see Appendix A]

CL code and NAICS code	Commodity line and kind of business	Establishments (number)	Sales (\$1,000)	Percent of sales accounted for by kind of business ¹	Coverage in percents
0400	Household and lawn furniture	3 609	5 952 662	100.0	44.1
421	Wholesale trade, durable goods	3 168	5 756 549	96.7	42.2
4211	Motor vehicle & motor vehicle parts & supplies whsle	15	2 313	Z	X
42111	Automobile & other motor vehicle whsle	10	145	Z	X
421110	Automobile & other motor vehicle whsle	10	145	Z	X
4211101	Automobile & motorcycle whsle	10	145	Z	X
4212	Furniture & home furnishings whsle	2 846	5 543 038	93.1	60.6
42121	Furniture whsle	2 420	5 330 281	89.5	61.2
421210	Furniture whsle	2 420	5 330 281	89.5	61.2
4212101	Household & lawn furniture whsle	2 275	5 265 325	88.5	57.8
4212102	Office & business furniture whsle	145	64 956	1.1	73.1
42122	Home furnishings whsle	426	212 757	3.6	58.5
421220	Home furnishings whsle	426	212 757	3.6	58.5
4212201	Household china, glassware, & crockery whsle	114	45 298	.8	X
4212202	Linens, domestics, draperies, & curtains whsle	79	55 093	.9	65.9
4212203	Floor coverings whsle	59	30 429	.5	70.1
4212204	Other home furnishings whsle	174	81 937	1.4	56.7
4213	Lumber & other construction materials whsle	30	4 192	.1	53.0
42131	Lumber, plywood, millwork, & wood panel whsle	12	1 821	Z	X
421310	Lumber, plywood, millwork, & wood panel whsle	12	1 821	Z	X
4213101	Lumber without yard whsle	8	1 093	Z	X
42139	Other construction materials whsle	15	588	Z	33.9
421390	Other construction materials whsle	15	588	Z	33.9
4213902	Other construction materials whsle	15	588	Z	27.5
4214	Professional & commercial equipment & supplies whsle	32	6 291	.1	66.7
42142	Office equipment whsle	11	4 065	.1	77.6
421420	Office equipment whsle	11	4 065	.1	77.6
42143	Computer & computer peripheral equipment & software whsle	6	608	Z	19.1
421430	Computer & computer peripheral equipment & software whsle	6	608	Z	19.1
4214301	Computer & peripheral equipment whsle	6	608	Z	19.1
42143012	Computers & peripheral equipment for end use	6	608	Z	18.7
42144	Other commercial equipment whsle	9	665	Z	X
421440	Other commercial equipment whsle	9	665	Z	X
4215	Metal & mineral (except petroleum) whsle	8	302	Z	X
42151	Metal service centers & offices	8	302	Z	X
421510	Metal service centers & offices	8	302	Z	X
4215101	Ferrous metal service centers & sales offices	7	218	Z	X
4216	Electrical goods whsle	42	38 370	.6	25.2
42161	Electrical apparatus & equip, wiring supp, & const material whsle	10	5 021	.1	.4
421610	Electrical apparatus & equip, wiring supp, & const material whsle	10	5 021	.1	.4
42162	Electrical appliance, television & radio set whsle	22	31 705	.5	30.0
421620	Electrical appliance, television & radio set whsle	22	31 705	.5	30.0
42169	Other electronic parts & equipment whsle	10	1 644	Z	X
421690	Other electronic parts & equipment whsle	10	1 644	Z	X
4216902	Electronic parts (excluding communications equipment) whsle	10	1 644	Z	X
4217	Hardware, & plumbing & heating equipment & supplies whsle	50	43 957	.7	3.6
42171	Hardware whsle	31	35 562	.6	.2
421710	Hardware whsle	31	35 562	.6	.2
42172	Plumbing & heating equipment & supplies (hydronics) whsle	17	7 585	.1	49.4
421720	Plumbing & heating equipment & supplies (hydronics) whsle	17	7 585	.1	49.4
4218	Machinery, equipment, & supplies whsle	8	1 248	Z	X
4219	Miscellaneous durable goods whsle	137	116 838	2.0	4.0
42191	Sporting & recreational goods & supplies whsle	17	7 088	.1	1.2
421910	Sporting & recreational goods & supplies whsle	17	7 088	.1	1.2
42192	Toy & hobby goods & supplies whsle	13	7 975	.1	71.4
421920	Toy & hobby goods & supplies whsle	13	7 975	.1	71.4
42199	Other miscellaneous durable goods whsle	105	101 713	1.7	X
421990	Other miscellaneous durable goods whsle	105	101 713	1.7	X
4219903	General merchandise (durable goods) whsle	94	101 240	1.7	X
4219906	Other durable goods whsle	6	358	Z	X
422	Wholesale trade, nondurable goods	441	196 113	3.3	47.7
4221	Paper & paper product whsle	200	141 210	2.4	60.0
42212	Stationery & office supplies whsle	197	140 924	2.4	64.7
422120	Stationery & office supplies whsle	197	140 924	2.4	64.7
4222	Drugs, & druggists' sundries whsle	9	6 206	.1	73.0
42221	Drugs, & druggists' sundries whsle	9	6 206	.1	73.0
422210	Drugs, & druggists' sundries whsle	9	6 206	.1	73.0
4222101	General-line drugs whsle	7	3 208	.1	X
4223	Apparel, piece goods, & notions whsle	38	9 776	.2	53.7
42231	Piece goods, notions, & other dry goods whsle	26	9 107	.2	X
422310	Piece goods, notions, & other dry goods whsle	26	9 107	.2	X
4223101	Piece goods—jobbers	24	8 463	.1	X
42233	Women's, children's, & infants' clothing & accessories whsle	12	669	Z	30.6
422330	Women's, children's, & infants' clothing & accessories whsle	12	669	Z	30.6
4224	Grocery & related products whsle	6	175	Z	X
4226	Chemical & allied products whsle	9	1 349	Z	3.3
42269	Other chemical & allied products whsle	7	939	Z	3.7
422690	Other chemical & allied products whsle	7	939	Z	3.7
4226902	Other chemical & allied products whsle	7	939	Z	3.7

See footnotes at end of table.

Table 4. Merchant Wholesalers by Broad Commodity Line and Kind of Business: 1997—Con.

[Includes only establishments with payroll. For meaning of abbreviations and symbols, see introductory text. For explanation of terms, see Appendix A]

CL code and NAICS code	Commodity line and kind of business	Establishments (number)	Sales (\$1,000)	Percent of sales accounted for by kind of business ¹	Coverage in percents
0400	Household and lawn furniture—Con.				
422	Wholesale trade, nondurable goods—Con.				
4229	Miscellaneous nondurable goods whsle	174	37 278	.6	4.1
42293	Flower, nursery stock, & florists' supplies whsle	16	1 418	Z	X
422930	Flower, nursery stock, & florists' supplies whsle	16	1 418	Z	X
42295	Paint, varnish, & supplies whsle	14	839	Z	1.0
422950	Paint, varnish, & supplies whsle	14	839	Z	1.0
4229501	Paint, varnish, & supplies whsle	14	839	Z	1.0
42299	Other miscellaneous nondurable goods whsle	140	34 804	.6	4.6
422990	Other miscellaneous nondurable goods whsle	140	34 804	.6	4.6
4229901	Art goods whsle	27	9 592	.2	.3
4229902	General merchandise (nondurable goods) whsle	74	18 761	.3	2.9
4229904	Other nondurable goods whsle	36	6 333	.1	21.2
0420	Office and business furniture	5 417	12 574 878	100.0	31.3
421	Wholesale trade, durable goods	4 079	11 187 869	89.0	49.5
4212	Furniture & home furnishings whsle	2 897	10 683 394	85.0	59.2
42121	Furniture whsle	2 807	10 655 320	84.7	59.2
421210	Furniture whsle	2 807	10 655 320	84.7	59.2
4212101	Household & lawn furniture whsle	202	67 892	.5	66.3
4212102	Office & business furniture whsle	2 605	10 587 428	84.2	60.0
42122	Home furnishings whsle	90	28 074	.2	69.4
421220	Home furnishings whsle	90	28 074	.2	69.4
4212201	Household china, glassware, & crockery whsle	7	907	X	X
4212202	Linens, domestics, draperies, & curtains whsle	23	11 185	.1	64.7
4212203	Floor coverings whsle	27	6 094	Z	70.7
4212204	Other home furnishings whsle	33	9 888	.1	71.9
4214	Professional & commercial equipment & supplies whsle	975	464 063	3.7	2.1
42141	Photographic equipment & supplies whsle	11	5 015	Z	X
421410	Photographic equipment & supplies whsle	11	5 015	Z	X
42142	Office equipment whsle	445	47 600	.4	4.7
421420	Office equipment whsle	445	47 600	.4	4.7
42143	Computer & computer peripheral equipment & software whsle	248	346 514	2.8	X
421430	Computer & computer peripheral equipment & software whsle	248	346 514	2.8	X
4214301	Computer & peripheral equipment whsle	233	343 193	2.7	X
421430101	Computers & peripheral equipment for resale	35	261 206	2.1	X
421430102	Computers & peripheral equipment for end use	198	81 987	.7	X
4214302	Computer software (packaged) whsle	15	3 321	Z	X
42144	Other commercial equipment whsle	94	24 346	.2	8.0
421440	Other commercial equipment whsle	94	24 346	.2	8.0
4214401	Restaurant & hotel equipment & supplies whsle	41	6 972	.1	X
4214402	Store machines & equipment whsle	53	17 374	.1	7.3
42145	Medical, dental, & hospital equipment & supplies whsle	63	12 969	.1	X
421450	Medical, dental, & hospital equipment & supplies whsle	63	12 969	.1	X
4214501	Surgical, medical, & hospital supplies whsle	62	12 801	.1	X
42149	Other professional equipment & supplies whsle	113	27 210	.2	7.3
421490	Other professional equipment & supplies whsle	113	27 210	.2	7.3
4214901	Religious & school supplies whsle	19	9 034	.1	25.6
4214902	Other professional equipment & supplies whsle	94	18 176	.1	X
4216	Electrical goods whsle	29	7 009	.1	X
42169	Other electronic parts & equipment whsle	22	2 324	Z	X
421690	Other electronic parts & equipment whsle	22	2 324	Z	X
4216901	Communications equipment & supplies whsle	18	1 561	Z	X
4218	Machinery, equipment, & supplies whsle	35	14 310	.1	24.5
42183	Industrial machinery & equipment whsle	19	11 325	.1	40.0
421830	Industrial machinery & equipment whsle	19	11 325	.1	40.0
4218305	Materials handling equipment whsle	9	8 440	.1	39.6
42184	Industrial supplies whsle	9	2 603	Z	X
421840	Industrial supplies whsle	9	2 603	Z	X
4218401	General-line industrial supplies whsle	9	2 603	Z	X
42185	Service establishment equipment & supplies whsle	7	382	Z	X
421850	Service establishment equipment & supplies whsle	7	382	Z	X
4219	Miscellaneous durable goods whsle	133	14 991	.1	37.8
42191	Sporting & recreational goods & supplies whsle	6	1 798	Z	X
421910	Sporting & recreational goods & supplies whsle	6	1 798	Z	X
42199	Other miscellaneous durable goods whsle	127	13 193	.1	29.4
421990	Other miscellaneous durable goods whsle	127	13 193	.1	29.4
4219903	General merchandise (durable goods) whsle	125	11 953	.1	5.4
422	Wholesale trade, nondurable goods	1 338	1 387 009	11.0	2.5
4221	Paper & paper product whsle	1 212	1 334 617	10.6	1.6
42211	Printing & writing paper whsle	29	8 509	.1	1.8
422110	Printing & writing paper whsle	29	8 509	.1	1.8
42212	Stationery & office supplies whsle	1 154	1 322 460	10.5	1.8
422120	Stationery & office supplies whsle	1 154	1 322 460	10.5	1.8
42213	Industrial & personal service paper whsle	29	3 648	Z	X
422130	Industrial & personal service paper whsle	29	3 648	Z	X
4222	Drugs, & druggists' sundries whsle	7	679	Z	X
42221	Drugs, & druggists' sundries whsle	7	679	Z	X
422210	Drugs, & druggists' sundries whsle	7	679	Z	X
4226	Chemical & allied products whsle	14	3 208	Z	4.4
42261	Plastics materials & basic forms & shapes whsle	9	105	Z	12.1
422610	Plastics materials & basic forms & shapes whsle	9	105	Z	12.1

See footnotes at end of table.

Table 4. Merchant Wholesalers by Broad Commodity Line and Kind of Business: 1997—Con.

[Includes only establishments with payroll. For meaning of abbreviations and symbols, see introductory text. For explanation of terms, see Appendix A]

CL code and NAICS code	Commodity line and kind of business	Establishments (number)	Sales (\$1,000)	Percent of sales accounted for by kind of business ¹	Coverage in percents
0420	Office and business furniture—Con.				
422	Wholesale trade, nondurable goods—Con.				
4229	Miscellaneous nondurable goods whsle	102	23 131	.2	16.6
42292	Book, periodical, & newspaper whsle	9	2 307	Z	14.8
422920	Book, periodical, & newspaper whsle	9	2 307	Z	14.8
42299	Other miscellaneous nondurable goods whsle	93	20 824	.2	16.8
422990	Other miscellaneous nondurable goods whsle	93	20 824	.2	16.8
4229902	General merchandise (nondurable goods) whsle	87	19 415	.2	9.6
0500	Household china, glassware, crockery, and plastic housewares	2 327	3 623 055	100.0	X
421	Wholesale trade, durable goods	1 651	3 488 114	96.3	X
4212	Furniture & home furnishings whsle	1 333	3 375 179	93.2	X
42121	Furniture whsle	110	28 055	.8	X
421210	Furniture whsle	110	28 055	.8	X
4212101	Household & lawn furniture whsle	104	24 227	.7	X
4212102	Office & business furniture whsle	6	3 828	.1	X
42122	Home furnishings whsle	1 223	3 347 124	92.4	X
421220	Home furnishings whsle	1 223	3 347 124	92.4	X
4212201	Household china, glassware, & crockery whsle	1 039	3 255 128	89.8	X
4212202	Linens, domestics, draperies, & curtains whsle	50	17 553	.5	X
4212203	Floor coverings whsle	7	1 937	.1	X
4212204	Other home furnishings whsle	127	72 506	2.0	X
4214	Professional & commercial equipment & supplies whsle	14	12 299	.3	X
42144	Other commercial equipment whsle	6	10 900	.3	X
421440	Other commercial equipment whsle	6	10 900	.3	X
4215	Metal & mineral (except petroleum) whsle	10	6 215	.2	X
42151	Metal service centers & offices	10	6 215	.2	X
421510	Metal service centers & offices	10	6 215	.2	X
4215101	Ferrous metal service centers & sales offices	7	5 552	.2	X
4216	Electrical goods whsle	36	30 666	.8	X
42162	Electrical appliance, television & radio set whsle	23	24 377	.7	X
421620	Electrical appliance, television & radio set whsle	23	24 377	.7	X
42169	Other electronic parts & equipment whsle	8	5 936	.2	X
421690	Other electronic parts & equipment whsle	8	5 936	.2	X
4216902	Electronic parts (excluding communications equipment) whsle	8	5 936	.2	X
4217	Hardware, & plumbing & heating equipment & supplies whsle	6	750	Z	X
42171	Hardware whsle	6	750	Z	X
421710	Hardware whsle	6	750	Z	X
4219	Miscellaneous durable goods whsle	242	60 969	1.7	X
42191	Sporting & recreational goods & supplies whsle	17	16 622	.5	X
421910	Sporting & recreational goods & supplies whsle	17	16 622	.5	X
42192	Toy & hobby goods & supplies whsle	48	24 948	.7	X
421920	Toy & hobby goods & supplies whsle	48	24 948	.7	X
42194	Jewelry/watch/silverware/precious stone, & precious metal whsle	57	13 304	.4	X
421940	Jewelry/watch/silverware/precious stone, & precious metal whsle	57	13 304	.4	X
4219401	Jewelry, watch, diamonds, precious stone, & silverware whsle	50	12 751	.4	X
4219402	Precious metal (excluding ores) whsle	7	553	.4	X
42199	Other miscellaneous durable goods whsle	120	6 095	.2	X
421990	Other miscellaneous durable goods whsle	120	6 095	.2	X
4219903	General merchandise (durable goods) whsle	107	3 726	.1	X
4219906	Other durable goods whsle	7	1 369	Z	X
422	Wholesale trade, nondurable goods	676	134 941	3.7	X
4221	Paper & paper product whsle	22	7 967	.2	X
42212	Stationery & office supplies whsle	14	2 210	.1	X
422120	Stationery & office supplies whsle	14	2 210	.1	X
42213	Industrial & personal service paper whsle	8	5 757	.2	X
422130	Industrial & personal service paper whsle	8	5 757	.2	X
4222	Drugs, & druggists' sundries whsle	23	11 751	.3	X
42221	Drugs, & druggists' sundries whsle	23	11 751	.3	X
422210	Drugs, & druggists' sundries whsle	23	11 751	.3	X
4222101	General-line drugs whsle	19	7 584	.2	X
4223	Apparel, piece goods, & notions whsle	26	1 638	Z	X
42231	Piece goods, notions, & other dry goods whsle	8	857	Z	X
422310	Piece goods, notions, & other dry goods whsle	8	857	Z	X
42232	Men's & boys' clothing & furnishings whsle	12	641	Z	X
422320	Men's & boys' clothing & furnishings whsle	12	641	Z	X
42233	Women's, children's, & infants' clothing & accessories whsle	6	140	Z	X
422330	Women's, children's, & infants' clothing & accessories whsle	6	140	Z	X
4224	Grocery & related products whsle	35	7 699	.2	X
42249	Other grocery & related products whsle	27	7 185	.2	X
422490	Other grocery & related products whsle	27	7 185	.2	X
4224906	Other grocery specialties whsle	25	5 744	.2	X
4229	Miscellaneous nondurable goods whsle	561	101 854	2.8	X
42292	Book, periodical, & newspaper whsle	28	8 658	.2	X
422920	Book, periodical, & newspaper whsle	28	8 658	.2	X
42293	Flower, nursery stock, & florists' supplies whsle	49	9 264	.3	X
422930	Flower, nursery stock, & florists' supplies whsle	49	9 264	.3	X
42299	Other miscellaneous nondurable goods whsle	480	82 600	2.3	X
422990	Other miscellaneous nondurable goods whsle	480	82 600	2.3	X
4229901	Art goods whsle	103	38 784	1.1	X
4229902	General merchandise (nondurable goods) whsle	336	31 017	.9	X
4229903	Textile bags, bagging, & burlap whsle	6	576	Z	X
4229904	Other nondurable goods whsle	35	12 223	.3	X

See footnotes at end of table.

Table 4. Merchant Wholesalers by Broad Commodity Line and Kind of Business: 1997—Con.

[Includes only establishments with payroll. For meaning of abbreviations and symbols, see introductory text. For explanation of terms, see Appendix A]

CL code and NAICS code	Commodity line and kind of business	Establishments (number)	Sales (\$1,000)	Percent of sales accounted for by kind of business ¹	Coverage in percents
0520	Linens, domestics, curtains, and draperies	2 766	4 345 189	100.0	53.2
421	Wholesale trade, durable goods	2 200	4 131 738	95.1	59.6
4212	Furniture & home furnishings whsle	1 958	4 100 098	94.4	61.2
42121	Furniture whsle	215	50 081	1.2	62.1
421210	Furniture whsle	215	50 081	1.2	62.1
4212101	Household & lawn furniture whsle	133	40 833	.9	69.8
4212102	Office & business furniture whsle	82	9 248	.2	50.9
42122	Home furnishings whsle	1 743	4 050 017	93.2	61.0
421220	Home furnishings whsle	1 743	4 050 017	93.2	61.0
4212201	Household china, glassware, & crockery whsle	50	13 334	.3	X
4212202	Linens, domestics, draperies, & curtains whsle	1 532	3 988 066	91.8	62.5
4212203	Floor coverings whsle	72	27 158	.6	73.3
4212204	Other home furnishings whsle	89	21 459	.5	53.0
4213	Lumber & other construction materials whsle	10	2 006	Z	69.9
42131	Lumber, plywood, millwork, & wood panel whsle	6	1 534	Z	X
421310	Lumber, plywood, millwork, & wood panel whsle	6	1 534	Z	X
4213103	Plywood, veneer, millwork, & wood panel whsle	6	1 534	Z	X
4214	Professional & commercial equipment & supplies whsle	15	4 429	.1	48.3
42144	Other commercial equipment whsle	9	3 306	.1	72.7
421440	Other commercial equipment whsle	9	3 306	.1	72.7
4214401	Restaurant & hotel equipment & supplies whsle	9	3 306	.1	X
4215	Metal & mineral (except petroleum) whsle	9	5 722	.1	77.7
42151	Metal service centers & offices	9	5 722	.1	77.2
421510	Metal service centers & offices	9	5 722	.1	77.2
4216	Electrical goods whsle	11	2 651	.1	29.9
4217	Hardware, & plumbing & heating equipment & supplies whsle	23	2 877	.1	8.6
42171	Hardware whsle	20	2 725	.1	9.4
421710	Hardware whsle	20	2 725	.1	9.4
4218	Machinery, equipment, & supplies whsle	8	1 647	Z	X
4219	Miscellaneous durable goods whsle	162	11 194	.3	13.6
42192	Toy & hobby goods & supplies whsle	25	4 850	.1	13.8
421920	Toy & hobby goods & supplies whsle	25	4 850	.1	13.8
42199	Other miscellaneous durable goods whsle	132	6 035	.1	13.6
421990	Other miscellaneous durable goods whsle	132	6 035	.1	13.6
4219903	General merchandise (durable goods) whsle	116	3 431	.1	X
4219904	Prerecorded media whsle	7	829	Z	X
42199041	Compact discs/prerecorded audio tapes, & phonograph records whsle	6	791	Z	X
4219906	Other durable goods whsle	7	471	Z	X
422	Wholesale trade, nondurable goods	566	213 451	4.9	19.9
4222	Drugs, & druggists' sundries whsle	8	281	Z	X
42221	Drugs, & druggists' sundries whsle	8	281	Z	X
422210	Drugs, & druggists' sundries whsle	8	281	Z	X
4222101	General-line drugs whsle	8	281	Z	X
4223	Apparel, piece goods, & notions whsle	222	167 582	3.9	19.1
42231	Piece goods, notions, & other dry goods whsle	126	122 247	2.8	X
422310	Piece goods, notions, & other dry goods whsle	126	122 247	2.8	X
4223101	Piece goods—jobbers	117	121 342	2.8	X
4223102	Notions & other dry goods whsle	9	905	Z	X
42232	Men's & boys' clothing & furnishings whsle	35	20 100	.5	3.5
422320	Men's & boys' clothing & furnishings whsle	35	20 100	.5	3.5
42233	Women's, children's, & infants' clothing & accessories whsle	58	24 036	.6	4.9
422330	Women's, children's, & infants' clothing & accessories whsle	58	24 036	.6	4.9
4224	Grocery & related products whsle	13	2 920	.1	66.7
42249	Other grocery & related products whsle	10	2 747	.1	78.0
422490	Other grocery & related products whsle	10	2 747	.1	78.0
4224906	Other grocery specialties whsle	8	161	Z	3.1
4229	Miscellaneous nondurable goods whsle	319	42 573	1.0	5.2
42293	Flower, nursery stock, & florists' supplies whsle	7	1 740	Z	X
422930	Flower, nursery stock, & florists' supplies whsle	7	1 740	Z	X
42295	Paint, varnish, & supplies whsle	17	9 617	.2	.6
422950	Paint, varnish, & supplies whsle	17	9 617	.2	.6
4229501	Paint, varnish, & supplies whsle	17	9 617	.2	.6
42299	Other miscellaneous nondurable goods whsle	292	30 171	.7	3.6
422990	Other miscellaneous nondurable goods whsle	292	30 171	.7	3.6
4229901	Art goods whsle	11	2 266	.1	4.3
4229902	General merchandise (nondurable goods) whsle	251	25 037	.6	2.9
4229904	Other nondurable goods whsle	27	2 568	.1	9.6
0530	Flooring and floor coverings	3 599	8 089 634	100.0	51.6
421	Wholesale trade, durable goods	3 487	8 040 470	99.4	50.0
4212	Furniture & home furnishings whsle	2 772	7 689 548	95.1	62.1
42121	Furniture whsle	352	156 888	1.9	57.8
421210	Furniture whsle	352	156 888	1.9	57.8
4212101	Household & lawn furniture whsle	115	27 995	.3	67.2
4212102	Office & business furniture whsle	237	128 893	1.6	57.0
42122	Home furnishings whsle	2 420	7 532 660	93.1	63.1
421220	Home furnishings whsle	2 420	7 532 660	93.1	63.1
4212201	Household china, glassware, & crockery whsle	19	4 986	.1	X
4212202	Linens, domestics, draperies, & curtains whsle	98	84 510	1.0	61.4
4212203	Floor coverings whsle	2 270	7 433 768	91.9	62.7
4212204	Other home furnishings whsle	33	9 396	.1	71.9

See footnotes at end of table.

Table 4. Merchant Wholesalers by Broad Commodity Line and Kind of Business: 1997—Con.

[Includes only establishments with payroll. For meaning of abbreviations and symbols, see introductory text. For explanation of terms, see Appendix A]

CL code and NAICS code	Commodity line and kind of business	Establishments (number)	Sales (\$1,000)	Percent of sales accounted for by kind of business ¹	Coverage in percents
0530	Flooring and floor coverings—Con.				
421	Wholesale trade, durable goods—Con.				
4213	Lumber & other construction materials whsle	344	231 918	.29	3.1
42131	Lumber, plywood, millwork, & wood panel whsle	213	125 566	1.6	1.9
421310	Lumber, plywood, millwork, & wood panel whsle	213	125 566	1.6	1.9
4213101	Lumber without yard whsle	34	21 060	.3	X
4213102	Lumber with yard whsle	48	38 336	.5	4
4213103	Plywood, veneer, millwork, & wood panel whsle	131	66 170	.8	4.7
42132	Brick, stone, & related construction materials whsle	26	22 463	.3	X
421320	Brick, stone, & related construction materials whsle	26	22 463	.3	X
4213201	Brick, block, tile, clay/cement sewer pipe whsle	15	14 016	.2	X
4213203	Cement, lime, & related products whsle	9	7 870	.1	X
42133	Roofing, siding, & insulation material whsle	43	22 881	.3	X
421330	Roofing, siding, & insulation material whsle	43	22 881	.3	X
4213301	Roofing, siding, & insulation material whsle	43	22 881	.3	X
42139	Other construction materials whsle	62	61 008	.8	26.2
421390	Other construction materials whsle	62	61 008	.8	26.2
4213902	Other construction materials whsle	58	60 953	.8	21.3
4214	Professional & commercial equipment & supplies whsle	8	812	Z	74.5
42144	Other commercial equipment whsle	8	812	Z	72.7
421440	Other commercial equipment whsle	8	812	Z	72.7
4214401	Restaurant & hotel equipment & supplies whsle	6	663	Z	X
4215	Metal & mineral (except petroleum) whsle	13	835	Z	X
42151	Metal service centers & offices	13	835	Z	X
421510	Metal service centers & offices	13	835	Z	X
4215101	Ferrous metal service centers & sales offices	11	489	Z	X
42151011	Ferrous metal service centers	6	234	Z	X
4216	Electrical goods whsle	45	50 500	.6	2.1
42161	Electrical apparatus & equip, wiring supp, & const material whsle	15	3 837	Z	X
421610	Electrical apparatus & equip, wiring supp, & const material whsle	15	3 837	Z	X
42162	Electrical appliance, television & radio set whsle	23	46 124	.6	2.8
421620	Electrical appliance, television & radio set whsle	23	46 124	.6	2.8
42169	Other electronic parts & equipment whsle	7	539	Z	X
421690	Other electronic parts & equipment whsle	7	539	Z	X
4217	Hardware, & plumbing & heating equipment & supplies whsle	48	54 096	.7	35.4
42171	Hardware whsle	25	10 019	.1	12.1
421710	Hardware whsle	25	10 019	.1	12.1
42172	Plumbing & heating equipment & supplies (hydronics) whsle	17	41 856	.5	47.8
421720	Plumbing & heating equipment & supplies (hydronics) whsle	17	41 856	.5	47.8
4218	Machinery, equipment, & supplies whsle	60	5 697	.1	10.4
42184	Industrial supplies whsle	8	601	Z	33.5
421840	Industrial supplies whsle	8	601	Z	33.5
4218406	Other industrial supplies whsle	6	433	Z	40.4
42185	Service establishment equipment & supplies whsle	43	3 934	Z	1.1
421850	Service establishment equipment & supplies whsle	43	3 934	Z	1.1
4218502	Custodial, janitors' equipment & supplies whsle	40	3 764	Z	X
4219	Miscellaneous durable goods whsle	195	5 884	.1	13.6
42199	Other miscellaneous durable goods whsle	192	5 800	.1	10.6
421990	Other miscellaneous durable goods whsle	192	5 800	.1	10.6
4219903	General merchandise (durable goods) whsle	189	5 035	.1	2.8
422	Wholesale trade, nondurable goods	112	49 164	.6	35.2
4221	Paper & paper product whsle	10	465	Z	X
42213	Industrial & personal service paper whsle	8	393	Z	X
422130	Industrial & personal service paper whsle	8	393	Z	X
4223	Apparel, piece goods, & notions whsle	12	6 441	.1	X
42231	Piece goods, notions, & other dry goods whsle	12	6 441	.1	X
422310	Piece goods, notions, & other dry goods whsle	12	6 441	.1	X
4223101	Piece goods—jobbers	9	2 009	Z	X
4226	Chemical & allied products whsle	38	35 581	.4	50.1
42261	Plastics materials & basic forms & shapes whsle	21	33 874	.4	56.5
422610	Plastics materials & basic forms & shapes whsle	21	33 874	.4	56.5
42269	Other chemical & allied products whsle	17	1 707	Z	20.7
422690	Other chemical & allied products whsle	17	1 707	Z	20.7
4226902	Other chemical & allied products whsle	17	1 707	Z	20.9
4229	Miscellaneous nondurable goods whsle	50	5 682	.1	4.6
42295	Paint, varnish, & supplies whsle	29	5 459	.1	1.1
422950	Paint, varnish, & supplies whsle	29	5 459	.1	1.1
4229501	Paint, varnish, & supplies whsle	29	5 459	.1	1.1
42299	Other miscellaneous nondurable goods whsle	21	223	Z	X
422990	Other miscellaneous nondurable goods whsle	21	223	Z	X
4229902	General merchandise (nondurable goods) whsle	17	41	Z	X

See footnotes at end of table.

Table 4. Merchant Wholesalers by Broad Commodity Line and Kind of Business: 1997—Con.

[Includes only establishments with payroll. For meaning of abbreviations and symbols, see introductory text. For explanation of terms, see Appendix A]

CL code and NAICS code	Commodity line and kind of business	Establishments (number)	Sales (\$1,000)	Percent of sales accounted for by kind of business ¹	Coverage in percents
0540	Other home furnishings	5 658	6 352 875	100.0	11.2
421	Wholesale trade, durable goods	4 127	5 616 407	88.4	30.8
4211	Motor vehicle & motor vehicle parts & supplies whsle	10	1 570	Z	X
42112	Motor vehicle supplies & new parts whsle	6	1 319	Z	X
421120	Motor vehicle supplies & new parts whsle	6	1 319	Z	X
4212	Furniture & home furnishings whsle	2 932	5 247 212	82.6	47.5
42121	Furniture whsle	394	127 059	2.0	68.2
421210	Furniture whsle	394	127 059	2.0	68.2
4212101	Household & lawn furniture whsle	363	121 035	1.9	65.9
4212102	Office & business furniture whsle	31	6 024	.1	65.3
42122	Home furnishings whsle	2 538	5 120 153	80.6	44.4
421220	Home furnishings whsle	2 538	5 120 153	80.6	44.4
4212201	Household china, glassware, & crockery whsle	221	123 679	1.9	X
4212202	Linens, domestics, draperies, & curtains whsle	91	44 982	.7	51.4
4212203	Floor coverings whsle	35	36 124	.6	39.2
4212204	Other home furnishings whsle	2 191	4 915 368	77.4	41.4
4213	Lumber & other construction materials whsle	24	9 483	.1	61.2
42131	Lumber, plywood, millwork, & wood panel whsle	7	3 076	Z	X
421310	Lumber, plywood, millwork, & wood panel whsle	7	3 076	Z	X
4213103	Plywood, veneer, millwork, & wood panel whsle	7	3 076	Z	X
42139	Other construction materials whsle	15	6 086	.1	34.2
421390	Other construction materials whsle	15	6 086	.1	34.2
4213902	Other construction materials whsle	10	2 727	Z	27.8
4214	Professional & commercial equipment & supplies whsle	163	55 904	.9	2.4
42144	Other commercial equipment whsle	154	49 144	.8	2.2
421440	Other commercial equipment whsle	154	49 144	.8	2.2
4214401	Restaurant & hotel equipment & supplies whsle	141	47 991	.8	X
4214402	Store machines & equipment whsle	13	1 153	Z	9.6
4215	Metal & mineral (except petroleum) whsle	10	2 750	Z	14.5
42151	Metal service centers & offices	10	2 750	Z	14.4
421510	Metal service centers & offices	10	2 750	Z	14.4
4215102	Nonferrous metal service centers & sales offices	10	2 700	Z	16.7
42151021	Nonferrous metal service centers	10	2 700	Z	16.8
4216	Electrical goods whsle	163	97 779	1.5	21.7
42161	Electrical apparatus & equip, wiring supp, & const material whsle	24	2 799	Z	39.2
421610	Electrical apparatus & equip, wiring supp, & const material whsle	24	2 799	Z	39.2
42162	Electrical appliance, television & radio set whsle	66	88 292	1.4	34.3
421620	Electrical appliance, television & radio set whsle	66	88 292	1.4	34.3
42169	Other electronic parts & equipment whsle	73	6 688	.1	6.6
421690	Other electronic parts & equipment whsle	73	6 688	.1	6.6
4216901	Communications equipment & supplies whsle	56	1 439	Z	5.9
4216902	Electronic parts (excluding communications equipment) whsle	17	5 249	.1	11.9
4217	Hardware, & plumbing & heating equipment & supplies whsle	85	71 709	1.1	.1
42171	Hardware whsle	55	53 473	.8	.2
421710	Hardware whsle	55	53 473	.8	.2
42172	Plumbing & heating equipment & supplies (hydronics) whsle	19	3 227	.1	X
421720	Plumbing & heating equipment & supplies (hydronics) whsle	19	3 227	.1	X
42174	Refrigeration equipment & supplies whsle	9	1 462	Z	X
421740	Refrigeration equipment & supplies whsle	9	1 462	Z	X
4218	Machinery, equipment, & supplies whsle	17	3 298	.1	X
42183	Industrial machinery & equipment whsle	7	1 948	Z	X
421830	Industrial machinery & equipment whsle	7	1 948	Z	X
4218303	General-purpose industrial machinery & equipment whsle	6	1 398	Z	X
42184	Industrial supplies whsle	8	1 308	Z	X
421840	Industrial supplies whsle	8	1 308	Z	X
4219	Miscellaneous durable goods whsle	723	126 702	2.0	.8
42191	Sporting & recreational goods & supplies whsle	29	2 956	Z	.8
421910	Sporting & recreational goods & supplies whsle	29	2 956	Z	.8
42192	Toy & hobby goods & supplies whsle	48	15 127	.2	4.0
421920	Toy & hobby goods & supplies whsle	48	15 127	.2	4.0
42194	Jewelry/watch/silverware/precious stone, & precious metal whsle	52	8 497	.1	3.0
421940	Jewelry/watch/silverware/precious stone, & precious metal whsle	52	8 497	.1	3.0
4219401	Jewelry, watch, diamonds, precious stone, & silverware whsle	50	8 460	.1	3.0
42199	Other miscellaneous durable goods whsle	592	100 078	1.6	.5
421990	Other miscellaneous durable goods whsle	592	100 078	1.6	.5
4219903	General merchandise (durable goods) whsle	544	85 560	1.3	X
4219904	Prerecorded media whsle	6	607	Z	X
4219906	Other durable goods whsle	39	13 893	.2	1.8
422	Wholesale trade, nondurable goods	1 531	736 468	11.6	1.1
4221	Paper & paper product whsle	33	34 609	.5	11.3
42212	Stationery & office supplies whsle	18	24 024	.4	.8
422120	Stationery & office supplies whsle	18	24 024	.4	.8
42213	Industrial & personal service paper whsle	10	8 607	.1	X
422130	Industrial & personal service paper whsle	10	8 607	.1	X
4222	Drugs, & druggists' sundries whsle	96	164 641	2.6	.5
42221	Drugs, & druggists' sundries whsle	96	164 641	2.6	.5
422210	Drugs, & druggists' sundries whsle	96	164 641	2.6	.5
4222101	General-line drugs whsle	57	74 926	1.2	1.0
4222102	Specialty-line drug, pharmaceutical, cosmetic, & toiletries whsle	39	89 715	1.4	X
4223	Apparel, piece goods, & notions whsle	81	7 045	.1	11.5
42231	Piece goods, notions, & other dry goods whsle	15	2 447	Z	X
422310	Piece goods, notions, & other dry goods whsle	15	2 447	Z	X
4223101	Piece goods—jobbers	12	1 592	Z	X
42232	Men's & boys' clothing & furnishings whsle	28	1 313	Z	2.9
422320	Men's & boys' clothing & furnishings whsle	28	1 313	Z	2.9
42233	Women's, children's, & infants' clothing & accessories whsle	36	3 028	Z	3.2
422330	Women's, children's, & infants' clothing & accessories whsle	36	3 028	Z	3.2

See footnotes at end of table.

Table 4. Merchant Wholesalers by Broad Commodity Line and Kind of Business: 1997—Con.

[Includes only establishments with payroll. For meaning of abbreviations and symbols, see introductory text. For explanation of terms, see Appendix A]

CL code and NAICS code	Commodity line and kind of business	Establishments (number)	Sales (\$1,000)	Percent of sales accounted for by kind of business ¹	Coverage in percents
0540	Other home furnishings—Con.				
422	Wholesale trade, nondurable goods—Con.				
4224	Grocery & related products whsle	700	407 324	6.4	.4
42241	General-line grocery whsle	452	193 549	3.0	X
422410	General-line grocery whsle	452	193 549	3.0	X
4224101	General-line grocery whsle, voluntary group	23	21 350	.3	X
4224102	General-line grocery whsle, retail cooperative	120	33 907	.5	X
4224103	Other general-line grocery whsle	309	138 292	2.2	X
42242	Packaged frozen food whsle	101	125 457	2.0	X
422420	Packaged frozen food whsle	101	125 457	2.0	X
42249	Other grocery & related products whsle	131	86 901	1.4	2.3
422490	Other grocery & related products whsle	131	86 901	1.4	2.3
4224901	Coffee, tea, & spice whsle	12	2 231	Z	X
4224902	Bread & baked goods whsle	7	13 233	.2	X
4224903	Soft drinks whsle	9	1 084	Z	X
4224904	Canned goods whsle	24	6 368	.1	X
4224905	Food & beverage basic materials whsle	11	3 189	.1	X
4224906	Other grocery specialties whsle	68	60 796	1.0	X
4226	Chemical & allied products whsle	17	4 883	.1	6.0
42261	Plastics materials & basic forms & shapes whsle	9	2 644	Z	8.0
422610	Plastics materials & basic forms & shapes whsle	9	2 644	Z	8.0
42269	Other chemical & allied products whsle	8	2 239	Z	X
422690	Other chemical & allied products whsle	8	2 239	Z	X
4226902	Other chemical & allied products whsle	8	2 239	Z	X
4229	Miscellaneous nondurable goods whsle	602	117 880	1.9	11.6
42291	Farm supplies whsle	7	10 870	.2	X
422910	Farm supplies whsle	7	10 870	.2	X
42292	Book, periodical, & newspaper whsle	11	4 553	.1	59.2
422920	Book, periodical, & newspaper whsle	11	4 553	.1	59.2
42293	Flower, nursery stock, & florists' supplies whsle	21	1 835	Z	X
422930	Flower, nursery stock, & florists' supplies whsle	21	1 835	Z	X
42299	Other miscellaneous nondurable goods whsle	559	99 165	1.6	2.1
422990	Other miscellaneous nondurable goods whsle	559	99 165	1.6	2.1
4229901	Art goods whsle	134	38 494	.6	2.3
4229902	General merchandise (nondurable goods) whsle	355	46 238	.7	.8
4229903	Textile bags, bagging, & burlap whsle	7	284	Z	X
4229904	Other nondurable goods whsle	63	14 149	.2	5.8
0600	Lumber: rough, dressed, and finished	4 848	24 124 530	100.0	65.9
421	Wholesale trade, durable goods	4 646	23 936 470	99.2	66.3
4211	Motor vehicle & motor vehicle parts & supplies whsle	6	4 182	Z	51.3
4212	Furniture & home furnishings whsle	12	8 645	Z	52.4
42122	Home furnishings whsle	12	8 645	Z	52.3
421220	Home furnishings whsle	12	8 645	Z	52.3
4212203	Floor coverings whsle	10	8 565	Z	54.8
4213	Lumber & other construction materials whsle	3 976	23 437 929	97.2	66.5
42131	Lumber, plywood, millwork, & wood panel whsle	3 762	23 231 057	96.3	75.7
421310	Lumber, plywood, millwork, & wood panel whsle	3 762	23 231 057	96.3	75.7
4213101	Lumber without yard whsle	1 425	10 619 066	44.0	X
4213102	Lumber with yard whsle	1 499	10 376 121	43.0	69.2
4213103	Plywood, veneer, millwork, & wood panel whsle	838	2 235 870	9.3	73.7
42132	Brick, stone, & related construction materials whsle	7	4 620	Z	13.5
421320	Brick, stone, & related construction materials whsle	7	4 620	Z	13.5
42133	Roofing, siding, & insulation material whsle	127	184 144	.8	28.5
421330	Roofing, siding, & insulation material whsle	127	184 144	.8	28.5
4213301	Roofing, siding, & insulation material whsle	127	184 144	.8	28.5
42139	Other construction materials whsle	80	18 108	.1	34.4
421390	Other construction materials whsle	80	18 108	.1	34.4
4213902	Other construction materials whsle	75	17 956	.1	27.9
4215	Metal & mineral (except petroleum) whsle	109	44 540	.2	54.8
42151	Metal service centers & offices	109	44 540	.2	54.5
421510	Metal service centers & offices	109	44 540	.2	54.5
4215101	Ferrous metal service centers & sales offices	105	42 862	.2	53.8
42151011	Ferrous metal service centers	93	42 057	.2	54.8
42151012	Ferrous metal sales offices	12	805	Z	30.2
4216	Electrical goods whsle	7	1 474	Z	X
4217	Hardware, & plumbing & heating equipment & supplies whsle	38	25 393	.1	18.2
42171	Hardware whsle	26	23 281	.1	6.3
421710	Hardware whsle	26	23 281	.1	6.3
42172	Plumbing & heating equipment & supplies (hydronics) whsle	10	2 110	Z	55.9
421720	Plumbing & heating equipment & supplies (hydronics) whsle	10	2 110	Z	55.9
4218	Machinery, equipment, & supplies whsle	17	3 077	Z	28.7
42183	Industrial machinery & equipment whsle	11	1 713	Z	38.5
421830	Industrial machinery & equipment whsle	11	1 713	Z	38.5
4218305	Materials handling equipment whsle	6	569	Z	16.0
4219	Miscellaneous durable goods whsle	477	409 999	1.7	3.0
42199	Other miscellaneous durable goods whsle	475	409 390	1.7	2.6
421990	Other miscellaneous durable goods whsle	475	409 390	1.7	2.6
4219902	Forest products (except lumber) whsle	96	182 916	.8	X
4219903	General merchandise (durable goods) whsle	370	225 816	.9	.7
4219906	Other durable goods whsle	8	613	Z	X

See footnotes at end of table.

Table 4. Merchant Wholesalers by Broad Commodity Line and Kind of Business: 1997—Con.

[Includes only establishments with payroll. For meaning of abbreviations and symbols, see introductory text. For explanation of terms, see Appendix A]

CL code and NAICS code	Commodity line and kind of business	Establishments (number)	Sales (\$1,000)	Percent of sales accounted for by kind of business ¹	Coverage in percents
0600	Lumber: rough, dressed, and finished—Con.				
422	Wholesale trade, nondurable goods	202	188 060	.8	3.2
4225	Farm-product raw material whsle	144	57 325	.2	X
42251	Grain & field bean whsle	141	56 648	.2	X
422510	Grain & field bean whsle	141	56 648	.2	X
4226	Chemical & allied products whsle	14	10 922	Z	X
42261	Plastics materials & basic forms & shapes whsle	10	9 696	Z	X
422610	Plastics materials & basic forms & shapes whsle	10	9 696	Z	X
4227	Petroleum & petroleum products whsle	6	661	Z	X
4229	Miscellaneous nondurable goods whsle	31	4 803	Z	23.6
42291	Farm supplies whsle	18	3 729	Z	11.9
422910	Farm supplies whsle	18	3 729	Z	11.9
4229101	Farm supplies—farm dealers	10	2 465	Z	19.1
4229102	Farm supplies—whsle distributors	8	1 264	Z	X
42295	Paint, varnish, & supplies whsle	12	974	Z	53.5
422950	Paint, varnish, & supplies whsle	12	974	Z	53.5
4229501	Paint, varnish, & supplies whsle	12	974	Z	53.5
0620	Plywood and millwork	5 647	20 924 181	100.0	62.1
421	Wholesale trade, durable goods	5 547	20 810 731	99.5	60.6
4212	Furniture & home furnishings whsle	41	55 424	.3	16.5
42122	Home furnishings whsle	37	52 995	.3	17.4
421220	Home furnishings whsle	37	52 995	.3	17.4
4212203	Floor coverings whsle	29	47 101	.2	16.9
4213	Lumber & other construction materials whsle	4 402	19 982 228	95.5	63.2
42131	Lumber, plywood, millwork, & wood panel whsle	3 956	19 574 845	93.6	71.7
421310	Lumber, plywood, millwork, & wood panel whsle	3 956	19 574 845	93.6	71.7
4213101	Lumber without yard whsle	533	2 314 723	11.1	X
4213102	Lumber with yard whsle	711	1 933 867	9.2	72.0
4213103	Plywood, veneer, millwork, & wood panel whsle	2 712	15 326 255	73.2	62.9
42132	Brick, stone, & related construction materials whsle	23	10 694	.1	45.7
421320	Brick, stone, & related construction materials whsle	23	10 694	.1	45.7
4213201	Brick, block, tile, clay/cement sewer pipe whsle	10	5 978	Z	23.8
4213203	Cement, lime, & related products whsle	13	4 716	Z	64.0
42133	Roofing, siding, & insulation material whsle	318	364 677	1.7	36.3
421330	Roofing, siding, & insulation material whsle	318	364 677	1.7	36.3
4213301	Roofing, siding, & insulation material whsle	318	364 677	1.7	36.3
42139	Other construction materials whsle	105	32 012	.2	33.4
421390	Other construction materials whsle	105	32 012	.2	33.4
4213901	Flat glass & other construction glass whsle	31	10 753	.1	X
4213902	Other construction materials whsle	74	21 259	.1	27.4
4214	Professional & commercial equipment & supplies whsle	22	4 773	Z	19.4
42144	Other commercial equipment whsle	19	4 561	Z	19.3
421440	Other commercial equipment whsle	19	4 561	Z	19.3
4214402	Store machines & equipment whsle	18	4 460	Z	14.9
4215	Metal & mineral (except petroleum) whsle	111	63 266	.3	39.0
42151	Metal service centers & offices	111	63 266	.3	38.8
421510	Metal service centers & offices	111	63 266	.3	38.8
4215101	Ferrous metal service centers & sales offices	100	59 146	.3	38.4
42151011	Ferrous metal service centers	81	55 684	.3	38.0
42151012	Ferrous metal sales offices	19	3 462	Z	58.6
4215102	Nonferrous metal service centers & sales offices	11	4 120	Z	X
42151021	Nonferrous metal service centers	6	2 794	Z	X
4216	Electrical goods whsle	26	42 555	.2	12.2
42162	Electrical appliance, television & radio set whsle	18	31 733	.2	10.0
421620	Electrical appliance, television & radio set whsle	18	31 733	.2	10.0
4217	Hardware, & plumbing & heating equipment & supplies whsle	330	396 596	1.9	14.2
42171	Hardware whsle	257	368 113	1.8	13.2
421710	Hardware whsle	257	368 113	1.8	13.2
42172	Plumbing & heating equipment & supplies (hydronics) whsle	42	9 512	Z	26.8
421720	Plumbing & heating equipment & supplies (hydronics) whsle	42	9 512	Z	26.8
42173	Warm air heating & air-conditioning equipment & supplies whsle	27	16 469	.1	18.9
421730	Warm air heating & air-conditioning equipment & supplies whsle	27	16 469	.1	18.9
4218	Machinery, equipment, & supplies whsle	36	16 051	.1	29.1
42183	Industrial machinery & equipment whsle	20	12 271	.1	32.0
421830	Industrial machinery & equipment whsle	20	12 271	.1	32.0
4218305	Materials handling equipment whsle	14	6 098	Z	24.1
42184	Industrial supplies whsle	10	1 209	Z	X
421840	Industrial supplies whsle	10	1 209	Z	X
4219	Miscellaneous durable goods whsle	576	249 592	1.2	7.6
42199	Other miscellaneous durable goods whsle	576	249 592	1.2	6.7
421990	Other miscellaneous durable goods whsle	576	249 592	1.2	6.7
4219902	Forest products (except lumber) whsle	27	15 063	.1	X
4219903	General merchandise (durable goods) whsle	539	230 868	1.1	3.0
4219904	Prerecorded media whsle	6	1 943	Z	X

See footnotes at end of table.

Table 4. Merchant Wholesalers by Broad Commodity Line and Kind of Business: 1997—Con.

[Includes only establishments with payroll. For meaning of abbreviations and symbols, see introductory text. For explanation of terms, see Appendix A]

CL code and NAICS code	Commodity line and kind of business	Establishments (number)	Sales (\$1,000)	Percent of sales accounted for by kind of business ¹	Coverage in percents
0620	Plywood and millwork—Con.				
422	Wholesale trade, nondurable goods	100	113 450	.5	22.7
4226	Chemical & allied products whsle	61	52 858	.3	48.8
42261	Plastics materials & basic forms & shapes whsle	44	36 449	.2	53.6
422610	Plastics materials & basic forms & shapes whsle	44	36 449	.2	53.6
42269	Other chemical & allied products whsle	17	16 409	.1	31.3
422690	Other chemical & allied products whsle	17	16 409	.1	31.3
4226902	Other chemical & allied products whsle	17	16 409	.1	31.6
4229	Miscellaneous nondurable goods whsle	34	59 347	.3	8.0
42291	Farm supplies whsle	8	41 157	.2	X
422910	Farm supplies whsle	8	41 157	.2	X
42295	Paint, varnish, & supplies whsle	9	1 690	Z	4.2
422950	Paint, varnish, & supplies whsle	9	1 690	Z	4.2
4229501	Paint, varnish, & supplies whsle	9	1 690	Z	4.2
42299	Other miscellaneous nondurable goods whsle	15	100	Z	47.7
422990	Other miscellaneous nondurable goods whsle	15	100	Z	47.7
4229902	General merchandise (nondurable goods) whsle	15	100	Z	54.4
0700	Brick, stone, tile, sand, block, cement, and gravel	3 154	4 577 844	100.0	55.5
421	Wholesale trade, durable goods	3 080	4 541 751	99.2	54.0
4212	Furniture & home furnishings whsle	24	19 284	.4	68.4
42122	Home furnishings whsle	22	18 897	.4	68.2
421220	Home furnishings whsle	22	18 897	.4	68.2
4212203	Floor coverings whsle	22	18 897	.4	67.9
4213	Lumber & other construction materials whsle	2 472	4 374 275	95.6	60.2
42131	Lumber, plywood, millwork, & wood panel whsle	272	110 649	2.4	73.5
421310	Lumber, plywood, millwork, & wood panel whsle	272	110 649	2.4	73.5
4213101	Lumber without yard whsle	63	34 921	.8	X
4213102	Lumber with yard whsle	65	17 847	.4	62.3
4213103	Plywood, veneer, millwork, & wood panel whsle	144	57 881	1.3	63.4
42132	Brick, stone, & related construction materials whsle	2 094	4 220 244	92.2	39.5
421320	Brick, stone, & related construction materials whsle	2 094	4 220 244	92.2	39.5
4213201	Brick, block, tile, clay/cement sewer pipe whsle	679	1 229 060	26.8	20.4
4213202	Sand, gravel, & stone whsle	886	1 499 816	32.8	42.6
4213203	Cement, lime, & related products whsle	529	1 491 368	32.6	52.7
42133	Roofing, siding, & insulation material whsle	72	40 491	.9	22.6
421330	Roofing, siding, & insulation material whsle	72	40 491	.9	22.6
4213301	Roofing, siding, & insulation material whsle	72	40 491	.9	22.6
42139	Other construction materials whsle	34	2 891	.1	33.7
421390	Other construction materials whsle	34	2 891	.1	33.7
4213902	Other construction materials whsle	34	2 891	.1	27.4
4215	Metal & mineral (except petroleum) whsle	93	63 329	1.4	15.7
42151	Metal service centers & offices	91	62 941	1.4	14.6
421510	Metal service centers & offices	91	62 941	1.4	14.6
4215101	Ferrous metal service centers & sales offices	90	41 108	.9	30.3
42151011	Ferrous metal service centers	77	36 515	.8	27.5
42151012	Ferrous metal sales offices	13	4 593	.1	67.9
4217	Hardware, & plumbing & heating equipment & supplies whsle	150	30 414	.7	9.2
42171	Hardware whsle	88	21 902	.5	1.6
421710	Hardware whsle	88	21 902	.5	1.6
42172	Plumbing & heating equipment & supplies (hydronics) whsle	44	6 554	.1	48.4
421720	Plumbing & heating equipment & supplies (hydronics) whsle	44	6 554	.1	48.4
42173	Warm air heating & air-conditioning equipment & supplies whsle	18	1 958	Z	3.1
421730	Warm air heating & air-conditioning equipment & supplies whsle	18	1 958	Z	3.1
4218	Machinery, equipment, & supplies whsle	25	28 000	.6	11.7
42183	Industrial machinery & equipment whsle	8	2 102	Z	1.0
421830	Industrial machinery & equipment whsle	8	2 102	Z	1.0
4218307	Other industrial machinery & equipment whsle	7	1 859	Z	2.3
42185	Service establishment equipment & supplies whsle	8	919	Z	63.8
421850	Service establishment equipment & supplies whsle	8	919	Z	63.8
4218504	Other service establishment equipment & supplies whsle	6	D	D	D
4219	Miscellaneous durable goods whsle	314	26 445	.6	39.3
42191	Sporting & recreational goods & supplies whsle	8	481	Z	56.1
421910	Sporting & recreational goods & supplies whsle	8	481	Z	56.1
42199	Other miscellaneous durable goods whsle	301	21 871	.5	27.9
421990	Other miscellaneous durable goods whsle	301	21 871	.5	27.9
4219902	Forest products (except lumber) whsle	6	1 640	Z	X
4219903	General merchandise (durable goods) whsle	295	20 231	.4	24.0
422	Wholesale trade, nondurable goods	74	36 093	.8	37.0
4226	Chemical & allied products whsle	41	27 217	.6	44.7
42261	Plastics materials & basic forms & shapes whsle	23	14 571	.3	56.1
422610	Plastics materials & basic forms & shapes whsle	23	14 571	.3	56.1
42269	Other chemical & allied products whsle	18	12 646	.3	30.6
422690	Other chemical & allied products whsle	18	12 646	.3	30.6
4226902	Other chemical & allied products whsle	18	12 646	.3	30.8
4229	Miscellaneous nondurable goods whsle	27	6 084	.1	11.1
42291	Farm supplies whsle	15	3 464	.1	8.7
422910	Farm supplies whsle	15	3 464	.1	8.7
4229102	Farm supplies—whsle distributors	15	3 464	.1	9.5
42295	Paint, varnish, & supplies whsle	10	689	Z	3.4
422950	Paint, varnish, & supplies whsle	10	689	Z	3.4
4229501	Paint, varnish, & supplies whsle	10	689	Z	3.4

See footnotes at end of table.

Table 4. Merchant Wholesalers by Broad Commodity Line and Kind of Business: 1997—Con.

[Includes only establishments with payroll. For meaning of abbreviations and symbols, see introductory text. For explanation of terms, see Appendix A]

CL code and NAICS code	Commodity line and kind of business	Establishments (number)	Sales (\$1,000)	Percent of sales accounted for by kind of business ¹	Coverage in percents
0720	Roofing, siding, and insulation materials	3 167	5 518 520	100.0	63.0
421	Wholesale trade, durable goods	3 080	5 480 102	99.3	61.5
4212	Furniture & home furnishings whsle	46	23 828	.4	4.2
42122	Home furnishings whsle	41	22 837	.4	4.5
421220	Home furnishings whsle	41	22 837	.4	4.5
4212202	Linen, domestics, draperies, & curtains whsle	7	5 216	.1	46.3
4212203	Floor coverings whsle	27	12 717	.2	.6
4212204	Other home furnishings whsle	7	4 904	.1	X
4213	Lumber & other construction materials whsle	2 126	5 159 541	93.5	67.0
42131	Lumber, plywood, millwork, & wood panel whsle	870	1 210 065	21.9	76.2
421310	Lumber, plywood, millwork, & wood panel whsle	870	1 210 065	21.9	76.2
4213101	Lumber without yard whsle	149	340 937	6.2	X
4213102	Lumber with yard whsle	202	243 211	4.4	70.6
4213103	Plywood, veneer, millwork, & wood panel whsle	519	625 917	11.3	71.9
42132	Brick, stone, & related construction materials whsle	17	19 030	.3	45.3
421320	Brick, stone, & related construction materials whsle	17	19 030	.3	45.3
4213201	Brick, block, tile, clay/cement sewer pipe whsle	10	15 997	.3	23.5
42133	Roofing, siding, & insulation material whsle	1 069	3 883 130	70.4	45.3
421330	Roofing, siding, & insulation material whsle	1 069	3 883 130	70.4	45.3
4213301	Roofing, siding, & insulation material whsle	1 069	3 883 130	70.4	45.3
42139	Other construction materials whsle	170	47 316	.9	23.8
421390	Other construction materials whsle	170	47 316	.9	23.8
4213901	Flat glass & other construction glass whsle	7	63	Z	X
4213902	Other construction materials whsle	163	47 253	.9	19.3
4215	Metal & mineral (except petroleum) whsle	126	71 475	1.3	35.8
42151	Metal service centers & offices	126	71 475	1.3	35.6
421510	Metal service centers & offices	126	71 475	1.3	35.6
4215101	Ferrous metal service centers & sales offices	117	65 540	1.2	33.6
42151011	Ferrous metal service centers	109	65 231	1.2	33.9
42151012	Ferrous metal sales offices	8	309	Z	48.6
4215102	Nonferrous metal service centers & sales offices	9	5 935	.1	78.4
42151021	Nonferrous metal service centers	7	5 692	.1	79.2
4216	Electrical goods whsle	13	6 975	.1	35.4
42161	Electrical apparatus & equip, wiring supp, & const material whsle	10	3 250	.1	58.6
421610	Electrical apparatus & equip, wiring supp, & const material whsle	10	3 250	.1	58.6
4217	Hardware, & plumbing & heating equipment & supplies whsle	327	154 663	2.8	5.7
42171	Hardware whsle	105	50 603	.9	3.1
421710	Hardware whsle	105	50 603	.9	3.1
42172	Plumbing & heating equipment & supplies (hydronics) whsle	64	23 726	.4	19.8
421720	Plumbing & heating equipment & supplies (hydronics) whsle	64	23 726	.4	19.8
42173	Warm air heating & air-conditioning equipment & supplies whsle	153	80 290	1.5	5.7
421730	Warm air heating & air-conditioning equipment & supplies whsle	153	80 290	1.5	5.7
4218	Machinery, equipment, & supplies whsle	25	6 294	.1	2.6
42181	Construction & mining (except petroleum) machinery & equip whsle	6	1 017	Z	7.4
421810	Construction & mining (except petroleum) machinery & equip whsle	6	1 017	Z	7.4
42183	Industrial machinery & equipment whsle	9	1 101	Z	.5
421830	Industrial machinery & equipment whsle	9	1 101	Z	.5
4218303	General-purpose industrial machinery & equipment whsle	8	920	Z	1.0
42184	Industrial supplies whsle	6	3 222	.1	X
421840	Industrial supplies whsle	6	3 222	.1	X
4219	Miscellaneous durable goods whsle	410	55 910	1.0	38.3
42199	Other miscellaneous durable goods whsle	409	55 584	1.0	33.7
421990	Other miscellaneous durable goods whsle	409	55 584	1.0	33.7
4219903	General merchandise (durable goods) whsle	407	55 081	1.0	32.5
422	Wholesale trade, nondurable goods	87	38 418	.7	25.3
4225	Farm-product raw material whsle	6	517	Z	X
42251	Grain & field bean whsle	6	517	Z	X
422510	Grain & field bean whsle	6	517	Z	X
4226	Chemical & allied products whsle	32	28 146	.5	24.5
42261	Plastics materials & basic forms & shapes whsle	15	8 624	.2	17.7
422610	Plastics materials & basic forms & shapes whsle	15	8 624	.2	17.7
42269	Other chemical & allied products whsle	17	19 522	.4	27.7
422690	Other chemical & allied products whsle	17	19 522	.4	27.7
4226902	Other chemical & allied products whsle	17	19 522	.4	27.9
4229	Miscellaneous nondurable goods whsle	41	8 028	.1	38.7
42295	Paint, varnish, & supplies whsle	21	4 449	.1	19.5
422950	Paint, varnish, & supplies whsle	21	4 449	.1	19.5
4229501	Paint, varnish, & supplies whsle	21	4 449	.1	19.5
42299	Other miscellaneous nondurable goods whsle	13	1 125	Z	X
422990	Other miscellaneous nondurable goods whsle	13	1 125	Z	X
4229904	Other nondurable goods whsle	6	831	Z	X

See footnotes at end of table.

Table 4. Merchant Wholesalers by Broad Commodity Line and Kind of Business: 1997—Con.

[Includes only establishments with payroll. For meaning of abbreviations and symbols, see introductory text. For explanation of terms, see Appendix A]

CL code and NAICS code	Commodity line and kind of business	Establishments (number)	Sales (\$1,000)	Percent of sales accounted for by kind of business ¹	Coverage in percents
0730	Flat glass and other construction glass (excluding automotive)	1 008	1 040 382	100.0	X
421	Wholesale trade, durable goods	966	1 021 883	98.2	X
4211	Motor vehicle & motor vehicle parts & supplies whsle	28	8 620	.8	X
42112	Motor vehicle supplies & new parts whsle	22	8 398	.8	X
421120	Motor vehicle supplies & new parts whsle	22	8 398	.8	X
4211201	Motor vehicle supplies & new parts—warehouse distributors	13	7 810	.8	X
4211202	Motor vehicle supplies & new parts—jobbers	9	588	.1	X
42114	Motor vehicle parts, (used) whsle	6	222	Z	X
421140	Motor vehicle parts, (used) whsle	6	222	Z	X
4212	Furniture & home furnishings whsle	15	30 223	2.9	X
42122	Home furnishings whsle	15	30 223	2.9	X
421220	Home furnishings whsle	15	30 223	2.9	X
4212201	Household china, glassware, & crockery whsle	9	21 499	2.1	X
4212204	Other home furnishings whsle	6	8 724	.8	X
4213	Lumber & other construction materials whsle	690	940 580	90.4	X
42131	Lumber, plywood, millwork, & wood panel whsle	94	36 520	3.5	X
421310	Lumber, plywood, millwork, & wood panel whsle	94	36 520	3.5	X
4213101	Lumber without yard whsle	19	3 471	.3	X
4213102	Lumber with yard whsle	16	4 395	.4	X
4213103	Plywood, veneer, millwork, & wood panel whsle	59	28 654	2.8	X
42132	Brick, stone, & related construction materials whsle	7	13 053	1.3	X
421320	Brick, stone, & related construction materials whsle	7	13 053	1.3	X
42133	Roofing, siding, & insulation material whsle	33	8 509	.8	X
421330	Roofing, siding, & insulation material whsle	33	8 509	.8	X
4213301	Roofing, siding, & insulation material whsle	33	8 509	.8	X
42139	Other construction materials whsle	556	882 498	84.8	X
421390	Other construction materials whsle	556	882 498	84.8	X
4213901	Flat glass & other construction glass whsle	523	873 034	83.9	X
4213902	Other construction materials whsle	33	9 464	.9	X
4215	Metal & mineral (except petroleum) whsle	47	20 120	1.9	X
42151	Metal service centers & offices	47	20 120	1.9	X
421510	Metal service centers & offices	47	20 120	1.9	X
4215101	Ferrous metal service centers & sales offices	8	1 845	.2	X
42151011	Ferrous metal service centers	6	1 746	.2	X
4215102	Nonferrous metal service centers & sales offices	39	18 275	1.8	X
42151021	Nonferrous metal service centers	25	10 002	1.0	X
42151022	Nonferrous metal sales offices	14	8 273	.8	X
4217	Hardware, & plumbing & heating equipment & supplies whsle	23	1 471	.1	X
42171	Hardware whsle	21	1 422	.1	X
421710	Hardware whsle	21	1 422	.1	X
4218	Machinery, equipment, & supplies whsle	8	2 986	.3	X
42183	Industrial machinery & equipment whsle	6	2 777	.3	X
421830	Industrial machinery & equipment whsle	6	2 777	.3	X
4219	Miscellaneous durable goods whsle	150	17 513	1.7	X
42199	Other miscellaneous durable goods whsle	150	17 513	1.7	X
421990	Other miscellaneous durable goods whsle	150	17 513	1.7	X
4219903	General merchandise (durable goods) whsle	150	17 513	1.7	X
422	Wholesale trade, nondurable goods	42	18 499	1.8	X
4221	Paper & paper product whsle	12	2 116	.2	X
42213	Industrial & personal service paper whsle	10	1 249	.1	X
422130	Industrial & personal service paper whsle	10	1 249	.1	X
4226	Chemical & allied products whsle	6	3 117	.3	X
42261	Plastics materials & basic forms & shapes whsle	6	3 117	.3	X
422610	Plastics materials & basic forms & shapes whsle	6	3 117	.3	X
4229	Miscellaneous nondurable goods whsle	23	11 505	1.1	X
42299	Other miscellaneous nondurable goods whsle	16	8 354	.8	X
422990	Other miscellaneous nondurable goods whsle	16	8 354	.8	X
4229902	General merchandise (nondurable goods) whsle	8	902	.1	X
4229904	Other nondurable goods whsle	6	2 083	.2	X
0740	Other construction materials	3 600	4 796 815	100.0	57.0
421	Wholesale trade, durable goods	3 433	4 731 449	98.6	60.3
4211	Motor vehicle & motor vehicle parts & supplies whsle	14	7 763	.2	79.2
42111	Automobile & other motor vehicle whsle	6	2 165	Z	X
421110	Automobile & other motor vehicle whsle	6	2 165	Z	X
4212	Furniture & home furnishings whsle	32	34 093	.7	48.4
42121	Furniture whsle	8	3 443	.1	12.6
421210	Furniture whsle	8	3 443	.1	12.6
4212101	Household & lawn furniture whsle	6	992	Z	8.3
42122	Home furnishings whsle	24	30 650	.6	56.5
421220	Home furnishings whsle	24	30 650	.6	56.5
4212203	Floor coverings whsle	21	30 102	.6	72.1
4213	Lumber & other construction materials whsle	2 570	4 412 655	92.0	66.7
42131	Lumber, plywood, millwork, & wood panel whsle	470	506 619	10.6	77.0
421310	Lumber, plywood, millwork, & wood panel whsle	470	506 619	10.6	77.0
4213101	Lumber without yard whsle	96	92 800	1.9	X
4213102	Lumber with yard whsle	86	95 424	2.0	71.8
4213103	Plywood, veneer, millwork, & wood panel whsle	288	318 395	6.6	73.1
42132	Brick, stone, & related construction materials whsle	29	12 989	.3	45.7
421320	Brick, stone, & related construction materials whsle	29	12 989	.3	45.7
4213201	Brick, block, tile, clay/cement sewer pipe whsle	16	11 056	.2	23.8
4213202	Sand, gravel, & stone whsle	6	182	Z	46.0
4213203	Cement, lime, & related products whsle	7	1 751	Z	X
42133	Roofing, siding, & insulation material whsle	213	159 302	3.3	46.5
421330	Roofing, siding, & insulation material whsle	213	159 302	3.3	46.5
4213301	Roofing, siding, & insulation material whsle	213	159 302	3.3	46.5

See footnotes at end of table.

Table 4. Merchant Wholesalers by Broad Commodity Line and Kind of Business: 1997—Con.

[Includes only establishments with payroll. For meaning of abbreviations and symbols, see introductory text. For explanation of terms, see Appendix A]

CL code and NAICS code	Commodity line and kind of business	Establishments (number)	Sales (\$1,000)	Percent of sales accounted for by kind of business ¹	Coverage in percents
0740	Other construction materials—Con.				
421	Wholesale trade, durable goods—Con.				
4213	Lumber & other construction materials whsle—Con.				
42139	Other construction materials whsle	1 858	3 733 745	77.8	29.3
421390	Other construction materials whsle	1 858	3 733 745	77.8	29.3
4213901	Flat glass & other construction glass whsle	38	22 848	.5	X
4213902	Other construction materials whsle	1 820	3 710 897	77.4	23.8
4215	Metal & mineral (except petroleum) whsle	162	77 669	1.6	58.4
42151	Metal service centers & offices	162	77 669	1.6	58.1
421510	Metal service centers & offices	162	77 669	1.6	58.1
4215101	Ferrous metal service centers & sales offices	144	69 427	1.4	55.6
42151011	Ferrous metal service centers	120	66 553	1.4	55.7
42151012	Ferrous metal sales offices	24	2 874	.1	65.2
4215102	Nonferrous metal service centers & sales offices	18	8 242	.2	78.7
42151021	Nonferrous metal service centers	16	7 414	.2	79.2
4216	Electrical goods whsle	6	610	Z	X
4217	Hardware, & plumbing & heating equipment & supplies whsle	128	98 612	2.1	24.8
42171	Hardware whsle	83	27 393	.6	10.0
421710	Hardware whsle	83	27 393	.6	10.0
42172	Plumbing & heating equipment & supplies (hydronics) whsle	16	41 610	.9	56.6
421720	Plumbing & heating equipment & supplies (hydronics) whsle	16	41 610	.9	56.6
42173	Warm air heating & air-conditioning equipment & supplies whsle	26	29 278	.6	26.7
421730	Warm air heating & air-conditioning equipment & supplies whsle	26	29 278	.6	26.7
4218	Machinery, equipment, & supplies whsle	107	31 005	.6	13.9
42182	Farm & garden machinery & equipment whsle	68	19 311	.4	5.4
421820	Farm & garden machinery & equipment whsle	68	19 311	.4	5.4
4218201	Farm machinery & equipment—farm dealers	52	5 675	.1	X
4218202	Farm machinery & equipment—whsle distributors	10	10 487	.2	11.2
4218203	Lawn & garden machinery & equipment whsle	6	3 149	.1	6.6
42183	Industrial machinery & equipment whsle	22	8 288	.2	23.3
421830	Industrial machinery & equipment whsle	22	8 288	.2	23.3
4218305	Materials handling equipment whsle	9	6 316	.1	15.4
4218307	Other industrial machinery & equipment whsle	9	403	Z	67.0
42184	Industrial supplies whsle	8	1 085	Z	X
421840	Industrial supplies whsle	8	1 085	Z	X
4219	Miscellaneous durable goods whsle	409	68 554	1.4	3.8
42199	Other miscellaneous durable goods whsle	409	68 554	1.4	3.3
421990	Other miscellaneous durable goods whsle	409	68 554	1.4	3.3
4219903	General merchandise (durable goods) whsle	398	65 801	1.4	3.3
4219906	Other durable goods whsle	8	2 645	.1	X
422	Wholesale trade, nondurable goods	167	65 366	1.4	10.9
4224	Grocery & related products whsle	7	2 606	.1	X
42249	Other grocery & related products whsle	7	2 606	.1	X
422490	Other grocery & related products whsle	7	2 606	.1	X
4225	Farm-product raw material whsle	18	1 033	Z	X
42251	Grain & field bean whsle	18	1 033	Z	X
422510	Grain & field bean whsle	18	1 033	Z	X
4226	Chemical & allied products whsle	36	20 295	.4	47.3
42261	Plastics materials & basic forms & shapes whsle	9	3 398	.1	X
422610	Plastics materials & basic forms & shapes whsle	9	3 398	.1	X
42269	Other chemical & allied products whsle	27	16 897	.4	36.5
422690	Other chemical & allied products whsle	27	16 897	.4	36.5
4226902	Other chemical & allied products whsle	27	16 897	.4	36.8
4227	Petroleum & petroleum products whsle	9	1 549	Z	X
42271	Petroleum bulk stations & terminals	7	1 540	Z	X
422710	Petroleum bulk stations & terminals	7	1 540	Z	X
4229	Miscellaneous nondurable goods whsle	94	37 920	.8	3.9
42291	Farm supplies whsle	67	31 756	.7	X
422910	Farm supplies whsle	67	31 756	.7	X
4229101	Farm supplies—farm dealers	15	500	Z	X
4229102	Farm supplies—whsle distributors	52	31 256	.7	X
42295	Paint, varnish, & supplies whsle	8	117	Z	X
422950	Paint, varnish, & supplies whsle	8	117	Z	X
4229501	Paint, varnish, & supplies whsle	8	117	Z	X
42299	Other miscellaneous nondurable goods whsle	17	2 072	Z	5.8
422990	Other miscellaneous nondurable goods whsle	17	2 072	Z	5.8
4229902	General merchandise (nondurable goods) whsle	9	1 806	Z	X
4229904	Other nondurable goods whsle	8	266	Z	53.1
0800	Photographic equipment and supplies (excluding video)	2 591	9 722 943	100.0	19.2
421	Wholesale trade, durable goods	1 996	9 248 717	95.1	33.2
4212	Furniture & home furnishings whsle	18	2 443	Z	X
42121	Furniture whsle	8	803	Z	X
421210	Furniture whsle	8	803	Z	X
4212102	Office & business furniture whsle	8	803	Z	X
42122	Home furnishings whsle	10	1 640	Z	X
421220	Home furnishings whsle	10	1 640	Z	X
4212201	Household china, glassware, & crockery whsle	6	389	Z	X

See footnotes at end of table.

Table 4. Merchant Wholesalers by Broad Commodity Line and Kind of Business: 1997—Con.

[Includes only establishments with payroll. For meaning of abbreviations and symbols, see introductory text. For explanation of terms, see Appendix A]

CL code and NAICS code	Commodity line and kind of business	Establishments (number)	Sales (\$1,000)	Percent of sales accounted for by kind of business ¹	Coverage in percents
0800	Photographic equipment and supplies (excluding video)—Con.				
421	Wholesale trade, durable goods—Con.				
4214	Professional & commercial equipment & supplies whsle	1 535	8 211 919	84.5	30.6
42141	Photographic equipment & supplies whsle	1 207	7 178 471	73.8	63.7
421410	Photographic equipment & supplies whsle	1 207	7 178 471	73.8	63.7
42142	Office equipment whsle	166	984 672	10.1	X
421420	Office equipment whsle	166	984 672	10.1	X
42143	Computer & computer peripheral equipment & software whsle	83	12 437	.1	.7
421430	Computer & computer peripheral equipment & software whsle	83	12 437	.1	.7
4214301	Computer & peripheral equipment whsle	76	11 309	.1	X
42143011	Computers & peripheral equipment for resale	19	5 040	.1	X
42143012	Computers & peripheral equipment for end use	57	6 269	.1	X
4214302	Computer software (packaged) whsle	7	1 128	Z	X
42144	Other commercial equipment whsle	14	2 572	Z	36.3
421440	Other commercial equipment whsle	14	2 572	Z	36.3
4214402	Store machines & equipment whsle	13	1 304	Z	20.6
42145	Medical, dental, & hospital equipment & supplies whsle	22	9 875	.1	34.2
421450	Medical, dental, & hospital equipment & supplies whsle	22	9 875	.1	34.2
4214501	Surgical, medical, & hospital supplies whsle	22	9 875	.1	33.6
42146	Ophthalmic goods whsle	11	9 008	.1	X
421460	Ophthalmic goods whsle	11	9 008	.1	X
42149	Other professional equipment & supplies whsle	32	14 884	.2	X
421490	Other professional equipment & supplies whsle	32	14 884	.2	X
4214902	Other professional equipment & supplies whsle	28	13 693	.1	X
4216	Electrical goods whsle	82	58 368	.6	10.2
42161	Electrical apparatus & equip, wiring supp, & const material whsle	29	4 612	Z	19.0
421610	Electrical apparatus & equip, wiring supp, & const material whsle	29	4 612	Z	19.0
42162	Electrical appliance, television & radio set whsle	26	40 639	.4	5.4
421620	Electrical appliance, television & radio set whsle	26	40 639	.4	5.4
42169	Other electronic parts & equipment whsle	27	13 117	.1	22.0
421690	Other electronic parts & equipment whsle	27	13 117	.1	22.0
4216901	Communications equipment & supplies whsle	11	4 353	Z	X
4216902	Electronic parts (excluding communications equipment) whsle	16	8 764	.1	31.2
4218	Machinery, equipment, & supplies whsle	19	4 679	Z	60.8
42183	Industrial machinery & equipment whsle	18	4 645	Z	62.7
421830	Industrial machinery & equipment whsle	18	4 645	Z	62.7
4218307	Other industrial machinery & equipment whsle	15	4 444	Z	64.5
4219	Miscellaneous durable goods whsle	329	964 426	9.9	57.3
42191	Sporting & recreational goods & supplies whsle	10	3 532	Z	X
421910	Sporting & recreational goods & supplies whsle	10	3 532	Z	X
42192	Toy & hobby goods & supplies whsle	17	3 027	Z	13.0
421920	Toy & hobby goods & supplies whsle	17	3 027	Z	13.0
42199	Other miscellaneous durable goods whsle	298	945 498	9.7	56.7
421990	Other miscellaneous durable goods whsle	298	945 498	9.7	56.7
4219903	General merchandise (durable goods) whsle	275	942 786	9.7	58.9
4219904	Prerecorded media whsle	20	2 106	Z	X
42199041	Compact discs/pre-recorded audio tapes, & phonograph records whsle	20	2 106	Z	X
422	Wholesale trade, nondurable goods	595	474 226	4.9	.9
4221	Paper & paper product whsle	222	170 160	1.8	1.0
42211	Printing & writing paper whsle	34	70 810	.7	.8
422110	Printing & writing paper whsle	34	70 810	.7	.8
42212	Stationery & office supplies whsle	156	45 311	.5	1.1
422120	Stationery & office supplies whsle	156	45 311	.5	1.1
42213	Industrial & personal service paper whsle	32	54 039	.6	1.1
422130	Industrial & personal service paper whsle	32	54 039	.6	1.1
4222	Drugs, & druggists' sundries whsle	127	142 970	1.5	X
42221	Drugs, & druggists' sundries whsle	127	142 970	1.5	X
422210	Drugs, & druggists' sundries whsle	127	142 970	1.5	X
4222101	General-line drugs whsle	63	87 264	.9	X
4222102	Specialty-line drug, pharmaceutical, cosmetic, & toiletries whsle	64	55 706	.6	X
4223	Apparel, piece goods, & notions whsle	11	14 502	.1	X
42231	Piece goods, notions, & other dry goods whsle	7	14 327	.1	X
422310	Piece goods, notions, & other dry goods whsle	7	14 327	.1	X
4223101	Piece goods—jobbers	7	14 327	.1	X
4224	Grocery & related products whsle	15	1 887	Z	X
42245	Confectionery whsle	6	870	Z	X
422450	Confectionery whsle	6	870	Z	X
42249	Other grocery & related products whsle	9	1 017	Z	X
422490	Other grocery & related products whsle	9	1 017	Z	X
4226	Chemical & allied products whsle	11	3 887	Z	X
42261	Plastics materials & basic forms & shapes whsle	11	3 887	Z	X
422610	Plastics materials & basic forms & shapes whsle	11	3 887	Z	X
4229	Miscellaneous nondurable goods whsle	209	140 820	1.4	2.7
42292	Book, periodical, & newspaper whsle	7	195	Z	X
422920	Book, periodical, & newspaper whsle	7	195	Z	X
42294	Tobacco & tobacco product whsle	43	28 602	.3	X
422940	Tobacco & tobacco product whsle	43	28 602	.3	X
42299	Other miscellaneous nondurable goods whsle	154	111 938	1.2	23.6
422990	Other miscellaneous nondurable goods whsle	154	111 938	1.2	23.6
4229901	Art goods whsle	20	94 642	1.0	63.4
4229902	General merchandise (nondurable goods) whsle	106	14 579	.2	.4
4229904	Other nondurable goods whsle	26	2 685	Z	1.0

See footnotes at end of table.

Table 4. Merchant Wholesalers by Broad Commodity Line and Kind of Business: 1997—Con.

[Includes only establishments with payroll. For meaning of abbreviations and symbols, see introductory text. For explanation of terms, see Appendix A]

CL code and NAICS code	Commodity line and kind of business	Establishments (number)	Sales (\$1,000)	Percent of sales accounted for by kind of business ¹	Coverage in percents
0900	Office equipment	10 092	18 814 938	100.0	29.9
421	Wholesale trade, durable goods	8 147	17 839 365	94.8	38.9
4211	Motor vehicle & motor vehicle parts & supplies whsle	6	998	Z	X
4212	Furniture & home furnishings whsle	149	50 375	.3	7.7
42121	Furniture whsle	141	48 645	.3	8.8
421210	Furniture whsle	141	48 645	.3	8.8
4212101	Household & lawn furniture whsle	10	217	Z	X
4212102	Office & business furniture whsle	131	48 428	.3	9.2
42122	Home furnishings whsle	8	1 730	Z	X
421220	Home furnishings whsle	8	1 730	Z	X
4212204	Other home furnishings whsle	7	1 188	Z	X
4213	Lumber & other construction materials whsle	8	1 217	Z	X
4214	Professional & commercial equipment & supplies whsle	7 034	16 001 140	85.0	44.9
42141	Photographic equipment & supplies whsle	43	20 078	.1	17.0
421410	Photographic equipment & supplies whsle	43	20 078	.1	17.0
42142	Office equipment whsle	6 291	15 285 194	81.2	46.5
421420	Office equipment whsle	6 291	15 285 194	81.2	46.5
42143	Computer & computer peripheral equipment & software whsle	573	683 030	3.6	50.3
421430	Computer & computer peripheral equipment & software whsle	573	683 030	3.6	50.3
4214301	Computer & peripheral equipment whsle	541	658 294	3.5	49.8
42143011	Computers & peripheral equipment for resale	154	418 159	2.2	X
42143012	Computers & peripheral equipment for end use	387	240 135	1.3	32.9
4214302	Computer software (packaged) whsle	32	24 736	.1	X
42144	Other commercial equipment whsle	47	3 827	Z	20.5
421440	Other commercial equipment whsle	47	3 827	Z	20.5
4214401	Restaurant & hotel equipment & supplies whsle	9	113	Z	X
4214402	Store machines & equipment whsle	38	3 714	Z	19.6
42145	Medical, dental, & hospital equipment & supplies whsle	30	2 130	Z	X
421450	Medical, dental, & hospital equipment & supplies whsle	30	2 130	Z	X
4214501	Surgical, medical, & hospital supplies whsle	27	1 336	Z	X
42149	Other professional equipment & supplies whsle	50	6 881	Z	6.2
421490	Other professional equipment & supplies whsle	50	6 881	Z	6.2
4214901	Religious & school supplies whsle	10	1 104	Z	X
4214902	Other professional equipment & supplies whsle	40	5 777	Z	10.3
4216	Electrical goods whsle	310	1 595 227	8.5	13.9
42161	Electrical apparatus & equip, wiring supp, & const material whsle	27	4 623	Z	30.9
421610	Electrical apparatus & equip, wiring supp, & const material whsle	27	4 623	Z	30.9
42162	Electrical appliance, television & radio set whsle	64	1 294 206	6.9	1.3
421620	Electrical appliance, television & radio set whsle	64	1 294 206	6.9	1.3
42169	Other electronic parts & equipment whsle	219	296 398	1.6	40.5
421690	Other electronic parts & equipment whsle	219	296 398	1.6	40.5
4216901	Communications equipment & supplies whsle	177	245 677	1.3	51.3
4216902	Electronic parts (excluding communications equipment) whsle	42	50 721	.3	14.7
4217	Hardware, & plumbing & heating equipment & supplies whsle	13	373	Z	37.0
42171	Hardware whsle	9	261	Z	45.4
421710	Hardware whsle	9	261	Z	45.4
4218	Machinery, equipment, & supplies whsle	126	74 706	.4	34.4
42183	Industrial machinery & equipment whsle	57	63 998	.3	42.0
421830	Industrial machinery & equipment whsle	57	63 998	.3	42.0
4218303	General-purpose industrial machinery & equipment whsle	15	52 216	.3	77.5
4218305	Materials handling equipment whsle	7	235	Z	X
4218306	Oilwell, oil refinery, & pipeline mach, equip, & supplies whsle	15	2 027	Z	X
4218307	Other industrial machinery & equipment whsle	15	9 503	.1	8.3
42184	Industrial supplies whsle	67	10 690	.1	.7
421840	Industrial supplies whsle	67	10 690	.1	.7
4218401	General-line industrial supplies whsle	33	7 934	Z	X
4218406	Other industrial supplies whsle	27	2 636	Z	1.2
4219	Miscellaneous durable goods whsle	498	115 284	.6	45.7
42194	Jewelry/watch/silverware/precious stone, & precious metal whsle	10	52 106	.3	76.5
421940	Jewelry/watch/silverware/precious stone, & precious metal whsle	10	52 106	.3	76.5
4219401	Jewelry, watch, diamonds, precious stone, & silverware whsle	10	52 106	.3	72.9
42199	Other miscellaneous durable goods whsle	484	62 935	.3	4.9
421990	Other miscellaneous durable goods whsle	484	62 935	.3	4.9
4219903	General merchandise (durable goods) whsle	418	45 551	.2	6.9
4219904	Pre-recorded media whsle	9	1 573	Z	X
42199041	Compact discs/pre-recorded audio tapes, & phonograph records whsle	8	1 160	Z	X
4219905	Fire extinguishers & fire safety equipment whsle	8	791	Z	X
4219906	Other durable goods whsle	49	15 020	.1	X
422	Wholesale trade, nondurable goods	1 945	975 573	5.2	2.8
4221	Paper & paper product whsle	1 282	829 383	4.4	2.7
42211	Printing & writing paper whsle	40	23 465	.1	3.3
422110	Printing & writing paper whsle	40	23 465	.1	3.3
42212	Stationery & office supplies whsle	1 204	802 094	4.3	3.0
422120	Stationery & office supplies whsle	1 204	802 094	4.3	3.0
42213	Industrial & personal service paper whsle	38	3 824	Z	X
422130	Industrial & personal service paper whsle	38	3 824	Z	X
4223	Apparel, piece goods, & notions whsle	10	3 240	Z	X
42231	Piece goods, notions, & other dry goods whsle	6	303	Z	X
422310	Piece goods, notions, & other dry goods whsle	6	303	Z	X
4223101	Piece goods—jobbers	6	303	Z	X
4224	Grocery & related products whsle	211	73 326	.4	X
42241	General-line grocery whsle	178	70 296	.4	X
422410	General-line grocery whsle	178	70 296	.4	X
4224102	General-line grocery whsle, retail cooperative	60	7 923	Z	X
4224103	Other general-line grocery whsle	118	62 373	.3	X
42249	Other grocery & related products whsle	25	2 815	Z	X
422490	Other grocery & related products whsle	25	2 815	Z	X
4224906	Other grocery specialties whsle	16	1 462	Z	X

See footnotes at end of table.

Table 4. Merchant Wholesalers by Broad Commodity Line and Kind of Business: 1997—Con.

[Includes only establishments with payroll. For meaning of abbreviations and symbols, see introductory text. For explanation of terms, see Appendix A]

CL code and NAICS code	Commodity line and kind of business	Establishments (number)	Sales (\$1,000)	Percent of sales accounted for by kind of business ¹	Coverage in percents
0900	Office equipment—Con.				
422	Wholesale trade, nondurable goods—Con.				
4226	Chemical & allied products whsle	26	2 280	Z	12.2
42261	Plastics materials & basic forms & shapes whsle	19	1 412	Z	25.7
422610	Plastics materials & basic forms & shapes whsle	19	1 412	Z	25.7
42269	Other chemical & allied products whsle	7	868	Z	1.6
422690	Other chemical & allied products whsle	7	868	Z	1.6
4226902	Other chemical & allied products whsle	7	868	Z	1.6
4229	Miscellaneous nondurable goods whsle	409	66 033	.4	26.3
42299	Other miscellaneous nondurable goods whsle	404	65 196	.3	26.8
422990	Other miscellaneous nondurable goods whsle	404	65 196	.3	26.8
4229902	General merchandise (nondurable goods) whsle	393	62 425	.3	31.8
4229904	Other nondurable goods whsle	11	2 771	Z	6.8
0920	New computer equipment	16 355	122 797 754	100.0	50.4
421	Wholesale trade, durable goods	15 322	122 400 570	99.7	49.7
4211	Motor vehicle & motor vehicle parts & supplies whsle	13	13 211	Z	.4
42112	Motor vehicle supplies & new parts whsle	13	13 211	Z	.4
421120	Motor vehicle supplies & new parts whsle	13	13 211	Z	.4
4211202	Motor vehicle supplies & new parts—jobbers	11	12 894	Z	.4
4212	Furniture & home furnishings whsle	82	7 108	Z	27.5
42121	Furniture whsle	78	6 768	Z	28.1
421210	Furniture whsle	78	6 768	Z	28.1
4212101	Household & lawn furniture whsle	9	669	Z	X
4212102	Office & business furniture whsle	69	6 099	Z	30.5
4213	Lumber & other construction materials whsle	16	5 859	Z	X
42131	Lumber, plywood, millwork, & wood panel whsle	12	5 670	Z	X
421310	Lumber, plywood, millwork, & wood panel whsle	12	5 670	Z	X
4213102	Lumber with yard whsle	7	3 501	Z	X
4214	Professional & commercial equipment & supplies whsle	13 457	119 959 019	97.7	53.8
42141	Photographic equipment & supplies whsle	94	409 795	.3	3.5
421410	Photographic equipment & supplies whsle	94	409 795	.3	3.5
42142	Office equipment whsle	893	2 590 989	2.1	29.9
421420	Office equipment whsle	893	2 590 989	2.1	29.9
42143	Computer & computer peripheral equipment & software whsle	12 235	116 924 252	95.2	56.8
421430	Computer & computer peripheral equipment & software whsle	12 235	116 924 252	95.2	56.8
4214301	Computer & peripheral equipment whsle	11 474	116 291 926	94.7	56.8
42143011	Computers & peripheral equipment for resale	4 631	74 893 335	61.0	X
42143012	Computers & peripheral equipment for end use	6 843	41 398 591	33.7	40.8
4214302	Computer software (packaged) whsle	761	632 326	.5	X
42144	Other commercial equipment whsle	114	11 536	Z	21.1
421440	Other commercial equipment whsle	114	11 536	Z	21.1
4214401	Restaurant & hotel equipment & supplies whsle	30	2 706	Z	X
4214402	Store machines & equipment whsle	84	8 830	Z	23.1
42145	Medical, dental, & hospital equipment & supplies whsle	57	7 270	Z	1.9
421450	Medical, dental, & hospital equipment & supplies whsle	57	7 270	Z	1.9
4214501	Surgical, medical, & hospital supplies whsle	56	7 240	Z	1.9
42149	Other professional equipment & supplies whsle	61	15 115	Z	.9
421490	Other professional equipment & supplies whsle	61	15 115	Z	.9
4214901	Religious & school supplies whsle	6	5 992	Z	2.9
4214902	Other professional equipment & supplies whsle	55	9 123	Z	.8
4215	Metal & mineral (except petroleum) whsle	7	2 022	Z	X
42151	Metal service centers & offices	7	2 022	Z	X
421510	Metal service centers & offices	7	2 022	Z	X
4215101	Ferrous metal service centers & sales offices	6	1 998	Z	X
4216	Electrical goods whsle	1 009	2 029 748	1.7	11.7
42161	Electrical apparatus & equip, wiring supp, & const material whsle	95	14 300	Z	8.6
421610	Electrical apparatus & equip, wiring supp, & const material whsle	95	14 300	Z	8.6
42162	Electrical appliance, television & radio set whsle	108	239 773	.2	X
421620	Electrical appliance, television & radio set whsle	108	239 773	.2	X
42169	Other electronic parts & equipment whsle	806	1 775 675	1.4	16.9
421690	Other electronic parts & equipment whsle	806	1 775 675	1.4	16.9
4216901	Communications equipment & supplies whsle	357	331 082	.3	34.6
4216902	Electronic parts (excluding communications equipment) whsle	449	1 444 593	1.2	12.0
4217	Hardware, & plumbing & heating equipment & supplies whsle	29	15 082	Z	X
42171	Hardware whsle	26	14 946	Z	X
421710	Hardware whsle	26	14 946	Z	X
4218	Machinery, equipment, & supplies whsle	288	89 323	.1	14.1
42181	Construction & mining (except petroleum) machinery & equip whsle	6	265	Z	40.5
421810	Construction & mining (except petroleum) machinery & equip whsle	6	265	Z	40.5
42183	Industrial machinery & equipment whsle	239	77 700	.1	16.3
421830	Industrial machinery & equipment whsle	239	77 700	.1	16.3
4218302	Hydraulic & pneumatic (fluid-power) machinery & equipment whsle	13	3 220	Z	X
42183022	Hydraulic & pneumatic parts, accessories, & supplies whsle	9	3 200	Z	X
4218303	General-purpose industrial machinery & equipment whsle	95	39 636	Z	34.9
4218304	Metalworking machinery & equipment whsle	25	8 943	Z	X
4218305	Materials handling equipment whsle	20	2 593	Z	X
4218306	Oilwell, oil refinery, & pipeline mach, equip, & supplies whsle	13	1 382	Z	X
4218307	Other industrial machinery & equipment whsle	71	21 708	Z	4.3
42184	Industrial supplies whsle	32	9 813	Z	X
421840	Industrial supplies whsle	32	9 813	Z	X
4218401	General-line industrial supplies whsle	25	911	Z	X
42185	Service establishment equipment & supplies whsle	8	1 428	Z	X
421850	Service establishment equipment & supplies whsle	8	1 428	Z	X
4218504	Other service establishment equipment & supplies whsle	8	D	D	X

See footnotes at end of table.

Table 4. Merchant Wholesalers by Broad Commodity Line and Kind of Business: 1997—Con.

[Includes only establishments with payroll. For meaning of abbreviations and symbols, see introductory text. For explanation of terms, see Appendix A]

CL code and NAICS code	Commodity line and kind of business	Establishments (number)	Sales (\$1,000)	Percent of sales accounted for by kind of business ¹	Coverage in percents
0920	New computer equipment—Con.				
421	Wholesale trade, durable goods—Con.				
4219	Miscellaneous durable goods whsle	421	279 198	.2	63.3
42191	Sporting & recreational goods & supplies whsle	6	6 591	Z	X
421910	Sporting & recreational goods & supplies whsle	6	6 591	Z	X
42193	Recyclable material whsle	9	319	Z	X
421930	Recyclable material whsle	9	319	Z	X
4219302	Recyclable paper & paperboard whsle	7	236	Z	X
42199	Other miscellaneous durable goods whsle	400	264 540	.2	56.8
421990	Other miscellaneous durable goods whsle	400	264 540	.2	56.8
4219903	General merchandise (durable goods) whsle	393	262 204	.2	57.4
422	Wholesale trade, nondurable goods	1 033	397 184	.3	8.1
4221	Paper & paper product whsle	575	331 407	.3	6.0
42211	Printing & writing paper whsle	51	13 450	Z	10.7
422110	Printing & writing paper whsle	51	13 450	Z	10.7
42212	Stationery & office supplies whsle	512	316 944	.3	6.5
422120	Stationery & office supplies whsle	512	316 944	.3	6.5
42213	Industrial & personal service paper whsle	12	1 013	Z	X
422130	Industrial & personal service paper whsle	12	1 013	Z	X
4226	Chemical & allied products whsle	19	1 348	Z	26.6
42261	Plastics materials & basic forms & shapes whsle	13	1 198	Z	29.0
422610	Plastics materials & basic forms & shapes whsle	13	1 198	Z	29.0
42269	Other chemical & allied products whsle	6	150	Z	X
422690	Other chemical & allied products whsle	6	150	Z	X
4226902	Other chemical & allied products whsle	6	150	Z	X
4229	Miscellaneous nondurable goods whsle	427	60 429	Z	54.2
42299	Other miscellaneous nondurable goods whsle	423	59 370	Z	56.3
422990	Other miscellaneous nondurable goods whsle	423	59 370	Z	56.3
4229902	General merchandise (nondurable goods) whsle	422	59 295	Z	69.4
0930	Used computer equipment	1 897	2 450 549	100.0	X
421	Wholesale trade, durable goods	1 852	2 449 160	99.9	X
4214	Professional & commercial equipment & supplies whsle	1 778	2 433 923	99.3	X
42142	Office equipment whsle	43	2 655	.1	X
421420	Office equipment whsle	43	2 655	.1	X
42143	Computer & computer peripheral equipment & software whsle	1 702	2 430 797	99.2	X
421430	Computer & computer peripheral equipment & software whsle	1 702	2 430 797	99.2	X
4214301	Computer & peripheral equipment whsle	1 658	2 427 421	99.1	X
42143011	Computers & peripheral equipment for resale	829	1 577 015	64.4	X
42143012	Computers & peripheral equipment for end use	829	850 406	34.7	X
4214302	Computer software (packaged) whsle	44	3 376	.1	X
42144	Other commercial equipment whsle	30	431	Z	X
421440	Other commercial equipment whsle	30	431	Z	X
4214401	Restaurant & hotel equipment & supplies whsle	15	243	Z	X
4214402	Store machines & equipment whsle	15	188	Z	X
4216	Electrical goods whsle	38	10 046	.4	X
42169	Other electronic parts & equipment whsle	37	10 037	.4	X
421690	Other electronic parts & equipment whsle	37	10 037	.4	X
4216901	Communications equipment & supplies whsle	16	6 106	.2	X
4216902	Electronic parts (excluding communications equipment) whsle	21	3 931	.2	X
4218	Machinery, equipment, & supplies whsle	8	3 262	.1	X
42183	Industrial machinery & equipment whsle	6	3 223	.1	X
421830	Industrial machinery & equipment whsle	6	3 223	.1	X
4219	Miscellaneous durable goods whsle	25	1 710	.1	X
42199	Other miscellaneous durable goods whsle	23	1 495	.1	X
421990	Other miscellaneous durable goods whsle	23	1 495	.1	X
4219903	General merchandise (durable goods) whsle	23	1 495	.1	X
422	Wholesale trade, nondurable goods	45	1 389	.1	X
4221	Paper & paper product whsle	17	779	Z	X
42212	Stationery & office supplies whsle	12	201	Z	X
422120	Stationery & office supplies whsle	12	201	Z	X
4229	Miscellaneous nondurable goods whsle	28	610	Z	X
42299	Other miscellaneous nondurable goods whsle	28	610	Z	X
422990	Other miscellaneous nondurable goods whsle	28	610	Z	X
4229902	General merchandise (nondurable goods) whsle	28	610	Z	X
0950	Computer software (packaged)	8 777	14 075 417	100.0	X
421	Wholesale trade, durable goods	8 352	13 990 142	99.4	X
4212	Furniture & home furnishings whsle	11	1 105	Z	X
42121	Furniture whsle	11	1 105	Z	X
421210	Furniture whsle	11	1 105	Z	X
4212102	Office & business furniture whsle	11	1 105	Z	X

See footnotes at end of table.

Table 4. Merchant Wholesalers by Broad Commodity Line and Kind of Business: 1997—Con.

[Includes only establishments with payroll. For meaning of abbreviations and symbols, see introductory text. For explanation of terms, see Appendix A]

CL code and NAICS code	Commodity line and kind of business	Establishments (number)	Sales (\$1,000)	Percent of sales accounted for by kind of business ¹	Coverage in percents
0950	Computer software (packaged)—Con.				
421	Wholesale trade, durable goods—Con.				
4214	Professional & commercial equipment & supplies whsle	7 276	13 699 568	97.3	X
42141	Photographic equipment & supplies whsle	46	7 546	.1	X
421410	Photographic equipment & supplies whsle	46	7 546	.1	X
42142	Office equipment whsle	240	29 584	.2	X
421420	Office equipment whsle	240	29 584	.2	X
42143	Computer & computer peripheral equipment & software whsle	6 785	13 614 977	96.7	X
421430	Computer & computer peripheral equipment & software whsle	6 785	13 614 977	96.7	X
4214301	Computer & peripheral equipment whsle	4 132	5 312 979	37.7	X
42143011	Computers & peripheral equipment for resale	1 036	3 544 967	25.2	X
42143012	Computers & peripheral equipment for end use	3 096	1 768 012	12.6	X
4214302	Computer software (packaged) whsle	2 653	8 301 998	59.0	X
42144	Other commercial equipment whsle	84	9 138	.1	X
421440	Other commercial equipment whsle	84	9 138	.1	X
4214401	Restaurant & hotel equipment & supplies whsle	16	707	Z	X
4214402	Store machines & equipment whsle	68	8 431	.1	X
42145	Medical, dental, & hospital equipment & supplies whsle	47	23 284	.2	X
421450	Medical, dental, & hospital equipment & supplies whsle	47	23 284	.2	X
4214501	Surgical, medical, & hospital supplies whsle	40	11 253	.1	X
4214502	Dental equipment & supplies whsle	7	12 031	.1	X
42149	Other professional equipment & supplies whsle	74	15 039	.1	X
421490	Other professional equipment & supplies whsle	74	15 039	.1	X
4214902	Other professional equipment & supplies whsle	69	12 661	.1	X
4215	Metal & mineral (except petroleum) whsle	6	373	Z	X
42151	Metal service centers & offices	6	373	Z	X
421510	Metal service centers & offices	6	373	Z	X
4215101	Ferrous metal service centers & sales offices	6	373	Z	X
4216	Electrical goods whsle	497	148 605	1.1	X
42161	Electrical apparatus & equip, wiring supp, & const material whsle	146	44 716	.3	X
421610	Electrical apparatus & equip, wiring supp, & const material whsle	146	44 716	.3	X
42162	Electrical appliance, television & radio set whsle	66	24 578	.2	X
421620	Electrical appliance, television & radio set whsle	66	24 578	.2	X
42169	Other electronic parts & equipment whsle	285	79 311	.6	X
421690	Other electronic parts & equipment whsle	285	79 311	.6	X
4216901	Communications equipment & supplies whsle	138	51 495	.4	X
4216902	Electronic parts (excluding communications equipment) whsle	147	27 816	.2	X
4217	Hardware, & plumbing & heating equipment & supplies whsle	62	25 566	.2	X
42171	Hardware whsle	58	25 370	.2	X
421710	Hardware whsle	58	25 370	.2	X
4218	Machinery, equipment, & supplies whsle	53	19 048	.1	X
42183	Industrial machinery & equipment whsle	51	19 022	.1	X
421830	Industrial machinery & equipment whsle	51	19 022	.1	X
4218303	General-purpose industrial machinery & equipment whsle	35	17 751	.1	X
4218307	Other industrial machinery & equipment whsle	13	873	Z	X
4219	Miscellaneous durable goods whsle	437	95 052	.7	X
42199	Other miscellaneous durable goods whsle	429	91 902	.7	X
421990	Other miscellaneous durable goods whsle	429	91 902	.7	X
4219903	General merchandise (durable goods) whsle	346	7 967	.1	X
4219904	Prerecorded media whsle	55	66 644	.5	X
42199041	Compact discs/prerecorded audio tapes, & phonograph records whsle	44	63 957	Z	X
42199042	Prerecorded video tapes whsle	11	2 687	Z	X
4219906	Other durable goods whsle	20	13 381	.1	X
422	Wholesale trade, nondurable goods	425	85 275	.6	X
4221	Paper & paper product whsle	194	69 570	.5	X
42211	Printing & writing paper whsle	8	623	Z	X
422110	Printing & writing paper whsle	8	623	Z	X
42212	Stationery & office supplies whsle	183	68 577	.5	X
422120	Stationery & office supplies whsle	183	68 577	.5	X
4223	Apparel, piece goods, & notions whsle	6	2 367	Z	X
42231	Piece goods, notions, & other dry goods whsle	6	2 367	Z	X
422310	Piece goods, notions, & other dry goods whsle	6	2 367	Z	X
4223101	Piece goods—jobbers	6	2 367	Z	X
4226	Chemical & allied products whsle	10	278	Z	X
42261	Plastics materials & basic forms & shapes whsle	9	260	Z	X
422610	Plastics materials & basic forms & shapes whsle	9	260	Z	X
4229	Miscellaneous nondurable goods whsle	205	11 272	.1	X
42299	Other miscellaneous nondurable goods whsle	202	9 284	.1	X
422990	Other miscellaneous nondurable goods whsle	202	9 284	.1	X
4229902	General merchandise (nondurable goods) whsle	187	8 714	.1	X
4229904	Other nondurable goods whsle	15	570	Z	X
0960	Restaurant and hotel equipment and supplies	6 918	11 732 969	100.0	X

See footnotes at end of table.

Table 4. Merchant Wholesalers by Broad Commodity Line and Kind of Business: 1997—Con.

[Includes only establishments with payroll. For meaning of abbreviations and symbols, see introductory text. For explanation of terms, see Appendix A]

CL code and NAICS code	Commodity line and kind of business	Establishments (number)	Sales (\$1,000)	Percent of sales accounted for by kind of business ¹	Coverage in percents
0960	Restaurant and hotel equipment and supplies—Con.				
421	Wholesale trade, durable goods	3 647	7 593 085	64.7	X
4212	Furniture & home furnishings whsle	91	52 275	.4	X
42121	Furniture whsle	22	7 056	.1	X
421210	Furniture whsle	22	7 056	.1	X
4212101	Household & lawn furniture whsle	17	6 156	.1	X
42122	Home furnishings whsle	69	45 219	.4	X
421220	Home furnishings whsle	69	45 219	.4	X
4212201	Household china, glassware, & crockery whsle	10	2 230	Z	X
4212202	Linens, domestics, draperies, & curtains whsle	19	24 193	.2	X
4212203	Floor coverings whsle	6	2 027	Z	X
4212204	Other home furnishings whsle	34	16 769	.1	X
4213	Lumber & other construction materials whsle	17	2 200	Z	X
42131	Lumber, plywood, millwork, & wood panel whsle	7	346	Z	X
421310	Lumber, plywood, millwork, & wood panel whsle	7	346	Z	X
4213101	Lumber without yard whsle	7	346	Z	X
42139	Other construction materials whsle	8	1 604	Z	X
421390	Other construction materials whsle	8	1 604	Z	X
4213902	Other construction materials whsle	8	1 604	Z	X
4214	Professional & commercial equipment & supplies whsle	2 798	7 353 899	62.7	X
42141	Photographic equipment & supplies whsle	8	4 490	Z	X
421410	Photographic equipment & supplies whsle	8	4 490	Z	X
42143	Computer & computer peripheral equipment & software whsle	17	3 939	Z	X
421430	Computer & computer peripheral equipment & software whsle	17	3 939	Z	X
4214301	Computer & peripheral equipment whsle	17	3 939	Z	X
42143011	Computers & peripheral equipment for resale	14	3 799	Z	X
42144	Other commercial equipment whsle	2 769	7 345 169	62.6	X
421440	Other commercial equipment whsle	2 769	7 345 169	62.6	X
4214401	Restaurant & hotel equipment & supplies whsle	2 689	7 303 425	62.2	X
4214402	Store machines & equipment whsle	80	41 744	.4	X
4216	Electrical goods whsle	33	4 962	Z	X
42162	Electrical appliance, television & radio set whsle	16	3 271	Z	X
421620	Electrical appliance, television & radio set whsle	16	3 271	Z	X
42169	Other electronic parts & equipment whsle	15	1 539	Z	X
421690	Other electronic parts & equipment whsle	15	1 539	Z	X
4216902	Electronic parts (excluding communications equipment) whsle	15	1 539	Z	X
4217	Hardware, & plumbing & heating equipment & supplies whsle	290	78 438	.7	X
42171	Hardware whsle	35	5 619	Z	X
421710	Hardware whsle	35	5 619	Z	X
42172	Plumbing & heating equipment & supplies (hydronics) whsle	44	5 647	Z	X
421720	Plumbing & heating equipment & supplies (hydronics) whsle	44	5 647	Z	X
42173	Warm air heating & air-conditioning equipment & supplies whsle	60	8 025	.1	X
421730	Warm air heating & air-conditioning equipment & supplies whsle	60	8 025	.1	X
42174	Refrigeration equipment & supplies whsle	151	59 147	.5	X
421740	Refrigeration equipment & supplies whsle	151	59 147	.5	X
4218	Machinery, equipment, & supplies whsle	290	88 346	.8	X
42183	Industrial machinery & equipment whsle	32	9 154	.1	X
421830	Industrial machinery & equipment whsle	32	9 154	.1	X
4218301	Food-processing machinery & equipment whsle	11	6 196	.1	X
4218303	General-purpose industrial machinery & equipment whsle	19	1 760	Z	X
42184	Industrial supplies whsle	16	6 310	.1	X
421840	Industrial supplies whsle	16	6 310	.1	X
4218404	Industrial containers & supplies whsle	11	3 535	Z	X
42185	Service establishment equipment & supplies whsle	242	72 882	.6	X
421850	Service establishment equipment & supplies whsle	242	72 882	.6	X
4218502	Custodial, janitors' equipment & supplies whsle	198	60 888	.5	X
4218503	Laundry & dry-cleaning equipment & supplies whsle	31	D	D	X
4218504	Other service establishment equipment & supplies whsle	13	D	D	X
4219	Miscellaneous durable goods whsle	125	10 293	.1	X
42199	Other miscellaneous durable goods whsle	121	8 475	.1	X
421990	Other miscellaneous durable goods whsle	121	8 475	.1	X
4219903	General merchandise (durable goods) whsle	111	8 021	.1	X
4219906	Other durable goods whsle	9	377	Z	X
422	Wholesale trade, nondurable goods	3 271	4 139 884	35.3	X
4221	Paper & paper product whsle	516	1 674 628	14.3	X
42211	Printing & writing paper whsle	42	199 275	1.7	X
422110	Printing & writing paper whsle	42	199 275	1.7	X
42212	Stationery & office supplies whsle	80	13 824	.1	X
422120	Stationery & office supplies whsle	80	13 824	.1	X
42213	Industrial & personal service paper whsle	394	1 461 529	12.5	X
422130	Industrial & personal service paper whsle	394	1 461 529	12.5	X
4223	Apparel, piece goods, & notions whsle	12	1 061	Z	X
42231	Piece goods, notions, & other dry goods whsle	9	521	Z	X
422310	Piece goods, notions, & other dry goods whsle	9	521	Z	X
4223101	Piece goods—jobbers	7	388	Z	X

See footnotes at end of table.

Table 4. Merchant Wholesalers by Broad Commodity Line and Kind of Business: 1997—Con.

[Includes only establishments with payroll. For meaning of abbreviations and symbols, see introductory text. For explanation of terms, see Appendix A]

CL code and NAICS code	Commodity line and kind of business	Establishments (number)	Sales (\$1,000)	Percent of sales accounted for by kind of business ¹	Coverage in percents
0960	Restaurant and hotel equipment and supplies—Con.				
422	Wholesale trade, nondurable goods—Con.				
4224	Grocery & related products whsle	2 264	2 239 111	19.1	X
42241	General-line grocery whsle	1 420	1 320 081	11.3	X
422410	General-line grocery whsle	1 420	1 320 081	11.3	X
4224101	General-line grocery whsle, voluntary group	18	6 287	.1	X
4224102	General-line grocery whsle, retail cooperative	117	30 912	.3	X
4224103	Other general-line grocery whsle	1 285	1 282 882	10.9	X
42242	Packaged frozen food whsle	246	552 125	4.7	X
422420	Packaged frozen food whsle	246	552 125	4.7	X
42243	Dairy products, (except dried or canned) whsle	51	32 222	.3	X
422430	Dairy products, (except dried or canned) whsle	51	32 222	.3	X
4224302	Dairy product (except raw milk) whsle	51	D	D	X
42245	Confectionery whsle	16	24 748	.2	X
422450	Confectionery whsle	16	24 748	.2	X
42246	Fish & seafood whsle	6	3 885	Z	X
422460	Fish & seafood whsle	6	3 885	Z	X
42247	Meat & meat product whsle	68	61 380	.5	X
422470	Meat & meat product whsle	68	61 380	.5	X
42248	Fresh fruit & vegetable whsle	6	757	Z	X
422480	Fresh fruit & vegetable whsle	6	757	Z	X
42249	Other grocery & related products whsle	449	241 746	2.1	X
422490	Other grocery & related products whsle	449	241 746	2.1	X
4224901	Coffee, tea, & spice whsle	110	23 210	.2	X
4224902	Bread & baked goods whsle	10	5 601	Z	X
4224903	Soft drinks whsle	62	15 964	.1	X
4224904	Canned goods whsle	56	28 780	.2	X
4224905	Food & beverage basic materials whsle	28	26 906	.2	X
4224906	Other grocery specialties whsle	183	141 285	1.2	X
4226	Chemical & allied products whsle	70	19 328	.2	X
42261	Plastics materials & basic forms & shapes whsle	10	8 139	.1	X
422610	Plastics materials & basic forms & shapes whsle	10	8 139	.1	X
42269	Other chemical & allied products whsle	60	11 189	.1	X
422690	Other chemical & allied products whsle	60	11 189	.1	X
4226902	Other chemical & allied products whsle	60	11 189	.1	X
4229	Miscellaneous nondurable goods whsle	398	204 435	1.7	X
42294	Tobacco & tobacco product whsle	194	81 797	.7	X
422940	Tobacco & tobacco product whsle	194	81 797	.7	X
42299	Other miscellaneous nondurable goods whsle	203	122 004	1.0	X
422990	Other miscellaneous nondurable goods whsle	203	122 004	1.0	X
4229902	General merchandise (nondurable goods) whsle	198	121 759	1.0	X
0970	Store machines and equipment	3 331	4 042 654	100.0	17.7
421	Wholesale trade, durable goods	2 674	3 849 472	95.2	49.9
4212	Furniture & home furnishings whsle	23	20 617	.5	48.6
42121	Furniture whsle	17	5 719	.1	X
421210	Furniture whsle	17	5 719	.1	X
4212102	Office & business furniture whsle	17	5 719	.1	X
42122	Home furnishings whsle	6	14 898	.4	73.6
421220	Home furnishings whsle	6	14 898	.4	73.6
4213	Lumber & other construction materials whsle	7	1 007	Z	X
4214	Professional & commercial equipment & supplies whsle	2 399	3 675 708	90.9	53.3
42141	Photographic equipment & supplies whsle	6	4 798	.1	X
421410	Photographic equipment & supplies whsle	6	4 798	.1	X
42142	Office equipment whsle	170	20 044	.5	1.0
421420	Office equipment whsle	170	20 044	.5	1.0
42143	Computer & computer peripheral equipment & software whsle	75	23 038	.6	4.0
421430	Computer & computer peripheral equipment & software whsle	75	23 038	.6	4.0
4214301	Computer & peripheral equipment whsle	74	22 923	.6	4.1
42143011	Computers & peripheral equipment for resale	41	8 894	.2	X
42143012	Computers & peripheral equipment for end use	33	14 029	.3	11.0
42144	Other commercial equipment whsle	2 140	3 626 379	89.7	57.1
421440	Other commercial equipment whsle	2 140	3 626 379	89.7	57.1
4214401	Restaurant & hotel equipment & supplies whsle	171	39 484	1.0	X
4214402	Store machines & equipment whsle	1 969	3 586 895	88.7	50.6
4216	Electrical goods whsle	31	31 781	.8	6.6
42162	Electrical appliance, television & radio set whsle	8	5 035	.1	7.9
421620	Electrical appliance, television & radio set whsle	8	5 035	.1	7.9
42169	Other electronic parts & equipment whsle	19	26 333	.7	6.3
421690	Other electronic parts & equipment whsle	19	26 333	.7	6.3
4216901	Communications equipment & supplies whsle	7	25 332	.6	X
4216902	Electronic parts (excluding communications equipment) whsle	12	1 001	Z	70.0
4217	Hardware, & plumbing & heating equipment & supplies whsle	37	24 564	.6	29.7
42171	Hardware whsle	11	7 606	.2	26.0
421710	Hardware whsle	11	7 606	.2	26.0
42174	Refrigeration equipment & supplies whsle	21	16 103	.4	39.9
421740	Refrigeration equipment & supplies whsle	21	16 103	.4	39.9

See footnotes at end of table.

Table 4. Merchant Wholesalers by Broad Commodity Line and Kind of Business: 1997—Con.

[Includes only establishments with payroll. For meaning of abbreviations and symbols, see introductory text. For explanation of terms, see Appendix A]

CL code and NAICS code	Commodity line and kind of business	Establishments (number)	Sales (\$1,000)	Percent of sales accounted for by kind of business ¹	Coverage in percents
0970	Store machines and equipment—Con.				
421	Wholesale trade, durable goods—Con.				
4218	Machinery, equipment, & supplies whsle	76	44 190	1.1	52.6
42183	Industrial machinery & equipment whsle	30	31 426	.8	69.7
421830	Industrial machinery & equipment whsle	30	31 426	.8	69.7
4218301	Food-processing machinery & equipment whsle	6	1 105	Z	36.0
4218305	Materials handling equipment whsle	21	29 077	.7	68.3
42184	Industrial supplies whsle	31	8 229	.2	42.0
421840	Industrial supplies whsle	31	8 229	.2	42.0
4218404	Industrial containers & supplies whsle	15	4 419	.1	44.6
4218406	Other industrial supplies whsle	12	1 053	Z	X
42185	Service establishment equipment & supplies whsle	15	4 535	.1	X
421850	Service establishment equipment & supplies whsle	15	4 535	.1	X
4218502	Custodial, janitors' equipment & supplies whsle	10	2 068	.1	X
4219	Miscellaneous durable goods whsle	98	51 192	1.3	33.3
42199	Other miscellaneous durable goods whsle	88	44 811	1.1	58.2
421990	Other miscellaneous durable goods whsle	88	44 811	1.1	58.2
4219903	General merchandise (durable goods) whsle	62	6 433	.2	41.3
4219904	Prerecorded media whsle	6	8 641	.2	X
4219906	Other durable goods whsle	20	29 737	.7	50.1
422	Wholesale trade, nondurable goods	657	193 182	4.8	.8
4221	Paper & paper product whsle	249	54 759	1.4	1.8
42211	Printing & writing paper whsle	19	16 363	.4	X
422110	Printing & writing paper whsle	19	16 363	.4	X
42212	Stationery & office supplies whsle	164	21 549	.5	4.6
422120	Stationery & office supplies whsle	164	21 549	.5	4.6
42213	Industrial & personal service paper whsle	66	16 847	.4	.9
422130	Industrial & personal service paper whsle	66	16 847	.4	.9
4223	Apparel, piece goods, & notions whsle	9	4 503	.1	46.4
42231	Piece goods, notions, & other dry goods whsle	9	4 503	.1	X
422310	Piece goods, notions, & other dry goods whsle	9	4 503	.1	X
4223101	Piece goods—jobbers	9	4 503	.1	X
4224	Grocery & related products whsle	187	103 187	2.6	.2
42241	General-line grocery whsle	81	45 519	1.1	X
422410	General-line grocery whsle	81	45 519	1.1	X
4224102	General-line grocery whsle, retail cooperative	8	22 044	.5	X
4224103	Other general-line grocery whsle	71	21 347	.5	X
42242	Packaged frozen food whsle	22	1 516	Z	X
422420	Packaged frozen food whsle	22	1 516	Z	X
42245	Confectionery whsle	9	190	Z	X
422450	Confectionery whsle	9	190	Z	X
42249	Other grocery & related products whsle	68	47 839	1.2	.5
422490	Other grocery & related products whsle	68	47 839	1.2	.5
4224901	Coffee, tea, & spice whsle	31	7 189	.2	11.5
4224903	Soft drinks whsle	20	12 360	.3	X
4224906	Other grocery specialties whsle	11	9 433	.2	.2
4226	Chemical & allied products whsle	11	5 282	.1	X
42261	Plastics materials & basic forms & shapes whsle	10	4 767	.1	X
422610	Plastics materials & basic forms & shapes whsle	10	4 767	.1	X
4229	Miscellaneous nondurable goods whsle	199	25 334	.6	30.2
42299	Other miscellaneous nondurable goods whsle	193	23 446	.6	31.5
422990	Other miscellaneous nondurable goods whsle	193	23 446	.6	31.5
4229901	Art goods whsle	9	1 762	Z	68.0
4229902	General merchandise (nondurable goods) whsle	172	16 487	.4	21.3
4229904	Other nondurable goods whsle	12	5 197	.1	36.8
1000	Medical, hospital, and surgical supplies	8 327	31 678 218	100.0	48.6
421	Wholesale trade, durable goods	7 670	30 808 963	97.3	66.2
4214	Professional & commercial equipment & supplies whsle	7 087	30 478 708	96.2	67.8
42141	Photographic equipment & supplies whsle	15	8 872	Z	63.2
421410	Photographic equipment & supplies whsle	15	8 872	Z	63.2
42143	Computer & computer peripheral equipment & software whsle	7	9 588	Z	X
421430	Computer & computer peripheral equipment & software whsle	7	9 588	Z	X
42144	Other commercial equipment whsle	9	8 997	Z	X
421440	Other commercial equipment whsle	9	8 997	Z	X
4214402	Store machines & equipment whsle	7	369	Z	X
42145	Medical, dental, & hospital equipment & supplies whsle	6 901	30 366 408	95.9	65.9
421450	Medical, dental, & hospital equipment & supplies whsle	6 901	30 366 408	95.9	65.9
4214501	Surgical, medical, & hospital supplies whsle	6 859	30 173 765	95.3	64.7
4214502	Dental equipment & supplies whsle	42	192 643	.6	80.5
42146	Ophthalmic goods whsle	21	13 009	Z	73.7
421460	Ophthalmic goods whsle	21	13 009	Z	73.7
42149	Other professional equipment & supplies whsle	132	71 261	.2	69.3
421490	Other professional equipment & supplies whsle	132	71 261	.2	69.3
4214901	Religious & school supplies whsle	10	13 174	Z	75.6
4214902	Other professional equipment & supplies whsle	122	58 087	.2	66.3
4216	Electrical goods whsle	163	67 493	.2	70.3
42161	Electrical apparatus & equip, wiring supp, & const material whsle	141	60 656	.2	73.2
421610	Electrical apparatus & equip, wiring supp, & const material whsle	141	60 656	.2	73.2
42169	Other electronic parts & equipment whsle	22	6 837	Z	61.1
421690	Other electronic parts & equipment whsle	22	6 837	Z	61.1
4216902	Electronic parts (excluding communications equipment) whsle	20	6 678	Z	62.7
4217	Hardware, & plumbing & heating equipment & supplies whsle	10	4 797	Z	42.7
42171	Hardware whsle	9	4 682	Z	53.6
421710	Hardware whsle	9	4 682	Z	53.6

See footnotes at end of table.

Table 4. Merchant Wholesalers by Broad Commodity Line and Kind of Business: 1997—Con.

[Includes only establishments with payroll. For meaning of abbreviations and symbols, see introductory text. For explanation of terms, see Appendix A]

CL code and NAICS code	Commodity line and kind of business	Establishments (number)	Sales (\$1,000)	Percent of sales accounted for by kind of business ¹	Coverage in percents
1000	Medical, hospital, and surgical supplies—Con.				
421	Wholesale trade, durable goods—Con.				
4218	Machinery, equipment, & supplies whsle	308	124 056	.4	18.0
42183	Industrial machinery & equipment whsle	32	19 743	.1	51.9
421830	Industrial machinery & equipment whsle	32	19 743	.1	51.9
4218303	General-purpose industrial machinery & equipment whsle	18	17 072	.1	61.8
4218305	Materials handling equipment whsle	6	79	Z	X
42184	Industrial supplies whsle	259	96 970	.3	13.4
421840	Industrial supplies whsle	259	96 970	.3	13.4
4218401	General-line industrial supplies whsle	74	20 667	.1	6.1
4218403	Welding supplies whsle	117	31 965	.1	X
4218404	Industrial containers & supplies whsle	18	15 805	.1	X
4218406	Other industrial supplies whsle	46	27 368	.1	57.4
42185	Service establishment equipment & supplies whsle	14	3 867	Z	27.9
421850	Service establishment equipment & supplies whsle	14	3 867	Z	27.9
4218502	Custodial, janitors' equipment & supplies whsle	6	981	Z	X
4218504	Other service establishment equipment & supplies whsle	8	D	D	D
4219	Miscellaneous durable goods whsle	85	114 713	.4	32.2
42199	Other miscellaneous durable goods whsle	79	112 787	.4	27.6
421990	Other miscellaneous durable goods whsle	79	112 787	.4	27.6
4219903	General merchandise (durable goods) whsle	50	104 749	.3	10.8
4219905	Fire extinguishers & fire safety equipment whsle	16	5 028	X	X
4219906	Other durable goods whsle	13	3 010	Z	38.7
422	Wholesale trade, nondurable goods	657	869 255	2.7	3.1
4221	Paper & paper product whsle	16	8 724	Z	17.4
42213	Industrial & personal service paper whsle	16	8 724	Z	16.2
422130	Industrial & personal service paper whsle	16	8 724	Z	16.2
4222	Drugs, & druggists' sundries whsle	422	724 865	2.3	2.2
42221	Drugs, & druggists' sundries whsle	422	724 865	2.3	2.2
422210	Drugs, & druggists' sundries whsle	422	724 865	2.3	2.2
4222101	General-line drugs whsle	272	602 045	1.9	2.6
4222102	Specialty-line drug, pharmaceutical, cosmetic, & toiletries whsle	150	122 820	.4	.9
4223	Apparel, piece goods, & notions whsle	43	63 246	.2	28.9
42232	Men's & boys' clothing & furnishings whsle	9	12 674	Z	50.8
422320	Men's & boys' clothing & furnishings whsle	9	12 674	Z	50.8
42233	Women's, children's, & infants' clothing & accessories whsle	21	3 282	Z	28.9
422330	Women's, children's, & infants' clothing & accessories whsle	21	3 282	Z	28.9
42234	Footwear whsle	13	47 290	.1	18.2
422340	Footwear whsle	13	47 290	.1	18.2
4224	Grocery & related products whsle	7	873	Z	X
4226	Chemical & allied products whsle	141	53 084	.2	8.9
42261	Plastics materials & basic forms & shapes whsle	30	11 112	Z	7.9
422610	Plastics materials & basic forms & shapes whsle	30	11 112	Z	7.9
42269	Other chemical & allied products whsle	111	41 972	.1	9.3
422690	Other chemical & allied products whsle	111	41 972	.1	9.3
4226901	Industrial gases (except LP) whsle	46	9 309	Z	X
4226902	Other chemical & allied products whsle	65	32 663	.1	16.2
4229	Miscellaneous nondurable goods whsle	28	18 463	.1	16.5
42299	Other miscellaneous nondurable goods whsle	25	17 615	.1	25.6
422990	Other miscellaneous nondurable goods whsle	25	17 615	.1	25.6
4229902	General merchandise (nondurable goods) whsle	18	14 642	Z	36.0
4229904	Other nondurable goods whsle	6	1 531	Z	5.4
1020	Dental supplies	1 304	3 722 644	100.0	67.4
421	Wholesale trade, durable goods	1 294	3 715 187	99.8	65.9
4214	Professional & commercial equipment & supplies whsle	1 294	3 715 187	99.8	65.7
42145	Medical, dental, & hospital equipment & supplies whsle	1 263	3 704 749	99.5	64.0
421450	Medical, dental, & hospital equipment & supplies whsle	1 263	3 704 749	99.5	64.0
4214501	Surgical, medical, & hospital supplies whsle	272	183 448	4.9	54.4
4214502	Dental equipment & supplies whsle	991	3 521 301	94.6	74.9
42149	Other professional equipment & supplies whsle	26	9 190	.2	78.3
421490	Other professional equipment & supplies whsle	26	9 190	.2	78.3
4214902	Other professional equipment & supplies whsle	25	7 445	.2	78.6
422	Wholesale trade, nondurable goods	10	7 457	.2	11.7
4222	Drugs, & druggists' sundries whsle	8	6 743	.2	9.8
42221	Drugs, & druggists' sundries whsle	8	6 743	.2	9.8
422210	Drugs, & druggists' sundries whsle	8	6 743	.2	9.8
1030	Optical and ophthalmic goods	1 905	5 707 877	100.0	67.1
421	Wholesale trade, durable goods	1 780	5 693 788	99.8	65.3
4214	Professional & commercial equipment & supplies whsle	1 729	5 663 596	99.2	65.2
42141	Photographic equipment & supplies whsle	12	74 787	1.3	X
421410	Photographic equipment & supplies whsle	12	74 787	1.3	X
42145	Medical, dental, & hospital equipment & supplies whsle	108	31 185	.5	69.0
421450	Medical, dental, & hospital equipment & supplies whsle	108	31 185	.5	69.0
4214501	Surgical, medical, & hospital supplies whsle	107	30 520	.5	67.8
42146	Ophthalmic goods whsle	1 551	5 539 641	97.1	68.6
421460	Ophthalmic goods whsle	1 551	5 539 641	97.1	68.6
42149	Other professional equipment & supplies whsle	52	11 896	.2	75.0
421490	Other professional equipment & supplies whsle	52	11 896	.2	75.0
4214902	Other professional equipment & supplies whsle	51	9 869	.2	74.2
4216	Electrical goods whsle	9	10 477	.2	X
4218	Machinery, equipment, & supplies whsle	6	2 654	Z	X

See footnotes at end of table.

Table 4. Merchant Wholesalers by Broad Commodity Line and Kind of Business: 1997—Con.

[Includes only establishments with payroll. For meaning of abbreviations and symbols, see introductory text. For explanation of terms, see Appendix A]

CL code and NAICS code	Commodity line and kind of business	Establishments (number)	Sales (\$1,000)	Percent of sales accounted for by kind of business ¹	Coverage in percents
1030	Optical and ophthalmic goods—Con.				
421	Wholesale trade, durable goods—Con.				
4219	Miscellaneous durable goods whsle	28	13 864	.2	63.3
42192	Toy & hobby goods & supplies whsle	9	7 302	.1	80.4
421920	Toy & hobby goods & supplies whsle	9	7 302	.1	80.4
42194	Jewelry/watch/silverware/precious stone, & precious metal whsle	6	5 143	.1	X
421940	Jewelry/watch/silverware/precious stone, & precious metal whsle	6	5 143	.1	X
4219401	Jewelry, watch, diamonds, precious stone, & silverware whsle	6	5 143	.1	X
42199	Other miscellaneous durable goods whsle	11	89	Z	X
421990	Other miscellaneous durable goods whsle	11	89	Z	X
4219903	General merchandise (durable goods) whsle	11	89	Z	X
422	Wholesale trade, nondurable goods	125	14 089	.2	53.8
4222	Drugs, & druggists' sundries whsle	28	4 415	.1	27.5
42221	Drugs, & druggists' sundries whsle	28	4 415	.1	27.5
422210	Drugs, & druggists' sundries whsle	28	4 415	.1	27.5
4222101	General-line drugs whsle	14	2 798	Z	44.5
4222102	Specialty-line drug, pharmaceutical, cosmetic, & toiletries whsle	14	1 617	Z	9.1
4223	Apparel, piece goods, & notions whsle	10	1 959	Z	33.6
42232	Men's & boys' clothing & furnishings whsle	8	1 659	Z	30.8
422320	Men's & boys' clothing & furnishings whsle	8	1 659	Z	30.8
4224	Grocery & related products whsle	9	2 651	Z	8.9
42245	Confectionery whsle	9	2 651	Z	9.2
422450	Confectionery whsle	9	2 651	Z	9.2
4229	Miscellaneous nondurable goods whsle	78	5 064	.1	74.0
42299	Other miscellaneous nondurable goods whsle	78	5 064	.1	74.5
422990	Other miscellaneous nondurable goods whsle	78	5 064	.1	74.5
4229902	General merchandise (nondurable goods) whsle	62	2 677	Z	85.3
4229904	Other nondurable goods whsle	12	2 276	Z	53.1
1040	Religious and school supplies	951	1 264 087	100.0	38.2
421	Wholesale trade, durable goods	628	1 140 510	90.2	68.9
4212	Furniture & home furnishings whsle	17	5 144	.4	36.5
42121	Furniture whsle	17	5 144	.4	36.6
421210	Furniture whsle	17	5 144	.4	36.6
4212101	Household & lawn furniture whsle	7	181	Z	49.3
4212102	Office & business furniture whsle	10	4 963	.4	35.1
4214	Professional & commercial equipment & supplies whsle	518	1 119 421	88.6	70.8
42142	Office equipment whsle	9	1 434	.1	7.9
421420	Office equipment whsle	9	1 434	.1	7.9
42145	Medical, dental, & hospital equipment & supplies whsle	23	2 767	.2	72.3
421450	Medical, dental, & hospital equipment & supplies whsle	23	2 767	.2	72.3
4214501	Surgical, medical, & hospital supplies whsle	21	2 700	.2	71.1
42149	Other professional equipment & supplies whsle	477	1 113 206	88.1	74.9
421490	Other professional equipment & supplies whsle	477	1 113 206	88.1	74.9
4214901	Religious & school supplies whsle	397	997 534	78.9	68.0
4214902	Other professional equipment & supplies whsle	80	115 672	9.2	78.6
4219	Miscellaneous durable goods whsle	89	15 692	1.2	7.2
42192	Toy & hobby goods & supplies whsle	19	12 221	1.0	X
421920	Toy & hobby goods & supplies whsle	19	12 221	1.0	X
42199	Other miscellaneous durable goods whsle	67	3 189	.3	17.9
421990	Other miscellaneous durable goods whsle	67	3 189	.3	17.9
4219903	General merchandise (durable goods) whsle	67	3 189	.3	17.4
422	Wholesale trade, nondurable goods	323	123 577	9.8	3.3
4221	Paper & paper product whsle	190	43 269	3.4	2.7
42211	Printing & writing paper whsle	26	9 709	.8	X
422110	Printing & writing paper whsle	26	9 709	.8	X
42212	Stationery & office supplies whsle	117	20 973	1.7	15.3
422120	Stationery & office supplies whsle	117	20 973	1.7	15.3
42213	Industrial & personal service paper whsle	47	12 587	1.0	.2
422130	Industrial & personal service paper whsle	47	12 587	1.0	.2
4222	Drugs, & druggists' sundries whsle	42	60 281	4.8	.8
42221	Drugs, & druggists' sundries whsle	42	60 281	4.8	.8
422210	Drugs, & druggists' sundries whsle	42	60 281	4.8	.8
4222101	General-line drugs whsle	22	53 136	4.2	2.3
4222102	Specialty-line drug, pharmaceutical, cosmetic, & toiletries whsle	20	7 145	.6	X
4229	Miscellaneous nondurable goods whsle	83	18 125	1.4	39.4
42292	Book, periodical, & newspaper whsle	12	6 926	.5	67.2
422920	Book, periodical, & newspaper whsle	12	6 926	.5	67.2
42299	Other miscellaneous nondurable goods whsle	67	10 752	.9	32.5
422990	Other miscellaneous nondurable goods whsle	67	10 752	.9	32.5
4229901	Art goods whsle	6	1 136	.1	X
4229902	General merchandise (nondurable goods) whsle	37	3 494	.3	26.8
4229904	Other nondurable goods whsle	24	6 122	.5	47.6

See footnotes at end of table.

Table 4. Merchant Wholesalers by Broad Commodity Line and Kind of Business: 1997—Con.

[Includes only establishments with payroll. For meaning of abbreviations and symbols, see introductory text. For explanation of terms, see Appendix A]

CL code and NAICS code	Commodity line and kind of business	Establishments (number)	Sales (\$1,000)	Percent of sales accounted for by kind of business ¹	Coverage in percents
1050	Other professional equipment and supplies	2 519	7 319 784	100.0	73.7
421	Wholesale trade, durable goods	2 443	7 133 471	97.5	70.6
4214	Professional & commercial equipment & supplies whsle	2 387	7 107 965	97.1	70.5
42145	Medical, dental, & hospital equipment & supplies whsle	384	344 163	4.7	71.0
421450	Medical, dental, & hospital equipment & supplies whsle	384	344 163	4.7	71.0
4214501	Surgical, medical, & hospital supplies whsle	360	313 973	4.3	70.1
4214502	Dental equipment & supplies whsle	24	30 190	.4	80.0
42146	Ophthalmic goods whsle	17	24 169	.3	37.6
421460	Ophthalmic goods whsle	17	24 169	.3	37.6
42149	Other professional equipment & supplies whsle	1 973	6 721 064	91.8	73.5
421490	Other professional equipment & supplies whsle	1 973	6 721 064	91.8	73.5
4214901	Religious & school supplies whsle	20	12 543	.2	72.3
4214902	Other professional equipment & supplies whsle	1 953	6 708 521	91.6	73.9
4216	Electrical goods whsle	11	4 616	.1	71.0
42169	Other electronic parts & equipment whsle	8	360	Z	70.2
421690	Other electronic parts & equipment whsle	8	360	Z	70.2
4216902	Electronic parts (excluding communications equipment) whsle	8	360	Z	70.0
4218	Machinery, equipment, & supplies whsle	27	8 377	.1	53.4
42183	Industrial machinery & equipment whsle	16	4 522	.1	56.5
421830	Industrial machinery & equipment whsle	16	4 522	.1	56.5
4218304	Metalworking machinery & equipment whsle	7	599	Z	X
4219	Miscellaneous durable goods whsle	8	1 792	Z	71.2
42199	Other miscellaneous durable goods whsle	7	1 780	Z	62.3
421990	Other miscellaneous durable goods whsle	7	1 780	Z	62.3
4219903	General merchandise (durable goods) whsle	7	1 780	Z	60.7
422	Wholesale trade, nondurable goods	76	186 313	2.5	80.5
4222	Drugs, & druggists' sundries whsle	28	74 952	1.0	84.2
42221	Drugs, & druggists' sundries whsle	28	74 952	1.0	84.2
422210	Drugs, & druggists' sundries whsle	28	74 952	1.0	84.2
4222101	General-line drugs whsle	28	74 952	1.0	91.7
4226	Chemical & allied products whsle	20	7 078	.1	78.4
42269	Other chemical & allied products whsle	20	7 078	.1	79.1
422690	Other chemical & allied products whsle	20	7 078	.1	79.1
4226902	Other chemical & allied products whsle	20	7 078	.1	79.8
4229	Miscellaneous nondurable goods whsle	26	1 645	Z	78.9
42299	Other miscellaneous nondurable goods whsle	23	1 391	Z	79.4
422990	Other miscellaneous nondurable goods whsle	23	1 391	Z	79.4
4229902	General merchandise (nondurable goods) whsle	17	967	Z	90.5
1100	Iron and steel products (semifinished)	1 730	4 830 760	100.0	69.8
421	Wholesale trade, durable goods	1 725	4 827 391	99.9	67.3
4211	Motor vehicle & motor vehicle parts & supplies whsle	7	716	Z	X
42114	Motor vehicle parts, (used) whsle	7	716	Z	X
421140	Motor vehicle parts, (used) whsle	7	716	Z	X
4213	Lumber & other construction materials whsle	11	11 861	.2	37.5
42131	Lumber, plywood, millwork, & wood panel whsle	6	11 503	.2	45.2
421310	Lumber, plywood, millwork, & wood panel whsle	6	11 503	.2	45.2
4213103	Plywood, veneer, millwork, & wood panel whsle	6	11 503	.2	43.3
4215	Metal & mineral (except petroleum) whsle	1 507	4 731 568	97.9	73.4
42151	Metal service centers & offices	1 503	4 642 894	96.1	72.6
421510	Metal service centers & offices	1 503	4 642 894	96.1	72.6
4215101	Ferrous metal service centers & sales offices	1 453	4 614 072	95.5	72.6
42151011	Ferrous metal service centers	1 048	3 253 465	67.3	72.9
42151012	Ferrous metal sales offices	405	1 360 607	28.2	68.3
4215102	Nonferrous metal service centers & sales offices	50	28 822	.6	76.8
42151021	Nonferrous metal service centers	38	27 382	.6	78.7
42151022	Nonferrous metal sales offices	12	1 440	Z	X
4217	Hardware, & plumbing & heating equipment & supplies whsle	12	15 262	.3	X
42171	Hardware whsle	8	8 402	.2	X
421710	Hardware whsle	8	8 402	.2	X
4218	Machinery, equipment, & supplies whsle	22	12 148	.3	55.1
42183	Industrial machinery & equipment whsle	12	2 347	Z	74.1
421830	Industrial machinery & equipment whsle	12	2 347	Z	74.1
4218303	General-purpose industrial machinery & equipment whsle	10	2 305	Z	81.1
42184	Industrial supplies whsle	8	9 052	.2	X
421840	Industrial supplies whsle	8	9 052	.2	X
4218405	Industrial valves & fittings (except fluid-power) whsle	6	3 676	.1	X
4219	Miscellaneous durable goods whsle	162	55 696	1.2	14.7
42193	Recyclable material whsle	138	52 713	1.1	15.2
421930	Recyclable material whsle	138	52 713	1.1	15.2
4219301	Iron & steel scrap processors & dealers	76	47 312	1.0	19.6
42193011	Iron & steel scrap processors (using power processing equipment)	70	44 067	.9	X
42193012	Iron & steel scrap processors (not using power processing equip)	6	3 245	.1	X
4219302	Recyclable paper & paperboard whsle	7	223	Z	X
4219303	Other recyclable material whsle	55	5 178	.1	X
42199	Other miscellaneous durable goods whsle	23	2 911	.1	12.3
421990	Other miscellaneous durable goods whsle	23	2 911	.1	12.3
4219903	General merchandise (durable goods) whsle	19	714	Z	60.7

See footnotes at end of table.

Table 4. Merchant Wholesalers by Broad Commodity Line and Kind of Business: 1997—Con.

[Includes only establishments with payroll. For meaning of abbreviations and symbols, see introductory text. For explanation of terms, see Appendix A]

CL code and NAICS code	Commodity line and kind of business	Establishments (number)	Sales (\$1,000)	Percent of sales accounted for by kind of business ¹	Coverage in percents
1120	Flat iron and steel products	7 039	26 380 153	100.0	51.1
421	Wholesale trade, durable goods	6 821	26 000 524	98.6	55.4
4211	Motor vehicle & motor vehicle parts & supplies whsle	163	19 956	.1	X
42112	Motor vehicle supplies & new parts whsle	53	9 596	Z	X
421120	Motor vehicle supplies & new parts whsle	53	9 596	Z	X
4211201	Motor vehicle supplies & new parts—warehouse distributors	14	1 840	Z	X
4211202	Motor vehicle supplies & new parts—jobbers	39	7 756	Z	X
42114	Motor vehicle parts, (used) whsle	103	9 454	Z	X
421140	Motor vehicle parts, (used) whsle	103	9 454	Z	X
4212	Furniture & home furnishings whsle	16	10 391	Z	X
42121	Furniture whsle	6	855	Z	X
421210	Furniture whsle	6	855	Z	X
42122	Home furnishings whsle	10	9 536	Z	X
421220	Home furnishings whsle	10	9 536	Z	X
4213	Lumber & other construction materials whsle	170	113 503	.4	X
42131	Lumber, plywood, millwork, & wood panel whsle	87	78 459	.3	X
421310	Lumber, plywood, millwork, & wood panel whsle	87	78 459	.3	X
4213101	Lumber without yard whsle	8	15 172	.1	X
4213102	Lumber with yard whsle	30	13 588	.1	X
4213103	Plywood, veneer, millwork, & wood panel whsle	49	49 699	.2	X
42132	Brick, stone, & related construction materials whsle	12	3 084	Z	X
421320	Brick, stone, & related construction materials whsle	12	3 084	Z	X
4213201	Brick, block, tile, clay/cement sewer pipe whsle	11	3 078	Z	X
42133	Roofing, siding, & insulation material whsle	45	29 418	.1	X
421330	Roofing, siding, & insulation material whsle	45	29 418	.1	X
4213301	Roofing, siding, & insulation material whsle	45	29 418	.1	X
42139	Other construction materials whsle	26	2 542	Z	X
421390	Other construction materials whsle	26	2 542	Z	X
4213902	Other construction materials whsle	24	2 166	Z	X
4215	Metal & mineral (except petroleum) whsle	4 165	24 800 041	94.0	74.1
42151	Metal service centers & offices	4 162	24 790 284	94.0	73.5
421510	Metal service centers & offices	4 162	24 790 284	94.0	73.5
4215101	Ferrous metal service centers & sales offices	3 956	24 548 415	93.1	73.5
42151011	Ferrous metal service centers	3 136	21 885 287	83.0	74.4
42151012	Ferrous metal sales offices	820	2 663 128	10.1	66.7
4215102	Nonferrous metal service centers & sales offices	206	241 869	.9	74.5
42151021	Nonferrous metal service centers	192	239 500	.9	75.7
42151022	Nonferrous metal sales offices	14	2 369	Z	41.5
4216	Electrical goods whsle	18	51 494	.2	X
42169	Other electronic parts & equipment whsle	15	48 411	.2	X
421690	Other electronic parts & equipment whsle	15	48 411	.2	X
4216902	Electronic parts (excluding communications equipment) whsle	15	48 411	.2	X
4217	Hardware, & plumbing & heating equipment & supplies whsle	707	291 433	1.1	2.0
42171	Hardware whsle	210	120 790	.5	3.5
421710	Hardware whsle	210	120 790	.5	3.5
42172	Plumbing & heating equipment & supplies (hydronics) whsle	68	17 393	.1	.8
421720	Plumbing & heating equipment & supplies (hydronics) whsle	68	17 393	.1	.8
42173	Warm air heating & air-conditioning equipment & supplies whsle	425	152 918	.6	1.0
421730	Warm air heating & air-conditioning equipment & supplies whsle	425	152 918	.6	1.0
4218	Machinery, equipment, & supplies whsle	785	224 955	.9	2.8
42181	Construction & mining (except petroleum) machinery & equip whsle	21	7 972	Z	X
421810	Construction & mining (except petroleum) machinery & equip whsle	21	7 972	Z	X
42182	Farm & garden machinery & equipment whsle	19	2 757	Z	7.0
421820	Farm & garden machinery & equipment whsle	19	2 757	Z	7.0
4218201	Farm machinery & equipment—farm dealers	6	859	Z	45.9
4218202	Farm machinery & equipment—whsle distributors	9	1 264	Z	X
42183	Industrial machinery & equipment whsle	319	172 319	.7	1.7
421830	Industrial machinery & equipment whsle	319	172 319	.7	1.7
4218302	Hydraulic & pneumatic (fluid-power) machinery & equipment whsle	23	2 125	Z	X
42183021	Hydraulic & pneumatic pumps & motors whsle	13	807	Z	X
42183022	Hydraulic & pneumatic parts, accessories, & supplies whsle	10	1 318	Z	X
4218303	General-purpose industrial machinery & equipment whsle	103	133 297	.5	2.3
4218304	Metalworking machinery & equipment whsle	73	10 659	Z	X
4218305	Materials handling equipment whsle	33	7 170	Z	X
4218306	Oilwell, oil refinery, & pipeline mach, equip, & supplies whsle	48	12 746	Z	X
4218307	Other industrial machinery & equipment whsle	39	6 322	Z	X
42184	Industrial supplies whsle	407	41 218	.2	8.5
421840	Industrial supplies whsle	407	41 218	.2	8.5
4218401	General-line industrial supplies whsle	213	16 245	.1	X
4218402	Mechanical power transmission supplies whsle	22	3 336	Z	X
4218403	Welding supplies whsle	24	1 262	Z	X
4218404	Industrial containers & supplies whsle	6	4 962	Z	X
4218405	Industrial valves & fittings (except fluid-power) whsle	45	3 538	Z	X
4218406	Other industrial supplies whsle	97	11 875	Z	23.2
42185	Service establishment equipment & supplies whsle	12	574	Z	X
421850	Service establishment equipment & supplies whsle	12	574	Z	X
4218502	Custodial, janitors' equipment & supplies whsle	7	294	Z	X
42186	Transportation equipment & supplies (exc motor vehicle) whsle	7	115	Z	X
421860	Transportation equipment & supplies (exc motor vehicle) whsle	7	115	Z	X

See footnotes at end of table.

Table 4. Merchant Wholesalers by Broad Commodity Line and Kind of Business: 1997—Con.

[Includes only establishments with payroll. For meaning of abbreviations and symbols, see introductory text. For explanation of terms, see Appendix A]

CL code and NAICS code	Commodity line and kind of business	Establishments (number)	Sales (\$1,000)	Percent of sales accounted for by kind of business ¹	Coverage in percents
1120	Flat iron and steel products—Con.				
421	Wholesale trade, durable goods—Con.				
4219	Miscellaneous durable goods whsle	793	488 517	1.9	25.4
42193	Recyclable material whsle	263	78 282	.3	9.6
421930	Recyclable material whsle	263	78 282	.3	9.6
4219301	Iron & steel scrap processors & dealers	193	55 985	.2	12.7
42193011	Iron & steel scrap processors (using power processing equipment)	170	51 970	.2	X
42193012	Iron & steel scrap processors (not using power processing equip)	23	4 015	Z	X
4219303	Other recyclable material whsle	67	21 889	.1	4.3
42199	Other miscellaneous durable goods whsle	524	408 391	1.5	25.9
421990	Other miscellaneous durable goods whsle	524	408 391	1.5	25.9
4219902	Forest products (except lumber) whsle	6	449	Z	X
4219903	General merchandise (durable goods) whsle	511	407 812	1.5	25.3
4219906	Other durable goods whsle	7	130	Z	X
422	Wholesale trade, nondurable goods	218	379 629	1.4	16.7
4223	Apparel, piece goods, & notions whsle	25	2 325	Z	17.9
42231	Piece goods, notions, & other dry goods whsle	25	2 325	Z	X
422310	Piece goods, notions, & other dry goods whsle	25	2 325	Z	X
4223101	Piece goods—jobbers	14	872	Z	X
4223102	Notions & other dry goods whsle	11	1 453	Z	X
4224	Grocery & related products whsle	15	5 495	Z	X
4226	Chemical & allied products whsle	105	60 668	.2	2.7
42261	Plastics materials & basic forms & shapes whsle	58	15 762	.1	6.2
422610	Plastics materials & basic forms & shapes whsle	58	15 762	.1	6.2
42269	Other chemical & allied products whsle	47	44 906	.2	X
422690	Other chemical & allied products whsle	47	44 906	.2	X
4226901	Industrial gases (except LP) whsle	17	1 025	Z	X
4226902	Other chemical & allied products whsle	30	43 881	.2	X
4227	Petroleum & petroleum products whsle	9	31 620	.1	X
42271	Petroleum bulk stations & terminals	9	31 620	.1	X
422710	Petroleum bulk stations & terminals	9	31 620	.1	X
4227101	Petroleum bulk stations & terminals (except LP)	9	31 620	.1	X
42271011	Petroleum bulk stations (except LP)	8	1 090	Z	X
4229	Miscellaneous nondurable goods whsle	60	279 031	1.1	19.2
42291	Farm supplies whsle	12	262	Z	X
422910	Farm supplies whsle	12	262	Z	X
4229101	Farm supplies—farm dealers	7	58	Z	X
42295	Paint, varnish, & supplies whsle	13	600	Z	X
422950	Paint, varnish, & supplies whsle	13	600	Z	X
4229501	Paint, varnish, & supplies whsle	13	600	Z	X
42299	Other miscellaneous nondurable goods whsle	34	278 124	1.1	19.4
422990	Other miscellaneous nondurable goods whsle	34	278 124	1.1	19.4
4229902	General merchandise (nondurable goods) whsle	26	277 062	1.1	22.1
1140	Iron and steel wire and wire products	4 328	3 154 261	100.0	32.1
421	Wholesale trade, durable goods	3 997	3 059 691	97.0	33.4
4211	Motor vehicle & motor vehicle parts & supplies whsle	13	1 099	Z	X
42112	Motor vehicle supplies & new parts whsle	6	161	Z	X
421120	Motor vehicle supplies & new parts whsle	6	161	Z	X
4211202	Motor vehicle supplies & new parts—jobbers	6	161	Z	X
4212	Furniture & home furnishings whsle	9	15 654	.5	X
42122	Home furnishings whsle	8	15 185	.5	X
421220	Home furnishings whsle	8	15 185	.5	X
4213	Lumber & other construction materials whsle	251	117 796	3.7	X
42131	Lumber, plywood, millwork, & wood panel whsle	115	36 738	1.2	X
421310	Lumber, plywood, millwork, & wood panel whsle	115	36 738	1.2	X
4213101	Lumber without yard whsle	11	1 007	Z	X
4213102	Lumber with yard whsle	42	22 578	.7	X
4213103	Plywood, veneer, millwork, & wood panel whsle	62	13 153	.4	X
42132	Brick, stone, & related construction materials whsle	11	3 530	.1	X
421320	Brick, stone, & related construction materials whsle	11	3 530	.1	X
4213201	Brick, block, tile, clay/cement sewer pipe whsle	7	2 372	.1	X
42133	Roofing, siding, & insulation material whsle	81	67 627	2.1	X
421330	Roofing, siding, & insulation material whsle	81	67 627	2.1	X
4213301	Roofing, siding, & insulation material whsle	81	67 627	2.1	X
42139	Other construction materials whsle	44	9 901	.3	X
421390	Other construction materials whsle	44	9 901	.3	X
4213902	Other construction materials whsle	39	9 034	.3	X
4214	Professional & commercial equipment & supplies whsle	23	10 394	.3	X
42142	Office equipment whsle	10	9 330	.3	X
421420	Office equipment whsle	10	9 330	.3	X
42143	Computer & computer peripheral equipment & software whsle	10	861	Z	X
421430	Computer & computer peripheral equipment & software whsle	10	861	Z	X
4214301	Computer & peripheral equipment whsle	10	861	Z	X
42143011	Computers & peripheral equipment for resale	7	631	Z	X
4215	Metal & mineral (except petroleum) whsle	1 669	2 520 568	79.9	67.3
42151	Metal service centers & offices	1 667	2 478 344	78.6	66.2
421510	Metal service centers & offices	1 667	2 478 344	78.6	66.2
4215101	Ferrous metal service centers & sales offices	1 619	2 446 864	77.6	66.5
42151011	Ferrous metal service centers	1 351	2 310 941	73.3	67.7
42151012	Ferrous metal sales offices	268	135 923	4.3	55.5
4215102	Nonferrous metal service centers & sales offices	48	31 480	1.0	60.8
42151021	Nonferrous metal service centers	40	23 349	.7	68.5
42151022	Nonferrous metal sales offices	8	8 131	.3	X

See footnotes at end of table.

Table 4. Merchant Wholesalers by Broad Commodity Line and Kind of Business: 1997—Con.

[Includes only establishments with payroll. For meaning of abbreviations and symbols, see introductory text. For explanation of terms, see Appendix A]

CL code and NAICS code	Commodity line and kind of business	Establishments (number)	Sales (\$1,000)	Percent of sales accounted for by kind of business ¹	Coverage in percents
1140	Iron and steel wire and wire products—Con.				
421	Wholesale trade, durable goods—Con.				
4216	Electrical goods whsle	43	14 138	.4	34.4
42161	Electrical apparatus & equip, wiring supp, & const material whsle	25	11 023	.3	39.7
421610	Electrical apparatus & equip, wiring supp, & const material whsle	25	11 023	.3	39.7
42169	Other electronic parts & equipment whsle	18	3 115	.1	13.2
421690	Other electronic parts & equipment whsle	18	3 115	.1	13.2
4216902	Electronic parts (excluding communications equipment) whsle	16	2 907	.1	13.3
4217	Hardware, & plumbing & heating equipment & supplies whsle	436	144 939	4.6	3.5
42171	Hardware whsle	301	119 439	3.8	4.1
421710	Hardware whsle	301	119 439	3.8	4.1
42172	Plumbing & heating equipment & supplies (hydronics) whsle	47	21 059	.7	1.8
421720	Plumbing & heating equipment & supplies (hydronics) whsle	47	21 059	.7	1.8
42173	Warm air heating & air-conditioning equipment & supplies whsle	87	4 389	.1	.3
421730	Warm air heating & air-conditioning equipment & supplies whsle	87	4 389	.1	.3
4218	Machinery, equipment, & supplies whsle	813	183 775	5.8	3.1
42181	Construction & mining (except petroleum) machinery & equip whsle	27	2 597	.1	11.0
421810	Construction & mining (except petroleum) machinery & equip whsle	27	2 597	.1	11.0
42182	Farm & garden machinery & equipment whsle	8	6 678	.2	X
421820	Farm & garden machinery & equipment whsle	8	6 678	.2	X
42183	Industrial machinery & equipment whsle	354	90 668	2.9	1.3
421830	Industrial machinery & equipment whsle	354	90 668	2.9	1.3
4218302	Hydraulic & pneumatic (fluid-power) machinery & equipment whsle	32	2 459	.1	X
42183021	Hydraulic & pneumatic pumps & motors whsle	7	498	Z	X
42183022	Hydraulic & pneumatic parts, accessories, & supplies whsle	25	1 961	.1	X
4218303	General-purpose industrial machinery & equipment whsle	102	47 630	1.5	.7
4218304	Metalworking machinery & equipment whsle	53	7 921	.3	X
4218305	Materials handling equipment whsle	57	17 647	.6	X
4218306	Oilwell, oil refinery, & pipeline mach, equip, & supplies whsle	59	9 547	.3	11.2
4218307	Other industrial machinery & equipment whsle	49	5 216	.2	1.3
42184	Industrial supplies whsle	401	81 352	2.6	9.1
421840	Industrial supplies whsle	401	81 352	2.6	9.1
4218401	General-line industrial supplies whsle	222	27 018	.9	1.5
4218402	Mechanical power transmission supplies whsle	22	5 647	.2	X
4218403	Welding supplies whsle	35	13 950	.4	X
4218404	Industrial containers & supplies whsle	9	5 416	.2	X
4218406	Other industrial supplies whsle	113	29 321	.9	29.2
42185	Service establishment equipment & supplies whsle	16	1 434	Z	X
421850	Service establishment equipment & supplies whsle	16	1 434	Z	X
4218503	Laundry & dry-cleaning equipment & supplies whsle	6	D	D	X
4218504	Other service establishment equipment & supplies whsle	6	D	D	X
42186	Transportation equipment & supplies (exc motor vehicle) whsle	7	1 046	Z	X
421860	Transportation equipment & supplies (exc motor vehicle) whsle	7	1 046	Z	X
4219	Miscellaneous durable goods whsle	740	51 328	1.6	3.8
42193	Recyclable material whsle	139	19 835	.6	6.2
421930	Recyclable material whsle	139	19 835	.6	6.2
4219301	Iron & steel scrap processors & dealers	73	15 413	.5	4.6
42193011	Iron & steel scrap processors (using power processing equipment)	56	10 825	.3	X
42193012	Iron & steel scrap processors (not using power processing equip)	17	4 588	.1	X
4219302	Recyclable paper & paperboard whsle	25	399	Z	X
4219303	Other recyclable material whsle	41	4 023	.1	17.0
42199	Other miscellaneous durable goods whsle	595	28 742	.9	X
421990	Other miscellaneous durable goods whsle	595	28 742	.9	X
4219902	Forest products (except lumber) whsle	11	708	X	X
4219903	General merchandise (durable goods) whsle	558	21 776	.7	X
4219905	Fire extinguishers & fire safety equipment whsle	10	863	Z	X
4219906	Other durable goods whsle	11	237	Z	X
422	Wholesale trade, nondurable goods	331	94 570	3.0	5.2
4221	Paper & paper product whsle	12	1 558	Z	8.7
42213	Industrial & personal service paper whsle	12	1 558	Z	8.1
422130	Industrial & personal service paper whsle	12	1 558	Z	8.1
4224	Grocery & related products whsle	16	1 689	.1	X
42249	Other grocery & related products whsle	9	948	Z	X
422490	Other grocery & related products whsle	9	948	Z	X
4224906	Other grocery specialties whsle	7	532	Z	X
4225	Farm-product raw material whsle	85	33 597	1.1	X
42251	Grain & field bean whsle	67	29 870	.9	X
422510	Grain & field bean whsle	67	29 870	.9	X
42259	Other farm product raw material whsle	16	3 721	.1	X
422590	Other farm product raw material whsle	16	3 721	.1	X
4225905	Other farm-product raw material whsle	15	3 445	.1	X
4226	Chemical & allied products whsle	107	26 796	.9	.4
42261	Plastics materials & basic forms & shapes whsle	40	11 193	.4	X
422610	Plastics materials & basic forms & shapes whsle	40	11 193	.4	X
42269	Other chemical & allied products whsle	67	15 603	.5	.9
422690	Other chemical & allied products whsle	67	15 603	.5	.9
4226901	Industrial gases (except LP) whsle	24	7 118	.2	X
4226902	Other chemical & allied products whsle	43	8 485	.3	1.4
4227	Petroleum & petroleum products whsle	18	2 899	.1	.5
42271	Petroleum bulk stations & terminals	12	2 648	.1	X
422710	Petroleum bulk stations & terminals	12	2 648	.1	X
4227101	Petroleum bulk stations & terminals (except LP)	12	2 648	.1	X
42271011	Petroleum bulk stations (except LP)	12	2 648	.1	X
42272	Petroleum & petroleum prod whsle (exc bulk stations & terminals)	6	251	Z	X
422720	Petroleum & petroleum prod whsle (exc bulk stations & terminals)	6	251	Z	X

See footnotes at end of table.

Table 4. Merchant Wholesalers by Broad Commodity Line and Kind of Business: 1997—Con.

[Includes only establishments with payroll. For meaning of abbreviations and symbols, see introductory text. For explanation of terms, see Appendix A]

CL code and NAICS code	Commodity line and kind of business	Establishments (number)	Sales (\$1,000)	Percent of sales accounted for by kind of business ¹	Coverage in percents
1140	Iron and steel wire and wire products—Con.				
422	Wholesale trade, nondurable goods—Con.				
4229	Miscellaneous nondurable goods whsle	88	23 444	.7	X
42291	Farm supplies whsle	25	7 466	.2	X
422910	Farm supplies whsle	25	7 466	.2	X
4229102	Farm supplies—whsle distributors	21	7 389	.2	X
42299	Other miscellaneous nondurable goods whsle	53	14 071	.4	X
422990	Other miscellaneous nondurable goods whsle	53	14 071	.4	X
4229901	Art goods whsle	18	8 407	.3	X
4229902	General merchandise (nondurable goods) whsle	15	528	Z	X
4229904	Other nondurable goods whsle	16	3 211	.1	X
1150	Iron and steel pipe and tubing	6 853	10 418 398	100.0	55.0
421	Wholesale trade, durable goods	6 665	10 268 195	98.6	53.1
4213	Lumber & other construction materials whsle	108	42 667	.4	X
42131	Lumber, plywood, millwork, & wood panel whsle	49	20 800	.2	X
421310	Lumber, plywood, millwork, & wood panel whsle	49	20 800	.2	X
4213101	Lumber without yard whsle	9	455	Z	X
4213102	Lumber with yard whsle	25	19 520	.2	X
4213103	Plywood, veneer, millwork, & wood panel whsle	15	825	Z	X
42133	Roofing, siding, & insulation material whsle	8	529	Z	X
421330	Roofing, siding, & insulation material whsle	8	529	Z	X
4213301	Roofing, siding, & insulation material whsle	8	529	Z	X
42139	Other construction materials whsle	50	21 328	.2	X
421390	Other construction materials whsle	50	21 328	.2	X
4213901	Flat glass & other construction glass whsle	10	485	Z	X
4213902	Other construction materials whsle	40	20 843	.2	X
4215	Metal & mineral (except petroleum) whsle	3 316	9 164 688	88.0	73.2
42151	Metal service centers & offices	3 313	9 143 106	87.8	72.7
421510	Metal service centers & offices	3 313	9 143 106	87.8	72.7
4215101	Ferrous metal service centers & sales offices	3 183	9 101 117	87.4	72.8
42151011	Ferrous metal service centers	2 565	7 973 383	76.5	73.9
42151012	Ferrous metal sales offices	618	1 127 734	10.8	63.3
4215102	Nonferrous metal service centers & sales offices	130	41 989	.4	69.9
42151021	Nonferrous metal service centers	111	39 366	.4	71.8
42151022	Nonferrous metal sales offices	19	2 623	Z	14.4
4216	Electrical goods whsle	24	111 092	1.1	X
42161	Electrical apparatus & equip, wiring supp, & const material whsle	14	8 317	.1	X
421610	Electrical apparatus & equip, wiring supp, & const material whsle	14	8 317	.1	X
42169	Other electronic parts & equipment whsle	8	102 592	1.0	X
421690	Other electronic parts & equipment whsle	8	102 592	1.0	X
4216902	Electronic parts (excluding communications equipment) whsle	7	102 290	1.0	X
4217	Hardware, & plumbing & heating equipment & supplies whsle	1 373	372 411	3.6	.3
42171	Hardware whsle	141	33 823	.3	1.0
421710	Hardware whsle	141	33 823	.3	1.0
42172	Plumbing & heating equipment & supplies (hydronics) whsle	501	262 265	2.5	X
421720	Plumbing & heating equipment & supplies (hydronics) whsle	501	262 265	2.5	X
42173	Warm air heating & air-conditioning equipment & supplies whsle	474	61 872	.6	X
421730	Warm air heating & air-conditioning equipment & supplies whsle	474	61 872	.6	X
42174	Refrigeration equipment & supplies whsle	257	14 451	.1	X
421740	Refrigeration equipment & supplies whsle	257	14 451	.1	X
4218	Machinery, equipment, & supplies whsle	951	436 592	4.2	3.8
42181	Construction & mining (except petroleum) machinery & equip whsle	9	289	Z	X
421810	Construction & mining (except petroleum) machinery & equip whsle	9	289	Z	X
42182	Farm & garden machinery & equipment whsle	25	6 033	.1	X
421820	Farm & garden machinery & equipment whsle	25	6 033	.1	X
4218201	Farm machinery & equipment—farm dealers	13	630	Z	X
4218202	Farm machinery & equipment—whsle distributors	8	3 866	Z	X
42183	Industrial machinery & equipment whsle	197	76 586	.7	10.8
421830	Industrial machinery & equipment whsle	197	76 586	.7	10.8
4218302	Hydraulic & pneumatic (fluid-power) machinery & equipment whsle	45	5 233	.1	X
42183021	Hydraulic & pneumatic pumps & motors whsle	6	452	Z	X
42183022	Hydraulic & pneumatic parts, accessories, & supplies whsle	39	4 781	Z	X
4218303	General-purpose industrial machinery & equipment whsle	61	14 725	.1	27.8
4218304	Metalworking machinery & equipment whsle	7	509	Z	X
4218305	Materials handling equipment whsle	12	3 014	Z	X
4218306	Oilwell, oil refinery, & pipeline mach, equip, & supplies whsle	59	43 885	.4	6.7
4218307	Other industrial machinery & equipment whsle	13	9 220	.1	2.3
42184	Industrial supplies whsle	695	349 500	3.4	2.3
421840	Industrial supplies whsle	695	349 500	3.4	2.3
4218401	General-line industrial supplies whsle	337	73 142	.7	X
4218402	Mechanical power transmission supplies whsle	17	1 872	Z	X
4218403	Welding supplies whsle	7	487	Z	X
4218405	Industrial valves & fittings (except fluid-power) whsle	263	264 120	2.5	X
4218406	Other industrial supplies whsle	66	7 672	.1	X
42185	Service establishment equipment & supplies whsle	20	4 123	Z	1.5
421850	Service establishment equipment & supplies whsle	20	4 123	Z	1.5
4218504	Other service establishment equipment & supplies whsle	18	D	D	D
4219	Miscellaneous durable goods whsle	886	134 354	1.3	4.7
42193	Recyclable material whsle	285	46 540	.4	8.4
421930	Recyclable material whsle	285	46 540	.4	8.4
4219301	Iron & steel scrap processors & dealers	196	36 334	.3	9.6
42193011	Iron & steel scrap processors (using power processing equipment)	175	32 180	.3	X
42193012	Iron & steel scrap processors (not using power processing equip)	21	4 154	Z	X
4219303	Other recyclable material whsle	87	10 201	.1	5.5
42199	Other miscellaneous durable goods whsle	599	87 178	.8	X
421990	Other miscellaneous durable goods whsle	599	87 178	.8	X
4219902	Forest products (except lumber) whsle	6	56	Z	X
4219903	General merchandise (durable goods) whsle	581	82 256	.8	X
4219906	Other durable goods whsle	9	1 114	Z	X

See footnotes at end of table.

Table 4. Merchant Wholesalers by Broad Commodity Line and Kind of Business: 1997—Con.

[Includes only establishments with payroll. For meaning of abbreviations and symbols, see introductory text. For explanation of terms, see Appendix A]

CL code and NAICS code	Commodity line and kind of business	Establishments (number)	Sales (\$1,000)	Percent of sales accounted for by kind of business ¹	Coverage in percents
1150	Iron and steel pipe and tubing—Con.				
422	Wholesale trade, nondurable goods	188	150 203	1.4	55.7
4224	Grocery & related products whsle	6	890	Z	X
4226	Chemical & allied products whsle	113	94 417	.9	9.8
42261	Plastics materials & basic forms & shapes whsle	94	89 411	.9	10.5
422610	Plastics materials & basic forms & shapes whsle	94	89 411	.9	10.5
42269	Other chemical & allied products whsle	19	5 006	Z	1.7
422690	Other chemical & allied products whsle	19	5 006	Z	1.7
4226902	Other chemical & allied products whsle	16	4 982	Z	1.8
4227	Petroleum & petroleum products whsle	7	222	Z	X
4229	Miscellaneous nondurable goods whsle	61	54 673	.5	63.9
42291	Farm supplies whsle	18	1 036	Z	X
422910	Farm supplies whsle	18	1 036	Z	X
4229101	Farm supplies—farm dealers	6	56	Z	X
4229102	Farm supplies—whsle distributors	12	980	Z	X
42299	Other miscellaneous nondurable goods whsle	37	52 160	.5	66.9
422990	Other miscellaneous nondurable goods whsle	37	52 160	.5	66.9
4229902	General merchandise (nondurable goods) whsle	17	49 148	.5	76.9
4229904	Other nondurable goods whsle	18	3 000	Z	X
1160	Other iron and steel products	3 708	9 866 488	100.0	63.6
421	Wholesale trade, durable goods	3 676	9 850 323	99.8	61.4
4213	Lumber & other construction materials whsle	152	99 962	1.0	.4
42131	Lumber, plywood, millwork, & wood panel whsle	110	85 934	.9	.5
421310	Lumber, plywood, millwork, & wood panel whsle	110	85 934	.9	.5
4213101	Lumber without yard whsle	15	28 366	.3	X
4213102	Lumber with yard whsle	35	11 431	.1	.2
4213103	Plywood, veneer, millwork, & wood panel whsle	60	46 137	.5	1.0
42132	Brick, stone, & related construction materials whsle	6	861	Z	X
421320	Brick, stone, & related construction materials whsle	6	861	Z	X
4213201	Brick, block, tile, clay/cement sewer pipe whsle	6	861	Z	X
42133	Roofing, siding, & insulation material whsle	25	12 122	.1	X
421330	Roofing, siding, & insulation material whsle	25	12 122	.1	X
4213301	Roofing, siding, & insulation material whsle	25	12 122	.1	X
42139	Other construction materials whsle	11	1 045	Z	X
421390	Other construction materials whsle	11	1 045	Z	X
4213902	Other construction materials whsle	11	1 045	Z	X
4215	Metal & mineral (except petroleum) whsle	2 869	9 620 159	97.5	74.2
42151	Metal service centers & offices	2 860	9 616 996	97.5	73.9
421510	Metal service centers & offices	2 860	9 616 996	97.5	73.9
4215101	Ferrous metal service centers & sales offices	2 768	9 540 977	96.7	74.3
42151011	Ferrous metal service centers	2 226	8 678 470	88.0	75.1
42151012	Ferrous metal sales offices	542	862 507	8.7	69.0
4215102	Nonferrous metal service centers & sales offices	92	76 019	.8	64.2
42151021	Nonferrous metal service centers	90	75 749	.8	64.6
42152	Coal & other mineral & ore whsle	9	3 163	Z	69.2
421520	Coal & other mineral & ore whsle	9	3 163	Z	69.2
4215201	Coal whsle	6	1 439	Z	64.3
4216	Electrical goods whsle	6	5 244	.1	X
4217	Hardware, & plumbing & heating equipment & supplies whsle	21	10 586	.1	22.2
42171	Hardware whsle	16	9 985	.1	17.7
421710	Hardware whsle	16	9 985	.1	17.7
4218	Machinery, equipment, & supplies whsle	217	40 667	.4	13.0
42183	Industrial machinery & equipment whsle	46	25 849	.3	19.3
421830	Industrial machinery & equipment whsle	46	25 849	.3	19.3
4218302	Hydraulic & pneumatic (fluid-power) machinery & equipment whsle	8	968	.1	X
4218303	General-purpose industrial machinery & equipment whsle	19	19 821	.2	22.4
4218304	Metalworking machinery & equipment whsle	10	1 134	Z	X
42184	Industrial supplies whsle	168	14 257	.1	3.3
421840	Industrial supplies whsle	168	14 257	.1	3.3
4218401	General-line industrial supplies whsle	121	10 318	.1	X
4218402	Mechanical power transmission supplies whsle	19	2 369	Z	X
4218405	Industrial valves & fittings (except fluid-power) whsle	18	1 600	Z	X
4219	Miscellaneous durable goods whsle	410	73 568	.7	5.6
42193	Recyclable material whsle	265	65 807	.7	6.0
421930	Recyclable material whsle	265	65 807	.7	6.0
4219301	Iron & steel scrap processors & dealers	198	58 168	.6	7.8
42193011	Iron & steel scrap processors (using power processing equipment)	180	38 330	.4	X
42193012	Iron & steel scrap processors (not using power processing equip)	18	19 838	.2	X
4219303	Other recyclable material whsle	67	7 639	.1	X
42199	Other miscellaneous durable goods whsle	145	7 761	.1	X
421990	Other miscellaneous durable goods whsle	145	7 761	.1	X
4219903	General merchandise (durable goods) whsle	145	7 761	.1	X
422	Wholesale trade, nondurable goods	32	16 165	.2	63.7
4226	Chemical & allied products whsle	21	14 495	.1	49.2
42269	Other chemical & allied products whsle	17	12 727	.1	44.8
422690	Other chemical & allied products whsle	17	12 727	.1	44.8
4226902	Other chemical & allied products whsle	13	12 625	.1	47.6

See footnotes at end of table.

Table 4. Merchant Wholesalers by Broad Commodity Line and Kind of Business: 1997—Con.

[Includes only establishments with payroll. For meaning of abbreviations and symbols, see introductory text. For explanation of terms, see Appendix A]

CL code and NAICS code	Commodity line and kind of business	Establishments (number)	Sales (\$1,000)	Percent of sales accounted for by kind of business ¹	Coverage in percents
1170	Alloy steel	1 665	2 833 462	100.0	70.7
421	Wholesale trade, durable goods	1 651	2 809 324	99.1	68.4
4215	Metal & mineral (except petroleum) whsle	1 540	2 764 156	97.6	74.9
42151	Metal service centers & offices	1 540	2 764 156	97.6	74.4
421510	Metal service centers & offices	1 540	2 764 156	97.6	74.4
4215101	Ferrous metal service centers & sales offices	1 387	2 666 516	94.1	75.7
42151011	Ferrous metal service centers	1 175	2 379 987	84.0	76.6
42151012	Ferrous metal sales offices	212	286 529	10.1	68.8
4215102	Nonferrous metal service centers & sales offices	153	97 640	3.4	62.3
42151021	Nonferrous metal service centers	131	95 003	3.4	62.9
42151022	Nonferrous metal sales offices	22	2 637	.1	41.0
4217	Hardware, & plumbing & heating equipment & supplies whsle	6	4 791	.2	X
4219	Miscellaneous durable goods whsle	100	37 675	1.3	1.9
42193	Recyclable material whsle	99	37 644	1.3	2.0
421930	Recyclable material whsle	99	37 644	1.3	2.0
4219301	Iron & steel scrap processors & dealers	53	9 784	.3	.2
42193011	Iron & steel scrap processors (using power processing equipment)	45	8 889	.3	X
42193012	Iron & steel scrap processors (not using power processing equip)	8	895	Z	X
4219303	Other recyclable material whsle	46	27 860	1.0	3.0
422	Wholesale trade, nondurable goods	14	24 138	.9	8.0
4226	Chemical & allied products whsle	7	10 736	.4	14.8
42269	Other chemical & allied products whsle	6	10 692	.4	3.2
422690	Other chemical & allied products whsle	6	10 692	.4	3.2
4226902	Other chemical & allied products whsle	6	10 692	.4	3.3
1180	Stainless steel	3 567	7 474 085	100.0	63.9
421	Wholesale trade, durable goods	3 548	7 449 435	99.7	60.9
4211	Motor vehicle & motor vehicle parts & supplies whsle	6	275	Z	X
4215	Metal & mineral (except petroleum) whsle	2 584	7 149 865	95.7	73.9
42151	Metal service centers & offices	2 581	7 128 107	95.4	73.3
421510	Metal service centers & offices	2 581	7 128 107	95.4	73.3
4215101	Ferrous metal service centers & sales offices	2 105	6 076 929	81.3	72.9
42151011	Ferrous metal service centers	1 786	5 687 572	76.1	73.5
42151012	Ferrous metal sales offices	319	389 357	5.2	69.5
4215102	Nonferrous metal service centers & sales offices	476	1 051 178	14.1	74.9
42151021	Nonferrous metal service centers	415	1 039 537	13.9	75.6
42151022	Nonferrous metal sales offices	61	11 641	.2	60.0
4217	Hardware, & plumbing & heating equipment & supplies whsle	18	4 212	.1	66.4
42172	Plumbing & heating equipment & supplies (hydronics) whsle	12	3 723	.1	57.2
421720	Plumbing & heating equipment & supplies (hydronics) whsle	12	3 723	.1	57.2
4218	Machinery, equipment, & supplies whsle	38	69 111	.9	19.7
42183	Industrial machinery & equipment whsle	17	4 549	.1	61.9
421830	Industrial machinery & equipment whsle	17	4 549	.1	61.9
4218303	General-purpose industrial machinery & equipment whsle	7	3 559	Z	84.9
4218306	Oilwell, oil refinery, & pipeline mach, equip, & supplies whsle	10	990	Z	32.0
42184	Industrial supplies whsle	21	64 562	.9	X
421840	Industrial supplies whsle	21	64 562	.9	X
4218405	Industrial valves & fittings (except fluid-power) whsle	21	64 562	.9	X
4219	Miscellaneous durable goods whsle	901	225 897	3.0	2.3
42193	Recyclable material whsle	901	225 897	3.0	2.4
421930	Recyclable material whsle	901	225 897	3.0	2.4
4219301	Iron & steel scrap processors & dealers	473	101 453	1.4	.7
42193011	Iron & steel scrap processors (using power processing equipment)	398	88 489	1.2	X
42193012	Iron & steel scrap processors (not using power processing equip)	75	12 964	.2	X
4219302	Recyclable paper & paperboard whsle	16	695	Z	X
4219303	Other recyclable material whsle	412	123 749	1.7	4.3
422	Wholesale trade, nondurable goods	19	24 650	.3	78.4
4226	Chemical & allied products whsle	12	10 121	.1	14.7
42261	Plastics materials & basic forms & shapes whsle	8	10 044	.1	10.7
422610	Plastics materials & basic forms & shapes whsle	8	10 044	.1	10.7
1200	Copper and brass	2 956	7 798 997	100.0	39.7
421	Wholesale trade, durable goods	2 760	6 283 907	80.6	51.0
4211	Motor vehicle & motor vehicle parts & supplies whsle	14	3 802	Z	X
42114	Motor vehicle parts, (used) whsle	10	709	Z	X
421140	Motor vehicle parts, (used) whsle	10	709	Z	X
4212	Furniture & home furnishings whsle	16	14 929	.2	X
42122	Home furnishings whsle	14	14 607	.2	X
421220	Home furnishings whsle	14	14 607	.2	X
4212201	Household china, glassware, & crockery whsle	9	12 644	.2	X
4215	Metal & mineral (except petroleum) whsle	1 561	4 232 298	54.3	70.5
42151	Metal service centers & offices	1 559	4 232 028	54.3	70.0
421510	Metal service centers & offices	1 559	4 232 028	54.3	70.0
4215101	Ferrous metal service centers & sales offices	803	405 296	5.2	76.4
42151011	Ferrous metal service centers	685	387 600	5.0	77.3
42151012	Ferrous metal sales offices	118	17 696	.2	69.2
4215102	Nonferrous metal service centers & sales offices	756	3 826 732	49.1	61.2
42151021	Nonferrous metal service centers	582	3 517 097	45.1	62.0
42151022	Nonferrous metal sales offices	174	309 635	4.0	50.6
4216	Electrical goods whsle	14	3 070	Z	14.0
42161	Electrical apparatus & equip, wiring supp, & const material whsle	7	2 590	Z	22.0
421610	Electrical apparatus & equip, wiring supp, & const material whsle	7	2 590	Z	22.0
42169	Other electronic parts & equipment whsle	7	480	Z	X
421690	Other electronic parts & equipment whsle	7	480	Z	X
4216902	Electronic parts (excluding communications equipment) whsle	7	480	Z	X

See footnotes at end of table.

Table 4. Merchant Wholesalers by Broad Commodity Line and Kind of Business: 1997—Con.

[Includes only establishments with payroll. For meaning of abbreviations and symbols, see introductory text. For explanation of terms, see Appendix A]

CL code and NAICS code	Commodity line and kind of business	Establishments (number)	Sales (\$1,000)	Percent of sales accounted for by kind of business ¹	Coverage in percents
1200	Copper and brass—Con.				
421	Wholesale trade, durable goods—Con.				
4217	Hardware, & plumbing & heating equipment & supplies whsle	35	22 165	.3	31.8
42171	Hardware whsle	19	10 627	.1	21.9
421710	Hardware whsle	19	10 627	.1	21.9
42172	Plumbing & heating equipment & supplies (hydronics) whsle	7	10 168	.1	55.1
421720	Plumbing & heating equipment & supplies (hydronics) whsle	7	10 168	.1	55.1
42173	Warm air heating & air-conditioning equipment & supplies whsle	9	1 370	Z	2.8
421730	Warm air heating & air-conditioning equipment & supplies whsle	9	1 370	Z	2.8
4218	Machinery, equipment, & supplies whsle	62	8 585	.1	52.4
42183	Industrial machinery & equipment whsle	35	4 497	.1	57.0
421830	Industrial machinery & equipment whsle	35	4 497	.1	57.0
4218303	General-purpose industrial machinery & equipment whsle	28	3 024	Z	59.8
42184	Industrial supplies whsle	11	3 678	Z	48.3
421840	Industrial supplies whsle	11	3 678	Z	48.3
4218405	Industrial valves & fittings (except fluid-power) whsle	6	2 631	Z	X
42185	Service establishment equipment & supplies whsle	8	341	Z	X
421850	Service establishment equipment & supplies whsle	8	341	Z	X
4218504	Other service establishment equipment & supplies whsle	8	D	D	X
4219	Miscellaneous durable goods whsle	1 055	1 998 936	25.6	35.2
42193	Recyclable material whsle	761	434 316	5.6	1.2
421930	Recyclable material whsle	761	434 316	5.6	1.2
4219301	Iron & steel scrap processors & dealers	401	100 953	1.3	.6
42193011	Iron & steel scrap processors (using power processing equipment)	277	88 384	1.1	X
42193012	Iron & steel scrap processors (not using power processing equip)	124	12 569	.2	X
4219302	Recyclable paper & paperboard whsle	37	1 800	Z	X
4219303	Other recyclable material whsle	323	331 563	4.3	1.8
42194	Jewelry/watch/silverware/precious stone, & precious metal whsle	71	779 329	10.0	X
421940	Jewelry/watch/silverware/precious stone, & precious metal whsle	71	779 329	10.0	X
4219401	Jewelry, watch, diamonds, precious stone, & silverware whsle	42	8 754	.1	X
4219402	Precious metal (excluding ores) whsle	29	770 575	9.9	X
42199	Other miscellaneous durable goods whsle	219	785 005	10.1	54.0
421990	Other miscellaneous durable goods whsle	219	785 005	10.1	54.0
4219903	General merchandise (durable goods) whsle	211	784 869	10.1	52.7
422	Wholesale trade, nondurable goods	196	1 515 090	19.4	.3
4226	Chemical & allied products whsle	113	28 145	.4	2.6
42261	Plastics materials & basic forms & shapes whsle	46	15 759	.2	8.4
422610	Plastics materials & basic forms & shapes whsle	46	15 759	.2	8.4
42269	Other chemical & allied products whsle	67	12 386	.2	.3
422690	Other chemical & allied products whsle	67	12 386	.2	.3
4226902	Other chemical & allied products whsle	62	12 350	.2	.4
4229	Miscellaneous nondurable goods whsle	66	1 479 817	19.0	X
42293	Flower, nursery stock, & florists' supplies whsle	8	548	Z	X
422930	Flower, nursery stock, & florists' supplies whsle	8	548	Z	X
42299	Other miscellaneous nondurable goods whsle	56	1 478 920	19.0	X
422990	Other miscellaneous nondurable goods whsle	56	1 478 920	19.0	X
4229901	Art goods whsle	12	5 543	.1	X
4229902	General merchandise (nondurable goods) whsle	26	1 472 413	18.9	X
4229904	Other nondurable goods whsle	18	964	Z	X
1220	Aluminum shapes, forms, etc.	4 267	11 990 279	100.0	43.8
421	Wholesale trade, durable goods	4 012	9 929 853	82.8	56.6
4211	Motor vehicle & motor vehicle parts & supplies whsle	14	29 744	.2	X
42114	Motor vehicle parts, (used) whsle	8	386	Z	X
421140	Motor vehicle parts, (used) whsle	8	386	Z	X
4213	Lumber & other construction materials whsle	181	59 526	.5	X
42131	Lumber, plywood, millwork, & wood panel whsle	72	19 146	.2	X
421310	Lumber, plywood, millwork, & wood panel whsle	72	19 146	.2	X
4213101	Lumber without yard whsle	16	4 351	Z	X
4213102	Lumber with yard whsle	11	3 572	Z	X
4213103	Plywood, veneer, millwork, & wood panel whsle	45	11 223	.1	X
42133	Roofing, siding, & insulation material whsle	62	23 965	.2	X
421330	Roofing, siding, & insulation material whsle	62	23 965	.2	X
4213301	Roofing, siding, & insulation material whsle	62	23 965	.2	X
42139	Other construction materials whsle	47	16 415	.1	X
421390	Other construction materials whsle	47	16 415	.1	X
4213901	Flat glass & other construction glass whsle	28	12 391	.1	X
4213902	Other construction materials whsle	19	4 024	Z	X
4215	Metal & mineral (except petroleum) whsle	2 800	8 568 926	71.5	71.1
42151	Metal service centers & offices	2 797	8 568 675	71.5	70.5
421510	Metal service centers & offices	2 797	8 568 675	71.5	70.5
4215101	Ferrous metal service centers & sales offices	1 431	1 877 581	15.7	74.5
42151011	Ferrous metal service centers	1 198	1 809 086	15.1	75.6
42151012	Ferrous metal sales offices	233	68 495	.6	63.8
4215102	Nonferrous metal service centers & sales offices	1 366	6 691 094	55.8	64.5
42151021	Nonferrous metal service centers	1 026	5 878 318	49.0	67.7
42151022	Nonferrous metal sales offices	340	812 776	6.8	26.6
4216	Electrical goods whsle	17	2 887	Z	X
42161	Electrical apparatus & equip, wiring supp, & const material whsle	7	866	Z	X
421610	Electrical apparatus & equip, wiring supp, & const material whsle	7	866	Z	X
42169	Other electronic parts & equipment whsle	10	2 021	Z	X
421690	Other electronic parts & equipment whsle	10	2 021	Z	X
4216902	Electronic parts (excluding communications equipment) whsle	10	2 021	Z	X

See footnotes at end of table.

Table 4. Merchant Wholesalers by Broad Commodity Line and Kind of Business: 1997—Con.

[Includes only establishments with payroll. For meaning of abbreviations and symbols, see introductory text. For explanation of terms, see Appendix A]

CL code and NAICS code	Commodity line and kind of business	Establishments (number)	Sales (\$1,000)	Percent of sales accounted for by kind of business ¹	Coverage in percents
1220	Aluminum shapes, forms, etc.—Con.				
421	Wholesale trade, durable goods—Con.				
4217	Hardware, & plumbing & heating equipment & supplies whsle	234	35 874	.3	1.9
42171	Hardware whsle	102	20 233	.2	3.3
421710	Hardware whsle	102	20 233	.2	3.3
42172	Plumbing & heating equipment & supplies (hydronics) whsle	45	5 210	Z	X
421720	Plumbing & heating equipment & supplies (hydronics) whsle	45	5 210	Z	X
42173	Warm air heating & air-conditioning equipment & supplies whsle	80	9 847	.1	X
421730	Warm air heating & air-conditioning equipment & supplies whsle	80	9 847	.1	X
42174	Refrigeration equipment & supplies whsle	7	584	Z	X
421740	Refrigeration equipment & supplies whsle	7	584	Z	X
4218	Machinery, equipment, & supplies whsle	40	6 205	.1	39.8
42182	Farm & garden machinery & equipment whsle	6	562	Z	X
421820	Farm & garden machinery & equipment whsle	6	562	Z	X
42183	Industrial machinery & equipment whsle	16	4 126	Z	48.2
421830	Industrial machinery & equipment whsle	16	4 126	Z	48.2
4218303	General-purpose industrial machinery & equipment whsle	12	3 237	Z	60.0
42184	Industrial supplies whsle	9	488	Z	14.2
421840	Industrial supplies whsle	9	488	Z	14.2
4218406	Other industrial supplies whsle	8	444	Z	33.3
4219	Miscellaneous durable goods whsle	717	1 223 147	10.2	42.7
42193	Recyclable material whsle	287	352 367	2.9	36.1
421930	Recyclable material whsle	287	352 367	2.9	36.1
4219301	Iron & steel scrap processors & dealers	130	18 703	.2	4.1
42193011	Iron & steel scrap processors (using power processing equipment)	95	17 172	.1	X
42193012	Iron & steel scrap processors (not using power processing equip)	35	1 531	Z	X
4219302	Recyclable paper & paperboard whsle	21	3 056	Z	X
4219303	Other recyclable material whsle	136	330 608	2.8	48.9
42194	Jewelry/watch/silverware/precious stone, & precious metal whsle	22	164 128	1.4	X
421940	Jewelry/watch/silverware/precious stone, & precious metal whsle	22	164 128	1.4	X
4219401	Jewelry, watch, diamonds, precious stone, & silverware whsle	16	1 135	Z	X
4219402	Precious metal (excluding ores) whsle	6	162 993	1.4	X
42199	Other miscellaneous durable goods whsle	406	706 631	5.9	53.5
421990	Other miscellaneous durable goods whsle	406	706 631	5.9	53.5
4219903	General merchandise (durable goods) whsle	390	704 279	5.9	52.1
4219906	Other durable goods whsle	12	1 509	Z	30.1
422	Wholesale trade, nondurable goods	255	2 060 426	17.2	1.2
4221	Paper & paper product whsle	6	4 613	Z	X
4226	Chemical & allied products whsle	145	78 210	.7	11.8
42261	Plastics materials & basic forms & shapes whsle	113	49 129	.4	16.1
422610	Plastics materials & basic forms & shapes whsle	113	49 129	.4	16.1
42269	Other chemical & allied products whsle	32	29 081	.2	X
422690	Other chemical & allied products whsle	32	29 081	.2	X
4226902	Other chemical & allied products whsle	31	29 045	.2	X
4229	Miscellaneous nondurable goods whsle	91	1 974 774	16.5	X
42299	Other miscellaneous nondurable goods whsle	87	1 973 592	16.5	X
422990	Other miscellaneous nondurable goods whsle	87	1 973 592	16.5	X
4229901	Art goods whsle	15	668	Z	X
4229902	General merchandise (nondurable goods) whsle	54	1 964 386	16.4	X
4229904	Other nondurable goods whsle	18	8 538	.1	X
1230	Other nonferrous metals (magnesium, nickel, tin, lead, zinc, etc., except precious)	1 454	5 500 434	100.0	X
421	Wholesale trade, durable goods	1 415	4 943 431	89.9	X
4211	Motor vehicle & motor vehicle parts & supplies whsle	9	1 832	Z	X
42114	Motor vehicle parts, (used) whsle	6	369	Z	X
421140	Motor vehicle parts, (used) whsle	6	369	Z	X
4215	Metal & mineral (except petroleum) whsle	845	4 161 841	75.7	X
42151	Metal service centers & offices	840	4 143 113	75.3	X
421510	Metal service centers & offices	840	4 143 113	75.3	X
4215101	Ferrous metal service centers & sales offices	297	340 825	6.2	X
42151011	Ferrous metal service centers	248	291 775	5.3	X
42151012	Ferrous metal sales offices	49	49 050	.9	X
4215102	Nonferrous metal service centers & sales offices	543	3 802 288	69.1	X
42151021	Nonferrous metal service centers	402	3 589 356	65.3	X
42151022	Nonferrous metal sales offices	141	212 932	3.9	X
4216	Electrical goods whsle	8	40 132	.7	X
42169	Other electronic parts & equipment whsle	6	39 851	.7	X
421690	Other electronic parts & equipment whsle	6	39 851	.7	X
4216902	Electronic parts (excluding communications equipment) whsle	6	39 851	.7	X
4218	Machinery, equipment, & supplies whsle	109	156 127	2.8	X
42183	Industrial machinery & equipment whsle	89	153 208	2.8	X
421830	Industrial machinery & equipment whsle	89	153 208	2.8	X
4218302	Hydraulic & pneumatic (fluid-power) machinery & equipment whsle	9	6 731	.1	X
42183022	Hydraulic & pneumatic parts, accessories, & supplies whsle	9	6 731	.1	X
4218303	General-purpose industrial machinery & equipment whsle	29	127 404	2.3	X
4218304	Metalworking machinery & equipment whsle	12	8 069	.1	X
4218305	Materials handling equipment whsle	12	2 970	.1	X
4218307	Other industrial machinery & equipment whsle	24	7 922	.1	X
42184	Industrial supplies whsle	20	2 919	.1	X
421840	Industrial supplies whsle	20	2 919	.1	X
4218401	General-line industrial supplies whsle	9	2 456	Z	X

See footnotes at end of table.

Table 4. Merchant Wholesalers by Broad Commodity Line and Kind of Business: 1997—Con.

[Includes only establishments with payroll. For meaning of abbreviations and symbols, see introductory text. For explanation of terms, see Appendix A]

CL code and NAICS code	Commodity line and kind of business	Establishments (number)	Sales (\$1,000)	Percent of sales accounted for by kind of business ¹	Coverage in percents
1230	Other nonferrous metals (magnesium, nickel, tin, lead, zinc, etc., except precious)—Con.				
421	Wholesale trade, durable goods—Con.				
4219	Miscellaneous durable goods whsle	443	583 447	10.6	X
42193	Recyclable material whsle	386	118 659	2.2	X
421930	Recyclable material whsle	386	118 659	2.2	X
4219301	Iron & steel scrap processors & dealers	169	73 341	1.3	X
42193011	Iron & steel scrap processors (using power processing equipment)	144	72 238	1.3	X
42193012	Iron & steel scrap processors (not using power processing equip)	25	1 103	.2	X
4219302	Recyclable paper & paperboard whsle	15	573	.2	X
4219303	Other recyclable material whsle	202	44 745	.8	X
42199	Other miscellaneous durable goods whsle	54	463 934	8.4	X
421990	Other miscellaneous durable goods whsle	54	463 934	8.4	X
4219903	General merchandise (durable goods) whsle	54	463 934	8.4	X
422	Wholesale trade, nondurable goods	39	557 003	10.1	X
4226	Chemical & allied products whsle	24	31 825	.6	X
42269	Other chemical & allied products whsle	22	31 646	.6	X
422690	Other chemical & allied products whsle	22	31 646	.6	X
4226902	Other chemical & allied products whsle	22	31 646	.6	X
4229	Miscellaneous nondurable goods whsle	7	521 317	9.5	X
1300	Coal and coke	462	5 647 375	100.0	32.4
421	Wholesale trade, durable goods	429	5 249 750	93.0	49.0
4215	Metal & mineral (except petroleum) whsle	362	4 866 604	86.2	63.4
42151	Metal service centers & offices	19	171 428	3.0	33.0
421510	Metal service centers & offices	19	171 428	3.0	33.0
4215101	Ferrous metal service centers & sales offices	16	160 724	2.8	53.9
42151011	Ferrous metal service centers	9	145 767	2.6	73.0
42151012	Ferrous metal sales offices	7	14 957	.3	11.6
42152	Coal & other mineral & ore whsle	343	4 695 176	83.1	73.6
421520	Coal & other mineral & ore whsle	343	4 695 176	83.1	73.6
4215201	Coal whsle	333	4 667 243	82.6	67.7
4215202	Other mineral & ore whsle	10	27 933	.5	X
4219	Miscellaneous durable goods whsle	62	373 035	6.6	.7
42193	Recyclable material whsle	7	5 918	.1	73.7
421930	Recyclable material whsle	7	5 918	.1	73.7
4219301	Iron & steel scrap processors & dealers	7	5 918	.1	72.1
42193011	Iron & steel scrap processors (using power processing equipment)	7	5 918	.1	X
42199	Other miscellaneous durable goods whsle	52	363 190	6.4	X
421990	Other miscellaneous durable goods whsle	52	363 190	6.4	X
4219902	Forest products (except lumber) whsle	8	380	.2	X
4219903	General merchandise (durable goods) whsle	44	362 810	6.4	X
422	Wholesale trade, nondurable goods	33	397 625	7.0	6.9
4227	Petroleum & petroleum products whsle	13	37 529	.7	13.6
42271	Petroleum bulk stations & terminals	7	13 071	.2	46.6
422710	Petroleum bulk stations & terminals	7	13 071	.2	46.6
4227101	Petroleum bulk stations & terminals (except LP)	7	13 071	.2	46.8
42272	Petroleum & petroleum prod whsle (exc bulk stations & terminals)	6	24 458	.4	X
422720	Petroleum & petroleum prod whsle (exc bulk stations & terminals)	6	24 458	.4	X
4229	Miscellaneous nondurable goods whsle	14	238 429	4.2	X
42299	Other miscellaneous nondurable goods whsle	10	238 148	4.2	X
422990	Other miscellaneous nondurable goods whsle	10	238 148	4.2	X
1320	Minerals and ores (excluding coal, precious stones, and crude oil)	471	5 630 441	100.0	X
421	Wholesale trade, durable goods	378	4 863 535	86.4	X
4215	Metal & mineral (except petroleum) whsle	316	3 117 829	55.4	X
42151	Metal service centers & offices	37	321 881	5.7	X
421510	Metal service centers & offices	37	321 881	5.7	X
4215101	Ferrous metal service centers & sales offices	26	64 464	1.1	X
42151011	Ferrous metal service centers	17	59 481	1.1	X
42151012	Ferrous metal sales offices	9	4 983	.1	X
4215102	Nonferrous metal service centers & sales offices	11	257 417	4.6	X
42151021	Nonferrous metal service centers	8	256 992	4.6	X
42152	Coal & other mineral & ore whsle	279	2 795 948	49.7	X
421520	Coal & other mineral & ore whsle	279	2 795 948	49.7	X
4215201	Coal whsle	20	20 533	.4	X
4215202	Other mineral & ore whsle	259	2 775 415	49.3	X
4219	Miscellaneous durable goods whsle	56	1 744 292	31.0	X
42194	Jewelry/watch/silverware/precious stone, & precious metal whsle	24	3 910	.1	X
421940	Jewelry/watch/silverware/precious stone, & precious metal whsle	24	3 910	.1	X
4219401	Jewelry, watch, diamonds, precious stone, & silverware whsle	14	3 653	.1	X
4219402	Precious metal (excluding ores) whsle	10	257	.2	X
42199	Other miscellaneous durable goods whsle	28	1 740 138	30.9	X
421990	Other miscellaneous durable goods whsle	28	1 740 138	30.9	X
4219903	General merchandise (durable goods) whsle	28	1 740 138	30.9	X
422	Wholesale trade, nondurable goods	93	766 906	13.6	X
4226	Chemical & allied products whsle	54	120 873	2.1	X
42269	Other chemical & allied products whsle	50	110 037	2.0	X
422690	Other chemical & allied products whsle	50	110 037	2.0	X
4226902	Other chemical & allied products whsle	50	110 037	2.0	X
4229	Miscellaneous nondurable goods whsle	37	624 787	11.1	X
42299	Other miscellaneous nondurable goods whsle	35	623 541	11.1	X
422990	Other miscellaneous nondurable goods whsle	35	623 541	11.1	X
4229902	General merchandise (nondurable goods) whsle	35	623 541	11.1	X

See footnotes at end of table.

Table 4. Merchant Wholesalers by Broad Commodity Line and Kind of Business: 1997—Con.

[Includes only establishments with payroll. For meaning of abbreviations and symbols, see introductory text. For explanation of terms, see Appendix A]

CL code and NAICS code	Commodity line and kind of business	Establishments (number)	Sales (\$1,000)	Percent of sales accounted for by kind of business ¹	Coverage in percents
1400	Electrical apparatus and equipment	17 501	38 903 758	100.0	36.1
421	Wholesale trade, durable goods	16 976	38 706 564	99.5	37.0
4211	Motor vehicle & motor vehicle parts & supplies whsle	169	44 176	.1	5.2
42112	Motor vehicle supplies & new parts whsle	157	43 984	.1	4.6
421120	Motor vehicle supplies & new parts whsle	157	43 984	.1	4.6
4211201	Motor vehicle supplies & new parts—warehouse distributors.....	62	23 071	.1	10.8
4211202	Motor vehicle supplies & new parts—jobbers	88	17 373	Z	X
4211203	Petroleum products marketing equipment whsle	7	3 540	Z	X
42114	Motor vehicle parts, (used) whsle	6	77	Z	X
421140	Motor vehicle parts, (used) whsle	6	77	Z	X
4212	Furniture & home furnishings whsle	32	14 106	Z	29.6
42121	Furniture whsle	11	10 750	Z	X
421210	Furniture whsle	11	10 750	Z	X
4212101	Household & lawn furniture whsle	8	7 933	Z	X
42122	Home furnishings whsle	21	3 356	Z	13.7
421220	Home furnishings whsle	21	3 356	Z	13.7
4212204	Other home furnishings whsle	11	2 274	Z	35.2
4213	Lumber & other construction materials whsle	184	54 110	.1	X
42131	Lumber, plywood, millwork, & wood panel whsle	100	32 043	.1	X
421310	Lumber, plywood, millwork, & wood panel whsle	100	32 043	.1	X
4213101	Lumber without yard whsle	16	6 265	Z	X
4213102	Lumber with yard whsle	14	1 188	Z	X
4213103	Plywood, veneer, millwork, & wood panel whsle	70	24 590	.1	X
42133	Roofing, siding, & insulation material whsle	21	10 395	Z	X
421330	Roofing, siding, & insulation material whsle	21	10 395	Z	X
4213301	Roofing, siding, & insulation material whsle	21	10 395	Z	X
42139	Other construction materials whsle	62	11 651	Z	X
421390	Other construction materials whsle	62	11 651	Z	X
4213901	Flat glass & other construction glass whsle	7	1 425	Z	X
4213902	Other construction materials whsle	55	10 226	Z	X
4214	Professional & commercial equipment & supplies whsle	257	345 120	.9	.6
42141	Photographic equipment & supplies whsle	15	4 137	Z	19.0
421410	Photographic equipment & supplies whsle	15	4 137	Z	19.0
42142	Office equipment whsle	40	297 244	.8	X
421420	Office equipment whsle	40	297 244	.8	X
42143	Computer & computer peripheral equipment & software whsle	127	27 482	.1	5.3
421430	Computer & computer peripheral equipment & software whsle	127	27 482	.1	5.3
4214301	Computer & peripheral equipment whsle	109	23 998	.1	5.7
42143011	Computers & peripheral equipment for resale	51	15 106	Z	X
42143012	Computers & peripheral equipment for end use	58	8 892	Z	6.0
4214302	Computer software (packaged) whsle	18	3 484	Z	X
42144	Other commercial equipment whsle	7	108	Z	X
421440	Other commercial equipment whsle	7	108	Z	X
4214402	Store machines & equipment whsle	7	108	Z	X
42145	Medical, dental, & hospital equipment & supplies whsle	28	3 654	Z	24.7
421450	Medical, dental, & hospital equipment & supplies whsle	28	3 654	Z	24.7
4214501	Surgical, medical, & hospital supplies whsle	26	3 634	Z	24.4
42149	Other professional equipment & supplies whsle	36	9 810	Z	21.1
421490	Other professional equipment & supplies whsle	36	9 810	Z	21.1
4214902	Other professional equipment & supplies whsle	36	9 810	Z	21.2
4215	Metal & mineral (except petroleum) whsle	238	117 171	.3	.7
42151	Metal service centers & offices	237	117 166	.3	.7
421510	Metal service centers & offices	237	117 166	.3	.7
4215101	Ferrous metal service centers & sales offices	202	80 863	.2	.5
42151011	Ferrous metal service centers	161	59 858	.2	.5
42151012	Ferrous metal sales offices	41	21 005	.1	X
4215102	Nonferrous metal service centers & sales offices	35	36 303	.1	1.4
42151021	Nonferrous metal service centers	27	32 588	.1	X
42151022	Nonferrous metal sales offices	8	3 715	Z	37.7
4216	Electrical goods whsle	11 013	35 760 015	91.9	58.2
42161	Electrical apparatus & equip, wiring supp, & const material whsle	8 857	33 327 621	85.7	59.3
421610	Electrical apparatus & equip, wiring supp, & const material whsle	8 857	33 327 621	85.7	59.3
42162	Electrical appliance, television & radio set whsle	199	234 152	.6	62.9
421620	Electrical appliance, television & radio set whsle	199	234 152	.6	62.9
42169	Other electronic parts & equipment whsle	1 957	2 198 242	5.7	60.5
421690	Other electronic parts & equipment whsle	1 957	2 198 242	5.7	60.5
4216901	Communications equipment & supplies whsle	573	754 428	1.9	50.5
4216902	Electronic parts (excluding communications equipment) whsle	1 384	1 443 814	3.7	67.3
4217	Hardware, & plumbing & heating equipment & supplies whsle	1 159	862 004	2.2	1.9
42171	Hardware whsle	336	515 185	1.3	1.6
421710	Hardware whsle	336	515 185	1.3	1.6
42172	Plumbing & heating equipment & supplies (hydronics) whsle	243	198 801	.5	1.7
421720	Plumbing & heating equipment & supplies (hydronics) whsle	243	198 801	.5	1.7
42173	Warm air heating & air-conditioning equipment & supplies whsle	459	113 211	.3	3.4
421730	Warm air heating & air-conditioning equipment & supplies whsle	459	113 211	.3	3.4
42174	Refrigeration equipment & supplies whsle	121	34 807	.1	2.1
421740	Refrigeration equipment & supplies whsle	121	34 807	.1	2.1

See footnotes at end of table.

Table 4. Merchant Wholesalers by Broad Commodity Line and Kind of Business: 1997—Con.

[Includes only establishments with payroll. For meaning of abbreviations and symbols, see introductory text. For explanation of terms, see Appendix A]

CL code and NAICS code	Commodity line and kind of business	Establishments (number)	Sales (\$1,000)	Percent of sales accounted for by kind of business ¹	Coverage in percents
1400	Electrical apparatus and equipment—Con.				
421	Wholesale trade, durable goods—Con.				
4218	Machinery, equipment, & supplies whsle	2 479	1 018 923	2.6	4.0
42181	Construction & mining (except petroleum) machinery & equip whsle	159	195 633	.5	4.4
421810	Construction & mining (except petroleum) machinery & equip whsle	159	195 633	.5	4.4
42182	Farm & garden machinery & equipment whsle	234	34 333	.1	11.5
421820	Farm & garden machinery & equipment whsle	234	34 333	.1	11.5
4218201	Farm machinery & equipment—farm dealers	148	6 846	Z	1.0
4218202	Farm machinery & equipment—whsle distributors	78	16 367	Z	6.2
4218203	Lawn & garden machinery & equipment whsle	8	11 120	Z	X
42183	Industrial machinery & equipment whsle	840	430 751	1.1	5.3
421830	Industrial machinery & equipment whsle	840	430 751	1.1	5.3
4218301	Food-processing machinery & equipment whsle	10	3 097	Z	.7
4218302	Hydraulic & pneumatic (fluid-power) machinery & equipment whsle	89	42 301	.1	X
42183021	Hydraulic & pneumatic pumps & motors whsle	35	19 754	.1	X
42183022	Hydraulic & pneumatic parts, accessories, & supplies whsle	54	22 547	.1	X
4218303	General-purpose industrial machinery & equipment whsle	404	229 553	.6	6.6
4218304	Metalworking machinery & equipment whsle	35	8 891	Z	X
4218305	Materials handling equipment whsle	125	73 762	.2	12.0
4218306	Oilwell, oil refinery, & pipeline mach, equip, & supplies whsle	60	51 204	.1	X
4218307	Other industrial machinery & equipment whsle	117	21 943	.1	1.8
42184	Industrial supplies whsle	1 164	297 619	.8	1.0
421840	Industrial supplies whsle	1 164	297 619	.8	1.0
4218401	General-line industrial supplies whsle	416	69 747	.2	.9
4218402	Mechanical power transmission supplies whsle	525	164 728	.4	.7
4218403	Welding supplies whsle	19	5 021	Z	X
4218404	Industrial containers & supplies whsle	12	2 278	Z	X
4218405	Industrial valves & fittings (except fluid-power) whsle	81	33 931	.1	X
4218406	Other industrial supplies whsle	111	21 914	.1	1.3
42185	Service establishment equipment & supplies whsle	18	1 726	Z	35.0
421850	Service establishment equipment & supplies whsle	18	1 726	Z	35.0
4218502	Custodial, janitors' equipment & supplies whsle	7	681	Z	X
4218504	Other service establishment equipment & supplies whsle	9	D	D	X
42186	Transportation equipment & supplies (exc motor vehicle) whsle	64	58 861	.2	X
421860	Transportation equipment & supplies (exc motor vehicle) whsle	64	58 861	.2	X
4218601	Aircraft & aeronautical equipment & supplies whsle	22	48 777	.1	X
4218602	Marine machinery, equipment, & supplies whsle	33	8 451	Z	X
4218603	Other transportation equipment & supplies whsle	9	1 633	Z	X
4219	Miscellaneous durable goods whsle	1 445	490 939	1.3	1.4
42191	Sporting & recreational goods & supplies whsle	33	27 620	.1	X
421910	Sporting & recreational goods & supplies whsle	33	27 620	.1	X
42192	Toy & hobby goods & supplies whsle	30	39 914	.1	X
421920	Toy & hobby goods & supplies whsle	30	39 914	.1	X
42194	Jewelry/watch/silverware/precious stone, & precious metal whsle	6	2 610	Z	75.7
421940	Jewelry/watch/silverware/precious stone, & precious metal whsle	6	2 610	Z	75.7
4219401	Jewelry, watch, diamonds, precious stone, & silverware whsle	6	2 610	Z	72.1
42199	Other miscellaneous durable goods whsle	1 372	419 869	1.1	.7
421990	Other miscellaneous durable goods whsle	1 372	419 869	1.1	.7
4219903	General merchandise (durable goods) whsle	1 289	375 763	1.0	.4
4219904	Prerecorded media whsle	14	5 222	Z	X
42199041	Compact discs/prerecorded audio tapes, & phonograph records whsle	11	1 449	Z	X
4219905	Fire extinguishers & fire safety equipment whsle	19	3 926	Z	X
4219906	Other durable goods whsle	45	29 788	.1	4.9
422	Wholesale trade, nondurable goods	525	197 194	.5	4.0
4221	Paper & paper product whsle	19	1 508	Z	1.7
42212	Stationery & office supplies whsle	6	141	Z	3.8
422120	Stationery & office supplies whsle	6	141	Z	3.8
42213	Industrial & personal service paper whsle	13	1 367	Z	1.3
422130	Industrial & personal service paper whsle	13	1 367	Z	1.3
4222	Drugs, & druggists' sundries whsle	23	33 631	.1	61.2
42221	Drugs, & druggists' sundries whsle	23	33 631	.1	61.2
422210	Drugs, & druggists' sundries whsle	23	33 631	.1	61.2
4222101	General-line drugs whsle	21	33 591	.1	66.8
4223	Apparel, piece goods, & notions whsle	21	5 386	Z	3.1
42231	Piece goods, notions, & other dry goods whsle	7	1 713	Z	X
422310	Piece goods, notions, & other dry goods whsle	7	1 713	Z	X
4223101	Piece goods—jobbers	7	1 713	Z	X
42232	Men's & boys' clothing & furnishings whsle	12	3 646	Z	X
422320	Men's & boys' clothing & furnishings whsle	12	3 646	Z	X
4224	Grocery & related products whsle	20	27 151	.1	X
42249	Other grocery & related products whsle	10	936	Z	X
422490	Other grocery & related products whsle	10	936	Z	X
4224906	Other grocery specialties whsle	7	254	Z	X
4226	Chemical & allied products whsle	88	15 376	Z	1.8
42261	Plastics materials & basic forms & shapes whsle	40	8 435	Z	12.8
422610	Plastics materials & basic forms & shapes whsle	40	8 435	Z	12.8
42269	Other chemical & allied products whsle	48	6 941	Z	.1
422690	Other chemical & allied products whsle	48	6 941	Z	.1
4226901	Industrial gases (except LP) whsle	7	3 050	Z	X
4226902	Other chemical & allied products whsle	41	3 891	Z	.1
4227	Petroleum & petroleum products whsle	8	2 000	Z	56.3
42271	Petroleum bulk stations & terminals	7	1 949	Z	58.7
422710	Petroleum bulk stations & terminals	7	1 949	Z	58.7
4227101	Petroleum bulk stations & terminals (except LP)	7	1 935	Z	60.3
42271011	Petroleum bulk stations (except LP)	7	1 935	Z	58.4

See footnotes at end of table.

Table 4. Merchant Wholesalers by Broad Commodity Line and Kind of Business: 1997—Con.

[Includes only establishments with payroll. For meaning of abbreviations and symbols, see introductory text. For explanation of terms, see Appendix A]

CL code and NAICS code	Commodity line and kind of business	Establishments (number)	Sales (\$1,000)	Percent of sales accounted for by kind of business ¹	Coverage in percents
1400	Electrical apparatus and equipment—Con.				
422	Wholesale trade, nondurable goods—Con.				
4229	Miscellaneous nondurable goods whsle	341	111 654	.3	.6
42291	Farm supplies whsle	11	1 672	Z	X
422910	Farm supplies whsle	11	1 672	Z	X
4229102	Farm supplies—whsle distributors	11	1 672	Z	X
42292	Book, periodical, & newspaper whsle	14	481	Z	X
422920	Book, periodical, & newspaper whsle	14	481	Z	X
42295	Paint, varnish, & supplies whsle	14	14 561	Z	X
422950	Paint, varnish, & supplies whsle	14	14 561	Z	X
4229501	Paint, varnish, & supplies whsle	14	14 561	Z	X
42299	Other miscellaneous nondurable goods whsle	301	94 594	.2	.6
422990	Other miscellaneous nondurable goods whsle	301	94 594	.2	.6
4229901	Art goods whsle	24	1 785	Z	7.8
4229902	General merchandise (nondurable goods) whsle	222	84 464	.2	.2
4229904	Other nondurable goods whsle	55	8 345	Z	23.7
1500	Electrical appliances, household	6 574	36 118 526	100.0	52.3
421	Wholesale trade, durable goods	6 065	35 987 408	99.6	52.6
4211	Motor vehicle & motor vehicle parts & supplies whsle	45	95 334	.3	64.8
42112	Motor vehicle supplies & new parts whsle	27	91 571	.3	59.4
421120	Motor vehicle supplies & new parts whsle	27	91 571	.3	59.4
4211201	Motor vehicle supplies & new parts—warehouse distributors	6	87 920	.2	73.4
4211202	Motor vehicle supplies & new parts—jobbers	21	3 651	Z	X
42114	Motor vehicle parts, (used) whsle	9	154	Z	10.1
421140	Motor vehicle parts, (used) whsle	9	154	Z	10.1
4212	Furniture & home furnishings whsle	142	95 328	.3	27.6
42121	Furniture whsle	28	8 401	Z	1.7
421210	Furniture whsle	28	8 401	Z	1.7
4212101	Household & lawn furniture whsle	27	7 725	Z	1.7
42122	Home furnishings whsle	114	86 927	.2	29.5
421220	Home furnishings whsle	114	86 927	.2	29.5
4212201	Household china, glassware, & crockery whsle	34	14 896	Z	X
4212202	Linens, domestics, draperies, & curtains whsle	13	6 853	Z	3.2
4212203	Floor coverings whsle	6	12 573	Z	60.7
4212204	Other home furnishings whsle	61	52 605	.1	40.7
4213	Lumber & other construction materials whsle	81	28 078	.1	2.5
42131	Lumber, plywood, millwork, & wood panel whsle	65	25 797	.1	3.1
421310	Lumber, plywood, millwork, & wood panel whsle	65	25 797	.1	3.1
4213101	Lumber without yard whsle	14	1 334	Z	X
4213102	Lumber with yard whsle	8	521	Z	X
4213103	Plywood, veneer, millwork, & wood panel whsle	43	23 942	.1	3.8
42139	Other construction materials whsle	16	2 281	Z	X
421390	Other construction materials whsle	16	2 281	Z	X
4213902	Other construction materials whsle	16	2 281	Z	X
4214	Professional & commercial equipment & supplies whsle	130	169 112	.5	19.7
42141	Photographic equipment & supplies whsle	20	24 721	.1	17.3
421410	Photographic equipment & supplies whsle	20	24 721	.1	17.3
42142	Office equipment whsle	17	24 665	.1	67.6
421420	Office equipment whsle	17	24 665	.1	67.6
42143	Computer & computer peripheral equipment & software whsle	71	114 471	.3	16.1
421430	Computer & computer peripheral equipment & software whsle	71	114 471	.3	16.1
4214301	Computer & peripheral equipment whsle	63	97 620	.3	14.4
42143011	Computers & peripheral equipment for resale	38	94 218	.3	X
42143012	Computers & peripheral equipment for end use	25	3 402	Z	28.2
4214302	Computer software (packaged) whsle	8	16 851	Z	X
42144	Other commercial equipment whsle	21	5 241	Z	X
421440	Other commercial equipment whsle	21	5 241	Z	X
4214401	Restaurant & hotel equipment & supplies whsle	19	5 237	Z	X
4215	Metal & mineral (except petroleum) whsle	6	2 360	Z	X
42151	Metal service centers & offices	6	2 360	Z	X
421510	Metal service centers & offices	6	2 360	Z	X
4215101	Ferrous metal service centers & sales offices	6	2 360	Z	X
42151011	Ferrous metal service centers	6	2 360	Z	X
4216	Electrical goods whsle	3 971	34 703 987	96.1	63.1
42161	Electrical apparatus & equip, wiring supp, & const material whsle	278	174 367	.5	43.8
421610	Electrical apparatus & equip, wiring supp, & const material whsle	278	174 367	.5	43.8
42162	Electrical appliance, television & radio set whsle	3 237	33 542 256	92.9	66.7
421620	Electrical appliance, television & radio set whsle	3 237	33 542 256	92.9	66.7
42169	Other electronic parts & equipment whsle	456	987 364	2.7	42.7
421690	Other electronic parts & equipment whsle	456	987 364	2.7	42.7
4216901	Communications equipment & supplies whsle	254	149 596	.4	47.6
4216902	Electronic parts (excluding communications equipment) whsle	202	837 768	2.3	41.3
4217	Hardware, & plumbing & heating equipment & supplies whsle	447	356 085	1.0	2.0
42171	Hardware whsle	116	198 422	.5	1.3
421710	Hardware whsle	116	198 422	.5	1.3
42172	Plumbing & heating equipment & supplies (hydronics) whsle	124	49 030	.1	1.1
421720	Plumbing & heating equipment & supplies (hydronics) whsle	124	49 030	.1	1.1
42173	Warm air heating & air-conditioning equipment & supplies whsle	195	106 370	.3	5.4
421730	Warm air heating & air-conditioning equipment & supplies whsle	195	106 370	.3	5.4
42174	Refrigeration equipment & supplies whsle	12	2 263	Z	17.0
421740	Refrigeration equipment & supplies whsle	12	2 263	Z	17.0

See footnotes at end of table.

Table 4. Merchant Wholesalers by Broad Commodity Line and Kind of Business: 1997—Con.

[Includes only establishments with payroll. For meaning of abbreviations and symbols, see introductory text. For explanation of terms, see Appendix A]

CL code and NAICS code	Commodity line and kind of business	Establishments (number)	Sales (\$1,000)	Percent of sales accounted for by kind of business ¹	Coverage in percents
1500	Electrical appliances, household—Con.				
421	Wholesale trade, durable goods—Con.				
4218	Machinery, equipment, & supplies whsle	119	30 019	.1	11.7
42181	Construction & mining (except petroleum) machinery & equip whsle	7	490	Z	31.0
421810	Construction & mining (except petroleum) machinery & equip whsle	7	490	Z	31.0
42182	Farm & garden machinery & equipment whsle	54	9 878	Z	X
421820	Farm & garden machinery & equipment whsle	54	9 878	Z	X
4218201	Farm machinery & equipment—farm dealers	46	8 125	Z	X
42183	Industrial machinery & equipment whsle	40	15 665	Z	21.1
421830	Industrial machinery & equipment whsle	40	15 665	Z	21.1
4218303	General-purpose industrial machinery & equipment whsle	27	5 883	Z	17.6
4218307	Other industrial machinery & equipment whsle	7	929	Z	X
42185	Service establishment equipment & supplies whsle	16	3 937	Z	X
421850	Service establishment equipment & supplies whsle	16	3 937	Z	X
4218501	Beauty & barber shop equipment & supplies whsle	13	2 283	Z	X
4219	Miscellaneous durable goods whsle	1 124	507 105	1.4	1.5
42191	Sporting & recreational goods & supplies whsle	16	13 091	Z	35.5
421910	Sporting & recreational goods & supplies whsle	16	13 091	Z	35.5
42192	Toy & hobby goods & supplies whsle	25	5 926	Z	X
421920	Toy & hobby goods & supplies whsle	25	5 926	Z	X
42194	Jewelry/watch/silverware/precious stone, & precious metal whsle	35	44 575	.1	.6
421940	Jewelry/watch/silverware/precious stone, & precious metal whsle	35	44 575	.1	.6
4219401	Jewelry, watch, diamonds, precious stone, & silverware whsle	34	44 551	.1	.6
42199	Other miscellaneous durable goods whsle	1 048	443 513	1.2	1.1
421990	Other miscellaneous durable goods whsle	1 048	443 513	1.2	1.1
4219903	General merchandise (durable goods) whsle	1 000	410 176	1.1	.3
4219904	Prerecorded media whsle	8	31 593	.1	X
4219906	Other durable goods whsle	39	1 710	Z	X
422	Wholesale trade, nondurable goods	509	131 118	.4	1.4
4221	Paper & paper product whsle	27	5 508	Z	1.8
42212	Stationery & office supplies whsle	22	2 960	Z	2.6
422120	Stationery & office supplies whsle	22	2 960	Z	2.6
4222	Drugs, & druggists' sundries whsle	67	78 614	.2	.4
42221	Drugs, & druggists' sundries whsle	67	78 614	.2	.4
422210	Drugs, & druggists' sundries whsle	67	78 614	.2	.4
4222101	General-line drugs whsle	39	29 431	.1	1.2
4222102	Specialty-line drug, pharmaceutical, cosmetic, & toiletries whsle	28	49 183	.1	X
4223	Apparel, piece goods, & notions whsle	16	1 660	Z	24.3
42232	Men's & boys' clothing & furnishings whsle	6	1 026	Z	10.0
422320	Men's & boys' clothing & furnishings whsle	6	1 026	Z	10.0
4224	Grocery & related products whsle	40	9 508	Z	1.3
42241	General-line grocery whsle	6	190	Z	76.8
422410	General-line grocery whsle	6	190	Z	76.8
4224103	Other general-line grocery whsle	6	190	Z	81.0
42249	Other grocery & related products whsle	31	9 095	Z	.8
422490	Other grocery & related products whsle	31	9 095	Z	.8
4224906	Other grocery specialties whsle	22	6 635	Z	1.4
4226	Chemical & allied products whsle	35	4 051	Z	10.8
42261	Plastics materials & basic forms & shapes whsle	13	3 063	Z	6.0
422610	Plastics materials & basic forms & shapes whsle	13	3 063	Z	6.0
42269	Other chemical & allied products whsle	22	988	Z	34.5
422690	Other chemical & allied products whsle	22	988	Z	34.5
4226902	Other chemical & allied products whsle	21	982	Z	34.9
4227	Petroleum & petroleum products whsle	31	3 603	Z	X
42271	Petroleum bulk stations & terminals	31	3 603	Z	X
422710	Petroleum bulk stations & terminals	31	3 603	Z	X
4227102	Liquefied petroleum bulk stations & terminals	28	3 357	Z	X
4229	Miscellaneous nondurable goods whsle	293	28 174	.1	2.0
42292	Book, periodical, & newspaper whsle	8	399	Z	X
422920	Book, periodical, & newspaper whsle	8	399	Z	X
42299	Other miscellaneous nondurable goods whsle	277	27 113	.1	1.7
422990	Other miscellaneous nondurable goods whsle	277	27 113	.1	1.7
4229901	Art goods whsle	6	159	Z	16.1
4229902	General merchandise (nondurable goods) whsle	242	22 966	.1	.4
4229904	Other nondurable goods whsle	29	3 988	Z	13.1
1600	Electronic parts and equipment, except communication	15 666	67 747 726	100.0	43.1
421	Wholesale trade, durable goods	14 952	67 291 689	99.3	43.8
4211	Motor vehicle & motor vehicle parts & supplies whsle	215	51 855	.1	X
42111	Automobile & other motor vehicle whsle	12	3 056	Z	X
421110	Automobile & other motor vehicle whsle	12	3 056	Z	X
4211101	Automobile & motorcycle whsle	8	83	Z	X
42112	Motor vehicle supplies & new parts whsle	166	47 678	.1	X
421120	Motor vehicle supplies & new parts whsle	166	47 678	.1	X
4211201	Motor vehicle supplies & new parts—warehouse distributors	69	19 187	Z	X
4211202	Motor vehicle supplies & new parts—jobbers	86	25 121	Z	X
4211203	Petroleum products marketing equipment whsle	11	3 370	Z	X
42114	Motor vehicle parts, (used) whsle	35	864	Z	X
421140	Motor vehicle parts, (used) whsle	35	864	Z	X
4212	Furniture & home furnishings whsle	23	10 229	Z	43.8
42121	Furniture whsle	9	2 003	Z	X
421210	Furniture whsle	9	2 003	Z	X
42122	Home furnishings whsle	14	8 226	Z	50.0
421220	Home furnishings whsle	14	8 226	Z	50.0
4212203	Floor coverings whsle	10	6 903	Z	59.1

See footnotes at end of table.

Table 4. Merchant Wholesalers by Broad Commodity Line and Kind of Business: 1997—Con.

[Includes only establishments with payroll. For meaning of abbreviations and symbols, see introductory text. For explanation of terms, see Appendix A]

CL code and NAICS code	Commodity line and kind of business	Establishments (number)	Sales (\$1,000)	Percent of sales accounted for by kind of business ¹	Coverage in percents
1600	Electronic parts and equipment, except communication—Con.				
421	Wholesale trade, durable goods—Con.				
4213	Lumber & other construction materials whsle	75	10 584	Z	.4
42131	Lumber, plywood, millwork, & wood panel whsle	53	4 838	Z	.5
421310	Lumber, plywood, millwork, & wood panel whsle	53	4 838	Z	.5
4213101	Lumber without yard whsle	19	1 417	Z	X
4213103	Plywood, veneer, millwork, & wood panel whsle	32	2 789	Z	.7
42139	Other construction materials whsle	16	3 480	Z	X
421390	Other construction materials whsle	16	3 480	Z	X
4213902	Other construction materials whsle	16	3 480	Z	X
4214	Professional & commercial equipment & supplies whsle	718	1 375 048	2.0	7.2
42141	Photographic equipment & supplies whsle	82	333 588	.5	2.6
421410	Photographic equipment & supplies whsle	82	333 588	.5	2.6
42142	Office equipment whsle	124	25 821	Z	19.5
421420	Office equipment whsle	124	25 821	Z	19.5
42143	Computer & computer peripheral equipment & software whsle	360	981 399	1.4	9.7
421430	Computer & computer peripheral equipment & software whsle	360	981 399	1.4	9.7
4214301	Computer & peripheral equipment whsle	333	977 774	1.4	9.7
42143011	Computers & peripheral equipment for resale	183	930 236	1.4	X
42143012	Computers & peripheral equipment for end use	150	47 538	.1	6.1
4214302	Computer software (packaged) whsle	27	3 625	Z	X
42144	Other commercial equipment whsle	64	18 182	Z	X
421440	Other commercial equipment whsle	64	18 182	Z	X
4214401	Restaurant & hotel equipment & supplies whsle	18	6 312	Z	X
4214402	Store machines & equipment whsle	46	11 870	Z	X
42145	Medical, dental, & hospital equipment & supplies whsle	37	5 930	Z	X
421450	Medical, dental, & hospital equipment & supplies whsle	37	5 930	Z	X
4214501	Surgical, medical, & hospital supplies whsle	35	5 867	Z	X
42149	Other professional equipment & supplies whsle	46	9 939	Z	X
421490	Other professional equipment & supplies whsle	46	9 939	Z	X
4214902	Other professional equipment & supplies whsle	41	9 075	Z	X
4215	Metal & mineral (except petroleum) whsle	100	97 232	.1	X
42151	Metal service centers & offices	100	97 232	.1	X
421510	Metal service centers & offices	100	97 232	.1	X
4215101	Ferrous metal service centers & sales offices	80	61 929	.1	X
42151011	Ferrous metal service centers	50	57 264	.1	X
42151012	Ferrous metal sales offices	30	4 665	.1	X
4215102	Nonferrous metal service centers & sales offices	20	35 303	.1	X
42151021	Nonferrous metal service centers	17	35 177	.1	X
4216	Electrical goods whsle	9 969	62 974 490	93.0	57.1
42161	Electrical apparatus & equip, wiring supp, & const material whsle	756	404 928	.6	60.9
421610	Electrical apparatus & equip, wiring supp, & const material whsle	756	404 928	.6	60.9
42162	Electrical appliance, television & radio set whsle	229	978 865	1.4	64.9
421620	Electrical appliance, television & radio set whsle	229	978 865	1.4	64.9
42169	Other electronic parts & equipment whsle	8 984	61 590 697	90.9	55.3
421690	Other electronic parts & equipment whsle	8 984	61 590 697	90.9	55.3
4216901	Communications equipment & supplies whsle	453	1 079 592	1.6	64.5
4216902	Electronic parts (excluding communications equipment) whsle	8 531	60 511 105	89.3	54.2
4217	Hardware, & plumbing & heating equipment & supplies whsle	797	318 177	.5	2.1
42171	Hardware whsle	346	210 038	.3	2.9
421710	Hardware whsle	346	210 038	.3	2.9
42172	Plumbing & heating equipment & supplies (hydronics) whsle	142	34 116	.1	3.1
421720	Plumbing & heating equipment & supplies (hydronics) whsle	142	34 116	.1	3.1
42173	Warm air heating & air-conditioning equipment & supplies whsle	266	63 739	.1	.6
421730	Warm air heating & air-conditioning equipment & supplies whsle	266	63 739	.1	.6
42174	Refrigeration equipment & supplies whsle	43	10 284	Z	.8
421740	Refrigeration equipment & supplies whsle	43	10 284	Z	.8
4218	Machinery, equipment, & supplies whsle	1 553	562 501	.8	3.9
42181	Construction & mining (except petroleum) machinery & equip whsle	22	2 632	Z	X
421810	Construction & mining (except petroleum) machinery & equip whsle	22	2 632	Z	X
42182	Farm & garden machinery & equipment whsle	11	2 556	Z	X
421820	Farm & garden machinery & equipment whsle	11	2 556	Z	X
4218202	Farm machinery & equipment—whsle distributors	8	2 120	Z	X
42183	Industrial machinery & equipment whsle	752	352 610	.5	6.3
421830	Industrial machinery & equipment whsle	752	352 610	.5	6.3
4218301	Food-processing machinery & equipment whsle	14	5 356	Z	X
4218302	Hydraulic & pneumatic (fluid-power) machinery & equipment whsle	132	97 781	.1	X
42183021	Hydraulic & pneumatic pumps & motors whsle	23	2 794	Z	X
42183022	Hydraulic & pneumatic parts, accessories, & supplies whsle	109	94 987	.1	X
4218303	General-purpose industrial machinery & equipment whsle	287	134 564	.2	14.4
4218304	Metalworking machinery & equipment whsle	64	36 929	.1	X
4218305	Materials handling equipment whsle	67	9 785	Z	18.1
4218306	Oilwell, oil refinery, & pipeline mach, equip, & supplies whsle	31	6 184	Z	X
4218307	Other industrial machinery & equipment whsle	157	62 011	.1	.1
42184	Industrial supplies whsle	612	143 493	.2	.4
421840	Industrial supplies whsle	612	143 493	.2	.4
4218401	General-line industrial supplies whsle	268	57 487	.1	X
4218402	Mechanical power transmission supplies whsle	265	50 107	.1	X
4218405	Industrial valves & fittings (except fluid-power) whsle	30	20 846	Z	X
4218406	Other industrial supplies whsle	46	9 311	Z	3.7
42185	Service establishment equipment & supplies whsle	69	11 428	Z	.2
421850	Service establishment equipment & supplies whsle	69	11 428	Z	.2
4218502	Custodial, janitors' equipment & supplies whsle	12	2 490	Z	X
4218503	Laundry & dry-cleaning equipment & supplies whsle	7	D	D	X
4218504	Other service establishment equipment & supplies whsle	50	D	D	X
42186	Transportation equipment & supplies (exc motor vehicle) whsle	87	49 782	.1	1.1
421860	Transportation equipment & supplies (exc motor vehicle) whsle	87	49 782	.1	1.1
4218601	Aircraft & aeronautical equipment & supplies whsle	37	26 338	Z	2.7
4218602	Marine machinery, equipment, & supplies whsle	34	9 314	Z	X
4218603	Other transportation equipment & supplies whsle	16	14 130	Z	X

See footnotes at end of table.

Table 4. Merchant Wholesalers by Broad Commodity Line and Kind of Business: 1997—Con.

[Includes only establishments with payroll. For meaning of abbreviations and symbols, see introductory text. For explanation of terms, see Appendix A]

CL code and NAICS code	Commodity line and kind of business	Establishments (number)	Sales (\$1,000)	Percent of sales accounted for by kind of business ¹	Coverage in percents
1600	Electronic parts and equipment, except communication—Con.				
421	Wholesale trade, durable goods—Con.				
4219	Miscellaneous durable goods whsle	1 502	1 891 573	2.8	1.3
42191	Sporting & recreational goods & supplies whsle	51	22 446	Z	20.4
421910	Sporting & recreational goods & supplies whsle	51	22 446	Z	20.4
42192	Toy & hobby goods & supplies whsle	23	27 327	Z	57.6
421920	Toy & hobby goods & supplies whsle	23	27 327	Z	57.6
42193	Recyclable material whsle	8	285	Z	X
421930	Recyclable material whsle	8	285	Z	X
42199	Other miscellaneous durable goods whsle	1 417	1 837 906	2.7	.2
421990	Other miscellaneous durable goods whsle	1 417	1 837 906	2.7	.2
4219901	Musical instruments & supplies whsle	10	14 448	Z	X
4219903	General merchandise (durable goods) whsle	1 314	1 801 272	2.7	.2
4219904	Prerecorded media whsle	17	6 854	Z	X
42199041	Compact discs/prerecorded audio tapes, & phonograph records whsle	16	6 781	Z	X
4219905	Fire extinguishers & fire safety equipment whsle	13	2 563	Z	X
4219906	Other durable goods whsle	63	12 769	Z	X
422	Wholesale trade, nondurable goods	714	456 037	.7	1.5
4221	Paper & paper product whsle	34	9 473	Z	5.9
42212	Stationery & office supplies whsle	22	6 888	Z	11.3
422120	Stationery & office supplies whsle	22	6 888	Z	11.3
42213	Industrial & personal service paper whsle	7	1 458	Z	X
422130	Industrial & personal service paper whsle	7	1 458	Z	X
4222	Drugs, & druggists' sundries whsle	11	704	Z	X
42221	Drugs, & druggists' sundries whsle	11	704	Z	X
422210	Drugs, & druggists' sundries whsle	11	704	Z	X
4222101	General-line drugs whsle	11	704	Z	X
4223	Apparel, piece goods, & notions whsle	24	5 827	Z	X
42231	Piece goods, notions, & other dry goods whsle	6	1 601	X	X
422310	Piece goods, notions, & other dry goods whsle	6	1 601	Z	X
42234	Footwear whsle	14	101	Z	X
422340	Footwear whsle	14	101	Z	X
4224	Grocery & related products whsle	34	16 794	Z	38.4
42247	Meat & meat product whsle	12	10 254	Z	70.3
422470	Meat & meat product whsle	12	10 254	Z	70.3
42249	Other grocery & related products whsle	10	754	Z	X
422490	Other grocery & related products whsle	10	754	Z	X
4226	Chemical & allied products whsle	230	125 481	.2	2.7
42261	Plastics materials & basic forms & shapes whsle	41	33 280	Z	1.1
422610	Plastics materials & basic forms & shapes whsle	41	33 280	Z	1.1
42269	Other chemical & allied products whsle	189	92 201	.1	3.2
422690	Other chemical & allied products whsle	189	92 201	.1	3.2
4226902	Other chemical & allied products whsle	184	90 337	.1	3.4
4229	Miscellaneous nondurable goods whsle	374	297 563	.4	.1
42291	Farm supplies whsle	10	352	Z	X
422910	Farm supplies whsle	10	352	X	X
4229102	Farm supplies—whsle distributors	9	100	Z	X
42292	Book, periodical, & newspaper whsle	24	7 278	Z	X
422920	Book, periodical, & newspaper whsle	24	7 278	Z	X
42299	Other miscellaneous nondurable goods whsle	337	289 288	.4	.1
422990	Other miscellaneous nondurable goods whsle	337	289 288	.4	.1
4229901	Art goods whsle	8	306	Z	X
4229902	General merchandise (nondurable goods) whsle	300	287 328	.4	.1
4229904	Other nondurable goods whsle	28	1 630	Z	X
1650	Communication equipment and supplies	9 850	35 242 308	100.0	63.8
421	Wholesale trade, durable goods	9 698	35 219 033	99.9	61.7
4211	Motor vehicle & motor vehicle parts & supplies whsle	13	7 059	Z	8.8
42112	Motor vehicle supplies & new parts whsle	12	3 033	Z	18.5
421120	Motor vehicle supplies & new parts whsle	12	3 033	Z	18.5
4211202	Motor vehicle supplies & new parts—jobbers	10	2 435	Z	13.5
4214	Professional & commercial equipment & supplies whsle	1 046	582 471	1.7	15.1
42142	Office equipment whsle	448	95 196	.3	6.1
421420	Office equipment whsle	448	95 196	.3	6.1
42143	Computer & computer peripheral equipment & software whsle	590	479 436	1.4	18.5
421430	Computer & computer peripheral equipment & software whsle	590	479 436	1.4	18.5
4214301	Computer & peripheral equipment whsle	556	474 884	1.3	22.0
42143011	Computers & peripheral equipment for resale	215	192 241	.5	X
42143012	Computers & peripheral equipment for end use	341	282 643	.8	2.6
4214302	Computer software (packaged) whsle	34	4 552	Z	X
4216	Electrical goods whsle	8 344	34 521 413	98.0	65.8
42161	Electrical apparatus & equip, wiring supp, & const material whsle	597	860 376	2.4	71.4
421610	Electrical apparatus & equip, wiring supp, & const material whsle	597	860 376	2.4	71.4
42162	Electrical appliance, television & radio set whsle	363	1 553 090	4.4	70.0
421620	Electrical appliance, television & radio set whsle	363	1 553 090	4.4	70.0
42169	Other electronic parts & equipment whsle	7 384	32 107 947	91.1	63.1
421690	Other electronic parts & equipment whsle	7 384	32 107 947	91.1	63.1
4216901	Communications equipment & supplies whsle	6 722	31 616 420	89.7	62.9
4216902	Electronic parts (excluding communications equipment) whsle	662	491 527	1.4	66.7
4217	Hardware, & plumbing & heating equipment & supplies whsle	26	7 219	Z	28.0
42171	Hardware whsle	15	4 892	Z	67.0
421710	Hardware whsle	15	4 892	Z	67.0
42172	Plumbing & heating equipment & supplies (hydronics) whsle	11	2 327	Z	X
421720	Plumbing & heating equipment & supplies (hydronics) whsle	11	2 327	Z	X

See footnotes at end of table.

Table 4. Merchant Wholesalers by Broad Commodity Line and Kind of Business: 1997—Con.

[Includes only establishments with payroll. For meaning of abbreviations and symbols, see introductory text. For explanation of terms, see Appendix A]

CL code and NAICS code	Commodity line and kind of business	Establishments (number)	Sales (\$1,000)	Percent of sales accounted for by kind of business ¹	Coverage in percents
1650	Communication equipment and supplies—Con.				
421	Wholesale trade, durable goods—Con.				
4218	Machinery, equipment, & supplies whsle	135	75 782	.2	4.0
42181	Construction & mining (except petroleum) machinery & equip whsle	6	491	Z	X
421810	Construction & mining (except petroleum) machinery & equip whsle	6	491	Z	X
42183	Industrial machinery & equipment whsle	125	68 737	.2	3.2
421830	Industrial machinery & equipment whsle	125	68 737	.2	3.2
4218302	Hydraulic & pneumatic (fluid-power) machinery & equipment whsle	19	344	Z	X
42183021	Hydraulic & pneumatic pumps & motors whsle	14	137	Z	X
4218303	General-purpose industrial machinery & equipment whsle	58	61 178	.2	3.0
4218305	Materials handling equipment whsle	24	4 203	Z	46.9
4218306	Oilwell, oil refinery, & pipeline mach, equip, & supplies whsle	16	1 041	Z	X
4218307	Other industrial machinery & equipment whsle	8	1 971	Z	X
4219	Miscellaneous durable goods whsle	128	24 643	.1	48.3
42193	Recyclable material whsle	9	6 299	Z	7.9
421930	Recyclable material whsle	9	6 299	Z	7.9
4219302	Recyclable paper & paperboard whsle	7	6 287	Z	8.7
42199	Other miscellaneous durable goods whsle	112	14 795	Z	49.4
421990	Other miscellaneous durable goods whsle	112	14 795	Z	49.4
4219903	General merchandise (durable goods) whsle	104	13 266	Z	47.0
4219904	Prerecorded media whsle	6	676	Z	X
422	Wholesale trade, nondurable goods	152	23 275	.1	16.2
4221	Paper & paper product whsle	25	2 910	Z	6.6
42212	Stationery & office supplies whsle	23	2 828	Z	7.4
422120	Stationery & office supplies whsle	23	2 828	Z	7.4
4229	Miscellaneous nondurable goods whsle	120	19 978	.1	15.9
42299	Other miscellaneous nondurable goods whsle	120	19 978	.1	16.0
422990	Other miscellaneous nondurable goods whsle	120	19 978	.1	16.0
4229902	General merchandise (nondurable goods) whsle	111	18 183	.1	16.9
4229904	Other nondurable goods whsle	9	1 795	Z	13.5
1700	Hardware	21 291	27 752 775	100.0	26.6
421	Wholesale trade, durable goods	19 326	26 903 812	96.9	32.0
4211	Motor vehicle & motor vehicle parts & supplies whsle	254	74 676	.3	10.2
42111	Automobile & other motor vehicle whsle	11	1 536	Z	X
421110	Automobile & other motor vehicle whsle	11	1 536	Z	X
4211101	Automobile & motorcycle whsle	7	195	Z	X
42112	Motor vehicle supplies & new parts whsle	236	72 954	.3	9.2
421120	Motor vehicle supplies & new parts whsle	236	72 954	.3	9.2
4211201	Motor vehicle supplies & new parts—warehouse distributors	105	41 900	.2	10.1
4211202	Motor vehicle supplies & new parts—jobbers	130	30 745	.1	7.7
4212	Furniture & home furnishings whsle	239	132 405	.5	5.1
42121	Furniture whsle	37	4 642	Z	8.9
421210	Furniture whsle	37	4 642	Z	8.9
4212101	Household & lawn furniture whsle	33	3 212	Z	1.2
42122	Home furnishings whsle	202	127 763	.5	4.9
421220	Home furnishings whsle	202	127 763	.5	4.9
4212201	Household china, glassware, & crockery whsle	62	41 349	.1	X
4212202	Linens, domestics, draperies, & curtains whsle	30	8 751	Z	6.6
4212203	Floor coverings whsle	28	13 043	Z	26.6
4212204	Other home furnishings whsle	82	64 620	.2	X
4213	Lumber & other construction materials whsle	772	462 788	1.7	.9
42131	Lumber, plywood, millwork, & wood panel whsle	542	355 050	1.3	.9
421310	Lumber, plywood, millwork, & wood panel whsle	542	355 050	1.3	.9
4213101	Lumber without yard whsle	68	116 417	.4	X
4213102	Lumber with yard whsle	89	62 662	.2	1.0
4213103	Plywood, veneer, millwork, & wood panel whsle	385	175 971	.6	1.5
42132	Brick, stone, & related construction materials whsle	20	3 561	Z	7.1
421320	Brick, stone, & related construction materials whsle	20	3 561	Z	7.1
4213201	Brick, block, tile, clay/cement sewer pipe whsle	8	1 090	Z	X
4213203	Cement, lime, & related products whsle	12	2 471	Z	24.1
42133	Roofing, siding, & insulation material whsle	94	74 762	.3	.6
421330	Roofing, siding, & insulation material whsle	94	74 762	.3	.6
4213301	Roofing, siding, & insulation material whsle	94	74 762	.3	.6
42139	Other construction materials whsle	116	29 415	.1	3.9
421390	Other construction materials whsle	116	29 415	.1	3.9
4213901	Flat glass & other construction glass whsle	30	2 901	Z	X
4213902	Other construction materials whsle	86	26 514	.1	3.6
4214	Professional & commercial equipment & supplies whsle	139	72 232	.3	3.6
42142	Office equipment whsle	44	5 733	Z	24.3
421420	Office equipment whsle	44	5 733	Z	24.3
42143	Computer & computer peripheral equipment & software whsle	60	54 795	.2	X
421430	Computer & computer peripheral equipment & software whsle	60	54 795	.2	X
4214301	Computer & peripheral equipment whsle	40	19 962	.1	X
42143011	Computers & peripheral equipment for resale	24	4 171	Z	X
42143012	Computers & peripheral equipment for end use	16	15 791	.1	X
4214302	Computer software (packaged) whsle	20	34 833	.1	X
42144	Other commercial equipment whsle	7	964	Z	X
421440	Other commercial equipment whsle	7	964	Z	X
42145	Medical, dental, & hospital equipment & supplies whsle	23	7 434	Z	.9
421450	Medical, dental, & hospital equipment & supplies whsle	23	7 434	Z	.9
4214501	Surgical, medical, & hospital supplies whsle	22	6 912	Z	1.0
4215	Metal & mineral (except petroleum) whsle	802	380 821	1.4	11.3
42151	Metal service centers & offices	802	380 821	1.4	11.2
421510	Metal service centers & offices	802	380 821	1.4	11.2
4215101	Ferrous metal service centers & sales offices	700	354 531	1.3	12.5
42151011	Ferrous metal service centers	600	337 585	1.2	12.5
42151012	Ferrous metal sales offices	100	16 946	.1	14.9
4215102	Nonferrous metal service centers & sales offices	102	26 290	.1	1.7
42151021	Nonferrous metal service centers	91	24 728	.1	1.6
42151022	Nonferrous metal sales offices	11	1 562	Z	7.4

See footnotes at end of table.

Table 4. Merchant Wholesalers by Broad Commodity Line and Kind of Business: 1997—Con.

[Includes only establishments with payroll. For meaning of abbreviations and symbols, see introductory text. For explanation of terms, see Appendix A]

CL code and NAICS code	Commodity line and kind of business	Establishments (number)	Sales (\$1,000)	Percent of sales accounted for by kind of business ¹	Coverage in percents
1700	Hardware—Con.				
421	Wholesale trade, durable goods—Con.				
4216	Electrical goods whsle	1 540	1 054 752	3.8	3.8
42161	Electrical apparatus & equip, wiring supp, & const material whsle	810	713 432	2.6	3.0
421610	Electrical apparatus & equip, wiring supp, & const material whsle	810	713 432	2.6	3.0
42162	Electrical appliance, television & radio set whsle	97	123 859	.4	1.2
421620	Electrical appliance, television & radio set whsle	97	123 859	.4	1.2
42169	Other electronic parts & equipment whsle	633	217 461	.8	6.2
421690	Other electronic parts & equipment whsle	633	217 461	.8	6.2
4216901	Communications equipment & supplies whsle	60	11 460	Z	36.0
4216902	Electronic parts (excluding communications equipment) whsle	573	206 001	.7	3.4
4217	Hardware, & plumbing & heating equipment & supplies whsle	10 754	23 223 086	83.7	57.5
42171	Hardware whsle	8 170	22 837 798	82.3	58.3
421710	Hardware whsle	8 170	22 837 798	82.3	58.3
42172	Plumbing & heating equipment & supplies (hydronics) whsle	633	227 437	.8	47.2
421720	Plumbing & heating equipment & supplies (hydronics) whsle	633	227 437	.8	47.2
42173	Warm air heating & air-conditioning equipment & supplies whsle	1 490	127 224	.5	67.9
421730	Warm air heating & air-conditioning equipment & supplies whsle	1 490	127 224	.5	67.9
42174	Refrigeration equipment & supplies whsle	461	30 627	.1	79.2
421740	Refrigeration equipment & supplies whsle	461	30 627	.1	79.2
4218	Machinery, equipment, & supplies whsle	3 048	926 919	3.3	6.2
42181	Construction & mining (except petroleum) machinery & equip whsle	231	68 957	.2	5.0
421810	Construction & mining (except petroleum) machinery & equip whsle	231	68 957	.2	5.0
42182	Farm & garden machinery & equipment whsle	548	76 977	.3	3.3
421820	Farm & garden machinery & equipment whsle	548	76 977	.3	3.3
4218201	Farm machinery & equipment—farm dealers	476	47 534	.2	.8
4218202	Farm machinery & equipment—whsle distributors	60	20 840	.1	1.9
4218203	Lawn & garden machinery & equipment whsle	12	8 603	Z	59.0
42183	Industrial machinery & equipment whsle	939	399 030	1.4	8.6
421830	Industrial machinery & equipment whsle	939	399 030	1.4	8.6
4218302	Hydraulic & pneumatic (fluid-power) machinery & equipment whsle	86	7 619	Z	2.3
42183021	Hydraulic & pneumatic pumps & motors whsle	32	1 030	Z	X
42183022	Hydraulic & pneumatic parts, accessories, & supplies whsle	54	6 589	Z	3.4
4218303	General-purpose industrial machinery & equipment whsle	308	188 110	.7	5.0
4218304	Metalworking machinery & equipment whsle	195	82 395	.3	X
4218305	Materials handling equipment whsle	83	23 913	.1	12.2
4218306	Oilwell, oil refinery, & pipeline mach, equip, & supplies whsle	142	33 166	.1	X
4218307	Other industrial machinery & equipment whsle	120	58 555	.2	14.0
42184	Industrial supplies whsle	1 170	333 861	1.2	4.0
421840	Industrial supplies whsle	1 170	333 861	1.2	4.0
4218401	General-line industrial supplies whsle	584	118 147	.4	1.2
4218402	Mechanical power transmission supplies whsle	77	18 239	.1	X
4218403	Welding supplies whsle	47	4 589	Z	X
4218404	Industrial containers & supplies whsle	29	31 425	.1	15.8
4218405	Industrial valves & fittings (except fluid-power) whsle	43	9 318	Z	X
4218406	Other industrial supplies whsle	390	152 143	.5	3.7
42185	Service establishment equipment & supplies whsle	49	11 870	Z	3.0
421850	Service establishment equipment & supplies whsle	49	11 870	Z	3.0
4218502	Custodial, janitors' equipment & supplies whsle	25	3 631	Z	X
4218504	Other service establishment equipment & supplies whsle	21	D	D	D
42186	Transportation equipment & supplies (exc motor vehicle) whsle	111	36 224	.1	X
421860	Transportation equipment & supplies (exc motor vehicle) whsle	111	36 224	.1	X
4218601	Aircraft & aeronautical equipment & supplies whsle	53	15 955	.1	X
4218602	Marine machinery, equipment, & supplies whsle	54	19 058	.1	X
4219	Miscellaneous durable goods whsle	1 778	576 133	2.1	15.0
42191	Sporting & recreational goods & supplies whsle	46	14 368	.1	4.4
421910	Sporting & recreational goods & supplies whsle	46	14 368	.1	4.4
42192	Toy & hobby goods & supplies whsle	31	4 098	Z	X
421920	Toy & hobby goods & supplies whsle	31	4 098	Z	X
42193	Recyclable material whsle	9	266	Z	X
421930	Recyclable material whsle	9	266	Z	X
42194	Jewelry/watch/silverware/precious stone, & precious metal whsle	17	7 719	Z	67.9
421940	Jewelry/watch/silverware/precious stone, & precious metal whsle	17	7 719	Z	67.9
4219401	Jewelry, watch, diamonds, precious stone, & silverware whsle	11	4 596	Z	60.6
4219402	Precious metal (excluding ores) whsle	6	3 123	Z	X
42199	Other miscellaneous durable goods whsle	1 675	549 682	2.0	13.4
421990	Other miscellaneous durable goods whsle	1 675	549 682	2.0	13.4
4219902	Forest products (except lumber) whsle	15	1 687	Z	X
4219903	General merchandise (durable goods) whsle	1 607	542 398	2.0	13.2
4219904	Prerecorded media whsle	9	1 844	Z	X
42199041	Compact discs/prerecorded audio tapes, & phonograph records whsle	7	397	Z	X
4219905	Fire extinguishers & fire safety equipment whsle	20	3 126	Z	X
4219906	Other durable goods whsle	24	627	Z	X

See footnotes at end of table.

Table 4. Merchant Wholesalers by Broad Commodity Line and Kind of Business: 1997—Con.

[Includes only establishments with payroll. For meaning of abbreviations and symbols, see introductory text. For explanation of terms, see Appendix A]

CL code and NAICS code	Commodity line and kind of business	Establishments (number)	Sales (\$1,000)	Percent of sales accounted for by kind of business ¹	Coverage in percents
1700	Hardware—Con.				
422	Wholesale trade, nondurable goods	1 965	848 963	3.1	1.5
4221	Paper & paper product whsle	48	11 696	Z	3.6
42212	Stationery & office supplies whsle	7	1 212	Z	24.4
422120	Stationery & office supplies whsle	7	1 212	Z	24.4
42213	Industrial & personal service paper whsle	39	10 424	Z	X
422130	Industrial & personal service paper whsle	39	10 424	Z	X
4222	Drugs, & druggists' sundries whsle	88	159 600	.6	.1
42221	Drugs, & druggists' sundries whsle	88	159 600	.6	.1
422210	Drugs, & druggists' sundries whsle	88	159 600	.6	.1
4222101	General-line drugs whsle	45	70 641	.3	.2
4222102	Specialty-line drug, pharmaceutical, cosmetic, & toiletries whsle	43	88 959	.3	X
4223	Apparel, piece goods, & notions whsle	30	26 581	.1	18.8
42231	Piece goods, notions, & other dry goods whsle	17	14 842	.1	X
422310	Piece goods, notions, & other dry goods whsle	17	14 842	.1	X
4223101	Piece goods—jobbers	15	7 499	Z	X
42232	Men's & boys' clothing & furnishings whsle	10	9 985	Z	X
422320	Men's & boys' clothing & furnishings whsle	10	9 985	Z	X
4224	Grocery & related products whsle	320	157 791	.6	.1
42241	General-line grocery whsle	226	60 339	.2	X
422410	General-line grocery whsle	226	60 339	.2	X
4224102	General-line grocery whsle, retail cooperative	115	24 390	.1	X
4224103	Other general-line grocery whsle	107	18 243	.1	X
42242	Packaged frozen food whsle	7	695	Z	X
422420	Packaged frozen food whsle	7	695	Z	X
42249	Other grocery & related products whsle	79	90 519	.3	.2
422490	Other grocery & related products whsle	79	90 519	.3	.2
4224901	Coffee, tea, & spice whsle	9	1 534	Z	X
4224903	Soft drinks whsle	7	89	Z	X
4224904	Canned goods whsle	7	619	Z	X
4224905	Food & beverage basic materials whsle	9	9 156	Z	X
4224906	Other grocery specialties whsle	45	75 671	.3	X
4225	Farm-product raw material whsle	68	16 602	.1	X
42251	Grain & field bean whsle	58	15 851	.1	X
422510	Grain & field bean whsle	58	15 851	.1	X
42252	Livestock whsle	6	599	Z	X
422520	Livestock whsle	6	599	Z	X
4226	Chemical & allied products whsle	435	128 045	.5	10.4
42261	Plastics materials & basic forms & shapes whsle	198	74 694	.3	11.1
422610	Plastics materials & basic forms & shapes whsle	198	74 694	.3	11.1
42269	Other chemical & allied products whsle	237	53 351	.2	9.0
422690	Other chemical & allied products whsle	237	53 351	.2	9.0
4226901	Industrial gases (except LP) whsle	29	4 748	Z	X
4226902	Other chemical & allied products whsle	208	48 603	.2	10.1
4227	Petroleum & petroleum products whsle	55	20 474	.1	X
42271	Petroleum bulk stations & terminals	44	18 738	.1	X
422710	Petroleum bulk stations & terminals	44	18 738	.1	X
4227101	Petroleum bulk stations & terminals (except LP)	38	18 328	.1	X
42271011	Petroleum bulk stations (except LP)	36	14 291	.1	X
4227102	Liquefied petroleum bulk stations & terminals	6	410	Z	X
42272	Petroleum & petroleum prod whsle (exc bulk stations & terminals)	11	1 736	Z	X
422720	Petroleum & petroleum prod whsle (exc bulk stations & terminals)	11	1 736	Z	X
4229	Miscellaneous nondurable goods whsle	921	328 174	1.2	2.7
42291	Farm supplies whsle	320	144 113	.5	2.3
422910	Farm supplies whsle	320	144 113	.5	2.3
4229101	Farm supplies—farm dealers	137	18 277	.1	X
4229102	Farm supplies—whsle distributors	183	125 836	.5	2.7
42292	Book, periodical, & newspaper whsle	22	16 043	.1	X
422920	Book, periodical, & newspaper whsle	22	16 043	.1	X
42293	Flower, nursery stock, & florists' supplies whsle	21	15 330	.1	X
422930	Flower, nursery stock, & florists' supplies whsle	21	15 330	.1	X
42294	Tobacco & tobacco product whsle	11	2 280	Z	X
422940	Tobacco & tobacco product whsle	11	2 280	Z	X
42295	Paint, varnish, & supplies whsle	96	59 128	.2	9.3
422950	Paint, varnish, & supplies whsle	96	59 128	.2	9.3
4229501	Paint, varnish, & supplies whsle	96	59 128	.2	9.3
42299	Other miscellaneous nondurable goods whsle	451	91 280	.3	1.6
422990	Other miscellaneous nondurable goods whsle	451	91 280	.3	1.6
4229901	Art goods whsle	20	528	Z	X
4229902	General merchandise (nondurable goods) whsle	367	73 941	.3	2.3
4229904	Other nondurable goods whsle	62	16 799	.1	X

See footnotes at end of table.

Table 4. Merchant Wholesalers by Broad Commodity Line and Kind of Business: 1997—Con.

[Includes only establishments with payroll. For meaning of abbreviations and symbols, see introductory text. For explanation of terms, see Appendix A]

CL code and NAICS code	Commodity line and kind of business	Establishments (number)	Sales (\$1,000)	Percent of sales accounted for by kind of business ¹	Coverage in percents
1800	Plumbing and heating equipment and supplies (hydronics)	10 454	12 714 989	100.0	37.4
421	Wholesale trade, durable goods	10 025	12 547 810	98.7	36.4
4211	Motor vehicle & motor vehicle parts & supplies whsle	23	11 617	.1	31.3
42112	Motor vehicle supplies & new parts whsle	18	9 503	.1	19.7
421120	Motor vehicle supplies & new parts whsle	18	9 503	.1	19.7
4211202	Motor vehicle supplies & new parts—jobbers	13	7 147	.1	15.2
4212	Furniture & home furnishings whsle	27	24 611	.2	4.1
42122	Home furnishings whsle	26	24 551	.2	3.8
421220	Home furnishings whsle	26	24 551	.2	3.8
4212203	Floor coverings whsle	11	15 013	.1	X
4212204	Other home furnishings whsle	13	9 394	.1	16.0
4213	Lumber & other construction materials whsle	242	191 876	1.5	1.4
42131	Lumber, plywood, millwork, & wood panel whsle	155	102 404	.8	1.3
421310	Lumber, plywood, millwork, & wood panel whsle	155	102 404	.8	1.3
4213101	Lumber without yard whsle	16	11 472	.1	X
4213102	Lumber with yard whsle	26	6 992	.1	X
4213103	Plywood, veneer, millwork, & wood panel whsle	113	83 940	.7	2.6
42132	Brick, stone, & related construction materials whsle	10	7 694	.1	X
421320	Brick, stone, & related construction materials whsle	10	7 694	.1	X
42133	Roofing, siding, & insulation material whsle	19	34 735	.3	.1
421330	Roofing, siding, & insulation material whsle	19	34 735	.3	.1
4213301	Roofing, siding, & insulation material whsle	19	34 735	.3	.1
42139	Other construction materials whsle	58	47 043	.4	6.8
421390	Other construction materials whsle	58	47 043	.4	6.8
4213902	Other construction materials whsle	54	46 988	.4	5.5
4214	Professional & commercial equipment & supplies whsle	55	11 246	.1	.9
42144	Other commercial equipment whsle	45	10 320	.1	.3
421440	Other commercial equipment whsle	45	10 320	.1	.3
4214401	Restaurant & hotel equipment & supplies whsle	42	9 897	.1	X
42145	Medical, dental, & hospital equipment & supplies whsle	6	775	Z	15.2
421450	Medical, dental, & hospital equipment & supplies whsle	6	775	Z	15.2
4214501	Surgical, medical, & hospital supplies whsle	6	775	Z	14.9
4215	Metal & mineral (except petroleum) whsle	264	243 543	1.9	21.2
42151	Metal service centers & offices	264	243 543	1.9	21.0
421510	Metal service centers & offices	264	243 543	1.9	21.0
4215101	Ferrous metal service centers & sales offices	245	231 528	1.8	23.6
42151011	Ferrous metal service centers	209	217 526	1.7	23.7
42151012	Ferrous metal sales offices	36	14 002	.1	28.0
4215102	Nonferrous metal service centers & sales offices	19	12 015	.1	2.7
42151021	Nonferrous metal service centers	17	11 829	.1	1.1
4216	Electrical goods whsle	890	384 638	3.0	4.3
42161	Electrical apparatus & equip, wiring supp, & const material whsle	739	259 820	2.0	3.8
421610	Electrical apparatus & equip, wiring supp, & const material whsle	739	259 820	2.0	3.8
42162	Electrical appliance, television & radio set whsle	100	37 613	.3	2.9
421620	Electrical appliance, television & radio set whsle	100	37 613	.3	2.9
42169	Other electronic parts & equipment whsle	51	87 205	.7	11.5
421690	Other electronic parts & equipment whsle	51	87 205	.7	11.5
4216901	Communications equipment & supplies whsle	8	2 190	Z	14.7
4216902	Electronic parts (excluding communications equipment) whsle	43	85 015	.7	8.3
4217	Hardware, & plumbing & heating equipment & supplies whsle	6 292	10 732 120	84.4	56.7
42171	Hardware whsle	636	780 074	6.1	60.8
421710	Hardware whsle	636	780 074	6.1	60.8
42172	Plumbing & heating equipment & supplies (hydronics) whsle	3 261	8 919 238	70.1	39.7
421720	Plumbing & heating equipment & supplies (hydronics) whsle	3 261	8 919 238	70.1	39.7
42173	Warm air heating & air-conditioning equipment & supplies whsle	1 886	911 772	7.2	65.8
421730	Warm air heating & air-conditioning equipment & supplies whsle	1 886	911 772	7.2	65.8
42174	Refrigeration equipment & supplies whsle	509	121 036	1.0	75.4
421740	Refrigeration equipment & supplies whsle	509	121 036	1.0	75.4
4218	Machinery, equipment, & supplies whsle	1 344	601 912	4.7	4.2
42181	Construction & mining (except petroleum) machinery & equip whsle	11	2 448	Z	60.2
421810	Construction & mining (except petroleum) machinery & equip whsle	11	2 448	Z	60.2
42182	Farm & garden machinery & equipment whsle	167	46 588	.4	10.1
421820	Farm & garden machinery & equipment whsle	167	46 588	.4	10.1
4218201	Farm machinery & equipment—farm dealers	75	14 097	.1	4.2
4218202	Farm machinery & equipment—whsle distributors	82	22 621	.2	4.3
4218203	Lawn & garden machinery & equipment whsle	10	9 870	.1	40.8
42183	Industrial machinery & equipment whsle	560	364 965	2.9	4.0
421830	Industrial machinery & equipment whsle	560	364 965	2.9	4.0
4218302	Hydraulic & pneumatic (fluid-power) machinery & equipment whsle	67	18 803	.1	5.0
42183021	Hydraulic & pneumatic pumps & motors whsle	34	11 841	.1	X
42183022	Hydraulic & pneumatic parts, accessories, & supplies whsle	33	6 962	.1	8.4
4218303	General-purpose industrial machinery & equipment whsle	331	176 333	1.4	4.8
4218304	Metalworking machinery & equipment whsle	15	20 418	.2	X
4218305	Materials handling equipment whsle	56	120 457	.9	12.9
4218306	Oilwell, oil refinery, & pipeline mach, equip, & supplies whsle	45	16 460	.1	X
4218307	Other industrial machinery & equipment whsle	41	11 286	.1	3.3
42184	Industrial supplies whsle	540	175 699	1.4	1.2
421840	Industrial supplies whsle	540	175 699	1.4	1.2
4218401	General-line industrial supplies whsle	317	68 953	.5	X
4218402	Mechanical power transmission supplies whsle	6	1 330	Z	X
4218404	Industrial containers & supplies whsle	6	2 122	Z	X
4218405	Industrial valves & fittings (except fluid-power) whsle	141	92 709	.7	X
4218406	Other industrial supplies whsle	65	10 496	.1	5.2
42185	Service establishment equipment & supplies whsle	66	12 212	.1	7.4
421850	Service establishment equipment & supplies whsle	66	12 212	.1	7.4
4218502	Custodial, janitors' equipment & supplies whsle	19	2 865	Z	X
4218503	Laundry & dry-cleaning equipment & supplies whsle	6	D	D	X
4218504	Other service establishment equipment & supplies whsle	41	D	D	D

See footnotes at end of table.

Table 4. Merchant Wholesalers by Broad Commodity Line and Kind of Business: 1997—Con.

[Includes only establishments with payroll. For meaning of abbreviations and symbols, see introductory text. For explanation of terms, see Appendix A]

CL code and NAICS code	Commodity line and kind of business	Establishments (number)	Sales (\$1,000)	Percent of sales accounted for by kind of business ¹	Coverage in percents
1800	Plumbing and heating equipment and supplies (hydronics)—Con.				
421	Wholesale trade, durable goods—Con.				
4219	Miscellaneous durable goods whsle	888	346 247	2.7	25.2
42191	Sporting & recreational goods & supplies whsle	32	13 009	.1	13.4
421910	Sporting & recreational goods & supplies whsle	32	13 009	.1	13.4
42199	Other miscellaneous durable goods whsle	850	332 661	2.6	22.5
421990	Other miscellaneous durable goods whsle	850	332 661	2.6	22.5
4219903	General merchandise (durable goods) whsle	849	332 330	2.6	21.9
422	Wholesale trade, nondurable goods	429	167 179	1.3	30.0
4224	Grocery & related products whsle	15	3 426	Z	73.3
42249	Other grocery & related products whsle	9	3 176	Z	X
422490	Other grocery & related products whsle	9	3 176	Z	X
4226	Chemical & allied products whsle	216	126 826	1.0	32.6
42261	Plastics materials & basic forms & shapes whsle	97	94 828	.7	40.8
422610	Plastics materials & basic forms & shapes whsle	97	94 828	.7	40.8
42269	Other chemical & allied products whsle	119	31 998	.3	21.5
422690	Other chemical & allied products whsle	119	31 998	.3	21.5
4226901	Industrial gases (except LP) whsle	9	151	Z	X
4226902	Other chemical & allied products whsle	110	31 847	.3	22.3
4227	Petroleum & petroleum products whsle	28	6 998	.1	3.0
42271	Petroleum bulk stations & terminals	14	6 243	Z	X
422710	Petroleum bulk stations & terminals	14	6 243	Z	X
4227101	Petroleum bulk stations & terminals (except LP)	10	5 775	Z	X
42272	Petroleum & petroleum prod whsle (exc bulk stations & terminals)	14	755	Z	X
422720	Petroleum & petroleum prod whsle (exc bulk stations & terminals)	14	755	Z	X
4229	Miscellaneous nondurable goods whsle	165	22 846	.2	45.7
42291	Farm supplies whsle	15	5 214	Z	68.8
422910	Farm supplies whsle	15	5 214	Z	68.8
4229102	Farm supplies—whsle distributors	14	5 087	Z	76.4
42295	Paint, varnish, & supplies whsle	15	7 969	.1	27.5
422950	Paint, varnish, & supplies whsle	15	7 969	.1	27.5
4229501	Paint, varnish, & supplies whsle	15	7 969	.1	27.5
42299	Other miscellaneous nondurable goods whsle	135	9 663	.1	30.2
422990	Other miscellaneous nondurable goods whsle	135	9 663	.1	30.2
4229902	General merchandise (nondurable goods) whsle	127	8 222	.1	38.8
4229904	Other nondurable goods whsle	8	1 441	Z	X
1900	Warm air heating and air-conditioning equipment and supplies	8 138	13 132 498	100.0	45.8
421	Wholesale trade, durable goods	8 065	13 094 529	99.7	44.1
4211	Motor vehicle & motor vehicle parts & supplies whsle	10	14 728	.1	82.5
42112	Motor vehicle supplies & new parts whsle	9	11 407	.1	X
421120	Motor vehicle supplies & new parts whsle	9	11 407	.1	X
4212	Furniture & home furnishings whsle	10	16 829	.1	21.1
42121	Furniture whsle	9	7 986	.1	44.1
421210	Furniture whsle	9	7 986	.1	44.1
4212101	Household & lawn furniture whsle	9	7 986	.1	42.4
4213	Lumber & other construction materials whsle	112	50 879	.4	3.0
42131	Lumber, plywood, millwork, & wood panel whsle	46	7 479	.1	X
421310	Lumber, plywood, millwork, & wood panel whsle	46	7 479	.1	X
4213103	Plywood, veneer, millwork, & wood panel whsle	40	3 792	Z	X
42133	Roofing, siding, & insulation material whsle	21	20 350	.2	2.6
421330	Roofing, siding, & insulation material whsle	21	20 350	.2	2.6
4213301	Roofing, siding, & insulation material whsle	21	20 350	.2	2.6
42139	Other construction materials whsle	42	22 978	.2	29.1
421390	Other construction materials whsle	42	22 978	.2	29.1
4213902	Other construction materials whsle	38	22 944	.2	23.8
4214	Professional & commercial equipment & supplies whsle	22	41 569	.3	X
42142	Office equipment whsle	8	2 646	Z	X
421420	Office equipment whsle	8	2 646	Z	X
42143	Computer & computer peripheral equipment & software whsle	9	24 637	.2	X
421430	Computer & computer peripheral equipment & software whsle	9	24 637	.2	X
4214301	Computer & peripheral equipment whsle	9	24 637	.2	X
42143011	Computers & peripheral equipment for resale	9	24 637	.2	X
4215	Metal & mineral (except petroleum) whsle	34	26 976	.2	52.7
42151	Metal service centers & offices	34	26 976	.2	52.3
421510	Metal service centers & offices	34	26 976	.2	52.3
4215101	Ferrous metal service centers & sales offices	34	26 976	.2	52.4
42151011	Ferrous metal service centers	28	26 733	.2	52.4
42151012	Ferrous metal sales offices	6	243	Z	64.6
4216	Electrical goods whsle	1 104	834 300	6.4	2.0
42161	Electrical apparatus & equip, wiring supp, & const material whsle	724	506 407	3.9	3.5
421610	Electrical apparatus & equip, wiring supp, & const material whsle	724	506 407	3.9	3.5
42162	Electrical appliance, television & radio set whsle	194	198 546	1.5	.7
421620	Electrical appliance, television & radio set whsle	194	198 546	1.5	.7
42169	Other electronic parts & equipment whsle	186	129 347	1.0	1.2
421690	Other electronic parts & equipment whsle	186	129 347	1.0	1.2
4216901	Communications equipment & supplies whsle	13	16 077	.1	X
4216902	Electronic parts (excluding communications equipment) whsle	173	113 270	.9	1.3
4217	Hardware, & plumbing & heating equipment & supplies whsle	6 000	11 985 622	91.3	62.9
42171	Hardware whsle	172	69 910	.5	63.3
421710	Hardware whsle	172	69 910	.5	63.3
42172	Plumbing & heating equipment & supplies (hydronics) whsle	498	253 180	1.9	47.4
421720	Plumbing & heating equipment & supplies (hydronics) whsle	498	253 180	1.9	47.4
42173	Warm air heating & air-conditioning equipment & supplies whsle	4 744	11 381 300	86.7	64.5
421730	Warm air heating & air-conditioning equipment & supplies whsle	4 744	11 381 300	86.7	64.5
42174	Refrigeration equipment & supplies whsle	586	281 232	2.1	75.8
421740	Refrigeration equipment & supplies whsle	586	281 232	2.1	75.8

See footnotes at end of table.

Table 4. Merchant Wholesalers by Broad Commodity Line and Kind of Business: 1997—Con.

[Includes only establishments with payroll. For meaning of abbreviations and symbols, see introductory text. For explanation of terms, see Appendix A]

CL code and NAICS code	Commodity line and kind of business	Establishments (number)	Sales (\$1,000)	Percent of sales accounted for by kind of business ¹	Coverage in percents
1900	Warm air heating and air-conditioning equipment and supplies—Con.				
421	Wholesale trade, durable goods—Con.				
4218	Machinery, equipment, & supplies whsle	390	82 802	.6	17.9
42181	Construction & mining (except petroleum) machinery & equip whsle	6	566	Z	69.8
421810	Construction & mining (except petroleum) machinery & equip whsle	6	566	Z	69.8
42182	Farm & garden machinery & equipment whsle	63	9 952	.1	5.4
421820	Farm & garden machinery & equipment whsle	63	9 952	.1	5.4
4218201	Farm machinery & equipment—farm dealers	38	1 928	Z	X
4218202	Farm machinery & equipment—whsle distributors	25	8 024	.1	10.9
42183	Industrial machinery & equipment whsle	161	41 756	.3	35.8
421830	Industrial machinery & equipment whsle	161	41 756	.3	35.8
4218302	Hydraulic & pneumatic (fluid-power) machinery & equipment whsle	21	1 768	Z	9.6
42183022	Hydraulic & pneumatic parts, accessories, & supplies whsle	19	1 519	Z	12.4
4218303	General-purpose industrial machinery & equipment whsle	99	35 562	.3	52.1
4218304	Metalworking machinery & equipment whsle	8	375	Z	X
4218305	Materials handling equipment whsle	8	683	Z	17.5
4218307	Other industrial machinery & equipment whsle	23	3 305	Z	3.5
42184	Industrial supplies whsle	156	30 472	.2	2.4
421840	Industrial supplies whsle	156	30 472	.2	2.4
4218401	General-line industrial supplies whsle	101	9 973	.1	X
4218402	Mechanical power transmission supplies whsle	10	2 726	Z	X
4218405	Industrial valves & fittings (except fluid-power) whsle	28	14 782	.1	X
4218406	Other industrial supplies whsle	12	2 591	Z	X
4219	Miscellaneous durable goods whsle	383	40 824	.3	46.6
42199	Other miscellaneous durable goods whsle	383	40 824	.3	40.7
421990	Other miscellaneous durable goods whsle	383	40 824	.3	40.7
4219903	General merchandise (durable goods) whsle	383	40 824	.3	39.7
422	Wholesale trade, nondurable goods	73	37 969	.3	59.1
4225	Farm-product raw material whsle	10	12 329	.1	64.8
42251	Grain & field bean whsle	10	12 329	.1	67.4
422510	Grain & field bean whsle	10	12 329	.1	67.4
4226	Chemical & allied products whsle	18	13 549	.1	72.5
42261	Plastics materials & basic forms & shapes whsle	6	10 328	.1	70.5
422610	Plastics materials & basic forms & shapes whsle	6	10 328	.1	70.5
42269	Other chemical & allied products whsle	12	3 221	Z	X
422690	Other chemical & allied products whsle	12	3 221	Z	X
4226902	Other chemical & allied products whsle	9	3 115	Z	X
4229	Miscellaneous nondurable goods whsle	39	8 363	.1	49.1
42299	Other miscellaneous nondurable goods whsle	37	8 273	.1	39.4
422990	Other miscellaneous nondurable goods whsle	37	8 273	.1	39.4
4229902	General merchandise (nondurable goods) whsle	34	6 638	.1	39.6
2000	Refrigeration equipment and supplies	4 172	3 746 152	100.0	58.5
421	Wholesale trade, durable goods	4 088	3 719 897	99.3	56.7
4211	Motor vehicle & motor vehicle parts & supplies whsle	18	20 251	.5	71.2
42111	Automobile & other motor vehicle whsle	9	9 151	.2	66.7
421110	Automobile & other motor vehicle whsle	9	9 151	.2	66.7
42112	Motor vehicle supplies & new parts whsle	9	11 100	.3	X
421120	Motor vehicle supplies & new parts whsle	9	11 100	.3	X
4211202	Motor vehicle supplies & new parts—jobbers	7	10 001	.3	X
4214	Professional & commercial equipment & supplies whsle	402	223 230	6.0	5.0
42144	Other commercial equipment whsle	393	222 298	5.9	4.9
421440	Other commercial equipment whsle	393	222 298	5.9	4.9
4214401	Restaurant & hotel equipment & supplies whsle	320	176 177	4.7	X
4214402	Store machines & equipment whsle	73	46 121	1.2	7.1
4216	Electrical goods whsle	207	64 121	1.7	20.3
42161	Electrical apparatus & equip, wiring supp, & const material whsle	79	22 137	.6	33.9
421610	Electrical apparatus & equip, wiring supp, & const material whsle	79	22 137	.6	33.9
42162	Electrical appliance, television & radio set whsle	104	39 470	1.1	12.3
421620	Electrical appliance, television & radio set whsle	104	39 470	1.1	12.3
42169	Other electronic parts & equipment whsle	24	2 514	.1	14.8
421690	Other electronic parts & equipment whsle	24	2 514	.1	14.8
4216902	Electronic parts (excluding communications equipment) whsle	22	2 508	.1	14.9
4217	Hardware, & plumbing & heating equipment & supplies whsle	3 269	3 374 102	90.1	63.1
42171	Hardware whsle	75	8 045	.2	35.1
421710	Hardware whsle	75	8 045	.2	35.1
42172	Plumbing & heating equipment & supplies (hydronics) whsle	130	39 882	1.1	52.8
421720	Plumbing & heating equipment & supplies (hydronics) whsle	130	39 882	1.1	52.8
42173	Warm air heating & air-conditioning equipment & supplies whsle	1 706	696 852	18.6	68.6
421730	Warm air heating & air-conditioning equipment & supplies whsle	1 706	696 852	18.6	68.6
42174	Refrigeration equipment & supplies whsle	1 358	2 629 323	70.2	67.2
421740	Refrigeration equipment & supplies whsle	1 358	2 629 323	70.2	67.2
4218	Machinery, equipment, & supplies whsle	73	25 836	.7	28.9
42183	Industrial machinery & equipment whsle	67	24 484	.7	31.5
421830	Industrial machinery & equipment whsle	67	24 484	.7	31.5
4218303	General-purpose industrial machinery & equipment whsle	58	18 499	.5	34.0
4218305	Materials handling equipment whsle	6	648	Z	25.7
4219	Miscellaneous durable goods whsle	109	10 346	.3	64.0
42199	Other miscellaneous durable goods whsle	106	9 965	.3	55.3
421990	Other miscellaneous durable goods whsle	106	9 965	.3	55.3
4219903	General merchandise (durable goods) whsle	106	9 965	.3	53.9

See footnotes at end of table.

Table 4. Merchant Wholesalers by Broad Commodity Line and Kind of Business: 1997—Con.

[Includes only establishments with payroll. For meaning of abbreviations and symbols, see introductory text. For explanation of terms, see Appendix A]

CL code and NAICS code	Commodity line and kind of business	Establishments (number)	Sales (\$1,000)	Percent of sales accounted for by kind of business ¹	Coverage in percents
2000	Refrigeration equipment and supplies—Con.				
422	Wholesale trade, nondurable goods	84	26 255	.7	25.1
4224	Grocery & related products whsle	9	2 033	.1	79.4
42249	Other grocery & related products whsle	6	1 237	Z	80.7
422490	Other grocery & related products whsle	6	1 237	Z	80.7
4229	Miscellaneous nondurable goods whsle	64	12 098	.3	13.3
42299	Other miscellaneous nondurable goods whsle	62	10 468	.3	16.3
422990	Other miscellaneous nondurable goods whsle	62	10 468	.3	16.3
4229902	General merchandise (nondurable goods) whsle	62	10 468	.3	18.6
2100	Construction and mining machinery and equipment (including parts and attachments)	7 611	24 971 364	100.0	51.5
421	Wholesale trade, durable goods	7 533	24 932 634	99.8	49.8
4211	Motor vehicle & motor vehicle parts & supplies whsle	252	95 564	.4	8.6
42111	Automobile & other motor vehicle whsle	112	53 824	.2	16.1
421110	Automobile & other motor vehicle whsle	112	53 824	.2	16.1
4211101	Automobile & motorcycle whsle	17	6 252	Z	5.8
4211103	Light truck & van (14,000 lb or less) whsle	6	1 398	Z	X
4211104	Medium truck & tractor (14,001 lb to 26,000 lb) whsle	18	D	D	X
4211105	Heavy truck & tractor (over 26,000 lb) whsle	69	41 257	.2	21.7
42112	Motor vehicle supplies & new parts whsle	123	37 966	.2	.2
421120	Motor vehicle supplies & new parts whsle	123	37 966	.2	.2
4211201	Motor vehicle supplies & new parts—warehouse distributors	60	20 195	.1	X
4211202	Motor vehicle supplies & new parts—jobbers	59	16 360	.1	.7
42114	Motor vehicle parts, (used) whsle	15	1 569	Z	X
421140	Motor vehicle parts, (used) whsle	15	1 569	Z	X
4213	Lumber & other construction materials whsle	24	5 559	Z	13.2
42131	Lumber, plywood, millwork, & wood panel whsle	7	693	Z	X
421310	Lumber, plywood, millwork, & wood panel whsle	7	693	Z	X
4213101	Lumber without yard whsle	7	693	Z	X
42133	Roofing, siding, & insulation material whsle	13	2 508	Z	25.6
421330	Roofing, siding, & insulation material whsle	13	2 508	Z	25.6
4213301	Roofing, siding, & insulation material whsle	13	2 508	Z	25.6
4214	Professional & commercial equipment & supplies whsle	8	5 188	Z	X
4215	Metal & mineral (except petroleum) whsle	46	158 588	.6	1.2
42151	Metal service centers & offices	44	157 447	.6	1.2
421510	Metal service centers & offices	44	157 447	.6	1.2
4215101	Ferrous metal service centers & sales offices	44	157 447	.6	1.2
42151011	Ferrous metal service centers	37	156 028	.6	1.2
42151012	Ferrous metal sales offices	7	1 419	Z	X
4216	Electrical goods whsle	18	56 549	.2	.4
42161	Electrical apparatus & equip, wiring supp, & const material whsle	10	3 689	Z	26.5
421610	Electrical apparatus & equip, wiring supp, & const material whsle	10	3 689	Z	26.5
42169	Other electronic parts & equipment whsle	8	52 860	.2	X
421690	Other electronic parts & equipment whsle	8	52 860	.2	X
4216902	Electronic parts (excluding communications equipment) whsle	8	52 860	.2	X
4217	Hardware, & plumbing & heating equipment & supplies whsle	203	62 498	.3	2.6
42171	Hardware whsle	176	58 526	.2	3.0
421710	Hardware whsle	176	58 526	.2	3.0
42172	Plumbing & heating equipment & supplies (hydronics) whsle	13	805	Z	X
421720	Plumbing & heating equipment & supplies (hydronics) whsle	13	805	Z	X
42173	Warm air heating & air-conditioning equipment & supplies whsle	11	2 499	Z	X
421730	Warm air heating & air-conditioning equipment & supplies whsle	11	2 499	Z	X
4218	Machinery, equipment, & supplies whsle	6 642	24 496 238	98.1	54.6
42181	Construction & mining (except petroleum) machinery & equip whsle	4 763	23 654 492	94.7	62.7
421810	Construction & mining (except petroleum) machinery & equip whsle	4 763	23 654 492	94.7	62.7
42182	Farm & garden machinery & equipment whsle	755	420 542	1.7	3.6
421820	Farm & garden machinery & equipment whsle	755	420 542	1.7	3.6
4218201	Farm machinery & equipment—farm dealers	540	191 340	.8	3.2
4218202	Farm machinery & equipment—whsle distributors	208	227 883	.9	4.6
4218203	Lawn & garden machinery & equipment whsle	7	1 319	Z	X
42183	Industrial machinery & equipment whsle	669	285 271	1.1	14.1
421830	Industrial machinery & equipment whsle	669	285 271	1.1	14.1
4218302	Hydraulic & pneumatic (fluid-power) machinery & equipment whsle	85	17 628	.1	12.4
42183021	Hydraulic & pneumatic pumps & motors whsle	33	2 744	Z	X
42183022	Hydraulic & pneumatic parts, accessories, & supplies whsle	52	14 884	.1	20.6
4218303	General-purpose industrial machinery & equipment whsle	252	111 366	.4	21.8
4218304	Metalworking machinery & equipment whsle	34	12 017	Z	X
4218305	Materials handling equipment whsle	126	71 906	.3	21.9
4218306	Oilwell, oil refinery, & pipeline mach, equip, & supplies whsle	61	31 327	.1	4.8
4218307	Other industrial machinery & equipment whsle	109	40 801	.2	X
42184	Industrial supplies whsle	415	122 463	.5	4.1
421840	Industrial supplies whsle	415	122 463	.5	4.1
4218401	General-line industrial supplies whsle	218	48 920	.2	X
4218402	Mechanical power transmission supplies whsle	48	9 809	Z	X
4218403	Welding supplies whsle	18	4 547	Z	X
4218404	Industrial containers & supplies whsle	6	1 501	Z	X
4218405	Industrial valves & fittings (except fluid-power) whsle	6	340	Z	X
4218406	Other industrial supplies whsle	119	57 346	.2	13.5
42185	Service establishment equipment & supplies whsle	6	2 540	Z	X
421850	Service establishment equipment & supplies whsle	6	2 540	Z	X
4218504	Other service establishment equipment & supplies whsle	6	D	D	X
42186	Transportation equipment & supplies (exc motor vehicle) whsle	34	10 930	Z	X
421860	Transportation equipment & supplies (exc motor vehicle) whsle	34	10 930	Z	X
4218602	Marine machinery, equipment, & supplies whsle	25	3 685	Z	X
4218603	Other transportation equipment & supplies whsle	7	1 195	Z	X
4219	Miscellaneous durable goods whsle	337	52 203	.2	17.6
42199	Other miscellaneous durable goods whsle	331	47 034	.2	13.2
421990	Other miscellaneous durable goods whsle	331	47 034	.2	13.2
4219903	General merchandise (durable goods) whsle	326	46 655	.2	12.9

See footnotes at end of table.

Table 4. Merchant Wholesalers by Broad Commodity Line and Kind of Business: 1997—Con.

[Includes only establishments with payroll. For meaning of abbreviations and symbols, see introductory text. For explanation of terms, see Appendix A]

CL code and NAICS code	Commodity line and kind of business	Establishments (number)	Sales (\$1,000)	Percent of sales accounted for by kind of business ¹	Coverage in percents
2100	Construction and mining machinery and equipment (including parts and attachments)—Con.				
422	Wholesale trade, nondurable goods	78	38 730	.2	20.0
4221	Paper & paper product whsle	7	349	Z	X
4226	Chemical & allied products whsle	30	27 034	.1	4.8
42261	Plastics materials & basic forms & shapes whsle	12	13 739	.1	X
422610	Plastics materials & basic forms & shapes whsle	12	13 739	.1	X
42269	Other chemical & allied products whsle	18	13 295	.1	9.4
422690	Other chemical & allied products whsle	18	13 295	.1	9.4
4226902	Other chemical & allied products whsle	15	13 042	.1	10.3
4227	Petroleum & petroleum products whsle	9	5 789	Z	53.5
42271	Petroleum bulk stations & terminals	9	5 789	Z	55.5
422710	Petroleum bulk stations & terminals	9	5 789	Z	55.5
4227101	Petroleum bulk stations & terminals (except LP)	9	5 789	Z	55.8
42271011	Petroleum bulk stations (except LP)	9	5 789	Z	54.0
4229	Miscellaneous nondurable goods whsle	29	5 296	Z	42.0
42299	Other miscellaneous nondurable goods whsle	25	4 363	Z	74.2
422990	Other miscellaneous nondurable goods whsle	25	4 363	Z	74.2
4229902	General merchandise (nondurable goods) whsle	25	4 363	Z	84.5
2200	Farm machinery, equipment, and parts	10 997	23 324 481	100.0	48.7
421	Wholesale trade, durable goods	10 484	23 183 352	99.4	50.0
4211	Motor vehicle & motor vehicle parts & supplies whsle	270	425 818	1.8	1.3
42111	Automobile & other motor vehicle whsle	106	362 982	1.6	1.7
421110	Automobile & other motor vehicle whsle	106	362 982	1.6	1.7
4211101	Automobile & motorcycle whsle	32	321 258	1.4	1.0
4211103	Light truck & van (14,000 lb or less) whsle	6	2 012	Z	X
4211104	Medium truck & tractor (14,001 lb to 26,000 lb) whsle	14	D	D	X
4211105	Heavy truck & tractor (over 26,000 lb) whsle	51	23 625	.1	4.3
42112	Motor vehicle supplies & new parts whsle	132	58 162	.2	X
421120	Motor vehicle supplies & new parts whsle	132	58 162	.2	X
4211201	Motor vehicle supplies & new parts—warehouse distributors	57	8 048	Z	X
4211202	Motor vehicle supplies & new parts—jobbers	75	50 114	.2	X
42113	Tire & tube whsle	6	3 279	Z	3.3
421130	Tire & tube whsle	6	3 279	Z	3.3
42114	Motor vehicle parts, (used) whsle	26	1 395	Z	1.5
421140	Motor vehicle parts, (used) whsle	26	1 395	Z	1.5
4213	Lumber & other construction materials whsle	15	1 811	Z	19.3
42139	Other construction materials whsle	15	1 811	Z	9.5
421390	Other construction materials whsle	15	1 811	Z	9.5
4213902	Other construction materials whsle	15	1 811	Z	7.7
4214	Professional & commercial equipment & supplies whsle	6	462	Z	X
42144	Other commercial equipment whsle	6	462	Z	X
421440	Other commercial equipment whsle	6	462	Z	X
4214401	Restaurant & hotel equipment & supplies whsle	6	462	Z	X
4215	Metal & mineral (except petroleum) whsle	19	1 852	Z	X
42151	Metal service centers & offices	19	1 852	Z	X
421510	Metal service centers & offices	19	1 852	Z	X
4215101	Ferrous metal service centers & sales offices	19	1 852	Z	X
42151011	Ferrous metal service centers	14	1 618	Z	X
4216	Electrical goods whsle	6	2 079	Z	17.3
42161	Electrical apparatus & equip, wiring supp, & const material whsle	6	2 079	Z	17.9
421610	Electrical apparatus & equip, wiring supp, & const material whsle	6	2 079	Z	17.9
4217	Hardware, & plumbing & heating equipment & supplies whsle	67	28 021	.1	.5
42171	Hardware whsle	45	15 544	.1	.7
421710	Hardware whsle	45	15 544	.1	.7
42172	Plumbing & heating equipment & supplies (hydronics) whsle	17	11 082	Z	X
421720	Plumbing & heating equipment & supplies (hydronics) whsle	17	11 082	Z	X
4218	Machinery, equipment, & supplies whsle	9 866	22 690 313	97.3	55.0
42181	Construction & mining (except petroleum) machinery & equip whsle	540	381 913	1.6	4.8
421810	Construction & mining (except petroleum) machinery & equip whsle	540	381 913	1.6	4.8
42182	Farm & garden machinery & equipment whsle	8 740	22 054 246	94.6	68.5
421820	Farm & garden machinery & equipment whsle	8 740	22 054 246	94.6	68.5
4218201	Farm machinery & equipment—farm dealers	6 789	16 539 514	70.9	71.3
4218202	Farm machinery & equipment—whsle distributors	1 891	5 441 363	23.3	60.1
4218203	Lawn & garden machinery & equipment whsle	60	73 369	.3	49.1
42183	Industrial machinery & equipment whsle	380	207 520	.9	14.9
421830	Industrial machinery & equipment whsle	380	207 520	.9	14.9
4218302	Hydraulic & pneumatic (fluid-power) machinery & equipment whsle	57	11 864	.1	6.9
42183021	Hydraulic & pneumatic pumps & motors whsle	24	4 116	Z	X
42183022	Hydraulic & pneumatic parts, accessories, & supplies whsle	33	7 748	Z	10.1
4218303	General-purpose industrial machinery & equipment whsle	131	58 531	.3	13.1
4218304	Metalworking machinery & equipment whsle	15	9 066	Z	X
4218305	Materials handling equipment whsle	103	72 144	.3	X
4218306	Oilwell, oil refinery, & pipeline mach, equip, & supplies whsle	34	5 125	Z	X
4218307	Other industrial machinery & equipment whsle	36	46 633	.2	38.0
42184	Industrial supplies whsle	190	45 045	.2	X
421840	Industrial supplies whsle	190	45 045	.2	X
4218401	General-line industrial supplies whsle	66	7 637	Z	X
4218402	Mechanical power transmission supplies whsle	72	23 024	.1	X
4218404	Industrial containers & supplies whsle	6	5 074	Z	X
4218406	Other industrial supplies whsle	42	8 889	Z	X
42185	Service establishment equipment & supplies whsle	9	210	Z	X
421850	Service establishment equipment & supplies whsle	9	210	Z	X
4218504	Other service establishment equipment & supplies whsle	9	D	D	X
42186	Transportation equipment & supplies (exc motor vehicle) whsle	7	1 379	Z	X
421860	Transportation equipment & supplies (exc motor vehicle) whsle	7	1 379	Z	X
4218603	Other transportation equipment & supplies whsle	7	1 379	Z	X

See footnotes at end of table.

Table 4. Merchant Wholesalers by Broad Commodity Line and Kind of Business: 1997—Con.

[Includes only establishments with payroll. For meaning of abbreviations and symbols, see introductory text. For explanation of terms, see Appendix A]

CL code and NAICS code	Commodity line and kind of business	Establishments (number)	Sales (\$1,000)	Percent of sales accounted for by kind of business ¹	Coverage in percents
2200	Farm machinery, equipment, and parts—Con.				
421	Wholesale trade, durable goods—Con.				
4219	Miscellaneous durable goods whsle	234	32 978	.1	3.3
42199	Other miscellaneous durable goods whsle	232	32 485	.1	2.9
421990	Other miscellaneous durable goods whsle	232	32 485	.1	2.9
4219903	General merchandise (durable goods) whsle	227	32 374	.1	2.8
422	Wholesale trade, nondurable goods	513	141 129	.6	2.1
4224	Grocery & related products whsle	14	991	Z	X
4225	Farm-product raw material whsle	26	1 431	Z	2.3
42251	Grain & field bean whsle	20	1 187	Z	1.2
422510	Grain & field bean whsle	20	1 187	Z	1.2
4226	Chemical & allied products whsle	30	9 135	Z	11.8
42269	Other chemical & allied products whsle	28	8 841	Z	9.1
422690	Other chemical & allied products whsle	28	8 841	Z	9.1
4226902	Other chemical & allied products whsle	28	8 841	Z	9.2
4227	Petroleum & petroleum products whsle	12	850	Z	X
42271	Petroleum bulk stations & terminals	8	799	Z	X
422710	Petroleum bulk stations & terminals	8	799	Z	X
4227101	Petroleum bulk stations & terminals (except LP)	6	661	Z	X
42271011	Petroleum bulk stations (except LP)	6	661	Z	X
4229	Miscellaneous nondurable goods whsle	427	125 211	.5	2.0
42291	Farm supplies whsle	373	100 767	.4	1.9
422910	Farm supplies whsle	373	100 767	.4	1.9
4229101	Farm supplies—farm dealers	265	20 672	.1	.1
4229102	Farm supplies—whsle distributors	108	80 095	.3	2.6
42299	Other miscellaneous nondurable goods whsle	50	22 644	.1	1.7
422990	Other miscellaneous nondurable goods whsle	50	22 644	.1	1.7
4229902	General merchandise (nondurable goods) whsle	50	22 644	.1	1.9
2220	Garden machinery, equipment, and parts	5 661	4 561 546	100.0	40.3
421	Wholesale trade, durable goods	5 399	4 418 813	96.9	41.3
4211	Motor vehicle & motor vehicle parts & supplies whsle	143	14 845	.3	3.7
42111	Automobile & other motor vehicle whsle	13	4 558	.1	15.5
421110	Automobile & other motor vehicle whsle	13	4 558	.1	15.5
4211101	Automobile & motorcycle whsle	9	1 663	Z	77.4
42112	Motor vehicle supplies & new parts whsle	115	3 456	.1	X
421120	Motor vehicle supplies & new parts whsle	115	3 456	.1	X
4211201	Motor vehicle supplies & new parts—warehouse distributors	66	2 605	.1	X
4211202	Motor vehicle supplies & new parts—jobbers	49	851	Z	X
42114	Motor vehicle parts, (used) whsle	12	242	Z	X
421140	Motor vehicle parts, (used) whsle	12	242	Z	X
4212	Furniture & home furnishings whsle	8	5 249	.1	X
4213	Lumber & other construction materials whsle	8	454	Z	X
42131	Lumber, plywood, millwork, & wood panel whsle	7	346	Z	X
421310	Lumber, plywood, millwork, & wood panel whsle	7	346	Z	X
4213101	Lumber without yard whsle	7	346	Z	X
4216	Electrical goods whsle	15	5 327	.1	X
42169	Other electronic parts & equipment whsle	9	1 538	Z	X
421690	Other electronic parts & equipment whsle	9	1 538	Z	X
4216902	Electronic parts (excluding communications equipment) whsle	9	1 538	Z	X
4217	Hardware, & plumbing & heating equipment & supplies whsle	147	375 299	8.2	1.0
42171	Hardware whsle	131	353 140	7.7	.5
421710	Hardware whsle	131	353 140	7.7	.5
42172	Plumbing & heating equipment & supplies (hydronics) whsle	12	293	Z	X
421720	Plumbing & heating equipment & supplies (hydronics) whsle	12	293	Z	X
4218	Machinery, equipment, & supplies whsle	4 631	3 721 481	81.6	56.0
42181	Construction & mining (except petroleum) machinery & equip whsle	189	52 071	1.1	11.2
421810	Construction & mining (except petroleum) machinery & equip whsle	189	52 071	1.1	11.2
42182	Farm & garden machinery & equipment whsle	4 258	3 519 845	77.2	67.7
421820	Farm & garden machinery & equipment whsle	4 258	3 519 845	77.2	67.7
4218201	Farm machinery & equipment—farm dealers	3 327	1 058 256	23.2	71.8
4218202	Farm machinery & equipment—whsle distributors	299	165 100	3.6	61.6
4218203	Lawn & garden machinery & equipment whsle	632	2 296 489	50.3	53.1
42183	Industrial machinery & equipment whsle	137	142 696	3.1	6.8
421830	Industrial machinery & equipment whsle	137	142 696	3.1	6.8
4218302	Hydraulic & pneumatic (fluid-power) machinery & equipment whsle	18	3 152	.1	X
42183021	Hydraulic & pneumatic pumps & motors whsle	15	1 378	Z	X
4218303	General-purpose industrial machinery & equipment whsle	78	94 020	2.1	3.2
4218305	Materials handling equipment whsle	20	13 210	.3	X
4218306	Oilwell, oil refinery, & pipeline mach, equip, & supplies whsle	6	583	Z	X
4218307	Other industrial machinery & equipment whsle	15	31 731	.7	45.2
42184	Industrial supplies whsle	43	6 765	.1	X
421840	Industrial supplies whsle	43	6 765	.1	X
4218401	General-line industrial supplies whsle	17	496	Z	X
4218402	Mechanical power transmission supplies whsle	15	281	Z	X
4218404	Industrial containers & supplies whsle	9	4 882	.1	X
4219	Miscellaneous durable goods whsle	442	296 097	6.5	1.3
42191	Sporting & recreational goods & supplies whsle	14	24 527	.5	10.9
421910	Sporting & recreational goods & supplies whsle	14	24 527	.5	10.9
42199	Other miscellaneous durable goods whsle	428	271 570	6.0	.5
421990	Other miscellaneous durable goods whsle	428	271 570	6.0	.5
4219903	General merchandise (durable goods) whsle	425	271 514	6.0	.4

See footnotes at end of table.

Table 4. Merchant Wholesalers by Broad Commodity Line and Kind of Business: 1997—Con.

[Includes only establishments with payroll. For meaning of abbreviations and symbols, see introductory text. For explanation of terms, see Appendix A]

CL code and NAICS code	Commodity line and kind of business	Establishments (number)	Sales (\$1,000)	Percent of sales accounted for by kind of business ¹	Coverage in percents
2220	Garden machinery, equipment, and parts—Con.				
422	Wholesale trade, nondurable goods	262	142 733	3.1	4.9
4224	Grocery & related products whsle	8	177	Z	X
4226	Chemical & allied products whsle	14	3 885	.1	X
42269	Other chemical & allied products whsle	11	3 597	.1	X
422690	Other chemical & allied products whsle	11	3 597	.1	X
4226902	Other chemical & allied products whsle	11	3 597	.1	X
4227	Petroleum & petroleum products whsle	12	5 587	.1	X
42271	Petroleum bulk stations & terminals	12	5 587	.1	X
422710	Petroleum bulk stations & terminals	12	5 587	.1	X
4227101	Petroleum bulk stations & terminals (except LP)	12	5 587	.1	X
42271011	Petroleum bulk stations (except LP)	12	5 587	.1	X
4229	Miscellaneous nondurable goods whsle	219	132 857	2.9	5.0
42291	Farm supplies whsle	158	126 335	2.8	5.1
422910	Farm supplies whsle	158	126 335	2.8	5.1
4229101	Farm supplies—farm dealers	43	2 424	.1	X
4229102	Farm supplies—whsle distributors	115	123 911	2.7	5.9
42299	Other miscellaneous nondurable goods whsle	58	6 203	.1	X
422990	Other miscellaneous nondurable goods whsle	58	6 203	.1	X
4229902	General merchandise (nondurable goods) whsle	35	2 590	.1	X
4229904	Other nondurable goods whsle	18	1 490	Z	X
2230	Food-processing machinery, equipment, and parts	1 657	2 770 450	100.0	62.6
421	Wholesale trade, durable goods	1 618	2 687 333	97.0	68.1
4214	Professional & commercial equipment & supplies whsle	14	5 626	.2	51.3
42143	Computer & computer peripheral equipment & software whsle	7	429	Z	X
421430	Computer & computer peripheral equipment & software whsle	7	429	Z	X
4214301	Computer & peripheral equipment whsle	7	429	Z	X
42143011	Computers & peripheral equipment for resale	7	429	Z	X
42144	Other commercial equipment whsle	7	5 197	.2	33.4
421440	Other commercial equipment whsle	7	5 197	.2	33.4
4216	Electrical goods whsle	9	1 740	.1	56.6
42169	Other electronic parts & equipment whsle	9	1 740	.1	55.9
421690	Other electronic parts & equipment whsle	9	1 740	.1	55.9
4216902	Electronic parts (excluding communications equipment) whsle	6	736	Z	54.1
4217	Hardware, & plumbing & heating equipment & supplies whsle	9	1 311	Z	70.6
42171	Hardware whsle	6	662	Z	73.9
421710	Hardware whsle	6	662	Z	73.9
4218	Machinery, equipment, & supplies whsle	1 578	2 677 954	96.7	68.4
42183	Industrial machinery & equipment whsle	1 530	2 663 435	96.1	70.5
421830	Industrial machinery & equipment whsle	1 530	2 663 435	96.1	70.5
4218301	Food-processing machinery & equipment whsle	1 056	2 519 412	90.9	67.2
4218302	Hydraulic & pneumatic (fluid-power) machinery & equipment whsle	65	13 648	.5	73.2
42183021	Hydraulic & pneumatic pumps & motors whsle	40	8 940	.3	56.2
42183022	Hydraulic & pneumatic parts, accessories, & supplies whsle	25	4 708	.2	81.9
4218303	General-purpose industrial machinery & equipment whsle	181	51 337	1.9	84.1
4218304	Metalworking machinery & equipment whsle	24	5 363	.2	X
4218305	Materials handling equipment whsle	73	39 183	1.4	71.0
4218306	Oilwell, oil refinery, & pipeline mach, equip, & supplies whsle	23	1 367	Z	75.9
4218307	Other industrial machinery & equipment whsle	108	33 125	1.2	66.8
42184	Industrial supplies whsle	36	10 106	.4	61.4
421840	Industrial supplies whsle	36	10 106	.4	61.4
4218401	General-line industrial supplies whsle	24	3 405	.1	36.1
4218404	Industrial containers & supplies whsle	6	2 904	.1	X
422	Wholesale trade, nondurable goods	39	83 117	3.0	7.8
4224	Grocery & related products whsle	15	70 569	2.5	.4
42249	Other grocery & related products whsle	12	24 766	.9	6.7
422490	Other grocery & related products whsle	12	24 766	.9	6.7
4224901	Coffee, tea, & spice whsle	6	1 092	Z	X
4226	Chemical & allied products whsle	7	8 193	.3	X
4229	Miscellaneous nondurable goods whsle	14	3 620	.1	74.4
42299	Other miscellaneous nondurable goods whsle	14	3 620	.1	74.9
422990	Other miscellaneous nondurable goods whsle	14	3 620	.1	74.9
4229902	General merchandise (nondurable goods) whsle	11	3 598	.1	90.5
2300	Hydraulic and pneumatic (fluid-power) pumps, motors, and parts	4 415	3 377 059	100.0	55.6
421	Wholesale trade, durable goods	4 381	3 365 540	99.7	53.8
4211	Motor vehicle & motor vehicle parts & supplies whsle	7	4 040	.1	X
42112	Motor vehicle supplies & new parts whsle	7	4 040	.1	X
421120	Motor vehicle supplies & new parts whsle	7	4 040	.1	X
4214	Professional & commercial equipment & supplies whsle	10	557	Z	61.4
4215	Metal & mineral (except petroleum) whsle	23	9 962	.3	42.7
42151	Metal service centers & offices	23	9 962	.3	42.4
421510	Metal service centers & offices	23	9 962	.3	42.4
4215101	Ferrous metal service centers & sales offices	23	9 962	.3	42.5
42151011	Ferrous metal service centers	14	9 423	.3	42.5
42151012	Ferrous metal sales offices	9	539	Z	47.0
4216	Electrical goods whsle	28	7 965	.2	68.9
42161	Electrical apparatus & equip, wiring supp, & const material whsle	6	712	Z	73.6
421610	Electrical apparatus & equip, wiring supp, & const material whsle	6	712	Z	73.6
42169	Other electronic parts & equipment whsle	22	7 253	.2	68.0
421690	Other electronic parts & equipment whsle	22	7 253	.2	68.0
4216901	Communications equipment & supplies whsle	10	1 893	.1	70.6
4216902	Electronic parts (excluding communications equipment) whsle	12	5 360	.2	67.6

See footnotes at end of table.

Table 4. Merchant Wholesalers by Broad Commodity Line and Kind of Business: 1997—Con.

[Includes only establishments with payroll. For meaning of abbreviations and symbols, see introductory text. For explanation of terms, see Appendix A]

CL code and NAICS code	Commodity line and kind of business	Establishments (number)	Sales (\$1,000)	Percent of sales accounted for by kind of business ¹	Coverage in percents
2300	Hydraulic and pneumatic (fluid-power) pumps, motors, and parts—Con.				
421	Wholesale trade, durable goods—Con.				
4217	Hardware, & plumbing & heating equipment & supplies whsle	32	26 662	.8	8.8
42171	Hardware whsle	19	20 932	.6	4.1
421710	Hardware whsle	19	20 932	.6	4.1
42172	Plumbing & heating equipment & supplies (hydronics) whsle	7	4 834	.1	45.5
421720	Plumbing & heating equipment & supplies (hydronics) whsle	7	4 834	.1	45.5
42173	Warm air heating & air-conditioning equipment & supplies whsle	6	896	Z	X
421730	Warm air heating & air-conditioning equipment & supplies whsle	6	896	Z	X
4218	Machinery, equipment, & supplies whsle	4 166	3 305 969	97.9	54.5
42181	Construction & mining (except petroleum) machinery & equip whsle	61	5 979	.2	63.3
421810	Construction & mining (except petroleum) machinery & equip whsle	61	5 979	.2	63.3
42182	Farm & garden machinery & equipment whsle	9	2 060	.1	75.4
421820	Farm & garden machinery & equipment whsle	9	2 060	.1	75.4
42183	Industrial machinery & equipment whsle	3 213	3 162 642	93.7	64.0
421830	Industrial machinery & equipment whsle	3 213	3 162 642	93.7	64.0
4218301	Food-processing machinery & equipment whsle	37	9 181	.3	75.9
4218302	Hydraulic & pneumatic (fluid-power) machinery & equipment whsle	2 061	2 804 734	83.1	63.2
42183021	Hydraulic & pneumatic pumps & motors whsle	1 275	2 296 841	68.0	47.9
42183022	Hydraulic & pneumatic parts, accessories, & supplies whsle	786	507 893	15.0	72.8
4218303	General-purpose industrial machinery & equipment whsle	606	188 025	5.6	77.1
4218304	Metalworking machinery & equipment whsle	101	66 888	2.0	X
4218305	Materials handling equipment whsle	133	29 165	.9	62.6
4218306	Oilwell, oil refinery, & pipeline mach, equip, & supplies whsle	113	30 094	.9	73.1
4218307	Other industrial machinery & equipment whsle	162	34 555	1.0	66.1
42184	Industrial supplies whsle	858	116 168	3.4	7.9
421840	Industrial supplies whsle	858	116 168	3.4	7.9
4218401	General-line industrial supplies whsle	457	56 249	1.7	10.8
4218402	Mechanical power transmission supplies whsle	248	24 445	.7	1.0
4218405	Industrial valves & fittings (except fluid-power) whsle	49	23 037	.7	X
4218406	Other industrial supplies whsle	95	11 939	.4	4.8
42185	Service establishment equipment & supplies whsle	15	947	Z	39.1
421850	Service establishment equipment & supplies whsle	15	947	Z	39.1
4218504	Other service establishment equipment & supplies whsle	12	D	D	D
42186	Transportation equipment & supplies (exc motor vehicle) whsle	10	18 173	.5	73.1
421860	Transportation equipment & supplies (exc motor vehicle) whsle	10	18 173	.5	73.1
4218603	Other transportation equipment & supplies whsle	9	5 076	.2	62.5
4219	Miscellaneous durable goods whsle	115	10 385	.3	7.8
42199	Other miscellaneous durable goods whsle	113	10 336	.3	7.0
421990	Other miscellaneous durable goods whsle	113	10 336	.3	7.0
4219903	General merchandise (durable goods) whsle	113	10 336	.3	6.8
422	Wholesale trade, nondurable goods	34	11 519	.3	27.0
4226	Chemical & allied products whsle	14	10 277	.3	13.0
42269	Other chemical & allied products whsle	9	1 185	Z	20.7
422690	Other chemical & allied products whsle	9	1 185	Z	20.7
4226902	Other chemical & allied products whsle	7	1 094	Z	22.4
4229	Miscellaneous nondurable goods whsle	16	582	Z	78.9
42299	Other miscellaneous nondurable goods whsle	16	582	Z	79.4
422990	Other miscellaneous nondurable goods whsle	16	582	Z	79.4
4229902	General merchandise (nondurable goods) whsle	16	582	Z	90.5
2320	General-purpose industrial machinery, equipment, and parts	19 107	32 122 077	100.0	26.0
421	Wholesale trade, durable goods	17 736	27 903 173	86.9	28.5
4211	Motor vehicle & motor vehicle parts & supplies whsle	414	194 107	.6	8.8
42111	Automobile & other motor vehicle whsle	46	13 029	Z	1.0
421110	Automobile & other motor vehicle whsle	46	13 029	Z	1.0
4211101	Automobile & motorcycle whsle	7	2 007	Z	X
4211104	Medium truck & tractor (14,001 lb to 26,000 lb) whsle	10	D	D	X
4211105	Heavy truck & tractor (over 26,000 lb) whsle	27	5 926	Z	X
42112	Motor vehicle supplies & new parts whsle	347	178 343	.6	9.3
421120	Motor vehicle supplies & new parts whsle	347	178 343	.6	9.3
4211201	Motor vehicle supplies & new parts—warehouse distributors	123	25 982	.1	2.8
4211202	Motor vehicle supplies & new parts—jobbers	195	128 914	.4	10.3
4211203	Petroleum products marketing equipment whsle	29	23 447	.1	X
42113	Tire & tube whsle	11	2 440	Z	X
421130	Tire & tube whsle	11	2 440	Z	X
42114	Motor vehicle parts, (used) whsle	10	295	Z	X
421140	Motor vehicle parts, (used) whsle	10	295	Z	X
4212	Furniture & home furnishings whsle	33	6 723	Z	X
42121	Furniture whsle	9	3 790	Z	X
421210	Furniture whsle	9	3 790	Z	X
42122	Home furnishings whsle	24	2 933	Z	X
421220	Home furnishings whsle	24	2 933	Z	X
4212203	Floor coverings whsle	6	148	Z	X
4212204	Other home furnishings whsle	10	2 085	Z	X
4213	Lumber & other construction materials whsle	23	17 544	.1	X
42131	Lumber, plywood, millwork, & wood panel whsle	7	13 434	Z	X
421310	Lumber, plywood, millwork, & wood panel whsle	7	13 434	Z	X
42139	Other construction materials whsle	10	3 457	Z	X
421390	Other construction materials whsle	10	3 457	Z	X
4213902	Other construction materials whsle	10	3 457	Z	X

See footnotes at end of table.

Table 4. Merchant Wholesalers by Broad Commodity Line and Kind of Business: 1997—Con.

[Includes only establishments with payroll. For meaning of abbreviations and symbols, see introductory text. For explanation of terms, see Appendix A]

CL code and NAICS code	Commodity line and kind of business	Establishments (number)	Sales (\$1,000)	Percent of sales accounted for by kind of business ¹	Coverage in percents
2320	General-purpose industrial machinery, equipment, and parts—Con.				
421	Wholesale trade, durable goods—Con.				
4214	Professional & commercial equipment & supplies whsle	342	283 768	.9	1.8
42142	Office equipment whsle	251	193 545	.6	X
421420	Office equipment whsle	251	193 545	.6	X
42143	Computer & computer peripheral equipment & software whsle	47	74 607	.2	2.4
421430	Computer & computer peripheral equipment & software whsle	47	74 607	.2	2.4
4214301	Computer & peripheral equipment whsle	36	4 191	Z	23.1
42143011	Computers & peripheral equipment for resale	21	1 682	Z	X
42143012	Computers & peripheral equipment for end use	15	2 509	Z	X
4214302	Computer software (packaged) whsle	11	70 416	.2	X
42144	Other commercial equipment whsle	14	3 366	Z	X
421440	Other commercial equipment whsle	14	3 366	Z	X
4214401	Restaurant & hotel equipment & supplies whsle	9	933	Z	X
42145	Medical, dental, & hospital equipment & supplies whsle	20	8 578	Z	21.4
421450	Medical, dental, & hospital equipment & supplies whsle	20	8 578	Z	21.4
4214501	Surgical, medical, & hospital supplies whsle	19	8 479	Z	20.3
4215	Metal & mineral (except petroleum) whsle	394	751 419	2.3	.5
42151	Metal service centers & offices	383	745 970	2.3	.5
421510	Metal service centers & offices	383	745 970	2.3	.5
4215101	Ferrous metal service centers & sales offices	347	666 239	2.1	.6
42151011	Ferrous metal service centers	261	620 080	1.9	.6
42151012	Ferrous metal sales offices	86	46 159	.1	.4
4215102	Nonferrous metal service centers & sales offices	36	79 731	.2	X
42151021	Nonferrous metal service centers	33	79 271	.2	X
42152	Coal & other mineral & ore whsle	11	5 449	Z	X
421520	Coal & other mineral & ore whsle	11	5 449	Z	X
4215202	Other mineral & ore whsle	7	1 444	Z	X
4216	Electrical goods whsle	604	515 241	1.6	2.1
42161	Electrical apparatus & equip, wiring supp, & const material whsle	254	113 476	.4	4.6
421610	Electrical apparatus & equip, wiring supp, & const material whsle	254	113 476	.4	4.6
42162	Electrical appliance, television & radio set whsle	13	2 010	Z	.7
421620	Electrical appliance, television & radio set whsle	13	2 010	Z	.7
42169	Other electronic parts & equipment whsle	337	399 755	1.2	1.5
421690	Other electronic parts & equipment whsle	337	399 755	1.2	1.5
4216901	Communications equipment & supplies whsle	39	84 709	.3	3.9
4216902	Electronic parts (excluding communications equipment) whsle	298	315 046	1.0	1.3
4217	Hardware, & plumbing & heating equipment & supplies whsle	620	280 233	.9	7.0
42171	Hardware whsle	351	173 725	.5	4.3
421710	Hardware whsle	351	173 725	.5	4.3
42172	Plumbing & heating equipment & supplies (hydronics) whsle	146	50 607	.2	10.2
421720	Plumbing & heating equipment & supplies (hydronics) whsle	146	50 607	.2	10.2
42173	Warm air heating & air-conditioning equipment & supplies whsle	113	50 725	.2	16.5
421730	Warm air heating & air-conditioning equipment & supplies whsle	113	50 725	.2	16.5
42174	Refrigeration equipment & supplies whsle	10	5 176	Z	28.5
421740	Refrigeration equipment & supplies whsle	10	5 176	Z	28.5
4218	Machinery, equipment, & supplies whsle	13 704	25 071 824	78.1	45.6
42181	Construction & mining (except petroleum) machinery & equip whsle	468	417 520	1.3	3.5
421810	Construction & mining (except petroleum) machinery & equip whsle	468	417 520	1.3	3.5
42182	Farm & garden machinery & equipment whsle	605	286 137	.9	3.3
421820	Farm & garden machinery & equipment whsle	605	286 137	.9	3.3
4218201	Farm machinery & equipment—farm dealers	430	175 467	.5	.8
4218202	Farm machinery & equipment—whsle distributors	154	90 133	.3	7.0
4218203	Lawn & garden machinery & equipment whsle	21	20 537	.1	29.7
42183	Industrial machinery & equipment whsle	10 863	23 852 133	74.3	56.7
421830	Industrial machinery & equipment whsle	10 863	23 852 133	74.3	56.7
4218301	Food-processing machinery & equipment whsle	143	81 639	.3	65.4
4218302	Hydraulic & pneumatic (fluid-power) machinery & equipment whsle	687	354 019	1.1	69.7
42183021	Hydraulic & pneumatic pumps & motors whsle	334	180 517	.6	59.5
42183022	Hydraulic & pneumatic parts, accessories, & supplies whsle	353	173 502	.5	74.2
4218303	General-purpose industrial machinery & equipment whsle	8 460	22 480 120	70.0	60.8
4218304	Metalworking machinery & equipment whsle	343	283 257	.9	X
4218305	Materials handling equipment whsle	490	350 749	1.1	59.8
4218306	Oilwell, oil refinery, & pipeline mach, equip, & supplies whsle	350	136 698	.4	66.5
4218307	Other industrial machinery & equipment whsle	390	165 651	.5	62.8
42184	Industrial supplies whsle	1 568	453 644	1.4	15.0
421840	Industrial supplies whsle	1 568	453 644	1.4	15.0
4218401	General-line industrial supplies whsle	681	109 001	.3	15.6
4218402	Mechanical power transmission supplies whsle	245	93 113	.3	12.9
4218403	Welding supplies whsle	65	15 967	.1	X
4218404	Industrial containers & supplies whsle	32	17 285	.1	24.6
4218405	Industrial valves & fittings (except fluid-power) whsle	91	68 047	.2	X
4218406	Other industrial supplies whsle	454	150 231	.5	1.9
42185	Service establishment equipment & supplies whsle	106	20 897	.1	11.1
421850	Service establishment equipment & supplies whsle	106	20 897	.1	11.1
4218502	Custodial, janitors' equipment & supplies whsle	48	5 635	Z	X
4218503	Laundry & dry-cleaning equipment & supplies whsle	6	D	D	X
4218504	Other service establishment equipment & supplies whsle	52	D	D	D
42186	Transportation equipment & supplies (exc motor vehicle) whsle	94	41 493	.1	4.9
421860	Transportation equipment & supplies (exc motor vehicle) whsle	94	41 493	.1	4.9
4218601	Aircraft & aeronautical equipment & supplies whsle	18	5 406	Z	X
4218602	Marine machinery, equipment, & supplies whsle	49	24 487	.1	.5
4218603	Other transportation equipment & supplies whsle	27	11 600	Z	23.5

See footnotes at end of table.

Table 4. Merchant Wholesalers by Broad Commodity Line and Kind of Business: 1997—Con.

[Includes only establishments with payroll. For meaning of abbreviations and symbols, see introductory text. For explanation of terms, see Appendix A]

CL code and NAICS code	Commodity line and kind of business	Establishments (number)	Sales (\$1,000)	Percent of sales accounted for by kind of business ¹	Coverage in percents
2320	General-purpose industrial machinery, equipment, and parts—Con.				
421	Wholesale trade, durable goods—Con.				
4219	Miscellaneous durable goods whsle	1 602	782 314	2.4	.2
42191	Sporting & recreational goods & supplies whsle	6	2 016	Z	X
421910	Sporting & recreational goods & supplies whsle	6	2 016	Z	X
42192	Toy & hobby goods & supplies whsle	6	312	Z	X
421920	Toy & hobby goods & supplies whsle	6	312	Z	X
42193	Recyclable material whsle	235	94 238	.3	.5
421930	Recyclable material whsle	235	94 238	.3	.5
4219301	Iron & steel scrap processors & dealers	74	52 096	.2	X
42193011	Iron & steel scrap processors (using power processing equipment)	62	12 993	Z	X
42193012	Iron & steel scrap processors (not using power processing equip)	12	39 103	.1	X
4219302	Recyclable paper & paperboard whsle	23	5 739	Z	2.7
4219303	Other recyclable material whsle	138	36 403	.1	.3
42199	Other miscellaneous durable goods whsle	1 353	685 586	2.1	.1
421990	Other miscellaneous durable goods whsle	1 353	685 586	2.1	.1
4219902	Forest products (except lumber) whsle	17	2 389	Z	X
4219903	General merchandise (durable goods) whsle	1 294	674 416	2.1	.1
4219905	Fire extinguishers & fire safety equipment whsle	10	1 161	Z	X
4219906	Other durable goods whsle	29	7 261	Z	X
422	Wholesale trade, nondurable goods	1 371	4 218 904	13.1	16.4
4221	Paper & paper product whsle	61	17 946	.1	X
42212	Stationery & office supplies whsle	7	2 232	Z	X
422120	Stationery & office supplies whsle	7	2 232	Z	X
42213	Industrial & personal service paper whsle	51	15 667	Z	X
422130	Industrial & personal service paper whsle	51	15 667	Z	X
4222	Drugs, & druggists' sundries whsle	9	2 245	Z	8.0
42221	Drugs, & druggists' sundries whsle	9	2 245	Z	8.0
422210	Drugs, & druggists' sundries whsle	9	2 245	Z	8.0
4222101	General-line drugs whsle	8	2 238	Z	8.2
4223	Apparel, piece goods, & notions whsle	66	66 895	.2	2.7
42231	Piece goods, notions, & other dry goods whsle	49	54 356	.2	X
422310	Piece goods, notions, & other dry goods whsle	49	54 356	.2	X
4223101	Piece goods—jobbers	42	53 453	.2	X
4223102	Notions & other dry goods whsle	7	903	Z	X
42232	Men's & boys' clothing & furnishings whsle	14	8 876	Z	X
422320	Men's & boys' clothing & furnishings whsle	14	8 876	Z	X
4224	Grocery & related products whsle	31	6 762	Z	1.6
42249	Other grocery & related products whsle	16	3 345	Z	1.1
422490	Other grocery & related products whsle	16	3 345	Z	1.1
4224906	Other grocery specialties whsle	10	2 350	Z	1.9
4225	Farm-product raw material whsle	58	30 148	.1	X
42251	Grain & field bean whsle	49	29 291	.1	X
422510	Grain & field bean whsle	49	29 291	.1	X
42259	Other farm product raw material whsle	6	512	Z	X
422590	Other farm product raw material whsle	6	512	Z	X
4225905	Other farm-product raw material whsle	6	512	Z	X
4226	Chemical & allied products whsle	750	267 187	.8	13.4
42261	Plastics materials & basic forms & shapes whsle	139	75 445	.2	2.9
422610	Plastics materials & basic forms & shapes whsle	139	75 445	.2	2.9
42269	Other chemical & allied products whsle	611	191 742	.6	15.9
422690	Other chemical & allied products whsle	611	191 742	.6	15.9
4226901	Industrial gases (except LP) whsle	37	9 443	Z	X
4226902	Other chemical & allied products whsle	574	182 299	.6	16.4
4227	Petroleum & petroleum products whsle	140	126 061	.4	70.6
42271	Petroleum bulk stations & terminals	91	107 670	.3	74.2
422710	Petroleum bulk stations & terminals	91	107 670	.3	74.2
4227101	Petroleum bulk stations & terminals (except LP)	89	107 566	.3	74.7
42271011	Petroleum bulk stations (except LP)	85	34 315	.1	6.2
42272	Petroleum & petroleum prod whsle (exc bulk stations & terminals)	49	18 391	.1	X
422720	Petroleum & petroleum prod whsle (exc bulk stations & terminals)	49	18 391	.1	X
4229	Miscellaneous nondurable goods whsle	256	3 701 660	11.5	.3
42291	Farm supplies whsle	22	13 788	Z	39.0
422910	Farm supplies whsle	22	13 788	Z	39.0
4229102	Farm supplies—whsle distributors	22	13 788	Z	42.5
42295	Paint, varnish, & supplies whsle	47	14 521	Z	1.5
422950	Paint, varnish, & supplies whsle	47	14 521	Z	1.5
4229501	Paint, varnish, & supplies whsle	47	14 521	Z	1.5
42299	Other miscellaneous nondurable goods whsle	186	3 673 301	11.4	.1
422990	Other miscellaneous nondurable goods whsle	186	3 673 301	11.4	.1
4229902	General merchandise (nondurable goods) whsle	147	3 668 835	11.4	.1
4229904	Other nondurable goods whsle	30	3 916	Z	.7

See footnotes at end of table.

Table 4. Merchant Wholesalers by Broad Commodity Line and Kind of Business: 1997—Con.

[Includes only establishments with payroll. For meaning of abbreviations and symbols, see introductory text. For explanation of terms, see Appendix A]

CL code and NAICS code	Commodity line and kind of business	Establishments (number)	Sales (\$1,000)	Percent of sales accounted for by kind of business ¹	Coverage in percents
2330	Metalworking machinery, equipment, and parts	5 811	13 542 913	100.0	X
421	Wholesale trade, durable goods	5 726	13 516 284	99.8	X
4211	Motor vehicle & motor vehicle parts & supplies whsle	10	3 646	Z	X
42112	Motor vehicle supplies & new parts whsle	10	3 646	Z	X
421120	Motor vehicle supplies & new parts whsle	10	3 646	Z	X
4211202	Motor vehicle supplies & new parts—jobbers	8	3 010	Z	X
4213	Lumber & other construction materials whsle	8	2 799	Z	X
4214	Professional & commercial equipment & supplies whsle	18	4 381	Z	X
42143	Computer & computer peripheral equipment & software whsle	8	2 188	Z	X
421430	Computer & computer peripheral equipment & software whsle	8	2 188	Z	X
4214301	Computer & peripheral equipment whsle	8	2 188	Z	X
42143012	Computers & peripheral equipment for end use	6	2 106	Z	X
42145	Medical, dental, & hospital equipment & supplies whsle	9	2 077	Z	X
421450	Medical, dental, & hospital equipment & supplies whsle	9	2 077	Z	X
4214501	Surgical, medical, & hospital supplies whsle	9	2 077	Z	X
4215	Metal & mineral (except petroleum) whsle	86	24 648	.2	X
42151	Metal service centers & offices	86	24 648	.2	X
421510	Metal service centers & offices	86	24 648	.2	X
4215101	Ferrous metal service centers & sales offices	82	24 055	.2	X
42151011	Ferrous metal service centers	50	22 166	.2	X
42151012	Ferrous metal sales offices	32	1 889	Z	X
4216	Electrical goods whsle	31	8 796	.1	X
42161	Electrical apparatus & equip, wiring supp, & const material whsle	14	2 627	Z	X
421610	Electrical apparatus & equip, wiring supp, & const material whsle	14	2 627	Z	X
42169	Other electronic parts & equipment whsle	15	6 131	Z	X
421690	Other electronic parts & equipment whsle	15	6 131	Z	X
4216902	Electronic parts (excluding communications equipment) whsle	14	5 908	Z	X
4217	Hardware, & plumbing & heating equipment & supplies whsle	333	101 401	.7	X
42171	Hardware whsle	238	83 936	.6	X
421710	Hardware whsle	238	83 936	.6	X
42172	Plumbing & heating equipment & supplies (hydronics) whsle	22	7 192	.1	X
421720	Plumbing & heating equipment & supplies (hydronics) whsle	22	7 192	.1	X
42173	Warm air heating & air-conditioning equipment & supplies whsle	71	6 361	Z	X
421730	Warm air heating & air-conditioning equipment & supplies whsle	71	6 361	Z	X
4218	Machinery, equipment, & supplies whsle	4 839	13 339 456	98.5	X
42181	Construction & mining (except petroleum) machinery & equip whsle	26	25 269	.2	X
421810	Construction & mining (except petroleum) machinery & equip whsle	26	25 269	.2	X
42182	Farm & garden machinery & equipment whsle	14	4 097	Z	X
421820	Farm & garden machinery & equipment whsle	14	4 097	Z	X
4218202	Farm machinery & equipment—whsle distributors	6	1 773	Z	X
4218203	Lawn & garden machinery & equipment whsle	6	1 732	Z	X
42183	Industrial machinery & equipment whsle	4 077	13 111 708	96.8	X
421830	Industrial machinery & equipment whsle	4 077	13 111 708	96.8	X
4218301	Food-processing machinery & equipment whsle	26	17 256	.1	X
4218302	Hydraulic & pneumatic (fluid-power) machinery & equipment whsle	63	12 586	.1	X
42183021	Hydraulic & pneumatic pumps & motors whsle	21	1 648	Z	X
42183022	Hydraulic & pneumatic parts, accessories, & supplies whsle	42	10 938	.1	X
4218303	General-purpose industrial machinery & equipment whsle	407	363 625	2.7	X
4218304	Metalworking machinery & equipment whsle	3 232	12 582 580	92.9	X
4218305	Materials handling equipment whsle	119	40 164	.3	X
4218306	Oilwell, oil refinery, & pipeline mach, equip, & supplies whsle	87	36 717	.3	X
4218307	Other industrial machinery & equipment whsle	143	58 780	.4	X
42184	Industrial supplies whsle	718	198 030	1.5	X
421840	Industrial supplies whsle	718	198 030	1.5	X
4218401	General-line industrial supplies whsle	269	48 618	.4	X
4218402	Mechanical power transmission supplies whsle	38	13 420	.1	X
4218403	Welding supplies whsle	117	17 537	.1	X
4218404	Industrial containers & supplies whsle	11	2 496	Z	X
4218405	Industrial valves & fittings (except fluid-power) whsle	7	7 500	.1	X
4218406	Other industrial supplies whsle	276	108 459	.8	X
4219	Miscellaneous durable goods whsle	401	31 157	.2	X
42199	Other miscellaneous durable goods whsle	396	27 272	.2	X
421990	Other miscellaneous durable goods whsle	396	27 272	.2	X
4219903	General merchandise (durable goods) whsle	378	26 468	.2	X
4219905	Fire extinguishers & fire safety equipment whsle	12	690	X	X
4219906	Other durable goods whsle	6	114	Z	X
422	Wholesale trade, nondurable goods	85	26 629	.2	X
4223	Apparel, piece goods, & notions whsle	8	7 224	.1	X
42231	Piece goods, notions, & other dry goods whsle	7	6 377	Z	X
422310	Piece goods, notions, & other dry goods whsle	7	6 377	Z	X
4223101	Piece goods—jobbers	7	6 377	Z	X
4226	Chemical & allied products whsle	37	12 695	.1	X
42269	Other chemical & allied products whsle	32	11 333	.1	X
422690	Other chemical & allied products whsle	32	11 333	.1	X
4226901	Industrial gases (except LP) whsle	12	5 802	Z	X
4226902	Other chemical & allied products whsle	20	5 531	Z	X
4229	Miscellaneous nondurable goods whsle	32	6 341	Z	X
42295	Paint, varnish, & supplies whsle	18	892	Z	X
422950	Paint, varnish, & supplies whsle	18	892	Z	X
4229501	Paint, varnish, & supplies whsle	18	892	Z	X
42299	Other miscellaneous nondurable goods whsle	12	5 305	Z	X
422990	Other miscellaneous nondurable goods whsle	12	5 305	Z	X
4229902	General merchandise (nondurable goods) whsle	7	5 209	Z	X

See footnotes at end of table.

Table 4. Merchant Wholesalers by Broad Commodity Line and Kind of Business: 1997—Con.

[Includes only establishments with payroll. For meaning of abbreviations and symbols, see introductory text. For explanation of terms, see Appendix A]

CL code and NAICS code	Commodity line and kind of business	Establishments (number)	Sales (\$1,000)	Percent of sales accounted for by kind of business ¹	Coverage in percents
2340	Materials handling machinery, equipment, and parts	8 957	13 371 365	100.0	42.0
421	Wholesale trade, durable goods	8 846	13 328 058	99.7	40.3
4211	Motor vehicle & motor vehicle parts & supplies whsle	15	2 842	Z	52.9
42111	Automobile & other motor vehicle whsle	7	748	Z	X
421110	Automobile & other motor vehicle whsle	7	748	Z	X
42112	Motor vehicle supplies & new parts whsle	8	2 094	Z	X
421120	Motor vehicle supplies & new parts whsle	8	2 094	Z	X
4213	Lumber & other construction materials whsle	11	5 079	Z	X
42131	Lumber, plywood, millwork, & wood panel whsle	10	5 032	Z	X
421310	Lumber, plywood, millwork, & wood panel whsle	10	5 032	Z	X
4213101	Lumber without yard whsle	9	594	Z	X
4214	Professional & commercial equipment & supplies whsle	60	24 581	.2	37.7
42143	Computer & computer peripheral equipment & software whsle	10	853	Z	63.8
421430	Computer & computer peripheral equipment & software whsle	10	853	Z	63.8
4214301	Computer & peripheral equipment whsle	10	853	Z	64.0
42143011	Computers & peripheral equipment for resale	10	853	Z	X
42144	Other commercial equipment whsle	39	17 297	.1	60.6
421440	Other commercial equipment whsle	39	17 297	.1	60.6
4214402	Store machines & equipment whsle	39	17 297	.1	54.5
42145	Medical, dental, & hospital equipment & supplies whsle	8	4 646	Z	5.2
421450	Medical, dental, & hospital equipment & supplies whsle	8	4 646	Z	5.2
4214501	Surgical, medical, & hospital supplies whsle	8	4 646	Z	5.1
4215	Metal & mineral (except petroleum) whsle	71	18 390	.1	46.5
42151	Metal service centers & offices	71	18 390	.1	46.2
421510	Metal service centers & offices	71	18 390	.1	46.2
4215101	Ferrous metal service centers & sales offices	59	15 674	.1	45.1
42151011	Ferrous metal service centers	42	14 278	.1	38.9
42151012	Ferrous metal sales offices	17	1 396	Z	64.4
4215102	Nonferrous metal service centers & sales offices	12	2 716	Z	78.7
42151022	Nonferrous metal sales offices	11	1 039	Z	73.3
4216	Electrical goods whsle	845	502 943	3.8	1.3
42161	Electrical apparatus & equip, wiring supp, & const material whsle	671	453 468	3.4	.3
421610	Electrical apparatus & equip, wiring supp, & const material whsle	671	453 468	3.4	.3
42162	Electrical appliance, television & radio set whsle	19	4 634	Z	13.5
421620	Electrical appliance, television & radio set whsle	19	4 634	Z	13.5
42169	Other electronic parts & equipment whsle	155	44 841	.3	6.4
421690	Other electronic parts & equipment whsle	155	44 841	.3	6.4
4216901	Communications equipment & supplies whsle	27	10 519	.1	38.4
4216902	Electronic parts (excluding communications equipment) whsle	128	34 322	.3	3.4
4217	Hardware, & plumbing & heating equipment & supplies whsle	295	64 626	.5	2.1
42171	Hardware whsle	242	53 486	.4	2.7
421710	Hardware whsle	242	53 486	.4	2.7
42172	Plumbing & heating equipment & supplies (hydronics) whsle	21	7 702	.1	X
421720	Plumbing & heating equipment & supplies (hydronics) whsle	21	7 702	.1	X
42173	Warm air heating & air-conditioning equipment & supplies whsle	26	1 909	Z	X
421730	Warm air heating & air-conditioning equipment & supplies whsle	26	1 909	Z	X
42174	Refrigeration equipment & supplies whsle	6	1 529	Z	X
421740	Refrigeration equipment & supplies whsle	6	1 529	Z	X
4218	Machinery, equipment, & supplies whsle	7 192	12 683 792	94.9	47.2
42181	Construction & mining (except petroleum) machinery & equip whsle	426	352 258	2.6	3.2
421810	Construction & mining (except petroleum) machinery & equip whsle	426	352 258	2.6	3.2
42182	Farm & garden machinery & equipment whsle	27	16 755	.1	64.1
421820	Farm & garden machinery & equipment whsle	27	16 755	.1	64.1
4218201	Farm machinery & equipment—farm dealers	10	9 212	.1	76.4
4218202	Farm machinery & equipment—whsle distributors	14	5 890	Z	56.4
42183	Industrial machinery & equipment whsle	5 327	11 955 530	89.4	62.4
421830	Industrial machinery & equipment whsle	5 327	11 955 530	89.4	62.4
4218301	Food-processing machinery & equipment whsle	89	37 648	.3	70.8
4218302	Hydraulic & pneumatic (fluid-power) machinery & equipment whsle	172	37 677	.3	60.9
42183021	Hydraulic & pneumatic pumps & motors whsle	55	10 348	.1	58.0
42183022	Hydraulic & pneumatic parts, accessories, & supplies whsle	117	27 329	.2	63.4
4218303	General-purpose industrial machinery & equipment whsle	574	322 504	2.4	72.0
4218304	Metalworking machinery & equipment whsle	156	119 282	.9	X
4218305	Materials handling equipment whsle	4 042	11 337 999	84.8	57.2
4218306	Oilwell, oil refinery, & pipeline mach, equip, & supplies whsle	31	11 770	.1	72.4
4218307	Other industrial machinery & equipment whsle	263	88 650	.7	63.4
42184	Industrial supplies whsle	1 388	357 845	2.7	5.3
421840	Industrial supplies whsle	1 388	357 845	2.7	5.3
4218401	General-line industrial supplies whsle	464	135 620	1.0	9.4
4218402	Mechanical power transmission supplies whsle	438	120 985	.9	3.8
4218404	Industrial containers & supplies whsle	37	15 018	.1	11.0
4218405	Industrial valves & fittings (except fluid-power) whsle	15	970	Z	X
4218406	Other industrial supplies whsle	432	85 106	.6	1.8
42185	Service establishment equipment & supplies whsle	14	917	Z	37.0
421850	Service establishment equipment & supplies whsle	14	917	Z	37.0
4218504	Other service establishment equipment & supplies whsle	12	D	D	D
42186	Transportation equipment & supplies (exc motor vehicle) whsle	10	487	Z	X
421860	Transportation equipment & supplies (exc motor vehicle) whsle	10	487	Z	X
4218603	Other transportation equipment & supplies whsle	10	487	Z	X
4219	Miscellaneous durable goods whsle	357	25 805	.2	9.9
42193	Recyclable material whsle	7	4 647	Z	56.0
421930	Recyclable material whsle	7	4 647	Z	56.0
4219302	Recyclable paper & paperboard whsle	6	4 256	Z	80.3
42199	Other miscellaneous durable goods whsle	350	21 158	.2	.6
421990	Other miscellaneous durable goods whsle	350	21 158	.2	.6
4219903	General merchandise (durable goods) whsle	348	21 146	.2	.6

See footnotes at end of table.

Table 4. Merchant Wholesalers by Broad Commodity Line and Kind of Business: 1997—Con.

[Includes only establishments with payroll. For meaning of abbreviations and symbols, see introductory text. For explanation of terms, see Appendix A]

CL code and NAICS code	Commodity line and kind of business	Establishments (number)	Sales (\$1,000)	Percent of sales accounted for by kind of business ¹	Coverage in percents
2340	Materials handling machinery, equipment, and parts—Con.				
422	Wholesale trade, nondurable goods	111	43 307	.3	55.1
4221	Paper & paper product whsle	8	3 540	Z	X
42213	Industrial & personal service paper whsle	6	2 346	Z	X
422130	Industrial & personal service paper whsle	6	2 346	Z	X
4226	Chemical & allied products whsle	33	19 201	.1	63.1
42261	Plastics materials & basic forms & shapes whsle	17	17 931	.1	6.2
422610	Plastics materials & basic forms & shapes whsle	17	17 931	.1	6.2
42269	Other chemical & allied products whsle	16	1 270	Z	76.8
422690	Other chemical & allied products whsle	16	1 270	Z	76.8
4226902	Other chemical & allied products whsle	13	728	Z	79.4
4229	Miscellaneous nondurable goods whsle	63	18 065	.1	55.6
42299	Other miscellaneous nondurable goods whsle	59	17 486	.1	64.4
422990	Other miscellaneous nondurable goods whsle	59	17 486	.1	64.4
4229902	General merchandise (nondurable goods) whsle	53	9 443	.1	68.3
4229904	Other nondurable goods whsle	6	8 043	.1	53.1
2350	Oil well, oil refinery, and pipeline machinery, equipment, and supplies	3 852	7 546 582	100.0	53.7
421	Wholesale trade, durable goods	3 833	7 507 708	99.5	52.5
4211	Motor vehicle & motor vehicle parts & supplies whsle	6	1 768	Z	X
42112	Motor vehicle supplies & new parts whsle	6	1 768	Z	X
421120	Motor vehicle supplies & new parts whsle	6	1 768	Z	X
4215	Metal & mineral (except petroleum) whsle	75	72 096	1.0	68.2
42151	Metal service centers & offices	75	72 096	1.0	67.7
421510	Metal service centers & offices	75	72 096	1.0	67.7
4215101	Ferrous metal service centers & sales offices	72	72 072	1.0	67.8
42151011	Ferrous metal service centers	69	71 914	1.0	68.9
4216	Electrical goods whsle	15	8 417	.1	39.8
42161	Electrical apparatus & equip, wiring supp, & const material whsle	6	4 966	.1	6.7
421610	Electrical apparatus & equip, wiring supp, & const material whsle	6	4 966	.1	6.7
42169	Other electronic parts & equipment whsle	9	3 451	Z	58.2
421690	Other electronic parts & equipment whsle	9	3 451	Z	58.2
4216902	Electronic parts (excluding communications equipment) whsle	6	3 257	Z	56.0
4217	Hardware, & plumbing & heating equipment & supplies whsle	7	1 354	Z	X
4218	Machinery, equipment, & supplies whsle	3 712	7 418 062	98.3	52.4
42181	Construction & mining (except petroleum) machinery & equip whsle	86	115 615	1.5	.8
421810	Construction & mining (except petroleum) machinery & equip whsle	86	115 615	1.5	.8
42183	Industrial machinery & equipment whsle	3 153	7 148 331	94.7	64.0
421830	Industrial machinery & equipment whsle	3 153	7 148 331	94.7	64.0
4218301	Food-processing machinery & equipment whsle	7	12 660	.2	X
4218302	Hydraulic & pneumatic (fluid-power) machinery & equipment whsle	92	24 795	.3	57.8
42183021	Hydraulic & pneumatic pumps & motors whsle	45	9 275	.1	52.8
42183022	Hydraulic & pneumatic parts, accessories, & supplies whsle	47	15 520	.2	58.9
4218303	General-purpose industrial machinery & equipment whsle	215	168 234	2.2	56.2
4218304	Metalworking machinery & equipment whsle	18	4 513	.1	X
4218305	Materials handling equipment whsle	71	34 043	.5	34.2
4218306	Oilwell, oil refinery, & pipeline mach, equip, & supplies whsle	2 688	6 884 668	91.2	69.4
4218307	Other industrial machinery & equipment whsle	62	19 418	.3	56.7
42184	Industrial supplies whsle	452	148 900	2.0	26.9
421840	Industrial supplies whsle	452	148 900	2.0	26.9
4218401	General-line industrial supplies whsle	234	65 138	.9	22.4
4218402	Mechanical power transmission supplies whsle	104	13 799	.2	X
4218405	Industrial valves & fittings (except fluid-power) whsle	79	41 359	.5	X
4218406	Other industrial supplies whsle	31	28 385	.4	X
42186	Transportation equipment & supplies (exc motor vehicle) whsle	15	3 283	Z	X
421860	Transportation equipment & supplies (exc motor vehicle) whsle	15	3 283	Z	X
4218602	Marine machinery, equipment, & supplies whsle	10	2 812	Z	X
4219	Miscellaneous durable goods whsle	13	4 012	.1	X
42199	Other miscellaneous durable goods whsle	12	3 956	.1	X
421990	Other miscellaneous durable goods whsle	12	3 956	.1	X
4219903	General merchandise (durable goods) whsle	12	3 956	.1	X
422	Wholesale trade, nondurable goods	19	38 874	.5	X
4227	Petroleum & petroleum products whsle	12	38 202	.5	X
42271	Petroleum bulk stations & terminals	6	2 505	Z	X
422710	Petroleum bulk stations & terminals	6	2 505	Z	X
4227101	Petroleum bulk stations & terminals (except LP)	6	2 505	Z	X
42271011	Petroleum bulk stations (except LP)	6	2 505	Z	X
42272	Petroleum & petroleum prod whsle (exc bulk stations & terminals)	6	35 697	.5	X
422720	Petroleum & petroleum prod whsle (exc bulk stations & terminals)	6	35 697	.5	X
2360	Other industrial machinery, equipment, and parts	7 656	18 382 358	100.0	64.3
421	Wholesale trade, durable goods	7 438	18 066 494	98.3	62.6
4211	Motor vehicle & motor vehicle parts & supplies whsle	17	10 727	.1	43.8
42112	Motor vehicle supplies & new parts whsle	16	9 830	.1	44.8
421120	Motor vehicle supplies & new parts whsle	16	9 830	.1	44.8
4211202	Motor vehicle supplies & new parts—jobbers	11	4 863	Z	35.8
4213	Lumber & other construction materials whsle	12	1 638	Z	11.5
42131	Lumber, plywood, millwork, & wood panel whsle	7	522	Z	3.1
421310	Lumber, plywood, millwork, & wood panel whsle	7	522	Z	3.1
4213103	Plywood, veneer, millwork, & wood panel whsle	7	522	Z	2.9

See footnotes at end of table.

Table 4. Merchant Wholesalers by Broad Commodity Line and Kind of Business: 1997—Con.

[Includes only establishments with payroll. For meaning of abbreviations and symbols, see introductory text. For explanation of terms, see Appendix A]

CL code and NAICS code	Commodity line and kind of business	Establishments (number)	Sales (\$1,000)	Percent of sales accounted for by kind of business ¹	Coverage in percents
2360	Other industrial machinery, equipment, and parts—Con.				
421	Wholesale trade, durable goods—Con.				
4214	Professional & commercial equipment & supplies whsle	44	12 925	.1	50.9
42143	Computer & computer peripheral equipment & software whsle	11	1 768	Z	70.1
421430	Computer & computer peripheral equipment & software whsle	11	1 768	Z	70.1
4214301	Computer & peripheral equipment whsle	11	1 768	Z	70.3
42143011	Computers & peripheral equipment for resale	11	1 768	Z	X
42144	Other commercial equipment whsle	9	2 656	Z	X
421440	Other commercial equipment whsle	9	2 656	Z	X
42149	Other professional equipment & supplies whsle	9	4 870	Z	X
421490	Other professional equipment & supplies whsle	9	4 870	Z	X
4214902	Other professional equipment & supplies whsle	9	4 870	Z	X
4215	Metal & mineral (except petroleum) whsle	16	31 352	.2	15.6
42151	Metal service centers & offices	14	10 472	.1	79.0
421510	Metal service centers & offices	14	10 472	.1	79.0
4215101	Ferrous metal service centers & sales offices	14	10 472	.1	79.1
42151011	Ferrous metal service centers	10	9 918	.1	80.0
4216	Electrical goods whsle	66	59 832	.3	34.8
42161	Electrical apparatus & equip, wiring supp, & const material whsle	32	12 354	.1	54.3
421610	Electrical apparatus & equip, wiring supp, & const material whsle	32	12 354	.1	54.3
42162	Electrical appliance, television & radio set whsle	12	21 103	.1	34.2
421620	Electrical appliance, television & radio set whsle	12	21 103	.1	34.2
42169	Other electronic parts & equipment whsle	22	26 375	.1	26.2
421690	Other electronic parts & equipment whsle	22	26 375	.1	26.2
4216902	Electronic parts (excluding communications equipment) whsle	19	24 592	.1	26.0
4217	Hardware, & plumbing & heating equipment & supplies whsle	32	23 715	.1	68.1
42171	Hardware whsle	28	23 708	.1	71.4
421710	Hardware whsle	28	23 708	.1	71.4
4218	Machinery, equipment, & supplies whsle	7 118	17 906 047	97.4	64.6
42181	Construction & mining (except petroleum) machinery & equip whsle	58	41 415	.2	50.2
421810	Construction & mining (except petroleum) machinery & equip whsle	58	41 415	.2	50.2
42182	Farm & garden machinery & equipment whsle	12	16 403	.1	X
421820	Farm & garden machinery & equipment whsle	12	16 403	.1	X
4218202	Farm machinery & equipment—whsle distributors	7	11 203	.1	X
42183	Industrial machinery & equipment whsle	6 710	17 760 044	96.6	67.2
421830	Industrial machinery & equipment whsle	6 710	17 760 044	96.6	67.2
4218301	Food-processing machinery & equipment whsle	42	32 233	.2	68.7
4218302	Hydraulic & pneumatic (fluid-power) machinery & equipment whsle	124	43 615	.2	73.7
42183021	Hydraulic & pneumatic pumps & motors whsle	53	23 966	.1	58.9
42183022	Hydraulic & pneumatic parts, accessories, & supplies whsle	71	19 649	.1	80.9
4218303	General-purpose industrial machinery & equipment whsle	473	159 076	.9	80.4
4218304	Metalworking machinery & equipment whsle	174	62 352	.3	X
4218305	Materials handling equipment whsle	270	120 276	.7	67.7
4218306	Oilwell, oil refinery, & pipeline mach, equip, & supplies whsle	78	66 344	.4	58.5
4218307	Other industrial machinery & equipment whsle	5 549	17 276 148	94.0	57.9
42184	Industrial supplies whsle	317	82 547	.4	43.5
421840	Industrial supplies whsle	317	82 547	.4	43.5
4218401	General-line industrial supplies whsle	209	41 233	.2	34.8
4218402	Mechanical power transmission supplies whsle	9	8 675	.1	3.3
4218404	Industrial containers & supplies whsle	9	1 593	Z	28.7
4218405	Industrial valves & fittings (except fluid-power) whsle	22	6 361	Z	X
4218406	Other industrial supplies whsle	68	24 685	.1	41.8
42185	Service establishment equipment & supplies whsle	12	4 106	Z	50.7
421850	Service establishment equipment & supplies whsle	12	4 106	Z	50.7
4218504	Other service establishment equipment & supplies whsle	9	D	D	D
42186	Transportation equipment & supplies (exc motor vehicle) whsle	9	1 532	Z	X
421860	Transportation equipment & supplies (exc motor vehicle) whsle	9	1 532	Z	X
4218603	Other transportation equipment & supplies whsle	7	1 382	Z	X
4219	Miscellaneous durable goods whsle	129	14 646	.1	47.6
42193	Recyclable material whsle	14	565	Z	73.7
421930	Recyclable material whsle	14	565	Z	73.7
4219302	Recyclable paper & paperboard whsle	12	557	Z	80.3
42199	Other miscellaneous durable goods whsle	115	14 081	.1	36.0
421990	Other miscellaneous durable goods whsle	115	14 081	.1	36.0
4219903	General merchandise (durable goods) whsle	104	6 327	Z	8.5
4219906	Other durable goods whsle	11	7 754	Z	50.1
422	Wholesale trade, nondurable goods	218	315 864	1.7	56.9
4221	Paper & paper product whsle	55	14 489	.1	77.2
42212	Stationery & office supplies whsle	49	7 633	Z	84.2
422120	Stationery & office supplies whsle	49	7 633	Z	84.2
4223	Apparel, piece goods, & notions whsle	17	29 416	.2	X
42231	Piece goods, notions, & other dry goods whsle	12	20 932	.1	X
422310	Piece goods, notions, & other dry goods whsle	12	20 932	.1	X
4223101	Piece goods—jobbers	11	20 888	.1	X
4226	Chemical & allied products whsle	83	48 302	.3	65.0
42261	Plastics materials & basic forms & shapes whsle	25	11 946	.1	12.8
422610	Plastics materials & basic forms & shapes whsle	25	11 946	.1	12.8
42269	Other chemical & allied products whsle	58	36 356	.2	70.8
422690	Other chemical & allied products whsle	58	36 356	.2	70.8
4226901	Industrial gases (except LP) whsle	18	8 026	Z	X
4226902	Other chemical & allied products whsle	40	28 330	.2	71.8
4229	Miscellaneous nondurable goods whsle	55	167 661	.9	76.3
42291	Farm supplies whsle	8	1 093	Z	75.8
422910	Farm supplies whsle	8	1 093	Z	75.8
4229102	Farm supplies—whsle distributors	8	1 093	Z	82.7
42299	Other miscellaneous nondurable goods whsle	44	164 015	.9	77.6
422990	Other miscellaneous nondurable goods whsle	44	164 015	.9	77.6
4229902	General merchandise (nondurable goods) whsle	38	159 243	.9	90.5
4229904	Other nondurable goods whsle	6	4 772	Z	X

See footnotes at end of table.

Table 4. Merchant Wholesalers by Broad Commodity Line and Kind of Business: 1997—Con.

[Includes only establishments with payroll. For meaning of abbreviations and symbols, see introductory text. For explanation of terms, see Appendix A]

CL code and NAICS code	Commodity line and kind of business	Establishments (number)	Sales (\$1,000)	Percent of sales accounted for by kind of business ¹	Coverage in percents
2370	Mechanical power transmission supplies	4 304	7 467 671	100.0	54.0
421	Wholesale trade, durable goods	4 296	7 467 428	100.0	52.1
4211	Motor vehicle & motor vehicle parts & supplies whsle	27	70 413	.9	32.8
42112	Motor vehicle supplies & new parts whsle	27	70 413	.9	28.8
421120	Motor vehicle supplies & new parts whsle	27	70 413	.9	28.8
4211202	Motor vehicle supplies & new parts—jobbers	22	66 543	.9	25.2
4215	Metal & mineral (except petroleum) whsle	16	3 790	.1	79.6
42151	Metal service centers & offices	13	2 045	Z	79.0
421510	Metal service centers & offices	13	2 045	Z	79.0
4215101	Ferrous metal service centers & sales offices	13	2 045	Z	79.1
42151011	Ferrous metal service centers	9	1 993	Z	80.0
4216	Electrical goods whsle	43	45 196	.6	58.6
42161	Electrical apparatus & equip, wiring supp, & const material whsle	18	7 570	.1	62.2
421610	Electrical apparatus & equip, wiring supp, & const material whsle	18	7 570	.1	62.2
42169	Other electronic parts & equipment whsle	25	37 626	.5	57.4
421690	Other electronic parts & equipment whsle	25	37 626	.5	57.4
4216902	Electronic parts (excluding communications equipment) whsle	25	37 626	.5	57.2
4217	Hardware, & plumbing & heating equipment & supplies whsle	25	5 156	.1	35.6
42171	Hardware whsle	18	1 514	Z	27.6
421710	Hardware whsle	18	1 514	Z	27.6
42173	Warm air heating & air-conditioning equipment & supplies whsle	7	3 642	Z	64.1
421730	Warm air heating & air-conditioning equipment & supplies whsle	7	3 642	Z	64.1
4218	Machinery, equipment, & supplies whsle	4 068	7 338 136	98.3	52.4
42181	Construction & mining (except petroleum) machinery & equip whsle	23	5 887	.1	49.7
421810	Construction & mining (except petroleum) machinery & equip whsle	23	5 887	.1	49.7
42183	Industrial machinery & equipment whsle	411	196 448	2.6	14.4
421830	Industrial machinery & equipment whsle	411	196 448	2.6	14.4
4218302	Hydraulic & pneumatic (fluid-power) machinery & equipment whsle	138	31 746	.4	30.3
42183021	Hydraulic & pneumatic pumps & motors whsle	42	8 445	.1	35.7
42183022	Hydraulic & pneumatic parts, accessories, & supplies whsle	96	23 301	.3	29.6
4218303	General-purpose industrial machinery & equipment whsle	109	115 807	1.6	12.2
4218304	Metalworking machinery & equipment whsle	17	904	Z	X
4218305	Materials handling equipment whsle	90	29 925	.4	17.4
4218306	Oilwell, oil refinery, & pipeline mach, equip, & supplies whsle	29	9 034	.1	28.8
4218307	Other industrial machinery & equipment whsle	26	9 002	.1	6.1
42184	Industrial supplies whsle	3 629	7 133 703	95.5	66.6
421840	Industrial supplies whsle	3 629	7 133 703	95.5	66.6
4218401	General-line industrial supplies whsle	849	313 458	4.2	43.1
4218402	Mechanical power transmission supplies whsle	2 457	6 719 969	90.0	52.3
4218405	Industrial valves & fittings (except fluid-power) whsle	19	3 117	Z	X
4218406	Other industrial supplies whsle	300	95 977	1.3	77.2
4219	Miscellaneous durable goods whsle	115	4 621	.1	62.8
42199	Other miscellaneous durable goods whsle	115	4 621	.1	54.9
421990	Other miscellaneous durable goods whsle	115	4 621	.1	54.9
4219903	General merchandise (durable goods) whsle	115	4 621	.1	53.5
422	Wholesale trade, nondurable goods	8	243	Z	X
2380	Industrial valves and fittings (except fluid-power)	4 210	5 432 750	100.0	X
421	Wholesale trade, durable goods	4 176	5 418 752	99.7	X
4215	Metal & mineral (except petroleum) whsle	135	222 371	4.1	X
42151	Metal service centers & offices	135	222 371	4.1	X
421510	Metal service centers & offices	135	222 371	4.1	X
4215101	Ferrous metal service centers & sales offices	133	221 744	4.1	X
42151011	Ferrous metal service centers	122	218 110	4.0	X
42151012	Ferrous metal sales offices	11	3 634	.1	X
4216	Electrical goods whsle	31	18 119	.3	X
42161	Electrical apparatus & equip, wiring supp, & const material whsle	17	7 165	.1	X
421610	Electrical apparatus & equip, wiring supp, & const material whsle	17	7 165	.1	X
42169	Other electronic parts & equipment whsle	14	10 954	.2	X
421690	Other electronic parts & equipment whsle	14	10 954	.2	X
4216902	Electronic parts (excluding communications equipment) whsle	14	10 954	.2	X
4217	Hardware, & plumbing & heating equipment & supplies whsle	67	37 457	.7	X
42171	Hardware whsle	32	13 117	.2	X
421710	Hardware whsle	32	13 117	.2	X
42172	Plumbing & heating equipment & supplies (hydronics) whsle	30	21 648	.4	X
421720	Plumbing & heating equipment & supplies (hydronics) whsle	30	21 648	.4	X
4218	Machinery, equipment, & supplies whsle	3 861	5 130 208	94.4	X
42181	Construction & mining (except petroleum) machinery & equip whsle	18	2 531	Z	X
421810	Construction & mining (except petroleum) machinery & equip whsle	18	2 531	Z	X
42183	Industrial machinery & equipment whsle	961	314 650	5.8	X
421830	Industrial machinery & equipment whsle	961	314 650	5.8	X
4218301	Food-processing machinery & equipment whsle	14	4 952	.1	X
4218302	Hydraulic & pneumatic (fluid-power) machinery & equipment whsle	225	49 840	.9	X
42183021	Hydraulic & pneumatic pumps & motors whsle	65	15 122	.3	X
42183022	Hydraulic & pneumatic parts, accessories, & supplies whsle	160	34 718	.6	X
4218303	General-purpose industrial machinery & equipment whsle	349	153 951	2.8	X
4218304	Metalworking machinery & equipment whsle	37	5 933	.1	X
4218305	Materials handling equipment whsle	32	3 363	.1	X
4218306	Oilwell, oil refinery, & pipeline mach, equip, & supplies whsle	196	63 932	1.2	X
4218307	Other industrial machinery & equipment whsle	108	32 679	.6	X
42184	Industrial supplies whsle	2 870	4 809 907	88.5	X
421840	Industrial supplies whsle	2 870	4 809 907	88.5	X
4218401	General-line industrial supplies whsle	1 108	488 469	9.0	X
4218402	Mechanical power transmission supplies whsle	149	20 609	.4	X
4218403	Welding supplies whsle	35	7 347	.1	X
4218404	Industrial containers & supplies whsle	22	6 364	.1	X
4218405	Industrial valves & fittings (except fluid-power) whsle	1 279	4 223 324	77.7	X
4218406	Other industrial supplies whsle	277	63 794	1.2	X
42185	Service establishment equipment & supplies whsle	6	2 285	Z	X
421850	Service establishment equipment & supplies whsle	6	2 285	Z	X

See footnotes at end of table.

Table 4. Merchant Wholesalers by Broad Commodity Line and Kind of Business: 1997—Con.

[Includes only establishments with payroll. For meaning of abbreviations and symbols, see introductory text. For explanation of terms, see Appendix A]

CL code and NAICS code	Commodity line and kind of business	Establishments (number)	Sales (\$1,000)	Percent of sales accounted for by kind of business ¹	Coverage in percents
2380	Industrial valves and fittings (except fluid-power)—Con.				
421	Wholesale trade, durable goods—Con.				
4219	Miscellaneous durable goods whsle	77	7 100	.1	X
42199	Other miscellaneous durable goods whsle	77	7 100	.1	X
421990	Other miscellaneous durable goods whsle	77	7 100	.1	X
4219903	General merchandise (durable goods) whsle	77	7 100	.1	X
422	Wholesale trade, nondurable goods	34	13 998	.3	X
4226	Chemical & allied products whsle	24	9 673	.2	X
42269	Other chemical & allied products whsle	20	9 309	.2	X
422690	Other chemical & allied products whsle	20	9 309	.2	X
4226902	Other chemical & allied products whsle	16	9 172	.2	X
2390	Hydraulic and pneumatic (fluid-power) valves	3 962	2 075 340	100.0	72.1
421	Wholesale trade, durable goods	3 934	2 073 172	99.9	69.7
4211	Motor vehicle & motor vehicle parts & supplies whsle	12	6 522	.3	55.9
42112	Motor vehicle supplies & new parts whsle	12	6 522	.3	49.1
421120	Motor vehicle supplies & new parts whsle	12	6 522	.3	49.1
4211202	Motor vehicle supplies & new parts—jobbers	9	4 001	.2	20.8
4215	Metal & mineral (except petroleum) whsle	17	4 787	.2	79.6
42151	Metal service centers & offices	17	4 787	.2	79.0
421510	Metal service centers & offices	17	4 787	.2	79.0
4215101	Ferrous metal service centers & sales offices	17	4 787	.2	79.1
42151011	Ferrous metal service centers	13	4 597	.2	80.0
4216	Electrical goods whsle	36	9 477	.5	70.5
42161	Electrical apparatus & equip, wiring supp, & const material whsle	13	2 145	.1	73.6
421610	Electrical apparatus & equip, wiring supp, & const material whsle	13	2 145	.1	73.6
42169	Other electronic parts & equipment whsle	23	7 332	.4	69.6
421690	Other electronic parts & equipment whsle	23	7 332	.4	69.6
4216901	Communications equipment & supplies whsle	6	280	Z	70.6
4216902	Electronic parts (excluding communications equipment) whsle	17	7 052	.3	69.3
4217	Hardware, & plumbing & heating equipment & supplies whsle	40	3 767	.2	51.9
42171	Hardware whsle	20	2 474	.1	56.9
421710	Hardware whsle	20	2 474	.1	56.9
42172	Plumbing & heating equipment & supplies (hydronics) whsle	17	953	Z	56.5
421720	Plumbing & heating equipment & supplies (hydronics) whsle	17	953	Z	56.5
4218	Machinery, equipment, & supplies whsle	3 744	2 021 643	97.4	69.9
42181	Construction & mining (except petroleum) machinery & equip whsle	36	2 050	.1	73.7
421810	Construction & mining (except petroleum) machinery & equip whsle	36	2 050	.1	73.7
42183	Industrial machinery & equipment whsle	2 274	1 743 300	84.0	70.7
421830	Industrial machinery & equipment whsle	2 274	1 743 300	84.0	70.7
4218301	Food-processing machinery & equipment whsle	40	9 054	.4	75.7
4218302	Hydraulic & pneumatic (fluid-power) machinery & equipment whsle	1 637	1 601 046	77.1	73.8
42183021	Hydraulic & pneumatic pumps & motors whsle	293	118 694	5.7	60.8
42183022	Hydraulic & pneumatic parts, accessories, & supplies whsle	1 344	1 482 352	71.4	79.2
4218303	General-purpose industrial machinery & equipment whsle	263	57 782	2.8	79.9
4218304	Metalworking machinery & equipment whsle	73	41 705	2.0	X
4218305	Materials handling equipment whsle	88	8 376	.4	59.0
4218306	Oilwell, oil refinery, & pipeline mach, equip, & supplies whsle	76	11 837	.6	73.8
4218307	Other industrial machinery & equipment whsle	97	13 500	.7	66.9
42184	Industrial supplies whsle	1 412	272 374	13.1	69.7
421840	Industrial supplies whsle	1 412	272 374	13.1	69.7
4218401	General-line industrial supplies whsle	839	153 632	7.4	48.9
4218402	Mechanical power transmission supplies whsle	290	39 080	1.9	53.6
4218405	Industrial valves & fittings (except fluid-power) whsle	138	54 092	2.6	X
4218406	Other industrial supplies whsle	141	24 335	1.2	78.4
42185	Service establishment equipment & supplies whsle	12	545	Z	71.5
421850	Service establishment equipment & supplies whsle	12	545	Z	71.5
4218504	Other service establishment equipment & supplies whsle	12	D	D	D
42186	Transportation equipment & supplies (exc motor vehicle) whsle	9	2 456	.1	73.1
421860	Transportation equipment & supplies (exc motor vehicle) whsle	9	2 456	.1	73.1
4218603	Other transportation equipment & supplies whsle	9	2 456	.1	62.5
4219	Miscellaneous durable goods whsle	81	26 859	1.3	68.1
42199	Other miscellaneous durable goods whsle	78	26 699	1.3	62.3
421990	Other miscellaneous durable goods whsle	78	26 699	1.3	62.3
4219903	General merchandise (durable goods) whsle	78	26 699	1.3	60.7
422	Wholesale trade, nondurable goods	28	2 168	.1	39.5
4226	Chemical & allied products whsle	9	1 688	.1	14.2
4229	Miscellaneous nondurable goods whsle	16	291	Z	78.9
42299	Other miscellaneous nondurable goods whsle	16	291	Z	79.4
422990	Other miscellaneous nondurable goods whsle	16	291	Z	79.4
4229902	General merchandise (nondurable goods) whsle	16	291	Z	90.5
2400	Hydraulic and pneumatic cylinders and rotary actuators	3 361	1 916 932	100.0	65.7

See footnotes at end of table.

Table 4. Merchant Wholesalers by Broad Commodity Line and Kind of Business: 1997—Con.

[Includes only establishments with payroll. For meaning of abbreviations and symbols, see introductory text. For explanation of terms, see Appendix A]

CL code and NAICS code	Commodity line and kind of business	Establishments (number)	Sales (\$1,000)	Percent of sales accounted for by kind of business ¹	Coverage in percents
2400	Hydraulic and pneumatic cylinders and rotary actuators—Con.				
421	Wholesale trade, durable goods	3 331	1 914 422	99.9	63.0
4211	Motor vehicle & motor vehicle parts & supplies whsle	8	645	Z	X
4215	Metal & mineral (except petroleum) whsle	13	6 466	.3	79.6
42151	Metal service centers & offices	13	6 466	.3	79.0
421510	Metal service centers & offices	13	6 466	.3	79.0
4215101	Ferrous metal service centers & sales offices	13	6 466	.3	79.1
42151011	Ferrous metal service centers	7	6 041	.3	80.0
42151012	Ferrous metal sales offices	6	425	Z	72.0
4216	Electrical goods whsle	23	1 793	.1	58.1
42161	Electrical apparatus & equip, wiring supp, & const material whsle	8	752	Z	X
421610	Electrical apparatus & equip, wiring supp, & const material whsle	8	752	Z	X
42169	Other electronic parts & equipment whsle	15	1 041	.1	62.8
421690	Other electronic parts & equipment whsle	15	1 041	.1	62.8
4216902	Electronic parts (excluding communications equipment) whsle	12	1 010	.1	61.8
4217	Hardware, & plumbing & heating equipment & supplies whsle	35	2 760	.1	32.7
42171	Hardware whsle	17	1 734	.1	60.5
421710	Hardware whsle	17	1 734	.1	60.5
42172	Plumbing & heating equipment & supplies (hydronics) whsle	7	243	Z	57.2
421720	Plumbing & heating equipment & supplies (hydronics) whsle	7	243	Z	57.2
42174	Refrigeration equipment & supplies whsle	8	329	Z	X
421740	Refrigeration equipment & supplies whsle	8	329	Z	X
4218	Machinery, equipment, & supplies whsle	3 208	1 886 168	98.4	63.2
42181	Construction & mining (except petroleum) machinery & equip whsle	153	42 597	2.2	2.8
421810	Construction & mining (except petroleum) machinery & equip whsle	153	42 597	2.2	2.8
42183	Industrial machinery & equipment whsle	1 965	1 665 828	86.9	69.6
421830	Industrial machinery & equipment whsle	1 965	1 665 828	86.9	69.6
4218301	Food-processing machinery & equipment whsle	25	21 477	1.1	75.6
4218302	Hydraulic & pneumatic (fluid-power) machinery & equipment whsle	1 370	1 474 044	76.9	73.3
42183021	Hydraulic & pneumatic pumps & motors whsle	220	53 339	2.8	59.5
42183022	Hydraulic & pneumatic parts, accessories, & supplies whsle	1 150	1 420 705	74.1	78.7
4218303	General-purpose industrial machinery & equipment whsle	220	60 060	3.1	69.9
4218304	Metalworking machinery & equipment whsle	90	39 573	2.1	X
4218305	Materials handling equipment whsle	98	20 405	1.1	66.3
4218306	Oilwell, oil refinery, & pipeline mach, equip, & supplies whsle	55	16 845	.9	77.4
4218307	Other industrial machinery & equipment whsle	107	33 424	1.7	66.5
42184	Industrial supplies whsle	1 069	176 782	9.2	69.4
421840	Industrial supplies whsle	1 069	176 782	9.2	69.4
4218401	General-line industrial supplies whsle	609	87 821	4.6	48.2
4218402	Mechanical power transmission supplies whsle	244	15 161	.8	54.0
4218405	Industrial valves & fittings (except fluid-power) whsle	108	65 858	3.4	X
4218406	Other industrial supplies whsle	103	7 405	.4	75.8
42185	Service establishment equipment & supplies whsle	12	545	Z	71.5
421850	Service establishment equipment & supplies whsle	12	545	Z	71.5
4218504	Other service establishment equipment & supplies whsle	12	D	D	D
42186	Transportation equipment & supplies (exc motor vehicle) whsle	8	258	Z	73.1
421860	Transportation equipment & supplies (exc motor vehicle) whsle	8	258	Z	73.1
4218603	Other transportation equipment & supplies whsle	8	258	Z	62.5
4219	Miscellaneous durable goods whsle	44	16 590	.9	61.9
42193	Recyclable material whsle	7	60	Z	X
421930	Recyclable material whsle	7	60	Z	X
42199	Other miscellaneous durable goods whsle	37	16 530	.9	55.9
421990	Other miscellaneous durable goods whsle	37	16 530	.9	55.9
4219903	General merchandise (durable goods) whsle	37	16 530	.9	54.5
422	Wholesale trade, nondurable goods	30	2 510	.1	77.9
4226	Chemical & allied products whsle	9	1 972	.1	77.4
4229	Miscellaneous nondurable goods whsle	16	367	Z	78.9
42299	Other miscellaneous nondurable goods whsle	16	367	Z	79.4
422990	Other miscellaneous nondurable goods whsle	16	367	Z	79.4
4229902	General merchandise (nondurable goods) whsle	16	367	Z	90.5
2420	Hydraulic and pneumatic connectors and assemblies	4 006	2 084 144	100.0	72.5
421	Wholesale trade, durable goods	3 979	2 073 368	99.5	70.1
4211	Motor vehicle & motor vehicle parts & supplies whsle	10	3 153	.2	83.2
42112	Motor vehicle supplies & new parts whsle	10	3 153	.2	73.1
421120	Motor vehicle supplies & new parts whsle	10	3 153	.2	73.1
4211202	Motor vehicle supplies & new parts—jobbers	9	2 692	.1	71.8
4215	Metal & mineral (except petroleum) whsle	15	33 552	1.6	17.7
42151	Metal service centers & offices	15	33 552	1.6	17.6
421510	Metal service centers & offices	15	33 552	1.6	17.6
4215101	Ferrous metal service centers & sales offices	15	33 552	1.6	17.6
42151011	Ferrous metal service centers	12	33 501	1.6	17.2
4216	Electrical goods whsle	14	15 408	.7	70.4
42169	Other electronic parts & equipment whsle	9	712	Z	67.6
421690	Other electronic parts & equipment whsle	9	712	Z	67.6
4216901	Communications equipment & supplies whsle	6	613	Z	70.6
4217	Hardware, & plumbing & heating equipment & supplies whsle	43	6 353	.3	56.3
42171	Hardware whsle	29	5 271	.3	57.3
421710	Hardware whsle	29	5 271	.3	57.3
42172	Plumbing & heating equipment & supplies (hydronics) whsle	11	572	Z	50.4
421720	Plumbing & heating equipment & supplies (hydronics) whsle	11	572	Z	50.4

See footnotes at end of table.

Table 4. Merchant Wholesalers by Broad Commodity Line and Kind of Business: 1997—Con.

[Includes only establishments with payroll. For meaning of abbreviations and symbols, see introductory text. For explanation of terms, see Appendix A]

CL code and NAICS code	Commodity line and kind of business	Establishments (number)	Sales (\$1,000)	Percent of sales accounted for by kind of business ¹	Coverage in percents
2420	Hydraulic and pneumatic connectors and assemblies—Con.				
421	Wholesale trade, durable goods—Con.				
4218	Machinery, equipment, & supplies whsle	3 855	2 010 629	96.5	70.6
42181	Construction & mining (except petroleum) machinery & equip whsle	32	3 260	.2	71.0
421810	Construction & mining (except petroleum) machinery & equip whsle	32	3 260	.2	71.0
42183	Industrial machinery & equipment whsle	1 980	1 517 607	72.8	72.0
421830	Industrial machinery & equipment whsle	1 980	1 517 607	72.8	72.0
4218301	Food-processing machinery & equipment whsle	20	4 804	.2	75.9
4218302	Hydraulic & pneumatic (fluid-power) machinery & equipment whsle	1 500	1 359 959	65.3	74.2
42183021	Hydraulic & pneumatic pumps & motors whsle	229	55 107	2.6	62.7
42183022	Hydraulic & pneumatic parts, accessories, & supplies whsle	1 271	1 304 852	62.6	79.4
4218303	General-purpose industrial machinery & equipment whsle	199	73 352	3.5	82.3
4218304	Metalworking machinery & equipment whsle	43	30 176	1.4	X
4218305	Materials handling equipment whsle	78	12 430	.6	64.9
4218306	Oilwell, oil refinery, & pipeline mach, equip, & supplies whsle	73	7 678	.4	78.2
4218307	Other industrial machinery & equipment whsle	67	29 208	1.4	66.6
42184	Industrial supplies whsle	1 823	484 510	23.2	69.1
421840	Industrial supplies whsle	1 823	484 510	23.2	69.1
4218401	General-line industrial supplies whsle	1 072	307 600	14.8	47.3
4218402	Mechanical power transmission supplies whsle	377	68 014	3.3	54.0
4218403	Welding supplies whsle	7	205	.1	X
4218405	Industrial valves & fittings (except fluid-power) whsle	59	19 510	.9	X
4218406	Other industrial supplies whsle	305	88 224	4.2	79.3
42185	Service establishment equipment & supplies whsle	15	837	Z	71.5
421850	Service establishment equipment & supplies whsle	15	837	Z	71.5
4218504	Other service establishment equipment & supplies whsle	15	D	D	D
4219	Miscellaneous durable goods whsle	40	3 756	.2	71.2
42199	Other miscellaneous durable goods whsle	36	1 470	.1	62.3
421990	Other miscellaneous durable goods whsle	36	1 470	.1	62.3
4219903	General merchandise (durable goods) whsle	36	1 470	.1	60.7
422	Wholesale trade, nondurable goods	27	10 776	.5	57.8
4226	Chemical & allied products whsle	7	8 675	.4	X
42269	Other chemical & allied products whsle	6	8 277	.4	X
422690	Other chemical & allied products whsle	6	8 277	.4	X
4229	Miscellaneous nondurable goods whsle	12	201	Z	78.9
42299	Other miscellaneous nondurable goods whsle	12	201	Z	79.4
422990	Other miscellaneous nondurable goods whsle	12	201	Z	79.4
4229902	General merchandise (nondurable goods) whsle	12	201	Z	90.5
2430	Fluid-power filters, components, accessories, and parts	4 606	2 212 922	100.0	63.7
421	Wholesale trade, durable goods	4 551	2 200 857	99.5	61.5
4211	Motor vehicle & motor vehicle parts & supplies whsle	23	3 393	.2	75.3
42112	Motor vehicle supplies & new parts whsle	18	3 353	.2	73.1
421120	Motor vehicle supplies & new parts whsle	18	3 353	.2	73.1
4211202	Motor vehicle supplies & new parts—jobbers	15	832	Z	71.8
4214	Professional & commercial equipment & supplies whsle	9	753	Z	69.8
42143	Computer & computer peripheral equipment & software whsle	7	680	Z	68.6
421430	Computer & computer peripheral equipment & software whsle	7	680	Z	68.6
4214301	Computer & peripheral equipment whsle	7	680	Z	68.8
42143011	Computers & peripheral equipment for resale	7	680	Z	X
4215	Metal & mineral (except petroleum) whsle	16	2 608	.1	79.6
42151	Metal service centers & offices	16	2 608	.1	79.0
421510	Metal service centers & offices	16	2 608	.1	79.0
4215101	Ferrous metal service centers & sales offices	16	2 608	.1	79.1
42151011	Ferrous metal service centers	13	2 522	.1	80.0
4216	Electrical goods whsle	167	55 471	2.5	5.9
42161	Electrical apparatus & equip, wiring supp, & const material whsle	152	53 937	2.4	3.1
421610	Electrical apparatus & equip, wiring supp, & const material whsle	152	53 937	2.4	3.1
42169	Other electronic parts & equipment whsle	15	1 534	.1	68.4
421690	Other electronic parts & equipment whsle	15	1 534	.1	68.4
4216901	Communications equipment & supplies whsle	6	896	Z	70.6
4216902	Electronic parts (excluding communications equipment) whsle	9	638	Z	67.9
4217	Hardware, & plumbing & heating equipment & supplies whsle	23	1 530	.1	69.5
42171	Hardware whsle	11	1 026	Z	73.1
421710	Hardware whsle	11	1 026	Z	73.1
42172	Plumbing & heating equipment & supplies (hydronics) whsle	11	491	Z	50.4
421720	Plumbing & heating equipment & supplies (hydronics) whsle	11	491	Z	50.4
4218	Machinery, equipment, & supplies whsle	4 183	2 132 719	96.4	64.9
42181	Construction & mining (except petroleum) machinery & equip whsle	147	36 963	1.7	8.5
421810	Construction & mining (except petroleum) machinery & equip whsle	147	36 963	1.7	8.5
42183	Industrial machinery & equipment whsle	2 434	1 796 869	81.2	70.7
421830	Industrial machinery & equipment whsle	2 434	1 796 869	81.2	70.7
4218301	Food-processing machinery & equipment whsle	29	5 089	.2	75.7
4218302	Hydraulic & pneumatic (fluid-power) machinery & equipment whsle	1 687	1 597 081	72.2	73.4
42183021	Hydraulic & pneumatic pumps & motors whsle	283	84 691	3.8	62.7
42183022	Hydraulic & pneumatic parts, accessories, & supplies whsle	1 404	1 512 390	68.3	78.4
4218303	General-purpose industrial machinery & equipment whsle	394	121 090	5.5	78.2
4218304	Metalworking machinery & equipment whsle	63	24 204	1.1	X
4218305	Materials handling equipment whsle	76	12 072	.5	63.7
4218306	Oilwell, oil refinery, & pipeline mach, equip, & supplies whsle	70	20 286	.9	80.8
4218307	Other industrial machinery & equipment whsle	115	17 047	.8	65.4
42184	Industrial supplies whsle	1 574	297 391	13.4	68.8
421840	Industrial supplies whsle	1 574	297 391	13.4	68.8
4218401	General-line industrial supplies whsle	816	143 715	6.5	48.2
4218402	Mechanical power transmission supplies whsle	509	100 889	4.6	54.8
4218404	Industrial containers & supplies whsle	12	8 687	.4	70.9
4218405	Industrial valves & fittings (except fluid-power) whsle	63	13 927	.6	X
4218406	Other industrial supplies whsle	174	30 173	1.4	71.2
42185	Service establishment equipment & supplies whsle	16	1 001	Z	71.5
421850	Service establishment equipment & supplies whsle	16	1 001	Z	71.5
4218504	Other service establishment equipment & supplies whsle	16	D	D	D

See footnotes at end of table.

Table 4. Merchant Wholesalers by Broad Commodity Line and Kind of Business: 1997—Con.

[Includes only establishments with payroll. For meaning of abbreviations and symbols, see introductory text. For explanation of terms, see Appendix A]

CL code and NAICS code	Commodity line and kind of business	Establishments (number)	Sales (\$1,000)	Percent of sales accounted for by kind of business ¹	Coverage in percents
2430	Fluid-power filters, components, accessories, and parts—Con.				
421	Wholesale trade, durable goods—Con.				
4218	Machinery, equipment, & supplies whsle—Con.				
42186	Transportation equipment & supplies (exc motor vehicle) whsle	7	154	Z	73.1
421860	Transportation equipment & supplies (exc motor vehicle) whsle	7	154	Z	73.1
4219	Miscellaneous durable goods whsle	130	4 383	.2	57.3
42199	Other miscellaneous durable goods whsle	130	4 383	.2	50.1
421990	Other miscellaneous durable goods whsle	130	4 383	.2	50.1
4219903	General merchandise (durable goods) whsle	130	4 383	.2	48.9
422	Wholesale trade, nondurable goods	55	12 065	.5	62.1
4226	Chemical & allied products whsle	16	9 363	.4	51.6
42269	Other chemical & allied products whsle	15	9 107	.4	51.7
422690	Other chemical & allied products whsle	15	9 107	.4	51.7
4226902	Other chemical & allied products whsle	13	9 050	.4	51.2
4227	Petroleum & petroleum products whsle	7	579	Z	81.3
42271	Petroleum bulk stations & terminals	7	579	Z	84.4
422710	Petroleum bulk stations & terminals	7	579	Z	84.4
4227101	Petroleum bulk stations & terminals (except LP)	7	579	Z	84.9
42271011	Petroleum bulk stations (except LP)	7	579	Z	82.1
4229	Miscellaneous nondurable goods whsle	28	1 654	.1	75.7
42299	Other miscellaneous nondurable goods whsle	28	1 654	.1	76.2
422990	Other miscellaneous nondurable goods whsle	28	1 654	.1	76.2
4229902	General merchandise (nondurable goods) whsle	28	1 654	.1	86.8
2440	Welding supplies (excluding gases)	3 515	3 387 009	100.0	X
421	Wholesale trade, durable goods	2 752	3 035 770	89.6	X
4211	Motor vehicle & motor vehicle parts & supplies whsle	7	1 147	Z	X
42112	Motor vehicle supplies & new parts whsle	7	1 147	Z	X
421120	Motor vehicle supplies & new parts whsle	7	1 147	Z	X
4214	Professional & commercial equipment & supplies whsle	12	1 285	Z	X
42145	Medical, dental, & hospital equipment & supplies whsle	9	1 048	Z	X
421450	Medical, dental, & hospital equipment & supplies whsle	9	1 048	Z	X
4214501	Surgical, medical, & hospital supplies whsle	9	1 048	Z	X
4215	Metal & mineral (except petroleum) whsle	20	3 603	.1	X
42151	Metal service centers & offices	20	3 603	.1	X
421510	Metal service centers & offices	20	3 603	.1	X
4215101	Ferrous metal service centers & sales offices	20	3 603	.1	X
42151011	Ferrous metal service centers	20	3 603	.1	X
4216	Electrical goods whsle	10	808	Z	X
42169	Other electronic parts & equipment whsle	6	125	Z	X
421690	Other electronic parts & equipment whsle	6	125	Z	X
4216902	Electronic parts (excluding communications equipment) whsle	6	125	Z	X
4217	Hardware, & plumbing & heating equipment & supplies whsle	16	1 746	.1	X
42171	Hardware whsle	12	1 585	Z	X
421710	Hardware whsle	12	1 585	Z	X
4218	Machinery, equipment, & supplies whsle	2 536	3 018 299	89.1	X
42181	Construction & mining (except petroleum) machinery & equip whsle	7	222	Z	X
421810	Construction & mining (except petroleum) machinery & equip whsle	7	222	Z	X
42183	Industrial machinery & equipment whsle	67	29 372	.9	X
421830	Industrial machinery & equipment whsle	67	29 372	.9	X
4218302	Hydraulic & pneumatic (fluid-power) machinery & equipment whsle	9	199	Z	X
42183022	Hydraulic & pneumatic parts, accessories, & supplies whsle	6	189	Z	X
4218303	General-purpose industrial machinery & equipment whsle	30	20 587	.6	X
4218304	Metalworking machinery & equipment whsle	23	2 427	.1	X
42184	Industrial supplies whsle	2 456	2 986 561	88.2	X
421840	Industrial supplies whsle	2 456	2 986 561	88.2	X
4218401	General-line industrial supplies whsle	340	122 560	3.6	X
4218402	Mechanical power transmission supplies whsle	82	7 519	.2	X
4218403	Welding supplies whsle	1 876	2 830 391	83.6	X
4218404	Industrial containers & supplies whsle	8	2 984	.1	X
4218405	Industrial valves & fittings (except fluid-power) whsle	18	1 428	Z	X
4218406	Other industrial supplies whsle	132	21 679	.6	X
42185	Service establishment equipment & supplies whsle	6	2 040	.1	X
421850	Service establishment equipment & supplies whsle	6	2 040	.1	X
4218502	Custodial, janitors' equipment & supplies whsle	6	2 040	.1	X
4219	Miscellaneous durable goods whsle	151	8 882	.3	X
42199	Other miscellaneous durable goods whsle	149	8 607	.3	X
421990	Other miscellaneous durable goods whsle	149	8 607	.3	X
4219903	General merchandise (durable goods) whsle	149	8 607	.3	X
422	Wholesale trade, nondurable goods	763	351 239	10.4	X
4226	Chemical & allied products whsle	722	340 510	10.1	X
42261	Plastics materials & basic forms & shapes whsle	28	1 117	Z	X
422610	Plastics materials & basic forms & shapes whsle	28	1 117	Z	X
42269	Other chemical & allied products whsle	694	339 393	10.0	X
422690	Other chemical & allied products whsle	694	339 393	10.0	X
4226901	Industrial gases (except LP) whsle	626	296 971	8.8	X
4226902	Other chemical & allied products whsle	68	42 422	1.3	X
4229	Miscellaneous nondurable goods whsle	31	10 485	.3	X
42299	Other miscellaneous nondurable goods whsle	27	10 442	.3	X
422990	Other miscellaneous nondurable goods whsle	27	10 442	.3	X
4229902	General merchandise (nondurable goods) whsle	14	10 437	.3	X
4229904	Other nondurable goods whsle	13	5	Z	X

See footnotes at end of table.

Table 4. Merchant Wholesalers by Broad Commodity Line and Kind of Business: 1997—Con.

[Includes only establishments with payroll. For meaning of abbreviations and symbols, see introductory text. For explanation of terms, see Appendix A]

CL code and NAICS code	Commodity line and kind of business	Establishments (number)	Sales (\$1,000)	Percent of sales accounted for by kind of business ¹	Coverage in percents
2450	Industrial containers and supplies	4 096	5 574 641	100.0	25.9
421	Wholesale trade, durable goods	3 253	5 097 010	91.4	35.7
4211	Motor vehicle & motor vehicle parts & supplies whsle	11	2 091	Z	X
42112	Motor vehicle supplies & new parts whsle	8	653	Z	X
421120	Motor vehicle supplies & new parts whsle	8	653	Z	X
4211202	Motor vehicle supplies & new parts—jobbers	6	392	Z	X
4214	Professional & commercial equipment & supplies whsle	34	35 107	.6	40.9
42144	Other commercial equipment whsle	18	31 327	.6	40.9
421440	Other commercial equipment whsle	18	31 327	.6	40.9
4214402	Store machines & equipment whsle	14	29 347	.5	48.8
42145	Medical, dental, & hospital equipment & supplies whsle	11	2 771	.1	55.8
421450	Medical, dental, & hospital equipment & supplies whsle	11	2 771	.1	55.8
4214501	Surgical, medical, & hospital supplies whsle	10	2 753	Z	55.9
4215	Metal & mineral (except petroleum) whsle	47	10 944	.2	5.0
42151	Metal service centers & offices	44	8 916	.2	6.4
421510	Metal service centers & offices	44	8 916	.2	6.4
4215101	Ferrous metal service centers & sales offices	39	7 167	.1	7.7
42151011	Ferrous metal service centers	12	3 095	.1	6.6
42151012	Ferrous metal sales offices	27	4 072	.1	9.9
4217	Hardware, & plumbing & heating equipment & supplies whsle	144	48 257	.9	3.6
42171	Hardware whsle	123	24 561	.4	5.0
421710	Hardware whsle	123	24 561	.4	5.0
42172	Plumbing & heating equipment & supplies (hydronics) whsle	11	23 322	.4	X
421720	Plumbing & heating equipment & supplies (hydronics) whsle	11	23 322	.4	X
42173	Warm air heating & air-conditioning equipment & supplies whsle	10	374	Z	.6
421730	Warm air heating & air-conditioning equipment & supplies whsle	10	374	Z	.6
4218	Machinery, equipment, & supplies whsle	2 735	4 985 800	89.4	37.7
42181	Construction & mining (except petroleum) machinery & equip whsle	8	10 470	.2	X
421810	Construction & mining (except petroleum) machinery & equip whsle	8	10 470	.2	X
42183	Industrial machinery & equipment whsle	332	130 860	2.3	2.6
421830	Industrial machinery & equipment whsle	332	130 860	2.3	2.6
4218301	Food-processing machinery & equipment whsle	13	4 489	.1	X
4218302	Hydraulic & pneumatic (fluid-power) machinery & equipment whsle	26	2 302	Z	28.7
42183022	Hydraulic & pneumatic parts, accessories, & supplies whsle	23	2 246	Z	25.2
4218303	General-purpose industrial machinery & equipment whsle	98	73 107	1.3	1.1
4218304	Metalworking machinery & equipment whsle	22	3 735	.1	X
4218305	Materials handling equipment whsle	119	32 352	.6	7.4
4218306	Oilwell, oil refinery, & pipeline mach, equip, & supplies whsle	14	1 805	Z	X
4218307	Other industrial machinery & equipment whsle	40	13 070	.2	10.1
42184	Industrial supplies whsle	2 352	4 838 334	86.8	52.8
421840	Industrial supplies whsle	2 352	4 838 334	86.8	52.8
4218401	General-line industrial supplies whsle	560	231 322	4.2	28.9
4218402	Mechanical power transmission supplies whsle	8	3 478	.1	56.0
4218403	Welding supplies whsle	74	10 280	.2	X
4218404	Industrial containers & supplies whsle	1 480	4 497 099	80.7	54.8
4218405	Industrial valves & fittings (except fluid-power) whsle	9	3 194	.1	X
4218406	Other industrial supplies whsle	221	92 961	1.7	71.1
42185	Service establishment equipment & supplies whsle	42	3 500	.1	5.2
421850	Service establishment equipment & supplies whsle	42	3 500	.1	5.2
4218502	Custodial, janitors' equipment & supplies whsle	40	3 140	.1	X
4219	Miscellaneous durable goods whsle	273	13 769	.2	32.9
42193	Recyclable material whsle	6	3 226	.1	56.6
421930	Recyclable material whsle	6	3 226	.1	56.6
42199	Other miscellaneous durable goods whsle	266	10 479	.2	26.3
421990	Other miscellaneous durable goods whsle	266	10 479	.2	26.3
4219903	General merchandise (durable goods) whsle	247	7 222	.1	28.8
4219905	Fire extinguishers & fire safety equipment whsle	6	2 807	.1	X
4219906	Other durable goods whsle	9	53	Z	X
422	Wholesale trade, nondurable goods	843	477 631	8.6	8.6
4221	Paper & paper product whsle	366	256 718	4.6	3.4
42211	Printing & writing paper whsle	39	90 125	1.6	2.8
422110	Printing & writing paper whsle	39	90 125	1.6	2.8
42212	Stationery & office supplies whsle	42	4 229	.1	8.9
422120	Stationery & office supplies whsle	42	4 229	.1	8.9
42213	Industrial & personal service paper whsle	285	162 364	2.9	3.5
422130	Industrial & personal service paper whsle	285	162 364	2.9	3.5
4224	Grocery & related products whsle	6	14 374	.3	X
42249	Other grocery & related products whsle	6	14 374	.3	X
422490	Other grocery & related products whsle	6	14 374	.3	X
4226	Chemical & allied products whsle	374	146 030	2.6	7.9
42261	Plastics materials & basic forms & shapes whsle	96	83 242	1.5	27.3
422610	Plastics materials & basic forms & shapes whsle	96	83 242	1.5	27.3
42269	Other chemical & allied products whsle	278	62 788	1.1	2.6
422690	Other chemical & allied products whsle	278	62 788	1.1	2.6
4226901	Industrial gases (except LP) whsle	17	2 374	Z	X
4226902	Other chemical & allied products whsle	261	60 414	1.1	2.3
4229	Miscellaneous nondurable goods whsle	87	16 413	.3	28.0
42295	Paint, varnish, & supplies whsle	6	1 534	Z	X
422950	Paint, varnish, & supplies whsle	6	1 534	Z	X
4229501	Paint, varnish, & supplies whsle	6	1 534	Z	X
42299	Other miscellaneous nondurable goods whsle	79	10 934	.2	33.3
422990	Other miscellaneous nondurable goods whsle	79	10 934	.2	33.3
4229902	General merchandise (nondurable goods) whsle	72	7 382	.1	31.0

See footnotes at end of table.

Table 4. Merchant Wholesalers by Broad Commodity Line and Kind of Business: 1997—Con.

[Includes only establishments with payroll. For meaning of abbreviations and symbols, see introductory text. For explanation of terms, see Appendix A]

CL code and NAICS code	Commodity line and kind of business	Establishments (number)	Sales (\$1,000)	Percent of sales accounted for by kind of business ¹	Coverage in percents
2460	Other industrial supplies	12 509	12 334 565	100.0	27.7
421	Wholesale trade, durable goods	10 342	11 093 784	89.9	38.9
4211	Motor vehicle & motor vehicle parts & supplies whsle	29	8 806	.1	15.7
42112	Motor vehicle supplies & new parts whsle	29	8 806	.1	13.8
421120	Motor vehicle supplies & new parts whsle	29	8 806	.1	13.8
4211202	Motor vehicle supplies & new parts—jobbers	23	7 604	.1	3.1
4212	Furniture & home furnishings whsle	66	19 229	.2	12.7
42121	Furniture whsle	29	3 724	Z	X
421210	Furniture whsle	29	3 724	Z	X
4212102	Office & business furniture whsle	24	3 234	Z	X
42122	Home furnishings whsle	37	15 505	.1	17.2
421220	Home furnishings whsle	37	15 505	.1	17.2
4212201	Household china, glassware, & crockery whsle	6	9 186	.1	X
4212203	Floor coverings whsle	12	2 691	Z	15.0
4212204	Other home furnishings whsle	16	3 220	Z	X
4213	Lumber & other construction materials whsle	120	32 366	.3	6.7
42131	Lumber, plywood, millwork, & wood panel whsle	38	4 700	Z	5.5
421310	Lumber, plywood, millwork, & wood panel whsle	38	4 700	Z	5.5
4213101	Lumber without yard whsle	9	716	Z	X
4213102	Lumber with yard whsle	10	2 976	Z	19.5
4213103	Plywood, veneer, millwork, & wood panel whsle	19	1 008	Z	X
42132	Brick, stone, & related construction materials whsle	11	9 107	.1	X
421320	Brick, stone, & related construction materials whsle	11	9 107	.1	X
42133	Roofing, siding, & insulation material whsle	24	12 457	.1	3.6
421330	Roofing, siding, & insulation material whsle	24	12 457	.1	3.6
4213301	Roofing, siding, & insulation material whsle	24	12 457	.1	3.6
42139	Other construction materials whsle	47	6 102	Z	X
421390	Other construction materials whsle	47	6 102	Z	X
4213901	Flat glass & other construction glass whsle	8	5 529	Z	X
4213902	Other construction materials whsle	39	5 573	Z	X
4214	Professional & commercial equipment & supplies whsle	46	40 287	.3	63.2
42142	Office equipment whsle	7	551	Z	X
421420	Office equipment whsle	7	551	Z	X
42143	Computer & computer peripheral equipment & software whsle	10	30 073	.2	73.8
421430	Computer & computer peripheral equipment & software whsle	10	30 073	.2	73.8
4214301	Computer & peripheral equipment whsle	8	28 259	.2	X
42145	Medical, dental, & hospital equipment & supplies whsle	22	6 459	.1	55.4
421450	Medical, dental, & hospital equipment & supplies whsle	22	6 459	.1	55.4
4214501	Surgical, medical, & hospital supplies whsle	22	6 459	.1	54.4
4215	Metal & mineral (except petroleum) whsle	295	56 598	.5	3.9
42151	Metal service centers & offices	291	55 540	.5	4.2
421510	Metal service centers & offices	291	55 540	.5	4.2
4215101	Ferrous metal service centers & sales offices	270	51 129	.4	3.9
42151011	Ferrous metal service centers	234	48 579	.4	3.9
42151012	Ferrous metal sales offices	36	2 550	Z	5.4
4215102	Nonferrous metal service centers & sales offices	21	4 411	Z	13.7
42151021	Nonferrous metal service centers	16	4 237	Z	14.4
4216	Electrical goods whsle	61	47 528	.4	35.8
42161	Electrical apparatus & equip, wiring supp, & const material whsle	22	29 429	.2	50.3
421610	Electrical apparatus & equip, wiring supp, & const material whsle	22	29 429	.2	50.3
42169	Other electronic parts & equipment whsle	34	9 626	.1	8.5
421690	Other electronic parts & equipment whsle	34	9 626	.1	8.5
4216901	Communications equipment & supplies whsle	13	1 092	Z	X
4216902	Electronic parts (excluding communications equipment) whsle	21	8 534	.1	9.5
4217	Hardware, & plumbing & heating equipment & supplies whsle	1 086	284 787	2.3	3.3
42171	Hardware whsle	780	246 344	2.0	3.7
421710	Hardware whsle	780	246 344	2.0	3.7
42172	Plumbing & heating equipment & supplies (hydronics) whsle	109	26 051	.2	.9
421720	Plumbing & heating equipment & supplies (hydronics) whsle	109	26 051	.2	.9
42173	Warm air heating & air-conditioning equipment & supplies whsle	184	11 368	.1	3.4
421730	Warm air heating & air-conditioning equipment & supplies whsle	184	11 368	.1	3.4
42174	Refrigeration equipment & supplies whsle	13	1 024	Z	X
421740	Refrigeration equipment & supplies whsle	13	1 024	Z	X
4218	Machinery, equipment, & supplies whsle	7 831	10 529 397	85.4	48.9
42181	Construction & mining (except petroleum) machinery & equip whsle	141	33 983	.3	11.8
421810	Construction & mining (except petroleum) machinery & equip whsle	141	33 983	.3	11.8
42182	Farm & garden machinery & equipment whsle	6	1 086	Z	X
421820	Farm & garden machinery & equipment whsle	6	1 086	Z	X
42183	Industrial machinery & equipment whsle	1 213	490 603	4.0	13.7
421830	Industrial machinery & equipment whsle	1 213	490 603	4.0	13.7
4218301	Food-processing machinery & equipment whsle	20	1 377	Z	2.9
4218302	Hydraulic & pneumatic (fluid-power) machinery & equipment whsle	119	28 314	.2	48.2
42183021	Hydraulic & pneumatic pumps & motors whsle	20	1 944	Z	5.0
42183022	Hydraulic & pneumatic parts, accessories, & supplies whsle	99	26 370	.2	59.2
4218303	General-purpose industrial machinery & equipment whsle	360	168 769	1.4	10.0
4218304	Metalworking machinery & equipment whsle	381	172 044	1.4	X
4218305	Materials handling equipment whsle	99	20 878	.2	13.7
4218306	Oilwell, oil refinery, & pipeline mach, equip, & supplies whsle	65	17 356	.1	35.4
4218307	Other industrial machinery & equipment whsle	169	81 865	.7	11.3
42184	Industrial supplies whsle	6 350	9 978 572	80.9	61.0
421840	Industrial supplies whsle	6 350	9 978 572	80.9	61.0
4218401	General-line industrial supplies whsle	1 451	696 557	5.6	38.2
4218402	Mechanical power transmission supplies whsle	650	209 889	1.7	54.9
4218403	Welding supplies whsle	267	84 825	.7	X
4218404	Industrial containers & supplies whsle	115	80 734	.7	52.7
4218405	Industrial valves & fittings (except fluid-power) whsle	116	47 964	.4	X
4218406	Other industrial supplies whsle	3 751	8 858 603	71.8	69.8

See footnotes at end of table.

Table 4. Merchant Wholesalers by Broad Commodity Line and Kind of Business: 1997—Con.

[Includes only establishments with payroll. For meaning of abbreviations and symbols, see introductory text. For explanation of terms, see Appendix A]

CL code and NAICS code	Commodity line and kind of business	Establishments (number)	Sales (\$1,000)	Percent of sales accounted for by kind of business ¹	Coverage in percents
2460	Other industrial supplies—Con.				
421	Wholesale trade, durable goods—Con.				
4218	Machinery, equipment, & supplies whsle—Con.				
42185	Service establishment equipment & supplies whsle	87	16 133	.1	.2
421850	Service establishment equipment & supplies whsle	87	16 133	.1	.2
4218502	Custodial, janitors' equipment & supplies whsle	65	14 917	.1	X
4218504	Other service establishment equipment & supplies whsle	21	D	D	X
42186	Transportation equipment & supplies (exc motor vehicle) whsle	34	9 020	.1	4.5
421860	Transportation equipment & supplies (exc motor vehicle) whsle	34	9 020	.1	4.5
4218601	Aircraft & aeronautical equipment & supplies whsle	13	1 579	Z	X
4218602	Marine machinery, equipment, & supplies whsle	20	7 434	.1	6.5
4219	Miscellaneous durable goods whsle	808	74 786	.6	18.9
42193	Recyclable material whsle	15	2 761	Z	X
421930	Recyclable material whsle	15	2 761	Z	X
4219302	Recyclable paper & paperboard whsle	14	2 333	Z	X
42199	Other miscellaneous durable goods whsle	789	70 987	.6	15.5
421990	Other miscellaneous durable goods whsle	789	70 987	.6	15.5
4219903	General merchandise (durable goods) whsle	783	69 610	.6	13.6
422	Wholesale trade, nondurable goods	2 167	1 240 781	10.1	3.7
4221	Paper & paper product whsle	1 234	934 824	7.6	2.8
42211	Printing & writing paper whsle	144	177 388	1.4	.3
422110	Printing & writing paper whsle	144	177 388	1.4	.3
42212	Stationery & office supplies whsle	289	328 534	2.7	X
422120	Stationery & office supplies whsle	289	328 534	2.7	X
42213	Industrial & personal service paper whsle	801	428 902	3.5	7.6
422130	Industrial & personal service paper whsle	801	428 902	3.5	7.6
4222	Drugs, & druggists' sundries whsle	10	5 283	Z	69.4
42221	Drugs, & druggists' sundries whsle	10	5 283	Z	69.4
422210	Drugs, & druggists' sundries whsle	10	5 283	Z	69.4
4222101	General-line drugs whsle	10	5 283	Z	75.6
4223	Apparel, piece goods, & notions whsle	17	3 263	Z	62.1
42231	Piece goods, notions, & other dry goods whsle	13	3 165	Z	X
422310	Piece goods, notions, & other dry goods whsle	13	3 165	Z	X
4223101	Piece goods—jobbers	13	3 165	Z	X
4226	Chemical & allied products whsle	497	157 718	1.3	4.1
42261	Plastics materials & basic forms & shapes whsle	149	64 003	.5	2.8
422610	Plastics materials & basic forms & shapes whsle	149	64 003	.5	2.8
42269	Other chemical & allied products whsle	348	93 715	.8	4.6
422690	Other chemical & allied products whsle	348	93 715	.8	4.6
4226901	Industrial gases (except LP) whsle	41	7 108	.1	X
4226902	Other chemical & allied products whsle	307	86 607	.7	2.3
4227	Petroleum & petroleum products whsle	17	18 654	.2	8.4
42271	Petroleum bulk stations & terminals	12	17 667	.1	10.9
422710	Petroleum bulk stations & terminals	12	17 667	.1	10.9
4227101	Petroleum bulk stations & terminals (except LP)	12	17 667	.1	10.9
42271011	Petroleum bulk stations (except LP)	12	17 667	.1	10.6
4229	Miscellaneous nondurable goods whsle	385	119 840	1.0	5.4
42291	Farm supplies whsle	10	363	Z	14.8
422910	Farm supplies whsle	10	363	Z	14.8
4229102	Farm supplies—whsle distributors	6	200	Z	3.9
42295	Paint, varnish, & supplies whsle	267	105 087	.9	3.3
422950	Paint, varnish, & supplies whsle	267	105 087	.9	3.3
4229501	Paint, varnish, & supplies whsle	267	105 087	.9	3.3
42299	Other miscellaneous nondurable goods whsle	107	14 286	.1	13.1
422990	Other miscellaneous nondurable goods whsle	107	14 286	.1	13.1
4229901	Art goods whsle	14	983	Z	X
4229902	General merchandise (nondurable goods) whsle	79	10 672	.1	19.9
4229904	Other nondurable goods whsle	12	1 846	Z	X
2500	Beauty and barber equipment and supplies	1 290	1 978 744	100.0	70.2
421	Wholesale trade, durable goods	1 265	1 974 454	99.8	68.1
4216	Electrical goods whsle	9	1 918	.1	X
42162	Electrical appliance, television & radio set whsle	6	584	Z	X
421620	Electrical appliance, television & radio set whsle	6	584	Z	X
4218	Machinery, equipment, & supplies whsle	1 250	1 970 848	99.6	68.7
42185	Service establishment equipment & supplies whsle	1 250	1 970 848	99.6	65.6
421850	Service establishment equipment & supplies whsle	1 250	1 970 848	99.6	65.6
4218501	Beauty & barber shop equipment & supplies whsle	1 240	1 968 959	99.5	64.7
422	Wholesale trade, nondurable goods	25	4 290	.2	41.0
4222	Drugs, & druggists' sundries whsle	9	3 447	.2	X
42221	Drugs, & druggists' sundries whsle	9	3 447	.2	X
422210	Drugs, & druggists' sundries whsle	9	3 447	.2	X
4222102	Specialty-line drug, pharmaceutical, cosmetic, & toiletries whsle	6	3 277	.2	X
4229	Miscellaneous nondurable goods whsle	9	619	Z	X
42299	Other miscellaneous nondurable goods whsle	9	619	Z	X
422990	Other miscellaneous nondurable goods whsle	9	619	Z	X
4229902	General merchandise (nondurable goods) whsle	7	17	Z	X

See footnotes at end of table.

Table 4. Merchant Wholesalers by Broad Commodity Line and Kind of Business: 1997—Con.

[Includes only establishments with payroll. For meaning of abbreviations and symbols, see introductory text. For explanation of terms, see Appendix A]

CL code and NAICS code	Commodity line and kind of business	Establishments (number)	Sales (\$1,000)	Percent of sales accounted for by kind of business ¹	Coverage in percents
2520	Custodial (janitors') equipment and supplies	4 934	4 656 755	100.0	11.9
421	Wholesale trade, durable goods	2 687	3 196 687	68.6	39.7
4212	Furniture & home furnishings whsle	11	8 228	.2	X
42122	Home furnishings whsle	6	7 800	.2	X
421220	Home furnishings whsle	6	7 800	.2	X
4214	Professional & commercial equipment & supplies whsle	190	44 529	1.0	3.5
42142	Office equipment whsle	7	1 003	Z	X
421420	Office equipment whsle	7	1 003	Z	X
42143	Computer & computer peripheral equipment & software whsle	7	66	Z	X
421430	Computer & computer peripheral equipment & software whsle	7	66	Z	X
4214301	Computer & peripheral equipment whsle	7	66	Z	X
42143012	Computers & peripheral equipment for end use	7	66	Z	X
42144	Other commercial equipment whsle	166	41 446	.9	3.0
421440	Other commercial equipment whsle	166	41 446	.9	3.0
4214401	Restaurant & hotel equipment & supplies whsle	164	41 445	.9	X
42145	Medical, dental, & hospital equipment & supplies whsle	8	1 887	Z	48.7
421450	Medical, dental, & hospital equipment & supplies whsle	8	1 887	Z	48.7
4214501	Surgical, medical, & hospital supplies whsle	8	1 887	Z	47.9
4216	Electrical goods whsle	21	6 374	.1	4.1
42161	Electrical apparatus & equip, wiring supp, & const material whsle	14	5 542	.1	X
421610	Electrical apparatus & equip, wiring supp, & const material whsle	14	5 542	.1	X
42169	Other electronic parts & equipment whsle	6	820	Z	49.7
421690	Other electronic parts & equipment whsle	6	820	Z	49.7
4216902	Electronic parts (excluding communications equipment) whsle	6	820	Z	49.6
4217	Hardware, & plumbing & heating equipment & supplies whsle	40	26 577	.6	18.8
42171	Hardware whsle	18	3 011	.1	59.0
421710	Hardware whsle	18	3 011	.1	59.0
42172	Plumbing & heating equipment & supplies (hydronics) whsle	18	7 788	.2	2.8
421720	Plumbing & heating equipment & supplies (hydronics) whsle	18	7 788	.2	2.8
4218	Machinery, equipment, & supplies whsle	2 292	3 102 439	66.6	48.3
42183	Industrial machinery & equipment whsle	13	5 121	.1	X
421830	Industrial machinery & equipment whsle	13	5 121	.1	X
4218303	General-purpose industrial machinery & equipment whsle	8	2 456	.1	X
42184	Industrial supplies whsle	46	18 551	.4	4.4
421840	Industrial supplies whsle	46	18 551	.4	4.4
4218401	General-line industrial supplies whsle	21	12 107	.3	X
4218404	Industrial containers & supplies whsle	12	3 679	.1	9.9
4218406	Other industrial supplies whsle	10	1 646	Z	X
42185	Service establishment equipment & supplies whsle	2 233	3 078 767	66.1	48.6
421850	Service establishment equipment & supplies whsle	2 233	3 078 767	66.1	48.6
4218502	Custodial, janitors' equipment & supplies whsle	2 189	3 071 205	66.0	X
4218503	Laundry & dry-cleaning equipment & supplies whsle	31	D	D	X
4218504	Other service establishment equipment & supplies whsle	8	D	D	D
4219	Miscellaneous durable goods whsle	133	8 540	.2	9.5
42191	Sporting & recreational goods & supplies whsle	7	824	Z	X
421910	Sporting & recreational goods & supplies whsle	7	824	Z	X
42199	Other miscellaneous durable goods whsle	123	7 166	.2	11.5
421990	Other miscellaneous durable goods whsle	123	7 166	.2	11.5
4219903	General merchandise (durable goods) whsle	118	6 770	.1	11.1
422	Wholesale trade, nondurable goods	2 247	1 460 068	31.4	2.9
4221	Paper & paper product whsle	1 407	1 171 647	25.2	1.8
42211	Printing & writing paper whsle	118	152 936	3.3	.2
422110	Printing & writing paper whsle	118	152 936	3.3	.2
42212	Stationery & office supplies whsle	265	83 233	1.8	X
422120	Stationery & office supplies whsle	265	83 233	1.8	X
42213	Industrial & personal service paper whsle	1 024	935 478	20.1	3.0
422130	Industrial & personal service paper whsle	1 024	935 478	20.1	3.0
4222	Drugs, & druggists' sundries whsle	9	8 558	.2	5.0
42221	Drugs, & druggists' sundries whsle	9	8 558	.2	5.0
422210	Drugs, & druggists' sundries whsle	9	8 558	.2	5.0
4222101	General-line drugs whsle	9	8 558	.2	5.5
4223	Apparel, piece goods, & notions whsle	6	7 775	.2	X
4224	Grocery & related products whsle	63	31 971	.7	X
42245	Confectionery whsle	37	9 738	.2	X
422450	Confectionery whsle	37	9 738	.2	X
42249	Other grocery & related products whsle	19	14 446	.3	X
422490	Other grocery & related products whsle	19	14 446	.3	X
4224903	Soft drinks whsle	6	586	Z	X
4224906	Other grocery specialties whsle	11	6 375	.1	X
4226	Chemical & allied products whsle	704	223 907	4.8	13.1
42261	Plastics materials & basic forms & shapes whsle	46	45 295	1.0	.9
422610	Plastics materials & basic forms & shapes whsle	46	45 295	1.0	.9
42269	Other chemical & allied products whsle	658	178 612	3.8	16.5
422690	Other chemical & allied products whsle	658	178 612	3.8	16.5
4226902	Other chemical & allied products whsle	658	178 612	3.8	16.6
4229	Miscellaneous nondurable goods whsle	53	15 665	.3	1.0
42294	Tobacco & tobacco product whsle	8	1 073	Z	X
422940	Tobacco & tobacco product whsle	8	1 073	Z	X
42299	Other miscellaneous nondurable goods whsle	40	12 854	.3	2.5
422990	Other miscellaneous nondurable goods whsle	40	12 854	.3	2.5
4229902	General merchandise (nondurable goods) whsle	34	11 599	.2	4.1

See footnotes at end of table.

Table 4. Merchant Wholesalers by Broad Commodity Line and Kind of Business: 1997—Con.

[Includes only establishments with payroll. For meaning of abbreviations and symbols, see introductory text. For explanation of terms, see Appendix A]

CL code and NAICS code	Commodity line and kind of business	Establishments (number)	Sales (\$1,000)	Percent of sales accounted for by kind of business ¹	Coverage in percents
2530	Laundry and dry-cleaning equipment and supplies	1 715	2 698 487	100.0	X
421	Wholesale trade, durable goods	821	1 723 291	63.9	X
4214	Professional & commercial equipment & supplies whsle	23	5 414	.2	X
42144	Other commercial equipment whsle	22	5 383	.2	X
421440	Other commercial equipment whsle	22	5 383	.2	X
4214401	Restaurant & hotel equipment & supplies whsle	20	5 377	.2	X
4217	Hardware, & plumbing & heating equipment & supplies whsle	8	2 653	.1	X
42171	Hardware whsle	6	2 490	.1	X
421710	Hardware whsle	6	2 490	.1	X
4218	Machinery, equipment, & supplies whsle	770	1 714 381	63.5	X
42185	Service establishment equipment & supplies whsle	767	1 714 055	63.5	X
421850	Service establishment equipment & supplies whsle	767	1 714 055	63.5	X
4218502	Custodial, janitors' equipment & supplies whsle	109	25 261	.9	X
4218503	Laundry & dry-cleaning equipment & supplies whsle	655	D	D	X
4219	Miscellaneous durable goods whsle	12	543	Z	X
42199	Other miscellaneous durable goods whsle	12	543	Z	X
421990	Other miscellaneous durable goods whsle	12	543	Z	X
4219903	General merchandise (durable goods) whsle	12	543	Z	X
422	Wholesale trade, nondurable goods	894	975 196	36.1	X
4221	Paper & paper product whsle	48	4 327	.2	X
42213	Industrial & personal service paper whsle	47	4 221	.2	X
422130	Industrial & personal service paper whsle	47	4 221	.2	X
4224	Grocery & related products whsle	589	915 611	33.9	X
42241	General-line grocery whsle	458	693 354	25.7	X
422410	General-line grocery whsle	458	693 354	25.7	X
4224101	General-line grocery whsle, voluntary group	42	50 370	1.9	X
4224102	General-line grocery whsle, retail cooperative	122	314 526	11.7	X
4224103	Other general-line grocery whsle	294	328 458	12.2	X
42242	Packaged frozen food whsle	18	19 048	.7	X
422420	Packaged frozen food whsle	18	19 048	.7	X
42249	Other grocery & related products whsle	104	203 064	7.5	X
422490	Other grocery & related products whsle	104	203 064	7.5	X
4224903	Soft drinks whsle	10	5 190	.2	X
4224904	Canned goods whsle	23	27 547	1.0	X
4224906	Other grocery specialties whsle	65	170 122	6.3	X
4226	Chemical & allied products whsle	172	36 679	1.4	X
42269	Other chemical & allied products whsle	169	34 797	1.3	X
422690	Other chemical & allied products whsle	169	34 797	1.3	X
4226902	Other chemical & allied products whsle	169	34 797	1.3	X
4229	Miscellaneous nondurable goods whsle	75	17 908	.7	X
42294	Tobacco & tobacco product whsle	8	1 957	.1	X
422940	Tobacco & tobacco product whsle	8	1 957	.1	X
42299	Other miscellaneous nondurable goods whsle	64	15 371	.6	X
422990	Other miscellaneous nondurable goods whsle	64	15 371	.6	X
4229902	General merchandise (nondurable goods) whsle	61	4 054	.2	X
2540	Other service establishment equipment and supplies	2 492	3 224 325	100.0	51.1
421	Wholesale trade, durable goods	2 278	3 147 841	97.6	54.3
4211	Motor vehicle & motor vehicle parts & supplies whsle	8	11 662	.4	X
4212	Furniture & home furnishings whsle	6	2 641	.1	55.0
42122	Home furnishings whsle	6	2 641	.1	54.8
421220	Home furnishings whsle	6	2 641	.1	54.8
4214	Professional & commercial equipment & supplies whsle	7	2 037	.1	49.5
4217	Hardware, & plumbing & heating equipment & supplies whsle	20	21 532	.7	70.6
42171	Hardware whsle	18	17 685	.5	73.9
421710	Hardware whsle	18	17 685	.5	73.9
4218	Machinery, equipment, & supplies whsle	2 200	3 099 099	96.1	53.7
42183	Industrial machinery & equipment whsle	20	9 040	.3	39.5
421830	Industrial machinery & equipment whsle	20	9 040	.3	39.5
4218303	General-purpose industrial machinery & equipment whsle	12	5 994	.2	43.5
42185	Service establishment equipment & supplies whsle	2 174	3 088 173	95.8	51.5
421850	Service establishment equipment & supplies whsle	2 174	3 088 173	95.8	51.5
4218502	Custodial, janitors' equipment & supplies whsle	15	2 317	.1	X
4218504	Other service establishment equipment & supplies whsle	2 149	D	D	D
4219	Miscellaneous durable goods whsle	30	9 684	.3	60.1
42199	Other miscellaneous durable goods whsle	28	9 081	.3	49.2
421990	Other miscellaneous durable goods whsle	28	9 081	.3	49.2
4219902	Forest products (except lumber) whsle	6	110	Z	X
4219903	General merchandise (durable goods) whsle	16	2 304	.1	13.3
4219905	Fire extinguishers & fire safety equipment whsle	6	6 667	.2	X
422	Wholesale trade, nondurable goods	214	76 484	2.4	22.0
4221	Paper & paper product whsle	7	1 577	Z	70.4
4223	Apparel, piece goods, & notions whsle	164	36 296	1.1	12.1
42231	Piece goods, notions, & other dry goods whsle	139	32 412	1.0	X
422310	Piece goods, notions, & other dry goods whsle	139	32 412	1.0	X
4223101	Piece goods—Jobbers	113	29 374	.9	X
4223102	Notions & other dry goods whsle	26	3 038	.1	X
42232	Men's & boys' clothing & furnishings whsle	16	2 773	.1	73.1
422320	Men's & boys' clothing & furnishings whsle	16	2 773	.1	73.1
42233	Women's, children's, & infants' clothing & accessories whsle	9	1 111	Z	63.1
422330	Women's, children's, & infants' clothing & accessories whsle	9	1 111	Z	63.1
4226	Chemical & allied products whsle	24	14 528	.5	34.2
42269	Other chemical & allied products whsle	20	13 398	.4	29.4
422690	Other chemical & allied products whsle	20	13 398	.4	29.4
4226902	Other chemical & allied products whsle	20	13 398	.4	29.6

See footnotes at end of table.

Table 4. Merchant Wholesalers by Broad Commodity Line and Kind of Business: 1997—Con.

[Includes only establishments with payroll. For meaning of abbreviations and symbols, see introductory text. For explanation of terms, see Appendix A]

CL code and NAICS code	Commodity line and kind of business	Establishments (number)	Sales (\$1,000)	Percent of sales accounted for by kind of business ¹	Coverage in percents
2540	Other service establishment equipment and supplies—Con.				
422	Wholesale trade, nondurable goods—Con.				
4229	Miscellaneous nondurable goods whsle	16	22 357	.7	78.9
42299	Other miscellaneous nondurable goods whsle	11	2 201	.1	79.4
422990	Other miscellaneous nondurable goods whsle	11	2 201	.1	79.4
4229904	Other nondurable goods whsle	7	1 237	Z	53.1
2600	Aircraft and aeronautical equipment and supplies	2 398	12 101 952	100.0	42.4
421	Wholesale trade, durable goods	2 305	11 978 596	99.0	52.2
4211	Motor vehicle & motor vehicle parts & supplies whsle	7	464	Z	X
4216	Electrical goods whsle	15	22 756	.2	66.4
42161	Electrical apparatus & equip, wiring supp, & const material whsle	6	2 297	Z	X
421610	Electrical apparatus & equip, wiring supp, & const material whsle	6	2 297	Z	X
42169	Other electronic parts & equipment whsle	9	20 459	.2	X
421690	Other electronic parts & equipment whsle	9	20 459	.2	X
4216902	Electronic parts (excluding communications equipment) whsle	7	19 606	.2	X
4217	Hardware, & plumbing & heating equipment & supplies whsle	14	24 798	.2	4.5
42171	Hardware whsle	14	24 798	.2	4.7
421710	Hardware whsle	14	24 798	.2	4.7
4218	Machinery, equipment, & supplies whsle	2 152	11 711 518	96.8	64.7
42183	Industrial machinery & equipment whsle	11	17 772	.1	X
421830	Industrial machinery & equipment whsle	11	17 772	.1	X
4218303	General-purpose industrial machinery & equipment whsle	6	1 207	Z	X
42184	Industrial supplies whsle	12	2 872	Z	X
421840	Industrial supplies whsle	12	2 872	Z	X
4218401	General-line industrial supplies whsle	12	2 872	Z	X
42186	Transportation equipment & supplies (exc motor vehicle) whsle	2 123	11 677 522	96.5	64.5
421860	Transportation equipment & supplies (exc motor vehicle) whsle	2 123	11 677 522	96.5	64.5
4218601	Aircraft & aeronautical equipment & supplies whsle	2 092	11 587 296	95.7	65.9
4218602	Marine machinery, equipment, & supplies whsle	16	28 668	.2	71.3
4218603	Other transportation equipment & supplies whsle	15	61 558	.5	62.4
4219	Miscellaneous durable goods whsle	115	219 010	1.8	X
42199	Other miscellaneous durable goods whsle	115	219 010	1.8	X
421990	Other miscellaneous durable goods whsle	115	219 010	1.8	X
4219903	General merchandise (durable goods) whsle	106	218 858	1.8	X
4219906	Other durable goods whsle	6	99	Z	X
422	Wholesale trade, nondurable goods	93	123 356	1.0	.4
4224	Grocery & related products whsle	9	2 579	Z	79.4
42247	Meat & meat product whsle	9	2 579	Z	81.0
422470	Meat & meat product whsle	9	2 579	Z	81.0
4227	Petroleum & petroleum products whsle	39	14 594	.1	9.8
42272	Petroleum & petroleum prod whsle (exc bulk stations & terminals)	34	11 310	.1	X
422720	Petroleum & petroleum prod whsle (exc bulk stations & terminals)	34	11 310	.1	X
4229	Miscellaneous nondurable goods whsle	43	106 136	.9	X
42299	Other miscellaneous nondurable goods whsle	43	106 136	.9	X
422990	Other miscellaneous nondurable goods whsle	43	106 136	.9	X
4229902	General merchandise (nondurable goods) whsle	43	106 136	.9	X
2620	Marine machinery, equipment, and supplies	1 210	2 468 882	100.0	31.0
421	Wholesale trade, durable goods	1 116	2 444 944	99.0	32.0
4211	Motor vehicle & motor vehicle parts & supplies whsle	34	55 339	2.2	.9
42111	Automobile & other motor vehicle whsle	17	43 492	1.8	X
421110	Automobile & other motor vehicle whsle	17	43 492	1.8	X
4211101	Automobile & motorcycle whsle	9	35 737	1.4	X
4211105	Heavy truck & tractor (over 26,000 lb) whsle	6	7 625	.3	X
42112	Motor vehicle supplies & new parts whsle	13	10 843	.4	38.3
421120	Motor vehicle supplies & new parts whsle	13	10 843	.4	38.3
4211201	Motor vehicle supplies & new parts—warehouse distributors	6	4 262	.2	X
4211202	Motor vehicle supplies & new parts—jobbers	7	6 581	.3	65.6
4215	Metal & mineral (except petroleum) whsle	9	460	Z	X
42151	Metal service centers & offices	9	460	Z	X
421510	Metal service centers & offices	9	460	Z	X
4215101	Ferrous metal service centers & sales offices	9	460	Z	X
42151011	Ferrous metal service centers	8	388	Z	X
4216	Electrical goods whsle	6	9 881	.4	X
4218	Machinery, equipment, & supplies whsle	1 013	2 357 040	95.5	59.5
42183	Industrial machinery & equipment whsle	37	18 905	.8	28.1
421830	Industrial machinery & equipment whsle	37	18 905	.8	28.1
4218303	General-purpose industrial machinery & equipment whsle	17	16 072	.7	32.1
4218304	Metalworking machinery & equipment whsle	6	1 432	.1	X
4218306	Oilwell, oil refinery, & pipeline mach, equip, & supplies whsle	6	746	Z	9.9
42184	Industrial supplies whsle	109	38 799	1.6	.7
421840	Industrial supplies whsle	109	38 799	1.6	.7
4218401	General-line industrial supplies whsle	45	6 672	.3	X
4218402	Mechanical power transmission supplies whsle	20	7 737	.3	X
4218405	Industrial valves & fittings (except fluid-power) whsle	8	6 443	.3	X
4218406	Other industrial supplies whsle	36	17 947	.7	2.1
42186	Transportation equipment & supplies (exc motor vehicle) whsle	862	2 296 368	93.0	64.9
421860	Transportation equipment & supplies (exc motor vehicle) whsle	862	2 296 368	93.0	64.9
4218601	Aircraft & aeronautical equipment & supplies whsle	22	7 836	.3	75.1
4218602	Marine machinery, equipment, & supplies whsle	825	2 279 182	92.3	62.7
4218603	Other transportation equipment & supplies whsle	15	9 350	.4	62.5
4219	Miscellaneous durable goods whsle	50	20 762	.8	X
42191	Sporting & recreational goods & supplies whsle	13	16 651	.7	X
421910	Sporting & recreational goods & supplies whsle	13	16 651	.7	X
42199	Other miscellaneous durable goods whsle	37	4 111	.2	X
421990	Other miscellaneous durable goods whsle	37	4 111	.2	X
4219903	General merchandise (durable goods) whsle	37	4 111	.2	X

See footnotes at end of table.

Table 4. Merchant Wholesalers by Broad Commodity Line and Kind of Business: 1997—Con.

[Includes only establishments with payroll. For meaning of abbreviations and symbols, see introductory text. For explanation of terms, see Appendix A]

CL code and NAICS code	Commodity line and kind of business	Establishments (number)	Sales (\$1,000)	Percent of sales accounted for by kind of business ¹	Coverage in percents
2620	Marine machinery, equipment, and supplies—Con.				
422	Wholesale trade, nondurable goods	94	23 938	1.0	X
4224	Grocery & related products whse	75	12 055	.5	X
42242	Packaged frozen food whse	17	7 777	.3	X
422420	Packaged frozen food whse	17	7 777	.3	X
42246	Fish & seafood whse	57	4 225	.2	X
422460	Fish & seafood whse	57	4 225	.2	X
4229	Miscellaneous nondurable goods whse	13	2 007	.1	X
42299	Other miscellaneous nondurable goods whse	6	115	Z	X
422990	Other miscellaneous nondurable goods whse	6	115	Z	X
4229904	Other nondurable goods whse	6	115	Z	X
2630	Other transportation equipment and supplies	789	1 815 650	100.0	16.8
421	Wholesale trade, durable goods	788	1 815 560	100.0	16.2
4211	Motor vehicle & motor vehicle parts & supplies whse	13	13 299	.7	X
42111	Automobile & other motor vehicle whse	6	3 311	.2	X
421110	Automobile & other motor vehicle whse	6	3 311	.2	X
4211101	Automobile & motorcycle whse	6	3 311	.2	X
42112	Motor vehicle supplies & new parts whse	7	9 988	.6	X
421120	Motor vehicle supplies & new parts whse	7	9 988	.6	X
4218	Machinery, equipment, & supplies whse	759	1 752 354	96.5	19.0
42181	Construction & mining (except petroleum) machinery & equip whse	19	7 560	.4	X
421810	Construction & mining (except petroleum) machinery & equip whse	19	7 560	.4	X
42183	Industrial machinery & equipment whse	146	136 533	7.5	.4
421830	Industrial machinery & equipment whse	146	136 533	7.5	.4
4218302	Hydraulic & pneumatic (fluid-power) machinery & equipment whse	21	4 499	.2	X
42183021	Hydraulic & pneumatic pumps & motors whse	15	835	Z	X
42183022	Hydraulic & pneumatic parts, accessories, & supplies whse	6	3 664	.2	X
4218303	General-purpose industrial machinery & equipment whse	43	117 573	6.5	.5
4218305	Materials handling equipment whse	65	8 389	.5	X
4218307	Other industrial machinery & equipment whse	13	5 537	.3	X
42184	Industrial supplies whse	7	952	.1	X
421840	Industrial supplies whse	7	952	.1	X
42186	Transportation equipment & supplies (exc motor vehicle) whse	582	1 606 129	88.5	48.2
421860	Transportation equipment & supplies (exc motor vehicle) whse	582	1 606 129	88.5	48.2
4218601	Aircraft & aeronautical equipment & supplies whse	29	9 118	.5	75.1
4218602	Marine machinery, equipment, & supplies whse	16	3 560	.2	71.6
4218603	Other transportation equipment & supplies whse	537	1 593 451	87.8	38.4
4219	Miscellaneous durable goods whse	7	4 501	.2	X
42193	Recyclable material whse	7	4 501	.2	X
421930	Recyclable material whse	7	4 501	.2	X
2700	Sporting and recreational goods and supplies	7 374	17 053 322	100.0	37.4
421	Wholesale trade, durable goods	6 333	16 762 716	98.3	40.9
4211	Motor vehicle & motor vehicle parts & supplies whse	53	71 124	.4	41.3
42111	Automobile & other motor vehicle whse	19	12 628	.1	22.9
421110	Automobile & other motor vehicle whse	19	12 628	.1	22.9
4211101	Automobile & motorcycle whse	15	4 573	Z	8.9
42112	Motor vehicle supplies & new parts whse	24	49 663	.3	X
421120	Motor vehicle supplies & new parts whse	24	49 663	.3	X
4211202	Motor vehicle supplies & new parts—jobbers	19	9 050	.1	X
42113	Tire & tube whse	6	7 340	Z	X
421130	Tire & tube whse	6	7 340	Z	X
4212	Furniture & home furnishings whse	87	32 200	.2	1.5
42121	Furniture whse	17	2 976	Z	X
421210	Furniture whse	17	2 976	Z	X
4212101	Household & lawn furniture whse	16	2 507	Z	X
42122	Home furnishings whse	70	29 224	.2	1.8
421220	Home furnishings whse	70	29 224	.2	1.8
4212201	Household china, glassware, & crockery whse	28	7 857	Z	X
4212202	Linens, domestics, draperies, & curtains whse	8	3 267	Z	1.6
4212204	Other home furnishings whse	34	18 100	.1	4.2
4213	Lumber & other construction materials whse	26	9 338	.1	49.7
42131	Lumber, plywood, millwork, & wood panel whse	10	7 284	Z	X
421310	Lumber, plywood, millwork, & wood panel whse	10	7 284	Z	X
4213101	Lumber without yard whse	9	1 635	Z	X
42133	Roofing, siding, & insulation material whse	6	151	Z	X
421330	Roofing, siding, & insulation material whse	6	151	Z	X
4213301	Roofing, siding, & insulation material whse	6	151	Z	X
42139	Other construction materials whse	8	1 749	Z	17.2
421390	Other construction materials whse	8	1 749	Z	17.2
4213902	Other construction materials whse	8	1 749	Z	14.0
4214	Professional & commercial equipment & supplies whse	35	16 755	.1	20.4
42143	Computer & computer peripheral equipment & software whse	14	645	Z	18.7
421430	Computer & computer peripheral equipment & software whse	14	645	Z	18.7
4214301	Computer & peripheral equipment whse	11	448	Z	26.7
42143011	Computers & peripheral equipment for resale	7	132	Z	X
42144	Other commercial equipment whse	11	2 232	Z	32.3
421440	Other commercial equipment whse	11	2 232	Z	32.3
4214402	Store machines & equipment whse	6	778	Z	46.4
4215	Metal & mineral (except petroleum) whse	8	12 171	.1	X
42151	Metal service centers & offices	8	12 171	.1	X
421510	Metal service centers & offices	8	12 171	.1	X
4215101	Ferrous metal service centers & sales offices	8	12 171	.1	X
42151011	Ferrous metal service centers	8	12 171	.1	X

See footnotes at end of table.

Table 4. Merchant Wholesalers by Broad Commodity Line and Kind of Business: 1997—Con.

[Includes only establishments with payroll. For meaning of abbreviations and symbols, see introductory text. For explanation of terms, see Appendix A]

CL code and NAICS code	Commodity line and kind of business	Establishments (number)	Sales (\$1,000)	Percent of sales accounted for by kind of business ¹	Coverage in percents
2700	Sporting and recreational goods and supplies—Con.				
421	Wholesale trade, durable goods—Con.				
4216	Electrical goods whsle	153	29 387	.2	1.3
42161	Electrical apparatus & equip, wiring supp, & const material whsle	12	5 134	Z	24.2
421610	Electrical apparatus & equip, wiring supp, & const material whsle	12	5 134	Z	24.2
42162	Electrical appliance, television & radio set whsle	53	19 781	.1	1.0
421620	Electrical appliance, television & radio set whsle	53	19 781	.1	1.0
42169	Other electronic parts & equipment whsle	88	4 472	Z	.4
421690	Other electronic parts & equipment whsle	88	4 472	Z	.4
4216901	Communications equipment & supplies whsle	63	1 910	Z	X
4216902	Electronic parts (excluding communications equipment) whsle	25	2 562	Z	4.6
4217	Hardware, & plumbing & heating equipment & supplies whsle	99	135 154	.8	.7
42171	Hardware whsle	80	126 093	.7	.4
421710	Hardware whsle	80	126 093	.7	.4
42172	Plumbing & heating equipment & supplies (hydronics) whsle	16	7 033	Z	25.6
421720	Plumbing & heating equipment & supplies (hydronics) whsle	16	7 033	Z	25.6
4218	Machinery, equipment, & supplies whsle	227	129 127	.8	10.7
42182	Farm & garden machinery & equipment whsle	118	37 789	.2	7.7
421820	Farm & garden machinery & equipment whsle	118	37 789	.2	7.7
4218201	Farm machinery & equipment—farm dealers	88	27 497	.2	2.9
4218202	Farm machinery & equipment—whsle distributors	14	1 686	Z	X
4218203	Lawn & garden machinery & equipment whsle	16	8 606	.1	27.2
42183	Industrial machinery & equipment whsle	27	13 859	.1	32.8
421830	Industrial machinery & equipment whsle	27	13 859	.1	32.8
4218303	General-purpose industrial machinery & equipment whsle	6	4 430	Z	.7
4218307	Other industrial machinery & equipment whsle	15	7 233	Z	66.4
42184	Industrial supplies whsle	6	967	Z	X
421840	Industrial supplies whsle	6	967	Z	X
42185	Service establishment equipment & supplies whsle	22	16 265	.1	40.0
421850	Service establishment equipment & supplies whsle	22	16 265	.1	40.0
4218502	Custodial, janitors' equipment & supplies whsle	8	519	Z	X
4218504	Other service establishment equipment & supplies whsle	12	D	D	D
42186	Transportation equipment & supplies (exc motor vehicle) whsle	50	59 910	.4	X
421860	Transportation equipment & supplies (exc motor vehicle) whsle	50	59 910	.4	X
4218601	Aircraft & aeronautical equipment & supplies whsle	14	2 951	Z	X
4218602	Marine machinery, equipment, & supplies whsle	31	56 123	.3	X
4219	Miscellaneous durable goods whsle	5 685	16 327 460	95.7	50.1
42191	Sporting & recreational goods & supplies whsle	4 961	16 153 181	94.7	63.8
421910	Sporting & recreational goods & supplies whsle	4 961	16 153 181	94.7	63.8
42192	Toy & hobby goods & supplies whsle	64	93 448	.5	55.4
421920	Toy & hobby goods & supplies whsle	64	93 448	.5	55.4
42194	Jewelry/watch/silverware/precious stone, & precious metal whsle	34	3 733	Z	39.3
421940	Jewelry/watch/silverware/precious stone, & precious metal whsle	34	3 733	Z	39.3
4219401	Jewelry, watch, diamonds, precious stone, & silverware whsle	34	3 733	Z	37.5
42199	Other miscellaneous durable goods whsle	623	76 841	.5	X
421990	Other miscellaneous durable goods whsle	623	76 841	.5	X
4219903	General merchandise (durable goods) whsle	560	68 119	.4	X
4219904	Prerecorded media whsle	12	2 721	Z	X
42199041	Compact discs/prerecorded audio tapes, & phonograph records whsle	11	2 683	Z	X
4219906	Other durable goods whsle	48	5 855	Z	X
422	Wholesale trade, nondurable goods	961	290 606	1.7	7.7
4221	Paper & paper product whsle	13	2 307	Z	12.0
42212	Stationery & office supplies whsle	6	2 025	Z	5.7
422120	Stationery & office supplies whsle	6	2 025	Z	5.7
42213	Industrial & personal service paper whsle	7	282	Z	46.1
422130	Industrial & personal service paper whsle	7	282	Z	46.1
4222	Drugs, & druggists' sundries whsle	21	18 776	.1	19.3
42221	Drugs, & druggists' sundries whsle	21	18 776	.1	19.3
422210	Drugs, & druggists' sundries whsle	21	18 776	.1	19.3
4222101	General-line drugs whsle	17	2 230	Z	28.6
4223	Apparel, piece goods, & notions whsle	348	162 608	1.0	8.2
42231	Piece goods, notions, & other dry goods whsle	10	1 760	Z	X
422310	Piece goods, notions, & other dry goods whsle	10	1 760	Z	X
4223101	Piece goods—jobbers	7	837	Z	X
42232	Men's & boys' clothing & furnishings whsle	215	87 483	.5	6.8
422320	Men's & boys' clothing & furnishings whsle	215	87 483	.5	6.8
42233	Women's, children's, & infants' clothing & accessories whsle	69	21 157	.1	15.2
422330	Women's, children's, & infants' clothing & accessories whsle	69	21 157	.1	15.2
42234	Footwear whsle	54	52 208	.3	13.3
422340	Footwear whsle	54	52 208	.3	13.3
4224	Grocery & related products whsle	29	8 063	Z	X
42249	Other grocery & related products whsle	20	3 440	Z	X
422490	Other grocery & related products whsle	20	3 440	Z	X
4224906	Other grocery specialties whsle	17	3 226	Z	X
4225	Farm-product raw material whsle	20	1 505	Z	X
42251	Grain & field bean whsle	17	1 418	Z	X
422510	Grain & field bean whsle	17	1 418	Z	X
4226	Chemical & allied products whsle	34	13 069	.1	36.5
42261	Plastics materials & basic forms & shapes whsle	14	2 743	Z	X
422610	Plastics materials & basic forms & shapes whsle	14	2 743	Z	X
42269	Other chemical & allied products whsle	20	10 326	.1	62.2
422690	Other chemical & allied products whsle	20	10 326	.1	62.2
4226902	Other chemical & allied products whsle	19	3 995	Z	55.7

See footnotes at end of table.

Table 4. Merchant Wholesalers by Broad Commodity Line and Kind of Business: 1997—Con.

[Includes only establishments with payroll. For meaning of abbreviations and symbols, see introductory text. For explanation of terms, see Appendix A]

CL code and NAICS code	Commodity line and kind of business	Establishments (number)	Sales (\$1,000)	Percent of sales accounted for by kind of business ¹	Coverage in percents
2700	Sporting and recreational goods and supplies—Con.				
422	Wholesale trade, nondurable goods—Con.				
4227	Petroleum & petroleum products whse	9	7 156	Z	53.0
42271	Petroleum bulk stations & terminals	8	7 136	Z	60.9
422710	Petroleum bulk stations & terminals	8	7 136	Z	60.9
4227101	Petroleum bulk stations & terminals (except LP)	6	1 270	Z	40.8
42271011	Petroleum bulk stations (except LP)	6	1 270	Z	39.5
4229	Miscellaneous nondurable goods whse	484	76 996	.5	1.8
42291	Farm supplies whse	47	18 446	.1	1.6
422910	Farm supplies whse	47	18 446	.1	1.6
4229101	Farm supplies—farm dealers	13	814	Z	1.1
4229102	Farm supplies—whse distributors	34	17 632	.1	1.7
42292	Book, periodical, & newspaper whse	6	3 068	Z	X
422920	Book, periodical, & newspaper whse	6	3 068	Z	X
42299	Other miscellaneous nondurable goods whse	427	54 832	.3	1.8
422990	Other miscellaneous nondurable goods whse	427	54 832	.3	1.8
4229901	Art goods whse	49	5 764	Z	1.5
4229902	General merchandise (nondurable goods) whse	306	24 257	.1	1.4
4229903	Textile bags, bagging, & burlap whse	9	10 275	.1	X
4229904	Other nondurable goods whse	63	14 536	.1	4.7
2800	Toys and hobby goods and supplies	5 450	16 565 519	100.0	43.2
421	Wholesale trade, durable goods	3 838	15 884 174	95.9	54.7
4212	Furniture & home furnishings whse	198	118 657	.7	7.5
42121	Furniture whse	38	13 694	.1	13.0
421210	Furniture whse	38	13 694	.1	13.0
4212101	Household & lawn furniture whse	34	13 442	.1	14.6
42122	Home furnishings whse	160	104 963	.6	6.8
421220	Home furnishings whse	160	104 963	.6	6.8
4212201	Household china, glassware, & crockery whse	80	57 655	.3	X
4212202	Linens, domestics, draperies, & curtains whse	14	5 531	Z	4.4
4212204	Other home furnishings whse	66	41 777	.3	1.9
4213	Lumber & other construction materials whse	10	4 537	Z	X
42139	Other construction materials whse	8	4 383	Z	X
421390	Other construction materials whse	8	4 383	Z	X
4213902	Other construction materials whse	8	4 383	Z	X
4214	Professional & commercial equipment & supplies whse	84	61 241	.4	20.7
42143	Computer & computer peripheral equipment & software whse	10	31 471	.2	X
421430	Computer & computer peripheral equipment & software whse	10	31 471	.2	X
4214301	Computer & peripheral equipment whse	7	31 274	.2	X
42145	Medical, dental, & hospital equipment & supplies whse	8	479	Z	X
421450	Medical, dental, & hospital equipment & supplies whse	8	479	Z	X
4214501	Surgical, medical, & hospital supplies whse	8	479	Z	X
42146	Ophthalmic goods whse	12	1 385	Z	X
421460	Ophthalmic goods whse	12	1 385	Z	X
42149	Other professional equipment & supplies whse	43	22 151	.1	11.7
421490	Other professional equipment & supplies whse	43	22 151	.1	11.7
4214901	Religious & school supplies whse	18	16 651	.1	15.2
4214902	Other professional equipment & supplies whse	25	5 500	Z	X
4216	Electrical goods whse	133	151 600	.9	2.4
42161	Electrical apparatus & equip, wiring supp, & const material whse	14	24 988	.2	1.0
421610	Electrical apparatus & equip, wiring supp, & const material whse	14	24 988	.2	1.0
42162	Electrical appliance, television & radio set whse	62	97 107	.6	2.2
421620	Electrical appliance, television & radio set whse	62	97 107	.6	2.2
42169	Other electronic parts & equipment whse	57	29 505	.2	3.3
421690	Other electronic parts & equipment whse	57	29 505	.2	3.3
4216902	Electronic parts (excluding communications equipment) whse	53	29 472	.2	3.3
4217	Hardware, & plumbing & heating equipment & supplies whse	34	25 227	.2	3.9
42171	Hardware whse	34	25 227	.2	4.1
421710	Hardware whse	34	25 227	.2	4.1
4218	Machinery, equipment, & supplies whse	29	6 909	Z	21.4
42183	Industrial machinery & equipment whse	15	1 555	Z	X
421830	Industrial machinery & equipment whse	15	1 555	Z	X
4219	Miscellaneous durable goods whse	3 344	15 514 242	93.7	58.3
42191	Sporting & recreational goods & supplies whse	77	115 943	.7	59.3
421910	Sporting & recreational goods & supplies whse	77	115 943	.7	59.3
42192	Toy & hobby goods & supplies whse	2 792	15 302 309	92.4	70.5
421920	Toy & hobby goods & supplies whse	2 792	15 302 309	92.4	70.5
42194	Jewelry/watch/silverware/precious stone, & precious metal whse	30	13 317	.1	11.9
421940	Jewelry/watch/silverware/precious stone, & precious metal whse	30	13 317	.1	11.9
4219401	Jewelry, watch, diamonds, precious stone, & silverware whse	27	12 111	.1	13.9
42199	Other miscellaneous durable goods whse	443	82 567	.5	.8
421990	Other miscellaneous durable goods whse	443	82 567	.5	.8
4219903	General merchandise (durable goods) whse	368	43 530	.3	.6
4219904	Prerecorded media whse	22	9 590	.1	X
42199041	Compact discs/prerecorded audio tapes, & phonograph records whse	14	442	Z	X
42199042	Prerecorded video tapes whse	8	9 148	.1	X
4219906	Other durable goods whse	51	29 218	.2	X

See footnotes at end of table.

Table 4. Merchant Wholesalers by Broad Commodity Line and Kind of Business: 1997—Con.

[Includes only establishments with payroll. For meaning of abbreviations and symbols, see introductory text. For explanation of terms, see Appendix A]

CL code and NAICS code	Commodity line and kind of business	Establishments (number)	Sales (\$1,000)	Percent of sales accounted for by kind of business ¹	Coverage in percents
2800	Toys and hobby goods and supplies—Con.				
422	Wholesale trade, nondurable goods	1 612	681 345	4.1	10.9
4221	Paper & paper product whsle	98	83 508	.5	15.0
42211	Printing & writing paper whsle	8	1 505	Z	X
422110	Printing & writing paper whsle	8	1 505	Z	X
42212	Stationery & office supplies whsle	59	46 867	.3	26.8
422120	Stationery & office supplies whsle	59	46 867	.3	26.8
42213	Industrial & personal service paper whsle	31	35 136	.2	X
422130	Industrial & personal service paper whsle	31	35 136	.2	X
4222	Drugs, & druggists' sundries whsle	150	128 733	.8	.7
42221	Drugs, & druggists' sundries whsle	150	128 733	.8	.7
422210	Drugs, & druggists' sundries whsle	150	128 733	.8	.7
4222101	General-line drugs whsle	82	53 137	.3	1.2
4222102	Specialty-line drug, pharmaceutical, cosmetic, & toiletries whsle	68	75 596	.5	X
4223	Apparel, piece goods, & notions whsle	211	77 998	.5	23.1
42231	Piece goods, notions, & other dry goods whsle	52	20 773	.1	X
422310	Piece goods, notions, & other dry goods whsle	52	20 773	.1	X
4223101	Piece goods—jobbers	31	8 666	.1	X
4223102	Notions & other dry goods whsle	21	12 107	.1	X
42232	Men's & boys' clothing & furnishings whsle	69	30 417	.2	27.0
422320	Men's & boys' clothing & furnishings whsle	69	30 417	.2	27.0
42233	Women's, children's, & infants' clothing & accessories whsle	58	23 401	.1	29.9
422330	Women's, children's, & infants' clothing & accessories whsle	58	23 401	.1	29.9
42234	Footwear whsle	32	3 407	Z	1.6
422340	Footwear whsle	32	3 407	Z	1.6
4224	Grocery & related products whsle	69	53 011	.3	28.5
42241	General-line grocery whsle	7	1 668	Z	X
422410	General-line grocery whsle	7	1 668	Z	X
4224103	Other general-line grocery whsle	7	1 668	Z	X
42245	Confectionery whsle	11	31 660	.2	.4
422450	Confectionery whsle	11	31 660	.2	.4
42249	Other grocery & related products whsle	46	2 372	Z	4.4
422490	Other grocery & related products whsle	46	2 372	Z	4.4
4224906	Other grocery specialties whsle	38	1 207	Z	39.9
4226	Chemical & allied products whsle	20	7 348	Z	X
42261	Plastics materials & basic forms & shapes whsle	13	6 290	Z	X
422610	Plastics materials & basic forms & shapes whsle	13	6 290	Z	X
42269	Other chemical & allied products whsle	7	1 058	Z	X
422690	Other chemical & allied products whsle	7	1 058	Z	X
4226902	Other chemical & allied products whsle	7	1 058	Z	X
4229	Miscellaneous nondurable goods whsle	1 057	327 369	2.0	15.3
42291	Farm supplies whsle	7	1 368	Z	X
422910	Farm supplies whsle	7	1 368	Z	X
42292	Book, periodical, & newspaper whsle	95	125 067	.8	3.1
422920	Book, periodical, & newspaper whsle	95	125 067	.8	3.1
42293	Flower, nursery stock, & florists' supplies whsle	63	31 335	.2	X
422930	Flower, nursery stock, & florists' supplies whsle	63	31 335	.2	X
42294	Tobacco & tobacco product whsle	8	1 820	Z	77.8
422940	Tobacco & tobacco product whsle	8	1 820	Z	77.8
42299	Other miscellaneous nondurable goods whsle	884	167 779	1.0	12.5
422990	Other miscellaneous nondurable goods whsle	884	167 779	1.0	12.5
4229901	Art goods whsle	213	47 256	.3	7.8
4229902	General merchandise (nondurable goods) whsle	524	74 243	.4	13.4
4229903	Textile bags, bagging, & burlap whsle	14	8 006	Z	X
4229904	Other nondurable goods whsle	133	38 274	.2	16.9
2900	Ferrous metal scrap	5 335	15 751 110	100.0	45.6
421	Wholesale trade, durable goods	5 322	15 741 871	99.9	43.8
4211	Motor vehicle & motor vehicle parts & supplies whsle	164	41 949	.3	37.0
42112	Motor vehicle supplies & new parts whsle	9	1 461	Z	X
421120	Motor vehicle supplies & new parts whsle	9	1 461	Z	X
42114	Motor vehicle parts, (used) whsle	151	39 512	.3	34.7
421140	Motor vehicle parts, (used) whsle	151	39 512	.3	34.7
4213	Lumber & other construction materials whsle	7	275	Z	X
4215	Metal & mineral (except petroleum) whsle	327	231 639	1.5	4.2
42151	Metal service centers & offices	325	229 967	1.5	4.2
421510	Metal service centers & offices	325	229 967	1.5	4.2
4215101	Ferrous metal service centers & sales offices	269	220 831	1.4	3.2
42151011	Ferrous metal service centers	232	121 594	.8	2.8
42151012	Ferrous metal sales offices	37	99 237	.6	4.6
4215102	Nonferrous metal service centers & sales offices	56	9 136	.1	15.1
42151021	Nonferrous metal service centers	35	6 900	Z	13.0
42151022	Nonferrous metal sales offices	21	2 236	Z	73.3
4216	Electrical goods whsle	7	398	Z	X
4218	Machinery, equipment, & supplies whsle	17	36 610	.2	46.8
42183	Industrial machinery & equipment whsle	13	34 172	.2	53.1
421830	Industrial machinery & equipment whsle	13	34 172	.2	53.1
4218307	Other industrial machinery & equipment whsle	9	19 561	.1	11.9

See footnotes at end of table.

Table 4. Merchant Wholesalers by Broad Commodity Line and Kind of Business: 1997—Con.

[Includes only establishments with payroll. For meaning of abbreviations and symbols, see introductory text. For explanation of terms, see Appendix A]

CL code and NAICS code	Commodity line and kind of business	Establishments (number)	Sales (\$1,000)	Percent of sales accounted for by kind of business ¹	Coverage in percents
2900	Ferrous metal scrap—Con.				
421	Wholesale trade, durable goods—Con.				
4219	Miscellaneous durable goods whsle	4 796	15 430 694	98.0	48.2
42193	Recyclable material whsle	4 762	15 316 107	97.2	66.2
421930	Recyclable material whsle	4 762	15 316 107	97.2	66.2
4219301	Iron & steel scrap processors & dealers	3 403	14 172 735	90.0	65.0
42193011	Iron & steel scrap processors (using power processing equipment)	2 268	9 493 961	60.3	X
42193012	Iron & steel scrap processors (not using power processing equip)	1 135	4 678 774	29.7	62.7
4219302	Recyclable paper & paperboard whsle	1 195	28 758	.2	78.5
4219303	Other recyclable material whsle	1 164	1 114 614	7.1	64.7
42199	Other miscellaneous durable goods whsle	29	109 668	.7	X
421990	Other miscellaneous durable goods whsle	29	109 668	.7	X
4219903	General merchandise (durable goods) whsle	28	108 717	.7	X
422	Wholesale trade, nondurable goods	13	9 239	.1	X
2920	Nonferrous metal scrap	5 542	12 612 537	100.0	44.5
421	Wholesale trade, durable goods	5 535	12 606 353	100.0	43.0
4211	Motor vehicle & motor vehicle parts & supplies whsle	51	3 818	Z	74.4
42114	Motor vehicle parts, (used) whsle	51	3 818	Z	62.2
421140	Motor vehicle parts, (used) whsle	51	3 818	Z	62.2
4215	Metal & mineral (except petroleum) whsle	330	332 478	2.6	6.4
42151	Metal service centers & offices	328	329 413	2.6	6.4
421510	Metal service centers & offices	328	329 413	2.6	6.4
4215101	Ferrous metal service centers & sales offices	174	111 602	.9	8.4
42151011	Ferrous metal service centers	137	101 482	.8	7.0
42151012	Ferrous metal sales offices	37	10 120	.1	43.0
4215102	Nonferrous metal service centers & sales offices	154	217 811	1.7	4.7
42151021	Nonferrous metal service centers	109	200 965	1.6	4.2
42151022	Nonferrous metal sales offices	45	16 846	.1	25.2
4216	Electrical goods whsle	7	2 337	Z	X
4218	Machinery, equipment, & supplies whsle	9	14 332	.1	45.0
42183	Industrial machinery & equipment whsle	8	14 150	.1	48.6
421830	Industrial machinery & equipment whsle	8	14 150	.1	48.6
4218307	Other industrial machinery & equipment whsle	6	2 726	Z	13.3
4219	Miscellaneous durable goods whsle	5 127	12 249 157	97.1	46.4
42193	Recyclable material whsle	5 056	12 099 696	95.9	61.4
421930	Recyclable material whsle	5 056	12 099 696	95.9	61.4
4219301	Iron & steel scrap processors & dealers	2 205	2 412 930	19.1	64.3
42193011	Iron & steel scrap processors (using power processing equipment)	1 553	2 138 173	17.0	X
42193012	Iron & steel scrap processors (not using power processing equip)	652	274 757	2.2	47.0
4219302	Recyclable paper & paperboard whsle	417	138 701	1.1	80.2
4219303	Other recyclable material whsle	2 434	9 548 065	75.7	55.9
42194	Jewelry/watch/silverware/precious stone, & precious metal whsle	44	120 623	1.0	.2
421940	Jewelry/watch/silverware/precious stone, & precious metal whsle	44	120 623	1.0	.2
4219401	Jewelry, watch, diamonds, precious stone, & silverware whsle	9	685	Z	X
4219402	Precious metal (excluding ores) whsle	35	119 938	1.0	X
42199	Other miscellaneous durable goods whsle	25	28 828	.2	X
421990	Other miscellaneous durable goods whsle	25	28 828	.2	X
4219903	General merchandise (durable goods) whsle	25	28 828	.2	X
422	Wholesale trade, nondurable goods	7	6 184	Z	X
2930	Recyclable paper and paperboard	2 527	5 263 211	100.0	X
421	Wholesale trade, durable goods	2 351	5 218 947	99.2	X
4211	Motor vehicle & motor vehicle parts & supplies whsle	8	2 286	Z	X
42114	Motor vehicle parts, (used) whsle	6	2 232	Z	X
421140	Motor vehicle parts, (used) whsle	6	2 232	Z	X
4212	Furniture & home furnishings whsle	8	528	Z	X
42122	Home furnishings whsle	8	528	Z	X
421220	Home furnishings whsle	8	528	Z	X
4212204	Other home furnishings whsle	6	122	Z	X
4213	Lumber & other construction materials whsle	6	266	Z	X
4215	Metal & mineral (except petroleum) whsle	20	2 620	.1	X
42151	Metal service centers & offices	20	2 620	.1	X
421510	Metal service centers & offices	20	2 620	.1	X
4215101	Ferrous metal service centers & sales offices	6	1 768	Z	X
4215102	Nonferrous metal service centers & sales offices	14	852	Z	X
42151021	Nonferrous metal service centers	10	811	Z	X
4218	Machinery, equipment, & supplies whsle	70	13 337	.3	X
42183	Industrial machinery & equipment whsle	63	12 054	.2	X
421830	Industrial machinery & equipment whsle	63	12 054	.2	X
4218303	General-purpose industrial machinery & equipment whsle	24	1 117	Z	X
4218305	Materials handling equipment whsle	7	829	Z	X
4218307	Other industrial machinery & equipment whsle	24	6 316	.1	X
4219	Miscellaneous durable goods whsle	2 230	5 199 346	98.8	X
42193	Recyclable material whsle	2 152	5 194 654	98.7	X
421930	Recyclable material whsle	2 152	5 194 654	98.7	X
4219301	Iron & steel scrap processors & dealers	172	65 473	1.2	X
42193011	Iron & steel scrap processors (using power processing equipment)	136	60 182	1.1	X
42193012	Iron & steel scrap processors (not using power processing equip)	36	5 291	.1	X
4219302	Recyclable paper & paperboard whsle	1 539	4 970 236	94.4	X
4219303	Other recyclable material whsle	441	158 945	3.0	X
42199	Other miscellaneous durable goods whsle	76	4 657	.1	X
421990	Other miscellaneous durable goods whsle	76	4 657	.1	X
4219903	General merchandise (durable goods) whsle	74	4 640	.1	X

See footnotes at end of table.

Table 4. Merchant Wholesalers by Broad Commodity Line and Kind of Business: 1997—Con.

[Includes only establishments with payroll. For meaning of abbreviations and symbols, see introductory text. For explanation of terms, see Appendix A]

CL code and NAICS code	Commodity line and kind of business	Establishments (number)	Sales (\$1,000)	Percent of sales accounted for by kind of business ¹	Coverage in percents
2930	Recyclable paper and paperboard—Con.				
422	Wholesale trade, nondurable goods	176	44 264	.8	X
4221	Paper & paper product whse	26	6 929	.1	X
42213	Industrial & personal service paper whse	23	6 279	.1	X
422130	Industrial & personal service paper whse	23	6 279	.1	X
4223	Apparel, piece goods, & notions whse	7	686	Z	X
4224	Grocery & related products whse	12	3 684	.1	X
42249	Other grocery & related products whse	12	3 684	.1	X
422490	Other grocery & related products whse	12	3 684	.1	X
4224906	Other grocery specialties whse	9	3 566	.1	X
4226	Chemical & allied products whse	32	8 126	.2	X
42261	Plastics materials & basic forms & shapes whse	21	7 217	.1	X
422610	Plastics materials & basic forms & shapes whse	21	7 217	.1	X
42269	Other chemical & allied products whse	11	909	Z	X
422690	Other chemical & allied products whse	11	909	Z	X
4226902	Other chemical & allied products whse	11	909	Z	X
4229	Miscellaneous nondurable goods whse	97	16 801	.3	X
42291	Farm supplies whse	12	2 952	.1	X
422910	Farm supplies whse	12	2 952	.1	X
4229102	Farm supplies—whse distributors	12	2 952	.1	X
42299	Other miscellaneous nondurable goods whse	81	12 886	.2	X
422990	Other miscellaneous nondurable goods whse	81	12 886	.2	X
4229901	Art goods whse	8	1 093	Z	X
4229902	General merchandise (nondurable goods) whse	58	11 263	.2	X
4229903	Textile bags, bagging, & burlap whse	9	419	Z	X
4229904	Other nondurable goods whse	6	111	Z	X
2940	Recyclable materials, except metal	2 564	2 752 486	100.0	69.9
421	Wholesale trade, durable goods	2 518	2 703 548	98.2	67.9
4211	Motor vehicle & motor vehicle parts & supplies whse	8	313	Z	71.3
42114	Motor vehicle parts, (used) whse	8	313	Z	59.6
421140	Motor vehicle parts, (used) whse	8	313	Z	59.6
4215	Metal & mineral (except petroleum) whse	32	7 298	.3	52.3
42151	Metal service centers & offices	32	7 298	.3	52.0
421510	Metal service centers & offices	32	7 298	.3	52.0
4215101	Ferrous metal service centers & sales offices	6	1 941	.1	X
42151011	Ferrous metal service centers	6	1 941	.1	X
4215102	Nonferrous metal service centers & sales offices	26	5 357	.2	78.4
42151021	Nonferrous metal service centers	12	1 852	.1	79.2
42151022	Nonferrous metal sales offices	14	3 505	.1	71.8
4218	Machinery, equipment, & supplies whse	29	12 273	.4	8.5
42183	Industrial machinery & equipment whse	18	5 085	.2	2.1
421830	Industrial machinery & equipment whse	18	5 085	.2	2.1
4218303	General-purpose industrial machinery & equipment whse	7	676	Z	9.0
42184	Industrial supplies whse	8	6 087	.2	X
421840	Industrial supplies whse	8	6 087	.2	X
4219	Miscellaneous durable goods whse	2 441	2 681 837	97.4	65.6
42193	Recyclable material whse	2 426	2 681 606	97.4	67.9
421930	Recyclable material whse	2 426	2 681 606	97.4	67.9
4219301	Iron & steel scrap processors & dealers	93	6 719	.2	71.3
42193011	Iron & steel scrap processors (using power processing equipment)	72	6 139	.2	X
42193012	Iron & steel scrap processors (not using power processing equip)	21	580	Z	67.6
4219302	Recyclable paper & paperboard whse	418	96 139	3.5	79.1
4219303	Other recyclable material whse	1 915	2 578 748	93.7	64.6
42199	Other miscellaneous durable goods whse	15	231	Z	X
421990	Other miscellaneous durable goods whse	15	231	Z	X
4219903	General merchandise (durable goods) whse	15	231	Z	X
422	Wholesale trade, nondurable goods	46	48 938	1.8	59.5
4221	Paper & paper product whse	12	1 365	.1	34.8
42213	Industrial & personal service paper whse	10	1 154	Z	59.0
422130	Industrial & personal service paper whse	10	1 154	Z	59.0
4223	Apparel, piece goods, & notions whse	10	26 230	1.0	68.9
42231	Piece goods, notions, & other dry goods whse	8	25 861	.9	X
422310	Piece goods, notions, & other dry goods whse	8	25 861	.9	X
4223101	Piece goods—jobbers	8	25 861	.9	X
4226	Chemical & allied products whse	10	10 726	.4	X
42269	Other chemical & allied products whse	7	7 593	.3	X
422690	Other chemical & allied products whse	7	7 593	.3	X
4226902	Other chemical & allied products whse	7	7 593	.3	X
4229	Miscellaneous nondurable goods whse	12	10 571	.4	X
42299	Other miscellaneous nondurable goods whse	10	7 366	.3	X
422990	Other miscellaneous nondurable goods whse	10	7 366	.3	X
3000	Jewelry, diamonds, gem stones, and watches	7 913	21 326 826	100.0	63.7

See footnotes at end of table.

Table 4. Merchant Wholesalers by Broad Commodity Line and Kind of Business: 1997—Con.

[Includes only establishments with payroll. For meaning of abbreviations and symbols, see introductory text. For explanation of terms, see Appendix A]

CL code and NAICS code	Commodity line and kind of business	Establishments (number)	Sales (\$1,000)	Percent of sales accounted for by kind of business ¹	Coverage in percents
3000	Jewelry, diamonds, gem stones, and watches—Con.				
421	Wholesale trade, durable goods	7 193	20 825 761	97.7	63.0
4211	Motor vehicle & motor vehicle parts & supplies whsle	6	13 251	.1	X
42111	Automobile & other motor vehicle whsle	6	13 251	.1	X
421110	Automobile & other motor vehicle whsle	6	13 251	.1	X
4211101	Automobile & motorcycle whsle	6	13 251	.1	X
4212	Furniture & home furnishings whsle	62	19 369	.1	.8
42121	Furniture whsle	6	6 098	Z	X
421210	Furniture whsle	6	6 098	Z	X
4212101	Household & lawn furniture whsle	6	6 098	Z	X
42122	Home furnishings whsle	56	13 271	.1	1.0
421220	Home furnishings whsle	56	13 271	.1	1.0
4212201	Household china, glassware, & crockery whsle	35	7 733	Z	X
4212204	Other home furnishings whsle	16	4 623	Z	X
4213	Lumber & other construction materials whsle	6	1 259	Z	27.5
4214	Professional & commercial equipment & supplies whsle	29	16 347	.1	34.8
42142	Office equipment whsle	10	9 856	Z	57.3
421420	Office equipment whsle	10	9 856	Z	57.3
42146	Ophthalmic goods whsle	9	5 491	Z	X
421460	Ophthalmic goods whsle	9	5 491	Z	X
4215	Metal & mineral (except petroleum) whsle	32	31 891	.2	73.2
42151	Metal service centers & offices	19	3 059	Z	68.2
421510	Metal service centers & offices	19	3 059	Z	68.2
4215102	Nonferrous metal service centers & sales offices	19	3 059	Z	68.0
42151021	Nonferrous metal service centers	11	2 412	Z	78.7
42151022	Nonferrous metal sales offices	8	647	Z	9.7
42152	Coal & other mineral & ore whsle	13	28 832	.1	X
421520	Coal & other mineral & ore whsle	13	28 832	.1	X
4215202	Other mineral & ore whsle	13	28 832	.1	X
4216	Electrical goods whsle	41	60 365	.3	37.6
42161	Electrical apparatus & equip, wiring supp, & const material whsle	8	7 489	Z	11.6
421610	Electrical apparatus & equip, wiring supp, & const material whsle	8	7 489	Z	11.6
42162	Electrical appliance, television & radio set whsle	25	46 216	.2	43.7
421620	Electrical appliance, television & radio set whsle	25	46 216	.2	43.7
42169	Other electronic parts & equipment whsle	8	6 660	Z	28.4
421690	Other electronic parts & equipment whsle	8	6 660	Z	28.4
4216902	Electronic parts (excluding communications equipment) whsle	8	6 660	Z	28.3
4219	Miscellaneous durable goods whsle	7 008	20 681 341	97.0	61.3
42191	Sporting & recreational goods & supplies whsle	43	4 306	Z	13.3
421910	Sporting & recreational goods & supplies whsle	43	4 306	Z	13.3
42192	Toy & hobby goods & supplies whsle	50	11 569	.1	1.7
421920	Toy & hobby goods & supplies whsle	50	11 569	.1	1.7
42194	Jewelry/watch/silverware/precious stone, & precious metal whsle	6 803	20 632 348	96.7	67.1
421940	Jewelry/watch/silverware/precious stone, & precious metal whsle	6 803	20 632 348	96.7	67.1
4219401	Jewelry, watch, diamonds, precious stone, & silverware whsle	6 641	20 580 282	96.5	63.8
4219402	Precious metal (excluding ores) whsle	162	52 066	.2	X
42199	Other miscellaneous durable goods whsle	110	32 499	.2	.7
421990	Other miscellaneous durable goods whsle	110	32 499	.2	.7
4219903	General merchandise (durable goods) whsle	57	2 805	Z	X
4219904	Prerecorded media whsle	12	572	Z	X
42199041	Compact discs/prerecorded audio tapes, & phonograph records whsle	6	130	Z	X
42199042	Prerecorded video tapes whsle	6	442	Z	X
4219906	Other durable goods whsle	36	28 612	.1	.7
422	Wholesale trade, nondurable goods	720	501 065	2.3	60.5
4221	Paper & paper product whsle	11	10 662	.1	X
42212	Stationery & office supplies whsle	11	10 662	.1	X
422120	Stationery & office supplies whsle	11	10 662	.1	X
4222	Drugs, & druggists' sundries whsle	27	13 980	.1	19.6
42221	Drugs, & druggists' sundries whsle	27	13 980	.1	19.6
422210	Drugs, & druggists' sundries whsle	27	13 980	.1	19.6
4222101	General-line drugs whsle	21	12 271	.1	21.9
4222102	Specialty-line drug, pharmaceutical, cosmetic, & toiletries whsle	6	1 709	Z	X
4223	Apparel, piece goods, & notions whsle	203	36 584	.2	5.2
42231	Piece goods, notions, & other dry goods whsle	18	4 895	Z	X
422310	Piece goods, notions, & other dry goods whsle	18	4 895	Z	X
4223101	Piece goods—jobbers	6	431	Z	X
4223102	Notions & other dry goods whsle	12	4 464	Z	X
42232	Men's & boys' clothing & furnishings whsle	83	11 956	.1	6.3
422320	Men's & boys' clothing & furnishings whsle	83	11 956	.1	6.3
42233	Women's, children's, & infants' clothing & accessories whsle	97	19 660	.1	2.3
422330	Women's, children's, & infants' clothing & accessories whsle	97	19 660	.1	2.3
4224	Grocery & related products whsle	18	935	Z	X
42249	Other grocery & related products whsle	15	661	Z	X
422490	Other grocery & related products whsle	15	661	Z	X
4224906	Other grocery specialties whsle	13	566	Z	X
4226	Chemical & allied products whsle	9	3 361	Z	X
42269	Other chemical & allied products whsle	6	2 939	Z	X
422690	Other chemical & allied products whsle	6	2 939	Z	X
4226902	Other chemical & allied products whsle	6	2 939	Z	X
4229	Miscellaneous nondurable goods whsle	448	67 529	.3	7.0
42292	Book, periodical, & newspaper whsle	8	5 098	Z	X
422920	Book, periodical, & newspaper whsle	8	5 098	Z	X
42299	Other miscellaneous nondurable goods whsle	435	61 621	.3	8.5
422990	Other miscellaneous nondurable goods whsle	435	61 621	.3	8.5
4229901	Art goods whsle	124	24 529	.1	19.0
4229902	General merchandise (nondurable goods) whsle	252	22 769	.1	X
4229904	Other nondurable goods whsle	54	8 979	Z	17.4

See footnotes at end of table.

Table 4. Merchant Wholesalers by Broad Commodity Line and Kind of Business: 1997—Con.

[Includes only establishments with payroll. For meaning of abbreviations and symbols, see introductory text. For explanation of terms, see Appendix A]

CL code and NAICS code	Commodity line and kind of business	Establishments (number)	Sales (\$1,000)	Percent of sales accounted for by kind of business ¹	Coverage in percents
3030	Precious metals—gold, silver, and platinum including precious metal coins . . .	884	9 089 318	100.0	X
421	Wholesale trade, durable goods	873	9 068 554	99.8	X
4215	Metal & mineral (except petroleum) whsle	36	170 976	1.9	X
42151	Metal service centers & offices	36	170 976	1.9	X
421510	Metal service centers & offices	36	170 976	1.9	X
4215101	Ferrous metal service centers & sales offices	10	116 379	1.3	X
42151011	Ferrous metal service centers	8	114 938	1.3	X
4215102	Nonferrous metal service centers & sales offices	26	54 597	.6	X
42151021	Nonferrous metal service centers	15	53 714	.6	X
42151022	Nonferrous metal sales offices	11	883	Z	X
4219	Miscellaneous durable goods whsle	835	8 893 303	97.8	X
42192	Toy & hobby goods & supplies whsle	7	586	Z	X
421920	Toy & hobby goods & supplies whsle	7	586	Z	X
42193	Recyclable material whsle	6	4 953	.1	X
421930	Recyclable material whsle	6	4 953	.1	X
4219303	Other recyclable material whsle	6	4 953	.1	X
42194	Jewelry/watch/silverware/precious stone, & precious metal whsle	794	8 670 231	95.4	X
421940	Jewelry/watch/silverware/precious stone, & precious metal whsle	794	8 670 231	95.4	X
4219401	Jewelry, watch, diamonds, precious stone, & silverware whsle	252	97 266	1.1	X
4219402	Precious metal (excluding ores) whsle	542	8 572 965	94.3	X
42199	Other miscellaneous durable goods whsle	28	217 533	2.4	X
421990	Other miscellaneous durable goods whsle	28	217 533	2.4	X
4219903	General merchandise (durable goods) whsle	28	217 533	2.4	X
422	Wholesale trade, nondurable goods	11	20 764	.2	X
4229	Miscellaneous nondurable goods whsle	9	20 238	.2	X
42299	Other miscellaneous nondurable goods whsle	9	20 238	.2	X
422990	Other miscellaneous nondurable goods whsle	9	20 238	.2	X
3100	Musical instruments and supplies	571	2 149 771	100.0	X
421	Wholesale trade, durable goods	543	2 138 886	99.5	X
4213	Lumber & other construction materials whsle	7	1 798	.1	X
42131	Lumber, plywood, millwork, & wood panel whsle	7	1 798	.1	X
421310	Lumber, plywood, millwork, & wood panel whsle	7	1 798	.1	X
4214	Professional & commercial equipment & supplies whsle	18	4 739	.2	X
42142	Office equipment whsle	16	4 729	.2	X
421420	Office equipment whsle	16	4 729	.2	X
4216	Electrical goods whsle	8	3 219	.2	X
42169	Other electronic parts & equipment whsle	6	182	Z	X
421690	Other electronic parts & equipment whsle	6	182	Z	X
4216902	Electronic parts (excluding communications equipment) whsle	6	182	Z	X
4219	Miscellaneous durable goods whsle	507	2 129 111	99.0	X
42199	Other miscellaneous durable goods whsle	505	2 129 077	99.0	X
421990	Other miscellaneous durable goods whsle	505	2 129 077	99.0	X
4219901	Musical instruments & supplies whsle	444	2 124 042	98.8	X
4219903	General merchandise (durable goods) whsle	46	729	Z	X
4219904	Prerecorded media whsle	8	951	Z	X
42199041	Compact discs/prerecorded audio tapes, & phonograph records whsle	8	951	Z	X
4219906	Other durable goods whsle	7	3 355	.2	X
422	Wholesale trade, nondurable goods	28	10 885	.5	X
4229	Miscellaneous nondurable goods whsle	28	10 885	.5	X
42299	Other miscellaneous nondurable goods whsle	26	10 862	.5	X
422990	Other miscellaneous nondurable goods whsle	26	10 862	.5	X
4229902	General merchandise (nondurable goods) whsle	9	1 041	Z	X
4229904	Other nondurable goods whsle	16	9 741	.5	X
3120	Forest products, except lumber (including cordwood, hewn posts, poles, and ties)	2 415	10 767 409	100.0	X
421	Wholesale trade, durable goods	2 314	10 656 305	99.0	X
4213	Lumber & other construction materials whsle	299	248 291	2.3	X
42131	Lumber, plywood, millwork, & wood panel whsle	246	221 013	2.1	X
421310	Lumber, plywood, millwork, & wood panel whsle	246	221 013	2.1	X
4213101	Lumber without yard whsle	94	65 836	.6	X
4213102	Lumber with yard whsle	81	93 342	.9	X
4213103	Plywood, veneer, millwork, & wood panel whsle	71	61 835	.6	X
42132	Brick, stone, & related construction materials whsle	10	1 439	Z	X
421320	Brick, stone, & related construction materials whsle	10	1 439	Z	X
4213202	Sand, gravel, & stone whsle	6	1 162	Z	X
42133	Roofing, siding, & insulation material whsle	30	19 509	.2	X
421330	Roofing, siding, & insulation material whsle	30	19 509	.2	X
4213301	Roofing, siding, & insulation material whsle	30	19 509	.2	X
42139	Other construction materials whsle	13	6 330	.1	X
421390	Other construction materials whsle	13	6 330	.1	X
4213902	Other construction materials whsle	9	6 088	.1	X
4215	Metal & mineral (except petroleum) whsle	21	7 811	.1	X
42151	Metal service centers & offices	16	6 740	.1	X
421510	Metal service centers & offices	16	6 740	.1	X
4215101	Ferrous metal service centers & sales offices	13	6 689	.1	X
42151011	Ferrous metal service centers	13	6 689	.1	X
4217	Hardware, & plumbing & heating equipment & supplies whsle	10	6 220	.1	X
42171	Hardware whsle	10	6 220	.1	X
421710	Hardware whsle	10	6 220	.1	X
4218	Machinery, equipment, & supplies whsle	23	5 538	.1	X
42182	Farm & garden machinery & equipment whsle	15	2 978	Z	X
421820	Farm & garden machinery & equipment whsle	15	2 978	Z	X
4218202	Farm machinery & equipment—whsle distributors	14	2 962	Z	X

See footnotes at end of table.

Table 4. Merchant Wholesalers by Broad Commodity Line and Kind of Business: 1997—Con.

[Includes only establishments with payroll. For meaning of abbreviations and symbols, see introductory text. For explanation of terms, see Appendix A]

CL code and NAICS code	Commodity line and kind of business	Establishments (number)	Sales (\$1,000)	Percent of sales accounted for by kind of business ¹	Coverage in percents
3120	Forest products, except lumber (including cordwood, hewn posts, poles, and ties)—Con.				
421	Wholesale trade, durable goods—Con.				
4219	Miscellaneous durable goods whsle	1 960	10 388 182	96.5	X
42199	Other miscellaneous durable goods whsle	1 960	10 388 182	96.5	X
421990	Other miscellaneous durable goods whsle	1 960	10 388 182	96.5	X
4219902	Forest products (except lumber) whsle	1 844	10 048 620	93.3	X
4219903	General merchandise (durable goods) whsle	69	327 105	3.0	X
4219906	Other durable goods whsle	47	12 457	.1	X
422	Wholesale trade, nondurable goods	101	111 104	1.0	X
4226	Chemical & allied products whsle	55	36 890	.3	X
42261	Plastics materials & basic forms & shapes whsle	39	20 721	.2	X
422610	Plastics materials & basic forms & shapes whsle	39	20 721	.2	X
42269	Other chemical & allied products whsle	16	16 159	.2	X
422690	Other chemical & allied products whsle	16	16 159	.2	X
4226902	Other chemical & allied products whsle	16	16 159	.2	X
4229	Miscellaneous nondurable goods whsle	37	64 790	.6	X
42291	Farm supplies whsle	11	8 453	.1	X
422910	Farm supplies whsle	11	8 453	.1	X
4229102	Farm supplies—whsle distributors	11	8 453	.1	X
42299	Other miscellaneous nondurable goods whsle	25	55 783	.5	X
422990	Other miscellaneous nondurable goods whsle	25	55 783	.5	X
4229902	General merchandise (nondurable goods) whsle	8	55 467	.5	X
4229904	Other nondurable goods whsle	17	316	.2	X
3130	Compact discs, prerecorded audio tapes, and phonograph records	1 921	7 891 123	100.0	X
421	Wholesale trade, durable goods	1 598	7 787 561	98.7	X
4212	Furniture & home furnishings whsle	8	1 837	Z	X
42122	Home furnishings whsle	8	1 837	Z	X
421220	Home furnishings whsle	8	1 837	Z	X
4214	Professional & commercial equipment & supplies whsle	18	58 215	.7	X
42143	Computer & computer peripheral equipment & software whsle	8	55 582	.7	X
421430	Computer & computer peripheral equipment & software whsle	8	55 582	.7	X
4214302	Computer software (packaged) whsle	8	55 582	.7	X
4216	Electrical goods whsle	105	50 795	.6	X
42161	Electrical apparatus & equip, wiring supp, & const material whsle	7	871	Z	X
421610	Electrical apparatus & equip, wiring supp, & const material whsle	7	871	Z	X
42162	Electrical appliance, television & radio set whsle	55	17 364	.2	X
421620	Electrical appliance, television & radio set whsle	55	17 364	.2	X
42169	Other electronic parts & equipment whsle	43	32 560	.4	X
421690	Other electronic parts & equipment whsle	43	32 560	.4	X
4216901	Communications equipment & supplies whsle	8	2 376	Z	X
4216902	Electronic parts (excluding communications equipment) whsle	35	30 184	.4	X
4219	Miscellaneous durable goods whsle	1 460	7 674 287	97.3	X
42192	Toy & hobby goods & supplies whsle	12	6 502	.1	X
421920	Toy & hobby goods & supplies whsle	12	6 502	.1	X
42199	Other miscellaneous durable goods whsle	1 443	7 665 781	97.1	X
421990	Other miscellaneous durable goods whsle	1 443	7 665 781	97.1	X
4219901	Musical instruments & supplies whsle	8	302	Z	X
4219903	General merchandise (durable goods) whsle	109	3 606	Z	X
4219904	Prerecorded media whsle	1 297	7 606 933	96.4	X
42199041	Compact discs/prerecorded audio tapes, & phonograph records whsle	1 215	7 371 738	93.4	X
42199042	Prerecorded video tapes whsle	82	235 195	3.0	X
4219906	Other durable goods whsle	26	15 953	.2	X
422	Wholesale trade, nondurable goods	323	103 562	1.3	X
4222	Drugs, & druggists' sundries whsle	14	1 310	Z	X
42221	Drugs, & druggists' sundries whsle	14	1 310	Z	X
422210	Drugs, & druggists' sundries whsle	14	1 310	Z	X
4222101	General-line drugs whsle	14	1 310	Z	X
4223	Apparel, piece goods, & notions whsle	7	426	Z	X
4224	Grocery & related products whsle	7	1 076	Z	X
4229	Miscellaneous nondurable goods whsle	290	99 871	1.3	X
42291	Farm supplies whsle	6	1 782	Z	X
422910	Farm supplies whsle	6	1 782	Z	X
4229102	Farm supplies—whsle distributors	6	1 782	Z	X
42292	Book, periodical, & newspaper whsle	207	96 426	1.2	X
422920	Book, periodical, & newspaper whsle	207	96 426	1.2	X
42299	Other miscellaneous nondurable goods whsle	77	1 663	Z	X
422990	Other miscellaneous nondurable goods whsle	77	1 663	Z	X
4229901	Art goods whsle	15	1 013	Z	X
4229902	General merchandise (nondurable goods) whsle	62	650	Z	X

See footnotes at end of table.

Table 4. Merchant Wholesalers by Broad Commodity Line and Kind of Business: 1997—Con.

[Includes only establishments with payroll. For meaning of abbreviations and symbols, see introductory text. For explanation of terms, see Appendix A]

CL code and NAICS code	Commodity line and kind of business	Establishments (number)	Sales (\$1,000)	Percent of sales accounted for by kind of business ¹	Coverage in percents
3140	Prerecorded video tapes	3 730	8 113 183	100.0	X
421	Wholesale trade, durable goods	3 407	7 919 664	97.6	X
4212	Furniture & home furnishings whsle	13	618	Z	X
42122	Home furnishings whsle	10	472	Z	X
421220	Home furnishings whsle	10	472	Z	X
4212201	Household china, glassware, & crockery whsle	8	166	Z	X
4214	Professional & commercial equipment & supplies whsle	9	630	Z	X
4216	Electrical goods whsle	95	30 689	.4	X
42161	Electrical apparatus & equip, wiring supp, & const material whsle	11	1 791	Z	X
421610	Electrical apparatus & equip, wiring supp, & const material whsle	11	1 791	Z	X
42162	Electrical appliance, television & radio set whsle	41	20 224	.2	X
421620	Electrical appliance, television & radio set whsle	41	20 224	.2	X
42169	Other electronic parts & equipment whsle	43	8 674	.1	X
421690	Other electronic parts & equipment whsle	43	8 674	.1	X
4216901	Communications equipment & supplies whsle	16	3 980	Z	X
4216902	Electronic parts (excluding communications equipment) whsle	27	4 694	.1	X
4219	Miscellaneous durable goods whsle	3 280	7 887 298	97.2	X
42191	Sporting & recreational goods & supplies whsle	18	1 259	Z	X
421910	Sporting & recreational goods & supplies whsle	18	1 259	Z	X
42192	Toy & hobby goods & supplies whsle	14	458	Z	X
421920	Toy & hobby goods & supplies whsle	14	458	Z	X
42199	Other miscellaneous durable goods whsle	3 244	7 884 065	97.2	X
421990	Other miscellaneous durable goods whsle	3 244	7 884 065	97.2	X
4219901	Musical instruments & supplies whsle	8	528	Z	X
4219903	General merchandise (durable goods) whsle	86	3 493	Z	X
4219904	Prerecorded media whsle	890	7 872 189	97.0	X
42199041	Compact discs/prerecorded audio tapes, & phonograph records whsle	253	1 007 437	12.4	X
42199042	Prerecorded video tapes whsle	637	6 864 752	84.6	X
4219906	Other durable goods whsle	2 260	7 855	.1	X
422	Wholesale trade, nondurable goods	323	193 519	2.4	X
4221	Paper & paper product whsle	8	1 281	Z	X
4222	Drugs, & druggists' sundries whsle	7	742	Z	X
42221	Drugs, & druggists' sundries whsle	7	742	Z	X
422210	Drugs, & druggists' sundries whsle	7	742	Z	X
4222101	General-line drugs whsle	7	742	Z	X
4223	Apparel, piece goods, & notions whsle	7	12 511	.2	X
4224	Grocery & related products whsle	10	1 810	Z	X
42249	Other grocery & related products whsle	7	1 035	Z	X
422490	Other grocery & related products whsle	7	1 035	Z	X
4224906	Other grocery specialties whsle	6	948	Z	X
4229	Miscellaneous nondurable goods whsle	287	177 148	2.2	X
42292	Book, periodical, & newspaper whsle	176	172 060	2.1	X
422920	Book, periodical, & newspaper whsle	176	172 060	2.1	X
42299	Other miscellaneous nondurable goods whsle	110	5 087	.1	X
422990	Other miscellaneous nondurable goods whsle	110	5 087	.1	X
4229901	Art goods whsle	35	2 732	Z	X
4229902	General merchandise (nondurable goods) whsle	54	1 509	Z	X
4229904	Other nondurable goods whsle	21	846	Z	X
3150	Other durable goods	2 565	4 219 206	100.0	63.7
421	Wholesale trade, durable goods	2 434	4 194 766	99.4	68.8
4211	Motor vehicle & motor vehicle parts & supplies whsle	8	5 855	.1	5.9
42112	Motor vehicle supplies & new parts whsle	8	5 855	.1	5.2
421120	Motor vehicle supplies & new parts whsle	8	5 855	.1	5.2
4211202	Motor vehicle supplies & new parts—jobbers	6	3 876	.1	8.1
4212	Furniture & home furnishings whsle	8	5 094	.1	X
42122	Home furnishings whsle	8	5 094	.1	X
421220	Home furnishings whsle	8	5 094	.1	X
4212204	Other home furnishings whsle	7	5 040	.1	X
4213	Lumber & other construction materials whsle	8	7 400	.2	53.2
42131	Lumber, plywood, millwork, & wood panel whsle	8	7 400	.2	59.8
421310	Lumber, plywood, millwork, & wood panel whsle	8	7 400	.2	59.8
4214	Professional & commercial equipment & supplies whsle	24	7 364	.2	68.1
42144	Other commercial equipment whsle	20	6 177	.1	62.0
421440	Other commercial equipment whsle	20	6 177	.1	62.0
4214402	Store machines & equipment whsle	20	6 177	.1	55.8
4215	Metal & mineral (except petroleum) whsle	7	7 942	.2	X
42151	Metal service centers & offices	7	7 942	.2	X
421510	Metal service centers & offices	7	7 942	.2	X
4216	Electrical goods whsle	8	1 550	Z	X
4218	Machinery, equipment, & supplies whsle	16	7 690	.2	74.9
4219	Miscellaneous durable goods whsle	2 353	4 151 667	98.4	67.2
42192	Toy & hobby goods & supplies whsle	7	716	Z	X
421920	Toy & hobby goods & supplies whsle	7	716	Z	X
42194	Jewelry/watch/silverware/precious stone, & precious metal whsle	6	718	Z	X
421940	Jewelry/watch/silverware/precious stone, & precious metal whsle	6	718	Z	X
4219401	Jewelry, watch, diamonds, precious stone, & silverware whsle	6	718	Z	X
42199	Other miscellaneous durable goods whsle	2 335	4 149 025	98.3	58.8
421990	Other miscellaneous durable goods whsle	2 335	4 149 025	98.3	58.8
4219901	Musical instruments & supplies whsle	6	815	Z	X
4219903	General merchandise (durable goods) whsle	52	1 370	Z	21.1
4219904	Prerecorded media whsle	12	15 295	.4	X
42199041	Compact discs/prerecorded audio tapes, & phonograph records whsle	9	1 143	Z	X
4219906	Other durable goods whsle	2 260	4 116 816	97.6	47.6

See footnotes at end of table.

Table 4. Merchant Wholesalers by Broad Commodity Line and Kind of Business: 1997—Con.

[Includes only establishments with payroll. For meaning of abbreviations and symbols, see introductory text. For explanation of terms, see Appendix A]

CL code and NAICS code	Commodity line and kind of business	Establishments (number)	Sales (\$1,000)	Percent of sales accounted for by kind of business ¹	Coverage in percents
3150	Other durable goods—Con.				
422	Wholesale trade, nondurable goods	131	24 440	.6	13.3
4221	Paper & paper product whsle	9	6 333	.2	54.9
42212	Stationery & office supplies whsle	7	1 387	Z	15.2
422120	Stationery & office supplies whsle	7	1 387	Z	15.2
4223	Apparel, piece goods, & notions whsle	20	3 102	.1	58.2
42232	Men's & boys' clothing & furnishings whsle	13	1 824	Z	49.6
422320	Men's & boys' clothing & furnishings whsle	13	1 824	Z	49.6
4226	Chemical & allied products whsle	18	1 213	Z	1.9
42269	Other chemical & allied products whsle	18	1 213	Z	1.9
422690	Other chemical & allied products whsle	18	1 213	Z	1.9
4226902	Other chemical & allied products whsle	18	1 213	Z	1.9
4229	Miscellaneous nondurable goods whsle	74	9 127	.2	6.5
42292	Book, periodical, & newspaper whsle	6	531	Z	X
422920	Book, periodical, & newspaper whsle	6	531	Z	X
42299	Other miscellaneous nondurable goods whsle	61	7 977	.2	4.5
422990	Other miscellaneous nondurable goods whsle	61	7 977	.2	4.5
4229902	General merchandise (nondurable goods) whsle	58	7 868	.2	4.9
3160	Fire extinguishers and fire safety equipment	1 044	857 096	100.0	X
421	Wholesale trade, durable goods	1 030	848 698	99.0	X
4216	Electrical goods whsle	7	5 270	.6	X
4217	Hardware, & plumbing & heating equipment & supplies whsle	6	6 022	.7	X
4218	Machinery, equipment, & supplies whsle	14	6 788	.8	X
42185	Service establishment equipment & supplies whsle	8	520	.1	X
421850	Service establishment equipment & supplies whsle	8	520	.1	X
4218504	Other service establishment equipment & supplies whsle	8	D	D	X
4219	Miscellaneous durable goods whsle	993	829 590	96.8	X
42199	Other miscellaneous durable goods whsle	993	829 590	96.8	X
421990	Other miscellaneous durable goods whsle	993	829 590	96.8	X
4219903	General merchandise (durable goods) whsle	54	1 073	.1	X
4219905	Fire extinguishers & fire safety equipment whsle	923	827 661	96.6	X
4219906	Other durable goods whsle	15	722	.1	X
422	Wholesale trade, nondurable goods	14	8 398	1.0	X
4229	Miscellaneous nondurable goods whsle	6	5 540	.6	X
3200	Printing and writing paper	5 595	18 611 759	100.0	58.0
421	Wholesale trade, durable goods	1 575	363 892	2.0	12.5
4212	Furniture & home furnishings whsle	68	14 937	.1	15.6
42121	Furniture whsle	48	7 589	Z	25.6
421210	Furniture whsle	48	7 589	Z	25.6
4212102	Office & business furniture whsle	48	7 589	Z	26.1
42122	Home furnishings whsle	20	7 348	Z	X
421220	Home furnishings whsle	20	7 348	Z	X
4212204	Other home furnishings whsle	12	5 267	Z	X
4214	Professional & commercial equipment & supplies whsle	1 143	167 957	.9	2.1
42141	Photographic equipment & supplies whsle	20	3 181	Z	15.2
421410	Photographic equipment & supplies whsle	20	3 181	Z	15.2
42142	Office equipment whsle	807	93 182	.5	1.2
421420	Office equipment whsle	807	93 182	.5	1.2
42143	Computer & computer peripheral equipment & software whsle	294	67 336	.4	3.2
421430	Computer & computer peripheral equipment & software whsle	294	67 336	.4	3.2
4214301	Computer & peripheral equipment whsle	268	64 638	.3	3.3
42143011	Computers & peripheral equipment for resale	89	34 037	.2	X
42143012	Computers & peripheral equipment for end use	179	30 601	.2	4.3
4214302	Computer software (packaged) whsle	26	2 698	Z	X
42144	Other commercial equipment whsle	22	4 258	Z	25.0
421440	Other commercial equipment whsle	22	4 258	Z	25.0
4214401	Restaurant & hotel equipment & supplies whsle	6	1 671	Z	X
4214402	Store machines & equipment whsle	16	2 587	Z	X
4216	Electrical goods whsle	35	2 572	Z	X
42169	Other electronic parts & equipment whsle	27	2 319	Z	X
421690	Other electronic parts & equipment whsle	27	2 319	Z	X
4216901	Communications equipment & supplies whsle	9	121	Z	X
4216902	Electronic parts (excluding communications equipment) whsle	18	2 198	Z	X
4218	Machinery, equipment, & supplies whsle	93	22 295	.1	49.6
42183	Industrial machinery & equipment whsle	14	3 355	Z	39.7
421830	Industrial machinery & equipment whsle	14	3 355	Z	39.7
4218303	General-purpose industrial machinery & equipment whsle	9	2 217	Z	1.8
42184	Industrial supplies whsle	21	13 966	.1	61.6
421840	Industrial supplies whsle	21	13 966	.1	61.6
4218406	Other industrial supplies whsle	16	10 957	.1	62.0
42185	Service establishment equipment & supplies whsle	58	4 974	Z	33.1
421850	Service establishment equipment & supplies whsle	58	4 974	Z	33.1
4218502	Custodial, janitors' equipment & supplies whsle	49	4 195	Z	X
4219	Miscellaneous durable goods whsle	225	152 755	.8	51.3
42199	Other miscellaneous durable goods whsle	216	151 257	.8	45.6
421990	Other miscellaneous durable goods whsle	216	151 257	.8	45.6
4219903	General merchandise (durable goods) whsle	194	3 452	Z	19.8
4219904	Prerecorded media whsle	7	2 889	Z	X
42199041	Compact discs/prerecorded audio tapes, & phonograph records whsle	7	2 889	Z	X
4219906	Other durable goods whsle	7	413	Z	X

See footnotes at end of table.

Table 4. Merchant Wholesalers by Broad Commodity Line and Kind of Business: 1997—Con.

[Includes only establishments with payroll. For meaning of abbreviations and symbols, see introductory text. For explanation of terms, see Appendix A]

CL code and NAICS code	Commodity line and kind of business	Establishments (number)	Sales (\$1,000)	Percent of sales accounted for by kind of business ¹	Coverage in percents
3200	Printing and writing paper—Con.				
422	Wholesale trade, nondurable goods	4 020	18 247 867	98.0	65.4
4221	Paper & paper product whsle	3 413	18 113 929	97.3	72.9
42211	Printing & writing paper whsle	1 838	16 497 448	88.6	73.5
422110	Printing & writing paper whsle	1 838	16 497 448	88.6	73.5
42212	Stationery & office supplies whsle	1 032	808 552	4.3	76.8
422120	Stationery & office supplies whsle	1 032	808 552	4.3	76.8
42213	Industrial & personal service paper whsle	543	807 929	4.3	70.2
422130	Industrial & personal service paper whsle	543	807 929	4.3	70.2
4222	Drugs, & druggists' sundries whsle	6	317	Z	X
42221	Drugs, & druggists' sundries whsle	6	317	Z	X
422210	Drugs, & druggists' sundries whsle	6	317	Z	X
4222101	General-line drugs whsle	6	317	Z	X
4223	Apparel, piece goods, & notions whsle	6	320	Z	X
4224	Grocery & related products whsle	16	16 774	.1	74.7
42249	Other grocery & related products whsle	14	16 709	.1	76.6
422490	Other grocery & related products whsle	14	16 709	.1	76.6
4224906	Other grocery specialties whsle	11	16 694	.1	82.7
4226	Chemical & allied products whsle	47	9 170	Z	37.9
42261	Plastics materials & basic forms & shapes whsle	29	6 932	Z	43.5
422610	Plastics materials & basic forms & shapes whsle	29	6 932	Z	43.5
42269	Other chemical & allied products whsle	18	2 238	Z	14.4
422690	Other chemical & allied products whsle	18	2 238	Z	14.4
4226902	Other chemical & allied products whsle	18	2 238	Z	14.6
4229	Miscellaneous nondurable goods whsle	530	106 997	.6	1.1
42292	Book, periodical, & newspaper whsle	22	1 775	Z	18.3
422920	Book, periodical, & newspaper whsle	22	1 775	Z	18.3
42299	Other miscellaneous nondurable goods whsle	508	105 222	.6	1.0
422990	Other miscellaneous nondurable goods whsle	508	105 222	.6	1.0
4229901	Art goods whsle	51	5 096	.7	
4229902	General merchandise (nondurable goods) whsle	448	99 620	.5	1.2
4229904	Other nondurable goods whsle	7	315	Z	X
3300	Stationery, office supplies and greeting cards	12 370	18 795 283	100.0	37.7
421	Wholesale trade, durable goods	3 124	1 195 327	6.4	8.0
4211	Motor vehicle & motor vehicle parts & supplies whsle	7	555	Z	X
4212	Furniture & home furnishings whsle	335	198 739	1.1	5.8
42121	Furniture whsle	246	155 721	.8	8.9
421210	Furniture whsle	246	155 721	.8	8.9
4212101	Household & lawn furniture whsle	8	3 027	Z	X
4212102	Office & business furniture whsle	238	152 694	.8	9.2
42122	Home furnishings whsle	89	43 018	.2	1.8
421220	Home furnishings whsle	89	43 018	.2	1.8
4212201	Household china, glassware, & crockery whsle	42	14 971	.1	X
4212202	Linens, domestics, draperies, & curtains whsle	11	4 241	Z	10.1
4212204	Other home furnishings whsle	36	23 806	.1	.5
4214	Professional & commercial equipment & supplies whsle	1 956	822 810	4.4	7.0
42141	Photographic equipment & supplies whsle	28	17 109	.1	17.1
421410	Photographic equipment & supplies whsle	28	17 109	.1	17.1
42142	Office equipment whsle	1 278	532 749	2.8	6.5
421420	Office equipment whsle	1 278	532 749	2.8	6.5
42143	Computer & computer peripheral equipment & software whsle	409	177 654	.9	5.9
421430	Computer & computer peripheral equipment & software whsle	409	177 654	.9	5.9
4214301	Computer & peripheral equipment whsle	377	157 664	.8	6.7
42143011	Computers & peripheral equipment for resale	72	14 840	.1	X
42143012	Computers & peripheral equipment for end use	305	142 824	.8	6.9
4214302	Computer software (packaged) whsle	32	19 990	.1	X
42144	Other commercial equipment whsle	91	38 386	.2	32.8
421440	Other commercial equipment whsle	91	38 386	.2	32.8
4214401	Restaurant & hotel equipment & supplies whsle	32	18 892	.1	X
4214402	Store machines & equipment whsle	59	19 494	.1	33.2
42145	Medical, dental, & hospital equipment & supplies whsle	48	1 532	Z	X
421450	Medical, dental, & hospital equipment & supplies whsle	48	1 532	Z	X
4214501	Surgical, medical, & hospital supplies whsle	46	1 247	Z	X
42146	Ophthalmic goods whsle	9	2 666	Z	.8
421460	Ophthalmic goods whsle	9	2 666	Z	.8
42149	Other professional equipment & supplies whsle	93	52 714	.3	2.7
421490	Other professional equipment & supplies whsle	93	52 714	.3	2.7
4214901	Religious & school supplies whsle	45	23 952	.1	4.7
4214902	Other professional equipment & supplies whsle	48	28 762	.2	X
4216	Electrical goods whsle	39	11 889	.1	2.5
42161	Electrical apparatus & equip, wiring supp, & const material whsle	11	1 868	Z	X
421610	Electrical apparatus & equip, wiring supp, & const material whsle	11	1 868	Z	X
42162	Electrical appliance, television & radio set whsle	7	4 328	Z	9.5
421620	Electrical appliance, television & radio set whsle	7	4 328	Z	9.5
42169	Other electronic parts & equipment whsle	21	5 693	Z	X
421690	Other electronic parts & equipment whsle	21	5 693	Z	X
4216901	Communications equipment & supplies whsle	10	3 259	Z	X
4216902	Electronic parts (excluding communications equipment) whsle	11	2 434	Z	X
4217	Hardware, & plumbing & heating equipment & supplies whsle	10	10 563	.1	X
42171	Hardware whsle	10	10 563	.1	X
421710	Hardware whsle	10	10 563	.1	X

See footnotes at end of table.

Table 4. Merchant Wholesalers by Broad Commodity Line and Kind of Business: 1997—Con.

[Includes only establishments with payroll. For meaning of abbreviations and symbols, see introductory text. For explanation of terms, see Appendix A]

CL code and NAICS code	Commodity line and kind of business	Establishments (number)	Sales (\$1,000)	Percent of sales accounted for by kind of business ¹	Coverage in percents
3300	Stationery, office supplies and greeting cards—Con.				
421	Wholesale trade, durable goods—Con.				
4218	Machinery, equipment, & supplies whsle	112	37 658	.2	57.2
42183	Industrial machinery & equipment whsle	22	4 259	Z	X
421830	Industrial machinery & equipment whsle	22	4 259	Z	X
4218303	General-purpose industrial machinery & equipment whsle	12	1 745	Z	X
42184	Industrial supplies whsle	49	20 441	.1	58.1
421840	Industrial supplies whsle	49	20 441	.1	58.1
4218401	General-line industrial supplies whsle	24	7 537	Z	49.6
4218404	Industrial containers & supplies whsle	9	2 720	Z	X
4218406	Other industrial supplies whsle	16	10 184	.1	67.0
42185	Service establishment equipment & supplies whsle	41	12 958	.1	67.2
421850	Service establishment equipment & supplies whsle	41	12 958	.1	67.2
4218502	Custodial, janitors' equipment & supplies whsle	38	12 696	.1	X
4219	Miscellaneous durable goods whsle	657	111 383	.6	6.4
42191	Sporting & recreational goods & supplies whsle	11	2 309	Z	X
421910	Sporting & recreational goods & supplies whsle	11	2 309	Z	X
42192	Toy & hobby goods & supplies whsle	65	39 880	.2	9.0
421920	Toy & hobby goods & supplies whsle	65	39 880	.2	9.0
42193	Recyclable material whsle	7	840	Z	6.9
421930	Recyclable material whsle	7	840	Z	6.9
4219302	Recyclable paper & paperboard whsle	7	840	Z	7.5
42194	Jewelry/watch/silverware/precious stone, & precious metal whsle	18	26 174	.1	50.3
421940	Jewelry/watch/silverware/precious stone, & precious metal whsle	18	26 174	.1	50.3
4219401	Jewelry, watch, diamonds, precious stone, & silverware whsle	18	26 174	.1	48.0
42199	Other miscellaneous durable goods whsle	556	42 180	.2	1.1
421990	Other miscellaneous durable goods whsle	556	42 180	.2	1.1
4219903	General merchandise (durable goods) whsle	471	29 643	.2	1.0
4219904	Prerecorded media whsle	8	337	Z	X
42199041	Compact discs/prerecorded audio tapes, & phonograph records whsle	6	250	Z	X
4219906	Other durable goods whsle	75	12 168	.1	1.7
422	Wholesale trade, nondurable goods	9 246	17 599 956	93.6	44.0
4221	Paper & paper product whsle	7 659	16 821 381	89.5	65.5
42211	Printing & writing paper whsle	768	1 596 685	8.5	73.8
422110	Printing & writing paper whsle	768	1 596 685	8.5	73.8
42212	Stationery & office supplies whsle	6 260	14 761 130	78.5	65.4
422120	Stationery & office supplies whsle	6 260	14 761 130	78.5	65.4
42213	Industrial & personal service paper whsle	631	463 566	2.5	71.0
422130	Industrial & personal service paper whsle	631	463 566	2.5	71.0
4222	Drugs, & druggists' sundries whsle	143	180 811	1.0	2.5
42221	Drugs, & druggists' sundries whsle	143	180 811	1.0	2.5
422210	Drugs, & druggists' sundries whsle	143	180 811	1.0	2.5
4222101	General-line drugs whsle	78	109 636	.6	4.8
4222102	Specialty-line drug, pharmaceutical, cosmetic, & toiletries whsle	65	71 175	.4	1.1
4223	Apparel, piece goods, & notions whsle	47	14 977	.1	5.5
42231	Piece goods, notions, & other dry goods whsle	26	11 813	.1	X
422310	Piece goods, notions, & other dry goods whsle	26	11 813	.1	X
4223101	Piece goods—jobbers	15	5 152	Z	X
4223102	Notions & other dry goods whsle	11	6 661	Z	X
42232	Men's & boys' clothing & furnishings whsle	17	3 052	Z	2.2
422320	Men's & boys' clothing & furnishings whsle	17	3 052	Z	2.2
4224	Grocery & related products whsle	66	20 736	.1	7.0
42245	Confectionery whsle	12	6 389	Z	48.9
422450	Confectionery whsle	12	6 389	Z	48.9
42249	Other grocery & related products whsle	47	10 995	.1	.2
422490	Other grocery & related products whsle	47	10 995	.1	.2
4224902	Bread & baked goods whsle	7	938	Z	X
4224904	Canned goods whsle	6	996	Z	X
4224906	Other grocery specialties whsle	28	7 182	Z	X
4226	Chemical & allied products whsle	49	8 469	Z	43.5
42261	Plastics materials & basic forms & shapes whsle	37	7 400	Z	40.6
422610	Plastics materials & basic forms & shapes whsle	37	7 400	Z	40.6
42269	Other chemical & allied products whsle	12	1 069	Z	57.0
422690	Other chemical & allied products whsle	12	1 069	Z	57.0
4226902	Other chemical & allied products whsle	12	1 069	Z	57.5
4229	Miscellaneous nondurable goods whsle	1 280	553 503	2.9	1.3
42291	Farm supplies whsle	7	94	Z	X
422910	Farm supplies whsle	7	94	Z	X
4229102	Farm supplies—whsle distributors	7	94	Z	X
42292	Book, periodical, & newspaper whsle	219	120 090	.6	8.6
422920	Book, periodical, & newspaper whsle	219	120 090	.6	8.6
42293	Flower, nursery stock, & florists' supplies whsle	18	1 049	Z	X
422930	Flower, nursery stock, & florists' supplies whsle	18	1 049	Z	X
42294	Tobacco & tobacco product whsle	98	87 109	.5	X
422940	Tobacco & tobacco product whsle	98	87 109	.5	X
42299	Other miscellaneous nondurable goods whsle	936	343 097	1.8	1.8
422990	Other miscellaneous nondurable goods whsle	936	343 097	1.8	1.8
4229901	Art goods whsle	166	39 938	.2	11.7
4229902	General merchandise (nondurable goods) whsle	712	287 215	1.5	1.1
4229903	Textile bags, bagging, & burlap whsle	6	2 075	Z	X
4229904	Other nondurable goods whsle	52	13 869	.1	15.3

See footnotes at end of table.

Table 4. Merchant Wholesalers by Broad Commodity Line and Kind of Business: 1997—Con.

[Includes only establishments with payroll. For meaning of abbreviations and symbols, see introductory text. For explanation of terms, see Appendix A]

CL code and NAICS code	Commodity line and kind of business	Establishments (number)	Sales (\$1,000)	Percent of sales accounted for by kind of business ¹	Coverage in percents
3400	Industrial and personal services paper and plastics	12 151	29 778 114	100.0	14.9
421	Wholesale trade, durable goods	1 849	707 829	2.4	23.6
4212	Furniture & home furnishings whsle	83	27 407	.1	32.3
42121	Furniture whsle	30	3 808	Z	42.5
421210	Furniture whsle	30	3 808	Z	42.5
4212102	Office & business furniture whsle	25	3 789	Z	44.9
42122	Home furnishings whsle	53	23 599	.1	30.3
421220	Home furnishings whsle	53	23 599	.1	30.3
4212201	Household china, glassware, & crockery whsle	12	8 304	Z	X
4212202	Linens, domestics, draperies, & curtains whsle	20	8 478	Z	22.1
4212204	Other home furnishings whsle	19	6 373	Z	45.5
4213	Lumber & other construction materials whsle	10	6 877	Z	52.5
42139	Other construction materials whsle	7	5 799	Z	34.4
421390	Other construction materials whsle	7	5 799	Z	34.4
4213902	Other construction materials whsle	7	5 799	Z	27.9
4214	Professional & commercial equipment & supplies whsle	214	86 777	.3	33.2
42141	Photographic equipment & supplies whsle	7	986	Z	X
421410	Photographic equipment & supplies whsle	7	986	Z	X
42142	Office equipment whsle	26	1 919	Z	28.9
421420	Office equipment whsle	26	1 919	Z	28.9
42143	Computer & computer peripheral equipment & software whsle	48	30 221	.1	28.7
421430	Computer & computer peripheral equipment & software whsle	48	30 221	.1	28.7
4214301	Computer & peripheral equipment whsle	42	21 734	.1	21.3
42143011	Computers & peripheral equipment for resale	19	12 420	Z	X
42143012	Computers & peripheral equipment for end use	23	9 314	Z	27.7
4214302	Computer software (packaged) whsle	6	8 487	Z	X
42144	Other commercial equipment whsle	114	49 098	.2	37.5
421440	Other commercial equipment whsle	114	49 098	.2	37.5
4214401	Restaurant & hotel equipment & supplies whsle	78	40 777	.1	X
4214402	Store machines & equipment whsle	36	8 321	Z	3.5
42145	Medical, dental, & hospital equipment & supplies whsle	16	3 140	Z	10.0
421450	Medical, dental, & hospital equipment & supplies whsle	16	3 140	Z	10.0
4214501	Surgical, medical, & hospital supplies whsle	16	3 140	Z	9.8
4215	Metal & mineral (except petroleum) whsle	20	3 223	Z	6.3
42151	Metal service centers & offices	19	3 093	Z	6.3
421510	Metal service centers & offices	19	3 093	Z	6.3
4215101	Ferrous metal service centers & sales offices	16	2 674	Z	10.5
42151011	Ferrous metal service centers	10	2 587	Z	11.5
42151012	Ferrous metal sales offices	6	87	Z	X
4216	Electrical goods whsle	46	9 010	Z	51.8
42161	Electrical apparatus & equip, wiring supp, & const material whsle	9	3 367	Z	68.5
421610	Electrical apparatus & equip, wiring supp, & const material whsle	9	3 367	Z	68.5
42169	Other electronic parts & equipment whsle	32	3 030	Z	X
421690	Other electronic parts & equipment whsle	32	3 030	Z	X
4216902	Electronic parts (excluding communications equipment) whsle	32	3 030	Z	X
4217	Hardware, & plumbing & heating equipment & supplies whsle	21	68 022	.2	.1
42171	Hardware whsle	17	67 794	.2	.1
421710	Hardware whsle	17	67 794	.2	.1
4218	Machinery, equipment, & supplies whsle	1 051	454 866	1.5	26.1
42183	Industrial machinery & equipment whsle	57	12 705	Z	23.1
421830	Industrial machinery & equipment whsle	57	12 705	Z	23.1
4218301	Food-processing machinery & equipment whsle	8	3 494	Z	X
4218303	General-purpose industrial machinery & equipment whsle	19	4 276	Z	X
4218305	Materials handling equipment whsle	16	4 316	Z	43.1
4218307	Other industrial machinery & equipment whsle	9	406	Z	4.7
42184	Industrial supplies whsle	494	245 496	.8	26.7
421840	Industrial supplies whsle	494	245 496	.8	26.7
4218401	General-line industrial supplies whsle	170	73 223	.2	24.9
4218402	Mechanical power transmission supplies whsle	6	60	Z	X
4218404	Industrial containers & supplies whsle	98	74 081	.2	32.9
4218406	Other industrial supplies whsle	217	97 795	.3	22.7
42185	Service establishment equipment & supplies whsle	498	196 584	.7	22.9
421850	Service establishment equipment & supplies whsle	498	196 584	.7	22.9
4218502	Custodial, janitors' equipment & supplies whsle	467	193 993	.7	X
4218503	Laundry & dry-cleaning equipment & supplies whsle	13	D	D	X
4218504	Other service establishment equipment & supplies whsle	15	D	D	X
4219	Miscellaneous durable goods whsle	399	50 636	.2	4.2
42192	Toy & hobby goods & supplies whsle	7	757	Z	2.9
421920	Toy & hobby goods & supplies whsle	7	757	Z	2.9
42193	Recyclable material whsle	79	25 174	.1	2.9
421930	Recyclable material whsle	79	25 174	.1	2.9
4219301	Iron & steel scrap processors & dealers	7	482	Z	X
4219302	Recyclable paper & paperboard whsle	25	10 870	Z	X
4219303	Other recyclable material whsle	47	13 822	Z	6.4
42194	Jewelry/watch/silverware/precious stone, & precious metal whsle	8	1 986	Z	11.4
421940	Jewelry/watch/silverware/precious stone, & precious metal whsle	8	1 986	Z	11.4
4219401	Jewelry, watch, diamonds, precious stone, & silverware whsle	8	1 986	Z	10.9
42199	Other miscellaneous durable goods whsle	303	22 346	.1	4.1
421990	Other miscellaneous durable goods whsle	303	22 346	.1	4.1
4219903	General merchandise (durable goods) whsle	291	14 312	Z	6.8
4219906	Other durable goods whsle	8	632	Z	X

See footnotes at end of table.

Table 4. Merchant Wholesalers by Broad Commodity Line and Kind of Business: 1997—Con.

[Includes only establishments with payroll. For meaning of abbreviations and symbols, see introductory text. For explanation of terms, see Appendix A]

CL code and NAICS code	Commodity line and kind of business	Establishments (number)	Sales (\$1,000)	Percent of sales accounted for by kind of business ¹	Coverage in percents
3400	Industrial and personal services paper and plastics—Con.				
422	Wholesale trade, nondurable goods	10 302	29 070 285	97.6	15.2
4221	Paper & paper product whsle	5 639	21 775 073	73.1	61.2
42211	Printing & writing paper whsle	428	1 347 735	4.5	71.0
422110	Printing & writing paper whsle	428	1 347 735	4.5	71.0
42212	Stationery & office supplies whsle	623	187 448	.6	78.1
422120	Stationery & office supplies whsle	623	187 448	.6	78.1
42213	Industrial & personal service paper whsle	4 588	20 239 890	68.0	53.1
422130	Industrial & personal service paper whsle	4 588	20 239 890	68.0	53.1
4222	Drugs, & druggists' sundries whsle	54	182 936	.6	6.1
42221	Drugs, & druggists' sundries whsle	54	182 936	.6	6.1
422210	Drugs, & druggists' sundries whsle	54	182 936	.6	6.1
4222101	General-line drugs whsle	39	151 060	.5	8.9
4222102	Specialty-line drug, pharmaceutical, cosmetic, & toiletries whsle	15	31 876	.1	3.0
4223	Apparel, piece goods, & notions whsle	32	6 917	Z	16.2
42231	Piece goods, notions, & other dry goods whsle	20	5 758	Z	X
422310	Piece goods, notions, & other dry goods whsle	20	5 758	Z	X
4223101	Piece goods—jobbers	17	5 554	Z	X
42233	Women's, children's, & infants' clothing & accessories whsle	11	1 009	Z	40.4
422330	Women's, children's, & infants' clothing & accessories whsle	11	1 009	Z	40.4
4224	Grocery & related products whsle	3 127	6 462 213	21.7	.4
42241	General-line grocery whsle	1 694	3 904 840	13.1	X
422410	General-line grocery whsle	1 694	3 904 840	13.1	X
4224101	General-line grocery whsle, voluntary group	131	620 287	2.1	X
4224102	General-line grocery whsle, retail cooperative	139	308 019	1.0	X
4224103	Other general-line grocery whsle	1 424	2 976 534	10.0	X
42242	Packaged frozen food whsle	371	1 376 229	4.6	X
422420	Packaged frozen food whsle	371	1 376 229	4.6	X
42243	Dairy products, (except dried or canned) whsle	89	81 073	.3	X
422430	Dairy products, (except dried or canned) whsle	89	81 073	.3	X
4224302	Dairy product (except raw milk) whsle	89	D	D	X
42244	Poultry & poultry product whsle	28	34 837	.1	X
422440	Poultry & poultry product whsle	28	34 837	.1	X
4224402	Poultry & poultry product (except live) whsle	27	D	D	X
42245	Confectionery whsle	141	58 988	.2	X
422450	Confectionery whsle	141	58 988	.2	X
42247	Meat & meat product whsle	146	68 632	.2	.5
422470	Meat & meat product whsle	146	68 632	.2	.5
42248	Fresh fruit & vegetable whsle	29	3 947	Z	.6
422480	Fresh fruit & vegetable whsle	29	3 947	Z	.6
42249	Other grocery & related products whsle	625	928 912	3.1	2.9
422490	Other grocery & related products whsle	625	928 912	3.1	2.9
4224901	Coffee, tea, & spice whsle	171	25 500	.1	X
4224902	Bread & baked goods whsle	34	40 892	.1	X
4224903	Soft drinks whsle	94	22 652	.1	X
4224904	Canned goods whsle	68	70 137	.2	X
4224905	Food & beverage basic materials whsle	17	35 408	.1	X
4224906	Other grocery specialties whsle	241	734 323	2.5	3.7
4225	Farm-product raw material whsle	15	2 148	Z	X
42251	Grain & field bean whsle	15	2 148	Z	X
422510	Grain & field bean whsle	15	2 148	Z	X
4226	Chemical & allied products whsle	598	278 759	.9	19.1
42261	Plastics materials & basic forms & shapes whsle	149	150 188	.5	35.2
422610	Plastics materials & basic forms & shapes whsle	149	150 188	.5	35.2
42269	Other chemical & allied products whsle	449	128 571	.4	8.8
422690	Other chemical & allied products whsle	449	128 571	.4	8.8
4226902	Other chemical & allied products whsle	449	128 571	.4	8.8
4227	Petroleum & petroleum products whsle	7	393	Z	X
42272	Petroleum & petroleum prod whsle (exc bulk stations & terminals)	6	371	Z	X
422720	Petroleum & petroleum prod whsle (exc bulk stations & terminals)	6	371	Z	X
4229	Miscellaneous nondurable goods whsle	829	361 502	1.2	.7
42291	Farm supplies whsle	7	394	Z	X
422910	Farm supplies whsle	7	394	Z	X
42292	Book, periodical, & newspaper whsle	15	13 894	Z	51.2
422920	Book, periodical, & newspaper whsle	15	13 894	Z	51.2
42294	Tobacco & tobacco product whsle	384	208 340	.7	.1
422940	Tobacco & tobacco product whsle	384	208 340	.7	.1
42295	Paint, varnish, & supplies whsle	8	755	Z	X
422950	Paint, varnish, & supplies whsle	8	755	Z	X
4229501	Paint, varnish, & supplies whsle	8	755	Z	X
42299	Other miscellaneous nondurable goods whsle	413	137 914	.5	1.6
422990	Other miscellaneous nondurable goods whsle	413	137 914	.5	1.6
4229901	Art goods whsle	18	1 803	Z	17.1
4229902	General merchandise (nondurable goods) whsle	374	129 760	.4	1.6
4229904	Other nondurable goods whsle	18	3 582	Z	X

See footnotes at end of table.

Table 4. Merchant Wholesalers by Broad Commodity Line and Kind of Business: 1997—Con.

[Includes only establishments with payroll. For meaning of abbreviations and symbols, see introductory text. For explanation of terms, see Appendix A]

CL code and NAICS code	Commodity line and kind of business	Establishments (number)	Sales (\$1,000)	Percent of sales accounted for by kind of business ¹	Coverage in percents
3500	Drugs, pharmaceuticals, cosmetics, and toiletries	11 290	106 836 586	100.0	40.2
421	Wholesale trade, durable goods	914	539 368	.5	33.9
4211	Motor vehicle & motor vehicle parts & supplies whsle	7	3 312	Z	X
4212	Furniture & home furnishings whsle	63	33 904	Z	1.5
42122	Home furnishings whsle	60	33 853	Z	1.5
421220	Home furnishings whsle	60	33 853	Z	1.5
4212201	Household china, glassware, & crockery whsle	28	22 302	Z	X
4212202	Linens, domestics, draperies, & curtains whsle	16	5 501	Z	X
4212204	Other home furnishings whsle	13	5 275	Z	5.0
4213	Lumber & other construction materials whsle	17	1 934	Z	X
42139	Other construction materials whsle	11	1 480	Z	X
421390	Other construction materials whsle	11	1 480	Z	X
4213902	Other construction materials whsle	11	1 480	Z	X
4214	Professional & commercial equipment & supplies whsle	338	241 721	.2	16.0
42142	Office equipment whsle	9	4 779	Z	4.4
421420	Office equipment whsle	9	4 779	Z	4.4
42144	Other commercial equipment whsle	10	2 136	Z	6.3
421440	Other commercial equipment whsle	10	2 136	Z	6.3
4214402	Store machines & equipment whsle	7	1 773	Z	33.1
42145	Medical, dental, & hospital equipment & supplies whsle	278	213 824	.2	14.2
421450	Medical, dental, & hospital equipment & supplies whsle	278	213 824	.2	14.2
4214501	Surgical, medical, & hospital supplies whsle	273	199 488	.2	14.6
42146	Ophthalmic goods whsle	12	975	Z	X
421460	Ophthalmic goods whsle	12	975	Z	X
42149	Other professional equipment & supplies whsle	20	8 778	Z	21.8
421490	Other professional equipment & supplies whsle	20	8 778	Z	21.8
4214902	Other professional equipment & supplies whsle	17	8 268	Z	24.1
4215	Metal & mineral (except petroleum) whsle	21	10 913	Z	45.2
42151	Metal service centers & offices	19	10 442	Z	45.1
421510	Metal service centers & offices	19	10 442	Z	45.1
4215102	Nonferrous metal service centers & sales offices	15	9 792	Z	49.4
42151021	Nonferrous metal service centers	8	9 085	Z	58.4
42151022	Nonferrous metal sales offices	7	707	Z	X
4216	Electrical goods whsle	40	40 867	Z	10.2
42161	Electrical apparatus & equip, wiring supp, & const material whsle	12	2 643	Z	24.8
421610	Electrical apparatus & equip, wiring supp, & const material whsle	12	2 643	Z	24.8
42162	Electrical appliance, television & radio set whsle	10	6 962	Z	57.9
421620	Electrical appliance, television & radio set whsle	10	6 962	Z	57.9
42169	Other electronic parts & equipment whsle	18	31 262	Z	X
421690	Other electronic parts & equipment whsle	18	31 262	Z	X
4216902	Electronic parts (excluding communications equipment) whsle	18	31 262	Z	X
4217	Hardware, & plumbing & heating equipment & supplies whsle	18	59 331	.1	67.2
42171	Hardware whsle	15	59 312	.1	70.4
421710	Hardware whsle	15	59 312	.1	70.4
4218	Machinery, equipment, & supplies whsle	66	14 257	Z	12.1
42183	Industrial machinery & equipment whsle	10	1 076	Z	27.3
421830	Industrial machinery & equipment whsle	10	1 076	Z	27.3
42184	Industrial supplies whsle	17	903	Z	X
421840	Industrial supplies whsle	17	903	Z	X
4218401	General-line industrial supplies whsle	10	625	Z	X
4218403	Welding supplies whsle	6	263	Z	X
42185	Service establishment equipment & supplies whsle	34	10 754	Z	13.1
421850	Service establishment equipment & supplies whsle	34	10 754	Z	13.1
4218501	Beauty & barber shop equipment & supplies whsle	26	9 336	Z	21.7
4219	Miscellaneous durable goods whsle	344	133 129	.1	49.8
42191	Sporting & recreational goods & supplies whsle	22	5 838	Z	17.6
421910	Sporting & recreational goods & supplies whsle	22	5 838	Z	17.6
42192	Toy & hobby goods & supplies whsle	55	30 783	Z	20.2
421920	Toy & hobby goods & supplies whsle	55	30 783	Z	20.2
42194	Jewelry/watch/silverware/precious stone, & precious metal whsle	15	20 315	Z	4.7
421940	Jewelry/watch/silverware/precious stone, & precious metal whsle	15	20 315	Z	4.7
4219401	Jewelry, watch, diamonds, precious stone, & silverware whsle	15	20 315	Z	4.5
42199	Other miscellaneous durable goods whsle	252	76 193	.1	51.4
421990	Other miscellaneous durable goods whsle	252	76 193	.1	51.4
4219903	General merchandise (durable goods) whsle	229	70 301	.1	55.9
4219904	Prerecorded media whsle	11	2 957	Z	X
42199041	Compact discs/prerecorded audio tapes, & phonograph records whsle	10	2 868	Z	X
4219905	Fire extinguishers & fire safety equipment whsle	6	627	Z	X
4219906	Other durable goods whsle	6	2 308	Z	X

See footnotes at end of table.

Table 4. Merchant Wholesalers by Broad Commodity Line and Kind of Business: 1997—Con.

[Includes only establishments with payroll. For meaning of abbreviations and symbols, see introductory text. For explanation of terms, see Appendix A]

CL code and NAICS code	Commodity line and kind of business	Establishments (number)	Sales (\$1,000)	Percent of sales accounted for by kind of business ¹	Coverage in percents
3500	Drugs, pharmaceuticals, cosmetics, and toiletries—Con.				
422	Wholesale trade, nondurable goods	10 376	106 297 218	99.5	41.8
4221	Paper & paper product whsle	144	97 467	.1	11.9
42211	Printing & writing paper whsle	6	1 305	Z	X
422110	Printing & writing paper whsle	6	1 305	Z	X
42212	Stationery & office supplies whsle	31	25 246	Z	21.0
422120	Stationery & office supplies whsle	31	25 246	Z	21.0
42213	Industrial & personal service paper whsle	107	70 916	.1	10.7
422130	Industrial & personal service paper whsle	107	70 916	.1	10.7
4222	Drugs, & druggists' sundries whsle	7 250	102 257 715	95.7	75.5
42221	Drugs, & druggists' sundries whsle	7 250	102 257 715	95.7	75.5
422210	Drugs, & druggists' sundries whsle	7 250	102 257 715	95.7	75.5
4222101	General-line drugs whsle	3 283	77 003 267	72.1	84.2
4222102	Specialty-line drug, pharmaceutical, cosmetic, & toiletries whsle	3 967	25 254 448	23.6	50.3
4223	Apparel, piece goods, & notions whsle	123	94 935	.1	23.1
42231	Piece goods, notions, & other dry goods whsle	29	52 732	Z	X
422310	Piece goods, notions, & other dry goods whsle	29	52 732	Z	X
4223101	Piece goods—jobbers	7	36 427	Z	X
4223102	Notions & other dry goods whsle	22	16 305	Z	X
42232	Men's & boys' clothing & furnishings whsle	23	31 027	Z	43.0
422320	Men's & boys' clothing & furnishings whsle	23	31 027	Z	43.0
42233	Women's, children's, & infants' clothing & accessories whsle	69	10 112	Z	9.1
422330	Women's, children's, & infants' clothing & accessories whsle	69	10 112	Z	9.1
4224	Grocery & related products whsle	1 274	2 695 005	2.5	.3
42241	General-line grocery whsle	803	1 546 021	1.4	X
422410	General-line grocery whsle	803	1 546 021	1.4	X
4224101	General-line grocery whsle, voluntary group	58	186 116	.2	X
4224102	General-line grocery whsle, retail cooperative	138	204 396	.2	X
4224103	Other general-line grocery whsle	607	1 155 509	1.1	X
42242	Packaged frozen food whsle	36	18 782	Z	1.5
422420	Packaged frozen food whsle	36	18 782	Z	1.5
42244	Poultry & poultry product whsle	8	2 527	Z	X
422440	Poultry & poultry product whsle	8	2 527	Z	X
4224402	Poultry & poultry product (except live) whsle	8	D	D	X
42245	Confectionery whsle	84	9 609	Z	.5
422450	Confectionery whsle	84	9 609	Z	.5
42247	Meat & meat product whsle	15	2 843	Z	7.9
422470	Meat & meat product whsle	15	2 843	Z	7.9
42249	Other grocery & related products whsle	322	1 114 555	1.0	1.2
422490	Other grocery & related products whsle	322	1 114 555	1.0	1.2
4224901	Coffee, tea, & spice whsle	23	12 795	Z	4.3
4224902	Bread & baked goods whsle	12	7 385	Z	X
4224903	Soft drinks whsle	45	10 859	Z	.9
4224904	Canned goods whsle	40	59 330	.1	.2
4224905	Food & beverage basic materials whsle	22	27 363	Z	X
4224906	Other grocery specialties whsle	180	996 823	.9	.9
4225	Farm-product raw material whsle	16	1 188	Z	37.3
42251	Grain & field bean whsle	10	1 078	Z	43.6
422510	Grain & field bean whsle	10	1 078	Z	43.6
42252	Livestock whsle	6	110	Z	10.8
422520	Livestock whsle	6	110	Z	10.8
4226	Chemical & allied products whsle	256	228 952	.2	1.7
42261	Plastics materials & basic forms & shapes whsle	13	26 561	Z	2.8
422610	Plastics materials & basic forms & shapes whsle	13	26 561	Z	2.8
42269	Other chemical & allied products whsle	243	202 391	.2	1.7
422690	Other chemical & allied products whsle	243	202 391	.2	1.7
4226901	Industrial gases (except LP) whsle	10	812	Z	X
4226902	Other chemical & allied products whsle	233	201 579	.2	1.7
4227	Petroleum & petroleum products whsle	8	11 366	Z	40.1
42271	Petroleum bulk stations & terminals	8	11 366	Z	41.6
422710	Petroleum bulk stations & terminals	8	11 366	Z	41.6
4227101	Petroleum bulk stations & terminals (except LP)	8	11 349	Z	42.4
42271011	Petroleum bulk stations (except LP)	8	11 349	Z	41.0
4228	Beer, wine, & distilled alcoholic beverage whsle	9	9 937	Z	X
4229	Miscellaneous nondurable goods whsle	1 296	900 653	.8	1.4
42291	Farm supplies whsle	66	96 814	.1	2.8
422910	Farm supplies whsle	66	96 814	.1	2.8
4229101	Farm supplies—farm dealers	15	1 831	Z	X
4229102	Farm supplies—whsle distributors	51	94 983	.1	3.1
42294	Tobacco & tobacco product whsle	636	540 310	.5	.5
422940	Tobacco & tobacco product whsle	636	540 310	.5	.5
42299	Other miscellaneous nondurable goods whsle	587	258 358	.2	18.6
422990	Other miscellaneous nondurable goods whsle	587	258 358	.2	18.6
4229901	Art goods whsle	45	5 705	Z	2.3
4229902	General merchandise (nondurable goods) whsle	411	143 975	.1	30.7
4229904	Other nondurable goods whsle	129	108 475	.1	4.5

See footnotes at end of table.

Table 4. Merchant Wholesalers by Broad Commodity Line and Kind of Business: 1997—Con.

[Includes only establishments with payroll. For meaning of abbreviations and symbols, see introductory text. For explanation of terms, see Appendix A]

CL code and NAICS code	Commodity line and kind of business	Establishments (number)	Sales (\$1,000)	Percent of sales accounted for by kind of business ¹	Coverage in percents
3600	Piece goods, knit and woven	4 195	15 421 889	100.0	20.8
421	Wholesale trade, durable goods	294	310 036	2.0	1.8
4211	Motor vehicle & motor vehicle parts & supplies whsle	7	2 238	Z	X
4212	Furniture & home furnishings whsle	61	29 485	.2	16.4
42121	Furniture whsle	16	1 532	Z	9.9
421210	Furniture whsle	16	1 532	Z	9.9
4212101	Household & lawn furniture whsle	14	1 418	Z	9.6
42122	Home furnishings whsle	45	27 953	.2	17.3
421220	Home furnishings whsle	45	27 953	.2	17.3
4212201	Household china, glassware, & crockery whsle	8	1 708	Z	X
4212202	Linens, domestics, draperies, & curtains whsle	22	16 681	.1	25.0
4212203	Floor coverings whsle	7	7 305	Z	11.7
4212204	Other home furnishings whsle	8	2 259	Z	X
4214	Professional & commercial equipment & supplies whsle	42	45 168	.3	X
42144	Other commercial equipment whsle	6	446	Z	X
421440	Other commercial equipment whsle	6	446	Z	X
42145	Medical, dental, & hospital equipment & supplies whsle	25	21 754	.1	X
421450	Medical, dental, & hospital equipment & supplies whsle	25	21 754	.1	X
4214501	Surgical, medical, & hospital supplies whsle	25	21 754	.1	X
4216	Electrical goods whsle	18	105 644	.7	X
42169	Other electronic parts & equipment whsle	10	105 228	.7	X
421690	Other electronic parts & equipment whsle	10	105 228	.7	X
4216902	Electronic parts (excluding communications equipment) whsle	10	105 228	.7	X
4217	Hardware, & plumbing & heating equipment & supplies whsle	13	284	Z	X
42171	Hardware whsle	12	237	Z	X
421710	Hardware whsle	12	237	Z	X
4218	Machinery, equipment, & supplies whsle	34	19 399	.1	29.4
42183	Industrial machinery & equipment whsle	12	1 683	Z	X
421830	Industrial machinery & equipment whsle	12	1 683	Z	X
4218307	Other industrial machinery & equipment whsle	7	658	Z	X
42185	Service establishment equipment & supplies whsle	16	12 182	.1	26.9
421850	Service establishment equipment & supplies whsle	16	12 182	.1	26.9
4218504	Other service establishment equipment & supplies whsle	10	D	D	D
4219	Miscellaneous durable goods whsle	118	107 471	.7	X
42191	Sporting & recreational goods & supplies whsle	13	898	Z	X
421910	Sporting & recreational goods & supplies whsle	13	898	Z	X
42192	Toy & hobby goods & supplies whsle	7	690	Z	X
421920	Toy & hobby goods & supplies whsle	7	690	Z	X
42193	Recyclable material whsle	6	1 127	Z	X
421930	Recyclable material whsle	6	1 127	Z	X
42199	Other miscellaneous durable goods whsle	89	104 145	.7	X
421990	Other miscellaneous durable goods whsle	89	104 145	.7	X
4219903	General merchandise (durable goods) whsle	76	101 827	.7	X
4219906	Other durable goods whsle	12	378	Z	X
422	Wholesale trade, nondurable goods	3 901	15 111 853	98.0	24.9
4221	Paper & paper product whsle	9	12 697	.1	31.2
4222	Drugs, & druggists' sundries whsle	15	8 530	.1	55.2
42221	Drugs, & druggists' sundries whsle	15	8 530	.1	55.2
422210	Drugs, & druggists' sundries whsle	15	8 530	.1	55.2
4222101	General-line drugs whsle	10	7 320	Z	X
4223	Apparel, piece goods, & notions whsle	3 627	10 887 847	70.6	44.0
42231	Piece goods, notions, & other dry goods whsle	3 421	10 766 149	69.8	X
422310	Piece goods, notions, & other dry goods whsle	3 421	10 766 149	69.8	X
4223101	Piece goods—jobbers	3 345	10 729 518	69.6	X
4223102	Notions & other dry goods whsle	76	36 631	.2	X
42232	Men's & boys' clothing & furnishings whsle	122	43 867	.3	19.7
422320	Men's & boys' clothing & furnishings whsle	122	43 867	.3	19.7
42233	Women's, children's, & infants' clothing & accessories whsle	63	39 728	.3	12.1
422330	Women's, children's, & infants' clothing & accessories whsle	63	39 728	.3	12.1
42234	Footwear whsle	21	38 103	.2	X
422340	Footwear whsle	21	38 103	.2	X
4224	Grocery & related products whsle	38	84 190	.5	X
42249	Other grocery & related products whsle	35	1 753	Z	X
422490	Other grocery & related products whsle	35	1 753	Z	X
4224906	Other grocery specialties whsle	33	1 718	Z	X
4226	Chemical & allied products whsle	21	142 295	.9	X
42261	Plastics materials & basic forms & shapes whsle	8	35 353	.2	X
422610	Plastics materials & basic forms & shapes whsle	8	35 353	.2	X
42269	Other chemical & allied products whsle	13	106 942	.7	X
422690	Other chemical & allied products whsle	13	106 942	.7	X
4226902	Other chemical & allied products whsle	13	106 942	.7	X
4229	Miscellaneous nondurable goods whsle	187	3 868 513	25.1	.1
42295	Paint, varnish, & supplies whsle	19	6 463	Z	X
422950	Paint, varnish, & supplies whsle	19	6 463	Z	X
4229501	Paint, varnish, & supplies whsle	19	6 463	Z	X
42299	Other miscellaneous nondurable goods whsle	166	3 860 862	25.0	.1
422990	Other miscellaneous nondurable goods whsle	166	3 860 862	25.0	.1
4229901	Art goods whsle	22	2 439	Z	X
4229902	General merchandise (nondurable goods) whsle	72	3 844 627	24.9	X
4229903	Textile bags, bagging, & burlap whsle	9	4 212	Z	X
4229904	Other nondurable goods whsle	63	9 584	.1	5.9

See footnotes at end of table.

Table 4. Merchant Wholesalers by Broad Commodity Line and Kind of Business: 1997—Con.

[Includes only establishments with payroll. For meaning of abbreviations and symbols, see introductory text. For explanation of terms, see Appendix A]

CL code and NAICS code	Commodity line and kind of business	Establishments (number)	Sales (\$1,000)	Percent of sales accounted for by kind of business ¹	Coverage in percents
3700	Notions (buttons, ribbons, lace, sewing accessories, zippers, bindings, etc.) ..	2 357	2 421 571	100.0	X
421	Wholesale trade, durable goods	257	45 090	1.9	X
4212	Furniture & home furnishings whsle	30	2 032	.1	X
42122	Home furnishings whsle	28	1 978	.1	X
421220	Home furnishings whsle	28	1 978	.1	X
4212201	Household china, glassware, & crockery whsle	8	976	Z	X
4212202	Linens, domestics, draperies, & curtains whsle	13	727	Z	X
4212204	Other home furnishings whsle	6	166	Z	X
4214	Professional & commercial equipment & supplies whsle	10	1 680	.1	X
4216	Electrical goods whsle	7	3 915	.2	X
4217	Hardware, & plumbing & heating equipment & supplies whsle	6	446	Z	X
42171	Hardware whsle	6	446	Z	X
421710	Hardware whsle	6	446	Z	X
4218	Machinery, equipment, & supplies whsle	24	5 106	.2	X
42183	Industrial machinery & equipment whsle	13	2 573	.1	X
421830	Industrial machinery & equipment whsle	13	2 573	.1	X
42184	Industrial supplies whsle	6	1 641	.1	X
421840	Industrial supplies whsle	6	1 641	.1	X
4218406	Other industrial supplies whsle	6	1 641	.1	X
4219	Miscellaneous durable goods whsle	170	29 926	1.2	X
42191	Sporting & recreational goods & supplies whsle	16	3 060	.1	X
421910	Sporting & recreational goods & supplies whsle	16	3 060	.1	X
42192	Toy & hobby goods & supplies whsle	58	23 706	1.0	X
421920	Toy & hobby goods & supplies whsle	58	23 706	1.0	X
42194	Jewelry/watch/silverware/precious stone, & precious metal whsle	8	1 409	.1	X
421940	Jewelry/watch/silverware/precious stone, & precious metal whsle	8	1 409	.1	X
4219401	Jewelry, watch, diamonds, precious stone, & silverware whsle	8	1 409	.1	X
42199	Other miscellaneous durable goods whsle	86	1 645	.1	X
421990	Other miscellaneous durable goods whsle	86	1 645	.1	X
4219901	Musical instruments & supplies whsle	6	86	Z	X
4219903	General merchandise (durable goods) whsle	70	760	Z	X
4219906	Other durable goods whsle	10	799	Z	X
422	Wholesale trade, nondurable goods	2 100	2 376 481	98.1	X
4221	Paper & paper product whsle	13	1 642	.1	X
42212	Stationery & office supplies whsle	7	1 123	Z	X
422120	Stationery & office supplies whsle	7	1 123	Z	X
42213	Industrial & personal service paper whsle	6	519	Z	X
422130	Industrial & personal service paper whsle	6	519	Z	X
4222	Drugs, & druggists' sundries whsle	68	25 920	1.1	X
42221	Drugs, & druggists' sundries whsle	68	25 920	1.1	X
422210	Drugs, & druggists' sundries whsle	68	25 920	1.1	X
4222101	General-line drugs whsle	37	12 864	.5	X
4222102	Specialty-line drug, pharmaceutical, cosmetic, & toiletries whsle	31	13 056	.5	X
4223	Apparel, piece goods, & notions whsle	1 614	2 288 083	94.5	X
42231	Piece goods, notions, & other dry goods whsle	1 539	2 271 059	93.8	X
422310	Piece goods, notions, & other dry goods whsle	1 539	2 271 059	93.8	X
4223101	Piece goods—jobbers	256	85 343	3.5	X
4223102	Notions & other dry goods whsle	1 283	2 185 716	90.3	X
42232	Men's & boys' clothing & furnishings whsle	27	5 816	.2	X
422320	Men's & boys' clothing & furnishings whsle	27	5 816	.2	X
42233	Women's, children's, & infants' clothing & accessories whsle	45	8 851	.4	X
422330	Women's, children's, & infants' clothing & accessories whsle	45	8 851	.4	X
4224	Grocery & related products whsle	6	578	Z	X
4226	Chemical & allied products whsle	34	5 470	.2	X
42261	Plastics materials & basic forms & shapes whsle	20	5 084	.2	X
422610	Plastics materials & basic forms & shapes whsle	20	5 084	.2	X
42269	Other chemical & allied products whsle	14	386	Z	X
422690	Other chemical & allied products whsle	14	386	Z	X
4226902	Other chemical & allied products whsle	14	386	Z	X
4229	Miscellaneous nondurable goods whsle	365	54 788	2.3	X
42292	Book, periodical, & newspaper whsle	9	5 180	.2	X
422920	Book, periodical, & newspaper whsle	9	5 180	.2	X
42293	Flower, nursery stock, & florists' supplies whsle	11	2 872	.1	X
422930	Flower, nursery stock, & florists' supplies whsle	11	2 872	.1	X
42294	Tobacco & tobacco product whsle	50	21 507	.9	X
422940	Tobacco & tobacco product whsle	50	21 507	.9	X
42299	Other miscellaneous nondurable goods whsle	295	25 229	1.0	X
422990	Other miscellaneous nondurable goods whsle	295	25 229	1.0	X
4229901	Art goods whsle	26	4 032	.2	X
4229902	General merchandise (nondurable goods) whsle	184	13 051	.5	X
4229904	Other nondurable goods whsle	84	8 097	.3	X

See footnotes at end of table.

Table 4. Merchant Wholesalers by Broad Commodity Line and Kind of Business: 1997—Con.

[Includes only establishments with payroll. For meaning of abbreviations and symbols, see introductory text. For explanation of terms, see Appendix A]

CL code and NAICS code	Commodity line and kind of business	Establishments (number)	Sales (\$1,000)	Percent of sales accounted for by kind of business ¹	Coverage in percents
3800	Men's and boys' wear	7 439	24 139 986	100.0	49.8
421	Wholesale trade, durable goods	737	298 159	1.2	11.3
4211	Motor vehicle & motor vehicle parts & supplies whsle	18	12 446	.1	X
42112	Motor vehicle supplies & new parts whsle	16	11 178	Z	X
421120	Motor vehicle supplies & new parts whsle	16	11 178	Z	X
4211202	Motor vehicle supplies & new parts—jobbers	12	7 666	Z	X
4212	Furniture & home furnishings whsle	59	35 150	.1	9.8
42122	Home furnishings whsle	55	33 644	.1	9.9
421220	Home furnishings whsle	55	33 644	.1	9.9
4212201	Household china, glassware, & crockery whsle	11	2 134	Z	X
4212202	Linens, domestics, draperies, & curtains whsle	30	24 924	.1	7.8
4212204	Other home furnishings whsle	10	6 314	Z	36.0
4214	Professional & commercial equipment & supplies whsle	21	13 528	.1	44.4
42145	Medical, dental, & hospital equipment & supplies whsle	11	10 793	Z	64.8
421450	Medical, dental, & hospital equipment & supplies whsle	11	10 793	Z	64.8
4214501	Surgical, medical, & hospital supplies whsle	11	10 793	Z	63.7
42146	Ophthalmic goods whsle	7	2 572	Z	34.0
421460	Ophthalmic goods whsle	7	2 572	Z	34.0
4216	Electrical goods whsle	19	12 507	.1	28.6
42169	Other electronic parts & equipment whsle	15	11 986	.1	25.3
421690	Other electronic parts & equipment whsle	15	11 986	.1	25.3
4216902	Electronic parts (excluding communications equipment) whsle	13	11 825	Z	26.3
4217	Hardware, & plumbing & heating equipment & supplies whsle	9	4 282	Z	37.7
42171	Hardware whsle	7	3 366	Z	35.1
421710	Hardware whsle	7	3 366	Z	35.1
4218	Machinery, equipment, & supplies whsle	37	9 476	Z	21.5
42182	Farm & garden machinery & equipment whsle	16	2 492	Z	X
421820	Farm & garden machinery & equipment whsle	16	2 492	Z	X
4218201	Farm machinery & equipment—farm dealers	14	1 623	Z	X
42183	Industrial machinery & equipment whsle	8	4 649	Z	X
421830	Industrial machinery & equipment whsle	8	4 649	Z	X
42184	Industrial supplies whsle	8	1 060	Z	60.4
421840	Industrial supplies whsle	8	1 060	Z	60.4
4219	Miscellaneous durable goods whsle	568	195 792	.8	4.3
42191	Sporting & recreational goods & supplies whsle	316	161 357	.7	9.6
421910	Sporting & recreational goods & supplies whsle	316	161 357	.7	9.6
42192	Toy & hobby goods & supplies whsle	38	7 805	Z	4.2
421920	Toy & hobby goods & supplies whsle	38	7 805	Z	4.2
42194	Jewelry/watch/silverware/precious stone, & precious metal whsle	20	5 894	Z	1.9
421940	Jewelry/watch/silverware/precious stone, & precious metal whsle	20	5 894	Z	1.9
4219401	Jewelry, watch, diamonds, precious stone, & silverware whsle	20	5 894	Z	1.9
42199	Other miscellaneous durable goods whsle	194	20 736	.1	.3
421990	Other miscellaneous durable goods whsle	194	20 736	.1	.3
4219901	Musical instruments & supplies whsle	7	558	Z	X
4219903	General merchandise (durable goods) whsle	128	6 027	Z	X
4219904	Prerecorded media whsle	24	3 055	Z	X
42199041	Compact discs/prerecorded audio tapes, & phonograph records whsle	22	3 043	Z	X
4219906	Other durable goods whsle	34	9 237	Z	6.3
422	Wholesale trade, nondurable goods	6 702	23 841 827	98.8	55.1
4221	Paper & paper product whsle	8	16 014	.1	75.9
4222	Drugs, & druggists' sundries whsle	68	21 964	.1	1.6
42221	Drugs, & druggists' sundries whsle	68	21 964	.1	1.6
422210	Drugs, & druggists' sundries whsle	68	21 964	.1	1.6
4222101	General-line drugs whsle	43	14 051	.1	4.5
4222102	Specialty-line drug, pharmaceutical, cosmetic, & toiletries whsle	25	7 913	Z	X
4223	Apparel, piece goods, & notions whsle	5 819	23 258 585	96.3	59.3
42231	Piece goods, notions, & other dry goods whsle	89	52 847	.2	X
422310	Piece goods, notions, & other dry goods whsle	89	52 847	.2	X
4223101	Piece goods—jobbers	83	51 219	.2	X
4223102	Notions & other dry goods whsle	6	1 628	Z	X
42232	Men's & boys' clothing & furnishings whsle	4 144	19 523 689	80.9	63.3
422320	Men's & boys' clothing & furnishings whsle	4 144	19 523 689	80.9	63.3
42233	Women's, children's, & infants' clothing & accessories whsle	1 248	1 732 615	7.2	58.3
422330	Women's, children's, & infants' clothing & accessories whsle	1 248	1 732 615	7.2	58.3
42234	Footwear whsle	338	1 949 434	8.1	67.4
422340	Footwear whsle	338	1 949 434	8.1	67.4
4224	Grocery & related products whsle	75	11 829	Z	21.2
42241	General-line grocery whsle	41	2 135	Z	X
422410	General-line grocery whsle	41	2 135	Z	X
4224103	Other general-line grocery whsle	39	649	Z	X
42249	Other grocery & related products whsle	27	9 322	Z	35.0
422490	Other grocery & related products whsle	27	9 322	Z	35.0
4224906	Other grocery specialties whsle	19	8 997	Z	38.4
4229	Miscellaneous nondurable goods whsle	721	530 855	2.2	.8
42291	Farm supplies whsle	35	4 332	Z	4.8
422910	Farm supplies whsle	35	4 332	Z	4.8
4229101	Farm supplies—farm dealers	13	101	Z	X
4229102	Farm supplies—whsle distributors	22	4 231	Z	7.1
42299	Other miscellaneous nondurable goods whsle	682	526 451	2.2	.8
422990	Other miscellaneous nondurable goods whsle	682	526 451	2.2	.8
4229901	Art goods whsle	68	12 296	.1	15.0
4229902	General merchandise (nondurable goods) whsle	532	494 063	2.0	.1
4229903	Textile bags, bagging, & burlap whsle	14	4 361	Z	X
4229904	Other nondurable goods whsle	68	15 731	.1	30.7

See footnotes at end of table.

Table 4. Merchant Wholesalers by Broad Commodity Line and Kind of Business: 1997—Con.

[Includes only establishments with payroll. For meaning of abbreviations and symbols, see introductory text. For explanation of terms, see Appendix A]

CL code and NAICS code	Commodity line and kind of business	Establishments (number)	Sales (\$1,000)	Percent of sales accounted for by kind of business ¹	Coverage in percents
3900	Women's and children's wear	10 254	31 058 181	100.0	54.0
421	Wholesale trade, durable goods	578	189 465	.6	11.2
4211	Motor vehicle & motor vehicle parts & supplies whsle	11	1 690	Z	73.3
42112	Motor vehicle supplies & new parts whsle	9	643	Z	49.5
421120	Motor vehicle supplies & new parts whsle	9	643	Z	49.5
4211202	Motor vehicle supplies & new parts—jobbers	7	179	Z	34.7
4212	Furniture & home furnishings whsle	78	58 671	.2	6.1
42122	Home furnishings whsle	76	58 516	.2	6.2
421220	Home furnishings whsle	76	58 516	.2	6.2
4212201	Household china, glassware, & crockery whsle	19	11 898	Z	X
4212202	Linens, domestics, draperies, & curtains whsle	35	39 396	.1	4.4
4212203	Floor coverings whsle	6	278	Z	X
4212204	Other home furnishings whsle	16	6 944	Z	30.8
4214	Professional & commercial equipment & supplies whsle	15	22 368	.1	71.7
42146	Ophthalmic goods whsle	7	7 804	Z	51.4
421460	Ophthalmic goods whsle	7	7 804	Z	51.4
4215	Metal & mineral (except petroleum) whsle	8	3 074	Z	X
42151	Metal service centers & offices	8	3 074	Z	X
421510	Metal service centers & offices	8	3 074	Z	X
4215102	Nonferrous metal service centers & sales offices	8	3 074	Z	X
42151022	Nonferrous metal sales offices	6	1 892	Z	X
4216	Electrical goods whsle	28	11 537	Z	4.5
42162	Electrical appliance, television & radio set whsle	8	2 905	Z	15.9
421620	Electrical appliance, television & radio set whsle	8	2 905	Z	15.9
42169	Other electronic parts & equipment whsle	18	7 636	Z	.2
421690	Other electronic parts & equipment whsle	18	7 636	Z	.2
4216902	Electronic parts (excluding communications equipment) whsle	18	7 636	Z	.2
4217	Hardware, & plumbing & heating equipment & supplies whsle	6	7 336	Z	51.6
4218	Machinery, equipment, & supplies whsle	12	3 467	Z	X
42183	Industrial machinery & equipment whsle	6	811	Z	X
421830	Industrial machinery & equipment whsle	6	811	Z	X
4219	Miscellaneous durable goods whsle	418	80 072	.3	3.3
42191	Sporting & recreational goods & supplies whsle	183	44 058	.1	11.3
421910	Sporting & recreational goods & supplies whsle	183	44 058	.1	11.3
42192	Toy & hobby goods & supplies whsle	34	3 886	Z	4.0
421920	Toy & hobby goods & supplies whsle	34	3 886	Z	4.0
42194	Jewelry/watch/silverware/precious stone, & precious metal whsle	78	21 714	.1	8.6
421940	Jewelry/watch/silverware/precious stone, & precious metal whsle	78	21 714	.1	8.6
4219401	Jewelry, watch, diamonds, precious stone, & silverware whsle	76	21 606	.1	8.3
42199	Other miscellaneous durable goods whsle	122	8 914	Z	.1
421990	Other miscellaneous durable goods whsle	122	8 914	Z	.1
4219901	Musical instruments & supplies whsle	7	244	Z	X
4219903	General merchandise (durable goods) whsle	82	6 074	Z	X
4219904	Prerecorded media whsle	13	760	Z	X
42199042	Prerecorded video tapes whsle	9	646	Z	X
4219906	Other durable goods whsle	19	1 094	Z	X
422	Wholesale trade, nondurable goods	9 676	30 868 716	99.4	58.9
4221	Paper & paper product whsle	18	94 797	.3	31.3
42213	Industrial & personal service paper whsle	10	71 935	.2	62.5
422130	Industrial & personal service paper whsle	10	71 935	.2	62.5
4222	Drugs, & druggists' sundries whsle	79	29 949	.1	1.4
42221	Drugs, & druggists' sundries whsle	79	29 949	.1	1.4
422210	Drugs, & druggists' sundries whsle	79	29 949	.1	1.4
4222101	General-line drugs whsle	44	13 330	Z	3.1
4222102	Specialty-line drug, pharmaceutical, cosmetic, & toiletries whsle	35	16 619	.1	X
4223	Apparel, piece goods, & notions whsle	8 804	30 553 731	98.4	54.2
42231	Piece goods, notions, & other dry goods whsle	139	140 037	.5	X
422310	Piece goods, notions, & other dry goods whsle	139	140 037	.5	X
4223101	Piece goods—jobbers	126	134 490	.4	X
4223102	Notions & other dry goods whsle	13	5 547	.4	X
42232	Men's & boys' clothing & furnishings whsle	1 580	2 475 499	8.0	57.3
422320	Men's & boys' clothing & furnishings whsle	1 580	2 475 499	8.0	57.3
42233	Women's, children's, & infants' clothing & accessories whsle	6 781	27 332 909	88.0	49.6
422330	Women's, children's, & infants' clothing & accessories whsle	6 781	27 332 909	88.0	49.6
42234	Footwear whsle	304	605 286	1.9	65.8
422340	Footwear whsle	304	605 286	1.9	65.8
4224	Grocery & related products whsle	78	15 725	.1	15.8
42241	General-line grocery whsle	35	2 193	Z	X
422410	General-line grocery whsle	35	2 193	Z	X
4224103	Other general-line grocery whsle	31	638	Z	X
42245	Confectionery whsle	6	1 224	Z	X
422450	Confectionery whsle	6	1 224	Z	X
42249	Other grocery & related products whsle	30	11 849	Z	22.3
422490	Other grocery & related products whsle	30	11 849	Z	22.3
4224906	Other grocery specialties whsle	20	11 042	Z	23.6
4229	Miscellaneous nondurable goods whsle	684	170 091	.5	10.2
42291	Farm supplies whsle	6	125	Z	X
422910	Farm supplies whsle	6	125	Z	X
4229102	Farm supplies—whsle distributors	6	125	Z	X
42299	Other miscellaneous nondurable goods whsle	677	169 928	.5	10.3
422990	Other miscellaneous nondurable goods whsle	677	169 928	.5	10.3
4229901	Art goods whsle	76	9 656	Z	10.8
4229902	General merchandise (nondurable goods) whsle	483	109 657	.4	3.0
4229903	Textile bags, bagging, & burlap whsle	13	3 594	Z	X
4229904	Other nondurable goods whsle	105	47 021	.2	27.0

See footnotes at end of table.

Table 4. Merchant Wholesalers by Broad Commodity Line and Kind of Business: 1997—Con.

[Includes only establishments with payroll. For meaning of abbreviations and symbols, see introductory text. For explanation of terms, see Appendix A]

CL code and NAICS code	Commodity line and kind of business	Establishments (number)	Sales (\$1,000)	Percent of sales accounted for by kind of business ¹	Coverage in percents
4000	Footwear	2 662	17 381 365	100.0	45.8
421	Wholesale trade, durable goods	358	163 712	.9	15.8
4212	Furniture & home furnishings whsle	17	6 173	Z	29.5
42122	Home furnishings whsle	17	6 173	Z	29.5
421220	Home furnishings whsle	17	6 173	Z	29.5
4212201	Household china, glassware, & crockery whsle	7	1 708	Z	X
4212202	Linens, domestics, draperies, & curtains whsle	6	2 167	Z	26.3
4213	Lumber & other construction materials whsle	8	426	Z	X
42139	Other construction materials whsle	8	426	Z	X
421390	Other construction materials whsle	8	426	Z	X
4213902	Other construction materials whsle	8	426	Z	X
4214	Professional & commercial equipment & supplies whsle	6	360	Z	71.2
42145	Medical, dental, & hospital equipment & supplies whsle	6	360	Z	69.2
421450	Medical, dental, & hospital equipment & supplies whsle	6	360	Z	69.2
4214501	Surgical, medical, & hospital supplies whsle	6	360	Z	68.1
4215	Metal & mineral (except petroleum) whsle	6	31 735	.2	X
42151	Metal service centers & offices	6	31 735	.2	X
421510	Metal service centers & offices	6	31 735	.2	X
4216	Electrical goods whsle	10	441	Z	X
42169	Other electronic parts & equipment whsle	8	221	Z	X
421690	Other electronic parts & equipment whsle	8	221	Z	X
4216902	Electronic parts (excluding communications equipment) whsle	8	221	Z	X
4217	Hardware, & plumbing & heating equipment & supplies whsle	8	5 953	Z	1.3
42171	Hardware whsle	8	5 953	Z	1.4
421710	Hardware whsle	8	5 953	Z	1.4
4218	Machinery, equipment, & supplies whsle	18	2 151	Z	X
42182	Farm & garden machinery & equipment whsle	7	378	Z	X
421820	Farm & garden machinery & equipment whsle	7	378	Z	X
4218201	Farm machinery & equipment—farm dealers	6	175	Z	X
4219	Miscellaneous durable goods whsle	283	115 718	.7	8.8
42191	Sporting & recreational goods & supplies whsle	223	113 296	.7	9.1
421910	Sporting & recreational goods & supplies whsle	223	113 296	.7	9.1
42192	Toy & hobby goods & supplies whsle	17	1 745	Z	25.5
421920	Toy & hobby goods & supplies whsle	17	1 745	Z	25.5
42194	Jewelry/watch/silverware/precious stone, & precious metal whsle	8	187	Z	11.2
421940	Jewelry/watch/silverware/precious stone, & precious metal whsle	8	187	Z	11.2
4219401	Jewelry, watch, diamonds, precious stone, & silverware whsle	8	187	Z	10.6
42199	Other miscellaneous durable goods whsle	35	490	Z	X
421990	Other miscellaneous durable goods whsle	35	490	Z	X
4219903	General merchandise (durable goods) whsle	25	130	Z	X
422	Wholesale trade, nondurable goods	2 304	17 217 653	99.1	49.5
4221	Paper & paper product whsle	8	14 321	.1	71.0
42213	Industrial & personal service paper whsle	6	14 231	.1	70.4
422130	Industrial & personal service paper whsle	6	14 231	.1	70.4
4222	Drugs, & druggists' sundries whsle	18	9 988	.1	11.4
42221	Drugs, & druggists' sundries whsle	18	9 988	.1	11.4
422210	Drugs, & druggists' sundries whsle	18	9 988	.1	11.4
4222101	General-line drugs whsle	18	9 988	.1	12.5
4223	Apparel, piece goods, & notions whsle	1 997	15 398 122	88.6	58.6
42231	Piece goods, notions, & other dry goods whsle	19	3 251	Z	X
422310	Piece goods, notions, & other dry goods whsle	19	3 251	Z	X
4223101	Piece goods—jobbers	14	2 435	Z	X
42232	Men's & boys' clothing & furnishings whsle	339	174 637	1.0	56.6
422320	Men's & boys' clothing & furnishings whsle	339	174 637	1.0	56.6
42233	Women's, children's, & infants' clothing & accessories whsle	228	173 944	1.0	51.7
422330	Women's, children's, & infants' clothing & accessories whsle	228	173 944	1.0	51.7
42234	Footwear whsle	1 411	15 046 290	86.6	66.3
422340	Footwear whsle	1 411	15 046 290	86.6	66.3
4224	Grocery & related products whsle	41	80 061	.5	X
42241	General-line grocery whsle	26	2 506	Z	X
422410	General-line grocery whsle	26	2 506	Z	X
4224103	Other general-line grocery whsle	25	1 034	Z	X
42249	Other grocery & related products whsle	11	74 944	.4	X
422490	Other grocery & related products whsle	11	74 944	.4	X
4225	Farm-product raw material whsle	8	13 164	.1	X
4229	Miscellaneous nondurable goods whsle	226	1 699 993	9.8	.3
42291	Farm supplies whsle	24	799	Z	X
422910	Farm supplies whsle	24	799	Z	X
4229101	Farm supplies—farm dealers	24	799	Z	X
42299	Other miscellaneous nondurable goods whsle	202	1 699 194	9.8	.3
422990	Other miscellaneous nondurable goods whsle	202	1 699 194	9.8	.3
4229901	Art goods whsle	17	1 573	Z	4.7
4229902	General merchandise (nondurable goods) whsle	159	1 693 306	9.7	.1
4229904	Other nondurable goods whsle	25	4 279	Z	22.3

See footnotes at end of table.

Table 4. Merchant Wholesalers by Broad Commodity Line and Kind of Business: 1997—Con.

[Includes only establishments with payroll. For meaning of abbreviations and symbols, see introductory text. For explanation of terms, see Appendix A]

CL code and NAICS code	Commodity line and kind of business	Establishments (number)	Sales (\$1,000)	Percent of sales accounted for by kind of business ¹	Coverage in percents
4100	Frozen foods (packaged)	10 647	48 745 361	100.0	45.2
421	Wholesale trade, durable goods	148	112 487	.2	1.4
4211	Motor vehicle & motor vehicle parts & supplies whsle	11	850	Z	X
42112	Motor vehicle supplies & new parts whsle	9	732	Z	X
421120	Motor vehicle supplies & new parts whsle	9	732	Z	X
4211202	Motor vehicle supplies & new parts—jobbers	9	732	Z	X
4214	Professional & commercial equipment & supplies whsle	12	93 562	.2	X
42144	Other commercial equipment whsle	8	92 614	.2	X
421440	Other commercial equipment whsle	8	92 614	.2	X
4214401	Restaurant & hotel equipment & supplies whsle	8	92 614	.2	X
4219	Miscellaneous durable goods whsle	109	11 725	Z	X
42199	Other miscellaneous durable goods whsle	107	11 352	Z	X
421990	Other miscellaneous durable goods whsle	107	11 352	Z	X
4219903	General merchandise (durable goods) whsle	101	11 138	Z	X
422	Wholesale trade, nondurable goods	10 499	48 632 874	99.8	47.3
4221	Paper & paper product whsle	17	35 053	.1	64.6
42213	Industrial & personal service paper whsle	13	33 233	.1	68.7
422130	Industrial & personal service paper whsle	13	33 233	.1	68.7
4222	Drugs, & druggists' sundries whsle	9	4 009	Z	83.5
42221	Drugs, & druggists' sundries whsle	9	4 009	Z	83.5
422210	Drugs, & druggists' sundries whsle	9	4 009	Z	83.5
4222101	General-line drugs whsle	6	3 059	Z	90.8
4224	Grocery & related products whsle	9 714	47 686 045	97.8	50.6
42241	General-line grocery whsle	2 856	10 074 177	20.7	44.8
422410	General-line grocery whsle	2 856	10 074 177	20.7	44.8
4224101	General-line grocery whsle, voluntary group	180	1 417 496	2.9	47.3
4224102	General-line grocery whsle, retail cooperative	191	1 041 801	2.1	42.2
4224103	Other general-line grocery whsle	2 485	7 614 880	15.6	45.0
42242	Packaged frozen food whsle	2 897	28 931 023	59.4	66.7
422420	Packaged frozen food whsle	2 897	28 931 023	59.4	66.7
42243	Dairy products, (except dried or canned) whsle	320	463 838	1.0	31.0
422430	Dairy products, (except dried or canned) whsle	320	463 838	1.0	31.0
4224302	Dairy product (except raw milk) whsle	317	D	D	D
42244	Poultry & poultry product whsle	227	448 155	.9	36.5
422440	Poultry & poultry product whsle	227	448 155	.9	36.5
4224402	Poultry & poultry product (except live) whsle	226	D	D	D
42245	Confectionery whsle	152	110 471	.2	12.5
422450	Confectionery whsle	152	110 471	.2	12.5
42246	Fish & seafood whsle	633	869 149	1.8	X
422460	Fish & seafood whsle	633	869 149	1.8	X
42247	Meat & meat product whsle	1 011	1 780 536	3.7	64.6
422470	Meat & meat product whsle	1 011	1 780 536	3.7	64.6
42248	Fresh fruit & vegetable whsle	448	279 534	.6	6.3
422480	Fresh fruit & vegetable whsle	448	279 534	.6	6.3
42249	Other grocery & related products whsle	1 170	4 729 162	9.7	46.1
422490	Other grocery & related products whsle	1 170	4 729 162	9.7	46.1
4224901	Coffee, tea, & spice whsle	50	80 970	.2	75.3
4224902	Bread & baked goods whsle	156	412 539	.8	X
4224903	Soft drinks whsle	103	84 613	.2	73.3
4224904	Canned goods whsle	260	797 909	1.6	47.4
4224905	Food & beverage basic materials whsle	54	57 503	.1	X
4224906	Other grocery specialties whsle	547	3 295 628	6.8	42.3
4225	Farm-product raw material whsle	13	2 828	Z	60.8
42251	Grain & field bean whsle	12	1 908	Z	71.7
422510	Grain & field bean whsle	12	1 908	Z	71.7
4226	Chemical & allied products whsle	7	11 392	Z	.6
42269	Other chemical & allied products whsle	6	3 564	Z	1.8
422690	Other chemical & allied products whsle	6	3 564	Z	1.8
4226902	Other chemical & allied products whsle	6	3 564	Z	1.8
4229	Miscellaneous nondurable goods whsle	732	891 379	1.8	9.3
42294	Tobacco & tobacco product whsle	322	537 024	1.1	5.7
422940	Tobacco & tobacco product whsle	322	537 024	1.1	5.7
42299	Other miscellaneous nondurable goods whsle	406	351 752	.7	58.9
422990	Other miscellaneous nondurable goods whsle	406	351 752	.7	58.9
4229902	General merchandise (nondurable goods) whsle	385	342 916	.7	67.1
4229904	Other nondurable goods whsle	20	8 796	Z	38.8
4200	Dairy products (excluding dried or canned)	8 639	32 692 039	100.0	39.5
421	Wholesale trade, durable goods	15	21 868	.1	X
4214	Professional & commercial equipment & supplies whsle	6	16 860	.1	X
42144	Other commercial equipment whsle	6	16 860	.1	X
421440	Other commercial equipment whsle	6	16 860	.1	X
4214401	Restaurant & hotel equipment & supplies whsle	6	16 860	.1	X

See footnotes at end of table.

Table 4. Merchant Wholesalers by Broad Commodity Line and Kind of Business: 1997—Con.

[Includes only establishments with payroll. For meaning of abbreviations and symbols, see introductory text. For explanation of terms, see Appendix A]

CL code and NAICS code	Commodity line and kind of business	Establishments (number)	Sales (\$1,000)	Percent of sales accounted for by kind of business ¹	Coverage in percents
4200	Dairy products (excluding dried or canned)—Con.				
422	Wholesale trade, nondurable goods	8 624	32 670 171	99.9	41.0
4221	Paper & paper product whsle	11	12 051	Z	77.9
42213	Industrial & personal service paper whsle	11	12 051	Z	72.5
422130	Industrial & personal service paper whsle	11	12 051	Z	72.5
4222	Drugs, & druggists' sundries whsle	7	1 222	Z	X
42221	Drugs, & druggists' sundries whsle	7	1 222	Z	X
422210	Drugs, & druggists' sundries whsle	7	1 222	Z	X
4224	Grocery & related products whsle	7 947	32 238 151	98.6	42.6
42241	General-line grocery whsle	2 906	8 353 214	25.6	42.3
422410	General-line grocery whsle	2 906	8 353 214	25.6	42.3
4224101	General-line grocery whsle, voluntary group	179	1 641 335	5.0	46.9
4224102	General-line grocery whsle, retail cooperative	180	1 600 017	4.9	41.3
4224103	Other general-line grocery whsle	2 547	5 111 862	15.6	41.5
42242	Packaged frozen food whsle	657	1 873 185	5.7	17.1
422420	Packaged frozen food whsle	657	1 873 185	5.7	17.1
42243	Dairy products, (except dried or canned) whsle	2 174	17 642 863	54.0	69.1
422430	Dairy products, (except dried or canned) whsle	2 174	17 642 863	54.0	69.1
4224301	Raw milk whsle	138	D	D	X
4224302	Dairy product (except raw milk) whsle	2 036	D	D	D
42244	Poultry & poultry product whsle	149	245 079	.8	7.4
422440	Poultry & poultry product whsle	149	245 079	.8	7.4
4224402	Poultry & poultry product (except live) whsle	148	D	D	D
42245	Confectionery whsle	62	21 867	.1	45.5
422450	Confectionery whsle	62	21 867	.1	45.5
42246	Fish & seafood whsle	41	22 309	.1	X
422460	Fish & seafood whsle	41	22 309	.1	X
42247	Meat & meat product whsle	712	1 213 861	3.7	20.0
422470	Meat & meat product whsle	712	1 213 861	3.7	20.0
42248	Fresh fruit & vegetable whsle	329	121 081	.4	5.6
422480	Fresh fruit & vegetable whsle	329	121 081	.4	5.6
42249	Other grocery & related products whsle	917	2 744 692	8.4	56.0
422490	Other grocery & related products whsle	917	2 744 692	8.4	56.0
4224901	Coffee, tea, & spice whsle	81	31 136	.1	76.1
4224902	Bread & baked goods whsle	71	140 078	.4	X
4224903	Soft drinks whsle	86	167 065	.5	74.9
4224904	Canned goods whsle	189	498 378	1.5	46.7
4224905	Food & beverage basic materials whsle	45	28 662	.1	X
4224906	Other grocery specialties whsle	445	1 879 373	5.7	57.0
4225	Farm-product raw material whsle	25	14 888	Z	66.5
42251	Grain & field bean whsle	15	10 407	Z	55.5
422510	Grain & field bean whsle	15	10 407	Z	55.5
42252	Livestock whsle	10	4 481	Z	74.6
422520	Livestock whsle	10	4 481	Z	74.6
4226	Chemical & allied products whsle	7	400	Z	62.6
42269	Other chemical & allied products whsle	7	400	Z	63.2
422690	Other chemical & allied products whsle	7	400	Z	63.2
4226902	Other chemical & allied products whsle	7	400	Z	63.7
4229	Miscellaneous nondurable goods whsle	623	402 971	1.2	11.8
42294	Tobacco & tobacco product whsle	220	160 949	.5	7.2
422940	Tobacco & tobacco product whsle	220	160 949	.5	7.2
42299	Other miscellaneous nondurable goods whsle	398	236 884	.7	45.1
422990	Other miscellaneous nondurable goods whsle	398	236 884	.7	45.1
4229902	General merchandise (nondurable goods) whsle	393	236 478	.7	50.9
4300	Poultry and poultry products	5 627	17 136 878	100.0	4.8
421	Wholesale trade, durable goods	16	16 235	.1	X
422	Wholesale trade, nondurable goods	5 611	17 120 643	99.9	4.9
4221	Paper & paper product whsle	8	8 833	.1	X
42213	Industrial & personal service paper whsle	8	8 833	.1	X
422130	Industrial & personal service paper whsle	8	8 833	.1	X
4224	Grocery & related products whsle	5 095	16 867 959	98.4	5.1
42241	General-line grocery whsle	1 638	3 994 348	23.3	.5
422410	General-line grocery whsle	1 638	3 994 348	23.3	.5
4224101	General-line grocery whsle, voluntary group	148	325 613	1.9	X
4224102	General-line grocery whsle, retail cooperative	142	259 303	1.5	X
4224103	Other general-line grocery whsle	1 348	3 409 432	19.9	.8
42242	Packaged frozen food whsle	599	1 643 912	9.6	3.1
422420	Packaged frozen food whsle	599	1 643 912	9.6	3.1
42243	Dairy products, (except dried or canned) whsle	217	338 976	2.0	1.6
422430	Dairy products, (except dried or canned) whsle	217	338 976	2.0	1.6
4224302	Dairy product (except raw milk) whsle	217	D	D	D
42244	Poultry & poultry product whsle	873	8 003 564	46.7	48.6
422440	Poultry & poultry product whsle	873	8 003 564	46.7	48.6
4224401	Live poultry whsle	45	D	D	X
4224402	Poultry & poultry product (except live) whsle	828	D	D	D
42246	Fish & seafood whsle	69	56 295	.3	X
422460	Fish & seafood whsle	69	56 295	.3	X
42247	Meat & meat product whsle	1 262	2 446 324	14.3	.4
422470	Meat & meat product whsle	1 262	2 446 324	14.3	.4
42248	Fresh fruit & vegetable whsle	231	74 313	.4	X
422480	Fresh fruit & vegetable whsle	231	74 313	.4	X

See footnotes at end of table.

Table 4. Merchant Wholesalers by Broad Commodity Line and Kind of Business: 1997—Con.

[Includes only establishments with payroll. For meaning of abbreviations and symbols, see introductory text. For explanation of terms, see Appendix A]

CL code and NAICS code	Commodity line and kind of business	Establishments (number)	Sales (\$1,000)	Percent of sales accounted for by kind of business ¹	Coverage in percents
4300	Poultry and poultry products—Con.				
422	Wholesale trade, nondurable goods—Con.				
4224	Grocery & related products whsle—Con.				
42249	Other grocery & related products whsle	201	309 943	1.8	.1
422490	Other grocery & related products whsle	201	309 943	1.8	.1
4224901	Coffee, tea, & spice whsle	10	929		X
4224902	Bread & baked goods whsle	22	16 124	.1	X
4224903	Soft drinks whsle	24	54 106	.3	X
4224904	Canned goods whsle	32	54 872	.3	X
4224905	Food & beverage basic materials whsle	6	2 218	Z	X
4224906	Other grocery specialties whsle	107	181 694	1.1	.1
4225	Farm-product raw material whsle	18	3 562	Z	71.0
42251	Grain & field bean whsle	13	3 111	Z	71.9
422510	Grain & field bean whsle	13	3 111	Z	71.9
4229	Miscellaneous nondurable goods whsle	489	239 489	1.4	X
42291	Farm supplies whsle	26	43 802	.3	.3
422910	Farm supplies whsle	26	43 802	.3	.3
4229101	Farm supplies—farm dealers	7	64	Z	X
4229102	Farm supplies—whsle distributors	19	43 738	.3	.3
42294	Tobacco & tobacco product whsle	47	53 201	.3	X
422940	Tobacco & tobacco product whsle	47	53 201	.3	X
42299	Other miscellaneous nondurable goods whsle	416	142 486	.8	X
422990	Other miscellaneous nondurable goods whsle	416	142 486	.8	X
4229902	General merchandise (nondurable goods) whsle	416	142 486	.8	X
4400	Confectionery	6 294	12 093 769	100.0	5.7
421	Wholesale trade, durable goods	65	32 043	.3	11.2
4214	Professional & commercial equipment & supplies whsle	7	2 223	Z	62.2
42144	Other commercial equipment whsle	7	2 223	Z	60.7
421440	Other commercial equipment whsle	7	2 223	Z	60.7
4214401	Restaurant & hotel equipment & supplies whsle	6	2 150	Z	X
4216	Electrical goods whsle	9	258	Z	13.2
42169	Other electronic parts & equipment whsle	7	120	Z	70.2
421690	Other electronic parts & equipment whsle	7	120	Z	70.2
4216902	Electronic parts (excluding communications equipment) whsle	7	120	Z	70.0
4219	Miscellaneous durable goods whsle	36	27 545	.2	7.2
42191	Sporting & recreational goods & supplies whsle	6	3 433	Z	X
421910	Sporting & recreational goods & supplies whsle	6	3 433	Z	X
42192	Toy & hobby goods & supplies whsle	26	20 205	.2	6.1
421920	Toy & hobby goods & supplies whsle	26	20 205	.2	6.1
422	Wholesale trade, nondurable goods	6 229	12 061 726	99.7	5.9
4221	Paper & paper product whsle	42	36 508	.3	4.7
42212	Stationery & office supplies whsle	6	8 289	.1	.3
422120	Stationery & office supplies whsle	6	8 289	.1	.3
42213	Industrial & personal service paper whsle	36	28 219	.2	10.1
422130	Industrial & personal service paper whsle	36	28 219	.2	10.1
4222	Drugs, & druggists' sundries whsle	95	167 006	1.4	.3
42221	Drugs, & druggists' sundries whsle	95	167 006	1.4	.3
422210	Drugs, & druggists' sundries whsle	95	167 006	1.4	.3
4222101	General-line drugs whsle	44	99 393	.8	.5
4222102	Specialty-line drug, pharmaceutical, cosmetic, & toiletries whsle	51	67 613	.6	X
4224	Grocery & related products whsle	4 723	8 880 739	73.4	7.6
42241	General-line grocery whsle	1 594	1 195 835	9.9	.2
422410	General-line grocery whsle	1 594	1 195 835	9.9	.2
4224101	General-line grocery whsle, voluntary group	122	276 681	2.3	X
4224102	General-line grocery whsle, retail cooperative	58	133 572	1.1	.2
4224103	Other general-line grocery whsle	1 414	785 582	6.5	.3
42242	Packaged frozen food whsle	185	208 249	1.7	.2
422420	Packaged frozen food whsle	185	208 249	1.7	.2
42243	Dairy products, (except dried or canned) whsle	74	29 421	.2	4.3
422430	Dairy products, (except dried or canned) whsle	74	29 421	.2	4.3
4224302	Dairy product (except raw milk) whsle	74	D	D	D
42244	Poultry & poultry product whsle	15	5 616	Z	X
422440	Poultry & poultry product whsle	15	5 616	Z	X
4224402	Poultry & poultry product (except live) whsle	15	D	D	X
42245	Confectionery whsle	1 962	6 379 287	52.7	63.0
422450	Confectionery whsle	1 962	6 379 287	52.7	63.0
42246	Fish & seafood whsle	24	1 952	Z	X
422460	Fish & seafood whsle	24	1 952	Z	X
42247	Meat & meat product whsle	79	12 369	.1	.5
422470	Meat & meat product whsle	79	12 369	.1	.5
42248	Fresh fruit & vegetable whsle	53	22 316	.2	5.9
422480	Fresh fruit & vegetable whsle	53	22 316	.2	5.9
42249	Other grocery & related products whsle	737	1 025 694	8.5	2.3
422490	Other grocery & related products whsle	737	1 025 694	8.5	2.3
4224901	Coffee, tea, & spice whsle	116	15 450	.1	5.3
4224902	Bread & baked goods whsle	96	63 595	.5	X
4224903	Soft drinks whsle	122	86 058	.7	4.9
4224904	Canned goods whsle	73	74 319	.6	1.9
4224905	Food & beverage basic materials whsle	40	17 097	.1	X
4224906	Other grocery specialties whsle	290	769 175	6.4	2.1
4225	Farm-product raw material whsle	6	21 069	.2	1.3
42251	Grain & field bean whsle	6	21 069	.2	1.3
422510	Grain & field bean whsle	6	21 069	.2	1.3

See footnotes at end of table.

Table 4. Merchant Wholesalers by Broad Commodity Line and Kind of Business: 1997—Con.

[Includes only establishments with payroll. For meaning of abbreviations and symbols, see introductory text. For explanation of terms, see Appendix A]

CL code and NAICS code	Commodity line and kind of business	Establishments (number)	Sales (\$1,000)	Percent of sales accounted for by kind of business ¹	Coverage in percents
4400	Confectionery—Con.				
422	Wholesale trade, nondurable goods—Con.				
4227	Petroleum & petroleum products whsle	31	1 452	Z	42.0
42271	Petroleum bulk stations & terminals	31	1 452	Z	43.6
422710	Petroleum bulk stations & terminals	31	1 452	Z	43.6
4227101	Petroleum bulk stations & terminals (except LP)	31	1 452	Z	43.8
42271011	Petroleum bulk stations (except LP)	31	1 452	Z	42.4
4228	Beer, wine, & distilled alcoholic beverage whsle	63	12 595	.1	X
42281	Beer & ale whsle	52	8 543	.1	X
422810	Beer & ale whsle	52	8 543	.1	X
42282	Wine & distilled alcoholic beverage whsle	11	4 052	Z	X
422820	Wine & distilled alcoholic beverage whsle	11	4 052	Z	X
4228201	Wine & distilled alcoholic bev (licensed operation) whsle	11	4 052	Z	X
4229	Miscellaneous nondurable goods whsle	1 264	2 939 056	24.3	2.3
42293	Flower, nursery stock, & florists' supplies whsle	10	729	Z	X
422930	Flower, nursery stock, & florists' supplies whsle	10	729	Z	X
42294	Tobacco & tobacco product whsle	989	2 784 577	23.0	1.3
422940	Tobacco & tobacco product whsle	989	2 784 577	23.0	1.3
42299	Other miscellaneous nondurable goods whsle	261	152 564	1.3	19.2
422990	Other miscellaneous nondurable goods whsle	261	152 564	1.3	19.2
4229901	Art goods whsle	20	9 269	.1	15.1
4229902	General merchandise (nondurable goods) whsle	224	125 804	1.0	18.7
4229904	Other nondurable goods whsle	17	17 491	.1	51.4
4500	Fish and seafoods (excluding canned and frozen packaged)	5 149	14 068 933	100.0	X
421	Wholesale trade, durable goods	67	2 636	Z	X
4219	Miscellaneous durable goods whsle	60	1 390	Z	X
42199	Other miscellaneous durable goods whsle	58	831	Z	X
421990	Other miscellaneous durable goods whsle	58	831	Z	X
4219903	General merchandise (durable goods) whsle	58	831	Z	X
422	Wholesale trade, nondurable goods	5 082	14 066 297	100.0	X
4224	Grocery & related products whsle	4 940	13 986 273	99.4	X
42241	General-line grocery whsle	898	1 688 214	12.0	X
422410	General-line grocery whsle	898	1 688 214	12.0	X
4224101	General-line grocery whsle, voluntary group	54	105 486	.8	X
4224102	General-line grocery whsle, retail cooperative	23	20 754	.1	X
4224103	Other general-line grocery whsle	821	1 561 974	11.1	X
42242	Packaged frozen food whsle	442	886 007	6.3	X
422420	Packaged frozen food whsle	442	886 007	6.3	X
42243	Dairy products, (except dried or canned) whsle	76	20 255	.1	X
422430	Dairy products, (except dried or canned) whsle	76	20 255	.1	X
4224302	Dairy product (except raw milk) whsle	76	D	D	X
42244	Poultry & poultry product whsle	106	84 965	.6	X
422440	Poultry & poultry product whsle	106	84 965	.6	X
4224402	Poultry & poultry product (except live) whsle	106	D	D	X
42246	Fish & seafood whsle	2 828	10 885 060	77.4	X
422460	Fish & seafood whsle	2 828	10 885 060	77.4	X
42247	Meat & meat product whsle	335	250 100	1.8	X
422470	Meat & meat product whsle	335	250 100	1.8	X
42248	Fresh fruit & vegetable whsle	97	63 903	.5	X
422480	Fresh fruit & vegetable whsle	97	63 903	.5	X
42249	Other grocery & related products whsle	153	106 114	.8	X
422490	Other grocery & related products whsle	153	106 114	.8	X
4224901	Coffee, tea, & spice whsle	11	1 592	Z	X
4224902	Bread & baked goods whsle	13	3 253	Z	X
4224903	Soft drinks whsle	15	15 374	.1	X
4224904	Canned goods whsle	35	20 838	.1	X
4224905	Food & beverage basic materials whsle	16	7 163	.1	X
4224906	Other grocery specialties whsle	63	57 894	.4	X
4225	Farm-product raw material whsle	7	2 081	Z	X
42251	Grain & field bean whsle	7	2 081	Z	X
422510	Grain & field bean whsle	7	2 081	Z	X
4229	Miscellaneous nondurable goods whsle	134	77 914	.6	X
42299	Other miscellaneous nondurable goods whsle	132	76 929	.5	X
422990	Other miscellaneous nondurable goods whsle	132	76 929	.5	X
4229902	General merchandise (nondurable goods) whsle	126	73 428	.5	X
4229904	Other nondurable goods whsle	6	3 501	Z	X
4600	Meat and meat products (fresh and unpackaged)	7 506	36 147 580	100.0	40.4
421	Wholesale trade, durable goods	34	231 539	.6	70.8
4214	Professional & commercial equipment & supplies whsle	7	13 570	Z	X
4219	Miscellaneous durable goods whsle	19	214 224	.6	69.2
42199	Other miscellaneous durable goods whsle	14	199 110	.6	62.3
421990	Other miscellaneous durable goods whsle	14	199 110	.6	62.3
4219903	General merchandise (durable goods) whsle	14	199 110	.6	60.7

See footnotes at end of table.

Table 4. Merchant Wholesalers by Broad Commodity Line and Kind of Business: 1997—Con.

[Includes only establishments with payroll. For meaning of abbreviations and symbols, see introductory text. For explanation of terms, see Appendix A]

CL code and NAICS code	Commodity line and kind of business	Establishments (number)	Sales (\$1,000)	Percent of sales accounted for by kind of business ¹	Coverage in percents
4600	Meat and meat products (fresh and unpackaged)—Con.				
422	Wholesale trade, nondurable goods	7 472	35 916 041	99.4	41.8
4221	Paper & paper product whsle	6	17 940	.1	68.3
42213	Industrial & personal service paper whsle	6	17 940	.1	63.6
422130	Industrial & personal service paper whsle	6	17 940	.1	63.6
4222	Drugs, & druggists' sundries whsle	11	1 716	Z	47.1
42221	Drugs, & druggists' sundries whsle	11	1 716	Z	47.1
422210	Drugs, & druggists' sundries whsle	11	1 716	Z	47.1
4222101	General-line drugs whsle	11	1 716	Z	51.3
4224	Grocery & related products whsle	6 881	35 299 791	97.7	43.6
42241	General-line grocery whsle	1 993	10 237 724	28.3	39.6
422410	General-line grocery whsle	1 993	10 237 724	28.3	39.6
4224101	General-line grocery whsle, voluntary group	168	1 765 698	4.9	44.0
4224102	General-line grocery whsle, retail cooperative	163	1 860 940	5.1	35.7
4224103	Other general-line grocery whsle	1 662	6 611 086	18.3	39.2
42242	Packaged frozen food whsle	450	1 433 747	4.0	25.9
422420	Packaged frozen food whsle	450	1 433 747	4.0	25.9
42243	Dairy products, (except dried or canned) whsle	247	601 932	1.7	40.8
422430	Dairy products, (except dried or canned) whsle	247	601 932	1.7	40.8
4224302	Dairy product (except raw milk) whsle	244	D	D	D
42244	Poultry & poultry product whsle	245	827 857	2.3	25.1
422440	Poultry & poultry product whsle	245	827 857	2.3	25.1
4224402	Poultry & poultry product (except live) whsle	245	D	D	D
42245	Confectionery whsle	74	18 265	.1	38.5
422450	Confectionery whsle	74	18 265	.1	38.5
42246	Fish & seafood whsle	43	18 808	.1	X
422460	Fish & seafood whsle	43	18 808	.1	X
42247	Meat & meat product whsle	3 147	19 659 817	54.4	65.1
422470	Meat & meat product whsle	3 147	19 659 817	54.4	65.1
42248	Fresh fruit & vegetable whsle	194	87 720	.2	6.4
422480	Fresh fruit & vegetable whsle	194	87 720	.2	6.4
42249	Other grocery & related products whsle	488	2 413 921	6.7	46.5
422490	Other grocery & related products whsle	488	2 413 921	6.7	46.5
4224901	Coffee, tea, & spice whsle	32	167 405	.5	77.9
4224902	Bread & baked goods whsle	70	195 843	.5	X
4224903	Soft drinks whsle	30	72 923	.2	76.1
4224904	Canned goods whsle	83	296 193	.8	27.5
4224905	Food & beverage basic materials whsle	12	2 491	Z	X
4224906	Other grocery specialties whsle	261	1 679 066	4.6	47.3
4225	Farm-product raw material whsle	18	122 587	.3	X
42251	Grain & field bean whsle	12	119 274	.3	X
422510	Grain & field bean whsle	12	119 274	.3	X
4229	Miscellaneous nondurable goods whsle	552	453 135	1.3	13.9
42294	Tobacco & tobacco product whsle	129	162 476	.4	9.3
422940	Tobacco & tobacco product whsle	129	162 476	.4	9.3
42299	Other miscellaneous nondurable goods whsle	420	290 634	.8	35.1
422990	Other miscellaneous nondurable goods whsle	420	290 634	.8	35.1
4229902	General merchandise (nondurable goods) whsle	412	258 325	.7	33.5
4700	Fresh fruits and vegetables	9 197	45 880 613	100.0	17.8
421	Wholesale trade, durable goods	96	27 004	.1	X
4219	Miscellaneous durable goods whsle	88	18 673	Z	X
42199	Other miscellaneous durable goods whsle	86	17 741	Z	X
421990	Other miscellaneous durable goods whsle	86	17 741	Z	X
4219903	General merchandise (durable goods) whsle	86	17 741	Z	X
422	Wholesale trade, nondurable goods	9 101	45 853 609	99.9	18.7
4224	Grocery & related products whsle	8 576	45 598 658	99.4	18.8
42241	General-line grocery whsle	1 896	4 253 876	9.3	.1
422410	General-line grocery whsle	1 896	4 253 876	9.3	.1
4224101	General-line grocery whsle, voluntary group	152	810 018	1.8	.1
4224102	General-line grocery whsle, retail cooperative	66	781 181	1.7	X
4224103	Other general-line grocery whsle	1 678	2 662 677	5.8	.2
42242	Packaged frozen food whsle	444	831 374	1.8	1.4
422420	Packaged frozen food whsle	444	831 374	1.8	1.4
42243	Dairy products, (except dried or canned) whsle	87	96 878	.2	1.5
422430	Dairy products, (except dried or canned) whsle	87	96 878	.2	1.5
4224302	Dairy product (except raw milk) whsle	85	D	D	D
42244	Poultry & poultry product whsle	44	43 301	.1	X
422440	Poultry & poultry product whsle	44	43 301	.1	X
4224402	Poultry & poultry product (except live) whsle	43	D	D	X
42245	Confectionery whsle	6	2 404	Z	X
422450	Confectionery whsle	6	2 404	Z	X
42246	Fish & seafood whsle	49	9 586	Z	X
422460	Fish & seafood whsle	49	9 586	Z	X
42247	Meat & meat product whsle	232	650 515	1.4	3.0
422470	Meat & meat product whsle	232	650 515	1.4	3.0
42248	Fresh fruit & vegetable whsle	5 474	38 674 417	84.3	66.8
422480	Fresh fruit & vegetable whsle	5 474	38 674 417	84.3	66.8
42249	Other grocery & related products whsle	344	1 036 307	2.3	.6
422490	Other grocery & related products whsle	344	1 036 307	2.3	.6
4224901	Coffee, tea, & spice whsle	10	9 071	Z	28.8
4224902	Bread & baked goods whsle	23	53 968	.1	X
4224903	Soft drinks whsle	30	54 486	.1	X
4224904	Canned goods whsle	72	119 072	.3	X
4224905	Food & beverage basic materials whsle	32	8 534	Z	X
4224906	Other grocery specialties whsle	177	791 176	1.7	.8

See footnotes at end of table.

Table 4. Merchant Wholesalers by Broad Commodity Line and Kind of Business: 1997—Con.

[Includes only establishments with payroll. For meaning of abbreviations and symbols, see introductory text. For explanation of terms, see Appendix A]

CL code and NAICS code	Commodity line and kind of business	Establishments (number)	Sales (\$1,000)	Percent of sales accounted for by kind of business ¹	Coverage in percents
4700	Fresh fruits and vegetables—Con.				
422	Wholesale trade, nondurable goods—Con.				
4225	Farm-product raw material whsle	30	28 542	.1	9.7
42251	Grain & field bean whsle	20	24 015	.1	10.7
422510	Grain & field bean whsle	20	24 015	.1	10.7
4229	Miscellaneous nondurable goods whsle	488	207 474	.5	1.8
42291	Farm supplies whsle	11	42 937	.1	X
422910	Farm supplies whsle	11	42 937	.1	X
4229102	Farm supplies—whsle distributors	11	42 937	.1	X
42294	Tobacco & tobacco product whsle	20	11 942	Z	7.2
422940	Tobacco & tobacco product whsle	20	11 942	Z	7.2
42299	Other miscellaneous nondurable goods whsle	455	149 935	.3	1.3
422990	Other miscellaneous nondurable goods whsle	455	149 935	.3	1.3
4229902	General merchandise (nondurable goods) whsle	455	149 935	.3	1.5
4800	Coffee, tea, and spices	7 380	12 845 554	100.0	38.1
421	Wholesale trade, durable goods	101	41 818	.3	60.6
4214	Professional & commercial equipment & supplies whsle	34	6 718	.1	66.8
42144	Other commercial equipment whsle	33	6 505	.1	64.4
421440	Other commercial equipment whsle	33	6 505	.1	64.4
4214401	Restaurant & hotel equipment & supplies whsle	24	5 500	Z	X
4214402	Store machines & equipment whsle	9	1 005	Z	65.4
4217	Hardware, & plumbing & heating equipment & supplies whsle	6	31 002	.2	68.1
42171	Hardware whsle	6	31 002	.2	71.3
421710	Hardware whsle	6	31 002	.2	71.3
4219	Miscellaneous durable goods whsle	54	804	Z	X
42199	Other miscellaneous durable goods whsle	53	541	Z	X
421990	Other miscellaneous durable goods whsle	53	541	Z	X
4219903	General merchandise (durable goods) whsle	52	464	Z	X
422	Wholesale trade, nondurable goods	7 279	12 803 736	99.7	39.6
4221	Paper & paper product whsle	32	12 387	.1	64.0
42213	Industrial & personal service paper whsle	29	11 954	.1	59.9
422130	Industrial & personal service paper whsle	29	11 954	.1	59.9
4222	Drugs, & druggists' sundries whsle	30	22 212	.2	73.8
42221	Drugs, & druggists' sundries whsle	30	22 212	.2	73.8
422210	Drugs, & druggists' sundries whsle	30	22 212	.2	73.8
4222101	General-line drugs whsle	20	2 974	Z	76.6
4222102	Specialty-line drug, pharmaceutical, cosmetic, & toiletries whsle	10	19 238	.2	62.2
4224	Grocery & related products whsle	6 359	11 969 878	93.2	44.6
42241	General-line grocery whsle	2 513	3 619 745	28.2	45.2
422410	General-line grocery whsle	2 513	3 619 745	28.2	45.2
4224101	General-line grocery whsle, voluntary group	181	681 080	5.3	48.1
4224102	General-line grocery whsle, retail cooperative	197	719 317	5.6	44.6
4224103	Other general-line grocery whsle	2 135	2 219 348	17.3	44.2
42242	Packaged frozen food whsle	403	292 697	2.3	19.1
422420	Packaged frozen food whsle	403	292 697	2.3	19.1
42243	Dairy products, (except dried or canned) whsle	153	33 500	.3	20.6
422430	Dairy products, (except dried or canned) whsle	153	33 500	.3	20.6
4224302	Dairy product (except raw milk) whsle	152	D	D	D
42244	Poultry & poultry product whsle	19	632 213	4.9	57.5
422440	Poultry & poultry product whsle	19	632 213	4.9	57.5
4224402	Poultry & poultry product (except live) whsle	18	D	D	D
42245	Confectionery whsle	180	238 784	1.9	9.1
422450	Confectionery whsle	180	238 784	1.9	9.1
42246	Fish & seafood whsle	17	1 842	Z	X
422460	Fish & seafood whsle	17	1 842	Z	X
42247	Meat & meat product whsle	174	28 668	.2	20.5
422470	Meat & meat product whsle	174	28 668	.2	20.5
42248	Fresh fruit & vegetable whsle	152	39 218	.3	6.8
422480	Fresh fruit & vegetable whsle	152	39 218	.3	6.8
42249	Other grocery & related products whsle	2 748	7 083 211	55.1	61.3
422490	Other grocery & related products whsle	2 748	7 083 211	55.1	61.3
4224901	Coffee, tea, & spice whsle	1 420	6 104 508	47.5	68.6
4224902	Bread & baked goods whsle	114	32 641	.3	X
4224903	Soft drinks whsle	334	202 207	1.6	69.7
4224904	Canned goods whsle	277	178 332	1.4	60.4
4224905	Food & beverage basic materials whsle	45	12 106	.1	X
4224906	Other grocery specialties whsle	558	553 417	4.3	56.1
4225	Farm-product raw material whsle	53	99 790	.8	12.2
42251	Grain & field bean whsle	50	91 340	.7	12.5
422510	Grain & field bean whsle	50	91 340	.7	12.5
4226	Chemical & allied products whsle	54	394	Z	X
42269	Other chemical & allied products whsle	54	394	Z	X
422690	Other chemical & allied products whsle	54	394	Z	X
4226902	Other chemical & allied products whsle	54	394	Z	X
4229	Miscellaneous nondurable goods whsle	746	257 452	2.0	8.8
42291	Farm supplies whsle	6	509	Z	X
422910	Farm supplies whsle	6	509	Z	X
4229102	Farm supplies—whsle distributors	6	509	Z	X
42294	Tobacco & tobacco product whsle	339	201 340	1.6	8.0
422940	Tobacco & tobacco product whsle	339	201 340	1.6	8.0
42299	Other miscellaneous nondurable goods whsle	401	55 603	.4	23.5
422990	Other miscellaneous nondurable goods whsle	401	55 603	.4	23.5
4229902	General merchandise (nondurable goods) whsle	382	47 364	.4	25.8
4229904	Other nondurable goods whsle	15	924	Z	9.1

See footnotes at end of table.

Table 4. Merchant Wholesalers by Broad Commodity Line and Kind of Business: 1997—Con.

[Includes only establishments with payroll. For meaning of abbreviations and symbols, see introductory text. For explanation of terms, see Appendix A]

CL code and NAICS code	Commodity line and kind of business	Establishments (number)	Sales (\$1,000)	Percent of sales accounted for by kind of business ¹	Coverage in percents
4820	Bread and baked goods	5 730	7 447 562	100.0	49.9
421	Wholesale trade, durable goods	21	8 155	.1	53.1
4214	Professional & commercial equipment & supplies whsle	8	665	Z	72.6
422	Wholesale trade, nondurable goods	5 709	7 439 407	99.9	51.8
4221	Paper & paper product whsle	8	13 411	.2	71.5
42213	Industrial & personal service paper whsle	7	13 171	.2	67.3
422130	Industrial & personal service paper whsle	7	13 171	.2	67.3
4222	Drugs, & druggists' sundries whsle	9	778	Z	84.2
42221	Drugs, & druggists' sundries whsle	9	778	Z	84.2
422210	Drugs, & druggists' sundries whsle	9	778	Z	84.2
4222101	General-line drugs whsle	9	778	Z	91.7
4224	Grocery & related products whsle	5 354	7 380 506	99.1	51.2
42241	General-line grocery whsle	1 565	1 663 028	22.3	60.9
422410	General-line grocery whsle	1 565	1 663 028	22.3	60.9
4224101	General-line grocery whsle, voluntary group	126	286 007	3.8	56.1
4224102	General-line grocery whsle, retail cooperative	152	187 078	2.5	54.1
4224103	Other general-line grocery whsle	1 287	1 189 943	16.0	63.9
42242	Packaged frozen food whsle	255	182 672	2.5	22.0
422420	Packaged frozen food whsle	255	182 672	2.5	22.0
42243	Dairy products, (except dried or canned) whsle	143	56 703	.8	13.8
422430	Dairy products, (except dried or canned) whsle	143	56 703	.8	13.8
4224302	Dairy product (except raw milk) whsle	140	D	D	D
42244	Poultry & poultry product whsle	20	9 592	.1	7.3
422440	Poultry & poultry product whsle	20	9 592	.1	7.3
4224402	Poultry & poultry product (except live) whsle	20	D	D	D
42245	Confectionery whsle	201	123 439	1.7	19.5
422450	Confectionery whsle	201	123 439	1.7	19.5
42246	Fish & seafood whsle	25	5 393	.1	X
422460	Fish & seafood whsle	25	5 393	.1	X
42247	Meat & meat product whsle	178	47 534	.6	17.5
422470	Meat & meat product whsle	178	47 534	.6	17.5
42248	Fresh fruit & vegetable whsle	99	154 702	2.1	2.6
422480	Fresh fruit & vegetable whsle	99	154 702	2.1	2.6
42249	Other grocery & related products whsle	2 868	5 137 443	69.0	50.9
422490	Other grocery & related products whsle	2 868	5 137 443	69.0	50.9
4224901	Coffee, tea, & spice whsle	88	18 525	.2	74.9
4224902	Bread & baked goods whsle	2 187	4 396 239	59.0	X
4224903	Soft drinks whsle	118	62 542	.8	75.5
4224904	Canned goods whsle	138	141 799	1.9	34.8
4224905	Food & beverage basic materials whsle	18	7 856	.1	X
4224906	Other grocery specialties whsle	319	510 482	6.9	64.0
4225	Farm-product raw material whsle	8	393	Z	5.9
42251	Grain & field bean whsle	8	393	Z	6.1
422510	Grain & field bean whsle	8	393	Z	6.1
4229	Miscellaneous nondurable goods whsle	322	39 246	.5	48.9
42294	Tobacco & tobacco product whsle	42	21 145	.3	68.1
422940	Tobacco & tobacco product whsle	42	21 145	.3	68.1
42299	Other miscellaneous nondurable goods whsle	280	18 101	.2	36.4
422990	Other miscellaneous nondurable goods whsle	280	18 101	.2	36.4
4229902	General merchandise (nondurable goods) whsle	271	14 900	.2	38.9
4830	Canned foods	7 520	27 664 015	100.0	37.4
421	Wholesale trade, durable goods	183	98 762	.4	4.0
4214	Professional & commercial equipment & supplies whsle	15	2 724	Z	35.8
42144	Other commercial equipment whsle	11	1 586	Z	33.9
421440	Other commercial equipment whsle	11	1 586	Z	33.9
4214401	Restaurant & hotel equipment & supplies whsle	11	1 586	Z	X
4218	Machinery, equipment, & supplies whsle	24	23 163	.1	29.2
42183	Industrial machinery & equipment whsle	6	2 414	Z	X
421830	Industrial machinery & equipment whsle	6	2 414	Z	X
42184	Industrial supplies whsle	12	17 450	.1	X
421840	Industrial supplies whsle	12	17 450	.1	X
4218406	Other industrial supplies whsle	10	17 411	.1	X
42185	Service establishment equipment & supplies whsle	6	3 299	Z	71.5
421850	Service establishment equipment & supplies whsle	6	3 299	Z	71.5
4218503	Laundry & dry-cleaning equipment & supplies whsle	6	D	D	X
4219	Miscellaneous durable goods whsle	125	69 252	.3	X
42199	Other miscellaneous durable goods whsle	119	65 784	.2	X
421990	Other miscellaneous durable goods whsle	119	65 784	.2	X
4219903	General merchandise (durable goods) whsle	111	64 166	.2	X

See footnotes at end of table.

Table 4. Merchant Wholesalers by Broad Commodity Line and Kind of Business: 1997—Con.

[Includes only establishments with payroll. For meaning of abbreviations and symbols, see introductory text. For explanation of terms, see Appendix A]

CL code and NAICS code	Commodity line and kind of business	Establishments (number)	Sales (\$1,000)	Percent of sales accounted for by kind of business ¹	Coverage in percents
4830	Canned foods—Con.				
422	Wholesale trade, nondurable goods	7 337	27 565 253	99.6	39.3
4221	Paper & paper product whsle	20	28 377	.1	76.9
42213	Industrial & personal service paper whsle	17	28 308	.1	72.1
422130	Industrial & personal service paper whsle	17	28 308	.1	72.1
4222	Drugs, & druggists' sundries whsle	37	243 307	.9	1.0
42221	Drugs, & druggists' sundries whsle	37	243 307	.9	1.0
422210	Drugs, & druggists' sundries whsle	37	243 307	.9	1.0
4222101	General-line drugs whsle	21	189 058	.7	1.6
4222102	Specialty-line drug, pharmaceutical, cosmetic, & toiletries whsle	16	54 249	.2	X
4223	Apparel, piece goods, & notions whsle	7	15 702	.1	X
4224	Grocery & related products whsle	6 345	26 495 760	95.8	43.7
42241	General-line grocery whsle	2 916	16 635 803	60.1	44.9
422410	General-line grocery whsle	2 916	16 635 803	60.1	44.9
4224101	General-line grocery whsle, voluntary group	186	2 709 017	9.8	46.7
4224102	General-line grocery whsle, retail cooperative	201	2 935 346	10.6	44.6
4224103	Other general-line grocery whsle	2 529	10 991 440	39.7	44.5
42242	Packaged frozen food whsle	548	1 537 704	5.6	18.9
422420	Packaged frozen food whsle	548	1 537 704	5.6	18.9
42243	Dairy products, (except dried or canned) whsle	221	244 393	.9	41.0
422430	Dairy products, (except dried or canned) whsle	221	244 393	.9	41.0
4224302	Dairy product (except raw milk) whsle	219	D	D	D
42244	Poultry & poultry product whsle	61	148 376	.5	32.8
422440	Poultry & poultry product whsle	61	148 376	.5	32.8
4224402	Poultry & poultry product (except live) whsle	60	D	D	D
42245	Confectionery whsle	118	28 129	.1	10.0
422450	Confectionery whsle	118	28 129	.1	10.0
42246	Fish & seafood whsle	34	24 694	.1	X
422460	Fish & seafood whsle	34	24 694	.1	X
42247	Meat & meat product whsle	333	198 606	.7	19.8
422470	Meat & meat product whsle	333	198 606	.7	19.8
42248	Fresh fruit & vegetable whsle	240	121 921	.4	6.7
422480	Fresh fruit & vegetable whsle	240	121 921	.4	6.7
42249	Other grocery & related products whsle	1 874	7 556 134	27.3	62.7
422490	Other grocery & related products whsle	1 874	7 556 134	27.3	62.7
4224901	Coffee, tea, & spice whsle	107	25 043	.1	76.2
4224902	Bread & baked goods whsle	71	41 697	.2	X
4224903	Soft drinks whsle	187	118 224	.4	70.3
4224904	Canned goods whsle	957	6 585 044	23.8	50.2
4224905	Food & beverage basic materials whsle	26	32 398	.1	X
4224906	Other grocery specialties whsle	526	753 728	2.7	70.6
4225	Farm-product raw material whsle	20	12 864	Z	71.3
42251	Grain & field bean whsle	16	10 179	Z	79.5
422510	Grain & field bean whsle	16	10 179	Z	79.5
4228	Beer, wine, & distilled alcoholic beverage whsle	9	1 742	Z	X
4229	Miscellaneous nondurable goods whsle	895	763 774	2.8	7.6
42294	Tobacco & tobacco product whsle	482	717 214	2.6	6.4
422940	Tobacco & tobacco product whsle	482	717 214	2.6	6.4
42299	Other miscellaneous nondurable goods whsle	413	46 560	.2	32.3
422990	Other miscellaneous nondurable goods whsle	413	46 560	.2	32.3
4229902	General merchandise (nondurable goods) whsle	407	46 474	.2	36.9
4229904	Other nondurable goods whsle	6	86	Z	X
4840	Food and beverage basic materials (include flavoring extracts, fruit peel, hop extract, industrial molasses, sausage casings, malt, yeast, etc.)	3 125	4 261 070	100.0	X
421	Wholesale trade, durable goods	41	53 247	1.3	X
4214	Professional & commercial equipment & supplies whsle	15	736	Z	X
42144	Other commercial equipment whsle	14	705	Z	X
421440	Other commercial equipment whsle	14	705	Z	X
4214401	Restaurant & hotel equipment & supplies whsle	8	374	Z	X
4214402	Store machines & equipment whsle	6	331	Z	X
4219	Miscellaneous durable goods whsle	16	40 682	1.0	X
42199	Other miscellaneous durable goods whsle	14	40 495	1.0	X
421990	Other miscellaneous durable goods whsle	14	40 495	1.0	X
4219903	General merchandise (durable goods) whsle	14	40 495	1.0	X
422	Wholesale trade, nondurable goods	3 084	4 207 823	98.8	X
4222	Drugs, & druggists' sundries whsle	52	248 133	5.8	X
42221	Drugs, & druggists' sundries whsle	52	248 133	5.8	X
422210	Drugs, & druggists' sundries whsle	52	248 133	5.8	X
4222101	General-line drugs whsle	17	68 267	1.6	X
4222102	Specialty-line drug, pharmaceutical, cosmetic, & toiletries whsle	35	179 866	4.2	X

See footnotes at end of table.

Table 4. Merchant Wholesalers by Broad Commodity Line and Kind of Business: 1997—Con.

[Includes only establishments with payroll. For meaning of abbreviations and symbols, see introductory text. For explanation of terms, see Appendix A]

CL code and NAICS code	Commodity line and kind of business	Establishments (number)	Sales (\$1,000)	Percent of sales accounted for by kind of business ¹	Coverage in percents
4840	Food and beverage basic materials (include flavoring extracts, fruit peel, hop extract, industrial molasses, sausage casings, malt, yeast, etc.)—Con.				
422	Wholesale trade, nondurable goods—Con.				
4224	Grocery & related products whsle	2 569	3 734 759	87.6	X
42241	General-line grocery whsle	1 092	660 477	15.5	X
422410	General-line grocery whsle	1 092	660 477	15.5	X
4224101	General-line grocery whsle, voluntary group	44	43 519	1.0	X
4224102	General-line grocery whsle, retail cooperative	19	44 665	1.0	X
4224103	Other general-line grocery whsle	1 029	572 293	13.4	X
42242	Packaged frozen food whsle	199	489 483	11.5	X
422420	Packaged frozen food whsle	199	489 483	11.5	X
42243	Dairy products, (except dried or canned) whsle	73	34 563	.8	X
422430	Dairy products, (except dried or canned) whsle	73	34 563	.8	X
4224302	Dairy product (except raw milk) whsle	73	D	D	X
42244	Poultry & poultry product whsle	16	21 469	.5	X
422440	Poultry & poultry product whsle	16	21 469	.5	X
4224402	Poultry & poultry product (except live) whsle	16	D	D	X
42245	Confectionery whsle	50	12 933	.3	X
422450	Confectionery whsle	50	12 933	.3	X
42246	Fish & seafood whsle	25	7 442	.2	X
422460	Fish & seafood whsle	25	7 442	.2	X
42247	Meat & meat product whsle	114	22 821	.5	X
422470	Meat & meat product whsle	114	22 821	.5	X
42248	Fresh fruit & vegetable whsle	63	44 145	1.0	X
422480	Fresh fruit & vegetable whsle	63	44 145	1.0	X
42249	Other grocery & related products whsle	937	2 441 426	57.3	X
422490	Other grocery & related products whsle	937	2 441 426	57.3	X
4224901	Coffee, tea, & spice whsle	95	63 284	1.5	X
4224902	Bread & baked goods whsle	14	9 513	.2	X
4224903	Soft drinks whsle	40	6 479	.2	X
4224904	Canned goods whsle	51	46 038	1.1	X
4224905	Food & beverage basic materials whsle	512	2 174 658	51.0	X
4224906	Other grocery specialties whsle	225	141 454	3.3	X
4225	Farm-product raw material whsle	6	733	Z	X
42251	Grain & field bean whsle	6	733	Z	X
422510	Grain & field bean whsle	6	733	Z	X
4229	Miscellaneous nondurable goods whsle	444	219 358	5.1	X
42294	Tobacco & tobacco product whsle	188	212 952	5.0	X
422940	Tobacco & tobacco product whsle	188	212 952	5.0	X
42299	Other miscellaneous nondurable goods whsle	253	2 959	.1	X
422990	Other miscellaneous nondurable goods whsle	253	2 959	.1	X
4229902	General merchandise (nondurable goods) whsle	253	2 959	.1	X
4850	Soft drinks and bottled water	8 306	11 334 092	100.0	36.4
421	Wholesale trade, durable goods	124	20 019	.2	3.9
4214	Professional & commercial equipment & supplies whsle	7	1 318	Z	X
42144	Other commercial equipment whsle	6	1 015	Z	X
421440	Other commercial equipment whsle	6	1 015	Z	X
4214401	Restaurant & hotel equipment & supplies whsle	6	1 015	Z	X
4218	Machinery, equipment, & supplies whsle	8	6 338	.1	X
42185	Service establishment equipment & supplies whsle	7	6 147	.1	X
421850	Service establishment equipment & supplies whsle	7	6 147	.1	X
4219	Miscellaneous durable goods whsle	105	9 230	.1	X
42199	Other miscellaneous durable goods whsle	101	8 586	.1	X
421990	Other miscellaneous durable goods whsle	101	8 586	.1	X
4219903	General merchandise (durable goods) whsle	96	7 751	.1	X
422	Wholesale trade, nondurable goods	8 182	11 314 073	99.8	38.1
4221	Paper & paper product whsle	20	1 647	Z	40.9
42213	Industrial & personal service paper whsle	17	1 619	Z	38.8
422130	Industrial & personal service paper whsle	17	1 619	Z	38.8
4222	Drugs, & druggists' sundries whsle	21	5 108	Z	34.6
42221	Drugs, & druggists' sundries whsle	21	5 108	Z	34.6
422210	Drugs, & druggists' sundries whsle	21	5 108	Z	34.6
4222101	General-line drugs whsle	19	5 070	Z	36.1
4224	Grocery & related products whsle	5 798	9 695 100	85.5	52.7
42241	General-line grocery whsle	1 990	2 228 030	19.7	58.6
422410	General-line grocery whsle	1 990	2 228 030	19.7	58.6
4224101	General-line grocery whsle, voluntary group	167	648 326	5.7	44.1
4224102	General-line grocery whsle, retail cooperative	180	455 862	4.0	44.4
4224103	Other general-line grocery whsle	1 643	1 123 842	9.9	69.5
42242	Packaged frozen food whsle	262	381 418	3.4	16.7
422420	Packaged frozen food whsle	262	381 418	3.4	16.7
42243	Dairy products, (except dried or canned) whsle	199	64 822	.6	13.5
422430	Dairy products, (except dried or canned) whsle	199	64 822	.6	13.5
4224302	Dairy product (except raw milk) whsle	195	D	D	D
42244	Poultry & poultry product whsle	29	19 433	.2	2.3
422440	Poultry & poultry product whsle	29	19 433	.2	2.3
4224402	Poultry & poultry product (except live) whsle	29	D	D	D
42245	Confectionery whsle	230	157 304	1.4	7.0
422450	Confectionery whsle	230	157 304	1.4	7.0
42246	Fish & seafood whsle	33	899	Z	X
422460	Fish & seafood whsle	33	899	Z	X
42247	Meat & meat product whsle	125	18 813	.2	30.3
422470	Meat & meat product whsle	125	18 813	.2	30.3
42248	Fresh fruit & vegetable whsle	30	3 057	Z	34.6
422480	Fresh fruit & vegetable whsle	30	3 057	Z	34.6

See footnotes at end of table.

Table 4. Merchant Wholesalers by Broad Commodity Line and Kind of Business: 1997—Con.

[Includes only establishments with payroll. For meaning of abbreviations and symbols, see introductory text. For explanation of terms, see Appendix A]

CL code and NAICS code	Commodity line and kind of business	Establishments (number)	Sales (\$1,000)	Percent of sales accounted for by kind of business ¹	Coverage in percents
4850	Soft drinks and bottled water—Con.				
422	Wholesale trade, nondurable goods—Con.				
4224	Grocery & related products whsle—Con.				
42249	Other grocery & related products whsle	2 900	6 821 324	60.2	60.3
422490	Other grocery & related products whsle	2 900	6 821 324	60.2	60.3
4224901	Coffee, tea, & spice whsle	248	68 432	.6	77.2
4224902	Bread & baked goods whsle	99	27 262	.2	X
4224903	Soft drinks whsle	2 026	6 063 232	53.5	67.7
4224904	Canned goods whsle	149	109 355	1.0	56.4
4224905	Food & beverage basic materials whsle	30	23 449	.2	X
4224906	Other grocery specialties whsle	348	529 594	4.7	56.8
4225	Farm-product raw material whsle	10	2 726	Z	88.0
42251	Grain & field bean whsle	10	2 726	Z	91.4
422510	Grain & field bean whsle	10	2 726	Z	91.4
4226	Chemical & allied products whsle	8	1 377	Z	X
42269	Other chemical & allied products whsle	7	1 244	Z	X
422690	Other chemical & allied products whsle	7	1 244	Z	X
4226902	Other chemical & allied products whsle	7	1 244	Z	X
4227	Petroleum & petroleum products whsle	35	1 189	Z	1.9
42271	Petroleum bulk stations & terminals	29	910	Z	X
422710	Petroleum bulk stations & terminals	29	910	Z	X
4227101	Petroleum bulk stations & terminals (except LP)	29	870	Z	X
42271011	Petroleum bulk stations (except LP)	29	870	Z	X
42272	Petroleum & petroleum prod whsle (exc bulk stations & terminals)	6	279	Z	X
422720	Petroleum & petroleum prod whsle (exc bulk stations & terminals)	6	279	Z	X
4228	Beer, wine, & distilled alcoholic beverage whsle	1 426	925 940	8.2	X
42281	Beer & ale whsle	1 126	702 610	6.2	X
422810	Beer & ale whsle	1 126	702 610	6.2	X
42282	Wine & distilled alcoholic beverage whsle	300	223 330	2.0	.4
422820	Wine & distilled alcoholic beverage whsle	300	223 330	2.0	.4
4228201	Wine & distilled alcoholic bev (licensed operation) whsle	300	223 330	2.0	X
4229	Miscellaneous nondurable goods whsle	862	680 851	6.0	8.1
42294	Tobacco & tobacco product whsle	637	614 156	5.4	6.5
422940	Tobacco & tobacco product whsle	637	614 156	5.4	6.5
42299	Other miscellaneous nondurable goods whsle	221	66 595	.6	40.6
422990	Other miscellaneous nondurable goods whsle	221	66 595	.6	40.6
4229901	Art goods whsle	7	373	.7	15.5
4229902	General merchandise (nondurable goods) whsle	197	63 264	.6	45.7
4229904	Other nondurable goods whsle	17	2 958	Z	48.9
4860	Other grocery specialties	11 358	52 535 151	100.0	39.5
421	Wholesale trade, durable goods	307	2 017 271	3.8	2.1
4211	Motor vehicle & motor vehicle parts & supplies whsle	11	1 015	Z	X
4212	Furniture & home furnishings whsle	24	4 714	Z	35.2
42122	Home furnishings whsle	24	4 714	Z	35.1
421220	Home furnishings whsle	24	4 714	Z	35.1
4212201	Household china, glassware, & crockery whsle	8	241	Z	X
4212204	Other home furnishings whsle	11	2 081	Z	40.7
4214	Professional & commercial equipment & supplies whsle	26	61 015	.1	13.4
42144	Other commercial equipment whsle	6	391	Z	X
421440	Other commercial equipment whsle	6	391	Z	X
42145	Medical, dental, & hospital equipment & supplies whsle	17	59 921	.1	13.1
421450	Medical, dental, & hospital equipment & supplies whsle	17	59 921	.1	13.1
4214501	Surgical, medical, & hospital supplies whsle	17	59 921	.1	12.9
4215	Metal & mineral (except petroleum) whsle	10	7 532	Z	X
42151	Metal service centers & offices	9	7 454	Z	X
421510	Metal service centers & offices	9	7 454	Z	X
4215101	Ferrous metal service centers & sales offices	9	7 454	Z	X
42151011	Ferrous metal service centers	6	7 307	Z	X
4217	Hardware, & plumbing & heating equipment & supplies whsle	6	92 326	.2	X
42171	Hardware whsle	6	92 326	.2	X
421710	Hardware whsle	6	92 326	.2	X
4218	Machinery, equipment, & supplies whsle	40	24 276	Z	39.8
42182	Farm & garden machinery & equipment whsle	16	2 047	Z	7.4
421820	Farm & garden machinery & equipment whsle	16	2 047	Z	7.4
4218201	Farm machinery & equipment—farm dealers	14	722	Z	9.1
42185	Service establishment equipment & supplies whsle	14	15 982	Z	38.7
421850	Service establishment equipment & supplies whsle	14	15 982	Z	38.7
4218502	Custodial, janitors' equipment & supplies whsle	6	9 924	Z	X
4218503	Laundry & dry-cleaning equipment & supplies whsle	8	D	D	X
4219	Miscellaneous durable goods whsle	181	1 825 669	3.5	.7
42191	Sporting & recreational goods & supplies whsle	6	2 012	Z	X
421910	Sporting & recreational goods & supplies whsle	6	2 012	Z	X
42192	Toy & hobby goods & supplies whsle	11	1 302	Z	44.0
421920	Toy & hobby goods & supplies whsle	11	1 302	Z	44.0
42199	Other miscellaneous durable goods whsle	156	1 821 004	3.5	X
421990	Other miscellaneous durable goods whsle	156	1 821 004	3.5	X
4219903	General merchandise (durable goods) whsle	144	1 818 895	3.5	X

See footnotes at end of table.

Table 4. Merchant Wholesalers by Broad Commodity Line and Kind of Business: 1997—Con.

[Includes only establishments with payroll. For meaning of abbreviations and symbols, see introductory text. For explanation of terms, see Appendix A]

CL code and NAICS code	Commodity line and kind of business	Establishments (number)	Sales (\$1,000)	Percent of sales accounted for by kind of business ¹	Coverage in percents
4860	Other grocery specialties—Con.				
422	Wholesale trade, nondurable goods	11 051	50 517 880	96.2	43.0
4221	Paper & paper product whsle	199	53 692	.1	2.8
42212	Stationery & office supplies whsle	70	13 904	Z	X
422120	Stationery & office supplies whsle	70	13 904	Z	X
42213	Industrial & personal service paper whsle	129	39 788	.1	7.6
422130	Industrial & personal service paper whsle	129	39 788	.1	7.6
4222	Drugs, & druggists' sundries whsle	137	775 312	1.5	20.4
42221	Drugs, & druggists' sundries whsle	137	775 312	1.5	20.4
422210	Drugs, & druggists' sundries whsle	137	775 312	1.5	20.4
4222101	General-line drugs whsle	86	241 281	.5	36.1
4222102	Specialty-line drug, pharmaceutical, cosmetic, & toiletries whsle	51	534 031	1.0	7.8
4223	Apparel, piece goods, & notions whsle	13	2 781	Z	5.7
42233	Women's, children's, & infants' clothing & accessories whsle	10	1 962	Z	7.7
422330	Women's, children's, & infants' clothing & accessories whsle	10	1 962	Z	7.7
4224	Grocery & related products whsle	8 824	46 602 272	88.7	51.2
42241	General-line grocery whsle	2 483	16 975 776	32.3	57.2
422410	General-line grocery whsle	2 483	16 975 776	32.3	57.2
4224101	General-line grocery whsle, voluntary group	183	3 873 810	7.4	44.8
4224102	General-line grocery whsle, retail cooperative	206	4 276 823	8.1	43.2
4224103	Other general-line grocery whsle	2 094	8 825 143	16.8	66.4
42242	Packaged frozen food whsle	595	2 836 367	5.4	26.2
422420	Packaged frozen food whsle	595	2 836 367	5.4	26.2
42243	Dairy products, (except dried or canned) whsle	243	290 554	.6	19.5
422430	Dairy products, (except dried or canned) whsle	243	290 554	.6	19.5
4224302	Dairy product (except raw milk) whsle	241	D	D	D
42244	Poultry & poultry product whsle	66	37 316	.1	5.0
422440	Poultry & poultry product whsle	66	37 316	.1	5.0
4224402	Poultry & poultry product (except live) whsle	64	D	D	D
42245	Confectionery whsle	234	112 988	.2	27.1
422450	Confectionery whsle	234	112 988	.2	27.1
42246	Fish & seafood whsle	61	7 835	Z	X
422460	Fish & seafood whsle	61	7 835	Z	X
42247	Meat & meat product whsle	375	165 296	.3	15.7
422470	Meat & meat product whsle	375	165 296	.3	15.7
42248	Fresh fruit & vegetable whsle	284	209 825	.4	22.9
422480	Fresh fruit & vegetable whsle	284	209 825	.4	22.9
42249	Other grocery & related products whsle	4 483	25 966 315	49.4	58.6
422490	Other grocery & related products whsle	4 483	25 966 315	49.4	58.6
4224901	Coffee, tea, & spice whsle	252	222 477	.4	72.9
4224902	Bread & baked goods whsle	143	143 814	.3	X
4224903	Soft drinks whsle	160	109 324	.2	68.8
4224904	Canned goods whsle	386	559 279	1.1	58.3
4224905	Food & beverage basic materials whsle	46	79 702	.2	X
4224906	Other grocery specialties whsle	3 496	24 851 719	47.3	61.4
4225	Farm-product raw material whsle	103	745 732	1.4	59.6
42251	Grain & field bean whsle	95	531 753	1.0	67.9
422510	Grain & field bean whsle	95	531 753	1.0	67.9
4226	Chemical & allied products whsle	35	7 172	Z	2.1
42269	Other chemical & allied products whsle	30	4 730	Z	6.1
422690	Other chemical & allied products whsle	30	4 730	Z	6.1
4226902	Other chemical & allied products whsle	30	4 730	Z	6.1
4227	Petroleum & petroleum products whsle	196	426 465	.8	.7
42271	Petroleum bulk stations & terminals	164	410 569	.8	.4
422710	Petroleum bulk stations & terminals	164	410 569	.8	.4
4227101	Petroleum bulk stations & terminals (except LP)	159	410 348	.8	.4
42271011	Petroleum bulk stations (except LP)	153	162 720	.3	1.8
42271012	Petroleum bulk terminals (except LP)	6	247 628	.5	X
42272	Petroleum & petroleum prod whsle (exc bulk stations & terminals)	32	15 896	Z	X
422720	Petroleum & petroleum prod whsle (exc bulk stations & terminals)	32	15 896	Z	X
4228	Beer, wine, & distilled alcoholic beverage whsle	76	20 553	Z	X
42281	Beer & ale whsle	25	6 391	Z	X
422810	Beer & ale whsle	25	6 391	Z	X
42282	Wine & distilled alcoholic beverage whsle	51	14 162	Z	2.1
422820	Wine & distilled alcoholic beverage whsle	51	14 162	Z	2.1
4228201	Wine & distilled alcoholic bev (licensed operation) whsle	51	14 162	Z	X
4229	Miscellaneous nondurable goods whsle	1 468	1 883 901	3.6	12.1
42291	Farm supplies whsle	268	181 660	.3	29.4
422910	Farm supplies whsle	268	181 660	.3	29.4
4229101	Farm supplies—farm dealers	216	82 228	.2	50.6
4229102	Farm supplies—whsle distributors	52	99 432	.2	4.8
42294	Tobacco & tobacco product whsle	430	1 090 183	2.1	14.3
422940	Tobacco & tobacco product whsle	430	1 090 183	2.1	14.3
42299	Other miscellaneous nondurable goods whsle	761	609 854	1.2	7.2
422990	Other miscellaneous nondurable goods whsle	761	609 854	1.2	7.2
4229901	Art goods whsle	19	8 740	Z	28.0
4229902	General merchandise (nondurable goods) whsle	687	543 331	1.0	6.7
4229904	Other nondurable goods whsle	55	57 783	.1	31.5

See footnotes at end of table.

Table 4. Merchant Wholesalers by Broad Commodity Line and Kind of Business: 1997—Con.

[Includes only establishments with payroll. For meaning of abbreviations and symbols, see introductory text. For explanation of terms, see Appendix A]

CL code and NAICS code	Commodity line and kind of business	Establishments (number)	Sales (\$1,000)	Percent of sales accounted for by kind of business ¹	Coverage in percents
4900	Grain and beans	8 898	100 592 186	100.0	47.9
421	Wholesale trade, durable goods	55	197 271	.2	X
4215	Metal & mineral (except petroleum) whsle	6	109 903	.1	X
4217	Hardware, & plumbing & heating equipment & supplies whsle	11	893	Z	X
42171	Hardware whsle	8	480	Z	X
421710	Hardware whsle	8	480	Z	X
4219	Miscellaneous durable goods whsle	28	67 705	.1	X
42199	Other miscellaneous durable goods whsle	26	67 506	.1	X
421990	Other miscellaneous durable goods whsle	26	67 506	.1	X
4219903	General merchandise (durable goods) whsle	25	67 345	.1	X
422	Wholesale trade, nondurable goods	8 843	100 394 915	99.8	50.0
4222	Drugs, & druggists' sundries whsle	9	1 326	Z	X
42221	Drugs, & druggists' sundries whsle	9	1 326	Z	X
422210	Drugs, & druggists' sundries whsle	9	1 326	Z	X
4222101	General-line drugs whsle	6	376	Z	X
4224	Grocery & related products whsle	1 675	959 228	1.0	.2
42241	General-line grocery whsle	942	437 925	.4	X
422410	General-line grocery whsle	942	437 925	.4	X
4224101	General-line grocery whsle, voluntary group	66	102 056	.1	X
4224102	General-line grocery whsle, retail cooperative	135	83 579	.1	X
4224103	Other general-line grocery whsle	741	252 290	.3	X
42242	Packaged frozen food whsle	75	124 179	.1	X
422420	Packaged frozen food whsle	75	124 179	.1	X
42243	Dairy products, (except dried or canned) whsle	9	17 866	Z	X
422430	Dairy products, (except dried or canned) whsle	9	17 866	Z	X
4224302	Dairy product (except raw milk) whsle	9	D	D	X
42244	Poultry & poultry product whsle	9	43 020	Z	X
422440	Poultry & poultry product whsle	9	43 020	Z	X
4224402	Poultry & poultry product (except live) whsle	9	D	D	X
42245	Confectionery whsle	9	3 299	Z	X
422450	Confectionery whsle	9	3 299	Z	X
42247	Meat & meat product whsle	25	807	Z	11.3
422470	Meat & meat product whsle	25	807	Z	11.3
42248	Fresh fruit & vegetable whsle	144	26 666	Z	.3
422480	Fresh fruit & vegetable whsle	144	26 666	Z	.3
42249	Other grocery & related products whsle	462	305 466	.3	1.4
422490	Other grocery & related products whsle	462	305 466	.3	1.4
4224901	Coffee, tea, & spice whsle	37	10 691	Z	X
4224902	Bread & baked goods whsle	14	3 282	Z	X
4224903	Soft drinks whsle	12	460	Z	X
4224904	Canned goods whsle	112	96 231	.1	2.5
4224905	Food & beverage basic materials whsle	12	21 098	Z	X
4224906	Other grocery specialties whsle	275	173 704	.2	1.3
4225	Farm-product raw material whsle	6 537	96 821 522	96.3	78.9
42251	Grain & field bean whsle	6 434	96 710 597	96.1	81.9
422510	Grain & field bean whsle	6 434	96 710 597	96.1	81.9
42252	Livestock whsle	41	19 579	Z	59.7
422520	Livestock whsle	41	19 579	Z	59.7
42259	Other farm product raw material whsle	62	91 346	.1	75.8
422590	Other farm product raw material whsle	62	91 346	.1	75.8
4225904	Cotton whsle	15	51 628	.1	X
4225905	Other farm-product raw material whsle	42	39 568	Z	59.3
4226	Chemical & allied products whsle	30	37 268	Z	78.5
42269	Other chemical & allied products whsle	29	37 004	Z	80.0
422690	Other chemical & allied products whsle	29	37 004	Z	80.0
4226902	Other chemical & allied products whsle	29	37 004	Z	80.7
4227	Petroleum & petroleum products whsle	26	29 150	Z	37.3
42271	Petroleum bulk stations & terminals	20	28 235	Z	38.8
422710	Petroleum bulk stations & terminals	20	28 235	Z	38.8
4227101	Petroleum bulk stations & terminals (except LP)	20	28 235	Z	39.0
42271011	Petroleum bulk stations (except LP)	20	28 235	Z	37.7
42272	Petroleum & petroleum prod whsle (exc bulk stations & terminals)	6	915	Z	X
422720	Petroleum & petroleum prod whsle (exc bulk stations & terminals)	6	915	Z	X
4229	Miscellaneous nondurable goods whsle	558	2 545 027	2.5	3.3
42291	Farm supplies whsle	315	468 347	.5	27.1
422910	Farm supplies whsle	315	468 347	.5	27.1
4229101	Farm supplies—farm dealers	164	151 112	.2	25.6
4229102	Farm supplies—whsle distributors	151	317 235	.3	27.6
42294	Tobacco & tobacco product whsle	12	5 746	Z	X
422940	Tobacco & tobacco product whsle	12	5 746	Z	X
42299	Other miscellaneous nondurable goods whsle	230	2 069 369	2.1	X
422990	Other miscellaneous nondurable goods whsle	230	2 069 369	2.1	X
4229902	General merchandise (nondurable goods) whsle	223	2 068 097	2.1	X
4229904	Other nondurable goods whsle	7	1 272	Z	14.0

See footnotes at end of table.

Table 4. Merchant Wholesalers by Broad Commodity Line and Kind of Business: 1997—Con.

[Includes only establishments with payroll. For meaning of abbreviations and symbols, see introductory text. For explanation of terms, see Appendix A]

CL code and NAICS code	Commodity line and kind of business	Establishments (number)	Sales (\$1,000)	Percent of sales accounted for by kind of business ¹	Coverage in percents
5000	Cattle, hogs, sheep, and goats	1 366	8 689 417	100.0	67.9
421	Wholesale trade, durable goods	6	21 316	.2	X
422	Wholesale trade, nondurable goods	1 360	8 668 101	99.8	72.0
4225	Farm-product raw material whsle	1 295	8 576 882	98.7	86.1
42251	Grain & field bean whsle	156	173 484	2.0	80.7
422510	Grain & field bean whsle	156	173 484	2.0	80.7
42252	Livestock whsle	1 133	8 401 345	96.7	73.7
422520	Livestock whsle	1 133	8 401 345	96.7	73.7
42259	Other farm product raw material whsle	6	2 053	Z	X
422590	Other farm product raw material whsle	6	2 053	Z	X
4229	Miscellaneous nondurable goods whsle	56	86 903	1.0	10.2
42291	Farm supplies whsle	55	86 325	1.0	9.6
422910	Farm supplies whsle	55	86 325	1.0	9.6
4229101	Farm supplies—farm dealers	14	11 418	.1	22.9
4229102	Farm supplies—whsle distributors	41	74 907	.9	8.9
5100	Hides, skins, and pelts	276	1 946 721	100.0	X
421	Wholesale trade, durable goods	11	4 452	.2	X
4219	Miscellaneous durable goods whsle	6	1 615	.1	X
42193	Recyclable material whsle	6	1 615	.1	X
421930	Recyclable material whsle	6	1 615	.1	X
422	Wholesale trade, nondurable goods	265	1 942 269	99.8	X
4225	Farm-product raw material whsle	253	1 892 869	97.2	X
42252	Livestock whsle	10	10 724	.6	X
422520	Livestock whsle	10	10 724	.6	X
42259	Other farm product raw material whsle	239	1 880 733	96.6	X
422590	Other farm product raw material whsle	239	1 880 733	96.6	X
4225901	Hides, skins, & pelts whsle	234	1 856 861	95.4	X
4229	Miscellaneous nondurable goods whsle	8	5 945	.3	X
42299	Other miscellaneous nondurable goods whsle	8	5 945	.3	X
422990	Other miscellaneous nondurable goods whsle	8	5 945	.3	X
4229904	Other nondurable goods whsle	7	5 931	.3	X
5120	Leaf tobacco	362	2 307 672	100.0	11.5
422	Wholesale trade, nondurable goods	362	2 307 651	100.0	12.0
4224	Grocery & related products whsle	15	8 624	.4	X
42245	Confectionery whsle	6	1 333	.1	X
422450	Confectionery whsle	6	1 333	.1	X
42249	Other grocery & related products whsle	6	6 863	.3	X
422490	Other grocery & related products whsle	6	6 863	.3	X
4225	Farm-product raw material whsle	121	2 098 330	90.9	80.1
42259	Other farm product raw material whsle	118	2 092 134	90.7	68.9
422590	Other farm product raw material whsle	118	2 092 134	90.7	68.9
4225902	Leaf tobacco whsle	118	2 092 134	90.7	55.4
4229	Miscellaneous nondurable goods whsle	225	200 569	8.7	X
42291	Farm supplies whsle	6	112	Z	X
422910	Farm supplies whsle	6	112	Z	X
4229101	Farm supplies—farm dealers	6	112	Z	X
42294	Tobacco & tobacco product whsle	216	200 153	8.7	X
422940	Tobacco & tobacco product whsle	216	200 153	8.7	X
5130	Wool, wool tops, and mohair	71	143 279	100.0	X
422	Wholesale trade, nondurable goods	71	143 279	100.0	X
4225	Farm-product raw material whsle	68	143 109	99.9	X
42259	Other farm product raw material whsle	62	142 451	99.4	X
422590	Other farm product raw material whsle	62	142 451	99.4	X
4225903	Wool, wool tops, & mohair whsle	61	138 576	96.7	X
5140	Other farm products, inedible	996	5 012 279	100.0	72.7
421	Wholesale trade, durable goods	34	35 997	.7	74.8
4213	Lumber & other construction materials whsle	6	1 233	Z	69.9
4218	Machinery, equipment, & supplies whsle	26	34 522	.7	74.9
42183	Industrial machinery & equipment whsle	23	33 367	.7	76.9
421830	Industrial machinery & equipment whsle	23	33 367	.7	76.9
4218307	Other industrial machinery & equipment whsle	20	6 097	.1	67.0
422	Wholesale trade, nondurable goods	962	4 976 282	99.3	75.4
4224	Grocery & related products whsle	12	145 225	2.9	4.4
42249	Other grocery & related products whsle	10	145 192	2.9	2.5
422490	Other grocery & related products whsle	10	145 192	2.9	2.5
4224906	Other grocery specialties whsle	8	2 416	Z	84.2
4225	Farm-product raw material whsle	881	4 803 637	95.8	87.8
42251	Grain & field bean whsle	233	218 335	4.4	92.1
422510	Grain & field bean whsle	233	218 335	4.4	92.1
42252	Livestock whsle	17	6 342	.1	74.6
422520	Livestock whsle	17	6 342	.1	74.6
42259	Other farm product raw material whsle	631	4 578 960	91.4	74.4
422590	Other farm product raw material whsle	631	4 578 960	91.4	74.4
4225905	Other farm-product raw material whsle	625	4 573 740	91.3	58.5
4226	Chemical & allied products whsle	8	3 245	.1	80.1
42269	Other chemical & allied products whsle	8	3 245	.1	80.8
422690	Other chemical & allied products whsle	8	3 245	.1	80.8
4226902	Other chemical & allied products whsle	8	3 245	.1	81.5

See footnotes at end of table.

Table 4. Merchant Wholesalers by Broad Commodity Line and Kind of Business: 1997—Con.

[Includes only establishments with payroll. For meaning of abbreviations and symbols, see introductory text. For explanation of terms, see Appendix A]

CL code and NAICS code	Commodity line and kind of business	Establishments (number)	Sales (\$1,000)	Percent of sales accounted for by kind of business ¹	Coverage in percents
5140	Other farm products, inedible—Con.				
422	Wholesale trade, nondurable goods—Con.				
4229	Miscellaneous nondurable goods whsle	59	23 708	.5	78.9
42291	Farm supplies whsle	16	6 256	.1	75.8
422910	Farm supplies whsle	16	6 256	.1	75.8
4229101	Farm supplies—farm dealers	8	18	Z	59.3
4229102	Farm supplies—whsle distributors	8	6 238	.1	82.7
42299	Other miscellaneous nondurable goods whsle	43	17 452	.3	79.4
422990	Other miscellaneous nondurable goods whsle	43	17 452	.3	79.4
4229902	General merchandise (nondurable goods) whsle	43	17 452	.3	90.5
5200	Raw cotton	352	9 823 761	100.0	X
422	Wholesale trade, nondurable goods	351	9 823 652	100.0	X
4223	Apparel, piece goods, & notions whsle	23	1 732	Z	X
42231	Piece goods, notions, & other dry goods whsle	23	1 732	Z	X
422310	Piece goods, notions, & other dry goods whsle	23	1 732	Z	X
4223101	Piece goods—jobbers	17	1 039	Z	X
4223102	Notions & other dry goods whsle	6	693	Z	X
4225	Farm-product raw material whsle	321	9 816 173	99.9	X
42251	Grain & field bean whsle	71	37 951	.4	X
422510	Grain & field bean whsle	71	37 951	.4	X
42259	Other farm product raw material whsle	250	9 778 222	99.5	X
422590	Other farm product raw material whsle	250	9 778 222	99.5	X
4225904	Cotton whsle	244	9 774 554	99.5	X
4225905	Other farm-product raw material whsle	6	3 668	Z	X
4229	Miscellaneous nondurable goods whsle	6	5 501	.1	X
42291	Farm supplies whsle	6	5 501	.1	X
422910	Farm supplies whsle	6	5 501	.1	X
5300	Plastics materials and basic shapes	8 115	17 544 548	100.0	29.6
421	Wholesale trade, durable goods	3 430	1 412 718	8.1	2.9
4211	Motor vehicle & motor vehicle parts & supplies whsle	16	15 905	.1	79.6
42112	Motor vehicle supplies & new parts whsle	16	15 905	.1	69.9
421120	Motor vehicle supplies & new parts whsle	16	15 905	.1	69.9
4211202	Motor vehicle supplies & new parts—jobbers	16	15 905	.1	68.7
4212	Furniture & home furnishings whsle	33	35 333	.2	X
42122	Home furnishings whsle	32	33 786	.2	X
421220	Home furnishings whsle	32	33 786	.2	X
4212203	Floor coverings whsle	12	22 984	.1	X
4212204	Other home furnishings whsle	15	7 246	Z	X
4213	Lumber & other construction materials whsle	343	182 659	1.0	.3
42131	Lumber, plywood, millwork, & wood panel whsle	199	138 161	.8	.2
421310	Lumber, plywood, millwork, & wood panel whsle	199	138 161	.8	.2
4213101	Lumber without yard whsle	6	8 115	Z	X
4213102	Lumber with yard whsle	65	40 969	.2	X
4213103	Plywood, veneer, millwork, & wood panel whsle	128	89 077	.5	.4
42133	Roofing, siding, & insulation material whsle	76	17 650	.1	1.4
421330	Roofing, siding, & insulation material whsle	76	17 650	.1	1.4
4213301	Roofing, siding, & insulation material whsle	76	17 650	.1	1.4
42139	Other construction materials whsle	64	26 039	.1	X
421390	Other construction materials whsle	64	26 039	.1	X
4213901	Flat glass & other construction glass whsle	28	6 859	Z	X
4213902	Other construction materials whsle	36	19 180	.1	X
4214	Professional & commercial equipment & supplies whsle	44	8 278	Z	14.8
42141	Photographic equipment & supplies whsle	6	1 009	Z	X
421410	Photographic equipment & supplies whsle	6	1 009	Z	X
42144	Other commercial equipment whsle	9	1 013	Z	X
421440	Other commercial equipment whsle	9	1 013	Z	X
4214402	Store machines & equipment whsle	7	932	Z	X
42145	Medical, dental, & hospital equipment & supplies whsle	14	1 278	Z	X
421450	Medical, dental, & hospital equipment & supplies whsle	14	1 278	Z	X
4214501	Surgical, medical, & hospital supplies whsle	14	1 278	Z	X
42149	Other professional equipment & supplies whsle	7	1 533	Z	40.0
421490	Other professional equipment & supplies whsle	7	1 533	Z	40.0
4214902	Other professional equipment & supplies whsle	6	1 485	Z	41.1
4215	Metal & mineral (except petroleum) whsle	681	365 158	2.1	2.3
42151	Metal service centers & offices	672	354 804	2.0	1.4
421510	Metal service centers & offices	672	354 804	2.0	1.4
4215101	Ferrous metal service centers & sales offices	494	281 137	1.6	.9
42151011	Ferrous metal service centers	411	255 524	1.5	.6
42151012	Ferrous metal sales offices	83	25 613	.1	6.6
4215102	Nonferrous metal service centers & sales offices	178	73 667	.4	3.6
42151021	Nonferrous metal service centers	145	66 686	.4	3.7
42151022	Nonferrous metal sales offices	33	6 981	Z	X
42152	Coal & other mineral & ore whsle	9	10 354	.1	X
421520	Coal & other mineral & ore whsle	9	10 354	.1	X
4215202	Other mineral & ore whsle	7	8 794	.1	X
4216	Electrical goods whsle	70	33 542	.2	24.6
42161	Electrical apparatus & equip, wiring supp, & const material whsle	18	11 539	.1	4.2
421610	Electrical apparatus & equip, wiring supp, & const material whsle	18	11 539	.1	4.2
42169	Other electronic parts & equipment whsle	50	21 911	.1	40.3
421690	Other electronic parts & equipment whsle	50	21 911	.1	40.3
4216901	Communications equipment & supplies whsle	13	2 354	Z	50.0
4216902	Electronic parts (excluding communications equipment) whsle	37	19 557	.1	39.2

See footnotes at end of table.

Table 4. Merchant Wholesalers by Broad Commodity Line and Kind of Business: 1997—Con.

[Includes only establishments with payroll. For meaning of abbreviations and symbols, see introductory text. For explanation of terms, see Appendix A]

CL code and NAICS code	Commodity line and kind of business	Establishments (number)	Sales (\$1,000)	Percent of sales accounted for by kind of business ¹	Coverage in percents
5300	Plastics materials and basic shapes—Con.				
421	Wholesale trade, durable goods—Con.				
4217	Hardware, & plumbing & heating equipment & supplies whsle	680	328 260	1.9	.8
42171	Hardware whsle	137	75 326	.4	1.8
421710	Hardware whsle	137	75 326	.4	1.8
42172	Plumbing & heating equipment & supplies (hydronics) whsle	387	219 252	1.3	.4
421720	Plumbing & heating equipment & supplies (hydronics) whsle	387	219 252	1.3	.4
42173	Warm air heating & air-conditioning equipment & supplies whsle	128	31 266	.2	X
421730	Warm air heating & air-conditioning equipment & supplies whsle	128	31 266	.2	X
42174	Refrigeration equipment & supplies whsle	28	2 416	Z	X
421740	Refrigeration equipment & supplies whsle	28	2 416	Z	X
4218	Machinery, equipment, & supplies whsle	914	343 617	2.0	3.0
42182	Farm & garden machinery & equipment whsle	10	5 730	Z	X
421820	Farm & garden machinery & equipment whsle	10	5 730	Z	X
4218203	Lawn & garden machinery & equipment whsle	6	4 674	Z	X
42183	Industrial machinery & equipment whsle	294	121 030	.7	1.8
421830	Industrial machinery & equipment whsle	294	121 030	.7	1.8
4218301	Food-processing machinery & equipment whsle	11	6 897	Z	X
4218302	Hydraulic & pneumatic (fluid-power) machinery & equipment whsle	39	7 030	Z	X
42183021	Hydraulic & pneumatic pumps & motors whsle	11	4 691	Z	X
42183022	Hydraulic & pneumatic parts, accessories, & supplies whsle	28	2 339	Z	X
4218303	General-purpose industrial machinery & equipment whsle	138	77 643	.4	1.6
4218304	Metalworking machinery & equipment whsle	18	2 375	Z	X
4218305	Materials handling equipment whsle	21	4 325	Z	X
4218306	Oilwell, oil refinery, & pipeline mach, equip, & supplies whsle	7	550	Z	X
4218307	Other industrial machinery & equipment whsle	60	22 210	.1	6.1
42184	Industrial supplies whsle	537	184 664	1.1	3.6
421840	Industrial supplies whsle	537	184 664	1.1	3.6
4218401	General-line industrial supplies whsle	198	43 445	.2	.4
4218402	Mechanical power transmission supplies whsle	29	915	Z	X
4218403	Welding supplies whsle	8	2 019	Z	X
4218404	Industrial containers & supplies whsle	48	16 250	.1	13.6
4218405	Industrial valves & fittings (except fluid-power) whsle	30	19 938	.1	X
4218406	Other industrial supplies whsle	224	102 097	.6	4.3
42185	Service establishment equipment & supplies whsle	59	29 329	.2	19.7
421850	Service establishment equipment & supplies whsle	59	29 329	.2	19.7
4218502	Custodial, janitors' equipment & supplies whsle	44	12 013	.1	X
4218504	Other service establishment equipment & supplies whsle	13	D	D	D
42186	Transportation equipment & supplies (exc motor vehicle) whsle	9	1 016	Z	X
421860	Transportation equipment & supplies (exc motor vehicle) whsle	9	1 016	Z	X
4219	Miscellaneous durable goods whsle	649	99 966	.6	1.3
42191	Sporting & recreational goods & supplies whsle	9	4 214	Z	23.6
421910	Sporting & recreational goods & supplies whsle	9	4 214	Z	23.6
42192	Toy & hobby goods & supplies whsle	13	3 442	Z	X
421920	Toy & hobby goods & supplies whsle	13	3 442	Z	X
42193	Recyclable material whsle	44	9 216	.1	X
421930	Recyclable material whsle	44	9 216	.1	X
4219302	Recyclable paper & paperboard whsle	32	7 256	Z	X
4219303	Other recyclable material whsle	12	1 960	Z	X
42199	Other miscellaneous durable goods whsle	583	83 094	.5	1.0
421990	Other miscellaneous durable goods whsle	583	83 094	.5	1.0
4219902	Forest products (except lumber) whsle	23	14 410	.1	X
4219903	General merchandise (durable goods) whsle	519	59 211	.3	.1
4219905	Fire extinguishers & fire safety equipment whsle	14	7 339	Z	X
4219906	Other durable goods whsle	26	2 024	Z	X
422	Wholesale trade, nondurable goods	4 685	16 131 830	91.9	47.2
4221	Paper & paper product whsle	440	281 512	1.6	1.0
42211	Printing & writing paper whsle	34	35 376	.2	.5
422110	Printing & writing paper whsle	34	35 376	.2	.5
42212	Stationery & office supplies whsle	60	13 856	.1	X
422120	Stationery & office supplies whsle	60	13 856	.1	X
42213	Industrial & personal service paper whsle	346	232 280	1.3	1.2
422130	Industrial & personal service paper whsle	346	232 280	1.3	1.2
4222	Drugs, & druggists' sundries whsle	18	17 264	.1	X
42221	Drugs, & druggists' sundries whsle	18	17 264	.1	X
422210	Drugs, & druggists' sundries whsle	18	17 264	.1	X
4222101	General-line drugs whsle	7	4 448	Z	X
4222102	Specialty-line drug, pharmaceutical, cosmetic, & toiletries whsle	11	12 816	.1	X
4223	Apparel, piece goods, & notions whsle	26	4 340	Z	56.8
42231	Piece goods, notions, & other dry goods whsle	18	3 251	Z	X
422310	Piece goods, notions, & other dry goods whsle	18	3 251	Z	X
4223101	Piece goods—jobbers	16	3 136	Z	X
42233	Women's, children's, & infants' clothing & accessories whsle	6	1 033	Z	60.9
422330	Women's, children's, & infants' clothing & accessories whsle	6	1 033	Z	60.9
4224	Grocery & related products whsle	21	15 673	.1	1.4
42249	Other grocery & related products whsle	11	2 555	Z	2.0
422490	Other grocery & related products whsle	11	2 555	Z	2.0
4224906	Other grocery specialties whsle	8	1 849	Z	3.9
4226	Chemical & allied products whsle	3 830	15 419 683	87.9	64.9
42261	Plastics materials & basic forms & shapes whsle	3 357	14 851 815	84.7	60.7
422610	Plastics materials & basic forms & shapes whsle	3 357	14 851 815	84.7	60.7
42269	Other chemical & allied products whsle	473	567 868	3.2	74.2
422690	Other chemical & allied products whsle	473	567 868	3.2	74.2
4226902	Other chemical & allied products whsle	469	562 020	3.2	74.8

See footnotes at end of table.

Table 4. Merchant Wholesalers by Broad Commodity Line and Kind of Business: 1997—Con.

[Includes only establishments with payroll. For meaning of abbreviations and symbols, see introductory text. For explanation of terms, see Appendix A]

CL code and NAICS code	Commodity line and kind of business	Establishments (number)	Sales (\$1,000)	Percent of sales accounted for by kind of business ¹	Coverage in percents
5300	Plastics materials and basic shapes—Con.				
422	Wholesale trade, nondurable goods—Con.				
4227	Petroleum & petroleum products whsle	15	139 696	.8	80.7
42271	Petroleum bulk stations & terminals	10	138 152	.8	83.9
422710	Petroleum bulk stations & terminals	10	138 152	.8	83.9
4227101	Petroleum bulk stations & terminals (except LP)	10	138 152	.8	84.3
42271011	Petroleum bulk stations (except LP)	7	1 549	Z	2.2
4229	Miscellaneous nondurable goods whsle	331	251 474	1.4	1.0
42292	Book, periodical, & newspaper whsle	7	1 641	Z	X
422920	Book, periodical, & newspaper whsle	7	1 641	Z	X
42295	Paint, varnish, & supplies whsle	34	14 362	.1	40.9
422950	Paint, varnish, & supplies whsle	34	14 362	.1	40.9
4229501	Paint, varnish, & supplies whsle	34	14 362	.1	40.9
42299	Other miscellaneous nondurable goods whsle	280	233 849	1.3	.2
422990	Other miscellaneous nondurable goods whsle	280	233 849	1.3	.2
4229901	Art goods whsle	10	3 045	Z	X
4229902	General merchandise (nondurable goods) whsle	199	210 823	1.2	X
4229903	Textile bags, bagging, & burlap whsle	10	1 713	Z	X
4229904	Other nondurable goods whsle	61	18 268	.1	7.3
5320	Industrial gases (welding, etc.)	2 691	2 376 109	100.0	X
421	Wholesale trade, durable goods	1 772	953 453	40.1	X
4215	Metal & mineral (except petroleum) whsle	12	3 427	.1	X
42151	Metal service centers & offices	12	3 427	.1	X
421510	Metal service centers & offices	12	3 427	.1	X
4215101	Ferrous metal service centers & sales offices	12	3 427	.1	X
42151011	Ferrous metal service centers	10	3 411	.1	X
4218	Machinery, equipment, & supplies whsle	1 736	948 151	39.9	X
42183	Industrial machinery & equipment whsle	55	37 319	1.6	X
421830	Industrial machinery & equipment whsle	55	37 319	1.6	X
4218302	Hydraulic & pneumatic (fluid-power) machinery & equipment whsle	12	3 707	.2	X
42183022	Hydraulic & pneumatic parts, accessories, & supplies whsle	8	3 651	.2	X
4218303	General-purpose industrial machinery & equipment whsle	29	7 684	.3	X
4218304	Metalworking machinery & equipment whsle	6	4 218	.2	X
4218307	Other industrial machinery & equipment whsle	6	10 648	.4	X
42184	Industrial supplies whsle	1 671	909 001	38.3	X
421840	Industrial supplies whsle	1 671	909 001	38.3	X
4218401	General-line industrial supplies whsle	142	50 957	2.1	X
4218403	Welding supplies whsle	1 509	854 096	35.9	X
4218406	Other industrial supplies whsle	12	2 020	.1	X
42185	Service establishment equipment & supplies whsle	8	1 609	.1	X
421850	Service establishment equipment & supplies whsle	8	1 609	.1	X
4218502	Custodial, janitors' equipment & supplies whsle	8	1 609	.1	X
4219	Miscellaneous durable goods whsle	21	1 448	.1	X
42199	Other miscellaneous durable goods whsle	21	1 448	.1	X
421990	Other miscellaneous durable goods whsle	21	1 448	.1	X
4219903	General merchandise (durable goods) whsle	16	1 340	.1	X
422	Wholesale trade, nondurable goods	919	1 422 656	59.9	X
4226	Chemical & allied products whsle	878	974 078	41.0	X
42261	Plastics materials & basic forms & shapes whsle	19	32 100	1.4	X
422610	Plastics materials & basic forms & shapes whsle	19	32 100	1.4	X
42269	Other chemical & allied products whsle	859	941 978	39.6	X
422690	Other chemical & allied products whsle	859	941 978	39.6	X
4226901	Industrial gases (except LP) whsle	804	922 847	38.8	X
4226902	Other chemical & allied products whsle	55	19 131	.8	X
4229	Miscellaneous nondurable goods whsle	31	18 865	.8	X
42299	Other miscellaneous nondurable goods whsle	29	18 851	.8	X
422990	Other miscellaneous nondurable goods whsle	29	18 851	.8	X
4229902	General merchandise (nondurable goods) whsle	16	17 540	.7	X
4229904	Other nondurable goods whsle	13	1 311	.1	X
5330	Chemicals and allied products (excluding agricultural, plastics, gases, and petroleum)	20 695	46 692 185	100.0	16.5
421	Wholesale trade, durable goods	6 883	4 452 975	9.5	4.7
4211	Motor vehicle & motor vehicle parts & supplies whsle	935	199 416	.4	1.9
42112	Motor vehicle supplies & new parts whsle	723	187 799	.4	1.7
421120	Motor vehicle supplies & new parts whsle	723	187 799	.4	1.7
4211201	Motor vehicle supplies & new parts—warehouse distributors	287	131 235	.3	.3
4211202	Motor vehicle supplies & new parts—jobbers	431	51 493	.1	5.5
42113	Tire & tube whsle	39	3 760	Z	2.1
421130	Tire & tube whsle	39	3 760	Z	2.1
42114	Motor vehicle parts, (used) whsle	170	7 680	Z	1.0
421140	Motor vehicle parts, (used) whsle	170	7 680	Z	1.0
4212	Furniture & home furnishings whsle	53	24 636	.1	28.0
42121	Furniture whsle	6	1 560	Z	X
421210	Furniture whsle	6	1 560	Z	X
42122	Home furnishings whsle	47	23 076	Z	31.3
421220	Home furnishings whsle	47	23 076	Z	31.3
4212201	Household china, glassware, & crockery whsle	13	4 470	Z	X
4212202	Linens, domestics, draperies, & curtains whsle	11	3 203	Z	49.1
4212203	Floor coverings whsle	19	7 525	Z	58.9

See footnotes at end of table.

Table 4. Merchant Wholesalers by Broad Commodity Line and Kind of Business: 1997—Con.

[Includes only establishments with payroll. For meaning of abbreviations and symbols, see introductory text. For explanation of terms, see Appendix A]

CL code and NAICS code	Commodity line and kind of business	Establishments (number)	Sales (\$1,000)	Percent of sales accounted for by kind of business ¹	Coverage in percents
5330	Chemicals and allied products (excluding agricultural, plastics, gases, and petroleum)—Con.				
421	Wholesale trade, durable goods—Con.				
4213	Lumber & other construction materials whsle	158	62 443	.1	10.5
42131	Lumber, plywood, millwork, & wood panel whsle	66	27 456	.1	14.1
421310	Lumber, plywood, millwork, & wood panel whsle	66	27 456	.1	14.1
4213101	Lumber without yard whsle	11	3 500	Z	X
4213102	Lumber with yard whsle	12	3 488	Z	11.8
4213103	Plywood, veneer, millwork, & wood panel whsle	43	20 468	Z	13.9
42132	Brick, stone, & related construction materials whsle	29	9 951	Z	2.1
421320	Brick, stone, & related construction materials whsle	29	9 951	Z	2.1
4213201	Brick, block, tile, clay/cement sewer pipe whsle	14	4 867	Z	X
4213203	Cement, lime, & related products whsle	12	4 746	Z	4.1
42133	Roofing, siding, & insulation material whsle	28	18 155	Z	6.6
421330	Roofing, siding, & insulation material whsle	28	18 155	Z	6.6
4213301	Roofing, siding, & insulation material whsle	28	18 155	Z	6.6
42139	Other construction materials whsle	35	6 881	Z	2.7
421390	Other construction materials whsle	35	6 881	Z	2.7
4213901	Flat glass & other construction glass whsle	7	195	Z	X
4213902	Other construction materials whsle	28	6 686	Z	X
4214	Professional & commercial equipment & supplies whsle	568	331 575	.7	1.7
42141	Photographic equipment & supplies whsle	45	24 720	.1	X
421410	Photographic equipment & supplies whsle	45	24 720	.1	X
42142	Office equipment whsle	183	125 203	.3	X
421420	Office equipment whsle	183	125 203	.3	X
42143	Computer & computer peripheral equipment & software whsle	29	6 410	Z	28.7
421430	Computer & computer peripheral equipment & software whsle	29	6 410	Z	28.7
4214301	Computer & peripheral equipment whsle	26	6 213	Z	34.5
42143011	Computers & peripheral equipment for resale	12	4 968	Z	X
42143012	Computers & peripheral equipment for end use	14	1 245	Z	2.7
42144	Other commercial equipment whsle	72	15 541	Z	X
421440	Other commercial equipment whsle	72	15 541	Z	X
4214401	Restaurant & hotel equipment & supplies whsle	70	15 406	Z	X
42145	Medical, dental, & hospital equipment & supplies whsle	137	31 866	.1	2.7
421450	Medical, dental, & hospital equipment & supplies whsle	137	31 866	.1	2.7
4214501	Surgical, medical, & hospital supplies whsle	134	30 922	.1	2.5
42149	Other professional equipment & supplies whsle	102	127 835	.3	2.1
421490	Other professional equipment & supplies whsle	102	127 835	.3	2.1
4214902	Other professional equipment & supplies whsle	102	127 835	.3	2.1
4215	Metal & mineral (except petroleum) whsle	248	389 668	.8	5.0
42151	Metal service centers & offices	214	289 541	.6	2.4
421510	Metal service centers & offices	214	289 541	.6	2.4
4215101	Ferrous metal service centers & sales offices	177	263 283	.6	2.1
42151011	Ferrous metal service centers	157	258 399	.6	2.0
42151012	Ferrous metal sales offices	20	4 884	Z	18.2
4215102	Nonferrous metal service centers & sales offices	37	26 258	.1	3.1
42151021	Nonferrous metal service centers	31	25 332	.1	2.9
42151022	Nonferrous metal sales offices	6	926	Z	14.2
42152	Coal & other mineral & ore whsle	34	100 127	.2	12.5
421520	Coal & other mineral & ore whsle	34	100 127	.2	12.5
4215202	Other mineral & ore whsle	32	81 165	.2	X
4216	Electrical goods whsle	251	242 232	.5	33.7
42161	Electrical apparatus & equip, wiring supp, & const material whsle	184	75 486	.2	64.2
421610	Electrical apparatus & equip, wiring supp, & const material whsle	184	75 486	.2	64.2
42162	Electrical appliance, television & radio set whsle	18	2 910	Z	18.3
421620	Electrical appliance, television & radio set whsle	18	2 910	Z	18.3
42169	Other electronic parts & equipment whsle	49	163 836	.4	7.1
421690	Other electronic parts & equipment whsle	49	163 836	.4	7.1
4216902	Electronic parts (excluding communications equipment) whsle	47	163 687	.4	7.1
4217	Hardware, & plumbing & heating equipment & supplies whsle	927	205 716	.4	1.2
42171	Hardware whsle	393	114 470	.2	1.5
421710	Hardware whsle	393	114 470	.2	1.5
42172	Plumbing & heating equipment & supplies (hydronics) whsle	221	75 857	.2	.7
421720	Plumbing & heating equipment & supplies (hydronics) whsle	221	75 857	.2	.7
42173	Warm air heating & air-conditioning equipment & supplies whsle	219	11 186	Z	1.4
421730	Warm air heating & air-conditioning equipment & supplies whsle	219	11 186	Z	1.4
42174	Refrigeration equipment & supplies whsle	94	4 203	Z	X
421740	Refrigeration equipment & supplies whsle	94	4 203	Z	X
4218	Machinery, equipment, & supplies whsle	2 482	822 336	1.8	7.0
42181	Construction & mining (except petroleum) machinery & equip whsle	23	2 168	Z	X
421810	Construction & mining (except petroleum) machinery & equip whsle	23	2 168	Z	X
42182	Farm & garden machinery & equipment whsle	122	36 106	.1	X
421820	Farm & garden machinery & equipment whsle	122	36 106	.1	X
4218201	Farm machinery & equipment—farm dealers	62	12 841	Z	X
4218202	Farm machinery & equipment—whsle distributors	41	15 401	Z	X
4218203	Lawn & garden machinery & equipment whsle	19	7 864	Z	X
42183	Industrial machinery & equipment whsle	830	265 130	.6	3.7
421830	Industrial machinery & equipment whsle	830	265 130	.6	3.7
4218301	Food-processing machinery & equipment whsle	25	6 895	Z	8.9
4218302	Hydraulic & pneumatic (fluid-power) machinery & equipment whsle	66	11 244	Z	X
42183021	Hydraulic & pneumatic pumps & motors whsle	30	7 660	Z	X
42183022	Hydraulic & pneumatic parts, accessories, & supplies whsle	36	3 584	Z	X
4218303	General-purpose industrial machinery & equipment whsle	365	146 537	.3	3.4
4218304	Metalworking machinery & equipment whsle	137	30 568	.1	X
4218305	Materials handling equipment whsle	21	2 330	Z	X
4218306	Oilwell, oil refinery, & pipeline mach, equip, & supplies whsle	39	16 906	Z	X
4218307	Other industrial machinery & equipment whsle	177	50 650	.1	10.4

See footnotes at end of table.

Table 4. Merchant Wholesalers by Broad Commodity Line and Kind of Business: 1997—Con.

[Includes only establishments with payroll. For meaning of abbreviations and symbols, see introductory text. For explanation of terms, see Appendix A]

CL code and NAICS code	Commodity line and kind of business	Establishments (number)	Sales (\$1,000)	Percent of sales accounted for by kind of business ¹	Coverage in percents
5330	Chemicals and allied products (excluding agricultural, plastics, gases, and petroleum)—Con.				
421	Wholesale trade, durable goods—Con.				
4218	Machinery, equipment, & supplies whsle—Con.				
42184	Industrial supplies whsle	657	167 471	.4	10.3
421840	Industrial supplies whsle	657	167 471	.4	10.3
4218401	General-line industrial supplies whsle	258	40 194	.1	5.4
4218402	Mechanical power transmission supplies whsle	23	3 111	Z	X
4218403	Welding supplies whsle	73	23 067	X	X
4218404	Industrial containers & supplies whsle	31	19 694	Z	4.7
4218405	Industrial valves & fittings (except fluid-power) whsle	11	11 891	Z	X
4218406	Other industrial supplies whsle	261	69 514	.1	10.8
42185	Service establishment equipment & supplies whsle	846	345 492	.7	9.3
421850	Service establishment equipment & supplies whsle	846	345 492	.7	9.3
4218502	Custodial, janitors' equipment & supplies whsle	585	231 296	.5	X
4218503	Laundry & dry-cleaning equipment & supplies whsle	123	D	D	X
4218504	Other service establishment equipment & supplies whsle	136	D	D	D
4219	Miscellaneous durable goods whsle	1 261	2 174 953	4.7	.5
42191	Sporting & recreational goods & supplies whsle	61	46 730	.1	10.3
421910	Sporting & recreational goods & supplies whsle	61	46 730	.1	10.3
42193	Recyclable material whsle	33	5 730	Z	19.5
421930	Recyclable material whsle	33	5 730	Z	19.5
4219302	Recyclable paper & paperboard whsle	15	2 461	Z	5.7
4219303	Other recyclable material whsle	18	3 269	Z	44.7
42199	Other miscellaneous durable goods whsle	1 163	2 122 287	4.5	.3
421990	Other miscellaneous durable goods whsle	1 163	2 122 287	4.5	.3
4219902	Forest products (except lumber) whsle	20	11 656	Z	X
4219903	General merchandise (durable goods) whsle	1 114	2 109 699	4.5	.1
4219905	Fire extinguishers & fire safety equipment whsle	18	873	Z	X
4219906	Other durable goods whsle	11	59	Z	X
422	Wholesale trade, nondurable goods	13 812	42 239 210	90.5	20.0
4221	Paper & paper product whsle	981	527 703	1.1	2.6
42211	Printing & writing paper whsle	139	36 417	.1	.2
422110	Printing & writing paper whsle	139	36 417	.1	.2
42212	Stationery & office supplies whsle	42	6 380	Z	1.3
422120	Stationery & office supplies whsle	42	6 380	Z	1.3
42213	Industrial & personal service paper whsle	800	484 906	1.0	3.2
422130	Industrial & personal service paper whsle	800	484 906	1.0	3.2
4222	Drugs, & druggists' sundries whsle	159	204 103	.4	11.8
42221	Drugs, & druggists' sundries whsle	159	204 103	.4	11.8
422210	Drugs, & druggists' sundries whsle	159	204 103	.4	11.8
4222101	General-line drugs whsle	107	144 477	.3	20.4
4222102	Specialty-line drug, pharmaceutical, cosmetic, & toiletries whsle	52	59 626	.1	3.8
4223	Apparel, piece goods, & notions whsle	44	115 846	.2	23.6
42231	Piece goods, notions, & other dry goods whsle	34	83 619	.2	X
422310	Piece goods, notions, & other dry goods whsle	34	83 619	.2	X
4223101	Piece goods—jobbers	31	83 170	.2	X
4224	Grocery & related products whsle	1 513	1 378 739	3.0	1.0
42241	General-line grocery whsle	1 050	1 052 973	2.3	1.0
422410	General-line grocery whsle	1 050	1 052 973	2.3	1.0
4224101	General-line grocery whsle, voluntary group	53	129 178	.3	X
4224102	General-line grocery whsle, retail cooperative	117	66 062	.1	14.3
4224103	Other general-line grocery whsle	880	857 733	1.8	X
42242	Packaged frozen food whsle	183	157 687	.3	X
422420	Packaged frozen food whsle	183	157 687	.3	X
42243	Dairy products, (except dried or canned) whsle	19	2 518	Z	X
422430	Dairy products, (except dried or canned) whsle	19	2 518	Z	X
4224302	Dairy product (except raw milk) whsle	19	D	D	X
42245	Confectionery whsle	7	134	Z	5.1
422450	Confectionery whsle	7	134	Z	5.1
42247	Meat & meat product whsle	46	9 011	Z	1.0
422470	Meat & meat product whsle	46	9 011	Z	1.0
42248	Fresh fruit & vegetable whsle	8	403	Z	5.7
422480	Fresh fruit & vegetable whsle	8	403	Z	5.7
42249	Other grocery & related products whsle	196	152 496	.3	2.0
422490	Other grocery & related products whsle	196	152 496	.3	2.0
4224901	Coffee, tea, & spice whsle	8	508	Z	X
4224903	Soft drinks whsle	20	8 856	Z	15.3
4224904	Canned goods whsle	25	30 954	.1	X
4224905	Food & beverage basic materials whsle	15	32 151	.1	X
4224906	Other grocery specialties whsle	123	79 526	.2	2.0
4225	Farm-product raw material whsle	1 257	1 145 088	2.5	X
42251	Grain & field bean whsle	1 226	1 093 963	2.3	X
422510	Grain & field bean whsle	1 226	1 093 963	2.3	X
42259	Other farm product raw material whsle	27	46 043	.1	1.2
422590	Other farm product raw material whsle	27	46 043	.1	1.2
4225904	Cotton whsle	9	15 600	Z	X
4225905	Other farm-product raw material whsle	15	5 454	Z	X
4226	Chemical & allied products whsle	8 494	34 196 364	73.2	63.0
42261	Plastics materials & basic forms & shapes whsle	347	322 637	.7	71.6
422610	Plastics materials & basic forms & shapes whsle	347	322 637	.7	71.6
42269	Other chemical & allied products whsle	8 147	33 873 727	72.5	63.0
422690	Other chemical & allied products whsle	8 147	33 873 727	72.5	63.0
4226901	Industrial gases (except LP) whsle	59	18 695	Z	X
4226902	Other chemical & allied products whsle	8 088	33 855 032	72.5	63.6

See footnotes at end of table.

Table 4. Merchant Wholesalers by Broad Commodity Line and Kind of Business: 1997—Con.

[Includes only establishments with payroll. For meaning of abbreviations and symbols, see introductory text. For explanation of terms, see Appendix A]

CL code and NAICS code	Commodity line and kind of business	Establishments (number)	Sales (\$1,000)	Percent of sales accounted for by kind of business ¹	Coverage in percents
5330	Chemicals and allied products (excluding agricultural, plastics, gases, and petroleum)—Con.				
422	Wholesale trade, nondurable goods—Con.				
4227	Petroleum & petroleum products whsle	562	1 062 292	2.3	19.5
42271	Petroleum bulk stations & terminals	424	950 091	2.0	20.7
422710	Petroleum bulk stations & terminals	424	950 091	2.0	20.7
4227101	Petroleum bulk stations & terminals (except LP)	420	418 986	.9	27.2
42271011	Petroleum bulk stations (except LP)	394	251 149	.5	6.8
42271012	Petroleum bulk terminals (except LP)	26	167 837	.4	60.3
42272	Petroleum & petroleum prod whsle (exc bulk stations & terminals)	138	112 201	.2	X
422720	Petroleum & petroleum prod whsle (exc bulk stations & terminals)	138	112 201	.2	X
4229	Miscellaneous nondurable goods whsle	800	3 608 683	7.7	1.2
42291	Farm supplies whsle	108	91 255	.2	1.0
422910	Farm supplies whsle	108	91 255	.2	1.0
4229101	Farm supplies—farm dealers	13	6 909	Z	X
4229102	Farm supplies—whsle distributors	95	84 346	.2	1.1
42294	Tobacco & tobacco product whsle	10	3 934	Z	3.2
422940	Tobacco & tobacco product whsle	10	3 934	Z	3.2
42295	Paint, varnish, & supplies whsle	113	44 998	.1	35.1
422950	Paint, varnish, & supplies whsle	113	44 998	.1	35.1
4229501	Paint, varnish, & supplies whsle	113	44 998	.1	35.1
42299	Other miscellaneous nondurable goods whsle	565	3 467 510	7.4	.4
422990	Other miscellaneous nondurable goods whsle	565	3 467 510	7.4	.4
4229901	Art goods whsle	12	851	Z	X
4229902	General merchandise (nondurable goods) whsle	474	3 452 111	7.4	.3
4229904	Other nondurable goods whsle	75	12 481	Z	8.5
5400	Petroleum products	12 747	106 001 117	100.0	53.4
421	Wholesale trade, durable goods	1 978	1 028 755	1.0	1.8
4211	Motor vehicle & motor vehicle parts & supplies whsle	950	142 715	.1	3.8
42111	Automobile & other motor vehicle whsle	144	16 977	Z	.2
421110	Automobile & other motor vehicle whsle	144	16 977	Z	.2
4211101	Automobile & motorcycle whsle	20	1 661	Z	.4
4211103	Light truck & van (14,000 lb or less) whsle	7	740	Z	X
4211104	Medium truck & tractor (14,001 lb to 26,000 lb) whsle	18	D	D	X
4211105	Heavy truck & tractor (over 26,000 lb) whsle	95	11 584	Z	X
42112	Motor vehicle supplies & new parts whsle	628	96 962	.1	8.9
421120	Motor vehicle supplies & new parts whsle	628	96 962	.1	8.9
4211201	Motor vehicle supplies & new parts—warehouse distributors	174	51 338	Z	1.8
4211202	Motor vehicle supplies & new parts—jobbers	448	39 028	Z	19.5
4211203	Petroleum products marketing equipment whsle	6	6 596	Z	X
42113	Tire & tube whsle	47	23 888	Z	17.5
421130	Tire & tube whsle	47	23 888	Z	17.5
42114	Motor vehicle parts, (used) whsle	131	4 888	Z	7.4
421140	Motor vehicle parts, (used) whsle	131	4 888	Z	7.4
4213	Lumber & other construction materials whsle	11	1 201	Z	X
42139	Other construction materials whsle	8	127	Z	X
421390	Other construction materials whsle	8	127	Z	X
4213902	Other construction materials whsle	8	127	Z	X
4215	Metal & mineral (except petroleum) whsle	44	62 280	.1	X
42151	Metal service centers & offices	32	43 672	Z	X
421510	Metal service centers & offices	32	43 672	Z	X
4215101	Ferrous metal service centers & sales offices	30	27 765	Z	X
42151011	Ferrous metal service centers	28	27 643	Z	X
42152	Coal & other mineral & ore whsle	12	18 608	Z	X
421520	Coal & other mineral & ore whsle	12	18 608	Z	X
4215202	Other mineral & ore whsle	10	15 026	Z	X
4217	Hardware, & plumbing & heating equipment & supplies whsle	36	4 533	Z	.6
42171	Hardware whsle	34	3 868	Z	.8
421710	Hardware whsle	34	3 868	Z	.8
4218	Machinery, equipment, & supplies whsle	666	141 318	.1	5.1
42181	Construction & mining (except petroleum) machinery & equip whsle	79	16 809	Z	X
421810	Construction & mining (except petroleum) machinery & equip whsle	79	16 809	Z	X
42182	Farm & garden machinery & equipment whsle	444	31 841	Z	.8
421820	Farm & garden machinery & equipment whsle	444	31 841	Z	.8
4218201	Farm machinery & equipment—farm dealers	398	27 480	Z	.9
4218202	Farm machinery & equipment—whsle distributors	44	2 837	Z	.2
42183	Industrial machinery & equipment whsle	62	36 542	Z	15.1
421830	Industrial machinery & equipment whsle	62	36 542	Z	15.1
4218303	General-purpose industrial machinery & equipment whsle	36	11 163	Z	12.0
4218306	Oilwell, oil refinery, & pipeline mach, equip, & supplies whsle	14	12 883	Z	41.5
42184	Industrial supplies whsle	22	4 857	Z	12.7
421840	Industrial supplies whsle	22	4 857	Z	12.7
4218401	General-line industrial supplies whsle	6	1 022	Z	49.6
4218406	Other industrial supplies whsle	13	3 702	Z	.5
42185	Service establishment equipment & supplies whsle	9	2 169	Z	X
421850	Service establishment equipment & supplies whsle	9	2 169	Z	X
42186	Transportation equipment & supplies (exc motor vehicle) whsle	50	49 100	Z	12.6
421860	Transportation equipment & supplies (exc motor vehicle) whsle	50	49 100	Z	12.6
4218601	Aircraft & aeronautical equipment & supplies whsle	35	48 072	Z	13.6
4218602	Marine machinery, equipment, & supplies whsle	15	1 028	Z	X
4219	Miscellaneous durable goods whsle	266	676 584	.6	.2
42191	Sporting & recreational goods & supplies whsle	6	4 069	Z	36.7
421910	Sporting & recreational goods & supplies whsle	6	4 069	Z	36.7
42199	Other miscellaneous durable goods whsle	257	671 754	.6	X
421990	Other miscellaneous durable goods whsle	257	671 754	.6	X
4219903	General merchandise (durable goods) whsle	249	668 717	.6	X

See footnotes at end of table.

Table 4. Merchant Wholesalers by Broad Commodity Line and Kind of Business: 1997—Con.

[Includes only establishments with payroll. For meaning of abbreviations and symbols, see introductory text. For explanation of terms, see Appendix A]

CL code and NAICS code	Commodity line and kind of business	Establishments (number)	Sales (\$1,000)	Percent of sales accounted for by kind of business ¹	Coverage in percents
5400	Petroleum products—Con.				
422	Wholesale trade, nondurable goods	10 769	104 972 362	99.0	61.6
4221	Paper & paper product whsle	26	142 931	.1	5.7
42213	Industrial & personal service paper whsle	25	142 925	.1	5.4
422130	Industrial & personal service paper whsle	25	142 925	.1	5.4
4223	Apparel, piece goods, & notions whsle	7	1 505	Z	X
4224	Grocery & related products whsle	68	26 348	Z	1.0
42246	Fish & seafood whsle	48	18 438	Z	X
422460	Fish & seafood whsle	48	18 438	Z	X
42249	Other grocery & related products whsle	15	3 036	Z	3.5
422490	Other grocery & related products whsle	15	3 036	Z	3.5
4224904	Canned goods whsle	6	1 352	Z	X
4224906	Other grocery specialties whsle	9	1 684	Z	7.0
4225	Farm-product raw material whsle	757	529 262	.5	1.2
42251	Grain & field bean whsle	739	521 998	.5	1.1
422510	Grain & field bean whsle	739	521 998	.5	1.1
42259	Other farm product raw material whsle	15	7 242	Z	X
422590	Other farm product raw material whsle	15	7 242	Z	X
4225905	Other farm-product raw material whsle	9	6 104	Z	X
4226	Chemical & allied products whsle	633	812 591	.8	1.2
42261	Plastics materials & basic forms & shapes whsle	19	6 925	Z	X
422610	Plastics materials & basic forms & shapes whsle	19	6 925	Z	X
42269	Other chemical & allied products whsle	614	805 666	.8	1.3
422690	Other chemical & allied products whsle	614	805 666	.8	1.3
4226902	Other chemical & allied products whsle	613	805 530	.8	1.3
4227	Petroleum & petroleum products whsle	8 930	103 145 897	97.3	71.8
42271	Petroleum bulk stations & terminals	6 281	68 617 739	64.7	78.0
422710	Petroleum bulk stations & terminals	6 281	68 617 739	64.7	78.0
4227101	Petroleum bulk stations & terminals (except LP)	6 252	68 179 651	64.3	78.4
42271011	Petroleum bulk stations (except LP)	5 725	40 580 036	38.3	75.9
42271012	Petroleum bulk terminals (except LP)	527	27 599 615	26.0	80.7
4227102	Liquefied petroleum bulk stations & terminals	29	438 088	.4	X
42272	Petroleum & petroleum prod whsle (exc bulk stations & terminals)	2 649	34 528 158	32.6	X
422720	Petroleum & petroleum prod whsle (exc bulk stations & terminals)	2 649	34 528 158	32.6	X
4229	Miscellaneous nondurable goods whsle	345	313 298	.3	3.0
42291	Farm supplies whsle	255	206 433	.2	8.1
422910	Farm supplies whsle	255	206 433	.2	8.1
4229101	Farm supplies—farm dealers	224	69 216	—	21.3
4229102	Farm supplies—whsle distributors	31	137 217	.1	.3
42295	Paint, varnish, & supplies whsle	15	2 173	Z	X
422950	Paint, varnish, & supplies whsle	15	2 173	Z	X
4229501	Paint, varnish, & supplies whsle	15	2 173	Z	X
42299	Other miscellaneous nondurable goods whsle	70	104 416	.1	X
422990	Other miscellaneous nondurable goods whsle	70	104 416	.1	X
4229901	Art goods whsle	7	468	Z	X
4229902	General merchandise (nondurable goods) whsle	28	99 648	.1	X
4229904	Other nondurable goods whsle	35	4 300	Z	X
5420	Liquefied petroleum gases (excluding natural gas)	1 567	6 337 500	100.0	X
421	Wholesale trade, durable goods	115	322 340	5.1	X
4218	Machinery, equipment, & supplies whsle	39	10 332	.2	X
42184	Industrial supplies whsle	34	6 438	.1	X
421840	Industrial supplies whsle	34	6 438	.1	X
4218403	Welding supplies whsle	32	5 959	.1	X
4219	Miscellaneous durable goods whsle	69	299 896	4.7	X
42199	Other miscellaneous durable goods whsle	69	299 896	4.7	X
421990	Other miscellaneous durable goods whsle	69	299 896	4.7	X
4219903	General merchandise (durable goods) whsle	67	299 729	4.7	X
422	Wholesale trade, nondurable goods	1 452	6 015 160	94.9	X
4225	Farm-product raw material whsle	38	12 063	.2	X
42251	Grain & field bean whsle	33	11 667	.2	X
422510	Grain & field bean whsle	33	11 667	.2	X
4226	Chemical & allied products whsle	66	15 247	.2	X
42269	Other chemical & allied products whsle	66	15 247	.2	X
422690	Other chemical & allied products whsle	66	15 247	.2	X
4226901	Industrial gases (except LP) whsle	36	4 424	.1	X
4226902	Other chemical & allied products whsle	30	10 823	.2	X
4227	Petroleum & petroleum products whsle	1 292	5 950 444	93.9	X
42271	Petroleum bulk stations & terminals	1 040	3 353 194	52.9	X
422710	Petroleum bulk stations & terminals	1 040	3 353 194	52.9	X
4227101	Petroleum bulk stations & terminals (except LP)	648	794 634	12.5	X
42271011	Petroleum bulk stations (except LP)	591	368 899	5.8	X
42271012	Petroleum bulk terminals (except LP)	57	425 735	6.7	X
4227102	Liquefied petroleum bulk stations & terminals	392	2 558 560	40.4	X
42272	Petroleum & petroleum prod whsle (exc bulk stations & terminals)	252	2 597 250	41.0	X
422720	Petroleum & petroleum prod whsle (exc bulk stations & terminals)	252	2 597 250	41.0	X
4229	Miscellaneous nondurable goods whsle	56	37 406	.6	X
42291	Farm supplies whsle	42	35 739	.6	X
422910	Farm supplies whsle	42	35 739	.6	X
4229101	Farm supplies—farm dealers	28	11 878	.2	X
4229102	Farm supplies—whsle distributors	14	23 861	.4	X
42299	Other miscellaneous nondurable goods whsle	14	1 667	Z	X
422990	Other miscellaneous nondurable goods whsle	14	1 667	Z	X
4229904	Other nondurable goods whsle	14	1 667	Z	X

See footnotes at end of table.

Table 4. Merchant Wholesalers by Broad Commodity Line and Kind of Business: 1997—Con.

[Includes only establishments with payroll. For meaning of abbreviations and symbols, see introductory text. For explanation of terms, see Appendix A]

CL code and NAICS code	Commodity line and kind of business	Establishments (number)	Sales (\$1,000)	Percent of sales accounted for by kind of business ¹	Coverage in percents
5500	Crude oil	302	26 588 532	100.0	X
421	Wholesale trade, durable goods	16	310	Z	X
4219	Miscellaneous durable goods whsle	11	24	Z	X
42199	Other miscellaneous durable goods whsle	11	24	Z	X
421990	Other miscellaneous durable goods whsle	11	24	Z	X
4219903	General merchandise (durable goods) whsle	11	24	Z	X
422	Wholesale trade, nondurable goods	286	26 588 222	100.0	X
4227	Petroleum & petroleum products whsle	258	22 428 820	84.4	X
42271	Petroleum bulk stations & terminals	119	14 810 664	55.7	X
422710	Petroleum bulk stations & terminals	119	14 810 664	55.7	X
4227101	Petroleum bulk stations & terminals (except LP)	117	14 810 141	55.7	X
42271011	Petroleum bulk stations (except LP)	63	1 144 134	4.3	X
42271012	Petroleum bulk terminals (except LP)	54	13 666 007	51.4	X
42272	Petroleum & petroleum prod whsle (exc bulk stations & terminals)	139	7 618 156	28.7	X
422720	Petroleum & petroleum prod whsle (exc bulk stations & terminals)	139	7 618 156	28.7	X
4229	Miscellaneous nondurable goods whsle	25	4 157 775	15.6	X
42299	Other miscellaneous nondurable goods whsle	25	4 157 775	15.6	X
422990	Other miscellaneous nondurable goods whsle	25	4 157 775	15.6	X
4229902	General merchandise (nondurable goods) whsle	25	4 157 775	15.6	X
5520	Other petroleum products (including asphalt, road oil, wax, etc.)	464	2 166 661	100.0	X
422	Wholesale trade, nondurable goods	460	2 163 783	99.9	X
4226	Chemical & allied products whsle	7	64 673	3.0	X
42269	Other chemical & allied products whsle	7	64 673	3.0	X
422690	Other chemical & allied products whsle	7	64 673	3.0	X
4226902	Other chemical & allied products whsle	7	64 673	3.0	X
4227	Petroleum & petroleum products whsle	448	2 094 944	96.7	X
42271	Petroleum bulk stations & terminals	226	438 392	20.2	X
422710	Petroleum bulk stations & terminals	226	438 392	20.2	X
4227101	Petroleum bulk stations & terminals (except LP)	226	438 392	20.2	X
42271011	Petroleum bulk stations (except LP)	203	56 961	2.6	X
42271012	Petroleum bulk terminals (except LP)	23	381 431	17.6	X
42272	Petroleum & petroleum prod whsle (exc bulk stations & terminals)	222	1 656 552	76.5	X
422720	Petroleum & petroleum prod whsle (exc bulk stations & terminals)	222	1 656 552	76.5	X
5600	Beer and ale	4 297	33 256 306	100.0	X
421	Wholesale trade, durable goods	6	1 522	Z	X
422	Wholesale trade, nondurable goods	4 291	33 254 784	100.0	X
4224	Grocery & related products whsle	688	276 298	.8	X
42241	General-line grocery whsle	501	64 488	.2	X
422410	General-line grocery whsle	501	64 488	.2	X
4224103	Other general-line grocery whsle	495	50 107	.2	X
42242	Packaged frozen food whsle	7	453	Z	X
422420	Packaged frozen food whsle	7	453	Z	X
42247	Meat & meat product whsle	13	2 610	Z	X
422470	Meat & meat product whsle	13	2 610	Z	X
42249	Other grocery & related products whsle	158	207 740	.6	X
422490	Other grocery & related products whsle	158	207 740	.6	X
4224903	Soft drinks whsle	97	150 629	.5	X
4224904	Canned goods whsle	17	16 713	.1	X
4224905	Food & beverage basic materials whsle	22	2 485	Z	X
4224906	Other grocery specialties whsle	16	37 839	.1	X
4228	Beer, wine, & distilled alcoholic beverage whsle	3 550	32 945 827	99.1	X
42281	Beer & ale whsle	2 945	31 897 145	95.9	X
422810	Beer & ale whsle	2 945	31 897 145	95.9	X
42282	Wine & distilled alcoholic beverage whsle	605	1 048 682	3.2	X
422820	Wine & distilled alcoholic beverage whsle	605	1 048 682	3.2	X
4228201	Wine & distilled alcoholic bev (licensed operation) whsle	605	1 048 682	3.2	X
4229	Miscellaneous nondurable goods whsle	44	25 884	.1	X
42294	Tobacco & tobacco product whsle	30	24 792	.1	X
422940	Tobacco & tobacco product whsle	30	24 792	.1	X
42299	Other miscellaneous nondurable goods whsle	14	1 092	Z	X
422990	Other miscellaneous nondurable goods whsle	14	1 092	Z	X
4229902	General merchandise (nondurable goods) whsle	11	520	Z	X
5700	Wines and distilled alcoholic beverages	2 896	24 508 316	100.0	63.5
421	Wholesale trade, durable goods	18	4 471	Z	28.9
4218	Machinery, equipment, & supplies whsle	7	104	Z	X
42184	Industrial supplies whsle	7	104	Z	X
421840	Industrial supplies whsle	7	104	Z	X
4218404	Industrial containers & supplies whsle	7	104	Z	X
4219	Miscellaneous durable goods whsle	9	4 031	Z	36.6
42199	Other miscellaneous durable goods whsle	6	3 909	Z	62.3
421990	Other miscellaneous durable goods whsle	6	3 909	Z	62.3
4219906	Other durable goods whsle	6	3 909	Z	50.1

See footnotes at end of table.

Table 4. Merchant Wholesalers by Broad Commodity Line and Kind of Business: 1997—Con.

[Includes only establishments with payroll. For meaning of abbreviations and symbols, see introductory text. For explanation of terms, see Appendix A]

CL code and NAICS code	Commodity line and kind of business	Establishments (number)	Sales (\$1,000)	Percent of sales accounted for by kind of business ¹	Coverage in percents
5700	Wines and distilled alcoholic beverages—Con.				
422	Wholesale trade, nondurable goods	2 878	24 503 845	100.0	66.0
4224	Grocery & related products whsle	696	208 067	.8	1.8
42241	General-line grocery whsle	518	34 017	.1	X
422410	General-line grocery whsle	518	34 017	.1	X
4224103	Other general-line grocery whsle	516	33 919	.1	X
42242	Packaged frozen food whsle	41	56 400	.2	X
422420	Packaged frozen food whsle	41	56 400	.2	X
42247	Meat & meat product whsle	14	20 197	.1	X
422470	Meat & meat product whsle	14	20 197	.1	X
42248	Fresh fruit & vegetable whsle	6	9 157	Z	X
422480	Fresh fruit & vegetable whsle	6	9 157	Z	X
42249	Other grocery & related products whsle	109	84 190	.3	3.3
422490	Other grocery & related products whsle	109	84 190	.3	3.3
4224903	Soft drinks whsle	40	25 867	.1	27.8
4224904	Canned goods whsle	10	6 166	Z	X
4224905	Food & beverage basic materials whsle	19	615	Z	X
4224906	Other grocery specialties whsle	40	51 542	.2	.3
4228	Beer, wine, & distilled alcoholic beverage whsle	2 121	24 224 356	98.8	X
42281	Beer & ale whsle	590	916 208	3.7	X
422810	Beer & ale whsle	590	916 208	3.7	X
42282	Wine & distilled alcoholic beverage whsle	1 531	23 308 148	95.1	79.9
422820	Wine & distilled alcoholic beverage whsle	1 531	23 308 148	95.1	79.9
4228201	Wine & distilled alcoholic bev (licensed operation) whsle	1 409	22 928 787	93.6	X
4228202	Wine & distilled alcoholic beverage (State operated) whsle	122	379 361	1.5	88.1
4229	Miscellaneous nondurable goods whsle	44	34 210	.1	1.9
42294	Tobacco & tobacco product whsle	25	32 779	.1	3.8
422940	Tobacco & tobacco product whsle	25	32 779	.1	3.8
42299	Other miscellaneous nondurable goods whsle	19	1 431	Z	X
422990	Other miscellaneous nondurable goods whsle	19	1 431	Z	X
4229902	General merchandise (nondurable goods) whsle	11	1 067	Z	X
4229904	Other nondurable goods whsle	6	123	Z	X
5800	Farm supplies	12 541	37 370 142	100.0	38.4
421	Wholesale trade, durable goods	1 832	916 282	2.5	6.2
4211	Motor vehicle & motor vehicle parts & supplies whsle	17	682	Z	59.6
42112	Motor vehicle supplies & new parts whsle	14	338	Z	30.4
421120	Motor vehicle supplies & new parts whsle	14	338	Z	30.4
4211202	Motor vehicle supplies & new parts—jobbers	14	338	Z	29.9
4212	Furniture & home furnishings whsle	19	9 997	Z	23.7
42122	Home furnishings whsle	16	5 575	Z	35.6
421220	Home furnishings whsle	16	5 575	Z	35.6
4212204	Other home furnishings whsle	12	3 793	Z	20.2
4213	Lumber & other construction materials whsle	24	18 141	Z	48.1
42131	Lumber, plywood, millwork, & wood panel whsle	6	746	Z	X
421310	Lumber, plywood, millwork, & wood panel whsle	6	746	Z	X
42133	Roofing, siding, & insulation material whsle	7	8 277	Z	X
421330	Roofing, siding, & insulation material whsle	7	8 277	Z	X
4213301	Roofing, siding, & insulation material whsle	7	8 277	Z	X
42139	Other construction materials whsle	11	9 118	Z	31.5
421390	Other construction materials whsle	11	9 118	Z	31.5
4213902	Other construction materials whsle	11	9 118	Z	25.6
4214	Professional & commercial equipment & supplies whsle	24	26 053	.1	X
42144	Other commercial equipment whsle	8	431	Z	X
421440	Other commercial equipment whsle	8	431	Z	X
4214401	Restaurant & hotel equipment & supplies whsle	8	431	Z	X
42149	Other professional equipment & supplies whsle	14	24 872	.1	X
421490	Other professional equipment & supplies whsle	14	24 872	.1	X
4214902	Other professional equipment & supplies whsle	12	13 583	Z	X
4215	Metal & mineral (except petroleum) whsle	14	114 553	.3	3.2
42151	Metal service centers & offices	11	12 563	Z	65.7
421510	Metal service centers & offices	11	12 563	Z	65.7
4215101	Ferrous metal service centers & sales offices	11	12 563	Z	65.8
42151011	Ferrous metal service centers	8	744	Z	X
4217	Hardware, & plumbing & heating equipment & supplies whsle	83	38 045	.1	3.8
42171	Hardware whsle	61	36 603	.1	3.6
421710	Hardware whsle	61	36 603	.1	3.6
42172	Plumbing & heating equipment & supplies (hydronics) whsle	19	1 407	Z	12.3
421720	Plumbing & heating equipment & supplies (hydronics) whsle	19	1 407	Z	12.3
4218	Machinery, equipment, & supplies whsle	1 468	538 911	1.4	3.2
42181	Construction & mining (except petroleum) machinery & equip whsle	10	3 490	Z	10.8
421810	Construction & mining (except petroleum) machinery & equip whsle	10	3 490	Z	10.8
42182	Farm & garden machinery & equipment whsle	1 406	505 494	1.4	2.7
421820	Farm & garden machinery & equipment whsle	1 406	505 494	1.4	2.7
4218201	Farm machinery & equipment—farm dealers	1 290	440 295	1.2	1.2
4218202	Farm machinery & equipment—whsle distributors	100	36 299	.1	5.5
4218203	Lawn & garden machinery & equipment whsle	16	28 900	.1	53.0
42183	Industrial machinery & equipment whsle	28	7 928	Z	4.3
421830	Industrial machinery & equipment whsle	28	7 928	Z	4.3
4218303	General-purpose industrial machinery & equipment whsle	25	7 530	Z	4.9
42184	Industrial supplies whsle	19	21 047	.1	44.4
421840	Industrial supplies whsle	19	21 047	.1	44.4
4218404	Industrial containers & supplies whsle	14	20 916	.1	50.1

See footnotes at end of table.

Table 4. Merchant Wholesalers by Broad Commodity Line and Kind of Business: 1997—Con.

[Includes only establishments with payroll. For meaning of abbreviations and symbols, see introductory text. For explanation of terms, see Appendix A]

CL code and NAICS code	Commodity line and kind of business	Establishments (number)	Sales (\$1,000)	Percent of sales accounted for by kind of business ¹	Coverage in percents
5800	Farm supplies—Con.				
421	Wholesale trade, durable goods—Con.				
4219	Miscellaneous durable goods whsle	182	169 873	.5	11.6
42191	Sporting & recreational goods & supplies whsle	18	5 679	Z	7.8
421910	Sporting & recreational goods & supplies whsle	18	5 679	Z	7.8
42199	Other miscellaneous durable goods whsle	156	163 706	.4	10.2
421990	Other miscellaneous durable goods whsle	156	163 706	.4	10.2
4219902	Forest products (except lumber) whsle	17	89 734	.2	X
4219903	General merchandise (durable goods) whsle	138	73 863	.2	9.9
422	Wholesale trade, nondurable goods	10 709	36 453 860	97.5	43.5
4221	Paper & paper product whsle	16	811	Z	X
42213	Industrial & personal service paper whsle	15	784	Z	X
422130	Industrial & personal service paper whsle	15	784	Z	X
4222	Drugs, & druggists' sundries whsle	121	145 001	.4	36.0
42221	Drugs, & druggists' sundries whsle	121	145 001	.4	36.0
422210	Drugs, & druggists' sundries whsle	121	145 001	.4	36.0
4222101	General-line drugs whsle	66	87 191	.2	51.0
4222102	Specialty-line drug, pharmaceutical, cosmetic, & toiletries whsle	55	57 810	.2	6.8
4223	Apparel, piece goods, & notions whsle	8	522	Z	X
4224	Grocery & related products whsle	187	217 404	.6	17.8
42242	Packaged frozen food whsle	15	55 076	.1	82.2
422420	Packaged frozen food whsle	15	55 076	.1	82.2
42243	Dairy products, (except dried or canned) whsle	47	64 321	.2	2.8
422430	Dairy products, (except dried or canned) whsle	47	64 321	.2	2.8
4224301	Raw milk whsle	35	D	D	X
4224302	Dairy product (except raw milk) whsle	12	D	D	D
42244	Poultry & poultry product whsle	8	46 171	.1	68.6
422440	Poultry & poultry product whsle	8	46 171	.1	68.6
4224402	Poultry & poultry product (except live) whsle	7	D	D	D
42248	Fresh fruit & vegetable whsle	65	36 125	.1	1.3
422480	Fresh fruit & vegetable whsle	65	36 125	.1	1.3
42249	Other grocery & related products whsle	40	13 401	Z	48.4
422490	Other grocery & related products whsle	40	13 401	Z	48.4
4224906	Other grocery specialties whsle	35	13 102	Z	49.3
4225	Farm-product raw material whsle	3 063	4 193 204	11.2	13.4
42251	Grain & field bean whsle	2 938	4 005 215	10.7	14.1
422510	Grain & field bean whsle	2 938	4 005 215	10.7	14.1
42252	Livestock whsle	60	131 835	.4	4.3
422520	Livestock whsle	60	131 835	.4	4.3
42259	Other farm product raw material whsle	65	56 154	.2	2.3
422590	Other farm product raw material whsle	65	56 154	.2	2.3
4225903	Wool, wool tops, & mohair whsle	11	4 022	Z	X
4225904	Cotton whsle	13	45 255	.1	X
4225905	Other farm-product raw material whsle	40	6 510	Z	6.1
4226	Chemical & allied products whsle	257	150 161	.4	9.6
42261	Plastics materials & basic forms & shapes whsle	10	26 208	.1	X
422610	Plastics materials & basic forms & shapes whsle	10	26 208	.1	X
42269	Other chemical & allied products whsle	247	123 953	.3	10.3
422690	Other chemical & allied products whsle	247	123 953	.3	10.3
4226902	Other chemical & allied products whsle	244	123 946	.3	10.4
4227	Petroleum & petroleum products whsle	346	190 315	.5	11.7
42271	Petroleum bulk stations & terminals	296	175 710	.5	11.8
422710	Petroleum bulk stations & terminals	296	175 710	.5	11.8
4227101	Petroleum bulk stations & terminals (except LP)	284	169 623	.5	11.4
42271011	Petroleum bulk stations (except LP)	276	156 842	.4	9.2
42271012	Petroleum bulk terminals (except LP)	8	12 781	Z	33.0
4227102	Liquefied petroleum bulk stations & terminals	12	6 087	Z	X
42272	Petroleum & petroleum prod whsle (exc bulk stations & terminals)	50	14 605	Z	X
422720	Petroleum & petroleum prod whsle (exc bulk stations & terminals)	50	14 605	Z	X
4229	Miscellaneous nondurable goods whsle	6 708	31 554 044	84.4	64.7
42291	Farm supplies whsle	6 437	30 224 335	80.9	65.3
422910	Farm supplies whsle	6 437	30 224 335	80.9	65.3
4229101	Farm supplies—farm dealers	3 363	9 017 179	24.1	50.3
4229102	Farm supplies—whsle distributors	3 074	21 207 156	56.7	71.5
42293	Flower, nursery stock, & florists' supplies whsle	53	59 144	.2	X
422930	Flower, nursery stock, & florists' supplies whsle	53	59 144	.2	X
42299	Other miscellaneous nondurable goods whsle	209	1 266 825	3.4	59.4
422990	Other miscellaneous nondurable goods whsle	209	1 266 825	3.4	59.4
4229902	General merchandise (nondurable goods) whsle	146	1 220 297	3.3	68.6
4229903	Textile bags, bagging, & burlap whsle	11	10 954	Z	X
4229904	Other nondurable goods whsle	47	34 566	.1	4.8

See footnotes at end of table.

Table 4. Merchant Wholesalers by Broad Commodity Line and Kind of Business: 1997—Con.

[Includes only establishments with payroll. For meaning of abbreviations and symbols, see introductory text. For explanation of terms, see Appendix A]

CL code and NAICS code	Commodity line and kind of business	Establishments (number)	Sales (\$1,000)	Percent of sales accounted for by kind of business ¹	Coverage in percents
5900	Tobacco and tobacco products	3 342	27 205 642	100.0	26.6
421	Wholesale trade, durable goods	26	7 681	Z	X
4218	Machinery, equipment, & supplies whsle	6	1 372	Z	X
4219	Miscellaneous durable goods whsle	13	2 512	Z	X
422	Wholesale trade, nondurable goods	3 316	27 197 961	100.0	27.6
4221	Paper & paper product whsle	42	30 601	.1	52.8
42213	Industrial & personal service paper whsle	40	30 588	.1	49.2
422130	Industrial & personal service paper whsle	40	30 588	.1	49.2
4222	Drugs, & druggists' sundries whsle	35	298 207	1.1	6.2
42221	Drugs, & druggists' sundries whsle	35	298 207	1.1	6.2
422210	Drugs, & druggists' sundries whsle	35	298 207	1.1	6.2
4222101	General-line drugs whsle	19	125 677	.5	24.0
4222102	Specialty-line drug, pharmaceutical, cosmetic, & toiletries whsle	16	172 530	.6	X
4224	Grocery & related products whsle	1 439	3 503 601	12.9	5.2
42241	General-line grocery whsle	1 075	2 365 657	8.7	.8
422410	General-line grocery whsle	1 075	2 365 657	8.7	.8
4224101	General-line grocery whsle, voluntary group	112	404 326	X	X
4224102	General-line grocery whsle, retail cooperative	140	528 620	1.9	X
4224103	Other general-line grocery whsle	823	1 432 711	5.3	1.7
42242	Packaged frozen food whsle	8	1 045	Z	X
422420	Packaged frozen food whsle	8	1 045	Z	X
42245	Confectionery whsle	73	78 641	.3	56.4
422450	Confectionery whsle	73	78 641	.3	56.4
42247	Meat & meat product whsle	12	524	Z	29.4
422470	Meat & meat product whsle	12	524	Z	29.4
42248	Fresh fruit & vegetable whsle	13	370	Z	X
422480	Fresh fruit & vegetable whsle	13	370	Z	X
42249	Other grocery & related products whsle	252	1 055 412	3.9	16.7
422490	Other grocery & related products whsle	252	1 055 412	3.9	16.7
4224902	Bread & baked goods whsle	10	112 899	.4	X
4224903	Soft drinks whsle	61	44 714	.2	6.6
4224904	Canned goods whsle	36	54 934	.2	.8
4224905	Food & beverage basic materials whsle	25	42 812	.2	X
4224906	Other grocery specialties whsle	119	793 993	2.9	25.5
4227	Petroleum & petroleum products whsle	59	43 093	.2	53.4
42271	Petroleum bulk stations & terminals	44	17 636	.1	60.5
422710	Petroleum bulk stations & terminals	44	17 636	.1	60.5
4227101	Petroleum bulk stations & terminals (except LP)	39	17 559	.1	62.3
42271011	Petroleum bulk stations (except LP)	39	17 559	.1	60.3
42272	Petroleum & petroleum prod whsle (exc bulk stations & terminals)	15	25 457	.1	X
422720	Petroleum & petroleum prod whsle (exc bulk stations & terminals)	15	25 457	.1	X
4228	Beer, wine, & distilled alcoholic beverage whsle	164	50 354	.2	X
42281	Beer & ale whsle	85	15 962	.1	X
422810	Beer & ale whsle	85	15 962	.1	X
42282	Wine & distilled alcoholic beverage whsle	79	34 392	.1	X
422820	Wine & distilled alcoholic beverage whsle	79	34 392	.1	X
4228201	Wine & distilled alcoholic bev (licensed operation) whsle	79	34 392	.1	X
4229	Miscellaneous nondurable goods whsle	1 568	23 267 248	85.5	67.1
42294	Tobacco & tobacco product whsle	1 466	23 242 290	85.4	75.1
422940	Tobacco & tobacco product whsle	1 466	23 242 290	85.4	75.1
42299	Other miscellaneous nondurable goods whsle	100	24 938	.1	X
422990	Other miscellaneous nondurable goods whsle	100	24 938	.1	X
4229901	Art goods whsle	7	71	Z	X
4229902	General merchandise (nondurable goods) whsle	71	10 608	Z	X
4229904	Other nondurable goods whsle	22	14 259	.1	X
6000	Paint, paint supplies, and wallpaper	4 972	4 500 193	100.0	9.9
421	Wholesale trade, durable goods	2 791	1 318 946	29.3	1.4
4211	Motor vehicle & motor vehicle parts & supplies whsle	109	12 339	.3	25.3
42112	Motor vehicle supplies & new parts whsle	77	12 077	.3	27.1
421120	Motor vehicle supplies & new parts whsle	77	12 077	.3	27.1
4211202	Motor vehicle supplies & new parts—jobbers	71	9 071	.2	25.8
42114	Motor vehicle parts, (used) whsle	31	248	Z	X
421140	Motor vehicle parts, (used) whsle	31	248	Z	X
4212	Furniture & home furnishings whsle	204	53 656	1.2	4.1
42121	Furniture whsle	108	10 341	.2	.3
421210	Furniture whsle	108	10 341	.2	.3
4212101	Household & lawn furniture whsle	60	6 136	.1	.6
4212102	Office & business furniture whsle	48	4 205	.1	X
42122	Home furnishings whsle	96	43 315	1.0	7.3
421220	Home furnishings whsle	96	43 315	1.0	7.3
4212201	Household china, glassware, & crockery whsle	9	976	Z	X
4212202	Linens, domestics, draperies, & curtains whsle	38	27 347	.6	3.4
4212203	Floor coverings whsle	40	7 441	.2	27.3
4212204	Other home furnishings whsle	9	7 551	.2	X
4213	Lumber & other construction materials whsle	304	119 585	2.7	.4
42131	Lumber, plywood, millwork, & wood panel whsle	188	86 708	1.9	.4
421310	Lumber, plywood, millwork, & wood panel whsle	188	86 708	1.9	.4
4213101	Lumber without yard whsle	37	47 255	1.1	X
4213102	Lumber with yard whsle	57	26 051	.6	.5
4213103	Plywood, veneer, millwork, & wood panel whsle	94	13 402	.3	1.6
42133	Roofing, siding, & insulation material whsle	47	11 952	.3	X
421330	Roofing, siding, & insulation material whsle	47	11 952	.3	X
4213301	Roofing, siding, & insulation material whsle	47	11 952	.3	X
42139	Other construction materials whsle	66	20 823	.5	2.1
421390	Other construction materials whsle	66	20 823	.5	2.1
4213901	Flat glass & other construction glass whsle	9	5 826	.1	X
4213902	Other construction materials whsle	57	14 997	.3	X

See footnotes at end of table.

Table 4. Merchant Wholesalers by Broad Commodity Line and Kind of Business: 1997—Con.

[Includes only establishments with payroll. For meaning of abbreviations and symbols, see introductory text. For explanation of terms, see Appendix A]

CL code and NAICS code	Commodity line and kind of business	Establishments (number)	Sales (\$1,000)	Percent of sales accounted for by kind of business ¹	Coverage in percents
6000	Paint, paint supplies, and wallpaper—Con.				
421	Wholesale trade, durable goods—Con.				
4214	Professional & commercial equipment & supplies whsle	24	1 884	Z	X
42145	Medical, dental, & hospital equipment & supplies whsle	8	156	Z	X
421450	Medical, dental, & hospital equipment & supplies whsle	8	156	Z	X
4214501	Surgical, medical, & hospital supplies whsle	8	156	Z	X
42149	Other professional equipment & supplies whsle	6	890	Z	X
421490	Other professional equipment & supplies whsle	6	890	Z	X
4214902	Other professional equipment & supplies whsle	6	890	Z	X
4215	Metal & mineral (except petroleum) whsle	76	11 248	.3	5.6
42151	Metal service centers & offices	76	11 248	.3	5.6
421510	Metal service centers & offices	76	11 248	.3	5.6
4215101	Ferrous metal service centers & sales offices	74	10 667	.2	4.9
42151011	Ferrous metal service centers	68	10 263	.2	5.0
42151012	Ferrous metal sales offices	6	404	Z	X
4216	Electrical goods whsle	19	4 301	.1	X
42161	Electrical apparatus & equip, wiring supp, & const material whsle	16	3 756	.1	X
421610	Electrical apparatus & equip, wiring supp, & const material whsle	16	3 756	.1	X
4217	Hardware, & plumbing & heating equipment & supplies whsle	578	712 862	15.8	.1
42171	Hardware whsle	404	680 687	15.1	.1
421710	Hardware whsle	404	680 687	15.1	.1
42172	Plumbing & heating equipment & supplies (hydronics) whsle	142	30 544	.7	X
421720	Plumbing & heating equipment & supplies (hydronics) whsle	142	30 544	.7	X
42173	Warm air heating & air-conditioning equipment & supplies whsle	31	1 222	Z	X
421730	Warm air heating & air-conditioning equipment & supplies whsle	31	1 222	Z	X
4218	Machinery, equipment, & supplies whsle	802	103 825	2.3	1.5
42181	Construction & mining (except petroleum) machinery & equip whsle	16	4 437	.1	X
421810	Construction & mining (except petroleum) machinery & equip whsle	16	4 437	.1	X
42182	Farm & garden machinery & equipment whsle	158	7 799	.2	.1
421820	Farm & garden machinery & equipment whsle	158	7 799	.2	.1
4218201	Farm machinery & equipment—farm dealers	136	6 346	.1	.2
4218202	Farm machinery & equipment—whsle distributors	18	688	Z	X
42183	Industrial machinery & equipment whsle	86	20 462	.5	1.0
421830	Industrial machinery & equipment whsle	86	20 462	.5	1.0
4218302	Hydraulic & pneumatic (fluid-power) machinery & equipment whsle	6	2 800	.1	X
4218303	General-purpose industrial machinery & equipment whsle	25	5 026	.1	6.0
4218304	Metalworking machinery & equipment whsle	15	2 154	.1	X
4218305	Materials handling equipment whsle	20	5 200	.1	X
4218306	Oilwell, oil refinery, & pipeline mach, equip, & supplies whsle	18	5 142	.1	X
42184	Industrial supplies whsle	532	69 777	1.6	2.2
421840	Industrial supplies whsle	532	69 777	1.6	2.2
4218401	General-line industrial supplies whsle	235	15 859	.4	X
4218402	Mechanical power transmission supplies whsle	40	3 066	.1	X
4218403	Welding supplies whsle	41	3 196	.1	X
4218405	Industrial valves & fittings (except fluid-power) whsle	14	4 164	.1	X
4218406	Other industrial supplies whsle	198	40 291	.9	5.7
42185	Service establishment equipment & supplies whsle	10	1 350	Z	X
421850	Service establishment equipment & supplies whsle	10	1 350	Z	X
4218502	Custodial, janitors' equipment & supplies whsle	6	804	Z	X
4219	Miscellaneous durable goods whsle	675	299 246	6.7	5.5
42191	Sporting & recreational goods & supplies whsle	9	914	Z	72.2
421910	Sporting & recreational goods & supplies whsle	9	914	Z	72.2
42194	Jewelry/watch/silverware/precious stone, & precious metal whsle	33	2 201	Z	76.6
421940	Jewelry/watch/silverware/precious stone, & precious metal whsle	33	2 201	Z	76.6
4219401	Jewelry, watch, diamonds, precious stone, & silverware whsle	33	2 201	Z	73.1
42199	Other miscellaneous durable goods whsle	630	295 685	6.6	3.8
421990	Other miscellaneous durable goods whsle	630	295 685	6.6	3.8
4219903	General merchandise (durable goods) whsle	626	292 039	6.5	3.8
422	Wholesale trade, nondurable goods	2 181	3 181 247	70.7	37.1
4223	Apparel, piece goods, & notions whsle	82	25 324	.6	.9
42231	Piece goods, notions, & other dry goods whsle	77	25 289	.6	X
422310	Piece goods, notions, & other dry goods whsle	77	25 289	.6	X
4223101	Piece goods—jobbers	73	24 989	.6	X
4225	Farm-product raw material whsle	8	1 061	Z	X
4226	Chemical & allied products whsle	340	139 325	3.1	4.5
42261	Plastics materials & basic forms & shapes whsle	53	33 454	.7	1.4
422610	Plastics materials & basic forms & shapes whsle	53	33 454	.7	1.4
42269	Other chemical & allied products whsle	287	105 871	2.4	5.5
422690	Other chemical & allied products whsle	287	105 871	2.4	5.5
4226901	Industrial gases (except LP) whsle	16	2 224	Z	X
4226902	Other chemical & allied products whsle	271	103 647	2.3	5.7
4227	Petroleum & petroleum products whsle	13	5 145	.1	X
42271	Petroleum bulk stations & terminals	7	4 929	.1	X
422710	Petroleum bulk stations & terminals	7	4 929	.1	X
4227101	Petroleum bulk stations & terminals (except LP)	7	4 929	.1	X
42271011	Petroleum bulk stations (except LP)	7	4 929	.1	X
42272	Petroleum & petroleum prod whsle (exc bulk stations & terminals)	6	216	Z	X
422720	Petroleum & petroleum prod whsle (exc bulk stations & terminals)	6	216	Z	X

See footnotes at end of table.

Table 4. Merchant Wholesalers by Broad Commodity Line and Kind of Business: 1997—Con.

[Includes only establishments with payroll. For meaning of abbreviations and symbols, see introductory text. For explanation of terms, see Appendix A]

CL code and NAICS code	Commodity line and kind of business	Establishments (number)	Sales (\$1,000)	Percent of sales accounted for by kind of business ¹	Coverage in percents
6000	Paint, paint supplies, and wallpaper—Con.				
422	Wholesale trade, nondurable goods—Con.				
4229	Miscellaneous nondurable goods whsle	1 727	3 007 998	66.8	50.0
42291	Farm supplies whsle	49	6 378	.1	X
422910	Farm supplies whsle	49	6 378	.1	X
4229101	Farm supplies—farm dealers	17	139	Z	X
4229102	Farm supplies—whsle distributors	32	6 239	.1	X
42295	Paint, varnish, & supplies whsle	1 630	3 000 290	66.7	57.3
422950	Paint, varnish, & supplies whsle	1 630	3 000 290	66.7	57.3
4229501	Paint, varnish, & supplies whsle	1 630	3 000 290	66.7	57.3
42299	Other miscellaneous nondurable goods whsle	48	1 330	Z	X
422990	Other miscellaneous nondurable goods whsle	48	1 330	Z	X
4229902	General merchandise (nondurable goods) whsle	36	605	Z	X
4229904	Other nondurable goods whsle	9	84	Z	X
6100	Books, periodicals, newspapers, and miscellaneous printed materials	4 978	16 760 401	100.0	47.0
421	Wholesale trade, durable goods	679	425 071	2.5	6.0
4211	Motor vehicle & motor vehicle parts & supplies whsle	9	733	Z	X
42112	Motor vehicle supplies & new parts whsle	7	731	Z	X
421120	Motor vehicle supplies & new parts whsle	7	731	Z	X
4211202	Motor vehicle supplies & new parts—jobbers	7	731	Z	X
4212	Furniture & home furnishings whsle	32	2 337	Z	3.7
42122	Home furnishings whsle	29	2 204	Z	4.3
421220	Home furnishings whsle	29	2 204	Z	4.3
4212201	Household china, glassware, & crockery whsle	9	1 185	Z	X
4212204	Other home furnishings whsle	14	737	Z	X
4214	Professional & commercial equipment & supplies whsle	26	62 261	.4	64.4
42142	Office equipment whsle	6	295	Z	X
421420	Office equipment whsle	6	295	Z	X
42143	Computer & computer peripheral equipment & software whsle	7	54 834	.3	X
421430	Computer & computer peripheral equipment & software whsle	7	54 834	.3	X
4215	Metal & mineral (except petroleum) whsle	6	341	Z	X
4216	Electrical goods whsle	17	2 065	Z	X
42169	Other electronic parts & equipment whsle	9	478	Z	X
421690	Other electronic parts & equipment whsle	9	478	Z	X
4216902	Electronic parts (excluding communications equipment) whsle	9	478	Z	X
4218	Machinery, equipment, & supplies whsle	7	2 669	Z	X
4219	Miscellaneous durable goods whsle	577	354 502	2.1	2.2
42191	Sporting & recreational goods & supplies whsle	50	3 047	Z	X
421910	Sporting & recreational goods & supplies whsle	50	3 047	Z	X
42192	Toy & hobby goods & supplies whsle	120	57 644	.3	.1
421920	Toy & hobby goods & supplies whsle	120	57 644	.3	.1
42194	Jewelry/watch/silverware/precious stone, & precious metal whsle	14	2 981	Z	19.0
421940	Jewelry/watch/silverware/precious stone, & precious metal whsle	14	2 981	Z	19.0
4219401	Jewelry, watch, diamonds, precious stone, & silverware whsle	13	2 791	Z	21.7
42199	Other miscellaneous durable goods whsle	390	286 959	1.7	2.3
421990	Other miscellaneous durable goods whsle	390	286 959	1.7	2.3
4219901	Musical instruments & supplies whsle	7	306	Z	X
4219903	General merchandise (durable goods) whsle	204	4 014	Z	X
4219904	Prerecorded media whsle	128	266 069	1.6	X
42199041	Compact discs/prerecorded audio tapes, & phonograph records whsle	98	257 968	1.5	X
42199042	Prerecorded video tapes whsle	30	8 101	Z	X
4219906	Other durable goods whsle	48	15 931	.1	4.9
422	Wholesale trade, nondurable goods	4 299	16 335 330	97.5	57.0
4221	Paper & paper product whsle	311	151 995	.9	.4
42211	Printing & writing paper whsle	38	66 726	.4	X
422110	Printing & writing paper whsle	38	66 726	.4	X
42212	Stationery & office supplies whsle	235	70 495	.4	.2
422120	Stationery & office supplies whsle	235	70 495	.4	.2
42213	Industrial & personal service paper whsle	38	14 774	.1	4.0
422130	Industrial & personal service paper whsle	38	14 774	.1	4.0
4222	Drugs, & druggists' sundries whsle	58	5 509	Z	9.5
42221	Drugs, & druggists' sundries whsle	58	5 509	Z	9.5
422210	Drugs, & druggists' sundries whsle	58	5 509	Z	9.5
4222101	General-line drugs whsle	50	5 363	Z	10.5
4222102	Specialty-line drug, pharmaceutical, cosmetic, & toiletries whsle	8	146	Z	X
4223	Apparel, piece goods, & notions whsle	43	6 771	Z	X
42231	Piece goods, notions, & other dry goods whsle	13	3 498	Z	X
422310	Piece goods, notions, & other dry goods whsle	13	3 498	Z	X
4223101	Piece goods—jobbers	8	590	Z	X
42232	Men's & boys' clothing & furnishings whsle	14	2 433	Z	X
422320	Men's & boys' clothing & furnishings whsle	14	2 433	Z	X
42234	Footwear whsle	14	101	Z	X
422340	Footwear whsle	14	101	Z	X
4224	Grocery & related products whsle	42	17 719	.1	X
42245	Confectionery whsle	8	558	Z	X
422450	Confectionery whsle	8	558	Z	X
42249	Other grocery & related products whsle	25	16 451	.1	X
422490	Other grocery & related products whsle	25	16 451	.1	X
4224906	Other grocery specialties whsle	23	16 449	.1	X
4225	Farm-product raw material whsle	7	705	Z	X
4226	Chemical & allied products whsle	22	7 595	Z	.1
42269	Other chemical & allied products whsle	18	2 304	Z	.2
422690	Other chemical & allied products whsle	18	2 304	Z	.2
4226902	Other chemical & allied products whsle	18	2 304	Z	.2

See footnotes at end of table.

Table 4. Merchant Wholesalers by Broad Commodity Line and Kind of Business: 1997—Con.

[Includes only establishments with payroll. For meaning of abbreviations and symbols, see introductory text. For explanation of terms, see Appendix A]

CL code and NAICS code	Commodity line and kind of business	Establishments (number)	Sales (\$1,000)	Percent of sales accounted for by kind of business ¹	Coverage in percents
6100	Books, periodicals, newspapers, and miscellaneous printed materials—Con.				
422	Wholesale trade, nondurable goods—Con.				
4227	Petroleum & petroleum products whsle	30	1 186	Z	X
42271	Petroleum bulk stations & terminals	27	1 164	Z	X
422710	Petroleum bulk stations & terminals	27	1 164	Z	X
4227101	Petroleum bulk stations & terminals (except LP)	27	1 164	Z	X
42271011	Petroleum bulk stations (except LP)	27	1 164	Z	X
4229	Miscellaneous nondurable goods whsle	3 786	16 143 850	96.3	66.4
42291	Farm supplies whsle	11	126	Z	34.4
422910	Farm supplies whsle	11	126	Z	34.4
4229102	Farm supplies—whsle distributors	11	126	Z	37.6
42292	Book, periodical, & newspaper whsle	3 257	16 085 755	96.0	61.7
422920	Book, periodical, & newspaper whsle	3 257	16 085 755	96.0	61.7
42293	Flower, nursery stock, & florists' supplies whsle	26	831	Z	X
422930	Flower, nursery stock, & florists' supplies whsle	26	831	Z	X
42299	Other miscellaneous nondurable goods whsle	490	56 919	.3	3.5
422990	Other miscellaneous nondurable goods whsle	490	56 919	.3	3.5
4229901	Art goods whsle	186	38 528	.2	2.9
4229902	General merchandise (nondurable goods) whsle	228	14 044	.1	5.4
4229904	Other nondurable goods whsle	72	3 437	Z	X
6110	Flowers and florists' supplies	4 239	7 213 102	100.0	X
421	Wholesale trade, durable goods	262	88 133	1.2	X
4212	Furniture & home furnishings whsle	49	31 071	.4	X
42122	Home furnishings whsle	46	29 702	.4	X
421220	Home furnishings whsle	46	29 702	.4	X
4212201	Household china, glassware, & crockery whsle	25	20 609	.3	X
4212204	Other home furnishings whsle	16	7 126	.1	X
4216	Electrical goods whsle	10	299	Z	X
42169	Other electronic parts & equipment whsle	6	87	Z	X
421690	Other electronic parts & equipment whsle	6	87	Z	X
4216902	Electronic parts (excluding communications equipment) whsle	6	87	Z	X
4217	Hardware, & plumbing & heating equipment & supplies whsle	7	2 286	Z	X
42171	Hardware whsle	7	2 286	Z	X
421710	Hardware whsle	7	2 286	Z	X
4218	Machinery, equipment, & supplies whsle	56	28 403	.4	X
42182	Farm & garden machinery & equipment whsle	51	27 712	.4	X
421820	Farm & garden machinery & equipment whsle	51	27 712	.4	X
4218201	Farm machinery & equipment—farm dealers	17	1 146	Z	X
4218202	Farm machinery & equipment—whsle distributors	32	26 548	.4	X
4219	Miscellaneous durable goods whsle	140	26 074	.4	X
42192	Toy & hobby goods & supplies whsle	23	3 426	Z	X
421920	Toy & hobby goods & supplies whsle	23	3 426	Z	X
42199	Other miscellaneous durable goods whsle	111	22 483	.3	X
421990	Other miscellaneous durable goods whsle	111	22 483	.3	X
4219903	General merchandise (durable goods) whsle	101	16 702	.2	X
422	Wholesale trade, nondurable goods	3 977	7 124 969	98.8	X
4221	Paper & paper product whsle	9	2 081	Z	X
4222	Drugs, & druggists' sundries whsle	7	1 921	Z	X
42221	Drugs, & druggists' sundries whsle	7	1 921	Z	X
422210	Drugs, & druggists' sundries whsle	7	1 921	Z	X
4222101	General-line drugs whsle	6	1 897	Z	X
4223	Apparel, piece goods, & notions whsle	12	5 491	.1	X
42231	Piece goods, notions, & other dry goods whsle	12	5 491	.1	X
422310	Piece goods, notions, & other dry goods whsle	12	5 491	.1	X
4223101	Piece goods—jobbers	8	2 612	Z	X
4224	Grocery & related products whsle	23	17 558	.2	X
42248	Fresh fruit & vegetable whsle	7	4 800	.1	X
422480	Fresh fruit & vegetable whsle	7	4 800	.1	X
42249	Other grocery & related products whsle	16	12 758	.2	X
422490	Other grocery & related products whsle	16	12 758	.2	X
4224906	Other grocery specialties whsle	12	262	Z	X
4225	Farm-product raw material whsle	13	8 002	.1	X
42251	Grain & field bean whsle	6	1 884	Z	X
422510	Grain & field bean whsle	6	1 884	Z	X
42259	Other farm product raw material whsle	7	6 118	.1	X
422590	Other farm product raw material whsle	7	6 118	.1	X
4225905	Other farm-product raw material whsle	7	6 118	.1	X
4229	Miscellaneous nondurable goods whsle	3 911	7 089 883	98.3	X
42291	Farm supplies whsle	78	46 459	.6	X
422910	Farm supplies whsle	78	46 459	.6	X
4229101	Farm supplies—farm dealers	44	8 809	.1	X
4229102	Farm supplies—whsle distributors	34	37 650	.5	X
42292	Book, periodical, & newspaper whsle	8	4 619	.1	X
422920	Book, periodical, & newspaper whsle	8	4 619	.1	X
42293	Flower, nursery stock, & florists' supplies whsle	3 654	6 998 175	97.0	X
422930	Flower, nursery stock, & florists' supplies whsle	3 654	6 998 175	97.0	X
42299	Other miscellaneous nondurable goods whsle	171	40 630	.6	X
422990	Other miscellaneous nondurable goods whsle	171	40 630	.6	X
4229901	Art goods whsle	68	26 932	.4	X
4229902	General merchandise (nondurable goods) whsle	37	4 851	.1	X
4229904	Other nondurable goods whsle	63	8 807	.1	X

See footnotes at end of table.

Table 4. Merchant Wholesalers by Broad Commodity Line and Kind of Business: 1997—Con.

[Includes only establishments with payroll. For meaning of abbreviations and symbols, see introductory text. For explanation of terms, see Appendix A]

CL code and NAICS code	Commodity line and kind of business	Establishments (number)	Sales (\$1,000)	Percent of sales accounted for by kind of business ¹	Coverage in percents
6120	Art goods (including novelties and souvenirs)	6 006	7 379 542	100.0	36.6
421	Wholesale trade, durable goods	810	251 457	3.4	24.4
4211	Motor vehicle & motor vehicle parts & supplies whsle	6	2 225	Z	83.2
4212	Furniture & home furnishings whsle	246	103 946	1.4	26.2
42121	Furniture whsle	63	12 319	.2	9.4
421210	Furniture whsle	63	12 319	.2	9.4
4212101	Household & lawn furniture whsle	36	11 091	.2	15.9
4212102	Office & business furniture whsle	27	1 228	Z	X
42122	Home furnishings whsle	183	91 627	1.2	30.6
421220	Home furnishings whsle	183	91 627	1.2	30.6
4212201	Household china, glassware, & crockery whsle	46	18 219	.2	X
4212202	Linens, domestics, draperies, & curtains whsle	14	8 324	.1	50.4
4212204	Other home furnishings whsle	122	62 740	.9	18.3
4213	Lumber & other construction materials whsle	14	1 902	Z	X
42139	Other construction materials whsle	8	633	Z	X
421390	Other construction materials whsle	8	633	Z	X
4213902	Other construction materials whsle	8	633	Z	X
4214	Professional & commercial equipment & supplies whsle	42	6 380	.1	51.0
42142	Office equipment whsle	11	412	Z	X
421420	Office equipment whsle	11	412	Z	X
42144	Other commercial equipment whsle	10	1 984	Z	X
421440	Other commercial equipment whsle	10	1 984	Z	X
4214402	Store machines & equipment whsle	10	1 984	Z	X
42149	Other professional equipment & supplies whsle	19	3 791	.1	75.2
421490	Other professional equipment & supplies whsle	19	3 791	.1	75.2
4214901	Religious & school supplies whsle	10	1 119	Z	74.6
4214902	Other professional equipment & supplies whsle	9	2 672	Z	53.5
4215	Metal & mineral (except petroleum) whsle	22	4 186	.1	4.8
42151	Metal service centers & offices	21	4 181	.1	4.9
421510	Metal service centers & offices	21	4 181	.1	4.9
4215102	Nonferrous metal service centers & sales offices	16	2 347	Z	4.7
42151021	Nonferrous metal service centers	6	1 224	Z	9.1
42151022	Nonferrous metal sales offices	10	1 123	Z	X
4216	Electrical goods whsle	28	23 309	.3	13.4
42162	Electrical appliance, television & radio set whsle	11	20 143	.3	13.9
421620	Electrical appliance, television & radio set whsle	11	20 143	.3	13.9
42169	Other electronic parts & equipment whsle	12	2 564	Z	X
421690	Other electronic parts & equipment whsle	12	2 564	Z	X
4216902	Electronic parts (excluding communications equipment) whsle	12	2 564	Z	X
4217	Hardware, & plumbing & heating equipment & supplies whsle	24	3 311	Z	52.5
42171	Hardware whsle	24	3 311	Z	54.9
421710	Hardware whsle	24	3 311	Z	54.9
4218	Machinery, equipment, & supplies whsle	13	8 641	.1	X
42184	Industrial supplies whsle	7	4 840	.1	X
421840	Industrial supplies whsle	7	4 840	.1	X
4219	Miscellaneous durable goods whsle	415	97 557	1.3	20.4
42191	Sporting & recreational goods & supplies whsle	32	5 384	.1	11.5
421910	Sporting & recreational goods & supplies whsle	32	5 384	.1	11.5
42192	Toy & hobby goods & supplies whsle	104	45 034	.6	38.4
421920	Toy & hobby goods & supplies whsle	104	45 034	.6	38.4
42194	Jewelry/watch/silverware/precious stone, & precious metal whsle	125	39 867	.5	4.5
421940	Jewelry/watch/silverware/precious stone, & precious metal whsle	125	39 867	.5	4.5
4219401	Jewelry, watch, diamonds, precious stone, & silverware whsle	112	34 675	.5	6.9
4219402	Precious metal (excluding ores) whsle	13	5 192	.1	X
42199	Other miscellaneous durable goods whsle	149	7 113	.1	33.2
421990	Other miscellaneous durable goods whsle	149	7 113	.1	33.2
4219903	General merchandise (durable goods) whsle	119	4 368	.1	32.8
4219904	Prerecorded media whsle	14	2 556	Z	X
42199041	Compact discs/prerecorded audio tapes, & phonograph records whsle	11	592	Z	X
4219906	Other durable goods whsle	16	189	Z	33.9
422	Wholesale trade, nondurable goods	5 196	7 128 085	96.6	39.9
4221	Paper & paper product whsle	398	77 507	1.1	4.1
42211	Printing & writing paper whsle	30	10 593	.1	1.8
422110	Printing & writing paper whsle	30	10 593	.1	1.8
42212	Stationery & office supplies whsle	336	62 992	.9	4.4
422120	Stationery & office supplies whsle	336	62 992	.9	4.4
42213	Industrial & personal service paper whsle	32	3 922	.1	9.9
422130	Industrial & personal service paper whsle	32	3 922	.1	9.9
4222	Drugs, & druggists' sundries whsle	20	3 860	.1	63.8
42221	Drugs, & druggists' sundries whsle	20	3 860	.1	63.8
422210	Drugs, & druggists' sundries whsle	20	3 860	.1	63.8
4222101	General-line drugs whsle	17	3 812	.1	68.1
4223	Apparel, piece goods, & notions whsle	233	49 149	.7	22.5
42231	Piece goods, notions, & other dry goods whsle	30	15 442	.2	X
422310	Piece goods, notions, & other dry goods whsle	30	15 442	.2	X
4223101	Piece goods—jobbers	23	3 124	Z	X
4223102	Notions & other dry goods whsle	7	12 318	.2	X
42232	Men's & boys' clothing & furnishings whsle	99	22 837	.3	17.1
422320	Men's & boys' clothing & furnishings whsle	99	22 837	.3	17.1
42233	Women's, children's, & infants' clothing & accessories whsle	97	10 378	.1	21.5
422330	Women's, children's, & infants' clothing & accessories whsle	97	10 378	.1	21.5
42234	Footwear whsle	7	492	Z	X
422340	Footwear whsle	7	492	Z	X

See footnotes at end of table.

Table 4. Merchant Wholesalers by Broad Commodity Line and Kind of Business: 1997—Con.

[Includes only establishments with payroll. For meaning of abbreviations and symbols, see introductory text. For explanation of terms, see Appendix A]

CL code and NAICS code	Commodity line and kind of business	Establishments (number)	Sales (\$1,000)	Percent of sales accounted for by kind of business ¹	Coverage in percents
6120	Art goods (including novelties and souvenirs)—Con.				
422	Wholesale trade, nondurable goods—Con.				
4224	Grocery & related products whsle	56	26 381	.4	63.6
42245	Confectionery whsle	38	13 868	.2	44.5
422450	Confectionery whsle	38	13 868	.2	44.5
42249	Other grocery & related products whsle	13	8 119	.1	80.0
422490	Other grocery & related products whsle	13	8 119	.1	80.0
4224906	Other grocery specialties whsle	7	3 025	Z	86.5
4226	Chemical & allied products whsle	12	1 612	Z	69.0
42261	Plastics materials & basic forms & shapes whsle	6	773	Z	X
422610	Plastics materials & basic forms & shapes whsle	6	773	Z	X
42269	Other chemical & allied products whsle	6	839	Z	X
422690	Other chemical & allied products whsle	6	839	Z	X
4229	Miscellaneous nondurable goods whsle	4 473	6 968 977	94.4	49.4
42291	Farm supplies whsle	6	47	Z	10.8
422910	Farm supplies whsle	6	47	Z	10.8
4229102	Farm supplies—whsle distributors	6	47	Z	11.8
42292	Book, periodical, & newspaper whsle	110	31 022	.4	5.7
422920	Book, periodical, & newspaper whsle	110	31 022	.4	5.7
42293	Flower, nursery stock, & florists' supplies whsle	63	15 690	.2	X
422930	Flower, nursery stock, & florists' supplies whsle	63	15 690	.2	X
42294	Tobacco & tobacco product whsle	11	8 526	.1	87.5
422940	Tobacco & tobacco product whsle	11	8 526	.1	87.5
42299	Other miscellaneous nondurable goods whsle	4 278	6 912 887	93.7	52.6
422990	Other miscellaneous nondurable goods whsle	4 278	6 912 887	93.7	52.6
4229901	Art goods whsle	3 976	6 825 910	92.5	45.9
4229902	General merchandise (nondurable goods) whsle	173	21 808	.3	72.4
4229903	Textile bags, bagging, & burlap whsle	17	8 361	.1	X
4229904	Other nondurable goods whsle	112	56 808	.8	11.8
6130	Textile bags, bagging, and burlap	659	744 440	100.0	X
421	Wholesale trade, durable goods	55	18 787	2.5	X
4212	Furniture & home furnishings whsle	10	592	.1	X
42122	Home furnishings whsle	10	592	.1	X
421220	Home furnishings whsle	10	592	.1	X
4212201	Household china, glassware, & crockery whsle	7	182	Z	X
4215	Metal & mineral (except petroleum) whsle	8	3 703	.5	X
42151	Metal service centers & offices	8	3 703	.5	X
421510	Metal service centers & offices	8	3 703	.5	X
4218	Machinery, equipment, & supplies whsle	7	716	.1	X
4219	Miscellaneous durable goods whsle	23	10 068	1.4	X
42192	Toy & hobby goods & supplies whsle	6	1 763	.2	X
421920	Toy & hobby goods & supplies whsle	6	1 763	.2	X
422	Wholesale trade, nondurable goods	604	725 653	97.5	X
4221	Paper & paper product whsle	23	3 210	.4	X
42213	Industrial & personal service paper whsle	17	2 754	.4	X
422130	Industrial & personal service paper whsle	17	2 754	.4	X
4223	Apparel, piece goods, & notions whsle	45	23 769	3.2	X
42231	Piece goods, notions, & other dry goods whsle	25	20 816	2.8	X
422310	Piece goods, notions, & other dry goods whsle	25	20 816	2.8	X
4223101	Piece goods—jobbers	23	19 931	2.7	X
42232	Men's & boys' clothing & furnishings whsle	13	1 347	.2	X
422320	Men's & boys' clothing & furnishings whsle	13	1 347	.2	X
4226	Chemical & allied products whsle	8	16 081	2.2	X
42261	Plastics materials & basic forms & shapes whsle	6	16 010	2.2	X
422610	Plastics materials & basic forms & shapes whsle	6	16 010	2.2	X
4229	Miscellaneous nondurable goods whsle	519	679 074	91.2	X
42299	Other miscellaneous nondurable goods whsle	509	676 277	90.8	X
422990	Other miscellaneous nondurable goods whsle	509	676 277	90.8	X
4229901	Art goods whsle	34	10 896	1.5	X
4229902	General merchandise (nondurable goods) whsle	39	1 081	.1	X
4229903	Textile bags, bagging, & burlap whsle	400	639 677	85.9	X
4229904	Other nondurable goods whsle	36	24 623	3.3	X
6150	Nondurable goods, n.e.c.	6 980	12 202 253	100.0	X
421	Wholesale trade, durable goods	398	303 163	2.5	X
4211	Motor vehicle & motor vehicle parts & supplies whsle	14	6 634	.1	X
42112	Motor vehicle supplies & new parts whsle	10	6 511	.1	X
421120	Motor vehicle supplies & new parts whsle	10	6 511	.1	X
4211202	Motor vehicle supplies & new parts—jobbers	7	5 991	Z	X
4212	Furniture & home furnishings whsle	33	18 758	.2	X
42121	Furniture whsle	9	11 016	.1	X
421210	Furniture whsle	9	11 016	.1	X
4212101	Household & lawn furniture whsle	8	10 752	.1	X
42122	Home furnishings whsle	24	7 742	.1	X
421220	Home furnishings whsle	24	7 742	.1	X
4212201	Household china, glassware, & crockery whsle	8	2 182	Z	X
4212204	Other home furnishings whsle	14	3 632	Z	X
4213	Lumber & other construction materials whsle	21	9 500	.1	X
42131	Lumber, plywood, millwork, & wood panel whsle	10	4 168	Z	X
421310	Lumber, plywood, millwork, & wood panel whsle	10	4 168	Z	X
42139	Other construction materials whsle	8	4 424	Z	X
421390	Other construction materials whsle	8	4 424	Z	X
4213901	Flat glass & other construction glass whsle	8	4 424	Z	X

See footnotes at end of table.

Table 4. Merchant Wholesalers by Broad Commodity Line and Kind of Business: 1997—Con.

[Includes only establishments with payroll. For meaning of abbreviations and symbols, see introductory text. For explanation of terms, see Appendix A]

CL code and NAICS code	Commodity line and kind of business	Establishments (number)	Sales (\$1,000)	Percent of sales accounted for by kind of business ¹	Coverage in percents
6150	Nondurable goods, n.e.c.—Con.				
421	Wholesale trade, durable goods—Con.				
4214	Professional & commercial equipment & supplies whsle	36	42 288	.3	X
42142	Office equipment whsle	10	15 195	.1	X
421420	Office equipment whsle	10	15 195	.1	X
42144	Other commercial equipment whsle	6	9 416	.1	X
421440	Other commercial equipment whsle	6	9 416	.1	X
42146	Ophthalmic goods whsle	7	9 261	.1	X
421460	Ophthalmic goods whsle	7	9 261	.1	X
4216	Electrical goods whsle	23	19 391	.2	X
42161	Electrical apparatus & equip, wiring supp, & const material whsle	8	2 374	Z	X
421610	Electrical apparatus & equip, wiring supp, & const material whsle	8	2 374	Z	X
42162	Electrical appliance, television & radio set whsle	8	12 035	.1	X
421620	Electrical appliance, television & radio set whsle	8	12 035	.1	X
42169	Other electronic parts & equipment whsle	7	4 982	Z	X
421690	Other electronic parts & equipment whsle	7	4 982	Z	X
4216902	Electronic parts (excluding communications equipment) whsle	7	4 982	Z	X
4217	Hardware, & plumbing & heating equipment & supplies whsle	8	6 120	.1	X
4218	Machinery, equipment, & supplies whsle	45	51 905	.4	X
42183	Industrial machinery & equipment whsle	13	24 236	.2	X
421830	Industrial machinery & equipment whsle	13	24 236	.2	X
4218307	Other industrial machinery & equipment whsle	11	23 212	.2	X
42184	Industrial supplies whsle	8	1 830	Z	X
421840	Industrial supplies whsle	8	1 830	Z	X
42185	Service establishment equipment & supplies whsle	16	5 835	Z	X
421850	Service establishment equipment & supplies whsle	16	5 835	Z	X
4218501	Beauty & barber shop equipment & supplies whsle	7	2 327	Z	X
4218504	Other service establishment equipment & supplies whsle	6	D	D	X
4219	Miscellaneous durable goods whsle	214	143 297	1.2	X
42191	Sporting & recreational goods & supplies whsle	11	419	Z	X
421910	Sporting & recreational goods & supplies whsle	11	419	Z	X
42192	Toy & hobby goods & supplies whsle	45	9 967	.1	X
421920	Toy & hobby goods & supplies whsle	45	9 967	.1	X
42193	Recyclable material whsle	6	8 564	.1	X
421930	Recyclable material whsle	6	8 564	.1	X
4219303	Other recyclable material whsle	6	8 564	.1	X
42194	Jewelry/watch/silverware/precious stone, & precious metal whsle	21	5 236	Z	X
421940	Jewelry/watch/silverware/precious stone, & precious metal whsle	21	5 236	Z	X
4219401	Jewelry, watch, diamonds, precious stone, & silverware whsle	17	4 191	Z	X
42199	Other miscellaneous durable goods whsle	131	119 111	1.0	X
421990	Other miscellaneous durable goods whsle	131	119 111	1.0	X
4219903	General merchandise (durable goods) whsle	103	79 661	.7	X
4219906	Other durable goods whsle	22	375	Z	X
422	Wholesale trade, nondurable goods	6 582	11 899 090	97.5	X
4221	Paper & paper product whsle	36	241 298	2.0	X
42212	Stationery & office supplies whsle	17	6 784	.1	X
422120	Stationery & office supplies whsle	17	6 784	.1	X
42213	Industrial & personal service paper whsle	16	219 061	1.8	X
422130	Industrial & personal service paper whsle	16	219 061	1.8	X
4222	Drugs, & druggists' sundries whsle	61	62 926	.5	X
42221	Drugs, & druggists' sundries whsle	61	62 926	.5	X
422210	Drugs, & druggists' sundries whsle	61	62 926	.5	X
4222101	General-line drugs whsle	45	35 953	.3	X
4222102	Specialty-line drug, pharmaceutical, cosmetic, & toiletries whsle	16	26 973	.2	X
4223	Apparel, piece goods, & notions whsle	214	304 908	2.5	X
42231	Piece goods, notions, & other dry goods whsle	126	175 405	1.4	X
422310	Piece goods, notions, & other dry goods whsle	126	175 405	1.4	X
4223101	Piece goods—jobbers	81	79 804	.7	X
4223102	Notions & other dry goods whsle	45	95 601	.8	X
42232	Men's & boys' clothing & furnishings whsle	55	39 093	.3	X
422320	Men's & boys' clothing & furnishings whsle	55	39 093	.3	X
42233	Women's, children's, & infants' clothing & accessories whsle	27	11 868	.1	X
422330	Women's, children's, & infants' clothing & accessories whsle	27	11 868	.1	X
42234	Footwear whsle	6	78 542	.6	X
422340	Footwear whsle	6	78 542	.6	X
4224	Grocery & related products whsle	107	155 658	1.3	X
42245	Confectionery whsle	8	937	Z	X
422450	Confectionery whsle	8	937	Z	X
42246	Fish & seafood whsle	16	1 985	Z	X
422460	Fish & seafood whsle	16	1 985	Z	X
42249	Other grocery & related products whsle	74	134 448	1.1	X
422490	Other grocery & related products whsle	74	134 448	1.1	X
4224903	Soft drinks whsle	6	883	Z	X
4224906	Other grocery specialties whsle	62	126 351	1.0	X
4225	Farm-product raw material whsle	36	54 685	.4	X
42251	Grain & field bean whsle	25	36 232	.3	X
422510	Grain & field bean whsle	25	36 232	.3	X
42259	Other farm product raw material whsle	8	3 519	Z	X
422590	Other farm product raw material whsle	8	3 519	Z	X
4226	Chemical & allied products whsle	12	15 442	.1	X
42269	Other chemical & allied products whsle	10	15 195	.1	X
422690	Other chemical & allied products whsle	10	15 195	.1	X
4226902	Other chemical & allied products whsle	9	12 764	.1	X

See footnotes at end of table.

Table 4. Merchant Wholesalers by Broad Commodity Line and Kind of Business: 1997—Con.

[Includes only establishments with payroll. For meaning of abbreviations and symbols, see introductory text. For explanation of terms, see Appendix A]

CL code and NAICS code	Commodity line and kind of business	Establishments (number)	Sales (\$1,000)	Percent of sales accounted for by kind of business ¹	Coverage in percents
6150	Nondurable goods, n.e.c.—Con.				
422	Wholesale trade, nondurable goods—Con.				
4227	Petroleum & petroleum products whse	15	15 338	.1	X
42271	Petroleum bulk stations & terminals	9	11 128	.1	X
422710	Petroleum bulk stations & terminals	9	11 128	.1	X
4227101	Petroleum bulk stations & terminals (except LP)	9	11 128	.1	X
42271011	Petroleum bulk stations (except LP)	9	11 128	.1	X
42272	Petroleum & petroleum prod whse (exc bulk stations & terminals)	6	4 210	Z	X
422720	Petroleum & petroleum prod whse (exc bulk stations & terminals)	6	4 210	Z	X
4229	Miscellaneous nondurable goods whse	6 097	11 047 925	90.5	X
42291	Farm supplies whse	21	3 408	Z	X
422910	Farm supplies whse	21	3 408	Z	X
4229102	Farm supplies—whse distributors	21	3 408	Z	X
42292	Book, periodical, & newspaper whse	7	46 347	.4	X
422920	Book, periodical, & newspaper whse	7	46 347	.4	X
42293	Flower, nursery stock, & florists' supplies whse	10	35 290	.3	X
422930	Flower, nursery stock, & florists' supplies whse	10	35 290	.3	X
42294	Tobacco & tobacco product whse	11	52 280	.4	X
422940	Tobacco & tobacco product whse	11	52 280	.4	X
42299	Other miscellaneous nondurable goods whse	6 044	10 905 896	89.4	X
422990	Other miscellaneous nondurable goods whse	6 044	10 905 896	89.4	X
4229901	Art goods whse	39	12 172	.1	X
4229902	General merchandise (nondurable goods) whse	289	1 798 342	14.7	X
4229903	Textile bags, bagging, & burlap whse	14	1 409	Z	X
4229904	Other nondurable goods whse	5 702	9 093 973	74.5	X
9700	Service receipts and labor charges (including installed parts)	52 555	26 590 344	100.0	53.9
421	Wholesale trade, durable goods	45 101	24 443 172	91.9	64.9
4211	Motor vehicle & motor vehicle parts & supplies whse	5 359	3 819 666	14.4	80.3
42111	Automobile & other motor vehicle whse	2 350	3 025 177	11.4	86.0
421110	Automobile & other motor vehicle whse	2 350	3 025 177	11.4	86.0
4211101	Automobile & motorcycle whse	349	114 870	.4	85.8
4211102	Bus & recreational vehicle whse	148	D	D	D
4211103	Light truck & van (14,000 lb or less) whse	143	158 740	.6	75.0
4211104	Medium truck & tractor (14,001 lb to 26,000 lb) whse	299	D	D	X
4211105	Heavy truck & tractor (over 26,000 lb) whse	1 411	2 428 986	9.1	82.5
42112	Motor vehicle supplies & new parts whse	1 468	555 304	2.1	64.4
421120	Motor vehicle supplies & new parts whse	1 468	555 304	2.1	64.4
4211201	Motor vehicle supplies & new parts—warehouse distributors	423	146 700	.6	69.8
4211202	Motor vehicle supplies & new parts—jobbers	869	314 172	1.2	59.1
4211203	Petroleum products marketing equipment whse	176	94 432	.4	X
42113	Tire & tube whse	591	149 840	.6	70.5
421130	Tire & tube whse	591	149 840	.6	70.5
42114	Motor vehicle parts, (used) whse	950	89 345	.3	54.1
421140	Motor vehicle parts, (used) whse	950	89 345	.3	54.1
4212	Furniture & home furnishings whse	1 133	604 509	2.3	67.1
42121	Furniture whse	730	470 850	1.8	69.1
421210	Furniture whse	730	470 850	1.8	69.1
4212101	Household & lawn furniture whse	85	10 283	Z	60.0
4212102	Office & business furniture whse	645	460 567	1.7	70.6
42122	Home furnishings whse	403	133 659	.5	56.8
421220	Home furnishings whse	403	133 659	.5	56.8
4212201	Household china, glassware, & crockery whse	18	1 476	Z	X
4212202	Linens, domestics, draperies, & curtains whse	97	15 709	.1	62.5
4212203	Floor coverings whse	199	101 895	.4	54.1
4212204	Other home furnishings whse	89	14 579	.1	60.5
4213	Lumber & other construction materials whse	821	214 214	.8	67.3
42131	Lumber, plywood, millwork, & wood panel whse	268	69 461	.3	77.5
421310	Lumber, plywood, millwork, & wood panel whse	268	69 461	.3	77.5
4213101	Lumber without yard whse	29	19 122	.1	X
4213102	Lumber with yard whse	64	22 168	.1	73.1
4213103	Plywood, veneer, millwork, & wood panel whse	175	28 171	.1	74.0
42132	Brick, stone, & related construction materials whse	113	40 929	.2	37.9
421320	Brick, stone, & related construction materials whse	113	40 929	.2	37.9
4213201	Brick, block, tile, clay/cement sewer pipe whse	21	5 287	Z	23.8
4213202	Sand, gravel, & stone whse	76	30 793	.1	35.8
4213203	Cement, lime, & related products whse	16	4 849	Z	55.9
42133	Roofing, siding, & insulation material whse	40	33 010	.1	28.1
421330	Roofing, siding, & insulation material whse	40	33 010	.1	28.1
4213301	Roofing, siding, & insulation material whse	40	33 010	.1	28.1
42139	Other construction materials whse	400	70 814	.3	28.7
421390	Other construction materials whse	400	70 814	.3	28.7
4213901	Flat glass & other construction glass whse	42	7 886	Z	X
4213902	Other construction materials whse	358	62 928	.2	21.1

See footnotes at end of table.

Table 4. Merchant Wholesalers by Broad Commodity Line and Kind of Business: 1997—Con.

[Includes only establishments with payroll. For meaning of abbreviations and symbols, see introductory text. For explanation of terms, see Appendix A]

CL code and NAICS code	Commodity line and kind of business	Establishments (number)	Sales (\$1,000)	Percent of sales accounted for by kind of business ¹	Coverage in percents
9700	Service receipts and labor charges (including installed parts)—Con.				
421	Wholesale trade, durable goods—Con.				
4214	Professional & commercial equipment & supplies whsle	11 138	5 870 853	22.1	57.8
42141	Photographic equipment & supplies whsle	280	121 207	.5	72.3
421410	Photographic equipment & supplies whsle	280	121 207	.5	72.3
42142	Office equipment whsle	3 891	1 637 055	6.2	74.6
421420	Office equipment whsle	3 891	1 637 055	6.2	74.6
42143	Computer & computer peripheral equipment & software whsle	4 444	3 000 218	11.3	50.1
421430	Computer & computer peripheral equipment & software whsle	4 444	3 000 218	11.3	50.1
4214301	Computer & peripheral equipment whsle	3 939	2 745 434	10.3	49.5
42143011	Computers & peripheral equipment for resale	810	511 138	1.9	X
42143012	Computers & peripheral equipment for end use	3 129	2 234 296	8.4	39.1
4214302	Computer software (packaged) whsle	505	254 784	1.0	X
42144	Other commercial equipment whsle	981	276 523	1.0	64.7
421440	Other commercial equipment whsle	981	276 523	1.0	64.7
4214401	Restaurant & hotel equipment & supplies whsle	404	112 892	.4	X
4214402	Store machines & equipment whsle	577	163 631	.6	55.9
42145	Medical, dental, & hospital equipment & supplies whsle	976	473 748	1.8	67.8
421450	Medical, dental, & hospital equipment & supplies whsle	976	473 748	1.8	67.8
4214501	Surgical, medical, & hospital supplies whsle	790	402 741	1.5	65.0
4214502	Dental equipment & supplies whsle	186	71 007	.3	82.2
42146	Ophthalmic goods whsle	70	29 781	.1	70.7
421460	Ophthalmic goods whsle	70	29 781	.1	70.7
42149	Other professional equipment & supplies whsle	496	332 321	1.3	67.3
421490	Other professional equipment & supplies whsle	496	332 321	1.3	67.3
4214901	Religious & school supplies whsle	14	2 260	Z	61.9
4214902	Other professional equipment & supplies whsle	482	330 061	1.2	67.7
4215	Metal & mineral (except petroleum) whsle	686	275 868	1.0	8.1
42151	Metal service centers & offices	670	264 110	1.0	8.4
421510	Metal service centers & offices	670	264 110	1.0	8.4
4215101	Ferrous metal service centers & sales offices	588	241 379	.9	7.6
42151011	Ferrous metal service centers	512	230 767	.9	7.5
42151012	Ferrous metal sales offices	76	10 612	Z	15.4
4215102	Nonferrous metal service centers & sales offices	82	22 731	.1	19.3
42151021	Nonferrous metal service centers	58	15 127	.1	18.2
42151022	Nonferrous metal sales offices	24	7 604	Z	55.8
42152	Coal & other mineral & ore whsle	16	11 758	Z	X
421520	Coal & other mineral & ore whsle	16	11 758	Z	X
4215202	Other mineral & ore whsle	11	9 783	Z	X
4216	Electrical goods whsle	3 916	2 451 555	9.2	61.0
42161	Electrical apparatus & equip, wiring supp, & const material whsle	785	323 041	1.2	55.8
421610	Electrical apparatus & equip, wiring supp, & const material whsle	785	323 041	1.2	55.8
42162	Electrical appliance, television & radio set whsle	424	304 444	1.1	65.1
421620	Electrical appliance, television & radio set whsle	424	304 444	1.1	65.1
42169	Other electronic parts & equipment whsle	2 707	1 824 070	6.9	60.8
421690	Other electronic parts & equipment whsle	2 707	1 824 070	6.9	60.8
4216901	Communications equipment & supplies whsle	1 874	1 308 111	4.9	60.6
4216902	Electronic parts (excluding communications equipment) whsle	833	515 959	1.9	61.2
4217	Hardware, & plumbing & heating equipment & supplies whsle	1 405	427 489	1.6	63.5
42171	Hardware whsle	656	155 047	.6	65.0
421710	Hardware whsle	656	155 047	.6	65.0
42172	Plumbing & heating equipment & supplies (hydronics) whsle	160	45 959	.2	48.0
421720	Plumbing & heating equipment & supplies (hydronics) whsle	160	45 959	.2	48.0
42173	Warm air heating & air-conditioning equipment & supplies whsle	373	106 286	.4	64.8
421730	Warm air heating & air-conditioning equipment & supplies whsle	373	106 286	.4	64.8
42174	Refrigeration equipment & supplies whsle	216	120 197	.5	77.3
421740	Refrigeration equipment & supplies whsle	216	120 197	.5	77.3
4218	Machinery, equipment, & supplies whsle	17 707	10 114 604	38.0	70.9
42181	Construction & mining (except petroleum) machinery & equip whsle	2 499	3 156 462	11.9	72.0
421810	Construction & mining (except petroleum) machinery & equip whsle	2 499	3 156 462	11.9	72.0
42182	Farm & garden machinery & equipment whsle	5 359	2 454 956	9.2	73.1
421820	Farm & garden machinery & equipment whsle	5 359	2 454 956	9.2	73.1
4218201	Farm machinery & equipment—farm dealers	4 793	2 285 616	8.6	74.9
4218202	Farm machinery & equipment—whsle distributors	457	141 530	.5	66.9
4218203	Lawn & garden machinery & equipment whsle	109	27 810	.1	61.7
42183	Industrial machinery & equipment whsle	6 516	3 558 669	13.4	72.8
421830	Industrial machinery & equipment whsle	6 516	3 558 669	13.4	72.8
4218301	Food-processing machinery & equipment whsle	203	72 349	.3	74.5
4218302	Hydraulic & pneumatic (fluid-power) machinery & equipment whsle	520	145 857	.5	73.3
42183021	Hydraulic & pneumatic pumps & motors whsle	214	57 631	.2	59.0
42183022	Hydraulic & pneumatic parts, accessories, & supplies whsle	306	88 226	.3	79.8
4218303	General-purpose industrial machinery & equipment whsle	2 131	1 032 562	3.9	79.2
4218304	Metallworking machinery & equipment whsle	384	127 555	.5	X
4218305	Materials handling equipment whsle	1 568	1 561 483	5.9	67.6
4218306	Oilwell, oil refinery, & pipeline mach, equip, & supplies whsle	374	91 694	.3	75.8
4218307	Other industrial machinery & equipment whsle	1 336	527 169	2.0	63.9
42184	Industrial supplies whsle	1 796	293 382	1.1	62.3
421840	Industrial supplies whsle	1 796	293 382	1.1	62.3
4218401	General-line industrial supplies whsle	381	46 342	.2	41.8
4218402	Mechanical power transmission supplies whsle	206	62 510	.2	53.7
4218403	Welding supplies whsle	686	52 014	.2	X
4218404	Industrial containers & supplies whsle	69	17 011	.1	58.8
4218405	Industrial valves & fittings (except fluid-power) whsle	65	40 545	.2	X
4218406	Other industrial supplies whsle	389	74 960	.3	79.7
42185	Service establishment equipment & supplies whsle	1 042	224 150	.8	60.3
421850	Service establishment equipment & supplies whsle	1 042	224 150	.8	60.3
4218501	Beauty & barber shop equipment & supplies whsle	49	14 138	.1	32.1
4218502	Custodial, janitors' equipment & supplies whsle	422	54 776	.2	X
4218503	Laundry & dry-cleaning equipment & supplies whsle	143	D	D	X
4218504	Other service establishment equipment & supplies whsle	428	D	D	D

See footnotes at end of table.

Table 4. Merchant Wholesalers by Broad Commodity Line and Kind of Business: 1997—Con.

[Includes only establishments with payroll. For meaning of abbreviations and symbols, see introductory text. For explanation of terms, see Appendix A]

CL code and NAICS code	Commodity line and kind of business	Establishments (number)	Sales (\$1,000)	Percent of sales accounted for by kind of business ¹	Coverage in percents
9700	Service receipts and labor charges (including installed parts)—Con.				
421	Wholesale trade, durable goods—Con.				
4218	Machinery, equipment, & supplies whsle—Con.				
421860	Transportation equipment & supplies (exc motor vehicle) whsle	495	426 985	1.6	57.8
4218601	Transportation equipment & supplies (exc motor vehicle) whsle	495	426 985	1.6	57.8
4218602	Aircraft & aeronautical equipment & supplies whsle	216	257 964	1.0	54.9
4218603	Marine machinery, equipment, & supplies whsle	142	80 649	.3	60.3
4219	Miscellaneous durable goods whsle	2 936	664 414	2.5	56.1
42191	Sporting & recreational goods & supplies whsle	299	57 324	.2	71.7
421910	Sporting & recreational goods & supplies whsle	299	57 324	.2	71.7
42192	Toy & hobby goods & supplies whsle	64	12 030	Z	70.4
421920	Toy & hobby goods & supplies whsle	64	12 030	Z	70.4
42193	Recyclable material whsle	698	234 533	.9	66.5
421930	Recyclable material whsle	698	234 533	.9	66.5
4219301	Iron & steel scrap processors & dealers	264	84 667	.3	66.9
42193011	Iron & steel scrap processors (using power processing equipment)	218	74 594	.3	X
42193012	Iron & steel scrap processors (not using power processing equip)	46	10 073	Z	66.6
4219302	Recyclable paper & paperboard whsle	149	59 577	.2	77.4
4219303	Other recyclable material whsle	285	90 289	.3	59.2
42194	Jewelry/watch/silverware/precious stone, & precious metal whsle	206	21 021	.1	2.2
421940	Jewelry/watch/silverware/precious stone, & precious metal whsle	206	21 021	.1	2.2
4219401	Jewelry, watch, diamonds, precious stone, & silverware whsle	183	15 828	.1	2.8
4219402	Precious metal (excluding ores) whsle	23	5 193	Z	X
42199	Other miscellaneous durable goods whsle	1 669	339 506	1.3	47.6
421990	Other miscellaneous durable goods whsle	1 669	339 506	1.3	47.6
4219901	Musical instruments & supplies whsle	18	2 675	Z	X
4219902	Forest products (except lumber) whsle	70	22 972	.1	X
4219903	General merchandise (durable goods) whsle	881	99 987	.4	54.7
4219904	Prerecorded media whsle	124	108 827	.4	X
42199041	Compact discs/prerecorded audio tapes, & phonograph records whsle	101	20 014	.1	X
42199042	Prerecorded video tapes whsle	23	88 813	.3	X
4219905	Fire extinguishers & fire safety equipment whsle	265	52 973	.2	X
4219906	Other durable goods whsle	311	52 172	.2	41.6
422	Wholesale trade, nondurable goods	7 454	2 147 172	8.1	4.9
4221	Paper & paper product whsle	716	151 453	.6	19.9
42211	Printing & writing paper whsle	58	13 734	.1	9.0
422110	Printing & writing paper whsle	58	13 734	.1	9.0
42212	Stationery & office supplies whsle	470	109 524	.4	30.8
422120	Stationery & office supplies whsle	470	109 524	.4	30.8
42213	Industrial & personal service paper whsle	188	28 195	.1	14.1
422130	Industrial & personal service paper whsle	188	28 195	.1	14.1
4222	Drugs, & druggists' sundries whsle	156	107 442	.4	7.3
42221	Drugs, & druggists' sundries whsle	156	107 442	.4	7.3
422210	Drugs, & druggists' sundries whsle	156	107 442	.4	7.3
4222101	General-line drugs whsle	95	51 555	.2	11.6
4222102	Specialty-line drug, pharmaceutical, cosmetic, & toiletries whsle	61	55 887	.2	.2
4223	Apparel, piece goods, & notions whsle	200	172 526	.6	6.1
42231	Piece goods, notions, & other dry goods whsle	52	10 149	Z	X
422310	Piece goods, notions, & other dry goods whsle	52	10 149	Z	X
4223101	Piece goods—jobbers	42	9 810	Z	X
4223102	Notions & other dry goods whsle	10	339	Z	X
42232	Men's & boys' clothing & furnishings whsle	80	13 290	.1	7.2
422320	Men's & boys' clothing & furnishings whsle	80	13 290	.1	7.2
42233	Women's, children's, & infants' clothing & accessories whsle	59	2 570	Z	7.8
422330	Women's, children's, & infants' clothing & accessories whsle	59	2 570	Z	7.8
42234	Footwear whsle	9	146 517	.6	4.7
422340	Footwear whsle	9	146 517	.6	4.7
4224	Grocery & related products whsle	544	292 361	1.1	1.8
42241	General-line grocery whsle	84	68 541	.3	1.0
422410	General-line grocery whsle	84	68 541	.3	1.0
4224103	Other general-line grocery whsle	79	40 632	.2	1.2
42242	Packaged frozen food whsle	31	11 633	Z	.7
422420	Packaged frozen food whsle	31	11 633	Z	.7
42243	Dairy products, (except dried or canned) whsle	23	9 732	Z	X
422430	Dairy products, (except dried or canned) whsle	23	9 732	Z	X
4224301	Raw milk whsle	6	D	D	X
4224302	Dairy product (except raw milk) whsle	17	D	D	D
42244	Poultry & poultry product whsle	10	1 200	Z	X
422440	Poultry & poultry product whsle	10	1 200	Z	X
4224402	Poultry & poultry product (except live) whsle	9	D	D	X
42245	Confectionery whsle	31	2 801	Z	11.7
422450	Confectionery whsle	31	2 801	Z	11.7
42246	Fish & seafood whsle	44	3 945	Z	X
422460	Fish & seafood whsle	44	3 945	Z	X
42247	Meat & meat product whsle	21	8 106	Z	X
422470	Meat & meat product whsle	21	8 106	Z	X
42248	Fresh fruit & vegetable whsle	81	80 360	.3	X
422480	Fresh fruit & vegetable whsle	81	80 360	.3	X
42249	Other grocery & related products whsle	219	106 043	.4	3.5
422490	Other grocery & related products whsle	219	106 043	.4	3.5
4224901	Coffee, tea, & spice whsle	59	4 364	Z	1.2
4224902	Bread & baked goods whsle	10	1 352	Z	X
4224903	Soft drinks whsle	75	7 097	Z	2.7
4224904	Canned goods whsle	6	550	Z	X
4224906	Other grocery specialties whsle	64	92 398	.3	3.8

See footnotes at end of table.

Table 4. Merchant Wholesalers by Broad Commodity Line and Kind of Business: 1997—Con.

[Includes only establishments with payroll. For meaning of abbreviations and symbols, see introductory text. For explanation of terms, see Appendix A]

CL code and NAICS code	Commodity line and kind of business	Establishments (number)	Sales (\$1,000)	Percent of sales accounted for by kind of business ¹	Coverage in percents
9700	Service receipts and labor charges (including installed parts)—Con.				
422	Wholesale trade, nondurable goods—Con.				
4225	Farm-product raw material whsle	1 060	329 211	1.2	.8
42251	Grain & field bean whsle	1 011	301 368	1.1	.9
422510	Grain & field bean whsle	1 011	301 368	1.1	.9
42252	Livestock whsle	19	2 886	Z	X
422520	Livestock whsle	19	2 886	Z	X
42259	Other farm product raw material whsle	30	24 957	.1	.1
422590	Other farm product raw material whsle	30	24 957	.1	.1
4225904	Cotton whsle	12	22 183	.1	X
4225905	Other farm-product raw material whsle	13	2 473	Z	6.3
4226	Chemical & allied products whsle	1 107	183 819	.7	17.1
42261	Plastics materials & basic forms & shapes whsle	163	40 150	.2	14.5
422610	Plastics materials & basic forms & shapes whsle	163	40 150	.2	14.5
42269	Other chemical & allied products whsle	944	143 669	.5	17.8
422690	Other chemical & allied products whsle	944	143 669	.5	17.8
4226901	Industrial gases (except LP) whsle	173	11 012	Z	X
4226902	Other chemical & allied products whsle	771	132 657	.5	14.3
4227	Petroleum & petroleum products whsle	1 232	406 656	1.5	6.0
42271	Petroleum bulk stations & terminals	943	305 337	1.1	6.2
422710	Petroleum bulk stations & terminals	943	305 337	1.1	6.2
4227101	Petroleum bulk stations & terminals (except LP)	888	290 146	1.1	5.5
42271011	Petroleum bulk stations (except LP)	831	233 398	.9	3.2
42271012	Petroleum bulk terminals (except LP)	57	56 748	.2	13.0
4227102	Liquefied petroleum bulk stations & terminals	55	15 191	.1	X
42272	Petroleum & petroleum prod whsle (exc bulk stations & terminals)	289	101 319	.4	X
422720	Petroleum & petroleum prod whsle (exc bulk stations & terminals)	289	101 319	.4	X
4228	Beer, wine, & distilled alcoholic beverage whsle	35	13 982	.1	X
42281	Beer & ale whsle	11	4 320	Z	X
422810	Beer & ale whsle	11	4 320	Z	X
42282	Wine & distilled alcoholic beverage whsle	24	9 662	Z	1.1
422820	Wine & distilled alcoholic beverage whsle	24	9 662	Z	1.1
4228201	Wine & distilled alcoholic bev (licensed operation) whsle	24	9 662	Z	X
4229	Miscellaneous nondurable goods whsle	2 404	489 722	1.8	10.2
42291	Farm supplies whsle	815	144 603	.5	5.8
422910	Farm supplies whsle	815	144 603	.5	5.8
4229101	Farm supplies—farm dealers	662	100 970	.4	7.0
4229102	Farm supplies—whsle distributors	153	43 633	.2	2.3
42292	Book, periodical, & newspaper whsle	114	41 181	.2	1.3
422920	Book, periodical, & newspaper whsle	114	41 181	.2	1.3
42293	Flower, nursery stock, & florists' supplies whsle	73	9 827	Z	X
422930	Flower, nursery stock, & florists' supplies whsle	73	9 827	Z	X
42294	Tobacco & tobacco product whsle	11	22 572	.1	X
422940	Tobacco & tobacco product whsle	11	22 572	.1	X
42295	Paint, varnish, & supplies whsle	40	5 627	Z	20.9
422950	Paint, varnish, & supplies whsle	40	5 627	Z	20.9
4229501	Paint, varnish, & supplies whsle	40	5 627	Z	20.9
42299	Other miscellaneous nondurable goods whsle	1 351	265 912	1.0	49.6
422990	Other miscellaneous nondurable goods whsle	1 351	265 912	1.0	49.6
4229901	Art goods whsle	58	37 187	.1	16.1
4229902	General merchandise (nondurable goods) whsle	1 143	207 344	.8	74.4
4229904	Other nondurable goods whsle	147	20 088	.1	19.1
9720	Receipts for service contracts	9 619	4 201 005	100.0	X
421	Wholesale trade, durable goods	8 603	3 958 956	94.2	X
4211	Motor vehicle & motor vehicle parts & supplies whsle	151	30 546	.7	X
42111	Automobile & other motor vehicle whsle	132	28 208	.7	X
421110	Automobile & other motor vehicle whsle	132	28 208	.7	X
4211101	Automobile & motorcycle whsle	53	10 629	.3	X
4211102	Bus & recreational vehicle whsle	12	D	D	X
4211103	Light truck & van (14,000 lb or less) whsle	8	1 243	Z	X
4211104	Medium truck & tractor (14,001 lb to 26,000 lb) whsle	8	D	D	X
4211105	Heavy truck & tractor (over 26,000 lb) whsle	41	9 930	.2	X
42112	Motor vehicle supplies & new parts whsle	19	2 338	.1	X
421120	Motor vehicle supplies & new parts whsle	19	2 338	.1	X
4211202	Motor vehicle supplies & new parts—jobbers	15	2 166	.1	X
4212	Furniture & home furnishings whsle	37	16 914	.4	X
42121	Furniture whsle	37	16 914	.4	X
421210	Furniture whsle	37	16 914	.4	X
4212102	Office & business furniture whsle	35	16 652	.4	X
4214	Professional & commercial equipment & supplies whsle	5 208	3 121 999	74.3	X
42141	Photographic equipment & supplies whsle	27	13 348	.3	X
421410	Photographic equipment & supplies whsle	27	13 348	.3	X
42142	Office equipment whsle	2 570	1 646 840	39.2	X
421420	Office equipment whsle	2 570	1 646 840	39.2	X
42143	Computer & computer peripheral equipment & software whsle	2 281	1 290 112	30.7	X
421430	Computer & computer peripheral equipment & software whsle	2 281	1 290 112	30.7	X
4214301	Computer & peripheral equipment whsle	1 822	853 256	20.3	X
42143011	Computers & peripheral equipment for resale	298	117 422	2.8	X
42143012	Computers & peripheral equipment for end use	1 524	735 834	17.5	X
4214302	Computer software (packaged) whsle	459	436 856	10.4	X
42144	Other commercial equipment whsle	92	12 409	.3	X
421440	Other commercial equipment whsle	92	12 409	.3	X
4214401	Restaurant & hotel equipment & supplies whsle	9	388	Z	X
4214402	Store machines & equipment whsle	83	12 021	.3	X
42145	Medical, dental, & hospital equipment & supplies whsle	152	78 623	1.9	X
421450	Medical, dental, & hospital equipment & supplies whsle	152	78 623	1.9	X
4214501	Surgical, medical, & hospital supplies whsle	151	78 622	1.9	X

See footnotes at end of table.

Table 4. Merchant Wholesalers by Broad Commodity Line and Kind of Business: 1997—Con.

[Includes only establishments with payroll. For meaning of abbreviations and symbols, see introductory text. For explanation of terms, see Appendix A]

CL code and NAICS code	Commodity line and kind of business	Establishments (number)	Sales (\$1,000)	Percent of sales accounted for by kind of business ¹	Coverage in percents
9720	Receipts for service contracts—Con.				
421	Wholesale trade, durable goods—Con.				
4214	Professional & commercial equipment & supplies whsle—Con.				
42149	Other professional equipment & supplies whsle	83	80 194	1.9	X
421490	Other professional equipment & supplies whsle	83	80 194	1.9	X
4214902	Other professional equipment & supplies whsle	81	79 517	1.9	X
4215	Metal & mineral (except petroleum) whsle	14	1 828	Z	X
42151	Metal service centers & offices	14	1 828	Z	X
421510	Metal service centers & offices	14	1 828	Z	X
4215101	Ferrous metal service centers & sales offices	11	1 350	Z	X
42151012	Ferrous metal sales offices	8	1 209	Z	X
4216	Electrical goods whsle	1 640	435 337	10.4	X
42161	Electrical apparatus & equip, wiring supp, & const material whsle	188	42 698	1.0	X
421610	Electrical apparatus & equip, wiring supp, & const material whsle	188	42 698	1.0	X
42162	Electrical appliance, television & radio set whsle	52	58 026	1.4	X
421620	Electrical appliance, television & radio set whsle	52	58 026	1.4	X
42169	Other electronic parts & equipment whsle	1 400	334 613	8.0	X
421690	Other electronic parts & equipment whsle	1 400	334 613	8.0	X
4216901	Communications equipment & supplies whsle	1 175	238 456	5.7	X
4216902	Electronic parts (excluding communications equipment) whsle	225	96 157	2.3	X
4217	Hardware, & plumbing & heating equipment & supplies whsle	180	46 810	1.1	X
42171	Hardware whsle	29	9 034	.2	X
421710	Hardware whsle	29	9 034	.2	X
42172	Plumbing & heating equipment & supplies (hydronics) whsle	21	3 862	.1	X
421720	Plumbing & heating equipment & supplies (hydronics) whsle	21	3 862	.1	X
42173	Warm air heating & air-conditioning equipment & supplies whsle	101	18 656	.4	X
421730	Warm air heating & air-conditioning equipment & supplies whsle	101	18 656	.4	X
42174	Refrigeration equipment & supplies whsle	29	15 258	.4	X
421740	Refrigeration equipment & supplies whsle	29	15 258	.4	X
4218	Machinery, equipment, & supplies whsle	1 184	280 514	6.7	X
42181	Construction & mining (except petroleum) machinery & equip whsle	87	52 565	1.3	X
421810	Construction & mining (except petroleum) machinery & equip whsle	87	52 565	1.3	X
42182	Farm & garden machinery & equipment whsle	115	16 641	.4	X
421820	Farm & garden machinery & equipment whsle	115	16 641	.4	X
4218201	Farm machinery & equipment—farm dealers	94	14 357	.3	X
4218202	Farm machinery & equipment—whsle distributors	13	2 065	Z	X
4218203	Lawn & garden machinery & equipment whsle	8	219	Z	X
42183	Industrial machinery & equipment whsle	905	183 220	4.4	X
421830	Industrial machinery & equipment whsle	905	183 220	4.4	X
4218301	Food-processing machinery & equipment whsle	39	5 821	.1	X
4218302	Hydraulic & pneumatic (fluid-power) machinery & equipment whsle	43	4 690	.1	X
42183021	Hydraulic & pneumatic pumps & motors whsle	21	1 344	Z	X
42183022	Hydraulic & pneumatic pumps, accessories, & supplies whsle	22	3 346	.1	X
4218303	General-purpose industrial machinery & equipment whsle	290	53 349	1.3	X
4218304	Metalworking machinery & equipment whsle	33	8 463	.2	X
4218305	Materials handling equipment whsle	285	59 960	1.4	X
4218306	Oilwell, oil refinery, & pipeline mach, equip, & supplies whsle	31	7 821	.2	X
4218307	Other industrial machinery & equipment whsle	184	43 116	1.0	X
42184	Industrial supplies whsle	7	2 039	Z	X
421840	Industrial supplies whsle	7	2 039	Z	X
42185	Service establishment equipment & supplies whsle	15	2 500	.1	X
421850	Service establishment equipment & supplies whsle	15	2 500	.1	X
4218504	Other service establishment equipment & supplies whsle	7	D	D	X
42186	Transportation equipment & supplies (exc motor vehicle) whsle	55	23 549	.6	X
421860	Transportation equipment & supplies (exc motor vehicle) whsle	55	23 549	.6	X
4218601	Aircraft & aeronautical equipment & supplies whsle	25	18 881	.4	X
4218602	Marine machinery, equipment, & supplies whsle	18	2 044	Z	X
4218603	Other transportation equipment & supplies whsle	12	2 624	.1	X
4219	Miscellaneous durable goods whsle	186	24 734	.6	X
42193	Recyclable material whsle	8	2 547	.1	X
421930	Recyclable material whsle	8	2 547	.1	X
42199	Other miscellaneous durable goods whsle	171	21 224	.5	X
421990	Other miscellaneous durable goods whsle	171	21 224	.5	X
4219903	General merchandise (durable goods) whsle	155	17 168	.4	X
4219904	Prerecorded media whsle	13	3 554	.1	X
42199041	Compact discs/prerecorded audio tapes, & phonograph records whsle	9	3 355	.1	X
422	Wholesale trade, nondurable goods	1 016	242 049	5.8	X
4221	Paper & paper product whsle	213	43 495	1.0	X
42211	Printing & writing paper whsle	10	1 897	Z	X
422110	Printing & writing paper whsle	10	1 897	Z	X
42212	Stationery & office supplies whsle	190	32 594	.8	X
422120	Stationery & office supplies whsle	190	32 594	.8	X
42213	Industrial & personal service paper whsle	13	9 004	.2	X
422130	Industrial & personal service paper whsle	13	9 004	.2	X
4222	Drugs, & druggists' sundries whsle	12	2 372	.1	X
42221	Drugs, & druggists' sundries whsle	12	2 372	.1	X
422210	Drugs, & druggists' sundries whsle	12	2 372	.1	X
4222101	General-line drugs whsle	12	2 372	.1	X
4226	Chemical & allied products whsle	25	7 002	.2	X
42261	Plastics materials & basic forms & shapes whsle	9	4 013	.1	X
422610	Plastics materials & basic forms & shapes whsle	9	4 013	.1	X
42269	Other chemical & allied products whsle	16	2 989	.1	X
422690	Other chemical & allied products whsle	16	2 989	.1	X
4226902	Other chemical & allied products whsle	16	2 989	.1	X
4227	Petroleum & petroleum products whsle	10	1 561	Z	X
42272	Petroleum & petroleum prod whsle (exc bulk stations & terminals)	10	1 561	Z	X
422720	Petroleum & petroleum prod whsle (exc bulk stations & terminals)	10	1 561	Z	X

See footnotes at end of table.

Table 4. Merchant Wholesalers by Broad Commodity Line and Kind of Business: 1997—Con.

[Includes only establishments with payroll. For meaning of abbreviations and symbols, see introductory text. For explanation of terms, see Appendix A]

CL code and NAICS code	Commodity line and kind of business	Establishments (number)	Sales (\$1,000)	Percent of sales accounted for by kind of business ¹	Coverage in percents
9720	Receipts for service contracts—Con.				
422	Wholesale trade, nondurable goods—Con.				
4229	Miscellaneous nondurable goods whsle	751	187 403	4.5	X
42299	Other miscellaneous nondurable goods whsle	746	179 789	4.3	X
422990	Other miscellaneous nondurable goods whsle	746	179 789	4.3	X
4229902	General merchandise (nondurable goods) whsle	732	171 260	4.1	X
4229904	Other nondurable goods whsle	13	1 169	Z	X
9730	Advertising specialties (paper novelties, etc.)	644	171 304	100.0	X
421	Wholesale trade, durable goods	200	41 027	24.0	X
4211	Motor vehicle & motor vehicle parts & supplies whsle	8	104	.1	X
4212	Furniture & home furnishings whsle	7	1 298	.8	X
42122	Home furnishings whsle	7	1 298	.8	X
421220	Home furnishings whsle	7	1 298	.8	X
4214	Professional & commercial equipment & supplies whsle	11	1 094	.6	X
4219	Miscellaneous durable goods whsle	163	36 889	21.5	X
42191	Sporting & recreational goods & supplies whsle	43	18 556	10.8	X
421910	Sporting & recreational goods & supplies whsle	43	18 556	10.8	X
42192	Toy & hobby goods & supplies whsle	24	11 527	6.7	X
421920	Toy & hobby goods & supplies whsle	24	11 527	6.7	X
42194	Jewelry/watch/silverware/precious stone, & precious metal whsle	8	736	.4	X
421940	Jewelry/watch/silverware/precious stone, & precious metal whsle	8	736	.4	X
4219401	Jewelry, watch, diamonds, precious stone, & silverware whsle	8	736	.4	X
42199	Other miscellaneous durable goods whsle	83	6 008	3.5	X
421990	Other miscellaneous durable goods whsle	83	6 008	3.5	X
4219902	Forest products (except lumber) whsle	7	1 609	.9	X
4219903	General merchandise (durable goods) whsle	54	3 166	1.8	X
4219906	Other durable goods whsle	18	1 064	.6	X
422	Wholesale trade, nondurable goods	444	130 277	76.1	X
4221	Paper & paper product whsle	15	5 495	3.2	X
42212	Stationery & office supplies whsle	9	3 817	2.2	X
422120	Stationery & office supplies whsle	9	3 817	2.2	X
4223	Apparel, piece goods, & notions whsle	77	19 652	11.5	X
42231	Piece goods, notions, & other dry goods whsle	14	3 182	1.9	X
422310	Piece goods, notions, & other dry goods whsle	14	3 182	1.9	X
4223101	Piece goods—jobbers	11	2 738	1.6	X
42232	Men's & boys' clothing & furnishings whsle	56	15 365	9.0	X
422320	Men's & boys' clothing & furnishings whsle	56	15 365	9.0	X
42233	Women's, children's, & infants' clothing & accessories whsle	7	1 105	.6	X
422330	Women's, children's, & infants' clothing & accessories whsle	7	1 105	.6	X
4224	Grocery & related products whsle	11	410	.2	X
42249	Other grocery & related products whsle	8	406	.2	X
422490	Other grocery & related products whsle	8	406	.2	X
4224906	Other grocery specialties whsle	6	403	.2	X
4229	Miscellaneous nondurable goods whsle	337	54 195	31.6	X
42292	Book, periodical, & newspaper whsle	25	7 828	4.6	X
422920	Book, periodical, & newspaper whsle	25	7 828	4.6	X
42299	Other miscellaneous nondurable goods whsle	305	45 981	26.8	X
422990	Other miscellaneous nondurable goods whsle	305	45 981	26.8	X
4229901	Art goods whsle	115	23 794	13.9	X
4229902	General merchandise (nondurable goods) whsle	157	15 841	9.2	X
4229903	Textile bags, bagging, & burlap whsle	14	5 671	3.3	X
4229904	Other nondurable goods whsle	19	675	.4	X
9740	Receipts for installing equipment	6 756	1 695 216	100.0	X
421	Wholesale trade, durable goods	6 193	1 620 038	95.6	X
4211	Motor vehicle & motor vehicle parts & supplies whsle	21	4 960	.3	X
42112	Motor vehicle supplies & new parts whsle	21	4 960	.3	X
421120	Motor vehicle supplies & new parts whsle	21	4 960	.3	X
4211202	Motor vehicle supplies & new parts—jobbers	11	1 393	.1	X
4211203	Petroleum products marketing equipment whsle	6	2 453	.1	X
4212	Furniture & home furnishings whsle	39	4 862	.3	X
42121	Furniture whsle	38	4 703	.3	X
421210	Furniture whsle	38	4 703	.3	X
4212102	Office & business furniture whsle	38	4 703	.3	X
4213	Lumber & other construction materials whsle	11	1 649	.1	X
4214	Professional & commercial equipment & supplies whsle	2 653	553 790	32.7	X
42141	Photographic equipment & supplies whsle	51	10 800	.6	X
421410	Photographic equipment & supplies whsle	51	10 800	.6	X
42142	Office equipment whsle	700	111 441	6.6	X
421420	Office equipment whsle	700	111 441	6.6	X
42143	Computer & computer peripheral equipment & software whsle	1 385	362 119	21.4	X
421430	Computer & computer peripheral equipment & software whsle	1 385	362 119	21.4	X
4214301	Computer & peripheral equipment whsle	1 240	331 024	19.5	X
42143011	Computers & peripheral equipment for resale	192	47 030	2.8	X
42143012	Computers & peripheral equipment for end use	1 048	283 994	16.8	X
4214302	Computer software (packaged) whsle	145	31 095	1.8	X
42144	Other commercial equipment whsle	386	58 037	3.4	X
421440	Other commercial equipment whsle	386	58 037	3.4	X
4214401	Restaurant & hotel equipment & supplies whsle	198	30 908	1.8	X
4214402	Store machines & equipment whsle	188	27 129	1.6	X
42145	Medical, dental, & hospital equipment & supplies whsle	95	6 562	.4	X
421450	Medical, dental, & hospital equipment & supplies whsle	95	6 562	.4	X
4214501	Surgical, medical, & hospital supplies whsle	95	6 562	.4	X
42149	Other professional equipment & supplies whsle	36	4 831	.3	X
421490	Other professional equipment & supplies whsle	36	4 831	.3	X
4214902	Other professional equipment & supplies whsle	34	4 788	.3	X

See footnotes at end of table.

Table 4. Merchant Wholesalers by Broad Commodity Line and Kind of Business: 1997—Con.

[Includes only establishments with payroll. For meaning of abbreviations and symbols, see introductory text. For explanation of terms, see Appendix A]

CL code and NAICS code	Commodity line and kind of business	Establishments (number)	Sales (\$1,000)	Percent of sales accounted for by kind of business ¹	Coverage in percents
9740	Receipts for installing equipment—Con.				
421	Wholesale trade, durable goods—Con.				
4215	Metal & mineral (except petroleum) whsle	31	8 058	.5	X
42151	Metal service centers & offices	31	8 058	.5	X
421510	Metal service centers & offices	31	8 058	.5	X
4215101	Ferrous metal service centers & sales offices	31	8 058	.5	X
42151011	Ferrous metal service centers	21	6 641	.4	X
42151012	Ferrous metal sales offices	10	1 417	.1	X
4216	Electrical goods whsle	1 505	614 924	36.3	X
42161	Electrical apparatus & equip, wiring supp, & const material whsle	237	36 015	2.1	X
421610	Electrical apparatus & equip, wiring supp, & const material whsle	237	36 015	2.1	X
42162	Electrical appliance, television & radio set whsle	112	196 193	11.6	X
421620	Electrical appliance, television & radio set whsle	112	196 193	11.6	X
42169	Other electronic parts & equipment whsle	1 156	382 716	22.6	X
421690	Other electronic parts & equipment whsle	1 156	382 716	22.6	X
4216901	Communications equipment & supplies whsle	900	260 765	15.4	X
4216902	Electronic parts (excluding communications equipment) whsle	256	121 951	7.2	X
4217	Hardware, & plumbing & heating equipment & supplies whsle	243	69 128	4.1	X
42171	Hardware whsle	42	6 243	.4	X
421710	Hardware whsle	42	6 243	.4	X
42172	Plumbing & heating equipment & supplies (hydronics) whsle	28	5 544	.3	X
421720	Plumbing & heating equipment & supplies (hydronics) whsle	28	5 544	.3	X
42173	Warm air heating & air-conditioning equipment & supplies whsle	109	26 229	1.5	X
421730	Warm air heating & air-conditioning equipment & supplies whsle	109	26 229	1.5	X
42174	Refrigeration equipment & supplies whsle	64	31 112	1.8	X
421740	Refrigeration equipment & supplies whsle	64	31 112	1.8	X
4218	Machinery, equipment, & supplies whsle	1 577	353 161	20.8	X
42181	Construction & mining (except petroleum) machinery & equip whsle	13	12 273	.7	X
421810	Construction & mining (except petroleum) machinery & equip whsle	13	12 273	.7	X
42182	Farm & garden machinery & equipment whsle	37	4 710	.3	X
421820	Farm & garden machinery & equipment whsle	37	4 710	.3	X
4218201	Farm machinery & equipment—farm dealers	17	3 296	.2	X
4218202	Farm machinery & equipment—whsle distributors	20	1 414	.1	X
42183	Industrial machinery & equipment whsle	1 326	298 083	17.6	X
421830	Industrial machinery & equipment whsle	1 326	298 083	17.6	X
4218301	Food-processing machinery & equipment whsle	84	22 619	1.3	X
4218302	Hydraulic & pneumatic (fluid-power) machinery & equipment whsle	63	7 364	.4	X
42183021	Hydraulic & pneumatic pumps & motors whsle	37	5 096	.3	X
42183022	Hydraulic & pneumatic parts, accessories, & supplies whsle	26	2 268	.1	X
4218303	General-purpose industrial machinery & equipment whsle	387	62 968	3.7	X
4218304	Metalworking machinery & equipment whsle	34	10 105	.6	X
4218305	Materials handling equipment whsle	428	121 896	7.2	X
4218306	Oilwell, oil refinery, & pipeline mach, equip, & supplies whsle	32	6 537	.4	X
4218307	Other industrial machinery & equipment whsle	298	66 594	3.9	X
42184	Industrial supplies whsle	23	2 187	.1	X
421840	Industrial supplies whsle	23	2 187	.1	X
4218401	General-line industrial supplies whsle	12	684	Z	X
4218404	Industrial containers & supplies whsle	6	239	Z	X
42185	Service establishment equipment & supplies whsle	171	32 118	1.9	X
421850	Service establishment equipment & supplies whsle	171	32 118	1.9	X
4218503	Laundry & dry-cleaning equipment & supplies whsle	87	D	D	X
4218504	Other service establishment equipment & supplies whsle	78	D	D	X
42186	Transportation equipment & supplies (exc motor vehicle) whsle	7	3 790	.2	X
421860	Transportation equipment & supplies (exc motor vehicle) whsle	7	3 790	.2	X
4218603	Other transportation equipment & supplies whsle	7	3 790	.2	X
4219	Miscellaneous durable goods whsle	113	9 506	.6	X
42199	Other miscellaneous durable goods whsle	110	9 225	.5	X
421990	Other miscellaneous durable goods whsle	110	9 225	.5	X
4219903	General merchandise (durable goods) whsle	100	3 651	.2	X
4219905	Fire extinguishers & fire safety equipment whsle	7	5 422	.3	X
422	Wholesale trade, nondurable goods	563	75 178	4.4	X
4221	Paper & paper product whsle	22	941	.1	X
42212	Stationery & office supplies whsle	19	743	Z	X
422120	Stationery & office supplies whsle	19	743	Z	X
4226	Chemical & allied products whsle	13	1 100	.1	X
42269	Other chemical & allied products whsle	12	1 077	.1	X
422690	Other chemical & allied products whsle	12	1 077	.1	X
4226902	Other chemical & allied products whsle	11	608	Z	X
4229	Miscellaneous nondurable goods whsle	527	73 105	4.3	X
42299	Other miscellaneous nondurable goods whsle	524	72 702	4.3	X
422990	Other miscellaneous nondurable goods whsle	524	72 702	4.3	X
4229902	General merchandise (nondurable goods) whsle	517	71 451	4.2	X
4229904	Other nondurable goods whsle	7	1 251	.1	X
9750	Reconditioning of drums or barrels	52	24 903	100.0	X
421	Wholesale trade, durable goods	51	24 740	99.3	X
4218	Machinery, equipment, & supplies whsle	50	24 730	99.3	X
42184	Industrial supplies whsle	48	24 303	97.6	X
421840	Industrial supplies whsle	48	24 303	97.6	X
4218401	General-line industrial supplies whsle	8	499	2.0	X
4218404	Industrial containers & supplies whsle	37	23 767	95.4	X

See footnotes at end of table.

Table 4. Merchant Wholesalers by Broad Commodity Line and Kind of Business: 1997—Con.

[Includes only establishments with payroll. For meaning of abbreviations and symbols, see introductory text. For explanation of terms, see Appendix A]

CL code and NAICS code	Commodity line and kind of business	Establishments (number)	Sales (\$1,000)	Percent of sales accounted for by kind of business ¹	Coverage in percents
9810	Miscellaneous commodities	18 832	13 435 396	100.0	X
421	Wholesale trade, durable goods	10 402	6 486 955	48.3	X
4211	Motor vehicle & motor vehicle parts & supplies whsle	835	552 621	4.1	X
42111	Automobile & other motor vehicle whsle	231	357 162	2.7	X
421110	Automobile & other motor vehicle whsle	231	357 162	2.7	X
4211101	Automobile & motorcycle whsle	51	251 076	1.9	X
4211102	Bus & recreational vehicle whsle	16	D	.0	X
4211103	Light truck & van (14,000 lb or less) whsle	13	34 856	.3	X
4211104	Medium truck & tractor (14,001 lb to 26,000 lb) whsle	45	D	.0	X
4211105	Heavy truck & tractor (over 26,000 lb) whsle	106	51 124	.4	X
42112	Motor vehicle supplies & new parts whsle	287	131 429	1.0	X
421120	Motor vehicle supplies & new parts whsle	287	131 429	1.0	X
4211201	Motor vehicle supplies & new parts—warehouse distributors	110	44 725	.3	X
4211202	Motor vehicle supplies & new parts—jobbers	164	82 470	.6	X
4211203	Petroleum products marketing equipment whsle	13	4 234	.2	X
42113	Tire & tube whsle	86	36 414	.3	X
421130	Tire & tube whsle	86	36 414	.3	X
42114	Motor vehicle parts, (used) whsle	231	27 616	.2	X
421140	Motor vehicle parts, (used) whsle	231	27 616	.2	X
4212	Furniture & home furnishings whsle	370	121 808	.9	X
42121	Furniture whsle	122	33 366	.2	X
421210	Furniture whsle	122	33 366	.2	X
4212101	Household & lawn furniture whsle	66	9 931	.1	X
4212102	Office & business furniture whsle	56	23 435	.2	X
42122	Home furnishings whsle	248	88 442	.7	X
421220	Home furnishings whsle	248	88 442	.7	X
4212201	Household china, glassware, & crockery whsle	41	16 917	.1	X
4212202	Linens, domestics, draperies, & curtains whsle	53	10 381	.1	X
4212203	Floor coverings whsle	105	49 453	.4	X
4212204	Other home furnishings whsle	49	11 691	.1	X
4213	Lumber & other construction materials whsle	621	381 743	2.8	X
42131	Lumber, plywood, millwork, & wood panel whsle	296	216 195	1.6	X
421310	Lumber, plywood, millwork, & wood panel whsle	296	216 195	1.6	X
4213101	Lumber without yard whsle	31	14 946	.1	X
4213102	Lumber with yard whsle	91	107 353	.8	X
4213103	Plywood, veneer, millwork, & wood panel whsle	174	93 896	.7	X
42132	Brick, stone, & related construction materials whsle	78	19 880	.1	X
421320	Brick, stone, & related construction materials whsle	78	19 880	.1	X
4213201	Brick, block, tile, clay/cement sewer pipe whsle	16	7 057	.1	X
4213202	Sand, gravel, & stone whsle	47	11 166	.1	X
4213203	Cement, lime, & related products whsle	15	1 657	.0	X
42133	Roofing, siding, & insulation material whsle	169	134 012	1.0	X
421330	Roofing, siding, & insulation material whsle	169	134 012	1.0	X
4213301	Roofing, siding, & insulation material whsle	169	134 012	1.0	X
42139	Other construction materials whsle	78	11 656	.1	X
421390	Other construction materials whsle	78	11 656	.1	X
4213901	Flat glass & other construction glass whsle	27	2 290	.0	X
4213902	Other construction materials whsle	51	9 366	.1	X
4214	Professional & commercial equipment & supplies whsle	1 714	542 487	4.0	X
42141	Photographic equipment & supplies whsle	52	19 643	.1	X
421410	Photographic equipment & supplies whsle	52	19 643	.1	X
42142	Office equipment whsle	688	137 118	1.0	X
421420	Office equipment whsle	688	137 118	1.0	X
42143	Computer & computer peripheral equipment & software whsle	532	223 368	1.7	X
421430	Computer & computer peripheral equipment & software whsle	532	223 368	1.7	X
4214301	Computer & peripheral equipment whsle	427	204 010	1.5	X
42143011	Computers & peripheral equipment for resale	110	50 472	.4	X
42143012	Computers & peripheral equipment for end use	317	153 538	1.1	X
4214302	Computer software (packaged) whsle	105	19 358	.1	X
42144	Other commercial equipment whsle	193	40 827	.3	X
421440	Other commercial equipment whsle	193	40 827	.3	X
4214401	Restaurant & hotel equipment & supplies whsle	50	9 209	.1	X
4214402	Store machines & equipment whsle	143	31 618	.2	X
42145	Medical, dental, & hospital equipment & supplies whsle	144	47 631	.4	X
421450	Medical, dental, & hospital equipment & supplies whsle	144	47 631	.4	X
4214501	Surgical, medical, & hospital supplies whsle	136	46 166	.3	X
4214502	Dental equipment & supplies whsle	8	1 465	.0	X
42146	Ophthalmic goods whsle	16	50 623	.4	X
421460	Ophthalmic goods whsle	16	50 623	.4	X
42149	Other professional equipment & supplies whsle	89	23 277	.2	X
421490	Other professional equipment & supplies whsle	89	23 277	.2	X
4214901	Religious & school supplies whsle	12	1 711	.0	X
4214902	Other professional equipment & supplies whsle	77	21 566	.2	X
4215	Metal & mineral (except petroleum) whsle	762	483 581	3.6	X
42151	Metal service centers & offices	731	470 153	3.5	X
421510	Metal service centers & offices	731	470 153	3.5	X
4215101	Ferrous metal service centers & sales offices	546	359 430	2.7	X
42151011	Ferrous metal service centers	472	308 764	2.3	X
42151012	Ferrous metal sales offices	74	50 666	.4	X
4215102	Nonferrous metal service centers & sales offices	185	110 723	.8	X
42151021	Nonferrous metal service centers	168	104 714	.8	X
42151022	Nonferrous metal sales offices	17	6 009	.0	X
42152	Coal & other mineral & ore whsle	31	13 428	.1	X
421520	Coal & other mineral & ore whsle	31	13 428	.1	X
4215201	Coal whsle	15	6 451	.0	X
4215202	Other mineral & ore whsle	16	6 977	.1	X

See footnotes at end of table.

Table 4. Merchant Wholesalers by Broad Commodity Line and Kind of Business: 1997—Con.

[Includes only establishments with payroll. For meaning of abbreviations and symbols, see introductory text. For explanation of terms, see Appendix A]

CL code and NAICS code	Commodity line and kind of business	Establishments (number)	Sales (\$1,000)	Percent of sales accounted for by kind of business ¹	Coverage in percents
9810	Miscellaneous commodities—Con.				
421	Wholesale trade, durable goods—Con.				
4216	Electrical goods whsle	1 300	1 595 191	11.9	X
42161	Electrical apparatus & equip, wiring supp, & const material whsle	623	573 030	4.3	X
421610	Electrical apparatus & equip, wiring supp, & const material whsle	623	573 030	4.3	X
42162	Electrical appliance, television & radio set whsle	136	279 149	2.1	X
421620	Electrical appliance, television & radio set whsle	136	279 149	2.1	X
42169	Other electronic parts & equipment whsle	541	743 012	5.5	X
421690	Other electronic parts & equipment whsle	541	743 012	5.5	X
4216901	Communications equipment & supplies whsle	161	496 391	3.7	X
4216902	Electronic parts (excluding communications equipment) whsle	380	246 621	1.8	X
4217	Hardware, & plumbing & heating equipment & supplies whsle	769	397 166	3.0	X
42171	Hardware whsle	384	241 899	1.8	X
421710	Hardware whsle	384	241 899	1.8	X
42172	Plumbing & heating equipment & supplies (hydronics) whsle	161	81 752	.6	X
421720	Plumbing & heating equipment & supplies (hydronics) whsle	161	81 752	.6	X
42173	Warm air heating & air-conditioning equipment & supplies whsle	185	66 644	.5	X
421730	Warm air heating & air-conditioning equipment & supplies whsle	185	66 644	.5	X
42174	Refrigeration equipment & supplies whsle	39	6 871	.1	X
421740	Refrigeration equipment & supplies whsle	39	6 871	.1	X
4218	Machinery, equipment, & supplies whsle	2 643	919 394	6.8	X
42181	Construction & mining (except petroleum) machinery & equip whsle	217	88 533	.7	X
421810	Construction & mining (except petroleum) machinery & equip whsle	217	88 533	.7	X
42182	Farm & garden machinery & equipment whsle	513	168 523	1.3	X
421820	Farm & garden machinery & equipment whsle	513	168 523	1.3	X
4218201	Farm machinery & equipment—farm dealers	414	138 075	1.0	X
4218202	Farm machinery & equipment—whsle distributors	79	21 130	.2	X
4218203	Lawn & garden machinery & equipment whsle	20	9 318	.1	X
42183	Industrial machinery & equipment whsle	876	356 762	2.7	X
421830	Industrial machinery & equipment whsle	876	356 762	2.7	X
4218301	Food-processing machinery & equipment whsle	40	16 919	.1	X
4218302	Hydraulic & pneumatic (fluid-power) machinery & equipment whsle	116	44 159	.3	X
42183021	Hydraulic & pneumatic pumps & motors whsle	32	7 567	.1	X
42183022	Hydraulic & pneumatic parts, accessories, & supplies whsle	84	36 592	.3	X
4218303	General-purpose industrial machinery & equipment whsle	282	105 270	.8	X
4218304	Metalworking machinery & equipment whsle	59	36 914	.3	X
4218305	Materials handling equipment whsle	176	87 152	.6	X
4218306	Oilwell, oil refinery, & pipeline mach, equip, & supplies whsle	34	11 578	.1	X
4218307	Other industrial machinery & equipment whsle	169	54 770	.4	X
42184	Industrial supplies whsle	811	246 395	1.8	X
421840	Industrial supplies whsle	811	246 395	1.8	X
4218401	General-line industrial supplies whsle	182	33 384	.2	X
4218402	Mechanical power transmission supplies whsle	126	39 459	.3	X
4218403	Welding supplies whsle	204	36 167	.3	X
4218404	Industrial containers & supplies whsle	39	8 779	.1	X
4218405	Industrial valves & fittings (except fluid-power) whsle	105	85 085	.6	X
4218406	Other industrial supplies whsle	155	43 521	.3	X
42185	Service establishment equipment & supplies whsle	141	22 926	.2	X
421850	Service establishment equipment & supplies whsle	141	22 926	.2	X
4218501	Beauty & barber shop equipment & supplies whsle	17	491	.2	X
4218502	Custodial, janitors' equipment & supplies whsle	67	10 480	.1	X
4218504	Other service establishment equipment & supplies whsle	52	D	D	X
42186	Transportation equipment & supplies (exc motor vehicle) whsle	85	36 255	.3	X
421860	Transportation equipment & supplies (exc motor vehicle) whsle	85	36 255	.3	X
4218601	Aircraft & aeronautical equipment & supplies whsle	40	20 995	.2	X
4218602	Marine machinery, equipment, & supplies whsle	29	7 529	.1	X
4218603	Other transportation equipment & supplies whsle	16	7 731	.1	X
4219	Miscellaneous durable goods whsle	1 388	1 492 964	11.1	X
42191	Sporting & recreational goods & supplies whsle	119	80 340	.6	X
421910	Sporting & recreational goods & supplies whsle	119	80 340	.6	X
42192	Toy & hobby goods & supplies whsle	74	30 891	.2	X
421920	Toy & hobby goods & supplies whsle	74	30 891	.2	X
42193	Recyclable material whsle	328	70 768	.5	X
421930	Recyclable material whsle	328	70 768	.5	X
4219301	Iron & steel scrap processors & dealers	117	35 547	.3	X
42193011	Iron & steel scrap processors (using power processing equipment)	103	24 296	.2	X
42193012	Iron & steel scrap processors (not using power processing equip)	14	11 251	.1	X
4219302	Recyclable paper & paperboard whsle	76	15 400	.1	X
4219303	Other recyclable material whsle	135	19 821	.1	X
42194	Jewelry/watch/silverware/precious stone, & precious metal whsle	267	88 311	.7	X
421940	Jewelry/watch/silverware/precious stone, & precious metal whsle	267	88 311	.7	X
4219401	Jewelry, watch, diamonds, precious stone, & silverware whsle	226	67 196	.5	X
4219402	Precious metal (excluding ores) whsle	41	21 115	.2	X
42199	Other miscellaneous durable goods whsle	600	1 222 654	9.1	X
421990	Other miscellaneous durable goods whsle	600	1 222 654	9.1	X
4219902	Forest products (except lumber) whsle	56	8 271	.1	X
4219903	General merchandise (durable goods) whsle	390	1 190 300	8.9	X
4219904	Prerecorded media whsle	74	12 681	.1	X
42199041	Compact discs/prerecorded audio tapes, & phonograph records whsle	34	4 958	.2	X
42199042	Prerecorded video tapes whsle	40	7 723	.1	X
4219905	Fire extinguishers & fire safety equipment whsle	8	508	.2	X
4219906	Other durable goods whsle	69	10 187	.1	X

See footnotes at end of table.

Table 4. Merchant Wholesalers by Broad Commodity Line and Kind of Business: 1997—Con.

[Includes only establishments with payroll. For meaning of abbreviations and symbols, see introductory text. For explanation of terms, see Appendix A]

CL code and NAICS code	Commodity line and kind of business	Establishments (number)	Sales (\$1,000)	Percent of sales accounted for by kind of business ¹	Coverage in percents
9810	Miscellaneous commodities—Con.				
422	Wholesale trade, nondurable goods	8 430	6 948 441	51.7	X
4221	Paper & paper product whsle	795	295 444	2.2	X
42211	Printing & writing paper whsle	63	30 755	.2	X
422110	Printing & writing paper whsle	63	30 755	.2	X
42212	Stationery & office supplies whsle	405	119 811	.9	X
422120	Stationery & office supplies whsle	405	119 811	.9	X
42213	Industrial & personal service paper whsle	327	144 878	1.1	X
422130	Industrial & personal service paper whsle	327	144 878	1.1	X
4222	Drugs, & druggists' sundries whsle	406	552 127	4.1	X
42221	Drugs, & druggists' sundries whsle	406	552 127	4.1	X
422210	Drugs, & druggists' sundries whsle	406	552 127	4.1	X
4222101	General-line drugs whsle	252	333 820	2.5	X
4222102	Specialty-line drug, pharmaceutical, cosmetic, & toiletries whsle	154	218 307	1.6	X
4223	Apparel, piece goods, & notions whsle	566	235 533	1.8	X
42231	Piece goods, notions, & other dry goods whsle	165	83 396	.6	X
422310	Piece goods, notions, & other dry goods whsle	165	83 396	.6	X
4223101	Piece goods—jobbers	145	76 259	.6	X
4223102	Notions & other dry goods whsle	20	7 137	.1	X
42232	Men's & boys' clothing & furnishings whsle	205	91 787	.7	X
422320	Men's & boys' clothing & furnishings whsle	205	91 787	.7	X
42233	Women's, children's, & infants' clothing & accessories whsle	135	37 608	.3	X
422330	Women's, children's, & infants' clothing & accessories whsle	135	37 608	.3	X
42234	Footwear whsle	61	22 742	.2	X
422340	Footwear whsle	61	22 742	.2	X
4224	Grocery & related products whsle	1 445	2 319 561	17.3	X
42241	General-line grocery whsle	160	431 698	3.2	X
422410	General-line grocery whsle	160	431 698	3.2	X
4224101	General-line grocery whsle, voluntary group	10	29 379	.2	X
4224102	General-line grocery whsle, retail cooperative	17	144 599	1.1	X
4224103	Other general-line grocery whsle	133	257 720	1.9	X
42242	Packaged frozen food whsle	153	584 252	4.3	X
422420	Packaged frozen food whsle	153	584 252	4.3	X
42243	Dairy products, (except dried or canned) whsle	102	158 574	1.2	X
422430	Dairy products, (except dried or canned) whsle	102	158 574	1.2	X
4224302	Dairy product (except raw milk) whsle	97	D	D	X
42244	Poultry & poultry product whsle	38	32 161	.2	X
422440	Poultry & poultry product whsle	38	32 161	.2	X
4224402	Poultry & poultry product (except live) whsle	38	D	D	X
42245	Confectionery whsle	173	46 466	.3	X
422450	Confectionery whsle	173	46 466	.3	X
42246	Fish & seafood whsle	92	25 886	.2	X
422460	Fish & seafood whsle	92	25 886	.2	X
42247	Meat & meat product whsle	90	79 521	.6	X
422470	Meat & meat product whsle	90	79 521	.6	X
42248	Fresh fruit & vegetable whsle	146	120 827	.9	X
422480	Fresh fruit & vegetable whsle	146	120 827	.9	X
42249	Other grocery & related products whsle	491	840 176	6.3	X
422490	Other grocery & related products whsle	491	840 176	6.3	X
4224901	Coffee, tea, & spice whsle	92	23 636	.2	X
4224902	Bread & baked goods whsle	36	53 483	.4	X
4224903	Soft drinks whsle	135	37 574	.3	X
4224904	Canned goods whsle	52	154 169	1.1	X
4224905	Food & beverage basic materials whsle	22	11 396	.1	X
4224906	Other grocery specialties whsle	154	559 918	4.2	X
4225	Farm-product raw material whsle	979	672 580	5.0	X
42251	Grain & field bean whsle	894	647 874	4.8	X
422510	Grain & field bean whsle	894	647 874	4.8	X
42252	Livestock whsle	49	8 031	.1	X
422520	Livestock whsle	49	8 031	.1	X
42259	Other farm product raw material whsle	36	16 675	.1	X
422590	Other farm product raw material whsle	36	16 675	.1	X
4225901	Hides, skins, & pelts whsle	8	2 384	Z	X
4225903	Wool, wool tops, & mohair whsle	7	2 565	Z	X
4225904	Cotton whsle	7	1 576	Z	X
4225905	Other farm-product raw material whsle	14	10 150	.1	X
4226	Chemical & allied products whsle	970	361 667	2.7	X
42261	Plastics materials & basic forms & shapes whsle	287	161 429	1.2	X
422610	Plastics materials & basic forms & shapes whsle	287	161 429	1.2	X
42269	Other chemical & allied products whsle	683	200 238	1.5	X
422690	Other chemical & allied products whsle	683	200 238	1.5	X
4226901	Industrial gases (except LP) whsle	74	18 100	.1	X
4226902	Other chemical & allied products whsle	609	182 138	1.4	X
4227	Petroleum & petroleum products whsle	833	1 206 187	9.0	X
42271	Petroleum bulk stations & terminals	594	1 062 646	7.9	X
422710	Petroleum bulk stations & terminals	594	1 062 646	7.9	X
4227101	Petroleum bulk stations & terminals (except LP)	567	1 042 531	7.8	X
42271011	Petroleum bulk stations (except LP)	536	189 546	1.4	X
42271012	Petroleum bulk terminals (except LP)	31	852 985	6.3	X
4227102	Liquefied petroleum bulk stations & terminals	27	20 115	.2	X
42272	Petroleum & petroleum prod whsle (exc bulk stations & terminals)	239	143 541	1.1	X
422720	Petroleum & petroleum prod whsle (exc bulk stations & terminals)	239	143 541	1.1	X

See footnotes at end of table.

Table 4. Merchant Wholesalers by Broad Commodity Line and Kind of Business: 1997—Con.

[Includes only establishments with payroll. For meaning of abbreviations and symbols, see introductory text. For explanation of terms, see Appendix A]

CL code and NAICS code	Commodity line and kind of business	Establishments (number)	Sales (\$1,000)	Percent of sales accounted for by kind of business ¹	Coverage in percents
9810	Miscellaneous commodities—Con.				
422	Wholesale trade, nondurable goods—Con.				
4228	Beer, wine, & distilled alcoholic beverage whsle	465	92 320	.7	X
42281	Beer & ale whsle	351	57 366	.4	X
422810	Beer & ale whsle	351	57 366	.4	X
42282	Wine & distilled alcoholic beverage whsle	114	34 954	.3	X
422820	Wine & distilled alcoholic beverage whsle	114	34 954	.3	X
4228201	Wine & distilled alcoholic bev (licensed operation) whsle	114	34 954	.3	X
4229	Miscellaneous nondurable goods whsle	1 971	1 213 022	9.0	X
42291	Farm supplies whsle	466	224 231	1.7	X
422910	Farm supplies whsle	466	224 231	1.7	X
4229101	Farm supplies—farm dealers	279	117 753	.9	X
4229102	Farm supplies—whsle distributors	187	106 478	.8	X
42292	Book, periodical, & newspaper whsle	197	181 937	1.4	X
422920	Book, periodical, & newspaper whsle	197	181 937	1.4	X
42293	Flower, nursery stock, & florists' supplies whsle	62	11 676	.1	X
422930	Flower, nursery stock, & florists' supplies whsle	62	11 676	.1	X
42294	Tobacco & tobacco product whsle	286	504 859	3.8	X
422940	Tobacco & tobacco product whsle	286	504 859	3.8	X
42295	Paint, varnish, & supplies whsle	41	13 602	.1	X
422950	Paint, varnish, & supplies whsle	41	13 602	.1	X
4229501	Paint, varnish, & supplies whsle	41	13 602	.1	X
42299	Other miscellaneous nondurable goods whsle	919	276 717	2.1	X
422990	Other miscellaneous nondurable goods whsle	919	276 717	2.1	X
4229901	Art goods whsle	117	19 766	.1	X
4229902	General merchandise (nondurable goods) whsle	663	208 172	1.5	X
4229903	Textile bags, bagging, & burlap whsle	10	3 450	.Z	X
4229904	Other nondurable goods whsle	129	45 329	.3	X
9830	Flight training and charter service	46	48 357	100.0	53.5
421	Wholesale trade, durable goods	41	42 184	87.2	51.5
4218	Machinery, equipment, & supplies whsle	39	41 007	84.8	52.0
42186	Transportation equipment & supplies (exc motor vehicle) whsle	39	41 007	84.8	50.8
421860	Transportation equipment & supplies (exc motor vehicle) whsle	39	41 007	84.8	50.8
4218601	Aircraft & aeronautical equipment & supplies whsle	36	40 248	83.2	52.8
9840	Pipeline transportation receipts	23	8 094	100.0	X
422	Wholesale trade, nondurable goods	20	7 922	97.9	X
4227	Petroleum & petroleum products whsle	20	7 922	97.9	X
42271	Petroleum bulk stations & terminals	11	6 697	82.7	X
422710	Petroleum bulk stations & terminals	11	6 697	82.7	X
4227101	Petroleum bulk stations & terminals (except LP)	10	5 819	71.9	X
42271011	Petroleum bulk stations (except LP)	10	5 819	71.9	X
42272	Petroleum & petroleum prod whsle (exc bulk stations & terminals)	9	1 225	15.1	X
422720	Petroleum & petroleum prod whsle (exc bulk stations & terminals)	9	1 225	15.1	X
9910	Receipts from Commodity Credit Corporation	297	28 030	100.0	X
421	Wholesale trade, durable goods	6	3 994	14.2	X
4218	Machinery, equipment, & supplies whsle	6	3 994	14.2	X
422	Wholesale trade, nondurable goods	291	24 036	85.8	X
4225	Farm-product raw material whsle	275	23 594	84.2	X
42251	Grain & field bean whsle	245	20 784	74.1	X
422510	Grain & field bean whsle	245	20 784	74.1	X
42252	Livestock whsle	22	371	1.3	X
422520	Livestock whsle	22	371	1.3	X
42259	Other farm product raw material whsle	8	2 439	8.7	X
422590	Other farm product raw material whsle	8	2 439	8.7	X
4225904	Cotton whsle	6	2 436	8.7	X
4229	Miscellaneous nondurable goods whsle	13	360	1.3	X
42291	Farm supplies whsle	8	148	.5	X
422910	Farm supplies whsle	8	148	.5	X
4229101	Farm supplies—farm dealers	6	98	.4	X
9920	Receipts for farm product preparation services (cleaning, shelling, etc.)	1 533	547 551	100.0	X
422	Wholesale trade, nondurable goods	1 531	547 334	100.0	X
4224	Grocery & related products whsle	186	234 729	42.9	X
42242	Packaged frozen food whsle	6	2 386	.4	X
422420	Packaged frozen food whsle	6	2 386	.4	X
42244	Poultry & poultry product whsle	10	19 934	3.6	X
422440	Poultry & poultry product whsle	10	19 934	3.6	X
4224402	Poultry & poultry product (except live) whsle	7	D	D	X
42245	Confectionery whsle	6	24 217	4.4	X
422450	Confectionery whsle	6	24 217	4.4	X
42246	Fish & seafood whsle	7	692	.1	X
422460	Fish & seafood whsle	7	692	.1	X
42247	Meat & meat product whsle	22	2 481	.5	X
422470	Meat & meat product whsle	22	2 481	.5	X
42248	Fresh fruit & vegetable whsle	119	177 437	32.4	X
422480	Fresh fruit & vegetable whsle	119	177 437	32.4	X
42249	Other grocery & related products whsle	11	3 757	.7	X
422490	Other grocery & related products whsle	11	3 757	.7	X

See footnotes at end of table.

Table 4. Merchant Wholesalers by Broad Commodity Line and Kind of Business: 1997—Con.

[Includes only establishments with payroll. For meaning of abbreviations and symbols, see introductory text. For explanation of terms, see Appendix A]

CL code and NAICS code	Commodity line and kind of business	Establishments (number)	Sales (\$1,000)	Percent of sales accounted for by kind of business ¹	Coverage in percents
9920	Receipts for farm product preparation services (cleaning, shelling, etc.)—Con.				
422	Wholesale trade, nondurable goods—Con.				
4225	Farm-product raw material whsle	1 235	284 767	52.0	X
42251	Grain & field bean whsle	1 208	276 063	50.4	X
422510	Grain & field bean whsle	1 208	276 063	50.4	X
42252	Livestock whsle	13	5 335	1.0	X
422520	Livestock whsle	13	5 335	1.0	X
42259	Other farm product raw material whsle	14	3 369	.6	X
422590	Other farm product raw material whsle	14	3 369	.6	X
4225905	Other farm-product raw material whsle	9	1 193	.2	X
4226	Chemical & allied products whsle	13	2 265	.4	X
42269	Other chemical & allied products whsle	13	2 265	.4	X
422690	Other chemical & allied products whsle	13	2 265	.4	X
4226902	Other chemical & allied products whsle	13	2 265	.4	X
4229	Miscellaneous nondurable goods whsle	92	22 681	4.1	X
42291	Farm supplies whsle	88	22 089	4.0	X
422910	Farm supplies whsle	88	22 089	4.0	X
4229101	Farm supplies—farm dealers	24	2 322	.4	X
4229102	Farm supplies—whsle distributors	64	19 767	3.6	X
9930	Sales of integrated systems which you wrote or modified software	867	389 517	100.0	X
421	Wholesale trade, durable goods	696	358 078	91.9	X
4214	Professional & commercial equipment & supplies whsle	677	349 631	89.8	X
42142	Office equipment whsle	203	12 279	3.2	X
421420	Office equipment whsle	203	12 279	3.2	X
42143	Computer & computer peripheral equipment & software whsle	470	337 284	86.6	X
421430	Computer & computer peripheral equipment & software whsle	470	337 284	86.6	X
4214301	Computer & peripheral equipment whsle	396	316 304	81.2	X
42143011	Computers & peripheral equipment for resale	78	102 320	26.3	X
42143012	Computers & peripheral equipment for end use	318	213 984	54.9	X
4214302	Computer software (packaged) whsle	74	20 980	5.4	X
4216	Electrical goods whsle	16	8 345	2.1	X
42169	Other electronic parts & equipment whsle	13	8 031	2.1	X
421690	Other electronic parts & equipment whsle	13	8 031	2.1	X
4216901	Communications equipment & supplies whsle	11	7 998	2.1	X
422	Wholesale trade, nondurable goods	171	31 439	8.1	X
4229	Miscellaneous nondurable goods whsle	165	30 573	7.8	X
42299	Other miscellaneous nondurable goods whsle	165	30 573	7.8	X
422990	Other miscellaneous nondurable goods whsle	165	30 573	7.8	X
4229902	General merchandise (nondurable goods) whsle	165	30 573	7.8	X
9940	Rental and leasing receipts	16 330	5 865 216	100.0	13.0
421	Wholesale trade, durable goods	13 286	5 263 806	89.7	15.6
4211	Motor vehicle & motor vehicle parts & supplies whsle	648	346 546	5.9	X
42111	Automobile & other motor vehicle whsle	484	334 200	5.7	X
421110	Automobile & other motor vehicle whsle	484	334 200	5.7	X
4211101	Automobile & motorcycle whsle	58	50 839	.9	X
4211102	Bus & recreational vehicle whsle	46	D	D	X
4211103	Light truck & van (14,000 lb or less) whsle	13	7 046	.1	X
4211104	Medium truck & tractor (14,001 lb to 26,000 lb) whsle	61	D	D	X
4211105	Heavy truck & tractor (over 26,000 lb) whsle	306	238 471	4.1	X
42112	Motor vehicle supplies & new parts whsle	67	8 879	.2	X
421120	Motor vehicle supplies & new parts whsle	67	8 879	.2	X
4211201	Motor vehicle supplies & new parts—warehouse distributors	19	1 362	Z	X
4211202	Motor vehicle supplies & new parts—jobbers	40	7 113	.1	X
4211203	Petroleum products marketing equipment whsle	8	404	Z	X
42114	Motor vehicle parts, (used) whsle	95	2 639	Z	X
421140	Motor vehicle parts, (used) whsle	95	2 639	Z	X
4212	Furniture & home furnishings whsle	120	20 483	.3	3.3
42121	Furniture whsle	98	17 844	.3	3.5
421210	Furniture whsle	98	17 844	.3	3.5
4212101	Household & lawn furniture whsle	12	985	Z	X
4212102	Office & business furniture whsle	86	16 859	.3	3.7
42122	Home furnishings whsle	22	2 639	Z	X
421220	Home furnishings whsle	22	2 639	Z	X
4212203	Floor coverings whsle	12	1 168	Z	X
4213	Lumber & other construction materials whsle	149	27 916	.5	.3
42131	Lumber, plywood, millwork, & wood panel whsle	58	4 115	.1	.4
421310	Lumber, plywood, millwork, & wood panel whsle	58	4 115	.1	.4
4213101	Lumber without yard whsle	10	424	Z	X
4213102	Lumber with yard whsle	12	303	Z	X
4213103	Plywood, veneer, millwork, & wood panel whsle	36	3 388	.1	.9
42132	Brick, stone, & related construction materials whsle	34	9 527	.2	X
421320	Brick, stone, & related construction materials whsle	34	9 527	.2	X
4213202	Sand, gravel, & stone whsle	26	8 990	.2	X
42133	Roofing, siding, & insulation material whsle	19	458	Z	X
421330	Roofing, siding, & insulation material whsle	19	458	Z	X
4213301	Roofing, siding, & insulation material whsle	19	458	Z	X
42139	Other construction materials whsle	38	13 816	.2	X
421390	Other construction materials whsle	38	13 816	.2	X
4213901	Flat glass & other construction glass whsle	9	7 484	.1	X
4213902	Other construction materials whsle	29	6 332	.1	X

See footnotes at end of table.

Table 4. Merchant Wholesalers by Broad Commodity Line and Kind of Business: 1997—Con.

[Includes only establishments with payroll. For meaning of abbreviations and symbols, see introductory text. For explanation of terms, see Appendix A]

CL code and NAICS code	Commodity line and kind of business	Establishments (number)	Sales (\$1,000)	Percent of sales accounted for by kind of business ¹	Coverage in percents
9940	Rental and leasing receipts—Con.				
421	Wholesale trade, durable goods—Con.				
4214	Professional & commercial equipment & supplies whsle	3 776	890 805	15.2	63.9
42141	Photographic equipment & supplies whsle	77	29 138	.5	11.9
421410	Photographic equipment & supplies whsle	77	29 138	.5	11.9
42142	Office equipment whsle	2 540	520 394	8.9	76.1
421420	Office equipment whsle	2 540	520 394	8.9	76.1
42143	Computer & computer peripheral equipment & software whsle	538	226 578	3.9	61.4
421430	Computer & computer peripheral equipment & software whsle	538	226 578	3.9	61.4
4214301	Computer & peripheral equipment whsle	511	219 322	3.7	58.4
42143011	Computers & peripheral equipment for resale	120	18 994	.3	X
42143012	Computers & peripheral equipment for end use	391	200 328	3.4	57.2
4214302	Computer software (packaged) whsle	27	7 256	.1	X
42144	Other commercial equipment whsle	300	27 254	.5	7.3
421440	Other commercial equipment whsle	300	27 254	.5	7.3
4214401	Restaurant & hotel equipment & supplies whsle	117	14 375	.2	X
4214402	Store machines & equipment whsle	183	12 879	.2	12.6
42145	Medical, dental, & hospital equipment & supplies whsle	166	68 328	1.2	X
421450	Medical, dental, & hospital equipment & supplies whsle	166	68 328	1.2	X
4214501	Surgical, medical, & hospital supplies whsle	164	68 301	1.2	X
42149	Other professional equipment & supplies whsle	150	18 810	.3	X
421490	Other professional equipment & supplies whsle	150	18 810	.3	X
4214902	Other professional equipment & supplies whsle	149	18 496	.3	X
4215	Metal & mineral (except petroleum) whsle	104	26 592	.5	X
42151	Metal service centers & offices	99	25 345	.4	X
421510	Metal service centers & offices	99	25 345	.4	X
4215101	Ferrous metal service centers & sales offices	71	18 628	.3	X
42151011	Ferrous metal service centers	59	17 806	.3	X
42151012	Ferrous metal sales offices	12	822	.3	X
4215102	Nonferrous metal service centers & sales offices	28	6 717	.1	X
42151021	Nonferrous metal service centers	18	4 778	.1	X
42151022	Nonferrous metal sales offices	10	1 939	.1	X
4216	Electrical goods whsle	686	131 672	2.2	9.3
42161	Electrical apparatus & equip, wiring supp, & const material whsle	90	15 333	.3	.8
421610	Electrical apparatus & equip, wiring supp, & const material whsle	90	15 333	.3	.8
42162	Electrical appliance, television & radio set whsle	60	15 555	.3	4.2
421620	Electrical appliance, television & radio set whsle	60	15 555	.3	4.2
42169	Other electronic parts & equipment whsle	536	100 784	1.7	11.2
421690	Other electronic parts & equipment whsle	536	100 784	1.7	11.2
4216901	Communications equipment & supplies whsle	367	72 187	1.2	15.5
4216902	Electronic parts (excluding communications equipment) whsle	169	28 597	.5	6.1
4217	Hardware, & plumbing & heating equipment & supplies whsle	237	60 886	1.0	X
42171	Hardware whsle	118	36 688	.6	X
421710	Hardware whsle	118	36 688	.6	X
42172	Plumbing & heating equipment & supplies (hydronics) whsle	31	6 573	.1	X
421720	Plumbing & heating equipment & supplies (hydronics) whsle	31	6 573	.1	X
42173	Warm air heating & air-conditioning equipment & supplies whsle	41	1 356	Z	X
421730	Warm air heating & air-conditioning equipment & supplies whsle	41	1 356	Z	X
42174	Refrigeration equipment & supplies whsle	47	16 269	.3	X
421740	Refrigeration equipment & supplies whsle	47	16 269	.3	X
4218	Machinery, equipment, & supplies whsle	6 826	3 657 347	62.4	.1
42181	Construction & mining (except petroleum) machinery & equip whsle	1 795	2 130 601	36.3	X
421810	Construction & mining (except petroleum) machinery & equip whsle	1 795	2 130 601	36.3	X
42182	Farm & garden machinery & equipment whsle	1 550	202 678	3.5	X
421820	Farm & garden machinery & equipment whsle	1 550	202 678	3.5	X
4218201	Farm machinery & equipment—farm dealers	1 403	181 996	3.1	X
4218202	Farm machinery & equipment—whsle distributors	133	20 201	.3	X
4218203	Lawn & garden machinery & equipment whsle	14	481	Z	X
42183	Industrial machinery & equipment whsle	2 001	929 467	15.8	.4
421830	Industrial machinery & equipment whsle	2 001	929 467	15.8	.4
4218301	Food-processing machinery & equipment whsle	40	12 243	.2	X
4218302	Hydraulic & pneumatic (fluid-power) machinery & equipment whsle	52	15 755	.3	X
42183021	Hydraulic & pneumatic pumps & motors whsle	26	12 485	.2	X
42183022	Hydraulic & pneumatic parts, accessories, & supplies whsle	26	3 270	.1	X
4218303	General-purpose industrial machinery & equipment whsle	557	194 499	3.3	1.2
4218304	Metalworking machinery & equipment whsle	70	7 152	.1	X
4218305	Materials handling equipment whsle	917	596 669	10.2	.1
4218306	Oilwell, oil refinery, & pipeline mach, equip, & supplies whsle	118	34 012	.6	X
4218307	Other industrial machinery & equipment whsle	247	69 137	1.2	X
42184	Industrial supplies whsle	1 154	266 126	4.5	X
421840	Industrial supplies whsle	1 154	266 126	4.5	X
4218401	General-line industrial supplies whsle	135	13 375	.2	X
4218402	Mechanical power transmission supplies whsle	10	298	Z	X
4218403	Welding supplies whsle	913	225 637	3.8	X
4218404	Industrial containers & supplies whsle	21	14 042	.2	X
4218405	Industrial valves & fittings (except fluid-power) whsle	6	782	Z	X
4218406	Other industrial supplies whsle	69	11 992	.2	X
42185	Service establishment equipment & supplies whsle	184	21 289	.4	.7
421850	Service establishment equipment & supplies whsle	184	21 289	.4	.7
4218502	Custodial, janitors' equipment & supplies whsle	84	2 509	Z	X
4218503	Laundry & dry-cleaning equipment & supplies whsle	20	D	D	X
4218504	Other service establishment equipment & supplies whsle	78	D	D	D
42186	Transportation equipment & supplies (exc motor vehicle) whsle	142	107 186	1.8	X
421860	Transportation equipment & supplies (exc motor vehicle) whsle	142	107 186	1.8	X
4218601	Aircraft & aeronautical equipment & supplies whsle	65	88 822	1.5	X
4218602	Marine machinery, equipment, & supplies whsle	15	2 601	Z	X
4218603	Other transportation equipment & supplies whsle	62	15 763	.3	X

See footnotes at end of table.

Table 4. Merchant Wholesalers by Broad Commodity Line and Kind of Business: 1997—Con.

[Includes only establishments with payroll. For meaning of abbreviations and symbols, see introductory text. For explanation of terms, see Appendix A]

CL code and NAICS code	Commodity line and kind of business	Establishments (number)	Sales (\$1,000)	Percent of sales accounted for by kind of business ¹	Coverage in percents
9940	Rental and leasing receipts—Con.				
421	Wholesale trade, durable goods—Con.				
4219	Miscellaneous durable goods whsle	740	101 559	1.7	.2
42191	Sporting & recreational goods & supplies whsle	32	4 957	.1	X
421910	Sporting & recreational goods & supplies whsle	32	4 957	.1	X
42192	Toy & hobby goods & supplies whsle	13	441	Z	X
421920	Toy & hobby goods & supplies whsle	13	441	Z	X
42193	Recyclable material whsle	205	30 870	.5	X
421930	Recyclable material whsle	205	30 870	.5	X
4219301	Iron & steel scrap processors & dealers	100	9 635	.2	X
42193011	Iron & steel scrap processors (using power processing equipment)	73	8 789	.2	X
42193012	Iron & steel scrap processors (not using power processing equip)	27	846	Z	X
4219302	Recyclable paper & paperboard whsle	25	4 189	.1	X
4219303	Other recyclable material whsle	80	17 046	.3	X
42194	Jewelry/watch/silverware/precious stone, & precious metal whsle	36	5 185	.1	X
421940	Jewelry/watch/silverware/precious stone, & precious metal whsle	36	5 185	.1	X
4219401	Jewelry, watch, diamonds, precious stone, & silverware whsle	25	4 409	.1	X
4219402	Precious metal (excluding ores) whsle	11	776	Z	X
42199	Other miscellaneous durable goods whsle	454	60 106	1.0	.3
421990	Other miscellaneous durable goods whsle	454	60 106	1.0	.3
4219902	Forest products (except lumber) whsle	52	10 322	.2	X
4219903	General merchandise (durable goods) whsle	313	32 257	.6	.5
4219904	Prerecorded media whsle	21	4 125	.1	X
42199041	Compact discs/prerecorded audio tapes, & phonograph records whsle	8	1 388	Z	X
42199042	Prerecorded video tapes whsle	13	2 737	Z	X
4219905	Fire extinguishers & fire safety equipment whsle	18	448	Z	X
4219906	Other durable goods whsle	47	12 726	.2	X
422	Wholesale trade, nondurable goods	3 044	601 410	10.3	1.3
4221	Paper & paper product whsle	191	18 774	.3	16.9
42211	Printing & writing paper whsle	15	1 475	Z	61.8
422110	Printing & writing paper whsle	15	1 475	Z	61.8
42212	Stationery & office supplies whsle	101	11 035	.2	38.4
422120	Stationery & office supplies whsle	101	11 035	.2	38.4
42213	Industrial & personal service paper whsle	75	6 264	.1	X
422130	Industrial & personal service paper whsle	75	6 264	.1	X
4222	Drugs, & druggists' sundries whsle	57	7 596	.1	X
42221	Drugs, & druggists' sundries whsle	57	7 596	.1	X
422210	Drugs, & druggists' sundries whsle	57	7 596	.1	X
4222101	General-line drugs whsle	39	6 493	.1	X
4222102	Specialty-line drug, pharmaceutical, cosmetic, & toiletries whsle	18	1 103	Z	X
4223	Apparel, piece goods, & notions whsle	48	7 760	.1	.6
42231	Piece goods, notions, & other dry goods whsle	22	1 405	Z	X
422310	Piece goods, notions, & other dry goods whsle	22	1 405	Z	X
4223101	Piece goods—jobbers	15	771	Z	X
4223102	Notions & other dry goods whsle	7	634	Z	X
42232	Men's & boys' clothing & furnishings whsle	11	2 793	Z	X
422320	Men's & boys' clothing & furnishings whsle	11	2 793	Z	X
42233	Women's, children's, & infants' clothing & accessories whsle	10	190	Z	X
422330	Women's, children's, & infants' clothing & accessories whsle	10	190	Z	X
4224	Grocery & related products whsle	531	155 131	2.6	X
42241	General-line grocery whsle	37	7 801	.1	X
422410	General-line grocery whsle	37	7 801	.1	X
4224103	Other general-line grocery whsle	33	7 566	.1	X
42242	Packaged frozen food whsle	37	9 208	.2	X
422420	Packaged frozen food whsle	37	9 208	.2	X
42243	Dairy products, (except dried or canned) whsle	34	3 624	.1	X
422430	Dairy products, (except dried or canned) whsle	34	3 624	.1	X
4224302	Dairy product (except raw milk) whsle	34	D	D	X
42244	Poultry & poultry product whsle	11	1 051	Z	X
422440	Poultry & poultry product whsle	11	1 051	Z	X
4224402	Poultry & poultry product (except live) whsle	10	D	D	X
42245	Confectionery whsle	35	3 392	.1	X
422450	Confectionery whsle	35	3 392	.1	X
42246	Fish & seafood whsle	27	2 620	Z	X
422460	Fish & seafood whsle	27	2 620	Z	X
42247	Meat & meat product whsle	16	610	Z	X
422470	Meat & meat product whsle	16	610	Z	X
42248	Fresh fruit & vegetable whsle	67	53 864	.9	X
422480	Fresh fruit & vegetable whsle	67	53 864	.9	X
42249	Other grocery & related products whsle	267	72 961	1.2	X
422490	Other grocery & related products whsle	267	72 961	1.2	X
4224901	Coffee, tea, & spice whsle	63	6 329	.1	X
4224902	Bread & baked goods whsle	10	234	Z	X
4224903	Soft drinks whsle	159	63 929	1.1	X
4224906	Other grocery specialties whsle	32	2 377	Z	X
4225	Farm-product raw material whsle	268	28 300	.5	X
42251	Grain & field bean whsle	237	23 624	.4	X
422510	Grain & field bean whsle	237	23 624	.4	X
42252	Livestock whsle	20	2 806	Z	X
422520	Livestock whsle	20	2 806	Z	X
42259	Other farm product raw material whsle	11	1 870	Z	X
422590	Other farm product raw material whsle	11	1 870	Z	X
4225905	Other farm-product raw material whsle	7	1 019	Z	X

See footnotes at end of table.

Table 4. Merchant Wholesalers by Broad Commodity Line and Kind of Business: 1997—Con.

[Includes only establishments with payroll. For meaning of abbreviations and symbols, see introductory text. For explanation of terms, see Appendix A]

CL code and NAICS code	Commodity line and kind of business	Establishments (number)	Sales (\$1,000)	Percent of sales accounted for by kind of business ¹	Coverage in percents
9940	Rental and leasing receipts—Con.				
422	Wholesale trade, nondurable goods—Con.				
4226	Chemical & allied products whsle	575	130 525	2.2	.4
42261	Plastics materials & basic forms & shapes whsle	83	12 789	.2	1.7
422610	Plastics materials & basic forms & shapes whsle	83	12 789	.2	1.7
42269	Other chemical & allied products whsle	492	117 736	2.0	X
422690	Other chemical & allied products whsle	492	117 736	2.0	X
4226901	Industrial gases (except LP) whsle	270	80 805	1.4	X
4226902	Other chemical & allied products whsle	222	36 931	.6	X
4227	Petroleum & petroleum products whsle	546	133 495	2.3	X
42271	Petroleum bulk stations & terminals	423	99 675	1.7	X
422710	Petroleum bulk stations & terminals	423	99 675	1.7	X
4227101	Petroleum bulk stations & terminals (except LP)	414	96 698	1.6	X
42271011	Petroleum bulk stations (except LP)	378	65 596	1.1	X
42271012	Petroleum bulk terminals (except LP)	36	31 102	.5	X
4227102	Liquefied petroleum bulk stations & terminals	9	2 977	.1	X
42272	Petroleum & petroleum prod whsle (exc bulk stations & terminals)	123	33 820	.6	X
422720	Petroleum & petroleum prod whsle (exc bulk stations & terminals)	123	33 820	.6	X
4228	Beer, wine, & distilled alcoholic beverage whsle	57	2 288	Z	X
42281	Beer & ale whsle	44	2 062	Z	X
422810	Beer & ale whsle	44	2 062	Z	X
42282	Wine & distilled alcoholic beverage whsle	13	226	Z	X
422820	Wine & distilled alcoholic beverage whsle	13	226	Z	X
4228201	Wine & distilled alcoholic bev (licensed operation) whsle	13	226	Z	X
4229	Miscellaneous nondurable goods whsle	771	117 541	2.0	8.1
42291	Farm supplies whsle	51	3 709	.1	X
422910	Farm supplies whsle	51	3 709	.1	X
4229101	Farm supplies—farm dealers	12	231	Z	X
4229102	Farm supplies—whsle distributors	39	3 478	.1	X
42292	Book, periodical, & newspaper whsle	26	1 989	Z	X
422920	Book, periodical, & newspaper whsle	26	1 989	Z	X
42293	Flower, nursery stock, & florists' supplies whsle	27	2 306	Z	X
422930	Flower, nursery stock, & florists' supplies whsle	27	2 306	Z	X
42294	Tobacco & tobacco product whsle	20	3 099	.1	X
422940	Tobacco & tobacco product whsle	20	3 099	.1	X
42295	Paint, varnish, & supplies whsle	8	196	Z	X
422950	Paint, varnish, & supplies whsle	8	196	Z	X
4229501	Paint, varnish, & supplies whsle	8	196	Z	X
42299	Other miscellaneous nondurable goods whsle	639	106 242	1.8	39.7
422990	Other miscellaneous nondurable goods whsle	639	106 242	1.8	39.7
4229901	Art goods whsle	7	1 384	Z	X
4229902	General merchandise (nondurable goods) whsle	550	101 169	1.7	50.0
4229904	Other nondurable goods whsle	82	3 689	.1	7.2
9950	Construction receipts	281	86 735	100.0	X
421	Wholesale trade, durable goods	235	80 946	93.3	X
4213	Lumber & other construction materials whsle	80	22 634	26.1	X
42131	Lumber, plywood, millwork, & wood panel whsle	12	3 094	3.6	X
421310	Lumber, plywood, millwork, & wood panel whsle	12	3 094	3.6	X
4213103	Plywood, veneer, millwork, & wood panel whsle	6	305	.4	X
42132	Brick, stone, & related construction materials whsle	16	7 141	8.2	X
421320	Brick, stone, & related construction materials whsle	16	7 141	8.2	X
4213202	Sand, gravel, & stone whsle	13	6 343	7.3	X
42133	Roofing, siding, & insulation material whsle	6	588	.7	X
421330	Roofing, siding, & insulation material whsle	6	588	.7	X
4213301	Roofing, siding, & insulation material whsle	6	588	.7	X
42139	Other construction materials whsle	46	11 811	13.6	X
421390	Other construction materials whsle	46	11 811	13.6	X
4213902	Other construction materials whsle	43	10 293	11.9	X
4215	Metal & mineral (except petroleum) whsle	22	24 206	27.9	X
42151	Metal service centers & offices	22	24 206	27.9	X
421510	Metal service centers & offices	22	24 206	27.9	X
4215101	Ferrous metal service centers & sales offices	19	20 421	23.5	X
42151011	Ferrous metal service centers	12	18 665	21.5	X
42151012	Ferrous metal sales offices	7	1 756	2.0	X
4216	Electrical goods whsle	8	692	.8	X
4217	Hardware, & plumbing & heating equipment & supplies whsle	44	14 220	16.4	X
42171	Hardware whsle	12	1 259	1.5	X
421710	Hardware whsle	12	1 259	1.5	X
42173	Warm air heating & air-conditioning equipment & supplies whsle	20	6 485	7.5	X
421730	Warm air heating & air-conditioning equipment & supplies whsle	20	6 485	7.5	X
42174	Refrigeration equipment & supplies whsle	10	5 163	6.0	X
421740	Refrigeration equipment & supplies whsle	10	5 163	6.0	X
4218	Machinery, equipment, & supplies whsle	12	6 061	7.0	X
42183	Industrial machinery & equipment whsle	7	4 828	5.6	X
421830	Industrial machinery & equipment whsle	7	4 828	5.6	X
4219	Miscellaneous durable goods whsle	65	10 992	12.7	X
42193	Recyclable material whsle	35	3 878	4.5	X
421930	Recyclable material whsle	35	3 878	4.5	X
4219301	Iron & steel scrap processors & dealers	18	3 024	3.5	X
42193011	Iron & steel scrap processors (using power processing equipment)	17	3 009	3.5	X
4219303	Other recyclable material whsle	12	618	.7	X
42199	Other miscellaneous durable goods whsle	30	7 114	8.2	X
421990	Other miscellaneous durable goods whsle	30	7 114	8.2	X
4219903	General merchandise (durable goods) whsle	30	7 114	8.2	X

See footnotes at end of table.

Table 4. Merchant Wholesalers by Broad Commodity Line and Kind of Business: 1997—Con.

[Includes only establishments with payroll. For meaning of abbreviations and symbols, see introductory text. For explanation of terms, see Appendix A]

CL code and NAICS code	Commodity line and kind of business	Establishments (number)	Sales (\$1,000)	Percent of sales accounted for by kind of business ¹	Coverage in percents
9950	Construction receipts—Con.				
422	Wholesale trade, nondurable goods	46	5 789	6.7	X
4229	Miscellaneous nondurable goods whsle	43	4 112	4.7	X
42299	Other miscellaneous nondurable goods whsle	43	4 112	4.7	X
422990	Other miscellaneous nondurable goods whsle	43	4 112	4.7	X
4229902	General merchandise (nondurable goods) whsle	43	4 112	4.7	X
9960	Custom software (designed to customer specifications)	1 218	304 255	100.0	X
421	Wholesale trade, durable goods	1 043	283 861	93.3	X
4214	Professional & commercial equipment & supplies whsle	1 009	280 024	92.0	X
42142	Office equipment whsle	32	1 648	.5	X
421420	Office equipment whsle	32	1 648	.5	X
42143	Computer & computer peripheral equipment & software whsle	966	278 068	91.4	X
421430	Computer & computer peripheral equipment & software whsle	966	278 068	91.4	X
4214301	Computer & peripheral equipment whsle	680	163 207	53.6	X
42143011	Computers & peripheral equipment for resale	156	29 826	9.8	X
42143012	Computers & peripheral equipment for end use	524	133 381	43.8	X
4214302	Computer software (packaged) whsle	286	114 861	37.8	X
42144	Other commercial equipment whsle	11	308	.1	X
421440	Other commercial equipment whsle	11	308	.1	X
4214402	Store machines & equipment whsle	11	308	.1	X
4216	Electrical goods whsle	26	3 141	1.0	X
42169	Other electronic parts & equipment whsle	22	2 932	1.0	X
421690	Other electronic parts & equipment whsle	22	2 932	1.0	X
4216901	Communications equipment & supplies whsle	11	1 825	.6	X
4216902	Electronic parts (excluding communications equipment) whsle	11	1 107	.4	X
422	Wholesale trade, nondurable goods	175	20 394	6.7	X
4221	Paper & paper product whsle	19	2 035	.7	X
42211	Printing & writing paper whsle	8	1 371	.5	X
422110	Printing & writing paper whsle	8	1 371	.5	X
42212	Stationery & office supplies whsle	11	664	.2	X
422120	Stationery & office supplies whsle	11	664	.2	X
4229	Miscellaneous nondurable goods whsle	151	18 029	5.9	X
42299	Other miscellaneous nondurable goods whsle	151	18 029	5.9	X
422990	Other miscellaneous nondurable goods whsle	151	18 029	5.9	X
4229902	General merchandise (nondurable goods) whsle	151	18 029	5.9	X
9970	Receipts for printing or photocopying performed at this establishment	298	87 898	100.0	X
421	Wholesale trade, durable goods	76	29 727	33.8	X
4211	Motor vehicle & motor vehicle parts & supplies whsle	14	4 204	4.8	X
42111	Automobile & other motor vehicle whsle	12	3 807	4.3	X
421110	Automobile & other motor vehicle whsle	12	3 807	4.3	X
4212	Furniture & home furnishings whsle	15	1 996	2.3	X
42121	Furniture whsle	15	1 996	2.3	X
421210	Furniture whsle	15	1 996	2.3	X
4212102	Office & business furniture whsle	12	1 963	2.2	X
4214	Professional & commercial equipment & supplies whsle	22	21 402	24.3	X
42142	Office equipment whsle	9	290	.3	X
421420	Office equipment whsle	9	290	.3	X
42143	Computer & computer peripheral equipment & software whsle	9	1 132	1.3	X
421430	Computer & computer peripheral equipment & software whsle	9	1 132	1.3	X
4214301	Computer & peripheral equipment whsle	9	1 132	1.3	X
42143012	Computers & peripheral equipment for end use	7	642	.7	X
4219	Miscellaneous durable goods whsle	16	447	.5	X
42199	Other miscellaneous durable goods whsle	16	447	.5	X
421990	Other miscellaneous durable goods whsle	16	447	.5	X
4219903	General merchandise (durable goods) whsle	16	447	.5	X
422	Wholesale trade, nondurable goods	222	58 171	66.2	X
4221	Paper & paper product whsle	146	48 641	55.3	X
42211	Printing & writing paper whsle	14	20 974	23.9	X
422110	Printing & writing paper whsle	14	20 974	23.9	X
42212	Stationery & office supplies whsle	119	16 901	19.2	X
422120	Stationery & office supplies whsle	119	16 901	19.2	X
42213	Industrial & personal service paper whsle	13	10 766	12.2	X
422130	Industrial & personal service paper whsle	13	10 766	12.2	X
4229	Miscellaneous nondurable goods whsle	72	9 159	10.4	X
42299	Other miscellaneous nondurable goods whsle	68	7 397	8.4	X
422990	Other miscellaneous nondurable goods whsle	68	7 397	8.4	X
4229902	General merchandise (nondurable goods) whsle	64	4 687	5.3	X
9980	Receipts for machine shop job work	550	64 012	100.0	X

See footnotes at end of table.

Table 4. Merchant Wholesalers by Broad Commodity Line and Kind of Business: 1997—Con.

[Includes only establishments with payroll. For meaning of abbreviations and symbols, see introductory text. For explanation of terms, see Appendix A]

CL code and NAICS code	Commodity line and kind of business	Establishments (number)	Sales (\$1,000)	Percent of sales accounted for by kind of business ¹	Coverage in percents
9980	Receipts for machine shop job work—Con.				
421	Wholesale trade, durable goods	547	63 824	99.7	X
4211	Motor vehicle & motor vehicle parts & supplies whsle	484	57 398	89.7	X
42111	Automobile & other motor vehicle whsle	129	24 512	38.3	X
421110	Automobile & other motor vehicle whsle	129	24 512	38.3	X
4211101	Automobile & motorcycle whsle	31	1 114	1.7	X
4211103	Light truck & van (14,000 lb or less) whsle	8	3 703	5.8	X
4211104	Medium truck & tractor (14,001 lb to 26,000 lb) whsle	17	D	D	X
4211105	Heavy truck & tractor (over 26,000 lb) whsle	69	14 796	23.1	X
42112	Motor vehicle supplies & new parts whsle	269	28 324	44.2	X
421120	Motor vehicle supplies & new parts whsle	269	28 324	44.2	X
4211201	Motor vehicle supplies & new parts—warehouse distributors	134	11 258	17.6	X
4211202	Motor vehicle supplies & new parts—jobbers	135	17 066	26.7	X
42114	Motor vehicle parts, (used) whsle	84	4 498	7.0	X
421140	Motor vehicle parts, (used) whsle	84	4 498	7.0	X
4218	Machinery, equipment, & supplies whsle	36	5 215	8.1	X
42181	Construction & mining (except petroleum) machinery & equip whsle	7	165	.3	X
421810	Construction & mining (except petroleum) machinery & equip whsle	7	165	.3	X
42182	Farm & garden machinery & equipment whsle	8	950	1.5	X
421820	Farm & garden machinery & equipment whsle	8	950	1.5	X
42183	Industrial machinery & equipment whsle	8	3 199	5.0	X
421830	Industrial machinery & equipment whsle	8	3 199	5.0	X
4218303	General-purpose industrial machinery & equipment whsle	8	3 199	5.0	X
42185	Service establishment equipment & supplies whsle	9	34	.1	X
421850	Service establishment equipment & supplies whsle	9	34	.1	X
4218504	Other service establishment equipment & supplies whsle	9	D	D	X
4219	Miscellaneous durable goods whsle	24	826	1.3	X
42199	Other miscellaneous durable goods whsle	22	530	.8	X
421990	Other miscellaneous durable goods whsle	22	530	.8	X
4219903	General merchandise (durable goods) whsle	22	530	.8	X

¹Commodity line percents by kind of business may not sum to 100.0 because of rounding.

Table 5. Manufacturers' Sales Branches and Offices by Kind of Business and Commodity Line: 1997

[Includes only establishments with payroll. For meaning of abbreviations and symbols, see introductory text. For explanation of terms, see Appendix A]

NAICS code and CL code	Kind of business and commodity line	Establishments handling commodity line		Commodity line sales			Sales coverage percent
		Number	Total sales (\$1,000)	Amount ¹ (\$1,000)	As percent of total sales of—		
					Establishments handling line	Establishments in NAICS industry ¹	
	Manufacturers' sales branches and sales offices	'29 305	X	'1 258 874 769	X	100.0	79.3
0100	New and used automobiles, motorcycles, etc.	219	248 447 042	124 572 599	50.1	9.9	66.6
0111	New automobiles	199	246 530 538	121 890 064	49.4	9.7	X
0113	Motorcycles	15	21 780 250	1 957 248	9.0	.2	X
0114	Motorscooters, mopeds, snowmobiles, and utility trailers	33	20 133 384	725 287	3.6	.1	X
0120	Buses, campers, and motor homes	51	67 156 759	2 720 722	4.1	.2	79.3
0121	Buses	51	67 156 759	1 719 231	2.6	.1	X
0122	Motor homes, car trailers, and campers	22	64 180 146	1 001 487	1.6	.1	X
0130	Light trucks and vans (14,000 lb or less)	147	194 943 157	117 080 909	60.1	9.3	63.2
0131	New light trucks	145	194 931 037	113 009 857	58.0	9.0	X
0133	Vans and cargo vans (new and used)	61	102 304 466	4 067 488	4.0	.3	X
0140	Medium trucks and tractors (14,001 to 26,000 lb)	99	83 063 278	3 184 876	3.8	.3	X
0150	Heavy trucks and tractors (over 26,000 lb)	165	71 004 574	5 400 979	7.6	.4	78.9
0151	New heavy trucks (one piece)	92	69 464 192	4 044 375	5.8	.3	X
0152	New heavy truck tractors	18	550 989	192 359	34.9	.2	X
0153	New truck trailers	64	1 178 301	890 157	75.5	.1	X
0155	Used heavy trucks, tractors, and trailers	87	1 645 231	247 220	15.0	.2	X
0200	New and rebuilt automotive parts and supplies	1 142	59 659 349	27 473 042	46.1	2.2	24.6
0211	Batteries	220	1 444 699	1 250 808	86.6	.1	X
0212	Engines (complete)	107	5 005 233	2 164 118	43.2	.2	X
0213	Electrical engine parts (including ignition parts)	74	13 606 330	5 012 195	36.8	.4	X
0214	Brake parts (including fluid and all disk and drum parts)	114	10 633 426	996 913	9.4	.1	X
0215	Exhaust system parts	90	11 107 571	491 974	4.4	.2	X
0216	Glass	89	1 532 828	558 196	36.4	.2	X
0217	Hoses, belts, gaskets, and wiper blades	131	11 220 355	972 531	8.7	.1	X
0218	Filters (oil, air, gas, and transmission)	61	6 446 834	339 932	5.3	.2	X
0219	Engine parts, except electrical	155	14 710 451	2 049 561	13.9	.2	X
0221	Body parts and repair materials	51	9 427 437	3 042 293	32.3	.2	X
0222	Suspension parts (shocks, struts, balljoints, etc.)	98	12 897 332	1 698 843	13.2	.1	X
0223	Parts, n.e.c.	302	13 897 383	5 222 196	37.6	.4	X
0224	Accessories	466	11 821 456	1 483 742	12.6	.1	X
0240	Used automotive parts, accessories, and equipment	126	879 023	59 093	6.7	.2	X
0250	Petroleum products marketing equipment	20	347 941	135 583	39.0	.2	X
0300	Tires and tubes	254	13 649 188	9 886 945	72.4	.8	38.3
0311	New tires and tubes	215	10 406 474	9 720 957	93.4	.8	X
0312	Recapped and used tires and repair materials	84	294 613	163 844	55.6	.2	X
0400	Household and lawn furniture	97	1 643 095	1 551 629	94.4	.1	73.8
0411	Upholstered furniture	73	1 440 048	687 927	47.8	.1	X
0412	Sleep furniture and equipment	60	1 089 054	141 517	13.0	.2	X
0414	Other furniture (including sleep sofas)	70	1 046 328	705 731	67.4	.1	X
0420	Office and business furniture	187	6 107 655	5 521 541	90.4	.4	76.2
0421	New office furniture (wooden and metal)	175	5 717 716	5 442 000	95.2	.4	X
0500	Household china, glassware, crockery, and plastic housewares	22	1 709 002	524 230	30.7	.2	X
0520	Linens, domestics, curtains, and draperies	110	5 793 722	4 099 923	70.8	.3	54.2
0521	Bedspreads, blankets, and bedding	74	3 327 312	1 844 410	55.4	.1	X
0522	Curtains and draperies	32	813 363	191 617	23.6	.2	X
0523	Shades and blinds	28	521 953	206 034	39.5	.2	X
0524	Towels and washcloths	47	2 958 899	1 164 713	39.4	.1	X
0525	Other linens and domestics	20	2 296 181	585 092	25.5	.2	X
0530	Flooring and floor coverings	118	10 164 669	8 178 993	80.5	.7	66.4
0531	Soft-surface (textile) floor coverings and accessories (including rugs, carpets, and pads)	97	9 460 246	7 425 635	78.5	.6	X
0532	Hardwood flooring	13	98 524	47 681	48.4	.2	X
0533	Other hard-surface floor coverings and accessories (including tile and sheet goods)	21	1 795 220	694 962	38.7	.1	X
0540	Other home furnishings	97	3 773 601	989 409	26.2	.1	69.8
0541	Metal flatware and kitchen utensils	14	775 453	319 063	41.1	.2	X
0542	Mirrors, lamps, and picture frames	42	429 400	93 186	21.7	.2	X
0543	Home furnishings, n.e.c.	41	2 419 140	564 112	23.3	.2	X
0600	Lumber: rough, dressed, and finished	215	7 999 839	4 690 205	58.6	.4	70.7
0611	Dimensional lumber (non-treated)	192	7 696 554	4 106 709	53.4	.3	X
0612	Treated lumber	56	2 344 039	245 576	10.5	.2	X
0613	Boards	74	4 536 780	329 368	7.3	.2	X
0620	Plywood and millwork	601	9 896 142	5 159 329	52.1	.4	74.4
0621	Softwood plywood and oriented strand board (OSB)	137	6 327 957	1 712 569	27.1	.1	X
0622	Other panels products (including hardwood plywood, waterboard, and particleboard)	163	4 186 409	846 692	20.2	.1	X
0623	Gypsum, specialty boards, and treatments	71	814 340	168 815	20.7	.2	X
0624	Wood millwork (doors, windows, cabinets, etc.)	337	5 104 058	1 598 890	31.3	.1	X
0625	Metal millwork	123	2 026 629	526 194	26.0	.2	X
0626	Other millwork and wood siding (including trusses and wood roofing)	80	2 328 647	302 648	13.0	.2	X
0700	Brick, stone, tile, sand, block, cement, and gravel	774	5 961 884	5 805 507	97.4	.5	66.7
0711	Ready-mixed or transit-mixed concrete	19	139 968	40 031	28.6	.2	X
0712	Cement and lime	313	3 366 174	2 948 666	87.6	.2	X
0713	Sand, gravel, and crushed stone	144	767 680	339 847	44.3	.2	X
0714	Brick, block, tile, clay/cement sewer pipe, etc.	481	2 644 239	2 470 978	93.4	.2	X
0720	Roofing, siding, and insulation materials	321	6 363 169	3 210 124	50.4	.3	76.8
0721	Roofing, except wood	208	4 360 945	1 749 218	40.1	.1	X
0722	Siding, except wood	235	3 843 275	753 714	19.6	.1	X
0723	Insulation materials	163	4 065 304	700 885	17.2	.1	X
0730	Flat glass and other construction glass (excluding automotive)	192	1 531 426	760 530	49.7	.1	X

See footnotes at end of table.

Table 5. Manufacturers' Sales Branches and Offices by Kind of Business and Commodity Line: 1997—Con.

[Includes only establishments with payroll. For meaning of abbreviations and symbols, see introductory text. For explanation of terms, see Appendix A]

NAICS code and CL code	Kind of business and commodity line	Establishments handling commodity line		Commodity line sales			Sales coverage percent
		Number	Total sales (\$1,000)	Amount ¹ (\$1,000)	As percent of total sales of—		
					Establishments handling line	Establishments in NAICS industry ¹	
Manufacturers' sales branches and sales offices—Con.							
0740	Other construction materials	485	3 978 029	1 326 181	33.3	.1	73.6
0741	Rain-carrying equipment (down spouts, gutters, etc.)	134	1 231 885	95 047	7.7	Z	X
0744	Construction materials, n.e.c. (including wire fence and construction paper)	323	2 699 000	1 223 918	45.3	.1	X
0800	Photographic equipment and supplies (excluding video)	89	8 671 357	7 016 972	80.9	.6	54.6
0811	Still picture photographic equipment	43	7 192 737	524 307	7.3	Z	X
0812	Motion picture photographic equipment	7	3 607 383	15 681	.4	Z	X
0813	Photographic film	56	7 800 713	4 016 765	51.5	.3	X
0814	Developing supplies (excluding film)	54	7 257 604	1 811 507	25.0	.1	X
0815	Other photographic equipment and supplies	61	7 495 174	585 691	7.8	Z	X
0900	Office equipment	698	31 214 548	4 906 504	15.7	.4	60.5
0911	Typewriters and dedicated word processors	20	156 924	40 164	25.6	Z	X
0912	Calculators and accounting machines	8	12 873 696	130 026	1.0	Z	X
0913	Copying machines and equipment	383	8 670 548	3 614 414	41.7	.3	X
0914	Dictating, transcribing, and recording machines	133	185 831	191 759	100.0	Z	X
0915	Mailing, letter handling, and addressing machines	157	2 277 912	785 742	34.5	.1	X
0920	New computer equipment	1 964	83 725 353	57 778 800	69.0	4.6	64.0
0921	Computers	1 403	67 850 643	39 801 288	58.7	3.2	X
0922	Computer storage devices	825	54 960 143	6 917 481	12.6	.5	X
0923	Computer printers	805	46 571 061	7 051 639	15.1	.6	X
0924	Other computer peripheral equipment	665	31 522 409	3 977 497	12.6	.3	X
0930	Used computer equipment	50	469 325	53 232	11.3	Z	X
0950	Computer software (packaged)	870	40 560 770	6 550 690	16.2	.5	X
0960	Restaurant and hotel equipment and supplies	80	1 883 025	466 344	24.8	Z	X
0970	Store machines and equipment	426	21 637 519	1 143 895	5.3	.1	1.1
0971	Vending machines	33	253 768	240 467	94.8	Z	X
0972	Other store machines and equipment	61	347 955	281 340	80.9	Z	X
1000	Medical, hospital, and surgical supplies	486	30 918 287	19 725 611	63.8	1.6	43.0
1011	Surgical and medical instruments and equipment	293	14 793 686	11 371 181	76.9	.9	X
1012	Orthopedic, and prosthetic appliances and supplies	18	1 893 188	1 275 884	67.4	.1	X
1013	Other surgical, medical, and hospital supplies	177	6 824 146	5 767 520	84.5	.5	X
1020	Dental supplies	28	1 241 769	266 525	21.5	Z	77.8
1022	Instruments and other supplies	27	1 100 865	246 804	22.4	Z	X
1030	Optical and ophthalmic goods	68	899 518	858 391	95.4	.1	62.7
1031	Ophthalmic goods	55	621 604	581 651	93.6	Z	X
1033	Optometric equipment and supplies	10	142 525	92 582	65.0	Z	X
1034	Optical goods, n.e.c. (excluding cameras)	10	200 088	156 136	78.0	Z	X
1040	Religious and school supplies	17	436 176	217 743	49.9	Z	.3
1041	Religious supplies	9	211 078	210 991	100.0	Z	X
1050	Other professional equipment and supplies	136	4 214 081	1 311 531	31.1	.1	78.9
1051	Architects' equipment and supplies	6	14 625	2 196	15.0	Z	X
1052	Drafting instruments	6	14 625	730	5.0	Z	X
1053	Engineers' equipment and supplies	8	96 272	43 566	45.3	Z	X
1054	Laboratory equipment	37	821 578	293 631	35.7	Z	X
1055	Scientific instruments	83	2 524 275	648 452	25.7	.1	X
1056	Veterinarians' equipment and supplies	9	937 063	53 744	5.7	Z	X
1057	Professional equipment and supplies, n.e.c.	33	714 713	269 205	37.7	Z	X
1100	Iron and steel products (semifinished)	154	3 999 148	1 749 435	43.7	.1	66.6
1111	Sheet bars and tin plate bars	47	338 561	222 715	65.8	Z	X
1113	Rough castings and foundry products	54	1 016 338	627 247	61.7	.1	X
1114	Forgings	18	1 286 579	359 889	28.0	Z	X
1116	Other semifinished iron and steel products	44	1 294 644	537 980	41.6	Z	X
1120	Flat iron and steel products	267	21 288 864	19 457 751	91.4	1.5	70.6
1121	Plates	72	4 876 093	1 314 808	27.0	.1	X
1122	Strips (hot-rolled and cold-rolled)	44	1 814 355	1 006 074	55.5	.1	X
1123	Sheets (cold-rolled)	111	17 730 731	4 587 679	25.9	.4	X
1124	Sheets (hot-rolled)	115	17 386 029	4 342 333	25.0	.3	X
1126	Sheets (galvanized and coated)	115	17 737 104	7 235 633	40.8	.6	X
1127	Tin plate and terneplate	28	8 818 727	245 330	2.8	Z	X
1128	Fabricated and structural plate products	63	1 443 908	78 302	5.4	Z	X
1129	Other flat iron and steel products	53	8 510 386	618 083	7.3	Z	X
1140	Iron and steel wire and wire products	197	4 413 099	1 436 659	32.6	.1	31.4
1141	Wire (plain, coated, barbed, and twisted)	36	1 652 982	290 910	17.6	Z	X
1143	Wire rope, strand, strapping, reinforcement mesh, and bale ties	92	1 098 794	664 712	60.5	.1	X
1150	Iron and steel pipe and tubing	260	6 133 497	3 080 816	50.2	.2	67.7
1152	Tubing	68	2 393 079	452 813	18.9	Z	X
1153	Standard steel pipe	52	2 150 852	1 660 201	77.2	.1	X
1154	Other steel pipe	109	2 423 588	709 141	29.3	.1	X
1160	Other iron and steel products	210	5 521 919	2 455 835	44.5	.2	68.6
1162	Bars (excluding reinforcement bars) and bar-size shapes: hot-rolled	35	2 972 485	822 339	27.7	.1	X
1163	Bars and bar-size shapes: cold finished	31	465 385	196 189	42.2	Z	X
1164	Concrete reinforcement bars	25	693 114	427 977	61.7	Z	X
1165	Structural shapes (excluding bar-size shapes)	48	920 939	162 384	17.6	Z	X
1167	Finished products, n.e.c.	107	1 101 692	840 922	76.3	.1	X
1170	Alloy steel	120	3 765 489	1 267 111	33.7	.1	72.3
1171	Bars, hot-rolled or cold-finished	97	3 237 832	654 210	20.2	.1	X
1173	Pipe, tubing, and plates	18	1 587 243	319 548	20.1	Z	X
1175	Other alloy steel	48	1 016 974	293 353	28.8	Z	X
1180	Stainless steel	170	3 191 951	1 741 639	54.6	.1	79.0
1181	Plates	62	1 448 090	287 427	19.8	Z	X
1182	Strip	33	911 294	196 238	21.5	Z	X
1183	Sheets	68	1 566 510	373 494	23.8	Z	X
1184	Bars and bar-size shapes	99	2 041 768	557 689	27.3	Z	X
1185	Other stainless steel (including tubing)	98	2 252 952	326 791	14.5	Z	X

See footnotes at end of table.

Table 5. Manufacturers' Sales Branches and Offices by Kind of Business and Commodity Line: 1997—Con.

[Includes only establishments with payroll. For meaning of abbreviations and symbols, see introductory text. For explanation of terms, see Appendix A]

NAICS code and CL code	Kind of business and commodity line	Establishments handling commodity line		Commodity line sales			Sales coverage percent
		Number	Total sales (\$1,000)	Amount ¹ (\$1,000)	As percent of total sales of—		
					Establishments handling line	Establishments in NAICS industry ¹	
Manufacturers' sales branches and sales offices—Con.							
1200	Copper and brass	107	4 197 136	2 620 091	62.4	.2	75.4
1211	Copper wire mill products (structural only)	11	1 519 983	810 434	53.3	.1	X
1212	Flat products (sheets, strips, and plates)	54	1 423 191	844 128	59.3	.1	X
1213	Tubular products (pipes and tubes)	58	1 571 274	691 005	44.0	.1	X
1214	Rod, nonelectrical wire, extruded shapes, etc.	51	2 685 889	251 845	9.4	Z	X
1220	Aluminum shapes, forms, etc.	277	8 742 729	5 090 458	58.2	.4	71.3
1221	Plates (.250 inch and over)	122	3 488 469	941 835	27.0	.1	X
1222	Sheets and coils (.006 to .249 inch)	124	4 232 383	1 948 237	46.0	.2	X
1223	Rods, bars, and wires: rolled or extruded (rounds, hexes, squares, and rectangles)	141	5 912 976	1 783 967	30.2	.1	X
1224	Pipe and tubing (including hollow bar, square, and rectangular tubing) ..	101	4 256 760	268 164	6.3	Z	X
1225	Foils	20	905 466	102 931	11.4	Z	X
1230	Other nonferrous metals (magnesium, nickel, tin, lead, zinc, etc., except precious)	68	2 531 445	1 714 273	67.7	.1	X
1300	Coal and coke	38	3 781 980	3 733 323	98.7	.3	79.2
1311	Coal	28	3 342 417	3 315 179	99.2	.3	X
1312	Coke	7	434 830	418 128	96.2	Z	X
1320	Minerals and ores (excluding coal, precious stones, and crude oil)	10	1 086 963	978 118	90.0	.1	X
1400	Electrical apparatus and equipment	2 091	42 233 790	25 653 661	60.7	2.0	47.9
1411	Power and distribution transformers	629	10 999 006	2 480 627	22.6	.2	X
1412	Switchgear and switchboard apparatus	523	6 993 292	2 174 470	31.1	.2	X
1413	Motors and generators (including motor-generator sets)	542	6 338 279	2 881 729	45.5	.2	X
1414	Conduit, raceway, and fittings	450	4 405 953	552 530	12.5	Z	X
1415	Electric bulbs (all types)	196	5 811 844	2 695 216	46.4	.2	X
1416	Interior wiring (excluding conduit)	299	3 659 140	880 895	24.1	.1	X
1417	Exterior wiring and cable (excluding conduit)	174	2 294 948	458 516	20.0	Z	X
1418	Lighting fixtures (residential and commercial)	220	2 590 114	751 648	29.0	.1	X
1419	Industrial controls	1 103	16 013 433	8 622 143	53.8	.7	X
1421	Other electrical apparatus and equipment (including fuses and lightning rods)	790	14 369 842	3 510 783	24.4	.3	X
1500	Electrical appliances, household	164	12 268 848	9 714 244	79.2	.8	56.6
1512	Radios, stereos, and CD players	12	504 617	430 420	85.3	Z	X
1514	Electrical household ranges and ovens	85	7 893 122	2 204 229	27.9	.2	X
1515	Refrigerators and freezers, household	86	8 103 833	2 425 130	29.9	.2	X
1516	Household laundry equipment	81	8 010 386	1 945 924	24.3	.2	X
1517	Vacuum cleaners and sewing machines, household	44	883 542	716 341	81.1	.1	X
1518	Other electrical household appliances (including fans, dishwashers, etc.) ..	100	8 381 527	1 545 181	18.4	.1	X
1600	Electronic parts and equipment, except communication	1 220	46 260 760	26 410 329	57.1	2.1	40.2
1612	Integrated circuits	421	13 254 724	9 141 170	69.0	.7	X
1613	Capacitors and resistors	149	5 255 265	649 071	12.4	.1	X
1615	Discrete semiconductors, etc.	253	16 107 884	7 701 926	47.8	.6	X
1616	Electronic connectors and other passive electronic parts	267	6 293 265	3 601 009	57.2	.3	X
1618	Electronic parts and equipment, n.e.c.	415	9 821 828	5 185 633	52.8	.4	X
1650	Communication equipment and supplies	2 276	71 352 182	47 307 534	66.3	3.8	41.8
1651	Telephones	1 374	13 099 223	6 900 034	52.7	.5	X
1652	Other electronic communication equipment	1 893	45 242 805	26 541 958	58.7	2.1	X
1653	Other electrical communication equipment	385	27 052 430	13 452 546	49.7	1.1	X
1700	Hardware	538	12 053 148	7 303 668	60.6	.6	44.2
1711	Hand tools (including power driven)	262	7 461 510	4 686 619	62.8	.4	X
1712	Bolts, nuts, rivets, and fasteners	122	1 569 460	902 262	57.5	.1	X
1713	Cutlery	86	3 542 213	1 485 866	41.9	.1	X
1800	Plumbing and heating equipment and supplies (hydronics)	261	4 585 237	3 724 639	81.2	.3	72.7
1811	Plastic pipe fittings and valves (excluding pipe and tubing)	77	628 895	97 701	15.5	Z	X
1812	Metal pipe fittings and valves (excluding pipe and tubing)	170	3 001 121	1 101 862	36.7	.1	X
1813	Plumbing fixtures	140	3 233 753	1 989 557	61.5	.2	X
1814	Furnaces, stoves, water heaters (except electric and warm air)	44	212 640	19 298	9.1	Z	X
1815	Boilers, radiators, and convectors	35	279 580	213 460	76.4	Z	X
1818	Other plumbing and heating equipment and supplies	128	2 403 763	267 870	11.1	Z	X
1900	Warm air heating and air-conditioning equipment and supplies	317	7 141 023	3 279 433	45.9	.3	44.6
1911	Furnaces (warm air)	55	1 423 323	355 194	25.0	Z	X
1912	Central air-conditioning (residential and commercial)	182	3 186 916	1 766 677	55.4	.1	X
1914	Heat pumps (residential and commercial)	42	1 370 842	124 444	9.1	Z	X
1916	Air cleaning and filtration systems	132	1 946 600	382 070	19.6	Z	X
1917	Compressors for air-conditioners	112	1 668 439	86 266	5.2	Z	X
1918	Condensing units for air-conditioners	99	2 576 209	364 939	14.2	Z	X
1919	Registers, grills, pre-formed ductwork (excluding sheet metal), and duct insulation	92	1 454 861	75 258	5.2	Z	X
2000	Refrigeration equipment and supplies	121	2 020 823	1 072 517	53.1	.1	70.1
2011	Commercial refrigerators (reach-in and walk-in)	24	807 595	415 843	51.5	Z	X
2012	Unit coolers for commercial refrigerators	52	1 212 299	107 099	8.8	Z	X
2013	Condensing units for commercial refrigerators	37	852 082	58 240	6.8	Z	X
2014	Refrigerants	7	31 728	5 151	16.2	Z	X
2015	Other refrigeration equipment and supplies	74	1 317 058	481 192	36.5	Z	X
2100	Construction and mining machinery and equipment (including parts and attachments)	326	12 678 206	11 294 408	89.1	.9	54.4
2111	New off-highway wheel and track-laying tractors	69	7 397 702	2 000 454	27.0	.2	X
2112	New power cranes, draglines, and shovels	25	672 353	262 731	39.1	Z	X
2113	New mixers, pavers, and related equipment	65	6 343 529	276 391	4.4	Z	X
2114	New tractor shovel loaders	30	5 784 194	615 979	10.6	Z	X
2115	New graders, rollers, and off-highway trucks	76	6 242 636	1 083 782	17.4	.1	X
2116	New mining machinery	89	1 438 742	382 252	26.6	Z	X
2117	Other new construction and mining, logging, and road maintenance machinery, equipment, and parts	215	9 859 166	6 418 821	65.1	.5	X
2118	Used construction and mining machinery and equipment	101	1 500 096	187 269	12.5	Z	X

See footnotes at end of table.

Table 5. Manufacturers' Sales Branches and Offices by Kind of Business and Commodity Line: 1997—Con.

[Includes only establishments with payroll. For meaning of abbreviations and symbols, see introductory text. For explanation of terms, see Appendix A]

NAICS code and CL code	Kind of business and commodity line	Establishments handling commodity line		Commodity line sales			Sales coverage percent
		Number	Total sales (\$1,000)	Amount ¹ (\$1,000)	As percent of total sales of—		
					Establishments handling line	Establishments in NAICS industry ¹	
Manufacturers' sales branches and sales offices—Con.							
2200	Farm machinery, equipment, and parts	208	30 254 214	6 470 473	21.4	.5	15.9
2211	New tractors (farm)	39	7 400 965	2 688 482	36.3	.2	X
2212	New harvesting machinery	51	7 432 152	1 556 245	20.9	.1	X
2213	New land preparation, planting, and cultivating machinery	41	7 520 339	708 852	9.4	.1	X
2214	New dairy farm and barn equipment	51	445 505	28 413	6.4	Z	X
2215	New irrigation equipment	16	229 666	166 075	72.3	Z	X
2216	Other new farm machinery and equipment	102	9 001 093	891 345	9.9	.1	X
2218	Used farm machinery and equipment	27	1 367 315	29 305	2.1	Z	X
2220	Garden machinery, equipment, and parts	329	7 639 312	1 756 294	23.0	.1	73.6
2221	New power lawn mowers	26	5 692 843	509 975	9.0	Z	X
2222	Other new lawn and garden machinery and equipment	32	6 592 747	999 607	15.2	.1	X
2223	Used garden machinery and equipment	10	240 911	5 470	2.3	Z	X
2230	Food-processing machinery, equipment, and parts	44	468 254	322 654	68.9	Z	76.3
2231	New commercial food-processing machinery (slicers, choppers, baking, etc.)	22	282 201	188 501	66.8	Z	X
2232	New packing, packaging, and bottling equipment	26	223 978	133 813	59.7	Z	X
2300	Hydraulic and pneumatic (fluid-power) pumps, motors, and parts	227	1 768 616	1 134 083	64.1	.1	75.5
2311	Pumps	175	1 258 773	871 871	69.3	.1	X
2312	Motors	54	450 599	70 516	15.6	Z	X
2313	Parts for pumps and motors	118	811 354	191 694	23.6	Z	X
2320	General-purpose industrial machinery, equipment, and parts	1 252	19 884 616	7 820 349	39.3	.6	35.8
2321	New pumps, compressors (air or gas), and equipment	281	3 165 984	1 968 936	62.2	.2	X
2323	New diesel engines (excluding automotive)	16	120 581	55 977	46.4	Z	X
2326	New controlling, recording, and indicating instruments and access	342	5 284 726	2 727 145	51.6	.2	X
2327	All other new general-purpose industrial machinery and equipment	390	3 760 009	1 972 621	52.5	.2	X
2328	Used general-purpose industrial machinery and equipment	36	815 463	38 368	4.7	Z	X
2330	Metalworking machinery, equipment, and parts	142	2 491 431	2 269 524	91.1	.2	X
2340	Materials handling machinery, equipment, and parts	357	5 002 901	2 404 827	48.1	.2	33.6
2341	New conveying equipment	185	1 960 735	862 212	44.0	.1	X
2342	New hoists, cranes, and monorails	64	995 943	184 340	18.5	Z	X
2343	New forklift trucks	62	1 574 215	1 022 631	65.0	.1	X
2345	Used materials handling machinery, equipment, and parts	53	1 531 930	172 116	11.2	Z	X
2350	Oil well, oil refinery, and pipeline machinery, equipment, and supplies	654	3 425 482	2 830 665	82.6	.2	66.4
2351	New oil refining and pipeline machinery, equipment, and supplies	121	488 342	367 144	75.2	Z	X
2352	New oil field machinery, equipment, and supplies (including drilling bits)	503	2 588 416	2 329 460	90.0	.2	X
2353	Used oil well, oil refinery, and pipeline machinery, equipment, and supplies	71	279 401	89 165	31.9	.2	X
2360	Other industrial machinery, equipment, and parts	465	8 015 956	6 927 645	86.4	.6	58.5
2362	New power plant machinery (excluding electrical)	8	90 462	24 562	27.2	Z	X
2363	New printing trades machinery, equipment, and supplies	179	3 398 074	3 066 280	90.2	.2	X
2364	New textile and sewing machinery and equipment	34	590 185	572 694	97.0	Z	X
2366	Other new industrial machinery and equipment	240	3 888 177	3 102 863	79.8	.2	X
2367	Used industrial machinery and equipment	22	500 955	67 437	13.5	Z	X
2370	Mechanical power transmission supplies	370	7 770 352	5 122 984	65.9	.4	75.6
2371	Bearings and bushings	220	5 186 636	3 774 032	72.8	.3	X
2372	Other mechanical power transmission supplies	271	4 733 321	1 348 509	28.5	.1	X
2380	Industrial valves and fittings (except fluid-power)	123	1 124 499	691 176	61.5	.1	X
2390	Hydraulic and pneumatic (fluid-power) valves	49	286 829	92 772	32.3	Z	77.6
2391	Hydraulic valves	41	222 144	43 928	19.8	Z	X
2392	Pneumatic valves	42	254 116	48 840	19.2	Z	X
2400	Hydraulic and pneumatic cylinders and rotary actuators	53	508 138	68 252	13.4	Z	28.9
2411	Hydraulic cylinders and rotary actuators	29	160 298	26 779	16.7	Z	X
2412	Pneumatic cylinders and rotary actuators	36	399 981	36 821	9.2	Z	X
2420	Hydraulic and pneumatic connectors and assemblies	76	1 068 022	690 947	64.7	.1	71.6
2421	Hydraulic and pneumatic connectors	67	848 941	509 493	60.0	Z	X
2422	Hydraulic and pneumatic assemblies	51	747 256	162 283	21.7	Z	X
2430	Fluid-power filters, components, accessories, and parts	50	374 784	72 749	19.4	Z	76.5
2431	Filters	36	252 744	37 994	15.0	Z	X
2432	Other fluid-power components, accessories, and parts, n.e.c.	37	274 687	34 268	12.5	Z	X
2440	Welding supplies (excluding gases)	527	2 908 365	618 826	21.3	Z	X
2450	Industrial containers and supplies	152	5 649 160	4 260 907	75.4	.3	26.8
2451	New and reconditioned drums and barrels	10	59 927	42 561	71.0	Z	X
2452	Bottles and bottlers' supplies	21	3 194 393	3 073 856	96.2	.2	X
2454	Other industrial containers and supplies	59	1 491 544	1 049 027	70.3	.1	X
2460	Other industrial supplies	563	16 692 309	12 656 643	75.8	1.0	41.8
2461	Printing and duplicating inks	101	3 670 580	3 212 221	87.5	.3	X
2462	Abrasives and abrasive materials	55	1 426 899	594 033	41.6	Z	X
2463	Nylon, polyester, and synthetic rubber	18	511 113	348 721	68.2	Z	X
2464	Mechanical rubber goods	45	1 060 973	841 805	79.3	.1	X
2465	Strapping and tape	39	879 953	658 711	74.9	.1	X
2466	Industrial supplies, n.e.c.	308	8 110 888	6 906 216	85.1	.5	X
2520	Custodial (janitors') equipment and supplies	167	4 041 193	368 015	9.1	Z	1.2
2521	Custodial equipment—power equipment	12	39 925	4 017	10.1	Z	X
2523	Custodial supplies	140	2 076 248	307 816	14.8	Z	X
2530	Laundry and dry-cleaning equipment and supplies	91	18 831 027	5 617 086	29.8	.4	X
2540	Other service establishment equipment and supplies	142	1 110 817	1 091 381	98.3	.1	62.9
2541	Undertakers' equipment and supplies	123	968 554	957 392	98.8	.1	X
2542	Service establishment equipment and supplies, n.e.c.	19	142 263	133 989	94.2	Z	X

See footnotes at end of table.

Table 5. Manufacturers' Sales Branches and Offices by Kind of Business and Commodity Line: 1997—Con.

[Includes only establishments with payroll. For meaning of abbreviations and symbols, see introductory text. For explanation of terms, see Appendix A]

NAICS code and CL code	Kind of business and commodity line	Establishments handling commodity line		Commodity line sales			Sales coverage percent
		Number	Total sales (\$1,000)	Amount ¹ (\$1,000)	As percent of total sales of—		
					Establishments handling line	Establishments in NAICS industry ¹	
Manufacturers' sales branches and sales offices—Con.							
2600	Aircraft and aeronautical equipment and supplies.....	63	2 829 307	2 463 026	87.1	.2	71.6
2611	New aircraft	12	1 975 535	1 631 918	82.6	.1	X
2612	New aircraft engines and engine parts	25	427 099	236 860	55.5	Z	X
2613	Other new aircraft equipment and supplies	38	2 385 572	565 081	23.7	Z	X
2614	Used aircraft and aeronautical equipment and supplies	18	178 499	28 925	16.2	Z	X
2620	Marine machinery, equipment, and supplies	36	851 785	491 485	57.7	Z	57.1
2622	New marine propulsion machinery and equipment	19	435 292	289 482	66.5	Z	X
2623	New marine supplies	24	469 181	187 373	39.9	Z	X
2630	Other transportation equipment and supplies	9	254 899	138 078	54.2	Z	75.5
2631	New transportation equipment (excluding automotive)	9	254 899	131 812	51.7	Z	X
2700	Sporting and recreational goods and supplies	96	3 931 063	3 723 620	94.7	.3	54.6
2711	Ammunition, firearms, reloading equipment, archery supplies, shooting aids, and accessories	7	159 426	107 141	67.2	Z	X
2712	Bicycles and bicycle tires and tubes	7	513 469	510 413	99.4	Z	X
2714	Camping and fishing equipment and accessories	13	199 393	87 414	43.8	Z	X
2715	Athletic equipment and accessories	12	2 200 422	2 091 227	95.0	.2	X
2717	Marine pleasure craft, equipment, and accessories	12	933 002	796 295	85.3	.1	X
2718	Other sporting and recreational goods (go carts, bait, etc.)	13	114 803	114 057	99.4	Z	X
2800	Toys and hobby goods and supplies	40	3 167 023	1 499 421	47.3	.1	28.8
2812	Other toys and games (including fireworks and children's vehicles)	12	855 240	778 049	91.0	.1	X
2813	Crafts and craft supplies	7	160 625	8 019	5.0	Z	X
2814	Other hobby goods and accessories	8	347 537	327 534	94.2	Z	X
2900	Ferrous metal scrap	17	1 003 270	10 780	1.1	Z	X
2920	Nonferrous metal scrap	20	1 095 188	20 469	1.9	Z	5.7
2921	Aluminum scrap	10	434 348	11 470	2.6	Z	X
3000	Jewelry, diamonds, gem stones, and watches	56	2 528 311	731 572	28.9	.1	13.0
3011	Diamond jewelry and diamond jewelry where lapidary work was not performed at this location	15	14 270	12 344	86.5	Z	X
3013	Diamonds, diamond jewelry, gem stones, and pearl jewelry where lapidary work was performed at this location	8	298 081	107 339	36.0	Z	X
3015	Karat gold jewelry (rings, necklaces, etc.)	21	519 167	280 891	54.1	Z	X
3016	Other jewel., silverware, and plated ware (incl. jewel. where gemstones less than 50% of value, gold filled sterling, and costume jewel. and medallions)	18	332 425	37 913	11.4	Z	X
3030	Precious metals—gold, silver, and platinum including precious metal coins	9	109 211	109 211	100.0	Z	X
3120	Forest products, except lumber (including cordwood, hewn posts, poles, and ties)	21	822 503	101 954	12.4	Z	X
3130	Compact discs, prerecorded audio tapes, and phonograph records	87	6 909 670	5 758 404	83.3	Z	X
3140	Prerecorded video tapes	37	3 515 926	1 228 785	34.9	.1	X
3150	Other durable goods	23	437 183	378 040	86.5	Z	71.1
3151	Coin-operated games	10	237 642	231 700	97.5	Z	X
3154	Other durable goods, n.e.c.	8	26 596	7 172	27.0	Z	X
3160	Fire extinguishers and fire safety equipment	21	80 289	79 395	98.9	Z	X
3200	Printing and writing paper	445	32 841 183	15 588 717	47.5	1.2	33.9
3211	Roll newsprint and rotogravure paper	58	4 040 036	919 663	22.8	.1	X
3212	Fine roll paper	155	10 098 956	6 320 121	62.6	.5	X
3213	Other printing and writing paper	320	12 649 683	8 207 321	64.9	.7	X
3300	Stationery, office supplies and greeting cards	1 374	22 489 903	11 552 245	51.4	.9	43.3
3311	Business forms	1 134	9 169 883	4 619 903	50.4	.4	X
3312	Stationery, photocopy paper, and typing paper	368	8 273 823	906 706	11.0	.1	X
3313	Inked ribbons, carbon paper, pens and pencils	300	7 791 805	1 350 559	17.3	.1	X
3314	Toner and cartridges	158	1 617 235	369 145	22.8	Z	X
3315	Greeting cards	42	4 739 150	3 326 834	70.2	.3	X
3316	Other stationery supplies (envelopes, ruled forms, and binder paper)	478	4 747 848	919 029	19.4	.1	X
3400	Industrial and personal services paper and plastics	476	25 858 441	14 916 854	57.7	1.2	55.9
3411	Paperboard and boxboard boxes	170	7 647 552	5 385 180	70.4	.4	X
3412	Paper dishes, cups, and napkins	79	7 071 482	562 599	8.0	Z	X
3413	Industrial paper (wrapping, bags, cartons, etc.)	223	8 054 715	3 255 192	40.4	.3	X
3414	Disposable plastic boxes, containers, cups, dishes, and supplies	57	1 655 575	219 107	13.2	Z	X
3415	Other industrial and personal service paper	118	7 727 931	5 371 688	69.5	.4	X
3500	Drugs, pharmaceuticals, cosmetics, and toiletries	393	93 940 205	80 219 107	85.4	6.4	35.3
3511	Prescription drugs	183	70 451 501	60 460 475	85.8	4.8	X
3512	Nonprescription pharmaceuticals	78	22 498 331	4 746 239	21.1	.4	X
3513	Cosmetics	72	10 160 219	4 208 567	41.4	.3	X
3514	Perfumes	40	5 999 593	1 357 947	22.6	.1	X
3515	Other toiletries and druggists' sundries	158	28 231 297	9 389 726	33.3	.7	X
3600	Piece goods, knit and woven	209	8 205 317	6 365 776	77.6	.5	58.2
3611	Goods purchased grey and finished on contract	6	91 853	24 804	27.0	Z	X
3612	Cotton (including blends)	79	2 312 239	1 455 423	62.9	.1	X
3613	Synthetics (excluding synthetic knits)	71	1 957 568	1 212 479	61.9	.1	X
3614	Knit fabrics, n.e.c. (including double knit)	42	2 511 818	2 261 039	90.0	.2	X
3615	Woolen and worsted piece goods	28	1 909 770	816 781	42.8	.1	X
3616	Other piece goods	54	804 336	521 657	64.9	Z	X
3700	Notions (buttons, ribbons, lace, sewing accessories, zippers, bindings, etc.)	64	716 884	673 975	94.0	.1	X
3800	Men's and boys' wear	309	13 367 822	7 639 873	57.2	.6	32.6
3811	Men's and boys' suits, coats, and formal wear	17	398 950	251 572	63.1	Z	X
3812	Men's and boys' dress and casual shirts, slacks, and jeans	144	5 399 398	3 883 378	71.9	.3	X
3813	Men's and boys' underwear and nightwear	20	1 056 289	571 718	54.1	Z	X
3814	Men's and boys' work clothing and uniforms	123	2 408 583	2 043 314	84.8	.2	X
3815	Other men's and boys' wear (caps, hats, swimwear, neckwear, etc.)	96	2 518 847	682 868	27.1	.1	X

See footnotes at end of table.

Table 5. Manufacturers' Sales Branches and Offices by Kind of Business and Commodity Line: 1997—Con.

[Includes only establishments with payroll. For meaning of abbreviations and symbols, see introductory text. For explanation of terms, see Appendix A]

NAICS code and CL code	Kind of business and commodity line	Establishments handling commodity line		Commodity line sales			Sales coverage percent
		Number	Total sales (\$1,000)	Amount ¹ (\$1,000)	As percent of total sales of—		
					Establishments handling line	Establishments in NAICS industry ¹	
Manufacturers' sales branches and sales offices—Con.							
3900	Women's and children's wear	328	14 581 597	7 059 650	48.4	.6	42.8
3911	Infants' and children's wear (to size 6X)	33	1 584 058	859 910	54.3	.1	X
3912	Women's, misses', and girls' dresses and blouses	121	5 242 044	1 746 883	33.3	.1	X
3913	Women's, misses', and girls' suits and coats	26	1 197 410	561 814	46.9	Z	X
3914	Women's and misses' outerwear	98	3 702 840	1 459 780	39.4	.1	X
3915	Women's and misses' underwear and sleepwear	85	2 194 969	1 520 624	69.3	.1	X
3916	Other women's, misses, and girl's wear (furs, sweaters, millinery, etc.)	70	1 961 211	469 489	23.9	Z	X
4000	Footwear	94	4 181 807	2 161 794	51.7	.2	60.1
4011	All athletic footwear	7	1 034 154	846 348	81.8	.1	X
4012	Infants' footwear	6	228 203	74 572	32.7	Z	X
4013	Other women's, misses', and girls' footwear	37	1 558 971	523 375	33.6	Z	X
4014	Other men's and boy's footwear	85	1 804 182	651 121	36.1	.1	X
4015	Shoe accessories	12	878 491	58 429	6.7	Z	X
4100	Frozen foods (packaged)	459	29 501 811	9 062 682	30.7	.7	74.0
4111	Dinners (frozen)	50	4 963 147	283 367	5.7	Z	X
4112	Fish and seafoods (frozen packaged)	49	1 041 645	491 424	47.2	Z	X
4113	Vegetables (frozen)	48	4 095 232	308 042	7.5	Z	X
4114	Fruits and fruit juices (frozen)	76	14 120 488	1 092 095	7.7	.1	X
4115	Meat (frozen packaged)	68	1 695 409	803 756	47.4	.1	X
4116	Frozen baked goods	184	8 847 576	2 729 705	30.9	.2	X
4117	Other frozen foods (except frozen dairy products)	250	7 990 955	3 353 340	42.0	.3	X
4200	Dairy products (excluding dried or canned)	659	37 549 456	17 180 044	45.8	1.4	70.0
4211	Butter	207	2 716 793	542 963	20.0	Z	X
4212	Cheese	251	19 466 542	7 061 057	36.3	.6	X
4213	Milk and cream, except raw	335	2 969 037	1 715 271	57.8	.1	X
4214	Ice cream	380	4 559 120	2 831 987	62.1	.2	X
4216	Other dairy products	475	31 148 884	4 960 913	15.9	.4	X
4300	Poultry and poultry products	131	3 488 735	1 591 202	45.6	.1	24.1
4312	Eggs	60	839 796	364 594	43.4	Z	X
4314	Other poultry (excluding frozen packaged)	42	1 130 537	982 227	86.9	.1	X
4400	Confectionery	317	22 420 146	17 361 900	77.4	1.4	55.6
4411	Candy	78	8 134 883	6 676 113	82.1	.5	X
4412	Chewing gum	34	1 981 308	963 094	48.6	.1	X
4413	Nuts	29	1 044 843	716 385	68.6	.1	X
4414	Chips and popcorn	226	11 080 343	7 752 784	70.0	.6	X
4415	Other confections	40	1 470 598	399 164	27.1	Z	X
4500	Fish and seafoods (excluding canned and frozen packaged)	37	916 653	355 300	38.8	Z	X
4600	Meat and meat products (fresh and unpackage)	162	32 795 761	20 446 500	62.3	1.6	32.7
4611	Beef (not killed on location)	91	14 353 227	10 338 249	72.0	.8	X
4613	Lamb and mutton (not killed on location)	12	1 997 335	28 085	1.4	Z	X
4614	Pork (not killed on location)	87	10 370 040	2 620 368	25.3	.2	X
4616	Sausage and prepared meats not made on location	105	20 598 279	6 690 733	32.5	.5	X
4618	Other meat products	36	6 521 598	728 306	11.2	.1	X
4800	Coffee, tea, and spices	614	34 604 913	6 343 720	18.3	.5	67.7
4811	Coffee	398	30 178 555	4 807 633	15.9	.4	X
4812	Tea	239	4 892 347	546 816	11.2	Z	X
4813	Spices	87	1 391 018	914 622	65.8	.1	X
4820	Bread and baked goods	833	27 973 537	13 137 164	47.0	1.0	74.1
4821	Breads and rolls	412	4 493 150	3 350 437	74.6	.3	X
4822	Cookies, cakes, and other baked goods	648	25 509 504	9 660 468	37.9	.8	X
4830	Canned foods	302	21 397 374	11 025 604	51.5	.9	57.9
4831	Canned and bottled fruits, vegetables, and juices	230	15 548 298	8 677 979	55.8	.7	X
4832	Canned and bottled baby foods	47	2 414 986	1 002 733	41.5	.1	X
4836	Other canned foods	75	6 981 114	820 639	11.8	.1	X
4840	Food and beverage basic materials (include flavoring extracts, fruit peel, hop extract, industrial molasses, sausage casings, malt, yeast, etc.)	132	2 264 003	1 235 978	54.6	.1	X
4850	Soft drinks and bottled water	1 170	34 286 663	21 595 960	63.0	1.7	68.5
4851	Soft drinks, packaged	1 140	33 696 768	19 721 152	58.5	1.6	X
4852	Soft drinks, pre and post mix bulk	902	18 167 209	1 437 901	7.9	.1	X
4853	Bottled water	742	14 686 050	410 379	2.8	Z	X
4860	Other grocery specialties	577	62 224 276	27 493 856	44.2	2.2	63.4
4861	Pasta	68	5 855 819	1 153 486	19.7	.1	X
4862	Breakfast cereals	129	26 284 912	10 110 782	38.5	.8	X
4863	Cooking oils and margarine	116	20 378 648	865 236	4.2	.1	X
4864	Flour	85	12 457 971	1 403 036	11.3	.1	X
4865	Pickles, preserves, jellies, jams, and sauces	110	14 137 681	1 597 886	11.3	.1	X
4866	Sugar, refined	28	551 862	306 042	55.5	Z	X
4867	Pet foods	28	1 521 724	1 464 538	96.2	.1	X
4868	Grocery specialties, n.e.c.	340	38 292 357	10 580 213	27.6	.8	X
4900	Grain and beans	72	868 608	276 268	31.8	Z	17.9
4911	Corn (for grain)	54	684 103	169 281	24.7	Z	X
4912	Oats and barley	41	717 237	33 702	4.7	Z	X
4913	Wheat	53	280 320	6 990	2.5	Z	X
4915	Soybeans	35	163 266	23 832	14.6	Z	X
4916	Other grain and beans (rice and edible and inedible beans)	60	303 818	42 456	14.0	Z	X
5300	Plastics materials and basic shapes	455	22 533 530	15 280 481	67.8	1.2	49.6
5311	Plastic pipes, rods, tubes, and shapes	122	2 267 523	1 321 596	58.3	.1	X
5312	High pressure laminates	77	2 326 553	1 755 905	75.5	.1	X
5313	Plastics raw materials	104	13 988 127	8 727 618	62.4	.7	X
5314	Other plastics materials and basic shapes	188	7 066 187	3 376 662	47.8	.3	X
5320	Industrial gases (welding, etc.)	525	1 792 818	1 127 012	62.9	.1	X

See footnotes at end of table.

Table 5. Manufacturers' Sales Branches and Offices by Kind of Business and Commodity Line: 1997—Con.

[Includes only establishments with payroll. For meaning of abbreviations and symbols, see introductory text. For explanation of terms, see Appendix A]

NAICS code and CL code	Kind of business and commodity line	Establishments handling commodity line		Commodity line sales			Sales coverage percent
		Number	Total sales (\$1,000)	Amount ¹ (\$1,000)	As percent of total sales of—		
					Establishments handling line	Establishments in NAICS industry ¹	
Manufacturers' sales branches and sales offices—Con.							
5330	Chemicals and allied products (excluding agricultural, plastics, gases, and petroleum)	2 078	67 201 745	50 173 384	74.7	4.0	44.2
5331	Gases, compressed and liquified, except L.P.	275	8 474 739	2 154 257	25.4	.2	X
5332	Alkalies and chlorine	178	11 297 788	7 551 170	66.8	.6	X
5334	Organic fibers	20	4 088 439	3 447 917	84.3	.3	X
5335	Detergents and soaps	511	18 624 405	9 000 865	48.3	.7	X
5336	Sanitation chemicals, polishes, and waxes	202	5 637 763	1 130 702	20.1	.1	X
5338	Wood chemicals, naval stores, and gum	34	736 238	347 595	47.2	.2	X
5341	Insecticides, nonagricultural	151	3 538 677	294 943	8.3	Z	X
5342	Adhesives, sealants, and glues	109	4 423 021	832 161	18.8	.1	X
5343	Explosives	117	902 790	842 765	93.4	.1	X
5344	Other chemicals and allied products	1 155	32 090 611	23 650 777	73.7	1.9	X
5400	Petroleum products	1 195	97 608 494	93 328 788	95.6	7.4	72.7
5411	Aviation gasoline	162	8 775 327	392 006	4.5	Z	X
5412	Motor gasoline	870	86 926 664	60 962 146	70.1	4.8	X
5413	Special naphtha	16	1 998 687	71 325	3.6	Z	X
5414	Jet fuel (naphtha or kerosine type)	265	31 061 588	2 259 042	7.3	.2	X
5415	No. 2 distillate fuel oil (no. 2 diesel and no. 2 heating oil)	780	75 488 919	16 267 046	21.5	1.3	X
5416	All other distillate fuel oil (no. 1 and no. 4 diesel and heating)	314	42 933 014	3 725 289	8.7	.3	X
5417	Residual fuel oil (no. 5, no. 6, heavy diesel, etc.)	80	10 377 562	1 699 641	16.4	.1	X
5418	Lubricating oil and greases	423	15 085 622	7 762 543	51.5	.6	X
5420	Liquified petroleum gases (excluding natural gas)	99	6 204 890	2 186 964	35.2	.2	X
5500	Crude oil	40	19 259 508	17 563 261	91.2	1.4	X
5520	Other petroleum products (including asphalt, road oil, wax, etc.)	250	9 470 874	2 140 839	22.6	.2	X
5600	Beer and ale	35	1 641 726	1 273 520	77.6	.1	X
5700	Wines and distilled alcoholic beverages	140	8 205 817	7 899 708	96.3	.6	44.0
5711	Wines	77	4 537 515	2 216 155	48.8	.2	X
5712	Distilled liquor (including premixed alcoholic drinks)	117	7 715 443	5 683 553	73.7	.5	X
5800	Farm supplies	761	19 195 125	18 311 248	95.4	1.5	37.3
5811	Hay, straw, and alfalfa	68	266 921	17 175	6.4	Z	X
5812	Feeds (poultry and livestock) not mixed on location	129	4 695 430	1 976 965	42.1	.2	X
5813	Prepared feeds (poultry and livestock) mixed on location	25	469 328	43 537	9.3	Z	X
5814	Weed killers, soil sterilizers, and soil conditioners	438	6 917 063	3 667 024	53.0	.3	X
5815	Insecticides, fungicides, and pesticides	421	5 727 915	1 878 895	32.8	.1	X
5816	Other agricultural chemicals and fertilizers	603	13 397 986	10 501 789	78.4	.8	X
5817	Seeds and bulbs	347	2 020 017	109 721	5.4	Z	X
5818	Other farm supplies (including harness and saddlery equipment)	92	475 524	69 868	14.7	Z	X
5900	Tobacco and tobacco products	69	18 645 592	18 550 931	99.5	1.5	65.6
5911	Cigars	35	3 257 061	2 835 153	87.0	.2	X
5912	Cigarettes	29	13 571 868	13 568 083	100.0	1.1	X
5913	Other tobacco products (excluding leaf)	6	2 458 205	2 145 810	87.3	.2	X
6000	Paint, paint supplies, and wallpaper	439	4 449 039	2 868 020	64.5	.2	40.2
6011	Architectural coatings (enamels, primers, stains, solvents, and lacquers)	246	1 987 723	1 311 860	66.0	.1	X
6012	Industrial/OEM coatings (coatings applied by original manufacturers to products during manufacturing)	122	1 244 200	655 552	52.7	.1	X
6013	Special purpose coatings (automotive, refinish, marine, traffic coatings)	131	1 014 633	523 282	51.6	Z	X
6014	Paint supplies	193	746 379	200 335	26.8	Z	X
6015	Wallpaper	95	221 416	124 464	56.2	Z	X
6100	Books, periodicals, newspapers, and miscellaneous printed materials	700	15 352 116	14 148 031	92.2	1.1	56.1
6101	Books	176	7 106 268	6 141 712	86.4	.5	X
6102	Other periodicals, newspapers, and miscellaneous printed materials	566	9 004 011	7 938 835	88.2	.6	X
6110	Flowers and florists' supplies	13	85 743	80 709	94.1	Z	X
6120	Art goods (including novelties and souvenirs)	27	1 716 840	703 176	41.0	.1	22.5
6121	Art materials	14	651 980	626 686	96.1	.1	X
6130	Textile bags, bagging, and burlap	6	25 170	25 170	100.0	Z	X
6150	Nondurable goods, n.e.c.	127	6 239 348	2 999 503	48.1	.2	X
9700	Service receipts and labor charges (including installed parts)	2 702	50 911 774	7 183 922	14.1	.6	58.7
9701	Labor charges for repair work	1 962	30 753 001	4 371 829	14.2	.3	X
9702	Parts installed in repair work	1 093	23 569 828	947 889	4.0	.1	X
9703	Other service receipts and labor charges—Specify	900	21 366 564	1 596 707	7.5	.1	X
9720	Receipts for service contracts	1 167	24 995 634	2 693 785	10.8	.2	X
9740	Receipts for installing equipment	645	9 347 960	1 401 159	15.0	.1	X
9810	Miscellaneous commodities	1 715	101 658 163	8 651 939	8.5	.7	X
9920	Receipts for farm product preparation services (cleaning, shelling, etc.)	6	81 476	1 423	1.7	Z	X
9930	Sales of integrated systems which you wrote or modified software	49	354 435	82 789	23.4	Z	X
9940	Rental and leasing receipts	1 221	45 814 129	2 569 663	5.6	.2	51.7
9941	Computer rental and leasing receipts	329	21 719 213	687 636	3.2	.1	X
9942	Photocopying machine rental	299	6 990 337	430 562	6.2	Z	X
9943	Other office machine rental receipts	164	2 182 700	931 043	42.7	.1	X
9950	Construction receipts	27	267 121	36 971	13.8	Z	X
9960	Custom software (designed to customer specifications)	228	2 849 087	121 393	4.3	Z	X
9970	Receipts for printing or photocopying performed at this establishment	7	100 045	7 191	7.2	Z	X
9980	Receipts for machine shop job work	Z	202 724	46 523	22.9	Z	X
421	Wholesale trade, durable goods	17 228	X	707 565 616	X	100.0	78.3
0100	New and used automobiles, motorcycles, etc.	219	248 447 042	124 572 599	50.1	17.6	65.8
0111	New automobiles	199	246 530 538	121 890 064	49.4	17.2	X
0113	Motorcycles	15	21 780 250	1 957 248	9.0	.3	X
0114	Motorscooters, mopeds, snowmobiles, and utility trailers	33	20 133 384	725 287	3.6	.1	X
0120	Buses, campers, and motor homes	51	67 156 759	2 720 722	4.1	.4	78.3
0121	Buses	51	67 156 759	1 719 231	2.6	.2	X
0122	Motor homes, car trailers, and campers	22	64 180 146	1 001 487	1.6	.1	X

See footnotes at end of table.

Table 5. Manufacturers' Sales Branches and Offices by Kind of Business and Commodity Line: 1997—Con.

[Includes only establishments with payroll. For meaning of abbreviations and symbols, see introductory text. For explanation of terms, see Appendix A]

NAICS code and CL code	Kind of business and commodity line	Establishments handling commodity line		Commodity line sales			Sales coverage percent
		Number	Total sales (\$1,000)	Amount ¹ (\$1,000)	As percent of total sales of—		
					Establishments handling line	Establishments in NAICS industry ¹	
421	Wholesale trade, durable goods—Con.						
0130	Light trucks and vans (14,000 lb or less)	147	194 943 157	117 080 909	60.1	16.5	62.4
0131	New light trucks	145	194 931 037	113 009 857	58.0	16.0	X
0133	Vans and cargo vans (new and used)	61	102 304 466	4 067 488	4.0	.6	X
0140	Medium trucks and tractors (14,001 to 26,000 lb)	99	83 063 278	3 184 876	3.8	.5	X
0150	Heavy trucks and tractors (over 26,000 lb)	165	71 004 574	5 400 979	7.6	.8	77.9
0151	New heavy trucks (one piece)	92	69 464 192	4 044 375	5.8	.6	X
0152	New heavy truck tractors	18	550 989	192 359	34.9	Z	X
0153	New truck trailers	64	1 178 301	890 157	75.5	.1	X
0155	Used heavy trucks, tractors, and trailers	87	1 645 231	247 220	15.0	Z	X
0200	New and rebuilt automotive parts and supplies	1 004	52 617 470	27 235 783	51.8	3.8	26.3
0211	Batteries	218	1 411 323	1 249 473	88.5	.2	X
0212	Engines (complete)	107	5 005 233	2 164 118	43.2	.3	X
0213	Electrical engine parts (including ignition parts)	74	13 606 330	5 012 195	36.8	.7	X
0214	Brake parts (including fluid and all disk and drum parts)	112	10 600 050	994 909	9.4	.1	X
0215	Exhaust system parts	88	11 074 195	490 639	4.4	.1	X
0216	Glass	89	1 532 828	558 196	36.4	.1	X
0217	Hoses, belts, gaskets, and wiper blades	129	11 186 979	972 196	8.7	.1	X
0218	Filters (oil, air, gas, and transmission)	60	6 433 625	339 801	5.3	.3	X
0219	Engine parts, except electrical	154	14 690 284	2 049 362	14.0	.3	X
0221	Body parts and repair materials	51	9 427 437	3 042 293	32.3	.4	X
0222	Suspension parts (shocks, struts, balljoints, etc.)	98	12 897 332	1 698 843	13.2	.2	X
0223	Parts, n.e.c.	300	13 864 007	5 217 192	37.6	.7	X
0224	Accessories	466	11 821 456	1 483 742	12.6	.2	X
0240	Used automotive parts, accessories, and equipment	126	879 023	59 093	6.7	Z	X
0250	Petroleum products marketing equipment	17	299 979	133 772	44.6	Z	X
0300	Tires and tubes	226	10 409 318	9 878 252	94.9	1.4	48.1
0311	New tires and tubes	213	10 373 098	9 713 947	93.6	1.4	X
0312	Recapped and used tires and repair materials	84	294 613	163 844	55.6	Z	X
0400	Household and lawn furniture	96	1 640 079	1 551 328	94.6	.2	72.9
0411	Upholstered furniture	73	1 440 048	687 927	47.8	.1	X
0412	Sleep furniture and equipment	60	1 089 054	141 517	13.0	Z	X
0414	Other furniture (including sleep sofas)	70	1 046 328	705 731	67.4	.1	X
0420	Office and business furniture	182	5 992 825	5 511 725	92.0	.8	76.2
0421	New office furniture (wooden and metal)	175	5 717 716	5 442 000	95.2	.8	X
0500	Household china, glassware, crockery, and plastic housewares	21	1 675 664	520 220	31.0	.1	X
0520	Linens, domestics, curtains, and draperies	108	5 717 651	4 083 599	71.4	.6	53.4
0521	Bedspreads, blankets, and bedding	72	3 251 241	1 840 264	56.6	.3	X
0522	Curtains and draperies	30	737 292	179 439	24.3	Z	X
0523	Shades and blinds	28	521 953	206 034	39.5	Z	X
0524	Towels and washcloths	47	2 958 899	1 164 713	39.4	.2	X
0525	Other linens and domestics	20	2 296 181	585 092	25.5	.1	X
0530	Flooring and floor coverings	113	9 855 320	8 055 992	81.7	1.1	65.1
0531	Soft-surface (textile) floor coverings and accessories (including rugs, carpets, and pads)	94	9 158 893	7 302 872	79.7	1.0	X
0532	Hardwood flooring	13	98 524	47 681	48.4	Z	X
0533	Other hard-surface floor coverings and accessories (including tile and sheet goods)	21	1 795 220	694 962	38.7	.1	X
0540	Other home furnishings	95	3 767 750	989 357	26.3	.1	69.1
0541	Metal flatware and kitchen utensils	14	775 453	319 063	41.1	Z	X
0542	Mirrors, lamps, and picture frames	42	429 400	93 186	21.7	Z	X
0543	Home furnishings, n.e.c.	41	2 419 140	564 112	23.3	.1	X
0600	Lumber: rough, dressed, and finished	214	7 999 816	4 690 205	58.6	.7	69.8
0611	Dimensional lumber (non-treated)	192	7 696 554	4 106 709	53.4	.6	X
0612	Treated lumber	56	2 344 039	245 576	10.5	Z	X
0613	Boards	74	4 536 780	329 368	7.3	Z	X
0620	Plywood and millwork	558	9 407 729	5 124 136	54.5	.7	73.7
0621	Softwood plywood and oriented strand board (OSB)	129	5 905 835	1 678 446	28.4	.2	X
0622	Other panels products (including hardwood plywood, waterboard, and particleboard)	163	4 186 409	846 692	20.2	.1	X
0623	Gypsum, specialty boards, and treatments	71	814 340	168 815	20.7	Z	X
0624	Wood millwork (doors, windows, cabinets, etc.)	335	5 088 289	1 598 745	31.4	.2	X
0625	Metal millwork	123	2 026 629	526 194	26.0	.1	X
0626	Other millwork and wood siding (including trusses and wood roofing)	80	2 328 647	302 648	13.0	Z	X
0700	Brick, stone, tile, sand, block, cement, and gravel	772	5 956 033	5 805 076	97.5	.8	66.0
0711	Ready-mixed or transit-mixed concrete	19	139 968	40 031	28.6	Z	X
0712	Cement and lime	313	3 366 174	2 948 666	87.6	.4	X
0713	Sand, gravel, and crushed stone	144	767 680	339 847	44.3	Z	X
0714	Brick, block, tile, clay/cement sewer pipe, etc.	481	2 644 239	2 470 978	93.4	.3	X
0720	Roofing, siding, and insulation materials	314	6 331 634	3 201 278	50.6	.5	76.0
0721	Roofing, except wood	203	4 335 261	1 740 531	40.1	.2	X
0722	Siding, except wood	235	3 843 275	753 714	19.6	.1	X
0723	Insulation materials	163	4 065 304	700 885	17.2	.1	X
0730	Flat glass and other construction glass (excluding automotive)	192	1 531 426	760 530	49.7	.1	X
0740	Other construction materials	448	3 892 777	1 323 467	34.0	.2	74.9
0741	Rain-carrying equipment (down spouts, gutters, etc.)	134	1 231 885	95 047	7.7	Z	X
0744	Construction materials, n.e.c. (including wire fence and construction paper)	323	2 699 000	1 223 918	45.3	.2	X
0800	Photographic equipment and supplies (excluding video)	79	8 300 733	6 969 904	84.0	1.0	56.2
0811	Still picture photographic equipment	43	7 192 737	524 307	7.3	.1	X
0812	Motion picture photographic equipment	7	3 607 383	15 681	.4	Z	X
0813	Photographic film	56	7 800 713	4 016 765	51.5	.6	X
0814	Developing supplies (excluding film)	54	7 257 604	1 811 507	25.0	.3	X
0815	Other photographic equipment and supplies	61	7 495 174	585 691	7.8	.1	X

See footnotes at end of table.

Table 5. Manufacturers' Sales Branches and Offices by Kind of Business and Commodity Line: 1997—Con.

[Includes only establishments with payroll. For meaning of abbreviations and symbols, see introductory text. For explanation of terms, see Appendix A]

NAICS code and CL code	Kind of business and commodity line	Establishments handling commodity line		Commodity line sales			Sales coverage percent
		Number	Total sales (\$1,000)	Amount ¹ (\$1,000)	As percent of total sales of—		
					Establishments handling line	Establishments in NAICS industry ¹	
421	Wholesale trade, durable goods—Con.						
0900	Office equipment	663	30 597 410	4 749 492	15.5	.7	60.3
0911	Typewriters and dedicated word processors	20	156 924	40 164	25.6	Z	X
0912	Calculators and accounting machines	8	12 873 696	130 026	1.0	Z	X
0913	Copying machines and equipment	348	8 053 410	3 457 402	42.9	.5	X
0914	Dictating, transcribing, and recording machines	133	185 831	191 759	100.0	Z	X
0915	Mailing, letter handling, and addressing machines	157	2 277 912	785 742	34.5	.1	X
0920	New computer equipment	1 930	82 881 729	57 678 495	69.6	8.2	63.5
0921	Computers	1 403	67 850 643	39 801 288	58.7	5.6	X
0922	Computer storage devices	825	54 960 143	6 917 481	12.6	1.0	X
0923	Computer printers	773	45 853 852	6 958 283	15.2	1.0	X
0924	Other computer peripheral equipment	665	31 522 409	3 977 497	12.6	.6	X
0930	Used computer equipment	50	469 325	53 232	11.3	Z	X
0950	Computer software (packaged)	841	40 182 555	6 513 073	16.2	.9	X
0960	Restaurant and hotel equipment and supplies	40	653 697	407 954	62.4	.1	X
0970	Store machines and equipment	367	20 989 453	1 131 128	5.4	.2	1.1
0971	Vending machines	33	253 768	240 467	94.8	Z	X
0972	Other store machines and equipment	60	341 368	279 167	81.8	Z	X
1000	Medical, hospital, and surgical supplies	453	18 691 418	17 908 189	95.8	2.5	74.2
1011	Surgical and medical instruments and equipment	292	12 760 310	10 862 840	85.1	1.5	X
1012	Orthopedic, and prosthetic appliances and supplies	18	1 893 188	1 275 884	67.4	.2	X
1013	Other surgical, medical, and hospital supplies	177	6 824 146	5 767 520	84.5	.8	X
1020	Dental supplies	28	1 241 769	266 525	21.5	Z	76.7
1022	Instruments and other supplies	27	1 100 865	246 804	22.4	Z	X
1030	Optical and ophthalmic goods	68	899 518	858 391	95.4	.1	61.9
1031	Ophthalmic goods	55	621 604	581 651	93.6	.1	X
1033	Optometric equipment and supplies	10	142 525	92 582	65.0	Z	X
1034	Optical goods, n.e.c. (excluding cameras)	10	200 088	156 136	78.0	Z	X
1040	Religious and school supplies	11	214 350	211 048	98.5	Z	3.2
1041	Religious supplies	9	211 078	210 991	100.0	Z	X
1050	Other professional equipment and supplies	136	4 214 081	1 311 531	31.1	.2	77.9
1051	Architects' equipment and supplies	6	14 625	2 196	15.0	Z	X
1052	Drafting instruments	6	14 625	730	5.0	Z	X
1053	Engineers' equipment and supplies	8	96 272	43 566	45.3	Z	X
1054	Laboratory equipment	37	821 578	293 631	35.7	Z	X
1055	Scientific instruments	83	2 524 275	648 452	25.7	.1	X
1056	Veterinarians' equipment and supplies	9	937 063	53 744	5.7	Z	X
1057	Professional equipment and supplies, n.e.c.	33	714 713	269 205	37.7	Z	X
1100	Iron and steel products (semifinished)	154	3 999 148	1 749 435	43.7	.2	65.8
1111	Sheet bars and tin plate bars	47	338 561	222 715	65.8	Z	X
1113	Rough castings and foundry products	54	1 016 338	627 247	61.7	.1	X
1114	Forgings	18	1 286 579	359 889	28.0	.1	X
1116	Other semifinished iron and steel products	44	1 294 644	537 980	41.6	.1	X
1120	Flat iron and steel products	265	21 276 896	19 456 468	91.4	2.8	69.7
1121	Plates	72	4 876 093	1 314 808	27.0	.2	X
1122	Strips (hot-rolled and cold-rolled)	44	1 814 355	1 006 074	55.5	.1	X
1123	Sheets (cold-rolled)	111	17 730 731	4 587 679	25.9	.6	X
1124	Sheets (hot-rolled)	115	17 386 029	4 342 333	25.0	.6	X
1126	Sheets (galvanized and coated)	115	17 737 104	7 235 633	40.8	1.0	X
1127	Tin plate and terneplate	28	8 818 727	245 330	2.8	Z	X
1128	Fabricated and structural plate products	63	1 443 908	78 302	5.4	Z	X
1129	Other flat iron and steel products	53	8 510 386	618 083	7.3	.1	X
1140	Iron and steel wire and wire products	191	4 405 790	1 436 260	32.6	.2	31.0
1141	Wire (plain, coated, barbed, and twisted)	36	1 652 982	290 910	17.6	Z	X
1143	Wire rope, strand, strapping, reinforcement mesh, and bale ties	92	1 098 794	664 712	60.5	.1	X
1150	Iron and steel pipe and tubing	258	6 127 646	3 080 709	50.3	.4	66.9
1152	Tubing	68	2 393 079	452 813	18.9	.1	X
1153	Standard steel pipe	52	2 150 852	1 660 201	77.2	.2	X
1154	Other steel pipe	109	2 423 588	709 141	29.3	.2	X
1160	Other iron and steel products	210	5 521 919	2 455 835	44.5	.3	67.7
1162	Bars (excluding reinforcement bars) and bar-size shapes: hot-rolled	35	2 972 485	822 339	27.7	.1	X
1163	Bars and bar-size shapes: cold finished	31	465 385	196 189	42.2	Z	X
1164	Concrete reinforcement bars	25	693 114	427 977	61.7	.1	X
1165	Structural shapes (excluding bar-size shapes)	48	920 939	162 384	17.6	Z	X
1167	Finished products, n.e.c.	107	1 101 692	840 922	76.3	.1	X
1170	Alloy steel	120	3 765 489	1 267 111	33.7	.2	71.3
1171	Bars, hot-rolled or cold-finished	97	3 237 832	654 210	20.2	.1	X
1173	Pipe, tubing, and plates	18	1 587 243	319 548	20.1	Z	X
1175	Other alloy steel	48	1 016 974	293 353	28.8	Z	X
1180	Stainless steel	170	3 191 951	1 741 639	54.6	.2	78.0
1181	Plates	62	1 448 090	287 427	19.8	Z	X
1182	Strip	33	911 294	196 238	21.5	Z	X
1183	Sheets	68	1 566 510	373 494	23.8	.1	X
1184	Bars and bar-size shapes	99	2 041 768	557 689	27.3	.1	X
1185	Other stainless steel (including tubing)	98	2 252 952	326 791	14.5	Z	X
1200	Copper and brass	95	4 078 702	2 597 412	63.7	.4	75.7
1211	Copper wire mill products (structural only)	11	1 519 983	810 434	53.3	Z	X
1212	Flat products (sheets, strips, and plates)	54	1 423 191	844 128	59.3	.1	X
1213	Tubular products (pipes and tubes)	58	1 571 274	691 005	44.0	.1	X
1214	Rod, nonelectrical wire, extruded shapes, etc.	51	2 685 889	251 845	9.4	Z	X

See footnotes at end of table.

Table 5. Manufacturers' Sales Branches and Offices by Kind of Business and Commodity Line: 1997—Con.

[Includes only establishments with payroll. For meaning of abbreviations and symbols, see introductory text. For explanation of terms, see Appendix A]

NAICS code and CL code	Kind of business and commodity line	Establishments handling commodity line		Commodity line sales			Sales coverage percent
		Number	Total sales (\$1,000)	Amount ¹ (\$1,000)	As percent of total sales of—		
					Establishments handling line	Establishments in NAICS industry ¹	
421	Wholesale trade, durable goods—Con.						
1220	Aluminum shapes, forms, etc.	272	8 623 517	5 088 779	59.0	.7	71.3
1221	Plates (.250 inch and over)	122	3 488 469	941 835	27.0	.1	X
1222	Sheets and coils (.006 to .249 inch)	124	4 232 383	1 948 237	46.0	.3	X
1223	Rods, bars, and wires: rolled or extruded (rounds, hexes, squares, and rectangles)	141	5 912 976	1 783 967	30.2	.3	X
1224	Pipe and tubing (including hollow bar, square, and rectangular tubing)	101	4 256 760	268 164	6.3	Z	X
1225	Foils	20	905 466	102 931	11.4	Z	X
1230	Other nonferrous metals (magnesium, nickel, tin, lead, zinc, etc., except precious)	68	2 531 445	1 714 273	67.7	.2	X
1300	Coal and coke	34	3 777 247	3 733 307	98.8	.5	78.3
1311	Coal	28	3 342 417	3 315 179	99.2	.5	X
1312	Coke	7	434 830	418 128	96.2	.1	X
1320	Minerals and ores (excluding coal, precious stones, and crude oil)	9	991 851	975 267	98.3	.1	X
1400	Electrical apparatus and equipment	2 089	42 227 939	25 653 177	60.7	3.6	47.2
1411	Power and distribution transformers	629	10 999 006	2 480 627	22.6	.4	X
1412	Switchgear and switchboard apparatus	523	6 993 292	2 174 470	31.1	.3	X
1413	Motors and generators (including motor-generator sets)	542	6 338 279	2 881 729	45.5	.4	X
1414	Conduit, raceway, and fittings	450	4 405 953	552 530	12.5	.1	X
1415	Electric bulbs (all types)	196	5 811 844	2 695 216	46.4	.4	X
1416	Interior wiring (excluding conduit)	299	3 659 140	880 895	24.1	.1	X
1417	Exterior wiring and cable (excluding conduit)	174	2 294 948	458 516	20.0	.1	X
1418	Lighting fixtures (residential and commercial)	220	2 590 114	751 648	29.0	.1	X
1419	Industrial controls	1 103	16 013 433	8 622 143	53.8	1.2	X
1421	Other electrical apparatus and equipment (including fuses and lightning rods)	790	14 369 842	3 510 783	24.4	.5	X
1500	Electrical appliances, household	148	12 241 139	9 713 743	79.4	1.4	55.9
1512	Radios, stereos, and CD players	12	504 617	430 420	85.3	.1	X
1514	Electrical household ranges and ovens	85	7 893 122	2 204 229	27.9	.3	X
1515	Refrigerators and freezers, household	86	8 103 833	2 425 130	29.9	.3	X
1516	Household laundry equipment	81	8 010 386	1 945 924	24.3	.3	X
1517	Vacuum cleaners and sewing machines, household	29	855 967	715 844	83.6	.3	X
1518	Other electrical household appliances (including fans, dishwashers, etc.)	100	8 381 527	1 545 181	18.4	.2	X
1600	Electronic parts and equipment, except communication	1 210	46 129 510	26 399 773	57.2	3.7	39.8
1612	Integrated circuits	421	13 254 724	9 141 170	69.0	1.3	X
1613	Capacitors and resistors	149	5 255 265	649 071	12.4	.1	X
1615	Discrete semiconductors, etc.	253	16 107 884	7 701 926	47.8	1.1	X
1616	Electronic connectors and other passive electronic parts	267	6 293 285	3 601 009	57.2	.5	X
1618	Electronic parts and equipment, n.e.c.	415	9 821 828	5 185 633	52.8	.7	X
1650	Communication equipment and supplies	2 276	71 352 182	47 307 534	66.3	6.7	41.3
1651	Telephones	1 374	13 099 223	6 900 034	52.7	1.0	X
1652	Other electronic communication equipment	1 893	45 242 805	26 541 958	58.7	3.8	X
1653	Other electrical communication equipment	385	27 052 430	13 452 546	49.7	1.9	X
1700	Hardware	464	11 474 159	7 266 164	63.3	1.0	45.4
1711	Hand tools (including power driven)	253	7 437 871	4 684 370	63.0	.7	X
1712	Bolts, nuts, rivets, and fasteners	118	1 562 232	902 086	57.7	.1	X
1713	Cutlery	82	3 534 985	1 485 778	42.0	.2	X
1800	Plumbing and heating equipment and supplies (hydronics)	259	4 579 386	3 724 155	81.3	.5	71.8
1811	Plastic pipe fittings and valves (excluding pipe and tubing)	75	623 044	97 539	15.7	Z	X
1812	Metal pipe fittings and valves (excluding pipe and tubing)	168	2 995 270	1 101 810	36.8	.2	X
1813	Plumbing fixtures	138	3 227 902	1 989 505	61.6	.3	X
1814	Furnaces, stoves, water heaters (except electric and warm air)	42	206 789	19 246	9.3	Z	X
1815	Boilers, radiators, and convectors	35	279 580	213 460	76.4	Z	X
1818	Other plumbing and heating equipment and supplies	126	2 397 912	267 708	11.2	Z	X
1900	Warm air heating and air-conditioning equipment and supplies	316	7 140 988	3 279 432	45.9	.5	44.0
1911	Furnaces (warm air)	55	1 423 323	355 194	25.0	.1	X
1912	Central air-conditioning (residential and commercial)	182	3 186 916	1 766 677	55.4	.3	X
1914	Heat pumps (residential and commercial)	42	1 370 842	124 444	9.1	Z	X
1916	Air cleaning and filtration systems	131	1 946 565	382 069	19.6	.1	X
1917	Compressors for air-conditioners	112	1 668 439	86 266	5.2	Z	X
1918	Condensing units for air-conditioners	99	2 576 209	364 939	14.2	.1	X
1919	Registers, grills, pre-formed ductwork (excluding sheet metal), and duct insulation	92	1 454 861	75 258	5.2	Z	X
2000	Refrigeration equipment and supplies	120	2 007 386	1 070 904	53.3	.2	69.5
2011	Commercial refrigerators (reach-in and walk-in)	24	807 595	415 843	51.5	.1	X
2012	Unit coolers for commercial refrigerators	52	1 212 299	107 099	8.8	Z	X
2013	Condensing units for commercial refrigerators	37	852 082	58 240	6.8	Z	X
2014	Refrigerants	7	31 728	5 151	16.2	Z	X
2015	Other refrigeration equipment and supplies	74	1 317 058	481 192	36.5	.1	X
2100	Construction and mining machinery and equipment (including parts and attachments)	325	12 496 983	11 287 159	90.3	1.6	54.5
2111	New off-highway wheel and track-laying tractors	69	7 397 702	2 000 454	27.0	.3	X
2112	New power cranes, draglines, and shovels	25	672 353	262 731	39.1	Z	X
2113	New mixers, pavers, and related equipment	65	6 343 529	276 391	4.4	Z	X
2114	New tractor shovel loaders	30	5 784 194	615 979	10.6	.1	X
2115	New graders, rollers, and off-highway trucks	76	6 242 636	1 083 782	17.4	.2	X
2116	New mining machinery	89	1 438 742	382 252	26.6	.1	X
2117	Other new construction and mining, logging, and road maintenance machinery, equipment, and parts	215	9 859 166	6 418 821	65.1	.9	X
2118	Used construction and mining machinery and equipment	101	1 500 096	187 269	12.5	Z	X
2200	Farm machinery, equipment, and parts	157	29 807 281	6 446 417	21.6	.9	15.8
2211	New tractors (farm)	39	7 400 965	2 688 482	36.3	.4	X
2212	New harvesting machinery	51	7 432 152	1 556 245	20.9	.2	X
2213	New land preparation, planting, and cultivating machinery	41	7 520 339	708 852	9.4	.1	X
2215	New irrigation equipment	16	229 666	166 075	72.3	Z	X
2216	Other new farm machinery and equipment	102	9 001 093	891 345	9.9	.1	X
2218	Used farm machinery and equipment	27	1 367 315	29 305	2.1	Z	X

See footnotes at end of table.

Table 5. Manufacturers' Sales Branches and Offices by Kind of Business and Commodity Line: 1997—Con.

[Includes only establishments with payroll. For meaning of abbreviations and symbols, see introductory text. For explanation of terms, see Appendix A]

NAICS code and CL code	Kind of business and commodity line	Establishments handling commodity line		Commodity line sales			Sales coverage percent
		Number	Total sales (\$1,000)	Amount ¹ (\$1,000)	As percent of total sales of—		
					Establishments handling line	Establishments in NAICS industry ¹	
421	Wholesale trade, durable goods—Con.						
2220	Garden machinery, equipment, and parts	38	6 660 444	1 515 454	22.8	.2	75.7
2221	New power lawn mowers	26	5 692 843	509 975	9.0	.1	X
2222	Other new lawn and garden machinery and equipment	32	6 592 747	999 607	15.2	.1	X
2223	Used garden machinery and equipment	10	240 911	5 470	2.3		X
2230	Food-processing machinery, equipment, and parts	43	454 817	320 102	70.4	Z	75.2
2231	New commercial food-processing machinery (slicers, choppers, baking, etc.)	22	282 201	188 501	66.8	Z	X
2232	New packing, packaging, and bottling equipment	25	210 541	131 261	62.3	Z	X
2300	Hydraulic and pneumatic (fluid-power) pumps, motors, and parts	227	1 768 616	1 134 083	64.1	.2	74.6
2311	Pumps	175	1 258 773	871 871	69.3	.1	X
2312	Motors	54	450 599	70 516	15.6	Z	X
2313	Parts for pumps and motors	118	811 354	191 694	23.6	Z	X
2320	General-purpose industrial machinery, equipment, and parts	1 168	18 870 316	7 727 904	41.0	1.1	37.2
2321	New pumps, compressors (air or gas), and equipment	281	3 165 984	1 968 936	62.2	.3	X
2323	New diesel engines (excluding automotive)	16	120 581	55 977	46.4	Z	X
2326	New controlling, recording, and indicating instruments and access	342	5 284 726	2 727 145	51.6	.4	X
2327	All other new general-purpose industrial machinery and equipment	390	3 760 009	1 972 621	52.5	.3	X
2328	Used general-purpose industrial machinery and equipment	36	815 463	38 368	4.7	Z	X
2330	Metalworking machinery, equipment, and parts	142	2 491 431	2 269 524	91.1	.3	X
2340	Materials handling machinery, equipment, and parts	355	5 001 512	2 404 668	48.1	.3	33.1
2341	New conveying equipment	185	1 960 735	862 212	44.0	.1	X
2342	New hoists, cranes, and monorails	64	995 943	184 340	18.5	Z	X
2343	New forklift trucks	62	1 574 215	1 022 631	65.0	.1	X
2345	Used materials handling machinery, equipment, and parts	53	1 531 930	172 116	11.2	Z	X
2350	Oil well, oil refinery, and pipeline machinery, equipment, and supplies	638	3 317 062	2 818 955	85.0	.4	67.9
2351	New oil refining and pipeline machinery, equipment, and supplies	121	488 342	367 144	75.2	.1	X
2352	New oil field machinery, equipment, and supplies (including drilling bits)	503	2 588 416	2 329 460	90.0	.3	X
2353	Used oil well, oil refinery, and pipeline machinery, equipment, and supplies	71	279 401	89 165	31.9	Z	X
2360	Other industrial machinery, equipment, and parts	455	7 831 843	6 911 392	88.2	1.0	57.2
2362	New power plant machinery (excluding electrical)	8	90 462	24 562	27.2	Z	X
2363	New printing trades machinery, equipment, and supplies	176	3 294 162	3 061 028	92.9	.4	X
2364	New textile and sewing machinery and equipment	34	590 185	572 694	97.0	.1	X
2366	Other new industrial machinery and equipment	238	3 836 777	3 097 211	80.7	.4	X
2367	Used industrial machinery and equipment	22	500 955	67 437	13.5	Z	X
2370	Mechanical power transmission supplies	370	7 770 352	5 122 984	65.9	.7	74.6
2371	Bearings and bushings	220	5 186 636	3 774 032	72.8	.5	X
2372	Other mechanical power transmission supplies	271	4 733 321	1 348 509	28.5	.2	X
2380	Industrial valves and fittings (except fluid-power)	123	1 124 499	691 176	61.5	.1	X
2390	Hydraulic and pneumatic (fluid-power) valves	49	286 829	92 772	32.3	Z	76.6
2391	Hydraulic valves	41	222 144	43 928	19.8	Z	X
2392	Pneumatic valves	42	254 116	48 840	19.2	Z	X
2400	Hydraulic and pneumatic cylinders and rotary actuators	51	472 153	65 354	13.8	Z	29.3
2411	Hydraulic cylinders and rotary actuators	29	160 298	26 779	16.7	Z	X
2412	Pneumatic cylinders and rotary actuators	36	399 981	36 821	9.2	Z	X
2420	Hydraulic and pneumatic connectors and assemblies	76	1 068 022	690 947	64.7	.1	70.7
2421	Hydraulic and pneumatic connectors	67	848 941	509 493	60.0	.1	X
2422	Hydraulic and pneumatic assemblies	51	747 256	162 283	21.7	Z	X
2430	Fluid-power filters, components, accessories, and parts	50	374 784	72 749	19.4	Z	75.5
2431	Filters	36	252 744	37 994	15.0	Z	X
2432	Other fluid-power components, accessories, and parts, n.e.c.	37	274 687	34 268	12.5	Z	X
2440	Welding supplies (excluding gases)	251	1 555 215	370 209	23.8	.1	X
2450	Industrial containers and supplies	117	5 089 120	4 225 158	83.0	.6	27.9
2451	New and reconditioned drums and barrels	10	59 927	42 561	71.0	Z	X
2452	Bottles and bottlers' supplies	21	3 194 393	3 073 856	96.2	.4	X
2454	Other industrial containers and supplies	38	1 147 960	1 021 653	89.0	.1	X
2460	Other industrial supplies	522	15 457 602	12 566 877	81.3	1.8	54.1
2461	Printing and duplicating inks	101	3 670 580	3 212 221	87.5	.5	X
2462	Abrasives and abrasive materials	55	1 426 899	594 033	41.6	.1	X
2463	Nylon, polyester, and synthetic rubber	18	511 113	348 721	68.2	Z	X
2464	Mechanical rubber goods	45	1 060 973	841 805	79.3	.1	X
2465	Strapping and tape	39	879 953	658 711	74.9	.1	X
2466	Industrial supplies, n.e.c.	305	7 915 627	6 880 249	86.9	1.0	X
2520	Custodial (janitors') equipment and supplies	16	246 225	47 092	19.1	Z	4.0
2521	Custodial equipment—power equipment	12	39 925	4 017	10.1	Z	X
2523	Custodial supplies	12	39 925	31 751	79.5	Z	X
2530	Laundry and dry-cleaning equipment and supplies	27	2 174 972	893 664	41.1	.1	X
2540	Other service establishment equipment and supplies	141	1 106 550	1 089 886	98.5	.2	62.1
2541	Undertakers' equipment and supplies	122	964 287	955 897	99.1	.1	X
2542	Service establishment equipment and supplies, n.e.c.	19	142 263	133 989	94.2	Z	X
2600	Aircraft and aeronautical equipment and supplies	63	2 829 307	2 463 026	87.1	.3	70.7
2611	New aircraft	12	1 975 535	1 631 918	82.6	.2	X
2612	New aircraft engines and engine parts	25	427 099	236 860	55.5	Z	X
2613	Other new aircraft equipment and supplies	38	2 385 572	565 081	23.7	.1	X
2614	Used aircraft and aeronautical equipment and supplies	18	178 499	28 925	16.2	Z	X
2620	Marine machinery, equipment, and supplies	34	753 441	486 811	64.6	.1	64.3
2622	New marine propulsion machinery and equipment	19	435 292	289 482	66.5	Z	X
2623	New marine supplies	24	469 181	187 373	39.9	Z	X
2630	Other transportation equipment and supplies	9	254 899	138 078	54.2	Z	74.5
2631	New transportation equipment (excluding automotive)	9	254 899	131 812	51.7	Z	X

See footnotes at end of table.

Table 5. Manufacturers' Sales Branches and Offices by Kind of Business and Commodity Line: 1997—Con.

[Includes only establishments with payroll. For meaning of abbreviations and symbols, see introductory text. For explanation of terms, see Appendix A]

NAICS code and CL code	Kind of business and commodity line	Establishments handling commodity line		Commodity line sales			Sales coverage percent
		Number	Total sales (\$1,000)	Amount ¹ (\$1,000)	As percent of total sales of—		
					Establishments handling line	Establishments in NAICS industry ¹	
421	Wholesale trade, durable goods—Con.						
2700	Sporting and recreational goods and supplies	62	3 864 068	3 719 533	96.3	.5	56.0
2711	Ammunition, firearms, reloading equipment, archery supplies, shooting aids, and accessories	7	159 426	107 141	67.2	Z	X
2712	Bicycles and bicycle tires and tubes	7	513 469	510 413	99.4	.1	X
2714	Camping and fishing equipment and accessories	13	199 393	87 414	43.8	Z	X
2715	Athletic equipment and accessories	12	2 200 422	2 091 227	95.0	.3	X
2717	Marine pleasure craft, equipment, and accessories	12	933 002	796 295	85.3	.1	X
2718	Other sporting and recreational goods (go carts, bait, etc.)	13	114 803	114 057	99.4	Z	X
2800	Toys and hobby goods and supplies	27	1 253 284	1 114 275	88.9	.2	72.5
2812	Other toys and games (including fireworks and children's vehicles)	10	842 563	774 628	91.9	.1	X
2813	Crafts and craft supplies	7	160 625	8 019	5.0	Z	X
2814	Other hobby goods and accessories	6	334 860	327 156	97.7	Z	X
2900	Ferrous metal scrap	17	1 003 270	10 780	1.1	Z	X
2920	Nonferrous metal scrap	20	1 095 188	20 469	1.9	Z	5.6
2921	Aluminum scrap	10	434 348	11 470	2.6	Z	X
3000	Jewelry, diamonds, gem stones, and watches	47	567 873	505 752	89.1	.1	77.0
3011	Diamond jewelry and diamond jewelry where lapidary work was not performed at this location	15	14 270	12 344	86.5	Z	X
3013	Diamonds, diamond jewelry, gem stones, and pearl jewelry where lapidary work was performed at this location	8	298 081	107 339	36.0	Z	X
3015	Karat gold jewelry (rings, necklaces, etc.)	21	519 167	280 891	54.1	Z	X
3016	Other jewel., silverware, and plated ware (incl. jewel. where gemstones less than 50% of value, gold filled sterling, and costume jewel. and medallions)	18	332 425	37 913	11.4	Z	X
3030	Precious metals—gold, silver, and platinum including precious metal coins	9	109 211	109 211	100.0	Z	X
3120	Forest products, except lumber (including cordwood, hewn posts, poles, and ties)	13	299 309	48 157	16.1	Z	X
3130	Compact discs, prerecorded audio tapes, and phonograph records	80	6 807 893	5 745 141	84.4	.8	X
3140	Prerecorded video tapes	31	3 362 160	1 227 144	36.5	.2	X
3150	Other durable goods	23	437 183	378 040	86.5	.1	70.2
3151	Coin-operated games	10	237 642	231 700	97.5	Z	X
3154	Other durable goods, n.e.c.	8	26 596	7 172	27.0	Z	X
3160	Fire extinguishers and fire safety equipment	21	80 289	79 395	98.9	Z	X
3200	Printing and writing paper	16	12 884 391	142 484	1.1	Z	X
3300	Stationery, office supplies and greeting cards	225	7 081 899	1 249 451	17.6	.2	.1
3311	Business forms	108	565 805	46 427	8.2	Z	X
3313	Inked ribbons, carbon paper, pens and pencils	212	6 759 731	1 102 429	16.3	.2	X
3314	Toner and cartridges	108	565 805	46 427	8.2	Z	X
3400	Industrial and personal services paper and plastics	13	254 682	43 494	17.1	Z	X
3600	Piece goods, knit and woven	15	2 305 374	651 822	28.3	.1	X
3800	Men's and boys' wear	12	1 870 753	172 232	9.2	Z	X
3900	Women's and children's wear	6	1 824 517	223 152	12.2	Z	X
4860	Other grocery specialties	27	2 171 378	340 416	15.7	Z	12.7
4868	Grocery specialties, n.e.c.	26	2 169 659	340 415	15.7	Z	X
5300	Plastics materials and basic shapes	81	1 407 856	102 943	7.3	Z	5.4
5314	Other plastics materials and basic shapes	9	48 880	9 176	18.8	Z	X
5320	Industrial gases (welding, etc.)	230	446 125	97 356	21.8	Z	X
5330	Chemicals and allied products (excluding agricultural, plastics, gases, and petroleum)	168	5 711 895	977 726	17.1	.1	37.9
5331	Gasses, compressed and liquified, except L.P.	11	29 051	10 842	37.3	Z	X
5332	Alkalies and chlorine	9	579 990	55 980	9.7	Z	X
5335	Detergents and soaps	25	2 066 384	199 478	9.7	Z	X
5336	Sanitation chemicals, polishes, and waxes	16	1 486 394	143 499	9.7	Z	X
5341	Insecticides, nonagricultural	25	2 066 384	99 738	4.8	Z	X
5342	Adhesives, sealants, and glues	13	765 635	26 067	3.4	Z	X
5344	Other chemicals and allied products	25	364 583	20 547	5.6	Z	X
5400	Petroleum products	30	571 369	52 484	9.2	Z	39.8
5418	Lubricating oil and greases	24	438 687	45 746	10.4	Z	X
6000	Paint, paint supplies, and wallpaper	31	298 583	5 411	1.8	Z	X
6100	Books, periodicals, newspapers, and miscellaneous printed materials	9	562 067	182 308	32.4	Z	X
6150	Nondurable goods, n.e.c.	34	3 569 739	403 714	11.3	.1	X
9700	Service receipts and labor charges (including installed parts)	2 536	48 647 274	6 918 772	14.2	1.0	60.6
9701	Labor charges for repair work	1 931	30 481 085	4 370 548	14.3	.6	X
9702	Parts installed in repair work	1 089	23 551 298	947 566	4.0	.1	X
9703	Other service receipts and labor charges—Specify	860	20 877 904	1 573 034	7.5	.2	X
9720	Receipts for service contracts	1 161	24 496 983	2 595 254	10.6	.4	X
9740	Receipts for installing equipment	645	9 347 960	1 401 159	15.0	.2	X
9810	Miscellaneous commodities	950	42 318 365	4 490 094	10.6	.6	X
9930	Sales of integrated systems which you wrote or modified software	48	353 367	82 334	23.3	Z	X
9940	Rental and leasing receipts	1 038	38 558 190	2 337 470	6.1	.3	60.1
9941	Computer rental and leasing receipts	329	21 719 213	687 636	3.2	.1	X
9942	Photocopying machine rental	299	6 990 337	430 562	6.2	.1	X
9943	Other office machine rental receipts	164	2 182 700	931 043	42.7	.1	X
9950	Construction receipts	27	267 121	36 971	13.8	Z	X
9960	Custom software (designed to customer specifications)	227	2 848 019	121 179	4.3	Z	X
9980	Receipts for machine shop job work	14	202 724	46 523	22.9	Z	X

See footnotes at end of table.

Table 5. Manufacturers' Sales Branches and Offices by Kind of Business and Commodity Line: 1997—Con.

[Includes only establishments with payroll. For meaning of abbreviations and symbols, see introductory text. For explanation of terms, see Appendix A]

NAICS code and CL code	Kind of business and commodity line	Establishments handling commodity line		Commodity line sales			Sales coverage percent
		Number	Total sales (\$1,000)	Amount ¹ (\$1,000)	As percent of total sales of—		
					Establishments handling line	Establishments in NAICS industry ¹	
4211	Motor vehicle & motor vehicle parts & supplies whse	1 425	X	291 207 541	X	100.0	94.7
0100	New and used automobiles, motorcycles, etc.	219	248 447 042	124 572 599	50.1	42.8	79.5
0111	New automobiles	199	246 530 538	121 890 064	49.4	41.9	X
0113	Motorcycles	15	21 780 250	1 957 248	9.0	.7	X
0114	Motorscooters, mopeds, snowmobiles, and utility trailers	33	20 133 384	725 287	3.6	.2	X
0120	Buses, campers, and motor homes	51	67 156 759	2 720 722	4.1	.9	94.7
0121	Buses	51	67 156 759	1 719 231	2.6	.6	X
0122	Motor homes, car trailers, and campers	22	64 180 146	1 001 487	1.6	.3	X
0130	Light trucks and vans (14,000 lb or less)	147	194 943 157	117 080 909	60.1	40.2	75.4
0131	New light trucks	145	194 931 037	113 009 857	58.0	38.8	X
0133	Vans and cargo vans (new and used)	61	102 304 466	4 067 488	4.0	1.4	X
0140	Medium trucks and tractors (14,001 to 26,000 lb)	99	83 063 278	3 184 876	3.8	1.1	X
0150	Heavy trucks and tractors (over 26,000 lb)	160	70 929 027	5 397 204	7.6	1.9	94.3
0151	New heavy trucks (one piece)	92	69 464 192	4 044 375	5.8	1.4	X
0152	New heavy truck tractors	18	550 989	192 359	34.9	.1	X
0153	New truck trailers	64	1 178 301	890 157	75.5	.3	X
0155	Used heavy trucks, tractors, and trailers	87	1 645 231	247 220	15.0	.1	X
0200	New and rebuilt automotive parts and supplies	966	51 587 874	27 079 168	52.5	9.3	31.9
0211	Batteries	218	1 411 323	1 249 473	88.5	.4	X
0212	Engines (complete)	106	4 971 043	2 160 015	43.5	.7	X
0213	Electrical engine parts (including ignition parts)	74	13 606 330	5 012 195	36.8	1.7	X
0214	Brake parts (including fluid and all disk and drum parts)	111	10 597 944	994 446	9.4	.3	X
0215	Exhaust system parts	88	11 074 195	490 639	4.4	.2	X
0216	Glass	83	1 467 977	545 755	37.2	.2	X
0217	Hoses, belts, gaskets, and wiper blades	126	11 070 544	937 540	8.5	.3	X
0218	Filters (oil, air, gas, and transmission)	60	6 433 625	339 801	5.3	.1	X
0219	Engine parts, except electrical	151	14 436 737	2 025 737	14.0	.7	X
0221	Body parts and repair materials	51	9 427 437	3 042 293	32.3	1.0	X
0222	Suspension parts (shocks, struts, balljoints, etc.)	98	12 897 332	1 698 843	13.2	.6	X
0223	Parts, n.e.c.	299	13 855 563	5 213 900	37.6	1.8	X
0224	Accessories	466	11 821 456	1 483 742	12.6	.5	X
0240	Used automotive parts, accessories, and equipment	126	879 023	59 093	6.7	.7	X
0250	Petroleum products marketing equipment	17	299 979	133 772	44.6	Z	X
0300	Tires and tubes	225	10 398 089	9 877 791	95.0	3.4	58.3
0311	New tires and tubes	213	10 373 098	9 713 947	93.6	3.3	X
0312	Recapped and used tires and repair materials	84	294 613	163 844	55.6	.1	X
1400	Electrical apparatus and equipment	7	4 717 514	90 238	1.9	Z	X
1600	Electronic parts and equipment, except communication	7	178 392	7 077	4.0	Z	34.6
1618	Electronic parts and equipment, n.e.c.	6	175 277	7 016	4.0	Z	X
2200	Farm machinery, equipment, and parts	14	20 017 224	400 737	2.0	.1	X
2320	General-purpose industrial machinery, equipment, and parts	9	178 776	34 476	19.3	Z	X
2700	Sporting and recreational goods and supplies	8	82 698	8 972	10.8	Z	X
5330	Chemicals and allied products (excluding agricultural, plastics, gases, and petroleum)	20	285 161	8 863	3.1	Z	22.0
5344	Other chemicals and allied products	20	285 161	8 863	3.1	Z	X
5400	Petroleum products	20	148 734	2 199	1.5	Z	6.7
5418	Lubricating oil and greases	19	143 876	1 713	1.2	Z	X
9700	Service receipts and labor charges (including installed parts)	227	3 377 521	256 012	7.6	.1	88.5
9701	Labor charges for repair work	208	3 005 036	166 451	5.5	.1	X
9702	Parts installed in repair work	124	1 669 017	73 600	4.4	Z	X
9703	Other service receipts and labor charges—Specify	33	882 899	15 951	1.8	Z	X
9810	Miscellaneous commodities	17	2 077 085	154 179	7.4	.1	X
9940	Rental and leasing receipts	27	601 687	22 564	3.8	Z	X
9980	Receipts for machine shop job work	14	202 724	46 523	22.9	Z	X
42111	Automobile & other motor vehicle whse	380	X	255 902 304	X	100.0	97.0
0100	New and used automobiles, motorcycles, etc.	219	248 447 042	124 572 599	50.1	48.7	81.5
0111	New automobiles	199	246 530 538	121 890 064	49.4	47.6	X
0113	Motorcycles	15	21 780 250	1 957 248	9.0	.8	X
0114	Motorscooters, mopeds, snowmobiles, and utility trailers	33	20 133 384	725 287	3.6	.3	X
0120	Buses, campers, and motor homes	51	67 156 759	2 720 722	4.1	1.1	97.0
0121	Buses	51	67 156 759	1 719 231	2.6	.7	X
0122	Motor homes, car trailers, and campers	22	64 180 146	1 001 487	1.6	.4	X
0130	Light trucks and vans (14,000 lb or less)	147	194 943 157	117 080 909	60.1	45.8	77.3
0131	New light trucks	145	194 931 037	113 009 857	58.0	44.2	X
0133	Vans and cargo vans (new and used)	61	102 304 466	4 067 488	4.0	1.6	X
0140	Medium trucks and tractors (14,001 to 26,000 lb)	98	83 059 567	3 184 171	3.8	1.2	X
0150	Heavy trucks and tractors (over 26,000 lb)	160	70 929 027	5 397 204	7.6	2.1	96.6
0151	New heavy trucks (one piece)	92	69 464 192	4 044 375	5.8	1.6	X
0152	New heavy truck tractors	18	550 989	192 359	34.9	.1	X
0153	New truck trailers	64	1 178 301	890 157	75.5	.3	X
0155	Used heavy trucks, tractors, and trailers	87	1 645 231	247 220	15.0	.1	X
0200	New and rebuilt automotive parts and supplies	69	26 046 630	2 179 310	8.4	.9	.5
0212	Engines (complete)	21	91 384	17 665	19.3	Z	X
0215	Exhaust system parts	22	1 707 653	2 633	.2	Z	X
0218	Filters (oil, air, gas, and transmission)	22	1 707 653	9 857	.6	Z	X
0219	Engine parts, except electrical	22	1 707 653	16 825	1.0	Z	X
0222	Suspension parts (shocks, struts, balljoints, etc.)	23	1 719 755	15 014	.9	Z	X
0223	Parts, n.e.c.	23	1 744 195	157 201	9.0	.1	X
0224	Accessories	23	1 730 296	74 394	4.3	Z	X
0240	Used automotive parts, accessories, and equipment	27	482 484	50 628	10.5	Z	X
2200	Farm machinery, equipment, and parts	13	19 997 570	399 950	2.0	.2	X

See footnotes at end of table.

Table 5. Manufacturers' Sales Branches and Offices by Kind of Business and Commodity Line: 1997—Con.

[Includes only establishments with payroll. For meaning of abbreviations and symbols, see introductory text. For explanation of terms, see Appendix A]

NAICS code and CL code	Kind of business and commodity line	Establishments handling commodity line		Commodity line sales			Sales coverage percent
		Number	Total sales (\$1,000)	Amount ¹ (\$1,000)	As percent of total sales of—		
					Establishments handling line	Establishments in NAICS industry ¹	
42111	Automobile & other motor vehicle whsle—Con.						
9700	Service receipts and labor charges (including installed parts)	102	2 677 135	162 001	6.1	.1	95.5
9701	Labor charges for repair work	89	2 412 103	115 349	4.8	Z	X
9702	Parts installed in repair work	46	1 146 429	38 490	3.4	Z	X
9703	Other service receipts and labor charges—Specify	24	693 816	8 161	1.2	Z	X
9940	Rental and leasing receipts	27	601 687	22 564	3.8	Z	X
421110	Automobile & other motor vehicle whsle	380	X	255 902 304	X	100.0	97.0
	New and used automobiles, motorcycles, etc.	219	248 447 042	124 572 599	50.1	48.7	81.5
0111	New automobiles	199	246 530 538	121 890 064	49.4	47.6	X
0113	Motorcycles	15	21 780 250	1 957 248	9.0	.8	X
0114	Motorscooters, mopeds, snowmobiles, and utility trailers	33	20 133 384	725 287	3.6	.3	X
0120	Buses, campers, and motor homes	51	67 156 759	2 720 722	4.1	1.1	97.0
0121	Buses	51	67 156 759	1 719 231	2.6	.7	X
0122	Motor homes, car trailers, and campers	22	64 180 146	1 001 487	1.6	.4	X
0130	Light trucks and vans (14,000 lb or less)	147	194 943 157	117 080 909	60.1	45.8	77.3
0131	New light trucks	145	194 931 037	113 009 857	58.0	44.2	X
0133	Vans and cargo vans (new and used)	61	102 304 466	4 067 488	4.0	1.6	X
0140	Medium trucks and tractors (14,001 to 26,000 lb)	98	83 059 567	3 184 171	3.8	1.2	X
0150	Heavy trucks and tractors (over 26,000 lb)	160	70 929 027	5 397 204	7.6	2.1	96.6
0151	New heavy trucks (one piece)	92	69 464 192	4 044 375	5.8	1.6	X
0152	New heavy truck tractors	18	550 989	192 359	34.9	.1	X
0153	New truck trailers	64	1 178 301	890 157	75.5	.3	X
0155	Used heavy trucks, tractors, and trailers	87	1 645 231	247 220	15.0	.1	X
0200	New and rebuilt automotive parts and supplies	69	26 046 630	2 179 310	8.4	.9	.5
0212	Engines (complete)	21	91 384	17 665	19.3	Z	X
0215	Exhaust system parts	22	1 707 653	2 633	.2	Z	X
0218	Filters (oil, air, gas, and transmission)	22	1 707 653	9 857	.6	Z	X
0219	Engine parts, except electrical	22	1 707 653	16 825	1.0	Z	X
0222	Suspension parts (shocks, struts, balljoints, etc.)	23	1 719 755	15 014	.9	Z	X
0223	Parts, n.e.c.	23	1 744 195	157 201	9.0	.1	X
0224	Accessories	23	1 730 296	74 394	4.3	Z	X
0240	Used automotive parts, accessories, and equipment	27	482 484	50 628	10.5	Z	X
2200	Farm machinery, equipment, and parts	13	19 997 570	399 950	2.0	.2	X
9700	Service receipts and labor charges (including installed parts)	102	2 677 135	162 001	6.1	.1	95.5
9701	Labor charges for repair work	89	2 412 103	115 349	4.8	Z	X
9702	Parts installed in repair work	46	1 146 429	38 490	3.4	Z	X
9703	Other service receipts and labor charges—Specify	24	693 816	8 161	1.2	Z	X
9940	Rental and leasing receipts	27	601 687	22 564	3.8	Z	X
4211101	Automobile & motorcycle whsle	124	X	95 851 919	X	100.0	97.2
0100	New and used automobiles, motorcycles, etc.	124	95 851 919	78 894 343	82.3	82.3	97.2
0111	New automobiles	104	93 935 415	76 211 808	81.1	79.5	X
0113	Motorcycles	15	21 780 250	1 957 248	9.0	2.0	X
0114	Motorscooters, mopeds, snowmobiles, and utility trailers	33	20 133 384	725 287	3.6	.8	X
0130	Light trucks and vans (14,000 lb or less)	46	42 224 148	14 168 012	33.6	14.8	97.2
0131	New light trucks	46	42 224 148	12 846 195	30.4	13.4	X
0133	Vans and cargo vans (new and used)	23	21 843 103	1 321 817	6.1	1.4	X
0140	Medium trucks and tractors (14,001 to 26,000 lb)	22	18 614 891	372 299	2.0	.4	X
0200	New and rebuilt automotive parts and supplies	22	24 185 220	1 882 814	7.8	2.0	X
2200	Farm machinery, equipment, and parts	13	19 997 570	399 950	2.0	.4	X
9700	Service receipts and labor charges (including installed parts)	10	88 340	1 037	1.2	Z	97.2
9701	Labor charges for repair work	9	73 117	885	1.2	Z	X
9940	Rental and leasing receipts	15	117 822	3 193	2.7	Z	X
4211102	Bus & recreational vehicle whsle	14	X	D	X	D	D
0120	Buses, campers, and motor homes	14	D	D	D	D	D
0121	Buses	14	D	D	D	D	D
9700	Service receipts and labor charges (including installed parts)	10	D	D	D	D	D
9701	Labor charges for repair work	6	D	D	D	D	X
9702	Parts installed in repair work	10	D	D	D	D	X
9703	Other service receipts and labor charges—Specify	6	D	D	D	D	X
4211103	Light truck & van (14,000 lb or less) whsle	99	X	152 661 486	X	100.0	97.8
0100	New and used automobiles, motorcycles, etc.	94	152 575 066	45 674 243	29.9	29.9	72.4
0111	New automobiles	94	152 575 066	45 674 243	29.9	29.9	X
0120	Buses, campers, and motor homes	20	64 146 303	1 861 219	2.9	1.2	97.8
0121	Buses	20	64 146 303	860 064	1.3	.6	X
0122	Motor homes, car trailers, and campers	20	64 146 303	1 001 151	1.6	.7	X
0130	Light trucks and vans (14,000 lb or less)	99	152 661 486	102 895 638	67.4	67.4	72.4
0131	New light trucks	97	152 649 366	100 149 281	65.6	65.6	X
0133	Vans and cargo vans (new and used)	38	80 461 363	2 745 671	3.4	1.8	X
0140	Medium trucks and tractors (14,001 to 26,000 lb)	19	61 281 253	1 585 398	2.6	1.0	X
0150	Heavy trucks and tractors (over 26,000 lb)	20	64 146 303	642 032	1.0	.4	97.8
0151	New heavy trucks (one piece)	20	64 146 303	642 032	1.0	.4	X
4211104	Medium truck & tractor (14,001 lb to 26,000 lb) whsle	20	X	D	X	D	D
0120	Buses, campers, and motor homes	6	D	D	D	D	X
0140	Medium trucks and tractors (14,001 to 26,000 lb)	20	D	D	D	D	X
0150	Heavy trucks and tractors (over 26,000 lb)	17	D	D	D	D	X
0200	New and rebuilt automotive parts and supplies	6	D	D	D	D	X
9700	Service receipts and labor charges (including installed parts)	6	D	D	D	D	X

See footnotes at end of table.

Table 5. Manufacturers' Sales Branches and Offices by Kind of Business and Commodity Line: 1997—Con.

[Includes only establishments with payroll. For meaning of abbreviations and symbols, see introductory text. For explanation of terms, see Appendix A]

NAICS code and CL code	Kind of business and commodity line	Establishments handling commodity line		Commodity line sales			Sales coverage percent
		Number	Total sales (\$1,000)	Amount ¹ (\$1,000)	As percent of total sales of—		
					Establishments handling line	Establishments in NAICS industry ¹	
4211105	Heavy truck & tractor (over 26,000 lb) whsle	123	X	D	X	D	D
0120	Buses, campers, and motor homes	11	D	D	D	D	D
0121	Buses	11	D	D	D	D	X
0140	Medium trucks and tractors (14,001 to 26,000 lb)	35	D	D	D	D	X
0150	Heavy trucks and tractors (over 26,000 lb)	123	D	D	D	D	D
0151	New heavy trucks (one piece)	56	D	D	D	D	X
0152	New heavy truck tractors	16	D	D	D	D	X
0153	New truck trailers	64	D	D	D	D	X
0155	Used heavy trucks, tractors, and trailers	85	D	D	D	D	X
0200	New and rebuilt automotive parts and supplies	39	D	D	D	D	D
0212	Engines (complete)	19	D	D	D	D	X
0215	Exhaust system parts	20	D	D	D	D	X
0218	Filters (oil, air, gas, and transmission)	20	D	D	D	D	X
0219	Engine parts, except electrical	20	D	D	D	D	X
0222	Suspension parts (shocks, struts, balljoints, etc.)	20	D	D	D	D	X
0223	Parts, n.e.c.	20	D	D	D	D	X
0224	Accessories	20	D	D	D	D	X
0240	Used automotive parts, accessories, and equipment	27	D	D	D	D	X
9700	Service receipts and labor charges (including installed parts)	75	D	D	D	D	D
9701	Labor charges for repair work	68	D	D	D	D	X
9702	Parts installed in repair work	30	D	D	D	D	X
9703	Other service receipts and labor charges—Specify	15	D	D	D	D	X
42112	Motor vehicle supplies & new parts whsle	895	X	25 607 316	X	100.0	76.0
0200	New and rebuilt automotive parts and supplies	884	25 465 365	24 895 793	97.8	97.2	57.7
0211	Batteries	218	1 411 323	1 249 473	88.5	4.9	X
0212	Engines (complete)	85	4 879 659	2 142 350	43.9	8.4	X
0213	Electrical engine parts (including ignition parts)	73	13 595 923	5 011 775	36.9	19.6	X
0214	Brake parts (including fluid and all disk and drum parts)	109	10 586 473	993 952	9.4	3.9	X
0215	Exhaust system parts	67	9 366 542	488 006	5.2	1.9	X
0216	Glass	83	1 467 977	545 755	37.2	2.1	X
0217	Hoses, belts, gaskets, and wiper blades	125	11 060 137	937 434	8.5	3.7	X
0218	Filters (oil, air, gas, and transmission)	37	4 724 908	329 916	7.0	1.3	X
0219	Engine parts, except electrical	129	12 729 084	2 008 912	15.8	7.8	X
0221	Body parts and repair materials	51	9 427 437	3 042 293	32.3	11.9	X
0222	Suspension parts (shocks, struts, balljoints, etc.)	75	11 177 577	1 683 829	15.1	6.6	X
0223	Parts, n.e.c.	263	12 035 489	5 054 507	42.0	19.7	X
0224	Accessories	441	10 085 303	1 407 592	14.0	5.5	X
0240	Used automotive parts, accessories, and equipment	96	297 569	6 505	2.2	Z	X
0250	Petroleum products marketing equipment	15	192 981	133 253	69.1	.5	X
0300	Tires and tubes	75	700 168	214 959	30.7	.8	21.1
0311	New tires and tubes	75	700 168	214 959	30.7	.8	X
1400	Electrical apparatus and equipment	6	2 951 360	54 916	1.9	.2	X
1600	Electronic parts and equipment, except communication	7	178 392	7 077	4.0	Z	27.8
1618	Electronic parts and equipment, n.e.c.	6	175 277	7 016	4.0	Z	X
2320	General-purpose industrial machinery, equipment, and parts	8	173 918	33 018	19.0	.1	X
5330	Chemicals and allied products (excluding agricultural, plastics, gases, and petroleum)	20	285 161	8 863	3.1	Z	17.6
5344	Other chemicals and allied products	20	285 161	8 863	3.1	Z	X
5400	Petroleum products	18	142 003	1 620	1.1	Z	4.7
5418	Lubricating oil and greases	18	142 003	1 620	1.1	Z	X
9700	Service receipts and labor charges (including installed parts)	31	455 334	65 808	14.5	.3	75.3
9701	Labor charges for repair work	25	347 881	33 185	9.5	.1	X
9702	Parts installed in repair work	28	371 071	24 824	6.7	.1	X
9703	Other service receipts and labor charges—Specify	8	189 083	7 790	4.1	Z	X
9810	Miscellaneous commodities	8	253 542	64 797	25.6	.3	X
9980	Receipts for machine shop job work	11	176 238	46 433	26.3	.2	X
421120	Motor vehicle supplies & new parts whsle	895	X	25 607 316	X	100.0	76.0
0200	New and rebuilt automotive parts and supplies	884	25 465 365	24 895 793	97.8	97.2	57.7
0211	Batteries	218	1 411 323	1 249 473	88.5	4.9	X
0212	Engines (complete)	85	4 879 659	2 142 350	43.9	8.4	X
0213	Electrical engine parts (including ignition parts)	73	13 595 923	5 011 775	36.9	19.6	X
0214	Brake parts (including fluid and all disk and drum parts)	109	10 586 473	993 952	9.4	3.9	X
0215	Exhaust system parts	67	9 366 542	488 006	5.2	1.9	X
0216	Glass	83	1 467 977	545 755	37.2	2.1	X
0217	Hoses, belts, gaskets, and wiper blades	125	11 060 137	937 434	8.5	3.7	X
0218	Filters (oil, air, gas, and transmission)	37	4 724 908	329 916	7.0	1.3	X
0219	Engine parts, except electrical	129	12 729 084	2 008 912	15.8	7.8	X
0221	Body parts and repair materials	51	9 427 437	3 042 293	32.3	11.9	X
0222	Suspension parts (shocks, struts, balljoints, etc.)	75	11 177 577	1 683 829	15.1	6.6	X
0223	Parts, n.e.c.	263	12 035 489	5 054 507	42.0	19.7	X
0224	Accessories	441	10 085 303	1 407 592	14.0	5.5	X
0240	Used automotive parts, accessories, and equipment	96	297 569	6 505	2.2	Z	X
0250	Petroleum products marketing equipment	15	192 981	133 253	69.1	.5	X
0300	Tires and tubes	75	700 168	214 959	30.7	.8	21.1
0311	New tires and tubes	75	700 168	214 959	30.7	.8	X
1400	Electrical apparatus and equipment	6	2 951 360	54 916	1.9	.2	X
1600	Electronic parts and equipment, except communication	7	178 392	7 077	4.0	Z	27.8
1618	Electronic parts and equipment, n.e.c.	6	175 277	7 016	4.0	Z	X
2320	General-purpose industrial machinery, equipment, and parts	8	173 918	33 018	19.0	.1	X

See footnotes at end of table.

Table 5. Manufacturers' Sales Branches and Offices by Kind of Business and Commodity Line: 1997—Con.

[Includes only establishments with payroll. For meaning of abbreviations and symbols, see introductory text. For explanation of terms, see Appendix A]

NAICS code and CL code	Kind of business and commodity line	Establishments handling commodity line		Commodity line sales			Sales coverage percent
		Number	Total sales (\$1,000)	Amount ¹ (\$1,000)	As percent of total sales of—		
					Establishments handling line	Establishments in NAICS industry ¹	
421120	Motor vehicle supplies & new parts whse—Con.						
5330	Chemicals and allied products (excluding agricultural, plastics, gases, and petroleum)	20	285 161	8 863	3.1	Z	17.6
5344	Other chemicals and allied products	20	285 161	8 863	3.1	Z	X
5400	Petroleum products	18	142 003	1 620	1.1	Z	4.7
5418	Lubricating oil and greases	18	142 003	1 620	1.1	Z	X
9700	Service receipts and labor charges (including installed parts)	31	455 334	65 808	14.5	.3	75.3
9701	Labor charges for repair work	25	347 881	33 185	9.5	.1	X
9702	Parts installed in repair work	28	371 071	24 824	6.7	.1	X
9703	Other service receipts and labor charges—Specify	8	189 083	7 790	4.1	Z	X
9810	Miscellaneous commodities	8	253 542	64 797	25.6	.3	X
9980	Receipts for machine shop job work	11	176 238	46 433	26.3	.2	X
4211201	Motor vehicle supplies & new parts—warehouse distributors ..	343	X	6 640 896	X	100.0	49.4
0200	New and rebuilt automotive parts and supplies	343	6 640 896	6 327 131	95.3	95.3	48.4
0211	Batteries	35	148 662	144 762	97.4	2.2	X
0213	Electrical engine parts (including ignition parts)	7	979 499	660 168	67.4	9.9	X
0214	Brake parts (including fluid and all disk and drum parts)	32	890 967	484 810	54.4	7.3	X
0216	Glass	70	476 993	477 122	100.0	7.2	X
0217	Hoses, belts, gaskets, and wiper blades	37	809 341	493 619	61.0	7.4	X
0219	Engine parts, except electrical	31	568 463	351 945	61.9	5.3	X
0223	Parts, n.e.c.	106	1 673 555	1 618 109	96.7	24.4	X
0224	Accessories	152	756 983	378 903	50.1	5.7	X
0300	Tires and tubes	69	646 883	203 877	31.5	3.1	8.2
0311	New tires and tubes	69	646 883	203 877	31.5	3.1	X
9700	Service receipts and labor charges (including installed parts)	7	163 356	8 421	5.2	.1	47.7
9702	Parts installed in repair work	6	101 615	4 005	3.9	.1	X
4211202	Motor vehicle supplies & new parts—jobbers	541	X	18 824 469	X	100.0	85.7
0200	New and rebuilt automotive parts and supplies	541	18 824 469	18 568 662	98.6	98.6	61.2
0211	Batteries	183	1 262 661	1 104 711	87.5	5.9	X
0212	Engines (complete)	82	4 609 149	2 065 256	44.8	11.0	X
0213	Electrical engine parts (including ignition parts)	66	12 616 424	4 351 607	34.5	23.1	X
0214	Brake parts (including fluid and all disk and drum parts)	77	9 695 506	509 142	5.3	2.7	X
0215	Exhaust system parts	65	9 269 090	390 501	4.2	2.1	X
0216	Glass	13	990 984	68 633	6.9	.4	X
0217	Hoses, belts, gaskets, and wiper blades	88	10 250 796	443 815	4.3	2.4	X
0218	Filters (oil, air, gas, and transmission)	36	4 078 149	305 019	7.5	1.6	X
0219	Engine parts, except electrical	98	12 160 621	1 656 967	13.6	8.8	X
0221	Body parts and repair materials	47	9 363 423	2 978 264	31.8	15.8	X
0222	Suspension parts (shocks, struts, balljoints, etc.)	70	9 663 936	229 661	2.4	1.2	X
0223	Parts, n.e.c.	157	10 361 934	3 436 398	33.2	18.3	X
0224	Accessories	288	9 328 320	1 028 689	11.0	5.5	X
0240	Used automotive parts, accessories, and equipment	94	294 095	6 340	2.2	Z	X
0300	Tires and tubes	6	53 285	11 082	20.8	.1	85.7
0311	New tires and tubes	6	53 285	11 082	20.8	.1	X
1600	Electronic parts and equipment, except communication	6	175 277	7 016	4.0	Z	31.8
1618	Electronic parts and equipment, n.e.c.	6	175 277	7 016	4.0	Z	X
2320	General-purpose industrial machinery, equipment, and parts	6	82 144	2 816	3.4	Z	X
5330	Chemicals and allied products (excluding agricultural, plastics, gases, and petroleum)	20	285 161	8 863	3.1	Z	19.9
5344	Other chemicals and allied products	20	285 161	8 863	3.1	Z	X
5400	Petroleum products	18	142 003	1 620	1.1	Z	5.3
5418	Lubricating oil and greases	18	142 003	1 620	1.1	Z	X
9700	Service receipts and labor charges (including installed parts)	21	228 136	49 463	21.7	.3	85.7
9701	Labor charges for repair work	19	217 820	24 195	11.1	.1	X
9702	Parts installed in repair work	20	225 268	18 688	8.3	.1	X
9703	Other service receipts and labor charges—Specify	6	127 342	6 579	5.2	Z	X
9980	Receipts for machine shop job work	11	176 238	46 433	26.3	.2	X
4211203	Petroleum products marketing equipment whse	11	X	141 951	X	100.0	47.2
0250	Petroleum products marketing equipment	11	141 951	131 080	92.3	92.3	X
42113	Tire & tube whse	150	X	9 697 921	X	100.0	82.0
0200	New and rebuilt automotive parts and supplies	13	75 879	4 065	5.4	Z	79.2
0223	Parts, n.e.c.	13	75 879	2 192	2.9	Z	X
0300	Tires and tubes	150	9 697 921	9 662 832	99.6	99.6	51.7
0311	New tires and tubes	138	9 672 930	9 498 988	98.2	97.9	X
0312	Recapped and used tires and repair materials	84	294 613	163 844	55.6	1.7	X
9700	Service receipts and labor charges (including installed parts)	94	245 052	28 203	11.5	.3	22.3
9701	Labor charges for repair work	94	245 052	17 917	7.3	.2	X
9702	Parts installed in repair work	51	151 517	10 286	6.8	.1	X
9810	Miscellaneous commodities	7	34 862	767	2.2	Z	X

See footnotes at end of table.

Table 5. Manufacturers' Sales Branches and Offices by Kind of Business and Commodity Line: 1997—Con.

[Includes only establishments with payroll. For meaning of abbreviations and symbols, see introductory text. For explanation of terms, see Appendix A]

NAICS code and CL code	Kind of business and commodity line	Establishments handling commodity line		Commodity line sales			Sales coverage percent
		Number	Total sales (\$1,000)	Amount ¹ (\$1,000)	As percent of total sales of—		
					Establishments handling line	Establishments in NAICS industry ¹	
421130	Tire & tube whsle	150	X	9 697 921	X	100.0	82.0
0200	New and rebuilt automotive parts and supplies	13	75 879	4 065	5.4	Z	79.2
0223	Parts, n.e.c.	13	75 879	2 192	2.9	Z	X
0300	Tires and tubes	150	9 697 921	9 662 832	99.6	99.6	51.7
0311	New tires and tubes	138	9 672 930	9 498 988	98.2	97.9	X
0312	Recapped and used tires and repair materials	84	294 613	163 844	55.6	1.7	X
9700	Service receipts and labor charges (including installed parts)	94	245 052	28 203	11.5	.3	22.3
9701	Labor charges for repair work	94	245 052	17 917	7.3	.2	X
9702	Parts installed in repair work	51	151 517	10 286	6.8	.1	X
9810	Miscellaneous commodities	7	34 862	767	2.2	Z	X
4212	Furniture & home furnishings whsle	485	X	21 729 080	X	100.0	62.1
0400	Household and lawn furniture	91	1 584 873	1 542 590	97.3	7.1	57.7
0411	Upholstered furniture	73	1 440 048	687 927	47.8	3.2	X
0412	Sleep furniture and equipment	55	1 033 848	132 779	12.8	.6	X
0414	Other furniture (including sleep sofas)	70	1 046 328	705 731	67.4	3.2	X
0420	Office and business furniture	177	5 758 591	5 482 734	95.2	25.2	61.8
0421	New office furniture (wooden and metal)	175	5 717 716	5 442 000	95.2	25.0	X
0500	Household china, glassware, crockery, and plastic housewares	14	597 661	484 205	81.0	2.2	X
0520	Linens, domestics, curtains, and draperies	107	5 699 341	4 083 234	71.6	18.8	42.5
0521	Bedspreads, blankets, and bedding	72	3 251 241	1 840 264	56.6	8.5	X
0522	Curtains and draperies	30	737 292	179 439	24.3	.8	X
0523	Shades and blinds	28	521 953	206 034	39.5	.9	X
0524	Towels and washcloths	47	2 958 899	1 164 713	39.4	5.4	X
0525	Other linens and domestics	20	2 296 181	585 092	25.5	2.7	X
0530	Flooring and floor coverings	104	9 628 699	8 042 007	83.5	37.0	52.5
0531	Soft-surface (textile) floor coverings and accessories (including rugs, carpets, and pads)	93	9 041 957	7 299 364	80.7	33.6	X
0532	Hardwood flooring	13	98 524	47 681	48.4	.2	X
0533	Other hard-surface floor coverings and accessories (including tile and sheet goods)	21	1 795 220	694 962	38.7	3.2	X
0540	Other home furnishings	87	3 355 021	943 013	28.1	4.3	61.1
0541	Metal flatware and kitchen utensils	14	775 453	319 063	41.1	1.5	X
0542	Mirrors, lamps, and picture frames	42	429 400	93 186	21.7	.4	X
0543	Home furnishings, n.e.c.	36	2 320 307	530 764	22.9	2.4	X
0600	Lumber: rough, dressed, and finished	9	86 879	8 549	9.8	.7	X
3800	Men's and boys' wear.....	8	1 819 723	161 299	8.9	Z	X
9700	Service receipts and labor charges (including installed parts)	18	902 962	47 083	5.2	.2	62.1
9703	Other service receipts and labor charges—Specify	13	808 247	22 656	2.8	.1	X
42121	Furniture whsle	247	X	7 242 080	X	100.0	82.6
0400	Household and lawn furniture	91	1 584 873	1 542 590	97.3	21.3	76.7
0411	Upholstered furniture	73	1 440 048	687 927	47.8	9.5	X
0412	Sleep furniture and equipment	55	1 033 848	132 779	12.8	1.8	X
0414	Other furniture (including sleep sofas)	70	1 046 328	705 731	67.4	9.7	X
0420	Office and business furniture	177	5 758 591	5 482 734	95.2	75.7	82.1
0421	New office furniture (wooden and metal)	175	5 717 716	5 442 000	95.2	75.1	X
0540	Other home furnishings	26	136 327	18 395	13.5	.3	82.6
0542	Mirrors, lamps, and picture frames	25	120 465	17 920	14.9	.2	X
0600	Lumber: rough, dressed, and finished	9	86 879	8 549	9.8	.1	X
9700	Service receipts and labor charges (including installed parts)	12	660 262	42 791	6.5	.6	82.6
9703	Other service receipts and labor charges—Specify	9	584 748	20 093	3.4	.3	X
421210	Furniture whsle	247	X	7 242 080	X	100.0	82.6
0400	Household and lawn furniture	91	1 584 873	1 542 590	97.3	21.3	76.7
0411	Upholstered furniture	73	1 440 048	687 927	47.8	9.5	X
0412	Sleep furniture and equipment	55	1 033 848	132 779	12.8	1.8	X
0414	Other furniture (including sleep sofas)	70	1 046 328	705 731	67.4	9.7	X
0420	Office and business furniture	177	5 758 591	5 482 734	95.2	75.7	82.1
0421	New office furniture (wooden and metal)	175	5 717 716	5 442 000	95.2	75.1	X
0540	Other home furnishings	26	136 327	18 395	13.5	.3	82.6
0542	Mirrors, lamps, and picture frames	25	120 465	17 920	14.9	.2	X
0600	Lumber: rough, dressed, and finished	9	86 879	8 549	9.8	.1	X
9700	Service receipts and labor charges (including installed parts)	12	660 262	42 791	6.5	.6	82.6
9703	Other service receipts and labor charges—Specify	9	584 748	20 093	3.4	.3	X
4212101	Household & lawn furniture whsle	91	X	1 584 873	X	100.0	79.0
0400	Household and lawn furniture	91	1 584 873	1 542 590	97.3	97.3	73.5
0411	Upholstered furniture	73	1 440 048	687 927	47.8	43.4	X
0412	Sleep furniture and equipment	55	1 033 848	132 779	12.8	8.4	X
0414	Other furniture (including sleep sofas)	70	1 046 328	705 731	67.4	44.5	X
0420	Office and business furniture	21	101 384	12 274	12.1	.8	79.0
0421	New office furniture (wooden and metal)	21	101 384	12 274	12.1	.8	X
0540	Other home furnishings	26	136 327	18 395	13.5	1.2	79.0
0542	Mirrors, lamps, and picture frames	25	120 465	17 920	14.9	1.1	X
0600	Lumber: rough, dressed, and finished	9	86 879	8 549	9.8	.5	X

See footnotes at end of table.

Table 5. Manufacturers' Sales Branches and Offices by Kind of Business and Commodity Line: 1997—Con.

[Includes only establishments with payroll. For meaning of abbreviations and symbols, see introductory text. For explanation of terms, see Appendix A]

NAICS code and CL code	Kind of business and commodity line	Establishments handling commodity line		Commodity line sales			Sales coverage percent
		Number	Total sales (\$1,000)	Amount ¹ (\$1,000)	As percent of total sales of—		
					Establishments handling line	Establishments in NAICS industry ¹	
4212102	Office & business furniture whsle	156	X	5 657 207	X	100.0	83.6
0420	Office and business furniture	156	5 657 207	5 470 460	96.7	96.7	83.1
0421	New office furniture (wooden and metal)	154	5 616 332	5 429 726	96.7	96.0	X
9700	Service receipts and labor charges (including installed parts)	12	660 262	42 791	6.5	.8	83.6
9703	Other service receipts and labor charges—Specify	9	584 748	20 093	3.4	.4	X
42122	Home furnishings whsle	238	X	14 487 000	X	100.0	51.9
0500	Household china, glassware, crockery, and plastic housewares	14	597 661	484 205	81.0	3.3	X
0520	Linens, domestics, curtains, and draperies	104	5 480 436	3 973 779	72.5	27.4	37.6
0521	Bedspreads, blankets, and bedding	71	3 247 715	1 838 501	56.6	12.7	X
0522	Curtains and draperies	30	737 292	179 439	24.3	1.2	X
0523	Shades and blinds	28	521 953	206 034	39.5	1.4	X
0524	Towels and washcloths	47	2 958 899	1 164 713	39.4	8.0	X
0525	Other linens and domestics	20	2 296 181	585 092	25.5	4.0	X
0530	Flooring and floor coverings	102	9 575 404	8 041 476	84.0	55.5	43.7
0531	Soft-surface (textile) floor coverings and accessories (including rugs, carpets, and pads)	91	8 988 662	7 298 833	81.2	50.4	X
0532	Hardwood flooring	13	98 524	47 681	48.4	.3	X
0533	Other hard-surface floor coverings and accessories (including tile and sheet goods)	21	1 795 220	694 962	38.7	4.8	X
0540	Other home furnishings	61	3 218 694	924 618	28.7	6.4	51.0
0541	Metal flatware and kitchen utensils	14	775 453	319 063	41.1	2.2	X
0542	Mirrors, lamps, and picture frames	17	308 935	75 266	24.4	.5	X
0543	Home furnishings, n.e.c.	35	2 304 445	530 289	23.0	3.7	X
3800	Men's and boys' wear	8	1 819 723	161 299	8.9	1.1	X
9700	Service receipts and labor charges (including installed parts)	6	242 700	4 292	1.8	Z	X
421220	Home furnishings whsle	238	X	14 487 000	X	100.0	51.9
0500	Household china, glassware, crockery, and plastic housewares	14	597 661	484 205	81.0	3.3	X
0520	Linens, domestics, curtains, and draperies	104	5 480 436	3 973 779	72.5	27.4	37.6
0521	Bedspreads, blankets, and bedding	71	3 247 715	1 838 501	56.6	12.7	X
0522	Curtains and draperies	30	737 292	179 439	24.3	1.2	X
0523	Shades and blinds	28	521 953	206 034	39.5	1.4	X
0524	Towels and washcloths	47	2 958 899	1 164 713	39.4	8.0	X
0525	Other linens and domestics	20	2 296 181	585 092	25.5	4.0	X
0530	Flooring and floor coverings	102	9 575 404	8 041 476	84.0	55.5	43.7
0531	Soft-surface (textile) floor coverings and accessories (including rugs, carpets, and pads)	91	8 988 662	7 298 833	81.2	50.4	X
0532	Hardwood flooring	13	98 524	47 681	48.4	.3	X
0533	Other hard-surface floor coverings and accessories (including tile and sheet goods)	21	1 795 220	694 962	38.7	4.8	X
0540	Other home furnishings	61	3 218 694	924 618	28.7	6.4	51.0
0541	Metal flatware and kitchen utensils	14	775 453	319 063	41.1	2.2	X
0542	Mirrors, lamps, and picture frames	17	308 935	75 266	24.4	.5	X
0543	Home furnishings, n.e.c.	35	2 304 445	530 289	23.0	3.7	X
3800	Men's and boys' wear	8	1 819 723	161 299	8.9	1.1	X
9700	Service receipts and labor charges (including installed parts)	6	242 700	4 292	1.8	Z	X
4212201	Household china, glassware, & crockery whsle	14	X	597 661	X	100.0	81.7
0500	Household china, glassware, crockery, and plastic housewares	14	597 661	484 205	81.0	81.0	X
0540	Other home furnishings	13	589 245	84 326	14.3	14.1	X
4212202	Linens, domestics, draperies, & curtains whsle	102	X	5 437 338	X	100.0	55.5
0520	Linens, domestics, curtains, and draperies	102	5 437 338	3 954 388	72.7	72.7	40.1
0521	Bedspreads, blankets, and bedding	71	3 247 715	1 838 501	56.6	33.8	X
0522	Curtains and draperies	28	694 194	170 822	24.6	3.1	X
0523	Shades and blinds	28	521 953	206 034	39.5	3.8	X
0524	Towels and washcloths	45	2 915 801	1 153 939	39.6	21.2	X
0525	Other linens and domestics	20	2 296 181	585 092	25.5	10.8	X
0530	Flooring and floor coverings	6	1 710 767	202 331	11.8	3.7	55.5
0531	Soft-surface (textile) floor coverings and accessories (including rugs, carpets, and pads)	6	1 710 767	202 331	11.8	3.7	X
0540	Other home furnishings	20	1 998 987	270 940	13.6	5.0	55.5
0543	Home furnishings, n.e.c.	20	1 998 987	270 940	13.6	5.0	X
3800	Men's and boys' wear	8	1 819 723	161 299	8.9	3.0	X
4212203	Floor coverings whsle	96	X	7 864 637	X	100.0	45.8
0530	Flooring and floor coverings	96	7 864 637	7 839 145	99.7	99.7	37.0
0531	Soft-surface (textile) floor coverings and accessories (including rugs, carpets, and pads)	85	7 277 895	7 096 502	97.5	90.2	X
0532	Hardwood flooring	13	98 524	47 681	48.4	.6	X
0533	Other hard-surface floor coverings and accessories (including tile and sheet goods)	21	1 795 220	694 962	38.7	8.8	X
4212204	Other home furnishings whsle	26	X	587 364	X	100.0	69.3
0540	Other home furnishings	26	587 364	565 906	96.3	96.3	63.5
0542	Mirrors, lamps, and picture frames	10	84 852	73 410	86.5	12.5	X
0543	Home furnishings, n.e.c.	13	262 360	255 903	97.5	43.6	X

See footnotes at end of table.

Table 5. Manufacturers' Sales Branches and Offices by Kind of Business and Commodity Line: 1997—Con.

[Includes only establishments with payroll. For meaning of abbreviations and symbols, see introductory text. For explanation of terms, see Appendix A]

NAICS code and CL code	Kind of business and commodity line	Establishments handling commodity line		Commodity line sales			Sales coverage percent
		Number	Total sales (\$1,000)	Amount ¹ (\$1,000)	As percent of total sales of—		
					Establishments handling line	Establishments in NAICS industry ¹	
4213	Lumber & other construction materials whsle	1 728	X	21 380 553	X	100.0	54.1
0200	New and rebuilt automotive parts and supplies	6	64 851	12 441	19.2	.1	3.3
0216	Glass	6	64 851	12 441	19.2	.1	X
0530	Flooring and floor coverings	6	105 466	10 475	9.9	Z	X
0600	Lumber: rough, dressed, and finished	200	7 860 541	4 679 526	59.5	21.9	49.5
0611	Dimensional lumber (non-treated)	187	7 644 158	4 104 579	53.7	19.2	X
0612	Treated lumber	56	2 344 039	245 576	10.5	1.1	X
0613	Boards	74	4 536 780	329 368	7.3	1.5	X
0620	Plywood and millwork	544	9 276 329	5 112 978	55.1	23.9	51.0
0621	Softwood plywood and oriented strand board (OSB)	129	5 905 835	1 678 446	28.4	7.9	X
0622	Other panels products (including hardwood plywood, waterboard, and particleboard)	158	4 163 002	843 184	20.3	3.9	X
0623	Gypsum, specialty boards, and treatments	66	793 920	164 799	20.8	.8	X
0624	Wood millwork (doors, windows, cabinets, etc.)	330	5 012 400	1 597 707	31.9	7.5	X
0625	Metal millwork	123	2 026 629	526 194	26.0	2.5	X
0626	Other millwork and wood siding (including trusses and wood roofing)	80	2 328 647	302 648	13.0	1.4	X
0700	Brick, stone, tile, sand, block, cement, and gravel	769	5 912 714	5 798 890	98.1	27.1	45.8
0711	Ready-mixed or transit-mixed concrete	19	139 968	40 031	28.6	.2	X
0712	Cement and lime	311	3 355 530	2 948 146	87.9	13.8	X
0713	Sand, gravel, and crushed stone	144	767 680	339 847	44.3	1.6	X
0714	Brick, block, tile, clay/cement sewer pipe, etc.	480	2 639 990	2 470 865	93.6	11.6	X
0720	Roofing, siding, and insulation materials	303	6 261 968	3 187 856	50.9	14.9	53.3
0721	Roofing, except wood	202	4 322 821	1 734 311	40.1	8.1	X
0722	Siding, except wood	235	3 843 275	753 714	19.6	3.5	X
0723	Insulation materials	162	4 061 055	699 831	17.2	3.3	X
0730	Flat glass and other construction glass (excluding automotive)	179	1 382 827	750 647	54.3	3.5	X
0740	Other construction materials	439	3 832 793	1 316 796	34.4	6.2	52.3
0741	Rain-carrying equipment (down spouts, gutters, etc.)	133	1 225 490	94 983	7.8	.4	X
0744	Construction materials, n.e.c. (including wire fence and construction paper)	317	2 676 404	1 219 050	45.5	5.7	X
1120	Flat iron and steel products	13	148 324	4 813	3.2	Z	X
1220	Aluminum shapes, forms, etc.	70	495 219	42 975	8.7	.2	X
1700	Hardware	76	1 447 524	35 511	2.5	.2	3.3
1711	Hand tools (including power driven)	50	990 744	15 131	1.5	.1	X
1900	Warm air heating and air-conditioning equipment and supplies	6	42 201	1 224	2.9	Z	X
2460	Other industrial supplies	11	538 620	1 010	.2	Z	X
3120	Forest products, except lumber (including cordwood, hewn posts, poles, and ties)	12	289 332	47 557	16.4	.2	X
5300	Plastics materials and basic shapes	22	753 290	50 747	6.7	.2	X
5330	Chemicals and allied products (excluding agricultural, plastics, gases, and petroleum)	16	793 941	31 263	3.9	.1	9.3
5342	Adhesives, sealants, and glues	13	765 635	26 067	3.4	.1	X
6000	Paint, paint supplies, and wallpaper	28	260 720	2 065	.8	Z	X
9700	Service receipts and labor charges (including installed parts)	36	184 350	18 418	10.0	.1	52.2
9701	Labor charges for repair work	20	65 527	3 493	5.3	Z	X
9702	Parts installed in repair work	8	13 993	2 242	16.0	Z	X
9703	Other service receipts and labor charges—Specify	16	118 823	12 683	10.7	.1	X
9810	Miscellaneous commodities	185	2 522 354	190 095	7.5	.9	X
9950	Construction receipts	23	87 074	26 682	30.6	.1	X
42131	Lumber, plywood, millwork, & wood panel whsle	501	X	10 261 254	X	100.0	59.8
0530	Flooring and floor coverings	6	105 466	10 475	9.9	.1	X
0600	Lumber: rough, dressed, and finished	192	7 694 812	4 671 134	60.7	45.5	54.6
0611	Dimensional lumber (non-treated)	180	7 489 159	4 101 828	54.8	40.0	X
0612	Treated lumber	55	2 343 562	245 530	10.5	2.4	X
0613	Boards	67	4 382 673	323 776	7.4	3.2	X
0620	Plywood and millwork	449	8 435 729	4 985 432	59.1	48.6	56.4
0621	Softwood plywood and oriented strand board (OSB)	122	5 744 218	1 629 395	28.4	15.9	X
0622	Other panels products (including hardwood plywood, waterboard, and particleboard)	152	4 013 596	836 989	20.9	8.2	X
0623	Gypsum, specialty boards, and treatments	58	675 524	127 471	18.9	1.2	X
0624	Wood millwork (doors, windows, cabinets, etc.)	254	4 323 568	1 569 968	36.3	15.3	X
0625	Metal millwork	118	2 018 473	526 007	26.1	5.1	X
0626	Other millwork and wood siding (including trusses and wood roofing)	75	2 302 630	295 602	12.8	2.9	X
0700	Brick, stone, tile, sand, block, cement, and gravel	6	48 314	853	1.8	Z	X
0720	Roofing, siding, and insulation materials	65	2 804 484	292 492	10.4	2.9	59.8
0721	Roofing, except wood	45	2 062 926	129 137	6.3	1.3	X
0722	Siding, except wood	56	2 670 460	111 433	4.2	1.1	X
0723	Insulation materials	54	2 682 917	51 922	1.9	.5	X
0730	Flat glass and other construction glass (excluding automotive)	19	221 210	7 945	3.6	.1	X
0740	Other construction materials	28	1 165 969	38 707	3.3	.4	59.8
0744	Construction materials, n.e.c. (including wire fence and construction paper)	24	708 752	37 906	5.3	.4	X
1120	Flat iron and steel products	13	148 324	4 813	3.2	Z	X
1700	Hardware	49	1 105 832	18 040	1.6	.2	.5
1711	Hand tools (including power driven)	36	905 337	13 628	1.5	.1	X
2460	Other industrial supplies	11	538 620	1 010	.2	Z	X
3120	Forest products, except lumber (including cordwood, hewn posts, poles, and ties)	12	289 332	47 557	16.4	.5	X
5300	Plastics materials and basic shapes	21	635 553	15 179	2.4	.1	X

See footnotes at end of table.

Table 5. Manufacturers' Sales Branches and Offices by Kind of Business and Commodity Line: 1997—Con.

[Includes only establishments with payroll. For meaning of abbreviations and symbols, see introductory text. For explanation of terms, see Appendix A]

NAICS code and CL code	Kind of business and commodity line	Establishments handling commodity line		Commodity line sales			Sales coverage percent
		Number	Total sales (\$1,000)	Amount ¹ (\$1,000)	As percent of total sales of—		
					Establishments handling line	Establishments in NAICS industry ¹	
42131	Lumber, plywood, millwork, & wood panel whsle—Con.						
5330	Chemicals and allied products (excluding agricultural, plastics, gases, and petroleum)	13	765 635	26 067	3.4	.3	10.0
5342	Adhesives, sealants, and glues	13	765 635	26 067	3.4	.3	X
6000	Paint, paint supplies, and wallpaper	28	260 720	2 065	.8	Z	X
9700	Service receipts and labor charges (including installed parts)	16	96 578	10 970	11.4	.1	57.6
9701	Labor charges for repair work	9	28 115	2 119	7.5	Z	X
9703	Other service receipts and labor charges—Specify	7	68 463	8 845	12.9	.1	X
9810	Miscellaneous commodities	24	1 522 799	104 466	6.9	1.0	X
421310	Lumber, plywood, millwork, & wood panel whsle	501	X	10 261 254	X	100.0	59.8
0530	Flooring and floor coverings	6	105 466	10 475	9.9	.1	X
0600	Lumber: rough, dressed, and finished	192	7 694 812	4 671 134	60.7	45.5	54.6
0611	Dimensional lumber (non-treated)	180	7 489 159	4 101 828	54.8	40.0	X
0612	Treated lumber	55	2 343 562	245 530	10.5	2.4	X
0613	Boards	67	4 382 673	323 776	7.4	3.2	X
0620	Plywood and millwork	449	8 435 729	4 985 432	59.1	48.6	56.4
0621	Softwood plywood and oriented strand board (OSB)	122	5 744 218	1 629 395	28.4	15.9	X
0622	Other panels products (including hardwood plywood, waterboard, and particleboard)	152	4 013 596	836 989	20.9	8.2	X
0623	Gypsum, specialty boards, and treatments	58	675 524	127 471	18.9	1.2	X
0624	Wood millwork (doors, windows, cabinets, etc.)	254	4 323 568	1 569 968	36.3	15.3	X
0625	Metal millwork	118	2 018 473	526 007	26.1	5.1	X
0626	Other millwork and wood siding (including trusses and wood roofing) ...	75	2 302 630	295 602	12.8	2.9	X
0700	Brick, stone, tile, sand, block, cement, and gravel	6	48 314	853	1.8	Z	X
0720	Roofing, siding, and insulation materials	65	2 804 484	292 492	10.4	2.9	59.8
0721	Roofing, except wood	45	2 062 926	129 137	6.3	1.3	X
0722	Siding, except wood	56	2 670 460	111 433	4.2	1.1	X
0723	Insulation materials	54	2 682 917	51 922	1.9	.5	X
0730	Flat glass and other construction glass (excluding automotive)	19	221 210	7 945	3.6	.1	X
0740	Other construction materials	28	1 165 969	38 707	3.3	.4	59.8
0744	Construction materials, n.e.c. (including wire fence and construction paper)	24	708 752	37 906	5.3	.4	X
1120	Flat iron and steel products	13	148 324	4 813	3.2	Z	X
1700	Hardware	49	1 105 832	18 040	1.6	.2	.5
1711	Hand tools (including power driven)	36	905 337	13 628	1.5	.1	X
2460	Other industrial supplies	11	538 620	1 010	.2	Z	X
3120	Forest products, except lumber (including cordwood, hewn posts, poles, and ties)	12	289 332	47 557	16.4	.5	X
5300	Plastics materials and basic shapes	21	635 553	15 179	2.4	.1	X
5330	Chemicals and allied products (excluding agricultural, plastics, gases, and petroleum)	13	765 635	26 067	3.4	.3	10.0
5342	Adhesives, sealants, and glues	13	765 635	26 067	3.4	.3	X
6000	Paint, paint supplies, and wallpaper	28	260 720	2 065	.8	Z	X
9700	Service receipts and labor charges (including installed parts)	16	96 578	10 970	11.4	.1	57.6
9701	Labor charges for repair work	9	28 115	2 119	7.5	Z	X
9703	Other service receipts and labor charges—Specify	7	68 463	8 845	12.9	.1	X
9810	Miscellaneous commodities	24	1 522 799	104 466	6.9	1.0	X
4213101	Lumber without yard whsle	42	X	2 568 618	X	100.0	50.7
0600	Lumber: rough, dressed, and finished	42	2 568 618	2 171 608	84.5	84.5	X
0620	Plywood and millwork	15	1 399 347	381 912	27.3	14.9	X
0720	Roofing, siding, and insulation materials	6	105 496	5 920	5.6	.2	X
4213102	Lumber with yard whsle	96	X	2 240 878	X	100.0	82.7
0600	Lumber: rough, dressed, and finished	96	2 240 878	1 815 741	81.0	81.0	69.1
0611	Dimensional lumber (non-treated)	86	2 083 186	1 520 632	73.0	67.9	X
0612	Treated lumber	30	579 316	118 886	20.5	5.3	X
0613	Boards	24	561 025	176 223	31.4	7.9	X
0620	Plywood and millwork	71	1 584 624	379 784	24.0	16.9	78.4
0621	Softwood plywood and oriented strand board (OSB)	41	1 273 246	166 464	13.1	7.4	X
0622	Other panels products (including hardwood plywood, waterboard, and particleboard)	67	851 132	120 860	14.2	5.4	X
0623	Gypsum, specialty boards, and treatments	7	88 199	4 146	4.7	.2	X
0624	Wood millwork (doors, windows, cabinets, etc.)	36	377 466	31 434	8.3	1.4	X
0626	Other millwork and wood siding (including trusses and wood roofing) ...	18	952 008	56 536	5.9	2.5	X
0720	Roofing, siding, and insulation materials	14	259 626	21 762	8.4	1.0	82.7
0721	Roofing, except wood	12	203 655	8 107	4.0	.4	X
0722	Siding, except wood	10	220 399	6 512	3.0	.3	X
0723	Insulation materials	14	259 626	7 143	2.8	.3	X
1700	Hardware	9	135 314	3 225	2.4	.1	X
3120	Forest products, except lumber (including cordwood, hewn posts, poles, and ties)	7	176 662	7 897	4.5	.4	X

See footnotes at end of table.

Table 5. Manufacturers' Sales Branches and Offices by Kind of Business and Commodity Line: 1997—Con.

[Includes only establishments with payroll. For meaning of abbreviations and symbols, see introductory text. For explanation of terms, see Appendix A]

NAICS code and CL code	Kind of business and commodity line	Establishments handling commodity line		Commodity line sales			Sales coverage percent
		Number	Total sales (\$1,000)	Amount ¹ (\$1,000)	As percent of total sales of—		
					Establishments handling line	Establishments in NAICS industry ¹	
4213103	Plywood, veneer, millwork, & wood panel whse	363	X	5 451 758	X	100.0	54.6
0600	Lumber: rough, dressed, and finished	54	2 885 316	683 785	23.7	12.5	51.5
0611	Dimensional lumber (non-treated)	53	2 848 314	502 999	17.7	9.2	X
0612	Treated lumber	15	1 565 641	106 434	6.8	2.0	X
0613	Boards	33	2 491 304	74 352	3.0	1.4	X
0620	Plywood and millwork	363	5 451 758	4 223 736	77.5	77.5	50.7
0621	Softwood plywood and oriented strand board (OSB)	70	3 087 276	1 097 053	35.5	20.1	X
0622	Other panels products (including hardwood plywood, waterboard, and particleboard)	76	3 038 629	708 232	23.3	13.0	X
0623	Gypsum, specialty boards, and treatments	46	550 881	120 761	21.9	2.2	X
0624	Wood millwork (doors, windows, cabinets, etc.)	207	3 824 956	1 535 007	40.1	28.2	X
0625	Metal millwork	113	1 982 253	525 662	26.5	9.6	X
0626	Other millwork and wood siding (including trusses and wood roofing)	54	1 331 372	237 021	17.8	4.3	X
0720	Roofing, siding, and insulation materials	45	2 439 362	264 810	10.9	4.9	54.6
0721	Roofing, except wood	32	1 818 327	120 901	6.6	2.2	X
0722	Siding, except wood	43	2 389 867	100 038	4.2	1.8	X
0723	Insulation materials	36	2 337 044	43 871	1.9	.8	X
0730	Flat glass and other construction glass (excluding automotive)	17	164 514	2 440	1.5	Z	X
0740	Other construction materials	20	1 042 292	35 950	3.4	.7	54.6
0744	Construction materials, n.e.c. (including wire fence and construction paper)	16	585 075	35 367	6.0	.6	X
1120	Flat iron and steel products	13	148 324	4 813	3.2	.1	X
1700	Hardware	36	905 337	13 628	1.5	.3	.6
1711	Hand tools (including power driven)	36	905 337	13 628	1.5	.3	X
2460	Other industrial supplies	11	538 620	1 010	.2	Z	X
5300	Plastics materials and basic shapes	19	621 805	15 174	2.4	.3	X
5330	Chemicals and allied products (excluding agricultural, plastics, gases, and petroleum)	13	765 635	26 067	3.4	.5	9.1
5342	Adhesives, sealants, and glues	13	765 635	26 067	3.4	.5	X
6000	Paint, paint supplies, and wallpaper	26	223 969	1 795	.8	Z	X
9700	Service receipts and labor charges (including installed parts)	16	96 578	10 970	11.4	.2	52.6
9701	Labor charges for repair work	9	28 115	2 119	7.5	Z	X
9703	Other service receipts and labor charges—Specify	7	68 463	8 845	12.9	.2	X
9810	Miscellaneous commodities	23	1 486 780	101 175	6.8	1.9	X
42132	Brick, stone, & related construction materials whse	761	X	5 848 872	X	100.0	41.5
0700	Brick, stone, tile, sand, block, cement, and gravel	761	5 848 872	5 796 485	99.1	99.1	35.0
0711	Ready-mixed or transit-mixed concrete	15	118 510	39 574	33.4	.7	X
0712	Cement and lime	310	3 339 925	2 947 758	88.3	50.4	X
0713	Sand, gravel, and crushed stone	143	762 884	339 367	44.5	5.8	X
0714	Brick, block, tile, clay/cement sewer pipe, etc.	478	2 618 007	2 469 785	94.3	42.2	X
0740	Other construction materials	128	425 590	25 357	6.0	.4	41.5
0744	Construction materials, n.e.c. (including wire fence and construction paper)	128	425 590	25 357	6.0	.4	X
9810	Miscellaneous commodities	14	180 133	5 367	3.0	.1	X
421320	Brick, stone, & related construction materials whse	761	X	5 848 872	X	100.0	41.5
0700	Brick, stone, tile, sand, block, cement, and gravel	761	5 848 872	5 796 485	99.1	99.1	35.0
0711	Ready-mixed or transit-mixed concrete	15	118 510	39 574	33.4	.7	X
0712	Cement and lime	310	3 339 925	2 947 758	88.3	50.4	X
0713	Sand, gravel, and crushed stone	143	762 884	339 367	44.5	5.8	X
0714	Brick, block, tile, clay/cement sewer pipe, etc.	478	2 618 007	2 469 785	94.3	42.2	X
0740	Other construction materials	128	425 590	25 357	6.0	.4	41.5
0744	Construction materials, n.e.c. (including wire fence and construction paper)	128	425 590	25 357	6.0	.4	X
9810	Miscellaneous commodities	14	180 133	5 367	3.0	.1	X
4213201	Brick, block, tile, clay/cement sewer pipe whse	431	X	2 150 812	X	100.0	16.7
0700	Brick, stone, tile, sand, block, cement, and gravel	431	2 150 812	2 110 215	98.1	98.1	16.7
0711	Ready-mixed or transit-mixed concrete	10	106 375	38 497	36.2	1.8	X
0712	Cement and lime	62	384 518	49 524	12.9	2.3	X
0713	Sand, gravel, and crushed stone	38	189 806	11 792	6.2	.5	X
0714	Brick, block, tile, clay/cement sewer pipe, etc.	431	2 150 812	2 010 401	93.5	93.5	X
0740	Other construction materials	128	425 590	25 357	6.0	1.2	16.7
0744	Construction materials, n.e.c. (including wire fence and construction paper)	128	425 590	25 357	6.0	1.2	X
4213202	Sand, gravel, & stone whse	88	X	309 282	X	100.0	56.0
0700	Brick, stone, tile, sand, block, cement, and gravel	88	309 282	308 209	99.7	99.7	56.0
0713	Sand, gravel, and crushed stone	88	309 282	304 576	98.5	98.5	X
4213203	Cement, lime, & related products whse	242	X	3 388 778	X	100.0	56.0
0700	Brick, stone, tile, sand, block, cement, and gravel	242	3 388 778	3 378 061	99.7	99.7	44.8
0712	Cement and lime	242	3 388 778	2 896 607	98.4	85.5	X
0713	Sand, gravel, and crushed stone	17	263 796	22 999	8.7	.7	X
0714	Brick, block, tile, clay/cement sewer pipe, etc.	44	460 724	457 501	99.3	13.5	X
9810	Miscellaneous commodities	12	163 697	2 657	1.6	.1	X

See footnotes at end of table.

Table 5. Manufacturers' Sales Branches and Offices by Kind of Business and Commodity Line: 1997—Con.

[Includes only establishments with payroll. For meaning of abbreviations and symbols, see introductory text. For explanation of terms, see Appendix A]

NAICS code and CL code	Kind of business and commodity line	Establishments handling commodity line		Commodity line sales			Sales coverage percent
		Number	Total sales (\$1,000)	Amount ¹ (\$1,000)	As percent of total sales of—		
					Establishments handling line	Establishments in NAICS industry ¹	
42133	Roofing, siding, & insulation material whsle	222	X	3 268 532	X	100.0	57.9
0620	Plywood and millwork	71	493 863	23 606	4.8	.7	53.5
0624	Wood millwork (doors, windows, cabinets, etc.)	62	460 968	16 373	3.6	.5	X
0720	Roofing, siding, and insulation materials	222	3 268 532	2 866 532	87.7	87.7	56.5
0721	Roofing, except wood	152	2 214 273	1 603 514	72.4	49.1	X
0722	Siding, except wood	173	1 122 984	626 591	55.8	19.2	X
0723	Insulation materials	93	1 189 663	636 427	53.5	19.5	X
0730	Flat glass and other construction glass (excluding automotive)	62	435 532	111 720	25.7	3.4	X
0740	Other construction materials	129	891 003	108 854	12.2	3.3	57.9
0741	Rain-carrying equipment (down spouts, gutters, etc.)	119	693 034	89 996	13.0	2.8	X
0744	Construction materials, n.e.c. (including wire fence and construction paper)	18	224 506	17 394	7.7	.5	X
1220	Aluminum shapes, forms, etc.	61	421 822	36 176	8.6	1.1	X
1700	Hardware	10	51 491	689	1.3	Z	57.9
1711	Hand tools (including power driven)	10	51 491	689	1.3	Z	X
9810	Miscellaneous commodities	141	790 433	78 696	10.0	2.4	X
421330	Roofing, siding, & insulation material whsle	222	X	3 268 532	X	100.0	57.9
0620	Plywood and millwork	71	493 863	23 606	4.8	.7	53.5
0624	Wood millwork (doors, windows, cabinets, etc.)	62	460 968	16 373	3.6	.5	X
0720	Roofing, siding, and insulation materials	222	3 268 532	2 866 532	87.7	87.7	56.5
0721	Roofing, except wood	152	2 214 273	1 603 514	72.4	49.1	X
0722	Siding, except wood	173	1 122 984	626 591	55.8	19.2	X
0723	Insulation materials	93	1 189 663	636 427	53.5	19.5	X
0730	Flat glass and other construction glass (excluding automotive)	62	435 532	111 720	25.7	3.4	X
0740	Other construction materials	129	891 003	108 854	12.2	3.3	57.9
0741	Rain-carrying equipment (down spouts, gutters, etc.)	119	693 034	89 996	13.0	2.8	X
0744	Construction materials, n.e.c. (including wire fence and construction paper)	18	224 506	17 394	7.7	.5	X
1220	Aluminum shapes, forms, etc.	61	421 822	36 176	8.6	1.1	X
1700	Hardware	10	51 491	689	1.3	Z	57.9
1711	Hand tools (including power driven)	10	51 491	689	1.3	Z	X
9810	Miscellaneous commodities	141	790 433	78 696	10.0	2.4	X
4213301	Roofing, siding, & insulation material whsle	222	X	3 268 532	X	100.0	57.9
0620	Plywood and millwork	71	493 863	23 606	4.8	.7	53.5
0624	Wood millwork (doors, windows, cabinets, etc.)	62	460 968	16 373	3.6	.5	X
0720	Roofing, siding, and insulation materials	222	3 268 532	2 866 532	87.7	87.7	56.5
0721	Roofing, except wood	152	2 214 273	1 603 514	72.4	49.1	X
0722	Siding, except wood	173	1 122 984	626 591	55.8	19.2	X
0723	Insulation materials	93	1 189 663	636 427	53.5	19.5	X
0730	Flat glass and other construction glass (excluding automotive)	62	435 532	111 720	25.7	3.4	X
0740	Other construction materials	129	891 003	108 854	12.2	3.3	57.9
0741	Rain-carrying equipment (down spouts, gutters, etc.)	119	693 034	89 996	13.0	2.8	X
0744	Construction materials, n.e.c. (including wire fence and construction paper)	18	224 506	17 394	7.7	.5	X
1220	Aluminum shapes, forms, etc.	61	421 822	36 176	8.6	1.1	X
1700	Hardware	10	51 491	689	1.3	Z	57.9
1711	Hand tools (including power driven)	10	51 491	689	1.3	Z	X
9810	Miscellaneous commodities	141	790 433	78 696	10.0	2.4	X
42139	Other construction materials whsle	244	X	2 001 895	X	100.0	55.5
0200	New and rebuilt automotive parts and supplies	6	64 851	12 441	19.2	.6	3.4
0216	Glass	6	64 851	12 441	19.2	.6	X
0600	Lumber: rough, dressed, and finished	7	154 999	5 173	3.3	.3	55.5
0611	Dimensional lumber (non-treated)	7	154 999	2 751	1.8	.1	X
0613	Boards	6	143 377	2 373	1.7	.1	X
0620	Plywood and millwork	24	346 737	103 940	30.0	5.2	53.0
0621	Softwood plywood and oriented strand board (OSB)	7	161 617	49 051	30.4	2.5	X
0622	Other panels products (including hardwood plywood, waterboard, and particleboard)	6	149 406	6 195	4.1	.3	X
0623	Gypsum, specialty boards, and treatments	9	118 396	37 328	31.5	1.9	X
0624	Wood millwork (doors, windows, cabinets, etc.)	14	227 864	11 366	5.0	.6	X
0720	Roofing, siding, and insulation materials	16	188 952	28 832	15.3	1.4	55.5
0721	Roofing, except wood	6	45 622	1 660	3.6	.1	X
0722	Siding, except wood	7	49 831	15 690	31.5	.8	X
0723	Insulation materials	15	188 475	11 482	6.1	.6	X
0730	Flat glass and other construction glass (excluding automotive)	97	712 348	627 549	88.1	31.3	X
0740	Other construction materials	154	1 350 231	1 143 878	84.7	57.1	51.4
0741	Rain-carrying equipment (down spouts, gutters, etc.)	9	63 988	4 186	6.5	.2	X
0744	Construction materials, n.e.c. (including wire fence and construction paper)	147	1 317 556	1 138 393	86.4	56.9	X
1220	Aluminum shapes, forms, etc.	9	73 397	6 799	9.3	.3	X
1700	Hardware	13	209 087	7 051	3.4	.4	X
9700	Service receipts and labor charges (including installed parts)	14	50 972	5 643	11.1	.3	52.2
9701	Labor charges for repair work	6	8 193	287	3.5	Z	X
9702	Parts installed in repair work	6	8 193	2 194	26.8	.1	X
9703	Other service receipts and labor charges—Specify	8	42 779	3 162	7.4	.2	X

See footnotes at end of table.

Table 5. Manufacturers' Sales Branches and Offices by Kind of Business and Commodity Line: 1997—Con.

[Includes only establishments with payroll. For meaning of abbreviations and symbols, see introductory text. For explanation of terms, see Appendix A]

NAICS code and CL code	Kind of business and commodity line	Establishments handling commodity line		Commodity line sales			Sales coverage percent
		Number	Total sales (\$1,000)	Amount ¹ (\$1,000)	As percent of total sales of—		
					Establishments handling line	Establishments in NAICS industry ¹	
42139	Other construction materials whse—Con.						
9810	Miscellaneous commodities	6	28 989	1 566	5.4	.1	X
9950	Construction receipts	21	80 897	24 736	30.6	1.2	X
421390	Other construction materials whse	244	X	2 001 895	X	100.0	55.5
0200	New and rebuilt automotive parts and supplies	6	64 851	12 441	19.2	.6	3.4
0216	Glass	6	64 851	12 441	19.2	.6	X
0600	Lumber: rough, dressed, and finished	7	154 999	5 173	3.3	.3	55.5
0611	Dimensional lumber (non-treated)	7	154 999	2 751	1.8	.1	X
0613	Boards	6	143 377	2 373	1.7	.1	X
0620	Plywood and millwork	24	346 737	103 940	30.0	5.2	53.0
0621	Softwood plywood and oriented strand board (OSB)	7	161 617	49 051	30.4	2.5	X
0622	Other panels products (including hardwood plywood, waterboard, and particleboard)	6	149 406	6 195	4.1	.3	X
0623	Gypsum, specialty boards, and treatments	9	118 396	37 328	31.5	1.9	X
0624	Wood millwork (doors, windows, cabinets, etc.)	14	227 864	11 366	5.0	.6	X
0720	Roofing, siding, and insulation materials	16	188 952	28 832	15.3	1.4	55.5
0721	Roofing, except wood	6	45 622	1 660	3.6	.1	X
0722	Siding, except wood	7	49 831	15 690	31.5	.8	X
0723	Insulation materials	15	188 475	11 482	6.1	.6	X
0730	Flat glass and other construction glass (excluding automotive)	97	712 348	627 549	88.1	31.3	X
0740	Other construction materials	154	1 350 231	1 143 878	84.7	57.1	51.4
0741	Rain-carrying equipment (down spouts, gutters, etc.)	9	63 988	4 186	6.5	.2	X
0744	Construction materials, n.e.c. (including wire fence and construction paper)	147	1 317 556	1 138 393	86.4	56.9	X
1220	Aluminum shapes, forms, etc.	9	73 397	6 799	9.3	.3	X
1700	Hardware	13	209 087	7 051	3.4	.4	X
9700	Service receipts and labor charges (including installed parts)	14	50 972	5 643	11.1	.3	52.2
9701	Labor charges for repair work	6	8 193	287	3.5	Z	X
9702	Parts installed in repair work	6	8 193	2 194	26.8	.1	X
9703	Other service receipts and labor charges—Specify	8	42 779	3 162	7.4	.2	X
9810	Miscellaneous commodities	6	28 989	1 566	5.4	.1	X
9950	Construction receipts	21	80 897	24 736	30.6	1.2	X
4213901	Flat glass & other construction glass whse	97	X	712 348	X	100.0	41.4
0200	New and rebuilt automotive parts and supplies	6	64 851	12 441	19.2	1.7	X
0620	Plywood and millwork	6	45 622	2 482	5.4	.3	X
0720	Roofing, siding, and insulation materials	7	49 831	18 872	37.9	2.6	X
0730	Flat glass and other construction glass (excluding automotive)	97	712 348	627 549	88.1	88.1	X
0740	Other construction materials	7	60 684	7 190	11.8	1.0	X
1220	Aluminum shapes, forms, etc.	8	60 198	4 557	7.6	.6	X
9700	Service receipts and labor charges (including installed parts)	6	8 193	2 481	30.3	.3	X
9810	Miscellaneous commodities	6	28 989	1 566	5.4	.2	X
4213902	Other construction materials whse	147	X	1 289 547	X	100.0	63.4
0600	Lumber: rough, dressed, and finished	6	154 522	5 064	3.3	.4	63.4
0611	Dimensional lumber (non-treated)	6	154 522	2 705	1.8	.2	X
0620	Plywood and millwork	18	301 115	101 458	33.7	7.9	60.3
0621	Softwood plywood and oriented strand board (OSB)	6	161 140	49 029	30.4	3.8	X
0623	Gypsum, specialty boards, and treatments	9	118 396	37 328	31.5	2.9	X
0624	Wood millwork (doors, windows, cabinets, etc.)	9	182 719	8 916	4.9	.7	X
0720	Roofing, siding, and insulation materials	9	139 121	9 960	7.2	.8	63.4
0723	Insulation materials	9	139 121	9 960	7.2	.8	X
0740	Other construction materials	147	1 289 547	1 136 688	88.1	88.1	59.1
0744	Construction materials, n.e.c. (including wire fence and construction paper)	143	1 284 921	1 132 136	88.1	87.8	X
1700	Hardware	9	175 171	6 237	3.6	.5	X
9700	Service receipts and labor charges (including installed parts)	8	42 779	3 162	7.4	.2	58.0
9703	Other service receipts and labor charges—Specify	8	42 779	3 162	7.4	.2	X
9950	Construction receipts	21	80 897	24 736	30.6	1.9	X
4214	Professional & commercial equipment & supplies whse	3 160	X	112 786 674	X	100.0	72.8
0800	Photographic equipment and supplies (excluding video)	76	8 110 404	6 954 675	85.8	6.2	52.4
0811	Still picture photographic equipment	43	7 192 737	524 307	7.3	.5	X
0812	Motion picture photographic equipment	7	3 607 383	15 681	.4	Z	X
0813	Photographic film	56	7 800 713	4 016 765	51.5	3.6	X
0814	Developing supplies (excluding film)	54	7 257 604	1 811 507	25.0	1.6	X
0815	Other photographic equipment and supplies	61	7 495 174	585 691	7.8	.5	X
0900	Office equipment	658	30 473 809	4 733 824	15.5	4.2	56.3
0911	Typewriters and dedicated word processors	20	156 924	40 164	25.6	Z	X
0912	Calculators and accounting machines	8	12 873 696	130 026	1.0	.1	X
0913	Copying machines and equipment	348	8 053 410	3 457 402	42.9	3.1	X
0914	Dictating, transcribing, and recording machines	133	185 831	191 759	100.0	.2	X
0915	Mailing, letter handling, and addressing machines	157	2 277 912	785 742	34.5	.7	X
0920	New computer equipment	1 851	80 469 252	57 390 534	71.3	50.9	59.7
0921	Computers	1 326	65 449 602	39 586 197	60.5	35.1	X
0922	Computer storage devices	784	53 296 268	6 854 600	12.9	6.1	X
0923	Computer printers	773	45 853 852	6 958 283	15.2	6.2	X
0924	Other computer peripheral equipment	639	30 695 099	3 969 466	12.9	3.5	X
0930	Used computer equipment	50	469 325	53 232	11.3	Z	X
0950	Computer software (packaged)	660	37 346 185	6 425 582	17.2	5.7	X
0960	Restaurant and hotel equipment and supplies	38	420 448	396 291	94.3	.4	X

See footnotes at end of table.

Table 5. Manufacturers' Sales Branches and Offices by Kind of Business and Commodity Line: 1997—Con.

[Includes only establishments with payroll. For meaning of abbreviations and symbols, see introductory text. For explanation of terms, see Appendix A]

NAICS code and CL code	Kind of business and commodity line	Establishments handling commodity line		Commodity line sales			Sales coverage percent
		Number	Total sales (\$1,000)	Amount ¹ (\$1,000)	As percent of total sales of—		
					Establishments handling line	Establishments in NAICS industry ¹	
4214	Professional & commercial equipment & supplies whsle—Con.						
0970	Store machines and equipment	367	20 989 453	1 131 128	5.4	1.0	1.0
0971	Vending machines	33	253 788	240 467	94.8	.2	X
0972	Other store machines and equipment	60	341 368	279 167	81.8	.2	X
1000	Medical, hospital, and surgical supplies	444	18 634 433	17 906 244	96.1	15.9	69.2
1011	Surgical and medical instruments and equipment	292	12 760 310	10 862 840	85.1	9.6	X
1012	Orthopedic, and prosthetic appliances and supplies	18	1 893 188	1 275 884	67.4	1.1	X
1013	Other surgical, medical, and hospital supplies	177	6 824 146	5 767 520	84.5	5.1	X
1020	Dental supplies	28	1 241 769	266 525	21.5	.2	71.4
1022	Instruments and other supplies	27	1 100 865	246 804	22.4	.2	X
1030	Optical and ophthalmic goods	68	899 518	858 391	95.4	.8	57.5
1031	Ophthalmic goods	55	621 604	581 651	93.6	.5	X
1033	Optometric equipment and supplies	10	142 525	92 582	65.0	.1	X
1034	Optical goods, n.e.c. (excluding cameras)	10	200 088	156 136	78.0	.1	X
1040	Religious and school supplies	11	214 350	211 048	98.5	.2	2.9
1041	Religious supplies	9	211 078	210 991	100.0	.2	X
1050	Other professional equipment and supplies	99	2 598 282	1 295 345	49.9	1.1	72.2
1051	Architects' equipment and supplies	6	14 625	2 196	15.0	Z	X
1052	Drafting instruments	6	14 625	730	5.0	Z	X
1053	Engineers' equipment and supplies	8	96 272	43 566	45.3	Z	X
1054	Laboratory equipment	37	821 578	293 631	35.7	.3	X
1055	Scientific instruments	46	908 476	632 266	69.6	.6	X
1056	Veterinarians' equipment and supplies	9	937 063	53 744	5.7	Z	X
1057	Professional equipment and supplies, n.e.c.	33	714 713	269 205	37.7	.2	X
1400	Electrical apparatus and equipment	233	4 115 778	494 324	12.0	.4	X
1600	Electronic parts and equipment, except communication	248	11 078 823	104 920	.9	.1	X
1650	Communication equipment and supplies	284	20 611 152	412 531	2.0	.4	X
2320	General-purpose industrial machinery, equipment, and parts	11	29 130	8 360	28.7	Z	X
3200	Printing and writing paper	16	12 884 391	142 484	1.1	.1	X
3300	Stationery, office supplies and greeting cards	223	6 969 564	1 230 851	17.7	1.1	.1
3311	Business forms	108	565 805	46 427	8.2	Z	X
3313	Inked ribbons, carbon paper, pens and pencils	212	6 759 731	1 102 429	16.3	1.0	X
3314	Toner and cartridges	108	565 805	46 427	8.2	Z	X
5330	Chemicals and allied products (excluding agricultural, plastics, gases, and petroleum)	8	542 415	98 519	18.2	.1	X
9700	Service receipts and labor charges (including installed parts)	1 233	26 055 802	4 437 618	17.0	3.9	52.9
9701	Labor charges for repair work	803	12 965 826	2 972 592	22.9	2.6	X
9702	Parts installed in repair work	401	11 878 914	243 027	2.0	.2	X
9703	Other service receipts and labor charges—Specify	584	14 748 806	1 221 991	8.3	1.1	X
9720	Receipts for service contracts	778	14 740 382	1 391 166	9.4	1.2	X
9740	Receipts for installing equipment	124	3 894 430	1 058 426	27.2	.9	X
9810	Miscellaneous commodities	399	24 425 714	3 235 540	13.2	2.9	X
9930	Sales of integrated systems which you wrote or modified software	48	353 367	82 334	23.3	.1	X
9940	Rental and leasing receipts	772	35 751 140	2 067 026	5.8	1.8	60.5
9941	Computer rental and leasing receipts	316	21 611 297	685 747	3.2	.6	X
9942	Photocopying machine rental	299	6 990 337	430 562	6.2	.4	X
9943	Other office machine rental receipts	164	2 182 700	931 043	42.7	.8	X
9960	Custom software (designed to customer specifications)	227	2 848 019	121 179	4.3	.1	X
42141	Photographic equipment & supplies whsle	74	X	8 103 149	X	100.0	75.4
0800	Photographic equipment and supplies (excluding video)	74	8 103 149	6 953 951	85.8	85.8	54.3
0811	Still picture photographic equipment	43	7 192 737	524 307	7.3	6.5	X
0812	Motion picture photographic equipment	7	3 607 383	15 681	.4	.2	X
0813	Photographic film	56	7 800 713	4 016 765	51.5	49.6	X
0814	Developing supplies (excluding film)	54	7 257 604	1 811 507	25.0	22.4	X
0815	Other photographic equipment and supplies	61	7 495 174	585 691	7.8	7.2	X
0900	Office equipment	30	7 103 809	128 370	1.8	1.6	X
0920	New computer equipment	28	7 075 480	21 981	.3	.3	X
0950	Computer software (packaged)	22	4 747 885	3 716	.1	Z	X
1600	Electronic parts and equipment, except communication	29	7 103 424	62 051	.9	.8	X
9700	Service receipts and labor charges (including installed parts)	32	7 388 062	508 225	6.9	6.3	52.2
9702	Parts installed in repair work	32	7 388 062	38 707	.5	.5	X
9703	Other service receipts and labor charges—Specify	32	7 388 062	469 518	6.4	5.8	X
9810	Miscellaneous commodities	41	7 118 112	416 151	5.8	5.1	X
9940	Rental and leasing receipts	22	4 747 885	6 720	.1	.1	X
421410	Photographic equipment & supplies whsle	74	X	8 103 149	X	100.0	75.4
0800	Photographic equipment and supplies (excluding video)	74	8 103 149	6 953 951	85.8	85.8	54.3
0811	Still picture photographic equipment	43	7 192 737	524 307	7.3	6.5	X
0812	Motion picture photographic equipment	7	3 607 383	15 681	.4	.2	X
0813	Photographic film	56	7 800 713	4 016 765	51.5	49.6	X
0814	Developing supplies (excluding film)	54	7 257 604	1 811 507	25.0	22.4	X
0815	Other photographic equipment and supplies	61	7 495 174	585 691	7.8	7.2	X
0900	Office equipment	30	7 103 809	128 370	1.8	1.6	X
0920	New computer equipment	28	7 075 480	21 981	.3	.3	X
0950	Computer software (packaged)	22	4 747 885	3 716	.1	Z	X
1600	Electronic parts and equipment, except communication	29	7 103 424	62 051	.9	.8	X
9700	Service receipts and labor charges (including installed parts)	32	7 388 062	508 225	6.9	6.3	52.2
9702	Parts installed in repair work	32	7 388 062	38 707	.5	.5	X
9703	Other service receipts and labor charges—Specify	32	7 388 062	469 518	6.4	5.8	X
9810	Miscellaneous commodities	41	7 118 112	416 151	5.8	5.1	X
9940	Rental and leasing receipts	22	4 747 885	6 720	.1	.1	X

See footnotes at end of table.

Table 5. Manufacturers' Sales Branches and Offices by Kind of Business and Commodity Line: 1997—Con.

[Includes only establishments with payroll. For meaning of abbreviations and symbols, see introductory text. For explanation of terms, see Appendix A]

NAICS code and CL code	Kind of business and commodity line	Establishments handling commodity line		Commodity line sales			Sales coverage percent
		Number	Total sales (\$1,000)	Amount ¹ (\$1,000)	As percent of total sales of—		
					Establishments handling line	Establishments in NAICS industry ¹	
42142	Office equipment whsle	624	X	10 554 896	X	100.0	77.2
0900	Office equipment	624	10 554 896	4 475 735	42.4	42.4	75.5
0911	Typewriters and dedicated word processors	20	156 924	40 164	25.6	4	X
0912	Calculators and accounting machines	6	65 847	668	1.0	Z	X
0913	Copying machines and equipment	348	8 053 410	3 457 402	42.9	32.8	X
0914	Dictating, transcribing, and recording machines	133	185 831	191 759	100.0	1.8	X
0915	Mailing, letter handling, and addressing machines	157	2 277 912	785 742	34.5	7.4	X
0920	New computer equipment	155	2 207 621	65 573	3.0	.6	77.0
0921	Computers	153	2 202 422	43 819	2.0	.4	X
0924	Other computer peripheral equipment	148	2 166 493	21 650	1.0	.2	X
0950	Computer software (packaged)	148	2 172 914	88 391	4.1	.8	X
2320	General-purpose industrial machinery, equipment, and parts	11	29 130	8 360	28.7	.1	X
3200	Printing and writing paper	12	73 270	12 253	16.7	.1	X
3300	Stationery, office supplies and greeting cards	212	6 759 731	1 195 283	17.7	11.3	.1
3311	Business forms	108	565 805	46 427	8.2	.4	X
3313	Inked ribbons, carbon paper, pens and pencils	212	6 759 731	1 102 429	16.3	10.4	X
3314	Toner and cartridges	108	565 805	46 427	8.2	.4	X
9700	Service receipts and labor charges (including installed parts)	437	9 039 893	2 572 825	28.5	24.4	77.0
9701	Labor charges for repair work	402	8 548 596	2 401 652	28.1	22.8	X
9702	Parts installed in repair work	214	2 491 451	48 673	2.0	.5	X
9703	Other service receipts and labor charges—Specify	57	539 348	122 495	22.7	1.2	X
9720	Receipts for service contracts	394	9 271 710	710 577	7.7	6.7	X
9810	Miscellaneous commodities	13	33 906	8 289	24.4	.1	X
9940	Rental and leasing receipts	433	9 016 596	1 356 034	15.0	12.8	77.1
9941	Computer rental and leasing receipts	20	169 714	4 503	2.7	Z	X
9942	Photocopying machine rental	292	6 795 524	420 486	6.2	4.0	X
9943	Other office machine rental receipts	164	2 182 700	931 043	42.7	8.8	X
9960	Custom software (designed to customer specifications)	147	2 160 000	43 174	2.0	.4	X
421420	Office equipment whsle	624	X	10 554 896	X	100.0	77.2
0900	Office equipment	624	10 554 896	4 475 735	42.4	42.4	75.5
0911	Typewriters and dedicated word processors	20	156 924	40 164	25.6	4	X
0912	Calculators and accounting machines	6	65 847	668	1.0	Z	X
0913	Copying machines and equipment	348	8 053 410	3 457 402	42.9	32.8	X
0914	Dictating, transcribing, and recording machines	133	185 831	191 759	100.0	1.8	X
0915	Mailing, letter handling, and addressing machines	157	2 277 912	785 742	34.5	7.4	X
0920	New computer equipment	155	2 207 621	65 573	3.0	.6	77.0
0921	Computers	153	2 202 422	43 819	2.0	.4	X
0924	Other computer peripheral equipment	148	2 166 493	21 650	1.0	.2	X
0950	Computer software (packaged)	148	2 172 914	88 391	4.1	.8	X
2320	General-purpose industrial machinery, equipment, and parts	11	29 130	8 360	28.7	.1	X
3200	Printing and writing paper	12	73 270	12 253	16.7	.1	X
3300	Stationery, office supplies and greeting cards	212	6 759 731	1 195 283	17.7	11.3	.1
3311	Business forms	108	565 805	46 427	8.2	.4	X
3313	Inked ribbons, carbon paper, pens and pencils	212	6 759 731	1 102 429	16.3	10.4	X
3314	Toner and cartridges	108	565 805	46 427	8.2	.4	X
9700	Service receipts and labor charges (including installed parts)	437	9 039 893	2 572 825	28.5	24.4	77.0
9701	Labor charges for repair work	402	8 548 596	2 401 652	28.1	22.8	X
9702	Parts installed in repair work	214	2 491 451	48 673	2.0	.5	X
9703	Other service receipts and labor charges—Specify	57	539 348	122 495	22.7	1.2	X
9720	Receipts for service contracts	394	9 271 710	710 577	7.7	6.7	X
9810	Miscellaneous commodities	13	33 906	8 289	24.4	.1	X
9940	Rental and leasing receipts	433	9 016 596	1 356 034	15.0	12.8	77.1
9941	Computer rental and leasing receipts	20	169 714	4 503	2.7	Z	X
9942	Photocopying machine rental	292	6 795 524	420 486	6.2	4.0	X
9943	Other office machine rental receipts	164	2 182 700	931 043	42.7	8.8	X
9960	Custom software (designed to customer specifications)	147	2 160 000	43 174	2.0	.4	X
42143	Computer & computer peripheral equipment & software whsle	1 713	X	72 042 268	X	100.0	76.5
0920	New computer equipment	1 666	71 181 932	57 302 974	80.5	79.5	68.7
0921	Computers	1 173	63 247 180	39 542 378	62.5	54.9	X
0922	Computer storage devices	782	53 291 069	6 854 496	12.9	9.5	X
0923	Computer printers	773	45 853 852	6 958 283	15.2	9.7	X
0924	Other computer peripheral equipment	491	28 528 606	3 947 816	13.8	5.5	X
0930	Used computer equipment	50	469 325	53 232	11.3	.1	X
0950	Computer software (packaged)	488	30 421 167	6 333 473	20.8	8.8	X
0970	Store machines and equipment	275	20 394 317	611 494	3.0	.8	X
1400	Electrical apparatus and equipment	226	4 081 121	484 766	11.9	.7	X
1600	Electronic parts and equipment, except communication	216	3 955 251	39 552	1.0	.1	X
1650	Communication equipment and supplies	282	20 606 933	412 527	2.0	.6	X
3300	Stationery, office supplies and greeting cards	6	194 720	33 703	17.3	Z	X
9700	Service receipts and labor charges (including installed parts)	628	7 436 973	1 012 659	13.6	1.4	31.0
9701	Labor charges for repair work	292	2 602 811	412 949	15.9	.6	X
9702	Parts installed in repair work	50	583 735	16 879	2.9	Z	X
9703	Other service receipts and labor charges—Specify	465	6 605 515	582 831	8.8	.8	X
9720	Receipts for service contracts	374	5 102 814	641 629	12.6	.9	X
9740	Receipts for installing equipment	120	3 860 827	1 054 399	27.3	1.5	X
9810	Miscellaneous commodities	342	17 224 532	2 806 231	16.3	3.9	X
9930	Sales of integrated systems which you wrote or modified software	47	352 493	82 221	23.3	.1	X
9940	Rental and leasing receipts	301	21 636 396	694 215	3.2	1.0	74.3
9941	Computer rental and leasing receipts	296	21 441 583	681 244	3.2	.9	X
9942	Photocopying machine rental	7	194 813	10 076	5.2	Z	X
9960	Custom software (designed to customer specifications)	79	687 145	77 996	11.4	.1	X

See footnotes at end of table.

Table 5. Manufacturers' Sales Branches and Offices by Kind of Business and Commodity Line: 1997—Con.

[Includes only establishments with payroll. For meaning of abbreviations and symbols, see introductory text. For explanation of terms, see Appendix A]

NAICS code and CL code	Kind of business and commodity line	Establishments handling commodity line		Commodity line sales			Sales coverage percent
		Number	Total sales (\$1,000)	Amount ¹ (\$1,000)	As percent of total sales of—		
					Establishments handling line	Establishments in NAICS industry ¹	
421430	Computer & computer peripheral equipment & software wholesaler	1 713	X	72 042 268	X	100.0	76.5
0920	New computer equipment	1 666	71 181 932	57 302 974	80.5	79.5	68.7
0921	Computers	1 173	63 247 180	39 542 378	62.5	54.9	X
0922	Computer storage devices	782	53 291 069	6 854 496	12.9	9.5	X
0923	Computer printers	773	45 853 852	6 958 283	15.2	9.7	X
0924	Other computer peripheral equipment	491	28 528 606	3 947 816	13.8	5.5	X
0930	Used computer equipment	50	469 325	53 232	11.3	.1	X
0950	Computer software (packaged)	488	30 421 167	6 333 473	20.8	8.8	X
0970	Store machines and equipment	275	20 394 317	611 494	3.0	.8	X
1400	Electrical apparatus and equipment	226	4 081 121	484 766	11.9	.7	X
1600	Electronic parts and equipment, except communication	216	3 955 251	39 552	1.0	.1	X
1650	Communication equipment and supplies	282	20 606 933	412 527	2.0	.6	X
3300	Stationery, office supplies and greeting cards	6	194 720	33 703	17.3	Z	X
9700	Service receipts and labor charges (including installed parts)	628	7 436 973	1 012 659	13.6	1.4	31.0
9701	Labor charges for repair work	292	2 602 811	412 949	15.9	.6	X
9702	Parts installed in repair work	50	583 735	16 879	2.9	Z	X
9703	Other service receipts and labor charges—Specify	465	6 605 515	582 831	8.8	.8	X
9720	Receipts for service contracts	374	5 102 814	641 629	12.6	.9	X
9740	Receipts for installing equipment	120	3 860 827	1 054 399	27.3	1.5	X
9810	Miscellaneous commodities	342	17 224 532	2 806 231	16.3	3.9	X
9930	Sales of integrated systems which you wrote or modified software	47	352 493	82 221	23.3	.1	X
9940	Rental and leasing receipts	301	21 636 396	694 215	3.2	1.0	74.3
9941	Computer rental and leasing receipts	296	21 441 583	681 244	3.2	.9	X
9942	Photocopying machine rental	7	194 813	10 076	5.2	Z	X
9960	Custom software (designed to customer specifications)	79	687 145	77 996	11.4	.1	X
4214301	Computer & peripheral equipment wholesaler	1 665	X	71 175 956	X	100.0	76.4
0920	New computer equipment	1 665	71 175 956	57 302 377	80.5	80.5	68.7
0921	Computers	1 173	63 247 180	39 542 378	62.5	55.6	X
0922	Computer storage devices	782	53 291 069	6 854 496	12.9	9.6	X
0923	Computer printers	773	45 853 852	6 958 283	15.2	9.8	X
0924	Other computer peripheral equipment	490	28 522 630	3 947 219	13.8	5.5	X
0930	Used computer equipment	50	469 325	53 232	11.3	.1	X
0950	Computer software (packaged)	440	29 554 855	5 479 450	18.5	7.7	X
0970	Store machines and equipment	275	20 394 317	611 494	3.0	.9	X
1400	Electrical apparatus and equipment	225	4 009 058	477 562	11.9	.7	X
1600	Electronic parts and equipment, except communication	216	3 955 251	39 552	1.0	.1	X
1650	Communication equipment and supplies	282	20 606 933	412 527	2.0	.6	X
3300	Stationery, office supplies and greeting cards	6	194 720	33 703	17.3	Z	X
9700	Service receipts and labor charges (including installed parts)	625	7 425 293	1 010 413	13.6	1.4	30.8
9701	Labor charges for repair work	292	2 602 811	412 949	15.9	.6	X
9702	Parts installed in repair work	50	583 735	16 879	2.9	Z	X
9703	Other service receipts and labor charges—Specify	462	6 593 835	580 585	8.8	.8	X
9720	Receipts for service contracts	371	5 091 134	639 430	12.6	.9	X
9740	Receipts for installing equipment	120	3 860 827	1 054 399	27.3	1.5	X
9810	Miscellaneous commodities	341	17 217 361	2 806 188	16.3	3.9	X
9930	Sales of integrated systems which you wrote or modified software	47	352 493	82 221	23.3	.1	X
9940	Rental and leasing receipts	301	21 636 396	694 215	3.2	1.0	74.2
9941	Computer rental and leasing receipts	296	21 441 583	681 244	3.2	1.0	X
9942	Photocopying machine rental	7	194 813	10 076	5.2	Z	X
9960	Custom software (designed to customer specifications)	79	687 145	77 996	11.4	.1	X
42143011	Computers & peripheral equipment for resale	476	X	27 387 050	X	100.0	73.8
0920	New computer equipment	476	27 387 050	23 350 477	85.3	85.3	X
0950	Computer software (packaged)	22	8 077 243	260 389	3.2	1.0	X
9700	Service receipts and labor charges (including installed parts)	195	1 754 707	438 842	25.0	1.6	X
9720	Receipts for service contracts	82	2 228 442	317 097	14.2	1.2	X
9810	Miscellaneous commodities	48	12 972 549	2 617 231	20.2	9.6	X
9960	Custom software (designed to customer specifications)	9	59 976	5 980	10.0	Z	X
42143012	Computers & peripheral equipment for end use	1 189	X	43 788 906	X	100.0	78.1
0920	New computer equipment	1 189	43 788 906	33 951 900	77.5	77.5	66.3
0921	Computers	999	38 144 141	24 063 498	63.1	55.0	X
0922	Computer storage devices	698	33 956 365	6 014 092	17.7	13.7	X
0923	Computer printers	624	31 788 323	1 140 988	3.6	2.6	X
0924	Other computer peripheral equipment	341	10 577 686	2 733 321	25.8	6.2	X
0930	Used computer equipment	50	469 325	53 232	11.3	.1	X
0950	Computer software (packaged)	418	21 477 612	5 219 061	24.3	11.9	X
0970	Store machines and equipment	275	20 394 317	611 494	3.0	1.4	X
1400	Electrical apparatus and equipment	225	4 009 058	477 562	11.9	1.1	X
1600	Electronic parts and equipment, except communication	216	3 955 251	39 552	1.0	.1	X
1650	Communication equipment and supplies	282	20 606 933	412 527	2.0	.9	X
3300	Stationery, office supplies and greeting cards	6	194 720	33 703	17.3	.1	X
9700	Service receipts and labor charges (including installed parts)	430	5 670 586	571 571	10.1	1.3	27.0
9701	Labor charges for repair work	107	908 080	117 063	12.9	.3	X
9702	Parts installed in repair work	12	430 103	10 720	2.5	Z	X
9703	Other service receipts and labor charges—Specify	333	5 073 108	443 788	8.7	1.0	X
9720	Receipts for service contracts	289	2 862 692	322 333	11.3	.7	X
9740	Receipts for installing equipment	120	3 860 827	1 054 399	27.3	2.4	X
9810	Miscellaneous commodities	293	4 244 812	188 957	4.5	.4	X
9930	Sales of integrated systems which you wrote or modified software	47	352 493	82 221	23.3	.2	X
9940	Rental and leasing receipts	301	21 636 396	694 215	3.2	1.6	75.8
9941	Computer rental and leasing receipts	296	21 441 583	681 244	3.2	1.6	X
9942	Photocopying machine rental	7	194 813	10 076	5.2	Z	X
9960	Custom software (designed to customer specifications)	70	627 169	72 016	11.5	.2	X

See footnotes at end of table.

Table 5. Manufacturers' Sales Branches and Offices by Kind of Business and Commodity Line: 1997—Con.

[Includes only establishments with payroll. For meaning of abbreviations and symbols, see introductory text. For explanation of terms, see Appendix A]

NAICS code and CL code	Kind of business and commodity line	Establishments handling commodity line		Commodity line sales			Sales coverage percent
		Number	Total sales (\$1,000)	Amount ¹ (\$1,000)	As percent of total sales of—		
					Establishments handling line	Establishments in NAICS industry ¹	
4214302	Computer software (packaged) whsle	48	X	866 312	X	100.0	84.2
0950	Computer software (packaged)	48	866 312	854 023	98.6	98.6	X
42144	Other commercial equipment whsle	128	X	1 012 149	X	100.0	53.9
0960	Restaurant and hotel equipment and supplies	38	420 448	396 291	94.3	39.2	X
0970	Store machines and equipment	90	591 701	519 395	87.8	51.3	50.7
0971	Vending machines	33	253 768	240 467	94.8	23.8	X
0972	Other store machines and equipment	58	337 933	278 928	82.5	27.6	X
9700	Service receipts and labor charges (including installed parts)	75	377 672	70 055	18.5	6.9	53.9
9701	Labor charges for repair work	50	191 003	13 112	6.9	1.3	X
9702	Parts installed in repair work	49	190 426	10 640	5.6	1.1	X
9703	Other service receipts and labor charges—Specify	29	195 944	46 302	23.6	4.6	X
9940	Rental and leasing receipts	12	28 308	4 175	14.7	.4	X
421440	Other commercial equipment whsle	128	X	1 012 149	X	100.0	53.9
0960	Restaurant and hotel equipment and supplies	38	420 448	396 291	94.3	39.2	X
0970	Store machines and equipment	90	591 701	519 395	87.8	51.3	50.7
0971	Vending machines	33	253 768	240 467	94.8	23.8	X
0972	Other store machines and equipment	58	337 933	278 928	82.5	27.6	X
9700	Service receipts and labor charges (including installed parts)	75	377 672	70 055	18.5	6.9	53.9
9701	Labor charges for repair work	50	191 003	13 112	6.9	1.3	X
9702	Parts installed in repair work	49	190 426	10 640	5.6	1.1	X
9703	Other service receipts and labor charges—Specify	29	195 944	46 302	23.6	4.6	X
9940	Rental and leasing receipts	12	28 308	4 175	14.7	.4	X
4214401	Restaurant & hotel equipment & supplies whsle	38	X	420 448	X	100.0	71.3
0960	Restaurant and hotel equipment and supplies	38	420 448	396 291	94.3	94.3	X
4214402	Store machines & equipment whsle	90	X	591 701	X	100.0	41.6
0970	Store machines and equipment	90	591 701	519 395	87.8	87.8	39.1
0971	Vending machines	33	253 768	240 467	94.8	40.6	X
0972	Other store machines and equipment	58	337 933	278 928	82.5	47.1	X
9700	Service receipts and labor charges (including installed parts)	74	367 033	65 390	17.8	11.1	41.6
9701	Labor charges for repair work	49	180 364	9 847	5.5	1.7	X
9702	Parts installed in repair work	48	179 787	9 240	5.1	1.6	X
9703	Other service receipts and labor charges—Specify	29	195 944	46 302	23.6	7.8	X
9940	Rental and leasing receipts	11	17 669	1 275	7.2	.2	X
42145	Medical, dental, & hospital equipment & supplies whsle	459	X	18 700 334	X	100.0	58.7
1000	Medical, hospital, and surgical supplies	441	18 547 534	17 868 261	96.3	95.6	55.8
1011	Surgical and medical instruments and equipment	289	12 673 411	10 824 857	85.4	57.9	X
1012	Orthopedic, and prosthetic appliances and supplies	18	1 893 188	1 275 884	67.4	6.8	X
1013	Other surgical, medical, and hospital supplies	177	6 824 146	5 767 520	84.5	30.8	X
1020	Dental supplies	28	1 241 769	266 525	21.5	1.4	57.6
1022	Instruments and other supplies	27	1 100 865	246 804	22.4	1.3	X
1050	Other professional equipment and supplies	11	1 250 375	90 909	7.3	.5	58.7
1056	Veterinarians' equipment and supplies	9	937 063	53 744	5.7	.3	X
9700	Service receipts and labor charges (including installed parts)	57	1 607 515	269 617	16.8	1.4	27.7
9701	Labor charges for repair work	57	1 607 515	143 610	8.9	.8	X
9702	Parts installed in repair work	52	1 032 460	125 935	12.2	.7	X
9720	Receipts for service contracts	8	340 710	38 323	11.2	.2	X
421450	Medical, dental, & hospital equipment & supplies whsle	459	X	18 700 334	X	100.0	58.7
1000	Medical, hospital, and surgical supplies	441	18 547 534	17 868 261	96.3	95.6	55.8
1011	Surgical and medical instruments and equipment	289	12 673 411	10 824 857	85.4	57.9	X
1012	Orthopedic, and prosthetic appliances and supplies	18	1 893 188	1 275 884	67.4	6.8	X
1013	Other surgical, medical, and hospital supplies	177	6 824 146	5 767 520	84.5	30.8	X
1020	Dental supplies	28	1 241 769	266 525	21.5	1.4	57.6
1022	Instruments and other supplies	27	1 100 865	246 804	22.4	1.3	X
1050	Other professional equipment and supplies	11	1 250 375	90 909	7.3	.5	58.7
1056	Veterinarians' equipment and supplies	9	937 063	53 744	5.7	.3	X
9700	Service receipts and labor charges (including installed parts)	57	1 607 515	269 617	16.8	1.4	27.7
9701	Labor charges for repair work	57	1 607 515	143 610	8.9	.8	X
9702	Parts installed in repair work	52	1 032 460	125 935	12.2	.7	X
9720	Receipts for service contracts	8	340 710	38 323	11.2	.2	X
4214501	Surgical, medical, & hospital supplies whsle	439	X	18 453 838	X	100.0	58.3
1000	Medical, hospital, and surgical supplies	439	18 453 838	17 857 606	96.8	96.8	55.4
1011	Surgical and medical instruments and equipment	287	12 579 715	10 814 202	86.0	58.6	X
1012	Orthopedic, and prosthetic appliances and supplies	18	1 893 188	1 275 884	67.4	6.9	X
1013	Other surgical, medical, and hospital supplies	177	6 824 146	5 767 520	84.5	31.3	X
1020	Dental supplies	8	995 273	31 176	3.1	.2	58.3
1022	Instruments and other supplies	7	854 369	17 081	2.0	.1	X
1050	Other professional equipment and supplies	11	1 250 375	90 909	7.3	.5	58.3
1056	Veterinarians' equipment and supplies	9	937 063	53 744	5.7	.3	X
9700	Service receipts and labor charges (including installed parts)	56	1 600 485	269 125	16.8	1.5	27.3
9701	Labor charges for repair work	56	1 600 485	143 400	9.0	.8	X
9702	Parts installed in repair work	51	1 025 430	125 725	12.3	.7	X
9720	Receipts for service contracts	8	340 710	38 323	11.2	.2	X

See footnotes at end of table.

Table 5. Manufacturers' Sales Branches and Offices by Kind of Business and Commodity Line: 1997—Con.

[Includes only establishments with payroll. For meaning of abbreviations and symbols, see introductory text. For explanation of terms, see Appendix A]

NAICS code and CL code	Kind of business and commodity line	Establishments handling commodity line		Commodity line sales			Sales coverage percent
		Number	Total sales (\$1,000)	Amount ¹ (\$1,000)	As percent of total sales of—		
					Establishments handling line	Establishments in NAICS industry ¹	
4214502	Dental equipment & supplies whsle	20	X	246 496	X	100.0	89.4
1020	Dental supplies	20	246 496	235 349	95.5	95.5	82.2
1022	Instruments and other supplies	20	246 496	229 723	93.2	93.2	X
42146	Ophthalmic goods whsle	66	X	886 679	X	100.0	23.4
1030	Optical and ophthalmic goods	66	886 679	851 973	96.1	96.1	18.4
1031	Ophthalmic goods	55	621 604	581 651	93.6	65.6	X
1033	Optometric equipment and supplies	10	142 525	92 582	65.0	10.4	X
1034	Optical goods, n.e.c. (excluding cameras)	8	187 249	149 718	80.0	16.9	X
421460	Ophthalmic goods whsle	66	X	886 679	X	100.0	23.4
1030	Optical and ophthalmic goods	66	886 679	851 973	96.1	96.1	18.4
1031	Ophthalmic goods	55	621 604	581 651	93.6	65.6	X
1033	Optometric equipment and supplies	10	142 525	92 582	65.0	10.4	X
1034	Optical goods, n.e.c. (excluding cameras)	8	187 249	149 718	80.0	16.9	X
42149	Other professional equipment & supplies whsle	96	X	1 487 199	X	100.0	67.6
1040	Religious and school supplies	9	211 078	210 991	100.0	14.2	3.3
1041	Religious supplies	9	211 078	210 991	100.0	14.2	X
1050	Other professional equipment and supplies	87	1 276 121	1 175 721	92.1	79.1	66.7
1051	Architects' equipment and supplies	6	14 625	2 196	15.0	.1	X
1052	Drafting instruments	6	14 625	730	5.0	Z	X
1053	Engineers' equipment and supplies	8	96 272	43 566	45.3	2.9	X
1054	Laboratory equipment	32	353 782	242 111	68.4	16.3	X
1055	Scientific instruments	46	908 476	632 266	69.6	42.5	X
1057	Professional equipment and supplies, n.e.c.	32	642 927	254 850	39.6	17.1	X
421490	Other professional equipment & supplies whsle	96	X	1 487 199	X	100.0	67.6
1040	Religious and school supplies	9	211 078	210 991	100.0	14.2	3.3
1041	Religious supplies	9	211 078	210 991	100.0	14.2	X
1050	Other professional equipment and supplies	87	1 276 121	1 175 721	92.1	79.1	66.7
1051	Architects' equipment and supplies	6	14 625	2 196	15.0	.1	X
1052	Drafting instruments	6	14 625	730	5.0	Z	X
1053	Engineers' equipment and supplies	8	96 272	43 566	45.3	2.9	X
1054	Laboratory equipment	32	353 782	242 111	68.4	16.3	X
1055	Scientific instruments	46	908 476	632 266	69.6	42.5	X
1057	Professional equipment and supplies, n.e.c.	32	642 927	254 850	39.6	17.1	X
4214901	Religious & school supplies whsle	9	X	211 078	X	100.0	6.9
1040	Religious and school supplies	9	211 078	210 991	100.0	100.0	.3
1041	Religious supplies	9	211 078	210 991	100.0	100.0	X
4214902	Other professional equipment & supplies whsle	87	X	1 276 121	X	100.0	77.6
1050	Other professional equipment and supplies	87	1 276 121	1 175 721	92.1	92.1	76.6
1051	Architects' equipment and supplies	6	14 625	2 196	15.0	.2	X
1052	Drafting instruments	6	14 625	730	5.0	.1	X
1053	Engineers' equipment and supplies	8	96 272	43 566	45.3	3.4	X
1054	Laboratory equipment	32	353 782	242 111	68.4	19.0	X
1055	Scientific instruments	46	908 476	632 266	69.6	49.5	X
1057	Professional equipment and supplies, n.e.c.	32	642 927	254 850	39.6	20.0	X
4215	Metal & mineral (except petroleum) whsle	1 045	X	45 511 177	X	100.0	79.3
1100	Iron and steel products (semifinished)	154	3 999 148	1 749 435	43.7	3.8	66.6
1111	Sheet bars and tin plate bars	47	338 561	222 715	65.8	.5	X
1113	Rough castings and foundry products	54	1 016 338	627 247	61.7	1.4	X
1114	Forgings	18	1 286 579	359 889	28.0	.8	X
1116	Other semifinished iron and steel products	44	1 294 644	537 980	41.6	1.2	X
1120	Flat iron and steel products	237	20 966 606	19 428 242	92.7	42.7	71.7
1121	Plates	72	4 876 093	1 314 808	27.0	2.9	X
1122	Strips (hot-rolled and cold-rolled)	44	1 814 355	1 006 074	55.5	2.2	X
1123	Sheets (cold-rolled)	111	17 730 731	4 587 679	25.9	10.1	X
1124	Sheets (hot-rolled)	115	17 386 029	4 342 333	25.0	9.5	X
1126	Sheets (galvanized and coated)	115	17 737 104	7 235 633	40.8	15.9	X
1127	Tin plate and terneplate	28	8 818 727	245 330	2.8	.5	X
1128	Fabricated and structural plate products	63	1 443 908	78 302	5.4	.2	X
1129	Other flat iron and steel products	53	8 510 386	618 083	7.3	1.4	X
1140	Iron and steel wire and wire products	125	2 882 517	1 090 316	37.8	2.4	47.6
1141	Wire (plain, coated, barbed, and twisted)	36	1 652 982	290 910	17.6	.6	X
1143	Wire rope, strand, strapping, reinforcement mesh, and bale ties	92	1 098 794	664 712	60.5	1.5	X
1150	Iron and steel pipe and tubing	180	4 382 736	2 809 670	64.1	6.2	77.6
1152	Tubing	66	1 770 354	440 358	24.9	1.0	X
1153	Standard steel pipe	52	2 150 852	1 660 201	77.2	3.6	X
1154	Other steel pipe	108	2 422 556	709 110	29.3	1.6	X
1160	Other iron and steel products	201	4 833 625	2 431 127	50.3	5.3	68.2
1162	Bars (excluding reinforcement bars) and bar-size shapes: hot-rolled	33	2 349 760	803 655	34.2	1.8	X
1163	Bars and bar-size shapes: cold finished	31	465 385	196 189	42.2	.4	X
1164	Concrete reinforcement bars	25	693 114	427 977	61.7	.9	X
1165	Structural shapes (excluding bar-size shapes)	48	920 939	162 384	17.6	.4	X
1167	Finished products, n.e.c.	107	1 101 692	840 922	76.3	1.8	X
1170	Alloy steel	113	2 982 731	978 804	32.8	2.2	74.2
1171	Bars, hot-rolled or cold-finished	90	2 455 074	568 018	23.1	1.2	X
1173	Pipe, tubing, and plates	13	828 286	117 433	14.2	.3	X
1175	Other alloy steel	48	1 016 974	293 353	28.8	.6	X
1180	Stainless steel	168	3 154 136	1 729 291	54.8	3.8	79.0
1181	Plates	62	1 448 090	287 427	19.8	.6	X
1182	Strip	33	911 294	196 238	21.5	.4	X
1183	Sheets	68	1 566 510	373 494	23.8	.8	X
1184	Bars and bar-size shapes	98	2 036 628	557 433	27.4	1.2	X
1185	Other stainless steel (including tubing)	97	2 220 277	314 699	14.2	.7	X

See footnotes at end of table.

Table 5. Manufacturers' Sales Branches and Offices by Kind of Business and Commodity Line: 1997—Con.

[Includes only establishments with payroll. For meaning of abbreviations and symbols, see introductory text. For explanation of terms, see Appendix A]

NAICS code and CL code	Kind of business and commodity line	Establishments handling commodity line		Commodity line sales			Sales coverage percent
		Number	Total sales (\$1,000)	Amount ¹ (\$1,000)	As percent of total sales of—		
					Establishments handling line	Establishments in NAICS industry ¹	
4215	Metal & mineral (except petroleum) whsle—Con.						
1200	Copper and brass	88	4 060 190	2 595 202	63.9	5.7	76.6
1211	Copper wire mill products (structural only)	11	1 519 983	810 434	53.3	1.8	X
1212	Flat products (sheets, strips, and plates)	53	1 419 962	843 809	59.4	1.9	X
1213	Tubular products (pipes and tubes)	51	1 552 762	689 273	44.4	1.5	X
1214	Rod, nonelectrical wire, extruded shapes, etc.	50	2 682 660	251 686	9.4	.6	X
1220	Aluminum shapes, forms, etc.	200	8 113 880	5 045 134	62.2	11.1	74.8
1221	Plates (.250 inch and over)	122	3 488 469	941 835	27.0	2.1	X
1222	Sheets and coils (.006 to .249 inch)	124	4 232 383	1 948 237	46.0	4.3	X
1223	Rods, bars, and wires: rolled or extruded (rounds, hexes, squares, and rectangles)	141	5 912 976	1 783 967	30.2	3.9	X
1224	Pipe and tubing (including hollow bar, square, and rectangular tubing) ..	101	4 256 760	268 164	6.3	.6	X
1225	Foils	20	905 466	102 931	11.4	.2	X
1230	Other nonferrous metals (magnesium, nickel, tin, lead, zinc, etc., except precious)	68	2 531 445	1 714 273	67.7	3.8	X
1300	Coal and coke	34	3 777 247	3 733 307	98.8	8.2	79.3
1311	Coal	28	3 342 417	3 315 179	99.2	7.3	X
1312	Coke	7	434 830	418 128	96.2	.9	X
1320	Minerals and ores (excluding coal, precious stones, and crude oil)	9	991 851	975 267	98.3	2.1	X
1400	Electrical apparatus and equipment	9	1 084 553	55 436	5.1	.1	X
1600	Electronic parts and equipment, except communication	9	61 261	1 250	2.0	Z	X
1700	Hardware	47	487 190	58 583	12.0	.1	31.0
1711	Hand tools (including power driven)	21	204 090	23 796	11.7	.1	X
1712	Bolts, nuts, rivets, and fasteners	14	47 760	4 758	10.0	Z	X
1713	Cutlery	11	8 957	727	8.1	Z	X
2320	General-purpose industrial machinery, equipment, and parts	41	1 465 263	413 003	28.2	.9	15.7
2326	New controlling, recording, and indicating instruments and access	18	315 749	59 678	18.9	.1	X
2460	Other industrial supplies	19	169 455	37 454	22.1	.1	5.1
2465	Strapping and tape	7	60 910	5 658	9.3	Z	X
2466	Industrial supplies, n.e.c.	12	108 545	31 796	29.3	.1	X
2900	Ferrous metal scrap	16	970 595	10 455	1.1	Z	X
2920	Nonferrous metal scrap	19	1 091 959	20 405	1.9	Z	5.7
2921	Aluminum scrap	10	434 348	11 470	2.6	Z	X
5300	Plastics materials and basic shapes	17	201 866	12 291	6.1	Z	X
5330	Chemicals and allied products (excluding agricultural, plastics, gases, and petroleum)	17	778 001	52 751	6.8	.1	X
9700	Service receipts and labor charges (including installed parts)	25	1 166 260	45 980	3.9	.1	1.9
9703	Other service receipts and labor charges—Specify	17	772 391	24 176	3.1	.1	X
9810	Miscellaneous commodities	66	2 783 899	259 183	9.3	.6	X
42151	Metal service centers & offices	1 004	X	40 775 671	X	100.0	77.9
1100	Iron and steel products (semifinished)	154	3 999 148	1 749 435	43.7	4.3	65.5
1111	Sheet bars and tin plate bars	47	338 561	222 715	65.8	.5	X
1113	Rough castings and foundry products	54	1 016 338	627 247	61.7	1.5	X
1114	Forgings	18	1 286 579	359 889	28.0	.9	X
1116	Other semifinished iron and steel products	44	1 294 644	537 980	41.6	1.3	X
1120	Flat iron and steel products	237	20 966 606	19 428 242	92.7	47.6	70.5
1121	Plates	72	4 876 093	1 314 808	27.0	3.2	X
1122	Strips (hot-rolled and cold-rolled)	44	1 814 355	1 006 074	55.5	2.5	X
1123	Sheets (cold-rolled)	111	17 730 731	4 587 679	25.9	11.3	X
1124	Sheets (hot-rolled)	115	17 386 029	4 342 333	25.0	10.6	X
1126	Sheets (galvanized and coated)	115	17 737 104	7 235 633	40.8	17.7	X
1127	Tin plate and terneplate	28	8 818 727	245 330	2.8	.6	X
1128	Fabricated and structural plate products	63	1 443 908	78 302	5.4	.2	X
1129	Other flat iron and steel products	53	8 510 386	618 083	7.3	1.5	X
1140	Iron and steel wire and wire products	125	2 882 517	1 090 316	37.8	2.7	46.8
1141	Wire (plain, coated, barbed, and twisted)	36	1 652 982	290 910	17.6	.7	X
1143	Wire rope, strand, strapping, reinforcement mesh, and bale ties	92	1 098 794	664 712	60.5	1.6	X
1150	Iron and steel pipe and tubing	180	4 382 736	2 809 670	64.1	6.9	76.2
1152	Tubing	66	1 770 354	440 358	24.9	1.1	X
1153	Standard steel pipe	52	2 150 852	1 660 201	77.2	4.1	X
1154	Other steel pipe	108	2 422 556	709 110	29.3	1.7	X
1160	Other iron and steel products	201	4 833 625	2 431 127	50.3	6.0	67.0
1162	Bars (excluding reinforcement bars) and bar-size shapes: hot-rolled ..	33	2 349 760	803 655	34.2	2.0	X
1163	Bars and bar-size shapes: cold finished	31	465 385	196 189	42.2	.5	X
1164	Concrete reinforcement bars	25	693 114	427 977	61.7	1.1	X
1165	Structural shapes (excluding bar-size shapes)	48	920 939	162 384	17.6	.4	X
1167	Finished products, n.e.c.	107	1 101 692	840 922	76.3	2.1	X
1170	Alloy steel	113	2 982 731	978 804	32.8	2.4	72.9
1171	Bars, hot-rolled or cold-finished	90	2 455 074	568 018	23.1	1.4	X
1173	Pipe, tubing, and plates	13	828 286	117 433	14.2	.3	X
1175	Other alloy steel	48	1 016 974	293 353	28.8	.7	X
1180	Stainless steel	168	3 154 136	1 729 291	54.8	4.2	77.6
1181	Plates	62	1 448 090	287 427	19.8	.7	X
1182	Strip	33	911 294	196 238	21.5	.5	X
1183	Sheets	68	1 566 510	373 494	23.8	.9	X
1184	Bars and bar-size shapes	98	2 036 628	557 433	27.4	1.4	X
1185	Other stainless steel (including tubing)	97	2 220 277	314 699	14.2	.8	X
1200	Copper and brass	88	4 060 190	2 595 202	63.9	6.4	75.3
1211	Copper wire mill products (structural only)	11	1 519 983	810 434	53.3	2.0	X
1212	Flat products (sheets, strips, and plates)	53	1 419 962	843 809	59.4	2.1	X
1213	Tubular products (pipes and tubes)	51	1 552 762	689 273	44.4	1.7	X
1214	Rod, nonelectrical wire, extruded shapes, etc.	50	2 682 660	251 686	9.4	.6	X

See footnotes at end of table.

Table 5. Manufacturers' Sales Branches and Offices by Kind of Business and Commodity Line: 1997—Con.

[Includes only establishments with payroll. For meaning of abbreviations and symbols, see introductory text. For explanation of terms, see Appendix A]

NAICS code and CL code	Kind of business and commodity line	Establishments handling commodity line		Commodity line sales			Sales coverage percent
		Number	Total sales (\$1,000)	Amount ¹ (\$1,000)	As percent of total sales of—		
					Establishments handling line	Establishments in NAICS industry ¹	
42151	Metal service centers & offices—Con.						
1220	Aluminum shapes, forms, etc.	200	8 113 880	5 045 134	62.2	12.4	73.4
1221	Plates (.250 inch and over)	122	3 488 469	941 835	27.0	2.3	X
1222	Sheets and coils (.006 to .249 inch)	124	4 232 383	1 948 237	46.0	4.8	X
1223	Rods, bars, and wires: rolled or extruded (rounds, hexes, squares, and rectangles)	141	5 912 976	1 783 967	30.2	4.4	X
1224	Pipe and tubing (including hollow bar, square, and rectangular tubing)	101	4 256 760	268 164	6.3	.7	X
1225	Foils	20	905 466	102 931	11.4	.3	X
1230	Other nonferrous metals (magnesium, nickel, tin, lead, zinc, etc., except precious)	68	2 531 445	1 714 273	67.7	4.2	X
1400	Electrical apparatus and equipment	9	1 084 553	55 436	5.1	.1	X
1600	Electronic parts and equipment, except communication	9	61 261	1 250	2.0	Z	X
1700	Hardware	47	487 190	58 583	12.0	.1	30.4
1711	Hand tools (including power driven)	21	204 090	23 796	11.7	.1	X
1712	Bolts, nuts, rivets, and fasteners	14	47 760	4 758	10.0	Z	X
1713	Cutlery	11	8 957	727	8.1	Z	X
2320	General-purpose industrial machinery, equipment, and parts	41	1 465 263	413 003	28.2	1.0	15.4
2326	New controlling, recording, and indicating instruments and access	18	315 749	59 678	18.9	.1	X
2460	Other industrial supplies	19	169 455	37 454	22.1	.1	5.0
2465	Strapping and tape	7	60 910	5 658	9.3	Z	X
2466	Industrial supplies, n.e.c.	12	108 545	31 796	29.3	.1	X
2900	Ferrous metal scrap	16	970 595	10 455	1.1	Z	X
2920	Nonferrous metal scrap	19	1 091 959	20 405	1.9	.1	5.6
2921	Aluminum scrap	10	434 348	11 470	2.6	Z	X
5300	Plastics materials and basic shapes	17	201 866	12 291	6.1	Z	X
5330	Chemicals and allied products (excluding agricultural, plastics, gases, and petroleum)	17	778 001	52 751	6.8	.1	X
9700	Service receipts and labor charges (including installed parts)	24	988 278	26 401	2.7	.1	2.3
9703	Other service receipts and labor charges—Specify	17	772 391	24 176	3.1	.1	X
9810	Miscellaneous commodities	65	2 618 668	256 864	9.8	.6	X
421510	Metal service centers & offices	1 004	X	40 775 671	X	100.0	77.9
1100	Iron and steel products (semifinished)	154	3 999 148	1 749 435	43.7	4.3	65.5
1111	Sheet bars and tin plate bars	47	338 561	222 715	65.8	.5	X
1113	Rough castings and foundry products	54	1 016 338	627 247	61.7	1.5	X
1114	Forgings	18	1 286 579	359 889	28.0	.9	X
1116	Other semifinished iron and steel products	44	1 294 644	537 980	41.6	1.3	X
1120	Flat iron and steel products	237	20 966 606	19 428 242	92.7	47.6	70.5
1121	Plates	72	4 876 093	1 314 808	27.0	3.2	X
1122	Strips (hot-rolled and cold-rolled)	44	1 814 355	1 006 074	55.5	2.5	X
1123	Sheets (cold-rolled)	111	17 730 731	4 587 679	25.9	11.3	X
1124	Sheets (hot-rolled)	115	17 386 029	4 342 333	25.0	10.6	X
1126	Sheets (galvanized and coated)	115	17 737 104	7 235 633	40.8	17.7	X
1127	Tin plate and terneplate	28	8 818 727	245 330	2.8	.6	X
1128	Fabricated and structural plate products	63	1 443 908	78 302	5.4	.2	X
1129	Other flat iron and steel products	53	8 510 386	618 083	7.3	1.5	X
1140	Iron and steel wire and wire products	125	2 882 517	1 090 316	37.8	2.7	46.8
1141	Wire (plain, coated, barbed, and twisted)	36	1 652 982	290 910	17.6	.7	X
1143	Wire rope, strand, strapping, reinforcement mesh, and bale ties	92	1 098 794	664 712	60.5	1.6	X
1150	Iron and steel pipe and tubing	180	4 382 736	2 809 670	64.1	6.9	76.2
1152	Tubing	66	1 770 354	440 358	24.9	1.1	X
1153	Standard steel pipe	52	2 150 852	1 660 201	77.2	4.1	X
1154	Other steel pipe	108	2 422 556	709 110	29.3	1.7	X
1160	Other iron and steel products	201	4 833 625	2 431 127	50.3	6.0	67.0
1162	Bars (excluding reinforcement bars) and bar-size shapes: hot-rolled	33	2 349 760	803 655	34.2	2.0	X
1163	Bars and bar-size shapes: cold finished	31	465 385	196 189	42.2	.5	X
1164	Concrete reinforcement bars	25	693 114	427 977	61.7	1.4	X
1165	Structural shapes (excluding bar-size shapes)	48	920 939	162 384	17.6	.4	X
1167	Finished products, n.e.c.	107	1 101 692	840 922	76.3	2.1	X
1170	Alloy steel	113	2 982 731	978 804	32.8	2.4	72.9
1171	Bars, hot-rolled or cold-finished	90	2 455 074	568 018	23.1	1.4	X
1173	Pipe, tubing, and plates	13	828 286	117 433	14.2	.3	X
1175	Other alloy steel	48	1 016 974	293 353	28.8	.7	X
1180	Stainless steel	168	3 154 136	1 729 291	54.8	4.2	77.6
1181	Plates	62	1 448 090	287 427	19.8	.7	X
1182	Strip	33	911 294	196 238	21.5	.5	X
1183	Sheets	68	1 566 510	373 494	23.8	.9	X
1184	Bars and bar-size shapes	98	2 036 628	557 433	27.4	1.4	X
1185	Other stainless steel (including tubing)	97	2 220 277	314 699	14.2	.8	X
1200	Copper and brass	88	4 060 190	2 595 202	63.9	6.4	75.3
1211	Copper wire mill products (structural only)	11	1 519 983	810 434	53.3	2.0	X
1212	Flat products (sheets, strips, and plates)	53	1 419 962	843 809	59.4	2.1	X
1213	Tubular products (pipes and tubes)	51	1 552 782	689 273	44.4	1.7	X
1214	Rod, nonelectrical wire, extruded shapes, etc.	50	2 682 660	251 686	9.4	.6	X
1220	Aluminum shapes, forms, etc.	200	8 113 880	5 045 134	62.2	12.4	73.4
1221	Plates (.250 inch and over)	122	3 488 469	941 835	27.0	2.3	X
1222	Sheets and coils (.006 to .249 inch)	124	4 232 383	1 948 237	46.0	4.8	X
1223	Rods, bars, and wires: rolled or extruded (rounds, hexes, squares, and rectangles)	141	5 912 976	1 783 967	30.2	4.4	X
1224	Pipe and tubing (including hollow bar, square, and rectangular tubing)	101	4 256 760	268 164	6.3	.7	X
1225	Foils	20	905 466	102 931	11.4	.3	X
1230	Other nonferrous metals (magnesium, nickel, tin, lead, zinc, etc., except precious)	68	2 531 445	1 714 273	67.7	4.2	X
1400	Electrical apparatus and equipment	9	1 084 553	55 436	5.1	.1	X

See footnotes at end of table.

Table 5. Manufacturers' Sales Branches and Offices by Kind of Business and Commodity Line: 1997—Con.

[Includes only establishments with payroll. For meaning of abbreviations and symbols, see introductory text. For explanation of terms, see Appendix A]

NAICS code and CL code	Kind of business and commodity line	Establishments handling commodity line		Commodity line sales			Sales coverage percent
		Number	Total sales (\$1,000)	Amount ¹ (\$1,000)	As percent of total sales of—		
					Establishments handling line	Establishments in NAICS industry ¹	
421510	Metal service centers & offices—Con.						
1600	Electronic parts and equipment, except communication	9	61 261	1 250	2.0	Z	X
1700	Hardware	47	487 190	58 583	12.0	.1	30.4
1711	Hand tools (including power driven).....	21	204 090	23 796	11.7	.1	X
1712	Bolts, nuts, rivets, and fasteners	14	47 760	4 758	10.0	Z	X
1713	Cutlery.....	11	8 957	727	8.1	Z	X
2320	General-purpose industrial machinery, equipment, and parts	41	1 465 263	413 003	28.2	1.0	15.4
2326	New controlling, recording, and indicating instruments and access.....	18	315 749	59 678	18.9	.1	X
2460	Other industrial supplies	19	169 455	37 454	22.1	.1	5.0
2465	Strapping and tape	7	60 910	5 658	9.3	Z	X
2466	Industrial supplies, n.e.c.....	12	108 545	31 796	29.3	.1	X
2900	Ferrous metal scrap	16	970 595	10 455	1.1	Z	X
2920	Nonferrous metal scrap	19	1 091 959	20 405	1.9	.1	5.6
2921	Aluminum scrap.....	10	434 348	11 470	2.6	Z	X
5300	Plastics materials and basic shapes	17	201 866	12 291	6.1	Z	X
5330	Chemicals and allied products (excluding agricultural, plastics, gases, and petroleum)	17	778 001	52 751	6.8	.1	X
9700	Service receipts and labor charges (including installed parts)	24	988 278	26 401	2.7	.1	2.3
9703	Other service receipts and labor charges—Specify	17	772 391	24 176	3.1	.1	X
9810	Miscellaneous commodities	65	2 618 668	256 864	9.8	.6	X
4215101	Ferrous metal service centers & sales offices	785	X	30 866 626	X	100.0	79.6
1100	Iron and steel products (semifinished)	141	2 313 353	1 397 445	60.4	4.5	79.2
1111	Sheet bars and tin plate bars	45	280 064	218 052	77.9	.7	X
1113	Rough castings and foundry products	53	513 451	496 496	96.7	1.6	X
1114	Forgings	8	162 168	143 313	88.4	.5	X
1116	Other semifinished iron and steel products	44	1 294 644	537 980	41.6	1.7	X
1120	Flat iron and steel products	231	20 731 769	19 420 441	93.7	62.9	72.0
1121	Plates	72	4 876 093	1 314 808	27.0	4.3	X
1122	Strips (hot-rolled and cold-rolled)	43	1 782 419	1 002 242	56.2	3.2	X
1123	Sheets (cold-rolled)	108	17 590 058	4 586 093	26.1	14.9	X
1124	Sheets (hot-rolled)	115	17 386 029	4 342 333	25.0	14.1	X
1126	Sheets (galvanized and coated)	111	17 603 775	7 233 273	41.1	23.4	X
1127	Tin plate and terneplate	28	8 818 727	245 330	2.8	.8	X
1128	Fabricated and structural plate products	63	1 443 908	78 302	5.4	.3	X
1129	Other flat iron and steel products	52	8 471 219	618 060	7.3	2.0	X
1140	Iron and steel wire and wire products	120	2 219 627	1 083 585	48.8	3.5	39.7
1141	Wire (plain, coated, barbed, and twisted)	34	1 110 931	285 740	25.7	.9	X
1143	Wire rope, strand, strapping, reinforcement mesh, and bale ties	89	977 955	663 151	67.8	2.1	X
1150	Iron and steel pipe and tubing	175	4 185 798	2 808 267	67.1	9.1	78.7
1152	Tubing	61	1 573 416	438 955	27.9	1.4	X
1153	Standard steel pipe.....	52	2 150 852	1 660 201	77.2	5.4	X
1154	Other steel pipe.....	108	2 422 556	709 110	29.3	2.3	X
1160	Other iron and steel products	198	4 700 181	2 430 266	51.7	7.9	68.3
1162	Bars (excluding reinforcement bars) and bar-size shapes: hot-rolled	32	2 317 825	803 013	34.6	2.6	X
1163	Bars and bar-size shapes: cold finished	29	363 876	195 970	53.9	.6	X
1164	Concrete reinforcement bars	25	693 114	427 977	61.7	1.4	X
1165	Structural shapes (excluding bar-size shapes)	48	920 939	162 384	17.6	.5	X
1167	Finished products, n.e.c.....	107	1 101 692	840 922	76.3	2.7	X
1170	Alloy steel	108	2 799 650	977 440	34.9	3.2	74.4
1171	Bars, hot-rolled or cold-finished	86	2 306 753	566 692	24.6	1.8	X
1173	Pipe, tubing, and plates	11	778 651	117 395	15.1	.4	X
1175	Other alloy steel	48	1 016 974	293 353	28.8	1.0	X
1180	Stainless steel	137	2 329 238	1 548 751	66.5	5.0	79.3
1181	Plates	42	897 302	260 225	29.0	.8	X
1182	Strip	33	911 294	196 238	21.5	.6	X
1183	Sheets	39	856 813	252 696	29.5	.8	X
1184	Bars and bar-size shapes	80	1 536 857	532 352	34.6	1.7	X
1185	Other stainless steel (including tubing)	79	1 691 884	307 240	18.2	1.0	X
1200	Copper and brass	22	325 734	28 899	8.9	.1	78.6
1212	Flat products (sheets, strips, and plates)	15	164 506	4 303	2.6	Z	X
1213	Tubular products (pipes and tubes).....	13	251 539	22 220	8.8	.1	X
1214	Rod, nonelectrical wire, extruded shapes, etc.	8	76 579	1 451	1.9	Z	X
1220	Aluminum shapes, forms, etc.	51	1 179 013	158 095	13.4	.5	72.9
1221	Plates (.250 inch and over)	28	445 117	21 272	4.8	.1	X
1222	Sheets and coils (.006 to .249 inch)	31	860 682	104 184	12.1	.3	X
1223	Rods, bars, and wires: rolled or extruded (rounds, hexes, squares, and rectangles)	28	424 818	19 462	4.6	.1	X
1224	Pipe and tubing (including hollow bar, square, and rectangular tubing) ..	26	416 129	13 177	3.2	Z	X
1230	Other nonferrous metals (magnesium, nickel, tin, lead, zinc, etc., except precious)	14	279 982	11 127	4.0	Z	X
1400	Electrical apparatus and equipment.....	9	1 084 553	55 436	5.1	.2	X
1600	Electronic parts and equipment, except communication	9	61 261	1 250	2.0	Z	X
1700	Hardware	32	213 047	24 718	11.6	.1	37.7
1711	Hand tools (including power driven).....	21	204 090	23 796	11.7	.1	X
1712	Bolts, nuts, rivets, and fasteners	11	26 500	194	.7	Z	X
1713	Cutlery.....	11	8 957	727	8.1	Z	X
2320	General-purpose industrial machinery, equipment, and parts	41	1 465 263	413 003	28.2	1.3	15.8
2326	New controlling, recording, and indicating instruments and access.....	18	315 749	59 678	18.9	.2	X
2460	Other industrial supplies	19	169 455	37 454	22.1	.1	5.1
2465	Strapping and tape	7	60 910	5 658	9.3	Z	X
2466	Industrial supplies, n.e.c.....	12	108 545	31 796	29.3	.1	X

See footnotes at end of table.

Table 5. Manufacturers' Sales Branches and Offices by Kind of Business and Commodity Line: 1997—Con.

[Includes only establishments with payroll. For meaning of abbreviations and symbols, see introductory text. For explanation of terms, see Appendix A]

NAICS code and CL code	Kind of business and commodity line	Establishments handling commodity line		Commodity line sales			Sales coverage percent
		Number	Total sales (\$1,000)	Amount ¹ (\$1,000)	As percent of total sales of—		
					Establishments handling line	Establishments in NAICS industry ¹	
4215101	Ferrous metal service centers & sales offices—Con.						
2900	Ferrous metal scrap	13	822 580	9 753	1.2	Z	X
5300	Plastics materials and basic shapes	11	71 372	3 210	4.5	Z	X
5330	Chemicals and allied products (excluding agricultural, plastics, gases, and petroleum)	15	711 264	43 407	6.1	.1	X
9700	Service receipts and labor charges (including installed parts)	19	866 210	23 594	2.7	.1	.5
9703	Other service receipts and labor charges—Specify	12	650 323	21 369	3.3	.1	X
9810	Miscellaneous commodities	57	1 133 080	151 529	13.4	.5	X
42151011	Ferrous metal service centers	517	X	8 999 281	X	100.0	76.3
1100	Iron and steel products (semifinished)	106	1 281 323	1 038 106	81.0	11.5	75.5
1111	Sheet bars and tin plate bars	40	279 662	217 648	77.8	2.4	X
1113	Rough castings and foundry products	50	511 719	494 754	96.7	5.5	X
1116	Other semifinished iron and steel products	19	359 312	275 866	76.8	3.1	X
1120	Flat iron and steel products	109	2 572 569	2 274 622	88.4	25.3	69.1
1121	Plates	25	333 057	72 850	21.9	.8	X
1122	Strips (hot-rolled and cold-rolled)	37	1 097 737	944 193	86.0	10.5	X
1123	Sheets (cold-rolled)	53	1 467 395	447 518	30.5	5.0	X
1124	Sheets (hot-rolled)	48	1 195 211	316 400	26.5	3.5	X
1126	Sheets (galvanized and coated)	55	1 469 797	329 544	22.4	3.7	X
1128	Fabricated and structural plate products	13	97 843	9 947	10.2	.1	X
1129	Other flat iron and steel products	28	322 865	151 952	47.1	1.7	X
1140	Iron and steel wire and wire products	104	1 760 049	1 004 908	57.1	11.2	27.9
1141	Wire (plain, coated, barbed, and twisted)	26	657 293	216 893	33.0	2.4	X
1143	Wire rope, strand, strapping, reinforcement mesh, and bale ties	78	967 273	653 329	67.5	7.3	X
1150	Iron and steel pipe and tubing	75	1 127 315	552 054	49.0	6.1	72.9
1152	Tubing	44	890 021	330 638	37.1	3.7	X
1153	Standard steel pipe	27	256 648	36 465	14.2	.4	X
1154	Other steel pipe	31	222 836	184 950	83.0	2.1	X
1160	Other iron and steel products	131	1 681 798	1 105 731	65.7	12.3	72.6
1162	Bars (excluding reinforcement bars) and bar-size shapes: hot-rolled	15	495 519	78 198	15.8	.9	X
1163	Bars and bar-size shapes: cold finished	15	251 561	65 453	26.0	.7	X
1164	Concrete reinforcement bars	24	546 376	354 547	64.9	3.9	X
1165	Structural shapes (excluding bar-size shapes)	29	191 226	61 596	32.2	.7	X
1167	Finished products, n.e.c.	84	747 640	545 937	73.0	6.1	X
1170	Alloy steel	98	1 697 163	487 859	28.7	5.4	68.7
1171	Bars, hot-rolled or cold-finished	79	1 514 764	346 409	22.9	3.8	X
1173	Pipe, tubing, and plates	6	281 060	35 372	12.6	.4	X
1175	Other alloy steel	46	831 651	106 078	12.8	1.2	X
1180	Stainless steel	133	2 262 873	1 519 605	67.2	16.9	75.9
1181	Plates	42	897 302	260 225	29.0	2.9	X
1182	Strip	31	884 123	195 470	22.1	2.2	X
1183	Sheets	38	834 036	251 560	30.2	2.8	X
1184	Bars and bar-size shapes	80	1 536 857	532 352	34.6	5.9	X
1185	Other stainless steel (including tubing)	76	1 629 909	279 998	17.2	3.1	X
1200	Copper and brass	22	325 734	28 899	8.9	.3	75.3
1212	Flat products (sheets, strips, and plates)	15	164 506	4 303	2.6	Z	X
1213	Tubular products (pipes and tubes)	13	251 539	22 220	8.8	.2	X
1214	Rod, nonelectrical wire, extruded shapes, etc.	8	76 579	1 451	1.9	Z	X
1220	Aluminum shapes, forms, etc.	42	1 060 763	153 391	14.5	1.7	69.0
1221	Plates (.250 inch and over)	28	445 117	21 272	4.8	.2	X
1222	Sheets and coils (.006 to .249 inch)	31	860 682	104 184	12.1	1.2	X
1223	Rods, bars, and wires: rolled or extruded (rounds, hexes, squares, and rectangles)	22	341 190	15 794	4.6	.2	X
1224	Pipe and tubing (including hollow bar, square, and rectangular tubing) ..	23	381 507	12 141	3.2	.1	X
1230	Other nonferrous metals (magnesium, nickel, tin, lead, zinc, etc., except precious)	14	279 982	11 127	4.0	.1	X
1400	Electrical apparatus and equipment	9	1 084 553	55 436	5.1	.6	X
1600	Electronic parts and equipment, except communication	9	61 261	1 250	2.0	Z	X
1700	Hardware	32	213 047	24 718	11.6	.3	36.1
1711	Hand tools (including power driven)	21	204 090	23 796	11.7	.3	X
1712	Bolts, nuts, rivets, and fasteners	11	26 500	194	.7	Z	X
1713	Cutlery	11	8 957	727	8.1	Z	X
2320	General-purpose industrial machinery, equipment, and parts	23	1 149 514	353 325	30.7	3.9	X
2460	Other industrial supplies	19	169 455	37 454	22.1	.4	4.9
2465	Strapping and tape	7	60 910	5 658	9.3	.1	X
2466	Industrial supplies, n.e.c.	12	108 545	31 796	29.3	.4	X
2900	Ferrous metal scrap	11	445 755	8 568	1.9	.1	X
5300	Plastics materials and basic shapes	11	71 372	3 210	4.5	Z	X
5330	Chemicals and allied products (excluding agricultural, plastics, gases, and petroleum)	8	97 082	7 217	7.4	.1	X
9700	Service receipts and labor charges (including installed parts)	12	650 323	21 369	3.3	.2	.5
9703	Other service receipts and labor charges—Specify	12	650 323	21 369	3.3	.2	X
9810	Miscellaneous commodities	33	563 821	124 952	22.2	1.4	X
42151012	Ferrous metal sales offices	268	X	21 867 345	X	100.0	81.0
1100	Iron and steel products (semifinished)	35	1 032 030	359 339	34.8	1.6	80.9
1116	Other semifinished iron and steel products	25	935 332	262 114	28.0	1.2	X

See footnotes at end of table.

Table 5. Manufacturers' Sales Branches and Offices by Kind of Business and Commodity Line: 1997—Con.

[Includes only establishments with payroll. For meaning of abbreviations and symbols, see introductory text. For explanation of terms, see Appendix A]

NAICS code and CL code	Kind of business and commodity line	Establishments handling commodity line		Commodity line sales			Sales coverage percent
		Number	Total sales (\$1,000)	Amount ¹ (\$1,000)	As percent of total sales of—		
					Establishments handling line	Establishments in NAICS industry ¹	
42151012	Ferrous metal sales offices—Con.						
1120	Flat iron and steel products	122	18 159 200	17 145 819	94.4	78.4	73.2
1121	Plates	47	4 543 036	1 241 958	27.3	5.7	X
1122	Strips (hot-rolled and cold-rolled)	6	684 682	58 049	8.5	.3	X
1123	Sheets (cold-rolled)	55	16 122 663	4 138 575	25.7	18.9	X
1124	Sheets (hot-rolled)	67	16 190 818	4 025 933	24.9	18.4	X
1126	Sheets (galvanized and coated)	57	16 133 978	6 903 729	42.8	31.6	X
1127	Tin plate and terneplate	27	8 795 091	243 113	2.8	1.1	X
1128	Fabricated and structural plate products	50	1 346 065	68 355	5.1	.3	X
1129	Other flat iron and steel products	25	8 148 354	466 108	5.7	2.1	X
1140	Iron and steel wire and wire products	16	459 578	78 677	17.1	4.1	81.0
1141	Wire (plain, coated, barbed, and twisted)	7	453 638	68 847	15.2	.3	X
1143	Wire rope, strand, strapping, reinforcement mesh, and bale ties	11	10 682	9 822	91.9	Z	X
1150	Iron and steel pipe and tubing	100	3 058 483	2 256 213	73.8	10.3	81.0
1152	Tubing	16	683 395	108 317	15.9	.5	X
1153	Standard steel pipe	24	1 894 204	1 623 736	85.7	7.4	X
1154	Other steel pipe	78	2 199 720	524 160	23.8	2.4	X
1160	Other iron and steel products	67	3 018 383	1 324 535	43.9	6.1	64.9
1162	Bars (excluding reinforcement bars) and bar-size shapes: hot-rolled	16	1 822 306	724 815	39.8	3.3	X
1163	Bars and bar-size shapes: cold finished	14	1 112 315	130 517	100.0	.6	X
1165	Structural shapes (excluding bar-size shapes)	18	729 713	100 788	13.8	.5	X
1167	Finished products, n.e.c.	23	354 052	294 985	83.3	1.3	X
1170	Alloy steel	10	1 102 487	489 581	44.4	2.2	80.0
1171	Bars, hot-rolled or cold-finished	7	791 989	220 283	27.8	1.0	X
1220	Aluminum shapes, forms, etc.	9	118 250	4 704	4.0	Z	81.0
1223	Rods, bars, and wires: rolled or extruded (rounds, hexes, squares, and rectangles)	6	83 628	3 668	4.4	Z	X
2320	General-purpose industrial machinery, equipment, and parts	18	315 749	59 678	18.9	.3	68.9
2326	New controlling, recording, and indicating instruments and access	18	315 749	59 678	18.9	.3	X
5330	Chemicals and allied products (excluding agricultural, plastics, gases, and petroleum)	7	614 182	36 190	5.9	.2	X
9700	Service receipts and labor charges (including installed parts)	7	215 887	2 225	1.0	Z	X
9810	Miscellaneous commodities	24	569 259	26 577	4.7	.1	X
4215102	Nonferrous metal service centers & sales offices	219	X	9 909 045	X	100.0	72.6
1100	Iron and steel products (semifinished)	13	1 685 795	351 990	20.9	3.6	45.0
1114	Forgings	10	1 124 411	216 576	19.3	2.2	X
1120	Flat iron and steel products	6	234 837	7 801	3.3	.1	X
1180	Stainless steel	31	824 898	180 540	21.9	1.8	72.6
1181	Plates	20	550 788	27 202	4.9	.3	X
1183	Sheets	29	709 697	120 798	17.0	1.2	X
1184	Bars and bar-size shapes	18	499 771	25 081	5.0	.3	X
1185	Other stainless steel (including tubing)	18	528 393	7 459	1.4	.1	X
1200	Copper and brass	66	3 734 456	2 566 303	68.7	25.9	70.0
1211	Copper wire mill products (structural only)	9	1 483 709	809 509	54.6	8.2	X
1212	Flat products (sheets, strips, and plates)	3	1 255 456	839 506	66.9	8.5	X
1213	Tubular products (pipes and tubes)	38	1 301 223	667 053	51.3	6.7	X
1214	Rod, nonelectrical wire, extruded shapes, etc.	41	2 606 081	250 235	9.6	2.5	X
1220	Aluminum shapes, forms, etc.	149	6 934 867	4 887 039	70.5	49.3	68.8
1221	Plates (.250 inch and over)	93	3 043 352	920 563	30.2	9.3	X
1222	Sheets and coils (.006 to .249 inch)	93	3 371 701	1 844 053	54.7	18.6	X
1223	Rods, bars, and wires: rolled or extruded (rounds, hexes, squares, and rectangles)	113	5 488 158	1 764 505	32.2	17.8	X
1224	Pipe and tubing (including hollow bar, square, and rectangular tubing)	75	3 840 631	254 987	6.6	2.6	X
1225	Foils	20	905 466	102 931	11.4	1.0	X
1230	Other nonferrous metals (magnesium, nickel, tin, lead, zinc, etc., except precious)	54	2 251 463	1 703 146	75.6	17.2	X
1700	Hardware	15	274 143	33 865	12.4	.3	X
2920	Nonferrous metal scrap	16	997 810	19 334	1.9	.2	5.7
2921	Aluminum scrap	10	434 348	11 470	2.6	.1	X
5300	Plastics materials and basic shapes	6	130 494	9 081	7.0	.1	X
9810	Miscellaneous commodities	8	1 485 588	105 335	7.1	1.1	X
42151021	Nonferrous metal service centers	151	X	6 405 017	X	100.0	67.0
1120	Flat iron and steel products	6	234 837	7 801	3.3	.1	X
1180	Stainless steel	31	824 898	180 540	21.9	2.8	67.0
1181	Plates	20	550 788	27 202	4.9	.4	X
1183	Sheets	29	709 697	120 798	17.0	1.9	X
1184	Bars and bar-size shapes	18	499 771	25 081	5.0	.4	X
1185	Other stainless steel (including tubing)	18	528 393	7 459	1.4	.1	X
1200	Copper and brass	44	2 511 791	1 660 818	66.1	25.9	65.0
1211	Copper wire mill products (structural only)	9	1 483 709	809 509	54.6	12.6	X
1212	Flat products (sheets, strips, and plates)	24	914 784	547 748	59.9	8.6	X
1213	Tubular products (pipes and tubes)	24	540 614	211 094	39.0	3.3	X
1214	Rod, nonelectrical wire, extruded shapes, etc.	20	1 811 355	92 467	5.1	1.4	X
1220	Aluminum shapes, forms, etc.	101	4 093 005	2 910 320	71.1	45.4	62.5
1221	Plates (.250 inch and over)	65	1 354 852	337 698	24.9	5.3	X
1222	Sheets and coils (.006 to .249 inch)	75	1 785 197	914 587	51.2	14.3	X
1223	Rods, bars, and wires: rolled or extruded (rounds, hexes, squares, and rectangles)	81	3 209 178	1 421 802	44.3	22.2	X
1224	Pipe and tubing (including hollow bar, square, and rectangular tubing)	46	1 562 744	191 719	12.3	3.0	X
1225	Foils	9	163 463	44 514	27.2	.7	X

See footnotes at end of table.

Table 5. Manufacturers' Sales Branches and Offices by Kind of Business and Commodity Line: 1997—Con.

[Includes only establishments with payroll. For meaning of abbreviations and symbols, see introductory text. For explanation of terms, see Appendix A]

NAICS code and CL code	Kind of business and commodity line	Establishments handling commodity line		Commodity line sales			Sales coverage percent
		Number	Total sales (\$1,000)	Amount ¹ (\$1,000)	As percent of total sales of—		
					Establishments handling line	Establishments in NAICS industry ¹	
42151021	Nonferrous metal service centers—Con.						
1230	Other nonferrous metals (magnesium, nickel, tin, lead, zinc, etc., except precious)	45	1 978 094	1 429 777	72.3	22.3	X
1700	Hardware	12	252 883	29 301	11.6	.5	X
2920	Nonferrous metal scrap	10	434 348	11 470	2.6	.2	15.9
2921	Aluminum scrap	10	434 348	11 470	2.6	.2	X
42151022	Nonferrous metal sales offices	68	X	3 504 028	X	100.0	82.7
1100	Iron and steel products (semifinished)	10	1 124 411	216 576	19.3	6.2	34.2
1114	Forgings	10	1 124 411	216 576	19.3	6.2	X
1200	Copper and brass	22	1 222 665	905 485	74.1	25.8	79.1
1212	Flat products (sheets, strips, and plates)	15	340 672	291 758	85.6	8.3	X
1213	Tubular products (pipes and tubes)	15	760 609	455 959	59.9	13.0	X
1214	Rod, nonelectrical wire, extruded shapes, etc.	21	794 726	157 768	19.9	4.5	X
1220	Aluminum shapes, forms, etc.	48	2 841 862	1 976 719	69.6	56.4	80.0
1221	Plates (.250 inch and over)	28	1 688 500	582 865	34.5	16.6	X
1222	Sheets and coils (.006 to .249 inch)	18	1 586 504	929 466	58.6	26.5	X
1223	Rods, bars, and wires: rolled or extruded (rounds, hexes, squares, and rectangles)	33	2 278 980	342 703	15.0	9.8	X
1224	Pipe and tubing (including hollow bar, square, and rectangular tubing) ..	29	2 277 887	63 268	2.8	1.8	X
1225	Foils	11	742 003	58 417	7.9	1.7	X
1230	Other nonferrous metals (magnesium, nickel, tin, lead, zinc, etc., except precious)	9	273 369	273 369	100.0	7.8	X
2920	Nonferrous metal scrap	6	563 462	7 864	1.4	.2	X
42152	Coal & other mineral & ore whsle	41	X	4 735 506	X	100.0	91.2
1300	Coal and coke	33	3 760 451	3 733 213	99.3	78.8	91.2
1311	Coal	28	3 342 417	3 315 179	99.2	70.0	X
1312	Coke	6	418 034	418 034	100.0	8.8	X
1320	Minerals and ores (excluding coal, precious stones, and crude oil)	8	975 055	975 055	100.0	20.6	X
421520	Coal & other mineral & ore whsle	41	X	4 735 506	X	100.0	91.2
1300	Coal and coke	33	3 760 451	3 733 213	99.3	78.8	91.2
1311	Coal	28	3 342 417	3 315 179	99.2	70.0	X
1312	Coke	6	418 034	418 034	100.0	8.8	X
1320	Minerals and ores (excluding coal, precious stones, and crude oil)	8	975 055	975 055	100.0	20.6	X
4215201	Coal whsle	33	X	D	X	D	D
1300	Coal and coke	33	D	D	D	D	D
1311	Coal	28	D	D	D	D	X
1312	Coke	6	D	D	D	D	X
4215202	Other mineral & ore whsle	8	X	D	X	D	D
1320	Minerals and ores (excluding coal, precious stones, and crude oil)	8	D	D	D	D	X
4216	Electrical goods whsle	4 235	X	109 430 432	X	100.0	61.3
0920	New computer equipment	78	2 402 690	286 003	11.9	.3	14.0
0921	Computers	77	2 401 041	215 091	9.0	.2	X
0922	Computer storage devices	41	1 663 875	62 881	3.8	.1	X
0924	Other computer peripheral equipment	26	827 310	8 031	1.0	Z	X
0950	Computer software (packaged)	180	2 805 783	85 962	3.1	.1	X
1050	Other professional equipment and supplies	37	1 615 799	16 186	1.0	Z	61.3
1055	Scientific instruments	37	1 615 799	16 186	1.0	Z	X
1400	Electrical apparatus and equipment	1 717	29 991 603	24 835 562	82.8	22.7	56.8
1411	Power and distribution transformers	621	10 819 888	2 456 271	22.7	2.2	X
1412	Switchgear and switchboard apparatus	513	6 809 955	2 173 216	31.9	2.0	X
1413	Motors and generators (including motor-generator sets)	496	5 277 445	2 819 258	53.4	2.6	X
1414	Conduit, raceway, and fittings	418	4 179 087	545 867	13.1	.5	X
1415	Electric bulbs (all types)	190	3 512 630	2 663 218	75.8	2.4	X
1416	Interior wiring (excluding conduit)	298	3 587 077	873 691	24.4	.8	X
1417	Exterior wiring and cable (excluding conduit)	174	2 294 948	458 516	20.0	.4	X
1418	Lighting fixtures (residential and commercial)	186	2 359 029	748 884	31.7	.7	X
1419	Industrial controls	1 099	15 933 766	8 599 780	54.0	7.9	X
1421	Other electrical apparatus and equipment (including fuses and lightning rods)	747	11 714 441	3 496 855	29.9	3.2	X
1500	Electrical appliances, household	136	9 522 964	9 275 550	97.4	8.5	59.1
1512	Radios, stereos, and CD players	11	439 953	429 774	97.7	.4	X
1514	Electrical household ranges and ovens	85	7 893 122	2 204 229	27.9	2.0	X
1515	Refrigerators and freezers, household	86	8 103 833	2 425 130	29.9	2.2	X
1516	Household laundry equipment	81	8 010 386	1 945 924	24.3	1.8	X
1517	Vacuum cleaners and sewing machines, household	29	855 967	715 844	83.6	.7	X
1518	Other electrical household appliances (including fans, dishwashers, etc.) ..	100	8 381 527	1 545 181	18.4	1.4	X
1600	Electronic parts and equipment, except communication	907	34 331 851	26 185 648	76.3	23.9	47.4
1612	Integrated circuits	421	13 254 724	9 141 170	69.0	8.4	X
1613	Capacitors and resistors	149	5 255 265	649 071	12.4	.6	X
1615	Discrete semiconductors, etc.	253	16 107 884	7 701 926	47.8	7.0	X
1616	Electronic connectors and other passive electronic parts	259	6 111 564	3 587 412	58.7	3.3	X
1618	Electronic parts and equipment, n.e.c.	389	9 366 992	5 106 063	54.5	4.7	X
1650	Communication equipment and supplies	1 990	50 670 437	46 877 835	92.5	42.8	47.0
1651	Telephones	1 371	13 030 340	6 899 383	52.9	6.3	X
1652	Other electronic communication equipment	1 892	45 178 141	26 525 792	58.7	24.2	X
1653	Other electrical communication equipment	385	27 052 430	13 452 546	49.7	12.3	X
1700	Hardware	35	715 769	43 695	6.1	Z	X
1800	Plumbing and heating equipment and supplies (hydronics)	6	54 497	16 566	30.4	Z	X
1900	Warm air heating and air-conditioning equipment and supplies	51	3 280 751	122 515	3.7	.1	X

See footnotes at end of table.

Table 5. Manufacturers' Sales Branches and Offices by Kind of Business and Commodity Line: 1997—Con.

[Includes only establishments with payroll. For meaning of abbreviations and symbols, see introductory text. For explanation of terms, see Appendix A]

NAICS code and CL code	Kind of business and commodity line	Establishments handling commodity line		Commodity line sales			Sales coverage percent
		Number	Total sales (\$1,000)	Amount ¹ (\$1,000)	As percent of total sales of—		
					Establishments handling line	Establishments in NAICS industry ¹	
4216	Electrical goods whsle—Con.						
2320	General-purpose industrial machinery, equipment, and parts	213	4 483 789	298 730	6.7	.3	2.8
2321	New pumps, compressors (air or gas), and equipment	11	198 755	48 984	24.6	Z	X
2326	New controlling, recording, and indicating instruments and access	56	1 333 094	187 666	14.1	.2	X
2340	Materials handling machinery, equipment, and parts	99	1 436 089	74 453	5.2	.1	X
9700	Service receipts and labor charges (including installed parts)	398	6 238 287	575 511	9.2	.5	49.0
9701	Labor charges for repair work	382	5 307 474	299 471	5.6	.3	X
9702	Parts installed in repair work	122	1 866 576	128 365	6.9	.1	X
9703	Other service receipts and labor charges—Specify	72	1 588 389	147 665	9.3	.1	X
9720	Receipts for service contracts	320	7 496 972	430 704	5.7	.4	X
9740	Receipts for installing equipment	345	4 191 306	190 567	4.5	.2	X
9810	Miscellaneous commodities	74	1 131 719	63 803	5.6	.1	X
42161	Electrical apparatus & equip, wiring supp, & const material whsle	1 608	X	25 132 554	X	100.0	55.5
0920	New computer equipment	41	1 663 875	275 048	16.5	1.1	13.7
0921	Computers	41	1 663 875	204 351	12.3	.8	X
0922	Computer storage devices	41	1 663 875	62 881	3.8	.3	X
0924	Other computer peripheral equipment	25	825 661	7 816	.9	Z	X
0950	Computer software (packaged)	96	1 409 884	28 197	2.0	.1	X
1050	Other professional equipment and supplies	37	1 615 799	16 186	1.0	.1	55.5
1055	Scientific instruments	37	1 615 799	16 186	1.0	.1	X
1400	Electrical apparatus and equipment	1 608	25 132 554	23 710 250	94.3	94.3	50.5
1411	Power and distribution transformers	539	6 219 792	1 635 709	26.3	6.5	X
1412	Switchgear and switchboard apparatus	479	6 100 535	2 072 014	34.0	8.2	X
1413	Motors and generators (including motor-generator sets)	496	5 277 445	2 819 258	53.4	11.2	X
1414	Conduit, raceway, and fittings	398	4 040 252	522 597	12.9	2.1	X
1415	Electric bulbs (all types)	190	3 512 630	2 663 218	75.8	10.6	X
1416	Interior wiring (excluding conduit)	258	2 725 884	815 572	29.9	3.2	X
1417	Exterior wiring and cable (excluding conduit)	173	2 215 225	450 546	20.3	1.8	X
1418	Lighting fixtures (residential and commercial)	152	1 649 609	734 421	44.5	2.9	X
1419	Industrial controls	1 063	15 141 939	8 576 939	56.6	34.1	X
1421	Other electrical apparatus and equipment (including fuses and lightning rods)	688	10 836 205	3 419 976	31.6	13.6	X
1600	Electronic parts and equipment, except communication	235	3 671 104	211 000	5.7	.8	55.3
1612	Integrated circuits	83	1 919 881	21 235	1.1	.1	X
1613	Capacitors and resistors	28	213 266	8 768	4.1	Z	X
1615	Discrete semiconductors, etc.	21	189 066	3 817	2.0	Z	X
1616	Electronic connectors and other passive electronic parts	49	309 331	14 256	4.6	.1	X
1618	Electronic parts and equipment, n.e.c.	149	1 821 072	162 918	8.9	.6	X
1650	Communication equipment and supplies	73	1 800 882	69 877	3.9	.3	54.0
1652	Other electronic communication equipment	71	1 797 868	53 481	3.0	.2	X
1653	Other electrical communication equipment	58	1 634 029	16 388	1.0	.1	X
2320	General-purpose industrial machinery, equipment, and parts	146	2 951 940	62 080	2.1	.2	X
2340	Materials handling machinery, equipment, and parts	98	1 427 473	71 007	5.0	.3	X
9700	Service receipts and labor charges (including installed parts)	268	3 736 788	387 032	10.4	1.5	35.5
9701	Labor charges for repair work	254	2 853 377	183 285	6.4	.7	X
9702	Parts installed in repair work	91	965 368	81 672	8.5	.3	X
9703	Other service receipts and labor charges—Specify	65	1 255 058	122 076	9.7	.5	X
9720	Receipts for service contracts	130	1 940 031	109 393	5.6	.4	X
9740	Receipts for installing equipment	227	2 608 868	87 205	3.3	.3	X
9810	Miscellaneous commodities	70	1 001 520	52 276	5.2	.2	X
421610	Electrical apparatus & equip, wiring supp, & const material whsle	1 608	X	25 132 554	X	100.0	55.5
0920	New computer equipment	41	1 663 875	275 048	16.5	1.1	13.7
0921	Computers	41	1 663 875	204 351	12.3	.8	X
0922	Computer storage devices	41	1 663 875	62 881	3.8	.3	X
0924	Other computer peripheral equipment	25	825 661	7 816	.9	Z	X
0950	Computer software (packaged)	96	1 409 884	28 197	2.0	.1	X
1050	Other professional equipment and supplies	37	1 615 799	16 186	1.0	.1	55.5
1055	Scientific instruments	37	1 615 799	16 186	1.0	.1	X
1400	Electrical apparatus and equipment	1 608	25 132 554	23 710 250	94.3	94.3	50.5
1411	Power and distribution transformers	539	6 219 792	1 635 709	26.3	6.5	X
1412	Switchgear and switchboard apparatus	479	6 100 535	2 072 014	34.0	8.2	X
1413	Motors and generators (including motor-generator sets)	496	5 277 445	2 819 258	53.4	11.2	X
1414	Conduit, raceway, and fittings	398	4 040 252	522 597	12.9	2.1	X
1415	Electric bulbs (all types)	190	3 512 630	2 663 218	75.8	10.6	X
1416	Interior wiring (excluding conduit)	258	2 725 884	815 572	29.9	3.2	X
1417	Exterior wiring and cable (excluding conduit)	173	2 215 225	450 546	20.3	1.8	X
1418	Lighting fixtures (residential and commercial)	152	1 649 609	734 421	44.5	2.9	X
1419	Industrial controls	1 063	15 141 939	8 576 939	56.6	34.1	X
1421	Other electrical apparatus and equipment (including fuses and lightning rods)	688	10 836 205	3 419 976	31.6	13.6	X
1600	Electronic parts and equipment, except communication	235	3 671 104	211 000	5.7	.8	55.3
1612	Integrated circuits	83	1 919 881	21 235	1.1	.1	X
1613	Capacitors and resistors	28	213 266	8 768	4.1	Z	X
1615	Discrete semiconductors, etc.	21	189 066	3 817	2.0	Z	X
1616	Electronic connectors and other passive electronic parts	49	309 331	14 256	4.6	.1	X
1618	Electronic parts and equipment, n.e.c.	149	1 821 072	162 918	8.9	.6	X
1650	Communication equipment and supplies	73	1 800 882	69 877	3.9	.3	54.0
1652	Other electronic communication equipment	71	1 797 868	53 481	3.0	.2	X
1653	Other electrical communication equipment	58	1 634 029	16 388	1.0	.1	X

See footnotes at end of table.

Table 5. Manufacturers' Sales Branches and Offices by Kind of Business and Commodity Line: 1997—Con.

[Includes only establishments with payroll. For meaning of abbreviations and symbols, see introductory text. For explanation of terms, see Appendix A]

NAICS code and CL code	Kind of business and commodity line	Establishments handling commodity line		Commodity line sales			Sales coverage percent
		Number	Total sales (\$1,000)	Amount ¹ (\$1,000)	As percent of total sales of—		
					Establishments handling line	Establishments in NAICS industry ¹	
421610	Electrical apparatus & equip, wiring supp, & const material whsle—Con.						
2320	General-purpose industrial machinery, equipment, and parts	146	2 951 940	62 080	2.1	.2	X
2340	Materials handling machinery, equipment, and parts	98	1 427 473	71 007	5.0	.3	X
9700	Service receipts and labor charges (including installed parts)	268	3 736 788	387 032	10.4	1.5	35.5
9701	Labor charges for repair work	254	2 853 377	183 285	6.4	.7	X
9702	Parts installed in repair work	91	965 368	81 672	8.5	.3	X
9703	Other service receipts and labor charges—Specify	65	1 255 058	122 076	9.7	.5	X
9720	Receipts for service contracts	130	1 940 031	109 393	5.6	.4	X
9740	Receipts for installing equipment	227	2 608 868	87 205	3.3	.3	X
9810	Miscellaneous commodities	70	1 001 520	52 276	5.2	.2	X
42162	Electrical appliance, television & radio set whsle	131	X	9 429 517	X	100.0	69.4
1500	Electrical appliances, household	131	9 429 517	9 251 203	98.1	98.1	67.6
1512	Radios, stereos, and CD players	11	439 953	429 774	97.7	4.6	X
1514	Electrical household ranges and ovens	80	7 799 675	2 186 520	28.0	23.2	X
1515	Refrigerators and freezers, household	81	8 010 386	2 422 916	30.2	25.7	X
1516	Household laundry equipment	81	8 010 386	1 945 924	24.3	20.6	X
1517	Vacuum cleaners and sewing machines, household	29	855 967	715 844	83.6	7.6	X
1518	Other electrical household appliances (including fans, dishwashers, etc.) ..	95	8 288 080	1 540 757	18.6	16.3	X
1900	Warm air heating and air-conditioning equipment and supplies	16	2 551 791	86 456	3.4	.9	X
421620	Electrical appliance, television & radio set whsle	131	X	9 429 517	X	100.0	69.4
1500	Electrical appliances, household	131	9 429 517	9 251 203	98.1	98.1	67.6
1512	Radios, stereos, and CD players	11	439 953	429 774	97.7	4.6	X
1514	Electrical household ranges and ovens	80	7 799 675	2 186 520	28.0	23.2	X
1515	Refrigerators and freezers, household	81	8 010 386	2 422 916	30.2	25.7	X
1516	Household laundry equipment	81	8 010 386	1 945 924	24.3	20.6	X
1517	Vacuum cleaners and sewing machines, household	29	855 967	715 844	83.6	7.6	X
1518	Other electrical household appliances (including fans, dishwashers, etc.) ..	95	8 288 080	1 540 757	18.6	16.3	X
1900	Warm air heating and air-conditioning equipment and supplies	16	2 551 791	86 456	3.4	.9	X
42169	Other electronic parts & equipment whsle	2 496	X	74 868 361	X	100.0	62.2
0920	New computer equipment	37	738 815	10 955	1.5	Z	7.4
0921	Computers	36	737 166	10 740	1.5	Z	X
0950	Computer software (packaged)	84	1 395 899	57 765	4.1	.1	X
1400	Electrical apparatus and equipment	109	4 859 049	1 125 312	23.2	1.5	62.2
1411	Power and distribution transformers	83	4 600 096	820 562	17.8	1.1	X
1412	Switchgear and switchboard apparatus	34	709 420	101 202	14.3	.1	X
1414	Conduit, raceway, and fittings	20	138 835	23 270	16.8	Z	X
1416	Interior wiring (excluding conduit)	41	861 193	58 119	6.7	.1	X
1418	Lighting fixtures (residential and commercial)	34	709 420	14 463	2.0	Z	X
1419	Industrial controls	36	791 827	22 841	2.9	Z	X
1421	Other electrical apparatus and equipment (including fuses and lightning rods)	59	878 236	76 879	8.8	.1	X
1600	Electronic parts and equipment, except communication	672	30 660 747	25 974 648	84.7	34.7	46.3
1612	Integrated circuits	338	11 334 843	9 119 935	80.5	12.2	X
1613	Capacitors and resistors	120	5 041 999	640 303	12.7	.9	X
1615	Discrete semiconductors, etc.	231	15 918 818	7 698 109	48.4	10.3	X
1616	Electronic connectors and other passive electronic parts	210	5 802 233	3 573 156	61.6	4.8	X
1618	Electronic parts and equipment, n.e.c.	241	7 545 920	4 943 145	65.5	6.6	X
1650	Communication equipment and supplies	1 917	48 869 555	46 807 958	95.8	62.5	47.3
1651	Telephones	1 371	13 030 340	6 899 383	52.9	9.2	X
1652	Other electronic communication equipment	1 821	43 380 273	26 472 311	61.0	35.4	X
1653	Other electrical communication equipment	327	25 418 401	13 436 158	52.9	17.9	X
1700	Hardware	35	715 769	43 695	6.1	.1	X
1900	Warm air heating and air-conditioning equipment and supplies	33	709 422	28 932	4.1	Z	X
2320	General-purpose industrial machinery, equipment, and parts	67	1 531 849	236 650	15.4	.3	16.2
2321	New pumps, compressors (air or gas), and equipment	11	198 755	48 984	24.6	.1	X
2326	New controlling, recording, and indicating instruments and access	56	1 333 094	187 666	14.1	.3	X
9700	Service receipts and labor charges (including installed parts)	128	2 172 755	108 108	5.0	.1	62.2
9701	Labor charges for repair work	126	2 125 353	57 169	2.7	.1	X
9702	Parts installed in repair work	29	572 464	25 339	4.4	Z	X
9703	Other service receipts and labor charges—Specify	7	333 331	25 589	7.7	Z	X
9720	Receipts for service contracts	190	5 556 941	321 311	5.8	.4	X
9740	Receipts for installing equipment	118	1 582 438	103 362	6.5	.1	X
421690	Other electronic parts & equipment whsle	2 496	X	74 868 361	X	100.0	62.2
0920	New computer equipment	37	738 815	10 955	1.5	Z	7.4
0921	Computers	36	737 166	10 740	1.5	Z	X
0950	Computer software (packaged)	84	1 395 899	57 765	4.1	.1	X
1400	Electrical apparatus and equipment	109	4 859 049	1 125 312	23.2	1.5	62.2
1411	Power and distribution transformers	83	4 600 096	820 562	17.8	1.1	X
1412	Switchgear and switchboard apparatus	34	709 420	101 202	14.3	.1	X
1414	Conduit, raceway, and fittings	20	138 835	23 270	16.8	Z	X
1416	Interior wiring (excluding conduit)	41	861 193	58 119	6.7	.1	X
1418	Lighting fixtures (residential and commercial)	34	709 420	14 463	2.0	Z	X
1419	Industrial controls	36	791 827	22 841	2.9	Z	X
1421	Other electrical apparatus and equipment (including fuses and lightning rods)	59	878 236	76 879	8.8	.1	X

See footnotes at end of table.

Table 5. Manufacturers' Sales Branches and Offices by Kind of Business and Commodity Line: 1997—Con.

[Includes only establishments with payroll. For meaning of abbreviations and symbols, see introductory text. For explanation of terms, see Appendix A]

NAICS code and CL code	Kind of business and commodity line	Establishments handling commodity line		Commodity line sales			Sales coverage percent
		Number	Total sales (\$1,000)	Amount ¹ (\$1,000)	As percent of total sales of—		
					Establishments handling line	Establishments in NAICS industry ¹	
421690	Other electronic parts & equipment whsle—Con.						
1600	Electronic parts and equipment, except communication	672	30 660 747	25 974 648	84.7	34.7	46.3
1612	Integrated circuits	338	11 334 843	9 119 935	80.5	12.2	X
1613	Capacitors and resistors	120	5 041 999	640 303	12.7	.9	X
1615	Discrete semiconductors, etc.	231	15 918 818	7 698 109	48.4	10.3	X
1616	Electronic connectors and other passive electronic parts	210	5 802 233	3 573 156	61.6	4.8	X
1618	Electronic parts and equipment, n.e.c.	241	7 545 920	4 943 145	65.5	6.6	X
1650	Communication equipment and supplies	1 917	48 869 555	46 807 958	95.8	62.5	47.3
1651	Telephones	1 371	13 030 340	6 899 383	52.9	9.2	X
1652	Other electronic communication equipment	1 821	43 380 273	26 472 311	61.0	35.4	X
1653	Other electrical communication equipment	327	25 418 401	13 436 158	52.9	17.9	X
1700	Hardware	35	715 769	43 695	6.1	.1	X
1900	Warm air heating and air-conditioning equipment and supplies	33	709 422	28 932	4.1	Z	X
2320	General-purpose industrial machinery, equipment, and parts	67	1 531 849	236 650	15.4	.3	16.2
2321	New pumps, compressors (air or gas), and equipment	11	198 755	48 984	24.6	.1	X
2326	New controlling, recording, and indicating instruments and access	56	1 333 094	187 666	14.1	.3	X
9700	Service receipts and labor charges (including installed parts)	128	2 172 755	108 108	5.0	.1	62.2
9701	Labor charges for repair work	126	2 125 353	57 169	2.7	.1	X
9702	Parts installed in repair work	29	572 464	25 339	4.4	Z	X
9703	Other service receipts and labor charges—Specify	7	333 331	25 589	7.7	Z	X
9720	Receipts for service contracts	190	5 556 941	321 311	5.8	.4	X
9740	Receipts for installing equipment	118	1 582 438	103 362	6.5	.1	X
4216901	Communications equipment & supplies whsle	1 884	X	48 149 700	X	100.0	72.7
0950	Computer software (packaged)	82	1 393 224	57 635	4.1	.1	X
1400	Electrical apparatus and equipment	61	3 972 953	790 263	19.9	1.6	72.7
1411	Power and distribution transformers	47	3 884 322	776 869	20.0	1.6	X
1414	Conduit, raceway, and fittings	14	87 019	8 957	10.3	Z	X
1421	Other electrical apparatus and equipment (including fuses and lightning rods)	15	80 887	4 437	5.5	Z	X
1600	Electronic parts and equipment, except communication	60	3 942 086	397 751	10.1	.8	72.7
1615	Discrete semiconductors, etc.	49	3 884 323	388 434	10.0	.8	X
1616	Electronic connectors and other passive electronic parts	11	12 766	5 474	42.9	Z	X
1650	Communication equipment and supplies	1 884	48 149 700	46 581 851	96.7	96.7	55.3
1651	Telephones	1 339	12 311 435	6 849 953	55.6	14.2	X
1652	Other electronic communication equipment	1 788	42 660 418	26 295 634	61.6	54.6	X
1653	Other electrical communication equipment	327	25 418 401	13 436 158	52.9	27.9	X
9700	Service receipts and labor charges (including installed parts)	95	1 516 441	34 590	2.3	.1	72.7
9701	Labor charges for repair work	95	1 516 441	33 666	2.2	.1	X
9720	Receipts for service contracts	163	5 150 726	265 537	5.2	.6	X
9740	Receipts for installing equipment	97	1 195 261	21 829	1.8	Z	X
4216902	Electronic parts (excluding communications equipment) whsle	612	X	26 718 661	X	100.0	43.3
0920	New computer equipment	36	737 166	10 740	1.5	Z	4.9
0921	Computers	36	737 166	10 740	1.5	Z	X
1400	Electrical apparatus and equipment	48	886 096	335 049	37.8	1.3	43.3
1411	Power and distribution transformers	36	715 774	43 693	6.1	.2	X
1412	Switchgear and switchboard apparatus	34	709 420	101 202	14.3	.4	X
1414	Conduit, raceway, and fittings	6	51 816	14 313	27.6	.1	X
1416	Interior wiring (excluding conduit)	41	861 193	58 119	6.7	.2	X
1418	Lighting fixtures (residential and commercial)	34	709 420	14 463	2.0	.1	X
1419	Industrial controls	36	791 827	22 841	2.9	.1	X
1421	Other electrical apparatus and equipment (including fuses and lightning rods)	44	797 349	72 442	9.1	.3	X
1600	Electronic parts and equipment, except communication	612	26 718 661	25 576 897	95.7	95.7	29.2
1612	Integrated circuits	338	11 334 843	9 119 935	80.5	34.1	X
1613	Capacitors and resistors	119	5 038 149	640 264	12.7	2.4	X
1615	Discrete semiconductors, etc.	182	12 034 495	7 309 675	60.7	27.4	X
1616	Electronic connectors and other passive electronic parts	199	5 789 467	3 567 682	61.6	13.4	X
1618	Electronic parts and equipment, n.e.c.	238	7 504 772	4 939 341	65.8	18.5	X
1650	Communication equipment and supplies	33	719 855	226 107	31.4	.8	43.3
1651	Telephones	32	718 905	49 430	6.9	.2	X
1652	Other electronic communication equipment	33	719 855	176 677	24.5	.7	X
1700	Hardware	35	715 769	43 695	6.1	.2	X
1900	Warm air heating and air-conditioning equipment and supplies	33	709 422	28 932	4.1	.1	X
2320	General-purpose industrial machinery, equipment, and parts	67	1 531 849	236 650	15.4	.9	11.3
2321	New pumps, compressors (air or gas), and equipment	11	198 755	48 984	24.6	.2	X
2326	New controlling, recording, and indicating instruments and access	56	1 333 094	187 666	14.1	.7	X
9700	Service receipts and labor charges (including installed parts)	33	656 314	73 518	11.2	.3	43.3
9701	Labor charges for repair work	31	608 912	23 503	3.9	.1	X
9702	Parts installed in repair work	27	542 385	24 449	4.5	.1	X
9720	Receipts for service contracts	27	406 215	55 774	13.7	.2	X
9740	Receipts for installing equipment	21	387 177	81 533	21.1	.3	X

See footnotes at end of table.

Table 5. Manufacturers' Sales Branches and Offices by Kind of Business and Commodity Line: 1997—Con.

[Includes only establishments with payroll. For meaning of abbreviations and symbols, see introductory text. For explanation of terms, see Appendix A]

NAICS code and CL code	Kind of business and commodity line	Establishments handling commodity line		Commodity line sales			Sales coverage percent
		Number	Total sales (\$1,000)	Amount ¹ (\$1,000)	As percent of total sales of—		
					Establishments handling line	Establishments in NAICS industry ¹	
4217	Hardware, & plumbing & heating equipment & supplies whsle	767	X	D	X	D	D
0720	Roofing, siding, and insulation materials.....	9	D	D	D	D	X
1120	Flat iron and steel products.....	10	D	D	D	D	X
1150	Iron and steel pipe and tubing.....	72	D	D	D	D	X
1200	Copper and brass.....	6	D	D	D	D	D
1213	Tubular products (pipes and tubes).....	6	D	D	D	D	X
1400	Electrical apparatus and equipment.....	15	D	D	D	D	D
1411	Power and distribution transformers.....	8	D	D	D	D	X
1412	Switchgear and switchboard apparatus.....	8	D	D	D	D	X
1421	Other electrical apparatus and equipment (including fuses and lightning rods).....	7	D	D	D	D	X
1600	Electronic parts and equipment, except communication.....	9	D	D	D	D	X
1700	Hardware.....	270	D	D	D	D	D
1711	Hand tools (including power driven).....	173	D	D	D	D	X
1712	Bolts, nuts, rivets, and fasteners.....	100	D	D	D	D	X
1713	Cutlery.....	72	D	D	D	D	X
1800	Plumbing and heating equipment and supplies (hydronics).....	233	D	D	D	D	D
1811	Plastic pipe fittings and valves (excluding pipe and tubing).....	74	D	D	D	D	X
1812	Metal pipe fittings and valves (excluding pipe and tubing).....	166	D	D	D	D	X
1813	Plumbing fixtures.....	138	D	D	D	D	X
1814	Furnaces, stoves, water heaters (except electric and warm air).....	42	D	D	D	D	X
1815	Boilers, radiators, and convectors.....	34	D	D	D	D	X
1818	Other plumbing and heating equipment and supplies.....	124	D	D	D	D	X
1900	Warm air heating and air-conditioning equipment and supplies.....	257	D	D	D	D	D
1911	Furnaces (warm air).....	55	D	D	D	D	X
1912	Central air-conditioning (residential and commercial).....	182	D	D	D	D	X
1914	Heat pumps (residential and commercial).....	42	D	D	D	D	X
1916	Air cleaning and filtration systems.....	131	D	D	D	D	X
1917	Compressors for air-conditioners.....	111	D	D	D	D	X
1918	Condensing units for air-conditioners.....	98	D	D	D	D	X
1919	Registers, grills, pre-formed ductwork (excluding sheet metal), and duct insulation.....	91	D	D	D	D	X
2000	Refrigeration equipment and supplies.....	117	D	D	D	D	D
2011	Commercial refrigerators (reach-in and walk-in).....	24	D	D	D	D	X
2012	Unit coolers for commercial refrigerators.....	52	D	D	D	D	X
2013	Condensing units for commercial refrigerators.....	37	D	D	D	D	X
2014	Refrigerants.....	7	D	D	D	D	X
2015	Other refrigeration equipment and supplies.....	74	D	D	D	D	X
2100	Construction and mining machinery and equipment (including parts and attachments).....	8	D	D	D	D	D
2117	Other new construction and mining, logging, and road maintenance machinery, equipment, and parts.....	7	D	D	D	D	X
2118	Used construction and mining machinery and equipment.....	7	D	D	D	D	X
2320	General-purpose industrial machinery, equipment, and parts.....	8	D	D	D	D	X
2450	Industrial containers and supplies.....	54	D	D	D	D	X
5300	Plastics materials and basic shapes.....	15	D	D	D	D	X
5330	Chemicals and allied products (excluding agricultural, plastics, gases, and petroleum).....	8	D	D	D	D	X
9700	Service receipts and labor charges (including installed parts).....	120	D	D	D	D	D
9701	Labor charges for repair work.....	101	D	D	D	D	X
9702	Parts installed in repair work.....	101	D	D	D	D	X
9703	Other service receipts and labor charges—Specify.....	18	D	D	D	D	X
9720	Receipts for service contracts.....	12	D	D	D	D	X
9740	Receipts for installing equipment.....	33	D	D	D	D	X
9810	Miscellaneous commodities.....	6	D	D	D	D	X
9940	Rental and leasing receipts.....	14	D	D	D	D	X
42171	Hardware whsle	255	X	7 531 815	X	100.0	85.1
0720	Roofing, siding, and insulation materials.....	9		52 977	11.6	.1	X
1700	Hardware.....	255		7 531 815	92.8	92.8	61.3
1711	Hand tools (including power driven).....	159		6 017 627	76.9	61.4	X
1712	Bolts, nuts, rivets, and fasteners.....	91		1 347 714	65.9	11.8	X
1713	Cutlery.....	69		3 485 590	42.3	19.6	X
2100	Construction and mining machinery and equipment (including parts and attachments).....	7		41 328	23.9	.1	53.8
2117	Other new construction and mining, logging, and road maintenance machinery, equipment, and parts.....	7		41 328	21.3	.1	X
2118	Used construction and mining machinery and equipment.....	7		41 328	2.6	Z	X
9700	Service receipts and labor charges (including installed parts).....	37		112 875	7.5	.1	83.6
9701	Labor charges for repair work.....	35		89 852	3.0	Z	X
9702	Parts installed in repair work.....	35		105 537	4.7	.1	X
9940	Rental and leasing receipts.....	9		58 990	11.5	.1	X
421710	Hardware whsle	255	X	7 531 815	X	100.0	85.1
0720	Roofing, siding, and insulation materials.....	9		52 977	11.6	.1	X
1700	Hardware.....	255		7 531 815	92.8	92.8	61.3
1711	Hand tools (including power driven).....	159		6 017 627	76.9	61.4	X
1712	Bolts, nuts, rivets, and fasteners.....	91		1 347 714	65.9	11.8	X
1713	Cutlery.....	69		3 485 590	42.3	19.6	X
2100	Construction and mining machinery and equipment (including parts and attachments).....	7		41 328	23.9	.1	53.8
2117	Other new construction and mining, logging, and road maintenance machinery, equipment, and parts.....	7		41 328	21.3	.1	X
2118	Used construction and mining machinery and equipment.....	7		41 328	2.6	Z	X

See footnotes at end of table.

Table 5. Manufacturers' Sales Branches and Offices by Kind of Business and Commodity Line: 1997—Con.

[Includes only establishments with payroll. For meaning of abbreviations and symbols, see introductory text. For explanation of terms, see Appendix A]

NAICS code and CL code	Kind of business and commodity line	Establishments handling commodity line		Commodity line sales			Sales coverage percent
		Number	Total sales (\$1,000)	Amount ¹ (\$1,000)	As percent of total sales of—		
					Establishments handling line	Establishments in NAICS industry ¹	
421710	Hardware whsle—Con.						
9700	Service receipts and labor charges (including installed parts)	37	112 875	8 496	7.5	.1	83.6
9701	Labor charges for repair work	35	89 852	2 677	3.0	Z	X
9702	Parts installed in repair work	35	105 537	5 007	4.7	.1	X
9940	Rental and leasing receipts	9	58 990	6 797	11.5	.1	X
42172	Plumbing & heating equipment & supplies (hydronics) whsle ..	212	X	4 212 982	X	100.0	64.1
1120	Flat iron and steel products	9	48 325	12 083	25.0	.3	X
1150	Iron and steel pipe and tubing	71	1 072 125	251 068	23.4	6.0	X
1200	Copper and brass	6	15 283	763	5.0	Z	64.1
1213	Tubular products (pipes and tubes)	6	15 283	763	5.0	Z	X
1700	Hardware	9	151 343	15 235	10.1	.4	56.7
1711	Hand tools (including power driven)	8	115 073	1 418	1.2	Z	X
1712	Bolts, nuts, rivets, and fasteners	7	113 778	2 562	2.3	.1	X
1800	Plumbing and heating equipment and supplies (hydronics)	212	4 212 982	3 665 374	87.0	87.0	61.1
1811	Plastic pipe fittings and valves (excluding pipe and tubing)	70	558 664	95 091	17.0	2.3	X
1812	Metal pipe fittings and valves (excluding pipe and tubing)	150	2 875 941	1 094 748	38.1	26.0	X
1813	Plumbing fixtures	138	3 227 902	1 989 505	61.6	47.2	X
1814	Furnaces, stoves, water heaters (except electric and warm air)	39	168 902	19 015	11.3	.5	X
1815	Boilers, radiators, and convectors	34	269 498	212 959	79.0	5.1	X
1818	Other plumbing and heating equipment and supplies	121	2 336 098	254 054	10.9	6.0	X
1900	Warm air heating and air-conditioning equipment and supplies	15	137 177	9 286	6.8	.2	64.1
1911	Furnaces (warm air)	12	37 768	3 227	8.5	.1	X
1912	Central air-conditioning (residential and commercial)	9	19 963	1 184	5.9	Z	X
1914	Heat pumps (residential and commercial)	9	19 963	25	.1	Z	X
1919	Registers, grills, pre-formed ductwork (excluding sheet metal), and duct insulation	13	120 513	4 851	4.0	.1	X
2450	Industrial containers and supplies	52	891 613	86 549	9.7	2.1	X
5300	Plastics materials and basic shapes	6	111 552	5 739	5.1	.1	X
9700	Service receipts and labor charges (including installed parts)	6	97 852	47 050	48.1	1.1	3.4
9701	Labor charges for repair work	6	97 852	18 719	19.1	.4	X
9702	Parts installed in repair work	6	97 852	28 331	29.0	.7	X
421720	Plumbing & heating equipment & supplies (hydronics) whsle ..	212	X	4 212 982	X	100.0	64.1
1120	Flat iron and steel products	9	48 325	12 083	25.0	.3	X
1150	Iron and steel pipe and tubing	71	1 072 125	251 068	23.4	6.0	X
1200	Copper and brass	6	15 283	763	5.0	Z	64.1
1213	Tubular products (pipes and tubes)	6	15 283	763	5.0	Z	X
1700	Hardware	9	151 343	15 235	10.1	.4	56.7
1711	Hand tools (including power driven)	8	115 073	1 418	1.2	Z	X
1712	Bolts, nuts, rivets, and fasteners	7	113 778	2 562	2.3	.1	X
1800	Plumbing and heating equipment and supplies (hydronics)	212	4 212 982	3 665 374	87.0	87.0	61.1
1811	Plastic pipe fittings and valves (excluding pipe and tubing)	70	558 664	95 091	17.0	2.3	X
1812	Metal pipe fittings and valves (excluding pipe and tubing)	150	2 875 941	1 094 748	38.1	26.0	X
1813	Plumbing fixtures	138	3 227 902	1 989 505	61.6	47.2	X
1814	Furnaces, stoves, water heaters (except electric and warm air)	39	168 902	19 015	11.3	.5	X
1815	Boilers, radiators, and convectors	34	269 498	212 959	79.0	5.1	X
1818	Other plumbing and heating equipment and supplies	121	2 336 098	254 054	10.9	6.0	X
1900	Warm air heating and air-conditioning equipment and supplies	15	137 177	9 286	6.8	.2	64.1
1911	Furnaces (warm air)	12	37 768	3 227	8.5	.1	X
1912	Central air-conditioning (residential and commercial)	9	19 963	1 184	5.9	Z	X
1914	Heat pumps (residential and commercial)	9	19 963	25	.1	Z	X
1919	Registers, grills, pre-formed ductwork (excluding sheet metal), and duct insulation	13	120 513	4 851	4.0	.1	X
2450	Industrial containers and supplies	52	891 613	86 549	9.7	2.1	X
5300	Plastics materials and basic shapes	6	111 552	5 739	5.1	.1	X
9700	Service receipts and labor charges (including installed parts)	6	97 852	47 050	48.1	1.1	3.4
9701	Labor charges for repair work	6	97 852	18 719	19.1	.4	X
9702	Parts installed in repair work	6	97 852	28 331	29.0	.7	X
42173	Warm air heating & air-conditioning equipment & supplies whsle	221	X	3 572 401	X	100.0	75.3
1400	Electrical apparatus and equipment	8	179 118	26 404	14.7	.7	13.9
1411	Power and distribution transformers	8	179 118	24 356	13.6	.7	X
1412	Switchgear and switchboard apparatus	8	179 118	1 242	.7	Z	X
1421	Other electrical apparatus and equipment (including fuses and lightning rods)	7	133 540	716	.5	Z	X
1900	Warm air heating and air-conditioning equipment and supplies	221	3 572 401	3 114 213	87.2	87.2	73.6
1911	Furnaces (warm air)	40	1 379 616	351 757	25.5	9.8	X
1912	Central air-conditioning (residential and commercial)	171	3 162 785	1 765 160	55.8	49.4	X
1914	Heat pumps (residential and commercial)	33	1 350 879	124 419	9.2	3.5	X
1916	Air cleaning and filtration systems	127	1 910 502	371 689	19.5	10.4	X
1917	Compressors for air-conditioners	94	1 599 430	67 383	4.2	1.9	X
1918	Condensing units for air-conditioners	95	2 558 327	363 995	14.2	10.2	X
1919	Registers, grills, pre-formed ductwork (excluding sheet metal), and duct insulation	78	1 322 405	69 810	5.3	2.0	X
2000	Refrigeration equipment and supplies	36	511 322	47 471	9.3	1.3	75.3
2012	Unit coolers for commercial refrigerators	34	496 904	47 438	9.5	1.3	X
9700	Service receipts and labor charges (including installed parts)	68	1 380 710	363 274	26.3	10.2	74.6
9701	Labor charges for repair work	52	1 275 533	237 638	18.6	6.7	X
9702	Parts installed in repair work	52	1 231 763	121 783	9.9	3.4	X
9703	Other service receipts and labor charges—Specify	9	24 098	3 853	16.0	.1	X
9740	Receipts for installing equipment	12	83 489	3 933	4.7	.1	X

See footnotes at end of table.

Table 5. Manufacturers' Sales Branches and Offices by Kind of Business and Commodity Line: 1997—Con.

[Includes only establishments with payroll. For meaning of abbreviations and symbols, see introductory text. For explanation of terms, see Appendix A]

NAICS code and CL code	Kind of business and commodity line	Establishments handling commodity line		Commodity line sales			Sales coverage percent
		Number	Total sales (\$1,000)	Amount ¹ (\$1,000)	As percent of total sales of—		
					Establishments handling line	Establishments in NAICS industry ¹	
421730	Warm air heating & air-conditioning equipment & supplies whsle	221	X	3 572 401	X	100.0	75.3
1400	Electrical apparatus and equipment	8	179 118	26 404	14.7	.7	13.9
1411	Power and distribution transformers	8	179 118	24 356	13.6	.7	X
1412	Switchgear and switchboard apparatus	8	179 118	1 242	.7	Z	X
1421	Other electrical apparatus and equipment (including fuses and lightning rods)	7	133 540	716	.5	Z	X
1900	Warm air heating and air-conditioning equipment and supplies	221	3 572 401	3 114 213	87.2	87.2	73.6
1911	Furnaces (warm air)	40	1 379 616	351 757	25.5	9.8	X
1912	Central air-conditioning (residential and commercial)	171	3 162 785	1 765 160	55.8	49.4	X
1914	Heat pumps (residential and commercial)	33	1 350 879	124 419	9.2	3.5	X
1916	Air cleaning and filtration systems	127	1 910 502	371 689	19.5	10.4	X
1917	Compressors for air-conditioners	94	1 599 430	67 383	4.2	1.9	X
1918	Condensing units for air-conditioners	95	2 558 327	363 995	14.2	10.2	X
1919	Registers, grills, pre-formed ductwork (excluding sheet metal), and duct insulation	78	1 322 405	69 810	5.3	2.0	X
2000	Refrigeration equipment and supplies	36	511 322	47 471	9.3	1.3	75.3
2012	Unit coolers for commercial refrigerators	34	496 904	47 438	9.5	1.3	X
9700	Service receipts and labor charges (including installed parts)	68	1 380 710	363 274	26.3	10.2	74.6
9701	Labor charges for repair work	52	1 275 533	237 638	18.6	6.7	X
9702	Parts installed in repair work	52	1 231 783	121 783	9.9	3.4	X
9703	Other service receipts and labor charges—Specify	9	24 098	3 853	16.0	.1	X
9740	Receipts for installing equipment	12	83 489	3 933	4.7	.1	X
42174	Refrigeration equipment & supplies whsle	79	X	D	X	D	D
1800	Plumbing and heating equipment and supplies (hydronics)	15	D	D	D	D	D
1812	Metal pipe fittings and valves (excluding pipe and tubing)	14	D	D	D	D	X
1900	Warm air heating and air-conditioning equipment and supplies	17	D	D	D	D	D
1917	Compressors for air-conditioners	17	D	D	D	D	X
2000	Refrigeration equipment and supplies	79	D	D	D	D	D
2011	Commercial refrigerators (reach-in and walk-in)	24	D	D	D	D	X
2012	Unit coolers for commercial refrigerators	18	D	D	D	D	X
2013	Condensing units for commercial refrigerators	37	D	D	D	D	X
2015	Other refrigeration equipment and supplies	72	D	D	D	D	X
9700	Service receipts and labor charges (including installed parts)	9	D	D	D	D	D
9701	Labor charges for repair work	8	D	D	D	D	X
9702	Parts installed in repair work	8	D	D	D	D	X
9720	Receipts for service contracts	7	D	D	D	D	X
9740	Receipts for installing equipment	19	D	D	D	D	X
421740	Refrigeration equipment & supplies whsle	79	X	D	X	D	D
1800	Plumbing and heating equipment and supplies (hydronics)	15	D	D	D	D	D
1812	Metal pipe fittings and valves (excluding pipe and tubing)	14	D	D	D	D	X
1900	Warm air heating and air-conditioning equipment and supplies	17	D	D	D	D	D
1917	Compressors for air-conditioners	17	D	D	D	D	X
2000	Refrigeration equipment and supplies	79	D	D	D	D	D
2011	Commercial refrigerators (reach-in and walk-in)	24	D	D	D	D	X
2012	Unit coolers for commercial refrigerators	18	D	D	D	D	X
2013	Condensing units for commercial refrigerators	37	D	D	D	D	X
2015	Other refrigeration equipment and supplies	72	D	D	D	D	X
9700	Service receipts and labor charges (including installed parts)	9	D	D	D	D	D
9701	Labor charges for repair work	8	D	D	D	D	X
9702	Parts installed in repair work	8	D	D	D	D	X
9720	Receipts for service contracts	7	D	D	D	D	X
9740	Receipts for installing equipment	19	D	D	D	D	X
4218	Machinery, equipment, & supplies whsle	4 120	X	75 691 801	X	100.0	62.0
0200	New and rebuilt automotive parts and supplies	26	879 765	134 186	15.3	.2	X
1000	Medical, hospital, and surgical supplies	7	41 090	1 792	4.4	Z	X
1140	Iron and steel wire and wire products	60	1 409 796	329 333	23.4	.4	X
1150	Iron and steel pipe and tubing	6	639 064	14 914	2.3	Z	X
1400	Electrical apparatus and equipment	101	2 045 908	138 180	6.8	.2	7.7
1413	Motors and generators (including motor-generator sets)	45	1 015 256	62 381	6.1	.1	X
1414	Conduit, raceway, and fittings	29	205 568	5 469	2.7	Z	X
1418	Lighting fixtures (residential and commercial)	29	205 568	2 167	1.1	Z	X
1421	Other electrical apparatus and equipment (including fuses and lightning rods)	29	205 568	913	.4	Z	X
1600	Electronic parts and equipment, except communication	27	254 592	34 791	13.7	Z	14.7
1618	Electronic parts and equipment, n.e.c.	13	118 597	21 154	17.8	Z	X
1700	Hardware	25	944 632	102 917	10.9	.1	3.5
1711	Hand tools (including power driven)	9	88 295	18 549	21.0	Z	X
1800	Plumbing and heating equipment and supplies (hydronics)	13	92 640	12 736	13.7	Z	X
2100	Construction and mining machinery and equipment (including parts and attachments)	315	12 428 932	11 276 751	90.7	14.9	43.3
2111	New off-highway wheel and track-laying tractors	69	7 397 702	2 000 454	27.0	2.6	X
2112	New power cranes, draglines, and shovels	25	672 353	262 731	39.1	.3	X
2113	New mixers, pavers, and related equipment	65	6 343 529	276 391	4.4	.4	X
2114	New tractor shovel loaders	30	5 784 194	615 979	10.6	.8	X
2115	New graders, rollers, and off-highway trucks	76	6 242 636	1 083 782	17.4	1.4	X
2116	New mining machinery	89	1 438 742	382 252	26.6	.5	X
2117	Other new construction and mining, logging, and road maintenance machinery, equipment, and parts	208	9 817 838	6 410 007	65.3	8.5	X
2118	Used construction and mining machinery and equipment	94	1 458 768	186 204	12.8	.2	X

See footnotes at end of table.

Table 5. Manufacturers' Sales Branches and Offices by Kind of Business and Commodity Line: 1997—Con.

[Includes only establishments with payroll. For meaning of abbreviations and symbols, see introductory text. For explanation of terms, see Appendix A]

NAICS code and CL code	Kind of business and commodity line	Establishments handling commodity line		Commodity line sales			Sales coverage percent
		Number	Total sales (\$1,000)	Amount ¹ (\$1,000)	As percent of total sales of—		
					Establishments handling line	Establishments in NAICS industry ¹	
4218	Machinery, equipment, & supplies whsle—Con.						
2200	Farm machinery, equipment, and parts	143	9 790 057	6 045 680	61.8	8.0	39.2
2211	New tractors (farm)	39	7 400 965	2 688 482	36.3	3.6	X
2212	New harvesting machinery	51	7 432 152	1 556 245	20.9	2.1	X
2213	New land preparation, planting, and cultivating machinery	41	7 520 339	708 852	9.4	.9	X
2215	New irrigation equipment	16	229 666	166 075	72.3	.2	X
2216	Other new farm machinery and equipment	102	9 001 093	891 345	9.9	1.2	X
2218	Used farm machinery and equipment	27	1 367 315	29 305	2.1	Z	X
2220	Garden machinery, equipment, and parts	37	6 657 936	1 515 080	22.8	2.0	60.0
2221	New power lawn mowers	26	5 692 843	509 975	9.0	.7	X
2222	Other new lawn and garden machinery and equipment	32	6 592 747	999 607	15.2	1.3	X
2223	Used garden machinery and equipment	10	240 911	5 470	2.3	Z	X
2230	Food-processing machinery, equipment, and parts	42	441 781	319 980	72.4	.4	59.4
2231	New commercial food-processing machinery (slicers, choppers, baking, etc.)	21	269 165	188 379	70.0	.2	X
2232	New packing, packaging, and bottling equipment	25	210 541	131 261	62.3	.2	X
2300	Hydraulic and pneumatic (fluid-power) pumps, motors, and parts	226	1 755 580	1 130 429	64.4	1.5	59.0
2311	Pumps	174	1 245 737	869 435	69.8	1.1	X
2312	Motors	53	437 563	69 298	15.8	.1	X
2313	Parts for pumps and motors	118	811 354	191 694	23.6	.3	X
2320	General-purpose industrial machinery, equipment, and parts	884	12 548 068	6 956 128	55.4	9.2	38.4
2321	New pumps, compressors (air or gas), and equipment	267	2 916 109	1 918 272	65.8	2.5	X
2323	New diesel engines (excluding automotive)	13	89 557	54 841	61.2	.1	X
2326	New controlling, recording, and indicating instruments and access	268	3 635 883	2 479 801	68.2	3.3	X
2327	All other new general-purpose industrial machinery and equipment	387	3 719 769	1 970 845	53.0	2.6	X
2328	Used general-purpose industrial machinery and equipment	33	775 223	36 592	4.7	Z	X
2330	Metalworking machinery, equipment, and parts	141	2 477 303	2 268 112	91.6	3.0	X
2340	Materials handling machinery, equipment, and parts	254	3 561 245	2 330 174	65.4	3.1	34.7
2341	New conveying equipment	185	1 960 735	862 212	44.0	1.1	X
2342	New hoists, cranes, and monorails	64	995 943	184 340	18.5	.2	X
2343	New forklift trucks	62	1 574 215	1 022 631	65.0	1.4	X
2345	Used materials handling machinery, equipment, and parts	53	1 531 930	172 116	11.2	.2	X
2350	Oil well, oil refinery, and pipeline machinery, equipment, and supplies	636	3 306 059	2 816 314	85.2	3.7	54.0
2351	New oil refining and pipeline machinery, equipment, and supplies	121	488 342	367 144	75.2	.5	X
2352	New oil field machinery, equipment, and supplies (including drilling bits)	503	2 588 416	2 329 460	90.0	3.1	X
2353	Used oil well, oil refinery, and pipeline machinery, equipment, and supplies	71	279 401	89 165	31.9	.1	X
2360	Other industrial machinery, equipment, and parts	453	7 817 305	6 909 368	88.4	9.1	45.4
2362	New power plant machinery (excluding electrical)	8	90 462	24 562	27.2	Z	X
2363	New printing trades machinery, equipment, and supplies	176	3 294 162	3 061 028	92.9	4.0	X
2364	New textile and sewing machinery and equipment	34	590 185	572 694	97.0	.8	X
2366	Other new industrial machinery and equipment	238	3 836 777	3 097 211	80.7	4.1	X
2367	Used industrial machinery and equipment	22	500 955	67 437	13.5	.1	X
2370	Mechanical power transmission supplies	363	6 350 749	4 940 215	77.8	6.5	58.6
2371	Bearings and bushings	217	4 775 594	3 670 510	76.9	4.8	X
2372	Other mechanical power transmission supplies	269	3 746 689	1 269 705	33.9	1.7	X
2380	Industrial valves and fittings (except fluid-power)	120	1 094 052	683 680	62.5	.9	X
2390	Hydraulic and pneumatic (fluid-power) valves	49	286 829	92 772	32.3	.1	60.7
2391	Hydraulic valves	41	222 144	43 928	19.8	.1	X
2392	Pneumatic valves	42	254 116	48 840	19.2	.1	X
2400	Hydraulic and pneumatic cylinders and rotary actuators	49	457 509	62 650	13.7	.1	22.0
2411	Hydraulic cylinders and rotary actuators	28	147 262	25 196	17.1	Z	X
2412	Pneumatic cylinders and rotary actuators	35	386 945	36 212	9.4	Z	X
2420	Hydraulic and pneumatic connectors and assemblies	75	991 359	671 779	67.8	.9	61.7
2421	Hydraulic and pneumatic connectors	67	848 941	509 493	60.0	.7	X
2422	Hydraulic and pneumatic assemblies	51	747 256	162 283	21.7	.2	X
2430	Fluid-power filters, components, accessories, and parts	50	374 784	72 749	19.4	.1	59.8
2431	Filters	36	252 744	37 994	15.0	.1	X
2432	Other fluid-power components, accessories, and parts, n.e.c.	37	274 687	34 268	12.5	Z	X
2440	Welding supplies (excluding gases)	248	554 119	342 187	61.8	.5	X
2450	Industrial containers and supplies	63	4 179 845	4 138 605	99.0	5.5	26.9
2451	New and reconditioned drums and barrels	10	59 927	42 561	71.0	.1	X
2452	Bottles and bottlers' supplies	21	3 194 393	3 073 856	96.2	4.1	X
2454	Other industrial containers and supplies	38	1 147 960	1 021 653	89.0	1.4	X
2460	Other industrial supplies	482	14 685 680	12 515 261	85.2	16.5	46.6
2461	Printing and duplicating inks	101	3 670 580	3 212 221	87.5	4.2	X
2462	Abrasives and abrasive materials	55	1 426 899	594 033	41.6	.8	X
2463	Nylon, polyester, and synthetic rubber	18	511 113	348 721	68.2	.5	X
2464	Mechanical rubber goods	43	1 059 158	841 462	79.4	1.1	X
2465	Strapping and tape	30	802 348	652 722	81.4	.9	X
2466	Industrial supplies, n.e.c.	291	7 803 730	6 847 614	87.7	9.0	X
2520	Custodial (janitors') equipment and supplies	15	228 840	45 702	20.0	.1	3.4
2521	Custodial equipment—power equipment	12	39 925	4 017	10.1	Z	X
2523	Custodial supplies	12	39 925	31 751	79.5	Z	X
2530	Laundry and dry-cleaning equipment and supplies	27	2 174 972	893 664	41.1	1.2	X
2540	Other service establishment equipment and supplies	140	1 105 953	1 089 623	98.5	1.4	49.2
2541	Undertakers' equipment and supplies	121	963 690	955 634	99.2	1.3	X
2542	Service establishment equipment and supplies, n.e.c.	19	142 263	133 989	94.2	.2	X

See footnotes at end of table.

Table 5. Manufacturers' Sales Branches and Offices by Kind of Business and Commodity Line: 1997—Con.

[Includes only establishments with payroll. For meaning of abbreviations and symbols, see introductory text. For explanation of terms, see Appendix A]

NAICS code and CL code	Kind of business and commodity line	Establishments handling commodity line		Commodity line sales			Sales coverage percent
		Number	Total sales (\$1,000)	Amount ¹ (\$1,000)	As percent of total sales of—		
					Establishments handling line	Establishments in NAICS industry ¹	
4218	Machinery, equipment, & supplies whsle—Con.						
2600	Aircraft and aeronautical equipment and supplies.....	62	2 824 449	2 462 784	87.2	3.3	56.1
2611	New aircraft	12	1 975 535	1 631 918	82.6	2.2	X
2612	New aircraft engines and engine parts	25	427 099	236 860	55.5	.3	X
2613	Other new aircraft equipment and supplies	38	2 385 572	565 081	23.7	.7	X
2614	Used aircraft and aeronautical equipment and supplies	18	178 499	28 925	16.2	Z	X
2620	Marine machinery, equipment, and supplies	33	749 372	486 485	64.9	.6	51.3
2622	New marine propulsion machinery and equipment	19	435 292	289 482	66.5	.4	X
2623	New marine supplies	24	469 181	187 373	39.9	.2	X
2630	Other transportation equipment and supplies	9	254 899	138 078	54.2	.2	59.0
2631	New transportation equipment (excluding automotive)	9	254 899	131 812	51.7	.2	X
3600	Piece goods, knit and woven	6	292 984	43 739	14.9	.1	X
4860	Other grocery specialties	26	2 169 659	340 415	15.7	.5	10.1
4868	Grocery specialties, n.e.c.	26	2 169 659	340 415	15.7	.5	X
5300	Plastics materials and basic shapes	11	171 811	17 339	10.1	Z	X
5320	Industrial gases (welding, etc.)	226	400 896	95 604	23.8	.1	X
5330	Chemicals and allied products (excluding agricultural, plastics, gases, and petroleum)	96	3 131 926	771 529	24.6	1.0	41.7
5331	Gases, compressed and liquified, except L.P.	11	29 051	10 842	37.3	Z	X
5332	Alkalies and chlorine	9	579 990	55 980	9.7	.1	X
5335	Detergents and soaps	25	2 066 384	199 478	9.7	.3	X
5336	Sanitation chemicals, polishes, and waxes	16	1 486 394	143 499	9.7	.2	X
5341	Insecticides, nonagricultural	25	2 066 384	99 738	4.8	.1	X
5400	Petroleum products	8	401 715	50 161	12.5	.1	X
6150	Nondurable goods, n.e.c.	23	1 899 353	340 961	18.0	.5	X
9700	Service receipts and labor charges (including installed parts)	467	8 258 744	1 062 830	12.9	1.4	57.3
9701	Labor charges for repair work	407	7 165 279	629 680	8.8	.8	X
9702	Parts installed in repair work	322	6 171 089	326 779	5.3	.4	X
9703	Other service receipts and labor charges—Specify	101	1 536 920	106 358	6.9	.1	X
9720	Receipts for service contracts	48	1 915 754	751 393	39.2	1.0	X
9740	Receipts for installing equipment	142	519 786	89 086	13.3	.1	X
9810	Miscellaneous commodities	198	6 631 867	427 698	6.4	.6	X
9940	Rental and leasing receipts	216	1 892 840	215 178	11.4	.3	.1
9941	Computer rental and leasing receipts	13	107 916	1 889	1.8	Z	X
42181	Construction & mining (except petroleum) machinery & equip whsle	281	X	11 913 590	X	100.0	92.4
0200	New and rebuilt automotive parts and supplies	14	388 691	62 181	16.0	.5	X
2100	Construction and mining machinery and equipment (including parts and attachments)	281	11 913 590	11 190 382	93.9	93.9	66.4
2111	New off-highway wheel and track-laying tractors	69	7 397 702	2 000 454	27.0	16.8	X
2112	New power cranes, draglines, and shovels	25	672 353	262 731	39.1	2.2	X
2113	New mixers, pavers, and related equipment	65	6 343 529	276 391	4.4	2.3	X
2114	New tractor shovel loaders	30	5 784 194	615 979	10.6	5.2	X
2115	New graders, rollers, and off-highway trucks	76	6 242 636	1 083 782	17.4	9.1	X
2116	New mining machinery	87	1 360 949	373 554	27.4	3.1	X
2117	Other new construction and mining, logging, and road maintenance machinery, equipment, and parts	198	9 653 895	6 391 625	66.2	53.7	X
2118	Used construction and mining machinery and equipment	93	1 453 897	185 866	12.8	1.6	X
2200	Farm machinery, equipment, and parts	24	2 930 351	55 136	1.9	.5	1.2
2216	Other new farm machinery and equipment	18	2 523 881	38 067	1.5	.3	X
2218	Used farm machinery and equipment	7	1 259 649	8 609	.7	.1	X
2320	General-purpose industrial machinery, equipment, and parts	20	531 281	37 471	7.1	.3	X
2340	Materials handling machinery, equipment, and parts	26	456 813	23 148	5.1	.2	X
2350	Oil well, oil refinery, and pipeline machinery, equipment, and supplies	16	248 327	29 798	12.0	.3	X
2380	Industrial valves and fittings (except fluid-power)	15	240 322	40 768	17.0	.3	X
2400	Hydraulic and pneumatic cylinders and rotary actuators	7	237 883	6 556	2.8	.1	.3
2412	Pneumatic cylinders and rotary actuators	7	237 883	6 556	2.8	.1	X
9700	Service receipts and labor charges (including installed parts)	103	1 252 202	184 819	14.8	1.6	89.1
9701	Labor charges for repair work	94	1 176 850	95 931	8.2	.8	X
9702	Parts installed in repair work	93	1 175 742	68 185	5.8	.6	X
9703	Other service receipts and labor charges—Specify	44	500 532	20 700	4.1	.2	X
9810	Miscellaneous commodities	29	2 848 298	80 464	2.8	.7	X
9940	Rental and leasing receipts	84	1 289 542	164 908	12.8	1.4	X
421810	Construction & mining (except petroleum) machinery & equip whsle	281	X	11 913 590	X	100.0	92.4
0200	New and rebuilt automotive parts and supplies	14	388 691	62 181	16.0	.5	X
2100	Construction and mining machinery and equipment (including parts and attachments)	281	11 913 590	11 190 382	93.9	93.9	66.4
2111	New off-highway wheel and track-laying tractors	69	7 397 702	2 000 454	27.0	16.8	X
2112	New power cranes, draglines, and shovels	25	672 353	262 731	39.1	2.2	X
2113	New mixers, pavers, and related equipment	65	6 343 529	276 391	4.4	2.3	X
2114	New tractor shovel loaders	30	5 784 194	615 979	10.6	5.2	X
2115	New graders, rollers, and off-highway trucks	76	6 242 636	1 083 782	17.4	9.1	X
2116	New mining machinery	87	1 360 949	373 554	27.4	3.1	X
2117	Other new construction and mining, logging, and road maintenance machinery, equipment, and parts	198	9 653 895	6 391 625	66.2	53.7	X
2118	Used construction and mining machinery and equipment	93	1 453 897	185 866	12.8	1.6	X
2200	Farm machinery, equipment, and parts	24	2 930 351	55 136	1.9	.5	1.2
2216	Other new farm machinery and equipment	18	2 523 881	38 067	1.5	.3	X
2218	Used farm machinery and equipment	7	1 259 649	8 609	.7	.1	X

See footnotes at end of table.

Table 5. Manufacturers' Sales Branches and Offices by Kind of Business and Commodity Line: 1997—Con.

[Includes only establishments with payroll. For meaning of abbreviations and symbols, see introductory text. For explanation of terms, see Appendix A]

NAICS code and CL code	Kind of business and commodity line	Establishments handling commodity line		Commodity line sales			Sales coverage percent
		Number	Total sales (\$1,000)	Amount ¹ (\$1,000)	As percent of total sales of—		
					Establishments handling line	Establishments in NAICS industry ¹	
421810	Construction & mining (except petroleum) machinery & equipment—Con.						
2320	General-purpose industrial machinery, equipment, and parts	20	531 281	37 471	7.1	.3	X
2340	Materials handling machinery, equipment, and parts	26	456 813	23 148	5.1	.2	X
2350	Oil well, oil refinery, and pipeline machinery, equipment, and supplies	16	248 327	29 798	12.0	.3	X
2380	Industrial valves and fittings (except fluid-power)	15	240 322	40 768	17.0	.3	X
2400	Hydraulic and pneumatic cylinders and rotary actuators	7	237 883	6 556	2.8	.1	.3
2412	Pneumatic cylinders and rotary actuators	7	237 883	6 556	2.8	.1	X
9700	Service receipts and labor charges (including installed parts)	103	1 252 202	184 819	14.8	1.6	89.1
9701	Labor charges for repair work	94	1 176 850	95 931	8.2	.8	X
9702	Parts installed in repair work	93	1 175 742	68 185	5.8	.6	X
9703	Other service receipts and labor charges—Specify	44	500 532	20 700	4.1	.2	X
9810	Miscellaneous commodities	29	2 848 298	80 464	2.8	.7	X
9940	Rental and leasing receipts	84	1 289 542	164 908	12.8	1.4	X
42182	Farm & garden machinery & equipment whse	132	X	7 823 700	X	100.0	93.9
2100	Construction and mining machinery and equipment (including parts and attachments)	9	198 652	39 679	20.0	.5	X
2200	Farm machinery, equipment, and parts	113	6 846 534	5 989 586	87.5	76.6	83.2
2211	New tractors (farm)	36	6 424 352	2 683 774	41.8	34.3	X
2212	New harvesting machinery	48	6 455 539	1 554 546	24.1	19.9	X
2213	New land preparation, planting, and cultivating machinery	36	6 420 290	706 806	11.0	9.0	X
2215	New irrigation equipment	16	229 666	166 075	72.3	2.1	X
2216	Other new farm machinery and equipment	84	6 477 212	853 278	13.2	10.9	X
2218	Used farm machinery and equipment	21	107 666	20 696	19.2	.3	X
2220	Garden machinery, equipment, and parts	36	6 655 031	1 515 052	22.8	19.4	90.9
2221	New power lawn mowers	26	5 692 843	509 975	9.0	6.5	X
2222	Other new lawn and garden machinery and equipment	32	6 592 747	999 607	15.2	12.8	X
2223	Used garden machinery and equipment	10	240 911	5 470	2.3	.1	X
5330	Chemicals and allied products (excluding agricultural, plastics, gases, and petroleum)	8	6 337	2 599	41.0	Z	X
9700	Service receipts and labor charges (including installed parts)	38	176 948	11 270	6.4	.1	93.9
9701	Labor charges for repair work	36	163 506	7 253	4.4	.1	X
9702	Parts installed in repair work	24	89 884	3 881	4.3	.1	X
9810	Miscellaneous commodities	10	1 135 016	27 635	2.4	.4	X
9940	Rental and leasing receipts	9	68 926	5 889	8.5	.1	X
421820	Farm & garden machinery & equipment whse	132	X	7 823 700	X	100.0	93.9
2100	Construction and mining machinery and equipment (including parts and attachments)	9	198 652	39 679	20.0	.5	X
2200	Farm machinery, equipment, and parts	113	6 846 534	5 989 586	87.5	76.6	83.2
2211	New tractors (farm)	36	6 424 352	2 683 774	41.8	34.3	X
2212	New harvesting machinery	48	6 455 539	1 554 546	24.1	19.9	X
2213	New land preparation, planting, and cultivating machinery	36	6 420 290	706 806	11.0	9.0	X
2215	New irrigation equipment	16	229 666	166 075	72.3	2.1	X
2216	Other new farm machinery and equipment	84	6 477 212	853 278	13.2	10.9	X
2218	Used farm machinery and equipment	21	107 666	20 696	19.2	.3	X
2220	Garden machinery, equipment, and parts	36	6 655 031	1 515 052	22.8	19.4	90.9
2221	New power lawn mowers	26	5 692 843	509 975	9.0	6.5	X
2222	Other new lawn and garden machinery and equipment	32	6 592 747	999 607	15.2	12.8	X
2223	Used garden machinery and equipment	10	240 911	5 470	2.3	.1	X
5330	Chemicals and allied products (excluding agricultural, plastics, gases, and petroleum)	8	6 337	2 599	41.0	Z	X
9700	Service receipts and labor charges (including installed parts)	38	176 948	11 270	6.4	.1	93.9
9701	Labor charges for repair work	36	163 506	7 253	4.4	.1	X
9702	Parts installed in repair work	24	89 884	3 881	4.3	.1	X
9810	Miscellaneous commodities	10	1 135 016	27 635	2.4	.4	X
9940	Rental and leasing receipts	9	68 926	5 889	8.5	.1	X
4218201	Farm machinery & equipment—farm dealers	42	X	D	X	D	D
2200	Farm machinery, equipment, and parts	42	D	D	D	D	D
2211	New tractors (farm)	19	D	D	D	D	X
2212	New harvesting machinery	26	D	D	D	D	X
2213	New land preparation, planting, and cultivating machinery	17	D	D	D	D	X
2216	Other new farm machinery and equipment	31	D	D	D	D	X
2218	Used farm machinery and equipment	19	D	D	D	D	X
2220	Garden machinery, equipment, and parts	7	D	D	D	D	D
2221	New power lawn mowers	7	D	D	D	D	X
9700	Service receipts and labor charges (including installed parts)	33	D	D	D	D	D
9701	Labor charges for repair work	31	D	D	D	D	X
9702	Parts installed in repair work	20	D	D	D	D	X
9940	Rental and leasing receipts	9	D	D	D	D	X

See footnotes at end of table.

Table 5. Manufacturers' Sales Branches and Offices by Kind of Business and Commodity Line: 1997—Con.

[Includes only establishments with payroll. For meaning of abbreviations and symbols, see introductory text. For explanation of terms, see Appendix A]

NAICS code and CL code	Kind of business and commodity line	Establishments handling commodity line		Commodity line sales			Sales coverage percent
		Number	Total sales (\$1,000)	Amount ¹ (\$1,000)	As percent of total sales of—		
					Establishments handling line	Establishments in NAICS industry ¹	
4218202	Farm machinery & equipment—whse distributors	70	X	D	X	D	D
2100	Construction and mining machinery and equipment (including parts and attachments)	7	D	D	D	D	X
2200	Farm machinery, equipment, and parts	70	D	D	D	D	D
2211	New tractors (farm)	17	D	D	D	D	X
2212	New harvesting machinery	22	D	D	D	D	X
2213	New land preparation, planting, and cultivating machinery	19	D	D	D	D	X
2215	New irrigation equipment	11	D	D	D	D	X
2216	Other new farm machinery and equipment	53	D	D	D	D	X
2220	Garden machinery, equipment, and parts	9	D	D	D	D	D
2221	New power lawn mowers	8	D	D	D	D	X
2222	Other new lawn and garden machinery and equipment	9	D	D	D	D	X
4218203	Lawn & garden machinery & equipment whse	20	X	1 036 338	X	100.0	100.0
2220	Garden machinery, equipment, and parts	20	1 036 338	970 170	93.6	93.6	80.0
2221	New power lawn mowers	11	930 037	369 416	39.7	35.6	X
2222	Other new lawn and garden machinery and equipment	18	994 218	595 518	59.9	57.5	X
2223	Used garden machinery and equipment	8	224 800	5 236	2.3	.5	X
5330	Chemicals and allied products (excluding agricultural, plastics, gases, and petroleum)	7	5 712	2 337	40.9	.2	X
9810	Miscellaneous commodities	7	5 712	645	11.3	.1	X
42183	Industrial machinery & equipment whse	2 332	X	25 170 814	X	100.0	60.8
1140	Iron and steel wire and wire products	60	1 409 796	329 333	23.4	1.3	X
1400	Electrical apparatus and equipment	76	1 757 550	98 155	5.6	.4	7.3
1413	Motors and generators (including motor-generator sets)	44	1 014 225	62 340	6.1	.2	X
1414	Conduit, raceway, and fittings	29	205 568	5 469	2.7	Z	X
1418	Lighting fixtures (residential and commercial)	29	205 568	2 167	1.1	Z	X
1421	Other electrical apparatus and equipment (including fuses and lightning rods)	29	205 568	913	.4	Z	X
1600	Electronic parts and equipment, except communication	22	242 507	33 861	14.0	.1	14.7
1618	Electronic parts and equipment, n.e.c.	13	118 597	21 154	17.8	.1	X
1700	Hardware	6	585 539	55 675	9.5	.2	X
1800	Plumbing and heating equipment and supplies (hydronics)	8	74 958	9 199	12.3	Z	X
2100	Construction and mining machinery and equipment (including parts and attachments)	18	166 487	18 948	11.4	.1	5.0
2117	Other new construction and mining, logging, and road maintenance machinery, equipment, and parts	9	113 000	6 663	5.9	Z	X
2200	Farm machinery, equipment, and parts	6	13 172	958	7.3	Z	X
2230	Food-processing machinery, equipment, and parts	42	441 781	319 980	72.4	1.3	58.2
2231	New commercial food-processing machinery (slicers, choppers, baking, etc.)	21	269 165	188 379	70.0	.7	X
2232	New packing, packaging, and bottling equipment	25	210 541	131 261	62.3	.5	X
2300	Hydraulic and pneumatic (fluid-power) pumps, motors, and parts	225	1 754 873	1 130 358	64.4	4.5	57.8
2311	Pumps	173	1 245 030	869 400	69.8	3.5	X
2312	Motors	52	436 856	69 263	15.9	.3	X
2313	Parts for pumps and motors	118	811 354	191 694	23.6	.8	X
2320	General-purpose industrial machinery, equipment, and parts	797	9 348 631	6 454 875	69.0	25.6	45.9
2321	New pumps, compressors (air or gas), and equipment	265	2 899 022	1 915 136	66.1	7.6	X
2323	New diesel engines (excluding automotive)	13	89 557	54 841	61.2	.2	X
2326	New controlling, recording, and indicating instruments and access	268	3 635 883	2 479 801	68.2	9.9	X
2327	All other new general-purpose industrial machinery and equipment	369	3 644 319	1 968 502	54.0	7.8	X
2328	Used general-purpose industrial machinery and equipment	33	775 223	36 592	4.7	.1	X
2330	Metalworking machinery, equipment, and parts	140	2 469 044	2 266 414	91.8	9.0	X
2340	Materials handling machinery, equipment, and parts	196	2 782 873	2 262 519	81.3	9.0	40.5
2341	New conveying equipment	159	1 819 579	837 966	46.1	3.3	X
2342	New hoists, cranes, and monorails	64	995 943	184 340	18.5	.7	X
2343	New forklift trucks	62	1 574 215	1 022 631	65.0	4.1	X
2345	Used materials handling machinery, equipment, and parts	53	1 531 930	172 116	11.2	.7	X
2350	Oil well, oil refinery, and pipeline machinery, equipment, and supplies	617	3 050 962	2 785 820	91.3	11.1	58.7
2351	New oil refining and pipeline machinery, equipment, and supplies	121	488 342	367 144	75.2	1.5	X
2352	New oil field machinery, equipment, and supplies (including drilling bits)	503	2 588 416	2 329 460	90.0	9.3	X
2353	Used oil well, oil refinery, and pipeline machinery, equipment, and supplies	71	279 401	89 165	31.9	.4	X
2360	Other industrial machinery, equipment, and parts	448	7 406 514	6 840 343	92.4	27.2	48.3
2362	New power plant machinery (excluding electrical)	8	90 462	24 562	27.2	.1	X
2363	New printing trades machinery, equipment, and supplies	176	3 294 162	3 061 028	92.9	12.2	X
2364	New textile and sewing machinery and equipment	34	590 185	572 694	97.0	2.3	X
2366	Other new industrial machinery and equipment	236	3 831 190	3 095 048	80.8	12.3	X
2367	Used industrial machinery and equipment	22	500 955	67 437	13.5	.3	X
2370	Mechanical power transmission supplies	54	961 754	81 868	8.5	.3	50.6
2372	Other mechanical power transmission supplies	54	961 754	81 868	8.5	.3	X
2380	Industrial valves and fittings (except fluid-power)	7	198 864	45 175	22.7	.2	X
2390	Hydraulic and pneumatic (fluid-power) valves	49	286 829	92 772	32.3	.4	59.4
2391	Hydraulic valves	41	222 144	43 928	19.8	.2	X
2392	Pneumatic valves	42	254 116	48 840	19.2	.2	X
2400	Hydraulic and pneumatic cylinders and rotary actuators	31	161 199	47 595	29.5	.2	55.0
2411	Hydraulic cylinders and rotary actuators	24	104 709	23 244	22.2	.1	X
2412	Pneumatic cylinders and rotary actuators	17	90 635	23 119	25.5	.1	X
2420	Hydraulic and pneumatic connectors and assemblies	63	851 016	635 488	74.7	2.5	60.3
2421	Hydraulic and pneumatic connectors	56	718 191	475 006	66.1	1.9	X
2422	Hydraulic and pneumatic assemblies	44	715 928	160 479	22.4	.6	X

See footnotes at end of table.

Table 5. Manufacturers' Sales Branches and Offices by Kind of Business and Commodity Line: 1997—Con.

[Includes only establishments with payroll. For meaning of abbreviations and symbols, see introductory text. For explanation of terms, see Appendix A]

NAICS code and CL code	Kind of business and commodity line	Establishments handling commodity line		Commodity line sales			Sales coverage percent
		Number	Total sales (\$1,000)	Amount ¹ (\$1,000)	As percent of total sales of—		
					Establishments handling line	Establishments in NAICS industry ¹	
42183	Industrial machinery & equipment whsle—Con.						
2430	Fluid-power filters, components, accessories, and parts	38	277 164	62 701	22.6	.2	58.4
2431	Filters	35	252 037	37 959	15.1	.2	X
2432	Other fluid-power components, accessories, and parts, n.e.c.	26	177 774	24 255	13.6	.1	X
2460	Other industrial supplies	25	1 040 398	134 745	13.0	.5	25.1
2462	Abrasives and abrasive materials	18	435 185	95 688	22.0	.4	X
2466	Industrial supplies, n.e.c.	11	134 147	3 616	2.7	Z	X
5330	Chemicals and allied products (excluding agricultural, plastics, gases, and petroleum)	48	386 535	12 924	3.3	.1	X
9700	Service receipts and labor charges (including installed parts)	240	3 677 737	430 315	11.7	1.7	56.7
9701	Labor charges for repair work	219	2 974 982	216 846	7.3	.9	X
9702	Parts installed in repair work	157	2 494 952	142 673	5.7	.6	X
9703	Other service receipts and labor charges—Specify	37	907 280	70 794	7.8	.3	X
9720	Receipts for service contracts	38	1 884 913	748 619	39.7	3.0	X
9740	Receipts for installing equipment	134	491 919	65 379	13.3	.3	X
9810	Miscellaneous commodities	82	1 134 343	66 579	5.9	.3	X
9940	Rental and leasing receipts	33	311 710	24 531	7.9	.1	.6
9941	Computer rental and leasing receipts	13	107 916	1 889	1.8	Z	X
421830	Industrial machinery & equipment whsle	2 332	X	25 170 814	X	100.0	60.8
1140	Iron and steel wire and wire products	60	1 409 796	329 333	23.4	1.3	X
1400	Electrical apparatus and equipment	76	1 757 550	98 155	5.6	.4	7.3
1413	Motors and generators (including motor-generator sets)	44	1 014 225	62 340	6.1	.2	X
1414	Conduit, raceway, and fittings	29	205 568	5 469	2.7	Z	X
1418	Lighting fixtures (residential and commercial)	29	205 568	2 167	1.1	Z	X
1421	Other electrical apparatus and equipment (including fuses and lightning rods)	29	205 568	913	.4	Z	X
1600	Electronic parts and equipment, except communication	22	242 507	33 861	14.0	.1	14.7
1618	Electronic parts and equipment, n.e.c.	13	118 597	21 154	17.8	.1	X
1700	Hardware	6	585 539	55 675	9.5	.2	X
1800	Plumbing and heating equipment and supplies (hydronics)	8	74 958	9 199	12.3	Z	X
2100	Construction and mining machinery and equipment (including parts and attachments)	18	166 487	18 948	11.4	.1	5.0
2117	Other new construction and mining, logging, and road maintenance machinery, equipment, and parts	9	113 000	6 663	5.9	Z	X
2200	Farm machinery, equipment, and parts	6	13 172	958	7.3	Z	X
2230	Food-processing machinery, equipment, and parts	42	441 781	319 980	72.4	1.3	58.2
2231	New commercial food-processing machinery (slicers, choppers, baking, etc.)	21	269 165	188 379	70.0	.7	X
2232	New packing, packaging, and bottling equipment	25	210 541	131 261	62.3	.5	X
2300	Hydraulic and pneumatic (fluid-power) pumps, motors, and parts	225	1 754 873	1 130 358	64.4	4.5	57.8
2311	Pumps	173	1 245 030	869 400	69.8	3.5	X
2312	Motors	52	436 856	69 263	15.9	.3	X
2313	Parts for pumps and motors	118	811 354	191 694	23.6	.8	X
2320	General-purpose industrial machinery, equipment, and parts	797	9 348 631	6 454 875	69.0	25.6	45.9
2321	New pumps, compressors (air or gas), and equipment	265	2 899 022	1 915 136	66.1	7.6	X
2323	New diesel engines (excluding automotive)	13	89 557	54 841	61.2	.2	X
2326	New controlling, recording, and indicating instruments and access	268	3 635 883	2 479 801	68.2	9.9	X
2327	All other new general-purpose industrial machinery and equipment	369	3 644 319	1 968 502	54.0	7.8	X
2328	Used general-purpose industrial machinery and equipment	33	775 223	36 592	4.7	.1	X
2330	Metalworking machinery, equipment, and parts	140	2 469 044	2 266 414	91.8	9.0	X
2340	Materials handling machinery, equipment, and parts	196	2 782 873	2 262 519	81.3	9.0	40.5
2341	New conveying equipment	159	1 819 579	837 966	46.1	3.3	X
2342	New hoists, cranes, and monorails	64	995 943	184 340	18.5	.7	X
2343	New forklift trucks	62	1 574 215	1 022 631	65.0	4.1	X
2345	Used materials handling machinery, equipment, and parts	53	1 531 930	172 116	11.2	.7	X
2350	Oil well, oil refinery, and pipeline machinery, equipment, and supplies	617	3 050 962	2 785 820	91.3	11.1	58.7
2351	New oil refining and pipeline machinery, equipment, and supplies	121	488 342	367 144	75.2	1.5	X
2352	New oil field machinery, equipment, and supplies (including drilling bits)	503	2 588 416	2 329 460	90.0	9.3	X
2353	Used oil well, oil refinery, and pipeline machinery, equipment, and supplies	71	279 401	89 165	31.9	.4	X
2360	Other industrial machinery, equipment, and parts	448	7 406 514	6 840 343	92.4	27.2	48.3
2362	New power plant machinery (excluding electrical)	8	90 462	24 562	27.2	.1	X
2363	New printing trades machinery, equipment, and supplies	176	3 294 162	3 061 028	92.9	12.2	X
2364	New textile and sewing machinery and equipment	34	590 185	572 694	97.0	2.3	X
2366	Other new industrial machinery and equipment	236	3 831 190	3 095 048	80.8	12.3	X
2367	Used industrial machinery and equipment	22	500 955	67 437	13.5	.3	X
2370	Mechanical power transmission supplies	54	961 754	81 868	8.5	.3	50.6
2372	Other mechanical power transmission supplies	54	961 754	81 868	8.5	.3	X
2380	Industrial valves and fittings (except fluid-power)	7	198 864	45 175	22.7	.2	X
2390	Hydraulic and pneumatic (fluid-power) valves	49	286 829	92 772	32.3	.4	59.4
2391	Hydraulic valves	41	222 144	43 928	19.8	.2	X
2392	Pneumatic valves	42	254 116	48 840	19.2	.2	X
2400	Hydraulic and pneumatic cylinders and rotary actuators	31	161 199	47 595	29.5	.2	55.0
2411	Hydraulic cylinders and rotary actuators	24	104 709	23 244	22.2	.1	X
2412	Pneumatic cylinders and rotary actuators	17	90 635	23 119	25.5	.1	X
2420	Hydraulic and pneumatic connectors and assemblies	63	851 016	635 488	74.7	2.5	60.3
2421	Hydraulic and pneumatic connectors	56	718 191	475 006	66.1	1.9	X
2422	Hydraulic and pneumatic assemblies	44	715 928	160 479	22.4	.6	X

See footnotes at end of table.

Table 5. Manufacturers' Sales Branches and Offices by Kind of Business and Commodity Line: 1997—Con.

[Includes only establishments with payroll. For meaning of abbreviations and symbols, see introductory text. For explanation of terms, see Appendix A]

NAICS code and CL code	Kind of business and commodity line	Establishments handling commodity line		Commodity line sales			Sales coverage percent
		Number	Total sales (\$1,000)	Amount ¹ (\$1,000)	As percent of total sales of—		
					Establishments handling line	Establishments in NAICS industry ¹	
421830	Industrial machinery & equipment whsle—Con.						
2430	Fluid-power filters, components, accessories, and parts	38	277 164	62 701	22.6	.2	58.4
2431	Filters	35	252 037	37 959	15.1	.2	X
2432	Other fluid-power components, accessories, and parts, n.e.c.	26	177 774	24 255	13.6	.1	X
2460	Other industrial supplies	25	1 040 398	134 745	13.0	.5	25.1
2462	Abrasives and abrasive materials	18	435 185	95 688	22.0	.4	X
2466	Industrial supplies, n.e.c.	11	134 147	3 616	2.7	Z	X
5330	Chemicals and allied products (excluding agricultural, plastics, gases, and petroleum)	48	386 535	12 924	3.3	.1	X
9700	Service receipts and labor charges (including installed parts)	240	3 677 737	430 315	11.7	1.7	56.7
9701	Labor charges for repair work	219	2 974 982	216 846	7.3	.9	X
9702	Parts installed in repair work	157	2 494 952	142 673	5.7	.6	X
9703	Other service receipts and labor charges—Specify	37	907 280	70 794	7.8	.3	X
9720	Receipts for service contracts	38	1 884 913	748 619	39.7	3.0	X
9740	Receipts for installing equipment	134	491 919	65 379	13.3	.3	X
9810	Miscellaneous commodities	82	1 134 343	66 579	5.9	.3	X
9940	Rental and leasing receipts	33	311 710	24 531	7.9	.1	.6
9941	Computer rental and leasing receipts	13	107 916	1 889	1.8	Z	X
4218301	Food-processing machinery & equipment whsle	33	X	337 285	X	100.0	42.3
2230	Food-processing machinery, equipment, and parts	33	337 285	299 601	88.8	88.8	39.9
2231	New commercial food-processing machinery (slicers, choppers, baking, etc.)	18	208 456	183 068	87.8	54.3	X
2232	New packing, packaging, and bottling equipment	19	166 754	116 193	69.7	34.5	X
4218302	Hydraulic & pneumatic (fluid-power) machinery & equipment whsle	264	X	2 063 142	X	100.0	60.1
2300	Hydraulic and pneumatic (fluid-power) pumps, motors, and parts	208	1 231 266	1 103 714	89.6	53.5	55.4
2311	Pumps	169	1 119 466	864 421	77.2	41.9	X
2312	Motors	52	436 856	69 263	15.9	3.4	X
2313	Parts for pumps and motors	105	413 311	170 029	41.1	8.2	X
2320	General-purpose industrial machinery, equipment, and parts	73	567 966	41 394	7.3	2.0	60.1
2321	New pumps, compressors (air or gas), and equipment	59	462 921	18 843	4.1	.9	X
2326	New controlling, recording, and indicating instruments and access	15	88 509	9 033	10.2	.4	X
2327	All other new general-purpose industrial machinery and equipment	60	479 457	13 516	2.8	.7	X
2390	Hydraulic and pneumatic (fluid-power) valves	48	282 344	92 596	32.8	4.5	58.7
2391	Hydraulic valves	40	217 659	43 752	20.1	2.1	X
2392	Pneumatic valves	42	254 116	48 840	19.2	2.4	X
2400	Hydraulic and pneumatic cylinders and rotary actuators	29	154 836	46 364	29.9	2.2	56.8
2411	Hydraulic cylinders and rotary actuators	24	104 709	23 244	22.2	1.1	X
2412	Pneumatic cylinders and rotary actuators	17	90 635	23 119	25.5	1.1	X
2420	Hydraulic and pneumatic connectors and assemblies	62	845 144	635 434	75.2	30.8	59.6
2421	Hydraulic and pneumatic connectors	55	712 319	474 952	66.7	23.0	X
2422	Hydraulic and pneumatic assemblies	44	715 928	160 479	22.4	7.8	X
2430	Fluid-power filters, components, accessories, and parts	34	176 833	41 291	23.4	2.0	58.4
2431	Filters	33	174 885	28 401	16.2	1.4	X
2432	Other fluid-power components, accessories, and parts, n.e.c.	24	122 764	12 888	10.5	.6	X
5330	Chemicals and allied products (excluding agricultural, plastics, gases, and petroleum)	42	324 654	8 051	2.5	.4	X
9700	Service receipts and labor charges (including installed parts)	14	35 828	7 876	22.0	.4	60.1
9701	Labor charges for repair work	9	24 173	5 360	22.2	.3	X
9702	Parts installed in repair work	9	24 173	2 279	9.4	.1	X
42183021	Hydraulic & pneumatic pumps & motors whsle	204	X	1 185 714	X	100.0	53.0
2300	Hydraulic and pneumatic (fluid-power) pumps, motors, and parts	204	1 185 714	1 099 285	92.7	92.7	48.9
2311	Pumps	165	1 073 914	860 928	80.2	72.6	X
2312	Motors	48	391 304	68 327	17.5	5.8	X
2313	Parts for pumps and motors	105	413 311	170 029	41.1	14.3	X
2320	General-purpose industrial machinery, equipment, and parts	69	506 467	31 497	6.2	2.7	53.0
2321	New pumps, compressors (air or gas), and equipment	57	428 934	17 142	4.0	1.4	X
2326	New controlling, recording, and indicating instruments and access	13	54 522	4 956	9.1	.4	X
2327	All other new general-purpose industrial machinery and equipment	58	451 945	9 399	2.1	.8	X
2390	Hydraulic and pneumatic (fluid-power) valves	27	110 121	17 242	15.7	1.5	52.3
2391	Hydraulic valves	27	110 121	9 932	9.0	.8	X
2392	Pneumatic valves	25	107 307	7 307	6.8	.6	X
2400	Hydraulic and pneumatic cylinders and rotary actuators	12	50 050	5 221	10.4	.4	51.8
2411	Hydraulic cylinders and rotary actuators	12	50 050	5 043	10.1	.4	X
2420	Hydraulic and pneumatic connectors and assemblies	20	67 047	5 677	8.5	.5	52.0
2421	Hydraulic and pneumatic connectors	20	67 047	2 853	4.3	.2	X
2422	Hydraulic and pneumatic assemblies	15	55 373	2 821	5.1	.2	X
2430	Fluid-power filters, components, accessories, and parts	16	60 922	9 720	16.0	.8	53.0
2431	Filters	16	60 922	4 920	8.1	.4	X
2432	Other fluid-power components, accessories, and parts, n.e.c.	11	49 266	4 798	9.7	.4	X
5330	Chemicals and allied products (excluding agricultural, plastics, gases, and petroleum)	42	324 654	8 051	2.5	.7	X
9700	Service receipts and labor charges (including installed parts)	14	35 828	7 876	22.0	.7	53.0
9701	Labor charges for repair work	9	24 173	5 360	22.2	.5	X
9702	Parts installed in repair work	9	24 173	2 279	9.4	.2	X

See footnotes at end of table.

Table 5. Manufacturers' Sales Branches and Offices by Kind of Business and Commodity Line: 1997—Con.

[Includes only establishments with payroll. For meaning of abbreviations and symbols, see introductory text. For explanation of terms, see Appendix A]

NAICS code and CL code	Kind of business and commodity line	Establishments handling commodity line		Commodity line sales			Sales coverage percent
		Number	Total sales (\$1,000)	Amount ¹ (\$1,000)	As percent of total sales of—		
					Establishments handling line	Establishments in NAICS industry ¹	
42183022	Hydraulic & pneumatic parts, accessories, & supplies whsle . . .	60	X	877 428	X	100.0	69.6
2390	Hydraulic and pneumatic (fluid-power) valves	21	172 223	75 354	43.8	8.6	67.8
2391	Hydraulic valves	13	107 538	33 820	31.4	3.9	X
2392	Pneumatic valves	18	146 809	41 533	28.3	4.7	X
2400	Hydraulic and pneumatic cylinders and rotary actuators	17	104 786	41 143	39.3	4.7	65.2
2411	Hydraulic cylinders and rotary actuators	12	54 659	18 201	33.3	2.1	X
2412	Pneumatic cylinders and rotary actuators	14	88 142	22 942	26.0	2.6	X
2420	Hydraulic and pneumatic connectors and assemblies	42	778 097	629 757	80.9	71.8	69.2
2421	Hydraulic and pneumatic connectors	35	645 272	472 099	73.2	53.8	X
2422	Hydraulic and pneumatic assemblies	29	660 555	157 658	23.9	18.0	X
2430	Fluid-power filters, components, accessories, and parts	18	115 911	31 571	27.2	3.6	67.2
2431	Filters	17	113 963	23 481	20.6	2.7	X
2432	Other fluid-power components, accessories, and parts, n.e.c.	13	73 498	8 090	11.0	.9	X
4218303	General-purpose industrial machinery & equipment whsle	679	X	7 711 350	X	100.0	75.8
1140	Iron and steel wire and wire products	59	903 973	238 872	26.4	3.1	X
1400	Electrical apparatus and equipment	73	1 219 793	70 889	5.8	.9	14.3
1413	Motors and generators (including motor-generator sets)	44	1 014 225	62 340	6.1	.8	X
1414	Conduit, raceway, and fittings	29	205 568	5 469	2.7	.1	X
1418	Lighting fixtures (residential and commercial)	29	205 568	2 167	1.1	Z	X
1421	Other electrical apparatus and equipment (including fuses and lightning rods)	29	205 568	913	.4	Z	X
1600	Electronic parts and equipment, except communication	13	118 597	28 903	24.4	.4	36.5
1618	Electronic parts and equipment, n.e.c.	13	118 597	21 154	17.8	.3	X
1800	Plumbing and heating equipment and supplies (hydronics)	8	74 958	9 199	12.3	.1	X
2100	Construction and mining machinery and equipment (including parts and attachments)	7	81 279	4 436	5.5	.1	1.5
2117	Other new construction and mining, logging, and road maintenance machinery, equipment, and parts	7	81 279	4 436	5.5	.1	X
2230	Food-processing machinery, equipment, and parts	6	43 787	15 068	34.4	.2	75.8
2232	New packing, packaging, and bottling equipment	6	43 787	15 068	34.4	.2	X
2300	Hydraulic and pneumatic (fluid-power) pumps, motors, and parts	15	373 523	20 758	5.6	.3	75.8
2313	Parts for pumps and motors	11	247 959	15 779	6.4	.2	X
2320	General-purpose industrial machinery, equipment, and parts	679	7 711 350	6 199 491	80.4	80.4	60.0
2321	New pumps, compressors (air or gas), and equipment	200	2 372 460	1 876 986	79.1	24.3	X
2323	New diesel engines (excluding automotive)	13	89 557	54 841	61.2	.7	X
2326	New controlling, recording, and indicating instruments and access	240	3 484 460	2 457 592	70.5	31.9	X
2327	All other new general-purpose industrial machinery and equipment	298	2 290 467	1 794 580	78.4	23.3	X
2328	Used general-purpose industrial machinery and equipment	16	177 843	15 491	8.7	.2	X
2350	Oil well, oil refinery, and pipeline machinery, equipment, and supplies	8	48 756	15 375	31.5	.2	62.2
2351	New oil refining and pipeline machinery, equipment, and supplies	7	18 893	7 360	39.0	.1	X
2370	Mechanical power transmission supplies	52	807 497	39 605	4.9	.5	71.8
2372	Other mechanical power transmission supplies	52	807 497	39 605	4.9	.5	X
2460	Other industrial supplies	6	163 382	36 539	22.4	.5	75.8
2462	Abrasives and abrasive materials	6	163 382	36 539	22.4	.5	X
9700	Service receipts and labor charges (including installed parts)	97	684 744	116 714	17.0	1.5	64.5
9701	Labor charges for repair work	94	628 981	91 270	14.5	1.2	X
9702	Parts installed in repair work	57	298 676	24 368	8.2	.3	X
9703	Other service receipts and labor charges—Specify	7	82 137	1 077	1.3	Z	X
9720	Receipts for service contracts	14	1 636 420	708 612	43.3	9.2	X
9740	Receipts for installing equipment	10	64 846	9 462	14.6	.1	X
9810	Miscellaneous commodities	65	954 967	56 827	6.0	.7	X
9940	Rental and leasing receipts	13	107 916	1 889	1.8	Z	2.0
9941	Computer rental and leasing receipts	13	107 916	1 889	1.8	Z	X
4218304	Metalworking machinery & equipment whsle	133	X	2 386 799	X	100.0	78.2
1600	Electronic parts and equipment, except communication	9	123 910	4 958	4.0	.2	X
2330	Metalworking machinery, equipment, and parts	133	2 386 799	2 257 294	94.6	94.6	X
9810	Miscellaneous commodities	9	123 910	3 717	3.0	.2	X
4218305	Materials handling equipment whsle	188	X	2 721 654	X	100.0	72.6
2340	Materials handling machinery, equipment, and parts	188	2 721 654	2 249 643	82.7	82.7	47.9
2341	New conveying equipment	156	1 811 607	837 192	46.2	30.8	X
2342	New hoists, cranes, and monorails	62	955 829	175 117	18.3	6.4	X
2343	New forklift trucks	60	1 567 170	1 021 233	65.2	37.5	X
2345	Used materials handling machinery, equipment, and parts	50	1 518 797	170 656	11.2	6.3	X
9700	Service receipts and labor charges (including installed parts)	58	797 948	150 715	18.9	5.5	72.2
9701	Labor charges for repair work	56	782 385	84 488	10.8	3.1	X
9702	Parts installed in repair work	53	773 920	60 972	7.9	2.2	X
9720	Receipts for service contracts	15	76 801	3 799	4.9	.1	X
9740	Receipts for installing equipment	50	216 802	33 184	15.3	1.2	X
9940	Rental and leasing receipts	9	100 418	11 381	11.3	.4	X

See footnotes at end of table.

Table 5. Manufacturers' Sales Branches and Offices by Kind of Business and Commodity Line: 1997—Con.

[Includes only establishments with payroll. For meaning of abbreviations and symbols, see introductory text. For explanation of terms, see Appendix A]

NAICS code and CL code	Kind of business and commodity line	Establishments handling commodity line		Commodity line sales			Sales coverage percent
		Number	Total sales (\$1,000)	Amount ¹ (\$1,000)	As percent of total sales of—		
					Establishments handling line	Establishments in NAICS industry ¹	
4218306	Oilwell, oil refinery, & pipeline mach, equip, & supplies whse . . .	599	X	2 860 833	X	100.0	72.3
2100	Construction and mining machinery and equipment (including parts and attachments)	7	25 017	1 724	6.9	.1	X
2320	General-purpose industrial machinery, equipment, and parts	27	176 644	40 407	22.9	1.4	71.5
2326	New controlling, recording, and indicating instruments and access	11	37 178	1 853	5.0	.1	X
2328	Used general-purpose industrial machinery and equipment	15	68 360	11 253	16.5	.4	X
2350	Oil well, oil refinery, and pipeline machinery, equipment, and supplies	599	2 860 833	2 740 384	95.8	95.8	70.0
2351	New oil refining and pipeline machinery, equipment, and supplies	109	393 012	339 702	86.4	11.9	X
2352	New oil field machinery, equipment, and supplies (including drilling bits)	496	2 480 180	2 311 517	93.2	80.8	X
2353	Used oil well, oil refinery, and pipeline machinery, equipment, and supplies	71	279 401	89 165	31.9	3.1	X
9700	Service receipts and labor charges (including installed parts)	17	146 769	32 015	21.8	1.1	72.3
9701	Labor charges for repair work	17	146 769	20 532	14.0	.7	X
9702	Parts installed in repair work	8	71 614	8 382	11.7	.3	X
9740	Receipts for installing equipment	71	130 304	12 637	9.7	.4	X
9940	Rental and leasing receipts	9	91 068	10 701	11.8	.4	X
4218307	Other industrial machinery & equipment whse	436	X	7 089 751	X	100.0	30.4
2320	General-purpose industrial machinery, equipment, and parts	9	153 594	48 522	31.6	.7	X
2350	Oil well, oil refinery, and pipeline machinery, equipment, and supplies	8	118 194	28 184	23.8	.4	X
2360	Other industrial machinery, equipment, and parts	436	7 089 751	6 769 028	95.5	95.5	23.5
2362	New power plant machinery (excluding electrical)	6	59 230	20 151	34.0	.3	X
2363	New printing trades machinery, equipment, and supplies	176	3 294 162	3 061 028	92.9	43.2	X
2364	New textile and sewing machinery and equipment	34	590 185	572 694	97.0	8.1	X
2366	Other new industrial machinery and equipment	229	3 613 433	3 034 922	84.0	42.8	X
2367	Used industrial machinery and equipment	22	500 955	67 437	13.5	1.0	X
2460	Other industrial supplies	13	171 700	56 775	33.1	.8	24.3
2462	Abrasives and abrasive materials	11	140 027	40 883	29.2	.6	X
2466	Industrial supplies, n.e.c.	8	123 070	1 191	1.0	Z	X
9700	Service receipts and labor charges (including installed parts)	49	1 909 020	115 342	6.0	1.6	28.2
9701	Labor charges for repair work	39	1 317 251	8 038	.6	.1	X
9702	Parts installed in repair work	28	1 290 915	46 178	3.6	.7	X
9703	Other service receipts and labor charges—Specify	18	667 015	61 126	9.2	.9	X
42184	Industrial supplies whse	1 097	X	23 846 292	X	100.0	32.0
1000	Medical, hospital, and surgical supplies	7	41 090	1 792	4.4	Z	X
1400	Electrical apparatus and equipment	21	189 938	35 844	18.9	.2	X
1700	Hardware	13	223 306	24 486	11.0	.1	X
2320	General-purpose industrial machinery, equipment, and parts	60	1 756 399	291 000	16.6	1.2	.7
2327	All other new general-purpose industrial machinery and equipment	15	69 594	1 273	1.8	Z	X
2340	Materials handling machinery, equipment, and parts	32	321 559	44 507	13.8	.2	7.5
2341	New conveying equipment	26	141 156	24 246	17.2	.1	X
2370	Mechanical power transmission supplies	309	5 388 995	4 858 347	90.2	20.4	31.0
2371	Bearings and bushings	217	4 775 594	3 670 510	76.9	15.4	X
2372	Other mechanical power transmission supplies	215	2 784 935	1 187 837	42.7	5.0	X
2380	Industrial valves and fittings (except fluid-power)	98	654 866	597 737	91.3	2.5	X
2400	Hydraulic and pneumatic cylinders and rotary actuators	11	58 427	8 499	14.5	Z	27.2
2412	Pneumatic cylinders and rotary actuators	11	58 427	6 537	11.2	Z	X
2420	Hydraulic and pneumatic connectors and assemblies	12	140 343	36 291	25.9	.2	32.0
2421	Hydraulic and pneumatic connectors	11	130 750	34 487	26.4	.1	X
2422	Hydraulic and pneumatic assemblies	7	31 328	1 804	5.8	Z	X
2430	Fluid-power filters, components, accessories, and parts	11	96 913	10 013	10.3	Z	32.0
2432	Other fluid-power components, accessories, and parts, n.e.c.	11	96 913	10 013	10.3	Z	X
2440	Welding supplies (excluding gases)	248	554 119	342 187	61.8	1.4	X
2450	Industrial containers and supplies	63	4 179 845	4 138 605	99.0	17.4	13.9
2451	New and reconditioned drums and barrels	10	59 927	42 561	71.0	.2	X
2452	Bottles and bottlers' supplies	21	3 194 393	3 073 856	96.2	12.9	X
2454	Other industrial containers and supplies	38	1 147 960	1 021 653	89.0	4.3	X
2460	Other industrial supplies	452	13 544 777	12 371 103	91.3	51.9	30.5
2461	Printing and duplicating inks	98	3 638 906	3 197 520	87.9	13.4	X
2462	Abrasives and abrasive materials	37	991 714	498 345	50.3	2.1	X
2463	Nylon, polyester, and synthetic rubber	17	454 473	337 483	74.3	1.4	X
2464	Mechanical rubber goods	41	1 057 245	841 456	79.6	3.5	X
2465	Strapping and tape	30	802 348	652 722	81.4	2.7	X
2466	Industrial supplies, n.e.c.	279	7 667 367	6 843 577	89.3	28.7	X
3600	Piece goods, knit and woven	6	292 984	43 739	14.9	.2	X
5300	Plastics materials and basic shapes	8	157 815	11 313	7.2	Z	X
5320	Industrial gases (welding, etc.)	224	398 261	94 930	23.8	.4	X
5330	Chemicals and allied products (excluding agricultural, plastics, gases, and petroleum)	14	667 434	255 688	38.3	1.1	17.3
5331	Gasses, compressed and liquified, except L.P.	11	29 051	10 842	37.3	Z	X
9700	Service receipts and labor charges (including installed parts)	51	617 049	83 681	13.6	.4	15.6
9701	Labor charges for repair work	30	472 719	63 205	13.4	.3	X
9702	Parts installed in repair work	24	262 294	8 642	3.3	Z	X
9703	Other service receipts and labor charges—Specify	15	80 656	11 830	14.7	.1	X
9810	Miscellaneous commodities	64	723 920	158 974	22.0	.7	X
9940	Rental and leasing receipts	88	201 670	19 436	9.6	.1	X

See footnotes at end of table.

Table 5. Manufacturers' Sales Branches and Offices by Kind of Business and Commodity Line: 1997—Con.

[Includes only establishments with payroll. For meaning of abbreviations and symbols, see introductory text. For explanation of terms, see Appendix A]

NAICS code and CL code	Kind of business and commodity line	Establishments handling commodity line		Commodity line sales			Sales coverage percent
		Number	Total sales (\$1,000)	Amount ¹ (\$1,000)	As percent of total sales of—		
					Establishments handling line	Establishments in NAICS industry ¹	
421840	Industrial supplies whsle	1 097	X	23 846 292	X	100.0	32.0
1000	Medical, hospital, and surgical supplies	7	41 090	1 792	4.4	Z	X
1400	Electrical apparatus and equipment	21	189 938	35 844	18.9	.2	X
1700	Hardware	13	223 306	24 486	11.0	.1	X
2320	General-purpose industrial machinery, equipment, and parts	60	1 756 399	291 000	16.6	1.2	.7
2327	All other new general-purpose industrial machinery and equipment	15	69 594	1 273	1.8	Z	X
2340	Materials handling machinery, equipment, and parts	32	321 559	44 507	13.8	.2	7.5
2341	New conveying equipment	26	141 156	24 246	17.2	.1	X
2370	Mechanical power transmission supplies	309	5 388 995	4 858 347	90.2	20.4	31.0
2371	Bearings and bushings	217	4 775 594	3 670 510	76.9	15.4	X
2372	Other mechanical power transmission supplies	215	2 784 935	1 187 837	42.7	5.0	X
2380	Industrial valves and fittings (except fluid-power)	98	654 866	597 737	91.3	2.5	X
2400	Hydraulic and pneumatic cylinders and rotary actuators	11	58 427	8 499	14.5	Z	27.2
2412	Pneumatic cylinders and rotary actuators	11	58 427	6 537	11.2	Z	X
2420	Hydraulic and pneumatic connectors and assemblies	12	140 343	36 291	25.9	.2	32.0
2421	Hydraulic and pneumatic connectors	11	130 750	34 487	26.4	.1	X
2422	Hydraulic and pneumatic assemblies	7	31 328	1 804	5.8	Z	X
2430	Fluid-power filters, components, accessories, and parts	11	96 913	10 013	10.3	Z	32.0
2432	Other fluid-power components, accessories, and parts, n.e.c.	11	96 913	10 013	10.3	Z	X
2440	Welding supplies (excluding gases)	248	554 119	342 187	61.8	1.4	X
2450	Industrial containers and supplies	63	4 179 845	4 138 605	99.0	17.4	13.9
2451	New and reconditioned drums and barrels	10	59 927	42 561	71.0	.2	X
2452	Bottles and bottlers' supplies	21	3 194 393	3 073 856	96.2	12.9	X
2454	Other industrial containers and supplies	38	1 147 960	1 021 653	89.0	4.3	X
2460	Other industrial supplies	452	13 544 777	12 371 103	91.3	51.9	30.5
2461	Printing and duplicating inks	98	3 638 906	3 197 520	87.9	13.4	X
2462	Abrasives and abrasive materials	37	991 714	498 345	50.3	2.1	X
2463	Nylon, polyester, and synthetic rubber	17	454 473	337 483	74.3	1.4	X
2464	Mechanical rubber goods	41	1 057 245	841 456	79.6	3.5	X
2465	Strapping and tape	30	802 348	652 722	81.4	2.7	X
2466	Industrial supplies, n.e.c.	279	7 667 367	6 843 577	89.3	28.7	X
3600	Piece goods, knit and woven	6	292 984	43 739	14.9	.2	X
5300	Plastics materials and basic shapes	8	157 815	11 313	7.2	Z	X
5320	Industrial gases (welding, etc.)	224	398 261	94 930	23.8	.4	X
5330	Chemicals and allied products (excluding agricultural, plastics, gases, and petroleum)	14	667 434	255 688	38.3	1.1	17.3
5331	Gasses, compressed and liquified, except L.P.	11	29 051	10 842	37.3	Z	X
9700	Service receipts and labor charges (including installed parts)	51	617 049	83 681	13.6	.4	15.6
9701	Labor charges for repair work	30	472 719	63 205	13.4	.3	X
9702	Parts installed in repair work	24	262 294	8 642	3.3	Z	X
9703	Other service receipts and labor charges—Specify	15	80 656	11 830	14.7	.1	X
9810	Miscellaneous commodities	64	723 920	158 974	22.0	.7	X
9940	Rental and leasing receipts	88	201 670	19 436	9.6	.1	X
4218402	Mechanical power transmission supplies whsle	301	X	5 311 517	X	100.0	62.8
2340	Materials handling machinery, equipment, and parts	26	141 156	24 246	17.2	.5	21.3
2341	New conveying equipment	26	141 156	24 246	17.2	.5	X
2370	Mechanical power transmission supplies	301	5 311 517	4 856 252	91.4	91.4	60.8
2371	Bearings and bushings	217	4 775 594	3 670 510	76.9	69.1	X
2372	Other mechanical power transmission supplies	207	2 707 457	1 185 742	43.8	22.3	X
2440	Welding supplies (excluding gases)	6	84 628	25 969	30.7	.5	X
2460	Other industrial supplies	12	160 856	31 546	19.6	.6	62.8
2464	Mechanical rubber goods	6	38 544	5 135	13.3	.1	X
2466	Industrial supplies, n.e.c.	7	107 330	21 974	20.5	.4	X
9700	Service receipts and labor charges (including installed parts)	6	47 149	15 126	32.1	.3	55.9
9701	Labor charges for repair work	6	47 149	15 126	32.1	.3	X
4218403	Welding supplies whsle	241	X	451 429	X	100.0	87.5
1400	Electrical apparatus and equipment	14	28 135	2 251	8.0	.5	X
2320	General-purpose industrial machinery, equipment, and parts	15	69 594	1 273	1.8	.3	X
2440	Welding supplies (excluding gases)	241	451 429	316 155	70.0	70.0	X
2450	Industrial containers and supplies	6	33 971	534	1.6	.1	X
2460	Other industrial supplies	37	66 003	3 779	5.7	.8	X
5320	Industrial gases (welding, etc.)	222	389 712	92 527	23.7	20.5	X
5330	Chemicals and allied products (excluding agricultural, plastics, gases, and petroleum)	11	29 051	10 842	37.3	2.4	X
9700	Service receipts and labor charges (including installed parts)	23	80 648	469	.6	.1	X
9810	Miscellaneous commodities	39	107 120	1 671	1.6	.4	X
9940	Rental and leasing receipts	88	201 670	19 436	9.6	4.3	X
4218404	Industrial containers & supplies whsle	57	X	4 145 874	X	100.0	50.2
2450	Industrial containers and supplies	57	4 145 874	4 138 071	99.8	99.8	22.1
2451	New and reconditioned drums and barrels	10	59 927	42 561	71.0	1.0	X
2452	Bottles and bottlers' supplies	21	3 194 393	3 073 856	96.2	74.1	X
2454	Other industrial containers and supplies	38	1 147 960	1 021 653	89.0	24.6	X
4218405	Industrial valves & fittings (except fluid-power) whsle	98	X	654 866	X	100.0	46.0
2380	Industrial valves and fittings (except fluid-power)	98	654 866	597 737	91.3	91.3	X
2400	Hydraulic and pneumatic cylinders and rotary actuators	8	47 854	7 627	15.9	1.2	X
2420	Hydraulic and pneumatic connectors and assemblies	6	21 735	3 816	17.6	.6	X
9700	Service receipts and labor charges (including installed parts)	10	161 532	10 584	6.6	1.6	X

See footnotes at end of table.

Table 5. Manufacturers' Sales Branches and Offices by Kind of Business and Commodity Line: 1997—Con.

[Includes only establishments with payroll. For meaning of abbreviations and symbols, see introductory text. For explanation of terms, see Appendix A]

NAICS code and CL code	Kind of business and commodity line	Establishments handling commodity line		Commodity line sales			Sales coverage percent
		Number	Total sales (\$1,000)	Amount ¹ (\$1,000)	As percent of total sales of—		
					Establishments handling line	Establishments in NAICS industry ¹	
4218406	Other industrial supplies whsle	400	X	13 282 606	X	100.0	11.5
1700	Hardware	8	204 579	20 170	9.9	.2	X
2320	General-purpose industrial machinery, equipment, and parts	43	1 669 718	286 591	17.2	2.2	X
2340	Materials handling machinery, equipment, and parts	6	180 403	20 261	11.2	.2	X
2370	Mechanical power transmission supplies	8	77 478	2 095	2.7	Z	8.9
2372	Other mechanical power transmission supplies	8	77 478	2 095	2.7	Z	X
2430	Fluid-power filters, components, accessories, and parts	8	77 478	5 651	7.3	Z	11.5
2432	Other fluid-power components, accessories, and parts, n.e.c.	8	77 478	5 651	7.3	Z	X
2460	Other industrial supplies	400	13 282 606	12 332 822	92.8	92.8	11.0
2461	Printing and duplicating inks	98	3 638 906	3 197 520	87.9	24.1	X
2462	Abrasives and abrasive materials	15	953 356	497 024	52.1	3.7	X
2463	Nylon, polyester, and synthetic rubber	15	420 054	333 046	79.3	2.5	X
2464	Mechanical rubber goods	35	1 018 701	836 321	82.1	6.3	X
2465	Strapping and tape	28	777 184	650 072	83.6	4.9	X
2466	Industrial supplies, n.e.c.	256	7 522 244	6 818 839	90.6	51.3	X
3600	Piece goods, knit and woven	6	292 984	43 739	14.9	.3	X
9700	Service receipts and labor charges (including installed parts)	12	327 720	57 502	17.5	.4	2.1
9701	Labor charges for repair work	9	290 944	39 982	13.7	.3	X
9810	Miscellaneous commodities	23	591 636	155 977	26.4	1.2	X
42185	Service establishment equipment & supplies whsle	182	X	3 466 042	X	100.0	83.4
2520	Custodial (janitors') equipment and supplies	15	228 840	45 702	20.0	1.3	4.6
2521	Custodial equipment—power equipment	12	39 925	4 017	10.1	.1	X
2523	Custodial supplies	12	39 925	31 751	79.5	.9	X
2530	Laundry and dry-cleaning equipment and supplies	27	2 174 972	893 664	41.1	25.8	X
2540	Other service establishment equipment and supplies	140	1 105 953	1 089 623	98.5	31.4	66.1
2541	Undertakers' equipment and supplies	121	963 690	955 634	99.2	27.6	X
2542	Service establishment equipment and supplies, n.e.c.	19	142 263	133 989	94.2	3.9	X
4860	Other grocery specialties	26	2 169 659	340 415	15.7	9.8	13.6
4868	Grocery specialties, n.e.c.	26	2 169 659	340 415	15.7	9.8	X
5330	Chemicals and allied products (excluding agricultural, plastics, gases, and petroleum)	26	2 071 620	500 318	24.2	14.4	62.7
5332	Alkalies and chlorine	9	579 990	55 980	9.7	1.6	X
5335	Detergents and soaps	25	2 066 384	199 478	9.7	5.8	X
5336	Sanitation chemicals, polishes, and waxes	16	1 486 394	143 499	9.7	4.1	X
5341	Insecticides, nonagricultural	25	2 066 384	99 738	4.8	2.9	X
6150	Nondurable goods, n.e.c.	23	1 899 353	340 961	18.0	9.8	X
9700	Service receipts and labor charges (including installed parts)	12	35 142	4 247	12.1	.1	83.4
9701	Labor charges for repair work	10	34 629	1 533	4.4	Z	X
9702	Parts installed in repair work	9	30 452	2 574	8.5	.1	X
9720	Receipts for service contracts	8	27 847	2 632	9.5	.1	X
9740	Receipts for installing equipment	8	27 847	3 707	13.3	.1	X
9810	Miscellaneous commodities	9	755 487	91 898	12.2	2.7	X
421850	Service establishment equipment & supplies whsle	182	X	3 466 042	X	100.0	83.4
2520	Custodial (janitors') equipment and supplies	15	228 840	45 702	20.0	1.3	4.6
2521	Custodial equipment—power equipment	12	39 925	4 017	10.1	.1	X
2523	Custodial supplies	12	39 925	31 751	79.5	.9	X
2530	Laundry and dry-cleaning equipment and supplies	27	2 174 972	893 664	41.1	25.8	X
2540	Other service establishment equipment and supplies	140	1 105 953	1 089 623	98.5	31.4	66.1
2541	Undertakers' equipment and supplies	121	963 690	955 634	99.2	27.6	X
2542	Service establishment equipment and supplies, n.e.c.	19	142 263	133 989	94.2	3.9	X
4860	Other grocery specialties	26	2 169 659	340 415	15.7	9.8	13.6
4868	Grocery specialties, n.e.c.	26	2 169 659	340 415	15.7	9.8	X
5330	Chemicals and allied products (excluding agricultural, plastics, gases, and petroleum)	26	2 071 620	500 318	24.2	14.4	62.7
5332	Alkalies and chlorine	9	579 990	55 980	9.7	1.6	X
5335	Detergents and soaps	25	2 066 384	199 478	9.7	5.8	X
5336	Sanitation chemicals, polishes, and waxes	16	1 486 394	143 499	9.7	4.1	X
5341	Insecticides, nonagricultural	25	2 066 384	99 738	4.8	2.9	X
6150	Nondurable goods, n.e.c.	23	1 899 353	340 961	18.0	9.8	X
9700	Service receipts and labor charges (including installed parts)	12	35 142	4 247	12.1	.1	83.4
9701	Labor charges for repair work	10	34 629	1 533	4.4	Z	X
9702	Parts installed in repair work	9	30 452	2 574	8.5	.1	X
9720	Receipts for service contracts	8	27 847	2 632	9.5	.1	X
9740	Receipts for installing equipment	8	27 847	3 707	13.3	.1	X
9810	Miscellaneous commodities	9	755 487	91 898	12.2	2.7	X
4218501	Beauty & barber shop equipment & supplies whsle	3	X	D	X	D	X
4218502	Custodial, janitors' equipment & supplies whsle	12	X	39 925	X	100.0	95.3
2520	Custodial (janitors') equipment and supplies	12	39 925	36 363	91.1	91.1	X

See footnotes at end of table.

Table 5. Manufacturers' Sales Branches and Offices by Kind of Business and Commodity Line: 1997—Con.

[Includes only establishments with payroll. For meaning of abbreviations and symbols, see introductory text. For explanation of terms, see Appendix A]

NAICS code and CL code	Kind of business and commodity line	Establishments handling commodity line		Commodity line sales			Sales coverage percent
		Number	Total sales (\$1,000)	Amount ¹ (\$1,000)	As percent of total sales of—		
					Establishments handling line	Establishments in NAICS industry ¹	
4218503	Laundry & dry-cleaning equipment & supplies whsle	27	X	D	X	D	D
2530	Laundry and dry-cleaning equipment and supplies	27	D	D	D	D	X
4860	Other grocery specialties	26	D	D	D	D	X
5330	Chemicals and allied products (excluding agricultural, plastics, gases, and petroleum)	25	D	D	D	D	X
6150	Nondurable goods, n.e.c.	23	D	D	D	D	X
9810	Miscellaneous commodities	9	D	D	D	D	X
4218504	Other service establishment equipment & supplies whsle	140	X	D	X	D	D
2540	Other service establishment equipment and supplies	140	D	D	D	D	D
2541	Undertakers' equipment and supplies	121	D	D	D	D	X
2542	Service establishment equipment and supplies, n.e.c.	19	D	D	D	D	X
9700	Service receipts and labor charges (including installed parts)	11	D	D	D	D	D
9701	Labor charges for repair work	9	D	D	D	D	X
9702	Parts installed in repair work	8	D	D	D	D	X
9720	Receipts for service contracts	8	D	D	D	D	X
9740	Receipts for installing equipment	8	D	D	D	D	X
42186	Transportation equipment & supplies (exc motor vehicle) whsle	96	X	3 471 363	X	100.0	79.9
2600	Aircraft and aeronautical equipment and supplies	62	2 824 449	2 462 784	87.2	70.9	72.3
2611	New aircraft	12	1 975 535	1 631 918	82.6	47.0	X
2612	New aircraft engines and engine parts	25	427 099	236 860	55.5	6.8	X
2613	Other new aircraft equipment and supplies	38	2 385 572	565 081	23.7	16.3	X
2614	Used aircraft and aeronautical equipment and supplies	18	178 499	28 925	16.2	.8	X
2620	Marine machinery, equipment, and supplies	29	564 585	478 430	84.7	13.8	75.0
2622	New marine propulsion machinery and equipment	19	435 292	289 482	66.5	8.3	X
2623	New marine supplies	23	431 271	184 719	42.8	5.3	X
2630	Other transportation equipment and supplies	8	170 830	135 558	79.4	3.9	75.7
2631	New transportation equipment (excluding automotive)	8	170 830	129 292	75.7	3.7	X
9700	Service receipts and labor charges (including installed parts)	23	2 499 666	348 498	13.9	10.0	75.1
9701	Labor charges for repair work	18	2 342 593	244 912	10.5	7.1	X
9702	Parts installed in repair work	15	2 117 765	100 824	4.8	2.9	X
421860	Transportation equipment & supplies (exc motor vehicle) whsle	96	X	3 471 363	X	100.0	79.9
2600	Aircraft and aeronautical equipment and supplies	62	2 824 449	2 462 784	87.2	70.9	72.3
2611	New aircraft	12	1 975 535	1 631 918	82.6	47.0	X
2612	New aircraft engines and engine parts	25	427 099	236 860	55.5	6.8	X
2613	Other new aircraft equipment and supplies	38	2 385 572	565 081	23.7	16.3	X
2614	Used aircraft and aeronautical equipment and supplies	18	178 499	28 925	16.2	.8	X
2620	Marine machinery, equipment, and supplies	29	564 585	478 430	84.7	13.8	75.0
2622	New marine propulsion machinery and equipment	19	435 292	289 482	66.5	8.3	X
2623	New marine supplies	23	431 271	184 719	42.8	5.3	X
2630	Other transportation equipment and supplies	8	170 830	135 558	79.4	3.9	75.7
2631	New transportation equipment (excluding automotive)	8	170 830	129 292	75.7	3.7	X
9700	Service receipts and labor charges (including installed parts)	23	2 499 666	348 498	13.9	10.0	75.1
9701	Labor charges for repair work	18	2 342 593	244 912	10.5	7.1	X
9702	Parts installed in repair work	15	2 117 765	100 824	4.8	2.9	X
4218601	Aircraft & aeronautical equipment & supplies whsle	62	X	2 824 449	X	100.0	75.7
2600	Aircraft and aeronautical equipment and supplies	62	2 824 449	2 462 784	87.2	87.2	68.5
2611	New aircraft	12	1 975 535	1 631 918	82.6	57.8	X
2612	New aircraft engines and engine parts	25	427 099	236 860	55.5	8.4	X
2613	Other new aircraft equipment and supplies	38	2 385 572	565 081	23.7	20.0	X
2614	Used aircraft and aeronautical equipment and supplies	18	178 499	28 925	16.2	1.0	X
9700	Service receipts and labor charges (including installed parts)	15	2 333 004	318 889	13.7	11.3	75.7
9701	Labor charges for repair work	15	2 333 004	244 726	10.5	8.7	X
9702	Parts installed in repair work	9	1 952 541	71 401	3.7	2.5	X
4218602	Marine machinery, equipment, & supplies whsle	27	X	D	X	D	D
2620	Marine machinery, equipment, and supplies	27	D	D	D	D	D
2622	New marine propulsion machinery and equipment	19	D	D	D	D	X
2623	New marine supplies	23	D	D	D	D	X
4218603	Other transportation equipment & supplies whsle	7	X	D	X	D	D
2630	Other transportation equipment and supplies	7	D	D	D	D	D
2631	New transportation equipment (excluding automotive)	7	D	D	D	D	X
4219	Miscellaneous durable goods whsle	263	X	D	X	D	D
2700	Sporting and recreational goods and supplies	53	D	D	D	D	D
2711	Ammunition, firearms, reloading equipment, archery supplies, shooting aids, and accessories	7	D	D	D	D	X
2712	Bicycles and bicycle tires and tubes	7	D	D	D	D	X
2714	Camping and fishing equipment and accessories	13	D	D	D	D	X
2715	Athletic equipment and accessories	7	D	D	D	D	X
2717	Marine pleasure craft, equipment, and accessories	12	D	D	D	D	X
2718	Other sporting and recreational goods (go carts, bait, etc.)	13	D	D	D	D	X
2800	Toys and hobby goods and supplies	25	D	D	D	D	D
2812	Other toys and games (including fireworks and children's vehicles)	10	D	D	D	D	X
2813	Crafts and craft supplies	7	D	D	D	D	X
2814	Other hobby goods and accessories	6	D	D	D	D	X

See footnotes at end of table.

Table 5. Manufacturers' Sales Branches and Offices by Kind of Business and Commodity Line: 1997—Con.

[Includes only establishments with payroll. For meaning of abbreviations and symbols, see introductory text. For explanation of terms, see Appendix A]

NAICS code and CL code	Kind of business and commodity line	Establishments handling commodity line		Commodity line sales			Sales coverage percent
		Number	Total sales (\$1,000)	Amount ¹ (\$1,000)	As percent of total sales of—		
					Establishments handling line	Establishments in NAICS industry ¹	
4219	Miscellaneous durable goods whse—Con.						
3000	Jewelry, diamonds, gem stones, and watches	47	D	D	D	D	D
3011	Diamond jewelry and diamond jewelry where lapidary work was not performed at this location	15	D	D	D	D	X
3013	Diamonds, diamond jewelry, gem stones, and pearl jewelry where lapidary work was performed at this location	8	D	D	D	D	X
3015	Karat gold jewelry (rings, necklaces, etc.)	21	D	D	D	D	X
3016	Other jewel., silverware, and plated ware (incl. jewel. where gemstones less than 50% of value, gold filled sterling, and costume jewel. and medallions)	18	D	D	D	D	X
3030	Precious metals—gold, silver, and platinum including precious metal coins	9	D	D	D	D	X
3130	Compact discs, prerecorded audio tapes, and phonograph records	80	D	D	D	D	X
3140	Prerecorded video tapes	31	D	D	D	D	X
3150	Other durable goods	19	D	D	D	D	D
3151	Coin-operated games	10	D	D	D	D	X
3154	Other durable goods, n.e.c.	7	D	D	D	D	X
3160	Fire extinguishers and fire safety equipment	21	D	D	D	D	X
9700	Service receipts and labor charges (including installed parts)	12	D	D	D	D	D
9702	Parts installed in repair work	6	D	D	D	D	X
42191	Sporting & recreational goods & supplies whse	'53	X	'3 778 496	X	100.0	29.5
2700	Sporting and recreational goods and supplies	53	3 778 496	3 709 704	98.2	98.2	21.4
2711	Ammunition, firearms, reloading equipment, archery supplies, shooting aids, and accessories	7	159 426	107 141	67.2	2.8	X
2712	Bicycles and bicycle tires and tubes	7	513 469	510 413	99.4	13.5	X
2714	Camping and fishing equipment and accessories	13	199 393	87 414	43.8	2.3	X
2715	Athletic equipment and accessories	7	2 155 476	2 088 295	96.9	55.3	X
2717	Marine pleasure craft, equipment, and accessories	12	933 002	796 295	85.3	21.1	X
2718	Other sporting and recreational goods (go carts, bait, etc.)	13	114 803	114 057	99.4	3.0	X
9700	Service receipts and labor charges (including installed parts)	8	130 699	15 218	11.6	.4	X
421910	Sporting & recreational goods & supplies whse	'53	X	'3 778 496	X	100.0	29.5
2700	Sporting and recreational goods and supplies	53	3 778 496	3 709 704	98.2	98.2	21.4
2711	Ammunition, firearms, reloading equipment, archery supplies, shooting aids, and accessories	7	159 426	107 141	67.2	2.8	X
2712	Bicycles and bicycle tires and tubes	7	513 469	510 413	99.4	13.5	X
2714	Camping and fishing equipment and accessories	13	199 393	87 414	43.8	2.3	X
2715	Athletic equipment and accessories	7	2 155 476	2 088 295	96.9	55.3	X
2717	Marine pleasure craft, equipment, and accessories	12	933 002	796 295	85.3	21.1	X
2718	Other sporting and recreational goods (go carts, bait, etc.)	13	114 803	114 057	99.4	3.0	X
9700	Service receipts and labor charges (including installed parts)	8	130 699	15 218	11.6	.4	X
42192	Toy & hobby goods & supplies whse	24	X	D	X	D	D
2800	Toys and hobby goods and supplies	24	D	D	D	D	D
2812	Other toys and games (including fireworks and children's vehicles)	10	D	D	D	D	X
2813	Crafts and craft supplies	7	D	D	D	D	X
2814	Other hobby goods and accessories	6	D	D	D	D	X
421920	Toy & hobby goods & supplies whse	24	X	D	X	D	D
2800	Toys and hobby goods and supplies	24	D	D	D	D	D
2812	Other toys and games (including fireworks and children's vehicles)	10	D	D	D	D	X
2813	Crafts and craft supplies	7	D	D	D	D	X
2814	Other hobby goods and accessories	6	D	D	D	D	X
42194	Jewelry/watch/silverware/precious stone, & precious metal whse	55	X	669 717	X	100.0	56.2
3000	Jewelry, diamonds, gem stones, and watches	46	560 506	505 602	90.2	75.5	56.2
3011	Diamond jewelry and diamond jewelry where lapidary work was not performed at this location	15	14 270	12 344	86.5	1.8	X
3013	Diamonds, diamond jewelry, gem stones, and pearl jewelry where lapidary work was performed at this location	8	298 081	107 339	36.0	16.0	X
3015	Karat gold jewelry (rings, necklaces, etc.)	21	519 167	280 891	54.1	41.9	X
3016	Other jewel., silverware, and plated ware (incl. jewel. where gemstones less than 50% of value, gold filled sterling, and costume jewel. and medallions)	18	332 425	37 913	11.4	5.7	X
3030	Precious metals—gold, silver, and platinum including precious metal coins	9	109 211	109 211	100.0	16.3	X
421940	Jewelry/watch/silverware/precious stone, & precious metal whse	55	X	669 717	X	100.0	56.2
3000	Jewelry, diamonds, gem stones, and watches	46	560 506	505 602	90.2	75.5	56.2
3011	Diamond jewelry and diamond jewelry where lapidary work was not performed at this location	15	14 270	12 344	86.5	1.8	X
3013	Diamonds, diamond jewelry, gem stones, and pearl jewelry where lapidary work was performed at this location	8	298 081	107 339	36.0	16.0	X
3015	Karat gold jewelry (rings, necklaces, etc.)	21	519 167	280 891	54.1	41.9	X
3016	Other jewel., silverware, and plated ware (incl. jewel. where gemstones less than 50% of value, gold filled sterling, and costume jewel. and medallions)	18	332 425	37 913	11.4	5.7	X
3030	Precious metals—gold, silver, and platinum including precious metal coins	9	109 211	109 211	100.0	16.3	X

See footnotes at end of table.

Table 5. Manufacturers' Sales Branches and Offices by Kind of Business and Commodity Line: 1997—Con.

[Includes only establishments with payroll. For meaning of abbreviations and symbols, see introductory text. For explanation of terms, see Appendix A]

NAICS code and CL code	Kind of business and commodity line	Establishments handling commodity line		Commodity line sales			Sales coverage percent
		Number	Total sales (\$1,000)	Amount ¹ (\$1,000)	As percent of total sales of—		
					Establishments handling line	Establishments in NAICS industry ¹	
4219401	Jewelry, watch, diamonds, precious stone, & silverware whsle .	46	X	D	X	D	D
3000	Jewelry, diamonds, gem stones, and watches	46	D	D	D	D	D
3011	Diamond jewelry and diamond jewelry where lapidary work was not performed at this location	15	D	D	D	D	X
3013	Diamonds, diamond jewelry, gem stones, and pearl jewelry where lapidary work was performed at this location	8	D	D	D	D	X
3015	Karat gold jewelry (rings, necklaces, etc.)	21	D	D	D	D	X
3016	Other jewel, silverware, and plated ware (incl. jewel. where gemstones less than 50% of value, gold filled sterling, and costume jewel. and medallions)	18	D	D	D	D	X
4219402	Precious metal (excluding ores) whsle	9	X	D	X	D	D
3030	Precious metals—gold, silver, and platinum including precious metal coins	9	D	D	D	D	X
42199	Other miscellaneous durable goods whsle	131	X	7 704 440	X	100.0	70.6
3130	Compact discs, prerecorded audio tapes, and phonograph records	80	6 807 893	5 745 141	84.4	74.6	X
3140	Prerecorded video tapes	31	3 362 160	1 227 144	36.5	15.9	X
3150	Other durable goods	19	374 524	368 595	98.4	4.8	70.1
3151	Coin-operated games	10	237 642	231 700	97.5	3.0	X
3154	Other durable goods, n.e.c	7	1 689	1 689	100.0	Z	X
3160	Fire extinguishers and fire safety equipment	21	80 289	79 395	98.9	1.0	X
421990	Other miscellaneous durable goods whsle	131	X	7 704 440	X	100.0	70.6
3130	Compact discs, prerecorded audio tapes, and phonograph records	80	6 807 893	5 745 141	84.4	74.6	X
3140	Prerecorded video tapes	31	3 362 160	1 227 144	36.5	15.9	X
3150	Other durable goods	19	374 524	368 595	98.4	4.8	70.1
3151	Coin-operated games	10	237 642	231 700	97.5	3.0	X
3154	Other durable goods, n.e.c	7	1 689	1 689	100.0	Z	X
3160	Fire extinguishers and fire safety equipment	21	80 289	79 395	98.9	1.0	X
4219901	Musical instruments & supplies whsle	4	X	198 784	X	100.0	X
4219903	General merchandise (durable goods) whsle	4	X	D	X	D	X
4219904	Prerecorded media whsle	83	X	7 023 150	X	100.0	70.5
3130	Compact discs, prerecorded audio tapes, and phonograph records	80	6 807 893	5 745 141	84.4	81.8	X
3140	Prerecorded video tapes	31	3 362 160	1 227 144	36.5	17.5	X
42199041	Compact discs/prerecorded audio tapes, & phonograph records whsle	79	X	D	X	D	D
3130	Compact discs, prerecorded audio tapes, and phonograph records	79	D	D	D	D	X
3140	Prerecorded video tapes	27	D	D	D	D	X
42199042	Prerecorded video tapes whsle	4	X	D	X	D	X
4219905	Fire extinguishers & fire safety equipment whsle	21	X	D	X	D	D
3160	Fire extinguishers and fire safety equipment	21	D	D	D	D	X
4219906	Other durable goods whsle	19	X	374 524	X	100.0	79.7
3150	Other durable goods	19	374 524	368 595	98.4	98.4	79.1
3151	Coin-operated games	10	237 642	231 700	97.5	61.9	X
3154	Other durable goods, n.e.c	7	1 689	1 689	100.0	.5	X
422	Wholesale trade, nondurable goods	12 077	X	551 309 153	X	100.0	80.6
0200	New and rebuilt automotive parts and supplies	138	7 041 879	237 259	3.4	Z	X
0300	Tires and tubes	28	3 239 870	8 693	.3	Z	X
0620	Plywood and millwork	43	488 413	35 193	7.2	Z	71.0
0621	Softwood plywood and oriented strand board (OSB)	8	422 122	34 123	8.1	Z	X
0720	Roofing, siding, and insulation materials	7	31 535	8 846	28.1	Z	X
0740	Other construction materials	37	85 252	2 714	3.2	Z	X
0800	Photographic equipment and supplies (excluding video)	10	370 624	47 068	12.7	Z	X
0900	Office equipment	35	617 138	157 012	25.4	Z	31.8
0913	Copying machines and equipment	35	617 138	157 012	25.4	Z	X
0920	New computer equipment	34	843 624	100 305	11.9	Z	32.0
0923	Computer printers	32	717 209	93 356	13.0	Z	X
0950	Computer software (packaged)	29	378 215	37 617	9.9	Z	X
0960	Restaurant and hotel equipment and supplies	40	1 229 328	58 390	4.8	Z	X
0970	Store machines and equipment	59	648 066	12 767	2.0	Z	X
1000	Medical, hospital, and surgical supplies	33	12 226 869	1 817 422	14.9	.3	X
1040	Religious and school supplies	6	221 826	6 695	3.0	Z	X
1140	Iron and steel wire and wire products	6	7 309	399	5.5	Z	X
1200	Copper and brass	12	118 434	22 679	19.1	Z	X
1500	Electrical appliances, household	16	27 709	501	1.8	Z	9.1
1517	Vacuum cleaners and sewing machines, household	15	27 575	497	1.8	Z	X
1600	Electronic parts and equipment, except communication	10	131 250	10 556	8.0	Z	X
1700	Hardware	74	578 989	37 504	6.5	Z	2.0
1711	Hand tools (including power driven)	9	23 639	2 249	9.5	Z	X
2200	Farm machinery, equipment, and parts	51	446 933	24 056	5.4	Z	1.3
2214	New dairy farm and barn equipment	49	441 082	24 004	5.4	Z	X
2220	Garden machinery, equipment, and parts	291	978 868	240 840	24.6	Z	X
2320	General-purpose industrial machinery, equipment, and parts	84	1 014 300	92 445	9.1	Z	X

See footnotes at end of table.

Table 5. Manufacturers' Sales Branches and Offices by Kind of Business and Commodity Line: 1997—Con.

[Includes only establishments with payroll. For meaning of abbreviations and symbols, see introductory text. For explanation of terms, see Appendix A]

NAICS code and CL code	Kind of business and commodity line	Establishments handling commodity line		Commodity line sales			Sales coverage percent
		Number	Total sales (\$1,000)	Amount ¹ (\$1,000)	As percent of total sales of—		
					Establishments handling line	Establishments in NAICS industry ¹	
422	Wholesale trade, nondurable goods—Con.						
2350	Oil well, oil refinery, and pipeline machinery, equipment, and supplies.....	16	108 420	11 710	10.8	Z	X
2360	Other industrial machinery, equipment, and parts.....	10	184 113	16 253	8.8	Z	X
2440	Welding supplies (excluding gases).....	276	1 353 150	248 617	18.4	Z	X
2450	Industrial containers and supplies.....	35	560 040	35 749	6.4	Z	16.3
2454	Other industrial containers and supplies.....	21	343 584	27 374	8.0	Z	X
2460	Other industrial supplies.....	41	1 234 707	89 766	7.3	Z	X
2520	Custodial (janitors') equipment and supplies.....	151	3 794 968	320 923	8.5	.1	1.0
2523	Custodial supplies.....	128	2 036 323	276 065	13.6	.1	X
2530	Laundry and dry-cleaning equipment and supplies.....	64	16 656 055	4 723 422	28.4	.9	X
2700	Sporting and recreational goods and supplies.....	34	66 995	4 087	6.1	Z	X
2800	Toys and hobby goods and supplies.....	13	1 913 739	385 146	20.1	.1	X
3000	Jewelry, diamonds, gem stones, and watches.....	9	1 960 438	225 820	11.5	Z	X
3120	Forest products, except lumber (including cordwood, hewn posts, poles, and ties).....	8	523 194	53 797	10.3	Z	X
3130	Compact discs, prerecorded audio tapes, and phonograph records.....	7	101 777	13 263	13.0	Z	X
3140	Prerecorded video tapes.....	6	153 766	1 641	1.1	Z	X
3200	Printing and writing paper.....	429	19 956 792	15 446 233	77.4	2.8	60.4
3211	Roll newsprint and rotogravure paper.....	58	4 040 036	919 663	22.8	.2	X
3212	Fine roll paper.....	155	10 098 956	6 320 121	62.6	1.1	X
3213	Other printing and writing paper.....	318	12 646 411	8 206 448	64.9	1.5	X
3300	Stationery, office supplies and greeting cards.....	1 149	15 408 004	10 302 794	66.9	1.9	66.5
3311	Business forms.....	1 026	8 604 078	4 573 476	53.2	.8	X
3312	Stationery, photocopy paper, and typing paper.....	366	8 270 551	906 499	11.0	.2	X
3313	Linked ribbons, carbon paper, pens and pencils.....	88	1 032 074	248 130	24.0	Z	X
3314	Toner and cartridges.....	50	1 051 430	322 718	30.7	.1	X
3315	Greeting cards.....	42	4 739 150	3 326 834	70.2	.6	X
3316	Other stationery supplies (envelopes, ruled forms, and binder paper).....	476	4 744 576	918 182	19.4	.2	X
3400	Industrial and personal services paper and plastics.....	463	25 603 759	14 873 360	58.1	2.7	57.4
3411	Paperboard and boxboard boxes.....	170	7 647 552	5 385 180	70.4	1.0	X
3412	Paper dishes, cups, and napkins.....	79	7 071 482	562 599	8.0	.1	X
3413	Industrial paper (wrapping, bags, cartons, etc.).....	220	8 034 278	3 253 241	40.5	.6	X
3414	Disposable plastic boxes, containers, cups, dishes, and supplies.....	57	1 655 575	219 107	13.2	Z	X
3415	Other industrial and personal service paper.....	118	7 727 931	5 371 688	69.5	1.0	X
3500	Drugs, pharmaceuticals, cosmetics, and toiletries.....	390	93 753 657	80 167 994	85.5	14.5	35.9
3511	Prescription drugs.....	183	70 451 501	60 460 475	85.8	11.0	X
3512	Nonprescription pharmaceuticals.....	78	22 498 331	4 746 239	21.1	.9	X
3513	Cosmetics.....	72	10 160 219	4 208 567	41.4	.8	X
3514	Perfumes.....	40	5 999 593	1 357 947	22.6	.2	X
3515	Other toiletries and druggists' sundries.....	157	28 177 354	9 378 397	33.3	1.7	X
3600	Piece goods, knit and woven.....	194	5 899 943	5 713 954	96.8	1.0	58.6
3611	Goods purchased grey and finished on contract.....	6	91 853	24 804	27.0	Z	X
3612	Cotton (including blends).....	79	2 312 239	1 455 423	62.9	.3	X
3613	Synthetics (excluding synthetic knits).....	71	1 957 568	1 212 479	61.9	.2	X
3614	Knit fabrics, n.e.c. (including double knit).....	42	2 511 818	2 261 039	90.0	.4	X
3615	Woolen and worsted piece goods.....	25	346 994	238 552	68.7	Z	X
3616	Other piece goods.....	54	804 336	521 657	64.9	.1	X
3700	Notions (buttons, ribbons, lace, sewing accessories, zippers, bindings, etc.).....	64	716 884	673 975	94.0	.1	X
3800	Men's and boys' wear.....	297	11 497 069	7 467 641	65.0	1.4	37.3
3811	Men's and boys' suits, coats, and formal wear.....	17	398 950	251 572	63.1	Z	X
3812	Men's and boys' dress and casual shirts, slacks, and jeans.....	144	5 399 398	3 883 378	71.9	.7	X
3813	Men's and boys' underwear and nightwear.....	20	1 056 289	571 718	54.1	.1	X
3814	Men's and boys' work clothing and uniforms.....	123	2 408 583	2 043 314	84.8	.4	X
3815	Other men's and boys' wear (caps, hats, swimwear, neckwear, etc.).....	96	2 518 847	682 868	27.1	.1	X
3900	Women's and children's wear.....	322	12 757 080	6 836 498	53.6	1.2	48.1
3911	Infants' and children's wear (to size 6X).....	33	1 584 058	859 910	54.3	.2	X
3912	Women's misses', and girls' dresses and blouses.....	121	5 242 044	1 746 883	33.3	.3	X
3913	Women's, misses', and girls' suits and coats.....	26	1 197 410	561 814	46.9	.1	X
3914	Women's and misses' outerwear.....	98	3 702 840	1 459 780	39.4	.3	X
3915	Women's and misses' underwear and sleepwear.....	85	2 194 969	1 520 624	69.3	.3	X
3916	Other women's, misses, and girl's wear (furs, sweaters, millinery, etc.).....	70	1 961 211	469 489	23.9	.1	X
4000	Footwear.....	93	2 674 879	2 153 849	80.5	.4	80.6
4011	All athletic footwear.....	7	1 034 154	846 348	81.8	.2	X
4012	Infants' footwear.....	6	228 203	74 572	32.7	Z	X
4013	Other women's, misses', and girls' footwear.....	37	1 558 971	523 378	33.6	.1	X
4014	Other men's and boy's footwear.....	85	1 804 182	651 121	36.1	.1	X
4015	Shoe accessories.....	12	878 491	58 429	6.7	Z	X
4100	Frozen foods (packaged).....	459	29 501 811	9 062 682	30.7	1.6	75.3
4111	Dinners (frozen).....	50	4 963 147	283 367	5.7	.1	X
4112	Fish and seafoods (frozen packaged).....	49	1 041 645	491 424	47.2	.1	X
4113	Vegetables (frozen).....	48	4 095 232	308 042	7.5	.1	X
4114	Fruits and fruit juices (frozen).....	76	14 120 488	1 092 095	7.7	.2	X
4115	Meat (frozen packaged).....	68	1 695 409	803 756	47.4	.1	X
4116	Frozen baked goods.....	184	8 847 576	2 729 705	30.9	.5	X
4117	Other frozen foods (except frozen dairy products).....	250	7 990 955	3 353 340	42.0	.6	X
4200	Dairy products (excluding dried or canned).....	659	37 549 456	17 180 044	45.8	3.1	71.1
4211	Butter.....	207	2 716 793	542 963	20.0	.1	X
4212	Cheese.....	251	19 466 542	7 061 057	36.3	1.3	X
4213	Milk and cream, except raw.....	335	2 969 037	1 715 271	57.8	.3	X
4214	Ice cream.....	380	4 559 120	2 831 987	62.1	.5	X
4216	Other dairy products.....	475	31 148 884	4 960 913	15.9	.9	X
4300	Poultry and poultry products.....	131	3 488 735	1 591 202	45.6	.3	24.5
4312	Eggs.....	60	839 796	364 594	43.4	.1	X
4314	Other poultry (excluding frozen packaged).....	42	1 130 537	982 227	86.9	.2	X

See footnotes at end of table.

Table 5. Manufacturers' Sales Branches and Offices by Kind of Business and Commodity Line: 1997—Con.

[Includes only establishments with payroll. For meaning of abbreviations and symbols, see introductory text. For explanation of terms, see Appendix A]

NAICS code and CL code	Kind of business and commodity line	Establishments handling commodity line		Commodity line sales			Sales coverage percent
		Number	Total sales (\$1,000)	Amount ¹ (\$1,000)	As percent of total sales of—		
					Establishments handling line	Establishments in NAICS industry ¹	
422	Wholesale trade, nondurable goods—Con.						
4400	Confectionery	317	22 420 146	17 361 900	77.4	3.1	56.6
4411	Candy	78	8 134 883	6 676 113	82.1	1.2	X
4412	Chewing gum	34	1 981 308	963 094	48.6	.2	X
4413	Nuts	29	1 044 843	716 385	68.6	.1	X
4414	Chips and popcorn	226	11 080 343	7 752 784	70.0	1.4	X
4415	Other confections	40	1 470 598	399 164	27.1	.1	X
4500	Fish and seafoods (excluding canned and frozen packaged)	37	916 653	355 300	38.8	.1	X
4600	Meat and meat products (fresh and unpackaged)	162	32 795 761	20 446 500	62.3	3.7	33.3
4611	Beef (not killed on location)	91	14 353 227	10 338 249	72.0	1.9	X
4613	Lamb and mutton (not killed on location)	12	1 997 335	28 085	1.4	Z	X
4614	Pork (not killed on location)	87	10 370 040	2 620 368	25.3	.5	X
4616	Sausage and prepared meats not made on location	105	20 598 279	6 690 733	32.5	1.2	X
4618	Other meat products	36	6 521 598	728 306	11.2	.1	X
4800	Coffee, tea, and spices	614	34 604 913	6 343 720	18.3	1.2	68.9
4811	Coffee	398	30 178 555	4 807 633	15.9	.9	X
4812	Tea	239	4 892 347	546 816	11.2	.1	X
4813	Spices	87	1 391 018	914 622	65.8	.2	X
4820	Bread and baked goods	833	27 973 537	13 137 164	47.0	2.4	75.3
4821	Breads and rolls	412	4 493 150	3 350 437	74.6	.6	X
4822	Cookies, cakes, and other baked goods	648	25 509 504	9 660 468	37.9	1.8	X
4830	Canned foods	302	21 397 374	11 025 604	51.5	2.0	58.8
4831	Canned and bottled fruits, vegetables, and juices	230	15 548 298	8 677 979	55.8	1.6	X
4832	Canned and bottled baby foods	47	2 414 986	1 002 733	41.5	.2	X
4836	Other canned foods	75	6 981 114	820 639	11.8	.1	X
4840	Food and beverage basic materials (include flavoring extracts, fruit peel, hop extract, industrial molasses, sausage casings, malt, yeast, etc.)	132	2 264 003	1 235 978	54.6	.2	X
4850	Soft drinks and bottled water	1 170	34 286 663	21 595 960	63.0	3.9	69.6
4851	Soft drinks, packaged	1 140	33 696 768	19 721 152	58.5	3.6	X
4852	Soft drinks, pre and post mix bulk	902	18 167 209	1 437 901	7.9	.3	X
4853	Bottled water	742	14 686 050	410 379	2.8	.1	X
4860	Other grocery specialties	550	60 052 898	27 153 440	45.2	4.9	66.4
4861	Pasta	68	5 855 819	1 153 486	19.7	.2	X
4862	Breakfast cereals	129	26 284 912	10 110 782	38.5	1.8	X
4863	Cooking oils and margarine	116	20 378 648	865 236	4.2	.2	X
4864	Flour	85	12 457 971	1 403 036	11.3	.3	X
4865	Pickles, preserves, jellies, jams, and sauces	110	14 137 681	1 597 886	11.3	.3	X
4866	Sugar, refined	28	551 862	306 042	55.5	.1	X
4867	Pet foods	28	1 521 724	1 464 538	96.2	.3	X
4868	Grocery specialties, n.e.c.	314	36 122 698	10 239 798	28.3	1.9	X
4900	Grain and beans	72	868 608	276 268	31.8	.1	18.2
4911	Corn (for grain)	54	684 103	169 281	24.7	Z	X
4912	Oats and barley	41	717 237	33 702	4.7	Z	X
4913	Wheat	53	280 320	6 990	2.5	Z	X
4915	Soybeans	35	163 266	23 832	14.6	Z	X
4916	Other grain and beans (rice and edible and inedible beans)	60	303 818	42 456	14.0	Z	X
5300	Plastics materials and basic shapes	374	21 125 674	15 177 538	71.8	2.8	51.8
5311	Plastic pipes, rods, tubes, and shapes	117	2 245 682	1 318 895	58.7	.2	X
5312	High pressure laminates	77	2 326 553	1 755 905	75.5	.3	X
5313	Plastics raw materials	103	13 979 918	8 724 255	62.4	1.6	X
5314	Other plastics materials and basic shapes	179	7 017 307	3 367 486	48.0	.6	X
5320	Industrial gases (welding, etc.)	295	1 346 693	1 029 656	76.5	.2	X
5330	Chemicals and allied products (excluding agricultural, plastics, gases, and petroleum)	1 910	61 489 850	49 195 658	80.0	8.9	45.4
5331	Gasses, compressed and liquified, except L.P.	264	8 445 688	2 143 415	25.4	.4	X
5332	Alkalies and chlorine	170	10 717 798	7 495 190	69.9	1.4	X
5334	Organic fibers	20	4 088 439	3 447 917	84.3	.6	X
5335	Detergents and soaps	486	16 558 021	8 801 387	53.2	1.6	X
5336	Sanitation chemicals, polishes, and waxes	185	4 151 369	987 203	23.8	.2	X
5338	Wood chemicals, naval stores, and gum	34	736 238	347 595	47.2	.1	X
5341	Insecticides, nonagricultural	126	1 472 293	195 205	13.3	Z	X
5342	Adhesives, sealants, and glues	96	3 657 386	806 094	22.0	.1	X
5343	Explosives	117	902 790	842 765	93.4	.2	X
5344	Other chemicals and allied products	1 130	31 726 028	23 630 230	74.5	4.3	X
5400	Petroleum products	1 165	97 037 125	93 276 304	96.1	16.9	74.1
5411	Aviation gasoline	162	8 775 327	392 006	4.5	.1	X
5412	Motor gasoline	870	86 926 664	60 962 146	70.1	11.1	X
5413	Special naphtha	16	1 998 687	71 325	3.6	Z	X
5414	Jet fuel (naphtha or kerosine type)	265	31 061 588	2 259 042	7.3	.4	X
5415	No. 2 distillate fuel oil (no. 2 diesel and no. 2 heating oil)	780	75 488 919	16 267 046	21.5	3.0	X
5416	All other distillate fuel oil (no. 1 and no. 4 diesel and heating)	314	42 933 014	3 725 289	8.7	.7	X
5417	Residual fuel oil (no. 5, no. 6, heavy diesel, etc.)	80	10 377 562	1 699 641	16.4	.3	X
5418	Lubricating oil and greases	399	14 646 935	7 716 797	52.7	1.4	X
5420	Liquified petroleum gases (excluding natural gas)	98	6 203 456	2 186 850	35.3	.4	X
5500	Crude oil	40	19 259 508	17 563 261	91.2	3.2	X
5520	Other petroleum products (including asphalt, road oil, wax, etc.)	250	9 470 874	2 140 839	22.6	.4	X
5600	Beer and ale	35	1 641 726	1 273 520	77.6	.2	X
5700	Wines and distilled alcoholic beverages	140	8 205 817	7 899 708	96.3	1.4	44.7
5711	Wines	77	4 537 515	2 216 155	48.8	.4	X
5712	Distilled liquor (including premixed alcoholic drinks)	117	7 715 443	5 683 553	73.7	1.0	X

See footnotes at end of table.

Table 5. Manufacturers' Sales Branches and Offices by Kind of Business and Commodity Line: 1997—Con.

[Includes only establishments with payroll. For meaning of abbreviations and symbols, see introductory text. For explanation of terms, see Appendix A]

NAICS code and CL code	Kind of business and commodity line	Establishments handling commodity line		Commodity line sales			Sales coverage percent
		Number	Total sales (\$1,000)	Amount ¹ (\$1,000)	As percent of total sales of—		
					Establishments handling line	Establishments in NAICS industry ¹	
422	Wholesale trade, nondurable goods—Con.						
5800	Farm supplies	760	19 180 060	18 303 717	95.4	3.3	37.9
5811	Hay, straw, and alfalfa	68	266 921	17 175	6.4	Z	X
5812	Feeds (poultry and livestock) not mixed on location	128	4 680 365	1 969 434	42.1	.4	X
5813	Prepared feeds (poultry and livestock) mixed on location	25	469 328	43 537	9.3	Z	X
5814	Weed killers, soil sterilizers, and soil conditioners	438	6 917 063	3 667 024	53.0	.7	X
5815	Insecticides, fungicides, and pesticides	421	5 727 915	1 878 895	32.8	.3	X
5816	Other agricultural chemicals and fertilizers	603	13 397 986	10 501 789	78.4	1.9	X
5817	Seeds and bulbs	347	2 020 017	109 721	5.4	Z	X
5818	Other farm supplies (including harness and saddlery equipment)	92	475 524	69 868	14.7	Z	X
5900	Tobacco and tobacco products	69	18 645 592	18 550 931	99.5	3.4	66.7
5911	Cigars	35	3 257 061	2 835 153	87.0	.5	X
5912	Cigarettes	29	13 571 868	13 568 083	100.0	2.5	X
5913	Other tobacco products (excluding leaf)	6	2 458 205	2 145 810	87.3	2.4	X
6000	Paint, paint supplies, and wallpaper	408	4 150 456	2 862 609	69.0	.5	44.1
6011	Architectural coatings (enamels, primers, stains, solvents, and lacquers)	245	1 969 413	1 311 495	66.6	.2	X
6012	Industrial/OEM coatings (coatings applied by original manufacturers to products during manufacturing)	121	1 225 890	653 901	53.3	.1	X
6013	Special purpose coatings (automotive, refinish, marine, traffic coatings)	130	996 323	522 735	52.5	.1	X
6014	Paint supplies	193	746 379	200 335	26.8	Z	X
6015	Wallpaper	95	221 416	124 464	56.2	Z	X
6100	Books, periodicals, newspapers, and miscellaneous printed materials	691	14 790 049	13 965 723	94.4	2.5	57.7
6101	Books	174	6 853 291	6 015 226	87.8	1.1	X
6102	Other periodicals, newspapers, and miscellaneous printed materials	562	8 945 074	7 932 943	88.7	1.4	X
6110	Flowers and florists' supplies	12	79 855	79 826	100.0	Z	X
6120	Art goods (including novelties and souvenirs)	24	1 362 077	690 961	50.7	.1	28.5
6121	Art materials	14	651 980	626 686	96.1	.1	X
6130	Textile bags, bagging, and burlap	6	25 170	25 170	100.0	Z	X
6150	Nondurable goods, n.e.c.	93	2 669 609	2 595 789	97.2	.5	X
9700	Service receipts and labor charges (including installed parts)	166	2 264 500	265 150	11.7	Z	2.8
9701	Labor charges for repair work	31	271 916	1 281	.5	Z	X
9703	Other service receipts and labor charges—Specify	40	488 660	23 673	4.8	Z	X
9720	Receipts for service contracts	6	498 651	98 531	19.8	Z	X
9810	Miscellaneous commodities	765	59 339 798	4 161 845	7.0	.8	X
9920	Receipts for farm product preparation services (cleaning, shelling, etc.)	6	81 476	1 423	1.7	Z	X
9940	Rental and leasing receipts	183	7 255 939	232 193	3.2	Z	X
4221	Paper & paper product whsle	1 596	X	42 967 916	X	100.0	75.7
0800	Photographic equipment and supplies (excluding video)	8	218 202	28 986	13.3	.1	X
0900	Office equipment	35	617 138	157 012	25.4	.4	29.8
0913	Copying machines and equipment	35	617 138	157 012	25.4	.4	X
0920	New computer equipment	34	843 624	100 305	11.9	.2	30.0
0923	Computer printers	32	717 209	93 356	13.0	.2	X
0950	Computer software (packaged)	29	378 215	37 617	9.9	.1	X
0960	Restaurant and hotel equipment and supplies	6	114 292	4 928	4.3	Z	X
2450	Industrial containers and supplies	17	270 888	10 477	3.9	Z	X
2460	Other industrial supplies	32	876 255	38 090	4.3	.1	X
2520	Custodial (janitors') equipment and supplies	45	2 239 064	193 852	8.7	.5	.1
2523	Custodial supplies	25	636 307	164 108	25.8	.4	X
3200	Printing and writing paper	423	19 797 412	15 416 306	77.9	35.9	56.5
3211	Roll newsprint and rotogravure paper	58	4 040 036	919 663	22.8	2.1	X
3212	Fine roll paper	149	9 939 576	6 306 739	63.5	14.7	X
3213	Other printing and writing paper	312	12 487 031	8 189 903	65.6	19.1	X
3300	Stationery, office supplies and greeting cards	1 128	15 082 197	10 228 518	67.8	23.8	62.9
3311	Business forms	1 020	8 509 939	4 550 536	53.5	10.6	X
3312	Stationery, photocopy paper, and typing paper	360	8 111 171	898 324	11.1	2.1	X
3313	Inked ribbons, carbon paper, pens and pencils	82	1 015 140	247 290	24.4	.6	X
3314	Toner and cartridges	50	1 051 430	322 718	30.7	.8	X
3315	Greeting cards	42	4 739 150	3 326 834	70.2	7.7	X
3316	Other stationery supplies (envelopes, ruled forms, and binder paper)	462	4 467 350	882 822	19.8	2.1	X
3400	Industrial and personal services paper and plastics	336	23 191 760	14 648 419	63.2	34.1	58.3
3411	Paperboard and boxboard boxes	167	7 566 500	5 383 620	71.2	12.5	X
3412	Paper dishes, cups, and napkins	75	7 043 828	560 798	8.0	1.3	X
3413	Industrial paper (wrapping, bags, cartons, etc.)	180	7 581 473	3 143 425	41.5	7.3	X
3414	Disposable plastic boxes, containers, cups, dishes, and supplies	51	1 496 195	215 286	14.4	.5	X
3415	Other industrial and personal service paper	108	7 540 897	5 345 290	70.9	12.4	X
5330	Chemicals and allied products (excluding agricultural, plastics, gases, and petroleum)	14	608 366	92 169	15.2	.2	29.1
5342	Adhesives, sealants, and glues	7	518 881	88 053	17.0	.2	X
5400	Petroleum products	23	483 557	145 070	30.0	.3	X
6100	Books, periodicals, newspapers, and miscellaneous printed materials	16	758 290	17 416	2.3	Z	X
6120	Art goods (including novelties and souvenirs)	8	709 529	63 729	9.0	.1	X
9700	Service receipts and labor charges (including installed parts)	6	295 332	50 979	17.3	.1	X
9810	Miscellaneous commodities	39	4 962 545	1 001 769	20.2	2.3	X

See footnotes at end of table.

Table 5. Manufacturers' Sales Branches and Offices by Kind of Business and Commodity Line: 1997—Con.

[Includes only establishments with payroll. For meaning of abbreviations and symbols, see introductory text. For explanation of terms, see Appendix A]

NAICS code and CL code	Kind of business and commodity line	Establishments handling commodity line		Commodity line sales			Sales coverage percent
		Number	Total sales (\$1,000)	Amount ¹ (\$1,000)	As percent of total sales of—		
					Establishments handling line	Establishments in NAICS industry ¹	
42211	Printing & writing paper whsle	294	X	16 541 542	X	100.0	78.0
0800	Photographic equipment and supplies (excluding video)	7	199 475	28 900	14.5	.2	X
2460	Other industrial supplies	12	319 932	15 570	4.9	.1	X
2520	Custodial (janitors') equipment and supplies	17	1 306 913	11 046	.8	.1	X
3200	Printing and writing paper	294	16 541 542	15 156 043	91.6	91.6	54.8
3211	Roll newsprint and rotogravure paper	52	3 921 508	918 283	23.4	5.6	X
3212	Fine roll paper	130	9 346 797	6 206 720	66.4	37.5	X
3213	Other printing and writing paper	200	9 453 666	8 031 039	85.0	48.6	X
3300	Stationery, office supplies and greeting cards	62	3 342 217	696 083	20.8	4.2	54.7
3311	Business forms	48	2 716 567	205 562	7.6	1.2	X
3312	Stationery, photocopy paper, and typing paper	61	3 277 296	445 622	13.6	2.7	X
3316	Other stationery supplies (envelopes, ruled forms, and binder paper) ...	17	887 851	40 270	4.5	.2	X
3400	Industrial and personal services paper and plastics	63	3 251 884	586 751	18.0	3.5	53.1
3411	Paperboard and boxboard boxes	25	1 190 708	37 222	3.1	.2	X
3412	Paper dishes, cups, and napkins	16	758 274	11 801	1.6	.1	X
3413	Industrial paper (wrapping, bags, cartons, etc.)	60	3 050 840	471 659	15.5	2.9	X
3414	Disposable plastic boxes, containers, cups, dishes, and supplies	13	516 824	22 923	4.4	.1	X
3415	Other industrial and personal service paper	14	612 079	43 146	7.0	.3	X
5330	Chemicals and allied products (excluding agricultural, plastics, gases, and petroleum)	7	89 485	4 116	4.6	Z	X
422110	Printing & writing paper whsle	294	X	16 541 542	X	100.0	78.0
0800	Photographic equipment and supplies (excluding video)	7	199 475	28 900	14.5	.2	X
2460	Other industrial supplies	12	319 932	15 570	4.9	.1	X
2520	Custodial (janitors') equipment and supplies	17	1 306 913	11 046	.8	.1	X
3200	Printing and writing paper	294	16 541 542	15 156 043	91.6	91.6	54.8
3211	Roll newsprint and rotogravure paper	52	3 921 508	918 283	23.4	5.6	X
3212	Fine roll paper	130	9 346 797	6 206 720	66.4	37.5	X
3213	Other printing and writing paper	200	9 453 666	8 031 039	85.0	48.6	X
3300	Stationery, office supplies and greeting cards	62	3 342 217	696 083	20.8	4.2	54.7
3311	Business forms	48	2 716 567	205 562	7.6	1.2	X
3312	Stationery, photocopy paper, and typing paper	61	3 277 296	445 622	13.6	2.7	X
3316	Other stationery supplies (envelopes, ruled forms, and binder paper) ...	17	887 851	40 270	4.5	.2	X
3400	Industrial and personal services paper and plastics	63	3 251 884	586 751	18.0	3.5	53.1
3411	Paperboard and boxboard boxes	25	1 190 708	37 222	3.1	.2	X
3412	Paper dishes, cups, and napkins	16	758 274	11 801	1.6	.1	X
3413	Industrial paper (wrapping, bags, cartons, etc.)	60	3 050 840	471 659	15.5	2.9	X
3414	Disposable plastic boxes, containers, cups, dishes, and supplies	13	516 824	22 923	4.4	.1	X
3415	Other industrial and personal service paper	14	612 079	43 146	7.0	.3	X
5330	Chemicals and allied products (excluding agricultural, plastics, gases, and petroleum)	7	89 485	4 116	4.6	Z	X
42212	Stationery & office supplies whsle	1 051	X	11 496 650	X	100.0	73.6
0900	Office equipment	35	617 138	157 012	25.4	1.4	29.0
0913	Copying machines and equipment	35	617 138	157 012	25.4	1.4	X
0920	New computer equipment	32	717 209	93 356	13.0	.8	35.3
0923	Computer printers	32	717 209	93 356	13.0	.8	X
0950	Computer software (packaged)	29	378 215	37 617	9.9	.3	X
3200	Printing and writing paper	111	2 950 146	168 493	5.7	1.5	73.6
3213	Other printing and writing paper	109	2 934 715	130 277	4.4	1.1	X
3300	Stationery, office supplies and greeting cards	1 051	11 496 650	9 512 950	82.7	82.7	63.9
3311	Business forms	957	5 550 042	4 341 715	78.2	37.8	X
3312	Stationery, photocopy paper, and typing paper	285	4 590 545	436 873	9.5	3.8	X
3313	Inked ribbons, carbon paper, pens and pencils	79	830 924	243 888	29.4	2.1	X
3314	Toner and cartridges	48	973 090	321 876	33.1	2.8	X
3315	Greeting cards	41	4 735 340	3 326 449	70.2	28.9	X
3316	Other stationery supplies (envelopes, ruled forms, and binder paper) ...	442	3 565 619	842 157	23.6	7.3	X
3400	Industrial and personal services paper and plastics	22	5 010 152	311 572	6.2	2.7	66.2
3412	Paper dishes, cups, and napkins	20	4 966 641	232 796	4.7	2.0	X
3413	Industrial paper (wrapping, bags, cartons, etc.)	9	672 093	37 585	5.6	.3	X
6100	Books, periodicals, newspapers, and miscellaneous printed materials	16	758 290	17 416	2.3	.2	X
6120	Art goods (including novelties and souvenirs)	8	709 529	63 729	9.0	.6	X
9810	Miscellaneous commodities	28	4 740 384	988 433	20.9	8.6	X
422120	Stationery & office supplies whsle	1 051	X	11 496 650	X	100.0	73.6
0900	Office equipment	35	617 138	157 012	25.4	1.4	29.0
0913	Copying machines and equipment	35	617 138	157 012	25.4	1.4	X
0920	New computer equipment	32	717 209	93 356	13.0	.8	35.3
0923	Computer printers	32	717 209	93 356	13.0	.8	X
0950	Computer software (packaged)	29	378 215	37 617	9.9	.3	X
3200	Printing and writing paper	111	2 950 146	168 493	5.7	1.5	73.6
3213	Other printing and writing paper	109	2 934 715	130 277	4.4	1.1	X
3300	Stationery, office supplies and greeting cards	1 051	11 496 650	9 512 950	82.7	82.7	63.9
3311	Business forms	957	5 550 042	4 341 715	78.2	37.8	X
3312	Stationery, photocopy paper, and typing paper	285	4 590 545	436 873	9.5	3.8	X
3313	Inked ribbons, carbon paper, pens and pencils	79	830 924	243 888	29.4	2.1	X
3314	Toner and cartridges	48	973 090	321 876	33.1	2.8	X
3315	Greeting cards	41	4 735 340	3 326 449	70.2	28.9	X
3316	Other stationery supplies (envelopes, ruled forms, and binder paper) ...	442	3 565 619	842 157	23.6	7.3	X
3400	Industrial and personal services paper and plastics	22	5 010 152	311 572	6.2	2.7	66.2
3412	Paper dishes, cups, and napkins	20	4 966 641	232 796	4.7	2.0	X
3413	Industrial paper (wrapping, bags, cartons, etc.)	9	672 093	37 585	5.6	.3	X

See footnotes at end of table.

Table 5. Manufacturers' Sales Branches and Offices by Kind of Business and Commodity Line: 1997—Con.

[Includes only establishments with payroll. For meaning of abbreviations and symbols, see introductory text. For explanation of terms, see Appendix A]

NAICS code and CL code	Kind of business and commodity line	Establishments handling commodity line		Commodity line sales			Sales coverage percent
		Number	Total sales (\$1,000)	Amount ¹ (\$1,000)	As percent of total sales of—		
					Establishments handling line	Establishments in NAICS industry ¹	
422120	Stationery & office supplies whsle—Con.						
6100	Books, periodicals, newspapers, and miscellaneous printed materials	16	758 290	17 416	2.3	.2	X
6120	Art goods (including novelties and souvenirs)	8	709 529	63 729	9.0	.6	X
9810	Miscellaneous commodities	28	4 740 384	988 433	20.9	8.6	X
42213	Industrial & personal service paper whsle	251	X	14 929 724	X	100.0	74.7
2450	Industrial containers and supplies	9	80 149	6 663	8.3	Z	X
2460	Other industrial supplies	19	279 545	14 217	5.1	.1	X
2520	Custodial (janitors') equipment and supplies	25	636 307	164 108	25.8	1.1	.4
2523	Custodial supplies	25	636 307	164 108	25.8	1.1	X
3200	Printing and writing paper	18	305 724	91 770	30.0	.6	74.7
3211	Roll newsprint and rotogravure paper	6	118 528	1 380	1.2	Z	X
3212	Fine roll paper	15	300 569	61 803	20.6	.4	X
3300	Stationery, office supplies and greeting cards	15	243 330	19 485	8.0	.1	74.7
3311	Business forms	15	243 330	3 259	1.3	Z	X
3312	Stationery, photocopy paper, and typing paper	15	243 330	15 829	6.5	.1	X
3400	Industrial and personal services paper and plastics	251	14 929 724	13 750 096	92.1	92.1	55.8
3411	Paperboard and boxboard boxes	140	6 332 028	5 344 134	84.4	35.8	X
3412	Paper dishes, cups, and napkins	39	1 318 913	316 201	24.0	2.1	X
3413	Industrial paper (wrapping, bags, cartons, etc.)	111	3 858 540	2 634 181	68.3	17.6	X
3414	Disposable plastic boxes, containers, cups, dishes, and supplies	36	675 614	176 144	26.1	1.2	X
3415	Other industrial and personal service paper	93	6 625 061	5 279 436	79.7	35.4	X
5330	Chemicals and allied products (excluding agricultural, plastics, gases, and petroleum)	7	518 881	88 053	17.0	.6	33.0
5342	Adhesives, sealants, and glues	7	518 881	88 053	17.0	.6	X
5400	Petroleum products	23	483 557	145 070	30.0	1.0	X
9810	Miscellaneous commodities	6	87 915	4 968	5.7	Z	X
422130	Industrial & personal service paper whsle	251	X	14 929 724	X	100.0	74.7
2450	Industrial containers and supplies	9	80 149	6 663	8.3	Z	X
2460	Other industrial supplies	19	279 545	14 217	5.1	.1	X
2520	Custodial (janitors') equipment and supplies	25	636 307	164 108	25.8	1.1	.4
2523	Custodial supplies	25	636 307	164 108	25.8	1.1	X
3200	Printing and writing paper	18	305 724	91 770	30.0	.6	74.7
3211	Roll newsprint and rotogravure paper	6	118 528	1 380	1.2	Z	X
3212	Fine roll paper	15	300 569	61 803	20.6	.4	X
3300	Stationery, office supplies and greeting cards	15	243 330	19 485	8.0	.1	74.7
3311	Business forms	15	243 330	3 259	1.3	Z	X
3312	Stationery, photocopy paper, and typing paper	15	243 330	15 829	6.5	.1	X
3400	Industrial and personal services paper and plastics	251	14 929 724	13 750 096	92.1	92.1	55.8
3411	Paperboard and boxboard boxes	140	6 332 028	5 344 134	84.4	35.8	X
3412	Paper dishes, cups, and napkins	39	1 318 913	316 201	24.0	2.1	X
3413	Industrial paper (wrapping, bags, cartons, etc.)	111	3 858 540	2 634 181	68.3	17.6	X
3414	Disposable plastic boxes, containers, cups, dishes, and supplies	36	675 614	176 144	26.1	1.2	X
3415	Other industrial and personal service paper	93	6 625 061	5 279 436	79.7	35.4	X
5330	Chemicals and allied products (excluding agricultural, plastics, gases, and petroleum)	7	518 881	88 053	17.0	.6	33.0
5342	Adhesives, sealants, and glues	7	518 881	88 053	17.0	.6	X
5400	Petroleum products	23	483 557	145 070	30.0	1.0	X
9810	Miscellaneous commodities	6	87 915	4 968	5.7	Z	X
4222	Drugs, & druggists' sundries whsle	358	X	90 317 145	X	100.0	93.1
1000	Medical, hospital, and surgical supplies	18	9 645 549	1 302 734	13.5	1.4	X
2530	Laundry and dry-cleaning equipment and supplies	55	16 399 528	4 667 011	28.5	5.2	X
2800	Toys and hobby goods and supplies	6	1 842 896	371 803	20.2	.4	X
3000	Jewelry, diamonds, gem stones, and watches	6	1 842 896	224 613	12.2	.2	X
3500	Drugs, pharmaceuticals, cosmetics, and toiletries	358	90 317 145	79 771 781	88.3	88.3	42.9
3511	Prescription drugs	183	70 451 501	60 460 475	85.8	66.9	X
3512	Nonprescription pharmaceuticals	78	22 498 331	4 746 239	21.1	5.3	X
3513	Cosmetics	72	10 160 219	4 208 567	41.4	4.7	X
3514	Perfumes	40	5 999 593	1 357 947	22.6	1.5	X
3515	Other toiletries and druggists' sundries	135	24 946 697	8 998 553	36.1	10.0	X
3900	Women's and children's wear	6	1 842 896	199 773	10.8	.2	X
4100	Frozen foods (packaged)	53	12 867 992	474 524	3.7	.5	93.1
4114	Fruits and fruit juices (frozen)	53	12 867 992	474 524	3.7	.5	X
4800	Coffee, tea, and spices	53	12 867 992	1 140 770	8.9	1.3	93.1
4811	Coffee	53	12 867 992	1 140 770	8.9	1.3	X
4820	Bread and baked goods	53	12 867 992	183 267	1.4	.2	93.1
4822	Cookies, cakes, and other baked goods	53	12 867 992	183 267	1.4	.2	X
4860	Other grocery specialties	55	16 399 528	351 048	2.1	.4	93.1
4863	Cooking oils and margarine	55	16 399 528	351 048	2.1	.4	X
9810	Miscellaneous commodities	64	20 464 253	863 771	4.2	1.0	X

See footnotes at end of table.

Table 5. Manufacturers' Sales Branches and Offices by Kind of Business and Commodity Line: 1997—Con.

[Includes only establishments with payroll. For meaning of abbreviations and symbols, see introductory text. For explanation of terms, see Appendix A]

NAICS code and CL code	Kind of business and commodity line	Establishments handling commodity line		Commodity line sales			Sales coverage percent
		Number	Total sales (\$1,000)	Amount ¹ (\$1,000)	As percent of total sales of—		
					Establishments handling line	Establishments in NAICS industry ¹	
42221	Drugs, & druggists' sundries whsle	358	X	90 317 145	X	100.0	93.1
1000	Medical, hospital, and surgical supplies	18	9 645 549	1 302 734	13.5	1.4	X
2530	Laundry and dry-cleaning equipment and supplies	55	16 399 528	4 667 011	28.5	5.2	X
2800	Toys and hobby goods and supplies	6	1 842 896	371 803	20.2	.4	X
3000	Jewelry, diamonds, gem stones, and watches	6	1 842 896	224 613	12.2	.2	X
3500	Drugs, pharmaceuticals, cosmetics, and toiletries	358	90 317 145	79 771 781	88.3	88.3	42.9
3511	Prescription drugs	183	70 451 501	60 460 475	85.8	66.9	X
3512	Nonprescription pharmaceuticals	78	22 498 331	4 746 239	21.1	5.3	X
3513	Cosmetics	72	10 160 219	4 208 567	41.4	4.7	X
3514	Perfumes	40	5 999 593	1 357 947	22.6	1.5	X
3515	Other toiletries and druggists' sundries	135	24 946 697	8 998 553	36.1	10.0	X
3900	Women's and children's wear	6	1 842 896	199 773	10.8	.2	X
4100	Frozen foods (packaged)	53	12 867 992	474 524	3.7	.5	93.1
4114	Fruits and fruit juices (frozen)	53	12 867 992	474 524	3.7	.5	X
4800	Coffee, tea, and spices	53	12 867 992	1 140 770	8.9	1.3	93.1
4811	Coffee	53	12 867 992	1 140 770	8.9	1.3	X
4820	Bread and baked goods	53	12 867 992	183 267	1.4	.2	93.1
4822	Cookies, cakes, and other baked goods	53	12 867 992	183 267	1.4	.2	X
4860	Other grocery specialties	55	16 399 528	351 048	2.1	.4	93.1
4863	Cooking oils and margarine	55	16 399 528	351 048	2.1	.4	X
9810	Miscellaneous commodities	64	20 464 253	863 771	4.2	1.0	X
422210	Drugs, & druggists' sundries whsle	358	X	90 317 145	X	100.0	93.1
1000	Medical, hospital, and surgical supplies	18	9 645 549	1 302 734	13.5	1.4	X
2530	Laundry and dry-cleaning equipment and supplies	55	16 399 528	4 667 011	28.5	5.2	X
2800	Toys and hobby goods and supplies	6	1 842 896	371 803	20.2	.4	X
3000	Jewelry, diamonds, gem stones, and watches	6	1 842 896	224 613	12.2	.2	X
3500	Drugs, pharmaceuticals, cosmetics, and toiletries	358	90 317 145	79 771 781	88.3	88.3	42.9
3511	Prescription drugs	183	70 451 501	60 460 475	85.8	66.9	X
3512	Nonprescription pharmaceuticals	78	22 498 331	4 746 239	21.1	5.3	X
3513	Cosmetics	72	10 160 219	4 208 567	41.4	4.7	X
3514	Perfumes	40	5 999 593	1 357 947	22.6	1.5	X
3515	Other toiletries and druggists' sundries	135	24 946 697	8 998 553	36.1	10.0	X
3900	Women's and children's wear	6	1 842 896	199 773	10.8	.2	X
4100	Frozen foods (packaged)	53	12 867 992	474 524	3.7	.5	93.1
4114	Fruits and fruit juices (frozen)	53	12 867 992	474 524	3.7	.5	X
4800	Coffee, tea, and spices	53	12 867 992	1 140 770	8.9	1.3	93.1
4811	Coffee	53	12 867 992	1 140 770	8.9	1.3	X
4820	Bread and baked goods	53	12 867 992	183 267	1.4	.2	93.1
4822	Cookies, cakes, and other baked goods	53	12 867 992	183 267	1.4	.2	X
4860	Other grocery specialties	55	16 399 528	351 048	2.1	.4	93.1
4863	Cooking oils and margarine	55	16 399 528	351 048	2.1	.4	X
9810	Miscellaneous commodities	64	20 464 253	863 771	4.2	1.0	X
4222102	Specialty-line drug, pharmaceutical, cosmetic, & toiletries whsle	358	X	90 317 145	X	100.0	93.1
1000	Medical, hospital, and surgical supplies	18	9 645 549	1 302 734	13.5	1.4	X
2530	Laundry and dry-cleaning equipment and supplies	55	16 399 528	4 667 011	28.5	5.2	X
2800	Toys and hobby goods and supplies	6	1 842 896	371 803	20.2	.4	X
3000	Jewelry, diamonds, gem stones, and watches	6	1 842 896	224 613	12.2	.2	X
3500	Drugs, pharmaceuticals, cosmetics, and toiletries	358	90 317 145	79 771 781	88.3	88.3	42.9
3511	Prescription drugs	183	70 451 501	60 460 475	85.8	66.9	X
3512	Nonprescription pharmaceuticals	78	22 498 331	4 746 239	21.1	5.3	X
3513	Cosmetics	72	10 160 219	4 208 567	41.4	4.7	X
3514	Perfumes	40	5 999 593	1 357 947	22.6	1.5	X
3515	Other toiletries and druggists' sundries	135	24 946 697	8 998 553	36.1	10.0	X
3900	Women's and children's wear	6	1 842 896	199 773	10.8	.2	X
4100	Frozen foods (packaged)	53	12 867 992	474 524	3.7	.5	93.1
4114	Fruits and fruit juices (frozen)	53	12 867 992	474 524	3.7	.5	X
4800	Coffee, tea, and spices	53	12 867 992	1 140 770	8.9	1.3	93.1
4811	Coffee	53	12 867 992	1 140 770	8.9	1.3	X
4820	Bread and baked goods	53	12 867 992	183 267	1.4	.2	93.1
4822	Cookies, cakes, and other baked goods	53	12 867 992	183 267	1.4	.2	X
4860	Other grocery specialties	55	16 399 528	351 048	2.1	.4	93.1
4863	Cooking oils and margarine	55	16 399 528	351 048	2.1	.4	X
9810	Miscellaneous commodities	64	20 464 253	863 771	4.2	1.0	X
4223	Apparel, piece goods, & notions whsle	709	X	22 808 180	X	100.0	65.1
3600	Piece goods, knit and woven	194	5 899 943	5 713 954	96.8	25.1	47.3
3611	Goods purchased grey and finished on contract	6	91 853	24 804	27.0	.1	X
3612	Cotton (including blends)	79	2 312 239	1 455 423	62.9	6.4	X
3613	Synthetics (excluding synthetic knits)	71	1 957 568	1 212 479	61.9	5.3	X
3614	Knit fabrics, n.e.c. (including double knit)	42	2 511 818	2 261 039	90.0	9.9	X
3615	Woolen and worsted piece goods	25	346 994	238 552	68.7	1.0	X
3616	Other piece goods	54	804 336	521 657	64.9	2.3	X
3700	Notions (buttons, ribbons, lace, sewing accessories, zippers, bindings, etc.)	64	716 884	673 975	94.0	3.0	X

See footnotes at end of table.

Table 5. Manufacturers' Sales Branches and Offices by Kind of Business and Commodity Line: 1997—Con.

[Includes only establishments with payroll. For meaning of abbreviations and symbols, see introductory text. For explanation of terms, see Appendix A]

NAICS code and CL code	Kind of business and commodity line	Establishments handling commodity line		Commodity line sales			Sales coverage percent
		Number	Total sales (\$1,000)	Amount ¹ (\$1,000)	As percent of total sales of—		
					Establishments handling line	Establishments in NAICS industry ¹	
4223	Apparel, piece goods, & notions whole—Con.						
3800	Men's and boys' wear.....	292	10 098 552	7 430 953	73.6	32.6	36.2
3811	Men's and boys' suits, coats, and formal wear	16	361 081	242 484	67.2	1.1	X
3812	Men's and boys' dress and casual shirts, slacks, and jeans	143	5 361 529	3 878 833	72.3	17.0	X
3813	Men's and boys' underwear and nightwear	20	1 056 289	571 718	54.1	2.5	X
3814	Men's and boys' work clothing and uniforms	123	2 408 583	2 043 314	84.8	9.0	X
3815	Other men's and boys' wear (caps, hats, swimwear, neckwear, etc.)	96	2 518 847	682 868	27.1	3.0	X
3900	Women's and children's wear	315	10 902 985	6 636 169	60.9	29.1	47.9
3911	Infants' and children's wear (to size 6X)	33	1 584 058	859 910	54.3	3.8	X
3912	Women's misses', and girls' dresses and blouses	121	5 242 044	1 746 883	33.3	7.7	X
3913	Women's, misses', and girls' suits and coats	26	1 197 410	561 814	46.9	2.5	X
3914	Women's and misses' outerwear	98	3 702 840	1 459 780	39.4	6.4	X
3915	Women's and misses' underwear and sleepwear	85	2 194 969	1 520 624	69.3	6.7	X
3916	Other women's, misses, and girl's wear (furs, sweaters, millinery, etc.) ..	70	1 961 211	469 489	23.9	2.1	X
4000	Footwear	93	2 674 879	2 153 849	80.5	9.4	65.1
4011	All athletic footwear	7	1 034 154	846 348	81.8	3.7	X
4012	Infants' footwear	6	228 203	74 572	32.7	.3	X
4013	Other women's, misses', and girls' footwear	37	1 558 971	523 378	33.6	2.3	X
4014	Other men's and boy's footwear	85	1 804 182	651 121	36.1	2.9	X
4015	Shoe accessories	12	878 491	58 429	6.7	.3	X
9700	Service receipts and labor charges (including installed parts)	6	253 005	9 175	3.6	Z	X
9810	Miscellaneous commodities	7	186 173	4 079	2.2	Z	X
42231	Piece goods, notions, & other dry goods whole	245	X	6 592 566	X	100.0	58.2
3600	Piece goods, knit and woven	194	5 899 943	5 713 954	96.8	86.7	X
3700	Notions (buttons, ribbons, lace, sewing accessories, zippers, bindings, etc.)	53	692 778	673 481	97.2	10.2	X
422310	Piece goods, notions, & other dry goods whole	245	X	6 592 566	X	100.0	58.2
3600	Piece goods, knit and woven	194	5 899 943	5 713 954	96.8	86.7	X
3700	Notions (buttons, ribbons, lace, sewing accessories, zippers, bindings, etc.)	53	692 778	673 481	97.2	10.2	X
4223101	Piece goods—jobbers	194	X	5 899 943	X	100.0	59.5
3600	Piece goods, knit and woven	194	5 899 943	5 713 954	96.8	96.8	X
4223102	Notions & other dry goods whole	51	X	692 623	X	100.0	47.7
3700	Notions (buttons, ribbons, lace, sewing accessories, zippers, bindings, etc.)	51	692 623	673 444	97.2	97.2	X
42232	Men's & boys' clothing & furnishings whole	202	X	7 748 425	X	100.0	62.1
3700	Notions (buttons, ribbons, lace, sewing accessories, zippers, bindings, etc.)	11	24 106	494	2.0	Z	X
3800	Men's and boys' wear.....	202	7 748 425	6 892 529	89.0	89.0	28.6
3811	Men's and boys' suits, coats, and formal wear	16	361 081	242 484	67.2	3.1	X
3812	Men's and boys' dress and casual shirts, slacks, and jeans	65	4 041 297	3 396 200	84.0	43.8	X
3813	Men's and boys' underwear and nightwear	18	1 033 168	561 485	54.3	7.2	X
3814	Men's and boys' work clothing and uniforms	118	2 351 459	2 025 257	86.1	26.1	X
3815	Other men's and boys' wear (caps, hats, swimwear, neckwear, etc.)	92	1 953 338	667 103	34.2	8.6	X
3900	Women's and children's wear	75	3 998 231	765 246	19.1	9.9	31.1
3911	Infants' and children's wear (to size 6X)	11	704 984	31 787	4.5	.4	X
3912	Women's misses', and girls' dresses and blouses	37	2 711 802	267 008	9.8	3.4	X
3913	Women's, misses', and girls' suits and coats	14	78 578	6 156	7.8	.1	X
3914	Women's and misses' outerwear	53	2 446 048	293 437	12.0	3.8	X
3915	Women's and misses' underwear and sleepwear	14	768 877	101 641	13.2	1.3	X
3916	Other women's, misses, and girl's wear (furs, sweaters, millinery, etc.) ..	26	1 129 605	65 216	5.8	.8	X
4000	Footwear	64	555 242	68 701	12.4	.9	62.1
4013	Other women's, misses', and girls' footwear	15	321 810	27 200	8.5	.4	X
4014	Other men's and boy's footwear	64	555 242	41 492	7.5	.5	X
422320	Men's & boys' clothing & furnishings whole	202	X	7 748 425	X	100.0	62.1
3700	Notions (buttons, ribbons, lace, sewing accessories, zippers, bindings, etc.)	11	24 106	494	2.0	Z	X
3800	Men's and boys' wear.....	202	7 748 425	6 892 529	89.0	89.0	28.6
3811	Men's and boys' suits, coats, and formal wear	16	361 081	242 484	67.2	3.1	X
3812	Men's and boys' dress and casual shirts, slacks, and jeans	65	4 041 297	3 396 200	84.0	43.8	X
3813	Men's and boys' underwear and nightwear	18	1 033 168	561 485	54.3	7.2	X
3814	Men's and boys' work clothing and uniforms	118	2 351 459	2 025 257	86.1	26.1	X
3815	Other men's and boys' wear (caps, hats, swimwear, neckwear, etc.)	92	1 953 338	667 103	34.2	8.6	X
3900	Women's and children's wear	75	3 998 231	765 246	19.1	9.9	31.1
3911	Infants' and children's wear (to size 6X)	11	704 984	31 787	4.5	.4	X
3912	Women's misses', and girls' dresses and blouses	37	2 711 802	267 008	9.8	3.4	X
3913	Women's, misses', and girls' suits and coats	14	78 578	6 156	7.8	.1	X
3914	Women's and misses' outerwear	53	2 446 048	293 437	12.0	3.8	X
3915	Women's and misses' underwear and sleepwear	14	768 877	101 641	13.2	1.3	X
3916	Other women's, misses, and girl's wear (furs, sweaters, millinery, etc.) ..	26	1 129 605	65 216	5.8	.8	X
4000	Footwear	64	555 242	68 701	12.4	.9	62.1
4013	Other women's, misses', and girls' footwear	15	321 810	27 200	8.5	.4	X
4014	Other men's and boy's footwear	64	555 242	41 492	7.5	.5	X

See footnotes at end of table.

Table 5. Manufacturers' Sales Branches and Offices by Kind of Business and Commodity Line: 1997—Con.

[Includes only establishments with payroll. For meaning of abbreviations and symbols, see introductory text. For explanation of terms, see Appendix A]

NAICS code and CL code	Kind of business and commodity line	Establishments handling commodity line		Commodity line sales			Sales coverage percent
		Number	Total sales (\$1,000)	Amount ¹ (\$1,000)	As percent of total sales of—		
					Establishments handling line	Establishments in NAICS industry ¹	
42233	Women's, children's, & infants' clothing & accessories whole . . .	233	X	6 347 552	X	100.0	68.6
3800	Men's and boys' wear	82	1 400 477	510 923	36.5	8.0	65.9
3812	Men's and boys' dress and casual shirts, slacks, and jeans	78	1 320 232	482 633	36.6	7.6	X
3900	Women's and children's wear	233	6 347 552	5 835 730	91.9	91.9	62.0
3911	Infants' and children's wear (to size 6X)	22	879 074	828 123	94.2	13.0	X
3912	Women's misses', and girls' dresses and blouses	84	2 530 242	1 479 875	58.5	23.3	X
3913	Women's, misses', and girls' suits and coats	11	1 017 988	555 501	54.6	8.8	X
3914	Women's and misses' outerwear	44	1 256 792	1 166 343	92.8	18.4	X
3915	Women's and misses' underwear and sleepwear	71	1 426 092	1 418 983	99.5	22.4	X
3916	Other women's, misses, and girl's wear (furs, sweaters, millinery, etc.)	41	658 545	386 905	58.8	6.1	X
422330	Women's, children's, & infants' clothing & accessories whole . . .	233	X	6 347 552	X	100.0	68.6
3800	Men's and boys' wear	82	1 400 477	510 923	36.5	8.0	65.9
3812	Men's and boys' dress and casual shirts, slacks, and jeans	78	1 320 232	482 633	36.6	7.6	X
3900	Women's and children's wear	233	6 347 552	5 835 730	91.9	91.9	62.0
3911	Infants' and children's wear (to size 6X)	22	879 074	828 123	94.2	13.0	X
3912	Women's misses', and girls' dresses and blouses	84	2 530 242	1 479 875	58.5	23.3	X
3913	Women's, misses', and girls' suits and coats	11	1 017 988	555 501	54.6	8.8	X
3914	Women's and misses' outerwear	44	1 256 792	1 166 343	92.8	18.4	X
3915	Women's and misses' underwear and sleepwear	71	1 426 092	1 418 983	99.5	22.4	X
3916	Other women's, misses, and girl's wear (furs, sweaters, millinery, etc.)	41	658 545	386 905	58.8	6.1	X
42234	Footwear whole	29	X	2 119 637	X	100.0	87.2
4000	Footwear	29	2 119 637	2 085 148	98.4	98.4	87.2
4011	All athletic footwear	7	1 034 154	846 348	81.8	39.9	X
4012	Infants' footwear	6	228 203	74 572	32.7	3.5	X
4013	Other women's, misses', and girls' footwear	22	1 237 161	496 178	40.1	23.4	X
4014	Other men's and boy's footwear	21	1 248 940	609 629	48.8	28.8	X
4015	Shoe accessories	11	877 611	58 421	6.7	2.8	X
422340	Footwear whole	29	X	2 119 637	X	100.0	87.2
4000	Footwear	29	2 119 637	2 085 148	98.4	98.4	87.2
4011	All athletic footwear	7	1 034 154	846 348	81.8	39.9	X
4012	Infants' footwear	6	228 203	74 572	32.7	3.5	X
4013	Other women's, misses', and girls' footwear	22	1 237 161	496 178	40.1	23.4	X
4014	Other men's and boy's footwear	21	1 248 940	609 629	48.8	28.8	X
4015	Shoe accessories	11	877 611	58 421	6.7	2.8	X
4224	Grocery & related products whole	3 765	X	145 608 857	X	100.0	79.2
0960	Restaurant and hotel equipment and supplies	31	955 669	46 155	4.8	Z	X
0970	Store machines and equipment	50	563 209	6 380	1.1	Z	X
3400	Industrial and personal services paper and plastics	80	1 884 228	68 079	3.6	Z	X
4100	Frozen foods (packaged)	405	16 538 707	8 587 208	51.9	5.9	68.6
4111	Dinners (frozen)	50	4 963 147	283 367	5.7	.2	X
4112	Fish and seafoods (frozen packaged)	49	1 041 645	491 424	47.2	.3	X
4113	Vegetables (frozen)	48	4 095 232	308 042	7.5	.2	X
4114	Fruits and fruit juices (frozen)	23	1 252 496	617 571	49.3	.4	X
4115	Meat (frozen packaged)	68	1 695 409	803 756	47.4	.6	X
4116	Frozen baked goods	184	8 847 576	2 729 705	30.9	1.9	X
4117	Other frozen foods (except frozen dairy products)	250	7 990 955	3 353 340	42.0	2.3	X
4200	Dairy products (excluding dried or canned)	659	37 549 456	17 180 044	45.8	11.8	69.9
4211	Butter	207	2 716 793	542 963	20.0	.4	X
4212	Cheese	251	19 466 542	7 061 057	36.3	4.8	X
4213	Milk and cream, except raw	335	2 969 037	1 715 271	57.8	1.2	X
4214	Ice cream	380	4 559 120	2 831 987	62.1	1.9	X
4216	Other dairy products	475	31 148 884	4 960 913	15.9	3.4	X
4300	Poultry and poultry products	131	3 488 735	1 591 202	45.6	1.1	24.1
4312	Eggs	60	839 796	364 594	43.4	.3	X
4314	Other poultry (excluding frozen packaged)	42	1 130 537	982 227	86.9	.7	X
4400	Confectionery	314	17 581 671	16 623 161	94.5	11.4	71.8
4411	Candy	78	8 134 883	6 676 113	82.1	4.6	X
4412	Chewing gum	34	1 981 308	963 094	48.6	.7	X
4413	Nuts	29	1 044 843	716 385	68.6	.5	X
4414	Chips and popcorn	226	11 080 343	7 752 784	70.0	5.3	X
4415	Other confections	40	1 470 598	399 164	27.1	.3	X
4500	Fish and seafoods (excluding canned and frozen packaged)	37	916 653	355 300	38.8	.2	X
4600	Meat and meat products (fresh and unpackage)	162	32 795 761	20 446 500	62.3	14.0	32.7
4611	Beef (not killed on location)	91	14 353 227	10 338 249	72.0	7.1	X
4613	Lamb and mutton (not killed on location)	12	1 997 335	28 085	1.4	Z	X
4614	Pork (not killed on location)	87	10 370 040	2 620 368	25.3	1.8	X
4616	Sausage and prepared meats not made on location	105	20 598 279	6 690 733	32.5	4.6	X
4618	Other meat products	36	6 521 598	728 306	11.2	.5	X
4800	Coffee, tea, and spices	561	21 736 921	5 202 950	23.9	3.6	58.8
4811	Coffee	345	17 310 563	3 666 863	21.2	2.5	X
4812	Tea	239	4 892 347	546 816	11.2	.4	X
4813	Spices	87	1 391 018	914 622	65.8	.6	X
4820	Bread and baked goods	780	15 105 545	12 953 897	85.8	8.9	66.2
4821	Breads and rolls	412	4 493 150	3 350 437	74.6	2.3	X
4822	Cookies, cakes, and other baked goods	595	12 641 512	9 477 201	75.0	6.5	X
4830	Canned foods	288	19 339 677	10 589 873	54.8	7.3	63.3
4831	Canned and bottled fruits, vegetables, and juices	230	15 548 298	8 677 979	55.8	6.0	X
4832	Canned and bottled baby foods	47	2 414 986	1 002 733	41.5	.7	X
4836	Other canned foods	75	6 981 114	820 639	11.8	.6	X
4840	Food and beverage basic materials (include flavoring extracts, fruit peel, hop extract, industrial molasses, sausage casings, malt, yeast, etc.)	130	2 223 500	1 221 802	54.9	.8	X

See footnotes at end of table.

Table 5. Manufacturers' Sales Branches and Offices by Kind of Business and Commodity Line: 1997—Con.

[Includes only establishments with payroll. For meaning of abbreviations and symbols, see introductory text. For explanation of terms, see Appendix A]

NAICS code and CL code	Kind of business and commodity line	Establishments handling commodity line		Commodity line sales			Sales coverage percent
		Number	Total sales (\$1,000)	Amount ¹ (\$1,000)	As percent of total sales of—		
					Establishments handling line	Establishments in NAICS industry ¹	
4224	Grocery & related products whole—Con.						
4850	Soft drinks and bottled water	1 163	34 125 623	21 583 878	63.2	14.8	68.7
4851	Soft drinks, packaged	1 134	33 537 032	19 709 804	58.8	13.5	X
4852	Soft drinks, pre and post mix bulk	902	18 167 209	1 437 901	7.9	1.0	X
4853	Bottled water	736	14 526 314	409 708	2.8	.3	X
4860	Other grocery specialties	484	43 298 736	26 789 737	61.9	18.4	59.2
4861	Pasta	68	5 855 819	1 153 486	19.7	.8	X
4862	Breakfast cereals	129	26 284 912	10 110 782	38.5	6.9	X
4863	Cooking oils and margarine	61	3 979 120	514 188	12.9	.4	X
4864	Flour	85	12 457 971	1 403 036	11.3	1.0	X
4865	Pickles, preserves, jellies, jams, and sauces	110	14 137 681	1 597 886	11.3	1.1	X
4866	Sugar, refined	28	551 862	306 042	55.5	.2	X
4867	Pet foods	25	1 493 279	1 463 807	98.0	1.0	X
4868	Grocery specialties, n.e.c.	314	36 122 698	10 239 798	28.3	7.0	X
4900	Grain and beans	6	660 930	218 834	33.1	.2	X
5330	Chemicals and allied products (excluding agricultural, plastics, gases, and petroleum)	6	140 203	12 508	8.9	Z	X
5900	Tobacco and tobacco products	7	95 389	1 885	2.0	Z	X
9700	Service receipts and labor charges (including installed parts)	7	202 039	4 419	2.2	Z	X
9810	Miscellaneous commodities	190	20 946 315	1 871 115	8.9	1.3	X
9940	Rental and leasing receipts	64	907 821	140 075	15.4	.1	X
42242	Packaged frozen food whole	262	X	7 449 295	X	100.0	50.2
3400	Industrial and personal services paper and plastics	7	242 611	5 355	2.2	.1	X
4100	Frozen foods (packaged)	262	7 449 295	6 661 252	89.4	89.4	43.0
4111	Dinners (frozen)	26	845 102	165 901	19.6	2.2	X
4112	Fish and seafoods (frozen packaged)	37	575 357	455 571	79.2	6.1	X
4113	Vegetables (frozen)	27	593 329	33 325	5.6	.4	X
4114	Fruits and fruit juices (frozen)	18	674 717	535 477	79.4	7.2	X
4115	Meat (frozen packaged)	30	828 785	659 282	79.5	8.9	X
4116	Frozen baked goods	118	3 129 791	1 877 267	60.0	25.2	X
4117	Other frozen foods (except frozen dairy products)	202	3 563 258	2 934 429	82.4	39.4	X
4500	Fish and seafoods (excluding canned and frozen packaged)	6	130 772	13 198	10.1	.2	X
4800	Coffee, tea, and spices	94	1 083 511	74 470	6.9	1.0	X
4830	Canned foods	22	244 040	59 918	24.6	.8	X
4840	Food and beverage basic materials (include flavoring extracts, fruit peel, hop extract, industrial molasses, sausage casings, malt, yeast, etc.)	23	267 000	89 640	33.6	1.2	X
4860	Other grocery specialties	31	1 083 242	396 164	36.6	5.3	1.9
4868	Grocery specialties, n.e.c.	31	1 083 242	396 164	36.6	5.3	X
9810	Miscellaneous commodities	10	500 292	78 760	15.7	1.1	X
422420	Packaged frozen food whole	262	X	7 449 295	X	100.0	50.2
3400	Industrial and personal services paper and plastics	7	242 611	5 355	2.2	.1	X
4100	Frozen foods (packaged)	262	7 449 295	6 661 252	89.4	89.4	43.0
4111	Dinners (frozen)	26	845 102	165 901	19.6	2.2	X
4112	Fish and seafoods (frozen packaged)	37	575 357	455 571	79.2	6.1	X
4113	Vegetables (frozen)	27	593 329	33 325	5.6	.4	X
4114	Fruits and fruit juices (frozen)	18	674 717	535 477	79.4	7.2	X
4115	Meat (frozen packaged)	30	828 785	659 282	79.5	8.9	X
4116	Frozen baked goods	118	3 129 791	1 877 267	60.0	25.2	X
4117	Other frozen foods (except frozen dairy products)	202	3 563 258	2 934 429	82.4	39.4	X
4500	Fish and seafoods (excluding canned and frozen packaged)	6	130 772	13 198	10.1	.2	X
4800	Coffee, tea, and spices	94	1 083 511	74 470	6.9	1.0	X
4830	Canned foods	22	244 040	59 918	24.6	.8	X
4840	Food and beverage basic materials (include flavoring extracts, fruit peel, hop extract, industrial molasses, sausage casings, malt, yeast, etc.)	23	267 000	89 640	33.6	1.2	X
4860	Other grocery specialties	31	1 083 242	396 164	36.6	5.3	1.9
4868	Grocery specialties, n.e.c.	31	1 083 242	396 164	36.6	5.3	X
9810	Miscellaneous commodities	10	500 292	78 760	15.7	1.1	X
42243	Dairy products, (except dried or canned) whole	507	X	12 804 977	X	100.0	77.5
4100	Frozen foods (packaged)	27	323 134	46 275	14.3	.4	11.1
4115	Meat (frozen packaged)	27	323 134	46 275	14.3	.4	X
4200	Dairy products (excluding dried or canned)	507	12 804 977	12 428 843	97.1	97.1	69.0
4211	Butter	200	2 588 972	537 056	20.7	4.2	X
4212	Cheese	203	6 215 730	4 003 839	64.4	31.3	X
4213	Milk and cream, except raw	329	2 940 205	1 715 010	58.3	13.4	X
4214	Ice cream	377	4 523 736	2 831 251	62.6	22.1	X
4216	Other dairy products	354	7 683 438	3 318 456	43.2	25.9	X
4300	Poultry and poultry products	28	187 092	1 542	.8	Z	46.6
4312	Eggs	28	187 092	1 542	.8	Z	X
4840	Food and beverage basic materials (include flavoring extracts, fruit peel, hop extract, industrial molasses, sausage casings, malt, yeast, etc.)	15	134 988	8 252	6.1	.1	X
4850	Soft drinks and bottled water	89	701 111	17 977	2.6	.1	.7
4851	Soft drinks, packaged	89	701 111	17 977	2.6	.1	X
9810	Miscellaneous commodities	67	2 417 775	259 499	10.7	2.0	X

See footnotes at end of table.

Table 5. Manufacturers' Sales Branches and Offices by Kind of Business and Commodity Line: 1997—Con.

[Includes only establishments with payroll. For meaning of abbreviations and symbols, see introductory text. For explanation of terms, see Appendix A]

NAICS code and CL code	Kind of business and commodity line	Establishments handling commodity line		Commodity line sales			Sales coverage percent
		Number	Total sales (\$1,000)	Amount ¹ (\$1,000)	As percent of total sales of—		
					Establishments handling line	Establishments in NAICS industry ¹	
422430	Dairy products, (except dried or canned) whsle	507	X	12 804 977	X	100.0	77.5
4100	Frozen foods (packaged)	27	323 134	46 275	14.3	.4	11.1
4115	Meat (frozen packaged)	27	323 134	46 275	14.3	.4	X
4200	Dairy products (excluding dried or canned)	507	12 804 977	12 428 843	97.1	97.1	69.0
4211	Butter	200	2 588 972	537 056	20.7	4.2	X
4212	Cheese	203	6 215 730	4 003 839	64.4	31.3	X
4213	Milk and cream, except raw	329	2 940 205	1 715 010	58.3	13.4	X
4214	Ice cream	377	4 523 736	2 831 251	62.6	22.1	X
4216	Other dairy products	354	7 683 438	3 318 456	43.2	25.9	X
4300	Poultry and poultry products	28	187 092	1 542	.8	Z	46.6
4312	Eggs	28	187 092	1 542	.8	Z	X
4840	Food and beverage basic materials (include flavoring extracts, fruit peel, hop extract, industrial molasses, sausage casings, malt, yeast, etc.)	15	134 988	8 252	6.1	.1	X
4850	Soft drinks and bottled water	89	701 111	17 977	2.6	.1	.7
4851	Soft drinks, packaged	89	701 111	17 977	2.6	.1	X
9810	Miscellaneous commodities	67	2 417 775	259 499	10.7	2.0	X
4224302	Dairy product (except raw milk) whsle	507	X	12 804 977	X	100.0	77.5
4100	Frozen foods (packaged)	27	323 134	46 275	14.3	.4	11.1
4115	Meat (frozen packaged)	27	323 134	46 275	14.3	.4	X
4200	Dairy products (excluding dried or canned)	507	12 804 977	12 428 843	97.1	97.1	69.0
4211	Butter	200	2 588 972	537 056	20.7	4.2	X
4212	Cheese	203	6 215 730	4 003 839	64.4	31.3	X
4213	Milk and cream, except raw	329	2 940 205	1 715 010	58.3	13.4	X
4214	Ice cream	377	4 523 736	2 831 251	62.6	22.1	X
4216	Other dairy products	354	7 683 438	3 318 456	43.2	25.9	X
4300	Poultry and poultry products	28	187 092	1 542	.8	Z	46.6
4312	Eggs	28	187 092	1 542	.8	Z	X
4840	Food and beverage basic materials (include flavoring extracts, fruit peel, hop extract, industrial molasses, sausage casings, malt, yeast, etc.)	15	134 988	8 252	6.1	.1	X
4850	Soft drinks and bottled water	89	701 111	17 977	2.6	.1	.7
4851	Soft drinks, packaged	89	701 111	17 977	2.6	.1	X
9810	Miscellaneous commodities	67	2 417 775	259 499	10.7	2.0	X
42244	Poultry & poultry product whsle	54	X	D	X	D	D
4300	Poultry and poultry products	54	D	D	D	D	D
4312	Eggs	29	D	D	D	D	X
4314	Other poultry (excluding frozen packaged)	39	D	D	D	D	X
4600	Meat and meat products (fresh and unpackage)	12	D	D	D	D	D
4611	Beef (not killed on location)	8	D	D	D	D	X
4614	Pork (not killed on location)	8	D	D	D	D	X
422440	Poultry & poultry product whsle	54	X	D	X	D	D
4300	Poultry and poultry products	54	D	D	D	D	D
4312	Eggs	29	D	D	D	D	X
4314	Other poultry (excluding frozen packaged)	39	D	D	D	D	X
4600	Meat and meat products (fresh and unpackage)	12	D	D	D	D	D
4611	Beef (not killed on location)	8	D	D	D	D	X
4614	Pork (not killed on location)	8	D	D	D	D	X
4224402	Poultry & poultry product (except live) whsle	54	X	D	X	D	D
4300	Poultry and poultry products	54	D	D	D	D	D
4312	Eggs	29	D	D	D	D	X
4314	Other poultry (excluding frozen packaged)	39	D	D	D	D	X
4600	Meat and meat products (fresh and unpackage)	12	D	D	D	D	D
4611	Beef (not killed on location)	8	D	D	D	D	X
4614	Pork (not killed on location)	8	D	D	D	D	X
42245	Confectionery whsle	302	X	16 592 178	X	100.0	92.4
4400	Confectionery	302	16 592 178	16 507 540	99.5	99.5	88.5
4411	Candy	78	8 134 883	6 676 113	82.1	40.2	X
4412	Chewing gum	34	1 981 308	963 094	48.6	5.8	X
4413	Nuts	29	1 044 843	716 385	68.6	4.3	X
4414	Chips and popcorn	226	11 080 343	7 752 784	70.0	46.7	X
4415	Other confections	40	1 470 598	399 164	27.1	2.4	X
422450	Confectionery whsle	302	X	16 592 178	X	100.0	92.4
4400	Confectionery	302	16 592 178	16 507 540	99.5	99.5	88.5
4411	Candy	78	8 134 883	6 676 113	82.1	40.2	X
4412	Chewing gum	34	1 981 308	963 094	48.6	5.8	X
4413	Nuts	29	1 044 843	716 385	68.6	4.3	X
4414	Chips and popcorn	226	11 080 343	7 752 784	70.0	46.7	X
4415	Other confections	40	1 470 598	399 164	27.1	2.4	X
42246	Fish & seafood whsle	24	X	334 555	X	100.0	76.8
4500	Fish and seafoods (excluding canned and frozen packaged)	24	334 555	312 040	93.3	93.3	X
422460	Fish & seafood whsle	24	X	334 555	X	100.0	76.8
4500	Fish and seafoods (excluding canned and frozen packaged)	24	334 555	312 040	93.3	93.3	X

See footnotes at end of table.

Table 5. Manufacturers' Sales Branches and Offices by Kind of Business and Commodity Line: 1997—Con.

[Includes only establishments with payroll. For meaning of abbreviations and symbols, see introductory text. For explanation of terms, see Appendix A]

NAICS code and CL code	Kind of business and commodity line	Establishments handling commodity line		Commodity line sales			Sales coverage percent
		Number	Total sales (\$1,000)	Amount ¹ (\$1,000)	As percent of total sales of—		
					Establishments handling line	Establishments in NAICS industry ¹	
42247	Meat & meat product whse	112	X	20 272 965	X	100.0	92.2
4100	Frozen foods (packaged)	16	1 460 745	257 745	17.6	1.3	73.2
4112	Fish and seafoods (frozen packaged)	6	361 367	11 962	3.3	.1	X
4115	Meat (frozen packaged)	9	340 984	81 668	24.0	.4	X
4200	Dairy products (excluding dried or canned)	7	478 654	37 106	7.8	.2	X
4300	Poultry and poultry products	43	1 614 044	218 645	13.5	1.1	X
4600	Meat and meat products (fresh and unpackaged)	112	20 272 965	18 358 845	90.6	90.6	23.1
4611	Beef (not killed on location)	82	14 113 211	10 275 598	72.8	50.7	X
4613	Lamb and mutton (not killed on location)	12	1 997 335	28 085	1.4	.1	X
4614	Pork (not killed on location)	78	10 130 024	2 612 589	25.8	12.9	X
4616	Sausage and prepared meats not made on location	73	8 738 378	4 688 824	53.7	23.1	X
4618	Other meat products	32	6 517 454	728 181	11.2	3.6	X
422470	Meat & meat product whse	112	X	20 272 965	X	100.0	92.2
4100	Frozen foods (packaged)	16	1 460 610	257 745	17.6	1.3	73.2
4112	Fish and seafoods (frozen packaged)	6	361 367	11 962	3.3	.1	X
4115	Meat (frozen packaged)	9	340 984	81 668	24.0	.4	X
4200	Dairy products (excluding dried or canned)	7	478 654	37 106	7.8	.2	X
4300	Poultry and poultry products	43	1 614 044	218 645	13.5	1.1	X
4600	Meat and meat products (fresh and unpackaged)	112	20 272 965	18 358 845	90.6	90.6	23.1
4611	Beef (not killed on location)	82	14 113 211	10 275 598	72.8	50.7	X
4613	Lamb and mutton (not killed on location)	12	1 997 335	28 085	1.4	.1	X
4614	Pork (not killed on location)	78	10 130 024	2 612 589	25.8	12.9	X
4616	Sausage and prepared meats not made on location	73	8 738 378	4 688 824	53.7	23.1	X
4618	Other meat products	32	6 517 454	728 181	11.2	3.6	X
42249	Other grocery & related products whse	2 504	X	D	X	D	D
0960	Restaurant and hotel equipment and supplies	29	D	D	D	D	X
0970	Store machines and equipment	50	D	D	D	D	X
3400	Industrial and personal services paper and plastics	72	D	D	D	D	X
4100	Frozen foods (packaged)	94	D	D	D	D	D
4111	Dinners (frozen)	22	D	D	D	D	X
4113	Vegetables (frozen)	20	D	D	D	D	X
4116	Frozen baked goods	67	D	D	D	D	X
4117	Other frozen foods (except frozen dairy products)	47	D	D	D	D	X
4200	Dairy products (excluding dried or canned)	139	D	D	D	D	D
4211	Butter	7	D	D	D	D	X
4212	Cheese	46	D	D	D	D	X
4213	Milk and cream, except raw	6	D	D	D	D	X
4216	Other dairy products	121	D	D	D	D	X
4400	Confectionery	10	D	D	D	D	X
4600	Meat and meat products (fresh and unpackaged)	32	D	D	D	D	D
4616	Sausage and prepared meats not made on location	28	D	D	D	D	X
4800	Coffee, tea, and spices	465	D	D	D	D	D
4811	Coffee	345	D	D	D	D	X
4812	Tea	239	D	D	D	D	X
4813	Spices	87	D	D	D	D	X
4820	Bread and baked goods	767	D	D	D	D	D
4821	Breads and rolls	410	D	D	D	D	X
4822	Cookies, cakes, and other baked goods	595	D	D	D	D	X
4830	Canned foods	262	D	D	D	D	D
4831	Canned and bottled fruits, vegetables, and juices	227	D	D	D	D	X
4832	Canned and bottled baby foods	47	D	D	D	D	X
4836	Other canned foods	75	D	D	D	D	X
4840	Food and beverage basic materials (include flavoring extracts, fruit peel, hop extract, industrial molasses, sausage casings, malt, yeast, etc.)	92	D	D	D	D	X
4850	Soft drinks and bottled water	1 070	D	D	D	D	D
4851	Soft drinks, packaged	1 045	D	D	D	D	X
4852	Soft drinks, pre and post mix bulk	902	D	D	D	D	X
4853	Bottled water	736	D	D	D	D	X
4860	Other grocery specialties	447	D	D	D	D	D
4861	Pasta	68	D	D	D	D	X
4862	Breakfast cereals	129	D	D	D	D	X
4863	Cooking oils and margarine	56	D	D	D	D	X
4864	Flour	85	D	D	D	D	X
4865	Pickles, preserves, jellies, jams, and sauces	110	D	D	D	D	X
4866	Sugar, refined	28	D	D	D	D	X
4867	Pet foods	25	D	D	D	D	X
4868	Grocery specialties, n.e.c.	283	D	D	D	D	X
4900	Grain and beans	6	D	D	D	D	X
9810	Miscellaneous commodities	107	D	D	D	D	X
9940	Rental and leasing receipts	61	D	D	D	D	X
422490	Other grocery & related products whse	2 504	X	D	X	D	D
0960	Restaurant and hotel equipment and supplies	29	D	D	D	D	X
0970	Store machines and equipment	50	D	D	D	D	X
3400	Industrial and personal services paper and plastics	72	D	D	D	D	X
4100	Frozen foods (packaged)	94	D	D	D	D	D
4111	Dinners (frozen)	22	D	D	D	D	X
4113	Vegetables (frozen)	20	D	D	D	D	X
4116	Frozen baked goods	67	D	D	D	D	X
4117	Other frozen foods (except frozen dairy products)	47	D	D	D	D	X

See footnotes at end of table.

Table 5. Manufacturers' Sales Branches and Offices by Kind of Business and Commodity Line: 1997—Con.

[Includes only establishments with payroll. For meaning of abbreviations and symbols, see introductory text. For explanation of terms, see Appendix A]

NAICS code and CL code	Kind of business and commodity line	Establishments handling commodity line		Commodity line sales			Sales coverage percent
		Number	Total sales (\$1,000)	Amount ¹ (\$1,000)	As percent of total sales of—		
					Establishments handling line	Establishments in NAICS industry ¹	
422490	Other grocery & related products whsle—Con.						
4200	Dairy products (excluding dried or canned)	139	D	D	D	D	D
4211	Butter	7	D	D	D	D	X
4212	Cheese	46	D	D	D	D	X
4213	Milk and cream, except raw	6	D	D	D	D	X
4216	Other dairy products	121	D	D	D	D	X
4400	Confectionery	10	D	D	D	D	X
4600	Meat and meat products (fresh and unpackageg)	32	D	D	D	D	D
4616	Sausage and prepared meats not made on location	28	D	D	D	D	X
4800	Coffee, tea, and spices	465	D	D	D	D	D
4811	Coffee	345	D	D	D	D	X
4812	Tea	239	D	D	D	D	X
4813	Spices	87	D	D	D	D	X
4820	Bread and baked goods	767	D	D	D	D	D
4821	Breads and rolls	410	D	D	D	D	X
4822	Cookies, cakes, and other baked goods	595	D	D	D	D	X
4830	Canned foods	262	D	D	D	D	D
4831	Canned and bottled fruits, vegetables, and juices	227	D	D	D	D	X
4832	Canned and bottled baby foods	47	D	D	D	D	X
4836	Other canned foods	75	D	D	D	D	X
4840	Food and beverage basic materials (include flavoring extracts, fruit peel, hop extract, industrial molasses, sausage casings, malt, yeast, etc.)	92	D	D	D	D	X
4850	Soft drinks and bottled water	1 070	D	D	D	D	D
4851	Soft drinks, packaged	1 045	D	D	D	D	X
4852	Soft drinks, pre and post mix bulk	902	D	D	D	D	X
4853	Bottled water	736	D	D	D	D	X
4860	Other grocery specialties	447	D	D	D	D	D
4861	Pasta	68	D	D	D	D	X
4862	Breakfast cereals	129	D	D	D	D	X
4863	Cooking oils and margarine	56	D	D	D	D	X
4864	Flour	85	D	D	D	D	X
4865	Pickles, preserves, jellies, jams, and sauces	110	D	D	D	D	X
4866	Sugar, refined	28	D	D	D	D	X
4867	Pet foods	25	D	D	D	D	X
4868	Grocery specialties, n.e.c.	283	D	D	D	D	X
4900	Grain and beans	6	D	D	D	D	X
9810	Miscellaneous commodities	107	D	D	D	D	X
9940	Rental and leasing receipts	61	D	D	D	D	X
4224901	Coffee, tea, & spice whsle	253	X	4 860 320	X	100.0	59.6
0960	Restaurant and hotel equipment and supplies	23		2 528	1.1	.1	X
3400	Industrial and personal services paper and plastics	38		293 929	11.1	.7	X
4200	Dairy products (excluding dried or canned)	23	2 085 483	58 209	2.8	1.2	20.8
4216	Other dairy products	23	2 085 483	58 209	2.8	1.2	X
4800	Coffee, tea, and spices	253	4 860 320	3 650 149	75.1	75.1	40.9
4811	Coffee	227	3 789 521	2 402 431	63.4	49.4	X
4812	Tea	146	2 540 112	335 245	13.2	6.9	X
4813	Spices	80	1 346 184	912 473	67.8	18.8	X
4830	Canned foods	23	2 085 483	584 314	28.0	12.0	20.8
4831	Canned and bottled fruits, vegetables, and juices	23	2 085 483	584 314	28.0	12.0	X
4840	Food and beverage basic materials (include flavoring extracts, fruit peel, hop extract, industrial molasses, sausage casings, malt, yeast, etc.)	37	228 357	83 811	36.7	1.7	X
4860	Other grocery specialties	70	2 368 299	433 114	18.3	8.9	25.5
4865	Pickles, preserves, jellies, jams, and sauces	34	415 465	13 000	3.1	.3	X
4866	Sugar, refined	6	9 874	297	3.0	Z	X
4868	Grocery specialties, n.e.c.	32	1 901 069	418 892	22.0	8.6	X
9810	Miscellaneous commodities	6	8 928	556	6.2	Z	X
4224902	Bread & baked goods whsle	752	X	12 763 211	X	100.0	51.6
4100	Frozen foods (packaged)	6	63 717	18 093	28.4	.1	X
4820	Bread and baked goods	752	12 763 211	12 737 334	99.8	99.8	X
4224903	Soft drinks whsle	1 034	X	21 211 495	X	100.0	79.7
0970	Store machines and equipment	50	563 209	6 380	1.1	Z	X
3400	Industrial and personal services paper and plastics	31	834 300	8 397	1.0	Z	X
4800	Coffee, tea, and spices	152	3 192 711	238 557	7.5	1.1	79.4
4811	Coffee	70	1 016 250	31 161	3.1	.1	X
4812	Tea	88	2 331 958	207 395	8.9	1.0	X
4830	Canned foods	120	2 374 964	66 989	2.8	.3	79.7
4831	Canned and bottled fruits, vegetables, and juices	119	2 344 471	66 686	2.8	.3	X
4850	Soft drinks and bottled water	1 034	21 211 495	20 649 880	97.4	97.4	78.3
4851	Soft drinks, packaged	1 012	20 963 789	18 802 711	89.7	88.6	X
4852	Soft drinks, pre and post mix bulk	901	18 156 030	1 437 570	7.9	6.8	X
4853	Bottled water	735	14 515 135	409 599	2.8	1.9	X
9810	Miscellaneous commodities	95	2 129 912	42 739	2.0	.2	X
9940	Rental and leasing receipts	59	808 350	139 654	17.3	.7	X

See footnotes at end of table.

Table 5. Manufacturers' Sales Branches and Offices by Kind of Business and Commodity Line: 1997—Con.

[Includes only establishments with payroll. For meaning of abbreviations and symbols, see introductory text. For explanation of terms, see Appendix A]

NAICS code and CL code	Kind of business and commodity line	Establishments handling commodity line		Commodity line sales			Sales coverage percent
		Number	Total sales (\$1,000)	Amount ¹ (\$1,000)	As percent of total sales of—		
					Establishments handling line	Establishments in NAICS industry ¹	
4224904	Canned goods whse	88	X	10 565 606	X	100.0	90.4
4100	Frozen foods (packaged)	21	1 199 857	190 532	15.9	1.8	88.1
4117	Other frozen foods (except frozen dairy products)	16	523 738	58 996	11.3	.6	X
4830	Canned foods	88	10 565 606	9 174 393	86.8	86.8	78.4
4831	Canned and bottled fruits, vegetables, and juices	69	9 552 237	7 819 160	81.9	74.0	X
4832	Canned and bottled baby foods	41	1 673 888	882 499	52.7	8.4	X
4836	Other canned foods	46	2 983 172	444 288	14.9	4.2	X
4860	Other grocery specialties	39	2 669 670	995 403	37.3	9.4	71.8
4863	Cooking oils and margarine	33	2 088 183	235 443	11.3	2.2	X
4865	Pickles, preserves, jellies, jams, and sauces	33	2 208 408	148 264	6.7	1.4	X
4868	Grocery specialties, n.e.c.	37	2 646 917	604 917	22.9	5.7	X
4224905	Food & beverage basic materials whse	52	X	1 323 153	X	100.0	55.2
4100	Frozen foods (packaged)	29	647 866	200 969	31.0	15.2	X
4200	Dairy products (excluding dried or canned)	9	171 862	7 481	4.4	.6	X
4840	Food and beverage basic materials (include flavoring extracts, fruit peel, hop extract, industrial molasses, sausage casings, malt, yeast, etc.)	52	1 323 153	1 022 415	77.3	77.3	X
4860	Other grocery specialties	9	171 862	31 975	18.6	2.4	X
4224906	Other grocery specialties whse	325	X	D	X	D	D
4100	Frozen foods (packaged)	35	D	D	D	D	D
4111	Dinners (frozen)	19	D	D	D	D	X
4113	Vegetables (frozen)	19	D	D	D	D	X
4116	Frozen baked goods	34	D	D	D	D	X
4117	Other frozen foods (except frozen dairy products)	24	D	D	D	D	X
4200	Dairy products (excluding dried or canned)	100	D	D	D	D	D
4212	Cheese	43	D	D	D	D	X
4216	Other dairy products	94	D	D	D	D	X
4600	Meat and meat products (fresh and unpackage)	28	D	D	D	D	D
4616	Sausage and prepared meats not made on location	28	D	D	D	D	X
4800	Coffee, tea, and spices	49	D	D	D	D	D
4811	Coffee	45	D	D	D	D	X
4820	Bread and baked goods	11	D	D	D	D	D
4822	Cookies, cakes, and other baked goods	11	D	D	D	D	X
4830	Canned foods	28	D	D	D	D	D
4831	Canned and bottled fruits, vegetables, and juices	16	D	D	D	D	X
4836	Other canned foods	26	D	D	D	D	X
4850	Soft drinks and bottled water	31	D	D	D	D	D
4851	Soft drinks, packaged	30	D	D	D	D	X
4860	Other grocery specialties	325	D	D	D	D	D
4861	Pasta	68	D	D	D	D	X
4862	Breakfast cereals	129	D	D	D	D	X
4863	Cooking oils and margarine	15	D	D	D	D	X
4864	Flour	79	D	D	D	D	X
4865	Pickles, preserves, jellies, jams, and sauces	43	D	D	D	D	X
4866	Sugar, refined	11	D	D	D	D	X
4867	Pet foods	24	D	D	D	D	X
4868	Grocery specialties, n.e.c.	213	D	D	D	D	X
4226	Chemical & allied products whse	2 281	X	66 366 082	X	100.0	73.9
0620	Plywood and millwork	10	437 891	34 268	7.8	.1	73.9
0621	Softwood plywood and oriented strand board (OSB)	8	422 122	34 123	8.1	.1	X
1000	Medical, hospital, and surgical supplies	14	547 944	6 347	1.2	Z	X
1200	Copper and brass	9	47 325	8 460	17.9	Z	X
1600	Electronic parts and equipment, except communication	10	131 250	10 556	8.0	Z	X
1700	Hardware	25	379 178	28 870	7.6	Z	X
2220	Garden machinery, equipment, and parts	262	919 089	239 825	26.1	.4	X
2320	General-purpose industrial machinery, equipment, and parts	74	839 760	60 330	7.2	.1	X
2360	Other industrial machinery, equipment, and parts	7	80 201	11 001	13.7	Z	X
2440	Welding supplies (excluding gases)	276	1 353 150	248 617	18.4	.4	X
2450	Industrial containers and supplies	17	257 505	18 311	7.1	Z	18.4
2454	Other industrial containers and supplies	17	257 505	18 311	7.1	Z	X
2520	Custodial (janitors') equipment and supplies	104	1 403 482	112 579	8.0	.2	2.5
2523	Custodial supplies	103	1 400 016	111 957	8.0	.2	X
2530	Laundry and dry-cleaning equipment and supplies	8	205 523	36 009	17.5	.1	X
3120	Forest products, except lumber (including cordwood, hewn posts, poles, and ties)	6	103 506	3 131	3.0	Z	X
3400	Industrial and personal services paper and plastics	38	321 079	108 078	33.7	.2	10.3
3413	Industrial paper (wrapping, bags, cartons, etc.)	34	293 425	99 812	34.0	.2	X
3500	Drugs, pharmaceuticals, cosmetics, and toiletries	25	3 239 910	381 018	11.8	.6	.1
3515	Other toiletries and druggists' sundries	22	3 230 657	379 844	11.8	.6	X
4830	Canned foods	14	2 057 697	435 731	21.2	.7	X
4900	Grain and beans	16	42 500	9 066	21.3	Z	61.9
4911	Corn (for grain)	10	31 057	4 008	12.9	Z	X
4912	Oats and barley	14	30 361	1 594	5.3	Z	X
4913	Wheat	10	21 292	549	2.6	Z	X
4916	Other grain and beans (rice and edible and inedible beans)	13	34 234	1 276	3.7	Z	X
5300	Plastics materials and basic shapes	361	20 356 145	14 901 720	73.2	22.5	46.8
5311	Plastic pipes, rods, tubes, and shapes	117	2 245 682	1 318 895	58.7	2.0	X
5312	High pressure laminates	77	2 326 553	1 755 905	75.5	2.6	X
5313	Plastics raw materials	101	13 347 143	8 459 434	63.4	12.7	X
5314	Other plastics materials and basic shapes	179	7 017 307	3 367 486	48.0	5.1	X

See footnotes at end of table.

Table 5. Manufacturers' Sales Branches and Offices by Kind of Business and Commodity Line: 1997—Con.

[Includes only establishments with payroll. For meaning of abbreviations and symbols, see introductory text. For explanation of terms, see Appendix A]

NAICS code and CL code	Kind of business and commodity line	Establishments handling commodity line		Commodity line sales			Sales coverage percent
		Number	Total sales (\$1,000)	Amount ¹ (\$1,000)	As percent of total sales of—		
					Establishments handling line	Establishments in NAICS industry ¹	
4226	Chemical & allied products whsle—Con.						
5320	Industrial gases (welding, etc.)	295	1 346 693	1 029 656	76.5	1.6	X
5330	Chemicals and allied products (excluding agricultural, plastics, gases, and petroleum)	1 677	52 211 796	48 135 093	92.2	72.5	46.1
5331	Gasses, compressed and liquified, except L.P.	206	3 390 319	1 692 325	49.9	2.6	X
5332	Alkalies and chlorine	170	10 717 798	7 495 190	69.9	11.3	X
5334	Organic fibers	20	4 088 439	3 447 917	84.3	5.2	X
5335	Detergents and soaps	486	16 558 021	8 801 387	53.2	13.3	X
5336	Sanitation chemicals, polishes, and waxes	185	4 151 369	987 203	23.8	1.5	X
5338	Wood chemicals, naval stores, and gum	34	736 238	347 595	47.2	.5	X
5341	Insecticides, nonagricultural	126	1 472 293	195 205	13.3	.3	X
5342	Adhesives, sealants, and glues	89	3 138 505	718 041	22.9	1.1	X
5343	Explosives	117	902 790	842 765	93.4	1.3	X
5344	Other chemicals and allied products	1 017	31 339 047	23 607 465	75.3	35.6	X
5400	Petroleum products	11	733 347	36 128	4.9	.1	X
5420	Liquified petroleum gases (excluding natural gas)	8	502 482	7 283	1.4	Z	X
5800	Farm supplies	29	248 945	61 503	24.7	.1	.1
5811	Hay, straw, and alfalfa	25	82 915	15 253	18.4	Z	X
6000	Paint, paint supplies, and wallpaper	14	795 291	41 871	5.3	.1	X
9700	Service receipts and labor charges (including installed parts)	43	501 831	36 739	7.3	.1	7.6
9701	Labor charges for repair work	24	108 472	954	.9	Z	X
9703	Other service receipts and labor charges—Specify	32	319 010	14 827	4.6	Z	X
9810	Miscellaneous commodities	330	2 870 585	241 291	8.4	.4	X
9940	Rental and leasing receipts	68	322 708	50 726	15.7	.1	X
42261	Plastics materials & basic forms & shapes whsle	338	X	14 689 127	X	100.0	80.3
0620	Plywood and millwork	10	437 891	34 268	7.8	.2	80.3
0621	Softwood plywood and oriented strand board (OSB)	8	422 122	34 123	8.1	.2	X
1600	Electronic parts and equipment, except communication	6	9 731	2 464	25.3	Z	X
5300	Plastics materials and basic shapes	338	14 689 127	14 226 906	96.9	96.9	45.6
5311	Plastic pipes, rods, tubes, and shapes	117	2 245 682	1 318 895	58.7	9.0	X
5312	High pressure laminates	76	2 213 309	1 753 009	79.2	11.9	X
5313	Plastics raw materials	86	8 539 530	7 875 932	92.2	53.6	X
5314	Other plastics materials and basic shapes	171	6 044 661	3 279 070	54.2	22.3	X
5330	Chemicals and allied products (excluding agricultural, plastics, gases, and petroleum)	23	1 827 000	279 774	15.3	1.9	71.7
5342	Adhesives, sealants, and glues	18	1 328 917	72 548	5.5	.5	X
6000	Paint, paint supplies, and wallpaper	8	422 124	19 204	4.5	.1	X
9700	Service receipts and labor charges (including installed parts)	9	221 618	13 035	5.9	.1	5.7
9703	Other service receipts and labor charges—Specify	9	221 618	13 035	5.9	.1	X
9810	Miscellaneous commodities	11	230 803	10 029	4.3	.1	X
422610	Plastics materials & basic forms & shapes whsle	338	X	14 689 127	X	100.0	80.3
0620	Plywood and millwork	10	437 891	34 268	7.8	.2	80.3
0621	Softwood plywood and oriented strand board (OSB)	8	422 122	34 123	8.1	.2	X
1600	Electronic parts and equipment, except communication	6	9 731	2 464	25.3	Z	X
5300	Plastics materials and basic shapes	338	14 689 127	14 226 906	96.9	96.9	45.6
5311	Plastic pipes, rods, tubes, and shapes	117	2 245 682	1 318 895	58.7	9.0	X
5312	High pressure laminates	76	2 213 309	1 753 009	79.2	11.9	X
5313	Plastics raw materials	86	8 539 530	7 875 932	92.2	53.6	X
5314	Other plastics materials and basic shapes	171	6 044 661	3 279 070	54.2	22.3	X
5330	Chemicals and allied products (excluding agricultural, plastics, gases, and petroleum)	23	1 827 000	279 774	15.3	1.9	71.7
5342	Adhesives, sealants, and glues	18	1 328 917	72 548	5.5	.5	X
6000	Paint, paint supplies, and wallpaper	8	422 124	19 204	4.5	.1	X
9700	Service receipts and labor charges (including installed parts)	9	221 618	13 035	5.9	.1	5.7
9703	Other service receipts and labor charges—Specify	9	221 618	13 035	5.9	.1	X
9810	Miscellaneous commodities	11	230 803	10 029	4.3	.1	X
42269	Other chemical & allied products whsle	1 943	X	51 676 955	X	100.0	72.1
1000	Medical, hospital, and surgical supplies	13	547 064	6 330	1.2	Z	X
1200	Copper and brass	8	43 058	8 333	19.4	Z	X
1700	Hardware	22	356 478	28 475	8.0	.1	X
2220	Garden machinery, equipment, and parts	262	919 089	239 825	26.1	.5	X
2320	General-purpose industrial machinery, equipment, and parts	69	808 711	55 310	6.8	.1	X
2440	Welding supplies (excluding gases)	276	1 353 150	248 617	18.4	.5	X
2450	Industrial containers and supplies	12	228 704	11 825	5.2	Z	10.9
2454	Other industrial containers and supplies	12	228 704	11 825	5.2	Z	X
2520	Custodial (janitors') equipment and supplies	104	1 403 482	112 579	8.0	.2	2.4
2523	Custodial supplies	103	1 400 016	111 957	8.0	.2	X
2530	Laundry and dry-cleaning equipment and supplies	8	205 523	36 009	17.5	.1	X
3400	Industrial and personal services paper and plastics	34	293 425	99 812	34.0	.2	9.3
3413	Industrial paper (wrapping, bags, cartons, etc.)	34	293 425	99 812	34.0	.2	X
3500	Drugs, pharmaceuticals, cosmetics, and toiletries	25	3 239 910	381 018	11.8	.7	.1
3515	Other toiletries and druggists' sundries	22	3 230 657	379 844	11.8	.7	X
4830	Canned foods	14	2 057 697	435 731	21.2	.8	X

See footnotes at end of table.

Table 5. Manufacturers' Sales Branches and Offices by Kind of Business and Commodity Line: 1997—Con.

[Includes only establishments with payroll. For meaning of abbreviations and symbols, see introductory text. For explanation of terms, see Appendix A]

NAICS code and CL code	Kind of business and commodity line	Establishments handling commodity line		Commodity line sales			Sales coverage percent
		Number	Total sales (\$1,000)	Amount ¹ (\$1,000)	As percent of total sales of—		
					Establishments handling line	Establishments in NAICS industry ¹	
42269	Other chemical & allied products whsle—Con.						
4900	Grain and beans	16	42 500	9 066	21.3	Z	60.4
4911	Corn (for grain)	10	31 057	4 008	12.9	Z	X
4912	Oats and barley	14	30 361	1 594	5.3	Z	X
4913	Wheat	10	21 292	549	2.6	Z	X
4916	Other grain and beans (rice and edible and inedible beans)	13	34 234	1 276	3.7	Z	X
5300	Plastics materials and basic shapes	23	5 667 018	674 814	11.9	1.3	58.6
5313	Plastics raw materials	16	4 807 613	583 502	12.1	1.1	X
5314	Other plastics materials and basic shapes	9	972 646	88 416	9.1	.2	X
5320	Industrial gases (welding, etc.)	295	1 346 693	1 029 656	76.5	2.0	X
5330	Chemicals and allied products (excluding agricultural, plastics, gases, and petroleum)	1 654	50 384 796	47 855 319	95.0	92.6	44.1
5331	Gasses, compressed and liquified, except L.P.	206	3 390 319	1 692 325	49.9	3.3	X
5332	Alkalies and chlorine	170	10 717 798	7 495 190	69.9	14.5	X
5334	Organic fibers	17	4 083 361	3 441 358	84.3	6.7	X
5335	Detergents and soaps	483	16 459 545	8 792 949	53.4	17.0	X
5336	Sanitation chemicals, polishes, and waxes	185	4 151 369	987 203	23.8	.7	X
5338	Wood chemicals, naval stores, and gum	34	736 238	347 595	47.2	.7	X
5341	Insecticides, nonagricultural	126	1 472 293	195 205	13.3	.4	X
5342	Adhesives, sealants, and glues	71	1 809 588	645 493	35.7	1.2	X
5343	Explosives	117	902 790	842 765	93.4	1.6	X
5344	Other chemicals and allied products	1 013	30 295 689	23 415 236	77.3	45.3	X
5400	Petroleum products	10	185 542	15 836	8.5	Z	X
5420	Liquified petroleum gases (excluding natural gas)	7	29 690	2 556	8.6	Z	X
5800	Farm supplies	25	82 915	15 253	18.4	Z	.4
5811	Hay, straw, and alfalfa	25	82 915	15 253	18.4	Z	X
6000	Paint, paint supplies, and wallpaper	6	373 167	22 667	6.1	Z	X
9700	Service receipts and labor charges (including installed parts)	34	280 213	23 704	8.5	Z	9.9
9701	Labor charges for repair work	24	108 472	954	.9	Z	X
9703	Other service receipts and labor charges—Specify	23	97 392	1 792	1.8	Z	X
9810	Miscellaneous commodities	319	2 639 782	231 262	8.8	.4	X
9940	Rental and leasing receipts	68	322 708	50 726	15.7	.1	X
422690	Other chemical & allied products whsle	1 943	X	51 676 955	X	100.0	72.1
1000	Medical, hospital, and surgical supplies	13	547 064	6 330	1.2	Z	X
1200	Copper and brass	8	43 058	8 333	19.4	Z	X
1700	Hardware	22	356 478	28 475	8.0	.1	X
2220	Garden machinery, equipment, and parts	262	919 089	239 825	26.1	.5	X
2320	General-purpose industrial machinery, equipment, and parts	69	808 711	55 310	6.8	.1	X
2440	Welding supplies (excluding gases)	276	1 353 150	248 617	18.4	.5	X
2450	Industrial containers and supplies	12	228 704	11 825	5.2	Z	10.9
2454	Other industrial containers and supplies	12	228 704	11 825	5.2	Z	X
2520	Custodial (janitors') equipment and supplies	104	1 403 482	112 579	8.0	.2	2.4
2523	Custodial supplies	103	1 400 016	111 957	8.0	.2	X
2530	Laundry and dry-cleaning equipment and supplies	8	205 523	36 009	17.5	.1	X
3400	Industrial and personal services paper and plastics	34	293 425	99 812	34.0	.2	9.3
3413	Industrial paper (wrapping, bags, cartons, etc.)	34	293 425	99 812	34.0	.2	X
3500	Drugs, pharmaceuticals, cosmetics, and toiletries	25	3 239 910	381 018	11.8	.7	.1
3515	Other toiletries and druggists' sundries	22	3 230 657	379 844	11.8	.7	X
4830	Canned foods	14	2 057 697	435 731	21.2	.8	X
4900	Grain and beans	16	42 500	9 066	21.3	Z	60.4
4911	Corn (for grain)	10	31 057	4 008	12.9	Z	X
4912	Oats and barley	14	30 361	1 594	5.3	Z	X
4913	Wheat	10	21 292	549	2.6	Z	X
4916	Other grain and beans (rice and edible and inedible beans)	13	34 234	1 276	3.7	Z	X
5300	Plastics materials and basic shapes	23	5 667 018	674 814	11.9	1.3	58.6
5313	Plastics raw materials	16	4 807 613	583 502	12.1	1.1	X
5314	Other plastics materials and basic shapes	9	972 646	88 416	9.1	.2	X
5320	Industrial gases (welding, etc.)	295	1 346 693	1 029 656	76.5	2.0	X
5330	Chemicals and allied products (excluding agricultural, plastics, gases, and petroleum)	1 654	50 384 796	47 855 319	95.0	92.6	44.1
5331	Gasses, compressed and liquified, except L.P.	206	3 390 319	1 692 325	49.9	3.3	X
5332	Alkalies and chlorine	170	10 717 798	7 495 190	69.9	14.5	X
5334	Organic fibers	17	4 083 361	3 441 358	84.3	6.7	X
5335	Detergents and soaps	483	16 459 545	8 792 949	53.4	17.0	X
5336	Sanitation chemicals, polishes, and waxes	185	4 151 369	987 203	23.8	.7	X
5338	Wood chemicals, naval stores, and gum	34	736 238	347 595	47.2	.7	X
5341	Insecticides, nonagricultural	126	1 472 293	195 205	13.3	.4	X
5342	Adhesives, sealants, and glues	71	1 809 588	645 493	35.7	1.2	X
5343	Explosives	117	902 790	842 765	93.4	1.6	X
5344	Other chemicals and allied products	1 013	30 295 689	23 415 236	77.3	45.3	X
5400	Petroleum products	10	185 542	15 836	8.5	Z	X
5420	Liquified petroleum gases (excluding natural gas)	7	29 690	2 556	8.6	Z	X
5800	Farm supplies	25	82 915	15 253	18.4	Z	.4
5811	Hay, straw, and alfalfa	25	82 915	15 253	18.4	Z	X
6000	Paint, paint supplies, and wallpaper	6	373 167	22 667	6.1	Z	X
9700	Service receipts and labor charges (including installed parts)	34	280 213	23 704	8.5	Z	9.9
9701	Labor charges for repair work	24	108 472	954	.9	Z	X
9703	Other service receipts and labor charges—Specify	23	97 392	1 792	1.8	Z	X
9810	Miscellaneous commodities	319	2 639 782	231 262	8.8	.4	X

See footnotes at end of table.

Table 5. Manufacturers' Sales Branches and Offices by Kind of Business and Commodity Line: 1997—Con.

[Includes only establishments with payroll. For meaning of abbreviations and symbols, see introductory text. For explanation of terms, see Appendix A]

NAICS code and CL code	Kind of business and commodity line	Establishments handling commodity line		Commodity line sales			Sales coverage percent
		Number	Total sales (\$1,000)	Amount ¹ (\$1,000)	As percent of total sales of—		
					Establishments handling line	Establishments in NAICS industry ¹	
422690	Other chemical & allied products whse—Con.						
9940	Rental and leasing receipts	68	322 708	50 726	15.7	.1	X
4226901	Industrial gases (except LP) whse	291	X	1 302 718	X	100.0	56.2
1000	Medical, hospital, and surgical supplies	11	57 265	1 433	2.5	.1	X
2320	General-purpose industrial machinery, equipment, and parts	7	39 044	683	1.7	.1	X
2440	Welding supplies (excluding gases)	181	693 557	208 627	30.1	16.0	X
2450	Industrial containers and supplies	7	33 265	219	.7	Z	X
5320	Industrial gases (welding, etc.)	291	1 302 718	1 021 227	78.4	78.4	X
9700	Service receipts and labor charges (including installed parts)	28	127 002	3 069	2.4	.2	X
9810	Miscellaneous commodities	46	234 624	8 622	3.7	.7	X
9940	Rental and leasing receipts	64	321 250	50 653	15.8	3.9	X
4226902	Other chemical & allied products whse	1 652	X	50 374 237	X	100.0	72.5
1200	Copper and brass	8	43 058	8 333	19.4	Z	X
1700	Hardware	17	340 067	26 314	7.7	.1	X
2220	Garden machinery, equipment, and parts	262	919 089	239 825	26.1	.5	X
2320	General-purpose industrial machinery, equipment, and parts	62	769 667	54 627	7.1	.1	X
2440	Welding supplies (excluding gases)	95	659 593	39 990	6.1	.1	X
2520	Custodial (janitors') equipment and supplies	103	1 400 016	111 957	8.0	.2	2.4
2523	Custodial supplies	103	1 400 016	111 957	8.0	.2	X
2530	Laundry and dry-cleaning equipment and supplies	8	205 523	36 009	17.5	.1	X
3400	Industrial and personal services paper and plastics	34	293 425	99 812	34.0	.2	9.3
3413	Industrial paper (wrapping, bags, cartons, etc.)	34	293 425	99 812	34.0	.2	X
3500	Drugs, pharmaceuticals, cosmetics, and toiletries	22	3 230 657	379 844	11.8	.8	.1
3515	Other toiletries and druggists' sundries	22	3 230 657	379 844	11.8	.8	X
4830	Canned foods	14	2 057 697	435 731	21.2	.9	X
4900	Grain and beans	16	42 500	9 066	21.3	Z	60.8
4911	Corn (for grain)	10	31 057	4 008	12.9	Z	X
4912	Oats and barley	14	30 361	1 594	5.3	Z	X
4913	Wheat	10	21 292	549	2.6	Z	X
4916	Other grain and beans (rice and edible and inedible beans)	13	34 234	1 276	3.7	Z	X
5300	Plastics materials and basic shapes	23	5 667 018	674 814	11.9	1.3	58.9
5313	Plastics raw materials	16	4 807 613	583 502	12.1	1.2	X
5314	Other plastics materials and basic shapes	9	972 646	88 416	9.1	.2	X
5330	Chemicals and allied products (excluding agricultural, plastics, gases, and petroleum)	1 652	50 374 237	47 855 179	95.0	95.0	44.4
5331	Gasses, compressed and liquified, except L.P.	204	3 379 760	1 692 185	50.1	3.4	X
5332	Alkalies and chlorine	170	10 717 798	7 495 190	69.9	14.9	X
5334	Organic fibers	17	4 083 361	3 441 358	84.3	6.8	X
5335	Detergents and soaps	483	16 459 545	8 792 949	53.4	17.5	X
5336	Sanitation chemicals, polishes, and waxes	185	4 151 369	987 203	23.8	2.0	X
5338	Wood chemicals, naval stores, and gum	34	736 238	347 595	47.2	.7	X
5341	Insecticides, nonagricultural	126	1 472 293	195 205	13.3	.4	X
5342	Adhesives, sealants, and glues	71	1 809 588	645 493	35.7	1.3	X
5343	Explosives	117	902 790	842 765	93.4	1.7	X
5344	Other chemicals and allied products	1 013	30 295 689	23 415 236	77.3	46.5	X
5400	Petroleum products	10	185 542	15 836	8.5	Z	X
5800	Farm supplies	25	82 915	15 253	18.4	Z	.4
5811	Hay, straw, and alfalfa	25	82 915	15 253	18.4	Z	X
6000	Paint, paint supplies, and wallpaper	6	373 167	22 667	6.1	Z	X
9700	Service receipts and labor charges (including installed parts)	6	153 211	20 635	13.5	Z	X
9810	Miscellaneous commodities	273	2 405 158	222 640	9.3	.4	X
4227	Petroleum & petroleum products whse	1 271	X	116 162 796	X	100.0	81.7
0200	New and rebuilt automotive parts and supplies	135	7 000 802	226 527	3.2	.2	X
0300	Tires and tubes	11	3 178 833	1 546	Z	Z	X
2350	Oil well, oil refinery, and pipeline machinery, equipment, and supplies	16	108 420	11 710	10.8	Z	X
4860	Other grocery specialties	6	197 012	4 914	2.5	Z	X
5330	Chemicals and allied products (excluding agricultural, plastics, gases, and petroleum)	195	6 253 142	505 060	8.1	.4	8.8
5331	Gasses, compressed and liquified, except L.P.	59	5 055 369	451 090	8.9	.4	X
5344	Other chemicals and allied products	108	280 727	10 379	3.7	Z	X
5400	Petroleum products	1 126	95 702 147	93 087 191	97.3	80.1	76.3
5411	Aviation gasoline	162	8 775 327	392 006	4.5	.3	X
5412	Motor gasoline	866	86 899 233	60 960 458	70.2	52.5	X
5413	Special naphtha	16	1 998 687	71 325	3.6	.1	X
5414	Jet fuel (naphtha or kerosine type)	265	31 061 588	2 259 042	7.3	1.9	X
5415	No. 2 distillate fuel oil (no. 2 diesel and no. 2 heating oil)	776	75 461 488	16 263 062	21.6	14.0	X
5416	All other distillate fuel oil (no. 1 and no. 4 diesel and heating)	310	42 905 583	3 725 081	8.7	3.2	X
5417	Residual fuel oil (no. 5, no. 6, heavy diesel, etc.)	80	10 377 562	1 699 641	16.4	1.5	X
5418	Lubricating oil and greases	395	14 619 504	7 716 576	52.8	6.6	X
5420	Liquified petroleum gases (excluding natural gas)	55	5 627 190	2 177 863	38.7	1.9	X
5500	Crude oil	40	19 259 508	17 563 261	91.2	15.1	X
5520	Other petroleum products (including asphalt, road oil, wax, etc.)	250	9 470 874	2 140 839	22.6	1.8	X
5800	Farm supplies	9	112 152	21 404	19.1	Z	10.8
5811	Hay, straw, and alfalfa	6	98 288	524	.5	Z	X
5812	Feeds (poultry and livestock) not mixed on location	6	98 288	1 054	1.1	Z	X
5814	Weed killers, soil sterilizers, and soil conditioners	6	98 288	3 709	3.8	Z	X
5816	Other agricultural chemicals and fertilizers	9	112 152	14 003	12.5	Z	X
5817	Seeds and bulbs	6	98 288	524	.5	Z	X
5818	Other farm supplies (including harness and saddlery equipment)	6	98 288	1 590	1.6	Z	X
9700	Service receipts and labor charges (including installed parts)	40	383 543	24 497	6.4	Z	X

See footnotes at end of table.

Table 5. Manufacturers' Sales Branches and Offices by Kind of Business and Commodity Line: 1997—Con.

[Includes only establishments with payroll. For meaning of abbreviations and symbols, see introductory text. For explanation of terms, see Appendix A]

NAICS code and CL code	Kind of business and commodity line	Establishments handling commodity line		Commodity line sales			Sales coverage percent
		Number	Total sales (\$1,000)	Amount ¹ (\$1,000)	As percent of total sales of—		
					Establishments handling line	Establishments in NAICS industry ¹	
4227	Petroleum & petroleum products whse—Con.						
9810	Miscellaneous commodities	71	8 931 104	96 809	1.1	.1	X
9940	Rental and leasing receipts	37	5 500 374	30 110	.5	Z	X
42271	Petroleum bulk stations & terminals	892	X	83 944 314	X	100.0	85.5
0200	New and rebuilt automotive parts and supplies	23	1 261 710	83 549	6.6	.1	X
2350	Oil well, oil refinery, and pipeline machinery, equipment, and supplies	16	108 420	11 710	10.8	Z	X
4860	Other grocery specialties	6	197 012	4 914	2.5	Z	X
5330	Chemicals and allied products (excluding agricultural, plastics, gases, and petroleum)	28	917 046	43 591	4.8	.1	X
5400	Petroleum products	844	67 220 248	65 847 119	98.0	78.4	84.0
5411	Aviation gasoline	35	5 457 706	262 202	4.8	.3	X
5412	Motor gasoline	697	61 924 118	46 483 866	75.1	55.4	X
5413	Special naphtha	12	1 389 109	52 522	3.8	.1	X
5414	Jet fuel (naphtha or kerosine type)	131	14 719 847	2 015 024	13.7	2.4	X
5415	No. 2 distillate fuel oil (no. 2 diesel and no. 2 heating oil)	603	50 344 959	11 004 098	21.9	13.1	X
5416	All other distillate fuel oil (no. 1 and no. 4 diesel and heating)	287	26 530 280	1 788 426	6.7	2.1	X
5417	Residual fuel oil (no. 5, no. 6, heavy diesel, etc.)	67	5 894 274	1 404 680	23.8	1.7	X
5418	Lubricating oil and greases	149	4 449 877	2 836 301	63.7	3.4	X
5420	Liquified petroleum gases (excluding natural gas)	45	3 574 788	1 882 522	52.7	2.2	X
5500	Crude oil	27	16 990 845	15 669 075	92.2	18.7	X
5520	Other petroleum products (including asphalt, road oil, wax, etc.)	34	4 144 614	248 798	6.0	.3	X
5800	Farm supplies	6	98 288	19 055	19.4	Z	10.4
5811	Hay, straw, and alfalfa	6	98 288	524	.5	Z	X
5812	Feeds (poultry and livestock) not mixed on location	6	98 288	1 054	1.1	Z	X
5814	Weed killers, soil sterilizers, and soil conditioners	6	98 288	3 709	3.8	Z	X
5816	Other agricultural chemicals and fertilizers	6	98 288	11 654	11.9	Z	X
5817	Seeds and bulbs	6	98 288	524	.5	Z	X
5818	Other farm supplies (including harness and saddlery equipment)	6	98 288	1 590	1.6	Z	X
9700	Service receipts and labor charges (including installed parts)	38	378 355	22 751	6.0	Z	X
9810	Miscellaneous commodities	63	5 838 816	90 656	1.6	.1	X
9940	Rental and leasing receipts	29	2 724 608	13 436	.5	Z	X
422710	Petroleum bulk stations & terminals	892	X	83 944 314	X	100.0	85.5
0200	New and rebuilt automotive parts and supplies	23	1 261 710	83 549	6.6	.1	X
2350	Oil well, oil refinery, and pipeline machinery, equipment, and supplies	16	108 420	11 710	10.8	Z	X
4860	Other grocery specialties	6	197 012	4 914	2.5	Z	X
5330	Chemicals and allied products (excluding agricultural, plastics, gases, and petroleum)	28	917 046	43 591	4.8	.1	X
5400	Petroleum products	844	67 220 248	65 847 119	98.0	78.4	84.0
5411	Aviation gasoline	35	5 457 706	262 202	4.8	.3	X
5412	Motor gasoline	697	61 924 118	46 483 866	75.1	55.4	X
5413	Special naphtha	12	1 389 109	52 522	3.8	.1	X
5414	Jet fuel (naphtha or kerosine type)	131	14 719 847	2 015 024	13.7	2.4	X
5415	No. 2 distillate fuel oil (no. 2 diesel and no. 2 heating oil)	603	50 344 959	11 004 098	21.9	13.1	X
5416	All other distillate fuel oil (no. 1 and no. 4 diesel and heating)	287	26 530 280	1 788 426	6.7	2.1	X
5417	Residual fuel oil (no. 5, no. 6, heavy diesel, etc.)	67	5 894 274	1 404 680	23.8	1.7	X
5418	Lubricating oil and greases	149	4 449 877	2 836 301	63.7	3.4	X
5420	Liquified petroleum gases (excluding natural gas)	45	3 574 788	1 882 522	52.7	2.2	X
5500	Crude oil	27	16 990 845	15 669 075	92.2	18.7	X
5520	Other petroleum products (including asphalt, road oil, wax, etc.)	34	4 144 614	248 798	6.0	.3	X
5800	Farm supplies	6	98 288	19 055	19.4	Z	10.4
5811	Hay, straw, and alfalfa	6	98 288	524	.5	Z	X
5812	Feeds (poultry and livestock) not mixed on location	6	98 288	1 054	1.1	Z	X
5814	Weed killers, soil sterilizers, and soil conditioners	6	98 288	3 709	3.8	Z	X
5816	Other agricultural chemicals and fertilizers	6	98 288	11 654	11.9	Z	X
5817	Seeds and bulbs	6	98 288	524	.5	Z	X
5818	Other farm supplies (including harness and saddlery equipment)	6	98 288	1 590	1.6	Z	X
9700	Service receipts and labor charges (including installed parts)	38	378 355	22 751	6.0	Z	X
9810	Miscellaneous commodities	63	5 838 816	90 656	1.6	.1	X
9940	Rental and leasing receipts	29	2 724 608	13 436	.5	Z	X
4227101	Petroleum bulk stations & terminals (except LP)	865	X	D	X	D	D
0200	New and rebuilt automotive parts and supplies	23	D	D	D	D	X
2350	Oil well, oil refinery, and pipeline machinery, equipment, and supplies	16	D	D	D	D	X
4860	Other grocery specialties	6	D	D	D	D	X
5330	Chemicals and allied products (excluding agricultural, plastics, gases, and petroleum)	28	D	D	D	D	X
5400	Petroleum products	844	D	D	D	D	D
5411	Aviation gasoline	35	D	D	D	D	X
5412	Motor gasoline	697	D	D	D	D	X
5413	Special naphtha	12	D	D	D	D	X
5414	Jet fuel (naphtha or kerosine type)	131	D	D	D	D	X
5415	No. 2 distillate fuel oil (no. 2 diesel and no. 2 heating oil)	603	D	D	D	D	X
5416	All other distillate fuel oil (no. 1 and no. 4 diesel and heating)	287	D	D	D	D	X
5417	Residual fuel oil (no. 5, no. 6, heavy diesel, etc.)	67	D	D	D	D	X
5418	Lubricating oil and greases	149	D	D	D	D	X
5420	Liquified petroleum gases (excluding natural gas)	45	D	D	D	D	X
5500	Crude oil	27	D	D	D	D	X
5520	Other petroleum products (including asphalt, road oil, wax, etc.)	34	D	D	D	D	X

See footnotes at end of table.

Table 5. Manufacturers' Sales Branches and Offices by Kind of Business and Commodity Line: 1997—Con.

[Includes only establishments with payroll. For meaning of abbreviations and symbols, see introductory text. For explanation of terms, see Appendix A]

NAICS code and CL code	Kind of business and commodity line	Establishments handling commodity line		Commodity line sales			Sales coverage percent
		Number	Total sales (\$1,000)	Amount ¹ (\$1,000)	As percent of total sales of—		
					Establishments handling line	Establishments in NAICS industry ¹	
4227101	Petroleum bulk stations & terminals (except LP)—Con.						
5800	Farm supplies	6	D	D	D	D	D
5811	Hay, straw, and alfalfa	6	D	D	D	D	X
5812	Feeds (poultry and livestock) not mixed on location	6	D	D	D	D	X
5814	Weed killers, soil sterilizers, and soil conditioners	6	D	D	D	D	X
5816	Other agricultural chemicals and fertilizers	6	D	D	D	D	X
5817	Seeds and bulbs	6	D	D	D	D	X
5818	Other farm supplies (including harness and saddlery equipment)	6	D	D	D	D	X
9700	Service receipts and labor charges (including installed parts)	32	D	D	D	D	X
9810	Miscellaneous commodities	62	D	D	D	D	X
9940	Rental and leasing receipts	29	D	D	D	D	X
42271011	Petroleum bulk stations (except LP)	198	X	D	X	D	D
0200	New and rebuilt automotive parts and supplies	22	D	D	D	D	X
5330	Chemicals and allied products (excluding agricultural, plastics, gases, and petroleum)	26	D	D	D	D	X
5400	Petroleum products	195	D	D	D	D	D
5412	Motor gasoline	93	D	D	D	D	X
5414	Jet fuel (naphtha or kerosine type)	13	D	D	D	D	X
5415	No. 2 distillate fuel oil (no. 2 diesel and no. 2 heating oil)	65	D	D	D	D	X
5416	All other distillate fuel oil (no. 1 and no. 4 diesel and heating)	31	D	D	D	D	X
5417	Residual fuel oil (no. 5, no. 6, heavy diesel, etc.)	20	D	D	D	D	X
5418	Lubricating oil and greases	130	D	D	D	D	X
5420	Liquified petroleum gases (excluding natural gas)	7	D	D	D	D	X
5520	Other petroleum products (including asphalt, road oil, wax, etc.)	11	D	D	D	D	X
5800	Farm supplies	6	D	D	D	D	D
5811	Hay, straw, and alfalfa	6	D	D	D	D	X
5812	Feeds (poultry and livestock) not mixed on location	6	D	D	D	D	X
5814	Weed killers, soil sterilizers, and soil conditioners	6	D	D	D	D	X
5816	Other agricultural chemicals and fertilizers	6	D	D	D	D	X
5817	Seeds and bulbs	6	D	D	D	D	X
5818	Other farm supplies (including harness and saddlery equipment)	6	D	D	D	D	X
9700	Service receipts and labor charges (including installed parts)	14	D	D	D	D	X
9810	Miscellaneous commodities	14	D	D	D	D	X
42271012	Petroleum bulk terminals (except LP)	667	X	D	X	D	D
2350	Oil well, oil refinery, and pipeline machinery, equipment, and supplies	14	D	D	D	D	X
5400	Petroleum products	649	D	D	D	D	D
5411	Aviation gasoline	32	D	D	D	D	X
5412	Motor gasoline	604	D	D	D	D	X
5413	Special naphtha	12	D	D	D	D	X
5414	Jet fuel (naphtha or kerosine type)	118	D	D	D	D	X
5415	No. 2 distillate fuel oil (no. 2 diesel and no. 2 heating oil)	538	D	D	D	D	X
5416	All other distillate fuel oil (no. 1 and no. 4 diesel and heating)	256	D	D	D	D	X
5417	Residual fuel oil (no. 5, no. 6, heavy diesel, etc.)	46	D	D	D	D	X
5418	Lubricating oil and greases	18	D	D	D	D	X
5420	Liquified petroleum gases (excluding natural gas)	11	D	D	D	D	X
5500	Crude oil	25	D	D	D	D	X
5520	Other petroleum products (including asphalt, road oil, wax, etc.)	23	D	D	D	D	X
9700	Service receipts and labor charges (including installed parts)	18	D	D	D	D	X
9810	Miscellaneous commodities	48	D	D	D	D	X
9940	Rental and leasing receipts	27	D	D	D	D	X
4227102	Liquefied petroleum bulk stations & terminals	27	X	D	X	D	D
5420	Liquified petroleum gases (excluding natural gas)	27	D	D	D	D	X
9700	Service receipts and labor charges (including installed parts)	6	D	D	D	D	X
42272	Petroleum & petroleum prod whse (exc bulk stations & terminals)	379	X	32 218 482	X	100.0	72.0
0200	New and rebuilt automotive parts and supplies	112	5 739 092	142 978	2.5	.4	X
0300	Tires and tubes	8	3 107 715	652	Z	Z	X
5330	Chemicals and allied products (excluding agricultural, plastics, gases, and petroleum)	167	5 336 096	461 469	8.6	1.4	X
5400	Petroleum products	282	28 481 899	27 240 072	95.6	84.5	X
5420	Liquified petroleum gases (excluding natural gas)	10	2 052 402	295 341	14.4	.9	X
5500	Crude oil	13	2 268 663	1 894 186	83.5	5.9	X
5520	Other petroleum products (including asphalt, road oil, wax, etc.)	216	5 326 260	1 892 041	35.5	5.9	X
9810	Miscellaneous commodities	8	3 092 288	6 153	.2	Z	X
9940	Rental and leasing receipts	8	2 775 766	16 674	.6	.1	X
422720	Petroleum & petroleum prod whse (exc bulk stations & terminals)	379	X	32 218 482	X	100.0	72.0
0200	New and rebuilt automotive parts and supplies	112	5 739 092	142 978	2.5	.4	X
0300	Tires and tubes	8	3 107 715	652	Z	Z	X
5330	Chemicals and allied products (excluding agricultural, plastics, gases, and petroleum)	167	5 336 096	461 469	8.6	1.4	X
5400	Petroleum products	282	28 481 899	27 240 072	95.6	84.5	X
5420	Liquified petroleum gases (excluding natural gas)	10	2 052 402	295 341	14.4	.9	X
5500	Crude oil	13	2 268 663	1 894 186	83.5	5.9	X
5520	Other petroleum products (including asphalt, road oil, wax, etc.)	216	5 326 260	1 892 041	35.5	5.9	X
9810	Miscellaneous commodities	8	3 092 288	6 153	.2	Z	X
9940	Rental and leasing receipts	8	2 775 766	16 674	.6	.1	X

See footnotes at end of table.

Table 5. Manufacturers' Sales Branches and Offices by Kind of Business and Commodity Line: 1997—Con.

[Includes only establishments with payroll. For meaning of abbreviations and symbols, see introductory text. For explanation of terms, see Appendix A]

NAICS code and CL code	Kind of business and commodity line	Establishments handling commodity line		Commodity line sales			Sales coverage percent
		Number	Total sales (\$1,000)	Amount ¹ (\$1,000)	As percent of total sales of—		
					Establishments handling line	Establishments in NAICS industry ¹	
4228	Beer, wine, & distilled alcoholic beverage whse	161	X	D	X	D	D
4850	Soft drinks and bottled water	7	D	D	D	D	X
5600	Beer and ale	31	D	D	D	D	X
5700	Wines and distilled alcoholic beverages	137	D	D	D	D	X
9810	Miscellaneous commodities	8	D	D	D	D	X
42281	Beer & ale whse	28	X	D	X	D	D
4850	Soft drinks and bottled water	6	D	D	D	D	X
5600	Beer and ale	28	D	D	D	D	X
9810	Miscellaneous commodities	6	D	D	D	D	X
422810	Beer & ale whse	28	X	D	X	D	D
4850	Soft drinks and bottled water	6	D	D	D	D	X
5600	Beer and ale	28	D	D	D	D	X
9810	Miscellaneous commodities	6	D	D	D	D	X
42282	Wine & distilled alcoholic beverage whse	133	X	8 055 507	X	100.0	80.0
5700	Wines and distilled alcoholic beverages	133	8 055 507	7 890 425	98.0	98.0	43.7
5711	Wines	71	4 391 958	2 207 131	50.3	27.4	X
5712	Distilled liquor (including premixed alcoholic drinks)	114	7 707 898	5 683 294	73.7	70.6	X
422820	Wine & distilled alcoholic beverage whse	133	X	8 055 507	X	100.0	80.0
5700	Wines and distilled alcoholic beverages	133	8 055 507	7 890 425	98.0	98.0	43.7
5711	Wines	71	4 391 958	2 207 131	50.3	27.4	X
5712	Distilled liquor (including premixed alcoholic drinks)	114	7 707 898	5 683 294	73.7	70.6	X
4228201	Wine & distilled alcoholic bev (licensed operation) whse	133	X	8 055 507	X	100.0	80.0
5700	Wines and distilled alcoholic beverages	133	8 055 507	7 890 425	98.0	98.0	X
4229	Miscellaneous nondurable goods whse	1 936	X	D	X	D	D
0300	Tires and tubes	15	D	D	D	D	X
0620	Plywood and millwork	33	D	D	D	D	X
0720	Roofing, siding, and insulation materials	7	D	D	D	D	X
0740	Other construction materials	37	D	D	D	D	X
1500	Electrical appliances, household	15	D	D	D	D	D
1517	Vacuum cleaners and sewing machines, household	15	D	D	D	D	X
1700	Hardware	41	D	D	D	D	X
2200	Farm machinery, equipment, and parts	51	D	D	D	D	D
2214	New dairy farm and barn equipment	49	D	D	D	D	X
2220	Garden machinery, equipment, and parts	29	D	D	D	D	X
2700	Sporting and recreational goods and supplies	34	D	D	D	D	X
3130	Compact discs, prerecorded audio tapes, and phonograph records	7	D	D	D	D	X
3140	Prerecorded video tapes	6	D	D	D	D	X
3200	Printing and writing paper	6	D	D	D	D	D
3212	Fine roll paper	6	D	D	D	D	X
3213	Other printing and writing paper	6	D	D	D	D	X
3300	Stationery, office supplies and greeting cards	21	D	D	D	D	D
3311	Business forms	7	D	D	D	D	X
3312	Stationery, photocopy paper, and typing paper	6	D	D	D	D	X
3313	Inked ribbons, carbon paper, pens and pencils	6	D	D	D	D	X
3316	Other stationery supplies (envelopes, ruled forms, and binder paper)	15	D	D	D	D	X
3400	Industrial and personal services paper and plastics	8	D	D	D	D	D
3413	Industrial paper (wrapping, bags, cartons, etc.)	6	D	D	D	D	X
3414	Disposable plastic boxes, containers, cups, dishes, and supplies	6	D	D	D	D	X
3415	Other industrial and personal service paper	6	D	D	D	D	X
4900	Grain and beans	49	D	D	D	D	D
4911	Corn (for grain)	41	D	D	D	D	X
4912	Oats and barley	21	D	D	D	D	X
4913	Wheat	40	D	D	D	D	X
4915	Soybeans	32	D	D	D	D	X
4916	Other grain and beans (rice and edible and inedible beans)	44	D	D	D	D	X
5300	Plastics materials and basic shapes	6	D	D	D	D	X
5330	Chemicals and allied products (excluding agricultural, plastics, gases, and petroleum)	17	D	D	D	D	X
5420	Liquified petroleum gases (excluding natural gas)	35	D	D	D	D	X
5800	Farm supplies	718	D	D	D	D	D
5811	Hay, straw, and alfalfa	37	D	D	D	D	X
5812	Feeds (poultry and livestock) not mixed on location	122	D	D	D	D	X
5813	Prepared feeds (poultry and livestock) mixed on location	25	D	D	D	D	X
5814	Weed killers, soil sterilizers, and soil conditioners	432	D	D	D	D	X
5815	Insecticides, fungicides, and pesticides	421	D	D	D	D	X
5816	Other agricultural chemicals and fertilizers	594	D	D	D	D	X
5817	Seeds and bulbs	339	D	D	D	D	X
5818	Other farm supplies (including harness and saddlery equipment)	84	D	D	D	D	X
5900	Tobacco and tobacco products	62	D	D	D	D	D
5911	Cigars	35	D	D	D	D	X
5912	Cigarettes	29	D	D	D	D	X
5913	Other tobacco products (excluding leaf)	6	D	D	D	D	X

See footnotes at end of table.

Table 5. Manufacturers' Sales Branches and Offices by Kind of Business and Commodity Line: 1997—Con.

[Includes only establishments with payroll. For meaning of abbreviations and symbols, see introductory text. For explanation of terms, see Appendix A]

NAICS code and CL code	Kind of business and commodity line	Establishments handling commodity line		Commodity line sales			Sales coverage percent
		Number	Total sales (\$1,000)	Amount ¹ (\$1,000)	As percent of total sales of—		
					Establishments handling line	Establishments in NAICS industry ¹	
4229	Miscellaneous nondurable goods whsle—Con.						
6000	Paint, paint supplies, and wallpaper	390	D	D	D	D	D
6011	Architectural coatings (enamels, primers, stains, solvents, and lacquers)	245	D	D	D	D	X
6012	Industrial/OEM coatings (coatings applied by original manufacturers to products during manufacturing)	121	D	D	D	D	X
6013	Special purpose coatings (automotive, refinish, marine, traffic coatings)	130	D	D	D	D	X
6014	Paint supplies	193	D	D	D	D	X
6015	Wallpaper	95	D	D	D	D	X
6100	Books, periodicals, newspapers, and miscellaneous printed materials	675	D	D	D	D	D
6101	Books	174	D	D	D	D	D
6102	Other periodicals, newspapers, and miscellaneous printed materials	562	D	D	D	D	X
6110	Flowers and florists' supplies	12	D	D	D	D	X
6120	Art goods (including novelties and souvenirs)	16	D	D	D	D	D
6121	Art materials	14	D	D	D	D	X
6130	Textile bags, bagging, and burlap	6	D	D	D	D	X
6150	Nondurable goods, n.e.c.	85	D	D	D	D	X
9700	Service receipts and labor charges (including installed parts)	62	D	D	D	D	X
9810	Miscellaneous commodities	56	D	D	D	D	X
42291	Farm supplies whsle	718	X	18 788 908	X	100.0	76.4
0300	Tires and tubes	15	27 661	137	.5	Z	X
0620	Plywood and millwork	33	50 522	925	1.8	Z	X
0740	Other construction materials	37	85 252	2 714	3.2	Z	X
1500	Electrical appliances, household	15	27 575	497	1.8	Z	8.7
1517	Vacuum cleaners and sewing machines, household	15	27 575	497	1.8	Z	X
1700	Hardware	40	82 241	1 647	2.0	Z	X
2200	Farm machinery, equipment, and parts	51	446 933	24 056	5.4	.1	1.3
2214	New dairy farm and barn equipment	49	441 082	24 004	5.4	.1	X
2220	Garden machinery, equipment, and parts	29	59 779	1 015	1.7	Z	X
2700	Sporting and recreational goods and supplies	34	66 995	4 087	6.1	Z	X
4900	Grain and beans	49	156 404	45 933	29.4	.2	49.2
4911	Corn (for grain)	41	151 506	17 337	11.4	.1	X
4912	Oats and barley	21	21 865	585	2.7	Z	X
4913	Wheat	40	86 783	2 053	2.4	Z	X
4915	Soybeans	32	147 175	21 411	14.5	.1	X
4916	Other grain and beans (rice and edible and inedible beans)	44	101 420	4 547	4.5	Z	X
5330	Chemicals and allied products (excluding agricultural, plastics, gases, and petroleum)	15	2 270 304	450 217	19.8	2.4	X
5420	Liquified petroleum gases (excluding natural gas)	35	73 784	1 704	2.3	Z	X
5800	Farm supplies	718	18 788 908	18 215 702	96.9	96.9	36.5
5811	Hay, straw, and alfalfa	37	85 718	1 398	1.6	Z	X
5812	Feeds (poultry and livestock) not mixed on location	122	4 582 077	1 968 380	43.0	10.5	X
5813	Prepared feeds (poultry and livestock) mixed on location	25	469 328	43 537	9.3	.2	X
5814	Weed killers, soil sterilizers, and soil conditioners	432	6 818 775	3 663 315	53.7	19.5	X
5815	Insecticides, fungicides, and pesticides	421	5 727 915	1 878 895	32.8	10.0	X
5816	Other agricultural chemicals and fertilizers	594	13 285 834	10 487 786	78.9	55.8	X
5817	Seeds and bulbs	339	1 892 867	108 601	5.7	.6	X
5818	Other farm supplies (including harness and saddlery equipment)	84	348 374	63 789	18.3	.3	X
6000	Paint, paint supplies, and wallpaper	34	58 962	731	1.2	Z	X
9700	Service receipts and labor charges (including installed parts)	47	91 003	4 906	5.4	Z	X
9810	Miscellaneous commodities	38	339 579	16 886	5.0	.1	X
422910	Farm supplies whsle	718	X	18 788 908	X	100.0	76.4
0300	Tires and tubes	15	27 661	137	.5	Z	X
0620	Plywood and millwork	33	50 522	925	1.8	Z	X
0740	Other construction materials	37	85 252	2 714	3.2	Z	X
1500	Electrical appliances, household	15	27 575	497	1.8	Z	8.7
1517	Vacuum cleaners and sewing machines, household	15	27 575	497	1.8	Z	X
1700	Hardware	40	82 241	1 647	2.0	Z	X
2200	Farm machinery, equipment, and parts	51	446 933	24 056	5.4	.1	1.3
2214	New dairy farm and barn equipment	49	441 082	24 004	5.4	.1	X
2220	Garden machinery, equipment, and parts	29	59 779	1 015	1.7	Z	X
2700	Sporting and recreational goods and supplies	34	66 995	4 087	6.1	Z	X
4900	Grain and beans	49	156 404	45 933	29.4	.2	49.2
4911	Corn (for grain)	41	151 506	17 337	11.4	.1	X
4912	Oats and barley	21	21 865	585	2.7	Z	X
4913	Wheat	40	86 783	2 053	2.4	Z	X
4915	Soybeans	32	147 175	21 411	14.5	.1	X
4916	Other grain and beans (rice and edible and inedible beans)	44	101 420	4 547	4.5	Z	X
5330	Chemicals and allied products (excluding agricultural, plastics, gases, and petroleum)	15	2 270 304	450 217	19.8	2.4	X
5420	Liquified petroleum gases (excluding natural gas)	35	73 784	1 704	2.3	Z	X
5800	Farm supplies	718	18 788 908	18 215 702	96.9	96.9	36.5
5811	Hay, straw, and alfalfa	37	85 718	1 398	1.6	Z	X
5812	Feeds (poultry and livestock) not mixed on location	122	4 582 077	1 968 380	43.0	10.5	X
5813	Prepared feeds (poultry and livestock) mixed on location	25	469 328	43 537	9.3	.2	X
5814	Weed killers, soil sterilizers, and soil conditioners	432	6 818 775	3 663 315	53.7	19.5	X
5815	Insecticides, fungicides, and pesticides	421	5 727 915	1 878 895	32.8	10.0	X
5816	Other agricultural chemicals and fertilizers	594	13 285 834	10 487 786	78.9	55.8	X
5817	Seeds and bulbs	339	1 892 867	108 601	5.7	.6	X
5818	Other farm supplies (including harness and saddlery equipment)	84	348 374	63 789	18.3	.3	X

See footnotes at end of table.

Table 5. Manufacturers' Sales Branches and Offices by Kind of Business and Commodity Line: 1997—Con.

[Includes only establishments with payroll. For meaning of abbreviations and symbols, see introductory text. For explanation of terms, see Appendix A]

NAICS code and CL code	Kind of business and commodity line	Establishments handling commodity line		Commodity line sales			Sales coverage percent
		Number	Total sales (\$1,000)	Amount ¹ (\$1,000)	As percent of total sales of—		
					Establishments handling line	Establishments in NAICS industry ¹	
422910	Farm supplies whsle—Con.						
6000	Paint, paint supplies, and wallpaper	34	58 962	731	1.2	Z	X
9700	Service receipts and labor charges (including installed parts)	47	91 003	4 906	5.4	Z	X
9810	Miscellaneous commodities	38	339 579	16 886	5.0	.1	X
4229101	Farm supplies—farm dealers	510	X	3 131 362	X	100.0	73.9
0300	Tires and tubes	15	27 661	137	.5	Z	X
0620	Plywood and millwork	31	44 671	818	1.8	Z	X
0740	Other construction materials	35	79 401	1 633	2.1	.1	X
1500	Electrical appliances, household	15	27 575	497	1.8	Z	8.4
1517	Vacuum cleaners and sewing machines, household	15	27 575	497	1.8	Z	X
1700	Hardware	36	75 013	1 295	1.7	Z	X
2200	Farm machinery, equipment, and parts	49	441 082	24 004	5.4	.8	1.2
2214	New dairy farm and barn equipment	49	441 082	24 004	5.4	.8	X
2220	Garden machinery, equipment, and parts	29	59 779	1 015	1.7	Z	X
2700	Sporting and recreational goods and supplies	32	61 144	3 980	6.5	.1	X
4900	Grain and beans	48	114 054	28 428	24.9	.9	38.4
4911	Corn (for grain)	40	109 156	5 692	5.2	.2	X
4912	Oats and barley	21	21 865	585	2.7	Z	X
4913	Wheat	40	86 783	2 053	2.4	.1	X
4915	Soybeans	31	104 825	15 551	14.8	.5	X
4916	Other grain and beans (rice and edible and inedible beans)	44	101 420	4 547	4.5	.1	X
5330	Chemicals and allied products (excluding agricultural, plastics, gases, and petroleum)	10	28 736	2 146	7.5	.1	X
5420	Liquified petroleum gases (excluding natural gas)	35	73 784	1 704	2.3	.1	X
5800	Farm supplies	510	3 131 362	3 050 970	97.4	97.4	68.6
5811	Hay, straw, and alfalfa	37	85 718	1 398	1.6	Z	X
5812	Feeds (poultry and livestock) not mixed on location	95	701 385	562 036	80.1	17.9	X
5813	Prepared feeds (poultry and livestock) mixed on location	21	107 860	39 933	37.0	1.3	X
5814	Weed killers, soil sterilizers, and soil conditioners	345	2 323 130	787 015	33.9	25.1	X
5815	Insecticides, fungicides, and pesticides	344	1 837 685	558 283	30.4	17.8	X
5816	Other agricultural chemicals and fertilizers	448	2 168 239	955 029	44.0	30.5	X
5817	Seeds and bulbs	318	1 529 637	89 427	5.8	2.9	X
5818	Other farm supplies (including harness and saddlery equipment)	82	342 512	57 848	16.9	1.8	X
6000	Paint, paint supplies, and wallpaper	32	53 111	464	.9	Z	X
9700	Service receipts and labor charges (including installed parts)	42	78 156	3 329	4.3	.1	X
9810	Miscellaneous commodities	33	60 861	3 118	5.1	.1	X
4229102	Farm supplies—whsle distributors	208	X	15 657 546	X	100.0	76.9
5800	Farm supplies	208	15 657 546	15 164 732	96.9	96.9	30.1
5812	Feeds (poultry and livestock) not mixed on location	27	3 880 692	1 406 344	36.2	9.0	X
5814	Weed killers, soil sterilizers, and soil conditioners	87	4 495 645	2 876 300	64.0	18.4	X
5815	Insecticides, fungicides, and pesticides	77	3 890 230	1 320 612	33.9	8.4	X
5816	Other agricultural chemicals and fertilizers	146	11 117 595	9 532 757	85.7	60.9	X
5817	Seeds and bulbs	21	363 230	19 174	5.3	.1	X
42292	Book, periodical, & newspaper whsle	674	X	14 024 800	X	100.0	73.1
3130	Compact discs, prerecorded audio tapes, and phonograph records	7	101 777	13 263	13.0	.1	X
3300	Stationery, office supplies and greeting cards	12	111 073	35 258	31.7	.3	5.3
3311	Business forms	7	94 139	22 940	24.4	.2	X
3313	Inked ribbons, carbon paper, pens and pencils	6	16 934	840	5.0	Z	X
3316	Other stationery supplies (envelopes, ruled forms, and binder paper)	7	94 139	11 478	12.2	.1	X
6100	Books, periodicals, newspapers, and miscellaneous printed materials	674	14 024 800	13 948 169	99.5	99.5	56.0
6101	Books	174	6 853 291	6 015 226	87.8	42.9	X
6102	Other periodicals, newspapers, and miscellaneous printed materials	562	8 945 074	7 932 943	88.7	56.6	X
9810	Miscellaneous commodities	9	185 313	6 063	3.3	Z	X
422920	Book, periodical, & newspaper whsle	674	X	14 024 800	X	100.0	73.1
3130	Compact discs, prerecorded audio tapes, and phonograph records	7	101 777	13 263	13.0	.1	X
3300	Stationery, office supplies and greeting cards	12	111 073	35 258	31.7	.3	5.3
3311	Business forms	7	94 139	22 940	24.4	.2	X
3313	Inked ribbons, carbon paper, pens and pencils	6	16 934	840	5.0	Z	X
3316	Other stationery supplies (envelopes, ruled forms, and binder paper)	7	94 139	11 478	12.2	.1	X
6100	Books, periodicals, newspapers, and miscellaneous printed materials	674	14 024 800	13 948 169	99.5	99.5	56.0
6101	Books	174	6 853 291	6 015 226	87.8	42.9	X
6102	Other periodicals, newspapers, and miscellaneous printed materials	562	8 945 074	7 932 943	88.7	56.6	X
9810	Miscellaneous commodities	9	185 313	6 063	3.3	Z	X
42293	Flower, nursery stock, & florists' supplies whsle	12	X	79 855	X	100.0	80.5
6110	Flowers and florists' supplies	12	79 855	79 826	100.0	100.0	X
422930	Flower, nursery stock, & florists' supplies whsle	12	X	79 855	X	100.0	80.5
6110	Flowers and florists' supplies	12	79 855	79 826	100.0	100.0	X
42294	Tobacco & tobacco product whsle	62	X	18 550 203	X	100.0	98.4
5900	Tobacco and tobacco products	62	18 550 203	18 549 046	100.0	100.0	81.6
5911	Cigars	35	3 257 061	2 835 153	87.0	15.3	X
5912	Cigarettes	29	13 571 868	13 568 083	100.0	73.1	X
5913	Other tobacco products (excluding leaf)	6	2 458 205	2 145 810	87.3	11.6	X

See footnotes at end of table.

Table 5. Manufacturers' Sales Branches and Offices by Kind of Business and Commodity Line: 1997—Con.

[Includes only establishments with payroll. For meaning of abbreviations and symbols, see introductory text. For explanation of terms, see Appendix A]

NAICS code and CL code	Kind of business and commodity line	Establishments handling commodity line		Commodity line sales			Sales coverage percent
		Number	Total sales (\$1,000)	Amount ¹ (\$1,000)	As percent of total sales of—		
					Establishments handling line	Establishments in NAICS industry ¹	
422940	Tobacco & tobacco product whsle	62	X	18 550 203	X	100.0	98.4
5900	Tobacco and tobacco products	62		18 550 203	100.0	100.0	81.6
5911	Cigars	35		3 257 061	87.0	15.3	X
5912	Cigarettes	29		13 571 868	100.0	73.1	X
5913	Other tobacco products (excluding leaf)	6		2 458 205	87.3	11.6	X
42295	Paint, varnish, & supplies whsle	356	X	2 987 359	X	100.0	51.0
6000	Paint, paint supplies, and wallpaper	356		2 987 359	94.2	94.2	42.6
6011	Architectural coatings (enamels, primers, stains, solvents, and lacquers)	245		1 969 413	66.6	43.9	X
6012	Industrial/OEM coatings (coatings applied by original manufacturers to products during manufacturing)	121		1 225 890	53.3	21.9	X
6013	Special purpose coatings (automotive, refinish, marine, traffic coatings)	130		996 323	52.5	17.5	X
6014	Paint supplies	193		746 379	26.8	6.7	X
6015	Wallpaper	95		221 416	56.2	4.2	X
9700	Service receipts and labor charges (including installed parts)	10		338 346	39.0	4.4	X
9810	Miscellaneous commodities	7		4 450	3.3	Z	X
422950	Paint, varnish, & supplies whsle	356	X	2 987 359	X	100.0	51.0
6000	Paint, paint supplies, and wallpaper	356		2 987 359	94.2	94.2	42.6
6011	Architectural coatings (enamels, primers, stains, solvents, and lacquers)	245		1 969 413	66.6	43.9	X
6012	Industrial/OEM coatings (coatings applied by original manufacturers to products during manufacturing)	121		1 225 890	53.3	21.9	X
6013	Special purpose coatings (automotive, refinish, marine, traffic coatings)	130		996 323	52.5	17.5	X
6014	Paint supplies	193		746 379	26.8	6.7	X
6015	Wallpaper	95		221 416	56.2	4.2	X
9700	Service receipts and labor charges (including installed parts)	10		338 346	39.0	4.4	X
9810	Miscellaneous commodities	7		4 450	3.3	Z	X
4229501	Paint, varnish, & supplies whsle	356	X	2 987 359	X	100.0	51.0
6000	Paint, paint supplies, and wallpaper	356		2 987 359	94.2	94.2	42.6
6011	Architectural coatings (enamels, primers, stains, solvents, and lacquers)	245		1 969 413	66.6	43.9	X
6012	Industrial/OEM coatings (coatings applied by original manufacturers to products during manufacturing)	121		1 225 890	53.3	21.9	X
6013	Special purpose coatings (automotive, refinish, marine, traffic coatings)	130		996 323	52.5	17.5	X
6014	Paint supplies	193		746 379	26.8	6.7	X
6015	Wallpaper	95		221 416	56.2	4.2	X
9700	Service receipts and labor charges (including installed parts)	10		338 346	39.0	4.4	X
9810	Miscellaneous commodities	7		4 450	3.3	Z	X
42299	Other miscellaneous nondurable goods whsle	114	X	D	X	D	D
3200	Printing and writing paper	6	D	D	D	D	D
3212	Fine roll paper	6	D	D	D	D	X
3213	Other printing and writing paper	6	D	D	D	D	X
3300	Stationery, office supplies and greeting cards	9	D	D	D	D	D
3312	Stationery, photocopy paper, and typing paper	6	D	D	D	D	X
3316	Other stationery supplies (envelopes, ruled forms, and binder paper)	8	D	D	D	D	X
3400	Industrial and personal services paper and plastics	6	D	D	D	D	D
3413	Industrial paper (wrapping, bags, cartons, etc.)	6	D	D	D	D	X
3414	Disposable plastic boxes, containers, cups, dishes, and supplies	6	D	D	D	D	X
3415	Other industrial and personal service paper	6	D	D	D	D	X
6120	Art goods (including novelties and souvenirs)	16	D	D	D	D	D
6121	Art materials	14	D	D	D	D	X
6130	Textile bags, bagging, and burlap	6	D	D	D	D	X
6150	Nondurable goods, n.e.c.	85	D	D	D	D	X
422990	Other miscellaneous nondurable goods whsle	114	X	D	X	D	D
3200	Printing and writing paper	6	D	D	D	D	D
3212	Fine roll paper	6	D	D	D	D	X
3213	Other printing and writing paper	6	D	D	D	D	X
3300	Stationery, office supplies and greeting cards	9	D	D	D	D	D
3312	Stationery, photocopy paper, and typing paper	6	D	D	D	D	X
3316	Other stationery supplies (envelopes, ruled forms, and binder paper)	8	D	D	D	D	X
3400	Industrial and personal services paper and plastics	6	D	D	D	D	D
3413	Industrial paper (wrapping, bags, cartons, etc.)	6	D	D	D	D	X
3414	Disposable plastic boxes, containers, cups, dishes, and supplies	6	D	D	D	D	X
3415	Other industrial and personal service paper	6	D	D	D	D	X
6120	Art goods (including novelties and souvenirs)	16	D	D	D	D	D
6121	Art materials	14	D	D	D	D	X
6130	Textile bags, bagging, and burlap	6	D	D	D	D	X
6150	Nondurable goods, n.e.c.	85	D	D	D	D	X
4229901	Art goods whsle	16	X	652 548	X	100.0	64.3
6120	Art goods (including novelties and souvenirs)	16		652 548	96.1	96.1	59.6
6121	Art materials	14		651 980	96.1	96.0	X

See footnotes at end of table.

Table 5. **Manufacturers' Sales Branches and Offices by Kind of Business and Commodity Line: 1997—Con.**

[Includes only establishments with payroll. For meaning of abbreviations and symbols, see introductory text. For explanation of terms, see Appendix A]

NAICS code and CL code	Kind of business and commodity line	Establishments handling commodity line		Commodity line sales			Sales coverage percent
		Number	Total sales (\$1,000)	Amount ¹ (\$1,000)	As percent of total sales of—		
					Establishments handling line	Establishments in NAICS industry ¹	
4229902	General merchandise (nondurable goods) whsle	8	X	630 129	X	100.0	71.8
3200	Printing and writing paper	6	159 380	29 927	18.8	4.7	68.7
3212	Fine roll paper	6	159 380	13 382	8.4	2.1	X
3213	Other printing and writing paper	6	159 380	16 545	10.4	2.6	X
3300	Stationery, office supplies and greeting cards	6	159 380	20 675	13.0	3.3	68.7
3312	Stationery, photocopy paper, and typing paper	6	159 380	8 175	5.1	1.3	X
3316	Other stationery supplies (envelopes, ruled forms, and binder paper) ..	6	159 380	12 500	7.8	2.0	X
3400	Industrial and personal services paper and plastics	6	159 380	35 318	22.2	5.6	68.7
3413	Industrial paper (wrapping, bags, cartons, etc.)	6	159 380	10 004	6.3	1.6	X
3414	Disposable plastic boxes, containers, cups, dishes, and supplies	6	159 380	3 821	2.4	.6	X
3415	Other industrial and personal service paper	6	159 380	19 933	12.5	3.2	X
4229903	Textile bags, bagging, & burlap whsle	6	X	25 170	X	100.0	59.6
6130	Textile bags, bagging, and burlap	6	25 170	25 170	100.0	100.0	X
4229904	Other nondurable goods whsle	84	X	D	X	D	D
6150	Nondurable goods, n.e.c.	84	D	D	D	D	X

¹Commodity line sales and line percents may not add to totals due to exclusion of selected lines to avoid disclosing data for individual companies and/or due to rounding.

Table 6. Manufacturers' Sales Branches and Offices by Broad Commodity Line and Kind of Business: 1997

[Includes only establishments with payroll. For meaning of abbreviations and symbols, see introductory text. For explanation of terms, see Appendix A]

CL code and NAICS code	Commodity line and kind of business	Establishments (number)	Sales (\$1,000)	Percent of sales accounted for by kind of business ¹	Coverage in percents
0100	New and used automobiles, motorcycles, etc.	219	124 572 599	100.0	66.6
421	Wholesale trade, durable goods	219	124 572 599	100.0	65.8
4211	Motor vehicle & motor vehicle parts & supplies whsle	219	124 572 599	100.0	79.5
42111	Automobile & other motor vehicle whsle	219	124 572 599	100.0	81.5
421110	Automobile & other motor vehicle whsle	219	124 572 599	100.0	81.5
4211101	Automobile & motorcycle whsle	124	78 894 343	63.3	97.2
4211103	Light truck & van (14,000 lb or less) whsle	94	45 674 243	36.7	72.4
0120	Buses, campers, and motor homes	51	2 720 722	100.0	79.3
421	Wholesale trade, durable goods	51	2 720 722	100.0	78.3
4211	Motor vehicle & motor vehicle parts & supplies whsle	51	2 720 722	100.0	94.7
42111	Automobile & other motor vehicle whsle	51	2 720 722	100.0	97.0
421110	Automobile & other motor vehicle whsle	51	2 720 722	100.0	97.0
4211102	Bus & recreational vehicle whsle	14	D	D	D
4211103	Light truck & van (14,000 lb or less) whsle	20	1 861 219	68.4	97.8
4211104	Medium truck & tractor (14,001 lb to 26,000 lb) whsle	6	D	D	X
4211105	Heavy truck & tractor (over 26,000 lb) whsle	11	D	D	D
0130	Light trucks and vans (14,000 lb or less)	147	117 080 909	100.0	63.2
421	Wholesale trade, durable goods	147	117 080 909	100.0	62.4
4211	Motor vehicle & motor vehicle parts & supplies whsle	147	117 080 909	100.0	75.4
42111	Automobile & other motor vehicle whsle	147	117 080 909	100.0	77.3
421110	Automobile & other motor vehicle whsle	147	117 080 909	100.0	77.3
4211101	Automobile & motorcycle whsle	46	14 168 012	12.1	97.2
4211103	Light truck & van (14,000 lb or less) whsle	99	102 895 638	87.9	72.4
0140	Medium trucks and tractors (14,001 to 26,000 lb)	99	3 184 876	100.0	X
421	Wholesale trade, durable goods	99	3 184 876	100.0	X
4211	Motor vehicle & motor vehicle parts & supplies whsle	99	3 184 876	100.0	X
42111	Automobile & other motor vehicle whsle	98	3 184 171	100.0	X
421110	Automobile & other motor vehicle whsle	98	3 184 171	100.0	X
4211101	Automobile & motorcycle whsle	22	372 299	11.7	X
4211103	Light truck & van (14,000 lb or less) whsle	19	1 585 398	49.8	X
4211104	Medium truck & tractor (14,001 lb to 26,000 lb) whsle	20	D	D	X
4211105	Heavy truck & tractor (over 26,000 lb) whsle	35	D	D	X
0150	Heavy trucks and tractors (over 26,000 lb)	165	5 400 979	100.0	78.9
421	Wholesale trade, durable goods	165	5 400 979	100.0	77.9
4211	Motor vehicle & motor vehicle parts & supplies whsle	160	5 397 204	99.9	94.3
42111	Automobile & other motor vehicle whsle	160	5 397 204	99.9	96.6
421110	Automobile & other motor vehicle whsle	160	5 397 204	99.9	96.6
4211103	Light truck & van (14,000 lb or less) whsle	20	642 032	11.9	97.8
4211104	Medium truck & tractor (14,001 lb to 26,000 lb) whsle	17	D	D	X
4211105	Heavy truck & tractor (over 26,000 lb) whsle	123	D	D	D
0200	New and rebuilt automotive parts and supplies	1 142	27 473 042	100.0	24.6
421	Wholesale trade, durable goods	1 004	27 235 783	99.1	26.3
4211	Motor vehicle & motor vehicle parts & supplies whsle	966	27 079 168	98.6	31.9
42111	Automobile & other motor vehicle whsle	69	2 179 310	7.9	.5
421110	Automobile & other motor vehicle whsle	69	2 179 310	7.9	.5
4211101	Automobile & motorcycle whsle	22	1 882 814	6.9	X
4211104	Medium truck & tractor (14,001 lb to 26,000 lb) whsle	6	D	D	X
4211105	Heavy truck & tractor (over 26,000 lb) whsle	39	D	D	D
42112	Motor vehicle supplies & new parts whsle	884	24 895 793	90.6	57.7
421120	Motor vehicle supplies & new parts whsle	884	24 895 793	90.6	57.7
4211201	Motor vehicle supplies & new parts—warehouse distributors	343	6 327 131	23.0	48.4
4211202	Motor vehicle supplies & new parts—jobbers	541	18 568 662	67.6	61.2
42113	Tire & tube whsle	13	4 065	Z	79.2
421130	Tire & tube whsle	13	4 065	Z	79.2
4213	Lumber & other construction materials whsle	6	12 441	Z	3.3
42139	Other construction materials whsle	6	12 441	Z	3.4
421390	Other construction materials whsle	6	12 441	Z	3.4
4213901	Flat glass & other construction glass whsle	6	12 441	Z	X
4218	Machinery, equipment, & supplies whsle	26	134 186	.5	X
42181	Construction & mining (except petroleum) machinery & equip whsle	14	62 181	.2	X
421810	Construction & mining (except petroleum) machinery & equip whsle	14	62 181	.2	X
422	Wholesale trade, nondurable goods	138	237 259	.9	X
4227	Petroleum & petroleum products whsle	135	226 527	.8	X
42271	Petroleum bulk stations & terminals	23	83 549	.3	X
422710	Petroleum bulk stations & terminals	23	83 549	.3	X
4227101	Petroleum bulk stations & terminals (except LP)	23	D	D	X
42271011	Petroleum bulk stations (except LP)	22	D	D	X
42272	Petroleum & petroleum prod whsle (exc bulk stations & terminals)	112	142 978	.5	X
422720	Petroleum & petroleum prod whsle (exc bulk stations & terminals)	112	142 978	.5	X
0240	Used automotive parts, accessories, and equipment	126	59 093	100.0	X
421	Wholesale trade, durable goods	126	59 093	100.0	X
4211	Motor vehicle & motor vehicle parts & supplies whsle	126	59 093	100.0	X
42111	Automobile & other motor vehicle whsle	27	50 628	85.7	X
421110	Automobile & other motor vehicle whsle	27	50 628	85.7	X
4211105	Heavy truck & tractor (over 26,000 lb) whsle	27	D	D	X
42112	Motor vehicle supplies & new parts whsle	96	6 505	11.0	X
421120	Motor vehicle supplies & new parts whsle	96	6 505	11.0	X
4211202	Motor vehicle supplies & new parts—jobbers	94	6 340	10.7	X

See footnotes at end of table.

Table 6. Manufacturers' Sales Branches and Offices by Broad Commodity Line and Kind of Business: 1997—Con.

[Includes only establishments with payroll. For meaning of abbreviations and symbols, see introductory text. For explanation of terms, see Appendix A]

CL code and NAICS code	Commodity line and kind of business	Establishments (number)	Sales (\$1,000)	Percent of sales accounted for by kind of business ¹	Coverage in percents
0250	Petroleum products marketing equipment	20	135 583	100.0	X
421	Wholesale trade, durable goods	17	133 772	98.7	X
4211	Motor vehicle & motor vehicle parts & supplies whsle	17	133 772	98.7	X
42112	Motor vehicle supplies & new parts whsle	15	133 253	98.3	X
421120	Motor vehicle supplies & new parts whsle	15	133 253	98.3	X
4211203	Petroleum products marketing equipment whsle	11	131 080	96.7	X
0300	Tires and tubes	254	9 886 945	100.0	38.3
421	Wholesale trade, durable goods	226	9 878 252	99.9	48.1
4211	Motor vehicle & motor vehicle parts & supplies whsle	225	9 877 791	99.9	58.3
42112	Motor vehicle supplies & new parts whsle	75	214 959	2.2	21.1
421120	Motor vehicle supplies & new parts whsle	75	214 959	2.2	21.1
4211201	Motor vehicle supplies & new parts—warehouse distributors	69	203 877	2.1	8.2
4211202	Motor vehicle supplies & new parts—jobbers	6	11 082	.1	85.7
42113	Tire & tube whsle	150	9 662 832	97.7	51.7
421130	Tire & tube whsle	150	9 662 832	97.7	51.7
422	Wholesale trade, nondurable goods	28	8 693	.1	X
4227	Petroleum & petroleum products whsle	11	1 546	Z	X
42272	Petroleum & petroleum prod whsle (exc bulk stations & terminals)	8	652	Z	X
422720	Petroleum & petroleum prod whsle (exc bulk stations & terminals)	8	652	Z	X
4229	Miscellaneous nondurable goods whsle	15	D	D	X
42291	Farm supplies whsle	15	137	Z	X
422910	Farm supplies whsle	15	137	Z	X
4229101	Farm supplies—farm dealers	15	137	Z	X
0400	Household and lawn furniture	97	1 551 629	100.0	73.8
421	Wholesale trade, durable goods	96	1 551 328	100.0	72.9
4212	Furniture & home furnishings whsle	91	1 542 590	99.4	57.7
42121	Furniture whsle	91	1 542 590	99.4	76.7
421210	Furniture whsle	91	1 542 590	99.4	76.7
4212101	Household & lawn furniture whsle	91	1 542 590	99.4	73.5
0420	Office and business furniture	187	5 521 541	100.0	76.2
421	Wholesale trade, durable goods	182	5 511 725	99.8	76.2
4212	Furniture & home furnishings whsle	177	5 482 734	99.3	61.8
42121	Furniture whsle	177	5 482 734	99.3	82.1
421210	Furniture whsle	177	5 482 734	99.3	82.1
4212101	Household & lawn furniture whsle	21	12 274	.2	79.0
4212102	Office & business furniture whsle	156	5 470 460	99.1	83.1
0500	Household china, glassware, crockery, and plastic housewares	22	524 230	100.0	X
421	Wholesale trade, durable goods	21	520 220	99.2	X
4212	Furniture & home furnishings whsle	14	484 205	92.4	X
42122	Home furnishings whsle	14	484 205	92.4	X
421220	Home furnishings whsle	14	484 205	92.4	X
4212201	Household china, glassware, & crockery whsle	14	484 205	92.4	X
0520	Linens, domestics, curtains, and draperies	110	4 099 923	100.0	54.2
421	Wholesale trade, durable goods	108	4 083 599	99.6	53.4
4212	Furniture & home furnishings whsle	107	4 083 234	99.6	42.5
42122	Home furnishings whsle	104	3 973 779	96.9	37.6
421220	Home furnishings whsle	104	3 973 779	96.9	37.6
4212202	Linens, domestics, draperies, & curtains whsle	102	3 954 388	96.5	40.1
0530	Flooring and floor coverings	118	8 178 993	100.0	66.4
421	Wholesale trade, durable goods	113	8 055 992	98.5	65.1
4212	Furniture & home furnishings whsle	104	8 042 007	98.3	52.5
42122	Home furnishings whsle	102	8 041 476	98.3	43.7
421220	Home furnishings whsle	102	8 041 476	98.3	43.7
4212202	Linens, domestics, draperies, & curtains whsle	6	202 331	2.5	55.5
4212203	Floor coverings whsle	96	7 839 145	95.8	37.0
4213	Lumber & other construction materials whsle	6	10 475	.1	X
42131	Lumber, plywood, millwork, & wood panel whsle	6	10 475	.1	X
421310	Lumber, plywood, millwork, & wood panel whsle	6	10 475	.1	X
0540	Other home furnishings	97	989 409	100.0	69.8
421	Wholesale trade, durable goods	95	989 357	100.0	69.1
4212	Furniture & home furnishings whsle	87	943 013	95.3	61.1
42121	Furniture whsle	26	18 395	1.9	82.6
421210	Furniture whsle	26	18 395	1.9	82.6
4212101	Household & lawn furniture whsle	26	18 395	1.9	79.0
42122	Home furnishings whsle	61	924 618	93.5	51.0
421220	Home furnishings whsle	61	924 618	93.5	51.0
4212201	Household china, glassware, & crockery whsle	13	84 326	8.5	X
4212202	Linens, domestics, draperies, & curtains whsle	20	270 940	27.4	55.5
4212204	Other home furnishings whsle	26	565 906	57.2	63.5

See footnotes at end of table.

Table 6. Manufacturers' Sales Branches and Offices by Broad Commodity Line and Kind of Business: 1997—Con.

[Includes only establishments with payroll. For meaning of abbreviations and symbols, see introductory text. For explanation of terms, see Appendix A]

CL code and NAICS code	Commodity line and kind of business	Establishments (number)	Sales (\$1,000)	Percent of sales accounted for by kind of business ¹	Coverage in percents
0600	Lumber: rough, dressed, and finished	215	4 690 205	100.0	70.7
421	Wholesale trade, durable goods	214	4 690 205	100.0	69.8
4212	Furniture & home furnishings whsle	9	8 549	.2	X
42121	Furniture whsle	9	8 549	.2	X
421210	Furniture whsle	9	8 549	.2	X
4212101	Household & lawn furniture whsle	9	8 549	.2	X
4213	Lumber & other construction materials whsle	200	4 679 526	99.8	49.5
42131	Lumber, plywood, millwork, & wood panel whsle	192	4 671 134	99.6	54.6
421310	Lumber, plywood, millwork, & wood panel whsle	192	4 671 134	99.6	54.6
4213101	Lumber without yard whsle	42	2 171 608	46.3	X
4213102	Lumber with yard whsle	96	1 815 741	38.7	69.1
4213103	Plywood, veneer, millwork, & wood panel whsle	54	683 785	14.6	51.5
42139	Other construction materials whsle	7	5 173	.1	55.5
421390	Other construction materials whsle	7	5 173	.1	55.5
4213902	Other construction materials whsle	6	5 064	.1	63.4
0620	Plywood and millwork	601	5 159 329	100.0	74.4
421	Wholesale trade, durable goods	558	5 124 136	99.3	73.7
4213	Lumber & other construction materials whsle	544	5 112 978	99.1	51.0
42131	Lumber, plywood, millwork, & wood panel whsle	449	4 985 432	96.6	56.4
421310	Lumber, plywood, millwork, & wood panel whsle	449	4 985 432	96.6	56.4
4213101	Lumber without yard whsle	15	381 912	7.4	X
4213102	Lumber with yard whsle	71	379 784	7.4	78.4
4213103	Plywood, veneer, millwork, & wood panel whsle	363	4 223 736	81.9	50.7
42133	Roofing, siding, & insulation material whsle	71	23 606	.5	53.5
421330	Roofing, siding, & insulation material whsle	71	23 606	.5	53.5
4213301	Roofing, siding, & insulation material whsle	71	23 606	.5	53.5
42139	Other construction materials whsle	24	103 940	2.0	53.0
421390	Other construction materials whsle	24	103 940	2.0	53.0
4213901	Flat glass & other construction glass whsle	6	2 482	Z	X
4213902	Other construction materials whsle	18	101 458	2.0	60.3
422	Wholesale trade, nondurable goods	43	35 193	.7	71.0
4226	Chemical & allied products whsle	10	34 268	.7	73.9
42261	Plastics materials & basic forms & shapes whsle	10	34 268	.7	80.3
422610	Plastics materials & basic forms & shapes whsle	10	34 268	.7	80.3
4229	Miscellaneous nondurable goods whsle	33	D	D	X
42291	Farm supplies whsle	33	925	Z	X
422910	Farm supplies whsle	33	925	Z	X
4229101	Farm supplies—farm dealers	31	818	Z	X
0700	Brick, stone, tile, sand, block, cement, and gravel	774	5 805 507	100.0	66.7
421	Wholesale trade, durable goods	772	5 805 076	100.0	66.0
4213	Lumber & other construction materials whsle	769	5 798 890	99.9	45.8
42131	Lumber, plywood, millwork, & wood panel whsle	6	853	Z	X
421310	Lumber, plywood, millwork, & wood panel whsle	6	853	Z	X
42132	Brick, stone, & related construction materials whsle	761	5 796 485	99.8	35.0
421320	Brick, stone, & related construction materials whsle	761	5 796 485	99.8	35.0
4213201	Brick, block, tile, clay/cement sewer pipe whsle	431	2 110 215	36.3	16.7
4213202	Sand, gravel, & stone whsle	88	308 209	5.3	56.0
4213203	Cement, lime, & related products whsle	242	3 378 061	58.2	44.8
0720	Roofing, siding, and insulation materials	321	3 210 124	100.0	76.8
421	Wholesale trade, durable goods	314	3 201 278	99.7	76.0
4213	Lumber & other construction materials whsle	303	3 187 856	99.3	53.3
42131	Lumber, plywood, millwork, & wood panel whsle	65	292 492	9.1	59.8
421310	Lumber, plywood, millwork, & wood panel whsle	65	292 492	9.1	59.8
4213101	Lumber without yard whsle	6	5 920	.2	X
4213102	Lumber with yard whsle	14	21 762	.7	82.7
4213103	Plywood, veneer, millwork, & wood panel whsle	45	264 810	8.2	54.6
42133	Roofing, siding, & insulation material whsle	222	2 866 532	89.3	56.5
421330	Roofing, siding, & insulation material whsle	222	2 866 532	89.3	56.5
4213301	Roofing, siding, & insulation material whsle	222	2 866 532	89.3	56.5
42139	Other construction materials whsle	16	28 832	.9	55.5
421390	Other construction materials whsle	16	28 832	.9	55.5
4213901	Flat glass & other construction glass whsle	7	18 872	.6	X
4213902	Other construction materials whsle	9	9 960	.3	63.4
4217	Hardware, & plumbing & heating equipment & supplies whsle	9	D	D	X
42171	Hardware whsle	9	6 148	.2	X
421710	Hardware whsle	9	6 148	.2	X
422	Wholesale trade, nondurable goods	7	8 846	.3	X
4229	Miscellaneous nondurable goods whsle	7	D	D	X
0730	Flat glass and other construction glass (excluding automotive)	192	760 530	100.0	X
421	Wholesale trade, durable goods	192	760 530	100.0	X
4213	Lumber & other construction materials whsle	179	750 647	98.7	X
42131	Lumber, plywood, millwork, & wood panel whsle	19	7 945	1.0	X
421310	Lumber, plywood, millwork, & wood panel whsle	19	7 945	1.0	X
4213103	Plywood, veneer, millwork, & wood panel whsle	17	2 440	.3	X
42133	Roofing, siding, & insulation material whsle	62	111 720	14.7	X
421330	Roofing, siding, & insulation material whsle	62	111 720	14.7	X
4213301	Roofing, siding, & insulation material whsle	62	111 720	14.7	X
42139	Other construction materials whsle	97	627 549	82.5	X
421390	Other construction materials whsle	97	627 549	82.5	X
4213901	Flat glass & other construction glass whsle	97	627 549	82.5	X

See footnotes at end of table.

Table 6. Manufacturers' Sales Branches and Offices by Broad Commodity Line and Kind of Business: 1997—Con.

[Includes only establishments with payroll. For meaning of abbreviations and symbols, see introductory text. For explanation of terms, see Appendix A]

CL code and NAICS code	Commodity line and kind of business	Establishments (number)	Sales (\$1,000)	Percent of sales accounted for by kind of business ¹	Coverage in percents
0740	Other construction materials	485	1 326 181	100.0	73.6
421	Wholesale trade, durable goods	448	1 323 467	99.8	74.9
4213	Lumber & other construction materials whsle	439	1 316 796	99.3	52.3
42131	Lumber, plywood, millwork, & wood panel whsle	28	38 707	2.9	59.8
421310	Lumber, plywood, millwork, & wood panel whsle	28	38 707	2.9	59.8
4213103	Plywood, veneer, millwork, & wood panel whsle	20	35 950	2.7	54.6
42132	Brick, stone, & related construction materials whsle	128	25 357	1.9	41.5
421320	Brick, stone, & related construction materials whsle	128	25 357	1.9	41.5
4213201	Brick, block, tile, clay/cement sewer pipe whsle	128	25 357	1.9	16.7
42133	Roofing, siding, & insulation material whsle	129	108 854	8.2	57.9
421330	Roofing, siding, & insulation material whsle	129	108 854	8.2	57.9
4213301	Roofing, siding, & insulation material whsle	129	108 854	8.2	57.9
42139	Other construction materials whsle	154	1 143 878	86.3	51.4
421390	Other construction materials whsle	154	1 143 878	86.3	51.4
4213901	Flat glass & other construction glass whsle	7	7 190	.5	X
4213902	Other construction materials whsle	147	1 136 688	85.7	59.1
422	Wholesale trade, nondurable goods	37	2 714	.2	X
4229	Miscellaneous nondurable goods whsle	37	D	D	X
42291	Farm supplies whsle	37	2 714	.2	X
422910	Farm supplies whsle	37	2 714	.2	X
4229101	Farm supplies—farm dealers	35	1 633	.1	X
0800	Photographic equipment and supplies (excluding video)	89	7 016 972	100.0	54.6
421	Wholesale trade, durable goods	79	6 969 904	99.3	56.2
4214	Professional & commercial equipment & supplies whsle	76	6 954 675	99.1	52.4
42141	Photographic equipment & supplies whsle	74	6 953 951	99.1	54.3
421410	Photographic equipment & supplies whsle	74	6 953 951	99.1	54.3
422	Wholesale trade, nondurable goods	10	47 068	.7	X
4221	Paper & paper product whsle	8	28 986	.4	X
42211	Printing & writing paper whsle	7	28 900	.4	X
422110	Printing & writing paper whsle	7	28 900	.4	X
0900	Office equipment	698	4 906 504	100.0	60.5
421	Wholesale trade, durable goods	663	4 749 492	96.8	60.3
4214	Professional & commercial equipment & supplies whsle	658	4 733 824	96.5	56.3
42141	Photographic equipment & supplies whsle	30	128 370	2.6	X
421410	Photographic equipment & supplies whsle	30	128 370	2.6	X
42142	Office equipment whsle	624	4 475 735	91.2	75.5
421420	Office equipment whsle	624	4 475 735	91.2	75.5
422	Wholesale trade, nondurable goods	35	157 012	3.2	31.8
4221	Paper & paper product whsle	35	157 012	3.2	29.8
42212	Stationery & office supplies whsle	35	157 012	3.2	29.0
422120	Stationery & office supplies whsle	35	157 012	3.2	29.0
0920	New computer equipment	1 964	57 778 800	100.0	64.0
421	Wholesale trade, durable goods	1 930	57 678 495	99.8	63.5
4214	Professional & commercial equipment & supplies whsle	1 851	57 390 534	99.3	59.7
42141	Photographic equipment & supplies whsle	28	21 981	Z	X
421410	Photographic equipment & supplies whsle	28	21 981	Z	X
42142	Office equipment whsle	155	65 573	.1	77.0
421420	Office equipment whsle	155	65 573	.1	77.0
42143	Computer & computer peripheral equipment & software whsle	1 666	57 302 974	99.2	68.7
421430	Computer & computer peripheral equipment & software whsle	1 666	57 302 974	99.2	68.7
4214301	Computer & peripheral equipment whsle	1 665	57 302 377	99.2	68.7
42143011	Computers & peripheral equipment for resale	476	23 350 477	40.4	X
42143012	Computers & peripheral equipment for end use	1 189	33 951 900	58.8	66.3
4216	Electrical goods whsle	78	286 003	.5	14.0
42161	Electrical apparatus & equip, wiring supp, & const material whsle	41	275 048	.5	13.7
421610	Electrical apparatus & equip, wiring supp, & const material whsle	41	275 048	.5	13.7
42169	Other electronic parts & equipment whsle	37	10 955	Z	7.4
421690	Other electronic parts & equipment whsle	37	10 955	Z	7.4
4216902	Electronic parts (excluding communications equipment) whsle	36	10 740	Z	4.9
422	Wholesale trade, nondurable goods	34	100 305	.2	32.0
4221	Paper & paper product whsle	34	100 305	.2	30.0
42212	Stationery & office supplies whsle	32	93 356	.2	35.3
422120	Stationery & office supplies whsle	32	93 356	.2	35.3
0930	Used computer equipment	50	53 232	100.0	X
421	Wholesale trade, durable goods	50	53 232	100.0	X
4214	Professional & commercial equipment & supplies whsle	50	53 232	100.0	X
42143	Computer & computer peripheral equipment & software whsle	50	53 232	100.0	X
421430	Computer & computer peripheral equipment & software whsle	50	53 232	100.0	X
4214301	Computer & peripheral equipment whsle	50	53 232	100.0	X
42143012	Computers & peripheral equipment for end use	50	53 232	100.0	X

See footnotes at end of table.

Table 6. Manufacturers' Sales Branches and Offices by Broad Commodity Line and Kind of Business: 1997—Con.

[Includes only establishments with payroll. For meaning of abbreviations and symbols, see introductory text. For explanation of terms, see Appendix A]

CL code and NAICS code	Commodity line and kind of business	Establishments (number)	Sales (\$1,000)	Percent of sales accounted for by kind of business ¹	Coverage in percents
0950	Computer software (packaged)	870	6 550 690	100.0	X
421	Wholesale trade, durable goods	841	6 513 073	99.4	X
4214	Professional & commercial equipment & supplies whsle	660	6 425 582	98.1	X
42141	Photographic equipment & supplies whsle	22	3 716	.1	X
421410	Photographic equipment & supplies whsle	22	3 716	.1	X
42142	Office equipment whsle	148	88 391	1.3	X
421420	Office equipment whsle	148	88 391	1.3	X
42143	Computer & computer peripheral equipment & software whsle	488	6 333 473	96.7	X
421430	Computer & computer peripheral equipment & software whsle	488	6 333 473	96.7	X
4214301	Computer & peripheral equipment whsle	440	5 479 450	83.6	X
42143011	Computers & peripheral equipment for resale	22	260 389	4.0	X
42143012	Computers & peripheral equipment for end use	418	5 219 061	79.7	X
4214302	Computer software (packaged) whsle	48	854 023	13.0	X
4216	Electrical goods whsle	180	85 962	1.3	X
42161	Electrical apparatus & equip, wiring supp, & const material whsle	96	28 197	.4	X
421610	Electrical apparatus & equip, wiring supp, & const material whsle	96	28 197	.4	X
42169	Other electronic parts & equipment whsle	84	57 765	.9	X
421690	Other electronic parts & equipment whsle	84	57 765	.9	X
4216901	Communications equipment & supplies whsle	82	57 635	.9	X
422	Wholesale trade, nondurable goods	29	37 617	.6	X
4221	Paper & paper product whsle	29	37 617	.6	X
42212	Stationery & office supplies whsle	29	37 617	.6	X
422120	Stationery & office supplies whsle	29	37 617	.6	X
0960	Restaurant and hotel equipment and supplies	80	466 344	100.0	X
421	Wholesale trade, durable goods	40	407 954	87.5	X
4214	Professional & commercial equipment & supplies whsle	38	396 291	85.0	X
42144	Other commercial equipment whsle	38	396 291	85.0	X
421440	Other commercial equipment whsle	38	396 291	85.0	X
4214401	Restaurant & hotel equipment & supplies whsle	38	396 291	85.0	X
422	Wholesale trade, nondurable goods	40	58 390	12.5	X
4221	Paper & paper product whsle	6	4 928	1.1	X
4224	Grocery & related products whsle	31	46 155	9.9	X
42249	Other grocery & related products whsle	29	D	D	X
422490	Other grocery & related products whsle	29	D	D	X
4224901	Coffee, tea, & spice whsle	23	2 528	.5	X
0970	Store machines and equipment	426	1 143 895	100.0	1.1
421	Wholesale trade, durable goods	367	1 131 128	98.9	1.1
4214	Professional & commercial equipment & supplies whsle	367	1 131 128	98.9	1.0
42143	Computer & computer peripheral equipment & software whsle	275	611 494	53.5	X
421430	Computer & computer peripheral equipment & software whsle	275	611 494	53.5	X
4214301	Computer & peripheral equipment whsle	275	611 494	53.5	X
42143012	Computers & peripheral equipment for end use	275	611 494	53.5	X
42144	Other commercial equipment whsle	90	519 395	45.4	50.7
421440	Other commercial equipment whsle	90	519 395	45.4	50.7
4214402	Store machines & equipment whsle	90	519 395	45.4	39.1
422	Wholesale trade, nondurable goods	59	12 767	1.1	X
4224	Grocery & related products whsle	50	6 380	.6	X
42249	Other grocery & related products whsle	50	D	D	X
422490	Other grocery & related products whsle	50	D	D	X
4224903	Soft drinks whsle	50	6 380	.6	X
1000	Medical, hospital, and surgical supplies	486	19 725 611	100.0	43.0
421	Wholesale trade, durable goods	453	17 908 189	90.8	74.2
4214	Professional & commercial equipment & supplies whsle	444	17 906 244	90.8	69.2
42145	Medical, dental, & hospital equipment & supplies whsle	441	17 868 261	90.6	55.8
421450	Medical, dental, & hospital equipment & supplies whsle	441	17 868 261	90.6	55.8
4214501	Surgical, medical, & hospital supplies whsle	439	17 857 606	90.5	55.4
4218	Machinery, equipment, & supplies whsle	7	1 792	Z	X
42184	Industrial supplies whsle	7	1 792	Z	X
421840	Industrial supplies whsle	7	1 792	Z	X
422	Wholesale trade, nondurable goods	33	1 817 422	9.2	X
4222	Drugs, & druggists' sundries whsle	18	1 302 734	6.6	X
42221	Drugs, & druggists' sundries whsle	18	1 302 734	6.6	X
422210	Drugs, & druggists' sundries whsle	18	1 302 734	6.6	X
4222102	Specialty-line drug, pharmaceutical, cosmetic, & toiletries whsle	18	1 302 734	6.6	X
4226	Chemical & allied products whsle	14	6 347	Z	X
42269	Other chemical & allied products whsle	13	6 330	Z	X
422690	Other chemical & allied products whsle	13	6 330	Z	X
4226901	Industrial gases (except LP) whsle	11	1 433	Z	X
1020	Dental supplies	28	266 525	100.0	77.8
421	Wholesale trade, durable goods	28	266 525	100.0	76.7
4214	Professional & commercial equipment & supplies whsle	28	266 525	100.0	71.4
42145	Medical, dental, & hospital equipment & supplies whsle	28	266 525	100.0	57.6
421450	Medical, dental, & hospital equipment & supplies whsle	28	266 525	100.0	57.6
4214501	Surgical, medical, & hospital supplies whsle	8	31 176	11.7	58.3
4214502	Dental equipment & supplies whsle	20	235 349	88.3	82.2
1030	Optical and ophthalmic goods	68	858 391	100.0	62.7
421	Wholesale trade, durable goods	68	858 391	100.0	61.9
4214	Professional & commercial equipment & supplies whsle	68	858 391	100.0	57.5
42146	Ophthalmic goods whsle	66	851 973	99.3	18.4
421460	Ophthalmic goods whsle	66	851 973	99.3	18.4

See footnotes at end of table.

Table 6. Manufacturers' Sales Branches and Offices by Broad Commodity Line and Kind of Business: 1997—Con.

[Includes only establishments with payroll. For meaning of abbreviations and symbols, see introductory text. For explanation of terms, see Appendix A]

CL code and NAICS code	Commodity line and kind of business	Establishments (number)	Sales (\$1,000)	Percent of sales accounted for by kind of business ¹	Coverage in percents
1040	Religious and school supplies	17	217 743	100.0	.3
421	Wholesale trade, durable goods	11	211 048	96.9	3.2
4214	Professional & commercial equipment & supplies whsle	11	211 048	96.9	2.9
42149	Other professional equipment & supplies whsle	9	210 991	96.9	3.3
421490	Other professional equipment & supplies whsle	9	210 991	96.9	3.3
4214901	Religious & school supplies whsle	9	210 991	96.9	.3
422	Wholesale trade, nondurable goods	6	6 695	3.1	X
1050	Other professional equipment and supplies	136	1 311 531	100.0	78.9
421	Wholesale trade, durable goods	136	1 311 531	100.0	77.9
4214	Professional & commercial equipment & supplies whsle	99	1 295 345	98.8	72.2
42145	Medical, dental, & hospital equipment & supplies whsle	11	90 909	6.9	58.7
421450	Medical, dental, & hospital equipment & supplies whsle	11	90 909	6.9	58.7
4214501	Surgical, medical, & hospital supplies whsle	11	90 909	6.9	58.3
42149	Other professional equipment & supplies whsle	87	1 175 721	89.6	66.7
421490	Other professional equipment & supplies whsle	87	1 175 721	89.6	66.7
4214902	Other professional equipment & supplies whsle	87	1 175 721	89.6	76.6
4216	Electrical goods whsle	37	16 186	1.2	61.3
42161	Electrical apparatus & equip, wiring supp, & const material whsle	37	16 186	1.2	55.5
421610	Electrical apparatus & equip, wiring supp, & const material whsle	37	16 186	1.2	55.5
1100	Iron and steel products (semifinished)	154	1 749 435	100.0	66.6
421	Wholesale trade, durable goods	154	1 749 435	100.0	65.8
4215	Metal & mineral (except petroleum) whsle	154	1 749 435	100.0	66.6
42151	Metal service centers & offices	154	1 749 435	100.0	65.5
421510	Metal service centers & offices	154	1 749 435	100.0	65.5
4215101	Ferrous metal service centers & sales offices	141	1 397 445	79.9	79.2
42151011	Ferrous metal service centers	106	1 038 106	59.3	75.5
42151012	Ferrous metal sales offices	35	359 339	20.5	80.9
4215102	Nonferrous metal service centers & sales offices	13	351 990	20.1	45.0
42151022	Nonferrous metal sales offices	10	216 576	12.4	34.2
1120	Flat iron and steel products	267	19 457 751	100.0	70.6
421	Wholesale trade, durable goods	265	19 456 468	100.0	69.7
4213	Lumber & other construction materials whsle	13	4 813	Z	X
42131	Lumber, plywood, millwork, & wood panel whsle	13	4 813	Z	X
421310	Lumber, plywood, millwork, & wood panel whsle	13	4 813	Z	X
4213103	Plywood, veneer, millwork, & wood panel whsle	13	4 813	Z	X
4215	Metal & mineral (except petroleum) whsle	237	19 428 242	99.8	71.7
42151	Metal service centers & offices	237	19 428 242	99.8	70.5
421510	Metal service centers & offices	237	19 428 242	99.8	70.5
4215101	Ferrous metal service centers & sales offices	231	19 420 441	99.8	72.0
42151011	Ferrous metal service centers	109	2 274 622	11.7	69.1
42151012	Ferrous metal sales offices	122	17 145 819	88.1	73.2
4215102	Nonferrous metal service centers & sales offices	6	7 801	Z	X
42151021	Nonferrous metal service centers	6	7 801	Z	X
4217	Hardware, & plumbing & heating equipment & supplies whsle	10	D	D	X
42172	Plumbing & heating equipment & supplies (hydronics) whsle	9	12 083	.1	X
421720	Plumbing & heating equipment & supplies (hydronics) whsle	9	12 083	.1	X
1140	Iron and steel wire and wire products	197	1 436 659	100.0	31.4
421	Wholesale trade, durable goods	191	1 436 260	100.0	31.0
4215	Metal & mineral (except petroleum) whsle	125	1 090 316	75.9	47.6
42151	Metal service centers & offices	125	1 090 316	75.9	46.8
421510	Metal service centers & offices	125	1 090 316	75.9	46.8
4215101	Ferrous metal service centers & sales offices	120	1 083 585	75.4	39.7
42151011	Ferrous metal service centers	104	1 004 908	69.9	27.9
42151012	Ferrous metal sales offices	16	78 677	5.5	81.0
4218	Machinery, equipment, & supplies whsle	60	329 333	22.9	X
42183	Industrial machinery & equipment whsle	60	329 333	22.9	X
421830	Industrial machinery & equipment whsle	60	329 333	22.9	X
4218303	General-purpose industrial machinery & equipment whsle	59	238 872	16.6	X
422	Wholesale trade, nondurable goods	6	399	Z	X
1150	Iron and steel pipe and tubing	260	3 080 816	100.0	67.7
421	Wholesale trade, durable goods	258	3 080 709	100.0	66.9
4215	Metal & mineral (except petroleum) whsle	180	2 809 670	91.2	77.6
42151	Metal service centers & offices	180	2 809 670	91.2	76.2
421510	Metal service centers & offices	180	2 809 670	91.2	76.2
4215101	Ferrous metal service centers & sales offices	175	2 808 267	91.2	78.7
42151011	Ferrous metal service centers	75	552 054	17.9	72.9
42151012	Ferrous metal sales offices	100	2 256 213	73.2	81.0
4217	Hardware, & plumbing & heating equipment & supplies whsle	72	D	D	X
42172	Plumbing & heating equipment & supplies (hydronics) whsle	71	251 068	8.1	X
421720	Plumbing & heating equipment & supplies (hydronics) whsle	71	251 068	8.1	X
4218	Machinery, equipment, & supplies whsle	6	14 914	.5	X
1160	Other iron and steel products	210	2 455 835	100.0	68.6
421	Wholesale trade, durable goods	210	2 455 835	100.0	67.7
4215	Metal & mineral (except petroleum) whsle	201	2 431 127	99.0	68.2
42151	Metal service centers & offices	201	2 431 127	99.0	67.0
421510	Metal service centers & offices	201	2 431 127	99.0	67.0
4215101	Ferrous metal service centers & sales offices	198	2 430 266	99.0	68.3
42151011	Ferrous metal service centers	131	1 105 731	45.0	72.6
42151012	Ferrous metal sales offices	67	1 324 535	53.9	64.9

See footnotes at end of table.

Table 6. Manufacturers' Sales Branches and Offices by Broad Commodity Line and Kind of Business: 1997—Con.

[Includes only establishments with payroll. For meaning of abbreviations and symbols, see introductory text. For explanation of terms, see Appendix A]

CL code and NAICS code	Commodity line and kind of business	Establishments (number)	Sales (\$1,000)	Percent of sales accounted for by kind of business ¹	Coverage in percents
1170	Alloy steel	120	1 267 111	100.0	72.3
421	Wholesale trade, durable goods	120	1 267 111	100.0	71.3
4215	Metal & mineral (except petroleum) whsle	113	978 804	77.2	74.2
42151	Metal service centers & offices	113	978 804	77.2	72.9
421510	Metal service centers & offices	113	978 804	77.2	72.9
4215101	Ferrous metal service centers & sales offices	108	977 440	77.1	74.4
42151011	Ferrous metal service centers	98	487 859	38.5	68.7
42151012	Ferrous metal sales offices	10	489 581	38.6	80.0
1180	Stainless steel	170	1 741 639	100.0	79.0
421	Wholesale trade, durable goods	170	1 741 639	100.0	78.0
4215	Metal & mineral (except petroleum) whsle	168	1 729 291	99.3	79.0
42151	Metal service centers & offices	168	1 729 291	99.3	77.6
421510	Metal service centers & offices	168	1 729 291	99.3	77.6
4215101	Ferrous metal service centers & sales offices	137	1 548 751	88.9	79.3
42151011	Ferrous metal service centers	133	1 519 605	87.3	75.9
4215102	Nonferrous metal service centers & sales offices	31	180 540	10.4	72.6
42151021	Nonferrous metal service centers	31	180 540	10.4	67.0
1200	Copper and brass	107	2 620 091	100.0	75.4
421	Wholesale trade, durable goods	95	2 597 412	99.1	75.7
4215	Metal & mineral (except petroleum) whsle	88	2 595 202	99.1	76.6
42151	Metal service centers & offices	88	2 595 202	99.1	75.3
421510	Metal service centers & offices	88	2 595 202	99.1	75.3
4215101	Ferrous metal service centers & sales offices	22	28 899	1.1	78.6
42151011	Ferrous metal service centers	22	28 899	1.1	75.3
4215102	Nonferrous metal service centers & sales offices	66	2 566 303	97.9	70.0
42151021	Nonferrous metal service centers	44	1 660 818	63.4	65.0
42151022	Nonferrous metal sales offices	22	905 485	34.6	79.1
4217	Hardware, & plumbing & heating equipment & supplies whsle	6	D	D	D
42172	Plumbing & heating equipment & supplies (hydronics) whsle	6	763	Z	64.1
421720	Plumbing & heating equipment & supplies (hydronics) whsle	6	763	Z	64.1
422	Wholesale trade, nondurable goods	12	22 679	.9	X
4226	Chemical & allied products whsle	9	8 460	.3	X
42269	Other chemical & allied products whsle	8	8 333	.3	X
422690	Other chemical & allied products whsle	8	8 333	.3	X
4226902	Other chemical & allied products whsle	8	8 333	.3	X
1220	Aluminum shapes, forms, etc.	277	5 090 458	100.0	71.3
421	Wholesale trade, durable goods	272	5 088 779	100.0	71.3
4213	Lumber & other construction materials whsle	70	42 975	.8	X
42133	Roofing, siding, & insulation material whsle	61	36 176	.7	X
421330	Roofing, siding, & insulation material whsle	61	36 176	.7	X
4213301	Roofing, siding, & insulation material whsle	61	36 176	.7	X
42139	Other construction materials whsle	9	6 799	.1	X
421390	Other construction materials whsle	9	6 799	.1	X
4213901	Flat glass & other construction glass whsle	8	4 557	.1	X
4215	Metal & mineral (except petroleum) whsle	200	5 045 134	99.1	74.8
42151	Metal service centers & offices	200	5 045 134	99.1	73.4
421510	Metal service centers & offices	200	5 045 134	99.1	73.4
4215101	Ferrous metal service centers & sales offices	51	158 095	3.1	72.9
42151011	Ferrous metal service centers	42	153 391	3.0	69.0
42151012	Ferrous metal sales offices	9	4 704	.1	81.0
4215102	Nonferrous metal service centers & sales offices	149	4 887 039	96.0	68.8
42151021	Nonferrous metal service centers	101	2 910 320	57.2	62.5
42151022	Nonferrous metal sales offices	48	1 976 719	38.8	80.0
1230	Other nonferrous metals (magnesium, nickel, tin, lead, zinc, etc., except precious)	68	1 714 273	100.0	X
421	Wholesale trade, durable goods	68	1 714 273	100.0	X
4215	Metal & mineral (except petroleum) whsle	68	1 714 273	100.0	X
42151	Metal service centers & offices	68	1 714 273	100.0	X
421510	Metal service centers & offices	68	1 714 273	100.0	X
4215101	Ferrous metal service centers & sales offices	14	11 127	.6	X
42151011	Ferrous metal service centers	14	11 127	.6	X
4215102	Nonferrous metal service centers & sales offices	54	1 703 146	99.4	X
42151021	Nonferrous metal service centers	45	1 429 777	83.4	X
42151022	Nonferrous metal sales offices	9	273 369	15.9	X
1300	Coal and coke	38	3 733 323	100.0	79.2
421	Wholesale trade, durable goods	34	3 733 307	100.0	78.3
4215	Metal & mineral (except petroleum) whsle	34	3 733 307	100.0	79.3
42152	Coal & other mineral & ore whsle	33	3 733 213	100.0	91.2
421520	Coal & other mineral & ore whsle	33	3 733 213	100.0	91.2
4215201	Coal whsle	33	D	D	D
1320	Minerals and ores (excluding coal, precious stones, and crude oil)	10	978 118	100.0	X
421	Wholesale trade, durable goods	9	975 267	99.7	X
4215	Metal & mineral (except petroleum) whsle	9	975 267	99.7	X
42152	Coal & other mineral & ore whsle	8	975 055	99.7	X
421520	Coal & other mineral & ore whsle	8	975 055	99.7	X
4215202	Other mineral & ore whsle	8	D	D	X

See footnotes at end of table.

Table 6. Manufacturers' Sales Branches and Offices by Broad Commodity Line and Kind of Business: 1997—Con.

[Includes only establishments with payroll. For meaning of abbreviations and symbols, see introductory text. For explanation of terms, see Appendix A]

CL code and NAICS code	Commodity line and kind of business	Establishments (number)	Sales (\$1,000)	Percent of sales accounted for by kind of business ¹	Coverage in percents
1400	Electrical apparatus and equipment	2 091	25 653 661	100.0	47.9
421	Wholesale trade, durable goods	2 089	25 653 177	100.0	47.2
4211	Motor vehicle & motor vehicle parts & supplies whsle	7	90 238	.4	X
42112	Motor vehicle supplies & new parts whsle	6	54 916	.2	X
421120	Motor vehicle supplies & new parts whsle	6	54 916	.2	X
4214	Professional & commercial equipment & supplies whsle	233	494 324	1.9	X
42143	Computer & computer peripheral equipment & software whsle	226	484 766	1.9	X
421430	Computer & computer peripheral equipment & software whsle	226	484 766	1.9	X
4214301	Computer & peripheral equipment whsle	225	477 562	1.9	X
42143012	Computers & peripheral equipment for end use	225	477 562	1.9	X
4215	Metal & mineral (except petroleum) whsle	9	55 436	.2	X
42151	Metal service centers & offices	9	55 436	.2	X
421510	Metal service centers & offices	9	55 436	.2	X
4215101	Ferrous metal service centers & sales offices	9	55 436	.2	X
42151011	Ferrous metal service centers	9	55 436	.2	X
4216	Electrical goods whsle	1 717	24 835 562	96.8	56.8
42161	Electrical apparatus & equip, wiring supp, & const material whsle	1 608	23 710 250	92.4	50.5
421610	Electrical apparatus & equip, wiring supp, & const material whsle	1 608	23 710 250	92.4	50.5
42169	Other electronic parts & equipment whsle	109	1 125 312	4.4	62.2
421690	Other electronic parts & equipment whsle	109	1 125 312	4.4	62.2
4216901	Communications equipment & supplies whsle	61	790 263	3.1	72.7
4216902	Electronic parts (excluding communications equipment) whsle	48	335 049	1.3	43.3
4217	Hardware, & plumbing & heating equipment & supplies whsle	15	D	D	D
42173	Warm air heating & air-conditioning equipment & supplies whsle	8	26 404	.1	13.9
421730	Warm air heating & air-conditioning equipment & supplies whsle	8	26 404	.1	13.9
4218	Machinery, equipment, & supplies whsle	101	138 180	.5	7.7
42183	Industrial machinery & equipment whsle	76	98 155	.4	7.3
421830	Industrial machinery & equipment whsle	76	98 155	.4	7.3
4218303	General-purpose industrial machinery & equipment whsle	73	70 889	.3	14.3
42184	Industrial supplies whsle	21	35 844	.1	X
421840	Industrial supplies whsle	21	35 844	.1	X
4218403	Welding supplies whsle	14	2 251	Z	X
1500	Electrical appliances, household	164	9 714 244	100.0	56.6
421	Wholesale trade, durable goods	148	9 713 743	100.0	55.9
4216	Electrical goods whsle	136	9 275 550	95.5	59.1
42162	Electrical appliance, television & radio set whsle	131	9 251 203	95.2	67.6
421620	Electrical appliance, television & radio set whsle	131	9 251 203	95.2	67.6
422	Wholesale trade, nondurable goods	16	501	Z	9.1
4229	Miscellaneous nondurable goods whsle	15	D	D	D
42291	Farm supplies whsle	15	497	Z	8.7
422910	Farm supplies whsle	15	497	Z	8.7
4229101	Farm supplies—farm dealers	15	497	Z	8.4
1600	Electronic parts and equipment, except communication	1 220	26 410 329	100.0	40.2
421	Wholesale trade, durable goods	1 210	26 399 773	100.0	39.8
4211	Motor vehicle & motor vehicle parts & supplies whsle	7	7 077	Z	34.6
42112	Motor vehicle supplies & new parts whsle	7	7 077	Z	27.8
421120	Motor vehicle supplies & new parts whsle	7	7 077	Z	27.8
4211202	Motor vehicle supplies & new parts—jobbers	6	7 016	Z	31.8
4214	Professional & commercial equipment & supplies whsle	248	104 920	.4	X
42141	Photographic equipment & supplies whsle	29	62 051	.2	X
421410	Photographic equipment & supplies whsle	29	62 051	.2	X
42143	Computer & computer peripheral equipment & software whsle	216	39 552	.2	X
421430	Computer & computer peripheral equipment & software whsle	216	39 552	.2	X
4214301	Computer & peripheral equipment whsle	216	39 552	.2	X
42143012	Computers & peripheral equipment for end use	216	39 552	.2	X
4215	Metal & mineral (except petroleum) whsle	9	1 250	Z	X
42151	Metal service centers & offices	9	1 250	Z	X
421510	Metal service centers & offices	9	1 250	Z	X
4215101	Ferrous metal service centers & sales offices	9	1 250	Z	X
42151011	Ferrous metal service centers	9	1 250	Z	X
4216	Electrical goods whsle	907	26 185 648	99.1	47.4
42161	Electrical apparatus & equip, wiring supp, & const material whsle	235	211 000	.8	55.3
421610	Electrical apparatus & equip, wiring supp, & const material whsle	235	211 000	.8	55.3
42169	Other electronic parts & equipment whsle	672	25 974 648	98.4	46.3
421690	Other electronic parts & equipment whsle	672	25 974 648	98.4	46.3
4216901	Communications equipment & supplies whsle	60	397 751	1.5	72.7
4216902	Electronic parts (excluding communications equipment) whsle	612	25 576 897	96.8	29.2
4217	Hardware, & plumbing & heating equipment & supplies whsle	9	D	D	X
4218	Machinery, equipment, & supplies whsle	27	34 791	.1	14.7
42183	Industrial machinery & equipment whsle	22	33 861	.1	14.7
421830	Industrial machinery & equipment whsle	22	33 861	.1	14.7
4218303	General-purpose industrial machinery & equipment whsle	13	28 903	.1	36.5
4218304	Metalworking machinery & equipment whsle	9	4 958	Z	X
422	Wholesale trade, nondurable goods	10	10 556	Z	X
4226	Chemical & allied products whsle	10	10 556	Z	X
42261	Plastics materials & basic forms & shapes whsle	6	2 464	Z	X
422610	Plastics materials & basic forms & shapes whsle	6	2 464	Z	X

See footnotes at end of table.

Table 6. Manufacturers' Sales Branches and Offices by Broad Commodity Line and Kind of Business: 1997—Con.

[Includes only establishments with payroll. For meaning of abbreviations and symbols, see introductory text. For explanation of terms, see Appendix A]

CL code and NAICS code	Commodity line and kind of business	Establishments (number)	Sales (\$1,000)	Percent of sales accounted for by kind of business ¹	Coverage in percents
1650	Communication equipment and supplies	2 276	47 307 534	100.0	41.8
421	Wholesale trade, durable goods	2 276	47 307 534	100.0	41.3
4214	Professional & commercial equipment & supplies whsle	284	412 531	.9	X
42143	Computer & computer peripheral equipment & software whsle	282	412 527	.9	X
421430	Computer & computer peripheral equipment & software whsle	282	412 527	.9	X
4214301	Computer & peripheral equipment whsle	282	412 527	.9	X
42143012	Computers & peripheral equipment for end use	282	412 527	.9	X
4216	Electrical goods whsle	1 990	46 877 835	99.1	47.0
42161	Electrical apparatus & equip, wiring supp, & const material whsle	73	69 877	.1	54.0
421610	Electrical apparatus & equip, wiring supp, & const material whsle	73	69 877	.1	54.0
42169	Other electronic parts & equipment whsle	1 917	46 807 958	98.9	47.3
421690	Other electronic parts & equipment whsle	1 917	46 807 958	98.9	47.3
4216901	Communications equipment & supplies whsle	1 884	46 581 851	98.5	55.3
4216902	Electronic parts (excluding communications equipment) whsle	33	226 107	.5	43.3
1700	Hardware	538	7 303 668	100.0	44.2
421	Wholesale trade, durable goods	464	7 266 164	99.5	45.4
4213	Lumber & other construction materials whsle	76	35 511	.5	3.3
42131	Lumber, plywood, millwork, & wood panel whsle	49	18 040	.2	.5
421310	Lumber, plywood, millwork, & wood panel whsle	49	18 040	.2	.5
4213102	Lumber with yard whsle	9	3 225	Z	X
4213103	Plywood, veneer, millwork, & wood panel whsle	36	13 628	.2	.6
42133	Roofing, siding, & insulation material whsle	10	689	Z	57.9
421330	Roofing, siding, & insulation material whsle	10	689	Z	57.9
4213301	Roofing, siding, & insulation material whsle	10	689	Z	57.9
42139	Other construction materials whsle	13	7 051	.1	X
421390	Other construction materials whsle	13	7 051	.1	X
4213902	Other construction materials whsle	9	6 237	.1	X
4215	Metal & mineral (except petroleum) whsle	47	58 583	.8	31.0
42151	Metal service centers & offices	47	58 583	.8	30.4
421510	Metal service centers & offices	47	58 583	.8	30.4
4215101	Ferrous metal service centers & sales offices	32	24 718	.3	37.7
42151011	Ferrous metal service centers	32	24 718	.3	36.1
4215102	Nonferrous metal service centers & sales offices	15	33 865	.5	X
42151021	Nonferrous metal service centers	12	29 301	.4	X
4216	Electrical goods whsle	35	43 695	.6	X
42169	Other electronic parts & equipment whsle	35	43 695	.6	X
421690	Other electronic parts & equipment whsle	35	43 695	.6	X
4216902	Electronic parts (excluding communications equipment) whsle	35	43 695	.6	X
4217	Hardware, & plumbing & heating equipment & supplies whsle	270	D	D	D
42171	Hardware whsle	255	6 987 645	95.7	61.3
421710	Hardware whsle	255	6 987 645	95.7	61.3
42172	Plumbing & heating equipment & supplies (hydronics) whsle	9	15 235	.2	56.7
421720	Plumbing & heating equipment & supplies (hydronics) whsle	9	15 235	.2	56.7
4218	Machinery, equipment, & supplies whsle	25	102 917	1.4	3.5
42183	Industrial machinery & equipment whsle	6	55 675	.8	X
421830	Industrial machinery & equipment whsle	6	55 675	.8	X
42184	Industrial supplies whsle	13	24 486	.3	X
421840	Industrial supplies whsle	13	24 486	.3	X
4218406	Other industrial supplies whsle	8	20 170	.3	X
422	Wholesale trade, nondurable goods	74	37 504	.5	2.0
4226	Chemical & allied products whsle	25	28 870	.4	X
42269	Other chemical & allied products whsle	22	28 475	.4	X
422690	Other chemical & allied products whsle	22	28 475	.4	X
4226902	Other chemical & allied products whsle	17	26 314	.4	X
4229	Miscellaneous nondurable goods whsle	41	D	D	X
42291	Farm supplies whsle	40	1 647	Z	X
422910	Farm supplies whsle	40	1 647	Z	X
4229101	Farm supplies—farm dealers	36	1 295	Z	X
1800	Plumbing and heating equipment and supplies (hydronics)	261	3 724 639	100.0	72.7
421	Wholesale trade, durable goods	259	3 724 155	100.0	71.8
4216	Electrical goods whsle	6	16 566	.4	X
4217	Hardware, & plumbing & heating equipment & supplies whsle	233	D	D	D
42172	Plumbing & heating equipment & supplies (hydronics) whsle	212	3 665 374	98.4	61.1
421720	Plumbing & heating equipment & supplies (hydronics) whsle	212	3 665 374	98.4	61.1
42174	Refrigeration equipment & supplies whsle	15	D	D	D
421740	Refrigeration equipment & supplies whsle	15	D	D	D
4218	Machinery, equipment, & supplies whsle	13	12 736	.3	X
42183	Industrial machinery & equipment whsle	8	9 199	.2	X
421830	Industrial machinery & equipment whsle	8	9 199	.2	X
4218303	General-purpose industrial machinery & equipment whsle	8	9 199	.2	X

See footnotes at end of table.

Table 6. Manufacturers' Sales Branches and Offices by Broad Commodity Line and Kind of Business: 1997—Con.

[Includes only establishments with payroll. For meaning of abbreviations and symbols, see introductory text. For explanation of terms, see Appendix A]

CL code and NAICS code	Commodity line and kind of business	Establishments (number)	Sales (\$1,000)	Percent of sales accounted for by kind of business ¹	Coverage in percents
1900	Warm air heating and air-conditioning equipment and supplies	317	3 279 433	100.0	44.6
421	Wholesale trade, durable goods	316	3 279 432	100.0	44.0
4213	Lumber & other construction materials whse	6	1 224	Z	X
4216	Electrical goods whse	51	122 515	3.7	X
42162	Electrical appliance, television & radio set whse	16	86 456	2.6	X
421620	Electrical appliance, television & radio set whse	16	86 456	2.6	X
42169	Other electronic parts & equipment whse	33	28 932	.9	X
421690	Other electronic parts & equipment whse	33	28 932	.9	X
4216902	Electronic parts (excluding communications equipment) whse	33	28 932	.9	X
4217	Hardware, & plumbing & heating equipment & supplies whse	257	D	D	D
42172	Plumbing & heating equipment & supplies (hydronics) whse	15	9 286	.3	64.1
421720	Plumbing & heating equipment & supplies (hydronics) whse	15	9 286	.3	64.1
42173	Warm air heating & air-conditioning equipment & supplies whse	221	3 114 213	95.0	73.6
421730	Warm air heating & air-conditioning equipment & supplies whse	221	3 114 213	95.0	73.6
42174	Refrigeration equipment & supplies whse	17	D	D	D
421740	Refrigeration equipment & supplies whse	17	D	D	D
2000	Refrigeration equipment and supplies	121	1 072 517	100.0	70.1
421	Wholesale trade, durable goods	120	1 070 904	99.9	69.5
4217	Hardware, & plumbing & heating equipment & supplies whse	117	D	D	D
42173	Warm air heating & air-conditioning equipment & supplies whse	36	47 471	4.4	75.3
421730	Warm air heating & air-conditioning equipment & supplies whse	36	47 471	4.4	75.3
42174	Refrigeration equipment & supplies whse	79	D	D	D
421740	Refrigeration equipment & supplies whse	79	D	D	D
2100	Construction and mining machinery and equipment (including parts and attachments)	326	11 294 408	100.0	54.4
421	Wholesale trade, durable goods	325	11 287 159	99.9	54.5
4217	Hardware, & plumbing & heating equipment & supplies whse	8	D	D	D
42171	Hardware whse	7	9 879	.1	53.8
421710	Hardware whse	7	9 879	.1	53.8
4218	Machinery, equipment, & supplies whse	315	11 276 751	99.8	43.3
42181	Construction & mining (except petroleum) machinery & equip whse	281	11 190 382	99.1	66.4
421810	Construction & mining (except petroleum) machinery & equip whse	281	11 190 382	99.1	66.4
42182	Farm & garden machinery & equipment whse	9	39 679	.4	X
421820	Farm & garden machinery & equipment whse	9	39 679	.4	X
4218202	Farm machinery & equipment—whse distributors	7	D	D	X
42183	Industrial machinery & equipment whse	18	18 948	.2	5.0
421830	Industrial machinery & equipment whse	18	18 948	.2	5.0
4218303	General-purpose industrial machinery & equipment whse	7	4 436	Z	1.5
4218306	Oilwell, oil refinery, & pipeline mach, equip, & supplies whse	7	1 724	Z	X
2200	Farm machinery, equipment, and parts	208	6 470 473	100.0	15.9
421	Wholesale trade, durable goods	157	6 446 417	99.6	15.8
4211	Motor vehicle & motor vehicle parts & supplies whse	14	400 737	6.2	X
42111	Automobile & other motor vehicle whse	13	399 950	6.2	X
421110	Automobile & other motor vehicle whse	13	399 950	6.2	X
4211101	Automobile & motorcycle whse	13	399 950	6.2	X
4218	Machinery, equipment, & supplies whse	143	6 045 680	93.4	39.2
42181	Construction & mining (except petroleum) machinery & equip whse	24	55 136	.9	1.2
421810	Construction & mining (except petroleum) machinery & equip whse	24	55 136	.9	1.2
42182	Farm & garden machinery & equipment whse	113	5 989 586	92.6	83.2
421820	Farm & garden machinery & equipment whse	113	5 989 586	92.6	83.2
4218201	Farm machinery & equipment—farm dealers	42	D	D	D
4218202	Farm machinery & equipment—whse distributors	70	D	D	D
42183	Industrial machinery & equipment whse	6	958	Z	X
421830	Industrial machinery & equipment whse	6	958	Z	X
422	Wholesale trade, nondurable goods	51	24 056	.4	1.3
4229	Miscellaneous nondurable goods whse	51	D	D	D
42291	Farm supplies whse	51	24 056	.4	1.3
422910	Farm supplies whse	51	24 056	.4	1.3
4229101	Farm supplies—farm dealers	49	24 004	.4	1.2
2220	Garden machinery, equipment, and parts	329	1 756 294	100.0	73.6
421	Wholesale trade, durable goods	38	1 515 454	86.3	75.7
4218	Machinery, equipment, & supplies whse	37	1 515 080	86.3	60.0
42182	Farm & garden machinery & equipment whse	36	1 515 052	86.3	90.9
421820	Farm & garden machinery & equipment whse	36	1 515 052	86.3	90.9
4218201	Farm machinery & equipment—farm dealers	7	D	D	D
4218202	Farm machinery & equipment—whse distributors	9	D	D	D
4218203	Lawn & garden machinery & equipment whse	20	970 170	55.2	80.0
422	Wholesale trade, nondurable goods	291	240 840	13.7	X
4226	Chemical & allied products whse	262	239 825	13.7	X
42269	Other chemical & allied products whse	262	239 825	13.7	X
422690	Other chemical & allied products whse	262	239 825	13.7	X
4226902	Other chemical & allied products whse	262	239 825	13.7	X
4229	Miscellaneous nondurable goods whse	29	D	D	X
42291	Farm supplies whse	29	1 015	.1	X
422910	Farm supplies whse	29	1 015	.1	X
4229101	Farm supplies—farm dealers	29	1 015	.1	X

See footnotes at end of table.

Table 6. Manufacturers' Sales Branches and Offices by Broad Commodity Line and Kind of Business: 1997—Con.

[Includes only establishments with payroll. For meaning of abbreviations and symbols, see introductory text. For explanation of terms, see Appendix A]

CL code and NAICS code	Commodity line and kind of business	Establishments (number)	Sales (\$1,000)	Percent of sales accounted for by kind of business ¹	Coverage in percents
2230	Food-processing machinery, equipment, and parts	44	322 654	100.0	76.3
421	Wholesale trade, durable goods	43	320 102	99.2	75.2
4218	Machinery, equipment, & supplies whsle	42	319 980	99.2	59.4
42183	Industrial machinery & equipment whsle	42	319 980	99.2	58.2
421830	Industrial machinery & equipment whsle	42	319 980	99.2	58.2
4218301	Food-processing machinery & equipment whsle	33	299 601	92.9	39.9
4218303	General-purpose industrial machinery & equipment whsle	6	15 068	4.7	75.8
2300	Hydraulic and pneumatic (fluid-power) pumps, motors, and parts	227	1 134 083	100.0	75.5
421	Wholesale trade, durable goods	227	1 134 083	100.0	74.6
4218	Machinery, equipment, & supplies whsle	226	1 130 429	99.7	59.0
42183	Industrial machinery & equipment whsle	225	1 130 358	99.7	57.8
421830	Industrial machinery & equipment whsle	225	1 130 358	99.7	57.8
4218302	Hydraulic & pneumatic (fluid-power) machinery & equipment whsle	208	1 103 714	97.3	55.4
42183021	Hydraulic & pneumatic pumps & motors whsle	204	1 099 285	96.9	48.9
4218303	General-purpose industrial machinery & equipment whsle	15	20 758	1.8	75.8
2320	General-purpose industrial machinery, equipment, and parts	1 252	7 820 349	100.0	35.8
421	Wholesale trade, durable goods	1 168	7 727 904	98.8	37.2
4211	Motor vehicle & motor vehicle parts & supplies whsle	9	34 476	.4	X
42112	Motor vehicle supplies & new parts whsle	8	33 018	.4	X
421120	Motor vehicle supplies & new parts whsle	8	33 018	.4	X
4211202	Motor vehicle supplies & new parts—jobbers	6	2 816	Z	X
4214	Professional & commercial equipment & supplies whsle	11	8 360	.1	X
42142	Office equipment whsle	11	8 360	.1	X
421420	Office equipment whsle	11	8 360	.1	X
4215	Metal & mineral (except petroleum) whsle	41	413 003	5.3	15.7
42151	Metal service centers & offices	41	413 003	5.3	15.4
421510	Metal service centers & offices	41	413 003	5.3	15.4
4215101	Ferrous metal service centers & sales offices	41	413 003	5.3	15.8
42151011	Ferrous metal service centers	23	353 325	4.5	X
42151012	Ferrous metal sales offices	18	59 678	.8	68.9
4216	Electrical goods whsle	213	298 730	3.8	2.8
42161	Electrical apparatus & equip, wiring supp, & const material whsle	146	62 080	.8	X
421610	Electrical apparatus & equip, wiring supp, & const material whsle	146	62 080	.8	X
42169	Other electronic parts & equipment whsle	67	236 650	3.0	16.2
421690	Other electronic parts & equipment whsle	67	236 650	3.0	16.2
4216902	Electronic parts (excluding communications equipment) whsle	67	236 650	3.0	11.3
4217	Hardware, & plumbing & heating equipment & supplies whsle	8	D	D	X
4218	Machinery, equipment, & supplies whsle	884	6 956 128	88.9	38.4
42181	Construction & mining (except petroleum) machinery & equip whsle	20	37 471	.5	X
421810	Construction & mining (except petroleum) machinery & equip whsle	20	37 471	.5	X
42183	Industrial machinery & equipment whsle	797	6 454 875	82.5	45.9
421830	Industrial machinery & equipment whsle	797	6 454 875	82.5	45.9
4218302	Hydraulic & pneumatic (fluid-power) machinery & equipment whsle	73	41 394	.5	60.1
42183021	Hydraulic & pneumatic pumps & motors whsle	69	31 497	.4	53.0
4218303	General-purpose industrial machinery & equipment whsle	679	6 199 491	79.3	60.0
4218306	Oilwell, oil refinery, & pipeline mach, equip, & supplies whsle	27	40 407	.5	71.5
4218307	Other industrial machinery & equipment whsle	9	48 522	.6	X
42184	Industrial supplies whsle	60	291 000	3.7	.7
421840	Industrial supplies whsle	60	291 000	3.7	.7
4218403	Welding supplies whsle	15	1 273	Z	X
4218406	Other industrial supplies whsle	43	286 591	3.7	X
422	Wholesale trade, nondurable goods	84	92 445	1.2	X
4226	Chemical & allied products whsle	74	60 330	.8	X
42269	Other chemical & allied products whsle	69	55 310	.7	X
422690	Other chemical & allied products whsle	69	55 310	.7	X
4226901	Industrial gases (except LP) whsle	7	683	Z	X
4226902	Other chemical & allied products whsle	62	54 627	.7	X
2330	Metalworking machinery, equipment, and parts	142	2 269 524	100.0	X
421	Wholesale trade, durable goods	142	2 269 524	100.0	X
4218	Machinery, equipment, & supplies whsle	141	2 268 112	99.9	X
42183	Industrial machinery & equipment whsle	140	2 266 414	99.9	X
421830	Industrial machinery & equipment whsle	140	2 266 414	99.9	X
4218304	Metalworking machinery & equipment whsle	133	2 257 294	99.5	X
2340	Materials handling machinery, equipment, and parts	357	2 404 827	100.0	33.6
421	Wholesale trade, durable goods	355	2 404 668	100.0	33.1
4216	Electrical goods whsle	99	74 453	3.1	X
42161	Electrical apparatus & equip, wiring supp, & const material whsle	98	71 007	3.0	X
421610	Electrical apparatus & equip, wiring supp, & const material whsle	98	71 007	3.0	X
4218	Machinery, equipment, & supplies whsle	254	2 330 174	96.9	34.7
42181	Construction & mining (except petroleum) machinery & equip whsle	26	23 148	1.0	X
421810	Construction & mining (except petroleum) machinery & equip whsle	26	23 148	1.0	X
42183	Industrial machinery & equipment whsle	196	2 262 519	94.1	40.5
421830	Industrial machinery & equipment whsle	196	2 262 519	94.1	40.5
4218305	Materials handling equipment whsle	188	2 249 643	93.5	47.9
42184	Industrial supplies whsle	32	44 507	1.9	7.5
421840	Industrial supplies whsle	32	44 507	1.9	7.5
4218402	Mechanical power transmission supplies whsle	26	24 246	1.0	21.3
4218406	Other industrial supplies whsle	6	20 261	.8	X

See footnotes at end of table.

Table 6. Manufacturers' Sales Branches and Offices by Broad Commodity Line and Kind of Business: 1997—Con.

[Includes only establishments with payroll. For meaning of abbreviations and symbols, see introductory text. For explanation of terms, see Appendix A]

CL code and NAICS code	Commodity line and kind of business	Establishments (number)	Sales (\$1,000)	Percent of sales accounted for by kind of business ¹	Coverage in percents
2350	Oil well, oil refinery, and pipeline machinery, equipment, and supplies	654	2 830 665	100.0	66.4
421	Wholesale trade, durable goods	638	2 818 955	99.6	67.9
4218	Machinery, equipment, & supplies whsle	636	2 816 314	99.5	54.0
42181	Construction & mining (except petroleum) machinery & equip whsle	16	29 798	1.1	X
421810	Construction & mining (except petroleum) machinery & equip whsle	16	29 798	1.1	X
42183	Industrial machinery & equipment whsle	617	2 785 820	98.4	58.7
421830	Industrial machinery & equipment whsle	617	2 785 820	98.4	58.7
4218303	General-purpose industrial machinery & equipment whsle	8	15 375	.5	62.2
4218306	Oilwell, oil refinery, & pipeline mach, equip, & supplies whsle	599	2 740 384	96.8	70.0
4218307	Other industrial machinery & equipment whsle	8	28 184	1.0	X
422	Wholesale trade, nondurable goods	16	11 710	.4	X
4227	Petroleum & petroleum products whsle	16	11 710	.4	X
42271	Petroleum bulk stations & terminals	16	11 710	.4	X
422710	Petroleum bulk stations & terminals	16	11 710	.4	X
4227101	Petroleum bulk stations & terminals (except LP)	16	D	D	X
42271012	Petroleum bulk terminals (except LP)	14	D	D	X
2360	Other industrial machinery, equipment, and parts	465	6 927 645	100.0	58.5
421	Wholesale trade, durable goods	455	6 911 392	99.8	57.2
4218	Machinery, equipment, & supplies whsle	453	6 909 368	99.7	45.4
42183	Industrial machinery & equipment whsle	448	6 840 343	98.7	48.3
421830	Industrial machinery & equipment whsle	448	6 840 343	98.7	48.3
4218307	Other industrial machinery & equipment whsle	436	6 769 028	97.7	23.5
422	Wholesale trade, nondurable goods	10	16 253	.2	X
4226	Chemical & allied products whsle	7	11 001	.2	X
2370	Mechanical power transmission supplies	370	5 122 984	100.0	75.6
421	Wholesale trade, durable goods	370	5 122 984	100.0	74.6
4218	Machinery, equipment, & supplies whsle	363	4 940 215	96.4	58.6
42183	Industrial machinery & equipment whsle	54	81 868	1.6	50.6
421830	Industrial machinery & equipment whsle	54	81 868	1.6	50.6
4218303	General-purpose industrial machinery & equipment whsle	52	39 605	.8	71.8
42184	Industrial supplies whsle	309	4 858 347	94.8	31.0
421840	Industrial supplies whsle	309	4 858 347	94.8	31.0
4218402	Mechanical power transmission supplies whsle	301	4 856 252	94.8	60.8
4218406	Other industrial supplies whsle	8	2 095	Z	8.9
2380	Industrial valves and fittings (except fluid-power)	123	691 176	100.0	X
421	Wholesale trade, durable goods	123	691 176	100.0	X
4218	Machinery, equipment, & supplies whsle	120	683 680	98.9	X
42181	Construction & mining (except petroleum) machinery & equip whsle	15	40 768	5.9	X
421810	Construction & mining (except petroleum) machinery & equip whsle	15	40 768	5.9	X
42183	Industrial machinery & equipment whsle	7	45 175	6.5	X
421830	Industrial machinery & equipment whsle	7	45 175	6.5	X
42184	Industrial supplies whsle	98	597 737	86.5	X
421840	Industrial supplies whsle	98	597 737	86.5	X
4218405	Industrial valves & fittings (except fluid-power) whsle	98	597 737	86.5	X
2390	Hydraulic and pneumatic (fluid-power) valves	49	92 772	100.0	77.6
421	Wholesale trade, durable goods	49	92 772	100.0	76.6
4218	Machinery, equipment, & supplies whsle	49	92 772	100.0	60.7
42183	Industrial machinery & equipment whsle	49	92 772	100.0	59.4
421830	Industrial machinery & equipment whsle	49	92 772	100.0	59.4
4218302	Hydraulic & pneumatic (fluid-power) machinery & equipment whsle	48	92 596	99.8	58.7
42183021	Hydraulic & pneumatic pumps & motors whsle	27	17 242	18.6	52.3
42183022	Hydraulic & pneumatic parts, accessories, & supplies whsle	21	75 354	81.2	67.8
2400	Hydraulic and pneumatic cylinders and rotary actuators	53	68 252	100.0	28.9
421	Wholesale trade, durable goods	53	65 354	95.8	29.3
4218	Machinery, equipment, & supplies whsle	49	62 650	91.8	22.0
42181	Construction & mining (except petroleum) machinery & equip whsle	7	6 556	9.6	.3
421810	Construction & mining (except petroleum) machinery & equip whsle	7	6 556	9.6	.3
42183	Industrial machinery & equipment whsle	31	47 595	69.7	55.0
421830	Industrial machinery & equipment whsle	31	47 595	69.7	55.0
4218302	Hydraulic & pneumatic (fluid-power) machinery & equipment whsle	29	46 364	67.9	56.8
42183021	Hydraulic & pneumatic pumps & motors whsle	12	5 221	7.7	51.8
42183022	Hydraulic & pneumatic parts, accessories, & supplies whsle	17	41 143	60.3	65.2
42184	Industrial supplies whsle	11	8 499	12.5	27.2
421840	Industrial supplies whsle	11	8 499	12.5	27.2
4218405	Industrial valves & fittings (except fluid-power) whsle	8	7 627	11.2	X
2420	Hydraulic and pneumatic connectors and assemblies	76	690 947	100.0	71.6
421	Wholesale trade, durable goods	76	690 947	100.0	70.7
4218	Machinery, equipment, & supplies whsle	75	671 779	97.2	61.7
42183	Industrial machinery & equipment whsle	63	635 488	92.0	60.3
421830	Industrial machinery & equipment whsle	63	635 488	92.0	60.3
4218302	Hydraulic & pneumatic (fluid-power) machinery & equipment whsle	62	635 434	92.0	59.6
42183021	Hydraulic & pneumatic pumps & motors whsle	20	5 677	.8	52.0
42183022	Hydraulic & pneumatic parts, accessories, & supplies whsle	42	629 757	91.1	69.2
42184	Industrial supplies whsle	12	36 291	5.3	32.0
421840	Industrial supplies whsle	12	36 291	5.3	32.0
4218405	Industrial valves & fittings (except fluid-power) whsle	6	3 816	.6	X

See footnotes at end of table.

Table 6. Manufacturers' Sales Branches and Offices by Broad Commodity Line and Kind of Business: 1997—Con.

[Includes only establishments with payroll. For meaning of abbreviations and symbols, see introductory text. For explanation of terms, see Appendix A]

CL code and NAICS code	Commodity line and kind of business	Establishments (number)	Sales (\$1,000)	Percent of sales accounted for by kind of business ¹	Coverage in percents
2430	Fluid-power filters, components, accessories, and parts	50	72 749	100.0	76.5
421	Wholesale trade, durable goods	50	72 749	100.0	75.5
4218	Machinery, equipment, & supplies whse	50	72 749	100.0	59.8
42183	Industrial machinery & equipment whse	38	62 701	86.2	58.4
421830	Industrial machinery & equipment whse	38	62 701	86.2	58.4
4218302	Hydraulic & pneumatic (fluid-power) machinery & equipment whse	34	41 291	56.8	58.4
42183021	Hydraulic & pneumatic pumps & motors whse	16	9 720	13.4	53.0
42183022	Hydraulic & pneumatic parts, accessories, & supplies whse	18	31 571	43.4	67.2
42184	Industrial supplies whse	11	10 013	13.8	32.0
421840	Industrial supplies whse	11	10 013	13.8	32.0
4218406	Other industrial supplies whse	8	5 651	7.8	11.5
2440	Welding supplies (excluding gases)	527	618 826	100.0	X
421	Wholesale trade, durable goods	251	370 209	59.8	X
4218	Machinery, equipment, & supplies whse	248	342 187	55.3	X
42184	Industrial supplies whse	248	342 187	55.3	X
421840	Industrial supplies whse	248	342 187	55.3	X
4218402	Mechanical power transmission supplies whse	6	25 969	4.2	X
4218403	Welding supplies whse	241	316 155	51.1	X
422	Wholesale trade, nondurable goods	276	248 617	40.2	X
4226	Chemical & allied products whse	276	248 617	40.2	X
42269	Other chemical & allied products whse	276	248 617	40.2	X
422690	Other chemical & allied products whse	276	248 617	40.2	X
4226901	Industrial gases (except LP) whse	181	208 627	33.7	X
4226902	Other chemical & allied products whse	95	39 990	6.5	X
2450	Industrial containers and supplies	152	4 260 907	100.0	26.8
421	Wholesale trade, durable goods	117	4 225 158	99.2	27.9
4217	Hardware, & plumbing & heating equipment & supplies whse	54	D	D	X
42172	Plumbing & heating equipment & supplies (hydronics) whse	52	86 549	2.0	X
421720	Plumbing & heating equipment & supplies (hydronics) whse	52	86 549	2.0	X
4218	Machinery, equipment, & supplies whse	63	4 138 605	97.1	26.9
42184	Industrial supplies whse	63	4 138 605	97.1	13.9
421840	Industrial supplies whse	63	4 138 605	97.1	13.9
4218403	Welding supplies whse	6	534	Z	X
4218404	Industrial containers & supplies whse	57	4 138 071	97.1	22.1
422	Wholesale trade, nondurable goods	35	35 749	.8	16.3
4221	Paper & paper product whse	17	10 477	.2	X
42213	Industrial & personal service paper whse	9	6 663	.2	X
422130	Industrial & personal service paper whse	9	6 663	.2	X
4226	Chemical & allied products whse	17	18 311	.4	18.4
42269	Other chemical & allied products whse	12	11 825	.3	10.9
422690	Other chemical & allied products whse	12	11 825	.3	10.9
4226901	Industrial gases (except LP) whse	7	219	Z	X
2460	Other industrial supplies	563	12 656 643	100.0	41.8
421	Wholesale trade, durable goods	522	12 566 877	99.3	54.1
4213	Lumber & other construction materials whse	11	1 010	Z	X
42131	Lumber, plywood, millwork, & wood panel whse	11	1 010	Z	X
421310	Lumber, plywood, millwork, & wood panel whse	11	1 010	Z	X
4213103	Plywood, veneer, millwork, & wood panel whse	11	1 010	Z	X
4215	Metal & mineral (except petroleum) whse	19	37 454	.3	5.1
42151	Metal service centers & offices	19	37 454	.3	5.0
421510	Metal service centers & offices	19	37 454	.3	5.0
4215101	Ferrous metal service centers & sales offices	19	37 454	.3	5.1
42151011	Ferrous metal service centers	19	37 454	.3	4.9
4218	Machinery, equipment, & supplies whse	482	12 515 261	98.9	46.6
42183	Industrial machinery & equipment whse	25	134 745	1.1	25.1
421830	Industrial machinery & equipment whse	25	134 745	1.1	25.1
4218303	General-purpose industrial machinery & equipment whse	6	36 539	.3	75.8
4218307	Other industrial machinery & equipment whse	13	56 775	.4	24.3
42184	Industrial supplies whse	452	12 371 103	97.7	30.5
421840	Industrial supplies whse	452	12 371 103	97.7	30.5
4218402	Mechanical power transmission supplies whse	12	31 546	.2	62.8
4218403	Welding supplies whse	37	3 779	Z	X
4218406	Other industrial supplies whse	400	12 332 822	97.4	11.0
422	Wholesale trade, nondurable goods	41	89 766	.7	X
4221	Paper & paper product whse	32	38 090	.3	X
42211	Printing & writing paper whse	12	15 570	.1	X
422110	Printing & writing paper whse	12	15 570	.1	X
42213	Industrial & personal service paper whse	19	14 217	.1	X
422130	Industrial & personal service paper whse	19	14 217	.1	X

See footnotes at end of table.

Table 6. Manufacturers' Sales Branches and Offices by Broad Commodity Line and Kind of Business: 1997—Con.

[Includes only establishments with payroll. For meaning of abbreviations and symbols, see introductory text. For explanation of terms, see Appendix A]

CL code and NAICS code	Commodity line and kind of business	Establishments (number)	Sales (\$1,000)	Percent of sales accounted for by kind of business ¹	Coverage in percents
2520	Custodial (janitors') equipment and supplies	167	368 015	100.0	1.2
421	Wholesale trade, durable goods	16	47 092	12.8	4.0
4218	Machinery, equipment, & supplies whsle	15	45 702	12.4	3.4
42185	Service establishment equipment & supplies whsle	15	45 702	12.4	4.6
421850	Service establishment equipment & supplies whsle	15	45 702	12.4	4.6
4218502	Custodial, janitors' equipment & supplies whsle	12	36 363	9.9	X
422	Wholesale trade, nondurable goods	151	320 923	87.2	1.0
4221	Paper & paper product whsle	45	193 852	52.7	.1
42211	Printing & writing paper whsle	17	11 046	3.0	X
422110	Printing & writing paper whsle	17	11 046	3.0	X
42213	Industrial & personal service paper whsle	25	164 108	44.6	.4
422130	Industrial & personal service paper whsle	25	164 108	44.6	.4
4226	Chemical & allied products whsle	104	112 579	30.6	2.5
42269	Other chemical & allied products whsle	104	112 579	30.6	2.4
422690	Other chemical & allied products whsle	104	112 579	30.6	2.4
4226902	Other chemical & allied products whsle	103	111 957	30.4	2.4
2530	Laundry and dry-cleaning equipment and supplies	91	5 617 086	100.0	X
421	Wholesale trade, durable goods	27	893 664	15.9	X
4218	Machinery, equipment, & supplies whsle	27	893 664	15.9	X
42185	Service establishment equipment & supplies whsle	27	893 664	15.9	X
421850	Service establishment equipment & supplies whsle	27	893 664	15.9	X
4218503	Laundry & dry-cleaning equipment & supplies whsle	27	D	D	X
422	Wholesale trade, nondurable goods	64	4 723 422	84.1	X
4222	Drugs, & druggists' sundries whsle	55	4 667 011	83.1	X
42221	Drugs, & druggists' sundries whsle	55	4 667 011	83.1	X
422210	Drugs, & druggists' sundries whsle	55	4 667 011	83.1	X
4222102	Specialty-line drug, pharmaceutical, cosmetic, & toiletries whsle	55	4 667 011	83.1	X
4226	Chemical & allied products whsle	8	36 009	.6	X
42269	Other chemical & allied products whsle	8	36 009	.6	X
422690	Other chemical & allied products whsle	8	36 009	.6	X
4226902	Other chemical & allied products whsle	8	36 009	.6	X
2540	Other service establishment equipment and supplies	142	1 091 381	100.0	62.9
421	Wholesale trade, durable goods	141	1 089 886	99.9	62.1
4218	Machinery, equipment, & supplies whsle	140	1 089 623	99.8	49.2
42185	Service establishment equipment & supplies whsle	140	1 089 623	99.8	66.1
421850	Service establishment equipment & supplies whsle	140	1 089 623	99.8	66.1
4218504	Other service establishment equipment & supplies whsle	140	D	D	D
2600	Aircraft and aeronautical equipment and supplies	63	2 463 026	100.0	71.6
421	Wholesale trade, durable goods	63	2 463 026	100.0	70.7
4218	Machinery, equipment, & supplies whsle	62	2 462 784	100.0	56.1
42186	Transportation equipment & supplies (exc motor vehicle) whsle	62	2 462 784	100.0	72.3
421860	Transportation equipment & supplies (exc motor vehicle) whsle	62	2 462 784	100.0	72.3
4218601	Aircraft & aeronautical equipment & supplies whsle	62	2 462 784	100.0	68.5
2620	Marine machinery, equipment, and supplies	36	491 485	100.0	57.1
421	Wholesale trade, durable goods	34	486 811	99.0	64.3
4218	Machinery, equipment, & supplies whsle	33	486 485	99.0	51.3
42186	Transportation equipment & supplies (exc motor vehicle) whsle	29	478 430	97.3	75.0
421860	Transportation equipment & supplies (exc motor vehicle) whsle	29	478 430	97.3	75.0
4218602	Marine machinery, equipment, & supplies whsle	27	D	D	D
2630	Other transportation equipment and supplies	9	138 078	100.0	75.5
421	Wholesale trade, durable goods	9	138 078	100.0	74.5
4218	Machinery, equipment, & supplies whsle	9	138 078	100.0	59.0
42186	Transportation equipment & supplies (exc motor vehicle) whsle	8	135 558	98.2	75.7
421860	Transportation equipment & supplies (exc motor vehicle) whsle	8	135 558	98.2	75.7
4218603	Other transportation equipment & supplies whsle	7	D	D	D
2700	Sporting and recreational goods and supplies	96	3 723 620	100.0	54.6
421	Wholesale trade, durable goods	62	3 719 533	99.9	56.0
4211	Motor vehicle & motor vehicle parts & supplies whsle	8	8 972	.2	X
4219	Miscellaneous durable goods whsle	53	D	D	D
42191	Sporting & recreational goods & supplies whsle	53	3 709 704	99.6	21.4
421910	Sporting & recreational goods & supplies whsle	53	3 709 704	99.6	21.4
422	Wholesale trade, nondurable goods	34	4 087	.1	X
4229	Miscellaneous nondurable goods whsle	34	D	D	X
42291	Farm supplies whsle	34	4 087	.1	X
422910	Farm supplies whsle	34	4 087	.1	X
4229101	Farm supplies—farm dealers	32	3 980	.1	X
2800	Toys and hobby goods and supplies	40	1 499 421	100.0	28.8
421	Wholesale trade, durable goods	27	1 114 275	74.3	72.5
4219	Miscellaneous durable goods whsle	25	D	D	D
42192	Toy & hobby goods & supplies whsle	24	D	D	D
421920	Toy & hobby goods & supplies whsle	24	D	D	D
422	Wholesale trade, nondurable goods	13	385 146	25.7	X
4222	Drugs, & druggists' sundries whsle	6	371 803	24.8	X
42221	Drugs, & druggists' sundries whsle	6	371 803	24.8	X
422210	Drugs, & druggists' sundries whsle	6	371 803	24.8	X
4222102	Specialty-line drug, pharmaceutical, cosmetic, & toiletries whsle	6	371 803	24.8	X

See footnotes at end of table.

Table 6. Manufacturers' Sales Branches and Offices by Broad Commodity Line and Kind of Business: 1997—Con.

[Includes only establishments with payroll. For meaning of abbreviations and symbols, see introductory text. For explanation of terms, see Appendix A]

CL code and NAICS code	Commodity line and kind of business	Establishments (number)	Sales (\$1,000)	Percent of sales accounted for by kind of business ¹	Coverage in percents
2900	Ferrous metal scrap	17	10 780	100.0	X
421	Wholesale trade, durable goods	17	10 780	100.0	X
4215	Metal & mineral (except petroleum) whsle	16	10 455	97.0	X
42151	Metal service centers & offices	16	10 455	97.0	X
421510	Metal service centers & offices	16	10 455	97.0	X
4215101	Ferrous metal service centers & sales offices	13	9 753	90.5	X
42151011	Ferrous metal service centers	11	8 568	79.5	X
2920	Nonferrous metal scrap	20	20 469	100.0	5.7
421	Wholesale trade, durable goods	20	20 469	100.0	5.6
4215	Metal & mineral (except petroleum) whsle	19	20 405	99.7	5.7
42151	Metal service centers & offices	19	20 405	99.7	5.6
421510	Metal service centers & offices	19	20 405	99.7	5.6
4215102	Nonferrous metal service centers & sales offices	16	19 334	94.5	5.7
42151021	Nonferrous metal service centers	10	11 470	56.0	15.9
42151022	Nonferrous metal sales offices	6	7 864	38.4	X
3000	Jewelry, diamonds, gem stones, and watches	56	731 572	100.0	13.0
421	Wholesale trade, durable goods	47	505 752	69.1	77.0
4219	Miscellaneous durable goods whsle	47	D	D	D
42194	Jewelry/watch/silverware/precious stone, & precious metal whsle	46	505 602	69.1	56.2
421940	Jewelry/watch/silverware/precious stone, & precious metal whsle	46	505 602	69.1	56.2
4219401	Jewelry, watch, diamonds, precious stone, & silverware whsle	46	D	D	D
422	Wholesale trade, nondurable goods	9	225 820	30.9	X
4222	Drugs, & druggists' sundries whsle	6	224 613	30.7	X
42221	Drugs, & druggists' sundries whsle	6	224 613	30.7	X
422210	Drugs, & druggists' sundries whsle	6	224 613	30.7	X
4222102	Specialty-line drug, pharmaceutical, cosmetic, & toiletries whsle	6	224 613	30.7	X
3030	Precious metals—gold, silver, and platinum including precious metal coins	9	109 211	100.0	X
421	Wholesale trade, durable goods	9	109 211	100.0	X
4219	Miscellaneous durable goods whsle	9	D	D	X
42194	Jewelry/watch/silverware/precious stone, & precious metal whsle	9	109 211	100.0	X
421940	Jewelry/watch/silverware/precious stone, & precious metal whsle	9	109 211	100.0	X
4219402	Precious metal (excluding ores) whsle	9	D	D	X
3120	Forest products, except lumber (including cordwood, hewn posts, poles, and ties)	21	101 954	100.0	X
421	Wholesale trade, durable goods	13	48 157	47.2	X
4213	Lumber & other construction materials whsle	12	47 557	46.6	X
42131	Lumber, plywood, millwork, & wood panel whsle	12	47 557	46.6	X
421310	Lumber, plywood, millwork, & wood panel whsle	12	47 557	46.6	X
4213102	Lumber with yard whsle	7	7 897	7.7	X
422	Wholesale trade, nondurable goods	8	53 797	52.8	X
4226	Chemical & allied products whsle	6	3 131	3.1	X
3130	Compact discs, prerecorded audio tapes, and phonograph records	87	5 758 404	100.0	X
421	Wholesale trade, durable goods	80	5 745 141	99.8	X
4219	Miscellaneous durable goods whsle	80	D	D	X
42199	Other miscellaneous durable goods whsle	80	5 745 141	99.8	X
421990	Other miscellaneous durable goods whsle	80	5 745 141	99.8	X
4219904	Prerecorded media whsle	80	5 745 141	99.8	X
42199041	Compact discs/prerecorded audio tapes, & phonograph records whsle	79	D	D	X
422	Wholesale trade, nondurable goods	7	13 263	.2	X
4229	Miscellaneous nondurable goods whsle	7	D	D	X
42292	Book, periodical, & newspaper whsle	7	13 263	.2	X
422920	Book, periodical, & newspaper whsle	7	13 263	.2	X
3140	Prerecorded video tapes	37	1 228 785	100.0	X
421	Wholesale trade, durable goods	31	1 227 144	99.9	X
4219	Miscellaneous durable goods whsle	31	D	D	X
42199	Other miscellaneous durable goods whsle	31	1 227 144	99.9	X
421990	Other miscellaneous durable goods whsle	31	1 227 144	99.9	X
4219904	Prerecorded media whsle	31	1 227 144	99.9	X
42199041	Compact discs/prerecorded audio tapes, & phonograph records whsle	27	D	D	X
422	Wholesale trade, nondurable goods	6	1 641	.1	X
4229	Miscellaneous nondurable goods whsle	6	D	D	X
3150	Other durable goods	23	378 040	100.0	71.1
421	Wholesale trade, durable goods	23	378 040	100.0	70.2
4219	Miscellaneous durable goods whsle	19	D	D	D
42199	Other miscellaneous durable goods whsle	19	368 595	97.5	70.1
421990	Other miscellaneous durable goods whsle	19	368 595	97.5	70.1
4219906	Other durable goods whsle	19	368 595	97.5	79.1
3160	Fire extinguishers and fire safety equipment	21	79 395	100.0	X
421	Wholesale trade, durable goods	21	79 395	100.0	X
4219	Miscellaneous durable goods whsle	21	D	D	X
42199	Other miscellaneous durable goods whsle	21	79 395	100.0	X
421990	Other miscellaneous durable goods whsle	21	79 395	100.0	X
4219905	Fire extinguishers & fire safety equipment whsle	21	D	D	X

See footnotes at end of table.

Table 6. Manufacturers' Sales Branches and Offices by Broad Commodity Line and Kind of Business: 1997—Con.

[Includes only establishments with payroll. For meaning of abbreviations and symbols, see introductory text. For explanation of terms, see Appendix A]

CL code and NAICS code	Commodity line and kind of business	Establishments (number)	Sales (\$1,000)	Percent of sales accounted for by kind of business ¹	Coverage in percents
3200	Printing and writing paper	445	15 588 717	100.0	33.9
421	Wholesale trade, durable goods	16	142 484	.9	X
4214	Professional & commercial equipment & supplies whsle	16	142 484	.9	X
42142	Office equipment whsle	12	12 253	.1	X
421420	Office equipment whsle	12	12 253	.1	X
422	Wholesale trade, nondurable goods	429	15 446 233	99.1	60.4
4221	Paper & paper product whsle	423	15 416 306	98.9	56.5
42211	Printing & writing paper whsle	294	15 156 043	97.2	54.8
422110	Printing & writing paper whsle	294	15 156 043	97.2	54.8
42212	Stationery & office supplies whsle	111	168 493	1.1	73.6
422120	Stationery & office supplies whsle	111	168 493	1.1	73.6
42213	Industrial & personal service paper whsle	18	91 770	.6	74.7
422130	Industrial & personal service paper whsle	18	91 770	.6	74.7
4229	Miscellaneous nondurable goods whsle	6	D	D	D
42299	Other miscellaneous nondurable goods whsle	6	D	D	D
422990	Other miscellaneous nondurable goods whsle	6	D	D	D
4229902	General merchandise (nondurable goods) whsle	6	29 927	.2	68.7
3300	Stationery, office supplies and greeting cards	1 374	11 552 245	100.0	43.3
421	Wholesale trade, durable goods	225	1 249 451	10.8	.1
4214	Professional & commercial equipment & supplies whsle	223	1 230 851	10.7	.1
42142	Office equipment whsle	212	1 195 283	10.3	.1
421420	Office equipment whsle	212	1 195 283	10.3	.1
42143	Computer & computer peripheral equipment & software whsle	6	33 703	.3	X
421430	Computer & computer peripheral equipment & software whsle	6	33 703	.3	X
4214301	Computer & peripheral equipment whsle	6	33 703	.3	X
42143012	Computers & peripheral equipment for end use	6	33 703	.3	X
422	Wholesale trade, nondurable goods	1 149	10 302 794	89.2	66.5
4221	Paper & paper product whsle	1 128	10 228 518	88.5	62.9
42211	Printing & writing paper whsle	62	696 083	6.0	54.7
422110	Printing & writing paper whsle	62	696 083	6.0	54.7
42212	Stationery & office supplies whsle	1 051	9 512 950	82.3	63.9
422120	Stationery & office supplies whsle	1 051	9 512 950	82.3	63.9
42213	Industrial & personal service paper whsle	15	19 485	.2	74.7
422130	Industrial & personal service paper whsle	15	19 485	.2	74.7
4229	Miscellaneous nondurable goods whsle	21	D	D	D
42292	Book, periodical, & newspaper whsle	12	35 258	.3	5.3
422920	Book, periodical, & newspaper whsle	12	35 258	.3	5.3
42299	Other miscellaneous nondurable goods whsle	9	D	D	D
422990	Other miscellaneous nondurable goods whsle	9	D	D	D
4229902	General merchandise (nondurable goods) whsle	6	20 675	.2	68.7
3400	Industrial and personal services paper and plastics	476	14 916 854	100.0	55.9
421	Wholesale trade, durable goods	13	43 494	.3	X
422	Wholesale trade, nondurable goods	463	14 873 360	99.7	57.4
4221	Paper & paper product whsle	336	14 648 419	98.2	58.3
42211	Printing & writing paper whsle	63	586 751	3.9	53.1
422110	Printing & writing paper whsle	63	586 751	3.9	53.1
42212	Stationery & office supplies whsle	22	311 572	2.1	66.2
422120	Stationery & office supplies whsle	22	311 572	2.1	66.2
42213	Industrial & personal service paper whsle	251	13 750 096	92.2	55.8
422130	Industrial & personal service paper whsle	251	13 750 096	92.2	55.8
4224	Grocery & related products whsle	80	68 079	.5	X
42242	Packaged frozen food whsle	7	5 355	Z	X
422420	Packaged frozen food whsle	7	5 355	Z	X
42249	Other grocery & related products whsle	72	D	D	X
422490	Other grocery & related products whsle	72	D	D	X
4224901	Coffee, tea, & spice whsle	38	32 754	.2	X
4224903	Soft drinks whsle	31	8 397	.1	X
4226	Chemical & allied products whsle	38	108 078	.7	10.3
42269	Other chemical & allied products whsle	34	99 812	.7	9.3
422690	Other chemical & allied products whsle	34	99 812	.7	9.3
4226902	Other chemical & allied products whsle	34	99 812	.7	9.3
4229	Miscellaneous nondurable goods whsle	8	D	D	D
42299	Other miscellaneous nondurable goods whsle	6	D	D	D
422990	Other miscellaneous nondurable goods whsle	6	D	D	D
4229902	General merchandise (nondurable goods) whsle	6	35 318	.2	68.7
3500	Drugs, pharmaceuticals, cosmetics, and toiletries	393	80 219 107	100.0	35.3
422	Wholesale trade, nondurable goods	390	80 167 994	99.9	35.9
4222	Drugs, & druggists' sundries whsle	358	79 771 781	99.4	42.9
42221	Drugs, & druggists' sundries whsle	358	79 771 781	99.4	42.9
422210	Drugs, & druggists' sundries whsle	358	79 771 781	99.4	42.9
4222102	Specialty-line drug, pharmaceutical, cosmetic, & toiletries whsle	358	79 771 781	99.4	42.9
4226	Chemical & allied products whsle	25	381 018	.5	.1
42269	Other chemical & allied products whsle	25	381 018	.5	.1
422690	Other chemical & allied products whsle	25	381 018	.5	.1
4226902	Other chemical & allied products whsle	22	379 844	.5	.1

See footnotes at end of table.

Table 6. Manufacturers' Sales Branches and Offices by Broad Commodity Line and Kind of Business: 1997—Con.

[Includes only establishments with payroll. For meaning of abbreviations and symbols, see introductory text. For explanation of terms, see Appendix A]

CL code and NAICS code	Commodity line and kind of business	Establishments (number)	Sales (\$1,000)	Percent of sales accounted for by kind of business ¹	Coverage in percents
3600	Piece goods, knit and woven	209	6 365 776	100.0	58.2
421	Wholesale trade, durable goods	15	651 822	10.2	X
4218	Machinery, equipment, & supplies whsle	6	43 739	.7	X
42184	Industrial supplies whsle	6	43 739	.7	X
421840	Industrial supplies whsle	6	43 739	.7	X
4218406	Other industrial supplies whsle	6	43 739	.7	X
422	Wholesale trade, nondurable goods	194	5 713 954	89.8	58.6
4223	Apparel, piece goods, & notions whsle	194	5 713 954	89.8	47.3
42231	Piece goods, notions, & other dry goods whsle	194	5 713 954	89.8	X
422310	Piece goods, notions, & other dry goods whsle	194	5 713 954	89.8	X
4223101	Piece goods—jobbers	194	5 713 954	89.8	X
3700	Notions (buttons, ribbons, lace, sewing accessories, zippers, bindings, etc.) ..	64	673 975	100.0	X
422	Wholesale trade, nondurable goods	64	673 975	100.0	X
4223	Apparel, piece goods, & notions whsle	64	673 975	100.0	X
42231	Piece goods, notions, & other dry goods whsle	53	673 481	99.9	X
422310	Piece goods, notions, & other dry goods whsle	53	673 481	99.9	X
4223102	Notions & other dry goods whsle	51	673 444	99.9	X
42232	Men's & boys' clothing & furnishings whsle	11	494	.1	X
422320	Men's & boys' clothing & furnishings whsle	11	494	.1	X
3800	Men's and boys' wear	309	7 639 873	100.0	32.6
421	Wholesale trade, durable goods	12	172 232	2.3	X
4212	Furniture & home furnishings whsle	8	161 299	2.1	X
42122	Home furnishings whsle	8	161 299	2.1	X
421220	Home furnishings whsle	8	161 299	2.1	X
4212202	Linens, domestics, draperies, & curtains whsle	8	161 299	2.1	X
422	Wholesale trade, nondurable goods	297	7 467 641	97.7	37.3
4223	Apparel, piece goods, & notions whsle	292	7 430 953	97.3	36.2
42232	Men's & boys' clothing & furnishings whsle	202	6 892 529	90.2	28.6
422320	Men's & boys' clothing & furnishings whsle	202	6 892 529	90.2	28.6
42233	Women's, children's, & infants' clothing & accessories whsle	82	510 923	6.7	65.9
422330	Women's, children's, & infants' clothing & accessories whsle	82	510 923	6.7	65.9
3900	Women's and children's wear	328	7 059 650	100.0	42.8
421	Wholesale trade, durable goods	6	223 152	3.2	X
422	Wholesale trade, nondurable goods	322	6 836 498	96.8	48.1
4222	Drugs, & druggists' sundries whsle	6	199 773	2.8	X
42221	Drugs, & druggists' sundries whsle	6	199 773	2.8	X
422210	Drugs, & druggists' sundries whsle	6	199 773	2.8	X
4222102	Specialty-line drug, pharmaceutical, cosmetic, & toiletries whsle	6	199 773	2.8	X
4223	Apparel, piece goods, & notions whsle	315	6 636 169	94.0	47.9
42232	Men's & boys' clothing & furnishings whsle	75	765 246	10.8	31.1
422320	Men's & boys' clothing & furnishings whsle	75	765 246	10.8	31.1
42233	Women's, children's, & infants' clothing & accessories whsle	233	5 835 730	82.7	62.0
422330	Women's, children's, & infants' clothing & accessories whsle	233	5 835 730	82.7	62.0
4000	Footwear	94	2 161 794	100.0	60.1
422	Wholesale trade, nondurable goods	93	2 153 849	99.6	80.6
4223	Apparel, piece goods, & notions whsle	93	2 153 849	99.6	65.1
42232	Men's & boys' clothing & furnishings whsle	64	68 701	3.2	62.1
422320	Men's & boys' clothing & furnishings whsle	64	68 701	3.2	62.1
42234	Footwear whsle	29	2 085 148	96.5	87.2
422340	Footwear whsle	29	2 085 148	96.5	87.2
4100	Frozen foods (packaged)	459	9 062 682	100.0	74.0
422	Wholesale trade, nondurable goods	459	9 062 682	100.0	75.3
4222	Drugs, & druggists' sundries whsle	53	474 524	5.2	93.1
42221	Drugs, & druggists' sundries whsle	53	474 524	5.2	93.1
422210	Drugs, & druggists' sundries whsle	53	474 524	5.2	93.1
4222102	Specialty-line drug, pharmaceutical, cosmetic, & toiletries whsle	53	474 524	5.2	93.1
4224	Grocery & related products whsle	405	8 587 208	94.8	68.6
42242	Packaged frozen food whsle	262	6 661 252	73.5	43.0
422420	Packaged frozen food whsle	262	6 661 252	73.5	43.0
42243	Dairy products, (except dried or canned) whsle	27	46 275	.5	11.1
422430	Dairy products, (except dried or canned) whsle	27	46 275	.5	11.1
4224302	Dairy product (except raw milk) whsle	27	46 275	.5	11.1
42247	Meat & meat product whsle	16	257 745	2.8	73.2
422470	Meat & meat product whsle	16	257 745	2.8	73.2
42249	Other grocery & related products whsle	94	D	D	D
422490	Other grocery & related products whsle	94	D	D	D
4224902	Bread & baked goods whsle	6	18 093	.2	X
4224904	Canned goods whsle	21	190 532	2.1	88.1
4224905	Food & beverage basic materials whsle	29	200 969	2.2	X
4224906	Other grocery specialties whsle	35	D	D	D

See footnotes at end of table.

Table 6. Manufacturers' Sales Branches and Offices by Broad Commodity Line and Kind of Business: 1997—Con.

[Includes only establishments with payroll. For meaning of abbreviations and symbols, see introductory text. For explanation of terms, see Appendix A]

CL code and NAICS code	Commodity line and kind of business	Establishments (number)	Sales (\$1,000)	Percent of sales accounted for by kind of business ¹	Coverage in percents
4200	Dairy products (excluding dried or canned)	659	17 180 044	100.0	70.0
422	Wholesale trade, nondurable goods	659	17 180 044	100.0	71.1
4224	Grocery & related products whsle	659	17 180 044	100.0	69.9
42243	Dairy products, (except dried or canned) whsle	507	12 428 843	72.3	69.0
422430	Dairy products, (except dried or canned) whsle	507	12 428 843	72.3	69.0
4224302	Dairy product (except raw milk) whsle	507	12 428 843	72.3	69.0
42247	Meat & meat product whsle	7	37 106	.2	X
422470	Meat & meat product whsle	7	37 106	.2	X
42249	Other grocery & related products whsle	139	D	D	D
422490	Other grocery & related products whsle	139	D	D	D
4224901	Coffee, tea, & spice whsle	23	58 209	.3	20.8
4224905	Food & beverage basic materials whsle	9	7 481	Z	X
4224906	Other grocery specialties whsle	100	D	D	D
4300	Poultry and poultry products	131	1 591 202	100.0	24.1
422	Wholesale trade, nondurable goods	131	1 591 202	100.0	24.5
4224	Grocery & related products whsle	131	1 591 202	100.0	24.1
42243	Dairy products, (except dried or canned) whsle	28	1 542	.1	46.6
422430	Dairy products, (except dried or canned) whsle	28	1 542	.1	46.6
4224302	Dairy product (except raw milk) whsle	28	1 542	.1	46.6
42244	Poultry & poultry product whsle	54	D	D	D
422440	Poultry & poultry product whsle	54	D	D	D
4224402	Poultry & poultry product (except live) whsle	54	D	D	D
42247	Meat & meat product whsle	43	218 645	13.7	X
422470	Meat & meat product whsle	43	218 645	13.7	X
4400	Confectionery	317	17 361 900	100.0	55.6
422	Wholesale trade, nondurable goods	317	17 361 900	100.0	56.6
4224	Grocery & related products whsle	314	16 623 161	95.7	71.8
42245	Confectionery whsle	302	16 507 540	95.1	88.5
422450	Confectionery whsle	302	16 507 540	95.1	88.5
42249	Other grocery & related products whsle	10	D	D	X
422490	Other grocery & related products whsle	10	D	D	X
4500	Fish and seafoods (excluding canned and frozen packaged)	37	355 300	100.0	X
422	Wholesale trade, nondurable goods	37	355 300	100.0	X
4224	Grocery & related products whsle	37	355 300	100.0	X
42242	Packaged frozen food whsle	6	13 198	3.7	X
422420	Packaged frozen food whsle	6	13 198	3.7	X
42246	Fish & seafood whsle	24	312 040	87.8	X
422460	Fish & seafood whsle	24	312 040	87.8	X
4600	Meat and meat products (fresh and unpackaged)	162	20 446 500	100.0	32.7
422	Wholesale trade, nondurable goods	162	20 446 500	100.0	33.3
4224	Grocery & related products whsle	162	20 446 500	100.0	32.7
42244	Poultry & poultry product whsle	12	D	D	D
422440	Poultry & poultry product whsle	12	D	D	D
4224402	Poultry & poultry product (except live) whsle	12	D	D	D
42247	Meat & meat product whsle	112	18 358 845	89.8	23.1
422470	Meat & meat product whsle	112	18 358 845	89.8	23.1
42249	Other grocery & related products whsle	32	D	D	D
422490	Other grocery & related products whsle	32	D	D	D
4224906	Other grocery specialties whsle	28	D	D	D
4800	Coffee, tea, and spices	614	6 343 720	100.0	67.7
422	Wholesale trade, nondurable goods	614	6 343 720	100.0	68.9
4222	Drugs, & druggists' sundries whsle	53	1 140 770	18.0	93.1
42221	Drugs, & druggists' sundries whsle	53	1 140 770	18.0	93.1
422210	Drugs, & druggists' sundries whsle	53	1 140 770	18.0	93.1
4222102	Specialty-line drug, pharmaceutical, cosmetic, & toiletries whsle	53	1 140 770	18.0	93.1
4224	Grocery & related products whsle	561	5 202 950	82.0	58.8
42242	Packaged frozen food whsle	94	74 470	1.2	X
422420	Packaged frozen food whsle	94	74 470	1.2	X
42249	Other grocery & related products whsle	465	D	D	D
422490	Other grocery & related products whsle	465	D	D	D
4224901	Coffee, tea, & spice whsle	253	3 650 149	57.5	40.9
4224903	Soft drinks whsle	152	238 557	3.8	79.4
4224906	Other grocery specialties whsle	49	D	D	D
4820	Bread and baked goods	833	13 137 164	100.0	74.1
422	Wholesale trade, nondurable goods	833	13 137 164	100.0	75.3
4222	Drugs, & druggists' sundries whsle	53	183 267	1.4	93.1
42221	Drugs, & druggists' sundries whsle	53	183 267	1.4	93.1
422210	Drugs, & druggists' sundries whsle	53	183 267	1.4	93.1
4222102	Specialty-line drug, pharmaceutical, cosmetic, & toiletries whsle	53	183 267	1.4	93.1
4224	Grocery & related products whsle	780	12 953 897	98.6	66.2
42249	Other grocery & related products whsle	767	D	D	D
422490	Other grocery & related products whsle	767	D	D	D
4224902	Bread & baked goods whsle	752	12 737 334	97.0	X
4224906	Other grocery specialties whsle	11	D	D	D

See footnotes at end of table.

Table 6. Manufacturers' Sales Branches and Offices by Broad Commodity Line and Kind of Business: 1997—Con.

[Includes only establishments with payroll. For meaning of abbreviations and symbols, see introductory text. For explanation of terms, see Appendix A]

CL code and NAICS code	Commodity line and kind of business	Establishments (number)	Sales (\$1,000)	Percent of sales accounted for by kind of business ¹	Coverage in percents
4830	Canned foods	302	11 025 604	100.0	57.9
422	Wholesale trade, nondurable goods	302	11 025 604	100.0	58.8
4224	Grocery & related products whsle	288	10 589 873	96.0	63.3
42242	Packaged frozen food whsle	22	59 918	.5	X
422420	Packaged frozen food whsle	22	59 918	.5	X
42249	Other grocery & related products whsle	262	D	D	D
422490	Other grocery & related products whsle	262	D	D	D
4224901	Coffee, tea, & spice whsle	23	584 314	5.3	20.8
4224903	Soft drinks whsle	120	66 989	.6	79.7
4224904	Canned goods whsle	88	9 174 393	83.2	78.4
4224906	Other grocery specialties whsle	28	D	D	D
4226	Chemical & allied products whsle	14	435 731	4.0	X
42269	Other chemical & allied products whsle	14	435 731	4.0	X
422690	Other chemical & allied products whsle	14	435 731	4.0	X
4226902	Other chemical & allied products whsle	14	435 731	4.0	X
4840	Food and beverage basic materials (include flavoring extracts, fruit peel, hop extract, industrial molasses, sausage casings, malt, yeast, etc.)	132	1 235 978	100.0	X
422	Wholesale trade, nondurable goods	132	1 235 978	100.0	X
4224	Grocery & related products whsle	130	1 221 802	98.9	X
42242	Packaged frozen food whsle	23	89 640	7.3	X
422420	Packaged frozen food whsle	23	89 640	7.3	X
42243	Dairy products, (except dried or canned) whsle	15	8 252	.7	X
422430	Dairy products, (except dried or canned) whsle	15	8 252	.7	X
4224302	Dairy product (except raw milk) whsle	15	8 252	.7	X
42249	Other grocery & related products whsle	92	D	D	X
422490	Other grocery & related products whsle	92	D	D	X
4224901	Coffee, tea, & spice whsle	37	83 811	6.8	X
4224905	Food & beverage basic materials whsle	52	1 022 415	82.7	X
4850	Soft drinks and bottled water	1 170	21 595 960	100.0	68.5
422	Wholesale trade, nondurable goods	1 170	21 595 960	100.0	69.6
4224	Grocery & related products whsle	1 163	21 583 878	99.9	68.7
42243	Dairy products, (except dried or canned) whsle	89	17 977	.1	.7
422430	Dairy products, (except dried or canned) whsle	89	17 977	.1	.7
4224302	Dairy product (except raw milk) whsle	89	17 977	.1	.7
42249	Other grocery & related products whsle	1 070	D	D	D
422490	Other grocery & related products whsle	1 070	D	D	D
4224903	Soft drinks whsle	1 034	20 649 880	95.6	78.3
4224906	Other grocery specialties whsle	31	D	D	D
4228	Beer, wine, & distilled alcoholic beverage whsle	7	D	D	X
42281	Beer & ale whsle	6	D	D	X
422810	Beer & ale whsle	6	D	D	X
4860	Other grocery specialties	577	27 493 856	100.0	63.4
421	Wholesale trade, durable goods	27	340 416	1.2	12.7
4218	Machinery, equipment, & supplies whsle	26	340 415	1.2	10.1
42185	Service establishment equipment & supplies whsle	26	340 415	1.2	13.6
421850	Service establishment equipment & supplies whsle	26	340 415	1.2	13.6
4218503	Laundry & dry-cleaning equipment & supplies whsle	26	D	D	X
422	Wholesale trade, nondurable goods	550	27 153 440	98.8	66.4
4222	Drugs, & druggists' sundries whsle	55	351 048	1.3	93.1
42221	Drugs, & druggists' sundries whsle	55	351 048	1.3	93.1
422210	Drugs, & druggists' sundries whsle	55	351 048	1.3	93.1
4222102	Specialty-line drug, pharmaceutical, cosmetic, & toiletries whsle	55	351 048	1.3	93.1
4224	Grocery & related products whsle	484	26 789 737	97.4	59.2
42242	Packaged frozen food whsle	31	396 164	1.4	1.9
422420	Packaged frozen food whsle	31	396 164	1.4	1.9
42249	Other grocery & related products whsle	447	D	D	D
422490	Other grocery & related products whsle	447	D	D	D
4224901	Coffee, tea, & spice whsle	70	433 114	1.6	25.5
4224904	Canned goods whsle	39	995 403	3.6	71.8
4224905	Food & beverage basic materials whsle	9	31 975	.1	X
4224906	Other grocery specialties whsle	325	D	D	D
4227	Petroleum & petroleum products whsle	6	4 914	Z	X
42271	Petroleum bulk stations & terminals	6	4 914	Z	X
422710	Petroleum bulk stations & terminals	6	4 914	Z	X
4227101	Petroleum bulk stations & terminals (except LP)	6	D	D	X
4900	Grain and beans	72	276 268	100.0	17.9
422	Wholesale trade, nondurable goods	72	276 268	100.0	18.2
4224	Grocery & related products whsle	6	218 834	79.2	X
42249	Other grocery & related products whsle	6	D	D	X
422490	Other grocery & related products whsle	6	D	D	X
4226	Chemical & allied products whsle	16	9 066	3.3	61.9
42269	Other chemical & allied products whsle	16	9 066	3.3	60.4
422690	Other chemical & allied products whsle	16	9 066	3.3	60.4
4226902	Other chemical & allied products whsle	16	9 066	3.3	60.8
4229	Miscellaneous nondurable goods whsle	49	D	D	D
42291	Farm supplies whsle	49	45 933	16.6	49.2
422910	Farm supplies whsle	49	45 933	16.6	49.2
4229101	Farm supplies—farm dealers	48	28 428	10.3	38.4

See footnotes at end of table.

Table 6. Manufacturers' Sales Branches and Offices by Broad Commodity Line and Kind of Business: 1997—Con.

[Includes only establishments with payroll. For meaning of abbreviations and symbols, see introductory text. For explanation of terms, see Appendix A]

CL code and NAICS code	Commodity line and kind of business	Establishments (number)	Sales (\$1,000)	Percent of sales accounted for by kind of business ¹	Coverage in percents
5300	Plastics materials and basic shapes	455	15 280 481	100.0	49.6
421	Wholesale trade, durable goods	81	102 943	.7	5.4
4213	Lumber & other construction materials whse	22	50 747	.3	X
42131	Lumber, plywood, millwork, & wood panel whse	21	15 179	.1	X
421310	Lumber, plywood, millwork, & wood panel whse	21	15 179	.1	X
4213103	Plywood, veneer, millwork, & wood panel whse	19	15 174	.1	X
4215	Metal & mineral (except petroleum) whse	17	12 291	.1	X
42151	Metal service centers & offices	17	12 291	.1	X
421510	Metal service centers & offices	17	12 291	.1	X
4215101	Ferrous metal service centers & sales offices	11	3 210	Z	X
42151011	Ferrous metal service centers	11	3 210	Z	X
4215102	Nonferrous metal service centers & sales offices	6	9 081	.1	X
4217	Hardware, & plumbing & heating equipment & supplies whse	15	D	D	X
42172	Plumbing & heating equipment & supplies (hydronics) whse	6	5 739	Z	X
421720	Plumbing & heating equipment & supplies (hydronics) whse	6	5 739	Z	X
4218	Machinery, equipment, & supplies whse	11	17 339	.1	X
42184	Industrial supplies whse	8	11 313	.1	X
421840	Industrial supplies whse	8	11 313	.1	X
422	Wholesale trade, nondurable goods	374	15 177 538	99.3	51.8
4226	Chemical & allied products whse	361	14 901 720	97.5	46.8
42261	Plastics materials & basic forms & shapes whse	338	14 226 906	93.1	45.6
422610	Plastics materials & basic forms & shapes whse	338	14 226 906	93.1	45.6
42269	Other chemical & allied products whse	23	674 814	4.4	58.6
422690	Other chemical & allied products whse	23	674 814	4.4	58.6
4226902	Other chemical & allied products whse	23	674 814	4.4	58.9
4229	Miscellaneous nondurable goods whse	6	D	D	X
5320	Industrial gases (welding, etc.)	525	1 127 012	100.0	X
421	Wholesale trade, durable goods	230	97 356	8.6	X
4218	Machinery, equipment, & supplies whse	226	95 604	8.5	X
42184	Industrial supplies whse	224	94 930	8.4	X
421840	Industrial supplies whse	224	94 930	8.4	X
4218403	Welding supplies whse	222	92 527	8.2	X
422	Wholesale trade, nondurable goods	295	1 029 656	91.4	X
4226	Chemical & allied products whse	295	1 029 656	91.4	X
42269	Other chemical & allied products whse	295	1 029 656	91.4	X
422690	Other chemical & allied products whse	295	1 029 656	91.4	X
4226901	Industrial gases (except LP) whse	291	1 021 227	90.6	X
5330	Chemicals and allied products (excluding agricultural, plastics, gases, and petroleum)	2 078	50 173 384	100.0	44.2
421	Wholesale trade, durable goods	168	977 726	1.9	37.9
4211	Motor vehicle & motor vehicle parts & supplies whse	20	8 863	Z	22.0
42112	Motor vehicle supplies & new parts whse	20	8 863	Z	17.6
421120	Motor vehicle supplies & new parts whse	20	8 863	Z	17.6
4211202	Motor vehicle supplies & new parts—jobbers	20	8 863	Z	19.9
4213	Lumber & other construction materials whse	16	31 263	.1	9.3
42131	Lumber, plywood, millwork, & wood panel whse	13	26 067	.1	10.0
421310	Lumber, plywood, millwork, & wood panel whse	13	26 067	.1	10.0
4213103	Plywood, veneer, millwork, & wood panel whse	13	26 067	.1	9.1
4214	Professional & commercial equipment & supplies whse	8	98 519	.2	X
4215	Metal & mineral (except petroleum) whse	17	52 751	.1	X
42151	Metal service centers & offices	17	52 751	.1	X
421510	Metal service centers & offices	17	52 751	.1	X
4215101	Ferrous metal service centers & sales offices	15	43 407	.1	X
42151011	Ferrous metal service centers	8	7 217	Z	X
42151012	Ferrous metal sales offices	7	36 190	.1	X
4217	Hardware, & plumbing & heating equipment & supplies whse	8	D	D	X
4218	Machinery, equipment, & supplies whse	96	771 529	1.5	41.7
42182	Farm & garden machinery & equipment whse	8	2 599	Z	X
421820	Farm & garden machinery & equipment whse	8	2 599	Z	X
4218203	Lawn & garden machinery & equipment whse	7	2 337	Z	X
42183	Industrial machinery & equipment whse	48	12 924	Z	X
421830	Industrial machinery & equipment whse	48	12 924	Z	X
4218302	Hydraulic & pneumatic (fluid-power) machinery & equipment whse	42	8 051	Z	X
42183021	Hydraulic & pneumatic pumps & motors	42	8 051	Z	X
42184	Industrial supplies whse	14	255 688	.5	17.3
421840	Industrial supplies whse	14	255 688	.5	17.3
4218403	Welding supplies whse	11	10 842	Z	X
42185	Service establishment equipment & supplies whse	26	500 318	1.0	62.7
421850	Service establishment equipment & supplies whse	26	500 318	1.0	62.7
4218503	Laundry & dry-cleaning equipment & supplies whse	25	D	D	X

See footnotes at end of table.

Table 6. Manufacturers' Sales Branches and Offices by Broad Commodity Line and Kind of Business: 1997—Con.

[Includes only establishments with payroll. For meaning of abbreviations and symbols, see introductory text. For explanation of terms, see Appendix A]

CL code and NAICS code	Commodity line and kind of business	Establishments (number)	Sales (\$1,000)	Percent of sales accounted for by kind of business ¹	Coverage in percents
5330	Chemicals and allied products (excluding agricultural, plastics, gases, and petroleum)—Con.				
422	Wholesale trade, nondurable goods	1 910	49 195 658	98.1	45.4
4221	Paper & paper product whsle	14	92 169	.2	29.1
42211	Printing & writing paper whsle	7	4 116	Z	X
422110	Printing & writing paper whsle	7	4 116	Z	X
42213	Industrial & personal service paper whsle	7	88 053	.2	33.0
422130	Industrial & personal service paper whsle	7	88 053	.2	33.0
4224	Grocery & related products whsle	6	12 508	Z	X
4226	Chemical & allied products whsle	1 677	48 135 093	95.9	46.1
42261	Plastics materials & basic forms & shapes whsle	23	279 774	.6	71.7
422610	Plastics materials & basic forms & shapes whsle	23	279 774	.6	71.7
42269	Other chemical & allied products whsle	1 654	47 855 319	95.4	44.1
422690	Other chemical & allied products whsle	1 654	47 855 319	95.4	44.1
4226902	Other chemical & allied products whsle	1 654	47 855 319	95.4	44.4
4227	Petroleum & petroleum products whsle	195	505 060	1.0	8.8
42271	Petroleum bulk stations & terminals	28	43 591	.1	X
422710	Petroleum bulk stations & terminals	28	43 591	.1	X
4227101	Petroleum bulk stations & terminals (except LP)	28	D	D	X
42271011	Petroleum bulk stations (except LP)	26	D	D	X
42272	Petroleum & petroleum prod whsle (exc bulk stations & terminals)	167	461 469	.9	X
422720	Petroleum & petroleum prod whsle (exc bulk stations & terminals)	167	461 469	.9	X
4229	Miscellaneous nondurable goods whsle	17	D	D	X
42291	Farm supplies whsle	15	450 217	.9	X
422910	Farm supplies whsle	15	450 217	.9	X
4229101	Farm supplies—farm dealers	10	2 146	Z	X
5400	Petroleum products	1 195	93 328 788	100.0	72.7
421	Wholesale trade, durable goods	30	52 484	.1	39.8
4211	Motor vehicle & motor vehicle parts & supplies whsle	20	2 199	Z	6.7
42112	Motor vehicle supplies & new parts whsle	18	1 620	Z	4.7
421120	Motor vehicle supplies & new parts whsle	18	1 620	Z	4.7
4211202	Motor vehicle supplies & new parts—jobbers	18	1 620	Z	5.3
4218	Machinery, equipment, & supplies whsle	8	50 161	.1	X
422	Wholesale trade, nondurable goods	1 165	93 276 304	99.9	74.1
4221	Paper & paper product whsle	23	145 070	.2	X
42213	Industrial & personal service paper whsle	23	145 070	.2	X
422130	Industrial & personal service paper whsle	23	145 070	.2	X
4226	Chemical & allied products whsle	11	36 128	Z	X
42269	Other chemical & allied products whsle	10	15 836	Z	X
422690	Other chemical & allied products whsle	10	15 836	Z	X
4226902	Other chemical & allied products whsle	10	15 836	Z	X
4227	Petroleum & petroleum products whsle	1 126	93 087 191	99.7	76.3
42271	Petroleum bulk stations & terminals	844	65 847 119	70.6	84.0
422710	Petroleum bulk stations & terminals	844	65 847 119	70.6	84.0
4227101	Petroleum bulk stations & terminals (except LP)	844	D	D	D
42271011	Petroleum bulk stations (except LP)	195	D	D	D
42271012	Petroleum bulk terminals (except LP)	649	D	D	D
42272	Petroleum & petroleum prod whsle (exc bulk stations & terminals)	282	27 240 072	29.2	X
422720	Petroleum & petroleum prod whsle (exc bulk stations & terminals)	282	27 240 072	29.2	X
5420	Liquefied petroleum gases (excluding natural gas)	99	2 186 964	100.0	X
422	Wholesale trade, nondurable goods	98	2 186 850	100.0	X
4226	Chemical & allied products whsle	8	7 283	.3	X
42269	Other chemical & allied products whsle	7	2 556	.1	X
422690	Other chemical & allied products whsle	7	2 556	.1	X
4227	Petroleum & petroleum products whsle	55	2 177 863	99.6	X
42271	Petroleum bulk stations & terminals	45	1 882 522	86.1	X
422710	Petroleum bulk stations & terminals	45	1 882 522	86.1	X
4227101	Petroleum bulk stations & terminals (except LP)	18	D	D	X
42271011	Petroleum bulk stations (except LP)	7	D	D	X
42271012	Petroleum bulk terminals (except LP)	11	D	D	X
4227102	Liquefied petroleum bulk stations & terminals	27	D	D	X
42272	Petroleum & petroleum prod whsle (exc bulk stations & terminals)	10	295 341	13.5	X
422720	Petroleum & petroleum prod whsle (exc bulk stations & terminals)	10	295 341	13.5	X
4229	Miscellaneous nondurable goods whsle	35	D	D	X
42291	Farm supplies whsle	35	1 704	.1	X
422910	Farm supplies whsle	35	1 704	.1	X
4229101	Farm supplies—farm dealers	35	1 704	.1	X
5500	Crude oil	40	17 563 261	100.0	X
422	Wholesale trade, nondurable goods	40	17 563 261	100.0	X
4227	Petroleum & petroleum products whsle	40	17 563 261	100.0	X
42271	Petroleum bulk stations & terminals	27	15 669 075	89.2	X
422710	Petroleum bulk stations & terminals	27	15 669 075	89.2	X
4227101	Petroleum bulk stations & terminals (except LP)	27	D	D	X
42271012	Petroleum bulk terminals (except LP)	25	D	D	X
42272	Petroleum & petroleum prod whsle (exc bulk stations & terminals)	13	1 894 186	10.8	X
422720	Petroleum & petroleum prod whsle (exc bulk stations & terminals)	13	1 894 186	10.8	X

See footnotes at end of table.

Table 6. Manufacturers' Sales Branches and Offices by Broad Commodity Line and Kind of Business: 1997—Con.

[Includes only establishments with payroll. For meaning of abbreviations and symbols, see introductory text. For explanation of terms, see Appendix A]

CL code and NAICS code	Commodity line and kind of business	Establishments (number)	Sales (\$1,000)	Percent of sales accounted for by kind of business ¹	Coverage in percents
5520	Other petroleum products (including asphalt, road oil, wax, etc.)	250	2 140 839	100.0	X
422	Wholesale trade, nondurable goods	250	2 140 839	100.0	X
4227	Petroleum & petroleum products whsle	250	2 140 839	100.0	X
42271	Petroleum bulk stations & terminals	34	248 798	11.6	X
422710	Petroleum bulk stations & terminals	34	248 798	11.6	X
4227101	Petroleum bulk stations & terminals (except LP)	34	D	D	X
42271011	Petroleum bulk stations (except LP)	11	D	D	X
42271012	Petroleum bulk terminals (except LP)	23	D	D	X
42272	Petroleum & petroleum prod whsle (exc bulk stations & terminals)	216	1 892 041	88.4	X
422720	Petroleum & petroleum prod whsle (exc bulk stations & terminals)	216	1 892 041	88.4	X
5600	Beer and ale	35	1 273 520	100.0	X
422	Wholesale trade, nondurable goods	35	1 273 520	100.0	X
4228	Beer, wine, & distilled alcoholic beverage whsle	31	D	D	X
42281	Beer & ale whsle	28	D	D	X
422810	Beer & ale whsle	28	D	D	X
5700	Wines and distilled alcoholic beverages	140	7 899 708	100.0	44.0
422	Wholesale trade, nondurable goods	140	7 899 708	100.0	44.7
4228	Beer, wine, & distilled alcoholic beverage whsle	137	D	D	X
42282	Wine & distilled alcoholic beverage whsle	133	7 890 425	99.9	43.7
422820	Wine & distilled alcoholic beverage whsle	133	7 890 425	99.9	43.7
4228201	Wine & distilled alcoholic bev (licensed operation) whsle	133	7 890 425	99.9	X
5800	Farm supplies	761	18 311 248	100.0	37.3
422	Wholesale trade, nondurable goods	760	18 303 717	100.0	37.9
4226	Chemical & allied products whsle	29	61 503	.3	.1
42269	Other chemical & allied products whsle	25	15 253	.1	.4
422690	Other chemical & allied products whsle	25	15 253	.1	.4
4226902	Other chemical & allied products whsle	25	15 253	.1	.4
4227	Petroleum & petroleum products whsle	9	21 404	.1	10.8
42271	Petroleum bulk stations & terminals	6	19 055	.1	10.4
422710	Petroleum bulk stations & terminals	6	19 055	.1	10.4
4227101	Petroleum bulk stations & terminals (except LP)	6	D	D	D
42271011	Petroleum bulk stations (except LP)	6	D	D	D
4229	Miscellaneous nondurable goods whsle	718	D	D	D
42291	Farm supplies whsle	718	18 215 702	99.5	36.5
422910	Farm supplies whsle	718	18 215 702	99.5	36.5
4229101	Farm supplies—farm dealers	510	3 050 970	16.7	68.6
4229102	Farm supplies—whsle distributors	208	15 164 732	82.8	30.1
5900	Tobacco and tobacco products	69	18 550 931	100.0	65.6
422	Wholesale trade, nondurable goods	69	18 550 931	100.0	66.7
4224	Grocery & related products whsle	7	1 885	Z	X
4229	Miscellaneous nondurable goods whsle	62	D	D	D
42294	Tobacco & tobacco product whsle	62	18 549 046	100.0	81.6
422940	Tobacco & tobacco product whsle	62	18 549 046	100.0	81.6
6000	Paint, paint supplies, and wallpaper	439	2 868 020	100.0	40.2
421	Wholesale trade, durable goods	31	5 411	.2	X
4213	Lumber & other construction materials whsle	28	2 065	.1	X
42131	Lumber, plywood, millwork, & wood panel whsle	28	2 065	.1	X
421310	Lumber, plywood, millwork, & wood panel whsle	28	2 065	.1	X
4213103	Plywood, veneer, millwork, & wood panel whsle	26	1 795	.1	X
422	Wholesale trade, nondurable goods	408	2 862 609	99.8	44.1
4226	Chemical & allied products whsle	14	41 871	1.5	X
42261	Plastics materials & basic forms & shapes whsle	8	19 204	.7	X
422610	Plastics materials & basic forms & shapes whsle	8	19 204	.7	X
42269	Other chemical & allied products whsle	6	22 667	.8	X
422690	Other chemical & allied products whsle	6	22 667	.8	X
4226902	Other chemical & allied products whsle	6	22 667	.8	X
4229	Miscellaneous nondurable goods whsle	390	D	D	D
42291	Farm supplies whsle	34	731	Z	X
422910	Farm supplies whsle	34	731	Z	X
4229101	Farm supplies—farm dealers	32	464	Z	X
42295	Paint, varnish, & supplies whsle	356	2 812 930	98.1	42.6
422950	Paint, varnish, & supplies whsle	356	2 812 930	98.1	42.6
4229501	Paint, varnish, & supplies whsle	356	2 812 930	98.1	42.6
6100	Books, periodicals, newspapers, and miscellaneous printed materials	700	14 148 031	100.0	56.1
421	Wholesale trade, durable goods	9	182 308	1.3	X
422	Wholesale trade, nondurable goods	691	13 965 723	98.7	57.7
4221	Paper & paper product whsle	16	17 416	.1	X
42212	Stationery & office supplies whsle	16	17 416	.1	X
422120	Stationery & office supplies whsle	16	17 416	.1	X
4229	Miscellaneous nondurable goods whsle	675	D	D	D
42292	Book, periodical, & newspaper whsle	674	13 948 169	98.6	56.0
422920	Book, periodical, & newspaper whsle	674	13 948 169	98.6	56.0
6110	Flowers and florists' supplies	13	80 709	100.0	X
422	Wholesale trade, nondurable goods	12	79 826	98.9	X
4229	Miscellaneous nondurable goods whsle	12	D	D	X
42293	Flower, nursery stock, & florists' supplies whsle	12	79 826	98.9	X
422930	Flower, nursery stock, & florists' supplies whsle	12	79 826	98.9	X

See footnotes at end of table.

Table 6. Manufacturers' Sales Branches and Offices by Broad Commodity Line and Kind of Business: 1997—Con.

[Includes only establishments with payroll. For meaning of abbreviations and symbols, see introductory text. For explanation of terms, see Appendix A]

CL code and NAICS code	Commodity line and kind of business	Establishments (number)	Sales (\$1,000)	Percent of sales accounted for by kind of business ¹	Coverage in percents
6120	Art goods (including novelties and souvenirs)	27	703 176	100.0	22.5
422	Wholesale trade, nondurable goods	24	690 961	98.3	28.5
4221	Paper & paper product whsle	8	63 729	9.1	X
42212	Stationery & office supplies whsle	8	63 729	9.1	X
422120	Stationery & office supplies whsle	8	63 729	9.1	X
4229	Miscellaneous nondurable goods whsle	16	D	D	D
42299	Other miscellaneous nondurable goods whsle	16	D	D	D
422990	Other miscellaneous nondurable goods whsle	16	D	D	D
4229901	Art goods whsle	16	627 232	89.2	59.6
6130	Textile bags, bagging, and burlap	6	25 170	100.0	X
422	Wholesale trade, nondurable goods	6	25 170	100.0	X
4229	Miscellaneous nondurable goods whsle	6	D	D	X
42299	Other miscellaneous nondurable goods whsle	6	D	D	X
422990	Other miscellaneous nondurable goods whsle	6	D	D	X
4229903	Textile bags, bagging, & burlap whsle	6	25 170	100.0	X
6150	Nondurable goods, n.e.c.	127	2 999 503	100.0	X
421	Wholesale trade, durable goods	34	403 714	13.5	X
4218	Machinery, equipment, & supplies whsle	23	340 961	11.4	X
42185	Service establishment equipment & supplies whsle	23	340 961	11.4	X
421850	Service establishment equipment & supplies whsle	23	340 961	11.4	X
4218503	Laundry & dry-cleaning equipment & supplies whsle	23	D	D	X
422	Wholesale trade, nondurable goods	93	2 595 789	86.5	X
4229	Miscellaneous nondurable goods whsle	85	D	D	X
42299	Other miscellaneous nondurable goods whsle	85	D	D	X
422990	Other miscellaneous nondurable goods whsle	85	D	D	X
4229904	Other nondurable goods whsle	84	D	D	X
9700	Service receipts and labor charges (including installed parts)	2 702	7 183 922	100.0	58.7
421	Wholesale trade, durable goods	2 536	6 918 772	96.3	60.6
4211	Motor vehicle & motor vehicle parts & supplies whsle	227	256 012	3.6	88.5
42111	Automobile & other motor vehicle whsle	102	162 001	2.3	95.5
421110	Automobile & other motor vehicle whsle	102	162 001	2.3	95.5
4211101	Automobile & motorcycle whsle	10	1 037	Z	97.2
4211102	Bus & recreational vehicle whsle	10	D	D	D
4211104	Medium truck & tractor (14,001 lb to 26,000 lb) whsle	6	D	D	X
4211105	Heavy truck & tractor (over 26,000 lb) whsle	75	D	D	D
42112	Motor vehicle supplies & new parts whsle	31	65 808	.9	75.3
421120	Motor vehicle supplies & new parts whsle	31	65 808	.9	75.3
4211201	Motor vehicle supplies & new parts—warehouse distributors	7	8 421	.1	47.7
4211202	Motor vehicle supplies & new parts—jobbers	21	49 463	.7	85.7
42113	Tire & tube whsle	94	28 203	.4	22.3
421130	Tire & tube whsle	94	28 203	.4	22.3
4212	Furniture & home furnishings whsle	18	47 083	.7	62.1
42121	Furniture whsle	12	42 791	.6	82.6
421210	Furniture whsle	12	42 791	.6	82.6
4212102	Office & business furniture whsle	12	42 791	.6	83.6
42122	Home furnishings whsle	6	4 292	.1	X
421220	Home furnishings whsle	6	4 292	.1	X
4213	Lumber & other construction materials whsle	36	18 418	.3	52.2
42131	Lumber, plywood, millwork, & wood panel whsle	16	10 970	.2	57.6
421310	Lumber, plywood, millwork, & wood panel whsle	16	10 970	.2	57.6
4213103	Plywood, veneer, millwork, & wood panel whsle	16	10 970	.2	52.6
42139	Other construction materials whsle	14	5 643	.1	52.2
421390	Other construction materials whsle	14	5 643	.1	52.2
4213901	Flat glass & other construction glass whsle	6	2 481	Z	X
4213902	Other construction materials whsle	8	3 162	Z	58.0
4214	Professional & commercial equipment & supplies whsle	1 233	4 437 618	61.8	52.9
42141	Photographic equipment & supplies whsle	32	508 225	7.1	52.2
421410	Photographic equipment & supplies whsle	32	508 225	7.1	52.2
42142	Office equipment whsle	437	2 572 825	35.8	77.0
421420	Office equipment whsle	437	2 572 825	35.8	77.0
42143	Computer & computer peripheral equipment & software whsle	628	1 012 659	14.1	31.0
421430	Computer & computer peripheral equipment & software whsle	628	1 012 659	14.1	31.0
4214301	Computer & peripheral equipment whsle	625	1 010 413	14.1	30.8
42143011	Computers & peripheral equipment for resale	195	438 842	6.1	X
42143012	Computers & peripheral equipment for end use	430	571 571	8.0	27.0
42144	Other commercial equipment whsle	75	70 055	1.0	53.9
421440	Other commercial equipment whsle	75	70 055	1.0	53.9
4214402	Store machines & equipment whsle	74	65 390	.9	41.6
42145	Medical, dental, & hospital equipment & supplies whsle	57	269 617	3.8	27.7
421450	Medical, dental, & hospital equipment & supplies whsle	57	269 617	3.8	27.7
4214501	Surgical, medical, & hospital supplies whsle	56	269 125	3.7	27.3
4215	Metal & mineral (except petroleum) whsle	25	45 980	.6	1.9
42151	Metal service centers & offices	24	26 401	.4	2.3
421510	Metal service centers & offices	24	26 401	.4	2.3
4215101	Ferrous metal service centers & sales offices	19	23 594	.3	.5
42151011	Ferrous metal service centers	12	21 369	.3	.5
42151012	Ferrous metal sales offices	7	2 225	Z	X
4216	Electrical goods whsle	398	575 511	8.0	49.0
42161	Electrical apparatus & equip, wiring supp, & const material whsle	268	387 032	5.4	35.5
421610	Electrical apparatus & equip, wiring supp, & const material whsle	268	387 032	5.4	35.5
42169	Other electronic parts & equipment whsle	128	108 108	1.5	62.2
421690	Other electronic parts & equipment whsle	128	108 108	1.5	62.2
4216901	Communications equipment & supplies whsle	95	34 590	.5	72.7
4216902	Electronic parts (excluding communications equipment) whsle	33	73 518	1.0	43.3

See footnotes at end of table.

Table 6. Manufacturers' Sales Branches and Offices by Broad Commodity Line and Kind of Business: 1997—Con.

[Includes only establishments with payroll. For meaning of abbreviations and symbols, see introductory text. For explanation of terms, see Appendix A]

CL code and NAICS code	Commodity line and kind of business	Establishments (number)	Sales (\$1,000)	Percent of sales accounted for by kind of business ¹	Coverage in percents
9700	Service receipts and labor charges (including installed parts)—Con.				
421	Wholesale trade, durable goods—Con.				
4217	Hardware, & plumbing & heating equipment & supplies whsle	120	D	D	D
42171	Hardware whsle	37	8 496	.1	83.6
421710	Hardware whsle	37	8 496	.1	83.6
42172	Plumbing & heating equipment & supplies (hydronics) whsle	6	47 050	.7	3.4
421720	Plumbing & heating equipment & supplies (hydronics) whsle	6	47 050	.7	3.4
42173	Warm air heating & air-conditioning equipment & supplies whsle	68	363 274	5.1	74.6
421730	Warm air heating & air-conditioning equipment & supplies whsle	68	363 274	5.1	74.6
42174	Refrigeration equipment & supplies whsle	9	D	D	D
421740	Refrigeration equipment & supplies whsle	9	D	D	D
4218	Machinery, equipment, & supplies whsle	467	1 062 830	14.8	57.3
42181	Construction & mining (except petroleum) machinery & equip whsle	103	184 819	2.6	89.1
421810	Construction & mining (except petroleum) machinery & equip whsle	103	184 819	2.6	89.1
42182	Farm & garden machinery & equipment whsle	38	11 270	.2	93.9
421820	Farm & garden machinery & equipment whsle	38	11 270	.2	93.9
4218201	Farm machinery & equipment—farm dealers	33	D	D	D
42183	Industrial machinery & equipment whsle	240	430 315	6.0	56.7
421830	Industrial machinery & equipment whsle	240	430 315	6.0	56.7
4218302	Hydraulic & pneumatic (fluid-power) machinery & equipment whsle	14	7 876	.1	60.1
42183021	Hydraulic & pneumatic pumps & motors whsle	14	7 876	.1	53.0
4218303	General-purpose industrial machinery & equipment whsle	97	116 714	1.6	64.5
4218305	Materials handling equipment whsle	58	150 715	2.1	72.2
4218306	Oilwell, oil refinery, & pipeline mach, equip, & supplies whsle	17	32 015	.4	72.3
4218307	Other industrial machinery & equipment whsle	49	115 342	1.6	28.2
42184	Industrial supplies whsle	51	83 681	1.2	15.6
421840	Industrial supplies whsle	51	83 681	1.2	15.6
4218402	Mechanical power transmission supplies whsle	6	15 126	.2	55.9
4218403	Welding supplies whsle	23	469	Z	X
4218405	Industrial valves & fittings (except fluid-power) whsle	10	10 584	.1	X
4218406	Other industrial supplies whsle	12	57 502	.8	2.1
42185	Service establishment equipment & supplies whsle	12	4 247	.1	83.4
421850	Service establishment equipment & supplies whsle	12	4 247	.1	83.4
4218504	Other service establishment equipment & supplies whsle	11	D	D	D
42186	Transportation equipment & supplies (exc motor vehicle) whsle	23	348 498	4.9	75.1
421860	Transportation equipment & supplies (exc motor vehicle) whsle	23	348 498	4.9	75.1
4218601	Aircraft & aeronautical equipment & supplies whsle	15	318 889	4.4	75.7
4219	Miscellaneous durable goods whsle	12	D	D	D
42191	Sporting & recreational goods & supplies whsle	8	15 218	.2	X
421910	Sporting & recreational goods & supplies whsle	8	15 218	.2	X
422	Wholesale trade, nondurable goods	166	265 150	3.7	2.8
4221	Paper & paper product whsle	6	50 979	.7	X
4223	Apparel, piece goods, & notions whsle	6	9 175	.1	X
4224	Grocery & related products whsle	7	4 419	.1	X
4226	Chemical & allied products whsle	43	36 739	.5	7.6
42261	Plastics materials & basic forms & shapes whsle	9	13 035	.2	5.7
422610	Plastics materials & basic forms & shapes whsle	9	13 035	.2	5.7
42269	Other chemical & allied products whsle	34	23 704	.3	9.9
422690	Other chemical & allied products whsle	34	23 704	.3	9.9
4226901	Industrial gases (except LP) whsle	28	3 069	Z	X
4226902	Other chemical & allied products whsle	6	20 635	.3	X
4227	Petroleum & petroleum products whsle	40	24 497	.3	X
42271	Petroleum bulk stations & terminals	38	22 751	.3	X
422710	Petroleum bulk stations & terminals	38	22 751	.3	X
4227101	Petroleum bulk stations & terminals (except LP)	32	D	D	X
42271011	Petroleum bulk stations (except LP)	14	D	D	X
42271012	Petroleum bulk terminals (except LP)	18	D	D	X
4227102	Liquefied petroleum bulk stations & terminals	6	D	D	X
4229	Miscellaneous nondurable goods whsle	62	D	D	X
42291	Farm supplies whsle	47	4 906	.1	X
422910	Farm supplies whsle	47	4 906	.1	X
4229101	Farm supplies—farm dealers	42	3 329	Z	X
42295	Paint, varnish, & supplies whsle	10	131 956	1.8	X
422950	Paint, varnish, & supplies whsle	10	131 956	1.8	X
4229501	Paint, varnish, & supplies whsle	10	131 956	1.8	X
9720	Receipts for service contracts	1 167	2 693 785	100.0	X

See footnotes at end of table.

Table 6. Manufacturers' Sales Branches and Offices by Broad Commodity Line and Kind of Business: 1997—Con.

[Includes only establishments with payroll. For meaning of abbreviations and symbols, see introductory text. For explanation of terms, see Appendix A]

CL code and NAICS code	Commodity line and kind of business	Establishments (number)	Sales (\$1,000)	Percent of sales accounted for by kind of business ¹	Coverage in percents
9720	Receipts for service contracts—Con.				
421	Wholesale trade, durable goods	1 161	2 595 254	96.3	X
4214	Professional & commercial equipment & supplies whsle	778	1 391 166	51.6	X
42142	Office equipment whsle	394	710 577	26.4	X
421420	Office equipment whsle	394	710 577	26.4	X
42143	Computer & computer peripheral equipment & software whsle	374	641 629	23.8	X
421430	Computer & computer peripheral equipment & software whsle	374	641 629	23.8	X
4214301	Computer & peripheral equipment whsle	371	639 430	23.7	X
42143011	Computers & peripheral equipment for resale	82	317 097	11.8	X
42143012	Computers & peripheral equipment for end use	289	322 333	12.0	X
42145	Medical, dental, & hospital equipment & supplies whsle	8	38 323	1.4	X
421450	Medical, dental, & hospital equipment & supplies whsle	8	38 323	1.4	X
4214501	Surgical, medical, & hospital supplies whsle	8	38 323	1.4	X
4216	Electrical goods whsle	320	430 704	16.0	X
42161	Electrical apparatus & equip, wiring supp, & const material whsle	130	109 393	4.1	X
421610	Electrical apparatus & equip, wiring supp, & const material whsle	130	109 393	4.1	X
42169	Other electronic parts & equipment whsle	190	321 311	11.9	X
421690	Other electronic parts & equipment whsle	190	321 311	11.9	X
4216901	Communications equipment & supplies whsle	163	265 537	9.9	X
4216902	Electronic parts (excluding communications equipment) whsle	27	55 774	2.1	X
4217	Hardware, & plumbing & heating equipment & supplies whsle	12	D	D	X
42174	Refrigeration equipment & supplies whsle	7	D	D	X
421740	Refrigeration equipment & supplies whsle	7	D	D	X
4218	Machinery, equipment, & supplies whsle	48	751 393	27.9	X
42183	Industrial machinery & equipment whsle	38	748 619	27.8	X
421830	Industrial machinery & equipment whsle	38	748 619	27.8	X
4218303	General-purpose industrial machinery & equipment whsle	14	708 612	26.3	X
4218305	Materials handling equipment whsle	15	3 799	.1	X
42185	Service establishment equipment & supplies whsle	8	2 632	.1	X
421850	Service establishment equipment & supplies whsle	8	2 632	.1	X
4218504	Other service establishment equipment & supplies whsle	8	D	D	X
422	Wholesale trade, nondurable goods	6	98 531	3.7	X
9740	Receipts for installing equipment	645	1 401 159	100.0	X
421	Wholesale trade, durable goods	645	1 401 159	100.0	X
4214	Professional & commercial equipment & supplies whsle	124	1 058 426	75.5	X
42143	Computer & computer peripheral equipment & software whsle	120	1 054 399	75.3	X
421430	Computer & computer peripheral equipment & software whsle	120	1 054 399	75.3	X
4214301	Computer & peripheral equipment whsle	120	1 054 399	75.3	X
42143012	Computers & peripheral equipment for end use	120	1 054 399	75.3	X
4216	Electrical goods whsle	345	190 567	13.6	X
42161	Electrical apparatus & equip, wiring supp, & const material whsle	227	87 205	6.2	X
421610	Electrical apparatus & equip, wiring supp, & const material whsle	227	87 205	6.2	X
42169	Other electronic parts & equipment whsle	118	103 362	7.4	X
421690	Other electronic parts & equipment whsle	118	103 362	7.4	X
4216901	Communications equipment & supplies whsle	97	21 829	1.6	X
4216902	Electronic parts (excluding communications equipment) whsle	21	81 533	5.8	X
4217	Hardware, & plumbing & heating equipment & supplies whsle	33	D	D	X
42173	Warm air heating & air-conditioning equipment & supplies whsle	12	3 933	.3	X
421730	Warm air heating & air-conditioning equipment & supplies whsle	12	3 933	.3	X
42174	Refrigeration equipment & supplies whsle	19	D	D	X
421740	Refrigeration equipment & supplies whsle	19	D	D	X
4218	Machinery, equipment, & supplies whsle	142	69 086	4.9	X
42183	Industrial machinery & equipment whsle	134	65 379	4.7	X
421830	Industrial machinery & equipment whsle	134	65 379	4.7	X
4218303	General-purpose industrial machinery & equipment whsle	10	9 462	.7	X
4218305	Materials handling equipment whsle	50	33 184	2.4	X
4218306	Oilwell, oil refinery, & pipeline mach, equip, & supplies whsle	71	12 637	.9	X
42185	Service establishment equipment & supplies whsle	8	3 707	.3	X
421850	Service establishment equipment & supplies whsle	8	3 707	.3	X
4218504	Other service establishment equipment & supplies whsle	8	D	D	X
9810	Miscellaneous commodities	1 715	8 651 939	100.0	X
421	Wholesale trade, durable goods	950	4 490 094	51.9	X
4211	Motor vehicle & motor vehicle parts & supplies whsle	17	154 179	1.8	X
42112	Motor vehicle supplies & new parts whsle	8	64 797	.7	X
421120	Motor vehicle supplies & new parts whsle	8	64 797	.7	X
42113	Tire & tube whsle	7	767	Z	X
421130	Tire & tube whsle	7	767	Z	X
4213	Lumber & other construction materials whsle	185	190 095	2.2	X
42131	Lumber, plywood, millwork, & wood panel whsle	24	104 466	1.2	X
421310	Lumber, plywood, millwork, & wood panel whsle	24	104 466	1.2	X
4213103	Plywood, veneer, millwork, & wood panel whsle	23	101 175	1.2	X
42132	Brick, stone, & related construction materials whsle	14	5 367	.1	X
421320	Brick, stone, & related construction materials whsle	14	5 367	.1	X
4213203	Cement, lime, & related products whsle	12	2 657	Z	X
42133	Roofing, siding, & insulation material whsle	141	78 696	.9	X
421330	Roofing, siding, & insulation material whsle	141	78 696	.9	X
4213301	Roofing, siding, & insulation material whsle	141	78 696	.9	X
42139	Other construction materials whsle	6	1 566	Z	X
421390	Other construction materials whsle	6	1 566	Z	X
4213901	Flat glass & other construction glass whsle	6	1 566	Z	X

See footnotes at end of table.

Table 6. Manufacturers' Sales Branches and Offices by Broad Commodity Line and Kind of Business: 1997—Con.

[Includes only establishments with payroll. For meaning of abbreviations and symbols, see introductory text. For explanation of terms, see Appendix A]

CL code and NAICS code	Commodity line and kind of business	Establishments (number)	Sales (\$1,000)	Percent of sales accounted for by kind of business ¹	Coverage in percents
9810	Miscellaneous commodities—Con.				
421	Wholesale trade, durable goods—Con.				
4214	Professional & commercial equipment & supplies whsle	399	3 235 540	37.4	X
42141	Photographic equipment & supplies whsle	41	416 151	4.8	X
421410	Photographic equipment & supplies whsle	41	416 151	4.8	X
42142	Office equipment whsle	13	8 289	.1	X
421420	Office equipment whsle	13	8 289	.1	X
42143	Computer & computer peripheral equipment & software whsle	342	2 806 231	32.4	X
421430	Computer & computer peripheral equipment & software whsle	342	2 806 231	32.4	X
4214301	Computer & peripheral equipment whsle	341	2 806 188	32.4	X
42143011	Computers & peripheral equipment for resale	48	2 617 231	30.3	X
42143012	Computers & peripheral equipment for end use	293	188 957	2.2	X
4215	Metal & mineral (except petroleum) whsle	66	259 183	3.0	X
42151	Metal service centers & offices	65	256 864	3.0	X
421510	Metal service centers & offices	65	256 864	3.0	X
4215101	Ferrous metal service centers & sales offices	57	151 529	1.8	X
42151011	Ferrous metal service centers	33	124 952	1.4	X
42151012	Ferrous metal sales offices	24	26 577	.3	X
4215102	Nonferrous metal service centers & sales offices	8	105 335	1.2	X
4216	Electrical goods whsle	74	63 803	.7	X
42161	Electrical apparatus & equip, wiring supp, & const material whsle	70	52 276	.6	X
421610	Electrical apparatus & equip, wiring supp, & const material whsle	70	52 276	.6	X
4217	Hardware, & plumbing & heating equipment & supplies whsle	6	D	D	X
4218	Machinery, equipment, & supplies whsle	198	427 698	4.9	X
42181	Construction & mining (except petroleum) machinery & equip whsle	29	80 464	.9	X
421810	Construction & mining (except petroleum) machinery & equip whsle	29	80 464	.9	X
42182	Farm & garden machinery & equipment whsle	10	27 635	.3	X
421820	Farm & garden machinery & equipment whsle	10	27 635	.3	X
4218203	Lawn & garden machinery & equipment whsle	7	645	Z	X
42183	Industrial machinery & equipment whsle	82	66 579	.8	X
421830	Industrial machinery & equipment whsle	82	66 579	.8	X
4218303	General-purpose industrial machinery & equipment whsle	65	56 827	.7	X
4218304	Metalworking machinery & equipment whsle	9	3 717	Z	X
42184	Industrial supplies whsle	64	158 974	1.8	X
421840	Industrial supplies whsle	64	158 974	1.8	X
4218403	Welding supplies whsle	39	1 671	Z	X
4218406	Other industrial supplies whsle	23	155 977	1.8	X
42185	Service establishment equipment & supplies whsle	9	91 898	1.1	X
421850	Service establishment equipment & supplies whsle	9	91 898	1.1	X
4218503	Laundry & dry-cleaning equipment & supplies whsle	9	D	D	X
422	Wholesale trade, nondurable goods	765	4 161 845	48.1	X
4221	Paper & paper product whsle	39	1 001 769	11.6	X
42212	Stationery & office supplies whsle	28	988 433	11.4	X
422120	Stationery & office supplies whsle	28	988 433	11.4	X
42213	Industrial & personal service paper whsle	6	4 968	.1	X
422130	Industrial & personal service paper whsle	6	4 968	.1	X
4222	Drugs, & druggists' sundries whsle	64	863 771	10.0	X
42221	Drugs, & druggists' sundries whsle	64	863 771	10.0	X
422210	Drugs, & druggists' sundries whsle	64	863 771	10.0	X
4222102	Specialty-line drug, pharmaceutical, cosmetic, & toiletries whsle	64	863 771	10.0	X
4223	Apparel, piece goods, & notions whsle	7	4 079	Z	X
4224	Grocery & related products whsle	190	1 871 115	21.6	X
42242	Packaged frozen food whsle	10	78 760	.9	X
422420	Packaged frozen food whsle	10	78 760	.9	X
42243	Dairy products, (except dried or canned) whsle	67	259 499	3.0	X
422430	Dairy products, (except dried or canned) whsle	67	259 499	3.0	X
4224302	Dairy product (except raw milk) whsle	67	259 499	3.0	X
42249	Other grocery & related products whsle	107	D	D	X
422490	Other grocery & related products whsle	107	D	D	X
4224901	Coffee, tea, & spice whsle	6	556	Z	X
4224903	Soft drinks whsle	95	42 739	.5	X
4226	Chemical & allied products whsle	330	241 291	2.8	X
42261	Plastics materials & basic forms & shapes whsle	11	10 029	.1	X
422610	Plastics materials & basic forms & shapes whsle	11	10 029	.1	X
42269	Other chemical & allied products whsle	319	231 262	2.7	X
422690	Other chemical & allied products whsle	319	231 262	2.7	X
4226901	Industrial gases (except LP) whsle	46	8 622	.1	X
4226902	Other chemical & allied products whsle	273	222 640	2.6	X
4227	Petroleum & petroleum products whsle	71	96 809	1.1	X
42271	Petroleum bulk stations & terminals	63	90 656	1.0	X
422710	Petroleum bulk stations & terminals	63	90 656	1.0	X
4227101	Petroleum bulk stations & terminals (except LP)	62	D	D	X
42271011	Petroleum bulk stations (except LP)	14	D	D	X
42271012	Petroleum bulk terminals (except LP)	48	D	D	X
42272	Petroleum & petroleum prod whsle (exc bulk stations & terminals)	8	6 153	.1	X
422720	Petroleum & petroleum prod whsle (exc bulk stations & terminals)	8	6 153	.1	X
4228	Beer, wine, & distilled alcoholic beverage whsle	8	D	D	X
42281	Beer & ale whsle	6	D	D	X
422810	Beer & ale whsle	6	D	D	X

See footnotes at end of table.

Table 6. Manufacturers' Sales Branches and Offices by Broad Commodity Line and Kind of Business: 1997—Con.

[Includes only establishments with payroll. For meaning of abbreviations and symbols, see introductory text. For explanation of terms, see Appendix A]

CL code and NAICS code	Commodity line and kind of business	Establishments (number)	Sales (\$1,000)	Percent of sales accounted for by kind of business ¹	Coverage in percents
9810	Miscellaneous commodities—Con.				
422	Wholesale trade, nondurable goods—Con.				
4229	Miscellaneous nondurable goods whsle	56	D	D	X
42291	Farm supplies whsle	38	16 886	.2	X
422910	Farm supplies whsle	38	16 886	.2	X
4229101	Farm supplies—farm dealers	33	3 118	Z	X
42292	Book, periodical, & newspaper whsle	9	6 063	.1	X
422920	Book, periodical, & newspaper whsle	9	6 063	.1	X
42295	Paint, varnish, & supplies whsle	7	147	Z	X
422950	Paint, varnish, & supplies whsle	7	147	Z	X
4229501	Paint, varnish, & supplies whsle	7	147	Z	X
9920	Receipts for farm product preparation services (cleaning, shelling, etc.)	6	1 423	100.0	X
422	Wholesale trade, nondurable goods	6	1 423	100.0	X
9930	Sales of integrated systems which you wrote or modified software	49	82 789	100.0	X
421	Wholesale trade, durable goods	48	82 334	99.5	X
4214	Professional & commercial equipment & supplies whsle	48	82 334	99.5	X
42143	Computer & computer peripheral equipment & software whsle	47	82 221	99.3	X
421430	Computer & computer peripheral equipment & software whsle	47	82 221	99.3	X
4214301	Computer & peripheral equipment whsle	47	82 221	99.3	X
42143012	Computers & peripheral equipment for end use	47	82 221	99.3	X
9940	Rental and leasing receipts	1 221	2 569 663	100.0	51.7
421	Wholesale trade, durable goods	1 038	2 337 470	91.0	60.1
4211	Motor vehicle & motor vehicle parts & supplies whsle	27	22 564	.9	X
42111	Automobile & other motor vehicle whsle	27	22 564	.9	X
421110	Automobile & other motor vehicle whsle	27	22 564	.9	X
4211101	Automobile & motorcycle whsle	15	3 193	.1	X
4214	Professional & commercial equipment & supplies whsle	772	2 067 026	80.4	60.5
42141	Photographic equipment & supplies whsle	22	6 720	.3	X
421410	Photographic equipment & supplies whsle	22	6 720	.3	X
42142	Office equipment whsle	433	1 356 034	52.8	77.1
421420	Office equipment whsle	433	1 356 034	52.8	77.1
42143	Computer & computer peripheral equipment & software whsle	301	694 215	27.0	74.3
421430	Computer & computer peripheral equipment & software whsle	301	694 215	27.0	74.3
4214301	Computer & peripheral equipment whsle	301	694 215	27.0	74.2
42143012	Computers & peripheral equipment for end use	301	694 215	27.0	75.8
42144	Other commercial equipment whsle	12	4 175	.2	X
421440	Other commercial equipment whsle	12	4 175	.2	X
4214402	Store machines & equipment whsle	11	1 275	.1	X
4217	Hardware, & plumbing & heating equipment & supplies whsle	14	D	D	X
42171	Hardware whsle	9	6 797	.3	X
421710	Hardware whsle	9	6 797	.3	X
4218	Machinery, equipment, & supplies whsle	216	215 178	8.4	.1
42181	Construction & mining (except petroleum) machinery & equip whsle	84	164 908	6.4	X
421810	Construction & mining (except petroleum) machinery & equip whsle	84	164 908	6.4	X
42182	Farm & garden machinery & equipment whsle	9	5 889	.2	X
421820	Farm & garden machinery & equipment whsle	9	5 889	.2	X
4218201	Farm machinery & equipment—farm dealers	9	D	D	X
42183	Industrial machinery & equipment whsle	33	24 531	1.0	.6
421830	Industrial machinery & equipment whsle	33	24 531	1.0	.6
4218303	General-purpose industrial machinery & equipment whsle	13	1 889	.1	2.0
4218305	Materials handling equipment whsle	9	11 381	.4	X
4218306	Oilwell, oil refinery, & pipeline mach, equip, & supplies whsle	9	10 701	.4	X
42184	Industrial supplies whsle	88	19 436	.8	X
421840	Industrial supplies whsle	88	19 436	.8	X
4218403	Welding supplies whsle	88	19 436	.8	X
422	Wholesale trade, nondurable goods	183	232 193	9.0	X
4224	Grocery & related products whsle	64	140 075	5.5	X
42249	Other grocery & related products whsle	61	D	D	X
422490	Other grocery & related products whsle	61	D	D	X
4224903	Soft drinks whsle	59	139 654	5.4	X
4226	Chemical & allied products whsle	68	50 726	2.0	X
42269	Other chemical & allied products whsle	68	50 726	2.0	X
422690	Other chemical & allied products whsle	68	50 726	2.0	X
4226901	Industrial gases (except LP) whsle	64	50 653	2.0	X
4227	Petroleum & petroleum products whsle	37	30 110	1.2	X
42271	Petroleum bulk stations & terminals	29	13 436	.5	X
422710	Petroleum bulk stations & terminals	29	13 436	.5	X
4227101	Petroleum bulk stations & terminals (except LP)	29	D	D	X
42271012	Petroleum bulk terminals (except LP)	27	D	D	X
42272	Petroleum & petroleum prod whsle (exc bulk stations & terminals)	8	16 674	.6	X
422720	Petroleum & petroleum prod whsle (exc bulk stations & terminals)	8	16 674	.6	X
9950	Construction receipts	27	36 971	100.0	X
421	Wholesale trade, durable goods	27	36 971	100.0	X
4213	Lumber & other construction materials whsle	23	26 682	72.2	X
42139	Other construction materials whsle	21	24 736	66.9	X
421390	Other construction materials whsle	21	24 736	66.9	X
4213902	Other construction materials whsle	21	24 736	66.9	X

See footnotes at end of table.

Table 6. **Manufacturers' Sales Branches and Offices by Broad Commodity Line and Kind of Business: 1997—Con.**

[Includes only establishments with payroll. For meaning of abbreviations and symbols, see introductory text. For explanation of terms, see Appendix A]

CL code and NAICS code	Commodity line and kind of business	Establishments (number)	Sales (\$1,000)	Percent of sales accounted for by kind of business ¹	Coverage in percents
9960	Custom software (designed to customer specifications)	228	121 393	100.0	X
421	Wholesale trade, durable goods	227	121 179	99.8	X
4214	Professional & commercial equipment & supplies whsle	227	121 179	99.8	X
42142	Office equipment whsle	147	43 174	35.6	X
421420	Office equipment whsle	147	43 174	35.6	X
42143	Computer & computer peripheral equipment & software whsle	79	77 996	64.3	X
421430	Computer & computer peripheral equipment & software whsle	79	77 996	64.3	X
4214301	Computer & peripheral equipment whsle	79	77 996	64.3	X
42143011	Computers & peripheral equipment for resale	9	5 980	4.9	X
42143012	Computers & peripheral equipment for end use	70	72 016	59.3	X
9970	Receipts for printing or photocopying performed at this establishment	7	7 191	100.0	X
9980	Receipts for machine shop job work	14	46 523	100.0	X
421	Wholesale trade, durable goods	14	46 523	100.0	X
4211	Motor vehicle & motor vehicle parts & supplies whsle	14	46 523	100.0	X
42112	Motor vehicle supplies & new parts whsle	11	46 433	99.8	X
421120	Motor vehicle supplies & new parts whsle	11	46 433	99.8	X
4211202	Motor vehicle supplies & new parts—jobbers	11	46 433	99.8	X

¹Commodity line percents by kind of business may not sum to 100.0 because of rounding.

Table 7. Agents, Brokers, and Commission Merchants by Kind of Business and Commodity Line: 1997

[Includes only establishments with payroll. For meaning of abbreviations and symbols, see introductory text. For explanation of terms, see Appendix A]

NAICS code and CL code	Kind of business and commodity line	Establishments handling commodity line		Commodity line sales			Sales coverage percent
		Number	Total sales (\$1,000)	Amount ¹ (\$1,000)	As percent of total sales of—		
					Establishments handling line	Establishments in NAICS industry ¹	
	Agents, brokers, and commission merchants	'47 835	X	'467 651 822	X	100.0	77.7
0100	New and used automobiles, motorcycles, etc.	543	57 788 572	44 271 708	76.6	9.5	74.9
0111	New automobiles	48	327 017	207 526	63.5	Z	X
0112	Used automobiles	486	57 423 796	43 998 840	76.6	9.4	X
0113	Motorcycles	48	1 055 356	33 184	3.1	Z	X
0114	Motor scooters, mopeds, snowmobiles, and utility trailers	42	690 932	26 244	3.8	Z	X
0120	Buses, campers, and motor homes	84	1 976 113	329 958	16.7	.1	68.0
0121	Buses	17	419 253	72 727	17.3	Z	X
0122	Motor homes, car trailers, and campers	72	1 895 667	257 065	13.6	.1	X
0130	Light trucks and vans (14,000 lb or less)	312	34 582 648	12 670 354	36.6	2.7	73.7
0131	New light trucks	32	156 317	51 884	33.2	Z	X
0132	Used light trucks	278	34 411 706	6 792 355	19.7	1.5	X
0133	Vans and cargo vans (new and used)	213	31 483 466	5 823 156	18.5	1.2	X
0140	Medium trucks and tractors (14,001 to 26,000 lb)	64	1 098 949	128 391	11.7	Z	X
0150	Heavy trucks and tractors (over 26,000 lb)	107	2 393 754	537 034	22.4	.1	69.5
0151	New heavy trucks (one piece)	43	175 676	78 372	44.6	Z	X
0152	New heavy truck tractors	7	58 684	23 505	40.1	Z	X
0153	New truck trailers	10	10 753	4 800	44.6	Z	X
0154	New truck bodies	45	482 363	323 793	67.1	.1	X
0155	Used heavy trucks, tractors, and trailers	45	1 854 460	96 705	5.2	Z	X
0200	New and rebuilt automotive parts and supplies	1 314	19 691 938	15 770 586	80.1	3.4	58.0
0211	Batteries	81	1 531 125	857 694	56.0	.2	X
0212	Engines (complete)	57	792 411	220 700	27.9	Z	X
0213	Electrical engine parts (including ignition parts)	312	4 735 388	1 335 977	28.2	.3	X
0214	Brake parts (including fluid and all disk and drum parts)	376	6 565 180	776 990	11.8	.2	X
0215	Exhaust system parts	160	3 341 160	282 964	8.5	.1	X
0216	Glass	17	406 555	38 408	9.4	Z	X
0217	Hoses, belts, gaskets, and wiper blades	215	3 917 917	602 520	15.4	.1	X
0218	Filters (oil, air, gas, and transmission)	186	4 033 594	401 211	9.9	.1	X
0219	Engine parts, except electrical	359	7 036 747	1 916 902	27.2	.4	X
0221	Body parts and repair materials	213	3 925 564	1 623 391	41.4	.3	X
0222	Suspension parts (shocks, struts, balljoints, etc.)	224	4 188 898	589 862	14.1	.1	X
0223	Parts, n.e.c.	406	7 526 993	3 830 625	50.9	.8	X
0224	Accessories	559	9 495 874	3 190 594	33.6	.7	X
0240	Used automotive parts, accessories, and equipment	33	241 586	36 374	15.1	Z	X
0250	Petroleum products marketing equipment	96	545 696	240 175	44.0	.1	X
0300	Tires and tubes	103	683 160	219 871	32.2	Z	61.1
0311	New tires and tubes	55	470 537	143 956	30.6	Z	X
0312	Recapped and used tires and repair materials	30	154 738	70 435	45.5	Z	X
0400	Household and lawn furniture	1 306	8 672 967	4 790 542	55.2	1.0	50.2
0411	Upholstered furniture	710	3 520 478	1 611 021	45.8	.3	X
0412	Sleep furniture and equipment	320	1 663 076	545 500	32.8	.1	X
0413	Lawn furniture and equipment	239	2 330 746	681 431	29.2	.1	X
0414	Other furniture (including sleep sofas)	784	4 046 682	1 843 088	45.5	.4	X
0420	Office and business furniture	939	5 049 068	2 736 864	54.2	.6	51.3
0421	New office furniture (wooden and metal)	799	4 295 168	2 333 544	54.3	.5	X
0422	New store and restaurant furniture	130	771 953	201 975	26.2	Z	X
0423	New public furniture (theater seats, church pews, park benches, and school desks)	119	530 974	136 119	25.6	Z	X
0424	Used office and business furniture	74	227 632	26 360	11.6	Z	X
0500	Household china, glassware, crockery, and plastic housewares	734	4 364 718	1 859 125	42.6	.4	X
0520	Linens, domestics, curtains, and draperies	557	3 414 190	1 457 223	42.7	.3	44.1
0521	Bedspreads, blankets, and bedding	228	1 478 683	520 093	35.2	.1	X
0522	Curtains and draperies	130	914 497	142 464	15.6	Z	X
0523	Shades and blinds	49	303 616	150 957	49.7	Z	X
0524	Towels and washcloths	122	572 819	171 700	30.0	Z	X
0525	Other linens and domestics	232	1 578 118	429 423	27.2	.1	X
0530	Flooring and floor coverings	455	1 938 756	764 840	39.5	.2	48.0
0531	Soft-surface (textile) floor coverings and accessories (including rugs, carpets, and pads)	371	1 504 570	579 410	38.5	.1	X
0532	Hardwood flooring	26	87 512	9 548	10.9	Z	X
0533	Other hard-surface floor coverings and accessories (including tile and sheet goods)	88	547 788	148 255	27.1	Z	X
0540	Other home furnishings	1 410	14 168 575	2 675 546	18.9	.6	19.9
0541	Metal flatware and kitchen utensils	242	1 930 535	384 089	19.9	.1	X
0542	Mirrors, lamps, and picture frames	688	3 718 556	573 313	15.4	.1	X
0543	Home furnishings, n.e.c.	561	3 241 464	1 487 586	45.9	.3	X
0600	Lumber: rough, dressed, and finished	204	1 003 956	763 943	76.1	.2	62.9
0611	Dimensional lumber (non-treated)	165	822 920	625 437	76.0	.1	X
0612	Treated lumber	48	307 999	81 267	26.4	Z	X
0613	Boards	36	140 344	46 807	33.4	Z	X
0620	Plywood and millwork	647	4 749 663	3 022 806	63.6	.6	54.0
0621	Softwood plywood and oriented strand board (OSB)	89	870 388	307 638	35.3	.1	X
0622	Other panels products (including hardwood plywood, waterboard, and particleboard)	137	803 876	583 611	72.6	.1	X
0623	Gypsum, specialty boards, and treatments	75	536 556	260 598	48.6	.1	X
0624	Wood millwork (doors, windows, cabinets, etc.)	363	2 439 304	1 544 112	63.3	.3	X
0625	Metal millwork	74	532 647	188 413	35.4	Z	X
0626	Other millwork and wood siding (including trusses and wood roofing)	47	270 055	71 446	26.5	Z	X
0700	Brick, stone, tile, sand, block, cement, and gravel	224	730 327	426 914	58.5	.1	44.9
0711	Ready-mixed or transit-mixed concrete	32	251 730	154 784	61.5	Z	X
0712	Cement and lime	75	96 164	32 509	33.8	Z	X
0713	Sand, gravel, and crushed stone	47	107 561	74 589	69.3	Z	X
0714	Brick, block, tile, clay/cement sewer pipe, etc.	143	263 279	159 297	60.5	Z	X

See footnotes at end of table.

Table 7. Agents, Brokers, and Commission Merchants by Kind of Business and Commodity Line: 1997—Con.

[Includes only establishments with payroll. For meaning of abbreviations and symbols, see introductory text. For explanation of terms, see Appendix A]

NAICS code and CL code	Kind of business and commodity line	Establishments handling commodity line		Commodity line sales			Sales coverage percent
		Number	Total sales (\$1,000)	Amount ¹ (\$1,000)	As percent of total sales of—		
					Establishments handling line	Establishments in NAICS industry ¹	
Agents, brokers, and commission merchants—Con.							
0720	Roofing, siding, and insulation materials.....	441	2 322 833	1 280 404	55.1	.3	50.1
0721	Roofing, except wood.....	260	1 120 082	656 627	58.6	.1	X
0722	Siding, except wood.....	58	256 450	134 867	52.6	Z	X
0723	Insulation materials.....	234	1 426 845	472 011	33.1	.1	X
0730	Flat glass and other construction glass (excluding automotive).....	79	439 456	255 739	58.2	.1	X
0740	Other construction materials.....	380	1 866 512	788 557	42.2	.2	48.7
0741	Rain-carrying equipment (down spouts, gutters, etc.).....	51	483 903	19 726	4.1	Z	X
0742	Prefabricated buildings and structural assemblies (nonwood).....	84	309 428	238 801	77.2	.1	X
0743	Manufactured (mobile) homes.....	12	21 071	11 249	53.4	Z	X
0744	Construction materials, n.e.c. (including wire fence and construction paper).....	220	971 699	450 753	46.4	.1	X
0800	Photographic equipment and supplies (excluding video).....	371	1 445 631	241 685	16.7	.1	7.9
0811	Still picture photographic equipment.....	46	128 312	49 199	38.3	Z	X
0812	Motion picture photographic equipment.....	9	19 495	18 443	94.6	Z	X
0813	Photographic film.....	21	63 160	13 632	21.6	Z	X
0814	Developing supplies (excluding film).....	36	89 167	6 536	7.3	Z	X
0815	Other photographic equipment and supplies.....	81	158 621	90 233	56.9	Z	X
0900	Office equipment.....	757	4 827 483	1 709 891	35.4	.4	22.7
0911	Typewriters and dedicated word processors.....	33	527 699	43 277	8.2	Z	X
0912	Calculators and accounting machines.....	84	1 989 094	281 407	14.1	.1	X
0913	Copying machines and equipment.....	479	2 545 652	1 255 458	49.3	.3	X
0915	Mailing, letter handling, and addressing machines.....	16	36 519	10 847	29.7	Z	X
0920	New computer equipment.....	855	8 525 612	5 454 908	64.0	1.2	52.0
0921	Computers.....	544	5 887 915	2 758 382	46.8	.6	X
0922	Computer storage devices.....	295	2 813 719	629 849	22.4	.1	X
0923	Computer printers.....	293	1 958 940	373 196	19.1	.1	X
0924	Other computer peripheral equipment.....	541	5 442 805	1 682 653	30.9	.4	X
0930	Used computer equipment.....	83	173 705	90 681	52.2	Z	X
0950	Computer software (packaged).....	466	4 828 654	954 319	19.8	.2	X
0960	Restaurant and hotel equipment and supplies.....	633	6 600 634	2 363 691	35.8	.5	X
0970	Store machines and equipment.....	199	664 640	462 267	69.6	.1	44.1
0971	Vending machines.....	18	40 461	39 286	97.1	Z	X
0972	Other store machines and equipment.....	155	503 764	413 326	82.0	.1	X
1000	Medical, hospital, and surgical supplies.....	1 484	4 710 587	4 146 100	88.0	.9	66.8
1011	Surgical and medical instruments and equipment.....	874	2 478 794	1 657 622	66.9	.4	X
1012	Orthopedic, and prosthetic appliances and supplies.....	591	1 942 628	1 529 043	78.7	.3	X
1013	Other surgical, medical, and hospital supplies.....	563	1 605 944	897 998	55.9	.2	X
1020	Dental supplies.....	102	365 528	263 638	72.1	.1	46.9
1021	Equipment (chairs, x-rays, cabinets, etc.).....	47	154 754	126 497	81.7	Z	X
1022	Instruments and other supplies.....	76	209 587	134 431	64.1	Z	X
1030	Optical and ophthalmic goods.....	183	314 709	264 783	84.1	.1	73.3
1031	Ophthalmic goods.....	76	115 134	94 232	81.8	Z	X
1032	Prescription grinding.....	7	44 159	7 903	17.9	Z	X
1033	Optometric equipment and supplies.....	30	46 659	29 889	64.1	Z	X
1034	Optical goods, n.e.c. (excluding cameras).....	79	163 264	130 833	80.1	Z	X
1040	Religious and school supplies.....	110	447 298	173 828	38.9	Z	32.8
1041	Religious supplies.....	14	76 440	33 801	44.2	Z	X
1042	School supplies.....	65	287 210	135 880	47.3	Z	X
1050	Other professional equipment and supplies.....	359	1 013 492	653 432	64.5	.1	56.1
1051	Architects' equipment and supplies.....	12	39 629	23 237	58.6	Z	X
1053	Engineers' equipment and supplies.....	32	133 888	60 143	44.9	Z	X
1054	Laboratory equipment.....	162	420 366	183 921	43.8	Z	X
1055	Scientific instruments.....	178	462 062	243 403	52.7	.1	X
1056	Veterinarians' equipment and supplies.....	25	108 672	40 478	37.2	Z	X
1057	Professional equipment and supplies, n.e.c.....	71	166 447	87 505	52.6	Z	X
1100	Iron and steel products (semifinished).....	444	5 012 012	2 656 606	53.0	.6	71.6
1111	Sheet bars and tin plate bars.....	53	476 706	82 625	17.3	Z	X
1112	Wire rods.....	29	690 405	213 134	30.9	Z	X
1113	Rough castings and foundry products.....	263	2 369 280	1 335 334	56.4	.3	X
1114	Forgings.....	145	2 064 537	465 097	22.5	.1	X
1116	Other semifinished iron and steel products.....	129	1 144 508	547 757	47.9	.1	X
1120	Flat iron and steel products.....	595	6 815 826	2 297 757	33.7	.5	43.9
1121	Plates.....	105	503 953	87 288	17.3	Z	X
1122	Strips (hot-rolled and cold-rolled).....	90	782 857	177 990	22.7	Z	X
1123	Sheets (cold-rolled).....	164	1 904 224	390 888	20.5	.1	X
1124	Sheets (hot-rolled).....	114	806 803	141 140	17.5	Z	X
1126	Sheets (galvanized and coated).....	140	2 257 624	780 718	34.6	.2	X
1127	Tin plate and terneplate.....	30	233 845	137 156	58.7	Z	X
1128	Fabricated and structural plate products.....	132	1 000 497	342 044	34.2	.1	X
1129	Other flat iron and steel products.....	85	512 225	94 037	18.4	Z	X
1140	Iron and steel wire and wire products.....	374	3 839 339	778 357	20.3	.2	36.9
1141	Wire (plain, coated, barbed, and twisted).....	185	2 350 989	550 718	23.4	.1	X
1142	Nails.....	8	30 179	14 403	47.7	Z	X
1143	Wire rope, strand, strapping, reinforcement mesh, and bale ties.....	76	676 866	121 947	18.0	Z	X
1150	Iron and steel pipe and tubing.....	389	3 856 285	1 308 439	33.9	.3	48.4
1152	Tubing.....	261	2 463 013	803 345	32.6	.2	X
1153	Standard steel pipe.....	78	903 492	284 667	31.5	.1	X
1154	Other steel pipe.....	99	815 049	142 530	17.5	Z	X
1160	Other iron and steel products.....	277	2 985 919	977 949	32.8	.2	67.5
1162	Bars (excluding reinforcement bars) and bar-size shapes: hot-rolled.....	48	1 112 257	208 956	18.8	Z	X
1163	Bars and bar-size shapes: cold finished.....	83	687 089	118 281	17.2	Z	X
1164	Concrete reinforcement bars.....	17	111 906	43 264	38.7	Z	X
1165	Structural shapes (excluding bar-size shapes).....	29	1 137 500	166 265	14.6	Z	X
1167	Finished products, n.e.c.....	151	914 232	374 171	40.9	.1	X

See footnotes at end of table.

Table 7. Agents, Brokers, and Commission Merchants by Kind of Business and Commodity Line: 1997—Con.

[Includes only establishments with payroll. For meaning of abbreviations and symbols, see introductory text. For explanation of terms, see Appendix A]

NAICS code and CL code	Kind of business and commodity line	Establishments handling commodity line		Commodity line sales			Sales coverage percent
		Number	Total sales (\$1,000)	Amount ¹ (\$1,000)	As percent of total sales of—		
					Establishments handling line	Establishments in NAICS industry ¹	
Agents, brokers, and commission merchants—Con.							
1170	Alloy steel	97	1 179 518	347 309	29.4	.1	72.6
1171	Bars, hot-rolled or cold-finished	63	747 438	166 420	22.3	Z	X
1173	Pipe, tubing, and plates	32	276 235	21 621	7.8	Z	X
1175	Other alloy steel	37	364 287	159 266	43.7	Z	X
1180	Stainless steel	211	1 773 937	551 383	31.1	.1	75.6
1181	Plates	33	312 022	24 955	8.0	Z	X
1182	Strip	35	379 120	147 557	38.9	Z	X
1183	Sheets	44	299 764	48 646	16.2	Z	X
1184	Bars and bar-size shapes	42	222 423	33 952	15.3	Z	X
1185	Other stainless steel (including tubing)	146	1 177 700	296 120	25.1	.1	X
1200	Copper and brass	211	1 905 590	716 217	37.6	.2	54.4
1211	Copper wire mill products (structural only)	20	152 671	20 643	13.5	Z	X
1212	Flat products (sheets, strips, and plates)	56	816 826	416 044	50.9	.1	X
1213	Tubular products (pipes and tubes)	62	810 141	168 825	20.8	Z	X
1214	Rod, nonelectrical wire, extruded shapes, etc.	48	516 293	84 890	16.4	Z	X
1220	Aluminum shapes, forms, etc.	455	3 084 740	959 875	31.1	.2	42.8
1221	Plates (.250 inch and over)	47	311 970	51 564	16.5	Z	X
1222	Sheets and coils (.006 to .249 inch)	85	624 466	223 228	35.7	Z	X
1223	Rods, bars, and wires: rolled or extruded (rounds, hexes, squares, and rectangles)	192	1 115 015	351 768	31.5	.1	X
1224	Pipe and tubing (including hollow bar, square, and rectangular tubing)	106	702 883	161 672	23.0	Z	X
1225	Foils	41	531 496	99 528	18.7	Z	X
1230	Other nonferrous metals (magnesium, nickel, tin, lead, zinc, etc., except precious)	118	1 349 492	600 375	44.5	.1	X
1300	Coal and coke	89	1 317 015	1 146 881	87.1	.2	73.4
1311	Coal	89	1 317 015	1 115 589	84.7	.2	X
1320	Minerals and ores (excluding coal, precious stones, and crude oil)	56	786 295	333 090	42.4	.1	X
1400	Electrical apparatus and equipment	4 110	31 517 015	22 195 726	70.4	4.7	60.0
1411	Power and distribution transformers	975	8 708 701	1 679 026	19.3	.4	X
1412	Switchgear and switchboard apparatus	574	3 953 966	785 302	19.9	.2	X
1413	Motors and generators (including motor-generator sets)	541	3 541 162	1 273 067	36.0	.3	X
1414	Conduit, raceway, and fittings	647	7 878 386	1 830 257	23.2	.4	X
1415	Electric bulbs (all types)	516	4 602 867	356 071	7.7	.1	X
1416	Interior wiring (excluding conduit)	675	8 437 559	2 261 872	26.8	.5	X
1417	Exterior wiring and cable (excluding conduit)	636	7 298 604	1 688 386	23.1	.4	X
1418	Lighting fixtures (residential and commercial)	1 190	10 829 701	5 021 018	46.4	1.1	X
1419	Industrial controls	1 164	6 750 882	1 911 174	28.3	.4	X
1421	Other electrical apparatus and equipment (including fuses and lightning rods)	1 558	14 890 767	5 178 891	34.8	1.1	X
1500	Electrical appliances, household	1 182	13 361 360	5 390 481	40.3	1.2	40.2
1511	Televisions	262	5 303 675	625 917	11.8	.1	X
1512	Radios, stereos, and CD players	442	5 578 498	2 028 819	36.4	.4	X
1513	V.C.R.'s and video cameras	206	2 435 038	456 220	18.7	.1	X
1514	Electrical household ranges and ovens	68	786 598	204 839	26.0	Z	X
1515	Refrigerators and freezers, household	42	682 393	112 022	16.4	Z	X
1516	Household laundry equipment	9	32 398	5 291	16.3	Z	X
1517	Vacuum cleaners and sewing machines, household	58	1 039 314	178 678	17.2	Z	X
1518	Other electrical household appliances (including fans, dishwashers, etc.)	386	4 968 551	1 494 608	30.1	.3	X
1600	Electronic parts and equipment, except communication	3 627	41 777 218	34 651 346	82.9	7.4	63.0
1612	Integrated circuits	1 185	20 740 305	12 632 453	60.9	2.7	X
1613	Capacitors and resistors	1 063	14 091 966	2 762 952	19.6	.6	X
1615	Discrete semiconductors, etc.	970	16 901 763	4 439 389	26.3	.9	X
1616	Electronic connectors and other passive electronic parts	1 752	20 015 174	6 766 417	33.8	1.4	X
1618	Electronic parts and equipment, n.e.c.	2 166	20 194 830	7 869 428	39.0	1.7	X
1650	Communication equipment and supplies	1 081	9 470 598	3 865 749	40.8	.8	64.6
1651	Telephones	307	3 852 044	1 054 082	27.4	.2	X
1652	Other electronic communication equipment	745	5 664 056	2 244 439	39.6	.5	X
1653	Other electrical communication equipment	241	2 550 350	552 636	21.7	.1	X
1700	Hardware	2 395	20 835 234	7 875 260	37.8	1.7	29.8
1711	Hand tools (including power driven)	1 103	10 223 632	2 608 129	25.5	.6	X
1712	Bolts, nuts, rivets, and fasteners	968	6 520 972	1 956 497	30.0	.4	X
1713	Cutlery	951	8 044 062	2 977 010	37.0	.6	X
1800	Plumbing and heating equipment and supplies (hydronics)	1 769	12 149 644	7 514 982	61.9	1.6	61.6
1811	Plastic pipe fittings and valves (excluding pipe and tubing)	478	4 246 895	868 066	20.4	.2	X
1812	Metal pipe fittings and valves (excluding pipe and tubing)	513	3 969 125	960 057	24.2	.2	X
1813	Plumbing fixtures	711	6 457 447	2 276 859	35.3	.5	X
1814	Furnaces, stoves, water heaters (except electric and warm air)	301	2 727 286	581 602	21.3	.1	X
1815	Boilers, radiators, and convectors	307	1 436 676	346 421	24.1	.1	X
1818	Other plumbing and heating equipment and supplies	1 050	7 332 050	2 431 716	33.2	.5	X
1900	Warm air heating and air-conditioning equipment and supplies	952	5 373 259	2 367 328	44.1	.5	56.9
1911	Furnaces (warm air)	315	1 803 587	450 766	25.0	.1	X
1912	Central air-conditioning (residential and commercial)	416	1 934 129	790 528	40.9	.2	X
1914	Heat pumps (residential and commercial)	205	930 874	104 263	11.2	Z	X
1916	Air cleaning and filtration systems	318	1 655 817	364 621	22.0	.1	X
1917	Compressors for air-conditioners	112	1 115 575	128 323	11.5	Z	X
1918	Condensing units for air-conditioners	162	753 388	89 915	11.9	Z	X
1919	Registers, grills, pre-formed ductwork (excluding sheet metal), and duct insulation	282	1 580 750	414 153	26.2	.1	X
2000	Refrigeration equipment and supplies	334	1 917 216	623 188	32.5	.1	48.7
2011	Commercial refrigerators (reach-in and walk-in)	97	550 952	101 112	18.4	Z	X
2012	Unit coolers for commercial refrigerators	77	611 785	56 590	9.3	Z	X
2013	Condensing units for commercial refrigerators	71	510 403	68 212	13.4	Z	X
2014	Refrigerants	37	212 197	12 956	6.1	Z	X
2015	Other refrigeration equipment and supplies	225	1 084 073	352 195	32.5	.1	X

See footnotes at end of table.

Table 7. Agents, Brokers, and Commission Merchants by Kind of Business and Commodity Line: 1997—Con.

[Includes only establishments with payroll. For meaning of abbreviations and symbols, see introductory text. For explanation of terms, see Appendix A]

NAICS code and CL code	Kind of business and commodity line	Establishments handling commodity line		Commodity line sales			Sales coverage percent
		Number	Total sales (\$1,000)	Amount ¹ (\$1,000)	As percent of total sales of—		
					Establishments handling line	Establishments in NAICS industry ¹	
Agents, brokers, and commission merchants—Con.							
2100	Construction and mining machinery and equipment (including parts and attachments)	443	3 375 938	1 199 250	35.5	.3	14.3
2111	New off-highway wheel and track-laying tractors	42	149 441	69 272	46.4	Z	X
2112	New power cranes, draglines, and shovels	13	106 499	31 903	30.0	Z	X
2113	New mixers, pavers, and related equipment	63	387 269	96 388	24.9	Z	X
2114	New tractor shovel loaders	16	126 312	18 651	14.8	Z	X
2115	New graders, rollers, and off-highway trucks	18	126 135	17 874	14.2	Z	X
2116	New mining machinery	67	254 852	173 263	68.0	Z	X
2117	Other new construction and mining, logging, and road maintenance machinery, equipment, and parts	191	1 047 769	519 345	49.6	.1	X
2118	Used construction and mining machinery and equipment	96	375 940	148 170	39.4	Z	X
2200	Farm machinery, equipment, and parts	355	2 603 576	784 106	30.1	.2	16.7
2211	New tractors (farm)	41	161 594	28 370	17.6	Z	X
2212	New harvesting machinery	41	197 786	84 403	42.7	Z	X
2213	New land preparation, planting, and cultivating machinery	65	225 076	44 581	19.8	Z	X
2214	New dairy farm and barn equipment	44	39 811	16 506	41.5	Z	X
2215	New irrigation equipment	47	302 007	118 704	39.3	Z	X
2216	Other new farm machinery and equipment	169	498 199	208 034	41.8	Z	X
2218	Used farm machinery and equipment	99	481 653	239 866	49.8	.1	X
2220	Garden machinery, equipment, and parts	331	2 419 116	678 506	28.0	.1	14.8
2221	New power lawn mowers	58	502 814	170 453	33.9	Z	X
2222	Other new lawn and garden machinery and equipment	125	1 435 036	422 549	29.4	.1	X
2223	Used garden machinery and equipment	14	114 279	4 750	4.2	Z	X
2230	Food-processing machinery, equipment, and parts	432	1 778 855	935 463	52.6	.2	73.3
2231	New commercial food-processing machinery (slicers, choppers, baking, etc.)	274	1 134 045	537 042	47.4	.1	X
2232	New packing, packaging, and bottling equipment	214	801 587	363 180	45.3	.1	X
2233	Used food-processing machinery and equipment	58	264 017	33 300	12.6	Z	X
2300	Hydraulic and pneumatic (fluid-power) pumps, motors, and parts	351	1 341 954	557 153	41.5	.1	59.7
2311	Pumps	249	952 522	292 220	30.7	.1	X
2312	Motors	159	558 986	121 051	21.7	Z	X
2313	Parts for pumps and motors	162	635 713	132 390	20.8	Z	X
2320	General-purpose industrial machinery, equipment, and parts	3 045	15 756 342	6 994 855	44.4	1.5	35.3
2321	New pumps, compressors (air or gas), and equipment	709	3 304 794	1 021 394	30.9	.2	X
2323	New diesel engines (excluding automotive)	29	222 545	14 006	6.3	Z	X
2326	New controlling, recording, and indicating instruments and access	916	4 147 829	1 447 877	34.9	.3	X
2327	All other new general-purpose industrial machinery and equipment	1 784	6 934 222	3 863 930	55.7	.8	X
2328	Used general-purpose industrial machinery and equipment	303	839 733	296 530	35.3	.1	X
2330	Metalworking machinery, equipment, and parts	1 040	4 004 006	2 758 151	68.9	.6	X
2340	Materials handling machinery, equipment, and parts	952	3 217 721	1 100 898	34.2	.2	50.4
2341	New conveying equipment	672	2 178 592	777 053	35.7	.2	X
2342	New hoists, cranes, and monorails	174	628 710	120 950	19.2	Z	X
2343	New forklift trucks	34	152 266	23 813	15.6	Z	X
2344	New industrial trucks and tractors	24	157 111	17 799	11.3	Z	X
2345	Used materials handling machinery, equipment, and parts	142	420 625	118 399	28.1	Z	X
2350	Oil well, oil refinery, and pipeline machinery, equipment, and supplies	403	5 329 515	3 198 969	60.0	.7	25.5
2351	New oil refining and pipeline machinery, equipment, and supplies	232	1 268 615	776 847	61.2	.2	X
2352	New oil field machinery, equipment, and supplies (including drilling bits)	170	445 828	217 178	48.7	Z	X
2353	Used oil well, oil refinery, and pipeline machinery, equipment, and supplies	63	152 293	45 591	29.9	Z	X
2360	Other industrial machinery, equipment, and parts	1 447	5 801 570	3 926 196	67.7	.8	60.6
2361	New metal smelting and refining machinery, and equipment	113	378 442	94 604	25.0	Z	X
2362	New power plant machinery (excluding electrical)	262	1 272 057	527 362	41.5	.1	X
2363	New printing trades machinery, equipment, and supplies	162	516 414	295 697	57.3	.1	X
2364	New textile and sewing machinery and equipment	114	478 796	306 655	64.0	.1	X
2365	New woodworking machinery	83	229 557	80 066	34.9	Z	X
2366	Other new industrial machinery and equipment	920	3 885 929	2 484 656	63.9	.5	X
2367	Used industrial machinery and equipment	234	548 603	132 920	24.2	Z	X
2370	Mechanical power transmission supplies	293	1 247 685	701 816	56.2	.2	48.6
2371	Bearings and bushings	169	742 915	219 723	29.6	Z	X
2372	Other mechanical power transmission supplies	224	1 050 763	480 567	45.7	.1	X
2380	Industrial valves and fittings (except fluid-power)	475	2 071 553	944 112	45.6	.2	X
2390	Hydraulic and pneumatic (fluid-power) valves	334	1 410 169	310 244	22.0	.1	72.3
2391	Hydraulic valves	211	908 001	159 061	17.5	Z	X
2392	Pneumatic valves	227	896 212	149 356	16.7	Z	X
2400	Hydraulic and pneumatic cylinders and rotary actuators	209	989 742	138 850	14.0	Z	71.2
2411	Hydraulic cylinders and rotary actuators	121	614 555	71 969	11.7	Z	X
2412	Pneumatic cylinders and rotary actuators	140	642 787	57 675	9.0	Z	X
2420	Hydraulic and pneumatic connectors and assemblies	127	448 316	84 618	18.9	Z	72.5
2421	Hydraulic and pneumatic connectors	97	354 044	61 773	17.4	Z	X
2422	Hydraulic and pneumatic assemblies	64	215 524	22 486	10.4	Z	X
2430	Fluid-power filters, components, accessories, and parts	224	906 644	140 145	15.5	Z	75.2
2431	Filters	156	671 468	62 794	9.4	Z	X
2432	Other fluid-power components, accessories, and parts, n.e.c.	112	406 079	77 271	19.0	Z	X
2440	Welding supplies (excluding gases)	54	233 912	71 424	30.5	Z	X
2450	Industrial containers and supplies	388	1 809 905	910 475	50.3	.2	32.1
2451	New and reconditioned drums and barrels	30	57 855	20 030	34.6	Z	X
2452	Bottles and bottlers' supplies	50	308 881	254 511	82.4	.1	X
2454	Other industrial containers and supplies	269	1 045 917	573 462	54.8	.1	X

See footnotes at end of table.

Table 7. Agents, Brokers, and Commission Merchants by Kind of Business and Commodity Line: 1997—Con.

[Includes only establishments with payroll. For meaning of abbreviations and symbols, see introductory text. For explanation of terms, see Appendix A]

NAICS code and CL code	Kind of business and commodity line	Establishments handling commodity line		Commodity line sales			Sales coverage percent
		Number	Total sales (\$1,000)	Amount ¹ (\$1,000)	As percent of total sales of—		
					Establishments handling line	Establishments in NAICS industry ¹	
Agents, brokers, and commission merchants—Con.							
2460	Other industrial supplies	880	4 118 406	1 398 397	34.0	.3	28.4
2461	Printing and duplicating inks	50	64 353	33 648	52.3	Z	X
2462	Abrasives and abrasive materials	186	679 897	175 550	25.8	Z	X
2463	Nylon, polyester, and synthetic rubber	44	212 549	112 348	52.9	Z	X
2464	Mechanical rubber goods	184	733 702	234 618	32.0	.1	X
2465	Strapping and tape	114	496 747	104 824	21.1	Z	X
2466	Industrial supplies, n.e.c.	372	1 616 148	677 389	41.9	.1	X
2500	Beauty and barber equipment and supplies	56	274 924	260 071	94.6	.1	72.3
2511	Equipment (furniture, dryers, etc.)	15	35 247	20 225	57.4	Z	X
2512	Supplies (combs, curlers, shampoos, etc.)	53	254 353	237 402	93.3	.1	X
2520	Custodial (janitors') equipment and supplies	286	1 400 122	610 020	43.6	.1	27.1
2521	Custodial equipment—power equipment	113	647 800	109 386	16.9	Z	X
2522	Custodial equipment—nonpower equipment	105	705 920	83 085	11.8	Z	X
2523	Custodial supplies	202	1 078 658	387 910	36.0	.1	X
2530	Laundry and dry-cleaning equipment and supplies	220	16 077 362	764 121	4.8	.2	X
2540	Other service establishment equipment and supplies	180	691 874	589 670	85.2	.1	54.1
2541	Undertakers' equipment and supplies	17	12 949	12 766	98.6	Z	X
2542	Service establishment equipment and supplies, n.e.c.	162	666 528	574 598	86.2	.1	X
2600	Aircraft and aeronautical equipment and supplies	327	2 991 375	2 666 715	89.1	.6	69.6
2611	New aircraft	47	708 188	364 136	51.4	.1	X
2612	New aircraft engines and engine parts	56	427 837	149 760	35.0	Z	X
2613	Other new aircraft equipment and supplies	120	1 048 103	922 362	88.0	.2	X
2614	Used aircraft and aeronautical equipment and supplies	157	1 476 968	1 196 077	81.0	.3	X
2620	Marine machinery, equipment, and supplies	136	1 229 008	561 754	45.7	.1	55.5
2621	New ships and boats (excluding pleasure boats)	15	448 707	162 608	36.2	Z	X
2622	New marine propulsion machinery and equipment	39	99 065	54 081	54.6	Z	X
2623	New marine supplies	82	350 149	226 391	64.7	Z	X
2624	Used marine machinery, equipment, and supplies	29	146 565	105 070	71.7	Z	X
2630	Other transportation equipment and supplies	95	564 238	437 051	77.5	.1	64.3
2631	New transportation equipment (excluding automotive)	76	432 090	298 660	69.1	.1	X
2632	Used transportation equipment (excluding automotive)	40	253 828	136 714	53.9	Z	X
2700	Sporting and recreational goods and supplies	1 695	11 540 468	7 235 898	62.7	1.5	49.6
2711	Ammunition, firearms, reloading equipment, archery supplies, shooting aids, and accessories	243	2 823 369	1 440 060	51.0	.3	X
2712	Bicycles and bicycle tires and tubes	103	1 504 123	386 079	25.7	.1	X
2713	Billiards, pool, bowling equipment, and accessories	84	1 080 560	183 315	17.0	Z	X
2714	Camping and fishing equipment and accessories	639	5 233 737	1 523 857	29.1	.3	X
2715	Athletic equipment and accessories	640	4 431 476	1 533 854	34.6	.3	X
2716	Skiing equipment	117	673 046	275 505	40.9	.1	X
2717	Marine pleasure craft, equipment, and accessories	262	2 453 756	614 526	25.0	.1	X
2718	Other sporting and recreational goods (go carts, bait, etc.)	653	4 165 712	1 161 299	27.9	.2	X
2800	Toys and hobby goods and supplies	1 055	6 783 924	3 214 117	47.4	.7	40.8
2811	Video games and cartridges	170	1 717 416	624 899	36.4	.1	X
2812	Other toys and games (including fireworks and children's vehicles)	504	3 782 085	2 035 997	53.8	.4	X
2813	Crafts and craft supplies	162	967 707	235 482	24.3	.1	X
2814	Other hobby goods and accessories	137	724 383	204 890	28.3	Z	X
2900	Ferrous metal scrap	109	1 167 326	799 111	68.5	.2	37.7
2911	Prepared ferrous metal scrap (processed by this establishment)	41	227 825	83 472	36.6	Z	X
2912	Prepared ferrous metal scrap (not processed by this establishment)	44	791 032	686 812	86.8	.1	X
2913	Unprepared ferrous metal scrap including bimetal cans	23	39 950	4 267	10.7	Z	X
2920	Nonferrous metal scrap	113	674 533	350 093	51.9	.1	30.5
2921	Aluminum scrap	94	402 981	147 093	36.5	Z	X
2922	Copper and copper alloy scrap	48	274 331	176 838	64.5	Z	X
2923	Lead scrap	10	44 017	2 755	6.3	Z	X
2924	Other nonferrous metallic scrap (nickel, zinc, and precious and special metals)	43	94 300	8 939	9.5	Z	X
2930	Recyclable paper and paperboard	95	589 703	211 077	35.8	Z	X
2940	Recyclable materials, except metal	94	128 396	62 480	48.7	Z	58.7
2941	Wiping cloths, waste rags, and textile waste	19	25 631	26 472	100.0	Z	X
2943	Recyclable plastics	32	35 305	16 037	45.4	Z	X
2944	Recyclable glass	18	20 277	4 066	20.1	Z	X
2945	Other recyclable materials (including rubber and bones)	14	22 311	14 418	64.6	Z	X
3000	Jewelry, diamonds, gem stones, and watches	722	1 741 665	889 789	51.1	.2	34.8
3011	Diamond jewelry and diamond jewelry where lapidary work was not performed at this location	162	277 934	128 614	46.3	Z	X
3012	Gem stone and pearl jewelry where lapidary work was not performed at this location	120	278 549	122 437	44.0	Z	X
3013	Diamonds, diamond jewelry, gem stones, and pearl jewelry where lapidary work was performed at this location	24	17 038	7 134	41.9	Z	X
3014	Watches, clocks, and watch movements and cases	164	442 142	168 782	38.2	Z	X
3015	Karat gold jewelry (rings, necklaces, etc.)	135	263 365	148 737	56.5	Z	X
3016	Other jewel-, silverware, and plated ware (incl. jewel. where gemstones less than 50% of value, gold filled sterling, and costume jewel. and medallions)	241	518 394	260 216	50.2	.1	X
3030	Precious metals—gold, silver, and platinum including precious metal coins	34	77 372	47 555	61.5	Z	X
3100	Musical instruments and supplies	72	166 027	125 517	75.6	Z	X
3120	Forest products, except lumber (including cordwood, hewn posts, poles, and ties)	222	840 633	728 689	86.7	.2	X
3130	Compact discs, prerecorded audio tapes, and phonograph records	217	554 192	254 882	46.0	.1	X
3140	Prerecorded video tapes	530	1 643 670	135 661	8.3	Z	X
3150	Other durable goods	508	1 562 869	1 074 020	68.7	.2	74.7
3152	Luggage	118	252 941	143 198	56.6	Z	X
3153	Works of art	59	196 078	23 609	12.0	Z	X
3154	Other durable goods, n.e.c.	405	1 184 145	901 363	76.1	.2	X

See footnotes at end of table.

Table 7. Agents, Brokers, and Commission Merchants by Kind of Business and Commodity Line: 1997—Con.

[Includes only establishments with payroll. For meaning of abbreviations and symbols, see introductory text. For explanation of terms, see Appendix A]

NAICS code and CL code	Kind of business and commodity line	Establishments handling commodity line		Commodity line sales			Sales coverage percent
		Number	Total sales (\$1,000)	Amount ¹ (\$1,000)	As percent of total sales of—		
					Establishments handling line	Establishments in NAICS industry ¹	
Agents, brokers, and commission merchants—Con.							
3160	Fire extinguishers and fire safety equipment	78	149 746	116 532	77.8	Z	X
3200	Printing and writing paper	380	2 335 940	1 419 080	60.8	.3	61.3
3211	Roll newsprint and rotogravure paper	80	913 491	772 853	84.6	Z	X
3212	Fine roll paper	64	391 330	170 661	43.6	Z	X
3213	Other printing and writing paper	245	1 047 163	453 412	43.3	.1	X
3300	Stationery, office supplies and greeting cards	1 351	5 144 390	2 146 863	41.7	.5	29.3
3311	Business forms	585	1 191 752	623 371	52.3	.1	X
3312	Stationery, photocopy paper, and typing paper	442	1 459 077	307 343	21.1	.1	X
3313	Inked ribbons, carbon paper, pens and pencils	368	1 459 549	268 781	18.4	.1	X
3314	Toner and cartridges	266	651 749	56 806	8.7	Z	X
3315	Greeting cards	183	1 341 763	209 054	15.6	Z	X
3316	Other stationery supplies (envelopes, ruled forms, and binder paper)	493	2 032 431	606 137	29.8	.1	X
3400	Industrial and personal services paper and plastics	1 545	48 033 319	6 071 579	12.6	1.3	7.1
3411	Paperboard and boxboard boxes	353	1 686 944	818 420	48.5	.2	X
3412	Paper dishes, cups, and napkins	264	3 817 564	637 974	16.7	.1	X
3413	Industrial paper (wrapping, bags, cartons, etc.)	376	2 818 816	789 077	28.0	.2	X
3414	Disposable plastic boxes, containers, cups, dishes, and supplies	296	3 695 783	1 409 095	38.1	.3	X
3415	Other industrial and personal service paper	196	1 360 192	485 434	35.7	.1	X
3500	Drugs, pharmaceuticals, cosmetics, and toiletries	1 316	55 718 865	9 201 348	16.5	2.0	5.3
3511	Prescription drugs	59	547 202	281 001	51.4	.1	X
3512	Nonprescription pharmaceuticals	223	4 515 644	997 187	22.1	.2	X
3513	Cosmetics	327	7 279 821	1 507 599	20.7	.3	X
3514	Perfumes	161	5 867 777	502 119	8.6	.1	X
3515	Other toiletries and druggists' sundries	504	11 261 146	2 784 071	24.7	.6	X
3600	Piece goods, knit and woven	816	5 475 104	4 559 229	83.3	1.0	50.6
3611	Goods purchased grey and finished on contract	60	272 274	58 502	21.5	Z	X
3612	Cotton (including blends)	377	2 352 125	1 317 726	56.0	.3	X
3613	Synthetics (excluding synthetic knits)	344	2 428 287	1 477 885	60.9	.3	X
3614	Knit fabrics, n.e.c. (including double knit)	212	1 072 287	513 545	47.9	.1	X
3615	Woolen and worsted piece goods	171	951 120	324 316	34.1	.1	X
3616	Other piece goods	240	1 349 224	731 266	54.2	.2	X
3700	Notions (buttons, ribbons, lace, sewing accessories, zippers, bindings, etc.)	262	1 198 824	572 991	47.8	.1	X
3800	Men's and boys' wear	1 304	5 894 692	2 852 795	48.4	.6	46.2
3811	Men's and boys' suits, coats, and formal wear	266	1 239 844	597 667	48.2	.1	X
3812	Men's and boys' dress and casual shirts, slacks, and jeans	595	2 741 439	1 213 352	44.3	.3	X
3813	Men's and boys' underwear and nightwear	105	1 065 606	246 502	23.1	.1	X
3814	Men's and boys' work clothing and uniforms	95	361 256	110 249	30.5	Z	X
3815	Other men's and boys' wear (caps, hats, swimwear, neckwear, etc.)	382	2 026 346	637 646	31.5	.1	X
3900	Women's and children's wear	1 744	9 203 208	5 381 765	58.5	1.2	43.1
3911	Infants' and children's wear (to size 6X)	428	1 937 410	726 914	37.5	.2	X
3912	Women's misses', and girls' dresses and blouses	692	3 711 437	2 076 411	55.9	.4	X
3913	Women's, misses', and girls' suits and coats	250	1 433 305	359 559	25.1	.1	X
3914	Women's and misses' outerwear	297	1 638 145	419 451	25.6	.1	X
3915	Women's and misses' underwear and sleepwear	192	1 295 999	341 351	26.3	.1	X
3916	Other women's, misses, and girl's wear (furs, sweaters, millinery, etc.)	546	3 028 037	1 369 508	45.2	.3	X
4000	Footwear	606	5 804 694	3 817 229	65.8	.8	50.7
4011	All athletic footwear	171	2 833 971	1 246 485	44.0	.3	X
4012	Infants' footwear	70	606 455	49 856	8.2	Z	X
4013	Other women's, misses', and girls' footwear	282	2 581 791	1 899 645	73.6	.4	X
4014	Other men's and boy's footwear	226	1 312 659	463 345	35.3	.1	X
4015	Shoe accessories	51	432 829	117 978	27.3	Z	X
4100	Frozen foods (packaged)	1 980	83 985 884	23 952 192	28.5	5.1	61.6
4111	Dinners (frozen)	776	51 683 589	3 280 129	6.3	.7	X
4112	Fish and seafoods (frozen packaged)	888	49 198 532	2 340 319	4.8	.5	X
4113	Vegetables (frozen)	948	59 283 188	5 073 438	8.6	1.1	X
4114	Fruits and fruit juices (frozen)	831	51 067 258	2 411 848	4.7	.5	X
4115	Meat (frozen packaged)	789	33 655 080	3 174 199	9.4	.7	X
4116	Frozen baked goods	1 098	58 396 901	3 194 420	5.5	.7	X
4117	Other frozen foods (except frozen dairy products)	804	47 991 169	4 469 883	9.3	1.0	X
4200	Dairy products (excluding dried or canned)	1 220	64 475 646	6 734 969	10.4	1.4	62.5
4211	Butter	484	32 920 823	942 312	2.9	.2	X
4212	Cheese	778	46 202 943	2 344 801	5.1	.5	X
4213	Milk and cream, except raw	211	4 344 501	234 418	5.4	.1	X
4214	Ice cream	538	38 220 598	1 565 183	4.1	.3	X
4215	Raw milk	44	1 333 299	70 965	5.3	Z	X
4216	Other dairy products	606	35 873 081	1 571 109	4.4	.3	X
4300	Poultry and poultry products	771	31 585 824	4 336 315	13.7	.9	2.4
4311	Dressed poultry killed on location	158	3 343 363	569 877	17.0	.1	X
4312	Eggs	119	2 074 793	314 394	15.2	.1	X
4313	Live poultry	17	249 911	153 766	61.5	Z	X
4314	Other poultry (excluding frozen packaged)	266	9 181 398	1 574 019	17.1	.3	X
4400	Confectionery	1 117	50 525 420	5 562 343	11.0	1.2	7.3
4411	Candy	367	7 426 398	2 007 347	27.0	.4	X
4412	Chewing gum	126	1 730 397	152 709	8.8	Z	X
4413	Nuts	278	6 520 495	923 037	14.2	.2	X
4414	Chips and popcorn	597	35 101 794	1 956 454	5.6	.4	X
4415	Other confections	172	2 390 167	191 244	8.0	Z	X
4500	Fish and seafoods (excluding canned and frozen packaged)	405	18 628 220	1 355 895	7.3	.3	X
4600	Meat and meat products (fresh and unpackaged)	1 022	40 449 859	5 088 224	12.6	1.1	55.8
4611	Beef (not killed on location)	482	21 691 344	1 426 524	6.6	.3	X
4612	Veal (not killed on location)	71	1 566 455	58 907	3.8	Z	X
4613	Lamb and mutton (not killed on location)	50	964 578	52 234	5.4	Z	X
4614	Pork (not killed on location)	276	7 661 515	1 064 403	13.9	.2	X
4615	Sausage and prepared meats made on location	100	3 163 508	215 744	6.8	Z	X

See footnotes at end of table.

Table 7. Agents, Brokers, and Commission Merchants by Kind of Business and Commodity Line: 1997—Con.

[Includes only establishments with payroll. For meaning of abbreviations and symbols, see introductory text. For explanation of terms, see Appendix A]

NAICS code and CL code	Kind of business and commodity line	Establishments handling commodity line		Commodity line sales			Sales coverage percent
		Number	Total sales (\$1,000)	Amount ¹ (\$1,000)	As percent of total sales of—		
					Establishments handling line	Establishments in NAICS industry ¹	
Agents, brokers, and commission merchants—Con.							
Meat and meat products (fresh and unpackaged)—Con.							
4600	Sausage and prepared meats not made on location	320	7 442 147	1 176 161	15.8	.3	X
4616	Other meat products	246	10 092 353	1 073 012	10.6	.2	X
4700	Fresh fruits and vegetables	898	24 922 802	6 488 486	26.0	1.4	19.3
4711	Fresh fruits	665	22 696 822	4 187 886	18.5	.9	X
4712	Prepackaged fresh-cut vegetables (carrots, salads, etc.)	73	1 067 334	258 683	24.2	.1	X
4713	Other fresh vegetables	369	4 356 611	1 951 843	44.8	.4	X
4800	Coffee, tea, and spices	1 074	53 816 577	2 921 812	5.4	.6	53.4
4811	Coffee	534	23 644 756	744 308	3.1	.2	X
4812	Tea	589	34 547 683	586 145	1.7	.1	X
4813	Spices	628	36 814 279	1 587 730	4.3	.3	X
4820	Bread and baked goods	945	26 212 470	3 171 724	12.1	.7	46.1
4821	Breads and rolls	368	9 910 765	669 191	6.8	.1	X
4822	Cookies, cakes, and other baked goods	787	23 311 226	2 502 072	10.7	.5	X
4830	Canned foods	1 476	75 700 716	18 000 869	23.8	3.8	55.6
4831	Canned and bottled fruits, vegetables, and juices	1 225	65 868 266	10 634 496	16.1	2.3	X
4832	Canned and bottled baby foods	362	25 900 203	644 280	2.5	.1	X
4833	Canned meats	476	32 554 126	1 054 858	3.2	.2	X
4834	Canned fish and seafoods	742	48 637 140	1 779 795	3.7	.4	X
4835	Canned milk	264	20 662 747	459 916	2.2	.1	X
4836	Other canned foods	706	47 559 631	3 416 807	7.2	.7	X
4840	Food and beverage basic materials (include flavoring extracts, fruit peel, hop extract, industrial molasses, sausage casings, malt, yeast, etc.)	449	19 438 336	2 596 260	13.4	.6	X
4850	Soft drinks and bottled water	942	54 355 658	2 282 890	4.2	.5	60.5
4851	Soft drinks, packaged	534	21 956 467	1 047 282	4.8	.2	X
4852	Soft drinks, pre and post mix bulk	99	8 845 570	249 520	2.8	.1	X
4853	Bottled water	640	42 751 288	985 035	2.3	.2	X
4860	Other grocery specialties	1 923	82 115 732	20 537 657	25.0	4.4	56.2
4861	Pasta	891	56 135 949	2 037 033	3.6	.4	X
4862	Breakfast cereals	688	44 358 745	2 050 070	4.6	.4	X
4863	Cooking oils and margarine	681	35 737 378	1 908 875	5.3	.4	X
4864	Flour	349	17 106 767	684 529	4.0	.1	X
4865	Pickles, preserves, jellies, jams, and sauces	959	59 941 929	2 588 633	4.3	.6	X
4866	Sugar, refined	448	27 009 599	1 751 450	6.5	.4	X
4867	Pet foods	601	40 674 850	1 694 064	4.2	.4	X
4868	Grocery specialties, n.e.c.	1 038	45 511 832	7 806 406	17.2	1.7	X
4900	Grain and beans	463	31 934 235	13 386 420	41.9	2.9	15.3
4911	Corn (for grain)	82	14 385 841	6 378 010	44.3	1.4	X
4912	Oats and barley	32	433 400	78 116	18.0	Z	X
4913	Wheat	63	982 793	146 265	14.9	Z	X
4914	Sorghum (for grain)	33	13 566 630	681 055	5.0	.1	X
4915	Soybeans	106	12 922 434	2 598 490	20.1	.6	X
4916	Other grain and beans (rice and edible and inedible beans)	76	11 218 453	3 241 289	28.9	.7	X
5000	Cattle, hogs, sheep, and goats	966	15 531 165	15 267 778	98.3	3.3	75.5
5011	Cattle	895	15 146 654	13 644 901	90.1	2.9	X
5012	Hogs	525	7 639 901	1 191 597	15.6	.3	X
5013	Sheep	381	5 619 153	310 444	5.5	.1	X
5014	Goats	277	3 385 906	119 310	3.5	Z	X
5100	Hides, skins, and pelts	37	249 479	201 507	80.8	Z	X
5120	Leaf tobacco	212	1 599 627	1 577 115	98.6	.3	72.0
5121	Leaf tobacco stemmed and re-dried at this location	15	120 662	120 664	100.0	Z	X
5122	All other leaf tobacco	196	1 444 531	1 439 232	99.6	.3	X
5130	Wool, wool tops, and mohair	20	60 543	53 675	88.7	Z	X
5140	Other farm products, inedible	200	5 742 928	1 928 499	33.6	.4	77.2
5142	Horses, mules, and donkeys	135	1 705 601	432 329	25.3	.1	X
5143	Farm products, n.e.c.	67	4 056 255	1 495 496	36.9	.3	X
5200	Raw cotton	57	797 171	698 433	87.6	.1	X
5300	Plastics materials and basic shapes	1 581	10 310 831	4 271 229	41.4	.9	23.1
5311	Plastic pipes, rods, tubes, and shapes	299	2 243 583	824 009	36.7	.2	X
5312	High pressure laminates	58	348 400	79 259	22.7	Z	X
5313	Plastics raw materials	212	1 548 847	1 048 093	67.7	.2	X
5314	Other plastics materials and basic shapes	584	3 981 683	1 821 201	45.7	.4	X
5320	Industrial gases (welding, etc.)	18	87 358	73 198	83.8	Z	X
5330	Chemicals and allied products (excluding agricultural, plastics, gases, and petroleum)	1 671	30 023 296	4 430 755	14.8	.9	7.8
5331	Gasses, compressed and liquified, except L.P.	16	24 426	19 764	80.9	Z	X
5332	Alkalies and chlorine	53	129 361	15 937	12.3	Z	X
5333	Organic fibers	24	77 668	60 055	77.3	Z	X
5335	Detergents and soaps	419	19 292 601	1 151 238	6.0	.2	X
5336	Sanitation chemicals, polishes, and waxes	194	630 453	173 774	27.6	Z	X
5338	Wood chemicals, naval stores, and gum	15	45 956	28 764	62.6	Z	X
5341	Insecticides, nonagricultural	42	84 709	25 740	30.4	Z	X
5342	Adhesives, sealants, and glues	230	1 312 134	254 606	19.4	.1	X
5343	Explosives	6	15 757	15 804	100.0	Z	X
5344	Other chemicals and allied products	667	3 666 585	1 918 334	52.3	.4	X
5400	Petroleum products	314	8 897 422	6 695 015	75.2	1.4	57.8
5411	Aviation gasoline	17	2 065 474	2 032 853	98.4	.4	X
5412	Motor gasoline	123	4 990 125	1 440 461	28.9	.3	X
5414	Jet fuel (naphtha or kerosine type)	26	4 023 169	254 789	6.3	.1	X
5415	No. 2 distillate fuel oil (no. 2 diesel and no. 2 heating oil)	102	2 991 552	1 237 091	41.4	.3	X
5416	All other distillate fuel oil (no. 1 and no. 4 diesel and heating)	72	4 367 746	578 610	13.2	.1	X
5417	Residual fuel oil (no. 5, no. 6, heavy diesel, etc.)	23	1 062 480	845 660	79.6	.2	X
5418	Lubricating oil and greases	152	405 166	201 800	49.8	Z	X

See footnotes at end of table.

Table 7. Agents, Brokers, and Commission Merchants by Kind of Business and Commodity Line: 1997—Con.

[Includes only establishments with payroll. For meaning of abbreviations and symbols, see introductory text. For explanation of terms, see Appendix A]

NAICS code and CL code	Kind of business and commodity line	Establishments handling commodity line		Commodity line sales			Sales coverage percent
		Number	Total sales (\$1,000)	Amount ¹ (\$1,000)	As percent of total sales of—		
					Establishments handling line	Establishments in NAICS industry ¹	
Agents, brokers, and commission merchants—Con.							
5420	Liquified petroleum gases (excluding natural gas)	14	98 494	68 826	69.9	Z	X
5500	Crude oil	16	5 428 766	3 020 303	55.6	.6	X
5600	Beer and ale	75	1 021 053	227 537	22.3	Z	X
5700	Wines and distilled alcoholic beverages	200	4 199 494	1 998 206	47.6	.4	34.4
5711	Wines	162	1 286 851	713 492	55.4	.2	X
5712	Distilled liquor (including premixed alcoholic drinks)	85	1 748 294	1 257 820	71.9	.3	X
5800	Farm supplies	366	14 188 012	3 480 061	24.5	.7	9.8
5811	Hay, straw, and alfalfa	47	1 718 290	89 728	5.2	Z	X
5812	Feeds (poultry and livestock) not mixed on location	80	2 340 001	255 965	10.9	.1	X
5813	Prepared feeds (poultry and livestock) mixed on location	21	1 302 650	36 297	2.8	Z	X
5814	Weed killers, soil sterilizers, and soil conditioners	29	173 612	69 698	40.1	Z	X
5815	Insecticides, fungicides, and pesticides	44	339 961	109 853	32.3	Z	X
5816	Other agricultural chemicals and fertilizers	86	1 804 487	1 659 571	92.0	.4	X
5817	Seeds and bulbs	50	10 355 579	1 006 651	9.7	.2	X
5818	Other farm supplies (including harness and saddlery equipment)	43	268 973	109 049	40.5	Z	X
5900	Tobacco and tobacco products	108	1 021 795	93 694	9.2	Z	2.2
5911	Cigars	22	55 249	1 718	3.1	Z	X
5912	Cigarettes	28	61 408	53 126	86.5	Z	X
5913	Other tobacco products (excluding leaf)	27	179 738	18 126	10.1	Z	X
6000	Paint, paint supplies, and wallpaper	483	3 279 567	1 126 214	34.3	.2	17.6
6011	Architectural coatings (enamels, primers, stains, solvents, and lacquers)	146	1 100 295	298 407	27.1	.1	X
6012	Industrial/OEM coatings (coatings applied by original manufacturers to products during manufacturing)	54	175 354	101 590	57.9	Z	X
6013	Special purpose coatings (automotive, refinish, marine, traffic coatings)	36	169 444	56 122	33.1	Z	X
6014	Paint supplies	146	1 190 017	493 442	41.5	.1	X
6015	Wallpaper	48	152 941	39 969	26.1	Z	X
6100	Books, periodicals, newspapers, and miscellaneous printed materials	601	3 663 615	2 584 584	70.5	.6	21.7
6101	Books	324	1 867 882	1 389 684	74.4	.3	X
6102	Other periodicals, newspapers, and miscellaneous printed materials	139	1 415 094	1 140 432	80.6	.2	X
6110	Flowers and florists' supplies	336	1 133 126	655 402	57.8	.1	X
6120	Art goods (including novelties and souvenirs)	940	3 341 945	1 577 187	47.2	.3	43.4
6121	Art materials	206	912 746	209 821	23.0	Z	X
6122	Novelties and souvenirs	787	2 411 228	1 355 741	56.2	.3	X
6130	Textile bags, bagging, and burlap	119	290 158	79 261	27.3	Z	X
6150	Nondurable goods, n.e.c.	854	4 720 857	3 636 230	77.0	.8	X
9700	Service receipts and labor charges (including installed parts)	1 463	36 247 536	1 649 888	4.6	.4	13.9
9701	Labor charges for repair work	808	29 387 028	534 557	1.8	.1	X
9702	Parts installed in repair work	562	9 993 860	171 423	1.7	Z	X
9703	Other service receipts and labor charges—Specify	609	10 751 246	675 577	6.3	.1	X
9720	Receipts for service contracts	316	2 083 513	194 247	9.3	Z	X
9730	Advertising specialties (paper novelties, etc.)	164	462 386	62 375	13.5	Z	X
9740	Receipts for installing equipment	315	1 281 618	86 830	6.8	Z	X
9810	Miscellaneous commodities	1 734	23 738 753	2 333 499	9.8	.5	X
9920	Receipts for farm product preparation services (cleaning, shelling, etc.)	11	154 016	14 370	9.3	Z	X
9930	Sales of integrated systems which you wrote or modified software	10	154 499	3 638	2.4	Z	X
9940	Rental and leasing receipts	289	2 466 792	123 552	5.0	Z	2.4
9941	Computer rental and leasing receipts	12	22 746	258	1.1	Z	X
9942	Photocopying machine rental	27	47 864	3 465	7.2	Z	X
9943	Other office machine rental receipts	8	37 350	919	2.5	Z	X
9944	Other rental receipts	8	28 244	522	1.8	Z	X
9950	Construction receipts	11	37 701	6 579	17.5	Z	X
9960	Custom software (designed to customer specifications)	15	222 841	16 802	7.5	Z	X
9970	Receipts for printing or photocopying performed at this establishment	10	13 199	361	2.7	Z	X
9980	Receipts for machine shop job work	13	40 402	10 860	26.9	Z	X
421	Wholesale trade, durable goods	'32 022	X	'257 371 090	X	100.0	81.7
0100	New and used automobiles, motorcycles, etc.	535	57 764 715	44 271 265	76.6	17.2	78.8
0111	New automobiles	48	327 017	207 526	63.5	.1	X
0112	Used automobiles	486	57 423 796	43 998 840	76.6	17.1	X
0113	Motorcycles	48	1 055 356	33 184	3.1	Z	X
0114	Motorscooters, mopeds, snowmobiles, and utility trailers	42	690 932	26 244	3.8	Z	X
0120	Buses, campers, and motor homes	84	1 976 113	329 958	16.7	.1	71.5
0121	Buses	17	419 253	72 727	17.3	Z	X
0122	Motor homes, car trailers, and campers	72	1 895 667	257 065	13.6	.1	X
0130	Light trucks and vans (14,000 lb or less)	312	34 582 648	12 670 354	36.6	4.9	77.6
0131	New light trucks	32	156 317	51 884	33.2	Z	X
0132	Used light trucks	278	34 411 706	6 792 355	19.7	2.6	X
0133	Vans and cargo vans (new and used)	213	31 483 466	5 823 156	18.5	2.3	X
0140	Medium trucks and tractors (14,001 to 26,000 lb)	64	1 098 949	128 391	11.7	.1	X
0150	Heavy trucks and tractors (over 26,000 lb)	106	2 393 596	536 991	22.4	.2	73.1
0151	New heavy trucks (one piece)	43	175 676	78 372	44.6	Z	X
0152	New heavy truck tractors	7	58 684	23 505	40.1	Z	X
0153	New truck trailers	10	10 753	4 800	44.6	Z	X
0154	New truck bodies	45	482 363	323 793	67.1	.1	X
0155	Used heavy trucks, tractors, and trailers	45	1 854 460	96 705	5.2	Z	X

See footnotes at end of table.

Table 7. Agents, Brokers, and Commission Merchants by Kind of Business and Commodity Line: 1997—Con.

[Includes only establishments with payroll. For meaning of abbreviations and symbols, see introductory text. For explanation of terms, see Appendix A]

NAICS code and CL code	Kind of business and commodity line	Establishments handling commodity line		Commodity line sales			Sales coverage percent
		Number	Total sales (\$1,000)	Amount ¹ (\$1,000)	As percent of total sales of—		
					Establishments handling line	Establishments in NAICS industry ¹	
421	Wholesale trade, durable goods—Con.						
0200	New and rebuilt automotive parts and supplies	1 283	19 542 112	15 748 187	80.6	6.1	61.4
0211	Batteries	78	1 520 285	857 201	56.4	.3	X
0212	Engines (complete)	57	792 411	220 700	27.9	.1	X
0213	Electrical engine parts (including ignition parts)	307	4 722 920	1 335 471	28.3	.5	X
0214	Brake parts (including fluid and all disk and drum parts)	368	6 548 126	776 484	11.9	.3	X
0215	Exhaust system parts	153	3 327 937	282 388	8.5	.1	X
0216	Glass	17	406 555	38 408	9.4	.2	X
0217	Hoses, belts, gaskets, and wiper blades	210	3 909 500	602 334	15.4	.7	X
0218	Filters (oil, air, gas, and transmission)	182	4 022 666	400 548	10.0	.2	X
0219	Engine parts, except electrical	349	7 016 357	1 914 107	27.3	.7	X
0221	Body parts and repair materials	213	3 925 564	1 623 391	41.4	.6	X
0222	Suspension parts (shocks, struts, balljoints, etc.)	219	4 180 481	589 640	14.1	.2	X
0223	Parts, n.e.c.	406	7 526 993	3 830 625	50.9	1.5	X
0224	Accessories	553	9 480 227	3 190 259	33.7	1.2	X
0240	Used automotive parts, accessories, and equipment	33	241 586	36 374	15.1	Z	X
0250	Petroleum products marketing equipment	95	542 186	240 139	44.3	.1	X
0300	Tires and tubes	101	677 139	219 104	32.4	.1	64.5
0311	New tires and tubes	54	466 706	143 190	30.7	.1	X
0312	Recapped and used tires and repair materials	30	154 738	70 435	45.5	Z	X
0400	Household and lawn furniture	1 247	8 069 644	4 748 826	58.8	1.8	55.7
0411	Upholstered furniture	692	3 396 131	1 594 202	46.9	.6	X
0412	Sleep furniture and equipment	301	1 383 802	538 412	38.9	.2	X
0413	Lawn furniture and equipment	217	2 059 396	675 883	32.8	.3	X
0414	Other furniture (including sleep sofas)	767	3 974 777	1 835 059	46.2	.7	X
0420	Office and business furniture	843	4 427 012	2 653 982	60.0	1.0	59.3
0421	New office furniture (wooden and metal)	718	3 722 805	2 259 137	60.7	.9	X
0422	New store and restaurant furniture	130	771 953	201 975	26.2	.1	X
0423	New public furniture (theater seats, church pews, park benches, and school desks)	116	516 651	134 261	26.0	.1	X
0424	Used office and business furniture	58	215 316	24 853	11.5	Z	X
0500	Household china, glassware, crockery, and plastic housewares	542	3 801 036	1 800 159	47.4	.7	X
0520	Linens, domestics, curtains, and draperies	492	2 885 805	1 417 369	49.1	.6	53.4
0521	Bedspreads, blankets, and bedding	213	1 374 865	510 392	37.1	.2	X
0522	Curtains and draperies	130	914 497	142 464	15.6	.1	X
0523	Shades and blinds	46	282 806	149 505	52.9	.1	X
0524	Towels and washcloths	122	572 819	171 700	30.0	.1	X
0525	Other linens and domestics	214	1 297 800	418 566	32.3	.2	X
0530	Flooring and floor coverings	410	1 743 020	738 706	42.4	.3	53.3
0531	Soft-surface (textile) floor coverings and accessories (including rugs, carpets, and pads)	333	1 321 967	559 072	42.3	.2	X
0532	Hardwood flooring	25	87 120	9 529	10.9	Z	X
0533	Other hard-surface floor coverings and accessories (including tile and sheet goods)	85	450 833	145 571	32.3	.1	X
0540	Other home furnishings	1 173	7 281 124	2 474 241	34.0	1.0	38.9
0541	Metal flatware and kitchen utensils	233	1 879 075	374 578	19.9	.1	X
0542	Mirrors, lamps, and picture frames	620	3 469 018	563 876	16.3	.2	X
0543	Home furnishings, n.e.c.	520	2 896 474	1 460 396	50.4	.6	X
0600	Lumber: rough, dressed, and finished	202	999 217	763 642	76.4	.3	66.5
0611	Dimensional lumber (non-treated)	165	822 920	625 437	76.0	.2	X
0612	Treated lumber	48	307 999	81 267	26.4	Z	X
0613	Boards	36	140 344	46 807	33.4	Z	X
0620	Plywood and millwork	615	4 342 146	2 972 269	68.5	1.2	60.7
0621	Softwood plywood and oriented strand board (OSB)	89	870 388	307 638	35.3	.1	X
0622	Other panels products (including hardwood plywood, waterboard, and particleboard)	137	803 876	583 611	72.6	.2	X
0623	Gypsum, specialty boards, and treatments	74	526 686	258 979	49.2	.1	X
0624	Wood millwork (doors, windows, cabinets, etc.)	358	2 412 488	1 539 396	63.8	.6	X
0625	Metal millwork	72	523 266	185 912	35.5	.1	X
0626	Other millwork and wood siding (including trusses and wood roofing)	47	270 055	71 446	26.5	Z	X
0700	Brick, stone, tile, sand, block, cement, and gravel	212	669 716	420 322	62.8	.2	50.4
0711	Ready-mixed or transit-mixed concrete	28	196 298	149 777	76.3	.1	X
0712	Cement and lime	74	95 661	32 384	33.9	Z	X
0713	Sand, gravel, and crushed stone	47	107 561	74 589	69.3	Z	X
0714	Brick, block, tile, clay/cement sewer pipe, etc.	143	263 279	159 297	60.5	.1	X
0720	Roofing, siding, and insulation materials	421	2 204 373	1 262 641	57.3	.5	55.0
0721	Roofing, except wood	244	1 010 073	640 903	63.5	.2	X
0722	Siding, except wood	58	256 450	134 867	52.6	.1	X
0723	Insulation materials	229	1 418 394	469 972	33.1	.2	X
0730	Flat glass and other construction glass (excluding automotive)	75	428 242	254 733	59.5	.1	X
0740	Other construction materials	360	1 745 248	777 793	44.6	.3	52.8
0741	Rain-carrying equipment (down spouts, gutters, etc.)	51	483 903	19 726	4.1	Z	X
0742	Prefabricated buildings and structural assemblies (nonwood)	84	309 428	238 801	77.2	.1	X
0743	Manufactured (mobile) homes	12	21 071	11 249	53.4	Z	X
0744	Construction materials, n.e.c. (including wire fence and construction paper)	213	934 358	445 686	47.7	.2	X
0800	Photographic equipment and supplies (excluding video)	284	939 995	216 461	23.0	.1	10.8
0811	Still picture photographic equipment	46	128 312	49 199	38.3	Z	X
0812	Motion picture photographic equipment	9	19 495	18 443	94.6	Z	X
0813	Photographic film	19	56 595	12 088	21.4	Z	X
0814	Developing supplies (excluding film)	36	89 167	6 536	7.3	Z	X
0815	Other photographic equipment and supplies	81	158 621	90 233	56.9	Z	X

See footnotes at end of table.

Table 7. Agents, Brokers, and Commission Merchants by Kind of Business and Commodity Line: 1997—Con.

[Includes only establishments with payroll. For meaning of abbreviations and symbols, see introductory text. For explanation of terms, see Appendix A]

NAICS code and CL code	Kind of business and commodity line	Establishments handling commodity line		Commodity line sales			Sales coverage percent
		Number	Total sales (\$1,000)	Amount ¹ (\$1,000)	As percent of total sales of—		
					Establishments handling line	Establishments in NAICS industry ¹	
421	Wholesale trade, durable goods—Con.						
0900	Office equipment	685	4 489 720	1 670 353	37.2	.6	25.7
0911	Typewriters and dedicated word processors	33	527 699	43 277	8.2	Z	X
0912	Calculators and accounting machines	83	1 987 952	281 177	14.1	.1	X
0913	Copying machines and equipment	438	2 252 621	1 220 694	54.2	.5	X
0915	Mailing, letter handling, and addressing machines	16	36 519	10 847	29.7	Z	X
0920	New computer equipment	833	8 443 709	5 449 826	64.5	2.1	55.2
0921	Computers	542	5 887 053	2 758 352	46.9	1.1	X
0922	Computer storage devices	294	2 813 472	629 837	22.4	.2	X
0923	Computer printers	283	1 897 500	371 204	19.6	.1	X
0924	Other computer peripheral equipment	537	5 429 888	1 682 345	31.0	.7	X
0930	Used computer equipment	81	173 150	90 577	52.3	Z	X
0950	Computer software (packaged)	439	4 746 636	953 248	20.1	.4	X
0960	Restaurant and hotel equipment and supplies	544	2 732 122	2 115 764	77.4	.8	X
0970	Store machines and equipment	184	601 003	460 891	76.7	.2	52.7
0971	Vending machines	18	40 461	39 286	97.1	Z	X
0972	Other store machines and equipment	151	502 688	413 250	82.2	.2	X
1000	Medical, hospital, and surgical supplies	1 471	4 616 863	4 133 809	89.5	1.6	71.4
1011	Surgical and medical instruments and equipment	874	2 478 794	1 657 622	66.9	.6	X
1012	Orthopedic, and prosthetic appliances and supplies	591	1 942 628	1 529 043	78.7	.6	X
1013	Other surgical, medical, and hospital supplies	555	1 586 415	893 894	56.3	.3	X
1020	Dental supplies	102	365 528	263 638	72.1	.1	49.3
1021	Equipment (chairs, x-rays, cabinets, etc.)	47	154 754	126 497	81.7	Z	X
1022	Instruments and other supplies	76	209 587	134 431	64.1	.1	X
1030	Optical and ophthalmic goods	180	312 186	264 546	84.7	.1	77.4
1031	Ophthalmic goods	76	115 134	94 232	81.8	Z	X
1032	Prescription grinding	7	44 159	7 903	17.9	Z	X
1033	Optometric equipment and supplies	30	46 659	29 889	64.1	Z	X
1034	Optical goods, n.e.c. (excluding cameras)	76	160 741	130 596	81.2	.1	X
1040	Religious and school supplies	59	223 218	156 516	70.1	.1	50.3
1041	Religious supplies	14	76 440	33 801	44.2	Z	X
1042	School supplies	41	141 535	121 447	85.8	Z	X
1050	Other professional equipment and supplies	355	945 535	649 022	68.6	.3	60.6
1051	Architects' equipment and supplies	12	39 629	23 237	58.6	Z	X
1053	Engineers' equipment and supplies	32	133 888	60 143	44.9	Z	X
1054	Laboratory equipment	162	420 366	183 921	43.8	.1	X
1055	Scientific instruments	176	428 156	242 385	56.6	.1	X
1056	Veterinarians' equipment and supplies	25	108 672	40 478	37.2	Z	X
1057	Professional equipment and supplies, n.e.c.	70	166 216	87 495	52.6	Z	X
1100	Iron and steel products (semifinished)	434	4 932 761	2 652 673	53.8	1.0	76.3
1111	Sheet bars and tin plate bars	53	476 706	82 625	17.3	Z	X
1112	Wire rods	29	690 405	213 134	30.9	.1	X
1113	Rough castings and foundry products	259	2 362 097	1 334 867	56.5	.5	X
1114	Forgings	145	2 064 537	465 097	22.5	.2	X
1116	Other semifinished iron and steel products	129	1 144 508	547 757	47.9	.2	X
1120	Flat iron and steel products	557	6 590 054	2 259 396	34.3	.9	47.4
1121	Plates	105	503 953	87 288	17.3	Z	X
1122	Strips (hot-rolled and cold-rolled)	90	782 857	177 990	22.7	.1	X
1123	Sheets (cold-rolled)	157	1 812 735	370 660	20.4	.1	X
1124	Sheets (hot-rolled)	107	778 456	137 126	17.6	.1	X
1126	Sheets (galvanized and coated)	140	2 257 624	780 718	34.6	.3	X
1127	Tin plate and terneplate	30	233 845	137 156	58.7	.1	X
1128	Fabricated and structural plate products	132	1 000 497	342 044	34.2	.1	X
1129	Other flat iron and steel products	85	512 225	94 037	18.4	Z	X
1140	Iron and steel wire and wire products	338	3 664 328	750 072	20.5	.3	40.6
1141	Wire (plain, coated, barbed, and twisted)	169	2 212 877	524 955	23.7	.2	X
1142	Nails	8	30 179	14 403	47.7	Z	X
1143	Wire rope, strand, strapping, reinforcement mesh, and bale ties	76	676 866	121 947	18.0	Z	X
1150	Iron and steel pipe and tubing	375	3 718 570	1 286 627	34.6	.5	52.4
1152	Tubing	249	2 326 338	781 671	33.6	.3	X
1153	Standard steel pipe	78	903 492	284 667	31.5	.1	X
1154	Other steel pipe	99	815 049	142 530	17.5	.1	X
1160	Other iron and steel products	274	2 936 023	970 467	33.1	.4	71.1
1162	Bars (excluding reinforcement bars) and bar-size shapes: hot-rolled	48	1 112 257	208 956	18.8	.1	X
1163	Bars and bar-size shapes: cold finished	83	687 089	118 281	17.2	Z	X
1164	Concrete reinforcement bars	17	111 906	43 264	38.7	Z	X
1165	Structural shapes (excluding bar-size shapes)	29	1 137 500	166 265	14.6	.1	X
1167	Finished products, n.e.c.	148	864 336	366 689	42.4	.1	X
1170	Alloy steel	97	1 179 518	347 309	29.4	.1	76.3
1171	Bars, hot-rolled or cold-finished	63	747 438	166 420	22.3	.1	X
1173	Pipe, tubing, and plates	32	276 235	21 621	7.8	Z	X
1175	Other alloy steel	37	364 287	159 266	43.7	.1	X
1180	Stainless steel	210	1 754 519	550 414	31.4	.2	79.5
1181	Plates	33	312 022	24 955	8.0	Z	X
1182	Strip	35	379 120	147 557	38.9	.1	X
1183	Sheets	43	280 346	47 677	17.0	Z	X
1184	Bars and bar-size shapes	42	222 423	33 952	15.3	Z	X
1185	Other stainless steel (including tubing)	146	1 177 700	296 120	25.1	.1	X
1200	Copper and brass	186	1 766 113	703 402	39.8	.3	60.8
1211	Copper wire mill products (structural only)	20	152 671	20 643	13.5	Z	X
1212	Flat products (sheets, strips, and plates)	56	816 826	416 044	50.9	.2	X
1213	Tubular products (pipes and tubes)	62	810 141	168 825	20.8	.1	X
1214	Rod, nonelectrical wire, extruded shapes, etc.	48	516 293	84 890	16.4	Z	X

See footnotes at end of table.

Table 7. Agents, Brokers, and Commission Merchants by Kind of Business and Commodity Line: 1997—Con.

[Includes only establishments with payroll. For meaning of abbreviations and symbols, see introductory text. For explanation of terms, see Appendix A]

NAICS code and CL code	Kind of business and commodity line	Establishments handling commodity line		Commodity line sales			Sales coverage percent
		Number	Total sales (\$1,000)	Amount ¹ (\$1,000)	As percent of total sales of—		
					Establishments handling line	Establishments in NAICS industry ¹	
421	Wholesale trade, durable goods—Con.						
1220	Aluminum shapes, forms, etc.	419	2 841 417	927 996	32.7	.4	46.4
1221	Plates (.250 inch and over)	47	311 970	51 564	16.5	Z	X
1222	Sheets and coils (.006 to .249 inch)	85	624 466	223 228	35.7	.1	X
1223	Rods, bars, and wires: rolled or extruded (rounds, hexes, squares, and rectangles)	182	1 024 636	339 567	33.1	.1	X
1224	Pipe and tubing (including hollow bar, square, and rectangular tubing)	101	697 001	159 428	22.9	.1	X
1225	Foils	34	469 603	86 755	18.5	Z	X
1230	Other nonferrous metals (magnesium, nickel, tin, lead, zinc, etc., except precious)	115	1 329 746	597 051	44.9	.2	X
1300	Coal and coke	89	1 317 015	1 146 881	87.1	.4	77.2
1311	Coal	89	1 317 015	1 115 589	84.7	.4	X
1320	Minerals and ores (excluding coal, precious stones, and crude oil)	43	645 391	307 609	47.7	.1	X
1400	Electrical apparatus and equipment	4 054	31 214 268	22 141 683	70.9	8.6	63.6
1411	Power and distribution transformers	975	8 708 701	1 679 026	19.3	.7	X
1412	Switchgear and switchboard apparatus	553	3 953 181	785 261	19.9	.3	X
1413	Motors and generators (including motor-generator sets)	541	3 541 162	1 273 067	36.0	.5	X
1414	Conduit, raceway, and fittings	647	7 878 386	1 830 257	23.2	.7	X
1415	Electric bulbs (all types)	516	4 602 867	356 071	7.7	.1	X
1416	Interior wiring (excluding conduit)	668	8 394 684	2 258 839	26.9	.9	X
1417	Exterior wiring and cable (excluding conduit)	624	7 083 374	1 642 279	23.2	.6	X
1418	Lighting fixtures (residential and commercial)	1 190	10 829 701	5 021 018	46.4	2.0	X
1419	Industrial controls	1 164	6 750 882	1 911 174	28.3	.7	X
1421	Other electrical apparatus and equipment (including fuses and lightning rods)	1 537	14 889 982	5 178 884	34.8	2.0	X
1500	Electrical appliances, household	1 113	12 384 843	5 299 557	42.8	2.1	45.2
1511	Televisions	249	4 661 570	609 881	13.1	.2	X
1512	Radios, stereos, and CD players	429	4 936 393	2 002 081	40.6	.8	X
1513	V.C.R.'s and video cameras	203	2 427 447	456 089	18.8	.2	X
1514	Electrical household ranges and ovens	68	786 598	204 839	26.0	.1	X
1515	Refrigerators and freezers, household	42	682 393	112 022	16.4	Z	X
1516	Household laundry equipment	9	32 398	5 291	16.3	Z	X
1517	Vacuum cleaners and sewing machines, household	58	1 039 314	178 678	17.2	.1	X
1518	Other electrical household appliances (including fans, dishwashers, etc.)	377	4 949 839	1 492 133	30.1	.6	X
1600	Electronic parts and equipment, except communication	3 545	41 456 996	34 600 770	83.5	13.4	66.6
1612	Integrated circuits	1 185	20 740 305	12 632 453	60.9	4.9	X
1613	Capacitors and resistors	1 063	14 091 966	2 762 952	19.6	1.1	X
1615	Discrete semiconductors, etc.	970	16 901 763	4 439 389	26.3	1.7	X
1616	Electronic connectors and other passive electronic parts	1 752	20 015 174	6 766 417	33.8	2.6	X
1618	Electronic parts and equipment, n.e.c.	2 124	20 046 899	7 850 417	39.2	3.1	X
1650	Communication equipment and supplies	1 062	9 357 653	3 853 871	41.2	1.5	67.9
1651	Telephones	299	3 740 839	1 042 296	27.9	.4	X
1652	Other electronic communication equipment	745	5 664 056	2 244 439	39.6	.9	X
1653	Other electrical communication equipment	233	2 549 813	552 631	21.7	.2	X
1700	Hardware	2 174	17 409 434	7 603 916	43.7	3.0	36.2
1711	Hand tools (including power driven)	1 011	9 428 506	2 481 545	26.3	1.0	X
1712	Bolts, nuts, rivets, and fasteners	920	6 461 511	1 952 200	30.2	.8	X
1713	Cutlery	889	7 810 751	2 937 526	37.6	1.1	X
1800	Plumbing and heating equipment and supplies (hydronics)	1 715	11 553 616	7 432 374	64.3	2.9	64.7
1811	Plastic pipe fittings and valves (excluding pipe and tubing)	460	4 080 517	855 250	21.0	.3	X
1812	Metal pipe fittings and valves (excluding pipe and tubing)	489	3 669 044	943 037	25.7	.4	X
1813	Plumbing fixtures	692	6 310 815	2 259 986	35.8	.9	X
1814	Furnaces, stoves, water heaters (except electric and warm air)	292	2 727 045	581 599	21.3	.2	X
1815	Boilers, radiators, and convectors	297	1 411 595	342 958	24.3	.1	X
1818	Other plumbing and heating equipment and supplies	1 024	7 113 601	2 402 526	33.8	.9	X
1900	Warm air heating and air-conditioning equipment and supplies	937	5 335 766	2 361 768	44.3	.9	59.7
1911	Furnaces (warm air)	315	1 803 587	450 766	25.0	.2	X
1912	Central air-conditioning (residential and commercial)	412	1 928 974	789 456	40.9	.3	X
1914	Heat pumps (residential and commercial)	203	930 474	104 223	11.2	Z	X
1916	Air cleaning and filtration systems	316	1 629 389	361 979	22.2	.1	X
1917	Compressors for air-conditioners	112	1 115 575	128 323	11.5	.1	X
1918	Condensing units for air-conditioners	157	753 147	89 911	11.9	Z	X
1919	Registers, grills, pre-formed ductwork (excluding sheet metal), and duct insulation	272	1 574 096	412 351	26.2	.2	X
2000	Refrigeration equipment and supplies	331	1 916 087	623 020	32.5	.2	51.2
2011	Commercial refrigerators (reach-in and walk-in)	97	550 952	101 112	18.4	Z	X
2012	Unit coolers for commercial refrigerators	77	611 785	56 590	9.3	Z	X
2013	Condensing units for commercial refrigerators	71	510 403	68 212	13.4	Z	X
2014	Refrigerants	37	212 197	12 956	6.1	Z	X
2015	Other refrigeration equipment and supplies	222	1 082 944	352 027	32.5	.1	X
2100	Construction and mining machinery and equipment (including parts and attachments)	440	3 356 790	1 196 435	35.6	.5	15.2
2111	New off-highway wheel and track-laying tractors	42	149 441	69 272	46.4	Z	X
2112	New power cranes, draglines, and shovels	13	106 499	31 903	30.0	Z	X
2113	New mixers, pavers, and related equipment	63	387 289	96 388	24.9	Z	X
2114	New tractor shovel loaders	16	126 312	18 651	14.8	Z	X
2115	New graders, rollers, and off-highway trucks	18	126 135	17 874	14.2	Z	X
2116	New mining machinery	67	254 852	173 263	68.0	.1	X
2117	Other new construction and mining, logging, and road maintenance machinery, equipment, and parts	191	1 047 769	519 345	49.6	.2	X
2118	Used construction and mining machinery and equipment	96	375 940	148 170	39.4	.1	X
2200	Farm machinery, equipment, and parts	348	2 576 306	778 345	30.2	.3	17.3
2211	New tractors (farm)	41	161 594	28 370	17.6	Z	X
2212	New harvesting machinery	39	177 111	83 440	47.1	Z	X
2213	New land preparation, planting, and cultivating machinery	63	204 401	43 618	21.3	Z	X
2214	New dairy farm and barn equipment	44	39 811	16 506	41.5	Z	X
2215	New irrigation equipment	47	302 007	118 704	39.3	Z	X
2216	Other new farm machinery and equipment	167	477 524	206 110	43.2	.1	X

See footnotes at end of table.

Table 7. Agents, Brokers, and Commission Merchants by Kind of Business and Commodity Line: 1997—Con.

[Includes only establishments with payroll. For meaning of abbreviations and symbols, see introductory text. For explanation of terms, see Appendix A]

NAICS code and CL code	Kind of business and commodity line	Establishments handling commodity line		Commodity line sales			Sales coverage percent
		Number	Total sales (\$1,000)	Amount ¹ (\$1,000)	As percent of total sales of—		
					Establishments handling line	Establishments in NAICS industry ¹	
421	Wholesale trade, durable goods—Con.						
2200	Farm machinery, equipment, and parts—Con.						
2218	Used farm machinery and equipment	99	481 653	239 866	49.8	.1	X
2220	Garden machinery, equipment, and parts	269	2 202 830	656 948	29.8	.3	14.2
2221	New power lawn mowers	58	502 814	170 453	33.9	.1	X
2222	Other new lawn and garden machinery and equipment	122	1 372 761	406 958	29.6	.2	X
2223	Used garden machinery and equipment	14	114 279	4 750	4.2	Z	X
2230	Food-processing machinery, equipment, and parts	430	1 762 199	934 577	53.0	.4	77.6
2231	New commercial food-processing machinery (slicers, choppers, baking, etc.)	273	1 130 517	536 689	47.5	.2	X
2232	New packing, packaging, and bottling equipment	214	801 587	363 180	45.3	.1	X
2233	Used food-processing machinery and equipment	58	264 017	33 300	12.6	Z	X
2300	Hydraulic and pneumatic (fluid-power) pumps, motors, and parts	345	1 319 086	554 883	42.1	.2	63.0
2311	Pumps	247	945 349	292 079	30.9	.1	X
2312	Motors	157	551 813	120 910	21.9	Z	X
2313	Parts for pumps and motors	158	620 865	131 878	21.2	.1	X
2320	General-purpose industrial machinery, equipment, and parts	2 936	15 039 646	6 895 905	45.9	2.7	38.4
2321	New pumps, compressors (air or gas), and equipment	696	3 262 879	1 016 680	31.2	.4	X
2323	New diesel engines (excluding automotive)	29	222 545	14 006	6.3	Z	X
2326	New controlling, recording, and indicating instruments and access	887	3 829 308	1 398 585	36.5	.5	X
2327	All other new general-purpose industrial machinery and equipment	1 740	6 833 493	3 846 002	56.3	1.5	X
2328	Used general-purpose industrial machinery and equipment	303	839 733	296 530	35.3	.1	X
2330	Metalworking machinery, equipment, and parts	1 029	3 972 228	2 754 601	69.3	1.1	X
2340	Materials handling machinery, equipment, and parts	940	3 163 348	1 095 684	34.6	.4	53.6
2341	New conveying equipment	669	2 170 849	776 238	35.8	.3	X
2342	New hoists, cranes, and monorails	174	628 710	120 950	19.2	Z	X
2343	New forklift trucks	34	152 266	23 813	15.6	Z	X
2344	New industrial trucks and tractors	24	157 111	17 799	11.3	Z	X
2345	Used materials handling machinery, equipment, and parts	142	420 625	118 399	28.1	Z	X
2350	Oil well, oil refinery, and pipeline machinery, equipment, and supplies	396	1 739 423	1 054 346	60.6	.4	65.1
2351	New oil refining and pipeline machinery, equipment, and supplies	232	1 268 615	776 847	61.2	.3	X
2352	New oil field machinery, equipment, and supplies (including drilling bits)	170	445 828	217 178	48.7	.1	X
2353	Used oil well, oil refinery, and pipeline machinery, equipment, and supplies	63	152 293	45 591	29.9	Z	X
2360	Other industrial machinery, equipment, and parts	1 434	5 672 991	3 914 417	69.0	1.5	63.9
2361	New metal smelting and refining machinery, and equipment	113	378 442	94 604	25.0	Z	X
2362	New power plant machinery (excluding electrical)	260	1 264 389	527 212	41.7	.2	X
2363	New printing trades machinery, equipment, and supplies	161	511 508	293 245	57.3	.1	X
2364	New textile and sewing machinery and equipment	111	437 076	304 011	69.6	.1	X
2365	New woodworking machinery	81	184 414	78 725	42.7	Z	X
2366	Other new industrial machinery and equipment	913	3 811 644	2 479 628	65.1	1.0	X
2367	Used industrial machinery and equipment	232	547 045	132 765	24.3	.1	X
2370	Mechanical power transmission supplies	291	1 243 724	701 090	56.4	.3	51.0
2371	Bearings and bushings	167	738 954	219 045	29.6	.1	X
2372	Other mechanical power transmission supplies	222	1 046 802	480 519	45.9	.2	X
2380	Industrial valves and fittings (except fluid-power)	473	2 063 884	943 731	45.7	.4	X
2390	Hydraulic and pneumatic (fluid-power) valves	331	1 349 443	293 207	21.7	.1	75.7
2391	Hydraulic valves	210	854 448	142 738	16.7	.1	X
2392	Pneumatic valves	225	889 039	148 642	16.7	.1	X
2400	Hydraulic and pneumatic cylinders and rotary actuators	206	984 039	138 624	14.1	.1	74.9
2411	Hydraulic cylinders and rotary actuators	119	610 594	71 811	11.8	Z	X
2412	Pneumatic cylinders and rotary actuators	139	641 045	57 607	9.0	Z	X
2420	Hydraulic and pneumatic connectors and assemblies	126	444 788	84 265	18.9	Z	76.9
2421	Hydraulic and pneumatic connectors	97	354 044	61 773	17.4	Z	X
2422	Hydraulic and pneumatic assemblies	64	215 524	22 486	10.4	Z	X
2430	Fluid-power filters, components, accessories, and parts	220	819 854	140 097	17.1	.1	78.8
2431	Filters	152	584 678	62 746	10.7	Z	X
2432	Other fluid-power components, accessories, and parts, n.e.c.	112	406 079	77 271	19.0	Z	X
2440	Welding supplies (excluding gases)	49	176 638	69 980	39.6	Z	X
2450	Industrial containers and supplies	349	1 543 418	859 775	55.7	.3	37.9
2451	New and reconditioned drums and barrels	30	57 855	20 030	34.6	Z	X
2452	Bottles and bottlers' supplies	50	308 881	254 511	82.4	.1	X
2454	Other industrial containers and supplies	233	815 087	524 640	64.4	.2	X
2460	Other industrial supplies	763	3 215 154	1 311 631	40.8	.5	37.5
2461	Printing and duplicating inks	50	64 353	33 648	52.3	Z	X
2462	Abrasives and abrasive materials	175	610 576	161 244	26.4	.1	X
2463	Nylon, polyester, and synthetic rubber	44	212 549	112 348	52.9	Z	X
2464	Mechanical rubber goods	179	710 206	230 373	32.4	.1	X
2465	Strapping and tape	114	496 747	104 824	21.1	Z	X
2466	Industrial supplies, n.e.c.	343	1 246 283	638 186	51.2	.2	X
2500	Beauty and barber equipment and supplies	55	265 134	257 627	97.2	.1	78.9
2511	Equipment (furniture, dryers, etc.)	15	35 247	20 225	57.4	Z	X
2512	Supplies (combs, curlers, shampoos, etc.)	53	254 353	237 402	93.3	.1	X
2520	Custodial (janitors') equipment and supplies	197	860 969	546 891	63.5	.2	41.1
2521	Custodial equipment—power equipment	85	342 320	106 635	31.2	Z	X
2522	Custodial equipment—nonpower equipment	77	400 440	82 492	20.6	Z	X
2523	Custodial supplies	145	732 391	341 797	46.7	.1	X
2530	Laundry and dry-cleaning equipment and supplies	19	37 073	23 165	62.5	Z	X
2540	Other service establishment equipment and supplies	176	689 218	589 436	85.5	.2	56.9
2541	Undertakers' equipment and supplies	17	12 949	12 766	98.6	Z	X
2542	Service establishment equipment and supplies, n.e.c.	161	665 951	574 553	86.3	.2	X

See footnotes at end of table.

Table 7. Agents, Brokers, and Commission Merchants by Kind of Business and Commodity Line: 1997—Con.

[Includes only establishments with payroll. For meaning of abbreviations and symbols, see introductory text. For explanation of terms, see Appendix A]

NAICS code and CL code	Kind of business and commodity line	Establishments handling commodity line		Commodity line sales			Sales coverage percent
		Number	Total sales (\$1,000)	Amount ¹ (\$1,000)	As percent of total sales of—		
					Establishments handling line	Establishments in NAICS industry ¹	
421	Wholesale trade, durable goods—Con.						
2600	Aircraft and aeronautical equipment and supplies.....	322	2 982 784	2 665 876	89.4	1.0	73.2
2611	New aircraft.....	47	708 188	364 136	51.4	.1	X
2612	New aircraft engines and engine parts.....	54	421 325	149 110	35.4	.1	X
2613	Other new aircraft equipment and supplies.....	117	1 046 024	922 173	88.2	.4	X
2614	Used aircraft and aeronautical equipment and supplies.....	157	1 476 968	1 196 077	81.0	.5	X
2620	Marine machinery, equipment, and supplies.....	136	1 229 008	561 754	45.7	.2	58.4
2621	New ships and boats (excluding pleasure boats).....	15	448 707	162 608	36.2	.1	X
2622	New marine propulsion machinery and equipment.....	39	99 065	54 081	54.6	Z	X
2623	New marine supplies.....	82	350 149	226 391	64.7	.1	X
2624	Used marine machinery, equipment, and supplies.....	29	146 565	105 070	71.7	Z	X
2630	Other transportation equipment and supplies.....	95	564 238	437 051	77.5	.2	67.6
2631	New transportation equipment (excluding automotive).....	76	432 090	298 660	69.1	.1	X
2632	Used transportation equipment (excluding automotive).....	40	253 828	136 714	53.9	.1	X
2700	Sporting and recreational goods and supplies.....	1 482	10 586 239	7 103 017	67.1	2.8	53.2
2711	Ammunition, firearms, reloading equipment, archery supplies, shooting aids, and accessories.....	242	2 822 348	1 439 855	51.0	.6	X
2712	Bicycles and bicycle tires and tubes.....	102	1 503 102	386 072	25.7	.2	X
2713	Billiards, pool, bowling equipment, and accessories.....	80	1 070 390	182 535	17.1	.1	X
2714	Camping and fishing equipment and accessories.....	625	5 203 121	1 515 996	29.1	.6	X
2715	Athletic equipment and accessories.....	551	3 847 877	1 455 912	37.8	.6	X
2716	Skiing equipment.....	113	665 156	274 299	41.2	.1	X
2717	Marine pleasure craft, equipment, and accessories.....	259	2 450 450	614 368	25.1	.2	X
2718	Other sporting and recreational goods (go carts, bait, etc.).....	627	3 998 687	1 140 986	28.5	.4	X
2800	Toys and hobby goods and supplies.....	740	5 633 930	3 101 302	55.0	1.2	47.8
2811	Video games and cartridges.....	170	1 717 416	624 899	36.4	.2	X
2812	Other toys and games (including fireworks and children's vehicles).....	442	3 485 528	2 008 359	57.6	.8	X
2813	Crafts and craft supplies.....	142	875 596	218 646	25.0	.1	X
2814	Other hobby goods and accessories.....	109	604 961	188 332	31.1	.1	X
2900	Ferrous metal scrap.....	109	1 167 326	799 111	68.5	.3	39.6
2911	Prepared ferrous metal scrap (processed by this establishment).....	41	227 825	83 472	36.6	Z	X
2912	Prepared ferrous metal scrap (not processed by this establishment).....	44	791 032	686 812	86.8	.3	X
2913	Unprepared ferrous metal scrap including bimetal cans.....	23	39 950	4 267	10.7	Z	X
2920	Nonferrous metal scrap.....	113	674 533	350 093	51.9	.1	32.1
2921	Aluminum scrap.....	94	402 981	147 093	36.5	.1	X
2922	Copper and copper alloy scrap.....	48	274 331	176 838	64.5	.1	X
2923	Lead scrap.....	10	44 017	2 755	6.3	Z	X
2924	Other nonferrous metallic scrap (nickel, zinc, and precious and special metals).....	43	94 300	8 939	9.5	Z	X
2930	Recyclable paper and paperboard.....	70	285 232	165 980	58.2	.1	X
2940	Recyclable materials, except metal.....	84	102 161	61 980	60.7	Z	68.0
2941	Wiping cloths, waste rags, and textile waste.....	19	25 631	26 472	100.0	Z	X
2943	Recyclable plastics.....	32	35 305	16 037	45.4	Z	X
2944	Recyclable glass.....	18	20 277	4 066	20.1	Z	X
2945	Other recyclable materials (including rubber and bones).....	14	22 311	14 418	64.6	Z	X
3000	Jewelry, diamonds, gem stones, and watches.....	594	1 565 446	865 370	55.3	.3	39.2
3011	Diamond jewelry and diamond jewelry where lapidary work was not performed at this location.....	162	277 934	128 614	46.3	.1	X
3012	Gem stone and pearl jewelry where lapidary work was not performed at this location.....	120	278 549	122 437	44.0	Z	X
3013	Diamonds, diamond jewelry, gem stones, and pearl jewelry where lapidary work was performed at this location.....	24	17 038	7 134	41.9	Z	X
3014	Watches, clocks, and watch movements and cases.....	158	433 156	165 981	38.3	.1	X
3015	Karat gold jewelry (rings, necklaces, etc.).....	135	263 365	148 737	56.5	.1	X
3016	Other jewel., silverware, and plated ware (incl. jewel. where gemstones less than 50% of value, gold filled sterling, and costume jewel. and medallions).....	191	434 899	249 156	57.3	.1	X
3030	Precious metals—gold, silver, and platinum including precious metal coins.....	32	71 933	45 923	63.8	Z	X
3100	Musical instruments and supplies.....	72	166 027	125 517	75.6	Z	X
3120	Forest products, except lumber (including cordwood, hewn posts, poles, and ties).....	219	829 182	726 462	87.6	.3	X
3130	Compact discs, prerecorded audio tapes, and phonograph records.....	172	408 528	242 948	59.5	.1	X
3140	Prerecorded video tapes.....	478	888 820	123 986	14.0	Z	X
3150	Other durable goods.....	500	1 549 712	1 072 373	69.2	.4	78.9
3152	Luggage.....	117	248 454	142 304	57.3	.1	X
3153	Works of art.....	57	193 665	23 395	12.1	Z	X
3154	Other durable goods, n.e.c.....	400	1 177 888	900 824	76.5	.4	X
3160	Fire extinguishers and fire safety equipment.....	78	149 746	116 532	77.8	Z	X
3200	Printing and writing paper.....	65	288 441	49 540	17.2	Z	38.2
3211	Roll newsprint and rotogravure paper.....	6	74 020	12 977	17.5	Z	X
3213	Other printing and writing paper.....	9	81 945	12 190	14.9	Z	X
3300	Stationery, office supplies and greeting cards.....	255	1 567 052	199 308	12.7	.1	23.5
3311	Business forms.....	21	109 029	4 833	4.4	Z	X
3312	Stationery, photocopy paper, and typing paper.....	22	146 940	10 981	7.5	Z	X
3313	Inked ribbons, carbon paper, pens and pencils.....	85	485 337	26 522	5.5	Z	X
3314	Toner and cartridges.....	29	209 129	5 447	2.6	Z	X
3315	Greeting cards.....	23	309 804	26 816	8.7	Z	X
3316	Other stationery supplies (envelopes, ruled forms, and binder paper).....	104	691 845	94 816	13.7	Z	X
3400	Industrial and personal services paper and plastics.....	100	615 968	110 714	18.0	Z	17.2
3411	Paperboard and boxboard boxes.....	30	83 403	22 696	27.2	Z	X
3412	Paper dishes, cups, and napkins.....	12	27 737	744	2.7	Z	X
3413	Industrial paper (wrapping, bags, cartons, etc.).....	10	95 798	21 290	22.2	Z	X
3414	Disposable plastic boxes, containers, cups, dishes, and supplies.....	24	38 843	6 436	16.6	Z	X
3415	Other industrial and personal service paper.....	17	80 914	6 832	8.4	Z	X

See footnotes at end of table.

Table 7. Agents, Brokers, and Commission Merchants by Kind of Business and Commodity Line: 1997—Con.

[Includes only establishments with payroll. For meaning of abbreviations and symbols, see introductory text. For explanation of terms, see Appendix A]

NAICS code and CL code	Kind of business and commodity line	Establishments handling commodity line		Commodity line sales			Sales coverage percent
		Number	Total sales (\$1,000)	Amount ¹ (\$1,000)	As percent of total sales of—		
					Establishments handling line	Establishments in NAICS industry ¹	
421	Wholesale trade, durable goods—Con.						
3500	Drugs, pharmaceuticals, cosmetics, and toiletries	119	721 297	134 175	18.6	.1	7.3
3513	Cosmetics	6	22 330	2 130	9.5	Z	X
3515	Other toiletries and druggists' sundries	43	261 857	69 755	26.6	Z	X
3600	Piece goods, knit and woven	55	295 821	90 588	30.6	Z	15.6
3612	Cotton (including blends)	13	42 762	12 893	30.2	Z	X
3613	Synthetics (excluding synthetic knits)	10	23 361	5 522	23.6	Z	X
3700	Notions (buttons, ribbons, lace, sewing accessories, zippers, bindings, etc.)	17	49 783	7 414	14.9	Z	X
3800	Men's and boys' wear	237	939 395	118 583	12.6	Z	5.3
3811	Men's and boys' suits, coats, and formal wear	16	141 281	5 301	3.8	Z	X
3812	Men's and boys' dress and casual shirts, slacks, and jeans	29	159 626	9 830	6.2	Z	X
3813	Men's and boys' underwear and nightwear	16	176 742	2 298	1.3	Z	X
3814	Men's and boys' work clothing and uniforms	7	101 070	18 390	18.2	Z	X
3815	Other men's and boys' wear (caps, hats, swimwear, neckwear, etc.)	48	267 477	57 599	21.5	Z	X
3900	Women's and children's wear	142	709 493	84 078	11.9	Z	14.8
3911	Infants' and children's wear (to size 6X)	14	199 968	20 528	10.3	Z	X
3912	Women's misses', and girls' dresses and blouses	17	54 579	10 188	18.7	Z	X
3914	Women's and misses' outerwear	20	71 957	9 257	12.9	Z	X
3915	Women's and misses' underwear and sleepwear	19	150 251	4 922	3.3	Z	X
3916	Other women's, misses, and girl's wear (furs, sweaters, millinery, etc.) ..	24	136 512	21 489	15.7	Z	X
4000	Footwear	79	499 571	84 374	16.9	Z	16.4
4011	All athletic footwear	30	402 381	66 161	16.4	Z	X
4013	Other women's, misses', and girls' footwear	15	29 820	2 940	9.9	Z	X
4014	Other men's and boy's footwear	16	32 650	6 725	20.6	Z	X
4015	Shoe accessories	15	79 964	1 910	2.4	Z	X
4100	Frozen foods (packaged)	37	95 739	8 353	8.7	Z	X
4200	Dairy products (excluding dried or canned)	6	35 022	8 270	23.6	Z	X
4300	Poultry and poultry products	6	28 032	4 689	16.7	Z	X
4500	Fish and seafoods (excluding canned and frozen packaged)	6	26 853	2 556	9.5	Z	X
4800	Coffee, tea, and spices	22	182 582	4 076	2.2	Z	X
4830	Canned foods	26	73 807	8 193	11.1	Z	X
4860	Other grocery specialties	23	196 413	16 912	8.6	Z	X
5300	Plastics materials and basic shapes	665	5 227 510	814 559	15.6	.3	4.8
5311	Plastic pipes, rods, tubes, and shapes	86	1 123 847	132 809	11.8	.1	X
5312	High pressure laminates	19	104 285	14 656	14.1	Z	X
5314	Other plastics materials and basic shapes	203	1 926 579	303 843	15.8	.1	X
5330	Chemicals and allied products (excluding agricultural, plastics, gases, and petroleum)	511	4 649 404	803 822	17.3	.3	2.6
5335	Detergents and soaps	49	71 461	8 294	11.6	Z	X
5336	Sanitation chemicals, polishes, and waxes	83	333 734	67 762	20.3	Z	X
5338	Wood chemicals, naval stores, and gum	7	1 661	62	3.7	Z	X
5341	Insecticides, nonagricultural	19	24 809	236	1.0	Z	X
5342	Adhesives, sealants, and glues	62	323 015	26 115	8.1	Z	X
5344	Other chemicals and allied products	102	718 073	59 576	8.3	Z	X
5400	Petroleum products	48	1 040 091	51 969	5.0	Z	X
5800	Farm supplies	59	851 998	140 558	16.5	.1	4.3
5814	Weed killers, soil sterilizers, and soil conditioners	6	92 426	24 248	26.2	Z	X
6000	Paint, paint supplies, and wallpaper	206	1 792 573	205 400	11.5	.1	1.7
6011	Architectural coatings (enamels, primers, stains, solvents, and lacquers)	37	522 059	34 319	6.6	Z	X
6014	Paint supplies	36	416 562	54 727	13.1	Z	X
6015	Wallpaper	8	17 083	3 072	18.0	Z	X
6100	Books, periodicals, newspapers, and miscellaneous printed materials	105	517 607	53 989	10.4	Z	2.9
6101	Books	30	111 073	21 130	19.0	Z	X
6110	Flowers and florists' supplies	42	233 428	27 084	11.6	Z	X
6120	Art goods (including novelties and souvenirs)	111	814 053	151 837	18.7	.1	34.8
6121	Art materials	28	177 821	13 440	7.6	Z	X
6122	Novelties and souvenirs	65	579 182	134 845	23.3	.1	X
6130	Textile bags, bagging, and burlap	7	54 943	1 647	3.0	Z	X
6150	Nondurable goods, n.e.c.	46	797 748	171 808	21.5	.1	X
9700	Service receipts and labor charges (including installed parts)	1 196	33 158 892	1 177 451	3.6	.5	15.1
9701	Labor charges for repair work	764	29 116 764	527 680	1.8	.2	X
9702	Parts installed in repair work	516	9 882 930	169 639	1.7	.1	X
9703	Other service receipts and labor charges—Specify	480	9 772 799	460 067	4.7	.2	X
9720	Receipts for service contracts	266	2 038 706	189 455	9.3	.1	X
9730	Advertising specialties (paper novelties, etc.)	50	198 352	20 251	10.2	Z	X
9740	Receipts for installing equipment	292	1 273 929	86 260	6.8	Z	X
9810	Miscellaneous commodities	1 030	6 101 221	721 735	11.8	.3	X
9930	Sales of integrated systems which you wrote or modified software	10	154 499	3 638	2.4	Z	X
9940	Rental and leasing receipts	237	1 285 206	98 807	7.7	Z	4.6
9941	Computer rental and leasing receipts	12	22 746	258	1.1	Z	X
9942	Photocopying machine rental	23	42 257	3 363	8.0	Z	X
9943	Other office machine rental receipts	8	37 350	919	2.5	Z	X
9944	Other rental receipts	8	28 244	522	1.8	Z	X
9950	Construction receipts	10	32 730	4 441	13.6	Z	X
9960	Custom software (designed to customer specifications)	15	222 841	16 802	7.5	Z	X
9980	Receipts for machine shop job work	13	40 402	10 860	26.9	Z	X

See footnotes at end of table.

Table 7. Agents, Brokers, and Commission Merchants by Kind of Business and Commodity Line: 1997—Con.

[Includes only establishments with payroll. For meaning of abbreviations and symbols, see introductory text. For explanation of terms, see Appendix A]

NAICS code and CL code	Kind of business and commodity line	Establishments handling commodity line		Commodity line sales			Sales coverage percent
		Number	Total sales (\$1,000)	Amount ¹ (\$1,000)	As percent of total sales of—		
					Establishments handling line	Establishments in NAICS industry ¹	
4211	Motor vehicle & motor vehicle parts & supplies whse	1 810	X	75 470 396	X	100.0	90.7
0100	New and used automobiles, motorcycles, etc.	518	57 693 906	44 252 672	76.7	58.6	87.5
0111	New automobiles	48	327 017	207 526	63.5	.3	X
0112	Used automobiles	486	57 423 796	43 998 840	76.6	58.3	X
0113	Motorcycles	48	1 055 356	33 184	3.1	Z	X
0114	Motor scooters, mopeds, snowmobiles, and utility trailers	38	643 150	12 346	1.9	Z	X
0120	Buses, campers, and motor homes	83	1 970 655	329 851	16.7	.4	79.6
0121	Buses	17	419 253	72 727	17.3	.1	X
0122	Motor homes, car trailers, and campers	72	1 895 667	257 065	13.6	.3	X
0130	Light trucks and vans (14,000 lb or less)	307	34 577 806	12 670 222	36.6	16.8	86.1
0131	New light trucks	32	156 317	51 884	33.2	.1	X
0132	Used light trucks	278	34 411 706	6 792 355	19.7	9.0	X
0133	Vans and cargo vans (new and used)	213	31 483 466	5 823 156	18.5	7.7	X
0140	Medium trucks and tractors (14,001 to 26,000 lb)	62	1 090 892	128 233	11.8	.2	X
0150	Heavy trucks and tractors (over 26,000 lb)	96	2 308 289	529 520	22.9	.7	83.1
0151	New heavy trucks (one piece)	43	175 676	78 372	44.6	.1	X
0152	New heavy truck tractors	7	58 684	23 505	40.1	Z	X
0153	New truck trailers	10	10 753	4 800	44.6	Z	X
0154	New truck bodies	36	400 166	317 254	79.3	.4	X
0155	Used heavy trucks, tractors, and trailers	45	1 854 460	96 705	5.2	.1	X
0200	New and rebuilt automotive parts and supplies	1 092	17 670 926	15 460 283	87.5	20.5	72.7
0211	Batteries	78	1 520 285	857 201	56.4	1.1	X
0212	Engines (complete)	57	792 411	220 700	27.9	.3	X
0213	Electrical engine parts (including ignition parts)	305	4 714 205	1 335 024	28.3	1.8	X
0214	Brake parts (including fluid and all disk and drum parts)	367	6 543 296	776 243	11.9	1.0	X
0215	Exhaust system parts	153	3 327 937	282 388	8.5	.4	X
0216	Glass	15	389 451	31 687	8.1	Z	X
0217	Hoses, belts, gaskets, and wiper blades	210	3 909 500	602 334	15.4	.8	X
0218	Filters (oil, air, gas, and transmission)	182	4 022 666	400 548	10.0	.5	X
0219	Engine parts, except electrical	345	6 973 921	1 911 529	27.4	2.5	X
0221	Body parts and repair materials	205	3 785 795	1 603 646	42.4	2.1	X
0222	Suspension parts (shocks, struts, balljoints, etc.)	213	4 127 428	588 778	14.3	.8	X
0223	Parts, n.e.c.	381	6 974 140	3 777 910	54.2	5.0	X
0224	Accessories	456	8 587 730	3 058 931	35.6	4.1	X
0240	Used automotive parts, accessories, and equipment	30	224 018	34 128	15.2	Z	X
0250	Petroleum products marketing equipment	95	542 186	240 139	44.3	.3	X
0300	Tires and tubes	75	620 621	213 909	34.5	.3	72.9
0311	New tires and tubes	54	466 706	143 190	30.7	.2	X
0312	Recapped and used tires and repair materials	30	154 738	70 435	45.5	.1	X
1400	Electrical apparatus and equipment	27	476 206	52 537	11.0	.1	4.1
1415	Electric bulbs (all types)	10	212 787	37 648	17.7	.1	X
1600	Electronic parts and equipment, except communication	31	474 741	57 931	12.2	.1	5.2
1618	Electronic parts and equipment, n.e.c.	23	400 300	50 778	12.7	.1	X
1700	Hardware	44	931 536	109 958	11.8	.1	12.5
1711	Hand tools (including power driven)	22	615 055	29 947	4.9	Z	X
1712	Bolts, nuts, rivets, and fasteners	24	604 157	57 976	9.6	.1	X
2100	Construction and mining machinery and equipment (including parts and attachments)	16	1 249 437	46 619	3.7	.1	X
2200	Farm machinery, equipment, and parts	14	1 253 094	28 034	2.2	Z	X
2220	Garden machinery, equipment, and parts	10	148 197	16 132	10.9	Z	X
2320	General-purpose industrial machinery, equipment, and parts	44	2 374 996	205 490	8.7	.3	X
5300	Plastics materials and basic shapes	7	84 910	17 879	21.1	Z	X
5330	Chemicals and allied products (excluding agricultural, plastics, gases, and petroleum)	93	1 657 962	225 442	13.6	.3	X
5400	Petroleum products	32	671 149	32 946	4.9	Z	X
5800	Farm supplies	8	87 517	20 243	23.1	Z	X
9700	Service receipts and labor charges (including installed parts)	143	28 204 206	521 542	1.8	.7	8.6
9701	Labor charges for repair work	88	26 253 939	278 816	1.1	.4	X
9702	Parts installed in repair work	62	8 090 667	72 577	.9	.1	X
9703	Other service receipts and labor charges—Specify	70	7 622 226	170 149	2.2	.2	X
9810	Miscellaneous commodities	66	1 054 470	65 983	6.3	.1	X
9940	Rental and leasing receipts	7	295 723	34 346	11.6	Z	X
9980	Receipts for machine shop job work	11	31 580	8 512	27.0	Z	X
42111	Automobile & other motor vehicle whse	630	X	58 536 229	X	100.0	95.7
0100	New and used automobiles, motorcycles, etc.	516	57 691 474	44 251 896	76.7	75.6	92.3
0111	New automobiles	48	327 017	207 526	63.5	.4	X
0112	Used automobiles	486	57 423 796	43 998 840	76.6	75.2	X
0113	Motorcycles	48	1 055 356	33 184	3.1	.1	X
0114	Motor scooters, mopeds, snowmobiles, and utility trailers	38	643 150	12 346	1.9	Z	X
0120	Buses, campers, and motor homes	80	1 967 567	329 794	16.8	.6	84.1
0121	Buses	17	419 253	72 727	17.3	.1	X
0122	Motor homes, car trailers, and campers	72	1 895 667	257 065	13.6	.4	X
0130	Light trucks and vans (14,000 lb or less)	306	34 577 150	12 670 058	36.6	21.6	90.8
0131	New light trucks	32	156 317	51 884	33.2	.1	X
0132	Used light trucks	278	34 411 706	6 792 355	19.7	11.6	X
0133	Vans and cargo vans (new and used)	213	31 483 466	5 823 156	18.5	9.9	X
0140	Medium trucks and tractors (14,001 to 26,000 lb)	58	1 085 933	127 796	11.8	.2	X
0150	Heavy trucks and tractors (over 26,000 lb)	93	2 298 039	526 273	22.9	.9	87.9
0151	New heavy trucks (one piece)	43	175 676	78 372	44.6	.1	X
0152	New heavy truck tractors	7	58 684	23 505	40.1	Z	X
0153	New truck trailers	10	10 753	4 800	44.6	Z	X
0154	New truck bodies	36	400 166	317 254	79.3	.5	X
0155	Used heavy trucks, tractors, and trailers	45	1 854 460	96 705	5.2	.2	X

See footnotes at end of table.

Table 7. Agents, Brokers, and Commission Merchants by Kind of Business and Commodity Line: 1997—Con.

[Includes only establishments with payroll. For meaning of abbreviations and symbols, see introductory text. For explanation of terms, see Appendix A]

NAICS code and CL code	Kind of business and commodity line	Establishments handling commodity line		Commodity line sales			Sales coverage percent
		Number	Total sales (\$1,000)	Amount ¹ (\$1,000)	As percent of total sales of—		
					Establishments handling line	Establishments in NAICS industry ¹	
42111	Automobile & other motor vehicle whse—Con.						
0200	New and rebuilt automotive parts and supplies	22	1 135 775	106 144	9.3	.2	90.8
0214	Brake parts (including fluid and all disk and drum parts)	12	1 057 095	14 319	1.4	Z	X
0215	Exhaust system parts	7	1 049 713	10 590	1.0	Z	X
0218	Filters (oil, air, gas, and transmission)	7	1 049 713	10 590	1.0	Z	X
0223	Parts, n.e.c.	7	1 049 713	52 991	5.0	.1	X
9700	Service receipts and labor charges (including installed parts)	119	27 971 601	428 217	1.5	.7	8.8
9701	Labor charges for repair work	73	26 243 066	277 503	1.1	.5	X
9702	Parts installed in repair work	48	7 995 060	42 038	.5	.1	X
9703	Other service receipts and labor charges—Specify	65	7 487 015	108 676	1.5	.2	X
9810	Miscellaneous commodities	18	495 075	10 024	2.0	Z	X
9940	Rental and leasing receipts	6	294 945	34 160	11.6	.1	X
421110	Automobile & other motor vehicle whse	630	X	'58 536 229	X	100.0	95.7
0100	New and used automobiles, motorcycles, etc.	516	57 691 474	44 251 896	76.7	75.6	92.3
0111	New automobiles	48	327 017	207 526	63.5	.4	X
0112	Used automobiles	486	57 423 796	43 998 840	76.6	75.2	X
0113	Motorcycles	48	1 055 356	33 184	3.1	.1	X
0114	Motorscooters, mopeds, snowmobiles, and utility trailers	38	643 150	12 346	1.9	Z	X
0120	Buses, campers, and motor homes	80	1 967 567	329 794	16.8	.6	84.1
0121	Buses	17	419 253	72 727	17.3	.1	X
0122	Motor homes, car trailers, and campers	72	1 895 667	257 065	13.6	.4	X
0130	Light trucks and vans (14,000 lb or less)	306	34 577 150	12 670 058	36.6	21.6	90.8
0131	New light trucks	32	156 317	51 884	33.2	.1	X
0132	Used light trucks	278	34 411 706	6 792 355	19.7	11.6	X
0133	Vans and cargo vans (new and used)	213	31 483 466	5 823 156	18.5	9.9	X
0140	Medium trucks and tractors (14,001 to 26,000 lb)	58	1 085 933	127 796	11.8	.2	X
0150	Heavy trucks and tractors (over 26,000 lb)	93	2 298 039	526 273	22.9	.9	87.9
0151	New heavy trucks (one piece)	43	175 676	78 372	44.6	.1	X
0152	New heavy truck tractors	7	58 684	23 505	40.1	Z	X
0153	New truck trailers	10	10 753	4 800	44.6	Z	X
0154	New truck bodies	36	400 166	317 254	79.3	.5	X
0155	Used heavy trucks, tractors, and trailers	45	1 854 460	96 705	5.2	.2	X
0200	New and rebuilt automotive parts and supplies	22	1 135 775	106 144	9.3	.2	90.8
0214	Brake parts (including fluid and all disk and drum parts)	12	1 057 095	14 319	1.4	Z	X
0215	Exhaust system parts	7	1 049 713	10 590	1.0	Z	X
0218	Filters (oil, air, gas, and transmission)	7	1 049 713	10 590	1.0	Z	X
0223	Parts, n.e.c.	7	1 049 713	52 991	5.0	.1	X
9700	Service receipts and labor charges (including installed parts)	119	27 971 601	428 217	1.5	.7	8.8
9701	Labor charges for repair work	73	26 243 066	277 503	1.1	.5	X
9702	Parts installed in repair work	48	7 995 060	42 038	.5	.1	X
9703	Other service receipts and labor charges—Specify	65	7 487 015	108 676	1.5	.2	X
9810	Miscellaneous commodities	18	495 075	10 024	2.0	Z	X
9940	Rental and leasing receipts	6	294 945	34 160	11.6	.1	X
4211101	Automobile & motorcycle whse	497	X	'57 491 226	X	100.0	96.4
0100	New and used automobiles, motorcycles, etc.	497	57 491 226	44 181 174	76.8	76.8	93.0
0111	New automobiles	35	275 282	193 556	70.3	.3	X
0112	Used automobiles	475	57 273 142	43 943 013	76.7	76.4	X
0113	Motorcycles	43	962 795	32 259	3.4	.1	X
0114	Motorscooters, mopeds, snowmobiles, and utility trailers	38	643 150	12 346	1.9	Z	X
0120	Buses, campers, and motor homes	49	1 584 503	51 225	3.2	.1	84.4
0121	Buses	6	338 375	3 378	1.0	Z	X
0122	Motor homes, car trailers, and campers	49	1 584 503	47 846	3.0	.1	X
0130	Light trucks and vans (14,000 lb or less)	281	34 354 155	12 552 727	36.5	21.8	91.5
0131	New light trucks	20	109 971	26 910	24.5	Z	X
0132	Used light trucks	267	34 259 829	6 737 694	19.7	11.7	X
0133	Vans and cargo vans (new and used)	200	31 321 320	5 788 113	18.5	10.1	X
0140	Medium trucks and tractors (14,001 to 26,000 lb)	25	797 066	27 430	3.4	Z	X
0150	Heavy trucks and tractors (over 26,000 lb)	17	1 796 813	80 626	4.5	.1	96.4
0155	Used heavy trucks, tractors, and trailers	17	1 796 813	80 626	4.5	.1	X
0200	New and rebuilt automotive parts and supplies	12	1 057 095	88 490	8.4	.2	94.9
0214	Brake parts (including fluid and all disk and drum parts)	12	1 057 095	14 319	1.4	Z	X
0215	Exhaust system parts	7	1 049 713	10 590	1.0	Z	X
0218	Filters (oil, air, gas, and transmission)	7	1 049 713	10 590	1.0	Z	X
0223	Parts, n.e.c.	7	1 049 713	52 991	5.0	.1	X
9700	Service receipts and labor charges (including installed parts)	114	27 927 727	419 115	1.5	.7	8.8
9701	Labor charges for repair work	68	26 199 192	270 514	1.0	.5	X
9702	Parts installed in repair work	44	7 954 565	39 925	.5	.1	X
9703	Other service receipts and labor charges—Specify	65	7 487 015	108 676	1.5	.2	X
9810	Miscellaneous commodities	13	474 353	8 614	1.8	Z	X
4211102	Bus & recreational vehicle whse	26	X	D	X	D	D
0120	Buses, campers, and motor homes	26	D	D	D	D	D
0121	Buses	7	D	D	D	D	X
0122	Motor homes, car trailers, and campers	19	D	D	D	D	X

See footnotes at end of table.

Table 7. Agents, Brokers, and Commission Merchants by Kind of Business and Commodity Line: 1997—Con.

[Includes only establishments with payroll. For meaning of abbreviations and symbols, see introductory text. For explanation of terms, see Appendix A]

NAICS code and CL code	Kind of business and commodity line	Establishments handling commodity line		Commodity line sales			Sales coverage percent
		Number	Total sales (\$1,000)	Amount ¹ (\$1,000)	As percent of total sales of—		
					Establishments handling line	Establishments in NAICS industry ¹	
4211103	Light truck & van (14,000 lb or less) whsle	21	X	196 491	X	100.0	72.0
0100	New and used automobiles, motorcycles, etc.	16	187 668	69 466	37.0	35.4	72.0
0111	New automobiles	10	39 155	12 714	32.5	6.5	X
0112	Used automobiles	11	150 654	55 827	37.1	28.4	X
0130	Light trucks and vans (14,000 lb or less)	21	196 491	114 678	58.4	58.4	72.0
0131	New light trucks	12	46 346	24 974	53.9	12.7	X
0132	Used light trucks	11	151 877	54 661	36.0	27.8	X
0133	Vans and cargo vans (new and used)	13	162 146	35 043	21.6	17.8	X
4211104	Medium truck & tractor (14,001 lb to 26,000 lb) whsle	16	X	D	X	D	D
0140	Medium trucks and tractors (14,001 to 26,000 lb)	16	D	D	D	D	X
4211105	Heavy truck & tractor (over 26,000 lb) whsle	70	X	D	X	D	D
0140	Medium trucks and tractors (14,001 to 26,000 lb)	12	D	D	D	D	X
0150	Heavy trucks and tractors (over 26,000 lb)	70	D	D	D	D	D
0151	New heavy trucks (one piece)	42	D	D	D	D	X
0152	New heavy truck tractors	6	D	D	D	D	X
0153	New truck trailers	10	D	D	D	D	X
0154	New truck bodies	36	D	D	D	D	X
0155	Used heavy trucks, tractors, and trailers	26	D	D	D	D	X
0200	New and rebuilt automotive parts and supplies	8	D	D	D	D	X
42112	Motor vehicle supplies & new parts whsle	1 129	X	'16 750 610	X	100.0	73.2
0200	New and rebuilt automotive parts and supplies	1 064	16 529 902	15 353 384	92.9	91.7	57.7
0211	Batteries	75	1 518 386	857 169	56.5	5.1	X
0212	Engines (complete)	57	792 411	220 700	27.9	1.3	X
0213	Electrical engine parts (including ignition parts)	305	4 714 205	1 335 024	28.3	8.0	X
0214	Brake parts (including fluid and all disk and drum parts)	352	5 482 851	761 525	13.9	4.5	X
0215	Exhaust system parts	146	2 278 224	271 798	11.9	1.6	X
0216	Glass	15	389 451	31 687	8.1	.2	X
0217	Hoses, belts, gaskets, and wiper blades	210	3 909 500	602 334	15.4	3.6	X
0218	Filters (oil, air, gas, and transmission)	176	2 972 953	389 958	13.1	2.3	X
0219	Engine parts, except electrical	345	6 973 921	1 911 529	27.4	11.4	X
0221	Body parts and repair materials	205	3 785 795	1 603 646	42.4	9.6	X
0222	Suspension parts (shocks, struts, balljoints, etc.)	210	4 124 078	588 455	14.3	3.5	X
0223	Parts, n.e.c.	374	5 924 427	3 724 919	62.9	22.2	X
0224	Accessories	454	8 570 204	3 054 634	35.6	18.2	X
0240	Used automotive parts, accessories, and equipment	28	216 093	33 880	15.7	.2	X
0250	Petroleum products marketing equipment	95	542 186	240 139	44.3	1.4	X
0300	Tires and tubes	19	427 958	32 809	7.7	.2	61.6
0311	New tires and tubes	11	335 564	15 748	4.7	.1	X
0312	Recapped and used tires and repair materials	8	92 394	17 061	18.5	.1	X
1400	Electrical apparatus and equipment	26	475 709	52 513	11.0	.3	3.3
1415	Electric bulbs (all types)	10	212 787	37 648	17.7	.2	X
1600	Electronic parts and equipment, except communication	31	474 741	57 931	12.2	.3	4.2
1618	Electronic parts and equipment, n.e.c.	23	400 300	50 778	12.7	.3	X
1700	Hardware	44	931 536	109 958	11.8	.7	10.1
1711	Hand tools (including power driven)	22	615 055	29 947	4.9	.2	X
1712	Bolts, nuts, rivets, and fasteners	24	604 157	57 976	9.6	.3	X
2100	Construction and mining machinery and equipment (including parts and attachments)	13	215 189	25 794	12.0	.2	X
2200	Farm machinery, equipment, and parts	10	82 376	5 959	7.2	.1	X
2220	Garden machinery, equipment, and parts	10	148 197	16 132	10.9	.1	X
2320	General-purpose industrial machinery, equipment, and parts	4	2 374 996	205 490	8.7	1.2	X
5300	Plastics materials and basic shapes	7	84 910	17 879	21.1	.1	X
5330	Chemicals and allied products (excluding agricultural, plastics, gases, and petroleum)	93	1 657 962	225 442	13.6	1.3	X
5400	Petroleum products	30	664 963	32 736	4.9	.2	X
5800	Farm supplies	6	84 378	19 615	23.2	.1	X
9700	Service receipts and labor charges (including installed parts)	20	230 150	92 826	40.3	.6	48.5
9701	Labor charges for repair work	11	8 418	814	9.7	.2	X
9702	Parts installed in repair work	14	95 607	30 539	31.9	.2	X
9810	Miscellaneous commodities	46	556 608	55 061	9.9	.3	X
9980	Receipts for machine shop job work	10	30 864	8 406	27.2	.1	X
421120	Motor vehicle supplies & new parts whsle	1 129	X	'16 750 610	X	100.0	73.2
0200	New and rebuilt automotive parts and supplies	1 064	16 529 902	15 353 384	92.9	91.7	57.7
0211	Batteries	75	1 518 386	857 169	56.5	5.1	X
0212	Engines (complete)	57	792 411	220 700	27.9	1.3	X
0213	Electrical engine parts (including ignition parts)	305	4 714 205	1 335 024	28.3	8.0	X
0214	Brake parts (including fluid and all disk and drum parts)	352	5 482 851	761 525	13.9	4.5	X
0215	Exhaust system parts	146	2 278 224	271 798	11.9	1.6	X
0216	Glass	15	389 451	31 687	8.1	.2	X
0217	Hoses, belts, gaskets, and wiper blades	210	3 909 500	602 334	15.4	3.6	X
0218	Filters (oil, air, gas, and transmission)	176	2 972 953	389 958	13.1	2.3	X
0219	Engine parts, except electrical	345	6 973 921	1 911 529	27.4	11.4	X
0221	Body parts and repair materials	205	3 785 795	1 603 646	42.4	9.6	X
0222	Suspension parts (shocks, struts, balljoints, etc.)	210	4 124 078	588 455	14.3	3.5	X
0223	Parts, n.e.c.	374	5 924 427	3 724 919	62.9	22.2	X
0224	Accessories	454	8 570 204	3 054 634	35.6	18.2	X
0240	Used automotive parts, accessories, and equipment	28	216 093	33 880	15.7	.2	X
0250	Petroleum products marketing equipment	95	542 186	240 139	44.3	1.4	X
0300	Tires and tubes	19	427 958	32 809	7.7	.2	61.6
0311	New tires and tubes	11	335 564	15 748	4.7	.1	X
0312	Recapped and used tires and repair materials	8	92 394	17 061	18.5	.1	X

See footnotes at end of table.

Table 7. Agents, Brokers, and Commission Merchants by Kind of Business and Commodity Line: 1997—Con.

[Includes only establishments with payroll. For meaning of abbreviations and symbols, see introductory text. For explanation of terms, see Appendix A]

NAICS code and CL code	Kind of business and commodity line	Establishments handling commodity line		Commodity line sales			Sales coverage percent
		Number	Total sales (\$1,000)	Amount ¹ (\$1,000)	As percent of total sales of—		
					Establishments handling line	Establishments in NAICS industry ¹	
421120	Motor vehicle supplies & new parts whse—Con.						
1400	Electrical apparatus and equipment.....	26	475 709	52 513	11.0	.3	3.3
1415	Electric bulbs (all types).....	10	212 787	37 648	17.7	.2	X
1600	Electronic parts and equipment, except communication.....	31	474 741	57 931	12.2	.3	4.2
1618	Electronic parts and equipment, n.e.c.....	23	400 300	50 778	12.7	.3	X
1700	Hardware.....	44	931 536	109 958	11.8	.7	10.1
1711	Hand tools (including power driven).....	22	615 055	29 947	4.9	.2	X
1712	Bolts, nuts, rivets, and fasteners.....	24	604 157	57 976	9.6	.3	X
2100	Construction and mining machinery and equipment (including parts and attachments).....	13	215 189	25 794	12.0	.2	X
2200	Farm machinery, equipment, and parts.....	10	82 376	5 959	7.2	.1	X
2220	Garden machinery, equipment, and parts.....	10	148 197	16 132	10.9	.2	X
2320	General-purpose industrial machinery, equipment, and parts.....	44	2 374 996	205 490	8.7	1.2	X
5300	Plastics materials and basic shapes.....	7	84 910	17 879	21.1	.1	X
5330	Chemicals and allied products (excluding agricultural, plastics, gases, and petroleum).....	93	1 657 962	225 442	13.6	1.3	X
5400	Petroleum products.....	30	664 963	32 736	4.9	.2	X
5800	Farm supplies.....	6	84 378	19 615	23.2	.1	X
9700	Service receipts and labor charges (including installed parts).....	20	230 150	92 826	40.3	.6	48.5
9701	Labor charges for repair work.....	11	8 418	814	9.7	Z	X
9702	Parts installed in repair work.....	14	95 607	30 539	31.9	.2	X
9810	Miscellaneous commodities.....	46	556 608	55 061	9.9	.3	X
9980	Receipts for machine shop job work.....	10	30 864	8 406	27.2	.1	X
4211201	Motor vehicle supplies & new parts—warehouse distributors ..	395	X	4 646 827	X	100.0	62.4
0200	New and rebuilt automotive parts and supplies.....	395	4 646 827	4 168 035	89.7	89.7	56.7
0211	Batteries.....	16	44 212	20 179	45.6	.4	X
0212	Engines (complete).....	23	165 447	33 147	20.0	.7	X
0213	Electrical engine parts (including ignition parts).....	141	1 272 434	193 714	15.2	4.2	X
0214	Brake parts (including fluid and all disk and drum parts).....	162	1 651 223	309 336	18.7	6.7	X
0215	Exhaust system parts.....	58	656 383	47 672	7.3	1.0	X
0216	Glass.....	6	25 585	2 015	7.9	Z	X
0217	Hoses, belts, gaskets, and wiper blades.....	92	1 231 013	200 337	16.3	4.3	X
0218	Filters (oil, air, gas, and transmission).....	83	1 108 271	114 399	10.3	2.5	X
0219	Engine parts, except electrical.....	145	2 810 235	544 656	19.4	11.7	X
0221	Body parts and repair materials.....	70	511 329	135 083	26.4	2.9	X
0222	Suspension parts (shocks, struts, balljoints, etc.).....	88	1 304 313	158 880	12.2	3.4	X
0223	Parts, n.e.c.....	132	2 611 449	1 673 324	64.1	36.0	X
0224	Accessories.....	201	3 181 244	735 292	23.1	15.8	X
0240	Used automotive parts, accessories, and equipment.....	17	136 826	21 418	15.7	.5	X
0250	Petroleum products marketing equipment.....	14	128 163	11 487	9.0	.2	X
0300	Tires and tubes.....	7	92 132	17 053	18.5	.4	46.9
0312	Recapped and used tires and repair materials.....	7	92 132	17 053	18.5	.4	X
1400	Electrical apparatus and equipment.....	10	212 787	37 648	17.7	.8	6.3
1415	Electric bulbs (all types).....	10	212 787	37 648	17.7	.8	X
1600	Electronic parts and equipment, except communication.....	8	74 441	7 153	9.6	.2	X
1700	Hardware.....	12	158 179	22 035	13.9	.5	X
2320	General-purpose industrial machinery, equipment, and parts.....	12	1 532 551	159 126	10.4	3.4	X
5330	Chemicals and allied products (excluding agricultural, plastics, gases, and petroleum).....	41	528 177	67 254	12.7	1.4	X
5400	Petroleum products.....	15	168 189	15 977	9.5	.3	X
9700	Service receipts and labor charges (including installed parts).....	6	88 711	30 069	33.9	.6	21.9
9702	Parts installed in repair work.....	6	88 711	30 069	33.9	.6	X
9810	Miscellaneous commodities.....	20	141 928	17 890	12.6	.4	X
4211202	Motor vehicle supplies & new parts—jobbers ..	669	X	11 883 075	X	100.0	77.8
0200	New and rebuilt automotive parts and supplies.....	669	11 883 075	11 185 349	94.1	94.1	58.4
0211	Batteries.....	59	1 474 174	836 990	56.8	7.0	X
0212	Engines (complete).....	35	626 964	187 553	29.9	1.6	X
0213	Electrical engine parts (including ignition parts).....	164	3 441 771	1 141 310	33.2	9.6	X
0214	Brake parts (including fluid and all disk and drum parts).....	190	3 831 628	452 189	11.8	3.8	X
0215	Exhaust system parts.....	88	1 621 841	224 126	13.8	1.9	X
0216	Glass.....	9	363 866	29 672	8.2	.3	X
0217	Hoses, belts, gaskets, and wiper blades.....	118	2 678 487	401 997	15.0	3.4	X
0218	Filters (oil, air, gas, and transmission).....	93	1 864 682	275 559	14.8	2.3	X
0219	Engine parts, except electrical.....	200	4 163 686	1 366 873	32.8	11.5	X
0221	Body parts and repair materials.....	135	3 274 466	1 468 563	44.8	12.4	X
0222	Suspension parts (shocks, struts, balljoints, etc.).....	122	2 819 765	429 575	15.2	3.6	X
0223	Parts, n.e.c.....	242	3 312 978	2 051 595	61.9	17.3	X
0224	Accessories.....	254	5 388 960	2 319 342	43.0	19.5	X
0240	Used automotive parts, accessories, and equipment.....	11	79 267	12 462	15.7	.1	X
0250	Petroleum products marketing equipment.....	16	193 315	15 703	8.1	.1	X
0300	Tires and tubes.....	12	335 826	15 756	4.7	.1	77.8
0311	New tires and tubes.....	11	335 564	15 748	4.7	.1	X
1400	Electrical apparatus and equipment.....	16	262 922	14 865	5.7	.1	X
1600	Electronic parts and equipment, except communication.....	23	400 300	50 778	12.7	.4	5.3
1618	Electronic parts and equipment, n.e.c.....	23	400 300	50 778	12.7	.4	X
1700	Hardware.....	32	773 357	87 923	11.4	.7	12.5
1711	Hand tools (including power driven).....	22	615 055	29 947	4.9	.3	X
1712	Bolts, nuts, rivets, and fasteners.....	24	604 157	57 976	9.6	.5	X
2100	Construction and mining machinery and equipment (including parts and attachments).....	11	198 035	24 938	12.6	.2	X
2200	Farm machinery, equipment, and parts.....	8	73 932	4 730	6.4	Z	X
2220	Garden machinery, equipment, and parts.....	9	140 403	15 978	11.4	.1	X

See footnotes at end of table.

Table 7. Agents, Brokers, and Commission Merchants by Kind of Business and Commodity Line: 1997—Con.

[Includes only establishments with payroll. For meaning of abbreviations and symbols, see introductory text. For explanation of terms, see Appendix A]

NAICS code and CL code	Kind of business and commodity line	Establishments handling commodity line		Commodity line sales			Sales coverage percent
		Number	Total sales (\$1,000)	Amount ¹ (\$1,000)	As percent of total sales of—		
					Establishments handling line	Establishments in NAICS industry ¹	
4211202	Motor vehicle supplies & new parts—jobbers—Con.						
2320	General-purpose industrial machinery, equipment, and parts	29	826 223	38 955	4.7	.3	X
5300	Plastics materials and basic shapes	6	77 622	16 644	21.4	.1	X
5330	Chemicals and allied products (excluding agricultural, plastics, gases, and petroleum)	52	1 129 785	158 188	14.0	1.3	X
5400	Petroleum products	15	496 774	16 759	3.4	.1	X
5800	Farm supplies	6	84 378	19 615	23.2	.2	X
9700	Service receipts and labor charges (including installed parts)	13	140 269	62 407	44.5	.5	61.2
9701	Labor charges for repair work	10	7 248	464	6.4	Z	X
9702	Parts installed in repair work	8	6 896	470	6.8	Z	X
9810	Miscellaneous commodities	26	414 680	37 171	9.0	.3	X
9980	Receipts for machine shop job work	10	30 864	8 406	27.2	.1	X
4211203	Petroleum products marketing equipment whsle	65	X	220 708	X	100.0	50.9
0250	Petroleum products marketing equipment	65	220 708	212 949	96.5	96.5	X
42113	Tire & tube whsle	51	X	183 557	X	100.0	88.9
0200	New and rebuilt automotive parts and supplies	6	5 249	755	14.4	.4	X
0300	Tires and tubes	51	183 557	180 816	98.5	98.5	73.1
0311	New tires and tubes	43	131 142	127 442	97.2	69.4	X
0312	Recapped and used tires and repair materials	22	62 344	53 374	85.6	29.1	X
421130	Tire & tube whsle	51	X	183 557	X	100.0	88.9
0200	New and rebuilt automotive parts and supplies	6	5 249	755	14.4	.4	X
0300	Tires and tubes	51	183 557	180 816	98.5	98.5	73.1
0311	New tires and tubes	43	131 142	127 442	97.2	69.4	X
0312	Recapped and used tires and repair materials	22	62 344	53 374	85.6	29.1	X
4212	Furniture & home furnishings whsle	2 849	X	14 278 989	X	100.0	77.5
0400	Household and lawn furniture	1 151	6 578 097	4 576 690	69.6	32.1	64.0
0411	Upholstered furniture	691	3 388 673	1 594 129	47.0	11.2	X
0412	Sleep furniture and equipment	296	1 348 820	534 342	39.6	3.7	X
0413	Lawn furniture and equipment	182	1 866 785	653 211	35.0	4.6	X
0414	Other furniture (including sleep sofas)	747	3 444 735	1 795 009	52.1	12.6	X
0420	Office and business furniture	774	3 321 926	2 454 536	73.9	17.2	60.6
0421	New office furniture (wooden and metal)	682	3 001 582	2 108 553	70.2	14.8	X
0422	New store and restaurant furniture	119	651 040	191 390	29.4	1.3	X
0423	New public furniture (theater seats, church pews, park benches, and school desks)	110	422 427	129 738	30.7	.9	X
0424	Used office and business furniture	58	215 316	24 853	11.5	.2	X
0500	Household china, glassware, crockery, and plastic housewares	432	3 151 740	1 710 528	54.3	12.0	X
0520	Linens, domestics, curtains, and draperies	411	2 491 549	1 384 727	55.6	9.7	53.1
0521	Bedspreads, blankets, and bedding	209	1 334 863	506 006	37.9	3.5	X
0522	Curtains and draperies	130	914 497	142 464	15.6	1.0	X
0523	Shades and blinds	44	274 376	149 086	54.3	1.0	X
0524	Towels and washcloths	120	557 269	168 590	30.3	1.2	X
0525	Other linens and domestics	214	1 297 800	418 566	32.3	2.9	X
0530	Flooring and floor coverings	324	1 236 036	685 387	55.5	4.8	60.7
0531	Soft-surface (textile) floor coverings and accessories (including rugs, carpets, and pads)	300	1 129 726	539 290	47.7	3.8	X
0532	Hardwood flooring	23	78 688	9 446	12.0	.1	X
0533	Other hard-surface floor coverings and accessories (including tile and sheet goods)	62	272 711	136 651	50.1	1.0	X
0540	Other home furnishings	831	4 327 648	2 096 051	48.4	14.7	56.8
0541	Metal flatware and kitchen utensils	184	1 030 675	301 046	29.2	2.1	X
0542	Mirrors, lamps, and picture frames	393	1 777 745	437 118	24.6	3.1	X
0543	Home furnishings, n.e.c.	474	2 598 056	1 357 885	52.3	9.5	X
0800	Photographic equipment and supplies (excluding video)	6	21 257	1 512	7.1	Z	X
0900	Office equipment	45	312 384	40 016	12.8	.3	15.5
0913	Copying machines and equipment	14	76 375	15 752	20.6	.1	X
0930	Used computer equipment	10	30 428	3 044	10.0	Z	X
0960	Restaurant and hotel equipment and supplies	21	93 488	13 916	14.9	.1	X
1400	Electrical apparatus and equipment	12	156 887	36 016	23.0	.3	17.0
1418	Lighting fixtures (residential and commercial)	8	43 031	19 984	46.4	.1	X
1500	Electrical appliances, household	75	746 155	111 675	15.0	.8	17.0
1512	Radios, stereos, and CD players	6	207 227	8 478	4.1	.1	X
1518	Other electrical household appliances (including fans, dishwashers, etc.)	36	497 305	54 900	11.0	.4	X
1600	Electronic parts and equipment, except communication	8	26 533	3 708	14.0	Z	29.3
1618	Electronic parts and equipment, n.e.c.	8	26 533	3 708	14.0	Z	X
1700	Hardware	90	817 937	130 474	16.0	.9	7.6
1711	Hand tools (including power driven)	52	398 884	53 327	13.4	.4	X
1712	Bolts, nuts, rivets, and fasteners	7	124 512	11 056	8.9	.1	X
1800	Plumbing and heating equipment and supplies (hydronics)	7	109 736	35 472	32.3	.2	X
2320	General-purpose industrial machinery, equipment, and parts	9	58 068	3 236	5.6	Z	X
2700	Sporting and recreational goods and supplies	37	505 937	72 361	14.3	.5	5.6
2714	Camping and fishing equipment and accessories	14	328 310	31 756	9.7	.2	X
2800	Toys and hobby goods and supplies	69	440 499	23 399	5.3	.2	2.2
2812	Other toys and games (including fireworks and children's vehicles)	13	166 561	4 439	2.7	Z	X
3000	Jewelry, diamonds, gem stones, and watches	33	254 144	23 893	9.4	.2	.8
3014	Watches, clocks, and watch movements and cases	6	109 290	9 110	8.3	.1	X

See footnotes at end of table.

Table 7. Agents, Brokers, and Commission Merchants by Kind of Business and Commodity Line: 1997—Con.

[Includes only establishments with payroll. For meaning of abbreviations and symbols, see introductory text. For explanation of terms, see Appendix A]

NAICS code and CL code	Kind of business and commodity line	Establishments handling commodity line		Commodity line sales			Sales coverage percent
		Number	Total sales (\$1,000)	Amount ¹ (\$1,000)	As percent of total sales of—		
					Establishments handling line	Establishments in NAICS industry ¹	
4212	Furniture & home furnishings whsle—Con.						
3130	Compact discs, prerecorded audio tapes, and phonograph records	12	51 905	2 724	5.2	Z	X
3200	Printing and writing paper	6	76 187	14 281	18.7	.1	X
3300	Stationery, office supplies and greeting cards	78	620 667	96 536	15.6	.7	20.0
3312	Stationery, photocopy paper, and typing paper	8	61 427	7 842	12.8	.1	X
3313	Inked ribbons, carbon paper, pens and pencils	31	360 727	18 245	5.1	.1	X
3314	Toner and cartridges	9	164 680	4 774	2.9	Z	X
3316	Other stationery supplies (envelopes, ruled forms, and binder paper) ...	31	277 315	48 909	17.6	.3	X
3400	Industrial and personal services paper and plastics	11	125 380	26 144	20.9	.2	X
3500	Drugs, pharmaceuticals, cosmetics, and toiletries	41	221 974	40 741	18.4	.3	10.9
3513	Cosmetics	6	22 330	2 130	9.5	Z	X
3515	Other toiletries and druggists' sundries	26	178 105	32 794	18.4	.2	X
3600	Piece goods, knit and woven	30	216 946	78 393	36.1	.5	19.3
3612	Cotton (including blends)	13	42 762	12 893	30.2	.1	X
3613	Synthetics (excluding synthetic knits)	10	23 361	5 522	23.6	Z	X
3700	Notions (buttons, ribbons, lace, sewing accessories, zippers, bindings, etc.)	6	21 127	2 151	10.2	Z	X
3800	Men's and boys' wear	11	23 190	4 692	20.2	Z	X
3900	Women's and children's wear	21	95 102	21 547	22.7	.2	39.7
3915	Women's and misses' underwear and sleepwear	11	17 005	3 019	17.8	Z	X
5300	Plastics materials and basic shapes	16	147 818	18 143	12.3	.1	X
5330	Chemicals and allied products (excluding agricultural, plastics, gases, and petroleum)	22	199 166	37 926	19.0	.3	X
6000	Paint, paint supplies, and wallpaper	29	213 346	21 535	10.1	.2	X
6015	Wallpaper	8	17 083	3 072	18.0	Z	X
6100	Books, periodicals, newspapers, and miscellaneous printed materials	34	293 363	26 099	8.9	.2	X
6110	Flowers and florists' supplies	25	131 541	11 801	9.0	.1	X
6120	Art goods (including novelties and souvenirs)	55	467 716	119 036	25.5	.8	23.0
6121	Art materials	17	124 399	7 069	5.7	.1	X
6122	Novelties and souvenirs	35	338 960	110 988	32.7	.8	X
6150	Nondurable goods, n.e.c.	17	157 498	17 862	11.3	.1	X
9700	Service receipts and labor charges (including installed parts)	60	225 263	30 566	13.6	.2	51.6
9701	Labor charges for repair work	14	79 637	4 938	6.2	Z	X
9703	Other service receipts and labor charges—Specify	46	165 974	23 394	14.1	.2	X
9810	Miscellaneous commodities	88	427 643	48 790	11.4	.3	X
42121	Furniture whsle	1 570	X	7 397 432	X	100.0	75.4
0400	Household and lawn furniture	992	5 064 687	4 229 413	83.5	57.2	61.3
0411	Upholstered furniture	615	3 027 642	1 528 950	50.5	20.7	X
0412	Sleep furniture and equipment	275	1 288 259	530 079	41.1	7.2	X
0413	Lawn furniture and equipment	128	759 677	416 277	54.8	5.6	X
0414	Other furniture (including sleep sofas)	661	3 128 043	1 754 106	56.1	23.7	X
0420	Office and business furniture	729	3 126 993	2 425 802	77.6	32.8	60.0
0421	New office furniture (wooden and metal)	657	2 855 870	2 090 395	73.2	28.3	X
0422	New store and restaurant furniture	111	627 430	186 882	29.8	2.5	X
0423	New public furniture (theater seats, church pews, park benches, and school desks)	100	405 475	128 032	31.6	1.7	X
0424	Used office and business furniture	50	194 779	20 491	10.5	.3	X
0500	Household china, glassware, crockery, and plastic housewares	30	232 637	38 995	16.8	.5	X
0520	Linens, domestics, curtains, and draperies	46	242 260	25 263	10.4	.3	59.9
0521	Bedsprads, blankets, and bedding	30	172 034	15 270	8.9	.2	X
0522	Curtains and draperies	16	117 190	5 402	4.6	.1	X
0523	Shades and blinds	9	23 226	1 122	4.8	.1	X
0525	Other linens and domestics	9	17 716	3 342	18.9	Z	X
0530	Flooring and floor coverings	58	296 086	64 221	21.7	.9	41.0
0531	Soft-surface (textile) floor coverings and accessories (including rugs, carpets, and pads)	57	291 786	62 530	21.4	.8	X
0540	Other home furnishings	149	1 055 330	146 853	13.9	2.0	62.2
0541	Metal flatware and kitchen utensils	8	21 262	3 348	15.7	Z	X
0542	Mirrors, lamps, and picture frames	106	677 968	60 853	9.0	.8	X
0543	Home furnishings, n.e.c.	68	528 042	82 650	15.7	1.1	X
0900	Office equipment	27	232 470	24 152	10.4	.3	X
0960	Restaurant and hotel equipment and supplies	8	42 126	5 784	13.7	.1	X
1500	Electrical appliances, household	11	299 859	44 364	14.8	.6	41.9
1512	Radios, stereos, and CD players	6	207 227	8 478	4.1	.1	X
1518	Other electrical household appliances (including fans, dishwashers, etc.) .	9	253 046	15 815	6.3	.2	X
1700	Hardware	13	142 664	12 354	8.7	.2	23.2
1712	Bolts, nuts, rivets, and fasteners	7	124 512	11 056	8.9	.1	X
2700	Sporting and recreational goods and supplies	9	267 926	30 884	11.5	.4	3.8
2714	Camping and fishing equipment and accessories	9	267 926	30 884	11.5	.4	X
2800	Toys and hobby goods and supplies	15	166 655	4 456	2.7	.1	6.0
2812	Other toys and games (including fireworks and children's vehicles)	13	166 561	4 439	2.7	.1	X
3000	Jewelry, diamonds, gem stones, and watches	6	109 290	9 110	8.3	.1	1.7
3014	Watches, clocks, and watch movements and cases	6	109 290	9 110	8.3	.1	X
3300	Stationery, office supplies and greeting cards	32	303 124	61 344	20.2	.8	34.8
3312	Stationery, photocopy paper, and typing paper	8	61 427	7 842	12.8	.1	X
3313	Inked ribbons, carbon paper, pens and pencils	17	200 353	10 569	5.3	.1	X
3314	Toner and cartridges	9	164 680	4 774	2.9	.1	X
3316	Other stationery supplies (envelopes, ruled forms, and binder paper) ...	17	228 309	36 227	15.9	.5	X

See footnotes at end of table.

Table 7. Agents, Brokers, and Commission Merchants by Kind of Business and Commodity Line: 1997—Con.

[Includes only establishments with payroll. For meaning of abbreviations and symbols, see introductory text. For explanation of terms, see Appendix A]

NAICS code and CL code	Kind of business and commodity line	Establishments handling commodity line		Commodity line sales			Sales coverage percent
		Number	Total sales (\$1,000)	Amount ¹ (\$1,000)	As percent of total sales of—		
					Establishments handling line	Establishments in NAICS industry ¹	
42121	Furniture whsle—Con.						
3600	Piece goods, knit and woven	12	156 763	55 525	35.4	.8	X
5300	Plastics materials and basic shapes	8	121 743	11 791	9.7	.2	X
5330	Chemicals and allied products (excluding agricultural, plastics, gases, and petroleum)	8	62 832	5 996	9.5	.1	X
6000	Paint, paint supplies, and wallpaper	9	57 213	2 534	4.4	Z	X
6120	Art goods (including novelties and souvenirs)	10	60 524	2 920	4.8	Z	1.6
6121	Art materials	7	56 167	1 941	3.5	Z	X
9700	Service receipts and labor charges (including installed parts)	37	123 794	14 712	11.9	.2	72.1
9701	Labor charges for repair work	14	79 637	4 938	6.2	.1	X
9703	Other service receipts and labor charges—Specify	25	70 715	8 356	11.8	.1	X
9810	Miscellaneous commodities	22	107 232	9 770	9.1	.1	X
421210	Furniture whsle	1 570	X	7 397 432	X	100.0	75.4
0400	Household and lawn furniture	992	5 064 687	4 229 413	83.5	57.2	61.3
0411	Upholstered furniture	615	3 027 642	1 528 950	50.5	20.7	X
0412	Sleep furniture and equipment	275	1 288 259	530 079	41.1	7.2	X
0413	Lawn furniture and equipment	128	759 677	416 277	54.8	5.6	X
0414	Other furniture (including sleep sofas)	661	3 128 043	1 754 106	56.1	23.7	X
0420	Office and business furniture	729	3 126 993	2 425 802	77.6	32.8	60.0
0421	New office furniture (wooden and metal)	657	2 855 870	2 090 395	73.2	28.3	X
0422	New store and restaurant furniture	111	627 430	186 882	29.8	2.5	X
0423	New public furniture (theater seats, church pews, park benches, and school desks)	100	405 475	128 032	31.6	1.7	X
0424	Used office and business furniture	50	194 779	20 491	10.5	.3	X
0500	Household china, glassware, crockery, and plastic housewares	30	232 637	38 995	16.8	.5	X
0520	Linens, domestics, curtains, and draperies	46	242 260	25 263	10.4	.3	59.9
0521	Bedspreads, blankets, and bedding	30	172 034	15 270	8.9	.2	X
0522	Curtains and draperies	16	117 190	5 402	4.6	.1	X
0523	Shades and blinds	9	23 226	1 122	4.8	Z	X
0525	Other linens and domestics	9	17 716	3 342	18.9	Z	X
0530	Flooring and floor coverings	58	296 086	64 221	21.7	.9	41.0
0531	Soft-surface (textile) floor coverings and accessories (including rugs, carpets, and pads)	57	291 786	62 530	21.4	.8	X
0540	Other home furnishings	149	1 055 330	146 853	13.9	2.0	62.2
0541	Metal flatware and kitchen utensils	8	21 262	3 348	15.7	Z	X
0542	Mirrors, lamps, and picture frames	106	677 968	60 853	9.0	.8	X
0543	Home furnishings, n.e.c.	68	528 042	82 650	15.7	1.1	X
0900	Office equipment	27	232 470	24 152	10.4	.3	X
0960	Restaurant and hotel equipment and supplies	8	42 126	5 784	13.7	.1	X
1500	Electrical appliances, household	11	299 859	44 364	14.8	.6	41.9
1512	Radios, stereos, and CD players	6	207 227	8 478	4.1	.1	X
1518	Other electrical household appliances (including fans, dishwashers, etc.)	9	253 046	15 815	6.3	.2	X
1700	Hardware	13	142 664	12 354	8.7	.2	23.2
1712	Bolts, nuts, rivets, and fasteners	7	124 512	11 056	8.9	.1	X
2700	Sporting and recreational goods and supplies	9	267 926	30 884	11.5	.4	3.8
2714	Camping and fishing equipment and accessories	9	267 926	30 884	11.5	.4	X
2800	Toys and hobby goods and supplies	15	166 655	4 456	2.7	.1	6.0
2812	Other toys and games (including fireworks and children's vehicles)	13	166 561	4 439	2.7	.1	X
3000	Jewelry, diamonds, gem stones, and watches	6	109 290	9 110	8.3	.1	1.7
3014	Watches, clocks, and watch movements and cases	6	109 290	9 110	8.3	.1	X
3300	Stationery, office supplies and greeting cards	32	303 124	61 344	20.2	.8	34.8
3312	Stationery, photocopy paper, and typing paper	8	61 427	7 842	12.8	.1	X
3313	Inked ribbons, carbon paper, pens and pencils	17	200 353	10 569	5.3	.1	X
3314	Toner and cartridges	9	164 680	4 774	2.9	.1	X
3316	Other stationery supplies (envelopes, ruled forms, and binder paper)	17	228 309	36 227	15.9	.5	X
3600	Piece goods, knit and woven	12	156 763	55 525	35.4	.8	X
5300	Plastics materials and basic shapes	8	121 743	11 791	9.7	.2	X
5330	Chemicals and allied products (excluding agricultural, plastics, gases, and petroleum)	8	62 832	5 996	9.5	.1	X
6000	Paint, paint supplies, and wallpaper	9	57 213	2 534	4.4	Z	X
6120	Art goods (including novelties and souvenirs)	10	60 524	2 920	4.8	Z	1.6
6121	Art materials	7	56 167	1 941	3.5	Z	X
9700	Service receipts and labor charges (including installed parts)	37	123 794	14 712	11.9	.2	72.1
9701	Labor charges for repair work	14	79 637	4 938	6.2	.1	X
9703	Other service receipts and labor charges—Specify	25	70 715	8 356	11.8	.1	X
9810	Miscellaneous commodities	22	107 232	9 770	9.1	.1	X
4212101	Household & lawn furniture whsle	938	X	4 824 140	X	100.0	72.7
0400	Household and lawn furniture	938	4 824 140	4 188 304	86.8	86.8	58.3
0411	Upholstered furniture	580	2 912 985	1 520 292	52.2	31.5	X
0412	Sleep furniture and equipment	265	1 238 453	526 853	42.5	10.9	X
0413	Lawn furniture and equipment	114	689 209	413 646	60.0	8.6	X
0414	Other furniture (including sleep sofas)	636	2 970 286	1 727 513	58.2	35.8	X
0420	Office and business furniture	97	553 701	91 944	16.6	1.9	72.6
0421	New office furniture (wooden and metal)	88	527 796	84 583	16.0	1.8	X
0422	New store and restaurant furniture	15	115 008	5 505	4.8	.1	X
0424	Used office and business furniture	6	7 837	1 016	13.0	Z	X
0500	Household china, glassware, crockery, and plastic housewares	30	232 637	38 995	16.8	.8	X

See footnotes at end of table.

Table 7. Agents, Brokers, and Commission Merchants by Kind of Business and Commodity Line: 1997—Con.

[Includes only establishments with payroll. For meaning of abbreviations and symbols, see introductory text. For explanation of terms, see Appendix A]

NAICS code and CL code	Kind of business and commodity line	Establishments handling commodity line		Commodity line sales			Sales coverage percent
		Number	Total sales (\$1,000)	Amount ¹ (\$1,000)	As percent of total sales of—		
					Establishments handling line	Establishments in NAICS industry ¹	
4212101	Household & lawn furniture whsle—Con.						
0520	Linens, domestics, curtains, and draperies	39	197 545	23 844	12.1	.5	55.6
0521	Bedspreads, blankets, and bedding	30	172 034	15 270	8.9	.3	X
0522	Curtains and draperies	10	72 980	4 055	5.6	.1	X
0523	Shades and blinds	7	22 721	1 050	4.6	Z	X
0525	Other linens and domestics	9	17 716	3 342	18.9	.1	X
0530	Flooring and floor coverings	41	227 524	42 762	18.8	.9	44.7
0531	Soft-surface (textile) floor coverings and accessories (including rugs, carpets, and pads)	40	223 224	41 071	18.4	.9	X
0540	Other home furnishings	131	943 305	136 131	14.4	2.8	58.2
0541	Metal flatware and kitchen utensils	8	21 262	3 348	15.7	.1	X
0542	Mirrors, lamps, and picture frames	96	580 634	55 275	9.5	1.1	X
0543	Home furnishings, n.e.c.	58	510 036	77 506	15.2	1.6	X
1500	Electrical appliances, household	9	253 046	27 979	11.1	.6	50.3
1512	Radios, stereos, and CD players	6	207 227	8 478	4.1	.2	X
1518	Other electrical household appliances (including fans, dishwashers, etc.)	9	253 046	15 815	6.3	.3	X
1700	Hardware	13	142 664	12 354	8.7	.3	22.4
1712	Bolts, nuts, rivets, and fasteners	7	124 512	11 056	8.9	.2	X
2700	Sporting and recreational goods and supplies	9	267 926	30 884	11.5	.6	3.7
2714	Camping and fishing equipment and accessories	9	267 926	30 884	11.5	.6	X
2800	Toys and hobby goods and supplies	13	166 561	4 439	2.7	.1	5.8
2812	Other toys and games (including fireworks and children's vehicles)	13	166 561	4 439	2.7	.1	X
3000	Jewelry, diamonds, gem stones, and watches	6	109 290	9 110	8.3	.2	1.7
3014	Watches, clocks, and watch movements and cases	6	109 290	9 110	8.3	.2	X
3600	Piece goods, knit and woven	8	153 337	54 591	35.6	1.1	X
5330	Chemicals and allied products (excluding agricultural, plastics, gases, and petroleum)	8	62 832	5 996	9.5	.1	X
6000	Paint, paint supplies, and wallpaper	9	57 213	2 534	4.4	.1	X
6120	Art goods (including novelties and souvenirs)	7	56 167	1 941	3.5	Z	1.7
6121	Art materials	7	56 167	1 941	3.5	Z	X
9810	Miscellaneous commodities	14	91 782	6 145	6.7	.1	X
4212102	Office & business furniture whsle	632	X	2 573 292	X	100.0	80.5
0400	Household and lawn furniture	54	240 547	41 109	17.1	1.6	80.0
0411	Upholstered furniture	35	114 657	8 658	7.6	.3	X
0412	Sleep furniture and equipment	10	49 806	3 226	6.5	.1	X
0413	Lawn furniture and equipment	14	70 468	2 631	3.7	.1	X
0414	Other furniture (including sleep sofas)	25	157 757	26 593	16.9	1.0	X
0420	Office and business furniture	632	2 573 292	2 333 858	90.7	90.7	60.8
0421	New office furniture (wooden and metal)	569	2 328 074	2 005 812	86.2	77.9	X
0422	New store and restaurant furniture	96	512 422	181 377	35.4	7.0	X
0423	New public furniture (theater seats, church pews, park benches, and school desks)	95	397 485	127 192	32.0	4.9	X
0424	Used office and business furniture	44	186 942	19 475	10.4	.8	X
0520	Linens, domestics, curtains, and draperies	7	44 715	1 419	3.2	.1	X
0530	Flooring and floor coverings	17	68 562	21 459	31.3	.8	27.6
0531	Soft-surface (textile) floor coverings and accessories (including rugs, carpets, and pads)	17	68 562	21 459	31.3	.8	X
0540	Other home furnishings	18	112 025	10 722	9.6	.4	79.6
0542	Mirrors, lamps, and picture frames	10	97 334	5 578	5.7	.2	X
0543	Home furnishings, n.e.c.	10	18 006	5 144	28.6	.2	X
0900	Office equipment	25	208 865	23 691	11.3	.9	X
3300	Stationery, office supplies and greeting cards	30	264 433	59 412	22.5	2.3	39.4
3312	Stationery, photocopy paper, and typing paper	8	61 427	7 842	12.8	.3	X
3313	Inked ribbons, carbon paper, pens and pencils	17	200 353	10 569	5.3	.4	X
3314	Toner and cartridges	9	164 680	4 774	2.9	.2	X
3316	Other stationery supplies (envelopes, ruled forms, and binder paper)	17	228 309	36 227	15.9	1.4	X
9700	Service receipts and labor charges (including installed parts)	32	97 150	13 608	14.0	.5	76.5
9701	Labor charges for repair work	12	59 383	4 027	6.8	.2	X
9703	Other service receipts and labor charges—Specify	22	64 325	8 163	12.7	.3	X
9810	Miscellaneous commodities	8	15 450	3 625	23.5	.1	X
42122	Home furnishings whsle	1 279	X	6 881 557	X	100.0	79.8
0400	Household and lawn furniture	159	1 513 410	347 277	22.9	5.0	68.6
0411	Upholstered furniture	75	361 031	65 179	18.1	.9	X
0412	Sleep furniture and equipment	21	60 561	4 263	7.0	.1	X
0413	Lawn furniture and equipment	53	1 107 108	236 934	21.4	3.4	X
0414	Other furniture (including sleep sofas)	86	316 692	40 903	12.9	.6	X
0420	Office and business furniture	45	194 933	28 734	14.7	.4	47.9
0421	New office furniture (wooden and metal)	26	145 712	18 158	12.5	.3	X
0422	New store and restaurant furniture	8	23 610	4 508	19.1	.1	X
0423	New public furniture (theater seats, church pews, park benches, and school desks)	10	16 952	1 706	10.1	Z	X
0424	Used office and business furniture	8	20 537	4 362	21.2	.1	X
0500	Household china, glassware, crockery, and plastic housewares	402	2 919 103	1 671 533	57.3	24.3	X
0520	Linens, domestics, curtains, and draperies	365	2 249 289	1 359 464	60.4	19.8	53.7
0521	Bedspreads, blankets, and bedding	179	1 162 829	490 736	42.2	7.1	X
0522	Curtains and draperies	114	797 307	137 062	17.2	2.0	X
0523	Shades and blinds	36	251 150	147 964	58.9	2.2	X
0524	Towels and washcloths	117	554 721	168 464	30.4	2.4	X
0525	Other linens and domestics	205	1 280 084	415 224	32.4	6.0	X

See footnotes at end of table.

Table 7. Agents, Brokers, and Commission Merchants by Kind of Business and Commodity Line: 1997—Con.

[Includes only establishments with payroll. For meaning of abbreviations and symbols, see introductory text. For explanation of terms, see Appendix A]

NAICS code and CL code	Kind of business and commodity line	Establishments handling commodity line		Commodity line sales			Sales coverage percent
		Number	Total sales (\$1,000)	Amount ¹ (\$1,000)	As percent of total sales of—		
					Establishments handling line	Establishments in NAICS industry ¹	
42122	Home furnishings whse—Con.						
0530	Flooring and floor coverings	266	939 950	621 166	66.1	9.0	68.0
0531	Soft-surface (textile) floor coverings and accessories (including rugs, carpets, and pads)	243	837 940	476 760	56.9	6.9	X
0532	Hardwood flooring	23	78 688	9 446	12.0	.1	X
0533	Other hard-surface floor coverings and accessories (including tile and sheet goods)	61	268 411	134 960	50.3	2.0	X
0540	Other home furnishings	682	3 272 318	1 949 198	59.6	28.3	56.2
0541	Metal flatware and kitchen utensils	176	1 009 413	297 698	29.5	4.3	X
0542	Mirrors, lamps, and picture frames	286	1 099 777	376 265	34.2	5.5	X
0543	Home furnishings, n.e.c.	406	2 070 014	1 275 235	61.6	18.5	X
0900	Office equipment	18	79 914	15 864	19.9	.2	45.4
0913	Copying machines and equipment	14	76 375	15 752	20.6	.2	X
0930	Used computer equipment	10	30 428	3 044	10.0	Z	X
0960	Restaurant and hotel equipment and supplies	13	51 362	8 132	15.8	.1	X
1400	Electrical apparatus and equipment	9	125 042	35 066	28.0	.5	X
1500	Electrical appliances, household	64	446 296	67 311	15.1	1.0	1.3
1518	Other electrical household appliances (including fans, dishwashers, etc.)	27	244 259	39 085	16.0	.6	X
1700	Hardware	77	675 273	118 120	17.5	1.7	4.9
1711	Hand tools (including power driven)	48	388 904	52 834	13.6	.8	X
2320	General-purpose industrial machinery, equipment, and parts	8	46 353	2 065	4.5	Z	X
2700	Sporting and recreational goods and supplies	28	238 011	41 477	17.4	.6	X
2800	Toys and hobby goods and supplies	54	273 844	18 943	6.9	.3	X
3000	Jewelry, diamonds, gem stones, and watches	27	144 854	14 783	10.2	.2	X
3130	Compact discs, prerecorded audio tapes, and phonograph records	10	49 244	2 672	5.4	Z	X
3300	Stationery, office supplies and greeting cards	46	317 543	35 192	11.1	.5	3.9
3313	Inked ribbons, carbon paper, pens and pencils	14	160 374	7 676	4.8	.1	X
3316	Other stationery supplies (envelopes, ruled forms, and binder paper)	14	49 006	12 682	25.9	.2	X
3400	Industrial and personal services paper and plastics	11	125 380	26 144	20.9	.4	X
3500	Drugs, pharmaceuticals, cosmetics, and toiletries	41	221 974	40 741	18.4	.6	11.2
3513	Cosmetics	6	22 330	2 130	9.5	Z	X
3515	Other toiletries and druggists' sundries	26	178 105	32 794	18.4	.5	X
3600	Piece goods, knit and woven	18	60 183	22 868	38.0	.3	52.0
3612	Cotton (including blends)	13	42 762	12 893	30.2	.2	X
3613	Synthetics (excluding synthetic knits)	10	23 361	5 522	23.6	.1	X
3700	Notions (buttons, ribbons, lace, sewing accessories, zippers, bindings, etc.)	6	21 127	2 151	10.2	Z	X
3800	Men's and boys' wear	11	23 190	4 692	20.2	.1	X
3900	Women's and children's wear	16	33 453	3 936	11.8	.1	.4
3915	Women's and misses' underwear and sleepwear	11	17 005	3 019	17.8	Z	X
5300	Plastics materials and basic shapes	8	26 075	6 352	24.4	.1	X
5330	Chemicals and allied products (excluding agricultural, plastics, gases, and petroleum)	14	136 334	31 930	23.4	.5	X
6000	Paint, paint supplies, and wallpaper	20	156 133	19 001	12.2	.3	X
6015	Wallpaper	8	17 083	3 072	18.0	Z	X
6100	Books, periodicals, newspapers, and miscellaneous printed materials	32	193 824	18 703	9.6	.3	X
6110	Flowers and florists' supplies	20	121 627	9 112	7.5	.1	X
6120	Art goods (including novelties and souvenirs)	45	407 192	116 116	28.5	1.7	26.9
6121	Art materials	10	68 232	5 128	7.5	.1	X
6122	Novelties and souvenirs	35	338 960	110 988	32.7	1.6	X
6150	Nondurable goods, n.e.c.	15	150 944	16 313	10.8	.2	X
9700	Service receipts and labor charges (including installed parts)	23	101 469	15 854	15.6	.2	20.1
9703	Other service receipts and labor charges—Specify	21	95 259	15 038	15.8	.2	X
9810	Miscellaneous commodities	66	320 411	39 020	12.2	.6	X
421220	Home furnishings whse	1 279	X	6 881 557	X	100.0	79.8
0400	Household and lawn furniture	159	1 513 410	347 277	22.9	5.0	68.6
0411	Upholstered furniture	75	361 031	65 179	18.1	.9	X
0412	Sleep furniture and equipment	21	60 561	4 263	7.0	.1	X
0413	Lawn furniture and equipment	53	1 107 108	236 934	21.4	3.4	X
0414	Other furniture (including sleep sofas)	86	316 692	40 903	12.9	.6	X
0420	Office and business furniture	45	194 933	28 734	14.7	.4	47.9
0421	New office furniture (wooden and metal)	26	145 712	18 158	12.5	.3	X
0422	New store and restaurant furniture	8	23 610	4 508	19.1	.1	X
0423	New public furniture (theater seats, church pews, park benches, and school desks)	10	16 952	1 706	10.1	Z	X
0424	Used office and business furniture	8	20 537	4 362	21.2	.1	X
0500	Household china, glassware, crockery, and plastic housewares	402	2 919 103	1 671 533	57.3	24.3	X
0520	Linens, domestics, curtains, and draperies	365	2 249 289	1 359 464	60.4	19.8	53.7
0521	Bedspreads, blankets, and bedding	179	1 162 829	490 736	42.2	7.1	X
0522	Curtains and draperies	114	797 307	137 062	17.2	2.0	X
0523	Shades and blinds	36	251 150	147 964	58.9	2.2	X
0524	Towels and washcloths	117	554 721	168 464	30.4	2.4	X
0525	Other linens and domestics	205	1 280 084	415 224	32.4	6.0	X
0530	Flooring and floor coverings	266	939 950	621 166	66.1	9.0	68.0
0531	Soft-surface (textile) floor coverings and accessories (including rugs, carpets, and pads)	243	837 940	476 760	56.9	6.9	X
0532	Hardwood flooring	23	78 688	9 446	12.0	.1	X
0533	Other hard-surface floor coverings and accessories (including tile and sheet goods)	61	268 411	134 960	50.3	2.0	X

See footnotes at end of table.

Table 7. Agents, Brokers, and Commission Merchants by Kind of Business and Commodity Line: 1997—Con.

[Includes only establishments with payroll. For meaning of abbreviations and symbols, see introductory text. For explanation of terms, see Appendix A]

NAICS code and CL code	Kind of business and commodity line	Establishments handling commodity line		Commodity line sales			Sales coverage percent
		Number	Total sales (\$1,000)	Amount ¹ (\$1,000)	As percent of total sales of—		
					Establishments handling line	Establishments in NAICS industry ¹	
421220	Home furnishings whse—Con.						
0540	Other home furnishings	682	3 272 318	1 949 198	59.6	28.3	56.2
0541	Metal flatware and kitchen utensils	176	1 009 413	297 698	29.5	4.3	X
0542	Mirrors, lamps, and picture frames	286	1 099 777	376 265	34.2	5.5	X
0543	Home furnishings, n.e.c.	406	2 070 014	1 275 235	61.6	18.5	X
0900	Office equipment	18	79 914	15 864	19.9	.2	45.4
0913	Copying machines and equipment	14	76 375	15 752	20.6	.2	X
0930	Used computer equipment	10	30 428	3 044	10.0	Z	X
0960	Restaurant and hotel equipment and supplies	13	51 362	8 132	15.8	.1	X
1400	Electrical apparatus and equipment	9	125 042	35 066	28.0	.5	X
1500	Electrical appliances, household	64	446 296	67 311	15.1	1.0	1.3
1518	Other electrical household appliances (including fans, dishwashers, etc.)	27	244 259	39 085	16.0	.6	X
1700	Hardware	77	675 273	118 120	17.5	1.7	4.9
1711	Hand tools (including power driven)	48	388 904	52 834	13.6	.8	X
2320	General-purpose industrial machinery, equipment, and parts	8	46 353	2 065	4.5	Z	X
2700	Sporting and recreational goods and supplies	28	238 011	41 477	17.4	.6	X
2800	Toys and hobby goods and supplies	54	273 844	18 943	6.9	.3	X
3000	Jewelry, diamonds, gem stones, and watches	27	144 854	14 783	10.2	.2	X
3130	Compact discs, prerecorded audio tapes, and phonograph records	10	49 244	2 672	5.4	Z	X
3300	Stationery, office supplies and greeting cards	46	317 543	35 192	11.1	.5	3.9
3313	Inked ribbons, carbon paper, pens and pencils	14	160 374	7 676	4.8	.1	X
3316	Other stationery supplies (envelopes, ruled forms, and binder paper)	14	49 006	12 682	25.9	.2	X
3400	Industrial and personal services paper and plastics	11	125 380	26 144	20.9	.4	X
3500	Drugs, pharmaceuticals, cosmetics, and toiletries	41	221 974	40 741	18.4	.6	11.2
3513	Cosmetics	6	22 330	2 130	9.5	Z	X
3515	Other toiletries and druggists' sundries	26	178 105	32 794	18.4	.5	X
3600	Piece goods, knit and woven	18	60 183	22 868	38.0	.3	52.0
3612	Cotton (including blends)	13	42 782	12 893	30.2	.2	X
3613	Synthetics (excluding synthetic knits)	10	23 361	5 522	23.6	.1	X
3700	Notions (buttons, ribbons, lace, sewing accessories, zippers, bindings, etc.)	6	21 127	2 151	10.2	Z	X
3800	Men's and boys' wear	11	23 190	4 692	20.2	.1	X
3900	Women's and children's wear	16	33 453	3 936	11.8	.1	.4
3915	Women's and misses' underwear and sleepwear	11	17 005	3 019	17.8	Z	X
5300	Plastics materials and basic shapes	8	26 075	6 352	24.4	.1	X
5330	Chemicals and allied products (excluding agricultural, plastics, gases, and petroleum)	14	136 334	31 930	23.4	.5	X
6000	Paint, paint supplies, and wallpaper	20	156 133	19 001	12.2	.3	X
6015	Wallpaper	8	17 083	3 072	18.0	Z	X
6100	Books, periodicals, newspapers, and miscellaneous printed materials	32	193 824	18 703	9.6	.3	X
6110	Flowers and florists' supplies	20	121 627	9 112	7.5	.1	X
6120	Art goods (including novelties and souvenirs)	45	407 192	116 116	28.5	1.7	26.9
6121	Art materials	10	68 232	5 128	7.5	.1	X
6122	Novelties and souvenirs	35	338 960	110 988	32.7	1.6	X
6150	Nondurable goods, n.e.c.	15	150 944	16 313	10.8	.2	X
9700	Service receipts and labor charges (including installed parts)	23	101 469	15 854	15.6	.2	20.1
9703	Other service receipts and labor charges—Specify	21	95 259	15 038	15.8	.2	X
9810	Miscellaneous commodities	66	320 411	39 020	12.2	.6	X
4212201	Household china, glassware, & crockery whse	279	X	2 350 666	X	100.0	83.0
0400	Household and lawn furniture	33	924 120	269 327	29.1	11.5	X
0420	Office and business furniture	7	74 329	7 460	10.0	.3	X
0500	Household china, glassware, crockery, and plastic housewares	279	2 350 666	1 586 819	67.5	67.5	X
0520	Linens, domestics, curtains, and draperies	58	397 706	58 744	14.8	.7	X
0530	Flooring and floor coverings	9	114 065	16 561	14.5	2.5	X
0540	Other home furnishings	106	691 605	115 604	16.7	4.9	X
1500	Electrical appliances, household	25	167 941	20 604	12.3	.9	X
1700	Hardware	26	279 503	65 004	23.3	2.8	X
2700	Sporting and recreational goods and supplies	10	98 933	12 134	12.3	.5	X
2800	Toys and hobby goods and supplies	15	53 043	3 059	5.8	.1	X
3000	Jewelry, diamonds, gem stones, and watches	11	81 366	4 710	5.8	.2	X
3300	Stationery, office supplies and greeting cards	15	91 388	14 006	15.3	.6	X
3500	Drugs, pharmaceuticals, cosmetics, and toiletries	16	100 698	13 711	13.6	.6	X
6100	Books, periodicals, newspapers, and miscellaneous printed materials	10	75 200	9 120	12.1	.4	X
6110	Flowers and florists' supplies	7	23 510	1 761	7.5	.1	X
6120	Art goods (including novelties and souvenirs)	20	84 323	10 013	11.9	.4	X
9810	Miscellaneous commodities	11	114 095	10 553	9.2	.4	X
4212202	Linens, domestics, draperies, & curtains whse	242	X	1 461 021	X	100.0	80.8
0400	Household and lawn furniture	26	74 886	16 602	22.2	1.1	54.4
0411	Upholstered furniture	11	25 544	4 509	17.7	.3	X
0413	Lawn furniture and equipment	7	17 760	3 836	21.6	.3	X
0414	Other furniture (including sleep sofas)	14	42 659	7 046	16.5	.5	X
0500	Household china, glassware, crockery, and plastic housewares	24	113 547	13 268	11.7	.9	X
0520	Linens, domestics, curtains, and draperies	242	1 461 021	1 257 060	86.0	86.0	52.5
0521	Bedspreads, blankets, and bedding	134	964 194	470 002	48.7	32.2	X
0522	Curtains and draperies	90	632 743	121 518	19.2	8.3	X
0523	Shades and blinds	30	245 004	147 869	60.4	10.1	X
0524	Towels and washcloths	82	429 343	159 248	37.1	10.9	X
0525	Other linens and domestics	143	784 037	358 423	45.7	24.5	X

See footnotes at end of table.

Table 7. Agents, Brokers, and Commission Merchants by Kind of Business and Commodity Line: 1997—Con.

[Includes only establishments with payroll. For meaning of abbreviations and symbols, see introductory text. For explanation of terms, see Appendix A]

NAICS code and CL code	Kind of business and commodity line	Establishments handling commodity line		Commodity line sales			Sales coverage percent
		Number	Total sales (\$1,000)	Amount ¹ (\$1,000)	As percent of total sales of—		
					Establishments handling line	Establishments in NAICS industry ¹	
4212202	Linens, domestics, draperies, & curtains whsle—Con.						
0530	Flooring and floor coverings	22	115 236	23 855	20.7	1.6	80.4
0531	Soft-surface (textile) floor coverings and accessories (including rugs, carpets, and pads)	21	114 121	23 800	20.9	1.6	X
0540	Other home furnishings	33	152 815	16 686	10.9	1.1	34.5
0542	Mirrors, lamps, and picture frames	20	105 796	7 309	6.9		X
0543	Home furnishings, n.e.c.	20	86 810	9 049	10.4	.6	X
2700	Sporting and recreational goods and supplies	6	39 471	11 818	29.9	.8	X
2800	Toys and hobby goods and supplies	8	36 914	926	2.5	.1	X
3500	Drugs, pharmaceuticals, cosmetics, and toiletries	6	16 382	5 348	32.6	.4	X
3600	Piece goods, knit and woven	13	42 762	20 197	47.2	1.4	73.6
3612	Cotton (including blends)	13	42 762	12 893	30.2	.9	X
3613	Synthetics (excluding synthetic knits)	10	23 361	5 522	23.6	.4	X
3800	Men's and boys' wear	6	9 415	695	7.4	Z	X
3900	Women's and children's wear	11	17 005	3 019	17.8	.2	.8
3915	Women's and misses' underwear and sleepwear	11	17 005	3 019	17.8	.2	X
6000	Paint, paint supplies, and wallpaper	8	17 083	3 072	18.0	.2	.5
6015	Wallpaper	8	17 083	3 072	18.0	.2	X
6120	Art goods (including novelties and souvenirs)	8	111 674	31 820	28.5	2.2	38.5
6122	Novelties and souvenirs	7	97 908	30 780	31.4	2.1	X
9810	Miscellaneous commodities	15	32 392	9 700	29.9	.7	X
4212203	Floor coverings whsle	225	X	660 505	X	100.0	81.0
0400	Household and lawn furniture	15	50 857	8 140	16.0	1.2	79.3
0411	Upholstered furniture	9	14 885	1 418	9.5	.2	X
0413	Lawn furniture and equipment	9	11 758	1 335	11.4	.2	X
0414	Other furniture (including sleep sofas)	9	39 475	5 001	12.7	.8	X
0420	Office and business furniture	15	31 248	6 281	20.1	1.0	41.7
0422	New store and restaurant furniture	7	21 220	4 389	20.7	.7	X
0500	Household china, glassware, crockery, and plastic housewares	15	30 600	6 880	22.5	1.0	X
0520	Linens, domestics, curtains, and draperies	23	123 092	27 301	22.2	4.1	68.2
0521	Bedspreads, blankets, and bedding	18	98 092	15 050	15.3	2.3	X
0522	Curtains and draperies	12	59 697	7 106	11.9	1.1	X
0524	Towels and washcloths	7	26 112	1 955	7.5	.3	X
0525	Other linens and domestics	8	49 600	3 172	6.4	.5	X
0530	Flooring and floor coverings	225	660 505	575 801	87.2	87.2	63.8
0531	Soft-surface (textile) floor coverings and accessories (including rugs, carpets, and pads)	203	559 610	438 721	78.4	66.4	X
0532	Hardwood flooring	23	78 688	9 446	12.0	1.4	X
0533	Other hard-surface floor coverings and accessories (including tile and sheet goods)	57	207 690	127 634	61.5	19.3	X
0540	Other home furnishings	10	18 533	1 882	10.2	.3	81.0
0542	Mirrors, lamps, and picture frames	7	12 556	436	3.5	.1	X
0543	Home furnishings, n.e.c.	7	10 953	1 407	12.8	.2	X
1500	Electrical appliances, household	9	14 913	899	6.0	.1	X
2700	Sporting and recreational goods and supplies	7	39 223	11 415	29.1	1.7	X
9700	Service receipts and labor charges (including installed parts)	11	11 995	2 022	16.9	.3	50.4
9703	Other service receipts and labor charges—Specify	11	11 995	2 022	16.9	.3	X
9810	Miscellaneous commodities	10	16 495	4 357	26.4	.7	X
4212204	Other home furnishings whsle	533	X	2 409 365	X	100.0	75.8
0400	Household and lawn furniture	85	463 547	53 208	11.5	2.2	53.4
0411	Upholstered furniture	45	178 704	24 696	13.8	1.0	X
0412	Sleep furniture and equipment	7	40 788	1 238	3.0	.1	X
0413	Lawn furniture and equipment	19	240 997	17 211	7.1	.7	X
0414	Other furniture (including sleep sofas)	45	96 460	10 064	10.4	.4	X
0420	Office and business furniture	20	82 401	13 593	16.5	.6	31.2
0421	New office furniture (wooden and metal)	13	66 276	9 492	14.3	.4	X
0500	Household china, glassware, crockery, and plastic housewares	84	424 290	64 566	15.2	2.7	X
0520	Linens, domestics, curtains, and draperies	42	267 470	16 359	6.1	.7	41.5
0521	Bedspreads, blankets, and bedding	13	70 412	4 312	6.1	.2	X
0524	Towels and washcloths	9	35 055	2 466	7.0	.1	X
0525	Other linens and domestics	17	186 287	9 138	4.9	.4	X
0530	Flooring and floor coverings	10	50 144	4 949	9.9	.2	75.8
0531	Soft-surface (textile) floor coverings and accessories (including rugs, carpets, and pads)	10	50 144	4 949	9.9	.2	X
0540	Other home furnishings	533	2 409 365	1 815 026	75.3	75.3	52.3
0541	Metal flatware and kitchen utensils	79	517 280	227 280	43.9	9.4	X
0542	Mirrors, lamps, and picture frames	232	751 684	349 076	46.4	14.5	X
0543	Home furnishings, n.e.c.	360	1 817 657	1 238 670	68.1	51.4	X
0900	Office equipment	14	76 375	15 752	20.6	.7	44.1
0913	Copying machines and equipment	14	76 375	15 752	20.6	.7	X
0930	Used computer equipment	10	30 428	3 044	10.0	.1	X
1400	Electrical apparatus and equipment	7	89 356	27 931	31.3	1.2	X
1500	Electrical appliances, household	27	244 259	39 085	16.0	1.6	2.2
1518	Other electrical household appliances (including fans, dishwashers, etc.)	27	244 259	39 085	16.0	1.6	X
1700	Hardware	44	348 107	52 034	14.9	2.2	.5
1711	Hand tools (including power driven)	44	348 107	52 034	14.9	2.2	X

See footnotes at end of table.

Table 7. Agents, Brokers, and Commission Merchants by Kind of Business and Commodity Line: 1997—Con.

[Includes only establishments with payroll. For meaning of abbreviations and symbols, see introductory text. For explanation of terms, see Appendix A]

NAICS code and CL code	Kind of business and commodity line	Establishments handling commodity line		Commodity line sales			Sales coverage percent
		Number	Total sales (\$1,000)	Amount ¹ (\$1,000)	As percent of total sales of—		
					Establishments handling line	Establishments in NAICS industry ¹	
4212204	Other home furnishings whsle—Con.						
2800	Toys and hobby goods and supplies	27	179 155	14 762	8.2	.6	X
3000	Jewelry, diamonds, gem stones, and watches	11	34 652	6 301	18.2	.3	X
3130	Compact discs, prerecorded audio tapes, and phonograph records	7	7 512	887	11.8	Z	X
3300	Stationery, office supplies and greeting cards	27	209 380	20 358	9.7	.8	6.1
3313	Inked ribbons, carbon paper, pens and pencils	14	160 374	7 676	4.8	.3	X
3316	Other stationery supplies (envelopes, ruled forms, and binder paper) ...	14	49 006	12 682	25.9	.5	X
3400	Industrial and personal services paper and plastics	7	108 183	25 502	23.6	1.1	X
3500	Drugs, pharmaceuticals, cosmetics, and toiletries	16	99 737	21 213	21.3	.9	14.0
3513	Cosmetics	6	22 330	2 130	9.5	.1	X
3515	Other toiletries and druggists' sundries	10	77 407	19 083	24.7	.8	X
5330	Chemicals and allied products (excluding agricultural, plastics, gases, and petroleum)	10	124 848	31 082	24.9	1.3	X
6100	Books, periodicals, newspapers, and miscellaneous printed materials	17	48 313	5 767	11.9	.2	X
6110	Flowers and florists' supplies	9	28 553	3 848	13.5	.2	X
6120	Art goods (including novelties and souvenirs)	17	211 195	74 283	35.2	3.1	5.7
6122	Novelties and souvenirs	12	181 871	70 489	38.8	2.9	X
6150	Nondurable goods, n.e.c.	8	75 015	12 070	16.1	.5	X
9700	Service receipts and labor charges (including installed parts)	8	53 861	10 814	20.1	.4	16.8
9703	Other service receipts and labor charges—Specify	8	53 861	10 814	20.1	.4	X
9810	Miscellaneous commodities	30	157 429	14 410	9.2	.6	X
4213	Lumber & other construction materials whsle	1 397	X	6 492 752	X	100.0	74.1
0200	New and rebuilt automotive parts and supplies	12	138 390	10 211	7.4	.2	X
0530	Flooring and floor coverings	34	170 287	21 677	12.7	.3	X
0600	Lumber: rough, dressed, and finished	192	921 062	745 444	80.9	11.5	61.5
0611	Dimensional lumber (non-treated)	165	822 920	625 437	76.0	9.6	X
0612	Treated lumber	48	307 999	81 267	26.4	1.3	X
0613	Boards	32	90 110	38 740	43.0	.6	X
0620	Plywood and millwork	553	3 526 316	2 848 709	80.8	43.9	62.1
0621	Softwood plywood and oriented strand board (OSB)	76	591 835	302 504	51.1	4.7	X
0622	Other panels products (including hardwood plywood, waterboard, and particleboard)	129	758 504	572 893	75.5	8.8	X
0623	Gypsum, specialty boards, and treatments	68	454 098	249 387	54.9	3.8	X
0624	Wood millwork (doors, windows, cabinets, etc.)	329	1 946 194	1 504 503	77.3	23.2	X
0625	Metal millwork	64	321 431	159 002	49.5	2.4	X
0626	Other millwork and wood siding (including trusses and wood roofing) ...	41	183 371	60 415	32.9	.9	X
0700	Brick, stone, tile, sand, block, cement, and gravel	196	549 993	405 805	73.8	6.3	53.8
0711	Ready-mixed or transit-mixed concrete	28	196 298	149 777	76.3	2.3	X
0712	Cement and lime	74	95 661	32 384	33.9	.5	X
0713	Sand, gravel, and crushed stone	47	107 561	74 589	69.3	1.1	X
0714	Brick, block, tile, clay/cement sewer pipe, etc.	134	219 932	149 057	67.8	2.3	X
0720	Roofing, siding, and insulation materials	349	1 578 912	1 227 895	77.8	18.9	64.8
0721	Roofing, except wood	235	950 702	636 985	67.0	9.8	X
0722	Siding, except wood	56	244 418	134 422	55.0	2.1	X
0723	Insulation materials	200	1 000 391	453 053	45.3	7.0	X
0730	Flat glass and other construction glass (excluding automotive)	60	326 876	218 977	67.0	3.4	X
0740	Other construction materials	301	971 101	674 551	69.5	10.4	68.5
0741	Rain-carrying equipment (down spouts, gutters, etc.)	34	128 320	16 783	13.1	.3	X
0742	Prefabricated buildings and structural assemblies (nonwood)	82	300 910	237 993	79.1	3.7	X
0743	Manufactured (mobile) homes	12	21 071	11 249	53.4	.2	X
0744	Construction materials, n.e.c. (including wire fence and construction paper)	193	567 948	408 526	71.9	6.3	X
1120	Flat iron and steel products	10	68 510	1 691	2.5	Z	X
1140	Iron and steel wire and wire products	7	54 106	6 198	11.5	.1	X
1220	Aluminum shapes, forms, etc.	50	245 525	23 368	9.5	.4	X
1400	Electrical apparatus and equipment	22	76 451	7 895	10.3	.1	24.5
1411	Power and distribution transformers	10	53 183	361	.7	Z	X
1416	Interior wiring (excluding conduit)	10	53 183	4 373	8.2	.1	X
1418	Lighting fixtures (residential and commercial)	6	15 092	2 045	13.6	Z	X
1500	Electrical appliances, household	20	220 197	14 957	6.8	.2	X
1600	Electronic parts and equipment, except communication	8	30 979	2 643	8.5	Z	X
1700	Hardware	90	609 497	90 066	14.8	1.4	19.1
1711	Hand tools (including power driven)	39	280 842	30 844	11.0	.5	X
1712	Bolts, nuts, rivets, and fasteners	13	66 341	9 967	15.0	.2	X
1713	Cutlery	40	289 782	49 046	16.9	.8	X
1800	Plumbing and heating equipment and supplies (hydronics)	14	141 905	20 346	14.3	.3	20.5
1813	Plumbing fixtures	8	65 219	5 904	9.1	.1	X
1900	Warm air heating and air-conditioning equipment and supplies	9	20 904	2 316	11.1	Z	X
2460	Other industrial supplies	13	94 500	10 833	11.5	.2	X
3120	Forest products, except lumber (including cordwood, hewn posts, poles, and ties)	6	20 492	3 404	16.6	.1	X
5300	Plastics materials and basic shapes	34	271 453	43 983	16.2	.7	3.3
5314	Other plastics materials and basic shapes	21	114 687	11 183	9.8	.2	X
5330	Chemicals and allied products (excluding agricultural, plastics, gases, and petroleum)	17	44 341	4 808	10.8	.1	X
6000	Paint, paint supplies, and wallpaper	24	125 055	19 105	15.3	.3	X
9700	Service receipts and labor charges (including installed parts)	21	35 097	5 543	15.8	.1	60.0
9701	Labor charges for repair work	7	8 509	387	4.5	Z	X
9703	Other service receipts and labor charges—Specify	19	33 188	5 151	15.5	.1	X

See footnotes at end of table.

Table 7. Agents, Brokers, and Commission Merchants by Kind of Business and Commodity Line: 1997—Con.

[Includes only establishments with payroll. For meaning of abbreviations and symbols, see introductory text. For explanation of terms, see Appendix A]

NAICS code and CL code	Kind of business and commodity line	Establishments handling commodity line		Commodity line sales			Sales coverage percent
		Number	Total sales (\$1,000)	Amount ¹ (\$1,000)	As percent of total sales of—		
					Establishments handling line	Establishments in NAICS industry ¹	
4213	Lumber & other construction materials whsle—Con.						
9810	Miscellaneous commodities	56	362 152	38 511	10.6	.6	X
9950	Construction receipts	7	9 257	3 487	37.7	.1	X
42131	Lumber, plywood, millwork, & wood panel whsle	630	X	3 768 321	X	100.0	68.6
0530	Flooring and floor coverings	15	92 466	11 064	12.0	.3	X
0600	Lumber: rough, dressed, and finished	188	897 088	743 138	82.8	19.7	56.4
0611	Dimensional lumber (non-treated)	162	821 572	625 421	76.1	16.6	X
0612	Treated lumber	46	284 468	78 996	27.8	2.1	X
0613	Boards	31	89 205	38 721	43.4	1.0	X
0620	Plywood and millwork	509	3 251 963	2 813 024	86.5	74.6	58.0
0621	Softwood plywood and oriented strand board (OSB)	73	589 047	302 183	51.3	8.0	X
0622	Other panels products (including hardwood plywood, waterboard, and particleboard)	126	724 186	564 022	77.9	15.0	X
0623	Gypsum, specialty boards, and treatments	50	290 143	238 636	82.2	6.3	X
0624	Wood millwork (doors, windows, cabinets, etc.)	307	1 818 449	1 495 730	82.3	39.7	X
0625	Metal millwork	56	296 589	153 050	51.6	4.1	X
0626	Other millwork and wood siding (including trusses and wood roofing) ...	36	155 238	59 402	38.3	1.6	X
0700	Brick, stone, tile, sand, block, cement, and gravel	13	63 319	9 416	14.9	.3	57.3
0714	Brick, block, tile, clay/cement sewer pipe, etc.	11	31 930	4 880	15.3	.1	X
0720	Roofing, siding, and insulation materials	30	145 206	15 278	10.5	.4	64.1
0721	Roofing, except wood	9	50 518	3 958	7.8	.1	X
0722	Siding, except wood	7	38 479	7 558	19.6	.2	X
0723	Insulation materials	21	72 983	3 761	5.2	.1	X
0730	Flat glass and other construction glass (excluding automotive)	7	42 067	10 327	24.5	.3	X
0740	Other construction materials	23	104 234	18 298	17.6	.5	63.0
0741	Rain-carrying equipment (down spouts, gutters, etc.)	8	52 602	9 061	17.2	.2	X
0744	Construction materials, n.e.c. (including wire fence and construction paper)	10	37 146	7 112	19.1	.2	X
1140	Iron and steel wire and wire products	6	50 954	4 938	9.7	.1	X
1220	Aluminum shapes, forms, etc.	22	88 762	10 505	11.8	.3	X
1400	Electrical apparatus and equipment	11	54 049	4 777	8.8	.1	17.3
1411	Power and distribution transformers	10	53 183	361	.7	Z	X
1416	Interior wiring (excluding conduit)	10	53 183	4 373	8.2	.1	X
1700	Hardware	62	350 073	54 329	15.5	1.4	8.6
1711	Hand tools (including power driven)	25	137 089	11 259	8.2	.3	X
1712	Bolts, nuts, rivets, and fasteners	13	66 341	9 967	15.0	.3	X
1713	Cutlery	23	145 246	32 894	22.6	.9	X
1800	Plumbing and heating equipment and supplies (hydronics)	7	48 263	5 250	10.9	.1	17.0
1813	Plumbing fixtures	6	47 397	5 207	11.0	.1	X
2460	Other industrial supplies	6	37 741	6 117	16.2	.2	X
5300	Plastics materials and basic shapes	19	110 603	12 940	11.7	.3	6.4
5314	Other plastics materials and basic shapes	18	102 878	10 236	10.0	.3	X
5330	Chemicals and allied products (excluding agricultural, plastics, gases, and petroleum)	6	23 350	2 388	10.2	.1	X
6000	Paint, paint supplies, and wallpaper	9	34 875	3 155	9.0	.1	X
9700	Service receipts and labor charges (including installed parts)	12	17 811	2 880	16.2	.1	49.0
9703	Other service receipts and labor charges—Specify	11	16 228	2 803	17.3	.1	X
9810	Miscellaneous commodities	25	232 162	20 697	8.9	.5	X
421310	Lumber, plywood, millwork, & wood panel whsle	630	X	3 768 321	X	100.0	68.6
0530	Flooring and floor coverings	15	92 466	11 064	12.0	.3	X
0600	Lumber: rough, dressed, and finished	188	897 088	743 138	82.8	19.7	56.4
0611	Dimensional lumber (non-treated)	162	821 572	625 421	76.1	16.6	X
0612	Treated lumber	46	284 468	78 996	27.8	2.1	X
0613	Boards	31	89 205	38 721	43.4	1.0	X
0620	Plywood and millwork	509	3 251 963	2 813 024	86.5	74.6	58.0
0621	Softwood plywood and oriented strand board (OSB)	73	589 047	302 183	51.3	8.0	X
0622	Other panels products (including hardwood plywood, waterboard, and particleboard)	126	724 186	564 022	77.9	15.0	X
0623	Gypsum, specialty boards, and treatments	50	290 143	238 636	82.2	6.3	X
0624	Wood millwork (doors, windows, cabinets, etc.)	307	1 818 449	1 495 730	82.3	39.7	X
0625	Metal millwork	56	296 589	153 050	51.6	4.1	X
0626	Other millwork and wood siding (including trusses and wood roofing) ...	36	155 238	59 402	38.3	1.6	X
0700	Brick, stone, tile, sand, block, cement, and gravel	13	63 319	9 416	14.9	.3	57.3
0714	Brick, block, tile, clay/cement sewer pipe, etc.	11	31 930	4 880	15.3	.1	X
0720	Roofing, siding, and insulation materials	30	145 206	15 278	10.5	.4	64.1
0721	Roofing, except wood	9	50 518	3 958	7.8	.1	X
0722	Siding, except wood	7	38 479	7 558	19.6	.2	X
0723	Insulation materials	21	72 983	3 761	5.2	.1	X
0730	Flat glass and other construction glass (excluding automotive)	7	42 067	10 327	24.5	.3	X
0740	Other construction materials	23	104 234	18 298	17.6	.5	63.0
0741	Rain-carrying equipment (down spouts, gutters, etc.)	8	52 602	9 061	17.2	.2	X
0744	Construction materials, n.e.c. (including wire fence and construction paper)	10	37 146	7 112	19.1	.2	X
1140	Iron and steel wire and wire products	6	50 954	4 938	9.7	.1	X
1220	Aluminum shapes, forms, etc.	22	88 762	10 505	11.8	.3	X
1400	Electrical apparatus and equipment	11	54 049	4 777	8.8	.1	17.3
1411	Power and distribution transformers	10	53 183	361	.7	Z	X
1416	Interior wiring (excluding conduit)	10	53 183	4 373	8.2	.1	X

See footnotes at end of table.

Table 7. Agents, Brokers, and Commission Merchants by Kind of Business and Commodity Line: 1997—Con.

[Includes only establishments with payroll. For meaning of abbreviations and symbols, see introductory text. For explanation of terms, see Appendix A]

NAICS code and CL code	Kind of business and commodity line	Establishments handling commodity line		Commodity line sales			Sales coverage percent
		Number	Total sales (\$1,000)	Amount ¹ (\$1,000)	As percent of total sales of—		
					Establishments handling line	Establishments in NAICS industry ¹	
421310	Lumber, plywood, millwork, & wood panel whse—Con.						
1700	Hardware	62	350 073	54 329	15.5	1.4	8.6
1711	Hand tools (including power driven).....	25	137 089	11 259	8.2	.3	X
1712	Bolts, nuts, rivets, and fasteners	13	66 341	9 967	15.0	.3	X
1713	Cutlery.....	23	145 246	32 894	22.6	.9	X
1800	Plumbing and heating equipment and supplies (hydronics)	7	48 263	5 250	10.9	.1	17.0
1813	Plumbing fixtures.....	6	47 397	5 207	11.0	.1	X
2460	Other industrial supplies	6	37 741	6 117	16.2	.2	X
5300	Plastics materials and basic shapes	19	110 603	12 940	11.7	.3	6.4
5314	Other plastics materials and basic shapes	18	102 878	10 236	10.0	.3	X
5330	Chemicals and allied products (excluding agricultural, plastics, gases, and petroleum)	6	23 350	2 388	10.2	.1	X
6000	Paint, paint supplies, and wallpaper	9	34 875	3 155	9.0	.1	X
9700	Service receipts and labor charges (including installed parts)	12	17 811	2 880	16.2	.1	49.0
9703	Other service receipts and labor charges—Specify	11	16 228	2 803	17.3	.1	X
9810	Miscellaneous commodities	25	232 162	20 697	8.9	.5	X
4213101	Lumber without yard whse	160	X	780 039	X	100.0	64.4
0600	Lumber: rough, dressed, and finished	160	780 039	692 857	88.8	88.8	X
0620	Plywood and millwork.....	43	298 253	65 801	22.1	8.4	X
9810	Miscellaneous commodities	6	131 535	10 493	8.0	1.3	X
4213102	Lumber with yard whse	4	X	34 572	X	100.0	X
4213103	Plywood, veneer, millwork, & wood panel whse	466	X	2 953 710	X	100.0	70.0
0530	Flooring and floor coverings	14	91 600	11 021	12.0	.4	X
0600	Lumber: rough, dressed, and finished	24	82 477	17 969	21.8	.6	70.0
0611	Dimensional lumber (non-treated)	17	65 260	10 802	16.6	.4	X
0612	Treated lumber	6	11 671	301	2.6	Z	X
0613	Boards.....	7	24 031	6 866	28.6	.2	X
0620	Plywood and millwork	466	2 953 710	2 747 223	93.0	93.0	59.8
0621	Softwood plywood and oriented strand board (OSB)	47	337 830	269 078	79.6	9.1	X
0622	Other panels products (including hardwood plywood, waterboard, and particleboard).....	108	652 972	548 518	84.0	18.6	X
0623	Gypsum, specialty boards, and treatments	48	288 983	238 580	82.6	8.1	X
0624	Wood millwork (doors, windows, cabinets, etc.)	298	1 788 794	1 480 056	82.7	50.1	X
0625	Metal millwork	54	295 429	153 032	51.8	5.2	X
0626	Other millwork and wood siding (including trusses and wood roofing) ...	27	139 731	57 959	41.5	2.0	X
0700	Brick, stone, tile, sand, block, cement, and gravel	13	63 319	9 416	14.9	.3	58.4
0714	Brick, block, tile, clay/cement sewer pipe, etc.....	11	31 930	4 880	15.3	.2	X
0720	Roofing, siding, and insulation materials.....	25	137 983	14 067	10.2	.5	67.2
0721	Roofing, except wood	7	47 829	3 425	7.2	.1	X
0722	Siding, except wood	7	38 479	7 558	19.6	.3	X
0723	Insulation materials	16	65 760	3 083	4.7	.1	X
0730	Flat glass and other construction glass (excluding automotive)	7	42 067	10 327	24.5	.4	X
0740	Other construction materials	22	103 368	18 186	17.6	.6	64.3
0741	Rain-carrying equipment (down spouts, gutters, etc.)	7	51 736	8 984	17.4	.3	X
0744	Construction materials, n.e.c. (including wire fence and construction paper)	9	36 280	7 077	19.5	.2	X
1220	Aluminum shapes, forms, etc.	21	87 896	10 414	11.8	.4	X
1400	Electrical apparatus and equipment.....	10	53 183	4 734	8.9	.2	18.1
1411	Power and distribution transformers	10	53 183	361	.7	Z	X
1416	Interior wiring (excluding conduit).....	10	53 183	4 373	8.2	.1	X
1700	Hardware	60	348 678	54 120	15.5	1.8	8.8
1711	Hand tools (including power driven).....	25	137 089	11 259	8.2	.4	X
1712	Bolts, nuts, rivets, and fasteners	13	66 341	9 967	15.0	.3	X
1713	Cutlery.....	23	145 246	32 894	22.6	1.1	X
1800	Plumbing and heating equipment and supplies (hydronics)	6	47 397	5 207	11.0	.2	17.6
1813	Plumbing fixtures.....	6	47 397	5 207	11.0	.2	X
5300	Plastics materials and basic shapes	18	102 878	10 236	10.0	.3	7.0
5314	Other plastics materials and basic shapes	18	102 878	10 236	10.0	.3	X
6000	Paint, paint supplies, and wallpaper	9	34 875	3 155	9.0	.1	X
9700	Service receipts and labor charges (including installed parts)	12	17 811	2 880	16.2	.1	50.0
9703	Other service receipts and labor charges—Specify	11	16 228	2 803	17.3	.1	X
9810	Miscellaneous commodities	19	100 627	10 204	10.1	.3	X
42132	Brick, stone, & related construction materials whse.....	171	X	418 402	X	100.0	79.5
0700	Brick, stone, tile, sand, block, cement, and gravel	171	418 402	393 879	94.1	94.1	53.3
0711	Ready-mixed or transit-mixed concrete	23	161 382	144 654	89.6	34.6	X
0712	Cement and lime	67	58 569	31 550	53.9	7.5	X
0713	Sand, gravel, and crushed stone	47	107 561	74 589	69.3	17.8	X
0714	Brick, block, tile, clay/cement sewer pipe, etc.....	117	151 901	143 089	94.2	34.2	X
0720	Roofing, siding, and insulation materials.....	8	31 150	3 900	12.5	.9	5.4
0721	Roofing, except wood.....	6	1 537	364	23.7	.1	X

See footnotes at end of table.

Table 7. Agents, Brokers, and Commission Merchants by Kind of Business and Commodity Line: 1997—Con.

[Includes only establishments with payroll. For meaning of abbreviations and symbols, see introductory text. For explanation of terms, see Appendix A]

NAICS code and CL code	Kind of business and commodity line	Establishments handling commodity line		Commodity line sales			Sales coverage percent
		Number	Total sales (\$1,000)	Amount ¹ (\$1,000)	As percent of total sales of—		
					Establishments handling line	Establishments in NAICS industry ¹	
421320	Brick, stone, & related construction materials whse	171	X	418 402	X	100.0	79.5
0700	Brick, stone, tile, sand, block, cement, and gravel	171	418 402	393 879	94.1	94.1	53.3
0711	Ready-mixed or transit-mixed concrete	23	161 382	144 654	89.6	34.6	X
0712	Cement and lime	67	58 569	31 550	53.9	7.5	X
0713	Sand, gravel, and crushed stone	47	107 561	74 589	69.3	17.8	X
0714	Brick, block, tile, clay/cement sewer pipe, etc.	117	151 901	143 089	94.2	34.2	X
0720	Roofing, siding, and insulation materials	8	31 150	3 900	12.5	.9	5.4
0721	Roofing, except wood	6	1 537	364	23.7	.1	X
4213201	Brick, block, tile, clay/cement sewer pipe whse	74	X	75 029	X	100.0	50.2
0700	Brick, stone, tile, sand, block, cement, and gravel	74	75 029	74 326	99.1	99.1	44.1
0711	Ready-mixed or transit-mixed concrete	8	6 725	5 740	85.4	7.7	X
0714	Brick, block, tile, clay/cement sewer pipe, etc.	74	75 029	68 371	98.5	91.1	X
4213202	Sand, gravel, & stone whse	38	X	117 711	X	100.0	81.9
0700	Brick, stone, tile, sand, block, cement, and gravel	38	117 711	98 150	83.4	83.4	51.2
0711	Ready-mixed or transit-mixed concrete	6	33 544	21 878	65.2	18.6	X
0712	Cement and lime	6	24 008	7 751	32.3	6.6	X
0713	Sand, gravel, and crushed stone	38	117 711	68 041	81.4	57.8	X
0714	Brick, block, tile, clay/cement sewer pipe, etc.	6	811	480	59.2	.4	X
4213203	Cement, lime, & related products whse	59	X	225 662	X	100.0	88.0
0700	Brick, stone, tile, sand, block, cement, and gravel	59	225 662	221 403	98.1	98.1	57.5
0711	Ready-mixed or transit-mixed concrete	8	121 113	117 036	96.6	51.9	X
0712	Cement and lime	59	225 662	23 690	70.8	10.5	X
0713	Sand, gravel, and crushed stone	6	22 863	6 439	28.2	2.9	X
0714	Brick, block, tile, clay/cement sewer pipe, etc.	37	81 689	74 238	90.9	32.9	X
42133	Roofing, siding, & insulation material whse	293	X	1 339 534	X	100.0	85.1
0620	Plywood and millwork	19	144 481	19 462	13.5	1.5	75.2
0623	Gypsum, specialty boards, and treatments	7	81 612	3 859	4.7	.3	X
0624	Wood millwork (doors, windows, cabinets, etc.)	7	46 289	4 000	8.6	.3	X
0700	Brick, stone, tile, sand, block, cement, and gravel	11	61 623	2 180	3.5	.2	85.1
0714	Brick, block, tile, clay/cement sewer pipe, etc.	6	36 101	1 088	3.0	.1	X
0720	Roofing, siding, and insulation materials	293	1 339 534	1 195 841	89.3	89.3	75.4
0721	Roofing, except wood	211	862 512	627 177	72.7	46.8	X
0722	Siding, except wood	45	199 266	126 641	63.6	9.5	X
0723	Insulation materials	172	885 232	442 022	49.9	33.0	X
0740	Other construction materials	22	118 793	11 847	10.0	.9	79.2
0741	Rain-carrying equipment (down spouts, gutters, etc.)	12	45 514	2 579	5.7	.2	X
0744	Construction materials, n.e.c. (including wire fence and construction paper)	11	53 770	8 283	15.4	.6	X
1220	Aluminum shapes, forms, etc.	8	99 620	3 195	3.2	.2	X
1700	Hardware	11	110 762	17 580	15.9	1.3	20.1
1711	Hand tools (including power driven)	7	97 045	12 590	13.0	.9	X
1713	Cutlery	7	42 579	4 990	11.7	.4	X
5300	Plastics materials and basic shapes	8	113 543	26 395	23.2	2.0	X
9810	Miscellaneous commodities	18	102 161	14 165	13.9	1.1	X
9950	Construction receipts	6	7 412	3 005	40.5	.2	X
421330	Roofing, siding, & insulation material whse	293	X	1 339 534	X	100.0	85.1
0620	Plywood and millwork	19	144 481	19 462	13.5	1.5	75.2
0623	Gypsum, specialty boards, and treatments	7	81 612	3 859	4.7	.3	X
0624	Wood millwork (doors, windows, cabinets, etc.)	7	46 289	4 000	8.6	.3	X
0700	Brick, stone, tile, sand, block, cement, and gravel	11	61 623	2 180	3.5	.2	85.1
0714	Brick, block, tile, clay/cement sewer pipe, etc.	6	36 101	1 088	3.0	.1	X
0720	Roofing, siding, and insulation materials	293	1 339 534	1 195 841	89.3	89.3	75.4
0721	Roofing, except wood	211	862 512	627 177	72.7	46.8	X
0722	Siding, except wood	45	199 266	126 641	63.6	9.5	X
0723	Insulation materials	172	885 232	442 022	49.9	33.0	X
0740	Other construction materials	22	118 793	11 847	10.0	.9	79.2
0741	Rain-carrying equipment (down spouts, gutters, etc.)	12	45 514	2 579	5.7	.2	X
0744	Construction materials, n.e.c. (including wire fence and construction paper)	11	53 770	8 283	15.4	.6	X
1220	Aluminum shapes, forms, etc.	8	99 620	3 195	3.2	.2	X
1700	Hardware	11	110 762	17 580	15.9	1.3	20.1
1711	Hand tools (including power driven)	7	97 045	12 590	13.0	.9	X
1713	Cutlery	7	42 579	4 990	11.7	.4	X
5300	Plastics materials and basic shapes	8	113 543	26 395	23.2	2.0	X
9810	Miscellaneous commodities	18	102 161	14 165	13.9	1.1	X
9950	Construction receipts	6	7 412	3 005	40.5	.2	X
4213301	Roofing, siding, & insulation material whse	293	X	1 339 534	X	100.0	85.1
0620	Plywood and millwork	19	144 481	19 462	13.5	1.5	75.2
0623	Gypsum, specialty boards, and treatments	7	81 612	3 859	4.7	.3	X
0624	Wood millwork (doors, windows, cabinets, etc.)	7	46 289	4 000	8.6	.3	X
0700	Brick, stone, tile, sand, block, cement, and gravel	11	61 623	2 180	3.5	.2	85.1
0714	Brick, block, tile, clay/cement sewer pipe, etc.	6	36 101	1 088	3.0	.1	X
0720	Roofing, siding, and insulation materials	293	1 339 534	1 195 841	89.3	89.3	75.4
0721	Roofing, except wood	211	862 512	627 177	72.7	46.8	X
0722	Siding, except wood	45	199 266	126 641	63.6	9.5	X
0723	Insulation materials	172	885 232	442 022	49.9	33.0	X

See footnotes at end of table.

Table 7. Agents, Brokers, and Commission Merchants by Kind of Business and Commodity Line: 1997—Con.

[Includes only establishments with payroll. For meaning of abbreviations and symbols, see introductory text. For explanation of terms, see Appendix A]

NAICS code and CL code	Kind of business and commodity line	Establishments handling commodity line		Commodity line sales			Sales coverage percent
		Number	Total sales (\$1,000)	Amount ¹ (\$1,000)	As percent of total sales of—		
					Establishments handling line	Establishments in NAICS industry ¹	
4213301	Roofing, siding, & insulation material whsle—Con.						
0740	Other construction materials	22	118 793	11 847	10.0	.9	79.2
0741	Rain-carrying equipment (down spouts, gutters, etc.)	12	45 514	2 579	5.7	.2	X
0744	Construction materials, n.e.c. (including wire fence and construction paper)	11	53 770	8 283	15.4	.6	X
1220	Aluminum shapes, forms, etc.	8	99 620	3 195	3.2	.2	X
1700	Hardware	11	110 762	17 580	15.9	1.3	20.1
1711	Hand tools (including power driven)	7	97 045	12 590	13.0	.9	X
1713	Cutlery	7	42 579	4 990	11.7	.4	X
5300	Plastics materials and basic shapes	8	113 543	26 395	23.2	2.0	X
9810	Miscellaneous commodities	18	102 161	14 165	13.9	1.1	X
9950	Construction receipts	6	7 412	3 005	40.5	.2	X
42139	Other construction materials whsle	303	X	966 495	X	100.0	78.0
0200	New and rebuilt automotive parts and supplies	11	127 829	9 791	7.7	1.0	X
0530	Flooring and floor coverings	11	38 403	8 509	22.2	.9	X
0620	Plywood and millwork	20	123 844	15 979	12.9	1.7	36.3
0623	Gypsum, specialty boards, and treatments	8	76 858	6 811	8.9	.7	X
0624	Wood millwork (doors, windows, cabinets, etc.)	13	80 933	4 610	5.7	.5	X
0720	Roofing, siding, and insulation materials	18	63 022	12 876	20.4	1.3	69.6
0721	Roofing, except wood	10	36 135	5 486	15.2	.6	X
0723	Insulation materials	7	41 164	7 167	17.4	.7	X
0730	Flat glass and other construction glass (excluding automotive)	50	224 945	199 594	88.7	20.7	X
0740	Other construction materials	255	747 063	644 306	86.2	66.7	72.1
0741	Rain-carrying equipment (down spouts, gutters, etc.)	13	30 204	5 143	17.0	.5	X
0742	Prefabricated buildings and structural assemblies (nonwood)	76	264 748	236 225	89.2	24.4	X
0743	Manufactured (mobile) homes	9	11 489	9 907	86.2	1.0	X
0744	Construction materials, n.e.c. (including wire fence and construction paper)	172	476 021	393 031	82.6	40.7	X
1220	Aluminum shapes, forms, etc.	20	57 143	9 668	16.9	1.0	X
1400	Electrical apparatus and equipment	7	17 508	2 770	15.8	.3	59.9
1418	Lighting fixtures (residential and commercial)	6	15 092	2 045	13.6	.2	X
1500	Electrical appliances, household	14	180 156	12 659	7.0	1.3	X
1700	Hardware	16	120 061	15 870	13.2	1.6	49.9
1711	Hand tools (including power driven)	6	18 107	4 708	26.0	.5	X
1713	Cutlery	10	101 957	11 162	10.9	1.2	X
5330	Chemicals and allied products (excluding agricultural, plastics, gases, and petroleum)	6	14 234	1 367	9.6	.1	X
6000	Paint, paint supplies, and wallpaper	8	18 626	3 022	16.2	.3	X
9700	Service receipts and labor charges (including installed parts)	6	6 926	1 539	22.2	.2	54.0
9701	Labor charges for repair work	6	6 926	310	4.5	Z	X
9810	Miscellaneous commodities	8	15 283	2 501	16.4	.3	X
421390	Other construction materials whsle	303	X	966 495	X	100.0	78.0
0200	New and rebuilt automotive parts and supplies	11	127 829	9 791	7.7	1.0	X
0530	Flooring and floor coverings	11	38 403	8 509	22.2	.9	X
0620	Plywood and millwork	20	123 844	15 979	12.9	1.7	36.3
0623	Gypsum, specialty boards, and treatments	8	76 858	6 811	8.9	.7	X
0624	Wood millwork (doors, windows, cabinets, etc.)	13	80 933	4 610	5.7	.5	X
0720	Roofing, siding, and insulation materials	18	63 022	12 876	20.4	1.3	69.6
0721	Roofing, except wood	10	36 135	5 486	15.2	.6	X
0723	Insulation materials	7	41 164	7 167	17.4	.7	X
0730	Flat glass and other construction glass (excluding automotive)	50	224 945	199 594	88.7	20.7	X
0740	Other construction materials	255	747 063	644 306	86.2	66.7	72.1
0741	Rain-carrying equipment (down spouts, gutters, etc.)	13	30 204	5 143	17.0	.5	X
0742	Prefabricated buildings and structural assemblies (nonwood)	76	264 748	236 225	89.2	24.4	X
0743	Manufactured (mobile) homes	9	11 489	9 907	86.2	1.0	X
0744	Construction materials, n.e.c. (including wire fence and construction paper)	172	476 021	393 031	82.6	40.7	X
1220	Aluminum shapes, forms, etc.	20	57 143	9 668	16.9	1.0	X
1400	Electrical apparatus and equipment	7	17 508	2 770	15.8	.3	59.9
1418	Lighting fixtures (residential and commercial)	6	15 092	2 045	13.6	.2	X
1500	Electrical appliances, household	14	180 156	12 659	7.0	1.3	X
1700	Hardware	16	120 061	15 870	13.2	1.6	49.9
1711	Hand tools (including power driven)	6	18 107	4 708	26.0	.5	X
1713	Cutlery	10	101 957	11 162	10.9	1.2	X
5330	Chemicals and allied products (excluding agricultural, plastics, gases, and petroleum)	6	14 234	1 367	9.6	.1	X
6000	Paint, paint supplies, and wallpaper	8	18 626	3 022	16.2	.3	X
9700	Service receipts and labor charges (including installed parts)	6	6 926	1 539	22.2	.2	54.0
9701	Labor charges for repair work	6	6 926	310	4.5	Z	X
9810	Miscellaneous commodities	8	15 283	2 501	16.4	.3	X
4213901	Flat glass & other construction glass whsle	49	X	220 957	X	100.0	87.6
0620	Plywood and millwork	6	19 895	3 791	19.1	1.7	X
0730	Flat glass and other construction glass (excluding automotive)	49	220 957	199 520	90.3	90.3	X

See footnotes at end of table.

Table 7. Agents, Brokers, and Commission Merchants by Kind of Business and Commodity Line: 1997—Con.

[Includes only establishments with payroll. For meaning of abbreviations and symbols, see introductory text. For explanation of terms, see Appendix A]

NAICS code and CL code	Kind of business and commodity line	Establishments handling commodity line		Commodity line sales			Sales coverage percent
		Number	Total sales (\$1,000)	Amount ¹ (\$1,000)	As percent of total sales of—		
					Establishments handling line	Establishments in NAICS industry ¹	
4213902	Other construction materials whsle	254	X	745 538	X	100.0	75.2
0200	New and rebuilt automotive parts and supplies	9	110 725	3 070	2.8	.4	X
0530	Flooring and floor coverings	10	35 987	8 268	23.0	1.1	X
0620	Plywood and millwork	14	103 949	12 188	11.7	1.6	24.8
0623	Gypsum, specialty boards, and treatments	8	76 858	6 811	8.9	.9	X
0624	Wood millwork (doors, windows, cabinets, etc.)	10	76 106	4 405	5.8	.6	X
0720	Roofing, siding, and insulation materials	18	63 022	12 876	20.4	1.7	67.1
0721	Roofing, except wood	10	36 135	5 486	15.2	.7	X
0723	Insulation materials	7	41 164	7 167	17.4	1.0	X
0740	Other construction materials	254	745 538	644 001	86.4	86.4	69.5
0741	Rain-carrying equipment (down spouts, gutters, etc.)	13	30 204	5 143	17.0	.7	X
0742	Prefabricated buildings and structural assemblies (nonwood)	76	264 748	236 225	89.2	31.7	X
0743	Manufactured (mobile) homes	9	11 489	9 907	86.2	1.3	X
0744	Construction materials, n.e.c. (including wire fence and construction paper)	171	474 496	392 726	82.8	52.7	X
1220	Aluminum shapes, forms, etc.	15	27 676	4 171	15.1	.6	X
1400	Electrical apparatus and equipment	6	15 092	2 045	13.6	.3	51.4
1418	Lighting fixtures (residential and commercial)	6	15 092	2 045	13.6	.3	X
1500	Electrical appliances, household	14	180 156	12 659	7.0	1.7	X
1700	Hardware	13	114 808	15 221	13.3	2.0	50.7
1711	Hand tools (including power driven)	6	18 107	4 708	26.0	.6	X
1713	Cutlery	7	96 704	10 513	10.9	1.4	X
5330	Chemicals and allied products (excluding agricultural, plastics, gases, and petroleum)	6	14 234	1 367	9.6	.2	X
6000	Paint, paint supplies, and wallpaper	7	16 210	2 539	15.7	.3	X
9810	Miscellaneous commodities	6	7 839	1 877	23.9	.3	X
4214	Professional & commercial equipment & supplies whsle	3 825	X	17 418 779	X	100.0	72.9
0400	Household and lawn furniture	7	51 756	7 245	14.0	Z	X
0420	Office and business furniture	52	751 002	115 157	15.3	.7	31.1
0421	New office furniture (wooden and metal)	34	437 745	73 868	16.9	.4	X
0422	New store and restaurant furniture	8	110 875	7 952	7.2	Z	X
0530	Flooring and floor coverings	6	87 984	14 013	15.9	.1	72.9
0531	Soft-surface (textile) floor coverings and accessories (including rugs, carpets, and pads)	6	87 984	13 198	15.0	.1	X
0540	Other home furnishings	17	91 683	5 731	6.3	Z	X
0800	Photographic equipment and supplies (excluding video)	112	376 641	184 110	48.9	1.1	19.0
0811	Still picture photographic equipment	46	128 312	49 199	38.3	.3	X
0812	Motion picture photographic equipment	9	19 495	18 443	94.6	.1	X
0813	Photographic film	19	56 595	12 088	21.4	.1	X
0814	Developing supplies (excluding film)	36	89 167	6 536	7.3	Z	X
0815	Other photographic equipment and supplies	79	146 362	89 403	61.1	.5	X
0900	Office equipment	443	2 571 416	1 417 226	55.1	8.1	40.5
0911	Typewriters and dedicated word processors	33	527 699	43 277	8.2	.2	X
0912	Calculators and accounting machines	46	1 326 939	204 822	15.4	1.2	X
0913	Copying machines and equipment	409	1 828 511	1 158 276	63.3	6.7	X
0915	Mailing, letter handling, and addressing machines	16	36 519	10 847	29.7	.1	X
0920	New computer equipment	696	7 326 344	5 295 747	72.3	30.4	56.8
0921	Computers	446	5 145 951	2 682 514	52.1	15.4	X
0922	Computer storage devices	277	2 807 612	628 932	22.4	3.6	X
0923	Computer printers	264	1 890 716	369 568	19.5	2.1	X
0924	Other computer peripheral equipment	476	4 928 346	1 612 188	32.7	9.3	X
0930	Used computer equipment	71	142 722	87 533	61.3	.5	X
0950	Computer software (packaged)	309	3 704 991	845 643	22.8	4.9	X
0960	Restaurant and hotel equipment and supplies	465	2 281 776	2 055 940	90.1	11.8	X
0970	Store machines and equipment	170	546 289	451 168	82.6	2.6	49.7
0971	Vending machines	18	40 461	39 286	97.1	.2	X
0972	Other store machines and equipment	145	489 250	410 945	84.0	2.4	X
1000	Medical, hospital, and surgical supplies	1 444	4 421 748	4 104 602	92.8	23.6	65.2
1011	Surgical and medical instruments and equipment	869	2 449 398	1 652 332	67.5	9.5	X
1012	Orthopedic, and prosthetic appliances and supplies	591	1 942 628	1 529 043	78.7	8.8	X
1013	Other surgical, medical, and hospital supplies	553	1 584 154	893 332	56.4	5.1	X
1020	Dental supplies	101	338 413	260 928	77.1	1.5	48.4
1021	Equipment (chairs, x-rays, cabinets, etc.)	47	154 754	126 497	81.7	.7	X
1022	Instruments and other supplies	76	209 587	134 431	64.1	.8	X
1030	Optical and ophthalmic goods	179	309 539	264 019	85.3	1.5	69.7
1031	Ophthalmic goods	76	115 134	94 232	81.8	.5	X
1032	Prescription grinding	7	44 159	7 903	17.9	Z	X
1033	Optometric equipment and supplies	30	46 659	29 889	64.1	.2	X
1034	Optical goods, n.e.c. (excluding cameras)	76	160 741	130 596	81.2	.8	X
1040	Religious and school supplies	58	181 322	156 098	86.1	.9	60.5
1041	Religious supplies	14	76 440	33 801	44.2	.2	X
1042	School supplies	41	141 535	121 447	85.8	.7	X
1050	Other professional equipment and supplies	337	833 410	638 662	76.6	3.7	54.8
1051	Architects' equipment and supplies	12	39 629	23 237	58.6	.1	X
1053	Engineers' equipment and supplies	30	126 128	59 345	47.1	.3	X
1054	Laboratory equipment	156	376 668	182 586	48.5	1.0	X
1055	Scientific instruments	171	417 846	241 890	57.9	1.4	X
1056	Veterinarians' equipment and supplies	25	108 672	40 478	37.2	.2	X
1057	Professional equipment and supplies, n.e.c.	68	130 801	86 273	66.0	.5	X

See footnotes at end of table.

Table 7. Agents, Brokers, and Commission Merchants by Kind of Business and Commodity Line: 1997—Con.

[Includes only establishments with payroll. For meaning of abbreviations and symbols, see introductory text. For explanation of terms, see Appendix A]

NAICS code and CL code	Kind of business and commodity line	Establishments handling commodity line		Commodity line sales			Sales coverage percent
		Number	Total sales (\$1,000)	Amount ¹ (\$1,000)	As percent of total sales of—		
					Establishments handling line	Establishments in NAICS industry ¹	
4214	Professional & commercial equipment & supplies whsle—Con.						
1400	Electrical apparatus and equipment	50	247 003	40 047	16.2	.2	17.4
1419	Industrial controls	19	153 839	16 485	10.7	.1	X
1500	Electrical appliances, household	47	2 003 677	147 896	7.4	.8	25.7
1511	Televisions	14	1 487 665	48 061	3.2	.3	X
1512	Radios, stereos, and CD players	8	236 934	55 481	23.4	.3	X
1518	Other electrical household appliances (including fans, dishwashers, etc.) ..	6	138 799	9 305	6.7	.1	X
1600	Electronic parts and equipment, except communication	59	1 196 846	345 615	28.9	2.0	17.1
1618	Electronic parts and equipment, n.e.c.	27	1 080 996	317 441	29.4	1.8	X
1650	Communication equipment and supplies	77	1 472 422	140 931	9.6	.8	35.1
1651	Telephones	52	1 283 678	65 410	5.1	.4	X
1652	Other electronic communication equipment	46	1 192 242	60 794	5.1	.3	X
1653	Other electrical communication equipment	17	336 812	14 660	4.4	.1	X
1700	Hardware	31	421 621	55 647	13.2	.3	X
1800	Plumbing and heating equipment and supplies (hydronics)	7	26 067	3 601	13.8	Z	X
2000	Refrigeration equipment and supplies	53	310 008	51 622	16.7	.3	4.7
2011	Commercial refrigerators (reach-in and walk-in)	47	254 658	33 574	13.2	.2	X
2012	Unit coolers for commercial refrigerators	14	102 481	6 993	6.8	Z	X
2014	Refrigerants	15	18 845	1 841	9.8	Z	X
2320	General-purpose industrial machinery, equipment, and parts	17	778 431	101 807	13.1	.6	3.2
2326	New controlling, recording, and indicating instruments and access	12	738 372	97 451	13.2	.6	X
2460	Other industrial supplies	7	14 377	1 744	12.1	Z	X
2520	Custodial (janitors') equipment and supplies	13	78 060	27 642	35.4	.2	9.0
2522	Custodial equipment—nonpower equipment	8	67 147	6 838	10.2	Z	X
2523	Custodial supplies	8	67 147	20 507	30.5	.1	X
3100	Musical instruments and supplies	6	16 741	1 391	8.3	Z	X
3200	Printing and writing paper	24	85 367	7 687	9.0	Z	X
3300	Stationery, office supplies and greeting cards	52	337 956	46 642	13.8	.3	18.7
3311	Business forms	13	108 785	4 760	4.4	Z	X
3312	Stationery, photocopy paper, and typing paper	14	85 513	3 139	3.7	Z	X
3313	Inked ribbons, carbon paper, pens and pencils	15	65 887	2 153	3.3	Z	X
3314	Toner and cartridges	18	43 742	666	1.5	Z	X
3316	Other stationery supplies (envelopes, ruled forms, and binder paper) ...	26	258 681	29 650	11.5	.2	X
3400	Industrial and personal services paper and plastics	12	29 704	5 944	20.0	Z	X
3500	Drugs, pharmaceuticals, cosmetics, and toiletries	16	54 802	28 850	52.6	.2	.1
3515	Other toiletries and druggists' sundries	9	46 360	26 547	57.3	.2	X
3800	Men's and boys' wear	10	8 728	2 037	23.3	Z	X
4200	Dairy products (excluding dried or canned)	6	35 022	8 270	23.6	Z	X
4300	Poultry and poultry products	6	28 032	4 689	16.7	Z	X
4860	Other grocery specialties	6	15 477	2 340	15.1	Z	X
5300	Plastics materials and basic shapes	7	53 278	9 214	17.3	.1	X
5330	Chemicals and allied products (excluding agricultural, plastics, gases, and petroleum)	27	61 129	7 498	12.3	Z	10.4
5335	Detergents and soaps	10	6 303	765	12.1	Z	X
6120	Art goods (including novelties and souvenirs)	7	14 443	1 073	7.4	Z	X
9700	Service receipts and labor charges (including installed parts)	208	660 356	83 242	12.6	.5	60.5
9701	Labor charges for repair work	140	473 819	37 684	8.0	.2	X
9702	Parts installed in repair work	90	363 640	14 311	3.9	.1	X
9703	Other service receipts and labor charges—Specify	77	217 831	29 808	13.7	.2	X
9720	Receipts for service contracts	86	951 840	110 887	11.7	.6	X
9740	Receipts for installing equipment	74	271 046	8 910	3.3	.1	X
9810	Miscellaneous commodities	70	316 620	34 188	10.8	.2	X
9930	Sales of integrated systems which you wrote or modified software	10	154 499	3 638	2.4	Z	X
9940	Rental and leasing receipts	60	131 776	6 866	5.2	Z	40.3
9941	Computer rental and leasing receipts	7	11 155	145	1.3	Z	X
9942	Photocopying machine rental	23	42 257	3 363	8.0	Z	X
9943	Other office machine rental receipts	8	37 350	919	2.5	Z	X
9960	Custom software (designed to customer specifications)	14	221 693	16 712	7.5	.1	X
42141	Photographic equipment & supplies whsle	98	X	228 240	X	100.0	76.5
0540	Other home furnishings	8	33 162	1 672	5.0	.7	X
0800	Photographic equipment and supplies (excluding video)	98	228 240	175 669	77.0	77.0	33.7
0811	Still picture photographic equipment	46	128 312	49 199	38.3	21.6	X
0812	Motion picture photographic equipment	9	19 495	18 443	94.6	8.1	X
0813	Photographic film	19	56 595	12 088	21.4	5.3	X
0814	Developing supplies (excluding film)	36	89 167	6 536	7.3	2.9	X
0815	Other photographic equipment and supplies	79	146 362	89 403	61.1	39.2	X
1500	Electrical appliances, household	7	57 744	17 601	30.5	7.7	X
421410	Photographic equipment & supplies whsle	98	X	228 240	X	100.0	76.5
0540	Other home furnishings	8	33 162	1 672	5.0	.7	X
0800	Photographic equipment and supplies (excluding video)	98	228 240	175 669	77.0	77.0	33.7
0811	Still picture photographic equipment	46	128 312	49 199	38.3	21.6	X
0812	Motion picture photographic equipment	9	19 495	18 443	94.6	8.1	X
0813	Photographic film	19	56 595	12 088	21.4	5.3	X
0814	Developing supplies (excluding film)	36	89 167	6 536	7.3	2.9	X
0815	Other photographic equipment and supplies	79	146 362	89 403	61.1	39.2	X
1500	Electrical appliances, household	7	57 744	17 601	30.5	7.7	X

See footnotes at end of table.

Table 7. Agents, Brokers, and Commission Merchants by Kind of Business and Commodity Line: 1997—Con.

[Includes only establishments with payroll. For meaning of abbreviations and symbols, see introductory text. For explanation of terms, see Appendix A]

NAICS code and CL code	Kind of business and commodity line	Establishments handling commodity line		Commodity line sales			Sales coverage percent
		Number	Total sales (\$1,000)	Amount ¹ (\$1,000)	As percent of total sales of—		
					Establishments handling line	Establishments in NAICS industry ¹	
42142	Office equipment whsle	404	X	1 595 240	X	100.0	60.5
0420	Office and business furniture	19	135 891	48 068	35.4	3.0	30.2
0421	New office furniture (wooden and metal)	19	135 891	48 068	35.4	3.0	X
0900	Office equipment	404	1 595 240	1 257 331	78.8	78.8	34.7
0911	Typewriters and dedicated word processors	20	254 474	28 317	11.1	1.8	X
0912	Calculators and accounting machines	16	364 384	77 474	21.3	4.9	X
0913	Copying machines and equipment	392	1 545 425	1 141 744	73.9	71.6	X
0915	Mailing, letter handling, and addressing machines	9	27 487	9 796	35.6	.6	X
0920	New computer equipment	49	480 713	94 561	19.7	5.9	40.5
0921	Computers	15	70 044	11 039	15.8	.7	X
0923	Computer printers	38	165 396	18 153	11.0	1.1	X
0924	Other computer peripheral equipment	16	358 629	39 316	11.0	2.5	X
0970	Store machines and equipment	6	10 674	328	3.1	Z	X
1400	Electrical apparatus and equipment	9	27 528	4 945	18.0	.3	X
1500	Electrical appliances, household	12	50 927	11 113	21.8	.7	X
1600	Electronic parts and equipment, except communication	12	38 162	5 026	13.2	.3	X
1650	Communication equipment and supplies	19	217 461	16 773	7.7	1.1	17.1
1651	Telephones	19	217 461	7 143	3.3	.4	X
1652	Other electronic communication equipment	9	169 212	4 806	2.8	.3	X
1653	Other electrical communication equipment	9	169 212	4 806	2.8	.3	X
3100	Musical instruments and supplies	6	16 741	1 391	8.3	.1	X
3200	Printing and writing paper	13	62 250	5 504	8.8	.3	X
3300	Stationery, office supplies and greeting cards	31	212 440	21 652	10.2	1.4	15.8
3311	Business forms	9	53 872	378	.7	Z	X
3312	Stationery, photocopy paper, and typing paper	12	38 686	247	.6	Z	X
3313	Inked ribbons, carbon paper, pens and pencils	12	56 462	332	.6	Z	X
3314	Toner and cartridges	16	41 628	563	1.4	Z	X
3316	Other stationery supplies (envelopes, ruled forms, and binder paper)	20	188 152	20 132	10.7	1.3	X
9700	Service receipts and labor charges (including installed parts)	46	93 651	10 024	10.7	.6	55.2
9701	Labor charges for repair work	30	62 979	4 251	6.8	.3	X
9702	Parts installed in repair work	19	23 962	1 946	8.1	.1	X
9703	Other service receipts and labor charges—Specify	17	29 985	3 827	12.8	.2	X
9720	Receipts for service contracts	19	51 895	8 822	17.0	.6	X
9740	Receipts for installing equipment	6	2 900	592	20.4	Z	X
9810	Miscellaneous commodities	24	140 202	5 362	3.8	.3	X
9940	Rental and leasing receipts	29	75 883	4 199	5.5	.3	53.9
9942	Photocopying machine rental	22	40 395	3 285	8.1	.2	X
9943	Other office machine rental receipts	7	35 488	913	2.6	.1	X
421420	Office equipment whsle	404	X	1 595 240	X	100.0	60.5
0420	Office and business furniture	19	135 891	48 068	35.4	3.0	30.2
0421	New office furniture (wooden and metal)	19	135 891	48 068	35.4	3.0	X
0900	Office equipment	404	1 595 240	1 257 331	78.8	78.8	34.7
0911	Typewriters and dedicated word processors	20	254 474	28 317	11.1	1.8	X
0912	Calculators and accounting machines	16	364 384	77 474	21.3	4.9	X
0913	Copying machines and equipment	392	1 545 425	1 141 744	73.9	71.6	X
0915	Mailing, letter handling, and addressing machines	9	27 487	9 796	35.6	.6	X
0920	New computer equipment	49	480 713	94 561	19.7	5.9	40.5
0921	Computers	15	70 044	11 039	15.8	.7	X
0923	Computer printers	38	165 396	18 153	11.0	1.1	X
0924	Other computer peripheral equipment	16	358 629	39 316	11.0	2.5	X
0970	Store machines and equipment	6	10 674	328	3.1	Z	X
1400	Electrical apparatus and equipment	9	27 528	4 945	18.0	.3	X
1500	Electrical appliances, household	12	50 927	11 113	21.8	.7	X
1600	Electronic parts and equipment, except communication	12	38 162	5 026	13.2	.3	X
1650	Communication equipment and supplies	19	217 461	16 773	7.7	1.1	17.1
1651	Telephones	19	217 461	7 143	3.3	.4	X
1652	Other electronic communication equipment	9	169 212	4 806	2.8	.3	X
1653	Other electrical communication equipment	9	169 212	4 806	2.8	.3	X
3100	Musical instruments and supplies	6	16 741	1 391	8.3	.1	X
3200	Printing and writing paper	13	62 250	5 504	8.8	.3	X
3300	Stationery, office supplies and greeting cards	31	212 440	21 652	10.2	1.4	15.8
3311	Business forms	9	53 872	378	.7	Z	X
3312	Stationery, photocopy paper, and typing paper	12	38 686	247	.6	Z	X
3313	Inked ribbons, carbon paper, pens and pencils	12	56 462	332	.6	Z	X
3314	Toner and cartridges	16	41 628	563	1.4	Z	X
3316	Other stationery supplies (envelopes, ruled forms, and binder paper)	20	188 152	20 132	10.7	1.3	X
9700	Service receipts and labor charges (including installed parts)	46	93 651	10 024	10.7	.6	55.2
9701	Labor charges for repair work	30	62 979	4 251	6.8	.3	X
9702	Parts installed in repair work	19	23 962	1 946	8.1	.1	X
9703	Other service receipts and labor charges—Specify	17	29 985	3 827	12.8	.2	X
9720	Receipts for service contracts	19	51 895	8 822	17.0	.6	X
9740	Receipts for installing equipment	6	2 900	592	20.4	Z	X
9810	Miscellaneous commodities	24	140 202	5 362	3.8	.3	X
9940	Rental and leasing receipts	29	75 883	4 199	5.5	.3	53.9
9942	Photocopying machine rental	22	40 395	3 285	8.1	.2	X
9943	Other office machine rental receipts	7	35 488	913	2.6	.1	X

See footnotes at end of table.

Table 7. Agents, Brokers, and Commission Merchants by Kind of Business and Commodity Line: 1997—Con.

[Includes only establishments with payroll. For meaning of abbreviations and symbols, see introductory text. For explanation of terms, see Appendix A]

NAICS code and CL code	Kind of business and commodity line	Establishments handling commodity line		Commodity line sales			Sales coverage percent
		Number	Total sales (\$1,000)	Amount ¹ (\$1,000)	As percent of total sales of—		
					Establishments handling line	Establishments in NAICS industry ¹	
42143	Computer & computer peripheral equipment & software whole	757	X	7 345 635	X	100.0	64.1
0420	Office and business furniture	13	476 356	47 085	9.9	.6	X
0900	Office equipment	38	975 916	159 893	16.4	2.2	33.8
0911	Typewriters and dedicated word processors	13	273 225	14 960	5.5	.2	X
0912	Calculators and accounting machines	30	962 555	127 348	13.2	1.7	X
0913	Copying machines and equipment	16	283 086	16 532	5.8	.2	X
0915	Mailing, letter handling, and addressing machines	7	9 032	1 051	11.6	Z	X
0920	New computer equipment	626	6 765 560	5 193 699	76.8	70.7	50.8
0921	Computers	431	5 075 907	2 671 475	52.6	36.4	X
0922	Computer storage devices	273	2 503 698	602 881	24.1	8.2	X
0923	Computer printers	215	1 708 127	349 010	20.4	4.8	X
0924	Other computer peripheral equipment	457	4 544 359	1 570 333	34.6	21.4	X
0930	Used computer equipment	65	136 659	87 117	63.7	1.2	X
0950	Computer software (packaged)	289	3 330 124	814 000	24.4	11.1	X
1400	Electrical apparatus and equipment	21	137 460	11 898	8.7	.2	14.8
1419	Industrial controls	11	114 463	9 639	8.4	.1	X
1500	Electrical appliances, household	26	1 885 865	117 813	6.2	1.6	24.4
1511	Televisions	14	1 487 665	48 061	3.2	.7	X
1512	Radios, stereos, and CD players	8	236 934	55 481	23.4	.8	X
1518	Other electrical household appliances (including fans, dishwashers, etc.)	6	138 799	9 305	6.7	.1	X
1600	Electronic parts and equipment, except communication	30	1 087 239	318 294	29.3	4.3	16.4
1618	Electronic parts and equipment, n.e.c.	27	1 080 996	317 441	29.4	4.3	X
1650	Communication equipment and supplies	55	1 250 007	122 924	9.8	1.7	33.9
1651	Telephones	30	1 061 263	57 033	5.4	.8	X
1652	Other electronic communication equipment	37	1 023 030	55 988	5.5	.8	X
1653	Other electrical communication equipment	8	167 600	9 854	5.9	.1	X
1700	Hardware	18	359 419	38 911	10.8	.5	X
2320	General-purpose industrial machinery, equipment, and parts	13	772 733	100 143	13.0	1.4	2.6
2326	New controlling, recording, and indicating instruments and access	8	732 674	95 787	13.1	1.3	X
3200	Printing and writing paper	11	23 117	2 183	9.4	Z	X
3300	Stationery, office supplies and greeting cards	9	37 913	7 422	19.6	.1	X
9700	Service receipts and labor charges (including installed parts)	82	338 658	31 036	9.2	.4	62.7
9701	Labor charges for repair work	58	265 983	15 882	6.0	.2	X
9702	Parts installed in repair work	32	234 669	6 102	2.6	.1	X
9703	Other service receipts and labor charges—Specify	31	93 028	9 038	9.7	.1	X
9720	Receipts for service contracts	55	881 212	100 659	11.4	1.4	X
9740	Receipts for installing equipment	35	207 824	4 478	2.2	.1	X
9810	Miscellaneous commodities	19	105 469	11 026	10.5	.2	X
9930	Sales of integrated systems which you wrote or modified software	10	154 499	3 638	2.4	.1	X
9940	Rental and leasing receipts	7	11 155	229	2.1	Z	64.1
9941	Computer rental and leasing receipts	7	11 155	145	1.3	Z	X
9960	Custom software (designed to customer specifications)	14	221 693	16 712	7.5	.2	X
421430	Computer & computer peripheral equipment & software whole	757	X	7 345 635	X	100.0	64.1
0420	Office and business furniture	13	476 356	47 085	9.9	.6	X
0900	Office equipment	38	975 916	159 893	16.4	2.2	33.8
0911	Typewriters and dedicated word processors	13	273 225	14 960	5.5	.2	X
0912	Calculators and accounting machines	30	962 555	127 348	13.2	1.7	X
0913	Copying machines and equipment	16	283 086	16 532	5.8	.2	X
0915	Mailing, letter handling, and addressing machines	7	9 032	1 051	11.6	Z	X
0920	New computer equipment	626	6 765 560	5 193 699	76.8	70.7	50.8
0921	Computers	431	5 075 907	2 671 475	52.6	36.4	X
0922	Computer storage devices	273	2 503 698	602 881	24.1	8.2	X
0923	Computer printers	215	1 708 127	349 010	20.4	4.8	X
0924	Other computer peripheral equipment	457	4 544 359	1 570 333	34.6	21.4	X
0930	Used computer equipment	65	136 659	87 117	63.7	1.2	X
0950	Computer software (packaged)	289	3 330 124	814 000	24.4	11.1	X
1400	Electrical apparatus and equipment	21	137 460	11 898	8.7	.2	14.8
1419	Industrial controls	11	114 463	9 639	8.4	.1	X
1500	Electrical appliances, household	26	1 885 865	117 813	6.2	1.6	24.4
1511	Televisions	14	1 487 665	48 061	3.2	.7	X
1512	Radios, stereos, and CD players	8	236 934	55 481	23.4	.8	X
1518	Other electrical household appliances (including fans, dishwashers, etc.)	6	138 799	9 305	6.7	.1	X
1600	Electronic parts and equipment, except communication	30	1 087 239	318 294	29.3	4.3	16.4
1618	Electronic parts and equipment, n.e.c.	27	1 080 996	317 441	29.4	4.3	X
1650	Communication equipment and supplies	55	1 250 007	122 924	9.8	1.7	33.9
1651	Telephones	30	1 061 263	57 033	5.4	.8	X
1652	Other electronic communication equipment	37	1 023 030	55 988	5.5	.8	X
1653	Other electrical communication equipment	8	167 600	9 854	5.9	.1	X
1700	Hardware	18	359 419	38 911	10.8	.5	X
2320	General-purpose industrial machinery, equipment, and parts	13	772 733	100 143	13.0	1.4	2.6
2326	New controlling, recording, and indicating instruments and access	8	732 674	95 787	13.1	1.3	X
3200	Printing and writing paper	11	23 117	2 183	9.4	Z	X
3300	Stationery, office supplies and greeting cards	9	37 913	7 422	19.6	.1	X
9700	Service receipts and labor charges (including installed parts)	82	338 658	31 036	9.2	.4	62.7
9701	Labor charges for repair work	58	265 983	15 882	6.0	.2	X
9702	Parts installed in repair work	32	234 669	6 102	2.6	.1	X
9703	Other service receipts and labor charges—Specify	31	93 028	9 038	9.7	.1	X
9720	Receipts for service contracts	55	881 212	100 659	11.4	1.4	X

See footnotes at end of table.

Table 7. Agents, Brokers, and Commission Merchants by Kind of Business and Commodity Line: 1997—Con.

[Includes only establishments with payroll. For meaning of abbreviations and symbols, see introductory text. For explanation of terms, see Appendix A]

NAICS code and CL code	Kind of business and commodity line	Establishments handling commodity line		Commodity line sales			Sales coverage percent
		Number	Total sales (\$1,000)	Amount ¹ (\$1,000)	As percent of total sales of—		
					Establishments handling line	Establishments in NAICS industry ¹	
421430	Computer & computer peripheral equipment & software whsle —Con.						
9740	Receipts for installing equipment	35	207 824	4 478	2.2	.1	X
9810	Miscellaneous commodities	19	105 469	11 026	10.5	.2	X
9930	Sales of integrated systems which you wrote or modified software	10	154 499	3 638	2.4	.1	X
9940	Rental and leasing receipts	7	11 155	229	2.1	Z	64.1
9941	Computer rental and leasing receipts	7	11 155	145	1.3	Z	X
9960	Custom software (designed to customer specifications)	14	221 693	16 712	7.5	.2	X
4214301	Computer & peripheral equipment whsle	609	X	6 670 157	X	100.0	61.8
0420	Office and business furniture	11	470 824	46 808	9.9	.7	X
0900	Office equipment	36	970 384	158 511	16.3	2.4	32.4
0911	Typewriters and dedicated word processors	13	273 225	14 960	5.5	.2	X
0912	Calculators and accounting machines	28	957 023	126 517	13.2	1.9	X
0913	Copying machines and equipment	16	283 086	16 532	5.8	.2	X
0920	New computer equipment	588	6 621 008	5 161 208	78.0	77.4	48.8
0921	Computers	404	4 960 552	2 645 696	53.3	39.7	X
0922	Computer storage devices	265	2 491 229	602 527	24.2	9.0	X
0923	Computer printers	200	1 662 714	346 623	20.8	5.2	X
0924	Other computer peripheral equipment	427	4 479 840	1 566 362	35.0	23.5	X
0930	Used computer equipment	65	136 659	87 117	63.7	1.3	X
0950	Computer software (packaged)	141	2 654 646	230 412	8.7	3.5	X
1400	Electrical apparatus and equipment	21	137 460	11 898	8.7	.2	14.2
1419	Industrial controls	11	114 463	9 639	8.4	.1	X
1500	Electrical appliances, household	25	1 880 429	115 773	6.2	1.7	23.3
1511	Televisions	13	1 482 229	47 386	3.2	.7	X
1512	Radios, stereos, and CD players	7	231 498	54 806	23.7	.8	X
1518	Other electrical household appliances (including fans, dishwashers, etc.)	6	138 799	9 305	6.7	.1	X
1600	Electronic parts and equipment, except communication	24	1 047 330	310 924	29.7	4.7	15.3
1618	Electronic parts and equipment, n.e.c.	24	1 047 330	310 924	29.7	4.7	X
1650	Communication equipment and supplies	54	1 245 004	122 875	9.9	1.8	33.0
1651	Telephones	30	1 061 283	57 033	5.4	.9	X
1652	Other electronic communication equipment	37	1 023 030	55 988	5.5	.8	X
1653	Other electrical communication equipment	8	167 600	9 854	5.9	.1	X
1700	Hardware	18	359 419	38 911	10.8	.6	X
2320	General-purpose industrial machinery, equipment, and parts	10	766 144	99 095	12.9	1.5	X
3200	Printing and writing paper	11	23 117	2 183	9.4	Z	X
3300	Stationery, office supplies and greeting cards	7	35 799	7 212	20.1	.1	X
9700	Service receipts and labor charges (including installed parts)	59	275 453	24 426	8.9	.4	61.6
9701	Labor charges for repair work	46	256 156	14 977	5.8	.2	X
9702	Parts installed in repair work	32	234 669	6 102	2.6	.1	X
9703	Other service receipts and labor charges—Specify	15	33 980	3 333	9.8	.1	X
9720	Receipts for service contracts	39	794 988	77 693	9.8	1.2	X
9740	Receipts for installing equipment	27	170 730	3 228	1.9	Z	X
9810	Miscellaneous commodities	14	70 828	8 122	11.5	.1	X
9930	Sales of integrated systems which you wrote or modified software	8	149 165	3 324	2.2	.1	X
9940	Rental and leasing receipts	6	10 249	202	2.0	Z	61.8
9941	Computer rental and leasing receipts	6	10 249	118	1.2	Z	X
9960	Custom software (designed to customer specifications)	10	178 470	6 953	3.9	.1	X
42143011	Computers & peripheral equipment for resale	320	X	4 896 105	X	100.0	57.1
0420	Office and business furniture	6	295 361	27 669	9.4	.6	X
0900	Office equipment	24	948 683	155 997	16.4	3.2	X
0920	New computer equipment	305	4 867 710	3 686 377	75.7	75.3	X
0930	Used computer equipment	42	88 270	56 790	64.3	1.2	X
0950	Computer software (packaged)	62	2 209 985	196 076	8.9	4.0	X
1400	Electrical apparatus and equipment	7	22 116	2 176	9.8	Z	X
1500	Electrical appliances, household	22	1 845 712	111 690	6.1	2.3	X
1600	Electronic parts and equipment, except communication	8	903 535	271 356	30.0	5.5	X
1650	Communication equipment and supplies	27	1 067 912	92 577	8.7	1.9	X
1700	Hardware	9	303 847	32 735	10.8	.7	X
3200	Printing and writing paper	8	15 572	1 984	12.7	Z	X
9700	Service receipts and labor charges (including installed parts)	22	32 229	7 818	24.3	.2	X
9720	Receipts for service contracts	6	62 914	3 235	5.1	.1	X
9810	Miscellaneous commodities	9	44 513	5 980	13.4	.1	X
42143012	Computers & peripheral equipment for end use	289	X	1 774 052	X	100.0	74.9
0900	Office equipment	12	21 701	2 514	11.6	.1	57.7
0913	Copying machines and equipment	7	18 201	1 779	9.8	.1	X
0920	New computer equipment	283	1 753 298	1 474 831	84.1	83.1	58.9
0921	Computers	216	1 530 508	1 147 704	75.0	64.7	X
0922	Computer storage devices	125	638 192	120 332	18.9	6.8	X
0923	Computer printers	115	486 276	29 278	6.0	1.7	X
0924	Other computer peripheral equipment	174	769 166	177 517	23.1	10.0	X
0930	Used computer equipment	23	48 389	30 327	62.7	1.7	X
0950	Computer software (packaged)	79	444 661	34 336	7.7	1.9	X
1400	Electrical apparatus and equipment	14	115 344	9 722	8.4	.5	19.5
1419	Industrial controls	11	114 463	9 639	8.4	.5	X
1600	Electronic parts and equipment, except communication	16	143 795	39 568	27.5	2.2	11.1
1618	Electronic parts and equipment, n.e.c.	16	143 795	39 568	27.5	2.2	X

See footnotes at end of table.

Table 7. Agents, Brokers, and Commission Merchants by Kind of Business and Commodity Line: 1997—Con.

[Includes only establishments with payroll. For meaning of abbreviations and symbols, see introductory text. For explanation of terms, see Appendix A]

NAICS code and CL code	Kind of business and commodity line	Establishments handling commodity line		Commodity line sales			Sales coverage percent
		Number	Total sales (\$1,000)	Amount ¹ (\$1,000)	As percent of total sales of—		
					Establishments handling line	Establishments in NAICS industry ¹	
42143012	Computers & peripheral equipment for end use—Con.						
1650	Communication equipment and supplies	27	177 092	30 298	17.1	1.7	12.3
1651	Telephones	6	2 918	291	10.0	Z	X
1652	Other electronic communication equipment	21	174 174	20 153	11.6	1.1	X
1653	Other electrical communication equipment	8	167 600	9 854	5.9	.6	X
1700	Hardware	9	55 572	6 176	11.1	.3	X
9700	Service receipts and labor charges (including installed parts)	37	243 224	16 608	6.8	.9	74.7
9701	Labor charges for repair work	31	229 420	11 329	4.9	.6	X
9702	Parts installed in repair work	24	214 117	4 715	2.2	.3	X
9703	Other service receipts and labor charges—Specify	6	12 546	562	4.5	Z	X
9720	Receipts for service contracts	33	732 074	74 458	10.2	4.2	X
9740	Receipts for installing equipment	26	170 526	3 218	1.9	.2	X
9930	Sales of integrated systems which you wrote or modified software	8	149 165	3 324	2.2	.2	X
9960	Custom software (designed to customer specifications)	6	168 818	6 335	3.8	.4	X
4214302	Computer software (packaged) whsle	148	X	675 478	X	100.0	86.3
0920	New computer equipment	38	144 552	32 491	22.5	4.8	X
0950	Computer software (packaged)	148	675 478	583 588	86.4	86.4	X
1600	Electronic parts and equipment, except communication	6	39 909	7 370	18.5	1.1	X
9700	Service receipts and labor charges (including installed parts)	23	63 205	6 610	10.5	1.0	X
9720	Receipts for service contracts	16	86 224	22 966	26.6	3.4	X
9740	Receipts for installing equipment	8	37 094	1 250	3.4	.2	X
42144	Other commercial equipment whsle	594	X	2 686 765	X	100.0	80.9
0420	Office and business furniture	12	133 524	19 013	14.2	.7	61.3
0421	New office furniture (wooden and metal)	10	126 391	6 661	5.3	.2	X
0422	New store and restaurant furniture	8	110 875	7 952	7.2	.3	X
0530	Flooring and floor coverings	6	87 984	14 013	15.9	.5	80.9
0531	Soft-surface (textile) floor coverings and accessories (including rugs, carpets, and pads)	6	87 984	13 198	15.0	.5	X
0540	Other home furnishings	6	43 912	2 942	6.7	.1	X
0920	New computer equipment	9	31 799	3 886	12.2	.1	80.9
0923	Computer printers	6	6 441	1 347	20.9	.1	X
0960	Restaurant and hotel equipment and supplies	461	2 268 949	2 053 241	90.5	76.4	X
0970	Store machines and equipment	159	524 405	449 543	85.7	16.7	56.7
0971	Vending machines	18	40 461	39 286	97.1	1.5	X
0972	Other store machines and equipment	143	483 944	410 257	84.8	15.3	X
1400	Electrical apparatus and equipment	6	6 436	1 348	20.9	.1	80.9
1419	Industrial controls	6	6 436	1 348	20.9	.1	X
1800	Plumbing and heating equipment and supplies (hydronics)	7	26 067	3 601	13.8	.1	X
2000	Refrigeration equipment and supplies	49	301 017	49 244	16.4	1.8	4.6
2011	Commercial refrigerators (reach-in and walk-in)	43	245 667	31 196	12.7	1.2	X
2012	Unit coolers for commercial refrigerators	14	102 481	6 993	6.8	.3	X
2014	Refrigerants	15	18 845	1 841	9.8	.1	X
2520	Custodial (janitors') equipment and supplies	8	67 147	27 345	40.7	1.0	11.0
2522	Custodial equipment—nonpower equipment	8	67 147	6 838	10.2	.3	X
2523	Custodial supplies	8	67 147	20 507	30.5	.8	X
3400	Industrial and personal services paper and plastics	6	22 324	5 447	24.4	.2	X
4200	Dairy products (excluding dried or canned)	6	35 022	8 270	23.6	.3	X
4300	Poultry and poultry products	6	28 032	4 689	16.7	.2	X
4860	Other grocery specialties	6	15 477	2 340	15.1	.1	X
9700	Service receipts and labor charges (including installed parts)	23	57 022	9 333	16.4	.3	80.9
9701	Labor charges for repair work	15	46 860	3 554	7.6	.1	X
9702	Parts installed in repair work	13	44 025	2 850	6.5	.1	X
9703	Other service receipts and labor charges—Specify	11	16 383	2 925	17.9	.1	X
9740	Receipts for installing equipment	24	54 760	3 631	6.6	.1	X
9810	Miscellaneous commodities	8	30 046	9 121	30.4	.3	X
421440	Other commercial equipment whsle	594	X	2 686 765	X	100.0	80.9
0420	Office and business furniture	12	133 524	19 013	14.2	.7	61.3
0421	New office furniture (wooden and metal)	10	126 391	6 661	5.3	.2	X
0422	New store and restaurant furniture	8	110 875	7 952	7.2	.3	X
0530	Flooring and floor coverings	6	87 984	14 013	15.9	.5	80.9
0531	Soft-surface (textile) floor coverings and accessories (including rugs, carpets, and pads)	6	87 984	13 198	15.0	.5	X
0540	Other home furnishings	6	43 912	2 942	6.7	.1	X
0920	New computer equipment	9	31 799	3 886	12.2	.1	80.9
0923	Computer printers	6	6 441	1 347	20.9	.1	X
0960	Restaurant and hotel equipment and supplies	461	2 268 949	2 053 241	90.5	76.4	X
0970	Store machines and equipment	159	524 405	449 543	85.7	16.7	56.7
0971	Vending machines	18	40 461	39 286	97.1	1.5	X
0972	Other store machines and equipment	143	483 944	410 257	84.8	15.3	X
1400	Electrical apparatus and equipment	6	6 436	1 348	20.9	.1	80.9
1419	Industrial controls	6	6 436	1 348	20.9	.1	X
1800	Plumbing and heating equipment and supplies (hydronics)	7	26 067	3 601	13.8	.1	X

See footnotes at end of table.

Table 7. Agents, Brokers, and Commission Merchants by Kind of Business and Commodity Line: 1997—Con.

[Includes only establishments with payroll. For meaning of abbreviations and symbols, see introductory text. For explanation of terms, see Appendix A]

NAICS code and CL code	Kind of business and commodity line	Establishments handling commodity line		Commodity line sales			Sales coverage percent
		Number	Total sales (\$1,000)	Amount ¹ (\$1,000)	As percent of total sales of—		
					Establishments handling line	Establishments in NAICS industry ¹	
421440	Other commercial equipment whsle—Con.						
2000	Refrigeration equipment and supplies	49	301 017	49 244	16.4	1.8	4.6
2011	Commercial refrigerators (reach-in and walk-in)	43	245 667	31 196	12.7	1.2	X
2012	Unit coolers for commercial refrigerators	14	102 481	6 993	6.8	.3	X
2014	Refrigerants	15	18 845	1 841	9.8	.1	X
2520	Custodial (janitors') equipment and supplies	8	67 147	27 345	40.7	1.0	11.0
2522	Custodial equipment—nonpower equipment	8	67 147	6 838	10.2	.3	X
2523	Custodial supplies	8	67 147	20 507	30.5	.8	X
3400	Industrial and personal services paper and plastics	6	22 324	5 447	24.4	.2	X
4200	Dairy products (excluding dried or canned)	6	35 022	8 270	23.6	.3	X
4300	Poultry and poultry products	6	28 032	4 689	16.7	.2	X
4860	Other grocery specialties	6	15 477	2 340	15.1	.1	X
9700	Service receipts and labor charges (including installed parts)	23	57 022	9 333	16.4	.3	80.9
9701	Labor charges for repair work	15	46 860	3 554	7.6	.1	X
9702	Parts installed in repair work	13	44 025	2 850	6.5	.1	X
9703	Other service receipts and labor charges—Specify	11	16 383	2 925	17.9	.1	X
9740	Receipts for installing equipment	24	54 760	3 631	6.6	.1	X
9810	Miscellaneous commodities	8	30 046	9 121	30.4	.3	X
4214401	Restaurant & hotel equipment & supplies whsle	438	X	2 172 270	X	100.0	84.2
0420	Office and business furniture	10	119 701	17 234	14.4	.8	X
0530	Flooring and floor coverings	6	87 984	14 013	15.9	.6	X
0540	Other home furnishings	6	43 912	2 942	6.7	.1	X
0960	Restaurant and hotel equipment and supplies	438	2 172 270	2 025 277	93.2	93.2	X
2000	Refrigeration equipment and supplies	43	245 667	40 030	16.3	1.8	X
2520	Custodial (janitors') equipment and supplies	8	67 147	27 345	40.7	1.3	X
9740	Receipts for installing equipment	11	27 630	1 544	5.6	.1	X
9810	Miscellaneous commodities	7	28 365	8 957	31.6	.4	X
4214402	Store machines & equipment whsle	156	X	514 495	X	100.0	67.3
0920	New computer equipment	9	31 799	3 886	12.2	.8	67.3
0923	Computer printers	6	6 441	1 347	20.9	.3	X
0960	Restaurant and hotel equipment and supplies	23	96 679	27 964	28.9	5.4	X
0970	Store machines and equipment	156	514 495	449 242	87.3	87.3	46.7
0971	Vending machines	18	40 461	39 286	97.1	7.6	X
0972	Other store machines and equipment	140	474 034	409 956	86.5	79.7	X
1400	Electrical apparatus and equipment	6	6 436	1 348	20.9	.3	67.3
1419	Industrial controls	6	6 436	1 348	20.9	.3	X
2000	Refrigeration equipment and supplies	6	55 350	9 214	16.6	1.8	X
9700	Service receipts and labor charges (including installed parts)	20	53 490	8 271	15.5	1.6	67.3
9701	Labor charges for repair work	12	43 328	2 843	6.6	.6	X
9702	Parts installed in repair work	10	40 493	2 499	6.2	.5	X
9703	Other service receipts and labor charges—Specify	11	16 383	2 925	17.9	.6	X
9740	Receipts for installing equipment	13	27 130	2 087	7.7	.4	X
42145	Medical, dental, & hospital equipment & supplies whsle	1 473	X	4 492 032	X	100.0	87.1
1000	Medical, hospital, and surgical supplies	1 425	4 285 172	4 066 673	94.9	90.5	79.3
1011	Surgical and medical instruments and equipment	857	2 429 785	1 647 897	67.8	36.7	X
1012	Orthopedic, and prosthetic appliances and supplies	588	1 936 658	1 528 347	78.9	34.0	X
1013	Other surgical, medical, and hospital supplies	547	1 567 183	890 428	56.8	19.8	X
1020	Dental supplies	100	333 543	260 687	78.2	5.8	57.3
1021	Equipment (chairs, x-rays, cabinets, etc.)	47	154 754	126 497	81.7	2.8	X
1022	Instruments and other supplies	75	204 717	134 190	65.5	3.0	X
1030	Optical and ophthalmic goods	8	9 706	844	8.7	Z	87.1
1031	Ophthalmic goods	6	6 794	594	8.7	Z	X
1050	Other professional equipment and supplies	50	192 307	71 060	37.0	1.6	32.2
1054	Laboratory equipment	24	80 744	22 121	27.4	.5	X
1055	Scientific instruments	12	19 113	4 630	24.2	.1	X
1056	Veterinarians' equipment and supplies	18	94 880	27 110	28.6	.6	X
1057	Professional equipment and supplies, n.e.c.	10	39 038	17 192	44.0	.4	X
3500	Drugs, pharmaceuticals, cosmetics, and toiletries	9	46 360	26 547	57.3	.6	.2
3515	Other toiletries and druggists' sundries	9	46 360	26 547	57.3	.6	X
3800	Men's and boys' wear	8	5 408	1 486	27.5	Z	X
5330	Chemicals and allied products (excluding agricultural, plastics, gases, and petroleum)	10	6 303	765	12.1	Z	76.2
5335	Detergents and soaps	10	6 303	765	12.1	Z	X
9700	Service receipts and labor charges (including installed parts)	35	144 559	28 799	19.9	.6	34.2
9701	Labor charges for repair work	25	79 268	12 448	15.7	.3	X
9702	Parts installed in repair work	20	52 868	3 164	6.0	.1	X
9703	Other service receipts and labor charges—Specify	12	71 016	13 185	18.6	.3	X
9940	Rental and leasing receipts	20	41 591	1 856	4.5	Z	X

See footnotes at end of table.

Table 7. Agents, Brokers, and Commission Merchants by Kind of Business and Commodity Line: 1997—Con.

[Includes only establishments with payroll. For meaning of abbreviations and symbols, see introductory text. For explanation of terms, see Appendix A]

NAICS code and CL code	Kind of business and commodity line	Establishments handling commodity line		Commodity line sales			Sales coverage percent
		Number	Total sales (\$1,000)	Amount ¹ (\$1,000)	As percent of total sales of—		
					Establishments handling line	Establishments in NAICS industry ¹	
421450	Medical, dental, & hospital equipment & supplies whsle	1 473	X	4 492 032	X	100.0	87.1
1000	Medical, hospital, and surgical supplies	1 425	4 285 172	4 066 673	94.9	90.5	79.3
1011	Surgical and medical instruments and equipment	857	2 429 785	1 647 897	67.8	36.7	X
1012	Orthopedic, and prosthetic appliances and supplies	588	1 936 658	1 528 347	78.9	34.0	X
1013	Other surgical, medical, and hospital supplies	547	1 567 183	890 428	56.8	19.8	X
1020	Dental supplies	100	333 543	260 687	78.2	5.8	57.3
1021	Equipment (chairs, x-rays, cabinets, etc.)	47	154 754	126 497	81.7	2.8	X
1022	Instruments and other supplies	75	204 717	134 190	65.5	3.0	X
1030	Optical and ophthalmic goods	8	9 706	844	8.7	Z	87.1
1031	Ophthalmic goods	6	6 794	594	8.7	Z	X
1050	Other professional equipment and supplies	50	192 307	71 060	37.0	1.6	32.2
1054	Laboratory equipment	24	80 744	22 121	27.4	.5	X
1055	Scientific instruments	12	19 113	4 630	24.2	.1	X
1056	Veterinarians' equipment and supplies	18	94 880	27 110	28.6	.6	X
1057	Professional equipment and supplies, n.e.c.	10	39 038	17 192	44.0	.4	X
3500	Drugs, pharmaceuticals, cosmetics, and toiletries	9	46 360	26 547	57.3	.6	.2
3515	Other toiletries and druggists' sundries	9	46 360	26 547	57.3	.6	X
3800	Men's and boys' wear	8	5 408	1 486	27.5	Z	X
5330	Chemicals and allied products (excluding agricultural, plastics, gases, and petroleum)	10	6 303	765	12.1	Z	76.2
5335	Detergents and soaps	10	6 303	765	12.1	Z	X
9700	Service receipts and labor charges (including installed parts)	35	144 559	28 799	19.9	.6	34.2
9701	Labor charges for repair work	25	79 268	12 448	15.7	.3	X
9702	Parts installed in repair work	20	52 868	3 164	6.0	.1	X
9703	Other service receipts and labor charges—Specify	12	71 016	13 185	18.6	.3	X
9940	Rental and leasing receipts	20	41 591	1 856	4.5	Z	X
4214501	Surgical, medical, & hospital supplies whsle	1 423	X	4 284 750	X	100.0	88.0
1000	Medical, hospital, and surgical supplies	1 423	4 284 750	4 066 505	94.9	94.9	80.1
1011	Surgical and medical instruments and equipment	857	2 429 785	1 647 897	67.8	38.5	X
1012	Orthopedic, and prosthetic appliances and supplies	588	1 936 658	1 528 347	78.9	35.7	X
1013	Other surgical, medical, and hospital supplies	545	1 566 761	890 260	56.8	20.8	X
1020	Dental supplies	50	126 261	53 991	42.8	1.3	17.0
1021	Equipment (chairs, x-rays, cabinets, etc.)	15	24 568	8 763	35.7	.2	X
1022	Instruments and other supplies	36	101 693	45 228	44.5	1.1	X
1030	Optical and ophthalmic goods	8	9 706	844	8.7	Z	88.0
1031	Ophthalmic goods	6	6 794	594	8.7	Z	X
1050	Other professional equipment and supplies	50	192 307	71 060	37.0	1.7	32.5
1054	Laboratory equipment	24	80 744	22 121	27.4	.5	X
1055	Scientific instruments	12	19 113	4 630	24.2	.1	X
1056	Veterinarians' equipment and supplies	18	94 880	27 110	28.6	.6	X
1057	Professional equipment and supplies, n.e.c.	10	39 038	17 192	44.0	.4	X
3500	Drugs, pharmaceuticals, cosmetics, and toiletries	9	46 360	26 547	57.3	.6	.2
3515	Other toiletries and druggists' sundries	9	46 360	26 547	57.3	.6	X
3800	Men's and boys' wear	8	5 408	1 486	27.5	Z	X
5330	Chemicals and allied products (excluding agricultural, plastics, gases, and petroleum)	10	6 303	765	12.1	Z	77.0
5335	Detergents and soaps	10	6 303	765	12.1	Z	X
9700	Service receipts and labor charges (including installed parts)	32	140 133	28 538	20.4	.7	33.1
9701	Labor charges for repair work	23	75 061	12 366	16.5	.3	X
9702	Parts installed in repair work	17	48 442	2 997	6.2	.1	X
9703	Other service receipts and labor charges—Specify	11	69 611	13 173	18.9	.3	X
9940	Rental and leasing receipts	19	38 787	1 826	4.7	Z	X
4214502	Dental equipment & supplies whsle	50	X	207 282	X	100.0	68.8
1020	Dental supplies	50	207 282	206 696	99.7	99.7	68.5
1021	Equipment (chairs, x-rays, cabinets, etc.)	32	130 186	117 734	90.4	56.8	X
1022	Instruments and other supplies	39	103 024	88 962	86.4	42.9	X
42146	Ophthalmic goods whsle	164	X	264 765	X	100.0	75.7
1000	Medical, hospital, and surgical supplies	6	4 968	1 249	25.1	.5	X
1030	Optical and ophthalmic goods	164	264 765	255 438	96.5	96.5	73.6
1031	Ophthalmic goods	69	103 467	93 397	90.3	35.3	X
1033	Optometric equipment and supplies	28	39 125	29 436	75.2	11.1	X
1034	Optical goods, n.e.c. (excluding cameras)	73	136 115	126 893	93.2	47.9	X
421460	Ophthalmic goods whsle	164	X	264 765	X	100.0	75.7
1000	Medical, hospital, and surgical supplies	6	4 968	1 249	25.1	.5	X
1030	Optical and ophthalmic goods	164	264 765	255 438	96.5	96.5	73.6
1031	Ophthalmic goods	69	103 467	93 397	90.3	35.3	X
1033	Optometric equipment and supplies	28	39 125	29 436	75.2	11.1	X
1034	Optical goods, n.e.c. (excluding cameras)	73	136 115	126 893	93.2	47.9	X

See footnotes at end of table.

Table 7. Agents, Brokers, and Commission Merchants by Kind of Business and Commodity Line: 1997—Con.

[Includes only establishments with payroll. For meaning of abbreviations and symbols, see introductory text. For explanation of terms, see Appendix A]

NAICS code and CL code	Kind of business and commodity line	Establishments handling commodity line		Commodity line sales			Sales coverage percent
		Number	Total sales (\$1,000)	Amount ¹ (\$1,000)	As percent of total sales of—		
					Establishments handling line	Establishments in NAICS industry ¹	
42149	Other professional equipment & supplies whsle	335	X	806 102	X	100.0	69.3
0920	New computer equipment	6	32 344	2 439	7.5	.3	X
1000	Medical, hospital, and surgical supplies	12	31 963	6 787	21.2	.8	69.3
1011	Surgical and medical instruments and equipment	7	15 366	3 686	24.0	.5	X
1040	Religious and school supplies	52	179 560	155 248	86.5	19.3	58.2
1041	Religious supplies	14	76 440	33 801	44.2	4.2	X
1042	School supplies	41	141 535	121 447	85.8	15.1	X
1050	Other professional equipment and supplies	286	641 045	567 573	88.5	70.4	61.6
1051	Architects' equipment and supplies	12	39 629	23 237	58.6	2.9	X
1053	Engineers' equipment and supplies	30	126 128	59 345	47.1	7.4	X
1054	Laboratory equipment	132	295 924	160 465	54.2	19.9	X
1055	Scientific instruments	159	398 733	237 260	59.5	29.4	X
1056	Veterinarians' equipment and supplies	7	13 792	13 368	96.9	1.7	X
1057	Professional equipment and supplies, n.e.c.	58	91 763	69 081	75.3	8.6	X
1400	Electrical apparatus and equipment	10	38 492	14 706	38.2	1.8	X
1600	Electronic parts and equipment, except communication	17	71 445	22 295	31.2	2.8	X
9700	Service receipts and labor charges (including installed parts)	17	21 973	2 615	11.9	.3	69.3
9701	Labor charges for repair work	12	18 729	1 549	8.3	.2	X
9702	Parts installed in repair work	7	8 116	249	3.1	Z	X
9740	Receipts for installing equipment	6	2 545	123	4.8	Z	X
9810	Miscellaneous commodities	9	14 335	2 205	15.4	.3	X
421490	Other professional equipment & supplies whsle	335	X	806 102	X	100.0	69.3
0920	New computer equipment	6	32 344	2 439	7.5	.3	X
1000	Medical, hospital, and surgical supplies	12	31 963	6 787	21.2	.8	69.3
1011	Surgical and medical instruments and equipment	7	15 366	3 686	24.0	.5	X
1040	Religious and school supplies	52	179 560	155 248	86.5	19.3	58.2
1041	Religious supplies	14	76 440	33 801	44.2	4.2	X
1042	School supplies	41	141 535	121 447	85.8	15.1	X
1050	Other professional equipment and supplies	286	641 045	567 573	88.5	70.4	61.6
1051	Architects' equipment and supplies	12	39 629	23 237	58.6	2.9	X
1053	Engineers' equipment and supplies	30	126 128	59 345	47.1	7.4	X
1054	Laboratory equipment	132	295 924	160 465	54.2	19.9	X
1055	Scientific instruments	159	398 733	237 260	59.5	29.4	X
1056	Veterinarians' equipment and supplies	7	13 792	13 368	96.9	1.7	X
1057	Professional equipment and supplies, n.e.c.	58	91 763	69 081	75.3	8.6	X
1400	Electrical apparatus and equipment	10	38 492	14 706	38.2	1.8	X
1600	Electronic parts and equipment, except communication	17	71 445	22 295	31.2	2.8	X
9700	Service receipts and labor charges (including installed parts)	17	21 973	2 615	11.9	.3	69.3
9701	Labor charges for repair work	12	18 729	1 549	8.3	.2	X
9702	Parts installed in repair work	7	8 116	249	3.1	Z	X
9740	Receipts for installing equipment	6	2 545	123	4.8	Z	X
9810	Miscellaneous commodities	9	14 335	2 205	15.4	.3	X
4214901	Religious & school supplies whsle	50	X	174 015	X	100.0	65.2
1040	Religious and school supplies	50	174 015	154 420	88.7	88.7	54.4
1041	Religious supplies	14	76 440	33 801	44.2	19.4	X
1042	School supplies	39	135 990	120 619	88.7	69.3	X
4214902	Other professional equipment & supplies whsle	285	X	632 087	X	100.0	70.5
1000	Medical, hospital, and surgical supplies	12	31 963	6 787	21.2	1.1	70.5
1011	Surgical and medical instruments and equipment	7	15 366	3 686	24.0	.6	X
1050	Other professional equipment and supplies	285	632 087	563 093	89.1	89.1	63.5
1051	Architects' equipment and supplies	12	39 629	23 237	58.6	3.7	X
1053	Engineers' equipment and supplies	30	126 128	59 345	47.1	9.4	X
1054	Laboratory equipment	132	295 924	160 465	54.2	25.4	X
1055	Scientific instruments	159	398 733	237 260	59.5	37.5	X
1056	Veterinarians' equipment and supplies	7	13 792	13 368	96.9	2.1	X
1057	Professional equipment and supplies, n.e.c.	58	91 763	69 081	75.3	10.9	X
1400	Electrical apparatus and equipment	10	38 492	14 706	38.2	2.3	X
1600	Electronic parts and equipment, except communication	17	71 445	22 295	31.2	3.5	X
9700	Service receipts and labor charges (including installed parts)	16	21 610	2 596	12.0	.4	70.5
9701	Labor charges for repair work	11	18 366	1 534	8.4	.2	X
9702	Parts installed in repair work	6	7 753	246	3.2	Z	X
9810	Miscellaneous commodities	8	13 789	2 022	14.7	.3	X
4215	Metal & mineral (except petroleum) whsle	1 459	X	13 429 232	X	100.0	79.6
0200	New and rebuilt automotive parts and supplies	8	67 931	15 404	22.7	.1	35.5
0223	Parts, n.e.c.	6	41 267	5 831	14.1	Z	X
0620	Plywood and millwork	14	146 848	21 414	14.6	.2	46.8
0624	Wood millwork (doors, windows, cabinets, etc.)	7	59 661	11 836	19.8	.1	X
0720	Roofing, siding, and insulation materials	6	43 031	4 023	9.3	Z	X
0730	Flat glass and other construction glass (excluding automotive)	14	71 582	24 438	34.1	.2	X
0740	Other construction materials	11	26 785	3 878	14.5	Z	79.6
0744	Construction materials, n.e.c. (including wire fence and construction paper)	9	22 965	3 052	13.3	Z	X

See footnotes at end of table.

Table 7. Agents, Brokers, and Commission Merchants by Kind of Business and Commodity Line: 1997—Con.

[Includes only establishments with payroll. For meaning of abbreviations and symbols, see introductory text. For explanation of terms, see Appendix A]

NAICS code and CL code	Kind of business and commodity line	Establishments handling commodity line		Commodity line sales			Sales coverage percent
		Number	Total sales (\$1,000)	Amount ¹ (\$1,000)	As percent of total sales of—		
					Establishments handling line	Establishments in NAICS industry ¹	
4215	Metal & mineral (except petroleum) whsle—Con.						
1100	Iron and steel products (semifinished)	415	4 753 123	2 620 392	55.1	19.5	74.7
1111	Sheet bars and tin plate bars	53	476 706	82 625	17.3		X
1112	Wire rods	29	690 405	213 134	30.9	1.6	X
1113	Rough castings and foundry products	248	2 251 466	1 314 774	58.4	9.8	X
1114	Forgings	142	1 997 656	463 226	23.2	3.4	X
1116	Other semifinished iron and steel products	128	1 137 025	544 764	47.9	4.1	X
1120	Flat iron and steel products	433	4 436 081	2 125 826	47.9	15.8	61.8
1121	Plates	105	503 953	87 288	17.3	.7	X
1122	Strips (hot-rolled and cold-rolled)	88	782 103	177 839	22.7	1.3	X
1123	Sheets (cold-rolled)	157	1 812 735	370 660	20.4	2.8	X
1124	Sheets (hot-rolled)	107	778 456	137 126	17.6	1.0	X
1126	Sheets (galvanized and coated)	140	2 257 624	780 718	34.6	5.8	X
1127	Tin plate and terneplate	30	233 845	137 156	58.7	1.0	X
1128	Fabricated and structural plate products	132	1 000 497	342 044	34.2	2.5	X
1129	Other flat iron and steel products	78	489 426	92 988	19.0	.7	X
1140	Iron and steel wire and wire products	192	2 221 010	617 063	27.8	4.6	58.3
1141	Wire (plain, coated, barbed, and twisted)	145	1 972 223	511 731	25.9	3.8	X
1142	Nails	8	30 179	14 403	47.7	.1	X
1143	Wire rope, strand, strapping, reinforcement mesh, and bale ties	53	354 999	88 567	24.9	.7	X
1150	Iron and steel pipe and tubing	268	2 708 105	1 134 131	41.9	8.4	66.5
1152	Tubing	235	2 234 623	764 812	34.2	5.7	X
1153	Standard steel pipe	78	903 492	284 667	31.5	2.1	X
1154	Other steel pipe	37	295 922	84 580	28.6	.6	X
1160	Other iron and steel products	257	2 875 811	960 138	33.4	7.2	69.7
1162	Bars (excluding reinforcement bars) and bar-size shapes: hot-rolled	48	1 112 257	208 956	18.8	1.6	X
1163	Bars and bar-size shapes: cold finished	83	687 089	118 281	17.2	.9	X
1164	Concrete reinforcement bars	17	111 906	43 264	38.7	.3	X
1165	Structural shapes (excluding bar-size shapes)	29	1 137 500	166 265	14.6	1.2	X
1167	Finished products, n.e.c.	141	838 688	358 983	42.8	2.7	X
1170	Alloy steel	97	1 179 518	347 309	29.4	2.6	74.3
1171	Bars, hot-rolled or cold-finished	63	747 438	166 420	22.3	1.2	X
1173	Pipe, tubing, and plates	32	276 235	21 621	7.8	.2	X
1175	Other alloy steel	37	364 287	159 266	43.7	1.2	X
1180	Stainless steel	203	1 739 480	549 333	31.6	4.1	77.6
1181	Plates	33	912 022	24 955	8.0	.2	X
1182	Strip	34	377 468	147 328	39.0	1.1	X
1183	Sheets	43	280 346	47 677	17.0	.4	X
1184	Bars and bar-size shapes	42	222 423	33 952	15.3	.3	X
1185	Other stainless steel (including tubing)	144	1 167 917	295 430	25.3	2.2	X
1200	Copper and brass	143	1 561 217	672 991	43.1	5.0	62.4
1211	Copper wire mill products (structural only)	20	152 671	20 643	13.5	.2	X
1212	Flat products (sheets, strips, and plates)	56	816 826	416 044	50.9	3.1	X
1213	Tubular products (pipes and tubes)	57	729 842	153 483	21.0	1.1	X
1214	Rod, nonelectrical wire, extruded shapes, etc.	46	497 544	82 813	16.6	.6	X
1220	Aluminum shapes, forms, etc.	308	2 120 906	855 458	40.3	6.4	59.1
1221	Plates (.250 inch and over)	45	297 290	50 084	16.8	.4	X
1222	Sheets and coils (.006 to .249 inch)	83	609 786	221 748	36.4	1.7	X
1223	Rods, bars, and wires: rolled or extruded (rounds, hexes, squares, and rectangles)	182	1 024 636	339 567	33.1	2.5	X
1224	Pipe and tubing (including hollow bar, square, and rectangular tubing) ..	99	682 321	157 948	23.1	1.2	X
1225	Foils	32	454 923	86 015	18.9	.6	X
1230	Other nonferrous metals (magnesium, nickel, tin, lead, zinc, etc., except precious)	99	1 263 388	592 482	46.9	4.4	X
1300	Coal and coke	89	1 317 015	1 146 881	87.1	8.5	75.2
1311	Coal	89	1 317 015	1 115 589	84.7	8.3	X
1320	Minerals and ores (excluding coal, precious stones, and crude oil)	39	640 633	306 693	47.9	2.3	X
1400	Electrical apparatus and equipment	20	276 966	47 245	17.1	.4	1.6
1414	Conduit, raceway, and fittings	6	19 400	1 647	8.5	Z	X
1419	Industrial controls	7	16 943	3 164	18.7	Z	X
1600	Electronic parts and equipment, except communication	36	188 672	26 394	14.0	.2	11.1
1613	Capacitors and resistors	10	59 503	4 271	7.2	Z	X
1615	Discrete semiconductors, etc.	9	68 584	11 652	17.0	.1	X
1616	Electronic connectors and other passive electronic parts	10	12 698	3 129	24.6	Z	X
1700	Hardware	88	623 333	106 138	17.0	.8	22.3
1711	Hand tools (including power driven)	12	33 419	1 285	3.8	Z	X
1712	Bolts, nuts, rivets, and fasteners	67	380 268	69 048	18.2	.5	X
1713	Cutlery	23	345 748	35 805	10.4	.3	X
1800	Plumbing and heating equipment and supplies (hydronics)	23	95 029	16 558	17.4	.1	23.7
1812	Metal pipe fittings and valves (excluding pipe and tubing)	9	56 997	7 077	12.4	.1	X
1813	Plumbing fixtures	6	25 130	2 847	11.3	Z	X
1818	Other plumbing and heating equipment and supplies	13	47 373	6 021	12.7	Z	X
2320	General-purpose industrial machinery, equipment, and parts	66	1 444 621	201 182	13.9	1.5	5.4
2321	New pumps, compressors (air or gas), and equipment	8	819 687	64 965	7.9	.5	X
2327	All other new general-purpose industrial machinery and equipment	55	414 740	75 710	18.3	.6	X
2330	Metalworking machinery, equipment, and parts	31	262 073	35 814	13.7	.3	X
2360	Other industrial machinery, equipment, and parts	14	126 635	20 633	16.3	.2	2.7
2362	New power plant machinery (excluding electrical)	6	43 057	8 674	20.1	.1	X
2366	Other new industrial machinery and equipment	8	83 578	10 696	12.8	.1	X
2367	Used industrial machinery and equipment	6	49 516	1 263	2.6	Z	X
2370	Mechanical power transmission supplies	10	51 663	10 259	19.9	.1	8.1
2371	Bearings and bushings	10	51 663	5 534	10.7	Z	X
2380	Industrial valves and fittings (except fluid-power)	8	71 084	11 297	15.9	.1	X

See footnotes at end of table.

Table 7. Agents, Brokers, and Commission Merchants by Kind of Business and Commodity Line: 1997—Con.

[Includes only establishments with payroll. For meaning of abbreviations and symbols, see introductory text. For explanation of terms, see Appendix A]

NAICS code and CL code	Kind of business and commodity line	Establishments handling commodity line		Commodity line sales			Sales coverage percent
		Number	Total sales (\$1,000)	Amount ¹ (\$1,000)	As percent of total sales of—		
					Establishments handling line	Establishments in NAICS industry ¹	
4215	Metal & mineral (except petroleum) whsle—Con.						
2390	Hydraulic and pneumatic (fluid-power) valves	6	83 026	21 715	26.2	.2	17.6
2392	Pneumatic valves	6	83 026	19 794	23.8	.1	X
2460	Other industrial supplies	40	201 238	25 759	12.8	.2	30.5
2464	Mechanical rubber goods	24	116 726	9 695	8.3	.1	X
2466	Industrial supplies, n.e.c.	8	51 279	10 879	21.2	.1	X
2900	Ferrous metal scrap	7	306 070	20 999	6.9	.2	X
2920	Nonferrous metal scrap	9	274 185	20 959	7.6	.2	X
3900	Women's and children's wear	6	111 513	12 256	11.0	.1	X
5300	Plastics materials and basic shapes	169	1 866 655	347 544	18.6	2.6	8.2
5311	Plastic pipes, rods, tubes, and shapes	49	716 656	87 933	12.3	.7	X
5312	High pressure laminates	13	64 069	7 875	12.3	.1	X
5314	Other plastics materials and basic shapes	106	1 210 075	227 285	18.8	1.7	X
5330	Chemicals and allied products (excluding agricultural, plastics, gases, and petroleum)	33	923 929	311 611	33.7	2.3	.7
5344	Other chemicals and allied products	11	32 621	1 668	5.1	Z	X
6000	Paint, paint supplies, and wallpaper	6	25 364	2 042	8.1	Z	X
9700	Service receipts and labor charges (including installed parts)	35	148 095	10 784	7.3	.1	16.0
9701	Labor charges for repair work	6	38 288	1 356	3.5	Z	X
9702	Parts installed in repair work	6	38 288	724	1.9	Z	X
9703	Other service receipts and labor charges—Specify	27	90 464	8 119	9.0	.1	X
9810	Miscellaneous commodities	92	923 628	95 418	10.3	.7	X
9940	Rental and leasing receipts	8	19 641	2 889	14.7	Z	X
42151	Metal service centers & offices	1 336	X	11 795 201	X	100.0	79.5
0200	New and rebuilt automotive parts and supplies	8	67 931	15 404	22.7	.1	35.4
0223	Parts, n.e.c.	6	41 267	5 831	14.1	Z	X
0620	Plywood and millwork	14	146 848	21 414	14.6	.2	46.8
0624	Wood millwork (doors, windows, cabinets, etc.)	7	59 661	11 836	19.8	.1	X
0720	Roofing, siding, and insulation materials	6	43 031	4 023	9.3	Z	X
0730	Flat glass and other construction glass (excluding automotive)	14	71 582	24 438	34.1	.2	X
0740	Other construction materials	11	26 785	3 878	14.5	Z	79.5
0744	Construction materials, n.e.c. (including wire fence and construction paper)	9	22 965	3 052	13.3	Z	X
1100	Iron and steel products (semifinished)	414	4 746 683	2 618 525	55.2	22.2	74.8
1111	Sheet bars and tin plate bars	53	476 706	82 625	17.3	.7	X
1112	Wire rods	29	690 405	213 134	30.9	1.8	X
1113	Rough castings and foundry products	248	2 251 466	1 314 774	58.4	11.1	X
1114	Forgings	142	1 997 656	463 226	23.2	3.9	X
1116	Other semifinished iron and steel products	128	1 137 025	544 764	47.9	4.6	X
1120	Flat iron and steel products	433	4 436 081	2 125 826	47.9	18.0	61.7
1121	Plates	105	503 953	87 288	17.3	.7	X
1122	Strips (hot-rolled and cold-rolled)	88	782 103	177 839	22.7	1.5	X
1123	Sheets (cold-rolled)	157	1 812 735	370 660	20.4	3.1	X
1124	Sheets (hot-rolled)	107	778 456	137 126	17.6	1.2	X
1126	Sheets (galvanized and coated)	140	2 257 624	780 718	34.6	6.6	X
1127	Tin plate and terneplate	30	233 845	137 156	58.7	1.2	X
1128	Fabricated and structural plate products	132	1 000 497	342 044	34.2	2.9	X
1129	Other flat iron and steel products	78	489 426	92 988	19.0	.8	X
1140	Iron and steel wire and wire products	192	2 221 010	617 063	27.8	5.2	58.2
1141	Wire (plain, coated, barbed, and twisted)	145	1 972 223	511 731	25.9	4.3	X
1142	Nails	8	30 179	14 403	47.7	.1	X
1143	Wire rope, strand, strapping, reinforcement mesh, and bale ties	53	354 999	88 567	24.9	.8	X
1150	Iron and steel pipe and tubing	267	2 699 312	1 134 059	42.0	9.6	66.6
1152	Tubing	235	2 234 623	764 812	34.2	6.5	X
1153	Standard steel pipe	78	903 492	284 667	31.5	2.4	X
1154	Other steel pipe	37	295 922	84 580	28.6	.7	X
1160	Other iron and steel products	256	2 674 590	895 749	33.5	7.6	75.4
1162	Bars (excluding reinforcement bars) and bar-size shapes: hot-rolled	48	1 112 257	208 956	18.8	1.8	X
1163	Bars and bar-size shapes: cold finished	83	687 089	118 281	17.2	1.0	X
1164	Concrete reinforcement bars	17	111 906	43 264	38.7	.4	X
1165	Structural shapes (excluding bar-size shapes)	29	1 137 500	166 265	14.6	1.4	X
1167	Finished products, n.e.c.	141	838 688	358 983	42.8	3.0	X
1170	Alloy steel	97	1 179 518	347 309	29.4	2.9	74.3
1171	Bars, hot-rolled or cold-finished	63	747 438	166 420	22.3	1.4	X
1173	Pipe, tubing, and plates	32	276 235	21 621	7.8	.2	X
1175	Other alloy steel	37	364 287	159 266	43.7	1.4	X
1180	Stainless steel	203	1 739 480	549 333	31.6	4.7	77.5
1181	Plates	33	312 022	24 955	8.0	.2	X
1182	Strip	34	377 468	147 328	39.0	1.2	X
1183	Sheets	43	280 346	47 677	17.0	.4	X
1184	Bars and bar-size shapes	42	222 423	33 952	15.3	.3	X
1185	Other stainless steel (including tubing)	144	1 167 917	295 430	25.3	2.5	X
1200	Copper and brass	143	1 561 217	672 991	43.1	5.7	62.4
1211	Copper wire mill products (structural only)	20	152 671	20 643	13.5	.2	X
1212	Flat products (sheets, strips, and plates)	56	816 826	416 044	50.9	3.5	X
1213	Tubular products (pipes and tubes)	57	729 842	153 483	21.0	1.3	X
1214	Rod, nonelectrical wire, extruded shapes, etc.	46	497 544	82 813	16.6	.7	X

See footnotes at end of table.

Table 7. Agents, Brokers, and Commission Merchants by Kind of Business and Commodity Line: 1997—Con.

[Includes only establishments with payroll. For meaning of abbreviations and symbols, see introductory text. For explanation of terms, see Appendix A]

NAICS code and CL code	Kind of business and commodity line	Establishments handling commodity line		Commodity line sales			Sales coverage percent
		Number	Total sales (\$1,000)	Amount ¹ (\$1,000)	As percent of total sales of—		
					Establishments handling line	Establishments in NAICS industry ¹	
42151	Metal service centers & offices—Con.						
1220	Aluminum shapes, forms, etc.	307	2 112 113	855 365	40.5	7.3	59.3
1221	Plates (.250 inch and over)	45	297 290	50 084	16.8	.4	X
1222	Sheets and coils (.006 to .249 inch)	83	609 786	221 748	36.4	1.9	X
1223	Rods, bars, and wires: rolled or extruded (rounds, hexes, squares, and rectangles)	182	1 024 636	339 567	33.1	2.9	X
1224	Pipe and tubing (including hollow bar, square, and rectangular tubing)	99	682 321	157 948	23.1	1.3	X
1225	Foils	32	454 923	86 015	18.9	.7	X
1230	Other nonferrous metals (magnesium, nickel, tin, lead, zinc, etc., except precious)	98	1 254 595	592 319	47.2	5.0	X
1400	Electrical apparatus and equipment	20	276 966	47 245	17.1	.4	1.6
1414	Conduit, raceway, and fittings	6	19 400	1 647	8.5	Z	X
1419	Industrial controls	7	16 943	3 164	18.7	Z	X
1600	Electronic parts and equipment, except communication	35	186 752	26 280	14.1	.2	11.1
1613	Capacitors and resistors	10	59 503	4 271	7.2	Z	X
1615	Discrete semiconductors, etc.	9	68 584	11 652	17.0	.1	X
1616	Electronic connectors and other passive electronic parts	10	12 698	3 129	24.6	Z	X
1700	Hardware	88	623 333	106 138	17.0	.9	22.3
1711	Hand tools (including power driven)	12	33 419	1 285	3.8	Z	X
1712	Bolts, nuts, rivets, and fasteners	67	380 268	69 048	18.2	.6	X
1713	Cutlery	23	345 748	35 805	10.4	.3	X
1800	Plumbing and heating equipment and supplies (hydronics)	23	95 029	16 558	17.4	.1	23.7
1812	Metal pipe fittings and valves (excluding pipe and tubing)	9	56 997	7 077	12.4	.1	X
1813	Plumbing fixtures	6	25 130	2 847	11.3	Z	X
1818	Other plumbing and heating equipment and supplies	13	47 373	6 021	12.7	.1	X
2320	General-purpose industrial machinery, equipment, and parts	63	1 234 427	142 158	11.5	1.2	6.5
2321	New pumps, compressors (air or gas), and equipment	8	819 687	64 965	7.9	.6	X
2327	All other new general-purpose industrial machinery and equipment	55	414 740	75 710	18.3	.6	X
2330	Metalworking machinery, equipment, and parts	31	262 073	35 814	13.7	.3	X
2360	Other industrial machinery, equipment, and parts	14	126 635	20 633	16.3	.2	2.7
2362	New power plant machinery (excluding electrical)	6	43 057	8 674	20.1	.1	X
2366	Other new industrial machinery and equipment	8	83 578	10 696	12.8	.1	X
2367	Used industrial machinery and equipment	6	49 516	1 263	2.6	Z	X
2370	Mechanical power transmission supplies	10	51 663	10 259	19.9	.1	8.1
2371	Bearings and bushings	10	51 663	5 534	10.7	Z	X
2380	Industrial valves and fittings (except fluid-power)	8	71 084	11 297	15.9	.1	X
2390	Hydraulic and pneumatic (fluid-power) valves	6	83 026	21 715	26.2	.2	17.6
2392	Pneumatic valves	6	83 026	19 794	23.8	.2	X
2460	Other industrial supplies	40	201 238	25 759	12.8	.2	30.5
2464	Mechanical rubber goods	24	116 726	9 695	8.3	.1	X
2466	Industrial supplies, n.e.c.	8	51 279	10 879	21.2	.1	X
2920	Nonferrous metal scrap	6	62 873	17 816	28.3	.2	X
5300	Plastics materials and basic shapes	168	1 857 573	344 911	18.6	2.9	7.8
5311	Plastic pipes, rods, tubes, and shapes	49	716 656	87 933	12.3	.7	X
5312	High pressure laminates	13	64 069	7 875	12.3	.1	X
5314	Other plastics materials and basic shapes	106	1 210 075	227 285	18.8	1.9	X
5330	Chemicals and allied products (excluding agricultural, plastics, gases, and petroleum)	29	864 906	301 078	34.8	2.6	.8
5344	Other chemicals and allied products	11	32 621	1 668	5.1	Z	X
6000	Paint, paint supplies, and wallpaper	6	25 364	2 042	8.1	Z	X
9700	Service receipts and labor charges (including installed parts)	30	116 203	9 975	8.6	.1	15.3
9703	Other service receipts and labor charges—Specify	27	90 464	8 119	9.0	.1	X
9810	Miscellaneous commodities	87	616 932	84 750	13.7	.7	X
9940	Rental and leasing receipts	7	15 885	2 817	17.7	Z	X
421510	Metal service centers & offices	1 336	X	11 795 201	X	100.0	79.5
0200	New and rebuilt automotive parts and supplies	8	67 931	15 404	22.7	.1	35.4
0223	Parts, n.e.c.	6	41 267	5 831	14.1	Z	X
0620	Plywood and millwork	14	146 848	21 414	14.6	.2	46.8
0624	Wood millwork (doors, windows, cabinets, etc.)	7	59 661	11 836	19.8	.1	X
0720	Roofing, siding, and insulation materials	6	43 031	4 023	9.3	Z	X
0730	Flat glass and other construction glass (excluding automotive)	14	71 582	24 438	34.1	.2	X
0740	Other construction materials	11	26 785	3 878	14.5	Z	79.5
0744	Construction materials, n.e.c. (including wire fence and construction paper)	9	22 965	3 052	13.3	Z	X
1100	Iron and steel products (semifinished)	414	4 746 683	2 618 525	55.2	22.2	74.8
1111	Sheet bars and tin plate bars	53	476 706	82 625	17.3	.7	X
1112	Wire rods	29	690 405	213 134	30.9	1.8	X
1113	Rough castings and foundry products	248	2 251 466	1 314 774	58.4	11.1	X
1114	Forgings	142	1 997 656	463 226	23.2	3.9	X
1116	Other semifinished iron and steel products	128	1 137 025	544 764	47.9	4.6	X
1120	Flat iron and steel products	433	4 436 081	2 125 826	47.9	18.0	61.7
1121	Plates	105	503 953	87 288	17.3	.7	X
1122	Strips (hot-rolled and cold-rolled)	88	782 103	177 839	22.7	1.5	X
1123	Sheets (cold-rolled)	157	1 812 735	370 660	20.4	3.1	X
1124	Sheets (hot-rolled)	107	778 456	137 126	17.6	1.2	X
1126	Sheets (galvanized and coated)	140	2 257 624	780 718	34.6	6.6	X
1127	Tin plate and terneplate	30	233 845	137 156	58.7	1.2	X
1128	Fabricated and structural plate products	132	1 000 497	342 044	34.2	2.9	X
1129	Other flat iron and steel products	78	489 426	92 988	19.0	.8	X

See footnotes at end of table.

Table 7. Agents, Brokers, and Commission Merchants by Kind of Business and Commodity Line: 1997—Con.

[Includes only establishments with payroll. For meaning of abbreviations and symbols, see introductory text. For explanation of terms, see Appendix A]

NAICS code and CL code	Kind of business and commodity line	Establishments handling commodity line		Commodity line sales			Sales coverage percent
		Number	Total sales (\$1,000)	Amount ¹ (\$1,000)	As percent of total sales of—		
					Establishments handling line	Establishments in NAICS industry ¹	
421510	Metal service centers & offices—Con.						
1140	Iron and steel wire and wire products	192	2 221 010	617 063	27.8	5.2	58.2
1141	Wire (plain, coated, barbed, and twisted)	145	1 972 223	511 731	25.9	4.3	X
1142	Nails	8	30 179	14 403	47.7	.1	X
1143	Wire rope, strand, strapping, reinforcement mesh, and bale ties	53	354 999	88 567	24.9	.8	X
1150	Iron and steel pipe and tubing	267	2 699 312	1 134 059	42.0	9.6	66.6
1152	Tubing	235	2 234 623	764 812	34.2	6.5	X
1153	Standard steel pipe	78	903 492	284 667	31.5	2.4	X
1154	Other steel pipe	37	295 922	84 580	28.6	.7	X
1160	Other iron and steel products	256	2 674 590	895 749	33.5	7.6	75.4
1162	Bars (excluding reinforcement bars) and bar-size shapes: hot-rolled	48	1 112 257	208 956	18.8	1.8	X
1163	Bars and bar-size shapes: cold finished	83	687 089	118 281	17.2	1.0	X
1164	Concrete reinforcement bars	17	111 906	43 264	38.7	.4	X
1165	Structural shapes (excluding bar-size shapes)	29	1 137 500	166 265	14.6	1.4	X
1167	Finished products, n.e.c.	141	838 688	358 983	42.8	3.0	X
1170	Alloy steel	97	1 179 518	347 309	29.4	2.9	74.3
1171	Bars, hot-rolled or cold-finished	63	747 438	166 420	22.3	1.4	X
1173	Pipe, tubing, and plates	32	276 235	21 621	7.8	.2	X
1175	Other alloy steel	37	364 287	159 266	43.7	1.4	X
1180	Stainless steel	203	1 739 480	549 333	31.6	4.7	77.5
1181	Plates	33	312 022	24 955	8.0	.2	X
1182	Strip	34	377 468	147 328	39.0	1.2	X
1183	Sheets	43	280 346	47 677	17.0	.4	X
1184	Bars and bar-size shapes	42	222 423	33 952	15.3	.3	X
1185	Other stainless steel (including tubing)	144	1 167 917	295 430	25.3	2.5	X
1200	Copper and brass	143	1 561 217	672 991	43.1	5.7	62.4
1211	Copper wire mill products (structural only)	20	152 671	20 643	13.5	.2	X
1212	Flat products (sheets, strips, and plates)	56	816 826	416 044	50.9	3.5	X
1213	Tubular products (pipes and tubes)	57	729 842	153 483	21.0	1.3	X
1214	Rod, nonelectrical wire, extruded shapes, etc.	46	497 544	82 813	16.6	.7	X
1220	Aluminum shapes, forms, etc.	307	2 112 113	855 365	40.5	7.3	59.3
1221	Plates (.250 inch and over)	45	297 290	50 084	16.8	.4	X
1222	Sheets and coils (.006 to .249 inch)	83	609 786	221 748	36.4	1.9	X
1223	Rods, bars, and wires: rolled or extruded (rounds, hexes, squares, and rectangles)	182	1 024 636	339 567	33.1	2.9	X
1224	Pipe and tubing (including hollow bar, square, and rectangular tubing) ..	99	682 321	157 948	23.1	1.3	X
1225	Foils	32	454 923	86 015	18.9	.7	X
1230	Other nonferrous metals (magnesium, nickel, tin, lead, zinc, etc., except precious)	98	1 254 595	592 319	47.2	5.0	X
1400	Electrical apparatus and equipment	20	276 966	47 245	17.1	.4	1.6
1414	Conduit, raceway, and fittings	6	19 400	1 647	8.5	Z	X
1419	Industrial controls	7	16 943	3 164	18.7	Z	X
1600	Electronic parts and equipment, except communication	35	186 752	26 280	14.1	.2	11.1
1613	Capacitors and resistors (excluding electrical)	10	59 503	4 271	7.2	Z	X
1615	Discrete semiconductors, etc.	9	68 584	11 652	17.0	.1	X
1616	Electronic connectors and other passive electronic parts	10	12 698	3 129	24.6	Z	X
1700	Hardware	88	623 333	106 138	17.0	.9	22.3
1711	Hand tools (including power driven)	12	33 419	1 285	3.8	Z	X
1712	Bolts, nuts, rivets, and fasteners	67	380 268	69 048	18.2	.6	X
1713	Cutlery	23	345 748	35 805	10.4	.3	X
1800	Plumbing and heating equipment and supplies (hydronics)	23	95 029	16 558	17.4	.1	23.7
1812	Metal pipe fittings and valves (excluding pipe and tubing)	9	56 997	7 077	12.4	.1	X
1813	Plumbing fixtures	6	25 130	2 847	11.3	Z	X
1818	Other plumbing and heating equipment and supplies	13	47 373	6 021	12.7	.1	X
2320	General-purpose industrial machinery, equipment, and parts	63	1 234 427	142 158	11.5	1.2	6.5
2321	New pumps, compressors (air or gas), and equipment	8	819 687	64 965	7.9	.6	X
2327	All other new general-purpose industrial machinery and equipment	55	414 740	75 710	18.3	.6	X
2330	Metalworking machinery, equipment, and parts	31	262 073	35 814	13.7	.3	X
2360	Other industrial machinery, equipment, and parts	14	126 635	20 633	16.3	.2	2.7
2362	New power plant machinery (excluding electrical)	6	43 057	8 674	20.1	.1	X
2366	Other new industrial machinery and equipment	8	83 578	10 696	12.8	.1	X
2367	Used industrial machinery and equipment	6	49 516	1 263	2.6	Z	X
2370	Mechanical power transmission supplies	10	51 663	10 259	19.9	.1	8.1
2371	Bearings and bushings	10	51 663	5 534	10.7	Z	X
2380	Industrial valves and fittings (except fluid-power)	8	71 084	11 297	15.9	.1	X
2390	Hydraulic and pneumatic (fluid-power) valves	6	83 026	21 715	26.2	.2	17.6
2392	Pneumatic valves	6	83 026	19 794	23.8	.2	X
2460	Other industrial supplies	40	201 238	25 759	12.8	.2	30.5
2464	Mechanical rubber goods	24	116 726	9 695	8.3	.1	X
2466	Industrial supplies, n.e.c.	8	51 279	10 879	21.2	.1	X
2920	Nonferrous metal scrap	6	62 873	17 816	28.3	.2	X
5300	Plastics materials and basic shapes	168	1 857 573	344 911	18.6	2.9	7.8
5311	Plastic pipes, rods, tubes, and shapes	49	716 656	87 933	12.3	.7	X
5312	High pressure laminates	13	64 069	7 875	12.3	.1	X
5314	Other plastics materials and basic shapes	106	1 210 075	227 285	18.8	1.9	X
5330	Chemicals and allied products (excluding agricultural, plastics, gases, and petroleum)	29	864 906	301 078	34.8	2.6	.8
5344	Other chemicals and allied products	11	32 621	1 668	5.1	Z	X
6000	Paint, paint supplies, and wallpaper	6	25 364	2 042	8.1	Z	X
9700	Service receipts and labor charges (including installed parts)	30	116 203	9 975	8.6	.1	15.3
9703	Other service receipts and labor charges—Specify	27	90 464	8 119	9.0	.1	X

See footnotes at end of table.

Table 7. Agents, Brokers, and Commission Merchants by Kind of Business and Commodity Line: 1997—Con.

[Includes only establishments with payroll. For meaning of abbreviations and symbols, see introductory text. For explanation of terms, see Appendix A]

NAICS code and CL code	Kind of business and commodity line	Establishments handling commodity line		Commodity line sales			Sales coverage percent
		Number	Total sales (\$1,000)	Amount ¹ (\$1,000)	As percent of total sales of—		
					Establishments handling line	Establishments in NAICS industry ¹	
421510	Metal service centers & offices—Con.						
9810	Miscellaneous commodities	87	616 932	84 750	13.7	.7	X
9940	Rental and leasing receipts	7	15 885	2 817	17.7	Z	X
4215101	Ferrous metal service centers & sales offices	1 057	X	9 516 171	X	100.0	78.9
0200	New and rebuilt automotive parts and supplies	6	41 267	7 754	18.8	.1	68.9
0223	Parts, n.e.c.	6	41 267	5 831	14.1	.1	X
1100	Iron and steel products (semifinished)	393	4 630 571	2 602 390	56.2	27.3	74.4
1111	Sheet bars and tin plate bars	53	476 706	82 625	17.3	.9	X
1112	Wire rods	29	690 405	213 134	30.9	2.2	X
1113	Rough castings and foundry products	235	2 181 206	1 303 069	59.7	13.7	X
1114	Forgings	136	1 972 776	462 047	23.4	4.9	X
1116	Other semifinished iron and steel products	122	1 105 267	541 513	49.0	5.7	X
1120	Flat iron and steel products	409	4 286 891	2 109 872	49.2	22.2	61.4
1121	Plates	105	503 953	87 288	17.3	.9	X
1122	Strips (hot-rolled and cold-rolled)	86	779 831	177 401	22.7	1.9	X
1123	Sheets (cold-rolled)	157	1 812 735	370 660	20.4	3.9	X
1124	Sheets (hot-rolled)	107	778 456	137 126	17.6	1.4	X
1126	Sheets (galvanized and coated)	133	2 238 916	776 669	34.7	8.2	X
1127	Tin plate and terneplate	30	233 845	137 156	58.7	1.4	X
1128	Fabricated and structural plate products	122	943 488	334 976	35.5	3.5	X
1129	Other flat iron and steel products	72	418 228	88 596	21.2	.9	X
1140	Iron and steel wire and wire products	182	2 198 508	614 701	28.0	6.5	58.4
1141	Wire (plain, coated, barbed, and twisted)	145	1 972 223	511 731	25.9	5.4	X
1142	Nails	8	30 179	14 403	47.7	.2	X
1143	Wire rope, strand, strapping, reinforcement mesh, and bale ties	53	354 999	88 567	24.9	.9	X
1150	Iron and steel pipe and tubing	254	2 580 520	1 121 617	43.5	11.8	68.5
1152	Tubing	225	2 118 312	753 176	35.6	7.9	X
1153	Standard steel pipe	75	900 629	284 280	31.6	3.0	X
1154	Other steel pipe	34	293 441	84 161	28.7	.9	X
1160	Other iron and steel products	244	2 602 436	885 105	34.0	9.3	74.8
1162	Bars (excluding reinforcement bars) and bar-size shapes: hot-rolled	46	1 091 650	206 928	19.0	2.2	X
1163	Bars and bar-size shapes: cold finished	82	678 026	116 512	17.2	1.2	X
1164	Concrete reinforcement bars	17	111 906	43 264	38.7	.5	X
1165	Structural shapes (excluding bar-size shapes)	28	1 126 823	165 537	14.7	1.7	X
1167	Finished products, n.e.c.	134	806 878	352 864	43.7	3.7	X
1170	Alloy steel	95	1 167 300	345 786	29.6	3.6	73.6
1171	Bars, hot-rolled or cold-finished	62	739 083	165 169	22.3	1.7	X
1173	Pipe, tubing, and plates	32	276 235	21 621	7.8	.2	X
1175	Other alloy steel	36	360 424	158 994	44.1	1.7	X
1180	Stainless steel	178	1 584 605	529 179	33.4	5.6	77.6
1181	Plates	29	279 186	23 819	8.5	.3	X
1182	Strip	34	377 468	147 328	39.0	1.5	X
1183	Sheets	41	274 333	47 399	17.3	.5	X
1184	Bars and bar-size shapes	37	204 418	32 084	15.7	.3	X
1185	Other stainless steel (including tubing)	124	1 054 099	278 558	26.4	2.9	X
1200	Copper and brass	74	799 147	78 068	9.8	.8	66.0
1211	Copper wire mill products (structural only)	13	137 510	11 868	8.6	.1	X
1212	Flat products (sheets, strips, and plates)	31	278 134	31 942	11.5	.3	X
1213	Tubular products (pipes and tubes)	25	388 654	22 693	5.8	.2	X
1214	Rod, nonelectrical wire, extruded shapes, etc.	24	225 355	11 557	5.1	.1	X
1220	Aluminum shapes, forms, etc.	114	930 644	87 894	9.4	.9	63.9
1221	Plates (.250 inch and over)	24	118 509	7 680	6.5	.1	X
1222	Sheets and coils (.006 to .249 inch)	30	127 929	11 871	9.3	.1	X
1223	Rods, bars, and wires: rolled or extruded (rounds, hexes, squares, and rectangles)	64	409 457	34 454	8.4	.4	X
1224	Pipe and tubing (including hollow bar, square, and rectangular tubing) ..	39	337 220	26 598	7.9	.3	X
1225	Foils	6	96 192	7 289	7.6	.1	X
1230	Other nonferrous metals (magnesium, nickel, tin, lead, zinc, etc., except precious)	45	543 736	87 849	16.2	.9	X
1400	Electrical apparatus and equipment	13	36 343	4 811	13.2	.1	11.7
1414	Conduit, raceway, and fittings	6	19 400	1 647	8.5	Z	X
1419	Industrial controls	7	16 943	3 164	18.7	Z	X
1600	Electronic parts and equipment, except communication	28	140 785	19 052	13.5	.2	15.2
1613	Capacitors and resistors	10	59 503	4 271	7.2	Z	X
1615	Discrete semiconductors, etc.	9	68 584	11 652	17.0	.1	X
1616	Electronic connectors and other passive electronic parts	10	12 698	3 129	24.6	Z	X
1700	Hardware	63	400 717	72 019	18.0	.8	22.1
1712	Bolts, nuts, rivets, and fasteners	59	368 525	68 484	18.6	.7	X
1713	Cutlery	15	136 098	2 315	1.7	Z	X
1800	Plumbing and heating equipment and supplies (hydronics)	20	83 493	13 263	15.9	.1	20.7
1812	Metal pipe fittings and valves (excluding pipe and tubing)	9	56 997	7 077	12.4	.1	X
1813	Plumbing fixtures	6	25 130	2 847	11.3	Z	X
1818	Other plumbing and heating equipment and supplies	11	38 079	3 150	8.3	Z	X
2320	General-purpose industrial machinery, equipment, and parts	47	1 049 096	98 243	9.4	1.0	3.9
2321	New pumps, compressors (air or gas), and equipment	8	819 687	64 965	7.9	.7	X
2327	All other new general-purpose industrial machinery and equipment	39	229 409	31 795	13.9	.3	X
2330	Metalworking machinery, equipment, and parts	20	152 060	23 895	15.7	.3	X
2360	Other industrial machinery, equipment, and parts	12	92 573	11 200	12.1	.1	2.9
2362	New power plant machinery (excluding electrical)	6	43 057	8 674	20.1	.1	X
2366	Other new industrial machinery and equipment	6	49 516	1 263	2.6	Z	X
2367	Used industrial machinery and equipment	6	49 516	1 263	2.6	Z	X

See footnotes at end of table.

Table 7. Agents, Brokers, and Commission Merchants by Kind of Business and Commodity Line: 1997—Con.

[Includes only establishments with payroll. For meaning of abbreviations and symbols, see introductory text. For explanation of terms, see Appendix A]

NAICS code and CL code	Kind of business and commodity line	Establishments handling commodity line		Commodity line sales			Sales coverage percent
		Number	Total sales (\$1,000)	Amount ¹ (\$1,000)	As percent of total sales of—		
					Establishments handling line	Establishments in NAICS industry ¹	
4215101	Ferrous metal service centers & sales offices—Con.						
2370	Mechanical power transmission supplies	10	51 663	10 259	19.9	.1	8.1
2371	Bearings and bushings	10	51 663	5 534	10.7	.1	X
2380	Industrial valves and fittings (except fluid-power)	8	71 084	11 297	15.9	.1	X
2390	Hydraulic and pneumatic (fluid-power) valves	6	83 026	21 715	26.2	.2	17.5
2392	Pneumatic valves	6	83 026	19 794	23.8	.2	X
2460	Other industrial supplies	30	173 333	23 679	13.7	.2	34.9
2464	Mechanical rubber goods	17	93 343	7 751	8.3	.1	X
2466	Industrial supplies, n.e.c.	8	51 279	10 879	21.2	.1	X
5300	Plastics materials and basic shapes	117	1 299 161	252 828	19.5	2.7	9.6
5311	Plastic pipes, rods, tubes, and shapes	28	288 022	31 241	10.8	.3	X
5312	High pressure laminates	13	64 069	7 875	12.3	.1	X
5314	Other plastics materials and basic shapes	83	1 093 224	196 435	18.0	2.1	X
5330	Chemicals and allied products (excluding agricultural, plastics, gases, and petroleum)	14	764 794	288 958	37.8	3.0	.9
5344	Other chemicals and allied products	11	32 621	1 668	5.1	Z	X
9700	Service receipts and labor charges (including installed parts)	21	93 436	6 572	7.0	.1	11.4
9703	Other service receipts and labor charges—Specify	18	67 697	4 716	7.0	.1	X
9810	Miscellaneous commodities	64	461 864	71 282	15.4	.7	X
42151011	Ferrous metal service centers	68	X	1 245 827	X	100.0	90.1
1100	Iron and steel products (semifinished)	19	917 879	211 784	23.1	17.0	90.1
1113	Rough castings and foundry products	15	180 358	99 441	55.1	8.0	X
1114	Forgings	11	811 779	102 248	12.6	8.2	X
1120	Flat iron and steel products	31	926 144	203 036	21.9	16.3	84.5
1123	Sheets (cold-rolled)	10	798 264	61 684	7.7	5.0	X
1124	Sheets (hot-rolled)	8	56 476	6 742	11.9	.5	X
1126	Sheets (galvanized and coated)	21	880 709	116 086	13.2	9.3	X
1128	Fabricated and structural plate products	9	65 766	15 511	23.6	1.2	X
1140	Iron and steel wire and wire products	18	936 343	142 552	15.2	11.4	86.5
1141	Wire (plain, coated, barbed, and twisted)	15	908 653	102 504	11.3	8.2	X
1150	Iron and steel pipe and tubing	18	200 141	78 267	39.1	6.3	65.0
1152	Tubing	11	86 191	56 363	65.4	4.5	X
1153	Standard steel pipe	9	116 770	21 904	18.8	1.8	X
1160	Other iron and steel products	16	822 588	157 782	19.2	12.7	89.3
1162	Bars (excluding reinforcement bars) and bar-size shapes: hot-rolled	6	761 848	99 157	13.0	8.0	X
1163	Bars and bar-size shapes: cold finished	7	53 928	1 537	2.9	.1	X
1167	Finished products, n.e.c.	6	51 910	8 459	16.3	.7	X
1170	Alloy steel	9	134 499	18 867	14.0	1.5	90.1
1171	Bars, hot-rolled or cold-finished	6	83 243	10 780	13.0	.9	X
1180	Stainless steel	9	104 157	16 985	16.3	1.4	X
1220	Aluminum shapes, forms, etc.	8	71 970	8 586	11.9	.7	X
1700	Hardware	8	65 031	10 694	16.4	.9	X
5300	Plastics materials and basic shapes	10	141 053	17 277	12.2	1.4	X
9700	Service receipts and labor charges (including installed parts)	7	35 231	2 177	6.2	.2	X
42151012	Ferrous metal sales offices	989	X	8 270 344	X	100.0	77.2
0200	New and rebuilt automotive parts and supplies	6	41 267	7 754	18.8	.1	67.4
0223	Parts, n.e.c.	6	41 267	5 831	14.1	.1	X
1100	Iron and steel products (semifinished)	374	3 712 692	2 390 606	64.4	28.9	71.5
1111	Sheet bars and tin plate bars	52	476 634	82 605	17.3	1.0	X
1112	Wire rods	28	659 298	206 915	31.4	2.5	X
1113	Rough castings and foundry products	220	2 000 848	1 203 628	60.2	14.6	X
1114	Forgings	125	1 160 997	359 799	31.0	4.4	X
1116	Other semifinished iron and steel products	117	1 036 530	537 658	51.9	6.5	X
1120	Flat iron and steel products	378	3 360 747	1 906 836	56.7	23.1	56.2
1121	Plates	100	496 066	84 732	17.1	1.0	X
1122	Strips (hot-rolled and cold-rolled)	83	777 700	177 176	22.8	2.1	X
1123	Sheets (cold-rolled)	146	1 014 471	308 976	30.5	3.7	X
1124	Sheets (hot-rolled)	100	721 980	130 384	18.1	1.6	X
1126	Sheets (galvanized and coated)	112	1 358 207	660 583	48.6	8.0	X
1127	Tin plate and terneplate	30	233 845	137 156	58.7	1.7	X
1128	Fabricated and structural plate products	113	877 722	319 465	36.4	3.9	X
1129	Other flat iron and steel products	71	413 858	88 368	21.4	1.1	X
1140	Iron and steel wire and wire products	164	1 262 165	472 149	37.4	5.7	42.4
1141	Wire (plain, coated, barbed, and twisted)	130	1 063 570	409 227	38.5	4.9	X
1143	Wire rope, strand, strapping, reinforcement mesh, and bale ties	48	285 093	61 458	21.6	.7	X
1150	Iron and steel pipe and tubing	236	2 380 379	1 043 350	43.8	12.6	68.1
1152	Tubing	214	2 032 121	696 813	34.3	8.4	X
1153	Standard steel pipe	66	783 859	262 376	33.5	3.2	X
1154	Other steel pipe	34	293 441	84 161	28.7	1.0	X
1160	Other iron and steel products	228	1 779 848	727 323	40.9	8.8	71.4
1162	Bars (excluding reinforcement bars) and bar-size shapes: hot-rolled	40	329 802	107 771	32.7	1.3	X
1163	Bars and bar-size shapes: cold finished	75	624 098	114 975	18.4	1.4	X
1164	Concrete reinforcement bars	14	93 749	42 145	45.0	.5	X
1165	Structural shapes (excluding bar-size shapes)	23	404 954	118 027	29.1	1.4	X
1167	Finished products, n.e.c.	127	754 968	344 405	45.6	4.2	X
1170	Alloy steel	86	1 032 801	326 919	31.7	4.0	71.5
1171	Bars, hot-rolled or cold-finished	56	655 840	154 389	23.5	1.9	X
1173	Pipe, tubing, and plates	29	195 437	14 599	7.5	.2	X
1175	Other alloy steel	35	358 857	157 929	44.0	1.9	X

See footnotes at end of table.

Table 7. Agents, Brokers, and Commission Merchants by Kind of Business and Commodity Line: 1997—Con.

[Includes only establishments with payroll. For meaning of abbreviations and symbols, see introductory text. For explanation of terms, see Appendix A]

NAICS code and CL code	Kind of business and commodity line	Establishments handling commodity line		Commodity line sales			Sales coverage percent
		Number	Total sales (\$1,000)	Amount ¹ (\$1,000)	As percent of total sales of—		
					Establishments handling line	Establishments in NAICS industry ¹	
42151012	Ferrous metal sales offices—Con.						
1180	Stainless steel	169	1 480 448	512 194	34.6	6.2	75.8
1181	Plates	27	277 118	23 793	8.6	.3	X
1182	Strip	32	373 709	145 542	38.9	1.8	X
1183	Sheets	38	238 747	46 012	19.3	.6	X
1184	Bars and bar-size shapes	33	154 268	28 879	18.7	.3	X
1185	Other stainless steel (including tubing)	120	971 304	267 969	27.6	3.2	X
1200	Copper and brass	69	741 527	72 051	9.7	.9	63.5
1211	Copper wire mill products (structural only)	13	137 510	11 868	8.6	.1	X
1212	Flat products (sheets, strips, and plates)	29	272 583	30 918	11.3	.4	X
1213	Tubular products (pipes and tubes)	22	336 585	17 700	5.3	.2	X
1214	Rod, nonelectrical wire, extruded shapes, etc.	24	225 355	11 557	5.1	.1	X
1220	Aluminum shapes, forms, etc.	106	858 674	79 308	9.2	1.0	62.7
1221	Plates (.250 inch and over)	21	115 903	7 647	6.6	.1	X
1222	Sheets and coils (.006 to .249 inch)	26	118 425	11 545	9.7	.1	X
1223	Rods, bars, and wires: rolled or extruded (rounds, hexes, squares, and rectangles)	62	406 851	34 398	8.5	.4	X
1224	Pipe and tubing (including hollow bar, square, and rectangular tubing) ..	35	272 333	18 427	6.8	.2	X
1225	Foils	6	96 192	7 289	7.6	.1	X
1230	Other nonferrous metals (magnesium, nickel, tin, lead, zinc, etc., except precious)	44	539 494	87 425	16.2	1.1	X
1400	Electrical apparatus and equipment	13	36 343	4 811	13.2	.1	11.4
1414	Conduit, raceway, and fittings	6	19 400	1 647	8.5	Z	X
1419	Industrial controls	7	16 943	3 164	18.7	Z	X
1600	Electronic parts and equipment, except communication	28	140 785	19 052	13.5	.2	14.8
1613	Capacitors and resistors	10	59 503	4 271	7.2	.1	X
1615	Discrete semiconductors, etc.	9	68 584	11 652	17.0	.1	X
1616	Electronic connectors and other passive electronic parts	10	12 698	3 129	24.6	Z	X
1700	Hardware	55	335 686	61 325	18.3	.7	23.9
1712	Bolts, nuts, rivets, and fasteners	55	335 686	60 005	17.9	.7	X
1713	Cutlery	11	103 259	1 320	1.3	Z	X
1800	Plumbing and heating equipment and supplies (hydronics)	16	71 685	10 664	14.9	.1	14.0
1812	Metal pipe fittings and valves (excluding pipe and tubing)	9	56 997	7 077	12.4	.1	X
1818	Other plumbing and heating equipment and supplies	7	26 271	1 678	6.4	Z	X
2320	General-purpose industrial machinery, equipment, and parts	44	318 057	34 760	10.9	.4	12.8
2327	All other new general-purpose industrial machinery and equipment	39	229 409	31 795	13.9	.4	X
2330	Metalworking machinery, equipment, and parts	20	152 060	23 895	15.7	.3	X
2360	Other industrial machinery, equipment, and parts	12	92 573	11 200	12.1	.1	2.8
2362	New power plant machinery (excluding electrical)	6	43 057	8 674	20.1	.1	X
2366	Other new industrial machinery and equipment	6	49 516	1 263	2.6	Z	X
2367	Used industrial machinery and equipment	6	49 516	1 263	2.6	Z	X
2370	Mechanical power transmission supplies	10	51 663	10 259	19.9	.1	7.9
2371	Bearings and bushings	10	51 663	5 534	10.7	.1	X
2380	Industrial valves and fittings (except fluid-power)	6	21 394	1 359	6.4	Z	X
2390	Hydraulic and pneumatic (fluid-power) valves	6	83 026	21 715	26.2	.3	17.1
2392	Pneumatic valves	6	83 026	19 794	23.8	.2	X
2460	Other industrial supplies	26	158 821	22 561	14.2	.3	36.6
2464	Mechanical rubber goods	17	93 343	7 751	8.3	.1	X
5300	Plastics materials and basic shapes	107	1 158 108	235 551	20.3	2.8	10.5
5311	Plastic pipes, rods, tubes, and shapes	28	288 022	31 241	10.8	.4	X
5312	High pressure laminates	13	64 069	7 875	12.3	.1	X
5314	Other plastics materials and basic shapes	83	1 093 224	196 435	18.0	2.4	X
5330	Chemicals and allied products (excluding agricultural, plastics, gases, and petroleum)	11	32 621	5 004	15.3	.1	24.3
5344	Other chemicals and allied products	11	32 621	1 668	5.1	Z	X
9700	Service receipts and labor charges (including installed parts)	14	58 205	4 395	7.6	.1	13.9
9703	Other service receipts and labor charges—Specify	14	58 205	4 395	7.6	.1	X
9810	Miscellaneous commodities	59	432 003	66 858	15.5	.8	X
4215102	Nonferrous metal service centers & sales offices	279	X	2 279 030	X	100.0	82.0
0620	Plywood and millwork	9	77 178	12 781	16.6	.6	13.0
0624	Wood millwork (doors, windows, cabinets, etc.)	7	59 661	11 836	19.8	.5	X
0730	Flat glass and other construction glass (excluding automotive)	11	28 854	7 917	27.4	.3	X
0740	Other construction materials	8	14 592	1 016	7.0	Z	82.0
0744	Construction materials, n.e.c. (including wire fence and construction paper)	7	14 320	899	6.3	Z	X
1100	Iron and steel products (semifinished)	21	116 112	16 135	13.9	.7	68.0
1113	Rough castings and foundry products	13	70 260	11 705	16.7	.5	X
1114	Forgings	6	24 880	1 179	4.7	.1	X
1116	Other semifinished iron and steel products	6	31 758	3 251	10.2	.1	X
1120	Flat iron and steel products	24	149 190	15 954	10.7	.7	59.5
1126	Sheets (galvanized and coated)	7	18 708	4 049	21.6	.2	X
1128	Fabricated and structural plate products	10	57 009	7 068	12.4	.3	X
1129	Other flat iron and steel products	6	71 198	4 392	6.2	.2	X
1140	Iron and steel wire and wire products	10	22 502	2 362	10.5	.1	X
1150	Iron and steel pipe and tubing	13	118 792	12 442	10.5	.5	35.4
1152	Tubing	10	116 311	11 636	10.0	.5	X
1160	Other iron and steel products	12	72 154	10 644	14.8	.5	78.4
1167	Finished products, n.e.c.	8	31 810	6 119	19.2	.3	X

See footnotes at end of table.

Table 7. Agents, Brokers, and Commission Merchants by Kind of Business and Commodity Line: 1997—Con.

[Includes only establishments with payroll. For meaning of abbreviations and symbols, see introductory text. For explanation of terms, see Appendix A]

NAICS code and CL code	Kind of business and commodity line	Establishments handling commodity line		Commodity line sales			Sales coverage percent
		Number	Total sales (\$1,000)	Amount ¹ (\$1,000)	As percent of total sales of—		
					Establishments handling line	Establishments in NAICS industry ¹	
4215102	Nonferrous metal service centers & sales offices—Con.						
1180	Stainless steel	25	154 875	20 154	13.0	.9	71.8
1185	Other stainless steel (including tubing)	19	113 818	16 872	14.8	.7	X
1200	Copper and brass	69	762 070	594 923	78.1	26.1	60.5
1211	Copper wire mill products (structural only)	7	15 161	8 775	57.9	.4	X
1212	Flat products (sheets, strips, and plates)	25	538 692	384 102	71.3	16.9	X
1213	Tubular products (pipes and tubes)	32	341 188	130 790	38.3	5.7	X
1214	Rod, nonelectrical wire, extruded shapes, etc.	22	272 189	71 256	26.2	3.1	X
1220	Aluminum shapes, forms, etc.	193	1 181 469	767 471	65.0	33.7	56.6
1221	Plates (.250 inch and over)	21	178 781	42 404	23.7	1.9	X
1222	Sheets and coils (.006 to .249 inch)	53	481 857	209 877	43.6	9.2	X
1223	Rods, bars, and wires: rolled or extruded (rounds, hexes, squares, and rectangles)	117	615 179	305 113	49.6	13.4	X
1224	Pipe and tubing (including hollow bar, square, and rectangular tubing) ..	60	345 101	131 350	38.1	5.8	X
1225	Foils	26	358 731	78 726	21.9	3.5	X
1230	Other nonferrous metals (magnesium, nickel, tin, lead, zinc, etc., except precious)	53	710 859	504 470	71.0	22.1	X
1400	Electrical apparatus and equipment	7	240 623	42 434	17.6	1.9	X
1600	Electronic parts and equipment, except communication	7	45 967	7 228	15.7	.3	X
1700	Hardware	25	222 616	34 119	15.3	1.5	23.2
1711	Hand tools (including power driven)	8	1 227	65	5.3	Z	X
1712	Bolts, nuts, rivets, and fasteners	8	11 743	564	4.8	Z	X
1713	Cutlery	8	209 650	33 490	16.0	1.5	X
2320	General-purpose industrial machinery, equipment, and parts	16	185 331	43 915	23.7	1.9	31.3
2327	All other new general-purpose industrial machinery and equipment	16	185 331	43 915	23.7	1.9	X
2330	Metalworking machinery, equipment, and parts	11	110 013	11 919	10.8	.5	X
2460	Other industrial supplies	10	27 905	2 080	7.5	.1	.6
2464	Mechanical rubber goods	7	23 383	1 944	8.3	.1	X
5300	Plastics materials and basic shapes	51	558 412	92 083	16.5	4.0	4.1
5311	Plastic pipes, rods, tubes, and shapes	22	428 634	56 692	13.2	2.5	X
5314	Other plastics materials and basic shapes	24	116 851	30 850	26.4	1.4	X
5330	Chemicals and allied products (excluding agricultural, plastics, gases, and petroleum)	15	100 112	12 120	12.1	.5	X
9700	Service receipts and labor charges (including installed parts)	9	22 767	3 403	14.9	.1	32.2
9703	Other service receipts and labor charges—Specify	9	22 767	3 403	14.9	.1	X
9810	Miscellaneous commodities	23	155 068	13 468	8.7	.6	X
42151021	Nonferrous metal service centers	25	X	128 172	X	100.0	90.8
1200	Copper and brass	7	40 662	24 787	61.0	19.3	X
1220	Aluminum shapes, forms, etc.	11	39 854	30 939	77.6	24.1	79.3
1223	Rods, bars, and wires: rolled or extruded (rounds, hexes, squares, and rectangles)	7	10 463	5 148	49.2	4.0	X
1230	Other nonferrous metals (magnesium, nickel, tin, lead, zinc, etc., except precious)	8	48 422	37 887	78.2	29.6	X
5300	Plastics materials and basic shapes	6	12 927	4 541	35.1	3.5	X
42151022	Nonferrous metal sales offices	254	X	2 150 858	X	100.0	81.5
0620	Plywood and millwork	9	77 178	12 781	16.6	.6	12.9
0624	Wood millwork (doors, windows, cabinets, etc.)	7	59 661	11 836	19.8	.6	X
0730	Flat glass and other construction glass (excluding automotive)	11	28 854	7 917	27.4	.4	X
0740	Other construction materials	8	14 592	1 016	7.0	Z	81.5
0744	Construction materials, n.e.c. (including wire fence and construction paper)	7	14 320	899	6.3	Z	X
1100	Iron and steel products (semifinished)	20	113 870	15 965	14.0	.7	67.1
1113	Rough castings and foundry products	12	68 018	11 535	17.0	.5	X
1114	Forgings	6	24 880	1 179	4.7	.1	X
1116	Other semifinished iron and steel products	6	31 758	3 251	10.2	.2	X
1120	Flat iron and steel products	24	149 190	15 954	10.7	.7	59.1
1126	Sheets (galvanized and coated)	7	18 708	4 049	21.6	.2	X
1128	Fabricated and structural plate products	10	57 009	7 068	12.4	.3	X
1129	Other flat iron and steel products	6	71 198	4 392	6.2	.2	X
1140	Iron and steel wire and wire products	10	22 502	2 362	10.5	.1	X
1150	Iron and steel pipe and tubing	13	118 792	12 442	10.5	.6	35.2
1152	Tubing	10	116 311	11 636	10.0	.5	X
1160	Other iron and steel products	12	72 154	10 644	14.8	.5	77.9
1167	Finished products, n.e.c.	8	31 810	6 119	19.2	.3	X
1180	Stainless steel	23	148 862	18 555	12.5	.9	70.7
1185	Other stainless steel (including tubing)	18	110 048	16 797	15.3	.8	X
1200	Copper and brass	62	721 408	570 136	79.0	26.5	63.0
1212	Flat products (sheets, strips, and plates)	23	507 931	363 577	71.6	16.9	X
1213	Tubular products (pipes and tubes)	32	341 188	130 790	38.3	6.1	X
1214	Rod, nonelectrical wire, extruded shapes, etc.	20	269 310	69 336	25.7	3.2	X
1220	Aluminum shapes, forms, etc.	182	1 141 615	736 532	64.5	34.2	55.7
1221	Plates (.250 inch and over)	19	170 554	38 206	22.4	1.8	X
1222	Sheets and coils (.006 to .249 inch)	53	481 857	209 877	43.6	9.8	X
1223	Rods, bars, and wires: rolled or extruded (rounds, hexes, squares, and rectangles)	110	604 716	299 965	49.6	13.9	X
1224	Pipe and tubing (including hollow bar, square, and rectangular tubing) ..	58	323 938	109 757	33.9	5.1	X
1225	Foils	26	358 731	78 726	21.9	3.7	X

See footnotes at end of table.

Table 7. Agents, Brokers, and Commission Merchants by Kind of Business and Commodity Line: 1997—Con.

[Includes only establishments with payroll. For meaning of abbreviations and symbols, see introductory text. For explanation of terms, see Appendix A]

NAICS code and CL code	Kind of business and commodity line	Establishments handling commodity line		Commodity line sales			Sales coverage percent
		Number	Total sales (\$1,000)	Amount ¹ (\$1,000)	As percent of total sales of—		
					Establishments handling line	Establishments in NAICS industry ¹	
42151022	Nonferrous metal sales offices—Con.						
1230	Other nonferrous metals (magnesium, nickel, tin, lead, zinc, etc., except precious)	45	662 437	466 583	70.4	21.7	X
1400	Electrical apparatus and equipment	7	240 623	42 434	17.6	2.0	X
1600	Electronic parts and equipment, except communication	6	12 654	2 564	20.3	.1	X
1700	Hardware	25	222 616	34 119	15.3	1.6	23.0
1711	Hand tools (including power driven)	8	1 227	65	5.3	Z	X
1712	Bolts, nuts, rivets, and fasteners	8	11 743	564	4.8	Z	X
1713	Cutlery	8	209 650	33 490	16.0	1.6	X
2320	General-purpose industrial machinery, equipment, and parts	13	164 728	40 092	24.3	1.9	24.8
2327	All other new general-purpose industrial machinery and equipment	13	164 728	40 092	24.3	1.9	X
2330	Metalworking machinery, equipment, and parts	11	110 013	11 919	10.8	.6	X
2460	Other industrial supplies	7	23 383	1 944	8.3	.1	.6
2464	Mechanical rubber goods	7	23 383	1 944	8.3	.1	X
5300	Plastics materials and basic shapes	45	545 485	87 542	16.0	4.1	4.1
5311	Plastic pipes, rods, tubes, and shapes	22	428 634	56 692	13.2	2.6	X
5314	Other plastics materials and basic shapes	24	116 851	30 850	26.4	1.4	X
5330	Chemicals and allied products (excluding agricultural, plastics, gases, and petroleum)	13	98 211	11 951	12.2	.6	X
9700	Service receipts and labor charges (including installed parts)	6	18 245	3 086	16.9	.1	28.3
9703	Other service receipts and labor charges—Specify	6	18 245	3 086	16.9	.1	X
9810	Miscellaneous commodities	19	149 148	12 106	8.1	.6	X
42152	Coal & other mineral & ore whsle	123	X	1 634 031	X	100.0	80.2
1300	Coal and coke	89	1 317 015	1 146 881	87.1	70.2	75.8
1311	Coal	89	1 317 015	1 115 589	84.7	68.3	X
1320	Minerals and ores (excluding coal, precious stones, and crude oil)	38	546 070	301 169	55.2	18.4	X
421520	Coal & other mineral & ore whsle	123	X	1 634 031	X	100.0	80.2
1300	Coal and coke	89	1 317 015	1 146 881	87.1	70.2	75.8
1311	Coal	89	1 317 015	1 115 589	84.7	68.3	X
1320	Minerals and ores (excluding coal, precious stones, and crude oil)	38	546 070	301 169	55.2	18.4	X
4215201	Coal whsle	86	X	D	X	D	D
1300	Coal and coke	86	D	D	D	D	D
1311	Coal	86	D	D	D	D	X
4215202	Other mineral & ore whsle	37	X	D	X	D	D
1320	Minerals and ores (excluding coal, precious stones, and crude oil)	37	D	D	D	D	X
4216	Electrical goods whsle	6 652	X	65 926 580	X	100.0	78.9
0400	Household and lawn furniture	11	114 801	20 744	18.1	Z	27.4
0413	Lawn furniture and equipment	8	92 276	14 379	15.6	Z	X
0420	Office and business furniture	6	17 305	5 147	29.7	Z	X
0500	Household china, glassware, crockery, and plastic housewares	18	129 912	18 018	13.9	Z	X
0530	Flooring and floor coverings	13	98 062	8 408	8.6	Z	24.1
0531	Soft-surface (textile) floor coverings and accessories (including rugs, carpets, and pads)	8	64 779	4 355	6.7	Z	X
0540	Other home furnishings	68	1 101 818	195 042	17.7	.3	3.5
0541	Metal flatware and kitchen utensils	27	423 425	39 393	9.3	.1	X
0542	Mirrors, lamps, and picture frames	26	387 199	10 081	2.6	Z	X
0543	Home furnishings, n.e.c.	27	199 811	85 235	42.7	.1	X
0800	Photographic equipment and supplies (excluding video)	15	113 384	7 124	6.3	Z	X
0900	Office equipment	58	1 048 049	128 648	12.3	.2	.8
0912	Calculators and accounting machines	37	661 013	76 355	11.6	.1	X
0913	Copying machines and equipment	15	347 735	46 666	13.4	.1	X
0920	New computer equipment	96	848 416	139 122	16.4	.2	12.6
0921	Computers	66	525 641	66 424	12.6	.1	X
0922	Computer storage devices	17	5 860	905	15.4	Z	X
0923	Computer printers	19	6 784	1 636	24.1	Z	X
0924	Other computer peripheral equipment	61	501 542	70 157	14.0	.1	X
0950	Computer software (packaged)	75	542 546	35 402	6.5	.1	X
1120	Flat iron and steel products	10	40 601	6 782	16.7	Z	X
1140	Iron and steel wire and wire products	10	71 109	11 994	16.9	Z	X
1220	Aluminum shapes, forms, etc.	6	94 987	9 087	9.6	Z	X
1400	Electrical apparatus and equipment	3 327	26 356 663	21 553 686	81.8	32.7	69.8
1411	Power and distribution transformers	915	8 383 694	1 657 742	19.8	2.5	X
1412	Switchgear and switchboard apparatus	543	3 907 078	777 866	19.9	1.2	X
1413	Motors and generators (including motor-generator sets)	497	3 346 329	1 262 375	37.7	1.9	X
1414	Conduit, raceway, and fittings	606	7 735 868	1 825 642	23.6	2.8	X
1415	Electric bulbs (all types)	474	4 175 562	307 681	7.4	.5	X
1416	Interior wiring (excluding conduit)	641	7 635 432	2 229 832	29.2	3.4	X
1417	Exterior wiring and cable (excluding conduit)	602	6 952 201	1 637 292	23.6	2.5	X
1418	Lighting fixtures (residential and commercial)	1 103	9 347 756	4 907 516	52.5	7.4	X
1419	Industrial controls	1 022	6 186 213	1 844 446	29.8	2.8	X
1421	Other electrical apparatus and equipment (including fuses and lightning rods)	1 444	13 725 600	5 103 296	37.2	7.7	X

See footnotes at end of table.

Table 7. Agents, Brokers, and Commission Merchants by Kind of Business and Commodity Line: 1997—Con.

[Includes only establishments with payroll. For meaning of abbreviations and symbols, see introductory text. For explanation of terms, see Appendix A]

NAICS code and CL code	Kind of business and commodity line	Establishments handling commodity line		Commodity line sales			Sales coverage percent
		Number	Total sales (\$1,000)	Amount ¹ (\$1,000)	As percent of total sales of—		
					Establishments handling line	Establishments in NAICS industry ¹	
4216	Electrical goods wholesaler—Con.						
1500	Electrical appliances, household	718	7 126 528	4 686 625	65.8	7.1	61.1
1511	Televisions	219	2 472 541	507 951	20.5	.8	X
1512	Radios, stereos, and CD players	401	3 869 362	1 897 647	49.0	2.9	X
1513	V.C.R.'s and video cameras	185	1 909 467	425 358	22.3	.6	X
1514	Electrical household ranges and ovens	67	781 796	203 877	26.1	.3	X
1515	Refrigerators and freezers, household	42	682 393	112 022	16.4	.2	X
1516	Household laundry equipment	9	32 398	5 291	16.3	.2	X
1517	Vacuum cleaners and sewing machines, household	55	842 535	176 284	20.9	.3	X
1518	Other electrical household appliances (including fans, dishwashers, etc.)	303	3 539 521	1 358 202	38.4	2.1	X
1600	Electronic parts and equipment, except communication	2 940	37 149 734	33 856 042	91.1	51.4	70.1
1612	Integrated circuits	1 124	20 704 609	12 626 789	61.0	19.2	X
1613	Capacitors and resistors	1 051	14 012 692	2 758 169	19.7	4.2	X
1615	Discrete semiconductors, etc.	947	16 828 080	4 427 637	26.3	6.7	X
1616	Electronic connectors and other passive electronic parts	1 616	19 074 361	6 684 070	35.0	10.1	X
1618	Electronic parts and equipment, n.e.c.	1 849	17 544 862	7 359 371	41.9	11.2	X
1650	Communication equipment and supplies	915	7 313 968	3 619 512	49.5	5.5	70.8
1651	Telephones	232	2 300 508	926 054	40.3	1.4	X
1652	Other electronic communication equipment	672	4 175 614	2 156 869	51.7	3.3	X
1653	Other electrical communication equipment	212	2 201 275	536 587	24.4	.8	X
1700	Hardware	174	2 018 702	262 763	13.0	.4	12.3
1711	Hand tools (including power driven)	96	784 692	51 466	6.6	.1	X
1712	Bolts, nuts, rivets, and fasteners	69	881 297	66 303	7.5	.1	X
1713	Cutlery	74	987 444	107 362	10.9	.2	X
1800	Plumbing and heating equipment and supplies (hydronics)	64	643 854	94 606	14.7	.1	35.8
1811	Plastic pipe fittings and valves (excluding pipe and tubing)	15	46 299	4 326	9.3	.2	X
1813	Plumbing fixtures	17	431 468	57 838	13.4	.1	X
1818	Other plumbing and heating equipment and supplies	40	323 670	32 251	10.0	.2	X
1900	Warm air heating and air-conditioning equipment and supplies	92	936 200	123 322	13.2	.2	12.7
1911	Furnaces (warm air)	6	33 027	9 473	28.7	.2	X
1912	Central air-conditioning (residential and commercial)	22	73 702	15 957	21.7	.2	X
1914	Heat pumps (residential and commercial)	7	23 666	2 624	11.1	.2	X
1916	Air cleaning and filtration systems	33	109 179	3 874	3.5	.2	X
1917	Compressors for air-conditioners	19	469 962	71 126	15.1	.1	X
1918	Condensing units for air-conditioners	7	23 666	965	4.1	.2	X
1919	Registers, grills, pre-formed ductwork (excluding sheet metal), and duct insulation	6	10 400	271	2.6	.2	X
2000	Refrigeration equipment and supplies	20	270 205	41 570	15.4	.1	38.9
2012	Unit coolers for commercial refrigerators	8	192 437	12 324	6.4	.2	X
2013	Condensing units for commercial refrigerators	8	192 437	13 479	7.0	.2	X
2015	Other refrigeration equipment and supplies	10	83 696	12 415	14.8	.2	X
2100	Construction and mining machinery and equipment (including parts and attachments)	7	50 278	6 010	12.0	.2	2.3
2113	New mixers, pavers, and related equipment	6	39 621	470	1.2	.2	X
2117	Other new construction and mining, logging, and road maintenance machinery, equipment, and parts	6	39 621	2 345	5.9	.2	X
2220	Garden machinery, equipment, and parts	8	44 950	7 353	16.4	.2	X
2320	General-purpose industrial machinery, equipment, and parts	153	682 037	113 109	16.6	.2	12.7
2321	New pumps, compressors (air or gas), and equipment	41	95 556	10 271	10.7	.2	X
2326	New controlling, recording, and indicating instruments and access	93	423 523	72 865	17.2	.1	X
2327	All other new general-purpose industrial machinery and equipment	50	231 340	28 465	12.3	.2	X
2328	Used general-purpose industrial machinery and equipment	12	21 683	1 508	7.0	.2	X
2330	Metalworking machinery, equipment, and parts	11	34 964	5 859	16.8	.2	X
2340	Materials handling machinery, equipment, and parts	45	229 223	31 616	13.8	.2	.3
2341	New conveying equipment	14	57 249	8 679	15.2	.2	X
2360	Other industrial machinery, equipment, and parts	11	52 623	14 026	26.7	.2	38.2
2366	Other new industrial machinery and equipment	8	42 802	12 207	28.5	.2	X
2370	Mechanical power transmission supplies	34	185 493	39 955	21.5	.1	45.0
2371	Bearings and bushings	10	29 600	16 647	56.2	.2	X
2372	Other mechanical power transmission supplies	27	166 117	23 308	14.0	.2	X
2380	Industrial valves and fittings (except fluid-power)	15	133 176	25 591	19.2	.2	X
2390	Hydraulic and pneumatic (fluid-power) valves	7	55 746	4 863	8.7	.2	X
2460	Other industrial supplies	12	54 041	7 855	14.5	.2	59.5
2466	Industrial supplies, n.e.c.	10	43 757	6 807	15.6	.2	X
2600	Aircraft and aeronautical equipment and supplies	11	82 814	25 126	30.3	.2	X
2700	Sporting and recreational goods and supplies	56	552 096	68 593	12.4	.1	2.8
2712	Bicycles and bicycle tires and tubes	17	128 110	35 883	28.0	.1	X
2714	Camping and fishing equipment and accessories	29	348 970	2 464	.7	.2	X
2717	Marine pleasure craft, equipment, and accessories	29	348 970	7 425	2.1	.2	X
2718	Other sporting and recreational goods (go carts, bait, etc.)	29	348 970	17 318	5.0	.2	X
2800	Toys and hobby goods and supplies	36	484 461	81 020	16.7	.1	21.4
2811	Video games and cartridges	30	454 831	78 783	17.3	.1	X
3000	Jewelry, diamonds, gem stones, and watches	19	157 715	14 277	9.1	.2	1.8
3014	Watches, clocks, and watch movements and cases	6	40 826	8 873	21.7	.2	X
3016	Other jewel., silverware, and plated ware (incl. jewel. where gemstones less than 50% of value, gold filled sterling, and costume jewel. and medallions)	6	22 683	1 653	7.3	.2	X
3130	Compact discs, prerecorded audio tapes, and phonograph records	8	27 152	2 710	10.0	.2	X
3140	Prerecorded video tapes	21	517 133	37 704	7.3	.1	X
3150	Other durable goods	6	20 346	6 473	31.8	.2	X
3300	Stationery, office supplies and greeting cards	11	63 624	7 466	11.7	.2	X
3500	Drugs, pharmaceuticals, cosmetics, and toiletries	10	56 831	14 373	25.3	.2	X

See footnotes at end of table.

Table 7. Agents, Brokers, and Commission Merchants by Kind of Business and Commodity Line: 1997—Con.

[Includes only establishments with payroll. For meaning of abbreviations and symbols, see introductory text. For explanation of terms, see Appendix A]

NAICS code and CL code	Kind of business and commodity line	Establishments handling commodity line		Commodity line sales			Sales coverage percent
		Number	Total sales (\$1,000)	Amount ¹ (\$1,000)	As percent of total sales of—		
					Establishments handling line	Establishments in NAICS industry ¹	
4216	Electrical goods whsle—Con.						
5300	Plastics materials and basic shapes	26	320 642	77 942	24.3	.1	1.5
5314	Other plastics materials and basic shapes	14	53 254	4 141	7.8	Z	X
5330	Chemicals and allied products (excluding agricultural, plastics, gases, and petroleum)	33	90 097	17 001	18.9	Z	12.8
5342	Adhesives, sealants, and glues	6	28 421	1 425	5.0	Z	X
6000	Paint, paint supplies, and wallpaper	11	187 592	18 946	10.1	Z	X
9700	Service receipts and labor charges (including installed parts)	145	801 809	90 959	11.3	.1	50.9
9701	Labor charges for repair work	90	423 118	45 246	10.7	.1	X
9702	Parts installed in repair work	59	241 395	14 365	6.0	Z	X
9703	Other service receipts and labor charges—Specify	60	371 635	31 347	8.4	Z	X
9720	Receipts for service contracts	70	435 270	25 674	5.9	Z	X
9730	Advertising specialties (paper novelties, etc.)	9	41 276	4 263	10.3	Z	X
9740	Receipts for installing equipment	58	235 893	17 911	7.6	Z	X
9810	Miscellaneous commodities	161	1 060 319	180 787	17.1	.3	X
9940	Rental and leasing receipts	23	148 174	5 540	3.7	Z	6.1
9944	Other rental receipts	7	28 047	521	1.9	Z	X
42161	Electrical apparatus & equip, wiring supp, & const material whsle	2 966	X	22 378 291	X	100.0	81.3
0920	New computer equipment	21	109 517	19 009	17.4	.1	16.9
0921	Computers	8	28 274	1 046	3.7	Z	X
0924	Other computer peripheral equipment	13	81 243	17 963	22.1	.1	X
0950	Computer software (packaged)	19	96 470	5 199	5.4	Z	X
1140	Iron and steel wire and wire products	7	33 751	9 687	28.7	Z	X
1400	Electrical apparatus and equipment	2 966	22 378 291	20 897 388	93.4	93.4	71.6
1411	Power and distribution transformers	775	6 769 976	1 474 623	21.8	6.6	X
1412	Switchgear and switchboard apparatus	516	3 710 360	758 939	20.5	3.4	X
1413	Motors and generators (including motor-generator sets)	441	2 671 004	1 186 652	44.4	5.3	X
1414	Conduit, raceway, and fittings	586	7 520 903	1 810 104	24.1	8.1	X
1415	Electric bulbs (all types)	446	3 789 475	287 944	7.6	1.3	X
1416	Interior wiring (excluding conduit)	581	7 194 928	2 185 224	30.4	9.8	X
1417	Exterior wiring and cable (excluding conduit)	562	6 597 952	1 603 761	24.3	7.2	X
1418	Lighting fixtures (residential and commercial)	1 084	8 828 347	4 884 443	55.3	21.8	X
1419	Industrial controls	938	5 624 191	1 755 969	31.2	7.8	X
1421	Other electrical apparatus and equipment (including fuses and lightning rods)	1 360	12 650 851	4 949 730	39.1	22.1	X
1500	Electrical appliances, household	122	784 170	219 407	28.0	1.0	40.2
1512	Radios, stereos, and CD players	21	33 511	12 341	36.8	.1	X
1514	Electrical household ranges and ovens	10	66 594	23 544	35.4	.1	X
1518	Other electrical household appliances (including fans, dishwashers, etc.) ..	90	683 582	173 755	25.4	.8	X
1600	Electronic parts and equipment, except communication	243	1 436 432	370 124	25.8	1.7	67.6
1612	Integrated circuits	30	132 494	12 520	9.4	.1	X
1613	Capacitors and resistors	48	204 493	17 483	8.5	.1	X
1615	Discrete semiconductors, etc.	23	98 178	10 101	10.3	Z	X
1616	Electronic connectors and other passive electronic parts	146	851 084	154 443	18.1	.7	X
1618	Electronic parts and equipment, n.e.c.	143	827 620	175 572	21.2	.8	X
1650	Communication equipment and supplies	97	1 304 818	184 154	14.1	.8	75.5
1652	Other electronic communication equipment	60	534 329	62 720	11.7	.3	X
1653	Other electrical communication equipment	61	888 060	120 934	13.6	.5	X
1700	Hardware	52	446 656	50 050	11.2	.2	7.3
1711	Hand tools (including power driven)	52	446 656	27 108	6.1	.1	X
1712	Bolts, nuts, rivets, and fasteners	26	382 349	16 581	4.3	.1	X
1713	Cutlery	26	382 349	6 361	1.7	Z	X
1800	Plumbing and heating equipment and supplies (hydronics)	30	331 855	47 226	14.2	.2	37.7
1813	Plumbing fixtures	8	257 647	40 745	15.8	.2	X
1818	Other plumbing and heating equipment and supplies	23	74 208	6 481	8.7	Z	X
1900	Warm air heating and air-conditioning equipment and supplies	65	642 452	93 690	14.6	.4	18.5
1912	Central air-conditioning (residential and commercial)	22	73 702	15 957	21.7	.1	X
1914	Heat pumps (residential and commercial)	7	23 666	2 624	11.1	Z	X
1916	Air cleaning and filtration systems	27	98 779	3 018	3.1	Z	X
1917	Compressors for air-conditioners	19	469 962	71 126	15.1	.3	X
1918	Condensing units for air-conditioners	7	23 666	965	4.1	Z	X
2000	Refrigeration equipment and supplies	14	220 565	38 221	17.3	.2	45.6
2012	Unit coolers for commercial refrigerators	8	192 437	12 324	6.4	.1	X
2013	Condensing units for commercial refrigerators	8	192 437	13 479	7.0	.1	X
2015	Other refrigeration equipment and supplies	10	83 696	12 415	14.8	.1	X
2100	Construction and mining machinery and equipment (including parts and attachments)	6	39 621	2 815	7.1	Z	3.1
2113	New mixers, pavers, and related equipment	6	39 621	470	1.2	Z	X
2117	Other new construction and mining, logging, and road maintenance machinery, equipment, and parts	6	39 621	2 345	5.9	Z	X
2320	General-purpose industrial machinery, equipment, and parts	81	360 574	57 097	15.8	.3	15.0
2321	New pumps, compressors (air or gas), and equipment	11	27 170	3 292	12.1	Z	X
2326	New controlling, recording, and indicating instruments and access	44	224 455	35 177	15.7	.2	X
2327	All other new general-purpose industrial machinery and equipment	26	108 945	18 628	17.1	.1	X
2330	Metalworking machinery, equipment, and parts	6	24 141	2 841	11.8	Z	X
2340	Materials handling machinery, equipment, and parts	26	149 155	18 555	12.4	.1	X
2360	Other industrial machinery, equipment, and parts	7	30 135	5 922	19.7	Z	63.5
2366	Other new industrial machinery and equipment	6	25 147	4 905	19.5	Z	X
2370	Mechanical power transmission supplies	21	79 794	17 218	21.6	.1	58.8
2372	Other mechanical power transmission supplies	20	77 604	16 932	21.8	.1	X
2460	Other industrial supplies	7	22 069	3 205	14.5	Z	X

See footnotes at end of table.

Table 7. Agents, Brokers, and Commission Merchants by Kind of Business and Commodity Line: 1997—Con.

[Includes only establishments with payroll. For meaning of abbreviations and symbols, see introductory text. For explanation of terms, see Appendix A]

NAICS code and CL code	Kind of business and commodity line	Establishments handling commodity line		Commodity line sales			Sales coverage percent
		Number	Total sales (\$1,000)	Amount ¹ (\$1,000)	As percent of total sales of—		
					Establishments handling line	Establishments in NAICS industry ¹	
42161	Electrical apparatus & equip, wiring supp, & const material whsle—Con.						
2700	Sporting and recreational goods and supplies	7	55 131	4 568	8.3	Z	X
5300	Plastics materials and basic shapes	11	256 731	73 270	28.5	.3	X
5330	Chemicals and allied products (excluding agricultural, plastics, gases, and petroleum)	23	46 518	7 941	17.1	Z	X
9700	Service receipts and labor charges (including installed parts)	68	395 309	39 764	10.1	.2	58.7
9701	Labor charges for repair work	34	114 605	12 538	10.9	.1	X
9702	Parts installed in repair work	27	96 053	5 707	5.9	Z	X
9703	Other service receipts and labor charges—Specify	36	286 190	21 519	7.5	.1	X
9720	Receipts for service contracts	38	328 052	16 640	5.1	.1	X
9740	Receipts for installing equipment	34	173 888	10 819	6.2	Z	X
9810	Miscellaneous commodities	60	453 197	56 322	12.4	.3	X
9940	Rental and leasing receipts	7	28 047	521	1.9	Z	35.4
9944	Other rental receipts	7	28 047	521	1.9	Z	X
421610	Electrical apparatus & equip, wiring supp, & const material whsle	2 966	X	22 378 291	X	100.0	81.3
0920	New computer equipment	21	109 517	19 009	17.4	.1	16.9
0921	Computers	8	28 274	1 046	3.7	Z	X
0924	Other computer peripheral equipment	13	81 243	17 963	22.1	.1	X
0950	Computer software (packaged)	19	96 470	5 199	5.4	Z	X
1140	Iron and steel wire and wire products	7	33 751	9 687	28.7	Z	X
1400	Electrical apparatus and equipment	2 966	22 378 291	20 897 388	93.4	93.4	71.6
1411	Power and distribution transformers	775	6 769 976	1 474 623	21.8	6.6	X
1412	Switchgear and switchboard apparatus	516	3 710 360	758 939	20.5	3.4	X
1413	Motors and generators (including motor-generator sets)	441	2 671 004	1 186 652	44.4	5.3	X
1414	Conduit, raceway, and fittings	586	7 520 903	1 810 104	24.1	8.1	X
1415	Electric bulbs (all types)	446	3 789 475	287 944	7.6	1.3	X
1416	Interior wiring (excluding conduit)	581	7 194 928	2 185 224	30.4	9.8	X
1417	Exterior wiring and cable (excluding conduit)	562	6 597 952	1 603 761	24.3	7.2	X
1418	Lighting fixtures (residential and commercial)	1 084	8 828 347	4 884 443	55.3	21.8	X
1419	Industrial controls	938	5 624 191	1 755 969	31.2	7.8	X
1421	Other electrical apparatus and equipment (including fuses and lightning rods)	1 360	12 650 851	4 949 730	39.1	22.1	X
1500	Electrical appliances, household	122	784 170	219 407	28.0	1.0	40.2
1512	Radios, stereos, and CD players	21	33 511	12 341	36.8	.1	X
1514	Electrical household ranges and ovens	10	66 594	23 544	35.4	.1	X
1518	Other electrical household appliances (including fans, dishwashers, etc.) ..	90	683 582	173 755	25.4	.8	X
1600	Electronic parts and equipment, except communication	243	1 436 432	370 124	25.8	1.7	67.6
1612	Integrated circuits	30	132 494	12 520	9.4	.1	X
1613	Capacitors and resistors	48	204 493	17 483	8.5	.1	X
1615	Discrete semiconductors, etc.	23	98 178	10 101	10.3	Z	X
1616	Electronic connectors and other passive electronic parts	146	851 084	154 443	18.1	.7	X
1618	Electronic parts and equipment, n.e.c.	143	827 620	175 572	21.2	.8	X
1650	Communication equipment and supplies	97	1 304 818	184 154	14.1	.8	75.5
1652	Other electronic communication equipment	60	534 329	62 720	11.7	.3	X
1653	Other electrical communication equipment	61	888 060	120 934	13.6	.5	X
1700	Hardware	52	446 656	50 050	11.2	.2	7.3
1711	Hand tools (including power driven)	52	446 656	27 108	6.1	.1	X
1712	Bolts, nuts, rivets, and fasteners	26	382 349	16 581	4.3	.1	X
1713	Cutlery	26	382 349	6 361	1.7	Z	X
1800	Plumbing and heating equipment and supplies (hydronics)	30	331 855	47 226	14.2	.2	37.7
1813	Plumbing fixtures	8	257 647	40 745	15.8	.2	X
1818	Other plumbing and heating equipment and supplies	23	74 208	6 481	8.7	.2	X
1900	Warm air heating and air-conditioning equipment and supplies	65	642 452	93 690	14.6	.4	18.5
1912	Central air-conditioning (residential and commercial)	22	73 702	15 957	21.7	.1	X
1914	Heat pumps (residential and commercial)	7	23 666	2 624	11.1	Z	X
1916	Air cleaning and filtration systems	27	98 779	3 018	3.1	Z	X
1917	Compressors for air-conditioners	19	469 962	71 126	15.1	.3	X
1918	Condensing units for air-conditioners	7	23 666	965	4.1	Z	X
2000	Refrigeration equipment and supplies	14	220 565	38 221	17.3	.2	45.6
2012	Unit coolers for commercial refrigerators	8	192 437	12 324	6.4	.1	X
2013	Condensing units for commercial refrigerators	8	192 437	13 479	7.0	.1	X
2015	Other refrigeration equipment and supplies	10	83 696	12 415	14.8	.1	X
2100	Construction and mining machinery and equipment (including parts and attachments)	6	39 621	2 815	7.1	Z	3.1
2113	New mixers, pavers, and related equipment	6	39 621	470	1.2	Z	X
2117	Other new construction and mining, logging, and road maintenance machinery, equipment, and parts	6	39 621	2 345	5.9	Z	X
2320	General-purpose industrial machinery, equipment, and parts	81	360 574	57 097	15.8	.3	15.0
2321	New pumps, compressors (air or gas), and equipment	11	27 170	3 292	12.1	Z	X
2326	New controlling, recording, and indicating instruments and access	44	224 455	35 177	15.7	.2	X
2327	All other new general-purpose industrial machinery and equipment	26	108 945	18 628	17.1	.1	X
2330	Metalworking machinery, equipment, and parts	6	24 141	2 841	11.8	Z	X
2340	Materials handling machinery, equipment, and parts	26	149 155	18 555	12.4	.1	X
2360	Other industrial machinery, equipment, and parts	7	30 135	5 922	19.7	Z	63.5
2366	Other new industrial machinery and equipment	6	25 147	4 905	19.5	Z	X
2370	Mechanical power transmission supplies	21	79 794	17 218	21.6	.1	58.8
2372	Other mechanical power transmission supplies	20	77 604	16 932	21.8	.1	X
2460	Other industrial supplies	7	22 069	3 205	14.5	Z	X
2700	Sporting and recreational goods and supplies	7	55 131	4 568	8.3	Z	X
5300	Plastics materials and basic shapes	11	256 731	73 270	28.5	.3	X

See footnotes at end of table.

Table 7. Agents, Brokers, and Commission Merchants by Kind of Business and Commodity Line: 1997—Con.

[Includes only establishments with payroll. For meaning of abbreviations and symbols, see introductory text. For explanation of terms, see Appendix A]

NAICS code and CL code	Kind of business and commodity line	Establishments handling commodity line		Commodity line sales			Sales coverage percent
		Number	Total sales (\$1,000)	Amount ¹ (\$1,000)	As percent of total sales of—		
					Establishments handling line	Establishments in NAICS industry ¹	
421610	Electrical apparatus & equip, wiring supp, & const material whsle—Con.						
5330	Chemicals and allied products (excluding agricultural, plastics, gases, and petroleum)	23	46 518	7 941	17.1	Z	X
9700	Service receipts and labor charges (including installed parts)	68	395 309	39 764	10.1	.2	58.7
9701	Labor charges for repair work	34	114 605	12 538	10.9	.1	X
9702	Parts installed in repair work	27	96 053	5 707	5.9	Z	X
9703	Other service receipts and labor charges—Specify	36	286 190	21 519	7.5	.1	X
9720	Receipts for service contracts	38	328 052	16 640	5.1	.1	X
9740	Receipts for installing equipment	34	173 888	10 819	6.2	Z	X
9810	Miscellaneous commodities	60	453 197	56 322	12.4	.3	X
9940	Rental and leasing receipts	7	28 047	521	1.9	Z	35.4
9944	Other rental receipts	7	28 047	521	1.9	Z	X
42162	Electrical appliance, television & radio set whsle	527	X	5 536 904	X	100.0	72.6
0400	Household and lawn furniture	8	92 276	15 838	17.2	.3	14.6
0413	Lawn furniture and equipment	8	92 276	14 379	15.6	.3	X
0500	Household china, glassware, crockery, and plastic housewares	17	116 120	17 055	14.7	.3	X
0540	Other home furnishings	52	831 233	134 709	16.2	2.4	4.3
0541	Metal flatware and kitchen utensils	27	423 425	39 393	9.3	.7	X
0542	Mirrors, lamps, and picture frames	26	387 199	10 081	2.6	.2	X
0543	Home furnishings, n.e.c.	27	199 811	85 235	42.7	1.5	X
0800	Photographic equipment and supplies (excluding video)	9	77 615	4 773	6.2	.1	X
0900	Office equipment	34	651 846	75 778	11.6	1.4	.6
0912	Calculators and accounting machines	34	651 846	75 778	11.6	1.4	X
0920	New computer equipment	20	314 427	40 259	12.8	.7	2.5
0921	Computers	20	314 427	40 259	12.8	.7	X
0950	Computer software (packaged)	13	173 474	8 063	4.6	.1	X
1400	Electrical apparatus and equipment	47	593 003	83 001	14.0	1.5	59.3
1412	Switchgear and switchboard apparatus	6	52 283	3 204	6.1	.1	X
1415	Electric bulbs (all types)	7	178 737	8 329	4.7	.2	X
1416	Interior wiring (excluding conduit)	24	145 184	21 220	14.6	.4	X
1418	Lighting fixtures (residential and commercial)	14	233 772	18 058	7.7	.3	X
1421	Other electrical apparatus and equipment (including fuses and lightning rods)	10	137 244	16 349	11.9	.3	X
1500	Electrical appliances, household	527	5 536 904	4 360 931	78.8	78.8	57.3
1511	Televisions	199	2 122 945	494 995	23.3	8.9	X
1512	Radios, stereos, and CD players	342	3 474 230	1 840 590	53.0	33.2	X
1513	V.C.R.'s and video cameras	173	1 885 301	423 385	22.5	7.6	X
1514	Electrical household ranges and ovens	47	655 289	176 320	26.9	3.2	X
1515	Refrigerators and freezers, household	35	373 249	104 138	27.9	1.9	X
1516	Household laundry equipment	9	32 398	5 291	16.3	.1	X
1517	Vacuum cleaners and sewing machines, household	51	804 521	168 574	21.0	3.0	X
1518	Other electrical household appliances (including fans, dishwashers, etc.)	193	2 448 314	1 147 641	46.9	20.7	X
1600	Electronic parts and equipment, except communication	35	380 464	78 872	20.7	1.4	55.9
1616	Electronic connectors and other passive electronic parts	10	117 448	18 590	15.8	.3	X
1618	Electronic parts and equipment, n.e.c.	31	362 662	60 282	16.6	1.1	X
1650	Communication equipment and supplies	87	1 232 186	262 107	21.3	4.7	59.6
1651	Telephones	62	927 610	197 113	21.3	3.6	X
1652	Other electronic communication equipment	38	372 112	59 514	16.0	1.1	X
1700	Hardware	51	840 748	136 272	16.2	2.5	24.1
1711	Hand tools (including power driven)	19	167 368	14 646	8.8	.3	X
1712	Bolts, nuts, rivets, and fasteners	19	372 865	30 336	8.1	.5	X
1713	Cutlery	23	434 427	91 289	21.0	1.6	X
1800	Plumbing and heating equipment and supplies (hydronics)	18	197 369	29 270	14.8	.5	38.5
1811	Plastic pipe fittings and valves (excluding pipe and tubing)	9	23 548	782	3.3	Z	X
1813	Plumbing fixtures	10	173 821	17 093	9.8	.3	X
1818	Other plumbing and heating equipment and supplies	10	173 821	11 395	6.6	.2	X
1900	Warm air heating and air-conditioning equipment and supplies	15	250 321	19 032	7.6	.3	X
2700	Sporting and recreational goods and supplies	29	348 970	27 207	7.8	.5	3.8
2714	Camping and fishing equipment and accessories	29	348 970	2 464	.7	Z	X
2717	Marine pleasure craft, equipment, and accessories	29	348 970	7 425	2.1	.1	X
2718	Other sporting and recreational goods (go carts, bait, etc.)	29	348 970	17 318	5.0	.3	X
2800	Toys and hobby goods and supplies	17	323 956	68 162	21.0	1.2	28.7
2811	Video games and cartridges	17	323 956	68 162	21.0	1.2	X
3000	Jewelry, diamonds, gem stones, and watches	11	63 509	10 526	16.6	.2	4.3
3014	Watches, clocks, and watch movements and cases	6	40 826	8 873	21.7	.2	X
3016	Other jewel., silverware, and plated ware (incl. jewel. where gemstones less than 50% of value, gold filled sterling, and costume jewel. and medallions)	6	22 683	1 653	7.3	Z	X
3140	Prerecorded video tapes	14	190 468	13 982	7.3	.3	X
3500	Drugs, pharmaceuticals, cosmetics, and toiletries	6	34 486	8 230	23.9	.1	X
9700	Service receipts and labor charges (including installed parts)	10	69 037	11 380	16.5	.2	48.3
9701	Labor charges for repair work	7	53 855	6 470	12.0	.1	X
9702	Parts installed in repair work	7	53 855	3 378	6.3	.1	X
9810	Miscellaneous commodities	27	270 643	56 779	21.0	1.0	X

See footnotes at end of table.

Table 7. Agents, Brokers, and Commission Merchants by Kind of Business and Commodity Line: 1997—Con.

[Includes only establishments with payroll. For meaning of abbreviations and symbols, see introductory text. For explanation of terms, see Appendix A]

NAICS code and CL code	Kind of business and commodity line	Establishments handling commodity line		Commodity line sales			Sales coverage percent
		Number	Total sales (\$1,000)	Amount ¹ (\$1,000)	As percent of total sales of—		
					Establishments handling line	Establishments in NAICS industry ¹	
421620	Electrical appliance, television & radio set whsle	527	X	5 536 904	X	100.0	72.6
0400	Household and lawn furniture	8	92 276	15 838	17.2	.3	14.6
0413	Lawn furniture and equipment	8	92 276	14 379	15.6	.3	X
0500	Household china, glassware, crockery, and plastic housewares	17	116 120	17 055	14.7	.3	X
0540	Other home furnishings	52	831 233	134 709	16.2	2.4	4.3
0541	Metal flatware and kitchen utensils	27	423 425	39 393	9.3	.7	X
0542	Mirrors, lamps, and picture frames	26	387 199	10 081	2.6	.2	X
0543	Home furnishings, n.e.c.	27	199 811	85 235	42.7	1.5	X
0800	Photographic equipment and supplies (excluding video)	9	77 615	4 773	6.2	.1	X
0900	Office equipment	34	651 846	75 778	11.6	1.4	.6
0912	Calculators and accounting machines	34	651 846	75 778	11.6	1.4	X
0920	New computer equipment	20	314 427	40 259	12.8	.7	2.5
0921	Computers	20	314 427	40 259	12.8	.7	X
0950	Computer software (packaged)	13	173 474	8 063	4.6	.1	X
1400	Electrical apparatus and equipment	47	593 003	83 001	14.0	1.5	59.3
1412	Switchgear and switchboard apparatus	6	52 283	3 204	6.1	.1	X
1415	Electric bulbs (all types)	7	178 737	8 329	4.7	.2	X
1416	Interior wiring (excluding conduit)	24	145 184	21 220	14.6	.4	X
1418	Lighting fixtures (residential and commercial)	14	233 772	18 058	7.7	.3	X
1421	Other electrical apparatus and equipment (including fuses and lightning rods)	10	137 244	16 349	11.9	.3	X
1500	Electrical appliances, household	527	5 536 904	4 360 931	78.8	78.8	57.3
1511	Televisions	199	2 122 945	494 995	23.3	8.9	X
1512	Radios, stereos, and CD players	342	3 474 230	1 840 590	53.0	33.2	X
1513	V.C.R.'s and video cameras	173	1 885 301	423 385	22.5	7.6	X
1514	Electrical household ranges and ovens	47	655 269	176 320	26.9	3.2	X
1515	Refrigerators and freezers, household	35	373 249	104 138	27.9	1.9	X
1516	Household laundry equipment	9	32 398	5 291	16.3	.1	X
1517	Vacuum cleaners and sewing machines, household	51	804 521	168 574	21.0	3.0	X
1518	Other electrical household appliances (including fans, dishwashers, etc.)	193	2 448 314	1 147 641	46.9	20.7	X
1600	Electronic parts and equipment, except communication	35	380 464	78 872	20.7	1.4	55.9
1616	Electronic connectors and other passive electronic parts	10	117 448	18 590	15.8	.3	X
1618	Electronic parts and equipment, n.e.c.	31	362 662	60 282	16.6	1.1	X
1650	Communication equipment and supplies	87	1 232 186	262 107	21.3	4.7	59.6
1651	Telephones	62	927 610	197 113	21.3	3.6	X
1652	Other electronic communication equipment	38	372 112	59 514	16.0	1.1	X
1700	Hardware	51	840 748	136 272	16.2	2.5	24.1
1711	Hand tools (including power driven)	19	167 368	14 646	8.8	.3	X
1712	Bolts, nuts, rivets, and fasteners	19	372 865	30 336	8.1	.5	X
1713	Cutlery	23	434 427	91 289	21.0	1.6	X
1800	Plumbing and heating equipment and supplies (hydronics)	18	197 369	29 270	14.8	.5	38.5
1811	Plastic pipe fittings and valves (excluding pipe and tubing)	9	23 548	782	3.3	Z	X
1813	Plumbing fixtures	10	173 821	17 093	9.8	.3	X
1818	Other plumbing and heating equipment and supplies	10	173 821	11 395	6.6	.2	X
1900	Warm air heating and air-conditioning equipment and supplies	15	250 321	19 032	7.6	.3	X
2700	Sporting and recreational goods and supplies	29	348 970	27 207	7.8	.5	3.8
2714	Camping and fishing equipment and accessories	29	348 970	2 464	.7	Z	X
2717	Marine pleasure craft, equipment, and accessories	29	348 970	7 425	2.1	.1	X
2718	Other sporting and recreational goods (go carts, bait, etc.)	29	348 970	17 318	5.0	.3	X
2800	Toys and hobby goods and supplies	17	323 956	68 162	21.0	1.2	28.7
2811	Video games and cartridges	17	323 956	68 162	21.0	1.2	X
3000	Jewelry, diamonds, gem stones, and watches	11	63 509	10 526	16.6	.2	4.3
3014	Watches, clocks, and watch movements and cases	6	40 826	8 873	21.7	.2	X
3016	Other jewel., silverware, and plated ware (incl. jewel. where gemstones less than 50% of value, gold filled sterling, and costume jewel. and medallions)	6	22 683	1 653	7.3	Z	X
3140	Prerecorded video tapes	14	190 468	13 982	7.3	.3	X
3500	Drugs, pharmaceuticals, cosmetics, and toiletries	6	34 486	8 230	23.9	.1	X
9700	Service receipts and labor charges (including installed parts)	10	69 037	11 380	16.5	.2	48.3
9701	Labor charges for repair work	7	53 855	6 470	12.0	.1	X
9702	Parts installed in repair work	7	53 855	3 378	6.3	.1	X
9810	Miscellaneous commodities	27	270 643	56 779	21.0	1.0	X
42169	Other electronic parts & equipment whsle	3 159	X	38 011 385	X	100.0	78.4
0530	Flooring and floor coverings	8	64 779	4 355	6.7	Z	24.4
0531	Soft-surface (textile) floor coverings and accessories (including rugs, carpets, and pads)	8	64 779	4 355	6.7	Z	X
0540	Other home furnishings	11	129 069	23 029	17.8	.1	X
0900	Office equipment	21	387 036	51 714	13.4	.1	.1
0913	Copying machines and equipment	12	338 568	46 089	13.6	.1	X
0920	New computer equipment	55	424 472	79 854	18.8	.2	18.1
0921	Computers	39	182 940	25 119	13.7	.1	X
0922	Computer storage devices	17	5 860	905	15.4	Z	X
0923	Computer printers	19	6 784	1 636	24.1	Z	X
0924	Other computer peripheral equipment	48	420 299	52 194	12.4	.1	X
0950	Computer software (packaged)	43	272 602	22 140	8.1	.1	X

See footnotes at end of table.

Table 7. Agents, Brokers, and Commission Merchants by Kind of Business and Commodity Line: 1997—Con.

[Includes only establishments with payroll. For meaning of abbreviations and symbols, see introductory text. For explanation of terms, see Appendix A]

NAICS code and CL code	Kind of business and commodity line	Establishments handling commodity line		Commodity line sales			Sales coverage percent
		Number	Total sales (\$1,000)	Amount ¹ (\$1,000)	As percent of total sales of—		
					Establishments handling line	Establishments in NAICS industry ¹	
42169	Other electronic parts & equipment whsle—Con.						
1400	Electrical apparatus and equipment	314	3 385 369	573 297	16.9	1.5	72.5
1411	Power and distribution transformers	136	1 599 403	182 980	11.4	.5	X
1412	Switchgear and switchboard apparatus	22	144 435	15 723	10.9	Z	X
1413	Motors and generators (including motor-generator sets)	56	675 325	75 723	11.2	.2	X
1414	Conduit, raceway, and fittings	19	212 336	15 513	7.3	Z	X
1415	Electric bulbs (all types)	21	207 350	11 408	5.5	Z	X
1416	Interior wiring (excluding conduit)	36	295 320	23 388	7.9	.1	X
1417	Exterior wiring and cable (excluding conduit)	34	330 961	33 133	10.0	.1	X
1419	Industrial controls	80	501 489	73 195	14.6	.2	X
1421	Other electrical apparatus and equipment (including fuses and lightning rods)	74	937 505	137 217	14.6	.4	X
1500	Electrical appliances, household	69	805 454	106 287	13.2	.3	73.9
1511	Televisions	20	349 596	12 956	3.7	Z	X
1512	Radios, stereos, and CD players	38	361 621	44 716	12.4	.1	X
1513	V.C.R.'s and video cameras	10	18 082	916	5.1	Z	X
1514	Electrical household ranges and ovens	10	59 933	4 013	6.7	Z	X
1518	Other electrical household appliances (including fans, dishwashers, etc.)	20	407 625	36 806	9.0	.1	X
1600	Electronic parts and equipment, except communication	2 662	35 332 838	33 407 046	94.6	87.9	69.9
1612	Integrated circuits	1 094	20 572 115	12 614 269	61.3	33.2	X
1613	Capacitors and resistors	1 002	13 808 199	2 740 686	19.8	7.2	X
1615	Discrete semiconductors, etc.	924	16 729 902	4 417 536	26.4	11.6	X
1616	Electronic connectors and other passive electronic parts	1 459	18 105 829	6 511 037	36.0	17.1	X
1618	Electronic parts and equipment, n.e.c.	1 676	16 354 580	7 123 517	43.6	18.7	X
1650	Communication equipment and supplies	731	4 776 964	3 173 251	66.4	8.3	71.2
1651	Telephones	168	1 362 795	728 441	53.5	1.9	X
1652	Other electronic communication equipment	574	3 269 173	2 034 635	62.2	5.4	X
1653	Other electrical communication equipment	148	1 264 591	410 173	32.4	1.1	X
1700	Hardware	71	731 298	76 441	10.5	.2	.9
1711	Hand tools (including power driven)	25	170 668	9 712	5.7	Z	X
1712	Bolts, nuts, rivets, and fasteners	24	126 083	19 386	15.4	.1	X
1713	Cutlery	25	170 668	9 712	5.7	Z	X
1800	Plumbing and heating equipment and supplies (hydronics)	16	114 630	18 110	15.8	Z	20.3
1811	Plastic pipe fittings and valves (excluding pipe and tubing)	7	22 751	3 544	15.6	Z	X
1818	Other plumbing and heating equipment and supplies	8	75 641	14 375	19.0	Z	X
1900	Warm air heating and air-conditioning equipment and supplies	12	43 427	10 600	24.4	Z	4.1
1911	Furnaces (warm air)	6	33 027	9 473	28.7	Z	X
1916	Air cleaning and filtration systems	6	10 400	856	8.2	Z	X
1919	Registers, grills, pre-formed ductwork (excluding sheet metal), and duct insulation	6	10 400	271	2.6	Z	X
2320	General-purpose industrial machinery, equipment, and parts	67	298 688	54 435	18.2	.1	9.0
2321	New pumps, compressors (air or gas), and equipment	29	68 386	6 979	10.2	Z	X
2326	New controlling, recording, and indicating instruments and access	43	176 293	36 111	20.5	.1	X
2327	All other new general-purpose industrial machinery and equipment	24	122 395	9 837	8.0	Z	X
2328	Used general-purpose industrial machinery and equipment	12	21 683	1 508	7.0	Z	X
2340	Materials handling machinery, equipment, and parts	18	76 807	12 410	16.2	Z	1.3
2341	New conveying equipment	14	57 249	8 679	15.2	Z	X
2370	Mechanical power transmission supplies	13	105 699	22 737	21.5	.1	33.1
2371	Bearings and bushings	6	17 186	16 361	95.2	Z	X
2372	Other mechanical power transmission supplies	7	88 513	6 376	7.2	Z	X
2380	Industrial valves and fittings (except fluid-power)	10	125 372	23 267	18.6	.1	X
2600	Aircraft and aeronautical equipment and supplies	10	66 728	18 694	28.0	Z	X
2700	Sporting and recreational goods and supplies	20	147 995	36 818	24.9	.1	.8
2712	Bicycles and bicycle tires and tubes	17	128 110	35 883	28.0	.1	X
2800	Toys and hobby goods and supplies	15	148 824	11 373	7.6	Z	.1
2811	Video games and cartridges	13	130 875	10 621	8.1	Z	X
3140	Prerecorded video tapes	7	326 665	23 722	7.3	.1	X
3300	Stationery, office supplies and greeting cards	6	17 114	2 215	12.9	Z	X
5300	Plastics materials and basic shapes	14	53 254	4 141	7.8	Z	11.1
5314	Other plastics materials and basic shapes	14	53 254	4 141	7.8	Z	X
5330	Chemicals and allied products (excluding agricultural, plastics, gases, and petroleum)	9	38 850	6 983	18.0	Z	20.5
5342	Adhesives, sealants, and glues	6	28 421	1 425	5.0	Z	X
9700	Service receipts and labor charges (including installed parts)	67	337 463	39 815	11.8	.1	41.1
9701	Labor charges for repair work	49	254 658	26 238	10.3	.1	X
9702	Parts installed in repair work	25	91 487	5 280	5.8	Z	X
9703	Other service receipts and labor charges—Specify	19	69 774	8 296	11.9	Z	X
9720	Receipts for service contracts	32	107 218	9 034	8.4	Z	X
9740	Receipts for installing equipment	21	53 574	7 007	13.1	Z	X
9810	Miscellaneous commodities	74	336 479	67 686	20.1	.2	X
9940	Rental and leasing receipts	11	54 857	2 709	4.9	Z	X
421690	Other electronic parts & equipment whsle	3 159	X	38 011 385	X	100.0	78.4
0530	Flooring and floor coverings	8	64 779	4 355	6.7	Z	24.4
0531	Soft-surface (textile) floor coverings and accessories (including rugs, carpets, and pads)	8	64 779	4 355	6.7	Z	X
0540	Other home furnishings	11	129 069	23 029	17.8	.1	X
0900	Office equipment	21	387 036	51 714	13.4	.1	.1
0913	Copying machines and equipment	12	338 568	46 089	13.6	.1	X

See footnotes at end of table.

Table 7. Agents, Brokers, and Commission Merchants by Kind of Business and Commodity Line: 1997—Con.

[Includes only establishments with payroll. For meaning of abbreviations and symbols, see introductory text. For explanation of terms, see Appendix A]

NAICS code and CL code	Kind of business and commodity line	Establishments handling commodity line		Commodity line sales			Sales coverage percent
		Number	Total sales (\$1,000)	Amount ¹ (\$1,000)	As percent of total sales of—		
					Establishments handling line	Establishments in NAICS industry ¹	
421690	Other electronic parts & equipment whsle—Con.						
0920	New computer equipment	55	424 472	79 854	18.8	.2	18.1
0921	Computers	39	182 940	25 119	13.7	.1	X
0922	Computer storage devices	17	5 860	905	15.4	Z	X
0923	Computer printers	19	6 784	1 636	24.1	Z	X
0924	Other computer peripheral equipment	48	420 299	52 194	12.4	.1	X
0950	Computer software (packaged)	43	272 602	22 140	8.1	.1	X
1400	Electrical apparatus and equipment	314	3 385 369	573 297	16.9	1.5	72.5
1411	Power and distribution transformers	136	1 599 403	182 980	11.4	.5	X
1412	Switchgear and switchboard apparatus	22	144 435	15 723	10.9	Z	X
1413	Motors and generators (including motor-generator sets)	56	675 325	75 723	11.2	.2	X
1414	Conduit, raceway, and fittings	19	212 336	15 513	7.3	Z	X
1415	Electric bulbs (all types)	21	207 350	11 408	5.5	Z	X
1416	Interior wiring (excluding conduit)	36	295 320	23 388	7.9	.1	X
1417	Exterior wiring and cable (excluding conduit)	34	330 961	33 133	10.0	.1	X
1419	Industrial controls	80	501 489	73 195	14.6	.2	X
1421	Other electrical apparatus and equipment (including fuses and lightning rods)	74	937 505	137 217	14.6	.4	X
1500	Electrical appliances, household	69	805 454	106 287	13.2	.3	73.9
1511	Televisions	20	349 596	12 956	3.7	Z	X
1512	Radios, stereos, and CD players	38	361 621	44 716	12.4	.1	X
1513	V.C.R.'s and video cameras	10	18 082	916	5.1	Z	X
1514	Electrical household ranges and ovens	10	59 933	4 013	6.7	Z	X
1518	Other electrical household appliances (including fans, dishwashers, etc.) ..	20	407 625	36 806	9.0	.1	X
1600	Electronic parts and equipment, except communication	2 662	35 332 838	33 407 046	94.6	87.9	69.9
1612	Integrated circuits	1 094	20 572 115	12 614 269	61.3	33.2	X
1613	Capacitors and resistors	1 002	13 808 199	2 740 686	19.8	7.2	X
1615	Discrete semiconductors, etc.	924	16 729 902	4 417 536	26.4	11.6	X
1616	Electronic connectors and other passive electronic parts	1 459	18 105 829	6 511 037	36.0	17.1	X
1618	Electronic parts and equipment, n.e.c.	1 676	16 354 580	7 123 517	43.6	18.7	X
1650	Communication equipment and supplies	731	4 776 964	3 173 251	66.4	8.3	71.2
1651	Telephones	168	1 362 795	728 441	53.5	1.9	X
1652	Other electronic communication equipment	574	3 269 173	2 034 635	62.2	5.4	X
1653	Other electrical communication equipment	148	1 264 591	410 173	32.4	1.1	X
1700	Hardware	71	731 298	76 441	10.5	.2	.9
1711	Hand tools (including power driven)	25	170 668	9 712	5.7	Z	X
1712	Bolts, nuts, rivets, and fasteners	24	126 083	19 386	15.4	.1	X
1713	Cutlery	25	170 668	9 712	5.7	Z	X
1800	Plumbing and heating equipment and supplies (hydronics)	16	114 630	18 110	15.8	Z	20.3
1811	Plastic pipe fittings and valves (excluding pipe and tubing)	7	22 751	3 544	15.6	Z	X
1818	Other plumbing and heating equipment and supplies	8	75 641	14 375	19.0	Z	X
1900	Warm air heating and air-conditioning equipment and supplies	12	43 427	10 600	24.4	Z	4.1
1911	Furnaces (warm air)	6	33 027	9 473	28.7	Z	X
1916	Air cleaning and filtration systems	6	10 400	856	8.2	Z	X
1919	Registers, grills, pre-formed ductwork (excluding sheet metal), and duct insulation	6	10 400	271	2.6	Z	X
2320	General-purpose industrial machinery, equipment, and parts	67	298 688	54 435	18.2	.1	9.0
2321	New pumps, compressors (air or gas), and equipment	29	68 386	6 979	10.2	Z	X
2326	New controlling, recording, and indicating instruments and access	43	176 293	36 111	20.5	.1	X
2327	All other new general-purpose industrial machinery and equipment	24	122 395	9 837	8.0	Z	X
2328	Used general-purpose industrial machinery and equipment	12	21 683	1 508	7.0	Z	X
2340	Materials handling machinery, equipment, and parts	18	76 807	12 410	16.2	Z	1.3
2341	New conveying equipment	14	57 249	8 679	15.2	Z	X
2370	Mechanical power transmission supplies	13	105 699	22 737	21.5	.1	33.1
2371	Bearings and bushings	6	17 186	16 361	95.2	Z	X
2372	Other mechanical power transmission supplies	7	88 513	6 376	7.2	Z	X
2380	Industrial valves and fittings (except fluid-power)	10	125 372	23 267	18.6	.1	X
2600	Aircraft and aeronautical equipment and supplies	10	66 728	18 694	28.0	Z	X
2700	Sporting and recreational goods and supplies	20	147 995	36 818	24.9	.1	.8
2712	Bicycles and bicycle tires and tubes	17	128 110	35 883	28.0	.1	X
2800	Toys and hobby goods and supplies	15	148 824	11 373	7.6	Z	.1
2811	Video games and cartridges	13	130 875	10 621	8.1	Z	X
3140	Prerecorded video tapes	7	326 665	23 722	7.3	.1	X
3300	Stationery, office supplies and greeting cards	6	17 114	2 215	12.9	Z	X
5300	Plastics materials and basic shapes	14	53 254	4 141	7.8	Z	11.1
5314	Other plastics materials and basic shapes	14	53 254	4 141	7.8	Z	X
5330	Chemicals and allied products (excluding agricultural, plastics, gases, and petroleum)	9	38 850	6 983	18.0	Z	20.5
5342	Adhesives, sealants, and glues	6	28 421	1 425	5.0	Z	X
9700	Service receipts and labor charges (including installed parts)	67	337 463	39 815	11.8	.1	41.1
9701	Labor charges for repair work	49	254 658	26 238	10.3	.1	X
9702	Parts installed in repair work	25	91 487	5 280	5.8	Z	X
9703	Other service receipts and labor charges—Specify	19	69 774	8 296	11.9	Z	X
9720	Receipts for service contracts	32	107 218	9 034	8.4	Z	X
9740	Receipts for installing equipment	21	53 574	7 007	13.1	Z	X
9810	Miscellaneous commodities	74	336 479	67 686	20.1	.2	X
9940	Rental and leasing receipts	11	54 857	2 709	4.9	Z	X

See footnotes at end of table.

Table 7. Agents, Brokers, and Commission Merchants by Kind of Business and Commodity Line: 1997—Con.

[Includes only establishments with payroll. For meaning of abbreviations and symbols, see introductory text. For explanation of terms, see Appendix A]

NAICS code and CL code	Kind of business and commodity line	Establishments handling commodity line		Commodity line sales			Sales coverage percent
		Number	Total sales (\$1,000)	Amount ¹ (\$1,000)	As percent of total sales of—		
					Establishments handling line	Establishments in NAICS industry ¹	
4216901	Communications equipment & supplies whsle	574	X	3 451 513	X	100.0	84.3
0540	Other home furnishings	7	47 682	3 427	7.2	.1	X
0900	Office equipment	12	338 568	46 089	13.6	1.3	.1
0913	Copying machines and equipment	12	338 568	46 089	13.6	1.3	X
0920	New computer equipment	17	158 499	28 954	18.3	.8	9.4
0921	Computers	10	154 326	9 460	6.1	.3	X
0922	Computer storage devices	8	4 174	585	14.0	Z	X
0924	Other computer peripheral equipment	10	154 326	18 909	12.3	.5	X
1400	Electrical apparatus and equipment	48	566 796	52 383	9.2	1.5	82.9
1411	Power and distribution transformers	15	124 098	6 568	5.3	.2	X
1412	Switchgear and switchboard apparatus	9	50 257	5 305	10.6	.2	X
1414	Conduit, raceway, and fittings	8	56 850	3 388	6.0	.1	X
1416	Interior wiring (excluding conduit)	10	30 316	5 904	19.5	.2	X
1417	Exterior wiring and cable (excluding conduit)	6	38 580	5 032	13.0	.1	X
1419	Industrial controls	9	32 794	3 105	9.5	.1	X
1421	Other electrical apparatus and equipment (including fuses and lightning rods)	7	97 492	18 134	18.6	.5	X
1500	Electrical appliances, household	42	577 361	86 939	15.1	2.5	84.2
1511	Televisions	11	280 478	11 224	4.0	.3	X
1512	Radios, stereos, and CD players	23	178 221	32 418	18.2	.9	X
1513	V.C.R.'s and video cameras	10	18 082	916	5.1	.2	X
1518	Other electrical household appliances (including fans, dishwashers, etc.) ..	18	388 905	32 391	8.3	.9	X
1600	Electronic parts and equipment, except communication	77	772 966	149 482	19.3	4.3	82.9
1612	Integrated circuits	8	27 158	3 240	11.9	.1	X
1613	Capacitors and resistors	13	124 678	13 581	10.9	.4	X
1616	Electronic connectors and other passive electronic parts	47	606 646	51 907	8.6	1.5	X
1618	Electronic parts and equipment, n.e.c.	54	307 343	80 609	26.2	2.3	X
1650	Communication equipment and supplies	574	3 451 513	2 960 745	85.8	85.8	78.7
1651	Telephones	154	1 202 078	711 405	59.2	20.6	X
1652	Other electronic communication equipment	445	2 371 665	1 895 024	79.9	54.9	X
1653	Other electrical communication equipment	112	860 831	354 315	41.2	10.3	X
1700	Hardware	22	434 547	37 631	8.7	1.1	X
2320	General-purpose industrial machinery, equipment, and parts	8	65 354	6 667	10.2	.2	7.0
2327	All other new general-purpose industrial machinery and equipment	8	65 354	6 667	10.2	.2	X
9700	Service receipts and labor charges (including installed parts)	31	175 325	21 709	12.4	.6	28.9
9701	Labor charges for repair work	18	103 757	12 211	11.8	.4	X
9702	Parts installed in repair work	7	20 152	1 924	9.5	.1	X
9703	Other service receipts and labor charges—Specify	11	57 161	7 574	13.3	.2	X
9720	Receipts for service contracts	13	38 816	2 903	7.5	.1	X
9740	Receipts for installing equipment	13	42 246	6 372	15.1	.2	X
9810	Miscellaneous commodities	16	126 620	18 704	14.8	.5	X
4216902	Electronic parts (excluding communications equipment) whsle	2 585	X	34 559 872	X	100.0	77.8
0530	Flooring and floor coverings	8	64 779	4 355	6.7	Z	24.2
0531	Soft-surface (textile) floor coverings and accessories (including rugs, carpets, and pads)	8	64 779	4 355	6.7	Z	X
0900	Office equipment	9	48 468	5 625	11.6	Z	X
0920	New computer equipment	38	265 973	50 900	19.1	.1	24.0
0921	Computers	29	28 614	15 659	54.7	Z	X
0922	Computer storage devices	9	1 686	320	19.0	Z	X
0923	Computer printers	19	6 784	1 636	24.1	Z	X
0924	Other computer peripheral equipment	38	265 973	33 285	12.5	.1	X
0950	Computer software (packaged)	41	271 982	22 110	8.1	.1	X
1400	Electrical apparatus and equipment	266	2 818 573	520 914	18.5	1.5	70.9
1411	Power and distribution transformers	121	1 475 305	176 412	12.0	.5	X
1412	Switchgear and switchboard apparatus	12	94 178	10 418	11.1	Z	X
1413	Motors and generators (including motor-generator sets)	51	652 410	73 590	11.3	.2	X
1414	Conduit, raceway, and fittings	10	155 486	12 125	7.8	Z	X
1415	Electric bulbs (all types)	17	203 596	11 388	5.6	Z	X
1416	Interior wiring (excluding conduit)	26	265 004	17 484	6.6	.1	X
1417	Exterior wiring and cable (excluding conduit)	28	292 381	28 101	9.6	.1	X
1419	Industrial controls	71	468 695	70 090	15.0	.2	X
1421	Other electrical apparatus and equipment (including fuses and lightning rods)	67	840 013	119 083	14.2	.3	X
1500	Electrical appliances, household	27	228 093	19 348	8.5	.1	57.9
1511	Televisions	9	69 118	1 732	2.5	Z	X
1512	Radios, stereos, and CD players	15	183 400	12 298	6.7	Z	X
1514	Electrical household ranges and ovens	6	14 274	903	6.3	Z	X
1600	Electronic parts and equipment, except communication	2 585	34 559 872	33 257 564	96.2	96.2	69.2
1612	Integrated circuits	1 085	20 544 957	12 611 029	61.4	36.5	X
1613	Capacitors and resistors	990	13 683 521	2 727 105	19.9	7.9	X
1615	Discrete semiconductors, etc.	922	16 726 922	4 417 391	26.4	12.8	X
1616	Electronic connectors and other passive electronic parts	1 412	17 499 183	6 459 130	36.9	18.7	X
1618	Electronic parts and equipment, n.e.c.	1 622	16 047 237	7 042 908	43.9	20.4	X
1650	Communication equipment and supplies	157	1 325 451	212 506	16.0	.6	65.0
1651	Telephones	14	160 717	17 036	10.6	Z	X
1652	Other electronic communication equipment	129	897 508	139 611	15.6	.4	X
1653	Other electrical communication equipment	35	403 760	55 858	13.8	.2	X
1700	Hardware	49	296 751	38 810	13.1	.1	2.2
1711	Hand tools (including power driven)	25	170 668	9 712	5.7	Z	X
1712	Bolts, nuts, rivets, and fasteners	24	126 083	19 386	15.4	.1	X
1713	Cutlery	25	170 668	9 712	5.7	Z	X

See footnotes at end of table.

Table 7. Agents, Brokers, and Commission Merchants by Kind of Business and Commodity Line: 1997—Con.

[Includes only establishments with payroll. For meaning of abbreviations and symbols, see introductory text. For explanation of terms, see Appendix A]

NAICS code and CL code	Kind of business and commodity line	Establishments handling commodity line		Commodity line sales			Sales coverage percent
		Number	Total sales (\$1,000)	Amount ¹ (\$1,000)	As percent of total sales of—		
					Establishments handling line	Establishments in NAICS industry ¹	
4216902	Electronic parts (excluding communications equipment) whsle—Con.						
1800	Plumbing and heating equipment and supplies (hydronics)	15	98 392	17 952	18.2	.1	24.4
1811	Plastic pipe fittings and valves (excluding pipe and tubing)	7	22 751	3 544	15.6	Z	X
1818	Other plumbing and heating equipment and supplies	8	75 641	14 375	19.0	Z	X
1900	Warm air heating and air-conditioning equipment and supplies	12	43 427	10 600	24.4	Z	4.1
1911	Furnaces (warm air)	6	33 027	9 473	28.7	Z	X
1916	Air cleaning and filtration systems	6	10 400	856	8.2	Z	X
1919	Registers, grills, pre-formed ductwork (excluding sheet metal), and duct insulation	6	10 400	271	2.6	Z	X
2320	General-purpose industrial machinery, equipment, and parts	59	233 334	47 768	20.5	.1	9.7
2321	New pumps, compressors (air or gas), and equipment	29	68 386	6 979	10.2	Z	X
2326	New controlling, recording, and indicating instruments and access	43	176 293	36 111	20.5	.1	X
2327	All other new general-purpose industrial machinery and equipment	16	57 041	3 170	5.6	Z	X
2328	Used general-purpose industrial machinery and equipment	12	21 683	1 508	7.0	Z	X
2340	Materials handling machinery, equipment, and parts	14	57 249	8 679	15.2	Z	1.8
2341	New conveying equipment	14	57 249	8 679	15.2	Z	X
2370	Mechanical power transmission supplies	13	105 699	22 737	21.5	.1	32.8
2371	Bearings and bushings	6	17 186	16 361	95.2	Z	X
2372	Other mechanical power transmission supplies	7	88 513	6 376	7.2	Z	X
2380	Industrial valves and fittings (except fluid-power)	10	125 372	23 267	18.6	.1	X
2600	Aircraft and aeronautical equipment and supplies	10	66 728	18 694	28.0	.1	X
2700	Sporting and recreational goods and supplies	17	128 110	35 883	28.0	.1	1.0
2712	Bicycles and bicycle tires and tubes	17	128 110	35 883	28.0	.1	X
2800	Toys and hobby goods and supplies	13	130 875	10 621	8.1	Z	.1
2811	Video games and cartridges	13	130 875	10 621	8.1	Z	X
5300	Plastics materials and basic shapes	14	53 254	4 141	7.8	Z	11.0
5314	Other plastics materials and basic shapes	14	53 254	4 141	7.8	Z	X
5330	Chemicals and allied products (excluding agricultural, plastics, gases, and petroleum)	9	38 850	6 983	18.0	Z	20.3
5342	Adhesives, sealants, and glues	6	28 421	1 425	5.0	Z	X
9700	Service receipts and labor charges (including installed parts)	36	162 138	18 106	11.2	.1	61.1
9701	Labor charges for repair work	31	150 901	14 027	9.3	Z	X
9702	Parts installed in repair work	19	71 335	3 356	4.7	Z	X
9703	Other service receipts and labor charges—Specify	8	12 613	722	5.7	Z	X
9720	Receipts for service contracts	19	68 402	6 131	9.0	Z	X
9740	Receipts for installing equipment	8	11 328	635	5.6	Z	X
9810	Miscellaneous commodities	58	209 859	48 982	23.3	.1	X
9940	Rental and leasing receipts	7	52 718	2 425	4.6	Z	X
4217	Hardware, & plumbing & heating equipment & supplies whsle .	2 894	X	D	X	D	D
0200	New and rebuilt automotive parts and supplies	21	D	D	D	D	D
0222	Suspension parts (shocks, struts, balljoints, etc.)	6	D	D	D	D	X
0223	Parts, n.e.c.	14	D	D	D	D	X
0224	Accessories	15	D	D	D	D	X
0400	Household and lawn furniture	25	D	D	D	D	D
0414	Other furniture (including sleep sofas)	17	D	D	D	D	X
0500	Household china, glassware, crockery, and plastic housewares	7	D	D	D	D	X
0530	Flooring and floor coverings	12	D	D	D	D	D
0531	Soft-surface (textile) floor coverings and accessories (including rugs, carpets, and pads)	8	D	D	D	D	X
0540	Other home furnishings	27	D	D	D	D	D
0541	Metal flatware and kitchen utensils	11	D	D	D	D	X
0542	Mirrors, lamps, and picture frames	14	D	D	D	D	X
0543	Home furnishings, n.e.c.	6	D	D	D	D	X
0620	Plywood and millwork	27	D	D	D	D	D
0621	Softwood plywood and oriented strand board (OSB)	11	D	D	D	D	X
0622	Other panels products (including hardwood plywood, waterboard, and particleboard)	6	D	D	D	D	X
0624	Wood millwork (doors, windows, cabinets, etc.)	17	D	D	D	D	X
0625	Metal millwork	7	D	D	D	D	X
0700	Brick, stone, tile, sand, block, cement, and gravel	6	D	D	D	D	X
0720	Roofing, siding, and insulation materials	28	D	D	D	D	D
0723	Insulation materials	22	D	D	D	D	X
0740	Other construction materials	18	D	D	D	D	D
0741	Rain-carrying equipment (down spouts, gutters, etc.)	13	D	D	D	D	X
0744	Construction materials, n.e.c. (including wire fence and construction paper)	9	D	D	D	D	X
0950	Computer software (packaged)	7	D	D	D	D	X
0960	Restaurant and hotel equipment and supplies	27	D	D	D	D	X
1120	Flat iron and steel products	35	D	D	D	D	X
1140	Iron and steel wire and wire products	48	D	D	D	D	D
1141	Wire (plain, coated, barbed, and twisted)	24	D	D	D	D	X
1143	Wire rope, strand, strapping, reinforcement mesh, and bale ties	23	D	D	D	D	X
1150	Iron and steel pipe and tubing	70	D	D	D	D	D
1152	Tubing	7	D	D	D	D	X
1154	Other steel pipe	56	D	D	D	D	X
1200	Copper and brass	6	D	D	D	D	X
1220	Aluminum shapes, forms, etc.	29	D	D	D	D	X

See footnotes at end of table.

Table 7. Agents, Brokers, and Commission Merchants by Kind of Business and Commodity Line: 1997—Con.

[Includes only establishments with payroll. For meaning of abbreviations and symbols, see introductory text. For explanation of terms, see Appendix A]

NAICS code and CL code	Kind of business and commodity line	Establishments handling commodity line		Commodity line sales			Sales coverage percent
		Number	Total sales (\$1,000)	Amount ¹ (\$1,000)	As percent of total sales of—		
					Establishments handling line	Establishments in NAICS industry ¹	
4217	Hardware, & plumbing & heating equipment & supplies whsle —Con.						
1400	Electrical apparatus and equipment	182	D	D	D	D	D
1411	Power and distribution transformers	27	D	D	D	D	X
1413	Motors and generators (including motor-generator sets)	14	D	D	D	D	X
1414	Conduit, raceway, and fittings	35	D	D	D	D	X
1415	Electric bulbs (all types)	21	D	D	D	D	X
1416	Interior wiring (excluding conduit)	17	D	D	D	D	X
1417	Exterior wiring and cable (excluding conduit)	15	D	D	D	D	X
1418	Lighting fixtures (residential and commercial)	61	D	D	D	D	X
1419	Industrial controls	28	D	D	D	D	X
1421	Other electrical apparatus and equipment (including fuses and lightning rods)	60	D	D	D	D	X
1500	Electrical appliances, household	37	D	D	D	D	D
1518	Other electrical household appliances (including fans, dishwashers, etc.)	29	D	D	D	D	X
1600	Electronic parts and equipment, except communication	78	D	D	D	D	D
1612	Integrated circuits	14	D	D	D	D	X
1615	Discrete semiconductors, etc.	14	D	D	D	D	X
1616	Electronic connectors and other passive electronic parts	42	D	D	D	D	X
1618	Electronic parts and equipment, n.e.c.	12	D	D	D	D	X
1700	Hardware	1 230	D	D	D	D	D
1711	Hand tools (including power driven)	604	D	D	D	D	D
1712	Bolts, nuts, rivets, and fasteners	614	D	D	D	D	X
1713	Cutlery	621	D	D	D	D	X
1800	Plumbing and heating equipment and supplies (hydronics)	1 413	D	D	D	D	D
1811	Plastic pipe fittings and valves (excluding pipe and tubing)	433	D	D	D	D	X
1812	Metal pipe fittings and valves (excluding pipe and tubing)	467	D	D	D	D	X
1813	Plumbing fixtures	609	D	D	D	D	X
1814	Furnaces, stoves, water heaters (except electric and warm air)	275	D	D	D	D	X
1815	Boilers, radiators, and convectors	287	D	D	D	D	X
1818	Other plumbing and heating equipment and supplies	906	D	D	D	D	X
1900	Warm air heating and air-conditioning equipment and supplies	737	D	D	D	D	D
1911	Furnaces (warm air)	304	D	D	D	D	X
1912	Central air-conditioning (residential and commercial)	363	D	D	D	D	X
1914	Heat pumps (residential and commercial)	195	D	D	D	D	X
1916	Air cleaning and filtration systems	264	D	D	D	D	X
1917	Compressors for air-conditioners	91	D	D	D	D	X
1918	Condensing units for air-conditioners	150	D	D	D	D	X
1919	Registers, grills, pre-formed ductwork (excluding sheet metal), and duct insulation	226	D	D	D	D	X
2000	Refrigeration equipment and supplies	238	D	D	D	D	D
2011	Commercial refrigerators (reach-in and walk-in)	41	D	D	D	D	X
2012	Unit coolers for commercial refrigerators	47	D	D	D	D	X
2013	Condensing units for commercial refrigerators	62	D	D	D	D	X
2014	Refrigerants	22	D	D	D	D	X
2015	Other refrigeration equipment and supplies	206	D	D	D	D	X
2100	Construction and mining machinery and equipment (including parts and attachments)	21	D	D	D	D	X
2200	Farm machinery, equipment, and parts	8	D	D	D	D	X
2220	Garden machinery, equipment, and parts	36	D	D	D	D	D
2222	Other new lawn and garden machinery and equipment	27	D	D	D	D	X
2320	General-purpose industrial machinery, equipment, and parts	67	D	D	D	D	D
2321	New pumps, compressors (air or gas), and equipment	23	D	D	D	D	X
2326	New controlling, recording, and indicating instruments and access	17	D	D	D	D	X
2327	All other new general-purpose industrial machinery and equipment	39	D	D	D	D	X
2330	Metalworking machinery, equipment, and parts	30	D	D	D	D	X
2340	Materials handling machinery, equipment, and parts	21	D	D	D	D	X
2450	Industrial containers and supplies	14	D	D	D	D	X
2460	Other industrial supplies	94	D	D	D	D	D
2462	Abrasives and abrasive materials	8	D	D	D	D	X
2464	Mechanical rubber goods	31	D	D	D	D	X
2465	Strapping and tape	16	D	D	D	D	X
2466	Industrial supplies, n.e.c.	24	D	D	D	D	X
2700	Sporting and recreational goods and supplies	29	D	D	D	D	D
2714	Camping and fishing equipment and accessories	21	D	D	D	D	X
2717	Marine pleasure craft, equipment, and accessories	6	D	D	D	D	X
2718	Other sporting and recreational goods (go carts, bait, etc.)	9	D	D	D	D	X
2800	Toys and hobby goods and supplies	10	D	D	D	D	X
3400	Industrial and personal services paper and plastics	6	D	D	D	D	X
5300	Plastics materials and basic shapes	130	D	D	D	D	D
5311	Plastic pipes, rods, tubes, and shapes	19	D	D	D	D	X
5314	Other plastics materials and basic shapes	38	D	D	D	D	X
5330	Chemicals and allied products (excluding agricultural, plastics, gases, and petroleum)	84	D	D	D	D	D
5336	Sanitation chemicals, polishes, and waxes	13	D	D	D	D	X
5342	Adhesives, sealants, and glues	42	D	D	D	D	X
5344	Other chemicals and allied products	46	D	D	D	D	X
5400	Petroleum products	6	D	D	D	D	X
5800	Farm supplies	17	D	D	D	D	D
5814	Weed killers, soil sterilizers, and soil conditioners	6	D	D	D	D	X
6000	Paint, paint supplies, and wallpaper	60	D	D	D	D	D
6011	Architectural coatings (enamels, primers, stains, solvents, and lacquers)	29	D	D	D	D	X
6014	Paint supplies	29	D	D	D	D	X

See footnotes at end of table.

Table 7. Agents, Brokers, and Commission Merchants by Kind of Business and Commodity Line: 1997—Con.

[Includes only establishments with payroll. For meaning of abbreviations and symbols, see introductory text. For explanation of terms, see Appendix A]

NAICS code and CL code	Kind of business and commodity line	Establishments handling commodity line		Commodity line sales			Sales coverage percent
		Number	Total sales (\$1,000)	Amount ¹ (\$1,000)	As percent of total sales of—		
					Establishments handling line	Establishments in NAICS industry ¹	
4217	Hardware, & plumbing & heating equipment & supplies whsle —Con.						
9700	Service receipts and labor charges (including installed parts)	74	D	D	D	D	D
9701	Labor charges for repair work	51	D	D	D	D	X
9702	Parts installed in repair work	38	D	D	D	D	X
9703	Other service receipts and labor charges—Specify	19	D	D	D	D	X
9720	Receipts for service contracts	24	D	D	D	D	X
9740	Receipts for installing equipment	27	D	D	D	D	X
9810	Miscellaneous commodities	123	D	D	D	D	X
9940	Rental and leasing receipts	11	D	D	D	D	X
42171	Hardware whsle	1 048	X	7 750 213	X	100.0	82.3
0200	New and rebuilt automotive parts and supplies	19	477 544	106 047	22.2	1.4	34.5
0223	Parts, n.e.c.	14	429 321	42 519	9.9	.5	X
0224	Accessories	15	474 239	62 809	13.2	.8	X
0400	Household and lawn furniture	17	507 517	35 144	6.9	.5	2.7
0414	Other furniture (including sleep sofas)	17	507 517	35 144	6.9	.5	X
0500	Household china, glassware, crockery, and plastic housewares	6	36 689	1 584	4.3	Z	X
0530	Flooring and floor coverings	10	87 769	4 987	5.7	.1	30.1
0531	Soft-surface (textile) floor coverings and accessories (including rugs, carpets, and pads)	7	28 287	1 552	5.5	Z	X
0540	Other home furnishings	24	434 504	57 509	13.2	.7	8.8
0541	Metal flatware and kitchen utensils	11	142 726	16 502	11.6	.2	X
0542	Mirrors, lamps, and picture frames	14	339 913	31 376	9.2	.4	X
0543	Home furnishings, n.e.c.	6	62 649	9 631	15.4	.1	X
0620	Plywood and millwork	14	117 302	23 580	20.1	.3	49.1
0622	Other panels products (including hardwood plywood, waterboard, and particleboard)	6	27 855	10 246	36.8	.1	X
0720	Roofing, siding, and insulation materials	14	309 963	7 421	2.4	.1	15.6
0723	Insulation materials	11	271 623	5 880	2.2	.1	X
0740	Other construction materials	13	348 995	22 689	6.5	.3	13.3
0741	Rain-carrying equipment (down spouts, gutters, etc.)	13	348 995	2 826	.8	Z	X
0950	Computer software (packaged)	7	70 936	6 551	9.2	.1	X
0960	Restaurant and hotel equipment and supplies	6	83 204	3 854	4.6	.1	X
1120	Flat iron and steel products	19	197 898	17 983	9.1	.2	X
1140	Iron and steel wire and wire products	35	425 947	46 604	10.9	.6	8.9
1141	Wire (plain, coated, barbed, and twisted)	24	240 654	13 224	5.5	.2	X
1143	Wire rope, strand, strapping, reinforcement mesh, and bale ties	23	321 867	33 380	10.4	.4	X
1150	Iron and steel pipe and tubing	7	71 666	15 208	21.2	.2	17.9
1152	Tubing	7	71 666	15 208	21.2	.2	X
1220	Aluminum shapes, forms, etc.	19	214 131	17 809	8.3	.2	X
1400	Electrical apparatus and equipment	50	1 039 165	90 180	8.7	1.2	32.2
1415	Electric bulbs (all types)	11	13 513	1 185	8.8	Z	X
1416	Interior wiring (excluding conduit)	6	615 846	24 026	3.9	.3	X
1418	Lighting fixtures (residential and commercial)	28	875 064	28 209	3.2	.4	X
1421	Other electrical apparatus and equipment (including fuses and lightning rods)	16	696 128	25 648	3.7	.3	X
1500	Electrical appliances, household	15	440 870	40 727	9.2	.5	1.6
1518	Other electrical household appliances (including fans, dishwashers, etc.)	15	440 870	40 727	9.2	.5	X
1600	Electronic parts and equipment, except communication	27	311 475	44 897	14.4	.6	2.5
1616	Electronic connectors and other passive electronic parts	27	311 475	27 504	8.8	.4	X
1618	Electronic parts and equipment, n.e.c.	12	173 799	17 393	10.0	.2	X
1700	Hardware	1 048	7 750 213	6 320 078	81.5	81.5	49.0
1711	Hand tools (including power driven)	475	4 443 485	2 058 213	46.3	26.6	X
1712	Bolts, nuts, rivets, and fasteners	548	3 278 662	1 609 525	49.1	20.8	X
1713	Cutlery	561	4 872 857	2 652 339	54.4	34.2	X
1800	Plumbing and heating equipment and supplies (hydronics)	84	921 922	121 704	13.2	1.6	57.4
1811	Plastic pipe fittings and valves (excluding pipe and tubing)	19	273 491	17 833	6.5	.2	X
1812	Metal pipe fittings and valves (excluding pipe and tubing)	8	10 464	1 343	12.8	Z	X
1813	Plumbing fixtures	26	391 802	39 930	10.2	.5	X
1814	Furnaces, stoves, water heaters (except electric and warm air)	9	176 690	5 706	3.2	.1	X
1818	Other plumbing and heating equipment and supplies	53	516 328	56 889	11.0	.7	X
1900	Warm air heating and air-conditioning equipment and supplies	29	501 430	58 336	11.6	.8	70.2
1911	Furnaces (warm air)	13	304 747	30 020	9.9	.4	X
1916	Air cleaning and filtration systems	11	183 844	19 715	10.7	.3	X
1919	Registers, grills, pre-formed ductwork (excluding sheet metal), and duct insulation	11	76 159	4 705	6.2	.1	X
2000	Refrigeration equipment and supplies	9	95 447	8 151	8.5	.1	74.7
2015	Other refrigeration equipment and supplies	6	86 268	7 924	9.2	.1	X
2100	Construction and mining machinery and equipment (including parts and attachments)	18	176 791	9 920	5.6	.1	X
2200	Farm machinery, equipment, and parts	8	48 097	7 102	14.8	.1	X
2220	Garden machinery, equipment, and parts	27	582 941	75 373	12.9	1.0	2.1
2222	Other new lawn and garden machinery and equipment	27	582 941	75 373	12.9	1.0	X
2320	General-purpose industrial machinery, equipment, and parts	41	278 902	29 048	10.4	.4	2.3
2321	New pumps, compressors (air or gas), and equipment	13	52 688	1 454	2.8	Z	X
2326	New controlling, recording, and indicating instruments and access	13	208 031	5 849	2.8	.1	X
2327	All other new general-purpose industrial machinery and equipment	28	70 871	21 745	30.7	.3	X
2330	Metalworking machinery, equipment, and parts	21	129 711	21 999	17.0	.3	X
2340	Materials handling machinery, equipment, and parts	11	52 362	5 109	9.8	.1	X

See footnotes at end of table.

Table 7. Agents, Brokers, and Commission Merchants by Kind of Business and Commodity Line: 1997—Con.

[Includes only establishments with payroll. For meaning of abbreviations and symbols, see introductory text. For explanation of terms, see Appendix A]

NAICS code and CL code	Kind of business and commodity line	Establishments handling commodity line		Commodity line sales			Sales coverage percent
		Number	Total sales (\$1,000)	Amount ¹ (\$1,000)	As percent of total sales of—		
					Establishments handling line	Establishments in NAICS industry ¹	
42171	Hardware whsle—Con.						
2450	Industrial containers and supplies	12	158 260	13 978	8.8	.2	X
2460	Other industrial supplies	63	544 465	65 415	12.0	.8	11.6
2462	Abrasives and abrasive materials	8	24 744	2 276	9.2	Z	X
2464	Mechanical rubber goods	14	50 603	3 731	7.4	Z	X
2465	Strapping and tape	16	295 011	13 484	4.6	.2	X
2466	Industrial supplies, n.e.c.	24	174 111	45 924	26.4	.6	X
2700	Sporting and recreational goods and supplies	18	341 857	27 501	8.0	.4	6.8
2714	Camping and fishing equipment and accessories	18	341 857	22 836	6.7	.3	X
2718	Other sporting and recreational goods (go carts, bait, etc.)	9	299 699	4 665	1.6	.1	X
2800	Toys and hobby goods and supplies	9	92 205	12 113	13.1	.2	X
3400	Industrial and personal services paper and plastics	6	65 938	3 279	5.0	Z	X
5300	Plastics materials and basic shapes	54	705 902	73 230	10.4	.9	4.5
5311	Plastic pipes, rods, tubes, and shapes	19	273 184	35 251	12.9	.5	X
5314	Other plastics materials and basic shapes	36	432 718	37 979	8.8	.5	X
5330	Chemicals and allied products (excluding agricultural, plastics, gases, and petroleum)	42	248 310	23 249	9.4	.3	7.1
5336	Sanitation chemicals, polishes, and waxes	13	15 573	869	5.6	Z	X
5342	Adhesives, sealants, and glues	42	248 310	19 798	8.0	.3	X
5344	Other chemicals and allied products	14	78 094	2 582	3.3	Z	X
5400	Petroleum products	6	105 221	8 572	8.1	.1	X
5800	Farm supplies	17	158 969	35 323	22.2	.5	18.3
5814	Weed killers, soil sterilizers, and soil conditioners	6	92 426	24 248	26.2	.3	X
6000	Paint, paint supplies, and wallpaper	45	582 126	66 449	11.4	.9	.9
6011	Architectural coatings (enamels, primers, stains, solvents, and lacquers)	16	215 752	15 463	7.2	.2	X
6014	Paint supplies	29	366 374	50 986	13.9	.7	X
9700	Service receipts and labor charges (including installed parts)	14	229 487	95 876	41.8	1.2	14.6
9703	Other service receipts and labor charges—Specify	12	206 137	90 368	43.8	1.2	X
9810	Miscellaneous commodities	67	476 681	67 810	14.2	.9	X
421710	Hardware whsle	1 048	X	7 750 213	X	100.0	82.3
0200	New and rebuilt automotive parts and supplies	19	477 544	106 047	22.2	1.4	34.5
0223	Parts, n.e.c.	14	429 321	42 519	9.9	.5	X
0224	Accessories	15	474 239	62 809	13.2	.8	X
0400	Household and lawn furniture	17	507 517	35 144	6.9	.5	2.7
0414	Other furniture (including sleep sofas)	17	507 517	35 144	6.9	.5	X
0500	Household china, glassware, crockery, and plastic housewares	6	36 689	1 584	4.3	Z	X
0530	Flooring and floor coverings	10	87 769	4 987	5.7	.1	30.1
0531	Soft-surface (textile) floor coverings and accessories (including rugs, carpets, and pads)	7	28 287	1 552	5.5	Z	X
0540	Other home furnishings	24	434 504	57 509	13.2	.7	8.8
0541	Metal flatware and kitchen utensils	11	142 726	16 502	11.6	.2	X
0542	Mirrors, lamps, and picture frames	14	339 913	31 376	9.2	.4	X
0543	Home furnishings, n.e.c.	6	62 649	9 631	15.4	.1	X
0620	Plywood and millwork	14	117 302	23 580	20.1	.3	49.1
0622	Other panels products (including hardwood plywood, waterboard, and particleboard)	6	27 855	10 246	36.8	.1	X
0720	Roofing, siding, and insulation materials	14	309 963	7 421	2.4	.1	15.6
0723	Insulation materials	11	271 623	5 880	2.2	.1	X
0740	Other construction materials	13	348 995	22 689	6.5	.3	13.3
0741	Rain-carrying equipment (down spouts, gutters, etc.)	13	348 995	2 826	.8	Z	X
0950	Computer software (packaged)	7	70 936	6 551	9.2	.1	X
0960	Restaurant and hotel equipment and supplies	6	83 204	3 854	4.6	.1	X
1120	Flat iron and steel products	19	197 898	17 983	9.1	.2	X
1140	Iron and steel wire and wire products	35	425 947	46 604	10.9	.6	8.9
1141	Wire (plain, coated, barbed, and twisted)	24	240 654	13 224	5.5	.2	X
1143	Wire rope, strand, strapping, reinforcement mesh, and bale ties	23	321 867	33 380	10.4	.4	X
1150	Iron and steel pipe and tubing	7	71 666	15 208	21.2	.2	17.9
1152	Tubing	7	71 666	15 208	21.2	.2	X
1220	Aluminum shapes, forms, etc.	19	214 131	17 809	8.3	.2	X
1400	Electrical apparatus and equipment	50	1 039 165	90 180	8.7	1.2	32.2
1415	Electric bulbs (all types)	11	13 513	1 185	8.8	Z	X
1416	Interior wiring (excluding conduit)	6	615 846	24 026	3.9	.3	X
1418	Lighting fixtures (residential and commercial)	28	875 064	28 209	3.2	.4	X
1421	Other electrical apparatus and equipment (including fuses and lightning rods)	16	696 128	25 648	3.7	.3	X
1500	Electrical appliances, household	15	440 870	40 727	9.2	.5	1.6
1518	Other electrical household appliances (including fans, dishwashers, etc.)	15	440 870	40 727	9.2	.5	X
1600	Electronic parts and equipment, except communication	27	311 475	44 897	14.4	.6	2.5
1616	Electronic connectors and other passive electronic parts	27	311 475	27 504	8.8	.4	X
1618	Electronic parts and equipment, n.e.c.	12	173 799	17 393	10.0	.2	X
1700	Hardware	1 048	7 750 213	6 320 078	81.5	81.5	49.0
1711	Hand tools (including power driven)	475	4 443 485	2 058 213	46.3	26.6	X
1712	Bolts, nuts, rivets, and fasteners	548	3 278 662	1 609 525	49.1	20.8	X
1713	Cutlery	561	4 872 857	2 652 339	54.4	34.2	X

See footnotes at end of table.

Table 7. Agents, Brokers, and Commission Merchants by Kind of Business and Commodity Line: 1997—Con.

[Includes only establishments with payroll. For meaning of abbreviations and symbols, see introductory text. For explanation of terms, see Appendix A]

NAICS code and CL code	Kind of business and commodity line	Establishments handling commodity line		Commodity line sales			Sales coverage percent
		Number	Total sales (\$1,000)	Amount ¹ (\$1,000)	As percent of total sales of—		
					Establishments handling line	Establishments in NAICS industry ¹	
421710	Hardware whsle—Con.						
1800	Plumbing and heating equipment and supplies (hydronics)	84	921 922	121 704	13.2	1.6	57.4
1811	Plastic pipe fittings and valves (excluding pipe and tubing)	19	273 491	17 833	6.5	.2	X
1812	Metal pipe fittings and valves (excluding pipe and tubing)	8	10 464	1 343	12.8	Z	X
1813	Plumbing fixtures	26	391 802	39 930	10.2	.5	X
1814	Furnaces, stoves, water heaters (except electric and warm air)	9	176 690	5 706	3.2	.7	X
1818	Other plumbing and heating equipment and supplies	53	516 328	56 889	11.0	.1	X
1900	Warm air heating and air-conditioning equipment and supplies	29	501 430	58 336	11.6	.8	70.2
1911	Furnaces (warm air)	13	304 747	30 020	9.9	.4	X
1916	Air cleaning and filtration systems	11	183 844	19 715	10.7	.3	X
1919	Registers, grills, pre-formed ductwork (excluding sheet metal), and duct insulation	11	76 159	4 705	6.2	.1	X
2000	Refrigeration equipment and supplies	9	95 447	8 151	8.5	.1	74.7
2015	Other refrigeration equipment and supplies	6	86 268	7 924	9.2	.1	X
2100	Construction and mining machinery and equipment (including parts and attachments)	18	176 791	9 920	5.6	.1	X
2200	Farm machinery, equipment, and parts	8	48 097	7 102	14.8	.1	X
2220	Garden machinery, equipment, and parts	27	582 941	75 373	12.9	1.0	2.1
2222	Other new lawn and garden machinery and equipment	27	582 941	75 373	12.9	1.0	X
2320	General-purpose industrial machinery, equipment, and parts	41	278 902	29 048	10.4	.4	2.3
2321	New pumps, compressors (air or gas), and equipment	13	52 688	1 454	2.8	Z	X
2326	New controlling, recording, and indicating instruments and access	13	208 031	5 849	2.8	.1	X
2327	All other new general-purpose industrial machinery and equipment	28	70 871	21 745	30.7	.3	X
2330	Metalworking machinery, equipment, and parts	21	129 711	21 999	17.0	.3	X
2340	Materials handling machinery, equipment, and parts	11	52 362	5 109	9.8	.1	X
2450	Industrial containers and supplies	12	158 260	13 978	8.8	.2	X
2460	Other industrial supplies	63	544 465	65 415	12.0	.8	11.6
2462	Abrasives and abrasive materials	8	24 744	2 276	9.2	Z	X
2464	Mechanical rubber goods	14	50 603	3 731	7.4	Z	X
2465	Strapping and tape	16	295 011	13 484	4.6	.2	X
2466	Industrial supplies, n.e.c.	24	174 111	45 924	26.4	.6	X
2700	Sporting and recreational goods and supplies	18	341 857	27 501	8.0	.4	6.8
2714	Camping and fishing equipment and accessories	18	341 857	22 836	6.7	.3	X
2718	Other sporting and recreational goods (go carts, bait, etc.)	9	299 699	4 665	1.6	.1	X
2800	Toys and hobby goods and supplies	9	92 205	12 113	13.1	.2	X
3400	Industrial and personal services paper and plastics	6	65 938	3 279	5.0	Z	X
5300	Plastics materials and basic shapes	54	705 902	73 230	10.4	.9	4.5
5311	Plastic pipes, rods, tubes, and shapes	19	273 184	35 251	12.9	.5	X
5314	Other plastics materials and basic shapes	36	432 718	37 979	8.8	.5	X
5330	Chemicals and allied products (excluding agricultural, plastics, gases, and petroleum)	42	248 310	23 249	9.4	.3	7.1
5336	Sanitation chemicals, polishes, and waxes	13	15 573	869	5.6	Z	X
5342	Adhesives, sealants, and glues	42	248 310	19 798	8.0	.3	X
5344	Other chemicals and allied products	14	78 094	2 582	3.3	Z	X
5400	Petroleum products	6	105 221	8 572	8.1	.1	X
5800	Farm supplies	17	158 969	35 323	22.2	.5	18.3
5814	Weed killers, soil sterilizers, and soil conditioners	6	92 426	24 248	26.2	.3	X
6000	Paint, paint supplies, and wallpaper	45	582 126	66 449	11.4	.9	.9
6011	Architectural coatings (enamels, primers, stains, solvents, and lacquers)	16	215 752	15 463	7.2	.2	X
6014	Paint supplies	29	366 374	50 986	13.9	.7	X
9700	Service receipts and labor charges (including installed parts)	14	229 487	95 876	41.8	1.2	14.6
9703	Other service receipts and labor charges—Specify	12	206 137	90 368	43.8	1.2	X
9810	Miscellaneous commodities	67	476 681	67 810	14.2	.9	X
42172	Plumbing & heating equipment & supplies (hydronics) whsle . .	1 152	X	7 864 360	X	100.0	88.4
0400	Household and lawn furniture	8	327 454	36 421	11.1	.5	X
0620	Plywood and millwork	13	338 777	45 817	13.5	.6	5.1
0621	Softwood plywood and oriented strand board (OSB)	7	184 318	1 526	.8	Z	X
0624	Wood millwork (doors, windows, cabinets, etc.)	13	338 777	17 853	5.3	.2	X
0625	Metal millwork	7	184 318	26 438	14.3	.3	X
0720	Roofing, siding, and insulation materials	11	107 344	7 097	6.6	.1	1.6
0723	Insulation materials	11	107 344	7 097	6.6	.1	X
0960	Restaurant and hotel equipment and supplies	9	18 315	903	4.9	Z	X
1120	Flat iron and steel products	6	91 644	3 786	4.1	Z	X
1150	Iron and steel pipe and tubing	56	503 046	56 694	11.3	.7	10.0
1154	Other steel pipe	56	503 046	56 694	11.3	.7	X
1220	Aluminum shapes, forms, etc.	7	34 997	2 518	7.2	Z	X
1400	Electrical apparatus and equipment	55	493 018	71 832	14.6	.9	23.7
1411	Power and distribution transformers	11	90 223	4 860	5.4	.1	X
1414	Conduit, raceway, and fittings	22	92 817	1 854	2.0	Z	X
1415	Electric bulbs (all types)	11	90 223	608	.7	Z	X
1416	Interior wiring (excluding conduit)	11	90 223	608	.7	Z	X
1417	Exterior wiring and cable (excluding conduit)	11	90 223	1 215	1.3	Z	X
1418	Lighting fixtures (residential and commercial)	33	483 237	59 857	12.4	.8	X
1421	Other electrical apparatus and equipment (including fuses and lightning rods)	22	97 419	2 830	2.9	Z	X
1500	Electrical appliances, household	14	213 820	19 542	9.1	.2	.3
1518	Other electrical household appliances (including fans, dishwashers, etc.)	14	213 820	19 542	9.1	.2	X
1600	Electronic parts and equipment, except communication	17	153 632	22 351	14.5	.3	X

See footnotes at end of table.

Table 7. Agents, Brokers, and Commission Merchants by Kind of Business and Commodity Line: 1997—Con.

[Includes only establishments with payroll. For meaning of abbreviations and symbols, see introductory text. For explanation of terms, see Appendix A]

NAICS code and CL code	Kind of business and commodity line	Establishments handling commodity line		Commodity line sales			Sales coverage percent
		Number	Total sales (\$1,000)	Amount ¹ (\$1,000)	As percent of total sales of—		
					Establishments handling line	Establishments in NAICS industry ¹	
42172	Plumbing & heating equipment & supplies (hydronics) whse—Con.						
1700	Hardware	130	1 437 347	200 360	13.9	2.5	64.7
1711	Hand tools (including power driven)	85	1 073 782	99 132	9.2	1.3	X
1712	Bolts, nuts, rivets, and fasteners	36	380 152	33 086	8.7	.4	X
1713	Cutlery	48	399 887	68 140	17.0	.9	X
1800	Plumbing and heating equipment and supplies (hydronics)	1 152	7 864 360	6 932 623	88.2	88.2	76.7
1811	Plastic pipe fittings and valves (excluding pipe and tubing)	391	3 608 959	822 264	22.8	10.5	X
1812	Metal pipe fittings and valves (excluding pipe and tubing)	415	3 197 789	910 257	28.5	11.6	X
1813	Plumbing fixtures	574	5 008 158	2 122 113	42.4	27.0	X
1814	Furnaces, stoves, water heaters (except electric and warm air)	234	2 368 764	548 315	23.1	7.0	X
1815	Boilers, radiators, and convectors	206	1 039 529	305 567	29.4	3.9	X
1818	Other plumbing and heating equipment and supplies	781	5 510 972	2 224 106	40.4	28.3	X
1900	Warm air heating and air-conditioning equipment and supplies	114	952 343	161 298	16.9	2.1	67.7
1911	Furnaces (warm air)	40	440 907	55 968	12.7	.7	X
1912	Central air-conditioning (residential and commercial)	23	132 672	13 937	10.5	.2	X
1914	Heat pumps (residential and commercial)	14	48 342	12 048	24.9	.2	X
1916	Air cleaning and filtration systems	31	159 511	9 808	6.1	.1	X
1917	Compressors for air-conditioners	6	39 229	6 183	15.8	.1	X
1918	Condensing units for air-conditioners	6	11 886	2 068	17.4	Z	X
1919	Registers, grills, pre-formed ductwork (excluding sheet metal), and duct insulation	43	497 633	61 281	12.3	.8	X
2000	Refrigeration equipment and supplies	26	113 211	13 222	11.7	.2	59.2
2015	Other refrigeration equipment and supplies	22	86 792	10 670	12.3	.1	X
2220	Garden machinery, equipment, and parts	9	100 787	15 934	15.8	.2	X
2320	General-purpose industrial machinery, equipment, and parts	13	53 170	5 472	10.3	.1	29.2
2321	New pumps, compressors (air or gas), and equipment	10	50 146	5 007	10.0	.1	X
2460	Other industrial supplies	12	78 509	2 836	3.6	Z	X
2700	Sporting and recreational goods and supplies	11	246 652	15 371	6.2	.2	12.9
2717	Marine pleasure craft, equipment, and accessories	6	92 346	1 668	1.8	Z	X
5300	Plastics materials and basic shapes	70	923 737	114 094	12.4	1.5	X
5330	Chemicals and allied products (excluding agricultural, plastics, gases, and petroleum)	27	312 245	17 540	5.6	.2	.3
5344	Other chemicals and allied products	27	312 245	17 540	5.6	.2	X
6000	Paint, paint supplies, and wallpaper	13	250 816	8 551	3.4	.1	4.4
6011	Architectural coatings (enamels, primers, stains, solvents, and lacquers)	13	250 816	8 551	3.4	.1	X
9700	Service receipts and labor charges (including installed parts)	26	72 302	12 532	17.3	.2	42.6
9701	Labor charges for repair work	21	38 509	6 207	16.1	.1	X
9702	Parts installed in repair work	14	39 689	3 716	9.4	Z	X
9740	Receipts for installing equipment	8	26 562	1 479	5.6	Z	X
9810	Miscellaneous commodities	33	234 558	29 022	12.4	.4	X
421720	Plumbing & heating equipment & supplies (hydronics) whse ..	1 152	X	7 864 360	X	100.0	88.4
0400	Household and lawn furniture	8	327 454	36 421	11.1	.5	X
0620	Plywood and millwork	13	338 777	45 817	13.5	.6	5.1
0621	Softwood plywood and oriented strand board (OSB)	7	184 318	1 526	.8	Z	X
0624	Wood millwork (doors, windows, cabinets, etc.)	13	338 777	17 853	5.3	.2	X
0625	Metal millwork	7	184 318	26 438	14.3	.3	X
0720	Roofing, siding, and insulation materials	11	107 344	7 097	6.6	.1	1.6
0723	Insulation materials	11	107 344	7 097	6.6	.1	X
0960	Restaurant and hotel equipment and supplies	9	18 315	903	4.9	Z	X
1120	Flat iron and steel products	6	91 644	3 786	4.1	Z	X
1150	Iron and steel pipe and tubing	56	503 046	56 694	11.3	.7	10.0
1154	Other steel pipe	56	503 046	56 694	11.3	.7	X
1220	Aluminum shapes, forms, etc.	7	34 997	2 518	7.2	Z	X
1400	Electrical apparatus and equipment	55	493 018	71 832	14.6	.9	23.7
1411	Power and distribution transformers	11	90 223	4 860	5.4	.1	X
1414	Conduit, raceway, and fittings	22	92 817	1 854	2.0	Z	X
1415	Electric bulbs (all types)	11	90 223	608	.7	Z	X
1416	Interior wiring (excluding conduit)	11	90 223	608	.7	Z	X
1417	Exterior wiring and cable (excluding conduit)	11	90 223	1 215	1.3	Z	X
1418	Lighting fixtures (residential and commercial)	33	483 237	59 857	12.4	.8	X
1421	Other electrical apparatus and equipment (including fuses and lightning rods)	22	97 419	2 830	2.9	Z	X
1500	Electrical appliances, household	14	213 820	19 542	9.1	.2	.3
1518	Other electrical household appliances (including fans, dishwashers, etc.) ..	14	213 820	19 542	9.1	.2	X
1600	Electronic parts and equipment, except communication	17	153 632	22 351	14.5	.3	X
1700	Hardware	130	1 437 347	200 360	13.9	2.5	64.7
1711	Hand tools (including power driven)	85	1 073 782	99 132	9.2	1.3	X
1712	Bolts, nuts, rivets, and fasteners	36	380 152	33 086	8.7	.4	X
1713	Cutlery	48	399 887	68 140	17.0	.9	X
1800	Plumbing and heating equipment and supplies (hydronics)	1 152	7 864 360	6 932 623	88.2	88.2	76.7
1811	Plastic pipe fittings and valves (excluding pipe and tubing)	391	3 608 959	822 264	22.8	10.5	X
1812	Metal pipe fittings and valves (excluding pipe and tubing)	415	3 197 789	910 257	28.5	11.6	X
1813	Plumbing fixtures	574	5 008 158	2 122 113	42.4	27.0	X
1814	Furnaces, stoves, water heaters (except electric and warm air)	234	2 368 764	548 315	23.1	7.0	X
1815	Boilers, radiators, and convectors	206	1 039 529	305 567	29.4	3.9	X
1818	Other plumbing and heating equipment and supplies	781	5 510 972	2 224 106	40.4	28.3	X

See footnotes at end of table.

Table 7. Agents, Brokers, and Commission Merchants by Kind of Business and Commodity Line: 1997—Con.

[Includes only establishments with payroll. For meaning of abbreviations and symbols, see introductory text. For explanation of terms, see Appendix A]

NAICS code and CL code	Kind of business and commodity line	Establishments handling commodity line		Commodity line sales			Sales coverage percent
		Number	Total sales (\$1,000)	Amount ¹ (\$1,000)	As percent of total sales of—		
					Establishments handling line	Establishments in NAICS industry ¹	
421720	Plumbing & heating equipment & supplies (hydronics) whse—Con.						
1900	Warm air heating and air-conditioning equipment and supplies	114	952 343	161 298	16.9	2.1	67.7
1911	Furnaces (warm air)	40	440 907	55 968	12.7	.7	X
1912	Central air-conditioning (residential and commercial)	23	132 672	13 937	10.5	.2	X
1914	Heat pumps (residential and commercial)	14	48 342	12 048	24.9	.2	X
1916	Air cleaning and filtration systems	31	159 511	9 808	6.1	.1	X
1917	Compressors for air-conditioners	6	39 229	6 183	15.8	.1	X
1918	Condensing units for air-conditioners	6	11 886	2 068	17.4	Z	X
1919	Registers, grills, pre-formed ductwork (excluding sheet metal), and duct insulation	43	497 633	61 281	12.3	.8	X
2000	Refrigeration equipment and supplies	26	113 211	13 222	11.7	.2	59.2
2015	Other refrigeration equipment and supplies	22	86 792	10 670	12.3	.1	X
2220	Garden machinery, equipment, and parts	9	100 787	15 934	15.8	.2	X
2320	General-purpose industrial machinery, equipment, and parts	13	53 170	5 472	10.3	.1	29.2
2321	New pumps, compressors (air or gas), and equipment	10	50 146	5 007	10.0	.1	X
2460	Other industrial supplies	12	78 509	2 836	3.6	Z	X
2700	Sporting and recreational goods and supplies	11	246 652	15 371	6.2	.2	12.9
2717	Marine pleasure craft, equipment, and accessories	6	92 346	1 668	1.8	Z	X
5300	Plastics materials and basic shapes	70	923 737	114 094	12.4	1.5	X
5330	Chemicals and allied products (excluding agricultural, plastics, gases, and petroleum)	27	312 245	17 540	5.6	.2	.3
5344	Other chemicals and allied products	27	312 245	17 540	5.6	.2	X
6000	Paint, paint supplies, and wallpaper	13	250 816	8 551	3.4	.1	4.4
6011	Architectural coatings (enamels, primers, stains, solvents, and lacquers)	13	250 816	8 551	3.4	.1	X
9700	Service receipts and labor charges (including installed parts)	26	72 302	12 532	17.3	.2	42.6
9701	Labor charges for repair work	21	38 509	6 207	16.1	.1	X
9702	Parts installed in repair work	14	39 689	3 716	9.4	Z	X
9740	Receipts for installing equipment	8	26 562	1 479	5.6	Z	X
9810	Miscellaneous commodities	33	234 558	29 022	12.4	.4	X
42173	Warm air heating & air-conditioning equipment & supplies whse	559	X	2 304 902	X	100.0	82.8
1120	Flat iron and steel products	8	121 047	3 551	2.9	.2	X
1140	Iron and steel wire and wire products	8	136 822	7 544	5.5	.3	X
1400	Electrical apparatus and equipment	66	310 176	44 702	14.4	1.9	3.0
1411	Power and distribution transformers	12	32 867	9 126	27.8	.4	X
1413	Motors and generators (including motor-generator sets)	9	9 121	528	5.8	Z	X
1414	Conduit, raceway, and fittings	9	22 797	154	.7	Z	X
1419	Industrial controls	23	21 404	3 594	16.8	.2	X
1421	Other electrical apparatus and equipment (including fuses and lightning rods)	22	246 786	31 300	12.7	1.4	X
1500	Electrical appliances, household	8	95 539	5 202	5.4	.2	X
1600	Electronic parts and equipment, except communication	28	95 791	14 448	15.1	.6	4.7
1612	Integrated circuits	14	5 099	1 000	19.6	Z	X
1615	Discrete semiconductors, etc.	14	5 099	100	2.0	Z	X
1616	Electronic connectors and other passive electronic parts	15	90 692	13 348	14.7	.6	X
1700	Hardware	39	319 210	25 955	8.1	1.1	73.6
1711	Hand tools (including power driven)	33	300 347	14 227	4.7	.6	X
1712	Bolts, nuts, rivets, and fasteners	27	274 441	9 348	3.4	.4	X
1713	Cutlery	12	84 372	2 379	2.8	.1	X
1800	Plumbing and heating equipment and supplies (hydronics)	150	699 677	111 682	16.0	4.8	74.6
1811	Plastic pipe fittings and valves (excluding pipe and tubing)	19	53 105	5 759	10.8	.3	X
1812	Metal pipe fittings and valves (excluding pipe and tubing)	37	192 389	9 990	5.2	.4	X
1813	Plumbing fixtures	9	19 876	2 914	14.7	.1	X
1814	Furnaces, stoves, water heaters (except electric and warm air)	31	126 292	18 895	15.0	.8	X
1815	Boilers, radiators, and convectors	78	323 678	35 033	10.8	1.5	X
1818	Other plumbing and heating equipment and supplies	56	271 072	39 089	14.4	1.7	X
1900	Warm air heating and air-conditioning equipment and supplies	559	2 304 902	1 922 726	83.4	83.4	75.8
1911	Furnaces (warm air)	239	948 738	346 858	36.6	15.0	X
1912	Central air-conditioning (residential and commercial)	321	1 419 610	722 808	50.9	31.4	X
1914	Heat pumps (residential and commercial)	172	797 802	87 671	11.0	3.8	X
1916	Air cleaning and filtration systems	215	1 036 230	313 886	30.3	13.6	X
1917	Compressors for air-conditioners	77	511 909	33 946	6.6	1.5	X
1918	Condensing units for air-conditioners	139	679 569	85 101	12.5	3.7	X
1919	Registers, grills, pre-formed ductwork (excluding sheet metal), and duct insulation	163	737 225	332 456	45.1	14.4	X
2000	Refrigeration equipment and supplies	68	401 088	55 992	14.0	2.4	79.1
2011	Commercial refrigerators (reach-in and walk-in)	7	66 725	5 354	8.0	.2	X
2012	Unit coolers for commercial refrigerators	7	29 829	1 747	5.9	.1	X
2013	Condensing units for commercial refrigerators	7	27 663	2 540	9.2	.1	X
2014	Refrigerants	10	123 037	3 219	2.6	.1	X
2015	Other refrigeration equipment and supplies	61	357 043	43 132	12.1	1.9	X
2320	General-purpose industrial machinery, equipment, and parts	11	11 534	2 775	24.1	.1	39.1
2327	All other new general-purpose industrial machinery and equipment	11	11 534	2 775	24.1	.1	X
2330	Metalworking machinery, equipment, and parts	7	29 567	1 035	3.5	Z	X
2340	Materials handling machinery, equipment, and parts	7	10 822	1 382	12.8	.1	X
2460	Other industrial supplies	17	153 528	8 507	5.5	.4	.2
2464	Mechanical rubber goods	17	153 528	8 507	5.5	.4	X

See footnotes at end of table.

Table 7. Agents, Brokers, and Commission Merchants by Kind of Business and Commodity Line: 1997—Con.

[Includes only establishments with payroll. For meaning of abbreviations and symbols, see introductory text. For explanation of terms, see Appendix A]

NAICS code and CL code	Kind of business and commodity line	Establishments handling commodity line		Commodity line sales			Sales coverage percent
		Number	Total sales (\$1,000)	Amount ¹ (\$1,000)	As percent of total sales of—		
					Establishments handling line	Establishments in NAICS industry ¹	
42173	Warm air heating & air-conditioning equipment & supplies whsle—Con.						
5330	Chemicals and allied products (excluding agricultural, plastics, gases, and petroleum)	10	188 081	5 308	2.8	.2	X
9700	Service receipts and labor charges (including installed parts)	27	220 297	31 892	14.5	1.4	82.2
9701	Labor charges for repair work	24	160 602	17 734	11.0	.8	X
9702	Parts installed in repair work	20	144 640	9 351	6.5	.4	X
9720	Receipts for service contracts	15	194 378	16 667	8.6	.7	X
9740	Receipts for installing equipment	12	34 036	1 592	4.7	.1	X
9810	Miscellaneous commodities	19	96 265	4 594	4.8	.2	X
421730	Warm air heating & air-conditioning equipment & supplies whsle	559	X	2 304 902	X	100.0	82.8
1120	Flat iron and steel products	8	121 047	3 551	2.9	.2	X
1140	Iron and steel wire and wire products	8	136 822	7 544	5.5	.3	X
1400	Electrical apparatus and equipment	66	310 176	44 702	14.4	1.9	3.0
1411	Power and distribution transformers	12	32 867	9 126	27.8	.4	X
1413	Motors and generators (including motor-generator sets)	9	9 121	528	5.8	Z	X
1414	Conduit, raceway, and fittings	9	22 797	154	.7	Z	X
1419	Industrial controls	23	21 404	3 594	16.8	.2	X
1421	Other electrical apparatus and equipment (including fuses and lightning rods)	22	246 786	31 300	12.7	1.4	X
1500	Electrical appliances, household	8	95 539	5 202	5.4	.2	X
1600	Electronic parts and equipment, except communication	28	95 791	14 448	15.1	.6	4.7
1612	Integrated circuits	14	5 099	1 000	19.6	Z	X
1615	Discrete semiconductors, etc.	14	5 099	100	2.0	Z	X
1616	Electronic connectors and other passive electronic parts	15	90 692	13 348	14.7	.6	X
1700	Hardware	39	319 210	25 955	8.1	1.1	73.6
1711	Hand tools (including power driven)	33	300 347	14 227	4.7	.6	X
1712	Bolts, nuts, rivets, and fasteners	27	274 441	9 348	3.4	.4	X
1713	Cutlery	12	84 372	2 379	2.8	.1	X
1800	Plumbing and heating equipment and supplies (hydronics)	150	699 677	111 682	16.0	4.8	74.6
1811	Plastic pipe fittings and valves (excluding pipe and tubing)	19	53 105	5 759	10.8	.3	X
1812	Metal pipe fittings and valves (excluding pipe and tubing)	37	192 389	9 990	5.2	.4	X
1813	Plumbing fixtures	9	19 876	2 914	14.7	.1	X
1814	Furnaces, stoves, water heaters (except electric and warm air)	31	126 292	18 895	15.0	.8	X
1815	Boilers, radiators, and convectors	78	323 678	35 033	10.8	1.5	X
1818	Other plumbing and heating equipment and supplies	56	271 072	39 089	14.4	1.7	X
1900	Warm air heating and air-conditioning equipment and supplies	559	2 304 902	1 922 726	83.4	83.4	75.8
1911	Furnaces (warm air)	239	948 738	346 858	36.6	15.0	X
1912	Central air-conditioning (residential and commercial)	321	1 419 610	722 808	50.9	31.4	X
1914	Heat pumps (residential and commercial)	172	797 802	87 671	11.0	3.8	X
1916	Air cleaning and filtration systems	215	1 036 230	313 886	30.3	13.6	X
1917	Compressors for air-conditioners	77	511 909	33 946	6.6	1.5	X
1918	Condensing units for air-conditioners	139	679 569	85 101	12.5	3.7	X
1919	Registers, grills, pre-formed ductwork (excluding sheet metal), and duct insulation	163	737 225	332 456	45.1	14.4	X
2000	Refrigeration equipment and supplies	68	401 088	55 992	14.0	2.4	79.1
2011	Commercial refrigerators (reach-in and walk-in)	7	66 725	5 354	8.0	.2	X
2012	Unit coolers for commercial refrigerators	7	29 829	1 747	5.9	.1	X
2013	Condensing units for commercial refrigerators	7	27 663	2 540	9.2	.1	X
2014	Refrigerants	10	123 037	3 219	2.6	.1	X
2015	Other refrigeration equipment and supplies	61	357 043	43 132	12.1	1.9	X
2320	General-purpose industrial machinery, equipment, and parts	11	11 534	2 775	24.1	.1	39.1
2327	All other new general-purpose industrial machinery and equipment	11	11 534	2 775	24.1	.1	X
2330	Metalworking machinery, equipment, and parts	7	29 567	1 035	3.5	Z	X
2340	Materials handling machinery, equipment, and parts	7	10 822	1 382	12.8	.1	X
2460	Other industrial supplies	17	153 528	8 507	5.5	.4	.2
2464	Mechanical rubber goods	17	153 528	8 507	5.5	.4	X
5330	Chemicals and allied products (excluding agricultural, plastics, gases, and petroleum)	10	188 081	5 308	2.8	.2	X
9700	Service receipts and labor charges (including installed parts)	27	220 297	31 892	14.5	1.4	82.2
9701	Labor charges for repair work	24	160 602	17 734	11.0	.8	X
9702	Parts installed in repair work	20	144 640	9 351	6.5	.4	X
9720	Receipts for service contracts	15	194 378	16 667	8.6	.7	X
9740	Receipts for installing equipment	12	34 036	1 592	4.7	.1	X
9810	Miscellaneous commodities	19	96 265	4 594	4.8	.2	X
42174	Refrigeration equipment & supplies whsle	135	X	D	X	D	D
0960	Restaurant and hotel equipment and supplies	8	D	D	D	D	X
1400	Electrical apparatus and equipment	11	D	D	D	D	X
1600	Electronic parts and equipment, except communication	6	D	D	D	D	X
1700	Hardware	13	D	D	D	D	D
1711	Hand tools (including power driven)	12	D	D	D	D	X
1800	Plumbing and heating equipment and supplies (hydronics)	27	D	D	D	D	D
1812	Metal pipe fittings and valves (excluding pipe and tubing)	7	D	D	D	D	X
1818	Other plumbing and heating equipment and supplies	16	D	D	D	D	X

See footnotes at end of table.

Table 7. Agents, Brokers, and Commission Merchants by Kind of Business and Commodity Line: 1997—Con.

[Includes only establishments with payroll. For meaning of abbreviations and symbols, see introductory text. For explanation of terms, see Appendix A]

NAICS code and CL code	Kind of business and commodity line	Establishments handling commodity line		Commodity line sales			Sales coverage percent
		Number	Total sales (\$1,000)	Amount ¹ (\$1,000)	As percent of total sales of—		
					Establishments handling line	Establishments in NAICS industry ¹	
42174	Refrigeration equipment & supplies whsle—Con.						
1900	Warm air heating and air-conditioning equipment and supplies	35	D	D	D	D	D
1911	Furnaces (warm air)	11	D	D	D	D	X
1912	Central air-conditioning (residential and commercial)	18	D	D	D	D	X
1914	Heat pumps (residential and commercial)	9	D	D	D	D	X
1916	Air cleaning and filtration systems	7	D	D	D	D	X
1917	Compressors for air-conditioners	8	D	D	D	D	X
1919	Registers, grills, pre-formed ductwork (excluding sheet metal), and duct insulation	9	D	D	D	D	X
2000	Refrigeration equipment and supplies	135	D	D	D	D	D
2011	Commercial refrigerators (reach-in and walk-in)	29	D	D	D	D	X
2012	Unit coolers for commercial refrigerators	39	D	D	D	D	X
2013	Condensing units for commercial refrigerators	51	D	D	D	D	X
2014	Refrigerants	11	D	D	D	D	X
2015	Other refrigeration equipment and supplies	117	D	D	D	D	X
9700	Service receipts and labor charges (including installed parts)	7	D	D	D	D	D
9701	Labor charges for repair work	6	D	D	D	D	X
9740	Receipts for installing equipment	7	D	D	D	D	X
421740	Refrigeration equipment & supplies whsle	135	X	D	X	D	D
0960	Restaurant and hotel equipment and supplies	8	D	D	D	D	X
1400	Electrical apparatus and equipment	11	D	D	D	D	X
1600	Electronic parts and equipment, except communication	6	D	D	D	D	X
1700	Hardware	13	D	D	D	D	D
1711	Hand tools (including power driven)	12	D	D	D	D	X
1800	Plumbing and heating equipment and supplies (hydronics)	27	D	D	D	D	D
1812	Metal pipe fittings and valves (excluding pipe and tubing)	7	D	D	D	D	X
1818	Other plumbing and heating equipment and supplies	16	D	D	D	D	X
1900	Warm air heating and air-conditioning equipment and supplies	35	D	D	D	D	D
1911	Furnaces (warm air)	11	D	D	D	D	X
1912	Central air-conditioning (residential and commercial)	18	D	D	D	D	X
1914	Heat pumps (residential and commercial)	9	D	D	D	D	X
1916	Air cleaning and filtration systems	7	D	D	D	D	X
1917	Compressors for air-conditioners	8	D	D	D	D	X
1919	Registers, grills, pre-formed ductwork (excluding sheet metal), and duct insulation	9	D	D	D	D	X
2000	Refrigeration equipment and supplies	135	D	D	D	D	D
2011	Commercial refrigerators (reach-in and walk-in)	29	D	D	D	D	X
2012	Unit coolers for commercial refrigerators	39	D	D	D	D	X
2013	Condensing units for commercial refrigerators	51	D	D	D	D	X
2014	Refrigerants	11	D	D	D	D	X
2015	Other refrigeration equipment and supplies	117	D	D	D	D	X
9700	Service receipts and labor charges (including installed parts)	7	D	D	D	D	D
9701	Labor charges for repair work	6	D	D	D	D	X
9740	Receipts for installing equipment	7	D	D	D	D	X
4218	Machinery, equipment, & supplies whsle	7 572	X	29 427 233	X	100.0	80.3
0100	New and used automobiles, motorcycles, etc.	6	58 465	14 240	24.4	Z	X
0150	Heavy trucks and tractors (over 26,000 lb)	10	85 307	7 471	8.8	Z	5.5
0154	New truck bodies	9	82 197	6 539	8.0	Z	X
0200	New and rebuilt automotive parts and supplies	69	414 119	48 783	11.8	.2	6.5
0221	Body parts and repair materials	7	51 228	2 920	5.7	Z	X
0224	Accessories	13	29 851	3 169	10.6	Z	X
0400	Household and lawn furniture	6	42 986	6 100	14.2	Z	X
0530	Flooring and floor coverings	10	41 761	2 806	6.7	Z	X
0540	Other home furnishings	6	149 847	6 819	4.6	Z	X
0900	Office equipment	7	26 879	1 299	4.8	Z	X
0920	New computer equipment	37	237 691	12 228	5.1	Z	2.3
0921	Computers	29	211 065	9 131	4.3	Z	X
0960	Restaurant and hotel equipment and supplies	21	158 030	23 508	14.9	.1	X
1000	Medical, hospital, and surgical supplies	6	47 830	5 032	10.5	Z	X
1100	Iron and steel products (semifinished)	7	44 770	9 494	21.2	Z	X
1120	Flat iron and steel products	57	263 912	30 200	11.4	.1	.8
1129	Other flat iron and steel products	7	22 799	1 049	4.6	Z	X
1140	Iron and steel wire and wire products	39	227 206	15 246	6.7	.1	X
1150	Iron and steel pipe and tubing	18	69 270	9 452	13.6	Z	2.3
1152	Tubing	6	16 081	1 256	7.8	Z	X
1154	Other steel pipe	6	16 081	1 256	7.8	Z	X
1200	Copper and brass	6	28 164	3 498	12.4	Z	X
1220	Aluminum shapes, forms, etc.	15	43 216	7 333	17.0	Z	X
1230	Other nonferrous metals (magnesium, nickel, tin, lead, zinc, etc., except precious)	10	35 414	2 017	5.7	Z	X
1400	Electrical apparatus and equipment	244	1 077 847	128 455	11.9	.4	9.1
1411	Power and distribution transformers	24	99 917	5 012	5.0	Z	X
1412	Switchgear and switchboard apparatus	10	46 103	7 395	16.0	Z	X
1413	Motors and generators (including motor-generator sets)	27	173 779	9 425	5.4	Z	X
1415	Electric bulbs (all types)	6	767	60	7.8	Z	X
1417	Exterior wiring and cable (excluding conduit)	6	18 380	2 406	13.1	Z	X
1418	Lighting fixtures (residential and commercial)	9	53 193	1 346	2.5	Z	X
1419	Industrial controls	82	308 574	33 897	11.0	.1	X
1421	Other electrical apparatus and equipment (including fuses and lightning rods)	33	124 049	15 810	12.7	.1	X

See footnotes at end of table.

Table 7. Agents, Brokers, and Commission Merchants by Kind of Business and Commodity Line: 1997—Con.

[Includes only establishments with payroll. For meaning of abbreviations and symbols, see introductory text. For explanation of terms, see Appendix A]

NAICS code and CL code	Kind of business and commodity line	Establishments handling commodity line		Commodity line sales			Sales coverage percent
		Number	Total sales (\$1,000)	Amount ¹ (\$1,000)	As percent of total sales of—		
					Establishments handling line	Establishments in NAICS industry ¹	
4218	Machinery, equipment, & supplies whsle—Con.						
1500	Electrical appliances, household	7	74 752	4 815	6.4	Z	X
1600	Electronic parts and equipment, except communication	224	1 264 377	147 273	11.6	.5	4.6
1612	Integrated circuits	44	24 354	3 811	15.6	Z	X
1616	Electronic connectors and other passive electronic parts	80	497 996	36 564	7.3	.1	X
1618	Electronic parts and equipment, n.e.c.	44	306 600	30 963	10.1	.1	X
1650	Communication equipment and supplies	42	233 242	14 979	6.4	.1	5.9
1652	Other electronic communication equipment	22	163 961	9 604	5.9	Z	X
1700	Hardware	177	1 040 339	153 460	14.8	.5	25.2
1711	Hand tools (including power driven)	74	595 302	86 672	14.6	.3	X
1712	Bolts, nuts, rivets, and fasteners	25	124 384	16 785	13.5	.1	X
1713	Cutlery	12	237 788	6 045	2.5	Z	X
1800	Plumbing and heating equipment and supplies (hydronics)	113	578 244	56 599	9.8	.2	21.5
1811	Plastic pipe fittings and valves (excluding pipe and tubing)	7	66 478	2 253	3.4	Z	X
1812	Metal pipe fittings and valves (excluding pipe and tubing)	11	171 141	9 476	5.5	Z	X
1813	Plumbing fixtures	19	184 893	5 377	2.9	Z	X
1815	Boilers, radiators, and convectors	8	41 488	2 059	5.0	Z	X
1818	Other plumbing and heating equipment and supplies	35	164 872	18 628	11.3	.1	X
1900	Warm air heating and air-conditioning equipment and supplies	30	115 063	17 580	15.3	.1	43.6
1916	Air cleaning and filtration systems	16	46 216	8 754	18.9	Z	X
1919	Registers, grills, pre-formed ductwork (excluding sheet metal), and duct insulation	8	26 574	2 707	10.2	Z	X
2000	Refrigeration equipment and supplies	10	61 696	7 145	11.6	Z	38.5
2015	Other refrigeration equipment and supplies	6	25 094	2 031	8.1	Z	X
2100	Construction and mining machinery and equipment (including parts and attachments)	388	1 841 114	1 127 704	61.3	3.8	32.0
2111	New off-highway wheel and track-laying tractors	42	149 441	69 272	46.4	.2	X
2112	New power cranes, draglines, and shovels	13	106 499	31 903	30.0	.1	X
2113	New mixers, pavers, and related equipment	57	347 648	95 918	27.6	.3	X
2114	New tractor shovel loaders	16	126 312	18 651	14.8	.1	X
2115	New graders, rollers, and off-highway trucks	18	126 135	17 874	14.2	.1	X
2116	New mining machinery	67	254 852	173 263	68.0	.6	X
2117	Other new construction and mining, logging, and road maintenance machinery, equipment, and parts	182	1 001 510	515 893	51.5	1.8	X
2118	Used construction and mining machinery and equipment	95	375 623	148 021	39.4	.5	X
2200	Farm machinery, equipment, and parts	320	1 231 535	740 104	60.1	2.5	40.1
2211	New tractors (farm)	41	161 594	28 370	17.6	.1	X
2212	New harvesting machinery	39	177 111	83 440	47.1	.3	X
2213	New land preparation, planting, and cultivating machinery	59	167 160	41 167	24.6	.1	X
2214	New dairy farm and barn equipment	44	39 811	16 506	41.5	.1	X
2215	New irrigation equipment	46	298 344	118 182	39.6	.4	X
2216	Other new farm machinery and equipment	167	477 524	206 110	43.2	.7	X
2218	Used farm machinery and equipment	99	481 653	239 866	49.8	.8	X
2220	Garden machinery, equipment, and parts	127	971 531	503 379	51.8	1.7	28.4
2221	New power lawn mowers	58	502 814	170 453	33.9	.6	X
2222	Other new lawn and garden machinery and equipment	90	754 903	325 230	43.1	1.1	X
2223	Used garden machinery and equipment	14	114 279	4 750	4.2	Z	X
2230	Food-processing machinery, equipment, and parts	420	1 708 033	931 037	54.5	3.2	76.5
2231	New commercial food-processing machinery (slicers, choppers, baking, etc.)	265	1 089 909	534 922	49.1	1.8	X
2232	New packing, packaging, and bottling equipment	213	796 333	362 814	45.6	1.2	X
2233	Used food-processing machinery and equipment	58	264 017	33 300	12.6	.1	X
2300	Hydraulic and pneumatic (fluid-power) pumps, motors, and parts	335	1 243 892	545 424	43.8	1.9	63.7
2311	Pumps	239	894 612	289 058	32.3	1.0	X
2312	Motors	156	548 397	120 814	22.0	.4	X
2313	Parts for pumps and motors	157	617 449	131 813	21.3	.4	X
2320	General-purpose industrial machinery, equipment, and parts	2 503	9 086 613	6 195 229	68.2	21.1	55.3
2321	New pumps, compressors (air or gas), and equipment	624	2 244 802	934 983	41.7	3.2	X
2323	New diesel engines (excluding automotive)	24	133 897	12 524	9.4	Z	X
2326	New controlling, recording, and indicating instruments and access	765	2 451 862	1 221 732	49.8	4.2	X
2327	All other new general-purpose industrial machinery and equipment	1 591	6 064 949	3 712 951	61.2	12.6	X
2328	Used general-purpose industrial machinery and equipment	291	818 050	295 022	36.1	1.0	X
2330	Metalworking machinery, equipment, and parts	937	3 471 987	2 685 655	77.4	9.1	X
2340	Materials handling machinery, equipment, and parts	859	2 795 080	1 051 460	37.6	3.6	58.8
2341	New conveying equipment	647	2 064 739	764 504	37.0	2.6	X
2342	New hoists, cranes, and monorails	167	616 922	119 576	19.4	.4	X
2343	New forklift trucks	34	152 266	23 813	15.6	.1	X
2344	New industrial trucks and tractors	24	157 111	17 799	11.3	.1	X
2345	Used materials handling machinery, equipment, and parts	139	416 708	118 107	28.3	.4	X
2350	Oil well, oil refinery, and pipeline machinery, equipment, and supplies	389	1 661 239	1 048 342	63.1	3.6	66.7
2351	New oil refining and pipeline machinery, equipment, and supplies	229	1 254 449	773 937	61.7	2.6	X
2352	New oil field machinery, equipment, and supplies (including drilling bits)	170	445 828	217 178	48.7	.7	X
2353	Used oil well, oil refinery, and pipeline machinery, equipment, and supplies	63	152 293	45 591	29.9	.2	X
2360	Other industrial machinery, equipment, and parts	1 399	5 292 107	3 842 113	72.6	13.1	67.5
2361	New metal smelting and refining machinery, and equipment	113	378 442	94 604	25.0	.3	X
2362	New power plant machinery (excluding electrical)	254	1 221 332	518 538	42.5	1.8	X
2363	New printing trades machinery, equipment, and supplies	159	506 675	292 443	57.7	1.0	X
2364	New textile and sewing machinery and equipment	108	426 834	302 786	70.9	1.0	X
2365	New woodworking machinery	81	184 414	78 725	42.7	.3	X
2366	Other new industrial machinery and equipment	890	3 493 360	2 419 734	69.3	8.2	X
2367	Used industrial machinery and equipment	226	497 529	131 502	26.4	.4	X
2370	Mechanical power transmission supplies	244	993 049	648 840	65.3	2.2	53.9
2371	Bearings and bushings	147	657 691	196 864	29.9	.7	X
2372	Other mechanical power transmission supplies	189	833 168	451 456	54.2	1.5	X

See footnotes at end of table.

Table 7. Agents, Brokers, and Commission Merchants by Kind of Business and Commodity Line: 1997—Con.

[Includes only establishments with payroll. For meaning of abbreviations and symbols, see introductory text. For explanation of terms, see Appendix A]

NAICS code and CL code	Kind of business and commodity line	Establishments handling commodity line		Commodity line sales			Sales coverage percent
		Number	Total sales (\$1,000)	Amount ¹ (\$1,000)	As percent of total sales of—		
					Establishments handling line	Establishments in NAICS industry ¹	
4218	Machinery, equipment, & supplies whsle—Con.						
2380	Industrial valves and fittings (except fluid-power)	441	1 835 248	900 694	49.1	3.1	X
2390	Hydraulic and pneumatic (fluid-power) valves	314	1 189 920	264 162	22.2	.9	77.7
2391	Hydraulic valves	200	784 740	136 051	17.3	.5	X
2392	Pneumatic valves	213	767 196	126 284	16.5	.4	X
2400	Hydraulic and pneumatic cylinders and rotary actuators	194	893 675	126 915	14.2	.4	74.7
2411	Hydraulic cylinders and rotary actuators	117	595 243	67 974	11.4	.2	X
2412	Pneumatic cylinders and rotary actuators	134	576 805	50 596	8.8	.2	X
2420	Hydraulic and pneumatic connectors and assemblies	121	422 116	82 959	19.7	.3	75.4
2421	Hydraulic and pneumatic connectors	94	339 382	60 945	18.0	.2	X
2422	Hydraulic and pneumatic assemblies	62	207 514	22 008	10.6	.1	X
2430	Fluid-power filters, components, accessories, and parts	214	798 082	136 363	17.1	.5	77.3
2431	Filters	149	580 780	62 466	10.8	.2	X
2432	Other fluid-power components, accessories, and parts, n.e.c.	108	387 566	73 817	19.0	.3	X
2440	Welding supplies (excluding gases)	46	153 452	67 585	44.0	.2	X
2450	Industrial containers and supplies	303	1 194 680	816 568	68.4	2.8	47.8
2451	New and reconditioned drums and barrels	30	57 855	20 030	34.6	.1	X
2452	Bottles and bottlers' supplies	50	308 881	254 511	82.4	.9	X
2454	Other industrial containers and supplies	230	813 057	524 499	64.5	1.8	X
2460	Other industrial supplies	570	1 879 033	1 176 596	62.6	4.0	56.3
2461	Printing and duplicating inks	48	60 776	32 577	53.6	.1	X
2462	Abrasives and abrasive materials	162	548 502	157 249	28.7	.5	X
2463	Nylon, polyester, and synthetic rubber	35	154 126	107 193	69.5	.4	X
2464	Mechanical rubber goods	124	389 349	208 440	53.5	.7	X
2465	Strapping and tape	92	194 976	90 552	46.4	.3	X
2466	Industrial supplies, n.e.c.	301	977 136	574 576	58.8	2.0	X
2500	Beauty and barber equipment and supplies	53	255 148	254 301	99.7	.9	77.5
2511	Equipment (furniture, dryers, etc.)	15	35 247	20 225	57.4	.1	X
2512	Supplies (combs, curlers, shampoos, etc.)	51	244 367	234 076	95.8	.8	X
2520	Custodial (janitors') equipment and supplies	173	673 008	492 865	73.2	1.7	42.5
2521	Custodial equipment—power equipment	85	342 320	106 635	31.2	.2	X
2522	Custodial equipment—nonpower equipment	67	258 422	71 877	27.8	.2	X
2523	Custodial supplies	135	590 373	307 440	52.1	1.0	X
2530	Laundry and dry-cleaning equipment and supplies	19	37 073	23 165	62.5	.1	X
2540	Other service establishment equipment and supplies	169	609 551	576 528	94.6	2.0	54.8
2541	Undertakers' equipment and supplies	17	12 949	12 766	98.6	Z	X
2542	Service establishment equipment and supplies, n.e.c.	155	596 868	563 762	94.5	1.9	X
2600	Aircraft and aeronautical equipment and supplies	294	2 796 842	2 626 886	93.9	8.9	74.7
2611	New aircraft	46	693 081	360 357	52.0	1.2	X
2612	New aircraft engines and engine parts	53	406 218	148 658	36.6	.5	X
2613	Other new aircraft equipment and supplies	116	1 030 917	921 872	89.4	3.1	X
2614	Used aircraft and aeronautical equipment and supplies	156	1 461 861	1 195 776	81.8	4.1	X
2620	Marine machinery, equipment, and supplies	126	967 160	557 530	57.6	1.9	73.5
2621	New ships and boats (excluding pleasure boats)	14	433 600	161 850	37.3	.6	X
2622	New marine propulsion machinery and equipment	38	83 958	53 931	64.2	.2	X
2623	New marine supplies	75	320 942	225 603	70.3	.8	X
2624	Used marine machinery, equipment, and supplies	28	131 458	104 920	79.8	.4	X
2630	Other transportation equipment and supplies	91	533 391	434 188	81.4	1.5	68.7
2631	New transportation equipment (excluding automotive)	73	405 884	296 968	73.2	1.0	X
2632	Used transportation equipment (excluding automotive)	37	227 622	136 375	59.9	.5	X
2700	Sporting and recreational goods and supplies	23	193 407	37 274	19.3	.1	X
2800	Toys and hobby goods and supplies	11	14 418	242	1.7	Z	9.8
2812	Other toys and games (including fireworks and children's vehicles)	7	2 584	98	3.8	Z	X
2930	Recyclable paper and paperboard	10	23 792	2 716	11.4	Z	X
3300	Stationery, office supplies and greeting cards	34	24 412	3 311	13.6	Z	53.9
3311	Business forms	8	244	73	29.9	Z	X
3313	Inked ribbons, carbon paper, pens and pencils	23	23 540	3 121	13.3	Z	X
3400	Industrial and personal services paper and plastics	44	145 084	45 174	31.1	.2	41.4
3411	Paperboard and boxboard boxes	25	37 511	12 334	32.9	Z	X
3412	Paper dishes, cups, and napkins	12	27 737	744	2.7	Z	X
3413	Industrial paper (wrapping, bags, cartons, etc.)	20	95 798	21 290	22.2	.1	X
3414	Disposable plastic boxes, containers, cups, dishes, and supplies	14	38 843	6 436	16.6	Z	X
3415	Other industrial and personal service paper	13	61 915	1 714	2.8	Z	X
5300	Plastics materials and basic shapes	129	470 640	70 698	15.0	.2	8.9
5311	Plastic pipes, rods, tubes, and shapes	18	134 007	9 625	7.2	Z	X
5314	Other plastics materials and basic shapes	24	111 340	21 867	19.6	.1	X
5330	Chemicals and allied products (excluding agricultural, plastics, gases, and petroleum)	178	763 184	138 474	18.1	.5	7.8
5335	Detergents and soaps	37	56 977	6 544	11.5	Z	X
5336	Sanitation chemicals, polishes, and waxes	70	318 161	66 893	21.0	.2	X
5338	Wood chemicals, naval stores, and gum	7	1 661	62	3.7	Z	X
5341	Insecticides, nonagricultural	19	24 809	236	1.0	Z	X
5344	Other chemicals and allied products	28	197 599	20 712	10.5	.1	X
5400	Petroleum products	7	43 964	2 259	5.1	Z	X
5800	Farm supplies	23	66 605	5 104	7.7	Z	X
6000	Paint, paint supplies, and wallpaper	33	220 102	42 402	19.3	.1	5.5
6011	Architectural coatings (enamels, primers, stains, solvents, and lacquers)	7	48 741	8 959	18.4	Z	X
6014	Paint supplies	7	50 188	3 741	7.5	Z	X

See footnotes at end of table.

Table 7. Agents, Brokers, and Commission Merchants by Kind of Business and Commodity Line: 1997—Con.

[Includes only establishments with payroll. For meaning of abbreviations and symbols, see introductory text. For explanation of terms, see Appendix A]

NAICS code and CL code	Kind of business and commodity line	Establishments handling commodity line		Commodity line sales			Sales coverage percent
		Number	Total sales (\$1,000)	Amount ¹ (\$1,000)	As percent of total sales of—		
					Establishments handling line	Establishments in NAICS industry ¹	
4218	Machinery, equipment, & supplies whsle—Con.						
9700	Service receipts and labor charges (including installed parts)	423	2 323 301	232 143	10.0	.8	75.9
9701	Labor charges for repair work	341	1 542 713	121 924	7.9	.4	X
9702	Parts installed in repair work	227	868 060	42 440	4.9	.1	X
9703	Other service receipts and labor charges—Specify	106	848 633	50 657	6.0	.2	X
9720	Receipts for service contracts	81	356 417	22 194	6.2	.1	X
9740	Receipts for installing equipment	123	658 012	51 275	7.8	.2	X
9810	Miscellaneous commodities	209	774 089	101 359	13.1	.3	X
9940	Rental and leasing receipts	75	535 145	39 010	7.3	.1	X
42181	Construction & mining (except petroleum) machinery & equip whsle	277	X	1 251 107	X	100.0	61.5
0150	Heavy trucks and tractors (over 26,000 lb)	9	82 197	6 539	8.0	.5	4.4
0154	New truck bodies	9	82 197	6 539	8.0	.5	X
0200	New and rebuilt automotive parts and supplies	6	20 694	3 115	15.1	.2	34.8
0224	Accessories	6	20 694	2 668	12.9	.2	X
1400	Electrical apparatus and equipment	7	33 423	2 294	6.9	.2	X
1700	Hardware	7	51 613	18 842	36.5	1.5	16.3
1711	Hand tools (including power driven)	7	51 613	17 101	33.1	1.4	X
1800	Plumbing and heating equipment and supplies (hydronics)	6	36 843	3 319	9.0	.3	18.4
1818	Other plumbing and heating equipment and supplies	6	36 843	3 319	9.0	.3	X
2100	Construction and mining machinery and equipment (including parts and attachments)	277	1 251 107	1 033 158	82.6	82.6	33.9
2111	New off-highway wheel and track-laying tractors	42	149 441	69 272	46.4	5.5	X
2112	New power cranes, draglines, and shovels	13	106 499	31 903	30.0	2.6	X
2113	New mixers, pavers, and related equipment	38	268 354	83 882	31.3	6.7	X
2114	New tractor shovel loaders	16	126 312	18 651	14.8	1.5	X
2115	New graders, rollers, and off-highway trucks	18	126 135	17 874	14.2	1.4	X
2116	New mining machinery	67	254 852	173 263	68.0	13.8	X
2117	Other new construction and mining, logging, and road maintenance machinery, equipment, and parts	142	761 739	490 292	64.4	39.2	X
2118	Used construction and mining machinery and equipment	95	375 623	148 021	39.4	11.8	X
2200	Farm machinery, equipment, and parts	13	278 752	55 951	20.1	4.5	4.2
2215	New irrigation equipment	6	172 121	31 861	18.5	2.5	X
2218	Used farm machinery and equipment	7	106 631	24 090	22.6	1.9	X
2220	Garden machinery, equipment, and parts	7	120 621	13 089	10.9	1.0	7.1
2222	Other new lawn and garden machinery and equipment	7	120 621	13 089	10.9	1.0	X
2320	General-purpose industrial machinery, equipment, and parts	32	186 920	37 008	19.8	3.0	6.2
2326	New controlling, recording, and indicating instruments and access	9	93 369	22 398	24.0	1.8	X
2327	All other new general-purpose industrial machinery and equipment	16	83 622	13 013	15.6	1.0	X
2328	Used general-purpose industrial machinery and equipment	7	9 927	1 597	16.1	.1	X
2340	Materials handling machinery, equipment, and parts	18	142 899	12 925	9.0	1.0	21.9
2345	Used materials handling machinery, equipment, and parts	18	142 899	12 925	9.0	1.0	X
2460	Other industrial supplies	12	68 352	5 717	8.4	.5	X
9700	Service receipts and labor charges (including installed parts)	24	97 320	15 631	16.1	1.2	55.7
9701	Labor charges for repair work	20	89 383	9 245	10.3	.7	X
9702	Parts installed in repair work	13	62 552	5 693	9.1	.5	X
9703	Other service receipts and labor charges—Specify	9	21 423	691	3.2	.1	X
9810	Miscellaneous commodities	11	40 955	5 977	14.6	.5	X
9940	Rental and leasing receipts	13	74 275	10 297	13.9	.8	X
421810	Construction & mining (except petroleum) machinery & equip whsle	277	X	1 251 107	X	100.0	61.5
0150	Heavy trucks and tractors (over 26,000 lb)	9	82 197	6 539	8.0	.5	4.4
0154	New truck bodies	9	82 197	6 539	8.0	.5	X
0200	New and rebuilt automotive parts and supplies	6	20 694	3 115	15.1	.2	34.8
0224	Accessories	6	20 694	2 668	12.9	.2	X
1400	Electrical apparatus and equipment	7	33 423	2 294	6.9	.2	X
1700	Hardware	7	51 613	18 842	36.5	1.5	16.3
1711	Hand tools (including power driven)	7	51 613	17 101	33.1	1.4	X
1800	Plumbing and heating equipment and supplies (hydronics)	6	36 843	3 319	9.0	.3	18.4
1818	Other plumbing and heating equipment and supplies	6	36 843	3 319	9.0	.3	X
2100	Construction and mining machinery and equipment (including parts and attachments)	277	1 251 107	1 033 158	82.6	82.6	33.9
2111	New off-highway wheel and track-laying tractors	42	149 441	69 272	46.4	5.5	X
2112	New power cranes, draglines, and shovels	13	106 499	31 903	30.0	2.6	X
2113	New mixers, pavers, and related equipment	38	268 354	83 882	31.3	6.7	X
2114	New tractor shovel loaders	16	126 312	18 651	14.8	1.5	X
2115	New graders, rollers, and off-highway trucks	18	126 135	17 874	14.2	1.4	X
2116	New mining machinery	67	254 852	173 263	68.0	13.8	X
2117	Other new construction and mining, logging, and road maintenance machinery, equipment, and parts	142	761 739	490 292	64.4	39.2	X
2118	Used construction and mining machinery and equipment	95	375 623	148 021	39.4	11.8	X
2200	Farm machinery, equipment, and parts	13	278 752	55 951	20.1	4.5	4.2
2215	New irrigation equipment	6	172 121	31 861	18.5	2.5	X
2218	Used farm machinery and equipment	7	106 631	24 090	22.6	1.9	X
2220	Garden machinery, equipment, and parts	7	120 621	13 089	10.9	1.0	7.1
2222	Other new lawn and garden machinery and equipment	7	120 621	13 089	10.9	1.0	X

See footnotes at end of table.

Table 7. Agents, Brokers, and Commission Merchants by Kind of Business and Commodity Line: 1997—Con.

[Includes only establishments with payroll. For meaning of abbreviations and symbols, see introductory text. For explanation of terms, see Appendix A]

NAICS code and CL code	Kind of business and commodity line	Establishments handling commodity line		Commodity line sales			Sales coverage percent
		Number	Total sales (\$1,000)	Amount ¹ (\$1,000)	As percent of total sales of—		
					Establishments handling line	Establishments in NAICS industry ¹	
421810	Construction & mining (except petroleum) machinery & equipment whse—Con.						
2320	General-purpose industrial machinery, equipment, and parts	32	186 920	37 008	19.8	3.0	6.2
2326	New controlling, recording, and indicating instruments and access	9	93 369	22 398	24.0	1.8	X
2327	All other new general-purpose industrial machinery and equipment	16	83 622	13 013	15.6	1.0	X
2328	Used general-purpose industrial machinery and equipment	7	9 927	1 597	16.1	.1	X
2340	Materials handling machinery, equipment, and parts	18	142 899	12 925	9.0	1.0	21.9
2345	Used materials handling machinery, equipment, and parts	18	142 899	12 925	9.0	1.0	X
2460	Other industrial supplies	12	68 352	5 717	8.4	.5	X
9700	Service receipts and labor charges (including installed parts)	24	97 320	15 631	16.1	1.2	55.7
9701	Labor charges for repair work	20	89 383	9 245	10.3	.7	X
9702	Parts installed in repair work	13	62 552	5 693	9.1	.5	X
9703	Other service receipts and labor charges—Specify	9	21 423	691	3.2	.1	X
9810	Miscellaneous commodities	11	40 955	5 977	14.6	.5	X
9940	Rental and leasing receipts	13	74 275	10 297	13.9	.8	X
42182	Farm & garden machinery & equipment whse	338	X	1 352 959	X	100.0	69.7
0400	Household and lawn furniture	6	42 986	6 100	14.2	.5	X
1600	Electronic parts and equipment, except communication	6	153 190	15 565	10.2	1.2	X
1700	Hardware	22	361 378	52 631	14.6	3.9	33.0
1711	Hand tools (including power driven)	19	307 697	42 029	13.7	3.1	X
1800	Plumbing and heating equipment and supplies (hydronics)	8	135 849	6 473	4.8	.5	X
2100	Construction and mining machinery and equipment (including parts and attachments)	10	99 564	14 408	14.5	1.1	X
2200	Farm machinery, equipment, and parts	270	806 308	661 449	82.0	48.9	52.0
2211	New tractors (farm)	24	77 103	15 169	19.7	1.1	X
2212	New harvesting machinery	39	177 111	83 440	47.1	6.2	X
2213	New land preparation, planting, and cultivating machinery	59	167 160	41 167	24.6	3.0	X
2214	New dairy farm and barn equipment	44	39 811	16 506	41.5	1.2	X
2215	New irrigation equipment	40	126 223	86 321	68.4	6.4	X
2216	Other new farm machinery and equipment	150	393 033	204 450	52.0	15.1	X
2218	Used farm machinery and equipment	75	290 531	214 395	73.8	15.8	X
2220	Garden machinery, equipment, and parts	105	773 607	484 952	62.7	35.8	27.9
2221	New power lawn mowers	55	484 797	170 335	35.1	12.6	X
2222	Other new lawn and garden machinery and equipment	78	609 051	311 531	51.2	23.0	X
2223	Used garden machinery and equipment	9	62 468	3 081	4.9	.2	X
2320	General-purpose industrial machinery, equipment, and parts	12	66 156	8 326	12.6	.6	X
2360	Other industrial machinery, equipment, and parts	6	40 049	12 119	30.3	.9	44.1
2366	Other new industrial machinery and equipment	6	40 049	12 119	30.3	.9	X
5800	Farm supplies	10	42 593	3 554	8.3	.3	X
9700	Service receipts and labor charges (including installed parts)	17	36 360	7 618	21.0	.6	55.7
9701	Labor charges for repair work	16	32 762	2 934	9.0	.2	X
9702	Parts installed in repair work	9	20 810	1 459	7.0	.1	X
9810	Miscellaneous commodities	6	6 767	1 372	20.3	.1	X
421820	Farm & garden machinery & equipment whse	338	X	1 352 959	X	100.0	69.7
0400	Household and lawn furniture	6	42 986	6 100	14.2	.5	X
1600	Electronic parts and equipment, except communication	6	153 190	15 565	10.2	1.2	X
1700	Hardware	22	361 378	52 631	14.6	3.9	33.0
1711	Hand tools (including power driven)	19	307 697	42 029	13.7	3.1	X
1800	Plumbing and heating equipment and supplies (hydronics)	8	135 849	6 473	4.8	.5	X
2100	Construction and mining machinery and equipment (including parts and attachments)	10	99 564	14 408	14.5	1.1	X
2200	Farm machinery, equipment, and parts	270	806 308	661 449	82.0	48.9	52.0
2211	New tractors (farm)	24	77 103	15 169	19.7	1.1	X
2212	New harvesting machinery	39	177 111	83 440	47.1	6.2	X
2213	New land preparation, planting, and cultivating machinery	59	167 160	41 167	24.6	3.0	X
2214	New dairy farm and barn equipment	44	39 811	16 506	41.5	1.2	X
2215	New irrigation equipment	40	126 223	86 321	68.4	6.4	X
2216	Other new farm machinery and equipment	150	393 033	204 450	52.0	15.1	X
2218	Used farm machinery and equipment	75	290 531	214 395	73.8	15.8	X
2220	Garden machinery, equipment, and parts	105	773 607	484 952	62.7	35.8	27.9
2221	New power lawn mowers	55	484 797	170 335	35.1	12.6	X
2222	Other new lawn and garden machinery and equipment	78	609 051	311 531	51.2	23.0	X
2223	Used garden machinery and equipment	9	62 468	3 081	4.9	.2	X
2320	General-purpose industrial machinery, equipment, and parts	12	66 156	8 326	12.6	.6	X
2360	Other industrial machinery, equipment, and parts	6	40 049	12 119	30.3	.9	44.1
2366	Other new industrial machinery and equipment	6	40 049	12 119	30.3	.9	X
5800	Farm supplies	10	42 593	3 554	8.3	.3	X
9700	Service receipts and labor charges (including installed parts)	17	36 360	7 618	21.0	.6	55.7
9701	Labor charges for repair work	16	32 762	2 934	9.0	.2	X
9702	Parts installed in repair work	9	20 810	1 459	7.0	.1	X
9810	Miscellaneous commodities	6	6 767	1 372	20.3	.1	X

See footnotes at end of table.

Table 7. Agents, Brokers, and Commission Merchants by Kind of Business and Commodity Line: 1997—Con.

[Includes only establishments with payroll. For meaning of abbreviations and symbols, see introductory text. For explanation of terms, see Appendix A]

NAICS code and CL code	Kind of business and commodity line	Establishments handling commodity line		Commodity line sales			Sales coverage percent
		Number	Total sales (\$1,000)	Amount ¹ (\$1,000)	As percent of total sales of—		
					Establishments handling line	Establishments in NAICS industry ¹	
4218201	Farm machinery & equipment—farm dealers	100	X	D	X	D	D
2200	Farm machinery, equipment, and parts	100	D	D	D	D	D
2211	New tractors (farm)	15	D	D	D	D	X
2212	New harvesting machinery	14	D	D	D	D	X
2213	New land preparation, planting, and cultivating machinery	16	D	D	D	D	X
2214	New dairy farm and barn equipment	31	D	D	D	D	X
2215	New irrigation equipment	8	D	D	D	D	X
2216	Other new farm machinery and equipment	34	D	D	D	D	X
2218	Used farm machinery and equipment	54	D	D	D	D	X
2220	Garden machinery, equipment, and parts	8	D	D	D	D	X
9700	Service receipts and labor charges (including installed parts)	16	D	D	D	D	D
9701	Labor charges for repair work	16	D	D	D	D	X
9702	Parts installed in repair work	9	D	D	D	D	X
4218202	Farm machinery & equipment—wholesale distributors	161	X	D	X	D	D
2100	Construction and mining machinery and equipment (including parts and attachments)	7	D	D	D	D	X
2200	Farm machinery, equipment, and parts	161	D	D	D	D	D
2211	New tractors (farm)	6	D	D	D	D	X
2212	New harvesting machinery	23	D	D	D	D	X
2213	New land preparation, planting, and cultivating machinery	41	D	D	D	D	X
2214	New dairy farm and barn equipment	13	D	D	D	D	X
2215	New irrigation equipment	30	D	D	D	D	X
2216	Other new farm machinery and equipment	110	D	D	D	D	X
2218	Used farm machinery and equipment	21	D	D	D	D	X
2220	Garden machinery, equipment, and parts	20	D	D	D	D	D
2221	New power lawn mowers	8	D	D	D	D	X
2222	Other new lawn and garden machinery and equipment	10	D	D	D	D	X
2320	General-purpose industrial machinery, equipment, and parts	8	D	D	D	D	X
4218203	Lawn & garden machinery & equipment wholesale	77	X	616 615	X	100.0	74.7
0400	Household and lawn furniture	6	42 986	6 100	14.2	1.0	X
1600	Electronic parts and equipment, except communication	6	153 190	15 565	10.2	2.5	X
1700	Hardware	19	307 697	44 625	14.5	7.2	42.4
1711	Hand tools (including power driven)	19	307 697	42 029	13.7	6.8	X
2200	Farm machinery, equipment, and parts	9	69 964	11 116	15.9	1.8	58.2
2216	Other new farm machinery and equipment	7	46 247	5 179	11.2	.8	X
2220	Garden machinery, equipment, and parts	77	616 615	468 452	76.0	76.0	27.3
2221	New power lawn mowers	42	407 780	163 472	40.1	26.5	X
2222	Other new lawn and garden machinery and equipment	67	563 596	304 980	54.1	49.5	X
42183	Industrial machinery & equipment wholesale	5 021	X	17 593 135	X	100.0	84.1
0200	New and rebuilt automotive parts and supplies	35	183 132	12 101	6.6	.1	5.9
0221	Body parts and repair materials	7	51 228	2 920	5.7	Z	X
0224	Accessories	6	9 119	491	5.4	Z	X
0920	New computer equipment	30	213 174	9 414	4.4	.1	1.2
0921	Computers	24	199 474	8 902	4.5	.1	X
1100	Iron and steel products (semifinished)	6	37 287	6 501	17.4	Z	X
1120	Flat iron and steel products	31	151 058	11 204	7.4	.1	1.2
1129	Other flat iron and steel products	7	22 799	1 049	4.6	Z	X
1140	Iron and steel wire and wire products	22	54 163	5 650	10.4	Z	X
1150	Iron and steel pipe and tubing	12	44 885	6 869	15.3	Z	3.5
1152	Tubing	6	16 081	1 256	7.8	Z	X
1154	Other steel pipe	6	16 081	1 256	7.8	Z	X
1220	Aluminum shapes, forms, etc.	8	23 026	2 001	8.7	Z	X
1230	Other nonferrous metals (magnesium, nickel, tin, lead, zinc, etc., except precious)	9	34 502	2 009	5.8	Z	X
1400	Electrical apparatus and equipment	167	673 250	79 675	11.8	.5	12.8
1411	Power and distribution transformers	24	99 917	5 012	5.0	Z	X
1412	Switchgear and switchboard apparatus	10	46 103	7 395	16.0	Z	X
1413	Motors and generators (including motor-generator sets)	27	173 779	9 425	5.4	.1	X
1415	Electric bulbs (all types)	6	767	60	7.8	Z	X
1418	Lighting fixtures (residential and commercial)	9	53 193	1 346	2.5	Z	X
1419	Industrial controls	81	307 189	33 553	10.9	.2	X
1421	Other electrical apparatus and equipment (including fuses and lightning rods)	33	124 049	15 810	12.7	.1	X
1600	Electronic parts and equipment, except communication	149	730 908	76 137	10.4	.4	7.0
1612	Integrated circuits	44	24 354	3 811	15.6	Z	X
1616	Electronic connectors and other passive electronic parts	69	441 834	31 033	7.0	.2	X
1618	Electronic parts and equipment, n.e.c.	31	248 150	27 202	11.0	.2	X
1650	Communication equipment and supplies	36	178 721	10 685	6.0	.1	5.0
1652	Other electronic communication equipment	21	159 581	8 882	5.6	.1	X
1700	Hardware	72	325 749	36 222	11.1	.2	24.0
1711	Hand tools (including power driven)	38	206 900	21 476	10.4	.1	X
1712	Bolts, nuts, rivets, and fasteners	13	44 846	6 866	15.3	Z	X
1800	Plumbing and heating equipment and supplies (hydronics)	74	286 686	26 492	9.2	.2	3.4
1811	Plastic pipe fittings and valves (excluding pipe and tubing)	6	50 718	1 472	2.9	Z	X
1812	Metal pipe fittings and valves (excluding pipe and tubing)	6	50 718	5 900	11.6	Z	X
1813	Plumbing fixtures	13	55 351	1 948	3.5	Z	X
1815	Boilers, radiators, and convectors	8	41 488	2 059	5.0	Z	X
1818	Other plumbing and heating equipment and supplies	25	116 545	11 109	9.5	.1	X

See footnotes at end of table.

Table 7. Agents, Brokers, and Commission Merchants by Kind of Business and Commodity Line: 1997—Con.

[Includes only establishments with payroll. For meaning of abbreviations and symbols, see introductory text. For explanation of terms, see Appendix A]

NAICS code and CL code	Kind of business and commodity line	Establishments handling commodity line		Commodity line sales			Sales coverage percent
		Number	Total sales (\$1,000)	Amount ¹ (\$1,000)	As percent of total sales of—		
					Establishments handling line	Establishments in NAICS industry ¹	
42183	Industrial machinery & equipment whsle—Con.						
1900	Warm air heating and air-conditioning equipment and supplies	23	82 107	15 165	18.5	.1	45.8
1916	Air cleaning and filtration systems	13	39 983	8 026	20.1	Z	X
1919	Registers, grills, pre-formed ductwork (excluding sheet metal), and duct insulation	7	10 814	1 920	17.8	Z	X
2000	Refrigeration equipment and supplies	7	42 035	2 878	6.8	Z	42.0
2015	Other refrigeration equipment and supplies	6	25 094	2 031	8.1	Z	X
2100	Construction and mining machinery and equipment (including parts and attachments)	57	286 151	39 859	13.9	.2	15.3
2113	New mixers, pavers, and related equipment	19	79 294	12 036	15.2	.1	X
2117	Other new construction and mining, logging, and road maintenance machinery, equipment, and parts	34	222 844	24 121	10.8	.1	X
2200	Farm machinery, equipment, and parts	30	122 515	21 642	17.7	.1	3.6
2211	New tractors (farm)	17	84 491	13 201	15.6	.1	X
2216	Other new farm machinery and equipment	17	84 491	1 660	2.0	Z	X
2218	Used farm machinery and equipment	17	84 491	1 381	1.6	Z	X
2220	Garden machinery, equipment, and parts	10	59 540	2 444	4.1	Z	X
2230	Food-processing machinery, equipment, and parts	413	1 686 118	927 493	55.0	5.3	80.1
2231	New commercial food-processing machinery (slicers, choppers, baking, etc.)	264	1 084 468	534 377	49.3	3.0	X
2232	New packing, packaging, and bottling equipment	206	774 418	359 815	46.5	2.0	X
2233	Used food-processing machinery and equipment	58	264 017	33 300	12.6	.2	X
2300	Hydraulic and pneumatic (fluid-power) pumps, motors, and parts	303	1 120 141	530 497	47.4	3.0	68.9
2311	Pumps	221	838 867	279 890	33.4	1.6	X
2312	Motors	155	541 937	120 752	22.3	.7	X
2313	Parts for pumps and motors	149	568 970	129 851	22.8	.7	X
2320	General-purpose industrial machinery, equipment, and parts	2 344	8 176 479	6 034 601	73.8	34.3	60.5
2321	New pumps, compressors (air or gas), and equipment	584	2 050 887	898 608	43.8	5.1	X
2323	New diesel engines (excluding automotive)	24	133 897	12 524	9.4	.1	X
2326	New controlling, recording, and indicating instruments and access	722	2 194 777	1 175 143	53.5	6.7	X
2327	All other new general-purpose industrial machinery and equipment	1 529	5 677 822	3 655 725	64.4	20.8	X
2328	Used general-purpose industrial machinery and equipment	272	722 083	292 604	40.5	1.7	X
2330	Metalworking machinery, equipment, and parts	898	3 245 622	2 653 029	81.7	15.1	X
2340	Materials handling machinery, equipment, and parts	782	2 436 531	1 009 131	41.4	5.7	65.2
2341	New conveying equipment	605	1 926 567	748 578	38.9	4.3	X
2342	New hoists, cranes, and monorails	141	546 689	113 752	20.8	.6	X
2343	New forklift trucks	34	152 266	23 813	15.6	.1	X
2344	New industrial trucks and tractors	24	157 111	17 799	11.3	.1	X
2345	Used materials handling machinery, equipment, and parts	121	273 809	105 182	38.4	.6	X
2350	Oil well, oil refinery, and pipeline machinery, equipment, and supplies	367	1 570 602	1 036 706	66.0	5.9	73.0
2351	New oil refining and pipeline machinery, equipment, and supplies	229	1 254 449	773 937	61.7	4.4	X
2352	New oil field machinery, equipment, and supplies (including drilling bits)	170	445 828	217 178	48.7	1.2	X
2353	Used oil well, oil refinery, and pipeline machinery, equipment, and supplies	63	152 293	45 591	29.9	.3	X
2360	Other industrial machinery, equipment, and parts	1 357	5 137 633	3 805 437	74.1	21.6	71.9
2361	New metal smelting and refining machinery, and equipment	111	363 382	90 030	24.8	.5	X
2362	New power plant machinery (excluding electrical)	252	1 213 721	518 002	42.7	2.9	X
2363	New printing trades machinery, equipment, and supplies	143	472 278	283 102	59.9	1.6	X
2364	New textile and sewing machinery and equipment	108	426 834	302 786	70.9	1.7	X
2365	New woodworking machinery	79	177 522	77 817	43.8	.4	X
2366	Other new industrial machinery and equipment	872	3 404 743	2 402 815	70.6	13.7	X
2367	Used industrial machinery and equipment	210	469 265	130 867	27.9	.7	X
2370	Mechanical power transmission supplies	42	166 384	20 844	12.5	.1	11.3
2372	Other mechanical power transmission supplies	31	139 851	16 220	11.6	.1	X
2380	Industrial valves and fittings (except fluid-power)	150	623 368	81 174	13.0	.5	X
2390	Hydraulic and pneumatic (fluid-power) valves	233	858 913	210 054	24.5	1.2	83.0
2391	Hydraulic valves	162	596 439	111 597	18.7	.6	X
2392	Pneumatic valves	147	556 273	98 446	17.7	.6	X
2400	Hydraulic and pneumatic cylinders and rotary actuators	142	677 286	100 984	14.9	.6	81.0
2411	Hydraulic cylinders and rotary actuators	99	535 872	61 658	11.5	.4	X
2412	Pneumatic cylinders and rotary actuators	93	421 520	39 315	9.3	.2	X
2420	Hydraulic and pneumatic connectors and assemblies	88	281 618	59 321	21.1	.3	82.2
2421	Hydraulic and pneumatic connectors	69	242 935	44 857	18.5	.3	X
2422	Hydraulic and pneumatic assemblies	47	145 864	14 458	9.9	.1	X
2430	Fluid-power filters, components, accessories, and parts	143	628 300	113 100	18.0	.6	81.4
2431	Filters	112	484 909	53 269	11.0	.3	X
2432	Other fluid-power components, accessories, and parts, n.e.c.	66	295 264	59 826	20.3	.3	X
2450	Industrial containers and supplies	29	121 922	23 034	18.9	.1	.3
2454	Other industrial containers and supplies	13	45 750	5 505	12.0	Z	X
2460	Other industrial supplies	74	285 030	43 375	15.2	.2	21.2
2462	Abrasives and abrasive materials	38	154 382	8 854	5.7	.1	X
2464	Mechanical rubber goods	10	56 105	19 085	34.0	.1	X
2465	Strapping and tape	23	62 354	7 391	11.9	Z	X
2466	Industrial supplies, n.e.c.	34	78 645	8 045	10.2	Z	X
2600	Aircraft and aeronautical equipment and supplies	19	119 670	20 406	17.1	.1	43.6
2614	Used aircraft and aeronautical equipment and supplies	10	82 195	14 806	18.0	.1	X
2620	Marine machinery, equipment, and supplies	6	387 443	123 217	31.8	.7	X
2700	Sporting and recreational goods and supplies	9	7 762	435	5.6	Z	X
2800	Toys and hobby goods and supplies	11	14 418	242	1.7	Z	10.2
2812	Other toys and games (including fireworks and children's vehicles)	7	2 584	98	3.8	Z	X
2930	Recyclable paper and paperboard	8	23 528	2 703	11.5	Z	X

See footnotes at end of table.

Table 7. Agents, Brokers, and Commission Merchants by Kind of Business and Commodity Line: 1997—Con.

[Includes only establishments with payroll. For meaning of abbreviations and symbols, see introductory text. For explanation of terms, see Appendix A]

NAICS code and CL code	Kind of business and commodity line	Establishments handling commodity line		Commodity line sales			Sales coverage percent
		Number	Total sales (\$1,000)	Amount ¹ (\$1,000)	As percent of total sales of—		
					Establishments handling line	Establishments in NAICS industry ¹	
42183	Industrial machinery & equipment whsle—Con.						
3300	Stationery, office supplies and greeting cards	23	23 783	3 183	13.4	Z	56.3
3313	Inked ribbons, carbon paper, pens and pencils	22	23 342	3 112	13.3	Z	X
3400	Industrial and personal services paper and plastics	6	8 345	3 208	38.4	Z	X
5300	Plastics materials and basic shapes	78	216 415	29 316	13.5	.2	X
5330	Chemicals and allied products (excluding agricultural, plastics, gases, and petroleum)	95	319 819	50 140	15.7	.3	3.7
5335	Detergents and soaps	18	716	4	.6	Z	X
5336	Sanitation chemicals, polishes, and waxes	18	716	4	.6	Z	X
5344	Other chemicals and allied products	18	144 025	17 480	12.1	.1	X
5800	Farm supplies	11	14 967	1 450	9.7	Z	X
6000	Paint, paint supplies, and wallpaper	7	57 738	9 783	16.9	.1	X
9700	Service receipts and labor charges (including installed parts)	327	1 855 683	149 208	8.0	.8	80.6
9701	Labor charges for repair work	266	1 217 433	92 848	7.6	.5	X
9702	Parts installed in repair work	186	700 304	32 408	4.6	.2	X
9703	Other service receipts and labor charges—Specify	80	721 361	23 947	3.3	.1	X
9720	Receipts for service contracts	69	297 313	19 768	6.6	.1	X
9740	Receipts for installing equipment	116	645 938	50 608	7.8	.3	X
9810	Miscellaneous commodities	136	462 757	54 776	11.8	.3	X
9940	Rental and leasing receipts	46	183 757	15 742	8.6	.1	X
421830	Industrial machinery & equipment whsle	5 021	X	17 593 135	X	100.0	84.1
0200	New and rebuilt automotive parts and supplies	35	183 132	12 101	6.6	.1	5.9
0221	Body parts and repair materials	7	51 228	2 920	5.7	Z	X
0224	Accessories	6	9 119	491	5.4	Z	X
0920	New computer equipment	30	213 174	9 414	4.4	.1	1.2
0921	Computers	24	199 474	8 902	4.5	.1	X
1100	Iron and steel products (semifinished)	6	37 287	6 501	17.4	Z	X
1120	Flat iron and steel products	31	151 058	11 204	7.4	.1	1.2
1129	Other flat iron and steel products	7	22 799	1 049	4.6	Z	X
1140	Iron and steel wire and wire products	22	54 163	5 650	10.4	Z	X
1150	Iron and steel pipe and tubing	12	44 885	6 869	15.3	Z	3.5
1152	Tubing	6	16 081	1 256	7.8	Z	X
1154	Other steel pipe	6	16 081	1 256	7.8	Z	X
1220	Aluminum shapes, forms, etc.	8	23 026	2 001	8.7	Z	X
1230	Other nonferrous metals (magnesium, nickel, tin, lead, zinc, etc., except precious)	9	34 502	2 009	5.8	Z	X
1400	Electrical apparatus and equipment	167	673 250	79 675	11.8	.5	12.8
1411	Power and distribution transformers	24	99 917	5 012	5.0	Z	X
1412	Switchgear and switchboard apparatus	10	46 103	7 395	16.0	Z	X
1413	Motors and generators (including motor-generator sets)	27	173 779	9 425	5.4	.1	X
1415	Electric bulbs (all types)	6	767	60	7.8	Z	X
1418	Lighting fixtures (residential and commercial)	9	53 193	1 346	2.5	Z	X
1419	Industrial controls	81	307 189	33 553	10.9	.2	X
1421	Other electrical apparatus and equipment (including fuses and lightning rods)	33	124 049	15 810	12.7	.1	X
1600	Electronic parts and equipment, except communication	149	730 908	76 137	10.4	.4	7.0
1612	Integrated circuits	44	24 354	3 811	15.6	Z	X
1616	Electronic connectors and other passive electronic parts	69	441 834	31 033	7.0	.2	X
1618	Electronic parts and equipment, n.e.c.	31	248 150	27 202	11.0	.2	X
1650	Communication equipment and supplies	36	178 721	10 685	6.0	.1	5.0
1652	Other electronic communication equipment	21	159 581	8 882	5.6	.1	X
1700	Hardware	72	325 749	36 222	11.1	.2	24.0
1711	Hand tools (including power driven)	38	206 900	21 476	10.4	.1	X
1712	Bolts, nuts, rivets, and fasteners	13	44 846	6 866	15.3	Z	X
1800	Plumbing and heating equipment and supplies (hydronics)	74	286 686	26 492	9.2	.2	3.4
1811	Plastic pipe fittings and valves (excluding pipe and tubing)	6	50 718	1 472	2.9	Z	X
1812	Metal pipe fittings and valves (excluding pipe and tubing)	6	50 718	5 900	11.6	Z	X
1813	Plumbing fixtures	13	55 351	1 948	3.5	Z	X
1815	Boilers, radiators, and convectors	8	41 488	2 059	5.0	Z	X
1818	Other plumbing and heating equipment and supplies	25	116 545	11 109	9.5	.1	X
1900	Warm air heating and air-conditioning equipment and supplies	23	82 107	15 165	18.5	.1	45.8
1916	Air cleaning and filtration systems	13	39 983	8 026	20.1	Z	X
1919	Registers, grills, pre-formed ductwork (excluding sheet metal), and duct insulation	7	10 814	1 920	17.8	Z	X
2000	Refrigeration equipment and supplies	7	42 035	2 878	6.8	Z	42.0
2015	Other refrigeration equipment and supplies	6	25 094	2 031	8.1	Z	X
2100	Construction and mining machinery and equipment (including parts and attachments)	57	286 151	39 859	13.9	.2	15.3
2113	New mixers, pavers, and related equipment	19	79 294	12 036	15.2	.1	X
2117	Other new construction and mining, logging, and road maintenance machinery, equipment, and parts	34	222 844	24 121	10.8	.1	X
2200	Farm machinery, equipment, and parts	30	122 515	21 642	17.7	.1	3.6
2211	New tractors (farm)	17	84 491	13 201	15.6	.1	X
2216	Other new farm machinery and equipment	17	84 491	1 660	2.0	Z	X
2218	Used farm machinery and equipment	17	84 491	1 381	1.6	Z	X
2220	Garden machinery, equipment, and parts	10	59 540	2 444	4.1	Z	X

See footnotes at end of table.

Table 7. Agents, Brokers, and Commission Merchants by Kind of Business and Commodity Line: 1997—Con.

[Includes only establishments with payroll. For meaning of abbreviations and symbols, see introductory text. For explanation of terms, see Appendix A]

NAICS code and CL code	Kind of business and commodity line	Establishments handling commodity line		Commodity line sales			Sales coverage percent
		Number	Total sales (\$1,000)	Amount ¹ (\$1,000)	As percent of total sales of—		
					Establishments handling line	Establishments in NAICS industry ¹	
421830	Industrial machinery & equipment whse—Con.						
2230	Food-processing machinery, equipment, and parts	413	1 686 118	927 493	55.0	5.3	80.1
2231	New commercial food-processing machinery (slicers, choppers, baking, etc.)	264	1 084 468	534 377	49.3	3.0	X
2232	New packing, packaging, and bottling equipment	206	774 418	359 815	46.5	2.0	X
2233	Used food-processing machinery and equipment	58	264 017	33 300	12.6	.2	X
2300	Hydraulic and pneumatic (fluid-power) pumps, motors, and parts	303	1 120 141	530 497	47.4	3.0	68.9
2311	Pumps	221	838 867	279 890	33.4	1.6	X
2312	Motors	155	541 937	120 752	22.3	.7	X
2313	Parts for pumps and motors	149	568 970	129 851	22.8	.7	X
2320	General-purpose industrial machinery, equipment, and parts	2 344	8 176 479	6 034 601	73.8	34.3	60.5
2321	New pumps, compressors (air or gas), and equipment	584	2 050 887	898 608	43.8	5.1	X
2323	New diesel engines (excluding automotive)	24	133 897	12 524	9.4	.1	X
2326	New controlling, recording, and indicating instruments and access	722	2 194 777	1 175 143	53.5	6.7	X
2327	All other new general-purpose industrial machinery and equipment	1 529	5 677 822	3 655 725	64.4	20.8	X
2328	Used general-purpose industrial machinery and equipment	272	722 083	292 604	40.5	1.7	X
2330	Metalworking machinery, equipment, and parts	898	3 245 622	2 653 029	81.7	15.1	X
2340	Materials handling machinery, equipment, and parts	782	2 436 531	1 009 131	41.4	5.7	65.2
2341	New conveying equipment	605	1 926 567	748 578	38.9	4.3	X
2342	New hoists, cranes, and monorails	141	546 689	113 752	20.8	.6	X
2343	New forklift trucks	34	152 266	23 813	15.6	.1	X
2344	New industrial trucks and tractors	24	157 111	17 799	11.3	.1	X
2345	Used materials handling machinery, equipment, and parts	121	273 809	105 182	38.4	.6	X
2350	Oil well, oil refinery, and pipeline machinery, equipment, and supplies	367	1 570 602	1 036 706	66.0	5.9	73.0
2351	New oil refining and pipeline machinery, equipment, and supplies	229	1 254 449	773 937	61.7	4.4	X
2352	New oil field machinery, equipment, and supplies (including drilling bits)	170	445 828	217 178	48.7	1.2	X
2353	Used oil well, oil refinery, and pipeline machinery, equipment, and supplies	63	152 293	45 591	29.9	.3	X
2360	Other industrial machinery, equipment, and parts	1 357	5 137 633	3 805 437	74.1	21.6	71.9
2361	New metal smelting and refining machinery, and equipment	111	363 382	90 030	24.8	.5	X
2362	New power plant machinery (excluding electrical)	252	1 213 721	518 002	42.7	2.9	X
2363	New printing trades machinery, equipment, and supplies	143	472 278	283 102	59.9	1.6	X
2364	New textile and sewing machinery and equipment	108	426 834	302 786	70.9	1.7	X
2365	New woodworking machinery	79	177 522	77 817	43.8	.4	X
2366	Other new industrial machinery and equipment	872	3 404 743	2 402 815	70.6	13.7	X
2367	Used industrial machinery and equipment	210	469 265	130 867	27.9	.7	X
2370	Mechanical power transmission supplies	42	166 384	20 844	12.5	.1	11.3
2372	Other mechanical power transmission supplies	31	139 851	16 220	11.6	.1	X
2380	Industrial valves and fittings (except fluid-power)	150	623 368	81 174	13.0	.5	X
2390	Hydraulic and pneumatic (fluid-power) valves	233	858 913	210 054	24.5	1.2	83.0
2391	Hydraulic valves	162	596 439	111 597	18.7	.6	X
2392	Pneumatic valves	147	556 273	98 446	17.7	.6	X
2400	Hydraulic and pneumatic cylinders and rotary actuators	142	677 286	100 984	14.9	.6	81.0
2411	Hydraulic cylinders and rotary actuators	99	535 872	61 658	11.5	.4	X
2412	Pneumatic cylinders and rotary actuators	93	421 520	39 315	9.3	.2	X
2420	Hydraulic and pneumatic connectors and assemblies	88	281 618	59 321	21.1	.3	82.2
2421	Hydraulic and pneumatic connectors	69	242 935	44 857	18.5	.3	X
2422	Hydraulic and pneumatic assemblies	47	145 864	14 458	9.9	.1	X
2430	Fluid-power filters, components, accessories, and parts	143	628 300	113 100	18.0	.6	81.4
2431	Filters	112	484 909	53 269	11.0	.3	X
2432	Other fluid-power components, accessories, and parts, n.e.c.	66	295 264	59 826	20.3	.3	X
2450	Industrial containers and supplies	29	121 922	23 034	18.9	.1	.3
2454	Other industrial containers and supplies	13	45 750	5 505	12.0	.0	X
2460	Other industrial supplies	74	285 030	43 375	15.2	.2	21.2
2462	Abrasives and abrasive materials	38	154 382	8 854	5.7	.1	X
2464	Mechanical rubber goods	10	56 105	19 085	34.0	.1	X
2465	Strapping and tape	23	62 354	7 391	11.9	Z	X
2466	Industrial supplies, n.e.c.	34	78 645	8 045	10.2	Z	X
2600	Aircraft and aeronautical equipment and supplies	19	119 670	20 406	17.1	.1	43.6
2614	Used aircraft and aeronautical equipment and supplies	10	82 195	14 806	18.0	.1	X
2620	Marine machinery, equipment, and supplies	6	387 443	123 217	31.8	.7	X
2700	Sporting and recreational goods and supplies	9	7 762	435	5.6	Z	X
2800	Toys and hobby goods and supplies	11	14 418	242	1.7	Z	10.2
2812	Other toys and games (including fireworks and children's vehicles)	7	2 584	98	3.8	Z	X
2930	Recyclable paper and paperboard	8	23 528	2 703	11.5	Z	X
3300	Stationery, office supplies and greeting cards	23	23 783	3 183	13.4	Z	56.3
3313	Inked ribbons, carbon paper, pens and pencils	22	23 342	3 112	13.3	Z	X
3400	Industrial and personal services paper and plastics	6	8 345	3 208	38.4	Z	X
5300	Plastics materials and basic shapes	78	216 415	29 316	13.5	.2	X
5330	Chemicals and allied products (excluding agricultural, plastics, gases, and petroleum)	95	319 819	50 140	15.7	.3	3.7
5335	Detergents and soaps	18	716	4	.6	Z	X
5336	Sanitation chemicals, polishes, and waxes	18	716	4	.6	Z	X
5344	Other chemicals and allied products	18	144 025	17 480	12.1	.1	X
5800	Farm supplies	11	14 967	1 450	9.7	Z	X
6000	Paint, paint supplies, and wallpaper	7	57 738	9 783	16.9	.1	X
9700	Service receipts and labor charges (including installed parts)	327	1 855 683	149 208	8.0	.8	80.6
9701	Labor charges for repair work	266	1 217 433	92 848	7.6	.5	X
9702	Parts installed in repair work	186	700 304	32 408	4.6	.2	X
9703	Other service receipts and labor charges—Specify	80	721 361	23 947	3.3	.1	X

See footnotes at end of table.

Table 7. Agents, Brokers, and Commission Merchants by Kind of Business and Commodity Line: 1997—Con.

[Includes only establishments with payroll. For meaning of abbreviations and symbols, see introductory text. For explanation of terms, see Appendix A]

NAICS code and CL code	Kind of business and commodity line	Establishments handling commodity line		Commodity line sales			Sales coverage percent
		Number	Total sales (\$1,000)	Amount ¹ (\$1,000)	As percent of total sales of—		
					Establishments handling line	Establishments in NAICS industry ¹	
421830	Industrial machinery & equipment whsle—Con.						
9720	Receipts for service contracts	69	297 313	19 768	6.6	.1	X
9740	Receipts for installing equipment	116	645 938	50 608	7.8	.3	X
9810	Miscellaneous commodities	136	462 757	54 776	11.8	.3	X
9940	Rental and leasing receipts	46	183 757	15 742	8.6	.1	X
4218301	Food-processing machinery & equipment whsle	244	X	977 042	X	100.0	86.9
2230	Food-processing machinery, equipment, and parts	244	977 042	861 679	88.2	88.2	81.3
2231	New commercial food-processing machinery (slicers, choppers, baking, etc.)	135	600 926	489 196	81.4	50.1	X
2232	New packing, packaging, and bottling equipment	140	482 604	343 433	71.2	35.2	X
2233	Used food-processing machinery and equipment	35	192 665	29 050	15.1	3.0	X
2300	Hydraulic and pneumatic (fluid-power) pumps, motors, and parts	7	8 670	509	5.9	.1	X
2320	General-purpose industrial machinery, equipment, and parts	31	84 352	22 675	26.9	2.3	66.4
2321	New pumps, compressors (air or gas), and equipment	12	16 036	3 313	20.7	.3	X
2326	New controlling, recording, and indicating instruments and access	11	12 860	428	3.3	Z	X
2327	All other new general-purpose industrial machinery and equipment	20	45 756	14 209	31.1	1.5	X
2328	Used general-purpose industrial machinery and equipment	7	36 358	4 726	13.0	.5	X
2340	Materials handling machinery, equipment, and parts	34	105 757	20 396	19.3	2.1	84.5
2341	New conveying equipment	31	83 966	15 571	18.5	1.6	X
2345	Used materials handling machinery, equipment, and parts	6	28 493	4 494	15.8	.5	X
2360	Other industrial machinery, equipment, and parts	6	17 306	2 513	14.5	.3	X
5300	Plastics materials and basic shapes	8	39 989	7 550	18.9	.8	X
9700	Service receipts and labor charges (including installed parts)	17	71 805	16 736	23.3	1.7	86.9
9701	Labor charges for repair work	12	49 230	1 414	2.9	.1	X
9702	Parts installed in repair work	10	38 568	4 273	11.1	.4	X
9703	Other service receipts and labor charges—Specify	8	46 451	11 049	23.8	1.1	X
9740	Receipts for installing equipment	8	45 729	1 799	3.9	.2	X
9810	Miscellaneous commodities	6	11 769	3 007	25.6	.3	X
4218302	Hydraulic & pneumatic (fluid-power) machinery & equipment whsle	308	X	1 007 357	X	100.0	70.2
1400	Electrical apparatus and equipment	6	20 713	1 907	9.2	.2	X
1600	Electronic parts and equipment, except communication	14	81 464	13 948	17.1	1.4	X
2300	Hydraulic and pneumatic (fluid-power) pumps, motors, and parts	188	687 338	468 486	68.2	46.5	50.0
2311	Pumps	145	527 851	246 251	46.7	24.4	X
2312	Motors	97	323 072	101 718	31.5	10.1	X
2313	Parts for pumps and motors	104	334 039	120 515	36.1	12.0	X
2320	General-purpose industrial machinery, equipment, and parts	44	249 767	62 485	25.0	6.2	69.3
2321	New pumps, compressors (air or gas), and equipment	19	54 556	7 332	13.4	.7	X
2326	New controlling, recording, and indicating instruments and access	23	126 233	25 134	19.9	2.5	X
2327	All other new general-purpose industrial machinery and equipment	16	127 396	28 553	22.4	2.8	X
2330	Metalworking machinery, equipment, and parts	7	7 052	1 467	20.8	.1	X
2340	Materials handling machinery, equipment, and parts	8	24 973	1 565	6.3	.2	X
2350	Oil well, oil refinery, and pipeline machinery, equipment, and supplies	9	76 241	14 576	19.1	1.4	53.4
2351	New oil refining and pipeline machinery, equipment, and supplies	7	65 951	7 837	11.9	.8	X
2360	Other industrial machinery, equipment, and parts	10	40 999	6 213	15.2	.6	40.4
2366	Other new industrial machinery and equipment	8	26 944	5 465	20.3	.5	X
2370	Mechanical power transmission supplies	9	42 434	5 847	13.8	.6	X
2380	Industrial valves and fittings (except fluid-power)	13	82 271	7 056	8.6	.7	X
2390	Hydraulic and pneumatic (fluid-power) valves	118	387 625	165 087	42.6	16.4	69.8
2391	Hydraulic valves	91	286 485	88 986	31.1	8.8	X
2392	Pneumatic valves	68	215 932	76 094	35.2	7.6	X
2400	Hydraulic and pneumatic cylinders and rotary actuators	60	279 349	73 128	26.2	7.3	69.3
2411	Hydraulic cylinders and rotary actuators	47	227 515	45 425	20.0	4.5	X
2412	Pneumatic cylinders and rotary actuators	35	141 602	27 700	19.6	2.8	X
2420	Hydraulic and pneumatic connectors and assemblies	58	171 589	54 559	31.8	5.4	70.2
2421	Hydraulic and pneumatic connectors	48	153 400	42 692	27.8	4.2	X
2422	Hydraulic and pneumatic assemblies	28	52 821	11 865	22.5	1.2	X
2430	Fluid-power filters, components, accessories, and parts	72	260 632	84 087	32.3	8.3	69.9
2431	Filters	48	168 360	29 383	17.5	2.9	X
2432	Other fluid-power components, accessories, and parts, n.e.c.	44	162 608	54 703	33.6	5.4	X
2460	Other industrial supplies	8	44 892	15 861	35.3	1.6	X
9700	Service receipts and labor charges (including installed parts)	16	132 029	5 553	4.2	.6	70.2
9701	Labor charges for repair work	16	132 029	4 622	3.5	.5	X
9702	Parts installed in repair work	7	92 566	931	1.0	.1	X
9810	Miscellaneous commodities	19	76 888	9 870	12.8	1.0	X
42183021	Hydraulic & pneumatic pumps & motors whsle	157	X	531 948	X	100.0	67.3
2300	Hydraulic and pneumatic (fluid-power) pumps, motors, and parts	157	531 948	449 135	84.4	84.4	44.9
2311	Pumps	119	392 181	232 798	59.4	43.8	X
2312	Motors	81	257 481	97 314	37.8	18.3	X
2313	Parts for pumps and motors	92	304 109	119 021	39.1	22.4	X
2320	General-purpose industrial machinery, equipment, and parts	19	65 704	19 723	30.0	3.7	65.0
2321	New pumps, compressors (air or gas), and equipment	9	9 483	3 169	33.4	.6	X
2326	New controlling, recording, and indicating instruments and access	8	20 296	3 849	19.0	.7	X
2327	All other new general-purpose industrial machinery and equipment	6	46 512	11 522	24.8	2.2	X
2340	Materials handling machinery, equipment, and parts	6	20 717	838	4.0	.2	X

See footnotes at end of table.

Table 7. Agents, Brokers, and Commission Merchants by Kind of Business and Commodity Line: 1997—Con.

[Includes only establishments with payroll. For meaning of abbreviations and symbols, see introductory text. For explanation of terms, see Appendix A]

NAICS code and CL code	Kind of business and commodity line	Establishments handling commodity line		Commodity line sales			Sales coverage percent
		Number	Total sales (\$1,000)	Amount ¹ (\$1,000)	As percent of total sales of—		
					Establishments handling line	Establishments in NAICS industry ¹	
42183021	Hydraulic & pneumatic pumps & motors whsle—Con.						
2390	Hydraulic and pneumatic (fluid-power) valves	21	70 561	13 764	19.5	2.6	67.3
2391	Hydraulic valves	18	70 196	12 224	17.4	2.3	X
2392	Pneumatic valves	9	22 817	1 539	6.7	.3	X
2430	Fluid-power filters, components, accessories, and parts	10	44 292	9 629	21.7	1.8	67.3
2431	Filters	6	23 045	2 584	11.2	.5	X
2432	Other fluid-power components, accessories, and parts, n.e.c.	7	38 905	7 045	18.1	1.3	X
9700	Service receipts and labor charges (including installed parts)	8	59 910	1 450	2.4	.3	67.3
9701	Labor charges for repair work	8	59 910	1 040	1.7	.2	X
9810	Miscellaneous commodities	8	31 860	3 948	12.4	.7	X
42183022	Hydraulic & pneumatic parts, accessories, & supplies whsle ...	151	X	475 409	X	100.0	73.4
1600	Electronic parts and equipment, except communication	11	67 975	11 023	16.2	2.3	X
2300	Hydraulic and pneumatic (fluid-power) pumps, motors, and parts	31	155 390	19 351	12.5	4.1	61.4
2311	Pumps	26	135 670	13 453	9.9	2.8	X
2312	Motors	15	65 591	4 404	6.7	.9	X
2313	Parts for pumps and motors	12	29 930	1 494	5.0	.3	X
2320	General-purpose industrial machinery, equipment, and parts	25	184 063	42 762	23.2	9.0	72.7
2321	New pumps, compressors (air or gas), and equipment	10	45 073	4 163	9.2	.9	X
2326	New controlling, recording, and indicating instruments and access	14	105 937	21 285	20.1	4.5	X
2327	All other new general-purpose industrial machinery and equipment	10	80 884	17 031	21.1	3.6	X
2360	Other industrial machinery, equipment, and parts	9	37 707	5 225	13.9	1.1	39.3
2366	Other new industrial machinery and equipment	7	23 652	4 642	19.6	1.0	X
2380	Industrial valves and fittings (except fluid-power)	12	80 512	7 007	8.7	1.5	X
2390	Hydraulic and pneumatic (fluid-power) valves	97	317 064	151 323	47.7	31.8	72.8
2391	Hydraulic valves	73	216 289	76 762	35.5	16.1	X
2392	Pneumatic valves	59	193 115	74 555	38.6	15.7	X
2400	Hydraulic and pneumatic cylinders and rotary actuators	57	276 124	72 497	26.3	15.2	72.5
2411	Hydraulic cylinders and rotary actuators	44	224 290	44 859	20.0	9.4	X
2412	Pneumatic cylinders and rotary actuators	34	140 261	27 635	19.7	5.8	X
2420	Hydraulic and pneumatic connectors and assemblies	55	166 795	53 881	32.3	11.3	73.4
2421	Hydraulic and pneumatic connectors	45	148 606	42 145	28.4	8.9	X
2422	Hydraulic and pneumatic assemblies	27	51 479	11 734	22.8	2.5	X
2430	Fluid-power filters, components, accessories, and parts	62	216 340	74 458	34.4	15.7	73.0
2431	Filters	42	145 315	26 799	18.4	5.6	X
2432	Other fluid-power components, accessories, and parts, n.e.c.	37	123 703	47 658	38.5	10.0	X
9700	Service receipts and labor charges (including installed parts)	8	72 119	4 103	5.7	.9	73.4
9701	Labor charges for repair work	8	72 119	3 582	5.0	.8	X
9810	Miscellaneous commodities	11	45 028	5 922	13.2	1.2	X
4218303	General-purpose industrial machinery & equipment whsle	1 962	X	6 670 352	X	100.0	89.5
0200	New and rebuilt automotive parts and supplies	16	134 898	7 393	5.5	.1	8.5
0221	Body parts and repair materials	7	51 228	2 920	5.7	Z	X
0224	Accessories	6	9 119	491	5.4	Z	X
0920	New computer equipment	15	148 887	6 909	4.6	.1	.7
0921	Computers	15	148 887	6 909	4.6	.1	X
1120	Flat iron and steel products	9	84 705	6 091	7.2	.1	X
1140	Iron and steel wire and wire products	9	19 532	2 034	10.4	Z	X
1150	Iron and steel pipe and tubing	6	16 081	2 518	15.7	Z	10.8
1152	Tubing	6	16 081	1 256	7.8	Z	X
1154	Other steel pipe	6	16 081	1 256	7.8	Z	X
1400	Electrical apparatus and equipment	94	398 188	51 663	13.0	.8	18.4
1411	Power and distribution transformers	16	85 696	2 603	3.0	Z	X
1413	Motors and generators (including motor-generator sets)	15	40 233	2 679	6.7	Z	X
1415	Electric bulbs (all types)	6	787	60	7.8	Z	X
1418	Lighting fixtures (residential and commercial)	9	53 193	1 346	2.5	Z	X
1419	Industrial controls	57	263 843	28 625	10.8	.4	X
1421	Other electrical apparatus and equipment (including fuses and lightning rods)	27	101 588	10 568	10.4	.2	X
1600	Electronic parts and equipment, except communication	70	320 736	28 183	8.8	.4	10.0
1612	Integrated circuits	41	10 865	886	8.2	Z	X
1616	Electronic connectors and other passive electronic parts	16	165 865	2 210	1.3	Z	X
1618	Electronic parts and equipment, n.e.c.	20	219 878	25 087	11.4	.4	X
1650	Communication equipment and supplies	19	153 361	8 467	5.5	.1	.2
1652	Other electronic communication equipment	19	153 361	8 467	5.5	.1	X
1700	Hardware	29	143 515	14 418	10.0	.2	19.2
1711	Hand tools (including power driven)	21	102 605	12 516	12.2	.2	X
1800	Plumbing and heating equipment and supplies (hydronics)	33	158 033	13 168	8.3	.2	4.7
1815	Boilers, radiators, and convectors	8	41 488	2 059	5.0	Z	X
1818	Other plumbing and heating equipment and supplies	25	116 545	11 109	9.5	.2	X
1900	Warm air heating and air-conditioning equipment and supplies	17	65 314	10 155	15.5	.2	48.3
1916	Air cleaning and filtration systems	9	26 488	3 378	12.8	.1	X
1919	Registers, grills, pre-formed ductwork (excluding sheet metal), and duct insulation	7	10 814	1 920	17.8	Z	X
2000	Refrigeration equipment and supplies	6	25 094	2 031	8.1	Z	9.4
2015	Other refrigeration equipment and supplies	6	25 094	2 031	8.1	Z	X
2100	Construction and mining machinery and equipment (including parts and attachments)	27	169 539	21 543	12.7	.3	.9
2117	Other new construction and mining, logging, and road maintenance machinery, equipment, and parts	27	169 539	21 543	12.7	.3	X

See footnotes at end of table.

Table 7. Agents, Brokers, and Commission Merchants by Kind of Business and Commodity Line: 1997—Con.

[Includes only establishments with payroll. For meaning of abbreviations and symbols, see introductory text. For explanation of terms, see Appendix A]

NAICS code and CL code	Kind of business and commodity line	Establishments handling commodity line		Commodity line sales			Sales coverage percent
		Number	Total sales (\$1,000)	Amount ¹ (\$1,000)	As percent of total sales of—		
					Establishments handling line	Establishments in NAICS industry ¹	
4218303	General-purpose industrial machinery & equipment whsle— Con.						
2200	Farm machinery, equipment, and parts	17	84 491	16 242	19.2	.2	5.5
2211	New tractors (farm)	17	84 491	13 201	15.6	.2	X
2216	Other new farm machinery and equipment	17	84 491	1 660	2.0	Z	X
2218	Used farm machinery and equipment	17	84 491	1 381	1.6	Z	X
2220	Garden machinery, equipment, and parts	8	59 024	2 397	4.1	Z	X
2230	Food-processing machinery, equipment, and parts	88	325 094	31 535	9.7	.5	89.5
2231	New commercial food-processing machinery (slicers, choppers, baking, etc.)	67	280 367	22 024	7.9	.3	X
2232	New packing, packaging, and bottling equipment	27	80 059	6 540	8.2	.1	X
2300	Hydraulic and pneumatic (fluid-power) pumps, motors, and parts	58	262 279	30 172	11.5	.5	86.5
2311	Pumps	35	187 999	12 181	6.5	.2	X
2312	Motors	24	126 613	12 378	9.8	.2	X
2313	Parts for pumps and motors	27	165 584	5 613	3.4	.1	X
2320	General-purpose industrial machinery, equipment, and parts	1 962	6 670 352	5 700 836	85.5	85.5	61.3
2321	New pumps, compressors (air or gas), and equipment	442	1 564 435	812 926	52.0	12.2	X
2323	New diesel engines (excluding automotive)	19	124 869	11 210	9.0	.2	X
2326	New controlling, recording, and indicating instruments and access	603	1 776 537	1 112 640	62.6	16.7	X
2327	All other new general-purpose industrial machinery and equipment	1 316	4 843 609	3 490 563	72.1	52.3	X
2328	Used general-purpose industrial machinery and equipment	230	567 667	273 497	48.2	4.1	X
2330	Metalworking machinery, equipment, and parts	93	283 160	47 118	16.6	.7	X
2340	Materials handling machinery, equipment, and parts	172	678 089	111 749	16.5	1.7	73.3
2341	New conveying equipment	151	566 913	90 214	15.9	1.4	X
2342	New hoists, cranes, and monorails	26	163 463	6 449	3.9	.1	X
2343	New forklift trucks	7	96 928	2 520	2.6	Z	X
2345	Used materials handling machinery, equipment, and parts	14	51 511	8 740	17.0	.1	X
2350	Oil well, oil refinery, and pipeline machinery, equipment, and supplies	70	293 777	53 231	18.1	.8	76.0
2351	New oil refining and pipeline machinery, equipment, and supplies	55	223 797	30 413	13.6	.5	X
2352	New oil field machinery, equipment, and supplies (including drilling bits)	19	158 629	17 658	11.1	.3	X
2353	Used oil well, oil refinery, and pipeline machinery, equipment, and supplies	9	73 999	5 160	7.0	.1	X
2360	Other industrial machinery, equipment, and parts	133	511 608	97 159	19.0	1.5	86.7
2361	New metal smelting and refining machinery, and equipment	14	32 189	1 845	5.7	Z	X
2362	New power plant machinery (excluding electrical)	58	224 212	30 139	13.4	.5	X
2363	New printing trades machinery, equipment, and supplies	17	84 687	9 538	11.3	.1	X
2366	Other new industrial machinery and equipment	72	254 832	44 244	17.4	.7	X
2367	Used industrial machinery and equipment	13	12 953	2 730	21.1	Z	X
2370	Mechanical power transmission supplies	20	94 082	9 833	10.5	.1	4.1
2372	Other mechanical power transmission supplies	20	94 082	9 833	10.5	.1	X
2380	Industrial valves and fittings (except fluid-power)	71	291 298	38 920	13.4	.6	X
2390	Hydraulic and pneumatic (fluid-power) valves	62	228 606	24 034	10.5	.4	89.5
2391	Hydraulic valves	41	153 566	12 022	7.8	.2	X
2392	Pneumatic valves	39	193 449	12 011	6.2	.2	X
2400	Hydraulic and pneumatic cylinders and rotary actuators	37	208 075	13 823	6.6	.2	82.6
2411	Hydraulic cylinders and rotary actuators	21	144 544	6 475	4.5	.1	X
2412	Pneumatic cylinders and rotary actuators	27	190 077	7 344	3.9	.1	X
2420	Hydraulic and pneumatic connectors and assemblies	14	82 491	3 054	3.7	Z	89.5
2421	Hydraulic and pneumatic connectors	8	63 586	995	1.6	Z	X
2422	Hydraulic and pneumatic assemblies	11	78 156	2 057	2.6	Z	X
2430	Fluid-power filters, components, accessories, and parts	34	192 108	12 396	6.5	.2	89.5
2431	Filters	28	141 356	9 083	6.4	.1	X
2432	Other fluid-power components, accessories, and parts, n.e.c.	11	104 790	3 312	3.2	.1	X
2450	Industrial containers and supplies	6	21 231	2 998	14.1	Z	X
2460	Other industrial supplies	22	107 265	10 184	9.5	.2	18.9
2465	Strapping and tape	8	2 175	70	3.2	Z	X
2466	Industrial supplies, n.e.c.	12	14 363	1 026	7.1	Z	X
2600	Aircraft and aeronautical equipment and supplies	10	82 195	14 806	18.0	.2	28.9
2614	Used aircraft and aeronautical equipment and supplies	10	82 195	14 806	18.0	.2	X
3300	Stationery, office supplies and greeting cards	23	23 783	3 183	13.4	Z	60.0
3313	Inked ribbons, carbon paper, pens and pencils	22	23 342	3 112	13.3	Z	X
5300	Plastics materials and basic shapes	25	60 781	6 146	10.1	.1	X
5330	Chemicals and allied products (excluding agricultural, plastics, gases, and petroleum)	35	144 741	17 488	12.1	.3	8.3
5335	Detergents and soaps	18	716	4	.6	Z	X
5336	Sanitation chemicals, polishes, and waxes	18	716	4	.6	Z	X
5344	Other chemicals and allied products	18	144 025	17 480	12.1	.3	X
9700	Service receipts and labor charges (including installed parts)	125	709 262	43 973	6.2	.7	82.2
9701	Labor charges for repair work	100	277 146	20 627	7.4	.3	X
9702	Parts installed in repair work	77	210 729	14 935	7.1	.2	X
9703	Other service receipts and labor charges—Specify	27	448 969	8 408	1.9	.1	X
9720	Receipts for service contracts	29	96 332	5 862	6.1	.1	X
9740	Receipts for installing equipment	35	94 834	4 363	4.6	.1	X
9810	Miscellaneous commodities	56	206 630	18 497	9.0	.3	X
9940	Rental and leasing receipts	20	92 623	3 085	3.3	Z	X

See footnotes at end of table.

Table 7. Agents, Brokers, and Commission Merchants by Kind of Business and Commodity Line: 1997—Con.

[Includes only establishments with payroll. For meaning of abbreviations and symbols, see introductory text. For explanation of terms, see Appendix A]

NAICS code and CL code	Kind of business and commodity line	Establishments handling commodity line		Commodity line sales			Sales coverage percent
		Number	Total sales (\$1,000)	Amount ¹ (\$1,000)	As percent of total sales of—		
					Establishments handling line	Establishments in NAICS industry ¹	
4218304	Metalworking machinery & equipment whse	727	X	2 696 380	X	100.0	87.3
1120	Flat iron and steel products	7	13 162	1 543	11.7	.1	X
1400	Electrical apparatus and equipment	12	33 552	5 517	16.4	.2	X
1600	Electronic parts and equipment, except communication	11	69 145	6 255	9.0	.2	X
1700	Hardware	15	66 483	9 629	14.5	.4	X
2230	Food-processing machinery, equipment, and parts	7	21 546	2 114	9.8	.1	X
2320	General-purpose industrial machinery, equipment, and parts	60	234 364	45 714	19.5	1.7	X
2330	Metalworking machinery, equipment, and parts	727	2 696 380	2 548 076	94.5	94.5	X
2340	Materials handling machinery, equipment, and parts	37	138 881	12 561	9.0	.5	X
2360	Other industrial machinery, equipment, and parts	30	104 225	15 749	15.1	.6	X
2400	Hydraulic and pneumatic cylinders and rotary actuators	9	26 473	2 059	7.8	.1	X
2430	Fluid-power filters, components, accessories, and parts	8	17 474	2 926	16.7	.1	X
2460	Other industrial supplies	19	48 944	9 196	18.8	.3	X
5300	Plastics materials and basic shapes	6	19 745	5 186	26.3	.2	X
5330	Chemicals and allied products (excluding agricultural, plastics, gases, and petroleum)	18	37 484	3 225	8.6	.1	X
9700	Service receipts and labor charges (including installed parts)	30	182 959	5 765	3.2	.2	X
9740	Receipts for installing equipment	7	94 575	575	.6	Z	X
9810	Miscellaneous commodities	9	41 181	5 452	13.2	.2	X
4218305	Materials handling equipment whse	412	X	982 086	X	100.0	79.4
1400	Electrical apparatus and equipment	20	53 196	9 987	18.8	1.0	11.1
1411	Power and distribution transformers	8	14 221	2 409	16.9	.2	X
1412	Switchgear and switchboard apparatus	6	16 511	1 825	11.1	.2	X
1419	Industrial controls	8	14 221	511	3.6	.1	X
1421	Other electrical apparatus and equipment (including fuses and lightning rods)	6	22 461	5 242	23.3	.5	X
1600	Electronic parts and equipment, except communication	11	28 272	2 161	7.6	.2	22.9
1616	Electronic connectors and other passive electronic parts	6	11 925	46	.4	Z	X
1618	Electronic parts and equipment, n.e.c.	11	28 272	2 115	7.5	.2	X
1650	Communication equipment and supplies	6	17 946	1 799	10.0	.2	X
1700	Hardware	8	66 881	6 003	9.0	.6	16.8
1711	Hand tools (including power driven)	8	66 881	5 966	8.9	.6	X
1800	Plumbing and heating equipment and supplies (hydronics)	11	52 906	8 997	17.0	.9	2.5
1811	Plastic pipe fittings and valves (excluding pipe and tubing)	6	50 718	1 472	2.9	.2	X
1812	Metal pipe fittings and valves (excluding pipe and tubing)	6	50 718	5 900	11.6	.6	X
1813	Plumbing fixtures	11	52 906	1 625	3.1	.2	X
2100	Construction and mining machinery and equipment (including parts and attachments)	7	53 305	6 191	11.6	.6	62.3
2113	New mixers, pavers, and related equipment	7	53 305	3 613	6.8	.4	X
2117	Other new construction and mining, logging, and road maintenance machinery, equipment, and parts	7	53 305	2 578	4.8	.3	X
2230	Food-processing machinery, equipment, and parts	26	66 738	9 606	14.4	1.0	77.9
2231	New commercial food-processing machinery (slicers, choppers, baking, etc.)	18	50 338	5 528	11.0	.6	X
2232	New packing, packaging, and bottling equipment	14	37 819	3 860	10.2	.4	X
2300	Hydraulic and pneumatic (fluid-power) pumps, motors, and parts	10	30 940	3 478	11.2	.4	79.4
2311	Pumps	7	22 371	1 940	8.7	.2	X
2312	Motors	6	17 672	811	4.6	.1	X
2320	General-purpose industrial machinery, equipment, and parts	52	174 721	25 182	14.4	2.6	45.6
2321	New pumps, compressors (air or gas), and equipment	16	50 855	4 204	8.3	.4	X
2326	New controlling, recording, and indicating instruments and access	14	30 393	2 459	8.1	.3	X
2327	All other new general-purpose industrial machinery and equipment	36	97 898	12 466	12.7	1.3	X
2328	Used general-purpose industrial machinery and equipment	7	32 052	6 048	18.9	.6	X
2330	Metalworking machinery, equipment, and parts	26	86 965	12 101	13.9	1.2	X
2340	Materials handling machinery, equipment, and parts	412	982 086	802 745	81.7	81.7	47.5
2341	New conveying equipment	312	763 774	584 889	76.6	59.6	X
2342	New hoists, cranes, and monorails	82	211 091	98 363	46.6	10.0	X
2343	New forklift trucks	23	51 324	21 111	41.1	2.2	X
2344	New industrial trucks and tractors	12	19 489	12 555	64.4	1.3	X
2345	Used materials handling machinery, equipment, and parts	79	150 766	85 827	56.9	8.7	X
2350	Oil well, oil refinery, and pipeline machinery, equipment, and supplies	7	8 009	3 898	48.7	.4	1.6
2351	New oil refining and pipeline machinery, equipment, and supplies	7	8 009	3 898	48.7	.4	X
2360	Other industrial machinery, equipment, and parts	38	120 480	28 259	23.5	2.9	77.6
2361	New metal smelting and refining machinery, and equipment	6	34 937	6 290	18.0	.6	X
2362	New power plant machinery (excluding electrical)	14	53 004	14 000	26.4	1.4	X
2366	Other new industrial machinery and equipment	24	43 582	6 164	14.1	.6	X
2370	Mechanical power transmission supplies	6	23 278	4 874	20.9	.5	33.6
2372	Other mechanical power transmission supplies	6	23 278	4 874	20.9	.5	X
2380	Industrial valves and fittings (except fluid-power)	9	42 860	4 100	9.6	.4	X
2390	Hydraulic and pneumatic (fluid-power) valves	6	18 113	2 255	12.5	.2	68.4
2392	Pneumatic valves	6	18 113	1 871	10.3	.2	X
2450	Industrial containers and supplies	13	45 750	5 505	12.0	.6	.7
2454	Other industrial containers and supplies	13	45 750	5 505	12.0	.6	X
5300	Plastics materials and basic shapes	12	22 468	1 608	7.2	.2	X
9700	Service receipts and labor charges (including installed parts)	43	105 955	15 364	14.5	1.6	77.6
9701	Labor charges for repair work	35	98 185	9 740	9.9	1.0	X
9702	Parts installed in repair work	28	71 080	4 893	6.9	.5	X
9703	Other service receipts and labor charges—Specify	11	14 866	731	4.9	.1	X
9720	Receipts for service contracts	6	20 898	691	3.3	.1	X
9740	Receipts for installing equipment	21	79 160	4 942	6.2	.5	X
9810	Miscellaneous commodities	12	65 949	8 129	12.3	.8	X

See footnotes at end of table.

Table 7. Agents, Brokers, and Commission Merchants by Kind of Business and Commodity Line: 1997—Con.

[Includes only establishments with payroll. For meaning of abbreviations and symbols, see introductory text. For explanation of terms, see Appendix A]

NAICS code and CL code	Kind of business and commodity line	Establishments handling commodity line		Commodity line sales			Sales coverage percent
		Number	Total sales (\$1,000)	Amount ¹ (\$1,000)	As percent of total sales of—		
					Establishments handling line	Establishments in NAICS industry ¹	
4218305	Materials handling equipment whsle—Con.						
9940	Rental and leasing receipts	6	15 471	310	2.0	Z	X
4218306	Oilwell, oil refinery, & pipeline mach, equip, & supplies whsle ..	249	X	1 070 405	X	100.0	78.2
1400	Electrical apparatus and equipment	11	23 609	1 132	4.8	.1	X
2100	Construction and mining machinery and equipment (including parts and attachments)	6	10 492	117	1.1	Z	X
2300	Hydraulic and pneumatic (fluid-power) pumps, motors, and parts	12	32 372	2 293	7.1	.2	56.2
2311	Pumps	8	10 629	292	2.7	Z	X
2312	Motors	6	22 612	1 979	8.8	.2	X
2320	General-purpose industrial machinery, equipment, and parts	42	179 882	45 734	25.4	4.3	72.6
2321	New pumps, compressors (air or gas), and equipment	19	84 424	27 180	32.2	2.5	X
2326	New controlling, recording, and indicating instruments and access	15	29 881	4 769	16.0	.4	X
2327	All other new general-purpose industrial machinery and equipment	17	96 816	13 785	14.2	1.3	X
2330	Metalworking machinery, equipment, and parts	11	40 452	11 709	28.9	1.1	X
2340	Materials handling machinery, equipment, and parts	9	68 481	3 252	4.7	.3	X
2350	Oil well, oil refinery, and pipeline machinery, equipment, and supplies	249	1 070 405	943 931	88.2	88.2	70.6
2351	New oil refining and pipeline machinery, equipment, and supplies	134	849 093	711 093	83.7	66.4	X
2352	New oil field machinery, equipment, and supplies (including drilling bits)	142	262 338	192 669	73.4	18.0	X
2353	Used oil well, oil refinery, and pipeline machinery, equipment, and supplies	53	76 863	40 169	52.3	3.8	X
2360	Other industrial machinery, equipment, and parts	21	153 502	16 745	10.9	1.6	72.8
2361	New metal smelting and refining machinery, and equipment	6	19 548	2 307	11.8	.2	X
2362	New power plant machinery (excluding electrical)	6	107 698	5 335	5.0	.5	X
2366	Other new industrial machinery and equipment	15	49 395	9 024	18.3	.8	X
2380	Industrial valves and fittings (except fluid-power)	15	38 332	5 684	14.8	.5	X
2390	Hydraulic and pneumatic (fluid-power) valves	18	64 276	6 069	9.4	.6	78.2
2391	Hydraulic valves	17	60 964	3 808	6.2	.4	X
2392	Pneumatic valves	8	28 975	2 260	7.8	.2	X
2400	Hydraulic and pneumatic cylinders and rotary actuators	11	30 841	3 783	12.3	.4	77.3
2411	Hydraulic cylinders and rotary actuators	11	30 841	1 996	6.5	.2	X
2412	Pneumatic cylinders and rotary actuators	6	20 883	1 786	8.6	.2	X
2430	Fluid-power filters, components, accessories, and parts	8	27 744	2 745	9.9	.3	78.2
2431	Filters	8	27 744	1 388	5.0	.1	X
9700	Service receipts and labor charges (including installed parts)	15	147 548	1 679	1.1	.2	78.2
9701	Labor charges for repair work	10	18 271	845	4.6	.1	X
9702	Parts installed in repair work	9	15 185	578	3.8	.1	X
9810	Miscellaneous commodities	9	21 648	4 646	21.5	.4	X
9940	Rental and leasing receipts	6	8 393	427	5.1	Z	X
4218307	Other industrial machinery & equipment whsle	1 119	X	4 189 513	X	100.0	78.8
0200	New and rebuilt automotive parts and supplies	16	43 668	3 882	8.9	.1	X
0920	New computer equipment	9	50 587	1 993	3.9	Z	3.4
0921	Computers	9	50 587	1 993	3.9	Z	X
1120	Flat iron and steel products	7	22 799	1 049	4.6	Z	8.0
1129	Other flat iron and steel products	7	22 799	1 049	4.6	Z	X
1400	Electrical apparatus and equipment	23	143 193	9 311	6.5	.2	4.2
1413	Motors and generators (including motor-generator sets)	12	133 546	6 746	5.1	.2	X
1419	Industrial controls	11	9 647	2 565	26.6	.1	X
1600	Electronic parts and equipment, except communication	37	194 899	22 522	11.6	.5	.2
1616	Electronic connectors and other passive electronic parts	37	194 899	22 522	11.6	.5	X
1650	Communication equipment and supplies	8	5 615	240	4.3	Z	X
1700	Hardware	17	39 704	5 888	14.8	.1	X
1800	Plumbing and heating equipment and supplies (hydronics)	20	39 690	2 083	5.2	.1	X
2100	Construction and mining machinery and equipment (including parts and attachments)	12	25 989	8 423	32.4	.2	26.8
2113	New mixers, pavers, and related equipment	12	25 989	8 423	32.4	.2	X
2200	Farm machinery, equipment, and parts	8	3 685	139	3.8	Z	X
2230	Food-processing machinery, equipment, and parts	42	264 783	21 171	8.0	.5	73.9
2231	New commercial food-processing machinery (slicers, choppers, baking, etc.)	34	123 027	16 163	13.1	.4	X
2232	New packing, packaging, and bottling equipment	24	168 843	4 754	2.8	.1	X
2233	Used food-processing machinery and equipment	14	23 549	253	1.1	Z	X
2300	Hydraulic and pneumatic (fluid-power) pumps, motors, and parts	25	95 595	25 275	26.4	.6	78.8
2311	Pumps	22	83 590	18 786	22.5	.4	X
2312	Motors	16	45 880	3 656	8.0	.1	X
2313	Parts for pumps and motors	9	52 150	2 833	5.4	.1	X
2320	General-purpose industrial machinery, equipment, and parts	153	583 041	131 975	22.6	3.2	76.0
2321	New pumps, compressors (air or gas), and equipment	65	256 170	41 542	16.2	1.0	X
2326	New controlling, recording, and indicating instruments and access	38	108 972	13 338	12.2	.3	X
2327	All other new general-purpose industrial machinery and equipment	90	364 758	73 804	20.2	1.8	X
2328	Used general-purpose industrial machinery and equipment	10	24 411	3 256	13.3	.1	X
2330	Metalworking machinery, equipment, and parts	33	109 919	29 305	26.7	.7	X
2340	Materials handling machinery, equipment, and parts	110	438 264	56 863	13.0	1.4	75.4
2341	New conveying equipment	84	357 589	49 027	13.7	1.2	X
2342	New hoists, cranes, and monorails	18	72 147	4 297	6.0	.1	X
2345	Used materials handling machinery, equipment, and parts	10	13 480	3 456	25.6	.1	X
2350	Oil well, oil refinery, and pipeline machinery, equipment, and supplies	26	94 523	13 817	14.6	.3	66.7
2351	New oil refining and pipeline machinery, equipment, and supplies	21	86 772	13 780	15.9	.3	X

See footnotes at end of table.

Table 7. Agents, Brokers, and Commission Merchants by Kind of Business and Commodity Line: 1997—Con.

[Includes only establishments with payroll. For meaning of abbreviations and symbols, see introductory text. For explanation of terms, see Appendix A]

NAICS code and CL code	Kind of business and commodity line	Establishments handling commodity line		Commodity line sales			Sales coverage percent
		Number	Total sales (\$1,000)	Amount ¹ (\$1,000)	As percent of total sales of—		
					Establishments handling line	Establishments in NAICS industry ¹	
4218307	Other industrial machinery & equipment whsle—Con.						
2360	Other industrial machinery, equipment, and parts	1 119	4 189 513	3 638 799	86.9	86.9	65.7
2361	New metal smelting and refining machinery, and equipment	75	233 169	77 413	33.2	1.8	X
2362	New power plant machinery (excluding electrical)	167	793 933	466 911	58.8	11.1	X
2363	New printing trades machinery, equipment, and supplies	125	383 122	272 908	71.2	6.5	X
2364	New textile and sewing machinery and equipment	100	368 035	299 194	81.3	7.1	X
2365	New woodworking machinery	69	125 331	70 884	56.6	1.7	X
2366	Other new industrial machinery and equipment	743	2 996 596	2 326 921	77.7	55.5	X
2367	Used industrial machinery and equipment	179	402 877	124 568	30.9	3.0	X
2380	Industrial valves and fittings (except fluid-power)	40	160 993	24 796	15.4	.6	X
2390	Hydraulic and pneumatic (fluid-power) valves	24	148 975	12 432	8.3	.3	75.8
2391	Hydraulic valves	10	82 551	6 354	7.7	.2	X
2392	Pneumatic valves	21	88 486	6 078	6.9	.1	X
2400	Hydraulic and pneumatic cylinders and rotary actuators	16	101 559	6 598	6.5	.2	78.6
2411	Hydraulic cylinders and rotary actuators	10	90 741	5 605	6.2	.1	X
2412	Pneumatic cylinders and rotary actuators	11	35 750	992	2.8	Z	X
2430	Fluid-power filters, components, accessories, and parts	16	108 883	9 744	8.9	.2	63.3
2431	Filters	15	108 516	9 665	8.9	.2	X
2460	Other industrial supplies	19	70 503	7 749	11.0	.2	8.2
2462	Abrasives and abrasive materials	10	23 481	781	3.3	Z	X
2465	Strapping and tape	10	47 022	6 968	14.8	.2	X
2600	Aircraft and aeronautical equipment and supplies	6	1 168	80	6.8	Z	X
2700	Sporting and recreational goods and supplies	6	1 168	57	4.9	Z	X
2800	Toys and hobby goods and supplies	7	2 584	98	3.8	Z	45.6
2812	Other toys and games (including fireworks and children's vehicles)	7	2 584	98	3.8	Z	X
5300	Plastics materials and basic shapes	27	73 432	8 826	12.0	.2	X
5330	Chemicals and allied products (excluding agricultural, plastics, gases, and petroleum)	34	84 765	16 088	19.0	.4	X
5800	Farm supplies	6	1 168	114	9.8	Z	X
9700	Service receipts and labor charges (including installed parts)	81	506 125	60 138	11.9	1.4	76.8
9701	Labor charges for repair work	68	475 827	52 167	11.0	1.2	X
9702	Parts installed in repair work	42	213 287	5 223	2.4	.1	X
9703	Other service receipts and labor charges—Specify	22	62 240	2 746	4.4	.1	X
9720	Receipts for service contracts	23	94 369	11 147	11.8	.3	X
9740	Receipts for installing equipment	42	327 205	38 741	11.8	.9	X
9810	Miscellaneous commodities	25	38 692	5 175	13.4	.1	X
9940	Rental and leasing receipts	6	24 286	1 015	4.2	Z	X
42184	Industrial supplies whsle	1 090	X	4 126 000	X	100.0	71.2
0200	New and rebuilt automotive parts and supplies	14	140 963	24 987	17.7	.6	X
0900	Office equipment	6	24 301	1 239	5.1	Z	X
1120	Flat iron and steel products	20	104 073	18 097	17.4	.4	X
1140	Iron and steel wire and wire products	14	162 784	8 248	5.1	.2	X
1150	Iron and steel pipe and tubing	6	24 385	2 583	10.6	.1	X
1400	Electrical apparatus and equipment	56	295 964	39 911	13.5	1.0	X
1600	Electronic parts and equipment, except communication	40	211 521	38 426	18.2	.9	4.1
1616	Electronic connectors and other passive electronic parts	11	56 162	5 531	9.8	.1	X
1618	Electronic parts and equipment, n.e.c.	13	58 450	3 761	6.4	.1	X
1700	Hardware	62	225 004	33 173	14.7	.8	14.9
1711	Hand tools (including power driven)	10	29 092	6 066	20.9	.1	X
1712	Bolts, nuts, rivets, and fasteners	12	79 538	9 919	12.5	.2	X
1800	Plumbing and heating equipment and supplies (hydronics)	17	87 786	13 395	15.3	.3	X
2100	Construction and mining machinery and equipment (including parts and attachments)	42	200 560	40 254	20.1	1.0	.8
2117	Other new construction and mining, logging, and road maintenance machinery, equipment, and parts	6	16 927	1 480	8.7	Z	X
2200	Farm machinery, equipment, and parts	7	23 960	1 062	4.4	Z	X
2230	Food-processing machinery, equipment, and parts	7	21 915	3 544	16.2	.1	69.2
2232	New packing, packaging, and bottling equipment	7	21 915	2 999	13.7	.1	X
2300	Hydraulic and pneumatic (fluid-power) pumps, motors, and parts	27	87 458	11 986	13.7	.3	20.3
2311	Pumps	13	31 503	7 071	22.4	.2	X
2320	General-purpose industrial machinery, equipment, and parts	89	488 034	95 338	19.5	2.3	30.5
2321	New pumps, compressors (air or gas), and equipment	30	153 045	26 073	17.0	.6	X
2326	New controlling, recording, and indicating instruments and access	27	116 830	19 695	16.9	.5	X
2327	All other new general-purpose industrial machinery and equipment	43	300 529	43 683	14.5	1.1	X
2328	Used general-purpose industrial machinery and equipment	12	86 040	821	1.0	Z	X
2330	Metalworking machinery, equipment, and parts	32	112 846	20 619	18.3	.5	X
2340	Materials handling machinery, equipment, and parts	58	209 190	29 277	14.0	.7	20.4
2341	New conveying equipment	41	131 712	15 799	12.0	.4	X
2342	New hoists, cranes, and monorails	26	70 233	5 824	8.3	.1	X
2350	Oil well, oil refinery, and pipeline machinery, equipment, and supplies	11	31 216	6 275	20.1	.2	X
2360	Other industrial machinery, equipment, and parts	29	80 710	18 444	22.9	.4	14.7
2363	New printing trades machinery, equipment, and supplies	16	34 397	9 341	27.2	.2	X
2366	Other new industrial machinery and equipment	10	37 496	3 558	9.5	.1	X
2367	Used industrial machinery and equipment	15	26 731	376	1.4	Z	X
2370	Mechanical power transmission supplies	198	816 633	626 845	76.8	15.2	57.8
2371	Bearings and bushings	141	634 247	192 530	30.4	4.7	X
2372	Other mechanical power transmission supplies	155	687 897	434 315	63.1	10.5	X
2380	Industrial valves and fittings (except fluid-power)	290	1 207 016	818 303	67.8	19.8	X

See footnotes at end of table.

Table 7. Agents, Brokers, and Commission Merchants by Kind of Business and Commodity Line: 1997—Con.

[Includes only establishments with payroll. For meaning of abbreviations and symbols, see introductory text. For explanation of terms, see Appendix A]

NAICS code and CL code	Kind of business and commodity line	Establishments handling commodity line		Commodity line sales			Sales coverage percent
		Number	Total sales (\$1,000)	Amount ¹ (\$1,000)	As percent of total sales of—		
					Establishments handling line	Establishments in NAICS industry ¹	
42184	Industrial supplies whse—Con.						
2390	Hydraulic and pneumatic (fluid-power) valves	78	308 513	53 021	17.2	1.3	62.1
2391	Hydraulic valves	35	165 807	23 435	14.1	.6	X
2392	Pneumatic valves	66	204 463	27 779	13.6	.7	X
2400	Hydraulic and pneumatic cylinders and rotary actuators	48	178 299	17 598	9.9	.4	69.1
2411	Hydraulic cylinders and rotary actuators	18	59 371	6 316	10.6	.2	X
2412	Pneumatic cylinders and rotary actuators	42	155 285	11 281	7.3	.3	X
2420	Hydraulic and pneumatic connectors and assemblies	33	140 498	23 638	16.8	.6	59.3
2421	Hydraulic and pneumatic connectors	25	96 447	16 088	16.7	.4	X
2422	Hydraulic and pneumatic assemblies	15	61 650	7 550	12.2	.2	X
2430	Fluid-power filters, components, accessories, and parts	70	168 235	23 188	13.8	.6	67.5
2431	Filters	37	95 871	9 197	9.6	.2	X
2432	Other fluid-power components, accessories, and parts, n.e.c.	42	92 302	13 991	15.2	.3	X
2440	Welding supplies (excluding gases)	46	153 452	67 585	44.0	1.6	X
2450	Industrial containers and supplies	274	1 072 758	793 534	74.0	19.2	47.8
2451	New and reconditioned drums and barrels	30	57 855	20 030	34.6	.5	X
2452	Bottles and bottlers' supplies	50	308 881	254 511	82.4	6.2	X
2454	Other industrial containers and supplies	217	767 307	518 994	67.6	12.6	X
2460	Other industrial supplies	483	1 519 799	1 127 213	74.2	27.3	59.3
2461	Printing and duplicating inks	48	60 776	32 577	53.6	.8	X
2462	Abrasives and abrasive materials	125	394 120	148 395	37.7	3.6	X
2463	Nylon, polyester, and synthetic rubber	35	154 126	107 193	69.5	2.6	X
2464	Mechanical rubber goods	114	333 244	189 355	56.8	4.6	X
2465	Strapping and tape	69	132 622	83 161	62.7	2.0	X
2466	Industrial supplies, n.e.c.	267	898 491	566 531	63.1	13.7	X
2620	Marine machinery, equipment, and supplies	6	50 714	11 012	21.7	.3	X
3300	Stationery, office supplies and greeting cards	9	442	82	18.6	Z	71.2
3311	Business forms	8	244	73	29.9	Z	X
3400	Industrial and personal services paper and plastics	18	48 041	22 530	46.9	.5	66.1
3411	Paperboard and boxboard boxes	15	21 949	10 347	47.1	.3	X
3413	Industrial paper (wrapping, bags, cartons, etc.)	6	25 549	12 064	47.2	.3	X
5300	Plastics materials and basic shapes	44	230 961	35 623	15.4	.9	14.0
5311	Plastic pipes, rods, tubes, and shapes	18	134 007	9 625	7.2	.2	X
5314	Other plastics materials and basic shapes	19	89 790	16 407	18.3	.4	X
5330	Chemicals and allied products (excluding agricultural, plastics, gases, and petroleum)	24	102 245	11 089	10.8	.3	X
6000	Paint, paint supplies, and wallpaper	21	97 944	15 472	15.8	.4	10.3
6011	Architectural coatings (enamels, primers, stains, solvents, and lacquers)	6	45 565	8 426	18.5	.2	X
6014	Paint supplies	6	1 781	109	6.1	Z	X
9700	Service receipts and labor charges (including installed parts)	30	131 735	16 882	12.8	.4	64.8
9701	Labor charges for repair work	23	107 229	9 324	8.7	.2	X
9702	Parts installed in repair work	8	20 796	1 010	4.9	Z	X
9703	Other service receipts and labor charges—Specify	7	24 506	6 546	26.7	.2	X
9810	Miscellaneous commodities	37	112 901	22 337	19.8	.5	X
421840	Industrial supplies whse	1 090	X	4 126 000	X	100.0	71.2
0200	New and rebuilt automotive parts and supplies	14	140 963	24 987	17.7	.6	X
0900	Office equipment	6	24 301	1 239	5.1	Z	X
1120	Flat iron and steel products	20	104 073	18 097	17.4	.4	X
1140	Iron and steel wire and wire products	14	162 784	8 248	5.1	.2	X
1150	Iron and steel pipe and tubing	6	24 385	2 583	10.6	.1	X
1400	Electrical apparatus and equipment	56	295 964	39 911	13.5	1.0	X
1600	Electronic parts and equipment, except communication	40	211 521	38 426	18.2	.9	4.1
1616	Electronic connectors and other passive electronic parts	11	56 162	5 531	9.8	.1	X
1618	Electronic parts and equipment, n.e.c.	13	58 450	3 761	6.4	.1	X
1700	Hardware	62	225 004	33 173	14.7	.8	14.9
1711	Hand tools (including power driven)	10	29 092	6 066	20.9	.1	X
1712	Bolts, nuts, rivets, and fasteners	12	79 538	9 919	12.5	.2	X
1800	Plumbing and heating equipment and supplies (hydronics)	17	87 786	13 395	15.3	.3	X
2100	Construction and mining machinery and equipment (including parts and attachments)	42	200 560	40 254	20.1	1.0	.8
2117	Other new construction and mining, logging, and road maintenance machinery, equipment, and parts	6	16 927	1 480	8.7	Z	X
2200	Farm machinery, equipment, and parts	7	23 960	1 062	4.4	Z	X
2230	Food-processing machinery, equipment, and parts	7	21 915	3 544	16.2	.1	69.2
2232	New packing, packaging, and bottling equipment	7	21 915	2 999	13.7	.1	X
2300	Hydraulic and pneumatic (fluid-power) pumps, motors, and parts	27	87 458	11 986	13.7	.3	20.3
2311	Pumps	13	31 503	7 071	22.4	.2	X
2320	General-purpose industrial machinery, equipment, and parts	89	488 034	95 338	19.5	2.3	30.5
2321	New pumps, compressors (air or gas), and equipment	30	153 045	26 073	17.0	.6	X
2326	New controlling, recording, and indicating instruments and access	27	116 830	19 695	16.9	.5	X
2327	All other new general-purpose industrial machinery and equipment	43	300 529	43 683	14.5	1.1	X
2328	Used general-purpose industrial machinery and equipment	12	86 040	821	1.0	Z	X
2330	Metalworking machinery, equipment, and parts	32	112 846	20 619	18.3	.5	X
2340	Materials handling machinery, equipment, and parts	58	209 190	29 277	14.0	.7	20.4
2341	New conveying equipment	41	131 712	15 799	12.0	.4	X
2342	New hoists, cranes, and monorails	26	70 233	5 824	8.3	.1	X
2350	Oil well, oil refinery, and pipeline machinery, equipment, and supplies	11	31 216	6 275	20.1	.2	X

See footnotes at end of table.

Table 7. Agents, Brokers, and Commission Merchants by Kind of Business and Commodity Line: 1997—Con.

[Includes only establishments with payroll. For meaning of abbreviations and symbols, see introductory text. For explanation of terms, see Appendix A]

NAICS code and CL code	Kind of business and commodity line	Establishments handling commodity line		Commodity line sales			Sales coverage percent
		Number	Total sales (\$1,000)	Amount ¹ (\$1,000)	As percent of total sales of—		
					Establishments handling line	Establishments in NAICS industry ¹	
421840	Industrial supplies whsle—Con.						
2360	Other industrial machinery, equipment, and parts	29	80 710	18 444	22.9	.4	14.7
2363	New printing trades machinery, equipment, and supplies	16	34 397	9 341	27.2	.2	X
2366	Other new industrial machinery and equipment	10	37 496	3 558	9.5	.1	X
2367	Used industrial machinery and equipment	15	26 731	376	1.4	.7	X
2370	Mechanical power transmission supplies	198	816 633	626 845	76.8	15.2	57.8
2371	Bearings and bushings	141	634 247	192 530	30.4	4.7	X
2372	Other mechanical power transmission supplies	155	687 897	434 315	63.1	10.5	X
2380	Industrial valves and fittings (except fluid-power)	290	1 207 016	818 303	67.8	19.8	X
2390	Hydraulic and pneumatic (fluid-power) valves	78	308 513	53 021	17.2	1.3	62.1
2391	Hydraulic valves	35	165 807	23 435	14.1	.6	X
2392	Pneumatic valves	66	204 463	27 779	13.6	.7	X
2400	Hydraulic and pneumatic cylinders and rotary actuators	48	178 299	17 598	9.9	.4	69.1
2411	Hydraulic cylinders and rotary actuators	18	59 371	6 316	10.6	.2	X
2412	Pneumatic cylinders and rotary actuators	42	155 285	11 281	7.3	.3	X
2420	Hydraulic and pneumatic connectors and assemblies	33	140 498	23 638	16.8	.6	59.3
2421	Hydraulic and pneumatic connectors	25	96 447	16 088	16.7	.4	X
2422	Hydraulic and pneumatic assemblies	15	61 650	7 550	12.2	.2	X
2430	Fluid-power filters, components, accessories, and parts	70	168 235	23 188	13.8	.6	67.5
2431	Filters	37	95 871	9 197	9.6	.2	X
2432	Other fluid-power components, accessories, and parts, n.e.c.	42	92 302	13 991	15.2	.3	X
2440	Welding supplies (excluding gases)	46	153 452	67 585	44.0	1.6	X
2450	Industrial containers and supplies	274	1 072 758	793 534	74.0	19.2	47.8
2451	New and reconditioned drums and barrels	30	57 855	20 030	34.6	.5	X
2452	Bottles and bottlers' supplies	50	308 881	254 511	82.4	6.2	X
2454	Other industrial containers and supplies	217	767 307	518 994	67.6	12.6	X
2460	Other industrial supplies	483	1 519 799	1 127 213	74.2	27.3	59.3
2461	Printing and duplicating inks	48	60 776	32 577	53.6	.8	X
2462	Abrasives and abrasive materials	125	394 120	148 395	37.7	3.6	X
2463	Nylon, polyester, and synthetic rubber	35	154 126	107 193	69.5	2.6	X
2464	Mechanical rubber goods	114	333 244	189 355	56.8	4.6	X
2465	Strapping and tape	69	132 622	83 161	62.7	2.0	X
2466	Industrial supplies, n.e.c.	267	898 491	566 531	63.1	13.7	X
2620	Marine machinery, equipment, and supplies	6	50 714	11 012	21.7	.3	X
3300	Stationery, office supplies and greeting cards	9	442	82	18.6	Z	71.2
3311	Business forms	8	244	73	29.9	Z	X
3400	Industrial and personal services paper and plastics	18	48 041	22 530	46.9	.5	66.1
3411	Paperboard and boxboard boxes	15	21 949	10 347	47.1	.3	X
3413	Industrial paper (wrapping, bags, cartons, etc.)	6	25 549	12 064	47.2	.3	X
5300	Plastics materials and basic shapes	44	230 961	35 623	15.4	.9	14.0
5311	Plastic pipes, rods, tubes, and shapes	18	134 007	9 625	7.2	.2	X
5314	Other plastics materials and basic shapes	19	89 790	16 407	18.3	.4	X
5330	Chemicals and allied products (excluding agricultural, plastics, gases, and petroleum)	24	102 245	11 089	10.8	.3	X
6000	Paint, paint supplies, and wallpaper	21	97 944	15 472	15.8	.4	10.3
6011	Architectural coatings (enamels, primers, stains, solvents, and lacquers)	6	45 565	8 426	18.5	.2	X
6014	Paint supplies	6	1 781	109	6.1	Z	X
9700	Service receipts and labor charges (including installed parts)	30	131 735	16 882	12.8	.4	64.8
9701	Labor charges for repair work	23	107 229	9 324	8.7	.2	X
9702	Parts installed in repair work	8	20 796	1 010	4.9	Z	X
9703	Other service receipts and labor charges—Specify	7	24 506	6 546	26.7	.2	X
9810	Miscellaneous commodities	37	112 901	22 337	19.8	.5	X
4218401	General-line industrial supplies whsle	151	X	427 104	X	100.0	30.2
0200	New and rebuilt automotive parts and supplies	9	132 079	23 600	17.9	5.5	X
1120	Flat iron and steel products	11	36 456	1 081	3.0	.3	X
1140	Iron and steel wire and wire products	6	118 358	4 787	4.0	1.1	X
1400	Electrical apparatus and equipment	29	168 846	16 672	9.9	3.9	X
1600	Electronic parts and equipment, except communication	7	69 071	16 426	23.8	3.8	X
1700	Hardware	35	90 936	13 962	15.4	3.3	X
2100	Construction and mining machinery and equipment (including parts and attachments)	24	106 912	20 866	19.5	4.9	X
2300	Hydraulic and pneumatic (fluid-power) pumps, motors, and parts	17	50 149	8 252	16.5	1.9	22.3
2311	Pumps	13	31 503	7 071	22.4	1.7	X
2320	General-purpose industrial machinery, equipment, and parts	45	251 286	57 141	22.7	13.4	23.1
2321	New pumps, compressors (air or gas), and equipment	22	129 213	23 486	18.2	5.5	X
2326	New controlling, recording, and indicating instruments and access	10	21 886	2 949	13.5	.7	X
2327	All other new general-purpose industrial machinery and equipment	24	186 226	29 885	16.0	7.0	X
2328	Used general-purpose industrial machinery and equipment	12	86 040	821	1.0	.2	X
2340	Materials handling machinery, equipment, and parts	17	49 246	7 189	14.6	1.7	10.9
2341	New conveying equipment	17	49 246	3 582	7.3	.8	X
2342	New hoists, cranes, and monorails	17	49 246	3 582	7.3	.8	X
2350	Oil well, oil refinery, and pipeline machinery, equipment, and supplies	6	18 153	2 482	13.7	.6	X
2360	Other industrial machinery, equipment, and parts	15	26 731	8 949	33.5	2.1	8.6
2363	New printing trades machinery, equipment, and supplies	15	26 731	8 573	32.1	2.0	X
2367	Used industrial machinery and equipment	15	26 731	376	1.4	.1	X
2370	Mechanical power transmission supplies	34	104 862	23 417	22.3	5.5	18.6
2371	Bearings and bushings	30	96 963	17 951	18.5	4.2	X
2372	Other mechanical power transmission supplies	15	61 916	5 466	8.8	1.3	X

See footnotes at end of table.

Table 7. Agents, Brokers, and Commission Merchants by Kind of Business and Commodity Line: 1997—Con.

[Includes only establishments with payroll. For meaning of abbreviations and symbols, see introductory text. For explanation of terms, see Appendix A]

NAICS code and CL code	Kind of business and commodity line	Establishments handling commodity line		Commodity line sales			Sales coverage percent
		Number	Total sales (\$1,000)	Amount ¹ (\$1,000)	As percent of total sales of—		
					Establishments handling line	Establishments in NAICS industry ¹	
4218401	General-line industrial supplies whsle—Con.						
2380	Industrial valves and fittings (except fluid-power)	99	291 094	64 866	22.3	15.2	X
2390	Hydraulic and pneumatic (fluid-power) valves	37	140 667	27 135	19.3	6.4	29.1
2391	Hydraulic valves	25	130 167	21 439	16.5	5.0	X
2392	Pneumatic valves	30	51 291	5 693	11.1	1.3	X
2400	Hydraulic and pneumatic cylinders and rotary actuators	12	47 170	6 312	13.4	1.5	30.2
2412	Pneumatic cylinders and rotary actuators	12	47 170	5 104	10.8	1.2	X
2420	Hydraulic and pneumatic connectors and assemblies	7	21 705	1 225	5.6	.3	X
2430	Fluid-power filters, components, accessories, and parts	33	83 931	12 823	15.3	3.0	29.4
2431	Filters	17	54 628	7 203	13.2	1.7	X
2432	Other fluid-power components, accessories, and parts, n.e.c.	18	29 303	5 620	19.2	1.3	X
2440	Welding supplies (excluding gases)	7	8 962	3 398	37.9	.8	X
2450	Industrial containers and supplies	32	132 101	32 618	24.7	7.6	6.0
2454	Other industrial containers and supplies	32	132 101	32 618	24.7	7.6	X
2460	Other industrial supplies	99	186 442	35 119	18.8	8.2	17.6
2461	Printing and duplicating inks	22	10 763	77	.7	.5	X
2462	Abrasives and abrasive materials	11	20 031	2 305	11.5	.5	X
2463	Nylon, polyester, and synthetic rubber	8	20 524	1 562	7.6	.4	X
2464	Mechanical rubber goods	42	63 177	11 103	17.6	2.6	X
2465	Strapping and tape	22	10 763	77	.7	.2	X
2466	Industrial supplies, n.e.c.	56	104 125	19 995	19.2	4.7	X
3300	Stationery, office supplies and greeting cards	8	244	73	29.9	Z	30.2
3311	Business forms	8	244	73	29.9	Z	X
3400	Industrial and personal services paper and plastics	11	1 212	338	27.9	.1	30.2
3411	Paperboard and boxboard boxes	11	1 212	247	20.4	.1	X
5300	Plastics materials and basic shapes	13	72 360	6 673	9.2	1.6	2.0
5311	Plastic pipes, rods, tubes, and shapes	13	72 360	6 673	9.2	1.6	X
6000	Paint, paint supplies, and wallpaper	7	27 242	6 312	23.2	1.5	X
9700	Service receipts and labor charges (including installed parts)	6	50 706	7 497	14.8	1.8	X
9810	Miscellaneous commodities	9	22 733	5 977	26.3	1.4	X
4218402	Mechanical power transmission supplies whsle	159	X	700 311	X	100.0	76.9
1400	Electrical apparatus and equipment	13	65 033	12 842	19.7	1.8	X
1600	Electronic parts and equipment, except communication	11	56 162	9 219	16.4	1.3	13.6
1616	Electronic connectors and other passive electronic parts	11	56 162	5 531	9.8	.8	X
1618	Electronic parts and equipment, n.e.c.	11	56 162	3 688	6.6	.5	X
2100	Construction and mining machinery and equipment (including parts and attachments)	9	40 849	11 692	28.6	1.7	X
2340	Materials handling machinery, equipment, and parts	15	61 933	9 783	15.8	1.4	42.7
2341	New conveying equipment	15	61 933	9 783	15.8	1.4	X
2370	Mechanical power transmission supplies	159	700 311	602 406	86.0	86.0	63.2
2371	Bearings and bushings	108	532 570	174 300	32.7	24.9	X
2372	Other mechanical power transmission supplies	137	616 635	428 106	69.4	61.1	X
2430	Fluid-power filters, components, accessories, and parts	9	30 760	5 785	18.8	.8	76.9
2432	Other fluid-power components, accessories, and parts, n.e.c.	8	29 554	5 738	19.4	.8	X
4218403	Welding supplies whsle	24	X	60 895	X	100.0	29.4
2440	Welding supplies (excluding gases)	24	60 895	52 787	86.7	86.7	X
4218404	Industrial containers & supplies whsle	226	X	817 235	X	100.0	80.2
1700	Hardware	9	46 223	8 733	18.9	1.1	13.3
1712	Bolts, nuts, rivets, and fasteners	9	46 223	8 733	18.9	1.1	X
2230	Food-processing machinery, equipment, and parts	6	16 474	2 727	16.6	.3	77.3
2232	New packing, packaging, and bottling equipment	6	16 474	2 727	16.6	.3	X
2320	General-purpose industrial machinery, equipment, and parts	9	24 875	5 066	20.4	.6	X
2340	Materials handling machinery, equipment, and parts	6	41 258	6 858	16.6	.8	X
2450	Industrial containers and supplies	226	817 235	743 289	91.0	91.0	54.1
2451	New and reconditioned drums and barrels	27	46 592	14 741	31.6	1.8	X
2452	Bottles and bottlers' supplies	48	266 684	254 302	95.4	31.1	X
2454	Other industrial containers and supplies	173	564 547	474 247	84.0	58.0	X
2460	Other industrial supplies	16	22 219	1 846	8.3	.2	72.6
2465	Strapping and tape	16	22 219	1 846	8.3	.2	X
3400	Industrial and personal services paper and plastics	6	45 319	22 073	48.7	2.7	X
5330	Chemicals and allied products (excluding agricultural, plastics, gases, and petroleum)	6	17 305	2 654	15.3	.3	X
9810	Miscellaneous commodities	6	21 852	5 600	25.6	.7	X
4218405	Industrial valves & fittings (except fluid-power) whsle	175	X	873 594	X	100.0	73.5
1600	Electronic parts and equipment, except communication	14	72 966	11 573	15.9	1.3	X
1800	Plumbing and heating equipment and supplies (hydronics)	14	69 008	10 823	15.7	1.2	X
2320	General-purpose industrial machinery, equipment, and parts	17	94 944	18 704	19.7	2.1	X
2360	Other industrial machinery, equipment, and parts	12	45 107	8 668	19.2	1.0	X
2380	Industrial valves and fittings (except fluid-power)	175	873 594	747 566	85.6	85.6	X
2390	Hydraulic and pneumatic (fluid-power) valves	31	133 980	21 304	15.9	2.4	X
2400	Hydraulic and pneumatic cylinders and rotary actuators	31	107 123	7 014	6.5	.8	X
2420	Hydraulic and pneumatic connectors and assemblies	7	10 797	898	8.3	.1	X
2430	Fluid-power filters, components, accessories, and parts	16	24 708	2 965	12.0	.3	X
2460	Other industrial supplies	8	49 834	3 720	7.5	.4	X
9700	Service receipts and labor charges (including installed parts)	11	54 057	3 701	6.8	.4	X

See footnotes at end of table.

Table 7. Agents, Brokers, and Commission Merchants by Kind of Business and Commodity Line: 1997—Con.

[Includes only establishments with payroll. For meaning of abbreviations and symbols, see introductory text. For explanation of terms, see Appendix A]

NAICS code and CL code	Kind of business and commodity line	Establishments handling commodity line		Commodity line sales			Sales coverage percent
		Number	Total sales (\$1,000)	Amount ¹ (\$1,000)	As percent of total sales of—		
					Establishments handling line	Establishments in NAICS industry ¹	
4218406	Other industrial supplies whsle	355	X	1 246 861	X	100.0	76.7
1600	Electronic parts and equipment, except communication	6	11 034	1 135	10.3	.1	X
1700	Hardware	13	62 407	7 252	11.6	.6	36.1
1711	Hand tools (including power driven)	10	29 092	6 066	20.9	.5	X
2100	Construction and mining machinery and equipment (including parts and attachments)	6	16 927	1 480	8.7	.1	5.4
2117	Other new construction and mining, logging, and road maintenance machinery, equipment, and parts	6	16 927	1 480	8.7	.1	X
2320	General-purpose industrial machinery, equipment, and parts	14	101 444	12 324	12.1	1.0	1.5
2327	All other new general-purpose industrial machinery and equipment	14	101 444	12 324	12.1	1.0	X
2330	Metalworking machinery, equipment, and parts	19	34 865	8 424	24.2	.7	X
2340	Materials handling machinery, equipment, and parts	18	41 503	4 676	11.3	.4	10.0
2341	New conveying equipment	9	20 533	2 434	11.9	.2	X
2342	New hoists, cranes, and monorails	9	20 987	2 242	10.7	.2	X
2380	Industrial valves and fittings (except fluid-power)	12	28 454	3 936	13.8	.3	X
2420	Hydraulic and pneumatic connectors and assemblies	14	85 080	13 980	16.4	1.1	76.7
2421	Hydraulic and pneumatic connectors	10	41 546	6 736	16.2	.5	X
2422	Hydraulic and pneumatic assemblies	6	52 226	7 244	13.9	.6	X
2430	Fluid-power filters, components, accessories, and parts	12	28 836	1 615	5.6	.1	63.8
2431	Filters	7	23 783	839	3.5	.1	X
2432	Other fluid-power components, accessories, and parts, n.e.c.	7	18 192	776	4.3	.1	X
2440	Welding supplies (excluding gases)	10	48 485	7 835	16.2	.6	X
2450	Industrial containers and supplies	6	63 868	4 454	7.0	.4	X
2460	Other industrial supplies	355	1 246 861	1 085 863	87.1	87.1	64.1
2461	Printing and duplicating inks	26	50 013	32 500	65.0	2.6	X
2462	Abrasives and abrasive materials	112	353 045	145 670	41.3	11.7	X
2463	Nylon, polyester, and synthetic rubber	28	133 602	105 631	79.1	8.5	X
2464	Mechanical rubber goods	65	248 189	177 223	71.4	14.2	X
2465	Strapping and tape	31	99 640	81 238	81.5	6.5	X
2466	Industrial supplies, n.e.c.	204	751 766	543 600	72.3	43.6	X
2620	Marine machinery, equipment, and supplies	6	50 714	11 012	21.7	.9	X
5300	Plastics materials and basic shapes	24	130 006	26 140	20.1	2.1	22.2
5314	Other plastics materials and basic shapes	19	89 790	16 407	18.3	1.3	X
5330	Chemicals and allied products (excluding agricultural, plastics, gases, and petroleum)	11	33 753	5 401	16.0	.4	X
6000	Paint, paint supplies, and wallpaper	11	47 346	8 535	18.0	.7	20.5
6011	Architectural coatings (enamels, primers, stains, solvents, and lacquers)	6	45 565	8 426	18.5	.7	X
6014	Paint supplies	6	1 781	109	6.1	Z	X
9700	Service receipts and labor charges (including installed parts)	9	14 006	3 834	27.4	.3	X
9810	Miscellaneous commodities	14	40 936	6 012	14.7	.5	X
42185	Service establishment equipment & supplies whsle	393	X	1 527 838	X	100.0	80.5
0530	Flooring and floor coverings	7	34 037	1 967	5.8	.1	X
0960	Restaurant and hotel equipment and supplies	20	155 839	23 399	15.0	1.5	X
1800	Plumbing and heating equipment and supplies (hydronics)	8	31 080	6 920	22.3	.5	X
2320	General-purpose industrial machinery, equipment, and parts	9	17 387	1 800	10.4	.1	X
2500	Beauty and barber equipment and supplies	53	255 148	254 301	99.7	16.6	77.6
2511	Equipment (furniture, dryers, etc.)	15	35 247	20 225	57.4	1.3	X
2512	Supplies (combs, curlers, shampoos, etc.)	51	244 367	234 076	95.8	15.3	X
2520	Custodial (janitors') equipment and supplies	166	653 767	487 687	74.6	31.9	43.9
2521	Custodial equipment—power equipment	85	342 320	106 635	31.2	7.0	X
2522	Custodial equipment—nonpower equipment	66	256 569	71 511	27.9	4.7	X
2523	Custodial supplies	135	590 373	307 440	52.1	20.1	X
2530	Laundry and dry-cleaning equipment and supplies	18	33 167	23 011	69.4	1.5	X
2540	Other service establishment equipment and supplies	168	600 425	573 791	95.6	37.6	54.5
2541	Undertakers' equipment and supplies	17	12 949	12 766	98.6	.8	X
2542	Service establishment equipment and supplies, n.e.c.	154	587 742	561 025	95.5	36.7	X
3400	Industrial and personal services paper and plastics	20	88 698	19 436	21.9	1.3	23.2
3411	Paperboard and boxboard boxes	8	13 811	1 313	9.5	.1	X
3412	Paper dishes, cups, and napkins	12	27 737	744	2.7	Z	X
3413	Industrial paper (wrapping, bags, cartons, etc.)	15	70 249	9 226	13.1	.6	X
3414	Disposable plastic boxes, containers, cups, dishes, and supplies	14	38 843	6 436	16.6	.4	X
3415	Other industrial and personal service paper	13	61 915	1 714	2.8	.1	X
5330	Chemicals and allied products (excluding agricultural, plastics, gases, and petroleum)	53	318 181	74 994	23.6	4.9	15.2
5335	Detergents and soaps	20	56 261	6 540	11.6	.4	X
5336	Sanitation chemicals, polishes, and waxes	52	317 445	66 889	21.1	4.4	X
5338	Wood chemicals, naval stores, and gum	7	1 661	62	3.7	Z	X
5341	Insecticides, nonagricultural	19	24 809	236	1.0	Z	X
5344	Other chemicals and allied products	8	51 539	1 196	2.3	.1	X
9700	Service receipts and labor charges (including installed parts)	21	160 754	27 055	16.8	1.8	78.1
9701	Labor charges for repair work	15	85 090	7 140	8.4	.5	X
9702	Parts installed in repair work	10	63 598	1 870	2.9	.1	X
9703	Other service receipts and labor charges—Specify	6	75 664	18 045	23.8	1.2	X
9740	Receipts for installing equipment	6	10 944	601	5.5	Z	X

See footnotes at end of table.

Table 7. Agents, Brokers, and Commission Merchants by Kind of Business and Commodity Line: 1997—Con.

[Includes only establishments with payroll. For meaning of abbreviations and symbols, see introductory text. For explanation of terms, see Appendix A]

NAICS code and CL code	Kind of business and commodity line	Establishments handling commodity line		Commodity line sales			Sales coverage percent
		Number	Total sales (\$1,000)	Amount ¹ (\$1,000)	As percent of total sales of—		
					Establishments handling line	Establishments in NAICS industry ¹	
421850	Service establishment equipment & supplies whsle	393	X	1 527 838	X	100.0	80.5
0530	Flooring and floor coverings	7	34 037	1 967	5.8	.1	X
0960	Restaurant and hotel equipment and supplies	20	155 839	23 399	15.0	1.5	X
1800	Plumbing and heating equipment and supplies (hydronics)	8	31 080	6 920	22.3	.5	X
2320	General-purpose industrial machinery, equipment, and parts	9	17 387	1 800	10.4	.1	X
2500	Beauty and barber equipment and supplies	53	255 148	254 301	99.7	16.6	77.6
2511	Equipment (furniture, dryers, etc.)	15	35 247	20 225	57.4	1.3	X
2512	Supplies (combs, curlers, shampoos, etc.)	51	244 367	234 076	95.8	15.3	X
2520	Custodial (janitors') equipment and supplies	166	653 767	487 687	74.6	31.9	43.9
2521	Custodial equipment—power equipment	85	342 320	106 635	31.2	7.0	X
2522	Custodial equipment—nonpower equipment	66	256 569	71 511	27.9	4.7	X
2523	Custodial supplies	135	590 373	307 440	52.1	20.1	X
2530	Laundry and dry-cleaning equipment and supplies	18	33 167	23 011	69.4	1.5	X
2540	Other service establishment equipment and supplies	168	600 425	573 791	95.6	37.6	54.5
2541	Undertakers' equipment and supplies	17	12 949	12 766	98.6	.8	X
2542	Service establishment equipment and supplies, n.e.c.	154	587 742	561 025	95.5	36.7	X
3400	Industrial and personal services paper and plastics	20	88 698	19 436	21.9	1.3	23.2
3411	Paperboard and boxboard boxes	8	13 811	1 313	9.5	.1	X
3412	Paper dishes, cups, and napkins	12	27 737	744	2.7	Z	X
3413	Industrial paper (wrapping, bags, cartons, etc.)	15	70 249	9 226	13.1	.6	X
3414	Disposable plastic boxes, containers, cups, dishes, and supplies	14	38 843	6 436	16.6	.4	X
3415	Other industrial and personal service paper	13	61 915	1 714	2.8	.1	X
5330	Chemicals and allied products (excluding agricultural, plastics, gases, and petroleum)	53	318 181	74 994	23.6	4.9	15.2
5335	Detergents and soaps	20	56 261	6 540	11.6	.4	X
5336	Sanitation chemicals, polishes, and waxes	52	317 445	66 889	21.1	4.4	X
5338	Wood chemicals, naval stores, and gum	7	1 661	236	3.7	Z	X
5341	Insecticides, nonagricultural	19	24 809	236	1.0	Z	X
5344	Other chemicals and allied products	8	51 539	1 196	2.3	.1	X
9700	Service receipts and labor charges (including installed parts)	21	160 754	27 055	16.8	1.8	78.1
9701	Labor charges for repair work	15	85 090	7 140	8.4	.5	X
9702	Parts installed in repair work	10	63 598	1 870	2.9	.1	X
9703	Other service receipts and labor charges—Specify	6	75 664	18 045	23.8	1.2	X
9740	Receipts for installing equipment	6	10 944	601	5.5	Z	X
4218501	Beauty & barber shop equipment & supplies whsle	53	X	D	X	D	D
2500	Beauty and barber equipment and supplies	53	D	D	D	D	D
2511	Equipment (furniture, dryers, etc.)	15	D	D	D	D	X
2512	Supplies (combs, curlers, shampoos, etc.)	51	D	D	D	D	X
4218502	Custodial, janitors' equipment & supplies whsle	155	X	645 361	X	100.0	79.7
0530	Flooring and floor coverings	7	34 037	1 967	5.8	.3	X
0960	Restaurant and hotel equipment and supplies	19	155 598	23 391	15.0	3.6	X
2520	Custodial (janitors') equipment and supplies	155	645 361	485 586	75.2	75.2	X
3400	Industrial and personal services paper and plastics	20	88 698	19 436	21.9	3.0	X
5330	Chemicals and allied products (excluding agricultural, plastics, gases, and petroleum)	52	317 445	74 923	23.6	11.6	X
4218503	Laundry & dry-cleaning equipment & supplies whsle	17	X	26 904	X	100.0	80.6
2520	Custodial (janitors') equipment and supplies	11	8 406	2 101	25.0	7.8	X
2530	Laundry and dry-cleaning equipment and supplies	17	26 904	21 790	81.0	81.0	X
4218504	Other service establishment equipment & supplies whsle	168	X	D	X	D	D
1800	Plumbing and heating equipment and supplies (hydronics)	7	D	D	D	D	X
2540	Other service establishment equipment and supplies	168	D	D	D	D	D
2541	Undertakers' equipment and supplies	17	D	D	D	D	X
2542	Service establishment equipment and supplies, n.e.c.	154	D	D	D	D	X
9700	Service receipts and labor charges (including installed parts)	17	D	D	D	D	D
9701	Labor charges for repair work	12	D	D	D	D	X
9702	Parts installed in repair work	8	D	D	D	D	X
42186	Transportation equipment & supplies (exc motor vehicle) whsle	453	X	3 576 194	X	100.0	82.8
0200	New and rebuilt automotive parts and supplies	10	26 030	3 860	14.8	.1	X
1400	Electrical apparatus and equipment	10	55 184	3 316	6.0	.1	X
1600	Electronic parts and equipment, except communication	26	123 523	14 672	11.9	.4	X
1700	Hardware	10	62 838	10 975	17.5	.3	X
2320	General-purpose industrial machinery, equipment, and parts	17	151 637	18 156	12.0	.5	X
2350	Oil well, oil refinery, and pipeline machinery, equipment, and supplies	8	48 259	5 191	10.8	.1	X
2600	Aircraft and aeronautical equipment and supplies	275	2 677 172	2 606 480	97.4	72.9	78.5
2611	New aircraft	46	693 081	360 357	52.0	10.1	X
2612	New aircraft engines and engine parts	52	370 390	146 867	39.7	4.1	X
2613	Other new aircraft equipment and supplies	115	995 089	918 286	92.3	25.7	X
2614	Used aircraft and aeronautical equipment and supplies	146	1 379 666	1 180 970	85.6	33.0	X
2620	Marine machinery, equipment, and supplies	113	526 759	423 191	80.3	11.8	75.6
2621	New ships and boats (excluding pleasure boats)	10	50 448	39 270	77.8	1.1	X
2622	New marine propulsion machinery and equipment	37	81 809	53 505	65.4	1.5	X
2623	New marine supplies	74	318 793	225 496	70.7	6.3	X
2624	Used marine machinery, equipment, and supplies	28	131 458	104 920	79.8	2.9	X
2630	Other transportation equipment and supplies	83	501 734	431 274	86.0	12.1	72.8
2631	New transportation equipment (excluding automotive)	68	384 774	294 899	76.6	8.2	X
2632	Used transportation equipment (excluding automotive)	37	227 622	136 375	59.9	3.8	X
2700	Sporting and recreational goods and supplies	6	35 364	4 973	14.1	.1	X
9810	Miscellaneous commodities	16	149 980	16 808	11.2	.5	X

See footnotes at end of table.

Table 7. Agents, Brokers, and Commission Merchants by Kind of Business and Commodity Line: 1997—Con.

[Includes only establishments with payroll. For meaning of abbreviations and symbols, see introductory text. For explanation of terms, see Appendix A]

NAICS code and CL code	Kind of business and commodity line	Establishments handling commodity line		Commodity line sales			Sales coverage percent
		Number	Total sales (\$1,000)	Amount ¹ (\$1,000)	As percent of total sales of—		
					Establishments handling line	Establishments in NAICS industry ¹	
42186	Transportation equipment & supplies (exc motor vehicle) whsle—Con.						
9940	Rental and leasing receipts	6	239 889	11 285	4.7	.3	X
421860	Transportation equipment & supplies (exc motor vehicle) whsle	453	X	3 576 194	X	100.0	82.8
0200	New and rebuilt automotive parts and supplies	10	26 030	3 860	14.8	.1	X
1400	Electrical apparatus and equipment	10	55 184	3 316	6.0	.1	X
1600	Electronic parts and equipment, except communication	26	123 523	14 672	11.9	.4	X
1700	Hardware	10	62 838	10 975	17.5	.3	X
2320	General-purpose industrial machinery, equipment, and parts	17	151 637	18 156	12.0	.5	X
2350	Oil well, oil refinery, and pipeline machinery, equipment, and supplies	8	48 259	5 191	10.8	.1	X
2600	Aircraft and aeronautical equipment and supplies	275	2 677 172	2 606 480	97.4	72.9	78.5
2611	New aircraft	46	693 081	360 357	52.0	10.1	X
2612	New aircraft engines and engine parts	52	370 390	146 867	39.7	4.1	X
2613	Other new aircraft equipment and supplies	115	995 089	918 286	92.3	25.7	X
2614	Used aircraft and aeronautical equipment and supplies	146	1 379 666	1 180 970	85.6	33.0	X
2620	Marine machinery, equipment, and supplies	113	526 759	423 191	80.3	11.8	75.6
2621	New ships and boats (excluding pleasure boats)	10	50 448	39 270	77.8	1.1	X
2622	New marine propulsion machinery and equipment	37	81 809	53 505	65.4	1.5	X
2623	New marine supplies	74	318 793	225 496	70.7	6.3	X
2624	Used marine machinery, equipment, and supplies	28	131 458	104 920	79.8	2.9	X
2630	Other transportation equipment and supplies	83	501 734	431 274	86.0	12.1	72.8
2631	New transportation equipment (excluding automotive)	68	384 774	294 899	76.6	8.2	X
2632	Used transportation equipment (excluding automotive)	37	227 622	136 375	59.9	3.8	X
2700	Sporting and recreational goods and supplies	6	35 364	4 973	14.1	.1	X
9810	Miscellaneous commodities	16	149 980	16 808	11.2	.5	X
9940	Rental and leasing receipts	6	239 889	11 285	4.7	.3	X
4218601	Aircraft & aeronautical equipment & supplies whsle	274	X	2 670 245	X	100.0	88.2
0200	New and rebuilt automotive parts and supplies	8	18 873	2 165	11.5	.1	X
1400	Electrical apparatus and equipment	7	49 287	2 652	5.4	.1	X
1600	Electronic parts and equipment, except communication	23	105 276	14 182	13.5	.5	X
1700	Hardware	7	41 029	8 982	21.9	.3	X
2320	General-purpose industrial machinery, equipment, and parts	12	123 748	9 049	7.3	.3	X
2600	Aircraft and aeronautical equipment and supplies	274	2 670 245	2 604 401	97.5	97.5	83.6
2611	New aircraft	45	686 154	358 278	52.2	13.4	X
2612	New aircraft engines and engine parts	52	370 390	146 867	39.7	5.5	X
2613	Other new aircraft equipment and supplies	115	995 089	918 286	92.3	34.4	X
2614	Used aircraft and aeronautical equipment and supplies	146	1 379 666	1 180 970	85.6	44.2	X
2620	Marine machinery, equipment, and supplies	10	42 802	6 778	15.8	.3	85.1
2623	New marine supplies	6	16 599	3 128	18.8	.1	X
9810	Miscellaneous commodities	7	100 776	10 278	10.2	.4	X
4218602	Marine machinery, equipment, & supplies whsle	100	X	D	X	D	D
2620	Marine machinery, equipment, and supplies	100	D	D	D	D	D
2621	New ships and boats (excluding pleasure boats)	8	D	D	D	D	X
2622	New marine propulsion machinery and equipment	32	D	D	D	D	X
2623	New marine supplies	66	D	D	D	D	X
2624	Used marine machinery, equipment, and supplies	26	D	D	D	D	X
9810	Miscellaneous commodities	7	D	D	D	D	X
4218603	Other transportation equipment & supplies whsle	79	X	D	X	D	D
2630	Other transportation equipment and supplies	79	D	D	D	D	D
2631	New transportation equipment (excluding automotive)	65	D	D	D	D	X
2632	Used transportation equipment (excluding automotive)	36	D	D	D	D	X
4219	Miscellaneous durable goods whsle	13 564	X	D	X	D	D
0100	New and used automobiles, motorcycles, etc.	10	D	D	D	D	X
0200	New and rebuilt automotive parts and supplies	72	D	D	D	D	D
0224	Accessories	69	D	D	D	D	X
0300	Tires and tubes	25	D	D	D	D	X
0400	Household and lawn furniture	42	D	D	D	D	D
0413	Lawn furniture and equipment	23	D	D	D	D	X
0420	Office and business furniture	7	D	D	D	D	X
0500	Household china, glassware, crockery, and plastic housewares	81	D	D	D	D	X
0520	Linens, domestics, curtains, and draperies	72	D	D	D	D	X
0530	Flooring and floor coverings	10	D	D	D	D	D
0531	Soft-surface (textile) floor coverings and accessories (including rugs, carpets, and pads)	10	D	D	D	D	X
0533	Other hard-surface floor coverings and accessories (including tile and sheet goods)	10	D	D	D	D	X
0540	Other home furnishings	219	D	D	D	D	D
0541	Metal flatware and kitchen utensils	8	D	D	D	D	X
0542	Mirrors, lamps, and picture frames	183	D	D	D	D	X
0543	Home furnishings, n.e.c.	10	D	D	D	D	X
0620	Plywood and millwork	13	D	D	D	D	X
0720	Roofing, siding, and insulation materials	27	D	D	D	D	X
0740	Other construction materials	21	D	D	D	D	X
0800	Photographic equipment and supplies (excluding video)	148	D	D	D	D	X
0900	Office equipment	130	D	D	D	D	X
0950	Computer software (packaged)	41	D	D	D	D	X
0960	Restaurant and hotel equipment and supplies	9	D	D	D	D	X
1000	Medical, hospital, and surgical supplies	13	D	D	D	D	X

See footnotes at end of table.

Table 7. Agents, Brokers, and Commission Merchants by Kind of Business and Commodity Line: 1997—Con.

[Includes only establishments with payroll. For meaning of abbreviations and symbols, see introductory text. For explanation of terms, see Appendix A]

NAICS code and CL code	Kind of business and commodity line	Establishments handling commodity line		Commodity line sales			Sales coverage percent
		Number	Total sales (\$1,000)	Amount ¹ (\$1,000)	As percent of total sales of—		
					Establishments handling line	Establishments in NAICS industry ¹	
4219	Miscellaneous durable goods whse—Con.						
1050	Other professional equipment and supplies	9	D	D	D	D	X
1140	Iron and steel wire and wire products	37	D	D	D	D	X
1150	Iron and steel pipe and tubing	9	D	D	D	D	X
1200	Copper and brass	25	D	D	D	D	X
1220	Aluminum shapes, forms, etc.	6	D	D	D	D	X
1400	Electrical apparatus and equipment	170	D	D	D	D	D
1419	Industrial controls	6	D	D	D	D	X
1500	Electrical appliances, household	203	D	D	D	D	D
1511	Televisions	13	D	D	D	D	X
1512	Radios, stereos, and CD players	13	D	D	D	D	X
1513	V.C.R.'s and video cameras	10	D	D	D	D	X
1600	Electronic parts and equipment, except communication	161	D	D	D	D	D
1618	Electronic parts and equipment, n.e.c.	156	D	D	D	D	X
1650	Communication equipment and supplies	15	D	D	D	D	D
1651	Telephones	14	D	D	D	D	X
1700	Hardware	250	D	D	D	D	D
1711	Hand tools (including power driven)	108	D	D	D	D	X
1712	Bolts, nuts, rivets, and fasteners	102	D	D	D	D	X
1713	Cutlery	116	D	D	D	D	X
1800	Plumbing and heating equipment and supplies (hydronics)	69	D	D	D	D	D
1813	Plumbing fixtures	29	D	D	D	D	X
1814	Furnaces, stoves, water heaters (except electric and warm air)	15	D	D	D	D	X
1818	Other plumbing and heating equipment and supplies	25	D	D	D	D	X
1900	Warm air heating and air-conditioning equipment and supplies	57	D	D	D	D	D
1912	Central air-conditioning (residential and commercial)	26	D	D	D	D	X
1919	Registers, grills, pre-formed ductwork (excluding sheet metal), and duct insulation	29	D	D	D	D	X
2000	Refrigeration equipment and supplies	8	D	D	D	D	D
2011	Commercial refrigerators (reach-in and walk-in)	8	D	D	D	D	X
2012	Unit coolers for commercial refrigerators	8	D	D	D	D	X
2220	Garden machinery, equipment, and parts	82	D	D	D	D	X
2320	General-purpose industrial machinery, equipment, and parts	74	D	D	D	D	X
2330	Metalworking machinery, equipment, and parts	17	D	D	D	D	X
2450	Industrial containers and supplies	21	D	D	D	D	X
2460	Other industrial supplies	21	D	D	D	D	X
2520	Custodial (janitors') equipment and supplies	9	D	D	D	D	X
2600	Aircraft and aeronautical equipment and supplies	11	D	D	D	D	X
2700	Sporting and recreational goods and supplies	1 328	D	D	D	D	D
2711	Ammunition, firearms, reloading equipment, archery supplies, shooting aids, and accessories	242	D	D	D	D	X
2712	Bicycles and bicycle tires and tubes	85	D	D	D	D	X
2713	Billiards, pool, bowling equipment, and accessories	77	D	D	D	D	X
2714	Camping and fishing equipment and accessories	561	D	D	D	D	X
2715	Athletic equipment and accessories	546	D	D	D	D	X
2716	Skating equipment	113	D	D	D	D	X
2717	Marine pleasure craft, equipment, and accessories	224	D	D	D	D	X
2718	Other sporting and recreational goods (go carts, bait, etc.)	589	D	D	D	D	X
2800	Toys and hobby goods and supplies	609	D	D	D	D	D
2811	Video games and cartridges	140	D	D	D	D	X
2812	Other toys and games (including fireworks and children's vehicles)	422	D	D	D	D	X
2813	Crafts and craft supplies	142	D	D	D	D	X
2814	Other hobby goods and accessories	109	D	D	D	D	X
2900	Ferrous metal scrap	101	D	D	D	D	D
2911	Prepared ferrous metal scrap (processed by this establishment)	41	D	D	D	D	X
2912	Prepared ferrous metal scrap (not processed by this establishment)	44	D	D	D	D	X
2913	Unprepared ferrous metal scrap including bimetal cans	22	D	D	D	D	X
2920	Nonferrous metal scrap	102	D	D	D	D	D
2921	Aluminum scrap	92	D	D	D	D	X
2922	Copper and copper alloy scrap	45	D	D	D	D	X
2923	Lead scrap	8	D	D	D	D	X
2924	Other nonferrous metallic scrap (nickel, zinc, and precious and special metals)	41	D	D	D	D	X
2930	Recyclable paper and paperboard	54	D	D	D	D	X
2940	Recyclable materials, except metal	78	D	D	D	D	D
2941	Wiping cloths, waste rags, and textile waste	19	D	D	D	D	X
2943	Recyclable plastics	31	D	D	D	D	X
2944	Recyclable glass	18	D	D	D	D	X
2945	Other recyclable materials (including rubber and bones)	14	D	D	D	D	X
3000	Jewelry, diamonds, gem stones, and watches	534	D	D	D	D	D
3011	Diamond jewelry and diamond jewelry where lapidary work was not performed at this location	162	D	D	D	D	X
3012	Gem stone and pearl jewelry where lapidary work was not performed at this location	120	D	D	D	D	X
3013	Diamonds, diamond jewelry, gem stones, and pearl jewelry where lapidary work was performed at this location	24	D	D	D	D	X
3014	Watches, clocks, and watch movements and cases	146	D	D	D	D	X
3015	Karat gold jewelry (rings, necklaces, etc.)	135	D	D	D	D	X
3016	Other jewel., silverware, and plated ware (incl. jewel. where gemstones less than 50% of value, gold filled sterling, and costume jewel. and medallions)	182	D	D	D	D	X
3030	Precious metals—gold, silver, and platinum including precious metal coins	30	D	D	D	D	X
3100	Musical instruments and supplies	64	D	D	D	D	X

See footnotes at end of table.

Table 7. Agents, Brokers, and Commission Merchants by Kind of Business and Commodity Line: 1997—Con.

[Includes only establishments with payroll. For meaning of abbreviations and symbols, see introductory text. For explanation of terms, see Appendix A]

NAICS code and CL code	Kind of business and commodity line	Establishments handling commodity line		Commodity line sales			Sales coverage percent
		Number	Total sales (\$1,000)	Amount ¹ (\$1,000)	As percent of total sales of—		
					Establishments handling line	Establishments in NAICS industry ¹	
4219	Miscellaneous durable goods whsle—Con.						
3120	Forest products, except lumber (including cordwood, hewn posts, poles, and ties)	204	D	D	D	D	X
3130	Compact discs, prerecorded audio tapes, and phonograph records	152	D	D	D	D	X
3140	Prerecorded video tapes	451	D	D	D	D	X
3150	Other durable goods	488	D	D	D	D	D
3152	Luggage	115	D	D	D	D	X
3153	Works of art	57	D	D	D	D	X
3154	Other durable goods, n.e.c.	392	D	D	D	D	X
3160	Fire extinguishers and fire safety equipment	73	D	D	D	D	X
3200	Printing and writing paper	28	D	D	D	D	X
3300	Stationery, office supplies and greeting cards	76	D	D	D	D	D
3313	Inked ribbons, carbon paper, pens and pencils	11	D	D	D	D	X
3315	Greeting cards	23	D	D	D	D	X
3316	Other stationery supplies (envelopes, ruled forms, and binder paper) ...	46	D	D	D	D	X
3400	Industrial and personal services paper and plastics	20	D	D	D	D	X
3500	Drugs, pharmaceuticals, cosmetics, and toiletries	44	D	D	D	D	X
3600	Piece goods, knit and woven	20	D	D	D	D	X
3700	Notions (buttons, ribbons, lace, sewing accessories, zippers, bindings, etc.)	10	D	D	D	D	X
3800	Men's and boys' wear	204	D	D	D	D	D
3811	Men's and boys' suits, coats, and formal wear	16	D	D	D	D	X
3812	Men's and boys' dress and casual shirts, slacks, and jeans	29	D	D	D	D	X
3813	Men's and boys' underwear and nightwear	16	D	D	D	D	X
3814	Men's and boys' work clothing and uniforms	7	D	D	D	D	X
3815	Other men's and boys' wear (caps, hats, swimwear, neckwear, etc.) ...	43	D	D	D	D	X
3900	Women's and children's wear	105	D	D	D	D	D
3911	Infants' and children's wear (to size 6X)	8	D	D	D	D	X
3912	Women's misses', and girls' dresses and blouses	16	D	D	D	D	X
3914	Women's and misses' outerwear	20	D	D	D	D	X
3915	Women's and misses' underwear and sleepwear	8	D	D	D	D	X
3916	Other women's, misses, and girl's wear (furs, sweaters, millinery, etc.) ..	21	D	D	D	D	X
4000	Footwear	67	D	D	D	D	D
4011	All athletic footwear	28	D	D	D	D	X
4013	Other women's, misses', and girls' footwear	15	D	D	D	D	X
4014	Other men's and boy's footwear	15	D	D	D	D	X
4015	Shoe accessories	15	D	D	D	D	X
4100	Frozen foods (packaged)	30	D	D	D	D	X
4800	Coffee, tea, and spices	18	D	D	D	D	X
4830	Canned foods	17	D	D	D	D	X
4860	Other grocery specialties	7	D	D	D	D	X
5300	Plastics materials and basic shapes	147	D	D	D	D	X
5330	Chemicals and allied products (excluding agricultural, plastics, gases, and petroleum)	24	D	D	D	D	X
6000	Paint, paint supplies, and wallpaper	40	D	D	D	D	X
6100	Books, periodicals, newspapers, and miscellaneous printed materials	67	D	D	D	D	D
6101	Books	30	D	D	D	D	X
6110	Flowers and florists' supplies	13	D	D	D	D	X
6120	Art goods (including novelties and souvenirs)	43	D	D	D	D	D
6121	Art materials	7	D	D	D	D	X
6122	Novelties and souvenirs	28	D	D	D	D	X
6150	Nondurable goods, n.e.c.	15	D	D	D	D	X
9700	Service receipts and labor charges (including installed parts)	87	D	D	D	D	D
9701	Labor charges for repair work	27	D	D	D	D	X
9702	Parts installed in repair work	31	D	D	D	D	X
9703	Other service receipts and labor charges—Specify	58	D	D	D	D	X
9730	Advertising specialties (paper novelties, etc.)	36	D	D	D	D	X
9810	Miscellaneous commodities	165	D	D	D	D	X
9940	Rental and leasing receipts	50	D	D	D	D	X
42191	Sporting & recreational goods & supplies whsle	1 066	X	7 396 183	X	100.0	76.2
0400	Household and lawn furniture	14	353 723	55 456	15.7	.8	X
0500	Household china, glassware, crockery, and plastic housewares	8	222 794	44 045	19.8	.6	X
0540	Other home furnishings	8	249 875	23 704	9.5	.3	9.0
0541	Metal flatware and kitchen utensils	8	249 875	15 803	6.3	.2	X
0542	Mirrors, lamps, and picture frames	8	249 875	7 901	3.2	.1	X
0800	Photographic equipment and supplies (excluding video)	9	192 827	4 692	2.4	.1	X
1400	Electrical apparatus and equipment	14	258 035	17 130	6.6	.2	X
1500	Electrical appliances, household	10	495 280	105 914	21.4	1.4	28.3
1511	Televisions	10	495 280	43 824	8.8	.6	X
1512	Radios, stereos, and CD players	10	495 280	32 868	6.6	.4	X
1513	V.C.R.'s and video cameras	10	495 280	29 217	5.9	.4	X
1700	Hardware	14	435 037	28 274	6.5	.4	2.0
1713	Cutlery	10	108 386	5 454	5.0	.1	X
1800	Plumbing and heating equipment and supplies (hydronics)	10	28 424	5 232	18.4	.1	7.2
1814	Furnaces, stoves, water heaters (except electric and warm air)	10	28 424	5 232	18.4	.1	X

See footnotes at end of table.

Table 7. Agents, Brokers, and Commission Merchants by Kind of Business and Commodity Line: 1997—Con.

[Includes only establishments with payroll. For meaning of abbreviations and symbols, see introductory text. For explanation of terms, see Appendix A]

NAICS code and CL code	Kind of business and commodity line	Establishments handling commodity line		Commodity line sales			Sales coverage percent
		Number	Total sales (\$1,000)	Amount ¹ (\$1,000)	As percent of total sales of—		
					Establishments handling line	Establishments in NAICS industry ¹	
42191	Sporting & recreational goods & supplies whsle—Con.						
2700	Sporting and recreational goods and supplies	1 066	7 396 183	6 656 610	90.0	90.0	63.6
2711	Ammunition, firearms, reloading equipment, archery supplies, shooting aids, and accessories	239	2 819 899	1 439 647	51.1	19.5	X
2712	Bicycles and bicycle tires and tubes	74	1 017 365	279 606	27.5	3.8	X
2713	Billiards, pool, bowling equipment, and accessories	74	925 416	169 205	18.3	2.3	X
2714	Camping and fishing equipment and accessories	348	3 421 480	1 395 542	40.8	18.9	X
2715	Athletic equipment and accessories	338	3 046 303	1 434 895	47.1	19.4	X
2716	Skiing equipment	113	665 156	274 299	41.2	3.7	X
2717	Marine pleasure craft, equipment, and accessories	224	2 009 134	605 275	30.1	8.2	X
2718	Other sporting and recreational goods (go carts, bait, etc.)	372	2 518 851	1 058 143	42.0	14.3	X
2800	Toys and hobby goods and supplies	32	733 512	117 972	16.1	1.6	68.5
2812	Other toys and games (including fireworks and children's vehicles)	29	687 006	104 293	15.2	1.4	X
2814	Other hobby goods and accessories	7	54 075	9 989	18.5	.1	X
3800	Men's and boys' wear	59	445 774	79 835	17.9	1.1	5.2
3811	Men's and boys' suits, coats, and formal wear	16	141 281	5 301	3.8	.1	X
3812	Men's and boys' dress and casual shirts, slacks, and jeans	18	123 764	5 971	4.8	.1	X
3813	Men's and boys' underwear and nightwear	16	176 742	2 298	1.3	Z	X
3814	Men's and boys' work clothing and uniforms	7	101 070	18 390	18.2	.2	X
3815	Other men's and boys' wear (caps, hats, swimwear, neckwear, etc.)	36	167 959	47 876	28.5	.6	X
3900	Women's and children's wear	32	220 733	19 851	9.0	.3	3.7
3911	Infants' and children's wear (to size 6X)	8	133 246	1 903	1.4	Z	X
3912	Women's misses', and girls' dresses and blouses	8	27 171	1 923	7.1	Z	X
3914	Women's and misses' outerwear	17	62 549	6 971	11.1	.1	X
3915	Women's and misses' underwear and sleepwear	8	133 246	1 903	1.4	Z	X
3916	Other women's, misses, and girl's wear (furs, sweaters, millinery, etc.)	7	24 943	7 144	28.6	.1	X
4000	Footwear	43	381 027	65 084	17.1	.9	6.6
4011	All athletic footwear	28	351 207	54 724	15.6	.7	X
4013	Other women's, misses', and girls' footwear	15	29 820	2 940	9.9	Z	X
4014	Other men's and boy's footwear	15	29 820	5 510	18.5	.1	X
4015	Shoe accessories	15	79 964	1 910	2.4	Z	X
5330	Chemicals and allied products (excluding agricultural, plastics, gases, and petroleum)	8	21 175	1 620	7.7	Z	X
6100	Books, periodicals, newspapers, and miscellaneous printed materials	7	30 848	1 847	6.0	Z	X
9700	Service receipts and labor charges (including installed parts)	29	120 478	31 545	26.2	.4	54.8
9701	Labor charges for repair work	11	54 462	1 962	3.6	Z	X
9702	Parts installed in repair work	7	25 788	1 426	5.5	Z	X
9703	Other service receipts and labor charges—Specify	22	73 605	28 157	38.3	.4	X
9730	Advertising specialties (paper novelties, etc.)	7	46 116	3 205	7.0	Z	X
9810	Miscellaneous commodities	28	123 003	11 893	9.7	.2	X
421910	Sporting & recreational goods & supplies whsle	1 066	X	7 396 183	X	100.0	76.2
0400	Household and lawn furniture	14	353 723	55 456	15.7	.8	X
0500	Household china, glassware, crockery, and plastic housewares	8	222 794	44 045	19.8	.6	X
0540	Other home furnishings	8	249 875	23 704	9.5	.3	9.0
0541	Metal flatware and kitchen utensils	8	249 875	15 803	6.3	.2	X
0542	Mirrors, lamps, and picture frames	8	249 875	7 901	3.2	.1	X
0800	Photographic equipment and supplies (excluding video)	9	192 827	4 692	2.4	.1	X
1400	Electrical apparatus and equipment	14	258 035	17 130	6.6	.2	X
1500	Electrical appliances, household	10	495 280	105 914	21.4	1.4	28.3
1511	Televisions	10	495 280	43 824	8.8	.6	X
1512	Radios, stereos, and CD players	10	495 280	32 868	6.6	.4	X
1513	V.C.R.'s and video cameras	10	495 280	29 217	5.9	.4	X
1700	Hardware	14	435 037	28 274	6.5	.4	2.0
1713	Cutlery	10	108 386	5 454	5.0	.1	X
1800	Plumbing and heating equipment and supplies (hydronics)	10	28 424	5 232	18.4	.1	7.2
1814	Furnaces, stoves, water heaters (except electric and warm air)	10	28 424	5 232	18.4	.1	X
2700	Sporting and recreational goods and supplies	1 066	7 396 183	6 656 610	90.0	90.0	63.6
2711	Ammunition, firearms, reloading equipment, archery supplies, shooting aids, and accessories	239	2 819 899	1 439 647	51.1	19.5	X
2712	Bicycles and bicycle tires and tubes	74	1 017 365	279 606	27.5	3.8	X
2713	Billiards, pool, bowling equipment, and accessories	74	925 416	169 205	18.3	2.3	X
2714	Camping and fishing equipment and accessories	348	3 421 480	1 395 542	40.8	18.9	X
2715	Athletic equipment and accessories	338	3 046 303	1 434 895	47.1	19.4	X
2716	Skiing equipment	113	665 156	274 299	41.2	3.7	X
2717	Marine pleasure craft, equipment, and accessories	224	2 009 134	605 275	30.1	8.2	X
2718	Other sporting and recreational goods (go carts, bait, etc.)	372	2 518 851	1 058 143	42.0	14.3	X
2800	Toys and hobby goods and supplies	32	733 512	117 972	16.1	1.6	68.5
2812	Other toys and games (including fireworks and children's vehicles)	29	687 006	104 293	15.2	1.4	X
2814	Other hobby goods and accessories	7	54 075	9 989	18.5	.1	X
3800	Men's and boys' wear	59	445 774	79 835	17.9	1.1	5.2
3811	Men's and boys' suits, coats, and formal wear	16	141 281	5 301	3.8	.1	X
3812	Men's and boys' dress and casual shirts, slacks, and jeans	18	123 764	5 971	4.8	.1	X
3813	Men's and boys' underwear and nightwear	16	176 742	2 298	1.3	Z	X
3814	Men's and boys' work clothing and uniforms	7	101 070	18 390	18.2	.2	X
3815	Other men's and boys' wear (caps, hats, swimwear, neckwear, etc.)	36	167 959	47 876	28.5	.6	X
3900	Women's and children's wear	32	220 733	19 851	9.0	.3	3.7
3911	Infants' and children's wear (to size 6X)	8	133 246	1 903	1.4	Z	X
3912	Women's misses', and girls' dresses and blouses	8	27 171	1 923	7.1	Z	X
3914	Women's and misses' outerwear	17	62 549	6 971	11.1	.1	X
3915	Women's and misses' underwear and sleepwear	8	133 246	1 903	1.4	Z	X
3916	Other women's, misses, and girl's wear (furs, sweaters, millinery, etc.)	7	24 943	7 144	28.6	.1	X

See footnotes at end of table.

Table 7. Agents, Brokers, and Commission Merchants by Kind of Business and Commodity Line: 1997—Con.

[Includes only establishments with payroll. For meaning of abbreviations and symbols, see introductory text. For explanation of terms, see Appendix A]

NAICS code and CL code	Kind of business and commodity line	Establishments handling commodity line		Commodity line sales			Sales coverage percent
		Number	Total sales (\$1,000)	Amount ¹ (\$1,000)	As percent of total sales of—		
					Establishments handling line	Establishments in NAICS industry ¹	
421910	Sporting & recreational goods & supplies whsle—Con.						
4000	Footwear	43	381 027	65 084	17.1	.9	6.6
4011	All athletic footwear	28	351 207	54 724	15.6	.7	X
4013	Other women's, misses', and girls' footwear	15	29 820	2 940	9.9	Z	X
4014	Other men's and boy's footwear	15	29 820	5 510	18.5	.1	X
4015	Shoe accessories	15	79 964	1 910	2.4	Z	X
5330	Chemicals and allied products (excluding agricultural, plastics, gases, and petroleum)	8	21 175	1 620	7.7	Z	X
6100	Books, periodicals, newspapers, and miscellaneous printed materials	7	30 848	1 847	6.0	Z	X
9700	Service receipts and labor charges (including installed parts)	29	120 478	31 545	26.2	.4	54.8
9701	Labor charges for repair work	11	54 462	1 962	3.6	Z	X
9702	Parts installed in repair work	7	25 788	1 426	5.5	Z	X
9703	Other service receipts and labor charges—Specify	22	73 605	28 157	38.3	.4	X
9730	Advertising specialties (paper novelties, etc.)	7	46 116	3 205	7.0	Z	X
9810	Miscellaneous commodities	28	123 003	11 893	9.7	.2	X
42192	Toy & hobby goods & supplies whsle	413	X	D	X	D	D
0540	Other home furnishings	12	D	D	D	D	D
0542	Mirrors, lamps, and picture frames	6	D	D	D	D	X
0543	Home furnishings, n.e.c.	6	D	D	D	D	X
0800	Photographic equipment and supplies (excluding video)	6	D	D	D	D	X
1700	Hardware	9	D	D	D	D	X
2700	Sporting and recreational goods and supplies	28	D	D	D	D	D
2712	Bicycles and bicycle tires and tubes	11	D	D	D	D	X
2714	Camping and fishing equipment and accessories	7	D	D	D	D	X
2718	Other sporting and recreational goods (go carts, bait, etc.)	9	D	D	D	D	X
2800	Toys and hobby goods and supplies	413	D	D	D	D	D
2811	Video games and cartridges	66	D	D	D	D	X
2812	Other toys and games (including fireworks and children's vehicles)	312	D	D	D	D	X
2813	Crafts and craft supplies	134	D	D	D	D	X
2814	Other hobby goods and accessories	103	D	D	D	D	X
3300	Stationery, office supplies and greeting cards	26	D	D	D	D	D
3313	Inked ribbons, carbon paper, pens and pencils	11	D	D	D	D	X
3315	Greeting cards	15	D	D	D	D	X
3316	Other stationery supplies (envelopes, ruled forms, and binder paper)	11	D	D	D	D	X
6100	Books, periodicals, newspapers, and miscellaneous printed materials	15	D	D	D	D	D
6101	Books	15	D	D	D	D	X
6110	Flowers and florists' supplies	10	D	D	D	D	X
6120	Art goods (including novelties and souvenirs)	17	D	D	D	D	D
6121	Art materials	7	D	D	D	D	X
6122	Novelties and souvenirs	10	D	D	D	D	X
6150	Nondurable goods, n.e.c.	9	D	D	D	D	X
9700	Service receipts and labor charges (including installed parts)	8	D	D	D	D	D
9703	Other service receipts and labor charges—Specify	7	D	D	D	D	X
9810	Miscellaneous commodities	19	D	D	D	D	X
421920	Toy & hobby goods & supplies whsle	413	X	D	X	D	D
0540	Other home furnishings	12	D	D	D	D	D
0542	Mirrors, lamps, and picture frames	6	D	D	D	D	X
0543	Home furnishings, n.e.c.	6	D	D	D	D	X
0800	Photographic equipment and supplies (excluding video)	6	D	D	D	D	X
1700	Hardware	9	D	D	D	D	X
2700	Sporting and recreational goods and supplies	28	D	D	D	D	D
2712	Bicycles and bicycle tires and tubes	11	D	D	D	D	X
2714	Camping and fishing equipment and accessories	7	D	D	D	D	X
2718	Other sporting and recreational goods (go carts, bait, etc.)	9	D	D	D	D	X
2800	Toys and hobby goods and supplies	413	D	D	D	D	D
2811	Video games and cartridges	66	D	D	D	D	X
2812	Other toys and games (including fireworks and children's vehicles)	312	D	D	D	D	X
2813	Crafts and craft supplies	134	D	D	D	D	X
2814	Other hobby goods and accessories	103	D	D	D	D	X
3300	Stationery, office supplies and greeting cards	26	D	D	D	D	D
3313	Inked ribbons, carbon paper, pens and pencils	11	D	D	D	D	X
3315	Greeting cards	15	D	D	D	D	X
3316	Other stationery supplies (envelopes, ruled forms, and binder paper)	11	D	D	D	D	X
6100	Books, periodicals, newspapers, and miscellaneous printed materials	15	D	D	D	D	D
6101	Books	15	D	D	D	D	X
6110	Flowers and florists' supplies	10	D	D	D	D	X
6120	Art goods (including novelties and souvenirs)	17	D	D	D	D	D
6121	Art materials	7	D	D	D	D	X
6122	Novelties and souvenirs	10	D	D	D	D	X
6150	Nondurable goods, n.e.c.	9	D	D	D	D	X
9700	Service receipts and labor charges (including installed parts)	8	D	D	D	D	D
9703	Other service receipts and labor charges—Specify	7	D	D	D	D	X
9810	Miscellaneous commodities	19	D	D	D	D	X

See footnotes at end of table.

Table 7. Agents, Brokers, and Commission Merchants by Kind of Business and Commodity Line: 1997—Con.

[Includes only establishments with payroll. For meaning of abbreviations and symbols, see introductory text. For explanation of terms, see Appendix A]

NAICS code and CL code	Kind of business and commodity line	Establishments handling commodity line		Commodity line sales			Sales coverage percent
		Number	Total sales (\$1,000)	Amount ¹ (\$1,000)	As percent of total sales of—		
					Establishments handling line	Establishments in NAICS industry ¹	
42193	Recyclable material whsle	255	X	1 390 512	X	100.0	64.6
2320	General-purpose industrial machinery, equipment, and parts	12	32 500	4 322	13.3	.3	X
2900	Ferrous metal scrap	99	840 585	774 334	92.1	55.7	53.2
2911	Prepared ferrous metal scrap (processed by this establishment)	41	227 825	83 472	36.6	6.0	X
2912	Prepared ferrous metal scrap (not processed by this establishment)	44	791 032	686 812	86.8	49.4	X
2913	Unprepared ferrous metal scrap including bimetal cans	22	30 789	4 050	13.2	.3	X
2920	Nonferrous metal scrap	101	371 673	324 559	87.3	23.3	46.4
2921	Aluminum scrap	92	368 308	144 591	39.3	10.4	X
2922	Copper and copper alloy scrap	45	235 409	173 277	73.6	12.5	X
2923	Lead scrap	8	9 344	253	2.7	Z	X
2924	Other nonferrous metallic scrap (nickel, zinc, and precious and special metals)	41	59 627	6 437	10.8	.5	X
2930	Recyclable paper and paperboard	54	232 696	160 118	68.8	11.5	X
2940	Recyclable materials, except metal	78	89 544	60 823	67.9	4.4	63.3
2941	Wiping cloths, waste rags, and textile waste	19	25 631	26 472	100.0	1.9	X
2943	Recyclable plastics	31	33 602	15 867	47.2	1.1	X
2944	Recyclable glass	18	20 277	4 066	20.1	.3	X
2945	Other recyclable materials (including rubber and bones)	14	22 311	14 418	64.6	1.0	X
3400	Industrial and personal services paper and plastics	12	62 776	10 693	17.0	.8	X
9700	Service receipts and labor charges (including installed parts)	8	21 725	5 490	25.3	.4	64.6
9703	Other service receipts and labor charges—Specify	8	21 725	5 490	25.3	.4	X
421930	Recyclable material whsle	255	X	1 390 512	X	100.0	64.6
2320	General-purpose industrial machinery, equipment, and parts	12	32 500	4 322	13.3	.3	X
2900	Ferrous metal scrap	99	840 585	774 334	92.1	55.7	53.2
2911	Prepared ferrous metal scrap (processed by this establishment)	41	227 825	83 472	36.6	6.0	X
2912	Prepared ferrous metal scrap (not processed by this establishment)	44	791 032	686 812	86.8	49.4	X
2913	Unprepared ferrous metal scrap including bimetal cans	22	30 789	4 050	13.2	.3	X
2920	Nonferrous metal scrap	101	371 673	324 559	87.3	23.3	46.4
2921	Aluminum scrap	92	368 308	144 591	39.3	10.4	X
2922	Copper and copper alloy scrap	45	235 409	173 277	73.6	12.5	X
2923	Lead scrap	8	9 344	253	2.7	Z	X
2924	Other nonferrous metallic scrap (nickel, zinc, and precious and special metals)	41	59 627	6 437	10.8	.5	X
2930	Recyclable paper and paperboard	54	232 696	160 118	68.8	11.5	X
2940	Recyclable materials, except metal	78	89 544	60 823	67.9	4.4	63.3
2941	Wiping cloths, waste rags, and textile waste	19	25 631	26 472	100.0	1.9	X
2943	Recyclable plastics	31	33 602	15 867	47.2	1.1	X
2944	Recyclable glass	18	20 277	4 066	20.1	.3	X
2945	Other recyclable materials (including rubber and bones)	14	22 311	14 418	64.6	1.0	X
3400	Industrial and personal services paper and plastics	12	62 776	10 693	17.0	.8	X
9700	Service receipts and labor charges (including installed parts)	8	21 725	5 490	25.3	.4	64.6
9703	Other service receipts and labor charges—Specify	8	21 725	5 490	25.3	.4	X
4219301	Iron & steel scrap processors & dealers	77	X	775 486	X	100.0	47.1
2900	Ferrous metal scrap	77	775 486	770 948	99.4	99.4	38.5
2911	Prepared ferrous metal scrap (processed by this establishment)	40	227 474	83 421	36.7	10.8	X
2912	Prepared ferrous metal scrap (not processed by this establishment)	42	754 284	684 738	90.8	88.3	X
42193011	Iron & steel scrap processors (using power processing equipment)	40	X	227 474	X	100.0	72.5
2900	Ferrous metal scrap	40	227 474	224 170	98.5	98.5	X
42193012	Iron & steel scrap processors (not using power processing equip)	37	X	548 012	X	100.0	36.6
2900	Ferrous metal scrap	37	548 012	546 778	99.8	99.8	36.6
2912	Prepared ferrous metal scrap (not processed by this establishment)	34	545 223	543 989	99.8	99.3	X
4219302	Recyclable paper & paperboard whsle	49	X	207 845	X	100.0	98.4
2930	Recyclable paper and paperboard	49	207 845	157 401	75.7	75.7	X
4219303	Other recyclable material whsle	129	X	407 181	X	100.0	80.6
2320	General-purpose industrial machinery, equipment, and parts	12	32 500	4 322	13.3	1.1	X
2900	Ferrous metal scrap	21	64 748	3 335	5.2	.8	73.4
2913	Unprepared ferrous metal scrap including bimetal cans	19	28 000	1 261	4.5	.3	X
2920	Nonferrous metal scrap	96	365 808	322 817	88.2	79.3	57.6
2921	Aluminum scrap	87	362 443	143 424	39.6	35.2	X
2922	Copper and copper alloy scrap	43	232 694	172 950	74.3	42.5	X
2923	Lead scrap	8	9 344	253	2.7	.1	X
2924	Other nonferrous metallic scrap (nickel, zinc, and precious and special metals)	39	56 912	6 189	10.9	1.5	X
2940	Recyclable materials, except metal	76	88 404	60 694	68.7	14.9	78.9
2941	Wiping cloths, waste rags, and textile waste	19	25 631	26 472	100.0	6.5	X
2943	Recyclable plastics	29	32 482	15 754	48.5	3.9	X
2944	Recyclable glass	17	19 926	4 050	20.3	1.0	X
2945	Other recyclable materials (including rubber and bones)	14	22 311	14 418	64.6	3.5	X
3400	Industrial and personal services paper and plastics	8	21 725	424	2.0	.1	X
9700	Service receipts and labor charges (including installed parts)	8	21 725	5 490	25.3	1.3	80.6
9703	Other service receipts and labor charges—Specify	8	21 725	5 490	25.3	1.3	X

See footnotes at end of table.

Table 7. Agents, Brokers, and Commission Merchants by Kind of Business and Commodity Line: 1997—Con.

[Includes only establishments with payroll. For meaning of abbreviations and symbols, see introductory text. For explanation of terms, see Appendix A]

NAICS code and CL code	Kind of business and commodity line	Establishments handling commodity line		Commodity line sales			Sales coverage percent
		Number	Total sales (\$1,000)	Amount ¹ (\$1,000)	As percent of total sales of—		
					Establishments handling line	Establishments in NAICS industry ¹	
42194	Jewelry/watch/silverware/precious stone, & precious metal whsle	451	X	904 350	X	100.0	66.5
0500	Household china, glassware, crockery, and plastic housewares	11	27 636	1 410	5.1	.2	X
3000	Jewelry, diamonds, gem stones, and watches	431	862 929	800 686	92.8	88.5	51.7
3011	Diamond jewelry and diamond jewelry where lapidary work was not performed at this location	162	277 934	128 614	46.3	14.2	X
3012	Gem stone and pearl jewelry where lapidary work was not performed at this location	120	278 549	122 437	44.0	13.5	X
3013	Diamonds, diamond jewelry, gem stones, and pearl jewelry where lapidary work was performed at this location	24	17 038	7 134	41.9	.8	X
3014	Watches, clocks, and watch movements and cases	146	283 040	147 998	52.3	16.4	X
3015	Karat gold jewelry (rings, necklaces, etc.)	135	263 365	148 737	56.5	16.4	X
3016	Other jewel., silverware, and plated ware (incl. jewel. where gemstones less than 50% of value, gold filled sterling, and costume jewel. and medallions)	182	355 158	245 766	69.2	27.2	X
3030	Precious metals—gold, silver, and platinum including precious metal coins	30	62 603	41 558	66.4	4.6	X
3800	Men's and boys' wear	7	29 634	2 849	9.6	.3	25.9
3812	Men's and boys' dress and casual shirts, slacks, and jeans	7	29 634	2 849	9.6	.3	X
3900	Women's and children's wear	21	57 766	15 810	27.4	1.7	27.4
3912	Women's misses', and girls' dresses and blouses	8	26 758	8 199	30.6	.9	X
3916	Other women's, misses, and girl's wear (furs, sweaters, millinery, etc.)	11	21 599	5 325	24.7	.6	X
6120	Art goods (including novelties and souvenirs)	14	9 098	2 878	31.6	.3	19.1
6122	Novelties and souvenirs	14	9 098	2 878	31.6	.3	X
9810	Miscellaneous commodities	24	43 034	12 308	28.6	1.4	X
421940	Jewelry/watch/silverware/precious stone, & precious metal whsle	451	X	904 350	X	100.0	66.5
0500	Household china, glassware, crockery, and plastic housewares	11	27 636	1 410	5.1	.2	X
3000	Jewelry, diamonds, gem stones, and watches	431	862 929	800 686	92.8	88.5	51.7
3011	Diamond jewelry and diamond jewelry where lapidary work was not performed at this location	162	277 934	128 614	46.3	14.2	X
3012	Gem stone and pearl jewelry where lapidary work was not performed at this location	120	278 549	122 437	44.0	13.5	X
3013	Diamonds, diamond jewelry, gem stones, and pearl jewelry where lapidary work was performed at this location	24	17 038	7 134	41.9	.8	X
3014	Watches, clocks, and watch movements and cases	146	283 040	147 998	52.3	16.4	X
3015	Karat gold jewelry (rings, necklaces, etc.)	135	263 365	148 737	56.5	16.4	X
3016	Other jewel., silverware, and plated ware (incl. jewel. where gemstones less than 50% of value, gold filled sterling, and costume jewel. and medallions)	182	355 158	245 766	69.2	27.2	X
3030	Precious metals—gold, silver, and platinum including precious metal coins	30	62 603	41 558	66.4	4.6	X
3800	Men's and boys' wear	7	29 634	2 849	9.6	.3	25.9
3812	Men's and boys' dress and casual shirts, slacks, and jeans	7	29 634	2 849	9.6	.3	X
3900	Women's and children's wear	21	57 766	15 810	27.4	1.7	27.4
3912	Women's misses', and girls' dresses and blouses	8	26 758	8 199	30.6	.9	X
3916	Other women's, misses, and girl's wear (furs, sweaters, millinery, etc.)	11	21 599	5 325	24.7	.6	X
6120	Art goods (including novelties and souvenirs)	14	9 098	2 878	31.6	.3	19.1
6122	Novelties and souvenirs	14	9 098	2 878	31.6	.3	X
9810	Miscellaneous commodities	24	43 034	12 308	28.6	1.4	X
4219401	Jewelry, watch, diamonds, precious stone, & silverware whsle	429	X	D	X	D	D
0500	Household china, glassware, crockery, and plastic housewares	11	D	D	D	D	X
3000	Jewelry, diamonds, gem stones, and watches	429	D	D	D	D	D
3011	Diamond jewelry and diamond jewelry where lapidary work was not performed at this location	160	D	D	D	D	X
3012	Gem stone and pearl jewelry where lapidary work was not performed at this location	118	D	D	D	D	X
3013	Diamonds, diamond jewelry, gem stones, and pearl jewelry where lapidary work was performed at this location	24	D	D	D	D	X
3014	Watches, clocks, and watch movements and cases	146	D	D	D	D	X
3015	Karat gold jewelry (rings, necklaces, etc.)	135	D	D	D	D	X
3016	Other jewel., silverware, and plated ware (incl. jewel. where gemstones less than 50% of value, gold filled sterling, and costume jewel. and medallions)	182	D	D	D	D	X
3030	Precious metals—gold, silver, and platinum including precious metal coins	8	D	D	D	D	X
3800	Men's and boys' wear	7	D	D	D	D	D
3812	Men's and boys' dress and casual shirts, slacks, and jeans	7	D	D	D	D	X
3900	Women's and children's wear	21	D	D	D	D	D
3912	Women's misses', and girls' dresses and blouses	8	D	D	D	D	X
3916	Other women's, misses, and girl's wear (furs, sweaters, millinery, etc.)	11	D	D	D	D	X
6120	Art goods (including novelties and souvenirs)	14	D	D	D	D	D
6122	Novelties and souvenirs	14	D	D	D	D	X
9810	Miscellaneous commodities	24	D	D	D	D	X
4219402	Precious metal (excluding ores) whsle	22	X	D	X	D	D
3030	Precious metals—gold, silver, and platinum including precious metal coins	22	D	D	D	D	X

See footnotes at end of table.

Table 7. Agents, Brokers, and Commission Merchants by Kind of Business and Commodity Line: 1997—Con.

[Includes only establishments with payroll. For meaning of abbreviations and symbols, see introductory text. For explanation of terms, see Appendix A]

NAICS code and CL code	Kind of business and commodity line	Establishments handling commodity line		Commodity line sales			Sales coverage percent
		Number	Total sales (\$1,000)	Amount ¹ (\$1,000)	As percent of total sales of—		
					Establishments handling line	Establishments in NAICS industry ¹	
42199	Other miscellaneous durable goods whole	1 379	X	3 700 167	X	100.0	40.9
0100	New and used automobiles, motorcycles, etc.	10	5 722	1 043	18.2	Z	X
0200	New and rebuilt automotive parts and supplies	69	388 407	65 350	16.8	1.8	15.5
0224	Accessories	69	388 407	65 350	16.8	1.8	X
0300	Tires and tubes	25	32 344	3 502	10.8	.1	X
0400	Household and lawn furniture	23	53 049	1 316	2.5	Z	24.1
0413	Lawn furniture and equipment	23	53 049	1 316	2.5	Z	X
0500	Household china, glassware, crockery, and plastic housewares	57	123 545	18 589	15.0	.5	X
0520	Linens, domestics, curtains, and draperies	70	326 276	23 906	7.3	.6	X
0530	Flooring and floor coverings	10	9 681	960	9.9	Z	40.9
0531	Soft-surface (textile) floor coverings and accessories (including rugs, carpets, and pads)	10	9 681	459	4.7	Z	X
0533	Other hard-surface floor coverings and accessories (including tile and sheet goods)	10	9 681	459	4.7	Z	X
0540	Other home furnishings	195	553 460	71 560	12.9	1.9	.3
0542	Mirrors, lamps, and picture frames	169	523 875	69 346	13.2	1.9	X
0620	Plywood and millwork	12	127 273	25 275	19.9	.7	X
0720	Roofing, siding, and insulation materials	27	25 971	3 627	14.0	.1	X
0740	Other construction materials	19	165 050	41 165	24.9	1.1	X
0800	Photographic equipment and supplies (excluding video)	129	195 512	14 529	7.4	.4	X
0900	Office equipment	130	513 803	82 463	16.1	2.2	X
0950	Computer software (packaged)	39	233 225	25 210	10.8	.7	X
0960	Restaurant and hotel equipment and supplies	9	35 030	8 757	25.0	.2	X
1000	Medical, hospital, and surgical supplies	9	64 216	12 842	20.0	.3	X
1050	Other professional equipment and supplies	9	64 216	6 416	10.0	.2	X
1140	Iron and steel wire and wire products	36	430 236	36 665	8.5	1.0	X
1150	Iron and steel pipe and tubing	9	219 027	43 803	20.0	1.2	X
1200	Copper and brass	17	31 252	307	1.0	Z	X
1400	Electrical apparatus and equipment	150	351 401	44 502	12.7	1.2	X
1500	Electrical appliances, household	184	718 830	118 119	16.4	3.2	X
1600	Electronic parts and equipment, except communication	155	509 121	70 360	13.8	1.9	13.4
1618	Electronic parts and equipment, n.e.c.	153	500 940	69 785	13.9	1.9	X
1650	Communication equipment and supplies	14	40 008	10 008	25.0	.3	40.9
1651	Telephones	14	40 008	10 008	25.0	.3	X
1700	Hardware	223	832 206	103 636	12.5	2.8	11.8
1711	Hand tools (including power driven)	104	469 711	23 548	5.0	.6	X
1712	Bolts, nuts, rivets, and fasteners	101	333 682	66 232	19.8	1.8	X
1713	Cutlery	104	469 711	9 422	2.0	.3	X
1800	Plumbing and heating equipment and supplies (hydronics)	54	226 274	13 747	6.1	.4	38.8
1813	Plumbing fixtures	29	137 604	8 392	6.1	.2	X
1818	Other plumbing and heating equipment and supplies	25	88 670	5 355	6.0	.1	X
1900	Warm air heating and air-conditioning equipment and supplies	57	239 024	24 527	10.3	.7	38.0
1912	Central air-conditioning (residential and commercial)	26	94 012	19 834	21.1	.5	X
1919	Registers, grills, pre-formed ductwork (excluding sheet metal), and duct insulation	29	136 831	4 366	3.2	.1	X
2000	Refrigeration equipment and supplies	8	85 797	8 492	9.9	.2	40.9
2011	Commercial refrigerators (reach-in and walk-in)	8	85 797	2 544	3.0	.1	X
2012	Unit coolers for commercial refrigerators	8	85 797	5 948	6.9	.2	X
2220	Garden machinery, equipment, and parts	77	221 580	11 983	5.4	.3	X
2320	General-purpose industrial machinery, equipment, and parts	60	220 447	30 814	14.0	.8	X
2330	Metalworking machinery, equipment, and parts	15	22 263	1 796	8.1	Z	X
2450	Industrial containers and supplies	21	116 256	16 883	14.5	.5	X
2460	Other industrial supplies	19	98 346	9 290	9.4	.3	X
2520	Custodial (janitors') equipment and supplies	9	35 030	8 757	25.0	.2	X
2600	Aircraft and aeronautical equipment and supplies	9	64 216	3 211	5.0	.1	X
2700	Sporting and recreational goods and supplies	230	790 335	129 079	16.3	3.5	1.8
2714	Camping and fishing equipment and accessories	207	734 876	59 892	8.2	1.6	X
2715	Athletic equipment and accessories	207	734 876	15 218	2.1	.4	X
2718	Other sporting and recreational goods (go carts, bait, etc.)	207	734 876	49 308	6.7	1.3	X
2800	Toys and hobby goods and supplies	159	530 654	56 871	10.7	1.5	22.2
2811	Video games and cartridges	74	405 964	52 300	12.9	1.4	X
2812	Other toys and games (including fireworks and children's vehicles)	77	113 625	1 933	1.7	.1	X
2813	Crafts and craft supplies	6	10 889	2 624	24.1	.1	X
3000	Jewelry, diamonds, gem stones, and watches	98	181 715	16 419	9.0	.4	X
3100	Musical instruments and supplies	64	120 890	117 119	96.9	3.2	X
3120	Forest products, except lumber (including cordwood, hewn posts, poles, and ties)	203	747 827	711 603	95.2	19.2	X
3130	Compact discs, prerecorded audio tapes, and phonograph records	151	323 574	237 340	73.4	6.4	X
3140	Prerecorded video tapes	450	154 504	74 932	48.5	2.0	X
3150	Other durable goods	486	1 458 749	1 054 094	72.3	28.5	39.7
3152	Luggage	113	231 814	138 727	59.8	3.7	X
3153	Works of art	57	193 665	23 395	12.1	.6	X
3154	Other durable goods, n.e.c.	392	1 130 817	891 970	78.9	24.1	X
3160	Fire extinguishers and fire safety equipment	72	118 312	111 771	94.5	3.0	X
3200	Printing and writing paper	25	32 344	3 404	10.5	.1	X
3300	Stationery, office supplies and greeting cards	46	127 167	14 975	11.8	.4	32.3
3315	Greeting cards	8	12 965	2 531	19.5	.1	X
3316	Other stationery supplies (envelopes, ruled forms, and binder paper)	35	113 573	12 439	11.0	.3	X
3400	Industrial and personal services paper and plastics	8	82 657	6 009	7.3	.2	X
3500	Drugs, pharmaceuticals, cosmetics, and toiletries	34	253 062	22 844	9.0	.6	X
3600	Piece goods, knit and woven	15	40 730	2 411	5.9	.1	X
3800	Men's and boys' wear	134	307 795	15 232	4.9	.4	X

See footnotes at end of table.

Table 7. Agents, Brokers, and Commission Merchants by Kind of Business and Commodity Line: 1997—Con.

[Includes only establishments with payroll. For meaning of abbreviations and symbols, see introductory text. For explanation of terms, see Appendix A]

NAICS code and CL code	Kind of business and commodity line	Establishments handling commodity line		Commodity line sales			Sales coverage percent
		Number	Total sales (\$1,000)	Amount ¹ (\$1,000)	As percent of total sales of—		
					Establishments handling line	Establishments in NAICS industry ¹	
42199	Other miscellaneous durable goods whse—Con.						
3900	Women's and children's wear	50	195 979	12 694	6.5	.3	X
4000	Footwear	23	32 355	2 714	8.4	.1	X
4100	Frozen foods (packaged)	30	50 515	5 525	10.9	.1	X
4800	Coffee, tea, and spices	18	163 188	1 623	1.0	.2	X
4830	Canned foods	17	59 113	7 298	12.3	.2	X
4860	Other grocery specialties	6	19 734	193	1.0	.Z	X
5300	Plastics materials and basic shapes	145	310 335	39 064	12.6	1.1	X
5330	Chemicals and allied products (excluding agricultural, plastics, gases, and petroleum)	15	94 106	8 805	9.4	.2	X
6000	Paint, paint supplies, and wallpaper	37	145 051	20 764	14.3	.6	X
6100	Books, periodicals, newspapers, and miscellaneous printed materials	44	56 400	4 197	7.4	.1	.8
6101	Books	15	9 301	1 629	17.5	.Z	X
6120	Art goods (including novelties and souvenirs)	8	17 531	868	5.0	.Z	X
9700	Service receipts and labor charges (including installed parts)	40	55 442	20 913	37.7	.6	29.6
9701	Labor charges for repair work	14	12 430	8 674	69.8	.2	X
9702	Parts installed in repair work	23	9 031	3 683	40.8	.1	X
9703	Other service receipts and labor charges—Specify	21	37 438	8 515	22.7	.2	X
9730	Advertising specialties (paper novelties, etc.)	25	71 772	3 570	5.0	.1	X
9810	Miscellaneous commodities	94	124 900	16 213	13.0	.4	X
9940	Rental and leasing receipts	46	39 682	6 310	15.9	.2	X
421990	Other miscellaneous durable goods whse	1 379	X	3 700 167	X	100.0	40.9
0100	New and used automobiles, motorcycles, etc.	10	5 722	1 043	18.2	.Z	X
0200	New and rebuilt automotive parts and supplies	69	388 407	65 350	16.8	1.8	15.5
0224	Accessories	69	388 407	65 350	16.8	1.8	X
0300	Tires and tubes	25	32 344	3 502	10.8	.1	X
0400	Household and lawn furniture	23	53 049	1 316	2.5	.Z	24.1
0413	Lawn furniture and equipment	23	53 049	1 316	2.5	.Z	X
0500	Household china, glassware, crockery, and plastic housewares	57	123 545	18 589	15.0	.5	X
0520	Linens, domestics, curtains, and draperies	70	326 276	23 906	7.3	.6	X
0530	Flooring and floor coverings	10	9 681	960	9.9	.Z	40.9
0531	Soft-surface (textile) floor coverings and accessories (including rugs, carpets, and pads)	10	9 681	459	4.7	.Z	X
0533	Other hard-surface floor coverings and accessories (including tile and sheet goods)	10	9 681	459	4.7	.Z	X
0540	Other home furnishings	195	553 460	71 560	12.9	1.9	.3
0542	Mirrors, lamps, and picture frames	169	523 875	69 346	13.2	1.9	X
0620	Plywood and millwork	12	127 273	25 275	19.9	.7	X
0720	Roofing, siding, and insulation materials	27	25 971	3 627	14.0	.7	X
0740	Other construction materials	19	165 050	41 165	24.9	1.1	X
0800	Photographic equipment and supplies (excluding video)	129	195 512	14 529	7.4	.4	X
0900	Office equipment	130	513 803	82 463	16.1	2.2	X
0950	Computer software (packaged)	39	233 225	25 210	10.8	.7	X
0960	Restaurant and hotel equipment and supplies	9	35 030	8 757	25.0	.2	X
1000	Medical, hospital, and surgical supplies	9	64 216	12 842	20.0	.3	X
1050	Other professional equipment and supplies	9	64 216	6 416	10.0	.2	X
1140	Iron and steel wire and wire products	36	430 236	36 665	8.5	1.0	X
1150	Iron and steel pipe and tubing	9	219 027	43 803	20.0	1.2	X
1200	Copper and brass	17	31 252	307	1.0	.Z	X
1400	Electrical apparatus and equipment	150	351 401	44 502	12.7	1.2	X
1500	Electrical appliances, household	184	718 830	118 119	16.4	3.2	X
1600	Electronic parts and equipment, except communication	155	509 121	70 360	13.8	1.9	13.4
1618	Electronic parts and equipment, n.e.c.	153	500 940	69 785	13.9	1.9	X
1650	Communication equipment and supplies	14	40 008	10 008	25.0	.3	40.9
1651	Telephones	14	40 008	10 008	25.0	.3	X
1700	Hardware	223	832 206	103 636	12.5	2.8	11.8
1711	Hand tools (including power driven)	104	469 711	23 548	5.0	.6	X
1712	Bolts, nuts, rivets, and fasteners	101	333 682	66 232	19.8	1.8	X
1713	Cutlery	104	469 711	9 422	2.0	.3	X
1800	Plumbing and heating equipment and supplies (hydronics)	54	226 274	13 747	6.1	.4	38.8
1813	Plumbing fixtures	29	137 604	8 392	6.1	.1	X
1818	Other plumbing and heating equipment and supplies	25	88 670	5 355	6.0	.2	X
1900	Warm air heating and air-conditioning equipment and supplies	57	239 024	24 527	10.3	.7	38.0
1912	Central air-conditioning (residential and commercial)	26	94 012	19 834	21.1	.5	X
1919	Registers, grills, pre-formed ductwork (excluding sheet metal), and duct insulation	29	136 831	4 366	3.2	.1	X
2000	Refrigeration equipment and supplies	8	85 797	8 492	9.9	.2	40.9
2011	Commercial refrigerators (reach-in and walk-in)	8	85 797	2 544	3.0	.1	X
2012	Unit coolers for commercial refrigerators	8	85 797	5 948	6.9	.2	X
2220	Garden machinery, equipment, and parts	77	221 580	11 983	5.4	.3	X
2320	General-purpose industrial machinery, equipment, and parts	60	220 447	30 814	14.0	.8	X
2330	Metalworking machinery, equipment, and parts	15	22 263	1 796	8.1	.Z	X
2450	Industrial containers and supplies	21	116 256	16 883	14.5	.5	X
2460	Other industrial supplies	19	98 346	9 290	9.4	.3	X
2520	Custodial (janitors') equipment and supplies	9	35 030	8 757	25.0	.2	X
2600	Aircraft and aeronautical equipment and supplies	9	64 216	3 211	5.0	.1	X
2700	Sporting and recreational goods and supplies	230	790 335	129 079	16.3	3.5	1.8
2714	Camping and fishing equipment and accessories	207	734 876	59 892	8.2	1.6	X
2715	Athletic equipment and accessories	207	734 876	15 218	2.1	.4	X
2718	Other sporting and recreational goods (go carts, bait, etc.)	207	734 876	49 308	6.7	1.3	X

See footnotes at end of table.

Table 7. Agents, Brokers, and Commission Merchants by Kind of Business and Commodity Line: 1997—Con.

[Includes only establishments with payroll. For meaning of abbreviations and symbols, see introductory text. For explanation of terms, see Appendix A]

NAICS code and CL code	Kind of business and commodity line	Establishments handling commodity line		Commodity line sales			Sales coverage percent
		Number	Total sales (\$1,000)	Amount ¹ (\$1,000)	As percent of total sales of—		
					Establishments handling line	Establishments in NAICS industry ¹	
421990	Other miscellaneous durable goods whse—Con.						
2800	Toys and hobby goods and supplies	159	530 654	56 871	10.7	1.5	22.2
2811	Video games and cartridges	74	405 964	52 300	12.9	1.4	X
2812	Other toys and games (including fireworks and children's vehicles)	77	113 625	1 933	1.7	.1	X
2813	Crafts and craft supplies	6	10 889	2 624	24.1	.1	X
3000	Jewelry, diamonds, gem stones, and watches	98	181 715	16 419	9.0	.4	X
3100	Musical instruments and supplies	64	120 890	117 119	96.9	3.2	X
3120	Forest products, except lumber (including cordwood, hewn posts, poles, and ties)	203	747 827	711 603	95.2	19.2	X
3130	Compact discs, prerecorded audio tapes, and phonograph records	151	323 574	237 340	73.4	6.4	X
3140	Prerecorded video tapes	450	154 504	74 932	48.5	2.0	X
3150	Other durable goods	486	1 458 749	1 054 094	72.3	28.5	39.7
3152	Luggage	113	231 814	138 727	59.8	3.7	X
3153	Works of art	57	193 665	23 395	12.1	.6	X
3154	Other durable goods, n.e.c.	392	1 130 817	891 970	78.9	24.1	X
3160	Fire extinguishers and fire safety equipment	72	118 312	111 771	94.5	3.0	X
3200	Printing and writing paper	25	32 344	3 404	10.5	.1	X
3300	Stationery, office supplies and greeting cards	46	127 167	14 975	11.8	.4	32.3
3315	Greeting cards	8	12 965	2 531	19.5	.1	X
3316	Other stationery supplies (envelopes, ruled forms, and binder paper)	35	113 573	12 439	11.0	.3	X
3400	Industrial and personal services paper and plastics	8	82 657	6 009	7.3	.2	X
3500	Drugs, pharmaceuticals, cosmetics, and toiletries	34	253 062	22 844	9.0	.6	X
3600	Piece goods, knit and woven	15	40 730	2 411	5.9	.1	X
3800	Men's and boys' wear	134	307 795	15 232	4.9	.4	X
3900	Women's and children's wear	50	195 979	12 694	6.5	.3	X
4000	Footwear	23	32 355	2 714	8.4	.1	X
4100	Frozen foods (packaged)	30	50 515	5 525	10.9	.1	X
4800	Coffee, tea, and spices	18	163 188	1 623	1.0	.2	X
4830	Canned foods	17	59 113	7 298	12.3	.2	X
4860	Other grocery specialties	6	19 734	193	1.0	.2	X
5300	Plastics materials and basic shapes	145	310 335	39 064	12.6	1.1	X
5330	Chemicals and allied products (excluding agricultural, plastics, gases, and petroleum)	15	94 106	8 805	9.4	.2	X
6000	Paint, paint supplies, and wallpaper	37	145 051	20 764	14.3	.6	X
6100	Books, periodicals, newspapers, and miscellaneous printed materials	44	56 400	4 197	7.4	.1	.8
6101	Books	15	9 301	1 629	17.5	.2	X
6120	Art goods (including novelties and souvenirs)	8	17 531	868	5.0	.2	X
9700	Service receipts and labor charges (including installed parts)	40	55 442	20 913	37.7	.6	29.6
9701	Labor charges for repair work	14	12 430	8 674	69.8	.2	X
9702	Parts installed in repair work	23	9 031	3 683	40.8	.1	X
9703	Other service receipts and labor charges—Specify	21	37 438	8 515	22.7	.2	X
9730	Advertising specialties (paper novelties, etc.)	25	71 772	3 570	5.0	.1	X
9810	Miscellaneous commodities	94	124 900	16 213	13.0	.4	X
9940	Rental and leasing receipts	46	39 682	6 310	15.9	.2	X
4219901	Musical instruments & supplies whse	64	X	120 890	X	100.0	72.7
3100	Musical instruments and supplies	64	120 890	117 119	96.9	96.9	X
4219902	Forest products (except lumber) whse	188	X	715 205	X	100.0	60.7
3120	Forest products, except lumber (including cordwood, hewn posts, poles, and ties)	188	715 205	703 109	98.3	98.3	X
4219903	General merchandise (durable goods) whse	514	X	D	X	D	D
0100	New and used automobiles, motorcycles, etc.	9	D	D	D	D	X
0200	New and rebuilt automotive parts and supplies	69	D	D	D	D	D
0224	Accessories	69	D	D	D	D	X
0300	Tires and tubes	25	D	D	D	D	X
0400	Household and lawn furniture	23	D	D	D	D	D
0413	Lawn furniture and equipment	23	D	D	D	D	X
0500	Household china, glassware, crockery, and plastic housewares	57	D	D	D	D	X
0520	Linens, domestics, curtains, and draperies	53	D	D	D	D	X
0530	Flooring and floor coverings	10	D	D	D	D	D
0531	Soft-surface (textile) floor coverings and accessories (including rugs, carpets, and pads)	10	D	D	D	D	X
0533	Other hard-surface floor coverings and accessories (including tile and sheet goods)	10	D	D	D	D	X
0540	Other home furnishings	169	D	D	D	D	D
0542	Mirrors, lamps, and picture frames	169	D	D	D	D	X
0620	Plywood and millwork	11	D	D	D	D	X
0720	Roofing, siding, and insulation materials	24	D	D	D	D	X
0740	Other construction materials	18	D	D	D	D	X
0800	Photographic equipment and supplies (excluding video)	123	D	D	D	D	X
0900	Office equipment	127	D	D	D	D	X
0950	Computer software (packaged)	36	D	D	D	D	X
0960	Restaurant and hotel equipment and supplies	9	D	D	D	D	X
1000	Medical, hospital, and surgical supplies	9	D	D	D	D	X
1050	Other professional equipment and supplies	9	D	D	D	D	X
1140	Iron and steel wire and wire products	36	D	D	D	D	X
1150	Iron and steel pipe and tubing	9	D	D	D	D	X
1200	Copper and brass	17	D	D	D	D	X
1400	Electrical apparatus and equipment	128	D	D	D	D	X
1500	Electrical appliances, household	167	D	D	D	D	X

See footnotes at end of table.

Table 7. Agents, Brokers, and Commission Merchants by Kind of Business and Commodity Line: 1997—Con.

[Includes only establishments with payroll. For meaning of abbreviations and symbols, see introductory text. For explanation of terms, see Appendix A]

NAICS code and CL code	Kind of business and commodity line	Establishments handling commodity line		Commodity line sales			Sales coverage percent
		Number	Total sales (\$1,000)	Amount ¹ (\$1,000)	As percent of total sales of—		
					Establishments handling line	Establishments in NAICS industry ¹	
4219903	General merchandise (durable goods) whsle—Con.						
1600	Electronic parts and equipment, except communication	152	D	D	D	D	D
1618	Electronic parts and equipment, n.e.c.	152	D	D	D	D	X
1650	Communication equipment and supplies	14	D	D	D	D	D
1651	Telephones	14	D	D	D	D	X
1700	Hardware	204	D	D	D	D	D
1711	Hand tools (including power driven)	104	D	D	D	D	X
1712	Bolts, nuts, rivets, and fasteners	101	D	D	D	D	X
1713	Cutlery	104	D	D	D	D	X
1800	Plumbing and heating equipment and supplies (hydronics)	54	D	D	D	D	D
1813	Plumbing fixtures	29	D	D	D	D	X
1818	Other plumbing and heating equipment and supplies	25	D	D	D	D	X
1900	Warm air heating and air-conditioning equipment and supplies	55	D	D	D	D	D
1912	Central air-conditioning (residential and commercial)	26	D	D	D	D	X
1919	Registers, grills, pre-formed ductwork (excluding sheet metal), and duct insulation	29	D	D	D	D	X
2000	Refrigeration equipment and supplies	8	D	D	D	D	D
2011	Commercial refrigerators (reach-in and walk-in)	8	D	D	D	D	X
2012	Unit coolers for commercial refrigerators	8	D	D	D	D	X
2220	Garden machinery, equipment, and parts	77	D	D	D	D	X
2320	General-purpose industrial machinery, equipment, and parts	59	D	D	D	D	X
2330	Metalworking machinery, equipment, and parts	14	D	D	D	D	X
2450	Industrial containers and supplies	21	D	D	D	D	X
2460	Other industrial supplies	16	D	D	D	D	X
2520	Custodial (janitors') equipment and supplies	9	D	D	D	D	X
2600	Aircraft and aeronautical equipment and supplies	9	D	D	D	D	X
2700	Sporting and recreational goods and supplies	207	D	D	D	D	D
2714	Camping and fishing equipment and accessories	207	D	D	D	D	X
2715	Athletic equipment and accessories	207	D	D	D	D	X
2718	Other sporting and recreational goods (go carts, bait, etc.)	207	D	D	D	D	X
2800	Toys and hobby goods and supplies	150	D	D	D	D	D
2811	Video games and cartridges	74	D	D	D	D	X
2812	Other toys and games (including fireworks and children's vehicles)	77	D	D	D	D	X
3000	Jewelry, diamonds, gem stones, and watches	94	D	D	D	D	X
3130	Compact discs, prerecorded audio tapes, and phonograph records	26	D	D	D	D	X
3150	Other durable goods	83	D	D	D	D	D
3152	Luggage	42	D	D	D	D	X
3153	Works of art	26	D	D	D	D	X
3154	Other durable goods, n.e.c.	42	D	D	D	D	X
3200	Printing and writing paper	25	D	D	D	D	X
3300	Stationery, office supplies and greeting cards	35	D	D	D	D	D
3316	Other stationery supplies (envelopes, ruled forms, and binder paper)	35	D	D	D	D	X
3400	Industrial and personal services paper and plastics	7	D	D	D	D	X
3500	Drugs, pharmaceuticals, cosmetics, and toiletries	29	D	D	D	D	X
3600	Piece goods, knit and woven	14	D	D	D	D	X
3800	Men's and boys' wear	117	D	D	D	D	X
3900	Women's and children's wear	43	D	D	D	D	X
4000	Footwear	20	D	D	D	D	X
4100	Frozen foods (packaged)	29	D	D	D	D	X
4800	Coffee, tea, and spices	18	D	D	D	D	X
4830	Canned foods	14	D	D	D	D	X
5300	Plastics materials and basic shapes	144	D	D	D	D	X
5330	Chemicals and allied products (excluding agricultural, plastics, gases, and petroleum)	7	D	D	D	D	X
6000	Paint, paint supplies, and wallpaper	37	D	D	D	D	X
6100	Books, periodicals, newspapers, and miscellaneous printed materials	26	D	D	D	D	X
9700	Service receipts and labor charges (including installed parts)	22	D	D	D	D	D
9701	Labor charges for repair work	9	D	D	D	D	X
9702	Parts installed in repair work	22	D	D	D	D	X
9703	Other service receipts and labor charges—Specify	9	D	D	D	D	X
9730	Advertising specialties (paper novelties, etc.)	24	D	D	D	D	X
9810	Miscellaneous commodities	75	D	D	D	D	X
9940	Rental and leasing receipts	42	D	D	D	D	X
4219904	Prerecorded media whsle	140	X	321 738	X	100.0	41.0
2800	Toys and hobby goods and supplies	6	10 889	2 624	24.1	.8	X
3130	Compact discs, prerecorded audio tapes, and phonograph records	124	268 021	230 050	85.8	71.5	X
3140	Prerecorded video tapes	44	144 846	74 847	51.7	23.3	X
6100	Books, periodicals, newspapers, and miscellaneous printed materials	17	11 068	2 485	22.5	.8	X
9810	Miscellaneous commodities	11	19 618	3 918	20.0	1.2	X
42199041	Compact discs/prerecorded audio tapes, & phonograph records whsle	124	X	D	X	D	D
2800	Toys and hobby goods and supplies	6	D	D	D	D	X
3130	Compact discs, prerecorded audio tapes, and phonograph records	124	D	D	D	D	X
3140	Prerecorded video tapes	18	D	D	D	D	X
6100	Books, periodicals, newspapers, and miscellaneous printed materials	25	D	D	D	D	X
9810	Miscellaneous commodities	10	D	D	D	D	X
42199042	Prerecorded video tapes whsle	16	X	D	X	D	D
3140	Prerecorded video tapes	16	D	D	D	D	X

See footnotes at end of table.

Table 7. Agents, Brokers, and Commission Merchants by Kind of Business and Commodity Line: 1997—Con.

[Includes only establishments with payroll. For meaning of abbreviations and symbols, see introductory text. For explanation of terms, see Appendix A]

NAICS code and CL code	Kind of business and commodity line	Establishments handling commodity line		Commodity line sales			Sales coverage percent
		Number	Total sales (\$1,000)	Amount ¹ (\$1,000)	As percent of total sales of—		
					Establishments handling line	Establishments in NAICS industry ¹	
4219905	Fire extinguishers & fire safety equipment whole	72	X	D	X	D	D
3160	Fire extinguishers and fire safety equipment	72	D	D	D	D	X
4219906	Other durable goods whole	401	X	1 010 358	X	100.0	33.6
0520	Linens, domestics, curtains, and draperies	17	17 001	3 712	21.8	.4	X
0540	Other home furnishings	26	29 585	2 214	7.5	.2	X
0800	Photographic equipment and supplies (excluding video)	6	33 557	5 022	15.0	.5	X
1400	Electrical apparatus and equipment	19	37 707	3 675	9.7	.4	X
1500	Electrical appliances, household	13	42 782	6 067	14.2	.6	X
1700	Hardware	12	23 521	3 173	13.5	.3	X
2700	Sporting and recreational goods and supplies	22	55 084	4 655	8.5	.5	X
3120	Forest products, except lumber (including cordwood, hewn posts, poles, and ties)	15	32 622	8 494	26.0	.8	X
3140	Prerecorded video tapes	401	1 010 358	6	.8	Z	X
3150	Other durable goods	401	1 010 358	943 495	93.4	93.4	32.2
3152	Luggage	72	167 702	134 895	80.4	13.4	X
3153	Works of art	31	30 480	7 077	23.2	.7	X
3154	Other durable goods, n.e.c.	349	878 468	801 523	91.2	79.3	X
3300	Stationery, office supplies and greeting cards	8	12 965	2 531	19.5	.3	3.0
3315	Greeting cards	8	12 965	2 531	19.5	.3	X
3800	Men's and boys' wear	10	18 162	996	5.5	.1	X
9700	Service receipts and labor charges (including installed parts)	17	46 411	16 413	35.4	1.6	22.4
9703	Other service receipts and labor charges—Specify	12	35 998	8 243	22.9	.8	X
422	Wholesale trade, nondurable goods	15 813	X	'210 280 732	X	100.0	72.8
0100	New and used automobiles, motorcycles, etc.	8	23 857	443	1.9	Z	X
0200	New and rebuilt automotive parts and supplies	31	149 826	22 399	15.0	Z	8.9
0214	Brake parts (including fluid and all disk and drum parts)	8	17 054	506	3.0	Z	X
0215	Exhaust system parts	7	13 223	576	4.4	Z	X
0219	Engine parts, except electrical	10	20 390	2 795	13.7	Z	X
0224	Accessories	6	15 647	335	2.1	Z	X
0400	Household and lawn furniture	59	603 323	41 716	6.9	Z	8.5
0411	Upholstered furniture	19	124 347	16 819	13.5	Z	X
0412	Sleep furniture and equipment	19	279 274	7 088	2.5	Z	X
0413	Lawn furniture and equipment	23	271 350	5 548	2.0	Z	X
0414	Other furniture (including sleep sofas)	17	71 905	8 029	11.2	Z	X
0420	Office and business furniture	96	622 056	82 882	13.3	Z	6.9
0421	New office furniture (wooden and metal)	81	572 363	74 407	13.0	Z	X
0424	Used office and business furniture	16	12 316	1 507	12.2	Z	X
0500	Household china, glassware, crockery, and plastic housewares	192	563 682	58 966	10.5	Z	X
0520	Linens, domestics, curtains, and draperies	65	528 385	39 854	7.5	Z	6.5
0521	Bedspreads, blankets, and bedding	15	103 818	9 701	9.3	Z	X
0525	Other linens and domestics	18	280 318	10 857	3.9	Z	X
0530	Flooring and floor coverings	45	195 736	26 134	13.4	Z	21.1
0531	Soft-surface (textile) floor coverings and accessories (including rugs, carpets, and pads)	38	182 603	20 338	11.1	Z	X
0540	Other home furnishings	237	6 887 451	201 305	2.9	.1	1.2
0541	Metal flatware and kitchen utensils	9	51 480	9 511	18.5	Z	X
0542	Mirrors, lamps, and picture frames	68	249 538	9 437	3.8	Z	X
0543	Home furnishings, n.e.c.	40	344 990	27 190	7.9	Z	X
0620	Plywood and millwork	32	407 517	50 537	12.4	Z	X
0700	Brick, stone, tile, sand, block, cement, and gravel	12	60 611	6 592	10.9	Z	X
0720	Roofing, siding, and insulation materials	20	118 460	17 763	15.0	Z	11.9
0721	Roofing, except wood	16	110 009	15 724	14.3	Z	X
0740	Other construction materials	20	121 264	10 764	8.9	Z	25.9
0744	Construction materials, n.e.c. (including wire fence and construction paper)	7	37 341	5 067	13.6	Z	X
0800	Photographic equipment and supplies (excluding video)	87	505 636	25 224	5.0	Z	X
0900	Office equipment	72	337 763	39 538	11.7	Z	1.1
0913	Copying machines and equipment	41	293 031	34 764	11.9	Z	X
0920	New computer equipment	22	81 903	5 082	6.2	Z	8.8
0923	Computer printers	11	61 440	1 992	3.2	Z	X
0950	Computer software (packaged)	27	82 018	1 071	1.3	Z	X
0960	Restaurant and hotel equipment and supplies	89	3 868 512	247 927	6.4	.1	X
0970	Store machines and equipment	15	63 637	1 376	2.2	Z	X
1000	Medical, hospital, and surgical supplies	13	93 724	12 291	13.1	Z	9.0
1013	Other surgical, medical, and hospital supplies	8	19 529	4 104	21.0	Z	X
1040	Religious and school supplies	51	224 080	17 312	7.7	Z	17.6
1042	School supplies	24	145 675	14 433	9.9	Z	X
1100	Iron and steel products (semifinished)	10	79 251	3 933	5.0	Z	X
1120	Flat iron and steel products	38	225 772	38 361	17.0	Z	8.9
1123	Sheets (cold-rolled)	7	91 489	20 228	22.1	Z	X
1124	Sheets (hot-rolled)	7	28 347	4 014	14.2	Z	X
1140	Iron and steel wire and wire products	36	175 011	28 285	16.2	Z	2.6
1141	Wire (plain, coated, barbed, and twisted)	16	138 112	25 763	18.7	Z	X
1150	Iron and steel pipe and tubing	14	137 715	21 812	15.8	Z	7.1
1152	Tubing	12	136 675	21 674	15.9	Z	X
1200	Copper and brass	25	139 477	12 815	9.2	Z	X

See footnotes at end of table.

Table 7. Agents, Brokers, and Commission Merchants by Kind of Business and Commodity Line: 1997—Con.

[Includes only establishments with payroll. For meaning of abbreviations and symbols, see introductory text. For explanation of terms, see Appendix A]

NAICS code and CL code	Kind of business and commodity line	Establishments handling commodity line		Commodity line sales			Sales coverage percent
		Number	Total sales (\$1,000)	Amount ¹ (\$1,000)	As percent of total sales of—		
					Establishments handling line	Establishments in NAICS industry ¹	
422	Wholesale trade, nondurable goods—Con.						
1220	Aluminum shapes, forms, etc.	36	243 323	31 879	13.1	Z	24.8
1223	Rods, bars, and wires: rolled or extruded (rounds, hexes, squares, and rectangles)	11	90 379	12 201	13.5	Z	X
1225	Foils	7	61 893	12 773	20.6	Z	X
1320	Minerals and ores (excluding coal, precious stones, and crude oil)	13	140 904	25 481	18.1	Z	X
1400	Electrical apparatus and equipment	56	302 747	54 043	17.9	Z	14.4
1412	Switchgear and switchboard apparatus	21	785	41	5.2	Z	X
1416	Interior wiring (excluding conduit)	7	42 875	3 033	7.1	Z	X
1417	Exterior wiring and cable (excluding conduit)	12	215 230	46 107	21.4	Z	X
1421	Other electrical apparatus and equipment (including fuses and lightning rods)	21	785	7	.9	Z	X
1500	Electrical appliances, household	69	976 517	90 924	9.3	Z	6.6
1511	Televisions	13	642 105	16 036	2.5	Z	X
1512	Radios, stereos, and CD players	13	642 105	26 738	4.2	Z	X
1518	Other electrical household appliances (including fans, dishwashers, etc.) ..	9	18 712	2 475	13.2	Z	X
1600	Electronic parts and equipment, except communication	82	320 222	50 576	15.8	Z	20.4
1618	Electronic parts and equipment, n.e.c.	42	147 931	19 011	12.9	Z	X
1650	Communication equipment and supplies	19	112 945	11 878	10.5	Z	71.7
1651	Telephones	8	111 205	11 786	10.6	Z	X
1653	Other electrical communication equipment	8	537	5	.9	Z	X
1700	Hardware	221	3 425 800	271 344	7.9	.1	5.5
1711	Hand tools (including power driven)	92	795 126	126 584	15.9	.1	X
1712	Bolts, nuts, rivets, and fasteners	48	59 461	4 297	7.2	Z	X
1713	Cutlery	62	233 311	39 484	16.9	Z	X
1800	Plumbing and heating equipment and supplies (hydronics)	54	596 028	82 608	13.9	Z	61.7
1811	Plastic pipe fittings and valves (excluding pipe and tubing)	18	166 378	12 816	7.7	Z	X
1812	Metal pipe fittings and valves (excluding pipe and tubing)	24	300 081	17 020	5.7	Z	X
1813	Plumbing fixtures	19	146 632	16 873	11.5	Z	X
1814	Furnaces, stoves, water heaters (except electric and warm air)	9	241	3	1.2	Z	X
1815	Boilers, radiators, and convectors	10	25 081	3 463	13.8	Z	X
1818	Other plumbing and heating equipment and supplies	26	218 449	29 190	13.4	Z	X
1900	Warm air heating and air-conditioning equipment and supplies	15	37 493	5 560	14.8	Z	72.8
1919	Registers, grills, pre-formed ductwork (excluding sheet metal), and duct insulation	10	6 654	1 802	27.1	Z	X
2200	Farm machinery, equipment, and parts	7	27 270	5 761	21.1	Z	X
2220	Garden machinery, equipment, and parts	62	216 286	21 558	10.0	Z	X
2300	Hydraulic and pneumatic (fluid-power) pumps, motors, and parts	6	22 868	2 270	9.9	Z	X
2320	General-purpose industrial machinery, equipment, and parts	109	716 696	98 950	13.8	Z	10.4
2321	New pumps, compressors (air or gas), and equipment	12	41 915	4 714	11.2	Z	X
2326	New controlling, recording, and indicating instruments and access	29	318 521	49 292	15.5	Z	X
2327	All other new general-purpose industrial machinery and equipment	44	100 729	17 928	17.8	Z	X
2330	Metalworking machinery, equipment, and parts	11	31 778	3 550	11.2	Z	X
2340	Materials handling machinery, equipment, and parts	12	54 373	5 214	9.6	Z	X
2350	Oil well, oil refinery, and pipeline machinery, equipment, and supplies	7	3 590 092	2 144 623	59.7	1.0	X
2360	Other industrial machinery, equipment, and parts	13	128 579	11 779	9.2	Z	50.8
2366	Other new industrial machinery and equipment	7	74 285	5 028	6.8	Z	X
2450	Industrial containers and supplies	39	266 487	50 700	19.0	Z	8.7
2454	Other industrial containers and supplies	36	230 830	48 822	21.2	Z	X
2460	Other industrial supplies	117	903 252	86 766	9.6	Z	4.4
2462	Abrasives and abrasive materials	11	69 321	14 306	20.6	Z	X
2466	Industrial supplies, n.e.c.	29	369 865	39 203	10.6	Z	X
2520	Custodial (janitors') equipment and supplies	89	539 153	63 129	11.7	Z	1.4
2521	Custodial equipment—power equipment	28	305 480	2 751	.9	Z	X
2522	Custodial equipment—nonpower equipment	28	305 480	593	.2	Z	X
2523	Custodial supplies	57	346 267	46 113	13.3	Z	X
2530	Laundry and dry-cleaning equipment and supplies	201	16 040 289	740 956	4.6	.4	X
2700	Sporting and recreational goods and supplies	213	954 229	132 881	13.9	.1	35.8
2714	Camping and fishing equipment and accessories	14	30 616	7 861	25.7	Z	X
2715	Athletic equipment and accessories	88	583 599	77 942	13.4	Z	X
2718	Other sporting and recreational goods (go carts, bait, etc.)	26	167 025	20 313	12.2	Z	X
2800	Toys and hobby goods and supplies	315	1 149 994	112 815	9.8	.1	10.2
2812	Other toys and games (including fireworks and children's vehicles)	62	296 557	27 638	9.3	Z	X
2813	Crafts and craft supplies	20	92 111	16 846	18.3	Z	X
2814	Other hobby goods and accessories	27	119 422	16 558	13.9	Z	X
2930	Recyclable paper and paperboard	25	304 471	45 097	14.8	Z	X
2940	Recyclable materials, except metal	10	26 235	500	1.9	Z	X
3000	Jewelry, diamonds, gem stones, and watches	128	176 219	24 419	13.9	Z	8.2
3014	Watches, clocks, and watch movements and cases	6	8 986	2 801	31.2	Z	X
3016	Other jewel, silverware, and plated ware (incl. jewel, where gemstones less than 50% of value, gold filled sterling, and costume jewel, and medallions)	50	83 495	11 060	13.2	Z	X
3130	Compact discs, prerecorded audio tapes, and phonograph records	45	145 664	11 934	8.2	Z	X
3140	Prerecorded video tapes	52	754 850	11 675	1.5	Z	X
3150	Other durable goods	8	13 157	1 647	12.5	Z	X
3200	Printing and writing paper	315	2 047 499	1 369 540	66.9	.7	60.0
3211	Roll newsprint and rotogravure paper	74	839 471	759 876	90.5	.4	X
3212	Fine roll paper	60	341 725	165 700	48.5	.1	X
3213	Other printing and writing paper	236	965 218	441 222	45.7	.2	X

See footnotes at end of table.

Table 7. Agents, Brokers, and Commission Merchants by Kind of Business and Commodity Line: 1997—Con.

[Includes only establishments with payroll. For meaning of abbreviations and symbols, see introductory text. For explanation of terms, see Appendix A]

NAICS code and CL code	Kind of business and commodity line	Establishments handling commodity line		Commodity line sales			Sales coverage percent
		Number	Total sales (\$1,000)	Amount ¹ (\$1,000)	As percent of total sales of—		
					Establishments handling line	Establishments in NAICS industry ¹	
422	Wholesale trade, nondurable goods—Con.						
3300	Stationery, office supplies and greeting cards	1 096	3 577 338	1 947 555	54.4	.9	30.5
3311	Business forms	565	1 062 723	618 538	57.1	.3	X
3312	Stationery, photocopy paper, and typing paper	420	1 312 137	296 362	22.6	.1	X
3313	Linked ribbons, carbon paper, pens and pencils	283	974 212	242 259	24.9	.1	X
3314	Toner and cartridges	237	442 620	51 359	11.6	.2	X
3315	Greeting cards	160	1 031 959	182 238	17.7	.1	X
3316	Other stationery supplies (envelopes, ruled forms, and binder paper)	389	1 340 586	511 321	38.1	.2	X
3400	Industrial and personal services paper and plastics	1 445	47 417 351	5 960 865	12.6	2.8	6.6
3411	Paperboard and boxboard boxes	323	1 603 541	795 724	49.6	.4	X
3412	Paper dishes, cups, and napkins	253	3 789 827	637 230	16.8	.3	X
3413	Industrial paper (wrapping, bags, cartons, etc.)	356	2 723 018	767 787	28.2	.4	X
3414	Disposable plastic boxes, containers, cups, dishes, and supplies	282	3 656 940	1 402 659	38.4	.7	X
3415	Other industrial and personal service paper	180	1 279 278	478 602	37.4	.2	X
3500	Drugs, pharmaceuticals, cosmetics, and toiletries	1 197	54 997 568	9 067 173	16.5	4.3	4.9
3511	Prescription drugs	59	547 202	281 001	51.4	.1	X
3512	Nonprescription pharmaceuticals	222	4 513 100	996 680	22.1	.5	X
3513	Cosmetics	322	7 257 491	1 505 469	20.7	.7	X
3514	Perfumes	161	5 867 777	502 119	8.6	.2	X
3515	Other toiletries and druggists' sundries	460	10 999 289	2 714 316	24.7	1.3	X
3600	Piece goods, knit and woven	761	5 179 283	4 468 641	86.3	2.1	48.9
3611	Goods purchased grey and finished on contract	58	257 184	56 721	22.1	Z	X
3612	Cotton (including blends)	364	2 309 363	1 304 833	56.5	.6	X
3613	Synthetics (excluding synthetic knits)	334	2 404 926	1 472 363	61.2	.7	X
3614	Knit fabrics, n.e.c. (including double knit)	212	1 072 287	513 545	47.9	.2	X
3615	Woolen and worsted piece goods	171	951 120	324 316	34.1	.2	X
3616	Other piece goods	240	1 349 224	731 266	54.2	.3	X
3700	Notions (buttons, ribbons, lace, sewing accessories, zippers, bindings, etc.)	245	1 149 041	565 577	49.2	.3	X
3800	Men's and boys' wear	1 067	4 955 297	2 734 212	55.2	1.3	48.5
3811	Men's and boys' suits, coats, and formal wear	250	1 098 563	592 366	53.9	.3	X
3812	Men's and boys' dress and casual shirts, slacks, and jeans	566	2 581 813	1 203 522	46.6	.6	X
3813	Men's and boys' underwear and nightwear	89	888 864	244 204	27.5	.1	X
3814	Men's and boys' work clothing and uniforms	88	260 186	91 859	35.3	Z	X
3815	Other men's and boys' wear (caps, hats, swimwear, neckwear, etc.)	334	1 758 869	580 047	33.0	.3	X
3900	Women's and children's wear	1 602	8 493 715	5 297 687	62.4	2.5	42.2
3911	Infants' and children's wear (to size 6X)	414	1 737 442	706 386	40.7	.3	X
3912	Women's misses', and girls' dresses and blouses	675	3 656 858	2 066 223	56.5	1.0	X
3913	Women's, misses', and girls' suits and coats	250	1 433 305	359 559	25.1	.2	X
3914	Women's and misses' outerwear	277	1 566 188	410 194	26.2	.2	X
3915	Women's and misses' underwear and sleepwear	172	1 145 748	336 429	29.4	.6	X
3916	Other women's, misses, and girl's wear (furs, sweaters, millinery, etc.)	522	2 891 525	1 348 019	46.6	.6	X
4000	Footwear	527	5 305 123	3 732 855	70.4	1.8	50.6
4011	All athletic footwear	141	2 431 590	1 180 324	48.5	.6	X
4012	Infants' footwear	70	606 455	49 856	8.2	Z	X
4013	Other women's, misses', and girls' footwear	267	2 551 971	1 896 705	74.3	.9	X
4014	Other men's and boy's footwear	210	1 280 009	456 620	35.7	.2	X
4015	Shoe accessories	36	352 865	116 068	32.9	.1	X
4100	Frozen foods (packaged)	1 943	83 890 145	23 943 839	28.5	11.4	57.7
4111	Dinners (frozen)	776	51 683 589	3 280 129	6.3	1.6	X
4112	Fish and seafoods (frozen packaged)	888	49 198 532	2 340 319	4.8	1.1	X
4113	Vegetables (frozen)	948	59 283 188	5 073 438	8.6	2.4	X
4114	Fruits and fruit juices (frozen)	831	51 067 258	2 411 848	4.7	1.1	X
4115	Meat (frozen packaged)	787	33 636 389	3 173 282	9.4	1.5	X
4116	Frozen baked goods	1 097	58 391 798	3 194 319	5.5	1.5	X
4117	Other frozen foods (except frozen dairy products)	803	47 986 066	4 469 579	9.3	2.1	X
4200	Dairy products (excluding dried or canned)	1 214	64 440 624	6 726 699	10.4	3.2	58.5
4211	Butter	484	32 920 823	942 312	2.9	.4	X
4212	Cheese	774	46 193 602	2 344 291	5.1	1.1	X
4213	Milk and cream, except raw	207	4 335 160	233 395	5.4	.1	X
4214	Ice cream	536	38 216 534	1 564 576	4.1	.7	X
4215	Raw milk	44	1 333 299	70 965	5.3	Z	X
4216	Other dairy products	606	35 873 081	1 571 109	4.4	.7	X
4300	Poultry and poultry products	765	31 557 792	4 331 626	13.7	2.1	2.2
4311	Dressed poultry killed on location	158	3 343 363	569 877	17.0	.3	X
4312	Eggs	119	2 074 793	314 394	15.2	.2	X
4313	Live poultry	17	249 911	153 766	61.5	.1	X
4314	Other poultry (excluding frozen packaged)	266	9 181 398	1 574 019	17.1	.7	X
4400	Confectionery	1 112	50 442 316	5 548 296	11.0	2.6	6.8
4411	Candy	364	7 391 991	2 000 293	27.1	1.0	X
4412	Chewing gum	126	1 730 397	152 709	8.8	.1	X
4413	Nuts	278	6 520 495	923 037	14.2	.4	X
4414	Chips and popcorn	597	35 101 794	1 956 454	5.6	.9	X
4415	Other confections	172	2 390 167	191 244	8.0	.1	X
4500	Fish and seafoods (excluding canned and frozen packaged)	399	18 601 367	1 353 339	7.3	.6	X
4600	Meat and meat products (fresh and unpackaged)	1 020	40 429 038	5 086 846	12.6	2.4	52.2
4611	Beef (not killed on location)	482	21 691 344	1 426 524	6.6	.7	X
4612	Veal (not killed on location)	71	1 566 455	58 907	3.8	Z	X
4613	Lamb and mutton (not killed on location)	49	950 991	52 099	5.5	Z	X
4614	Pork (not killed on location)	276	7 661 515	1 064 403	13.9	.5	X
4615	Sausage and prepared meats made on location	100	3 163 508	215 744	6.8	.1	X
4616	Sausage and prepared meats not made on location	319	7 434 913	1 174 918	15.8	.6	X
4618	Other meat products	246	10 092 353	1 073 012	10.6	.5	X
4700	Fresh fruits and vegetables	896	24 920 285	6 487 983	26.0	3.1	18.1
4711	Fresh fruits	665	22 696 822	4 187 886	18.5	2.0	X
4712	Prepackaged fresh-cut vegetables (carrots, salads, etc.)	73	1 067 334	258 683	24.2	.1	X
4713	Other fresh vegetables	369	4 356 611	1 951 843	44.8	.9	X

See footnotes at end of table.

Table 7. Agents, Brokers, and Commission Merchants by Kind of Business and Commodity Line: 1997—Con.

[Includes only establishments with payroll. For meaning of abbreviations and symbols, see introductory text. For explanation of terms, see Appendix A]

NAICS code and CL code	Kind of business and commodity line	Establishments handling commodity line		Commodity line sales			Sales coverage percent
		Number	Total sales (\$1,000)	Amount ¹ (\$1,000)	As percent of total sales of—		
					Establishments handling line	Establishments in NAICS industry ¹	
422	Wholesale trade, nondurable goods—Con.						
4800	Coffee, tea, and spices	1 052	53 633 995	2 917 736	5.4	1.4	50.1
4811	Coffee	532	23 643 022	743 793	3.1	.4	X
4812	Tea	589	34 547 683	586 145	1.7	.3	X
4813	Spices	628	36 814 279	1 587 730	4.3	.8	X
4820	Bread and baked goods	943	26 194 958	3 171 550	12.1	1.5	43.2
4821	Breads and rolls	367	9 906 840	669 152	6.8	.3	X
4822	Cookies, cakes, and other baked goods	787	23 311 226	2 502 072	10.7	1.2	X
4830	Canned foods	1 450	75 626 909	17 992 676	23.8	8.6	52.1
4831	Canned and bottled fruits, vegetables, and juices	1 224	65 863 162	10 634 293	16.1	5.1	X
4832	Canned and bottled baby foods	362	25 900 203	644 280	2.5	.3	X
4833	Canned meats	476	32 554 126	1 054 858	3.2	.5	X
4834	Canned fish and seafoods	742	48 637 140	1 779 795	3.7	.8	X
4835	Canned milk	264	20 662 747	459 916	2.2	.2	X
4836	Other canned foods	705	47 554 527	3 416 706	7.2	1.6	X
4840	Food and beverage basic materials (include flavoring extracts, fruit peel, hop extract, industrial molasses, sausage casings, malt, yeast, etc.)	449	19 438 336	2 596 260	13.4	1.2	X
4850	Soft drinks and bottled water	939	54 336 553	2 282 702	4.2	1.1	56.7
4851	Soft drinks, packaged	534	21 956 467	1 047 282	4.8	.5	X
4852	Soft drinks, pre and post mix bulk	99	8 845 570	249 520	2.8	.1	X
4853	Bottled water	640	42 751 288	985 035	2.3	.5	X
4860	Other grocery specialties	1 900	81 919 319	20 520 745	25.1	9.8	52.8
4861	Pasta	891	56 135 949	2 037 033	3.6	1.0	X
4862	Breakfast cereals	688	44 358 745	2 050 070	4.6	1.0	X
4863	Cooking oils and margarine	679	35 731 242	1 908 588	5.3	.9	X
4864	Flour	349	17 106 767	684 529	4.0	.3	X
4865	Pickles, preserves, jellies, jams, and sauces	959	59 941 929	2 588 633	4.3	1.2	X
4866	Sugar, refined	448	27 009 599	1 751 450	6.5	.8	X
4867	Pet foods	601	40 674 850	1 694 064	4.2	.8	X
4868	Grocery specialties, n.e.c.	1 034	45 502 491	7 804 353	17.2	3.7	X
4900	Grain and beans	463	31 934 235	13 386 420	41.9	6.4	14.4
4911	Corn (for grain)	82	14 385 841	6 378 010	44.3	3.0	X
4912	Oats and barley	32	433 400	78 116	18.0	Z	X
4913	Wheat	63	982 793	146 265	14.9	.1	X
4914	Sorghum (for grain)	33	13 566 630	681 055	5.0	.3	X
4915	Soybeans	106	12 922 434	2 598 490	20.1	1.2	X
4916	Other grain and beans (rice and edible and inedible beans)	76	11 218 453	3 241 289	28.9	1.5	X
5000	Cattle, hogs, sheep, and goats	965	15 524 684	15 266 874	98.3	7.3	70.7
5011	Cattle	895	15 146 654	13 644 901	90.1	6.5	X
5012	Hogs	525	7 639 901	1 191 597	15.6	.6	X
5013	Sheep	381	5 619 153	310 444	5.5	.1	X
5014	Goats	277	3 385 906	119 310	3.5	.1	X
5100	Hides, skins, and pelts	37	249 479	201 507	80.8	.1	X
5120	Leaf tobacco	212	1 599 627	1 577 115	98.6	.8	67.4
5121	Leaf tobacco stemmed and re-dried at this location	15	120 662	120 664	100.0	.1	X
5122	All other leaf tobacco	196	1 444 531	1 439 232	99.6	.7	X
5130	Wool, wool tops, and mohair	20	60 543	53 675	88.7	Z	X
5140	Other farm products, inedible	198	5 740 052	1 927 781	33.6	.9	72.3
5142	Horses, mules, and donkeys	135	1 705 601	432 329	25.3	.2	X
5143	Farm products, n.e.c.	65	4 053 379	1 494 778	36.9	.7	X
5200	Raw cotton	57	797 171	698 433	87.6	.3	X
5300	Plastics materials and basic shapes	916	5 083 321	3 456 670	68.0	1.6	39.2
5311	Plastic pipes, rods, tubes, and shapes	213	1 119 736	691 200	61.7	.3	X
5312	High pressure laminates	40	244 115	64 603	26.5	Z	X
5313	Plastics raw materials	208	1 534 617	1 044 915	68.1	.5	X
5314	Other plastics materials and basic shapes	381	2 055 104	1 517 358	73.8	.7	X
5320	Industrial gases (welding, etc.)	14	75 362	72 616	96.4	Z	X
5330	Chemicals and allied products (excluding agricultural, plastics, gases, and petroleum)	1 160	25 373 892	3 626 933	14.3	1.7	8.5
5331	Gasses, compressed and liquified, except L.P.	16	24 426	19 764	80.9	Z	X
5332	Alkalies and chlorine	53	129 361	15 937	12.3	Z	X
5334	Organic fibers	24	77 668	60 055	77.3	Z	X
5335	Detergents and soaps	369	19 221 140	1 142 944	5.9	.5	X
5336	Sanitation chemicals, polishes, and waxes	111	296 719	106 012	35.7	.1	X
5338	Wood chemicals, naval stores, and gum	8	44 295	28 702	64.8	Z	X
5341	Insecticides, nonagricultural	23	59 900	25 504	42.6	Z	X
5342	Adhesives, sealants, and glues	168	989 119	228 491	23.1	.1	X
5343	Explosives	6	15 757	15 804	100.0	Z	X
5344	Other chemicals and allied products	565	2 948 512	1 858 758	63.0	.9	X
5400	Petroleum products	266	7 857 331	6 643 046	84.5	3.2	63.3
5411	Aviation gasoline	17	2 065 474	2 032 853	98.4	1.0	X
5412	Motor gasoline	123	4 990 125	1 440 461	28.9	.7	X
5414	Jet fuel (naphtha or kerosine type)	26	4 023 169	254 789	6.3	.1	X
5415	No. 2 distillate fuel oil (no. 2 diesel and no. 2 heating oil)	102	2 991 552	1 237 091	41.4	.6	X
5416	All other distillate fuel oil (no. 1 and no. 4 diesel and heating)	72	4 367 746	578 610	13.2	.3	X
5417	Residual fuel oil (no. 5, no. 6, heavy diesel, etc.)	23	1 062 480	845 660	79.6	.4	X
5418	Lubricating oil and greases	152	405 166	201 800	49.8	.1	X
5420	Liquified petroleum gases (excluding natural gas)	12	97 074	68 766	70.8	Z	X
5500	Crude oil	15	5 428 498	3 020 301	55.6	1.4	X
5600	Beer and ale	75	1 021 053	227 537	22.3	.1	X
5700	Wines and distilled alcoholic beverages	200	4 199 494	1 998 206	47.6	1.0	32.2
5711	Wines	162	1 286 851	713 492	55.4	.3	X
5712	Distilled liquor (including premixed alcoholic drinks)	85	1 748 294	1 257 820	71.9	.6	X

See footnotes at end of table.

Table 7. Agents, Brokers, and Commission Merchants by Kind of Business and Commodity Line: 1997—Con.

[Includes only establishments with payroll. For meaning of abbreviations and symbols, see introductory text. For explanation of terms, see Appendix A]

NAICS code and CL code	Kind of business and commodity line	Establishments handling commodity line		Commodity line sales			Sales coverage percent
		Number	Total sales (\$1,000)	Amount ¹ (\$1,000)	As percent of total sales of—		
					Establishments handling line	Establishments in NAICS industry ¹	
422	Wholesale trade, nondurable goods—Con.						
5800	Farm supplies	307	13 336 014	3 339 503	25.0	1.6	9.6
5811	Hay, straw, and alfalfa	47	1 718 290	89 728	5.2	1	X
5812	Feeds (poultry and livestock) not mixed on location	80	2 340 001	255 965	10.9	1.1	X
5813	Prepared feeds (poultry and livestock) mixed on location	21	1 302 650	36 297	2.8	Z	X
5814	Weed killers, soil sterilizers, and soil conditioners	23	81 186	45 450	56.0	Z	X
5815	Insecticides, fungicides, and pesticides	39	302 855	99 577	32.9	Z	X
5816	Other agricultural chemicals and fertilizers	81	1 775 049	1 658 772	93.4	.8	X
5817	Seeds and bulbs	50	10 355 579	1 006 651	9.7	.5	X
5818	Other farm supplies (including harness and saddlery equipment)	39	241 131	106 111	44.0	.1	X
5900	Tobacco and tobacco products	104	1 018 179	93 290	9.2	Z	2.0
5911	Cigars	22	55 249	1 718	3.1	Z	X
5912	Cigarettes	28	61 408	53 126	86.5	Z	X
5913	Other tobacco products (excluding leaf)	27	179 738	18 126	10.1	Z	X
6000	Paint, paint supplies, and wallpaper	277	1 486 994	920 814	61.9	.4	35.6
6011	Architectural coatings (enamels, primers, stains, solvents, and lacquers)	110	578 236	264 088	45.7	.1	X
6012	Industrial/OEM coatings (coatings applied by original manufacturers to products during manufacturing)	54	175 354	101 590	57.9	Z	X
6013	Special purpose coatings (automotive, refinish, marine, traffic coatings)	33	117 861	51 541	43.7	Z	X
6014	Paint supplies	109	773 455	438 715	56.7	.2	X
6015	Wallpaper	40	135 858	36 897	27.2	Z	X
6100	Books, periodicals, newspapers, and miscellaneous printed materials	496	3 146 008	2 530 595	80.4	1.2	23.1
6101	Books	294	1 756 809	1 368 554	77.9	.7	X
6102	Other periodicals, newspapers, and miscellaneous printed materials	139	1 415 094	1 140 432	80.6	.5	X
6110	Flowers and florists' supplies	294	899 698	628 318	69.8	.3	X
6120	Art goods (including novelties and souvenirs)	829	2 527 892	1 425 350	56.4	.7	44.4
6121	Art materials	178	734 925	196 381	26.7	.1	X
6122	Novelties and souvenirs	722	1 832 046	1 220 896	66.6	.6	X
6130	Textile bags, bagging, and burlap	112	235 215	77 614	33.0	Z	X
6150	Nondurable goods, n.e.c.	808	3 923 109	3 464 422	88.3	1.6	X
9700	Service receipts and labor charges (including installed parts)	267	3 088 644	472 437	15.3	.2	7.3
9701	Labor charges for repair work	44	270 264	6 877	2.5	Z	X
9702	Parts installed in repair work	46	110 930	1 784	1.6	Z	X
9703	Other service receipts and labor charges—Specify	129	978 447	215 510	22.0	.1	X
9720	Receipts for service contracts	50	44 807	4 792	10.7	Z	X
9730	Advertising specialties (paper novelties, etc.)	114	264 034	42 124	16.0	Z	X
9740	Receipts for installing equipment	23	7 689	570	7.4	Z	X
9810	Miscellaneous commodities	704	17 637 532	1 611 764	9.1	.8	X
9920	Receipts for farm product preparation services (cleaning, shelling, etc.)	11	154 016	14 370	9.3	Z	X
9940	Rental and leasing receipts	52	1 181 586	24 745	2.1	Z	X
9970	Receipts for printing or photocopying performed at this establishment	8	8 211	314	3.8	Z	X
4221	Paper & paper product whsle	1 566	X	7 602 771	X	100.0	78.1
0420	Office and business furniture	85	581 974	76 106	13.1	1.0	5.2
0421	New office furniture (wooden and metal)	81	572 363	74 407	13.0	1.0	X
0424	Used office and business furniture	16	12 316	1 507	12.2	Z	X
0500	Household china, glassware, crockery, and plastic housewares	12	114 338	10 596	9.3	.1	X
0540	Other home furnishings	18	162 878	12 432	7.6	.2	4.0
0542	Mirrors, lamps, and picture frames	8	106 310	2 698	2.5	Z	X
0543	Home furnishings, n.e.c.	9	106 193	4 510	4.2	.1	X
0800	Photographic equipment and supplies (excluding video)	6	44 220	2 095	4.7	Z	X
0900	Office equipment	46	299 775	36 022	12.0	.5	1.0
0913	Copying machines and equipment	41	293 031	34 764	11.9	.5	X
0920	New computer equipment	14	74 357	2 318	3.1	Z	10.3
0923	Computer printers	11	61 440	1 992	3.2	Z	X
0950	Computer software (packaged)	25	81 164	1 054	1.3	Z	X
0960	Restaurant and hotel equipment and supplies	36	336 739	25 873	7.7	.3	X
1040	Religious and school supplies	19	101 320	10 256	10.1	.1	.2
1042	School supplies	19	101 320	10 256	10.1	.1	X
1500	Electrical appliances, household	8	130 727	12 352	9.4	.2	X
1700	Hardware	9	39 528	7 706	19.5	.1	X
2450	Industrial containers and supplies	16	133 137	31 473	23.6	.4	2.0
2454	Other industrial containers and supplies	15	132 590	31 347	23.6	.4	X
2460	Other industrial supplies	38	129 989	10 611	8.2	.1	X
2520	Custodial (janitors') equipment and supplies	41	368 932	40 614	11.0	.5	1.3
2521	Custodial equipment—power equipment	18	293 767	2 153	.7	Z	X
2522	Custodial equipment—nonpower equipment	18	293 767	41	Z	Z	X
2523	Custodial supplies	36	305 877	37 759	12.3	.5	X
2800	Toys and hobby goods and supplies	31	314 119	23 311	7.4	.3	X
3200	Printing and writing paper	278	1 798 388	1 359 392	75.6	17.9	72.5
3211	Roll newsprint and rotogravure paper	72	838 118	759 837	90.7	10.0	X
3212	Fine roll paper	60	341 725	165 700	48.5	2.2	X
3213	Other printing and writing paper	214	917 345	433 855	47.3	5.7	X
3300	Stationery, office supplies and greeting cards	807	2 390 070	1 802 275	75.4	23.7	46.7
3311	Business forms	549	1 029 855	611 989	59.4	8.1	X
3312	Stationery, photocopy paper, and typing paper	256	1 008 104	281 264	27.9	3.7	X
3313	Inked ribbons, carbon paper, pens and pencils	155	851 437	234 244	27.5	3.1	X
3314	Toner and cartridges	111	322 604	47 593	14.8	.6	X
3315	Greeting cards	91	398 393	136 519	34.3	1.8	X
3316	Other stationery supplies (envelopes, ruled forms, and binder paper)	365	1 270 582	490 665	38.6	6.5	X

See footnotes at end of table.

Table 7. Agents, Brokers, and Commission Merchants by Kind of Business and Commodity Line: 1997—Con.

[Includes only establishments with payroll. For meaning of abbreviations and symbols, see introductory text. For explanation of terms, see Appendix A]

NAICS code and CL code	Kind of business and commodity line	Establishments handling commodity line		Commodity line sales			Sales coverage percent
		Number	Total sales (\$1,000)	Amount ¹ (\$1,000)	As percent of total sales of—		
					Establishments handling line	Establishments in NAICS industry ¹	
4221	Paper & paper product whse—Con.						
3400	Industrial and personal services paper and plastics	702	4 339 589	3 802 915	87.6	50.0	63.3
3411	Paperboard and boxboard boxes	306	1 527 711	781 211	51.1	10.3	X
3412	Paper dishes, cups, and napkins	174	1 875 812	556 005	29.6	7.3	X
3413	Industrial paper (wrapping, bags, cartons, etc.)	270	1 439 591	718 668	49.9	9.5	X
3414	Disposable plastic boxes, containers, cups, dishes, and supplies	230	2 134 795	1 292 492	60.5	17.0	X
3415	Other industrial and personal service paper	163	985 253	454 528	46.1	6.0	X
3500	Drugs, pharmaceuticals, cosmetics, and toiletries	15	150 091	17 760	11.8	.2	40.7
3515	Other toiletries and druggists' sundries	8	108 004	12 698	11.8	.2	X
4100	Frozen foods (packaged)	10	69 133	9 474	13.7	.1	78.1
4116	Frozen baked goods	7	36 335	5 132	14.1	.1	X
4830	Canned foods	6	159 054	16 249	10.2	.2	11.0
4831	Canned and bottled fruits, vegetables, and juices	6	159 054	11 095	7.0	.1	X
4860	Other grocery specialties	23	122 193	24 453	20.0	.3	25.2
4861	Pasta	6	67 010	1 493	2.2	Z	X
4862	Breakfast cereals	6	67 010	991	1.5	Z	X
4863	Cooking oils and margarine	6	67 010	991	1.5	Z	X
4864	Flour	10	79 129	4 888	6.2	.1	X
4865	Pickles, preserves, jellies, jams, and sauces	12	91 029	7 723	8.5	.1	X
4868	Grocery specialties, n.e.c.	10	84 933	8 148	9.6	.1	X
5300	Plastics materials and basic shapes	45	181 508	36 337	20.0	.5	X
5330	Chemicals and allied products (excluding agricultural, plastics, gases, and petroleum)	36	315 174	22 095	7.0	.3	46.5
5335	Detergents and soaps	19	93 163	17 809	19.1	.2	X
5342	Adhesives, sealants, and glues	18	222 011	4 286	1.9	.1	X
6100	Books, periodicals, newspapers, and miscellaneous printed materials	37	171 513	12 838	7.5	.2	X
6120	Art goods (including novelties and souvenirs)	43	323 569	28 034	8.7	.4	30.4
6121	Art materials	11	203 498	3 972	2.0	.1	X
6122	Novelties and souvenirs	35	118 679	23 824	20.1	.3	X
6150	Nondurable goods, n.e.c.	6	74 345	22 562	30.3	.3	X
9700	Service receipts and labor charges (including installed parts)	26	119 656	34 710	29.0	.5	11.1
9701	Labor charges for repair work	16	63 887	2 589	4.1	Z	X
9702	Parts installed in repair work	11	31 640	867	2.7	Z	X
9703	Other service receipts and labor charges—Specify	7	52 974	30 266	57.1	.4	X
9720	Receipts for service contracts	7	12 834	291	2.3	Z	X
9730	Advertising specialties (paper novelties, etc.)	8	49 044	12 121	24.7	.2	X
9810	Miscellaneous commodities	108	398 138	54 198	13.6	.7	X
9970	Receipts for printing or photocopying performed at this establishment	8	8 211	314	3.8	Z	X
42211	Printing & writing paper whse	177	X	1 378 150	X	100.0	84.0
0420	Office and business furniture	7	8 658	1 382	16.0	.1	35.7
0421	New office furniture (wooden and metal)	7	8 658	1 382	16.0	.1	X
3200	Printing and writing paper	177	1 378 150	1 321 758	95.9	95.9	78.1
3211	Roll newsprint and rotogravure paper	67	826 665	758 642	91.8	55.0	X
3212	Fine roll paper	51	311 669	165 179	53.0	12.0	X
3213	Other printing and writing paper	120	529 109	397 937	75.2	28.9	X
3300	Stationery, office supplies and greeting cards	34	69 072	17 822	25.8	1.3	78.7
3311	Business forms	24	18 507	3 395	18.3	.2	X
3312	Stationery, photocopy paper, and typing paper	12	27 964	9 737	34.8	.7	X
3313	Inked ribbons, carbon paper, pens and pencils	8	3 328	158	4.7	Z	X
3314	Toner and cartridges	8	5 911	227	3.8	Z	X
3315	Greeting cards	7	36 449	3 896	10.7	.3	X
3316	Other stationery supplies (envelopes, ruled forms, and binder paper)	12	16 844	409	2.4	Z	X
3400	Industrial and personal services paper and plastics	14	119 171	24 313	20.4	1.8	71.9
3411	Paperboard and boxboard boxes	9	114 716	6 889	6.0	.5	X
3412	Paper dishes, cups, and napkins	7	103 982	6 835	6.6	.5	X
3413	Industrial paper (wrapping, bags, cartons, etc.)	6	101 302	2 021	2.0	.1	X
9810	Miscellaneous commodities	6	38 831	5 897	15.2	.4	X
422110	Printing & writing paper whse	177	X	1 378 150	X	100.0	84.0
0420	Office and business furniture	7	8 658	1 382	16.0	.1	35.7
0421	New office furniture (wooden and metal)	7	8 658	1 382	16.0	.1	X
3200	Printing and writing paper	177	1 378 150	1 321 758	95.9	95.9	78.1
3211	Roll newsprint and rotogravure paper	67	826 665	758 642	91.8	55.0	X
3212	Fine roll paper	51	311 669	165 179	53.0	12.0	X
3213	Other printing and writing paper	120	529 109	397 937	75.2	28.9	X
3300	Stationery, office supplies and greeting cards	34	69 072	17 822	25.8	1.3	78.7
3311	Business forms	24	18 507	3 395	18.3	.2	X
3312	Stationery, photocopy paper, and typing paper	12	27 964	9 737	34.8	.7	X
3313	Inked ribbons, carbon paper, pens and pencils	8	3 328	158	4.7	Z	X
3314	Toner and cartridges	8	5 911	227	3.8	Z	X
3315	Greeting cards	7	36 449	3 896	10.7	.3	X
3316	Other stationery supplies (envelopes, ruled forms, and binder paper)	12	16 844	409	2.4	Z	X
3400	Industrial and personal services paper and plastics	14	119 171	24 313	20.4	1.8	71.9
3411	Paperboard and boxboard boxes	9	114 716	6 889	6.0	.5	X
3412	Paper dishes, cups, and napkins	7	103 982	6 835	6.6	.5	X
3413	Industrial paper (wrapping, bags, cartons, etc.)	6	101 302	2 021	2.0	.1	X
9810	Miscellaneous commodities	6	38 831	5 897	15.2	.4	X

See footnotes at end of table.

Table 7. Agents, Brokers, and Commission Merchants by Kind of Business and Commodity Line: 1997—Con.

[Includes only establishments with payroll. For meaning of abbreviations and symbols, see introductory text. For explanation of terms, see Appendix A]

NAICS code and CL code	Kind of business and commodity line	Establishments handling commodity line		Commodity line sales			Sales coverage percent
		Number	Total sales (\$1,000)	Amount ¹ (\$1,000)	As percent of total sales of—		
					Establishments handling line	Establishments in NAICS industry ¹	
42212	Stationery & office supplies whsle	735	X	2 201 547	X	100.0	71.7
0420	Office and business furniture	74	563 705	74 532	13.2	3.4	4.5
0421	New office furniture (wooden and metal)	74	563 705	73 025	13.0	3.3	X
0424	Used office and business furniture	16	12 316	1 507	12.2	.1	X
0500	Household china, glassware, crockery, and plastic housewares	9	105 005	7 917	7.5	.4	X
0540	Other home furnishings	16	161 793	12 229	7.6	.6	3.7
0542	Mirrors, lamps, and picture frames	8	106 310	2 698	2.5	.1	X
0543	Home furnishings, n.e.c.	9	106 193	4 510	4.2	.2	X
0900	Office equipment	41	293 031	34 764	11.9	1.6	.9
0913	Copying machines and equipment	41	293 031	34 764	11.9	1.6	X
0920	New computer equipment	13	73 742	2 288	3.1	.1	8.7
0923	Computer printers	11	61 440	1 992	3.2	.1	X
0950	Computer software (packaged)	23	78 330	423	.5	Z	X
0960	Restaurant and hotel equipment and supplies	11	64 083	620	1.0	Z	X
1040	Religious and school supplies	19	101 320	10 256	10.1	.5	.2
1042	School supplies	19	101 320	10 256	10.1	.5	X
1500	Electrical appliances, household	6	129 642	12 180	9.4	.6	X
2460	Other industrial supplies	7	40 511	2 262	5.6	.1	X
2800	Toys and hobby goods and supplies	31	314 119	23 311	7.4	1.1	X
3200	Printing and writing paper	77	296 677	26 362	8.9	1.2	66.3
3213	Other printing and writing paper	75	293 865	24 822	8.4	1.1	X
3300	Stationery, office supplies and greeting cards	735	2 201 547	1 772 373	80.5	80.5	41.0
3311	Business forms	500	929 473	602 898	64.9	27.4	X
3312	Stationery, photocopy paper, and typing paper	235	960 276	269 000	28.0	12.2	X
3313	Inked ribbons, carbon paper, pens and pencils	145	847 584	234 008	27.6	10.6	X
3314	Toner and cartridges	104	316 693	47 366	15.0	2.2	X
3315	Greeting cards	81	343 634	131 291	38.2	6.0	X
3316	Other stationery supplies (envelopes, ruled forms, and binder paper)	331	1 201 293	487 809	40.6	22.2	X
3400	Industrial and personal services paper and plastics	34	197 344	35 220	17.8	1.6	46.5
3411	Paperboard and boxboard boxes	10	80 099	14 061	17.6	.6	X
3412	Paper dishes, cups, and napkins	11	93 354	11 984	12.8	.5	X
3413	Industrial paper (wrapping, bags, cartons, etc.)	8	29 543	4 678	15.8	.2	X
3415	Other industrial and personal service paper	11	12 806	4 496	35.1	.2	X
3500	Drugs, pharmaceuticals, cosmetics, and toiletries	8	108 004	12 698	11.8	.6	54.7
3515	Other toiletries and druggists' sundries	8	108 004	12 698	11.8	.6	X
5300	Plastics materials and basic shapes	8	28 814	4 073	14.1	.2	X
6100	Books, periodicals, newspapers, and miscellaneous printed materials	29	157 345	12 137	7.7	.6	X
6120	Art goods (including novelties and souvenirs)	41	318 652	27 796	8.7	1.3	28.5
6121	Art materials	11	203 498	3 972	2.0	.2	X
6122	Novelties and souvenirs	35	118 679	23 824	20.1	1.1	X
9700	Service receipts and labor charges (including installed parts)	23	116 861	33 722	28.9	1.5	10.5
9701	Labor charges for repair work	16	63 887	2 589	4.1	.1	X
9702	Parts installed in repair work	11	31 640	867	2.7	Z	X
9703	Other service receipts and labor charges—Specify	7	52 974	30 266	57.1	1.4	X
9720	Receipts for service contracts	7	12 834	291	2.3	Z	X
9730	Advertising specialties (paper novelties, etc.)	6	48 522	12 021	24.8	.5	X
9810	Miscellaneous commodities	65	273 107	33 128	12.1	1.5	X
9970	Receipts for printing or photocopying performed at this establishment	7	7 418	243	3.3	Z	X
422120	Stationery & office supplies whsle	735	X	2 201 547	X	100.0	71.7
0420	Office and business furniture	74	563 705	74 532	13.2	3.4	4.5
0421	New office furniture (wooden and metal)	74	563 705	73 025	13.0	3.3	X
0424	Used office and business furniture	16	12 316	1 507	12.2	.1	X
0500	Household china, glassware, crockery, and plastic housewares	9	105 005	7 917	7.5	.4	X
0540	Other home furnishings	16	161 793	12 229	7.6	.6	3.7
0542	Mirrors, lamps, and picture frames	8	106 310	2 698	2.5	.1	X
0543	Home furnishings, n.e.c.	9	106 193	4 510	4.2	.2	X
0900	Office equipment	41	293 031	34 764	11.9	1.6	.9
0913	Copying machines and equipment	41	293 031	34 764	11.9	1.6	X
0920	New computer equipment	13	73 742	2 288	3.1	.1	8.7
0923	Computer printers	11	61 440	1 992	3.2	.1	X
0950	Computer software (packaged)	23	78 330	423	.5	Z	X
0960	Restaurant and hotel equipment and supplies	11	64 083	620	1.0	Z	X
1040	Religious and school supplies	19	101 320	10 256	10.1	.5	.2
1042	School supplies	19	101 320	10 256	10.1	.5	X
1500	Electrical appliances, household	6	129 642	12 180	9.4	.6	X
2460	Other industrial supplies	7	40 511	2 262	5.6	.1	X
2800	Toys and hobby goods and supplies	31	314 119	23 311	7.4	1.1	X
3200	Printing and writing paper	77	296 677	26 362	8.9	1.2	66.3
3213	Other printing and writing paper	75	293 865	24 822	8.4	1.1	X
3300	Stationery, office supplies and greeting cards	735	2 201 547	1 772 373	80.5	80.5	41.0
3311	Business forms	500	929 473	602 898	64.9	27.4	X
3312	Stationery, photocopy paper, and typing paper	235	960 276	269 000	28.0	12.2	X
3313	Inked ribbons, carbon paper, pens and pencils	145	847 584	234 008	27.6	10.6	X
3314	Toner and cartridges	104	316 693	47 366	15.0	2.2	X
3315	Greeting cards	81	343 634	131 291	38.2	6.0	X
3316	Other stationery supplies (envelopes, ruled forms, and binder paper)	331	1 201 293	487 809	40.6	22.2	X

See footnotes at end of table.

Table 7. Agents, Brokers, and Commission Merchants by Kind of Business and Commodity Line: 1997—Con.

[Includes only establishments with payroll. For meaning of abbreviations and symbols, see introductory text. For explanation of terms, see Appendix A]

NAICS code and CL code	Kind of business and commodity line	Establishments handling commodity line		Commodity line sales			Sales coverage percent
		Number	Total sales (\$1,000)	Amount ¹ (\$1,000)	As percent of total sales of—		
					Establishments handling line	Establishments in NAICS industry ¹	
422120	Stationery & office supplies whsle—Con.						
3400	Industrial and personal services paper and plastics	34	197 344	35 220	17.8	1.6	46.5
3411	Paperboard and boxboard boxes	10	80 099	14 061	17.6	.6	X
3412	Paper dishes, cups, and napkins	11	93 354	11 984	12.8	.5	X
3413	Industrial paper (wrapping, bags, cartons, etc.)	8	29 543	4 678	15.8	.2	X
3415	Other industrial and personal service paper	11	12 806	4 496	35.1	.2	X
3500	Drugs, pharmaceuticals, cosmetics, and toiletries	8	108 004	12 698	11.8	.6	54.7
3515	Other toiletries and druggists' sundries	8	108 004	12 698	11.8	.6	X
5300	Plastics materials and basic shapes	8	28 814	4 073	14.1	.2	X
6100	Books, periodicals, newspapers, and miscellaneous printed materials	29	157 345	12 137	7.7	.6	X
6120	Art goods (including novelties and souvenirs)	41	318 652	27 796	8.7	1.3	28.5
6121	Art materials	11	203 498	3 972	2.0	.2	X
6122	Novelties and souvenirs	35	118 679	23 824	20.1	1.1	X
9700	Service receipts and labor charges (including installed parts)	23	116 861	33 722	28.9	1.5	10.5
9701	Labor charges for repair work	16	63 887	2 589	4.1	.1	X
9702	Parts installed in repair work	11	31 640	867	2.7	Z	X
9703	Other service receipts and labor charges—Specify	7	52 974	30 266	57.1	1.4	X
9720	Receipts for service contracts	7	12 834	291	2.3	Z	X
9730	Advertising specialties (paper novelties, etc.)	6	48 522	12 021	24.8	.5	X
9810	Miscellaneous commodities	65	273 107	33 128	12.1	1.5	X
9970	Receipts for printing or photocopying performed at this establishment	7	7 418	243	3.3	Z	X
42213	Industrial & personal service paper whsle	654	X	4 023 074	X	100.0	79.5
0960	Restaurant and hotel equipment and supplies	25	272 656	25 253	9.3	.6	X
1700	Hardware	6	17 105	3 306	19.3	.1	X
2450	Industrial containers and supplies	15	132 590	31 347	23.6	.8	2.0
2454	Other industrial containers and supplies	15	132 590	31 347	23.6	.8	X
2460	Other industrial supplies	29	82 913	6 805	8.2	.2	X
2520	Custodial (janitors') equipment and supplies	36	305 877	39 953	13.1	1.0	1.6
2521	Custodial equipment—power equipment	18	293 767	2 153	.7	.1	X
2522	Custodial equipment—nonpower equipment	18	293 767	41	Z	Z	X
2523	Custodial supplies	36	305 877	37 759	12.3	.9	X
3200	Printing and writing paper	24	123 561	11 272	9.1	.3	72.8
3213	Other printing and writing paper	20	94 371	11 096	11.8	.3	X
3300	Stationery, office supplies and greeting cards	38	119 451	12 080	10.1	.3	65.0
3311	Business forms	25	81 875	5 696	7.0	.1	X
3312	Stationery, photocopy paper, and typing paper	9	19 864	2 527	12.7	.1	X
3316	Other stationery supplies (envelopes, ruled forms, and binder paper)	21	52 445	2 447	4.7	.1	X
3400	Industrial and personal services paper and plastics	654	4 023 074	3 743 382	93.0	93.0	64.9
3411	Paperboard and boxboard boxes	287	1 332 896	760 261	57.0	18.9	X
3412	Paper dishes, cups, and napkins	156	1 678 476	537 186	32.0	13.4	X
3413	Industrial paper (wrapping, bags, cartons, etc.)	255	1 308 746	711 969	54.4	17.7	X
3414	Disposable plastic boxes, containers, cups, dishes, and supplies	225	2 034 381	1 285 832	63.2	32.0	X
3415	Other industrial and personal service paper	148	872 033	448 131	51.4	11.1	X
3500	Drugs, pharmaceuticals, cosmetics, and toiletries	7	42 087	5 062	12.0	.1	X
4100	Frozen foods (packaged)	10	69 133	9 474	13.7	.2	79.5
4116	Frozen baked goods	7	36 335	5 132	14.1	.1	X
4830	Canned foods	6	159 054	16 249	10.2	.4	11.2
4831	Canned and bottled fruits, vegetables, and juices	6	159 054	11 095	7.0	.3	X
4860	Other grocery specialties	21	121 071	24 229	20.0	.6	25.8
4861	Pasta	6	67 010	1 493	2.2	Z	X
4862	Breakfast cereals	6	67 010	991	1.5	Z	X
4863	Cooking oils and margarine	6	67 010	991	1.5	Z	X
4864	Flour	10	79 129	4 888	6.2	.1	X
4865	Pickles, preserves, jellies, jams, and sauces	12	91 029	7 723	8.5	.2	X
4868	Grocery specialties, n.e.c.	10	84 933	8 148	9.6	.2	X
5300	Plastics materials and basic shapes	36	152 633	32 261	21.1	.8	X
5330	Chemicals and allied products (excluding agricultural, plastics, gases, and petroleum)	36	315 174	22 095	7.0	.5	47.4
5335	Detergents and soaps	19	93 163	17 809	19.1	.4	X
5342	Adhesives, sealants, and glues	18	222 011	4 286	1.9	.1	X
9810	Miscellaneous commodities	37	86 200	15 173	17.6	.4	X
422130	Industrial & personal service paper whsle	654	X	4 023 074	X	100.0	79.5
0960	Restaurant and hotel equipment and supplies	25	272 656	25 253	9.3	.6	X
1700	Hardware	6	17 105	3 306	19.3	.1	X
2450	Industrial containers and supplies	15	132 590	31 347	23.6	.8	2.0
2454	Other industrial containers and supplies	15	132 590	31 347	23.6	.8	X
2460	Other industrial supplies	29	82 913	6 805	8.2	.2	X
2520	Custodial (janitors') equipment and supplies	36	305 877	39 953	13.1	1.0	1.6
2521	Custodial equipment—power equipment	18	293 767	2 153	.7	.1	X
2522	Custodial equipment—nonpower equipment	18	293 767	41	Z	Z	X
2523	Custodial supplies	36	305 877	37 759	12.3	.9	X
3200	Printing and writing paper	24	123 561	11 272	9.1	.3	72.8
3213	Other printing and writing paper	20	94 371	11 096	11.8	.3	X
3300	Stationery, office supplies and greeting cards	38	119 451	12 080	10.1	.3	65.0
3311	Business forms	25	81 875	5 696	7.0	.1	X
3312	Stationery, photocopy paper, and typing paper	9	19 864	2 527	12.7	.1	X
3316	Other stationery supplies (envelopes, ruled forms, and binder paper)	21	52 445	2 447	4.7	.1	X

See footnotes at end of table.

Table 7. Agents, Brokers, and Commission Merchants by Kind of Business and Commodity Line: 1997—Con.

[Includes only establishments with payroll. For meaning of abbreviations and symbols, see introductory text. For explanation of terms, see Appendix A]

NAICS code and CL code	Kind of business and commodity line	Establishments handling commodity line		Commodity line sales			Sales coverage percent
		Number	Total sales (\$1,000)	Amount ¹ (\$1,000)	As percent of total sales of—		
					Establishments handling line	Establishments in NAICS industry ¹	
422130	Industrial & personal service paper whsle—Con.						
3400	Industrial and personal services paper and plastics	654	4 023 074	3 743 382	93.0	93.0	64.9
3411	Paperboard and boxboard boxes	287	1 332 896	760 261	57.0	18.9	X
3412	Paper dishes, cups, and napkins	156	1 678 476	537 186	32.0	13.4	X
3413	Industrial paper (wrapping, bags, cartons, etc.)	255	1 308 746	711 969	54.4	17.7	X
3414	Disposable plastic boxes, containers, cups, dishes, and supplies	225	2 034 381	1 285 832	63.2	32.0	X
3415	Other industrial and personal service paper	148	872 033	448 131	51.4	11.1	X
3500	Drugs, pharmaceuticals, cosmetics, and toiletries	7	42 087	5 062	12.0	.1	X
4100	Frozen foods (packaged)	10	69 133	9 474	13.7	.2	79.5
4116	Frozen baked goods	7	36 335	5 132	14.1	.1	X
4830	Canned foods	6	159 054	16 249	10.2	.4	11.2
4831	Canned and bottled fruits, vegetables, and juices	6	159 054	11 095	7.0	.3	X
4860	Other grocery specialties	21	121 071	24 229	20.0	.6	25.8
4861	Pasta	6	67 010	1 493	2.2	Z	X
4862	Breakfast cereals	6	67 010	991	1.5	Z	X
4863	Cooking oils and margarine	6	67 010	991	1.5	Z	X
4864	Flour	10	79 129	4 888	6.2	.1	X
4865	Pickles, preserves, jellies, jams, and sauces	12	91 029	7 723	8.5	.2	X
4868	Grocery specialties, n.e.c.	10	84 933	8 148	9.6	.2	X
5300	Plastics materials and basic shapes	36	152 633	32 261	21.1	.8	X
5330	Chemicals and allied products (excluding agricultural, plastics, gases, and petroleum)	36	315 174	22 095	7.0	.5	47.4
5335	Detergents and soaps	19	93 163	17 809	19.1	.4	X
5342	Adhesives, sealants, and glues	18	222 011	4 286	1.9	.1	X
9810	Miscellaneous commodities	37	86 200	15 173	17.6	.4	X
4222	Drugs, & druggists' sundries whsle	445	X	5 451 128	X	100.0	70.0
0540	Other home furnishings	10	545 512	30 442	5.6	.6	X
1000	Medical, hospital, and surgical supplies	6	17 994	3 895	21.6	.1	41.4
1013	Other surgical, medical, and hospital supplies	6	17 994	3 895	21.6	.1	X
1500	Electrical appliances, household	13	642 105	42 774	6.7	.8	8.1
1511	Televisions	13	642 105	16 036	2.5	.3	X
1512	Radios, stereos, and CD players	13	642 105	26 738	4.2	.5	X
1600	Electronic parts and equipment, except communication	6	104 633	17 789	17.0	.3	70.0
1618	Electronic parts and equipment, n.e.c.	6	104 633	17 789	17.0	.3	X
1650	Communication equipment and supplies	6	104 633	10 463	10.0	.2	70.0
1651	Telephones	6	104 633	10 463	10.0	.2	X
1700	Hardware	7	253 362	23 414	9.2	.4	X
2800	Toys and hobby goods and supplies	9	43 383	7 165	16.5	.1	X
3300	Stationery, office supplies and greeting cards	14	308 550	17 260	5.6	.3	1.5
3315	Greeting cards	14	308 550	17 260	5.6	.3	X
3400	Industrial and personal services paper and plastics	16	290 663	40 306	13.9	.7	3.7
3412	Paper dishes, cups, and napkins	16	290 663	40 306	13.9	.7	X
3500	Drugs, pharmaceuticals, cosmetics, and toiletries	445	5 451 128	4 999 106	91.7	91.7	43.3
3511	Prescription drugs	59	547 202	281 001	51.4	5.2	X
3512	Nonprescription pharmaceuticals	147	3 056 723	948 070	31.0	17.4	X
3513	Cosmetics	215	2 350 989	1 154 021	49.1	21.2	X
3514	Perfumes	105	1 230 950	305 534	24.8	5.6	X
3515	Other toiletries and druggists' sundries	263	3 825 811	2 310 480	60.4	42.4	X
4400	Confectionery	13	414 216	69 479	16.8	1.3	7.7
4411	Candy	13	414 216	23 159	5.6	.4	X
4412	Chewing gum	13	414 216	46 320	11.2	.9	X
4840	Food and beverage basic materials (include flavoring extracts, fruit peel, hop extract, industrial molasses, sausage casings, malt, yeast, etc.)	14	339 030	45 076	13.3	.8	X
4860	Other grocery specialties	11	186 612	8 799	4.7	.2	28.9
4861	Pasta	11	186 612	672	.4	Z	X
4863	Cooking oils and margarine	11	186 612	3 376	1.8	.1	X
4865	Pickles, preserves, jellies, jams, and sauces	11	186 612	3 376	1.8	.1	X
4867	Pet foods	11	186 612	1 350	.7	Z	X
5330	Chemicals and allied products (excluding agricultural, plastics, gases, and petroleum)	11	133 964	12 728	9.5	.2	X
9700	Service receipts and labor charges (including installed parts)	7	62 111	2 086	3.4	Z	X
9810	Miscellaneous commodities	27	430 272	62 198	14.5	1.1	X
42221	Drugs, & druggists' sundries whsle	445	X	5 451 128	X	100.0	70.0
0540	Other home furnishings	10	545 512	30 442	5.6	.6	X
1000	Medical, hospital, and surgical supplies	6	17 994	3 895	21.6	.1	41.4
1013	Other surgical, medical, and hospital supplies	6	17 994	3 895	21.6	.1	X
1500	Electrical appliances, household	13	642 105	42 774	6.7	.8	8.1
1511	Televisions	13	642 105	16 036	2.5	.3	X
1512	Radios, stereos, and CD players	13	642 105	26 738	4.2	.5	X
1600	Electronic parts and equipment, except communication	6	104 633	17 789	17.0	.3	70.0
1618	Electronic parts and equipment, n.e.c.	6	104 633	17 789	17.0	.3	X
1650	Communication equipment and supplies	6	104 633	10 463	10.0	.2	70.0
1651	Telephones	6	104 633	10 463	10.0	.2	X
1700	Hardware	7	253 362	23 414	9.2	.4	X
2800	Toys and hobby goods and supplies	9	43 383	7 165	16.5	.1	X

See footnotes at end of table.

Table 7. Agents, Brokers, and Commission Merchants by Kind of Business and Commodity Line: 1997—Con.

[Includes only establishments with payroll. For meaning of abbreviations and symbols, see introductory text. For explanation of terms, see Appendix A]

NAICS code and CL code	Kind of business and commodity line	Establishments handling commodity line		Commodity line sales			Sales coverage percent
		Number	Total sales (\$1,000)	Amount ¹ (\$1,000)	As percent of total sales of—		
					Establishments handling line	Establishments in NAICS industry ¹	
42221	Drugs, & druggists' sundries whsle—Con.						
3300	Stationery, office supplies and greeting cards	14	308 550	17 260	5.6	.3	1.5
3315	Greeting cards	14	308 550	17 260	5.6	.3	X
3400	Industrial and personal services paper and plastics	16	290 663	40 306	13.9	.7	3.7
3412	Paper dishes, cups, and napkins	16	290 663	40 306	13.9	.7	X
3500	Drugs, pharmaceuticals, cosmetics, and toiletries	445	5 451 128	4 999 106	91.7	91.7	43.3
3511	Prescription drugs	59	547 202	281 001	51.4	5.2	X
3512	Nonprescription pharmaceuticals	147	3 056 723	948 070	31.0	17.4	X
3513	Cosmetics	215	2 350 989	1 154 021	49.1	21.2	X
3514	Perfumes	105	1 230 950	305 534	24.8	5.6	X
3515	Other toiletries and druggists' sundries	263	3 825 811	2 310 480	60.4	42.4	X
4400	Confectionery	13	414 216	69 479	16.8	1.3	7.7
4411	Candy	13	414 216	23 159	5.6	.4	X
4412	Chewing gum	13	414 216	46 320	11.2	.9	X
4840	Food and beverage basic materials (include flavoring extracts, fruit peel, hop extract, industrial molasses, sausage casings, malt, yeast, etc.)	14	339 030	45 076	13.3	.8	X
4860	Other grocery specialties	11	186 612	8 799	4.7	.2	28.9
4861	Pasta	11	186 612	672	.4	Z	X
4863	Cooking oils and margarine	11	186 612	3 376	1.8	.1	X
4865	Pickles, preserves, jellies, jams, and sauces	11	186 612	3 376	1.8	.1	X
4867	Pet foods	11	186 612	1 350	.7	Z	X
5330	Chemicals and allied products (excluding agricultural, plastics, gases, and petroleum)	11	133 964	12 728	9.5	.2	X
9700	Service receipts and labor charges (including installed parts)	7	62 111	2 086	3.4	Z	X
9810	Miscellaneous commodities	27	430 272	62 198	14.5	1.1	X
422210	Drugs, & druggists' sundries whsle	445	X	5 451 128	X	100.0	70.0
0540	Other home furnishings	10	545 512	30 442	5.6	.6	X
1000	Medical, hospital, and surgical supplies	6	17 994	3 895	21.6	.1	41.4
1013	Other surgical, medical, and hospital supplies	6	17 994	3 895	21.6	.1	X
1500	Electrical appliances, household	13	642 105	42 774	6.7	.8	8.1
1511	Televisions	13	642 105	16 036	2.5	.3	X
1512	Radios, stereos, and CD players	13	642 105	26 738	4.2	.5	X
1600	Electronic parts and equipment, except communication	6	104 633	17 789	17.0	.3	70.0
1618	Electronic parts and equipment, n.e.c.	6	104 633	17 789	17.0	.3	X
1650	Communication equipment and supplies	6	104 633	10 463	10.0	.2	70.0
1651	Telephones	6	104 633	10 463	10.0	.2	X
1700	Hardware	7	253 362	23 414	9.2	.4	X
2800	Toys and hobby goods and supplies	9	43 383	7 165	16.5	.1	X
3300	Stationery, office supplies and greeting cards	14	308 550	17 260	5.6	.3	1.5
3315	Greeting cards	14	308 550	17 260	5.6	.3	X
3400	Industrial and personal services paper and plastics	16	290 663	40 306	13.9	.7	3.7
3412	Paper dishes, cups, and napkins	16	290 663	40 306	13.9	.7	X
3500	Drugs, pharmaceuticals, cosmetics, and toiletries	445	5 451 128	4 999 106	91.7	91.7	43.3
3511	Prescription drugs	59	547 202	281 001	51.4	5.2	X
3512	Nonprescription pharmaceuticals	147	3 056 723	948 070	31.0	17.4	X
3513	Cosmetics	215	2 350 989	1 154 021	49.1	21.2	X
3514	Perfumes	105	1 230 950	305 534	24.8	5.6	X
3515	Other toiletries and druggists' sundries	263	3 825 811	2 310 480	60.4	42.4	X
4400	Confectionery	13	414 216	69 479	16.8	1.3	7.7
4411	Candy	13	414 216	23 159	5.6	.4	X
4412	Chewing gum	13	414 216	46 320	11.2	.9	X
4840	Food and beverage basic materials (include flavoring extracts, fruit peel, hop extract, industrial molasses, sausage casings, malt, yeast, etc.)	14	339 030	45 076	13.3	.8	X
4860	Other grocery specialties	11	186 612	8 799	4.7	.2	28.9
4861	Pasta	11	186 612	672	.4	Z	X
4863	Cooking oils and margarine	11	186 612	3 376	1.8	.1	X
4865	Pickles, preserves, jellies, jams, and sauces	11	186 612	3 376	1.8	.1	X
4867	Pet foods	11	186 612	1 350	.7	Z	X
5330	Chemicals and allied products (excluding agricultural, plastics, gases, and petroleum)	11	133 964	12 728	9.5	.2	X
9700	Service receipts and labor charges (including installed parts)	7	62 111	2 086	3.4	Z	X
9810	Miscellaneous commodities	27	430 272	62 198	14.5	1.1	X
4222102	Specialty-line drug, pharmaceutical, cosmetic, & toiletries whsle	445	X	5 451 128	X	100.0	70.0
0540	Other home furnishings	10	545 512	30 442	5.6	.6	X
1000	Medical, hospital, and surgical supplies	6	17 994	3 895	21.6	.1	41.4
1013	Other surgical, medical, and hospital supplies	6	17 994	3 895	21.6	.1	X
1500	Electrical appliances, household	13	642 105	42 774	6.7	.8	8.1
1511	Televisions	13	642 105	16 036	2.5	.3	X
1512	Radios, stereos, and CD players	13	642 105	26 738	4.2	.5	X
1600	Electronic parts and equipment, except communication	6	104 633	17 789	17.0	.3	70.0
1618	Electronic parts and equipment, n.e.c.	6	104 633	17 789	17.0	.3	X
1650	Communication equipment and supplies	6	104 633	10 463	10.0	.2	70.0
1651	Telephones	6	104 633	10 463	10.0	.2	X
1700	Hardware	7	253 362	23 414	9.2	.4	X
2800	Toys and hobby goods and supplies	9	43 383	7 165	16.5	.1	X

See footnotes at end of table.

Table 7. Agents, Brokers, and Commission Merchants by Kind of Business and Commodity Line: 1997—Con.

[Includes only establishments with payroll. For meaning of abbreviations and symbols, see introductory text. For explanation of terms, see Appendix A]

NAICS code and CL code	Kind of business and commodity line	Establishments handling commodity line		Commodity line sales			Sales coverage percent
		Number	Total sales (\$1,000)	Amount ¹ (\$1,000)	As percent of total sales of—		
					Establishments handling line	Establishments in NAICS industry ¹	
4222102	Specialty-line drug, pharmaceutical, cosmetic, & toiletries whsle—Con.						
3300	Stationery, office supplies and greeting cards	14	308 550	17 260	5.6	.3	1.5
3315	Greeting cards	14	308 550	17 260	5.6	X	X
3400	Industrial and personal services paper and plastics	16	290 663	40 306	13.9	.7	3.7
3412	Paper dishes, cups, and napkins	16	290 663	40 306	13.9	.7	X
3500	Drugs, pharmaceuticals, cosmetics, and toiletries	445	5 451 128	4 999 106	91.7	91.7	43.3
3511	Prescription drugs	59	547 202	281 001	51.4	5.2	X
3512	Nonprescription pharmaceuticals	147	3 056 723	948 070	31.0	17.4	X
3513	Cosmetics	215	2 350 989	1 154 021	49.1	21.2	X
3514	Perfumes	105	1 230 950	305 534	24.8	5.6	X
3515	Other toiletries and druggists' sundries	263	3 825 811	2 310 480	60.4	42.4	X
4400	Confectionery	13	414 216	69 479	16.8	1.3	7.7
4411	Candy	13	414 216	23 159	5.6	.4	X
4412	Chewing gum	13	414 216	46 320	11.2	.9	X
4840	Food and beverage basic materials (include flavoring extracts, fruit peel, hop extract, industrial molasses, sausage casings, malt, yeast, etc.)	14	339 030	45 076	13.3	.8	X
4860	Other grocery specialties	11	186 612	8 799	4.7	.2	28.9
4861	Pasta	11	186 612	672	.4	Z	X
4863	Cooking oils and margarine	11	186 612	3 376	1.8	.1	X
4865	Pickles, preserves, jellies, jams, and sauces	11	186 612	3 376	1.8	.1	X
4867	Pet foods	11	186 612	1 350	.7	Z	X
5330	Chemicals and allied products (excluding agricultural, plastics, gases, and petroleum)	11	133 964	12 728	9.5	.2	X
9700	Service receipts and labor charges (including installed parts)	7	62 111	2 086	3.4	Z	X
9810	Miscellaneous commodities	27	430 272	62 198	14.5	1.1	X
4223	Apparel, piece goods, & notions whsle	3 034	X	16 937 975	X	100.0	76.9
0400	Household and lawn furniture	19	82 244	20 312	24.7	.1	41.7
0411	Upholstered furniture	7	42 472	10 293	24.2	.1	X
0413	Lawn furniture and equipment	8	9 430	854	9.1	Z	X
0414	Other furniture (including sleep sofas)	7	49 866	4 727	9.5	Z	X
0520	Linens, domestics, curtains, and draperies	30	348 940	25 634	7.3	.2	5.8
0525	Other linens and domestics	7	260 921	9 128	3.5	.1	X
0540	Other home furnishings	12	91 063	4 884	5.4	Z	X
2700	Sporting and recreational goods and supplies	106	573 750	102 622	17.9	.6	37.4
2714	Camping and fishing equipment and accessories	13	29 595	7 740	26.2	Z	X
2715	Athletic equipment and accessories	83	533 835	76 030	14.2	.4	X
2718	Other sporting and recreational goods (go carts, bait, etc.)	24	113 686	16 662	14.7	.1	X
2800	Toys and hobby goods and supplies	31	140 199	13 841	9.9	.1	14.5
2812	Other toys and games (including fireworks and children's vehicles)	14	107 366	7 149	6.7	Z	X
3000	Jewelry, diamonds, gem stones, and watches	33	57 957	5 591	9.6	Z	6.3
3016	Other jewel., silverware, and plated ware (incl. jewel. where gemstones less than 50% of value, gold filled sterling, and costume jewel. and medallions)	23	32 322	3 693	11.4	Z	X
3300	Stationery, office supplies and greeting cards	20	41 064	7 149	17.4	Z	X
3600	Piece goods, knit and woven	694	4 866 376	4 437 203	91.2	26.2	53.4
3611	Goods purchased grey and finished on contract	57	238 139	54 491	22.9	.3	X
3612	Cotton (including blends)	359	2 288 072	1 304 106	57.0	7.7	X
3613	Synthetics (excluding synthetic knits)	322	2 313 488	1 460 124	63.1	8.6	X
3614	Knit fabrics, n.e.c. (including double knit)	202	943 708	507 667	53.8	3.0	X
3615	Woolen and worsted piece goods	171	951 120	324 316	34.1	1.9	X
3616	Other piece goods	240	1 349 224	731 266	54.2	4.3	X
3700	Notions (buttons, ribbons, lace, sewing accessories, zippers, bindings, etc.)	178	923 031	534 448	57.9	3.2	X
3800	Men's and boys' wear	861	4 081 870	2 708 218	66.3	16.0	60.1
3811	Men's and boys' suits, coats, and formal wear	250	1 098 563	592 366	53.9	3.5	X
3812	Men's and boys' dress and casual shirts, slacks, and jeans	555	2 540 727	1 201 421	47.3	7.1	X
3813	Men's and boys' underwear and nightwear	88	883 958	242 736	27.5	1.4	X
3814	Men's and boys' work clothing and uniforms	88	260 186	91 859	35.3	.5	X
3815	Other men's and boys' wear (caps, hats, swimwear, neckwear, etc.)	323	1 737 598	579 663	33.4	3.4	X
3900	Women's and children's wear	1 484	7 016 771	5 232 503	74.6	30.9	53.9
3911	Infants' and children's wear (to size 6X)	404	1 700 211	704 382	41.4	4.2	X
3912	Women's misses', and girls' dresses and blouses	666	3 643 132	2 065 489	56.7	12.2	X
3913	Women's, misses', and girls' suits and coats	250	1 433 305	359 559	25.1	2.1	X
3914	Women's and misses' outerwear	277	1 566 188	410 194	26.2	2.4	X
3915	Women's and misses' underwear and sleepwear	172	1 145 748	336 429	29.4	2.0	X
3916	Other women's, misses, and girl's wear (furs, sweaters, millinery, etc.)	522	2 891 525	1 348 019	46.6	8.0	X
4000	Footwear	465	4 668 874	3 699 581	79.2	21.8	59.7
4011	All athletic footwear	141	2 431 590	1 180 324	48.5	7.0	X
4012	Infants' footwear	70	606 455	49 856	8.2	.3	X
4013	Other women's, misses', and girls' footwear	267	2 551 971	1 896 705	74.3	11.2	X
4014	Other men's and boy's footwear	210	1 280 009	456 620	35.7	2.7	X
4015	Shoe accessories	36	352 865	116 068	32.9	.7	X
5300	Plastics materials and basic shapes	13	44 141	8 778	19.9	.1	X
6000	Paint, paint supplies, and wallpaper	21	62 286	10 143	16.3	.1	38.5
6013	Special purpose coatings (automotive, refinish, marine, traffic coatings)	6	4 287	632	14.7	Z	X
6014	Paint supplies	7	17 944	2 726	15.2	Z	X
6015	Wallpaper	8	28 251	1 831	6.5	Z	X
6120	Art goods (including novelties and souvenirs)	22	65 067	7 096	10.9	Z	22.1
6122	Novelties and souvenirs	18	53 177	6 273	11.8	Z	X

See footnotes at end of table.

Table 7. Agents, Brokers, and Commission Merchants by Kind of Business and Commodity Line: 1997—Con.

[Includes only establishments with payroll. For meaning of abbreviations and symbols, see introductory text. For explanation of terms, see Appendix A]

NAICS code and CL code	Kind of business and commodity line	Establishments handling commodity line		Commodity line sales			Sales coverage percent
		Number	Total sales (\$1,000)	Amount ¹ (\$1,000)	As percent of total sales of—		
					Establishments handling line	Establishments in NAICS industry ¹	
4223	Apparel, piece goods, & notions whsle—Con.						
6130	Textile bags, bagging, and burlap	6	12 715	1 906	15.0	Z	X
6150	Nondurable goods, n.e.c.	26	82 626	10 934	13.2	.1	X
9700	Service receipts and labor charges (including installed parts)	19	160 700	16 305	10.1	.1	1.5
9701	Labor charges for repair work	8	124 849	3 240	2.6	Z	X
9703	Other service receipts and labor charges—Specify	8	124 849	4 864	3.9	Z	X
9730	Advertising specialties (paper novelties, etc.)	9	28 349	6 608	23.3	Z	X
9810	Miscellaneous commodities	71	418 599	55 353	13.2	.3	X
9940	Rental and leasing receipts	10	41 577	1 412	3.4	Z	X
42231	Piece goods, notions, & other dry goods whsle	793	X	5 032 811	X	100.0	79.1
0400	Household and lawn furniture	11	42 819	14 523	33.9	.3	X
0520	Linens, domestics, curtains, and draperies	19	75 506	14 712	19.5	.3	X
2800	Toys and hobby goods and supplies	8	12 870	3 519	27.3	.1	X
3300	Stationery, office supplies and greeting cards	11	27 870	5 679	20.4	.1	X
3600	Piece goods, knit and woven	662	4 538 256	4 372 663	96.4	86.9	X
3700	Notions (buttons, ribbons, lace, sewing accessories, zippers, bindings, etc.)	172	679 315	533 829	78.6	10.6	X
3800	Men's and boys' wear	11	46 801	7 602	16.2	.2	X
3900	Women's and children's wear	9	36 221	8 435	23.3	.2	X
5300	Plastics materials and basic shapes	8	28 701	8 523	29.7	.2	X
6000	Paint, paint supplies, and wallpaper	20	50 487	5 189	10.3	.1	X
6150	Nondurable goods, n.e.c.	13	48 045	6 712	14.0	.1	X
9700	Service receipts and labor charges (including installed parts)	10	127 162	8 773	6.9	.2	X
9810	Miscellaneous commodities	26	251 159	30 214	12.0	.6	X
422310	Piece goods, notions, & other dry goods whsle	793	X	5 032 811	X	100.0	79.1
0400	Household and lawn furniture	11	42 819	14 523	33.9	.3	X
0520	Linens, domestics, curtains, and draperies	19	75 506	14 712	19.5	.3	X
2800	Toys and hobby goods and supplies	8	12 870	3 519	27.3	.1	X
3300	Stationery, office supplies and greeting cards	11	27 870	5 679	20.4	.1	X
3600	Piece goods, knit and woven	662	4 538 256	4 372 663	96.4	86.9	X
3700	Notions (buttons, ribbons, lace, sewing accessories, zippers, bindings, etc.)	172	679 315	533 829	78.6	10.6	X
3800	Men's and boys' wear	11	46 801	7 602	16.2	.2	X
3900	Women's and children's wear	9	36 221	8 435	23.3	.2	X
5300	Plastics materials and basic shapes	8	28 701	8 523	29.7	.2	X
6000	Paint, paint supplies, and wallpaper	20	50 487	5 189	10.3	.1	X
6150	Nondurable goods, n.e.c.	13	48 045	6 712	14.0	.1	X
9700	Service receipts and labor charges (including installed parts)	10	127 162	8 773	6.9	.2	X
9810	Miscellaneous commodities	26	251 159	30 214	12.0	.6	X
4223101	Piece goods—jobbers	652	X	4 499 955	X	100.0	80.0
0400	Household and lawn furniture	11	42 819	14 523	33.9	.3	X
0520	Linens, domestics, curtains, and draperies	19	75 506	14 712	19.5	.3	X
3600	Piece goods, knit and woven	652	4 499 955	4 364 270	97.0	97.0	X
3700	Notions (buttons, ribbons, lace, sewing accessories, zippers, bindings, etc.)	31	146 459	20 032	13.7	.4	X
3800	Men's and boys' wear	10	44 452	7 438	16.7	.2	X
3900	Women's and children's wear	9	36 221	8 435	23.3	.2	X
5300	Plastics materials and basic shapes	7	26 993	7 955	29.5	.2	X
6000	Paint, paint supplies, and wallpaper	20	50 487	5 189	10.3	.1	X
6150	Nondurable goods, n.e.c.	13	48 045	6 712	14.0	.1	X
9700	Service receipts and labor charges (including installed parts)	8	124 849	8 104	6.5	.2	X
9810	Miscellaneous commodities	21	241 266	29 075	12.1	.6	X
4223102	Notions & other dry goods whsle	141	X	532 856	X	100.0	71.3
3300	Stationery, office supplies and greeting cards	7	16 595	4 018	24.2	.8	X
3600	Piece goods, knit and woven	10	38 301	8 393	21.9	1.6	X
3700	Notions (buttons, ribbons, lace, sewing accessories, zippers, bindings, etc.)	141	532 856	513 797	96.4	96.4	X
42232	Men's & boys' clothing & furnishings whsle	660	X	2 927 495	X	100.0	81.8
2700	Sporting and recreational goods and supplies	56	241 611	37 530	15.5	1.3	19.4
2715	Athletic equipment and accessories	44	223 391	20 398	9.1	.7	X
2718	Other sporting and recreational goods (go carts, bait, etc.)	12	84 006	13 420	16.0	.5	X
2800	Toys and hobby goods and supplies	8	10 513	2 231	21.2	.1	X
3000	Jewelry, diamonds, gem stones, and watches	7	17 984	1 527	8.5	.1	X
3600	Piece goods, knit and woven	18	69 958	9 310	13.3	.3	8.8
3615	Woolen and worsted piece goods	18	69 958	9 310	13.3	.3	X
3800	Men's and boys' wear	660	2 927 495	2 483 104	84.8	84.8	65.7
3811	Men's and boys' suits, coats, and formal wear	188	881 163	548 536	62.3	18.7	X
3812	Men's and boys' dress and casual shirts, slacks, and jeans	420	1 673 079	1 091 680	65.3	37.3	X
3813	Men's and boys' underwear and nightwear	65	425 885	220 388	51.7	7.5	X
3814	Men's and boys' work clothing and uniforms	81	248 479	90 617	36.5	3.1	X
3815	Other men's and boys' wear (caps, hats, swimwear, neckwear, etc.)	252	1 115 570	531 881	47.7	18.2	X
3900	Women's and children's wear	255	1 197 512	316 815	26.5	10.8	61.0
3911	Infants' and children's wear (to size 6X)	84	229 502	22 924	10.0	.8	X
3912	Women's misses' and girls' dresses and blouses	88	294 423	81 228	27.6	2.8	X
3913	Women's, misses', and girls' suits and coats	31	94 816	24 804	26.2	.8	X
3914	Women's and misses' outerwear	72	343 800	69 294	20.2	2.4	X
3915	Women's and misses' underwear and sleepwear	14	41 131	9 277	22.6	.3	X
3916	Other women's, misses', and girl's wear (furs, sweaters, millinery, etc.)	77	543 621	109 292	20.1	3.7	X
4000	Footwear	44	263 698	33 616	12.7	1.1	64.1
4011	All athletic footwear	29	156 282	15 031	9.6	.5	X
4013	Other women's, misses', and girls' footwear	7	36 212	4 777	13.2	.2	X
4014	Other men's and boy's footwear	12	75 391	7 599	10.1	.3	X

See footnotes at end of table.

Table 7. Agents, Brokers, and Commission Merchants by Kind of Business and Commodity Line: 1997—Con.

[Includes only establishments with payroll. For meaning of abbreviations and symbols, see introductory text. For explanation of terms, see Appendix A]

NAICS code and CL code	Kind of business and commodity line	Establishments handling commodity line		Commodity line sales			Sales coverage percent
		Number	Total sales (\$1,000)	Amount ¹ (\$1,000)	As percent of total sales of—		
					Establishments handling line	Establishments in NAICS industry ¹	
42232	Men's & boys' clothing & furnishings whse—Con.						
6120	Art goods (including novelties and souvenirs)	13	37 835	3 739	9.9	.1	16.1
6122	Novelties and souvenirs	13	37 835	3 739	9.9	.1	X
6150	Nondurable goods, n.e.c.	6	22 652	3 134	13.8	.1	X
9730	Advertising specialties (paper novelties, etc.)	9	28 349	6 608	23.3	.2	X
9810	Miscellaneous commodities	19	37 603	9 530	25.3	.3	X
422320	Men's & boys' clothing & furnishings whse	660	X	2 927 495	X	100.0	81.8
2700	Sporting and recreational goods and supplies	56	241 611	37 530	15.5	1.3	19.4
2715	Athletic equipment and accessories	44	223 391	20 398	9.1	.7	X
2718	Other sporting and recreational goods (go carts, bait, etc.)	12	84 006	13 420	16.0	.5	X
2800	Toys and hobby goods and supplies	8	10 513	2 231	21.2	.1	X
3000	Jewelry, diamonds, gem stones, and watches	7	17 984	1 527	8.5	.1	X
3600	Piece goods, knit and woven	18	69 958	9 310	13.3	.3	8.8
3615	Woolen and worsted piece goods	18	69 958	9 310	13.3	.3	X
3800	Men's and boys' wear	660	2 927 495	2 483 104	84.8	84.8	65.7
3811	Men's and boys' suits, coats, and formal wear	188	881 163	548 536	62.3	18.7	X
3812	Men's and boys' dress and casual shirts, slacks, and jeans	420	1 673 079	1 091 680	65.3	37.3	X
3813	Men's and boys' underwear and nightwear	65	425 885	220 388	51.7	7.5	X
3814	Men's and boys' work clothing and uniforms	81	248 479	90 617	36.5	3.1	X
3815	Other men's and boys' wear (caps, hats, swimwear, neckwear, etc.)	252	1 115 570	531 881	47.7	18.2	X
3900	Women's and children's wear	255	1 197 512	316 815	26.5	10.8	61.0
3911	Infants' and children's wear (to size 6X)	84	229 502	22 924	10.0	.8	X
3912	Women's misses', and girls' dresses and blouses	88	294 423	81 228	27.6	2.8	X
3913	Women's, misses', and girls' suits and coats	31	94 816	24 804	26.2	.8	X
3914	Women's and misses' outerwear	72	343 800	69 294	20.2	2.4	X
3915	Women's and misses' underwear and sleepwear	14	41 131	9 277	22.6	.3	X
3916	Other women's, misses, and girl's wear (furs, sweaters, millinery, etc.) ..	77	543 621	109 292	20.1	3.7	X
4000	Footwear	44	263 698	33 616	12.7	1.1	64.1
4011	All athletic footwear	29	156 282	15 031	9.6	.5	X
4013	Other women's, misses', and girls' footwear	7	36 212	4 777	13.2	.2	X
4014	Other men's and boy's footwear	12	75 391	7 599	10.1	.3	X
6120	Art goods (including novelties and souvenirs)	13	37 835	3 739	9.9	.1	16.1
6122	Novelties and souvenirs	13	37 835	3 739	9.9	.1	X
6150	Nondurable goods, n.e.c.	6	22 652	3 134	13.8	.1	X
9730	Advertising specialties (paper novelties, etc.)	9	28 349	6 608	23.3	.2	X
9810	Miscellaneous commodities	19	37 603	9 530	25.3	.3	X
42233	Women's, children's, & infants' clothing & accessories whse ..	1 203	X	4 735 312	X	100.0	68.0
0400	Household and lawn furniture	6	35 937	5 680	15.8	.1	X
0520	Linens, domestics, curtains, and draperies	8	263 473	9 110	3.5	.2	X
0540	Other home furnishings	7	82 334	4 055	4.9	.1	X
2700	Sporting and recreational goods and supplies	13	33 920	2 902	8.6	.1	25.1
2715	Athletic equipment and accessories	13	33 920	2 902	8.6	.1	X
2800	Toys and hobby goods and supplies	14	107 366	7 149	6.7	.2	11.2
2812	Other toys and games (including fireworks and children's vehicles)	14	107 366	7 149	6.7	.2	X
3000	Jewelry, diamonds, gem stones, and watches	23	32 322	3 693	11.4	.1	10.7
3016	Other jewel, silverware, and plated ware (incl. jewel, where gemstones less than 50% of value, gold filled sterling, and costume jewel, and medallions)	23	32 322	3 693	11.4	.1	X
3600	Piece goods, knit and woven	10	252 681	54 709	21.7	1.2	X
3800	Men's and boys' wear	173	957 688	178 531	18.6	3.8	58.5
3811	Men's and boys' suits, coats, and formal wear	60	208 472	41 119	19.7	.9	X
3812	Men's and boys' dress and casual shirts, slacks, and jeans	122	776 664	81 492	10.5	1.7	X
3813	Men's and boys' underwear and nightwear	23	458 073	22 348	4.9	.5	X
3814	Men's and boys' work clothing and uniforms	7	11 707	1 242	10.6	.2	X
3815	Other men's and boys' wear (caps, hats, swimwear, neckwear, etc.)	59	527 607	32 323	6.1	.7	X
3900	Women's and children's wear	1 203	4 735 312	4 423 654	93.4	93.4	61.0
3911	Infants' and children's wear (to size 6X)	317	1 289 192	618 541	48.0	13.1	X
3912	Women's misses', and girls' dresses and blouses	574	2 939 832	1 695 905	57.7	35.8	X
3913	Women's, misses', and girls' suits and coats	218	1 257 466	315 591	25.1	6.7	X
3914	Women's and misses' outerwear	205	1 222 388	340 900	27.9	7.2	X
3915	Women's and misses' underwear and sleepwear	157	1 020 152	311 154	30.5	6.6	X
3916	Other women's, misses, and girl's wear (furs, sweaters, millinery, etc.) ..	437	1 971 602	1 141 563	57.9	24.1	X
4000	Footwear	43	162 819	18 131	11.1	.4	60.0
4011	All athletic footwear	10	50 798	12 644	24.9	.3	X
4012	Infants' footwear	12	20 325	979	4.8	.2	X
4013	Other women's, misses', and girls' footwear	28	111 503	3 983	3.6	.1	X
9810	Miscellaneous commodities	18	98 322	10 183	10.4	.2	X
422330	Women's, children's, & infants' clothing & accessories whse ..	1 203	X	4 735 312	X	100.0	68.0
0400	Household and lawn furniture	6	35 937	5 680	15.8	.1	X
0520	Linens, domestics, curtains, and draperies	8	263 473	9 110	3.5	.2	X
0540	Other home furnishings	7	82 334	4 055	4.9	.1	X
2700	Sporting and recreational goods and supplies	13	33 920	2 902	8.6	.1	25.1
2715	Athletic equipment and accessories	13	33 920	2 902	8.6	.1	X
2800	Toys and hobby goods and supplies	14	107 366	7 149	6.7	.2	11.2
2812	Other toys and games (including fireworks and children's vehicles)	14	107 366	7 149	6.7	.2	X

See footnotes at end of table.

Table 7. Agents, Brokers, and Commission Merchants by Kind of Business and Commodity Line: 1997—Con.

[Includes only establishments with payroll. For meaning of abbreviations and symbols, see introductory text. For explanation of terms, see Appendix A]

NAICS code and CL code	Kind of business and commodity line	Establishments handling commodity line		Commodity line sales			Sales coverage percent
		Number	Total sales (\$1,000)	Amount ¹ (\$1,000)	As percent of total sales of—		
					Establishments handling line	Establishments in NAICS industry ¹	
422330	Women's, children's, & infants' clothing & accessories whsle—Con.						
3000	Jewelry, diamonds, gem stones, and watches	23	32 322	3 693	11.4	.1	10.7
3016	Other jewel., silverware, and plated ware (incl. jewel. where gemstones less than 50% of value, gold filled sterling, and costume jewel. and medallions)	23	32 322	3 693	11.4	.1	X
3600	Piece goods, knit and woven	10	252 681	54 709	21.7	1.2	X
3800	Men's and boys' wear	173	957 688	178 531	18.6	3.8	58.5
3811	Men's and boys' suits, coats, and formal wear	60	208 472	41 119	19.7	.9	X
3812	Men's and boys' dress and casual shirts, slacks, and jeans	122	776 664	81 492	10.5	1.7	X
3813	Men's and boys' underwear and nightwear	23	458 073	22 348	4.9	.5	X
3814	Men's and boys' work clothing and uniforms	7	11 707	1 242	10.6	Z	X
3815	Other men's and boys' wear (caps, hats, swimwear, neckwear, etc.)	59	527 607	32 323	6.1	.7	X
3900	Women's and children's wear	1 203	4 735 312	4 423 654	93.4	93.4	61.0
3911	Infants' and children's wear (to size 6X)	317	1 289 192	618 541	48.0	13.1	X
3912	Women's misses', and girls' dresses and blouses	574	2 939 832	1 695 905	57.7	35.8	X
3913	Women's, misses', and girls' suits and coats	218	1 257 466	315 591	25.1	6.7	X
3914	Women's and misses' outerwear	205	1 222 388	340 900	27.9	7.2	X
3915	Women's and misses' underwear and sleepwear	157	1 020 152	311 154	30.5	6.6	X
3916	Other women's, misses, and girl's wear (furs, sweaters, millinery, etc.)	437	1 971 602	1 141 563	57.9	24.1	X
4000	Footwear	43	162 819	18 131	11.1	.4	60.0
4011	All athletic footwear	10	50 798	12 644	24.9	.3	X
4012	Infants' footwear	12	20 325	979	4.8	Z	X
4013	Other women's, misses', and girls' footwear	28	111 503	3 983	3.6	.1	X
9810	Miscellaneous commodities	18	98 322	10 183	10.4	.2	X
42234	Footwear whsle	378	X	4 242 357	X	100.0	80.9
2700	Sporting and recreational goods and supplies	36	297 763	62 144	20.9	1.5	56.8
2714	Camping and fishing equipment and accessories	8	20 034	4 808	24.0	.1	X
2715	Athletic equipment and accessories	27	276 524	52 730	19.1	1.2	X
2718	Other sporting and recreational goods (go carts, bait, etc.)	11	29 680	3 242	10.9	.1	X
3800	Men's and boys' wear	17	149 886	38 981	26.0	.9	19.4
3815	Other men's and boys' wear (caps, hats, swimwear, neckwear, etc.)	13	94 421	15 459	16.4	.4	X
3900	Women's and children's wear	17	1 047 726	483 599	46.2	11.4	2.1
3916	Other women's, misses, and girl's wear (furs, sweaters, millinery, etc.)	8	376 302	97 164	25.8	2.3	X
4000	Footwear	378	4 242 357	3 647 834	86.0	86.0	62.5
4011	All athletic footwear	102	2 224 510	1 152 649	51.8	27.2	X
4012	Infants' footwear	59	586 130	48 877	8.3	1.2	X
4013	Other women's, misses', and girls' footwear	233	2 404 256	1 887 945	78.5	44.5	X
4014	Other men's and boy's footwear	192	1 191 849	448 718	37.6	10.6	X
4015	Shoe accessories	30	338 015	109 644	32.4	2.6	X
9810	Miscellaneous commodities	8	31 515	5 426	17.2	.1	X
422340	Footwear whsle	378	X	4 242 357	X	100.0	80.9
2700	Sporting and recreational goods and supplies	36	297 763	62 144	20.9	1.5	56.8
2714	Camping and fishing equipment and accessories	8	20 034	4 808	24.0	.1	X
2715	Athletic equipment and accessories	27	276 524	52 730	19.1	1.2	X
2718	Other sporting and recreational goods (go carts, bait, etc.)	11	29 680	3 242	10.9	.1	X
3800	Men's and boys' wear	17	149 886	38 981	26.0	.9	19.4
3815	Other men's and boys' wear (caps, hats, swimwear, neckwear, etc.)	13	94 421	15 459	16.4	.4	X
3900	Women's and children's wear	17	1 047 726	483 599	46.2	11.4	2.1
3916	Other women's, misses, and girl's wear (furs, sweaters, millinery, etc.)	8	376 302	97 164	25.8	2.3	X
4000	Footwear	378	4 242 357	3 647 834	86.0	86.0	62.5
4011	All athletic footwear	102	2 224 510	1 152 649	51.8	27.2	X
4012	Infants' footwear	59	586 130	48 877	8.3	1.2	X
4013	Other women's, misses', and girls' footwear	233	2 404 256	1 887 945	78.5	44.5	X
4014	Other men's and boy's footwear	192	1 191 849	448 718	37.6	10.6	X
4015	Shoe accessories	30	338 015	109 644	32.4	2.6	X
9810	Miscellaneous commodities	8	31 515	5 426	17.2	.1	X
4224	Grocery & related products whsle	4 652	X	113 150 470	X	100.0	69.3
0540	Other home furnishings	43	5 605 865	99 328	1.8	.1	X
0960	Restaurant and hotel equipment and supplies	48	3 522 455	220 820	6.3	.2	X
1700	Hardware	21	1 927 893	42 864	2.2	.2	X
2320	General-purpose industrial machinery, equipment, and parts	6	4 142	784	18.9	Z	X
2520	Custodial (janitors') equipment and supplies	7	60 289	8 810	14.6	Z	X
2530	Laundry and dry-cleaning equipment and supplies	195	16 037 259	740 722	4.6	.7	X
2800	Toys and hobby goods and supplies	9	107 647	6 265	5.8	Z	X
3300	Stationery, office supplies and greeting cards	10	44 828	16 435	36.7	Z	X
3400	Industrial and personal services paper and plastics	617	42 270 386	2 046 645	4.8	1.8	.1
3412	Paper dishes, cups, and napkins	55	1 617 194	39 675	2.5	Z	X
3413	Industrial paper (wrapping, bags, cartons, etc.)	17	1 147 382	29 376	2.6	Z	X
3414	Disposable plastic boxes, containers, cups, dishes, and supplies	39	1 475 888	107 404	7.3	.1	X
3500	Drugs, pharmaceuticals, cosmetics, and toiletries	624	48 993 774	3 999 671	8.2	3.5	.2
3512	Nonprescription pharmaceuticals	42	1 439 957	48 376	3.4	Z	X
3513	Cosmetics	50	4 737 613	329 304	7.0	.3	X
3514	Perfumes	22	4 620 407	196 236	4.2	.2	X
3515	Other toiletries and druggists' sundries	94	6 882 279	378 794	5.5	.3	X
3800	Men's and boys' wear	7	606 367	6 277	1.0	Z	X
3900	Women's and children's wear	13	1 237 564	45 619	3.7	Z	X
4000	Footwear	10	582 111	30 397	5.2	Z	X

See footnotes at end of table.

Table 7. Agents, Brokers, and Commission Merchants by Kind of Business and Commodity Line: 1997—Con.

[Includes only establishments with payroll. For meaning of abbreviations and symbols, see introductory text. For explanation of terms, see Appendix A]

NAICS code and CL code	Kind of business and commodity line	Establishments handling commodity line		Commodity line sales			Sales coverage percent
		Number	Total sales (\$1,000)	Amount ¹ (\$1,000)	As percent of total sales of—		
					Establishments handling line	Establishments in NAICS industry ¹	
4224	Grocery & related products whole—Con.						
4100	Frozen foods (packaged)	1 922	83 764 835	23 923 318	28.6	21.1	54.9
4111	Dinners (frozen)	775	51 634 826	3 275 245	6.3	2.9	X
4112	Fish and seafoods (frozen packaged)	885	49 132 558	2 338 004	4.8	2.1	X
4113	Vegetables (frozen)	947	59 234 425	5 070 999	8.6	4.5	X
4114	Fruits and fruit juices (frozen)	829	51 018 324	2 411 360	4.7	2.1	X
4115	Meat (frozen packaged)	783	33 590 925	3 171 111	9.4	2.8	X
4116	Frozen baked goods	1 090	58 355 463	3 189 187	5.5	2.8	X
4117	Other frozen foods (except frozen dairy products)	793	47 960 832	4 467 398	9.3	3.9	X
4200	Dairy products (excluding dried or canned)	1 186	64 382 251	6 716 971	10.4	5.9	55.7
4211	Butter	472	32 912 910	942 158	2.9	.8	X
4212	Cheese	761	46 176 338	2 343 297	5.1	2.1	X
4213	Milk and cream, except raw	193	4 314 691	229 473	5.3	.2	X
4214	Ice cream	536	38 216 534	1 564 576	4.1	1.4	X
4215	Raw milk	30	1 300 311	70 650	5.4	.1	X
4216	Other dairy products	581	35 849 134	1 566 766	4.4	1.4	X
4300	Poultry and poultry products	741	31 480 948	4 321 833	13.7	3.8	2.1
4311	Dressed poultry killed on location	158	3 343 363	569 877	17.0	.5	X
4312	Eggs	119	2 074 793	314 394	15.2	.3	X
4313	Live poultry	10	233 924	153 310	65.5	.1	X
4314	Other poultry (excluding frozen packaged)	266	9 181 398	1 574 019	17.1	1.4	X
4400	Confectionery	1 061	49 965 452	5 474 992	11.0	4.8	6.4
4411	Candy	347	6 973 928	1 976 982	28.3	1.7	X
4412	Chewing gum	113	1 316 181	106 389	8.1	.1	X
4413	Nuts	277	6 518 770	922 174	14.1	.8	X
4414	Chips and popcorn	597	35 101 794	1 956 454	5.6	1.7	X
4415	Other confections	168	2 386 320	191 207	8.0	.2	X
4500	Fish and seafoods (excluding canned and frozen packaged)	391	18 593 459	1 352 947	7.3	1.2	X
4600	Meat and meat products (fresh and unpackaged)	988	40 032 123	5 061 960	12.6	4.5	49.8
4611	Beef (not killed on location)	480	21 478 211	1 422 267	6.6	1.3	X
4612	Veal (not killed on location)	59	1 558 542	58 759	3.8	.1	X
4613	Lamb and mutton (not killed on location)	49	950 991	52 099	5.5	Z	X
4614	Pork (not killed on location)	276	7 661 515	1 064 403	13.9	.9	X
4615	Sausage and prepared meats made on location	88	3 155 595	215 596	6.8	.2	X
4616	Sausage and prepared meats not made on location	305	7 294 917	1 166 446	16.0	1.0	X
4618	Other meat products	221	10 079 097	1 071 251	10.6	.9	X
4700	Fresh fruits and vegetables	879	24 644 944	6 473 039	26.3	5.7	17.4
4711	Fresh fruits	665	22 696 822	4 187 886	18.5	3.7	X
4712	Prepackaged fresh-cut vegetables (carrots, salads, etc.)	69	1 031 171	255 219	24.8	.2	X
4713	Other fresh vegetables	369	4 356 611	1 951 843	44.8	1.7	X
4800	Coffee, tea, and spices	1 041	53 259 689	2 910 734	5.5	2.6	47.6
4811	Coffee	526	23 488 818	742 555	3.2	.7	X
4812	Tea	583	34 305 468	581 000	1.7	.5	X
4813	Spices	626	36 786 029	1 587 170	4.3	1.4	X
4820	Bread and baked goods	925	25 933 384	3 165 649	12.2	2.8	40.8
4821	Breads and rolls	365	9 693 707	667 024	6.9	.6	X
4822	Cookies, cakes, and other baked goods	775	23 266 632	2 498 604	10.7	2.2	X
4830	Canned foods	1 424	75 072 657	17 926 598	23.9	15.8	49.7
4831	Canned and bottled fruits, vegetables, and juices	1 209	65 406 135	10 581 828	16.2	9.4	X
4832	Canned and bottled baby foods	362	25 900 203	644 280	2.5	.6	X
4833	Canned meats	472	32 383 248	1 050 823	3.2	.9	X
4834	Canned fish and seafoods	740	48 542 895	1 776 014	3.7	1.6	X
4835	Canned milk	264	20 662 747	459 916	2.2	.4	X
4836	Other canned foods	700	47 383 649	3 411 700	7.2	3.0	X
4840	Food and beverage basic materials (include flavoring extracts, fruit peel, hop extract, industrial molasses, sausage casings, malt, yeast, etc.)	421	19 074 416	2 546 956	13.4	2.3	X
4850	Soft drinks and bottled water	896	53 464 826	2 224 377	4.2	2.0	54.0
4851	Soft drinks, packaged	512	21 354 509	998 855	4.7	.9	X
4852	Soft drinks, pre and post mix bulk	91	8 732 158	245 110	2.8	.2	X
4853	Bottled water	625	42 255 687	980 399	2.3	.9	X
4860	Other grocery specialties	1 803	81 023 422	20 404 903	25.2	18.0	50.3
4861	Pasta	874	55 882 327	2 034 868	3.6	1.8	X
4862	Breakfast cereals	675	44 053 885	2 045 591	4.6	1.8	X
4863	Cooking oils and margarine	646	35 085 849	1 891 885	5.4	1.7	X
4864	Flour	316	16 972 110	673 544	4.0	.6	X
4865	Pickles, preserves, jellies, jams, and sauces	922	59 319 171	2 561 768	4.3	2.3	X
4866	Sugar, refined	430	27 001 311	1 751 292	6.5	1.5	X
4867	Pet foods	588	40 487 652	1 692 633	4.2	1.5	X
4868	Grocery specialties, n.e.c.	1 005	45 243 440	7 753 323	17.1	6.9	X
4900	Grain and beans	303	16 470 734	488 478	3.0	.4	1.3
4915	Soybeans	42	2 027 068	227 097	11.2	.2	X
5140	Other farm products, inedible	6	65 536	20 616	31.5	Z	69.3
5143	Farm products, n.e.c.	6	65 536	20 616	31.5	Z	X
5330	Chemicals and allied products (excluding agricultural, plastics, gases, and petroleum)	276	21 579 217	1 199 389	5.6	1.1	.2
5335	Detergents and soaps	193	18 841 721	1 051 421	5.6	.9	X
5344	Other chemicals and allied products	38	495 285	39 827	8.0	Z	X
5600	Beer and ale	8	553 198	11 420	2.1	Z	X
5700	Wines and distilled alcoholic beverages	13	2 123 744	29 342	1.4	Z	X
5800	Farm supplies	12	65 422	3 370	5.2	Z	X
5900	Tobacco and tobacco products	54	914 631	33 444	3.7	Z	.4
5913	Other tobacco products (excluding leaf)	15	173 739	17 854	10.3	Z	X
9700	Service receipts and labor charges (including installed parts)	36	1 459 749	215 658	14.8	.2	X
9810	Miscellaneous commodities	306	15 395 061	1 288 503	8.4	1.1	X

See footnotes at end of table.

Table 7. Agents, Brokers, and Commission Merchants by Kind of Business and Commodity Line: 1997—Con.

[Includes only establishments with payroll. For meaning of abbreviations and symbols, see introductory text. For explanation of terms, see Appendix A]

NAICS code and CL code	Kind of business and commodity line	Establishments handling commodity line		Commodity line sales			Sales coverage percent
		Number	Total sales (\$1,000)	Amount ¹ (\$1,000)	As percent of total sales of—		
					Establishments handling line	Establishments in NAICS industry ¹	
4224	Grocery & related products whole—Con.						
9920	Receipts for farm product preparation services (cleaning, shelling, etc.) . . .	7	128 042	10 366	8.1	Z	X
9940	Rental and leasing receipts	9	946 930	18 207	1.9	Z	X
42241	General-line grocery whole	748	X	52 747 762	X	100.0	58.7
0540	Other home furnishings	31	3 823 162	49 625	1.3	.1	X
0960	Restaurant and hotel equipment and supplies	16	1 626 919	134 186	8.2	.3	X
1700	Hardware	12	809 788	10 748	1.3	Z	X
2530	Laundry and dry-cleaning equipment and supplies	176	13 784 294	649 899	4.7	1.2	X
3400	Industrial and personal services paper and plastics	439	31 169 682	1 383 271	4.4	2.6	X
3500	Drugs, pharmaceuticals, cosmetics, and toiletries	456	36 617 912	2 449 790	6.7	4.6	X
3900	Women's and children's wear	12	1 227 361	43 579	3.6	.1	X
4100	Frozen foods (packaged)	697	50 648 773	10 154 475	20.0	19.3	45.4
4111	Dinners (frozen)	468	38 725 803	1 919 650	5.0	3.6	X
4112	Fish and seafoods (frozen packaged)	394	32 980 682	815 773	2.5	1.5	X
4113	Vegetables (frozen)	529	42 882 808	2 889 678	6.7	5.5	X
4114	Fruits and fruit juices (frozen)	443	36 306 253	1 178 055	3.2	2.2	X
4115	Meat (frozen packaged)	224	16 725 592	640 549	3.8	1.2	X
4116	Frozen baked goods	556	39 122 663	1 070 362	2.7	2.0	X
4117	Other frozen foods (except frozen dairy products)	326	28 973 364	1 640 405	5.7	3.1	X
4200	Dairy products (excluding dried or canned)	545	41 480 415	3 544 370	8.5	6.7	53.8
4211	Butter	336	25 270 948	691 591	2.7	1.3	X
4212	Cheese	347	28 657 308	1 008 442	3.5	1.9	X
4213	Milk and cream, except raw	81	2 532 663	44 149	1.7	.1	X
4214	Ice cream	389	31 197 301	1 212 222	3.9	2.3	X
4215	Raw milk	11	742 913	19 150	2.6	Z	X
4216	Other dairy products	327	23 248 785	568 818	2.4	1.1	X
4300	Poultry and poultry products	234	16 587 641	1 596 959	9.6	3.0	X
4400	Confectionery	462	33 539 251	1 869 625	5.6	3.5	.1
4414	Chips and popcorn	462	33 539 251	1 869 625	5.6	3.5	X
4500	Fish and seafoods (excluding canned and frozen packaged)	161	12 478 027	262 392	2.1	.5	X
4600	Meat and meat products (fresh and unpackaged)	403	25 246 480	911 139	3.6	1.7	40.9
4611	Beef (not killed on location)	216	15 568 476	309 443	2.0	.6	X
4612	Veal (not killed on location)	12	467 551	28 495	6.1	.1	X
4614	Pork (not killed on location)	58	2 989 541	193 281	6.5	.4	X
4615	Sausage and prepared meats made on location	25	1 765 360	63 684	3.6	.1	X
4616	Sausage and prepared meats not made on location	113	2 873 445	121 772	4.2	.2	X
4618	Other meat products	45	3 871 098	194 464	5.0	.4	X
4700	Fresh fruits and vegetables	160	15 260 997	481 802	3.2	.9	X
4711	Fresh fruits	160	15 260 997	481 802	3.2	.9	X
4800	Coffee, tea, and spices	550	35 947 781	1 057 148	2.9	2.0	39.8
4811	Coffee	277	15 134 056	218 170	1.4	.4	X
4812	Tea	394	26 721 774	313 848	1.2	.6	X
4813	Spices	388	28 086 785	525 121	1.9	1.0	X
4820	Bread and baked goods	259	13 209 475	1 270 996	9.6	2.4	43.0
4821	Breads and rolls	90	4 561 006	262 047	5.7	.5	X
4822	Cookies, cakes, and other baked goods	238	12 165 871	1 008 949	8.3	1.9	X
4830	Canned foods	727	51 026 160	12 858 092	25.2	24.4	44.8
4831	Canned and bottled fruits, vegetables, and juices	681	48 486 313	7 581 220	15.6	14.4	X
4832	Canned and bottled baby foods	327	24 376 420	599 117	2.5	1.1	X
4833	Canned meats	343	27 836 131	895 455	3.2	1.7	X
4834	Canned fish and seafoods	521	39 757 502	1 418 925	3.6	2.7	X
4835	Canned milk	238	18 420 078	424 531	2.3	.8	X
4836	Other canned foods	502	38 037 227	1 938 843	5.1	3.7	X
4840	Food and beverage basic materials (include flavoring extracts, fruit peel, hop extract, industrial molasses, sausage casings, malt, yeast, etc.)	136	13 523 610	382 073	2.8	.7	X
4850	Soft drinks and bottled water	541	38 612 271	1 271 453	3.3	2.4	48.8
4851	Soft drinks, packaged	252	12 310 107	551 723	4.5	1.0	X
4852	Soft drinks, pre and post mix bulk	49	5 353 782	150 420	2.8	.3	X
4853	Bottled water	448	32 091 463	569 307	1.8	1.1	X
4860	Other grocery specialties	709	49 607 786	9 980 697	20.1	18.9	45.5
4861	Pasta	590	43 698 682	1 250 345	2.9	2.4	X
4862	Breakfast cereals	488	33 709 303	1 221 633	3.6	2.3	X
4863	Cooking oils and margarine	425	27 484 332	1 094 229	4.0	2.1	X
4864	Flour	194	13 904 693	410 827	3.0	.8	X
4865	Pickles, preserves, jellies, jams, and sauces	554	40 283 416	1 567 179	3.9	3.0	X
4866	Sugar, refined	295	21 459 617	556 995	2.6	1.1	X
4867	Pet foods	401	30 409 630	989 260	3.3	1.9	X
4868	Grocery specialties, n.e.c.	408	28 399 049	2 890 238	10.2	5.5	X
4900	Grain and beans	216	13 991 983	241 802	1.7	.5	X
5330	Chemicals and allied products (excluding agricultural, plastics, gases, and petroleum)	192	18 835 358	1 049 644	5.6	2.0	.2
5335	Detergents and soaps	192	18 835 358	1 049 644	5.6	2.0	X
5700	Wines and distilled alcoholic beverages	9	1 145 089	17 376	1.5	Z	X
5900	Tobacco and tobacco products	37	649 167	14 372	2.2	Z	X
9810	Miscellaneous commodities	142	11 447 543	982 520	8.6	1.9	X

See footnotes at end of table.

Table 7. Agents, Brokers, and Commission Merchants by Kind of Business and Commodity Line: 1997—Con.

[Includes only establishments with payroll. For meaning of abbreviations and symbols, see introductory text. For explanation of terms, see Appendix A]

NAICS code and CL code	Kind of business and commodity line	Establishments handling commodity line		Commodity line sales			Sales coverage percent
		Number	Total sales (\$1,000)	Amount ¹ (\$1,000)	As percent of total sales of—		
					Establishments handling line	Establishments in NAICS industry ¹	
422410	General-line grocery whsle	748	X	52 747 762	X	100.0	58.7
0540	Other home furnishings	31	3 823 162	49 625	1.3	.1	X
0960	Restaurant and hotel equipment and supplies	16	1 626 919	134 186	8.2	.3	X
1700	Hardware	12	809 788	10 748	1.3	Z	X
2530	Laundry and dry-cleaning equipment and supplies	176	13 784 294	649 899	4.7	1.2	X
3400	Industrial and personal services paper and plastics	439	31 169 682	1 383 271	4.4	2.6	X
3500	Drugs, pharmaceuticals, cosmetics, and toiletries	456	36 617 912	2 449 790	6.7	4.6	X
3900	Women's and children's wear	12	1 227 361	43 579	3.6	.1	X
4100	Frozen foods (packaged)	697	50 648 773	10 154 475	20.0	19.3	45.4
4111	Dinners (frozen)	468	38 725 803	1 919 650	5.0	3.6	X
4112	Fish and seafoods (frozen packaged)	394	32 980 682	815 773	2.5	1.5	X
4113	Vegetables (frozen)	529	42 882 808	2 889 678	6.7	5.5	X
4114	Fruits and fruit juices (frozen)	443	36 306 253	1 178 055	3.2	2.2	X
4115	Meat (frozen packaged)	224	16 725 592	640 549	3.8	1.2	X
4116	Frozen baked goods	556	39 122 663	1 070 362	2.7	2.0	X
4117	Other frozen foods (except frozen dairy products)	326	28 973 364	1 640 405	5.7	3.1	X
4200	Dairy products (excluding dried or canned)	545	41 480 415	3 544 370	8.5	6.7	53.8
4211	Butter	336	25 270 948	691 591	2.7	1.3	X
4212	Cheese	347	28 657 308	1 008 442	3.5	1.9	X
4213	Milk and cream, except raw	81	2 532 663	44 149	1.7	.1	X
4214	Ice cream	389	31 197 301	1 212 222	3.9	2.3	X
4215	Raw milk	11	742 913	19 150	2.6	Z	X
4216	Other dairy products	327	23 248 785	568 818	2.4	1.1	X
4300	Poultry and poultry products	234	16 587 641	1 596 959	9.6	3.0	X
4400	Confectionery	462	33 539 251	1 869 625	5.6	3.5	.1
4414	Chips and popcorn	462	33 539 251	1 869 625	5.6	3.5	X
4500	Fish and seafoods (excluding canned and frozen packaged)	161	12 478 027	262 392	2.1	.5	X
4600	Meat and meat products (fresh and unpackage)	403	25 246 480	911 139	3.6	1.7	40.9
4611	Beef (not killed on location)	216	15 568 476	309 443	2.0	.6	X
4612	Veal (not killed on location)	12	467 551	28 495	6.1	.1	X
4614	Pork (not killed on location)	58	2 989 541	193 281	6.5	.4	X
4615	Sausage and prepared meats made on location	25	1 765 360	63 684	3.6	.1	X
4616	Sausage and prepared meats not made on location	113	2 873 445	121 772	4.2	.2	X
4618	Other meat products	45	3 871 098	194 464	5.0	.4	X
4700	Fresh fruits and vegetables	160	15 260 997	481 802	3.2	.9	X
4711	Fresh fruits	160	15 260 997	481 802	3.2	.9	X
4800	Coffee, tea, and spices	550	35 947 781	1 057 148	2.9	2.0	39.8
4811	Coffee	277	15 134 056	218 170	1.4	.4	X
4812	Tea	394	26 721 774	313 848	1.2	.6	X
4813	Spices	388	28 086 785	525 121	1.9	1.0	X
4820	Bread and baked goods	259	13 209 475	1 270 996	9.6	2.4	43.0
4821	Breads and rolls	90	4 561 006	262 047	5.7	.5	X
4822	Cookies, cakes, and other baked goods	238	12 165 871	1 008 949	8.3	1.9	X
4830	Canned foods	727	51 026 160	12 858 092	25.2	24.4	44.8
4831	Canned and bottled fruits, vegetables, and juices	681	48 486 313	7 581 220	15.6	14.4	X
4832	Canned and bottled baby foods	327	24 376 420	599 117	2.5	1.1	X
4833	Canned meats	343	27 836 131	895 455	3.2	1.7	X
4834	Canned fish and seafoods	521	39 757 502	1 418 925	3.6	2.7	X
4835	Canned milk	238	18 420 078	424 531	2.3	.8	X
4836	Other canned foods	502	38 037 227	1 938 843	5.1	3.7	X
4840	Food and beverage basic materials (include flavoring extracts, fruit peel, hop extract, industrial molasses, sausage casings, malt, yeast, etc.)	136	13 523 610	382 073	2.8	.7	X
4850	Soft drinks and bottled water	541	38 612 271	1 271 453	3.3	2.4	48.8
4851	Soft drinks, packaged	252	12 310 107	551 723	4.5	1.0	X
4852	Soft drinks, pre and post mix bulk	49	5 353 782	150 420	2.8	.3	X
4853	Bottled water	448	32 091 463	569 307	1.8	1.1	X
4860	Other grocery specialties	709	49 607 786	9 980 697	20.1	18.9	45.5
4861	Pasta	590	43 698 682	1 250 345	2.9	2.4	X
4862	Breakfast cereals	488	33 709 303	1 221 633	3.6	2.3	X
4863	Cooking oils and margarine	425	27 484 332	1 094 229	4.0	2.1	X
4864	Flour	194	13 904 693	410 827	3.0	.8	X
4865	Pickles, preserves, jellies, jams, and sauces	554	40 283 416	1 567 179	3.9	3.0	X
4866	Sugar, refined	295	21 459 617	556 995	2.6	1.1	X
4867	Pet foods	401	30 409 630	989 260	3.3	1.9	X
4868	Grocery specialties, n.e.c.	408	28 399 049	2 890 238	10.2	5.5	X
4900	Grain and beans	216	13 991 983	241 802	1.7	.5	X
5330	Chemicals and allied products (excluding agricultural, plastics, gases, and petroleum)	192	18 835 358	1 049 644	5.6	2.0	.2
5335	Detergents and soaps	192	18 835 358	1 049 644	5.6	2.0	X
5700	Wines and distilled alcoholic beverages	9	1 145 089	17 376	1.5	Z	X
5900	Tobacco and tobacco products	37	649 167	14 372	2.2	Z	X
9810	Miscellaneous commodities	142	11 447 543	982 520	8.6	1.9	X
4224103	Other general-line grocery whsle	748	X	52 747 762	X	100.0	58.7
0540	Other home furnishings	31	3 823 162	49 625	1.3	.1	X
0960	Restaurant and hotel equipment and supplies	16	1 626 919	134 186	8.2	.3	X
1700	Hardware	12	809 788	10 748	1.3	Z	X
2530	Laundry and dry-cleaning equipment and supplies	176	13 784 294	649 899	4.7	1.2	X
3400	Industrial and personal services paper and plastics	439	31 169 682	1 383 271	4.4	2.6	X
3500	Drugs, pharmaceuticals, cosmetics, and toiletries	456	36 617 912	2 449 790	6.7	4.6	X
3900	Women's and children's wear	12	1 227 361	43 579	3.6	.1	X

See footnotes at end of table.

Table 7. Agents, Brokers, and Commission Merchants by Kind of Business and Commodity Line: 1997—Con.

[Includes only establishments with payroll. For meaning of abbreviations and symbols, see introductory text. For explanation of terms, see Appendix A]

NAICS code and CL code	Kind of business and commodity line	Establishments handling commodity line		Commodity line sales			Sales coverage percent
		Number	Total sales (\$1,000)	Amount ¹ (\$1,000)	As percent of total sales of—		
					Establishments handling line	Establishments in NAICS industry ¹	
4224103	Other general-line grocery whsle—Con.						
4100	Frozen foods (packaged)	697	50 648 773	10 154 475	20.0	19.3	45.4
4111	Dinners (frozen)	468	38 725 803	1 919 650	5.0	3.6	X
4112	Fish and seafoods (frozen packaged)	394	32 980 682	815 773	2.5	1.5	X
4113	Vegetables (frozen)	529	42 882 808	2 889 678	6.7	5.5	X
4114	Fruits and fruit juices (frozen)	443	36 306 253	1 178 055	3.2	2.2	X
4115	Meat (frozen packaged)	224	16 725 592	640 549	3.8	1.2	X
4116	Frozen baked goods	556	39 122 663	1 070 362	2.7	2.0	X
4117	Other frozen foods (except frozen dairy products)	326	28 973 364	1 640 405	5.7	3.1	X
4200	Dairy products (excluding dried or canned)	545	41 480 415	3 544 370	8.5	6.7	53.8
4211	Butter	336	25 270 948	691 591	2.7	1.3	X
4212	Cheese	347	28 657 308	1 008 442	3.5	1.9	X
4213	Milk and cream, except raw	81	2 532 663	44 149	1.7	.1	X
4214	Ice cream	389	31 197 301	1 212 222	3.9	2.3	X
4215	Raw milk	11	742 913	19 150	2.6	Z	X
4216	Other dairy products	327	23 248 785	568 818	2.4	1.1	X
4300	Poultry and poultry products	234	16 587 641	1 596 959	9.6	3.0	X
4400	Confectionery	462	33 539 251	1 869 625	5.6	3.5	.1
4414	Chips and popcorn	462	33 539 251	1 869 625	5.6	3.5	X
4500	Fish and seafoods (excluding canned and frozen packaged)	161	12 478 027	262 392	2.1	.5	X
4600	Meat and meat products (fresh and un packaged)	403	25 246 480	911 139	3.6	1.7	40.9
4611	Beef (not killed on location)	216	15 568 476	309 443	2.0	.6	X
4612	Veal (not killed on location)	12	467 551	28 495	6.1	.1	X
4614	Pork (not killed on location)	58	2 989 541	193 281	6.5	.4	X
4615	Sausage and prepared meats made on location	25	1 765 360	63 684	3.6	.1	X
4616	Sausage and prepared meats not made on location	113	2 873 445	121 772	4.2	.2	X
4618	Other meat products	45	3 871 098	194 464	5.0	.4	X
4700	Fresh fruits and vegetables	160	15 260 997	481 802	3.2	.9	X
4711	Fresh fruits	160	15 260 997	481 802	3.2	.9	X
4800	Coffee, tea, and spices	550	35 947 781	1 057 148	2.9	2.0	39.8
4811	Coffee	277	15 134 056	218 170	1.4	.4	X
4812	Tea	394	26 721 774	313 848	1.2	.6	X
4813	Spices	388	28 086 785	525 121	1.9	1.0	X
4820	Bread and baked goods	259	13 209 475	1 270 996	9.6	2.4	43.0
4821	Breads and rolls	90	4 561 006	262 047	5.7	.5	X
4822	Cookies, cakes, and other baked goods	238	12 165 871	1 008 949	8.3	1.9	X
4830	Canned foods	727	51 026 160	12 858 092	25.2	24.4	44.8
4831	Canned and bottled fruits, vegetables, and juices	681	48 486 313	7 581 220	15.6	14.4	X
4832	Canned and bottled baby foods	327	24 376 420	599 117	2.5	1.1	X
4833	Canned meats	343	27 836 131	895 455	3.2	1.7	X
4834	Canned fish and seafoods	521	39 757 502	1 418 925	3.6	2.7	X
4835	Canned milk	238	18 420 078	424 531	2.3	.8	X
4836	Other canned foods	502	38 037 227	1 938 843	5.1	3.7	X
4840	Food and beverage basic materials (include flavoring extracts, fruit peel, hop extract, industrial molasses, sausage casings, malt, yeast, etc.)	136	13 523 610	382 073	2.8	.7	X
4850	Soft drinks and bottled water	541	38 612 271	1 271 453	3.3	2.4	48.8
4851	Soft drinks, packaged	252	12 310 107	551 723	4.5	1.0	X
4852	Soft drinks, pre and post mix bulk	49	5 353 782	150 420	2.8	.3	X
4853	Bottled water	448	32 091 463	569 307	1.8	1.1	X
4860	Other grocery specialties	709	49 607 786	9 980 697	20.1	18.9	45.5
4861	Pasta	590	43 698 682	1 250 345	2.9	2.4	X
4862	Breakfast cereals	488	33 709 303	1 221 633	3.6	2.3	X
4863	Cooking oils and margarine	425	27 484 332	1 094 229	4.0	2.1	X
4864	Flour	194	13 904 693	410 827	3.0	.8	X
4865	Pickles, preserves, jellies, jams, and sauces	554	40 283 416	1 567 179	3.9	3.0	X
4866	Sugar, refined	295	21 459 617	556 995	2.6	1.1	X
4867	Pet foods	401	30 409 630	989 260	3.3	1.9	X
4868	Grocery specialties, n.e.c.	408	28 399 049	2 890 238	10.2	5.5	X
4900	Grain and beans	216	13 991 983	241 802	1.7	.5	X
5330	Chemicals and allied products (excluding agricultural, plastics, gases, and petroleum)	192	18 835 358	1 049 644	5.6	2.0	.2
5335	Detergents and soaps	192	18 835 358	1 049 644	5.6	2.0	X
5700	Wines and distilled alcoholic beverages	9	1 145 089	17 376	1.5	Z	X
5900	Tobacco and tobacco products	37	649 167	14 372	2.2	Z	X
9810	Miscellaneous commodities	142	11 447 543	982 520	8.6	1.9	X
42242	Packaged frozen food whsle	679	X	16 882 856	X	100.0	80.6
0960	Restaurant and hotel equipment and supplies	15	1 731 645	77 687	4.5	.5	X
2530	Laundry and dry-cleaning equipment and supplies	7	545 856	13 123	2.4	.1	X
3400	Industrial and personal services paper and plastics	60	4 331 414	280 450	6.5	1.7	X
3500	Drugs, pharmaceuticals, cosmetics, and toiletries	11	707 751	48 175	6.8	.3	X
4100	Frozen foods (packaged)	679	16 882 856	11 107 438	65.8	65.8	72.8
4111	Dinners (frozen)	162	6 526 768	825 303	12.6	4.9	X
4112	Fish and seafoods (frozen packaged)	361	12 087 350	1 381 353	11.4	8.2	X
4113	Vegetables (frozen)	271	10 478 892	1 841 343	17.6	10.9	X
4114	Fruits and fruit juices (frozen)	265	10 164 400	1 068 354	10.5	6.3	X
4115	Meat (frozen packaged)	364	11 380 440	2 125 922	18.7	12.6	X
4116	Frozen baked goods	349	12 441 291	1 651 413	13.3	9.8	X
4117	Other frozen foods (except frozen dairy products)	286	9 801 702	2 213 752	22.6	13.1	X

See footnotes at end of table.

Table 7. Agents, Brokers, and Commission Merchants by Kind of Business and Commodity Line: 1997—Con.

[Includes only establishments with payroll. For meaning of abbreviations and symbols, see introductory text. For explanation of terms, see Appendix A]

NAICS code and CL code	Kind of business and commodity line	Establishments handling commodity line		Commodity line sales			Sales coverage percent
		Number	Total sales (\$1,000)	Amount ¹ (\$1,000)	As percent of total sales of—		
					Establishments handling line	Establishments in NAICS industry ¹	
42242	Packaged frozen food whsle—Con.						
4200	Dairy products (excluding dried or canned)	177	9 162 490	651 332	7.1	3.9	26.0
4211	Butter	46	3 932 037	96 635	2.5	.6	X
4212	Cheese	127	7 254 164	284 174	3.9	1.7	X
4214	Ice cream	20	2 372 348	92 369	3.9	.5	X
4215	Raw milk	8	401 701	12 690	3.2	.1	X
4216	Other dairy products	71	3 785 601	161 010	4.3	1.0	X
4300	Poultry and poultry products	204	7 517 524	1 005 709	13.4	6.0	1.4
4311	Dressed poultry killed on location.....	41	918 686	79 795	8.7	.5	X
4312	Eggs	83	1 728 609	80 018	4.6	.5	X
4314	Other poultry (excluding frozen packaged).....	163	6 598 838	845 895	12.8	5.0	X
4400	Confectionery.....	80	4 191 250	174 220	4.2	1.0	.8
4413	Nuts	54	3 511 525	158 079	4.5	.9	X
4414	Chips and popcorn	26	679 725	4 848	.7	Z	X
4415	Other confections	26	679 725	11 293	1.7	.1	X
4500	Fish and seafoods (excluding canned and frozen packaged).....	58	2 734 561	130 630	4.8	.8	X
4600	Meat and meat products (fresh and unpackaged).....	106	4 479 620	369 684	8.3	2.2	37.4
4611	Beef (not killed on location)	62	2 320 047	86 852	3.7	.5	X
4612	Veal (not killed on location)	14	133 056	4 756	3.6	Z	X
4614	Pork (not killed on location)	48	2 022 074	136 426	6.7	.8	X
4615	Sausage and prepared meats made on location	24	1 004 450	30 028	3.0	.2	X
4616	Sausage and prepared meats not made on location	31	1 345 925	61 745	4.6	.4	X
4618	Other meat products	23	1 236 392	49 703	4.0	.3	X
4700	Fresh fruits and vegetables	32	2 407 723	95 957	4.0	.6	.7
4711	Fresh fruits	32	2 407 723	67 711	2.8	.4	X
4713	Other fresh vegetables	10	1 155 348	28 246	2.4	.2	X
4800	Coffee, tea, and spices	117	5 863 585	229 461	3.9	1.4	24.0
4811	Coffee	55	3 289 313	125 094	3.8	.7	X
4812	Tea	47	1 640 830	36 230	2.2	.2	X
4813	Spices	51	2 336 121	68 137	2.9	.4	X
4820	Bread and baked goods	116	5 338 814	313 594	5.9	1.9	25.5
4821	Breads and rolls	69	3 174 616	107 517	3.4	.6	X
4822	Cookies, cakes, and other baked goods	90	4 136 320	206 075	5.0	1.2	X
4830	Canned foods	199	9 318 093	1 037 104	11.1	6.1	26.1
4831	Canned and bottled fruits, vegetables, and juices	158	7 825 137	669 550	8.6	4.0	X
4832	Canned and bottled baby foods	10	430 365	19 555	4.5	.1	X
4833	Canned meats	53	2 492 079	44 414	1.8	.3	X
4834	Canned fish and seafoods	47	3 569 342	90 450	2.5	.5	X
4835	Canned milk	10	1 583 614	17 990	1.1	.1	X
4836	Other canned foods	60	3 526 989	195 145	5.5	1.2	X
4840	Food and beverage basic materials (include flavoring extracts, fruit peel, hop extract, industrial molasses, sausage casings, malt, yeast, etc.)	53	1 862 036	47 554	2.6	.3	X
4850	Soft drinks and bottled water	101	6 109 407	184 817	3.0	1.1	33.0
4851	Soft drinks, packaged	64	3 464 645	59 501	1.7	.4	X
4852	Soft drinks, pre and post mix bulk	18	1 969 818	46 742	2.4	.3	X
4853	Bottled water	48	3 978 052	78 574	2.0	.5	X
4860	Other grocery specialties	185	8 612 850	929 625	10.8	5.5	28.1
4861	Pasta	85	5 263 174	216 975	4.1	1.3	X
4862	Breakfast cereals	73	4 397 337	179 806	4.1	1.1	X
4863	Cooking oils and margarine	56	2 096 499	51 506	2.5	.3	X
4864	Flour	20	280 942	15 390	5.5	.1	X
4865	Pickles, preserves, jellies, jams, and sauces	100	6 492 304	210 440	3.2	1.2	X
4866	Sugar, refined	27	989 966	48 253	4.9	.3	X
4867	Pet foods	33	3 358 709	89 233	2.7	.5	X
4868	Grocery specialties, n.e.c.	59	3 239 263	118 021	3.6	.7	X
4900	Grain and beans	9	197 760	6 260	3.2	Z	X
5330	Chemicals and allied products (excluding agricultural, plastics, gases, and petroleum)	28	2 064 518	96 360	4.7	.6	X
9810	Miscellaneous commodities	26	735 713	61 655	8.4	.4	X
422420	Packaged frozen food whsle	679	X	16 882 856	X	100.0	80.6
0960	Restaurant and hotel equipment and supplies	15	1 731 645	77 687	4.5	.5	X
2530	Laundry and dry-cleaning equipment and supplies	7	545 856	13 123	2.4	.1	X
3400	Industrial and personal services paper and plastics	60	4 331 414	280 450	6.5	1.7	X
3500	Drugs, pharmaceuticals, cosmetics, and toiletries	11	707 751	48 175	6.8	.3	X
4100	Frozen foods (packaged)	679	16 882 856	11 107 438	65.8	65.8	72.8
4111	Dinners (frozen)	162	6 526 788	825 303	12.6	4.9	X
4112	Fish and seafoods (frozen packaged)	361	12 087 350	1 381 353	11.4	8.2	X
4113	Vegetables (frozen)	271	10 478 892	1 841 343	17.6	10.9	X
4114	Fruits and fruit juices (frozen)	265	10 164 400	1 068 354	10.5	6.3	X
4115	Meat (frozen packaged)	349	11 380 440	2 125 922	18.7	12.6	X
4116	Frozen baked goods	349	12 441 291	1 651 413	13.3	9.8	X
4117	Other frozen foods (except frozen dairy products)	286	9 801 702	2 213 752	22.6	13.1	X
4200	Dairy products (excluding dried or canned)	177	9 162 490	651 332	7.1	3.9	26.0
4211	Butter	46	3 932 037	96 635	2.5	.6	X
4212	Cheese	127	7 254 164	284 174	3.9	1.7	X
4214	Ice cream	20	2 372 348	92 369	3.9	.5	X
4215	Raw milk	8	401 701	12 690	3.2	.1	X
4216	Other dairy products	71	3 785 601	161 010	4.3	1.0	X
4300	Poultry and poultry products	204	7 517 524	1 005 709	13.4	6.0	1.4
4311	Dressed poultry killed on location.....	41	918 686	79 795	8.7	.5	X
4312	Eggs	83	1 728 609	80 018	4.6	.5	X
4314	Other poultry (excluding frozen packaged).....	163	6 598 838	845 895	12.8	5.0	X

See footnotes at end of table.

Table 7. Agents, Brokers, and Commission Merchants by Kind of Business and Commodity Line: 1997—Con.

[Includes only establishments with payroll. For meaning of abbreviations and symbols, see introductory text. For explanation of terms, see Appendix A]

NAICS code and CL code	Kind of business and commodity line	Establishments handling commodity line		Commodity line sales			Sales coverage percent
		Number	Total sales (\$1,000)	Amount ¹ (\$1,000)	As percent of total sales of—		
					Establishments handling line	Establishments in NAICS industry ¹	
422420	Packaged frozen food whsle—Con.						
4400	Confectionery.....	80	4 191 250	174 220	4.2	1.0	.8
4413	Nuts.....	54	3 511 525	158 079	4.5	.9	X
4414	Chips and popcorn.....	26	679 725	4 848	.7	Z	X
4415	Other confections.....	26	679 725	11 293	1.7	.1	X
4500	Fish and seafoods (excluding canned and frozen packaged).....	58	2 734 561	130 630	4.8	.8	X
4600	Meat and meat products (fresh and unpackaged).....	106	4 479 620	369 684	8.3	2.2	37.4
4611	Beef (not killed on location).....	62	2 320 047	86 852	3.7	.5	X
4612	Veal (not killed on location).....	14	133 056	4 756	3.6	Z	X
4614	Pork (not killed on location).....	48	2 022 074	136 426	6.7	.8	X
4615	Sausage and prepared meats made on location.....	24	1 004 450	30 028	3.0	.2	X
4616	Sausage and prepared meats not made on location.....	31	1 345 925	61 745	4.6	.4	X
4618	Other meat products.....	23	1 236 392	49 703	4.0	.3	X
4700	Fresh fruits and vegetables.....	32	2 407 723	95 957	4.0	.6	.7
4711	Fresh fruits.....	32	2 407 723	67 711	2.8	.4	X
4713	Other fresh vegetables.....	10	1 155 348	28 246	2.4	.2	X
4800	Coffee, tea, and spices.....	117	5 863 585	229 461	3.9	1.4	24.0
4811	Coffee.....	55	3 289 313	125 094	3.8	.7	X
4812	Tea.....	47	1 640 830	36 230	2.2	.2	X
4813	Spices.....	51	2 336 121	68 137	2.9	.4	X
4820	Bread and baked goods.....	116	5 338 814	313 594	5.9	1.9	25.5
4821	Breads and rolls.....	69	3 174 616	107 517	3.4	.6	X
4822	Cookies, cakes, and other baked goods.....	90	4 136 320	206 075	5.0	1.2	X
4830	Canned foods.....	199	9 318 093	1 037 104	11.1	6.1	26.1
4831	Canned and bottled fruits, vegetables, and juices.....	158	7 825 137	669 550	8.6	4.0	X
4832	Canned and bottled baby foods.....	10	430 365	19 555	4.5	.1	X
4833	Canned meats.....	53	2 492 079	44 414	1.8	.3	X
4834	Canned fish and seafoods.....	47	3 569 342	90 450	2.5	.5	X
4835	Canned milk.....	10	1 583 614	17 990	1.1	.1	X
4836	Other canned foods.....	60	3 526 989	195 145	5.5	1.2	X
4840	Food and beverage basic materials (include flavoring extracts, fruit peel, hop extract, industrial molasses, sausage casings, malt, yeast, etc.).....	53	1 862 036	47 554	2.6	.3	X
4850	Soft drinks and bottled water.....	101	6 109 407	184 817	3.0	1.1	33.0
4851	Soft drinks, packaged.....	64	3 464 645	59 501	1.7	.4	X
4852	Soft drinks, pre and post mix bulk.....	18	1 969 818	46 742	2.4	.3	X
4853	Bottled water.....	48	3 978 052	78 574	2.0	.5	X
4860	Other grocery specialties.....	185	8 612 850	929 625	10.8	5.5	28.1
4861	Pasta.....	85	5 263 174	216 975	4.1	1.3	X
4862	Breakfast cereals.....	73	4 397 337	179 806	4.1	1.1	X
4863	Cooking oils and margarine.....	56	2 096 499	51 506	2.5	.3	X
4864	Flour.....	20	280 942	15 390	5.5	.1	X
4865	Pickles, preserves, jellies, jams, and sauces.....	100	6 492 304	210 440	3.2	1.2	X
4866	Sugar, refined.....	27	989 966	48 253	4.9	.3	X
4867	Pet foods.....	33	3 358 709	89 233	2.7	.5	X
4868	Grocery specialties, n.e.c.....	59	3 239 263	118 021	3.6	.7	X
4900	Grain and beans.....	9	197 760	6 260	3.2	Z	X
5330	Chemicals and allied products (excluding agricultural, plastics, gases, and petroleum).....	28	2 064 518	96 360	4.7	.6	X
9810	Miscellaneous commodities.....	26	735 713	61 655	8.4	.4	X
42243	Dairy products, (except dried or canned) whsle.....	181	X	1 474 278	X	100.0	92.0
4100	Frozen foods (packaged).....	31	430 998	46 721	10.8	3.2	24.7
4111	Dinners (frozen).....	8	156 160	15 919	10.2	1.1	X
4112	Fish and seafoods (frozen packaged).....	8	143 598	3 932	2.7	.3	X
4114	Fruits and fruit juices (frozen).....	8	81 299	1 229	1.5	.1	X
4115	Meat (frozen packaged).....	13	216 390	11 229	5.2	.8	X
4116	Frozen baked goods.....	11	179 601	5 992	3.3	.4	X
4117	Other frozen foods (except frozen dairy products).....	14	173 299	8 417	4.9	.6	X
4200	Dairy products (excluding dried or canned).....	181	1 474 278	1 053 774	71.5	71.5	75.5
4211	Butter.....	49	280 628	35 782	12.8	2.4	X
4212	Cheese.....	112	1 067 129	539 442	50.6	36.6	X
4213	Milk and cream, except raw.....	71	559 035	103 020	18.4	7.0	X
4214	Ice cream.....	59	385 998	46 492	12.0	3.2	X
4216	Other dairy products.....	74	789 549	296 631	37.6	20.1	X
4300	Poultry and poultry products.....	20	487 161	48 661	10.0	3.3	X
4400	Confectionery.....	6	40 370	2 811	7.0	.2	X
4500	Fish and seafoods (excluding canned and frozen packaged).....	8	250 909	44 536	17.8	3.0	X
4600	Meat and meat products (fresh and unpackaged).....	33	394 221	66 720	16.9	4.5	24.9
4611	Beef (not killed on location).....	10	15 465	2 637	17.1	.2	X
4614	Pork (not killed on location).....	15	222 715	18 089	8.1	1.2	X
4616	Sausage and prepared meats not made on location.....	8	59 230	8 645	14.6	.6	X
4618	Other meat products.....	7	182 737	35 697	19.5	2.4	X
4800	Coffee, tea, and spices.....	10	101 577	6 964	6.9	.5	16.6
4813	Spices.....	6	68 451	6 122	8.9	.4	X
4820	Bread and baked goods.....	8	189 023	10 157	5.4	.7	4.4
4822	Cookies, cakes, and other baked goods.....	8	189 023	10 041	5.3	.7	X
4830	Canned foods.....	12	126 776	16 193	12.8	1.1	33.4
4831	Canned and bottled fruits, vegetables, and juices.....	12	126 776	15 196	12.0	1.0	X
4840	Food and beverage basic materials (include flavoring extracts, fruit peel, hop extract, industrial molasses, sausage casings, malt, yeast, etc.).....	6	27 734	1 130	4.1	.1	X
4850	Soft drinks and bottled water.....	6	109 328	9 438	8.6	.6	X

See footnotes at end of table.

Table 7. Agents, Brokers, and Commission Merchants by Kind of Business and Commodity Line: 1997—Con.

[Includes only establishments with payroll. For meaning of abbreviations and symbols, see introductory text. For explanation of terms, see Appendix A]

NAICS code and CL code	Kind of business and commodity line	Establishments handling commodity line		Commodity line sales			Sales coverage percent
		Number	Total sales (\$1,000)	Amount ¹ (\$1,000)	As percent of total sales of—		
					Establishments handling line	Establishments in NAICS industry ¹	
42243	Dairy products, (except dried or canned) whsle—Con.						
4860	Other grocery specialties	26	434 512	127 098	29.3	8.6	50.5
4863	Cooking oils and margarine	6	8 815	53	.6	Z	X
4864	Flour	11	13 848	187	1.4	Z	X
4868	Grocery specialties, n.e.c.	11	388 162	126 241	32.5	8.6	X
9810	Miscellaneous commodities	7	43 722	5 970	13.7	.4	X
422430	Dairy products, (except dried or canned) whsle	181	X	1 474 278	X	100.0	92.0
4100	Frozen foods (packaged)	31	430 998	46 721	10.8	3.2	24.7
4111	Dinners (frozen)	8	156 160	15 919	10.2	1.1	X
4112	Fish and seafoods (frozen packaged)	8	143 598	3 932	2.7	.3	X
4114	Fruits and fruit juices (frozen)	8	81 299	1 229	1.5	.1	X
4115	Meat (frozen packaged)	13	216 390	11 229	5.2	.8	X
4116	Frozen baked goods	11	179 601	5 992	3.3	.4	X
4117	Other frozen foods (except frozen dairy products)	14	173 299	8 417	4.9	.6	X
4200	Dairy products (excluding dried or canned)	181	1 474 278	1 053 774	71.5	71.5	75.5
4211	Butter	49	280 628	35 782	12.8	2.4	X
4212	Cheese	112	1 067 129	539 442	50.6	36.6	X
4213	Milk and cream, except raw	71	559 035	103 020	18.4	7.0	X
4214	Ice cream	59	385 998	46 492	12.0	3.2	X
4216	Other dairy products	74	789 549	296 631	37.6	20.1	X
4300	Poultry and poultry products	20	487 161	48 661	10.0	3.3	X
4400	Confectionery	6	40 370	2 811	7.0	.2	X
4500	Fish and seafoods (excluding canned and frozen packaged)	8	250 909	44 536	17.8	3.0	X
4600	Meat and meat products (fresh and unpackaged)	33	394 221	66 720	16.9	4.5	24.9
4611	Beef (not killed on location)	10	15 465	2 637	17.1	.2	X
4614	Pork (not killed on location)	15	222 715	18 089	8.1	1.2	X
4616	Sausage and prepared meats not made on location	8	59 230	8 645	14.6	.6	X
4618	Other meat products	7	182 737	35 697	19.5	2.4	X
4800	Coffee, tea, and spices	10	101 577	6 964	6.9	.5	16.6
4813	Spices	6	68 451	6 122	8.9	.4	X
4820	Bread and baked goods	8	189 023	10 157	5.4	.7	4.4
4822	Cookies, cakes, and other baked goods	8	189 023	10 041	5.3	.7	X
4830	Canned foods	12	126 776	16 193	12.8	1.1	33.4
4831	Canned and bottled fruits, vegetables, and juices	12	126 776	15 196	12.0	1.0	X
4840	Food and beverage basic materials (include flavoring extracts, fruit peel, hop extract, industrial molasses, sausage casings, malt, yeast, etc.)	6	27 734	1 130	4.1	.1	X
4850	Soft drinks and bottled water	6	109 328	9 438	8.6	.6	X
4860	Other grocery specialties	26	434 512	127 098	29.3	8.6	50.5
4863	Cooking oils and margarine	6	8 815	53	.6	Z	X
4864	Flour	11	13 848	187	1.4	Z	X
4868	Grocery specialties, n.e.c.	11	388 162	126 241	32.5	8.6	X
9810	Miscellaneous commodities	7	43 722	5 970	13.7	.4	X
4224301	Raw milk whsle	2	X	D	X	D	X
4224302	Dairy product (except raw milk) whsle	179	X	D	X	D	D
4100	Frozen foods (packaged)	29	D	D	D	D	D
4111	Dinners (frozen)	8	D	D	D	D	X
4112	Fish and seafoods (frozen packaged)	8	D	D	D	D	X
4114	Fruits and fruit juices (frozen)	6	D	D	D	D	X
4115	Meat (frozen packaged)	11	D	D	D	D	X
4116	Frozen baked goods	11	D	D	D	D	X
4117	Other frozen foods (except frozen dairy products)	12	D	D	D	D	X
4200	Dairy products (excluding dried or canned)	179	D	D	D	D	D
4211	Butter	49	D	D	D	D	X
4212	Cheese	112	D	D	D	D	X
4213	Milk and cream, except raw	69	D	D	D	D	X
4214	Ice cream	57	D	D	D	D	X
4216	Other dairy products	72	D	D	D	D	X
4300	Poultry and poultry products	18	D	D	D	D	X
4400	Confectionery	6	D	D	D	D	X
4500	Fish and seafoods (excluding canned and frozen packaged)	8	D	D	D	D	X
4600	Meat and meat products (fresh and unpackaged)	31	D	D	D	D	D
4611	Beef (not killed on location)	10	D	D	D	D	X
4614	Pork (not killed on location)	15	D	D	D	D	X
4616	Sausage and prepared meats not made on location	6	D	D	D	D	X
4618	Other meat products	7	D	D	D	D	X
4800	Coffee, tea, and spices	10	D	D	D	D	D
4813	Spices	6	D	D	D	D	X
4820	Bread and baked goods	8	D	D	D	D	D
4822	Cookies, cakes, and other baked goods	8	D	D	D	D	X
4830	Canned foods	10	D	D	D	D	D
4831	Canned and bottled fruits, vegetables, and juices	10	D	D	D	D	X
4840	Food and beverage basic materials (include flavoring extracts, fruit peel, hop extract, industrial molasses, sausage casings, malt, yeast, etc.)	6	D	D	D	D	X
4860	Other grocery specialties	24	D	D	D	D	D
4863	Cooking oils and margarine	6	D	D	D	D	X
4864	Flour	11	D	D	D	D	X
4868	Grocery specialties, n.e.c.	11	D	D	D	D	X
9810	Miscellaneous commodities	7	D	D	D	D	X

See footnotes at end of table.

Table 7. Agents, Brokers, and Commission Merchants by Kind of Business and Commodity Line: 1997—Con.

[Includes only establishments with payroll. For meaning of abbreviations and symbols, see introductory text. For explanation of terms, see Appendix A]

NAICS code and CL code	Kind of business and commodity line	Establishments handling commodity line		Commodity line sales			Sales coverage percent
		Number	Total sales (\$1,000)	Amount ¹ (\$1,000)	As percent of total sales of—		
					Establishments handling line	Establishments in NAICS industry ¹	
42244	Poultry & poultry product whsle	113	X	D	X	D	D
4100	Frozen foods (packaged)	38	D	D	D	D	D
4114	Fruits and fruit juices (frozen)	6	D	D	D	D	X
4115	Meat (frozen packaged)	25	D	D	D	D	X
4116	Frozen baked goods	12	D	D	D	D	X
4117	Other frozen foods (except frozen dairy products)	16	D	D	D	D	X
4200	Dairy products (excluding dried or canned)	11	D	D	D	D	D
4212	Cheese	11	D	D	D	D	X
4300	Poultry and poultry products	113	D	D	D	D	D
4311	Dressed poultry killed on location	34	D	D	D	D	X
4312	Eggs	27	D	D	D	D	X
4313	Live poultry	10	D	D	D	D	X
4314	Other poultry (excluding frozen packaged)	58	D	D	D	D	X
4500	Fish and seafoods (excluding canned and frozen packaged)	13	D	D	D	D	X
4600	Meat and meat products (fresh and unpackaged)	33	D	D	D	D	D
4611	Beef (not killed on location)	16	D	D	D	D	X
4612	Veal (not killed on location)	8	D	D	D	D	X
4613	Lamb and mutton (not killed on location)	9	D	D	D	D	X
4614	Pork (not killed on location)	12	D	D	D	D	X
4615	Sausage and prepared meats made on location	11	D	D	D	D	X
4616	Sausage and prepared meats not made on location	10	D	D	D	D	X
4820	Bread and baked goods	6	D	D	D	D	D
4821	Breads and rolls	6	D	D	D	D	X
4830	Canned foods	7	D	D	D	D	D
4831	Canned and bottled fruits, vegetables, and juices	6	D	D	D	D	X
4860	Other grocery specialties	12	D	D	D	D	D
4868	Grocery specialties, n.e.c.	10	D	D	D	D	X
9810	Miscellaneous commodities	9	D	D	D	D	X
422440	Poultry & poultry product whsle	113	X	D	X	D	D
4100	Frozen foods (packaged)	38	D	D	D	D	D
4114	Fruits and fruit juices (frozen)	6	D	D	D	D	X
4115	Meat (frozen packaged)	25	D	D	D	D	X
4116	Frozen baked goods	12	D	D	D	D	X
4117	Other frozen foods (except frozen dairy products)	16	D	D	D	D	X
4200	Dairy products (excluding dried or canned)	11	D	D	D	D	D
4212	Cheese	11	D	D	D	D	X
4300	Poultry and poultry products	113	D	D	D	D	D
4311	Dressed poultry killed on location	34	D	D	D	D	X
4312	Eggs	27	D	D	D	D	X
4313	Live poultry	10	D	D	D	D	X
4314	Other poultry (excluding frozen packaged)	58	D	D	D	D	X
4500	Fish and seafoods (excluding canned and frozen packaged)	13	D	D	D	D	X
4600	Meat and meat products (fresh and unpackaged)	33	D	D	D	D	D
4611	Beef (not killed on location)	16	D	D	D	D	X
4612	Veal (not killed on location)	8	D	D	D	D	X
4613	Lamb and mutton (not killed on location)	9	D	D	D	D	X
4614	Pork (not killed on location)	12	D	D	D	D	X
4615	Sausage and prepared meats made on location	11	D	D	D	D	X
4616	Sausage and prepared meats not made on location	10	D	D	D	D	X
4820	Bread and baked goods	6	D	D	D	D	D
4821	Breads and rolls	6	D	D	D	D	X
4830	Canned foods	7	D	D	D	D	D
4831	Canned and bottled fruits, vegetables, and juices	6	D	D	D	D	X
4860	Other grocery specialties	12	D	D	D	D	D
4868	Grocery specialties, n.e.c.	10	D	D	D	D	X
9810	Miscellaneous commodities	9	D	D	D	D	X
4224401	Live poultry whsle	5	X	D	X	D	X
4224402	Poultry & poultry product (except live) whsle	108	X	D	X	D	D
4100	Frozen foods (packaged)	38	D	D	D	D	D
4114	Fruits and fruit juices (frozen)	6	D	D	D	D	X
4115	Meat (frozen packaged)	25	D	D	D	D	X
4116	Frozen baked goods	12	D	D	D	D	X
4117	Other frozen foods (except frozen dairy products)	16	D	D	D	D	X
4200	Dairy products (excluding dried or canned)	11	D	D	D	D	D
4212	Cheese	11	D	D	D	D	X
4300	Poultry and poultry products	108	D	D	D	D	D
4311	Dressed poultry killed on location	34	D	D	D	D	X
4312	Eggs	27	D	D	D	D	X
4314	Other poultry (excluding frozen packaged)	58	D	D	D	D	X
4500	Fish and seafoods (excluding canned and frozen packaged)	13	D	D	D	D	X
4600	Meat and meat products (fresh and unpackaged)	33	D	D	D	D	D
4611	Beef (not killed on location)	16	D	D	D	D	X
4612	Veal (not killed on location)	8	D	D	D	D	X
4613	Lamb and mutton (not killed on location)	9	D	D	D	D	X
4614	Pork (not killed on location)	12	D	D	D	D	X
4615	Sausage and prepared meats made on location	11	D	D	D	D	X
4616	Sausage and prepared meats not made on location	10	D	D	D	D	X

See footnotes at end of table.

Table 7. Agents, Brokers, and Commission Merchants by Kind of Business and Commodity Line: 1997—Con.

[Includes only establishments with payroll. For meaning of abbreviations and symbols, see introductory text. For explanation of terms, see Appendix A]

NAICS code and CL code	Kind of business and commodity line	Establishments handling commodity line		Commodity line sales			Sales coverage percent
		Number	Total sales (\$1,000)	Amount ¹ (\$1,000)	As percent of total sales of—		
					Establishments handling line	Establishments in NAICS industry ¹	
4224402	Poultry & poultry product (except live) whsle—Con.						
4820	Bread and baked goods	6	D	D	D	D	D
4821	Breads and rolls	6	D	D	D	D	X
4830	Canned foods	7	D	D	D	D	D
4831	Canned and bottled fruits, vegetables, and juices	6	D	D	D	D	X
4860	Other grocery specialties	12	D	D	D	D	D
4868	Grocery specialties, n.e.c.	10	D	D	D	D	X
9810	Miscellaneous commodities	9	D	D	D	D	X
42245	Confectionery whsle	357	X	3 037 847	X	100.0	74.7
3400	Industrial and personal services paper and plastics	16	185 552	6 839	3.7	.2	5.4
3412	Paper dishes, cups, and napkins	16	185 552	6 839	3.7	.2	X
3500	Drugs, pharmaceuticals, cosmetics, and toiletries	25	287 887	32 579	11.3	1.1	X
4100	Frozen foods (packaged)	24	331 921	30 818	9.3	1.0	19.4
4113	Vegetables (frozen)	8	140 904	10 269	7.3	.3	X
4116	Frozen baked goods	9	103 803	18 488	17.8	.6	X
4117	Other frozen foods (except frozen dairy products)	8	122 235	848	.7	Z	X
4200	Dairy products (excluding dried or canned)	17	108 786	16 030	14.7	.5	68.5
4212	Cheese	13	43 589	2 167	5.0	.1	X
4216	Other dairy products	6	33 123	1 259	3.8	Z	X
4400	Confectionery	357	3 037 847	2 670 712	87.9	87.9	63.0
4411	Candy	274	2 232 671	1 664 033	74.5	54.8	X
4412	Chewing gum	104	1 129 283	95 134	8.4	3.1	X
4413	Nuts	161	1 556 673	663 817	42.6	21.9	X
4414	Chips and popcorn	95	851 103	77 676	9.1	2.6	X
4415	Other confections	129	967 753	170 053	17.6	5.6	X
4600	Meat and meat products (fresh and unpackaged)	13	101 487	14 504	14.3	.5	X
4800	Coffee, tea, and spices	33	383 637	18 218	4.7	.6	8.6
4811	Coffee	28	234 335	7 182	3.1	.2	X
4812	Tea	20	205 014	3 243	1.6	.1	X
4813	Spices	14	204 613	7 793	3.8	.3	X
4820	Bread and baked goods	34	271 363	20 788	7.7	.7	7.4
4822	Cookies, cakes, and other baked goods	31	270 681	20 680	7.6	.7	X
4830	Canned foods	16	262 881	47 189	18.0	1.6	1.8
4831	Canned and bottled fruits, vegetables, and juices	6	38 535	36 268	94.1	1.2	X
4833	Canned meats	6	164 263	4 372	2.7	.1	X
4840	Food and beverage basic materials (include flavoring extracts, fruit peel, hop extract, industrial molasses, sausage casings, malt, yeast, etc.)	14	145 059	19 687	13.6	.6	X
4850	Soft drinks and bottled water	29	391 197	34 764	8.9	1.1	4.1
4851	Soft drinks, packaged	19	283 795	26 600	9.4	.9	X
4853	Bottled water	10	107 402	8 164	7.6	.3	X
4860	Other grocery specialties	45	597 473	39 280	6.6	1.3	24.8
4861	Pasta	22	95 518	1 735	1.8	.1	X
4865	Pickles, preserves, jellies, jams, and sauces	17	93 930	2 239	2.4	.1	X
4867	Pet foods	7	52 177	2 469	4.7	.1	X
4868	Grocery specialties, n.e.c.	20	365 094	21 279	5.8	.7	X
5900	Tobacco and tobacco products	15	173 739	17 854	10.3	.6	1.8
5913	Other tobacco products (excluding leaf)	15	173 739	17 854	10.3	.6	X
9810	Miscellaneous commodities	35	419 198	25 046	6.0	.8	X
422450	Confectionery whsle	357	X	3 037 847	X	100.0	74.7
3400	Industrial and personal services paper and plastics	16	185 552	6 839	3.7	.2	5.4
3412	Paper dishes, cups, and napkins	16	185 552	6 839	3.7	.2	X
3500	Drugs, pharmaceuticals, cosmetics, and toiletries	25	287 887	32 579	11.3	1.1	X
4100	Frozen foods (packaged)	24	331 921	30 818	9.3	1.0	19.4
4113	Vegetables (frozen)	8	140 904	10 269	7.3	.3	X
4116	Frozen baked goods	9	103 803	18 488	17.8	.6	X
4117	Other frozen foods (except frozen dairy products)	8	122 235	848	.7	Z	X
4200	Dairy products (excluding dried or canned)	17	108 786	16 030	14.7	.5	68.5
4212	Cheese	13	43 589	2 167	5.0	.1	X
4216	Other dairy products	6	33 123	1 259	3.8	Z	X
4400	Confectionery	357	3 037 847	2 670 712	87.9	87.9	63.0
4411	Candy	274	2 232 671	1 664 033	74.5	54.8	X
4412	Chewing gum	104	1 129 283	95 134	8.4	3.1	X
4413	Nuts	161	1 556 673	663 817	42.6	21.9	X
4414	Chips and popcorn	95	851 103	77 676	9.1	2.6	X
4415	Other confections	129	967 753	170 053	17.6	5.6	X
4600	Meat and meat products (fresh and unpackaged)	13	101 487	14 504	14.3	.5	X
4800	Coffee, tea, and spices	33	383 637	18 218	4.7	.6	8.6
4811	Coffee	28	234 335	7 182	3.1	.2	X
4812	Tea	20	205 014	3 243	1.6	.1	X
4813	Spices	14	204 613	7 793	3.8	.3	X
4820	Bread and baked goods	34	271 363	20 788	7.7	.7	7.4
4822	Cookies, cakes, and other baked goods	31	270 681	20 680	7.6	.7	X
4830	Canned foods	16	262 881	47 189	18.0	1.6	1.8
4831	Canned and bottled fruits, vegetables, and juices	6	38 535	36 268	94.1	1.2	X
4833	Canned meats	6	164 263	4 372	2.7	.1	X
4840	Food and beverage basic materials (include flavoring extracts, fruit peel, hop extract, industrial molasses, sausage casings, malt, yeast, etc.)	14	145 059	19 687	13.6	.6	X

See footnotes at end of table.

Table 7. Agents, Brokers, and Commission Merchants by Kind of Business and Commodity Line: 1997—Con.

[Includes only establishments with payroll. For meaning of abbreviations and symbols, see introductory text. For explanation of terms, see Appendix A]

NAICS code and CL code	Kind of business and commodity line	Establishments handling commodity line		Commodity line sales			Sales coverage percent
		Number	Total sales (\$1,000)	Amount ¹ (\$1,000)	As percent of total sales of—		
					Establishments handling line	Establishments in NAICS industry ¹	
422450	Confectionery whse—Con.						
4850	Soft drinks and bottled water	29	391 197	34 764	8.9	1.1	4.1
4851	Soft drinks, packaged	19	283 795	26 600	9.4	.9	X
4853	Bottled water	10	107 402	8 164	7.6	.3	X
4860	Other grocery specialties	45	597 473	39 280	6.6	1.3	24.8
4861	Pasta	22	95 518	1 735	1.8	.1	X
4865	Pickles, preserves, jellies, jams, and sauces	17	93 930	2 239	2.4	.1	X
4867	Pet foods	7	52 177	2 469	4.7	.1	X
4868	Grocery specialties, n.e.c.	20	365 094	21 279	5.8	.7	X
5900	Tobacco and tobacco products	15	173 739	17 854	10.3	.6	1.8
5913	Other tobacco products (excluding leaf)	15	173 739	17 854	10.3	.6	X
9810	Miscellaneous commodities	35	419 198	25 046	6.0	.8	X
42246	Fish & seafood whse	108	X	832 985	X	100.0	54.8
4100	Frozen foods (packaged)	19	77 248	19 210	24.9	2.3	X
4300	Poultry and poultry products	6	75 000	16 891	22.5	2.0	X
4500	Fish and seafoods (excluding canned and frozen packaged)	108	832 985	782 918	94.0	94.0	X
422460	Fish & seafood whse	108	X	832 985	X	100.0	54.8
4100	Frozen foods (packaged)	19	77 248	19 210	24.9	2.3	X
4300	Poultry and poultry products	6	75 000	16 891	22.5	2.0	X
4500	Fish and seafoods (excluding canned and frozen packaged)	108	832 985	782 918	94.0	94.0	X
42247	Meat & meat product whse	298	X	4 154 013	X	100.0	76.4
4100	Frozen foods (packaged)	89	1 421 370	245 159	17.2	5.9	73.6
4111	Dinners (frozen)	17	338 463	55 169	16.3	1.3	X
4112	Fish and seafoods (frozen packaged)	32	795 217	28 993	3.6	.7	X
4115	Meat (frozen packaged)	32	755 109	104 995	13.9	2.5	X
4116	Frozen baked goods	16	334 587	27 086	8.1	.7	X
4117	Other frozen foods (except frozen dairy products)	21	387 089	27 264	7.0	.7	X
4200	Dairy products (excluding dried or canned)	50	1 002 478	116 495	11.6	2.8	19.5
4211	Butter	6	100 050	745	.7	Z	X
4212	Cheese	37	928 469	93 541	10.1	2.3	X
4214	Ice cream	7	23 549	10 018	42.5	.2	X
4216	Other dairy products	10	371 141	12 191	3.3	.3	X
4300	Poultry and poultry products	84	1 958 163	240 423	12.3	5.8	.9
4311	Dressed poultry killed on location	84	1 958 163	240 423	12.3	5.8	X
4500	Fish and seafoods (excluding canned and frozen packaged)	22	914 463	67 222	7.4	1.6	X
4600	Meat and meat products (fresh and unpackaged)	298	4 154 013	3 295 659	79.3	79.3	72.2
4611	Beef (not killed on location)	138	1 872 951	915 234	48.9	22.0	X
4612	Veal (not killed on location)	27	714 584	22 896	3.2	.6	X
4613	Lamb and mutton (not killed on location)	36	654 106	41 413	6.3	1.0	X
4614	Pork (not killed on location)	123	1 941 312	664 839	34.2	16.0	X
4615	Sausage and prepared meats made on location	21	209 051	103 511	49.5	2.5	X
4616	Sausage and prepared meats not made on location	119	1 790 256	829 765	46.3	20.0	X
4618	Other meat products	90	1 628 915	709 158	43.5	17.1	X
4700	Fresh fruits and vegetables	8	115 537	11 417	9.9	.3	X
4800	Coffee, tea, and spices	12	241 111	23 555	9.8	.6	72.6
4811	Coffee	9	124 387	6 192	5.0	.1	X
4813	Spices	6	179 373	12 305	6.9	.3	X
4820	Bread and baked goods	17	266 879	15 596	5.8	.4	25.5
4821	Breads and rolls	11	170 327	6 930	4.1	.2	X
4822	Cookies, cakes, and other baked goods	11	190 795	8 665	4.5	.2	X
4830	Canned foods	10	108 059	11 692	10.8	.3	49.2
4831	Canned and bottled fruits, vegetables, and juices	10	108 059	7 702	7.1	.2	X
4860	Other grocery specialties	16	763 642	105 643	13.8	2.5	68.1
4865	Pickles, preserves, jellies, jams, and sauces	6	72 718	6 216	8.5	.2	X
9810	Miscellaneous commodities	16	124 073	16 247	13.1	.4	X
422470	Meat & meat product whse	298	X	4 154 013	X	100.0	76.4
4100	Frozen foods (packaged)	89	1 421 370	245 159	17.2	5.9	73.6
4111	Dinners (frozen)	17	338 463	55 169	16.3	1.3	X
4112	Fish and seafoods (frozen packaged)	32	795 217	28 993	3.6	.7	X
4115	Meat (frozen packaged)	32	755 109	104 995	13.9	2.5	X
4116	Frozen baked goods	16	334 587	27 086	8.1	.7	X
4117	Other frozen foods (except frozen dairy products)	21	387 089	27 264	7.0	.7	X
4200	Dairy products (excluding dried or canned)	50	1 002 478	116 495	11.6	2.8	19.5
4211	Butter	6	100 050	745	.7	Z	X
4212	Cheese	37	928 469	93 541	10.1	2.3	X
4214	Ice cream	7	23 549	10 018	42.5	.2	X
4216	Other dairy products	10	371 141	12 191	3.3	.3	X
4300	Poultry and poultry products	84	1 958 163	240 423	12.3	5.8	.9
4311	Dressed poultry killed on location	84	1 958 163	240 423	12.3	5.8	X
4500	Fish and seafoods (excluding canned and frozen packaged)	22	914 463	67 222	7.4	1.6	X
4600	Meat and meat products (fresh and unpackaged)	298	4 154 013	3 295 659	79.3	79.3	72.2
4611	Beef (not killed on location)	138	1 872 951	915 234	48.9	22.0	X
4612	Veal (not killed on location)	27	714 584	22 896	3.2	.6	X
4613	Lamb and mutton (not killed on location)	36	654 106	41 413	6.3	1.0	X
4614	Pork (not killed on location)	123	1 941 312	664 839	34.2	16.0	X
4615	Sausage and prepared meats made on location	21	209 051	103 511	49.5	2.5	X
4616	Sausage and prepared meats not made on location	119	1 790 256	829 765	46.3	20.0	X
4618	Other meat products	90	1 628 915	709 158	43.5	17.1	X

See footnotes at end of table.

Table 7. Agents, Brokers, and Commission Merchants by Kind of Business and Commodity Line: 1997—Con.

[Includes only establishments with payroll. For meaning of abbreviations and symbols, see introductory text. For explanation of terms, see Appendix A]

NAICS code and CL code	Kind of business and commodity line	Establishments handling commodity line		Commodity line sales			Sales coverage percent
		Number	Total sales (\$1,000)	Amount ¹ (\$1,000)	As percent of total sales of—		
					Establishments handling line	Establishments in NAICS industry ¹	
422470	Meat & meat product whse—Con.						
4700	Fresh fruits and vegetables	8	115 537	11 417	9.9	.3	X
4800	Coffee, tea, and spices	12	241 111	23 555	9.8	.6	72.6
4811	Coffee	9	124 387	6 192	5.0	.1	X
4813	Spices	6	179 373	12 305	6.9	.3	X
4820	Bread and baked goods	17	266 879	15 596	5.8	.4	25.5
4821	Breads and rolls	11	170 327	6 930	4.1	.2	X
4822	Cookies, cakes, and other baked goods	11	190 795	8 665	4.5	.2	X
4830	Canned foods	10	108 059	11 692	10.8	.3	49.2
4831	Canned and bottled fruits, vegetables, and juices	10	108 059	7 702	7.1	.2	X
4860	Other grocery specialties	16	763 642	105 643	13.8	2.5	68.1
4865	Pickles, preserves, jellies, jams, and sauces	6	72 718	6 216	8.5	.2	X
9810	Miscellaneous commodities	16	124 073	16 247	13.1	.4	X
42248	Fresh fruit & vegetable whse	647	X	5 923 035	X	100.0	81.8
4100	Frozen foods (packaged)	23	141 589	38 590	27.3	.7	1.8
4113	Vegetables (frozen)	14	61 226	6 804	11.1	.1	X
4116	Frozen baked goods	9	80 363	31 786	39.6	.5	X
4300	Poultry and poultry products	9	34 564	730	2.1	Z	2.0
4312	Eggs	9	34 564	730	2.1	Z	X
4700	Fresh fruits and vegetables	647	5 923 035	5 815 894	98.2	98.2	70.8
4711	Fresh fruits	472	5 022 925	3 637 078	72.4	61.4	X
4712	Prepackaged fresh-cut vegetables (carrots, salads, etc.)	69	1 031 171	255 219	24.8	4.3	X
4713	Other fresh vegetables	359	3 201 263	1 923 597	60.1	32.5	X
4860	Other grocery specialties	14	62 533	3 434	5.5	.1	40.9
4868	Grocery specialties, n.e.c.	9	52 491	3 362	6.4	.1	X
4900	Grain and beans	8	51 849	3 559	6.9	.1	X
5800	Farm supplies	11	65 207	3 261	5.0	.1	X
9700	Service receipts and labor charges (including installed parts)	13	155 774	20 457	13.1	.3	X
9810	Miscellaneous commodities	12	214 532	13 266	6.2	.2	X
422480	Fresh fruit & vegetable whse	647	X	5 923 035	X	100.0	81.8
4100	Frozen foods (packaged)	23	141 589	38 590	27.3	.7	1.8
4113	Vegetables (frozen)	14	61 226	6 804	11.1	.1	X
4116	Frozen baked goods	9	80 363	31 786	39.6	.5	X
4300	Poultry and poultry products	9	34 564	730	2.1	Z	2.0
4312	Eggs	9	34 564	730	2.1	Z	X
4700	Fresh fruits and vegetables	647	5 923 035	5 815 894	98.2	98.2	70.8
4711	Fresh fruits	472	5 022 925	3 637 078	72.4	61.4	X
4712	Prepackaged fresh-cut vegetables (carrots, salads, etc.)	69	1 031 171	255 219	24.8	4.3	X
4713	Other fresh vegetables	359	3 201 263	1 923 597	60.1	32.5	X
4860	Other grocery specialties	14	62 533	3 434	5.5	.1	40.9
4868	Grocery specialties, n.e.c.	9	52 491	3 362	6.4	.1	X
4900	Grain and beans	8	51 849	3 559	6.9	.1	X
5800	Farm supplies	11	65 207	3 261	5.0	.1	X
9700	Service receipts and labor charges (including installed parts)	13	155 774	20 457	13.1	.3	X
9810	Miscellaneous commodities	12	214 532	13 266	6.2	.2	X
42249	Other grocery & related products whse	1 521	X	D	X	D	D
0540	Other home furnishings	7	D	D	D	D	X
0960	Restaurant and hotel equipment and supplies	16	D	D	D	D	X
1700	Hardware	7	D	D	D	D	X
2320	General-purpose industrial machinery, equipment, and parts	6	D	D	D	D	X
2530	Laundry and dry-cleaning equipment and supplies	12	D	D	D	D	X
2800	Toys and hobby goods and supplies	8	D	D	D	D	X
3300	Stationery, office supplies and greeting cards	6	D	D	D	D	X
3400	Industrial and personal services paper and plastics	91	D	D	D	D	D
3412	Paper dishes, cups, and napkins	37	D	D	D	D	X
3413	Industrial paper (wrapping, bags, cartons, etc.)	17	D	D	D	D	X
3414	Disposable plastic boxes, containers, cups, dishes, and supplies	37	D	D	D	D	X
3500	Drugs, pharmaceuticals, cosmetics, and toiletries	128	D	D	D	D	D
3512	Nonprescription pharmaceuticals	42	D	D	D	D	X
3513	Cosmetics	50	D	D	D	D	X
3514	Perfumes	22	D	D	D	D	X
3515	Other toiletries and druggists' sundries	94	D	D	D	D	X
4100	Frozen foods (packaged)	322	D	D	D	D	D
4111	Dinners (frozen)	109	D	D	D	D	X
4112	Fish and seafoods (frozen packaged)	69	D	D	D	D	X
4113	Vegetables (frozen)	118	D	D	D	D	X
4114	Fruits and fruit juices (frozen)	101	D	D	D	D	X
4115	Meat (frozen packaged)	94	D	D	D	D	X
4116	Frozen baked goods	127	D	D	D	D	X
4117	Other frozen foods (except frozen dairy products)	120	D	D	D	D	X
4200	Dairy products (excluding dried or canned)	200	D	D	D	D	D
4211	Butter	32	D	D	D	D	X
4212	Cheese	110	D	D	D	D	X
4213	Milk and cream, except raw	32	D	D	D	D	X
4214	Ice cream	61	D	D	D	D	X
4215	Raw milk	6	D	D	D	D	X
4216	Other dairy products	93	D	D	D	D	X
4300	Poultry and poultry products	70	D	D	D	D	D
4314	Other poultry (excluding frozen packaged)	39	D	D	D	D	X

See footnotes at end of table.

Table 7. Agents, Brokers, and Commission Merchants by Kind of Business and Commodity Line: 1997—Con.

[Includes only establishments with payroll. For meaning of abbreviations and symbols, see introductory text. For explanation of terms, see Appendix A]

NAICS code and CL code	Kind of business and commodity line	Establishments handling commodity line		Commodity line sales			Sales coverage percent
		Number	Total sales (\$1,000)	Amount ¹ (\$1,000)	As percent of total sales of—		
					Establishments handling line	Establishments in NAICS industry ¹	
42249	Other grocery & related products whsle—Con.						
4400	Confectionery.....	147	D	D	D	D	D
4411	Candy.....	68	D	D	D	D	X
4412	Chewing gum.....	9	D	D	D	D	X
4413	Nuts.....	62	D	D	D	D	X
4414	Chips and popcorn.....	13	D	D	D	D	X
4415	Other confections.....	12	D	D	D	D	X
4500	Fish and seafoods (excluding canned and frozen packaged).....	18	D	D	D	D	X
4600	Meat and meat products (fresh and unpackaged).....	95	D	D	D	D	D
4611	Beef (not killed on location).....	32	D	D	D	D	X
4614	Pork (not killed on location).....	14	D	D	D	D	X
4616	Sausage and prepared meats not made on location.....	17	D	D	D	D	X
4618	Other meat products.....	50	D	D	D	D	X
4700	Fresh fruits and vegetables.....	23	D	D	D	D	X
4800	Coffee, tea, and spices.....	313	D	D	D	D	D
4811	Coffee.....	156	D	D	D	D	X
4812	Tea.....	115	D	D	D	D	X
4813	Spices.....	157	D	D	D	D	X
4820	Bread and baked goods.....	478	D	D	D	D	D
4821	Breads and rolls.....	178	D	D	D	D	X
4822	Cookies, cakes, and other baked goods.....	388	D	D	D	D	X
4830	Canned foods.....	445	D	D	D	D	D
4831	Canned and bottled fruits, vegetables, and juices.....	333	D	D	D	D	X
4832	Canned and bottled baby foods.....	25	D	D	D	D	X
4833	Canned meats.....	62	D	D	D	D	X
4834	Canned fish and seafoods.....	160	D	D	D	D	X
4835	Canned milk.....	15	D	D	D	D	X
4836	Other canned foods.....	130	D	D	D	D	X
4840	Food and beverage basic materials (include flavoring extracts, fruit peel, hop extract, industrial molasses, sausage casings, malt, yeast, etc.).....	204	D	D	D	D	X
4850	Soft drinks and bottled water.....	212	D	D	D	D	D
4851	Soft drinks, packaged.....	171	D	D	D	D	X
4852	Soft drinks, pre and post mix bulk.....	24	D	D	D	D	X
4853	Bottled water.....	111	D	D	D	D	X
4860	Other grocery specialties.....	793	D	D	D	D	D
4861	Pasta.....	167	D	D	D	D	X
4862	Breakfast cereals.....	111	D	D	D	D	X
4863	Cooking oils and margarine.....	152	D	D	D	D	X
4864	Flour.....	88	D	D	D	D	X
4865	Pickles, preserves, jellies, jams, and sauces.....	238	D	D	D	D	X
4866	Sugar, refined.....	97	D	D	D	D	X
4867	Pet foods.....	145	D	D	D	D	X
4868	Grocery specialties, n.e.c.....	480	D	D	D	D	X
4900	Grain and beans.....	62	D	D	D	D	D
4915	Soybeans.....	42	D	D	D	D	X
5330	Chemicals and allied products (excluding agricultural, plastics, gases, and petroleum).....	54	D	D	D	D	D
5344	Other chemicals and allied products.....	38	D	D	D	D	X
9700	Service receipts and labor charges (including installed parts).....	10	D	D	D	D	X
9810	Miscellaneous commodities.....	59	D	D	D	D	X
422490	Other grocery & related products whsle.....	1 521	X	D	X	D	D
0540	Other home furnishings.....	7	D	D	D	D	X
0960	Restaurant and hotel equipment and supplies.....	16	D	D	D	D	X
1700	Hardware.....	7	D	D	D	D	X
2320	General-purpose industrial machinery, equipment, and parts.....	6	D	D	D	D	X
2530	Laundry and dry-cleaning equipment and supplies.....	12	D	D	D	D	X
2800	Toys and hobby goods and supplies.....	8	D	D	D	D	X
3300	Stationery, office supplies and greeting cards.....	6	D	D	D	D	X
3400	Industrial and personal services paper and plastics.....	91	D	D	D	D	D
3412	Paper dishes, cups, and napkins.....	37	D	D	D	D	X
3413	Industrial paper (wrapping, bags, cartons, etc.).....	17	D	D	D	D	X
3414	Disposable plastic boxes, containers, cups, dishes, and supplies.....	37	D	D	D	D	X
3500	Drugs, pharmaceuticals, cosmetics, and toiletries.....	128	D	D	D	D	D
3512	Nonprescription pharmaceuticals.....	42	D	D	D	D	X
3513	Cosmetics.....	50	D	D	D	D	X
3514	Perfumes.....	22	D	D	D	D	X
3515	Other toiletries and druggists' sundries.....	94	D	D	D	D	X
4100	Frozen foods (packaged).....	322	D	D	D	D	D
4111	Dinners (frozen).....	109	D	D	D	D	X
4112	Fish and seafoods (frozen packaged).....	69	D	D	D	D	X
4113	Vegetables (frozen).....	118	D	D	D	D	X
4114	Fruits and fruit juices (frozen).....	101	D	D	D	D	X
4115	Meat (frozen packaged).....	94	D	D	D	D	X
4116	Frozen baked goods.....	127	D	D	D	D	X
4117	Other frozen foods (except frozen dairy products).....	120	D	D	D	D	X
4200	Dairy products (excluding dried or canned).....	200	D	D	D	D	D
4211	Butter.....	32	D	D	D	D	X
4212	Cheese.....	110	D	D	D	D	X
4213	Milk and cream, except raw.....	32	D	D	D	D	X
4214	Ice cream.....	61	D	D	D	D	X
4215	Raw milk.....	6	D	D	D	D	X
4216	Other dairy products.....	93	D	D	D	D	X

See footnotes at end of table.

Table 7. Agents, Brokers, and Commission Merchants by Kind of Business and Commodity Line: 1997—Con.

[Includes only establishments with payroll. For meaning of abbreviations and symbols, see introductory text. For explanation of terms, see Appendix A]

NAICS code and CL code	Kind of business and commodity line	Establishments handling commodity line		Commodity line sales			Sales coverage percent
		Number	Total sales (\$1,000)	Amount ¹ (\$1,000)	As percent of total sales of—		
					Establishments handling line	Establishments in NAICS industry ¹	
422490	Other grocery & related products whsle—Con.						
4300	Poultry and poultry products	70	D	D	D	D	D
4314	Other poultry (excluding frozen packaged)	39	D	D	D	D	X
4400	Confectionery	147	D	D	D	D	D
4411	Candy	68	D	D	D	D	X
4412	Chewing gum	9	D	D	D	D	X
4413	Nuts	62	D	D	D	D	X
4414	Chips and popcorn	13	D	D	D	D	X
4415	Other confections	12	D	D	D	D	X
4500	Fish and seafoods (excluding canned and frozen packaged)	18	D	D	D	D	X
4600	Meat and meat products (fresh and unpackaged)	95	D	D	D	D	D
4611	Beef (not killed on location)	32	D	D	D	D	X
4614	Pork (not killed on location)	14	D	D	D	D	X
4616	Sausage and prepared meats not made on location	17	D	D	D	D	X
4618	Other meat products	50	D	D	D	D	X
4700	Fresh fruits and vegetables	23	D	D	D	D	X
4800	Coffee, tea, and spices	313	D	D	D	D	D
4811	Coffee	156	D	D	D	D	X
4812	Tea	115	D	D	D	D	X
4813	Spices	157	D	D	D	D	X
4820	Bread and baked goods	478	D	D	D	D	D
4821	Breads and rolls	178	D	D	D	D	X
4822	Cookies, cakes, and other baked goods	388	D	D	D	D	X
4830	Canned foods	445	D	D	D	D	D
4831	Canned and bottled fruits, vegetables, and juices	333	D	D	D	D	X
4832	Canned and bottled baby foods	25	D	D	D	D	X
4833	Canned meats	62	D	D	D	D	X
4834	Canned fish and seafoods	160	D	D	D	D	X
4835	Canned milk	15	D	D	D	D	X
4836	Other canned foods	130	D	D	D	D	X
4840	Food and beverage basic materials (include flavoring extracts, fruit peel, hop extract, industrial molasses, sausage casings, malt, yeast, etc.)	204	D	D	D	D	X
4850	Soft drinks and bottled water	212	D	D	D	D	D
4851	Soft drinks, packaged	171	D	D	D	D	X
4852	Soft drinks, pre and post mix bulk	24	D	D	D	D	X
4853	Bottled water	111	D	D	D	D	X
4860	Other grocery specialties	793	D	D	D	D	D
4861	Pasta	167	D	D	D	D	X
4862	Breakfast cereals	111	D	D	D	D	X
4863	Cooking oils and margarine	152	D	D	D	D	X
4864	Flour	88	D	D	D	D	X
4865	Pickles, preserves, jellies, jams, and sauces	238	D	D	D	D	X
4866	Sugar, refined	97	D	D	D	D	X
4867	Pet foods	145	D	D	D	D	X
4868	Grocery specialties, n.e.c.	480	D	D	D	D	X
4900	Grain and beans	62	D	D	D	D	D
4915	Soybeans	42	D	D	D	D	X
5330	Chemicals and allied products (excluding agricultural, plastics, gases, and petroleum)	54	D	D	D	D	D
5344	Other chemicals and allied products	38	D	D	D	D	X
9700	Service receipts and labor charges (including installed parts)	10	D	D	D	D	X
9810	Miscellaneous commodities	59	D	D	D	D	X
4224901	Coffee, tea, & spice whsle	115	X	1 472 900	X	100.0	79.7
4100	Frozen foods (packaged)	17	523 322	119 110	22.8	8.1	75.6
4111	Dinners (frozen)	8	451 970	9 881	2.2	.7	X
4116	Frozen baked goods	9	451 118	22 019	4.9	1.5	X
4200	Dairy products (excluding dried or canned)	6	406 442	52 759	13.0	3.6	X
4400	Confectionery	12	509 618	37 334	7.3	2.5	18.4
4413	Nuts	12	509 618	37 334	7.3	2.5	X
4800	Coffee, tea, and spices	115	1 472 900	981 139	66.6	66.6	76.4
4811	Coffee	51	746 428	295 753	39.6	20.1	X
4812	Tea	21	551 178	76 859	13.9	5.2	X
4813	Spices	73	1 147 040	608 527	53.1	41.3	X
4820	Bread and baked goods	10	472 549	30 751	6.5	2.1	79.7
4822	Cookies, cakes, and other baked goods	10	472 549	30 751	6.5	2.1	X
4830	Canned foods	17	133 024	16 209	12.2	1.1	74.2
4831	Canned and bottled fruits, vegetables, and juices	12	114 456	14 279	12.5	1.0	X
4840	Food and beverage basic materials (include flavoring extracts, fruit peel, hop extract, industrial molasses, sausage casings, malt, yeast, etc.)	8	35 658	3 028	8.5	.2	X
4850	Soft drinks and bottled water	13	495 065	20 413	4.1	1.4	79.6
4851	Soft drinks, packaged	10	406 286	12 592	3.1	.9	X
4860	Other grocery specialties	30	673 113	73 907	11.0	5.0	78.5
4861	Pasta	11	59 494	4 083	6.9	.3	X
4868	Grocery specialties, n.e.c.	17	241 332	15 760	6.5	1.1	X

See footnotes at end of table.

Table 7. Agents, Brokers, and Commission Merchants by Kind of Business and Commodity Line: 1997—Con.

[Includes only establishments with payroll. For meaning of abbreviations and symbols, see introductory text. For explanation of terms, see Appendix A]

NAICS code and CL code	Kind of business and commodity line	Establishments handling commodity line		Commodity line sales			Sales coverage percent
		Number	Total sales (\$1,000)	Amount ¹ (\$1,000)	As percent of total sales of—		
					Establishments handling line	Establishments in NAICS industry ¹	
4224902	Bread & baked goods whsle	351	X	1 690 138	X	100.0	87.0
4100	Frozen foods (packaged)	30	971 005	172 064	17.7	10.2	X
4200	Dairy products (excluding dried or canned)	11	196 652	12 514	6.4	7.0	X
4300	Poultry and poultry products	6	177 785	17 152	9.6	1.0	X
4400	Confectionery	16	191 239	27 963	14.6	1.7	X
4600	Meat and meat products (fresh and unpackaged)	17	173 894	22 363	12.9	1.3	X
4800	Coffee, tea, and spices	20	223 929	16 872	7.5	1.0	X
4820	Bread and baked goods	351	1 690 138	1 246 136	73.7	73.7	X
4830	Canned foods	15	183 392	13 347	7.3	.8	X
4840	Food and beverage basic materials (include flavoring extracts, fruit peel, hop extract, industrial molasses, sausage casings, malt, yeast, etc.)	7	51 089	7 288	14.3	.4	X
4850	Soft drinks and bottled water	8	158 468	9 263	5.8	.5	X
4860	Other grocery specialties	25	308 611	42 834	13.9	2.5	X
4224903	Soft drinks whsle	90	X	423 591	X	100.0	67.9
4200	Dairy products (excluding dried or canned)	6	330 039	101 174	30.7	23.9	X
4800	Coffee, tea, and spices	6	323 835	13 432	4.1	3.2	X
4820	Bread and baked goods	6	323 687	13 427	4.1	3.2	.3
4822	Cookies, cakes, and other baked goods	6	323 687	13 427	4.1	3.2	X
4830	Canned foods	8	326 485	13 695	4.2	3.2	.9
4831	Canned and bottled fruits, vegetables, and juices	6	241 837	10 151	4.2	2.4	X
4850	Soft drinks and bottled water	90	423 591	183 552	43.3	43.3	11.3
4851	Soft drinks, packaged	85	413 882	169 260	40.9	40.0	X
4852	Soft drinks, pre and post mix bulk	11	54 475	5 660	10.4	1.3	X
4853	Bottled water	27	125 091	8 632	6.9	2.0	X
4860	Other grocery specialties	8	324 083	53 565	16.5	12.6	.3
4865	Pickles, preserves, jellies, jams, and sauces	6	261 462	15 799	6.0	3.7	X
4224904	Canned goods whsle	238	X	6 882 311	X	100.0	90.3
0960	Restaurant and hotel equipment and supplies	7	46 823	3 778	8.1	.1	X
3400	Industrial and personal services paper and plastics	25	3 313 246	153 505	4.6	2.2	X
3500	Drugs, pharmaceuticals, cosmetics, and toiletries	26	3 854 481	434 519	11.3	6.3	X
4100	Frozen foods (packaged)	104	3 334 227	566 728	17.0	8.2	85.3
4111	Dinners (frozen)	44	2 114 162	181 742	8.6	2.6	X
4112	Fish and seafoods (frozen packaged)	31	737 986	25 156	3.4	.4	X
4113	Vegetables (frozen)	48	2 183 217	133 060	6.1	1.9	X
4114	Fruits and fruit juices (frozen)	40	1 048 149	37 946	3.6	.6	X
4115	Meat (frozen packaged)	33	650 850	33 947	5.2	.5	X
4116	Frozen baked goods	32	1 022 596	47 763	4.7	.7	X
4117	Other frozen foods (except frozen dairy products)	34	1 840 019	107 111	5.8	1.6	X
4200	Dairy products (excluding dried or canned)	74	4 587 185	635 382	13.9	9.2	86.2
4211	Butter	17	2 407 783	74 044	3.1	1.1	X
4212	Cheese	31	2 991 925	198 412	6.6	2.9	X
4213	Milk and cream, except raw	8	146 403	7 636	5.2	.1	X
4214	Ice cream	13	1 092 522	27 767	2.5	.4	X
4216	Other dairy products	37	3 499 542	327 521	9.4	4.8	X
4300	Poultry and poultry products	18	586 497	22 532	3.8	.3	X
4400	Confectionery	31	3 686 128	317 017	8.6	4.6	X
4600	Meat and meat products (fresh and unpackaged)	22	1 315 373	62 717	4.8	.9	77.5
4611	Beef (not killed on location)	13	476 824	19 262	4.0	.3	X
4618	Other meat products	7	789 155	25 323	3.2	.4	X
4800	Coffee, tea, and spices	63	3 247 573	304 269	9.4	4.4	84.4
4811	Coffee	31	773 216	11 099	1.4	.2	X
4812	Tea	29	2 357 672	90 425	3.8	1.3	X
4813	Spices	34	2 317 160	202 745	8.8	2.9	X
4820	Bread and baked goods	42	813 421	82 773	10.2	1.2	86.9
4821	Breads and rolls	11	293 133	22 244	7.6	.3	X
4822	Cookies, cakes, and other baked goods	37	754 478	60 529	8.0	.9	X
4830	Canned foods	238	6 882 311	3 278 135	47.6	47.6	82.3
4831	Canned and bottled fruits, vegetables, and juices	188	4 147 454	1 940 388	46.8	28.2	X
4833	Canned meats	41	917 108	84 737	9.2	1.2	X
4834	Canned fish and seafoods	92	2 086 377	170 332	8.2	2.5	X
4835	Canned milk	10	431 153	14 043	3.3	.2	X
4836	Other canned foods	72	3 419 665	1 059 736	31.0	15.4	X
4840	Food and beverage basic materials (include flavoring extracts, fruit peel, hop extract, industrial molasses, sausage casings, malt, yeast, etc.)	17	470 701	33 445	7.1	.5	X
4850	Soft drinks and bottled water	32	3 001 279	220 320	7.3	3.2	88.9
4851	Soft drinks, packaged	14	449 961	13 893	3.1	.2	X
4853	Bottled water	23	2 597 458	205 588	7.9	3.0	X
4860	Other grocery specialties	125	5 414 148	703 720	13.0	10.2	84.5
4861	Pasta	46	3 360 740	265 806	7.9	3.9	X
4862	Breakfast cereals	19	635 554	39 689	6.2	.6	X
4863	Cooking oils and margarine	41	1 159 716	40 804	3.5	.6	X
4864	Flour	11	655 834	18 725	2.9	.3	X
4865	Pickles, preserves, jellies, jams, and sauces	65	4 488 541	135 603	3.0	2.0	X
4866	Sugar, refined	15	490 686	14 078	2.9	.2	X
4867	Pet foods	29	1 168 734	77 656	6.6	1.1	X
4868	Grocery specialties, n.e.c.	41	707 992	111 357	15.7	1.6	X
4900	Grain and beans	16	120 254	4 693	3.9	.1	X
5330	Chemicals and allied products (excluding agricultural, plastics, gases, and petroleum)	13	158 414	8 816	5.6	.1	X
9810	Miscellaneous commodities	8	50 017	7 061	14.1	.1	X

See footnotes at end of table.

Table 7. Agents, Brokers, and Commission Merchants by Kind of Business and Commodity Line: 1997—Con.

[Includes only establishments with payroll. For meaning of abbreviations and symbols, see introductory text. For explanation of terms, see Appendix A]

NAICS code and CL code	Kind of business and commodity line	Establishments handling commodity line		Commodity line sales			Sales coverage percent
		Number	Total sales (\$1,000)	Amount ¹ (\$1,000)	As percent of total sales of—		
					Establishments handling line	Establishments in NAICS industry ¹	
4224905	Food & beverage basic materials whsle	139	X	2 320 600	X	100.0	62.0
3500	Drugs, pharmaceuticals, cosmetics, and toiletries	7	236 996	50 989	21.5	2.2	X
4100	Frozen foods (packaged)	15	320 192	34 752	10.9	1.5	X
4200	Dairy products (excluding dried or canned)	18	202 455	19 585	9.7	.8	X
4400	Confectionery	13	134 810	13 963	10.4	.6	X
4600	Meat and meat products (fresh and unpackaged)	6	71 363	2 354	3.3	.1	X
4800	Coffee, tea, and spices	17	199 452	23 837	12.0	1.0	X
4830	Canned foods	7	220 503	18 069	8.2	.8	X
4840	Food and beverage basic materials (include flavoring extracts, fruit peel, hop extract, industrial molasses, sausage casings, malt, yeast, etc.)	139	2 320 600	1 993 576	85.9	85.9	X
4860	Other grocery specialties	17	214 898	46 790	21.8	2.0	X
9810	Miscellaneous commodities	9	335 385	52 595	15.7	2.3	X
4224906	Other grocery specialties whsle	588	X	D	X	D	D
0960	Restaurant and hotel equipment and supplies	7	D	D	D	D	D
2320	General-purpose industrial machinery, equipment, and parts	6	D	D	D	D	X
2530	Laundry and dry-cleaning equipment and supplies	9	D	D	D	D	X
2800	Toys and hobby goods and supplies	6	D	D	D	D	X
3400	Industrial and personal services paper and plastics	54	D	D	D	D	D
3412	Paper dishes, cups, and napkins	37	D	D	D	D	X
3413	Industrial paper (wrapping, bags, cartons, etc.)	17	D	D	D	D	X
3414	Disposable plastic boxes, containers, cups, dishes, and supplies	37	D	D	D	D	X
3500	Drugs, pharmaceuticals, cosmetics, and toiletries	86	D	D	D	D	D
3512	Nonprescription pharmaceuticals	42	D	D	D	D	X
3513	Cosmetics	43	D	D	D	D	X
3514	Perfumes	22	D	D	D	D	X
3515	Other toiletries and druggists' sundries	86	D	D	D	D	X
4100	Frozen foods (packaged)	153	D	D	D	D	D
4111	Dinners (frozen)	52	D	D	D	D	X
4112	Fish and seafoods (frozen packaged)	36	D	D	D	D	X
4113	Vegetables (frozen)	60	D	D	D	D	X
4114	Fruits and fruit juices (frozen)	46	D	D	D	D	X
4115	Meat (frozen packaged)	55	D	D	D	D	X
4116	Frozen baked goods	59	D	D	D	D	X
4117	Other frozen foods (except frozen dairy products)	74	D	D	D	D	X
4200	Dairy products (excluding dried or canned)	85	D	D	D	D	D
4211	Butter	6	D	D	D	D	X
4212	Cheese	62	D	D	D	D	X
4213	Milk and cream, except raw	11	D	D	D	D	X
4214	Ice cream	37	D	D	D	D	X
4216	Other dairy products	41	D	D	D	D	X
4300	Poultry and poultry products	39	D	D	D	D	D
4314	Other poultry (excluding frozen packaged)	39	D	D	D	D	X
4400	Confectionery	73	D	D	D	D	D
4411	Candy	43	D	D	D	D	X
4412	Chewing gum	9	D	D	D	D	X
4413	Nuts	43	D	D	D	D	X
4414	Chips and popcorn	9	D	D	D	D	X
4415	Other confections	12	D	D	D	D	X
4500	Fish and seafoods (excluding canned and frozen packaged)	10	D	D	D	D	X
4600	Meat and meat products (fresh and unpackaged)	46	D	D	D	D	D
4611	Beef (not killed on location)	14	D	D	D	D	X
4614	Pork (not killed on location)	7	D	D	D	D	X
4616	Sausage and prepared meats not made on location	7	D	D	D	D	X
4618	Other meat products	31	D	D	D	D	X
4700	Fresh fruits and vegetables	15	D	D	D	D	X
4800	Coffee, tea, and spices	92	D	D	D	D	D
4811	Coffee	50	D	D	D	D	X
4812	Tea	50	D	D	D	D	X
4813	Spices	33	D	D	D	D	X
4820	Bread and baked goods	64	D	D	D	D	D
4821	Breads and rolls	16	D	D	D	D	X
4822	Cookies, cakes, and other baked goods	59	D	D	D	D	X
4830	Canned foods	160	D	D	D	D	D
4831	Canned and bottled fruits, vegetables, and juices	114	D	D	D	D	X
4832	Canned and bottled baby foods	19	D	D	D	D	X
4833	Canned meats	18	D	D	D	D	X
4834	Canned fish and seafoods	60	D	D	D	D	X
4836	Other canned foods	45	D	D	D	D	X
4840	Food and beverage basic materials (include flavoring extracts, fruit peel, hop extract, industrial molasses, sausage casings, malt, yeast, etc.)	31	D	D	D	D	X
4850	Soft drinks and bottled water	68	D	D	D	D	D
4851	Soft drinks, packaged	56	D	D	D	D	X
4852	Soft drinks, pre and post mix bulk	8	D	D	D	D	X
4853	Bottled water	50	D	D	D	D	X
4860	Other grocery specialties	588	D	D	D	D	D
4861	Pasta	98	D	D	D	D	X
4862	Breakfast cereals	85	D	D	D	D	X
4863	Cooking oils and margarine	105	D	D	D	D	X
4864	Flour	71	D	D	D	D	X
4865	Pickles, preserves, jellies, jams, and sauces	153	D	D	D	D	X
4866	Sugar, refined	67	D	D	D	D	X
4867	Pet foods	112	D	D	D	D	X
4868	Grocery specialties, n.e.c.	407	D	D	D	D	X

See footnotes at end of table.

Table 7. Agents, Brokers, and Commission Merchants by Kind of Business and Commodity Line: 1997—Con.

[Includes only establishments with payroll. For meaning of abbreviations and symbols, see introductory text. For explanation of terms, see Appendix A]

NAICS code and CL code	Kind of business and commodity line	Establishments handling commodity line		Commodity line sales			Sales coverage percent
		Number	Total sales (\$1,000)	Amount ¹ (\$1,000)	As percent of total sales of—		
					Establishments handling line	Establishments in NAICS industry ¹	
4224906	Other grocery specialties whsle—Con.						
4900	Grain and beans	42	D	D	D	D	D
4915	Soybeans	42	D	D	D	D	X
5330	Chemicals and allied products (excluding agricultural, plastics, gases, and petroleum)	38	D	D	D	D	D
5344	Other chemicals and allied products	38	D	D	D	D	X
9810	Miscellaneous commodities	31	D	D	D	D	X
4225	Farm-product raw material whsle	1 494	X	33 902 691	X	100.0	82.7
2320	General-purpose industrial machinery, equipment, and parts	8	189 480	10 815	5.7	Z	X
4300	Poultry and poultry products	7	15 987	456	2.9	Z	82.7
4313	Live poultry	7	15 987	456	2.9	Z	X
4600	Meat and meat products (fresh and unpackaged)	7	172 391	18 974	11.0	.1	X
4700	Fresh fruits and vegetables	6	53 320	8 235	15.4	Z	X
4860	Other grocery specialties	10	153 921	23 536	15.3	.1	11.0
4863	Cooking oils and margarine	10	153 921	5 363	3.5	Z	X
4900	Grain and beans	144	15 405 632	12 895 077	83.7	38.0	26.3
4911	Corn (for grain)	82	14 385 841	6 378 010	44.3	18.8	X
4912	Oats and barley	32	433 400	78 116	18.0	.2	X
4913	Wheat	63	982 793	146 265	14.9	.4	X
4914	Sorghum (for grain)	33	13 566 630	681 055	5.0	2.0	X
4915	Soybeans	64	10 895 366	2 371 393	21.8	7.0	X
4916	Other grain and beans (rice and edible and inedible beans)	72	11 204 957	3 240 240	28.9	9.6	X
5000	Cattle, hogs, sheep, and goats	964	15 518 487	15 266 252	98.4	45.0	80.4
5011	Cattle	895	15 146 654	13 644 901	90.1	40.2	X
5012	Hogs	525	7 639 901	1 191 597	15.6	3.5	X
5013	Sheep	381	5 619 153	310 444	5.5	.9	X
5014	Goats	277	3 385 906	119 310	3.5	.4	X
5100	Hides, skins, and pelts	37	249 479	201 507	80.8	.6	X
5120	Leaf tobacco	212	1 599 627	1 577 115	98.6	4.7	76.6
5121	Leaf tobacco stemmed and re-dried at this location	15	120 662	120 664	100.0	.4	X
5122	All other leaf tobacco	196	1 444 531	1 439 232	99.6	4.2	X
5130	Wool, wool tops, and mohair	19	56 823	51 813	91.2	.2	X
5140	Other farm products, inedible	192	5 674 516	1 907 165	33.6	5.6	82.1
5142	Horses, mules, and donkeys	135	1 705 601	432 329	25.3	1.3	X
5143	Farm products, n.e.c.	59	3 987 843	1 474 162	37.0	4.3	X
5200	Raw cotton	54	782 842	697 519	89.1	2.1	X
5800	Farm supplies	49	10 732 730	1 140 844	10.6	3.4	.2
5811	Hay, straw, and alfalfa	27	1 684 985	65 888	3.9	.2	X
5812	Feeds (poultry and livestock) not mixed on location	10	2 021 281	88 310	4.4	.3	X
5817	Seeds and bulbs	17	10 295 250	965 746	9.4	2.8	X
9700	Service receipts and labor charges (including installed parts)	16	514 403	26 307	5.1	.1	9.2
9703	Other service receipts and labor charges—Specify	9	222 984	22 654	10.2	.1	X
9810	Miscellaneous commodities	25	370 125	57 515	15.5	.2	X
9940	Rental and leasing receipts	11	106 391	3 966	3.7	Z	X
42251	Grain & field bean whsle	135	X	15 045 234	X	100.0	97.7
4900	Grain and beans	135	15 045 234	12 885 002	85.6	85.6	30.2
4911	Corn (for grain)	80	14 381 945	6 377 941	44.3	42.4	X
4912	Oats and barley	31	430 188	78 053	18.1	.5	X
4913	Wheat	60	966 010	144 484	15.0	1.0	X
4914	Sorghum (for grain)	33	13 566 630	681 055	5.0	4.5	X
4915	Soybeans	64	10 895 366	2 371 393	21.8	15.8	X
4916	Other grain and beans (rice and edible and inedible beans)	66	10 861 342	3 232 078	29.8	21.5	X
5800	Farm supplies	16	10 294 899	1 071 128	10.4	7.1	.3
5812	Feeds (poultry and livestock) not mixed on location	10	2 021 281	88 310	4.4	.6	X
5817	Seeds and bulbs	16	10 294 899	965 629	9.4	6.4	X
9700	Service receipts and labor charges (including installed parts)	9	222 984	22 654	10.2	.2	20.0
9703	Other service receipts and labor charges—Specify	9	222 984	22 654	10.2	.2	X
422510	Grain & field bean whsle	135	X	15 045 234	X	100.0	97.7
4900	Grain and beans	135	15 045 234	12 885 002	85.6	85.6	30.2
4911	Corn (for grain)	80	14 381 945	6 377 941	44.3	42.4	X
4912	Oats and barley	31	430 188	78 053	18.1	.5	X
4913	Wheat	60	966 010	144 484	15.0	1.0	X
4914	Sorghum (for grain)	33	13 566 630	681 055	5.0	4.5	X
4915	Soybeans	64	10 895 366	2 371 393	21.8	15.8	X
4916	Other grain and beans (rice and edible and inedible beans)	66	10 861 342	3 232 078	29.8	21.5	X
5800	Farm supplies	16	10 294 899	1 071 128	10.4	7.1	.3
5812	Feeds (poultry and livestock) not mixed on location	10	2 021 281	88 310	4.4	.6	X
5817	Seeds and bulbs	16	10 294 899	965 629	9.4	6.4	X
9700	Service receipts and labor charges (including installed parts)	9	222 984	22 654	10.2	.2	20.0
9703	Other service receipts and labor charges—Specify	9	222 984	22 654	10.2	.2	X

See footnotes at end of table.

Table 7. Agents, Brokers, and Commission Merchants by Kind of Business and Commodity Line: 1997—Con.

[Includes only establishments with payroll. For meaning of abbreviations and symbols, see introductory text. For explanation of terms, see Appendix A]

NAICS code and CL code	Kind of business and commodity line	Establishments handling commodity line		Commodity line sales			Sales coverage percent
		Number	Total sales (\$1,000)	Amount ¹ (\$1,000)	As percent of total sales of—		
					Establishments handling line	Establishments in NAICS industry ¹	
42252	Livestock whsle	957	X	15 468 016	X	100.0	69.6
4300	Poultry and poultry products	7	15 987	456	2.9	Z	69.6
4313	Live poultry	7	15 987	456	2.9	Z	X
4900	Grain and beans	6	343 615	8 287	2.4	.1	69.6
4916	Other grain and beans (rice and edible and inedible beans)	6	343 615	8 162	2.4	.1	X
5000	Cattle, hogs, sheep, and goats	957	15 468 016	15 261 594	98.7	98.7	67.7
5011	Cattle	889	15 098 053	13 641 532	90.4	88.2	X
5012	Hogs	524	7 630 573	1 190 477	15.6	7.7	X
5013	Sheep	380	5 617 283	310 275	5.5	2.0	X
5014	Goats	277	3 385 906	119 310	3.5	.8	X
5100	Hides, skins, and pelts	10	55 704	15 436	27.7	.1	X
5140	Other farm products, inedible	95	1 635 933	63 891	3.9	.4	68.9
5142	Horses, mules, and donkeys	89	1 325 491	57 207	4.3	.4	X
5143	Farm products, n.e.c.	10	330 074	6 684	2.0	Z	X
5800	Farm supplies	22	409 289	63 037	15.4	.4	.3
5811	Hay, straw, and alfalfa	22	409 289	63 037	15.4	.4	X
9700	Service receipts and labor charges (including installed parts)	6	205 984	927	.5	Z	X
9810	Miscellaneous commodities	19	235 841	14 064	6.0	.1	X
9940	Rental and leasing receipts	7	42 976	3 344	7.8	Z	X
422520	Livestock whsle	957	X	15 468 016	X	100.0	69.6
4300	Poultry and poultry products	7	15 987	456	2.9	Z	69.6
4313	Live poultry	7	15 987	456	2.9	Z	X
4900	Grain and beans	6	343 615	8 287	2.4	.1	69.6
4916	Other grain and beans (rice and edible and inedible beans)	6	343 615	8 162	2.4	.1	X
5000	Cattle, hogs, sheep, and goats	957	15 468 016	15 261 594	98.7	98.7	67.7
5011	Cattle	889	15 098 053	13 641 532	90.4	88.2	X
5012	Hogs	524	7 630 573	1 190 477	15.6	7.7	X
5013	Sheep	380	5 617 283	310 275	5.5	2.0	X
5014	Goats	277	3 385 906	119 310	3.5	.8	X
5100	Hides, skins, and pelts	10	55 704	15 436	27.7	.1	X
5140	Other farm products, inedible	95	1 635 933	63 891	3.9	.4	68.9
5142	Horses, mules, and donkeys	89	1 325 491	57 207	4.3	.4	X
5143	Farm products, n.e.c.	10	330 074	6 684	2.0	Z	X
5800	Farm supplies	22	409 289	63 037	15.4	.4	.3
5811	Hay, straw, and alfalfa	22	409 289	63 037	15.4	.4	X
9700	Service receipts and labor charges (including installed parts)	6	205 984	927	.5	Z	X
9810	Miscellaneous commodities	19	235 841	14 064	6.0	.1	X
9940	Rental and leasing receipts	7	42 976	3 344	7.8	Z	X
42259	Other farm product raw material whsle	402	X	3 389 441	X	100.0	75.5
5100	Hides, skins, and pelts	26	184 450	183 135	99.3	5.4	X
5120	Leaf tobacco	210	1 565 193	1 559 896	99.7	46.0	71.1
5121	Leaf tobacco stemmed and re-dried at this location	15	120 662	120 664	100.0	3.6	X
5122	All other leaf tobacco	196	1 444 531	1 439 232	99.6	42.5	X
5130	Wool, wool tops, and mohair	19	56 823	51 813	91.2	1.5	X
5140	Other farm products, inedible	94	887 015	866 287	97.7	25.6	72.9
5142	Horses, mules, and donkeys	46	380 110	375 122	98.7	11.1	X
5143	Farm products, n.e.c.	46	506 201	490 491	96.9	14.5	X
5200	Raw cotton	53	695 960	695 866	100.0	20.5	X
5800	Farm supplies	11	28 542	6 679	23.4	.2	X
422590	Other farm product raw material whsle	402	X	3 389 441	X	100.0	75.5
5100	Hides, skins, and pelts	26	184 450	183 135	99.3	5.4	X
5120	Leaf tobacco	210	1 565 193	1 559 896	99.7	46.0	71.1
5121	Leaf tobacco stemmed and re-dried at this location	15	120 662	120 664	100.0	3.6	X
5122	All other leaf tobacco	196	1 444 531	1 439 232	99.6	42.5	X
5130	Wool, wool tops, and mohair	19	56 823	51 813	91.2	1.5	X
5140	Other farm products, inedible	94	887 015	866 287	97.7	25.6	72.9
5142	Horses, mules, and donkeys	46	380 110	375 122	98.7	11.1	X
5143	Farm products, n.e.c.	46	506 201	490 491	96.9	14.5	X
5200	Raw cotton	53	695 960	695 866	100.0	20.5	X
5800	Farm supplies	11	28 542	6 679	23.4	.2	X
4225901	Hides, skins, & pelts whsle	26	X	184 450	X	100.0	86.0
5100	Hides, skins, and pelts	26	184 450	183 135	99.3	99.3	X
4225902	Leaf tobacco whsle	210	X	1 565 193	X	100.0	68.1
5120	Leaf tobacco	210	1 565 193	1 559 896	99.7	99.7	64.1
5121	Leaf tobacco stemmed and re-dried at this location	15	120 662	120 664	100.0	7.7	X
5122	All other leaf tobacco	196	1 444 531	1 439 232	99.6	92.0	X
4225903	Wool, wool tops, & mohair whsle	19	X	56 823	X	100.0	70.3
5130	Wool, wool tops, and mohair	19	56 823	51 813	91.2	91.2	X
5800	Farm supplies	6	13 474	4 774	35.4	8.4	X

See footnotes at end of table.

Table 7. Agents, Brokers, and Commission Merchants by Kind of Business and Commodity Line: 1997—Con.

[Includes only establishments with payroll. For meaning of abbreviations and symbols, see introductory text. For explanation of terms, see Appendix A]

NAICS code and CL code	Kind of business and commodity line	Establishments handling commodity line		Commodity line sales			Sales coverage percent
		Number	Total sales (\$1,000)	Amount ¹ (\$1,000)	As percent of total sales of—		
					Establishments handling line	Establishments in NAICS industry ¹	
4225904	Cotton whsle	53	X	695 960	X	100.0	90.6
5200	Raw cotton	53	695 960	695 866	100.0	100.0	X
4225905	Other farm-product raw material whsle	94	X	887 015	X	100.0	74.9
5140	Other farm products, inedible	94	887 015	866 287	97.7	97.7	72.3
5142	Horses, mules, and donkeys	46	380 110	375 122	98.7	42.3	X
5143	Farm products, n.e.c.	46	506 201	490 491	96.9	55.3	X
4226	Chemical & allied products whsle	1 390	X	6 509 052	X	100.0	81.2
0200	New and rebuilt automotive parts and supplies	14	93 490	12 331	13.2	Z	3.8
0214	Brake parts (including fluid and all disk and drum parts)	7	13 223	353	2.7	Z	X
0215	Exhaust system parts	7	13 223	576	4.4	Z	X
0219	Engine parts, except electrical	7	13 223	408	3.1	Z	X
0500	Household china, glassware, crockery, and plastic housewares	10	18 625	2 203	11.8	Z	X
0540	Other home furnishings	9	38 115	3 312	8.7	.1	X
0620	Plywood and millwork	8	46 067	8 836	19.2	.1	X
0720	Roofing, siding, and insulation materials	9	17 790	2 988	16.8	Z	X
1120	Flat iron and steel products	15	128 116	24 323	19.0	.4	15.3
1123	Sheets (cold-rolled)	7	91 489	20 228	22.1	.3	X
1124	Sheets (hot-rolled)	7	28 347	4 014	14.2	.1	X
1140	Iron and steel wire and wire products	18	145 781	25 913	17.8	.4	3.3
1141	Wire (plain, coated, barbed, and twisted)	16	138 112	25 763	18.7	.4	X
1150	Iron and steel pipe and tubing	12	136 675	21 674	15.9	.3	8.0
1152	Tubing	12	136 675	21 674	15.9	.3	X
1200	Copper and brass	9	82 319	10 450	12.7	.2	X
1220	Aluminum shapes, forms, etc.	30	193 012	30 421	15.8	.5	32.8
1223	Rods, bars, and wires: rolled or extruded (rounds, hexes, squares, and rectangles)	11	90 379	12 201	13.5	.2	X
1225	Foils	7	61 893	12 773	20.6	.2	X
1320	Minerals and ores (excluding coal, precious stones, and crude oil)	10	96 078	20 026	20.8	.3	X
1400	Electrical apparatus and equipment	13	49 145	7 027	14.3	.1	18.6
1416	Interior wiring (excluding conduit)	7	42 875	3 033	7.1	Z	X
1417	Exterior wiring and cable (excluding conduit)	7	42 875	3 033	7.1	Z	X
1600	Electronic parts and equipment, except communication	32	107 647	26 097	24.2	.4	X
1700	Hardware	37	306 435	53 268	17.4	.8	7.2
1711	Hand tools (including power driven)	30	292 550	49 867	17.0	.8	X
1713	Cutlery	7	13 885	3 401	24.5	.1	X
1800	Plumbing and heating equipment and supplies (hydronics)	19	92 767	16 517	17.8	.3	33.5
1812	Metal pipe fittings and valves (excluding pipe and tubing)	7	32 029	5 428	16.9	.1	X
1900	Warm air heating and air-conditioning equipment and supplies	6	10 424	2 873	27.6	Z	X
2300	Hydraulic and pneumatic (fluid-power) pumps, motors, and parts	6	22 868	2 270	9.9	Z	X
2320	General-purpose industrial machinery, equipment, and parts	66	401 465	60 710	15.1	.9	18.9
2321	New pumps, compressors (air or gas), and equipment	10	40 662	4 241	10.4	.1	X
2326	New controlling, recording, and indicating instruments and access	29	318 521	49 292	15.5	.8	X
2327	All other new general-purpose industrial machinery and equipment	33	47 061	7 177	15.3	.1	X
2330	Metalworking machinery, equipment, and parts	9	29 703	2 947	9.9	Z	X
2340	Materials handling machinery, equipment, and parts	6	22 341	1 790	8.0	Z	X
2360	Other industrial machinery, equipment, and parts	10	74 705	8 839	11.8	.1	X
2450	Industrial containers and supplies	20	91 705	15 515	16.9	.2	12.7
2454	Other industrial containers and supplies	20	91 705	15 515	16.9	.2	X
2460	Other industrial supplies	32	236 030	49 338	20.9	.8	18.6
2462	Abrasives and abrasive materials	11	69 321	14 306	20.6	.2	X
2466	Industrial supplies, n.e.c.	16	143 213	30 787	21.5	.5	X
2520	Custodial (janitors') equipment and supplies	30	78 594	11 718	14.9	.2	4.2
2521	Custodial equipment—power equipment	10	11 713	598	5.1	Z	X
2522	Custodial equipment—nonpower equipment	10	11 713	552	4.7	Z	X
2523	Custodial supplies	21	40 390	8 354	20.7	.1	X
3300	Stationery, office supplies and greeting cards	7	56 904	6 896	12.1	.1	X
3400	Industrial and personal services paper and plastics	36	381 769	40 138	10.5	.6	19.4
3411	Paperboard and boxboard boxes	14	73 612	14 282	19.4	.2	X
3413	Industrial paper (wrapping, bags, cartons, etc.)	9	43 777	3 978	9.1	.1	X
3415	Other industrial and personal service paper	16	281 351	19 890	7.1	.3	X
3500	Drugs, pharmaceuticals, cosmetics, and toiletries	22	82 455	17 257	20.9	.3	.2
3513	Cosmetics	21	70 587	10 851	15.4	.2	X
3515	Other toiletries and druggists' sundries	21	70 587	4 627	6.6	.1	X
4830	Canned foods	6	239 690	38 801	16.2	.6	72.6
4831	Canned and bottled fruits, vegetables, and juices	6	239 690	38 801	16.2	.6	X
4860	Other grocery specialties	9	244 257	14 084	5.8	.2	71.1
4862	Breakfast cereals	7	237 850	3 488	1.5	.1	X
4863	Cooking oils and margarine	7	237 850	6 973	2.9	.1	X
4865	Pickles, preserves, jellies, jams, and sauces	7	237 850	3 488	1.5	.1	X
4900	Grain and beans	6	21 711	1 869	8.6	Z	X
5300	Plastics materials and basic shapes	696	4 121 959	3 311 321	80.3	50.9	48.8
5311	Plastic pipes, rods, tubes, and shapes	213	1 119 736	691 200	61.7	10.6	X
5312	High pressure laminates	40	244 115	64 603	26.5	1.0	X
5313	Plastics raw materials	203	1 421 909	1 040 353	73.2	16.0	X
5314	Other plastics materials and basic shapes	377	2 033 164	1 515 165	74.5	23.3	X
5320	Industrial gases (welding, etc.)	14	75 362	72 616	96.4	1.1	X

See footnotes at end of table.

Table 7. Agents, Brokers, and Commission Merchants by Kind of Business and Commodity Line: 1997—Con.

[Includes only establishments with payroll. For meaning of abbreviations and symbols, see introductory text. For explanation of terms, see Appendix A]

NAICS code and CL code	Kind of business and commodity line	Establishments handling commodity line		Commodity line sales			Sales coverage percent
		Number	Total sales (\$1,000)	Amount ¹ (\$1,000)	As percent of total sales of—		
					Establishments handling line	Establishments in NAICS industry ¹	
4226	Chemical & allied products whsle—Con.						
5330	Chemicals and allied products (excluding agricultural, plastics, gases, and petroleum)	768	3 017 109	2 359 212	78.2	36.2	54.7
5331	Gasses, compressed and liquified, except L.P.	16	24 426	19 764	80.9	.3	X
5332	Alkalies and chlorine	50	125 010	15 730	12.6	.2	X
5334	Organic fibers	24	77 668	60 055	77.3	.9	X
5335	Detergents and soaps	153	280 741	73 133	26.1	1.1	X
5336	Sanitation chemicals, polishes, and waxes	103	232 981	99 305	42.6	1.5	X
5338	Wood chemicals, naval stores, and gum	8	44 295	28 702	64.8	.4	X
5341	Insecticides, nonagricultural	23	59 900	25 504	42.6	.4	X
5342	Adhesives, sealants, and glues	143	650 159	211 081	32.5	3.2	X
5343	Explosives	6	15 757	15 804	100.0	.2	X
5344	Other chemicals and allied products	511	2 346 487	1 810 137	77.1	27.8	X
5400	Petroleum products	20	67 136	12 921	19.2	.2	8.6
5418	Lubricating oil and greases	18	36 638	7 899	21.6	.1	X
6000	Paint, paint supplies, and wallpaper	16	25 655	7 526	29.3	.1	44.8
6011	Architectural coatings (enamels, primers, stains, solvents, and lacquers)	8	16 809	1 923	11.4	Z	X
6120	Art goods (including novelties and souvenirs)	7	76 571	13 186	17.2	.2	81.2
6121	Art materials	6	64 703	12 594	19.5	.2	X
6150	Nondurable goods, n.e.c.	12	25 666	9 358	36.5	.1	X
9700	Service receipts and labor charges (including installed parts)	34	114 708	15 814	13.8	.2	42.9
9701	Labor charges for repair work	18	80 634	691	.9	Z	X
9702	Parts installed in repair work	13	75 376	195	.3	Z	X
9703	Other service receipts and labor charges—Specify	23	107 080	14 928	13.9	.2	X
9720	Receipts for service contracts	7	17 786	774	4.4	Z	X
9810	Miscellaneous commodities	63	353 425	54 925	15.5	.8	X
9940	Rental and leasing receipts	11	73 179	328	.4	Z	X
42261	Plastics materials & basic forms & shapes whsle	654	X	3 770 919	X	100.0	85.2
0200	New and rebuilt automotive parts and supplies	7	80 267	10 242	12.8	.3	X
1120	Flat iron and steel products	14	119 836	24 242	20.2	.6	17.3
1123	Sheets (cold-rolled)	7	91 489	20 228	22.1	.5	X
1124	Sheets (hot-rolled)	7	28 347	4 014	14.2	.1	X
1140	Iron and steel wire and wire products	16	138 112	25 763	18.7	.7	3.6
1141	Wire (plain, coated, barbed, and twisted)	16	138 112	25 763	18.7	.7	X
1150	Iron and steel pipe and tubing	12	136 675	21 674	15.9	.6	8.4
1152	Tubing	12	136 675	21 674	15.9	.6	X
1200	Copper and brass	6	77 845	9 705	12.5	.3	X
1220	Aluminum shapes, forms, etc.	23	158 160	27 225	17.2	.7	38.1
1223	Rods, bars, and wires: rolled or extruded (rounds, hexes, squares, and rectangles)	11	90 379	12 201	13.5	.3	X
1225	Foil	7	61 893	12 773	20.6	.3	X
1400	Electrical apparatus and equipment	7	42 875	6 081	14.2	.2	22.1
1416	Interior wiring (excluding conduit)	7	42 875	3 033	7.1	.1	X
1417	Exterior wiring and cable (excluding conduit)	7	42 875	3 033	7.1	.1	X
1600	Electronic parts and equipment, except communication	18	69 313	15 100	21.8	.4	X
1700	Hardware	22	265 672	47 530	17.9	1.3	5.0
1711	Hand tools (including power driven)	22	265 672	47 530	17.9	1.3	X
1800	Plumbing and heating equipment and supplies (hydronics)	9	65 494	11 189	17.1	.3	X
2320	General-purpose industrial machinery, equipment, and parts	17	68 478	9 909	14.5	.3	21.8
2327	All other new general-purpose industrial machinery and equipment	9	8 658	2 502	28.9	.1	X
2330	Metalworking machinery, equipment, and parts	6	20 407	2 477	12.1	.1	X
2450	Industrial containers and supplies	6	28 230	8 645	30.6	.2	31.4
2454	Other industrial containers and supplies	6	28 230	8 645	30.6	.2	X
2460	Other industrial supplies	21	166 709	35 032	21.0	.9	22.3
2466	Industrial supplies, n.e.c.	16	143 213	30 787	21.5	.8	X
3400	Industrial and personal services paper and plastics	22	112 893	20 640	18.3	.5	62.4
3411	Paperboard and boxboard boxes	14	73 612	14 282	19.4	.4	X
3413	Industrial paper (wrapping, bags, cartons, etc.)	9	43 777	3 978	9.1	.1	X
5300	Plastics materials and basic shapes	654	3 770 919	3 220 250	85.4	85.4	51.4
5311	Plastic pipes, rods, tubes, and shapes	207	1 091 796	686 289	62.9	18.2	X
5312	High pressure laminates	40	244 115	64 603	26.5	1.7	X
5313	Plastics raw materials	178	1 149 239	965 659	84.0	25.6	X
5314	Other plastics materials and basic shapes	365	1 980 398	1 503 699	75.9	39.9	X
5330	Chemicals and allied products (excluding agricultural, plastics, gases, and petroleum)	43	350 217	90 482	25.8	2.4	42.1
5342	Adhesives, sealants, and glues	22	172 546	31 342	18.2	.8	X
5344	Other chemicals and allied products	17	155 725	57 634	37.0	1.5	X
9700	Service receipts and labor charges (including installed parts)	7	73 006	13 150	18.0	.3	56.7
9701	Labor charges for repair work	7	73 006	579	.8	Z	X
9702	Parts installed in repair work	7	73 006	115	.2	Z	X
9703	Other service receipts and labor charges—Specify	7	73 006	12 456	17.1	.3	X
9810	Miscellaneous commodities	34	254 259	41 556	16.3	1.1	X

See footnotes at end of table.

Table 7. Agents, Brokers, and Commission Merchants by Kind of Business and Commodity Line: 1997—Con.

[Includes only establishments with payroll. For meaning of abbreviations and symbols, see introductory text. For explanation of terms, see Appendix A]

NAICS code and CL code	Kind of business and commodity line	Establishments handling commodity line		Commodity line sales			Sales coverage percent
		Number	Total sales (\$1,000)	Amount ¹ (\$1,000)	As percent of total sales of—		
					Establishments handling line	Establishments in NAICS industry ¹	
422610	Plastics materials & basic forms & shapes whsle	654	X	3 770 919	X	100.0	85.2
0200	New and rebuilt automotive parts and supplies	7	80 267	10 242	12.8	.3	X
1120	Flat iron and steel products	14	119 836	24 242	20.2	.6	17.3
1123	Sheets (cold-rolled)	7	91 489	20 228	22.1	.5	X
1124	Sheets (hot-rolled)	7	28 347	4 014	14.2		X
1140	Iron and steel wire and wire products	16	138 112	25 763	18.7	.7	3.6
1141	Wire (plain, coated, barbed, and twisted)	16	138 112	25 763	18.7	.7	X
1150	Iron and steel pipe and tubing	12	136 675	21 674	15.9	.6	8.4
1152	Tubing	12	136 675	21 674	15.9	.6	X
1200	Copper and brass	6	77 845	9 705	12.5	.3	X
1220	Aluminum shapes, forms, etc.	23	158 160	27 225	17.2	.7	38.1
1223	Rods, bars, and wires: rolled or extruded (rounds, hexes, squares, and rectangles)	11	90 379	12 201	13.5	.3	X
1225	Foils	7	61 893	12 773	20.6	.3	X
1400	Electrical apparatus and equipment	7	42 875	6 081	14.2	.2	22.1
1416	Interior wiring (excluding conduit)	7	42 875	3 033	7.1	.1	X
1417	Exterior wiring and cable (excluding conduit)	7	42 875	3 033	7.1	.1	X
1600	Electronic parts and equipment, except communication	18	69 313	15 100	21.8	.4	X
1700	Hardware	22	265 672	47 530	17.9	1.3	5.0
1711	Hand tools (including power driven)	22	265 672	47 530	17.9	1.3	X
1800	Plumbing and heating equipment and supplies (hydronics)	9	65 494	11 189	17.1	.3	X
2320	General-purpose industrial machinery, equipment, and parts	17	68 478	9 909	14.5	.3	21.8
2327	All other new general-purpose industrial machinery and equipment	9	8 658	2 502	28.9	.1	X
2330	Metalworking machinery, equipment, and parts	6	20 407	2 477	12.1	.1	X
2450	Industrial containers and supplies	6	28 230	8 645	30.6	.2	31.4
2454	Other industrial containers and supplies	6	28 230	8 645	30.6	.2	X
2460	Other industrial supplies	21	166 709	35 032	21.0	.9	22.3
2466	Industrial supplies, n.e.c.	16	143 213	30 787	21.5	.8	X
3400	Industrial and personal services paper and plastics	22	112 893	20 640	18.3	.5	62.4
3411	Paperboard and boxboard boxes	14	73 612	14 282	19.4	.4	X
3413	Industrial paper (wrapping, bags, cartons, etc.)	9	43 777	3 978	9.1	.1	X
5300	Plastics materials and basic shapes	654	3 770 919	3 220 250	85.4	85.4	51.4
5311	Plastic pipes, rods, tubes, and shapes	207	1 091 796	686 289	62.9	18.2	X
5312	High pressure laminates	40	244 115	64 603	26.5	1.7	X
5313	Plastics raw materials	178	1 149 239	965 659	84.0	25.6	X
5314	Other plastics materials and basic shapes	365	1 980 398	1 503 699	75.9	39.9	X
5330	Chemicals and allied products (excluding agricultural, plastics, gases, and petroleum)	43	350 217	90 482	25.8	2.4	42.1
5342	Adhesives, sealants, and glues	22	172 546	31 342	18.2	.8	X
5344	Other chemicals and allied products	17	155 725	57 634	37.0	1.5	X
9700	Service receipts and labor charges (including installed parts)	7	73 006	13 150	18.0	.3	56.7
9701	Labor charges for repair work	7	73 006	579	.8	Z	X
9702	Parts installed in repair work	7	73 006	115	.2	Z	X
9703	Other service receipts and labor charges—Specify	7	73 006	12 456	17.1	.3	X
9810	Miscellaneous commodities	34	254 259	41 556	16.3	1.1	X
42269	Other chemical & allied products whsle	736	X	2 738 133	X	100.0	75.7
0200	New and rebuilt automotive parts and supplies	7	13 223	2 089	15.8	.1	22.8
0214	Brake parts (including fluid and all disk and drum parts)	7	13 223	353	2.7	Z	X
0215	Exhaust system parts	7	13 223	576	4.4	Z	X
0219	Engine parts, except electrical	7	13 223	408	3.1	Z	X
0500	Household china, glassware, crockery, and plastic housewares	10	18 625	2 203	11.8	.1	X
0540	Other home furnishings	6	18 031	1 301	7.2	Z	X
0720	Roofing, siding, and insulation materials	7	10 811	1 021	9.4	Z	X
1220	Aluminum shapes, forms, etc.	7	34 852	3 196	9.2	.1	X
1320	Minerals and ores (excluding coal, precious stones, and crude oil)	9	68 174	8 866	13.0	.3	X
1400	Electrical apparatus and equipment	6	6 270	946	15.1	Z	X
1600	Electronic parts and equipment, except communication	14	38 334	10 997	28.7	.4	X
1700	Hardware	15	40 763	5 738	14.1	.2	21.6
1711	Hand tools (including power driven)	8	26 878	2 337	8.7	.1	X
1713	Cutlery	7	13 885	3 401	24.5	.1	X
1800	Plumbing and heating equipment and supplies (hydronics)	10	27 273	5 328	19.5	.2	X
1900	Warm air heating and air-conditioning equipment and supplies	6	10 424	2 873	27.6	.1	X
2320	General-purpose industrial machinery, equipment, and parts	49	332 987	50 801	15.3	1.9	17.2
2321	New pumps, compressors (air or gas), and equipment	6	27 745	2 646	9.5	.1	X
2326	New controlling, recording, and indicating instruments and access	25	271 622	43 480	16.0	1.6	X
2327	All other new general-purpose industrial machinery and equipment	25	38 403	4 675	12.2	.2	X
2360	Other industrial machinery, equipment, and parts	6	18 510	2 162	11.7	.1	X
2450	Industrial containers and supplies	14	63 475	6 870	10.8	.3	2.7
2454	Other industrial containers and supplies	14	63 475	6 870	10.8	.3	X
2460	Other industrial supplies	11	69 321	14 306	20.6	.5	5.7
2462	Abrasives and abrasive materials	11	69 321	14 306	20.6	.5	X
2520	Custodial (janitors') equipment and supplies	26	42 704	9 504	22.3	.3	10.2
2521	Custodial equipment—power equipment	10	11 713	598	5.1	Z	X
2522	Custodial equipment—nonpower equipment	10	11 713	552	4.7	Z	X
2523	Custodial supplies	21	40 390	8 354	20.7	.3	X
3400	Industrial and personal services paper and plastics	14	268 876	19 498	7.3	.7	2.1
3415	Other industrial and personal service paper	14	268 876	19 498	7.3	.7	X

See footnotes at end of table.

Table 7. Agents, Brokers, and Commission Merchants by Kind of Business and Commodity Line: 1997—Con.

[Includes only establishments with payroll. For meaning of abbreviations and symbols, see introductory text. For explanation of terms, see Appendix A]

NAICS code and CL code	Kind of business and commodity line	Establishments handling commodity line		Commodity line sales			Sales coverage percent
		Number	Total sales (\$1,000)	Amount ¹ (\$1,000)	As percent of total sales of—		
					Establishments handling line	Establishments in NAICS industry ¹	
42269	Other chemical & allied products whsle—Con.						
3500	Drugs, pharmaceuticals, cosmetics, and toiletries	21	70 587	15 478	21.9	.6	.2
3513	Cosmetics	21	70 587	10 851	15.4	.4	X
3515	Other toiletries and druggists' sundries	21	70 587	4 627	6.6	.2	X
4830	Canned foods	6	239 690	38 801	16.2	1.4	67.7
4831	Canned and bottled fruits, vegetables, and juices	6	239 690	38 801	16.2	1.4	X
4860	Other grocery specialties	7	237 850	13 957	5.9	.5	68.0
4862	Breakfast cereals	7	237 850	3 488	1.5	.1	X
4863	Cooking oils and margarine	7	237 850	6 973	2.9	.3	X
4865	Pickles, preserves, jellies, jams, and sauces	7	237 850	3 488	1.5	.1	X
5300	Plastics materials and basic shapes	42	351 040	91 071	25.9	3.3	43.2
5311	Plastic pipes, rods, tubes, and shapes	7	27 940	4 911	17.6	.2	X
5313	Plastics raw materials	26	272 670	74 694	27.4	2.7	X
5314	Other plastics materials and basic shapes	12	52 766	11 466	21.7	.4	X
5320	Industrial gases (welding, etc.)	11	71 241	71 241	100.0	2.6	X
5330	Chemicals and allied products (excluding agricultural, plastics, gases, and petroleum)	725	2 666 892	2 268 730	85.1	82.9	53.0
5331	Gasses, compressed and liquified, except L.P.	16	24 426	19 764	80.9	.7	X
5332	Alkalies and chlorine	50	125 010	15 730	12.6	.6	X
5334	Organic fibers	24	77 668	60 055	77.3	2.2	X
5335	Detergents and soaps	150	274 517	72 147	26.3	2.6	X
5336	Sanitation chemicals, polishes, and waxes	102	217 260	98 785	45.5	3.6	X
5338	Wood chemicals, naval stores, and gum	8	44 295	28 702	64.8	1.0	X
5341	Insecticides, nonagricultural	23	59 900	25 504	42.6	.9	X
5342	Adhesives, sealants, and glues	120	477 613	179 739	37.6	6.6	X
5343	Explosives	6	15 757	15 804	100.0	.6	X
5344	Other chemicals and allied products	494	2 190 762	1 752 503	80.0	64.0	X
5400	Petroleum products	18	36 638	7 899	21.6	.3	15.1
5418	Lubricating oil and greases	18	36 638	7 899	21.6	.3	X
6000	Paint, paint supplies, and wallpaper	13	17 357	5 212	30.0	.2	61.8
6011	Architectural coatings (enamels, primers, stains, solvents, and lacquers)	8	16 809	1 923	11.4	.1	X
6150	Nondurable goods, n.e.c.	11	25 090	9 329	37.2	.3	X
9700	Service receipts and labor charges (including installed parts)	27	41 702	2 664	6.4	.1	11.1
9701	Labor charges for repair work	11	7 628	112	1.5	Z	X
9702	Parts installed in repair work	6	2 370	80	3.4	Z	X
9703	Other service receipts and labor charges—Specify	16	34 074	2 472	7.3	.1	X
9720	Receipts for service contracts	6	16 445	608	3.7	Z	X
9810	Miscellaneous commodities	29	99 166	13 369	13.5	.5	X
9940	Rental and leasing receipts	8	37 924	60	.2	Z	X
422690	Other chemical & allied products whsle	736	X	2 738 133	X	100.0	75.7
0200	New and rebuilt automotive parts and supplies	7	13 223	2 089	15.8	.1	22.8
0214	Brake parts (including fluid and all disk and drum parts)	7	13 223	353	2.7	Z	X
0215	Exhaust system parts	7	13 223	576	4.4	Z	X
0219	Engine parts, except electrical	7	13 223	408	3.1	Z	X
0500	Household china, glassware, crockery, and plastic housewares	10	18 625	2 203	11.8	.1	X
0540	Other home furnishings	6	18 031	1 301	7.2	Z	X
0720	Roofing, siding, and insulation materials	7	10 811	1 021	9.4	Z	X
1220	Aluminum shapes, forms, etc.	7	34 852	3 196	9.2	.1	X
1320	Minerals and ores (excluding coal, precious stones, and crude oil)	9	68 174	8 866	13.0	.3	X
1400	Electrical apparatus and equipment	6	6 270	946	15.1	Z	X
1600	Electronic parts and equipment, except communication	14	38 334	10 997	28.7	.4	X
1700	Hardware	15	40 763	5 738	14.1	.2	21.6
1711	Hand tools (including power driven)	8	26 878	2 337	8.7	.1	X
1713	Cutlery	7	13 885	3 401	24.5	.1	X
1800	Plumbing and heating equipment and supplies (hydronics)	10	27 273	5 328	19.5	.2	X
1900	Warm air heating and air-conditioning equipment and supplies	6	10 424	2 873	27.6	.1	X
2320	General-purpose industrial machinery, equipment, and parts	49	332 987	50 801	15.3	1.9	17.2
2321	New pumps, compressors (air or gas), and equipment	6	27 745	2 646	9.5	.1	X
2326	New controlling, recording, and indicating instruments and access	25	271 622	43 480	16.0	1.6	X
2327	All other new general-purpose industrial machinery and equipment	25	38 403	4 675	12.2	.2	X
2360	Other industrial machinery, equipment, and parts	6	18 510	2 162	11.7	.1	X
2450	Industrial containers and supplies	14	63 475	6 870	10.8	.3	2.7
2454	Other industrial containers and supplies	14	63 475	6 870	10.8	.3	X
2460	Other industrial supplies	11	69 321	14 306	20.6	.5	5.7
2462	Abrasives and abrasive materials	11	69 321	14 306	20.6	.5	X
2520	Custodial (janitors') equipment and supplies	26	42 704	9 504	22.3	.3	10.2
2521	Custodial equipment—power equipment	10	11 713	598	5.1	Z	X
2522	Custodial equipment—nonpower equipment	10	11 713	552	4.7	Z	X
2523	Custodial supplies	21	40 390	8 354	20.7	.3	X
3400	Industrial and personal services paper and plastics	14	268 876	19 498	7.3	.7	2.1
3415	Other industrial and personal service paper	14	268 876	19 498	7.3	.7	X
3500	Drugs, pharmaceuticals, cosmetics, and toiletries	21	70 587	15 478	21.9	.6	.2
3513	Cosmetics	21	70 587	10 851	15.4	.4	X
3515	Other toiletries and druggists' sundries	21	70 587	4 627	6.6	.2	X
4830	Canned foods	6	239 690	38 801	16.2	1.4	67.7
4831	Canned and bottled fruits, vegetables, and juices	6	239 690	38 801	16.2	1.4	X

See footnotes at end of table.

Table 7. Agents, Brokers, and Commission Merchants by Kind of Business and Commodity Line: 1997—Con.

[Includes only establishments with payroll. For meaning of abbreviations and symbols, see introductory text. For explanation of terms, see Appendix A]

NAICS code and CL code	Kind of business and commodity line	Establishments handling commodity line		Commodity line sales			Sales coverage percent
		Number	Total sales (\$1,000)	Amount ¹ (\$1,000)	As percent of total sales of—		
					Establishments handling line	Establishments in NAICS industry ¹	
422690	Other chemical & allied products whsle—Con.						
4860	Other grocery specialties	7	237 850	13 957	5.9	.5	68.0
4862	Breakfast cereals	7	237 850	3 488	1.5	.1	X
4863	Cooking oils and margarine	7	237 850	6 973	2.9	.3	X
4865	Pickles, preserves, jellies, jams, and sauces	7	237 850	3 488	1.5	.1	X
5300	Plastics materials and basic shapes	42	351 040	91 071	25.9	3.3	43.2
5311	Plastic pipes, rods, tubes, and shapes	7	27 940	4 911	17.6	.2	X
5313	Plastics raw materials	26	272 670	74 694	27.4	2.7	X
5314	Other plastics materials and basic shapes	12	52 766	11 466	21.7	.4	X
5320	Industrial gases (welding, etc.)	11	71 241	71 241	100.0	2.6	X
5330	Chemicals and allied products (excluding agricultural, plastics, gases, and petroleum)	725	2 666 892	2 268 730	85.1	82.9	53.0
5331	Gasses, compressed and liquified, except L.P.	16	24 426	19 764	80.9	.7	X
5332	Alkalies and chlorine	50	125 010	15 730	12.6	.6	X
5334	Organic fibers	24	77 668	60 055	77.3	2.2	X
5335	Detergents and soaps	150	274 517	72 147	26.3	2.6	X
5336	Sanitation chemicals, polishes, and waxes	102	217 260	98 785	45.5	3.6	X
5338	Wood chemicals, naval stores, and gum	8	44 295	28 702	64.8	1.0	X
5341	Insecticides, nonagricultural	23	59 900	25 504	42.6	.9	X
5342	Adhesives, sealants, and glues	120	477 613	179 739	37.6	6.6	X
5343	Explosives	6	15 757	15 804	100.0	.6	X
5344	Other chemicals and allied products	494	2 190 762	1 752 503	80.0	64.0	X
5400	Petroleum products	18	36 638	7 899	21.6	.3	15.1
5418	Lubricating oil and greases	18	36 638	7 899	21.6	.3	X
6000	Paint, paint supplies, and wallpaper	13	17 357	5 212	30.0	.2	61.8
6011	Architectural coatings (enamels, primers, stains, solvents, and lacquers)	8	16 809	1 923	11.4	.1	X
6150	Nondurable goods, n.e.c.	11	25 090	9 329	37.2	.3	X
9700	Service receipts and labor charges (including installed parts)	27	41 702	2 664	6.4	1.1	11.1
9701	Labor charges for repair work	11	7 628	112	1.5	Z	X
9702	Parts installed in repair work	6	2 370	80	3.4	Z	X
9703	Other service receipts and labor charges—Specify	16	34 074	2 472	7.3	.1	X
9720	Receipts for service contracts	6	16 445	608	3.7	Z	X
9810	Miscellaneous commodities	29	99 166	13 369	13.5	.5	X
9940	Rental and leasing receipts	8	37 924	60	.2	Z	X
4226901	Industrial gases (except LP) whsle	11	X	71 241	X	100.0	70.5
5320	Industrial gases (welding, etc.)	11	71 241	71 241	100.0	100.0	X
4226902	Other chemical & allied products whsle	725	X	2 666 892	X	100.0	75.8
0200	New and rebuilt automotive parts and supplies	7	13 223	2 089	15.8	.1	22.8
0214	Brake parts (including fluid and all disk and drum parts)	7	13 223	353	2.7	Z	X
0215	Exhaust system parts	7	13 223	576	4.4	Z	X
0219	Engine parts, except electrical	7	13 223	408	3.1	Z	X
0500	Household china, glassware, crockery, and plastic housewares	10	18 625	2 203	11.8	.1	X
0540	Other home furnishings	6	18 031	1 301	7.2	Z	X
0720	Roofing, siding, and insulation materials	7	10 811	1 021	9.4	Z	X
1220	Aluminum shapes, forms, etc.	7	34 852	3 196	9.2	.1	X
1320	Minerals and ores (excluding coal, precious stones, and crude oil)	9	68 174	8 866	13.0	.3	X
1400	Electrical apparatus and equipment	6	6 270	946	15.1	Z	X
1600	Electronic parts and equipment, except communication	14	38 334	10 997	28.7	.4	X
1700	Hardware	15	40 763	5 738	14.1	.2	21.6
1711	Hand tools (including power driven)	8	26 878	2 337	8.7	.1	X
1713	Cutlery	7	13 885	3 401	24.5	.1	X
1800	Plumbing and heating equipment and supplies (hydronics)	10	27 273	5 328	19.5	.2	X
1900	Warm air heating and air-conditioning equipment and supplies	6	10 424	2 873	27.6	.1	X
2320	General-purpose industrial machinery, equipment, and parts	49	332 987	50 801	15.3	1.9	17.2
2321	New pumps, compressors (air or gas), and equipment	6	27 745	2 646	9.5	.1	X
2326	New controlling, recording, and indicating instruments and access	25	271 622	43 480	16.0	1.6	X
2327	All other new general-purpose industrial machinery and equipment	25	38 403	4 675	12.2	.2	X
2360	Other industrial machinery, equipment, and parts	6	18 510	2 162	11.7	.1	X
2450	Industrial containers and supplies	14	63 475	6 870	10.8	.3	2.7
2454	Other industrial containers and supplies	14	63 475	6 870	10.8	.3	X
2460	Other industrial supplies	11	69 321	14 306	20.6	.5	5.7
2462	Abrasives and abrasive materials	11	69 321	14 306	20.6	.5	X
2520	Custodial (janitors') equipment and supplies	26	42 704	9 504	22.3	.4	10.2
2521	Custodial equipment—power equipment	10	11 713	598	5.1	Z	X
2522	Custodial equipment—nonpower equipment	10	11 713	552	4.7	Z	X
2523	Custodial supplies	21	40 390	8 354	20.7	.3	X
3400	Industrial and personal services paper and plastics	14	268 876	19 498	7.3	.7	2.1
3415	Other industrial and personal service paper	14	268 876	19 498	7.3	.7	X
3500	Drugs, pharmaceuticals, cosmetics, and toiletries	21	70 587	15 478	21.9	.6	.2
3513	Cosmetics	21	70 587	10 851	15.4	.4	X
3515	Other toiletries and druggists' sundries	21	70 587	4 627	6.6	.2	X
4830	Canned foods	6	239 690	38 801	16.2	1.5	67.8
4831	Canned and bottled fruits, vegetables, and juices	6	239 690	38 801	16.2	1.5	X
4860	Other grocery specialties	7	237 850	13 957	5.9	.5	68.1
4862	Breakfast cereals	7	237 850	3 488	1.5	.1	X
4863	Cooking oils and margarine	7	237 850	6 973	2.9	.3	X
4865	Pickles, preserves, jellies, jams, and sauces	7	237 850	3 488	1.5	.1	X

See footnotes at end of table.

Table 7. Agents, Brokers, and Commission Merchants by Kind of Business and Commodity Line: 1997—Con.

[Includes only establishments with payroll. For meaning of abbreviations and symbols, see introductory text. For explanation of terms, see Appendix A]

NAICS code and CL code	Kind of business and commodity line	Establishments handling commodity line		Commodity line sales			Sales coverage percent
		Number	Total sales (\$1,000)	Amount ¹ (\$1,000)	As percent of total sales of—		
					Establishments handling line	Establishments in NAICS industry ¹	
4226902	Other chemical & allied products whsle—Con.						
5300	Plastics materials and basic shapes	42	351 040	91 071	25.9	3.4	43.3
5311	Plastic pipes, rods, tubes, and shapes	7	27 940	4 911	17.6	.2	X
5313	Plastics raw materials	26	272 670	74 694	27.4	2.8	X
5314	Other plastics materials and basic shapes	12	52 766	11 466	21.7	.4	X
5330	Chemicals and allied products (excluding agricultural, plastics, gases, and petroleum)	725	2 666 892	2 268 730	85.1	85.1	53.1
5331	Gasses, compressed and liquified, except L.P.	16	24 426	19 764	80.9	.7	X
5332	Alkalies and chlorine	50	125 010	15 730	12.6	.6	X
5334	Organic fibers	24	77 668	60 055	77.3	2.3	X
5335	Detergents and soaps	150	274 517	72 147	26.3	2.7	X
5336	Sanitation chemicals, polishes, and waxes	102	217 260	98 785	45.5	3.7	X
5338	Wood chemicals, naval stores, and gum	8	44 295	28 702	64.8	1.1	X
5341	Insecticides, nonagricultural	23	59 900	25 504	42.6	1.0	X
5342	Adhesives, sealants, and glues	120	477 613	179 739	37.6	6.7	X
5343	Explosives	6	15 757	15 804	100.0	.6	X
5344	Other chemicals and allied products	494	2 190 762	1 752 503	80.0	65.7	X
5400	Petroleum products	18	36 638	7 899	21.6	.3	15.2
5418	Lubricating oil and greases	18	36 638	7 899	21.6	.3	X
6000	Paint, paint supplies, and wallpaper	13	17 357	5 212	30.0	.2	61.9
6011	Architectural coatings (enamels, primers, stains, solvents, and lacquers)	8	16 809	1 923	11.4	.1	X
6150	Nondurable goods, n.e.c.	11	25 090	9 329	37.2	.4	X
9700	Service receipts and labor charges (including installed parts)	27	41 702	2 664	6.4	.1	11.1
9701	Labor charges for repair work	11	7 628	112	1.5	Z	X
9702	Parts installed in repair work	6	2 370	80	3.4	Z	X
9703	Other service receipts and labor charges—Specify	16	34 074	2 472	7.3	.1	X
9720	Receipts for service contracts	6	16 445	608	3.7	Z	X
9810	Miscellaneous commodities	29	99 166	13 369	13.5	.5	X
9940	Rental and leasing receipts	8	37 924	60	.2	Z	X
4227	Petroleum & petroleum products whsle	256	X	'11 953 186	X	100.0	64.0
2350	Oil well, oil refinery, and pipeline machinery, equipment, and supplies	7	3 590 092	2 144 623	59.7	17.9	X
5330	Chemicals and allied products (excluding agricultural, plastics, gases, and petroleum)	17	100 081	9 354	9.3	.1	51.5
5344	Other chemicals and allied products	8	25 169	2 556	10.2	Z	X
5400	Petroleum products	237	7 743 046	6 629 437	85.6	55.5	56.7
5411	Aviation gasoline	17	2 065 474	2 032 853	98.4	17.0	X
5412	Motor gasoline	123	4 990 125	1 440 461	28.9	12.1	X
5414	Jet fuel (naphtha or kerosine type)	26	4 023 169	254 789	6.3	2.1	X
5415	No. 2 distillate fuel oil (no. 2 diesel and no. 2 heating oil)	102	2 991 552	1 237 091	41.4	10.3	X
5416	All other distillate fuel oil (no. 1 and no. 4 diesel and heating)	72	4 367 746	578 610	13.2	4.8	X
5417	Residual fuel oil (no. 5, no. 6, heavy diesel, etc.)	23	1 062 480	845 660	79.6	7.1	X
5418	Lubricating oil and greases	133	367 259	193 839	52.8	1.6	X
5420	Liquified petroleum gases (excluding natural gas)	12	97 074	68 766	70.8	.6	X
5500	Crude oil	14	5 428 133	3 020 247	55.6	25.3	X
9700	Service receipts and labor charges (including installed parts)	9	125 117	6 136	4.9	.1	X
9810	Miscellaneous commodities	7	5 984	618	10.3	Z	X
42271	Petroleum bulk stations & terminals	69	X	331 386	X	100.0	61.0
5400	Petroleum products	68	326 967	313 183	95.8	94.5	57.4
5412	Motor gasoline	56	201 552	60 674	30.1	18.3	X
5415	No. 2 distillate fuel oil (no. 2 diesel and no. 2 heating oil)	50	163 087	86 129	52.8	26.0	X
5416	All other distillate fuel oil (no. 1 and no. 4 diesel and heating)	27	107 197	11 117	10.4	3.4	X
5418	Lubricating oil and greases	53	280 167	120 113	42.9	36.2	X
9700	Service receipts and labor charges (including installed parts)	6	122 921	5 986	4.9	1.8	X
422710	Petroleum bulk stations & terminals	69	X	331 386	X	100.0	61.0
5400	Petroleum products	68	326 967	313 183	95.8	94.5	57.4
5412	Motor gasoline	56	201 552	60 674	30.1	18.3	X
5415	No. 2 distillate fuel oil (no. 2 diesel and no. 2 heating oil)	50	163 087	86 129	52.8	26.0	X
5416	All other distillate fuel oil (no. 1 and no. 4 diesel and heating)	27	107 197	11 117	10.4	3.4	X
5418	Lubricating oil and greases	53	280 167	120 113	42.9	36.2	X
9700	Service receipts and labor charges (including installed parts)	6	122 921	5 986	4.9	1.8	X
4227101	Petroleum bulk stations & terminals (except LP)	68	X	D	X	D	D
5400	Petroleum products	68	D	D	D	D	D
5412	Motor gasoline	56	D	D	D	D	X
5415	No. 2 distillate fuel oil (no. 2 diesel and no. 2 heating oil)	50	D	D	D	D	X
5416	All other distillate fuel oil (no. 1 and no. 4 diesel and heating)	27	D	D	D	D	X
5418	Lubricating oil and greases	53	D	D	D	D	X
9700	Service receipts and labor charges (including installed parts)	6	D	D	D	D	X
42271011	Petroleum bulk stations (except LP)	63	X	D	X	D	D
5400	Petroleum products	63	D	D	D	D	D
5412	Motor gasoline	56	D	D	D	D	X
5415	No. 2 distillate fuel oil (no. 2 diesel and no. 2 heating oil)	47	D	D	D	D	X
5416	All other distillate fuel oil (no. 1 and no. 4 diesel and heating)	27	D	D	D	D	X
5418	Lubricating oil and greases	48	D	D	D	D	X
42271012	Petroleum bulk terminals (except LP)	5	X	D	X	D	X
4227102	Liquefied petroleum bulk stations & terminals	1	X	D	X	D	X

See footnotes at end of table.

Table 7. Agents, Brokers, and Commission Merchants by Kind of Business and Commodity Line: 1997—Con.

[Includes only establishments with payroll. For meaning of abbreviations and symbols, see introductory text. For explanation of terms, see Appendix A]

NAICS code and CL code	Kind of business and commodity line	Establishments handling commodity line		Commodity line sales			Sales coverage percent
		Number	Total sales (\$1,000)	Amount ¹ (\$1,000)	As percent of total sales of—		
					Establishments handling line	Establishments in NAICS industry ¹	
42272	Petroleum & petroleum prod whsle (exc bulk stations & terminals)	187	X	'11 621 800	X	100.0	64.1
5330	Chemicals and allied products (excluding agricultural, plastics, gases, and petroleum)	13	79 455	7 466	9.4	.1	X
5400	Petroleum products	169	7 416 079	6 316 254	85.2	54.3	X
5420	Liquified petroleum gases (excluding natural gas)	7	66 978	66 736	99.6	.6	X
5500	Crude oil	14	5 428 133	3 020 247	55.6	26.0	X
422720	Petroleum & petroleum prod whsle (exc bulk stations & terminals)	187	X	'11 621 800	X	100.0	64.1
5330	Chemicals and allied products (excluding agricultural, plastics, gases, and petroleum)	13	79 455	7 466	9.4	.1	X
5400	Petroleum products	169	7 416 079	6 316 254	85.2	54.3	X
5420	Liquified petroleum gases (excluding natural gas)	7	66 978	66 736	99.6	.6	X
5500	Crude oil	14	5 428 133	3 020 247	55.6	26.0	X
4228	Beer, wine, & distilled alcoholic beverage whsle	213	X	D	X	D	D
4850	Soft drinks and bottled water	13	D	D	D	D	X
5600	Beer and ale	67	D	D	D	D	X
5700	Wines and distilled alcoholic beverages	187	D	D	D	D	X
9810	Miscellaneous commodities	10	D	D	D	D	X
42281	Beer & ale whsle	40	X	D	X	D	D
5600	Beer and ale	40	D	D	D	D	X
5700	Wines and distilled alcoholic beverages	14	D	D	D	D	X
422810	Beer & ale whsle	40	X	D	X	D	D
5600	Beer and ale	40	D	D	D	D	X
5700	Wines and distilled alcoholic beverages	14	D	D	D	D	X
42282	Wine & distilled alcoholic beverage whsle	173	X	1 955 271	X	100.0	76.8
4850	Soft drinks and bottled water	8	113 412	4 410	3.9	.1	X
4852	Soft drinks, pre and post mix bulk	8	113 412	4 410	3.9	.2	X
5600	Beer and ale	27	229 827	26 193	11.4	1.3	X
5700	Wines and distilled alcoholic beverages	173	1 955 271	1 923 076	98.4	98.4	72.9
5711	Wines	147	1 140 696	667 175	58.5	34.1	X
5712	Distilled liquor (including premixed alcoholic drinks)	78	1 717 081	1 255 901	73.1	64.2	X
9810	Miscellaneous commodities	9	19 125	1 542	8.1	.1	X
422820	Wine & distilled alcoholic beverage whsle	173	X	1 955 271	X	100.0	76.8
4850	Soft drinks and bottled water	8	113 412	4 410	3.9	.2	X
4852	Soft drinks, pre and post mix bulk	8	113 412	4 410	3.9	.2	X
5600	Beer and ale	27	229 827	26 193	11.4	1.3	X
5700	Wines and distilled alcoholic beverages	173	1 955 271	1 923 076	98.4	98.4	72.9
5711	Wines	147	1 140 696	667 175	58.5	34.1	X
5712	Distilled liquor (including premixed alcoholic drinks)	78	1 717 081	1 255 901	73.1	64.2	X
9810	Miscellaneous commodities	9	19 125	1 542	8.1	.1	X
4228201	Wine & distilled alcoholic bev (licensed operation) whsle	173	X	1 955 271	X	100.0	76.8
4850	Soft drinks and bottled water	8	113 412	4 410	3.9	.2	X
5600	Beer and ale	27	229 827	26 193	11.4	1.3	X
5700	Wines and distilled alcoholic beverages	173	1 955 271	1 923 076	98.4	98.4	X
9810	Miscellaneous commodities	9	19 125	1 542	8.1	.1	X
4229	Miscellaneous nondurable goods whsle	2 763	X	D	X	D	D
0100	New and used automobiles, motorcycles, etc.	7	D	D	D	D	X
0200	New and rebuilt automotive parts and supplies	9	D	D	D	D	X
0400	Household and lawn furniture	38	D	D	D	D	D
0411	Upholstered furniture	12	D	D	D	D	X
0412	Sleep furniture and equipment	15	D	D	D	D	X
0413	Lawn furniture and equipment	15	D	D	D	D	X
0414	Other furniture (including sleep sofas)	10	D	D	D	D	X
0420	Office and business furniture	10	D	D	D	D	X
0500	Household china, glassware, crockery, and plastic housewares	159	D	D	D	D	X
0520	Linens, domestics, curtains, and draperies	31	D	D	D	D	D
0521	Bedspreads, blankets, and bedding	12	D	D	D	D	X
0525	Other linens and domestics	11	D	D	D	D	X
0530	Flooring and floor coverings	37	D	D	D	D	D
0531	Soft-surface (textile) floor coverings and accessories (including rugs, carpets, and pads)	37	D	D	D	D	X
0540	Other home furnishings	144	D	D	D	D	D
0542	Mirrors, lamps, and picture frames	59	D	D	D	D	X
0543	Home furnishings, n.e.c.	26	D	D	D	D	X
0620	Plywood and millwork	24	D	D	D	D	X
0700	Brick, stone, tile, sand, block, cement, and gravel	9	D	D	D	D	X
0720	Roofing, siding, and insulation materials	11	D	D	D	D	D
0721	Roofing, except wood	11	D	D	D	D	X
0740	Other construction materials	11	D	D	D	D	X
0800	Photographic equipment and supplies (excluding video)	74	D	D	D	D	X
0900	Office equipment	25	D	D	D	D	X

See footnotes at end of table.

Table 7. Agents, Brokers, and Commission Merchants by Kind of Business and Commodity Line: 1997—Con.

[Includes only establishments with payroll. For meaning of abbreviations and symbols, see introductory text. For explanation of terms, see Appendix A]

NAICS code and CL code	Kind of business and commodity line	Establishments handling commodity line		Commodity line sales			Sales coverage percent
		Number	Total sales (\$1,000)	Amount ¹ (\$1,000)	As percent of total sales of—		
					Establishments handling line	Establishments in NAICS industry ¹	
4229	Miscellaneous nondurable goods whsle—Con.						
0920	New computer equipment	6	D	D	D	D	X
0970	Store machines and equipment	9	D	D	D	D	X
1040	Religious and school supplies	28	D	D	D	D	X
1120	Flat iron and steel products	20	D	D	D	D	X
1140	Iron and steel wire and wire products	14	D	D	D	D	X
1200	Copper and brass	14	D	D	D	D	X
1220	Aluminum shapes, forms, etc.	6	D	D	D	D	X
1400	Electrical apparatus and equipment	29	D	D	D	D	D
1412	Switchgear and switchboard apparatus	21	D	D	D	D	X
1421	Other electrical apparatus and equipment (including fuses and lightning rods)	21	D	D	D	D	X
1500	Electrical appliances, household	36	D	D	D	D	X
1600	Electronic parts and equipment, except communication	38	D	D	D	D	D
1618	Electronic parts and equipment, n.e.c.	36	D	D	D	D	X
1650	Communication equipment and supplies	13	D	D	D	D	D
1653	Other electrical communication equipment	8	D	D	D	D	X
1700	Hardware	138	D	D	D	D	D
1711	Hand tools (including power driven)	59	D	D	D	D	X
1712	Bolts, nuts, rivets, and fasteners	45	D	D	D	D	X
1713	Cutlery	55	D	D	D	D	X
1800	Plumbing and heating equipment and supplies (hydronics)	31	D	D	D	D	D
1811	Plastic pipe fittings and valves (excluding pipe and tubing)	13	D	D	D	D	X
1812	Metal pipe fittings and valves (excluding pipe and tubing)	14	D	D	D	D	X
1813	Plumbing fixtures	14	D	D	D	D	X
1814	Furnaces, stoves, water heaters (except electric and warm air)	9	D	D	D	D	X
1818	Other plumbing and heating equipment and supplies	26	D	D	D	D	X
2220	Garden machinery, equipment, and parts	55	D	D	D	D	X
2320	General-purpose industrial machinery, equipment, and parts	20	D	D	D	D	D
2327	All other new general-purpose industrial machinery and equipment	10	D	D	D	D	X
2460	Other industrial supplies	39	D	D	D	D	D
2466	Industrial supplies, n.e.c.	9	D	D	D	D	X
2520	Custodial (janitors') equipment and supplies	11	D	D	D	D	X
2700	Sporting and recreational goods and supplies	101	D	D	D	D	X
2800	Toys and hobby goods and supplies	233	D	D	D	D	D
2812	Other toys and games (including fireworks and children's vehicles)	47	D	D	D	D	X
2813	Crafts and craft supplies	16	D	D	D	D	X
2814	Other hobby goods and accessories	26	D	D	D	D	X
2930	Recyclable paper and paperboard	15	D	D	D	D	X
2940	Recyclable materials, except metal	9	D	D	D	D	X
3000	Jewelry, diamonds, gem stones, and watches	89	D	D	D	D	D
3014	Watches, clocks, and watch movements and cases	6	D	D	D	D	X
3016	Other jewel., silverware, and plated ware (incl. jewel. where gemstones less than 50% of value, gold filled sterling, and costume jewel. and medallions)	27	D	D	D	D	X
3130	Compact discs, prerecorded audio tapes, and phonograph records	37	D	D	D	D	X
3140	Prerecorded video tapes	48	D	D	D	D	X
3150	Other durable goods	6	D	D	D	D	X
3200	Printing and writing paper	32	D	D	D	D	D
3213	Other printing and writing paper	22	D	D	D	D	X
3300	Stationery, office supplies and greeting cards	238	D	D	D	D	D
3311	Business forms	12	D	D	D	D	X
3312	Stationery, photocopy paper, and typing paper	164	D	D	D	D	X
3313	Inked ribbons, carbon paper, pens and pencils	126	D	D	D	D	X
3314	Toner and cartridges	126	D	D	D	D	X
3315	Greeting cards	52	D	D	D	D	X
3316	Other stationery supplies (envelopes, ruled forms, and binder paper)	17	D	D	D	D	X
3400	Industrial and personal services paper and plastics	69	D	D	D	D	D
3412	Paper dishes, cups, and napkins	6	D	D	D	D	X
3413	Industrial paper (wrapping, bags, cartons, etc.)	59	D	D	D	D	X
3414	Disposable plastic boxes, containers, cups, dishes, and supplies	7	D	D	D	D	X
3500	Drugs, pharmaceuticals, cosmetics, and toiletries	87	D	D	D	D	D
3512	Nonprescription pharmaceuticals	34	D	D	D	D	X
3513	Cosmetics	37	D	D	D	D	X
3514	Perfumes	34	D	D	D	D	X
3515	Other toiletries and druggists' sundries	72	D	D	D	D	X
3600	Piece goods, knit and woven	60	D	D	D	D	D
3613	Synthetics (excluding synthetic knits)	9	D	D	D	D	X
3614	Knit fabrics, n.e.c. (including double knit)	9	D	D	D	D	X
3700	Notions (buttons, ribbons, lace, sewing accessories, zippers, bindings, etc.)	61	D	D	D	D	X
3800	Men's and boys' wear	195	D	D	D	D	D
3812	Men's and boys' dress and casual shirts, slacks, and jeans	11	D	D	D	D	X
3815	Other men's and boys' wear (caps, hats, swimwear, neckwear, etc.)	11	D	D	D	D	X
3900	Women's and children's wear	92	D	D	D	D	D
3911	Infants' and children's wear (to size 6X)	10	D	D	D	D	X
3912	Women's misses', and girls' dresses and blouses	10	D	D	D	D	X
4000	Footwear	50	D	D	D	D	X
4100	Frozen foods (packaged)	7	D	D	D	D	D
4117	Other frozen foods (except frozen dairy products)	7	D	D	D	D	X

See footnotes at end of table.

Table 7. Agents, Brokers, and Commission Merchants by Kind of Business and Commodity Line: 1997—Con.

[Includes only establishments with payroll. For meaning of abbreviations and symbols, see introductory text. For explanation of terms, see Appendix A]

NAICS code and CL code	Kind of business and commodity line	Establishments handling commodity line		Commodity line sales			Sales coverage percent
		Number	Total sales (\$1,000)	Amount ¹ (\$1,000)	As percent of total sales of—		
					Establishments handling line	Establishments in NAICS industry ¹	
4229	Miscellaneous nondurable goods whsle—Con.						
4200	Dairy products (excluding dried or canned)	23	D	D	D	D	D
4211	Butter	12	D	D	D	D	X
4212	Cheese	12	D	D	D	D	X
4213	Milk and cream, except raw	12	D	D	D	D	X
4215	Raw milk	12	D	D	D	D	X
4216	Other dairy products	23	D	D	D	D	X
4300	Poultry and poultry products	12	D	D	D	D	X
4400	Confectionery	37	D	D	D	D	X
4500	Fish and seafoods (excluding canned and frozen packaged)	8	D	D	D	D	X
4600	Meat and meat products (fresh and unpackage)	23	D	D	D	D	D
4612	Veal (not killed on location)	12	D	D	D	D	X
4615	Sausage and prepared meats made on location	12	D	D	D	D	X
4616	Sausage and prepared meats not made on location	12	D	D	D	D	X
4618	Other meat products	23	D	D	D	D	X
4700	Fresh fruits and vegetables	9	D	D	D	D	X
4820	Bread and baked goods	11	D	D	D	D	D
4822	Cookies, cakes, and other baked goods	7	D	D	D	D	X
4830	Canned foods	10	D	D	D	D	X
4840	Food and beverage basic materials (include flavoring extracts, fruit peel, hop extract, industrial molasses, sausage casings, malt, yeast, etc.)	9	D	D	D	D	X
4850	Soft drinks and bottled water	16	D	D	D	D	D
4851	Soft drinks, packaged	7	D	D	D	D	X
4860	Other grocery specialties	41	D	D	D	D	D
4864	Flour	18	D	D	D	D	X
4866	Sugar, refined	18	D	D	D	D	X
4868	Grocery specialties, n.e.c.	19	D	D	D	D	X
4900	Grain and beans	8	D	D	D	D	X
5300	Plastics materials and basic shapes	152	D	D	D	D	X
5330	Chemicals and allied products (excluding agricultural, plastics, gases, and petroleum)	48	D	D	D	D	D
5342	Adhesives, sealants, and glues	6	D	D	D	D	X
5344	Other chemicals and allied products	8	D	D	D	D	X
5400	Petroleum products	6	D	D	D	D	X
5800	Farm supplies	239	D	D	D	D	D
5811	Hay, straw, and alfalfa	18	D	D	D	D	X
5812	Feeds (poultry and livestock) not mixed on location	70	D	D	D	D	X
5813	Prepared feeds (poultry and livestock) mixed on location	16	D	D	D	D	X
5814	Weed killers, soil sterilizers, and soil conditioners	23	D	D	D	D	X
5815	Insecticides, fungicides, and pesticides	39	D	D	D	D	X
5816	Other agricultural chemicals and fertilizers	80	D	D	D	D	X
5817	Seeds and bulbs	33	D	D	D	D	X
5818	Other farm supplies (including harness and saddlery equipment)	39	D	D	D	D	X
5900	Tobacco and tobacco products	49	D	D	D	D	D
5911	Cigars	22	D	D	D	D	X
5912	Cigarettes	28	D	D	D	D	X
5913	Other tobacco products (excluding leaf)	12	D	D	D	D	X
6000	Paint, paint supplies, and wallpaper	239	D	D	D	D	D
6011	Architectural coatings (enamels, primers, stains, solvents, and lacquers)	101	D	D	D	D	X
6012	Industrial/OEM coatings (coatings applied by original manufacturers to products during manufacturing)	54	D	D	D	D	X
6013	Special purpose coatings (automotive, refinish, marine, traffic coatings)	22	D	D	D	D	X
6014	Paint supplies	98	D	D	D	D	X
6015	Wallpaper	32	D	D	D	D	X
6100	Books, periodicals, newspapers, and miscellaneous printed materials	447	D	D	D	D	D
6101	Books	291	D	D	D	D	X
6102	Other periodicals, newspapers, and miscellaneous printed materials	139	D	D	D	D	X
6110	Flowers and florists' supplies	287	D	D	D	D	X
6120	Art goods (including novelties and souvenirs)	748	D	D	D	D	D
6121	Art materials	159	D	D	D	D	X
6122	Novelties and souvenirs	662	D	D	D	D	X
6130	Textile bags, bagging, and burlap	104	D	D	D	D	X
6150	Nondurable goods, n.e.c.	754	D	D	D	D	X
9700	Service receipts and labor charges (including installed parts)	120	D	D	D	D	D
9702	Parts installed in repair work	20	D	D	D	D	X
9703	Other service receipts and labor charges—Specify	81	D	D	D	D	X
9720	Receipts for service contracts	36	D	D	D	D	X
9730	Advertising specialties (paper novelties, etc.)	94	D	D	D	D	X
9740	Receipts for installing equipment	22	D	D	D	D	X
9810	Miscellaneous commodities	87	D	D	D	D	X
9940	Rental and leasing receipts	6	D	D	D	D	X
42291	Farm supplies whsle	223	X	2 238 242	X	100.0	77.7
1700	Hardware	13		165 727		22 826	13.8

See footnotes at end of table.

Table 7. Agents, Brokers, and Commission Merchants by Kind of Business and Commodity Line: 1997—Con.

[Includes only establishments with payroll. For meaning of abbreviations and symbols, see introductory text. For explanation of terms, see Appendix A]

NAICS code and CL code	Kind of business and commodity line	Establishments handling commodity line		Commodity line sales			Sales coverage percent
		Number	Total sales (\$1,000)	Amount ¹ (\$1,000)	As percent of total sales of—		
					Establishments handling line	Establishments in NAICS industry ¹	
42291	Farm supplies whsle—Con.						
5800	Farm supplies	223	2 238 242	2 152 328	96.2	96.2	68.5
5811	Hay, straw, and alfalfa	18	32 398	23 477	72.5	1.0	X
5812	Feeds (poultry and livestock) not mixed on location	70	318 720	167 655	52.6	7.5	X
5813	Prepared feeds (poultry and livestock) mixed on location	16	26 954	21 959	81.5	1.0	X
5814	Weed killers, soil sterilizers, and soil conditioners	23	81 186	45 450	56.0	2.0	X
5815	Insecticides, fungicides, and pesticides	37	241 994	96 237	39.8	4.3	X
5816	Other agricultural chemicals and fertilizers	77	1 766 685	1 657 524	93.8	74.1	X
5817	Seeds and bulbs	33	60 329	40 905	67.8	1.8	X
5818	Other farm supplies (including harness and saddlery equipment)	36	224 939	99 120	44.1	4.4	X
9810	Miscellaneous commodities	8	13 149	5 703	43.4	.3	X
422910	Farm supplies whsle	223	X	2 238 242	X	100.0	77.7
1700	Hardware	13	165 727	22 826	13.8	1.0	X
5800	Farm supplies	223	2 238 242	2 152 328	96.2	96.2	68.5
5811	Hay, straw, and alfalfa	18	32 398	23 477	72.5	1.0	X
5812	Feeds (poultry and livestock) not mixed on location	70	318 720	167 655	52.6	7.5	X
5813	Prepared feeds (poultry and livestock) mixed on location	16	26 954	21 959	81.5	1.0	X
5814	Weed killers, soil sterilizers, and soil conditioners	23	81 186	45 450	56.0	2.0	X
5815	Insecticides, fungicides, and pesticides	37	241 994	96 237	39.8	4.3	X
5816	Other agricultural chemicals and fertilizers	77	1 766 685	1 657 524	93.8	74.1	X
5817	Seeds and bulbs	33	60 329	40 905	67.8	1.8	X
5818	Other farm supplies (including harness and saddlery equipment)	36	224 939	99 120	44.1	4.4	X
9810	Miscellaneous commodities	8	13 149	5 703	43.4	.3	X
4229102	Farm supplies—whsle distributors	223	X	2 238 242	X	100.0	77.7
1700	Hardware	13	165 727	22 826	13.8	1.0	X
5800	Farm supplies	223	2 238 242	2 152 328	96.2	96.2	68.5
5811	Hay, straw, and alfalfa	18	32 398	23 477	72.5	1.0	X
5812	Feeds (poultry and livestock) not mixed on location	70	318 720	167 655	52.6	7.5	X
5813	Prepared feeds (poultry and livestock) mixed on location	16	26 954	21 959	81.5	1.0	X
5814	Weed killers, soil sterilizers, and soil conditioners	23	81 186	45 450	56.0	2.0	X
5815	Insecticides, fungicides, and pesticides	37	241 994	96 237	39.8	4.3	X
5816	Other agricultural chemicals and fertilizers	77	1 766 685	1 657 524	93.8	74.1	X
5817	Seeds and bulbs	33	60 329	40 905	67.8	1.8	X
5818	Other farm supplies (including harness and saddlery equipment)	36	224 939	99 120	44.1	4.4	X
9810	Miscellaneous commodities	8	13 149	5 703	43.4	.3	X
42292	Book, periodical, & newspaper whsle	334	X	2 583 212	X	100.0	87.4
2800	Toys and hobby goods and supplies	25	100 127	12 483	12.5	.5	2.8
2812	Other toys and games (including fireworks and children's vehicles)	25	100 127	12 483	12.5	.5	X
3130	Compact discs, prerecorded audio tapes, and phonograph records	25	77 320	2 746	3.6	.1	X
3140	Prerecorded video tapes	22	131 688	5 235	4.0	.2	X
3300	Stationery, office supplies and greeting cards	24	113 828	16 718	14.7	.6	7.0
3311	Business forms	12	5 168	109	2.1	Z	X
3312	Stationery, photocopy paper, and typing paper	12	5 168	53	1.0	Z	X
3315	Greeting cards	13	108 660	16 556	15.2	.6	X
6100	Books, periodicals, newspapers, and miscellaneous printed materials	334	2 583 212	2 483 651	96.1	96.1	31.9
6101	Books	251	1 517 899	1 343 219	88.5	52.0	X
6102	Other periodicals, newspapers, and miscellaneous printed materials	139	1 415 094	1 140 432	80.6	44.1	X
6120	Art goods (including novelties and souvenirs)	12	62 798	14 098	22.5	.5	13.0
6122	Novelties and souvenirs	12	62 798	14 098	22.5	.5	X
9700	Service receipts and labor charges (including installed parts)	10	40 098	7 534	18.8	.3	X
9810	Miscellaneous commodities	20	107 642	14 492	13.5	.6	X
422920	Book, periodical, & newspaper whsle	334	X	2 583 212	X	100.0	87.4
2800	Toys and hobby goods and supplies	25	100 127	12 483	12.5	.5	2.8
2812	Other toys and games (including fireworks and children's vehicles)	25	100 127	12 483	12.5	.5	X
3130	Compact discs, prerecorded audio tapes, and phonograph records	25	77 320	2 746	3.6	.1	X
3140	Prerecorded video tapes	22	131 688	5 235	4.0	.2	X
3300	Stationery, office supplies and greeting cards	24	113 828	16 718	14.7	.6	7.0
3311	Business forms	12	5 168	109	2.1	Z	X
3312	Stationery, photocopy paper, and typing paper	12	5 168	53	1.0	Z	X
3315	Greeting cards	13	108 660	16 556	15.2	.6	X
6100	Books, periodicals, newspapers, and miscellaneous printed materials	334	2 583 212	2 483 651	96.1	96.1	31.9
6101	Books	251	1 517 899	1 343 219	88.5	52.0	X
6102	Other periodicals, newspapers, and miscellaneous printed materials	139	1 415 094	1 140 432	80.6	44.1	X
6120	Art goods (including novelties and souvenirs)	12	62 798	14 098	22.5	.5	13.0
6122	Novelties and souvenirs	12	62 798	14 098	22.5	.5	X
9700	Service receipts and labor charges (including installed parts)	10	40 098	7 534	18.8	.3	X
9810	Miscellaneous commodities	20	107 642	14 492	13.5	.6	X
42293	Flower, nursery stock, & florists' supplies whsle	234	X	678 119	X	100.0	79.6
0400	Household and lawn furniture	10	22 039	3 302	15.0	.5	X
0500	Household china, glassware, crockery, and plastic housewares	11	26 152	1 848	7.1	.3	X
1700	Hardware	7	13 618	2 042	15.0	.3	X
5330	Chemicals and allied products (excluding agricultural, plastics, gases, and petroleum)	7	13 618	682	5.0	.1	X
5800	Farm supplies	6	23 592	7 982	33.8	1.2	X
6110	Flowers and florists' supplies	234	678 119	608 017	89.7	89.7	X
6120	Art goods (including novelties and souvenirs)	6	40 121	5 297	13.2	.8	X
9810	Miscellaneous commodities	6	17 964	3 871	21.5	.6	X

See footnotes at end of table.

Table 7. Agents, Brokers, and Commission Merchants by Kind of Business and Commodity Line: 1997—Con.

[Includes only establishments with payroll. For meaning of abbreviations and symbols, see introductory text. For explanation of terms, see Appendix A]

NAICS code and CL code	Kind of business and commodity line	Establishments handling commodity line		Commodity line sales			Sales coverage percent
		Number	Total sales (\$1,000)	Amount ¹ (\$1,000)	As percent of total sales of—		
					Establishments handling line	Establishments in NAICS industry ¹	
422930	Flower, nursery stock, & florists' supplies whsle	234	X	678 119	X	100.0	79.6
0400	Household and lawn furniture	10	22 039	3 302	15.0	.5	X
0500	Household china, glassware, crockery, and plastic housewares	11	26 152	1 848	7.1	.3	X
1700	Hardware	7	13 618	2 042	15.0	.3	X
5330	Chemicals and allied products (excluding agricultural, plastics, gases, and petroleum)	7	13 618	682	5.0	.1	X
5800	Farm supplies	6	23 592	7 982	33.8	1.2	X
6110	Flowers and florists' supplies	234	678 119	608 017	89.7	89.7	X
6120	Art goods (including novelties and souvenirs)	6	40 121	5 297	13.2	.8	X
9810	Miscellaneous commodities	6	17 964	3 871	21.5	.6	X
42294	Tobacco & tobacco product whsle	33	X	62 175	X	100.0	50.1
4400	Confectionery	9	27 831	1 239	4.5	2.0	X
5900	Tobacco and tobacco products	33	62 175	55 116	88.6	88.6	24.0
5911	Cigars	22	55 249	1 718	3.1	2.8	X
5912	Cigarettes	28	61 408	53 126	86.5	85.4	X
5913	Other tobacco products (excluding leaf)	12	5 999	272	4.5	.4	X
422940	Tobacco & tobacco product whsle	33	X	62 175	X	100.0	50.1
4400	Confectionery	9	27 831	1 239	4.5	2.0	X
5900	Tobacco and tobacco products	33	62 175	55 116	88.6	88.6	24.0
5911	Cigars	22	55 249	1 718	3.1	2.8	X
5912	Cigarettes	28	61 408	53 126	86.5	85.4	X
5913	Other tobacco products (excluding leaf)	12	5 999	272	4.5	.4	X
42295	Paint, varnish, & supplies whsle	206	X	1 152 666	X	100.0	81.1
0530	Flooring and floor coverings	12	154 231	19 046	12.3	1.7	22.2
0531	Soft-surface (textile) floor coverings and accessories (including rugs, carpets, and pads)	12	154 231	16 362	10.6	1.4	X
0720	Roofing, siding, and insulation materials	11	100 670	14 775	14.7	1.3	2.2
0721	Roofing, except wood	11	100 670	14 775	14.7	1.3	X
1700	Hardware	25	328 521	67 955	20.7	5.9	29.6
1711	Hand tools (including power driven)	15	169 973	30 425	17.9	2.6	X
1713	Cutlery	14	219 098	36 080	16.5	3.1	X
1800	Plumbing and heating equipment and supplies (hydronics)	7	143 375	29 546	20.6	2.6	X
2460	Other industrial supplies	23	294 627	17 903	6.1	1.6	X
5300	Plastics materials and basic shapes	6	89 822	3 545	3.9	.3	X
5330	Chemicals and allied products (excluding agricultural, plastics, gases, and petroleum)	10	128 518	14 812	11.5	1.3	70.8
5342	Adhesives, sealants, and glues	6	85 132	8 891	10.4	.8	X
5344	Other chemicals and allied products	7	80 429	5 920	7.4	.5	X
6000	Paint, paint supplies, and wallpaper	206	1 152 666	877 476	76.1	76.1	43.8
6011	Architectural coatings (enamels, primers, stains, solvents, and lacquers)	101	549 628	257 211	46.8	22.3	X
6012	Industrial/OEM coatings (coatings applied by original manufacturers to products during manufacturing)	54	175 354	101 590	57.9	8.8	X
6013	Special purpose coatings (automotive, refinish, marine, traffic coatings)	22	113 026	50 672	44.8	4.4	X
6014	Paint supplies	98	742 671	432 937	58.3	37.6	X
6015	Wallpaper	32	107 607	35 066	32.6	3.0	X
9810	Miscellaneous commodities	9	52 705	3 263	6.2	.3	X
422950	Paint, varnish, & supplies whsle	206	X	1 152 666	X	100.0	81.1
0530	Flooring and floor coverings	12	154 231	19 046	12.3	1.7	22.2
0531	Soft-surface (textile) floor coverings and accessories (including rugs, carpets, and pads)	12	154 231	16 362	10.6	1.4	X
0720	Roofing, siding, and insulation materials	11	100 670	14 775	14.7	1.3	2.2
0721	Roofing, except wood	11	100 670	14 775	14.7	1.3	X
1700	Hardware	25	328 521	67 955	20.7	5.9	29.6
1711	Hand tools (including power driven)	15	169 973	30 425	17.9	2.6	X
1713	Cutlery	14	219 098	36 080	16.5	3.1	X
1800	Plumbing and heating equipment and supplies (hydronics)	7	143 375	29 546	20.6	2.6	X
2460	Other industrial supplies	23	294 627	17 903	6.1	1.6	X
5300	Plastics materials and basic shapes	6	89 822	3 545	3.9	.3	X
5330	Chemicals and allied products (excluding agricultural, plastics, gases, and petroleum)	10	128 518	14 812	11.5	1.3	70.8
5342	Adhesives, sealants, and glues	6	85 132	8 891	10.4	.8	X
5344	Other chemicals and allied products	7	80 429	5 920	7.4	.5	X
6000	Paint, paint supplies, and wallpaper	206	1 152 666	877 476	76.1	76.1	43.8
6011	Architectural coatings (enamels, primers, stains, solvents, and lacquers)	101	549 628	257 211	46.8	22.3	X
6012	Industrial/OEM coatings (coatings applied by original manufacturers to products during manufacturing)	54	175 354	101 590	57.9	8.8	X
6013	Special purpose coatings (automotive, refinish, marine, traffic coatings)	22	113 026	50 672	44.8	4.4	X
6014	Paint supplies	98	742 671	432 937	58.3	37.6	X
6015	Wallpaper	32	107 607	35 066	32.6	3.0	X
9810	Miscellaneous commodities	9	52 705	3 263	6.2	.3	X

See footnotes at end of table.

Table 7. Agents, Brokers, and Commission Merchants by Kind of Business and Commodity Line: 1997—Con.

[Includes only establishments with payroll. For meaning of abbreviations and symbols, see introductory text. For explanation of terms, see Appendix A]

NAICS code and CL code	Kind of business and commodity line	Establishments handling commodity line		Commodity line sales			Sales coverage percent
		Number	Total sales (\$1,000)	Amount ¹ (\$1,000)	As percent of total sales of—		
					Establishments handling line	Establishments in NAICS industry ¹	
4229501	Paint, varnish, & supplies whse	206	X	1 152 666	X	100.0	81.1
0530	Flooring and floor coverings	12	154 231	19 046	12.3	1.7	22.2
0531	Soft-surface (textile) floor coverings and accessories (including rugs, carpets, and pads)	12	154 231	16 362	10.6	1.4	X
0720	Roofing, siding, and insulation materials	11	100 670	14 775	14.7	1.3	2.2
0721	Roofing, except wood	11	100 670	14 775	14.7	1.3	X
1700	Hardware	25	328 521	67 955	20.7	5.9	29.6
1711	Hand tools (including power driven)	15	169 973	30 425	17.9	2.6	X
1713	Cutlery	14	219 098	36 080	16.5	3.1	X
1800	Plumbing and heating equipment and supplies (hydronics)	7	143 375	29 546	20.6	2.6	X
2460	Other industrial supplies	23	294 627	17 903	6.1	1.6	X
5300	Plastics materials and basic shapes	6	89 822	3 545	3.9	.3	X
5330	Chemicals and allied products (excluding agricultural, plastics, gases, and petroleum)	10	128 518	14 812	11.5	1.3	70.8
5342	Adhesives, sealants, and glues	6	85 132	8 891	10.4	.8	X
5344	Other chemicals and allied products	7	80 429	5 920	7.4	.5	X
6000	Paint, paint supplies, and wallpaper	206	1 152 666	877 476	76.1	76.1	43.8
6011	Architectural coatings (enamels, primers, stains, solvents, and lacquers)	101	549 628	257 211	46.8	22.3	X
6012	Industrial/OEM coatings (coatings applied by original manufacturers to products during manufacturing)	54	175 354	101 590	57.9	8.8	X
6013	Special purpose coatings (automotive, refinish, marine, traffic coatings)	22	113 026	50 672	44.8	4.4	X
6014	Paint supplies	98	742 671	432 937	58.3	37.6	X
6015	Wallpaper	32	107 607	35 066	32.6	3.0	X
9810	Miscellaneous commodities	9	52 705	3 263	6.2	.3	X
42299	Other miscellaneous nondurable goods whse	1 733	X	D	X	D	D
0100	New and used automobiles, motorcycles, etc.	7	D	D	D	D	X
0200	New and rebuilt automotive parts and supplies	8	D	D	D	D	X
0400	Household and lawn furniture	23	D	D	D	D	D
0411	Upholstered furniture	7	D	D	D	D	X
0412	Sleep furniture and equipment	10	D	D	D	D	X
0413	Lawn furniture and equipment	10	D	D	D	D	X
0420	Office and business furniture	7	D	D	D	D	X
0500	Household china, glassware, crockery, and plastic housewares	146	D	D	D	D	X
0520	Linens, domestics, curtains, and draperies	28	D	D	D	D	D
0521	Bedspreads, blankets, and bedding	12	D	D	D	D	X
0525	Other linens and domestics	11	D	D	D	D	X
0530	Flooring and floor coverings	25	D	D	D	D	D
0531	Soft-surface (textile) floor coverings and accessories (including rugs, carpets, and pads)	25	D	D	D	D	X
0540	Other home furnishings	135	D	D	D	D	D
0542	Mirrors, lamps, and picture frames	56	D	D	D	D	X
0543	Home furnishings, n.e.c.	22	D	D	D	D	X
0620	Plywood and millwork	19	D	D	D	D	X
0800	Photographic equipment and supplies (excluding video)	70	D	D	D	D	X
0900	Office equipment	24	D	D	D	D	X
0920	New computer equipment	6	D	D	D	D	X
0970	Store machines and equipment	8	D	D	D	D	X
1040	Religious and school supplies	25	D	D	D	D	X
1120	Flat iron and steel products	10	D	D	D	D	X
1140	Iron and steel wire and wire products	11	D	D	D	D	X
1200	Copper and brass	14	D	D	D	D	X
1220	Aluminum shapes, forms, etc.	6	D	D	D	D	X
1400	Electrical apparatus and equipment	24	D	D	D	D	D
1412	Switchgear and switchboard apparatus	21	D	D	D	D	X
1421	Other electrical apparatus and equipment (including fuses and lightning rods)	21	D	D	D	D	X
1500	Electrical appliances, household	35	D	D	D	D	X
1600	Electronic parts and equipment, except communication	36	D	D	D	D	D
1618	Electronic parts and equipment, n.e.c.	36	D	D	D	D	X
1650	Communication equipment and supplies	13	D	D	D	D	D
1653	Other electrical communication equipment	8	D	D	D	D	X
1700	Hardware	89	D	D	D	D	D
1711	Hand tools (including power driven)	44	D	D	D	D	X
1712	Bolts, nuts, rivets, and fasteners	41	D	D	D	D	X
1713	Cutlery	41	D	D	D	D	X
1800	Plumbing and heating equipment and supplies (hydronics)	19	D	D	D	D	D
1811	Plastic pipe fittings and valves (excluding pipe and tubing)	9	D	D	D	D	X
1812	Metal pipe fittings and valves (excluding pipe and tubing)	9	D	D	D	D	X
1813	Plumbing fixtures	9	D	D	D	D	X
1814	Furnaces, stoves, water heaters (except electric and warm air)	9	D	D	D	D	X
1818	Other plumbing and heating equipment and supplies	19	D	D	D	D	X
2220	Garden machinery, equipment, and parts	49	D	D	D	D	X
2320	General-purpose industrial machinery, equipment, and parts	16	D	D	D	D	D
2327	All other new general-purpose industrial machinery and equipment	10	D	D	D	D	X
2460	Other industrial supplies	15	D	D	D	D	D
2466	Industrial supplies, n.e.c.	9	D	D	D	D	X
2520	Custodial (janitors') equipment and supplies	10	D	D	D	D	X
2700	Sporting and recreational goods and supplies	95	D	D	D	D	X

See footnotes at end of table.

Table 7. Agents, Brokers, and Commission Merchants by Kind of Business and Commodity Line: 1997—Con.

[Includes only establishments with payroll. For meaning of abbreviations and symbols, see introductory text. For explanation of terms, see Appendix A]

NAICS code and CL code	Kind of business and commodity line	Establishments handling commodity line		Commodity line sales			Sales coverage percent
		Number	Total sales (\$1,000)	Amount ¹ (\$1,000)	As percent of total sales of—		
					Establishments handling line	Establishments in NAICS industry ¹	
42299	Other miscellaneous nondurable goods whlse—Con.						
2800	Toys and hobby goods and supplies	204	D	D	D	D	D
2812	Other toys and games (including fireworks and children's vehicles)	22	D	D	D	D	X
2813	Crafts and craft supplies	12	D	D	D	D	X
2814	Other hobby goods and accessories	25	D	D	D	D	X
2930	Recyclable paper and paperboard	15	D	D	D	D	X
2940	Recyclable materials, except metal	9	D	D	D	D	X
3000	Jewelry, diamonds, gem stones, and watches	88	D	D	D	D	D
3014	Watches, clocks, and watch movements and cases	6	D	D	D	D	X
3016	Other jewel., silverware, and plated ware (incl. jewel. where gemstones less than 50% of value, gold filled sterling, and costume jewel. and medallions)	27	D	D	D	D	X
3130	Compact discs, prerecorded audio tapes, and phonograph records	12	D	D	D	D	X
3140	Prerecorded video tapes	26	D	D	D	D	X
3200	Printing and writing paper	29	D	D	D	D	D
3213	Other printing and writing paper	22	D	D	D	D	X
3300	Stationery, office supplies and greeting cards	205	D	D	D	D	D
3312	Stationery, photocopy paper, and typing paper	153	D	D	D	D	X
3313	Inked ribbons, carbon paper, pens and pencils	126	D	D	D	D	X
3314	Toner and cartridges	126	D	D	D	D	X
3315	Greeting cards	39	D	D	D	D	X
3316	Other stationery supplies (envelopes, ruled forms, and binder paper)	17	D	D	D	D	X
3400	Industrial and personal services paper and plastics	66	D	D	D	D	D
3412	Paper dishes, cups, and napkins	6	D	D	D	D	X
3413	Industrial paper (wrapping, bags, cartons, etc.)	57	D	D	D	D	X
3414	Disposable plastic boxes, containers, cups, dishes, and supplies	6	D	D	D	D	X
3500	Drugs, pharmaceuticals, cosmetics, and toiletries	79	D	D	D	D	D
3512	Nonprescription pharmaceuticals	34	D	D	D	D	X
3513	Cosmetics	37	D	D	D	D	X
3514	Perfumes	34	D	D	D	D	X
3515	Other toiletries and druggists' sundries	72	D	D	D	D	X
3600	Piece goods, knit and woven	56	D	D	D	D	D
3613	Synthetics (excluding synthetic knits)	9	D	D	D	D	X
3614	Knit fabrics, n.e.c. (including double knit)	9	D	D	D	D	X
3700	Notions (buttons, ribbons, lace, sewing accessories, zippers, bindings, etc.)	54	D	D	D	D	X
3800	Men's and boys' wear	195	D	D	D	D	D
3812	Men's and boys' dress and casual shirts, slacks, and jeans	11	D	D	D	D	X
3815	Other men's and boys' wear (caps, hats, swimwear, neckwear, etc.)	11	D	D	D	D	X
3900	Women's and children's wear	92	D	D	D	D	D
3911	Infants' and children's wear (to size 6X)	10	D	D	D	D	X
3912	Women's misses', and girls' dresses and blouses	10	D	D	D	D	X
4000	Footwear	50	D	D	D	D	X
4100	Frozen foods (packaged)	7	D	D	D	D	D
4117	Other frozen foods (except frozen dairy products)	7	D	D	D	D	X
4200	Dairy products (excluding dried or canned)	23	D	D	D	D	D
4211	Butter	12	D	D	D	D	X
4212	Cheese	12	D	D	D	D	X
4213	Milk and cream, except raw	12	D	D	D	D	X
4215	Raw milk	12	D	D	D	D	X
4216	Other dairy products	23	D	D	D	D	X
4300	Poultry and poultry products	11	D	D	D	D	X
4400	Confectionery	27	D	D	D	D	X
4500	Fish and seafoods (excluding canned and frozen packaged)	8	D	D	D	D	X
4600	Meat and meat products (fresh and unpackaged)	23	D	D	D	D	D
4612	Veal (not killed on location)	12	D	D	D	D	X
4615	Sausage and prepared meats made on location	12	D	D	D	D	X
4616	Sausage and prepared meats not made on location	12	D	D	D	D	X
4618	Other meat products	23	D	D	D	D	X
4700	Fresh fruits and vegetables	8	D	D	D	D	X
4820	Bread and baked goods	11	D	D	D	D	D
4822	Cookies, cakes, and other baked goods	7	D	D	D	D	X
4840	Food and beverage basic materials (include flavoring extracts, fruit peel, hop extract, industrial molasses, sausage casings, malt, yeast, etc.)	9	D	D	D	D	X
4850	Soft drinks and bottled water	11	D	D	D	D	D
4851	Soft drinks, packaged	7	D	D	D	D	X
4860	Other grocery specialties	39	D	D	D	D	D
4864	Flour	18	D	D	D	D	X
4866	Sugar, refined	18	D	D	D	D	X
4868	Grocery specialties, n.e.c.	17	D	D	D	D	X
4900	Grain and beans	8	D	D	D	D	X
5300	Plastics materials and basic shapes	144	D	D	D	D	X
5330	Chemicals and allied products (excluding agricultural, plastics, gases, and petroleum)	25	D	D	D	D	X
5800	Farm supplies	8	D	D	D	D	X
5900	Tobacco and tobacco products	16	D	D	D	D	X
6000	Paint, paint supplies, and wallpaper	29	D	D	D	D	X
6100	Books, periodicals, newspapers, and miscellaneous printed materials	111	D	D	D	D	D
6101	Books	40	D	D	D	D	X
6110	Flowers and florists' supplies	51	D	D	D	D	X

See footnotes at end of table.

Table 7. Agents, Brokers, and Commission Merchants by Kind of Business and Commodity Line: 1997—Con.

[Includes only establishments with payroll. For meaning of abbreviations and symbols, see introductory text. For explanation of terms, see Appendix A]

NAICS code and CL code	Kind of business and commodity line	Establishments handling commodity line		Commodity line sales			Sales coverage percent
		Number	Total sales (\$1,000)	Amount ¹ (\$1,000)	As percent of total sales of—		
					Establishments handling line	Establishments in NAICS industry ¹	
42299	Other miscellaneous nondurable goods whse—Con.						
6120	Art goods (including novelties and souvenirs)	730	D	D	D	D	D
6121	Art materials	159	D	D	D	D	X
6122	Novelties and souvenirs	650	D	D	D	D	X
6130	Textile bags, bagging, and burlap	104	D	D	D	D	X
6150	Nondurable goods, n.e.c.	752	D	D	D	D	X
9700	Service receipts and labor charges (including installed parts)	106	D	D	D	D	D
9702	Parts installed in repair work	20	D	D	D	D	X
9703	Other service receipts and labor charges—Specify	80	D	D	D	D	X
9720	Receipts for service contracts	36	D	D	D	D	X
9730	Advertising specialties (paper novelties, etc.)	93	D	D	D	D	X
9740	Receipts for installing equipment	22	D	D	D	D	X
9810	Miscellaneous commodities	43	D	D	D	D	X
422990	Other miscellaneous nondurable goods whse	1 733	X	D	X	D	D
0100	New and used automobiles, motorcycles, etc.	7	D	D	D	D	X
0200	New and rebuilt automotive parts and supplies	8	D	D	D	D	X
0400	Household and lawn furniture	23	D	D	D	D	D
0411	Upholstered furniture	7	D	D	D	D	X
0412	Sleep furniture and equipment	10	D	D	D	D	X
0413	Lawn furniture and equipment	10	D	D	D	D	X
0420	Office and business furniture	7	D	D	D	D	X
0500	Household china, glassware, crockery, and plastic housewares	146	D	D	D	D	X
0520	Linens, domestics, curtains, and draperies	28	D	D	D	D	D
0521	Bedspreads, blankets, and bedding	12	D	D	D	D	X
0525	Other linens and domestics	11	D	D	D	D	X
0530	Flooring and floor coverings	25	D	D	D	D	D
0531	Soft-surface (textile) floor coverings and accessories (including rugs, carpets, and pads)	25	D	D	D	D	X
0540	Other home furnishings	135	D	D	D	D	D
0542	Mirrors, lamps, and picture frames	56	D	D	D	D	X
0543	Home furnishings, n.e.c.	22	D	D	D	D	X
0620	Plywood and millwork	19	D	D	D	D	X
0800	Photographic equipment and supplies (excluding video)	70	D	D	D	D	X
0900	Office equipment	24	D	D	D	D	X
0920	New computer equipment	6	D	D	D	D	X
0970	Store machines and equipment	8	D	D	D	D	X
1040	Religious and school supplies	25	D	D	D	D	X
1120	Flat iron and steel products	10	D	D	D	D	X
1140	Iron and steel wire and wire products	11	D	D	D	D	X
1200	Copper and brass	14	D	D	D	D	X
1220	Aluminum shapes, forms, etc.	6	D	D	D	D	X
1400	Electrical apparatus and equipment	24	D	D	D	D	D
1412	Switchgear and switchboard apparatus	21	D	D	D	D	X
1421	Other electrical apparatus and equipment (including fuses and lightning rods)	21	D	D	D	D	X
1500	Electrical appliances, household	35	D	D	D	D	X
1600	Electronic parts and equipment, except communication	36	D	D	D	D	D
1618	Electronic parts and equipment, n.e.c.	36	D	D	D	D	X
1650	Communication equipment and supplies	13	D	D	D	D	D
1653	Other electrical communication equipment	8	D	D	D	D	X
1700	Hardware	89	D	D	D	D	D
1711	Hand tools (including power driven)	44	D	D	D	D	X
1712	Bolts, nuts, rivets, and fasteners	41	D	D	D	D	X
1713	Cutlery	41	D	D	D	D	X
1800	Plumbing and heating equipment and supplies (hydronics)	19	D	D	D	D	D
1811	Plastic pipe fittings and valves (excluding pipe and tubing)	9	D	D	D	D	X
1812	Metal pipe fittings and valves (excluding pipe and tubing)	9	D	D	D	D	X
1813	Plumbing fixtures	9	D	D	D	D	X
1814	Furnaces, stoves, water heaters (except electric and warm air)	9	D	D	D	D	X
1818	Other plumbing and heating equipment and supplies	19	D	D	D	D	X
2220	Garden machinery, equipment, and parts	49	D	D	D	D	X
2320	General-purpose industrial machinery, equipment, and parts	16	D	D	D	D	D
2327	All other new general-purpose industrial machinery and equipment	10	D	D	D	D	X
2460	Other industrial supplies	15	D	D	D	D	D
2466	Industrial supplies, n.e.c.	9	D	D	D	D	X
2520	Custodial (janitors') equipment and supplies	10	D	D	D	D	X
2700	Sporting and recreational goods and supplies	95	D	D	D	D	X
2800	Toys and hobby goods and supplies	204	D	D	D	D	D
2812	Other toys and games (including fireworks and children's vehicles)	22	D	D	D	D	X
2813	Crafts and craft supplies	12	D	D	D	D	X
2814	Other hobby goods and accessories	25	D	D	D	D	X
2930	Recyclable paper and paperboard	15	D	D	D	D	X
2940	Recyclable materials, except metal	9	D	D	D	D	X
3000	Jewelry, diamonds, gem stones, and watches	88	D	D	D	D	D
3014	Watches, clocks, and watch movements and cases	6	D	D	D	D	X
3016	Other jewel., silverware, and plated ware (incl. jewel. where gemstones less than 50% of value, gold filled sterling, and costume jewel. and medallions)	27	D	D	D	D	X
3130	Compact discs, prerecorded audio tapes, and phonograph records	12	D	D	D	D	X

See footnotes at end of table.

Table 7. Agents, Brokers, and Commission Merchants by Kind of Business and Commodity Line: 1997—Con.

[Includes only establishments with payroll. For meaning of abbreviations and symbols, see introductory text. For explanation of terms, see Appendix A]

NAICS code and CL code	Kind of business and commodity line	Establishments handling commodity line		Commodity line sales			Sales coverage percent
		Number	Total sales (\$1,000)	Amount ¹ (\$1,000)	As percent of total sales of—		
					Establishments handling line	Establishments in NAICS industry ¹	
422990	Other miscellaneous nondurable goods whsle—Con.						
3140	Prerecorded video tapes	26	D	D	D	D	X
3200	Printing and writing paper	29	D	D	D	D	D
3213	Other printing and writing paper	22	D	D	D	D	X
3300	Stationery, office supplies and greeting cards	205	D	D	D	D	D
3312	Stationery, photocopy paper, and typing paper	153	D	D	D	D	X
3313	Inked ribbons, carbon paper, pens and pencils	126	D	D	D	D	X
3314	Toner and cartridges	126	D	D	D	D	X
3315	Greeting cards	39	D	D	D	D	X
3316	Other stationery supplies (envelopes, ruled forms, and binder paper) ...	17	D	D	D	D	X
3400	Industrial and personal services paper and plastics	66	D	D	D	D	D
3412	Paper dishes, cups, and napkins	6	D	D	D	D	X
3413	Industrial paper (wrapping, bags, cartons, etc.)	57	D	D	D	D	X
3414	Disposable plastic boxes, containers, cups, dishes, and supplies	6	D	D	D	D	X
3500	Drugs, pharmaceuticals, cosmetics, and toiletries	79	D	D	D	D	D
3512	Nonprescription pharmaceuticals	34	D	D	D	D	X
3513	Cosmetics	37	D	D	D	D	X
3514	Perfumes	34	D	D	D	D	X
3515	Other toiletries and druggists' sundries	72	D	D	D	D	X
3600	Piece goods, knit and woven	56	D	D	D	D	D
3613	Synthetics (excluding synthetic knits)	9	D	D	D	D	X
3614	Knit fabrics, n.e.c. (including double knit)	9	D	D	D	D	X
3700	Notions (buttons, ribbons, lace, sewing accessories, zippers, bindings, etc.)	54	D	D	D	D	X
3800	Men's and boys' wear	195	D	D	D	D	D
3812	Men's and boys' dress and casual shirts, slacks, and jeans	11	D	D	D	D	X
3815	Other men's and boys' wear (caps, hats, swimwear, neckwear, etc.)	11	D	D	D	D	X
3900	Women's and children's wear	92	D	D	D	D	D
3911	Infants' and children's wear (to size 6X)	10	D	D	D	D	X
3912	Women's misses', and girls' dresses and blouses	10	D	D	D	D	X
4000	Footwear	50	D	D	D	D	X
4100	Frozen foods (packaged)	7	D	D	D	D	D
4117	Other frozen foods (except frozen dairy products)	7	D	D	D	D	X
4200	Dairy products (excluding dried or canned)	23	D	D	D	D	D
4211	Butter	12	D	D	D	D	X
4212	Cheese	12	D	D	D	D	X
4213	Milk and cream, except raw	12	D	D	D	D	X
4215	Raw milk	12	D	D	D	D	X
4216	Other dairy products	23	D	D	D	D	X
4300	Poultry and poultry products	11	D	D	D	D	X
4400	Confectionery	27	D	D	D	D	X
4500	Fish and seafoods (excluding canned and frozen packaged)	8	D	D	D	D	X
4600	Meat and meat products (fresh and un packaged)	23	D	D	D	D	D
4612	Veal (not killed on location)	12	D	D	D	D	X
4615	Sausage and prepared meats made on location	12	D	D	D	D	X
4616	Sausage and prepared meats not made on location	12	D	D	D	D	X
4618	Other meat products	23	D	D	D	D	X
4700	Fresh fruits and vegetables	8	D	D	D	D	X
4820	Bread and baked goods	11	D	D	D	D	D
4822	Cookies, cakes, and other baked goods	7	D	D	D	D	X
4840	Food and beverage basic materials (include flavoring extracts, fruit peel, hop extract, industrial molasses, sausage casings, malt, yeast, etc.)	9	D	D	D	D	X
4850	Soft drinks and bottled water	11	D	D	D	D	D
4851	Soft drinks, packaged	7	D	D	D	D	X
4860	Other grocery specialties	39	D	D	D	D	D
4864	Flour	18	D	D	D	D	X
4866	Sugar, refined	18	D	D	D	D	X
4868	Grocery specialties, n.e.c.	17	D	D	D	D	X
4900	Grain and beans	8	D	D	D	D	X
5300	Plastics materials and basic shapes	144	D	D	D	D	X
5330	Chemicals and allied products (excluding agricultural, plastics, gases, and petroleum)	25	D	D	D	D	X
5800	Farm supplies	8	D	D	D	D	X
5900	Tobacco and tobacco products	16	D	D	D	D	X
6000	Paint, paint supplies, and wallpaper	29	D	D	D	D	X
6100	Books, periodicals, newspapers, and miscellaneous printed materials	111	D	D	D	D	D
6101	Books	40	D	D	D	D	X
6110	Flowers and florists' supplies	51	D	D	D	D	X
6120	Art goods (including novelties and souvenirs)	730	D	D	D	D	D
6121	Art materials	159	D	D	D	D	X
6122	Novelties and souvenirs	650	D	D	D	D	X
6130	Textile bags, bagging, and burlap	104	D	D	D	D	X
6150	Nondurable goods, n.e.c.	752	D	D	D	D	X
9700	Service receipts and labor charges (including installed parts)	106	D	D	D	D	D
9702	Parts installed in repair work	20	D	D	D	D	X
9703	Other service receipts and labor charges—Specify	80	D	D	D	D	X
9720	Receipts for service contracts	36	D	D	D	D	X
9730	Advertising specialties (paper novelties, etc.)	93	D	D	D	D	X
9740	Receipts for installing equipment	22	D	D	D	D	X

See footnotes at end of table.

Table 7. Agents, Brokers, and Commission Merchants by Kind of Business and Commodity Line: 1997—Con.

[Includes only establishments with payroll. For meaning of abbreviations and symbols, see introductory text. For explanation of terms, see Appendix A]

NAICS code and CL code	Kind of business and commodity line	Establishments handling commodity line		Commodity line sales			Sales coverage percent
		Number	Total sales (\$1,000)	Amount ¹ (\$1,000)	As percent of total sales of—		
					Establishments handling line	Establishments in NAICS industry ¹	
422990	Other miscellaneous nondurable goods whsle—Con.						
9810	Miscellaneous commodities	43	D	D	D	D	X
4229901	Art goods whsle	591	X	1 517 846	X	100.0	66.8
0400	Household and lawn furniture	7	27 590	1 193	4.3	.1	2.7
0411	Upholstered furniture	7	27 590	1 193	4.3	.1	X
0500	Household china, glassware, crockery, and plastic housewares	53	177 620	27 332	15.4	1.8	X
0520	Linens, domestics, curtains, and draperies	23	111 891	10 038	9.0	.7	4.7
0521	Bedspreads, blankets, and bedding	12	92 494	8 309	9.0	.5	X
0525	Other linens and domestics	11	19 397	1 729	8.9	.1	X
0540	Other home furnishings	68	267 175	26 739	10.0	1.8	8.2
0542	Mirrors, lamps, and picture frames	56	128 265	5 702	4.4	.4	X
0543	Home furnishings, n.e.c.	22	195 630	21 037	10.8	1.4	X
0800	Photographic equipment and supplies (excluding video)	6	24 145	1 007	4.2	.1	X
1200	Copper and brass	9	25 278	917	3.6	.1	X
2700	Sporting and recreational goods and supplies	11	36 846	1 534	4.2	.1	X
2800	Toys and hobby goods and supplies	47	159 329	22 686	14.2	1.5	10.4
2812	Other toys and games (including fireworks and children's vehicles)	22	46 727	5 890	12.6	.4	X
2813	Crafts and craft supplies	12	30 727	1 498	4.9	.1	X
2814	Other hobby goods and accessories	25	112 602	15 298	13.6	1.0	X
3000	Jewelry, diamonds, gem stones, and watches	27	51 173	7 367	14.4	.5	.8
3016	Other jewel., silverware, and plated ware (incl. jewel. where gemstones less than 50% of value, gold filled sterling, and costume jewel. and medallions)	27	51 173	7 367	14.4	.5	X
3300	Stationery, office supplies and greeting cards	63	246 555	27 616	11.2	1.8	7.4
3312	Stationery, photocopy paper, and typing paper	27	178 849	11 279	6.3	.7	X
3315	Greeting cards	39	214 663	11 780	5.5	.8	X
3316	Other stationery supplies (envelopes, ruled forms, and binder paper)	17	29 906	4 544	15.2	.3	X
3400	Industrial and personal services paper and plastics	9	7 307	2 038	27.9	.1	33.2
3412	Paper dishes, cups, and napkins	6	4 465	1 169	26.2	.1	X
3414	Disposable plastic boxes, containers, cups, dishes, and supplies	6	6 243	758	12.1	.1	X
3500	Drugs, pharmaceuticals, cosmetics, and toiletries	11	78 663	11 256	14.3	.7	1.4
3515	Other toiletries and druggists' sundries	6	29 114	3 454	11.9	.2	X
3900	Women's and children's wear	10	37 231	2 450	6.6	.2	8.4
3911	Infants' and children's wear (to size 6X)	10	37 231	2 004	5.4	.1	X
6100	Books, periodicals, newspapers, and miscellaneous printed materials	40	234 001	23 797	10.2	1.6	3.7
6101	Books	40	234 001	23 797	10.2	1.6	X
6110	Flowers and florists' supplies	24	73 893	7 499	10.1	.5	X
6120	Art goods (including novelties and souvenirs)	591	1 517 846	1 311 309	86.4	86.4	42.2
6121	Art materials	99	193 423	153 545	79.4	10.1	X
6122	Novelties and souvenirs	516	1 361 989	1 157 764	85.0	76.3	X
6150	Nondurable goods, n.e.c.	6	17 993	8 664	48.2	.6	X
9730	Advertising specialties (paper novelties, etc.)	10	19 257	2 071	10.8	.1	X
9810	Miscellaneous commodities	18	35 495	7 529	21.2	.5	X
4229902	General merchandise (nondurable goods) whsle	398	X	785 925	X	100.0	26.3
0100	New and used automobiles, motorcycles, etc.	7	23 337	237	1.0	Z	X
0200	New and rebuilt automotive parts and supplies	7	23 337	237	1.0	Z	X
0400	Household and lawn furniture	6	197 987	3 291	1.7	.4	X
0420	Office and business furniture	7	24 541	4 907	20.0	.6	X
0500	Household china, glassware, crockery, and plastic housewares	76	133 627	4 394	3.3	.6	X
0530	Flooring and floor coverings	23	19 270	3 766	19.5	.5	24.7
0531	Soft-surface (textile) floor coverings and accessories (including rugs, carpets, and pads)	23	19 270	3 766	19.5	.5	X
0540	Other home furnishings	59	88 645	12 160	13.7	1.5	X
0620	Plywood and millwork	19	198 233	26 403	13.3	3.4	X
0800	Photographic equipment and supplies (excluding video)	59	128 546	9 988	7.8	1.3	X
0900	Office equipment	23	32 451	2 610	8.0	.3	X
0920	New computer equipment	6	1 129	275	24.4	Z	X
0970	Store machines and equipment	8	7 908	154	1.9	Z	X
1040	Religious and school supplies	23	31 103	1 303	4.2	.2	X
1140	Iron and steel wire and wire products	7	7 646	221	2.9	Z	X
1400	Electrical apparatus and equipment	21	785	48	6.1	Z	12.5
1412	Switchgear and switchboard apparatus	21	785	41	5.2	Z	X
1421	Other electrical apparatus and equipment (including fuses and lightning rods)	21	785	7	.9	Z	X
1500	Electrical appliances, household	32	96 594	24 148	25.0	3.1	X
1600	Electronic parts and equipment, except communication	36	43 298	1 222	2.8	.2	.2
1618	Electronic parts and equipment, n.e.c.	36	43 298	1 222	2.8	.2	X
1650	Communication equipment and supplies	8	537	5	.9	Z	26.3
1653	Other electrical communication equipment	8	537	5	.9	Z	X
1700	Hardware	85	279 135	39 656	14.2	5.0	19.2
1711	Hand tools (including power driven)	44	278 807	39 650	14.2	5.0	X
1712	Bolts, nuts, rivets, and fasteners	41	328	3	.9	Z	X
1713	Cutlery	41	328	3	.9	Z	X

See footnotes at end of table.

Table 7. Agents, Brokers, and Commission Merchants by Kind of Business and Commodity Line: 1997—Con.

[Includes only establishments with payroll. For meaning of abbreviations and symbols, see introductory text. For explanation of terms, see Appendix A]

NAICS code and CL code	Kind of business and commodity line	Establishments handling commodity line		Commodity line sales			Sales coverage percent
		Number	Total sales (\$1,000)	Amount ¹ (\$1,000)	As percent of total sales of—		
					Establishments handling line	Establishments in NAICS industry ¹	
4229902	General merchandise (nondurable goods) whole—Con.						
1800	Plumbing and heating equipment and supplies (hydronics)	19	198 233	26 430	13.3	3.4	26.3
1811	Plastic pipe fittings and valves (excluding pipe and tubing)	9	241	3	1.2	Z	X
1812	Metal pipe fittings and valves (excluding pipe and tubing)	9	241	3	1.2	Z	X
1813	Plumbing fixtures	9	241	7	2.9	Z	X
1814	Furnaces, stoves, water heaters (except electric and warm air)	9	241	3	1.2	Z	X
1818	Other plumbing and heating equipment and supplies	19	198 233	26 414	13.3	3.4	X
2220	Garden machinery, equipment, and parts	45	96 838	1 936	2.0	.2	X
2320	General-purpose industrial machinery, equipment, and parts	6	49 304	12 324	25.0	1.6	X
2520	Custodial (janitors') equipment and supplies	10	18 664	1 862	10.0	.2	X
2700	Sporting and recreational goods and supplies	77	145 382	12 531	8.6	1.6	X
2800	Toys and hobby goods and supplies	144	190 525	9 474	5.0	1.2	X
2930	Recyclable paper and paperboard	10	34 882	6 975	20.0	.9	X
2940	Recyclable materials, except metal	7	23 337	237	1.0	Z	X
3000	Jewelry, diamonds, gem stones, and watches	55	44 772	5 489	12.3	.7	X
3130	Compact discs, prerecorded audio tapes, and phonograph records	7	23 337	237	1.0	Z	X
3140	Prerecorded video tapes	24	29 918	370	1.2	Z	X
3200	Printing and writing paper	22	47 873	7 367	15.4	.9	13.3
3213	Other printing and writing paper	22	47 873	7 367	15.4	.9	X
3300	Stationery, office supplies and greeting cards	126	120 016	15 020	12.5	1.9	6.1
3312	Stationery, photocopy paper, and typing paper	126	120 016	3 766	3.1	.5	X
3313	Inked ribbons, carbon paper, pens and pencils	126	120 016	7 463	6.2	1.0	X
3314	Toner and cartridges	126	120 016	3 766	3.1	.5	X
3400	Industrial and personal services paper and plastics	55	86 321	15 110	17.5	1.9	10.8
3413	Industrial paper (wrapping, bags, cartons, etc.)	55	86 321	15 110	17.5	1.9	X
3500	Drugs, pharmaceuticals, cosmetics, and toiletries	65	65 173	8 101	12.4	1.0	16.7
3512	Nonprescription pharmaceuticals	34	16 420	234	1.4	Z	X
3513	Cosmetics	32	48 753	3 491	7.2	.4	X
3514	Perfumes	34	16 420	349	2.1	Z	X
3515	Other toiletries and druggists' sundries	65	65 173	3 988	6.1	.5	X
3600	Piece goods, knit and woven	36	48 797	3 526	7.2	.4	X
3700	Notions (buttons, ribbons, lace, sewing accessories, zippers, bindings, etc.)	43	67 207	10 086	15.0	1.3	X
3800	Men's and boys' wear	175	200 603	14 888	7.4	1.9	X
3900	Women's and children's wear	75	63 703	6 474	10.2	.8	X
4000	Footwear	43	50 216	2 562	5.1	.3	X
4100	Frozen foods (packaged)	7	3 478	866	24.9	.1	26.3
4117	Other frozen foods (except frozen dairy products)	7	3 478	866	24.9	.1	X
4200	Dairy products (excluding dried or canned)	23	11 391	2 448	21.5	.3	26.3
4211	Butter	12	7 913	154	1.9	Z	X
4212	Cheese	12	7 913	154	1.9	Z	X
4213	Milk and cream, except raw	12	7 913	154	1.9	Z	X
4215	Raw milk	12	7 913	154	1.9	Z	X
4216	Other dairy products	23	11 391	1 832	16.1	.2	X
4300	Poultry and poultry products	8	7 908	392	5.0	.1	X
4400	Confectionery	23	16 527	643	3.9	.1	X
4500	Fish and seafoods (excluding canned and frozen packaged)	8	7 908	392	5.0	.1	X
4600	Meat and meat products (fresh and un packaged)	23	11 391	1 655	14.5	.2	26.3
4612	Veal (not killed on location)	12	7 913	148	1.9	Z	X
4615	Sausage and prepared meats made on location	12	7 913	148	1.9	Z	X
4616	Sausage and prepared meats not made on location	12	7 913	148	1.9	Z	X
4618	Other meat products	23	11 391	1 173	10.3	.1	X
4700	Fresh fruits and vegetables	8	7 908	1 974	25.0	.3	X
4820	Bread and baked goods	7	3 478	866	24.9	.1	26.3
4822	Cookies, cakes, and other baked goods	7	3 478	866	24.9	.1	X
4840	Food and beverage basic materials (include flavoring extracts, fruit peel, hop extract, industrial molasses, sausage casings, malt, yeast, etc.)	8	7 908	789	10.0	.1	X
4850	Soft drinks and bottled water	7	165 297	41 324	25.0	5.3	26.3
4851	Soft drinks, packaged	7	165 297	41 324	25.0	5.3	X
4860	Other grocery specialties	35	181 820	43 194	23.8	5.5	25.2
4864	Flour	18	8 288	158	1.9	Z	X
4866	Sugar, refined	18	8 288	158	1.9	Z	X
4868	Grocery specialties, n.e.c.	17	173 532	42 877	24.7	5.5	X
4900	Grain and beans	8	7 908	154	1.9	Z	X
5300	Plastics materials and basic shapes	131	447 437	67 598	15.1	8.6	X
5330	Chemicals and allied products (excluding agricultural, plastics, gases, and petroleum)	23	18 915	1 876	9.9	.2	X
5800	Farm supplies	6	197 987	29 692	15.0	3.8	X
5900	Tobacco and tobacco products	8	19 413	3 879	20.0	.5	X
6000	Paint, paint supplies, and wallpaper	29	198 835	13 221	6.6	1.7	X
6100	Books, periodicals, newspapers, and miscellaneous printed materials	63	43 620	4 057	9.3	.5	X
6110	Flowers and florists' supplies	25	58 219	5 432	9.3	.7	X
6120	Art goods (including novelties and souvenirs)	130	170 990	11 608	6.8	1.5	14.9
6121	Art materials	54	52 539	2 185	4.2	.3	X
6122	Novelties and souvenirs	130	170 990	9 423	5.5	1.2	X
6130	Textile bags, bagging, and burlap	59	127 592	19 787	15.5	2.5	X
6150	Nondurable goods, n.e.c.	37	99 980	76 533	76.5	9.7	X
9700	Service receipts and labor charges (including installed parts)	100	438 456	139 988	31.9	17.8	14.5
9702	Parts installed in repair work	20	1 718	572	33.3	.1	X
9703	Other service receipts and labor charges—Specify	80	436 738	139 416	31.9	17.7	X
9720	Receipts for service contracts	32	1 928	545	28.3	.1	X
9730	Advertising specialties (paper novelties, etc.)	78	133 832	18 683	14.0	2.4	X
9740	Receipts for installing equipment	22	1 672	437	26.1	.1	X

See footnotes at end of table.

Table 7. Agents, Brokers, and Commission Merchants by Kind of Business and Commodity Line: 1997—Con.

[Includes only establishments with payroll. For meaning of abbreviations and symbols, see introductory text. For explanation of terms, see Appendix A]

NAICS code and CL code	Kind of business and commodity line	Establishments handling commodity line		Commodity line sales			Sales coverage percent
		Number	Total sales (\$1,000)	Amount ¹ (\$1,000)	As percent of total sales of—		
					Establishments handling line	Establishments in NAICS industry ¹	
4229902	General merchandise (nondurable goods) whsle—Con.						
9810	Miscellaneous commodities	20	9 223	1 597	17.3	.2	X
4229903	Textile bags, bagging, & burlap whsle	40	X	54 043	X	100.0	57.1
6130	Textile bags, bagging, and burlap	40	54 043	47 674	88.2	88.2	X
4229904	Other nondurable goods whsle	704	X	D	X	D	D
0400	Household and lawn furniture	10	D	D	D	D	D
0412	Sleep furniture and equipment	10	D	D	D	D	X
0413	Lawn furniture and equipment	10	D	D	D	D	X
0500	Household china, glassware, crockery, and plastic housewares	17	D	D	D	D	X
0540	Other home furnishings	8	D	D	D	D	X
2320	General-purpose industrial machinery, equipment, and parts	10	D	D	D	D	D
2327	All other new general-purpose industrial machinery and equipment	10	D	D	D	D	X
2460	Other industrial supplies	9	D	D	D	D	D
2466	Industrial supplies, n.e.c.	9	D	D	D	D	X
2700	Sporting and recreational goods and supplies	7	D	D	D	D	X
2800	Toys and hobby goods and supplies	12	D	D	D	D	X
3000	Jewelry, diamonds, gem stones, and watches	6	D	D	D	D	D
3014	Watches, clocks, and watch movements and cases	6	D	D	D	D	X
3300	Stationery, office supplies and greeting cards	16	D	D	D	D	X
3600	Piece goods, knit and woven	18	D	D	D	D	D
3613	Synthetics (excluding synthetic knits)	9	D	D	D	D	X
3614	Knit fabrics, n.e.c. (including double knit)	9	D	D	D	D	X
3700	Notions (buttons, ribbons, lace, sewing accessories, zippers, bindings, etc.)	10	D	D	D	D	X
3800	Men's and boys' wear	16	D	D	D	D	D
3812	Men's and boys' dress and casual shirts, slacks, and jeans	8	D	D	D	D	X
3815	Other men's and boys' wear (caps, hats, swimwear, neckwear, etc.)	8	D	D	D	D	X
3900	Women's and children's wear	6	D	D	D	D	D
3912	Women's misses', and girls' dresses and blouses	6	D	D	D	D	X
5300	Plastics materials and basic shapes	13	D	D	D	D	X
5900	Tobacco and tobacco products	8	D	D	D	D	X
6100	Books, periodicals, newspapers, and miscellaneous printed materials	8	D	D	D	D	X
6120	Art goods (including novelties and souvenirs)	8	D	D	D	D	D
6121	Art materials	6	D	D	D	D	X
6150	Nondurable goods, n.e.c.	704	D	D	D	D	X

¹Commodity line sales and line percents may not add to totals due to exclusion of selected lines to avoid disclosing data for individual companies and/or due to rounding.

Table 8. Agents, Brokers, and Commission Merchants by Broad Commodity Line and Kind of Business: 1997

[Includes only establishments with payroll. For meaning of abbreviations and symbols, see introductory text. For explanation of terms, see Appendix A]

CL code and NAICS code	Commodity line and kind of business	Establishments (number)	Sales (\$1,000)	Percent of sales accounted for by kind of business ¹	Coverage in percents
0100	New and used automobiles, motorcycles, etc.	543	44 271 708	100.0	74.9
421	Wholesale trade, durable goods	535	44 271 265	100.0	78.8
4211	Motor vehicle & motor vehicle parts & supplies whsle	518	44 252 672	100.0	87.5
42111	Automobile & other motor vehicle whsle	516	44 251 896	100.0	92.3
421110	Automobile & other motor vehicle whsle	516	44 251 896	100.0	92.3
4211101	Automobile & motorcycle whsle	497	44 181 174	99.8	93.0
4211103	Light truck & van (14,000 lb or less) whsle	16	69 466	.2	72.0
4218	Machinery, equipment, & supplies whsle	6	14 240	Z	X
4219	Miscellaneous durable goods whsle	10	D	D	X
42199	Other miscellaneous durable goods whsle	10	1 043	Z	X
421990	Other miscellaneous durable goods whsle	10	1 043	Z	X
4219903	General merchandise (durable goods) whsle	9	D	D	X
422	Wholesale trade, nondurable goods	8	443	Z	X
4229	Miscellaneous nondurable goods whsle	7	D	D	X
42299	Other miscellaneous nondurable goods whsle	7	D	D	X
422990	Other miscellaneous nondurable goods whsle	7	D	D	X
4229902	General merchandise (nondurable goods) whsle	7	237	Z	X
0120	Buses, campers, and motor homes	84	329 958	100.0	68.0
421	Wholesale trade, durable goods	84	329 958	100.0	71.5
4211	Motor vehicle & motor vehicle parts & supplies whsle	83	329 851	100.0	79.6
42111	Automobile & other motor vehicle whsle	80	329 794	100.0	84.1
421110	Automobile & other motor vehicle whsle	80	329 794	100.0	84.1
4211101	Automobile & motorcycle whsle	49	51 225	15.5	84.4
4211102	Bus & recreational vehicle whsle	26	D	D	D
0130	Light trucks and vans (14,000 lb or less)	312	12 670 354	100.0	73.7
421	Wholesale trade, durable goods	312	12 670 354	100.0	77.6
4211	Motor vehicle & motor vehicle parts & supplies whsle	307	12 670 222	100.0	86.1
42111	Automobile & other motor vehicle whsle	306	12 670 058	100.0	90.8
421110	Automobile & other motor vehicle whsle	306	12 670 058	100.0	90.8
4211101	Automobile & motorcycle whsle	281	12 552 727	99.1	91.5
4211103	Light truck & van (14,000 lb or less) whsle	21	114 678	.9	72.0
0140	Medium trucks and tractors (14,000 to 26,000 lb)	64	128 391	100.0	X
421	Wholesale trade, durable goods	64	128 391	100.0	X
4211	Motor vehicle & motor vehicle parts & supplies whsle	62	128 233	99.9	X
42111	Automobile & other motor vehicle whsle	58	127 796	99.5	X
421110	Automobile & other motor vehicle whsle	58	127 796	99.5	X
4211101	Automobile & motorcycle whsle	25	27 430	21.4	X
4211104	Medium truck & tractor (14,001 lb to 26,000 lb) whsle	16	D	D	X
4211105	Heavy truck & tractor (over 26,000 lb) whsle	12	D	D	X
0150	Heavy trucks and tractors (over 26,000 lb)	107	537 034	100.0	69.5
421	Wholesale trade, durable goods	106	536 991	100.0	73.1
4211	Motor vehicle & motor vehicle parts & supplies whsle	96	529 520	98.6	83.1
42111	Automobile & other motor vehicle whsle	93	526 273	98.0	87.9
421110	Automobile & other motor vehicle whsle	93	526 273	98.0	87.9
4211101	Automobile & motorcycle whsle	17	80 626	15.0	96.4
4211105	Heavy truck & tractor (over 26,000 lb) whsle	70	D	D	D
4218	Machinery, equipment, & supplies whsle	10	7 471	1.4	5.5
42181	Construction & mining (except petroleum) machinery & equip whsle	9	6 539	1.2	4.4
421810	Construction & mining (except petroleum) machinery & equip whsle	9	6 539	1.2	4.4
0200	New and rebuilt automotive parts and supplies	1 314	15 770 586	100.0	58.0
421	Wholesale trade, durable goods	1 283	15 748 187	99.9	61.4
4211	Motor vehicle & motor vehicle parts & supplies whsle	1 092	15 460 283	98.0	72.7
42111	Automobile & other motor vehicle whsle	22	106 144	.7	90.8
421110	Automobile & other motor vehicle whsle	22	106 144	.7	90.8
4211101	Automobile & motorcycle whsle	12	88 490	.6	94.9
4211105	Heavy truck & tractor (over 26,000 lb) whsle	8	D	D	X
42112	Motor vehicle supplies & new parts whsle	1 064	15 353 384	97.4	57.7
421120	Motor vehicle supplies & new parts whsle	1 064	15 353 384	97.4	57.7
4211201	Motor vehicle supplies & new parts—warehouse distributors	395	4 168 035	26.4	56.7
4211202	Motor vehicle supplies & new parts—jobbers	669	11 185 349	70.9	58.4
42113	Tire & tube whsle	6	755	Z	X
421130	Tire & tube whsle	6	755	Z	X
4213	Lumber & other construction materials whsle	12	10 211	.1	X
42139	Other construction materials whsle	11	9 791	.1	X
421390	Other construction materials whsle	11	9 791	.1	X
4213902	Other construction materials whsle	9	3 070	Z	X
4215	Metal & mineral (except petroleum) whsle	8	15 404	.1	35.5
42151	Metal service centers & offices	8	15 404	.1	35.4
421510	Metal service centers & offices	8	15 404	.1	35.4
4215101	Ferrous metal service centers & sales offices	6	7 754	Z	68.9
42151012	Ferrous metal sales offices	6	7 754	Z	67.4
4217	Hardware, & plumbing & heating equipment & supplies whsle	21	D	D	D
42171	Hardware whsle	19	106 047	.7	34.5
421710	Hardware whsle	19	106 047	.7	34.5

See footnotes at end of table.

Table 8. Agents, Brokers, and Commission Merchants by Broad Commodity Line and Kind of Business: 1997—Con.

[Includes only establishments with payroll. For meaning of abbreviations and symbols, see introductory text. For explanation of terms, see Appendix A]

CL code and NAICS code	Commodity line and kind of business	Establishments (number)	Sales (\$1,000)	Percent of sales accounted for by kind of business ¹	Coverage in percents
0200	New and rebuilt automotive parts and supplies—Con.				
421	Wholesale trade, durable goods—Con.				
4218	Machinery, equipment, & supplies whsle	69	48 783	.3	6.5
42181	Construction & mining (except petroleum) machinery & equip whsle	6	3 115	Z	34.8
421810	Construction & mining (except petroleum) machinery & equip whsle	6	3 115	Z	34.8
42183	Industrial machinery & equipment whsle	35	12 101	.1	5.9
421830	Industrial machinery & equipment whsle	35	12 101	.1	5.9
4218303	General-purpose industrial machinery & equipment whsle	16	7 393	Z	8.5
4218307	Other industrial machinery & equipment whsle	16	3 882	Z	X
42184	Industrial supplies whsle	14	24 987	.2	X
421840	Industrial supplies whsle	14	24 987	.2	X
4218401	General-line industrial supplies whsle	9	23 600	.2	X
42186	Transportation equipment & supplies (exc motor vehicle) whsle	10	3 860	Z	X
421860	Transportation equipment & supplies (exc motor vehicle) whsle	10	3 860	Z	X
4218601	Aircraft & aeronautical equipment & supplies whsle	8	2 165	Z	X
4219	Miscellaneous durable goods whsle	72	D	D	D
42199	Other miscellaneous durable goods whsle	69	65 350	.4	15.5
421990	Other miscellaneous durable goods whsle	69	65 350	.4	15.5
4219903	General merchandise (durable goods) whsle	69	D	D	D
422	Wholesale trade, nondurable goods	31	22 399	.1	8.9
4226	Chemical & allied products whsle	14	12 331	.1	3.8
42261	Plastics materials & basic forms & shapes whsle	7	10 242	.1	X
422610	Plastics materials & basic forms & shapes whsle	7	10 242	.1	X
42269	Other chemical & allied products whsle	7	2 089	Z	22.8
422690	Other chemical & allied products whsle	7	2 089	Z	22.8
4226902	Other chemical & allied products whsle	7	2 089	Z	22.8
4229	Miscellaneous nondurable goods whsle	9	D	D	X
42299	Other miscellaneous nondurable goods whsle	8	D	D	X
422990	Other miscellaneous nondurable goods whsle	8	D	D	X
4229902	General merchandise (nondurable goods) whsle	7	237	Z	X
0240	Used automotive parts, accessories, and equipment	33	36 374	100.0	X
421	Wholesale trade, durable goods	33	36 374	100.0	X
4211	Motor vehicle & motor vehicle parts & supplies whsle	30	34 128	93.8	X
42112	Motor vehicle supplies & new parts whsle	28	33 880	93.1	X
421120	Motor vehicle supplies & new parts whsle	28	33 880	93.1	X
4211201	Motor vehicle supplies & new parts—warehouse distributors	17	21 418	58.9	X
4211202	Motor vehicle supplies & new parts—jobbers	11	12 462	34.3	X
0250	Petroleum products marketing equipment	96	240 175	100.0	X
421	Wholesale trade, durable goods	95	240 139	100.0	X
4211	Motor vehicle & motor vehicle parts & supplies whsle	95	240 139	100.0	X
42112	Motor vehicle supplies & new parts whsle	95	240 139	100.0	X
421120	Motor vehicle supplies & new parts whsle	95	240 139	100.0	X
4211201	Motor vehicle supplies & new parts—warehouse distributors	14	11 487	4.8	X
4211202	Motor vehicle supplies & new parts—jobbers	16	15 703	6.5	X
4211203	Petroleum products marketing equipment whsle	65	212 949	88.7	X
0300	Tires and tubes	103	219 871	100.0	61.1
421	Wholesale trade, durable goods	101	219 104	99.7	64.5
4211	Motor vehicle & motor vehicle parts & supplies whsle	75	213 909	97.3	72.9
42112	Motor vehicle supplies & new parts whsle	19	32 809	14.9	61.6
421120	Motor vehicle supplies & new parts whsle	19	32 809	14.9	61.6
4211201	Motor vehicle supplies & new parts—warehouse distributors	7	17 053	7.8	46.9
4211202	Motor vehicle supplies & new parts—jobbers	12	15 756	7.2	77.8
42113	Tire & tube whsle	51	180 816	82.2	73.1
421130	Tire & tube whsle	51	180 816	82.2	73.1
4219	Miscellaneous durable goods whsle	25	D	D	X
42199	Other miscellaneous durable goods whsle	25	3 502	1.6	X
421990	Other miscellaneous durable goods whsle	25	3 502	1.6	X
4219903	General merchandise (durable goods) whsle	25	D	D	X
0400	Household and lawn furniture	1 306	4 790 542	100.0	50.2
421	Wholesale trade, durable goods	1 247	4 748 826	99.1	55.7
4212	Furniture & home furnishings whsle	1 151	4 576 690	95.5	64.0
42121	Furniture whsle	992	4 229 413	88.3	61.3
421210	Furniture whsle	992	4 229 413	88.3	61.3
4212101	Household & lawn furniture whsle	938	4 188 304	87.4	58.3
4212102	Office & business furniture whsle	54	41 109	.9	80.0
42122	Home furnishings whsle	159	347 277	7.2	68.6
421220	Home furnishings whsle	159	347 277	7.2	68.6
4212201	Household china, glassware, & crockery whsle	33	269 327	5.6	X
4212202	Linens, domestics, draperies, & curtains whsle	26	16 602	.3	54.4
4212203	Floor coverings whsle	15	8 140	.2	79.3
4212204	Other home furnishings whsle	85	53 208	1.1	53.4
4214	Professional & commercial equipment & supplies whsle	7	7 245	.2	X
4216	Electrical goods whsle	11	20 744	.4	27.4
42162	Electrical appliance, television & radio set whsle	8	15 838	.3	14.6
421620	Electrical appliance, television & radio set whsle	8	15 838	.3	14.6
4217	Hardware, & plumbing & heating equipment & supplies whsle	25	D	D	D
42171	Hardware whsle	17	35 144	.7	2.7
421710	Hardware whsle	17	35 144	.7	2.7
42172	Plumbing & heating equipment & supplies (hydronics) whsle	8	36 421	.8	X
421720	Plumbing & heating equipment & supplies (hydronics) whsle	8	36 421	.8	X

See footnotes at end of table.

Table 8. Agents, Brokers, and Commission Merchants by Broad Commodity Line and Kind of Business: 1997—Con.

[Includes only establishments with payroll. For meaning of abbreviations and symbols, see introductory text. For explanation of terms, see Appendix A]

CL code and NAICS code	Commodity line and kind of business	Establishments (number)	Sales (\$1,000)	Percent of sales accounted for by kind of business ¹	Coverage in percents
0400	Household and lawn furniture—Con.				
421	Wholesale trade, durable goods—Con.				
4218	Machinery, equipment, & supplies whsle	6	6 100	.1	X
42182	Farm & garden machinery & equipment whsle	6	6 100	.1	X
421820	Farm & garden machinery & equipment whsle	6	6 100	.1	X
4218203	Lawn & garden machinery & equipment whsle	6	6 100	.1	X
4219	Miscellaneous durable goods whsle	42	D	D	D
42191	Sporting & recreational goods & supplies whsle	14	55 456	1.2	X
421910	Sporting & recreational goods & supplies whsle	14	55 456	1.2	X
42199	Other miscellaneous durable goods whsle	23	1 316	Z	24.1
421990	Other miscellaneous durable goods whsle	23	1 316	Z	24.1
4219903	General merchandise (durable goods) whsle	23	D	D	D
422	Wholesale trade, nondurable goods	59	41 716	.9	8.5
4223	Apparel, piece goods, & notions whsle	19	20 312	.4	41.7
42231	Piece goods, notions, & other dry goods whsle	11	14 523	.3	X
422310	Piece goods, notions, & other dry goods whsle	11	14 523	.3	X
4223101	Piece goods—jobbers	11	14 523	.3	X
42233	Women's, children's, & infants' clothing & accessories whsle	6	5 680	.1	X
422330	Women's, children's, & infants' clothing & accessories whsle	6	5 680	.1	X
4229	Miscellaneous nondurable goods whsle	38	D	D	D
42293	Flower, nursery stock, & florists' supplies whsle	10	3 302	.1	X
422930	Flower, nursery stock, & florists' supplies whsle	10	3 302	.1	X
42299	Other miscellaneous nondurable goods whsle	23	D	D	D
422990	Other miscellaneous nondurable goods whsle	23	D	D	D
4229901	Art goods whsle	7	1 193	Z	2.7
4229902	General merchandise (nondurable goods) whsle	6	3 291	.1	X
4229904	Other nondurable goods whsle	10	D	D	D
0420	Office and business furniture	939	2 736 864	100.0	51.3
421	Wholesale trade, durable goods	843	2 653 982	97.0	59.3
4212	Furniture & home furnishings whsle	774	2 454 536	89.7	60.6
42121	Furniture whsle	729	2 425 802	88.6	60.0
421210	Furniture whsle	729	2 425 802	88.6	60.0
4212101	Household & lawn furniture whsle	97	91 944	3.4	72.6
4212102	Office & business furniture whsle	632	2 333 858	85.3	60.8
42122	Home furnishings whsle	45	28 734	1.1	47.9
421220	Home furnishings whsle	45	28 734	1.1	47.9
4212201	Household china, glassware, & crockery whsle	7	7 460	.3	X
4212202	Floor coverings whsle	15	6 281	.2	41.7
4212204	Other home furnishings whsle	20	13 593	.5	31.2
4214	Professional & commercial equipment & supplies whsle	52	115 157	4.2	31.1
42142	Office equipment whsle	19	48 068	1.8	30.2
421420	Office equipment whsle	19	48 068	1.8	30.2
42143	Computer & computer peripheral equipment & software whsle	13	47 085	1.7	X
421430	Computer & computer peripheral equipment & software whsle	13	47 085	1.7	X
4214301	Computer & peripheral equipment whsle	11	46 808	1.7	X
42143011	Computers & peripheral equipment for resale	6	27 669	1.0	X
42144	Other commercial equipment whsle	12	19 013	.7	61.3
421440	Other commercial equipment whsle	12	19 013	.7	61.3
4214401	Restaurant & hotel equipment & supplies whsle	10	17 234	.6	X
4216	Electrical goods whsle	6	5 147	.2	X
4219	Miscellaneous durable goods whsle	7	D	D	X
422	Wholesale trade, nondurable goods	96	82 882	3.0	6.9
4221	Paper & paper product whsle	85	76 106	2.8	5.2
42211	Printing & writing paper whsle	7	1 382	.1	35.7
422110	Printing & writing paper whsle	7	1 382	.1	35.7
42212	Stationery & office supplies whsle	74	74 532	2.7	4.5
422120	Stationery & office supplies whsle	74	74 532	2.7	4.5
4229	Miscellaneous nondurable goods whsle	10	D	D	X
42299	Other miscellaneous nondurable goods whsle	7	D	D	X
422990	Other miscellaneous nondurable goods whsle	7	D	D	X
4229902	General merchandise (nondurable goods) whsle	7	4 907	.2	X
0500	Household china, glassware, crockery, and plastic housewares	734	1 859 125	100.0	X
421	Wholesale trade, durable goods	542	1 800 159	96.8	X
4212	Furniture & home furnishings whsle	432	1 710 528	92.0	X
42121	Furniture whsle	30	38 995	2.1	X
421210	Furniture whsle	30	38 995	2.1	X
4212101	Household & lawn furniture whsle	30	38 995	2.1	X
42122	Home furnishings whsle	402	1 671 533	89.9	X
421220	Home furnishings whsle	402	1 671 533	89.9	X
4212201	Household china, glassware, & crockery whsle	279	1 586 819	85.4	X
4212202	Linens, domestics, draperies, & curtains whsle	24	13 268	.7	X
4212203	Floor coverings whsle	15	6 880	.4	X
4212204	Other home furnishings whsle	84	64 566	3.5	X
4216	Electrical goods whsle	18	18 018	1.0	X
42162	Electrical appliance, television & radio set whsle	17	17 055	.9	X
421620	Electrical appliance, television & radio set whsle	17	17 055	.9	X
4217	Hardware, & plumbing & heating equipment & supplies whsle	7	D	D	X
42171	Hardware whsle	6	1 584	.1	X
421710	Hardware whsle	6	1 584	.1	X

See footnotes at end of table.

Table 8. Agents, Brokers, and Commission Merchants by Broad Commodity Line and Kind of Business: 1997—Con.

[Includes only establishments with payroll. For meaning of abbreviations and symbols, see introductory text. For explanation of terms, see Appendix A]

CL code and NAICS code	Commodity line and kind of business	Establishments (number)	Sales (\$1,000)	Percent of sales accounted for by kind of business ¹	Coverage in percents
0500	Household china, glassware, crockery, and plastic housewares—Con.				
421	Wholesale trade, durable goods—Con.				
4219	Miscellaneous durable goods whsle	81	D	D	X
42191	Sporting & recreational goods & supplies whsle	8	44 045	2.4	X
421910	Sporting & recreational goods & supplies whsle	8	44 045	2.4	X
42194	Jewelry/watch/silverware/precious stone, & precious metal whsle	11	1 410	.1	X
421940	Jewelry/watch/silverware/precious stone, & precious metal whsle	11	1 410	.1	X
4219401	Jewelry, watch, diamonds, precious stone, & silverware whsle	11	D	D	X
42199	Other miscellaneous durable goods whsle	57	18 589	1.0	X
421990	Other miscellaneous durable goods whsle	57	18 589	1.0	X
4219903	General merchandise (durable goods) whsle	57	D	D	X
422	Wholesale trade, nondurable goods	192	58 966	3.2	X
4221	Paper & paper product whsle	12	10 596	.6	X
42212	Stationery & office supplies whsle	9	7 917	.4	X
422120	Stationery & office supplies whsle	9	7 917	.4	X
4226	Chemical & allied products whsle	10	2 203	.1	X
42269	Other chemical & allied products whsle	10	2 203	.1	X
422690	Other chemical & allied products whsle	10	2 203	.1	X
4226902	Other chemical & allied products whsle	10	2 203	.1	X
4229	Miscellaneous nondurable goods whsle	159	D	D	X
42293	Flower, nursery stock, & florists' supplies whsle	11	1 848	.1	X
422930	Flower, nursery stock, & florists' supplies whsle	11	1 848	.1	X
42299	Other miscellaneous nondurable goods whsle	146	D	D	X
422990	Other miscellaneous nondurable goods whsle	146	D	D	X
4229901	Art goods whsle	53	27 332	1.5	X
4229902	General merchandise (nondurable goods) whsle	76	4 394	.2	X
4229904	Other nondurable goods whsle	17	D	D	X
0520	Linens, domestics, curtains, and draperies	557	1 457 223	100.0	44.1
421	Wholesale trade, durable goods	492	1 417 369	97.3	53.4
4212	Furniture & home furnishings whsle	411	1 384 727	95.0	53.1
42121	Furniture whsle	46	25 263	1.7	59.9
421210	Furniture whsle	46	25 263	1.7	59.9
4212101	Household & lawn furniture whsle	39	23 844	1.6	55.6
4212102	Office & business furniture whsle	7	1 419	.1	X
42122	Home furnishings whsle	365	1 359 464	93.3	53.7
421220	Home furnishings whsle	365	1 359 464	93.3	53.7
4212201	Household china, glassware, & crockery whsle	58	58 744	4.0	X
4212202	Linens, domestics, draperies, & curtains whsle	242	1 257 060	86.3	52.5
4212203	Floor coverings whsle	23	27 301	1.9	68.2
4212204	Other home furnishings whsle	42	16 359	1.1	41.5
4219	Miscellaneous durable goods whsle	72	D	D	X
42199	Other miscellaneous durable goods whsle	70	23 906	1.6	X
421990	Other miscellaneous durable goods whsle	70	23 906	1.6	X
4219903	General merchandise (durable goods) whsle	53	D	D	X
4219906	Other durable goods whsle	17	3 712	.3	X
422	Wholesale trade, nondurable goods	65	39 854	2.7	6.5
4223	Apparel, piece goods, & notions whsle	30	25 634	1.8	5.8
42231	Piece goods, notions, & other dry goods whsle	19	14 712	1.0	X
422310	Piece goods, notions, & other dry goods whsle	19	14 712	1.0	X
4223101	Piece goods—jobbers	19	14 712	1.0	X
42233	Women's, children's, & infants' clothing & accessories whsle	8	9 110	.6	X
422330	Women's, children's, & infants' clothing & accessories whsle	8	9 110	.6	X
4229	Miscellaneous nondurable goods whsle	31	D	D	D
42299	Other miscellaneous nondurable goods whsle	28	D	D	D
422990	Other miscellaneous nondurable goods whsle	28	D	D	D
4229901	Art goods whsle	23	10 038	.7	4.7
0530	Flooring and floor coverings	455	764 840	100.0	48.0
421	Wholesale trade, durable goods	410	738 706	96.6	53.3
4212	Furniture & home furnishings whsle	324	685 387	89.6	60.7
42121	Furniture whsle	58	64 221	8.4	41.0
421210	Furniture whsle	58	64 221	8.4	41.0
4212101	Household & lawn furniture whsle	41	42 762	5.6	44.7
4212102	Office & business furniture whsle	17	21 459	2.8	27.6
42122	Home furnishings whsle	266	621 166	81.2	68.0
421220	Home furnishings whsle	266	621 166	81.2	68.0
4212201	Household china, glassware, & crockery whsle	9	16 561	2.2	X
4212202	Linens, domestics, draperies, & curtains whsle	22	23 855	3.1	80.4
4212203	Floor coverings whsle	225	575 801	75.3	63.8
4212204	Other home furnishings whsle	10	4 949	.6	75.8
4213	Lumber & other construction materials whsle	34	21 677	2.8	X
42131	Lumber, plywood, millwork, & wood panel whsle	15	11 064	1.4	X
421310	Lumber, plywood, millwork, & wood panel whsle	15	11 064	1.4	X
4213103	Plywood, veneer, millwork, & wood panel whsle	14	11 021	1.4	X
42139	Other construction materials whsle	11	8 509	1.1	X
421390	Other construction materials whsle	11	8 509	1.1	X
4213902	Other construction materials whsle	10	8 268	1.1	X
4214	Professional & commercial equipment & supplies whsle	6	14 013	1.8	72.9
42144	Other commercial equipment whsle	6	14 013	1.8	80.9
421440	Other commercial equipment whsle	6	14 013	1.8	80.9
4214401	Restaurant & hotel equipment & supplies whsle	6	14 013	1.8	X
4216	Electrical goods whsle	13	8 408	1.1	24.1
42169	Other electronic parts & equipment whsle	8	4 355	.6	24.4
421690	Other electronic parts & equipment whsle	8	4 355	.6	24.4
4216902	Electronic parts (excluding communications equipment) whsle	8	4 355	.6	24.2

See footnotes at end of table.

Table 8. Agents, Brokers, and Commission Merchants by Broad Commodity Line and Kind of Business: 1997—Con.

[Includes only establishments with payroll. For meaning of abbreviations and symbols, see introductory text. For explanation of terms, see Appendix A]

CL code and NAICS code	Commodity line and kind of business	Establishments (number)	Sales (\$1,000)	Percent of sales accounted for by kind of business ¹	Coverage in percents
0530	Flooring and floor coverings—Con.				
421	Wholesale trade, durable goods—Con.				
4217	Hardware, & plumbing & heating equipment & supplies whsle	12	D	D	D
42171	Hardware whsle	10	4 987	.7	30.1
421710	Hardware whsle	10	4 987	.7	30.1
4218	Machinery, equipment, & supplies whsle	10	2 806	.4	X
42185	Service establishment equipment & supplies whsle	7	1 967	.3	X
421850	Service establishment equipment & supplies whsle	7	1 967	.3	X
4218502	Custodial, janitors' equipment & supplies whsle	7	1 967	.3	X
4219	Miscellaneous durable goods whsle	10	D	D	D
42199	Other miscellaneous durable goods whsle	10	960	.1	40.9
421990	Other miscellaneous durable goods whsle	10	960	.1	40.9
4219903	General merchandise (durable goods) whsle	10	D	D	D
422	Wholesale trade, nondurable goods	45	26 134	3.4	21.1
4229	Miscellaneous nondurable goods whsle	37	D	D	D
42295	Paint, varnish, & supplies whsle	12	19 046	2.5	22.2
422950	Paint, varnish, & supplies whsle	12	19 046	2.5	22.2
4229501	Paint, varnish, & supplies whsle	12	19 046	2.5	22.2
42299	Other miscellaneous nondurable goods whsle	25	D	D	D
422990	Other miscellaneous nondurable goods whsle	25	D	D	D
4229902	General merchandise (nondurable goods) whsle	23	3 766	.5	24.7
0540	Other home furnishings	1 410	2 675 546	100.0	19.9
421	Wholesale trade, durable goods	1 173	2 474 241	92.5	38.9
4212	Furniture & home furnishings whsle	831	2 096 051	78.3	56.8
42121	Furniture whsle	149	146 853	5.5	62.2
421210	Furniture whsle	149	146 853	5.5	62.2
4212101	Household & lawn furniture whsle	131	136 131	5.1	58.2
4212102	Office & business furniture whsle	18	10 722	.4	79.6
42122	Home furnishings whsle	682	1 949 198	72.9	56.2
421220	Home furnishings whsle	682	1 949 198	72.9	56.2
4212201	Household china, glassware, & crockery whsle	106	115 604	4.3	X
4212202	Linens, domestics, draperies, & curtains whsle	33	16 686	.6	34.5
4212203	Floor coverings whsle	10	1 882	.1	81.0
4212204	Other home furnishings whsle	533	1 815 026	67.8	52.3
4214	Professional & commercial equipment & supplies whsle	17	5 731	.2	X
42141	Photographic equipment & supplies whsle	8	1 672	.1	X
421410	Photographic equipment & supplies whsle	8	1 672	.1	X
42144	Other commercial equipment whsle	6	2 942	.1	X
421440	Other commercial equipment whsle	6	2 942	.1	X
4214401	Restaurant & hotel equipment & supplies whsle	6	2 942	.1	X
4216	Electrical goods whsle	68	195 042	7.3	3.5
42162	Electrical appliance, television & radio set whsle	52	134 709	5.0	4.3
421620	Electrical appliance, television & radio set whsle	52	134 709	5.0	4.3
42169	Other electronic parts & equipment whsle	11	23 029	.9	X
421690	Other electronic parts & equipment whsle	11	23 029	.9	X
4216901	Communications equipment & supplies whsle	7	3 427	.1	X
4217	Hardware, & plumbing & heating equipment & supplies whsle	27	D	D	D
42171	Hardware whsle	24	57 509	2.1	8.8
421710	Hardware whsle	24	57 509	2.1	8.8
4218	Machinery, equipment, & supplies whsle	6	6 819	.3	X
4219	Miscellaneous durable goods whsle	219	D	D	D
42191	Sporting & recreational goods & supplies whsle	8	23 704	.9	9.0
421910	Sporting & recreational goods & supplies whsle	8	23 704	.9	9.0
42192	Toy & hobby goods & supplies whsle	12	D	D	D
421920	Toy & hobby goods & supplies whsle	12	D	D	D
42199	Other miscellaneous durable goods whsle	195	71 560	2.7	.3
421990	Other miscellaneous durable goods whsle	195	71 560	2.7	.3
4219903	General merchandise (durable goods) whsle	169	D	D	D
4219906	Other durable goods whsle	26	2 214	.1	X
422	Wholesale trade, nondurable goods	237	201 305	7.5	1.2
4221	Paper & paper product whsle	18	12 432	.5	4.0
42212	Stationery & office supplies whsle	16	12 229	.5	3.7
422120	Stationery & office supplies whsle	16	12 229	.5	3.7
4222	Drugs, & druggists' sundries whsle	10	30 442	1.1	X
42221	Drugs, & druggists' sundries whsle	10	30 442	1.1	X
422210	Drugs, & druggists' sundries whsle	10	30 442	1.1	X
4222102	Specialty-line drug, pharmaceutical, cosmetic, & toiletries whsle	10	30 442	1.1	X
4223	Apparel, piece goods, & notions whsle	12	4 884	.2	X
42233	Women's, children's, & infants' clothing & accessories whsle	7	4 055	.2	X
422330	Women's, children's, & infants' clothing & accessories whsle	7	4 055	.2	X
4224	Grocery & related products whsle	43	99 328	3.7	X
42241	General-line grocery whsle	31	49 625	1.9	X
422410	General-line grocery whsle	31	49 625	1.9	X
4224103	Other general-line grocery whsle	31	49 625	1.9	X
42249	Other grocery & related products whsle	7	D	D	X
422490	Other grocery & related products whsle	7	D	D	X
4226	Chemical & allied products whsle	9	3 312	.1	X
42269	Other chemical & allied products whsle	6	1 301	Z	X
422690	Other chemical & allied products whsle	6	1 301	Z	X
4226902	Other chemical & allied products whsle	6	1 301	Z	X

See footnotes at end of table.

Table 8. Agents, Brokers, and Commission Merchants by Broad Commodity Line and Kind of Business: 1997—Con.

[Includes only establishments with payroll. For meaning of abbreviations and symbols, see introductory text. For explanation of terms, see Appendix A]

CL code and NAICS code	Commodity line and kind of business	Establishments (number)	Sales (\$1,000)	Percent of sales accounted for by kind of business ¹	Coverage in percents
0540	Other home furnishings—Con.				
422	Wholesale trade, nondurable goods—Con.				
4229	Miscellaneous nondurable goods whsle	144	D	D	D
42299	Other miscellaneous nondurable goods whsle	135	D	D	D
422990	Other miscellaneous nondurable goods whsle	135	D	D	D
4229901	Art goods whsle	68	26 739	1.0	8.2
4229902	General merchandise (nondurable goods) whsle	59	12 160	.5	X
4229904	Other nondurable goods whsle	8	D	D	X
0600	Lumber: rough, dressed, and finished	204	763 943	100.0	62.9
421	Wholesale trade, durable goods	202	763 642	100.0	66.5
4213	Lumber & other construction materials whsle	192	745 444	97.6	61.5
42131	Lumber, plywood, millwork, & wood panel whsle	188	743 138	97.3	56.4
421310	Lumber, plywood, millwork, & wood panel whsle	188	743 138	97.3	56.4
4213101	Lumber without yard whsle	160	692 857	90.7	X
4213103	Plywood, veneer, millwork, & wood panel whsle	24	17 969	2.4	70.0
0620	Plywood and millwork	647	3 022 806	100.0	54.0
421	Wholesale trade, durable goods	615	2 972 269	98.3	60.7
4213	Lumber & other construction materials whsle	553	2 848 709	94.2	62.1
42131	Lumber, plywood, millwork, & wood panel whsle	509	2 813 024	93.1	58.0
421310	Lumber, plywood, millwork, & wood panel whsle	509	2 813 024	93.1	58.0
4213101	Lumber without yard whsle	43	65 801	2.2	X
4213103	Plywood, veneer, millwork, & wood panel whsle	466	2 747 223	90.9	59.8
42133	Roofing, siding, & insulation material whsle	19	19 462	.6	75.2
421330	Roofing, siding, & insulation material whsle	19	19 462	.6	75.2
4213301	Roofing, siding, & insulation material whsle	19	19 462	.6	75.2
42139	Other construction materials whsle	20	15 979	.5	36.3
421390	Other construction materials whsle	20	15 979	.5	36.3
4213901	Flat glass & other construction glass whsle	6	3 791	.1	X
4213902	Other construction materials whsle	14	12 188	.4	24.8
4215	Metal & mineral (except petroleum) whsle	14	21 414	.7	46.8
42151	Metal service centers & offices	14	21 414	.7	46.8
421510	Metal service centers & offices	14	21 414	.7	46.8
4215102	Nonferrous metal service centers & sales offices	9	12 781	.4	13.0
42151022	Nonferrous metal sales offices	9	12 781	.4	12.9
4217	Hardware, & plumbing & heating equipment & supplies whsle	27	D	D	D
42171	Hardware whsle	14	23 580	.8	49.1
421710	Hardware whsle	14	23 580	.8	49.1
42172	Plumbing & heating equipment & supplies (hydronics) whsle	13	45 817	1.5	5.1
421720	Plumbing & heating equipment & supplies (hydronics) whsle	13	45 817	1.5	5.1
4219	Miscellaneous durable goods whsle	13	D	D	X
42199	Other miscellaneous durable goods whsle	12	25 275	.8	X
421990	Other miscellaneous durable goods whsle	12	25 275	.8	X
4219903	General merchandise (durable goods) whsle	11	D	D	X
422	Wholesale trade, nondurable goods	32	50 537	1.7	X
4226	Chemical & allied products whsle	8	8 836	.3	X
4229	Miscellaneous nondurable goods whsle	24	D	D	X
42299	Other miscellaneous nondurable goods whsle	19	D	D	X
422990	Other miscellaneous nondurable goods whsle	19	D	D	X
4229902	General merchandise (nondurable goods) whsle	19	26 403	.9	X
0700	Brick, stone, tile, sand, block, cement, and gravel	224	426 914	100.0	44.9
421	Wholesale trade, durable goods	212	420 322	98.5	50.4
4213	Lumber & other construction materials whsle	196	405 805	95.1	53.8
42131	Lumber, plywood, millwork, & wood panel whsle	13	9 416	2.2	57.3
421310	Lumber, plywood, millwork, & wood panel whsle	13	9 416	2.2	57.3
4213103	Plywood, veneer, millwork, & wood panel whsle	13	9 416	2.2	58.4
42132	Brick, stone, & related construction materials whsle	171	393 879	92.3	53.3
421320	Brick, stone, & related construction materials whsle	171	393 879	92.3	53.3
4213201	Brick, block, tile, clay/cement sewer pipe whsle	74	74 326	17.4	44.1
4213202	Sand, gravel, & stone whsle	38	98 150	23.0	51.2
4213203	Cement, lime, & related products whsle	59	221 403	51.9	57.5
42133	Roofing, siding, & insulation material whsle	11	2 180	.5	85.1
421330	Roofing, siding, & insulation material whsle	11	2 180	.5	85.1
4213301	Roofing, siding, & insulation material whsle	11	2 180	.5	85.1
4217	Hardware, & plumbing & heating equipment & supplies whsle	6	D	D	X
422	Wholesale trade, nondurable goods	12	6 592	1.5	X
4229	Miscellaneous nondurable goods whsle	9	D	D	X
0720	Roofing, siding, and insulation materials	441	1 280 404	100.0	50.1

See footnotes at end of table.

Table 8. Agents, Brokers, and Commission Merchants by Broad Commodity Line and Kind of Business: 1997—Con.

[Includes only establishments with payroll. For meaning of abbreviations and symbols, see introductory text. For explanation of terms, see Appendix A]

CL code and NAICS code	Commodity line and kind of business	Establishments (number)	Sales (\$1,000)	Percent of sales accounted for by kind of business ¹	Coverage in percents
0720	Roofing, siding, and insulation materials—Con.				
421	Wholesale trade, durable goods	421	1 262 641	98.6	55.0
4213	Lumber & other construction materials whsle	349	1 227 895	95.9	64.8
42131	Lumber, plywood, millwork, & wood panel whsle	30	15 278	1.2	64.1
421310	Lumber, plywood, millwork, & wood panel whsle	30	15 278	1.2	64.1
4213103	Plywood, veneer, millwork, & wood panel whsle	25	14 067	1.1	67.2
42132	Brick, stone, & related construction materials whsle	8	3 900	.3	5.4
421320	Brick, stone, & related construction materials whsle	8	3 900	.3	5.4
42133	Roofing, siding, & insulation material whsle	293	1 195 841	93.4	75.4
421330	Roofing, siding, & insulation material whsle	293	1 195 841	93.4	75.4
4213301	Roofing, siding, & insulation material whsle	293	1 195 841	93.4	75.4
42139	Other construction materials whsle	18	12 876	1.0	69.6
421390	Other construction materials whsle	18	12 876	1.0	69.6
4213902	Other construction materials whsle	18	12 876	1.0	67.1
4215	Metal & mineral (except petroleum) whsle	6	4 023	.3	X
42151	Metal service centers & offices	6	4 023	.3	X
421510	Metal service centers & offices	6	4 023	.3	X
4217	Hardware, & plumbing & heating equipment & supplies whsle	28	D	D	D
42171	Hardware whsle	14	7 421	.6	15.6
421710	Hardware whsle	14	7 421	.6	15.6
42172	Plumbing & heating equipment & supplies (hydronics) whsle	11	7 097	.6	1.6
421720	Plumbing & heating equipment & supplies (hydronics) whsle	11	7 097	.6	1.6
4219	Miscellaneous durable goods whsle	27	D	D	X
42199	Other miscellaneous durable goods whsle	27	3 627	.3	X
421990	Other miscellaneous durable goods whsle	27	3 627	.3	X
4219903	General merchandise (durable goods) whsle	24	D	D	X
422	Wholesale trade, nondurable goods	20	17 763	1.4	11.9
4226	Chemical & allied products whsle	9	2 988	.2	X
42269	Other chemical & allied products whsle	7	1 021	.1	X
422690	Other chemical & allied products whsle	7	1 021	.1	X
4226902	Other chemical & allied products whsle	7	1 021	.1	X
4229	Miscellaneous nondurable goods whsle	11	D	D	D
42295	Paint, varnish, & supplies whsle	11	14 775	1.2	2.2
422950	Paint, varnish, & supplies whsle	11	14 775	1.2	2.2
4229501	Paint, varnish, & supplies whsle	11	14 775	1.2	2.2
0730	Flat glass and other construction glass (excluding automotive)	79	255 739	100.0	X
421	Wholesale trade, durable goods	75	254 733	99.6	X
4213	Lumber & other construction materials whsle	60	218 977	85.6	X
42131	Lumber, plywood, millwork, & wood panel whsle	7	10 327	4.0	X
421310	Lumber, plywood, millwork, & wood panel whsle	7	10 327	4.0	X
4213103	Plywood, veneer, millwork, & wood panel whsle	7	10 327	4.0	X
42139	Other construction materials whsle	50	199 594	78.0	X
421390	Other construction materials whsle	50	199 594	78.0	X
4213901	Flat glass & other construction glass whsle	49	199 520	78.0	X
4215	Metal & mineral (except petroleum) whsle	14	24 438	9.6	X
42151	Metal service centers & offices	14	24 438	9.6	X
421510	Metal service centers & offices	14	24 438	9.6	X
4215102	Nonferrous metal service centers & sales offices	11	7 917	3.1	X
42151022	Nonferrous metal sales offices	11	7 917	3.1	X
0740	Other construction materials	380	788 557	100.0	48.7
421	Wholesale trade, durable goods	360	777 793	98.6	52.8
4213	Lumber & other construction materials whsle	301	674 551	85.5	68.5
42131	Lumber, plywood, millwork, & wood panel whsle	23	18 298	2.3	63.0
421310	Lumber, plywood, millwork, & wood panel whsle	23	18 298	2.3	63.0
4213103	Plywood, veneer, millwork, & wood panel whsle	22	18 186	2.3	64.3
42133	Roofing, siding, & insulation material whsle	22	11 847	1.5	79.2
421330	Roofing, siding, & insulation material whsle	22	11 847	1.5	79.2
4213301	Roofing, siding, & insulation material whsle	22	11 847	1.5	79.2
42139	Other construction materials whsle	255	644 306	81.7	72.1
421390	Other construction materials whsle	255	644 306	81.7	72.1
4213902	Other construction materials whsle	254	644 001	81.7	69.5
4215	Metal & mineral (except petroleum) whsle	11	3 878	.5	79.6
42151	Metal service centers & offices	11	3 878	.5	79.5
421510	Metal service centers & offices	11	3 878	.5	79.5
4215102	Nonferrous metal service centers & sales offices	8	1 016	.1	82.0
42151022	Nonferrous metal sales offices	8	1 016	.1	81.5
4217	Hardware, & plumbing & heating equipment & supplies whsle	18	D	D	D
42171	Hardware whsle	13	22 689	2.9	13.3
421710	Hardware whsle	13	22 689	2.9	13.3
4219	Miscellaneous durable goods whsle	21	D	D	X
42199	Other miscellaneous durable goods whsle	19	41 165	5.2	X
421990	Other miscellaneous durable goods whsle	19	41 165	5.2	X
4219903	General merchandise (durable goods) whsle	18	D	D	X
422	Wholesale trade, nondurable goods	20	10 764	1.4	25.9
4229	Miscellaneous nondurable goods whsle	11	D	D	X

See footnotes at end of table.

Table 8. Agents, Brokers, and Commission Merchants by Broad Commodity Line and Kind of Business: 1997—Con.

[Includes only establishments with payroll. For meaning of abbreviations and symbols, see introductory text. For explanation of terms, see Appendix A]

CL code and NAICS code	Commodity line and kind of business	Establishments (number)	Sales (\$1,000)	Percent of sales accounted for by kind of business ¹	Coverage in percents
0800	Photographic equipment and supplies (excluding video)	371	241 685	100.0	7.9
421	Wholesale trade, durable goods	284	216 461	89.6	10.8
4212	Furniture & home furnishings whsle	6	1 512	.6	X
4214	Professional & commercial equipment & supplies whsle	112	184 110	76.2	19.0
42141	Photographic equipment & supplies whsle	98	175 669	72.7	33.7
421410	Photographic equipment & supplies whsle	98	175 669	72.7	33.7
4216	Electrical goods whsle	15	7 124	2.9	X
42162	Electrical appliance, television & radio set whsle	9	4 773	2.0	X
421620	Electrical appliance, television & radio set whsle	9	4 773	2.0	X
4219	Miscellaneous durable goods whsle	148	D	D	X
42191	Sporting & recreational goods & supplies whsle	9	4 692	1.9	X
421910	Sporting & recreational goods & supplies whsle	9	4 692	1.9	X
42192	Toy & hobby goods & supplies whsle	6	D	D	X
421920	Toy & hobby goods & supplies whsle	6	D	D	X
42199	Other miscellaneous durable goods whsle	129	14 529	6.0	X
421990	Other miscellaneous durable goods whsle	129	14 529	6.0	X
4219903	General merchandise (durable goods) whsle	123	D	D	X
4219906	Other durable goods whsle	6	5 022	2.1	X
422	Wholesale trade, nondurable goods	87	25 224	10.4	X
4221	Paper & paper product whsle	6	2 095	.9	X
4229	Miscellaneous nondurable goods whsle	74	D	D	X
42299	Other miscellaneous nondurable goods whsle	70	D	D	X
422990	Other miscellaneous nondurable goods whsle	70	D	D	X
4229901	Art goods whsle	6	1 007	.4	X
4229902	General merchandise (nondurable goods) whsle	59	9 988	4.1	X
0900	Office equipment	757	1 709 891	100.0	22.7
421	Wholesale trade, durable goods	685	1 670 353	97.7	25.7
4212	Furniture & home furnishings whsle	45	40 016	2.3	15.5
42121	Furniture whsle	27	24 152	1.4	X
421210	Furniture whsle	27	24 152	1.4	X
4212102	Office & business furniture whsle	25	23 691	1.4	X
42122	Home furnishings whsle	18	15 864	.9	45.4
421220	Home furnishings whsle	18	15 864	.9	45.4
4212204	Other home furnishings whsle	14	15 752	.9	44.1
4214	Professional & commercial equipment & supplies whsle	443	1 417 226	82.9	40.5
42142	Office equipment whsle	404	1 257 331	73.5	34.7
421420	Office equipment whsle	404	1 257 331	73.5	34.7
42143	Computer & computer peripheral equipment & software whsle	38	159 893	9.4	33.8
421430	Computer & computer peripheral equipment & software whsle	38	159 893	9.4	33.8
4214301	Computer & peripheral equipment whsle	36	158 511	9.3	32.4
42143011	Computers & peripheral equipment for resale	24	155 997	9.1	X
42143012	Computers & peripheral equipment for end use	12	2 514	.1	57.7
4216	Electrical goods whsle	58	128 648	7.5	.8
42162	Electrical appliance, television & radio set whsle	34	75 778	4.4	.6
421620	Electrical appliance, television & radio set whsle	34	75 778	4.4	.6
42169	Other electronic parts & equipment whsle	21	51 714	3.0	.1
421690	Other electronic parts & equipment whsle	21	51 714	3.0	.1
4216901	Communications equipment & supplies whsle	12	46 089	2.7	.1
4216902	Electronic parts (excluding communications equipment) whsle	9	5 625	.3	X
4218	Machinery, equipment, & supplies whsle	7	1 299	.1	X
42184	Industrial supplies whsle	6	1 239	.1	X
421840	Industrial supplies whsle	6	1 239	.1	X
4219	Miscellaneous durable goods whsle	130	D	D	X
42199	Other miscellaneous durable goods whsle	130	82 463	4.8	X
421990	Other miscellaneous durable goods whsle	130	82 463	4.8	X
4219903	General merchandise (durable goods) whsle	127	D	D	X
422	Wholesale trade, nondurable goods	72	39 538	2.3	1.1
4221	Paper & paper product whsle	46	36 022	2.1	1.0
42212	Stationery & office supplies whsle	41	34 764	2.0	.9
422120	Stationery & office supplies whsle	41	34 764	2.0	.9
4229	Miscellaneous nondurable goods whsle	25	D	D	X
42299	Other miscellaneous nondurable goods whsle	24	D	D	X
422990	Other miscellaneous nondurable goods whsle	24	D	D	X
4229902	General merchandise (nondurable goods) whsle	23	2 610	.2	X
0920	New computer equipment	855	5 454 908	100.0	52.0

See footnotes at end of table.

Table 8. Agents, Brokers, and Commission Merchants by Broad Commodity Line and Kind of Business: 1997—Con.

[Includes only establishments with payroll. For meaning of abbreviations and symbols, see introductory text. For explanation of terms, see Appendix A]

CL code and NAICS code	Commodity line and kind of business	Establishments (number)	Sales (\$1,000)	Percent of sales accounted for by kind of business ¹	Coverage in percents
0920	New computer equipment—Con.				
421	Wholesale trade, durable goods	833	5 449 826	99.9	55.2
4214	Professional & commercial equipment & supplies whsle	696	5 295 747	97.1	56.8
42142	Office equipment whsle	49	94 561	1.7	40.5
421420	Office equipment whsle	49	94 561	1.7	40.5
42143	Computer & computer peripheral equipment & software whsle	626	5 193 699	95.2	50.8
421430	Computer & computer peripheral equipment & software whsle	626	5 193 699	95.2	50.8
4214301	Computer & peripheral equipment whsle	588	5 161 208	94.6	48.8
42143011	Computers & peripheral equipment for resale	305	3 686 377	67.6	X
42143012	Computers & peripheral equipment for end use	283	1 474 831	27.0	58.9
4214302	Computer software (packaged) whsle	38	32 491	.6	X
42144	Other commercial equipment whsle	9	3 886	.1	80.9
421440	Other commercial equipment whsle	9	3 886	.1	80.9
4214402	Store machines & equipment whsle	9	3 886	.1	67.3
42149	Other professional equipment & supplies whsle	6	2 439	Z	X
421490	Other professional equipment & supplies whsle	6	2 439	Z	X
4216	Electrical goods whsle	96	139 122	2.6	12.6
42161	Electrical apparatus & equip, wiring supp, & const material whsle	21	19 009	.3	16.9
421610	Electrical apparatus & equip, wiring supp, & const material whsle	21	19 009	.3	16.9
42162	Electrical appliance, television & radio set whsle	20	40 259	.7	2.5
421620	Electrical appliance, television & radio set whsle	20	40 259	.7	2.5
42169	Other electronic parts & equipment whsle	55	79 854	1.5	18.1
421690	Other electronic parts & equipment whsle	55	79 854	1.5	18.1
4216901	Communications equipment & supplies whsle	17	28 954	.5	9.4
4216902	Electronic parts (excluding communications equipment) whsle	38	50 900	.9	24.0
4218	Machinery, equipment, & supplies whsle	37	12 228	.2	2.3
42183	Industrial machinery & equipment whsle	30	9 414	.2	1.2
421830	Industrial machinery & equipment whsle	30	9 414	.2	1.2
4218303	General-purpose industrial machinery & equipment whsle	15	6 909	.1	.7
4218307	Other industrial machinery & equipment whsle	9	1 993	Z	3.4
422	Wholesale trade, nondurable goods	22	5 082	.1	8.8
4221	Paper & paper product whsle	14	2 318	Z	10.3
42212	Stationery & office supplies whsle	13	2 288	Z	8.7
422120	Stationery & office supplies whsle	13	2 288	Z	8.7
4229	Miscellaneous nondurable goods whsle	6	D	D	X
42299	Other miscellaneous nondurable goods whsle	6	D	D	X
422990	Other miscellaneous nondurable goods whsle	6	D	D	X
4229902	General merchandise (nondurable goods) whsle	6	275	Z	X
0930	Used computer equipment	83	90 681	100.0	X
421	Wholesale trade, durable goods	81	90 577	99.9	X
4212	Furniture & home furnishings whsle	10	3 044	3.4	X
42122	Home furnishings whsle	10	3 044	3.4	X
421220	Home furnishings whsle	10	3 044	3.4	X
4212204	Other home furnishings whsle	10	3 044	3.4	X
4214	Professional & commercial equipment & supplies whsle	71	87 533	96.5	X
42143	Computer & computer peripheral equipment & software whsle	65	87 117	96.1	X
421430	Computer & computer peripheral equipment & software whsle	65	87 117	96.1	X
4214301	Computer & peripheral equipment whsle	65	87 117	96.1	X
42143011	Computers & peripheral equipment for resale	42	56 790	62.6	X
42143012	Computers & peripheral equipment for end use	23	30 327	33.4	X
0950	Computer software (packaged)	466	954 319	100.0	X
421	Wholesale trade, durable goods	439	953 248	99.9	X
4214	Professional & commercial equipment & supplies whsle	309	845 643	88.6	X
42143	Computer & computer peripheral equipment & software whsle	289	814 000	85.3	X
421430	Computer & computer peripheral equipment & software whsle	289	814 000	85.3	X
4214301	Computer & peripheral equipment whsle	141	230 412	24.1	X
42143011	Computers & peripheral equipment for resale	62	196 076	20.5	X
42143012	Computers & peripheral equipment for end use	79	34 336	3.6	X
4214302	Computer software (packaged) whsle	148	583 588	61.2	X
4216	Electrical goods whsle	75	35 402	3.7	X
42161	Electrical apparatus & equip, wiring supp, & const material whsle	19	5 199	.5	X
421610	Electrical apparatus & equip, wiring supp, & const material whsle	19	5 199	.5	X
42162	Electrical appliance, television & radio set whsle	13	8 063	.8	X
421620	Electrical appliance, television & radio set whsle	13	8 063	.8	X
42169	Other electronic parts & equipment whsle	43	22 140	2.3	X
421690	Other electronic parts & equipment whsle	43	22 140	2.3	X
4216902	Electronic parts (excluding communications equipment) whsle	41	22 110	2.3	X
4217	Hardware, & plumbing & heating equipment & supplies whsle	7	D	D	X
42171	Hardware whsle	7	6 551	.7	X
421710	Hardware whsle	7	6 551	.7	X
4219	Miscellaneous durable goods whsle	41	D	D	X
42199	Other miscellaneous durable goods whsle	39	25 210	2.6	X
421990	Other miscellaneous durable goods whsle	39	25 210	2.6	X
4219903	General merchandise (durable goods) whsle	36	D	D	X
422	Wholesale trade, nondurable goods	27	1 071	.1	X
4221	Paper & paper product whsle	25	1 054	.1	X
42212	Stationery & office supplies whsle	23	423	Z	X
422120	Stationery & office supplies whsle	23	423	Z	X

See footnotes at end of table.

Table 8. Agents, Brokers, and Commission Merchants by Broad Commodity Line and Kind of Business: 1997—Con.

[Includes only establishments with payroll. For meaning of abbreviations and symbols, see introductory text. For explanation of terms, see Appendix A]

CL code and NAICS code	Commodity line and kind of business	Establishments (number)	Sales (\$1,000)	Percent of sales accounted for by kind of business ¹	Coverage in percents
0960	Restaurant and hotel equipment and supplies	633	2 363 691	100.0	X
421	Wholesale trade, durable goods	544	2 115 764	89.5	X
4212	Furniture & home furnishings whsle	21	13 916	.6	X
42121	Furniture whsle	8	5 784	.2	X
421210	Furniture whsle	8	5 784	.2	X
42122	Home furnishings whsle	13	8 132	.3	X
421220	Home furnishings whsle	13	8 132	.3	X
4214	Professional & commercial equipment & supplies whsle	465	2 055 940	87.0	X
42144	Other commercial equipment whsle	461	2 053 241	86.9	X
421440	Other commercial equipment whsle	461	2 053 241	86.9	X
4214401	Restaurant & hotel equipment & supplies whsle	438	2 025 277	85.7	X
4214402	Store machines & equipment whsle	23	27 964	1.2	X
4217	Hardware, & plumbing & heating equipment & supplies whsle	27	D	D	X
42171	Hardware whsle	6	3 854	.2	X
421710	Hardware whsle	6	3 854	.2	X
42172	Plumbing & heating equipment & supplies (hydronics) whsle	9	903	Z	X
421720	Plumbing & heating equipment & supplies (hydronics) whsle	9	903	Z	X
42174	Refrigeration equipment & supplies whsle	8	D	D	X
421740	Refrigeration equipment & supplies whsle	8	D	D	X
4218	Machinery, equipment, & supplies whsle	21	23 508	1.0	X
42185	Service establishment equipment & supplies whsle	20	23 399	1.0	X
421850	Service establishment equipment & supplies whsle	20	23 399	1.0	X
4218502	Custodial, janitors' equipment & supplies whsle	19	23 391	1.0	X
4219	Miscellaneous durable goods whsle	9	D	D	X
42199	Other miscellaneous durable goods whsle	9	8 757	.4	X
421990	Other miscellaneous durable goods whsle	9	8 757	.4	X
4219903	General merchandise (durable goods) whsle	9	D	D	X
422	Wholesale trade, nondurable goods	89	247 927	10.5	X
4221	Paper & paper product whsle	36	25 873	1.1	X
42212	Stationery & office supplies whsle	11	620	Z	X
422120	Stationery & office supplies whsle	11	620	Z	X
42213	Industrial & personal service paper whsle	25	25 253	1.1	X
422130	Industrial & personal service paper whsle	25	25 253	1.1	X
4224	Grocery & related products whsle	48	220 820	9.3	X
42241	General-line grocery whsle	16	134 186	5.7	X
422410	General-line grocery whsle	16	134 186	5.7	X
4224103	Other general-line grocery whsle	16	134 186	5.7	X
42242	Packaged frozen food whsle	15	77 687	3.3	X
422420	Packaged frozen food whsle	15	77 687	3.3	X
42249	Other grocery & related products whsle	16	D	D	X
422490	Other grocery & related products whsle	16	D	D	X
4224904	Canned goods whsle	7	3 778	.2	X
4224906	Other grocery specialties whsle	7	D	D	X
0970	Store machines and equipment	199	462 267	100.0	44.1
421	Wholesale trade, durable goods	184	460 891	99.7	52.7
4214	Professional & commercial equipment & supplies whsle	170	451 168	97.6	49.7
42142	Office equipment whsle	6	328	.1	X
421420	Office equipment whsle	6	328	.1	X
42144	Other commercial equipment whsle	159	449 543	97.2	56.7
421440	Other commercial equipment whsle	159	449 543	97.2	56.7
4214402	Store machines & equipment whsle	156	449 242	97.2	46.7
422	Wholesale trade, nondurable goods	15	1 376	.3	X
4229	Miscellaneous nondurable goods whsle	9	D	D	X
42299	Other miscellaneous nondurable goods whsle	8	D	D	X
422990	Other miscellaneous nondurable goods whsle	8	D	D	X
4229902	General merchandise (nondurable goods) whsle	8	154	Z	X
1000	Medical, hospital, and surgical supplies	1 484	4 146 100	100.0	66.8
421	Wholesale trade, durable goods	1 471	4 133 809	99.7	71.4
4214	Professional & commercial equipment & supplies whsle	1 444	4 104 602	99.0	65.2
42145	Medical, dental, & hospital equipment & supplies whsle	1 425	4 066 673	98.1	79.3
421450	Medical, dental, & hospital equipment & supplies whsle	1 425	4 066 673	98.1	79.3
4214501	Surgical, medical, & hospital supplies whsle	1 423	4 066 505	98.1	80.1
42146	Ophthalmic goods whsle	6	1 249	Z	X
421460	Ophthalmic goods whsle	6	1 249	Z	X
42149	Other professional equipment & supplies whsle	12	6 787	.2	69.3
421490	Other professional equipment & supplies whsle	12	6 787	.2	69.3
4214902	Other professional equipment & supplies whsle	12	6 787	.2	70.5
4218	Machinery, equipment, & supplies whsle	6	5 032	.1	X
4219	Miscellaneous durable goods whsle	13	D	D	X
42199	Other miscellaneous durable goods whsle	9	12 842	.3	X
421990	Other miscellaneous durable goods whsle	9	12 842	.3	X
4219903	General merchandise (durable goods) whsle	9	D	D	X
422	Wholesale trade, nondurable goods	13	12 291	.3	9.0
4222	Drugs, & druggists' sundries whsle	6	3 895	.1	41.4
42221	Drugs, & druggists' sundries whsle	6	3 895	.1	41.4
422210	Drugs, & druggists' sundries whsle	6	3 895	.1	41.4
4222102	Specialty-line drug, pharmaceutical, cosmetic, & toiletries whsle	6	3 895	.1	41.4

See footnotes at end of table.

Table 8. Agents, Brokers, and Commission Merchants by Broad Commodity Line and Kind of Business: 1997—Con.

[Includes only establishments with payroll. For meaning of abbreviations and symbols, see introductory text. For explanation of terms, see Appendix A]

CL code and NAICS code	Commodity line and kind of business	Establishments (number)	Sales (\$1,000)	Percent of sales accounted for by kind of business ¹	Coverage in percents
1020	Dental supplies	102	263 638	100.0	46.9
421	Wholesale trade, durable goods	102	263 638	100.0	49.3
4214	Professional & commercial equipment & supplies whsle	101	260 928	99.0	48.4
42145	Medical, dental, & hospital equipment & supplies whsle	100	260 687	98.9	57.3
421450	Medical, dental, & hospital equipment & supplies whsle	100	260 687	98.9	57.3
4214501	Surgical, medical, & hospital supplies whsle	50	53 991	20.5	17.0
4214502	Dental equipment & supplies whsle	50	206 696	78.4	68.5
1030	Optical and ophthalmic goods	183	264 783	100.0	73.3
421	Wholesale trade, durable goods	180	264 546	99.9	77.4
4214	Professional & commercial equipment & supplies whsle	179	264 019	99.7	69.7
42145	Medical, dental, & hospital equipment & supplies whsle	8	844	.3	87.1
421450	Medical, dental, & hospital equipment & supplies whsle	8	844	.3	87.1
4214501	Surgical, medical, & hospital supplies whsle	8	844	.3	88.0
42146	Ophthalmic goods whsle	164	255 438	96.5	73.6
421460	Ophthalmic goods whsle	164	255 438	96.5	73.6
1040	Religious and school supplies	110	173 828	100.0	32.8
421	Wholesale trade, durable goods	59	156 516	90.0	50.3
4214	Professional & commercial equipment & supplies whsle	58	156 098	89.8	60.5
42149	Other professional equipment & supplies whsle	52	155 248	89.3	58.2
421490	Other professional equipment & supplies whsle	52	155 248	89.3	58.2
4214901	Religious & school supplies whsle	50	154 420	88.8	54.4
422	Wholesale trade, nondurable goods	51	17 312	10.0	17.6
4221	Paper & paper product whsle	19	10 256	5.9	.2
42212	Stationery & office supplies whsle	19	10 256	5.9	.2
422120	Stationery & office supplies whsle	19	10 256	5.9	.2
4229	Miscellaneous nondurable goods whsle	28	D	D	X
42299	Other miscellaneous nondurable goods whsle	25	D	D	X
422990	Other miscellaneous nondurable goods whsle	25	D	D	X
4229902	General merchandise (nondurable goods) whsle	23	1 303	.8	X
1050	Other professional equipment and supplies	359	653 432	100.0	56.1
421	Wholesale trade, durable goods	355	649 022	99.3	60.6
4214	Professional & commercial equipment & supplies whsle	337	638 662	97.7	54.8
42145	Medical, dental, & hospital equipment & supplies whsle	50	71 060	10.9	32.2
421450	Medical, dental, & hospital equipment & supplies whsle	50	71 060	10.9	32.2
4214501	Surgical, medical, & hospital supplies whsle	50	71 060	10.9	32.5
42149	Other professional equipment & supplies whsle	286	567 573	86.9	61.6
421490	Other professional equipment & supplies whsle	286	567 573	86.9	61.6
4214902	Other professional equipment & supplies whsle	285	563 093	86.2	63.5
4219	Miscellaneous durable goods whsle	9	D	D	X
42199	Other miscellaneous durable goods whsle	9	6 416	1.0	X
421990	Other miscellaneous durable goods whsle	9	6 416	1.0	X
4219903	General merchandise (durable goods) whsle	9	D	D	X
1100	Iron and steel products (semifinished)	444	2 656 606	100.0	71.6
421	Wholesale trade, durable goods	434	2 652 673	99.9	76.3
4215	Metal & mineral (except petroleum) whsle	415	2 620 392	98.6	74.7
42151	Metal service centers & offices	414	2 618 525	98.6	74.8
421510	Metal service centers & offices	414	2 618 525	98.6	74.8
4215101	Ferrous metal service centers & sales offices	393	2 602 390	98.0	74.4
42151011	Ferrous metal service centers	19	211 784	8.0	90.1
42151012	Ferrous metal sales offices	374	2 390 606	90.0	71.5
4215102	Nonferrous metal service centers & sales offices	21	16 135	.6	68.0
42151022	Nonferrous metal sales offices	20	15 965	.6	67.1
4218	Machinery, equipment, & supplies whsle	7	9 494	.4	X
42183	Industrial machinery & equipment whsle	6	6 501	.2	X
421830	Industrial machinery & equipment whsle	6	6 501	.2	X
422	Wholesale trade, nondurable goods	10	3 933	.1	X
1120	Flat iron and steel products	595	2 297 757	100.0	43.9
421	Wholesale trade, durable goods	557	2 259 396	98.3	47.4
4213	Lumber & other construction materials whsle	10	1 691	.1	X
4215	Metal & mineral (except petroleum) whsle	433	2 125 826	92.5	61.8
42151	Metal service centers & offices	433	2 125 826	92.5	61.7
421510	Metal service centers & offices	433	2 125 826	92.5	61.7
4215101	Ferrous metal service centers & sales offices	409	2 109 872	91.8	61.4
42151011	Ferrous metal service centers	31	203 036	8.8	84.5
42151012	Ferrous metal sales offices	378	1 906 836	83.0	56.2
4215102	Nonferrous metal service centers & sales offices	24	15 954	.7	59.5
42151022	Nonferrous metal sales offices	24	15 954	.7	59.1
4216	Electrical goods whsle	10	6 782	.3	X
4217	Hardware, & plumbing & heating equipment & supplies whsle	35	D	D	X
42171	Hardware whsle	19	17 983	.8	X
421710	Hardware whsle	19	17 983	.8	X
42172	Plumbing & heating equipment & supplies (hydronics) whsle	6	3 786	.2	X
421720	Plumbing & heating equipment & supplies (hydronics) whsle	6	3 786	.2	X
42173	Warm air heating & air-conditioning equipment & supplies whsle	8	3 551	.2	X
421730	Warm air heating & air-conditioning equipment & supplies whsle	8	3 551	.2	X

See footnotes at end of table.

Table 8. Agents, Brokers, and Commission Merchants by Broad Commodity Line and Kind of Business: 1997—Con.

[Includes only establishments with payroll. For meaning of abbreviations and symbols, see introductory text. For explanation of terms, see Appendix A]

CL code and NAICS code	Commodity line and kind of business	Establishments (number)	Sales (\$1,000)	Percent of sales accounted for by kind of business ¹	Coverage in percents
1120	Flat iron and steel products—Con.				
421	Wholesale trade, durable goods—Con.				
4218	Machinery, equipment, & supplies whsle	57	30 200	1.3	.8
42183	Industrial machinery & equipment whsle	31	11 204	.5	1.2
421830	Industrial machinery & equipment whsle	31	11 204	.5	1.2
4218303	General-purpose industrial machinery & equipment whsle	9	6 091	.3	X
4218304	Metalworking machinery & equipment whsle	7	1 543	.1	X
4218307	Other industrial machinery & equipment whsle	7	1 049	Z	8.0
42184	Industrial supplies whsle	20	18 097	.8	X
421840	Industrial supplies whsle	20	18 097	.8	X
4218401	General-line industrial supplies whsle	11	1 081	Z	X
422	Wholesale trade, nondurable goods	38	38 361	1.7	8.9
4226	Chemical & allied products whsle	15	24 323	1.1	15.3
42261	Plastics materials & basic forms & shapes whsle	14	24 242	1.1	17.3
422610	Plastics materials & basic forms & shapes whsle	14	24 242	1.1	17.3
4229	Miscellaneous nondurable goods whsle	20	D	D	X
42299	Other miscellaneous nondurable goods whsle	10	D	D	X
422990	Other miscellaneous nondurable goods whsle	10	D	D	X
1140	Iron and steel wire and wire products	374	778 357	100.0	36.9
421	Wholesale trade, durable goods	338	750 072	96.4	40.6
4213	Lumber & other construction materials whsle	7	6 198	.8	X
42131	Lumber, plywood, millwork, & wood panel whsle	6	4 938	.6	X
421310	Lumber, plywood, millwork, & wood panel whsle	6	4 938	.6	X
4215	Metal & mineral (except petroleum) whsle	192	617 063	79.3	58.3
42151	Metal service centers & offices	192	617 063	79.3	58.2
421510	Metal service centers & offices	192	617 063	79.3	58.2
4215101	Ferrous metal service centers & sales offices	182	614 701	79.0	58.4
42151011	Ferrous metal service centers	18	142 552	18.3	86.5
42151012	Ferrous metal sales offices	164	472 149	60.7	42.4
4215102	Nonferrous metal service centers & sales offices	10	2 362	.3	X
42151022	Nonferrous metal sales offices	10	2 362	.3	X
4216	Electrical goods whsle	10	11 994	1.5	X
42161	Electrical apparatus & equip, wiring supp, & const material whsle	7	9 687	1.2	X
421610	Electrical apparatus & equip, wiring supp, & const material whsle	7	9 687	1.2	X
4217	Hardware, & plumbing & heating equipment & supplies whsle	48	D	D	D
42171	Hardware whsle	35	46 604	6.0	8.9
421710	Hardware whsle	35	46 604	6.0	8.9
42173	Warm air heating & air-conditioning equipment & supplies whsle	8	7 544	1.0	X
421730	Warm air heating & air-conditioning equipment & supplies whsle	8	7 544	1.0	X
4218	Machinery, equipment, & supplies whsle	39	15 246	2.0	X
42183	Industrial machinery & equipment whsle	22	5 650	.7	X
421830	Industrial machinery & equipment whsle	22	5 650	.7	X
4218303	General-purpose industrial machinery & equipment whsle	9	2 034	.3	X
42184	Industrial supplies whsle	14	8 248	1.1	X
421840	Industrial supplies whsle	14	8 248	1.1	X
4218401	General-line industrial supplies whsle	6	4 787	.6	X
4219	Miscellaneous durable goods whsle	37	D	D	X
42199	Other miscellaneous durable goods whsle	36	36 665	4.7	X
421990	Other miscellaneous durable goods whsle	36	36 665	4.7	X
4219903	General merchandise (durable goods) whsle	36	D	D	X
422	Wholesale trade, nondurable goods	36	28 285	3.6	2.6
4226	Chemical & allied products whsle	18	25 913	3.3	3.3
42261	Plastics materials & basic forms & shapes whsle	16	25 763	3.3	3.6
422610	Plastics materials & basic forms & shapes whsle	16	25 763	3.3	3.6
4229	Miscellaneous nondurable goods whsle	14	D	D	X
42299	Other miscellaneous nondurable goods whsle	11	D	D	X
422990	Other miscellaneous nondurable goods whsle	11	D	D	X
4229902	General merchandise (nondurable goods) whsle	7	221	Z	X
1150	Iron and steel pipe and tubing	389	1 308 439	100.0	48.4
421	Wholesale trade, durable goods	375	1 286 627	98.3	52.4
4215	Metal & mineral (except petroleum) whsle	268	1 134 131	86.7	66.5
42151	Metal service centers & offices	267	1 134 059	86.7	66.6
421510	Metal service centers & offices	267	1 134 059	86.7	66.6
4215101	Ferrous metal service centers & sales offices	254	1 121 617	85.7	68.5
42151011	Ferrous metal service centers	18	78 267	6.0	65.0
42151012	Ferrous metal sales offices	236	1 043 350	79.7	68.1
4215102	Nonferrous metal service centers & sales offices	13	12 442	1.0	35.4
42151022	Nonferrous metal sales offices	13	12 442	1.0	35.2
4217	Hardware, & plumbing & heating equipment & supplies whsle	70	D	D	D
42171	Hardware whsle	7	15 208	1.2	17.9
421710	Hardware whsle	7	15 208	1.2	17.9
42172	Plumbing & heating equipment & supplies (hydronics) whsle	56	56 694	4.3	10.0
421720	Plumbing & heating equipment & supplies (hydronics) whsle	56	56 694	4.3	10.0
4218	Machinery, equipment, & supplies whsle	18	9 452	.7	2.3
42183	Industrial machinery & equipment whsle	12	6 869	.5	3.5
421830	Industrial machinery & equipment whsle	12	6 869	.5	3.5
4218303	General-purpose industrial machinery & equipment whsle	6	2 518	.2	10.8
42184	Industrial supplies whsle	6	2 583	.2	X
421840	Industrial supplies whsle	6	2 583	.2	X
4219	Miscellaneous durable goods whsle	9	D	D	X
42199	Other miscellaneous durable goods whsle	9	43 803	3.3	X
421990	Other miscellaneous durable goods whsle	9	43 803	3.3	X
4219903	General merchandise (durable goods) whsle	9	D	D	X

See footnotes at end of table.

Table 8. Agents, Brokers, and Commission Merchants by Broad Commodity Line and Kind of Business: 1997—Con.

[Includes only establishments with payroll. For meaning of abbreviations and symbols, see introductory text. For explanation of terms, see Appendix A]

CL code and NAICS code	Commodity line and kind of business	Establishments (number)	Sales (\$1,000)	Percent of sales accounted for by kind of business ¹	Coverage in percents
1150	Iron and steel pipe and tubing—Con.				
422	Wholesale trade, nondurable goods	14	21 812	1.7	7.1
4226	Chemical & allied products whsle	12	21 674	1.7	8.0
42261	Plastics materials & basic forms & shapes whsle	12	21 674	1.7	8.4
422610	Plastics materials & basic forms & shapes whsle	12	21 674	1.7	8.4
1160	Other iron and steel products	277	977 949	100.0	67.5
421	Wholesale trade, durable goods	274	970 467	99.2	71.1
4215	Metal & mineral (except petroleum) whsle	257	960 138	98.2	69.7
42151	Metal service centers & offices	256	895 749	91.6	75.4
421510	Metal service centers & offices	256	895 749	91.6	75.4
4215101	Ferrous metal service centers & sales offices	244	885 105	90.5	74.8
42151011	Ferrous metal service centers	16	157 782	16.1	89.3
42151012	Ferrous metal sales offices	228	727 323	74.4	71.4
4215102	Nonferrous metal service centers & sales offices	12	10 644	1.1	78.4
42151022	Nonferrous metal sales offices	12	10 644	1.1	77.9
1170	Alloy steel	97	347 309	100.0	72.6
421	Wholesale trade, durable goods	97	347 309	100.0	76.3
4215	Metal & mineral (except petroleum) whsle	97	347 309	100.0	74.3
42151	Metal service centers & offices	97	347 309	100.0	74.3
421510	Metal service centers & offices	97	347 309	100.0	74.3
4215101	Ferrous metal service centers & sales offices	95	345 786	99.6	73.6
42151011	Ferrous metal service centers	9	18 867	5.4	90.1
42151012	Ferrous metal sales offices	86	326 919	94.1	71.5
1180	Stainless steel	211	551 383	100.0	75.6
421	Wholesale trade, durable goods	210	550 414	99.8	79.5
4215	Metal & mineral (except petroleum) whsle	203	549 333	99.6	77.6
42151	Metal service centers & offices	203	549 333	99.6	77.5
421510	Metal service centers & offices	203	549 333	99.6	77.5
4215101	Ferrous metal service centers & sales offices	178	529 179	96.0	77.6
42151011	Ferrous metal service centers	9	16 985	3.1	X
42151012	Ferrous metal sales offices	169	512 194	92.9	75.8
4215102	Nonferrous metal service centers & sales offices	25	20 154	3.7	71.8
42151022	Nonferrous metal sales offices	23	18 555	3.4	70.7
1200	Copper and brass	211	716 217	100.0	54.4
421	Wholesale trade, durable goods	186	703 402	98.2	60.8
4215	Metal & mineral (except petroleum) whsle	143	672 991	94.0	62.4
42151	Metal service centers & offices	143	672 991	94.0	62.4
421510	Metal service centers & offices	143	672 991	94.0	62.4
4215101	Ferrous metal service centers & sales offices	74	78 068	10.9	66.0
42151012	Ferrous metal sales offices	69	72 051	10.1	63.5
4215102	Nonferrous metal service centers & sales offices	69	594 923	83.1	60.5
42151021	Nonferrous metal service centers	7	24 787	3.5	X
42151022	Nonferrous metal sales offices	62	570 136	79.6	63.0
4217	Hardware, & plumbing & heating equipment & supplies whsle	6	D	D	X
4218	Machinery, equipment, & supplies whsle	6	3 498	.5	X
4219	Miscellaneous durable goods whsle	25	D	D	X
42199	Other miscellaneous durable goods whsle	17	307	Z	X
421990	Other miscellaneous durable goods whsle	17	307	Z	X
4219903	General merchandise (durable goods) whsle	17	D	D	X
422	Wholesale trade, nondurable goods	25	12 815	1.8	X
4226	Chemical & allied products whsle	9	10 450	1.5	X
42261	Plastics materials & basic forms & shapes whsle	6	9 705	1.4	X
422610	Plastics materials & basic forms & shapes whsle	6	9 705	1.4	X
4229	Miscellaneous nondurable goods whsle	14	D	D	X
42299	Other miscellaneous nondurable goods whsle	14	D	D	X
422990	Other miscellaneous nondurable goods whsle	14	D	D	X
4229901	Art goods whsle	9	917	.1	X
1220	Aluminum shapes, forms, etc.	455	959 875	100.0	42.8
421	Wholesale trade, durable goods	419	927 996	96.7	46.4
4213	Lumber & other construction materials whsle	50	23 368	2.4	X
42131	Lumber, plywood, millwork, & wood panel whsle	22	10 505	1.1	X
421310	Lumber, plywood, millwork, & wood panel whsle	22	10 505	1.1	X
4213103	Plywood, veneer, millwork, & wood panel whsle	21	10 414	1.1	X
42133	Roofing, siding, & insulation material whsle	8	3 195	.3	X
421330	Roofing, siding, & insulation material whsle	8	3 195	.3	X
4213301	Roofing, siding, & insulation material whsle	8	3 195	.3	X
42139	Other construction materials whsle	20	9 668	1.0	X
421390	Other construction materials whsle	20	9 668	1.0	X
4213902	Other construction materials whsle	15	4 171	.4	X
4215	Metal & mineral (except petroleum) whsle	308	855 458	89.1	59.1
42151	Metal service centers & offices	307	855 365	89.1	59.3
421510	Metal service centers & offices	307	855 365	89.1	59.3
4215101	Ferrous metal service centers & sales offices	114	87 894	9.2	63.9
42151011	Ferrous metal service centers	8	8 586	.9	X
42151012	Ferrous metal sales offices	106	79 308	8.3	62.7
4215102	Nonferrous metal service centers & sales offices	193	767 471	80.0	56.6
42151021	Nonferrous metal service centers	11	30 939	3.2	79.3
42151022	Nonferrous metal sales offices	182	736 532	76.7	55.7
4216	Electrical goods whsle	6	9 087	.9	X

See footnotes at end of table.

Table 8. Agents, Brokers, and Commission Merchants by Broad Commodity Line and Kind of Business: 1997—Con.

[Includes only establishments with payroll. For meaning of abbreviations and symbols, see introductory text. For explanation of terms, see Appendix A]

CL code and NAICS code	Commodity line and kind of business	Establishments (number)	Sales (\$1,000)	Percent of sales accounted for by kind of business ¹	Coverage in percents
1220	Aluminum shapes, forms, etc.—Con.				
421	Wholesale trade, durable goods—Con.				
4217	Hardware, & plumbing & heating equipment & supplies whsle	29	D	D	X
42171	Hardware whsle	19	17 809	1.9	X
421710	Hardware whsle	19	17 809	1.9	X
42172	Plumbing & heating equipment & supplies (hydronics) whsle	7	2 518	.3	X
421720	Plumbing & heating equipment & supplies (hydronics) whsle	7	2 518	.3	X
4218	Machinery, equipment, & supplies whsle	15	7 333	.8	X
42183	Industrial machinery & equipment whsle	8	2 001	.2	X
421830	Industrial machinery & equipment whsle	8	2 001	.2	X
4219	Miscellaneous durable goods whsle	6	D	D	X
422	Wholesale trade, nondurable goods	36	31 879	3.3	24.8
4226	Chemical & allied products whsle	30	30 421	3.2	32.8
42261	Plastics materials & basic forms & shapes whsle	23	27 225	2.8	38.1
422610	Plastics materials & basic forms & shapes whsle	23	27 225	2.8	38.1
42269	Other chemical & allied products whsle	7	3 196	.3	X
422690	Other chemical & allied products whsle	7	3 196	.3	X
4226902	Other chemical & allied products whsle	7	3 196	.3	X
4229	Miscellaneous nondurable goods whsle	6	D	D	X
42299	Other miscellaneous nondurable goods whsle	6	D	D	X
422990	Other miscellaneous nondurable goods whsle	6	D	D	X
1230	Other nonferrous metals (magnesium, nickel, tin, lead, zinc, etc., except precious).....	118	600 375	100.0	X
421	Wholesale trade, durable goods	115	597 051	99.4	X
4215	Metal & mineral (except petroleum) whsle	99	592 482	98.7	X
42151	Metal service centers & offices	98	592 319	98.7	X
421510	Metal service centers & offices	98	592 319	98.7	X
4215101	Ferrous metal service centers & sales offices	45	87 849	14.6	X
42151012	Ferrous metal sales offices	44	87 425	14.6	X
4215102	Nonferrous metal service centers & sales offices	53	504 470	84.0	X
42151021	Nonferrous metal service centers	8	37 887	6.3	X
42151022	Nonferrous metal sales offices	45	466 583	77.7	X
4218	Machinery, equipment, & supplies whsle	10	2 017	.3	X
42183	Industrial machinery & equipment whsle	9	2 009	.3	X
421830	Industrial machinery & equipment whsle	9	2 009	.3	X
1300	Coal and coke	89	1 146 881	100.0	73.4
421	Wholesale trade, durable goods	89	1 146 881	100.0	77.2
4215	Metal & mineral (except petroleum) whsle	89	1 146 881	100.0	75.2
42152	Coal & other mineral & ore whsle	89	1 146 881	100.0	75.8
421520	Coal & other mineral & ore whsle	89	1 146 881	100.0	75.8
4215201	Coal whsle	86	D	D	D
1320	Minerals and ores (excluding coal, precious stones, and crude oil)	56	333 090	100.0	X
421	Wholesale trade, durable goods	43	307 609	92.4	X
4215	Metal & mineral (except petroleum) whsle	39	306 693	92.1	X
42152	Coal & other mineral & ore whsle	38	301 169	90.4	X
421520	Coal & other mineral & ore whsle	38	301 169	90.4	X
4215202	Other mineral & ore whsle	37	D	D	X
422	Wholesale trade, nondurable goods	13	25 481	7.7	X
4226	Chemical & allied products whsle	10	20 026	6.0	X
42269	Other chemical & allied products whsle	9	8 866	2.7	X
422690	Other chemical & allied products whsle	9	8 866	2.7	X
4226902	Other chemical & allied products whsle	9	8 866	2.7	X
1400	Electrical apparatus and equipment	4 110	22 195 726	100.0	60.0
421	Wholesale trade, durable goods	4 054	22 141 683	99.8	63.6
4211	Motor vehicle & motor vehicle parts & supplies whsle	27	52 537	.2	4.1
42112	Motor vehicle supplies & new parts whsle	26	52 513	.2	3.3
421120	Motor vehicle supplies & new parts whsle	26	52 513	.2	3.3
4211201	Motor vehicle supplies & new parts—warehouse distributors	10	37 648	.2	6.3
4211202	Motor vehicle supplies & new parts—jobbers	16	14 865	.1	X
4212	Furniture & home furnishings whsle	12	36 016	.2	17.0
42122	Home furnishings whsle	9	35 066	.2	X
421220	Home furnishings whsle	9	35 066	.2	X
4212204	Other home furnishings whsle	7	27 931	.1	X
4213	Lumber & other construction materials whsle	22	7 895	Z	24.5
42131	Lumber, plywood, millwork, & wood panel whsle	11	4 777	Z	17.3
421310	Lumber, plywood, millwork, & wood panel whsle	11	4 777	Z	17.3
4213103	Plywood, veneer, millwork, & wood panel whsle	10	4 734	Z	18.1
42139	Other construction materials whsle	7	2 770	Z	59.9
421390	Other construction materials whsle	7	2 770	Z	59.9
4213902	Other construction materials whsle	6	2 045	Z	51.4

See footnotes at end of table.

Table 8. Agents, Brokers, and Commission Merchants by Broad Commodity Line and Kind of Business: 1997—Con.

[Includes only establishments with payroll. For meaning of abbreviations and symbols, see introductory text. For explanation of terms, see Appendix A]

CL code and NAICS code	Commodity line and kind of business	Establishments (number)	Sales (\$1,000)	Percent of sales accounted for by kind of business ¹	Coverage in percents
1400	Electrical apparatus and equipment—Con.				
421	Wholesale trade, durable goods—Con.				
4214	Professional & commercial equipment & supplies whsle	50	40 047	.2	17.4
42142	Office equipment whsle	9	4 945	Z	X
421420	Office equipment whsle	9	4 945	Z	X
42143	Computer & computer peripheral equipment & software whsle	21	11 898	.1	14.8
421430	Computer & computer peripheral equipment & software whsle	21	11 898	.1	14.8
4214301	Computer & peripheral equipment whsle	21	11 898	.1	14.2
42143011	Computers & peripheral equipment for resale	7	2 176	Z	X
42143012	Computers & peripheral equipment for end use	14	9 722	Z	19.5
42144	Other commercial equipment whsle	6	1 348	Z	80.9
421440	Other commercial equipment whsle	6	1 348	Z	80.9
4214402	Store machines & equipment whsle	6	1 348	Z	67.3
42149	Other professional equipment & supplies whsle	10	14 706	.1	X
421490	Other professional equipment & supplies whsle	10	14 706	.1	X
4214902	Other professional equipment & supplies whsle	10	14 706	.1	X
4215	Metal & mineral (except petroleum) whsle	20	47 245	.2	1.6
42151	Metal service centers & offices	20	47 245	.2	1.6
421510	Metal service centers & offices	20	47 245	.2	1.6
4215101	Ferrous metal service centers & sales offices	13	4 811	Z	11.7
42151012	Ferrous metal sales offices	13	4 811	Z	11.4
4215102	Nonferrous metal service centers & sales offices	7	42 434	.2	X
42151022	Nonferrous metal sales offices	7	42 434	.2	X
4216	Electrical goods whsle	3 327	21 553 686	97.1	69.8
42161	Electrical apparatus & equip, wiring supp, & const material whsle	2 966	20 897 388	94.2	71.6
421610	Electrical apparatus & equip, wiring supp, & const material whsle	2 966	20 897 388	94.2	71.6
42162	Electrical appliance, television & radio set whsle	47	83 001	.4	59.3
421620	Electrical appliance, television & radio set whsle	47	83 001	.4	59.3
42169	Other electronic parts & equipment whsle	314	573 297	2.6	72.5
421690	Other electronic parts & equipment whsle	314	573 297	2.6	72.5
4216901	Communications equipment & supplies whsle	48	52 383	.2	82.9
4216902	Electronic parts (excluding communications equipment) whsle	266	520 914	2.3	70.9
4217	Hardware, & plumbing & heating equipment & supplies whsle	182	D	D	D
42171	Hardware whsle	50	90 180	.4	32.2
421710	Hardware whsle	50	90 180	.4	32.2
42172	Plumbing & heating equipment & supplies (hydronics) whsle	55	71 832	.3	23.7
421720	Plumbing & heating equipment & supplies (hydronics) whsle	55	71 832	.3	23.7
42173	Warm air heating & air-conditioning equipment & supplies whsle	66	44 702	.2	3.0
421730	Warm air heating & air-conditioning equipment & supplies whsle	66	44 702	.2	3.0
42174	Refrigeration equipment & supplies whsle	11	D	D	X
421740	Refrigeration equipment & supplies whsle	11	D	D	X
4218	Machinery, equipment, & supplies whsle	244	128 455	.6	9.1
42181	Construction & mining (except petroleum) machinery & equip whsle	7	2 294	Z	X
421810	Construction & mining (except petroleum) machinery & equip whsle	7	2 294	Z	X
42183	Industrial machinery & equipment whsle	167	79 675	.4	12.8
421830	Industrial machinery & equipment whsle	167	79 675	.4	12.8
4218302	Hydraulic & pneumatic (fluid-power) machinery & equipment whsle	6	1 907	Z	X
4218303	General-purpose industrial machinery & equipment whsle	94	51 663	.2	18.4
4218304	Metalworking machinery & equipment whsle	12	5 517	Z	X
4218305	Materials handling equipment whsle	20	9 987	Z	11.1
4218306	Oilwell, oil refinery, & pipeline mach, equip, & supplies whsle	11	1 132	Z	X
4218307	Other industrial machinery & equipment whsle	23	9 311	Z	4.2
42184	Industrial supplies whsle	56	39 911	.2	X
421840	Industrial supplies whsle	56	39 911	.2	X
4218401	General-line industrial supplies whsle	29	16 672	.1	X
4218402	Mechanical power transmission supplies whsle	13	12 842	.1	X
42186	Transportation equipment & supplies (exc motor vehicle) whsle	10	3 316	Z	X
421860	Transportation equipment & supplies (exc motor vehicle) whsle	10	3 316	Z	X
4218601	Aircraft & aeronautical equipment & supplies whsle	7	2 652	Z	X
4219	Miscellaneous durable goods whsle	170	D	D	D
42191	Sporting & recreational goods & supplies whsle	14	17 130	.1	X
421910	Sporting & recreational goods & supplies whsle	14	17 130	.1	X
42199	Other miscellaneous durable goods whsle	150	44 502	.2	X
421990	Other miscellaneous durable goods whsle	150	44 502	.2	X
4219903	General merchandise (durable goods) whsle	128	D	D	X
4219906	Other durable goods whsle	19	3 675	Z	X
422	Wholesale trade, nondurable goods	56	54 043	.2	14.4
4226	Chemical & allied products whsle	13	7 027	Z	18.6
42261	Plastics materials & basic forms & shapes whsle	7	6 081	Z	22.1
422610	Plastics materials & basic forms & shapes whsle	7	6 081	Z	22.1
42269	Other chemical & allied products whsle	6	946	Z	X
422690	Other chemical & allied products whsle	6	946	Z	X
4226902	Other chemical & allied products whsle	6	946	Z	X
4229	Miscellaneous nondurable goods whsle	29	D	D	D
42299	Other miscellaneous nondurable goods whsle	24	D	D	D
422990	Other miscellaneous nondurable goods whsle	24	D	D	D
4229902	General merchandise (nondurable goods) whsle	21	48	Z	12.5

See footnotes at end of table.

Table 8. Agents, Brokers, and Commission Merchants by Broad Commodity Line and Kind of Business: 1997—Con.

[Includes only establishments with payroll. For meaning of abbreviations and symbols, see introductory text. For explanation of terms, see Appendix A]

CL code and NAICS code	Commodity line and kind of business	Establishments (number)	Sales (\$1,000)	Percent of sales accounted for by kind of business ¹	Coverage in percents
1500	Electrical appliances, household	1 182	5 390 481	100.0	40.2
421	Wholesale trade, durable goods	1 113	5 299 557	98.3	45.2
4212	Furniture & home furnishings whsle	75	111 675	2.1	17.0
42121	Furniture whsle	11	44 364	.8	41.9
421210	Furniture whsle	11	44 364	.8	41.9
4212101	Household & lawn furniture whsle	9	27 979	.5	50.3
42122	Home furnishings whsle	64	67 311	1.2	1.3
421220	Home furnishings whsle	64	67 311	1.2	1.3
4212201	Household china, glassware, & crockery whsle	25	20 604	.4	X
4212203	Floor coverings whsle	9	899	Z	X
4212204	Other home furnishings whsle	27	39 085	.7	2.2
4213	Lumber & other construction materials whsle	20	14 957	.3	X
42139	Other construction materials whsle	14	12 659	.2	X
421390	Other construction materials whsle	14	12 659	.2	X
4213902	Other construction materials whsle	14	12 659	.2	X
4214	Professional & commercial equipment & supplies whsle	47	147 896	2.7	25.7
42141	Photographic equipment & supplies whsle	7	17 601	.3	X
421410	Photographic equipment & supplies whsle	7	17 601	.3	X
42142	Office equipment whsle	12	11 113	.2	X
421420	Office equipment whsle	12	11 113	.2	X
42143	Computer & computer peripheral equipment & software whsle	26	117 813	2.2	24.4
421430	Computer & computer peripheral equipment & software whsle	26	117 813	2.2	24.4
4214301	Computer & peripheral equipment whsle	25	115 773	2.1	23.3
42143011	Computers & peripheral equipment for resale	22	111 690	2.1	X
4216	Electrical goods whsle	718	4 686 625	86.9	61.1
42161	Electrical apparatus & equip, wiring supp, & const material whsle	122	219 407	4.1	40.2
421610	Electrical apparatus & equip, wiring supp, & const material whsle	122	219 407	4.1	40.2
42162	Electrical appliance, television & radio set whsle	527	4 360 931	80.9	57.3
421620	Electrical appliance, television & radio set whsle	527	4 360 931	80.9	57.3
42169	Other electronic parts & equipment whsle	69	106 287	2.0	73.9
421690	Other electronic parts & equipment whsle	69	106 287	2.0	73.9
4216901	Communications equipment & supplies whsle	42	86 939	1.6	84.2
4216902	Electronic parts (excluding communications equipment) whsle	27	19 348	.4	57.9
4217	Hardware, & plumbing & heating equipment & supplies whsle	37	D	D	D
42171	Hardware whsle	15	40 727	.8	1.6
421710	Hardware whsle	15	40 727	.8	1.6
42172	Plumbing & heating equipment & supplies (hydronics) whsle	14	19 542	.4	.3
421720	Plumbing & heating equipment & supplies (hydronics) whsle	14	19 542	.4	.3
42173	Warm air heating & air-conditioning equipment & supplies whsle	8	5 202	.1	X
421730	Warm air heating & air-conditioning equipment & supplies whsle	8	5 202	.1	X
4218	Machinery, equipment, & supplies whsle	7	4 815	.1	X
4219	Miscellaneous durable goods whsle	203	D	D	D
42191	Sporting & recreational goods & supplies whsle	10	105 914	2.0	28.3
421910	Sporting & recreational goods & supplies whsle	10	105 914	2.0	28.3
42199	Other miscellaneous durable goods whsle	184	118 119	2.2	X
421990	Other miscellaneous durable goods whsle	184	118 119	2.2	X
4219903	General merchandise (durable goods) whsle	167	D	D	X
4219906	Other durable goods whsle	13	6 067	.1	X
422	Wholesale trade, nondurable goods	69	90 924	1.7	6.6
4221	Paper & paper product whsle	8	12 352	.2	X
42212	Stationery & office supplies whsle	6	12 180	.2	X
422120	Stationery & office supplies whsle	6	12 180	.2	X
4222	Drugs, & druggists' sundries whsle	13	42 774	.8	8.1
42221	Drugs, & druggists' sundries whsle	13	42 774	.8	8.1
422210	Drugs, & druggists' sundries whsle	13	42 774	.8	8.1
4222102	Specialty-line drug, pharmaceutical, cosmetic, & toiletries whsle	13	42 774	.8	8.1
4229	Miscellaneous nondurable goods whsle	36	D	D	X
42299	Other miscellaneous nondurable goods whsle	35	D	D	X
422990	Other miscellaneous nondurable goods whsle	35	D	D	X
4229902	General merchandise (nondurable goods) whsle	32	24 148	.4	X
1600	Electronic parts and equipment, except communication	3 627	34 651 346	100.0	63.0
421	Wholesale trade, durable goods	3 545	34 600 770	99.9	66.6
4211	Motor vehicle & motor vehicle parts & supplies whsle	31	57 931	.2	5.2
42112	Motor vehicle supplies & new parts whsle	31	57 931	.2	4.2
421120	Motor vehicle supplies & new parts whsle	31	57 931	.2	4.2
4211201	Motor vehicle supplies & new parts—warehouse distributors	8	7 153	Z	X
4211202	Motor vehicle supplies & new parts—jobbers	23	50 778	.1	5.3
4212	Furniture & home furnishings whsle	8	3 708	Z	29.3
4213	Lumber & other construction materials whsle	8	2 643	Z	X
4214	Professional & commercial equipment & supplies whsle	59	345 615	1.0	17.1
42142	Office equipment whsle	12	5 026	Z	X
421420	Office equipment whsle	12	5 026	Z	X
42143	Computer & computer peripheral equipment & software whsle	30	318 294	.9	16.4
421430	Computer & computer peripheral equipment & software whsle	30	318 294	.9	16.4
4214301	Computer & peripheral equipment whsle	24	310 924	.9	15.3
42143011	Computers & peripheral equipment for resale	8	271 356	.8	X
42143012	Computers & peripheral equipment for end use	16	39 568	.1	11.1
4214302	Computer software (packaged) whsle	6	7 370	Z	X
42149	Other professional equipment & supplies whsle	17	22 295	.1	X
421490	Other professional equipment & supplies whsle	17	22 295	.1	X
4214902	Other professional equipment & supplies whsle	17	22 295	.1	X

See footnotes at end of table.

Table 8. Agents, Brokers, and Commission Merchants by Broad Commodity Line and Kind of Business: 1997—Con.

[Includes only establishments with payroll. For meaning of abbreviations and symbols, see introductory text. For explanation of terms, see Appendix A]

CL code and NAICS code	Commodity line and kind of business	Establishments (number)	Sales (\$1,000)	Percent of sales accounted for by kind of business ¹	Coverage in percents
1600	Electronic parts and equipment, except communication—Con.				
421	Wholesale trade, durable goods—Con.				
4215	Metal & mineral (except petroleum) whsle	36	26 394	.1	11.1
42151	Metal service centers & offices	35	26 280	.1	11.1
421510	Metal service centers & offices	35	26 280	.1	11.1
4215101	Ferrous metal service centers & sales offices	28	19 052	.1	15.2
42151012	Ferrous metal sales offices	28	19 052	.1	14.8
4215102	Nonferrous metal service centers & sales offices	7	7 228	Z	X
42151022	Nonferrous metal sales offices	6	2 564	Z	X
4216	Electrical goods whsle	2 940	33 856 042	97.7	70.1
42161	Electrical apparatus & equip, wiring supp, & const material whsle	243	370 124	1.1	67.6
421610	Electrical apparatus & equip, wiring supp, & const material whsle	243	370 124	1.1	67.6
42162	Electrical appliance, television & radio set whsle	35	78 872	.2	55.9
421620	Electrical appliance, television & radio set whsle	35	78 872	.2	55.9
42169	Other electronic parts & equipment whsle	2 662	33 407 046	96.4	69.9
421690	Other electronic parts & equipment whsle	2 662	33 407 046	96.4	69.9
4216901	Communications equipment & supplies whsle	77	149 482	.4	82.9
4216902	Electronic parts (excluding communications equipment) whsle	2 585	33 257 564	96.0	69.2
4217	Hardware, & plumbing & heating equipment & supplies whsle	78	D	D	D
42171	Hardware whsle	27	44 897	.1	2.5
421710	Hardware whsle	27	44 897	.1	2.5
42172	Plumbing & heating equipment & supplies (hydronics) whsle	17	22 351	.1	X
421720	Plumbing & heating equipment & supplies (hydronics) whsle	17	22 351	.1	X
42173	Warm air heating & air-conditioning equipment & supplies whsle	28	14 448	Z	4.7
421730	Warm air heating & air-conditioning equipment & supplies whsle	28	14 448	Z	4.7
42174	Refrigeration equipment & supplies whsle	6	D	D	X
421740	Refrigeration equipment & supplies whsle	6	D	D	X
4218	Machinery, equipment, & supplies whsle	224	147 273	.4	4.6
42182	Farm & garden machinery & equipment whsle	6	15 565	Z	X
421820	Farm & garden machinery & equipment whsle	6	15 565	Z	X
4218203	Lawn & garden machinery & equipment whsle	6	15 565	Z	X
42183	Industrial machinery & equipment whsle	149	76 137	.2	7.0
421830	Industrial machinery & equipment whsle	149	76 137	.2	7.0
4218302	Hydraulic & pneumatic (fluid-power) machinery & equipment whsle	14	13 948	Z	X
42183022	Hydraulic & pneumatic parts, accessories, & supplies whsle	11	11 023	Z	X
4218303	General-purpose industrial machinery & equipment whsle	70	28 183	.1	10.0
4218304	Metalworking machinery & equipment whsle	11	6 255	Z	X
4218305	Materials handling equipment whsle	11	2 161	Z	22.9
4218307	Other industrial machinery & equipment whsle	37	22 522	.1	.2
42184	Industrial supplies whsle	40	38 426	.1	4.1
421840	Industrial supplies whsle	40	38 426	.1	4.1
4218401	General-line industrial supplies whsle	7	16 426	Z	X
4218402	Mechanical power transmission supplies whsle	11	9 219	Z	13.6
4218405	Industrial valves & fittings (except fluid-power) whsle	14	11 573	Z	X
4218406	Other industrial supplies whsle	6	1 135	Z	X
42186	Transportation equipment & supplies (exc motor vehicle) whsle	26	14 672	Z	X
421860	Transportation equipment & supplies (exc motor vehicle) whsle	26	14 672	Z	X
4218601	Aircraft & aeronautical equipment & supplies whsle	23	14 182	Z	X
4219	Miscellaneous durable goods whsle	161	D	D	D
42199	Other miscellaneous durable goods whsle	155	70 360	.2	13.4
421990	Other miscellaneous durable goods whsle	155	70 360	.2	13.4
4219903	General merchandise (durable goods) whsle	152	D	D	D
422	Wholesale trade, nondurable goods	82	50 576	.1	20.4
4222	Drugs, & druggists' sundries whsle	6	17 789	.1	70.0
42221	Drugs, & druggists' sundries whsle	6	17 789	.1	70.0
422210	Drugs, & druggists' sundries whsle	6	17 789	.1	70.0
4222102	Specialty-line drug, pharmaceutical, cosmetic, & toiletries whsle	6	17 789	.1	70.0
4226	Chemical & allied products whsle	32	26 097	.1	X
42261	Plastics materials & basic forms & shapes whsle	18	15 100	Z	X
422610	Plastics materials & basic forms & shapes whsle	18	15 100	Z	X
42269	Other chemical & allied products whsle	14	10 997	Z	X
422690	Other chemical & allied products whsle	14	10 997	Z	X
4226902	Other chemical & allied products whsle	14	10 997	Z	X
4229	Miscellaneous nondurable goods whsle	38	D	D	D
42299	Other miscellaneous nondurable goods whsle	36	D	D	D
422990	Other miscellaneous nondurable goods whsle	36	D	D	D
4229902	General merchandise (nondurable goods) whsle	36	1 222	Z	.2
1650	Communication equipment and supplies	1 081	3 865 749	100.0	64.6
421	Wholesale trade, durable goods	1 062	3 853 871	99.7	67.9
4214	Professional & commercial equipment & supplies whsle	77	140 931	3.6	35.1
42142	Office equipment whsle	19	16 773	.4	17.1
421420	Office equipment whsle	19	16 773	.4	17.1
42143	Computer & computer peripheral equipment & software whsle	55	122 924	3.2	33.9
421430	Computer & computer peripheral equipment & software whsle	55	122 924	3.2	33.9
4214301	Computer & peripheral equipment whsle	54	122 875	3.2	33.0
42143011	Computers & peripheral equipment for resale	27	92 577	2.4	X
42143012	Computers & peripheral equipment for end use	27	30 298	.8	12.3

See footnotes at end of table.

Table 8. Agents, Brokers, and Commission Merchants by Broad Commodity Line and Kind of Business: 1997—Con.

[Includes only establishments with payroll. For meaning of abbreviations and symbols, see introductory text. For explanation of terms, see Appendix A]

CL code and NAICS code	Commodity line and kind of business	Establishments (number)	Sales (\$1,000)	Percent of sales accounted for by kind of business ¹	Coverage in percents
1650	Communication equipment and supplies—Con.				
421	Wholesale trade, durable goods—Con.				
4216	Electrical goods whsle	915	3 619 512	93.6	70.8
42161	Electrical apparatus & equip, wiring supp, & const material whsle	97	184 154	4.8	75.5
421610	Electrical apparatus & equip, wiring supp, & const material whsle	97	184 154	4.8	75.5
42162	Electrical appliance, television & radio set whsle	87	262 107	6.8	59.6
421620	Electrical appliance, television & radio set whsle	87	262 107	6.8	59.6
42169	Other electronic parts & equipment whsle	731	3 173 251	82.1	71.2
421690	Other electronic parts & equipment whsle	731	3 173 251	82.1	71.2
4216901	Communications equipment & supplies whsle	574	2 960 745	76.6	78.7
4216902	Electronic parts (excluding communications equipment) whsle	157	212 506	5.5	65.0
4218	Machinery, equipment, & supplies whsle	42	14 979	.4	5.9
42183	Industrial machinery & equipment whsle	36	10 685	.3	5.0
421830	Industrial machinery & equipment whsle	36	10 685	.3	5.0
4218303	General-purpose industrial machinery & equipment whsle	19	8 467	.2	.2
4218305	Materials handling equipment whsle	6	1 799	Z	X
4218307	Other industrial machinery & equipment whsle	8	240	Z	X
4219	Miscellaneous durable goods whsle	15	D	D	D
42199	Other miscellaneous durable goods whsle	14	10 008	.3	40.9
421990	Other miscellaneous durable goods whsle	14	10 008	.3	40.9
4219903	General merchandise (durable goods) whsle	14	D	D	D
422	Wholesale trade, nondurable goods	19	11 878	.3	71.7
4222	Drugs, & druggists' sundries whsle	6	10 463	.3	70.0
42221	Drugs, & druggists' sundries whsle	6	10 463	.3	70.0
422210	Drugs, & druggists' sundries whsle	6	10 463	.3	70.0
4222102	Specialty-line drug, pharmaceutical, cosmetic, & toiletries whsle	6	10 463	.3	70.0
4229	Miscellaneous nondurable goods whsle	13	D	D	D
42299	Other miscellaneous nondurable goods whsle	13	D	D	D
422990	Other miscellaneous nondurable goods whsle	13	D	D	D
4229902	General merchandise (nondurable goods) whsle	8	5	Z	26.3
1700	Hardware	2 395	7 875 260	100.0	29.8
421	Wholesale trade, durable goods	2 174	7 603 916	96.6	36.2
4211	Motor vehicle & motor vehicle parts & supplies whsle	44	109 958	1.4	12.5
42112	Motor vehicle supplies & new parts whsle	44	109 958	1.4	10.1
421120	Motor vehicle supplies & new parts whsle	44	109 958	1.4	10.1
4211201	Motor vehicle supplies & new parts—warehouse distributors	12	22 035	.3	X
4211202	Motor vehicle supplies & new parts—jobbers	32	87 923	1.1	12.5
4212	Furniture & home furnishings whsle	90	130 474	1.7	7.6
42121	Furniture whsle	13	12 354	.2	23.2
421210	Furniture whsle	13	12 354	.2	23.2
4212101	Household & lawn furniture whsle	13	12 354	.2	22.4
42122	Home furnishings whsle	77	118 120	1.5	4.9
421220	Home furnishings whsle	77	118 120	1.5	4.9
4212201	Household china, glassware, & crockery whsle	26	65 004	.8	X
4212204	Other home furnishings whsle	44	52 034	.7	.5
4213	Lumber & other construction materials whsle	90	90 066	1.1	19.1
42131	Lumber, plywood, millwork, & wood panel whsle	62	54 329	.7	8.6
421310	Lumber, plywood, millwork, & wood panel whsle	62	54 329	.7	8.6
4213103	Plywood, veneer, millwork, & wood panel whsle	60	54 120	.7	8.8
42133	Roofing, siding, & insulation material whsle	11	17 580	.2	20.1
421330	Roofing, siding, & insulation material whsle	11	17 580	.2	20.1
4213301	Roofing, siding, & insulation material whsle	11	17 580	.2	20.1
42139	Other construction materials whsle	16	15 870	.2	49.9
421390	Other construction materials whsle	16	15 870	.2	49.9
4213902	Other construction materials whsle	13	15 221	.2	50.7
4214	Professional & commercial equipment & supplies whsle	31	55 647	.7	X
42143	Computer & computer peripheral equipment & software whsle	18	38 911	.5	X
421430	Computer & computer peripheral equipment & software whsle	18	38 911	.5	X
4214301	Computer & peripheral equipment whsle	18	38 911	.5	X
42143011	Computers & peripheral equipment for resale	9	32 735	.4	X
42143012	Computers & peripheral equipment for end use	9	6 176	.1	X
4215	Metal & mineral (except petroleum) whsle	88	106 138	1.3	22.3
42151	Metal service centers & offices	88	106 138	1.3	22.3
421510	Metal service centers & offices	88	106 138	1.3	22.3
4215101	Ferrous metal service centers & sales offices	63	72 019	.9	22.1
42151011	Ferrous metal service centers	8	10 694	.1	X
42151012	Ferrous metal sales offices	55	61 325	.8	23.9
4215102	Nonferrous metal service centers & sales offices	25	34 119	.4	23.2
42151022	Nonferrous metal sales offices	25	34 119	.4	23.0
4216	Electrical goods whsle	174	262 763	3.3	12.3
42161	Electrical apparatus & equip, wiring supp, & const material whsle	52	50 050	.6	7.3
421610	Electrical apparatus & equip, wiring supp, & const material whsle	52	50 050	.6	7.3
42162	Electrical appliance, television & radio set whsle	51	136 272	1.7	24.1
421620	Electrical appliance, television & radio set whsle	51	136 272	1.7	24.1
42169	Other electronic parts & equipment whsle	71	76 441	1.0	.9
421690	Other electronic parts & equipment whsle	71	76 441	1.0	.9
4216901	Communications equipment & supplies whsle	22	37 631	.5	X
4216902	Electronic parts (excluding communications equipment) whsle	49	38 810	.5	2.2

See footnotes at end of table.

Table 8. Agents, Brokers, and Commission Merchants by Broad Commodity Line and Kind of Business: 1997—Con.

[Includes only establishments with payroll. For meaning of abbreviations and symbols, see introductory text. For explanation of terms, see Appendix A]

CL code and NAICS code	Commodity line and kind of business	Establishments (number)	Sales (\$1,000)	Percent of sales accounted for by kind of business ¹	Coverage in percents
1700	Hardware—Con.				
421	Wholesale trade, durable goods—Con.				
4217	Hardware, & plumbing & heating equipment & supplies whsle	1 230	D	D	D
42171	Hardware whsle	1 048	6 320 078	80.3	49.0
421710	Hardware whsle	1 048	6 320 078	80.3	49.0
42172	Plumbing & heating equipment & supplies (hydronics) whsle	130	200 360	2.5	64.7
421720	Plumbing & heating equipment & supplies (hydronics) whsle	130	200 360	2.5	64.7
42173	Warm air heating & air-conditioning equipment & supplies whsle	39	25 955	.3	73.6
421730	Warm air heating & air-conditioning equipment & supplies whsle	39	25 955	.3	73.6
42174	Refrigeration equipment & supplies whsle	13	D	D	D
421740	Refrigeration equipment & supplies whsle	13	D	D	D
4218	Machinery, equipment, & supplies whsle	177	153 460	1.9	25.2
42181	Construction & mining (except petroleum) machinery & equip whsle	7	18 842	.2	16.3
421810	Construction & mining (except petroleum) machinery & equip whsle	7	18 842	.2	16.3
42182	Farm & garden machinery & equipment whsle	22	52 631	.7	33.0
421820	Farm & garden machinery & equipment whsle	22	52 631	.7	33.0
4218203	Lawn & garden machinery & equipment whsle	19	44 625	.6	42.4
42183	Industrial machinery & equipment whsle	72	36 222	.5	24.0
421830	Industrial machinery & equipment whsle	72	36 222	.5	24.0
4218303	General-purpose industrial machinery & equipment whsle	29	14 418	.2	19.2
4218304	Metalworking machinery & equipment whsle	15	9 629	.1	X
4218305	Materials handling equipment whsle	8	6 003	.1	16.8
4218307	Other industrial machinery & equipment whsle	17	5 888	.1	X
42184	Industrial supplies whsle	62	33 173	.4	14.9
421840	Industrial supplies whsle	62	33 173	.4	14.9
4218401	General-line industrial supplies whsle	35	13 962	.2	X
4218404	Industrial containers & supplies whsle	9	8 733	.1	13.3
4218406	Other industrial supplies whsle	13	7 252	.1	36.1
42186	Transportation equipment & supplies (exc motor vehicle) whsle	10	10 975	.1	X
421860	Transportation equipment & supplies (exc motor vehicle) whsle	10	10 975	.1	X
4218601	Aircraft & aeronautical equipment & supplies whsle	7	8 992	.1	X
4219	Miscellaneous durable goods whsle	250	D	D	D
42191	Sporting & recreational goods & supplies whsle	14	28 274	.4	2.0
421910	Sporting & recreational goods & supplies whsle	14	28 274	.4	2.0
42192	Toy & hobby goods & supplies whsle	9	D	D	X
421920	Toy & hobby goods & supplies whsle	9	D	D	X
42199	Other miscellaneous durable goods whsle	223	103 636	1.3	11.8
421990	Other miscellaneous durable goods whsle	223	103 636	1.3	11.8
4219903	General merchandise (durable goods) whsle	204	D	D	D
4219906	Other durable goods whsle	12	3 173	Z	X
422	Wholesale trade, nondurable goods	221	271 344	3.4	5.5
4221	Paper & paper product whsle	9	7 706	.1	X
42213	Industrial & personal service paper whsle	6	3 306	Z	X
422130	Industrial & personal service paper whsle	6	3 306	Z	X
4222	Drugs, & druggists' sundries whsle	7	23 414	.3	X
42221	Drugs, & druggists' sundries whsle	7	23 414	.3	X
422210	Drugs, & druggists' sundries whsle	7	23 414	.3	X
4222102	Specialty-line drug, pharmaceutical, cosmetic, & toiletries whsle	7	23 414	.3	X
4224	Grocery & related products whsle	21	42 884	.5	X
42241	General-line grocery whsle	12	10 748	.1	X
422410	General-line grocery whsle	12	10 748	.1	X
4224103	Other general-line grocery whsle	12	10 748	.1	X
42249	Other grocery & related products whsle	7	D	D	X
422490	Other grocery & related products whsle	7	D	D	X
4226	Chemical & allied products whsle	37	53 268	.7	7.2
42261	Plastics materials & basic forms & shapes whsle	22	47 530	.6	5.0
422610	Plastics materials & basic forms & shapes whsle	22	47 530	.6	5.0
42269	Other chemical & allied products whsle	15	5 738	.1	21.6
422690	Other chemical & allied products whsle	15	5 738	.1	21.6
4226902	Other chemical & allied products whsle	15	5 738	.1	21.6
4229	Miscellaneous nondurable goods whsle	138	D	D	D
42291	Farm supplies whsle	13	22 826	.3	X
422910	Farm supplies whsle	13	22 826	.3	X
4229102	Farm supplies—whsle distributors	13	22 826	.3	X
42293	Flower, nursery stock, & florists' supplies whsle	7	2 042	Z	X
422930	Flower, nursery stock, & florists' supplies whsle	7	2 042	Z	X
42295	Paint, varnish, & supplies whsle	25	67 955	.9	29.6
422950	Paint, varnish, & supplies whsle	25	67 955	.9	29.6
4229501	Paint, varnish, & supplies whsle	25	67 955	.9	29.6
42299	Other miscellaneous nondurable goods whsle	89	D	D	D
422990	Other miscellaneous nondurable goods whsle	89	D	D	D
4229902	General merchandise (nondurable goods) whsle	85	39 656	.5	19.2

See footnotes at end of table.

Table 8. Agents, Brokers, and Commission Merchants by Broad Commodity Line and Kind of Business: 1997—Con.

[Includes only establishments with payroll. For meaning of abbreviations and symbols, see introductory text. For explanation of terms, see Appendix A]

CL code and NAICS code	Commodity line and kind of business	Establishments (number)	Sales (\$1,000)	Percent of sales accounted for by kind of business ¹	Coverage in percents
1800	Plumbing and heating equipment and supplies (hydronics)	1 769	7 514 982	100.0	61.6
421	Wholesale trade, durable goods	1 715	7 432 374	98.9	64.7
4212	Furniture & home furnishings whsle	7	35 472	.5	X
4213	Lumber & other construction materials whsle	14	20 346	.3	20.5
42131	Lumber, plywood, millwork, & wood panel whsle	7	5 250	.1	17.0
421310	Lumber, plywood, millwork, & wood panel whsle	7	5 250	.1	17.0
4213103	Plywood, veneer, millwork, & wood panel whsle	6	5 207	.1	17.6
4214	Professional & commercial equipment & supplies whsle	7	3 601	Z	X
42144	Other commercial equipment whsle	7	3 601	Z	X
421440	Other commercial equipment whsle	7	3 601	Z	X
4215	Metal & mineral (except petroleum) whsle	23	16 558	.2	23.7
42151	Metal service centers & offices	23	16 558	.2	23.7
421510	Metal service centers & offices	23	16 558	.2	23.7
4215101	Ferrous metal service centers & sales offices	20	13 263	.2	20.7
42151012	Ferrous metal sales offices	16	10 664	.1	14.0
4216	Electrical goods whsle	64	94 606	1.3	35.8
42161	Electrical apparatus & equip, wiring supp, & const material whsle	30	47 226	.6	37.7
421610	Electrical apparatus & equip, wiring supp, & const material whsle	30	47 226	.6	37.7
42162	Electrical appliance, television & radio set whsle	18	29 270	.4	38.5
421620	Electrical appliance, television & radio set whsle	18	29 270	.4	38.5
42169	Other electronic parts & equipment whsle	16	18 110	.2	20.3
421690	Other electronic parts & equipment whsle	16	18 110	.2	20.3
4216902	Electronic parts (excluding communications equipment) whsle	15	17 952	.2	24.4
4217	Hardware, & plumbing & heating equipment & supplies whsle	1 413	D	D	D
42171	Hardware whsle	84	121 704	1.6	57.4
421710	Hardware whsle	84	121 704	1.6	57.4
42172	Plumbing & heating equipment & supplies (hydronics) whsle	1 152	6 932 623	92.3	76.7
421720	Plumbing & heating equipment & supplies (hydronics) whsle	1 152	6 932 623	92.3	76.7
42173	Warm air heating & air-conditioning equipment & supplies whsle	150	111 682	1.5	74.6
421730	Warm air heating & air-conditioning equipment & supplies whsle	150	111 682	1.5	74.6
42174	Refrigeration equipment & supplies whsle	27	D	D	D
421740	Refrigeration equipment & supplies whsle	27	D	D	D
4218	Machinery, equipment, & supplies whsle	113	56 599	.8	21.5
42181	Construction & mining (except petroleum) machinery & equip whsle	6	3 319	Z	18.4
421810	Construction & mining (except petroleum) machinery & equip whsle	6	3 319	Z	18.4
42182	Farm & garden machinery & equipment whsle	8	6 473	.1	X
421820	Farm & garden machinery & equipment whsle	8	6 473	.1	X
42183	Industrial machinery & equipment whsle	74	26 492	.4	3.4
421830	Industrial machinery & equipment whsle	74	26 492	.4	3.4
4218303	General-purpose industrial machinery & equipment whsle	33	13 168	.2	4.7
4218305	Materials handling equipment whsle	11	8 997	.1	2.5
4218307	Other industrial machinery & equipment whsle	20	2 083	Z	X
42184	Industrial supplies whsle	17	13 395	.2	X
421840	Industrial supplies whsle	17	13 395	.2	X
4218405	Industrial valves & fittings (except fluid-power) whsle	14	10 823	.1	X
42185	Service establishment equipment & supplies whsle	8	6 920	.1	X
421850	Service establishment equipment & supplies whsle	8	6 920	.1	X
4218504	Other service establishment equipment & supplies whsle	7	D	D	X
4219	Miscellaneous durable goods whsle	69	D	D	D
42191	Sporting & recreational goods & supplies whsle	10	5 232	.1	7.2
421910	Sporting & recreational goods & supplies whsle	10	5 232	.1	7.2
42199	Other miscellaneous durable goods whsle	54	13 747	.2	38.8
421990	Other miscellaneous durable goods whsle	54	13 747	.2	38.8
4219903	General merchandise (durable goods) whsle	54	D	D	D
422	Wholesale trade, nondurable goods	54	82 608	1.1	61.7
4226	Chemical & allied products whsle	19	16 517	.2	33.5
42261	Plastics materials & basic forms & shapes whsle	9	11 189	.1	X
422610	Plastics materials & basic forms & shapes whsle	9	11 189	.1	X
42269	Other chemical & allied products whsle	10	5 328	.1	X
422690	Other chemical & allied products whsle	10	5 328	.1	X
4226902	Other chemical & allied products whsle	10	5 328	.1	X
4229	Miscellaneous nondurable goods whsle	31	D	D	D
42295	Paint, varnish, & supplies whsle	7	29 546	.4	X
422950	Paint, varnish, & supplies whsle	7	29 546	.4	X
4229501	Paint, varnish, & supplies whsle	7	29 546	.4	X
42299	Other miscellaneous nondurable goods whsle	19	D	D	D
422990	Other miscellaneous nondurable goods whsle	19	D	D	D
4229902	General merchandise (nondurable goods) whsle	19	26 430	.4	26.3

See footnotes at end of table.

Table 8. Agents, Brokers, and Commission Merchants by Broad Commodity Line and Kind of Business: 1997—Con.

[Includes only establishments with payroll. For meaning of abbreviations and symbols, see introductory text. For explanation of terms, see Appendix A]

CL code and NAICS code	Commodity line and kind of business	Establishments (number)	Sales (\$1,000)	Percent of sales accounted for by kind of business ¹	Coverage in percents
1900	Warm air heating and air-conditioning equipment and supplies	952	2 367 328	100.0	56.9
421	Wholesale trade, durable goods	937	2 361 768	99.8	59.7
4213	Lumber & other construction materials whsle	9	2 316	.1	X
4216	Electrical goods whsle	92	123 322	5.2	12.7
42161	Electrical apparatus & equip, wiring supp, & const material whsle	65	93 690	4.0	18.5
421610	Electrical apparatus & equip, wiring supp, & const material whsle	65	93 690	4.0	18.5
42162	Electrical appliance, television & radio set whsle	15	19 032	.8	X
421620	Electrical appliance, television & radio set whsle	15	19 032	.8	X
42169	Other electronic parts & equipment whsle	12	10 600	.4	4.1
421690	Other electronic parts & equipment whsle	12	10 600	.4	4.1
4216902	Electronic parts (excluding communications equipment) whsle	12	10 600	.4	4.1
4217	Hardware, & plumbing & heating equipment & supplies whsle	737	D	D	D
42171	Hardware whsle	29	58 336	2.5	70.2
421710	Hardware whsle	29	58 336	2.5	70.2
42172	Plumbing & heating equipment & supplies (hydronics) whsle	114	161 298	6.8	67.7
421720	Plumbing & heating equipment & supplies (hydronics) whsle	114	161 298	6.8	67.7
42173	Warm air heating & air-conditioning equipment & supplies whsle	559	1 922 726	81.2	75.8
421730	Warm air heating & air-conditioning equipment & supplies whsle	559	1 922 726	81.2	75.8
42174	Refrigeration equipment & supplies whsle	35	D	D	D
421740	Refrigeration equipment & supplies whsle	35	D	D	D
4218	Machinery, equipment, & supplies whsle	30	17 580	.7	43.6
42183	Industrial machinery & equipment whsle	23	15 165	.6	45.8
421830	Industrial machinery & equipment whsle	23	15 165	.6	45.8
4218303	General-purpose industrial machinery & equipment whsle	17	10 155	.4	48.3
4219	Miscellaneous durable goods whsle	57	D	D	D
42199	Other miscellaneous durable goods whsle	57	24 527	1.0	38.0
421990	Other miscellaneous durable goods whsle	57	24 527	1.0	38.0
4219903	General merchandise (durable goods) whsle	55	D	D	D
422	Wholesale trade, nondurable goods	15	5 560	.2	72.8
4226	Chemical & allied products whsle	6	2 873	.1	X
42269	Other chemical & allied products whsle	6	2 873	.1	X
422690	Other chemical & allied products whsle	6	2 873	.1	X
4226902	Other chemical & allied products whsle	6	2 873	.1	X
2000	Refrigeration equipment and supplies	334	623 188	100.0	48.7
421	Wholesale trade, durable goods	331	623 020	100.0	51.2
4214	Professional & commercial equipment & supplies whsle	53	51 622	8.3	4.7
42144	Other commercial equipment whsle	49	49 244	7.9	4.6
421440	Other commercial equipment whsle	49	49 244	7.9	4.6
4214401	Restaurant & hotel equipment & supplies whsle	43	40 030	6.4	X
4214402	Store machines & equipment whsle	6	9 214	1.5	X
4216	Electrical goods whsle	20	41 570	6.7	38.9
42161	Electrical apparatus & equip, wiring supp, & const material whsle	14	38 221	6.1	45.6
421610	Electrical apparatus & equip, wiring supp, & const material whsle	14	38 221	6.1	45.6
4217	Hardware, & plumbing & heating equipment & supplies whsle	238	D	D	D
42171	Hardware whsle	9	8 151	1.3	74.7
421710	Hardware whsle	9	8 151	1.3	74.7
42172	Plumbing & heating equipment & supplies (hydronics) whsle	26	13 222	2.1	59.2
421720	Plumbing & heating equipment & supplies (hydronics) whsle	26	13 222	2.1	59.2
42173	Warm air heating & air-conditioning equipment & supplies whsle	68	55 992	9.0	79.1
421730	Warm air heating & air-conditioning equipment & supplies whsle	68	55 992	9.0	79.1
42174	Refrigeration equipment & supplies whsle	135	D	D	D
421740	Refrigeration equipment & supplies whsle	135	D	D	D
4218	Machinery, equipment, & supplies whsle	10	7 145	1.1	38.5
42183	Industrial machinery & equipment whsle	7	2 878	.5	42.0
421830	Industrial machinery & equipment whsle	7	2 878	.5	42.0
4218303	General-purpose industrial machinery & equipment whsle	6	2 031	.3	9.4
4219	Miscellaneous durable goods whsle	8	D	D	D
42199	Other miscellaneous durable goods whsle	8	8 492	1.4	40.9
421990	Other miscellaneous durable goods whsle	8	8 492	1.4	40.9
4219903	General merchandise (durable goods) whsle	8	D	D	D
2100	Construction and mining machinery and equipment (including parts and attachments)	443	1 199 250	100.0	14.3
421	Wholesale trade, durable goods	440	1 196 435	99.8	15.2
4211	Motor vehicle & motor vehicle parts & supplies whsle	16	46 619	3.9	X
42112	Motor vehicle supplies & new parts whsle	13	25 794	2.2	X
421120	Motor vehicle supplies & new parts whsle	13	25 794	2.2	X
4211202	Motor vehicle supplies & new parts—jobbers	11	24 938	2.1	X
4216	Electrical goods whsle	7	6 010	.5	2.3
42161	Electrical apparatus & equip, wiring supp, & const material whsle	6	2 815	.2	3.1
421610	Electrical apparatus & equip, wiring supp, & const material whsle	6	2 815	.2	3.1
4217	Hardware, & plumbing & heating equipment & supplies whsle	21	D	D	X
42171	Hardware whsle	18	9 920	.8	X
421710	Hardware whsle	18	9 920	.8	X

See footnotes at end of table.

Table 8. Agents, Brokers, and Commission Merchants by Broad Commodity Line and Kind of Business: 1997—Con.

[Includes only establishments with payroll. For meaning of abbreviations and symbols, see introductory text. For explanation of terms, see Appendix A]

CL code and NAICS code	Commodity line and kind of business	Establishments (number)	Sales (\$1,000)	Percent of sales accounted for by kind of business ¹	Coverage in percents
2100	Construction and mining machinery and equipment (including parts and attachments)—Con.				
421	Wholesale trade, durable goods—Con.				
4218	Machinery, equipment, & supplies whsle	388	1 127 704	94.0	32.0
42181	Construction & mining (except petroleum) machinery & equip whsle	277	1 033 158	86.2	33.9
421810	Construction & mining (except petroleum) machinery & equip whsle	277	1 033 158	86.2	33.9
42182	Farm & garden machinery & equipment whsle	10	14 408	1.2	X
421820	Farm & garden machinery & equipment whsle	10	14 408	1.2	X
4218202	Farm machinery & equipment—whsle distributors	7	D	D	X
42183	Industrial machinery & equipment whsle	57	39 859	3.3	15.3
421830	Industrial machinery & equipment whsle	57	39 859	3.3	15.3
4218303	General-purpose industrial machinery & equipment whsle	27	21 543	1.8	.9
4218305	Materials handling equipment whsle	7	6 191	.5	62.3
4218306	Oilwell, oil refinery, & pipeline mach, equip, & supplies whsle	6	117	Z	X
4218307	Other industrial machinery & equipment whsle	12	8 423	.7	26.8
42184	Industrial supplies whsle	42	40 254	3.4	.8
421840	Industrial supplies whsle	42	40 254	3.4	.8
4218401	General-line industrial supplies whsle	24	20 866	1.7	X
4218402	Mechanical power transmission supplies whsle	9	11 692	1.0	X
4218406	Other industrial supplies whsle	6	1 480	.1	5.4
2200	Farm machinery, equipment, and parts	355	784 106	100.0	16.7
421	Wholesale trade, durable goods	348	778 345	99.3	17.3
4211	Motor vehicle & motor vehicle parts & supplies whsle	14	28 034	3.6	X
42112	Motor vehicle supplies & new parts whsle	10	5 959	.8	X
421120	Motor vehicle supplies & new parts whsle	10	5 959	.8	X
4211202	Motor vehicle supplies & new parts—jobbers	8	4 730	.6	X
4217	Hardware, & plumbing & heating equipment & supplies whsle	8	D	D	X
42171	Hardware whsle	8	7 102	.9	X
421710	Hardware whsle	8	7 102	.9	X
4218	Machinery, equipment, & supplies whsle	320	740 104	94.4	40.1
42181	Construction & mining (except petroleum) machinery & equip whsle	13	55 951	7.1	4.2
421810	Construction & mining (except petroleum) machinery & equip whsle	13	55 951	7.1	4.2
42182	Farm & garden machinery & equipment whsle	270	661 449	84.4	52.0
421820	Farm & garden machinery & equipment whsle	270	661 449	84.4	52.0
4218201	Farm machinery & equipment—farm dealers	100	D	D	D
4218202	Farm machinery & equipment—whsle distributors	161	D	D	D
4218203	Lawn & garden machinery & equipment whsle	9	11 116	1.4	58.2
42183	Industrial machinery & equipment whsle	30	21 642	2.8	3.6
421830	Industrial machinery & equipment whsle	30	21 642	2.8	3.6
4218303	General-purpose industrial machinery & equipment whsle	17	16 242	2.1	5.5
4218307	Other industrial machinery & equipment whsle	8	139	Z	X
42184	Industrial supplies whsle	7	1 062	.1	X
421840	Industrial supplies whsle	7	1 062	.1	X
422	Wholesale trade, nondurable goods	7	5 761	.7	X
2220	Garden machinery, equipment, and parts	331	678 506	100.0	14.8
421	Wholesale trade, durable goods	269	656 948	96.8	14.2
4211	Motor vehicle & motor vehicle parts & supplies whsle	10	16 132	2.4	X
42112	Motor vehicle supplies & new parts whsle	10	16 132	2.4	X
421120	Motor vehicle supplies & new parts whsle	10	16 132	2.4	X
4211202	Motor vehicle supplies & new parts—jobbers	9	15 978	2.4	X
4216	Electrical goods whsle	8	7 353	1.1	X
4217	Hardware, & plumbing & heating equipment & supplies whsle	36	D	D	D
42171	Hardware whsle	27	75 373	11.1	2.1
421710	Hardware whsle	27	75 373	11.1	2.1
42172	Plumbing & heating equipment & supplies (hydronics) whsle	9	15 934	2.3	X
421720	Plumbing & heating equipment & supplies (hydronics) whsle	9	15 934	2.3	X
4218	Machinery, equipment, & supplies whsle	127	503 379	74.2	28.4
42181	Construction & mining (except petroleum) machinery & equip whsle	7	13 089	1.9	7.1
421810	Construction & mining (except petroleum) machinery & equip whsle	7	13 089	1.9	7.1
42182	Farm & garden machinery & equipment whsle	105	484 952	71.5	27.9
421820	Farm & garden machinery & equipment whsle	105	484 952	71.5	27.9
4218201	Farm machinery & equipment—farm dealers	8	D	D	X
4218202	Farm machinery & equipment—whsle distributors	20	D	D	D
4218203	Lawn & garden machinery & equipment whsle	77	468 452	69.0	27.3
42183	Industrial machinery & equipment whsle	10	2 444	.4	X
421830	Industrial machinery & equipment whsle	10	2 444	.4	X
4218303	General-purpose industrial machinery & equipment whsle	8	2 397	.4	X
4219	Miscellaneous durable goods whsle	82	D	D	X
42199	Other miscellaneous durable goods whsle	77	11 983	1.8	X
421990	Other miscellaneous durable goods whsle	77	11 983	1.8	X
4219903	General merchandise (durable goods) whsle	77	D	D	X
422	Wholesale trade, nondurable goods	62	21 558	3.2	X
4229	Miscellaneous nondurable goods whsle	55	D	D	X
42299	Other miscellaneous nondurable goods whsle	49	D	D	X
422990	Other miscellaneous nondurable goods whsle	49	D	D	X
4229902	General merchandise (nondurable goods) whsle	45	1 936	.3	X

See footnotes at end of table.

Table 8. Agents, Brokers, and Commission Merchants by Broad Commodity Line and Kind of Business: 1997—Con.

[Includes only establishments with payroll. For meaning of abbreviations and symbols, see introductory text. For explanation of terms, see Appendix A]

CL code and NAICS code	Commodity line and kind of business	Establishments (number)	Sales (\$1,000)	Percent of sales accounted for by kind of business ¹	Coverage in percents
2230	Food-processing machinery, equipment, and parts	432	935 463	100.0	73.3
421	Wholesale trade, durable goods	430	934 577	99.9	77.6
4218	Machinery, equipment, & supplies whsle	420	931 037	99.5	76.5
42183	Industrial machinery & equipment whsle	413	927 493	99.1	80.1
421830	Industrial machinery & equipment whsle	413	927 493	99.1	80.1
4218301	Food-processing machinery & equipment whsle	244	861 679	92.1	81.3
4218303	General-purpose industrial machinery & equipment whsle	88	31 535	3.4	89.5
4218304	Metalworking machinery & equipment whsle	7	2 114	.2	X
4218305	Materials handling equipment whsle	26	9 606	1.0	77.9
4218307	Other industrial machinery & equipment whsle	42	21 171	2.3	42.9
42184	Industrial supplies whsle	7	3 544	.4	69.2
421840	Industrial supplies whsle	7	3 544	.4	69.2
4218404	Industrial containers & supplies whsle	6	2 727	.3	77.3
2300	Hydraulic and pneumatic (fluid-power) pumps, motors, and parts	351	557 153	100.0	59.7
421	Wholesale trade, durable goods	345	554 883	99.6	63.0
4218	Machinery, equipment, & supplies whsle	335	545 424	97.9	63.7
42183	Industrial machinery & equipment whsle	303	530 497	95.2	68.9
421830	Industrial machinery & equipment whsle	303	530 497	95.2	68.9
4218301	Food-processing machinery & equipment whsle	7	509	.1	X
4218302	Hydraulic & pneumatic (fluid-power) machinery & equipment whsle	188	468 486	84.1	50.0
42183021	Hydraulic & pneumatic pumps & motors whsle	157	449 135	80.6	44.9
42183022	Hydraulic & pneumatic parts, accessories, & supplies whsle	31	19 351	3.5	61.4
4218303	General-purpose industrial machinery & equipment whsle	58	30 172	5.4	86.5
4218305	Materials handling equipment whsle	10	3 478	.6	79.4
4218306	Oilwell, oil refinery, & pipeline mach, equip, & supplies whsle	12	2 293	.4	56.2
4218307	Other industrial machinery & equipment whsle	25	25 275	4.5	78.8
42184	Industrial supplies whsle	27	11 986	2.2	20.3
421840	Industrial supplies whsle	27	11 986	2.2	20.3
4218401	General-line industrial supplies whsle	17	8 252	1.5	22.3
422	Wholesale trade, nondurable goods	6	2 270	.4	X
4226	Chemical & allied products whsle	6	2 270	.4	X
2320	General-purpose industrial machinery, equipment, and parts	3 045	6 994 855	100.0	35.3
421	Wholesale trade, durable goods	2 936	6 895 905	98.6	38.4
4211	Motor vehicle & motor vehicle parts & supplies whsle	44	205 490	2.9	X
42112	Motor vehicle supplies & new parts whsle	44	205 490	2.9	X
421120	Motor vehicle supplies & new parts whsle	44	205 490	2.9	X
4211201	Motor vehicle supplies & new parts—warehouse distributors	12	159 126	2.3	X
4211202	Motor vehicle supplies & new parts—jobbers	29	38 955	.6	X
4212	Furniture & home furnishings whsle	9	3 236	Z	X
42122	Home furnishings whsle	8	2 065	Z	X
421220	Home furnishings whsle	8	2 065	Z	X
4214	Professional & commercial equipment & supplies whsle	17	101 807	1.5	3.2
42143	Computer & computer peripheral equipment & software whsle	13	100 143	1.4	2.6
421430	Computer & computer peripheral equipment & software whsle	13	100 143	1.4	2.6
4214301	Computer & peripheral equipment whsle	10	99 095	1.4	X
4215	Metal & mineral (except petroleum) whsle	66	201 182	2.9	5.4
42151	Metal service centers & offices	63	142 158	2.0	6.5
421510	Metal service centers & offices	63	142 158	2.0	6.5
4215101	Ferrous metal service centers & sales offices	47	98 243	1.4	3.9
42151012	Ferrous metal sales offices	44	34 760	.5	12.8
4215102	Nonferrous metal service centers & sales offices	16	43 915	.6	31.3
42151022	Nonferrous metal sales offices	13	40 092	.6	24.8
4216	Electrical goods whsle	153	113 109	1.6	12.7
42161	Electrical apparatus & equip, wiring supp, & const material whsle	81	57 097	.8	15.0
421610	Electrical apparatus & equip, wiring supp, & const material whsle	81	57 097	.8	15.0
42169	Other electronic parts & equipment whsle	67	54 435	.8	9.0
421690	Other electronic parts & equipment whsle	67	54 435	.8	9.0
4216901	Communications equipment & supplies whsle	8	6 667	.1	7.0
4216902	Electronic parts (excluding communications equipment) whsle	59	47 768	.7	9.7
4217	Hardware, & plumbing & heating equipment & supplies whsle	67	D	D	D
42171	Hardware whsle	41	29 048	.4	2.3
421710	Hardware whsle	41	29 048	.4	2.3
42172	Plumbing & heating equipment & supplies (hydronics) whsle	13	5 472	.1	29.2
421720	Plumbing & heating equipment & supplies (hydronics) whsle	13	5 472	.1	29.2
42173	Warm air heating & air-conditioning equipment & supplies whsle	11	2 775	Z	39.1
421730	Warm air heating & air-conditioning equipment & supplies whsle	11	2 775	Z	39.1
4218	Machinery, equipment, & supplies whsle	2 503	6 195 229	88.6	55.3
42181	Construction & mining (except petroleum) machinery & equip whsle	32	37 008	.5	6.2
421810	Construction & mining (except petroleum) machinery & equip whsle	32	37 008	.5	6.2
42182	Farm & garden machinery & equipment whsle	12	8 326	.1	X
421820	Farm & garden machinery & equipment whsle	12	8 326	.1	X
4218202	Farm machinery & equipment—whsle distributors	8	D	D	X
42183	Industrial machinery & equipment whsle	2 344	6 034 601	86.3	60.5
421830	Industrial machinery & equipment whsle	2 344	6 034 601	86.3	60.5
4218301	Food-processing machinery & equipment whsle	31	22 675	.3	66.4
4218302	Hydraulic & pneumatic (fluid-power) machinery & equipment whsle	44	62 485	.9	69.3
42183021	Hydraulic & pneumatic pumps & motors whsle	19	19 723	.3	65.0
42183022	Hydraulic & pneumatic parts, accessories, & supplies whsle	25	42 762	.6	72.7
4218303	General-purpose industrial machinery & equipment whsle	1 962	5 700 836	81.5	61.3
4218304	Metalworking machinery & equipment whsle	60	45 714	.7	X
4218305	Materials handling equipment whsle	52	25 182	.4	45.6
4218306	Oilwell, oil refinery, & pipeline mach, equip, & supplies whsle	42	45 734	.7	72.6
4218307	Other industrial machinery & equipment whsle	153	131 975	1.9	76.0

See footnotes at end of table.

Table 8. Agents, Brokers, and Commission Merchants by Broad Commodity Line and Kind of Business: 1997—Con.

[Includes only establishments with payroll. For meaning of abbreviations and symbols, see introductory text. For explanation of terms, see Appendix A]

CL code and NAICS code	Commodity line and kind of business	Establishments (number)	Sales (\$1,000)	Percent of sales accounted for by kind of business ¹	Coverage in percents
2320	General-purpose industrial machinery, equipment, and parts—Con.				
421	Wholesale trade, durable goods—Con.				
4218	Machinery, equipment, & supplies whsle—Con.				
42184	Industrial supplies whsle	89	95 338	1.4	30.5
421840	Industrial supplies whsle	89	95 338	1.4	30.5
4218401	General-line industrial supplies whsle	45	57 141	.8	23.1
4218404	Industrial containers & supplies whsle	9	5 066	.1	X
4218405	Industrial valves & fittings (except fluid-power) whsle	17	18 704	.3	X
4218406	Other industrial supplies whsle	14	12 324	.2	1.5
42185	Service establishment equipment & supplies whsle	9	1 800	Z	X
421850	Service establishment equipment & supplies whsle	9	1 800	Z	X
42186	Transportation equipment & supplies (exc motor vehicle) whsle	17	18 156	.3	X
421860	Transportation equipment & supplies (exc motor vehicle) whsle	17	18 156	.3	X
4218601	Aircraft & aeronautical equipment & supplies whsle	12	9 049	.1	X
4219	Miscellaneous durable goods whsle	74	D	D	X
42193	Recyclable material whsle	12	4 322	.1	X
421930	Recyclable material whsle	12	4 322	.1	X
4219303	Other recyclable material whsle	12	4 322	.1	X
42199	Other miscellaneous durable goods whsle	60	30 814	.4	X
421990	Other miscellaneous durable goods whsle	60	30 814	.4	X
4219903	General merchandise (durable goods) whsle	59	D	D	X
422	Wholesale trade, nondurable goods	109	98 950	1.4	10.4
4224	Grocery & related products whsle	6	784	Z	X
42249	Other grocery & related products whsle	6	D	D	X
422490	Other grocery & related products whsle	6	D	D	X
4224906	Other grocery specialties whsle	6	D	D	X
4225	Farm-product raw material whsle	8	10 815	.2	X
4226	Chemical & allied products whsle	66	60 710	.9	18.9
42261	Plastics materials & basic forms & shapes whsle	17	9 909	.1	21.8
422610	Plastics materials & basic forms & shapes whsle	17	9 909	.1	21.8
42269	Other chemical & allied products whsle	49	50 801	.7	17.2
422690	Other chemical & allied products whsle	49	50 801	.7	17.2
4226902	Other chemical & allied products whsle	49	50 801	.7	17.2
4229	Miscellaneous nondurable goods whsle	20	D	D	D
42299	Other miscellaneous nondurable goods whsle	16	D	D	D
422990	Other miscellaneous nondurable goods whsle	16	D	D	D
4229902	General merchandise (nondurable goods) whsle	6	12 324	.2	X
4229904	Other nondurable goods whsle	10	D	D	D
2330	Metalworking machinery, equipment, and parts	1 040	2 758 151	100.0	X
421	Wholesale trade, durable goods	1 029	2 754 601	99.9	X
4215	Metal & mineral (except petroleum) whsle	31	35 814	1.3	X
42151	Metal service centers & offices	31	35 814	1.3	X
421510	Metal service centers & offices	31	35 814	1.3	X
4215101	Ferrous metal service centers & sales offices	20	23 895	.9	X
42151012	Ferrous metal sales offices	20	23 895	.9	X
4215102	Nonferrous metal service centers & sales offices	11	11 919	.4	X
42151022	Nonferrous metal sales offices	11	11 919	.4	X
4216	Electrical goods whsle	11	5 859	.2	X
42161	Electrical apparatus & equip, wiring supp, & const material whsle	6	2 841	.1	X
421610	Electrical apparatus & equip, wiring supp, & const material whsle	6	2 841	.1	X
4217	Hardware, & plumbing & heating equipment & supplies whsle	30	D	D	X
42171	Hardware whsle	21	21 999	.8	X
421710	Hardware whsle	21	21 999	.8	X
42173	Warm air heating & air-conditioning equipment & supplies whsle	7	1 035	Z	X
421730	Warm air heating & air-conditioning equipment & supplies whsle	7	1 035	Z	X
4218	Machinery, equipment, & supplies whsle	937	2 685 655	97.4	X
42183	Industrial machinery & equipment whsle	898	2 653 029	96.2	X
421830	Industrial machinery & equipment whsle	898	2 653 029	96.2	X
4218302	Hydraulic & pneumatic (fluid-power) machinery & equipment whsle	7	1 467	.1	X
4218303	General-purpose industrial machinery & equipment whsle	93	47 118	1.7	X
4218304	Metalworking machinery & equipment whsle	727	2 548 076	92.4	X
4218305	Materials handling equipment whsle	26	12 101	.4	X
4218306	Oilwell, oil refinery, & pipeline mach, equip, & supplies whsle	11	11 709	.4	X
4218307	Other industrial machinery & equipment whsle	33	29 305	1.1	X
42184	Industrial supplies whsle	32	20 619	.7	X
421840	Industrial supplies whsle	32	20 619	.7	X
4218406	Other industrial supplies whsle	19	8 424	.3	X
4219	Miscellaneous durable goods whsle	17	D	D	X
42199	Other miscellaneous durable goods whsle	15	1 796	.1	X
421990	Other miscellaneous durable goods whsle	15	1 796	.1	X
4219903	General merchandise (durable goods) whsle	14	D	D	X
422	Wholesale trade, nondurable goods	11	3 550	.1	X
4226	Chemical & allied products whsle	9	2 947	.1	X
42261	Plastics materials & basic forms & shapes whsle	6	2 477	.1	X
422610	Plastics materials & basic forms & shapes whsle	6	2 477	.1	X

See footnotes at end of table.

Table 8. Agents, Brokers, and Commission Merchants by Broad Commodity Line and Kind of Business: 1997—Con.

[Includes only establishments with payroll. For meaning of abbreviations and symbols, see introductory text. For explanation of terms, see Appendix A]

CL code and NAICS code	Commodity line and kind of business	Establishments (number)	Sales (\$1,000)	Percent of sales accounted for by kind of business ¹	Coverage in percents
2340	Materials handling machinery, equipment, and parts	952	1 100 898	100.0	50.4
421	Wholesale trade, durable goods	940	1 095 684	99.5	53.6
4216	Electrical goods whsle	45	31 616	2.9	.3
42161	Electrical apparatus & equip, wiring supp, & const material whsle	26	18 555	1.7	X
421610	Electrical apparatus & equip, wiring supp, & const material whsle	26	18 555	1.7	X
42169	Other electronic parts & equipment whsle	18	12 410	1.1	1.3
421690	Other electronic parts & equipment whsle	18	12 410	1.1	1.3
4216902	Electronic parts (excluding communications equipment) whsle	14	8 679	.8	1.8
4217	Hardware, & plumbing & heating equipment & supplies whsle	21	D	D	X
42171	Hardware whsle	11	5 109	.5	X
421710	Hardware whsle	11	5 109	.5	X
42173	Warm air heating & air-conditioning equipment & supplies whsle	7	1 382	.1	X
421730	Warm air heating & air-conditioning equipment & supplies whsle	7	1 382	.1	X
4218	Machinery, equipment, & supplies whsle	859	1 051 460	95.5	58.8
42181	Construction & mining (except petroleum) machinery & equip whsle	18	12 925	1.2	21.9
421810	Construction & mining (except petroleum) machinery & equip whsle	18	12 925	1.2	21.9
42183	Industrial machinery & equipment whsle	782	1 009 131	91.7	65.2
421830	Industrial machinery & equipment whsle	782	1 009 131	91.7	65.2
4218301	Food-processing machinery & equipment whsle	34	20 396	1.9	84.5
4218302	Hydraulic & pneumatic (fluid-power) machinery & equipment whsle	8	1 565	.1	X
42183021	Hydraulic & pneumatic pumps & motors whsle	6	838	.1	X
4218303	General-purpose industrial machinery & equipment whsle	172	111 749	10.2	73.3
4218304	Metalworking machinery & equipment whsle	37	12 561	1.1	X
4218305	Materials handling equipment whsle	412	802 745	72.9	47.5
4218306	Oilwell, oil refinery, & pipeline mach, equip, & supplies whsle	9	3 252	.3	X
4218307	Other industrial machinery & equipment whsle	110	56 863	5.2	75.4
42184	Industrial supplies whsle	58	29 277	2.7	20.4
421840	Industrial supplies whsle	58	29 277	2.7	20.4
4218401	General-line industrial supplies whsle	17	7 189	.7	10.9
4218402	Mechanical power transmission supplies whsle	15	9 783	.9	42.7
4218404	Industrial containers & supplies whsle	6	6 858	.6	X
4218406	Other industrial supplies whsle	18	4 676	.4	10.0
422	Wholesale trade, nondurable goods	12	5 214	.5	X
4226	Chemical & allied products whsle	6	1 790	.2	X
2350	Oil well, oil refinery, and pipeline machinery, equipment, and supplies	403	3 198 969	100.0	25.5
421	Wholesale trade, durable goods	396	1 054 346	33.0	65.1
4218	Machinery, equipment, & supplies whsle	389	1 048 342	32.8	66.7
42183	Industrial machinery & equipment whsle	367	1 036 706	32.4	73.0
421830	Industrial machinery & equipment whsle	367	1 036 706	32.4	73.0
4218302	Hydraulic & pneumatic (fluid-power) machinery & equipment whsle	9	14 576	.5	53.4
4218303	General-purpose industrial machinery & equipment whsle	70	53 231	1.7	76.0
4218305	Materials handling equipment whsle	7	3 898	.1	1.6
4218306	Oilwell, oil refinery, & pipeline mach, equip, & supplies whsle	249	943 931	29.5	70.6
4218307	Other industrial machinery & equipment whsle	26	13 817	.4	66.7
42184	Industrial supplies whsle	11	6 275	.2	X
421840	Industrial supplies whsle	11	6 275	.2	X
4218401	General-line industrial supplies whsle	6	2 482	.1	X
42186	Transportation equipment & supplies (exc motor vehicle) whsle	8	5 191	.2	X
421860	Transportation equipment & supplies (exc motor vehicle) whsle	8	5 191	.2	X
422	Wholesale trade, nondurable goods	7	2 144 623	67.0	X
4227	Petroleum & petroleum products whsle	7	2 144 623	67.0	X
2360	Other industrial machinery, equipment, and parts	1 447	3 926 196	100.0	60.6
421	Wholesale trade, durable goods	1 434	3 914 417	99.7	63.9
4215	Metal & mineral (except petroleum) whsle	14	20 633	.5	2.7
42151	Metal service centers & offices	14	20 633	.5	2.7
421510	Metal service centers & offices	14	20 633	.5	2.7
4215101	Ferrous metal service centers & sales offices	12	11 200	.3	2.9
42151012	Ferrous metal sales offices	12	11 200	.3	2.8
4216	Electrical goods whsle	11	14 026	.4	38.2
42161	Electrical apparatus & equip, wiring supp, & const material whsle	7	5 922	.2	63.5
421610	Electrical apparatus & equip, wiring supp, & const material whsle	7	5 922	.2	63.5
4218	Machinery, equipment, & supplies whsle	1 399	3 842 113	97.9	67.5
42182	Farm & garden machinery & equipment whsle	6	12 119	.3	44.1
421820	Farm & garden machinery & equipment whsle	6	12 119	.3	44.1
42183	Industrial machinery & equipment whsle	1 357	3 805 437	96.9	71.9
421830	Industrial machinery & equipment whsle	1 357	3 805 437	96.9	71.9
4218301	Food-processing machinery & equipment whsle	6	2 513	.1	X
4218302	Hydraulic & pneumatic (fluid-power) machinery & equipment whsle	10	6 213	.2	40.4
42183022	Hydraulic & pneumatic parts, accessories, & supplies whsle	9	5 225	.1	39.3
4218303	General-purpose industrial machinery & equipment whsle	133	97 159	2.5	86.7
4218304	Metalworking machinery & equipment whsle	30	15 749	.4	X
4218305	Materials handling equipment whsle	38	28 259	.7	77.6
4218306	Oilwell, oil refinery, & pipeline mach, equip, & supplies whsle	21	16 745	.4	72.8
4218307	Other industrial machinery & equipment whsle	1 119	3 638 799	92.7	65.7
42184	Industrial supplies whsle	29	18 444	.5	14.7
421840	Industrial supplies whsle	29	18 444	.5	14.7
4218401	General-line industrial supplies whsle	15	8 949	.2	8.6
4218405	Industrial valves & fittings (except fluid-power) whsle	12	8 668	.2	X
422	Wholesale trade, nondurable goods	13	11 779	.3	50.8
4226	Chemical & allied products whsle	10	8 839	.2	X
42269	Other chemical & allied products whsle	6	2 162	.1	X
422690	Other chemical & allied products whsle	6	2 162	.1	X
4226902	Other chemical & allied products whsle	6	2 162	.1	X

See footnotes at end of table.

Table 8. Agents, Brokers, and Commission Merchants by Broad Commodity Line and Kind of Business: 1997—Con.

[Includes only establishments with payroll. For meaning of abbreviations and symbols, see introductory text. For explanation of terms, see Appendix A]

CL code and NAICS code	Commodity line and kind of business	Establishments (number)	Sales (\$1,000)	Percent of sales accounted for by kind of business ¹	Coverage in percents
2370	Mechanical power transmission supplies	293	701 816	100.0	48.6
421	Wholesale trade, durable goods	291	701 090	99.9	51.0
4215	Metal & mineral (except petroleum) whsle	10	10 259	1.5	8.1
42151	Metal service centers & offices	10	10 259	1.5	8.1
421510	Metal service centers & offices	10	10 259	1.5	8.1
4215101	Ferrous metal service centers & sales offices	10	10 259	1.5	8.1
42151012	Ferrous metal sales offices	10	10 259	1.5	7.9
4216	Electrical goods whsle	34	39 955	5.7	45.0
42161	Electrical apparatus & equip, wiring supp, & const material whsle	21	17 218	2.5	58.8
421610	Electrical apparatus & equip, wiring supp, & const material whsle	21	17 218	2.5	58.8
42169	Other electronic parts & equipment whsle	13	22 737	3.2	33.1
421690	Other electronic parts & equipment whsle	13	22 737	3.2	33.1
4216902	Electronic parts (excluding communications equipment) whsle	13	22 737	3.2	32.8
4218	Machinery, equipment, & supplies whsle	244	648 840	92.5	53.9
42183	Industrial machinery & equipment whsle	42	20 844	3.0	11.3
421830	Industrial machinery & equipment whsle	42	20 844	3.0	11.3
4218302	Hydraulic & pneumatic (fluid-power) machinery & equipment whsle	9	5 847	.8	X
4218303	General-purpose industrial machinery & equipment whsle	20	9 833	1.4	4.1
4218305	Materials handling equipment whsle	6	4 874	.7	33.6
42184	Industrial supplies whsle	198	626 845	89.3	57.8
421840	Industrial supplies whsle	198	626 845	89.3	57.8
4218401	General-line industrial supplies whsle	34	23 417	3.3	18.6
4218402	Mechanical power transmission supplies whsle	159	602 406	85.8	63.2
2380	Industrial valves and fittings (except fluid-power)	475	944 112	100.0	X
421	Wholesale trade, durable goods	473	943 731	100.0	X
4215	Metal & mineral (except petroleum) whsle	8	11 297	1.2	X
42151	Metal service centers & offices	8	11 297	1.2	X
421510	Metal service centers & offices	8	11 297	1.2	X
4215101	Ferrous metal service centers & sales offices	8	11 297	1.2	X
42151012	Ferrous metal sales offices	6	1 359	.1	X
4216	Electrical goods whsle	15	25 591	2.7	X
42169	Other electronic parts & equipment whsle	10	23 267	2.5	X
421690	Other electronic parts & equipment whsle	10	23 267	2.5	X
4216902	Electronic parts (excluding communications equipment) whsle	10	23 267	2.5	X
4218	Machinery, equipment, & supplies whsle	441	900 694	95.4	X
42183	Industrial machinery & equipment whsle	150	81 174	8.6	X
421830	Industrial machinery & equipment whsle	150	81 174	8.6	X
4218302	Hydraulic & pneumatic (fluid-power) machinery & equipment whsle	13	7 056	.7	X
42183022	Hydraulic & pneumatic parts, accessories, & supplies whsle	12	7 007	.7	X
4218303	General-purpose industrial machinery & equipment whsle	71	38 920	4.1	X
4218305	Materials handling equipment whsle	9	4 100	.4	X
4218306	Oilwell, oil refinery, & pipeline mach, equip, & supplies whsle	15	5 684	.6	X
4218307	Other industrial machinery & equipment whsle	40	24 796	2.6	X
42184	Industrial supplies whsle	290	818 303	86.7	X
421840	Industrial supplies whsle	290	818 303	86.7	X
4218401	General-line industrial supplies whsle	99	64 866	6.9	X
4218405	Industrial valves & fittings (except fluid-power) whsle	175	747 566	79.2	X
4218406	Other industrial supplies whsle	12	3 936	.4	X
2390	Hydraulic and pneumatic (fluid-power) valves	334	310 244	100.0	72.3
421	Wholesale trade, durable goods	331	293 207	94.5	75.7
4215	Metal & mineral (except petroleum) whsle	6	21 715	7.0	17.6
42151	Metal service centers & offices	6	21 715	7.0	17.6
421510	Metal service centers & offices	6	21 715	7.0	17.6
4215101	Ferrous metal service centers & sales offices	6	21 715	7.0	17.5
42151012	Ferrous metal sales offices	6	21 715	7.0	17.1
4216	Electrical goods whsle	7	4 863	1.6	X
4218	Machinery, equipment, & supplies whsle	314	264 162	85.1	77.7
42183	Industrial machinery & equipment whsle	233	210 054	67.7	83.0
421830	Industrial machinery & equipment whsle	233	210 054	67.7	83.0
4218302	Hydraulic & pneumatic (fluid-power) machinery & equipment whsle	118	165 087	53.2	69.8
42183021	Hydraulic & pneumatic pumps & motors whsle	21	13 764	4.4	67.3
42183022	Hydraulic & pneumatic parts, accessories, & supplies whsle	97	151 323	48.8	72.8
4218303	General-purpose industrial machinery & equipment whsle	62	24 034	7.7	89.5
4218305	Materials handling equipment whsle	6	2 255	.7	68.4
4218306	Oilwell, oil refinery, & pipeline mach, equip, & supplies whsle	18	6 069	2.0	78.2
4218307	Other industrial machinery & equipment whsle	24	12 432	4.0	75.8
42184	Industrial supplies whsle	78	53 021	17.1	62.1
421840	Industrial supplies whsle	78	53 021	17.1	62.1
4218401	General-line industrial supplies whsle	37	27 135	8.7	29.1
4218405	Industrial valves & fittings (except fluid-power) whsle	31	21 304	6.9	X
2400	Hydraulic and pneumatic cylinders and rotary actuators	209	138 850	100.0	71.2
421	Wholesale trade, durable goods	206	138 624	99.8	74.9
4218	Machinery, equipment, & supplies whsle	194	126 915	91.4	74.7
42183	Industrial machinery & equipment whsle	142	100 984	72.7	81.0
421830	Industrial machinery & equipment whsle	142	100 984	72.7	81.0
4218302	Hydraulic & pneumatic (fluid-power) machinery & equipment whsle	60	73 128	52.7	69.3
42183022	Hydraulic & pneumatic parts, accessories, & supplies whsle	57	72 497	52.2	72.5
4218303	General-purpose industrial machinery & equipment whsle	37	13 823	10.0	82.6
4218304	Metalworking machinery & equipment whsle	9	2 059	1.5	X
4218306	Oilwell, oil refinery, & pipeline mach, equip, & supplies whsle	11	3 783	2.7	77.3
4218307	Other industrial machinery & equipment whsle	16	6 598	4.8	78.6
42184	Industrial supplies whsle	48	17 598	12.7	69.1
421840	Industrial supplies whsle	48	17 598	12.7	69.1
4218401	General-line industrial supplies whsle	12	6 312	4.5	30.2
4218405	Industrial valves & fittings (except fluid-power) whsle	31	7 014	5.1	X

See footnotes at end of table.

Table 8. Agents, Brokers, and Commission Merchants by Broad Commodity Line and Kind of Business: 1997—Con.

[Includes only establishments with payroll. For meaning of abbreviations and symbols, see introductory text. For explanation of terms, see Appendix A]

CL code and NAICS code	Commodity line and kind of business	Establishments (number)	Sales (\$1,000)	Percent of sales accounted for by kind of business ¹	Coverage in percents
2420	Hydraulic and pneumatic connectors and assemblies	127	84 618	100.0	72.5
421	Wholesale trade, durable goods	126	84 265	99.6	76.9
4218	Machinery, equipment, & supplies whsle	121	82 959	98.0	75.4
42183	Industrial machinery & equipment whsle	88	59 321	70.1	82.2
421830	Industrial machinery & equipment whsle	88	59 321	70.1	82.2
4218302	Hydraulic & pneumatic (fluid-power) machinery & equipment whsle	58	54 559	64.5	70.2
42183022	Hydraulic & pneumatic parts, accessories, & supplies whsle	55	53 881	63.7	73.4
4218303	General-purpose industrial machinery & equipment whsle	14	3 054	3.6	89.5
42184	Industrial supplies whsle	33	23 638	27.9	59.3
421840	Industrial supplies whsle	33	23 638	27.9	59.3
4218401	General-line industrial supplies whsle	7	1 225	1.4	X
4218405	Industrial valves & fittings (except fluid-power) whsle	7	898	1.1	X
4218406	Other industrial supplies whsle	14	13 980	16.5	76.7
2430	Fluid-power filters, components, accessories, and parts	224	140 145	100.0	75.2
421	Wholesale trade, durable goods	220	140 097	100.0	78.8
4218	Machinery, equipment, & supplies whsle	214	136 363	97.3	77.3
42183	Industrial machinery & equipment whsle	143	113 100	80.7	81.4
421830	Industrial machinery & equipment whsle	143	113 100	80.7	81.4
4218302	Hydraulic & pneumatic (fluid-power) machinery & equipment whsle	72	84 087	60.0	69.9
42183021	Hydraulic & pneumatic pumps & motors whsle	10	9 629	6.9	67.3
42183022	Hydraulic & pneumatic parts, accessories, & supplies whsle	62	74 458	53.1	73.0
4218303	General-purpose industrial machinery & equipment whsle	34	12 396	8.8	89.5
4218304	Metalworking machinery & equipment whsle	8	2 926	2.1	X
4218306	Oilwell, oil refinery, & pipeline mach, equip, & supplies whsle	8	2 745	2.0	78.2
4218307	Other industrial machinery & equipment whsle	16	9 744	7.0	63.3
42184	Industrial supplies whsle	70	23 188	16.5	67.5
421840	Industrial supplies whsle	70	23 188	16.5	67.5
4218401	General-line industrial supplies whsle	33	12 823	9.2	29.4
4218402	Mechanical power transmission supplies whsle	9	5 785	4.1	76.9
4218405	Industrial valves & fittings (except fluid-power) whsle	16	2 965	2.1	X
4218406	Other industrial supplies whsle	12	1 615	1.2	63.8
2440	Welding supplies (excluding gases)	54	71 424	100.0	X
421	Wholesale trade, durable goods	49	69 980	98.0	X
4218	Machinery, equipment, & supplies whsle	46	67 585	94.6	X
42184	Industrial supplies whsle	46	67 585	94.6	X
421840	Industrial supplies whsle	46	67 585	94.6	X
4218401	General-line industrial supplies whsle	7	3 398	4.8	X
4218403	Welding supplies whsle	24	52 787	73.9	X
4218406	Other industrial supplies whsle	10	7 835	11.0	X
2450	Industrial containers and supplies	388	910 475	100.0	32.1
421	Wholesale trade, durable goods	349	859 775	94.4	37.9
4217	Hardware, & plumbing & heating equipment & supplies whsle	14	D	D	X
42171	Hardware whsle	12	13 978	1.5	X
421710	Hardware whsle	12	13 978	1.5	X
4218	Machinery, equipment, & supplies whsle	303	816 568	89.7	47.8
42183	Industrial machinery & equipment whsle	29	23 034	2.5	.3
421830	Industrial machinery & equipment whsle	29	23 034	2.5	.3
4218303	General-purpose industrial machinery & equipment whsle	6	2 998	.3	X
4218305	Materials handling equipment whsle	13	5 505	.6	7
42184	Industrial supplies whsle	274	793 534	87.2	47.8
421840	Industrial supplies whsle	274	793 534	87.2	47.8
4218401	General-line industrial supplies whsle	32	32 618	3.6	6.0
4218404	Industrial containers & supplies whsle	226	743 289	81.6	54.1
4218406	Other industrial supplies whsle	6	4 454	.5	X
4219	Miscellaneous durable goods whsle	21	D	D	X
42199	Other miscellaneous durable goods whsle	21	16 883	1.9	X
421990	Other miscellaneous durable goods whsle	21	16 883	1.9	X
4219903	General merchandise (durable goods) whsle	21	D	D	X
422	Wholesale trade, nondurable goods	39	50 700	5.6	8.7
4221	Paper & paper product whsle	16	31 473	3.5	2.0
42213	Industrial & personal service paper whsle	15	31 347	3.4	2.0
422130	Industrial & personal service paper whsle	15	31 347	3.4	2.0
4226	Chemical & allied products whsle	20	15 515	1.7	12.7
42261	Plastics materials & basic forms & shapes whsle	6	8 645	1.0	31.4
422610	Plastics materials & basic forms & shapes whsle	6	8 645	1.0	31.4
42269	Other chemical & allied products whsle	14	6 870	.8	2.7
422690	Other chemical & allied products whsle	14	6 870	.8	2.7
4226902	Other chemical & allied products whsle	14	6 870	.8	2.7
2460	Other industrial supplies	880	1 398 397	100.0	28.4
421	Wholesale trade, durable goods	763	1 311 631	93.8	37.5
4213	Lumber & other construction materials whsle	13	10 833	.8	X
42131	Lumber, plywood, millwork, & wood panel whsle	6	6 117	.4	X
421310	Lumber, plywood, millwork, & wood panel whsle	6	6 117	.4	X
4214	Professional & commercial equipment & supplies whsle	7	1 744	.1	X
4215	Metal & mineral (except petroleum) whsle	40	25 759	1.8	30.5
42151	Metal service centers & offices	40	25 759	1.8	30.5
421510	Metal service centers & offices	40	25 759	1.8	30.5
4215101	Ferrous metal service centers & sales offices	30	23 679	1.7	34.9
42151012	Ferrous metal sales offices	26	22 561	1.6	36.6
4215102	Nonferrous metal service centers & sales offices	10	2 080	.1	.6
42151022	Nonferrous metal sales offices	7	1 944	.1	.6
4216	Electrical goods whsle	12	7 855	.6	59.5
42161	Electrical apparatus & equip, wiring supp, & const material whsle	7	3 205	.2	X
421610	Electrical apparatus & equip, wiring supp, & const material whsle	7	3 205	.2	X

See footnotes at end of table.

Table 8. Agents, Brokers, and Commission Merchants by Broad Commodity Line and Kind of Business: 1997—Con.

[Includes only establishments with payroll. For meaning of abbreviations and symbols, see introductory text. For explanation of terms, see Appendix A]

CL code and NAICS code	Commodity line and kind of business	Establishments (number)	Sales (\$1,000)	Percent of sales accounted for by kind of business ¹	Coverage in percents
2460	Other industrial supplies—Con.				
421	Wholesale trade, durable goods—Con.				
4217	Hardware, & plumbing & heating equipment & supplies whsle	94	D	D	D
42171	Hardware whsle	63	65 415	4.7	11.6
421710	Hardware whsle	63	65 415	4.7	11.6
42172	Plumbing & heating equipment & supplies (hydronics) whsle	12	2 836	.2	X
421720	Plumbing & heating equipment & supplies (hydronics) whsle	12	2 836	.2	X
42173	Warm air heating & air-conditioning equipment & supplies whsle	17	8 507	.6	.2
421730	Warm air heating & air-conditioning equipment & supplies whsle	17	8 507	.6	.2
4218	Machinery, equipment, & supplies whsle	570	1 176 596	84.1	56.3
42181	Construction & mining (except petroleum) machinery & equip whsle	12	5 717	.4	X
421810	Construction & mining (except petroleum) machinery & equip whsle	12	5 717	.4	X
42183	Industrial machinery & equipment whsle	74	43 375	3.1	21.2
421830	Industrial machinery & equipment whsle	74	43 375	3.1	21.2
4218302	Hydraulic & pneumatic (fluid-power) machinery & equipment whsle	8	15 861	1.1	X
4218303	General-purpose industrial machinery & equipment whsle	22	10 184	.7	18.9
4218304	Metalworking machinery & equipment whsle	19	9 196	.7	X
4218307	Other industrial machinery & equipment whsle	19	7 749	.6	8.2
42184	Industrial supplies whsle	483	1 127 213	80.6	59.3
421840	Industrial supplies whsle	483	1 127 213	80.6	59.3
4218401	General-line industrial supplies whsle	99	35 119	2.5	17.6
4218404	Industrial containers & supplies whsle	16	1 846	.1	72.6
4218405	Industrial valves & fittings (except fluid-power) whsle	8	3 720	.3	X
4218406	Other industrial supplies whsle	355	1 085 863	77.7	64.1
4219	Miscellaneous durable goods whsle	21	D	D	X
42199	Other miscellaneous durable goods whsle	19	9 290	.7	X
421990	Other miscellaneous durable goods whsle	19	9 290	.7	X
4219903	General merchandise (durable goods) whsle	16	D	D	X
422	Wholesale trade, nondurable goods	117	86 766	6.2	4.4
4221	Paper & paper product whsle	38	10 611	.8	X
42212	Stationery & office supplies whsle	7	2 262	.2	X
422120	Stationery & office supplies whsle	7	2 262	.2	X
42213	Industrial & personal service paper whsle	29	6 805	.5	X
422130	Industrial & personal service paper whsle	29	6 805	.5	X
4226	Chemical & allied products whsle	32	49 338	3.5	18.6
42261	Plastics materials & basic forms & shapes whsle	21	35 032	2.5	22.3
422610	Plastics materials & basic forms & shapes whsle	21	35 032	2.5	22.3
42269	Other chemical & allied products whsle	11	14 306	1.0	5.7
422690	Other chemical & allied products whsle	11	14 306	1.0	5.7
4226902	Other chemical & allied products whsle	11	14 306	1.0	5.7
4229	Miscellaneous nondurable goods whsle	39	D	D	D
42295	Paint, varnish, & supplies whsle	23	17 903	1.3	X
422950	Paint, varnish, & supplies whsle	23	17 903	1.3	X
4229501	Paint, varnish, & supplies whsle	23	17 903	1.3	X
42299	Other miscellaneous nondurable goods whsle	15	D	D	D
422990	Other miscellaneous nondurable goods whsle	15	D	D	D
4229904	Other nondurable goods whsle	9	D	D	D
2500	Beauty and barber equipment and supplies	56	260 071	100.0	72.3
421	Wholesale trade, durable goods	55	257 627	99.1	78.9
4218	Machinery, equipment, & supplies whsle	53	254 301	97.8	77.5
42185	Service establishment equipment & supplies whsle	53	254 301	97.8	77.6
421850	Service establishment equipment & supplies whsle	53	254 301	97.8	77.6
4218501	Beauty & barber shop equipment & supplies whsle	53	D	D	D
2520	Custodial (janitors') equipment and supplies	286	610 020	100.0	27.1
421	Wholesale trade, durable goods	197	546 891	89.7	41.1
4214	Professional & commercial equipment & supplies whsle	13	27 642	4.5	9.0
42144	Other commercial equipment whsle	8	27 345	4.5	11.0
421440	Other commercial equipment whsle	8	27 345	4.5	11.0
4214401	Restaurant & hotel equipment & supplies whsle	8	27 345	4.5	X
4218	Machinery, equipment, & supplies whsle	173	492 865	80.8	42.5
42185	Service establishment equipment & supplies whsle	166	487 687	79.9	43.9
421850	Service establishment equipment & supplies whsle	166	487 687	79.9	43.9
4218502	Custodial, janitors' equipment & supplies whsle	155	485 586	79.6	X
4218503	Laundry & dry-cleaning equipment & supplies whsle	11	2 101	.3	X
4219	Miscellaneous durable goods whsle	9	D	D	X
42199	Other miscellaneous durable goods whsle	9	8 757	1.4	X
421990	Other miscellaneous durable goods whsle	9	8 757	1.4	X
4219903	General merchandise (durable goods) whsle	9	D	D	X
422	Wholesale trade, nondurable goods	89	63 129	10.3	1.4
4221	Paper & paper product whsle	41	40 614	6.7	1.3
42213	Industrial & personal service paper whsle	36	39 953	6.5	1.6
422130	Industrial & personal service paper whsle	36	39 953	6.5	1.6
4224	Grocery & related products whsle	7	8 810	1.4	X
4226	Chemical & allied products whsle	30	11 718	1.9	4.2
42269	Other chemical & allied products whsle	26	9 504	1.6	10.2
422690	Other chemical & allied products whsle	26	9 504	1.6	10.2
4226902	Other chemical & allied products whsle	26	9 504	1.6	10.2
4229	Miscellaneous nondurable goods whsle	11	D	D	X
42299	Other miscellaneous nondurable goods whsle	10	D	D	X
422990	Other miscellaneous nondurable goods whsle	10	D	D	X
4229902	General merchandise (nondurable goods) whsle	10	1 862	.3	X

See footnotes at end of table.

Table 8. Agents, Brokers, and Commission Merchants by Broad Commodity Line and Kind of Business: 1997—Con.

[Includes only establishments with payroll. For meaning of abbreviations and symbols, see introductory text. For explanation of terms, see Appendix A]

CL code and NAICS code	Commodity line and kind of business	Establishments (number)	Sales (\$1,000)	Percent of sales accounted for by kind of business ¹	Coverage in percents
2530	Laundry and dry-cleaning equipment and supplies	220	764 121	100.0	X
421	Wholesale trade, durable goods	19	23 165	3.0	X
4218	Machinery, equipment, & supplies whsle	19	23 165	3.0	X
42185	Service establishment equipment & supplies whsle	18	23 011	3.0	X
421850	Service establishment equipment & supplies whsle	18	23 011	3.0	X
4218503	Laundry & dry-cleaning equipment & supplies whsle	17	21 790	2.9	X
422	Wholesale trade, nondurable goods	201	740 956	97.0	X
4224	Grocery & related products whsle	195	740 722	96.9	X
42241	General-line grocery whsle	176	649 899	85.1	X
422410	General-line grocery whsle	176	649 899	85.1	X
4224103	Other general-line grocery whsle	176	649 899	85.1	X
42242	Packaged frozen food whsle	7	13 123	1.7	X
422420	Packaged frozen food whsle	7	13 123	1.7	X
42249	Other grocery & related products whsle	12	D	D	X
422490	Other grocery & related products whsle	12	D	D	X
4224906	Other grocery specialties whsle	9	D	D	X
2540	Other service establishment equipment and supplies	180	589 670	100.0	54.1
421	Wholesale trade, durable goods	176	589 436	100.0	56.9
4218	Machinery, equipment, & supplies whsle	169	576 528	97.8	54.8
42185	Service establishment equipment & supplies whsle	168	573 791	97.3	54.5
421850	Service establishment equipment & supplies whsle	168	573 791	97.3	54.5
4218504	Other service establishment equipment & supplies whsle	168	D	D	D
2600	Aircraft and aeronautical equipment and supplies	327	2 666 715	100.0	69.6
421	Wholesale trade, durable goods	322	2 665 876	100.0	73.2
4216	Electrical goods whsle	11	25 126	.9	X
42169	Other electronic parts & equipment whsle	10	18 694	.7	X
421690	Other electronic parts & equipment whsle	10	18 694	.7	X
4216902	Electronic parts (excluding communications equipment) whsle	10	18 694	.7	X
4218	Machinery, equipment, & supplies whsle	294	2 626 886	98.5	74.7
42183	Industrial machinery & equipment whsle	19	20 406	.8	43.6
421830	Industrial machinery & equipment whsle	19	20 406	.8	43.6
4218303	General-purpose industrial machinery & equipment whsle	10	14 806	.6	28.9
4218307	Other industrial machinery & equipment whsle	6	80	Z	X
42186	Transportation equipment & supplies (exc motor vehicle) whsle	275	2 606 480	97.7	78.5
421860	Transportation equipment & supplies (exc motor vehicle) whsle	275	2 606 480	97.7	78.5
4218601	Aircraft & aeronautical equipment & supplies whsle	274	2 604 401	97.7	83.6
4219	Miscellaneous durable goods whsle	11	D	D	X
42199	Other miscellaneous durable goods whsle	9	3 211	.1	X
421990	Other miscellaneous durable goods whsle	9	3 211	.1	X
4219903	General merchandise (durable goods) whsle	9	D	D	X
2620	Marine machinery, equipment, and supplies	136	561 754	100.0	55.5
421	Wholesale trade, durable goods	136	561 754	100.0	58.4
4218	Machinery, equipment, & supplies whsle	126	557 530	99.2	73.5
42183	Industrial machinery & equipment whsle	6	123 217	21.9	X
421830	Industrial machinery & equipment whsle	6	123 217	21.9	X
42184	Industrial supplies whsle	6	11 012	2.0	X
421840	Industrial supplies whsle	6	11 012	2.0	X
4218406	Other industrial supplies whsle	6	11 012	2.0	X
42186	Transportation equipment & supplies (exc motor vehicle) whsle	113	423 191	75.3	75.6
421860	Transportation equipment & supplies (exc motor vehicle) whsle	113	423 191	75.3	75.6
4218601	Aircraft & aeronautical equipment & supplies whsle	10	6 778	1.2	85.1
4218602	Marine machinery, equipment, & supplies whsle	100	D	D	D
2630	Other transportation equipment and supplies	95	437 051	100.0	64.3
421	Wholesale trade, durable goods	95	437 051	100.0	67.6
4218	Machinery, equipment, & supplies whsle	91	434 188	99.3	68.7
42186	Transportation equipment & supplies (exc motor vehicle) whsle	83	431 274	98.7	72.8
421860	Transportation equipment & supplies (exc motor vehicle) whsle	83	431 274	98.7	72.8
4218603	Other transportation equipment & supplies whsle	79	D	D	D
2700	Sporting and recreational goods and supplies	1 695	7 235 898	100.0	49.6
421	Wholesale trade, durable goods	1 482	7 103 017	98.2	53.2
4212	Furniture & home furnishings whsle	37	72 361	1.0	5.6
42121	Furniture whsle	9	30 884	.4	3.8
421210	Furniture whsle	9	30 884	.4	3.8
4212101	Household & lawn furniture whsle	9	30 884	.4	3.7
42122	Home furnishings whsle	28	41 477	.6	X
421220	Home furnishings whsle	28	41 477	.6	X
4212201	Household china, glassware, & crockery whsle	10	12 134	.2	X
4212202	Linens, domestics, draperies, & curtains whsle	6	11 818	.2	X
4212203	Floor coverings whsle	7	11 415	.2	X
4216	Electrical goods whsle	56	68 593	.9	2.8
42161	Electrical apparatus & equip, wiring supp, & const material whsle	7	4 568	.1	X
421610	Electrical apparatus & equip, wiring supp, & const material whsle	7	4 568	.1	X
42162	Electrical appliance, television & radio set whsle	29	27 207	.4	3.8
421620	Electrical appliance, television & radio set whsle	29	27 207	.4	3.8
42169	Other electronic parts & equipment whsle	20	36 818	.5	.8
421690	Other electronic parts & equipment whsle	20	36 818	.5	.8
4216902	Electronic parts (excluding communications equipment) whsle	17	35 883	.5	1.0

See footnotes at end of table.

Table 8. Agents, Brokers, and Commission Merchants by Broad Commodity Line and Kind of Business: 1997—Con.

[Includes only establishments with payroll. For meaning of abbreviations and symbols, see introductory text. For explanation of terms, see Appendix A]

CL code and NAICS code	Commodity line and kind of business	Establishments (number)	Sales (\$1,000)	Percent of sales accounted for by kind of business ¹	Coverage in percents
2700	Sporting and recreational goods and supplies—Con.				
421	Wholesale trade, durable goods—Con.				
4217	Hardware, & plumbing & heating equipment & supplies whsle	29	D	D	D
42171	Hardware whsle	18	27 501	.4	6.8
421710	Hardware whsle	18	27 501	.4	6.8
42172	Plumbing & heating equipment & supplies (hydronics) whsle	11	15 371	.2	12.9
421720	Plumbing & heating equipment & supplies (hydronics) whsle	11	15 371	.2	12.9
4218	Machinery, equipment, & supplies whsle	23	37 274	.5	X
42183	Industrial machinery & equipment whsle	9	435	Z	X
421830	Industrial machinery & equipment whsle	9	435	Z	X
4218307	Other industrial machinery & equipment whsle	6	57	Z	X
42186	Transportation equipment & supplies (exc motor vehicle) whsle	6	4 973	.1	X
421860	Transportation equipment & supplies (exc motor vehicle) whsle	6	4 973	.1	X
4219	Miscellaneous durable goods whsle	1 328	D	D	D
42191	Sporting & recreational goods & supplies whsle	1 066	6 656 610	92.0	63.6
421910	Sporting & recreational goods & supplies whsle	1 066	6 656 610	92.0	63.6
42192	Toy & hobby goods & supplies whsle	28	D	D	D
421920	Toy & hobby goods & supplies whsle	28	D	D	D
42199	Other miscellaneous durable goods whsle	230	129 079	1.8	1.8
421990	Other miscellaneous durable goods whsle	230	129 079	1.8	1.8
4219903	General merchandise (durable goods) whsle	207	D	D	D
4219906	Other durable goods whsle	22	4 655	.1	X
422	Wholesale trade, nondurable goods	213	132 881	1.8	35.8
4223	Apparel, piece goods, & notions whsle	106	102 622	1.4	37.4
42232	Men's & boys' clothing & furnishings whsle	56	37 530	.5	19.4
422320	Men's & boys' clothing & furnishings whsle	56	37 530	.5	19.4
42233	Women's, children's, & infants' clothing & accessories whsle	13	2 902	Z	25.1
422330	Women's, children's, & infants' clothing & accessories whsle	13	2 902	Z	25.1
42234	Footwear whsle	36	62 144	.9	56.8
422340	Footwear whsle	36	62 144	.9	56.8
4229	Miscellaneous nondurable goods whsle	101	D	D	X
42299	Other miscellaneous nondurable goods whsle	95	D	D	X
422990	Other miscellaneous nondurable goods whsle	95	D	D	X
4229901	Art goods whsle	11	1 534	Z	X
4229902	General merchandise (nondurable goods) whsle	77	12 531	.2	X
4229904	Other nondurable goods whsle	7	D	D	X
2800	Toys and hobby goods and supplies	1 055	3 214 117	100.0	40.8
421	Wholesale trade, durable goods	740	3 101 302	96.5	47.8
4212	Furniture & home furnishings whsle	69	23 399	.7	2.2
42121	Furniture whsle	15	4 456	.1	6.0
421210	Furniture whsle	15	4 456	.1	6.0
4212101	Household & lawn furniture whsle	13	4 439	.1	5.8
42122	Home furnishings whsle	54	18 943	.6	X
421220	Home furnishings whsle	54	18 943	.6	X
4212201	Household china, glassware, & crockery whsle	15	3 059	.1	X
4212202	Linens, domestics, draperies, & curtains whsle	8	926	Z	X
4212204	Other home furnishings whsle	27	14 762	.5	X
4216	Electrical goods whsle	36	81 020	2.5	21.4
42162	Electrical appliance, television & radio set whsle	17	68 162	2.1	28.7
421620	Electrical appliance, television & radio set whsle	17	68 162	2.1	28.7
42169	Other electronic parts & equipment whsle	15	11 373	.4	.1
421690	Other electronic parts & equipment whsle	15	11 373	.4	.1
4216902	Electronic parts (excluding communications equipment) whsle	13	10 621	.3	.1
4217	Hardware, & plumbing & heating equipment & supplies whsle	10	D	D	X
42171	Hardware whsle	9	12 113	.4	X
421710	Hardware whsle	9	12 113	.4	X
4218	Machinery, equipment, & supplies whsle	11	242	Z	9.8
42183	Industrial machinery & equipment whsle	11	242	Z	10.2
421830	Industrial machinery & equipment whsle	11	242	Z	10.2
4218307	Other industrial machinery & equipment whsle	7	98	Z	45.6
4219	Miscellaneous durable goods whsle	609	D	D	D
42191	Sporting & recreational goods & supplies whsle	32	117 972	3.7	68.5
421910	Sporting & recreational goods & supplies whsle	32	117 972	3.7	68.5
42192	Toy & hobby goods & supplies whsle	413	D	D	D
421920	Toy & hobby goods & supplies whsle	413	D	D	D
42199	Other miscellaneous durable goods whsle	159	56 871	1.8	22.2
421990	Other miscellaneous durable goods whsle	159	56 871	1.8	22.2
4219903	General merchandise (durable goods) whsle	150	D	D	D
4219904	Prerecorded media whsle	6	2 624	.1	X
42199041	Compact discs/pre-recorded audio tapes, & phonograph records whsle	6	D	D	X

See footnotes at end of table.

Table 8. Agents, Brokers, and Commission Merchants by Broad Commodity Line and Kind of Business: 1997—Con.

[Includes only establishments with payroll. For meaning of abbreviations and symbols, see introductory text. For explanation of terms, see Appendix A]

CL code and NAICS code	Commodity line and kind of business	Establishments (number)	Sales (\$1,000)	Percent of sales accounted for by kind of business ¹	Coverage in percents
2800	Toys and hobby goods and supplies—Con.				
422	Wholesale trade, nondurable goods	315	112 815	3.5	10.2
4221	Paper & paper product whsle	31	23 311	.7	X
42212	Stationery & office supplies whsle	31	23 311	.7	X
422120	Stationery & office supplies whsle	31	23 311	.7	X
4222	Drugs, & druggists' sundries whsle	9	7 165	.2	X
42221	Drugs, & druggists' sundries whsle	9	7 165	.2	X
422210	Drugs, & druggists' sundries whsle	9	7 165	.2	X
4222102	Specialty-line drug, pharmaceutical, cosmetic, & toiletries whsle	9	7 165	.2	X
4223	Apparel, piece goods, & notions whsle	31	13 841	.4	14.5
42231	Piece goods, notions, & other dry goods whsle	8	3 519	.1	X
422310	Piece goods, notions, & other dry goods whsle	8	3 519	.1	X
42232	Men's & boys' clothing & furnishings whsle	8	2 231	.1	X
422320	Men's & boys' clothing & furnishings whsle	8	2 231	.1	X
42233	Women's, children's, & infants' clothing & accessories whsle	14	7 149	.2	11.2
422330	Women's, children's, & infants' clothing & accessories whsle	14	7 149	.2	11.2
4224	Grocery & related products whsle	9	6 265	.2	X
42249	Other grocery & related products whsle	8	D	D	X
422490	Other grocery & related products whsle	8	D	D	X
4224906	Other grocery specialties whsle	6	D	D	X
4229	Miscellaneous nondurable goods whsle	233	D	D	D
42292	Book, periodical, & newspaper whsle	25	12 483	.4	2.8
422920	Book, periodical, & newspaper whsle	25	12 483	.4	2.8
42299	Other miscellaneous nondurable goods whsle	204	D	D	D
422990	Other miscellaneous nondurable goods whsle	204	D	D	D
4229901	Art goods whsle	47	22 686	.7	10.4
4229902	General merchandise (nondurable goods) whsle	144	9 474	.3	X
4229904	Other nondurable goods whsle	12	D	D	X
2900	Ferrous metal scrap	109	799 111	100.0	37.7
421	Wholesale trade, durable goods	109	799 111	100.0	39.6
4215	Metal & mineral (except petroleum) whsle	7	20 999	2.6	X
4219	Miscellaneous durable goods whsle	101	D	D	D
42193	Recyclable material whsle	99	774 334	96.9	53.2
421930	Recyclable material whsle	99	774 334	96.9	53.2
4219301	Iron & steel scrap processors & dealers	77	770 948	96.5	38.5
42193011	Iron & steel scrap processors (using power processing equipment)	40	224 170	28.1	X
42193012	Iron & steel scrap processors (not using power processing equip)	37	546 778	68.4	36.6
4219303	Other recyclable material whsle	21	3 335	.4	73.4
2920	Nonferrous metal scrap	113	350 093	100.0	30.5
421	Wholesale trade, durable goods	113	350 093	100.0	32.1
4215	Metal & mineral (except petroleum) whsle	9	20 959	6.0	X
42151	Metal service centers & offices	6	17 816	5.1	X
421510	Metal service centers & offices	6	17 816	5.1	X
4219	Miscellaneous durable goods whsle	102	D	D	D
42193	Recyclable material whsle	101	324 559	92.7	46.4
421930	Recyclable material whsle	101	324 559	92.7	46.4
4219303	Other recyclable material whsle	96	322 817	92.2	57.6
2930	Recyclable paper and paperboard	95	211 077	100.0	X
421	Wholesale trade, durable goods	70	165 980	78.6	X
4218	Machinery, equipment, & supplies whsle	10	2 716	1.3	X
42183	Industrial machinery & equipment whsle	8	2 703	1.3	X
421830	Industrial machinery & equipment whsle	8	2 703	1.3	X
4219	Miscellaneous durable goods whsle	54	D	D	X
42193	Recyclable material whsle	54	160 118	75.9	X
421930	Recyclable material whsle	54	160 118	75.9	X
4219302	Recyclable paper & paperboard whsle	49	157 401	74.6	X
422	Wholesale trade, nondurable goods	25	45 097	21.4	X
4229	Miscellaneous nondurable goods whsle	15	D	D	X
42299	Other miscellaneous nondurable goods whsle	15	D	D	X
422990	Other miscellaneous nondurable goods whsle	15	D	D	X
4229902	General merchandise (nondurable goods) whsle	10	6 975	3.3	X
2940	Recyclable materials, except metal	94	62 480	100.0	58.7
421	Wholesale trade, durable goods	84	61 980	99.2	68.0
4219	Miscellaneous durable goods whsle	78	D	D	D
42193	Recyclable material whsle	78	60 823	97.3	63.3
421930	Recyclable material whsle	78	60 823	97.3	63.3
4219303	Other recyclable material whsle	76	60 694	97.1	78.9
422	Wholesale trade, nondurable goods	10	500	.8	X
4229	Miscellaneous nondurable goods whsle	9	D	D	X
42299	Other miscellaneous nondurable goods whsle	9	D	D	X
422990	Other miscellaneous nondurable goods whsle	9	D	D	X
4229902	General merchandise (nondurable goods) whsle	7	237	.4	X

See footnotes at end of table.

Table 8. Agents, Brokers, and Commission Merchants by Broad Commodity Line and Kind of Business: 1997—Con.

[Includes only establishments with payroll. For meaning of abbreviations and symbols, see introductory text. For explanation of terms, see Appendix A]

CL code and NAICS code	Commodity line and kind of business	Establishments (number)	Sales (\$1,000)	Percent of sales accounted for by kind of business ¹	Coverage in percents
3000	Jewelry, diamonds, gem stones, and watches	722	889 789	100.0	34.8
421	Wholesale trade, durable goods	594	865 370	97.3	39.2
4212	Furniture & home furnishings whsle	33	23 893	2.7	.8
42121	Furniture whsle	6	9 110	1.0	1.7
421210	Furniture whsle	6	9 110	1.0	1.7
4212101	Household & lawn furniture whsle	6	9 110	1.0	1.7
42122	Home furnishings whsle	27	14 783	1.7	X
421220	Home furnishings whsle	27	14 783	1.7	X
4212201	Household china, glassware, & crockery whsle	11	4 710	.5	X
4212204	Other home furnishings whsle	11	6 301	.7	X
4216	Electrical goods whsle	19	14 277	1.6	1.8
42162	Electrical appliance, television & radio set whsle	11	10 526	1.2	4.3
421620	Electrical appliance, television & radio set whsle	11	10 526	1.2	4.3
4219	Miscellaneous durable goods whsle	534	D	D	D
42194	Jewelry/watch/silverware/precious stone, & precious metal whsle	431	800 686	90.0	51.7
421940	Jewelry/watch/silverware/precious stone, & precious metal whsle	431	800 686	90.0	51.7
4219401	Jewelry, watch, diamonds, precious stone, & silverware whsle	429	D	D	D
42199	Other miscellaneous durable goods whsle	98	16 419	1.8	X
421990	Other miscellaneous durable goods whsle	98	16 419	1.8	X
4219903	General merchandise (durable goods) whsle	94	D	D	X
422	Wholesale trade, nondurable goods	128	24 419	2.7	8.2
4223	Apparel, piece goods, & notions whsle	33	5 591	.6	6.3
42232	Men's & boys' clothing & furnishings whsle	7	1 527	.2	X
422320	Men's & boys' clothing & furnishings whsle	7	1 527	.2	X
42233	Women's, children's, & infants' clothing & accessories whsle	23	3 693	.4	10.7
422330	Women's, children's, & infants' clothing & accessories whsle	23	3 693	.4	10.7
4229	Miscellaneous nondurable goods whsle	89	D	D	D
42299	Other miscellaneous nondurable goods whsle	88	D	D	D
422990	Other miscellaneous nondurable goods whsle	88	D	D	D
4229901	Art goods whsle	27	7 367	.8	.8
4229902	General merchandise (nondurable goods) whsle	55	5 489	.6	X
4229904	Other nondurable goods whsle	6	D	D	D
3030	Precious metals—gold, silver, and platinum including precious metal coins	34	47 555	100.0	X
421	Wholesale trade, durable goods	32	45 923	96.6	X
4219	Miscellaneous durable goods whsle	30	D	D	X
42194	Jewelry/watch/silverware/precious stone, & precious metal whsle	30	41 558	87.4	X
421940	Jewelry/watch/silverware/precious stone, & precious metal whsle	30	41 558	87.4	X
4219401	Jewelry, watch, diamonds, precious stone, & silverware whsle	8	D	D	X
4219402	Precious metal (excluding ores) whsle	22	D	D	X
3100	Musical instruments and supplies	72	125 517	100.0	X
421	Wholesale trade, durable goods	72	125 517	100.0	X
4214	Professional & commercial equipment & supplies whsle	6	1 391	1.1	X
42142	Office equipment whsle	6	1 391	1.1	X
421420	Office equipment whsle	6	1 391	1.1	X
4219	Miscellaneous durable goods whsle	64	D	D	X
42199	Other miscellaneous durable goods whsle	64	117 119	93.3	X
421990	Other miscellaneous durable goods whsle	64	117 119	93.3	X
4219901	Musical instruments & supplies whsle	64	117 119	93.3	X
3120	Forest products, except lumber (including cordwood, hewn posts, poles, and ties)	222	728 689	100.0	X
421	Wholesale trade, durable goods	219	726 462	99.7	X
4213	Lumber & other construction materials whsle	6	3 404	.5	X
4219	Miscellaneous durable goods whsle	204	D	D	X
42199	Other miscellaneous durable goods whsle	203	711 603	97.7	X
421990	Other miscellaneous durable goods whsle	203	711 603	97.7	X
4219902	Forest products (except lumber) whsle	188	703 109	96.5	X
4219906	Other durable goods whsle	15	8 494	1.2	X
3130	Compact discs, prerecorded audio tapes, and phonograph records	217	254 882	100.0	X
421	Wholesale trade, durable goods	172	242 948	95.3	X
4212	Furniture & home furnishings whsle	12	2 724	1.1	X
42122	Home furnishings whsle	10	2 672	1.0	X
421220	Home furnishings whsle	10	2 672	1.0	X
4212204	Other home furnishings whsle	7	887	.3	X
4216	Electrical goods whsle	8	2 710	1.1	X
4219	Miscellaneous durable goods whsle	152	D	D	X
42199	Other miscellaneous durable goods whsle	151	237 340	93.1	X
421990	Other miscellaneous durable goods whsle	151	237 340	93.1	X
4219903	General merchandise (durable goods) whsle	26	D	D	X
4219904	Prerecorded media whsle	124	230 050	90.3	X
42199041	Compact discs/prerecorded audio tapes, & phonograph records whsle	124	D	D	X
422	Wholesale trade, nondurable goods	45	11 934	4.7	X
4229	Miscellaneous nondurable goods whsle	37	D	D	X
42292	Book, periodical, & newspaper whsle	25	2 746	1.1	X
422920	Book, periodical, & newspaper whsle	25	2 746	1.1	X
42299	Other miscellaneous nondurable goods whsle	12	D	D	X
422990	Other miscellaneous nondurable goods whsle	12	D	D	X
4229902	General merchandise (nondurable goods) whsle	7	237	.1	X

See footnotes at end of table.

Table 8. Agents, Brokers, and Commission Merchants by Broad Commodity Line and Kind of Business: 1997—Con.

[Includes only establishments with payroll. For meaning of abbreviations and symbols, see introductory text. For explanation of terms, see Appendix A]

CL code and NAICS code	Commodity line and kind of business	Establishments (number)	Sales (\$1,000)	Percent of sales accounted for by kind of business ¹	Coverage in percents
3140	Prerecorded video tapes	530	135 661	100.0	X
421	Wholesale trade, durable goods	478	123 986	91.4	X
4216	Electrical goods whsle	21	37 704	27.8	X
42162	Electrical appliance, television & radio set whsle	14	13 982	10.3	X
421620	Electrical appliance, television & radio set whsle	14	13 982	10.3	X
42169	Other electronic parts & equipment whsle	7	23 722	17.5	X
421690	Other electronic parts & equipment whsle	7	23 722	17.5	X
4219	Miscellaneous durable goods whsle	451	D	D	X
42199	Other miscellaneous durable goods whsle	450	74 932	55.2	X
421990	Other miscellaneous durable goods whsle	450	74 932	55.2	X
4219904	Prerecorded media whsle	44	74 847	55.2	X
42199041	Compact discs/prerecorded audio tapes, & phonograph records whsle	28	D	D	X
42199042	Prerecorded video tapes whsle	16	D	D	X
4219906	Other durable goods whsle	401	6	Z	X
422	Wholesale trade, nondurable goods	52	11 675	8.6	X
4229	Miscellaneous nondurable goods whsle	48	D	D	X
42292	Book, periodical, & newspaper whsle	22	5 235	3.9	X
422920	Book, periodical, & newspaper whsle	22	5 235	3.9	X
42299	Other miscellaneous nondurable goods whsle	26	D	D	X
422990	Other miscellaneous nondurable goods whsle	26	D	D	X
4229902	General merchandise (nondurable goods) whsle	24	370	.3	X
3150	Other durable goods	508	1 074 020	100.0	74.7
421	Wholesale trade, durable goods	500	1 072 373	99.8	78.9
4216	Electrical goods whsle	6	6 473	.6	X
4219	Miscellaneous durable goods whsle	488	D	D	D
42199	Other miscellaneous durable goods whsle	486	1 054 094	98.1	39.7
421990	Other miscellaneous durable goods whsle	486	1 054 094	98.1	39.7
4219903	General merchandise (durable goods) whsle	83	D	D	D
4219906	Other durable goods whsle	401	943 495	87.8	32.2
422	Wholesale trade, nondurable goods	8	1 647	.2	X
4229	Miscellaneous nondurable goods whsle	6	D	D	X
3160	Fire extinguishers and fire safety equipment	78	116 532	100.0	X
421	Wholesale trade, durable goods	78	116 532	100.0	X
4219	Miscellaneous durable goods whsle	73	D	D	X
42199	Other miscellaneous durable goods whsle	72	111 771	95.9	X
421990	Other miscellaneous durable goods whsle	72	111 771	95.9	X
4219905	Fire extinguishers & fire safety equipment whsle	72	D	D	X
3200	Printing and writing paper	380	1 419 080	100.0	61.3
421	Wholesale trade, durable goods	65	49 540	3.5	38.2
4212	Furniture & home furnishings whsle	6	14 281	1.0	X
4214	Professional & commercial equipment & supplies whsle	24	7 687	.5	X
42142	Office equipment whsle	13	5 504	.4	X
421420	Office equipment whsle	13	5 504	.4	X
42143	Computer & computer peripheral equipment & software whsle	11	2 183	.2	X
421430	Computer & computer peripheral equipment & software whsle	11	2 183	.2	X
4214301	Computer & peripheral equipment whsle	11	2 183	.2	X
42143011	Computers & peripheral equipment for resale	8	1 984	.1	X
4219	Miscellaneous durable goods whsle	28	D	D	X
42199	Other miscellaneous durable goods whsle	25	3 404	.2	X
421990	Other miscellaneous durable goods whsle	25	3 404	.2	X
4219903	General merchandise (durable goods) whsle	25	D	D	X
422	Wholesale trade, nondurable goods	315	1 369 540	96.5	60.0
4221	Paper & paper product whsle	278	1 359 392	95.8	72.5
42211	Printing & writing paper whsle	177	1 321 758	93.1	78.1
422110	Printing & writing paper whsle	177	1 321 758	93.1	78.1
42212	Stationery & office supplies whsle	77	26 362	1.9	66.3
422120	Stationery & office supplies whsle	77	26 362	1.9	66.3
42213	Industrial & personal service paper whsle	24	11 272	.8	72.8
422130	Industrial & personal service paper whsle	24	11 272	.8	72.8
4229	Miscellaneous nondurable goods whsle	32	D	D	D
42299	Other miscellaneous nondurable goods whsle	29	D	D	D
422990	Other miscellaneous nondurable goods whsle	29	D	D	D
4229902	General merchandise (nondurable goods) whsle	22	7 367	.5	13.3
3300	Stationery, office supplies and greeting cards	1 351	2 146 863	100.0	29.3

See footnotes at end of table.

Table 8. Agents, Brokers, and Commission Merchants by Broad Commodity Line and Kind of Business: 1997—Con.

[Includes only establishments with payroll. For meaning of abbreviations and symbols, see introductory text. For explanation of terms, see Appendix A]

CL code and NAICS code	Commodity line and kind of business	Establishments (number)	Sales (\$1,000)	Percent of sales accounted for by kind of business ¹	Coverage in percents
3300	Stationery, office supplies and greeting cards—Con.				
421	Wholesale trade, durable goods	255	199 308	9.3	23.5
4212	Furniture & home furnishings whsle	78	96 536	4.5	20.0
42121	Furniture whsle	32	61 344	2.9	34.8
421210	Furniture whsle	32	61 344	2.9	34.8
4212102	Office & business furniture whsle	30	59 412	2.8	39.4
42122	Home furnishings whsle	46	35 192	1.6	3.9
421220	Home furnishings whsle	46	35 192	1.6	3.9
4212201	Household china, glassware, & crockery whsle	15	14 006	.7	X
4212204	Other home furnishings whsle	27	20 358	.9	6.1
4214	Professional & commercial equipment & supplies whsle	52	46 642	2.2	18.7
42142	Office equipment whsle	31	21 652	1.0	15.8
421420	Office equipment whsle	31	21 652	1.0	15.8
42143	Computer & computer peripheral equipment & software whsle	9	7 422	.3	X
421430	Computer & computer peripheral equipment & software whsle	9	7 422	.3	X
4214301	Computer & peripheral equipment whsle	7	7 212	.3	X
4216	Electrical goods whsle	11	7 466	.3	X
42169	Other electronic parts & equipment whsle	6	2 215	.1	X
421690	Other electronic parts & equipment whsle	6	2 215	.1	X
4218	Machinery, equipment, & supplies whsle	34	3 311	.2	53.9
42183	Industrial machinery & equipment whsle	23	3 183	.1	56.3
421830	Industrial machinery & equipment whsle	23	3 183	.1	56.3
4218303	General-purpose industrial machinery & equipment whsle	23	3 183	.1	60.0
42184	Industrial supplies whsle	9	82	Z	71.2
421840	Industrial supplies whsle	9	82	Z	71.2
4218401	General-line industrial supplies whsle	8	73	Z	30.2
4219	Miscellaneous durable goods whsle	76	D	D	D
42192	Toy & hobby goods & supplies whsle	26	D	D	D
421920	Toy & hobby goods & supplies whsle	26	D	D	D
42199	Other miscellaneous durable goods whsle	46	14 975	.7	32.3
421990	Other miscellaneous durable goods whsle	46	14 975	.7	32.3
4219903	General merchandise (durable goods) whsle	35	D	D	D
4219906	Other durable goods whsle	8	2 531	.1	3.0
422	Wholesale trade, nondurable goods	1 096	1 947 555	90.7	30.5
4221	Paper & paper product whsle	807	1 802 275	83.9	46.7
42211	Printing & writing paper whsle	34	17 822	.8	78.7
422110	Printing & writing paper whsle	34	17 822	.8	78.7
42212	Stationery & office supplies whsle	735	1 772 373	82.6	41.0
422120	Stationery & office supplies whsle	735	1 772 373	82.6	41.0
42213	Industrial & personal service paper whsle	38	12 080	.6	65.0
422130	Industrial & personal service paper whsle	38	12 080	.6	65.0
4222	Drugs, & druggists' sundries whsle	14	17 260	.8	1.5
42221	Drugs, & druggists' sundries whsle	14	17 260	.8	1.5
422210	Drugs, & druggists' sundries whsle	14	17 260	.8	1.5
4222102	Specialty-line drug, pharmaceutical, cosmetic, & toiletries whsle	14	17 260	.8	1.5
4223	Apparel, piece goods, & notions whsle	20	7 149	.3	X
42231	Piece goods, notions, & other dry goods whsle	11	5 679	.3	X
422310	Piece goods, notions, & other dry goods whsle	11	5 679	.3	X
4223102	Notions & other dry goods whsle	7	4 018	.2	X
4224	Grocery & related products whsle	10	16 435	.8	X
42249	Other grocery & related products whsle	6	D	D	X
422490	Other grocery & related products whsle	6	D	D	X
4226	Chemical & allied products whsle	7	6 896	.3	X
4229	Miscellaneous nondurable goods whsle	238	D	D	D
42292	Book, periodical, & newspaper whsle	24	16 718	.8	7.0
422920	Book, periodical, & newspaper whsle	24	16 718	.8	7.0
42299	Other miscellaneous nondurable goods whsle	205	D	D	D
422990	Other miscellaneous nondurable goods whsle	205	D	D	D
4229901	Art goods whsle	63	27 616	1.3	7.4
4229902	General merchandise (nondurable goods) whsle	126	15 020	.7	6.1
4229904	Other nondurable goods whsle	16	D	D	X
3400	Industrial and personal services paper and plastics	1 545	6 071 579	100.0	7.1
421	Wholesale trade, durable goods	100	110 719	1.8	17.2
4212	Furniture & home furnishings whsle	11	26 144	.4	X
42122	Home furnishings whsle	11	26 144	.4	X
421220	Home furnishings whsle	11	26 144	.4	X
4212204	Other home furnishings whsle	7	25 502	.4	X
4214	Professional & commercial equipment & supplies whsle	12	5 944	.1	X
42144	Other commercial equipment whsle	6	5 447	.1	X
421440	Other commercial equipment whsle	6	5 447	.1	X
4217	Hardware, & plumbing & heating equipment & supplies whsle	6	D	D	X
42171	Hardware whsle	6	3 279	.1	X
421710	Hardware whsle	6	3 279	.1	X
4218	Machinery, equipment, & supplies whsle	44	45 174	.7	41.4
42183	Industrial machinery & equipment whsle	6	3 208	.1	X
421830	Industrial machinery & equipment whsle	6	3 208	.1	X
42184	Industrial supplies whsle	18	22 530	.4	66.1
421840	Industrial supplies whsle	18	22 530	.4	66.1
4218401	General-line industrial supplies whsle	11	338	Z	30.2
4218404	Industrial containers & supplies whsle	6	22 073	.4	X
42185	Service establishment equipment & supplies whsle	20	19 436	.3	23.2
421850	Service establishment equipment & supplies whsle	20	19 436	.3	23.2
4218502	Custodial, janitors' equipment & supplies whsle	20	19 436	.3	X

See footnotes at end of table.

Table 8. Agents, Brokers, and Commission Merchants by Broad Commodity Line and Kind of Business: 1997—Con.

[Includes only establishments with payroll. For meaning of abbreviations and symbols, see introductory text. For explanation of terms, see Appendix A]

CL code and NAICS code	Commodity line and kind of business	Establishments (number)	Sales (\$1,000)	Percent of sales accounted for by kind of business ¹	Coverage in percents
3400	Industrial and personal services paper and plastics—Con.				
421	Wholesale trade, durable goods—Con.				
4219	Miscellaneous durable goods whsle	20	D	D	X
42193	Recyclable material whsle	12	10 693	.2	X
421930	Recyclable material whsle	12	10 693	.2	X
4219303	Other recyclable material whsle	8	424	Z	X
42199	Other miscellaneous durable goods whsle	8	6 009	.1	X
421990	Other miscellaneous durable goods whsle	8	6 009	.1	X
4219903	General merchandise (durable goods) whsle	7	D	D	X
422	Wholesale trade, nondurable goods	1 445	5 960 865	98.2	6.6
4221	Paper & paper product whsle	702	3 802 915	62.6	63.3
42211	Printing & writing paper whsle	14	24 313	.4	71.9
422110	Printing & writing paper whsle	14	24 313	.4	71.9
42212	Stationery & office supplies whsle	34	35 220	.6	46.5
422120	Stationery & office supplies whsle	34	35 220	.6	46.5
42213	Industrial & personal service paper whsle	654	3 743 382	61.7	64.9
422130	Industrial & personal service paper whsle	654	3 743 382	61.7	64.9
4222	Drugs, & druggists' sundries whsle	16	40 306	.7	3.7
42221	Drugs, & druggists' sundries whsle	16	40 306	.7	3.7
422210	Drugs, & druggists' sundries whsle	16	40 306	.7	3.7
4222102	Specialty-line drug, pharmaceutical, cosmetic, & toiletries whsle	16	40 306	.7	3.7
4224	Grocery & related products whsle	617	2 046 645	33.7	.1
42241	General-line grocery whsle	439	1 383 271	22.8	X
422410	General-line grocery whsle	439	1 383 271	22.8	X
4224103	Other general-line grocery whsle	439	1 383 271	22.8	X
42242	Packaged frozen food whsle	60	280 450	4.6	X
422420	Packaged frozen food whsle	60	280 450	4.6	X
42245	Confectionery whsle	16	6 839	.1	5.4
422450	Confectionery whsle	16	6 839	.1	5.4
42249	Other grocery & related products whsle	91	D	D	D
422490	Other grocery & related products whsle	91	D	D	D
4224904	Canned goods whsle	25	153 505	2.5	X
4224906	Other grocery specialties whsle	54	D	D	D
4226	Chemical & allied products whsle	36	40 138	.7	19.4
42261	Plastics materials & basic forms & shapes whsle	22	20 640	.3	62.4
422610	Plastics materials & basic forms & shapes whsle	22	20 640	.3	62.4
42269	Other chemical & allied products whsle	14	19 498	.3	2.1
422690	Other chemical & allied products whsle	14	19 498	.3	2.1
4226902	Other chemical & allied products whsle	14	19 498	.3	2.1
4229	Miscellaneous nondurable goods whsle	69	D	D	D
42299	Other miscellaneous nondurable goods whsle	66	D	D	D
422990	Other miscellaneous nondurable goods whsle	66	D	D	D
4229901	Art goods whsle	9	2 038	Z	33.2
4229902	General merchandise (nondurable goods) whsle	55	15 110	.2	10.8
3500	Drugs, pharmaceuticals, cosmetics, and toiletries	1 316	9 201 348	100.0	5.3
421	Wholesale trade, durable goods	119	134 175	1.5	7.3
4212	Furniture & home furnishings whsle	41	40 741	.4	10.9
42122	Home furnishings whsle	41	40 741	.4	11.2
421220	Home furnishings whsle	41	40 741	.4	11.2
4212201	Household china, glassware, & crockery whsle	16	13 711	.1	X
4212202	Linens, domestics, draperies, & curtains whsle	6	5 348	.1	X
4212204	Other home furnishings whsle	16	21 213	.2	14.0
4214	Professional & commercial equipment & supplies whsle	16	28 850	.3	.1
42145	Medical, dental, & hospital equipment & supplies whsle	9	26 547	.3	.2
421450	Medical, dental, & hospital equipment & supplies whsle	9	26 547	.3	.2
4214501	Surgical, medical, & hospital supplies whsle	9	26 547	.3	.2
4216	Electrical goods whsle	10	14 373	.2	X
42162	Electrical appliance, television & radio set whsle	6	8 230	.1	X
421620	Electrical appliance, television & radio set whsle	6	8 230	.1	X
4219	Miscellaneous durable goods whsle	44	D	D	X
42199	Other miscellaneous durable goods whsle	34	22 844	.2	X
421990	Other miscellaneous durable goods whsle	34	22 844	.2	X
4219903	General merchandise (durable goods) whsle	29	D	D	X
422	Wholesale trade, nondurable goods	1 197	9 067 173	98.5	4.9
4221	Paper & paper product whsle	15	17 760	.2	40.7
42212	Stationery & office supplies whsle	8	12 698	.1	54.7
422120	Stationery & office supplies whsle	8	12 698	.1	54.7
42213	Industrial & personal service paper whsle	7	5 062	.1	X
422130	Industrial & personal service paper whsle	7	5 062	.1	X
4222	Drugs, & druggists' sundries whsle	445	4 999 106	54.3	43.3
42221	Drugs, & druggists' sundries whsle	445	4 999 106	54.3	43.3
422210	Drugs, & druggists' sundries whsle	445	4 999 106	54.3	43.3
4222102	Specialty-line drug, pharmaceutical, cosmetic, & toiletries whsle	445	4 999 106	54.3	43.3

See footnotes at end of table.

Table 8. Agents, Brokers, and Commission Merchants by Broad Commodity Line and Kind of Business: 1997—Con.

[Includes only establishments with payroll. For meaning of abbreviations and symbols, see introductory text. For explanation of terms, see Appendix A]

CL code and NAICS code	Commodity line and kind of business	Establishments (number)	Sales (\$1,000)	Percent of sales accounted for by kind of business ¹	Coverage in percents
3500	Drugs, pharmaceuticals, cosmetics, and toiletries—Con.				
422	Wholesale trade, nondurable goods—Con.				
4224	Grocery & related products whsle	624	3 999 671	43.5	.2
42241	General-line grocery whsle	456	2 449 790	26.6	X
422410	General-line grocery whsle	456	2 449 790	26.6	X
4224103	Other general-line grocery whsle	456	2 449 790	26.6	X
42242	Packaged frozen food whsle	11	48 175	.5	X
422420	Packaged frozen food whsle	11	48 175	.5	X
42245	Confectionery whsle	25	32 579	.4	X
422450	Confectionery whsle	25	32 579	.4	X
42249	Other grocery & related products whsle	128	D	D	D
422490	Other grocery & related products whsle	128	D	D	D
4224904	Canned goods whsle	26	434 519	4.7	X
4224905	Food & beverage basic materials whsle	7	50 989	.6	X
4224906	Other grocery specialties whsle	86	D	D	D
4226	Chemical & allied products whsle	22	17 257	.2	.2
42269	Other chemical & allied products whsle	21	15 478	.2	.2
422690	Other chemical & allied products whsle	21	15 478	.2	.2
4226902	Other chemical & allied products whsle	21	15 478	.2	.2
4229	Miscellaneous nondurable goods whsle	87	D	D	D
42299	Other miscellaneous nondurable goods whsle	79	D	D	D
422990	Other miscellaneous nondurable goods whsle	79	D	D	D
4229901	Art goods whsle	11	11 256	.1	1.4
4229902	General merchandise (nondurable goods) whsle	65	8 101	.1	16.7
3600	Piece goods, knit and woven	816	4 559 229	100.0	50.6
421	Wholesale trade, durable goods	55	90 588	2.0	15.6
4212	Furniture & home furnishings whsle	30	78 393	1.7	19.3
42121	Furniture whsle	12	55 525	1.2	X
421210	Furniture whsle	12	55 525	1.2	X
4212101	Household & lawn furniture whsle	8	54 591	1.2	X
42122	Home furnishings whsle	18	22 868	.5	52.0
421220	Home furnishings whsle	18	22 868	.5	52.0
4212202	Linens, domestics, draperies, & curtains whsle	13	20 197	.4	73.6
4219	Miscellaneous durable goods whsle	20	D	D	X
42199	Other miscellaneous durable goods whsle	15	2 411	.1	X
421990	Other miscellaneous durable goods whsle	15	2 411	.1	X
4219903	General merchandise (durable goods) whsle	14	D	D	X
422	Wholesale trade, nondurable goods	761	4 468 641	98.0	48.9
4223	Apparel, piece goods, & notions whsle	694	4 437 203	97.3	53.4
42231	Piece goods, notions, & other dry goods whsle	662	4 372 663	95.9	X
422310	Piece goods, notions, & other dry goods whsle	662	4 372 663	95.9	X
4223101	Piece goods—jobbers	652	4 364 270	95.7	X
4223102	Notions & other dry goods whsle	10	8 393	.2	X
42232	Men's & boys' clothing & furnishings whsle	18	9 310	.2	8.8
422320	Men's & boys' clothing & furnishings whsle	18	9 310	.2	8.8
42233	Women's, children's, & infants' clothing & accessories whsle	10	54 709	1.2	X
422330	Women's, children's, & infants' clothing & accessories whsle	10	54 709	1.2	X
4229	Miscellaneous nondurable goods whsle	60	D	D	D
42299	Other miscellaneous nondurable goods whsle	56	D	D	D
422990	Other miscellaneous nondurable goods whsle	56	D	D	D
4229902	General merchandise (nondurable goods) whsle	36	3 526	.1	X
4229904	Other nondurable goods whsle	18	D	D	D
3700	Notions (buttons, ribbons, lace, sewing accessories, zippers, bindings, etc.) ..	262	572 991	100.0	X
421	Wholesale trade, durable goods	17	7 414	1.3	X
4212	Furniture & home furnishings whsle	6	2 151	.4	X
42122	Home furnishings whsle	6	2 151	.4	X
421220	Home furnishings whsle	6	2 151	.4	X
4219	Miscellaneous durable goods whsle	10	D	D	X
422	Wholesale trade, nondurable goods	245	565 577	98.7	X
4223	Apparel, piece goods, & notions whsle	178	534 448	93.3	X
42231	Piece goods, notions, & other dry goods whsle	172	533 829	93.2	X
422310	Piece goods, notions, & other dry goods whsle	172	533 829	93.2	X
4223101	Piece goods—jobbers	31	20 032	3.5	X
4223102	Notions & other dry goods whsle	141	513 797	89.7	X
4229	Miscellaneous nondurable goods whsle	61	D	D	X
42299	Other miscellaneous nondurable goods whsle	54	D	D	X
422990	Other miscellaneous nondurable goods whsle	54	D	D	X
4229902	General merchandise (nondurable goods) whsle	43	10 086	1.8	X
4229904	Other nondurable goods whsle	10	D	D	X

See footnotes at end of table.

Table 8. Agents, Brokers, and Commission Merchants by Broad Commodity Line and Kind of Business: 1997—Con.

[Includes only establishments with payroll. For meaning of abbreviations and symbols, see introductory text. For explanation of terms, see Appendix A]

CL code and NAICS code	Commodity line and kind of business	Establishments (number)	Sales (\$1,000)	Percent of sales accounted for by kind of business ¹	Coverage in percents
3800	Men's and boys' wear	1 304	2 852 795	100.0	46.2
421	Wholesale trade, durable goods	237	118 583	4.2	5.3
4212	Furniture & home furnishings whsle	11	4 692	.2	X
42122	Home furnishings whsle	11	4 692	.2	X
421220	Home furnishings whsle	11	4 692	.2	X
4212202	Linens, domestics, draperies, & curtains whsle	6	695	.2	X
4214	Professional & commercial equipment & supplies whsle	10	2 037	.1	X
42145	Medical, dental, & hospital equipment & supplies whsle	8	1 486	.1	X
421450	Medical, dental, & hospital equipment & supplies whsle	8	1 486	.1	X
4214501	Surgical, medical, & hospital supplies whsle	8	1 486	.1	X
4219	Miscellaneous durable goods whsle	204	D	D	D
42191	Sporting & recreational goods & supplies whsle	59	79 835	2.8	5.2
421910	Sporting & recreational goods & supplies whsle	59	79 835	2.8	5.2
42194	Jewelry/watch/silverware/precious stone, & precious metal whsle	7	2 849	.1	25.9
421940	Jewelry/watch/silverware/precious stone, & precious metal whsle	7	2 849	.1	25.9
4219401	Jewelry, watch, diamonds, precious stone, & silverware whsle	7	D	D	D
42199	Other miscellaneous durable goods whsle	134	15 232	.5	X
421990	Other miscellaneous durable goods whsle	134	15 232	.5	X
4219903	General merchandise (durable goods) whsle	117	D	D	X
4219906	Other durable goods whsle	10	996	Z	X
422	Wholesale trade, nondurable goods	1 067	2 734 212	95.8	48.5
4223	Apparel, piece goods, & notions whsle	861	2 708 218	94.9	60.1
42231	Piece goods, notions, & other dry goods whsle	11	7 602	.3	X
422310	Piece goods, notions, & other dry goods whsle	11	7 602	.3	X
4223101	Piece goods—jobbers	10	7 438	.3	X
42232	Men's & boys' clothing & furnishings whsle	660	2 483 104	87.0	65.7
422320	Men's & boys' clothing & furnishings whsle	660	2 483 104	87.0	65.7
42233	Women's, children's, & infants' clothing & accessories whsle	173	178 531	6.3	58.5
422330	Women's, children's, & infants' clothing & accessories whsle	173	178 531	6.3	58.5
42234	Footwear whsle	17	38 981	1.4	19.4
422340	Footwear whsle	17	38 981	1.4	19.4
4224	Grocery & related products whsle	7	6 277	.2	X
4229	Miscellaneous nondurable goods whsle	195	D	D	D
42299	Other miscellaneous nondurable goods whsle	195	D	D	D
422990	Other miscellaneous nondurable goods whsle	195	D	D	D
4229902	General merchandise (nondurable goods) whsle	175	14 888	.5	X
4229904	Other nondurable goods whsle	16	D	D	D
3900	Women's and children's wear	1 744	5 381 765	100.0	43.1
421	Wholesale trade, durable goods	142	84 078	1.6	14.8
4212	Furniture & home furnishings whsle	21	21 547	.4	39.7
42122	Home furnishings whsle	16	3 936	.1	.4
421220	Home furnishings whsle	16	3 936	.1	.4
4212202	Linens, domestics, draperies, & curtains whsle	11	3 019	.1	.8
4215	Metal & mineral (except petroleum) whsle	6	12 256	.2	X
4219	Miscellaneous durable goods whsle	105	D	D	D
42191	Sporting & recreational goods & supplies whsle	32	19 851	.4	3.7
421910	Sporting & recreational goods & supplies whsle	32	19 851	.4	3.7
42194	Jewelry/watch/silverware/precious stone, & precious metal whsle	21	15 810	.3	27.4
421940	Jewelry/watch/silverware/precious stone, & precious metal whsle	21	15 810	.3	27.4
4219401	Jewelry, watch, diamonds, precious stone, & silverware whsle	21	D	D	D
42199	Other miscellaneous durable goods whsle	50	12 694	.2	X
421990	Other miscellaneous durable goods whsle	50	12 694	.2	X
4219903	General merchandise (durable goods) whsle	43	D	D	X
422	Wholesale trade, nondurable goods	1 602	5 297 687	98.4	42.2
4223	Apparel, piece goods, & notions whsle	1 484	5 232 503	97.2	53.9
42231	Piece goods, notions, & other dry goods whsle	9	8 435	.2	X
422310	Piece goods, notions, & other dry goods whsle	9	8 435	.2	X
4223101	Piece goods—jobbers	9	8 435	.2	X
42232	Men's & boys' clothing & furnishings whsle	255	316 815	5.9	61.0
422320	Men's & boys' clothing & furnishings whsle	255	316 815	5.9	61.0
42233	Women's, children's, & infants' clothing & accessories whsle	1 203	4 423 654	82.2	61.0
422330	Women's, children's, & infants' clothing & accessories whsle	1 203	4 423 654	82.2	61.0
42234	Footwear whsle	17	483 599	9.0	2.1
422340	Footwear whsle	17	483 599	9.0	2.1
4224	Grocery & related products whsle	13	45 619	.8	X
42241	General-line grocery whsle	12	43 579	.8	X
422410	General-line grocery whsle	12	43 579	.8	X
4224103	Other general-line grocery whsle	12	43 579	.8	X
4229	Miscellaneous nondurable goods whsle	92	D	D	D
42299	Other miscellaneous nondurable goods whsle	92	D	D	D
422990	Other miscellaneous nondurable goods whsle	92	D	D	D
4229901	Art goods whsle	10	2 450	Z	8.4
4229902	General merchandise (nondurable goods) whsle	75	6 474	.1	X
4229904	Other nondurable goods whsle	6	D	D	D

See footnotes at end of table.

Table 8. Agents, Brokers, and Commission Merchants by Broad Commodity Line and Kind of Business: 1997—Con.

[Includes only establishments with payroll. For meaning of abbreviations and symbols, see introductory text. For explanation of terms, see Appendix A]

CL code and NAICS code	Commodity line and kind of business	Establishments (number)	Sales (\$1,000)	Percent of sales accounted for by kind of business ¹	Coverage in percents
4000	Footwear	606	3 817 229	100.0	50.7
421	Wholesale trade, durable goods	79	84 374	2.2	16.4
4219	Miscellaneous durable goods whsle	67	D	D	D
42191	Sporting & recreational goods & supplies whsle	43	65 084	1.7	6.6
421910	Sporting & recreational goods & supplies whsle	43	65 084	1.7	6.6
42199	Other miscellaneous durable goods whsle	23	2 714	.1	X
421990	Other miscellaneous durable goods whsle	23	2 714	.1	X
4219903	General merchandise (durable goods) whsle	20	D	D	X
422	Wholesale trade, nondurable goods	527	3 732 855	97.8	50.6
4223	Apparel, piece goods, & notions whsle	465	3 699 581	96.9	59.7
42232	Men's & boys' clothing & furnishings whsle	44	33 616	.9	64.1
422320	Men's & boys' clothing & furnishings whsle	44	33 616	.9	64.1
42233	Women's, children's, & infants' clothing & accessories whsle	43	18 131	.5	60.0
422330	Women's, children's, & infants' clothing & accessories whsle	43	18 131	.5	60.0
42234	Footwear whsle	378	3 647 834	95.6	62.5
422340	Footwear whsle	378	3 647 834	95.6	62.5
4224	Grocery & related products whsle	10	30 397	.8	X
4229	Miscellaneous nondurable goods whsle	50	D	D	X
42299	Other miscellaneous nondurable goods whsle	50	D	D	X
422990	Other miscellaneous nondurable goods whsle	50	D	D	X
4229902	General merchandise (nondurable goods) whsle	43	2 562	.1	X
4100	Frozen foods (packaged)	1 980	23 952 192	100.0	61.6
421	Wholesale trade, durable goods	37	8 353	Z	X
4219	Miscellaneous durable goods whsle	30	D	D	X
42199	Other miscellaneous durable goods whsle	30	5 525	Z	X
421990	Other miscellaneous durable goods whsle	30	5 525	Z	X
4219903	General merchandise (durable goods) whsle	29	D	D	X
422	Wholesale trade, nondurable goods	1 943	23 943 839	100.0	57.7
4221	Paper & paper product whsle	10	9 474	Z	78.1
42213	Industrial & personal service paper whsle	10	9 474	Z	79.5
422130	Industrial & personal service paper whsle	10	9 474	Z	79.5
4224	Grocery & related products whsle	1 922	23 923 318	99.9	54.9
42241	General-line grocery whsle	697	10 154 475	42.4	45.4
422410	General-line grocery whsle	697	10 154 475	42.4	45.4
4224103	Other general-line grocery whsle	697	10 154 475	42.4	45.4
42242	Packaged frozen food whsle	679	11 107 438	46.4	72.8
422420	Packaged frozen food whsle	679	11 107 438	46.4	72.8
42243	Dairy products, (except dried or canned) whsle	31	46 721	.2	24.7
422430	Dairy products, (except dried or canned) whsle	31	46 721	.2	24.7
4224302	Dairy product (except raw milk) whsle	29	D	D	D
42244	Poultry & poultry product whsle	38	D	D	D
422440	Poultry & poultry product whsle	38	D	D	D
4224402	Poultry & poultry product (except live) whsle	38	D	D	D
42245	Confectionery whsle	24	30 818	.1	19.4
422450	Confectionery whsle	24	30 818	.1	19.4
42246	Fish & seafood whsle	19	19 210	.1	X
422460	Fish & seafood whsle	19	19 210	.1	X
42247	Meat & meat product whsle	89	245 159	1.0	73.6
422470	Meat & meat product whsle	89	245 159	1.0	73.6
42248	Fresh fruit & vegetable whsle	23	38 590	.2	1.8
422480	Fresh fruit & vegetable whsle	23	38 590	.2	1.8
42249	Other grocery & related products whsle	322	D	D	D
422490	Other grocery & related products whsle	322	D	D	D
4224901	Coffee, tea, & spice whsle	17	119 110	.5	75.6
4224902	Bread & baked goods whsle	30	172 064	.7	X
4224904	Canned goods whsle	104	566 728	2.4	85.3
4224905	Food & beverage basic materials whsle	15	34 752	.1	X
4224906	Other grocery specialties whsle	153	D	D	D
4229	Miscellaneous nondurable goods whsle	7	D	D	D
42299	Other miscellaneous nondurable goods whsle	7	D	D	D
422990	Other miscellaneous nondurable goods whsle	7	D	D	D
4229902	General merchandise (nondurable goods) whsle	7	866	Z	26.3
4200	Dairy products (excluding dried or canned)	1 220	6 734 969	100.0	62.5
421	Wholesale trade, durable goods	6	8 270	.1	X
4214	Professional & commercial equipment & supplies whsle	6	8 270	.1	X
42144	Other commercial equipment whsle	6	8 270	.1	X
421440	Other commercial equipment whsle	6	8 270	.1	X

See footnotes at end of table.

Table 8. Agents, Brokers, and Commission Merchants by Broad Commodity Line and Kind of Business: 1997—Con.

[Includes only establishments with payroll. For meaning of abbreviations and symbols, see introductory text. For explanation of terms, see Appendix A]

CL code and NAICS code	Commodity line and kind of business	Establishments (number)	Sales (\$1,000)	Percent of sales accounted for by kind of business ¹	Coverage in percents
4200	Dairy products (excluding dried or canned)—Con.				
422	Wholesale trade, nondurable goods	1 214	6 726 699	99.9	58.5
4224	Grocery & related products whsle	1 186	6 716 971	99.7	55.7
42241	General-line grocery whsle	545	3 544 370	52.6	53.8
422410	General-line grocery whsle	545	3 544 370	52.6	53.8
4224103	Other general-line grocery whsle	545	3 544 370	52.6	53.8
42242	Packaged frozen food whsle	177	651 332	9.7	26.0
422420	Packaged frozen food whsle	177	651 332	9.7	26.0
42243	Dairy products, (except dried or canned) whsle	181	1 053 774	15.6	75.5
422430	Dairy products, (except dried or canned) whsle	181	1 053 774	15.6	75.5
4224302	Dairy product (except raw milk) whsle	179	D	D	D
42244	Poultry & poultry product whsle	11	D	D	D
422440	Poultry & poultry product whsle	11	D	D	D
4224402	Poultry & poultry product (except live) whsle	11	D	D	D
42245	Confectionery whsle	17	16 030	.2	68.5
422450	Confectionery whsle	17	16 030	.2	68.5
42247	Meat & meat product whsle	50	116 495	1.7	19.5
422470	Meat & meat product whsle	50	116 495	1.7	19.5
42249	Other grocery & related products whsle	200	D	D	D
422490	Other grocery & related products whsle	200	D	D	D
4224901	Coffee, tea, & spice whsle	6	52 759	.8	X
4224902	Bread & baked goods whsle	11	12 514	.2	X
4224903	Soft drinks whsle	6	101 174	1.5	X
4224904	Canned goods whsle	74	635 382	9.4	86.2
4224905	Food & beverage basic materials whsle	18	19 585	.3	X
4224906	Other grocery specialties whsle	85	D	D	D
4229	Miscellaneous nondurable goods whsle	23	D	D	D
42299	Other miscellaneous nondurable goods whsle	23	D	D	D
422990	Other miscellaneous nondurable goods whsle	23	D	D	D
4229902	General merchandise (nondurable goods) whsle	23	2 448	Z	26.3
4300	Poultry and poultry products	771	4 336 315	100.0	2.4
421	Wholesale trade, durable goods	6	4 689	.1	X
4214	Professional & commercial equipment & supplies whsle	6	4 689	.1	X
42144	Other commercial equipment whsle	6	4 689	.1	X
421440	Other commercial equipment whsle	6	4 689	.1	X
422	Wholesale trade, nondurable goods	765	4 331 626	99.9	2.2
4224	Grocery & related products whsle	741	4 321 833	99.7	2.1
42241	General-line grocery whsle	234	1 596 959	36.8	X
422410	General-line grocery whsle	234	1 596 959	36.8	X
4224103	Other general-line grocery whsle	234	1 596 959	36.8	X
42242	Packaged frozen food whsle	204	1 005 709	23.2	1.4
422420	Packaged frozen food whsle	204	1 005 709	23.2	1.4
42243	Dairy products, (except dried or canned) whsle	20	48 661	1.1	X
422430	Dairy products, (except dried or canned) whsle	20	48 661	1.1	X
4224302	Dairy product (except raw milk) whsle	18	D	D	X
42244	Poultry & poultry product whsle	113	D	D	D
422440	Poultry & poultry product whsle	113	D	D	D
4224402	Poultry & poultry product (except live) whsle	108	D	D	D
42246	Fish & seafood whsle	6	16 891	.4	X
422460	Fish & seafood whsle	6	16 891	.4	X
42247	Meat & meat product whsle	84	240 423	5.5	.9
422470	Meat & meat product whsle	84	240 423	5.5	.9
42248	Fresh fruit & vegetable whsle	9	730	Z	2.0
422480	Fresh fruit & vegetable whsle	9	730	Z	2.0
42249	Other grocery & related products whsle	70	D	D	D
422490	Other grocery & related products whsle	70	D	D	D
4224902	Bread & baked goods whsle	6	17 152	.4	X
4224904	Canned goods whsle	18	22 532	.5	X
4224906	Other grocery specialties whsle	39	D	D	D
4225	Farm-product raw material whsle	7	456	Z	82.7
42252	Livestock whsle	7	456	Z	69.6
422520	Livestock whsle	7	456	Z	69.6
4229	Miscellaneous nondurable goods whsle	12	D	D	X
42299	Other miscellaneous nondurable goods whsle	11	D	D	X
422990	Other miscellaneous nondurable goods whsle	11	D	D	X
4229902	General merchandise (nondurable goods) whsle	8	392	Z	X

See footnotes at end of table.

Table 8. Agents, Brokers, and Commission Merchants by Broad Commodity Line and Kind of Business: 1997—Con.

[Includes only establishments with payroll. For meaning of abbreviations and symbols, see introductory text. For explanation of terms, see Appendix A]

CL code and NAICS code	Commodity line and kind of business	Establishments (number)	Sales (\$1,000)	Percent of sales accounted for by kind of business ¹	Coverage in percents
4400	Confectionery	1 117	5 562 343	100.0	7.3
422	Wholesale trade, nondurable goods	1 112	5 548 296	99.7	6.8
4222	Drugs, & druggists' sundries whsle	13	69 479	1.2	7.7
42221	Drugs, & druggists' sundries whsle	13	69 479	1.2	7.7
422210	Drugs, & druggists' sundries whsle	13	69 479	1.2	7.7
4222102	Specialty-line drug, pharmaceutical, cosmetic, & toiletries whsle	13	69 479	1.2	7.7
4224	Grocery & related products whsle	1 061	5 474 992	98.4	6.4
42241	General-line grocery whsle	462	1 869 625	33.6	.1
422410	General-line grocery whsle	462	1 869 625	33.6	.1
4224103	Other general-line grocery whsle	462	1 869 625	33.6	.1
42242	Packaged frozen food whsle	80	174 220	3.1	.8
422420	Packaged frozen food whsle	80	174 220	3.1	.8
42243	Dairy products, (except dried or canned) whsle	6	2 811	.1	X
422430	Dairy products, (except dried or canned) whsle	6	2 811	.1	X
4224302	Dairy product (except raw milk) whsle	6	D	D	X
42245	Confectionery whsle	357	2 670 712	48.0	63.0
422450	Confectionery whsle	357	2 670 712	48.0	63.0
42249	Other grocery & related products whsle	147	D	D	D
422490	Other grocery & related products whsle	147	D	D	D
4224901	Coffee, tea, & spice whsle	12	37 334	.7	18.4
4224902	Bread & baked goods whsle	16	27 963	.5	X
4224904	Canned goods whsle	31	317 017	5.7	X
4224905	Food & beverage basic materials whsle	13	13 963	.3	X
4224906	Other grocery specialties whsle	73	D	D	D
4229	Miscellaneous nondurable goods whsle	37	D	D	X
42294	Tobacco & tobacco product whsle	9	1 239	Z	X
422940	Tobacco & tobacco product whsle	9	1 239	Z	X
42299	Other miscellaneous nondurable goods whsle	27	D	D	X
422990	Other miscellaneous nondurable goods whsle	27	D	D	X
4229902	General merchandise (nondurable goods) whsle	23	643	Z	X
4500	Fish and seafoods (excluding canned and frozen packaged)	405	1 355 895	100.0	X
421	Wholesale trade, durable goods	6	2 556	.2	X
422	Wholesale trade, nondurable goods	399	1 353 339	99.8	X
4224	Grocery & related products whsle	391	1 352 947	99.8	X
42241	General-line grocery whsle	161	262 392	19.4	X
422410	General-line grocery whsle	161	262 392	19.4	X
4224103	Other general-line grocery whsle	161	262 392	19.4	X
42242	Packaged frozen food whsle	58	130 630	9.6	X
422420	Packaged frozen food whsle	58	130 630	9.6	X
42243	Dairy products, (except dried or canned) whsle	8	44 536	3.3	X
422430	Dairy products, (except dried or canned) whsle	8	44 536	3.3	X
4224302	Dairy product (except raw milk) whsle	8	D	D	X
42244	Poultry & poultry product whsle	13	D	D	X
422440	Poultry & poultry product whsle	13	D	D	X
4224402	Poultry & poultry product (except live) whsle	13	D	D	X
42246	Fish & seafood whsle	108	782 918	57.7	X
422460	Fish & seafood whsle	108	782 918	57.7	X
42247	Meat & meat product whsle	22	67 222	5.0	X
422470	Meat & meat product whsle	22	67 222	5.0	X
42249	Other grocery & related products whsle	18	D	D	X
422490	Other grocery & related products whsle	18	D	D	X
4224906	Other grocery specialties whsle	10	D	D	X
4229	Miscellaneous nondurable goods whsle	8	D	D	X
42299	Other miscellaneous nondurable goods whsle	8	D	D	X
422990	Other miscellaneous nondurable goods whsle	8	D	D	X
4229902	General merchandise (nondurable goods) whsle	8	392	Z	X
4600	Meat and meat products (fresh and unpackaged)	1 022	5 088 224	100.0	55.8
422	Wholesale trade, nondurable goods	1 020	5 086 846	100.0	52.2
4224	Grocery & related products whsle	988	5 061 960	99.5	49.8
42241	General-line grocery whsle	403	911 139	17.9	40.9
422410	General-line grocery whsle	403	911 139	17.9	40.9
4224103	Other general-line grocery whsle	403	911 139	17.9	40.9
42242	Packaged frozen food whsle	106	369 684	7.3	37.4
422420	Packaged frozen food whsle	106	369 684	7.3	37.4
42243	Dairy products, (except dried or canned) whsle	33	66 720	1.3	24.9
422430	Dairy products, (except dried or canned) whsle	33	66 720	1.3	24.9
4224302	Dairy product (except raw milk) whsle	31	D	D	D
42244	Poultry & poultry product whsle	33	D	D	D
422440	Poultry & poultry product whsle	33	D	D	D
4224402	Poultry & poultry product (except live) whsle	33	D	D	D
42245	Confectionery whsle	13	14 504	.3	X
422450	Confectionery whsle	13	14 504	.3	X
42247	Meat & meat product whsle	298	3 295 659	64.8	72.2
422470	Meat & meat product whsle	298	3 295 659	64.8	72.2
42249	Other grocery & related products whsle	95	D	D	D
422490	Other grocery & related products whsle	95	D	D	D
4224902	Bread & baked goods whsle	17	22 363	.4	X
4224904	Canned goods whsle	22	62 717	1.2	77.5
4224905	Food & beverage basic materials whsle	6	2 354	Z	X
4224906	Other grocery specialties whsle	46	D	D	D
4225	Farm-product raw material whsle	7	18 974	.4	X

See footnotes at end of table.

Table 8. Agents, Brokers, and Commission Merchants by Broad Commodity Line and Kind of Business: 1997—Con.

[Includes only establishments with payroll. For meaning of abbreviations and symbols, see introductory text. For explanation of terms, see Appendix A]

CL code and NAICS code	Commodity line and kind of business	Establishments (number)	Sales (\$1,000)	Percent of sales accounted for by kind of business ¹	Coverage in percents
4600	Meat and meat products (fresh and unpackaged)—Con.				
422	Wholesale trade, nondurable goods—Con.				
4229	Miscellaneous nondurable goods whsle	23	D	D	D
42299	Other miscellaneous nondurable goods whsle	23	D	D	D
422990	Other miscellaneous nondurable goods whsle	23	D	D	D
4229902	General merchandise (nondurable goods) whsle	23	1 655	Z	26.3
4700	Fresh fruits and vegetables	898	6 488 486	100.0	19.3
422	Wholesale trade, nondurable goods	896	6 487 983	100.0	18.1
4224	Grocery & related products whsle	879	6 473 039	99.8	17.4
42241	General-line grocery whsle	160	481 802	7.4	X
422410	General-line grocery whsle	160	481 802	7.4	X
4224103	Other general-line grocery whsle	160	481 802	7.4	X
42242	Packaged frozen food whsle	32	95 957	1.5	.7
422420	Packaged frozen food whsle	32	95 957	1.5	.7
42247	Meat & meat product whsle	8	11 417	.2	X
422470	Meat & meat product whsle	8	11 417	.2	X
42248	Fresh fruit & vegetable whsle	647	5 815 894	89.6	70.8
422480	Fresh fruit & vegetable whsle	647	5 815 894	89.6	70.8
42249	Other grocery & related products whsle	23	D	D	X
422490	Other grocery & related products whsle	23	D	D	X
4224906	Other grocery specialties whsle	15	D	D	X
4225	Farm-product raw material whsle	6	8 235	.1	X
4229	Miscellaneous nondurable goods whsle	9	D	D	X
42299	Other miscellaneous nondurable goods whsle	8	D	D	X
422990	Other miscellaneous nondurable goods whsle	8	D	D	X
4229902	General merchandise (nondurable goods) whsle	8	1 974	Z	X
4800	Coffee, tea, and spices	1 074	2 921 812	100.0	53.4
421	Wholesale trade, durable goods	22	4 076	.1	X
4219	Miscellaneous durable goods whsle	18	D	D	X
42199	Other miscellaneous durable goods whsle	18	1 623	.1	X
421990	Other miscellaneous durable goods whsle	18	1 623	.1	X
4219903	General merchandise (durable goods) whsle	18	D	D	X
422	Wholesale trade, nondurable goods	1 052	2 917 736	99.9	50.1
4224	Grocery & related products whsle	1 041	2 910 734	99.6	47.6
42241	General-line grocery whsle	550	1 057 148	36.2	39.8
422410	General-line grocery whsle	550	1 057 148	36.2	39.8
4224103	Other general-line grocery whsle	550	1 057 148	36.2	39.8
42242	Packaged frozen food whsle	117	229 461	7.9	24.0
422420	Packaged frozen food whsle	117	229 461	7.9	24.0
42243	Dairy products, (except dried or canned) whsle	10	6 964	.2	16.6
422430	Dairy products, (except dried or canned) whsle	10	6 964	.2	16.6
4224302	Dairy product (except raw milk) whsle	10	D	D	D
42245	Confectionery whsle	33	18 218	.6	8.6
422450	Confectionery whsle	33	18 218	.6	8.6
42247	Meat & meat product whsle	12	23 555	.8	72.6
422470	Meat & meat product whsle	12	23 555	.8	72.6
42249	Other grocery & related products whsle	313	D	D	D
422490	Other grocery & related products whsle	313	D	D	D
4224901	Coffee, tea, & spice whsle	115	981 139	33.6	76.4
4224902	Bread & baked goods whsle	20	16 872	.6	X
4224903	Soft drinks whsle	6	13 432	.5	X
4224904	Canned goods whsle	63	304 269	10.4	84.4
4224905	Food & beverage basic materials whsle	17	23 837	.8	X
4224906	Other grocery specialties whsle	92	D	D	D
4820	Bread and baked goods	945	3 171 724	100.0	46.1
422	Wholesale trade, nondurable goods	943	3 171 550	100.0	43.2
4224	Grocery & related products whsle	925	3 165 649	99.8	40.8
42241	General-line grocery whsle	259	1 270 996	40.1	43.0
422410	General-line grocery whsle	259	1 270 996	40.1	43.0
4224103	Other general-line grocery whsle	259	1 270 996	40.1	43.0
42242	Packaged frozen food whsle	116	313 594	9.9	25.5
422420	Packaged frozen food whsle	116	313 594	9.9	25.5
42243	Dairy products, (except dried or canned) whsle	8	10 157	.3	4.4
422430	Dairy products, (except dried or canned) whsle	8	10 157	.3	4.4
4224302	Dairy product (except raw milk) whsle	8	D	D	D
42244	Poultry & poultry product whsle	6	D	D	D
422440	Poultry & poultry product whsle	6	D	D	D
4224402	Poultry & poultry product (except live) whsle	6	D	D	D
42245	Confectionery whsle	34	20 788	.7	7.4
422450	Confectionery whsle	34	20 788	.7	7.4
42247	Meat & meat product whsle	17	15 596	.5	25.5
422470	Meat & meat product whsle	17	15 596	.5	25.5
42249	Other grocery & related products whsle	478	D	D	D
422490	Other grocery & related products whsle	478	D	D	D
4224901	Coffee, tea, & spice whsle	10	30 751	1.0	79.7
4224902	Bread & baked goods whsle	351	1 246 136	39.3	X
4224903	Soft drinks whsle	6	13 427	.4	.3
4224904	Canned goods whsle	42	82 773	2.6	86.9
4224906	Other grocery specialties whsle	64	D	D	D

See footnotes at end of table.

Table 8. Agents, Brokers, and Commission Merchants by Broad Commodity Line and Kind of Business: 1997—Con.

[Includes only establishments with payroll. For meaning of abbreviations and symbols, see introductory text. For explanation of terms, see Appendix A]

CL code and NAICS code	Commodity line and kind of business	Establishments (number)	Sales (\$1,000)	Percent of sales accounted for by kind of business ¹	Coverage in percents
4820	Bread and baked goods—Con.				
422	Wholesale trade, nondurable goods—Con.				
4229	Miscellaneous nondurable goods whsle	11	D	D	D
42299	Other miscellaneous nondurable goods whsle	11	D	D	D
422990	Other miscellaneous nondurable goods whsle	11	D	D	D
4229902	General merchandise (nondurable goods) whsle	7	866	Z	26.3
4830	Canned foods	1 476	18 000 869	100.0	55.6
421	Wholesale trade, durable goods	26	8 193	Z	X
4219	Miscellaneous durable goods whsle	17	D	D	X
42199	Other miscellaneous durable goods whsle	17	7 298	Z	X
421990	Other miscellaneous durable goods whsle	17	7 298	Z	X
4219903	General merchandise (durable goods) whsle	14	D	D	X
422	Wholesale trade, nondurable goods	1 450	17 992 676	100.0	52.1
4221	Paper & paper product whsle	6	16 249	.1	11.0
42213	Industrial & personal service paper whsle	6	16 249	.1	11.2
422130	Industrial & personal service paper whsle	6	16 249	.1	11.2
4224	Grocery & related products whsle	1 424	17 926 598	99.6	49.7
42241	General-line grocery whsle	727	12 858 092	71.4	44.8
422410	General-line grocery whsle	727	12 858 092	71.4	44.8
4224103	Other general-line grocery whsle	727	12 858 092	71.4	44.8
42242	Packaged frozen food whsle	199	1 037 104	5.8	26.1
422420	Packaged frozen food whsle	199	1 037 104	5.8	26.1
42243	Dairy products, (except dried or canned) whsle	12	16 193	.1	33.4
422430	Dairy products, (except dried or canned) whsle	12	16 193	.1	33.4
4224302	Dairy product (except raw milk) whsle	10	D	D	D
42244	Poultry & poultry product whsle	7	D	D	D
422440	Poultry & poultry product whsle	7	D	D	D
4224402	Poultry & poultry product (except live) whsle	7	D	D	D
42245	Confectionery whsle	16	47 189	.3	1.8
422450	Confectionery whsle	16	47 189	.3	1.8
42247	Meat & meat product whsle	10	11 692	.1	49.2
422470	Meat & meat product whsle	10	11 692	.1	49.2
42249	Other grocery & related products whsle	445	D	D	D
422490	Other grocery & related products whsle	445	D	D	D
4224901	Coffee, tea, & spice whsle	17	16 209	.1	74.2
4224902	Bread & baked goods whsle	15	13 347	.1	X
4224903	Soft drinks whsle	8	13 695	.1	.9
4224904	Canned goods whsle	238	3 278 135	18.2	82.3
4224905	Food & beverage basic materials whsle	7	18 069	.1	X
4224906	Other grocery specialties whsle	160	D	D	D
4226	Chemical & allied products whsle	6	38 801	.2	72.6
42269	Other chemical & allied products whsle	6	38 801	.2	67.7
422690	Other chemical & allied products whsle	6	38 801	.2	67.7
4226902	Other chemical & allied products whsle	6	38 801	.2	67.8
4229	Miscellaneous nondurable goods whsle	10	D	D	X
4840	Food and beverage basic materials (include flavoring extracts, fruit peel, hop extract, industrial molasses, sausage casings, malt, yeast, etc.)	449	2 596 260	100.0	X
422	Wholesale trade, nondurable goods	449	2 596 260	100.0	X
4222	Drugs, & druggists' sundries whsle	14	45 076	1.7	X
42221	Drugs, & druggists' sundries whsle	14	45 076	1.7	X
422210	Drugs, & druggists' sundries whsle	14	45 076	1.7	X
4222102	Specialty-line drug, pharmaceutical, cosmetic, & toiletries whsle	14	45 076	1.7	X
4224	Grocery & related products whsle	421	2 546 956	98.1	X
42241	General-line grocery whsle	136	382 073	14.7	X
422410	General-line grocery whsle	136	382 073	14.7	X
4224103	Other general-line grocery whsle	136	382 073	14.7	X
42242	Packaged frozen food whsle	53	47 554	1.8	X
422420	Packaged frozen food whsle	53	47 554	1.8	X
42243	Dairy products, (except dried or canned) whsle	6	1 130	Z	X
422430	Dairy products, (except dried or canned) whsle	6	1 130	Z	X
4224302	Dairy product (except raw milk) whsle	6	D	D	X
42245	Confectionery whsle	14	19 687	.8	X
422450	Confectionery whsle	14	19 687	.8	X
42249	Other grocery & related products whsle	204	D	D	X
422490	Other grocery & related products whsle	204	D	D	X
4224901	Coffee, tea, & spice whsle	8	3 028	.1	X
4224902	Bread & baked goods whsle	7	7 288	.3	X
4224904	Canned goods whsle	17	33 445	1.3	X
4224905	Food & beverage basic materials whsle	139	1 993 576	76.8	X
4224906	Other grocery specialties whsle	31	D	D	X
4229	Miscellaneous nondurable goods whsle	9	D	D	X
42299	Other miscellaneous nondurable goods whsle	9	D	D	X
422990	Other miscellaneous nondurable goods whsle	9	D	D	X
4229902	General merchandise (nondurable goods) whsle	8	789	Z	X

See footnotes at end of table.

Table 8. Agents, Brokers, and Commission Merchants by Broad Commodity Line and Kind of Business: 1997—Con.

[Includes only establishments with payroll. For meaning of abbreviations and symbols, see introductory text. For explanation of terms, see Appendix A]

CL code and NAICS code	Commodity line and kind of business	Establishments (number)	Sales (\$1,000)	Percent of sales accounted for by kind of business ¹	Coverage in percents
4850	Soft drinks and bottled water	942	2 282 890	100.0	60.5
422	Wholesale trade, nondurable goods	939	2 282 702	100.0	56.7
4224	Grocery & related products whsle	896	2 224 377	97.4	54.0
42241	General-line grocery whsle	541	1 271 453	55.7	48.8
422410	General-line grocery whsle	541	1 271 453	55.7	48.8
4224103	Other general-line grocery whsle	541	1 271 453	55.7	48.8
42242	Packaged frozen food whsle	101	184 817	8.1	33.0
422420	Packaged frozen food whsle	101	184 817	8.1	33.0
42243	Dairy products, (except dried or canned) whsle	6	9 438	.4	X
422430	Dairy products, (except dried or canned) whsle	6	9 438	.4	X
42245	Confectionery whsle	29	34 764	1.5	4.1
422450	Confectionery whsle	29	34 764	1.5	4.1
42249	Other grocery & related products whsle	212	D	D	D
422490	Other grocery & related products whsle	212	D	D	D
4224901	Coffee, tea, & spice whsle	13	20 413	.9	79.6
4224902	Bread & baked goods whsle	8	9 263	.4	X
4224903	Soft drinks whsle	90	183 552	8.0	11.3
4224904	Canned goods whsle	32	220 320	9.7	88.9
4224906	Other grocery specialties whsle	68	D	D	D
4228	Beer, wine, & distilled alcoholic beverage whsle	13	D	D	X
42282	Wine & distilled alcoholic beverage whsle	8	4 410	.2	.1
422820	Wine & distilled alcoholic beverage whsle	8	4 410	.2	.1
4228201	Wine & distilled alcoholic bev (licensed operation) whsle	8	4 410	.2	X
4229	Miscellaneous nondurable goods whsle	16	D	D	D
42299	Other miscellaneous nondurable goods whsle	11	D	D	D
422990	Other miscellaneous nondurable goods whsle	11	D	D	D
4229902	General merchandise (nondurable goods) whsle	7	41 324	1.8	26.3
4860	Other grocery specialties	1 923	20 537 657	100.0	56.2
421	Wholesale trade, durable goods	23	16 912	.1	X
4214	Professional & commercial equipment & supplies whsle	6	2 340	Z	X
42144	Other commercial equipment whsle	6	2 340	Z	X
421440	Other commercial equipment whsle	6	2 340	Z	X
4219	Miscellaneous durable goods whsle	7	D	D	X
42199	Other miscellaneous durable goods whsle	6	193	Z	X
421990	Other miscellaneous durable goods whsle	6	193	Z	X
422	Wholesale trade, nondurable goods	1 900	20 520 745	99.9	52.8
4221	Paper & paper product whsle	23	24 453	.1	25.2
42213	Industrial & personal service paper whsle	21	24 229	.1	25.8
422130	Industrial & personal service paper whsle	21	24 229	.1	25.8
4222	Drugs, & druggists' sundries whsle	11	8 799	Z	28.9
42221	Drugs, & druggists' sundries whsle	11	8 799	Z	28.9
422210	Drugs, & druggists' sundries whsle	11	8 799	Z	28.9
4222102	Specialty-line drug, pharmaceutical, cosmetic, & toiletries whsle	11	8 799	Z	28.9
4224	Grocery & related products whsle	1 803	20 404 903	99.4	50.3
42241	General-line grocery whsle	709	9 980 697	48.6	45.5
422410	General-line grocery whsle	709	9 980 697	48.6	45.5
4224103	Other general-line grocery whsle	709	9 980 697	48.6	45.5
42242	Packaged frozen food whsle	185	929 625	4.5	28.1
422420	Packaged frozen food whsle	185	929 625	4.5	28.1
42243	Dairy products, (except dried or canned) whsle	26	127 098	.6	50.5
422430	Dairy products, (except dried or canned) whsle	26	127 098	.6	50.5
4224302	Dairy product (except raw milk) whsle	24	D	D	D
42244	Poultry & poultry product whsle	12	D	D	D
422440	Poultry & poultry product whsle	12	D	D	D
4224402	Poultry & poultry product (except live) whsle	12	D	D	D
42245	Confectionery whsle	45	39 280	.2	24.8
422450	Confectionery whsle	45	39 280	.2	24.8
42247	Meat & meat product whsle	16	105 643	.5	68.1
422470	Meat & meat product whsle	16	105 643	.5	68.1
42248	Fresh fruit & vegetable whsle	14	3 434	Z	40.9
422480	Fresh fruit & vegetable whsle	14	3 434	Z	40.9
42249	Other grocery & related products whsle	793	D	D	D
422490	Other grocery & related products whsle	793	D	D	D
4224901	Coffee, tea, & spice whsle	30	73 907	.4	78.5
4224902	Bread & baked goods whsle	25	42 834	.2	X
4224903	Soft drinks whsle	8	53 565	.3	.3
4224904	Canned goods whsle	125	703 720	3.4	84.5
4224905	Food & beverage basic materials whsle	17	46 790	.2	X
4224906	Other grocery specialties whsle	588	D	D	D
4225	Farm-product raw material whsle	10	23 536	.1	11.0
4226	Chemical & allied products whsle	9	14 084	.1	71.1
42269	Other chemical & allied products whsle	7	13 957	.1	68.0
422690	Other chemical & allied products whsle	7	13 957	.1	68.0
4226902	Other chemical & allied products whsle	7	13 957	.1	68.1
4229	Miscellaneous nondurable goods whsle	41	D	D	D
42299	Other miscellaneous nondurable goods whsle	39	D	D	D
422990	Other miscellaneous nondurable goods whsle	39	D	D	D
4229902	General merchandise (nondurable goods) whsle	35	43 194	.2	25.2

See footnotes at end of table.

Table 8. Agents, Brokers, and Commission Merchants by Broad Commodity Line and Kind of Business: 1997—Con.

[Includes only establishments with payroll. For meaning of abbreviations and symbols, see introductory text. For explanation of terms, see Appendix A]

CL code and NAICS code	Commodity line and kind of business	Establishments (number)	Sales (\$1,000)	Percent of sales accounted for by kind of business ¹	Coverage in percents
4900	Grain and beans	463	13 386 420	100.0	15.3
422	Wholesale trade, nondurable goods	463	13 386 420	100.0	14.4
4224	Grocery & related products whsle	303	488 478	3.6	1.3
42241	General-line grocery whsle	216	241 802	1.8	X
422410	General-line grocery whsle	216	241 802	1.8	X
4224103	Other general-line grocery whsle	216	241 802	1.8	X
42242	Packaged frozen food whsle	9	6 260	Z	X
422420	Packaged frozen food whsle	9	6 260	Z	X
42248	Fresh fruit & vegetable whsle	8	3 559	Z	X
422480	Fresh fruit & vegetable whsle	8	3 559	Z	X
42249	Other grocery & related products whsle	62	D	D	D
422490	Other grocery & related products whsle	62	D	D	D
4224904	Canned goods whsle	16	4 693	Z	X
4224906	Other grocery specialties whsle	42	D	D	D
4225	Farm-product raw material whsle	144	12 895 077	96.3	26.3
42251	Grain & field bean whsle	135	12 885 002	96.3	30.2
422510	Grain & field bean whsle	135	12 885 002	96.3	30.2
42252	Livestock whsle	6	8 287	.1	69.6
422520	Livestock whsle	6	8 287	.1	69.6
4226	Chemical & allied products whsle	6	1 869	Z	X
4229	Miscellaneous nondurable goods whsle	8	D	D	X
42299	Other miscellaneous nondurable goods whsle	8	D	D	X
422990	Other miscellaneous nondurable goods whsle	8	D	D	X
4229902	General merchandise (nondurable goods) whsle	8	154	Z	X
5000	Cattle, hogs, sheep, and goats	966	15 267 778	100.0	75.5
422	Wholesale trade, nondurable goods	965	15 266 874	100.0	70.7
4225	Farm-product raw material whsle	964	15 266 252	100.0	80.4
42252	Livestock whsle	957	15 261 594	100.0	67.7
422520	Livestock whsle	957	15 261 594	100.0	67.7
5100	Hides, skins, and pelts	37	201 507	100.0	X
422	Wholesale trade, nondurable goods	37	201 507	100.0	X
4225	Farm-product raw material whsle	37	201 507	100.0	X
42252	Livestock whsle	10	15 436	7.7	X
422520	Livestock whsle	10	15 436	7.7	X
42259	Other farm product raw material whsle	26	183 135	90.9	X
422590	Other farm product raw material whsle	26	183 135	90.9	X
4225901	Hides, skins, & pelts whsle	26	183 135	90.9	X
5120	Leaf tobacco	212	1 577 115	100.0	72.0
422	Wholesale trade, nondurable goods	212	1 577 115	100.0	67.4
4225	Farm-product raw material whsle	212	1 577 115	100.0	76.6
42259	Other farm product raw material whsle	210	1 559 896	98.9	71.1
422590	Other farm product raw material whsle	210	1 559 896	98.9	71.1
4225902	Leaf tobacco whsle	210	1 559 896	98.9	64.1
5130	Wool, wool tops, and mohair	20	53 675	100.0	X
422	Wholesale trade, nondurable goods	20	53 675	100.0	X
4225	Farm-product raw material whsle	19	51 813	96.5	X
42259	Other farm product raw material whsle	19	51 813	96.5	X
422590	Other farm product raw material whsle	19	51 813	96.5	X
4225903	Wool, wool tops, & mohair whsle	19	51 813	96.5	X
5140	Other farm products, inedible	200	1 928 499	100.0	77.2
422	Wholesale trade, nondurable goods	198	1 927 781	100.0	72.3
4224	Grocery & related products whsle	6	20 616	1.1	69.3
4225	Farm-product raw material whsle	192	1 907 165	98.9	82.1
42252	Livestock whsle	95	63 891	3.3	68.9
422520	Livestock whsle	95	63 891	3.3	68.9
42259	Other farm product raw material whsle	94	866 287	44.9	72.9
422590	Other farm product raw material whsle	94	866 287	44.9	72.9
4225905	Other farm-product raw material whsle	94	866 287	44.9	72.3
5200	Raw cotton	57	698 433	100.0	X
422	Wholesale trade, nondurable goods	57	698 433	100.0	X
4225	Farm-product raw material whsle	54	697 519	99.9	X
42259	Other farm product raw material whsle	53	695 866	99.6	X
422590	Other farm product raw material whsle	53	695 866	99.6	X
4225904	Cotton whsle	53	695 866	99.6	X

See footnotes at end of table.

Table 8. Agents, Brokers, and Commission Merchants by Broad Commodity Line and Kind of Business: 1997—Con.

[Includes only establishments with payroll. For meaning of abbreviations and symbols, see introductory text. For explanation of terms, see Appendix A]

CL code and NAICS code	Commodity line and kind of business	Establishments (number)	Sales (\$1,000)	Percent of sales accounted for by kind of business ¹	Coverage in percents
5300	Plastics materials and basic shapes	1 581	4 271 229	100.0	23.1
421	Wholesale trade, durable goods	665	814 559	19.1	4.8
4211	Motor vehicle & motor vehicle parts & supplies whsle	7	17 879	.4	X
42112	Motor vehicle supplies & new parts whsle	7	17 879	.4	X
421120	Motor vehicle supplies & new parts whsle	7	17 879	.4	X
4211202	Motor vehicle supplies & new parts—jobbers	6	16 644	.4	X
4212	Furniture & home furnishings whsle	16	18 143	.4	X
42121	Furniture whsle	8	11 791	.3	X
421210	Furniture whsle	8	11 791	.3	X
42122	Home furnishings whsle	8	6 352	.1	X
421220	Home furnishings whsle	8	6 352	.1	X
4213	Lumber & other construction materials whsle	34	43 983	1.0	3.3
42131	Lumber, plywood, millwork, & wood panel whsle	19	12 940	.3	6.4
421310	Lumber, plywood, millwork, & wood panel whsle	19	12 940	.3	6.4
4213103	Plywood, veneer, millwork, & wood panel whsle	18	10 236	.2	7.0
42133	Roofing, siding, & insulation material whsle	8	26 395	.6	X
421330	Roofing, siding, & insulation material whsle	8	26 395	.6	X
4213301	Roofing, siding, & insulation material whsle	8	26 395	.6	X
4214	Professional & commercial equipment & supplies whsle	7	9 214	.2	X
4215	Metal & mineral (except petroleum) whsle	169	347 544	8.1	8.2
42151	Metal service centers & offices	168	344 911	8.1	7.8
421510	Metal service centers & offices	168	344 911	8.1	7.8
4215101	Ferrous metal service centers & sales offices	117	252 828	5.9	9.6
42151011	Ferrous metal service centers	10	17 277	.4	X
42151012	Ferrous metal sales offices	107	235 551	5.5	10.5
4215102	Nonferrous metal service centers & sales offices	51	92 083	2.2	4.1
42151021	Nonferrous metal service centers	6	4 541	.1	X
42151022	Nonferrous metal sales offices	45	87 542	2.1	4.1
4216	Electrical goods whsle	26	77 942	1.8	1.5
42161	Electrical apparatus & equip, wiring supp, & const material whsle	11	73 270	1.7	X
421610	Electrical apparatus & equip, wiring supp, & const material whsle	11	73 270	1.7	X
42169	Other electronic parts & equipment whsle	14	4 141	.1	11.1
421690	Other electronic parts & equipment whsle	14	4 141	.1	11.1
4216902	Electronic parts (excluding communications equipment) whsle	14	4 141	.1	11.0
4217	Hardware, & plumbing & heating equipment & supplies whsle	130	D	D	D
42171	Hardware whsle	54	73 230	1.7	4.5
421710	Hardware whsle	54	73 230	1.7	4.5
42172	Plumbing & heating equipment & supplies (hydronics) whsle	70	114 094	2.7	X
421720	Plumbing & heating equipment & supplies (hydronics) whsle	70	114 094	2.7	X
4218	Machinery, equipment, & supplies whsle	129	70 698	1.7	8.9
42183	Industrial machinery & equipment whsle	78	29 316	.7	X
421830	Industrial machinery & equipment whsle	78	29 316	.7	X
4218301	Food-processing machinery & equipment whsle	8	7 550	.2	X
4218303	General-purpose industrial machinery & equipment whsle	25	6 146	.1	X
4218304	Metalworking machinery & equipment whsle	6	5 186	.1	X
4218305	Materials handling equipment whsle	12	1 608	Z	X
4218307	Other industrial machinery & equipment whsle	27	8 826	.2	X
42184	Industrial supplies whsle	44	35 623	.8	14.0
421840	Industrial supplies whsle	44	35 623	.8	14.0
4218401	General-line industrial supplies whsle	13	6 673	.2	2.0
4218406	Other industrial supplies whsle	24	26 140	.6	22.2
4219	Miscellaneous durable goods whsle	147	D	D	X
42199	Other miscellaneous durable goods whsle	145	39 064	.9	X
421990	Other miscellaneous durable goods whsle	145	39 064	.9	X
4219903	General merchandise (durable goods) whsle	144	D	D	X
422	Wholesale trade, nondurable goods	916	3 456 670	80.9	39.2
4221	Paper & paper product whsle	45	36 337	.9	X
42212	Stationery & office supplies whsle	8	4 073	.1	X
422120	Stationery & office supplies whsle	8	4 073	.1	X
42213	Industrial & personal service paper whsle	36	32 261	.8	X
422130	Industrial & personal service paper whsle	36	32 261	.8	X
4223	Apparel, piece goods, & notions whsle	13	8 778	.2	X
42231	Piece goods, notions, & other dry goods whsle	8	8 523	.2	X
422310	Piece goods, notions, & other dry goods whsle	8	8 523	.2	X
4223101	Piece goods—jobbers	7	7 955	.2	X
4226	Chemical & allied products whsle	696	3 311 321	77.5	48.8
42261	Plastics materials & basic forms & shapes whsle	654	3 220 250	75.4	51.4
422610	Plastics materials & basic forms & shapes whsle	654	3 220 250	75.4	51.4
42269	Other chemical & allied products whsle	42	91 071	2.1	43.2
422690	Other chemical & allied products whsle	42	91 071	2.1	43.2
4226902	Other chemical & allied products whsle	42	91 071	2.1	43.3
4229	Miscellaneous nondurable goods whsle	152	D	D	X
42295	Paint, varnish, & supplies whsle	6	3 545	.1	X
422950	Paint, varnish, & supplies whsle	6	3 545	.1	X
4229501	Paint, varnish, & supplies whsle	6	3 545	.1	X
42299	Other miscellaneous nondurable goods whsle	144	D	D	X
422990	Other miscellaneous nondurable goods whsle	144	D	D	X
4229902	General merchandise (nondurable goods) whsle	131	67 598	1.6	X
4229904	Other nondurable goods whsle	13	D	D	X
5320	Industrial gases (welding, etc.)	18	73 198	100.0	X
422	Wholesale trade, nondurable goods	14	72 616	99.2	X
4226	Chemical & allied products whsle	14	72 616	99.2	X
42269	Other chemical & allied products whsle	11	71 241	97.3	X
422690	Other chemical & allied products whsle	11	71 241	97.3	X
4226901	Industrial gases (except LP) whsle	11	71 241	97.3	X

See footnotes at end of table.

Table 8. Agents, Brokers, and Commission Merchants by Broad Commodity Line and Kind of Business: 1997—Con.

[Includes only establishments with payroll. For meaning of abbreviations and symbols, see introductory text. For explanation of terms, see Appendix A]

CL code and NAICS code	Commodity line and kind of business	Establishments (number)	Sales (\$1,000)	Percent of sales accounted for by kind of business ¹	Coverage in percents
5330	Chemicals and allied products (excluding agricultural, plastics, gases, and petroleum)	1 671	4 430 755	100.0	7.8
421	Wholesale trade, durable goods	511	803 822	18.1	2.6
4211	Motor vehicle & motor vehicle parts & supplies whsle	93	225 442	5.1	X
42112	Motor vehicle supplies & new parts whsle	93	225 442	5.1	X
421120	Motor vehicle supplies & new parts whsle	93	225 442	5.1	X
4211201	Motor vehicle supplies & new parts—warehouse distributors	41	67 254	1.5	X
4211202	Motor vehicle supplies & new parts—jobbers	52	158 188	3.6	X
4212	Furniture & home furnishings whsle	22	37 926	.9	X
42121	Furniture whsle	8	5 996	.1	X
421210	Furniture whsle	8	5 996	.1	X
4212101	Household & lawn furniture whsle	8	5 996	.1	X
42122	Home furnishings whsle	14	31 930	.7	X
421220	Home furnishings whsle	14	31 930	.7	X
4212204	Other home furnishings whsle	10	31 082	.7	X
4213	Lumber & other construction materials whsle	17	4 808	.1	X
42131	Lumber, plywood, millwork, & wood panel whsle	6	2 388	.1	X
421310	Lumber, plywood, millwork, & wood panel whsle	6	2 388	.1	X
42139	Other construction materials whsle	6	1 367	Z	X
421390	Other construction materials whsle	6	1 367	Z	X
4213902	Other construction materials whsle	6	1 367	Z	X
4214	Professional & commercial equipment & supplies whsle	27	7 498	.2	10.4
42145	Medical, dental, & hospital equipment & supplies whsle	10	765	Z	76.2
421450	Medical, dental, & hospital equipment & supplies whsle	10	765	Z	76.2
4214501	Surgical, medical, & hospital supplies whsle	10	765	Z	77.0
4215	Metal & mineral (except petroleum) whsle	33	311 611	7.0	.7
42151	Metal service centers & offices	29	301 078	6.8	.8
421510	Metal service centers & offices	29	301 078	6.8	.8
4215101	Ferrous metal service centers & sales offices	14	288 958	6.5	.9
42151012	Ferrous metal sales offices	11	5 004	.1	24.3
4215102	Nonferrous metal service centers & sales offices	15	12 120	.3	X
42151022	Nonferrous metal sales offices	13	11 951	.3	X
4216	Electrical goods whsle	33	17 001	.4	12.8
42161	Electrical apparatus & equip, wiring supp, & const material whsle	23	7 941	.2	X
421610	Electrical apparatus & equip, wiring supp, & const material whsle	23	7 941	.2	X
42169	Other electronic parts & equipment whsle	9	6 983	.2	20.5
421690	Other electronic parts & equipment whsle	9	6 983	.2	20.5
4216902	Electronic parts (excluding communications equipment) whsle	9	6 983	.2	20.3
4217	Hardware, & plumbing & heating equipment & supplies whsle	84	D	D	D
42171	Hardware whsle	42	23 249	.5	7.1
421710	Hardware whsle	42	23 249	.5	7.1
42172	Plumbing & heating equipment & supplies (hydronics) whsle	27	17 540	.4	.3
421720	Plumbing & heating equipment & supplies (hydronics) whsle	27	17 540	.4	.3
42173	Warm air heating & air-conditioning equipment & supplies whsle	10	5 308	.1	X
421730	Warm air heating & air-conditioning equipment & supplies whsle	10	5 308	.1	X
4218	Machinery, equipment, & supplies whsle	178	138 474	3.1	7.8
42183	Industrial machinery & equipment whsle	95	50 140	1.1	3.7
421830	Industrial machinery & equipment whsle	95	50 140	1.1	3.7
4218303	General-purpose industrial machinery & equipment whsle	35	17 488	.4	8.3
4218304	Metalworking machinery & equipment whsle	18	3 225	.1	X
4218307	Other industrial machinery & equipment whsle	34	16 088	.4	X
42184	Industrial supplies whsle	24	11 089	.3	X
421840	Industrial supplies whsle	24	11 089	.3	X
4218404	Industrial containers & supplies whsle	6	2 654	.1	X
4218406	Other industrial supplies whsle	11	5 401	.1	X
42185	Service establishment equipment & supplies whsle	53	74 994	1.7	15.2
421850	Service establishment equipment & supplies whsle	53	74 994	1.7	15.2
4218502	Custodial, janitors' equipment & supplies whsle	52	74 923	1.7	X
4219	Miscellaneous durable goods whsle	24	D	D	X
42191	Sporting & recreational goods & supplies whsle	8	1 620	Z	X
421910	Sporting & recreational goods & supplies whsle	8	1 620	Z	X
42199	Other miscellaneous durable goods whsle	15	8 805	.2	X
421990	Other miscellaneous durable goods whsle	15	8 805	.2	X
4219903	General merchandise (durable goods) whsle	7	D	D	X
422	Wholesale trade, nondurable goods	1 160	3 626 933	81.9	8.5
4221	Paper & paper product whsle	36	22 095	.5	46.5
42213	Industrial & personal service paper whsle	36	22 095	.5	47.4
422130	Industrial & personal service paper whsle	36	22 095	.5	47.4
4222	Drugs, & druggists' sundries whsle	11	12 728	.3	X
42221	Drugs, & druggists' sundries whsle	11	12 728	.3	X
422210	Drugs, & druggists' sundries whsle	11	12 728	.3	X
4222102	Specialty-line drug, pharmaceutical, cosmetic, & toiletries whsle	11	12 728	.3	X
4224	Grocery & related products whsle	276	1 199 389	27.1	.2
42241	General-line grocery whsle	192	1 049 644	23.7	.2
422410	General-line grocery whsle	192	1 049 644	23.7	.2
4224103	Other general-line grocery whsle	192	1 049 644	23.7	.2
42242	Packaged frozen food whsle	28	96 360	2.2	X
422420	Packaged frozen food whsle	28	96 360	2.2	X
42249	Other grocery & related products whsle	54	D	D	D
422490	Other grocery & related products whsle	54	D	D	D
4224904	Canned goods whsle	13	8 816	.2	X
4224906	Other grocery specialties whsle	38	D	D	D

See footnotes at end of table.

Table 8. Agents, Brokers, and Commission Merchants by Broad Commodity Line and Kind of Business: 1997—Con.

[Includes only establishments with payroll. For meaning of abbreviations and symbols, see introductory text. For explanation of terms, see Appendix A]

CL code and NAICS code	Commodity line and kind of business	Establishments (number)	Sales (\$1,000)	Percent of sales accounted for by kind of business ¹	Coverage in percents
5330	Chemicals and allied products (excluding agricultural, plastics, gases, and petroleum)—Con.				
422	Wholesale trade, nondurable goods—Con.				
4226	Chemical & allied products whsle	768	2 359 212	53.2	54.7
42261	Plastics materials & basic forms & shapes whsle	43	90 482	2.0	42.1
422610	Plastics materials & basic forms & shapes whsle	43	90 482	2.0	42.1
42269	Other chemical & allied products whsle	725	2 268 730	51.2	53.0
422690	Other chemical & allied products whsle	725	2 268 730	51.2	53.0
4226902	Other chemical & allied products whsle	725	2 268 730	51.2	53.1
4227	Petroleum & petroleum products whsle	17	9 354	.2	51.5
42272	Petroleum & petroleum prod whsle (exc bulk stations & terminals)	13	7 466	.2	X
422720	Petroleum & petroleum prod whsle (exc bulk stations & terminals)	13	7 466	.2	X
4229	Miscellaneous nondurable goods whsle	48	D	D	D
42293	Flower, nursery stock, & florists' supplies whsle	7	682	Z	X
422930	Flower, nursery stock, & florists' supplies whsle	7	682	Z	X
42295	Paint, varnish, & supplies whsle	10	14 812	.3	70.8
422950	Paint, varnish, & supplies whsle	10	14 812	.3	70.8
4229501	Paint, varnish, & supplies whsle	10	14 812	.3	70.8
42299	Other miscellaneous nondurable goods whsle	25	D	D	X
422990	Other miscellaneous nondurable goods whsle	25	D	D	X
4229902	General merchandise (nondurable goods) whsle	23	1 876	Z	X
5400	Petroleum products	314	6 695 015	100.0	57.8
421	Wholesale trade, durable goods	48	51 969	.8	X
4211	Motor vehicle & motor vehicle parts & supplies whsle	32	32 946	.5	X
42112	Motor vehicle supplies & new parts whsle	30	32 736	.5	X
421120	Motor vehicle supplies & new parts whsle	30	32 736	.5	X
4211201	Motor vehicle supplies & new parts—warehouse distributors	15	15 977	.2	X
4211202	Motor vehicle supplies & new parts—jobbers	15	16 759	.3	X
4217	Hardware, & plumbing & heating equipment & supplies whsle	6	D	D	X
42171	Hardware whsle	6	8 572	.1	X
421710	Hardware whsle	6	8 572	.1	X
4218	Machinery, equipment, & supplies whsle	7	2 259	Z	X
422	Wholesale trade, nondurable goods	266	6 643 046	99.2	63.3
4226	Chemical & allied products whsle	20	12 921	.2	8.6
42269	Other chemical & allied products whsle	18	7 899	.1	15.1
422690	Other chemical & allied products whsle	18	7 899	.1	15.1
4226902	Other chemical & allied products whsle	18	7 899	.1	15.2
4227	Petroleum & petroleum products whsle	237	6 629 437	99.0	56.7
42271	Petroleum bulk stations & terminals	68	313 183	4.7	57.4
422710	Petroleum bulk stations & terminals	68	313 183	4.7	57.4
4227101	Petroleum bulk stations & terminals (except LP)	68	D	D	D
42271011	Petroleum bulk stations (except LP)	63	D	D	D
42272	Petroleum & petroleum prod whsle (exc bulk stations & terminals)	169	6 316 254	94.3	X
422720	Petroleum & petroleum prod whsle (exc bulk stations & terminals)	169	6 316 254	94.3	X
4229	Miscellaneous nondurable goods whsle	6	D	D	X
5420	Liquified petroleum gases (excluding natural gas)	14	68 826	100.0	X
422	Wholesale trade, nondurable goods	12	68 766	99.9	X
4227	Petroleum & petroleum products whsle	12	68 766	99.9	X
42272	Petroleum & petroleum prod whsle (exc bulk stations & terminals)	7	66 736	97.0	X
422720	Petroleum & petroleum prod whsle (exc bulk stations & terminals)	7	66 736	97.0	X
5500	Crude oil	16	3 020 303	100.0	X
422	Wholesale trade, nondurable goods	15	3 020 301	100.0	X
4227	Petroleum & petroleum products whsle	14	3 020 247	100.0	X
42272	Petroleum & petroleum prod whsle (exc bulk stations & terminals)	14	3 020 247	100.0	X
422720	Petroleum & petroleum prod whsle (exc bulk stations & terminals)	14	3 020 247	100.0	X
5600	Beer and ale	75	227 537	100.0	X
422	Wholesale trade, nondurable goods	75	227 537	100.0	X
4224	Grocery & related products whsle	8	11 420	5.0	X
4228	Beer, wine, & distilled alcoholic beverage whsle	67	D	D	X
42281	Beer & ale whsle	40	D	D	X
422810	Beer & ale whsle	40	D	D	X
42282	Wine & distilled alcoholic beverage whsle	27	26 193	11.5	X
422820	Wine & distilled alcoholic beverage whsle	27	26 193	11.5	X
4228201	Wine & distilled alcoholic bev (licensed operation) whsle	27	26 193	11.5	X
5700	Wines and distilled alcoholic beverages	200	1 998 206	100.0	34.4
422	Wholesale trade, nondurable goods	200	1 998 206	100.0	32.2
4224	Grocery & related products whsle	13	29 342	1.5	X
42241	General-line grocery whsle	9	17 376	.9	X
422410	General-line grocery whsle	9	17 376	.9	X
4224103	Other general-line grocery whsle	9	17 376	.9	X
4228	Beer, wine, & distilled alcoholic beverage whsle	187	D	D	X
42281	Beer & ale whsle	14	D	D	X
422810	Beer & ale whsle	14	D	D	X
42282	Wine & distilled alcoholic beverage whsle	173	1 923 076	96.2	72.9
422820	Wine & distilled alcoholic beverage whsle	173	1 923 076	96.2	72.9
4228201	Wine & distilled alcoholic bev (licensed operation) whsle	173	1 923 076	96.2	X

See footnotes at end of table.

Table 8. Agents, Brokers, and Commission Merchants by Broad Commodity Line and Kind of Business: 1997—Con.

[Includes only establishments with payroll. For meaning of abbreviations and symbols, see introductory text. For explanation of terms, see Appendix A]

CL code and NAICS code	Commodity line and kind of business	Establishments (number)	Sales (\$1,000)	Percent of sales accounted for by kind of business ¹	Coverage in percents
5800	Farm supplies	366	3 480 061	100.0	9.8
421	Wholesale trade, durable goods	59	140 558	4.0	4.3
4211	Motor vehicle & motor vehicle parts & supplies whsle	8	20 243	.6	X
42112	Motor vehicle supplies & new parts whsle	6	19 615	.6	X
421120	Motor vehicle supplies & new parts whsle	6	19 615	.6	X
4211202	Motor vehicle supplies & new parts—jobbers	6	19 615	.6	X
4217	Hardware, & plumbing & heating equipment & supplies whsle	17	D	D	D
42171	Hardware whsle	17	35 323	1.0	18.3
421710	Hardware whsle	17	35 323	1.0	18.3
4218	Machinery, equipment, & supplies whsle	23	5 104	.1	X
42182	Farm & garden machinery & equipment whsle	10	3 554	.1	X
421820	Farm & garden machinery & equipment whsle	10	3 554	.1	X
42183	Industrial machinery & equipment whsle	11	1 450	Z	X
421830	Industrial machinery & equipment whsle	11	1 450	Z	X
4218307	Other industrial machinery & equipment whsle	6	114	Z	X
422	Wholesale trade, nondurable goods	307	3 339 503	96.0	9.6
4224	Grocery & related products whsle	12	3 370	.1	X
42248	Fresh fruit & vegetable whsle	11	3 261	.1	X
422480	Fresh fruit & vegetable whsle	11	3 261	.1	X
4225	Farm-product raw material whsle	49	1 140 844	32.8	.2
42251	Grain & field bean whsle	16	1 071 128	30.8	.3
422510	Grain & field bean whsle	16	1 071 128	30.8	.3
42252	Livestock whsle	22	63 037	1.8	.3
422520	Livestock whsle	22	63 037	1.8	.3
42259	Other farm product raw material whsle	11	6 679	.2	X
422590	Other farm product raw material whsle	11	6 679	.2	X
4225903	Wool, wool tops, & mohair whsle	6	4 774	.1	X
4229	Miscellaneous nondurable goods whsle	239	D	D	D
42291	Farm supplies whsle	223	2 152 328	61.8	68.5
422910	Farm supplies whsle	223	2 152 328	61.8	68.5
4229102	Farm supplies—whsle distributors	223	2 152 328	61.8	68.5
42293	Flower, nursery stock, & florists' supplies whsle	6	7 982	.2	X
422930	Flower, nursery stock, & florists' supplies whsle	6	7 982	.2	X
42299	Other miscellaneous nondurable goods whsle	8	D	D	X
422990	Other miscellaneous nondurable goods whsle	8	D	D	X
4229902	General merchandise (nondurable goods) whsle	6	29 692	.9	X
5900	Tobacco and tobacco products	108	93 694	100.0	2.2
422	Wholesale trade, nondurable goods	104	93 290	99.6	2.0
4224	Grocery & related products whsle	54	33 444	35.7	.4
42241	General-line grocery whsle	37	14 372	15.3	X
422410	General-line grocery whsle	37	14 372	15.3	X
4224103	Other general-line grocery whsle	37	14 372	15.3	X
42245	Confectionery whsle	15	17 854	19.1	1.8
422450	Confectionery whsle	15	17 854	19.1	1.8
4229	Miscellaneous nondurable goods whsle	49	D	D	D
42294	Tobacco & tobacco product whsle	33	55 116	58.8	24.0
422940	Tobacco & tobacco product whsle	33	55 116	58.8	24.0
42299	Other miscellaneous nondurable goods whsle	16	D	D	X
422990	Other miscellaneous nondurable goods whsle	16	D	D	X
4229902	General merchandise (nondurable goods) whsle	8	3 879	4.1	X
4229904	Other nondurable goods whsle	8	D	D	X
6000	Paint, paint supplies, and wallpaper	483	1 126 214	100.0	17.6
421	Wholesale trade, durable goods	206	205 400	18.2	1.7
4212	Furniture & home furnishings whsle	29	21 535	1.9	X
42121	Furniture whsle	9	2 534	.2	X
421210	Furniture whsle	9	2 534	.2	X
4212101	Household & lawn furniture whsle	9	2 534	.2	X
42122	Home furnishings whsle	20	19 001	1.7	X
421220	Home furnishings whsle	20	19 001	1.7	X
4212202	Linens, domestics, draperies, & curtains whsle	8	3 072	.3	.5
4213	Lumber & other construction materials whsle	24	19 105	1.7	X
42131	Lumber, plywood, millwork, & wood panel whsle	9	3 155	.3	X
421310	Lumber, plywood, millwork, & wood panel whsle	9	3 155	.3	X
4213103	Plywood, veneer, millwork, & wood panel whsle	9	3 155	.3	X
42139	Other construction materials whsle	8	3 022	.3	X
421390	Other construction materials whsle	8	3 022	.3	X
4213902	Other construction materials whsle	7	2 539	.2	X
4215	Metal & mineral (except petroleum) whsle	6	2 042	.2	X
42151	Metal service centers & offices	6	2 042	.2	X
421510	Metal service centers & offices	6	2 042	.2	X
4216	Electrical goods whsle	11	18 946	1.7	X
4217	Hardware, & plumbing & heating equipment & supplies whsle	60	D	D	D
42171	Hardware whsle	45	66 449	5.9	.9
421710	Hardware whsle	45	66 449	5.9	.9
42172	Plumbing & heating equipment & supplies (hydronics) whsle	13	8 551	.8	4.4
421720	Plumbing & heating equipment & supplies (hydronics) whsle	13	8 551	.8	4.4

See footnotes at end of table.

Table 8. Agents, Brokers, and Commission Merchants by Broad Commodity Line and Kind of Business: 1997—Con.

[Includes only establishments with payroll. For meaning of abbreviations and symbols, see introductory text. For explanation of terms, see Appendix A]

CL code and NAICS code	Commodity line and kind of business	Establishments (number)	Sales (\$1,000)	Percent of sales accounted for by kind of business ¹	Coverage in percents
6000	Paint, paint supplies, and wallpaper—Con.				
421	Wholesale trade, durable goods—Con.				
4218	Machinery, equipment, & supplies whsle	33	42 402	3.8	5.5
42183	Industrial machinery & equipment whsle	7	9 783	.9	X
421830	Industrial machinery & equipment whsle	7	9 783	.9	X
42184	Industrial supplies whsle	21	15 472	1.4	10.3
421840	Industrial supplies whsle	21	15 472	1.4	10.3
4218401	General-line industrial supplies whsle	7	6 312	.6	X
4218406	Other industrial supplies whsle	11	8 535	.8	20.5
4219	Miscellaneous durable goods whsle	40	D	D	X
42199	Other miscellaneous durable goods whsle	37	20 764	1.8	X
421990	Other miscellaneous durable goods whsle	37	20 764	1.8	X
4219903	General merchandise (durable goods) whsle	37	D	D	X
422	Wholesale trade, nondurable goods	277	920 814	81.8	35.6
4223	Apparel, piece goods, & notions whsle	21	10 143	.9	38.5
42231	Piece goods, notions, & other dry goods whsle	20	5 189	.5	X
422310	Piece goods, notions, & other dry goods whsle	20	5 189	.5	X
4223101	Piece goods—jobbers	20	5 189	.5	X
4226	Chemical & allied products whsle	16	7 526	.7	44.8
42269	Other chemical & allied products whsle	13	5 212	.5	61.8
422690	Other chemical & allied products whsle	13	5 212	.5	61.8
4226902	Other chemical & allied products whsle	13	5 212	.5	61.9
4229	Miscellaneous nondurable goods whsle	239	D	D	D
42295	Paint, varnish, & supplies whsle	206	877 476	77.9	43.8
422950	Paint, varnish, & supplies whsle	206	877 476	77.9	43.8
4229501	Paint, varnish, & supplies whsle	206	877 476	77.9	43.8
42299	Other miscellaneous nondurable goods whsle	29	D	D	X
422990	Other miscellaneous nondurable goods whsle	29	D	D	X
4229902	General merchandise (nondurable goods) whsle	29	13 221	1.2	X
6100	Books, periodicals, newspapers, and miscellaneous printed materials	601	2 584 584	100.0	21.7
421	Wholesale trade, durable goods	105	53 989	2.1	2.9
4212	Furniture & home furnishings whsle	34	26 099	1.0	X
42122	Home furnishings whsle	32	18 703	.7	X
421220	Home furnishings whsle	32	18 703	.7	X
4212201	Household china, glassware, & crockery whsle	10	9 120	.4	X
4212204	Other home furnishings whsle	17	5 767	.2	X
4219	Miscellaneous durable goods whsle	67	D	D	D
42191	Sporting & recreational goods & supplies whsle	7	1 847	.1	X
421910	Sporting & recreational goods & supplies whsle	7	1 847	.1	X
42192	Toy & hobby goods & supplies whsle	15	D	D	D
421920	Toy & hobby goods & supplies whsle	15	D	D	D
42199	Other miscellaneous durable goods whsle	44	4 197	.2	.8
421990	Other miscellaneous durable goods whsle	44	4 197	.2	.8
4219903	General merchandise (durable goods) whsle	26	D	D	X
4219904	Prerecorded media whsle	17	2 485	.1	X
42199041	Compact discs/prerecorded audio tapes, & phonograph records whsle	15	D	D	X
422	Wholesale trade, nondurable goods	496	2 530 595	97.9	23.1
4221	Paper & paper product whsle	37	12 838	.5	X
42212	Stationery & office supplies whsle	29	12 137	.5	X
422120	Stationery & office supplies whsle	29	12 137	.5	X
4229	Miscellaneous nondurable goods whsle	447	D	D	D
42292	Book, periodical, & newspaper whsle	334	2 483 651	96.1	31.9
422920	Book, periodical, & newspaper whsle	334	2 483 651	96.1	31.9
42299	Other miscellaneous nondurable goods whsle	111	D	D	D
422990	Other miscellaneous nondurable goods whsle	111	D	D	D
4229901	Art goods whsle	40	23 797	.9	3.7
4229902	General merchandise (nondurable goods) whsle	63	4 057	.2	X
4229904	Other nondurable goods whsle	8	D	D	X
6110	Flowers and florists' supplies	336	655 402	100.0	X
421	Wholesale trade, durable goods	42	27 084	4.1	X
4212	Furniture & home furnishings whsle	25	11 801	1.8	X
42122	Home furnishings whsle	20	9 112	1.4	X
421220	Home furnishings whsle	20	9 112	1.4	X
4212201	Household china, glassware, & crockery whsle	7	1 761	.3	X
4212204	Other home furnishings whsle	9	3 848	.6	X
4219	Miscellaneous durable goods whsle	13	D	D	X
42192	Toy & hobby goods & supplies whsle	10	D	D	X
421920	Toy & hobby goods & supplies whsle	10	D	D	X
422	Wholesale trade, nondurable goods	294	628 318	95.9	X
4229	Miscellaneous nondurable goods whsle	287	D	D	X
42293	Flower, nursery stock, & florists' supplies whsle	234	608 017	92.8	X
422930	Flower, nursery stock, & florists' supplies whsle	234	608 017	92.8	X
42299	Other miscellaneous nondurable goods whsle	51	D	D	X
422990	Other miscellaneous nondurable goods whsle	51	D	D	X
4229901	Art goods whsle	24	7 499	1.1	X
4229902	General merchandise (nondurable goods) whsle	25	5 432	.8	X

See footnotes at end of table.

Table 8. Agents, Brokers, and Commission Merchants by Broad Commodity Line and Kind of Business: 1997—Con.

[Includes only establishments with payroll. For meaning of abbreviations and symbols, see introductory text. For explanation of terms, see Appendix A]

CL code and NAICS code	Commodity line and kind of business	Establishments (number)	Sales (\$1,000)	Percent of sales accounted for by kind of business ¹	Coverage in percents
6120	Art goods (including novelties and souvenirs)	940	1 577 187	100.0	43.4
421	Wholesale trade, durable goods	111	151 837	9.6	34.8
4212	Furniture & home furnishings whsle	55	119 036	7.5	23.0
42121	Furniture whsle	10	2 920	.2	1.6
421210	Furniture whsle	10	2 920	.2	1.6
4212101	Household & lawn furniture whsle	7	1 941	.1	1.7
42122	Home furnishings whsle	45	116 116	7.4	26.9
421220	Home furnishings whsle	45	116 116	7.4	26.9
4212201	Household china, glassware, & crockery whsle	20	10 013	.6	X
4212202	Linens, domestics, draperies, & curtains whsle	8	31 820	2.0	38.5
4212204	Other home furnishings whsle	17	74 283	4.7	5.7
4214	Professional & commercial equipment & supplies whsle	7	1 073	.1	X
4219	Miscellaneous durable goods whsle	43	D	D	D
42192	Toy & hobby goods & supplies whsle	17	D	D	D
421920	Toy & hobby goods & supplies whsle	17	D	D	D
42194	Jewelry/watch/silverware/precious stone, & precious metal whsle	14	2 878	.2	19.1
421940	Jewelry/watch/silverware/precious stone, & precious metal whsle	14	2 878	.2	19.1
4219401	Jewelry, watch, diamonds, precious stone, & silverware whsle	14	D	D	D
42199	Other miscellaneous durable goods whsle	8	868	.1	X
421990	Other miscellaneous durable goods whsle	8	868	.1	X
422	Wholesale trade, nondurable goods	829	1 425 350	90.4	44.4
4221	Paper & paper product whsle	43	28 034	1.8	30.4
42212	Stationery & office supplies whsle	41	27 796	1.8	28.5
422120	Stationery & office supplies whsle	41	27 796	1.8	28.5
4223	Apparel, piece goods, & notions whsle	22	7 096	.5	22.1
42232	Men's & boys' clothing & furnishings whsle	13	3 739	.2	16.1
422320	Men's & boys' clothing & furnishings whsle	13	3 739	.2	16.1
4226	Chemical & allied products whsle	7	13 186	.8	81.2
4229	Miscellaneous nondurable goods whsle	748	D	D	D
42292	Book, periodical, & newspaper whsle	12	14 098	.9	13.0
422920	Book, periodical, & newspaper whsle	12	14 098	.9	13.0
42293	Flower, nursery stock, & florists' supplies whsle	6	5 297	.3	X
422930	Flower, nursery stock, & florists' supplies whsle	6	5 297	.3	X
42299	Other miscellaneous nondurable goods whsle	730	D	D	D
422990	Other miscellaneous nondurable goods whsle	730	D	D	D
4229901	Art goods whsle	591	1 311 309	83.1	42.2
4229902	General merchandise (nondurable goods) whsle	130	11 608	.7	14.9
4229904	Other nondurable goods whsle	8	D	D	D
6130	Textile bags, bagging, and burlap	119	79 261	100.0	X
421	Wholesale trade, durable goods	7	1 647	2.1	X
422	Wholesale trade, nondurable goods	112	77 614	97.9	X
4223	Apparel, piece goods, & notions whsle	6	1 906	2.4	X
4229	Miscellaneous nondurable goods whsle	104	D	D	X
42299	Other miscellaneous nondurable goods whsle	104	D	D	X
422990	Other miscellaneous nondurable goods whsle	104	D	D	X
4229902	General merchandise (nondurable goods) whsle	59	19 787	25.0	X
4229903	Textile bags, bagging, & burlap whsle	40	47 674	60.1	X
6150	Nondurable goods, n.e.c.	854	3 636 230	100.0	X
421	Wholesale trade, durable goods	46	171 808	4.7	X
4212	Furniture & home furnishings whsle	17	17 862	.5	X
42122	Home furnishings whsle	15	16 313	.4	X
421220	Home furnishings whsle	15	16 313	.4	X
4212204	Other home furnishings whsle	8	12 070	.3	X
4219	Miscellaneous durable goods whsle	15	D	D	X
42192	Toy & hobby goods & supplies whsle	9	D	D	X
421920	Toy & hobby goods & supplies whsle	9	D	D	X
422	Wholesale trade, nondurable goods	808	3 464 422	95.3	X
4221	Paper & paper product whsle	6	22 562	.6	X
4223	Apparel, piece goods, & notions whsle	26	10 934	.3	X
42231	Piece goods, notions, & other dry goods whsle	13	6 712	.2	X
422310	Piece goods, notions, & other dry goods whsle	13	6 712	.2	X
4223101	Piece goods—jobbers	13	6 712	.2	X
42232	Men's & boys' clothing & furnishings whsle	6	3 134	.1	X
422320	Men's & boys' clothing & furnishings whsle	6	3 134	.1	X
4226	Chemical & allied products whsle	12	9 358	.3	X
42269	Other chemical & allied products whsle	11	9 329	.3	X
422690	Other chemical & allied products whsle	11	9 329	.3	X
4226902	Other chemical & allied products whsle	11	9 329	.3	X
4229	Miscellaneous nondurable goods whsle	754	D	D	X
42299	Other miscellaneous nondurable goods whsle	752	D	D	X
422990	Other miscellaneous nondurable goods whsle	752	D	D	X
4229901	Art goods whsle	6	8 664	.2	X
4229902	General merchandise (nondurable goods) whsle	37	76 533	2.1	X
4229904	Other nondurable goods whsle	704	D	D	X

See footnotes at end of table.

Table 8. Agents, Brokers, and Commission Merchants by Broad Commodity Line and Kind of Business: 1997—Con.

[Includes only establishments with payroll. For meaning of abbreviations and symbols, see introductory text. For explanation of terms, see Appendix A]

CL code and NAICS code	Commodity line and kind of business	Establishments (number)	Sales (\$1,000)	Percent of sales accounted for by kind of business ¹	Coverage in percents
9700	Service receipts and labor charges (including installed parts)	1 463	1 649 888	100.0	13.9
421	Wholesale trade, durable goods	1 196	1 177 451	71.4	15.1
4211	Motor vehicle & motor vehicle parts & supplies whsle	143	521 542	31.6	8.6
42111	Automobile & other motor vehicle whsle	119	428 217	26.0	8.8
421110	Automobile & other motor vehicle whsle	119	428 217	26.0	8.8
4211101	Automobile & motorcycle whsle	114	419 115	25.4	8.8
42112	Motor vehicle supplies & new parts whsle	20	92 826	5.6	48.5
421120	Motor vehicle supplies & new parts whsle	20	92 826	5.6	48.5
4211201	Motor vehicle supplies & new parts—warehouse distributors	6	30 069	1.8	21.9
4211202	Motor vehicle supplies & new parts—jobbers	13	62 407	3.8	61.2
4212	Furniture & home furnishings whsle	60	30 566	1.9	51.6
42121	Furniture whsle	37	14 712	.9	72.1
421210	Furniture whsle	37	14 712	.9	72.1
4212102	Office & business furniture whsle	32	13 608	.8	76.5
42122	Home furnishings whsle	23	15 854	1.0	20.1
421220	Home furnishings whsle	23	15 854	1.0	20.1
4212203	Floor coverings whsle	11	2 022	.7	50.4
4212204	Other home furnishings whsle	8	10 814	1.1	16.8
4213	Lumber & other construction materials whsle	21	5 543	.3	60.0
42131	Lumber, plywood, millwork, & wood panel whsle	12	2 880	.2	49.0
421310	Lumber, plywood, millwork, & wood panel whsle	12	2 880	.2	49.0
4213103	Plywood, veneer, millwork, & wood panel whsle	12	2 880	.2	50.0
42139	Other construction materials whsle	6	1 539	.1	54.0
421390	Other construction materials whsle	6	1 539	.1	54.0
4214	Professional & commercial equipment & supplies whsle	208	83 242	5.0	60.5
42142	Office equipment whsle	46	10 024	.6	55.2
421420	Office equipment whsle	46	10 024	.6	55.2
42143	Computer & computer peripheral equipment & software whsle	82	31 036	1.9	62.7
421430	Computer & computer peripheral equipment & software whsle	82	31 036	1.9	62.7
4214301	Computer & peripheral equipment whsle	59	24 426	1.5	61.6
42143011	Computers & peripheral equipment for resale	22	7 818	.5	X
42143012	Computers & peripheral equipment for end use	37	16 608	1.0	74.7
4214302	Computer software (packaged) whsle	23	6 610	.4	X
42144	Other commercial equipment whsle	23	9 333	.6	80.9
421440	Other commercial equipment whsle	23	9 333	.6	80.9
4214402	Store machines & equipment whsle	20	8 271	.5	67.3
42145	Medical, dental, & hospital equipment & supplies whsle	35	28 799	1.7	34.2
421450	Medical, dental, & hospital equipment & supplies whsle	35	28 799	1.7	34.2
4214501	Surgical, medical, & hospital supplies whsle	32	28 538	1.7	33.1
42149	Other professional equipment & supplies whsle	17	2 615	.2	69.3
421490	Other professional equipment & supplies whsle	17	2 615	.2	69.3
4214902	Other professional equipment & supplies whsle	16	2 596	.2	70.5
4215	Metal & mineral (except petroleum) whsle	35	10 784	.7	16.0
42151	Metal service centers & offices	30	9 975	.6	15.3
421510	Metal service centers & offices	30	9 975	.6	15.3
4215101	Ferrous metal service centers & sales offices	21	6 572	.4	11.4
42151011	Ferrous metal service centers	7	2 177	.1	X
42151012	Ferrous metal sales offices	14	4 395	.3	13.9
4215102	Nonferrous metal service centers & sales offices	9	3 403	.2	32.2
42151022	Nonferrous metal sales offices	6	3 086	.2	28.3
4216	Electrical goods whsle	145	90 959	5.5	50.9
42161	Electrical apparatus & equip, wiring supp, & const material whsle	68	39 764	2.4	58.7
421610	Electrical apparatus & equip, wiring supp, & const material whsle	68	39 764	2.4	58.7
42162	Electrical appliance, television & radio set whsle	10	11 380	.7	48.3
421620	Electrical appliance, television & radio set whsle	10	11 380	.7	48.3
42169	Other electronic parts & equipment whsle	67	39 815	2.4	41.1
421690	Other electronic parts & equipment whsle	67	39 815	2.4	41.1
4216901	Communications equipment & supplies whsle	31	21 709	1.3	28.9
4216902	Electronic parts (excluding communications equipment) whsle	36	18 106	1.1	61.1
4217	Hardware, & plumbing & heating equipment & supplies whsle	74	D	D	D
42171	Hardware whsle	14	95 876	5.8	14.6
421710	Hardware whsle	14	95 876	5.8	14.6
42172	Plumbing & heating equipment & supplies (hydronics) whsle	26	12 532	.8	42.6
421720	Plumbing & heating equipment & supplies (hydronics) whsle	26	12 532	.8	42.6
42173	Warm air heating & air-conditioning equipment & supplies whsle	27	31 892	1.9	82.2
421730	Warm air heating & air-conditioning equipment & supplies whsle	27	31 892	1.9	82.2
42174	Refrigeration equipment & supplies whsle	7	D	D	D
421740	Refrigeration equipment & supplies whsle	7	D	D	D

See footnotes at end of table.

Table 8. Agents, Brokers, and Commission Merchants by Broad Commodity Line and Kind of Business: 1997—Con.

[Includes only establishments with payroll. For meaning of abbreviations and symbols, see introductory text. For explanation of terms, see Appendix A]

CL code and NAICS code	Commodity line and kind of business	Establishments (number)	Sales (\$1,000)	Percent of sales accounted for by kind of business ¹	Coverage in percents
9700	Service receipts and labor charges (including installed parts)—Con.				
421	Wholesale trade, durable goods—Con.				
4218	Machinery, equipment, & supplies whsle	423	232 143	14.1	75.9
42181	Construction & mining (except petroleum) machinery & equip whsle	24	15 631	.9	55.7
421810	Construction & mining (except petroleum) machinery & equip whsle	24	15 631	.9	55.7
42182	Farm & garden machinery & equipment whsle	17	7 618	.5	55.7
421820	Farm & garden machinery & equipment whsle	17	7 618	.5	55.7
4218201	Farm machinery & equipment—farm dealers	16	D	D	D
42183	Industrial machinery & equipment whsle	327	149 208	9.0	80.6
421830	Industrial machinery & equipment whsle	327	149 208	9.0	80.6
4218301	Food-processing machinery & equipment whsle	17	16 736	1.0	86.9
4218302	Hydraulic & pneumatic (fluid-power) machinery & equipment whsle	16	5 553	.3	70.2
42183021	Hydraulic & pneumatic pumps & motors whsle	8	1 450	.1	67.3
42183022	Hydraulic & pneumatic parts, accessories, & supplies whsle	8	4 103	.2	73.4
4218303	General-purpose industrial machinery & equipment whsle	125	43 973	2.7	82.2
4218304	Metalworking machinery & equipment whsle	30	5 765	.3	X
4218305	Materials handling equipment whsle	43	15 364	.9	77.6
4218306	Oilwell, oil refinery, & pipeline mach, equip, & supplies whsle	15	1 679	.1	78.2
4218307	Other industrial machinery & equipment whsle	81	60 138	3.6	76.8
42184	Industrial supplies whsle	30	16 882	1.0	64.8
421840	Industrial supplies whsle	30	16 882	1.0	64.8
4218401	General-line industrial supplies whsle	6	7 497	.5	X
4218405	Industrial valves & fittings (except fluid-power) whsle	11	3 701	.2	X
4218406	Other industrial supplies whsle	9	3 834	.2	X
42185	Service establishment equipment & supplies whsle	21	27 055	1.6	78.1
421850	Service establishment equipment & supplies whsle	21	27 055	1.6	78.1
4218504	Other service establishment equipment & supplies whsle	17	D	D	D
4219	Miscellaneous durable goods whsle	87	D	D	D
42191	Sporting & recreational goods & supplies whsle	29	31 545	1.9	54.8
421910	Sporting & recreational goods & supplies whsle	29	31 545	1.9	54.8
42192	Toy & hobby goods & supplies whsle	8	D	D	D
421920	Toy & hobby goods & supplies whsle	8	D	D	D
42193	Recyclable material whsle	8	5 490	.3	64.6
421930	Recyclable material whsle	8	5 490	.3	64.6
4219303	Other recyclable material whsle	8	5 490	.3	80.6
42199	Other miscellaneous durable goods whsle	40	20 913	1.3	29.6
421990	Other miscellaneous durable goods whsle	40	20 913	1.3	29.6
4219903	General merchandise (durable goods) whsle	22	D	D	D
4219906	Other durable goods whsle	17	16 413	1.0	22.4
422	Wholesale trade, nondurable goods	267	472 437	28.6	7.3
4221	Paper & paper product whsle	26	34 710	2.1	11.1
42212	Stationery & office supplies whsle	23	33 722	2.0	10.5
422120	Stationery & office supplies whsle	23	33 722	2.0	10.5
4222	Drugs, & druggists' sundries whsle	7	2 086	.1	X
42221	Drugs, & druggists' sundries whsle	7	2 086	.1	X
422210	Drugs, & druggists' sundries whsle	7	2 086	.1	X
4222102	Specialty-line drug, pharmaceutical, cosmetic, & toiletries whsle	7	2 086	.1	X
4223	Apparel, piece goods, & notions whsle	19	16 305	1.0	1.5
42231	Piece goods, notions, & other dry goods whsle	10	8 773	.5	X
422310	Piece goods, notions, & other dry goods whsle	10	8 773	.5	X
4223101	Piece goods—jobbers	8	8 104	.5	X
4224	Grocery & related products whsle	36	215 658	13.1	X
42248	Fresh fruit & vegetable whsle	13	20 457	1.2	X
422480	Fresh fruit & vegetable whsle	13	20 457	1.2	X
42249	Other grocery & related products whsle	10	D	D	X
422490	Other grocery & related products whsle	10	D	D	X
4225	Farm-product raw material whsle	16	26 307	1.6	9.2
42251	Grain & field bean whsle	9	22 654	1.4	20.0
422510	Grain & field bean whsle	9	22 654	1.4	20.0
42252	Livestock whsle	6	927	.1	X
422520	Livestock whsle	6	927	.1	X
4226	Chemical & allied products whsle	34	15 814	1.0	42.9
42261	Plastics materials & basic forms & shapes whsle	7	13 150	.8	56.7
422610	Plastics materials & basic forms & shapes whsle	7	13 150	.8	56.7
42269	Other chemical & allied products whsle	27	2 664	.2	11.1
422690	Other chemical & allied products whsle	27	2 664	.2	11.1
4226902	Other chemical & allied products whsle	27	2 664	.2	11.1
4227	Petroleum & petroleum products whsle	9	6 136	.4	X
42271	Petroleum bulk stations & terminals	6	5 986	.4	X
422710	Petroleum bulk stations & terminals	6	5 986	.4	X
4227101	Petroleum bulk stations & terminals (except LP)	6	D	D	X
4229	Miscellaneous nondurable goods whsle	120	D	D	D
42292	Book, periodical, & newspaper whsle	10	7 534	.5	X
422920	Book, periodical, & newspaper whsle	10	7 534	.5	X
42299	Other miscellaneous nondurable goods whsle	106	D	D	D
422990	Other miscellaneous nondurable goods whsle	106	D	D	D
4229902	General merchandise (nondurable goods) whsle	100	139 988	8.5	14.5

See footnotes at end of table.

Table 8. Agents, Brokers, and Commission Merchants by Broad Commodity Line and Kind of Business: 1997—Con.

[Includes only establishments with payroll. For meaning of abbreviations and symbols, see introductory text. For explanation of terms, see Appendix A]

CL code and NAICS code	Commodity line and kind of business	Establishments (number)	Sales (\$1,000)	Percent of sales accounted for by kind of business ¹	Coverage in percents
9720	Receipts for service contracts	316	194 247	100.0	X
421	Wholesale trade, durable goods	266	189 455	97.5	X
4214	Professional & commercial equipment & supplies whsle	86	110 887	57.1	X
42142	Office equipment whsle	19	8 822	4.5	X
421420	Office equipment whsle	19	8 822	4.5	X
42143	Computer & computer peripheral equipment & software whsle	55	100 659	51.8	X
421430	Computer & computer peripheral equipment & software whsle	55	100 659	51.8	X
4214301	Computer & peripheral equipment whsle	39	77 693	40.0	X
42143011	Computers & peripheral equipment for resale	6	3 235	1.7	X
42143012	Computers & peripheral equipment for end use	33	74 458	38.3	X
4214302	Computer software (packaged) whsle	16	22 966	11.8	X
4216	Electrical goods whsle	70	25 674	13.2	X
42161	Electrical apparatus & equip, wiring supp, & const material whsle	38	16 640	8.6	X
421610	Electrical apparatus & equip, wiring supp, & const material whsle	38	16 640	8.6	X
42169	Other electronic parts & equipment whsle	32	9 034	4.7	X
421690	Other electronic parts & equipment whsle	32	9 034	4.7	X
4216901	Communications equipment & supplies whsle	13	2 903	1.5	X
4216902	Electronic parts (excluding communications equipment) whsle	19	6 131	3.2	X
4217	Hardware, & plumbing & heating equipment & supplies whsle	24	D	D	X
42173	Warm air heating & air-conditioning equipment & supplies whsle	15	16 667	8.6	X
421730	Warm air heating & air-conditioning equipment & supplies whsle	15	16 667	8.6	X
4218	Machinery, equipment, & supplies whsle	81	22 194	11.4	X
42183	Industrial machinery & equipment whsle	69	19 768	10.2	X
421830	Industrial machinery & equipment whsle	69	19 768	10.2	X
4218303	General-purpose industrial machinery & equipment whsle	29	5 862	3.0	X
4218305	Materials handling equipment whsle	6	691	.4	X
4218307	Other industrial machinery & equipment whsle	23	11 147	5.7	X
422	Wholesale trade, nondurable goods	50	4 792	2.5	X
4221	Paper & paper product whsle	7	291	.2	X
42212	Stationery & office supplies whsle	7	291	.2	X
422120	Stationery & office supplies whsle	7	291	.2	X
4226	Chemical & allied products whsle	7	774	.4	X
42269	Other chemical & allied products whsle	6	608	.3	X
422690	Other chemical & allied products whsle	6	608	.3	X
4226902	Other chemical & allied products whsle	6	608	.3	X
4229	Miscellaneous nondurable goods whsle	36	D	D	X
42299	Other miscellaneous nondurable goods whsle	36	D	D	X
422990	Other miscellaneous nondurable goods whsle	36	D	D	X
4229902	General merchandise (nondurable goods) whsle	32	545	.3	X
9730	Advertising specialties (paper novelties, etc.)	164	62 375	100.0	X
421	Wholesale trade, durable goods	50	20 251	32.5	X
4216	Electrical goods whsle	9	4 263	6.8	X
4219	Miscellaneous durable goods whsle	36	D	D	X
42191	Sporting & recreational goods & supplies whsle	7	3 205	5.1	X
421910	Sporting & recreational goods & supplies whsle	7	3 205	5.1	X
42199	Other miscellaneous durable goods whsle	25	3 570	5.7	X
421990	Other miscellaneous durable goods whsle	25	3 570	5.7	X
4219903	General merchandise (durable goods) whsle	24	D	D	X
422	Wholesale trade, nondurable goods	114	42 124	67.5	X
4221	Paper & paper product whsle	8	12 121	19.4	X
42212	Stationery & office supplies whsle	6	12 021	19.3	X
422120	Stationery & office supplies whsle	6	12 021	19.3	X
4223	Apparel, piece goods, & notions whsle	9	6 608	10.6	X
42232	Men's & boys' clothing & furnishings whsle	9	6 608	10.6	X
422320	Men's & boys' clothing & furnishings whsle	9	6 608	10.6	X
4229	Miscellaneous nondurable goods whsle	94	D	D	X
42299	Other miscellaneous nondurable goods whsle	93	D	D	X
422990	Other miscellaneous nondurable goods whsle	93	D	D	X
4229901	Art goods whsle	10	2 071	3.3	X
4229902	General merchandise (nondurable goods) whsle	78	18 683	30.0	X
9740	Receipts for installing equipment	315	86 830	100.0	X
421	Wholesale trade, durable goods	292	86 260	99.3	X
4214	Professional & commercial equipment & supplies whsle	74	8 910	10.3	X
42142	Office equipment whsle	6	592	.7	X
421420	Office equipment whsle	6	592	.7	X
42143	Computer & computer peripheral equipment & software whsle	35	4 478	5.2	X
421430	Computer & computer peripheral equipment & software whsle	35	4 478	5.2	X
4214301	Computer & peripheral equipment whsle	27	3 228	3.7	X
42143012	Computers & peripheral equipment for end use	26	3 218	3.7	X
4214302	Computer software (packaged) whsle	8	1 250	1.4	X
42144	Other commercial equipment whsle	24	3 631	4.2	X
421440	Other commercial equipment whsle	24	3 631	4.2	X
4214401	Restaurant & hotel equipment & supplies whsle	11	1 544	1.8	X
4214402	Store machines & equipment whsle	13	2 087	2.4	X
42149	Other professional equipment & supplies whsle	6	123	.1	X
421490	Other professional equipment & supplies whsle	6	123	.1	X
4216	Electrical goods whsle	58	17 911	20.6	X
42161	Electrical apparatus & equip, wiring supp, & const material whsle	34	10 819	12.5	X
421610	Electrical apparatus & equip, wiring supp, & const material whsle	34	10 819	12.5	X
42169	Other electronic parts & equipment whsle	21	7 007	8.1	X
421690	Other electronic parts & equipment whsle	21	7 007	8.1	X
4216901	Communications equipment & supplies whsle	13	6 372	7.3	X
4216902	Electronic parts (excluding communications equipment) whsle	8	635	.7	X

See footnotes at end of table.

Table 8. Agents, Brokers, and Commission Merchants by Broad Commodity Line and Kind of Business: 1997—Con.

[Includes only establishments with payroll. For meaning of abbreviations and symbols, see introductory text. For explanation of terms, see Appendix A]

CL code and NAICS code	Commodity line and kind of business	Establishments (number)	Sales (\$1,000)	Percent of sales accounted for by kind of business ¹	Coverage in percents
9740	Receipts for installing equipment—Con.				
421	Wholesale trade, durable goods—Con.				
4217	Hardware, & plumbing & heating equipment & supplies whsle	27	D	D	X
42172	Plumbing & heating equipment & supplies (hydronics) whsle	8	1 479	1.7	X
421720	Plumbing & heating equipment & supplies (hydronics) whsle	8	1 479	1.7	X
42173	Warm air heating & air-conditioning equipment & supplies whsle	12	1 592	1.8	X
421730	Warm air heating & air-conditioning equipment & supplies whsle	12	1 592	1.8	X
42174	Refrigeration equipment & supplies whsle	7	D	D	X
421740	Refrigeration equipment & supplies whsle	7	D	D	X
4218	Machinery, equipment, & supplies whsle	123	51 275	59.1	X
42183	Industrial machinery & equipment whsle	116	50 608	58.3	X
421830	Industrial machinery & equipment whsle	116	50 608	58.3	X
4218301	Food-processing machinery & equipment whsle	8	1 799	2.1	X
4218303	General-purpose industrial machinery & equipment whsle	35	4 363	5.0	X
4218304	Metalworking machinery & equipment whsle	7	575	.7	X
4218305	Materials handling equipment whsle	21	4 942	5.7	X
4218307	Other industrial machinery & equipment whsle	42	38 741	44.6	X
42185	Service establishment equipment & supplies whsle	6	601	.7	X
421850	Service establishment equipment & supplies whsle	6	601	.7	X
422	Wholesale trade, nondurable goods	23	570	.7	X
4229	Miscellaneous nondurable goods whsle	22	D	D	X
42299	Other miscellaneous nondurable goods whsle	22	D	D	X
422990	Other miscellaneous nondurable goods whsle	22	D	D	X
4229902	General merchandise (nondurable goods) whsle	22	437	.5	X
9810	Miscellaneous commodities	1 734	2 333 499	100.0	X
421	Wholesale trade, durable goods	1 030	721 735	30.9	X
4211	Motor vehicle & motor vehicle parts & supplies whsle	66	65 983	2.8	X
42111	Automobile & other motor vehicle whsle	18	10 024	.4	X
421110	Automobile & other motor vehicle whsle	18	10 024	.4	X
4211101	Automobile & motorcycle whsle	13	8 614	.4	X
42112	Motor vehicle supplies & new parts whsle	46	55 061	2.4	X
421120	Motor vehicle supplies & new parts whsle	46	55 061	2.4	X
4211201	Motor vehicle supplies & new parts—warehouse distributors	20	17 890	.8	X
4211202	Motor vehicle supplies & new parts—jobbers	26	37 171	1.6	X
4212	Furniture & home furnishings whsle	88	48 790	2.1	X
42121	Furniture whsle	22	9 770	.4	X
421210	Furniture whsle	22	9 770	.4	X
4212101	Household & lawn furniture whsle	14	6 145	.3	X
4212102	Office & business furniture whsle	8	3 625	.2	X
42122	Home furnishings whsle	66	39 020	1.7	X
421220	Home furnishings whsle	66	39 020	1.7	X
4212201	Household china, glassware, & crockery whsle	11	10 553	.5	X
4212202	Linens, domestics, draperies, & curtains whsle	15	9 700	.4	X
4212203	Floor coverings whsle	10	4 357	.2	X
4212204	Other home furnishings whsle	30	14 410	.6	X
4213	Lumber & other construction materials whsle	56	38 511	1.7	X
42131	Lumber, plywood, millwork, & wood panel whsle	25	20 697	.9	X
421310	Lumber, plywood, millwork, & wood panel whsle	25	20 697	.9	X
4213101	Lumber without yard whsle	6	10 493	.5	X
4213103	Plywood, veneer, millwork, & wood panel whsle	19	10 204	.4	X
42133	Roofing, siding, & insulation material whsle	18	14 165	.6	X
421330	Roofing, siding, & insulation material whsle	18	14 165	.6	X
4213301	Roofing, siding, & insulation material whsle	18	14 165	.6	X
42139	Other construction materials whsle	8	2 501	.1	X
421390	Other construction materials whsle	8	2 501	.1	X
4213902	Other construction materials whsle	6	1 877	.1	X
4214	Professional & commercial equipment & supplies whsle	70	34 188	1.5	X
42142	Office equipment whsle	24	5 362	.2	X
421420	Office equipment whsle	24	5 362	.2	X
42143	Computer & computer peripheral equipment & software whsle	19	11 026	.5	X
421430	Computer & computer peripheral equipment & software whsle	19	11 026	.5	X
4214301	Computer & peripheral equipment whsle	14	8 122	.3	X
42143011	Computers & peripheral equipment for resale	9	5 980	.3	X
42144	Other commercial equipment whsle	8	9 121	.4	X
421440	Other commercial equipment whsle	8	9 121	.4	X
4214401	Restaurant & hotel equipment & supplies whsle	7	8 957	.4	X
42149	Other professional equipment & supplies whsle	9	2 205	.1	X
421490	Other professional equipment & supplies whsle	9	2 205	.1	X
4214902	Other professional equipment & supplies whsle	8	2 022	.1	X
4215	Metal & mineral (except petroleum) whsle	92	95 418	4.1	X
42151	Metal service centers & offices	87	84 750	3.6	X
421510	Metal service centers & offices	87	84 750	3.6	X
4215101	Ferrous metal service centers & sales offices	64	71 282	3.1	X
42151012	Ferrous metal sales offices	59	66 858	2.9	X
4215102	Nonferrous metal service centers & sales offices	23	13 468	.6	X
42151022	Nonferrous metal sales offices	19	12 106	.5	X
4216	Electrical goods whsle	161	180 787	7.7	X
42161	Electrical apparatus & equip, wiring supp, & const material whsle	60	56 322	2.4	X
421610	Electrical apparatus & equip, wiring supp, & const material whsle	60	56 322	2.4	X
42162	Electrical appliance, television & radio set whsle	27	56 779	2.4	X
421620	Electrical appliance, television & radio set whsle	27	56 779	2.4	X
42169	Other electronic parts & equipment whsle	74	67 686	2.9	X
421690	Other electronic parts & equipment whsle	74	67 686	2.9	X
4216901	Communications equipment & supplies whsle	16	18 704	.8	X
4216902	Electronic parts (excluding communications equipment) whsle	58	48 982	2.1	X

See footnotes at end of table.

Table 8. Agents, Brokers, and Commission Merchants by Broad Commodity Line and Kind of Business: 1997—Con.

[Includes only establishments with payroll. For meaning of abbreviations and symbols, see introductory text. For explanation of terms, see Appendix A]

CL code and NAICS code	Commodity line and kind of business	Establishments (number)	Sales (\$1,000)	Percent of sales accounted for by kind of business ¹	Coverage in percents
9810	Miscellaneous commodities—Con.				
421	Wholesale trade, durable goods—Con.				
4217	Hardware, & plumbing & heating equipment & supplies whsle	123	D	D	X
42171	Hardware whsle	67	67 810	2.9	X
421710	Hardware whsle	67	67 810	2.9	X
42172	Plumbing & heating equipment & supplies (hydronics) whsle	33	29 022	1.2	X
421720	Plumbing & heating equipment & supplies (hydronics) whsle	33	29 022	1.2	X
42173	Warm air heating & air-conditioning equipment & supplies whsle	19	4 594	.2	X
421730	Warm air heating & air-conditioning equipment & supplies whsle	19	4 594	.2	X
4218	Machinery, equipment, & supplies whsle	209	101 359	4.3	X
42181	Construction & mining (except petroleum) machinery & equip whsle	11	5 977	.3	X
421810	Construction & mining (except petroleum) machinery & equip whsle	11	5 977	.3	X
42182	Farm & garden machinery & equipment whsle	6	1 372	.1	X
421820	Farm & garden machinery & equipment whsle	6	1 372	.1	X
42183	Industrial machinery & equipment whsle	136	54 776	2.3	X
421830	Industrial machinery & equipment whsle	136	54 776	2.3	X
4218301	Food-processing machinery & equipment whsle	6	3 007	.1	X
4218302	Hydraulic & pneumatic (fluid-power) machinery & equipment whsle	19	9 870	.4	X
42183021	Hydraulic & pneumatic pumps & motors whsle	8	3 948	.2	X
42183022	Hydraulic & pneumatic parts, accessories, & supplies whsle	11	5 922	.3	X
4218303	General-purpose industrial machinery & equipment whsle	56	18 497	.8	X
4218304	Metalworking machinery & equipment whsle	9	5 452	.2	X
4218305	Materials handling equipment whsle	12	8 129	.3	X
4218306	Oilwell, oil refinery, & pipeline mach, equip, & supplies whsle	9	4 646	.2	X
4218307	Other industrial machinery & equipment whsle	25	5 175	.2	X
42184	Industrial supplies whsle	37	22 337	1.0	X
421840	Industrial supplies whsle	37	22 337	1.0	X
4218401	General-line industrial supplies whsle	9	5 977	.3	X
4218404	Industrial containers & supplies whsle	6	5 600	.2	X
4218406	Other industrial supplies whsle	14	6 012	.3	X
42186	Transportation equipment & supplies (exc motor vehicle) whsle	16	16 808	.7	X
421860	Transportation equipment & supplies (exc motor vehicle) whsle	16	16 808	.7	X
4218601	Aircraft & aeronautical equipment & supplies whsle	7	10 278	.4	X
4218602	Marine machinery, equipment, & supplies whsle	7	D	D	X
4219	Miscellaneous durable goods whsle	165	D	D	X
42191	Sporting & recreational goods & supplies whsle	28	11 893	.5	X
421910	Sporting & recreational goods & supplies whsle	28	11 893	.5	X
42192	Toy & hobby goods & supplies whsle	19	D	D	X
421920	Toy & hobby goods & supplies whsle	19	D	D	X
42194	Jewelry/watch/silverware/precious stone, & precious metal whsle	24	12 308	.5	X
421940	Jewelry/watch/silverware/precious stone, & precious metal whsle	24	12 308	.5	X
4219401	Jewelry, watch, diamonds, precious stone, & silverware whsle	24	D	D	X
42199	Other miscellaneous durable goods whsle	94	16 213	.7	X
421990	Other miscellaneous durable goods whsle	94	16 213	.7	X
4219903	General merchandise (durable goods) whsle	75	D	D	X
4219904	Prerecorded media whsle	11	3 918	.2	X
42199041	Compact discs/prerecorded audio tapes, & phonograph records whsle	10	D	D	X
422	Wholesale trade, nondurable goods	704	1 611 764	69.1	X
4221	Paper & paper product whsle	108	54 198	2.3	X
42211	Printing & writing paper whsle	6	5 897	.3	X
422110	Printing & writing paper whsle	6	5 897	.3	X
42212	Stationery & office supplies whsle	65	33 128	1.4	X
422120	Stationery & office supplies whsle	65	33 128	1.4	X
42213	Industrial & personal service paper whsle	37	15 173	.7	X
422130	Industrial & personal service paper whsle	37	15 173	.7	X
4222	Drugs, & druggists' sundries whsle	27	62 198	2.7	X
42221	Drugs, & druggists' sundries whsle	27	62 198	2.7	X
422210	Drugs, & druggists' sundries whsle	27	62 198	2.7	X
4222102	Specialty-line drug, pharmaceutical, cosmetic, & toiletries whsle	27	62 198	2.7	X
4223	Apparel, piece goods, & notions whsle	71	55 353	2.4	X
42231	Piece goods, notions, & other dry goods whsle	26	30 214	1.3	X
422310	Piece goods, notions, & other dry goods whsle	26	30 214	1.3	X
4223101	Piece goods—jobbers	21	29 075	1.2	X
42232	Men's & boys' clothing & furnishings whsle	19	9 530	.4	X
422320	Men's & boys' clothing & furnishings whsle	19	9 530	.4	X
42233	Women's, children's, & infants' clothing & accessories whsle	18	10 183	.4	X
422330	Women's, children's, & infants' clothing & accessories whsle	18	10 183	.4	X
42234	Footwear whsle	8	5 426	.2	X
422340	Footwear whsle	8	5 426	.2	X

See footnotes at end of table.

Table 8. Agents, Brokers, and Commission Merchants by Broad Commodity Line and Kind of Business: 1997—Con.

[Includes only establishments with payroll. For meaning of abbreviations and symbols, see introductory text. For explanation of terms, see Appendix A]

CL code and NAICS code	Commodity line and kind of business	Establishments (number)	Sales (\$1,000)	Percent of sales accounted for by kind of business ¹	Coverage in percents
9810	Miscellaneous commodities—Con.				
422	Wholesale trade, nondurable goods—Con.				
4224	Grocery & related products whsle	306	1 288 503	55.2	X
42241	General-line grocery whsle	142	982 520	42.1	X
422410	General-line grocery whsle	142	982 520	42.1	X
4224103	Other general-line grocery whsle	142	982 520	42.1	X
42242	Packaged frozen food whsle	26	61 655	2.6	X
422420	Packaged frozen food whsle	26	61 655	2.6	X
42243	Dairy products, (except dried or canned) whsle	7	5 970	.3	X
422430	Dairy products, (except dried or canned) whsle	7	5 970	.3	X
4224302	Dairy product (except raw milk) whsle	7	D	D	X
42244	Poultry & poultry product whsle	9	D	D	X
422440	Poultry & poultry product whsle	9	D	D	X
4224402	Poultry & poultry product (except live) whsle	9	D	D	X
42245	Confectionery whsle	35	25 046	1.1	X
422450	Confectionery whsle	35	25 046	1.1	X
42247	Meat & meat product whsle	16	16 247	.7	X
422470	Meat & meat product whsle	16	16 247	.7	X
42248	Fresh fruit & vegetable whsle	12	13 266	.6	X
422480	Fresh fruit & vegetable whsle	12	13 266	.6	X
42249	Other grocery & related products whsle	59	D	D	X
422490	Other grocery & related products whsle	59	D	D	X
4224904	Canned goods whsle	8	7 061	.3	X
4224905	Food & beverage basic materials whsle	9	52 595	2.3	X
4224906	Other grocery specialties whsle	31	D	D	X
4225	Farm-product raw material whsle	25	57 515	2.5	X
42252	Livestock whsle	19	14 064	.6	X
422520	Livestock whsle	19	14 064	.6	X
4226	Chemical & allied products whsle	63	54 925	2.4	X
42261	Plastics materials & basic forms & shapes whsle	34	41 556	1.8	X
422610	Plastics materials & basic forms & shapes whsle	34	41 556	1.8	X
42269	Other chemical & allied products whsle	29	13 369	.6	X
422690	Other chemical & allied products whsle	29	13 369	.6	X
4226902	Other chemical & allied products whsle	29	13 369	.6	X
4227	Petroleum & petroleum products whsle	7	618	Z	X
4228	Beer, wine, & distilled alcoholic beverage whsle	10	D	D	X
42282	Wine & distilled alcoholic beverage whsle	9	1 542	.1	X
422820	Wine & distilled alcoholic beverage whsle	9	1 542	.1	X
4228201	Wine & distilled alcoholic bev (licensed operation) whsle	9	1 542	.1	X
4229	Miscellaneous nondurable goods whsle	87	D	D	X
42291	Farm supplies whsle	8	5 703	.2	X
422910	Farm supplies whsle	8	5 703	.2	X
4229102	Farm supplies—whsle distributors	8	5 703	.2	X
42292	Book, periodical, & newspaper whsle	20	14 492	.6	X
422920	Book, periodical, & newspaper whsle	20	14 492	.6	X
42293	Flower, nursery stock, & florists' supplies whsle	6	3 871	.2	X
422930	Flower, nursery stock, & florists' supplies whsle	6	3 871	.2	X
42295	Paint, varnish, & supplies whsle	9	3 263	.1	X
422950	Paint, varnish, & supplies whsle	9	3 263	.1	X
4229501	Paint, varnish, & supplies whsle	9	3 263	.1	X
42299	Other miscellaneous nondurable goods whsle	43	D	D	X
422990	Other miscellaneous nondurable goods whsle	43	D	D	X
4229901	Art goods whsle	18	7 529	.3	X
4229902	General merchandise (nondurable goods) whsle	20	1 597	.1	X
9920	Receipts for farm product preparation services (cleaning, shelling, etc.)	11	14 370	100.0	X
422	Wholesale trade, nondurable goods	11	14 370	100.0	X
4224	Grocery & related products whsle	7	10 366	72.1	X
9930	Sales of integrated systems which you wrote or modified software	10	3 638	100.0	X
421	Wholesale trade, durable goods	10	3 638	100.0	X
4214	Professional & commercial equipment & supplies whsle	10	3 638	100.0	X
42143	Computer & computer peripheral equipment & software whsle	10	3 638	100.0	X
421430	Computer & computer peripheral equipment & software whsle	10	3 638	100.0	X
4214301	Computer & peripheral equipment whsle	8	3 324	91.4	X
42143012	Computers & peripheral equipment for end use	8	3 324	91.4	X

See footnotes at end of table.

Table 8. Agents, Brokers, and Commission Merchants by Broad Commodity Line and Kind of Business: 1997—Con.

[Includes only establishments with payroll. For meaning of abbreviations and symbols, see introductory text. For explanation of terms, see Appendix A]

CL code and NAICS code	Commodity line and kind of business	Establishments (number)	Sales (\$1,000)	Percent of sales accounted for by kind of business ¹	Coverage in percents
9940	Rental and leasing receipts	289	123 552	100.0	2.4
421	Wholesale trade, durable goods	237	98 807	80.0	4.6
4211	Motor vehicle & motor vehicle parts & supplies whsle	7	34 346	27.8	X
42111	Automobile & other motor vehicle whsle	6	34 160	27.6	X
421110	Automobile & other motor vehicle whsle	6	34 160	27.6	X
4214	Professional & commercial equipment & supplies whsle	60	6 866	5.6	40.3
42142	Office equipment whsle	29	4 199	3.4	53.9
421420	Office equipment whsle	29	4 199	3.4	53.9
42143	Computer & computer peripheral equipment & software whsle	7	229	.2	64.1
421430	Computer & computer peripheral equipment & software whsle	7	229	.2	64.1
4214301	Computer & peripheral equipment whsle	6	202	.2	61.8
42145	Medical, dental, & hospital equipment & supplies whsle	20	1 856	1.5	X
421450	Medical, dental, & hospital equipment & supplies whsle	20	1 856	1.5	X
4214501	Surgical, medical, & hospital supplies whsle	19	1 826	1.5	X
4215	Metal & mineral (except petroleum) whsle	8	2 889	2.3	X
42151	Metal service centers & offices	7	2 817	2.3	X
421510	Metal service centers & offices	7	2 817	2.3	X
4216	Electrical goods whsle	23	5 540	4.5	6.1
42161	Electrical apparatus & equip, wiring supp, & const material whsle	7	521	.4	35.4
421610	Electrical apparatus & equip, wiring supp, & const material whsle	7	521	.4	35.4
42169	Other electronic parts & equipment whsle	11	2 709	2.2	X
421690	Other electronic parts & equipment whsle	11	2 709	2.2	X
4216902	Electronic parts (excluding communications equipment) whsle	7	2 425	2.0	X
4217	Hardware, & plumbing & heating equipment & supplies whsle	11	D	D	X
4218	Machinery, equipment, & supplies whsle	75	39 010	31.6	X
42181	Construction & mining (except petroleum) machinery & equip whsle	13	10 297	8.3	X
421810	Construction & mining (except petroleum) machinery & equip whsle	13	10 297	8.3	X
42183	Industrial machinery & equipment whsle	46	15 742	12.7	X
421830	Industrial machinery & equipment whsle	46	15 742	12.7	X
4218303	General-purpose industrial machinery & equipment whsle	20	3 085	2.5	X
4218305	Materials handling equipment whsle	6	310	.3	X
4218306	Oilwell, oil refinery, & pipeline mach, equip, & supplies whsle	6	427	.3	X
4218307	Other industrial machinery & equipment whsle	6	1 015	.8	X
42186	Transportation equipment & supplies (exc motor vehicle) whsle	6	11 285	9.1	X
421860	Transportation equipment & supplies (exc motor vehicle) whsle	6	11 285	9.1	X
4219	Miscellaneous durable goods whsle	50	D	D	X
42199	Other miscellaneous durable goods whsle	46	6 310	5.1	X
421990	Other miscellaneous durable goods whsle	46	6 310	5.1	X
4219903	General merchandise (durable goods) whsle	42	D	D	X
422	Wholesale trade, nondurable goods	52	24 745	20.0	X
4223	Apparel, piece goods, & notions whsle	10	1 412	1.1	X
4224	Grocery & related products whsle	9	18 207	14.7	X
4225	Farm-product raw material whsle	11	3 966	3.2	X
42252	Livestock whsle	7	3 344	2.7	X
422520	Livestock whsle	7	3 344	2.7	X
4226	Chemical & allied products whsle	11	328	.3	X
42269	Other chemical & allied products whsle	8	60	Z	X
422690	Other chemical & allied products whsle	8	60	Z	X
4226902	Other chemical & allied products whsle	8	60	Z	X
4229	Miscellaneous nondurable goods whsle	6	D	D	X
9950	Construction receipts	11	6 579	100.0	X
421	Wholesale trade, durable goods	10	4 441	67.5	X
4213	Lumber & other construction materials whsle	7	3 487	53.0	X
42133	Roofing, siding, & insulation material whsle	6	3 005	45.7	X
421330	Roofing, siding, & insulation material whsle	6	3 005	45.7	X
4213301	Roofing, siding, & insulation material whsle	6	3 005	45.7	X
9960	Custom software (designed to customer specifications)	15	16 802	100.0	X
421	Wholesale trade, durable goods	15	16 802	100.0	X
4214	Professional & commercial equipment & supplies whsle	14	16 712	99.5	X
42143	Computer & computer peripheral equipment & software whsle	14	16 712	99.5	X
421430	Computer & computer peripheral equipment & software whsle	14	16 712	99.5	X
4214301	Computer & peripheral equipment whsle	10	6 953	41.4	X
42143012	Computers & peripheral equipment for end use	6	6 335	37.7	X
9970	Receipts for printing or photocopying performed at this establishment	10	361	100.0	X
422	Wholesale trade, nondurable goods	8	314	87.0	X
4221	Paper & paper product whsle	8	314	87.0	X
42212	Stationery & office supplies whsle	7	243	67.3	X
422120	Stationery & office supplies whsle	7	243	67.3	X
9980	Receipts for machine shop job work	13	10 860	100.0	X
421	Wholesale trade, durable goods	13	10 860	100.0	X
4211	Motor vehicle & motor vehicle parts & supplies whsle	11	8 512	78.4	X
42112	Motor vehicle supplies & new parts whsle	10	8 406	77.4	X
421120	Motor vehicle supplies & new parts whsle	10	8 406	77.4	X
4211202	Motor vehicle supplies & new parts—jobbers	10	8 406	77.4	X

¹Commodity line percents by kind of business may not sum to 100.0 because of rounding.

Appendix A.

Explanation of Terms

NUMBER OF ESTABLISHMENTS

An establishment is a single physical location at which business is conducted and/or services are provided. It is not necessarily identical with a company or enterprise, which may consist of one establishment or more. Economic census figures represent a summary of reports for individual establishments rather than companies. For cases where a census report was received, separate information was obtained for each location where business was conducted. When administrative records of other Federal agencies were used instead of a census report, no information was available on the number of locations operated. Each economic census establishment was tabulated according to the physical location at which the business was conducted. The count of establishments represents those in business at any time during 1997.

When two activities or more were carried on at a single location under a single ownership, all activities generally were grouped together as a single establishment. The entire establishment was classified on the basis of its major activity and all data for it were included in that classification. However, when distinct and separate economic activities (for which different industry classification codes were appropriate) were conducted at a single location under a single ownership, separate establishment reports for each of the different activities were obtained in the census.

SALES (\$1,000)

Includes the total sales, shipments, receipts, revenue, or business done by establishments within the scope of the economic census.

Sales include merchandise sold for cash or credit by establishments primarily engaged in wholesale trade; receipts from rental or leasing of vehicles, equipment, instruments, tools, etc.; receipts for delivery, installation, maintenance, repair, alteration, storage, and other services; and gasoline, liquor, tobacco, and other excise taxes which are paid by the manufacturer and passed on to the wholesaler.

Sales are net after deductions for refunds and allowances for merchandise returned by customers. Trade-in allowances are not deducted from total sales. Total sales do not include carrying or other credit charges; sales (or other) taxes collected from customers and forwarded to taxing authorities; and nonoperating income from such sources as investments, rental or sale of real estate, etc.

Sales in this report do not include wholesale sales made by manufacturers, retailers, service establishments, or other businesses whose primary activity is other than wholesale trade. They do include receipts other than from the sale of merchandise at wholesale, e.g., service receipts, retail sales, etc., by establishments primarily engaged in wholesale trade.

Sales figures include sales of all establishments in business at any time during the year. Sales shown for agents and brokers represented the value of the goods involved in the transactions rather than the commissions received or earnings.

TYPE-OF-OPERATION CLASSIFICATIONS

In addition to being classified by kind of business, each wholesale establishment was classified for the census by type of operation according to the ownership of the business, ownership of the goods sold, or character of the principal transactions. Establishments in wholesale trade are grouped into the following three major types of operation and related subgroups:

Merchant wholesalers. Establishments primarily engaged in buying and selling merchandise on their own account. Included here are such types of establishments as wholesale merchants or jobbers, industrial distributors, voluntary group wholesalers, importers, exporters, cash and carry wholesalers, retailer cooperative warehouses, terminal and country grain elevators, farm products assemblers, wholesale cooperative associations, and petroleum bulk plants and terminals operated by nonrefining companies.

Wholesale distributors and jobbers. Establishments primarily engaged in buying and selling merchandise in the domestic market not manufactured by the parent company.

Importers. Establishments buying and selling goods at wholesale on their own account, whose principal source of purchases was foreign.

Exporters. Establishments primarily engaged in purchasing goods in the United States and selling them to foreign customers.

Own-brand importer/marketer. A company or establishment that deals primarily or exclusively in the parent company's own branded products manufactured outside

the United States. The products are either imported into the United States and then sold or they are sold and then drop-shipped directly from a foreign location to the United States customer.

Terminal grain elevators. Grain elevators primarily engaged in buying and selling grain received from country grain elevators and grain marketing establishments. They have sizable space for grain storage, and products are received primarily by rail or barge rather than by truck.

Country grain elevators. Grain elevators, cooperative or other, buying and receiving grain directly from farmers by truck and selling at wholesale.

Assemblers of farm products, except country grain elevators. Establishments primarily engaged in purchasing directly from farmers and assembling and marketing farm products at wholesale.

Manufacturers' sales branches and offices. Establishments maintained by manufacturing, refining, and mining companies apart from their plants or mines for marketing their products at wholesale. Branch stores selling to household consumers and individual users are classified in retail trade. Sales branches and offices located at plants and administrative offices are included when separate records are available.

Manufacturers' sales branches. A branch with a stock of merchandise for sale. Included are refiner marketers owned and operated by petroleum refining companies primarily for marketing their products.

Manufacturers' sales offices. An office without a stock of merchandise for sale.

Agents, brokers, and commission merchants. Establishments whose operators are in business for themselves and are primarily engaged in selling or buying goods for others. Included here are such types of operations as auction companies, import agents, export agents, selling agents, merchandise brokers, and commission merchants. "Sales" as shown in census publications for agents, brokers, and commission merchants represent the gross sales (or purchase) value of the goods in the transactions negotiated.

Auction companies. Wholesale establishments primarily engaged in selling merchandise on an agency basis by auction.

Brokers (representing buyers or sellers). Wholesale establishments primarily engaged in selling or buying merchandise in the domestic market on a brokerage basis but not receiving the goods on consignment.

Commission merchants. Wholesale establishments operating in the domestic market receiving goods for sale on consignment.

Import agents. Merchandise agents and brokers in the domestic market buying merchandise from or selling merchandise for foreign firms.

Export agents. Merchandise agents and brokers in the domestic market selling to or buying for foreign customers.

Manufacturers' agents. Wholesale establishments in the domestic market selling for a limited number of manufacturers on a continuing agency basis.

Appendix B.

NAICS Codes, Titles, and Descriptions

42 WHOLESALE TRADE

The Wholesale Trade sector comprises establishments engaged in wholesaling merchandise, generally without transformation, and rendering services incidental to the sale of merchandise.

The wholesaling process is an intermediate step in the distribution of merchandise. Wholesalers are organized to sell or arrange the purchase or sale of (a) goods for resale (i.e., goods sold to other wholesalers or retailers), (b) capital or durable nonconsumer goods, and (c) raw and intermediate materials and supplies used in production.

Wholesalers sell merchandise to other businesses and normally operate from a warehouse or office. These warehouses and offices are characterized by having little or no display of merchandise. In addition, neither the design nor the location of the premises is intended to solicit walk-in traffic. Wholesalers do not normally use advertising directed to the general public. Customers are generally reached initially via telephone, in-person marketing, or by specialized advertising that may include Internet and other electronic means. Follow-up orders are either vendor-initiated or client-initiated, generally based on previous sales, and typically exhibit strong ties between sellers and buyers. In fact, transactions are often conducted between wholesalers and clients that have long-standing business relationships.

This sector comprises two main types of wholesalers: those that sell goods on their own account and those that arrange sales and purchases for others for a commission or fee.

1. Establishments that sell goods on their own account are known as wholesale merchants, distributors, jobbers, drop shippers, import/export merchants, and sales branches. These establishments typically maintain their own warehouse, where they receive and handle goods for their customers. Goods are generally sold without transformation, but may include integral functions, such as sorting, packaging, labeling, and other marketing services.
2. Establishments arranging for the purchase or sale of goods owned by others or purchasing goods on a commission basis are known as agents and brokers, commission merchants, import/export agents and brokers, auction companies, and manufacturers' representatives. These establishments operate from offices and generally do not own or handle the goods they sell.

Some wholesale establishments may be connected with a single manufacturer and promote and sell the particular manufacturers' products to a wide range of other wholesalers or retailers. Other wholesalers may be connected to a retail chain or a limited number of retail chains and only provide a variety of products needed by that particular retail operation(s). These wholesalers may obtain the products from a wide range of manufacturers. Still other wholesalers may not take title to the goods, but act as agents and brokers for a commission.

Although, in general, wholesaling normally denotes sales in large volumes, durable nonconsumer goods may be sold in single units. Sales of capital or durable nonconsumer goods used in the production of goods and services, such as farm machinery, medium and heavy duty trucks, and industrial machinery, are always included in wholesale trade.

421 Wholesale trade, durable goods

Industries in the Wholesale Trade, Durable Goods subsector sell or arrange the purchase or sale of capital or durable goods to other businesses. Durable goods are new or used items generally with a normal life expectancy of three years or more. Durable goods wholesale trade establishments are engaged in wholesaling products, such as motor vehicles, furniture, construction materials, machinery and equipment (including household-type appliances), metals and minerals (except petroleum), sporting goods, toys and hobby goods, recyclable materials, and parts.

The detailed industries within the subsector are organized in the classification structure based on the products sold. Within an industry, the types of establishments may vary, including wholesale merchants and/or agents and brokers.

4211 Motor Vehicle and Motor Vehicle Parts and Supplies Wholesalers

This NAICS industry group includes establishments classified in the following NAICS Industries: 42111, Automobile and other motor vehicle wholesalers; 42112, Motor vehicle supplies and new parts wholesalers; 42113, Tire and tube wholesalers; 42114, Motor vehicle parts (used) wholesalers.

42111 Automobile and Other Motor Vehicle Wholesalers

This industry comprises establishments primarily engaged in wholesaling new and used passenger automobiles, trucks, trailers, and other motor vehicles, such as motorcycles, motor homes, and snowmobiles.

421110 Automobile and Other Motor Vehicle Wholesalers

This U.S. industry comprises establishments primarily engaged in wholesaling new and used passenger automobiles, trucks, trailers, and other motor vehicles, such as motorcycles, motor homes, and snowmobiles.

The data published with NAICS code 421110 include the following SIC industry:

5012 Automobiles and other motor vehicles

4211101 Automobile and Motorcycle Wholesalers

Establishments primarily engaged in the wholesale distribution of new and used passenger vehicles (automobiles, motorcycles, motor scooters, and taxicabs), automobile trailers, and other similar vehicles.

4211102 Bus and Recreational Vehicle (Campers and Motor Homes) Wholesalers

Establishments primarily engaged in the wholesale distribution of new and used buses and recreational vehicles.

4211103 Light Truck and Van (14,000 lb or Less) Wholesalers

Establishments primarily engaged in the wholesale distribution of new and used light trucks and cargo vans under 14,000 lb. gross wt.

4211104 Medium Truck and Tractor (14,001 to 26,000 lb) Wholesalers

Establishments primarily engaged in the wholesale distribution of new and used medium trucks and tractors 14,001 to 26,000 lb. gross wt.

4211105 Heavy Truck and Tractor (Over 26,000 lb) Wholesalers

Establishments primarily engaged in the wholesale distribution of new and used heavy trucks and tractors over 26,000 lb. gross wt.

42112 Motor Vehicle Supplies and New Parts Wholesalers

This industry comprises establishments primarily engaged in wholesaling motor vehicle supplies, accessories, tools, and equipment; and new motor vehicle parts (except new tires and tubes).

421120 Motor Vehicle Supplies and New Parts Wholesalers

This U.S. industry comprises establishments primarily engaged in wholesaling motor vehicle supplies, accessories, tools, and equipment; and new motor vehicle parts (except new tires and tubes).

The data published with NAICS code 421120 include the following SIC industry:

5013 (pt) Motor vehicle supplies and new parts

4211201 Motor Vehicle Supplies and New Parts-Warehouse Distributors

Establishments primarily engaged in selling for resale motor vehicle supplies and new parts from a warehouse. These establishments primarily sell to other wholesalers.

4211202 Motor Vehicle Supplies and New Parts-Jobbers

Establishments primarily engaged in the wholesale distribution of motor vehicle supplies and new parts primarily from an office or warehouse and less than half of their sales are to other wholesalers.

4211203 Petroleum Products Marketing Equipment Wholesalers

Establishments primarily engaged in the wholesale distribution of automotive service station equipment, automotive testing equipment, and automotive supplies for use in gasoline service or bulk stations.

42113 Tire and Tube Wholesalers

This industry comprises establishments primarily engaged in wholesaling new and/or used tires and tubes for passenger and commercial vehicles.

421130 Tire and Tube Wholesalers

This U.S. industry comprises establishments primarily engaged in wholesaling new and/or used tires and tubes for passenger and commercial vehicles.

The data published with NAICS code 421130 include the following SIC industry:

5014 (pt) Tires and tubes

42114 Motor Vehicle Parts (Used) Wholesalers

This industry comprises establishments primarily engaged in wholesaling used motor vehicle parts (except used tires and tubes) and establishments primarily engaged in dismantling motor vehicles for the purpose of selling the parts.

421140 Motor Vehicle Parts (Used) Wholesalers

This U.S. industry comprises establishments primarily engaged in wholesaling used motor vehicle parts (except used tires and tubes) and establishments primarily engaged in dismantling motor vehicles for the purpose of selling the parts.

The data published with NAICS code 421140 include the following SIC industry:

5015 Motor vehicle parts, used

4212 Furniture and Home Furnishing Wholesalers

This NAICS Industry Group includes establishments classified in the following NAICS Industries: 42121, Furniture wholesalers; and 42122, Home furnishings wholesalers.

42121 Furniture Wholesalers

This industry comprises establishments primarily engaged in wholesaling furniture (except hospital beds, medical furniture, and drafting tables).

421210 Furniture Wholesalers

This U.S. industry comprises establishments primarily engaged in wholesaling furniture (except hospital beds, medical furniture, and drafting tables).

The data published with NAICS code 421210 include the following SIC industry:

5021 (pt) Furniture

4212101 Household and Lawn Furniture Wholesalers

Establishments primarily engaged in the wholesale distribution of household (including lawn) furniture, bedsprings, mattresses, and all such component furniture parts.

4212102 Office and Business Furniture Wholesalers

Establishments primarily engaged in the wholesale distribution of filing cabinets (wood or steel), office furniture, store furniture, and public furniture for public parks and buildings.

42122 Home Furnishings Wholesalers

This industry comprises establishments primarily engaged in wholesaling home furnishings and/or housewares.

421220 Home Furnishing Wholesalers

This U.S. industry comprises establishments primarily engaged in wholesaling home furnishings and/or housewares.

The data published with NAICS code 421220 include the following SIC industry:

5023 (pt) Home furnishings

4212201 Household China, Glassware, and Crockery Wholesalers

Establishments primarily engaged in the wholesale distribution of table and household china, glassware, and earthenware.

4212202 Linen, Domestic, Drapery, and Curtain Wholesalers

Establishments primarily engaged in the wholesale distribution of bedspreads, blankets, pillowcases, bed sheets, table linens, bathroom linens (e.g., towels, bath mats), curtains, and shades.

4212203 Floor Coverings Wholesalers

Establishments primarily engaged in the wholesale distribution of carpets, rugs, and all other types of hard and soft surface floor coverings (excluding ceramic and clay tile).

4212204 Other Home Furnishings Wholesalers

Establishments primarily engaged in the wholesale distribution of aluminum ware, lamps, glass mirrors, kitchen tools and utensils, and other general home furnishings and home wares, including antiques.

4213 Lumber and Other Construction Materials Wholesalers

This NAICS Industry Group includes establishments classified in the following NAICS Industries: 42131, Lumber, plywood, millwork, and wood panel wholesalers; 42132, Brick, stone, and related construction materials wholesalers; 42133, Roofing, siding, and insulation material wholesalers; 42139, Other construction materials wholesalers.

42131 Lumber, Plywood, Millwork, and Wood Panel Wholesalers

This industry comprises establishments primarily engaged in wholesaling lumber; plywood; reconstituted wood fiber products; wood fencing; doors and windows and their frames (all materials); wood roofing and siding; and/or other wood or metal millwork.

421310 Lumber, Plywood, Millwork, and Wood Panel Wholesalers

This U.S. industry comprises establishments primarily engaged in wholesaling lumber; plywood; reconstituted wood fiber products; wood fencing; doors and windows and their frames (all materials); wood roofing and siding; and/or other wood or metal millwork.

The data published with NAICS code 421310 include the following SIC industry:

5031 (pt) Lumber, plywood, millwork, and wood panels

4213101 Lumber Wholesalers (Without Yard)

Establishments primarily engaged in the wholesale distribution of rough, dressed, and finished lumber. These establishments order the goods which are shipped direct from the supplier to the customers without intermediate storage.

4213102 Lumber Wholesalers (With Yard)

Establishments primarily engaged in the wholesale distribution of rough, dressed, and finished lumber primarily from a lot, warehouse, or office. These establishments perform warehousing and storage functions and usually make deliveries.

42131021 Lumber Wholesalers (With Yard)

Establishments primarily engaged in the wholesale distribution of rough, dressed, and finished lumber primarily from a lot, warehouse, or office. These establishments perform warehousing and storage functions and usually make deliveries.

4213103 Plywood, Veneer, Millwork, and Wood Panel Wholesalers

Establishments primarily engaged in the wholesale distribution of plywood (hardwood, softwood, and nonwood face), door and window frames, overhead doors, veneer, and other wood or metal millwork.

42131031 Plywood, Veneer, Millwork, and Wood Panel Wholesalers

Establishments primarily engaged in the wholesale distribution of plywood (hardwood, softwood, and nonwood face), door and window frames, overhead doors, veneer, and other wood or metal millwork.

42132 Brick, Stone, and Related Construction Materials Wholesalers

This industry comprises establishments primarily engaged in wholesaling stone, cement, lime, construction sand, and gravel; brick; asphalt and concrete mixtures; and/or concrete, stone, and structural clay products.

421320 Brick, Stone, and Related Construction Material Wholesalers

This U.S. industry comprises establishments primarily engaged in wholesaling stone, cement, lime, construction sand, and gravel; brick; asphalt and concrete mixtures; and/or concrete, stone, and structural clay products

The data published with NAICS code 421320 include the following SIC industry:

5032 (pt) Brick, stone and related construction materials

4213201 Brick, Block, Tile, Clay/Cement Sewer Pipe Wholesalers

Establishments primarily engaged in the wholesale distribution of brick (except refractory), block, and clay construction materials (except refractories).

42132011 Brick, Block, Tile, Clay/Cement Sewer Pipe Wholesalers

Establishments primarily engaged in the wholesale distribution of brick (except refractory), block, and clay construction materials (except refractories).

4213202 Sand, Gravel, and Stone Wholesalers

Establishments primarily engaged in the wholesale distribution of construction sand, gravel, and stone.

42132021 Sand, Gravel, and Stone Wholesalers

Establishments primarily engaged in the wholesale distribution of construction sand, gravel, and stone.

4213203 Cement, Lime, and Related Products Wholesalers

Establishments primarily engaged in the wholesale distribution of cement, lime, asphalt, and other related products.

42132031 Cement, Lime, and Related Products Wholesalers

Establishments primarily engaged in the wholesale distribution of cement, lime, asphalt, and other related products.

42133 Roofing, Siding, and Insulation Material Wholesalers

This industry comprises establishments primarily engaged in wholesaling nonwood roofing and nonwood siding and insulation materials.

421330 Roofing, Siding, and Insulation Material Wholesalers

This U.S. industry comprises establishments primarily engaged in wholesaling nonwood roofing and nonwood siding and insulation materials.

The data published with NAICS code 421330 include the following SIC industry:

5033 (pt) Roofing, siding, and insulation materials

4213301 Roofing, Siding, and Insulation Materials Wholesalers

Establishments primarily engaged in wholesaling nonwood roofing and nonwood siding and insulation materials.

42133011 Roofing, Siding, and Insulation Materials Wholesalers

Establishments primarily engaged in wholesaling nonwood roofing and nonwood siding and insulation materials.

42139 Other Construction Material Wholesalers

This industry comprises (1) establishments primarily engaged in wholesaling manufactured homes (i.e., mobile homes) and/or prefabricated buildings and (2) establishments primarily engaged in wholesaling construction materials (except lumber, plywood, millwood, wood panel, brick, stone, roofing, siding, and insulation material).

421390 Other Construction Material Wholesalers

This U.S. industry comprises (1) establishments primarily engaged in wholesaling manufactured homes (i.e., mobile homes) and/or prefabricated buildings and (2) establishments primarily engaged in wholesaling construction materials (except lumber, plywood, millwood, wood panel, brick, stone, roofing, siding, and insulation material).

The data published with NAICS code 421390 include the following SIC industry:

5039 (pt) Other construction materials

4213901 Flat Glass and Other Construction Glass Wholesalers

Establishments primarily engaged in the wholesale distribution of flat glass, glass blocks, plate glass, window glass, and building glass.

42139011 Flat Glass and Other Construction Glass Wholesalers

Establishments primarily engaged in the wholesale distribution of flat glass, glass blocks, plate glass, window glass, and building glass.

4213902 Other Construction Materials Wholesalers

Establishments primarily engaged in the wholesale distribution of building and construction paper, plastics building materials, prefabricated structural assemblies (except wood), including modular homes, and other building materials.

42139021 Other Construction Materials Wholesalers

Establishments primarily engaged in the wholesale distribution of building and construction paper, plastics building materials, prefabricated structural assemblies (except wood), including modular homes, and other building materials.

4214 Professional and Commercial Equipment and Supplies Wholesalers

This NAICS Industry Group includes establishments classified in the following NAICS Industries: 42141, Photographic equipment and supplies wholesalers; 42142,

Office equipment wholesalers; 42143, Computer and computer peripheral equipment and software wholesalers; 42144, Other commercial equipment wholesalers; 42145, Medical, dental, and hospital equipment and supplies wholesalers; 42146, Ophthalmic goods wholesalers; and 42149, Other professional equipment and supplies wholesalers.

42141 Photographic Equipment and Supplies Wholesalers

This industry comprises establishments primarily engaged in wholesaling photographic equipment and supplies (except office equipment).

421410 Photographic Equipment and Supplies Wholesalers

This U.S. industry comprises establishments primarily engaged in wholesaling photographic equipment and supplies (except office equipment).

The data published with NAICS code 421410 include the following SIC industry:

5043 Photographic equipment and supplies

42142 Office Equipment Wholesalers

This industry comprises establishments primarily engaged in wholesaling office machines and related equipment (except computers and computer peripheral equipment).

421420 Office Equipment Wholesalers

This U.S. industry comprises establishments primarily engaged in wholesaling office machines and related equipment (except computers and computer peripheral equipment).

The data published with NAICS code 421420 include the following SIC industry:

5044 Office equipment

42143 Computer and Computer Peripheral Equipment and Software Wholesalers

This U.S. industry comprises establishments primarily engaged in wholesaling computers, computer peripheral equipment, loaded computer boards, and/or computer software.

421430 Computer and Computer Peripheral Equipment and Software Wholesalers

This U.S. industry comprises establishments primarily engaged in wholesaling computers, computer peripheral equipment, loaded computer boards, and/or computer software.

The data published with NAICS code 421430 include the following SIC industry:

5045 (pt) Computers and computer peripheral equipment and software

4214301 Computers and Peripheral Equipment Wholesalers

Establishments primarily engaged in the wholesale distribution of new and used computer hardware and peripheral equipment.

42143011 Computers and Peripheral Equipment, Sold for Resale

Establishments primarily engaged in the wholesale distribution of new and used computer hardware and peripheral equipment primarily for the purpose of resale.

42143012 Computers and Peripheral Equipment, Sold for End Use

Establishments primarily engaged in the wholesale distribution of new and used computer hardware and peripheral equipment primarily for end use.

4214302 Computer Software (Packaged) Wholesalers

Establishments primarily engaged in the wholesale distribution of packaged computer software primarily for end use.

42144 Other Commercial Equipment Wholesalers

This industry comprises establishments primarily engaged in wholesaling commercial and related machines and equipment (except photographic equipment and supplies; office equipment; and computers and computer peripheral equipment and software) generally used in restaurants and stores.

421440 Other Commercial Equipment Wholesalers

This U.S. industry comprises establishments primarily engaged in wholesaling commercial and related machines and equipment (except photographic equipment and supplies; office equipment; and computers and computer peripheral equipment and software) generally used in restaurants and stores.

The data published with NAICS code 421440 include the following SIC industry:

5046 Other commercial equipment

4214401 Restaurant and Hotel Equipment and Supplies Wholesalers

Establishments primarily engaged in the wholesale distribution of restaurant and hotel equipment and supplies.

4214402 Store Machines and Equipment Wholesalers

Establishments primarily engaged in the wholesale distribution of store equipment (except furniture), machines, and fixtures.

42145 Medical, Dental, and Hospital Equipment and Supplies Wholesalers

This industry comprises establishments primarily engaged in wholesaling medical professional equipment, instruments, and supplies (except ophthalmic equipment, instruments and goods used by ophthalmologists, optometrists, and opticians).

421450 Medical, Dental, and Hospital Equipment and Supplies Wholesalers

This U.S. industry comprises establishments primarily engaged in wholesaling medical professional equipment, instruments, and supplies (except ophthalmic equipment, instruments and goods used by ophthalmologists, optometrists, and opticians).

The data published with NAICS code 421450 include the following SIC industry:

5047 (pt) Medical, dental, and hospital equipment and supplies

4214501 Surgical, Medical, and Hospital Supplies Wholesalers

Establishments primarily engaged in the wholesale distribution of surgical and medical instruments, apparatus, and equipment; orthopedic appliances; artificial limbs; operating room and other hospital equipment; x-ray machines and parts, medical; and other scientific instruments used by physicians and in hospitals.

4214502 Dental Equipment and Supplies Wholesalers

Establishments primarily engaged in the wholesale distribution of equipment and supplies used by dentists, such as drills, teeth, dental gold, equipment, chairs, sterilizers, X-rays, cabinets, and engines.

42146 Ophthalmic Goods Wholesalers

This industry comprises establishments primarily engaged in wholesaling professional equipment, instruments, and/or goods sold, prescribed, or used by ophthalmologists, optometrists, and opticians.

421460 Ophthalmic Goods Wholesalers

This U.S. industry comprises establishments primarily engaged in wholesaling professional equipment, instruments, and/or goods sold, prescribed, or used by ophthalmologists, optometrists, and opticians.

The data published with NAICS code 421460 include the following SIC industry:

5048 Ophthalmic goods

42149 Other Professional Equipment and Supplies Wholesalers

This industry comprises establishments primarily engaged in wholesaling professional equipment and supplies (except ophthalmic goods and medical, dental, and hospital equipment and supplies).

421490 Other Professional Equipment and Supplies Wholesalers

This U.S. industry comprises establishments primarily engaged in wholesaling professional equipment and supplies (except ophthalmic goods and medical, dental, and hospital equipment and supplies).

The data published with NAICS code 421490 include the following SIC industry:

5049 (pt) Other professional equipment and supplies

4214901 Religious and School Supplies Wholesalers

Establishments primarily engaged in the wholesale distribution of church goods and religious articles, such as statuary, vestments, fonts, candles, religious pictures, and religious articles made from precious and semiprecious materials; and school equipment and supplies, such as black boards, chalk, rulers, and globes and wall maps.

4214902 Other Professional Equipment and Supplies Wholesalers

Establishments primarily engaged in the wholesale distribution of drafting instruments, veterinarians' equipment and supplies, professional equipment and supplies, scientific instruments and supplies, and laboratory equipment.

4215 Metal and Mineral (Except Petroleum) Wholesalers

This NAICS Industry Group includes establishments classified in the following NAICS Industries: 42151 Metal service centers and offices; and 42152, Coal and other mineral and ore wholesalers.

42151 Metal Service Centers and Offices

This industry comprises establishments primarily engaged in wholesaling products of the primary metals industries. Service centers maintain inventory and may perform functions, such as sawing, shearing, bending, leveling, cleaning, or edging, on a custom basis as part of sales transactions. Sales offices are usually affiliated or owned by a particular manufacturer and take orders but have no inventory.

421510 Metal Service Centers and Offices

This U.S. industry comprises establishments primarily engaged in wholesaling products of the primary metals industries. Service centers maintain inventory and may perform functions, such as sawing, shearing, bending, leveling, cleaning, or edging, on a custom basis as part of sales transactions. Sales offices are usually affiliated or owned by a particular manufacturer and take orders but have no inventory.

The data published with NAICS code 421510 include the following SIC industry:

5051 Metals service centers and offices

4215101 Ferrous Metals Service Centers and Sales Offices

Establishments primarily engaged in the wholesale distribution of semifinished ferrous metal products of foundries and mills.

42151011 Ferrous Metals Service Centers

Establishments primarily engaged in the wholesale distribution of semifinished ferrous metal products of foundries and mills that maintain warehouse inventory.

42151012 Ferrous Metals Sales Offices

Establishments primarily engaged in the wholesale distribution of semifinished ferrous metal products primarily from an office and not maintaining inventories.

4215102 Nonferrous Metals Service Centers and Sales Offices

Establishments primarily engaged in the wholesale distribution of semifinished nonferrous metal products (except precious metals).

42151021 Nonferrous Metals Service Centers

Establishments primarily engaged in the wholesale distribution of semifinished nonferrous metal products (except precious metals) and maintaining inventories.

42151022 Nonferrous Metals Sales Offices

Establishments primarily engaged in the wholesale distribution of semifinished nonferrous metal products (except precious metals) and not maintaining inventories.

42152 Coal and Other Mineral and Ore Wholesalers

This industry comprises establishments primarily engaged in wholesaling coal, coke, metal ores, and/or nonmetallic minerals (except precious and semiprecious stones and minerals used in construction, such as sand and gravel).

421520 Coal and Other Mineral and Ore Wholesalers

This U.S. industry comprises establishments primarily engaged in wholesaling coal, coke, metal ores, and/or nonmetallic minerals (except precious and semiprecious stones and minerals used in construction, such as sand and gravel).

The data published with NAICS code 421520 include the following SIC industry:

5052 Coal and other minerals and ores

4215201 Coal Wholesalers

Establishments primarily engaged in the wholesale distribution of coal and coke.

4215202 Other Minerals and Ores Wholesalers

Establishments primarily engaged in the wholesale distribution of precious metal ores, copper, iron, lead and other metallic ores (including concentrates) and crude nonmetallic minerals.

4216 Electrical Goods Wholesalers

This NAICS Industry Group includes establishments classified in the following NAICS Industries: 42161, Electrical apparatus and equipment, wiring supplies, and construction material wholesalers; and 42162, Electrical appliance, television, and radio set wholesalers.

42161 Electrical Apparatus and Equipment, Wiring Supplies, and Construction Material Wholesalers

This industry comprises establishments primarily engaged in wholesaling electrical construction materials; wiring supplies; electric light fixtures; light bulbs; and/or electrical power equipment for the generation, transmission, distribution, or control of electric energy.

421610 Electrical Apparatus and Equipment, Wiring Supplies, and Construction Material Wholesalers

This U.S. industry comprises establishments primarily engaged in wholesaling electrical construction materials; wiring supplies; electric light fixtures; light bulbs; and/or electrical power equipment for the generation, transmission, distribution, or control of electric energy.

The data published with NAICS code 421610 include the following SIC industry:

5063 (pt) Electrical apparatus and equipment, wiring supplies, and construction materials

42162 Electrical Appliance, Television, and Radio Set Wholesalers

This industry comprises establishments primarily engaged in wholesaling household-type electrical appliances, room air-conditioners, gas clothes dryers, and/or household-type audio or video equipment.

421620 Electrical Appliance, Television, and Radio Set Wholesalers

This U.S. industry comprises establishments primarily engaged in wholesaling household-type electrical appliances, room air-conditioners, gas clothes dryers, and/or household-type audio or video equipment.

The data published with NAICS code 421620 include the following SIC industry:

5064 Electrical appliances, television, and radio sets

42169 Other Electronic Parts and Equipment Wholesalers

This industry comprises establishments primarily engaged in wholesaling electronic parts and equipment (except electrical apparatus and equipment, wiring supplies and construction material; and electrical appliances, television and radio sets).

421690 Other Electronic Parts and Equipment Wholesalers

This U.S. industry comprises establishments primarily engaged in wholesaling electronic parts and equipment (except electrical apparatus and equipment, wiring supplies and construction material; and electrical appliances, television and radio sets).

The data published with NAICS code 421690 include the following SIC industry:

5065 Other electronic parts and equipment

4216901 Communications Equipment and Supplies Wholesalers

Establishments primarily engaged in the wholesale distribution of communications equipment.

4216902 Electronic Parts (Excluding Communications Equipment) Wholesalers

Establishments primarily engaged in the wholesale distribution of electronic parts and equipment (except communications equipment).

4217 Hardware, and Plumbing and Heating Equipment and Supplies Wholesalers

This NAICS Industry Group includes establishments classified in the following NAICS Industries: 42171, Hardware wholesalers; 42172, Plumbing and heating equipment and supplies (hydronics) wholesalers; 42173, Warm air heating and air-conditioning equipment and supplies; and 42174, Refrigeration equipment and supplies wholesalers,

42171 Hardware Wholesalers

This industry comprises establishments primarily engaged in wholesaling hardware, knives, or handtools.

421710 Hardware Wholesalers

This U.S. industry comprises establishments primarily engaged in wholesaling hardware, knives, or handtools.

The data published with NAICS code 421710 include the following SIC industry:

5072 Hardware

42172 Plumbing and Heating Equipment and Supplies (Hydronics) Wholesalers

This industry comprises establishments primarily engaged in wholesaling plumbing equipment, hydronic heating equipment, household-type gas appliances (except gas clothes dryers), and/or supplies.

421720 Plumbing and Heating Equipment and Supplies (Hydronics) Wholesalers

This U.S. industry comprises establishments primarily engaged in wholesaling plumbing equipment, hydronic heating equipment, household-type gas appliances (except gas clothes dryers), and/or supplies.

The data published with NAICS code 421720 include the following SIC industry:

5074 (pt) Plumbing and heating equipment and supplies (hydronics)

42173 Warm Air Heating and Air-Conditioning Equipment and Supplies Wholesalers

This industry comprises establishments primarily engaged in wholesaling warm air heating and air-conditioning equipment and supplies.

421730 Warm Air Heating and Air-Conditioning Equipment and Supplies Wholesalers

This U.S. industry comprises establishments primarily engaged in wholesaling warm air heating and air-conditioning equipment and supplies.

The data published with NAICS code 421730 include the following SIC industry:

5075 Warm air heating and air-conditioning equipment and supplies

42174 Refrigeration Equipment and Supplies Wholesalers

This industry comprises establishments primarily engaged in wholesaling refrigeration equipment (except household-type refrigerators, freezers, and air-conditioners).

421740 Refrigeration Equipment and Supplies Wholesalers

This U.S. industry comprises establishments primarily engaged in wholesaling refrigeration equipment (except household-type refrigerators, freezers, and air-conditioners).

The data published with NAICS code 421740 include the following SIC industry:

5078 Refrigeration equipment and supplies

4218 Machinery, Equipment, and Supplies Wholesalers

This industry group comprises establishments primarily engaged in wholesaling construction, mining, farm, garden, industrial, service establishment, and transportation machinery, equipment and supplies.

42181 Construction and Mining (Petroleum) Machinery and Equipment Wholesalers

This industry comprises establishments primarily engaged in wholesaling specialized machinery, equipment, and related parts generally used in construction, mining (except petroleum) and logging activities.

421810 Construction and Mining (Except Oil Well) Machinery and Equipment Wholesalers

This U.S. industry comprises establishments primarily engaged in wholesaling specialized machinery, equipment, and related parts generally used in construction, mining (except oil well) and logging activities.

The data published with NAICS code 421810 include the following SIC industry:

5082 Construction and mining (except petroleum) machinery and equipment

42182 Farm and Garden Machinery and Equipment Wholesalers

This industry comprises establishments primarily engaged in wholesaling specialized machinery, equipment, and related parts generally used in agricultural, farm, and lawn and garden activities.

421820 Farm and Garden Machinery and Equipment Wholesalers

This U.S. industry comprises establishments primarily engaged in wholesaling specialized machinery, equipment, and related parts generally used in agricultural, farm, and lawn and garden activities.

The data published with NAICS code 421820 include the following SIC industry:

5083 (pt) Farm and garden machinery and equipment

4218201 Farm Machinery and Equipment—Farm Dealers

Establishments primarily engaged in marketing farm machinery and equipment directly to farmers for farm use.

4218202 Farm Machinery and Equipment—Wholesale Distributors

Establishments primarily engaged in marketing farm machinery and equipment directly to institutions, governments, farm dealers, export sales, and other nonfarm accounts.

4218203 Lawn and Garden Machinery and Equipment Wholesalers

Establishments primarily engaged in the wholesale distribution of lawn and garden machinery and equipment.

42183 Industrial Machinery and Equipment wholesalers

This industry comprises establishments primarily engaged in wholesaling specialized machinery, equipment, and related parts generally used in manufacturing, oil well, and warehousing activities.

421830 Industrial Machinery and Equipment Wholesalers

This U.S. industry comprises establishments primarily engaged in wholesaling specialized machinery, equipment, and related parts generally used in manufacturing, oil well, and warehousing activities.

The data published with NAICS code 421830 include the following SIC industry:

5084 Industrial machinery and equipment
5085 (pt) Industrial supplies

4218301 Food Processing Machinery and Equipment Wholesalers

Establishments primarily engaged in the wholesale distribution of dairy products manufacturing machinery, milk products manufacturing equipment, bottling machinery and equipment, and other food product manufacturing machinery.

4218302 Hydraulic and Pneumatic (Fluid-Power) Machinery and Equipment Wholesalers

Establishments primarily engaged in the wholesale distribution of hydraulic and pneumatic pumps, motors, parts, accessories, and supplies.

42183021 Hydraulic and Pneumatic Pumps and Motors Wholesalers

Establishments primarily engaged in the wholesale distribution of hydraulic and pneumatic pumps and motors and the parts for them.

42183022 Hydraulic and Pneumatic Parts, Accessories, and Supplies Wholesalers

Establishments primarily engaged in the wholesale distribution of hydraulic and pneumatic (fluid-power) commodities.

4218303 Other General Purpose Industrial Machinery and Equipment Wholesalers

Establishments primarily engaged in the wholesale distribution of general purpose industrial machinery and equipment.

4218304 Metalworking Machinery and Equipment Wholesalers

Establishments primarily engaged in the wholesale distribution of metalworking machinery and equipment and machine tool accessories.

4218305 Materials Handling Equipment Wholesalers

Establishments primarily engaged in the wholesale distribution of fork lift trucks, industrial trucks and tractors, industrial cranes, conveyor systems, hoists, elevators, and other materials handling equipment.

4218306 Oil Well, Oil Refinery, and Pipeline Machinery, Equipment, and Supplies Wholesalers

Establishments primarily engaged in the wholesale distribution of oil refining and oil well machinery, equipment, and supplies.

4218307 Other Industrial Machinery and Equipment Wholesalers

Establishments primarily engaged in the wholesale distribution of specific-use industrial machinery and equipment.

42184 Industrial Supplies Wholesalers

This industry comprises establishments primarily engaged in wholesaling supplies used in machinery and equipment generally used in manufacturing, oil well, and warehousing activities.

421840 Industrial Supplies Wholesalers

This U.S. industry comprises establishments primarily engaged in wholesaling supplies used in machinery and equipment generally used in manufacturing, oil well, and warehousing activities.

The data published with NAICS code 421840 include the following SIC industry:

5085 (pt) Industrial supplies

4218401 General Line Industrial Supplies Wholesaler

Establishments primarily engaged in the wholesale distribution of a combination or general line of industrial materials and supplies.

4218402 Mechanical Power Transmission Supplies Wholesalers

Establishments primarily engaged in the wholesale distribution of mechanical power transmission equipment and supplies.

4218403 Welding Supplies Wholesalers

Establishments primarily engaged in the wholesale distribution of gas-welding supplies (excluding gases), arc-welding supplies, and resistance-welding supplies.

4218404 Industrial Containers and Supplies Wholesalers

Establishments primarily engaged in the wholesale distribution of industrial containers and supplies.

4218405 Industrial Valves and Fittings (Except Fluid-Power) Wholesalers

Establishments primarily engaged in the wholesale distribution of valves and fittings, other than plumbing and heating, or hydraulic and pneumatic.

4218406 Other Industrial Supplies Wholesalers

Establishments primarily engaged in the wholesale distribution of industrial supplies, not included elsewhere.

42185 Service Establishment Equipment and Supplies Wholesalers

This industry comprises establishments primarily engaged in wholesaling specialized equipment and supplies of the type used by service establishments (except specialized equipment and supplies used in offices, stores, hotels, restaurants, schools, health and medical facilities, photographic facilities, as well as specialized equipment used in transportation and construction activities).

421850 Service Establishment Equipment and Supplies Wholesalers

This U.S. industry comprises establishments primarily engaged in wholesaling specialized equipment and supplies of the type used by service establishments (except specialized equipment and supplies used in offices, stores, hotels, restaurants, schools, health and medical facilities, photographic facilities, as well as specialized equipment used in transportation and construction activities).

The data published with NAICS code 421850 include the following SIC industry:

5087 (pt) Service establishment equipment and supplies

4218501 Beauty and Barber Shop Equipment and Supplies Wholesalers

Establishments primarily engaged in the wholesale distribution of barber shop and beauty parlor equipment and supplies (furniture, hydraulic chairs, driers, shampoos, wave solutions, permanent waving supplies, barber soaps, and manicuring supplies, etc.).

4218502 Custodial and Janitors' Equipment and Supplies Wholesalers

Establishments primarily engaged in the wholesale distribution of custodial and janitorial equipment and supplies.

4218503 Laundry and Dry-Cleaning Equipment and Supplies Wholesalers

Establishments primarily engaged in the wholesale distribution of equipment and supplies to the laundry and dry-cleaning trade, such as washing, drying, ironing, and pressing machines; laundry chemicals; dry-cleaning fluids; marking equipment; laundry trays and baskets.

4218504 Other Service Establishment Equipment and Supplies Wholesalers

Establishments primarily engaged in the wholesale distribution of municipality equipment and supplies (water systems, fire department supplies, and parking equipment), shoe service equipment and supplies, tailors'

and furriers' supplies, upholsterers' supplies, undertakers' supplies, and other service establishment equipment and supplies not included elsewhere.

42186 Transportation Equipment and Supplies (Except Motor Vehicle) Wholesalers

This industry comprises establishments primarily engaged in wholesaling transportation equipment and supplies (except marine pleasure craft and motor vehicles).

421860 Transportation Equipment and Supplies (Except Motor Vehicle) Wholesalers

This U.S. industry comprises establishments primarily engaged in wholesaling transportation equipment and supplies (except marine pleasure craft and motor vehicles).

The data published with NAICS code 421860 include the following SIC industry:

5088 Transportation equipment and supplies, except motor vehicles

4218601 Aircraft and Aeronautical Equipment and Supplies Wholesalers

Establishments primarily engaged in the wholesale distribution of aircraft and aeronautical equipment and frames, parts, supplies, and accessories for such equipment.

4218602 Marine Machinery, Equipment, and Supplies Wholesalers

Establishments primarily engaged in the wholesale distribution of ships, boats, and marine propulsion machinery, equipment, and parts.

4218603 Other Transportation Equipment and Supplies Wholesalers

Establishments primarily engaged in the wholesale distribution of railroad equipment, such as rolling stock and maintenance equipment, and equipment and supplies used in the maintenance and repair of subways, tramways, aerial hoists, or horse drawn vehicles.

4219 Miscellaneous Durable Goods Wholesalers

This industry group comprises establishments primarily engaged in wholesaling sporting, recreational, toy, hobby, and jewelry goods and supplies, and precious stones and metals.

42191 Sporting and Recreational Goods and Supplies wholesalers

This industry comprises establishments primarily engaged in wholesaling sporting goods and accessories; billiard and pool supplies; sporting firearms and ammunition; and/or marine pleasure craft, equipment, and supplies.

421910 Sporting and Recreational Goods and Supplies Wholesalers

This U.S. industry comprises establishments primarily engaged in wholesaling sporting goods and accessories; billiard and pool supplies; sporting firearms and ammunition; and/or marine pleasure craft, equipment, and supplies.

The data published with NAICS code 421910 include the following SIC industry:

5091 Sporting and recreational goods and supplies

42192 Toy and Hobby Goods and Supplies Wholesalers

This industry comprises establishments primarily engaged in wholesaling games, toys, fireworks, playing cards, hobby goods and supplies, and/or related goods.

421920 Toy and Hobby Goods and Supplies Wholesalers

This U.S. industry comprises establishments primarily engaged in wholesaling games, toys, fireworks, playing cards, hobby goods and supplies, and/or related goods.

The data published with NAICS code 421920 include the following SIC industry:

5092 Toys and hobby goods and supplies

42193 Recyclable Material Wholesalers

This industry comprises establishments primarily engaged in wholesaling scrap from automotive, industrial, and other recyclable materials. Included in this industry are auto wreckers primarily engaged in dismantling motor vehicles for the purpose of wholesaling scrap.

421930 Recyclable Material Wholesalers

This U.S. industry comprises establishments primarily engaged in wholesaling scrap from automotive, industrial, and other recyclable materials. Included in this industry are auto wreckers primarily engaged in dismantling motor vehicles for the purpose of wholesaling scrap.

The data published with NAICS code 421930 include the following SIC industry:

5093 Recyclable materials

4219301 Iron and Steel Scrap Processors and Dealers

Establishments primarily engaged in selling all forms of scrap iron and scrap steel.

42193011 Iron and Steel Scrap Processors (Using Power Processing Equipment) Wholesalers

Establishments primarily engaged in breaking up, sorting, and selling all forms of scrap iron and scrap steel using power processing equipment. Power processing equipment includes operating cranes, hydraulic or motor shears, baling equipment, cable strippers, etc.

42193012 Iron and Steel Scrap Dealers (Not Using Power Processing Equipment)

Establishments primarily engaged in selling all forms of scrap iron and scrap steel, but which do not operate power processing and preparation equipment.

4219302 Recyclable Paper and Paperboard Wholesalers

Establishments primarily engaged in the wholesale distribution of paper and paperboard scrap and waste.

4219303 Other Recyclable Materials Wholesalers

Establishments primarily engaged in the wholesale distribution of recyclable scrap and waste, nonferrous metals, textiles, glass, plastics, rubber, and oil.

42194 Jewelry, Watch, Silverware, Precious Stone, and Precious Metal Wholesalers

This U.S. industry comprises establishments primarily engaged in wholesaling jewelry, precious and semiprecious stones, precious metals and metal flatware, costume jewelry, watches, clocks, silverware, and/or jewelers' findings.

421940 Jewelry, Watch, Precious Stone, and Precious Metal Wholesalers

This U.S. industry comprises establishments primarily engaged in wholesaling jewelry, precious and semiprecious stones, precious metals and metal flatware, costume jewelry, watches, clocks, silverware, and/or jewelers' findings.

The data published with NAICS code 421940 include the following SIC industry:

5094 Jewelry, watches, precious stones, and precious metals

4219401 Jewelry, Watches, Clocks, Precious Stones, and Silverware Wholesalers

Establishments primarily engaged in the wholesale distribution of jewelry (including costume), precious stones, watches, clocks, silverware, and jewelers' findings.

4219402 Precious Metals (Excluding Ores) Wholesalers

Establishments primarily engaged in the wholesale distribution of precious metals.

42199 Other Miscellaneous Durable Goods Wholesalers

This industry comprises establishments primarily engaged in wholesaling durable goods (except motor vehicle and motor vehicle parts and supplies; furniture and home furnishings; lumber and other construction materials; professional and commercial equipment and supplies; metals and minerals (except petroleum); electrical goods; hardware, and plumbing and heating equipment and supplies; machinery, equipment and supplies; sporting and recreational goods and supplies; toy and hobby goods and supplies; recyclable materials; and jewelry, watches, precious stones and precious metals).

421990 Other Miscellaneous Durable Goods Wholesalers

This U.S. industry comprises establishments primarily engaged in wholesaling durable goods (except motor vehicle and motor vehicle parts and supplies; furniture and home furnishings; lumber and other construction materials; professional and commercial equipment and supplies; metals and minerals (except petroleum); electrical goods; hardware, and plumbing and heating equipment and supplies; machinery, equipment and supplies; sporting and recreational goods and supplies; toy and hobby goods and supplies; recyclable materials; and jewelry, watches, precious stones and precious metals).

The data published with NAICS code 421990 include the following SIC industry:

5099 Other miscellaneous durable goods
7822 (pt) Motion picture and video tape distribution

4219901 Musical Instruments and Supplies Wholesalers

Establishments primarily engaged in the wholesale distribution of musical instruments and supplies.

4219902 Forest Products (Except Lumber) Wholesalers

Establishments primarily engaged in the wholesale distribution of timber products, such as ties, logs, poles, stumps, and cordwood.

4219903 General Merchandise (Durable Goods) Wholesalers

Establishments primarily engaged in the wholesale distribution of a general line of durable goods with no one line accounting for more than 25 percent of the total sales.

4219904 Prerecorded Media Wholesalers

Establishments primarily engaged in the wholesale distribution of prerecorded compact discs, tapes, phonograph records, video cassettes, and other video tapes or discs.

42199041 Compact Disks, Prerecorded Audio Tapes, and Phonograph Records Wholesalers

Establishments primarily engaged in the wholesale distribution of prerecorded compact disks, audio tapes, and phonograph records.

42199042 Prerecorded Video Tape Wholesalers

Establishments primarily engaged in purchasing and reselling prerecorded video cassettes and other videotapes or discs to other wholesalers, video rental stores, and other retailers.

4219905 Fire Extinguishers and Fire Safety Equipment Wholesalers

Establishments primarily engaged in the wholesale distribution of fire extinguishers and fire safety equipment.

4219906 Other Durable Goods Wholesalers

Establishments primarily engaged in the wholesale distribution of durable goods such as game machines, gas lighting fixtures, luggage, and signs (except electric).

422 Wholesale trade, nondurable goods

Industries in the Wholesale Trade, Nondurable Goods subsector sell or arrange the purchase or sale of nondurable goods to other businesses. Nondurable goods are items generally with a normal life expectancy of less than three years. Nondurable goods wholesale trade establishments are engaged in wholesaling products, such as paper and paper products, chemicals and chemical products, drugs, textiles and textile products, apparel, footwear, groceries, farm products, petroleum and petroleum products, alcoholic beverages, books, magazines, newspapers, flowers and nursery stock, and tobacco products.

4221 Paper and Paper Product Wholesalers

This NAICS Industry Group includes establishments classified in the following NAICS Industries: 42211, Paper and paper product wholesalers; 42212, Stationery and office supplies wholesalers; and 42213 Industrial and personal service paper wholesalers.

42211 Printing and Writing Paper Wholesalers

This industry comprises establishments primarily engaged in wholesaling bulk printing and/or writing paper generally on rolls for further processing.

422110 Printing and Writing Paper Wholesalers

This U.S. industry comprises establishments primarily engaged in wholesaling bulk printing and/or writing paper generally on rolls for further processing.

The data published with NAICS code 422110 include the following SIC industry:

5111 Printing and writing paper

42212 Stationery and Office Supplies Wholesalers

This industry comprises establishments primarily engaged in wholesaling stationery, office supplies and/or gift wrap.

422120 Stationery and Office Supplies Wholesalers

This U.S. industry comprises establishments primarily engaged in wholesaling stationery, office supplies and/or gift wrap.

The data published with NAICS code 422120 include the following SIC industry:

5112 (pt) Stationery and office supplies

42213 Industrial and Personal Service Paper Wholesalers

This industry comprises establishments primarily engaged in wholesaling wrapping and other coarse paper, paperboard, converted paper (except stationery and office supplies), and/or related disposable plastics products.

422130 Industrial and Personal Service Paper Wholesalers

This U.S. industry comprises establishments primarily engaged in wholesaling wrapping and other coarse paper, paperboard, converted paper (except stationery and office supplies), and/or related disposable plastics products.

The data published with NAICS code 422130 include the following SIC industry:

5113 Industrial and personal service paper

4222 Drugs and Druggists' Sundries Wholesalers

This industry comprises establishments primarily engaged in wholesaling biological and medical products; botanical drugs and herbs; and pharmaceutical products intended for internal and external consumption in such forms as ampoules, tablets, capsules, vials, ointments, powders, solutions, and suspensions.

42221 Drugs and Druggists' Sundries Wholesalers

This industry comprises establishments primarily engaged in wholesaling biological and medical products; botanical drugs and herbs; and pharmaceutical products intended for internal and external consumption in such forms as ampoules, tablets, capsules, vials, ointments, powders, solutions, and suspensions.

422210 Drugs and Druggists' Sundries Wholesalers

This U.S. industry comprises establishments primarily engaged in wholesaling biological and medical products; botanical drugs and herbs; and pharmaceutical products intended for internal and external consumption in such forms as ampoules, tablets, capsules, vials, ointments, powders, solutions, and suspensions.

The data published with NAICS code 422210 include the following SIC industry:

5122 Drugs, drug proprietaries, and druggists' sundries

4222101 General Line Drugs Wholesalers

Establishments primarily engaged in the wholesale distribution of a combination or general line of drugs, drug proprietaries, and druggists' sundries.

4222102 Specialty Line Drugs, Pharmaceuticals, Cosmetics, and Toiletries Wholesalers

Establishments primarily engaged in the wholesale distribution of specialty-line drugs, pharmaceuticals, cosmetics, and toiletries.

4223 Apparel, Piece Goods, and Notions Wholesalers

This NAICS Industry Group includes establishments classified in the following NAICS Industries: 42231, Piece goods, notions, and other dry goods wholesalers; 42232, Men's and boys' clothing and furnishings wholesalers; 42233, Women's, children's and infants' clothing and accessories wholesalers; 42234, Footwear wholesalers.

42231 Piece Goods, Notions, and Other Dry Goods Wholesalers

This industry comprises establishments primarily engaged in wholesaling piece goods, fabrics, yarns, thread and other notions, and/or hair accessories.

422310 Piece Goods, Notions, and Other Dry Goods Wholesalers

This U.S. industry comprises establishments primarily engaged in wholesaling piece goods, fabrics, yarns, thread and other notions, and/or hair accessories.

The data published with NAICS code 422310 include the following SIC industry:

5131 (pt) Piece goods, notions, and other dry goods

4223101 Piece Goods (Woven and Knit Fabrics) - Jobbers

Establishments primarily engaged in the wholesale distribution of woven and knit fabrics.

4223102 Notions and Other Dry Goods Wholesalers

Establishments primarily engaged in the wholesale distribution of notions (i.e., sewing accessories, etc.), and other dry goods, except piece goods.

42232 Men's and Boys' Clothing and Furnishings Wholesalers

This industry comprises establishments primarily engaged in wholesaling men's and/or boys' clothing and furnishings.

422320 Men's and Boys' Clothing and Furnishings Wholesalers

This U.S. industry comprises establishments primarily engaged in wholesaling men's and/or boys' clothing and furnishings.

The data published with NAICS code 422320 include the following SIC industry:

5136 Men's and boys' clothing and furnishings

42233 Women's, Children's, and Infants' Clothing and Accessories Wholesalers

This industry comprises establishments primarily engaged in wholesaling (1) women's, children's, infants', and/or unisex clothing and accessories and/or (2) fur clothing.

422330 Women's, Children's, and Infants' Clothing and Accessories Wholesalers

This U.S. industry comprises establishments primarily engaged in wholesaling (1) women's, children's, infants', and/or unisex clothing and accessories and/or (2) fur clothing.

The data published with NAICS code 422330 include the following SIC industry:

5137 Women's and children's and infants' clothing and accessories

42234 Footwear Wholesalers

This industry comprises establishments primarily engaged in wholesaling footwear (including athletic) of leather, rubber, and other materials.

422340 Footwear Wholesalers

This U.S. industry comprises establishments primarily engaged in wholesaling footwear (including athletic) of leather, rubber, and other materials.

The data published with NAICS code 422340 include the following SIC industry:

5139 Footwear

4224 Grocery and Related Product Wholesalers

This NAICS Industry Group includes establishments classified in the following NAICS Industries: 42241, General line grocery wholesalers; 42242, Packaged frozen food wholesalers; 42243, Dairy product (except dried or canned) wholesalers; 42244, Poultry and poultry product wholesalers; 42245, Confectionery wholesalers; 42246, Fish and seafood wholesalers; 42247, Meat and meat product wholesalers; 42248, Fresh fruit and vegetable wholesalers; 42249, Other grocery and related products wholesalers.

42241 General Line Grocery Wholesalers

This industry comprises establishments primarily engaged in wholesaling a general line (wide range) of groceries.

422410 General Line Grocery Wholesalers

This U.S. industry comprises establishments primarily engaged in wholesaling a general line (wide range) of groceries.

The data published with NAICS code 422410 include the following SIC industry:

5141 Groceries, general line

4224101 General Line, Grocery Wholesalers, Voluntary Group

Establishments primarily engaged in the wholesale distribution of a general line of groceries and sponsoring (or affiliated with sponsors of) voluntary organization of food retailers which distributes a general line of groceries to these voluntary groups. These also include any voluntary group grocery wholesalers commonly engaged in joint advertising or other sales promotions under a group name or identification. Wholesale establishments sponsoring such voluntary groups are included here regardless of the portion of their sales made to the retail organization's members.

4224102 General Line, Grocery Wholesalers, Retail Cooperative

Establishments primarily engaged in the wholesale distribution of a general line of groceries and owned and operated cooperatively by groups of independent food retailers buying collectively which are primarily engaged

in wholesale selling and distributing a general line of groceries. These establishments function primarily as a wholesale cooperative company selling chiefly to member retailers, but sometimes do a regular wholesale business.

4224103 Other General Line Grocery Wholesalers

Establishments primarily engaged in the wholesale distribution of a general line of groceries, including cash-and-carry food establishments, not sponsoring or affiliated with any voluntary or cooperative groups. Also included are agents and brokers with a general line of groceries.

42242 Packaged Frozen Food Wholesalers

This industry comprises establishments primarily engaged in wholesaling packaged frozen foods (except dairy products).

422420 Packaged Frozen Food Wholesalers

This U.S. industry comprises establishments primarily engaged in wholesaling packaged frozen foods (except dairy products).

The data published with NAICS code 422420 include the following SIC industry:

5142 Packaged frozen foods

42243 Dairy Product (Except Dried or Canned) Wholesalers

This industry comprises establishments primarily engaged in wholesaling dairy products (except dried or canned).

422430 Dairy Product (Except Dried or Canned) Wholesalers

This U.S. industry comprises establishments primarily engaged in wholesaling dairy products (except dried or canned).

The data published with NAICS code 422430 include the following SIC industry:

5143 Dairy products, except dried or canned

4224301 Raw Milk Wholesalers

Establishments primarily engaged in the wholesale distribution of raw, dried, or canned milk.

4224302 Dairy Products, (Except Raw Milk) Wholesalers

Establishments primarily engaged in the wholesale distribution of processed dairy products, except raw, dried, or canned.

42244 Poultry and Poultry Product Wholesalers

This industry comprises establishments primarily engaged in wholesaling poultry and/or poultry products (except canned and packaged frozen).

422440 Poultry and Poultry Product Wholesalers

This U.S. industry comprises establishments primarily engaged in wholesaling poultry and/or poultry products (except canned and packaged frozen).

The data published with NAICS code 422440 include the following SIC industry:

5144 Poultry and poultry products

4224401 Live Poultry Wholesalers

Establishments primarily engaged in the wholesale distribution of live poultry.

4224402 Poultry and Poultry Products (Except Live) Wholesalers

Establishments primarily engaged in the wholesale distribution of poultry and poultry products (except canned and packaged frozen products and live poultry).

42245 Confectionery Wholesalers

This industry comprises establishments primarily engaged in wholesaling confectioneries; salted or roasted nuts; popcorn; potato, corn, and similar chips; and/or fountain fruits and syrups.

422450 Confectionery Wholesalers

This U.S. industry comprises establishments primarily engaged in wholesaling confectioneries; salted or roasted nuts; popcorn; potato, corn, and similar chips; and/or fountain fruits and syrups.

The data published with NAICS code 422450 include the following SIC industry:

5145 Confectionery

42246 Fish and Seafood Wholesalers

This industry comprises establishments primarily engaged in wholesaling fish and seafood (except canned or packaged frozen).

422460 Fish and Seafood Wholesalers

This U.S. industry comprises establishments primarily engaged in wholesaling fish and seafood (except canned or packaged frozen).

The data published with NAICS code 422460 include the following SIC industry:

5146 Fish and seafoods

42247 Meat and Meat Product Wholesalers

This industry comprises establishments primarily engaged in wholesaling meats and meat products (except canned and packaged frozen) and/or lard.

422470 Meat and Meat Product Wholesalers

This U.S. industry comprises establishments primarily engaged in wholesaling meats and meat products (except canned and packaged frozen) and/or lard.

The data published with NAICS code 422470 include the following SIC industry:

5147 (pt) Meats and meat products

42248 Fresh Fruit and Vegetable Wholesalers

This industry comprises establishments primarily engaged in wholesaling fresh fruits and vegetables.

422480 Fresh Fruit and Vegetable Wholesalers

This U.S. industry comprises establishments primarily engaged in wholesaling fresh fruits and vegetables.

The data published with NAICS code 422480 include the following SIC industry:

5148 Fresh fruits and vegetables

42249 Other Grocery and Related Products Wholesalers

This industry comprises establishments primarily engaged in wholesaling groceries and related products (except a general line of groceries; packaged frozen food; dairy products (except dried and canned); poultry products (except canned); confectioneries; fish and seafood (except canned); meat products (except canned); and fresh fruits and vegetables). Included in this industry are establishments primarily engaged in bottling and wholesaling spring and mineral waters processed by others.

422490 Other Grocery and Related Products Wholesalers

This U.S. industry comprises establishments primarily engaged in wholesaling groceries and related products (except a general line of groceries; packaged frozen food; dairy products (except dried and canned); poultry products (except canned); confectioneries; fish and seafood (except canned); meat products (except canned); and fresh fruits and vegetables). Included in this industry are establishments primarily engaged in bottling and wholesaling spring and mineral waters processed by others.

The data published with NAICS code 422490 include the following SIC industry:

5149 Other groceries and related products

4224901 Coffee, Tea, and Spices Wholesalers

Establishments primarily engaged in the wholesale distribution of coffee, soluble coffee, tea (bagged, packaged, loose, or powdered) and spices.

4224902 Bread and Baked Goods Wholesalers

Establishments primarily engaged in the wholesale distribution of bread, cakes, biscuits, doughnuts, pastries, crackers, pretzels, and other bakery products (except frozen).

4224903 Soft Drinks and Bottled Water Wholesalers

Establishments primarily engaged in the wholesale distribution of soft drinks and unprocessed bottled water.

4224904 Canned Goods Wholesalers

Establishments primarily engaged in the wholesale distribution of canned or bottled fruits, vegetables, juice, baby food, meat, poultry, fish, seafood, and dairy products (condensed or evaporated).

4224905 Food and Beverage Basic Material Wholesalers

Establishments primarily engaged in the wholesale distribution of basic food and beverage materials.

4224906 Other Grocery Specialties Wholesalers

Establishments primarily engaged in the wholesale distribution of grocery specialties, such as flour, refined sugar, breakfast cereals, butter substitutes (e.g., margarine), cooking oils, dried fruits, dried beans (packaged), honey, jams and jellies, pickles, preserves and sauces, polished rice, sandwiches, vegetable shortening, and other grocery specialties not included elsewhere.

4225 Farm Product Raw Material Wholesalers

This industry group comprises establishments primarily engaged in wholesaling agricultural products (except raw milk, live poultry, and fresh fruit and vegetables), such as grains, field beans, livestock, and other farm product raw materials (excluding seeds).

42251 Grain and Field Bean Wholesalers

This industry comprises establishments primarily engaged in wholesaling grains, such as corn, wheat, oats, barley, and unpolished rice; dry beans; and soybeans and

other inedible beans. Included in this industry are establishments primarily engaged in operating country or terminal grain elevators primarily for the purpose of wholesaling.

422510 Grain and Field Bean Wholesalers

This U.S. industry comprises establishments primarily engaged in wholesaling grains, such as corn, wheat, oats, barley, and unpolished rice; dry beans; and soybeans and other inedible beans. Included in this industry are establishments primarily engaged in operating country or terminal grain elevators primarily for the purpose of wholesaling.

The data published with NAICS code 422510 include the following SIC industry:

5153 Grain and field beans

42252 Livestock Wholesalers

This industry comprises establishments primarily engaged in wholesaling livestock (except horses and mules).

422520 Livestock Wholesalers

This U.S. industry comprises establishments primarily engaged in wholesaling livestock (except horses and mules).

The data published with NAICS code 422520 include the following SIC industry:

5154 Livestock

42259 Other Farm Product Raw Material Wholesalers

This industry comprises establishments primarily engaged in wholesaling farm products (except grain and field beans, livestock, raw milk, live poultry, and fresh fruits and vegetables).

422590 Other Farm Product Raw Material Wholesalers

This U.S. industry comprises establishments primarily engaged in wholesaling farm products (except grain and field beans, livestock, raw milk, live poultry, and fresh fruits and vegetables).

The data published with NAICS code 422590 include the following SIC industry:

5159 Other farm-product raw materials

4225901 Hides, Skins, and Pelts Wholesalers

Establishments primarily engaged in the wholesale distribution of untanned hides and skins, such as cattle hides, sheep skins, and goat skins; raw furs; and pelts of fur-bearing animals.

4225902 Leaf Tobacco Wholesalers

Establishments primarily engaged in the wholesale distribution of leaf tobacco.

4225903 Wool, Wool Tops, and Mohair Wholesalers

Establishments primarily engaged in the wholesale distribution of mohair (raw), raw wool, wool noils, wool tops, and wool clippings.

4225904 Cotton Wholesalers

Establishments primarily engaged in buying and/or marketing cotton.

4225905 Other Farm Product Raw Materials Wholesalers

Establishments primarily engaged in buying and/or marketing other farm products.

4226 Chemical and Allied Products Wholesalers

This industry group comprises establishments primarily engaged in wholesaling chemicals; plastics materials and basic forms and shapes; and allied products.

42261 Plastics Materials and Basic Forms and Shapes Wholesalers

This industry comprises establishments primarily engaged in wholesaling plastics materials and resins, and unsupported plastics film, sheet, sheeting, rod, tube, and other basic forms and shapes.

422610 Plastics Materials and Basic Forms and Shapes Wholesalers

This U.S. industry comprises establishments primarily engaged in wholesaling plastics materials and resins, and unsupported plastics film, sheet, sheeting, rod, tube, and other basic forms and shapes.

The data published with NAICS code 422610 include the following SIC industry:

5162 Plastics materials and basic forms and shapes

42269 Other Chemical and Allied Products Wholesalers

This industry comprises establishments primarily engaged in wholesaling chemicals and allied products (except agricultural and medicinal chemicals, paints and varnishes, fireworks, and plastics materials and basic forms and shapes).

422690 Other Chemical and Allied Products Wholesalers

This U.S. industry comprises establishments primarily engaged in wholesaling chemicals and allied products (except agricultural and medicinal chemicals, paints and varnishes, fireworks, and plastics materials and basic forms and shapes).

The data published with NAICS code 422690 include the following SIC industry:

5169 Other chemicals and allied products

4226901 Industrial Gases, (Except LP) Wholesalers

Establishments primarily engaged in the wholesale distribution of industrial gases (compressed and liquefied) regardless of use, such as oxygen and acetylene.

4226902 Other Chemicals and Allied Products Wholesalers

Establishments primarily engaged in the wholesale distribution of chemicals and allied products (except industrial gases), such as acids, industrial and heavy chemicals (except gases), dyestuffs, industrial salts, naval stores, rosin, and turpentine.

4227 Petroleum and Petroleum Products Wholesalers

This NAICS Industry Group includes establishments classified in the following NAICS Industries: 42271, Petroleum bulk stations and terminals; and 42272, Petroleum and petroleum products wholesalers (except bulk stations and terminals).

42271 Petroleum Bulk Stations and Terminals

This industry comprises establishments with bulk liquid storage facilities primarily engaged in wholesaling crude petroleum and petroleum products, including liquefied petroleum gas.

422710 Petroleum Bulk Stations and Terminals

This U.S. industry comprises establishments with bulk liquid storage facilities primarily engaged in wholesaling crude petroleum and petroleum products, including liquefied petroleum gas.

The data published with NAICS code 422710 include the following SIC industry:

5171 (pt) Petroleum bulk stations and terminals

4227101 Petroleum Bulk Stations and Terminals (Except LP)

Establishments primarily engaged in the wholesale distribution of liquid petroleum products (except liquefied petroleum gases) from bulk liquid storage stations or terminals.

42271011 Petroleum Bulk Stations (Except LP)

Establishments primarily engaged in the wholesale distribution of liquid petroleum products (except liquefied petroleum gases) from bulk liquid storage stations for resale. Bulk storage stations have bulk storage capacity of 10,000 to 100,000 gallons, or 100,000 to 2,100,000 gallons and do not receive their supplies primarily from tanker, barge, or pipeline.

42271012 Petroleum Bulk Terminals (Except LP)

Establishments primarily engaged in the wholesale distribution of liquid petroleum products (except liquefied petroleum gases) from bulk liquid storage terminals. Bulk storage terminals have bulk storage capacity of 2,100,000 gallons or more, or have bulk storage capacity of 100,000 gallons or more and receive products primarily by tanker, barge, or pipeline.

4227102 Liquefied Petroleum Bulk Stations and Terminals

Establishments primarily engaged in the wholesale distribution of liquefied petroleum gases from bulk storage stations or terminals for resale. Bulk storage stations or terminals have bulk storage capacity of 10,000 gallons or more.

42272 Petroleum and Petroleum Products Wholesalers (Except Bulk Stations and Terminals)

This industry comprises establishments primarily engaged in wholesaling petroleum and petroleum products (except from bulk liquid storage facilities).

422720 Petroleum and Petroleum Products Wholesalers (Except Bulk Stations and Terminals)

This U.S. industry comprises establishments primarily engaged in wholesaling petroleum and petroleum products (except from bulk liquid storage facilities).

The data published with NAICS code 422720 include the following SIC industry:

5172 Petroleum and petroleum products, except bulk stations and terminals

4228 Beer, Wine, and Distilled Alcoholic Beverage Wholesalers

This NAICS Industry Group includes establishments classified in the following NAICS Industries: 42281, Beer and ale wholesalers; 42282, Wine and distilled alcoholic beverage wholesalers.

42281 Beer and Ale Wholesalers

This industry comprises establishments primarily engaged in wholesaling beer, ale, porter, and other fermented malt beverages.

422810 Beer and Ale Wholesalers

This U.S. industry comprises establishments primarily engaged in wholesaling beer, ale, porter, and other fermented malt beverages.

The data published with NAICS code 422810 include the following SIC industry:

5181 Beer and ale

42282 Wine and Distilled Alcoholic Beverage Wholesalers

This industry comprises establishments primarily engaged in wholesaling wine, distilled alcoholic beverages, and/or neutral spirits and ethyl alcohol used in blended wines and distilled liquors.

422820 Wine and Distilled Alcoholic Beverage Wholesalers

This U.S. industry comprises establishments primarily engaged in wholesaling wine, distilled alcoholic beverages, and/or neutral spirits and ethyl alcohol used in blended wines and distilled liquors.

The data published with NAICS code 422820 include the following SIC industry:

5182 Wine and distilled alcoholic beverages

4228201 Wines and Distilled Alcoholic Beverages (Licensed Operation) Wholesalers

Establishments primarily engaged in the wholesale distribution of wines and distilled spirits under government license.

4228202 Wines and Distilled Alcoholic Beverages (State-Operated) Wholesalers

Establishments primarily engaged as state-owned and operated wholesale distributors of wines and spirits.

4229 Miscellaneous Nondurable Goods Wholesalers

This industry group comprises establishments primarily engaged in wholesaling nondurable goods, such as farm supplies; books, periodicals and newspapers; flowers; nursery stock; paints; varnishes; tobacco and tobacco products; and other miscellaneous nondurable goods, such as cut Christmas trees and pet supplies.

42291 Farm Supplies Wholesalers

This industry comprises establishments primarily engaged in wholesaling farm supplies, such as animal feeds, fertilizers, agricultural chemicals, pesticides, plant seeds, and plant bulbs.

422910 Farm Supplies Wholesalers

This U.S. industry comprises establishments primarily engaged in wholesaling farm supplies, such as animal feeds, fertilizers, agricultural chemicals, pesticides, plant seeds, and plant bulbs.

The data published with NAICS code 422910 include the following SIC industry:

5191 (pt) Farm supplies

4229101 Farm Supplies—Farm Dealers

Establishments primarily engaged in the wholesale distribution of farm supplies primarily sold directly to farmers for farm use.

4229102 Farm Supplies—Wholesale Distributors

Establishments primarily engaged in the wholesale distribution of farm supplies primarily sold directly to governments, institutions, farm dealers, export sales, and other nonfarm accounts.

42292 Book, Periodical, and Newspaper Wholesalers

This industry comprises establishments primarily engaged in wholesaling books, periodicals, and newspapers.

422920 Book, Periodical, and Newspaper Wholesalers

This U.S. industry comprises establishments primarily engaged in wholesaling books, periodicals, and newspapers.

The data published with NAICS code 422920 include the following SIC industry:

5192 Books, periodicals, and newspapers

42293 Flower, Nursery Stock, and Florists' Supplies Wholesalers

This industry comprises establishments primarily engaged in wholesaling flowers, florists' supplies, and/or nursery stock (except seeds and plant bulbs).

422930 Flower, Nursery Stock, and Florists' Supplies Wholesalers

This U.S. industry comprises establishments primarily engaged in wholesaling flowers, florists' supplies, and/or nursery stock (except seeds and plant bulbs).

The data published with NAICS code 422930 include the following SIC industry:

5193 (pt) Flowers, nursery stock, and florists' supplies

42294 Tobacco and Tobacco Product Wholesalers

This industry comprises establishments primarily engaged in wholesaling tobacco products, such as cigarettes, snuff, cigars, and pipe tobacco.

422940 Tobacco and Tobacco Product Wholesalers

This U.S. industry comprises establishments primarily engaged in wholesaling tobacco products, such as cigarettes, snuff, cigars, and pipe tobacco.

The data published with NAICS code 422940 include the following SIC industry:

5194 Tobacco and tobacco products

42295 Paint, Varnish, and Supplies Wholesalers

This industry comprises establishments primarily engaged in wholesaling paints, varnishes, and similar coatings; pigments; wallpaper; and supplies, such as paint brushes and rollers.

422950 Paint, Varnish, and Supplies Wholesalers

This U.S. industry comprises establishments primarily engaged in wholesaling paints, varnishes, and similar coatings; pigments; wallpaper; and supplies, such as paint brushes and rollers.

The data published with NAICS code 422950 include the following SIC industry:

5198 (pt) Paints, varnishes, and supplies

4229501 Paints, Varnishes, and Supplies (Wholesalers)

Establishments primarily engaged in wholesaling paints, varnishes, and similar coatings; pigments; wallpaper; and supplies, such as paint brushes and rollers.

42295011 Paints, Varnishes, and Supplies (Wholesalers)

Establishments primarily engaged in wholesaling paints, varnishes, and similar coatings; pigments; wallpaper; and supplies, such as paint brushes and rollers.

42299 Other Miscellaneous Nondurable Goods Wholesalers

This industry comprises establishments primarily engaged in wholesaling nondurable goods (except printing and writing paper; stationery and office supplies; industrial and personal service paper; drugs and druggists' sundries; apparel, piece goods, and notions; grocery and related products; farm product raw materials; chemical and allied products; petroleum and petroleum products; beer, wine, and distilled alcoholic beverages; farm supplies; books, periodicals and newspapers; flower, nursery stock and florists' supplies; tobacco and tobacco products; and paint, varnishes, wallpaper, and supplies).

422990 Other Miscellaneous Nondurable Goods Wholesalers

This U.S. industry comprises establishments primarily engaged in wholesaling nondurable goods (except printing and writing paper; stationery and office supplies; industrial and personal service paper; drugs and druggists' sundries; apparel, piece goods, and notions; grocery and related products; farm product raw materials; chemical and allied products; petroleum and petroleum products; beer, wine, and distilled alcoholic beverages; farm supplies; books, periodicals and newspapers; flower, nursery stock and florists' supplies; tobacco and tobacco products; and paint, varnishes, wallpaper, and supplies).

The data published with NAICS code 422990 include the following SIC industry:

5199 (pt) Other miscellaneous nondurable goods

4229901 Art Goods Wholesalers

Establishments primarily engaged in the wholesale distribution of art goods such as artists' supplies, curios, and souvenirs.

4229902 General Merchandise (Nondurable Goods) Wholesalers

Establishments primarily engaged in the wholesale distribution of a general line of nondurable goods with no one line accounting for more than 25 percent of the total sales.

4229903 Textile Bags, Bagging, and Burlap Wholesalers

Establishments primarily engaged in the wholesale distribution of textile bags, and bagging burlap, and canvas and felt products.

4229904 Other Nondurable Goods Wholesalers

Establishments primarily engaged in the wholesale distribution of nondurable goods (except office supplies, druggists' sundries, apparel, groceries, chemical products, petroleum products, alcoholic beverages, farm supplies, books, periodicals, florists supplies; paint supplies, and art goods).

Appendix C.

Coverage and Methodology

MAIL/NONMAIL UNIVERSE

For the wholesale sector all firms were sent questionnaires to be completed and returned to the Census Bureau by mail. This sector does not have a nonmail universe. For most very small firms with employment, abbreviated data was collected using a short form. These records provided basic information on location, kind of business, sales, payroll, number of employees, and legal form of organization. Nonemployers were not included in the scope of the wholesale sector.

INDUSTRY CLASSIFICATION OF ESTABLISHMENTS

The classifications for all establishments in this sector were assigned in accordance with the 1997 North American Industry Classification System (NAICS) Manual, United States. NAICS is a common classification system developed by the United States, Canada, and Mexico. This system replaces the 1987 Standard Industrial Classification (SIC) that was used in previous censuses. Appendix A of the 1997 NAICS manual provides information on the comparability between the 1987 SIC and 1997 NAICS. More information on NAICS is available in the NAICS manual and at www.census.gov/naics.

RELIABILITY OF DATA

The accuracy of these tabulated data is determined by the joint effects of the various nonsampling errors or by the joint effects of sampling and nonsampling errors. No direct measurement of these effects has been obtained, except for estimation for missing or misreported data; however, precautionary steps were taken in all phases of the collection, processing, and tabulation of the data in an effort to minimize the effects of nonsampling errors. Nonsampling errors can be attributed to many sources: inability to identify all cases in the actual universe; definition and classification difficulties; differences in the interpretation of questions; errors in recording or coding the data obtained; and other errors of collection, response, coverage, and estimation for missing or misreported data.

The Census Bureau obtains limited information extracted from administrative records of other Federal agencies. This information is used in conjunction with other information available to the Census Bureau to develop estimates for nonemployers, small employers, and other establishments for which responses were not received in time for publication.

TREATMENT OF NONRESPONSE

Census report forms included two different types of inquiries, "basic" and "industry-specific." Data for the basic inquiries, which included location, kind of business or operation, sales, payroll, number of employees, and legal form of organization, were available from a combination of sources for all establishments. Data for industry-specific inquiries, tailored to the particular kinds of business or type of operation covered by the report, were available only from the establishments that completed the appropriate inquiries on the questionnaire.

Two methods were used to account for nonresponse to industry-specific inquiries. For some inquiries, missing data were imputed for individual records based on responses from similar establishments. For other inquiries, the total of reported data was expanded to represent 100 percent of the universe. Data presented for industry-specific inquiries based on a December 31 reference date were expanded in direct relationship to total sales of only those establishments in business at the end of the year. Unless otherwise noted in specific reports, data for other industry-specific inquiries were expanded in direct relationship to total sales of all establishments included in the category. In a few cases, expansion on the basis of sales was not appropriate, and another basic data item was used as the basis for expansion.

All reports in which data were expanded to account for nonrespondents include a coverage indicator for each publication category, which shows the sales of establishments responding to the industry-specific inquiry as a percent of total sales for all establishments for which data are shown. For some inquiries, coverage is determined by the ratio of total payroll or employment of establishments responding to the inquiry to total payroll or employment of all establishments in the category.

Establishment and Firm Size (Including Legal Form of Organization)

1997

Issued September 2000

EC97W42S-SZ

1997 Economic Census

Wholesale Trade


Subject Series



USCENSUSBUREAU

Helping You Make Informed Decisions

U.S. Department of Commerce
Economics and Statistics Administration
U.S. CENSUS BUREAU



ACKNOWLEDGMENTS

Many persons participated in the various activities of the 1997 Economic Census for the Wholesale Trade sector.

Service Sector Statistics Division prepared this report. **Bobby E. Russell**, Assistant Chief for Census Programs, was responsible for the overall planning, management, and coordination. Planning and implementation were under the direction of **Donna L. Hambric**, Chief, Wholesale Census Branch, and **John R. Trimble**, Chief, Services Sector Statistics Division Redesign Team, assisted by **Steven L. Barron** and **Scott P. Handmaker**. Primary staff assistance was provided by **John L. Vignali**, **Gary E. Swenson**, **Karen K. Sigmon**, **Pamela Palmer**, **G. Brian Wilson**, **Peter J. Martin**, **Dennis R. Johnson**, **Jennifer A. Sekely**, **Stephen W. Hume**, **Francine T. Grey**, and **John Walsh**.

Mathematical and statistical techniques, as well as the coverage operations were provided by **Carl A. Konschnik**, Assistant Chief for Research and Methodology, assisted by **Carol S. King**, Chief, Statistical Methods Branch, and **Jock R. Black**, Chief, Program Research and Development Branch, with staff assistance from **Maria C. Cruz** and **David L. Kinyon**.

The Economic Planning and Coordination Division provided overall planning and review of many operations and the computer processing procedures. **Shirin A. Ahmed**, Assistant Chief for Post-Collection Processing, was responsible for edit procedures and designing the interactive analytical software. Design and specifications were prepared under the supervision of **Dennis L. Shoemaker**, Chief, Census Processing Branch, assisted by **John D. Ward**. Primary staff assistance was provided by **Sonya P. Curcio**, **Richard W. Graham**, and **Cheryl E. Merkle**. The Economic Product Team, with primary contributions from **Andrew W. Hait** and **Jennifer E. Lins**, was responsible for the development of the system to disseminate 1997 Economic Census products.

The staff of the National Processing Center, **Judith N. Petty**, Chief, performed mailout preparation and receipt operations, clerical and analytical review activities, and data entry.

The Geography Division staff developed geographic coding procedures and associated computer programs.

The Economic Statistical Methods and Programming Division, **Charles P. Pautler Jr.**, Chief, developed and coordinated the computer processing systems. **Martin S. Harahush**, Assistant Chief for Quinquennial Programs, was responsible for design and implementation of the computer systems. **Robert S. Jewett**, and **Barbara L. Lambert** provided special computer programming. **William C. Wester**, Chief, Services Branch, assisted by **Robert A. Hill** and **Jay L. Norris**, supervised the preparation of the computer programs. Additional programming assistance was provided by **Leatrice D. Hines**, **Michael J. Ocasio**, and **Michael A. Sendelbach**.

Computer Services Division, **Debra D. Williams**, Chief, performed the computer processing.

Kim D. Ottenstein, and **Bernadette J. Gayle**, of the Administrative and Customer Services Division, **Walter C. Odom**, Chief, provided publications and printing management, graphics design and composition, and editorial review for print and electronic media. General direction and production management were provided by **Michael G. Garland**, Assistant Division Chief, and **Gary J. Lauffer**, Chief, Publications Services Branch.

Special acknowledgment is also due the many businesses whose cooperation has contributed to the publication of these data.

Establishment and Firm Size (Including Legal Form of Organization)

1997

Issued September 2000

EC97W42S-SZ

1997 Economic Census

Wholesale Trade

Subject Series



U.S. Department of Commerce

Norman Y. Mineta,

Secretary

Robert L. Mallett,

Deputy Secretary

Economics

and Statistics

Administration

Robert J. Shapiro,

Under Secretary for

Economic Affairs

U.S. CENSUS BUREAU

Kenneth Prewitt,

Director



**Economics
and Statistics
Administration**

Robert J. Shapiro,
Under Secretary
for Economic Affairs



U.S. CENSUS BUREAU

Kenneth Prewitt,
Director

William G. Barron,
Deputy Director

Paula J. Schneider,
Principal Associate Director
for Programs

Frederick T. Knickerbocker,
Associate Director
for Economic Programs

Thomas L. Mesenbourg,
Assistant Director
for Economic Programs

Carole A. Ambler,
Chief, Service Sector
Statistics Division

CONTENTS

Introduction to the Economic Census	1
Wholesale Trade	5

TABLES

Establishment Size

1. Sales Size of Establishments: 1997	7
2. Employment Size of Establishments: 1997	349

Firm Size

3. Single Units and Multiunits: 1997	704
4. Sales Size of Firms: 1997	919
5. Employment Size of Firms: 1997	1279
6. Concentration by Largest Firms: 1997	1545

Legal Form of Organization

7. Legal Form of Organization: 1997	1647
---	------

APPENDIXES

A. Explanation of Terms	A-1
B. NAICS Codes, Titles, and Descriptions	B-1
C. Coverage and Methodology	C-1
D. Geographic Notes	--
E. Metropolitan Areas	--

-- Not applicable for this report.

Introduction to the Economic Census

PURPOSES AND USES OF THE ECONOMIC CENSUS

The economic census is the major source of facts about the structure and functioning of the Nation's economy. It provides essential information for government, business, industry, and the general public. Title 13 of the United States Code (Sections 131, 191, and 224) directs the Census Bureau to take the economic census every 5 years, covering years ending in 2 and 7.

The economic census furnishes an important part of the framework for such composite measures as the gross domestic product estimates, input/output measures, production and price indexes, and other statistical series that measure short-term changes in economic conditions. Specific uses of economic census data include the following:

- Policymaking agencies of the Federal Government use the data to monitor economic activity and assess the effectiveness of policies.
- State and local governments use the data to assess business activities and tax bases within their jurisdictions and to develop programs to attract business.
- Trade associations study trends in their own and competing industries, which allows them to keep their members informed of market changes.
- Individual businesses use the data to locate potential markets and to analyze their own production and sales performance relative to industry or area averages.

ALL-NEW INDUSTRY CLASSIFICATIONS

Data from the 1997 Economic Census are published primarily on the basis of the North American Industry Classification System (NAICS), unlike earlier censuses, which were published according to the Standard Industrial Classification (SIC) system. NAICS is in the process of being adopted in the United States, Canada, and Mexico. Most economic census reports cover one of the following NAICS sectors:

21	Mining
22	Utilities
23	Construction
31-33	Manufacturing
42	Wholesale Trade
44-45	Retail Trade
48-49	Transportation and Warehousing
51	Information

52	Finance and Insurance
53	Real Estate and Rental and Leasing
54	Professional, Scientific, and Technical Services
55	Management of Companies and Enterprises
56	Administrative and Support and Waste Management and Remediation Services
61	Educational Services
62	Health Care and Social Assistance
71	Arts, Entertainment, and Recreation
72	Accommodation and Foodservices
81	Other Services (except Public Administration)

(Not listed above are the Agriculture, Forestry, Fishing, and Hunting sector (NAICS 11), partially covered by the census of agriculture conducted by the U.S. Department of Agriculture, and the Public Administration sector (NAICS 92), covered by the census of governments conducted by the Census Bureau.)

The 20 NAICS sectors are subdivided into 96 subsectors (three-digit codes), 313 industry groups (four-digit codes), and, as implemented in the United States, 1170 industries (five- and six-digit codes).

RELATIONSHIP TO SIC

While many of the individual NAICS industries correspond directly to industries as defined under the SIC system, most of the higher level groupings do not. Particular care should be taken in comparing data for retail trade, wholesale trade, and manufacturing, which are sector titles used in both NAICS and SIC, but cover somewhat different groups of industries. The industry definitions discuss the relationships between NAICS and SIC industries. Where changes are significant, it will not be possible to construct time series that include data for points both before and after 1997.

For 1997, data for auxiliary establishments (those functioning primarily to manage, service, or support the activities of their company's operating establishments, such as a central administrative office or warehouse) will not be included in the sector-specific reports. These data will be published separately.

GEOGRAPHIC AREA CODING

Accurate and complete information on the physical location of each establishment is required to tabulate the census data for the states, metropolitan areas (MAs), counties, parishes, and corporate municipalities including cities, towns, villages, and boroughs. Respondents were

required to report their physical location (street address, municipality, county, and state) if it differed from their mailing address. For establishments not surveyed by mail (and those single-establishment companies that did not provide acceptable information on physical location), location information from Internal Revenue Service tax forms is used as a basis for coding.

BASIS OF REPORTING

The economic census is conducted on an establishment basis. A company operating at more than one location is required to file a separate report for each store, factory, shop, or other location. Each establishment is assigned a separate industry classification based on its primary activity and not that of its parent company.

DOLLAR VALUES

All dollar values presented are expressed in current dollars; i.e., 1997 data are expressed in 1997 dollars, and 1992 data, in 1992 dollars. Consequently, when making comparisons with prior years, users of the data should consider the changes in prices that have occurred.

All dollar values are shown in thousands of dollars.

AVAILABILITY OF ADDITIONAL DATA

Reports in Print and Electronic Media

All results of the 1997 Economic Census are available on the Census Bureau Internet site (www.census.gov) and on compact discs (CD-ROM) for sale by the Census Bureau. Unlike previous censuses, only selected highlights are published in printed reports. For more information, including a description of electronic and printed reports being issued, see the Internet site, or write to U.S. Census Bureau, Washington, DC 20233-8300, or call Customer Services at 301-457-4100.

Special Tabulations

Special tabulations of data collected in the 1997 Economic Census may be obtained, depending on availability of time and personnel, in electronic or tabular form. The data will be summaries subject to the same rules prohibiting disclosure of confidential information (including name, address, kind of business, or other data for individual business establishments or companies) that govern the regular publications.

Special tabulations are prepared on a cost basis. A request for a cost estimate, as well as exact specifications on the type and format of the data to be provided, should be directed to the Chief of the division named below, U.S. Census Bureau, Washington, DC 20233-8300. To discuss a special tabulation before submitting specifications, call the appropriate division:

Manufacturing and Construction Division 301-457-4673
Service Sector Statistics Division 301-457-2668

HISTORICAL INFORMATION

The economic census has been taken as an integrated program at 5-year intervals since 1967 and before that for 1954, 1958, and 1963. Prior to that time, individual components of the economic census were taken separately at varying intervals.

The economic census traces its beginnings to the 1810 Decennial Census, when questions on manufacturing were included with those for population. Coverage of economic activities was expanded for the 1840 Decennial Census and subsequent censuses to include mining and some commercial activities. The 1905 Manufactures Census was the first time a census was taken apart from the regular decennial population census. Censuses covering retail and wholesale trade and construction industries were added in 1930, as were some covering service trades in 1933. Censuses of construction, manufacturing, and the other business service censuses were suspended during World War II.

The 1954 Economic Census was the first census to be fully integrated: providing comparable census data across economic sectors, using consistent time periods, concepts, definitions, classifications, and reporting units. It was the first census to be taken by mail, using lists of firms provided by the administrative records of other Federal agencies. Since 1963, administrative records also have been used to provide basic statistics for very small firms, reducing or eliminating the need to send them census questionnaires.

The range of industries covered in the economic censuses expanded between 1967 and 1992. The census of construction industries began on a regular basis in 1967, and the scope of service industries, introduced in 1933, was broadened in 1967, 1977, and 1987. While a few transportation industries were covered as early as 1963, it was not until 1992 that the census broadened to include all of transportation, communications, and utilities. Also new for 1992 was coverage of financial, insurance, and real estate industries. With these additions, the economic census and the separate census of governments and census of agriculture collectively covered roughly 98 percent of all economic activity.

Printed statistical reports from the 1992 and earlier censuses provide historical figures for the study of long-term time series and are available in some large libraries. All of the census reports printed since 1967 are still available for sale on microfiche from the Census Bureau. CD-ROMs issued from the 1987 and 1992 Economic Censuses contain databases including nearly all data published in print, plus additional statistics, such as ZIP Code statistics, published only on CD-ROM.

SOURCES FOR MORE INFORMATION

More information about the scope, coverage, classification system, data items, and publications for each of the economic censuses and related surveys is published in the *Guide to the 1997 Economic Census and Related Statistics* at www.census.gov/econguide. More information on the methodology, procedures, and history of the censuses will be published in the *History of the 1997 Economic Census* at www.census.gov/econ/www/history.html.

ABBREVIATIONS AND SYMBOLS

The following abbreviations and symbols are used with the 1997 Economic Census data:

A	Standard error of 100 percent or more.
D	Withheld to avoid disclosing data of individual companies; data are included in higher level totals.
F	Exceeds 100 percent because data include establishments with payroll exceeding revenue.
N	Not available or not comparable.
Q	Revenue not collected at this level of detail for multiestablishment firms.
S	Withheld because estimates did not meet publication standards.

V	Represents less than 50 vehicles or .05 percent.
X	Not applicable.
Y	Disclosure withheld because of insufficient coverage of merchandise lines.
Z	Less than half the unit shown.
a	0 to 19 employees.
b	20 to 99 employees.
c	100 to 249 employees.
e	250 to 499 employees.
f	500 to 999 employees.
g	1,000 to 2,499 employees.
h	2,500 to 4,999 employees.
i	5,000 to 9,999 employees.
j	10,000 to 24,999 employees.
k	25,000 to 49,999 employees.
l	50,000 to 99,999 employees.
m	100,000 employees or more.
p	10 to 19 percent estimated.
q	20 to 29 percent estimated.
r	Revised.
s	Sampling error exceeds 40 percent.
nec	Not elsewhere classified.
nsk	Not specified by kind.
–	Represents zero (page image/print only).
(CC)	Consolidated city.
(IC)	Independent city.

This page is intentionally blank.

Wholesale Trade

SCOPE

The Wholesale Trade sector (sector 42) comprises establishments engaged in wholesaling merchandise, generally without transformation, and rendering services incidental to the sale of merchandise.

The wholesaling process is an intermediate step in the distribution of merchandise. Wholesalers are organized to sell or arrange the purchase or sale of (a) goods for resale (i.e., goods sold to other wholesalers or retailers), (b) capital or durable nonconsumer goods, and (c) raw and intermediate materials and supplies used in production.

Wholesalers sell merchandise to other businesses and normally operate from a warehouse or office. These warehouses and offices are characterized by having little or no display of merchandise. In addition, neither the design nor the location of the premises is intended to solicit walk-in traffic. Wholesalers do not normally use advertising directed to the general public. Customers are generally reached initially via telephone, in-person marketing, or by specialized advertising that may include Internet and other electronic means. Follow-up orders are either vendor-initiated or client-initiated, generally based on previous sales, and typically exhibit strong ties between sellers and buyers. In fact, transactions are often conducted between wholesalers and clients that have long-standing business relationships.

This sector comprises three main types of wholesalers: those that sell goods on their own account, those that sell goods manufactured by a parent company in the United States, and those that arrange sales and purchases for others for a commission or fee.

1. Wholesale merchants, distributors, jobbers, drop shippers, import/export merchants, terminal grain elevators, country grain elevators, and farm product assemblers sell goods on their own account. These establishments typically maintain their own warehouse, where they receive and handle goods for their customers. They also may operate as drop shippers or offices taking orders from customers and having the goods shipped directly from the supplier. Establishments operating exclusively in this manner will not maintain any inventory. Goods are generally sold without transformation, but may include integral functions, such as sorting, packaging, labeling, and other marketing services.
2. Manufacturers sales branches and offices primarily sell products manufactured or mined in the United States by their parent company.
3. Agents and brokers, commission merchants, import/export agents and brokers, auction companies, and manufacturers' agents arrange for the purchase or sale of goods owned by others or purchased on a commission basis. Agents and brokers operate from offices and do not own or handle the goods they sell. Auction companies and commission merchants handle goods on a consignment basis but do not own the goods.

Although wholesaling normally denotes sales in large volumes, durable nonconsumer goods may be sold in single units. Sales of capital or durable nonconsumer goods used in the production of goods and services, such as farm machinery, medium and heavy duty trucks, and industrial machinery, are always included in wholesale trade.

GENERAL

A list of products that provide statistics on sector 42 follows.

Geographic area reports. A separate report containing data for establishments with payroll is published for each state, the District of Columbia, and the United States. Each report presents general statistics for establishments with payroll, on number of establishments, sales, payroll, employment, operating expenses, and inventories. At the state level, data also are presented separately for the following types of wholesale operations: merchant wholesalers; manufacturers' sales branches and offices; and agents, brokers, commission merchants, and auction companies. Less type-of-operation detail is shown below the state level. For states, MAs, and counties and places with 200 wholesale establishments or more, statistics are presented by kind of business. Greater kind-of-business detail is shown for larger areas. In addition, data are shown for all places with 2,500 inhabitants or more and all counties (with no kind-of-business detail).

Commodity line sales report. This report presents data on major categories of commodities sold by wholesale kinds of business for the United States. Tables present data for each kind of business and show, for each commodity line, the number of establishments handling the line and their sales of the line; the percentage of total sales of the kind of business accounted for by each of the lines carried; and for establishments actually handling a specific line, the percentage of total sales represented by sales of that line. Summary statistics also are provided for

the broad commodity line categories, including counts of establishments and the amount and percentage of the line sold by various kinds of wholesale businesses.

Establishment and firm size (including legal form of organization) report. This report presents data for establishments with payroll, based on size of establishment, size of company or firm, and legal form of organization. Establishment statistics are presented by sales size and by employment size; statistics for firms by sales size (including concentration by largest firms), by employment size, and by number of establishments operated (single units and multiunits). Statistics are presented by kind of business on the number of establishments, sales, payroll, operating expense, inventories and employment for the United States.

Miscellaneous subjects report. This report contains data by kind of business on employment by principal activity; sales by class of customer; inventory valuation methods; commissions and gross selling value of business conducted for others by agents and brokers; gross margins, gross profits, and their components; and on petroleum bulk stations and terminals. Data are presented for the United States as a whole and for petroleum bulk stations and terminals at the state level.

GEOGRAPHIC AREAS COVERED

The level of geographic detail varies by report. Data may be presented for:

1. The United States as a whole.
2. States and the District of Columbia.
3. Consolidated metropolitan statistical areas (CMSAs) and primary metropolitan statistical areas (PMSAs) defined by the Office of Management and Budget (OMB) as of June 30, 1997. A CMSA is an area used to facilitate the presentation and analysis of data for large concentrations of metropolitan populations. It includes two or more contiguous PMSAs which have a population of at least 1,000,000 (according to the 1990 Census of Population or subsequent special census) and which meet specific criteria of urban character and of social and economic integration.
4. Metropolitan statistical areas (MSAs) defined by the OMB as of June 30, 1997. An MSA is an integrated economic and social unit with a population nucleus of at least 50,000 inhabitants (according to the 1990 Census of Population or subsequent special census). Each MSA consists of one or more counties meeting standards of metropolitan character; in New England, cities and towns rather than counties are the component geographic units.
5. Areas within the state outside metropolitan areas (MAs).

6. Counties and county equivalents defined as of January 1, 1997. Counties are the primary divisions of states, except in Louisiana where they are called parishes and in Alaska where they are called boroughs and census areas. Maryland, Missouri, Nevada, and Virginia have one place or more that is independent of any county organization and constitutes primary divisions of their states. These places are treated as counties and as places.
7. Consolidated cities defined as of January 1, 1997. Consolidated cities are consolidated governments which consist of separately incorporated municipalities.
8. Municipalities of 2,500 inhabitants or more defined as of January 1, 1997. These are areas of significant population incorporated as a city, borough, village, or town according to the 1990 Census of Population or subsequent special census. For the economic census, boroughs and census areas in Alaska and boroughs in New York are not included in this category.
9. Special economic urban areas (SEUAs), which include townships in Michigan, New Jersey, and Pennsylvania, and towns in New York, Wisconsin, and the six New England states with 10,000 inhabitants or more (according to the 1990 Census of Population or subsequent special census).

COMPARABILITY OF THE 1992 AND 1997 CENSUSES

The 1997 Economic Census is the first census to present data based on the new North American Industry Classification System (NAICS). Previous census data were presented based on the Standard Industrial Classification (SIC) system developed some 60 years ago. Due to this change, comparability between census years may be limited. Comparative statistics will be included as part of the Core Business Statistics Reports.

DISCLOSURE

In accordance with Federal law governing census reports, (Title 13 of the United States Code), no data are published that would disclose the operations of an individual establishment or business. However, the number of establishments in a kind-of-business classification is not considered a disclosure; therefore, this information may be released even though other information is withheld.

AVAILABILITY OF MORE FREQUENT ECONOMIC DATA

The Census Bureau conducts annual surveys on the wholesale trade. These surveys, while providing more frequent observations, yield less kind-of-business and geographic detail than the economic census. In addition, the County Business Patterns program offers annual statistics on the number of establishments, employment, and payroll classified by industry within each county.

Table 1. Sales Size of Establishments: 1997

[Includes only establishments with payroll. For meaning of abbreviations and symbols, see introductory text. For explanation of terms, see Appendix A. For method of assignment to categories shown, see Appendix C]

NAICS code	Sales sizes of establishments by type of operation and kind of business	Establishments (number)	Sales (\$1,000)	Annual payroll (\$1,000)	First-quarter payroll (\$1,000)	Paid employees for pay period including March 12 (number)	Operating expenses ¹ (\$1,000)	End-of-1996 inventories (\$1,000)	End-of-1997 inventories (\$1,000)
42	WHOLESALE TRADE								
	All establishments	'453 470	'4 059 657 778	'214 915 405	'51 072 571	'5 796 557	443 572 909	254 668 624	272 240 419
	Establishments operated for the entire year	399 386	3 963 935 961	209 885 634	49 849 994	5 630 965	432 367 626	251 255 912	263 035 037
	Establishments with sales less than \$100,000	17 701	1 074 588	346 150	85 208	27 073	613 916	215 515	214 550
	Establishments with sales of \$100,000 to \$249,999	36 937	6 301 258	1 413 253	335 038	80 357	2 725 082	756 488	764 473
	Establishments with sales of \$250,000 to \$499,999	45 641	16 612 108	3 052 727	708 938	145 425	6 109 914	1 946 365	1 984 450
	Establishments with sales of \$500,000 to \$999,999	58 649	42 302 441	6 607 422	1 533 309	271 947	13 299 331	4 767 120	4 891 064
	Establishments with sales of \$1,000,000 to \$2,499,999	85 265	137 659 975	17 916 403	4 124 649	623 662	35 692 591	14 593 311	15 115 995
	Establishments with sales of \$2,500,000 to \$4,999,999	56 217	198 908 975	21 722 360	4 984 736	661 493	42 523 349	20 092 019	20 987 588
	Establishments with sales of \$5,000,000 to \$9,999,999	42 587	298 271 755	27 691 328	6 368 179	765 189	54 002 105	28 630 771	30 059 233
	Establishments with sales of \$10,000,000 to \$24,999,999	32 974	506 871 100	38 208 215	8 878 946	988 056	75 159 194	43 095 392	45 131 559
	Establishments with sales of \$25,000,000 or more	23 415	2 755 933 761	92 927 776	22 830 991	2 067 763	202 242 144	137 158 931	143 886 125
	Establishments not operated for the entire year	54 084	95 721 817	5 029 771	1 222 577	165 592	11 205 283	3 412 712	9 205 382
421	Wholesale trade, durable goods								
	All establishments	290 629	'2 179 717 376	'133 236 997	'31 746 275	'3 398 261	266 145 569	162 459 247	173 780 143
	Establishments operated for the entire year	258 083	2 136 264 715	130 197 511	31 019 725	3 307 004	259 957 980	160 795 704	168 437 101
	Establishments with sales less than \$100,000	11 201	687 830	198 875	48 843	16 443	352 453	115 522	120 018
	Establishments with sales of \$100,000 to \$249,999	24 475	4 187 106	964 109	229 192	52 686	1 828 624	536 237	544 137
	Establishments with sales of \$250,000 to \$499,999	30 773	11 204 584	2 157 327	500 809	98 487	4 235 910	1 449 453	1 475 877
	Establishments with sales of \$500,000 to \$999,999	39 389	28 395 634	4 666 348	1 082 702	183 636	9 194 155	3 527 023	3 614 290
	Establishments with sales of \$1,000,000 to \$2,499,999	57 448	92 741 512	12 771 457	2 937 479	421 921	24 760 708	10 891 873	11 306 186
	Establishments with sales of \$2,500,000 to \$4,999,999	36 991	130 735 586	15 362 375	3 521 407	443 518	29 119 963	15 056 688	15 739 407
	Establishments with sales of \$5,000,000 to \$9,999,999	26 810	186 845 814	19 148 069	4 403 278	495 665	35 908 688	21 003 374	22 108 362
	Establishments with sales of \$10,000,000 to \$24,999,999	19 223	293 378 149	24 740 320	5 764 045	586 370	46 436 623	29 863 594	31 283 935
	Establishments with sales of \$25,000,000 or more	11 773	1 388 088 500	50 188 631	12 531 970	1 008 278	108 120 856	78 351 940	82 244 889
	Establishments not operated for the entire year	32 546	43 452 661	3 039 486	726 550	91 257	6 187 589	1 663 543	5 343 042
4211	Motor vehicle & motor vehicle parts & supplies whsle								
	All establishments	'29 328	'533 352 124	'11 458 634	'2 717 906	'375 731	25 885 694	22 154 986	22 912 616
	Establishments operated for the entire year	25 769	527 782 380	11 193 757	2 651 253	364 315	25 288 922	21 912 607	22 217 898
	Establishments with sales less than \$100,000	1 566	98 695	25 698	6 333	2 316	49 026	18 953	18 956
	Establishments with sales of \$100,000 to \$249,999	3 200	549 851	115 361	27 615	7 670	237 797	104 049	105 211
	Establishments with sales of \$250,000 to \$499,999	3 696	1 342 349	243 470	57 896	13 719	510 965	239 000	244 020
	Establishments with sales of \$500,000 to \$999,999	4 258	3 058 045	505 490	120 858	24 868	1 038 040	542 335	555 277
	Establishments with sales of \$1,000,000 to \$2,499,999	5 210	8 294 271	1 127 096	263 235	46 578	2 262 199	1 312 331	1 345 494
	Establishments with sales of \$2,500,000 to \$4,999,999	2 716	9 498 677	1 060 081	241 847	38 037	2 077 612	1 444 183	1 521 859
	Establishments with sales of \$5,000,000 to \$9,999,999	1 942	13 632 269	1 186 109	273 319	38 282	2 301 580	1 892 605	1 982 360
	Establishments with sales of \$10,000,000 to \$24,999,999	1 704	26 404 248	1 881 620	433 544	56 509	3 532 536	3 232 706	3 336 127
	Establishments with sales of \$25,000,000 or more	1 477	464 903 975	5 048 832	1 226 606	136 336	13 279 167	13 126 445	13 108 594
	Establishments not operated for the entire year	3 559	5 569 744	264 877	66 653	11 416	596 772	242 379	694 718
42111	Automobile & other motor vehicle whsle								
	All establishments	7 664	'428 356 355	'4 638 901	'1 112 419	150 947	11 918 759	11 029 961	11 354 906
	Establishments operated for the entire year	6 685	424 396 173	4 529 643	1 082 517	146 538	11 644 213	10 906 894	11 027 261
	Establishments with sales less than \$100,000	227	13 739	3 947	964	315	7 038	1 969	1 906
	Establishments with sales of \$100,000 to \$249,999	464	80 127	16 376	3 862	1 013	34 318	11 078	10 868
	Establishments with sales of \$250,000 to \$499,999	481	175 650	24 615	5 543	1 389	56 722	24 127	24 379
	Establishments with sales of \$500,000 to \$999,999	680	491 590	58 049	13 664	2 874	128 492	62 909	63 224

See footnotes at end of table.

Table 1. Sales Size of Establishments: 1997—Con.

[Includes only establishments with payroll. For meaning of abbreviations and symbols, see introductory text. For explanation of terms, see Appendix A. For method of assignment to categories shown, see Appendix C]

NAICS code	Sales sizes of establishments by type of operation and kind of business	Establishments (number)	Sales (\$1,000)	Annual payroll (\$1,000)	First-quarter payroll (\$1,000)	Paid employees for pay period including March 12 (number)	Operating expenses ¹ (\$1,000)	End-of-1996 inventories (\$1,000)	End-of-1997 inventories (\$1,000)
42	WHOLESALE TRADE—Con.								
421	Wholesale trade, durable goods—Con.								
42111	Automobile & other motor vehicle whsle—Con.								
	Establishments operated for the entire year—Con.								
	Establishments with sales of \$1,000,000 to \$2,499,999	1 224	2 021 437	180 726	42 027	7 952	392 452	243 791	261 395
	Establishments with sales of \$2,500,000 to \$4,999,999	922	3 262 975	249 101	56 906	9 251	523 300	481 435	537 914
	Establishments with sales of \$5,000,000 to \$9,999,999	887	6 328 184	434 646	100 725	14 813	833 052	840 164	916 125
	Establishments with sales of \$10,000,000 to \$24,999,999	925	14 331 241	937 150	213 263	28 296	1 644 723	1 637 195	1 675 115
	Establishments with sales of \$25,000,000 or more	875	397 691 230	2 625 033	645 563	80 635	8 024 116	7 604 226	7 536 335
	Establishments not operated for the entire year	979	3 960 182	109 258	29 902	4 409	274 546	123 067	327 645
421110	Automobile & other motor vehicle whsle								
	All establishments	7 664	14 283 356 355	14 638 901	11 112 419	150 947	11 918 759	11 029 961	11 354 906
	Establishments operated for the entire year	6 685	424 396 173	4 529 643	1 082 517	146 538	11 644 213	10 906 894	11 027 261
	Establishments with sales less than \$100,000	227	13 739	3 947	964	315	7 038	1 969	1 906
	Establishments with sales of \$100,000 to \$249,999	464	80 127	16 376	3 862	1 013	34 318	11 078	10 868
	Establishments with sales of \$250,000 to \$499,999	481	175 650	24 615	5 543	1 389	56 722	24 127	24 379
	Establishments with sales of \$500,000 to \$999,999	680	491 590	58 049	13 664	2 874	128 492	62 909	63 224
	Establishments with sales of \$1,000,000 to \$2,499,999	1 224	2 021 437	180 726	42 027	7 952	392 452	243 791	261 395
	Establishments with sales of \$2,500,000 to \$4,999,999	922	3 262 975	249 101	56 906	9 251	523 300	481 435	537 914
	Establishments with sales of \$5,000,000 to \$9,999,999	887	6 328 184	434 646	100 725	14 813	833 052	840 164	916 125
	Establishments with sales of \$10,000,000 to \$24,999,999	925	14 331 241	937 150	213 263	28 296	1 644 723	1 637 195	1 675 115
	Establishments with sales of \$25,000,000 or more	875	397 691 230	2 625 033	645 563	80 635	8 024 116	7 604 226	7 536 335
	Establishments not operated for the entire year	979	3 960 182	109 258	29 902	4 409	274 546	123 067	327 645
4211101	Automobile & motorcycle whsle								
	All establishments	3 952	12 232 780 708	11 767 828	14 232 461	70 675	6 747 838	5 923 861	5 929 998
	Establishments operated for the entire year	3 370	230 016 191	1 734 991	416 229	69 473	6 603 299	5 904 327	5 818 527
	Establishments with sales less than \$100,000	155	8 834	2 780	681	221	4 920	1 213	1 181
	Establishments with sales of \$100,000 to \$249,999	301	51 664	10 356	2 495	687	23 304	6 443	6 231
	Establishments with sales of \$250,000 to \$499,999	302	110 085	14 471	3 323	890	35 719	13 332	13 185
	Establishments with sales of \$500,000 to \$999,999	406	292 581	31 203	7 414	1 664	76 465	31 200	31 240
	Establishments with sales of \$1,000,000 to \$2,499,999	652	1 062 756	72 300	16 707	3 498	185 205	94 967	102 477
	Establishments with sales of \$2,500,000 to \$4,999,999	469	1 641 987	85 875	20 276	3 617	219 005	242 779	289 896
	Establishments with sales of \$5,000,000 to \$9,999,999	373	2 584 363	97 996	23 129	4 248	254 688	291 661	343 831
	Establishments with sales of \$10,000,000 to \$24,999,999	296	4 542 017	127 822	28 383	5 157	309 678	241 917	244 833
	Establishments with sales of \$25,000,000 or more	416	219 721 904	1 292 188	313 821	49 491	5 494 315	4 980 815	4 785 653
	Establishments not operated for the entire year	582	2 764 517	32 837	7 232	1 202	144 539	19 534	111 471
4211102	Bus & recreational vehicle whsle								
	All establishments	387	3 059 157	152 468	33 148	5 047	296 287	314 572	330 134
	Establishments operated for the entire year	340	2 992 067	149 023	32 481	4 910	288 590	310 867	321 619
	Establishments with sales less than \$100,000	10	712	140	38	16	259	79	80
	Establishments with sales of \$100,000 to \$249,999	21	3 489	866	206	51	1 691	617	633
	Establishments with sales of \$250,000 to \$499,999	30	10 817	1 318	262	72	3 291	1 580	1 618
	Establishments with sales of \$500,000 to \$999,999	40	28 315	3 589	824	168	7 375	4 444	4 379
	Establishments with sales of \$1,000,000 to \$2,499,999	55	88 171	11 862	2 541	600	24 347	15 060	16 467
	Establishments with sales of \$2,500,000 to \$4,999,999	56	196 332	14 259	3 151	603	29 059	22 558	22 737
	Establishments with sales of \$5,000,000 to \$9,999,999	46	334 693	21 005	5 147	733	39 837	45 798	50 137

See footnotes at end of table.

Table 1. Sales Size of Establishments: 1997—Con.

[Includes only establishments with payroll. For meaning of abbreviations and symbols, see introductory text. For explanation of terms, see Appendix A. For method of assignment to categories shown, see Appendix C]

NAICS code	Sales sizes of establishments by type of operation and kind of business	Establishments (number)	Sales (\$1,000)	Annual payroll (\$1,000)	First-quarter payroll (\$1,000)	Paid employees for pay period including March 12 (number)	Operating expenses ¹ (\$1,000)	End-of-1996 inventories (\$1,000)	End-of-1997 inventories (\$1,000)
42	WHOLESALE TRADE—Con.								
421	Wholesale trade, durable goods—Con.								
4211102	Bus & recreational vehicle whsle—Con.								
	Establishments operated for the entire year—Con.								
	Establishments with sales of \$10,000,000 to \$24,999,999	53	791 419	47 646	9 470	1 243	88 627	83 064	83 854
	Establishments with sales of \$25,000,000 or more	29	1 538 119	48 338	10 842	1 424	94 104	137 667	141 714
	Establishments not operated for the entire year	47	67 090	3 445	667	137	7 697	3 705	8 515
4211103	Light truck & van (14,000 lb or less) whsle								
	All establishments	548	159 991 093	427 702	115 721	9 552	1 084 059	639 350	693 992
	Establishments operated for the entire year	485	159 628 189	422 618	112 974	9 219	1 074 796	619 378	680 293
	Establishments with sales less than \$100,000	14	925	254	52	22	446	221	175
	Establishments with sales of \$100,000 to \$249,999	43	7 892	1 599	401	86	2 883	1 226	1 151
	Establishments with sales of \$250,000 to \$499,999	23	8 310	1 008	228	63	1 934	1 641	1 737
	Establishments with sales of \$500,000 to \$999,999	47	35 339	3 700	985	218	6 985	5 117	4 801
	Establishments with sales of \$1,000,000 to \$2,499,999	83	141 166	11 657	3 278	478	22 121	19 473	20 157
	Establishments with sales of \$2,500,000 to \$4,999,999	48	166 247	13 969	2 865	444	27 189	16 429	17 837
	Establishments with sales of \$5,000,000 to \$9,999,999	47	348 524	23 096	5 459	724	41 128	38 011	40 950
	Establishments with sales of \$10,000,000 to \$24,999,999	48	805 736	45 485	9 857	1 384	82 811	92 449	95 413
	Establishments with sales of \$25,000,000 or more	132	158 114 050	321 850	89 849	5 800	889 299	444 811	498 072
	Establishments not operated for the entire year	63	362 904	5 084	2 747	333	9 263	19 972	13 699
4211104	Medium truck & tractor (14,001 lb to 26,000 lb) whsle								
	All establishments	516	4 375 397	275 806	66 215	7 929	527 348	515 487	561 016
	Establishments operated for the entire year	454	4 246 189	266 920	63 600	7 639	509 014	501 380	533 454
	Establishments with sales less than \$100,000	14	D	D	D	a	D	D	D
	Establishments with sales of \$100,000 to \$249,999	26	4 342	795	188	55	1 612	706	723
	Establishments with sales of \$250,000 to \$499,999	26	D	D	D	b	D	D	D
	Establishments with sales of \$500,000 to \$999,999	43	31 741	4 608	1 117	198	10 130	5 980	5 976
	Establishments with sales of \$1,000,000 to \$2,499,999	112	192 934	22 081	5 122	850	42 797	30 115	32 732
	Establishments with sales of \$2,500,000 to \$4,999,999	79	285 744	31 679	7 055	1 088	60 827	44 255	45 043
	Establishments with sales of \$5,000,000 to \$9,999,999	74	534 444	47 722	11 419	1 473	82 230	76 494	80 232
	Establishments with sales of \$10,000,000 to \$24,999,999	54	809 263	82 752	18 731	2 246	144 555	130 204	144 166
	Establishments with sales of \$25,000,000 or more	26	2 376 653	75 457	19 541	1 638	162 574	211 900	222 707
	Establishments not operated for the entire year	62	129 208	8 886	2 615	290	18 334	14 107	27 562
4211105	Heavy truck & tractor (over 26,000 lb) whsle								
	All establishments	2 261	28 150 000	2 015 097	473 874	57 744	3 263 227	3 636 691	3 839 766
	Establishments operated for the entire year	2 036	27 513 537	1 956 091	457 233	55 297	3 168 514	3 570 942	3 673 368
	Establishments with sales less than \$100,000	34	D	D	D	b	D	D	D
	Establishments with sales of \$100,000 to \$249,999	73	12 740	2 760	572	134	4 828	2 086	2 130
	Establishments with sales of \$250,000 to \$499,999	100	D	D	D	e	D	D	D
	Establishments with sales of \$500,000 to \$999,999	144	103 614	14 949	3 324	626	27 537	16 168	16 828
	Establishments with sales of \$1,000,000 to \$2,499,999	322	536 410	62 826	14 379	2 526	117 982	84 176	89 562
	Establishments with sales of \$2,500,000 to \$4,999,999	270	972 665	103 319	23 559	3 499	187 220	155 414	162 401
	Establishments with sales of \$5,000,000 to \$9,999,999	347	2 526 160	244 827	55 571	7 635	415 169	388 200	400 975
	Establishments with sales of \$10,000,000 to \$24,999,999	474	7 382 806	633 445	146 822	18 266	1 019 052	1 089 561	1 106 849
	Establishments with sales of \$25,000,000 or more	272	15 940 504	887 200	211 510	22 282	1 383 824	1 829 033	1 888 189

See footnotes at end of table.

Table 1. Sales Size of Establishments: 1997—Con.

[Includes only establishments with payroll. For meaning of abbreviations and symbols, see introductory text. For explanation of terms, see Appendix A. For method of assignment to categories shown, see Appendix C.]

NAICS code	Sales sizes of establishments by type of operation and kind of business	Establishments (number)	Sales (\$1,000)	Annual payroll (\$1,000)	First-quarter payroll (\$1,000)	Paid employees for pay period including March 12 (number)	Operating expenses ¹ (\$1,000)	End-of-1996 inventories (\$1,000)	End-of-1997 inventories (\$1,000)
42	WHOLESALE TRADE—Con.								
421	Wholesale trade, durable goods—Con.								
4211105	Heavy truck & tractor (over 26,000 lb) whsle—Con.								
	Establishments not operated for the entire year	225	636 463	59 006	16 641	2 447	94 713	65 749	166 398
42112	Motor vehicle supplies & new parts whsle								
	All establishments	'12 620	'83 214 728	'5 065 064	'1 194 084	'156 038	10 352 383	9 292 870	9 596 993
	Establishments operated for the entire year	10 958	81 921 926	4 945 380	1 166 888	150 954	10 108 487	9 206 922	9 322 564
	Establishments with sales less than \$100,000	478	30 437	7 552	1 907	646	13 934	5 921	5 956
	Establishments with sales of \$100,000 to \$249,999	1 096	189 942	38 061	8 978	2 252	72 156	41 874	42 261
	Establishments with sales of \$250,000 to \$499,999	1 501	546 976	93 238	22 166	4 960	186 389	114 357	115 775
	Establishments with sales of \$500,000 to \$999,999	2 031	1 471 874	230 650	55 738	10 969	460 900	314 935	322 179
	Establishments with sales of \$1,000,000 to \$2,499,999	2 653	4 195 755	577 071	136 007	23 501	1 146 010	791 257	802 187
	Establishments with sales of \$2,500,000 to \$4,999,999	1 259	4 413 435	538 949	123 080	19 148	1 038 570	744 032	756 668
	Establishments with sales of \$5,000,000 to \$9,999,999	782	5 475 352	549 042	126 036	17 166	1 069 403	839 479	844 023
	Establishments with sales of \$10,000,000 to \$24,999,999	624	9 776 285	748 200	175 133	22 145	1 481 110	1 314 530	1 354 738
	Establishments with sales of \$25,000,000 or more	534	55 821 870	2 162 617	517 843	50 167	4 640 015	5 040 537	5 078 777
	Establishments not operated for the entire year	1 662	1 292 802	119 684	27 196	5 084	243 896	85 948	274 429
421120	Motor vehicle supplies & new parts whsle								
	All establishments	'12 620	'83 214 728	'5 065 064	'1 194 084	'156 038	10 352 383	9 292 870	9 596 993
	Establishments operated for the entire year	10 958	81 921 926	4 945 380	1 166 888	150 954	10 108 487	9 206 922	9 322 564
	Establishments with sales less than \$100,000	478	30 437	7 552	1 907	646	13 934	5 921	5 956
	Establishments with sales of \$100,000 to \$249,999	1 096	189 942	38 061	8 978	2 252	72 156	41 874	42 261
	Establishments with sales of \$250,000 to \$499,999	1 501	546 976	93 238	22 166	4 960	186 389	114 357	115 775
	Establishments with sales of \$500,000 to \$999,999	2 031	1 471 874	230 650	55 738	10 969	460 900	314 935	322 179
	Establishments with sales of \$1,000,000 to \$2,499,999	2 653	4 195 755	577 071	136 007	23 501	1 146 010	791 257	802 187
	Establishments with sales of \$2,500,000 to \$4,999,999	1 259	4 413 435	538 949	123 080	19 148	1 038 570	744 032	756 668
	Establishments with sales of \$5,000,000 to \$9,999,999	782	5 475 352	549 042	126 036	17 166	1 069 403	839 479	844 023
	Establishments with sales of \$10,000,000 to \$24,999,999	624	9 776 285	748 200	175 133	22 145	1 481 110	1 314 530	1 354 738
	Establishments with sales of \$25,000,000 or more	534	55 821 870	2 162 617	517 843	50 167	4 640 015	5 040 537	5 078 777
	Establishments not operated for the entire year	1 662	1 292 802	119 684	27 196	5 084	243 896	85 948	274 429
4211201	Motor vehicle supplies & new parts—warehouse distributors								
	All establishments	'5 095	'30 313 120	'2 002 699	'463 650	'67 362	4 263 504	3 664 092	3 782 062
	Establishments operated for the entire year	4 498	29 609 777	1 948 652	451 898	65 193	4 152 029	3 622 466	3 635 156
	Establishments with sales less than \$100,000	167	10 337	2 634	665	238	5 129	2 122	2 132
	Establishments with sales of \$100,000 to \$249,999	414	71 069	14 490	3 415	935	27 916	16 027	16 292
	Establishments with sales of \$250,000 to \$499,999	550	200 416	35 031	8 263	1 858	71 660	43 245	43 920
	Establishments with sales of \$500,000 to \$999,999	737	533 981	82 314	19 604	3 935	170 655	118 552	120 657
	Establishments with sales of \$1,000,000 to \$2,499,999	1 126	1 771 520	237 402	55 830	9 803	481 268	339 403	343 833
	Establishments with sales of \$2,500,000 to \$4,999,999	602	2 093 864	253 188	57 370	9 257	486 729	388 547	393 025
	Establishments with sales of \$5,000,000 to \$9,999,999	369	2 578 407	243 140	55 463	8 158	487 079	457 416	461 686
	Establishments with sales of \$10,000,000 to \$24,999,999	323	5 085 210	413 360	97 677	12 719	840 168	801 163	827 244
	Establishments with sales of \$25,000,000 or more	210	17 264 973	667 093	153 611	18 290	1 581 425	1 455 991	1 426 367
	Establishments not operated for the entire year	597	703 343	54 047	11 752	2 169	111 475	41 626	146 906
4211202	Motor vehicle supplies & new parts—jobbers								

See footnotes at end of table.

Table 1. Sales Size of Establishments: 1997—Con.

[Includes only establishments with payroll. For meaning of abbreviations and symbols, see introductory text. For explanation of terms, see Appendix A. For method of assignment to categories shown, see Appendix C]

NAICS code	Sales sizes of establishments by type of operation and kind of business	Establishments (number)	Sales (\$1,000)	Annual payroll (\$1,000)	First-quarter payroll (\$1,000)	Paid employees for pay period including March 12 (number)	Operating expenses ¹ (\$1,000)	End-of-1996 inventories (\$1,000)	End-of-1997 inventories (\$1,000)
42	WHOLESALE TRADE—Con.								
421	Wholesale trade, durable goods—Con.								
4211202	Motor vehicle supplies & new parts—jobbers—Con.								
	All establishments	6 942	51 468 506	2 905 299	693 404	84 003	5 811 842	5 501 479	5 674 111
	Establishments operated for the entire year	5 956	50 937 760	2 847 240	679 676	81 302	5 693 704	5 460 045	5 558 258
	Establishments with sales less than \$100,000	292	18 943	4 635	1 163	375	8 265	3 681	3 686
	Establishments with sales of \$100,000 to \$249,999	628	109 451	21 968	5 169	1 241	41 184	24 516	24 562
	Establishments with sales of \$250,000 to \$499,999	888	323 678	54 393	13 029	2 942	107 435	68 621	69 154
	Establishments with sales of \$500,000 to \$999,999	1 210	875 071	139 568	34 060	6 687	272 641	189 847	195 078
	Establishments with sales of \$1,000,000 to \$2,499,999	1 393	2 209 834	308 762	73 098	12 602	609 143	426 829	432 701
	Establishments with sales of \$2,500,000 to \$4,999,999	585	2 055 715	250 313	57 492	8 843	491 452	326 429	332 713
	Establishments with sales of \$5,000,000 to \$9,999,999	352	2 474 192	257 300	59 707	7 742	500 110	345 798	345 520
	Establishments with sales of \$10,000,000 to \$24,999,999	289	4 509 442	322 379	74 086	9 135	617 333	497 586	511 222
	Establishments with sales of \$25,000,000 or more	319	38 361 434	1 487 922	361 872	31 735	3 046 141	3 576 738	3 643 622
	Establishments not operated for the entire year	986	530 746	58 059	13 728	2 701	118 138	41 434	115 853
4211203	Petroleum products marketing equipment whsle								
	All establishments	583	1 433 102	157 066	37 030	4 673	277 037	127 299	140 820
	Establishments operated for the entire year	504	1 374 389	149 488	35 314	4 459	262 754	124 411	129 150
	Establishments with sales less than \$100,000	19	1 157	283	79	33	540	118	138
	Establishments with sales of \$100,000 to \$249,999	54	9 422	1 603	394	76	3 056	1 331	1 407
	Establishments with sales of \$250,000 to \$499,999	63	22 882	3 814	874	160	7 294	2 491	2 701
	Establishments with sales of \$500,000 to \$999,999	84	62 822	8 768	2 074	347	17 604	6 536	6 444
	Establishments with sales of \$1,000,000 to \$2,499,999	134	214 401	30 907	7 079	1 096	55 599	25 025	25 653
	Establishments with sales of \$2,500,000 to \$4,999,999	72	263 856	35 448	8 218	1 048	60 389	29 056	30 930
	Establishments with sales of \$5,000,000 to \$9,999,999	61	422 753	48 602	10 866	1 266	82 214	36 265	36 817
	Establishments with sales of \$10,000,000 to \$24,999,999	12	181 633	12 461	3 370	291	23 609	15 781	16 272
	Establishments with sales of \$25,000,000 or more	5	195 463	7 602	2 360	142	12 449	7 808	8 788
	Establishments not operated for the entire year	79	58 713	7 578	1 716	214	14 283	2 888	11 670
42113	Tire & tube whsle								
	All establishments	1 939	16 508 934	782 893	183 257	22 939	1 640 693	1 087 205	1 166 572
	Establishments operated for the entire year	1 740	16 397 256	772 445	180 065	22 450	1 617 975	1 081 636	1 136 584
	Establishments with sales less than \$100,000	51	3 104	779	193	66	1 555	312	299
	Establishments with sales of \$100,000 to \$249,999	123	21 179	3 703	917	247	7 836	2 465	2 476
	Establishments with sales of \$250,000 to \$499,999	209	78 312	13 273	3 049	662	26 997	9 250	9 834
	Establishments with sales of \$500,000 to \$999,999	231	171 286	24 964	6 042	1 091	51 496	21 952	22 010
	Establishments with sales of \$1,000,000 to \$2,499,999	411	686 847	91 809	20 482	3 416	180 909	90 473	90 995
	Establishments with sales of \$2,500,000 to \$4,999,999	324	1 109 049	131 347	30 528	4 550	251 356	145 114	150 183
	Establishments with sales of \$5,000,000 to \$9,999,999	211	1 424 390	141 908	31 817	4 324	278 418	171 957	179 274
	Establishments with sales of \$10,000,000 to \$24,999,999	118	1 748 494	128 817	29 578	3 683	258 031	216 332	232 584
	Establishments with sales of \$25,000,000 or more	62	11 154 595	235 845	57 459	4 411	561 377	423 781	448 929
	Establishments not operated for the entire year	199	111 678	10 448	3 192	489	22 718	5 569	29 988
421130	Tire & tube whsle								
	All establishments	1 939	16 508 934	782 893	183 257	22 939	1 640 693	1 087 205	1 166 572
	Establishments operated for the entire year	1 740	16 397 256	772 445	180 065	22 450	1 617 975	1 081 636	1 136 584
	Establishments with sales less than \$100,000	51	3 104	779	193	66	1 555	312	299
	Establishments with sales of \$100,000 to \$249,999	123	21 179	3 703	917	247	7 836	2 465	2 476
	Establishments with sales of \$250,000 to \$499,999	209	78 312	13 273	3 049	662	26 997	9 250	9 834
	Establishments with sales of \$500,000 to \$999,999	231	171 286	24 964	6 042	1 091	51 496	21 952	22 010
	Establishments with sales of \$1,000,000 to \$2,499,999	411	686 847	91 809	20 482	3 416	180 909	90 473	90 995
	Establishments with sales of \$2,500,000 to \$4,999,999	324	1 109 049	131 347	30 528	4 550	251 356	145 114	150 183
	Establishments with sales of \$5,000,000 to \$9,999,999	211	1 424 390	141 908	31 817	4 324	278 418	171 957	179 274
	Establishments with sales of \$10,000,000 to \$24,999,999	118	1 748 494	128 817	29 578	3 683	258 031	216 332	232 584
	Establishments with sales of \$25,000,000 or more	62	11 154 595	235 845	57 459	4 411	561 377	423 781	448 929
	Establishments not operated for the entire year	199	111 678	10 448	3 192	489	22 718	5 569	29 988

See footnotes at end of table.

Table 1. Sales Size of Establishments: 1997—Con.

[Includes only establishments with payroll. For meaning of abbreviations and symbols, see introductory text. For explanation of terms, see Appendix A. For method of assignment to categories shown, see Appendix C]

NAICS code	Sales sizes of establishments by type of operation and kind of business	Establishments (number)	Sales (\$1,000)	Annual payroll (\$1,000)	First-quarter payroll (\$1,000)	Paid employees for pay period including March 12 (number)	Operating expenses ¹ (\$1,000)	End-of-1996 inventories (\$1,000)	End-of-1997 inventories (\$1,000)
42	WHOLESALE TRADE—Con.								
421	Wholesale trade, durable goods—Con.								
421130	Tire & tube whsle—Con. Establishments operated for the entire year—Con. Establishments with sales of \$500,000 to \$999,999	231	171 286	24 964	6 042	1 091	51 496	21 952	22 010
	Establishments with sales of \$1,000,000 to \$2,499,999	411	686 847	91 809	20 482	3 416	180 909	90 473	90 995
	Establishments with sales of \$2,500,000 to \$4,999,999	324	1 109 049	131 347	30 528	4 550	251 356	145 114	150 183
	Establishments with sales of \$5,000,000 to \$9,999,999	211	1 424 390	141 908	31 817	4 324	278 418	171 957	179 274
	Establishments with sales of \$10,000,000 to \$24,999,999	118	1 748 494	128 817	29 578	3 683	258 031	216 332	232 584
	Establishments with sales of \$25,000,000 or more	62	11 154 595	235 845	57 459	4 411	561 377	423 781	448 929
	Establishments not operated for the entire year	199	111 678	10 448	3 192	489	22 718	5 569	29 988
42114	Motor vehicle parts, (used) whsle All establishments	7 105	5 272 107	971 776	228 146	45 807	1 973 859	744 950	794 145
	Establishments operated for the entire year	6 386	5 067 025	946 289	221 783	44 373	1 918 247	717 155	731 489
	Establishments with sales less than \$100,000	810	51 415	13 420	3 269	1 289	26 499	10 751	10 795
	Establishments with sales of \$100,000 to \$249,999	1 517	258 603	57 221	13 858	4 158	123 487	48 632	49 606
	Establishments with sales of \$250,000 to \$499,999	1 505	541 411	112 344	27 138	6 708	240 857	91 266	94 032
	Establishments with sales of \$500,000 to \$999,999	1 316	923 295	191 827	45 414	9 934	397 152	142 539	147 864
	Establishments with sales of \$1,000,000 to \$2,499,999	922	1 390 232	277 490	64 719	11 709	542 828	186 810	190 917
	Establishments with sales of \$2,500,000 to \$4,999,999	211	713 218	140 684	31 333	5 088	264 386	73 602	77 094
	Establishments with sales of \$5,000,000 to \$9,999,999	62	404 343	60 513	14 741	1 979	120 707	41 005	42 938
	Establishments with sales of \$10,000,000 to \$24,999,999	37	548 228	67 453	15 570	2 385	148 672	64 649	73 690
	Establishments with sales of \$25,000,000 or more	6	236 280	25 337	5 741	1 123	53 659	57 901	44 553
	Establishments not operated for the entire year	719	205 082	25 487	6 363	1 434	55 612	27 795	62 656
421140	Motor vehicle parts, (used) whsle All establishments	7 105	5 272 107	971 776	228 146	45 807	1 973 859	744 950	794 145
	Establishments operated for the entire year	6 386	5 067 025	946 289	221 783	44 373	1 918 247	717 155	731 489
	Establishments with sales less than \$100,000	810	51 415	13 420	3 269	1 289	26 499	10 751	10 795
	Establishments with sales of \$100,000 to \$249,999	1 517	258 603	57 221	13 858	4 158	123 487	48 632	49 606
	Establishments with sales of \$250,000 to \$499,999	1 505	541 411	112 344	27 138	6 708	240 857	91 266	94 032
	Establishments with sales of \$500,000 to \$999,999	1 316	923 295	191 827	45 414	9 934	397 152	142 539	147 864
	Establishments with sales of \$1,000,000 to \$2,499,999	922	1 390 232	277 490	64 719	11 709	542 828	186 810	190 917
	Establishments with sales of \$2,500,000 to \$4,999,999	211	713 218	140 684	31 333	5 088	264 386	73 602	77 094
	Establishments with sales of \$5,000,000 to \$9,999,999	62	404 343	60 513	14 741	1 979	120 707	41 005	42 938
	Establishments with sales of \$10,000,000 to \$24,999,999	37	548 228	67 453	15 570	2 385	148 672	64 649	73 690
	Establishments with sales of \$25,000,000 or more	6	236 280	25 337	5 741	1 123	53 659	57 901	44 553
	Establishments not operated for the entire year	719	205 082	25 487	6 363	1 434	55 612	27 795	62 656
4212	Furniture & home furnishings whsle All establishments	15 246	75 006 478	5 316 976	1 225 440	157 465	11 697 560	5 472 358	6 007 773
	Establishments operated for the entire year	13 350	73 279 926	5 175 319	1 197 396	153 223	11 399 609	5 425 164	5 732 685
	Establishments with sales less than \$100,000	753	46 397	12 987	3 220	1 171	23 649	5 647	5 601
	Establishments with sales of \$100,000 to \$249,999	1 400	238 607	53 466	12 603	3 161	105 794	29 984	30 169
	Establishments with sales of \$250,000 to \$499,999	1 641	592 215	107 799	24 769	5 498	228 193	80 401	82 584
	Establishments with sales of \$500,000 to \$999,999	2 107	1 519 388	225 815	51 825	9 896	482 413	185 349	191 544
	Establishments with sales of \$1,000,000 to \$2,499,999	2 855	4 573 006	537 773	122 294	19 667	1 149 560	483 992	501 512
	Establishments with sales of \$2,500,000 to \$4,999,999	1 816	6 419 513	633 410	144 172	20 255	1 320 072	616 207	639 438
	Establishments with sales of \$5,000,000 to \$9,999,999	1 323	9 084 034	792 237	179 844	22 908	1 651 784	815 175	845 515

See footnotes at end of table.

Table 1. Sales Size of Establishments: 1997—Con.

[Includes only establishments with payroll. For meaning of abbreviations and symbols, see introductory text. For explanation of terms, see Appendix A. For method of assignment to categories shown, see Appendix C]

NAICS code	Sales sizes of establishments by type of operation and kind of business	Establishments (number)	Sales (\$1,000)	Annual payroll (\$1,000)	First-quarter payroll (\$1,000)	Paid employees for pay period including March 12 (number)	Operating expenses ¹ (\$1,000)	End-of-1996 inventories (\$1,000)	End-of-1997 inventories (\$1,000)
42	WHOLESALE TRADE—Con.								
421	Wholesale trade, durable goods—Con.								
4212	Furniture & home furnishings whsle—Con.								
	Establishments operated for the entire year—Con.								
	Establishments with sales of \$10,000,000 to \$24,999,999	960	14 612 192	1 135 132	260 409	30 108	2 332 923	1 176 420	1 264 762
	Establishments with sales of \$25,000,000 or more	495	36 194 574	1 676 700	398 260	40 559	4 105 221	2 031 989	2 171 560
	Establishments not operated for the entire year	1 896	1 726 552	141 657	28 044	4 242	297 951	47 194	275 088
42121	Furniture whsle								
	All establishments	6 697	31 898 583	2 415 323	555 931	65 930	4 931 567	1 705 458	1 866 930
	Establishments operated for the entire year	5 893	31 099 097	2 350 595	543 592	64 144	4 801 906	1 688 791	1 774 260
	Establishments with sales less than \$100,000	256	16 563	4 943	1 222	355	8 556	1 518	1 518
	Establishments with sales of \$100,000 to \$249,999	585	99 839	23 513	5 478	1 197	44 557	10 050	10 216
	Establishments with sales of \$250,000 to \$499,999	644	230 649	42 407	9 828	2 015	86 019	24 389	24 837
	Establishments with sales of \$500,000 to \$999,999	873	632 002	94 864	21 758	3 933	195 473	63 638	65 784
	Establishments with sales of \$1,000,000 to \$2,499,999	1 325	2 129 886	246 398	55 805	8 616	508 583	178 578	184 339
	Establishments with sales of \$2,500,000 to \$4,999,999	906	3 199 797	311 434	71 916	10 022	614 344	239 234	250 717
	Establishments with sales of \$5,000,000 to \$9,999,999	637	4 360 897	381 901	87 246	10 517	738 839	294 943	306 125
	Establishments with sales of \$10,000,000 to \$24,999,999	432	6 587 890	511 954	117 767	12 939	956 649	362 144	388 974
	Establishments with sales of \$25,000,000 or more	235	13 841 574	733 181	172 572	14 550	1 648 886	514 297	541 750
	Establishments not operated for the entire year	804	799 486	64 728	12 339	1 786	129 661	16 667	92 670
421210	Furniture whsle								
	All establishments	6 697	31 898 583	2 415 323	555 931	65 930	4 931 567	1 705 458	1 866 930
	Establishments operated for the entire year	5 893	31 099 097	2 350 595	543 592	64 144	4 801 906	1 688 791	1 774 260
	Establishments with sales less than \$100,000	256	16 563	4 943	1 222	355	8 556	1 518	1 518
	Establishments with sales of \$100,000 to \$249,999	585	99 839	23 513	5 478	1 197	44 557	10 050	10 216
	Establishments with sales of \$250,000 to \$499,999	644	230 649	42 407	9 828	2 015	86 019	24 389	24 837
	Establishments with sales of \$500,000 to \$999,999	873	632 002	94 864	21 758	3 933	195 473	63 638	65 784
	Establishments with sales of \$1,000,000 to \$2,499,999	1 325	2 129 886	246 398	55 805	8 616	508 583	178 578	184 339
	Establishments with sales of \$2,500,000 to \$4,999,999	906	3 199 797	311 434	71 916	10 022	614 344	239 234	250 717
	Establishments with sales of \$5,000,000 to \$9,999,999	637	4 360 897	381 901	87 246	10 517	738 839	294 943	306 125
	Establishments with sales of \$10,000,000 to \$24,999,999	432	6 587 890	511 954	117 767	12 939	956 649	362 144	388 974
	Establishments with sales of \$25,000,000 or more	235	13 841 574	733 181	172 572	14 550	1 648 886	514 297	541 750
	Establishments not operated for the entire year	804	799 486	64 728	12 339	1 786	129 661	16 667	92 670
4212101	Household & lawn furniture whsle								
	All establishments	3 304	12 079 496	698 636	166 690	23 346	1 597 351	918 762	995 971
	Establishments operated for the entire year	2 874	11 725 858	682 088	163 422	22 721	1 557 505	909 887	945 680
	Establishments with sales less than \$100,000	143	9 043	2 548	604	201	4 727	1 101	1 090
	Establishments with sales of \$100,000 to \$249,999	312	53 109	12 356	2 876	650	24 994	6 867	6 879
	Establishments with sales of \$250,000 to \$499,999	321	114 084	19 074	4 453	994	41 518	17 584	17 502
	Establishments with sales of \$500,000 to \$999,999	433	312 414	41 944	9 702	1 803	96 680	43 397	44 616
	Establishments with sales of \$1,000,000 to \$2,499,999	678	1 086 809	101 224	22 772	3 867	239 069	118 666	123 787
	Establishments with sales of \$2,500,000 to \$4,999,999	455	1 596 256	118 819	27 360	4 190	258 941	144 140	150 464
	Establishments with sales of \$5,000,000 to \$9,999,999	306	2 107 864	123 625	28 509	3 854	281 932	166 758	169 465
	Establishments with sales of \$10,000,000 to \$24,999,999	161	2 463 153	124 150	29 766	3 887	276 015	185 906	202 256
	Establishments with sales of \$25,000,000 or more	65	3 983 126	138 348	37 380	3 275	333 629	225 468	229 621
	Establishments not operated for the entire year	430	353 638	16 548	3 268	625	39 846	8 875	50 291

See footnotes at end of table.

Table 1. Sales Size of Establishments: 1997—Con.

[Includes only establishments with payroll. For meaning of abbreviations and symbols, see introductory text. For explanation of terms, see Appendix A. For method of assignment to categories shown, see Appendix C]

NAICS code	Sales sizes of establishments by type of operation and kind of business	Establishments (number)	Sales (\$1,000)	Annual payroll (\$1,000)	First-quarter payroll (\$1,000)	Paid employees for pay period including March 12 (number)	Operating expenses ¹ (\$1,000)	End-of-1996 inventories (\$1,000)	End-of-1997 inventories (\$1,000)
42	WHOLESALE TRADE—Con.								
421	Wholesale trade, durable goods—Con.								
4212102	Office & business furniture whsle								
	All establishments	3 393	19 819 087	1 716 687	389 241	42 584	3 334 216	786 696	870 959
	Establishments operated for the entire year	3 019	19 373 239	1 668 507	380 170	41 423	3 244 401	778 904	828 580
	Establishments with sales less than \$100,000	113	7 520	2 395	618	154	3 829	417	428
	Establishments with sales of \$100,000 to \$249,999	273	46 730	11 157	2 602	547	19 563	3 183	3 337
	Establishments with sales of \$250,000 to \$499,999	323	116 565	23 333	5 375	1 021	44 501	6 805	7 335
	Establishments with sales of \$500,000 to \$999,999	440	319 588	52 920	12 056	2 130	98 793	20 241	21 168
	Establishments with sales of \$1,000,000 to \$2,499,999	647	1 043 077	145 174	33 033	4 749	269 514	59 912	60 552
	Establishments with sales of \$2,500,000 to \$4,999,999	451	1 603 541	192 615	44 556	5 832	355 403	95 094	100 253
	Establishments with sales of \$5,000,000 to \$9,999,999	331	2 253 033	258 276	58 737	6 663	456 907	128 185	136 660
	Establishments with sales of \$10,000,000 to \$24,999,999	271	4 124 737	387 804	88 001	9 052	680 634	176 238	186 718
	Establishments with sales of \$25,000,000 or more	170	9 858 448	594 833	135 192	11 275	1 315 257	288 829	312 129
	Establishments not operated for the entire year	374	445 848	48 180	9 071	1 161	89 815	7 792	42 379
42122	Home furnishings whsle								
	All establishments	8 549	43 107 895	2 901 653	669 509	91 535	6 765 993	3 766 900	4 140 843
	Establishments operated for the entire year	7 457	42 180 829	2 824 724	653 804	89 079	6 597 703	3 736 373	3 958 425
	Establishments with sales less than \$100,000	497	29 834	8 044	1 998	816	15 093	4 129	4 083
	Establishments with sales of \$100,000 to \$249,999	815	138 768	29 953	7 125	1 964	61 237	19 934	19 953
	Establishments with sales of \$250,000 to \$499,999	997	361 566	65 392	14 941	3 483	142 174	56 012	57 747
	Establishments with sales of \$500,000 to \$999,999	1 234	887 386	130 951	30 067	5 963	286 940	121 711	125 760
	Establishments with sales of \$1,000,000 to \$2,499,999	1 530	2 443 120	291 375	66 489	11 051	640 977	305 414	317 173
	Establishments with sales of \$2,500,000 to \$4,999,999	910	3 219 716	321 976	72 256	10 233	705 728	376 973	388 721
	Establishments with sales of \$5,000,000 to \$9,999,999	686	4 723 137	410 336	92 598	12 391	912 945	520 232	539 390
	Establishments with sales of \$10,000,000 to \$24,999,999	528	8 024 302	623 178	142 642	17 169	1 376 274	814 276	875 788
	Establishments with sales of \$25,000,000 or more	260	22 353 000	943 519	225 688	26 009	2 456 335	1 517 692	1 629 810
	Establishments not operated for the entire year	1 092	927 066	76 929	15 705	2 456	168 290	30 527	182 418
421220	Home furnishings whsle								
	All establishments	8 549	43 107 895	2 901 653	669 509	91 535	6 765 993	3 766 900	4 140 843
	Establishments operated for the entire year	7 457	42 180 829	2 824 724	653 804	89 079	6 597 703	3 736 373	3 958 425
	Establishments with sales less than \$100,000	497	29 834	8 044	1 998	816	15 093	4 129	4 083
	Establishments with sales of \$100,000 to \$249,999	815	138 768	29 953	7 125	1 964	61 237	19 934	19 953
	Establishments with sales of \$250,000 to \$499,999	997	361 566	65 392	14 941	3 483	142 174	56 012	57 747
	Establishments with sales of \$500,000 to \$999,999	1 234	887 386	130 951	30 067	5 963	286 940	121 711	125 760
	Establishments with sales of \$1,000,000 to \$2,499,999	1 530	2 443 120	291 375	66 489	11 051	640 977	305 414	317 173
	Establishments with sales of \$2,500,000 to \$4,999,999	910	3 219 716	321 976	72 256	10 233	705 728	376 973	388 721
	Establishments with sales of \$5,000,000 to \$9,999,999	686	4 723 137	410 336	92 598	12 391	912 945	520 232	539 390
	Establishments with sales of \$10,000,000 to \$24,999,999	528	8 024 302	623 178	142 642	17 169	1 376 274	814 276	875 788
	Establishments with sales of \$25,000,000 or more	260	22 353 000	943 519	225 688	26 009	2 456 335	1 517 692	1 629 810
	Establishments not operated for the entire year	1 092	927 066	76 929	15 705	2 456	168 290	30 527	182 418
4212201	Household china, glassware, & crockery whsle								
	All establishments	1 332	6 744 886	478 488	108 490	16 343	1 269 407	859 253	887 509
	Establishments operated for the entire year	1 175	6 577 382	471 281	106 743	16 104	1 251 912	851 690	867 051
	Establishments with sales less than \$100,000	80	4 625	1 231	322	158	2 332	720	704
	Establishments with sales of \$100,000 to \$249,999	137	23 133	4 952	1 229	361	10 704	4 245	4 210
	Establishments with sales of \$250,000 to \$499,999	144	52 498	9 563	2 237	498	22 829	9 438	9 680

See footnotes at end of table.

Table 1. Sales Size of Establishments: 1997—Con.

[Includes only establishments with payroll. For meaning of abbreviations and symbols, see introductory text. For explanation of terms, see Appendix A. For method of assignment to categories shown, see Appendix C]

NAICS code	Sales sizes of establishments by type of operation and kind of business	Establishments (number)	Sales (\$1,000)	Annual payroll (\$1,000)	First-quarter payroll (\$1,000)	Paid employees for pay period including March 12 (number)	Operating expenses ¹ (\$1,000)	End-of-1996 inventories (\$1,000)	End-of-1997 inventories (\$1,000)
42	WHOLESALE TRADE—Con.								
421	Wholesale trade, durable goods—Con.								
4212201	Household china, glassware, & crockery whsle—Con. Establishments operated for the entire year—Con. Establishments with sales of \$500,000 to \$999,999 Establishments with sales of \$1,000,000 to \$2,499,999 Establishments with sales of \$2,500,000 to \$4,999,999 Establishments with sales of \$5,000,000 to \$9,999,999 Establishments with sales of \$10,000,000 to \$24,999,999 Establishments with sales of \$25,000,000 or more Establishments not operated for the entire year	189 213 160 101 97 54 157	136 496 334 225 566 994 694 104 1 423 532 3 341 775 167 504	17 411 32 982 44 999 50 561 100 721 208 861 7 207	4 011 7 320 9 756 11 470 23 766 46 632 1 747	835 1 303 1 396 1 664 2 522 7 367 239	42 958 83 299 117 361 134 999 249 778 587 652 17 495	22 779 44 615 78 321 78 985 179 401 433 186 7 563	23 252 45 469 80 287 80 308 185 442 437 699 20 458
4212202	Linens, domestics, draperies, & curtains whsle All establishments	1 876	11 337 298	658 252	152 175	20 019	1 440 515	704 761	805 239
	Establishments operated for the entire year Establishments with sales less than \$100,000 Establishments with sales of \$100,000 to \$249,999 Establishments with sales of \$250,000 to \$499,999 Establishments with sales of \$500,000 to \$999,999 Establishments with sales of \$1,000,000 to \$2,499,999 Establishments with sales of \$2,500,000 to \$4,999,999 Establishments with sales of \$5,000,000 to \$9,999,999 Establishments with sales of \$10,000,000 to \$24,999,999 Establishments with sales of \$25,000,000 or more Establishments not operated for the entire year	1 657 139 222 242 250 303 162 134 121 84 219	11 117 487 8 221 36 980 87 285 179 535 479 968 577 669 926 905 1 859 125 6 961 799 219 811	633 356 2 343 8 843 18 924 32 535 66 208 13 777 72 690 103 738 263 570 24 896	146 216 551 2 081 4 328 7 433 15 539 13 777 16 331 23 285 62 891 5 959	19 290 236 579 1 000 1 506 2 634 1 961 2 328 3 186 5 860 729	1 391 950 4 395 16 878 36 994 67 846 136 386 133 412 151 550 245 293 599 196 48 565	702 036 827 4 105 11 833 20 610 48 349 58 628 87 699 129 802 340 183 2 725	766 714 847 4 095 12 103 20 342 50 910 59 896 88 845 144 579 385 097 38 525
4212203	Floor coverings whsle All establishments	2 591	16 467 044	1 044 511	245 571	30 315	2 202 428	1 211 094	1 340 545
	Establishments operated for the entire year Establishments with sales less than \$100,000 Establishments with sales of \$100,000 to \$249,999 Establishments with sales of \$250,000 to \$499,999 Establishments with sales of \$500,000 to \$999,999 Establishments with sales of \$1,000,000 to \$2,499,999 Establishments with sales of \$2,500,000 to \$4,999,999 Establishments with sales of \$5,000,000 to \$9,999,999 Establishments with sales of \$10,000,000 to \$24,999,999 Establishments with sales of \$25,000,000 or more Establishments not operated for the entire year	2 264 95 141 240 398 532 335 256 190 77 327	16 171 389 5 889 24 607 87 960 285 386 861 997 1 182 167 1 768 409 2 915 608 9 039 366 295 655	1 016 641 1 584 4 870 14 237 38 015 96 057 122 887 171 934 291 698 275 359 27 870	241 439 402 1 116 3 246 8 734 22 089 3 750 38 490 67 869 71 254 4 132	29 560 125 296 770 1 641 3 315 3 750 4 654 8 039 6 970 755	2 141 388 2 819 9 524 30 007 79 754 207 406 251 798 356 875 567 279 635 926 61 040	1 202 844 834 3 131 11 222 34 226 106 996 148 872 209 100 338 009 350 454 8 250	1 259 092 856 2 951 11 813 35 994 111 580 150 433 220 296 355 627 369 542 81 453
4212204	Other home furnishings whsle All establishments	2 750	8 558 667	720 402	163 273	24 858	1 853 643	991 792	1 107 550
	Establishments operated for the entire year Establishments with sales less than \$100,000 Establishments with sales of \$100,000 to \$249,999 Establishments with sales of \$250,000 to \$499,999 Establishments with sales of \$500,000 to \$999,999 Establishments with sales of \$1,000,000 to \$2,499,999 Establishments with sales of \$2,500,000 to \$4,999,999	2 361 183 315 371 397 482 253	8 314 571 11 099 54 048 133 823 285 969 766 930 892 886	703 446 2 886 11 288 22 668 42 990 96 128 89 585	159 406 723 2 699 5 130 9 889 21 541 20 484	24 125 297 728 1 215 1 981 3 799 3 126	1 812 453 5 547 24 131 52 344 96 382 213 886 203 157	979 803 1 748 8 453 23 519 44 096 105 454 91 152	1 065 568 1 676 8 697 24 151 46 172 109 214 98 105

See footnotes at end of table.

Table 1. Sales Size of Establishments: 1997—Con.

[Includes only establishments with payroll. For meaning of abbreviations and symbols, see introductory text. For explanation of terms, see Appendix A. For method of assignment to categories shown, see Appendix C]

NAICS code	Sales sizes of establishments by type of operation and kind of business	Establishments (number)	Sales (\$1,000)	Annual payroll (\$1,000)	First-quarter payroll (\$1,000)	Paid employees for pay period including March 12 (number)	Operating expenses ¹ (\$1,000)	End-of-1996 inventories (\$1,000)	End-of-1997 inventories (\$1,000)
42	WHOLESALE TRADE—Con.								
421	Wholesale trade, durable goods—Con.								
4212204	Other home furnishings whsle—Con. Establishments operated for the entire year—Con. Establishments with sales of \$5,000,000 to \$9,999,999 Establishments with sales of \$10,000,000 to \$24,999,999 Establishments with sales of \$25,000,000 or more	195 120 45	1 333 719 1 826 037 3 010 060	115 151 127 021 195 729	26 307 27 722 44 911	3 745 3 422 5 812	269 521 313 924 633 561	144 448 167 064 393 869	149 941 190 140 437 472
	Establishments not operated for the entire year	389	244 096	16 956	3 867	733	41 190	11 989	41 982
4213	Lumber & other construction materials whsle All establishments	14 267	89 175 875	5 296 176	1 227 622	155 535	10 717 929	6 367 862	6 764 054
	Establishments operated for the entire year	12 309	87 392 071	5 175 695	1 201 078	151 488	10 466 156	6 298 963	6 546 488
	Establishments with sales less than \$100,000	435	26 777	8 143	1 939	672	13 777	2 422	2 387
	Establishments with sales of \$100,000 to \$249,999	970	164 278	38 915	9 077	2 139	71 590	14 682	15 086
	Establishments with sales of \$250,000 to \$499,999	1 218	443 820	84 311	19 166	4 128	164 957	44 919	45 625
	Establishments with sales of \$500,000 to \$999,999	1 544	1 115 612	172 916	38 582	7 466	342 188	112 550	115 840
	Establishments with sales of \$1,000,000 to \$2,499,999	2 693	4 405 810	496 827	111 517	18 520	1 016 024	440 699	456 609
	Establishments with sales of \$2,500,000 to \$4,999,999	1 968	6 978 568	657 433	151 169	21 081	1 341 461	691 460	701 970
	Establishments with sales of \$5,000,000 to \$9,999,999	1 495	10 492 720	878 647	199 388	26 688	1 799 213	1 013 960	1 044 408
	Establishments with sales of \$10,000,000 to \$24,999,999	1 317	20 030 338	1 307 360	297 522	35 443	2 588 151	1 715 703	1 771 061
	Establishments with sales of \$25,000,000 or more	669	43 734 148	1 531 143	372 718	35 351	3 128 795	2 262 568	2 393 502
	Establishments not operated for the entire year	1 958	1 783 804	120 481	26 544	4 047	251 773	68 899	217 566
42131	Lumber, plywood, millwork, & wood panel whsle All establishments	6 767	60 455 924	3 126 436	736 657	88 905	6 133 048	4 373 481	4 600 369
	Establishments operated for the entire year	5 972	59 669 971	3 079 458	725 338	87 143	6 041 726	4 333 628	4 517 085
	Establishments with sales less than \$100,000	184	11 221	3 607	844	301	5 756	1 038	992
	Establishments with sales of \$100,000 to \$249,999	366	63 146	14 508	3 449	855	26 407	5 099	5 651
	Establishments with sales of \$250,000 to \$499,999	502	184 402	35 162	8 190	1 834	65 771	16 171	16 559
	Establishments with sales of \$500,000 to \$999,999	621	449 608	65 749	14 843	3 133	126 523	43 136	44 616
	Establishments with sales of \$1,000,000 to \$2,499,999	1 135	1 857 057	203 770	46 009	7 813	397 723	165 764	172 065
	Establishments with sales of \$2,500,000 to \$4,999,999	925	3 305 981	291 494	67 026	9 541	573 972	302 652	306 668
	Establishments with sales of \$5,000,000 to \$9,999,999	848	6 067 251	476 084	109 645	14 666	952 121	598 803	610 930
	Establishments with sales of \$10,000,000 to \$24,999,999	897	13 842 181	867 831	198 735	23 593	1 673 562	1 284 817	1 324 293
	Establishments with sales of \$25,000,000 or more	494	33 889 124	1 121 253	276 597	25 407	2 219 891	1 916 148	2 035 311
	Establishments not operated for the entire year	795	785 953	46 978	11 319	1 762	91 322	39 853	83 284
421310	Lumber, plywood, millwork, & wood panel whsle All establishments	6 767	60 455 924	3 126 436	736 657	88 905	6 133 048	4 373 481	4 600 369
	Establishments operated for the entire year	5 972	59 669 971	3 079 458	725 338	87 143	6 041 726	4 333 628	4 517 085
	Establishments with sales less than \$100,000	184	11 221	3 607	844	301	5 756	1 038	992
	Establishments with sales of \$100,000 to \$249,999	366	63 146	14 508	3 449	855	26 407	5 099	5 651
	Establishments with sales of \$250,000 to \$499,999	502	184 402	35 162	8 190	1 834	65 771	16 171	16 559
	Establishments with sales of \$500,000 to \$999,999	621	449 608	65 749	14 843	3 133	126 523	43 136	44 616
	Establishments with sales of \$1,000,000 to \$2,499,999	1 135	1 857 057	203 770	46 009	7 813	397 723	165 764	172 065
	Establishments with sales of \$2,500,000 to \$4,999,999	925	3 305 981	291 494	67 026	9 541	573 972	302 652	306 668
	Establishments with sales of \$5,000,000 to \$9,999,999	848	6 067 251	476 084	109 645	14 666	952 121	598 803	610 930
	Establishments with sales of \$10,000,000 to \$24,999,999	897	13 842 181	867 831	198 735	23 593	1 673 562	1 284 817	1 324 293

See footnotes at end of table.

Table 1. Sales Size of Establishments: 1997—Con.

[Includes only establishments with payroll. For meaning of abbreviations and symbols, see introductory text. For explanation of terms, see Appendix A. For method of assignment to categories shown, see Appendix C.]

NAICS code	Sales sizes of establishments by type of operation and kind of business	Establishments (number)	Sales (\$1,000)	Annual payroll (\$1,000)	First-quarter payroll (\$1,000)	Paid employees for pay period including March 12 (number)	Operating expenses ¹ (\$1,000)	End-of-1996 inventories (\$1,000)	End-of-1997 inventories (\$1,000)
42	WHOLESALE TRADE—Con.								
421	Wholesale trade, durable goods—Con.								
421310	Lumber, plywood, millwork, & wood panel whsle—Con. Establishments operated for the entire year—Con. Establishments with sales of \$25,000,000 or more.....	494	33 889 124	1 121 253	276 597	25 407	2 219 891	1 916 148	2 035 311
	Establishments not operated for the entire year.....	795	785 953	46 978	11 319	1 762	91 322	39 853	83 284
4213101	Lumber without yard whsle All establishments	1 627	17 143 755	529 208	131 340	12 611	991 480	614 336	636 263
	Establishments operated for the entire year	1 440	16 901 749	517 503	127 415	12 138	969 921	598 051	624 887
	Establishments with sales less than \$100,000	58	3 546	1 083	256	98	1 749	182	193
	Establishments with sales of \$100,000 to \$249,999	120	20 391	4 864	1 161	287	9 028	1 066	1 072
	Establishments with sales of \$250,000 to \$499,999	138	51 188	8 125	1 923	473	16 498	1 465	1 511
	Establishments with sales of \$500,000 to \$999,999	153	110 256	13 733	3 102	687	26 880	5 141	5 099
	Establishments with sales of \$1,000,000 to \$2,499,999	268	433 996	34 457	7 878	1 253	67 635	17 827	19 337
	Establishments with sales of \$2,500,000 to \$4,999,999	229	810 820	50 639	11 933	1 507	101 868	34 927	32 141
	Establishments with sales of \$5,000,000 to \$9,999,999	176	1 240 166	63 697	14 697	1 682	126 331	61 528	58 689
	Establishments with sales of \$10,000,000 to \$24,999,999	186	2 775 241	119 009	27 164	2 503	213 935	154 297	163 831
	Establishments with sales of \$25,000,000 or more.....	112	11 456 145	221 896	59 301	3 648	405 997	321 618	343 014
	Establishments not operated for the entire year.....	187	242 006	11 705	3 925	473	21 559	16 285	11 376
4213102	Lumber with yard whsle All establishments	1 599	15 464 304	890 605	203 841	27 481	1 801 201	1 603 086	1 728 437
	Establishments operated for the entire year	1 436	15 301 461	880 094	201 133	27 020	1 779 672	1 589 725	1 697 988
	Establishments with sales less than \$100,000	29	1 795	704	156	47	1 062	401	355
	Establishments with sales of \$100,000 to \$249,999	63	11 003	2 354	591	166	4 174	1 514	1 921
	Establishments with sales of \$250,000 to \$499,999	75	27 181	4 721	1 068	272	9 980	4 037	4 333
	Establishments with sales of \$500,000 to \$999,999	112	82 225	11 755	2 760	665	23 243	11 755	11 894
	Establishments with sales of \$1,000,000 to \$2,499,999	262	425 889	48 261	10 818	2 150	102 015	54 654	56 059
	Establishments with sales of \$2,500,000 to \$4,999,999	217	780 819	77 182	17 342	2 844	156 928	111 330	118 078
	Establishments with sales of \$5,000,000 to \$9,999,999	248	1 793 707	151 393	33 633	5 119	307 441	258 237	277 097
	Establishments with sales of \$10,000,000 to \$24,999,999	276	4 346 361	284 229	63 352	8 075	553 100	505 499	541 978
	Establishments with sales of \$25,000,000 or more.....	154	7 832 481	299 495	71 413	7 682	621 729	642 298	686 273
	Establishments not operated for the entire year.....	163	162 843	10 511	2 708	461	21 529	13 361	30 449
4213103	Plywood, veneer, millwork, & wood panel whsle All establishments	3 541	27 847 865	1 706 623	401 476	48 813	3 340 367	2 156 059	2 235 669
	Establishments operated for the entire year	3 096	27 466 761	1 681 861	396 790	47 985	3 292 133	2 145 852	2 194 210
	Establishments with sales less than \$100,000	97	5 880	1 820	432	156	2 945	455	444
	Establishments with sales of \$100,000 to \$249,999	183	31 752	7 290	1 697	402	13 205	2 519	2 658
	Establishments with sales of \$250,000 to \$499,999	289	106 033	22 316	5 199	1 089	39 293	10 669	10 715
	Establishments with sales of \$500,000 to \$999,999	356	257 127	40 261	8 981	1 781	76 400	26 240	27 623
	Establishments with sales of \$1,000,000 to \$2,499,999	605	997 172	121 052	27 313	4 410	228 073	93 283	96 669
	Establishments with sales of \$2,500,000 to \$4,999,999	479	1 714 342	163 673	37 751	5 190	315 176	156 395	156 449
	Establishments with sales of \$5,000,000 to \$9,999,999	424	3 033 378	260 994	61 315	7 865	518 349	279 038	275 144
	Establishments with sales of \$10,000,000 to \$24,999,999	435	6 720 579	464 593	108 219	13 015	906 527	625 021	618 484
	Establishments with sales of \$25,000,000 or more.....	228	14 600 498	599 862	145 883	14 077	1 192 165	952 232	1 006 024
	Establishments not operated for the entire year.....	445	381 104	24 762	4 686	828	48 234	10 207	41 459

See footnotes at end of table.

Table 1. Sales Size of Establishments: 1997—Con.

[Includes only establishments with payroll. For meaning of abbreviations and symbols, see introductory text. For explanation of terms, see Appendix A. For method of assignment to categories shown, see Appendix C]

NAICS code	Sales sizes of establishments by type of operation and kind of business	Establishments (number)	Sales (\$1,000)	Annual payroll (\$1,000)	First-quarter payroll (\$1,000)	Paid employees for pay period including March 12 (number)	Operating expenses ¹ (\$1,000)	End-of-1996 inventories (\$1,000)	End-of-1997 inventories (\$1,000)
42	WHOLESALE TRADE—Con.								
421	Wholesale trade, durable goods—Con.								
42132	Brick, stone, & related construction materials whsle								
	All establishments	3 026	10 711 750	761 681	168 106	23 753	1 692 184	775 319	846 315
	Establishments operated for the entire year	2 580	10 466 596	735 754	163 947	23 004	1 632 487	770 184	806 597
	Establishments with sales less than \$100,000	88	5 165	1 568	363	135	2 757	486	524
	Establishments with sales of \$100,000 to \$249,999	223	39 039	9 463	2 207	552	18 427	4 430	4 276
	Establishments with sales of \$250,000 to \$499,999	292	106 256	19 686	4 244	908	41 732	14 092	14 273
	Establishments with sales of \$500,000 to \$999,999	392	280 345	44 825	9 690	1 824	95 518	33 935	35 712
	Establishments with sales of \$1,000,000 to \$2,499,999	692	1 133 686	130 652	29 024	4 939	287 998	138 617	144 910
	Establishments with sales of \$2,500,000 to \$4,999,999	442	1 555 090	159 707	35 671	5 070	342 806	187 379	195 607
	Establishments with sales of \$5,000,000 to \$9,999,999	225	1 540 246	132 871	27 290	3 776	304 556	149 497	159 484
	Establishments with sales of \$10,000,000 to \$24,999,999	156	2 252 058	131 954	30 795	3 685	304 923	140 744	151 034
	Establishments with sales of \$25,000,000 or more	70	3 554 711	105 028	24 663	2 115	233 770	101 004	100 777
	Establishments not operated for the entire year	446	245 154	25 927	4 159	749	59 697	5 135	39 718
421320	Brick, stone, & related construction materials whsle								
	All establishments	3 026	10 711 750	761 681	168 106	23 753	1 692 184	775 319	846 315
	Establishments operated for the entire year	2 580	10 466 596	735 754	163 947	23 004	1 632 487	770 184	806 597
	Establishments with sales less than \$100,000	88	5 165	1 568	363	135	2 757	486	524
	Establishments with sales of \$100,000 to \$249,999	223	39 039	9 463	2 207	552	18 427	4 430	4 276
	Establishments with sales of \$250,000 to \$499,999	292	106 256	19 686	4 244	908	41 732	14 092	14 273
	Establishments with sales of \$500,000 to \$999,999	392	280 345	44 825	9 690	1 824	95 518	33 935	35 712
	Establishments with sales of \$1,000,000 to \$2,499,999	692	1 133 686	130 652	29 024	4 939	287 998	138 617	144 910
	Establishments with sales of \$2,500,000 to \$4,999,999	442	1 555 090	159 707	35 671	5 070	342 806	187 379	195 607
	Establishments with sales of \$5,000,000 to \$9,999,999	225	1 540 246	132 871	27 290	3 776	304 556	149 497	159 484
	Establishments with sales of \$10,000,000 to \$24,999,999	156	2 252 058	131 954	30 795	3 685	304 923	140 744	151 034
	Establishments with sales of \$25,000,000 or more	70	3 554 711	105 028	24 663	2 115	233 770	101 004	100 777
	Establishments not operated for the entire year	446	245 154	25 927	4 159	749	59 697	5 135	39 718
4213201	Brick, block, tile, clay/cement sewer pipe whsle								
	All establishments	1 184	3 546 360	284 096	66 310	9 941	619 783	333 266	357 316
	Establishments operated for the entire year	1 035	3 464 610	277 638	65 403	9 771	603 958	330 282	344 130
	Establishments with sales less than \$100,000	34	2 156	568	126	43	998	201	199
	Establishments with sales of \$100,000 to \$249,999	75	12 811	3 023	757	173	5 951	1 677	1 743
	Establishments with sales of \$250,000 to \$499,999	113	42 017	7 784	1 755	338	15 411	6 240	6 645
	Establishments with sales of \$500,000 to \$999,999	148	106 406	17 002	3 808	685	34 462	14 316	14 723
	Establishments with sales of \$1,000,000 to \$2,499,999	314	512 832	53 585	12 832	2 227	113 747	71 087	74 566
	Establishments with sales of \$2,500,000 to \$4,999,999	183	643 961	65 710	15 204	2 427	136 535	86 212	91 478
	Establishments with sales of \$5,000,000 to \$9,999,999	85	558 353	46 315	10 618	1 457	100 814	61 989	63 776
	Establishments with sales of \$10,000,000 to \$24,999,999	66	879 389	51 772	12 197	1 495	115 790	52 019	53 070
	Establishments with sales of \$25,000,000 or more	17	706 685	31 879	8 106	926	80 250	36 541	37 930
	Establishments not operated for the entire year	149	81 750	6 458	907	170	15 825	2 984	13 186
4213202	Sand, gravel, & stone whsle								
	All establishments	1 012	2 001 239	239 974	49 004	7 775	539 309	188 511	212 072

See footnotes at end of table.

Table 1. Sales Size of Establishments: 1997—Con.

[Includes only establishments with payroll. For meaning of abbreviations and symbols, see introductory text. For explanation of terms, see Appendix A. For method of assignment to categories shown, see Appendix C]

NAICS code	Sales sizes of establishments by type of operation and kind of business	Establishments (number)	Sales (\$1,000)	Annual payroll (\$1,000)	First-quarter payroll (\$1,000)	Paid employees for pay period including March 12 (number)	Operating expenses ¹ (\$1,000)	End-of-1996 inventories (\$1,000)	End-of-1997 inventories (\$1,000)
42	WHOLESALE TRADE—Con.								
421	Wholesale trade, durable goods—Con.								
4213202	Sand, gravel, & stone whsle—Con.								
	Establishments operated for the entire year	816	1 896 031	226 044	46 743	7 368	509 599	187 138	195 795
	Establishments with sales less than \$100,000	34	1 870	580	139	62	1 029	204	247
	Establishments with sales of \$100,000 to \$249,999	100	18 018	4 387	992	278	8 739	1 713	1 663
	Establishments with sales of \$250,000 to \$499,999	115	40 435	7 894	1 629	374	16 898	4 980	4 765
	Establishments with sales of \$500,000 to \$999,999	154	110 736	17 852	3 650	729	40 419	12 967	14 193
	Establishments with sales of \$1,000,000 to \$2,499,999	202	323 216	47 978	9 872	1 837	103 372	35 468	36 454
	Establishments with sales of \$2,500,000 to \$4,999,999	110	388 132	48 967	10 851	1 414	103 333	48 950	50 129
	Establishments with sales of \$5,000,000 to \$9,999,999	71	491 512	56 100	10 462	1 503	127 148	47 577	51 723
	Establishments with sales of \$10,000,000 to \$24,999,999	26	385 514	33 739	7 225	947	79 957	29 265	30 421
	Establishments with sales of \$25,000,000 or more	4	136 598	8 547	1 923	224	28 704	6 014	6 200
	Establishments not operated for the entire year	196	105 208	13 930	2 261	407	29 710	1 373	16 277
4213203	Cement, lime, & related products whsle								
	All establishments	830	5 164 151	237 611	52 792	6 037	533 092	253 542	276 927
	Establishments operated for the entire year	729	5 105 955	232 072	51 801	5 865	518 930	252 764	266 672
	Establishments with sales less than \$100,000	20	1 139	420	98	30	730	81	78
	Establishments with sales of \$100,000 to \$249,999	48	8 210	2 053	458	101	3 737	1 040	870
	Establishments with sales of \$250,000 to \$499,999	64	23 804	4 008	860	196	9 423	2 872	2 863
	Establishments with sales of \$500,000 to \$999,999	90	63 203	9 971	2 232	410	20 637	6 652	6 796
	Establishments with sales of \$1,000,000 to \$2,499,999	176	297 638	29 089	6 320	875	70 879	32 062	33 890
	Establishments with sales of \$2,500,000 to \$4,999,999	149	522 997	45 030	9 616	1 229	102 938	52 217	54 000
	Establishments with sales of \$5,000,000 to \$9,999,999	69	490 381	30 456	6 210	816	76 594	39 931	43 985
	Establishments with sales of \$10,000,000 to \$24,999,999	64	987 155	46 443	11 373	1 243	109 176	59 460	67 543
	Establishments with sales of \$25,000,000 or more	49	2 711 428	64 602	14 634	965	124 816	58 449	56 647
	Establishments not operated for the entire year	101	58 196	5 539	991	172	14 162	778	10 255
42133	Roofing, siding, & insulation material whsle								
	All establishments	1 584	9 811 545	601 826	133 556	16 402	1 298 095	595 540	651 224
	Establishments operated for the entire year	1 340	9 351 418	577 498	128 134	15 727	1 242 378	575 059	591 073
	Establishments with sales less than \$100,000	42	2 743	831	212	55	1 547	245	235
	Establishments with sales of \$100,000 to \$249,999	82	13 293	3 255	734	135	5 895	1 033	1 030
	Establishments with sales of \$250,000 to \$499,999	83	31 079	5 101	1 123	218	11 045	3 444	3 600
	Establishments with sales of \$500,000 to \$999,999	141	106 920	14 688	3 253	549	30 726	9 997	10 068
	Establishments with sales of \$1,000,000 to \$2,499,999	303	506 053	49 173	11 468	1 589	105 618	50 049	50 826
	Establishments with sales of \$2,500,000 to \$4,999,999	291	1 019 390	77 898	17 599	2 262	172 895	89 890	91 637
	Establishments with sales of \$5,000,000 to \$9,999,999	195	1 363 395	112 353	25 232	3 063	221 515	129 054	132 863
	Establishments with sales of \$10,000,000 to \$24,999,999	141	2 077 293	124 909	26 131	3 095	269 564	137 239	138 052
	Establishments with sales of \$25,000,000 or more	62	4 231 252	189 290	42 382	4 761	423 573	154 108	162 762
	Establishments not operated for the entire year	244	460 127	24 328	5 422	675	55 717	20 481	60 151
421330	Roofing, siding, & insulation material whsle								
	All establishments	1 584	9 811 545	601 826	133 556	16 402	1 298 095	595 540	651 224
	Establishments operated for the entire year	1 340	9 351 418	577 498	128 134	15 727	1 242 378	575 059	591 073
	Establishments with sales less than \$100,000	42	2 743	831	212	55	1 547	245	235
	Establishments with sales of \$100,000 to \$249,999	82	13 293	3 255	734	135	5 895	1 033	1 030

See footnotes at end of table.

Table 1. Sales Size of Establishments: 1997—Con.

[Includes only establishments with payroll. For meaning of abbreviations and symbols, see introductory text. For explanation of terms, see Appendix A. For method of assignment to categories shown, see Appendix C]

NAICS code	Sales sizes of establishments by type of operation and kind of business	Establishments (number)	Sales (\$1,000)	Annual payroll (\$1,000)	First-quarter payroll (\$1,000)	Paid employees for pay period including March 12 (number)	Operating expenses ¹ (\$1,000)	End-of-1996 inventories (\$1,000)	End-of-1997 inventories (\$1,000)
42	WHOLESALE TRADE—Con.								
421	Wholesale trade, durable goods—Con.								
421330	Roofing, siding, & insulation material whsle—Con.								
	Establishments operated for the entire year—Con.								
	Establishments with sales of \$250,000 to \$499,999	83	31 079	5 101	1 123	218	11 045	3 444	3 600
	Establishments with sales of \$500,000 to \$999,999	141	106 920	14 688	3 253	549	30 726	9 997	10 068
	Establishments with sales of \$1,000,000 to \$2,499,999	303	506 053	49 173	11 468	1 589	105 618	50 049	50 826
	Establishments with sales of \$2,500,000 to \$4,999,999	291	1 019 390	77 898	17 599	2 262	172 895	89 890	91 637
	Establishments with sales of \$5,000,000 to \$9,999,999	195	1 363 395	112 353	25 232	3 063	221 515	129 054	132 863
	Establishments with sales of \$10,000,000 to \$24,999,999	141	2 077 293	124 909	26 131	3 095	269 564	137 239	138 052
	Establishments with sales of \$25,000,000 or more	62	4 231 252	189 290	42 382	4 761	423 573	154 108	162 762
	Establishments not operated for the entire year	244	460 127	24 328	5 422	675	55 717	20 481	60 151
4213301	Roofing, siding, & insulation material whsle								
	All establishments	1 584	9 811 545	601 826	133 556	16 402	1 298 095	595 540	651 224
	Establishments operated for the entire year	1 340	9 351 418	577 498	128 134	15 727	1 242 378	575 059	591 073
	Establishments with sales less than \$100,000	42	2 743	831	212	55	1 547	245	235
	Establishments with sales of \$100,000 to \$249,999	82	13 293	3 255	734	135	5 895	1 033	1 030
	Establishments with sales of \$250,000 to \$499,999	83	31 079	5 101	1 123	218	11 045	3 444	3 600
	Establishments with sales of \$500,000 to \$999,999	141	106 920	14 688	3 253	549	30 726	9 997	10 068
	Establishments with sales of \$1,000,000 to \$2,499,999	303	506 053	49 173	11 468	1 589	105 618	50 049	50 826
	Establishments with sales of \$2,500,000 to \$4,999,999	291	1 019 390	77 898	17 599	2 262	172 895	89 890	91 637
	Establishments with sales of \$5,000,000 to \$9,999,999	195	1 363 395	112 353	25 232	3 063	221 515	129 054	132 863
	Establishments with sales of \$10,000,000 to \$24,999,999	141	2 077 293	124 909	26 131	3 095	269 564	137 239	138 052
	Establishments with sales of \$25,000,000 or more	62	4 231 252	189 290	42 382	4 761	423 573	154 108	162 762
	Establishments not operated for the entire year	244	460 127	24 328	5 422	675	55 717	20 481	60 151
42139	Other construction materials whsle								
	All establishments	2 890	8 196 656	806 233	189 303	26 475	1 594 602	623 522	666 146
	Establishments operated for the entire year	2 417	7 904 086	782 985	183 659	25 614	1 549 565	620 092	631 733
	Establishments with sales less than \$100,000	121	7 648	2 137	520	181	3 717	653	636
	Establishments with sales of \$100,000 to \$249,999	299	48 800	11 689	2 687	597	20 861	4 120	4 129
	Establishments with sales of \$250,000 to \$499,999	341	122 083	24 362	5 609	1 168	46 409	11 212	11 193
	Establishments with sales of \$500,000 to \$999,999	390	278 739	47 654	10 796	1 960	89 421	25 482	25 444
	Establishments with sales of \$1,000,000 to \$2,499,999	563	909 014	113 232	25 016	4 179	224 685	86 269	88 808
	Establishments with sales of \$2,500,000 to \$4,999,999	310	1 098 107	128 334	30 873	4 208	251 788	111 539	108 058
	Establishments with sales of \$5,000,000 to \$9,999,999	227	1 521 828	157 339	37 221	5 183	321 021	136 606	141 131
	Establishments with sales of \$10,000,000 to \$24,999,999	123	1 858 806	182 666	41 861	5 070	340 102	152 903	157 682
	Establishments with sales of \$25,000,000 or more	43	2 059 061	115 572	29 076	3 068	251 561	91 308	94 652
	Establishments not operated for the entire year	473	292 570	23 248	5 644	861	45 037	3 430	34 413
421390	Other construction materials whsle								
	All establishments	2 890	8 196 656	806 233	189 303	26 475	1 594 602	623 522	666 146
	Establishments operated for the entire year	2 417	7 904 086	782 985	183 659	25 614	1 549 565	620 092	631 733
	Establishments with sales less than \$100,000	121	7 648	2 137	520	181	3 717	653	636
	Establishments with sales of \$100,000 to \$249,999	299	48 800	11 689	2 687	597	20 861	4 120	4 129
	Establishments with sales of \$250,000 to \$499,999	341	122 083	24 362	5 609	1 168	46 409	11 212	11 193
	Establishments with sales of \$500,000 to \$999,999	390	278 739	47 654	10 796	1 960	89 421	25 482	25 444

See footnotes at end of table.

Table 1. Sales Size of Establishments: 1997—Con.

[Includes only establishments with payroll. For meaning of abbreviations and symbols, see introductory text. For explanation of terms, see Appendix A. For method of assignment to categories shown, see Appendix C]

NAICS code	Sales sizes of establishments by type of operation and kind of business	Establishments (number)	Sales (\$1,000)	Annual payroll (\$1,000)	First-quarter payroll (\$1,000)	Paid employees for pay period including March 12 (number)	Operating expenses ¹ (\$1,000)	End-of-1996 inventories (\$1,000)	End-of-1997 inventories (\$1,000)
42	WHOLESALE TRADE—Con.								
421	Wholesale trade, durable goods—Con.								
421390	Other construction materials whsle—Con.								
	Establishments operated for the entire year—Con.								
	Establishments with sales of \$1,000,000 to \$2,499,999	563	909 014	113 232	25 016	4 179	224 685	86 269	88 808
	Establishments with sales of \$2,500,000 to \$4,999,999	310	1 098 107	128 334	30 873	4 208	251 788	111 539	108 058
	Establishments with sales of \$5,000,000 to \$9,999,999	227	1 521 828	157 339	37 221	5 183	321 021	136 606	141 131
	Establishments with sales of \$10,000,000 to \$24,999,999	123	1 858 806	182 666	41 861	5 070	340 102	152 903	157 682
	Establishments with sales of \$25,000,000 or more	43	2 059 061	115 572	29 076	3 068	251 561	91 308	94 652
	Establishments not operated for the entire year	473	292 570	23 248	5 644	861	45 037	3 430	34 413
4213901	Flat glass & other construction glass whsle								
	All establishments	669	1 950 805	235 834	57 069	8 197	456 813	130 217	134 854
	Establishments operated for the entire year	576	1 889 048	230 597	54 789	7 914	447 497	129 085	130 327
	Establishments with sales less than \$100,000	24	1 535	406	105	36	729	124	129
	Establishments with sales of \$100,000 to \$249,999	76	13 351	2 791	640	154	5 511	1 130	1 164
	Establishments with sales of \$250,000 to \$499,999	89	31 164	7 677	1 736	342	13 751	2 498	2 536
	Establishments with sales of \$500,000 to \$999,999	93	64 268	15 160	3 316	571	27 737	4 652	4 795
	Establishments with sales of \$1,000,000 to \$2,499,999	110	172 386	27 618	6 362	1 068	50 999	17 256	18 234
	Establishments with sales of \$2,500,000 to \$4,999,999	70	252 085	38 093	9 611	1 376	72 140	29 486	26 404
	Establishments with sales of \$5,000,000 to \$9,999,999	72	490 088	59 690	14 465	1 978	120 882	35 805	36 541
	Establishments with sales of \$10,000,000 to \$24,999,999	36	573 659	60 066	13 013	1 964	106 650	32 808	34 978
	Establishments with sales of \$25,000,000 or more	6	290 512	19 096	5 541	425	49 098	5 326	5 546
	Establishments not operated for the entire year	93	61 757	5 237	2 280	283	9 316	1 132	4 527
4213902	Other construction materials whsle								
	All establishments	2 221	6 245 851	570 399	132 234	18 278	1 137 789	493 305	531 292
	Establishments operated for the entire year	1 841	6 015 038	552 388	128 870	17 700	1 102 068	491 007	501 406
	Establishments with sales less than \$100,000	97	6 113	1 731	415	145	2 988	529	507
	Establishments with sales of \$100,000 to \$249,999	223	35 449	8 898	2 047	443	15 350	2 990	2 965
	Establishments with sales of \$250,000 to \$499,999	252	90 919	16 685	3 873	826	32 658	8 714	8 657
	Establishments with sales of \$500,000 to \$999,999	297	214 471	32 494	7 480	1 389	61 684	20 830	20 649
	Establishments with sales of \$1,000,000 to \$2,499,999	453	736 628	85 614	18 654	3 111	173 686	69 013	70 574
	Establishments with sales of \$2,500,000 to \$4,999,999	240	846 022	90 241	21 262	2 832	179 648	82 053	81 654
	Establishments with sales of \$5,000,000 to \$9,999,999	155	1 031 740	97 649	22 756	3 205	200 139	100 801	104 590
	Establishments with sales of \$10,000,000 to \$24,999,999	87	1 285 147	122 600	28 848	3 106	233 452	120 095	122 704
	Establishments with sales of \$25,000,000 or more	37	1 768 549	96 476	23 535	2 643	202 463	85 982	89 106
	Establishments not operated for the entire year	380	230 813	18 011	3 364	578	35 721	2 298	29 886
4214	Professional & commercial equipment & supplies whsle								
	All establishments	45 351	367 383 550	33 292 437	8 317 953	716 113	62 642 404	24 912 094	27 009 852
	Establishments operated for the entire year	39 751	358 241 954	32 519 014	8 118 401	696 384	61 158 794	24 626 645	26 203 109
	Establishments with sales less than \$100,000	1 932	118 233	38 090	9 360	2 769	65 117	35 344	40 300
	Establishments with sales of \$100,000 to \$249,999	4 268	724 178	195 358	46 408	9 021	345 742	69 744	69 714
	Establishments with sales of \$250,000 to \$499,999	5 139	1 863 415	426 473	99 004	16 941	776 618	178 746	182 584
	Establishments with sales of \$500,000 to \$999,999	6 281	4 494 788	902 104	209 926	30 825	1 651 039	391 245	397 965
	Establishments with sales of \$1,000,000 to \$2,499,999	8 357	13 386 823	2 405 280	552 685	70 330	4 327 081	1 138 861	1 181 350
	Establishments with sales of \$2,500,000 to \$4,999,999	4 957	17 426 136	2 715 432	625 505	70 437	4 820 713	1 383 821	1 437 595

See footnotes at end of table.

Table 1. Sales Size of Establishments: 1997—Con.

[Includes only establishments with payroll. For meaning of abbreviations and symbols, see introductory text. For explanation of terms, see Appendix A. For method of assignment to categories shown, see Appendix C]

NAICS code	Sales sizes of establishments by type of operation and kind of business	Establishments (number)	Sales (\$1,000)	Annual payroll (\$1,000)	First-quarter payroll (\$1,000)	Paid employees for pay period including March 12 (number)	Operating expenses ¹ (\$1,000)	End-of-1996 inventories (\$1,000)	End-of-1997 inventories (\$1,000)
42	WHOLESALE TRADE—Con.								
421	Wholesale trade, durable goods—Con.								
4214	Professional & commercial equipment & supplies whlse—Con.								
	Establishments operated for the entire year—Con.								
	Establishments with sales of \$5,000,000 to \$9,999,999	3 664	25 482 724	3 589 447	833 124	82 534	6 305 959	1 970 917	2 097 837
	Establishments with sales of \$10,000,000 to \$24,999,999	2 870	44 489 012	5 263 333	1 239 699	110 337	9 298 091	3 202 448	3 402 691
	Establishments with sales of \$25,000,000 or more	2 283	250 256 645	16 983 497	4 502 690	303 190	33 568 434	16 255 519	17 393 073
	Establishments not operated for the entire year	5 600	9 141 596	773 423	199 552	19 729	1 483 610	285 449	806 743
42141	Photographic equipment & supplies whlse								
	All establishments	1 379	16 679 051	929 865	217 200	21 195	2 170 358	1 200 133	1 222 355
	Establishments operated for the entire year	1 240	16 550 988	917 319	214 685	20 833	2 147 208	1 195 530	1 198 654
	Establishments with sales less than \$100,000	50	3 143	942	243	78	1 639	319	291
	Establishments with sales of \$100,000 to \$249,999	103	17 116	4 522	1 048	225	7 910	1 450	1 467
	Establishments with sales of \$250,000 to \$499,999	141	51 795	10 604	2 278	430	20 521	6 000	6 507
	Establishments with sales of \$500,000 to \$999,999	169	121 958	20 733	4 750	791	42 923	12 320	12 462
	Establishments with sales of \$1,000,000 to \$2,499,999	266	436 227	65 633	14 819	2 071	131 988	53 066	56 424
	Establishments with sales of \$2,500,000 to \$4,999,999	149	536 159	69 892	15 759	1 963	135 101	59 452	61 439
	Establishments with sales of \$5,000,000 to \$9,999,999	136	991 311	112 932	25 695	2 778	224 418	120 782	123 876
	Establishments with sales of \$10,000,000 to \$24,999,999	128	1 964 270	170 140	39 846	3 845	331 206	220 001	230 630
	Establishments with sales of \$25,000,000 or more	98	12 429 009	461 921	110 247	8 652	1 251 502	722 140	705 558
	Establishments not operated for the entire year	139	128 063	12 546	2 515	362	23 150	4 603	23 701
421410	Photographic equipment & supplies whlse								
	All establishments	1 379	16 679 051	929 865	217 200	21 195	2 170 358	1 200 133	1 222 355
	Establishments operated for the entire year	1 240	16 550 988	917 319	214 685	20 833	2 147 208	1 195 530	1 198 654
	Establishments with sales less than \$100,000	50	3 143	942	243	78	1 639	319	291
	Establishments with sales of \$100,000 to \$249,999	103	17 116	4 522	1 048	225	7 910	1 450	1 467
	Establishments with sales of \$250,000 to \$499,999	141	51 795	10 604	2 278	430	20 521	6 000	6 507
	Establishments with sales of \$500,000 to \$999,999	169	121 958	20 733	4 750	791	42 923	12 320	12 462
	Establishments with sales of \$1,000,000 to \$2,499,999	266	436 227	65 633	14 819	2 071	131 988	53 066	56 424
	Establishments with sales of \$2,500,000 to \$4,999,999	149	536 159	69 892	15 759	1 963	135 101	59 452	61 439
	Establishments with sales of \$5,000,000 to \$9,999,999	136	991 311	112 932	25 695	2 778	224 418	120 782	123 876
	Establishments with sales of \$10,000,000 to \$24,999,999	128	1 964 270	170 140	39 846	3 845	331 206	220 001	230 630
	Establishments with sales of \$25,000,000 or more	98	12 429 009	461 921	110 247	8 652	1 251 502	722 140	705 558
	Establishments not operated for the entire year	139	128 063	12 546	2 515	362	23 150	4 603	23 701
42142	Office equipment whlse								
	All establishments	7 319	36 646 598	5 421 076	1 376 025	143 381	9 434 843	2 583 465	2 702 445
	Establishments operated for the entire year	6 648	36 220 361	5 356 775	1 354 412	140 695	9 325 301	2 564 873	2 649 153
	Establishments with sales less than \$100,000	337	21 146	6 128	1 435	494	10 660	2 213	2 159
	Establishments with sales of \$100,000 to \$249,999	852	145 534	43 663	10 400	2 159	73 842	17 985	18 215
	Establishments with sales of \$250,000 to \$499,999	1 018	368 524	91 612	21 662	4 156	159 425	39 301	40 115
	Establishments with sales of \$500,000 to \$999,999	1 154	819 518	196 015	46 028	7 643	334 293	87 121	87 771
	Establishments with sales of \$1,000,000 to \$2,499,999	1 407	2 239 977	516 424	122 490	17 330	850 540	249 772	258 125
	Establishments with sales of \$2,500,000 to \$4,999,999	769	2 654 644	600 548	145 129	17 851	954 303	265 656	275 045
	Establishments with sales of \$5,000,000 to \$9,999,999	536	3 690 093	771 380	182 639	19 921	1 220 874	341 999	362 561
	Establishments with sales of \$10,000,000 to \$24,999,999	359	5 452 518	945 973	226 272	23 208	1 449 744	405 737	433 927

See footnotes at end of table.

Table 1. Sales Size of Establishments: 1997—Con.

[Includes only establishments with payroll. For meaning of abbreviations and symbols, see introductory text. For explanation of terms, see Appendix A. For method of assignment to categories shown, see Appendix C]

NAICS code	Sales sizes of establishments by type of operation and kind of business	Establishments (number)	Sales (\$1,000)	Annual payroll (\$1,000)	First-quarter payroll (\$1,000)	Paid employees for pay period including March 12 (number)	Operating expenses ¹ (\$1,000)	End-of-1996 inventories (\$1,000)	End-of-1997 inventories (\$1,000)
42	WHOLESALE TRADE—Con.								
421	Wholesale trade, durable goods—Con.								
42142	Office equipment whsle—Con.								
	Establishments operated for the entire year—Con.								
	Establishments with sales of \$25,000,000 or more.....	216	20 828 407	2 185 032	598 357	47 933	4 271 620	1 155 089	1 171 235
	Establishments not operated for the entire year.....	671	426 237	64 301	21 613	2 686	109 542	18 592	53 292
421420	Office equipment whsle								
	All establishments	7 319	36 646 598	5 421 076	1 376 025	143 381	9 434 843	2 583 465	2 702 445
	Establishments operated for the entire year	6 648	36 220 361	5 356 775	1 354 412	140 695	9 325 301	2 564 873	2 649 153
	Establishments with sales less than \$100,000	337	21 146	6 128	1 435	494	10 660	2 213	2 159
	Establishments with sales of \$100,000 to \$249,999	852	145 534	43 663	10 400	2 159	73 842	17 985	18 215
	Establishments with sales of \$250,000 to \$499,999	1 018	368 524	91 612	21 662	4 156	159 425	39 301	40 115
	Establishments with sales of \$500,000 to \$999,999	1 154	819 518	196 015	46 028	7 643	334 293	87 121	87 771
	Establishments with sales of \$1,000,000 to \$2,499,999	1 407	2 239 977	516 424	122 490	17 330	850 540	249 772	258 125
	Establishments with sales of \$2,500,000 to \$4,999,999	769	2 654 644	600 548	145 129	17 851	954 303	265 656	275 045
	Establishments with sales of \$5,000,000 to \$9,999,999	536	3 690 093	771 380	182 639	19 921	1 220 874	341 999	362 561
	Establishments with sales of \$10,000,000 to \$24,999,999	359	5 452 518	945 973	226 272	23 208	1 449 744	405 737	433 927
	Establishments with sales of \$25,000,000 or more.....	216	20 828 407	2 185 032	598 357	47 933	4 271 620	1 155 089	1 171 235
	Establishments not operated for the entire year	671	426 237	64 301	21 613	2 686	109 542	18 592	53 292
42143	Computer & computer peripheral equipment & software whsle								
	All establishments	16 929	221 447 412	17 305 512	4 426 859	317 662	31 216 252	12 835 855	13 983 239
	Establishments operated for the entire year	14 527	215 337 675	16 846 275	4 318 444	308 214	30 350 260	12 711 864	13 531 017
	Establishments with sales less than \$100,000	540	31 093	12 171	3 063	834	19 540	16 334	13 014
	Establishments with sales of \$100,000 to \$249,999	1 197	203 203	59 173	14 360	2 451	98 573	14 138	13 484
	Establishments with sales of \$250,000 to \$499,999	1 609	588 914	149 379	34 679	5 143	254 589	49 457	49 626
	Establishments with sales of \$500,000 to \$999,999	2 147	1 540 478	315 729	73 770	9 123	550 744	93 970	94 576
	Establishments with sales of \$1,000,000 to \$2,499,999	2 915	4 713 453	849 903	193 280	20 444	1 459 967	284 987	292 782
	Establishments with sales of \$2,500,000 to \$4,999,999	1 909	6 774 964	999 151	229 609	22 408	1 737 182	392 512	393 244
	Establishments with sales of \$5,000,000 to \$9,999,999	1 516	10 627 378	1 408 182	324 301	27 931	2 402 988	627 925	654 906
	Establishments with sales of \$10,000,000 to \$24,999,999	1 356	21 343 695	2 338 776	550 353	44 031	4 064 207	1 143 446	1 217 933
	Establishments with sales of \$25,000,000 or more.....	1 338	169 514 497	10 713 811	2 895 029	175 849	19 762 470	10 089 095	10 801 452
	Establishments not operated for the entire year	2 402	6 109 737	459 237	108 415	9 448	865 992	123 991	452 222
421430	Computer & computer peripheral equipment & software whsle								
	All establishments	16 929	221 447 412	17 305 512	4 426 859	317 662	31 216 252	12 835 855	13 983 239
	Establishments operated for the entire year	14 527	215 337 675	16 846 275	4 318 444	308 214	30 350 260	12 711 864	13 531 017
	Establishments with sales less than \$100,000	540	31 093	12 171	3 063	834	19 540	16 334	13 014
	Establishments with sales of \$100,000 to \$249,999	1 197	203 203	59 173	14 360	2 451	98 573	14 138	13 484
	Establishments with sales of \$250,000 to \$499,999	1 609	588 914	149 379	34 679	5 143	254 589	49 457	49 626
	Establishments with sales of \$500,000 to \$999,999	2 147	1 540 478	315 729	73 770	9 123	550 744	93 970	94 576
	Establishments with sales of \$1,000,000 to \$2,499,999	2 915	4 713 453	849 903	193 280	20 444	1 459 967	284 987	292 782
	Establishments with sales of \$2,500,000 to \$4,999,999	1 909	6 774 964	999 151	229 609	22 408	1 737 182	392 512	393 244
	Establishments with sales of \$5,000,000 to \$9,999,999	1 516	10 627 378	1 408 182	324 301	27 931	2 402 988	627 925	654 906
	Establishments with sales of \$10,000,000 to \$24,999,999	1 356	21 343 695	2 338 776	550 353	44 031	4 064 207	1 143 446	1 217 933
	Establishments with sales of \$25,000,000 or more.....	1 338	169 514 497	10 713 811	2 895 029	175 849	19 762 470	10 089 095	10 801 452
	Establishments not operated for the entire year	2 402	6 109 737	459 237	108 415	9 448	865 992	123 991	452 222

See footnotes at end of table.

Table 1. Sales Size of Establishments: 1997—Con.

[Includes only establishments with payroll. For meaning of abbreviations and symbols, see introductory text. For explanation of terms, see Appendix A. For method of assignment to categories shown, see Appendix C.]

NAICS code	Sales sizes of establishments by type of operation and kind of business	Establishments (number)	Sales (\$1,000)	Annual payroll (\$1,000)	First-quarter payroll (\$1,000)	Paid employees for pay period including March 12 (number)	Operating expenses ¹ (\$1,000)	End-of-1996 inventories (\$1,000)	End-of-1997 inventories (\$1,000)
42	WHOLESALE TRADE—Con.								
421	Wholesale trade, durable goods—Con.								
4214301	Computer & peripheral equipment whsle								
	All establishments	14 080	209 760 805	15 450 012	3 995 317	282 335	27 843 140	12 344 695	13 428 595
	Establishments operated for the entire year	12 161	203 977 355	15 058 585	3 902 576	274 419	27 099 596	12 225 674	13 009 254
	Establishments with sales less than \$100,000	375	21 374	8 325	2 052	600	13 535	16 034	12 723
	Establishments with sales of \$100,000 to \$249,999	868	147 523	39 096	9 694	1 729	66 543	12 176	11 640
	Establishments with sales of \$250,000 to \$499,999	1 238	453 532	107 495	25 240	3 943	183 922	45 289	45 087
	Establishments with sales of \$500,000 to \$999,999	1 718	1 233 480	226 277	53 117	6 988	400 266	83 700	83 624
	Establishments with sales of \$1,000,000 to \$2,499,999	2 412	3 910 792	625 893	143 808	16 039	1 082 577	258 290	264 445
	Establishments with sales of \$2,500,000 to \$4,999,999	1 671	5 932 428	789 041	181 739	18 384	1 381 532	364 504	365 282
	Establishments with sales of \$5,000,000 to \$9,999,999	1 342	9 466 422	1 134 926	261 256	23 178	1 939 088	586 826	611 060
	Establishments with sales of \$10,000,000 to \$24,999,999	1 261	19 904 533	2 035 536	481 308	38 042	3 543 353	1 096 796	1 169 290
	Establishments with sales of \$25,000,000 or more	1 276	162 907 271	10 091 996	2 744 362	165 516	18 488 780	9 762 059	10 446 103
	Establishments not operated for the entire year	1 919	5 783 450	391 427	92 741	7 916	743 544	119 021	419 341
42143011	Computers & peripheral equipment for resale								
	All establishments	5 657	115 317 362	4 275 564	1 035 136	91 857	9 030 685	8 708 957	9 594 264
	Establishments operated for the entire year	4 806	111 722 200	4 121 103	995 617	88 089	8 702 620	8 612 439	9 323 732
	Establishments with sales less than \$100,000	136	7 716	4 017	929	246	6 605	14 883	11 562
	Establishments with sales of \$100,000 to \$249,999	287	48 320	12 273	3 132	583	22 115	5 215	5 231
	Establishments with sales of \$250,000 to \$499,999	460	168 943	34 040	8 536	1 262	63 463	17 081	17 069
	Establishments with sales of \$500,000 to \$999,999	629	460 015	69 614	16 812	2 368	131 987	36 843	37 503
	Establishments with sales of \$1,000,000 to \$2,499,999	915	1 478 896	182 077	41 087	5 250	345 950	112 616	119 505
	Establishments with sales of \$2,500,000 to \$4,999,999	702	2 466 956	248 090	56 867	6 418	477 748	177 148	180 422
	Establishments with sales of \$5,000,000 to \$9,999,999	554	3 862 709	337 441	75 480	7 551	644 503	291 594	310 365
	Establishments with sales of \$10,000,000 to \$24,999,999	568	8 844 904	615 022	144 972	13 703	1 217 017	611 606	678 245
	Establishments with sales of \$25,000,000 or more	555	94 383 741	2 618 529	647 802	50 708	5 793 232	7 345 453	7 963 830
	Establishments not operated for the entire year	851	3 595 162	154 461	39 519	3 768	328 065	96 518	270 532
42143012	Computers & peripheral equipment for end use								
	All establishments	8 423	94 443 443	11 174 448	2 960 181	190 478	18 812 455	3 635 738	3 834 331
	Establishments operated for the entire year	7 355	92 255 155	10 937 482	2 906 959	186 330	18 396 976	3 613 235	3 685 522
	Establishments with sales less than \$100,000	239	13 658	4 308	1 123	354	6 930	1 151	1 161
	Establishments with sales of \$100,000 to \$249,999	581	99 203	26 823	6 562	1 146	44 428	6 961	6 409
	Establishments with sales of \$250,000 to \$499,999	778	284 589	73 455	16 704	2 681	120 459	28 208	28 018
	Establishments with sales of \$500,000 to \$999,999	1 089	773 465	156 663	36 305	4 620	268 279	46 857	46 121
	Establishments with sales of \$1,000,000 to \$2,499,999	1 497	2 431 896	443 816	102 721	10 789	736 627	145 674	144 940
	Establishments with sales of \$2,500,000 to \$4,999,999	969	3 465 472	540 951	124 872	11 966	903 784	187 356	184 860
	Establishments with sales of \$5,000,000 to \$9,999,999	788	5 603 713	797 485	185 776	15 627	1 294 585	295 232	300 695
	Establishments with sales of \$10,000,000 to \$24,999,999	693	11 059 629	1 420 514	336 336	24 339	2 326 336	485 190	491 045
	Establishments with sales of \$25,000,000 or more	721	68 523 530	7 473 467	2 096 560	114 808	12 695 548	2 416 606	2 482 273
	Establishments not operated for the entire year	1 068	2 188 288	236 966	53 222	4 148	415 479	22 503	148 809
4214302	Computer software (packaged) whsle								
	All establishments	2 849	11 686 607	1 855 500	431 542	35 327	3 373 112	491 160	554 644

See footnotes at end of table.

Table 1. Sales Size of Establishments: 1997—Con.

[Includes only establishments with payroll. For meaning of abbreviations and symbols, see introductory text. For explanation of terms, see Appendix A. For method of assignment to categories shown, see Appendix C]

NAICS code	Sales sizes of establishments by type of operation and kind of business	Establishments (number)	Sales (\$1,000)	Annual payroll (\$1,000)	First-quarter payroll (\$1,000)	Paid employees for pay period including March 12 (number)	Operating expenses ¹ (\$1,000)	End-of-1996 inventories (\$1,000)	End-of-1997 inventories (\$1,000)
42	WHOLESALE TRADE—Con.								
421	Wholesale trade, durable goods—Con.								
4214302	Computer software (packaged) whsle—Con.								
	Establishments operated for the entire year	2 366	11 360 320	1 787 690	415 868	33 795	3 250 664	486 190	521 763
	Establishments with sales less than \$100,000	165	9 719	3 846	1 011	234	6 005	300	291
	Establishments with sales of \$100,000 to \$249,999	329	55 680	20 077	4 666	722	32 030	1 962	1 844
	Establishments with sales of \$250,000 to \$499,999	371	135 382	41 884	9 439	1 200	70 667	4 168	4 539
	Establishments with sales of \$500,000 to \$999,999	429	306 998	89 452	20 653	2 135	150 478	10 270	10 952
	Establishments with sales of \$1,000,000 to \$2,499,999	503	802 661	224 010	49 472	4 405	377 390	26 697	28 337
	Establishments with sales of \$2,500,000 to \$4,999,999	238	842 536	210 110	47 870	4 024	355 650	28 008	27 962
	Establishments with sales of \$5,000,000 to \$9,999,999	174	1 160 956	273 256	63 045	4 753	463 900	41 099	43 846
	Establishments with sales of \$10,000,000 to \$24,999,999	95	1 439 162	303 240	69 045	5 989	520 854	46 650	48 643
	Establishments with sales of \$25,000,000 or more	62	6 607 226	621 815	150 667	10 333	1 273 690	327 036	355 349
	Establishments not operated for the entire year	483	326 287	67 810	15 674	1 532	122 448	4 970	32 881
42144	Other commercial equipment whsle								
	All establishments	15 380	15 914 735	1 754 684	402 801	52 186	3 381 852	1 197 539	1 291 756
	Establishments operated for the entire year	4 805	15 554 926	1 722 669	395 134	50 988	3 317 785	1 189 053	1 251 734
	Establishments with sales less than \$100,000	233	15 236	3 732	894	319	7 041	1 789	1 809
	Establishments with sales of \$100,000 to \$249,999	542	92 577	19 213	4 522	1 126	39 419	10 005	10 055
	Establishments with sales of \$250,000 to \$499,999	740	267 048	51 526	12 001	2 394	104 998	27 759	28 533
	Establishments with sales of \$500,000 to \$999,999	856	616 000	110 612	25 329	4 390	217 868	61 611	63 055
	Establishments with sales of \$1,000,000 to \$2,499,999	1 090	1 731 652	284 497	65 333	9 629	541 306	158 743	165 164
	Establishments with sales of \$2,500,000 to \$4,999,999	614	2 146 996	283 341	62 988	8 451	530 615	181 287	191 587
	Establishments with sales of \$5,000,000 to \$9,999,999	417	2 868 399	301 107	68 780	7 934	575 575	220 522	239 384
	Establishments with sales of \$10,000,000 to \$24,999,999	240	3 510 261	331 136	74 041	7 895	613 875	249 284	263 017
	Establishments with sales of \$25,000,000 or more	73	4 306 757	337 505	81 246	8 850	687 088	278 053	289 130
	Establishments not operated for the entire year	575	359 809	32 015	7 667	1 198	64 067	8 486	40 022
421440	Other commercial equipment whsle								
	All establishments	15 380	15 914 735	1 754 684	402 801	52 186	3 381 852	1 197 539	1 291 756
	Establishments operated for the entire year	4 805	15 554 926	1 722 669	395 134	50 988	3 317 785	1 189 053	1 251 734
	Establishments with sales less than \$100,000	233	15 236	3 732	894	319	7 041	1 789	1 809
	Establishments with sales of \$100,000 to \$249,999	542	92 577	19 213	4 522	1 126	39 419	10 005	10 055
	Establishments with sales of \$250,000 to \$499,999	740	267 048	51 526	12 001	2 394	104 998	27 759	28 533
	Establishments with sales of \$500,000 to \$999,999	856	616 000	110 612	25 329	4 390	217 868	61 611	63 055
	Establishments with sales of \$1,000,000 to \$2,499,999	1 090	1 731 652	284 497	65 333	9 629	541 306	158 743	165 164
	Establishments with sales of \$2,500,000 to \$4,999,999	614	2 146 996	283 341	62 988	8 451	530 615	181 287	191 587
	Establishments with sales of \$5,000,000 to \$9,999,999	417	2 868 399	301 107	68 780	7 934	575 575	220 522	239 384
	Establishments with sales of \$10,000,000 to \$24,999,999	240	3 510 261	331 136	74 041	7 895	613 875	249 284	263 017
	Establishments with sales of \$25,000,000 or more	73	4 306 757	337 505	81 246	8 850	687 088	278 053	289 130
	Establishments not operated for the entire year	575	359 809	32 015	7 667	1 198	64 067	8 486	40 022
4214401	Restaurant & hotel equipment & supplies whsle								
	All establishments	3 165	10 686 971	1 012 146	230 787	30 890	1 942 318	790 577	855 376
	Establishments operated for the entire year	2 847	10 464 304	995 643	227 147	30 243	1 908 103	787 957	828 283
	Establishments with sales less than \$100,000	123	8 242	2 059	482	167	3 757	1 045	1 044
	Establishments with sales of \$100,000 to \$249,999	302	52 151	10 392	2 470	621	21 430	6 417	6 404

See footnotes at end of table.

Table 1. Sales Size of Establishments: 1997—Con.

[Includes only establishments with payroll. For meaning of abbreviations and symbols, see introductory text. For explanation of terms, see Appendix A. For method of assignment to categories shown, see Appendix C]

NAICS code	Sales sizes of establishments by type of operation and kind of business	Establishments (number)	Sales (\$1,000)	Annual payroll (\$1,000)	First-quarter payroll (\$1,000)	Paid employees for pay period including March 12 (number)	Operating expenses ¹ (\$1,000)	End-of-1996 inventories (\$1,000)	End-of-1997 inventories (\$1,000)
42	WHOLESALE TRADE—Con.								
421	Wholesale trade, durable goods—Con.								
4214401	Restaurant & hotel equipment & supplies whsle—Con. Establishments operated for the entire year—Con. Establishments with sales of \$250,000 to \$499,999 Establishments with sales of \$500,000 to \$999,999 Establishments with sales of \$1,000,000 to \$2,499,999 Establishments with sales of \$2,500,000 to \$4,999,999 Establishments with sales of \$5,000,000 to \$9,999,999 Establishments with sales of \$10,000,000 to \$24,999,999 Establishments with sales of \$25,000,000 or more Establishments not operated for the entire year	392 480 637 395 296 178 44 318	141 513 346 217 1 022 150 1 381 358 2 046 841 2 570 347 2 895 485 222 667	25 170 55 421 138 659 156 611 192 202 218 561 196 568 16 503	5 829 12 964 32 043 34 972 43 689 48 689 46 009 3 640	1 199 2 391 5 136 4 808 5 192 5 583 5 146 647	52 641 111 869 270 596 292 857 365 003 403 558 386 392 34 215	17 188 38 207 101 837 114 796 151 705 178 144 178 618 2 620	17 716 38 982 105 309 118 082 166 653 184 595 189 498 27 093
4214402	Store machines & equipment whsle All establishments	2 215	5 227 764	742 538	172 014	21 296	1 439 534	406 962	436 380
	Establishments operated for the entire year	1 958	5 090 622	727 026	167 987	20 745	1 409 682	401 096	423 451
	Establishments with sales less than \$100,000	110	6 994	1 673	412	152	3 284	744	765
	Establishments with sales of \$100,000 to \$249,999	240	40 426	8 821	2 052	505	17 989	3 588	3 651
	Establishments with sales of \$250,000 to \$499,999	348	125 535	26 356	6 172	1 195	52 357	10 571	10 817
	Establishments with sales of \$500,000 to \$999,999	376	269 783	55 191	12 365	1 999	105 999	23 404	24 073
	Establishments with sales of \$1,000,000 to \$2,499,999	453	709 502	145 838	33 290	4 493	270 710	56 906	59 855
	Establishments with sales of \$2,500,000 to \$4,999,999	219	765 638	126 730	28 016	3 643	237 758	66 491	73 505
	Establishments with sales of \$5,000,000 to \$9,999,999	121	821 558	108 905	25 091	2 742	210 572	68 817	72 731
	Establishments with sales of \$10,000,000 to \$24,999,999	62	939 914	112 575	25 352	2 312	210 317	71 140	78 422
	Establishments with sales of \$25,000,000 or more	29	1 411 272	140 937	35 237	3 704	300 696	99 435	99 632
	Establishments not operated for the entire year	257	137 142	15 512	4 027	551	29 852	5 866	12 929
42145	Medical, dental, & hospital equipment & supplies whsle All establishments	9 782	58 791 711	5 746 165	1 386 809	121 572	11 851 627	5 160 001	5 749 898
	Establishments operated for the entire year	8 412	56 931 931	5 577 581	1 340 067	117 027	11 504 824	5 055 663	5 566 030
	Establishments with sales less than \$100,000	489	30 219	9 979	2 493	667	17 077	12 928	21 361
	Establishments with sales of \$100,000 to \$249,999	1 107	186 365	49 869	11 623	2 078	89 394	17 278	17 439
	Establishments with sales of \$250,000 to \$499,999	1 096	393 380	83 146	19 096	3 061	160 620	36 936	37 895
	Establishments with sales of \$500,000 to \$999,999	1 236	878 528	164 368	37 408	5 074	316 531	77 654	80 716
	Establishments with sales of \$1,000,000 to \$2,499,999	1 745	2 786 741	442 030	100 417	12 438	852 176	237 831	246 396
	Establishments with sales of \$2,500,000 to \$4,999,999	990	3 468 418	491 801	110 041	11 707	928 441	299 191	317 593
	Establishments with sales of \$5,000,000 to \$9,999,999	750	5 202 521	677 154	159 014	15 388	1 265 699	446 053	490 580
	Establishments with sales of \$10,000,000 to \$24,999,999	553	8 583 703	1 012 928	239 749	19 832	1 900 437	750 987	786 267
	Establishments with sales of \$25,000,000 or more	446	35 402 056	2 646 306	660 226	46 782	5 974 449	3 176 805	3 567 783
	Establishments not operated for the entire year	1 370	1 859 780	168 584	46 742	4 545	346 803	104 338	183 868
421450	Medical, dental, & hospital equipment & supplies whsle All establishments	9 782	58 791 711	5 746 165	1 386 809	121 572	11 851 627	5 160 001	5 749 898
	Establishments operated for the entire year	8 412	56 931 931	5 577 581	1 340 067	117 027	11 504 824	5 055 663	5 566 030
	Establishments with sales less than \$100,000	489	30 219	9 979	2 493	667	17 077	12 928	21 361
	Establishments with sales of \$100,000 to \$249,999	1 107	186 365	49 869	11 623	2 078	89 394	17 278	17 439
	Establishments with sales of \$250,000 to \$499,999	1 096	393 380	83 146	19 096	3 061	160 620	36 936	37 895
	Establishments with sales of \$500,000 to \$999,999	1 236	878 528	164 368	37 408	5 074	316 531	77 654	80 716

See footnotes at end of table.

Table 1. Sales Size of Establishments: 1997—Con.

[Includes only establishments with payroll. For meaning of abbreviations and symbols, see introductory text. For explanation of terms, see Appendix A. For method of assignment to categories shown, see Appendix C]

NAICS code	Sales sizes of establishments by type of operation and kind of business	Establishments (number)	Sales (\$1,000)	Annual payroll (\$1,000)	First-quarter payroll (\$1,000)	Paid employees for pay period including March 12 (number)	Operating expenses ¹ (\$1,000)	End-of-1996 inventories (\$1,000)	End-of-1997 inventories (\$1,000)
42	WHOLESALE TRADE—Con.								
421	Wholesale trade, durable goods—Con.								
421450	Medical, dental, & hospital equipment & supplies whsle—Con. Establishments operated for the entire year—Con. Establishments with sales of \$1,000,000 to \$2,499,999	1 745	2 786 741	442 030	100 417	12 438	852 176	237 831	246 396
	Establishments with sales of \$2,500,000 to \$4,999,999	990	3 468 418	491 801	110 041	11 707	928 441	299 191	317 593
	Establishments with sales of \$5,000,000 to \$9,999,999	750	5 202 521	677 154	159 014	15 388	1 265 699	446 053	490 580
	Establishments with sales of \$10,000,000 to \$24,999,999	553	8 583 703	1 012 928	239 749	19 832	1 900 437	750 987	786 267
	Establishments with sales of \$25,000,000 or more	446	35 402 056	2 646 306	660 226	46 782	5 974 449	3 176 805	3 567 783
	Establishments not operated for the entire year	1 370	1 859 780	168 584	46 742	4 545	346 803	104 338	183 868
4214501	Surgical, medical, & hospital supplies whsle All establishments	8 721	54 484 063	5 125 079	1 243 720	106 502	10 645 826	4 681 500	5 232 071
	Establishments operated for the entire year	7 452	52 674 225	4 962 716	1 199 308	102 184	10 313 266	4 581 615	5 053 306
	Establishments with sales less than \$100,000	428	26 591	8 880	2 236	584	15 195	12 445	20 877
	Establishments with sales of \$100,000 to \$249,999	985	166 042	44 551	10 340	1 808	79 618	15 223	15 300
	Establishments with sales of \$250,000 to \$499,999	985	353 312	74 816	17 039	2 699	143 967	32 834	33 837
	Establishments with sales of \$500,000 to \$999,999	1 127	799 680	152 021	34 711	4 601	291 598	70 118	72 945
	Establishments with sales of \$1,000,000 to \$2,499,999	1 525	2 429 382	385 709	87 773	10 840	738 343	191 966	199 268
	Establishments with sales of \$2,500,000 to \$4,999,999	857	2 998 001	420 109	93 503	9 882	789 906	254 933	269 417
	Establishments with sales of \$5,000,000 to \$9,999,999	647	4 496 284	568 759	134 902	12 849	1 061 880	376 102	411 632
	Establishments with sales of \$10,000,000 to \$24,999,999	476	7 414 888	833 988	197 996	15 905	1 561 036	616 998	638 332
	Establishments with sales of \$25,000,000 or more	422	33 990 045	2 473 883	620 808	43 016	5 631 723	3 010 996	3 391 698
	Establishments not operated for the entire year	1 269	1 809 838	162 363	44 412	4 318	332 560	99 885	178 765
4214502	Dental equipment & supplies whsle All establishments	1 061	4 307 648	621 086	143 089	15 070	1 205 801	478 501	517 827
	Establishments operated for the entire year	960	4 257 706	614 865	140 759	14 843	1 191 558	474 048	512 724
	Establishments with sales less than \$100,000	61	3 628	1 099	257	83	1 882	483	484
	Establishments with sales of \$100,000 to \$249,999	122	20 323	5 318	1 283	270	9 776	2 055	2 139
	Establishments with sales of \$250,000 to \$499,999	111	40 068	8 330	2 057	362	16 653	4 102	4 058
	Establishments with sales of \$500,000 to \$999,999	109	78 848	12 347	2 697	473	24 933	7 536	7 771
	Establishments with sales of \$1,000,000 to \$2,499,999	220	357 359	56 321	12 644	1 598	113 833	45 865	47 128
	Establishments with sales of \$2,500,000 to \$4,999,999	133	470 417	71 692	16 538	1 825	138 535	44 258	48 176
	Establishments with sales of \$5,000,000 to \$9,999,999	103	706 237	108 395	24 112	2 539	203 819	69 951	78 948
	Establishments with sales of \$10,000,000 to \$24,999,999	77	1 168 815	178 940	41 753	3 927	339 401	133 989	147 935
	Establishments with sales of \$25,000,000 or more	24	1 412 011	172 423	39 418	3 766	342 726	165 809	176 085
	Establishments not operated for the entire year	101	49 942	6 221	2 330	227	14 243	4 453	5 103
42146	Ophthalmic goods whsle All establishments	1 781	6 865 265	867 808	206 531	28 260	1 912 263	757 910	828 689
	Establishments operated for the entire year	1 594	6 733 531	854 125	202 988	27 735	1 882 191	748 593	801 661
	Establishments with sales less than \$100,000	132	8 479	2 685	609	169	4 714	612	598
	Establishments with sales of \$100,000 to \$249,999	212	35 412	9 039	2 075	450	17 523	3 802	3 869
	Establishments with sales of \$250,000 to \$499,999	198	72 843	15 792	3 745	757	30 048	6 859	7 190
	Establishments with sales of \$500,000 to \$999,999	265	191 204	36 865	8 894	1 667	73 957	21 775	22 057
	Establishments with sales of \$1,000,000 to \$2,499,999	333	529 705	94 479	21 443	3 830	188 271	55 430	56 861
	Establishments with sales of \$2,500,000 to \$4,999,999	193	677 978	106 464	25 041	3 755	219 184	71 853	74 780

See footnotes at end of table.

Table 1. Sales Size of Establishments: 1997—Con.

[Includes only establishments with payroll. For meaning of abbreviations and symbols, see introductory text. For explanation of terms, see Appendix A. For method of assignment to categories shown, see Appendix C]

NAICS code	Sales sizes of establishments by type of operation and kind of business	Establishments (number)	Sales (\$1,000)	Annual payroll (\$1,000)	First-quarter payroll (\$1,000)	Paid employees for pay period including March 12 (number)	Operating expenses ¹ (\$1,000)	End-of-1996 inventories (\$1,000)	End-of-1997 inventories (\$1,000)
42	WHOLESALE TRADE—Con.								
421	Wholesale trade, durable goods—Con.								
42146	Ophthalmic goods whsle—Con.								
	Establishments operated for the entire year—Con.								
	Establishments with sales of \$5,000,000 to \$9,999,999	119	814 523	133 849	30 188	4 045	268 223	91 832	100 110
	Establishments with sales of \$10,000,000 to \$24,999,999	99	1 516 519	208 831	48 178	6 017	434 275	225 157	239 163
	Establishments with sales of \$25,000,000 or more	43	2 886 868	246 121	62 815	7 045	645 996	271 273	297 033
	Establishments not operated for the entire year	187	131 734	13 683	3 543	525	30 072	9 317	27 028
421460	Ophthalmic goods whsle								
	All establishments	1 781	6 865 265	867 808	206 531	28 260	1 912 263	757 910	828 689
	Establishments operated for the entire year	1 594	6 733 531	854 125	202 988	27 735	1 882 191	748 593	801 661
	Establishments with sales less than \$100,000	132	8 479	2 685	609	169	4 714	612	598
	Establishments with sales of \$100,000 to \$249,999	212	35 412	9 039	2 075	450	17 523	3 802	3 869
	Establishments with sales of \$250,000 to \$499,999	198	72 843	15 792	3 745	757	30 048	6 859	7 190
	Establishments with sales of \$500,000 to \$999,999	265	191 204	36 865	8 894	1 667	73 957	21 775	22 057
	Establishments with sales of \$1,000,000 to \$2,499,999	333	529 705	94 479	21 443	3 830	188 271	55 430	56 861
	Establishments with sales of \$2,500,000 to \$4,999,999	193	677 978	106 464	25 041	3 755	219 184	71 853	74 780
	Establishments with sales of \$5,000,000 to \$9,999,999	119	814 523	133 849	30 188	4 045	268 223	91 832	100 110
	Establishments with sales of \$10,000,000 to \$24,999,999	99	1 516 519	208 831	48 178	6 017	434 275	225 157	239 163
	Establishments with sales of \$25,000,000 or more	43	2 886 868	246 121	62 815	7 045	645 996	271 273	297 033
	Establishments not operated for the entire year	187	131 734	13 683	3 543	525	30 072	9 317	27 028
42149	Other professional equipment & supplies whsle								
	All establishments	2 781	11 038 778	1 267 327	301 728	31 857	2 675 209	1 177 191	1 231 470
	Establishments operated for the entire year	2 525	10 912 542	1 244 270	292 671	30 892	2 631 225	1 161 069	1 204 860
	Establishments with sales less than \$100,000	151	8 917	2 453	623	208	4 446	1 149	1 068
	Establishments with sales of \$100,000 to \$249,999	255	43 971	9 879	2 380	532	19 081	5 086	5 185
	Establishments with sales of \$250,000 to \$499,999	337	120 911	24 414	5 543	1 000	46 417	12 434	12 718
	Establishments with sales of \$500,000 to \$999,999	454	327 102	57 782	13 747	2 137	114 723	36 794	37 328
	Establishments with sales of \$1,000,000 to \$2,499,999	601	949 068	152 314	34 903	4 588	302 833	99 032	105 598
	Establishments with sales of \$2,500,000 to \$4,999,999	333	1 166 977	164 235	36 938	4 302	315 887	113 870	123 907
	Establishments with sales of \$5,000,000 to \$9,999,999	190	1 288 499	184 843	42 507	4 537	348 182	121 804	126 420
	Establishments with sales of \$10,000,000 to \$24,999,999	135	2 118 046	255 549	61 260	5 509	504 347	207 836	231 754
	Establishments with sales of \$25,000,000 or more	69	4 889 051	392 801	94 770	8 079	975 309	563 064	560 882
	Establishments not operated for the entire year	256	126 236	23 057	9 057	965	43 984	16 122	26 610
421490	Other professional equipment & supplies whsle								
	All establishments	2 781	11 038 778	1 267 327	301 728	31 857	2 675 209	1 177 191	1 231 470
	Establishments operated for the entire year	2 525	10 912 542	1 244 270	292 671	30 892	2 631 225	1 161 069	1 204 860
	Establishments with sales less than \$100,000	151	8 917	2 453	623	208	4 446	1 149	1 068
	Establishments with sales of \$100,000 to \$249,999	255	43 971	9 879	2 380	532	19 081	5 086	5 185
	Establishments with sales of \$250,000 to \$499,999	337	120 911	24 414	5 543	1 000	46 417	12 434	12 718
	Establishments with sales of \$500,000 to \$999,999	454	327 102	57 782	13 747	2 137	114 723	36 794	37 328
	Establishments with sales of \$1,000,000 to \$2,499,999	601	949 068	152 314	34 903	4 588	302 833	99 032	105 598
	Establishments with sales of \$2,500,000 to \$4,999,999	333	1 166 977	164 235	36 938	4 302	315 887	113 870	123 907
	Establishments with sales of \$5,000,000 to \$9,999,999	190	1 288 499	184 843	42 507	4 537	348 182	121 804	126 420
	Establishments with sales of \$10,000,000 to \$24,999,999	135	2 118 046	255 549	61 260	5 509	504 347	207 836	231 754
	Establishments with sales of \$25,000,000 or more	69	4 889 051	392 801	94 770	8 079	975 309	563 064	560 882

See footnotes at end of table.

Table 1. Sales Size of Establishments: 1997—Con.

[Includes only establishments with payroll. For meaning of abbreviations and symbols, see introductory text. For explanation of terms, see Appendix A. For method of assignment to categories shown, see Appendix C]

NAICS code	Sales sizes of establishments by type of operation and kind of business	Establishments (number)	Sales (\$1,000)	Annual payroll (\$1,000)	First-quarter payroll (\$1,000)	Paid employees for pay period including March 12 (number)	Operating expenses ¹ (\$1,000)	End-of-1996 inventories (\$1,000)	End-of-1997 inventories (\$1,000)
42	WHOLESALE TRADE—Con.								
421	Wholesale trade, durable goods—Con.								
421490	Other professional equipment & supplies whsle—Con.								
	Establishments not operated for the entire year	256	126 236	23 057	9 057	965	43 984	16 122	26 610
4214901	Religious & school supplies whsle								
	All establishments	456	1 495 661	175 321	39 860	5 811	383 381	147 111	164 528
	Establishments operated for the entire year	417	1 479 053	172 345	39 051	5 692	377 790	146 020	161 189
	Establishments with sales less than \$100,000	43	2 628	681	174	59	1 217	394	392
	Establishments with sales of \$100,000 to \$249,999	55	9 100	1 923	467	119	3 612	1 147	1 159
	Establishments with sales of \$250,000 to \$499,999	59	20 423	4 223	935	203	8 409	2 713	2 893
	Establishments with sales of \$500,000 to \$999,999	64	47 240	7 363	1 647	286	15 971	5 876	6 005
	Establishments with sales of \$1,000,000 to \$2,499,999	81	128 349	20 929	4 956	835	43 131	17 460	17 667
	Establishments with sales of \$2,500,000 to \$4,999,999	53	187 084	23 886	5 628	812	50 533	22 129	25 616
	Establishments with sales of \$5,000,000 to \$9,999,999	34	240 066	34 251	7 985	927	73 487	23 892	24 569
	Establishments with sales of \$10,000,000 to \$24,999,999	19	317 807	38 459	7 860	1 057	73 849	34 091	37 751
	Establishments with sales of \$25,000,000 or more	9	526 356	40 630	9 399	1 394	107 581	38 318	45 137
	Establishments not operated for the entire year	39	16 608	2 976	809	119	5 591	1 091	3 339
4214902	Other professional equipment & supplies whsle								
	All establishments	2 325	9 543 117	1 092 006	261 868	26 046	2 291 828	1 030 080	1 066 942
	Establishments operated for the entire year	2 108	9 433 489	1 071 925	253 620	25 200	2 253 435	1 015 049	1 043 671
	Establishments with sales less than \$100,000	108	6 289	1 772	449	149	3 229	755	676
	Establishments with sales of \$100,000 to \$249,999	200	34 871	7 956	1 913	413	15 469	3 939	4 026
	Establishments with sales of \$250,000 to \$499,999	278	100 488	20 191	4 608	797	38 008	9 721	9 825
	Establishments with sales of \$500,000 to \$999,999	390	279 862	50 419	12 100	1 851	98 752	30 918	31 323
	Establishments with sales of \$1,000,000 to \$2,499,999	520	820 719	131 385	29 947	3 753	259 702	81 572	87 931
	Establishments with sales of \$2,500,000 to \$4,999,999	280	979 893	140 349	31 310	3 490	265 354	91 741	98 291
	Establishments with sales of \$5,000,000 to \$9,999,999	156	1 048 433	150 592	34 522	3 610	274 695	97 912	101 851
	Establishments with sales of \$10,000,000 to \$24,999,999	116	1 800 239	217 090	53 400	4 452	430 498	173 745	194 003
	Establishments with sales of \$25,000,000 or more	60	4 362 695	352 171	85 371	6 685	867 728	524 746	515 745
	Establishments not operated for the entire year	217	109 628	20 081	8 248	846	38 393	15 031	23 271
4215	Metal & mineral (except petroleum) whsle								
	All establishments	12 583	150 493 610	6 898 028	1 595 361	174 029	14 115 369	13 746 559	14 559 365
	Establishments operated for the entire year	11 519	146 640 578	6 755 458	1 560 188	170 225	13 841 171	13 586 512	14 285 017
	Establishments with sales less than \$100,000	302	18 271	5 653	1 362	429	9 440	1 369	1 291
	Establishments with sales of \$100,000 to \$249,999	678	116 501	27 712	6 647	1 436	52 064	9 280	9 392
	Establishments with sales of \$250,000 to \$499,999	890	323 546	60 482	13 807	2 724	118 195	31 045	31 810
	Establishments with sales of \$500,000 to \$999,999	1 311	949 106	146 743	34 130	5 633	290 227	94 357	94 747
	Establishments with sales of \$1,000,000 to \$2,499,999	2 320	3 784 459	462 817	104 331	15 084	923 198	384 986	401 522
	Establishments with sales of \$2,500,000 to \$4,999,999	1 761	6 326 290	640 281	144 367	18 689	1 262 710	657 027	693 002
	Establishments with sales of \$5,000,000 to \$9,999,999	1 565	10 942 912	908 193	205 442	23 797	1 774 419	1 246 893	1 305 185
	Establishments with sales of \$10,000,000 to \$24,999,999	1 501	23 393 840	1 533 038	355 089	38 143	3 146 731	2 830 577	2 931 988
	Establishments with sales of \$25,000,000 or more	1 191	100 785 653	2 970 539	695 013	64 290	6 264 187	8 330 978	8 816 080
	Establishments not operated for the entire year	1 064	3 853 032	142 570	35 173	3 804	274 198	160 047	274 348

See footnotes at end of table.

Table 1. Sales Size of Establishments: 1997—Con.

[Includes only establishments with payroll. For meaning of abbreviations and symbols, see introductory text. For explanation of terms, see Appendix A. For method of assignment to categories shown, see Appendix C]

NAICS code	Sales sizes of establishments by type of operation and kind of business	Establishments (number)	Sales (\$1,000)	Annual payroll (\$1,000)	First-quarter payroll (\$1,000)	Paid employees for pay period including March 12 (number)	Operating expenses ¹ (\$1,000)	End-of-1996 inventories (\$1,000)	End-of-1997 inventories (\$1,000)
42	WHOLESALE TRADE—Con.								
421	Wholesale trade, durable goods—Con.								
42151	Metal service centers & offices								
	All establishments	11 827	135 695 563	6 637 599	1 535 410	168 950	13 532 624	13 121 270	13 925 957
	Establishments operated for the entire year	10 850	132 105 539	6 499 461	1 501 117	165 228	13 267 949	12 961 537	13 657 496
	Establishments with sales less than \$100,000	269	16 637	5 137	1 239	388	8 573	1 259	1 166
	Establishments with sales of \$100,000 to \$249,999	635	109 046	25 606	6 158	1 325	48 291	8 667	8 805
	Establishments with sales of \$250,000 to \$499,999	836	304 510	57 328	13 020	2 574	110 676	29 122	29 769
	Establishments with sales of \$500,000 to \$999,999	1 251	906 891	139 948	32 363	5 409	275 801	90 707	90 572
	Establishments with sales of \$1,000,000 to \$2,499,999	2 212	3 606 083	447 587	100 822	14 639	886 704	375 471	390 614
	Establishments with sales of \$2,500,000 to \$4,999,999	1 666	5 984 590	617 172	138 975	18 051	1 206 897	634 499	669 163
	Establishments with sales of \$5,000,000 to \$9,999,999	1 489	10 415 323	879 080	198 690	23 150	1 707 962	1 208 594	1 265 693
	Establishments with sales of \$10,000,000 to \$24,999,999	1 411	21 960 039	1 482 021	343 528	37 160	3 019 233	2 781 186	2 880 378
	Establishments with sales of \$25,000,000 or more	1 081	88 802 420	2 845 582	666 322	62 532	6 003 812	7 832 032	8 321 336
	Establishments not operated for the entire year	977	3 590 024	138 138	34 293	3 722	264 675	159 733	268 461
421510	Metal service centers & offices								
	All establishments	11 827	135 695 563	6 637 599	1 535 410	168 950	13 532 624	13 121 270	13 925 957
	Establishments operated for the entire year	10 850	132 105 539	6 499 461	1 501 117	165 228	13 267 949	12 961 537	13 657 496
	Establishments with sales less than \$100,000	269	16 637	5 137	1 239	388	8 573	1 259	1 166
	Establishments with sales of \$100,000 to \$249,999	635	109 046	25 606	6 158	1 325	48 291	8 667	8 805
	Establishments with sales of \$250,000 to \$499,999	836	304 510	57 328	13 020	2 574	110 676	29 122	29 769
	Establishments with sales of \$500,000 to \$999,999	1 251	906 891	139 948	32 363	5 409	275 801	90 707	90 572
	Establishments with sales of \$1,000,000 to \$2,499,999	2 212	3 606 083	447 587	100 822	14 639	886 704	375 471	390 614
	Establishments with sales of \$2,500,000 to \$4,999,999	1 666	5 984 590	617 172	138 975	18 051	1 206 897	634 499	669 163
	Establishments with sales of \$5,000,000 to \$9,999,999	1 489	10 415 323	879 080	198 690	23 150	1 707 962	1 208 594	1 265 693
	Establishments with sales of \$10,000,000 to \$24,999,999	1 411	21 960 039	1 482 021	343 528	37 160	3 019 233	2 781 186	2 880 378
	Establishments with sales of \$25,000,000 or more	1 081	88 802 420	2 845 582	666 322	62 532	6 003 812	7 832 032	8 321 336
	Establishments not operated for the entire year	977	3 590 024	138 138	34 293	3 722	264 675	159 733	268 461
4215101	Ferrous metal service centers & sales offices								
	All establishments	9 437	106 496 206	5 338 101	1 229 010	138 934	10 857 387	10 372 132	10 921 109
	Establishments operated for the entire year	8 671	103 794 818	5 242 241	1 206 276	136 101	10 666 699	10 291 879	10 673 255
	Establishments with sales less than \$100,000	214	13 361	4 133	1 007	305	6 939	1 087	1 049
	Establishments with sales of \$100,000 to \$249,999	476	81 910	19 507	4 625	987	36 525	6 094	6 086
	Establishments with sales of \$250,000 to \$499,999	642	233 489	44 854	10 279	2 011	85 141	22 039	22 559
	Establishments with sales of \$500,000 to \$999,999	982	707 311	111 440	25 725	4 367	218 999	73 816	74 133
	Establishments with sales of \$1,000,000 to \$2,499,999	1 745	2 865 144	360 475	81 359	11 780	709 286	306 425	317 007
	Establishments with sales of \$2,500,000 to \$4,999,999	1 381	4 973 647	521 545	117 559	15 350	1 019 436	543 587	570 502
	Establishments with sales of \$5,000,000 to \$9,999,999	1 221	8 553 154	751 085	170 342	19 930	1 445 462	1 033 438	1 064 083
	Establishments with sales of \$10,000,000 to \$24,999,999	1 155	18 005 645	1 242 974	285 178	31 509	2 514 513	2 308 686	2 363 836
	Establishments with sales of \$25,000,000 or more	855	68 361 157	2 186 228	510 202	49 862	4 630 398	5 996 707	6 254 000
	Establishments not operated for the entire year	766	2 701 388	95 860	22 734	2 833	190 688	80 253	247 854
42151011	Ferrous metal service centers								
	All establishments	6 412	69 014 037	4 683 412	1 078 180	123 914	9 551 100	10 372 132	10 921 109
	Establishments operated for the entire year	5 987	68 182 486	4 611 398	1 060 680	121 614	9 406 565	10 291 879	10 673 255
	Establishments with sales less than \$100,000	73	4 712	1 263	283	102	2 330	1 087	1 049
	Establishments with sales of \$100,000 to \$249,999	200	35 106	7 625	1 835	465	15 109	6 094	6 086
	Establishments with sales of \$250,000 to \$499,999	367	134 322	25 644	5 785	1 221	49 359	22 039	22 559

See footnotes at end of table.

Table 1. Sales Size of Establishments: 1997—Con.

[Includes only establishments with payroll. For meaning of abbreviations and symbols, see introductory text. For explanation of terms, see Appendix A. For method of assignment to categories shown, see Appendix C]

NAICS code	Sales sizes of establishments by type of operation and kind of business	Establishments (number)	Sales (\$1,000)	Annual payroll (\$1,000)	First-quarter payroll (\$1,000)	Paid employees for pay period including March 12 (number)	Operating expenses ¹ (\$1,000)	End-of-1996 inventories (\$1,000)	End-of-1997 inventories (\$1,000)
42	WHOLESALE TRADE—Con.								
421	Wholesale trade, durable goods—Con.								
42151011	Ferrous metal service centers—Con.								
	Establishments operated for the entire year—Con.								
	Establishments with sales of \$500,000 to \$999,999	633	460 153	74 988	17 048	3 003	150 032	73 816	74 133
	Establishments with sales of \$1,000,000 to \$2,499,999	1 222	2 030 428	282 833	63 202	9 549	555 710	306 425	317 007
	Establishments with sales of \$2,500,000 to \$4,999,999	1 049	3 775 882	447 227	100 225	13 516	873 486	543 587	570 502
	Establishments with sales of \$5,000,000 to \$9,999,999	923	6 491 584	676 353	154 514	18 340	1 304 850	1 033 438	1 064 083
	Establishments with sales of \$10,000,000 to \$24,999,999	875	13 667 082	1 133 768	260 933	29 459	2 293 718	2 308 686	2 363 836
	Establishments with sales of \$25,000,000 or more	645	41 583 217	1 961 697	456 855	45 959	4 161 971	5 996 707	6 254 000
	Establishments not operated for the entire year	425	831 551	72 014	17 500	2 300	144 535	80 253	247 854
42151012	Ferrous metal sales offices								
	All establishments	3 025	37 482 169	654 689	150 830	15 020	1 306 287	—	—
	Establishments operated for the entire year	2 684	35 612 332	630 843	145 596	14 487	1 260 134	—	—
	Establishments with sales less than \$100,000	141	8 649	2 870	724	203	4 609	—	—
	Establishments with sales of \$100,000 to \$249,999	276	46 804	11 882	2 790	522	21 416	—	—
	Establishments with sales of \$250,000 to \$499,999	275	99 167	19 210	4 494	790	35 782	—	—
	Establishments with sales of \$500,000 to \$999,999	349	247 158	36 452	8 677	1 364	68 967	—	—
	Establishments with sales of \$1,000,000 to \$2,499,999	523	834 716	77 642	18 157	2 231	153 576	—	—
	Establishments with sales of \$2,500,000 to \$4,999,999	332	1 197 765	74 318	17 334	1 834	145 950	—	—
	Establishments with sales of \$5,000,000 to \$9,999,999	298	2 061 570	74 732	15 828	1 590	140 612	—	—
	Establishments with sales of \$10,000,000 to \$24,999,999	280	4 338 563	109 206	24 245	2 050	220 795	—	—
	Establishments with sales of \$25,000,000 or more	210	26 777 940	224 531	53 347	3 903	468 427	—	—
	Establishments not operated for the entire year	341	1 869 837	23 846	5 234	533	46 153	—	—
4215102	Nonferrous metal service centers & sales offices								
	All establishments	2 390	29 199 357	1 299 498	306 400	30 016	2 675 237	2 749 138	3 004 848
	Establishments operated for the entire year	2 179	28 310 721	1 257 220	294 841	29 127	2 601 250	2 669 658	2 984 241
	Establishments with sales less than \$100,000	55	3 276	1 004	232	83	1 634	172	117
	Establishments with sales of \$100,000 to \$249,999	159	27 136	6 099	1 533	338	11 766	2 573	2 719
	Establishments with sales of \$250,000 to \$499,999	194	71 021	12 474	2 741	563	25 535	7 083	7 210
	Establishments with sales of \$500,000 to \$999,999	269	199 580	28 508	6 638	1 042	56 802	16 891	16 439
	Establishments with sales of \$1,000,000 to \$2,499,999	467	740 939	87 112	19 463	2 859	177 418	69 046	73 607
	Establishments with sales of \$2,500,000 to \$4,999,999	285	1 010 943	95 627	21 416	2 701	187 461	90 912	98 661
	Establishments with sales of \$5,000,000 to \$9,999,999	268	1 862 169	127 995	28 348	3 220	262 500	175 156	201 610
	Establishments with sales of \$10,000,000 to \$24,999,999	256	3 954 394	239 047	58 350	5 651	504 720	472 500	516 542
	Establishments with sales of \$25,000,000 or more	226	20 441 263	659 354	156 120	12 670	1 373 414	1 835 325	2 067 336
	Establishments not operated for the entire year	211	888 636	42 278	11 559	889	73 987	79 480	20 607
42151021	Nonferrous metal service centers								
	All establishments	1 556	22 107 893	1 122 138	260 461	26 446	2 343 182	2 749 138	3 004 848
	Establishments operated for the entire year	1 459	21 388 533	1 086 268	250 059	25 727	2 281 579	2 669 658	2 984 241
	Establishments with sales less than \$100,000	18	1 054	305	63	31	564	172	117
	Establishments with sales of \$100,000 to \$249,999	72	12 794	3 019	800	175	5 672	2 573	2 719
	Establishments with sales of \$250,000 to \$499,999	113	41 652	7 654	1 637	331	15 593	7 083	7 210
	Establishments with sales of \$500,000 to \$999,999	178	136 488	18 892	4 508	750	40 192	16 891	16 439
	Establishments with sales of \$1,000,000 to \$2,499,999	329	519 935	63 181	14 103	2 145	131 785	69 046	73 607
	Establishments with sales of \$2,500,000 to \$4,999,999	192	684 303	76 334	16 865	2 285	151 274	90 912	98 661

See footnotes at end of table.

Table 1. Sales Size of Establishments: 1997—Con.

[Includes only establishments with payroll. For meaning of abbreviations and symbols, see introductory text. For explanation of terms, see Appendix A. For method of assignment to categories shown, see Appendix C]

NAICS code	Sales sizes of establishments by type of operation and kind of business	Establishments (number)	Sales (\$1,000)	Annual payroll (\$1,000)	First-quarter payroll (\$1,000)	Paid employees for pay period including March 12 (number)	Operating expenses ¹ (\$1,000)	End-of-1996 inventories (\$1,000)	End-of-1997 inventories (\$1,000)
42	WHOLESALE TRADE—Con.								
421	Wholesale trade, durable goods—Con.								
42151021	Nonferrous metal service centers—Con.								
	Establishments operated for the entire year—Con.								
	Establishments with sales of \$5,000,000 to \$9,999,999	185	1 296 061	110 406	24 400	2 869	231 216	175 156	201 610
	Establishments with sales of \$10,000,000 to \$24,999,999	199	3 091 317	215 694	53 026	5 156	459 483	472 500	516 542
	Establishments with sales of \$25,000,000 or more	173	15 604 929	590 783	134 657	11 985	1 245 800	1 835 325	2 067 336
	Establishments not operated for the entire year	97	719 360	35 870	10 402	719	61 603	79 480	20 607
42151022	Nonferrous metal sales offices								
	All establishments	834	7 091 464	177 360	45 939	3 570	332 055	—	—
	Establishments operated for the entire year	720	6 922 188	170 952	44 782	3 400	319 671	—	—
	Establishments with sales less than \$100,000	37	2 222	699	169	52	1 070	—	—
	Establishments with sales of \$100,000 to \$249,999	87	14 342	3 080	733	163	6 094	—	—
	Establishments with sales of \$250,000 to \$499,999	81	29 369	4 820	1 104	232	9 942	—	—
	Establishments with sales of \$500,000 to \$999,999	91	63 092	9 616	2 130	292	16 610	—	—
	Establishments with sales of \$1,000,000 to \$2,499,999	138	221 004	23 931	5 360	714	45 633	—	—
	Establishments with sales of \$2,500,000 to \$4,999,999	93	326 640	19 293	4 551	416	36 187	—	—
	Establishments with sales of \$5,000,000 to \$9,999,999	83	566 108	17 589	3 948	351	31 284	—	—
	Establishments with sales of \$10,000,000 to \$24,999,999	57	863 077	23 353	5 324	495	45 237	—	—
	Establishments with sales of \$25,000,000 or more	53	4 836 334	68 571	21 463	685	127 614	—	—
	Establishments not operated for the entire year	114	169 276	6 408	1 157	170	12 384	—	—
42152	Coal & other mineral & ore whsle								
	All establishments	756	14 798 047	260 429	59 951	5 079	582 745	625 289	633 408
	Establishments operated for the entire year	669	14 535 039	255 997	59 071	4 997	573 222	624 975	627 521
	Establishments with sales less than \$100,000	33	1 634	516	123	41	867	110	125
	Establishments with sales of \$100,000 to \$249,999	43	7 455	2 106	489	111	3 773	613	587
	Establishments with sales of \$250,000 to \$499,999	54	19 036	3 154	787	150	7 519	1 923	2 041
	Establishments with sales of \$500,000 to \$999,999	60	42 215	6 795	1 767	224	14 426	3 650	4 175
	Establishments with sales of \$1,000,000 to \$2,499,999	108	178 376	15 230	3 509	445	36 494	9 515	10 908
	Establishments with sales of \$2,500,000 to \$4,999,999	95	341 700	23 109	5 392	638	55 813	22 528	23 839
	Establishments with sales of \$5,000,000 to \$9,999,999	76	527 589	29 113	6 752	647	66 457	38 299	39 492
	Establishments with sales of \$10,000,000 to \$24,999,999	90	1 433 801	51 017	11 561	983	127 498	49 391	51 610
	Establishments with sales of \$25,000,000 or more	110	11 983 233	124 957	28 691	1 758	260 375	498 946	494 744
	Establishments not operated for the entire year	87	263 008	4 432	880	82	9 523	314	5 887
421520	Coal & other mineral & ore whsle								
	All establishments	756	14 798 047	260 429	59 951	5 079	582 745	625 289	633 408
	Establishments operated for the entire year	669	14 535 039	255 997	59 071	4 997	573 222	624 975	627 521
	Establishments with sales less than \$100,000	33	1 634	516	123	41	867	110	125
	Establishments with sales of \$100,000 to \$249,999	43	7 455	2 106	489	111	3 773	613	587
	Establishments with sales of \$250,000 to \$499,999	54	19 036	3 154	787	150	7 519	1 923	2 041
	Establishments with sales of \$500,000 to \$999,999	60	42 215	6 795	1 767	224	14 426	3 650	4 175
	Establishments with sales of \$1,000,000 to \$2,499,999	108	178 376	15 230	3 509	445	36 494	9 515	10 908
	Establishments with sales of \$2,500,000 to \$4,999,999	95	341 700	23 109	5 392	638	55 813	22 528	23 839
	Establishments with sales of \$5,000,000 to \$9,999,999	76	527 589	29 113	6 752	647	66 457	38 299	39 492
	Establishments with sales of \$10,000,000 to \$24,999,999	90	1 433 801	51 017	11 561	983	127 498	49 391	51 610
	Establishments with sales of \$25,000,000 or more	110	11 983 233	124 957	28 691	1 758	260 375	498 946	494 744
	Establishments not operated for the entire year	87	263 008	4 432	880	82	9 523	314	5 887

See footnotes at end of table.

Table 1. Sales Size of Establishments: 1997—Con.

[Includes only establishments with payroll. For meaning of abbreviations and symbols, see introductory text. For explanation of terms, see Appendix A. For method of assignment to categories shown, see Appendix C.]

NAICS code	Sales sizes of establishments by type of operation and kind of business	Establishments (number)	Sales (\$1,000)	Annual payroll (\$1,000)	First-quarter payroll (\$1,000)	Paid employees for pay period including March 12 (number)	Operating expenses ¹ (\$1,000)	End-of-1996 inventories (\$1,000)	End-of-1997 inventories (\$1,000)
42	WHOLESALE TRADE—Con.								
421	Wholesale trade, durable goods—Con.								
4215201	Coal whsle								
	All establishments	452	10 037 343	158 986	35 749	3 037	357 803	238 632	252 383
	Establishments operated for the entire year	395	9 799 137	156 262	35 296	2 976	352 136	238 322	249 045
	Establishments with sales less than \$100,000	15	656	227	50	16	369	10	10
	Establishments with sales of \$100,000 to \$249,999	24	4 200	1 238	283	63	2 134	101	86
	Establishments with sales of \$250,000 to \$499,999	27	9 407	1 627	385	74	3 796	285	411
	Establishments with sales of \$500,000 to \$999,999	28	19 265	2 789	685	107	5 804	578	604
	Establishments with sales of \$1,000,000 to \$2,499,999	58	97 115	7 142	1 725	218	17 160	2 717	3 749
	Establishments with sales of \$2,500,000 to \$4,999,999	48	174 363	10 400	2 409	335	22 097	10 560	11 108
	Establishments with sales of \$5,000,000 to \$9,999,999	48	337 680	15 479	3 830	358	36 207	23 113	22 547
	Establishments with sales of \$10,000,000 to \$24,999,999	65	1 042 491	32 103	7 497	623	84 888	22 837	23 729
	Establishments with sales of \$25,000,000 or more	82	8 113 960	85 257	18 432	1 182	179 681	178 121	186 801
	Establishments not operated for the entire year	57	238 206	2 724	453	61	5 667	310	3 338
4215202	Other mineral & ore whsle								
	All establishments	304	4 760 704	101 443	24 202	2 042	224 942	386 657	381 025
	Establishments operated for the entire year	274	4 735 902	99 735	23 775	2 021	221 086	386 653	378 476
	Establishments with sales less than \$100,000	18	978	289	73	25	498	100	115
	Establishments with sales of \$100,000 to \$249,999	19	3 255	868	206	48	1 639	512	501
	Establishments with sales of \$250,000 to \$499,999	27	9 629	1 527	402	76	3 723	1 638	1 630
	Establishments with sales of \$500,000 to \$999,999	32	22 950	4 006	1 082	117	8 622	3 072	3 571
	Establishments with sales of \$1,000,000 to \$2,499,999	50	81 261	8 088	1 784	227	19 334	6 798	7 159
	Establishments with sales of \$2,500,000 to \$4,999,999	47	167 337	12 709	2 983	303	33 716	11 968	12 731
	Establishments with sales of \$5,000,000 to \$9,999,999	28	189 909	13 634	2 922	289	30 250	15 186	16 945
	Establishments with sales of \$10,000,000 to \$24,999,999	25	391 310	18 914	4 064	360	42 610	26 554	27 881
	Establishments with sales of \$25,000,000 or more	28	3 869 273	39 700	10 259	576	80 694	320 825	307 943
	Establishments not operated for the entire year	30	24 802	1 708	427	21	3 856	4	2 549
4216	Electrical goods whsle								
	All establishments	38 234	357 691 888	22 524 717	5 483 454	475 766	43 723 893	19 795 782	21 462 916
	Establishments operated for the entire year	34 273	350 433 949	21 952 451	5 362 692	464 116	42 636 099	19 652 066	20 745 803
	Establishments with sales less than \$100,000	1 039	64 420	18 640	4 642	1 462	32 045	7 178	7 009
	Establishments with sales of \$100,000 to \$249,999	2 600	451 693	109 297	27 061	5 461	195 491	45 968	47 416
	Establishments with sales of \$250,000 to \$499,999	3 395	1 238 785	265 378	62 773	10 157	485 868	126 516	128 636
	Establishments with sales of \$500,000 to \$999,999	4 497	3 249 489	566 724	133 898	19 130	1 058 427	305 323	312 226
	Establishments with sales of \$1,000,000 to \$2,499,999	7 048	11 491 115	1 643 547	384 018	48 030	3 035 590	1 024 335	1 064 718
	Establishments with sales of \$2,500,000 to \$4,999,999	5 132	18 298 922	2 086 129	488 974	54 768	3 761 170	1 610 799	1 673 095
	Establishments with sales of \$5,000,000 to \$9,999,999	4 369	30 921 874	2 898 932	688 832	66 911	5 186 227	2 346 117	2 401 206
	Establishments with sales of \$10,000,000 to \$24,999,999	3 719	57 468 184	4 323 948	1 047 911	89 721	7 750 229	3 435 813	3 604 813
	Establishments with sales of \$25,000,000 or more	2 474	227 249 467	10 039 856	2 524 583	168 476	21 131 052	10 750 017	11 506 684
	Establishments not operated for the entire year	3 961	7 257 939	572 266	120 762	11 650	1 087 794	143 716	717 113
42161	Electrical apparatus & equip, wiring supp, & const material whsle								
	All establishments	13 431	85 861 019	6 028 387	1 426 667	144 585	11 038 538	5 675 640	6 029 976
	Establishments operated for the entire year	12 273	84 233 079	5 923 294	1 404 069	141 893	10 841 719	5 640 634	5 831 542
	Establishments with sales less than \$100,000	346	21 837	6 248	1 559	473	10 588	2 267	2 253
	Establishments with sales of \$100,000 to \$249,999	785	135 542	30 558	7 503	1 592	56 016	15 874	16 072
	Establishments with sales of \$250,000 to \$499,999	1 028	375 324	74 048	16 707	2 906	136 613	41 128	41 681

See footnotes at end of table.

Table 1. Sales Size of Establishments: 1997—Con.

[Includes only establishments with payroll. For meaning of abbreviations and symbols, see introductory text. For explanation of terms, see Appendix A. For method of assignment to categories shown, see Appendix C]

NAICS code	Sales sizes of establishments by type of operation and kind of business	Establishments (number)	Sales (\$1,000)	Annual payroll (\$1,000)	First-quarter payroll (\$1,000)	Paid employees for pay period including March 12 (number)	Operating expenses ¹ (\$1,000)	End-of-1996 inventories (\$1,000)	End-of-1997 inventories (\$1,000)
42	WHOLESALE TRADE—Con.								
421	Wholesale trade, durable goods—Con.								
42161	Electrical apparatus & equip, wiring supp. & const material whsle—Con. Establishments operated for the entire year—Con. Establishments with sales of \$500,000 to \$999,999	1 486	1 072 537	168 402	39 978	5 743	314 412	109 885	114 390
	Establishments with sales of \$1,000,000 to \$2,499,999	2 681	4 422 866	559 706	129 994	16 892	1 032 128	433 497	440 295
	Establishments with sales of \$2,500,000 to \$4,999,999	2 090	7 454 120	749 055	176 949	21 392	1 344 336	758 153	767 737
	Establishments with sales of \$5,000,000 to \$9,999,999	1 831	12 919 185	1 104 402	258 567	27 069	1 939 718	1 163 057	1 149 809
	Establishments with sales of \$10,000,000 to \$24,999,999	1 420	21 947 696	1 475 575	345 255	32 460	2 555 463	1 385 206	1 435 282
	Establishments with sales of \$25,000,000 or more	606	35 883 972	1 755 300	427 557	33 366	3 452 445	1 731 567	1 864 023
	Establishments not operated for the entire year	1 158	1 627 940	105 093	22 598	2 692	196 819	35 006	198 434
421610	Electrical apparatus & equip, wiring supp. & const material whsle All establishments	13 431	85 861 019	6 028 387	1 426 667	144 585	11 038 538	5 675 640	6 029 976
	Establishments operated for the entire year	12 273	84 233 079	5 923 294	1 404 069	141 893	10 841 719	5 640 634	5 831 542
	Establishments with sales less than \$100,000	346	21 837	6 248	1 559	473	10 588	2 267	2 253
	Establishments with sales of \$100,000 to \$249,999	785	135 542	30 558	7 503	1 592	56 016	15 874	16 072
	Establishments with sales of \$250,000 to \$499,999	1 028	375 324	74 048	16 707	2 906	136 613	41 128	41 681
	Establishments with sales of \$500,000 to \$999,999	1 486	1 072 537	168 402	39 978	5 743	314 412	109 885	114 390
	Establishments with sales of \$1,000,000 to \$2,499,999	2 681	4 422 866	559 706	129 994	16 892	1 032 128	433 497	440 295
	Establishments with sales of \$2,500,000 to \$4,999,999	2 090	7 454 120	749 055	176 949	21 392	1 344 336	758 153	767 737
	Establishments with sales of \$5,000,000 to \$9,999,999	1 831	12 919 185	1 104 402	258 567	27 069	1 939 718	1 163 057	1 149 809
	Establishments with sales of \$10,000,000 to \$24,999,999	1 420	21 947 696	1 475 575	345 255	32 460	2 555 463	1 385 206	1 435 282
	Establishments with sales of \$25,000,000 or more	606	35 883 972	1 755 300	427 557	33 366	3 452 445	1 731 567	1 864 023
	Establishments not operated for the entire year	1 158	1 627 940	105 093	22 598	2 692	196 819	35 006	198 434
42162	Electrical appliance, television & radio set whsle All establishments	3 895	54 683 947	2 079 747	481 012	50 922	6 073 720	3 953 254	4 265 594
	Establishments operated for the entire year	3 491	53 808 372	2 049 613	474 944	50 106	5 986 272	3 899 191	4 125 452
	Establishments with sales less than \$100,000	113	6 944	1 987	497	170	3 614	991	941
	Establishments with sales of \$100,000 to \$249,999	276	48 563	11 426	2 747	666	22 588	6 514	6 720
	Establishments with sales of \$250,000 to \$499,999	350	127 837	25 949	6 269	1 137	52 569	20 906	20 835
	Establishments with sales of \$500,000 to \$999,999	467	331 335	48 091	11 464	1 915	108 732	42 922	43 373
	Establishments with sales of \$1,000,000 to \$2,499,999	692	1 114 968	129 143	30 178	4 807	285 915	139 832	142 757
	Establishments with sales of \$2,500,000 to \$4,999,999	487	1 746 328	147 569	34 025	4 605	318 295	209 856	214 712
	Establishments with sales of \$5,000,000 to \$9,999,999	404	2 816 695	208 062	47 581	5 677	454 376	286 209	301 147
	Establishments with sales of \$10,000,000 to \$24,999,999	361	5 621 873	305 009	70 409	8 031	694 911	498 970	521 356
	Establishments with sales of \$25,000,000 or more	341	41 993 829	1 172 377	271 774	23 098	4 045 272	2 692 991	2 873 611
	Establishments not operated for the entire year	404	875 575	30 134	6 068	816	87 448	54 063	140 142
421620	Electrical appliance, television & radio set whsle All establishments	3 895	54 683 947	2 079 747	481 012	50 922	6 073 720	3 953 254	4 265 594
	Establishments operated for the entire year	3 491	53 808 372	2 049 613	474 944	50 106	5 986 272	3 899 191	4 125 452
	Establishments with sales less than \$100,000	113	6 944	1 987	497	170	3 614	991	941
	Establishments with sales of \$100,000 to \$249,999	276	48 563	11 426	2 747	666	22 588	6 514	6 720
	Establishments with sales of \$250,000 to \$499,999	350	127 837	25 949	6 269	1 137	52 569	20 906	20 835
	Establishments with sales of \$500,000 to \$999,999	467	331 335	48 091	11 464	1 915	108 732	42 922	43 373
	Establishments with sales of \$1,000,000 to \$2,499,999	692	1 114 968	129 143	30 178	4 807	285 915	139 832	142 757
	Establishments with sales of \$2,500,000 to \$4,999,999	487	1 746 328	147 569	34 025	4 605	318 295	209 856	214 712
	Establishments with sales of \$5,000,000 to \$9,999,999	404	2 816 695	208 062	47 581	5 677	454 376	286 209	301 147
	Establishments with sales of \$10,000,000 to \$24,999,999	361	5 621 873	305 009	70 409	8 031	694 911	498 970	521 356
	Establishments with sales of \$25,000,000 or more	341	41 993 829	1 172 377	271 774	23 098	4 045 272	2 692 991	2 873 611
	Establishments not operated for the entire year	404	875 575	30 134	6 068	816	87 448	54 063	140 142

See footnotes at end of table.

Table 1. Sales Size of Establishments: 1997—Con.

[Includes only establishments with payroll. For meaning of abbreviations and symbols, see introductory text. For explanation of terms, see Appendix A. For method of assignment to categories shown, see Appendix C]

NAICS code	Sales sizes of establishments by type of operation and kind of business	Establishments (number)	Sales (\$1,000)	Annual payroll (\$1,000)	First-quarter payroll (\$1,000)	Paid employees for pay period including March 12 (number)	Operating expenses ¹ (\$1,000)	End-of-1996 inventories (\$1,000)	End-of-1997 inventories (\$1,000)
42	WHOLESALE TRADE—Con.								
421	Wholesale trade, durable goods—Con.								
421620	Electrical appliance, television & radio set whsle—Con. Establishments operated for the entire year—Con. Establishments with sales of \$1,000,000 to \$2,499,999 Establishments with sales of \$2,500,000 to \$4,999,999 Establishments with sales of \$5,000,000 to \$9,999,999 Establishments with sales of \$10,000,000 to \$24,999,999 Establishments with sales of \$25,000,000 or more	692 487 404 361 341	1 114 968 1 746 328 2 816 695 5 621 873 41 993 829	129 143 147 569 208 062 305 009 1 172 377	30 178 34 025 47 581 70 409 271 774	4 807 4 605 5 677 8 031 23 098	285 915 318 295 454 376 694 911 4 045 272	139 832 209 856 286 209 498 970 2 692 991	142 757 214 712 301 147 521 356 2 873 611
	Establishments not operated for the entire year	404	875 575	30 134	6 068	816	87 448	54 063	140 142
42169	Other electronic parts & equipment whsle All establishments	20 908	217 146 922	14 416 583	3 575 775	280 259	26 611 635	10 166 888	11 167 346
	Establishments operated for the entire year	18 509	212 392 498	13 979 544	3 483 679	272 117	25 808 108	10 112 241	10 788 809
	Establishments with sales less than \$100,000	580	35 639	10 405	2 586	819	17 843	3 920	3 815
	Establishments with sales of \$100,000 to \$249,999	1 539	267 588	67 313	16 811	3 203	116 887	23 580	24 624
	Establishments with sales of \$250,000 to \$499,999	2 017	735 624	165 381	39 797	6 114	296 686	64 482	66 120
	Establishments with sales of \$500,000 to \$999,999	2 544	1 845 617	350 231	82 456	11 472	635 283	152 516	154 463
	Establishments with sales of \$1,000,000 to \$2,499,999	3 675	5 953 281	954 698	223 846	26 331	1 717 547	451 006	481 666
	Establishments with sales of \$2,500,000 to \$4,999,999	2 555	9 098 474	1 189 505	278 000	28 771	2 098 539	642 790	690 646
	Establishments with sales of \$5,000,000 to \$9,999,999	2 134	15 185 994	1 586 468	382 684	34 165	2 792 133	896 851	950 250
	Establishments with sales of \$10,000,000 to \$24,999,999	1 938	29 898 615	2 543 364	632 247	49 230	4 499 855	1 551 637	1 648 175
	Establishments with sales of \$25,000,000 or more	1 527	149 371 666	7 112 179	1 825 252	112 012	13 633 335	6 325 459	6 769 050
	Establishments not operated for the entire year	2 399	4 754 424	437 039	92 096	8 142	803 527	54 647	378 537
421690	Other electronic parts & equipment whsle All establishments	20 908	217 146 922	14 416 583	3 575 775	280 259	26 611 635	10 166 888	11 167 346
	Establishments operated for the entire year	18 509	212 392 498	13 979 544	3 483 679	272 117	25 808 108	10 112 241	10 788 809
	Establishments with sales less than \$100,000	580	35 639	10 405	2 586	819	17 843	3 920	3 815
	Establishments with sales of \$100,000 to \$249,999	1 539	267 588	67 313	16 811	3 203	116 887	23 580	24 624
	Establishments with sales of \$250,000 to \$499,999	2 017	735 624	165 381	39 797	6 114	296 686	64 482	66 120
	Establishments with sales of \$500,000 to \$999,999	2 544	1 845 617	350 231	82 456	11 472	635 283	152 516	154 463
	Establishments with sales of \$1,000,000 to \$2,499,999	3 675	5 953 281	954 698	223 846	26 331	1 717 547	451 006	481 666
	Establishments with sales of \$2,500,000 to \$4,999,999	2 555	9 098 474	1 189 505	278 000	28 771	2 098 539	642 790	690 646
	Establishments with sales of \$5,000,000 to \$9,999,999	2 134	15 185 994	1 586 468	382 684	34 165	2 792 133	896 851	950 250
	Establishments with sales of \$10,000,000 to \$24,999,999	1 938	29 898 615	2 543 364	632 247	49 230	4 499 855	1 551 637	1 648 175
	Establishments with sales of \$25,000,000 or more	1 527	149 371 666	7 112 179	1 825 252	112 012	13 633 335	6 325 459	6 769 050
	Establishments not operated for the entire year	2 399	4 754 424	437 039	92 096	8 142	803 527	54 647	378 537
4216901	Communications equipment & supplies whsle All establishments	9 180	88 413 555	8 091 469	2 116 989	152 279	14 076 505	3 692 360	4 129 201
	Establishments operated for the entire year	8 016	85 838 300	7 761 792	2 048 918	146 877	13 489 141	3 677 689	3 991 195
	Establishments with sales less than \$100,000	297	19 190	5 444	1 344	416	9 360	1 526	1 552
	Establishments with sales of \$100,000 to \$249,999	832	146 486	37 807	9 631	1 713	64 586	9 423	10 318
	Establishments with sales of \$250,000 to \$499,999	1 069	388 382	93 872	23 118	3 398	165 181	28 031	29 101
	Establishments with sales of \$500,000 to \$999,999	1 240	893 162	193 824	47 145	6 378	340 891	63 391	64 950
	Establishments with sales of \$1,000,000 to \$2,499,999	1 668	2 666 949	536 345	130 273	14 561	927 600	190 450	203 150
	Establishments with sales of \$2,500,000 to \$4,999,999	1 007	3 547 355	653 262	156 470	15 205	1 087 617	237 121	258 786

See footnotes at end of table.

Table 1. Sales Size of Establishments: 1997—Con.

[Includes only establishments with payroll. For meaning of abbreviations and symbols, see introductory text. For explanation of terms, see Appendix A. For method of assignment to categories shown, see Appendix C.]

NAICS code	Sales sizes of establishments by type of operation and kind of business	Establishments (number)	Sales (\$1,000)	Annual payroll (\$1,000)	First-quarter payroll (\$1,000)	Paid employees for pay period including March 12 (number)	Operating expenses ¹ (\$1,000)	End-of-1996 inventories (\$1,000)	End-of-1997 inventories (\$1,000)
42	WHOLESALE TRADE—Con.								
421	Wholesale trade, durable goods—Con.								
4216901	Communications equipment & supplies whsle—Con. Establishments operated for the entire year—Con. Establishments with sales of \$5,000,000 to \$9,999,999 Establishments with sales of \$10,000,000 to \$24,999,999 Establishments with sales of \$25,000,000 or more	715 625 563	5 103 676 9 574 498 63 498 602	800 208 1 327 387 4 113 643	206 690 354 495 1 119 752	16 761 24 348 64 097	1 318 923 2 173 777 7 401 206	308 407 536 858 2 302 482	320 922 607 303 2 495 113
	Establishments not operated for the entire year	1 164	2 575 255	329 677	68 071	5 402	587 364	14 671	138 006
4216902	Electronic parts (excluding communications equipment) whsle All establishments Establishments operated for the entire year	11 728 10 493	128 733 367 126 554 198	6 325 114 6 217 752	1 458 786 1 434 761	127 980 125 240	12 535 130 12 318 967	6 474 528 6 434 552	7 038 145 6 797 614
	Establishments with sales less than \$100,000	283	16 449	4 961	1 242	403	8 483	2 394	2 263
	Establishments with sales of \$100,000 to \$249,999	707	121 102	29 506	7 180	1 490	52 301	14 157	14 306
	Establishments with sales of \$250,000 to \$499,999	948	347 242	71 509	16 679	2 716	131 505	36 451	37 019
	Establishments with sales of \$500,000 to \$999,999	1 304	952 455	156 407	35 311	5 094	294 392	89 125	89 513
	Establishments with sales of \$1,000,000 to \$2,499,999	2 007	3 286 332	418 353	93 573	11 770	789 947	260 556	278 516
	Establishments with sales of \$2,500,000 to \$4,999,999	1 548	5 551 119	536 243	121 530	13 566	1 010 922	405 669	431 860
	Establishments with sales of \$5,000,000 to \$9,999,999	1 419	10 082 318	786 260	175 994	17 404	1 473 210	588 444	629 328
	Establishments with sales of \$10,000,000 to \$24,999,999	1 313	20 324 117	1 215 977	277 752	24 882	2 326 078	1 014 779	1 040 872
	Establishments with sales of \$25,000,000 or more	964	85 873 064	2 998 536	705 500	47 915	6 232 129	4 022 977	4 273 937
	Establishments not operated for the entire year	1 235	2 179 169	107 362	24 025	2 740	216 163	39 976	240 531
4217	Hardware, & plumbing & heating equipment & supplies whsle All establishments Establishments operated for the entire year	21 194 19 276	92 189 762 89 786 646	7 977 961 7 814 880	1 837 467 1 798 769	219 233 213 369	15 249 815 14 912 392	9 822 088 9 643 509	10 370 210 9 989 353
	Establishments with sales less than \$100,000	528	34 150	9 339	2 317	726	16 310	5 537	5 522
	Establishments with sales of \$100,000 to \$249,999	1 434	246 912	52 527	11 964	2 717	100 004	39 452	40 456
	Establishments with sales of \$250,000 to \$499,999	2 149	782 572	139 574	31 908	6 094	269 504	121 923	125 556
	Establishments with sales of \$500,000 to \$999,999	3 067	2 230 494	344 080	79 228	12 848	660 611	338 117	348 460
	Establishments with sales of \$1,000,000 to \$2,499,999	5 104	8 217 168	1 064 907	245 987	34 120	2 016 650	1 160 458	1 208 787
	Establishments with sales of \$2,500,000 to \$4,999,999	3 154	11 086 691	1 282 533	296 205	36 217	2 411 729	1 444 869	1 489 047
	Establishments with sales of \$5,000,000 to \$9,999,999	2 106	14 692 202	1 555 967	355 638	39 649	2 855 502	1 757 897	1 822 308
	Establishments with sales of \$10,000,000 to \$24,999,999	1 240	18 655 694	1 639 271	375 990	39 677	3 048 781	1 952 826	2 000 919
	Establishments with sales of \$25,000,000 or more	494	33 840 763	1 726 682	399 532	41 321	3 533 301	2 822 430	2 948 298
	Establishments not operated for the entire year	1 918	2 403 116	163 081	38 698	5 864	337 423	178 579	380 857
42171	Hardware whsle All establishments Establishments operated for the entire year	9 473 8 686	44 063 674 42 909 648	3 865 008 3 791 381	879 374 859 802	110 963 107 851	7 342 028 7 182 989	4 938 173 4 816 069	5 298 245 5 047 834
	Establishments with sales less than \$100,000	251	15 982	4 226	1 013	358	7 453	3 230	3 297
	Establishments with sales of \$100,000 to \$249,999	769	133 121	26 769	6 068	1 435	51 415	24 384	25 431
	Establishments with sales of \$250,000 to \$499,999	1 203	436 104	74 623	17 127	3 369	143 687	73 162	75 566
	Establishments with sales of \$500,000 to \$999,999	1 446	1 031 195	163 693	37 160	6 307	312 633	168 414	174 477
	Establishments with sales of \$1,000,000 to \$2,499,999	2 073	3 320 051	489 226	111 399	16 131	919 041	489 160	515 426
	Establishments with sales of \$2,500,000 to \$4,999,999	1 309	4 597 111	590 271	134 473	17 173	1 097 755	648 950	674 674
	Establishments with sales of \$5,000,000 to \$9,999,999	899	6 284 100	739 114	166 310	19 486	1 364 316	867 884	909 037
	Establishments with sales of \$10,000,000 to \$24,999,999	498	7 595 577	719 225	158 255	18 498	1 372 230	888 528	908 695

See footnotes at end of table.

Table 1. Sales Size of Establishments: 1997—Con.

[Includes only establishments with payroll. For meaning of abbreviations and symbols, see introductory text. For explanation of terms, see Appendix A. For method of assignment to categories shown, see Appendix C]

NAICS code	Sales sizes of establishments by type of operation and kind of business	Establishments (number)	Sales (\$1,000)	Annual payroll (\$1,000)	First-quarter payroll (\$1,000)	Paid employees for pay period including March 12 (number)	Operating expenses ¹ (\$1,000)	End-of-1996 inventories (\$1,000)	End-of-1997 inventories (\$1,000)
42	WHOLESALE TRADE—Con.								
421	Wholesale trade, durable goods—Con.								
42171	Hardware whsle—Con.								
	Establishments operated for the entire year—Con.								
	Establishments with sales of \$25,000,000 or more	238	19 496 407	984 234	227 997	25 094	1 914 459	1 652 357	1 761 231
	Establishments not operated for the entire year	787	1 154 026	73 627	19 572	3 112	159 039	122 104	250 411
421710	Hardware whsle								
	All establishments	9 473	44 063 674	3 865 008	879 374	110 963	7 342 028	4 938 173	5 298 245
	Establishments operated for the entire year	8 686	42 909 648	3 791 381	859 802	107 851	7 182 989	4 816 069	5 047 834
	Establishments with sales less than \$100,000	251	15 982	4 226	1 013	358	7 453	3 230	3 297
	Establishments with sales of \$100,000 to \$249,999	769	133 121	26 769	6 068	1 435	51 415	24 384	25 431
	Establishments with sales of \$250,000 to \$499,999	1 203	436 104	74 623	17 127	3 369	143 687	73 162	75 566
	Establishments with sales of \$500,000 to \$999,999	1 446	1 031 195	163 693	37 160	6 307	312 633	168 414	174 477
	Establishments with sales of \$1,000,000 to \$2,499,999	2 073	3 320 051	489 226	111 399	16 131	919 041	489 160	515 426
	Establishments with sales of \$2,500,000 to \$4,999,999	1 309	4 597 111	590 271	134 473	17 173	1 097 755	648 950	674 674
	Establishments with sales of \$5,000,000 to \$9,999,999	899	6 284 100	739 114	166 310	19 486	1 364 316	867 884	909 037
	Establishments with sales of \$10,000,000 to \$24,999,999	498	7 595 577	719 225	158 255	18 498	1 372 230	888 528	908 695
	Establishments with sales of \$25,000,000 or more	238	19 496 407	984 234	227 997	25 094	1 914 459	1 652 357	1 761 231
	Establishments not operated for the entire year	787	1 154 026	73 627	19 572	3 112	159 039	122 104	250 411
42172	Plumbing & heating equipment & supplies (hydronics) whsle								
	All establishments	4 625	22 928 107	1 582 219	368 294	43 887	3 030 305	1 832 534	1 964 641
	Establishments operated for the entire year	4 052	22 148 737	1 539 401	357 859	42 360	2 941 707	1 798 126	1 893 508
	Establishments with sales less than \$100,000	129	8 326	2 439	668	176	4 212	981	974
	Establishments with sales of \$100,000 to \$249,999	291	49 507	10 805	2 494	537	19 680	6 326	6 545
	Establishments with sales of \$250,000 to \$499,999	375	138 488	24 750	5 698	1 057	49 815	19 470	19 457
	Establishments with sales of \$500,000 to \$999,999	561	408 195	62 300	14 133	2 348	122 002	49 596	50 787
	Establishments with sales of \$1,000,000 to \$2,499,999	935	1 511 416	181 947	42 290	5 795	347 104	179 174	187 481
	Establishments with sales of \$2,500,000 to \$4,999,999	687	2 440 105	231 672	55 254	6 778	456 127	245 361	254 376
	Establishments with sales of \$5,000,000 to \$9,999,999	539	3 822 785	314 888	73 508	8 543	590 346	367 146	384 200
	Establishments with sales of \$10,000,000 to \$24,999,999	377	5 644 113	362 109	88 127	8 883	670 698	439 193	462 734
	Establishments with sales of \$25,000,000 or more	158	8 125 802	348 491	75 687	8 243	681 723	490 879	526 954
	Establishments not operated for the entire year	573	779 370	42 818	10 435	1 527	88 598	34 408	71 133
421720	Plumbing & heating equipment & supplies (hydronics) whsle								
	All establishments	4 625	22 928 107	1 582 219	368 294	43 887	3 030 305	1 832 534	1 964 641
	Establishments operated for the entire year	4 052	22 148 737	1 539 401	357 859	42 360	2 941 707	1 798 126	1 893 508
	Establishments with sales less than \$100,000	129	8 326	2 439	668	176	4 212	981	974
	Establishments with sales of \$100,000 to \$249,999	291	49 507	10 805	2 494	537	19 680	6 326	6 545
	Establishments with sales of \$250,000 to \$499,999	375	138 488	24 750	5 698	1 057	49 815	19 470	19 457
	Establishments with sales of \$500,000 to \$999,999	561	408 195	62 300	14 133	2 348	122 002	49 596	50 787
	Establishments with sales of \$1,000,000 to \$2,499,999	935	1 511 416	181 947	42 290	5 795	347 104	179 174	187 481
	Establishments with sales of \$2,500,000 to \$4,999,999	687	2 440 105	231 672	55 254	6 778	456 127	245 361	254 376
	Establishments with sales of \$5,000,000 to \$9,999,999	539	3 822 785	314 888	73 508	8 543	590 346	367 146	384 200
	Establishments with sales of \$10,000,000 to \$24,999,999	377	5 644 113	362 109	88 127	8 883	670 698	439 193	462 734
	Establishments with sales of \$25,000,000 or more	158	8 125 802	348 491	75 687	8 243	681 723	490 879	526 954
	Establishments not operated for the entire year	573	779 370	42 818	10 435	1 527	88 598	34 408	71 133

See footnotes at end of table.

Table 1. Sales Size of Establishments: 1997—Con.

[Includes only establishments with payroll. For meaning of abbreviations and symbols, see introductory text. For explanation of terms, see Appendix A. For method of assignment to categories shown, see Appendix C]

NAICS code	Sales sizes of establishments by type of operation and kind of business	Establishments (number)	Sales (\$1,000)	Annual payroll (\$1,000)	First-quarter payroll (\$1,000)	Paid employees for pay period including March 12 (number)	Operating expenses ¹ (\$1,000)	End-of-1996 inventories (\$1,000)	End-of-1997 inventories (\$1,000)
42	WHOLESALE TRADE—Con.								
421	Wholesale trade, durable goods—Con.								
42173	Warm air heating & air-conditioning equipment & supplies whsle								
	All establishments	5 524	20 062 710	2 013 489	471 804	51 252	3 932 992	2 446 751	2 498 546
	Establishments operated for the entire year	5 110	19 721 148	1 986 259	465 631	50 379	3 876 914	2 430 772	2 452 034
	Establishments with sales less than \$100,000	112	7 404	1 884	471	147	3 438	978	954
	Establishments with sales of \$100,000 to \$249,999	282	48 817	11 142	2 533	543	21 520	6 404	6 358
	Establishments with sales of \$250,000 to \$499,999	432	157 712	29 719	6 650	1 237	56 340	22 231	23 039
	Establishments with sales of \$500,000 to \$999,999	823	612 605	89 722	21 220	3 183	171 330	88 590	92 323
	Establishments with sales of \$1,000,000 to \$2,499,999	1 634	2 654 521	305 169	71 433	9 518	582 615	377 211	388 955
	Establishments with sales of \$2,500,000 to \$4,999,999	912	3 192 704	357 285	82 770	9 520	672 632	433 401	437 602
	Establishments with sales of \$5,000,000 to \$9,999,999	532	3 674 859	411 219	95 115	9 290	744 095	426 897	432 069
	Establishments with sales of \$10,000,000 to \$24,999,999	309	4 593 098	478 520	112 227	10 473	862 444	545 063	550 367
	Establishments with sales of \$25,000,000 or more	74	4 779 428	301 599	73 212	6 468	762 500	529 997	520 367
	Establishments not operated for the entire year	414	341 562	27 230	6 173	873	56 078	15 979	46 512
421730	Warm air heating & air-conditioning equipment & supplies whsle								
	All establishments	5 524	20 062 710	2 013 489	471 804	51 252	3 932 992	2 446 751	2 498 546
	Establishments operated for the entire year	5 110	19 721 148	1 986 259	465 631	50 379	3 876 914	2 430 772	2 452 034
	Establishments with sales less than \$100,000	112	7 404	1 884	471	147	3 438	978	954
	Establishments with sales of \$100,000 to \$249,999	282	48 817	11 142	2 533	543	21 520	6 404	6 358
	Establishments with sales of \$250,000 to \$499,999	432	157 712	29 719	6 650	1 237	56 340	22 231	23 039
	Establishments with sales of \$500,000 to \$999,999	823	612 605	89 722	21 220	3 183	171 330	88 590	92 323
	Establishments with sales of \$1,000,000 to \$2,499,999	1 634	2 654 521	305 169	71 433	9 518	582 615	377 211	388 955
	Establishments with sales of \$2,500,000 to \$4,999,999	912	3 192 704	357 285	82 770	9 520	672 632	433 401	437 602
	Establishments with sales of \$5,000,000 to \$9,999,999	532	3 674 859	411 219	95 115	9 290	744 095	426 897	432 069
	Establishments with sales of \$10,000,000 to \$24,999,999	309	4 593 098	478 520	112 227	10 473	862 444	545 063	550 367
	Establishments with sales of \$25,000,000 or more	74	4 779 428	301 599	73 212	6 468	762 500	529 997	520 367
	Establishments not operated for the entire year	414	341 562	27 230	6 173	873	56 078	15 979	46 512
42174	Refrigeration equipment & supplies whsle								
	All establishments	1 572	5 135 271	517 245	117 995	13 131	944 490	604 630	608 778
	Establishments operated for the entire year	1 428	5 007 113	497 839	115 477	12 779	910 782	598 542	595 977
	Establishments with sales less than \$100,000	36	2 438	790	165	45	1 207	348	297
	Establishments with sales of \$100,000 to \$249,999	92	15 467	3 811	869	202	7 389	2 338	2 122
	Establishments with sales of \$250,000 to \$499,999	139	50 268	10 482	2 433	431	19 662	7 060	7 494
	Establishments with sales of \$500,000 to \$999,999	237	178 499	28 365	6 715	1 010	54 646	31 517	30 873
	Establishments with sales of \$1,000,000 to \$2,499,999	462	731 180	88 565	20 865	2 676	167 890	114 913	116 925
	Establishments with sales of \$2,500,000 to \$4,999,999	246	856 771	103 305	23 708	2 746	185 215	117 157	122 395
	Establishments with sales of \$5,000,000 to \$9,999,999	136	910 458	90 746	20 705	2 330	156 745	95 970	97 002
	Establishments with sales of \$10,000,000 to \$24,999,999	56	822 906	79 417	17 381	1 823	143 409	80 042	79 123
	Establishments with sales of \$25,000,000 or more	24	1 439 126	92 358	22 636	1 516	174 619	149 197	139 746
	Establishments not operated for the entire year	144	128 158	19 406	2 518	352	33 708	6 088	12 801
421740	Refrigeration equipment & supplies whsle								
	All establishments	1 572	5 135 271	517 245	117 995	13 131	944 490	604 630	608 778

See footnotes at end of table.

Table 1. Sales Size of Establishments: 1997—Con.

[Includes only establishments with payroll. For meaning of abbreviations and symbols, see introductory text. For explanation of terms, see Appendix A. For method of assignment to categories shown, see Appendix C]

NAICS code	Sales sizes of establishments by type of operation and kind of business	Establishments (number)	Sales (\$1,000)	Annual payroll (\$1,000)	First-quarter payroll (\$1,000)	Paid employees for pay period including March 12 (number)	Operating expenses ¹ (\$1,000)	End-of-1996 inventories (\$1,000)	End-of-1997 inventories (\$1,000)
42	WHOLESALE TRADE—Con.								
421	Wholesale trade, durable goods—Con.								
421740	Refrigeration equipment & supplies whsle—Con.								
	Establishments operated for the entire year	1 428	5 007 113	497 839	115 477	12 779	910 782	598 542	595 977
	Establishments with sales less than \$100,000	36	2 438	790	165	45	1 207	348	297
	Establishments with sales of \$100,000 to \$249,999	92	15 467	3 811	869	202	7 389	2 338	2 122
	Establishments with sales of \$250,000 to \$499,999	139	50 268	10 482	2 433	431	19 662	7 060	7 494
	Establishments with sales of \$500,000 to \$999,999	237	178 499	28 365	6 715	1 010	54 646	31 517	30 873
	Establishments with sales of \$1,000,000 to \$2,499,999	462	731 180	88 565	20 865	2 676	167 890	114 913	116 925
	Establishments with sales of \$2,500,000 to \$4,999,999	246	856 771	103 305	23 708	2 746	185 215	117 157	122 395
	Establishments with sales of \$5,000,000 to \$9,999,999	136	910 458	90 746	20 705	2 330	156 745	95 970	97 002
	Establishments with sales of \$10,000,000 to \$24,999,999	56	822 906	79 417	17 381	1 823	143 409	80 042	79 123
	Establishments with sales of \$25,000,000 or more	24	1 439 126	92 358	22 636	1 516	174 619	149 197	139 746
	Establishments not operated for the entire year	144	128 158	19 406	2 518	352	33 708	6 088	12 801
4218	Machinery, equipment, & supplies whsle								
	All establishments	76 643	328 968 331	29 401 798	6 772 121	772 550	55 393 646	43 404 221	46 905 904
	Establishments operated for the entire year	69 649	322 945 585	28 895 730	6 653 109	755 877	54 383 417	43 163 770	45 829 775
	Establishments with sales less than \$100,000	2 376	145 558	42 075	10 162	3 326	71 778	20 655	20 480
	Establishments with sales of \$100,000 to \$249,999	5 667	975 861	214 009	50 550	11 140	400 133	128 934	130 700
	Establishments with sales of \$250,000 to \$499,999	7 945	2 917 508	527 208	121 887	23 299	1 030 148	383 174	388 926
	Establishments with sales of \$500,000 to \$999,999	11 077	8 030 774	1 246 020	285 686	47 434	2 454 621	1 056 083	1 090 558
	Establishments with sales of \$1,000,000 to \$2,499,999	17 244	28 051 629	3 772 479	864 245	120 243	7 219 934	3 653 779	3 824 866
	Establishments with sales of \$2,500,000 to \$4,999,999	11 647	41 218 512	4 931 965	1 121 894	136 465	9 116 676	5 644 552	5 957 920
	Establishments with sales of \$5,000,000 to \$9,999,999	7 877	54 503 026	5 819 200	1 327 367	146 891	10 626 309	8 033 623	8 590 395
	Establishments with sales of \$10,000,000 to \$24,999,999	4 211	62 321 780	5 829 198	1 340 155	134 384	10 508 507	9 496 039	10 121 151
	Establishments with sales of \$25,000,000 or more	1 605	124 780 937	6 513 576	1 531 163	132 695	12 955 311	14 746 931	15 704 779
	Establishments not operated for the entire year	6 994	6 022 746	506 068	119 012	16 673	1 010 229	240 451	1 076 129
42181	Construction & mining (except petroleum) machinery & equip whsle								
	All establishments	5 321	44 725 989	3 604 644	862 419	87 611	6 683 340	11 166 924	12 140 651
	Establishments operated for the entire year	4 870	44 331 110	3 574 067	856 250	86 726	6 619 643	11 143 507	12 004 886
	Establishments with sales less than \$100,000	106	6 429	1 866	408	142	3 181	1 376	1 370
	Establishments with sales of \$100,000 to \$249,999	252	43 109	9 816	2 314	491	18 053	8 726	8 951
	Establishments with sales of \$250,000 to \$499,999	374	138 626	24 882	5 469	1 026	49 328	28 630	28 951
	Establishments with sales of \$500,000 to \$999,999	589	434 335	64 982	14 722	2 433	132 631	88 341	92 358
	Establishments with sales of \$1,000,000 to \$2,499,999	1 006	1 630 411	203 215	46 151	6 497	412 906	340 174	361 643
	Establishments with sales of \$2,500,000 to \$4,999,999	852	3 065 060	357 494	83 384	9 931	693 940	727 562	763 157
	Establishments with sales of \$5,000,000 to \$9,999,999	837	5 921 079	608 915	139 253	15 650	1 154 575	1 500 411	1 607 589
	Establishments with sales of \$10,000,000 to \$24,999,999	576	8 555 448	790 575	187 444	18 860	1 441 772	2 434 765	2 663 640
	Establishments with sales of \$25,000,000 or more	278	24 536 613	1 512 322	377 105	31 696	2 713 257	6 013 522	6 477 227
	Establishments not operated for the entire year	451	394 879	30 577	6 169	885	63 697	23 417	135 765
421810	Construction & mining (except petroleum) machinery & equip whsle								
	All establishments	5 321	44 725 989	3 604 644	862 419	87 611	6 683 340	11 166 924	12 140 651

See footnotes at end of table.

Table 1. Sales Size of Establishments: 1997—Con.

[Includes only establishments with payroll. For meaning of abbreviations and symbols, see introductory text. For explanation of terms, see Appendix A. For method of assignment to categories shown, see Appendix C.]

NAICS code	Sales sizes of establishments by type of operation and kind of business	Establishments (number)	Sales (\$1,000)	Annual payroll (\$1,000)	First-quarter payroll (\$1,000)	Paid employees for pay period including March 12 (number)	Operating expenses ¹ (\$1,000)	End-of-1996 inventories (\$1,000)	End-of-1997 inventories (\$1,000)
42	WHOLESALE TRADE—Con.								
421	Wholesale trade, durable goods—Con.								
421810	Construction & mining (except petroleum) machinery & equipment wholesaler—Con.								
	Establishments operated for the entire year	4 870	44 331 110	3 574 067	856 250	86 726	6 619 643	11 143 507	12 004 886
	Establishments with sales less than \$100,000	106	6 429	1 866	408	142	3 181	1 376	1 370
	Establishments with sales of \$100,000 to \$249,999	252	43 109	9 816	2 314	491	18 053	8 726	8 951
	Establishments with sales of \$250,000 to \$499,999	374	138 626	24 882	5 469	1 026	49 328	28 630	28 951
	Establishments with sales of \$500,000 to \$999,999	589	434 335	64 982	14 722	2 433	132 631	88 341	92 358
	Establishments with sales of \$1,000,000 to \$2,499,999	1 006	1 630 411	203 215	46 151	6 497	412 906	340 174	361 643
	Establishments with sales of \$2,500,000 to \$4,999,999	852	3 065 060	357 494	83 384	9 931	693 940	727 562	763 157
	Establishments with sales of \$5,000,000 to \$9,999,999	837	5 921 079	608 915	139 253	15 650	1 154 575	1 500 411	1 607 589
	Establishments with sales of \$10,000,000 to \$24,999,999	576	8 555 448	790 575	187 444	18 860	1 441 772	2 434 765	2 663 640
	Establishments with sales of \$25,000,000 or more	278	24 536 613	1 512 322	377 105	31 696	2 713 257	6 013 522	6 477 227
	Establishments not operated for the entire year	451	394 879	30 577	6 169	885	63 697	23 417	135 765
42182	Farm & garden machinery & equipment wholesaler								
	All establishments	9 782	39 713 264	2 860 510	643 779	101 413	5 578 804	8 510 984	9 247 680
	Establishments operated for the entire year	8 979	39 161 408	2 812 097	632 079	99 284	5 481 007	8 464 807	9 032 819
	Establishments with sales less than \$100,000	293	18 665	4 284	1 022	407	8 274	5 483	5 459
	Establishments with sales of \$100,000 to \$249,999	689	118 915	18 976	4 315	1 356	40 423	31 567	32 206
	Establishments with sales of \$250,000 to \$499,999	944	348 361	49 769	11 281	2 904	105 648	87 829	88 248
	Establishments with sales of \$500,000 to \$999,999	1 319	944 895	119 767	27 745	6 180	248 045	235 810	242 338
	Establishments with sales of \$1,000,000 to \$2,499,999	2 118	3 491 531	382 438	86 702	16 778	762 417	921 183	959 858
	Establishments with sales of \$2,500,000 to \$4,999,999	1 674	5 984 212	574 572	126 742	21 472	1 072 315	1 609 639	1 720 793
	Establishments with sales of \$5,000,000 to \$9,999,999	1 272	8 829 240	738 591	164 682	24 529	1 341 283	2 400 259	2 599 828
	Establishments with sales of \$10,000,000 to \$24,999,999	578	8 194 884	627 452	141 484	18 854	1 116 656	2 220 768	2 382 652
	Establishments with sales of \$25,000,000 or more	92	11 230 705	296 248	68 106	6 804	785 946	952 269	1 001 437
	Establishments not operated for the entire year	803	551 856	48 413	11 700	2 129	97 797	46 177	214 861
421820	Farm & garden machinery & equipment wholesaler								
	All establishments	9 782	39 713 264	2 860 510	643 779	101 413	5 578 804	8 510 984	9 247 680
	Establishments operated for the entire year	8 979	39 161 408	2 812 097	632 079	99 284	5 481 007	8 464 807	9 032 819
	Establishments with sales less than \$100,000	293	18 665	4 284	1 022	407	8 274	5 483	5 459
	Establishments with sales of \$100,000 to \$249,999	689	118 915	18 976	4 315	1 356	40 423	31 567	32 206
	Establishments with sales of \$250,000 to \$499,999	944	348 361	49 769	11 281	2 904	105 648	87 829	88 248
	Establishments with sales of \$500,000 to \$999,999	1 319	944 895	119 767	27 745	6 180	248 045	235 810	242 338
	Establishments with sales of \$1,000,000 to \$2,499,999	2 118	3 491 531	382 438	86 702	16 778	762 417	921 183	959 858
	Establishments with sales of \$2,500,000 to \$4,999,999	1 674	5 984 212	574 572	126 742	21 472	1 072 315	1 609 639	1 720 793
	Establishments with sales of \$5,000,000 to \$9,999,999	1 272	8 829 240	738 591	164 682	24 529	1 341 283	2 400 259	2 599 828
	Establishments with sales of \$10,000,000 to \$24,999,999	578	8 194 884	627 452	141 484	18 854	1 116 656	2 220 768	2 382 652
	Establishments with sales of \$25,000,000 or more	92	11 230 705	296 248	68 106	6 804	785 946	952 269	1 001 437
	Establishments not operated for the entire year	803	551 856	48 413	11 700	2 129	97 797	46 177	214 861
4218201	Farm machinery & equipment—farm dealers								
	All establishments	6 931	21 996 353	1 898 402	427 060	72 177	3 457 808	6 404 218	6 994 668

See footnotes at end of table.

Table 1. Sales Size of Establishments: 1997—Con.

[Includes only establishments with payroll. For meaning of abbreviations and symbols, see introductory text. For explanation of terms, see Appendix A. For method of assignment to categories shown, see Appendix C]

NAICS code	Sales sizes of establishments by type of operation and kind of business	Establishments (number)	Sales (\$1,000)	Annual payroll (\$1,000)	First-quarter payroll (\$1,000)	Paid employees for pay period including March 12 (number)	Operating expenses ¹ (\$1,000)	End-of-1996 inventories (\$1,000)	End-of-1997 inventories (\$1,000)
42	WHOLESALE TRADE—Con.								
421	Wholesale trade, durable goods—Con.								
4218201	Farm machinery & equipment—farm dealers—Con.								
	Establishments operated for the entire year	6 417	21 621 383	1 866 211	419 114	70 696	3 395 481	6 360 440	6 827 784
	Establishments with sales less than \$100,000	205	13 219	2 883	655	282	5 685	4 315	4 272
	Establishments with sales of \$100,000 to \$249,999	464	81 032	12 311	2 812	935	25 377	24 201	24 089
	Establishments with sales of \$250,000 to \$499,999	675	250 476	34 783	7 830	2 068	73 238	67 826	68 101
	Establishments with sales of \$500,000 to \$999,999	913	653 288	82 415	19 089	4 364	168 193	176 089	180 410
	Establishments with sales of \$1,000,000 to \$2,499,999	1 470	2 438 528	272 086	62 017	12 356	528 237	717 517	743 455
	Establishments with sales of \$2,500,000 to \$4,999,999	1 256	4 512 853	430 490	95 969	16 891	785 161	1 338 850	1 426 175
	Establishments with sales of \$5,000,000 to \$9,999,999	978	6 807 982	553 084	123 905	19 005	986 651	2 022 052	2 194 805
	Establishments with sales of \$10,000,000 to \$24,999,999	430	6 002 739	430 526	96 306	13 423	737 681	1 769 947	1 925 624
	Establishments with sales of \$25,000,000 or more	26	861 266	47 633	10 531	1 372	85 258	239 643	260 853
	Establishments not operated for the entire year	514	374 970	32 191	7 946	1 481	62 327	43 778	166 884
4218202	Farm machinery & equipment—wholesale distributors								
	All establishments	2 122	13 486 595	643 692	144 052	19 867	1 410 579	1 404 776	1 517 644
	Establishments operated for the entire year	1 917	13 374 712	634 511	142 488	19 512	1 389 892	1 403 753	1 485 097
	Establishments with sales less than \$100,000	69	4 253	1 022	273	94	1 978	913	936
	Establishments with sales of \$100,000 to \$249,999	167	28 116	5 049	1 157	325	11 696	5 253	5 961
	Establishments with sales of \$250,000 to \$499,999	210	76 888	11 264	2 639	631	24 543	15 623	15 820
	Establishments with sales of \$500,000 to \$999,999	309	222 200	27 960	6 464	1 375	61 050	43 794	45 761
	Establishments with sales of \$1,000,000 to \$2,499,999	517	835 195	87 793	19 671	3 487	185 911	157 361	171 748
	Establishments with sales of \$2,500,000 to \$4,999,999	316	1 109 595	102 537	22 042	3 242	206 965	198 953	220 072
	Establishments with sales of \$5,000,000 to \$9,999,999	206	1 422 044	128 044	27 621	3 917	241 047	254 778	276 254
	Establishments with sales of \$10,000,000 to \$24,999,999	87	1 239 751	113 454	25 485	3 155	217 784	253 357	261 148
	Establishments with sales of \$25,000,000 or more	36	8 436 670	157 388	37 136	3 286	438 918	473 721	487 397
	Establishments not operated for the entire year	205	111 883	9 181	1 564	355	20 687	1 023	32 547
4218203	Lawn & garden machinery & equipment wholesale								
	All establishments	729	4 230 316	318 416	72 667	9 369	710 417	701 990	735 368
	Establishments operated for the entire year	645	4 165 313	311 375	70 477	9 076	695 634	700 614	719 938
	Establishments with sales less than \$100,000	19	1 193	379	94	31	611	255	251
	Establishments with sales of \$100,000 to \$249,999	58	9 767	1 616	346	96	3 350	2 113	2 156
	Establishments with sales of \$250,000 to \$499,999	59	20 997	3 722	812	205	7 867	4 380	4 327
	Establishments with sales of \$500,000 to \$999,999	97	69 407	9 392	2 192	441	18 802	15 927	16 167
	Establishments with sales of \$1,000,000 to \$2,499,999	131	217 808	22 559	5 014	935	48 269	46 305	44 655
	Establishments with sales of \$2,500,000 to \$4,999,999	102	361 764	41 545	8 731	1 339	80 189	71 836	74 546
	Establishments with sales of \$5,000,000 to \$9,999,999	88	599 214	57 463	13 156	1 607	113 585	123 429	128 769
	Establishments with sales of \$10,000,000 to \$24,999,999	61	952 394	83 472	19 693	2 276	161 191	197 464	195 880
	Establishments with sales of \$25,000,000 or more	30	1 932 769	91 227	20 439	2 146	261 770	238 905	253 187
	Establishments not operated for the entire year	84	65 003	7 041	2 190	293	14 783	1 376	15 430
42183	Industrial machinery & equipment wholesale								
	All establishments	35 674	139 946 952	14 167 699	3 238 229	342 008	26 426 084	13 953 455	14 863 422
	Establishments operated for the entire year	32 423	137 334 130	13 923 137	3 179 280	334 256	25 934 012	13 868 373	14 492 764
	Establishments with sales less than \$100,000	1 147	69 103	21 283	5 132	1 566	35 056	7 351	7 261
	Establishments with sales of \$100,000 to \$249,999	2 742	472 052	110 979	26 295	5 182	202 343	46 825	47 094

See footnotes at end of table.

Table 1. Sales Size of Establishments: 1997—Con.

[Includes only establishments with payroll. For meaning of abbreviations and symbols, see introductory text. For explanation of terms, see Appendix A. For method of assignment to categories shown, see Appendix C.]

NAICS code	Sales sizes of establishments by type of operation and kind of business	Establishments (number)	Sales (\$1,000)	Annual payroll (\$1,000)	First-quarter payroll (\$1,000)	Paid employees for pay period including March 12 (number)	Operating expenses ¹ (\$1,000)	End-of-1996 inventories (\$1,000)	End-of-1997 inventories (\$1,000)
42	WHOLESALE TRADE—Con.								
421	Wholesale trade, durable goods—Con.								
42183	Industrial machinery & equipment whsle—Con.								
	Establishments operated for the entire year—Con.								
	Establishments with sales of \$250,000 to \$499,999	3 675	1 350 018	255 894	59 010	10 151	489 940	138 159	140 578
	Establishments with sales of \$500,000 to \$999,999	5 232	3 804 129	608 764	139 369	20 901	1 176 310	396 475	410 842
	Establishments with sales of \$1,000,000 to \$2,499,999	8 261	13 398 926	1 885 859	430 892	54 243	3 531 126	1 301 298	1 369 890
	Establishments with sales of \$2,500,000 to \$4,999,999	5 288	18 592 396	2 331 044	526 749	57 964	4 223 030	1 794 587	1 895 724
	Establishments with sales of \$5,000,000 to \$9,999,999	3 379	23 312 750	2 682 091	618 311	61 226	4 803 453	2 342 443	2 496 987
	Establishments with sales of \$10,000,000 to \$24,999,999	1 922	28 621 152	2 871 260	652 159	60 770	5 102 580	2 979 325	3 113 641
	Establishments with sales of \$25,000,000 or more	777	47 713 604	3 155 963	721 363	62 253	6 370 174	4 861 910	5 010 747
	Establishments not operated for the entire year	3 251	2 612 822	244 562	58 949	7 752	492 072	85 082	370 658
421830	Industrial machinery & equipment whsle								
	All establishments	35 674	139 946 952	14 167 699	3 238 229	342 008	26 426 084	13 953 455	14 863 422
	Establishments operated for the entire year	32 423	137 334 130	13 923 137	3 179 280	334 256	25 934 012	13 868 373	14 492 764
	Establishments with sales less than \$100,000	1 147	69 103	21 283	5 132	1 566	35 056	7 351	7 261
	Establishments with sales of \$100,000 to \$249,999	2 742	472 052	110 979	26 295	5 182	202 343	46 825	47 094
	Establishments with sales of \$250,000 to \$499,999	3 675	1 350 018	255 894	59 010	10 151	489 940	138 159	140 578
	Establishments with sales of \$500,000 to \$999,999	5 232	3 804 129	608 764	139 369	20 901	1 176 310	396 475	410 842
	Establishments with sales of \$1,000,000 to \$2,499,999	8 261	13 398 926	1 885 859	430 892	54 243	3 531 126	1 301 298	1 369 890
	Establishments with sales of \$2,500,000 to \$4,999,999	5 288	18 592 396	2 331 044	526 749	57 964	4 223 030	1 794 587	1 895 724
	Establishments with sales of \$5,000,000 to \$9,999,999	3 379	23 312 750	2 682 091	618 311	61 226	4 803 453	2 342 443	2 496 987
	Establishments with sales of \$10,000,000 to \$24,999,999	1 922	28 621 152	2 871 260	652 159	60 770	5 102 580	2 979 325	3 113 641
	Establishments with sales of \$25,000,000 or more	777	47 713 604	3 155 963	721 363	62 253	6 370 174	4 861 910	5 010 747
	Establishments not operated for the entire year	3 251	2 612 822	244 562	58 949	7 752	492 072	85 082	370 658
4218301	Food-processing machinery & equipment whsle								
	All establishments	1 333	4 273 371	496 582	115 224	12 098	906 693	449 556	482 438
	Establishments operated for the entire year	1 216	4 158 018	488 217	112 843	11 809	890 866	447 865	471 759
	Establishments with sales less than \$100,000	44	2 718	904	196	59	1 469	341	354
	Establishments with sales of \$100,000 to \$249,999	107	18 244	4 213	949	224	7 940	1 909	1 995
	Establishments with sales of \$250,000 to \$499,999	163	60 165	12 303	2 882	494	22 740	6 854	7 165
	Establishments with sales of \$500,000 to \$999,999	203	144 974	22 717	5 254	825	44 364	14 052	14 472
	Establishments with sales of \$1,000,000 to \$2,499,999	288	473 071	72 633	16 162	2 050	140 610	49 063	53 427
	Establishments with sales of \$2,500,000 to \$4,999,999	185	631 481	86 586	19 984	2 238	156 010	62 419	65 824
	Establishments with sales of \$5,000,000 to \$9,999,999	125	835 870	92 751	20 685	1 988	170 548	82 724	96 269
	Establishments with sales of \$10,000,000 to \$24,999,999	79	1 152 033	110 178	25 696	2 316	199 079	98 344	100 855
	Establishments with sales of \$25,000,000 or more	22	839 462	85 932	21 035	1 615	148 106	132 159	131 398
	Establishments not operated for the entire year	117	115 353	8 365	2 381	289	15 827	1 691	10 679
4218302	Hydraulic & pneumatic (fluid-power) machinery & equipment whsle								
	All establishments	3 866	13 016 250	1 637 232	378 722	40 348	2 960 404	1 300 399	1 412 054
	Establishments operated for the entire year	3 575	12 793 224	1 614 231	373 872	39 647	2 917 172	1 292 830	1 367 729
	Establishments with sales less than \$100,000	101	6 113	1 699	415	143	2 859	581	552
	Establishments with sales of \$100,000 to \$249,999	285	50 770	12 579	2 959	591	21 598	5 895	5 922
	Establishments with sales of \$250,000 to \$499,999	344	127 150	25 433	5 848	1 004	46 027	12 626	13 247
	Establishments with sales of \$500,000 to \$999,999	560	408 221	71 160	16 179	2 414	130 242	44 681	45 987

See footnotes at end of table.

Table 1. Sales Size of Establishments: 1997—Con.

[Includes only establishments with payroll. For meaning of abbreviations and symbols, see introductory text. For explanation of terms, see Appendix A. For method of assignment to categories shown, see Appendix C]

NAICS code	Sales sizes of establishments by type of operation and kind of business	Establishments (number)	Sales (\$1,000)	Annual payroll (\$1,000)	First-quarter payroll (\$1,000)	Paid employees for pay period including March 12 (number)	Operating expenses ¹ (\$1,000)	End-of-1996 inventories (\$1,000)	End-of-1997 inventories (\$1,000)
42	WHOLESALE TRADE—Con.								
421	Wholesale trade, durable goods—Con.								
4218302	Hydraulic & pneumatic (fluid-power) machinery & equipment whsle—Con. Establishments operated for the entire year—Con. Establishments with sales of \$1,000,000 to \$2,499,999 Establishments with sales of \$2,500,000 to \$4,999,999 Establishments with sales of \$5,000,000 to \$9,999,999 Establishments with sales of \$10,000,000 to \$24,999,999 Establishments with sales of \$25,000,000 or more..... Establishments not operated for the entire year.....	1 007 627 391 206 54 291	1 636 667 2 198 959 2 644 640 2 970 147 2 750 557 223 026	250 257 314 041 353 015 345 170 240 877 23 001	57 017 72 350 82 951 80 291 55 862 4 850	7 107 7 577 8 029 7 005 5 777 701	452 687 543 723 616 955 583 465 519 616 43 232	175 963 236 956 273 185 310 867 232 076 7 569	181 752 253 158 292 539 313 814 260 758 44 325
42183021	Hydraulic & pneumatic pumps & motors whsle All establishments Establishments operated for the entire year Establishments with sales less than \$100,000 Establishments with sales of \$100,000 to \$249,999 Establishments with sales of \$250,000 to \$499,999 Establishments with sales of \$500,000 to \$999,999 Establishments with sales of \$1,000,000 to \$2,499,999 Establishments with sales of \$2,500,000 to \$4,999,999 Establishments with sales of \$5,000,000 to \$9,999,999 Establishments with sales of \$10,000,000 to \$24,999,999 Establishments with sales of \$25,000,000 or more..... Establishments not operated for the entire year.....	1 636 1 493 50 138 140 250 440 236 147 73 19 143	4 753 826 4 652 239 2 862 24 319 51 278 182 899 707 026 820 263 1 010 748 1 017 328 835 516 101 587	543 359 533 873 736 5 849 10 432 31 377 101 494 108 861 130 575 106 360 38 189 9 486	127 730 125 525 191 1 409 2 419 7 045 22 841 25 739 32 819 24 415 8 647 2 205	13 756 13 452 77 272 416 1 030 2 849 2 546 3 043 2 324 895 304	969 270 951 878 1 281 10 048 18 905 58 325 187 037 193 104 232 620 181 690 68 868 17 392	471 624 470 846 232 2 369 4 592 17 723 68 368 81 276 100 876 107 952 87 458 778	506 332 485 981 199 2 408 4 816 18 403 69 923 83 854 105 243 99 096 102 039 20 351
42183022	Hydraulic & pneumatic parts, accessories, & supplies whsle All establishments Establishments operated for the entire year Establishments with sales less than \$100,000 Establishments with sales of \$100,000 to \$249,999 Establishments with sales of \$250,000 to \$499,999 Establishments with sales of \$500,000 to \$999,999 Establishments with sales of \$1,000,000 to \$2,499,999 Establishments with sales of \$2,500,000 to \$4,999,999 Establishments with sales of \$5,000,000 to \$9,999,999 Establishments with sales of \$10,000,000 to \$24,999,999 Establishments with sales of \$25,000,000 or more..... Establishments not operated for the entire year.....	2 230 2 082 51 147 204 310 567 391 244 133 35 148	8 262 424 8 140 985 3 251 26 451 75 872 225 322 929 641 1 378 696 1 633 892 1 952 819 1 915 041 121 439	1 093 873 1 080 358 963 6 730 15 001 39 783 148 763 205 180 222 440 238 810 202 688 13 515	250 992 248 347 224 1 550 3 429 9 134 34 176 46 611 50 132 55 876 47 215 2 645	26 592 26 195 66 319 588 1 384 4 258 5 031 4 986 4 681 4 882 397	1 991 134 1 965 294 1 578 11 550 27 122 71 917 265 650 350 619 384 335 401 775 450 748 25 840	828 775 821 984 349 3 526 8 034 26 958 107 595 155 680 172 309 202 915 144 618 6 791	905 722 881 748 353 3 514 8 431 27 584 111 829 169 304 187 296 214 718 158 719 23 974
4218303	General-purpose industrial machinery & equipment whsle All establishments Establishments operated for the entire year Establishments with sales less than \$100,000 Establishments with sales of \$100,000 to \$249,999 Establishments with sales of \$250,000 to \$499,999 Establishments with sales of \$500,000 to \$999,999 Establishments with sales of \$1,000,000 to \$2,499,999 Establishments with sales of \$2,500,000 to \$4,999,999	11 101 10 272 375 840 1 147 1 608 2 728 1 722	42 641 534 42 073 098 22 662 143 135 420 424 1 174 550 4 430 566 6 007 852	4 279 378 4 228 138 6 881 33 021 76 896 183 835 606 841 739 521	965 711 954 865 1 628 7 918 17 637 42 120 138 827 168 504	102 295 100 876 494 1 525 3 103 6 286 17 289 18 098	8 140 762 8 039 440 11 540 61 334 150 552 357 896 1 133 330 1 336 657	3 902 321 3 881 877 2 225 11 901 38 240 112 991 380 511 532 207	4 203 829 4 109 733 2 161 12 065 39 052 118 035 404 821 561 330

See footnotes at end of table.

Table 1. Sales Size of Establishments: 1997—Con.

[Includes only establishments with payroll. For meaning of abbreviations and symbols, see introductory text. For explanation of terms, see Appendix A. For method of assignment to categories shown, see Appendix C]

NAICS code	Sales sizes of establishments by type of operation and kind of business	Establishments (number)	Sales (\$1,000)	Annual payroll (\$1,000)	First-quarter payroll (\$1,000)	Paid employees for pay period including March 12 (number)	Operating expenses ¹ (\$1,000)	End-of-1996 inventories (\$1,000)	End-of-1997 inventories (\$1,000)
42	WHOLESALE TRADE—Con.								
421	Wholesale trade, durable goods—Con.								
4218303	General-purpose industrial machinery & equipment whsle—Con.								
	Establishments operated for the entire year—Con.								
	Establishments with sales of \$5,000,000 to \$9,999,999	1 092	7 449 055	849 185	192 738	18 870	1 486 323	745 090	783 604
	Establishments with sales of \$10,000,000 to \$24,999,999	562	8 227 103	759 060	174 931	16 444	1 398 561	816 230	866 573
	Establishments with sales of \$25,000,000 or more	198	14 197 751	972 898	210 562	18 767	2 103 247	1 242 482	1 322 092
	Establishments not operated for the entire year	829	568 436	51 240	10 846	1 419	101 322	20 444	94 096
4218304	Metalworking machinery & equipment whsle								
	All establishments	4 092	19 008 973	1 603 844	363 648	35 524	3 130 563	2 381 201	2 366 943
	Establishments operated for the entire year	3 719	18 491 725	1 562 074	352 118	34 416	3 024 662	2 372 211	2 331 009
	Establishments with sales less than \$100,000	141	8 713	2 811	688	207	4 699	751	781
	Establishments with sales of \$100,000 to \$249,999	337	58 149	13 329	3 192	638	24 816	6 230	6 195
	Establishments with sales of \$250,000 to \$499,999	435	161 168	30 860	7 093	1 169	59 964	18 186	18 067
	Establishments with sales of \$500,000 to \$999,999	566	409 546	60 006	13 341	1 979	120 841	44 253	45 213
	Establishments with sales of \$1,000,000 to \$2,499,999	834	1 343 769	170 650	38 154	4 693	337 701	132 757	140 755
	Establishments with sales of \$2,500,000 to \$4,999,999	578	2 044 499	230 680	51 617	5 448	432 279	222 512	231 878
	Establishments with sales of \$5,000,000 to \$9,999,999	415	2 947 862	287 339	66 916	6 086	541 719	300 986	321 077
	Establishments with sales of \$10,000,000 to \$24,999,999	284	4 287 014	359 979	77 947	6 648	663 236	506 383	518 268
	Establishments with sales of \$25,000,000 or more	129	7 231 005	406 420	93 170	7 548	839 407	1 140 153	1 048 775
	Establishments not operated for the entire year	373	517 248	41 770	11 530	1 108	105 901	8 990	35 934
4218305	Materials handling equipment whsle								
	All establishments	4 642	18 803 215	2 371 197	559 533	63 169	4 079 742	1 785 899	1 883 410
	Establishments operated for the entire year	4 219	18 489 295	2 328 899	547 978	61 659	4 005 158	1 772 489	1 840 994
	Establishments with sales less than \$100,000	124	7 386	2 131	529	170	3 549	559	521
	Establishments with sales of \$100,000 to \$249,999	320	56 106	12 407	2 841	612	22 939	4 337	4 348
	Establishments with sales of \$250,000 to \$499,999	490	178 759	34 342	7 845	1 429	64 905	15 098	15 302
	Establishments with sales of \$500,000 to \$999,999	682	493 700	84 512	19 661	3 194	157 587	35 808	37 241
	Establishments with sales of \$1,000,000 to \$2,499,999	1 032	1 723 432	271 890	63 780	8 832	487 212	156 117	158 278
	Establishments with sales of \$2,500,000 to \$4,999,999	711	2 523 498	379 516	86 452	10 367	658 559	234 573	243 229
	Establishments with sales of \$5,000,000 to \$9,999,999	475	3 306 528	479 908	113 109	12 307	796 768	344 882	364 837
	Establishments with sales of \$10,000,000 to \$24,999,999	295	4 451 887	616 774	143 351	14 833	1 029 880	460 474	478 765
	Establishments with sales of \$25,000,000 or more	90	5 747 999	447 419	110 410	9 915	783 759	520 641	538 473
	Establishments not operated for the entire year	423	313 920	42 298	11 555	1 510	74 584	13 410	42 416
4218306	Oilwell, oil refinery, & pipeline mach, equip, & supplies whsle								
	All establishments	3 536	11 671 958	1 006 985	223 687	25 475	1 872 441	1 181 404	1 356 139
	Establishments operated for the entire year	3 227	11 474 777	990 392	219 939	24 934	1 841 224	1 171 862	1 316 508
	Establishments with sales less than \$100,000	97	5 741	1 691	440	128	2 807	1 107	1 154
	Establishments with sales of \$100,000 to \$249,999	233	39 915	9 214	2 284	448	17 121	5 655	5 765
	Establishments with sales of \$250,000 to \$499,999	384	140 945	24 547	5 827	1 001	48 492	21 415	21 836
	Establishments with sales of \$500,000 to \$999,999	629	457 925	67 427	15 784	2 350	135 579	67 769	71 603
	Establishments with sales of \$1,000,000 to \$2,499,999	875	1 404 667	181 098	41 616	5 366	343 128	173 659	186 264
	Establishments with sales of \$2,500,000 to \$4,999,999	529	1 860 064	190 375	40 330	4 848	360 358	183 980	212 391
	Establishments with sales of \$5,000,000 to \$9,999,999	285	1 978 013	186 337	41 786	4 231	356 051	188 131	211 853
	Establishments with sales of \$10,000,000 to \$24,999,999	132	1 984 285	177 188	36 531	3 491	302 421	216 667	246 884

See footnotes at end of table.

Table 1. Sales Size of Establishments: 1997—Con.

[Includes only establishments with payroll. For meaning of abbreviations and symbols, see introductory text. For explanation of terms, see Appendix A. For method of assignment to categories shown, see Appendix C]

NAICS code	Sales sizes of establishments by type of operation and kind of business	Establishments (number)	Sales (\$1,000)	Annual payroll (\$1,000)	First-quarter payroll (\$1,000)	Paid employees for pay period including March 12 (number)	Operating expenses ¹ (\$1,000)	End-of-1996 inventories (\$1,000)	End-of-1997 inventories (\$1,000)
42	WHOLESALE TRADE—Con.								
421	Wholesale trade, durable goods—Con.								
4218306	Oilwell, oil refinery, & pipeline mach, equip, & supplies whsle—Con.								
	Establishments operated for the entire year—Con.								
	Establishments with sales of \$25,000,000 or more.....	63	3 603 222	152 515	35 341	3 071	275 267	313 479	358 758
	Establishments not operated for the entire year.....	309	197 181	16 593	3 748	541	31 217	9 542	39 631
4218307	Other industrial machinery & equipment whsle								
	All establishments	7 104	30 531 651	2 772 481	631 704	63 099	5 335 479	2 952 675	3 158 609
	Establishments operated for the entire year	6 195	29 853 993	2 711 186	617 665	60 915	5 215 490	2 929 239	3 055 032
	Establishments with sales less than \$100,000	265	15 770	5 166	1 236	365	8 133	1 787	1 738
	Establishments with sales of \$100,000 to \$249,999	620	105 733	26 216	6 152	1 144	46 595	10 898	10 804
	Establishments with sales of \$250,000 to \$499,999	712	261 407	51 513	11 878	1 951	97 260	25 740	25 909
	Establishments with sales of \$500,000 to \$999,999	984	715 213	119 107	27 030	3 853	229 801	76 921	78 291
	Establishments with sales of \$1,000,000 to \$2,499,999	1 497	2 386 754	332 490	75 336	8 906	636 458	233 228	244 593
	Establishments with sales of \$2,500,000 to \$4,999,999	936	3 326 043	390 325	87 512	9 388	735 444	321 940	327 914
	Establishments with sales of \$5,000,000 to \$9,999,999	596	4 150 782	433 556	100 126	9 715	835 089	407 445	426 808
	Establishments with sales of \$10,000,000 to \$24,999,999	364	5 548 683	502 911	113 412	10 033	925 938	570 360	588 482
	Establishments with sales of \$25,000,000 or more	221	13 343 608	849 902	194 983	15 560	1 700 772	1 280 920	1 350 493
	Establishments not operated for the entire year	909	677 658	61 295	14 039	2 184	119 989	23 436	103 577
42184	Industrial supplies whsle								
	All establishments	15 055	64 861 321	5 240 795	1 215 121	140 735	9 844 064	5 107 540	5 420 791
	Establishments operated for the entire year	13 736	63 358 799	5 126 828	1 188 903	137 274	9 630 312	5 065 425	5 213 688
	Establishments with sales less than \$100,000	351	22 500	6 348	1 551	484	10 934	2 701	2 702
	Establishments with sales of \$100,000 to \$249,999	888	154 250	32 489	7 585	1 662	60 655	16 764	17 142
	Establishments with sales of \$250,000 to \$499,999	1 415	521 155	91 222	21 348	3 956	177 310	58 178	59 378
	Establishments with sales of \$500,000 to \$999,999	2 136	1 563 073	240 434	54 799	8 763	472 166	176 292	180 594
	Establishments with sales of \$1,000,000 to \$2,499,999	3 790	6 248 695	810 694	187 165	25 840	1 564 854	699 256	724 763
	Establishments with sales of \$2,500,000 to \$4,999,999	2 597	9 207 691	1 068 641	248 043	29 617	2 003 120	993 820	1 033 239
	Establishments with sales of \$5,000,000 to \$9,999,999	1 630	11 217 945	1 186 663	268 641	29 943	2 205 780	1 205 673	1 259 447
	Establishments with sales of \$10,000,000 to \$24,999,999	694	10 232 557	922 374	213 323	21 238	1 708 265	1 006 609	1 025 857
	Establishments with sales of \$25,000,000 or more	235	24 190 933	767 963	186 448	15 771	1 427 228	906 132	910 566
	Establishments not operated for the entire year	1 319	1 502 522	113 967	26 218	3 461	213 752	42 115	207 103
421840	Industrial supplies whsle								
	All establishments	15 055	64 861 321	5 240 795	1 215 121	140 735	9 844 064	5 107 540	5 420 791
	Establishments operated for the entire year	13 736	63 358 799	5 126 828	1 188 903	137 274	9 630 312	5 065 425	5 213 688
	Establishments with sales less than \$100,000	351	22 500	6 348	1 551	484	10 934	2 701	2 702
	Establishments with sales of \$100,000 to \$249,999	888	154 250	32 489	7 585	1 662	60 655	16 764	17 142
	Establishments with sales of \$250,000 to \$499,999	1 415	521 155	91 222	21 348	3 956	177 310	58 178	59 378
	Establishments with sales of \$500,000 to \$999,999	2 136	1 563 073	240 434	54 799	8 763	472 166	176 292	180 594
	Establishments with sales of \$1,000,000 to \$2,499,999	3 790	6 248 695	810 694	187 165	25 840	1 564 854	699 256	724 763
	Establishments with sales of \$2,500,000 to \$4,999,999	2 597	9 207 691	1 068 641	248 043	29 617	2 003 120	993 820	1 033 239
	Establishments with sales of \$5,000,000 to \$9,999,999	1 630	11 217 945	1 186 663	268 641	29 943	2 205 780	1 205 673	1 259 447
	Establishments with sales of \$10,000,000 to \$24,999,999	694	10 232 557	922 374	213 323	21 238	1 708 265	1 006 609	1 025 857
	Establishments with sales of \$25,000,000 or more	235	24 190 933	767 963	186 448	15 771	1 427 228	906 132	910 566
	Establishments not operated for the entire year	1 319	1 502 522	113 967	26 218	3 461	213 752	42 115	207 103

See footnotes at end of table.

Table 1. Sales Size of Establishments: 1997—Con.

[Includes only establishments with payroll. For meaning of abbreviations and symbols, see introductory text. For explanation of terms, see Appendix A. For method of assignment to categories shown, see Appendix C]

NAICS code	Sales sizes of establishments by type of operation and kind of business	Establishments (number)	Sales (\$1,000)	Annual payroll (\$1,000)	First-quarter payroll (\$1,000)	Paid employees for pay period including March 12 (number)	Operating expenses ¹ (\$1,000)	End-of-1996 inventories (\$1,000)	End-of-1997 inventories (\$1,000)
42	WHOLESALE TRADE—Con.								
421	Wholesale trade, durable goods—Con.								
4218401	General-line industrial supplies whsle								
	All establishments	2 176	4 367 291	554 823	129 777	16 136	1 004 860	474 631	504 136
	Establishments operated for the entire year	1 979	4 281 375	547 038	127 850	15 861	990 698	471 891	490 095
	Establishments with sales less than \$100,000	85	5 422	1 457	373	121	2 623	556	567
	Establishments with sales of \$100,000 to \$249,999	180	31 481	5 868	1 391	342	11 068	4 306	4 071
	Establishments with sales of \$250,000 to \$499,999	301	110 928	18 178	4 216	853	34 962	12 485	12 710
	Establishments with sales of \$500,000 to \$999,999	458	335 550	50 666	11 749	2 025	98 676	40 398	42 009
	Establishments with sales of \$1,000,000 to \$2,499,999	499	797 839	102 187	23 079	3 588	195 259	93 321	95 635
	Establishments with sales of \$2,500,000 to \$4,999,999	277	966 823	116 043	27 125	3 214	209 019	105 834	109 755
	Establishments with sales of \$5,000,000 to \$9,999,999	114	767 345	89 309	19 581	2 276	161 403	86 244	90 387
	Establishments with sales of \$10,000,000 to \$24,999,999	54	764 045	87 210	20 820	2 115	151 439	89 684	93 052
	Establishments with sales of \$25,000,000 or more	11	501 942	76 120	19 516	1 327	126 249	39 063	41 909
	Establishments not operated for the entire year	197	85 916	7 785	1 927	275	14 162	2 740	14 041
4218402	Mechanical power transmission supplies whsle								
	All establishments	2 917	13 895 428	1 027 321	239 619	28 097	1 968 660	1 404 407	1 531 024
	Establishments operated for the entire year	2 647	13 485 017	992 060	231 070	27 025	1 906 186	1 400 641	1 443 163
	Establishments with sales less than \$100,000	32	2 082	539	137	36	912	496	481
	Establishments with sales of \$100,000 to \$249,999	80	13 867	2 890	714	147	5 091	2 295	2 372
	Establishments with sales of \$250,000 to \$499,999	141	52 721	8 428	1 996	368	16 671	8 243	8 556
	Establishments with sales of \$500,000 to \$999,999	263	196 510	30 651	6 975	1 044	56 421	31 413	31 909
	Establishments with sales of \$1,000,000 to \$2,499,999	827	1 401 558	157 227	37 458	5 155	313 608	193 798	200 909
	Establishments with sales of \$2,500,000 to \$4,999,999	699	2 506 056	232 868	54 807	6 638	448 140	303 275	316 697
	Establishments with sales of \$5,000,000 to \$9,999,999	406	2 752 830	245 431	55 523	6 234	469 614	361 000	374 317
	Establishments with sales of \$10,000,000 to \$24,999,999	127	1 901 240	127 210	30 374	2 838	229 767	203 626	196 054
	Establishments with sales of \$25,000,000 or more	72	4 658 153	186 816	43 086	4 565	365 962	296 495	311 868
	Establishments not operated for the entire year	270	410 411	35 261	8 549	1 072	62 474	3 766	87 861
4218403	Welding supplies whsle								
	All establishments	2 141	4 750 926	649 262	150 474	19 335	1 283 334	497 409	516 948
	Establishments operated for the entire year	2 016	4 636 954	634 415	146 786	18 839	1 255 256	486 718	500 838
	Establishments with sales less than \$100,000	27	1 879	461	128	35	799	251	247
	Establishments with sales of \$100,000 to \$249,999	115	20 771	3 900	923	209	8 203	2 830	2 962
	Establishments with sales of \$250,000 to \$499,999	253	94 586	15 899	3 911	639	32 306	12 728	12 843
	Establishments with sales of \$500,000 to \$999,999	413	297 792	43 565	10 102	1 565	91 197	34 713	34 514
	Establishments with sales of \$1,000,000 to \$2,499,999	656	1 060 437	145 311	33 987	4 659	298 401	108 199	112 363
	Establishments with sales of \$2,500,000 to \$4,999,999	331	1 126 581	158 927	37 193	4 736	311 711	108 346	111 738
	Establishments with sales of \$5,000,000 to \$9,999,999	170	1 179 818	167 759	37 400	4 423	315 877	122 281	128 296
	Establishments with sales of \$10,000,000 to \$24,999,999	48	706 309	89 700	20 402	2 379	175 870	77 074	77 732
	Establishments with sales of \$25,000,000 or more	3	148 781	8 893	2 740	194	20 892	20 296	20 143
	Establishments not operated for the entire year	125	113 972	14 847	3 688	496	28 078	10 691	16 110
4218404	Industrial containers & supplies whsle								
	All establishments	1 763	9 931 630	574 198	125 587	15 879	1 114 467	308 136	322 520

See footnotes at end of table.

Table 1. Sales Size of Establishments: 1997—Con.

[Includes only establishments with payroll. For meaning of abbreviations and symbols, see introductory text. For explanation of terms, see Appendix A. For method of assignment to categories shown, see Appendix C]

NAICS code	Sales sizes of establishments by type of operation and kind of business	Establishments (number)	Sales (\$1,000)	Annual payroll (\$1,000)	First-quarter payroll (\$1,000)	Paid employees for pay period including March 12 (number)	Operating expenses ¹ (\$1,000)	End-of-1996 inventories (\$1,000)	End-of-1997 inventories (\$1,000)
42	WHOLESALE TRADE—Con.								
421	Wholesale trade, durable goods—Con.								
4218404	Industrial containers & supplies whsle—Con.								
	Establishments operated for the entire year	1 530	9 416 874	553 906	121 310	15 283	1 075 382	302 702	308 676
	Establishments with sales less than \$100,000	70	4 371	1 296	306	100	2 266	295	315
	Establishments with sales of \$100,000 to \$249,999	126	21 774	5 083	1 154	258	9 477	909	984
	Establishments with sales of \$250,000 to \$499,999	175	62 787	12 529	2 843	593	24 916	3 116	3 192
	Establishments with sales of \$500,000 to \$999,999	236	172 871	29 000	6 429	1 131	57 716	9 640	10 141
	Establishments with sales of \$1,000,000 to \$2,499,999	348	570 254	75 123	16 544	2 435	140 558	29 850	31 867
	Establishments with sales of \$2,500,000 to \$4,999,999	242	863 864	105 800	23 895	3 202	201 621	56 202	55 761
	Establishments with sales of \$5,000,000 to \$9,999,999	186	1 296 639	118 130	24 676	2 961	217 769	61 463	64 733
	Establishments with sales of \$10,000,000 to \$24,999,999	107	1 615 813	136 423	29 301	3 048	264 663	83 022	78 380
	Establishments with sales of \$25,000,000 or more	40	4 808 501	70 522	16 162	1 555	156 396	58 205	63 303
	Establishments not operated for the entire year	233	514 756	20 292	4 277	596	39 085	5 434	13 844
4218405	Industrial valves & fittings (except fluid-power) whsle								
	All establishments	1 552	6 805 404	731 411	169 645	16 740	1 355 872	859 508	882 080
	Establishments operated for the entire year	1 439	6 697 862	719 153	166 176	16 340	1 334 136	846 248	859 321
	Establishments with sales less than \$100,000	16	1 030	357	85	23	575	168	164
	Establishments with sales of \$100,000 to \$249,999	70	12 012	2 927	662	122	5 157	910	1 057
	Establishments with sales of \$250,000 to \$499,999	99	36 822	7 220	1 709	273	13 812	4 143	4 275
	Establishments with sales of \$500,000 to \$999,999	172	128 739	18 315	4 234	552	35 209	14 087	14 571
	Establishments with sales of \$1,000,000 to \$2,499,999	388	659 507	84 314	19 141	2 299	156 778	80 989	83 851
	Establishments with sales of \$2,500,000 to \$4,999,999	283	1 035 135	129 132	30 717	3 142	232 263	133 062	137 709
	Establishments with sales of \$5,000,000 to \$9,999,999	250	1 744 126	187 668	42 856	4 166	341 231	214 920	221 937
	Establishments with sales of \$10,000,000 to \$24,999,999	133	1 943 807	178 250	42 096	3 619	325 495	215 051	220 548
	Establishments with sales of \$25,000,000 or more	28	1 136 684	110 970	24 676	2 144	223 616	182 918	175 209
	Establishments not operated for the entire year	113	107 542	12 258	3 469	400	21 736	13 260	22 759
4218406	Other industrial supplies whsle								
	All establishments	4 506	25 110 642	1 703 780	400 019	44 548	3 116 871	1 563 449	1 664 083
	Establishments operated for the entire year	4 125	24 840 717	1 680 256	395 711	43 926	3 068 654	1 557 225	1 611 595
	Establishments with sales less than \$100,000	121	7 716	2 238	522	169	3 759	935	928
	Establishments with sales of \$100,000 to \$249,999	317	54 345	11 821	2 741	584	21 659	5 514	5 696
	Establishments with sales of \$250,000 to \$499,999	446	163 311	28 968	6 673	1 230	54 643	17 463	17 802
	Establishments with sales of \$500,000 to \$999,999	594	431 611	68 237	15 310	2 446	132 947	46 041	47 450
	Establishments with sales of \$1,000,000 to \$2,499,999	1 072	1 759 100	246 532	56 956	7 704	460 250	193 099	200 138
	Establishments with sales of \$2,500,000 to \$4,999,999	765	2 709 232	325 871	74 306	8 685	600 366	287 101	301 579
	Establishments with sales of \$5,000,000 to \$9,999,999	504	3 477 187	378 366	88 605	9 883	699 886	359 765	379 777
	Establishments with sales of \$10,000,000 to \$24,999,999	225	3 301 343	303 581	70 330	7 239	561 031	338 152	360 091
	Establishments with sales of \$25,000,000 or more	81	12 936 872	314 642	80 268	5 986	534 113	309 155	298 134
	Establishments not operated for the entire year	381	269 925	23 524	4 308	622	48 217	6 224	52 488
42185	Service establishment equipment & supplies whsle								
	All establishments	6 808	16 038 492	1 804 565	419 918	59 878	3 365 041	1 301 673	1 385 236
	Establishments operated for the entire year	6 122	15 569 202	1 769 439	411 750	58 463	3 291 168	1 286 107	1 326 407
	Establishments with sales less than \$100,000	357	21 760	5 921	1 431	557	10 483	2 947	2 917
	Establishments with sales of \$100,000 to \$249,999	820	141 100	30 008	7 129	1 927	57 491	17 845	18 092
	Establishments with sales of \$250,000 to \$499,999	1 081	391 386	73 174	17 154	3 988	144 446	47 976	48 585

See footnotes at end of table.

Table 1. Sales Size of Establishments: 1997—Con.

[Includes only establishments with payroll. For meaning of abbreviations and symbols, see introductory text. For explanation of terms, see Appendix A. For method of assignment to categories shown, see Appendix C]

NAICS code	Sales sizes of establishments by type of operation and kind of business	Establishments (number)	Sales (\$1,000)	Annual payroll (\$1,000)	First-quarter payroll (\$1,000)	Paid employees for pay period including March 12 (number)	Operating expenses ¹ (\$1,000)	End-of-1996 inventories (\$1,000)	End-of-1997 inventories (\$1,000)
42	WHOLESALE TRADE—Con.								
421	Wholesale trade, durable goods—Con.								
42185	Service establishment equipment & supplies whsle—Con. Establishments operated for the entire year—Con. Establishments with sales of \$500,000 to \$999,999	1 220	859 808	143 265	33 817	6 823	286 777	99 516	101 543
	Establishments with sales of \$1,000,000 to \$2,499,999	1 288	2 015 097	320 816	75 206	11 893	605 681	224 564	230 781
	Establishments with sales of \$2,500,000 to \$4,999,999	721	2 510 674	370 184	86 749	11 848	681 568	255 421	260 946
	Establishments with sales of \$5,000,000 to \$9,999,999	384	2 605 014	348 418	80 533	9 392	626 302	245 280	251 127
	Establishments with sales of \$10,000,000 to \$24,999,999	198	2 975 650	321 821	75 804	8 567	582 844	304 356	318 781
	Establishments with sales of \$25,000,000 or more	53	4 048 713	155 832	33 927	3 468	295 576	88 202	93 635
	Establishments not operated for the entire year	686	469 290	35 126	8 168	1 415	73 873	15 566	58 829
421850	Service establishment equipment & supplies whsle All establishments	6 808	16 038 492	1 804 565	419 918	59 878	3 365 041	1 301 673	1 385 236
	Establishments operated for the entire year	6 122	15 569 202	1 769 439	411 750	58 463	3 291 168	1 286 107	1 326 407
	Establishments with sales less than \$100,000	357	21 760	5 921	1 431	557	10 483	2 947	2 917
	Establishments with sales of \$100,000 to \$249,999	820	141 100	30 008	7 129	1 927	57 491	17 845	18 092
	Establishments with sales of \$250,000 to \$499,999	1 081	391 386	73 174	17 154	3 988	144 446	47 976	48 585
	Establishments with sales of \$500,000 to \$999,999	1 220	859 808	143 265	33 817	6 823	286 777	99 516	101 543
	Establishments with sales of \$1,000,000 to \$2,499,999	1 288	2 015 097	320 816	75 206	11 893	605 681	224 564	230 781
	Establishments with sales of \$2,500,000 to \$4,999,999	721	2 510 674	370 184	86 749	11 848	681 568	255 421	260 946
	Establishments with sales of \$5,000,000 to \$9,999,999	384	2 605 014	348 418	80 533	9 392	626 302	245 280	251 127
	Establishments with sales of \$10,000,000 to \$24,999,999	198	2 975 650	321 821	75 804	8 567	582 844	304 356	318 781
	Establishments with sales of \$25,000,000 or more	53	4 048 713	155 832	33 927	3 468	295 576	88 202	93 635
	Establishments not operated for the entire year	686	469 290	35 126	8 168	1 415	73 873	15 566	58 829
4218501	Beauty & barber shop equipment & supplies whsle All establishments	1 296	2 416 390	372 536	87 826	14 071	699 942	305 220	335 666
	Establishments operated for the entire year	1 187	2 379 146	368 438	86 611	13 863	690 313	304 463	323 310
	Establishments with sales less than \$100,000	53	3 163	809	185	85	1 402	852	846
	Establishments with sales of \$100,000 to \$249,999	177	31 443	5 913	1 447	438	11 492	6 781	6 984
	Establishments with sales of \$250,000 to \$499,999	274	100 118	15 360	3 692	1 000	31 776	18 728	19 178
	Establishments with sales of \$500,000 to \$999,999	303	209 948	30 245	7 214	1 715	64 009	28 416	28 440
	Establishments with sales of \$1,000,000 to \$2,499,999	194	292 346	45 629	10 896	1 977	91 151	36 795	36 988
	Establishments with sales of \$2,500,000 to \$4,999,999	79	269 736	50 786	12 045	1 831	89 244	41 503	42 364
	Establishments with sales of \$5,000,000 to \$9,999,999	57	381 972	72 571	16 431	2 256	123 064	42 879	44 008
	Establishments with sales of \$10,000,000 to \$24,999,999	40	621 122	100 952	23 874	3 236	185 555	95 421	107 690
	Establishments with sales of \$25,000,000 or more	10	469 298	46 173	10 827	1 325	92 620	33 088	36 812
	Establishments not operated for the entire year	109	37 244	4 098	1 215	208	9 629	757	12 356
4218502	Custodial, janitors' equipment & supplies whsle All establishments	2 356	4 430 938	654 149	153 460	22 107	1 195 973	387 593	409 881
	Establishments operated for the entire year	2 108	4 280 203	638 974	149 906	21 471	1 166 129	380 318	390 216
	Establishments with sales less than \$100,000	138	8 401	2 237	536	221	3 983	907	857
	Establishments with sales of \$100,000 to \$249,999	286	48 757	9 917	2 326	669	19 034	4 945	5 019
	Establishments with sales of \$250,000 to \$499,999	355	128 196	23 298	5 419	1 310	45 418	11 773	12 134
	Establishments with sales of \$500,000 to \$999,999	388	272 620	49 729	11 759	2 399	94 557	30 478	30 780
	Establishments with sales of \$1,000,000 to \$2,499,999	474	753 694	126 223	29 594	4 875	230 464	78 633	80 780

See footnotes at end of table.

Table 1. Sales Size of Establishments: 1997—Con.

[Includes only establishments with payroll. For meaning of abbreviations and symbols, see introductory text. For explanation of terms, see Appendix A. For method of assignment to categories shown, see Appendix C]

NAICS code	Sales sizes of establishments by type of operation and kind of business	Establishments (number)	Sales (\$1,000)	Annual payroll (\$1,000)	First-quarter payroll (\$1,000)	Paid employees for pay period including March 12 (number)	Operating expenses ¹ (\$1,000)	End-of-1996 inventories (\$1,000)	End-of-1997 inventories (\$1,000)
42	WHOLESALE TRADE—Con.								
421	Wholesale trade, durable goods—Con.								
4218502	Custodial, janitors' equipment & supplies whsle—Con. Establishments operated for the entire year—Con. Establishments with sales of \$2,500,000 to \$4,999,999 Establishments with sales of \$5,000,000 to \$9,999,999 Establishments with sales of \$10,000,000 to \$24,999,999 Establishments with sales of \$25,000,000 or more	272 126 59 10	949 268 836 576 841 562 441 129	150 635 126 022 103 006 47 907	35 692 29 483 24 061 11 036	4 834 3 428 2 556 1 179	275 875 223 405 181 503 91 890	87 834 76 253 60 660 28 835	89 785 77 879 63 302 29 680
	Establishments not operated for the entire year	248	150 735	15 175	3 554	636	29 844	7 275	19 665
4218503	Laundry & dry-cleaning equipment & supplies whsle All establishments	699	4 123 097	240 347	56 352	6 526	457 056	165 141	175 557
	Establishments operated for the entire year	631	3 941 772	235 360	55 353	6 354	444 192	163 374	168 185
	Establishments with sales less than \$100,000	37	2 081	572	150	51	978	323	317
	Establishments with sales of \$100,000 to \$249,999	48	8 378	1 910	450	124	3 424	1 049	1 093
	Establishments with sales of \$250,000 to \$499,999	66	24 162	4 215	1 064	267	8 666	2 451	2 435
	Establishments with sales of \$500,000 to \$999,999	114	84 248	12 025	2 945	520	26 589	8 421	8 676
	Establishments with sales of \$1,000,000 to \$2,499,999	157	247 613	34 369	8 016	1 129	68 858	27 417	28 130
	Establishments with sales of \$2,500,000 to \$4,999,999	102	357 770	50 135	11 463	1 447	97 914	36 155	36 759
	Establishments with sales of \$5,000,000 to \$9,999,999	62	436 531	58 711	14 066	1 472	111 568	44 352	45 296
	Establishments with sales of \$10,000,000 to \$24,999,999	24	368 431	38 464	9 352	864	67 219	30 803	32 405
	Establishments with sales of \$25,000,000 or more	21	2 412 558	34 959	7 847	480	58 976	12 403	13 074
	Establishments not operated for the entire year	68	181 325	4 987	999	172	12 864	1 767	7 372
4218504	Other service establishment equipment & supplies whsle All establishments	2 457	5 068 067	537 533	122 280	17 174	1 012 070	443 719	464 132
	Establishments operated for the entire year	2 196	4 968 081	526 667	119 880	16 775	990 534	437 952	444 696
	Establishments with sales less than \$100,000	129	8 115	2 303	560	200	4 120	865	897
	Establishments with sales of \$100,000 to \$249,999	309	52 522	12 268	2 906	696	23 541	5 070	4 996
	Establishments with sales of \$250,000 to \$499,999	386	138 910	30 301	6 979	1 411	58 586	15 024	14 838
	Establishments with sales of \$500,000 to \$999,999	415	292 992	51 266	11 899	2 189	101 622	32 201	33 647
	Establishments with sales of \$1,000,000 to \$2,499,999	463	721 444	114 595	26 700	3 912	215 208	81 719	84 883
	Establishments with sales of \$2,500,000 to \$4,999,999	268	933 900	118 628	27 549	3 736	218 535	89 929	92 038
	Establishments with sales of \$5,000,000 to \$9,999,999	139	949 935	91 114	20 553	2 236	168 265	81 796	83 944
	Establishments with sales of \$10,000,000 to \$24,999,999	75	1 144 535	79 399	18 517	1 911	148 567	117 472	115 384
	Establishments with sales of \$25,000,000 or more	12	725 728	26 793	4 217	484	52 090	13 876	14 069
	Establishments not operated for the entire year	261	99 986	10 866	2 400	399	21 536	5 767	19 436
42186	Transportation equipment & supplies (exc motor vehicle) whsle All establishments	4 003	23 682 313	1 723 585	392 655	40 905	3 496 313	3 363 645	3 848 124
	Establishments operated for the entire year	3 519	23 190 936	1 690 162	384 847	39 874	3 427 275	3 335 551	3 759 211
	Establishments with sales less than \$100,000	122	7 101	2 373	618	170	3 850	797	771
	Establishments with sales of \$100,000 to \$249,999	276	46 435	11 741	2 912	522	21 168	7 207	7 215
	Establishments with sales of \$250,000 to \$499,999	456	167 962	32 267	7 625	1 274	63 476	22 402	23 186
	Establishments with sales of \$500,000 to \$999,999	581	424 534	68 808	15 234	2 334	138 692	59 649	62 883
	Establishments with sales of \$1,000,000 to \$2,499,999	781	1 266 969	169 457	38 129	4 992	342 950	167 304	177 931
	Establishments with sales of \$2,500,000 to \$4,999,999	515	1 858 479	230 030	50 227	5 633	442 703	263 523	284 061
	Establishments with sales of \$5,000,000 to \$9,999,999	375	2 616 998	254 522	55 947	6 151	494 916	339 557	375 417

See footnotes at end of table.

Table 1. Sales Size of Establishments: 1997—Con.

[Includes only establishments with payroll. For meaning of abbreviations and symbols, see introductory text. For explanation of terms, see Appendix A. For method of assignment to categories shown, see Appendix C]

NAICS code	Sales sizes of establishments by type of operation and kind of business	Establishments (number)	Sales (\$1,000)	Annual payroll (\$1,000)	First-quarter payroll (\$1,000)	Paid employees for pay period including March 12 (number)	Operating expenses ¹ (\$1,000)	End-of-1996 inventories (\$1,000)	End-of-1997 inventories (\$1,000)
42	WHOLESALE TRADE—Con.								
421	Wholesale trade, durable goods—Con.								
42186	Transportation equipment & supplies (exc motor vehicle) whsle—Con. Establishments operated for the entire year—Con. Establishments with sales of \$10,000,000 to \$24,999,999 Establishments with sales of \$25,000,000 or more.....	243 170	3 742 089 13 060 369	295 716 625 248	69 941 144 214	6 095 12 703	556 390 1 363 130	550 216 1 924 896	616 580 2 211 167
	Establishments not operated for the entire year.....	484	491 377	33 423	7 808	1 031	69 038	28 094	88 913
421860	Transportation equipment & supplies (exc motor vehicle) whsle All establishments	4 003	23 682 313	1 723 585	392 655	40 905	3 496 313	3 363 645	3 848 124
	Establishments operated for the entire year	3 519	23 190 936	1 690 162	384 847	39 874	3 427 275	3 335 551	3 759 211
	Establishments with sales less than \$100,000	122	7 101	2 373	618	170	3 850	797	771
	Establishments with sales of \$100,000 to \$249,999	276	46 435	11 741	2 912	522	21 168	7 207	7 215
	Establishments with sales of \$250,000 to \$499,999	456	167 962	32 267	7 625	1 274	63 476	22 402	23 186
	Establishments with sales of \$500,000 to \$999,999	581	424 534	68 808	15 234	2 334	138 692	59 649	62 883
	Establishments with sales of \$1,000,000 to \$2,499,999	781	1 266 969	169 457	38 129	4 992	342 950	167 304	177 931
	Establishments with sales of \$2,500,000 to \$4,999,999	515	1 858 479	230 030	50 227	5 633	442 703	263 523	284 061
	Establishments with sales of \$5,000,000 to \$9,999,999	375	2 616 998	254 522	55 947	6 151	494 916	339 557	375 417
	Establishments with sales of \$10,000,000 to \$24,999,999	243	3 742 089	295 716	69 941	6 095	556 390	550 216	616 580
	Establishments with sales of \$25,000,000 or more.....	170	13 060 369	625 248	144 214	12 703	1 363 130	1 924 896	2 211 167
	Establishments not operated for the entire year.....	484	491 377	33 423	7 808	1 031	69 038	28 094	88 913
4218601	Aircraft & aeronautical equipment & supplies whsle All establishments	2 428	17 709 438	1 162 838	264 642	25 666	2 349 636	2 691 851	3 095 765
	Establishments operated for the entire year	2 136	17 371 744	1 139 388	258 625	24 887	2 301 417	2 665 536	3 032 342
	Establishments with sales less than \$100,000	84	4 774	1 650	440	116	2 678	623	589
	Establishments with sales of \$100,000 to \$249,999	171	28 854	7 540	1 855	320	13 154	4 751	4 691
	Establishments with sales of \$250,000 to \$499,999	254	94 095	19 226	4 398	734	37 031	12 985	13 143
	Establishments with sales of \$500,000 to \$999,999	346	253 939	42 855	9 458	1 387	85 399	36 261	38 756
	Establishments with sales of \$1,000,000 to \$2,499,999	433	710 949	101 854	22 802	2 754	209 800	100 453	108 011
	Establishments with sales of \$2,500,000 to \$4,999,999	318	1 147 619	153 241	32 709	3 325	292 753	179 555	194 628
	Establishments with sales of \$5,000,000 to \$9,999,999	240	1 703 421	159 847	34 774	3 752	315 448	222 654	247 868
	Establishments with sales of \$10,000,000 to \$24,999,999	159	2 481 779	196 808	47 132	3 652	376 960	392 430	440 453
	Establishments with sales of \$25,000,000 or more.....	131	10 946 314	456 367	105 057	8 847	968 194	1 715 824	1 984 203
	Establishments not operated for the entire year.....	292	337 694	23 450	6 017	779	48 219	26 315	63 423
4218602	Marine machinery, equipment, & supplies whsle All establishments	952	3 513 978	344 478	78 973	9 314	752 493	436 185	464 489
	Establishments operated for the entire year	828	3 418 764	339 020	78 016	9 169	741 089	434 696	451 304
	Establishments with sales less than \$100,000	24	1 423	472	107	36	761	88	99
	Establishments with sales of \$100,000 to \$249,999	64	10 530	2 661	662	121	4 861	1 754	1 797
	Establishments with sales of \$250,000 to \$499,999	123	45 163	7 640	1 771	313	15 897	5 730	6 063
	Establishments with sales of \$500,000 to \$999,999	148	106 397	15 400	3 518	556	32 332	15 520	16 020
	Establishments with sales of \$1,000,000 to \$2,499,999	209	327 700	42 474	9 837	1 361	83 515	44 667	46 223
	Establishments with sales of \$2,500,000 to \$4,999,999	117	418 568	46 549	10 213	1 319	96 051	55 706	59 864
	Establishments with sales of \$5,000,000 to \$9,999,999	78	524 392	60 292	13 920	1 593	117 456	84 386	90 411
	Establishments with sales of \$10,000,000 to \$24,999,999	45	681 069	51 310	11 372	1 322	95 841	93 964	103 147

See footnotes at end of table.

Table 1. Sales Size of Establishments: 1997—Con.

[Includes only establishments with payroll. For meaning of abbreviations and symbols, see introductory text. For explanation of terms, see Appendix A. For method of assignment to categories shown, see Appendix C]

NAICS code	Sales sizes of establishments by type of operation and kind of business	Establishments (number)	Sales (\$1,000)	Annual payroll (\$1,000)	First-quarter payroll (\$1,000)	Paid employees for pay period including March 12 (number)	Operating expenses ¹ (\$1,000)	End-of-1996 inventories (\$1,000)	End-of-1997 inventories (\$1,000)
42	WHOLESALE TRADE—Con.								
421	Wholesale trade, durable goods—Con.								
4218602	Marine machinery, equipment, & supplies whsle—Con. Establishments operated for the entire year—Con. Establishments with sales of \$25,000,000 or more.....	20	1 303 522	112 222	26 616	2 548	294 375	132 881	127 680
	Establishments not operated for the entire year.....	124	95 214	5 458	957	145	11 404	1 489	13 185
4218603	Other transportation equipment & supplies whsle All establishments	623	2 458 897	216 269	49 040	5 925	394 184	235 609	287 870
	Establishments operated for the entire year	555	2 400 428	211 754	48 206	5 818	384 769	235 319	275 565
	Establishments with sales less than \$100,000	14	904	251	71	18	411	86	83
	Establishments with sales of \$100,000 to \$249,999	41	7 051	1 540	395	81	3 153	702	727
	Establishments with sales of \$250,000 to \$499,999	79	28 704	5 401	1 456	227	10 548	3 687	3 980
	Establishments with sales of \$500,000 to \$999,999	87	64 198	10 553	2 258	391	20 961	7 868	8 107
	Establishments with sales of \$1,000,000 to \$2,499,999	139	228 320	25 129	5 490	877	49 635	22 184	23 697
	Establishments with sales of \$2,500,000 to \$4,999,999	80	292 292	30 240	7 305	989	53 899	28 262	29 569
	Establishments with sales of \$5,000,000 to \$9,999,999	57	389 185	34 383	7 253	806	62 012	32 517	37 138
	Establishments with sales of \$10,000,000 to \$24,999,999	39	579 241	47 598	11 437	1 121	83 589	63 822	72 980
	Establishments with sales of \$25,000,000 or more.....	19	810 533	56 659	12 541	1 308	100 561	76 191	99 284
	Establishments not operated for the entire year	68	58 469	4 515	834	107	9 415	290	12 305
4219	Miscellaneous durable goods whsle All establishments	37 783	185 455 758	11 070 270	2 568 951	351 839	26 719 259	16 783 297	17 787 453
	Establishments operated for the entire year	32 187	179 761 626	10 715 207	2 476 839	338 007	25 871 420	16 486 468	16 886 973
	Establishments with sales less than \$100,000	2 270	135 329	38 250	9 508	3 572	71 311	18 417	18 472
	Establishments with sales of \$100,000 to \$249,999	4 258	719 225	157 464	37 267	9 941	320 009	94 144	95 993
	Establishments with sales of \$250,000 to \$499,999	4 700	1 700 374	302 632	69 599	15 927	651 462	243 729	246 136
	Establishments with sales of \$500,000 to \$999,999	5 247	3 747 938	556 456	128 569	25 536	1 216 589	501 664	507 673
	Establishments with sales of \$1,000,000 to \$2,499,999	6 617	10 537 231	1 260 731	289 167	49 349	2 810 472	1 292 432	1 321 328
	Establishments with sales of \$2,500,000 to \$4,999,999	3 840	13 482 277	1 355 111	307 274	47 569	3 007 820	1 563 770	1 625 481
	Establishments with sales of \$5,000,000 to \$9,999,999	2 469	17 094 053	1 519 337	340 324	48 005	3 407 695	1 926 187	2 019 148
	Establishments with sales of \$10,000,000 to \$24,999,999	1 701	26 002 861	1 827 420	413 726	52 048	4 230 674	2 821 062	2 850 423
	Establishments with sales of \$25,000,000 or more.....	1 085	106 342 338	3 697 806	881 405	86 060	10 155 388	8 025 063	8 202 319
	Establishments not operated for the entire year.....	5 596	5 694 132	355 063	92 112	13 832	847 839	296 829	900 480
42191	Sporting & recreational goods & supplies whsle All establishments	6 080	28 233 685	1 897 111	436 625	59 861	4 443 020	3 259 908	3 445 812
	Establishments operated for the entire year	5 320	27 372 825	1 841 520	421 696	57 716	4 317 475	3 191 365	3 268 049
	Establishments with sales less than \$100,000	256	15 183	4 079	990	373	7 972	2 876	2 810
	Establishments with sales of \$100,000 to \$249,999	553	93 399	18 671	4 368	1 189	39 362	14 770	15 332
	Establishments with sales of \$250,000 to \$499,999	707	256 944	42 298	9 393	2 299	93 216	43 267	44 472
	Establishments with sales of \$500,000 to \$999,999	801	572 243	80 325	17 941	3 592	180 731	91 799	91 993
	Establishments with sales of \$1,000,000 to \$2,499,999	1 222	1 984 106	220 712	49 861	8 823	497 994	289 370	291 505
	Establishments with sales of \$2,500,000 to \$4,999,999	754	2 648 827	263 662	58 553	8 938	558 453	360 780	367 185
	Establishments with sales of \$5,000,000 to \$9,999,999	482	3 300 248	241 911	53 579	7 821	548 207	447 405	452 711
	Establishments with sales of \$10,000,000 to \$24,999,999	358	5 512 828	334 855	73 964	10 016	796 424	667 002	683 098
	Establishments with sales of \$25,000,000 or more.....	187	12 989 047	635 007	153 047	14 665	1 595 116	1 274 096	1 318 943
	Establishments not operated for the entire year.....	760	860 860	55 591	14 929	2 145	125 545	68 543	177 763

See footnotes at end of table.

Table 1. Sales Size of Establishments: 1997—Con.

[Includes only establishments with payroll. For meaning of abbreviations and symbols, see introductory text. For explanation of terms, see Appendix A. For method of assignment to categories shown, see Appendix C]

NAICS code	Sales sizes of establishments by type of operation and kind of business	Establishments (number)	Sales (\$1,000)	Annual payroll (\$1,000)	First-quarter payroll (\$1,000)	Paid employees for pay period including March 12 (number)	Operating expenses ¹ (\$1,000)	End-of-1996 inventories (\$1,000)	End-of-1997 inventories (\$1,000)
42	WHOLESALE TRADE—Con.								
421	Wholesale trade, durable goods—Con.								
421910	Sporting & recreational goods & supplies whsle								
	All establishments	6 080	28 233 685	1 897 111	436 625	59 861	4 443 020	3 259 908	3 445 812
	Establishments operated for the entire year	5 320	27 372 825	1 841 520	421 696	57 716	4 317 475	3 191 365	3 268 049
	Establishments with sales less than \$100,000	256	15 183	4 079	990	373	7 972	2 876	2 810
	Establishments with sales of \$100,000 to \$249,999	553	93 399	18 671	4 368	1 189	39 362	14 770	15 332
	Establishments with sales of \$250,000 to \$499,999	707	256 944	42 298	9 393	2 299	93 216	43 267	44 472
	Establishments with sales of \$500,000 to \$999,999	801	572 243	80 325	17 941	3 592	180 731	91 799	91 993
	Establishments with sales of \$1,000,000 to \$2,499,999	1 222	1 984 106	220 712	49 861	8 823	497 994	289 370	291 505
	Establishments with sales of \$2,500,000 to \$4,999,999	754	2 648 827	263 662	58 553	8 938	558 453	360 780	367 185
	Establishments with sales of \$5,000,000 to \$9,999,999	482	3 300 248	241 911	53 579	7 821	548 207	447 405	452 711
	Establishments with sales of \$10,000,000 to \$24,999,999	358	5 512 828	334 855	73 964	10 016	796 424	667 002	683 098
	Establishments with sales of \$25,000,000 or more	187	12 989 047	635 007	153 047	14 665	1 595 116	1 274 096	1 318 943
	Establishments not operated for the entire year	760	860 860	55 591	14 929	2 145	125 545	68 543	177 763
42192	Toy & hobby goods & supplies whsle								
	All establishments	3 229	20 166 025	1 229 055	281 210	36 337	3 986 369	2 244 711	2 378 047
	Establishments operated for the entire year	2 777	19 697 014	1 200 326	274 582	35 262	3 892 370	2 222 986	2 279 597
	Establishments with sales less than \$100,000	195	11 355	2 886	711	325	5 981	2 360	2 389
	Establishments with sales of \$100,000 to \$249,999	325	54 665	11 079	2 746	824	23 879	10 602	10 460
	Establishments with sales of \$250,000 to \$499,999	410	150 843	23 610	5 621	1 494	56 952	28 351	28 613
	Establishments with sales of \$500,000 to \$999,999	419	300 043	39 218	9 401	1 972	97 371	51 194	51 339
	Establishments with sales of \$1,000,000 to \$2,499,999	567	890 484	98 323	21 616	3 844	245 272	134 726	134 523
	Establishments with sales of \$2,500,000 to \$4,999,999	348	1 219 464	101 198	22 621	3 772	263 814	181 159	188 804
	Establishments with sales of \$5,000,000 to \$9,999,999	231	1 606 273	144 578	33 422	4 492	353 369	199 235	221 246
	Establishments with sales of \$10,000,000 to \$24,999,999	164	2 595 753	176 361	39 213	4 869	447 270	276 733	283 815
	Establishments with sales of \$25,000,000 or more	118	12 868 134	603 073	139 231	13 670	2 398 462	1 338 626	1 358 408
	Establishments not operated for the entire year	452	469 011	28 729	6 628	1 075	93 999	21 725	98 450
421920	Toy & hobby goods & supplies whsle								
	All establishments	3 229	20 166 025	1 229 055	281 210	36 337	3 986 369	2 244 711	2 378 047
	Establishments operated for the entire year	2 777	19 697 014	1 200 326	274 582	35 262	3 892 370	2 222 986	2 279 597
	Establishments with sales less than \$100,000	195	11 355	2 886	711	325	5 981	2 360	2 389
	Establishments with sales of \$100,000 to \$249,999	325	54 665	11 079	2 746	824	23 879	10 602	10 460
	Establishments with sales of \$250,000 to \$499,999	410	150 843	23 610	5 621	1 494	56 952	28 351	28 613
	Establishments with sales of \$500,000 to \$999,999	419	300 043	39 218	9 401	1 972	97 371	51 194	51 339
	Establishments with sales of \$1,000,000 to \$2,499,999	567	890 484	98 323	21 616	3 844	245 272	134 726	134 523
	Establishments with sales of \$2,500,000 to \$4,999,999	348	1 219 464	101 198	22 621	3 772	263 814	181 159	188 804
	Establishments with sales of \$5,000,000 to \$9,999,999	231	1 606 273	144 578	33 422	4 492	353 369	199 235	221 246
	Establishments with sales of \$10,000,000 to \$24,999,999	164	2 595 753	176 361	39 213	4 869	447 270	276 733	283 815
	Establishments with sales of \$25,000,000 or more	118	12 868 134	603 073	139 231	13 670	2 398 462	1 338 626	1 358 408
	Establishments not operated for the entire year	452	469 011	28 729	6 628	1 075	93 999	21 725	98 450
42193	Recyclable material whsle								
	All establishments	9 088	38 748 659	3 229 092	753 824	114 992	7 356 493	1 995 204	2 099 709

See footnotes at end of table.

Table 1. Sales Size of Establishments: 1997—Con.

[Includes only establishments with payroll. For meaning of abbreviations and symbols, see introductory text. For explanation of terms, see Appendix A. For method of assignment to categories shown, see Appendix C]

NAICS code	Sales sizes of establishments by type of operation and kind of business	Establishments (number)	Sales (\$1,000)	Annual payroll (\$1,000)	First-quarter payroll (\$1,000)	Paid employees for pay period including March 12 (number)	Operating expenses ¹ (\$1,000)	End-of-1996 inventories (\$1,000)	End-of-1997 inventories (\$1,000)
42	WHOLESALE TRADE—Con.								
421	Wholesale trade, durable goods—Con.								
42193	Recyclable material whsle—Con.								
	Establishments operated for the entire year	7 990	37 708 196	3 124 775	724 772	110 766	7 127 862	1 960 309	1 995 078
	Establishments with sales less than \$100,000	518	30 213	9 244	2 266	924	16 375	2 268	2 317
	Establishments with sales of \$100,000 to \$249,999	916	155 998	37 503	8 805	2 613	72 751	9 778	10 064
	Establishments with sales of \$250,000 to \$499,999	1 097	395 933	79 191	18 205	4 454	163 460	22 244	22 916
	Establishments with sales of \$500,000 to \$999,999	1 343	960 961	180 419	41 712	9 046	373 385	54 608	55 250
	Establishments with sales of \$1,000,000 to \$2,499,999	1 703	2 720 770	424 596	97 178	18 035	918 260	134 898	139 064
	Establishments with sales of \$2,500,000 to \$4,999,999	938	3 278 035	458 387	104 303	17 929	1 008 567	188 549	199 109
	Establishments with sales of \$5,000,000 to \$9,999,999	677	4 725 544	573 356	129 477	19 930	1 269 766	284 443	308 308
	Establishments with sales of \$10,000,000 to \$24,999,999	497	7 581 475	654 583	151 641	19 465	1 553 398	499 059	500 255
	Establishments with sales of \$25,000,000 or more	301	17 859 267	707 496	171 185	18 370	1 751 900	764 462	757 795
	Establishments not operated for the entire year	1 098	1 040 463	104 317	29 052	4 226	228 631	34 895	104 631
421930	Recyclable material whsle								
	All establishments	9 088	38 748 659	3 229 092	753 824	114 992	7 356 493	1 995 204	2 099 709
	Establishments operated for the entire year	7 990	37 708 196	3 124 775	724 772	110 766	7 127 862	1 960 309	1 995 078
	Establishments with sales less than \$100,000	518	30 213	9 244	2 266	924	16 375	2 268	2 317
	Establishments with sales of \$100,000 to \$249,999	916	155 998	37 503	8 805	2 613	72 751	9 778	10 064
	Establishments with sales of \$250,000 to \$499,999	1 097	395 933	79 191	18 205	4 454	163 460	22 244	22 916
	Establishments with sales of \$500,000 to \$999,999	1 343	960 961	180 419	41 712	9 046	373 385	54 608	55 250
	Establishments with sales of \$1,000,000 to \$2,499,999	1 703	2 720 770	424 596	97 178	18 035	918 260	134 898	139 064
	Establishments with sales of \$2,500,000 to \$4,999,999	938	3 278 035	458 387	104 303	17 929	1 008 567	188 549	199 109
	Establishments with sales of \$5,000,000 to \$9,999,999	677	4 725 544	573 356	129 477	19 930	1 269 766	284 443	308 308
	Establishments with sales of \$10,000,000 to \$24,999,999	497	7 581 475	654 583	151 641	19 465	1 553 398	499 059	500 255
	Establishments with sales of \$25,000,000 or more	301	17 859 267	707 496	171 185	18 370	1 751 900	764 462	757 795
	Establishments not operated for the entire year	1 098	1 040 463	104 317	29 052	4 226	228 631	34 895	104 631
4219301	Iron & steel scrap processors & dealers								
	All establishments	3 480	18 205 778	1 296 382	312 027	43 789	3 264 863	1 010 200	1 055 403
	Establishments operated for the entire year	3 071	17 694 451	1 247 165	296 998	41 775	3 152 299	983 945	981 831
	Establishments with sales less than \$100,000	171	10 084	2 953	717	264	5 521	1 252	1 294
	Establishments with sales of \$100,000 to \$249,999	345	58 769	12 527	2 943	848	26 473	5 472	5 578
	Establishments with sales of \$250,000 to \$499,999	422	150 767	26 753	6 051	1 559	59 589	12 047	12 456
	Establishments with sales of \$500,000 to \$999,999	488	350 231	56 073	12 942	2 759	128 536	27 328	27 345
	Establishments with sales of \$1,000,000 to \$2,499,999	645	1 027 461	138 388	31 939	6 046	330 722	68 198	68 668
	Establishments with sales of \$2,500,000 to \$4,999,999	371	1 307 336	154 384	36 014	6 165	378 789	99 152	108 296
	Establishments with sales of \$5,000,000 to \$9,999,999	266	1 866 414	211 369	47 604	6 894	496 869	138 147	150 325
	Establishments with sales of \$10,000,000 to \$24,999,999	212	3 248 981	261 343	63 825	7 616	675 307	235 825	235 117
	Establishments with sales of \$25,000,000 or more	151	9 674 408	383 375	94 963	9 624	1 050 493	396 524	372 752
	Establishments not operated for the entire year	409	511 327	49 217	15 029	2 014	112 564	26 255	73 572
42193011	Iron & steel scrap processors (using power processing equipment)								
	All establishments	2 308	12 550 221	1 100 834	258 643	36 303	2 811 604	882 998	899 925
	Establishments operated for the entire year	2 056	12 229 840	1 067 410	250 003	34 934	2 731 174	858 110	853 008
	Establishments with sales less than \$100,000	83	4 915	1 501	374	132	2 732	565	559
	Establishments with sales of \$100,000 to \$249,999	190	32 676	7 127	1 646	482	14 857	3 537	3 597
	Establishments with sales of \$250,000 to \$499,999	212	76 458	15 390	3 432	854	32 853	6 466	6 860

See footnotes at end of table.

Table 1. Sales Size of Establishments: 1997—Con.

[Includes only establishments with payroll. For meaning of abbreviations and symbols, see introductory text. For explanation of terms, see Appendix A. For method of assignment to categories shown, see Appendix C]

NAICS code	Sales sizes of establishments by type of operation and kind of business	Establishments (number)	Sales (\$1,000)	Annual payroll (\$1,000)	First-quarter payroll (\$1,000)	Paid employees for pay period including March 12 (number)	Operating expenses ¹ (\$1,000)	End-of-1996 inventories (\$1,000)	End-of-1997 inventories (\$1,000)
42	WHOLESALE TRADE—Con.								
421	Wholesale trade, durable goods—Con.								
42193011	Iron & steel scrap processors (using power processing equipment)—Con.								
	Establishments operated for the entire year—Con.								
	Establishments with sales of \$500,000 to \$999,999	305	220 675	35 284	8 205	1 740	83 608	18 269	17 997
	Establishments with sales of \$1,000,000 to \$2,499,999	457	731 166	104 975	24 146	4 521	255 490	50 136	51 537
	Establishments with sales of \$2,500,000 to \$4,999,999	293	1 046 087	126 018	28 812	5 075	312 173	79 934	89 038
	Establishments with sales of \$5,000,000 to \$9,999,999	226	1 579 659	187 747	42 123	6 128	439 141	123 517	134 217
	Establishments with sales of \$10,000,000 to \$24,999,999	178	2 716 447	232 334	55 041	6 888	606 374	207 347	208 131
	Establishments with sales of \$25,000,000 or more	112	5 821 757	357 034	86 224	9 114	983 946	368 339	341 072
	Establishments not operated for the entire year	252	320 381	33 424	8 640	1 369	80 430	24 888	46 917
42193012	Iron & steel scrap processors (not using power processing equip)								
	All establishments	1 172	5 655 557	195 548	53 384	7 486	453 259	127 202	155 478
	Establishments operated for the entire year	1 015	5 464 611	179 755	46 995	6 841	421 125	125 835	128 823
	Establishments with sales less than \$100,000	88	5 169	1 452	343	132	2 789	687	735
	Establishments with sales of \$100,000 to \$249,999	155	26 093	5 400	1 297	366	11 616	1 935	1 981
	Establishments with sales of \$250,000 to \$499,999	210	74 309	11 363	2 619	705	26 736	5 581	5 596
	Establishments with sales of \$500,000 to \$999,999	183	129 556	20 789	4 737	1 019	44 928	9 059	9 348
	Establishments with sales of \$1,000,000 to \$2,499,999	188	296 295	33 413	7 793	1 525	75 232	18 062	17 131
	Establishments with sales of \$2,500,000 to \$4,999,999	78	261 249	28 366	7 202	1 090	66 616	19 218	19 258
	Establishments with sales of \$5,000,000 to \$9,999,999	40	286 755	23 622	5 481	766	57 728	14 630	16 108
	Establishments with sales of \$10,000,000 to \$24,999,999	34	532 534	29 009	8 784	728	68 933	28 478	26 986
	Establishments with sales of \$25,000,000 or more	39	3 852 651	26 341	8 739	510	66 547	28 185	31 680
	Establishments not operated for the entire year	157	190 946	15 793	6 389	645	32 134	1 367	26 655
4219302	Recyclable paper & paperboard whsle								
	All establishments	1 588	5 592 266	587 535	135 538	20 596	1 275 184	121 261	133 560
	Establishments operated for the entire year	1 398	5 474 725	571 710	130 732	19 824	1 240 396	119 718	127 759
	Establishments with sales less than \$100,000	107	6 177	1 893	473	216	3 544	148	161
	Establishments with sales of \$100,000 to \$249,999	151	24 995	7 018	1 643	523	12 661	807	821
	Establishments with sales of \$250,000 to \$499,999	176	63 970	16 475	3 947	826	31 050	1 397	1 509
	Establishments with sales of \$500,000 to \$999,999	211	149 359	36 705	8 624	1 729	69 835	5 302	4 542
	Establishments with sales of \$1,000,000 to \$2,499,999	313	506 300	96 288	22 041	4 004	198 216	12 128	12 823
	Establishments with sales of \$2,500,000 to \$4,999,999	193	659 555	116 027	26 312	4 251	242 085	12 901	14 070
	Establishments with sales of \$5,000,000 to \$9,999,999	135	951 955	115 053	27 114	4 049	277 009	15 851	19 259
	Establishments with sales of \$10,000,000 to \$24,999,999	80	1 208 986	114 245	24 675	2 864	262 963	35 767	36 704
	Establishments with sales of \$25,000,000 or more	32	1 903 428	68 006	15 903	1 362	143 033	35 417	37 870
	Establishments not operated for the entire year	190	117 541	15 825	4 806	772	34 788	1 543	5 801
4219303	Other recyclable material whsle								
	All establishments	4 020	14 950 615	1 345 175	306 259	50 607	2 816 446	863 743	910 746
	Establishments operated for the entire year	3 521	14 539 020	1 305 900	297 042	49 167	2 735 167	856 646	885 488
	Establishments with sales less than \$100,000	240	13 952	4 398	1 076	444	7 310	868	862
	Establishments with sales of \$100,000 to \$249,999	420	72 234	17 958	4 219	1 242	33 617	3 499	3 665
	Establishments with sales of \$250,000 to \$499,999	499	181 196	35 963	8 207	2 069	72 821	8 800	8 951
	Establishments with sales of \$500,000 to \$999,999	644	461 371	87 641	20 146	4 558	175 014	21 978	23 363
	Establishments with sales of \$1,000,000 to \$2,499,999	745	1 187 009	189 920	43 198	7 985	389 322	54 572	57 573

See footnotes at end of table.

Table 1. Sales Size of Establishments: 1997—Con.

[Includes only establishments with payroll. For meaning of abbreviations and symbols, see introductory text. For explanation of terms, see Appendix A. For method of assignment to categories shown, see Appendix C]

NAICS code	Sales sizes of establishments by type of operation and kind of business	Establishments (number)	Sales (\$1,000)	Annual payroll (\$1,000)	First-quarter payroll (\$1,000)	Paid employees for pay period including March 12 (number)	Operating expenses ¹ (\$1,000)	End-of-1996 inventories (\$1,000)	End-of-1997 inventories (\$1,000)
42	WHOLESALE TRADE—Con.								
421	Wholesale trade, durable goods—Con.								
4219303	Other recyclable material whsle—Con. Establishments operated for the entire year—Con. Establishments with sales of \$2,500,000 to \$4,999,999 Establishments with sales of \$5,000,000 to \$9,999,999 Establishments with sales of \$10,000,000 to \$24,999,999 Establishments with sales of \$25,000,000 or more	374 276 205 118	1 311 144 1 907 175 3 123 508 6 281 431	187 976 246 934 278 995 256 115	41 977 54 759 63 141 60 319	7 513 8 987 8 985 7 384	387 693 495 888 615 128 558 374	76 496 130 445 227 467 332 521	76 743 138 724 228 434 347 173
	Establishments not operated for the entire year	499	411 595	39 275	9 217	1 440	81 279	7 097	25 258
42194	Jewelry/watch/silverware/precious stone, & precious metal whsle All establishments Establishments operated for the entire year	7 689 6 678	32 398 553 31 443 624	1 702 770 1 652 356	386 713 376 635	49 820 48 341	4 023 822 3 901 025	5 159 492 5 125 924	5 475 085 5 162 894
	Establishments with sales less than \$100,000	393	23 917	6 457	1 609	591	12 089	5 533	5 556
	Establishments with sales of \$100,000 to \$249,999	842	141 504	27 892	6 538	1 725	58 992	30 526	30 887
	Establishments with sales of \$250,000 to \$499,999	953	345 991	52 294	12 280	2 680	117 026	83 356	84 930
	Establishments with sales of \$500,000 to \$999,999	1 151	824 047	95 887	23 024	4 159	219 927	189 175	191 546
	Establishments with sales of \$1,000,000 to \$2,499,999	1 463	2 316 156	206 954	48 771	7 347	475 621	477 631	492 250
	Establishments with sales of \$2,500,000 to \$4,999,999	885	3 105 758	223 096	51 711	6 841	518 309	560 969	584 326
	Establishments with sales of \$5,000,000 to \$9,999,999	513	3 556 496	223 596	48 531	6 308	488 435	663 309	690 555
	Establishments with sales of \$10,000,000 to \$24,999,999	327	4 911 722	259 929	57 857	7 161	595 268	938 419	920 402
	Establishments with sales of \$25,000,000 or more	151	16 218 033	556 251	126 314	11 529	1 415 358	2 177 006	2 162 442
	Establishments not operated for the entire year	1 011	954 929	50 414	10 078	1 479	122 797	33 568	312 191
421940	Jewelry/watch/silverware/precious stone, & precious metal whsle All establishments Establishments operated for the entire year	7 689 6 678	32 398 553 31 443 624	1 702 770 1 652 356	386 713 376 635	49 820 48 341	4 023 822 3 901 025	5 159 492 5 125 924	5 475 085 5 162 894
	Establishments with sales less than \$100,000	393	23 917	6 457	1 609	591	12 089	5 533	5 556
	Establishments with sales of \$100,000 to \$249,999	842	141 504	27 892	6 538	1 725	58 992	30 526	30 887
	Establishments with sales of \$250,000 to \$499,999	953	345 991	52 294	12 280	2 680	117 026	83 356	84 930
	Establishments with sales of \$500,000 to \$999,999	1 151	824 047	95 887	23 024	4 159	219 927	189 175	191 546
	Establishments with sales of \$1,000,000 to \$2,499,999	1 463	2 316 156	206 954	48 771	7 347	475 621	477 631	492 250
	Establishments with sales of \$2,500,000 to \$4,999,999	885	3 105 758	223 096	51 711	6 841	518 309	560 969	584 326
	Establishments with sales of \$5,000,000 to \$9,999,999	513	3 556 496	223 596	48 531	6 308	488 435	663 309	690 555
	Establishments with sales of \$10,000,000 to \$24,999,999	327	4 911 722	259 929	57 857	7 161	595 268	938 419	920 402
	Establishments with sales of \$25,000,000 or more	151	16 218 033	556 251	126 314	11 529	1 415 358	2 177 006	2 162 442
	Establishments not operated for the entire year	1 011	954 929	50 414	10 078	1 479	122 797	33 568	312 191
4219401	Jewelry, watch, diamonds, precious stone, & silverware whsle All establishments Establishments operated for the entire year	7 116 6 180	22 519 342 21 639 660	1 579 391 1 530 862	357 866 348 131	46 813 45 384	3 757 465 3 639 428	4 412 551 4 381 504	4 749 183 4 459 056
	Establishments with sales less than \$100,000	373	22 742	6 110	1 519	562	11 451	5 294	5 311
	Establishments with sales of \$100,000 to \$249,999	799	134 003	26 419	6 203	1 632	55 902	29 215	29 528
	Establishments with sales of \$250,000 to \$499,999	905	327 762	49 833	11 752	2 570	111 777	78 756	80 280
	Establishments with sales of \$500,000 to \$999,999	1 065	764 606	89 411	21 551	3 907	205 968	177 581	179 372
	Establishments with sales of \$1,000,000 to \$2,499,999	1 343	2 126 168	194 990	46 002	6 949	447 565	446 051	459 298
	Establishments with sales of \$2,500,000 to \$4,999,999	823	2 884 327	212 702	49 193	6 554	496 114	536 374	559 495

See footnotes at end of table.

Table 1. Sales Size of Establishments: 1997—Con.

[Includes only establishments with payroll. For meaning of abbreviations and symbols, see introductory text. For explanation of terms, see Appendix A. For method of assignment to categories shown, see Appendix C]

NAICS code	Sales sizes of establishments by type of operation and kind of business	Establishments (number)	Sales (\$1,000)	Annual payroll (\$1,000)	First-quarter payroll (\$1,000)	Paid employees for pay period including March 12 (number)	Operating expenses ¹ (\$1,000)	End-of-1996 inventories (\$1,000)	End-of-1997 inventories (\$1,000)
42	WHOLESALE TRADE—Con.								
421	Wholesale trade, durable goods—Con.								
4219401	Jewelry, watch, diamonds, precious stone, & silverware whsle—Con.								
	Establishments operated for the entire year—Con.								
	Establishments with sales of \$5,000,000 to \$9,999,999	458	3 183 231	211 065	45 791	5 916	457 424	619 936	644 988
	Establishments with sales of \$10,000,000 to \$24,999,999	297	4 484 899	243 140	53 780	6 749	558 136	877 408	858 374
	Establishments with sales of \$25,000,000 or more	117	7 711 922	497 192	112 340	10 545	1 295 091	1 610 889	1 642 410
	Establishments not operated for the entire year	936	879 682	48 529	9 735	1 429	118 037	31 047	290 127
4219402	Precious metal (excluding ores) whsle								
	All establishments	573	9 879 211	123 379	28 847	3 007	266 357	746 941	725 902
	Establishments operated for the entire year	498	9 803 964	121 494	28 504	2 957	261 597	744 420	703 838
	Establishments with sales less than \$100,000	20	1 175	347	90	29	638	239	245
	Establishments with sales of \$100,000 to \$249,999	43	7 501	1 473	335	93	3 090	1 311	1 359
	Establishments with sales of \$250,000 to \$499,999	48	18 229	2 461	528	110	5 249	4 600	4 650
	Establishments with sales of \$500,000 to \$999,999	86	59 441	6 476	1 473	252	13 959	11 594	12 174
	Establishments with sales of \$1,000,000 to \$2,499,999	120	189 988	11 964	2 769	398	28 056	31 580	32 952
	Establishments with sales of \$2,500,000 to \$4,999,999	62	221 431	10 394	2 518	287	22 195	24 595	24 831
	Establishments with sales of \$5,000,000 to \$9,999,999	55	373 265	12 531	2 740	392	31 011	43 373	45 567
	Establishments with sales of \$10,000,000 to \$24,999,999	30	426 823	16 789	4 077	412	37 132	61 011	62 028
	Establishments with sales of \$25,000,000 or more	34	8 506 111	59 059	13 974	984	120 267	566 117	520 032
	Establishments not operated for the entire year	75	75 247	1 885	343	50	4 760	2 521	22 064
42199	Other miscellaneous durable goods whsle								
	All establishments	11 697	65 908 836	3 012 242	710 579	90 829	6 909 555	4 123 982	4 388 800
	Establishments operated for the entire year	9 422	63 539 967	2 896 230	679 154	85 922	6 632 688	3 985 884	4 181 355
	Establishments with sales less than \$100,000	908	54 661	15 584	3 932	1 359	28 894	5 380	5 400
	Establishments with sales of \$100,000 to \$249,999	1 622	273 659	62 319	14 810	3 590	125 025	28 468	29 250
	Establishments with sales of \$250,000 to \$499,999	1 533	550 663	105 239	24 100	5 000	220 808	66 511	65 205
	Establishments with sales of \$500,000 to \$999,999	1 533	1 090 644	160 607	36 491	6 767	345 175	114 888	117 545
	Establishments with sales of \$1,000,000 to \$2,499,999	1 662	2 625 715	310 146	71 741	11 300	673 325	255 807	263 986
	Establishments with sales of \$2,500,000 to \$4,999,999	915	3 230 193	308 768	70 086	10 089	658 677	272 313	286 057
	Establishments with sales of \$5,000,000 to \$9,999,999	566	3 905 492	335 896	75 315	9 454	747 918	331 795	346 328
	Establishments with sales of \$10,000,000 to \$24,999,999	355	5 401 083	401 692	91 051	10 537	838 314	439 849	462 853
	Establishments with sales of \$25,000,000 or more	328	46 407 857	1 195 979	291 628	27 826	2 994 552	2 470 873	2 604 731
	Establishments not operated for the entire year	2 275	2 368 869	116 012	31 425	4 907	276 867	138 098	207 445
421990	Other miscellaneous durable goods whsle								
	All establishments	11 697	65 908 836	3 012 242	710 579	90 829	6 909 555	4 123 982	4 388 800
	Establishments operated for the entire year	9 422	63 539 967	2 896 230	679 154	85 922	6 632 688	3 985 884	4 181 355
	Establishments with sales less than \$100,000	908	54 661	15 584	3 932	1 359	28 894	5 380	5 400
	Establishments with sales of \$100,000 to \$249,999	1 622	273 659	62 319	14 810	3 590	125 025	28 468	29 250
	Establishments with sales of \$250,000 to \$499,999	1 533	550 663	105 239	24 100	5 000	220 808	66 511	65 205
	Establishments with sales of \$500,000 to \$999,999	1 533	1 090 644	160 607	36 491	6 767	345 175	114 888	117 545
	Establishments with sales of \$1,000,000 to \$2,499,999	1 662	2 625 715	310 146	71 741	11 300	673 325	255 807	263 986
	Establishments with sales of \$2,500,000 to \$4,999,999	915	3 230 193	308 768	70 086	10 089	658 677	272 313	286 057
	Establishments with sales of \$5,000,000 to \$9,999,999	566	3 905 492	335 896	75 315	9 454	747 918	331 795	346 328
	Establishments with sales of \$10,000,000 to \$24,999,999	355	5 401 083	401 692	91 051	10 537	838 314	439 849	462 853
	Establishments with sales of \$25,000,000 or more	328	46 407 857	1 195 979	291 628	27 826	2 994 552	2 470 873	2 604 731
	Establishments not operated for the entire year	2 275	2 368 869	116 012	31 425	4 907	276 867	138 098	207 445

See footnotes at end of table.

Table 1. Sales Size of Establishments: 1997—Con.

[Includes only establishments with payroll. For meaning of abbreviations and symbols, see introductory text. For explanation of terms, see Appendix A. For method of assignment to categories shown, see Appendix C]

NAICS code	Sales sizes of establishments by type of operation and kind of business	Establishments (number)	Sales (\$1,000)	Annual payroll (\$1,000)	First-quarter payroll (\$1,000)	Paid employees for pay period including March 12 (number)	Operating expenses ¹ (\$1,000)	End-of-1996 inventories (\$1,000)	End-of-1997 inventories (\$1,000)
42	WHOLESALE TRADE—Con.								
421	Wholesale trade, durable goods—Con.								
421990	Other miscellaneous durable goods whsle—Con. Establishments operated for the entire year—Con. Establishments with sales of \$25,000,000 or more.....	328	46 407 857	1 195 979	291 628	27 826	2 994 552	2 470 873	2 604 731
	Establishments not operated for the entire year.....	2 275	2 368 869	116 012	31 425	4 907	276 867	138 098	207 445
4219901	Musical instruments & supplies whsle All establishments	512	2 474 693	180 103	41 714	4 906	442 398	337 463	344 022
	Establishments operated for the entire year	429	2 432 045	177 779	41 333	4 815	436 400	336 609	337 484
	Establishments with sales less than \$100,000	34	2 063	446	117	49	960	248	260
	Establishments with sales of \$100,000 to \$249,999	56	9 521	1 715	421	100	3 525	1 527	1 381
	Establishments with sales of \$250,000 to \$499,999	66	24 165	4 272	971	219	9 608	5 090	5 208
	Establishments with sales of \$500,000 to \$999,999	65	48 297	6 557	1 469	297	14 801	10 004	10 210
	Establishments with sales of \$1,000,000 to \$2,499,999	74	117 693	14 814	3 073	535	31 663	22 782	23 348
	Establishments with sales of \$2,500,000 to \$4,999,999	52	182 462	20 232	4 636	705	44 268	31 258	31 594
	Establishments with sales of \$5,000,000 to \$9,999,999	35	238 512	22 063	5 063	636	52 080	35 351	32 055
	Establishments with sales of \$10,000,000 to \$24,999,999	24	359 159	36 744	8 066	861	75 971	51 876	52 063
	Establishments with sales of \$25,000,000 or more.....	23	1 450 173	70 936	17 517	1 413	203 524	178 473	181 365
	Establishments not operated for the entire year	83	42 648	2 324	381	91	5 998	854	6 538
4219902	Forest products (except lumber) whsle All establishments	2 032	11 386 630	406 277	92 740	11 396	1 012 052	433 470	465 668
	Establishments operated for the entire year	1 656	11 103 051	392 385	89 287	10 787	974 301	432 428	445 906
	Establishments with sales less than \$100,000	125	7 360	2 033	524	206	4 105	374	378
	Establishments with sales of \$100,000 to \$249,999	208	34 797	8 020	1 942	500	17 851	3 360	3 795
	Establishments with sales of \$250,000 to \$499,999	200	72 931	14 101	3 158	667	31 797	11 454	9 473
	Establishments with sales of \$500,000 to \$999,999	231	164 662	19 605	4 465	904	50 356	8 441	8 984
	Establishments with sales of \$1,000,000 to \$2,499,999	334	527 550	50 363	11 582	1 834	124 079	24 419	26 581
	Establishments with sales of \$2,500,000 to \$4,999,999	246	862 164	55 529	12 730	1 869	143 295	41 747	46 343
	Establishments with sales of \$5,000,000 to \$9,999,999	164	1 140 012	66 893	14 426	2 035	181 589	66 508	73 543
	Establishments with sales of \$10,000,000 to \$24,999,999	91	1 405 549	58 264	12 031	1 289	137 573	65 223	69 995
	Establishments with sales of \$25,000,000 or more.....	57	6 888 026	117 577	28 429	1 483	283 656	210 902	206 814
	Establishments not operated for the entire year	376	283 579	13 892	3 453	609	37 751	1 042	19 762
4219903	General merchandise (durable goods) whsle All establishments	3 382	21 595 797	525 213	123 862	18 027	1 051 224	1 043 974	1 048 329
	Establishments operated for the entire year	2 657	20 503 804	476 817	106 569	15 645	935 455	917 283	969 495
	Establishments with sales less than \$100,000	298	17 592	5 304	1 355	414	9 229	2 144	2 164
	Establishments with sales of \$100,000 to \$249,999	560	93 784	19 980	4 621	1 114	39 356	10 323	10 509
	Establishments with sales of \$250,000 to \$499,999	504	181 179	27 443	6 128	1 388	61 211	25 922	26 488
	Establishments with sales of \$500,000 to \$999,999	476	333 190	38 325	8 534	1 683	83 951	37 643	38 383
	Establishments with sales of \$1,000,000 to \$2,499,999	445	693 720	61 968	14 263	2 609	133 445	82 261	86 190
	Establishments with sales of \$2,500,000 to \$4,999,999	171	597 325	49 986	10 941	1 850	102 832	62 076	62 753
	Establishments with sales of \$5,000,000 to \$9,999,999	113	753 793	52 792	12 203	1 380	106 461	64 062	69 851
	Establishments with sales of \$10,000,000 to \$24,999,999	50	736 431	55 580	13 264	1 473	103 505	48 367	50 800
	Establishments with sales of \$25,000,000 or more.....	40	17 096 790	165 439	35 260	3 734	295 465	584 485	622 357
	Establishments not operated for the entire year	725	1 091 993	48 396	17 293	2 382	115 769	126 691	78 834

See footnotes at end of table.

Table 1. Sales Size of Establishments: 1997—Con.

[Includes only establishments with payroll. For meaning of abbreviations and symbols, see introductory text. For explanation of terms, see Appendix A. For method of assignment to categories shown, see Appendix C]

NAICS code	Sales sizes of establishments by type of operation and kind of business	Establishments (number)	Sales (\$1,000)	Annual payroll (\$1,000)	First-quarter payroll (\$1,000)	Paid employees for pay period including March 12 (number)	Operating expenses ¹ (\$1,000)	End-of-1996 inventories (\$1,000)	End-of-1997 inventories (\$1,000)
42	WHOLESALE TRADE—Con.								
421	Wholesale trade, durable goods—Con.								
4219904	Prerecorded media whsle								
	All establishments	2 075	23 424 629	1 176 057	283 668	34 103	2 803 239	1 706 750	1 847 403
	Establishments operated for the entire year	1 733	22 812 990	1 147 706	277 124	33 088	2 737 282	1 702 008	1 792 154
	Establishments with sales less than \$100,000	111	6 511	1 841	470	167	3 488	711	705
	Establishments with sales of \$100,000 to \$249,999	242	39 756	8 822	2 312	538	18 293	4 328	4 367
	Establishments with sales of \$250,000 to \$499,999	209	73 780	13 241	3 030	651	28 291	7 276	7 164
	Establishments with sales of \$500,000 to \$999,999	286	205 710	32 632	7 610	1 313	73 274	22 760	22 832
	Establishments with sales of \$1,000,000 to \$2,499,999	321	510 254	71 811	17 590	2 521	163 749	50 342	50 955
	Establishments with sales of \$2,500,000 to \$4,999,999	176	625 740	75 756	17 933	2 495	157 654	67 271	71 714
	Establishments with sales of \$5,000,000 to \$9,999,999	117	834 813	83 166	19 170	2 502	187 659	78 636	78 827
	Establishments with sales of \$10,000,000 to \$24,999,999	108	1 694 902	174 476	42 253	4 813	345 779	156 679	156 158
	Establishments with sales of \$25,000,000 or more	163	18 821 524	685 961	166 756	18 088	1 759 095	1 314 005	1 399 432
	Establishments not operated for the entire year	342	611 639	28 351	6 544	1 015	65 957	4 742	55 249
42199041	Compact discs/prerecorded audio tapes, & phonograph records whsle								
	All establishments	1 418	15 602 913	825 788	196 901	23 540	1 965 640	1 221 711	1 294 830
	Establishments operated for the entire year	1 138	15 357 537	807 121	193 118	22 944	1 920 444	1 217 388	1 268 626
	Establishments with sales less than \$100,000	74	D	D	D	c	D	D	D
	Establishments with sales of \$100,000 to \$249,999	168	D	D	D	e	D	D	D
	Establishments with sales of \$250,000 to \$499,999	139	47 952	8 597	2 026	422	18 105	4 993	4 885
	Establishments with sales of \$500,000 to \$999,999	200	143 162	22 281	5 068	889	51 477	16 368	17 001
	Establishments with sales of \$1,000,000 to \$2,499,999	199	324 559	42 406	10 465	1 551	98 749	33 524	32 963
	Establishments with sales of \$2,500,000 to \$4,999,999	109	392 130	41 629	9 774	1 198	90 813	44 122	47 404
	Establishments with sales of \$5,000,000 to \$9,999,999	78	553 162	56 331	12 969	1 656	125 683	52 299	55 530
	Establishments with sales of \$10,000,000 to \$24,999,999	54	822 794	90 277	22 093	2 383	184 478	85 394	83 195
	Establishments with sales of \$25,000,000 or more	117	13 041 667	538 715	129 021	14 372	1 336 293	977 139	1 024 114
	Establishments not operated for the entire year	280	245 376	18 667	3 783	596	45 196	4 323	26 204
42199042	Prerecorded video tapes whsle								
	All establishments	657	7 821 716	350 269	86 767	10 563	837 599	485 039	552 573
	Establishments operated for the entire year	595	7 455 453	340 585	84 006	10 144	816 838	484 620	523 528
	Establishments with sales less than \$100,000	37	D	D	D	b	D	D	D
	Establishments with sales of \$100,000 to \$249,999	74	D	D	D	c	D	D	D
	Establishments with sales of \$250,000 to \$499,999	70	25 828	4 644	1 004	229	10 186	2 283	2 279
	Establishments with sales of \$500,000 to \$999,999	86	62 548	10 351	2 542	424	21 797	6 392	5 831
	Establishments with sales of \$1,000,000 to \$2,499,999	122	185 695	29 405	7 125	970	65 000	16 818	17 992
	Establishments with sales of \$2,500,000 to \$4,999,999	67	233 610	34 127	8 159	1 297	66 841	23 149	24 310
	Establishments with sales of \$5,000,000 to \$9,999,999	39	281 651	26 835	6 201	846	61 976	26 337	23 297
	Establishments with sales of \$10,000,000 to \$24,999,999	54	872 108	84 199	20 160	2 430	161 301	71 285	72 963
	Establishments with sales of \$25,000,000 or more	46	5 779 857	147 246	37 735	3 716	422 802	336 866	375 318
	Establishments not operated for the entire year	62	366 263	9 684	2 761	419	20 761	419	29 045
4219905	Fire extinguishers & fire safety equipment whsle								
	All establishments	1 016	1 136 419	181 172	41 557	6 604	321 488	77 208	87 714

See footnotes at end of table.

Table 1. Sales Size of Establishments: 1997—Con.

[Includes only establishments with payroll. For meaning of abbreviations and symbols, see introductory text. For explanation of terms, see Appendix A. For method of assignment to categories shown, see Appendix C]

NAICS code	Sales sizes of establishments by type of operation and kind of business	Establishments (number)	Sales (\$1,000)	Annual payroll (\$1,000)	First-quarter payroll (\$1,000)	Paid employees for pay period including March 12 (number)	Operating expenses ¹ (\$1,000)	End-of-1996 inventories (\$1,000)	End-of-1997 inventories (\$1,000)
42	WHOLESALE TRADE—Con.								
421	Wholesale trade, durable goods—Con.								
4219905	Fire extinguishers & fire safety equipment whsle—Con.								
	Establishments operated for the entire year	859	1 091 827	176 374	40 421	6 363	312 654	77 002	82 221
	Establishments with sales less than \$100,000	113	7 510	2 191	549	195	4 138	426	409
	Establishments with sales of \$100,000 to \$249,999	175	30 683	8 751	2 103	552	15 941	1 853	1 873
	Establishments with sales of \$250,000 to \$499,999	174	61 935	17 292	4 115	861	31 769	4 165	3 991
	Establishments with sales of \$500,000 to \$999,999	125	D	D	D	f	D	D	D
	Establishments with sales of \$1,000,000 to \$2,499,999	151	237 183	44 269	10 177	1 561	77 654	17 804	18 487
	Establishments with sales of \$2,500,000 to \$4,999,999	80	274 909	42 033	9 501	1 236	74 542	17 865	18 948
	Establishments with sales of \$5,000,000 to \$9,999,999	27	175 688	23 610	5 102	641	42 782	15 067	16 570
	Establishments with sales of \$10,000,000 to \$24,999,999	12	159 288	10 992	2 491	309	19 767	12 252	14 819
	Establishments with sales of \$25,000,000 or more	2	D	D	D	b	D	D	D
	Establishments not operated for the entire year	157	44 592	4 798	1 136	241	8 834	206	5 493
4219906	Other durable goods whsle								
	All establishments	2 680	5 890 668	543 420	127 038	15 793	1 279 154	525 117	595 664
	Establishments operated for the entire year	2 088	5 596 250	525 169	124 420	15 224	1 236 596	520 554	554 095
	Establishments with sales less than \$100,000	227	13 625	3 769	917	328	6 974	1 477	1 484
	Establishments with sales of \$100,000 to \$249,999	381	65 118	15 031	3 411	786	30 059	7 077	7 325
	Establishments with sales of \$250,000 to \$499,999	380	136 673	28 890	6 698	1 214	58 132	12 604	12 881
	Establishments with sales of \$500,000 to \$999,999	350	D	D	D	g	D	D	D
	Establishments with sales of \$1,000,000 to \$2,499,999	337	539 315	66 921	15 056	2 240	142 735	58 199	58 425
	Establishments with sales of \$2,500,000 to \$4,999,999	190	687 593	65 232	14 345	1 934	136 086	52 096	54 705
	Establishments with sales of \$5,000,000 to \$9,999,999	110	762 674	87 372	19 351	2 260	177 347	72 171	75 482
	Establishments with sales of \$10,000,000 to \$24,999,999	70	1 045 754	65 636	12 946	1 792	155 719	105 452	119 018
	Establishments with sales of \$25,000,000 or more	43	D	D	D	h	D	D	D
	Establishments not operated for the entire year	592	294 418	18 251	2 618	569	42 558	4 563	41 569
422	Wholesale trade, nondurable goods								
	All establishments	162 841	1 879 940 402	181 678 408	19 326 296	2 398 296	177 427 340	92 209 377	98 460 276
	Establishments operated for the entire year	141 303	1 827 671 246	79 688 123	18 830 269	2 323 961	172 409 646	90 460 208	94 597 936
	Establishments with sales less than \$100,000	6 500	386 758	147 275	36 365	10 630	261 463	99 993	94 532
	Establishments with sales of \$100,000 to \$249,999	12 462	2 114 152	449 144	105 846	27 671	896 458	220 251	220 336
	Establishments with sales of \$250,000 to \$499,999	14 868	5 407 524	895 400	208 129	46 938	1 874 004	496 912	508 573
	Establishments with sales of \$500,000 to \$999,999	19 260	13 906 807	1 941 074	450 607	88 311	4 105 176	1 240 097	1 276 774
	Establishments with sales of \$1,000,000 to \$2,499,999	27 817	44 918 463	5 144 946	1 187 170	201 741	10 931 883	3 701 438	3 809 809
	Establishments with sales of \$2,500,000 to \$4,999,999	19 226	68 173 389	6 359 985	1 463 329	217 975	13 403 386	5 035 331	5 248 181
	Establishments with sales of \$5,000,000 to \$9,999,999	15 777	111 425 941	8 543 259	1 964 901	269 524	18 093 417	7 627 397	7 950 871
	Establishments with sales of \$10,000,000 to \$24,999,999	13 751	213 492 951	13 467 895	3 114 901	401 686	28 722 571	13 231 798	13 847 624
	Establishments with sales of \$25,000,000 or more	11 642	1 367 845 261	42 739 145	10 299 021	1 059 485	94 121 288	58 806 991	61 641 236
	Establishments not operated for the entire year	21 538	52 269 156	1 990 285	496 027	74 335	5 017 694	1 749 169	3 862 340
4221	Paper & paper product whsle								
	All establishments	15 848	117 062 485	7 730 308	1 845 993	214 350	14 750 773	5 517 381	5 803 877
	Establishments operated for the entire year	14 405	114 823 786	7 599 843	1 811 653	209 476	14 424 286	5 454 902	5 662 427
	Establishments with sales less than \$100,000	646	39 298	10 238	2 602	897	18 358	3 120	2 960
	Establishments with sales of \$100,000 to \$249,999	1 362	231 040	45 422	10 808	2 655	87 463	17 160	17 317
	Establishments with sales of \$250,000 to \$499,999	1 782	655 583	108 321	25 531	5 071	213 433	43 628	44 060

See footnotes at end of table.

Table 1. Sales Size of Establishments: 1997—Con.

[Includes only establishments with payroll. For meaning of abbreviations and symbols, see introductory text. For explanation of terms, see Appendix A. For method of assignment to categories shown, see Appendix C]

NAICS code	Sales sizes of establishments by type of operation and kind of business	Establishments (number)	Sales (\$1,000)	Annual payroll (\$1,000)	First-quarter payroll (\$1,000)	Paid employees for pay period including March 12 (number)	Operating expenses ¹ (\$1,000)	End-of-1996 inventories (\$1,000)	End-of-1997 inventories (\$1,000)
42	WHOLESALE TRADE—Con.								
422	Wholesale trade, nondurable goods—Con.								
4221	Paper & paper product whsle—Con.								
	Establishments operated for the entire year—Con.								
	Establishments with sales of \$500,000 to \$999,999	2 505	1 797 546	276 318	64 581	10 731	539 924	111 671	113 691
	Establishments with sales of \$1,000,000 to \$2,499,999	3 142	5 031 009	725 842	168 857	23 405	1 357 457	307 397	318 635
	Establishments with sales of \$2,500,000 to \$4,999,999	1 787	6 265 057	816 587	189 138	22 301	1 489 957	379 209	397 504
	Establishments with sales of \$5,000,000 to \$9,999,999	1 255	8 779 606	970 270	230 524	24 927	1 778 788	534 340	541 931
	Establishments with sales of \$10,000,000 to \$24,999,999	1 044	16 144 946	1 430 073	338 595	34 426	2 654 858	1 056 888	1 104 814
	Establishments with sales of \$25,000,000 or more	882	75 879 701	3 216 772	781 017	85 063	6 284 048	3 001 489	3 121 515
	Establishments not operated for the entire year	1 443	2 238 699	130 465	34 340	4 874	326 487	62 479	141 450
42211	Printing & writing paper whsle								
	All establishments	2 309	38 397 487	1 547 334	377 117	33 135	3 037 226	1 488 311	1 502 976
	Establishments operated for the entire year	2 139	38 027 780	1 538 557	374 954	32 822	3 017 039	1 481 375	1 489 246
	Establishments with sales less than \$100,000	78	4 321	1 235	288	109	2 265	191	158
	Establishments with sales of \$100,000 to \$249,999	174	30 302	5 967	1 434	322	11 836	1 573	1 628
	Establishments with sales of \$250,000 to \$499,999	248	90 454	16 883	4 058	696	32 670	5 410	5 276
	Establishments with sales of \$500,000 to \$999,999	303	217 376	32 386	7 574	1 164	65 035	12 150	11 701
	Establishments with sales of \$1,000,000 to \$2,499,999	367	586 245	77 201	17 878	2 277	149 518	33 537	35 366
	Establishments with sales of \$2,500,000 to \$4,999,999	209	757 077	75 247	17 900	1 985	140 402	45 903	46 763
	Establishments with sales of \$5,000,000 to \$9,999,999	178	1 308 487	112 778	27 431	2 675	215 921	98 422	92 569
	Establishments with sales of \$10,000,000 to \$24,999,999	236	3 838 204	234 915	56 918	5 333	466 337	226 146	236 353
	Establishments with sales of \$25,000,000 or more	346	31 195 314	981 945	241 473	18 261	1 933 055	1 058 043	1 059 432
	Establishments not operated for the entire year	170	369 707	8 777	2 163	313	20 187	6 936	13 730
422110	Printing & writing paper whsle								
	All establishments	2 309	38 397 487	1 547 334	377 117	33 135	3 037 226	1 488 311	1 502 976
	Establishments operated for the entire year	2 139	38 027 780	1 538 557	374 954	32 822	3 017 039	1 481 375	1 489 246
	Establishments with sales less than \$100,000	78	4 321	1 235	288	109	2 265	191	158
	Establishments with sales of \$100,000 to \$249,999	174	30 302	5 967	1 434	322	11 836	1 573	1 628
	Establishments with sales of \$250,000 to \$499,999	248	90 454	16 883	4 058	696	32 670	5 410	5 276
	Establishments with sales of \$500,000 to \$999,999	303	217 376	32 386	7 574	1 164	65 035	12 150	11 701
	Establishments with sales of \$1,000,000 to \$2,499,999	367	586 245	77 201	17 878	2 277	149 518	33 537	35 366
	Establishments with sales of \$2,500,000 to \$4,999,999	209	757 077	75 247	17 900	1 985	140 402	45 903	46 763
	Establishments with sales of \$5,000,000 to \$9,999,999	178	1 308 487	112 778	27 431	2 675	215 921	98 422	92 569
	Establishments with sales of \$10,000,000 to \$24,999,999	236	3 838 204	234 915	56 918	5 333	466 337	226 146	236 353
	Establishments with sales of \$25,000,000 or more	346	31 195 314	981 945	241 473	18 261	1 933 055	1 058 043	1 059 432
	Establishments not operated for the entire year	170	369 707	8 777	2 163	313	20 187	6 936	13 730
42212	Stationery & office supplies whsle								
	All establishments	8 046	33 271 034	3 308 237	794 195	109 766	6 178 486	2 082 513	2 186 065
	Establishments operated for the entire year	7 348	32 242 767	3 243 733	776 845	107 147	6 029 142	2 056 903	2 136 179
	Establishments with sales less than \$100,000	369	22 585	5 461	1 412	504	10 101	2 050	1 918
	Establishments with sales of \$100,000 to \$249,999	821	139 907	26 409	6 336	1 594	51 626	11 011	11 051
	Establishments with sales of \$250,000 to \$499,999	1 076	393 521	64 003	15 115	2 987	125 630	25 369	25 806
	Establishments with sales of \$500,000 to \$999,999	1 457	1 047 104	167 624	39 157	6 393	319 932	64 754	66 907
	Establishments with sales of \$1,000,000 to \$2,499,999	1 708	2 708 451	427 864	100 330	13 935	777 344	154 832	159 396
	Establishments with sales of \$2,500,000 to \$4,999,999	845	2 924 402	442 845	103 571	12 019	786 394	165 327	173 984

See footnotes at end of table.

Table 1. Sales Size of Establishments: 1997—Con.

[Includes only establishments with payroll. For meaning of abbreviations and symbols, see introductory text. For explanation of terms, see Appendix A. For method of assignment to categories shown, see Appendix C]

NAICS code	Sales sizes of establishments by type of operation and kind of business	Establishments (number)	Sales (\$1,000)	Annual payroll (\$1,000)	First-quarter payroll (\$1,000)	Paid employees for pay period including March 12 (number)	Operating expenses ¹ (\$1,000)	End-of-1996 inventories (\$1,000)	End-of-1997 inventories (\$1,000)
42	WHOLESALE TRADE—Con.								
422	Wholesale trade, nondurable goods—Con.								
42212	Stationery & office supplies whsle—Con.								
	Establishments operated for the entire year—Con.								
	Establishments with sales of \$5,000,000 to \$9,999,999	502	3 466 552	436 555	107 100	10 983	790 367	186 051	189 408
	Establishments with sales of \$10,000,000 to \$24,999,999	347	5 314 252	572 502	136 329	14 030	1 060 274	401 878	419 177
	Establishments with sales of \$25,000,000 or more	223	16 225 993	1 100 470	267 495	44 702	2 107 474	1 045 631	1 088 532
	Establishments not operated for the entire year	698	1 028 267	64 504	17 350	2 619	149 344	25 610	49 886
422120	Stationery & office supplies whsle								
	All establishments	8 046	33 271 034	3 308 237	794 195	109 766	6 178 486	2 082 513	2 186 065
	Establishments operated for the entire year	7 348	32 242 767	3 243 733	776 845	107 147	6 029 142	2 056 903	2 136 179
	Establishments with sales less than \$100,000	369	22 585	5 461	1 412	504	10 101	2 050	1 918
	Establishments with sales of \$100,000 to \$249,999	821	139 907	26 409	6 336	1 594	51 626	11 011	11 051
	Establishments with sales of \$250,000 to \$499,999	1 076	393 521	64 003	15 115	2 987	125 630	25 369	25 806
	Establishments with sales of \$500,000 to \$999,999	1 457	1 047 104	167 624	39 157	6 393	319 932	64 754	66 907
	Establishments with sales of \$1,000,000 to \$2,499,999	1 708	2 708 451	427 864	100 330	13 935	777 344	154 832	159 396
	Establishments with sales of \$2,500,000 to \$4,999,999	845	2 924 402	442 845	103 571	12 019	786 394	165 327	173 984
	Establishments with sales of \$5,000,000 to \$9,999,999	502	3 466 552	436 555	107 100	10 983	790 367	186 051	189 408
	Establishments with sales of \$10,000,000 to \$24,999,999	347	5 314 252	572 502	136 329	14 030	1 060 274	401 878	419 177
	Establishments with sales of \$25,000,000 or more	223	16 225 993	1 100 470	267 495	44 702	2 107 474	1 045 631	1 088 532
	Establishments not operated for the entire year	698	1 028 267	64 504	17 350	2 619	149 344	25 610	49 886
42213	Industrial & personal service paper whsle								
	All establishments	5 493	45 393 964	2 874 737	674 681	71 449	5 535 061	1 946 557	2 114 836
	Establishments operated for the entire year	4 918	44 553 239	2 817 553	659 854	69 507	5 378 105	1 916 624	2 037 002
	Establishments with sales less than \$100,000	199	12 392	3 542	902	284	5 992	879	884
	Establishments with sales of \$100,000 to \$249,999	367	60 831	13 046	3 038	739	24 001	4 576	4 638
	Establishments with sales of \$250,000 to \$499,999	458	171 608	27 435	6 358	1 388	55 133	12 849	12 978
	Establishments with sales of \$500,000 to \$999,999	745	533 066	76 308	17 850	3 174	154 957	34 767	35 083
	Establishments with sales of \$1,000,000 to \$2,499,999	1 067	1 736 313	220 777	50 649	7 193	430 595	119 028	123 873
	Establishments with sales of \$2,500,000 to \$4,999,999	733	2 583 578	298 495	67 667	8 297	563 161	167 979	176 757
	Establishments with sales of \$5,000,000 to \$9,999,999	575	4 004 567	420 937	95 993	11 269	772 500	249 867	259 954
	Establishments with sales of \$10,000,000 to \$24,999,999	461	6 992 490	622 656	145 348	15 063	1 128 247	428 864	449 284
	Establishments with sales of \$25,000,000 or more	313	28 458 394	1 134 357	272 049	22 100	2 243 519	897 815	973 551
	Establishments not operated for the entire year	575	840 725	57 184	14 827	1 942	156 956	29 933	77 834
422130	Industrial & personal service paper whsle								
	All establishments	5 493	45 393 964	2 874 737	674 681	71 449	5 535 061	1 946 557	2 114 836
	Establishments operated for the entire year	4 918	44 553 239	2 817 553	659 854	69 507	5 378 105	1 916 624	2 037 002
	Establishments with sales less than \$100,000	199	12 392	3 542	902	284	5 992	879	884
	Establishments with sales of \$100,000 to \$249,999	367	60 831	13 046	3 038	739	24 001	4 576	4 638
	Establishments with sales of \$250,000 to \$499,999	458	171 608	27 435	6 358	1 388	55 133	12 849	12 978
	Establishments with sales of \$500,000 to \$999,999	745	533 066	76 308	17 850	3 174	154 957	34 767	35 083
	Establishments with sales of \$1,000,000 to \$2,499,999	1 067	1 736 313	220 777	50 649	7 193	430 595	119 028	123 873
	Establishments with sales of \$2,500,000 to \$4,999,999	733	2 583 578	298 495	67 667	8 297	563 161	167 979	176 757
	Establishments with sales of \$5,000,000 to \$9,999,999	575	4 004 567	420 937	95 993	11 269	772 500	249 867	259 954
	Establishments with sales of \$10,000,000 to \$24,999,999	461	6 992 490	622 656	145 348	15 063	1 128 247	428 864	449 284

See footnotes at end of table.

Table 1. Sales Size of Establishments: 1997—Con.

[Includes only establishments with payroll. For meaning of abbreviations and symbols, see introductory text. For explanation of terms, see Appendix A. For method of assignment to categories shown, see Appendix C]

NAICS code	Sales sizes of establishments by type of operation and kind of business	Establishments (number)	Sales (\$1,000)	Annual payroll (\$1,000)	First-quarter payroll (\$1,000)	Paid employees for pay period including March 12 (number)	Operating expenses ¹ (\$1,000)	End-of-1996 inventories (\$1,000)	End-of-1997 inventories (\$1,000)
42	WHOLESALE TRADE—Con.								
422	Wholesale trade, nondurable goods—Con.								
422130	Industrial & personal service paper whsle—Con. Establishments operated for the entire year—Con. Establishments with sales of \$25,000,000 or more.....	313	28 458 394	1 134 357	272 049	22 100	2 243 519	897 815	973 551
	Establishments not operated for the entire year.....	575	840 725	57 184	14 827	1 942	156 956	29 933	77 834
4222	Drugs, & druggists' sundries whsle All establishments	8 053	203 147 771	8 394 864	2 024 123	190 127	19 849 901	14 440 398	15 707 844
	Establishments operated for the entire year	6 880	199 847 610	8 224 558	1 978 524	183 810	19 465 862	14 050 378	15 337 550
	Establishments with sales less than \$100,000	398	22 934	6 470	1 675	574	11 972	3 016	3 048
	Establishments with sales of \$100,000 to \$249,999	715	119 495	27 610	6 514	1 575	56 549	15 643	16 180
	Establishments with sales of \$250,000 to \$499,999	795	287 399	58 523	13 785	2 534	123 927	36 368	39 402
	Establishments with sales of \$500,000 to \$999,999	973	706 173	129 379	30 282	4 958	271 303	91 572	96 161
	Establishments with sales of \$1,000,000 to \$2,499,999	1 310	2 060 372	300 671	69 391	10 130	655 621	235 730	250 858
	Establishments with sales of \$2,500,000 to \$4,999,999	853	3 014 986	378 128	90 202	11 833	833 055	293 455	308 371
	Establishments with sales of \$5,000,000 to \$9,999,999	599	4 224 903	464 080	104 879	13 398	1 023 388	463 964	496 561
	Establishments with sales of \$10,000,000 to \$24,999,999	461	7 192 316	673 672	155 174	18 258	1 509 598	684 137	711 358
	Establishments with sales of \$25,000,000 or more.....	776	182 219 032	6 186 025	1 506 622	120 550	14 980 449	12 226 493	13 415 611
	Establishments not operated for the entire year	1 173	3 300 161	170 306	45 599	6 317	384 039	390 020	370 294
42221	Drugs, & druggists' sundries whsle All establishments	8 053	203 147 771	8 394 864	2 024 123	190 127	19 849 901	14 440 398	15 707 844
	Establishments operated for the entire year	6 880	199 847 610	8 224 558	1 978 524	183 810	19 465 862	14 050 378	15 337 550
	Establishments with sales less than \$100,000	398	22 934	6 470	1 675	574	11 972	3 016	3 048
	Establishments with sales of \$100,000 to \$249,999	715	119 495	27 610	6 514	1 575	56 549	15 643	16 180
	Establishments with sales of \$250,000 to \$499,999	795	287 399	58 523	13 785	2 534	123 927	36 368	39 402
	Establishments with sales of \$500,000 to \$999,999	973	706 173	129 379	30 282	4 958	271 303	91 572	96 161
	Establishments with sales of \$1,000,000 to \$2,499,999	1 310	2 060 372	300 671	69 391	10 130	655 621	235 730	250 858
	Establishments with sales of \$2,500,000 to \$4,999,999	853	3 014 986	378 128	90 202	11 833	833 055	293 455	308 371
	Establishments with sales of \$5,000,000 to \$9,999,999	599	4 224 903	464 080	104 879	13 398	1 023 388	463 964	496 561
	Establishments with sales of \$10,000,000 to \$24,999,999	461	7 192 316	673 672	155 174	18 258	1 509 598	684 137	711 358
	Establishments with sales of \$25,000,000 or more.....	776	182 219 032	6 186 025	1 506 622	120 550	14 980 449	12 226 493	13 415 611
	Establishments not operated for the entire year	1 173	3 300 161	170 306	45 599	6 317	384 039	390 020	370 294
422210	Drugs, & druggists' sundries whsle All establishments	8 053	203 147 771	8 394 864	2 024 123	190 127	19 849 901	14 440 398	15 707 844
	Establishments operated for the entire year	6 880	199 847 610	8 224 558	1 978 524	183 810	19 465 862	14 050 378	15 337 550
	Establishments with sales less than \$100,000	398	22 934	6 470	1 675	574	11 972	3 016	3 048
	Establishments with sales of \$100,000 to \$249,999	715	119 495	27 610	6 514	1 575	56 549	15 643	16 180
	Establishments with sales of \$250,000 to \$499,999	795	287 399	58 523	13 785	2 534	123 927	36 368	39 402
	Establishments with sales of \$500,000 to \$999,999	973	706 173	129 379	30 282	4 958	271 303	91 572	96 161
	Establishments with sales of \$1,000,000 to \$2,499,999	1 310	2 060 372	300 671	69 391	10 130	655 621	235 730	250 858
	Establishments with sales of \$2,500,000 to \$4,999,999	853	3 014 986	378 128	90 202	11 833	833 055	293 455	308 371
	Establishments with sales of \$5,000,000 to \$9,999,999	599	4 224 903	464 080	104 879	13 398	1 023 388	463 964	496 561
	Establishments with sales of \$10,000,000 to \$24,999,999	461	7 192 316	673 672	155 174	18 258	1 509 598	684 137	711 358
	Establishments with sales of \$25,000,000 or more.....	776	182 219 032	6 186 025	1 506 622	120 550	14 980 449	12 226 493	13 415 611
	Establishments not operated for the entire year	1 173	3 300 161	170 306	45 599	6 317	384 039	390 020	370 294

See footnotes at end of table.

Table 1. Sales Size of Establishments: 1997—Con.

[Includes only establishments with payroll. For meaning of abbreviations and symbols, see introductory text. For explanation of terms, see Appendix A. For method of assignment to categories shown, see Appendix C]

NAICS code	Sales sizes of establishments by type of operation and kind of business	Establishments (number)	Sales (\$1,000)	Annual payroll (\$1,000)	First-quarter payroll (\$1,000)	Paid employees for pay period including March 12 (number)	Operating expenses ¹ (\$1,000)	End-of-1996 inventories (\$1,000)	End-of-1997 inventories (\$1,000)
42	WHOLESALE TRADE—Con.								
422	Wholesale trade, nondurable goods—Con.								
4222101	General-line drugs whsle								
	All establishments	3 283	79 946 995	2 290 715	546 162	70 977	5 352 458	9 238 904	9 838 713
	Establishments operated for the entire year	2 930	78 009 986	2 210 767	517 890	66 881	5 181 380	8 871 523	9 672 143
	Establishments with sales less than \$100,000	155	8 725	2 690	657	223	4 587	834	826
	Establishments with sales of \$100,000 to \$249,999	312	52 358	12 244	2 874	687	24 440	6 807	6 847
	Establishments with sales of \$250,000 to \$499,999	336	120 297	23 657	5 431	1 027	50 518	13 621	14 545
	Establishments with sales of \$500,000 to \$999,999	404	289 029	49 445	11 445	2 013	102 452	29 887	30 453
	Establishments with sales of \$1,000,000 to \$2,499,999	566	891 985	128 968	30 130	4 599	277 453	91 553	96 710
	Establishments with sales of \$2,500,000 to \$4,999,999	346	1 206 052	147 301	34 029	4 730	322 613	120 172	126 774
	Establishments with sales of \$5,000,000 to \$9,999,999	260	1 838 291	193 002	42 477	5 935	425 604	199 014	212 078
	Establishments with sales of \$10,000,000 to \$24,999,999	217	3 413 681	303 763	68 814	8 764	655 568	362 077	377 151
	Establishments with sales of \$25,000,000 or more	334	70 189 568	1 349 697	322 033	38 903	3 318 145	8 047 558	8 806 759
	Establishments not operated for the entire year	353	1 937 009	79 948	28 272	4 096	171 078	367 381	166 570
4222102	Specialty-line drug, pharmaceutical, cosmetic, & toiletries whsle								
	All establishments	4 770	123 200 776	6 104 149	1 477 961	119 150	14 497 443	5 201 494	5 869 131
	Establishments operated for the entire year	3 950	121 837 624	6 013 791	1 460 634	116 929	14 284 482	5 178 855	5 665 407
	Establishments with sales less than \$100,000	243	14 209	3 780	1 018	351	7 385	2 182	2 222
	Establishments with sales of \$100,000 to \$249,999	403	67 137	15 366	3 640	888	32 109	8 836	9 333
	Establishments with sales of \$250,000 to \$499,999	459	167 102	34 866	8 354	1 507	73 409	22 747	24 857
	Establishments with sales of \$500,000 to \$999,999	569	417 144	79 934	18 837	2 945	168 851	61 685	65 708
	Establishments with sales of \$1,000,000 to \$2,499,999	744	1 168 387	171 703	39 261	5 531	378 168	144 177	154 148
	Establishments with sales of \$2,500,000 to \$4,999,999	507	1 808 934	230 827	56 173	7 103	510 442	173 283	181 597
	Establishments with sales of \$5,000,000 to \$9,999,999	339	2 386 612	271 078	62 402	7 463	597 784	264 950	284 483
	Establishments with sales of \$10,000,000 to \$24,999,999	244	3 778 635	369 909	86 360	9 494	854 030	322 060	334 207
	Establishments with sales of \$25,000,000 or more	442	112 029 464	4 836 328	1 184 589	81 647	11 662 304	4 178 935	4 608 852
	Establishments not operated for the entire year	820	1 363 152	90 358	17 327	2 221	212 961	22 639	203 724
4223	Apparel, piece goods, & notions whsle								
	All establishments	20 707	124 104 420	7 759 577	1 778 842	207 574	18 455 203	12 335 849	13 581 581
	Establishments operated for the entire year	17 174	119 168 227	7 493 643	1 723 880	200 256	17 819 098	12 145 718	12 885 229
	Establishments with sales less than \$100,000	896	54 343	14 770	3 715	1 409	27 596	8 446	8 211
	Establishments with sales of \$100,000 to \$249,999	1 876	319 947	68 608	16 336	4 256	139 583	43 370	43 543
	Establishments with sales of \$250,000 to \$499,999	2 122	770 792	135 561	31 155	7 247	288 535	101 796	103 811
	Establishments with sales of \$500,000 to \$999,999	2 646	1 905 916	261 411	61 031	11 653	576 238	236 311	239 187
	Establishments with sales of \$1,000,000 to \$2,499,999	3 689	5 906 236	621 617	142 918	24 061	1 419 386	702 903	731 939
	Establishments with sales of \$2,500,000 to \$4,999,999	2 206	7 738 579	669 485	150 851	21 962	1 527 388	831 109	862 214
	Establishments with sales of \$5,000,000 to \$9,999,999	1 619	11 312 925	840 839	185 848	24 690	1 945 549	1 172 335	1 237 696
	Establishments with sales of \$10,000,000 to \$24,999,999	1 209	18 424 541	1 263 622	293 196	32 714	2 912 164	1 970 402	2 126 345
	Establishments with sales of \$25,000,000 or more	911	72 734 948	3 617 730	838 830	72 264	8 982 659	7 079 046	7 532 283
	Establishments not operated for the entire year	3 533	4 936 193	265 934	54 962	7 318	636 105	190 131	696 352
42231	Piece goods, notions, & other dry goods whsle								
	All establishments	5 666	25 776 927	1 611 443	367 889	45 435	3 416 105	2 013 882	2 231 275

See footnotes at end of table.

Table 1. Sales Size of Establishments: 1997—Con.

[Includes only establishments with payroll. For meaning of abbreviations and symbols, see introductory text. For explanation of terms, see Appendix A. For method of assignment to categories shown, see Appendix C]

NAICS code	Sales sizes of establishments by type of operation and kind of business	Establishments (number)	Sales (\$1,000)	Annual payroll (\$1,000)	First-quarter payroll (\$1,000)	Paid employees for pay period including March 12 (number)	Operating expenses ¹ (\$1,000)	End-of-1996 inventories (\$1,000)	End-of-1997 inventories (\$1,000)
42	WHOLESALE TRADE—Con.								
422	Wholesale trade, nondurable goods—Con.								
42231	Piece goods, notions, & other dry goods whsle—Con.								
	Establishments operated for the entire year	4 784	24 782 224	1 563 565	359 830	43 922	3 311 620	1 997 723	2 095 103
	Establishments with sales less than \$100,000	247	14 353	4 158	1 045	374	7 367	2 026	1 937
	Establishments with sales of \$100,000 to \$249,999	525	88 369	20 867	4 854	1 178	38 882	12 158	11 791
	Establishments with sales of \$250,000 to \$499,999	573	207 950	41 095	9 390	2 095	80 416	27 530	28 210
	Establishments with sales of \$500,000 to \$999,999	776	561 726	85 099	19 731	3 304	173 061	74 924	74 498
	Establishments with sales of \$1,000,000 to \$2,499,999	1 025	1 661 907	190 209	44 669	6 509	412 008	205 969	214 372
	Establishments with sales of \$2,500,000 to \$4,999,999	658	2 300 045	223 283	47 925	6 860	481 491	270 614	279 384
	Establishments with sales of \$5,000,000 to \$9,999,999	459	3 246 419	253 092	55 969	6 821	533 049	329 516	343 009
	Establishments with sales of \$10,000,000 to \$24,999,999	315	4 628 585	289 302	67 438	7 569	615 999	412 872	438 851
	Establishments with sales of \$25,000,000 or more	206	12 072 870	456 460	108 809	9 212	969 347	662 114	703 051
	Establishments not operated for the entire year	882	994 703	47 878	8 059	1 513	104 485	16 159	136 172
422310	Piece goods, notions, & other dry goods whsle								
	All establishments	5 666	25 776 927	1 611 443	367 889	45 435	3 416 105	2 013 882	2 231 275
	Establishments operated for the entire year	4 784	24 782 224	1 563 565	359 830	43 922	3 311 620	1 997 723	2 095 103
	Establishments with sales less than \$100,000	247	14 353	4 158	1 045	374	7 367	2 026	1 937
	Establishments with sales of \$100,000 to \$249,999	525	88 369	20 867	4 854	1 178	38 882	12 158	11 791
	Establishments with sales of \$250,000 to \$499,999	573	207 950	41 095	9 390	2 095	80 416	27 530	28 210
	Establishments with sales of \$500,000 to \$999,999	776	561 726	85 099	19 731	3 304	173 061	74 924	74 498
	Establishments with sales of \$1,000,000 to \$2,499,999	1 025	1 661 907	190 209	44 669	6 509	412 008	205 969	214 372
	Establishments with sales of \$2,500,000 to \$4,999,999	658	2 300 045	223 283	47 925	6 860	481 491	270 614	279 384
	Establishments with sales of \$5,000,000 to \$9,999,999	459	3 246 419	253 092	55 969	6 821	533 049	329 516	343 009
	Establishments with sales of \$10,000,000 to \$24,999,999	315	4 628 585	289 302	67 438	7 569	615 999	412 872	438 851
	Establishments with sales of \$25,000,000 or more	206	12 072 870	456 460	108 809	9 212	969 347	662 114	703 051
	Establishments not operated for the entire year	882	994 703	47 878	8 059	1 513	104 485	16 159	136 172
4223101	Piece goods—jobbers								
	All establishments	4 191	22 125 937	1 240 760	284 390	33 068	2 667 413	1 655 778	1 837 541
	Establishments operated for the entire year	3 567	21 311 797	1 206 926	278 149	31 889	2 592 272	1 641 413	1 731 505
	Establishments with sales less than \$100,000	151	9 025	2 735	691	232	4 868	1 150	1 059
	Establishments with sales of \$100,000 to \$249,999	358	60 119	14 157	3 275	778	26 625	8 776	8 504
	Establishments with sales of \$250,000 to \$499,999	378	138 105	27 260	6 077	1 350	54 006	19 243	19 671
	Establishments with sales of \$500,000 to \$999,999	568	410 105	61 876	14 381	2 309	126 490	56 599	56 974
	Establishments with sales of \$1,000,000 to \$2,499,999	765	1 235 645	131 541	30 652	4 506	290 314	154 348	161 587
	Establishments with sales of \$2,500,000 to \$4,999,999	530	1 841 092	170 077	35 924	5 174	375 294	219 181	225 597
	Establishments with sales of \$5,000,000 to \$9,999,999	372	2 640 012	183 680	40 727	4 806	396 902	267 805	281 012
	Establishments with sales of \$10,000,000 to \$24,999,999	255	3 752 926	207 954	49 120	5 225	454 018	319 502	341 251
	Establishments with sales of \$25,000,000 or more	190	11 224 768	407 646	97 302	7 509	863 755	594 809	635 850
	Establishments not operated for the entire year	624	814 140	33 834	6 241	1 179	75 141	14 365	106 036
4223102	Notions & other dry goods whsle								
	All establishments	1 475	3 650 990	370 683	83 499	12 367	748 692	358 104	393 734
	Establishments operated for the entire year	1 217	3 470 427	356 639	81 681	12 033	719 348	356 310	363 598
	Establishments with sales less than \$100,000	96	5 328	1 423	354	142	2 499	876	878
	Establishments with sales of \$100,000 to \$249,999	167	28 250	6 710	1 579	400	12 257	3 382	3 287
	Establishments with sales of \$250,000 to \$499,999	195	69 845	13 835	3 313	745	26 410	8 287	8 539

See footnotes at end of table.

Table 1. Sales Size of Establishments: 1997—Con.

[Includes only establishments with payroll. For meaning of abbreviations and symbols, see introductory text. For explanation of terms, see Appendix A. For method of assignment to categories shown, see Appendix C.]

NAICS code	Sales sizes of establishments by type of operation and kind of business	Establishments (number)	Sales (\$1,000)	Annual payroll (\$1,000)	First-quarter payroll (\$1,000)	Paid employees for pay period including March 12 (number)	Operating expenses ¹ (\$1,000)	End-of-1996 inventories (\$1,000)	End-of-1997 inventories (\$1,000)
42	WHOLESALE TRADE—Con.								
422	Wholesale trade, nondurable goods—Con.								
4223102	Notions & other dry goods whsle—Con.								
	Establishments operated for the entire year—Con.								
	Establishments with sales of \$500,000 to \$999,999	208	151 621	23 223	5 350	995	46 571	18 325	17 524
	Establishments with sales of \$1,000,000 to \$2,499,999	260	426 262	58 668	14 017	2 003	121 694	51 621	52 785
	Establishments with sales of \$2,500,000 to \$4,999,999	128	458 953	53 206	12 001	1 686	106 197	51 433	53 787
	Establishments with sales of \$5,000,000 to \$9,999,999	87	606 407	69 412	15 242	2 015	136 147	61 711	61 997
	Establishments with sales of \$10,000,000 to \$24,999,999	60	875 659	81 348	18 318	2 344	161 981	93 370	97 600
	Establishments with sales of \$25,000,000 or more	16	848 102	48 814	11 507	1 703	105 592	67 305	67 201
	Establishments not operated for the entire year	258	180 563	14 044	1 818	334	29 344	1 794	30 136
42232	Men's & boys' clothing & furnishings whsle								
	All establishments	5 006	33 360 264	2 166 205	498 595	62 253	5 283 780	4 154 867	4 525 220
	Establishments operated for the entire year	4 306	32 436 015	2 103 905	482 019	59 983	5 144 950	4 089 606	4 359 796
	Establishments with sales less than \$100,000	192	11 548	3 132	842	323	5 909	1 539	1 501
	Establishments with sales of \$100,000 to \$249,999	424	72 004	14 960	3 600	909	30 970	8 444	8 839
	Establishments with sales of \$250,000 to \$499,999	534	191 866	32 429	7 732	1 746	71 480	25 087	25 171
	Establishments with sales of \$500,000 to \$999,999	631	454 140	62 021	14 217	3 015	138 375	53 059	53 642
	Establishments with sales of \$1,000,000 to \$2,499,999	935	1 487 715	166 228	38 235	7 168	374 267	180 037	184 631
	Establishments with sales of \$2,500,000 to \$4,999,999	565	1 976 846	172 585	39 101	6 061	385 038	231 585	235 891
	Establishments with sales of \$5,000,000 to \$9,999,999	448	3 139 610	231 919	51 911	7 428	565 821	372 690	390 708
	Establishments with sales of \$10,000,000 to \$24,999,999	328	5 096 913	345 443	82 237	9 618	836 922	666 832	733 669
	Establishments with sales of \$25,000,000 or more	249	20 005 373	1 075 188	244 144	23 715	2 736 168	2 550 333	2 725 744
	Establishments not operated for the entire year	700	924 249	62 300	16 576	2 270	138 830	65 261	165 424
422320	Men's & boys' clothing & furnishings whsle								
	All establishments	5 006	33 360 264	2 166 205	498 595	62 253	5 283 780	4 154 867	4 525 220
	Establishments operated for the entire year	4 306	32 436 015	2 103 905	482 019	59 983	5 144 950	4 089 606	4 359 796
	Establishments with sales less than \$100,000	192	11 548	3 132	842	323	5 909	1 539	1 501
	Establishments with sales of \$100,000 to \$249,999	424	72 004	14 960	3 600	909	30 970	8 444	8 839
	Establishments with sales of \$250,000 to \$499,999	534	191 866	32 429	7 732	1 746	71 480	25 087	25 171
	Establishments with sales of \$500,000 to \$999,999	631	454 140	62 021	14 217	3 015	138 375	53 059	53 642
	Establishments with sales of \$1,000,000 to \$2,499,999	935	1 487 715	166 228	38 235	7 168	374 267	180 037	184 631
	Establishments with sales of \$2,500,000 to \$4,999,999	565	1 976 846	172 585	39 101	6 061	385 038	231 585	235 891
	Establishments with sales of \$5,000,000 to \$9,999,999	448	3 139 610	231 919	51 911	7 428	565 821	372 690	390 708
	Establishments with sales of \$10,000,000 to \$24,999,999	328	5 096 913	345 443	82 237	9 618	836 922	666 832	733 669
	Establishments with sales of \$25,000,000 or more	249	20 005 373	1 075 188	244 144	23 715	2 736 168	2 550 333	2 725 744
	Establishments not operated for the entire year	700	924 249	62 300	16 576	2 270	138 830	65 261	165 424
42233	Women's, children's, & infants' clothing & accessories whsle								
	All establishments	8 217	40 603 484	2 799 463	632 897	76 256	6 694 729	3 658 306	4 184 804
	Establishments operated for the entire year	6 557	38 411 155	2 657 995	605 534	73 114	6 341 479	3 563 693	3 847 723
	Establishments with sales less than \$100,000	389	23 797	6 137	1 436	609	11 887	3 988	3 931
	Establishments with sales of \$100,000 to \$249,999	789	135 855	27 584	6 648	1 905	59 100	19 171	19 148
	Establishments with sales of \$250,000 to \$499,999	865	315 825	53 397	12 139	2 976	115 606	40 116	41 041
	Establishments with sales of \$500,000 to \$999,999	1 010	724 311	92 464	21 770	4 442	212 188	84 514	86 403
	Establishments with sales of \$1,000,000 to \$2,499,999	1 413	2 241 156	218 684	49 216	8 704	517 293	239 862	250 379

See footnotes at end of table.

Table 1. Sales Size of Establishments: 1997—Con.

[Includes only establishments with payroll. For meaning of abbreviations and symbols, see introductory text. For explanation of terms, see Appendix A. For method of assignment to categories shown, see Appendix C]

NAICS code	Sales sizes of establishments by type of operation and kind of business	Establishments (number)	Sales (\$1,000)	Annual payroll (\$1,000)	First-quarter payroll (\$1,000)	Paid employees for pay period including March 12 (number)	Operating expenses ¹ (\$1,000)	End-of-1996 inventories (\$1,000)	End-of-1997 inventories (\$1,000)
42	WHOLESALE TRADE—Con.								
422	Wholesale trade, nondurable goods—Con.								
42233	Women's, children's, & infants' clothing & accessories whsle—Con.								
	Establishments operated for the entire year—Con.								
	Establishments with sales of \$2,500,000 to \$4,999,999	763	2 662 423	218 985	50 172	7 254	521 465	244 768	259 160
	Establishments with sales of \$5,000,000 to \$9,999,999	570	3 940 231	294 212	64 695	8 975	681 533	370 527	402 433
	Establishments with sales of \$10,000,000 to \$24,999,999	451	6 953 677	526 599	117 070	13 254	1 199 694	680 322	731 015
	Establishments with sales of \$25,000,000 or more	307	21 413 880	1 219 933	282 388	24 995	3 022 713	1 880 425	2 054 213
	Establishments not operated for the entire year	1 660	2 192 329	141 468	27 363	3 142	353 250	94 613	337 081
422330	Women's, children's, & infants' clothing & accessories whsle								
	All establishments	8 217	40 603 484	2 799 463	632 897	76 256	6 694 729	3 658 306	4 184 804
	Establishments operated for the entire year	6 557	38 411 155	2 657 995	605 534	73 114	6 341 479	3 563 693	3 847 723
	Establishments with sales less than \$100,000	389	23 797	6 137	1 436	609	11 887	3 988	3 931
	Establishments with sales of \$100,000 to \$249,999	789	135 855	27 584	6 648	1 905	59 100	19 171	19 148
	Establishments with sales of \$250,000 to \$499,999	865	315 825	53 397	12 139	2 976	115 606	40 116	41 041
	Establishments with sales of \$500,000 to \$999,999	1 010	724 311	92 464	21 770	4 442	212 188	84 514	86 403
	Establishments with sales of \$1,000,000 to \$2,499,999	1 413	2 241 156	218 684	49 216	8 704	517 293	239 862	250 379
	Establishments with sales of \$2,500,000 to \$4,999,999	763	2 662 423	218 985	50 172	7 254	521 465	244 768	259 160
	Establishments with sales of \$5,000,000 to \$9,999,999	570	3 940 231	294 212	64 695	8 975	681 533	370 527	402 433
	Establishments with sales of \$10,000,000 to \$24,999,999	451	6 953 677	526 599	117 070	13 254	1 199 694	680 322	731 015
	Establishments with sales of \$25,000,000 or more	307	21 413 880	1 219 933	282 388	24 995	3 022 713	1 880 425	2 054 213
	Establishments not operated for the entire year	1 660	2 192 329	141 468	27 363	3 142	353 250	94 613	337 081
42234	Footwear whsle								
	All establishments	1 818	24 363 745	1 182 466	279 461	23 630	3 060 589	2 508 794	2 640 282
	Establishments operated for the entire year	1 527	23 538 833	1 168 178	276 497	23 237	3 021 049	2 494 696	2 582 607
	Establishments with sales less than \$100,000	68	4 645	1 343	392	103	2 433	893	842
	Establishments with sales of \$100,000 to \$249,999	138	23 719	5 197	1 234	264	10 631	3 597	3 765
	Establishments with sales of \$250,000 to \$499,999	150	55 151	8 640	1 894	430	21 033	9 063	9 389
	Establishments with sales of \$500,000 to \$999,999	229	165 739	21 827	5 313	892	52 614	23 814	24 644
	Establishments with sales of \$1,000,000 to \$2,499,999	316	515 458	46 496	10 798	1 680	115 818	77 035	82 557
	Establishments with sales of \$2,500,000 to \$4,999,999	220	799 265	54 632	13 653	1 787	139 394	84 142	87 779
	Establishments with sales of \$5,000,000 to \$9,999,999	142	986 665	61 616	13 273	1 466	165 146	99 602	101 546
	Establishments with sales of \$10,000,000 to \$24,999,999	115	1 745 366	102 278	26 451	2 273	259 549	210 376	222 810
	Establishments with sales of \$25,000,000 or more	149	19 242 825	866 149	203 489	14 342	2 254 431	1 986 174	2 049 275
	Establishments not operated for the entire year	291	824 912	14 288	2 964	393	39 540	14 098	57 675
422340	Footwear whsle								
	All establishments	1 818	24 363 745	1 182 466	279 461	23 630	3 060 589	2 508 794	2 640 282
	Establishments operated for the entire year	1 527	23 538 833	1 168 178	276 497	23 237	3 021 049	2 494 696	2 582 607
	Establishments with sales less than \$100,000	68	4 645	1 343	392	103	2 433	893	842
	Establishments with sales of \$100,000 to \$249,999	138	23 719	5 197	1 234	264	10 631	3 597	3 765
	Establishments with sales of \$250,000 to \$499,999	150	55 151	8 640	1 894	430	21 033	9 063	9 389
	Establishments with sales of \$500,000 to \$999,999	229	165 739	21 827	5 313	892	52 614	23 814	24 644
	Establishments with sales of \$1,000,000 to \$2,499,999	316	515 458	46 496	10 798	1 680	115 818	77 035	82 557
	Establishments with sales of \$2,500,000 to \$4,999,999	220	799 265	54 632	13 653	1 787	139 394	84 142	87 779
	Establishments with sales of \$5,000,000 to \$9,999,999	142	986 665	61 616	13 273	1 466	165 146	99 602	101 546
	Establishments with sales of \$10,000,000 to \$24,999,999	115	1 745 366	102 278	26 451	2 273	259 549	210 376	222 810
	Establishments with sales of \$25,000,000 or more	149	19 242 825	866 149	203 489	14 342	2 254 431	1 986 174	2 049 275
	Establishments not operated for the entire year	291	824 912	14 288	2 964	393	39 540	14 098	57 675

See footnotes at end of table.

Table 1. Sales Size of Establishments: 1997—Con.

[Includes only establishments with payroll. For meaning of abbreviations and symbols, see introductory text. For explanation of terms, see Appendix A. For method of assignment to categories shown, see Appendix C]

NAICS code	Sales sizes of establishments by type of operation and kind of business	Establishments (number)	Sales (\$1,000)	Annual payroll (\$1,000)	First-quarter payroll (\$1,000)	Paid employees for pay period including March 12 (number)	Operating expenses ¹ (\$1,000)	End-of-1996 inventories (\$1,000)	End-of-1997 inventories (\$1,000)
42	WHOLESALE TRADE—Con.								
422	Wholesale trade, nondurable goods—Con.								
422340	Footwear whsle—Con. Establishments operated for the entire year—Con. Establishments with sales of \$25,000,000 or more	149	19 242 825	866 149	203 489	14 342	2 254 431	1 986 174	2 049 275
	Establishments not operated for the entire year	291	824 912	14 288	2 964	393	39 540	14 098	57 675
4224	Grocery & related products whsle All establishments	41 760	588 970 062	26 778 099	6 317 278	854 919	55 236 142	18 818 462	20 042 559
	Establishments operated for the entire year	36 244	570 581 357	26 088 817	6 151 907	827 748	53 685 599	18 640 145	19 276 496
	Establishments with sales less than \$100,000	1 366	83 774	47 508	12 101	2 490	71 089	6 015	6 145
	Establishments with sales of \$100,000 to \$249,999	2 765	471 979	92 722	21 945	6 452	186 460	25 525	25 495
	Establishments with sales of \$250,000 to \$499,999	3 533	1 281 306	187 316	43 335	11 548	388 379	54 337	55 657
	Establishments with sales of \$500,000 to \$999,999	4 400	3 189 998	391 313	89 756	20 580	828 286	133 721	137 830
	Establishments with sales of \$1,000,000 to \$2,499,999	6 731	10 931 855	1 129 502	260 963	53 134	2 401 176	453 566	467 233
	Establishments with sales of \$2,500,000 to \$4,999,999	4 900	17 374 533	1 529 248	353 285	61 881	3 203 391	692 258	709 457
	Establishments with sales of \$5,000,000 to \$9,999,999	4 409	31 297 480	2 401 220	553 505	86 208	5 073 363	1 222 207	1 270 370
	Establishments with sales of \$10,000,000 to \$24,999,999	4 114	64 710 556	4 147 960	954 953	136 552	8 696 044	2 328 448	2 458 787
	Establishments with sales of \$25,000,000 or more	4 026	441 239 876	16 162 028	3 862 064	448 903	32 837 411	13 724 068	14 145 522
	Establishments not operated for the entire year	5 516	18 388 705	689 282	165 371	27 171	1 550 543	178 317	766 063
42241	General-line grocery whsle All establishments	4 138	146 689 286	5 541 000	1 336 143	168 190	10 385 724	5 638 569	5 760 246
	Establishments operated for the entire year	3 473	140 396 372	5 416 321	1 305 910	163 314	10 146 579	5 611 342	5 675 742
	Establishments with sales less than \$100,000	109	6 174	2 674	670	252	5 010	1 741	1 708
	Establishments with sales of \$100,000 to \$249,999	188	31 058	7 159	1 791	413	13 072	2 409	2 430
	Establishments with sales of \$250,000 to \$499,999	275	100 693	14 023	3 284	925	26 327	6 928	6 906
	Establishments with sales of \$500,000 to \$999,999	358	261 717	30 041	6 673	1 444	58 458	17 874	17 758
	Establishments with sales of \$1,000,000 to \$2,499,999	575	944 514	78 830	18 399	3 704	163 911	64 493	64 577
	Establishments with sales of \$2,500,000 to \$4,999,999	468	1 696 382	93 765	21 464	4 182	215 711	102 538	106 266
	Establishments with sales of \$5,000,000 to \$9,999,999	435	3 020 381	171 829	40 193	6 195	387 292	169 252	175 009
	Establishments with sales of \$10,000,000 to \$24,999,999	342	5 357 421	255 288	59 901	8 919	510 072	236 040	242 420
	Establishments with sales of \$25,000,000 or more	723	128 978 032	4 762 712	1 153 535	137 280	8 766 726	5 010 067	5 058 668
	Establishments not operated for the entire year	665	6 292 914	124 679	30 233	4 876	239 145	27 227	84 504
422410	General-line grocery whsle All establishments	4 138	146 689 286	5 541 000	1 336 143	168 190	10 385 724	5 638 569	5 760 246
	Establishments operated for the entire year	3 473	140 396 372	5 416 321	1 305 910	163 314	10 146 579	5 611 342	5 675 742
	Establishments with sales less than \$100,000	109	6 174	2 674	670	252	5 010	1 741	1 708
	Establishments with sales of \$100,000 to \$249,999	188	31 058	7 159	1 791	413	13 072	2 409	2 430
	Establishments with sales of \$250,000 to \$499,999	275	100 693	14 023	3 284	925	26 327	6 928	6 906
	Establishments with sales of \$500,000 to \$999,999	358	261 717	30 041	6 673	1 444	58 458	17 874	17 758
	Establishments with sales of \$1,000,000 to \$2,499,999	575	944 514	78 830	18 399	3 704	163 911	64 493	64 577
	Establishments with sales of \$2,500,000 to \$4,999,999	468	1 696 382	93 765	21 464	4 182	215 711	102 538	106 266
	Establishments with sales of \$5,000,000 to \$9,999,999	435	3 020 381	171 829	40 193	6 195	387 292	169 252	175 009
	Establishments with sales of \$10,000,000 to \$24,999,999	342	5 357 421	255 288	59 901	8 919	510 072	236 040	242 420
	Establishments with sales of \$25,000,000 or more	723	128 978 032	4 762 712	1 153 535	137 280	8 766 726	5 010 067	5 058 668
	Establishments not operated for the entire year	665	6 292 914	124 679	30 233	4 876	239 145	27 227	84 504
4224101	General-line grocery whsle, voluntary group								

See footnotes at end of table.

Table 1. Sales Size of Establishments: 1997—Con.

[Includes only establishments with payroll. For meaning of abbreviations and symbols, see introductory text. For explanation of terms, see Appendix A. For method of assignment to categories shown, see Appendix C]

NAICS code	Sales sizes of establishments by type of operation and kind of business	Establishments (number)	Sales (\$1,000)	Annual payroll (\$1,000)	First-quarter payroll (\$1,000)	Paid employees for pay period including March 12 (number)	Operating expenses ¹ (\$1,000)	End-of-1996 inventories (\$1,000)	End-of-1997 inventories (\$1,000)
42	WHOLESALE TRADE—Con.								
422	Wholesale trade, nondurable goods—Con.								
4224101	General-line grocery whsle, voluntary group—Con.								
	All establishments	186	16 156 029	554 986	135 594	17 064	1 105 622	989 577	958 773
	Establishments operated for the entire year	167	16 052 262	552 134	134 214	16 716	1 100 701	978 983	955 487
	Establishments with sales less than \$100,000	6	315	119	29	9	224	9	9
	Establishments with sales of \$100,000 to \$249,999	7	1 119	125	31	9	370	48	49
	Establishments with sales of \$250,000 to \$499,999	16	5 778	948	198	50	1 690	243	252
	Establishments with sales of \$500,000 to \$999,999	14	10 444	841	193	68	2 490	560	577
	Establishments with sales of \$1,000,000 to \$2,499,999	25	42 251	4 323	1 011	191	7 834	1 815	2 140
	Establishments with sales of \$2,500,000 to \$4,999,999	17	59 481	4 655	1 117	254	10 057	3 191	3 331
	Establishments with sales of \$5,000,000 to \$9,999,999	14	106 706	7 653	1 613	284	13 757	7 053	7 179
	Establishments with sales of \$10,000,000 to \$24,999,999	16	261 258	13 544	3 216	527	33 593	19 828	21 861
	Establishments with sales of \$25,000,000 or more	52	15 564 910	519 926	126 806	15 324	1 030 686	946 236	920 089
	Establishments not operated for the entire year	19	103 767	2 852	1 380	348	4 921	10 594	3 286
4224102	General-line grocery whsle, retail cooperative								
	All establishments	211	16 142 440	467 726	112 330	13 882	884 413	926 900	945 354
	Establishments operated for the entire year	189	15 996 448	462 271	109 846	13 481	874 362	923 221	942 806
	Establishments with sales less than \$100,000	5	327	44	11	6	106	9	9
	Establishments with sales of \$100,000 to \$249,999	9	1 574	540	132	24	881	111	125
	Establishments with sales of \$250,000 to \$499,999	11	3 631	590	119	36	1 308	207	214
	Establishments with sales of \$500,000 to \$999,999	17	13 330	2 031	365	84	3 714	943	910
	Establishments with sales of \$1,000,000 to \$2,499,999	29	52 021	3 439	847	156	7 562	3 411	3 615
	Establishments with sales of \$2,500,000 to \$4,999,999	30	112 881	4 827	1 183	229	12 213	9 922	10 972
	Establishments with sales of \$5,000,000 to \$9,999,999	36	258 336	17 261	3 998	509	36 153	24 287	24 456
	Establishments with sales of \$10,000,000 to \$24,999,999	13	162 922	13 135	2 624	328	24 661	11 795	12 614
	Establishments with sales of \$25,000,000 or more	39	15 391 426	420 404	100 567	12 109	787 764	872 536	889 891
	Establishments not operated for the entire year	22	145 992	5 455	2 484	401	10 051	3 679	2 548
4224103	Other general-line grocery whsle								
	All establishments	3 741	114 390 817	4 518 288	1 088 219	137 244	8 395 689	3 722 092	3 856 119
	Establishments operated for the entire year	3 117	108 347 662	4 401 916	1 061 850	133 117	8 171 516	3 709 138	3 777 449
	Establishments with sales less than \$100,000	98	5 532	2 511	630	237	4 680	1 723	1 690
	Establishments with sales of \$100,000 to \$249,999	172	28 365	6 494	1 628	380	11 821	2 250	2 256
	Establishments with sales of \$250,000 to \$499,999	248	91 284	12 485	2 967	839	23 329	6 478	6 440
	Establishments with sales of \$500,000 to \$999,999	327	237 943	27 169	6 115	1 292	52 254	16 371	16 271
	Establishments with sales of \$1,000,000 to \$2,499,999	521	850 242	71 068	16 541	3 357	148 515	59 267	58 822
	Establishments with sales of \$2,500,000 to \$4,999,999	421	1 524 020	84 283	19 164	3 699	193 441	89 425	91 963
	Establishments with sales of \$5,000,000 to \$9,999,999	385	2 655 339	146 915	34 582	5 402	337 382	137 912	143 374
	Establishments with sales of \$10,000,000 to \$24,999,999	313	4 933 241	228 609	54 061	8 064	451 818	204 417	207 945
	Establishments with sales of \$25,000,000 or more	632	98 021 696	3 822 382	926 162	109 847	6 948 276	3 191 295	3 248 688
	Establishments not operated for the entire year	624	6 043 155	116 372	26 369	4 127	224 173	12 954	78 670
42242	Packaged frozen food whsle								
	All establishments	3 838	69 114 831	2 800 272	659 242	85 067	6 015 881	2 698 171	3 086 225
	Establishments operated for the entire year	3 464	66 567 030	2 705 531	636 616	82 326	5 820 307	2 677 454	2 797 407
	Establishments with sales less than \$100,000	86	5 060	1 568	370	170	2 661	266	288
	Establishments with sales of \$100,000 to \$249,999	186	32 205	5 993	1 363	482	12 927	1 565	1 679
	Establishments with sales of \$250,000 to \$499,999	267	97 839	15 478	3 600	1 054	33 629	4 472	4 510

See footnotes at end of table.

Table 1. Sales Size of Establishments: 1997—Con.

[Includes only establishments with payroll. For meaning of abbreviations and symbols, see introductory text. For explanation of terms, see Appendix A. For method of assignment to categories shown, see Appendix C]

NAICS code	Sales sizes of establishments by type of operation and kind of business	Establishments (number)	Sales (\$1,000)	Annual payroll (\$1,000)	First-quarter payroll (\$1,000)	Paid employees for pay period including March 12 (number)	Operating expenses ¹ (\$1,000)	End-of-1996 inventories (\$1,000)	End-of-1997 inventories (\$1,000)
42	WHOLESALE TRADE—Con.								
422	Wholesale trade, nondurable goods—Con.								
42242	Packaged frozen food whsle—Con.								
	Establishments operated for the entire year—Con.								
	Establishments with sales of \$500,000 to \$999,999	350	258 368	32 500	7 266	1 593	70 412	10 821	10 618
	Establishments with sales of \$1,000,000 to \$2,499,999	537	872 495	81 426	18 084	3 811	185 628	39 230	39 973
	Establishments with sales of \$2,500,000 to \$4,999,999	489	1 719 872	145 479	34 802	5 925	331 078	87 062	87 815
	Establishments with sales of \$5,000,000 to \$9,999,999	467	3 265 868	216 851	50 861	7 265	501 364	162 182	172 722
	Establishments with sales of \$10,000,000 to \$24,999,999	476	7 741 838	352 720	79 324	11 869	753 439	335 469	356 049
	Establishments with sales of \$25,000,000 or more	606	52 573 485	1 853 516	440 946	50 157	3 929 169	2 036 387	2 123 753
	Establishments not operated for the entire year	374	2 547 801	94 741	22 626	2 741	195 574	20 717	288 818
422420	Packaged frozen food whsle								
	All establishments	3 838	69 114 831	2 800 272	659 242	85 067	6 015 881	2 698 171	3 086 225
	Establishments operated for the entire year	3 464	66 567 030	2 705 531	636 616	82 326	5 820 307	2 677 454	2 797 407
	Establishments with sales less than \$100,000	86	5 060	1 568	370	170	2 661	266	288
	Establishments with sales of \$100,000 to \$249,999	186	32 205	5 993	1 363	482	12 927	1 565	1 679
	Establishments with sales of \$250,000 to \$499,999	267	97 839	15 478	3 600	1 054	33 629	4 472	4 510
	Establishments with sales of \$500,000 to \$999,999	350	258 368	32 500	7 266	1 593	70 412	10 821	10 618
	Establishments with sales of \$1,000,000 to \$2,499,999	537	872 495	81 426	18 084	3 811	185 628	39 230	39 973
	Establishments with sales of \$2,500,000 to \$4,999,999	489	1 719 872	145 479	34 802	5 925	331 078	87 062	87 815
	Establishments with sales of \$5,000,000 to \$9,999,999	467	3 265 868	216 851	50 861	7 265	501 364	162 182	172 722
	Establishments with sales of \$10,000,000 to \$24,999,999	476	7 741 838	352 720	79 324	11 869	753 439	335 469	356 049
	Establishments with sales of \$25,000,000 or more	606	52 573 485	1 853 516	440 946	50 157	3 929 169	2 036 387	2 123 753
	Establishments not operated for the entire year	374	2 547 801	94 741	22 626	2 741	195 574	20 717	288 818
42243	Dairy products, (except dried or canned) whsle								
	All establishments	2 862	34 594 779	1 637 129	380 221	47 742	3 764 991	856 679	908 789
	Establishments operated for the entire year	2 522	33 435 160	1 597 779	367 583	45 894	3 677 421	839 560	873 068
	Establishments with sales less than \$100,000	84	D	D	D	c	D	D	D
	Establishments with sales of \$100,000 to \$249,999	162	D	D	D	e	D	D	D
	Establishments with sales of \$250,000 to \$499,999	256	95 391	11 384	2 640	644	23 731	2 595	2 482
	Establishments with sales of \$500,000 to \$999,999	326	235 971	21 085	4 941	1 113	47 676	5 144	5 442
	Establishments with sales of \$1,000,000 to \$2,499,999	491	810 264	82 022	18 785	3 477	177 195	18 468	19 181
	Establishments with sales of \$2,500,000 to \$4,999,999	370	1 308 346	118 198	26 617	4 251	261 243	33 583	34 668
	Establishments with sales of \$5,000,000 to \$9,999,999	295	2 049 684	153 156	35 238	5 057	339 406	57 860	58 588
	Establishments with sales of \$10,000,000 to \$24,999,999	292	4 594 955	301 351	69 728	9 393	660 686	123 446	129 359
	Establishments with sales of \$25,000,000 or more	246	24 307 458	903 778	208 022	21 541	2 154 282	597 077	621 999
	Establishments not operated for the entire year	340	1 159 619	39 350	12 638	1 848	87 570	17 119	35 721
422430	Dairy products, (except dried or canned) whsle								
	All establishments	2 862	34 594 779	1 637 129	380 221	47 742	3 764 991	856 679	908 789
	Establishments operated for the entire year	2 522	33 435 160	1 597 779	367 583	45 894	3 677 421	839 560	873 068
	Establishments with sales less than \$100,000	84	D	D	D	c	D	D	D
	Establishments with sales of \$100,000 to \$249,999	162	D	D	D	e	D	D	D
	Establishments with sales of \$250,000 to \$499,999	256	95 391	11 384	2 640	644	23 731	2 595	2 482
	Establishments with sales of \$500,000 to \$999,999	326	235 971	21 085	4 941	1 113	47 676	5 144	5 442
	Establishments with sales of \$1,000,000 to \$2,499,999	491	810 264	82 022	18 785	3 477	177 195	18 468	19 181
	Establishments with sales of \$2,500,000 to \$4,999,999	370	1 308 346	118 198	26 617	4 251	261 243	33 583	34 668

See footnotes at end of table.

Table 1. Sales Size of Establishments: 1997—Con.

[Includes only establishments with payroll. For meaning of abbreviations and symbols, see introductory text. For explanation of terms, see Appendix A. For method of assignment to categories shown, see Appendix C.]

NAICS code	Sales sizes of establishments by type of operation and kind of business	Establishments (number)	Sales (\$1,000)	Annual payroll (\$1,000)	First-quarter payroll (\$1,000)	Paid employees for pay period including March 12 (number)	Operating expenses ¹ (\$1,000)	End-of-1996 inventories (\$1,000)	End-of-1997 inventories (\$1,000)
42	WHOLESALE TRADE—Con.								
422	Wholesale trade, nondurable goods—Con.								
422430	Dairy products, (except dried or canned) whsle—Con.								
	Establishments operated for the entire year—Con.								
	Establishments with sales of \$5,000,000 to \$9,999,999	295	2 049 684	153 156	35 238	5 057	339 406	57 860	58 588
	Establishments with sales of \$10,000,000 to \$24,999,999	292	4 594 955	301 351	69 728	9 393	660 686	123 446	129 359
	Establishments with sales of \$25,000,000 or more	246	24 307 458	903 778	208 022	21 541	2 154 282	597 077	621 999
	Establishments not operated for the entire year	340	1 159 619	39 350	12 638	1 848	87 570	17 119	35 721
4224301	Raw milk whsle								
	All establishments	140	4 900 769	49 043	12 268	1 642	157 610	19 880	23 534
	Establishments operated for the entire year	120	D	D	D	g	D	D	D
	Establishments with sales less than \$100,000	4	D	D	D	a	D	D	D
	Establishments with sales of \$100,000 to \$249,999	11	D	D	D	a	D	D	D
	Establishments with sales of \$250,000 to \$499,999	15	5 266	761	178	42	1 658	44	44
	Establishments with sales of \$500,000 to \$999,999	8	5 976	458	105	29	1 446	160	166
	Establishments with sales of \$1,000,000 to \$2,499,999	16	30 090	1 851	426	83	4 770	556	632
	Establishments with sales of \$2,500,000 to \$4,999,999	6	24 857	564	116	33	1 516	441	438
	Establishments with sales of \$5,000,000 to \$9,999,999	11	73 610	2 399	532	106	6 077	2 669	2 709
	Establishments with sales of \$10,000,000 to \$24,999,999	14	D	D	D	c	D	D	D
	Establishments with sales of \$25,000,000 or more	35	D	D	D	g	D	D	D
	Establishments not operated for the entire year	20	D	D	D	c	D	D	D
4224302	Dairy product (except raw milk) whsle								
	All establishments	2 722	29 694 010	1 588 086	367 953	46 100	3 607 381	836 799	885 255
	Establishments operated for the entire year	2 402	D	D	D	k	D	D	D
	Establishments with sales less than \$100,000	80	D	D	D	c	D	D	D
	Establishments with sales of \$100,000 to \$249,999	151	D	D	D	e	D	D	D
	Establishments with sales of \$250,000 to \$499,999	241	90 125	10 623	2 462	602	22 073	2 551	2 438
	Establishments with sales of \$500,000 to \$999,999	318	229 995	20 627	4 836	1 084	46 230	4 984	5 276
	Establishments with sales of \$1,000,000 to \$2,499,999	475	780 174	80 171	18 359	3 394	172 425	17 912	18 549
	Establishments with sales of \$2,500,000 to \$4,999,999	364	1 283 489	117 634	26 501	4 218	259 727	33 142	34 230
	Establishments with sales of \$5,000,000 to \$9,999,999	284	1 976 074	150 757	34 706	4 951	333 329	55 191	55 879
	Establishments with sales of \$10,000,000 to \$24,999,999	278	D	D	D	i	D	D	D
	Establishments with sales of \$25,000,000 or more	211	D	D	D	j	D	D	D
	Establishments not operated for the entire year	320	D	D	D	g	D	D	D
42244	Poultry & poultry product whsle								
	All establishments	1 040	13 809 561	490 567	113 929	17 792	1 088 278	270 183	293 622
	Establishments operated for the entire year	942	13 448 205	477 289	111 246	17 261	1 058 578	268 078	285 014
	Establishments with sales less than \$100,000	19	D	D	D	b	D	D	D
	Establishments with sales of \$100,000 to \$249,999	32	D	D	D	b	D	D	D
	Establishments with sales of \$250,000 to \$499,999	62	22 267	3 405	832	216	6 699	647	646
	Establishments with sales of \$500,000 to \$999,999	79	58 567	5 984	1 404	325	13 203	1 227	1 189
	Establishments with sales of \$1,000,000 to \$2,499,999	164	266 366	23 623	5 675	1 199	49 099	4 580	4 831
	Establishments with sales of \$2,500,000 to \$4,999,999	154	546 742	36 870	8 837	1 662	77 304	10 942	11 006
	Establishments with sales of \$5,000,000 to \$9,999,999	153	1 133 686	63 291	14 652	2 618	128 687	17 913	20 017
	Establishments with sales of \$10,000,000 to \$24,999,999	153	2 383 763	100 331	22 999	3 798	226 069	49 984	52 546
	Establishments with sales of \$25,000,000 or more	126	9 029 879	242 247	56 476	7 322	554 651	182 604	194 604

See footnotes at end of table.

Table 1. Sales Size of Establishments: 1997—Con.

[Includes only establishments with payroll. For meaning of abbreviations and symbols, see introductory text. For explanation of terms, see Appendix A. For method of assignment to categories shown, see Appendix C]

NAICS code	Sales sizes of establishments by type of operation and kind of business	Establishments (number)	Sales (\$1,000)	Annual payroll (\$1,000)	First-quarter payroll (\$1,000)	Paid employees for pay period including March 12 (number)	Operating expenses ¹ (\$1,000)	End-of-1996 inventories (\$1,000)	End-of-1997 inventories (\$1,000)
42	WHOLESALE TRADE—Con.								
422	Wholesale trade, nondurable goods—Con.								
42244	Poultry & poultry product whsle—Con.								
	Establishments not operated for the entire year	98	361 356	13 278	2 683	531	29 700	2 105	8 608
422440	Poultry & poultry product whsle								
	All establishments	1 040	13 809 561	490 567	113 929	17 792	1 088 278	270 183	293 622
	Establishments operated for the entire year	942	13 448 205	477 289	111 246	17 261	1 058 578	268 078	285 014
	Establishments with sales less than \$100,000	19	D	D	D	b	D	D	D
	Establishments with sales of \$100,000 to \$249,999	32	D	D	D	b	D	D	D
	Establishments with sales of \$250,000 to \$499,999	62	22 267	3 405	832	216	6 699	647	646
	Establishments with sales of \$500,000 to \$999,999	79	58 567	5 984	1 404	325	13 203	1 227	1 189
	Establishments with sales of \$1,000,000 to \$2,499,999	164	266 366	23 623	5 675	1 199	49 099	4 580	4 831
	Establishments with sales of \$2,500,000 to \$4,999,999	154	546 742	36 870	8 837	1 662	77 304	10 942	11 006
	Establishments with sales of \$5,000,000 to \$9,999,999	153	1 133 686	63 291	14 652	2 618	128 687	17 913	20 017
	Establishments with sales of \$10,000,000 to \$24,999,999	153	2 383 763	100 331	22 999	3 798	226 069	49 984	52 546
	Establishments with sales of \$25,000,000 or more	126	9 029 879	242 247	56 476	7 322	554 651	182 604	194 604
	Establishments not operated for the entire year	98	361 356	13 278	2 683	531	29 700	2 105	8 608
4224401	Live poultry whsle								
	All establishments	50	317 047	17 713	4 160	595	36 894	1 853	2 169
	Establishments operated for the entire year	43	288 569	16 052	3 843	546	32 421	1 853	1 718
	Establishments with sales less than \$100,000	4	D	D	D	a	D	D	D
	Establishments with sales of \$100,000 to \$249,999	3	D	D	D	a	D	D	D
	Establishments with sales of \$250,000 to \$499,999	4	1 705	174	41	13	452	22	37
	Establishments with sales of \$500,000 to \$999,999	4	2 575	449	94	19	1 028	61	62
	Establishments with sales of \$1,000,000 to \$2,499,999	8	13 306	1 893	525	82	4 210	4	5
	Establishments with sales of \$2,500,000 to \$4,999,999	10	35 722	4 753	1 114	161	10 057	564	482
	Establishments with sales of \$5,000,000 to \$9,999,999	7	51 722	4 702	1 134	166	9 434	386	335
	Establishments with sales of \$10,000,000 to \$24,999,999	1	D	D	D	a	D	D	D
	Establishments with sales of \$25,000,000 or more	2	D	D	D	b	D	D	D
	Establishments not operated for the entire year	7	28 478	1 661	317	49	4 473	—	451
4224402	Poultry & poultry product (except live) whsle								
	All establishments	990	13 492 514	472 854	109 769	17 197	1 051 384	268 330	291 453
	Establishments operated for the entire year	899	13 159 636	461 237	107 403	16 715	1 026 157	266 225	283 296
	Establishments with sales less than \$100,000	15	D	D	D	b	D	D	D
	Establishments with sales of \$100,000 to \$249,999	29	D	D	D	b	D	D	D
	Establishments with sales of \$250,000 to \$499,999	58	20 562	3 231	791	203	6 247	625	609
	Establishments with sales of \$500,000 to \$999,999	75	55 992	5 535	1 310	306	12 175	1 166	1 127
	Establishments with sales of \$1,000,000 to \$2,499,999	156	253 060	21 730	5 150	1 117	44 889	4 576	4 826
	Establishments with sales of \$2,500,000 to \$4,999,999	144	511 020	32 117	7 723	1 501	67 247	10 378	10 524
	Establishments with sales of \$5,000,000 to \$9,999,999	146	1 081 964	58 589	13 518	2 452	119 253	17 527	19 682
	Establishments with sales of \$10,000,000 to \$24,999,999	152	D	D	D	h	D	D	D
	Establishments with sales of \$25,000,000 or more	124	D	D	D	i	D	D	D
	Establishments not operated for the entire year	91	332 878	11 617	2 366	482	25 227	2 105	8 157

See footnotes at end of table.

Table 1. Sales Size of Establishments: 1997—Con.

[Includes only establishments with payroll. For meaning of abbreviations and symbols, see introductory text. For explanation of terms, see Appendix A. For method of assignment to categories shown, see Appendix C.]

NAICS code	Sales sizes of establishments by type of operation and kind of business	Establishments (number)	Sales (\$1,000)	Annual payroll (\$1,000)	First-quarter payroll (\$1,000)	Paid employees for pay period including March 12 (number)	Operating expenses ¹ (\$1,000)	End-of-1996 inventories (\$1,000)	End-of-1997 inventories (\$1,000)
42	WHOLESALE TRADE—Con.								
422	Wholesale trade, nondurable goods—Con.								
42245	Confectionery whsle								
	All establishments	2 621	27 169 914	1 835 202	442 780	60 010	3 560 134	745 263	810 412
	Establishments operated for the entire year	2 238	26 378 158	1 799 669	434 127	58 406	3 468 898	743 533	784 355
	Establishments with sales less than \$100,000	103	6 581	1 385	313	151	2 657	538	571
	Establishments with sales of \$100,000 to \$249,999	227	39 129	6 150	1 427	467	13 295	3 130	3 207
	Establishments with sales of \$250,000 to \$499,999	289	103 934	13 440	3 140	849	29 224	5 963	6 191
	Establishments with sales of \$500,000 to \$999,999	320	234 718	27 835	6 235	1 524	62 921	14 485	14 732
	Establishments with sales of \$1,000,000 to \$2,499,999	404	647 972	73 510	16 976	3 579	162 581	40 354	42 222
	Establishments with sales of \$2,500,000 to \$4,999,999	269	943 198	94 543	21 106	3 655	197 280	51 379	53 192
	Establishments with sales of \$5,000,000 to \$9,999,999	198	1 423 442	108 918	25 106	3 842	239 100	78 018	82 082
	Establishments with sales of \$10,000,000 to \$24,999,999	167	2 596 006	175 722	39 846	5 818	379 661	134 701	143 362
	Establishments with sales of \$25,000,000 or more	261	20 383 178	1 298 166	319 978	38 521	2 382 179	414 965	438 796
	Establishments not operated for the entire year	383	791 756	35 533	8 653	1 604	91 236	1 730	26 057
422450	Confectionery whsle								
	All establishments	2 621	27 169 914	1 835 202	442 780	60 010	3 560 134	745 263	810 412
	Establishments operated for the entire year	2 238	26 378 158	1 799 669	434 127	58 406	3 468 898	743 533	784 355
	Establishments with sales less than \$100,000	103	6 581	1 385	313	151	2 657	538	571
	Establishments with sales of \$100,000 to \$249,999	227	39 129	6 150	1 427	467	13 295	3 130	3 207
	Establishments with sales of \$250,000 to \$499,999	289	103 934	13 440	3 140	849	29 224	5 963	6 191
	Establishments with sales of \$500,000 to \$999,999	320	234 718	27 835	6 235	1 524	62 921	14 485	14 732
	Establishments with sales of \$1,000,000 to \$2,499,999	404	647 972	73 510	16 976	3 579	162 581	40 354	42 222
	Establishments with sales of \$2,500,000 to \$4,999,999	269	943 198	94 543	21 106	3 655	197 280	51 379	53 192
	Establishments with sales of \$5,000,000 to \$9,999,999	198	1 423 442	108 918	25 106	3 842	239 100	78 018	82 082
	Establishments with sales of \$10,000,000 to \$24,999,999	167	2 596 006	175 722	39 846	5 818	379 661	134 701	143 362
	Establishments with sales of \$25,000,000 or more	261	20 383 178	1 298 166	319 978	38 521	2 382 179	414 965	438 796
	Establishments not operated for the entire year	383	791 756	35 533	8 653	1 604	91 236	1 730	26 057
42246	Fish & seafood whsle								
	All establishments	2 960	13 165 780	684 365	154 839	27 402	1 519 628	588 880	659 481
	Establishments operated for the entire year	2 383	12 639 077	655 402	149 039	26 094	1 449 875	583 292	624 665
	Establishments with sales less than \$100,000	68	4 160	1 135	263	124	2 059	111	109
	Establishments with sales of \$100,000 to \$249,999	152	26 249	4 770	1 033	361	10 592	1 293	1 277
	Establishments with sales of \$250,000 to \$499,999	210	76 557	9 853	2 229	827	22 139	2 721	2 849
	Establishments with sales of \$500,000 to \$999,999	355	261 571	23 626	5 239	1 659	56 407	8 827	8 533
	Establishments with sales of \$1,000,000 to \$2,499,999	583	945 807	73 439	16 759	4 462	172 199	29 599	29 864
	Establishments with sales of \$2,500,000 to \$4,999,999	409	1 446 839	96 916	22 222	4 562	212 915	53 224	56 028
	Establishments with sales of \$5,000,000 to \$9,999,999	315	2 211 672	131 062	29 997	5 090	289 976	90 188	89 522
	Establishments with sales of \$10,000,000 to \$24,999,999	204	3 044 635	160 820	36 692	5 147	341 651	142 361	154 194
	Establishments with sales of \$25,000,000 or more	87	4 621 587	153 781	34 605	3 862	341 937	254 968	282 289
	Establishments not operated for the entire year	577	526 703	28 963	5 800	1 308	69 753	5 588	34 816
422460	Fish & seafood whsle								
	All establishments	2 960	13 165 780	684 365	154 839	27 402	1 519 628	588 880	659 481
	Establishments operated for the entire year	2 383	12 639 077	655 402	149 039	26 094	1 449 875	583 292	624 665
	Establishments with sales less than \$100,000	68	4 160	1 135	263	124	2 059	111	109
	Establishments with sales of \$100,000 to \$249,999	152	26 249	4 770	1 033	361	10 592	1 293	1 277
	Establishments with sales of \$250,000 to \$499,999	210	76 557	9 853	2 229	827	22 139	2 721	2 849
	Establishments with sales of \$500,000 to \$999,999	355	261 571	23 626	5 239	1 659	56 407	8 827	8 533

See footnotes at end of table.

Table 1. Sales Size of Establishments: 1997—Con.

[Includes only establishments with payroll. For meaning of abbreviations and symbols, see introductory text. For explanation of terms, see Appendix A. For method of assignment to categories shown, see Appendix C]

NAICS code	Sales sizes of establishments by type of operation and kind of business	Establishments (number)	Sales (\$1,000)	Annual payroll (\$1,000)	First-quarter payroll (\$1,000)	Paid employees for pay period including March 12 (number)	Operating expenses ¹ (\$1,000)	End-of-1996 inventories (\$1,000)	End-of-1997 inventories (\$1,000)
42	WHOLESALE TRADE—Con.								
422	Wholesale trade, nondurable goods—Con.								
422460	Fish & seafood whsle—Con.								
	Establishments operated for the entire year—Con.								
	Establishments with sales of \$1,000,000 to \$2,499,999	583	945 807	73 439	16 759	4 462	172 199	29 599	29 864
	Establishments with sales of \$2,500,000 to \$4,999,999	409	1 446 839	96 916	22 222	4 562	212 915	53 224	56 028
	Establishments with sales of \$5,000,000 to \$9,999,999	315	2 211 672	131 062	29 997	5 090	289 976	90 188	89 522
	Establishments with sales of \$10,000,000 to \$24,999,999	204	3 044 635	160 820	36 692	5 147	341 651	142 361	154 194
	Establishments with sales of \$25,000,000 or more	87	4 621 587	153 781	34 605	3 862	341 937	254 968	282 289
	Establishments not operated for the entire year	577	526 703	28 963	5 800	1 308	69 753	5 588	34 816
42247	Meat & meat product whsle								
	All establishments	3 557	51 326 415	1 490 922	351 742	50 256	3 166 607	1 047 158	1 128 054
	Establishments operated for the entire year	3 150	50 272 990	1 444 851	341 352	48 442	3 062 396	1 035 646	1 084 266
	Establishments with sales less than \$100,000	70	4 244	22 347	5 946	304	28 302	135	120
	Establishments with sales of \$100,000 to \$249,999	171	28 820	5 300	1 278	432	10 631	979	938
	Establishments with sales of \$250,000 to \$499,999	258	94 142	12 425	2 847	735	24 820	2 937	2 925
	Establishments with sales of \$500,000 to \$999,999	434	314 312	31 142	7 251	1 647	64 183	7 237	7 651
	Establishments with sales of \$1,000,000 to \$2,499,999	724	1 155 550	94 153	22 557	4 491	195 430	25 942	27 471
	Establishments with sales of \$2,500,000 to \$4,999,999	442	1 577 428	114 824	27 210	4 920	225 542	42 394	43 734
	Establishments with sales of \$5,000,000 to \$9,999,999	405	2 909 371	180 073	42 511	6 981	364 305	77 720	80 296
	Establishments with sales of \$10,000,000 to \$24,999,999	357	5 621 231	285 210	66 514	9 734	558 622	145 143	155 961
	Establishments with sales of \$25,000,000 or more	289	38 567 892	699 377	165 238	19 198	1 590 561	733 159	765 170
	Establishments not operated for the entire year	407	1 053 425	46 071	10 390	1 814	104 211	11 512	43 788
422470	Meat & meat product whsle								
	All establishments	3 557	51 326 415	1 490 922	351 742	50 256	3 166 607	1 047 158	1 128 054
	Establishments operated for the entire year	3 150	50 272 990	1 444 851	341 352	48 442	3 062 396	1 035 646	1 084 266
	Establishments with sales less than \$100,000	70	4 244	22 347	5 946	304	28 302	135	120
	Establishments with sales of \$100,000 to \$249,999	171	28 820	5 300	1 278	432	10 631	979	938
	Establishments with sales of \$250,000 to \$499,999	258	94 142	12 425	2 847	735	24 820	2 937	2 925
	Establishments with sales of \$500,000 to \$999,999	434	314 312	31 142	7 251	1 647	64 183	7 237	7 651
	Establishments with sales of \$1,000,000 to \$2,499,999	724	1 155 550	94 153	22 557	4 491	195 430	25 942	27 471
	Establishments with sales of \$2,500,000 to \$4,999,999	442	1 577 428	114 824	27 210	4 920	225 542	42 394	43 734
	Establishments with sales of \$5,000,000 to \$9,999,999	405	2 909 371	180 073	42 511	6 981	364 305	77 720	80 296
	Establishments with sales of \$10,000,000 to \$24,999,999	357	5 621 231	285 210	66 514	9 734	558 622	145 143	155 961
	Establishments with sales of \$25,000,000 or more	289	38 567 892	699 377	165 238	19 198	1 590 561	733 159	765 170
	Establishments not operated for the entire year	407	1 053 425	46 071	10 390	1 814	104 211	11 512	43 788
42248	Fresh fruit & vegetable whsle								
	All establishments	6 121	46 340 833	3 021 175	682 431	109 771	6 240 214	568 953	648 741
	Establishments operated for the entire year	5 227	44 344 854	2 893 424	650 176	103 413	5 966 629	561 119	583 689
	Establishments with sales less than \$100,000	115	6 960	2 054	548	160	3 455	160	161
	Establishments with sales of \$100,000 to \$249,999	273	47 403	9 250	2 238	558	17 876	754	693
	Establishments with sales of \$250,000 to \$499,999	397	146 515	20 768	4 755	1 148	42 612	1 903	1 864
	Establishments with sales of \$500,000 to \$999,999	581	425 999	49 188	11 085	2 751	99 927	5 706	6 265
	Establishments with sales of \$1,000,000 to \$2,499,999	1 022	1 704 182	158 178	36 262	8 574	333 581	24 669	26 281
	Establishments with sales of \$2,500,000 to \$4,999,999	857	3 049 125	266 775	61 420	12 360	549 458	35 105	36 324
	Establishments with sales of \$5,000,000 to \$9,999,999	853	6 090 373	478 189	105 113	19 019	978 179	91 902	91 674
	Establishments with sales of \$10,000,000 to \$24,999,999	721	11 294 250	759 129	167 599	26 679	1 543 132	198 173	201 288
	Establishments with sales of \$25,000,000 or more	408	21 580 047	1 149 893	261 156	32 164	2 398 409	202 747	219 139

See footnotes at end of table.

Table 1. Sales Size of Establishments: 1997—Con.

[Includes only establishments with payroll. For meaning of abbreviations and symbols, see introductory text. For explanation of terms, see Appendix A. For method of assignment to categories shown, see Appendix C.]

NAICS code	Sales sizes of establishments by type of operation and kind of business	Establishments (number)	Sales (\$1,000)	Annual payroll (\$1,000)	First-quarter payroll (\$1,000)	Paid employees for pay period including March 12 (number)	Operating expenses ¹ (\$1,000)	End-of-1996 inventories (\$1,000)	End-of-1997 inventories (\$1,000)
42	WHOLESALE TRADE—Con.								
422	Wholesale trade, nondurable goods—Con.								
42248	Fresh fruit & vegetable whsle—Con.								
	Establishments not operated for the entire year	894	1 995 979	127 751	32 255	6 358	273 585	7 834	65 052
422480	Fresh fruit & vegetable whsle								
	All establishments	6 121	46 340 833	3 021 175	682 431	109 771	6 240 214	568 953	648 741
	Establishments operated for the entire year	5 227	44 344 854	2 893 424	650 176	103 413	5 966 629	561 119	583 689
	Establishments with sales less than \$100,000	115	6 960	2 054	548	160	3 455	160	161
	Establishments with sales of \$100,000 to \$249,999	273	47 403	9 250	2 238	558	17 876	754	693
	Establishments with sales of \$250,000 to \$499,999	397	146 515	20 768	4 755	1 148	42 612	1 903	1 864
	Establishments with sales of \$500,000 to \$999,999	581	425 999	49 188	11 085	2 751	99 927	5 706	6 265
	Establishments with sales of \$1,000,000 to \$2,499,999	1 022	1 704 182	158 178	36 262	8 574	333 581	24 669	26 281
	Establishments with sales of \$2,500,000 to \$4,999,999	857	3 049 125	266 775	61 420	12 360	549 458	35 105	36 324
	Establishments with sales of \$5,000,000 to \$9,999,999	853	6 090 373	478 189	105 113	19 019	978 179	91 902	91 674
	Establishments with sales of \$10,000,000 to \$24,999,999	721	11 294 250	759 129	167 599	26 679	1 543 132	198 173	201 288
	Establishments with sales of \$25,000,000 or more	408	21 580 047	1 149 893	261 156	32 164	2 398 409	202 747	219 139
	Establishments not operated for the entire year	894	1 995 979	127 751	32 255	6 358	273 585	7 834	65 052
42249	Other grocery & related products whsle								
	All establishments	14 623	186 758 663	9 277 467	2 195 951	288 689	19 494 685	6 404 606	6 746 989
	Establishments operated for the entire year	12 845	183 099 511	9 098 551	2 155 858	282 598	19 034 916	6 320 121	6 568 290
	Establishments with sales less than \$100,000	712	43 921	14 403	3 497	1 168	23 460	2 763	2 886
	Establishments with sales of \$100,000 to \$249,999	1 374	233 763	47 699	11 326	3 361	95 484	14 128	14 049
	Establishments with sales of \$250,000 to \$499,999	1 519	543 968	86 540	20 008	5 150	179 198	26 171	27 284
	Establishments with sales of \$500,000 to \$999,999	1 597	1 138 775	169 912	39 662	8 524	355 099	62 400	65 642
	Establishments with sales of \$1,000,000 to \$2,499,999	2 231	3 584 705	464 321	107 466	19 837	961 552	206 231	212 833
	Establishments with sales of \$2,500,000 to \$4,999,999	1 442	5 086 601	561 878	129 607	20 364	1 132 860	276 031	280 424
	Establishments with sales of \$5,000,000 to \$9,999,999	1 288	9 193 003	897 851	209 834	30 141	1 845 054	477 172	500 460
	Establishments with sales of \$10,000,000 to \$24,999,999	1 402	22 076 457	1 757 389	412 350	55 195	3 722 712	963 131	1 023 608
	Establishments with sales of \$25,000,000 or more	1 280	141 198 318	5 098 558	1 222 108	138 858	10 719 497	4 292 094	4 441 104
	Establishments not operated for the entire year	1 778	3 659 152	178 916	40 093	6 091	459 769	84 485	178 699
422490	Other grocery & related products whsle								
	All establishments	14 623	186 758 663	9 277 467	2 195 951	288 689	19 494 685	6 404 606	6 746 989
	Establishments operated for the entire year	12 845	183 099 511	9 098 551	2 155 858	282 598	19 034 916	6 320 121	6 568 290
	Establishments with sales less than \$100,000	712	43 921	14 403	3 497	1 168	23 460	2 763	2 886
	Establishments with sales of \$100,000 to \$249,999	1 374	233 763	47 699	11 326	3 361	95 484	14 128	14 049
	Establishments with sales of \$250,000 to \$499,999	1 519	543 968	86 540	20 008	5 150	179 198	26 171	27 284
	Establishments with sales of \$500,000 to \$999,999	1 597	1 138 775	169 912	39 662	8 524	355 099	62 400	65 642
	Establishments with sales of \$1,000,000 to \$2,499,999	2 231	3 584 705	464 321	107 466	19 837	961 552	206 231	212 833
	Establishments with sales of \$2,500,000 to \$4,999,999	1 442	5 086 601	561 878	129 607	20 364	1 132 860	276 031	280 424
	Establishments with sales of \$5,000,000 to \$9,999,999	1 288	9 193 003	897 851	209 834	30 141	1 845 054	477 172	500 460
	Establishments with sales of \$10,000,000 to \$24,999,999	1 402	22 076 457	1 757 389	412 350	55 195	3 722 712	963 131	1 023 608
	Establishments with sales of \$25,000,000 or more	1 280	141 198 318	5 098 558	1 222 108	138 858	10 719 497	4 292 094	4 441 104
	Establishments not operated for the entire year	1 778	3 659 152	178 916	40 093	6 091	459 769	84 485	178 699

See footnotes at end of table.

Table 1. Sales Size of Establishments: 1997—Con.

[Includes only establishments with payroll. For meaning of abbreviations and symbols, see introductory text. For explanation of terms, see Appendix A. For method of assignment to categories shown, see Appendix C]

NAICS code	Sales sizes of establishments by type of operation and kind of business	Establishments (number)	Sales (\$1,000)	Annual payroll (\$1,000)	First-quarter payroll (\$1,000)	Paid employees for pay period including March 12 (number)	Operating expenses ¹ (\$1,000)	End-of-1996 inventories (\$1,000)	End-of-1997 inventories (\$1,000)
42	WHOLESALE TRADE—Con.								
422	Wholesale trade, nondurable goods—Con.								
4224901	Coffee, tea, & spice whsle								
	All establishments	1 788	13 421 054	587 048	136 127	19 037	1 288 846	550 095	691 110
	Establishments operated for the entire year	1 613	13 065 693	574 950	133 200	18 559	1 262 248	549 354	677 568
	Establishments with sales less than \$100,000	87	5 066	1 383	333	127	2 458	476	526
	Establishments with sales of \$100,000 to \$249,999	189	31 921	6 140	1 585	390	12 548	2 353	2 371
	Establishments with sales of \$250,000 to \$499,999	209	75 815	12 387	2 856	694	27 090	5 706	5 735
	Establishments with sales of \$500,000 to \$999,999	258	184 190	31 086	7 072	1 357	68 657	12 069	12 687
	Establishments with sales of \$1,000,000 to \$2,499,999	360	577 938	85 730	20 749	3 118	180 598	40 791	43 664
	Establishments with sales of \$2,500,000 to \$4,999,999	202	707 017	96 081	22 449	3 036	195 219	51 580	53 282
	Establishments with sales of \$5,000,000 to \$9,999,999	126	861 030	94 501	22 230	3 114	191 968	63 585	71 334
	Establishments with sales of \$10,000,000 to \$24,999,999	104	1 632 511	115 585	27 063	3 380	250 417	91 014	112 876
	Establishments with sales of \$25,000,000 or more	78	8 990 205	132 057	28 863	3 343	333 293	281 780	375 093
	Establishments not operated for the entire year	175	355 361	12 098	2 927	478	26 598	741	13 542
4224902	Bread & baked goods whsle								
	All establishments	3 290	20 275 213	1 607 505	400 066	55 337	3 052 927	477 128	479 087
	Establishments operated for the entire year	2 849	20 013 224	1 581 191	392 603	53 951	2 998 865	470 289	468 547
	Establishments with sales less than \$100,000	213	13 275	3 594	866	350	6 517	441	436
	Establishments with sales of \$100,000 to \$249,999	383	63 674	12 755	2 931	1 113	24 810	1 774	1 651
	Establishments with sales of \$250,000 to \$499,999	512	182 968	28 361	6 749	2 007	54 478	3 722	3 705
	Establishments with sales of \$500,000 to \$999,999	383	268 316	48 775	11 382	2 999	91 652	6 376	6 547
	Establishments with sales of \$1,000,000 to \$2,499,999	488	770 022	117 294	27 850	5 775	229 424	18 243	18 080
	Establishments with sales of \$2,500,000 to \$4,999,999	307	1 068 539	147 611	35 866	5 520	259 923	16 528	16 691
	Establishments with sales of \$5,000,000 to \$9,999,999	213	1 480 551	180 635	43 182	5 915	343 976	24 962	27 709
	Establishments with sales of \$10,000,000 to \$24,999,999	194	3 108 071	247 612	62 803	8 675	481 792	58 661	59 057
	Establishments with sales of \$25,000,000 or more	156	13 057 808	794 554	200 974	21 597	1 506 293	339 582	334 671
	Establishments not operated for the entire year	441	261 989	26 314	7 463	1 386	54 062	6 839	10 540
4224903	Soft drinks whsle								
	All establishments	3 150	29 142 717	3 212 389	739 081	100 272	6 711 763	719 316	799 386
	Establishments operated for the entire year	2 813	28 668 801	3 186 707	734 683	99 455	6 564 100	717 025	765 420
	Establishments with sales less than \$100,000	122	8 400	2 463	602	172	4 769	371	361
	Establishments with sales of \$100,000 to \$249,999	269	46 060	9 896	2 344	565	20 769	2 420	2 446
	Establishments with sales of \$250,000 to \$499,999	249	89 376	14 293	3 155	756	30 680	3 493	3 688
	Establishments with sales of \$500,000 to \$999,999	311	229 258	33 185	7 579	1 473	74 364	10 300	11 038
	Establishments with sales of \$1,000,000 to \$2,499,999	400	657 511	99 107	22 267	4 035	205 562	26 005	27 045
	Establishments with sales of \$2,500,000 to \$4,999,999	311	1 093 724	148 539	33 433	5 501	302 895	37 827	39 090
	Establishments with sales of \$5,000,000 to \$9,999,999	379	2 781 673	350 377	80 664	11 999	720 318	81 858	84 573
	Establishments with sales of \$10,000,000 to \$24,999,999	465	7 374 969	893 529	206 052	28 358	1 818 754	175 404	188 590
	Establishments with sales of \$25,000,000 or more	307	16 387 830	1 635 318	378 587	46 596	3 385 989	379 347	408 589
	Establishments not operated for the entire year	337	473 916	25 682	4 398	817	147 663	2 291	33 966
4224904	Canned goods whsle								
	All establishments	1 283	27 632 847	753 747	178 275	20 470	1 632 525	1 075 206	1 025 866
	Establishments operated for the entire year	1 118	26 974 246	713 847	168 459	19 314	1 561 440	1 048 804	990 146
	Establishments with sales less than \$100,000	35	2 140	505	128	45	932	180	183
	Establishments with sales of \$100,000 to \$249,999	85	14 305	3 000	725	173	5 588	1 709	1 591
	Establishments with sales of \$250,000 to \$499,999	79	28 771	4 308	928	233	9 827	2 097	2 187
	Establishments with sales of \$500,000 to \$999,999	118	85 766	9 455	2 315	484	19 459	7 752	8 624

See footnotes at end of table.

Table 1. Sales Size of Establishments: 1997—Con.

[Includes only establishments with payroll. For meaning of abbreviations and symbols, see introductory text. For explanation of terms, see Appendix A. For method of assignment to categories shown, see Appendix C.]

NAICS code	Sales sizes of establishments by type of operation and kind of business	Establishments (number)	Sales (\$1,000)	Annual payroll (\$1,000)	First-quarter payroll (\$1,000)	Paid employees for pay period including March 12 (number)	Operating expenses ¹ (\$1,000)	End-of-1996 inventories (\$1,000)	End-of-1997 inventories (\$1,000)
42	WHOLESALE TRADE—Con.								
422	Wholesale trade, nondurable goods—Con.								
4224904	Canned goods whsle—Con.								
	Establishments operated for the entire year—Con.								
	Establishments with sales of \$1,000,000 to \$2,499,999	188	304 292	22 505	5 070	915	51 282	22 399	24 234
	Establishments with sales of \$2,500,000 to \$4,999,999	131	478 595	30 352	6 849	1 069	72 978	37 497	38 295
	Establishments with sales of \$5,000,000 to \$9,999,999	149	1 054 144	53 677	12 408	1 842	127 443	73 899	78 245
	Establishments with sales of \$10,000,000 to \$24,999,999	156	2 401 361	103 594	25 080	2 926	252 204	184 731	183 068
	Establishments with sales of \$25,000,000 or more	177	22 604 872	486 451	114 956	11 627	1 021 727	718 540	653 719
	Establishments not operated for the entire year	165	658 601	39 900	9 816	1 156	71 085	26 402	35 720
4224905	Food & beverage basic materials whsle								
	All establishments	703	6 331 021	266 495	61 485	7 303	599 825	307 851	309 381
	Establishments operated for the entire year	630	6 220 497	253 387	60 441	7 141	567 738	282 523	298 230
	Establishments with sales less than \$100,000	36	1 893	612	157	66	1 132	132	139
	Establishments with sales of \$100,000 to \$249,999	42	7 094	1 688	404	90	3 039	432	563
	Establishments with sales of \$250,000 to \$499,999	55	20 199	3 327	861	139	7 427	1 184	1 218
	Establishments with sales of \$500,000 to \$999,999	64	43 669	6 134	1 449	258	14 372	3 402	3 752
	Establishments with sales of \$1,000,000 to \$2,499,999	115	190 146	20 821	4 499	653	44 607	14 100	14 856
	Establishments with sales of \$2,500,000 to \$4,999,999	93	340 481	28 771	6 141	757	66 447	32 411	31 506
	Establishments with sales of \$5,000,000 to \$9,999,999	86	593 638	38 440	9 151	1 151	87 739	36 579	37 750
	Establishments with sales of \$10,000,000 to \$24,999,999	89	1 445 872	70 165	16 086	2 045	162 834	80 937	93 924
	Establishments with sales of \$25,000,000 or more	50	3 577 505	83 429	21 693	1 982	180 141	113 346	114 522
	Establishments not operated for the entire year	73	110 524	13 108	1 044	162	32 087	25 328	11 151
4224906	Other grocery specialties whsle								
	All establishments	4 409	89 955 811	2 850 283	680 917	86 270	6 208 799	3 275 010	3 442 159
	Establishments operated for the entire year	3 822	88 157 050	2 788 469	666 472	84 178	6 080 525	3 252 126	3 368 379
	Establishments with sales less than \$100,000	219	13 147	5 846	1 411	408	7 652	1 163	1 241
	Establishments with sales of \$100,000 to \$249,999	406	70 709	14 220	3 337	1 030	28 730	5 440	5 427
	Establishments with sales of \$250,000 to \$499,999	415	146 839	23 864	5 459	1 321	49 696	9 969	10 751
	Establishments with sales of \$500,000 to \$999,999	463	327 576	41 277	9 865	1 953	86 595	22 501	22 994
	Establishments with sales of \$1,000,000 to \$2,499,999	680	1 084 796	118 864	27 031	5 341	250 079	84 693	84 954
	Establishments with sales of \$2,500,000 to \$4,999,999	398	1 398 245	110 524	24 869	4 481	235 398	100 188	101 560
	Establishments with sales of \$5,000,000 to \$9,999,999	335	2 421 967	180 221	42 199	6 120	373 610	196 289	200 849
	Establishments with sales of \$10,000,000 to \$24,999,999	394	6 113 673	326 904	75 266	9 811	756 711	372 384	386 093
	Establishments with sales of \$25,000,000 or more	512	76 580 098	1 966 749	477 035	53 713	4 292 054	2 459 499	2 554 510
	Establishments not operated for the entire year	587	1 798 761	61 814	14 445	2 092	128 274	22 884	73 780
4225	Farm-product raw material whsle								
	All establishments	10 343	166 786 245	2 306 012	518 518	97 521	6 037 409	9 518 504	9 689 572
	Establishments operated for the entire year	9 182	161 812 448	2 228 884	499 114	92 578	5 832 484	9 074 492	9 090 105
	Establishments with sales less than \$100,000	200	10 971	4 272	1 004	438	10 485	14 767	14 003
	Establishments with sales of \$100,000 to \$249,999	340	58 611	11 060	2 542	913	23 295	6 842	7 083
	Establishments with sales of \$250,000 to \$499,999	413	151 753	22 497	5 458	1 590	49 377	20 913	22 109
	Establishments with sales of \$500,000 to \$999,999	693	505 387	46 798	11 145	3 179	112 701	79 468	83 822
	Establishments with sales of \$1,000,000 to \$2,499,999	1 462	2 474 601	142 036	31 382	7 505	347 281	296 338	284 233
	Establishments with sales of \$2,500,000 to \$4,999,999	1 599	5 811 610	213 005	46 614	10 305	546 907	575 495	609 527
	Establishments with sales of \$5,000,000 to \$9,999,999	1 834	13 187 759	383 631	84 270	17 042	994 263	1 218 144	1 259 977
	Establishments with sales of \$10,000,000 to \$24,999,999	1 686	25 922 900	575 408	128 599	25 555	1 480 842	1 914 791	1 905 519

See footnotes at end of table.

Table 1. Sales Size of Establishments: 1997—Con.

[Includes only establishments with payroll. For meaning of abbreviations and symbols, see introductory text. For explanation of terms, see Appendix A. For method of assignment to categories shown, see Appendix C]

NAICS code	Sales sizes of establishments by type of operation and kind of business	Establishments (number)	Sales (\$1,000)	Annual payroll (\$1,000)	First-quarter payroll (\$1,000)	Paid employees for pay period including March 12 (number)	Operating expenses ¹ (\$1,000)	End-of-1996 inventories (\$1,000)	End-of-1997 inventories (\$1,000)
42	WHOLESALE TRADE—Con.								
422	Wholesale trade, nondurable goods—Con.								
4225	Farm-product raw material whsle—Con. Establishments operated for the entire year—Con. Establishments with sales of \$25,000,000 or more	955	113 688 856	830 177	188 100	26 051	2 267 333	4 947 734	4 903 832
	Establishments not operated for the entire year	1 161	4 973 797	77 128	19 404	4 943	204 925	444 012	599 467
42251	Grain & field bean whsle All establishments	6 569	120 312 556	1 642 921	370 403	56 368	4 384 826	6 828 225	6 982 213
	Establishments operated for the entire year	6 097	118 693 515	1 607 667	360 852	54 686	4 279 058	6 721 551	6 791 629
	Establishments with sales less than \$100,000	74	4 811	1 169	290	116	2 166	663	628
	Establishments with sales of \$100,000 to \$249,999	165	29 347	4 986	1 197	313	10 977	4 309	4 486
	Establishments with sales of \$250,000 to \$499,999	205	76 382	10 901	2 685	558	23 885	15 274	16 194
	Establishments with sales of \$500,000 to \$999,999	377	275 665	23 929	5 622	1 312	59 512	60 020	63 811
	Establishments with sales of \$1,000,000 to \$2,499,999	979	1 693 006	95 517	21 029	4 396	233 879	253 025	242 365
	Establishments with sales of \$2,500,000 to \$4,999,999	1 186	4 335 607	168 147	36 295	7 090	436 894	517 492	549 912
	Establishments with sales of \$5,000,000 to \$9,999,999	1 378	9 867 499	308 875	67 570	11 588	807 105	1 109 642	1 146 152
	Establishments with sales of \$10,000,000 to \$24,999,999	1 148	17 450 213	444 614	98 394	14 913	1 166 798	1 743 400	1 721 109
	Establishments with sales of \$25,000,000 or more	585	84 960 985	549 529	127 770	14 400	1 537 842	3 017 726	3 046 972
	Establishments not operated for the entire year	472	1 619 041	35 254	9 551	1 682	105 768	106 674	190 584
422510	Grain & field bean whsle All establishments	6 569	120 312 556	1 642 921	370 403	56 368	4 384 826	6 828 225	6 982 213
	Establishments operated for the entire year	6 097	118 693 515	1 607 667	360 852	54 686	4 279 058	6 721 551	6 791 629
	Establishments with sales less than \$100,000	74	4 811	1 169	290	116	2 166	663	628
	Establishments with sales of \$100,000 to \$249,999	165	29 347	4 986	1 197	313	10 977	4 309	4 486
	Establishments with sales of \$250,000 to \$499,999	205	76 382	10 901	2 685	558	23 885	15 274	16 194
	Establishments with sales of \$500,000 to \$999,999	377	275 665	23 929	5 622	1 312	59 512	60 020	63 811
	Establishments with sales of \$1,000,000 to \$2,499,999	979	1 693 006	95 517	21 029	4 396	233 879	253 025	242 365
	Establishments with sales of \$2,500,000 to \$4,999,999	1 186	4 335 607	168 147	36 295	7 090	436 894	517 492	549 912
	Establishments with sales of \$5,000,000 to \$9,999,999	1 378	9 867 499	308 875	67 570	11 588	807 105	1 109 642	1 146 152
	Establishments with sales of \$10,000,000 to \$24,999,999	1 148	17 450 213	444 614	98 394	14 913	1 166 798	1 743 400	1 721 109
	Establishments with sales of \$25,000,000 or more	585	84 960 985	549 529	127 770	14 400	1 537 842	3 017 726	3 046 972
	Establishments not operated for the entire year	472	1 619 041	35 254	9 551	1 682	105 768	106 674	190 584
42252	Livestock whsle All establishments	2 090	24 098 461	260 202	60 243	27 182	645 154	212 441	264 903
	Establishments operated for the entire year	1 849	23 338 123	253 221	58 550	26 284	627 575	210 971	247 201
	Establishments with sales less than \$100,000	65	3 336	944	235	149	1 818	151	167
	Establishments with sales of \$100,000 to \$249,999	73	12 048	2 299	522	292	4 720	1 078	1 119
	Establishments with sales of \$250,000 to \$499,999	92	33 929	4 821	1 175	624	10 043	1 921	2 266
	Establishments with sales of \$500,000 to \$999,999	152	111 196	9 140	2 239	1 131	20 691	8 016	8 537
	Establishments with sales of \$1,000,000 to \$2,499,999	246	404 587	16 564	3 880	1 589	40 981	12 992	14 020
	Establishments with sales of \$2,500,000 to \$4,999,999	261	944 367	16 832	3 877	2 011	41 444	12 984	15 480
	Establishments with sales of \$5,000,000 to \$9,999,999	314	2 296 282	32 430	7 448	3 933	87 620	30 529	32 720
	Establishments with sales of \$10,000,000 to \$24,999,999	412	6 483 927	74 788	17 705	8 931	180 091	37 328	42 693
	Establishments with sales of \$25,000,000 or more	234	13 048 451	95 403	21 469	7 624	240 167	105 972	130 199
	Establishments not operated for the entire year	241	760 338	6 981	1 693	898	17 579	1 470	17 702
422520	Livestock whsle								

See footnotes at end of table.

Table 1. Sales Size of Establishments: 1997—Con.

[Includes only establishments with payroll. For meaning of abbreviations and symbols, see introductory text. For explanation of terms, see Appendix A. For method of assignment to categories shown, see Appendix C]

NAICS code	Sales sizes of establishments by type of operation and kind of business	Establishments (number)	Sales (\$1,000)	Annual payroll (\$1,000)	First-quarter payroll (\$1,000)	Paid employees for pay period including March 12 (number)	Operating expenses ¹ (\$1,000)	End-of-1996 inventories (\$1,000)	End-of-1997 inventories (\$1,000)
42	WHOLESALE TRADE—Con.								
422	Wholesale trade, nondurable goods—Con.								
422520	Livestock whsle—Con.								
	All establishments	2 090	24 098 461	260 202	60 243	27 182	645 154	212 441	264 903
	Establishments operated for the entire year	1 849	23 338 123	253 221	58 550	26 284	627 575	210 971	247 201
	Establishments with sales less than \$100,000	65	3 336	944	235	149	1 818	151	167
	Establishments with sales of \$100,000 to \$249,999	73	12 048	2 299	522	292	4 720	1 078	1 119
	Establishments with sales of \$250,000 to \$499,999	92	33 929	4 821	1 175	624	10 043	1 921	2 266
	Establishments with sales of \$500,000 to \$999,999	152	111 196	9 140	2 239	1 131	20 691	8 016	8 537
	Establishments with sales of \$1,000,000 to \$2,499,999	246	404 587	16 564	3 880	1 589	40 981	12 992	14 020
	Establishments with sales of \$2,500,000 to \$4,999,999	261	944 367	16 832	3 877	2 011	41 444	12 984	15 480
	Establishments with sales of \$5,000,000 to \$9,999,999	314	2 296 282	32 430	7 448	3 933	87 620	30 529	32 720
	Establishments with sales of \$10,000,000 to \$24,999,999	412	6 483 927	74 788	17 705	8 931	180 091	37 328	42 693
	Establishments with sales of \$25,000,000 or more	234	13 048 451	95 403	21 469	7 624	240 167	105 972	130 199
	Establishments not operated for the entire year	241	760 338	6 981	1 693	898	17 579	1 470	17 702
42259	Other farm product raw material whsle								
	All establishments	1 684	22 375 228	402 889	87 872	13 971	1 007 429	2 477 838	2 442 456
	Establishments operated for the entire year	1 236	19 780 810	367 996	79 712	11 608	925 851	2 141 970	2 051 275
	Establishments with sales less than \$100,000	61	2 824	2 159	479	173	6 501	13 953	13 208
	Establishments with sales of \$100,000 to \$249,999	102	17 216	3 775	823	308	7 598	1 455	1 478
	Establishments with sales of \$250,000 to \$499,999	116	41 442	6 775	1 598	408	15 449	3 718	3 649
	Establishments with sales of \$500,000 to \$999,999	164	118 526	13 729	3 284	736	32 498	11 432	11 474
	Establishments with sales of \$1,000,000 to \$2,499,999	237	377 008	29 955	6 473	1 520	72 421	30 321	27 848
	Establishments with sales of \$2,500,000 to \$4,999,999	152	531 636	28 026	6 442	1 204	68 569	45 019	44 135
	Establishments with sales of \$5,000,000 to \$9,999,999	142	1 023 978	42 326	9 252	1 521	99 538	77 973	81 105
	Establishments with sales of \$10,000,000 to \$24,999,999	126	1 988 760	56 006	12 500	1 711	133 953	134 063	141 717
	Establishments with sales of \$25,000,000 or more	136	15 679 420	185 245	38 861	4 027	489 324	1 824 036	1 726 661
	Establishments not operated for the entire year	448	2 594 418	34 893	8 160	2 363	81 578	335 868	391 181
422590	Other farm product raw material whsle								
	All establishments	1 684	22 375 228	402 889	87 872	13 971	1 007 429	2 477 838	2 442 456
	Establishments operated for the entire year	1 236	19 780 810	367 996	79 712	11 608	925 851	2 141 970	2 051 275
	Establishments with sales less than \$100,000	61	2 824	2 159	479	173	6 501	13 953	13 208
	Establishments with sales of \$100,000 to \$249,999	102	17 216	3 775	823	308	7 598	1 455	1 478
	Establishments with sales of \$250,000 to \$499,999	116	41 442	6 775	1 598	408	15 449	3 718	3 649
	Establishments with sales of \$500,000 to \$999,999	164	118 526	13 729	3 284	736	32 498	11 432	11 474
	Establishments with sales of \$1,000,000 to \$2,499,999	237	377 008	29 955	6 473	1 520	72 421	30 321	27 848
	Establishments with sales of \$2,500,000 to \$4,999,999	152	531 636	28 026	6 442	1 204	68 569	45 019	44 135
	Establishments with sales of \$5,000,000 to \$9,999,999	142	1 023 978	42 326	9 252	1 521	99 538	77 973	81 105
	Establishments with sales of \$10,000,000 to \$24,999,999	126	1 988 760	56 006	12 500	1 711	133 953	134 063	141 717
	Establishments with sales of \$25,000,000 or more	136	15 679 420	185 245	38 861	4 027	489 324	1 824 036	1 726 661
	Establishments not operated for the entire year	448	2 594 418	34 893	8 160	2 363	81 578	335 868	391 181
4225901	Hides, skins, & pelts whsle								
	All establishments	260	2 096 303	54 276	13 637	1 983	138 079	111 982	120 784
	Establishments operated for the entire year	218	2 024 385	53 101	13 354	1 879	135 503	109 261	111 001
	Establishments with sales less than \$100,000	10	613	134	36	17	262	53	55
	Establishments with sales of \$100,000 to \$249,999	18	2 717	726	175	39	1 394	232	227
	Establishments with sales of \$250,000 to \$499,999	16	5 333	715	174	64	1 848	338	277

See footnotes at end of table.

Table 1. Sales Size of Establishments: 1997—Con.

[Includes only establishments with payroll. For meaning of abbreviations and symbols, see introductory text. For explanation of terms, see Appendix A. For method of assignment to categories shown, see Appendix C]

NAICS code	Sales sizes of establishments by type of operation and kind of business	Establishments (number)	Sales (\$1,000)	Annual payroll (\$1,000)	First-quarter payroll (\$1,000)	Paid employees for pay period including March 12 (number)	Operating expenses ¹ (\$1,000)	End-of-1996 inventories (\$1,000)	End-of-1997 inventories (\$1,000)
42	WHOLESALE TRADE—Con.								
422	Wholesale trade, nondurable goods—Con.								
4225901	Hides, skins, & pelts whsle—Con.								
	Establishments operated for the entire year—Con.								
	Establishments with sales of \$500,000 to \$999,999	34	24 608	3 200	733	131	6 988	3 446	3 478
	Establishments with sales of \$1,000,000 to \$2,499,999	43	70 721	5 300	1 219	214	11 744	7 768	7 415
	Establishments with sales of \$2,500,000 to \$4,999,999	28	95 731	6 201	1 255	313	13 725	10 947	10 140
	Establishments with sales of \$5,000,000 to \$9,999,999	25	184 829	9 874	2 457	363	21 582	12 366	11 918
	Establishments with sales of \$10,000,000 to \$24,999,999	20	335 158	7 921	2 082	230	24 693	23 782	27 909
	Establishments with sales of \$25,000,000 or more	24	1 304 675	19 030	5 223	508	53 267	50 329	49 582
	Establishments not operated for the entire year	42	71 918	1 175	283	104	2 576	2 721	9 783
4225902	Leaf tobacco whsle								
	All establishments	328	3 658 394	86 300	19 974	3 720	184 980	294 291	331 722
	Establishments operated for the entire year	108	2 294 947	68 556	15 472	1 907	134 741	294 145	318 329
	Establishments with sales less than \$100,000	4	D	D	D	a	D	D	D
	Establishments with sales of \$100,000 to \$249,999	11	D	D	D	b	D	D	D
	Establishments with sales of \$250,000 to \$499,999	7	2 689	556	166	15	1 119	311	248
	Establishments with sales of \$500,000 to \$999,999	14	8 726	955	252	99	2 389	827	898
	Establishments with sales of \$1,000,000 to \$2,499,999	13	20 483	1 769	437	105	4 761	804	759
	Establishments with sales of \$2,500,000 to \$4,999,999	14	49 509	1 587	559	105	4 130	2 901	2 341
	Establishments with sales of \$5,000,000 to \$9,999,999	17	125 203	5 309	1 328	342	11 600	2 843	4 242
	Establishments with sales of \$10,000,000 to \$24,999,999	14	210 571	8 250	1 449	204	19 243	3 738	3 803
	Establishments with sales of \$25,000,000 or more	14	1 875 697	49 631	11 162	994	90 584	282 686	306 008
	Establishments not operated for the entire year	220	1 363 447	17 744	4 502	1 813	50 239	146	13 393
4225903	Wool, wool tops, & mohair whsle								
	All establishments	80	202 820	7 838	1 656	307	20 068	22 725	26 369
	Establishments operated for the entire year	61	183 955	7 478	1 576	291	19 063	22 466	25 135
	Establishments with sales less than \$100,000	2	D	D	D	a	D	D	D
	Establishments with sales of \$100,000 to \$249,999	4	D	D	D	a	D	D	D
	Establishments with sales of \$250,000 to \$499,999	4	1 550	103	25	8	245	314	222
	Establishments with sales of \$500,000 to \$999,999	4	3 247	231	62	16	580	859	883
	Establishments with sales of \$1,000,000 to \$2,499,999	23	31 058	2 150	387	106	4 978	3 161	3 071
	Establishments with sales of \$2,500,000 to \$4,999,999	15	49 833	2 124	550	102	6 039	4 653	5 378
	Establishments with sales of \$5,000,000 to \$9,999,999	6	38 938	770	188	27	3 360	4 357	4 835
	Establishments with sales of \$10,000,000 to \$24,999,999	3	58 592	1 912	324	21	3 572	8 996	10 595
	Establishments with sales of \$25,000,000 or more	—	—	—	—	—	—	—	—
	Establishments not operated for the entire year	19	18 865	360	80	16	1 005	259	1 234
4225904	Cotton whsle								
	All establishments	297	10 618 437	110 196	21 147	2 595	336 390	1 702 714	1 616 882
	Establishments operated for the entire year	254	9 653 516	103 976	19 323	2 431	326 411	1 389 017	1 287 508
	Establishments with sales less than \$100,000	6	272	87	21	10	157	4	4
	Establishments with sales of \$100,000 to \$249,999	8	1 159	344	60	12	562	—	—
	Establishments with sales of \$250,000 to \$499,999	7	2 479	603	78	12	1 313	102	106
	Establishments with sales of \$500,000 to \$999,999	12	8 065	1 080	288	61	2 974	1 596	1 575
	Establishments with sales of \$1,000,000 to \$2,499,999	31	54 677	3 238	532	171	7 986	1 749	1 533
	Establishments with sales of \$2,500,000 to \$4,999,999	31	114 480	3 341	724	121	8 553	4 817	5 102
	Establishments with sales of \$5,000,000 to \$9,999,999	51	369 260	8 749	1 710	257	22 322	29 134	28 891

See footnotes at end of table.

Table 1. Sales Size of Establishments: 1997—Con.

[Includes only establishments with payroll. For meaning of abbreviations and symbols, see introductory text. For explanation of terms, see Appendix A. For method of assignment to categories shown, see Appendix C]

NAICS code	Sales sizes of establishments by type of operation and kind of business	Establishments (number)	Sales (\$1,000)	Annual payroll (\$1,000)	First-quarter payroll (\$1,000)	Paid employees for pay period including March 12 (number)	Operating expenses ¹ (\$1,000)	End-of-1996 inventories (\$1,000)	End-of-1997 inventories (\$1,000)
42	WHOLESALE TRADE—Con.								
422	Wholesale trade, nondurable goods—Con.								
4225904	Cotton whsle—Con.								
	Establishments operated for the entire year—Con.								
	Establishments with sales of \$10,000,000 to \$24,999,999	45	719 130	7 565	1 459	241	23 737	42 749	41 624
	Establishments with sales of \$25,000,000 or more	63	8 383 994	78 969	14 451	1 546	258 807	1 308 866	1 208 673
	Establishments not operated for the entire year	43	964 921	6 220	1 824	164	9 979	313 697	329 374
4225905	Other farm-product raw material whsle								
	All establishments	719	5 799 274	144 279	31 458	5 366	327 912	346 126	346 699
	Establishments operated for the entire year	595	5 624 007	134 885	29 987	5 100	310 133	327 081	309 302
	Establishments with sales less than \$100,000	39	1 569	1 870	406	136	5 959	13 818	13 069
	Establishments with sales of \$100,000 to \$249,999	61	10 904	2 086	445	213	4 561	1 140	1 150
	Establishments with sales of \$250,000 to \$499,999	82	29 391	4 798	1 155	309	10 924	2 653	2 796
	Establishments with sales of \$500,000 to \$999,999	100	73 880	8 263	1 949	429	19 567	4 704	4 640
	Establishments with sales of \$1,000,000 to \$2,499,999	127	200 069	17 498	3 898	924	42 952	16 839	15 070
	Establishments with sales of \$2,500,000 to \$4,999,999	64	222 083	14 773	3 354	563	36 122	21 701	21 174
	Establishments with sales of \$5,000,000 to \$9,999,999	43	305 748	17 624	3 569	532	40 674	29 273	31 219
	Establishments with sales of \$10,000,000 to \$24,999,999	44	665 309	30 358	7 186	1 015	62 708	54 798	57 786
	Establishments with sales of \$25,000,000 or more	35	4 115 054	37 615	8 025	979	86 666	182 155	162 398
	Establishments not operated for the entire year	124	175 267	9 394	1 471	266	17 779	19 045	37 397
4226	Chemical & allied products whsle								
	All establishments	15 920	128 923 496	7 241 315	1 741 474	165 768	14 924 310	6 112 219	6 425 438
	Establishments operated for the entire year	14 457	126 610 488	7 105 104	1 700 716	161 805	14 623 331	6 050 368	6 257 170
	Establishments with sales less than \$100,000	628	38 239	12 259	3 013	880	20 874	6 908	7 401
	Establishments with sales of \$100,000 to \$249,999	1 280	215 765	49 733	11 759	2 533	94 450	14 204	14 252
	Establishments with sales of \$250,000 to \$499,999	1 571	566 350	111 233	25 813	4 447	222 015	39 869	42 613
	Establishments with sales of \$500,000 to \$999,999	2 069	1 496 675	259 995	60 789	8 638	522 135	110 224	117 286
	Establishments with sales of \$1,000,000 to \$2,499,999	3 024	4 866 652	716 671	166 073	21 230	1 425 916	358 420	381 052
	Establishments with sales of \$2,500,000 to \$4,999,999	2 145	7 627 493	930 093	212 799	23 520	1 825 992	536 868	574 782
	Establishments with sales of \$5,000,000 to \$9,999,999	1 723	12 047 473	1 145 726	270 792	26 407	2 266 112	790 122	821 538
	Establishments with sales of \$10,000,000 to \$24,999,999	1 254	18 935 759	1 405 350	327 906	30 799	2 854 732	1 175 127	1 251 101
	Establishments with sales of \$25,000,000 or more	763	80 816 082	2 474 044	621 772	43 351	5 391 105	3 018 626	3 047 145
	Establishments not operated for the entire year	1 463	2 313 008	136 211	40 758	3 963	300 979	61 851	168 268
42261	Plastics materials & basic forms & shapes whsle								
	All establishments	4 349	35 193 271	1 743 650	405 948	43 680	3 659 918	1 878 331	1 988 289
	Establishments operated for the entire year	4 009	34 458 077	1 713 715	397 083	42 541	3 591 542	1 855 577	1 929 257
	Establishments with sales less than \$100,000	132	8 470	2 022	478	181	3 966	862	801
	Establishments with sales of \$100,000 to \$249,999	263	43 553	10 640	2 558	535	19 285	3 259	3 394
	Establishments with sales of \$250,000 to \$499,999	325	118 284	23 053	5 184	897	44 512	7 739	8 759
	Establishments with sales of \$500,000 to \$999,999	453	327 180	51 818	11 892	1 710	100 715	26 211	26 822
	Establishments with sales of \$1,000,000 to \$2,499,999	871	1 436 746	181 816	41 631	5 788	369 934	113 643	120 260
	Establishments with sales of \$2,500,000 to \$4,999,999	713	2 558 115	264 436	60 904	7 401	521 133	195 054	207 205
	Establishments with sales of \$5,000,000 to \$9,999,999	615	4 287 517	342 622	79 866	8 756	668 197	280 484	290 339
	Establishments with sales of \$10,000,000 to \$24,999,999	413	6 194 624	368 588	83 787	8 651	748 848	388 599	418 571
	Establishments with sales of \$25,000,000 or more	224	19 483 588	468 720	110 783	8 622	1 114 952	839 726	853 106
	Establishments not operated for the entire year	340	735 194	29 935	8 865	1 139	68 376	22 754	59 032

See footnotes at end of table.

Table 1. Sales Size of Establishments: 1997—Con.

[Includes only establishments with payroll. For meaning of abbreviations and symbols, see introductory text. For explanation of terms, see Appendix A. For method of assignment to categories shown, see Appendix C]

NAICS code	Sales sizes of establishments by type of operation and kind of business	Establishments (number)	Sales (\$1,000)	Annual payroll (\$1,000)	First-quarter payroll (\$1,000)	Paid employees for pay period including March 12 (number)	Operating expenses ¹ (\$1,000)	End-of-1996 inventories (\$1,000)	End-of-1997 inventories (\$1,000)
42	WHOLESALE TRADE—Con.								
422	Wholesale trade, nondurable goods—Con.								
422610	Plastics materials & basic forms & shapes whsle								
	All establishments	4 349	35 193 271	1 743 650	405 948	43 680	3 659 918	1 878 331	1 988 289
	Establishments operated for the entire year	4 009	34 458 077	1 713 715	397 083	42 541	3 591 542	1 855 577	1 929 257
	Establishments with sales less than \$100,000	132	8 470	2 022	478	181	3 966	862	801
	Establishments with sales of \$100,000 to \$249,999	263	43 553	10 640	2 558	535	19 285	3 259	3 394
	Establishments with sales of \$250,000 to \$499,999	325	118 284	23 053	5 184	897	44 512	7 739	8 759
	Establishments with sales of \$500,000 to \$999,999	453	327 180	51 818	11 892	1 710	100 715	26 211	26 822
	Establishments with sales of \$1,000,000 to \$2,499,999	871	1 436 746	181 816	41 631	5 788	369 934	113 643	120 260
	Establishments with sales of \$2,500,000 to \$4,999,999	713	2 558 115	264 436	60 904	7 401	521 133	195 054	207 205
	Establishments with sales of \$5,000,000 to \$9,999,999	615	4 287 517	342 622	79 866	8 756	668 197	280 484	290 339
	Establishments with sales of \$10,000,000 to \$24,999,999	413	6 194 624	368 588	83 787	8 651	748 848	388 599	418 571
	Establishments with sales of \$25,000,000 or more	224	19 483 588	468 720	110 783	8 622	1 114 952	839 726	853 106
	Establishments not operated for the entire year	340	735 194	29 935	8 865	1 139	68 376	22 754	59 032
42269	Other chemical & allied products whsle								
	All establishments	11 571	93 730 225	5 497 665	1 335 526	122 088	11 264 392	4 233 888	4 437 149
	Establishments operated for the entire year	10 448	92 152 411	5 391 389	1 303 633	119 264	11 031 789	4 194 791	4 327 913
	Establishments with sales less than \$100,000	496	29 769	10 237	2 535	699	16 908	6 046	6 600
	Establishments with sales of \$100,000 to \$249,999	1 017	172 212	39 093	9 201	1 998	75 165	10 945	10 858
	Establishments with sales of \$250,000 to \$499,999	1 246	448 066	88 180	20 629	3 550	177 503	32 130	33 854
	Establishments with sales of \$500,000 to \$999,999	1 616	1 169 495	208 177	48 897	6 928	421 420	84 013	90 464
	Establishments with sales of \$1,000,000 to \$2,499,999	2 153	3 429 906	534 855	124 442	15 442	1 055 982	244 777	260 792
	Establishments with sales of \$2,500,000 to \$4,999,999	1 432	5 069 378	665 657	151 895	16 119	1 304 859	341 814	367 577
	Establishments with sales of \$5,000,000 to \$9,999,999	1 108	7 759 956	803 104	190 926	17 651	1 597 915	509 638	531 199
	Establishments with sales of \$10,000,000 to \$24,999,999	841	12 741 135	1 036 762	244 119	22 148	2 105 884	786 528	832 530
	Establishments with sales of \$25,000,000 or more	539	61 332 494	2 005 324	510 989	34 729	4 276 153	2 178 900	2 194 039
	Establishments not operated for the entire year	1 123	1 577 814	106 276	31 893	2 824	232 603	39 097	109 236
422690	Other chemical & allied products whsle								
	All establishments	11 571	93 730 225	5 497 665	1 335 526	122 088	11 264 392	4 233 888	4 437 149
	Establishments operated for the entire year	10 448	92 152 411	5 391 389	1 303 633	119 264	11 031 789	4 194 791	4 327 913
	Establishments with sales less than \$100,000	496	29 769	10 237	2 535	699	16 908	6 046	6 600
	Establishments with sales of \$100,000 to \$249,999	1 017	172 212	39 093	9 201	1 998	75 165	10 945	10 858
	Establishments with sales of \$250,000 to \$499,999	1 246	448 066	88 180	20 629	3 550	177 503	32 130	33 854
	Establishments with sales of \$500,000 to \$999,999	1 616	1 169 495	208 177	48 897	6 928	421 420	84 013	90 464
	Establishments with sales of \$1,000,000 to \$2,499,999	2 153	3 429 906	534 855	124 442	15 442	1 055 982	244 777	260 792
	Establishments with sales of \$2,500,000 to \$4,999,999	1 432	5 069 378	665 657	151 895	16 119	1 304 859	341 814	367 577
	Establishments with sales of \$5,000,000 to \$9,999,999	1 108	7 759 956	803 104	190 926	17 651	1 597 915	509 638	531 199
	Establishments with sales of \$10,000,000 to \$24,999,999	841	12 741 135	1 036 762	244 119	22 148	2 105 884	786 528	832 530
	Establishments with sales of \$25,000,000 or more	539	61 332 494	2 005 324	510 989	34 729	4 276 153	2 178 900	2 194 039
	Establishments not operated for the entire year	1 123	1 577 814	106 276	31 893	2 824	232 603	39 097	109 236
4226901	Industrial gases (except LP) whsle								
	All establishments	1 106	2 806 880	407 882	97 550	11 505	820 782	167 580	181 052

See footnotes at end of table.

Table 1. Sales Size of Establishments: 1997—Con.

[Includes only establishments with payroll. For meaning of abbreviations and symbols, see introductory text. For explanation of terms, see Appendix A. For method of assignment to categories shown, see Appendix C]

NAICS code	Sales sizes of establishments by type of operation and kind of business	Establishments (number)	Sales (\$1,000)	Annual payroll (\$1,000)	First-quarter payroll (\$1,000)	Paid employees for pay period including March 12 (number)	Operating expenses ¹ (\$1,000)	End-of-1996 inventories (\$1,000)	End-of-1997 inventories (\$1,000)
42	WHOLESALE TRADE—Con.								
422	Wholesale trade, nondurable goods—Con.								
4226901	Industrial gases (except LP) whsle—Con.								
	Establishments operated for the entire year	1 022	2 731 831	401 456	95 742	11 197	807 969	166 085	177 308
	Establishments with sales less than \$100,000	26	1 505	522	132	36	842	185	187
	Establishments with sales of \$100,000 to \$249,999	82	14 311	3 430	844	176	6 569	1 385	1 380
	Establishments with sales of \$250,000 to \$499,999	148	54 484	10 622	2 482	450	22 789	5 164	5 849
	Establishments with sales of \$500,000 to \$999,999	177	128 159	25 775	6 312	903	51 187	11 467	12 173
	Establishments with sales of \$1,000,000 to \$2,499,999	279	444 695	81 069	19 239	2 355	166 340	36 708	39 068
	Establishments with sales of \$2,500,000 to \$4,999,999	166	560 972	100 134	23 219	2 695	195 195	34 559	36 302
	Establishments with sales of \$5,000,000 to \$9,999,999	94	637 473	87 775	21 017	2 350	170 329	42 558	44 880
	Establishments with sales of \$10,000,000 to \$24,999,999	44	623 400	76 766	18 611	1 959	153 937	30 148	32 669
	Establishments with sales of \$25,000,000 or more	6	266 832	15 363	3 886	273	40 781	3 911	4 800
	Establishments not operated for the entire year	84	75 049	6 426	1 808	308	12 813	1 495	3 744
4226902	Other chemical & allied products whsle								
	All establishments	10 465	90 923 345	5 089 783	1 237 976	110 583	10 443 610	4 066 308	4 256 097
	Establishments operated for the entire year	9 426	89 420 580	4 989 933	1 207 891	108 067	10 223 820	4 028 706	4 150 605
	Establishments with sales less than \$100,000	470	28 264	9 715	2 403	663	16 066	5 861	6 413
	Establishments with sales of \$100,000 to \$249,999	935	157 901	35 663	8 357	1 822	68 596	9 560	9 478
	Establishments with sales of \$250,000 to \$499,999	1 098	393 582	77 558	18 147	3 100	154 714	26 966	28 005
	Establishments with sales of \$500,000 to \$999,999	1 439	1 041 336	182 402	42 585	6 025	370 233	72 546	78 291
	Establishments with sales of \$1,000,000 to \$2,499,999	1 874	2 985 211	453 786	105 203	13 087	889 642	208 069	221 724
	Establishments with sales of \$2,500,000 to \$4,999,999	1 266	4 508 406	565 523	128 676	13 424	1 109 664	307 255	331 275
	Establishments with sales of \$5,000,000 to \$9,999,999	1 014	7 122 483	715 329	169 909	15 301	1 427 586	467 080	486 319
	Establishments with sales of \$10,000,000 to \$24,999,999	797	12 117 735	959 996	225 508	20 189	1 951 947	756 380	799 861
	Establishments with sales of \$25,000,000 or more	533	61 065 662	1 989 961	507 103	34 456	4 235 372	2 174 989	2 189 239
	Establishments not operated for the entire year	1 039	1 502 765	99 850	30 085	2 516	219 790	37 602	105 492
4227	Petroleum & petroleum products whsle								
	All establishments	11 297	267 623 942	4 479 853	1 081 580	137 829	12 000 291	6 814 285	6 960 673
	Establishments operated for the entire year	10 608	257 176 007	4 374 437	1 051 548	134 856	11 286 455	6 711 857	6 777 187
	Establishments with sales less than \$100,000	258	13 718	16 663	3 653	778	38 566	41 933	36 959
	Establishments with sales of \$100,000 to \$249,999	405	67 892	19 999	4 707	1 009	43 031	20 753	18 252
	Establishments with sales of \$250,000 to \$499,999	572	213 173	33 690	7 925	1 732	77 616	23 626	20 826
	Establishments with sales of \$500,000 to \$999,999	1 004	738 758	80 287	18 979	3 765	191 386	54 326	55 082
	Establishments with sales of \$1,000,000 to \$2,499,999	2 051	3 356 642	281 814	66 927	12 333	684 027	180 954	180 967
	Establishments with sales of \$2,500,000 to \$4,999,999	1 793	6 436 538	394 796	93 674	15 122	949 815	313 860	316 232
	Establishments with sales of \$5,000,000 to \$9,999,999	1 525	10 762 421	545 416	127 677	19 137	1 321 979	431 865	435 895
	Establishments with sales of \$10,000,000 to \$24,999,999	1 459	22 827 848	865 820	202 762	29 084	2 163 114	802 577	819 868
	Establishments with sales of \$25,000,000 or more	1 541	212 759 017	2 135 952	525 244	51 896	5 816 921	4 841 963	4 893 106
	Establishments not operated for the entire year	689	10 447 935	105 416	30 032	2 973	713 836	102 428	183 486
42271	Petroleum bulk stations & terminals								
	All establishments	7 690	176 719 246	3 165 900	754 255	102 489	8 264 472	5 235 427	5 393 771
	Establishments operated for the entire year	7 367	175 067 610	3 132 298	746 039	101 149	8 181 865	5 219 510	5 347 570
	Establishments with sales less than \$100,000	103	5 038	13 082	2 795	560	32 819	41 363	36 445
	Establishments with sales of \$100,000 to \$249,999	159	26 926	11 198	2 637	487	26 518	18 778	16 362

See footnotes at end of table.

Table 1. Sales Size of Establishments: 1997—Con.

[Includes only establishments with payroll. For meaning of abbreviations and symbols, see introductory text. For explanation of terms, see Appendix A. For method of assignment to categories shown, see Appendix C]

NAICS code	Sales sizes of establishments by type of operation and kind of business	Establishments (number)	Sales (\$1,000)	Annual payroll (\$1,000)	First-quarter payroll (\$1,000)	Paid employees for pay period including March 12 (number)	Operating expenses ¹ (\$1,000)	End-of-1996 inventories (\$1,000)	End-of-1997 inventories (\$1,000)
42	WHOLESALE TRADE—Con.								
422	Wholesale trade, nondurable goods—Con.								
42271	Petroleum bulk stations & terminals—Con. Establishments operated for the entire year—Con. Establishments with sales of \$250,000 to \$499,999	265	101 846	16 039	3 804	820	41 514	17 685	14 476
	Establishments with sales of \$500,000 to \$999,999	643	479 530	47 616	11 296	2 445	121 282	42 320	42 579
	Establishments with sales of \$1,000,000 to \$2,499,999	1 503	2 483 826	194 581	46 549	8 943	498 417	141 489	141 818
	Establishments with sales of \$2,500,000 to \$4,999,999	1 348	4 840 322	287 085	68 529	11 451	713 666	257 054	258 622
	Establishments with sales of \$5,000,000 to \$9,999,999	1 142	7 987 626	414 187	96 753	15 217	1 021 356	350 389	352 726
	Establishments with sales of \$10,000,000 to \$24,999,999	1 080	16 892 780	679 829	159 540	23 433	1 706 132	637 267	649 181
	Establishments with sales of \$25,000,000 or more	1 124	142 249 716	1 468 681	354 136	37 793	4 020 161	3 713 165	3 835 361
	Establishments not operated for the entire year	323	1 651 636	33 602	8 216	1 340	82 607	15 917	46 201
422710	Petroleum bulk stations & terminals All establishments	7 690	176 719 246	13 165 900	754 255	102 489	8 264 472	5 235 427	5 393 771
	Establishments operated for the entire year	7 367	175 067 610	3 132 298	746 039	101 149	8 181 865	5 219 510	5 347 570
	Establishments with sales less than \$100,000	103	5 038	13 082	2 795	560	32 819	41 363	36 445
	Establishments with sales of \$100,000 to \$249,999	159	26 926	11 198	2 637	487	26 518	18 778	16 362
	Establishments with sales of \$250,000 to \$499,999	265	101 846	16 039	3 804	820	41 514	17 685	14 476
	Establishments with sales of \$500,000 to \$999,999	643	479 530	47 616	11 296	2 445	121 282	42 320	42 579
	Establishments with sales of \$1,000,000 to \$2,499,999	1 503	2 483 826	194 581	46 549	8 943	498 417	141 489	141 818
	Establishments with sales of \$2,500,000 to \$4,999,999	1 348	4 840 322	287 085	68 529	11 451	713 666	257 054	258 622
	Establishments with sales of \$5,000,000 to \$9,999,999	1 142	7 987 626	414 187	96 753	15 217	1 021 356	350 389	352 726
	Establishments with sales of \$10,000,000 to \$24,999,999	1 080	16 892 780	679 829	159 540	23 433	1 706 132	637 267	649 181
	Establishments with sales of \$25,000,000 or more	1 124	142 249 716	1 468 681	354 136	37 793	4 020 161	3 713 165	3 835 361
	Establishments not operated for the entire year	323	1 651 636	33 602	8 216	1 340	82 607	15 917	46 201
4227101	Petroleum bulk stations & terminals (except LP) All establishments	7 270	171 008 939	12 991 345	713 993	97 752	7 859 949	4 976 010	5 120 276
	Establishments operated for the entire year	6 972	169 470 593	2 959 466	706 282	96 473	7 781 904	4 962 474	5 076 314
	Establishments with sales less than \$100,000	94	4 707	11 764	2 494	521	29 164	37 774	32 456
	Establishments with sales of \$100,000 to \$249,999	147	24 642	10 648	2 525	458	25 243	18 647	16 228
	Establishments with sales of \$250,000 to \$499,999	240	92 263	14 270	3 403	736	37 563	16 842	13 601
	Establishments with sales of \$500,000 to \$999,999	570	426 557	40 243	9 484	2 122	104 090	36 846	36 924
	Establishments with sales of \$1,000,000 to \$2,499,999	1 386	2 301 406	170 433	40 848	7 960	442 696	129 488	129 615
	Establishments with sales of \$2,500,000 to \$4,999,999	1 279	4 596 243	265 488	62 975	10 665	661 542	241 294	242 938
	Establishments with sales of \$5,000,000 to \$9,999,999	1 106	7 725 256	395 090	91 960	14 680	978 485	328 481	330 947
	Establishments with sales of \$10,000,000 to \$24,999,999	1 058	16 499 032	663 394	155 659	22 992	1 665 723	617 080	625 732
	Establishments with sales of \$25,000,000 or more	1 092	137 800 487	1 388 136	336 934	36 339	3 837 398	3 536 022	3 647 873
	Establishments not operated for the entire year	298	1 538 346	31 879	7 711	1 279	78 045	13 536	43 962
42271011	Petroleum bulk stations (except LP) All establishments	6 045	50 922 994	1 878 095	443 455	69 499	4 737 727	1 461 304	1 476 135
	Establishments operated for the entire year	5 783	50 464 592	1 859 840	438 426	68 456	4 693 963	1 449 548	1 452 446
	Establishments with sales less than \$100,000	70	3 722	3 587	836	171	8 701	2 734	2 746
	Establishments with sales of \$100,000 to \$249,999	120	20 294	4 216	992	271	9 857	6 513	6 740
	Establishments with sales of \$250,000 to \$499,999	207	80 616	9 379	2 200	540	22 818	7 135	6 861
	Establishments with sales of \$500,000 to \$999,999	531	397 925	33 613	7 963	1 793	81 301	25 536	25 259

See footnotes at end of table.

Table 1. Sales Size of Establishments: 1997—Con.

[Includes only establishments with payroll. For meaning of abbreviations and symbols, see introductory text. For explanation of terms, see Appendix A. For method of assignment to categories shown, see Appendix C.]

NAICS code	Sales sizes of establishments by type of operation and kind of business	Establishments (number)	Sales (\$1,000)	Annual payroll (\$1,000)	First-quarter payroll (\$1,000)	Paid employees for pay period including March 12 (number)	Operating expenses ¹ (\$1,000)	End-of-1996 inventories (\$1,000)	End-of-1997 inventories (\$1,000)
42	WHOLESALE TRADE—Con.								
422	Wholesale trade, nondurable goods—Con.								
42271011	Petroleum bulk stations (except LP)—Con.								
	Establishments operated for the entire year—Con.								
	Establishments with sales of \$1,000,000 to \$2,499,999	1 324	2 196 748	154 988	37 119	7 317	388 413	112 932	113 280
	Establishments with sales of \$2,500,000 to \$4,999,999	1 209	4 339 767	246 417	58 415	9 931	612 779	212 165	215 794
	Establishments with sales of \$5,000,000 to \$9,999,999	1 038	7 274 932	370 736	86 391	13 805	907 940	284 922	295 399
	Establishments with sales of \$10,000,000 to \$24,999,999	882	13 586 634	551 155	127 039	19 601	1 387 831	419 137	427 041
	Establishments with sales of \$25,000,000 or more	402	22 563 954	485 749	117 471	15 027	1 274 323	378 474	359 326
	Establishments not operated for the entire year	262	458 402	18 255	5 029	1 043	43 764	11 756	23 689
42271012	Petroleum bulk terminals (except LP)								
	All establishments	1 225	120 085 945	1 113 250	270 538	28 253	3 122 222	3 514 706	3 644 141
	Establishments operated for the entire year	1 189	119 006 001	1 099 626	267 856	28 017	3 087 941	3 512 926	3 623 868
	Establishments with sales less than \$100,000	24	985	8 177	1 658	350	20 463	35 040	29 710
	Establishments with sales of \$100,000 to \$249,999	27	4 348	6 432	1 533	187	15 386	12 134	9 488
	Establishments with sales of \$250,000 to \$499,999	33	11 647	4 891	1 203	196	14 745	9 707	6 740
	Establishments with sales of \$500,000 to \$999,999	39	28 632	6 630	1 521	329	22 789	11 310	11 665
	Establishments with sales of \$1,000,000 to \$2,499,999	62	104 658	15 445	3 729	643	54 283	16 556	16 335
	Establishments with sales of \$2,500,000 to \$4,999,999	70	256 476	19 071	4 560	734	48 763	29 129	27 144
	Establishments with sales of \$5,000,000 to \$9,999,999	68	450 324	24 354	5 569	875	70 545	43 559	35 548
	Establishments with sales of \$10,000,000 to \$24,999,999	176	2 912 398	112 239	28 620	3 391	277 892	197 943	198 691
	Establishments with sales of \$25,000,000 or more	690	115 236 533	902 387	219 463	21 312	2 563 075	3 157 548	3 288 547
	Establishments not operated for the entire year	36	1 079 944	13 624	2 682	236	34 281	1 780	20 273
4227102	Liquefied petroleum bulk stations & terminals								
	All establishments	420	5 710 307	174 555	40 262	4 737	404 523	259 417	273 495
	Establishments operated for the entire year	395	5 597 017	172 832	39 757	4 676	399 961	257 036	271 256
	Establishments with sales less than \$100,000	9	331	1 318	301	39	3 655	3 589	3 989
	Establishments with sales of \$100,000 to \$249,999	12	2 284	550	112	29	1 275	131	134
	Establishments with sales of \$250,000 to \$499,999	25	9 583	1 769	401	84	3 951	843	875
	Establishments with sales of \$500,000 to \$999,999	73	52 973	7 373	1 812	323	17 192	5 474	5 655
	Establishments with sales of \$1,000,000 to \$2,499,999	117	182 420	24 148	5 701	983	55 721	12 001	12 203
	Establishments with sales of \$2,500,000 to \$4,999,999	69	244 079	21 597	5 554	786	52 124	15 760	15 684
	Establishments with sales of \$5,000,000 to \$9,999,999	36	262 370	19 097	4 793	537	42 871	21 908	21 779
	Establishments with sales of \$10,000,000 to \$24,999,999	22	393 748	16 435	3 881	441	40 409	20 187	23 449
	Establishments with sales of \$25,000,000 or more	32	4 449 229	80 545	17 202	1 454	182 763	177 143	187 488
	Establishments not operated for the entire year	25	113 290	1 723	505	61	4 562	2 381	2 239
42272	Petroleum & petroleum prod whse (exc bulk stations & terminals)								
	All establishments	3 607	90 904 696	1 313 953	327 325	35 340	3 735 819	1 578 858	1 566 902
	Establishments operated for the entire year	3 241	82 108 397	1 242 139	305 509	33 707	3 104 590	1 492 347	1 429 617
	Establishments with sales less than \$100,000	155	8 680	3 581	858	218	5 747	570	514
	Establishments with sales of \$100,000 to \$249,999	246	40 966	8 801	2 070	522	16 513	1 975	1 890
	Establishments with sales of \$250,000 to \$499,999	307	111 327	17 651	4 121	912	36 102	5 941	6 350
	Establishments with sales of \$500,000 to \$999,999	361	259 228	32 671	7 683	1 320	70 104	12 006	12 503
	Establishments with sales of \$1,000,000 to \$2,499,999	548	872 816	87 233	20 378	3 390	185 610	39 465	39 149
	Establishments with sales of \$2,500,000 to \$4,999,999	445	1 596 216	107 711	25 145	3 671	236 149	56 806	57 610

See footnotes at end of table.

Table 1. Sales Size of Establishments: 1997—Con.

[Includes only establishments with payroll. For meaning of abbreviations and symbols, see introductory text. For explanation of terms, see Appendix A. For method of assignment to categories shown, see Appendix C]

NAICS code	Sales sizes of establishments by type of operation and kind of business	Establishments (number)	Sales (\$1,000)	Annual payroll (\$1,000)	First-quarter payroll (\$1,000)	Paid employees for pay period including March 12 (number)	Operating expenses ¹ (\$1,000)	End-of-1996 inventories (\$1,000)	End-of-1997 inventories (\$1,000)
42	WHOLESALE TRADE—Con.								
422	Wholesale trade, nondurable goods—Con.								
42272	Petroleum & petroleum prod whsle (exc bulk stations & terminals)—Con. Establishments operated for the entire year—Con. Establishments with sales of \$5,000,000 to \$9,999,999	383	2 774 795	131 229	30 924	3 920	300 623	81 476	83 169
	Establishments with sales of \$10,000,000 to \$24,999,999	379	5 935 068	185 991	43 222	5 651	456 982	165 310	170 687
	Establishments with sales of \$25,000,000 or more	417	70 509 301	667 271	171 108	14 103	1 796 760	1 128 798	1 057 745
	Establishments not operated for the entire year	366	8 796 299	71 814	21 816	1 633	631 229	86 511	137 285
422720	Petroleum & petroleum prod whsle (exc bulk stations & terminals) All establishments	3 607	'90 904 696	1 313 953	327 325	35 340	3 735 819	1 578 858	1 566 902
	Establishments operated for the entire year	3 241	82 108 397	1 242 139	305 509	33 707	3 104 590	1 492 347	1 429 617
	Establishments with sales less than \$100,000	155	8 680	3 581	858	218	5 747	570	514
	Establishments with sales of \$100,000 to \$249,999	246	40 966	8 801	2 070	522	16 513	1 975	1 890
	Establishments with sales of \$250,000 to \$499,999	307	111 327	17 651	4 121	912	36 102	5 941	6 350
	Establishments with sales of \$500,000 to \$999,999	361	259 228	32 671	7 683	1 320	70 104	12 006	12 503
	Establishments with sales of \$1,000,000 to \$2,499,999	548	872 816	87 233	20 378	3 390	185 610	39 465	39 149
	Establishments with sales of \$2,500,000 to \$4,999,999	445	1 596 216	107 711	25 145	3 671	236 149	56 806	57 610
	Establishments with sales of \$5,000,000 to \$9,999,999	383	2 774 795	131 229	30 924	3 920	300 623	81 476	83 169
	Establishments with sales of \$10,000,000 to \$24,999,999	379	5 935 068	185 991	43 222	5 651	456 982	165 310	170 687
	Establishments with sales of \$25,000,000 or more	417	70 509 301	667 271	171 108	14 103	1 796 760	1 128 798	1 057 745
	Establishments not operated for the entire year	366	8 796 299	71 814	21 816	1 633	631 229	86 511	137 285
4228	Beer, wine, & distilled alcoholic beverage whsle All establishments	4 850	69 703 203	5 667 069	1 336 925	151 677	11 472 270	4 918 578	5 262 443
	Establishments operated for the entire year	4 447	68 454 954	5 562 514	1 304 856	148 384	11 275 850	4 813 411	5 059 487
	Establishments with sales less than \$100,000	84	5 083	1 436	366	119	2 709	486	508
	Establishments with sales of \$100,000 to \$249,999	167	28 558	4 746	1 114	297	9 927	3 667	3 525
	Establishments with sales of \$250,000 to \$499,999	244	87 805	10 969	2 469	590	23 935	9 203	9 367
	Establishments with sales of \$500,000 to \$999,999	338	243 090	27 295	6 177	1 331	61 145	28 267	29 203
	Establishments with sales of \$1,000,000 to \$2,499,999	682	1 127 520	119 109	27 253	4 790	259 349	112 953	118 866
	Establishments with sales of \$2,500,000 to \$4,999,999	701	2 511 109	261 239	58 553	8 862	535 034	195 781	203 034
	Establishments with sales of \$5,000,000 to \$9,999,999	728	5 257 398	541 665	121 489	16 533	1 058 300	371 016	387 938
	Establishments with sales of \$10,000,000 to \$24,999,999	832	13 100 500	1 239 059	283 147	35 257	2 423 121	874 054	921 576
	Establishments with sales of \$25,000,000 or more	671	46 093 891	3 356 996	804 288	80 605	6 902 330	3 217 984	3 385 470
	Establishments not operated for the entire year	403	1 248 249	104 555	32 069	3 293	196 420	105 167	202 956
42281	Beer & ale whsle All establishments	3 013	34 997 239	3 308 583	752 374	96 284	6 780 698	1 626 132	1 719 966
	Establishments operated for the entire year	2 819	34 546 369	3 271 986	741 626	94 763	6 705 764	1 618 040	1 693 557
	Establishments with sales less than \$100,000	38	2 337	650	158	54	1 192	67	66
	Establishments with sales of \$100,000 to \$249,999	80	13 723	1 879	448	122	3 937	837	744
	Establishments with sales of \$250,000 to \$499,999	134	49 172	5 399	1 269	352	11 425	3 222	3 202
	Establishments with sales of \$500,000 to \$999,999	191	137 661	14 011	3 101	709	30 435	9 052	8 572
	Establishments with sales of \$1,000,000 to \$2,499,999	410	683 183	70 685	16 323	3 040	152 829	46 712	46 554
	Establishments with sales of \$2,500,000 to \$4,999,999	489	1 763 127	191 553	42 811	6 725	394 820	109 146	108 768
	Establishments with sales of \$5,000,000 to \$9,999,999	534	3 866 449	406 340	90 415	12 865	804 640	206 258	210 599
	Establishments with sales of \$10,000,000 to \$24,999,999	575	9 070 457	912 765	207 941	26 519	1 797 660	428 738	441 853

See footnotes at end of table.

Table 1. Sales Size of Establishments: 1997—Con.

[Includes only establishments with payroll. For meaning of abbreviations and symbols, see introductory text. For explanation of terms, see Appendix A. For method of assignment to categories shown, see Appendix C.]

NAICS code	Sales sizes of establishments by type of operation and kind of business	Establishments (number)	Sales (\$1,000)	Annual payroll (\$1,000)	First-quarter payroll (\$1,000)	Paid employees for pay period including March 12 (number)	Operating expenses ¹ (\$1,000)	End-of-1996 inventories (\$1,000)	End-of-1997 inventories (\$1,000)
42	WHOLESALE TRADE—Con.								
422	Wholesale trade, nondurable goods—Con.								
42281	Beer & ale whsle—Con.								
	Establishments operated for the entire year—Con.								
	Establishments with sales of \$25,000,000 or more.....	368	18 960 260	1 668 704	379 160	44 377	3 508 826	814 008	873 199
	Establishments not operated for the entire year.....	194	450 870	36 597	10 748	1 521	74 934	8 092	26 409
422810	Beer & ale whsle								
	All establishments	3 013	34 997 239	3 308 583	752 374	96 284	6 780 698	1 626 132	1 719 966
	Establishments operated for the entire year	2 819	34 546 369	3 271 986	741 626	94 763	6 705 764	1 618 040	1 693 557
	Establishments with sales less than \$100,000	38	2 337	650	158	54	1 192	67	66
	Establishments with sales of \$100,000 to \$249,999	80	13 723	1 879	448	122	3 937	837	744
	Establishments with sales of \$250,000 to \$499,999	134	49 172	5 399	1 269	352	11 425	3 222	3 202
	Establishments with sales of \$500,000 to \$999,999	191	137 661	14 011	3 101	709	30 435	9 052	8 572
	Establishments with sales of \$1,000,000 to \$2,499,999	410	683 183	70 685	16 323	3 040	152 829	46 712	46 554
	Establishments with sales of \$2,500,000 to \$4,999,999	489	1 763 127	191 553	42 811	6 725	394 820	109 146	108 768
	Establishments with sales of \$5,000,000 to \$9,999,999	534	3 866 449	406 340	90 415	12 865	804 640	206 258	210 599
	Establishments with sales of \$10,000,000 to \$24,999,999	575	9 070 457	912 765	207 941	26 519	1 797 660	428 738	441 853
	Establishments with sales of \$25,000,000 or more.....	368	18 960 260	1 668 704	379 160	44 377	3 508 826	814 008	873 199
	Establishments not operated for the entire year	194	450 870	36 597	10 748	1 521	74 934	8 092	26 409
42282	Wine & distilled alcoholic beverage whsle								
	All establishments	1 837	34 705 964	2 358 486	584 551	55 393	4 691 572	3 292 446	3 542 477
	Establishments operated for the entire year	1 628	33 908 585	2 290 528	563 230	53 621	4 570 086	3 195 371	3 365 930
	Establishments with sales less than \$100,000	46	2 746	786	208	65	1 517	419	442
	Establishments with sales of \$100,000 to \$249,999	87	14 835	2 867	666	175	5 990	2 830	2 781
	Establishments with sales of \$250,000 to \$499,999	110	38 633	5 570	1 200	238	12 510	5 981	6 165
	Establishments with sales of \$500,000 to \$999,999	147	105 429	13 284	3 076	622	30 710	19 215	20 631
	Establishments with sales of \$1,000,000 to \$2,499,999	272	444 337	48 424	10 930	1 750	106 520	66 241	72 312
	Establishments with sales of \$2,500,000 to \$4,999,999	212	747 982	69 686	15 742	2 137	140 214	86 635	94 266
	Establishments with sales of \$5,000,000 to \$9,999,999	194	1 390 949	135 325	31 074	3 668	253 660	164 758	177 339
	Establishments with sales of \$10,000,000 to \$24,999,999	257	4 030 043	326 294	75 206	8 738	625 461	445 316	479 723
	Establishments with sales of \$25,000,000 or more.....	303	27 133 631	1 688 292	425 128	36 228	3 393 504	2 403 976	2 512 271
	Establishments not operated for the entire year	209	797 379	67 958	21 321	1 772	121 486	97 075	176 547
422820	Wine & distilled alcoholic beverage whsle								
	All establishments	1 837	34 705 964	2 358 486	584 551	55 393	4 691 572	3 292 446	3 542 477
	Establishments operated for the entire year	1 628	33 908 585	2 290 528	563 230	53 621	4 570 086	3 195 371	3 365 930
	Establishments with sales less than \$100,000	46	2 746	786	208	65	1 517	419	442
	Establishments with sales of \$100,000 to \$249,999	87	14 835	2 867	666	175	5 990	2 830	2 781
	Establishments with sales of \$250,000 to \$499,999	110	38 633	5 570	1 200	238	12 510	5 981	6 165
	Establishments with sales of \$500,000 to \$999,999	147	105 429	13 284	3 076	622	30 710	19 215	20 631
	Establishments with sales of \$1,000,000 to \$2,499,999	272	444 337	48 424	10 930	1 750	106 520	66 241	72 312
	Establishments with sales of \$2,500,000 to \$4,999,999	212	747 982	69 686	15 742	2 137	140 214	86 635	94 266
	Establishments with sales of \$5,000,000 to \$9,999,999	194	1 390 949	135 325	31 074	3 668	253 660	164 758	177 339
	Establishments with sales of \$10,000,000 to \$24,999,999	257	4 030 043	326 294	75 206	8 738	625 461	445 316	479 723
	Establishments with sales of \$25,000,000 or more.....	303	27 133 631	1 688 292	425 128	36 228	3 393 504	2 403 976	2 512 271
	Establishments not operated for the entire year	209	797 379	67 958	21 321	1 772	121 486	97 075	176 547

See footnotes at end of table.

Table 1. Sales Size of Establishments: 1997—Con.

[Includes only establishments with payroll. For meaning of abbreviations and symbols, see introductory text. For explanation of terms, see Appendix A. For method of assignment to categories shown, see Appendix C]

NAICS code	Sales sizes of establishments by type of operation and kind of business	Establishments (number)	Sales (\$1,000)	Annual payroll (\$1,000)	First-quarter payroll (\$1,000)	Paid employees for pay period including March 12 (number)	Operating expenses ¹ (\$1,000)	End-of-1996 inventories (\$1,000)	End-of-1997 inventories (\$1,000)
42	WHOLESALE TRADE—Con.								
422	Wholesale trade, nondurable goods—Con.								
4228201	Wine & distilled alcoholic bev (licensed operation) whsle								
	All establishments	1 715	34 325 562	2 348 175	580 900	54 751	4 672 282	3 249 786	3 527 673
	Establishments operated for the entire year	1 571	D	D	D	l	D	D	D
	Establishments with sales less than \$100,000	44	D	D	D	b	D	D	D
	Establishments with sales of \$100,000 to \$249,999	83	D	D	D	c	D	D	D
	Establishments with sales of \$250,000 to \$499,999	108	D	D	D	c	D	D	D
	Establishments with sales of \$500,000 to \$999,999	140	100 710	12 931	2 983	608	29 961	18 732	20 249
	Establishments with sales of \$1,000,000 to \$2,499,999	251	412 644	46 525	10 448	1 668	102 753	63 588	69 731
	Establishments with sales of \$2,500,000 to \$4,999,999	202	714 956	68 831	15 531	2 102	138 169	84 324	91 806
	Establishments with sales of \$5,000,000 to \$9,999,999	188	1 351 195	134 106	30 758	3 621	251 253	162 156	174 821
	Establishments with sales of \$10,000,000 to \$24,999,999	255	D	D	D	i	D	D	D
	Establishments with sales of \$25,000,000 or more	300	26 922 592	1 684 551	424 234	36 067	3 386 832	2 398 357	2 506 811
	Establishments not operated for the entire year	144	D	D	D	g	D	D	D
4228202	Wine & distilled alcoholic beverage (State operated) whsle								
	All establishments	122	380 402	10 311	3 651	642	19 290	42 660	14 804
	Establishments operated for the entire year	57	D	D	D	e	D	D	D
	Establishments with sales less than \$100,000	2	D	D	D	a	D	D	D
	Establishments with sales of \$100,000 to \$249,999	4	D	D	D	a	D	D	D
	Establishments with sales of \$250,000 to \$499,999	2	D	D	D	a	D	D	D
	Establishments with sales of \$500,000 to \$999,999	7	4 719	353	93	14	749	483	382
	Establishments with sales of \$1,000,000 to \$2,499,999	21	31 693	1 899	482	82	3 767	2 653	2 581
	Establishments with sales of \$2,500,000 to \$4,999,999	10	33 026	855	211	35	2 045	2 311	2 460
	Establishments with sales of \$5,000,000 to \$9,999,999	6	39 754	1 219	316	47	2 407	2 602	2 518
	Establishments with sales of \$10,000,000 to \$24,999,999	2	D	D	D	b	D	D	D
	Establishments with sales of \$25,000,000 or more	3	211 039	3 741	894	161	6 672	5 619	5 460
	Establishments not operated for the entire year	65	D	D	D	e	D	D	D
4229	Miscellaneous nondurable goods whsle								
	All establishments	34 063	213 618 778	11 321 311	2 681 563	378 531	24 701 041	13 733 701	14 986 289
	Establishments operated for the entire year	27 906	209 196 369	11 010 323	2 608 071	365 048	23 996 681	13 518 937	14 252 285
	Establishments with sales less than \$100,000	2 024	118 398	33 659	8 236	3 045	59 814	15 302	15 297
	Establishments with sales of \$100,000 to \$249,999	3 552	600 865	129 244	30 121	7 981	255 700	73 087	74 689
	Establishments with sales of \$250,000 to \$499,999	3 836	1 393 363	227 290	52 658	12 179	486 787	167 172	170 728
	Establishments with sales of \$500,000 to \$999,999	4 632	3 323 264	468 278	107 867	23 476	1 002 058	394 537	404 512
	Establishments with sales of \$1,000,000 to \$2,499,999	5 726	9 163 576	1 107 684	253 406	45 153	2 381 670	1 053 177	1 076 026
	Establishments with sales of \$2,500,000 to \$4,999,999	3 242	11 393 484	1 167 404	268 213	42 189	2 491 847	1 217 296	1 267 060
	Establishments with sales of \$5,000,000 to \$9,999,999	2 085	14 555 976	1 250 412	285 917	41 182	2 631 675	1 423 404	1 498 965
	Establishments with sales of \$10,000,000 to \$24,999,999	1 692	26 233 585	1 866 931	430 569	59 041	4 028 098	2 425 374	2 548 256
	Establishments with sales of \$25,000,000 or more	1 117	142 413 858	4 759 421	1 171 084	130 802	10 659 032	6 749 588	7 196 752
	Establishments not operated for the entire year	6 157	4 422 409	310 988	73 492	13 483	704 360	214 764	734 004
42291	Farm supplies whsle								
	All establishments	7 378	53 634 309	2 562 527	618 653	74 508	5 777 566	4 103 160	4 400 820

See footnotes at end of table.

Table 1. Sales Size of Establishments: 1997—Con.

[Includes only establishments with payroll. For meaning of abbreviations and symbols, see introductory text. For explanation of terms, see Appendix A. For method of assignment to categories shown, see Appendix C]

NAICS code	Sales sizes of establishments by type of operation and kind of business	Establishments (number)	Sales (\$1,000)	Annual payroll (\$1,000)	First-quarter payroll (\$1,000)	Paid employees for pay period including March 12 (number)	Operating expenses ¹ (\$1,000)	End-of-1996 inventories (\$1,000)	End-of-1997 inventories (\$1,000)
42	WHOLESALE TRADE—Con.								
422	Wholesale trade, nondurable goods—Con.								
42291	Farm supplies whsle—Con.								
	Establishments operated for the entire year	6 421	52 791 550	2 516 992	607 267	72 367	5 665 503	4 068 028	4 269 971
	Establishments with sales less than \$100,000	244	14 236	3 624	862	369	6 697	2 002	2 003
	Establishments with sales of \$100,000 to \$249,999	478	81 482	15 357	3 597	1 018	30 659	9 739	9 964
	Establishments with sales of \$250,000 to \$499,999	601	221 382	29 623	6 841	1 768	65 397	25 273	25 801
	Establishments with sales of \$500,000 to \$999,999	972	710 341	78 455	18 009	4 046	175 363	83 429	85 555
	Establishments with sales of \$1,000,000 to \$2,499,999	1 534	2 513 308	218 946	49 855	9 337	506 183	301 005	303 099
	Establishments with sales of \$2,500,000 to \$4,999,999	1 109	3 889 305	305 605	68 411	10 933	702 970	488 310	500 655
	Establishments with sales of \$5,000,000 to \$9,999,999	686	4 724 869	314 433	71 068	10 301	717 795	569 590	605 486
	Establishments with sales of \$10,000,000 to \$24,999,999	514	7 931 602	441 130	100 076	13 053	989 607	1 014 868	1 085 164
	Establishments with sales of \$25,000,000 or more	283	32 705 025	1 109 819	288 548	21 542	2 470 832	1 573 812	1 652 244
	Establishments not operated for the entire year	957	842 759	45 535	11 386	2 141	112 063	35 132	130 849
422910	Farm supplies whsle								
	All establishments	7 378	53 634 309	2 562 527	618 653	74 508	5 777 566	4 103 160	4 400 820
	Establishments operated for the entire year	6 421	52 791 550	2 516 992	607 267	72 367	5 665 503	4 068 028	4 269 971
	Establishments with sales less than \$100,000	244	14 236	3 624	862	369	6 697	2 002	2 003
	Establishments with sales of \$100,000 to \$249,999	478	81 482	15 357	3 597	1 018	30 659	9 739	9 964
	Establishments with sales of \$250,000 to \$499,999	601	221 382	29 623	6 841	1 768	65 397	25 273	25 801
	Establishments with sales of \$500,000 to \$999,999	972	710 341	78 455	18 009	4 046	175 363	83 429	85 555
	Establishments with sales of \$1,000,000 to \$2,499,999	1 534	2 513 308	218 946	49 855	9 337	506 183	301 005	303 099
	Establishments with sales of \$2,500,000 to \$4,999,999	1 109	3 889 305	305 605	68 411	10 933	702 970	488 310	500 655
	Establishments with sales of \$5,000,000 to \$9,999,999	686	4 724 869	314 433	71 068	10 301	717 795	569 590	605 486
	Establishments with sales of \$10,000,000 to \$24,999,999	514	7 931 602	441 130	100 076	13 053	989 607	1 014 868	1 085 164
	Establishments with sales of \$25,000,000 or more	283	32 705 025	1 109 819	288 548	21 542	2 470 832	1 573 812	1 652 244
	Establishments not operated for the entire year	957	842 759	45 535	11 386	2 141	112 063	35 132	130 849
4229101	Farm supplies—farm dealers								
	All establishments	3 873	12 772 801	836 054	199 470	29 647	1 976 024	1 231 726	1 328 728
	Establishments operated for the entire year	3 298	12 454 643	813 306	193 612	28 557	1 918 794	1 217 828	1 279 458
	Establishments with sales less than \$100,000	125	7 470	1 563	354	165	3 150	1 174	1 206
	Establishments with sales of \$100,000 to \$249,999	235	40 609	6 246	1 410	483	12 814	4 880	4 870
	Establishments with sales of \$250,000 to \$499,999	330	120 510	14 134	3 280	928	30 039	14 036	14 528
	Establishments with sales of \$500,000 to \$999,999	540	396 836	38 355	8 996	2 118	86 753	47 083	48 133
	Establishments with sales of \$1,000,000 to \$2,499,999	936	1 530 017	125 207	27 936	5 516	288 545	179 280	180 849
	Establishments with sales of \$2,500,000 to \$4,999,999	623	2 141 161	169 036	37 684	6 148	380 200	240 886	247 069
	Establishments with sales of \$5,000,000 to \$9,999,999	300	2 042 579	138 886	31 891	4 685	311 575	230 951	244 805
	Establishments with sales of \$10,000,000 to \$24,999,999	158	2 405 254	142 879	34 708	4 390	323 503	280 608	289 949
	Establishments with sales of \$25,000,000 or more	51	3 770 207	177 000	47 353	4 124	482 215	218 930	248 049
	Establishments not operated for the entire year	575	318 158	22 748	5 858	1 090	57 230	13 898	49 270
4229102	Farm supplies—whsle distributors								
	All establishments	3 505	40 861 508	1 726 473	419 183	44 861	3 801 542	2 871 434	3 072 092
	Establishments operated for the entire year	3 123	40 336 907	1 703 686	413 655	43 810	3 746 709	2 850 200	2 990 513
	Establishments with sales less than \$100,000	119	6 766	2 061	508	204	3 547	828	797
	Establishments with sales of \$100,000 to \$249,999	243	40 873	9 111	2 187	535	17 845	4 859	5 094
	Establishments with sales of \$250,000 to \$499,999	271	100 872	15 489	3 561	840	35 358	11 237	11 273
	Establishments with sales of \$500,000 to \$999,999	432	313 505	40 100	9 013	1 928	88 610	36 346	37 422

See footnotes at end of table.

Table 1. Sales Size of Establishments: 1997—Con.

[Includes only establishments with payroll. For meaning of abbreviations and symbols, see introductory text. For explanation of terms, see Appendix A. For method of assignment to categories shown, see Appendix C]

NAICS code	Sales sizes of establishments by type of operation and kind of business	Establishments (number)	Sales (\$1,000)	Annual payroll (\$1,000)	First-quarter payroll (\$1,000)	Paid employees for pay period including March 12 (number)	Operating expenses ¹ (\$1,000)	End-of-1996 inventories (\$1,000)	End-of-1997 inventories (\$1,000)
42	WHOLESALE TRADE—Con.								
422	Wholesale trade, nondurable goods—Con.								
4229102	Farm supplies—whsle distributors—Con. Establishments operated for the entire year—Con. Establishments with sales of \$1,000,000 to \$2,499,999 Establishments with sales of \$2,500,000 to \$4,999,999 Establishments with sales of \$5,000,000 to \$9,999,999 Establishments with sales of \$10,000,000 to \$24,999,999 Establishments with sales of \$25,000,000 or more	598 486 386 356 232	983 291 1 748 144 2 682 290 5 526 348 28 934 818	93 739 136 569 175 547 298 251 932 819	21 919 30 727 39 177 65 368 241 195	3 821 4 785 5 616 8 663 17 418	217 638 322 770 406 220 666 104 1 988 617	121 725 247 424 338 639 734 260 1 354 882	122 250 253 586 360 681 795 215 1 404 195
	Establishments not operated for the entire year	382	524 601	22 787	5 528	1 051	54 833	21 234	81 579
42292	Book, periodical, & newspaper whsle All establishments	4 265	33 630 300	2 618 123	641 744	89 309	5 567 689	2 289 015	2 445 853
	Establishments operated for the entire year	3 756	32 845 879	2 544 302	623 020	86 560	5 403 602	2 252 266	2 344 294
	Establishments with sales less than \$100,000	256	14 588	4 050	944	358	7 193	1 783	1 915
	Establishments with sales of \$100,000 to \$249,999	455	77 761	17 369	4 141	1 052	33 417	7 895	8 126
	Establishments with sales of \$250,000 to \$499,999	514	188 300	37 685	8 878	1 816	73 636	18 770	19 098
	Establishments with sales of \$500,000 to \$999,999	561	408 781	71 639	16 849	3 450	141 093	35 681	36 509
	Establishments with sales of \$1,000,000 to \$2,499,999	666	1 056 051	177 299	42 426	6 167	346 255	92 030	95 425
	Establishments with sales of \$2,500,000 to \$4,999,999	418	1 490 294	219 614	53 589	7 574	422 131	120 185	125 295
	Establishments with sales of \$5,000,000 to \$9,999,999	328	2 337 274	286 149	68 501	9 365	548 113	171 569	175 605
	Establishments with sales of \$10,000,000 to \$24,999,999	310	4 929 746	503 192	125 448	16 301	1 109 482	346 311	346 589
	Establishments with sales of \$25,000,000 or more	248	22 343 084	1 227 305	302 244	40 477	2 722 282	1 458 042	1 535 732
	Establishments not operated for the entire year	509	784 421	73 821	18 724	2 749	164 087	36 749	101 559
422920	Book, periodical, & newspaper whsle All establishments	4 265	33 630 300	2 618 123	641 744	89 309	5 567 689	2 289 015	2 445 853
	Establishments operated for the entire year	3 756	32 845 879	2 544 302	623 020	86 560	5 403 602	2 252 266	2 344 294
	Establishments with sales less than \$100,000	256	14 588	4 050	944	358	7 193	1 783	1 915
	Establishments with sales of \$100,000 to \$249,999	455	77 761	17 369	4 141	1 052	33 417	7 895	8 126
	Establishments with sales of \$250,000 to \$499,999	514	188 300	37 685	8 878	1 816	73 636	18 770	19 098
	Establishments with sales of \$500,000 to \$999,999	561	408 781	71 639	16 849	3 450	141 093	35 681	36 509
	Establishments with sales of \$1,000,000 to \$2,499,999	666	1 056 051	177 299	42 426	6 167	346 255	92 030	95 425
	Establishments with sales of \$2,500,000 to \$4,999,999	418	1 490 294	219 614	53 589	7 574	422 131	120 185	125 295
	Establishments with sales of \$5,000,000 to \$9,999,999	328	2 337 274	286 149	68 501	9 365	548 113	171 569	175 605
	Establishments with sales of \$10,000,000 to \$24,999,999	310	4 929 746	503 192	125 448	16 301	1 109 482	346 311	346 589
	Establishments with sales of \$25,000,000 or more	248	22 343 084	1 227 305	302 244	40 477	2 722 282	1 458 042	1 535 732
	Establishments not operated for the entire year	509	784 421	73 821	18 724	2 749	164 087	36 749	101 559
42293	Flower, nursery stock, & florists' supplies whsle All establishments	3 900	8 002 830	1 026 750	238 920	44 939	2 115 948	656 683	714 977
	Establishments operated for the entire year	3 317	7 808 458	1 005 193	234 011	43 814	2 070 009	651 345	686 482
	Establishments with sales less than \$100,000	212	12 725	3 394	775	360	6 218	1 792	1 718
	Establishments with sales of \$100,000 to \$249,999	439	74 700	15 116	3 544	1 216	31 223	7 791	8 360
	Establishments with sales of \$250,000 to \$499,999	514	183 146	30 546	7 153	2 089	66 925	18 957	19 576
	Establishments with sales of \$500,000 to \$999,999	642	459 745	73 769	16 940	4 438	155 317	44 165	44 358
	Establishments with sales of \$1,000,000 to \$2,499,999	784	1 265 602	186 230	43 482	9 086	377 041	112 266	115 924
	Establishments with sales of \$2,500,000 to \$4,999,999	390	1 386 260	192 075	44 689	8 314	371 643	105 317	109 008

See footnotes at end of table.

Table 1. Sales Size of Establishments: 1997—Con.

[Includes only establishments with payroll. For meaning of abbreviations and symbols, see introductory text. For explanation of terms, see Appendix A. For method of assignment to categories shown, see Appendix C]

NAICS code	Sales sizes of establishments by type of operation and kind of business	Establishments (number)	Sales (\$1,000)	Annual payroll (\$1,000)	First-quarter payroll (\$1,000)	Paid employees for pay period including March 12 (number)	Operating expenses ¹ (\$1,000)	End-of-1996 inventories (\$1,000)	End-of-1997 inventories (\$1,000)
42	WHOLESALE TRADE—Con.								
422	Wholesale trade, nondurable goods—Con.								
42293	Flower, nursery stock, & florists' supplies whsle—Con. Establishments operated for the entire year—Con. Establishments with sales of \$5,000,000 to \$9,999,999 Establishments with sales of \$10,000,000 to \$24,999,999 Establishments with sales of \$25,000,000 or more	198 108 30	1 333 459 1 592 878 1 499 943	169 862 187 965 146 236	39 158 43 021 35 249	6 732 6 832 4 747	341 757 384 044 335 841	116 297 125 671 119 089	125 643 133 648 128 247
	Establishments not operated for the entire year	583	194 372	21 557	4 909	1 125	45 939	5 338	28 495
422930	Flower, nursery stock, & florists' supplies whsle All establishments	3 900	8 002 830	1 026 750	238 920	44 939	2 115 948	656 683	714 977
	Establishments operated for the entire year	3 317	7 808 458	1 005 193	234 011	43 814	2 070 009	651 345	686 482
	Establishments with sales less than \$100,000	212	12 725	3 394	775	360	6 218	1 792	1 718
	Establishments with sales of \$100,000 to \$249,999	439	74 700	15 116	3 544	1 216	31 223	7 791	8 360
	Establishments with sales of \$250,000 to \$499,999	514	183 146	30 546	7 153	2 089	66 925	18 957	19 576
	Establishments with sales of \$500,000 to \$999,999	642	459 745	73 769	16 940	4 438	155 317	44 165	44 358
	Establishments with sales of \$1,000,000 to \$2,499,999	784	1 265 602	186 230	43 482	9 086	377 041	112 266	115 924
	Establishments with sales of \$2,500,000 to \$4,999,999	390	1 386 260	192 075	44 689	8 314	371 643	105 317	109 008
	Establishments with sales of \$5,000,000 to \$9,999,999	198	1 333 459	169 862	39 158	6 732	341 757	116 297	125 643
	Establishments with sales of \$10,000,000 to \$24,999,999	108	1 592 878	187 965	43 021	6 832	384 044	125 671	133 648
	Establishments with sales of \$25,000,000 or more	30	1 499 943	146 236	35 249	4 747	335 841	119 089	128 247
	Establishments not operated for the entire year	583	194 372	21 557	4 909	1 125	45 939	5 338	28 495
42294	Tobacco & tobacco product whsle All establishments	1 561	50 268 772	1 589 663	383 163	57 046	3 219 183	1 841 101	2 112 620
	Establishments operated for the entire year	1 376	49 746 535	1 567 184	370 882	54 921	3 165 973	1 747 761	2 087 565
	Establishments with sales less than \$100,000	14	921	283	59	19	412	70	82
	Establishments with sales of \$100,000 to \$249,999	30	5 808	1 175	264	52	2 122	621	630
	Establishments with sales of \$250,000 to \$499,999	68	25 766	2 583	549	160	5 335	2 458	2 591
	Establishments with sales of \$500,000 to \$999,999	73	51 179	4 022	883	216	8 290	4 701	5 556
	Establishments with sales of \$1,000,000 to \$2,499,999	187	299 929	19 161	4 375	925	38 702	22 831	25 554
	Establishments with sales of \$2,500,000 to \$4,999,999	205	751 331	39 848	8 766	1 812	84 855	62 216	67 177
	Establishments with sales of \$5,000,000 to \$9,999,999	211	1 507 292	58 294	13 821	2 579	114 751	92 063	94 148
	Establishments with sales of \$10,000,000 to \$24,999,999	279	4 564 972	177 232	39 320	7 283	345 920	266 389	287 605
	Establishments with sales of \$25,000,000 or more	309	42 539 337	1 264 586	302 845	41 875	2 565 586	1 296 412	1 604 222
	Establishments not operated for the entire year	185	522 237	22 479	12 281	2 125	53 210	93 340	25 055
422940	Tobacco & tobacco product whsle All establishments	1 561	50 268 772	1 589 663	383 163	57 046	3 219 183	1 841 101	2 112 620
	Establishments operated for the entire year	1 376	49 746 535	1 567 184	370 882	54 921	3 165 973	1 747 761	2 087 565
	Establishments with sales less than \$100,000	14	921	283	59	19	412	70	82
	Establishments with sales of \$100,000 to \$249,999	30	5 808	1 175	264	52	2 122	621	630
	Establishments with sales of \$250,000 to \$499,999	68	25 766	2 583	549	160	5 335	2 458	2 591
	Establishments with sales of \$500,000 to \$999,999	73	51 179	4 022	883	216	8 290	4 701	5 556
	Establishments with sales of \$1,000,000 to \$2,499,999	187	299 929	19 161	4 375	925	38 702	22 831	25 554
	Establishments with sales of \$2,500,000 to \$4,999,999	205	751 331	39 848	8 766	1 812	84 855	62 216	67 177
	Establishments with sales of \$5,000,000 to \$9,999,999	211	1 507 292	58 294	13 821	2 579	114 751	92 063	94 148
	Establishments with sales of \$10,000,000 to \$24,999,999	279	4 564 972	177 232	39 320	7 283	345 920	266 389	287 605

See footnotes at end of table.

Table 1. Sales Size of Establishments: 1997—Con.

[Includes only establishments with payroll. For meaning of abbreviations and symbols, see introductory text. For explanation of terms, see Appendix A. For method of assignment to categories shown, see Appendix C]

NAICS code	Sales sizes of establishments by type of operation and kind of business	Establishments (number)	Sales (\$1,000)	Annual payroll (\$1,000)	First-quarter payroll (\$1,000)	Paid employees for pay period including March 12 (number)	Operating expenses ¹ (\$1,000)	End-of-1996 inventories (\$1,000)	End-of-1997 inventories (\$1,000)
42	WHOLESALE TRADE—Con.								
422	Wholesale trade, nondurable goods—Con.								
422940	Tobacco & tobacco product whsle—Con. Establishments operated for the entire year—Con. Establishments with sales of \$25,000,000 or more	309	42 539 337	1 264 586	302 845	41 875	2 565 586	1 296 412	1 604 222
	Establishments not operated for the entire year	185	522 237	22 479	12 281	2 125	53 210	93 340	25 055
42295	Paint, varnish, & supplies whsle All establishments	2 192	7 510 467	676 404	159 355	19 917	1 584 153	650 640	680 619
	Establishments operated for the entire year	1 988	7 382 152	661 016	155 309	19 362	1 551 121	647 012	665 387
	Establishments with sales less than \$100,000	70	4 243	1 151	279	100	1 999	504	468
	Establishments with sales of \$100,000 to \$249,999	162	28 484	6 656	1 627	319	12 494	3 664	3 599
	Establishments with sales of \$250,000 to \$499,999	252	94 286	16 827	4 060	797	34 329	12 077	12 418
	Establishments with sales of \$500,000 to \$999,999	410	298 709	44 145	10 408	1 830	91 955	39 311	38 582
	Establishments with sales of \$1,000,000 to \$2,499,999	585	937 557	130 995	30 364	4 536	277 616	115 131	117 950
	Establishments with sales of \$2,500,000 to \$4,999,999	243	821 816	88 982	21 096	3 012	208 206	98 666	102 570
	Establishments with sales of \$5,000,000 to \$9,999,999	126	873 996	94 463	21 916	2 518	198 198	81 119	86 613
	Establishments with sales of \$10,000,000 to \$24,999,999	87	1 348 734	109 169	24 751	2 586	241 319	123 527	121 655
	Establishments with sales of \$25,000,000 or more	53	2 974 327	168 628	40 808	3 664	485 005	173 013	181 532
	Establishments not operated for the entire year	204	128 315	15 388	4 046	555	33 032	3 628	15 232
422950	Paint, varnish, & supplies whsle All establishments	2 192	7 510 467	676 404	159 355	19 917	1 584 153	650 640	680 619
	Establishments operated for the entire year	1 988	7 382 152	661 016	155 309	19 362	1 551 121	647 012	665 387
	Establishments with sales less than \$100,000	70	4 243	1 151	279	100	1 999	504	468
	Establishments with sales of \$100,000 to \$249,999	162	28 484	6 656	1 627	319	12 494	3 664	3 599
	Establishments with sales of \$250,000 to \$499,999	252	94 286	16 827	4 060	797	34 329	12 077	12 418
	Establishments with sales of \$500,000 to \$999,999	410	298 709	44 145	10 408	1 830	91 955	39 311	38 582
	Establishments with sales of \$1,000,000 to \$2,499,999	585	937 557	130 995	30 364	4 536	277 616	115 131	117 950
	Establishments with sales of \$2,500,000 to \$4,999,999	243	821 816	88 982	21 096	3 012	208 206	98 666	102 570
	Establishments with sales of \$5,000,000 to \$9,999,999	126	873 996	94 463	21 916	2 518	198 198	81 119	86 613
	Establishments with sales of \$10,000,000 to \$24,999,999	87	1 348 734	109 169	24 751	2 586	241 319	123 527	121 655
	Establishments with sales of \$25,000,000 or more	53	2 974 327	168 628	40 808	3 664	485 005	173 013	181 532
	Establishments not operated for the entire year	204	128 315	15 388	4 046	555	33 032	3 628	15 232
4229501	Paint, varnish, & supplies whsle All establishments	2 192	7 510 467	676 404	159 355	19 917	1 584 153	650 640	680 619
	Establishments operated for the entire year	1 988	7 382 152	661 016	155 309	19 362	1 551 121	647 012	665 387
	Establishments with sales less than \$100,000	70	4 243	1 151	279	100	1 999	504	468
	Establishments with sales of \$100,000 to \$249,999	162	28 484	6 656	1 627	319	12 494	3 664	3 599
	Establishments with sales of \$250,000 to \$499,999	252	94 286	16 827	4 060	797	34 329	12 077	12 418
	Establishments with sales of \$500,000 to \$999,999	410	298 709	44 145	10 408	1 830	91 955	39 311	38 582
	Establishments with sales of \$1,000,000 to \$2,499,999	585	937 557	130 995	30 364	4 536	277 616	115 131	117 950
	Establishments with sales of \$2,500,000 to \$4,999,999	243	821 816	88 982	21 096	3 012	208 206	98 666	102 570
	Establishments with sales of \$5,000,000 to \$9,999,999	126	873 996	94 463	21 916	2 518	198 198	81 119	86 613
	Establishments with sales of \$10,000,000 to \$24,999,999	87	1 348 734	109 169	24 751	2 586	241 319	123 527	121 655
	Establishments with sales of \$25,000,000 or more	53	2 974 327	168 628	40 808	3 664	485 005	173 013	181 532
	Establishments not operated for the entire year	204	128 315	15 388	4 046	555	33 032	3 628	15 232
42299	Other miscellaneous nondurable goods whsle								

See footnotes at end of table.

Table 1. Sales Size of Establishments: 1997—Con.

[Includes only establishments with payroll. For meaning of abbreviations and symbols, see introductory text. For explanation of terms, see Appendix A. For method of assignment to categories shown, see Appendix C]

NAICS code	Sales sizes of establishments by type of operation and kind of business	Establishments (number)	Sales (\$1,000)	Annual payroll (\$1,000)	First-quarter payroll (\$1,000)	Paid employees for pay period including March 12 (number)	Operating expenses ¹ (\$1,000)	End-of-1996 inventories (\$1,000)	End-of-1997 inventories (\$1,000)
42	WHOLESALE TRADE—Con.								
422	Wholesale trade, nondurable goods—Con.								
42299	Other miscellaneous nondurable goods whsle—Con.								
	All establishments	14 767	60 572 100	2 847 844	639 728	92 812	6 436 502	4 193 102	4 631 400
	Establishments operated for the entire year	11 048	58 621 795	2 715 636	617 582	88 024	6 140 473	4 152 525	4 198 586
	Establishments with sales less than \$100,000	1 228	71 685	21 157	5 317	1 839	37 295	9 151	9 111
	Establishments with sales of \$100,000 to \$249,999	1 988	332 630	73 571	16 948	4 324	145 785	43 377	44 010
	Establishments with sales of \$250,000 to \$499,999	1 887	680 483	110 026	25 177	5 549	241 165	89 637	91 244
	Establishments with sales of \$500,000 to \$999,999	1 974	1 394 509	196 248	44 778	9 496	430 040	187 250	193 952
	Establishments with sales of \$1,000,000 to \$2,499,999	1 970	3 091 129	375 053	82 904	15 102	835 873	409 914	418 074
	Establishments with sales of \$2,500,000 to \$4,999,999	877	3 054 478	321 280	71 662	10 544	702 042	342 602	362 355
	Establishments with sales of \$5,000,000 to \$9,999,999	536	3 779 086	327 211	71 453	9 687	711 061	392 766	411 470
	Establishments with sales of \$10,000,000 to \$24,999,999	394	5 865 653	448 243	97 953	12 986	957 726	548 608	573 595
	Establishments with sales of \$25,000,000 or more	194	40 352 142	842 847	201 390	18 497	2 079 486	2 129 220	2 094 775
	Establishments not operated for the entire year	3 719	1 950 305	132 208	22 146	4 788	296 029	40 577	432 814
422990	Other miscellaneous nondurable goods whsle								
	All establishments	14 767	60 572 100	2 847 844	639 728	92 812	6 436 502	4 193 102	4 631 400
	Establishments operated for the entire year	11 048	58 621 795	2 715 636	617 582	88 024	6 140 473	4 152 525	4 198 586
	Establishments with sales less than \$100,000	1 228	71 685	21 157	5 317	1 839	37 295	9 151	9 111
	Establishments with sales of \$100,000 to \$249,999	1 988	332 630	73 571	16 948	4 324	145 785	43 377	44 010
	Establishments with sales of \$250,000 to \$499,999	1 887	680 483	110 026	25 177	5 549	241 165	89 637	91 244
	Establishments with sales of \$500,000 to \$999,999	1 974	1 394 509	196 248	44 778	9 496	430 040	187 250	193 952
	Establishments with sales of \$1,000,000 to \$2,499,999	1 970	3 091 129	375 053	82 904	15 102	835 873	409 914	418 074
	Establishments with sales of \$2,500,000 to \$4,999,999	877	3 054 478	321 280	71 662	10 544	702 042	342 602	362 355
	Establishments with sales of \$5,000,000 to \$9,999,999	536	3 779 086	327 211	71 453	9 687	711 061	392 766	411 470
	Establishments with sales of \$10,000,000 to \$24,999,999	394	5 865 653	448 243	97 953	12 986	957 726	548 608	573 595
	Establishments with sales of \$25,000,000 or more	194	40 352 142	842 847	201 390	18 497	2 079 486	2 129 220	2 094 775
	Establishments not operated for the entire year	3 719	1 950 305	132 208	22 146	4 788	296 029	40 577	432 814
4229901	Art goods whsle								
	All establishments	4 583	9 596 493	985 525	218 513	33 019	2 495 938	1 215 468	1 380 002
	Establishments operated for the entire year	3 641	9 149 332	957 697	213 230	31 927	2 421 288	1 202 956	1 270 983
	Establishments with sales less than \$100,000	402	23 915	6 301	1 543	657	12 416	3 630	3 688
	Establishments with sales of \$100,000 to \$249,999	617	103 013	21 612	5 108	1 418	45 814	16 124	16 491
	Establishments with sales of \$250,000 to \$499,999	617	221 336	36 417	8 456	1 893	85 038	34 226	35 122
	Establishments with sales of \$500,000 to \$999,999	682	481 539	70 696	16 166	3 499	162 752	74 495	77 009
	Establishments with sales of \$1,000,000 to \$2,499,999	679	1 072 287	146 164	32 361	5 722	332 515	164 981	169 002
	Establishments with sales of \$2,500,000 to \$4,999,999	299	1 041 633	123 225	27 589	4 072	283 557	134 575	145 856
	Establishments with sales of \$5,000,000 to \$9,999,999	171	1 188 537	116 747	25 667	3 482	271 861	142 955	154 486
	Establishments with sales of \$10,000,000 to \$24,999,999	125	1 894 271	184 689	38 211	4 710	428 557	213 353	226 251
	Establishments with sales of \$25,000,000 or more	49	3 122 801	251 846	58 129	6 474	798 778	418 617	443 078
	Establishments not operated for the entire year	942	447 161	27 828	5 283	1 092	74 650	12 512	109 019
4229902	General merchandise (nondurable goods) whsle								
	All establishments	3 248	34 597 404	729 329	171 128	20 477	1 467 410	1 511 757	1 586 453

See footnotes at end of table.

Table 1. Sales Size of Establishments: 1997—Con.

[Includes only establishments with payroll. For meaning of abbreviations and symbols, see introductory text. For explanation of terms, see Appendix A. For method of assignment to categories shown, see Appendix C.]

NAICS code	Sales sizes of establishments by type of operation and kind of business	Establishments (number)	Sales (\$1,000)	Annual payroll (\$1,000)	First-quarter payroll (\$1,000)	Paid employees for pay period including March 12 (number)	Operating expenses ¹ (\$1,000)	End-of-1996 inventories (\$1,000)	End-of-1997 inventories (\$1,000)
42	WHOLESALE TRADE—Con.								
422	Wholesale trade, nondurable goods—Con.								
4229902	General merchandise (nondurable goods) whsle—Con.								
	Establishments operated for the entire year	2 367	34 135 776	696 700	164 983	19 021	1 402 181	1 503 861	1 460 214
	Establishments with sales less than \$100,000	288	16 764	5 376	1 300	394	8 694	2 229	2 156
	Establishments with sales of \$100,000 to \$249,999	485	80 081	18 059	4 041	999	33 347	10 633	10 752
	Establishments with sales of \$250,000 to \$499,999	453	166 282	25 224	5 832	1 345	53 899	20 469	20 834
	Establishments with sales of \$500,000 to \$999,999	406	286 755	37 821	8 672	1 776	78 596	36 632	38 017
	Establishments with sales of \$1,000,000 to \$2,499,999	400	610 775	66 143	14 388	2 476	142 437	68 541	70 802
	Establishments with sales of \$2,500,000 to \$4,999,999	141	484 664	46 770	10 162	1 385	94 199	42 400	45 541
	Establishments with sales of \$5,000,000 to \$9,999,999	81	553 156	55 783	12 544	1 738	105 600	40 636	42 294
	Establishments with sales of \$10,000,000 to \$24,999,999	60	889 583	75 173	17 163	2 194	152 092	78 910	73 479
	Establishments with sales of \$25,000,000 or more	53	31 047 716	366 351	90 881	6 714	733 317	1 203 411	1 156 339
	Establishments not operated for the entire year	881	461 628	32 629	6 145	1 456	65 229	7 896	126 239
4229903	Textile bags, bagging, & burlap whsle								
	All establishments	446	802 397	77 465	16 774	2 966	182 076	91 231	111 979
	Establishments operated for the entire year	351	726 666	71 582	16 018	2 831	167 982	88 843	88 483
	Establishments with sales less than \$100,000	29	1 665	458	106	46	777	337	299
	Establishments with sales of \$100,000 to \$249,999	60	10 243	2 405	569	152	4 921	1 372	1 356
	Establishments with sales of \$250,000 to \$499,999	45	15 725	2 551	623	139	5 598	2 197	2 090
	Establishments with sales of \$500,000 to \$999,999	60	42 354	5 461	1 108	241	11 875	5 828	5 674
	Establishments with sales of \$1,000,000 to \$2,499,999	82	D	D	D	g	D	D	D
	Establishments with sales of \$2,500,000 to \$4,999,999	37	123 490	10 059	2 062	266	23 716	13 204	14 419
	Establishments with sales of \$5,000,000 to \$9,999,999	26	186 350	15 665	3 493	491	37 378	23 154	21 337
	Establishments with sales of \$10,000,000 to \$24,999,999	10	153 329	7 065	1 600	202	18 550	19 282	20 090
	Establishments with sales of \$25,000,000 or more	2	D	D	D	e	D	D	D
	Establishments not operated for the entire year	95	75 731	5 883	756	135	14 094	2 388	23 496
4229904	Other nondurable goods whsle								
	All establishments	6 490	15 575 806	1 055 525	233 313	36 350	2 291 078	1 374 646	1 552 966
	Establishments operated for the entire year	4 689	14 610 021	989 657	223 351	34 245	2 149 022	1 356 865	1 378 906
	Establishments with sales less than \$100,000	509	29 341	9 022	2 368	742	15 408	2 955	2 968
	Establishments with sales of \$100,000 to \$249,999	826	139 293	31 495	7 230	1 755	61 703	15 248	15 411
	Establishments with sales of \$250,000 to \$499,999	772	277 140	45 834	10 266	2 172	96 630	32 745	33 198
	Establishments with sales of \$500,000 to \$999,999	826	583 861	82 270	18 832	3 980	176 817	70 295	73 252
	Establishments with sales of \$1,000,000 to \$2,499,999	809	D	D	D	i	D	D	D
	Establishments with sales of \$2,500,000 to \$4,999,999	400	1 404 691	141 226	31 849	4 821	300 570	152 423	156 539
	Establishments with sales of \$5,000,000 to \$9,999,999	258	1 851 043	139 016	29 749	3 976	296 222	186 021	193 353
	Establishments with sales of \$10,000,000 to \$24,999,999	199	2 928 470	181 316	40 979	5 880	358 527	237 063	253 775
	Establishments with sales of \$25,000,000 or more	90	D	D	D	i	D	D	D
	Establishments not operated for the entire year	1 801	965 785	65 868	9 962	2 105	142 056	17 781	174 060
	MERCHANT WHOLESALERS								
	All establishments	376 330	2 333 131 187	158 373 291	36 705 674	4 591 092	329 085 927	214 621 484	230 839 579
	Establishments operated for the entire year	329 427	2 275 866 380	154 238 135	35 713 893	4 450 584	320 317 158	211 636 258	222 145 781
	Establishments with sales less than \$100,000	15 843	956 543	304 882	75 085	24 531	536 180	179 599	184 080
	Establishments with sales of \$100,000 to \$249,999	32 886	5 618 628	1 247 854	295 017	73 710	2 424 779	726 424	737 155
	Establishments with sales of \$250,000 to \$499,999	41 407	15 075 877	2 821 868	653 267	136 750	5 644 277	1 889 672	1 930 904

See footnotes at end of table.

Table 1. Sales Size of Establishments: 1997—Con.

[Includes only establishments with payroll. For meaning of abbreviations and symbols, see introductory text. For explanation of terms, see Appendix A. For method of assignment to categories shown, see Appendix C]

NAICS code	Sales sizes of establishments by type of operation and kind of business	Establishments (number)	Sales (\$1,000)	Annual payroll (\$1,000)	First-quarter payroll (\$1,000)	Paid employees for pay period including March 12 (number)	Operating expenses ¹ (\$1,000)	End-of-1996 inventories (\$1,000)	End-of-1997 inventories (\$1,000)
	MERCHANT WHOLESALERS—Con.								
	Establishments operated for the entire year—Con.								
	Establishments with sales of \$500,000 to \$999,999	52 094	37 531 486	6 051 830	1 398 840	253 617	12 198 411	4 567 476	4 687 345
	Establishments with sales of \$1,000,000 to \$2,499,999	72 188	116 131 313	16 083 197	3 683 632	571 361	32 136 974	13 787 523	14 292 355
	Establishments with sales of \$2,500,000 to \$4,999,999	44 912	158 622 026	18 908 915	4 310 499	588 785	37 150 995	18 692 127	19 538 030
	Establishments with sales of \$5,000,000 to \$9,999,999	32 526	227 804 157	23 356 348	5 306 933	662 874	45 864 480	26 491 788	27 871 185
	Establishments with sales of \$10,000,000 to \$24,999,999	23 429	358 349 265	30 105 966	6 887 872	807 446	60 034 827	39 066 745	40 969 215
	Establishments with sales of \$25,000,000 or more	14 142	1 355 777 085	55 357 275	13 102 748	1 331 510	124 326 235	106 234 904	111 935 512
	Establishments not operated for the entire year	46 903	57 264 807	4 135 156	991 781	140 508	8 768 769	2 985 226	8 693 798
421	Wholesale trade, durable goods								
	All establishments	241 379	1 214 780 670	99 709 272	23 056 814	2 756 659	201 524 492	135 753 109	146 224 425
	Establishments operated for the entire year	213 144	1 184 730 605	97 133 775	22 451 030	2 676 709	196 242 644	134 385 462	141 194 280
	Establishments with sales less than \$100,000	10 106	616 969	178 140	43 651	15 092	316 478	114 668	119 144
	Establishments with sales of \$100,000 to \$249,999	21 823	3 736 777	857 099	202 987	48 556	1 640 269	523 456	531 802
	Establishments with sales of \$250,000 to \$499,999	27 946	10 178 886	1 997 272	461 866	92 789	3 921 719	1 411 575	1 438 893
	Establishments with sales of \$500,000 to \$999,999	35 002	25 221 589	4 287 436	991 012	171 891	8 457 914	3 389 339	3 475 996
	Establishments with sales of \$1,000,000 to \$2,499,999	48 449	77 883 129	11 495 721	2 630 405	387 764	22 373 384	10 302 884	10 706 554
	Establishments with sales of \$2,500,000 to \$4,999,999	29 282	103 233 073	13 483 769	3 070 585	398 471	25 690 985	14 056 902	14 695 574
	Establishments with sales of \$5,000,000 to \$9,999,999	20 248	141 072 324	16 302 120	3 707 104	435 844	30 858 464	19 464 943	20 524 856
	Establishments with sales of \$10,000,000 to \$24,999,999	13 317	201 887 636	19 526 474	4 466 545	489 005	37 338 579	27 154 018	28 520 420
	Establishments with sales of \$25,000,000 or more	6 971	620 900 222	29 005 744	6 876 875	637 297	65 644 852	57 967 677	61 181 041
	Establishments not operated for the entire year	28 235	30 050 065	2 575 497	605 784	79 950	5 281 848	1 367 647	5 030 145
4211	Motor vehicle & motor vehicle parts & supplies whsle								
	All establishments	26 093	166 674 187	8 287 385	1 934 223	281 969	18 128 586	16 213 453	17 086 156
	Establishments operated for the entire year	22 833	162 988 035	8 073 976	1 884 338	272 737	17 625 425	16 043 828	16 480 147
	Establishments with sales less than \$100,000	1 524	96 010	25 351	6 218	2 269	48 181	18 884	18 880
	Establishments with sales of \$100,000 to \$249,999	3 128	537 087	113 494	27 149	7 555	233 726	103 021	104 132
	Establishments with sales of \$250,000 to \$499,999	3 558	1 292 674	237 939	56 610	13 436	499 078	234 194	239 916
	Establishments with sales of \$500,000 to \$999,999	4 000	2 871 741	485 116	115 697	23 982	994 623	515 286	528 997
	Establishments with sales of \$1,000,000 to \$2,499,999	4 621	7 311 361	1 047 232	243 550	43 312	2 091 711	1 211 541	1 250 537
	Establishments with sales of \$2,500,000 to \$4,999,999	2 306	8 067 496	970 148	220 260	34 647	1 890 506	1 351 441	1 432 521
	Establishments with sales of \$5,000,000 to \$9,999,999	1 604	11 231 501	1 072 977	246 655	34 445	2 071 465	1 788 267	1 880 082
	Establishments with sales of \$10,000,000 to \$24,999,999	1 337	20 646 349	1 644 333	378 552	49 740	3 073 605	3 012 811	3 118 508
	Establishments with sales of \$25,000,000 or more	755	110 933 816	2 477 386	589 647	63 351	6 722 530	7 808 383	7 906 574
	Establishments not operated for the entire year	3 260	3 686 152	213 409	49 885	9 232	503 161	169 625	606 009
42111	Automobile & other motor vehicle whsle								
	All establishments	6 654	113 917 822	3 320 639	777 402	96 180	7 952 209	8 123 863	8 590 301
	Establishments operated for the entire year	5 813	111 419 906	3 250 179	759 905	93 467	7 744 632	8 062 174	8 345 328
	Establishments with sales less than \$100,000	217	13 069	3 861	928	305	6 832	1 969	1 906
	Establishments with sales of \$100,000 to \$249,999	445	76 734	15 797	3 730	986	33 057	11 057	10 841
	Establishments with sales of \$250,000 to \$499,999	466	170 090	24 289	5 465	1 369	55 948	24 115	24 371
	Establishments with sales of \$500,000 to \$999,999	642	464 799	55 332	13 018	2 726	123 249	62 470	62 785
	Establishments with sales of \$1,000,000 to \$2,499,999	1 130	1 857 596	170 191	39 551	7 355	369 035	239 713	256 119
	Establishments with sales of \$2,500,000 to \$4,999,999	837	2 961 236	235 886	53 667	8 535	496 675	471 691	527 227
	Establishments with sales of \$5,000,000 to \$9,999,999	801	5 713 452	410 614	95 129	13 429	784 249	816 945	892 635
	Establishments with sales of \$10,000,000 to \$24,999,999	817	12 677 822	880 798	200 455	25 592	1 538 159	1 573 749	1 612 381

See footnotes at end of table.

Table 1. Sales Size of Establishments: 1997—Con.

[Includes only establishments with payroll. For meaning of abbreviations and symbols, see introductory text. For explanation of terms, see Appendix A. For method of assignment to categories shown, see Appendix C]

NAICS code	Sales sizes of establishments by type of operation and kind of business	Establishments (number)	Sales (\$1,000)	Annual payroll (\$1,000)	First-quarter payroll (\$1,000)	Paid employees for pay period including March 12 (number)	Operating expenses ¹ (\$1,000)	End-of-1996 inventories (\$1,000)	End-of-1997 inventories (\$1,000)
421	MERCHANT WHOLESALERS—Con.								
	Wholesale trade, durable goods—Con.								
42111	Automobile & other motor vehicle whsle—Con.								
	Establishments operated for the entire year—Con.								
	Establishments with sales of \$25,000,000 or more.....	458	87 485 108	1 453 411	347 962	33 170	4 337 428	4 860 465	4 957 063
	Establishments not operated for the entire year.....	841	2 497 916	70 460	17 497	2 713	207 577	61 689	244 973
421110	Automobile & other motor vehicle whsle								
	All establishments	6 654	113 917 822	3 320 639	777 402	96 180	7 952 209	8 123 863	8 590 301
	Establishments operated for the entire year	5 813	111 419 906	3 250 179	759 905	93 467	7 744 632	8 062 174	8 345 328
	Establishments with sales less than \$100,000	217	13 069	3 861	928	305	6 832	1 969	1 906
	Establishments with sales of \$100,000 to \$249,999	445	76 734	15 797	3 730	986	33 057	11 057	10 841
	Establishments with sales of \$250,000 to \$499,999	466	170 090	24 289	5 465	1 369	55 948	24 115	24 371
	Establishments with sales of \$500,000 to \$999,999	642	464 799	55 332	13 018	2 726	123 249	62 470	62 785
	Establishments with sales of \$1,000,000 to \$2,499,999	1 130	1 857 596	170 191	39 551	7 355	369 035	239 713	256 119
	Establishments with sales of \$2,500,000 to \$4,999,999	837	2 961 236	235 886	53 667	8 535	496 675	471 691	527 227
	Establishments with sales of \$5,000,000 to \$9,999,999	801	5 713 452	410 614	95 129	13 429	784 249	816 945	892 635
	Establishments with sales of \$10,000,000 to \$24,999,999	817	12 677 822	880 798	200 455	25 592	1 538 159	1 573 749	1 612 381
	Establishments with sales of \$25,000,000 or more	458	87 485 108	1 453 411	347 962	33 170	4 337 428	4 860 465	4 957 063
	Establishments not operated for the entire year	841	2 497 916	70 460	17 497	2 713	207 577	61 689	244 973
4211101	Automobile & motorcycle whsle								
	All establishments	3 331	79 437 563	911 926	222 524	25 772	3 707 653	3 709 763	3 981 633
	Establishments operated for the entire year	2 823	77 531 973	885 049	216 205	24 823	3 575 631	3 690 230	3 870 175
	Establishments with sales less than \$100,000	150	8 538	2 740	669	216	4 804	1 213	1 181
	Establishments with sales of \$100,000 to \$249,999	289	49 660	10 126	2 428	669	22 648	6 422	6 204
	Establishments with sales of \$250,000 to \$499,999	292	106 020	14 228	3 267	877	35 189	13 320	13 179
	Establishments with sales of \$500,000 to \$999,999	382	276 133	30 162	7 166	1 586	73 995	31 116	31 133
	Establishments with sales of \$1,000,000 to \$2,499,999	595	963 543	68 280	15 712	3 284	174 037	94 550	101 759
	Establishments with sales of \$2,500,000 to \$4,999,999	420	1 474 150	80 261	18 939	3 172	206 982	242 195	289 253
	Establishments with sales of \$5,000,000 to \$9,999,999	320	2 208 708	86 441	20 658	3 248	228 311	285 859	338 670
	Establishments with sales of \$10,000,000 to \$24,999,999	229	3 511 298	104 727	23 153	3 404	258 605	231 147	233 984
	Establishments with sales of \$25,000,000 or more	146	68 933 923	488 084	124 213	8 367	2 571 060	2 784 408	2 854 812
	Establishments not operated for the entire year	508	1 905 590	26 877	6 319	949	132 022	19 533	111 458
4211102	Bus & recreational vehicle whsle								
	All establishments	347	D	D	D	h	D	D	D
	Establishments operated for the entire year	306	D	D	D	h	D	D	D
	Establishments with sales less than \$100,000	9	D	D	D	a	D	D	D
	Establishments with sales of \$100,000 to \$249,999	20	D	D	D	b	D	D	D
	Establishments with sales of \$250,000 to \$499,999	29	D	D	D	b	D	D	D
	Establishments with sales of \$500,000 to \$999,999	39	D	D	D	c	D	D	D
	Establishments with sales of \$1,000,000 to \$2,499,999	50	D	D	D	f	D	D	D
	Establishments with sales of \$2,500,000 to \$4,999,999	48	D	D	D	f	D	D	D
	Establishments with sales of \$5,000,000 to \$9,999,999	41	D	D	D	f	D	D	D
	Establishments with sales of \$10,000,000 to \$24,999,999	50	D	D	D	g	D	D	D
	Establishments with sales of \$25,000,000 or more	20	D	D	D	g	D	D	D
	Establishments not operated for the entire year	41	D	D	D	c	D	D	D

See footnotes at end of table.

Table 1. Sales Size of Establishments: 1997—Con.

[Includes only establishments with payroll. For meaning of abbreviations and symbols, see introductory text. For explanation of terms, see Appendix A. For method of assignment to categories shown, see Appendix C]

NAICS code	Sales sizes of establishments by type of operation and kind of business	Establishments (number)	Sales (\$1,000)	Annual payroll (\$1,000)	First-quarter payroll (\$1,000)	Paid employees for pay period including March 12 (number)	Operating expenses ¹ (\$1,000)	End-of-1996 inventories (\$1,000)	End-of-1997 inventories (\$1,000)
421	MERCHANT WHOLESALERS—Con.								
	Wholesale trade, durable goods—Con.								
4211103	Light truck & van (14,000 lb or less) whsle								
	All establishments	428	7 133 116	216 730	49 437	6 188	593 040	535 182	534 493
	Establishments operated for the entire year	372	7 074 574	214 099	48 791	6 044	588 089	533 702	520 794
	Establishments with sales less than \$100,000	14	925	254	52	22	446	221	175
	Establishments with sales of \$100,000 to \$249,999	43	7 892	1 599	401	86	2 883	1 226	1 151
	Establishments with sales of \$250,000 to \$499,999	23	8 310	1 008	228	63	1 934	1 641	1 737
	Establishments with sales of \$500,000 to \$999,999	45	D	D	D	c	D	D	D
	Establishments with sales of \$1,000,000 to \$2,499,999	78	D	D	D	e	D	D	D
	Establishments with sales of \$2,500,000 to \$4,999,999	44	153 027	13 350	2 737	427	26 332	16 061	17 403
	Establishments with sales of \$5,000,000 to \$9,999,999	44	322 909	22 059	5 208	689	39 677	36 884	39 146
	Establishments with sales of \$10,000,000 to \$24,999,999	45	762 149	44 987	9 746	1 369	81 346	92 449	95 413
	Establishments with sales of \$25,000,000 or more	36	5 651 733	116 135	26 298	2 746	407 540	360 834	341 092
	Establishments not operated for the entire year	56	58 542	2 631	646	144	4 951	1 480	13 699
4211104	Medium truck & tractor (14,001 lb to 26,000 lb) whsle								
	All establishments	480	D	D	D	i	D	D	D
	Establishments operated for the entire year	425	D	D	D	i	D	D	D
	Establishments with sales less than \$100,000	14	D	D	D	a	D	D	D
	Establishments with sales of \$100,000 to \$249,999	24	D	D	D	b	D	D	D
	Establishments with sales of \$250,000 to \$499,999	26	D	D	D	b	D	D	D
	Establishments with sales of \$500,000 to \$999,999	40	D	D	D	c	D	D	D
	Establishments with sales of \$1,000,000 to \$2,499,999	109	D	D	D	f	D	D	D
	Establishments with sales of \$2,500,000 to \$4,999,999	74	D	D	D	g	D	D	D
	Establishments with sales of \$5,000,000 to \$9,999,999	69	D	D	D	g	D	D	D
	Establishments with sales of \$10,000,000 to \$24,999,999	49	D	D	D	g	D	D	D
	Establishments with sales of \$25,000,000 or more	20	D	D	D	g	D	D	D
	Establishments not operated for the entire year	55	D	D	D	c	D	D	D
4211105	Heavy truck & tractor (over 26,000 lb) whsle								
	All establishments	2 068	22 058 292	1 799 190	415 301	52 127	2 898 790	3 107 815	3 262 391
	Establishments operated for the entire year	1 887	21 661 094	1 768 661	406 890	50 813	2 850 427	3 078 221	3 171 822
	Establishments with sales less than \$100,000	30	D	D	D	b	D	D	D
	Establishments with sales of \$100,000 to \$249,999	69	D	D	D	c	D	D	D
	Establishments with sales of \$250,000 to \$499,999	96	D	D	D	e	D	D	D
	Establishments with sales of \$500,000 to \$999,999	136	97 415	13 497	2 988	568	25 156	15 837	16 520
	Establishments with sales of \$1,000,000 to \$2,499,999	298	494 927	59 215	13 587	2 264	111 340	83 369	89 166
	Establishments with sales of \$2,500,000 to \$4,999,999	251	898 701	98 007	22 241	3 324	177 337	147 579	153 880
	Establishments with sales of \$5,000,000 to \$9,999,999	327	2 379 485	235 516	53 192	7 333	398 054	375 540	388 483
	Establishments with sales of \$10,000,000 to \$24,999,999	444	6 928 792	607 349	140 477	17 478	979 144	1 040 479	1 058 669
	Establishments with sales of \$25,000,000 or more	236	10 812 797	745 960	172 432	19 399	1 142 364	1 407 027	1 456 542
	Establishments not operated for the entire year	181	397 198	30 529	8 411	1 314	48 363	29 594	90 569
42112	Motor vehicle supplies & new parts whsle								
	All establishments	10 596	40 856 802	3 428 913	799 934	121 664	7 054 127	6 453 745	6 743 051

See footnotes at end of table.

Table 1. Sales Size of Establishments: 1997—Con.

[Includes only establishments with payroll. For meaning of abbreviations and symbols, see introductory text. For explanation of terms, see Appendix A. For method of assignment to categories shown, see Appendix C.]

NAICS code	Sales sizes of establishments by type of operation and kind of business	Establishments (number)	Sales (\$1,000)	Annual payroll (\$1,000)	First-quarter payroll (\$1,000)	Paid employees for pay period including March 12 (number)	Operating expenses ¹ (\$1,000)	End-of-1996 inventories (\$1,000)	End-of-1997 inventories (\$1,000)
421	MERCHANT WHOLESALERS—Con.								
	Wholesale trade, durable goods—Con.								
42112	Motor vehicle supplies & new parts whse—Con.								
	Establishments operated for the entire year	9 084	39 962 974	3 320 282	776 255	116 972	6 833 687	6 378 785	6 471 539
	Establishments with sales less than \$100,000	447	D	D	D	f	D	D	D
	Establishments with sales of \$100,000 to \$249,999	1 044	D	D	D	g	D	D	D
	Establishments with sales of \$250,000 to \$499,999	1 392	508 302	88 929	21 165	4 730	176 670	109 791	111 951
	Establishments with sales of \$500,000 to \$999,999	1 834	1 329 478	215 047	51 977	10 346	427 188	290 865	298 990
	Establishments with sales of \$1,000,000 to \$2,499,999	2 192	3 434 001	513 762	120 175	21 042	1 010 334	699 676	717 819
	Establishments with sales of \$2,500,000 to \$4,999,999	970	3 410 624	475 016	108 051	16 984	901 803	674 581	692 232
	Establishments with sales of \$5,000,000 to \$9,999,999	559	3 886 871	475 221	108 675	15 276	918 070	771 249	778 622
	Establishments with sales of \$10,000,000 to \$24,999,999	388	D	D	D	j	D	D	D
	Establishments with sales of \$25,000,000 or more	258	D	D	D	k	D	D	D
	Establishments not operated for the entire year	1 512	893 828	108 631	23 679	4 692	220 440	74 960	271 512
421120	Motor vehicle supplies & new parts whse								
	All establishments	10 596	40 856 802	3 428 913	799 934	121 664	7 054 127	6 453 745	6 743 051
	Establishments operated for the entire year	9 084	39 962 974	3 320 282	776 255	116 972	6 833 687	6 378 785	6 471 539
	Establishments with sales less than \$100,000	447	D	D	D	f	D	D	D
	Establishments with sales of \$100,000 to \$249,999	1 044	D	D	D	g	D	D	D
	Establishments with sales of \$250,000 to \$499,999	1 392	508 302	88 929	21 165	4 730	176 670	109 791	111 951
	Establishments with sales of \$500,000 to \$999,999	1 834	1 329 478	215 047	51 977	10 346	427 188	290 865	298 990
	Establishments with sales of \$1,000,000 to \$2,499,999	2 192	3 434 001	513 762	120 175	21 042	1 010 334	699 676	717 819
	Establishments with sales of \$2,500,000 to \$4,999,999	970	3 410 624	475 016	108 051	16 984	901 803	674 581	692 232
	Establishments with sales of \$5,000,000 to \$9,999,999	559	3 886 871	475 221	108 675	15 276	918 070	771 249	778 622
	Establishments with sales of \$10,000,000 to \$24,999,999	388	D	D	D	j	D	D	D
	Establishments with sales of \$25,000,000 or more	258	D	D	D	k	D	D	D
	Establishments not operated for the entire year	1 512	893 828	108 631	23 679	4 692	220 440	74 960	271 512
4211201	Motor vehicle supplies & new parts—warehouse distributors								
	All establishments	4 357	19 025 397	1 677 699	387 998	59 564	3 534 928	3 138 584	3 254 209
	Establishments operated for the entire year	3 817	18 561 045	1 628 491	377 753	57 524	3 432 871	3 098 762	3 107 940
	Establishments with sales less than \$100,000	158	9 785	2 555	645	227	4 953	2 099	2 108
	Establishments with sales of \$100,000 to \$249,999	396	67 914	13 975	3 276	904	26 837	15 608	15 866
	Establishments with sales of \$250,000 to \$499,999	515	188 202	33 478	7 898	1 784	68 130	40 564	41 416
	Establishments with sales of \$500,000 to \$999,999	658	477 347	76 250	18 244	3 693	156 834	105 298	106 678
	Establishments with sales of \$1,000,000 to \$2,499,999	963	1 507 774	218 775	51 309	8 945	442 036	306 686	310 320
	Establishments with sales of \$2,500,000 to \$4,999,999	473	1 651 199	231 032	52 274	8 380	435 248	359 657	364 830
	Establishments with sales of \$5,000,000 to \$9,999,999	289	2 014 762	222 879	50 715	7 534	444 279	434 681	438 035
	Establishments with sales of \$10,000,000 to \$24,999,999	237	3 742 597	353 531	82 869	11 412	724 266	747 068	772 309
	Establishments with sales of \$25,000,000 or more	128	8 901 465	476 016	110 523	14 645	1 130 288	1 087 101	1 056 378
	Establishments not operated for the entire year	540	464 352	49 208	10 245	2 040	102 057	39 822	146 269
4211202	Motor vehicle supplies & new parts—jobbers								
	All establishments	5 732	20 760 962	1 606 696	377 859	57 724	3 267 551	3 194 153	3 354 760

See footnotes at end of table.

Table 1. Sales Size of Establishments: 1997—Con.

[Includes only establishments with payroll. For meaning of abbreviations and symbols, see introductory text. For explanation of terms, see Appendix A. For method of assignment to categories shown, see Appendix C.]

NAICS code	Sales sizes of establishments by type of operation and kind of business	Establishments (number)	Sales (\$1,000)	Annual payroll (\$1,000)	First-quarter payroll (\$1,000)	Paid employees for pay period including March 12 (number)	Operating expenses ¹ (\$1,000)	End-of-1996 inventories (\$1,000)	End-of-1997 inventories (\$1,000)
421	MERCHANT WHOLESALERS—Con.								
	Wholesale trade, durable goods—Con.								
4211202	Motor vehicle supplies & new parts—jobbers—Con.								
	Establishments operated for the entire year	4 827	20 378 343	1 554 578	366 138	55 285	3 162 811	3 161 903	3 241 187
	Establishments with sales less than \$100,000	273	D	D	D	e	D	D	D
	Establishments with sales of \$100,000 to \$249,999	597	D	D	D	g	D	D	D
	Establishments with sales of \$250,000 to \$499,999	822	299 785	51 922	12 455	2 797	101 847	66 736	67 834
	Establishments with sales of \$500,000 to \$999,999	1 095	791 236	130 085	31 673	6 309	252 852	179 031	185 868
	Establishments with sales of \$1,000,000 to \$2,499,999	1 113	1 738 800	265 279	62 080	11 040	515 938	368 327	382 190
	Establishments with sales of \$2,500,000 to \$4,999,999	435	D	D	D	i	D	D	D
	Establishments with sales of \$5,000,000 to \$9,999,999	220	D	D	D	i	D	D	D
	Establishments with sales of \$10,000,000 to \$24,999,999	144	D	D	D	i	D	D	D
	Establishments with sales of \$25,000,000 or more	128	D	D	D	j	D	D	D
	Establishments not operated for the entire year	905	382 619	52 118	11 721	2 439	104 740	32 250	113 573
4211203	Petroleum products marketing equipment whsle								
	All establishments	507	1 070 443	144 518	34 077	4 376	251 648	121 008	134 082
	Establishments operated for the entire year	440	1 023 586	137 213	32 364	4 163	238 005	118 120	122 412
	Establishments with sales less than \$100,000	16	D	D	D	b	D	D	D
	Establishments with sales of \$100,000 to \$249,999	51	D	D	D	b	D	D	D
	Establishments with sales of \$250,000 to \$499,999	55	20 315	3 529	812	149	6 693	2 491	2 701
	Establishments with sales of \$500,000 to \$999,999	81	60 895	8 712	2 060	344	17 502	6 536	6 444
	Establishments with sales of \$1,000,000 to \$2,499,999	116	187 427	29 708	6 786	1 057	52 360	24 663	25 309
	Establishments with sales of \$2,500,000 to \$4,999,999	62	D	D	D	g	D	D	D
	Establishments with sales of \$5,000,000 to \$9,999,999	50	D	D	D	g	D	D	D
	Establishments with sales of \$10,000,000 to \$24,999,999	7	D	D	D	c	D	D	D
	Establishments with sales of \$25,000,000 or more	2	D	D	D	c	D	D	D
	Establishments not operated for the entire year	67	46 857	7 305	1 713	213	13 643	2 888	11 670
42113	Tire & tube whsle								
	All establishments	1 738	6 627 456	566 057	128 741	18 318	1 148 391	890 895	958 659
	Establishments operated for the entire year	1 550	6 538 130	557 226	126 395	17 925	1 128 859	885 714	931 791
	Establishments with sales less than \$100,000	50	D	D	D	b	D	D	D
	Establishments with sales of \$100,000 to \$249,999	122	D	D	D	c	D	D	D
	Establishments with sales of \$250,000 to \$499,999	195	72 871	12 377	2 842	629	25 603	9 022	9 562
	Establishments with sales of \$500,000 to \$999,999	208	154 169	22 910	5 288	976	47 034	19 412	19 358
	Establishments with sales of \$1,000,000 to \$2,499,999	377	629 532	85 789	19 105	3 206	169 514	85 342	85 682
	Establishments with sales of \$2,500,000 to \$4,999,999	288	982 418	118 562	27 209	4 040	227 642	131 567	135 968
	Establishments with sales of \$5,000,000 to \$9,999,999	182	1 226 835	126 629	28 110	3 761	248 439	159 068	165 887
	Establishments with sales of \$10,000,000 to \$24,999,999	95	D	D	D	h	D	D	D
	Establishments with sales of \$25,000,000 or more	33	D	D	D	g	D	D	D
	Establishments not operated for the entire year	188	89 326	8 831	2 346	393	19 532	5 181	26 868
421130	Tire & tube whsle								
	All establishments	1 738	6 627 456	566 057	128 741	18 318	1 148 391	890 895	958 659
	Establishments operated for the entire year	1 550	6 538 130	557 226	126 395	17 925	1 128 859	885 714	931 791
	Establishments with sales less than \$100,000	50	D	D	D	b	D	D	D
	Establishments with sales of \$100,000 to \$249,999	122	D	D	D	c	D	D	D
	Establishments with sales of \$250,000 to \$499,999	195	72 871	12 377	2 842	629	25 603	9 022	9 562

See footnotes at end of table.

Table 1. Sales Size of Establishments: 1997—Con.

[Includes only establishments with payroll. For meaning of abbreviations and symbols, see introductory text. For explanation of terms, see Appendix A. For method of assignment to categories shown, see Appendix C]

NAICS code	Sales sizes of establishments by type of operation and kind of business	Establishments (number)	Sales (\$1,000)	Annual payroll (\$1,000)	First-quarter payroll (\$1,000)	Paid employees for pay period including March 12 (number)	Operating expenses ¹ (\$1,000)	End-of-1996 inventories (\$1,000)	End-of-1997 inventories (\$1,000)
421	MERCHANT WHOLESALERS—Con.								
	Wholesale trade, durable goods—Con.								
421130	Tire & tube whsle—Con. Establishments operated for the entire year—Con. Establishments with sales of \$500,000 to \$999,999 Establishments with sales of \$1,000,000 to \$2,499,999 Establishments with sales of \$2,500,000 to \$4,999,999 Establishments with sales of \$5,000,000 to \$9,999,999 Establishments with sales of \$10,000,000 to \$24,999,999 Establishments with sales of \$25,000,000 or more Establishments not operated for the entire year	208 377 288 182 95 33 188	154 169 629 532 982 418 1 226 835 D D 89 326	22 910 85 789 118 562 126 629 D D 8 831	5 288 19 105 27 209 28 110 D D 2 346	976 3 206 4 040 3 761 h g 393	47 034 169 514 227 642 248 439 D D 19 532	19 412 85 342 131 567 159 068 D D 5 181	19 358 85 682 135 968 165 887 D D 26 868
42114	Motor vehicle parts, (used) whsle All establishments	7 105	5 272 107	971 776	228 146	45 807	1 973 859	744 950	794 145
	Establishments operated for the entire year Establishments with sales less than \$100,000 Establishments with sales of \$100,000 to \$249,999 Establishments with sales of \$250,000 to \$499,999 Establishments with sales of \$500,000 to \$999,999 Establishments with sales of \$1,000,000 to \$2,499,999 Establishments with sales of \$2,500,000 to \$4,999,999 Establishments with sales of \$5,000,000 to \$9,999,999 Establishments with sales of \$10,000,000 to \$24,999,999 Establishments with sales of \$25,000,000 or more Establishments not operated for the entire year	6 386 810 1 517 1 505 1 316 922 211 62 37 6 719	5 067 025 51 415 258 603 541 411 923 295 1 390 232 713 218 404 343 548 228 236 280 205 082	946 289 13 420 57 221 112 344 191 827 277 490 140 684 60 513 67 453 25 337 25 487	221 783 3 269 13 858 27 138 45 414 64 719 31 333 14 741 15 570 5 741 6 363	44 373 1 289 4 158 6 708 9 934 11 709 5 088 1 979 2 385 1 123 1 434	1 918 247 26 499 123 487 240 857 397 152 542 828 264 386 120 707 148 672 53 659 55 612	717 155 10 751 48 632 91 266 142 539 186 810 73 602 41 005 64 649 57 901 27 795	731 489 10 795 49 606 94 032 147 864 190 917 77 094 42 938 73 690 44 553 62 656
421140	Motor vehicle parts, (used) whsle All establishments	7 105	5 272 107	971 776	228 146	45 807	1 973 859	744 950	794 145
	Establishments operated for the entire year Establishments with sales less than \$100,000 Establishments with sales of \$100,000 to \$249,999 Establishments with sales of \$250,000 to \$499,999 Establishments with sales of \$500,000 to \$999,999 Establishments with sales of \$1,000,000 to \$2,499,999 Establishments with sales of \$2,500,000 to \$4,999,999 Establishments with sales of \$5,000,000 to \$9,999,999 Establishments with sales of \$10,000,000 to \$24,999,999 Establishments with sales of \$25,000,000 or more Establishments not operated for the entire year	6 386 810 1 517 1 505 1 316 922 211 62 37 6 719	5 067 025 51 415 258 603 541 411 923 295 1 390 232 713 218 404 343 548 228 236 280 205 082	946 289 13 420 57 221 112 344 191 827 277 490 140 684 60 513 67 453 25 337 25 487	221 783 3 269 13 858 27 138 45 414 64 719 31 333 14 741 15 570 5 741 6 363	44 373 1 289 4 158 6 708 9 934 11 709 5 088 1 979 2 385 1 123 1 434	1 918 247 26 499 123 487 240 857 397 152 542 828 264 386 120 707 148 672 53 659 55 612	717 155 10 751 48 632 91 266 142 539 186 810 73 602 41 005 64 649 57 901 27 795	731 489 10 795 49 606 94 032 147 864 190 917 77 094 42 938 73 690 44 553 62 656
4212	Furniture & home furnishings whsle All establishments	11 912	38 998 409	4 272 437	971 161	132 093	9 054 605	4 730 169	5 138 286
	Establishments operated for the entire year Establishments with sales less than \$100,000 Establishments with sales of \$100,000 to \$249,999 Establishments with sales of \$250,000 to \$499,999 Establishments with sales of \$500,000 to \$999,999 Establishments with sales of \$1,000,000 to \$2,499,999 Establishments with sales of \$2,500,000 to \$4,999,999	10 325 668 1 192 1 439 1 848 2 184 1 242	38 009 171 40 688 203 016 521 301 1 333 037 3 459 858 4 389 163	4 168 353 11 552 46 321 98 629 210 020 480 117 553 889	950 209 2 843 10 954 22 574 48 240 109 086 125 541	128 480 1 066 2 862 5 094 9 258 17 861 18 103	8 830 976 20 785 92 003 205 997 444 009 1 024 147 1 155 828	4 685 205 5 629 29 734 78 882 182 779 468 777 595 499	4 910 427 5 582 29 901 81 489 188 707 487 279 618 436

See footnotes at end of table.

Table 1. Sales Size of Establishments: 1997—Con.

[Includes only establishments with payroll. For meaning of abbreviations and symbols, see introductory text. For explanation of terms, see Appendix A. For method of assignment to categories shown, see Appendix C.]

NAICS code	Sales sizes of establishments by type of operation and kind of business	Establishments (number)	Sales (\$1,000)	Annual payroll (\$1,000)	First-quarter payroll (\$1,000)	Paid employees for pay period including March 12 (number)	Operating expenses ¹ (\$1,000)	End-of-1996 inventories (\$1,000)	End-of-1997 inventories (\$1,000)
421	MERCHANT WHOLESALERS—Con.								
	Wholesale trade, durable goods—Con.								
4212	Furniture & home furnishings whsle—Con.								
	Establishments operated for the entire year—Con.								
	Establishments with sales of \$5,000,000 to \$9,999,999	889	6 106 619	697 058	158 387	20 706	1 452 079	775 044	803 511
	Establishments with sales of \$10,000,000 to \$24,999,999	610	9 315 073	944 489	215 060	26 296	1 955 109	1 092 458	1 172 676
	Establishments with sales of \$25,000,000 or more	253	12 640 416	1 126 278	257 524	27 234	2 481 019	1 456 403	1 522 846
	Establishments not operated for the entire year	1 587	989 238	104 084	20 952	3 613	223 629	44 964	227 859
42121	Furniture whsle								
	All establishments	4 880	17 259 071	1 970 278	447 186	56 493	3 763 785	1 465 326	1 624 613
	Establishments operated for the entire year	4 249	16 812 942	1 919 657	436 275	54 884	3 664 048	1 449 250	1 531 956
	Establishments with sales less than \$100,000	212	13 551	4 056	993	304	7 009	1 514	1 514
	Establishments with sales of \$100,000 to \$249,999	462	78 912	19 164	4 483	1 011	36 065	9 896	10 016
	Establishments with sales of \$250,000 to \$499,999	540	195 245	37 658	8 600	1 804	74 759	23 915	24 612
	Establishments with sales of \$500,000 to \$999,999	741	536 614	86 667	19 879	3 619	174 809	62 504	64 480
	Establishments with sales of \$1,000,000 to \$2,499,999	950	1 505 127	211 078	47 910	7 612	435 597	169 636	175 433
	Establishments with sales of \$2,500,000 to \$4,999,999	568	2 009 641	262 785	60 447	8 752	516 837	228 336	239 191
	Establishments with sales of \$5,000,000 to \$9,999,999	400	2 733 620	333 965	76 408	9 586	637 970	278 515	288 810
	Establishments with sales of \$10,000,000 to \$24,999,999	257	3 950 421	418 682	94 215	11 049	783 336	322 259	345 703
	Establishments with sales of \$25,000,000 or more	119	5 789 811	545 602	123 340	11 147	997 666	352 675	382 197
	Establishments not operated for the entire year	631	446 129	50 621	10 911	1 609	99 737	16 076	92 657
421210	Furniture whsle								
	All establishments	4 880	17 259 071	1 970 278	447 186	56 493	3 763 785	1 465 326	1 624 613
	Establishments operated for the entire year	4 249	16 812 942	1 919 657	436 275	54 884	3 664 048	1 449 250	1 531 956
	Establishments with sales less than \$100,000	212	13 551	4 056	993	304	7 009	1 514	1 514
	Establishments with sales of \$100,000 to \$249,999	462	78 912	19 164	4 483	1 011	36 065	9 896	10 016
	Establishments with sales of \$250,000 to \$499,999	540	195 245	37 658	8 600	1 804	74 759	23 915	24 612
	Establishments with sales of \$500,000 to \$999,999	741	536 614	86 667	19 879	3 619	174 809	62 504	64 480
	Establishments with sales of \$1,000,000 to \$2,499,999	950	1 505 127	211 078	47 910	7 612	435 597	169 636	175 433
	Establishments with sales of \$2,500,000 to \$4,999,999	568	2 009 641	262 785	60 447	8 752	516 837	228 336	239 191
	Establishments with sales of \$5,000,000 to \$9,999,999	400	2 733 620	333 965	76 408	9 586	637 970	278 515	288 810
	Establishments with sales of \$10,000,000 to \$24,999,999	257	3 950 421	418 682	94 215	11 049	783 336	322 259	345 703
	Establishments with sales of \$25,000,000 or more	119	5 789 811	545 602	123 340	11 147	997 666	352 675	382 197
	Establishments not operated for the entire year	631	446 129	50 621	10 911	1 609	99 737	16 076	92 657
4212101	Household & lawn furniture whsle								
	All establishments	2 275	5 670 483	524 847	123 314	19 322	1 206 312	772 059	847 641
	Establishments operated for the entire year	1 942	5 510 008	512 164	120 552	18 780	1 175 472	763 775	797 363
	Establishments with sales less than \$100,000	124	7 655	2 253	534	182	4 093	1 101	1 090
	Establishments with sales of \$100,000 to \$249,999	256	43 672	10 954	2 560	575	21 393	6 733	6 738
	Establishments with sales of \$250,000 to \$499,999	267	D	D	D	f	D	D	D
	Establishments with sales of \$500,000 to \$999,999	354	D	D	D	g	D	D	D
	Establishments with sales of \$1,000,000 to \$2,499,999	449	700 815	84 681	18 849	3 382	199 832	112 673	118 099
	Establishments with sales of \$2,500,000 to \$4,999,999	234	816 323	92 505	21 359	3 522	202 533	137 572	143 688
	Establishments with sales of \$5,000,000 to \$9,999,999	152	1 037 484	98 578	22 950	3 338	223 462	154 278	156 506
	Establishments with sales of \$10,000,000 to \$24,999,999	79	1 251 060	95 746	23 143	3 265	221 234	154 799	169 074
	Establishments with sales of \$25,000,000 or more	27	1 301 830	72 743	18 576	1 993	181 812	136 934	141 268

See footnotes at end of table.

Table 1. Sales Size of Establishments: 1997—Con.

[Includes only establishments with payroll. For meaning of abbreviations and symbols, see introductory text. For explanation of terms, see Appendix A. For method of assignment to categories shown, see Appendix C.]

NAICS code	Sales sizes of establishments by type of operation and kind of business	Establishments (number)	Sales (\$1,000)	Annual payroll (\$1,000)	First-quarter payroll (\$1,000)	Paid employees for pay period including March 12 (number)	Operating expenses ¹ (\$1,000)	End-of-1996 inventories (\$1,000)	End-of-1997 inventories (\$1,000)
421	MERCHANT WHOLESALERS—Con.								
	Wholesale trade, durable goods—Con.								
4212101	Household & lawn furniture whsle—Con.								
	Establishments not operated for the entire year	333	160 475	12 683	2 762	542	30 840	8 284	50 278
4212102	Office & business furniture whsle								
	All establishments	2 605	11 588 588	1 445 431	323 872	37 171	2 557 473	693 267	776 972
	Establishments operated for the entire year	2 307	11 302 934	1 407 493	315 723	36 104	2 488 576	685 475	734 593
	Establishments with sales less than \$100,000	88	5 896	1 803	459	122	2 916	413	424
	Establishments with sales of \$100,000 to \$249,999	206	35 240	8 210	1 923	436	14 672	3 163	3 278
	Establishments with sales of \$250,000 to \$499,999	273	D	D	D	f	D	D	D
	Establishments with sales of \$500,000 to \$999,999	387	D	D	D	g	D	D	D
	Establishments with sales of \$1,000,000 to \$2,499,999	501	804 312	126 397	29 061	4 230	235 765	56 963	57 334
	Establishments with sales of \$2,500,000 to \$4,999,999	334	1 193 318	170 280	39 088	5 230	314 304	90 764	95 503
	Establishments with sales of \$5,000,000 to \$9,999,999	248	1 696 136	235 387	53 458	6 248	414 508	124 237	132 304
	Establishments with sales of \$10,000,000 to \$24,999,999	178	2 699 361	322 936	71 072	7 784	562 102	167 460	176 629
	Establishments with sales of \$25,000,000 or more	92	4 487 981	472 859	104 764	9 154	815 854	215 741	240 929
	Establishments not operated for the entire year	298	285 654	37 938	8 149	1 067	68 897	7 792	42 379
42122	Home furnishings whsle								
	All establishments	7 032	21 739 338	2 302 159	523 975	75 600	5 290 820	3 264 843	3 513 673
	Establishments operated for the entire year	6 076	21 196 229	2 248 696	513 934	73 596	5 166 928	3 235 955	3 378 471
	Establishments with sales less than \$100,000	456	27 137	7 496	1 850	762	13 776	4 115	4 068
	Establishments with sales of \$100,000 to \$249,999	730	124 104	27 157	6 471	1 851	55 938	19 838	19 885
	Establishments with sales of \$250,000 to \$499,999	899	326 056	60 971	13 974	3 290	131 238	54 967	56 877
	Establishments with sales of \$500,000 to \$999,999	1 107	796 423	123 353	28 361	5 639	269 200	120 275	124 227
	Establishments with sales of \$1,000,000 to \$2,499,999	1 234	1 954 731	269 039	61 176	10 249	588 550	299 141	311 846
	Establishments with sales of \$2,500,000 to \$4,999,999	674	2 379 522	291 104	65 094	9 351	638 991	367 163	379 245
	Establishments with sales of \$5,000,000 to \$9,999,999	489	3 372 999	363 093	81 979	11 120	814 109	496 529	514 701
	Establishments with sales of \$10,000,000 to \$24,999,999	353	5 364 652	525 807	120 845	15 247	1 171 773	770 199	826 973
	Establishments with sales of \$25,000,000 or more	134	6 850 605	580 676	134 184	16 087	1 483 353	1 103 728	1 140 649
	Establishments not operated for the entire year	956	543 109	53 463	10 041	2 004	123 892	28 888	135 202
421220	Home furnishings whsle								
	All establishments	7 032	21 739 338	2 302 159	523 975	75 600	5 290 820	3 264 843	3 513 673
	Establishments operated for the entire year	6 076	21 196 229	2 248 696	513 934	73 596	5 166 928	3 235 955	3 378 471
	Establishments with sales less than \$100,000	456	27 137	7 496	1 850	762	13 776	4 115	4 068
	Establishments with sales of \$100,000 to \$249,999	730	124 104	27 157	6 471	1 851	55 938	19 838	19 885
	Establishments with sales of \$250,000 to \$499,999	899	326 056	60 971	13 974	3 290	131 238	54 967	56 877
	Establishments with sales of \$500,000 to \$999,999	1 107	796 423	123 353	28 361	5 639	269 200	120 275	124 227
	Establishments with sales of \$1,000,000 to \$2,499,999	1 234	1 954 731	269 039	61 176	10 249	588 550	299 141	311 846
	Establishments with sales of \$2,500,000 to \$4,999,999	674	2 379 522	291 104	65 094	9 351	638 991	367 163	379 245
	Establishments with sales of \$5,000,000 to \$9,999,999	489	3 372 999	363 093	81 979	11 120	814 109	496 529	514 701
	Establishments with sales of \$10,000,000 to \$24,999,999	353	5 364 652	525 807	120 845	15 247	1 171 773	770 199	826 973
	Establishments with sales of \$25,000,000 or more	134	6 850 605	580 676	134 184	16 087	1 483 353	1 103 728	1 140 649
	Establishments not operated for the entire year	956	543 109	53 463	10 041	2 004	123 892	28 888	135 202

See footnotes at end of table.

Table 1. Sales Size of Establishments: 1997—Con.

[Includes only establishments with payroll. For meaning of abbreviations and symbols, see introductory text. For explanation of terms, see Appendix A. For method of assignment to categories shown, see Appendix C.]

NAICS code	Sales sizes of establishments by type of operation and kind of business	Establishments (number)	Sales (\$1,000)	Annual payroll (\$1,000)	First-quarter payroll (\$1,000)	Paid employees for pay period including March 12 (number)	Operating expenses ¹ (\$1,000)	End-of-1996 inventories (\$1,000)	End-of-1997 inventories (\$1,000)
421	MERCHANT WHOLESALERS—Con.								
	Wholesale trade, durable goods—Con.								
4212201	Household china, glassware, & crockery whsle								
	All establishments	1 039	3 796 559	377 858	84 585	12 020	975 373	742 824	765 646
	Establishments operated for the entire year	901	3 730 292	372 567	83 573	11 827	962 417	736 264	745 188
	Establishments with sales less than \$100,000	74	4 237	1 162	302	151	2 182	720	704
	Establishments with sales of \$100,000 to \$249,999	125	21 028	4 658	1 160	342	10 127	4 245	4 210
	Establishments with sales of \$250,000 to \$499,999	129	46 965	8 808	2 052	465	20 738	9 238	9 480
	Establishments with sales of \$500,000 to \$999,999	162	117 375	16 310	3 752	784	40 492	22 751	23 228
	Establishments with sales of \$1,000,000 to \$2,499,999	156	239 841	29 208	6 496	1 166	74 306	44 605	45 461
	Establishments with sales of \$2,500,000 to \$4,999,999	104	367 925	38 126	8 162	1 192	101 501	75 911	79 072
	Establishments with sales of \$5,000,000 to \$9,999,999	61	419 781	42 545	9 706	1 477	115 949	73 902	74 123
	Establishments with sales of \$10,000,000 to \$24,999,999	56	835 662	78 303	18 370	2 137	208 006	173 985	179 867
	Establishments with sales of \$25,000,000 or more	34	1 677 478	153 447	33 573	4 113	389 116	330 907	329 043
	Establishments not operated for the entire year	138	66 267	5 291	1 012	193	12 956	6 560	20 458
4212202	Linens, domestics, draperies, & curtains whsle								
	All establishments	1 532	4 438 939	448 387	103 114	15 921	957 461	570 809	622 187
	Establishments operated for the entire year	1 340	4 340 441	441 315	101 601	15 519	940 649	568 084	602 273
	Establishments with sales less than \$100,000	132	7 776	2 242	526	227	4 172	820	841
	Establishments with sales of \$100,000 to \$249,999	204	33 961	8 145	1 937	557	15 708	4 105	4 089
	Establishments with sales of \$250,000 to \$499,999	226	D	D	D	f	D	D	D
	Establishments with sales of \$500,000 to \$999,999	239	D	D	D	g	D	D	D
	Establishments with sales of \$1,000,000 to \$2,499,999	244	381 676	60 931	14 207	2 445	123 804	47 466	50 085
	Establishments with sales of \$2,500,000 to \$4,999,999	112	397 552	56 502	11 842	1 782	116 710	55 272	56 441
	Establishments with sales of \$5,000,000 to \$9,999,999	83	573 909	59 375	13 267	1 924	127 753	80 465	81 466
	Establishments with sales of \$10,000,000 to \$24,999,999	65	984 923	73 039	16 595	2 517	171 788	119 656	134 312
	Establishments with sales of \$25,000,000 or more	35	1 707 837	131 512	31 827	3 641	280 526	228 080	242 831
	Establishments not operated for the entire year	192	98 498	7 072	1 513	402	16 812	2 725	19 914
4212203	Floor coverings whsle								
	All establishments	2 270	7 941 902	862 372	197 779	25 505	1 753 939	1 044 359	1 147 472
	Establishments operated for the entire year	1 970	D	D	D	j	D	D	D
	Establishments with sales less than \$100,000	87	5 457	1 483	377	115	2 552	834	856
	Establishments with sales of \$100,000 to \$249,999	123	21 463	4 393	1 002	272	8 443	3 130	2 950
	Establishments with sales of \$250,000 to \$499,999	218	D	D	D	f	D	D	D
	Establishments with sales of \$500,000 to \$999,999	367	D	D	D	g	D	D	D
	Establishments with sales of \$1,000,000 to \$2,499,999	463	747 027	90 296	20 666	3 128	194 333	103 528	108 072
	Establishments with sales of \$2,500,000 to \$4,999,999	291	1 029 683	117 562	26 997	3 546	240 853	146 764	148 036
	Establishments with sales of \$5,000,000 to \$9,999,999	222	1 539 313	160 953	36 105	4 389	335 363	200 375	211 949
	Establishments with sales of \$10,000,000 to \$24,999,999	161	2 487 335	270 800	63 321	7 639	527 423	321 249	338 106
	Establishments with sales of \$25,000,000 or more	38	D	D	D	h	D	D	D
	Establishments not operated for the entire year	300	D	D	D	f	D	D	D
4212204	Other home furnishings whsle								
	All establishments	2 191	5 561 938	613 542	138 497	22 154	1 604 047	906 851	978 368

See footnotes at end of table.

Table 1. Sales Size of Establishments: 1997—Con.

[Includes only establishments with payroll. For meaning of abbreviations and symbols, see introductory text. For explanation of terms, see Appendix A. For method of assignment to categories shown, see Appendix C.]

NAICS code	Sales sizes of establishments by type of operation and kind of business	Establishments (number)	Sales (\$1,000)	Annual payroll (\$1,000)	First-quarter payroll (\$1,000)	Paid employees for pay period including March 12 (number)	Operating expenses ¹ (\$1,000)	End-of-1996 inventories (\$1,000)	End-of-1997 inventories (\$1,000)
421	MERCHANT WHOLESALERS—Con.								
	Wholesale trade, durable goods—Con.								
4212204	Other home furnishings whse—Con.								
	Establishments operated for the entire year	1 865	D	D	D	j	D	D	D
	Establishments with sales less than \$100,000	163	9 667	2 609	645	269	4 870	1 741	1 667
	Establishments with sales of \$100,000 to \$249,999	278	47 652	9 961	2 372	680	21 660	8 358	8 636
	Establishments with sales of \$250,000 to \$499,999	326	118 007	20 850	4 743	1 138	48 001	23 174	23 891
	Establishments with sales of \$500,000 to \$999,999	339	D	D	D	g	D	D	D
	Establishments with sales of \$1,000,000 to \$2,499,999	371	586 187	88 604	19 807	3 510	196 107	103 542	108 228
	Establishments with sales of \$2,500,000 to \$4,999,999	167	584 362	78 914	18 093	2 831	179 927	89 216	95 696
	Establishments with sales of \$5,000,000 to \$9,999,999	123	839 996	100 220	22 901	3 330	235 044	141 787	147 163
	Establishments with sales of \$10,000,000 to \$24,999,999	71	1 056 732	103 665	22 559	2 954	264 556	155 309	174 688
	Establishments with sales of \$25,000,000 or more	27	D	D	D	h	D	D	D
	Establishments not operated for the entire year	326	D	D	D	f	D	D	D
4213	Lumber & other construction materials whse								
	All establishments	11 142	61 302 570	4 167 547	968 604	125 574	8 236 772	5 224 999	5 555 412
	Establishments operated for the entire year	9 440	60 130 370	4 068 766	945 675	122 036	8 037 322	5 159 746	5 379 377
	Establishments with sales less than \$100,000	372	22 613	6 953	1 652	589	11 757	2 378	2 342
	Establishments with sales of \$100,000 to \$249,999	848	144 234	33 899	7 861	1 927	62 762	14 219	14 666
	Establishments with sales of \$250,000 to \$499,999	1 089	398 352	77 604	17 655	3 848	150 563	41 353	42 341
	Establishments with sales of \$500,000 to \$999,999	1 308	942 741	153 802	34 140	6 743	302 600	96 109	98 806
	Establishments with sales of \$1,000,000 to \$2,499,999	1 995	3 225 870	413 275	92 208	15 427	828 284	346 244	358 709
	Establishments with sales of \$2,500,000 to \$4,999,999	1 351	4 779 473	511 138	116 294	16 283	1 029 842	534 362	536 985
	Establishments with sales of \$5,000,000 to \$9,999,999	1 042	7 354 829	696 909	156 673	21 215	1 408 154	838 238	864 152
	Establishments with sales of \$10,000,000 to \$24,999,999	963	14 830 278	1 069 131	242 854	29 135	2 075 584	1 466 304	1 519 950
	Establishments with sales of \$25,000,000 or more	472	28 431 980	1 106 055	276 338	26 869	2 167 776	1 820 539	1 941 426
	Establishments not operated for the entire year	1 702	1 172 200	98 781	22 929	3 538	199 450	65 253	176 035
42131	Lumber, plywood, millwork, & wood panel whse								
	All establishments	5 636	46 426 349	2 598 366	618 903	75 730	5 000 401	3 784 463	4 003 845
	Establishments operated for the entire year	4 930	45 844 641	2 556 916	608 590	74 140	4 920 639	3 746 303	3 921 792
	Establishments with sales less than \$100,000	168	10 024	3 341	784	280	5 308	994	947
	Establishments with sales of \$100,000 to \$249,999	330	57 398	13 402	3 197	791	24 228	5 010	5 565
	Establishments with sales of \$250,000 to \$499,999	465	171 397	33 424	7 774	1 758	62 325	15 898	16 364
	Establishments with sales of \$500,000 to \$999,999	555	400 298	61 105	13 743	2 941	117 374	40 492	41 972
	Establishments with sales of \$1,000,000 to \$2,499,999	924	1 499 279	182 782	41 182	7 073	354 593	151 404	157 436
	Establishments with sales of \$2,500,000 to \$4,999,999	713	2 527 743	240 152	54 792	7 951	471 930	257 762	257 731
	Establishments with sales of \$5,000,000 to \$9,999,999	655	D	D	D	j	D	D	D
	Establishments with sales of \$10,000,000 to \$24,999,999	722	D	D	D	j	D	D	D
	Establishments with sales of \$25,000,000 or more	398	25 201 148	873 330	224 173	20 492	1 680 083	1 608 680	1 719 982
	Establishments not operated for the entire year	706	581 708	41 450	10 313	1 590	79 762	38 160	82 053
421310	Lumber, plywood, millwork, & wood panel whse								
	All establishments	5 636	46 426 349	2 598 366	618 903	75 730	5 000 401	3 784 463	4 003 845

See footnotes at end of table.

Table 1. Sales Size of Establishments: 1997—Con.

[Includes only establishments with payroll. For meaning of abbreviations and symbols, see introductory text. For explanation of terms, see Appendix A. For method of assignment to categories shown, see Appendix C.]

NAICS code	Sales sizes of establishments by type of operation and kind of business	Establishments (number)	Sales (\$1,000)	Annual payroll (\$1,000)	First-quarter payroll (\$1,000)	Paid employees for pay period including March 12 (number)	Operating expenses ¹ (\$1,000)	End-of-1996 inventories (\$1,000)	End-of-1997 inventories (\$1,000)
421	MERCHANT WHOLESALERS—Con.								
	Wholesale trade, durable goods—Con.								
421310	Lumber, plywood, millwork, & wood panel whsle—Con.								
	Establishments operated for the entire year	4 930	45 844 641	2 556 916	608 590	74 140	4 920 639	3 746 303	3 921 792
	Establishments with sales less than \$100,000	168	10 024	3 341	784	280	5 308	994	947
	Establishments with sales of \$100,000 to \$249,999	330	57 398	13 402	3 197	791	24 228	5 010	5 565
	Establishments with sales of \$250,000 to \$499,999	465	171 397	33 424	7 774	1 758	62 325	15 898	16 364
	Establishments with sales of \$500,000 to \$999,999	555	400 298	61 105	13 743	2 941	117 374	40 492	41 972
	Establishments with sales of \$1,000,000 to \$2,499,999	924	1 499 279	182 782	41 182	7 073	354 593	151 404	157 436
	Establishments with sales of \$2,500,000 to \$4,999,999	713	2 527 743	240 152	54 792	7 951	471 930	257 762	257 731
	Establishments with sales of \$5,000,000 to \$9,999,999	655	D	D	D	j	D	D	D
	Establishments with sales of \$10,000,000 to \$24,999,999	722	D	D	D	j	D	D	D
	Establishments with sales of \$25,000,000 or more	398	25 201 148	873 330	224 173	20 492	1 680 083	1 608 680	1 719 982
	Establishments not operated for the entire year	706	581 708	41 450	10 313	1 590	79 762	38 160	82 053
4213101	Lumber without yard whsle								
	All establishments	1 425	13 795 098	440 679	111 306	11 000	809 598	569 650	593 504
	Establishments operated for the entire year	1 265	D	D	D	j	D	D	D
	Establishments with sales less than \$100,000	54	3 237	1 025	243	93	1 662	140	150
	Establishments with sales of \$100,000 to \$249,999	111	19 056	4 445	1 083	266	8 255	1 066	1 072
	Establishments with sales of \$250,000 to \$499,999	126	46 509	7 684	1 815	451	15 706	1 405	1 511
	Establishments with sales of \$500,000 to \$999,999	139	100 221	13 179	2 931	655	25 663	4 669	4 960
	Establishments with sales of \$1,000,000 to \$2,499,999	224	D	D	D	g	D	D	D
	Establishments with sales of \$2,500,000 to \$4,999,999	201	708 984	43 141	10 158	1 348	90 915	34 377	31 596
	Establishments with sales of \$5,000,000 to \$9,999,999	150	1 050 051	56 462	13 034	1 540	113 047	57 063	54 249
	Establishments with sales of \$10,000,000 to \$24,999,999	166	D	D	D	g	D	D	D
	Establishments with sales of \$25,000,000 or more	94	8 835 362	159 805	44 923	2 671	273 049	289 865	313 032
	Establishments not operated for the entire year	160	D	D	D	e	D	D	D
4213102	Lumber with yard whsle								
	All establishments	1 499	13 188 854	780 649	176 782	24 380	1 583 785	1 408 289	1 522 629
	Establishments operated for the entire year	1 338	D	D	D	j	D	D	D
	Establishments with sales less than \$100,000	28	D	D	D	b	D	D	D
	Establishments with sales of \$100,000 to \$249,999	63	11 003	2 354	591	166	4 174	1 514	1 921
	Establishments with sales of \$250,000 to \$499,999	74	D	D	D	e	D	D	D
	Establishments with sales of \$500,000 to \$999,999	111	D	D	D	f	D	D	D
	Establishments with sales of \$1,000,000 to \$2,499,999	256	D	D	D	g	D	D	D
	Establishments with sales of \$2,500,000 to \$4,999,999	203	D	D	D	h	D	D	D
	Establishments with sales of \$5,000,000 to \$9,999,999	220	D	D	D	h	D	D	D
	Establishments with sales of \$10,000,000 to \$24,999,999	250	3 941 169	258 738	57 343	7 343	505 266	459 145	492 713
	Establishments with sales of \$25,000,000 or more	133	6 243 669	240 213	56 489	6 236	505 533	542 652	582 956
	Establishments not operated for the entire year	161	D	D	D	e	D	D	D
4213103	Plywood, veneer, millwork, & wood panel whsle								
	All establishments	2 712	19 442 397	1 377 038	330 815	40 350	2 607 018	1 806 524	1 887 712
	Establishments operated for the entire year	2 327	D	D	D	k	D	D	D
	Establishments with sales less than \$100,000	86	D	D	D	c	D	D	D
	Establishments with sales of \$100,000 to \$249,999	156	27 339	6 603	1 523	359	11 799	2 430	2 572
	Establishments with sales of \$250,000 to \$499,999	265	D	D	D	g	D	D	D

See footnotes at end of table.

Table 1. Sales Size of Establishments: 1997—Con.

[Includes only establishments with payroll. For meaning of abbreviations and symbols, see introductory text. For explanation of terms, see Appendix A. For method of assignment to categories shown, see Appendix C]

NAICS code	Sales sizes of establishments by type of operation and kind of business	Establishments (number)	Sales (\$1,000)	Annual payroll (\$1,000)	First-quarter payroll (\$1,000)	Paid employees for pay period including March 12 (number)	Operating expenses ¹ (\$1,000)	End-of-1996 inventories (\$1,000)	End-of-1997 inventories (\$1,000)
421	MERCHANT WHOLESALERS—Con.								
	Wholesale trade, durable goods—Con.								
4213103	Plywood, veneer, millwork, & wood panel whsle—Con.								
	Establishments operated for the entire year—Con.								
	Establishments with sales of \$500,000 to \$999,999	305	D	D	D	g	D	D	D
	Establishments with sales of \$1,000,000 to \$2,499,999	444	723 149	104 163	23 378	3 806	192 866	80 864	83 900
	Establishments with sales of \$2,500,000 to \$4,999,999	309	D	D	D	h	D	D	D
	Establishments with sales of \$5,000,000 to \$9,999,999	285	D	D	D	i	D	D	D
	Establishments with sales of \$10,000,000 to \$24,999,999	306	4 827 543	373 952	87 033	10 555	697 922	531 752	533 487
	Establishments with sales of \$25,000,000 or more	171	10 122 117	473 312	122 761	11 585	901 501	776 163	823 994
	Establishments not operated for the entire year	385	D	D	D	f	D	D	D
42132	Brick, stone, & related construction materials whsle								
	All establishments	2 094	4 444 476	502 387	104 660	15 737	1 093 199	458 820	523 468
	Establishments operated for the entire year	1 690	4 240 027	479 548	101 176	15 083	1 042 124	454 068	484 538
	Establishments with sales less than \$100,000	66	D	D	D	c	D	D	D
	Establishments with sales of \$100,000 to \$249,999	191	33 732	8 180	1 812	492	16 185	4 227	4 063
	Establishments with sales of \$250,000 to \$499,999	244	89 028	17 155	3 700	795	36 070	11 722	11 838
	Establishments with sales of \$500,000 to \$999,999	314	D	D	D	g	D	D	D
	Establishments with sales of \$1,000,000 to \$2,499,999	418	666 662	95 556	20 564	3 432	201 770	78 758	81 660
	Establishments with sales of \$2,500,000 to \$4,999,999	249	882 257	110 102	23 719	3 318	230 812	113 936	120 324
	Establishments with sales of \$5,000,000 to \$9,999,999	127	D	D	D	h	D	D	D
	Establishments with sales of \$10,000,000 to \$24,999,999	66	942 935	75 136	17 443	2 103	179 025	79 351	84 148
	Establishments with sales of \$25,000,000 or more	15	519 932	36 486	6 334	638	74 298	32 878	39 133
	Establishments not operated for the entire year	404	204 449	22 839	3 484	654	51 075	4 752	38 930
421320	Brick, stone, & related construction materials whsle								
	All establishments	2 094	4 444 476	502 387	104 660	15 737	1 093 199	458 820	523 468
	Establishments operated for the entire year	1 690	4 240 027	479 548	101 176	15 083	1 042 124	454 068	484 538
	Establishments with sales less than \$100,000	66	D	D	D	c	D	D	D
	Establishments with sales of \$100,000 to \$249,999	191	33 732	8 180	1 812	492	16 185	4 227	4 063
	Establishments with sales of \$250,000 to \$499,999	244	89 028	17 155	3 700	795	36 070	11 722	11 838
	Establishments with sales of \$500,000 to \$999,999	314	D	D	D	g	D	D	D
	Establishments with sales of \$1,000,000 to \$2,499,999	418	666 662	95 556	20 564	3 432	201 770	78 758	81 660
	Establishments with sales of \$2,500,000 to \$4,999,999	249	882 257	110 102	23 719	3 318	230 812	113 936	120 324
	Establishments with sales of \$5,000,000 to \$9,999,999	127	D	D	D	h	D	D	D
	Establishments with sales of \$10,000,000 to \$24,999,999	66	942 935	75 136	17 443	2 103	179 025	79 351	84 148
	Establishments with sales of \$25,000,000 or more	15	519 932	36 486	6 334	638	74 298	32 878	39 133
	Establishments not operated for the entire year	404	204 449	22 839	3 484	654	51 075	4 752	38 930
4213201	Brick, block, tile, clay/cement sewer pipe whsle								
	All establishments	679	1 320 519	152 601	33 054	4 968	313 537	156 878	173 928
	Establishments operated for the entire year	549	D	D	D	h	D	D	D
	Establishments with sales less than \$100,000	22	D	D	D	b	D	D	D
	Establishments with sales of \$100,000 to \$249,999	61	10 426	2 601	633	151	5 023	1 618	1 681
	Establishments with sales of \$250,000 to \$499,999	87	D	D	D	e	D	D	D
	Establishments with sales of \$500,000 to \$999,999	101	D	D	D	e	D	D	D
	Establishments with sales of \$1,000,000 to \$2,499,999	143	224 948	30 355	6 967	1 087	60 708	32 573	33 703

See footnotes at end of table.

Table 1. Sales Size of Establishments: 1997—Con.

[Includes only establishments with payroll. For meaning of abbreviations and symbols, see introductory text. For explanation of terms, see Appendix A. For method of assignment to categories shown, see Appendix C.]

NAICS code	Sales sizes of establishments by type of operation and kind of business	Establishments (number)	Sales (\$1,000)	Annual payroll (\$1,000)	First-quarter payroll (\$1,000)	Paid employees for pay period including March 12 (number)	Operating expenses ¹ (\$1,000)	End-of-1996 inventories (\$1,000)	End-of-1997 inventories (\$1,000)
421	MERCHANT WHOLESALERS—Con.								
	Wholesale trade, durable goods—Con.								
4213201	Brick, block, tile, clay/cement sewer pipe whsle—Con.								
	Establishments operated for the entire year—Con.								
	Establishments with sales of \$2,500,000 to \$4,999,999	74	262 401	34 684	7 370	1 154	69 352	38 713	41 811
	Establishments with sales of \$5,000,000 to \$9,999,999	37	D	D	D	f	D	D	D
	Establishments with sales of \$10,000,000 to \$24,999,999	21	284 367	24 879	5 631	738	55 246	26 764	27 677
	Establishments with sales of \$25,000,000 or more	3	D	D	D	c	D	D	D
	Establishments not operated for the entire year	130	D	D	D	c	D	D	D
4213202	Sand, gravel, & stone whsle								
	All establishments	886	1 574 246	206 541	42 351	6 878	462 750	157 811	179 524
	Establishments operated for the entire year	702	1 486 849	194 707	40 513	6 532	436 922	156 591	163 755
	Establishments with sales less than \$100,000	31	1 730	518	123	59	938	204	247
	Establishments with sales of \$100,000 to \$249,999	92	16 786	4 099	849	257	8 249	1 570	1 516
	Establishments with sales of \$250,000 to \$499,999	102	D	D	D	e	D	D	D
	Establishments with sales of \$500,000 to \$999,999	135	96 003	15 741	3 217	681	35 604	8 954	9 697
	Establishments with sales of \$1,000,000 to \$2,499,999	174	275 932	43 500	9 010	1 676	92 528	28 810	29 533
	Establishments with sales of \$2,500,000 to \$4,999,999	88	310 293	41 054	9 185	1 203	86 782	38 887	40 231
	Establishments with sales of \$5,000,000 to \$9,999,999	59	407 955	48 330	9 230	1 335	111 473	45 534	49 694
	Establishments with sales of \$10,000,000 to \$24,999,999	19	271 393	27 377	5 972	819	69 007	22 443	22 602
	Establishments with sales of \$25,000,000 or more	2	D	D	D	c	D	D	D
	Establishments not operated for the entire year	184	87 397	11 834	1 838	346	25 828	1 220	15 769
4213203	Cement, lime, & related products whsle								
	All establishments	529	1 549 711	143 245	29 255	3 891	316 912	144 131	170 016
	Establishments operated for the entire year	439	D	D	D	h	D	D	D
	Establishments with sales less than \$100,000	13	750	261	67	20	471	81	78
	Establishments with sales of \$100,000 to \$249,999	38	6 520	1 480	330	84	2 913	1 039	866
	Establishments with sales of \$250,000 to \$499,999	55	20 488	3 545	751	177	8 341	2 793	2 717
	Establishments with sales of \$500,000 to \$999,999	78	54 596	9 054	2 023	379	18 423	5 626	5 778
	Establishments with sales of \$1,000,000 to \$2,499,999	101	165 782	21 701	4 587	669	48 534	17 375	18 424
	Establishments with sales of \$2,500,000 to \$4,999,999	87	309 563	34 364	7 164	961	74 678	36 336	38 282
	Establishments with sales of \$5,000,000 to \$9,999,999	31	D	D	D	f	D	D	D
	Establishments with sales of \$10,000,000 to \$24,999,999	26	387 175	22 880	5 840	546	54 772	30 144	33 869
	Establishments with sales of \$25,000,000 or more	10	D	D	D	e	D	D	D
	Establishments not operated for the entire year	90	D	D	D	c	D	D	D
42133	Roofing, siding, & insulation material whsle								
	All establishments	1 069	5 203 479	430 481	95 695	12 661	896 255	475 247	485 351
	Establishments operated for the entire year	905	5 009 174	417 254	91 688	12 176	868 929	456 199	464 510
	Establishments with sales less than \$100,000	31	D	D	D	b	D	D	D
	Establishments with sales of \$100,000 to \$249,999	57	9 053	2 023	487	101	3 799	984	973
	Establishments with sales of \$250,000 to \$499,999	68	25 716	4 447	983	199	9 426	3 089	3 271
	Establishments with sales of \$500,000 to \$999,999	105	D	D	D	e	D	D	D
	Establishments with sales of \$1,000,000 to \$2,499,999	210	352 006	40 099	9 393	1 336	84 015	42 558	43 693
	Establishments with sales of \$2,500,000 to \$4,999,999	190	669 039	61 686	13 701	1 876	135 954	77 100	78 002
	Establishments with sales of \$5,000,000 to \$9,999,999	118	823 268	84 254	18 593	2 380	163 649	99 086	101 898

See footnotes at end of table.

Table 1. Sales Size of Establishments: 1997—Con.

[Includes only establishments with payroll. For meaning of abbreviations and symbols, see introductory text. For explanation of terms, see Appendix A. For method of assignment to categories shown, see Appendix C]

NAICS code	Sales sizes of establishments by type of operation and kind of business	Establishments (number)	Sales (\$1,000)	Annual payroll (\$1,000)	First-quarter payroll (\$1,000)	Paid employees for pay period including March 12 (number)	Operating expenses ¹ (\$1,000)	End-of-1996 inventories (\$1,000)	End-of-1997 inventories (\$1,000)
421	MERCHANT WHOLESALERS—Con.								
	Wholesale trade, durable goods—Con.								
42133	Roofing, siding, & insulation material whsle—Con.								
	Establishments operated for the entire year—Con.								
	Establishments with sales of \$10,000,000 to \$24,999,999	93	1 377 974	104 647	22 065	2 627	223 610	123 351	124 406
	Establishments with sales of \$25,000,000 or more	33	1 669 717	107 477	23 657	3 150	222 768	100 784	103 009
	Establishments not operated for the entire year	164	194 305	13 227	4 007	485	27 326	19 048	20 841
421330	Roofing, siding, & insulation material whsle								
	All establishments	1 069	5 203 479	430 481	95 695	12 661	896 255	475 247	485 351
	Establishments operated for the entire year	905	5 009 174	417 254	91 688	12 176	868 929	456 199	464 510
	Establishments with sales less than \$100,000	31	D	D	D	b	D	D	D
	Establishments with sales of \$100,000 to \$249,999	57	9 053	2 023	487	101	3 799	984	973
	Establishments with sales of \$250,000 to \$499,999	68	25 716	4 447	983	199	9 426	3 089	3 271
	Establishments with sales of \$500,000 to \$999,999	105	D	D	D	e	D	D	D
	Establishments with sales of \$1,000,000 to \$2,499,999	210	352 006	40 099	9 393	1 336	84 015	42 558	43 693
	Establishments with sales of \$2,500,000 to \$4,999,999	190	669 039	61 686	13 701	1 876	135 954	77 100	78 002
	Establishments with sales of \$5,000,000 to \$9,999,999	118	823 268	84 254	18 593	2 380	163 649	99 086	101 898
	Establishments with sales of \$10,000,000 to \$24,999,999	93	1 377 974	104 647	22 065	2 627	223 610	123 351	124 406
	Establishments with sales of \$25,000,000 or more	33	1 669 717	107 477	23 657	3 150	222 768	100 784	103 009
	Establishments not operated for the entire year	164	194 305	13 227	4 007	485	27 326	19 048	20 841
4213301	Roofing, siding, & insulation material whsle								
	All establishments	1 069	5 203 479	430 481	95 695	12 661	896 255	475 247	485 351
	Establishments operated for the entire year	905	5 009 174	417 254	91 688	12 176	868 929	456 199	464 510
	Establishments with sales less than \$100,000	31	D	D	D	b	D	D	D
	Establishments with sales of \$100,000 to \$249,999	57	9 053	2 023	487	101	3 799	984	973
	Establishments with sales of \$250,000 to \$499,999	68	25 716	4 447	983	199	9 426	3 089	3 271
	Establishments with sales of \$500,000 to \$999,999	105	D	D	D	e	D	D	D
	Establishments with sales of \$1,000,000 to \$2,499,999	210	352 006	40 099	9 393	1 336	84 015	42 558	43 693
	Establishments with sales of \$2,500,000 to \$4,999,999	190	669 039	61 686	13 701	1 876	135 954	77 100	78 002
	Establishments with sales of \$5,000,000 to \$9,999,999	118	823 268	84 254	18 593	2 380	163 649	99 086	101 898
	Establishments with sales of \$10,000,000 to \$24,999,999	93	1 377 974	104 647	22 065	2 627	223 610	123 351	124 406
	Establishments with sales of \$25,000,000 or more	33	1 669 717	107 477	23 657	3 150	222 768	100 784	103 009
	Establishments not operated for the entire year	164	194 305	13 227	4 007	485	27 326	19 048	20 841
42139	Other construction materials whsle								
	All establishments	2 343	5 228 266	636 313	149 346	21 446	1 246 917	506 469	542 748
	Establishments operated for the entire year	1 915	5 036 528	615 048	144 221	20 637	1 205 630	503 176	508 537
	Establishments with sales less than \$100,000	107	6 730	1 902	462	162	3 308	653	636
	Establishments with sales of \$100,000 to \$249,999	270	44 051	10 294	2 365	543	18 550	3 998	4 065
	Establishments with sales of \$250,000 to \$499,999	312	112 211	22 578	5 198	1 096	42 742	10 644	10 868
	Establishments with sales of \$500,000 to \$999,999	334	239 229	43 241	9 736	1 794	81 123	23 569	23 644
	Establishments with sales of \$1,000,000 to \$2,499,999	443	707 923	94 838	21 069	3 586	187 906	73 524	75 920
	Establishments with sales of \$2,500,000 to \$4,999,999	199	700 434	99 198	24 082	3 138	191 146	85 564	80 928
	Establishments with sales of \$5,000,000 to \$9,999,999	142	D	D	D	h	D	D	D
	Establishments with sales of \$10,000,000 to \$24,999,999	82	D	D	D	h	D	D	D
	Establishments with sales of \$25,000,000 or more	26	1 041 183	88 762	22 174	2 589	190 627	78 197	79 302

See footnotes at end of table.

Table 1. Sales Size of Establishments: 1997—Con.

[Includes only establishments with payroll. For meaning of abbreviations and symbols, see introductory text. For explanation of terms, see Appendix A. For method of assignment to categories shown, see Appendix C]

NAICS code	Sales sizes of establishments by type of operation and kind of business	Establishments (number)	Sales (\$1,000)	Annual payroll (\$1,000)	First-quarter payroll (\$1,000)	Paid employees for pay period including March 12 (number)	Operating expenses ¹ (\$1,000)	End-of-1996 inventories (\$1,000)	End-of-1997 inventories (\$1,000)
421	MERCHANT WHOLESALERS—Con.								
	Wholesale trade, durable goods—Con.								
42139	Other construction materials whsle—Con.								
	Establishments not operated for the entire year	428	191 738	21 265	5 125	809	41 287	3 293	34 211
421390	Other construction materials whsle								
	All establishments	2 343	5 228 266	636 313	149 346	21 446	1 246 917	506 469	542 748
	Establishments operated for the entire year	1 915	5 036 528	615 048	144 221	20 637	1 205 630	503 176	508 537
	Establishments with sales less than \$100,000	107	6 730	1 902	462	162	3 308	653	636
	Establishments with sales of \$100,000 to \$249,999	270	44 051	10 294	2 365	543	18 550	3 998	4 065
	Establishments with sales of \$250,000 to \$499,999	312	112 211	22 578	5 198	1 096	42 742	10 644	10 868
	Establishments with sales of \$500,000 to \$999,999	334	239 229	43 241	9 736	1 794	81 123	23 569	23 644
	Establishments with sales of \$1,000,000 to \$2,499,999	443	707 923	94 838	21 069	3 586	187 906	73 524	75 920
	Establishments with sales of \$2,500,000 to \$4,999,999	199	700 434	99 198	24 082	3 138	191 146	85 564	80 928
	Establishments with sales of \$5,000,000 to \$9,999,999	142	D	D	D	h	D	D	D
	Establishments with sales of \$10,000,000 to \$24,999,999	82	D	D	D	h	D	D	D
	Establishments with sales of \$25,000,000 or more	26	1 041 183	88 762	22 174	2 589	190 627	78 197	79 302
	Establishments not operated for the entire year	428	191 738	21 265	5 125	809	41 287	3 293	34 211
4213901	Flat glass & other construction glass whsle								
	All establishments	523	1 017 500	169 597	40 685	6 050	312 684	98 460	100 669
	Establishments operated for the entire year	440	991 334	164 723	38 468	5 776	304 106	97 328	96 328
	Establishments with sales less than \$100,000	24	1 535	406	105	36	729	124	129
	Establishments with sales of \$100,000 to \$249,999	71	D	D	D	c	D	D	D
	Establishments with sales of \$250,000 to \$499,999	85	29 877	7 335	1 655	332	13 169	2 408	2 436
	Establishments with sales of \$500,000 to \$999,999	80	55 243	13 498	2 930	510	25 086	3 836	3 993
	Establishments with sales of \$1,000,000 to \$2,499,999	87	133 447	23 219	5 294	904	42 128	14 521	15 246
	Establishments with sales of \$2,500,000 to \$4,999,999	40	139 714	25 906	6 800	890	46 408	20 662	16 636
	Establishments with sales of \$5,000,000 to \$9,999,999	31	D	D	D	g	D	D	D
	Establishments with sales of \$10,000,000 to \$24,999,999	19	D	D	D	g	D	D	D
	Establishments with sales of \$25,000,000 or more	3	D	D	D	e	D	D	D
	Establishments not operated for the entire year	83	26 166	4 874	2 217	274	8 578	1 132	4 341
4213902	Other construction materials whsle								
	All establishments	1 820	4 210 766	466 716	108 661	15 396	934 233	408 009	442 079
	Establishments operated for the entire year	1 475	4 045 194	450 325	105 753	14 861	901 524	405 848	412 209
	Establishments with sales less than \$100,000	83	5 195	1 496	357	126	2 579	529	507
	Establishments with sales of \$100,000 to \$249,999	199	D	D	D	e	D	D	D
	Establishments with sales of \$250,000 to \$499,999	227	82 334	15 243	3 543	764	29 573	8 236	8 432
	Establishments with sales of \$500,000 to \$999,999	254	183 986	29 743	6 806	1 284	56 037	19 733	19 651
	Establishments with sales of \$1,000,000 to \$2,499,999	356	574 476	71 619	15 775	2 682	145 778	59 003	60 674
	Establishments with sales of \$2,500,000 to \$4,999,999	159	560 720	73 292	17 282	2 248	144 738	64 902	64 292
	Establishments with sales of \$5,000,000 to \$9,999,999	111	D	D	D	h	D	D	D
	Establishments with sales of \$10,000,000 to \$24,999,999	63	929 204	93 546	22 325	2 469	181 715	96 784	98 252
	Establishments with sales of \$25,000,000 or more	23	D	D	D	g	D	D	D
	Establishments not operated for the entire year	345	165 572	16 391	2 908	535	32 709	2 161	29 870
4214	Professional & commercial equipment & supplies whsle								

See footnotes at end of table.

Table 1. Sales Size of Establishments: 1997—Con.

[Includes only establishments with payroll. For meaning of abbreviations and symbols, see introductory text. For explanation of terms, see Appendix A. For method of assignment to categories shown, see Appendix C]

NAICS code	Sales sizes of establishments by type of operation and kind of business	Establishments (number)	Sales (\$1,000)	Annual payroll (\$1,000)	First-quarter payroll (\$1,000)	Paid employees for pay period including March 12 (number)	Operating expenses ¹ (\$1,000)	End-of-1996 inventories (\$1,000)	End-of-1997 inventories (\$1,000)
421	MERCHANT WHOLESALERS—Con.								
	Wholesale trade, durable goods—Con.								
4214	Professional & commercial equipment & supplies whsle—Con.								
	All establishments	38 366	237 178 097	21 339 923	4 950 844	532 717	40 976 760	18 662 447	20 505 089
	Establishments operated for the entire year	33 421	229 934 856	20 675 139	4 784 182	515 307	39 693 464	18 439 867	19 733 504
	Establishments with sales less than \$100,000	1 721	104 763	33 394	8 236	2 506	57 517	35 253	40 203
	Establishments with sales of \$100,000 to \$249,999	3 768	641 697	168 109	39 912	8 187	302 660	64 632	65 010
	Establishments with sales of \$250,000 to \$499,999	4 646	1 682 471	393 223	91 032	15 891	715 306	172 274	176 137
	Establishments with sales of \$500,000 to \$999,999	5 532	3 959 657	821 734	190 107	28 752	1 503 751	371 620	379 281
	Establishments with sales of \$1,000,000 to \$2,499,999	7 215	11 520 438	2 158 846	492 553	65 256	3 905 617	1 084 832	1 127 784
	Establishments with sales of \$2,500,000 to \$4,999,999	4 078	14 321 114	2 345 189	535 498	63 198	4 194 344	1 295 650	1 347 651
	Establishments with sales of \$5,000,000 to \$9,999,999	2 884	20 073 717	2 992 811	681 859	72 537	5 306 204	1 823 496	1 949 751
	Establishments with sales of \$10,000,000 to \$24,999,999	2 125	32 597 435	3 911 844	896 510	89 480	7 046 650	2 813 954	3 003 813
	Establishments with sales of \$25,000,000 or more	1 452	145 033 564	7 849 989	1 848 475	169 500	16 661 415	10 778 156	11 643 874
	Establishments not operated for the entire year	4 945	7 243 241	664 784	166 662	17 410	1 283 296	222 580	771 585
42141	Photographic equipment & supplies whsle								
	All establishments	1 207	8 347 662	656 569	148 769	16 320	1 601 725	898 918	920 883
	Establishments operated for the entire year	1 084	8 246 570	644 835	146 307	15 964	1 580 130	894 315	897 182
	Establishments with sales less than \$100,000	42	2 736	796	205	66	1 414	319	291
	Establishments with sales of \$100,000 to \$249,999	88	14 902	3 819	891	201	6 725	1 446	1 463
	Establishments with sales of \$250,000 to \$499,999	131	48 090	9 663	2 110	411	19 121	5 957	6 462
	Establishments with sales of \$500,000 to \$999,999	156	113 138	19 959	4 563	768	41 073	12 226	12 348
	Establishments with sales of \$1,000,000 to \$2,499,999	237	388 029	62 539	14 098	1 997	124 360	51 527	54 843
	Establishments with sales of \$2,500,000 to \$4,999,999	132	471 977	64 238	14 373	1 840	123 017	56 484	58 241
	Establishments with sales of \$5,000,000 to \$9,999,999	123	894 556	107 396	24 236	2 682	211 286	114 948	118 113
	Establishments with sales of \$10,000,000 to \$24,999,999	104	1 602 866	143 448	33 160	3 364	275 063	186 755	197 220
	Establishments with sales of \$25,000,000 or more	71	4 710 276	232 977	52 671	4 635	778 071	464 653	448 201
	Establishments not operated for the entire year	123	101 092	11 734	2 462	356	21 595	4 603	23 701
421410	Photographic equipment & supplies whsle								
	All establishments	1 207	8 347 662	656 569	148 769	16 320	1 601 725	898 918	920 883
	Establishments operated for the entire year	1 084	8 246 570	644 835	146 307	15 964	1 580 130	894 315	897 182
	Establishments with sales less than \$100,000	42	2 736	796	205	66	1 414	319	291
	Establishments with sales of \$100,000 to \$249,999	88	14 902	3 819	891	201	6 725	1 446	1 463
	Establishments with sales of \$250,000 to \$499,999	131	48 090	9 663	2 110	411	19 121	5 957	6 462
	Establishments with sales of \$500,000 to \$999,999	156	113 138	19 959	4 563	768	41 073	12 226	12 348
	Establishments with sales of \$1,000,000 to \$2,499,999	237	388 029	62 539	14 098	1 997	124 360	51 527	54 843
	Establishments with sales of \$2,500,000 to \$4,999,999	132	471 977	64 238	14 373	1 840	123 017	56 484	58 241
	Establishments with sales of \$5,000,000 to \$9,999,999	123	894 556	107 396	24 236	2 682	211 286	114 948	118 113
	Establishments with sales of \$10,000,000 to \$24,999,999	104	1 602 866	143 448	33 160	3 364	275 063	186 755	197 220
	Establishments with sales of \$25,000,000 or more	71	4 710 276	232 977	52 671	4 635	778 071	464 653	448 201
	Establishments not operated for the entire year	123	101 092	11 734	2 462	356	21 595	4 603	23 701
42142	Office equipment whsle								
	All establishments	6 291	24 496 462	3 709 687	865 277	110 654	6 786 849	2 182 436	2 289 966

See footnotes at end of table.

Table 1. Sales Size of Establishments: 1997—Con.

[Includes only establishments with payroll. For meaning of abbreviations and symbols, see introductory text. For explanation of terms, see Appendix A. For method of assignment to categories shown, see Appendix C]

NAICS code	Sales sizes of establishments by type of operation and kind of business	Establishments (number)	Sales (\$1,000)	Annual payroll (\$1,000)	First-quarter payroll (\$1,000)	Paid employees for pay period including March 12 (number)	Operating expenses ¹ (\$1,000)	End-of-1996 inventories (\$1,000)	End-of-1997 inventories (\$1,000)
421	MERCHANT WHOLESALERS—Con.								
	Wholesale trade, durable goods—Con.								
42142	Office equipment whsle—Con.								
	Establishments operated for the entire year	5 700	24 240 038	3 657 288	849 461	108 325	6 696 054	2 164 342	2 243 848
	Establishments with sales less than \$100,000	315	19 492	5 478	1 308	461	9 582	2 194	2 142
	Establishments with sales of \$100,000 to \$249,999	791	135 138	36 795	8 716	1 977	65 077	15 068	15 193
	Establishments with sales of \$250,000 to \$499,999	929	335 108	84 602	20 024	3 888	147 189	38 293	39 029
	Establishments with sales of \$500,000 to \$999,999	1 023	725 746	178 829	42 063	7 075	304 582	82 510	83 210
	Establishments with sales of \$1,000,000 to \$2,499,999	1 250	1 988 554	477 536	113 228	16 251	789 212	239 609	248 647
	Establishments with sales of \$2,500,000 to \$4,999,999	662	2 282 241	535 344	128 550	16 081	858 244	251 990	260 831
	Establishments with sales of \$5,000,000 to \$9,999,999	418	2 859 496	656 624	153 079	17 352	1 047 646	306 452	328 226
	Establishments with sales of \$10,000,000 to \$24,999,999	218	3 203 288	654 200	150 779	17 172	1 040 417	339 931	369 028
	Establishments with sales of \$25,000,000 or more	94	12 690 975	1 027 880	231 714	28 068	2 434 105	888 295	897 542
	Establishments not operated for the entire year	591	256 424	52 399	15 816	2 329	90 795	18 094	46 118
421420	Office equipment whsle								
	All establishments	6 291	24 496 462	3 709 687	865 277	110 654	6 786 849	2 182 436	2 289 966
	Establishments operated for the entire year	5 700	24 240 038	3 657 288	849 461	108 325	6 696 054	2 164 342	2 243 848
	Establishments with sales less than \$100,000	315	19 492	5 478	1 308	461	9 582	2 194	2 142
	Establishments with sales of \$100,000 to \$249,999	791	135 138	36 795	8 716	1 977	65 077	15 068	15 193
	Establishments with sales of \$250,000 to \$499,999	929	335 108	84 602	20 024	3 888	147 189	38 293	39 029
	Establishments with sales of \$500,000 to \$999,999	1 023	725 746	178 829	42 063	7 075	304 582	82 510	83 210
	Establishments with sales of \$1,000,000 to \$2,499,999	1 250	1 988 554	477 536	113 228	16 251	789 212	239 609	248 647
	Establishments with sales of \$2,500,000 to \$4,999,999	662	2 282 241	535 344	128 550	16 081	858 244	251 990	260 831
	Establishments with sales of \$5,000,000 to \$9,999,999	418	2 859 496	656 624	153 079	17 352	1 047 646	306 452	328 226
	Establishments with sales of \$10,000,000 to \$24,999,999	218	3 203 288	654 200	150 779	17 172	1 040 417	339 931	369 028
	Establishments with sales of \$25,000,000 or more	94	12 690 975	1 027 880	231 714	28 068	2 434 105	888 295	897 542
	Establishments not operated for the entire year	591	256 424	52 399	15 816	2 329	90 795	18 094	46 118
42143	Computer & computer peripheral equipment & software whsle								
	All establishments	14 459	142 059 509	9 616 070	2 203 535	210 526	17 796 861	8 917 303	10 113 861
	Establishments operated for the entire year	12 256	136 721 569	9 201 693	2 105 953	201 815	17 008 458	8 815 073	9 680 932
	Establishments with sales less than \$100,000	505	29 302	11 566	2 897	794	18 599	16 292	12 973
	Establishments with sales of \$100,000 to \$249,999	1 098	186 386	54 479	13 193	2 311	90 840	12 896	12 745
	Establishments with sales of \$250,000 to \$499,999	1 455	531 021	137 459	31 610	4 861	233 545	44 949	45 309
	Establishments with sales of \$500,000 to \$999,999	1 898	1 363 826	286 404	66 319	8 567	498 827	84 864	86 084
	Establishments with sales of \$1,000,000 to \$2,499,999	2 560	4 135 116	741 133	165 938	18 703	1 286 946	261 388	269 209
	Establishments with sales of \$2,500,000 to \$4,999,999	1 611	5 707 030	834 621	189 408	19 873	1 464 103	349 907	350 391
	Establishments with sales of \$5,000,000 to \$9,999,999	1 213	8 501 947	1 106 597	245 602	23 589	1 904 882	555 124	580 506
	Establishments with sales of \$10,000,000 to \$24,999,999	1 051	16 302 110	1 643 136	369 803	35 195	2 899 671	968 170	1 032 595
	Establishments with sales of \$25,000,000 or more	865	99 964 831	4 386 298	1 021 183	87 922	8 611 045	6 521 483	7 291 120
	Establishments not operated for the entire year	2 203	5 337 940	414 377	97 582	8 711	788 403	102 230	432 929
421430	Computer & computer peripheral equipment & software whsle								
	All establishments	14 459	142 059 509	9 616 070	2 203 535	210 526	17 796 861	8 917 303	10 113 861
	Establishments operated for the entire year	12 256	136 721 569	9 201 693	2 105 953	201 815	17 008 458	8 815 073	9 680 932
	Establishments with sales less than \$100,000	505	29 302	11 566	2 897	794	18 599	16 292	12 973
	Establishments with sales of \$100,000 to \$249,999	1 098	186 386	54 479	13 193	2 311	90 840	12 896	12 745
	Establishments with sales of \$250,000 to \$499,999	1 455	531 021	137 459	31 610	4 861	233 545	44 949	45 309

See footnotes at end of table.

Table 1. Sales Size of Establishments: 1997—Con.

[Includes only establishments with payroll. For meaning of abbreviations and symbols, see introductory text. For explanation of terms, see Appendix A. For method of assignment to categories shown, see Appendix C]

NAICS code	Sales sizes of establishments by type of operation and kind of business	Establishments (number)	Sales (\$1,000)	Annual payroll (\$1,000)	First-quarter payroll (\$1,000)	Paid employees for pay period including March 12 (number)	Operating expenses ¹ (\$1,000)	End-of-1996 inventories (\$1,000)	End-of-1997 inventories (\$1,000)
421	MERCHANT WHOLESALERS—Con.								
	Wholesale trade, durable goods—Con.								
421430	Computer & computer peripheral equipment & software whsle—Con.								
	Establishments operated for the entire year—Con.								
	Establishments with sales of \$500,000 to \$999,999	1 898	1 363 826	286 404	66 319	8 567	498 827	84 864	86 084
	Establishments with sales of \$1,000,000 to \$2,499,999	2 560	4 135 116	741 133	165 938	18 703	1 286 946	261 388	269 209
	Establishments with sales of \$2,500,000 to \$4,999,999	1 611	5 707 030	834 621	189 408	19 873	1 464 103	349 907	350 391
	Establishments with sales of \$5,000,000 to \$9,999,999	1 213	8 501 947	1 106 597	245 602	23 589	1 904 882	555 124	580 506
	Establishments with sales of \$10,000,000 to \$24,999,999	1 051	16 302 110	1 643 136	369 803	35 195	2 899 671	968 170	1 032 595
	Establishments with sales of \$25,000,000 or more	865	99 964 831	4 386 298	1 021 183	87 922	8 611 045	6 521 483	7 291 120
	Establishments not operated for the entire year	2 203	5 337 940	414 377	97 582	8 711	788 403	102 230	432 929
4214301	Computer & peripheral equipment whsle								
	All establishments	11 806	131 914 692	7 857 231	1 794 896	176 584	14 678 915	8 534 297	9 671 282
	Establishments operated for the entire year	10 059	126 876 000	7 506 477	1 711 515	169 308	14 006 672	8 434 864	9 271 209
	Establishments with sales less than \$100,000	347	19 956	7 825	1 919	569	12 754	15 992	12 682
	Establishments with sales of \$100,000 to \$249,999	788	133 747	35 544	8 794	1 620	60 631	10 973	10 943
	Establishments with sales of \$250,000 to \$499,999	1 105	403 617	97 069	22 521	3 703	165 662	40 795	40 782
	Establishments with sales of \$500,000 to \$999,999	1 504	1 082 467	200 512	46 533	6 498	356 292	74 830	75 331
	Establishments with sales of \$1,000,000 to \$2,499,999	2 091	3 388 897	525 568	118 591	14 487	923 862	236 133	242 606
	Establishments with sales of \$2,500,000 to \$4,999,999	1 391	4 933 953	630 658	142 751	15 935	1 119 294	322 393	322 789
	Establishments with sales of \$5,000,000 to \$9,999,999	1 054	7 429 728	845 074	185 474	19 050	1 464 561	515 619	538 310
	Establishments with sales of \$10,000,000 to \$24,999,999	969	15 077 252	1 353 834	303 762	29 391	2 406 168	923 228	985 857
	Establishments with sales of \$25,000,000 or more	810	94 406 383	3 810 393	881 170	78 055	7 497 448	6 294 901	7 041 909
	Establishments not operated for the entire year	1 747	5 038 692	350 754	83 381	7 276	672 243	99 433	400 073
42143011	Computers & peripheral equipment for resale								
	All establishments	4 861	83 034 207	3 215 540	782 321	77 346	6 840 403	6 008 852	6 837 354
	Establishments operated for the entire year	4 098	79 908 365	3 078 336	745 911	73 852	6 546 354	5 930 420	6 585 482
	Establishments with sales less than \$100,000	122	7 054	3 783	867	231	6 260	14 881	11 562
	Establishments with sales of \$100,000 to \$249,999	253	42 760	10 912	2 830	530	19 897	5 164	5 182
	Establishments with sales of \$250,000 to \$499,999	413	151 271	31 500	7 809	1 192	58 385	15 838	15 788
	Establishments with sales of \$500,000 to \$999,999	540	396 997	63 268	15 272	2 200	118 725	32 102	33 147
	Establishments with sales of \$1,000,000 to \$2,499,999	808	1 308 268	165 074	37 132	4 880	313 931	105 019	110 878
	Establishments with sales of \$2,500,000 to \$4,999,999	605	2 143 902	216 814	49 277	5 868	418 979	155 211	157 964
	Establishments with sales of \$5,000,000 to \$9,999,999	450	3 139 721	280 114	61 295	6 632	532 411	243 151	260 941
	Establishments with sales of \$10,000,000 to \$24,999,999	471	7 271 653	487 002	115 724	12 151	971 741	504 969	563 026
	Establishments with sales of \$25,000,000 or more	436	65 446 739	1 819 869	455 705	40 168	4 106 025	4 854 085	5 426 994
	Establishments not operated for the entire year	763	3 125 842	137 204	36 410	3 494	294 049	78 432	251 872
42143012	Computers & peripheral equipment for end use								
	All establishments	6 945	48 880 485	4 641 691	1 012 575	99 238	7 838 512	2 525 445	2 833 928
	Establishments operated for the entire year	5 961	46 967 635	4 428 141	965 604	95 456	7 460 318	2 504 444	2 685 727
	Establishments with sales less than \$100,000	225	12 902	4 042	1 052	338	6 494	1 111	1 120
	Establishments with sales of \$100,000 to \$249,999	535	90 987	24 632	5 964	1 090	40 734	5 809	5 761
	Establishments with sales of \$250,000 to \$499,999	692	252 346	65 569	14 712	2 511	107 277	24 957	24 994
	Establishments with sales of \$500,000 to \$999,999	964	685 470	137 244	31 261	4 298	237 567	42 728	42 184

See footnotes at end of table.

Table 1. Sales Size of Establishments: 1997—Con.

[Includes only establishments with payroll. For meaning of abbreviations and symbols, see introductory text. For explanation of terms, see Appendix A. For method of assignment to categories shown, see Appendix C]

NAICS code	Sales sizes of establishments by type of operation and kind of business	Establishments (number)	Sales (\$1,000)	Annual payroll (\$1,000)	First-quarter payroll (\$1,000)	Paid employees for pay period including March 12 (number)	Operating expenses ¹ (\$1,000)	End-of-1996 inventories (\$1,000)	End-of-1997 inventories (\$1,000)
421	MERCHANT WHOLESALERS—Con.								
	Wholesale trade, durable goods—Con.								
42143012	Computers & peripheral equipment for end use—Con.								
	Establishments operated for the entire year—Con.								
	Establishments with sales of \$1,000,000 to \$2,499,999	1 283	2 080 629	360 494	81 459	9 607	609 931	131 114	131 728
	Establishments with sales of \$2,500,000 to \$4,999,999	786	2 790 051	413 844	93 474	10 067	700 315	167 182	164 825
	Establishments with sales of \$5,000,000 to \$9,999,999	604	4 290 007	564 960	124 179	12 418	932 150	272 468	277 369
	Establishments with sales of \$10,000,000 to \$24,999,999	498	7 805 599	866 832	188 038	17 240	1 434 427	418 259	422 831
	Establishments with sales of \$25,000,000 or more	374	28 959 644	1 990 524	425 465	37 887	3 391 423	1 440 816	1 614 915
	Establishments not operated for the entire year	984	1 912 850	213 550	46 971	3 782	378 194	21 001	148 201
4214302	Computer software (packaged) whsle								
	All establishments	2 653	10 144 817	1 758 839	408 639	33 942	3 117 946	383 006	442 579
	Establishments operated for the entire year	2 197	9 845 569	1 695 216	394 438	32 507	3 001 786	380 209	409 723
	Establishments with sales less than \$100,000	158	9 346	3 741	978	225	5 845	300	291
	Establishments with sales of \$100,000 to \$249,999	310	52 639	18 935	4 399	691	30 209	1 923	1 802
	Establishments with sales of \$250,000 to \$499,999	350	127 404	40 390	9 089	1 158	67 883	4 154	4 527
	Establishments with sales of \$500,000 to \$999,999	394	281 359	85 892	19 786	2 069	142 535	10 034	10 753
	Establishments with sales of \$1,000,000 to \$2,499,999	469	746 219	215 565	47 347	4 216	363 084	25 255	26 603
	Establishments with sales of \$2,500,000 to \$4,999,999	220	773 077	203 963	46 657	3 938	344 809	27 514	27 602
	Establishments with sales of \$5,000,000 to \$9,999,999	159	1 072 219	261 523	60 128	4 539	440 321	39 505	42 196
	Establishments with sales of \$10,000,000 to \$24,999,999	82	1 224 858	289 302	66 041	5 804	493 503	44 942	46 738
	Establishments with sales of \$25,000,000 or more	55	5 558 448	575 905	140 013	9 867	1 113 597	226 582	249 211
	Establishments not operated for the entire year	456	299 248	63 623	14 201	1 435	116 160	2 797	32 856
42144	Other commercial equipment whsle								
	All establishments	4 658	12 215 821	1 550 219	355 083	47 048	2 981 362	1 142 404	1 241 855
	Establishments operated for the entire year	4 159	11 984 579	1 522 609	348 496	45 965	2 925 975	1 135 015	1 201 833
	Establishments with sales less than \$100,000	216	13 945	3 460	824	300	6 450	1 774	1 794
	Establishments with sales of \$100,000 to \$249,999	493	84 140	17 710	4 129	1 049	36 406	9 475	9 545
	Establishments with sales of \$250,000 to \$499,999	691	249 110	48 579	11 287	2 277	98 977	27 522	28 288
	Establishments with sales of \$500,000 to \$999,999	792	570 172	105 352	24 113	4 219	207 948	60 993	62 359
	Establishments with sales of \$1,000,000 to \$2,499,999	969	1 537 684	266 137	61 215	9 144	506 239	156 327	162 769
	Establishments with sales of \$2,500,000 to \$4,999,999	486	1 694 063	253 674	55 989	7 633	476 355	176 107	186 211
	Establishments with sales of \$5,000,000 to \$9,999,999	297	2 049 292	267 255	60 959	7 190	512 028	213 850	232 586
	Establishments with sales of \$10,000,000 to \$24,999,999	160	2 345 323	285 316	63 792	7 029	523 304	233 953	248 403
	Establishments with sales of \$25,000,000 or more	55	3 440 850	275 126	66 188	7 124	558 268	255 014	269 878
	Establishments not operated for the entire year	499	231 242	27 610	6 587	1 083	55 387	7 389	40 022
421440	Other commercial equipment whsle								
	All establishments	4 658	12 215 821	1 550 219	355 083	47 048	2 981 362	1 142 404	1 241 855
	Establishments operated for the entire year	4 159	11 984 579	1 522 609	348 496	45 965	2 925 975	1 135 015	1 201 833
	Establishments with sales less than \$100,000	216	13 945	3 460	824	300	6 450	1 774	1 794
	Establishments with sales of \$100,000 to \$249,999	493	84 140	17 710	4 129	1 049	36 406	9 475	9 545
	Establishments with sales of \$250,000 to \$499,999	691	249 110	48 579	11 287	2 277	98 977	27 522	28 288
	Establishments with sales of \$500,000 to \$999,999	792	570 172	105 352	24 113	4 219	207 948	60 993	62 359
	Establishments with sales of \$1,000,000 to \$2,499,999	969	1 537 684	266 137	61 215	9 144	506 239	156 327	162 769
	Establishments with sales of \$2,500,000 to \$4,999,999	486	1 694 063	253 674	55 989	7 633	476 355	176 107	186 211
	Establishments with sales of \$5,000,000 to \$9,999,999	297	2 049 292	267 255	60 959	7 190	512 028	213 850	232 586
	Establishments with sales of \$10,000,000 to \$24,999,999	160	2 345 323	285 316	63 792	7 029	523 304	233 953	248 403
	Establishments with sales of \$25,000,000 or more	55	3 440 850	275 126	66 188	7 124	558 268	255 014	269 878
	Establishments not operated for the entire year	499	231 242	27 610	6 587	1 083	55 387	7 389	40 022

See footnotes at end of table.

Table 1. Sales Size of Establishments: 1997—Con.

[Includes only establishments with payroll. For meaning of abbreviations and symbols, see introductory text. For explanation of terms, see Appendix A. For method of assignment to categories shown, see Appendix C]

NAICS code	Sales sizes of establishments by type of operation and kind of business	Establishments (number)	Sales (\$1,000)	Annual payroll (\$1,000)	First-quarter payroll (\$1,000)	Paid employees for pay period including March 12 (number)	Operating expenses ¹ (\$1,000)	End-of-1996 inventories (\$1,000)	End-of-1997 inventories (\$1,000)
421	MERCHANT WHOLESALERS—Con.								
	Wholesale trade, durable goods—Con.								
421440	Other commercial equipment whsle—Con.								
	Establishments operated for the entire year—Con.								
	Establishments with sales of \$5,000,000 to \$9,999,999	297	2 049 292	267 255	60 959	7 190	512 028	213 850	232 586
	Establishments with sales of \$10,000,000 to \$24,999,999	160	2 345 323	285 316	63 792	7 029	523 304	233 953	248 403
	Establishments with sales of \$25,000,000 or more	55	3 440 850	275 126	66 188	7 124	558 268	255 014	269 878
	Establishments not operated for the entire year	499	231 242	27 610	6 587	1 083	55 387	7 389	40 022
4214401	Restaurant & hotel equipment & supplies whsle								
	All establishments	2 689	8 094 253	898 717	204 625	28 408	1 720 999	756 372	824 178
	Establishments operated for the entire year	2 413	7 957 487	883 961	201 295	27 795	1 691 200	753 794	797 085
	Establishments with sales less than \$100,000	115	7 576	1 901	437	159	3 445	1 044	1 043
	Establishments with sales of \$100,000 to \$249,999	272	47 327	9 663	2 295	576	19 765	6 211	6 192
	Establishments with sales of \$250,000 to \$499,999	368	132 606	23 570	5 421	1 143	49 478	17 156	17 670
	Establishments with sales of \$500,000 to \$999,999	445	321 542	53 143	12 447	2 308	106 967	37 800	38 523
	Establishments with sales of \$1,000,000 to \$2,499,999	558	889 147	130 570	30 261	4 900	253 810	100 690	104 019
	Establishments with sales of \$2,500,000 to \$4,999,999	311	1 077 736	142 082	31 521	4 400	262 858	113 185	116 552
	Establishments with sales of \$5,000,000 to \$9,999,999	198	1 372 012	164 136	37 351	4 589	313 915	149 667	164 405
	Establishments with sales of \$10,000,000 to \$24,999,999	111	1 599 670	185 247	41 342	4 969	338 718	169 366	176 661
	Establishments with sales of \$25,000,000 or more	35	2 509 871	173 649	40 220	4 751	342 244	158 675	172 020
	Establishments not operated for the entire year	276	136 766	14 756	3 330	613	29 799	2 578	27 093
4214402	Store machines & equipment whsle								
	All establishments	1 969	4 121 568	651 502	150 458	18 640	1 260 363	386 032	417 677
	Establishments operated for the entire year	1 746	4 027 092	638 648	147 201	18 170	1 234 775	381 221	404 748
	Establishments with sales less than \$100,000	101	6 369	1 559	387	141	3 005	730	751
	Establishments with sales of \$100,000 to \$249,999	221	36 813	8 047	1 834	473	16 641	3 264	3 353
	Establishments with sales of \$250,000 to \$499,999	323	116 504	25 009	5 866	1 134	49 499	10 366	10 618
	Establishments with sales of \$500,000 to \$999,999	347	248 630	52 209	11 666	1 911	100 981	23 193	23 836
	Establishments with sales of \$1,000,000 to \$2,499,999	411	648 537	135 567	30 954	4 244	252 429	55 637	58 750
	Establishments with sales of \$2,500,000 to \$4,999,999	175	616 327	111 592	24 468	3 233	213 497	62 922	69 659
	Establishments with sales of \$5,000,000 to \$9,999,999	99	677 280	103 119	23 608	2 601	198 113	64 183	68 181
	Establishments with sales of \$10,000,000 to \$24,999,999	49	745 653	100 069	22 450	2 060	184 586	64 587	71 742
	Establishments with sales of \$25,000,000 or more	20	930 979	101 477	25 968	2 373	216 024	96 339	97 858
	Establishments not operated for the entire year	223	94 476	12 854	3 257	470	25 588	4 811	12 929
42145	Medical, dental, & hospital equipment & supplies whsle								
	All establishments	7 850	35 599 345	3 918 018	932 702	93 520	7 816 953	3 699 838	3 994 021
	Establishments operated for the entire year	6 698	34 494 532	3 790 694	898 095	89 835	7 549 691	3 626 190	3 810 896
	Establishments with sales less than \$100,000	407	24 897	7 962	1 992	565	14 003	12 914	21 349
	Establishments with sales of \$100,000 to \$249,999	899	153 227	39 461	9 236	1 777	72 580	17 043	17 213
	Establishments with sales of \$250,000 to \$499,999	958	344 784	75 658	17 293	2 811	145 773	36 456	37 340
	Establishments with sales of \$500,000 to \$999,999	1 038	737 313	144 730	32 408	4 590	278 291	73 946	77 367
	Establishments with sales of \$1,000,000 to \$2,499,999	1 402	2 217 035	383 589	86 262	11 271	744 985	228 598	237 538
	Establishments with sales of \$2,500,000 to \$4,999,999	753	2 641 194	413 399	91 424	10 383	786 450	283 369	303 218
	Establishments with sales of \$5,000,000 to \$9,999,999	569	3 966 916	556 383	129 802	13 516	1 056 517	424 606	468 776
	Establishments with sales of \$10,000,000 to \$24,999,999	399	6 098 341	770 445	182 420	16 407	1 461 561	675 845	710 980

See footnotes at end of table.

Table 1. Sales Size of Establishments: 1997—Con.

[Includes only establishments with payroll. For meaning of abbreviations and symbols, see introductory text. For explanation of terms, see Appendix A. For method of assignment to categories shown, see Appendix C.]

NAICS code	Sales sizes of establishments by type of operation and kind of business	Establishments (number)	Sales (\$1,000)	Annual payroll (\$1,000)	First-quarter payroll (\$1,000)	Paid employees for pay period including March 12 (number)	Operating expenses ¹ (\$1,000)	End-of-1996 inventories (\$1,000)	End-of-1997 inventories (\$1,000)
421	MERCHANT WHOLESALERS—Con.								
	Wholesale trade, durable goods—Con.								
42145	Medical, dental, & hospital equipment & supplies whsle—Con.								
	Establishments operated for the entire year—Con.								
	Establishments with sales of \$25,000,000 or more	273	18 310 825	1 399 067	347 258	28 515	2 989 531	1 873 413	1 937 115
	Establishments not operated for the entire year	1 152	1 104 813	127 324	34 607	3 685	267 262	73 648	183 125
421450	Medical, dental, & hospital equipment & supplies whsle								
	All establishments	7 850	35 599 345	3 918 018	932 702	93 520	7 816 953	3 699 838	3 994 021
	Establishments operated for the entire year	6 698	34 494 532	3 790 694	898 095	89 835	7 549 691	3 626 190	3 810 896
	Establishments with sales less than \$100,000	407	24 897	7 962	1 992	565	14 003	12 914	21 349
	Establishments with sales of \$100,000 to \$249,999	899	153 227	39 461	9 236	1 777	72 580	17 043	17 213
	Establishments with sales of \$250,000 to \$499,999	958	344 784	75 658	17 293	2 811	145 773	36 456	37 340
	Establishments with sales of \$500,000 to \$999,999	1 038	737 313	144 730	32 408	4 590	278 291	73 946	77 367
	Establishments with sales of \$1,000,000 to \$2,499,999	1 402	2 217 035	383 589	86 262	11 271	744 985	228 598	237 538
	Establishments with sales of \$2,500,000 to \$4,999,999	753	2 641 194	413 399	91 424	10 383	786 450	283 369	303 218
	Establishments with sales of \$5,000,000 to \$9,999,999	569	3 966 916	556 383	129 802	13 516	1 056 517	424 606	468 776
	Establishments with sales of \$10,000,000 to \$24,999,999	399	6 098 341	770 445	182 420	16 407	1 461 561	675 845	710 980
	Establishments with sales of \$25,000,000 or more	273	18 310 825	1 399 067	347 258	28 515	2 989 531	1 873 413	1 937 115
	Establishments not operated for the entire year	1 152	1 104 813	127 324	34 607	3 685	267 262	73 648	183 125
4214501	Surgical, medical, & hospital supplies whsle								
	All establishments	6 859	31 745 475	3 363 241	805 891	79 839	6 757 373	3 269 780	3 522 027
	Establishments operated for the entire year	5 802	30 679 467	3 240 772	772 479	76 278	6 501 205	3 197 666	3 344 005
	Establishments with sales less than \$100,000	349	21 441	6 947	1 752	485	12 228	12 431	20 865
	Establishments with sales of \$100,000 to \$249,999	784	133 959	34 421	8 013	1 517	63 337	14 988	15 074
	Establishments with sales of \$250,000 to \$499,999	855	307 591	68 034	15 407	2 469	130 289	32 378	33 306
	Establishments with sales of \$500,000 to \$999,999	933	661 699	132 587	29 758	4 126	253 829	66 493	69 682
	Establishments with sales of \$1,000,000 to \$2,499,999	1 201	1 896 117	330 593	74 492	9 757	638 451	183 979	191 408
	Establishments with sales of \$2,500,000 to \$4,999,999	628	2 197 826	345 639	75 776	8 641	654 969	239 142	255 067
	Establishments with sales of \$5,000,000 to \$9,999,999	469	3 276 994	449 363	106 022	11 008	855 425	355 234	390 386
	Establishments with sales of \$10,000,000 to \$24,999,999	328	5 032 750	612 046	145 353	12 927	1 169 208	562 933	585 183
	Establishments with sales of \$25,000,000 or more	255	17 151 090	1 261 142	315 906	25 348	2 723 469	1 730 088	1 783 034
	Establishments not operated for the entire year	1 057	1 066 008	122 469	33 412	3 561	256 168	72 114	178 022
4214502	Dental equipment & supplies whsle								
	All establishments	991	3 853 870	554 777	126 811	13 681	1 059 580	430 058	471 994
	Establishments operated for the entire year	896	3 815 065	549 922	125 616	13 557	1 048 486	428 524	466 891
	Establishments with sales less than \$100,000	58	3 456	1 015	240	80	1 775	483	484
	Establishments with sales of \$100,000 to \$249,999	115	19 268	5 040	1 223	260	9 243	2 055	2 139
	Establishments with sales of \$250,000 to \$499,999	103	37 193	7 624	1 886	342	15 484	4 078	4 034
	Establishments with sales of \$500,000 to \$999,999	105	75 614	12 143	2 650	464	24 462	7 453	7 685
	Establishments with sales of \$1,000,000 to \$2,499,999	201	320 918	52 996	11 770	1 514	106 534	44 619	46 130
	Establishments with sales of \$2,500,000 to \$4,999,999	125	443 368	67 760	15 648	1 742	131 481	44 227	48 151
	Establishments with sales of \$5,000,000 to \$9,999,999	100	689 922	107 020	23 780	2 508	201 092	69 372	78 390
	Establishments with sales of \$10,000,000 to \$24,999,999	71	1 065 591	158 399	37 067	3 480	292 353	112 912	125 797
	Establishments with sales of \$25,000,000 or more	18	1 159 735	137 925	31 352	3 167	266 062	143 325	154 081

See footnotes at end of table.

Table 1. Sales Size of Establishments: 1997—Con.

[Includes only establishments with payroll. For meaning of abbreviations and symbols, see introductory text. For explanation of terms, see Appendix A. For method of assignment to categories shown, see Appendix C]

NAICS code	Sales sizes of establishments by type of operation and kind of business	Establishments (number)	Sales (\$1,000)	Annual payroll (\$1,000)	First-quarter payroll (\$1,000)	Paid employees for pay period including March 12 (number)	Operating expenses ¹ (\$1,000)	End-of-1996 inventories (\$1,000)	End-of-1997 inventories (\$1,000)
421	MERCHANT WHOLESALERS—Con.								
	Wholesale trade, durable goods—Con.								
4214502	Dental equipment & supplies whsle—Con.								
	Establishments not operated for the entire year	95	38 805	4 855	1 195	124	11 094	1 534	5 103
42146	Ophthalmic goods whsle								
	All establishments	1 551	5 713 821	783 497	184 716	26 022	1 739 475	714 418	790 403
	Establishments operated for the entire year	1 390	5 590 262	770 708	181 398	25 548	1 711 221	705 462	763 693
	Establishments with sales less than \$100,000	103	6 502	1 926	450	136	3 490	612	598
	Establishments with sales of \$100,000 to \$249,999	182	30 504	7 488	1 736	396	14 795	3 670	3 720
	Establishments with sales of \$250,000 to \$499,999	183	67 224	14 876	3 592	733	28 404	6 852	7 184
	Establishments with sales of \$500,000 to \$999,999	235	170 198	34 528	8 352	1 567	69 194	21 252	21 498
	Establishments with sales of \$1,000,000 to \$2,499,999	289	460 124	89 207	20 031	3 645	177 131	53 585	55 125
	Establishments with sales of \$2,500,000 to \$4,999,999	169	592 319	98 473	23 072	3 469	203 647	68 257	70 555
	Establishments with sales of \$5,000,000 to \$9,999,999	109	745 478	130 659	29 409	3 983	259 867	90 602	98 941
	Establishments with sales of \$10,000,000 to \$24,999,999	84	1 293 848	187 591	42 554	5 274	396 972	209 861	223 762
	Establishments with sales of \$25,000,000 or more	36	2 224 065	205 960	52 202	6 345	557 721	250 771	282 310
	Establishments not operated for the entire year	161	123 559	12 789	3 318	474	28 254	8 956	26 710
421460	Ophthalmic goods whsle								
	All establishments	1 551	5 713 821	783 497	184 716	26 022	1 739 475	714 418	790 403
	Establishments operated for the entire year	1 390	5 590 262	770 708	181 398	25 548	1 711 221	705 462	763 693
	Establishments with sales less than \$100,000	103	6 502	1 926	450	136	3 490	612	598
	Establishments with sales of \$100,000 to \$249,999	182	30 504	7 488	1 736	396	14 795	3 670	3 720
	Establishments with sales of \$250,000 to \$499,999	183	67 224	14 876	3 592	733	28 404	6 852	7 184
	Establishments with sales of \$500,000 to \$999,999	235	170 198	34 528	8 352	1 567	69 194	21 252	21 498
	Establishments with sales of \$1,000,000 to \$2,499,999	289	460 124	89 207	20 031	3 645	177 131	53 585	55 125
	Establishments with sales of \$2,500,000 to \$4,999,999	169	592 319	98 473	23 072	3 469	203 647	68 257	70 555
	Establishments with sales of \$5,000,000 to \$9,999,999	109	745 478	130 659	29 409	3 983	259 867	90 602	98 941
	Establishments with sales of \$10,000,000 to \$24,999,999	84	1 293 848	187 591	42 554	5 274	396 972	209 861	223 762
	Establishments with sales of \$25,000,000 or more	36	2 224 065	205 960	52 202	6 345	557 721	250 771	282 310
	Establishments not operated for the entire year	161	123 559	12 789	3 318	474	28 254	8 956	26 710
42149	Other professional equipment & supplies whsle								
	All establishments	2 350	8 745 477	1 105 863	260 762	28 627	2 253 535	1 107 130	1 154 100
	Establishments operated for the entire year	2 134	8 657 306	1 087 312	254 472	27 855	2 221 935	1 099 470	1 135 120
	Establishments with sales less than \$100,000	133	7 889	2 206	560	184	3 979	1 148	1 056
	Establishments with sales of \$100,000 to \$249,999	217	37 400	8 357	2 011	476	16 237	5 034	5 131
	Establishments with sales of \$250,000 to \$499,999	299	107 134	22 386	5 116	910	42 297	12 245	12 525
	Establishments with sales of \$500,000 to \$999,999	390	279 264	51 932	12 289	1 966	103 836	35 829	36 415
	Establishments with sales of \$1,000,000 to \$2,499,999	508	793 896	138 705	31 781	4 245	276 744	93 798	99 653
	Establishments with sales of \$2,500,000 to \$4,999,999	265	932 290	145 440	32 682	3 919	282 528	109 536	118 204
	Establishments with sales of \$5,000,000 to \$9,999,999	155	1 056 032	167 897	38 772	4 225	313 978	117 914	122 603
	Establishments with sales of \$10,000,000 to \$24,999,999	109	1 751 659	227 708	54 002	5 039	449 662	199 439	221 825
	Establishments with sales of \$25,000,000 or more	58	3 691 742	322 681	77 259	6 891	732 674	524 527	517 708
	Establishments not operated for the entire year	216	88 171	18 551	6 290	772	31 600	7 660	18 980

See footnotes at end of table.

Table 1. Sales Size of Establishments: 1997—Con.

[Includes only establishments with payroll. For meaning of abbreviations and symbols, see introductory text. For explanation of terms, see Appendix A. For method of assignment to categories shown, see Appendix C]

NAICS code	Sales sizes of establishments by type of operation and kind of business	Establishments (number)	Sales (\$1,000)	Annual payroll (\$1,000)	First-quarter payroll (\$1,000)	Paid employees for pay period including March 12 (number)	Operating expenses ¹ (\$1,000)	End-of-1996 inventories (\$1,000)	End-of-1997 inventories (\$1,000)
421	MERCHANT WHOLESALERS—Con.								
	Wholesale trade, durable goods—Con.								
421490	Other professional equipment & supplies whsle								
	All establishments	2 350	8 745 477	1 105 863	260 762	28 627	2 253 535	1 107 130	1 154 100
	Establishments operated for the entire year	2 134	8 657 306	1 087 312	254 472	27 855	2 221 935	1 099 470	1 135 120
	Establishments with sales less than \$100,000	133	7 889	2 206	560	184	3 979	1 148	1 056
	Establishments with sales of \$100,000 to \$249,999	217	37 400	8 357	2 011	476	16 237	5 034	5 131
	Establishments with sales of \$250,000 to \$499,999	299	107 134	22 386	5 116	910	42 297	12 245	12 525
	Establishments with sales of \$500,000 to \$999,999	390	279 264	51 932	12 289	1 966	103 836	35 829	36 415
	Establishments with sales of \$1,000,000 to \$2,499,999	508	793 896	138 705	31 781	4 245	276 744	93 798	99 653
	Establishments with sales of \$2,500,000 to \$4,999,999	265	932 290	145 440	32 682	3 919	282 528	109 536	118 204
	Establishments with sales of \$5,000,000 to \$9,999,999	155	1 056 032	167 897	38 772	4 225	313 978	117 914	122 603
	Establishments with sales of \$10,000,000 to \$24,999,999	109	1 751 659	227 708	54 002	5 039	449 662	199 439	221 825
	Establishments with sales of \$25,000,000 or more	58	3 691 742	322 681	77 259	6 891	732 674	524 527	517 708
	Establishments not operated for the entire year	216	88 171	18 551	6 290	772	31 600	7 660	18 980
4214901	Religious & school supplies whsle								
	All establishments	397	1 110 568	161 074	36 464	5 358	324 534	141 678	158 867
	Establishments operated for the entire year	361	1 096 139	158 150	35 655	5 239	319 071	140 587	155 528
	Establishments with sales less than \$100,000	40	2 481	664	170	54	1 172	394	392
	Establishments with sales of \$100,000 to \$249,999	46	7 360	1 509	354	105	2 849	1 105	1 116
	Establishments with sales of \$250,000 to \$499,999	51	17 457	3 481	786	175	6 920	2 573	2 749
	Establishments with sales of \$500,000 to \$999,999	58	42 719	6 593	1 480	268	14 809	5 556	5 690
	Establishments with sales of \$1,000,000 to \$2,499,999	73	115 269	19 099	4 601	765	39 472	16 680	16 861
	Establishments with sales of \$2,500,000 to \$4,999,999	44	158 661	20 938	4 989	755	45 639	21 900	25 326
	Establishments with sales of \$5,000,000 to \$9,999,999	28	201 317	33 139	7 715	892	71 322	23 682	24 333
	Establishments with sales of \$10,000,000 to \$24,999,999	15	254 407	36 772	7 501	1 023	70 305	34 091	37 751
	Establishments with sales of \$25,000,000 or more	6	296 468	35 955	8 059	1 202	66 583	34 606	41 310
	Establishments not operated for the entire year	36	14 429	2 924	809	119	5 463	1 091	3 339
4214902	Other professional equipment & supplies whsle								
	All establishments	1 953	7 634 909	944 789	224 298	23 269	1 929 001	965 452	995 233
	Establishments operated for the entire year	1 773	7 561 167	929 162	218 817	22 616	1 902 864	958 883	979 592
	Establishments with sales less than \$100,000	93	5 408	1 542	390	130	2 807	754	664
	Establishments with sales of \$100,000 to \$249,999	171	30 040	6 848	1 657	371	13 388	3 929	4 015
	Establishments with sales of \$250,000 to \$499,999	248	89 677	18 905	4 330	735	35 377	9 672	9 776
	Establishments with sales of \$500,000 to \$999,999	332	236 545	45 339	10 809	1 698	89 027	30 273	30 725
	Establishments with sales of \$1,000,000 to \$2,499,999	435	678 627	119 606	27 180	3 480	237 272	77 118	82 792
	Establishments with sales of \$2,500,000 to \$4,999,999	221	773 629	124 502	27 693	3 164	236 889	87 636	92 878
	Establishments with sales of \$5,000,000 to \$9,999,999	127	854 715	134 758	31 057	3 333	242 656	94 232	98 270
	Establishments with sales of \$10,000,000 to \$24,999,999	94	1 497 252	190 936	46 501	4 016	379 357	165 348	184 074
	Establishments with sales of \$25,000,000 or more	52	3 395 274	286 726	69 200	5 689	666 091	489 921	476 398
	Establishments not operated for the entire year	180	73 742	15 627	5 481	653	26 137	6 569	15 641
4215	Metal & mineral (except petroleum) whsle								
	All establishments	10 079	91 553 201	5 595 871	1 287 325	146 964	11 460 513	11 240 009	11 965 871

See footnotes at end of table.

Table 1. Sales Size of Establishments: 1997—Con.

[Includes only establishments with payroll. For meaning of abbreviations and symbols, see introductory text. For explanation of terms, see Appendix A. For method of assignment to categories shown, see Appendix C.]

NAICS code	Sales sizes of establishments by type of operation and kind of business	Establishments (number)	Sales (\$1,000)	Annual payroll (\$1,000)	First-quarter payroll (\$1,000)	Paid employees for pay period including March 12 (number)	Operating expenses ¹ (\$1,000)	End-of-1996 inventories (\$1,000)	End-of-1997 inventories (\$1,000)
421	MERCHANT WHOLESALERS—Con.								
	Wholesale trade, durable goods—Con.								
4215	Metal & mineral (except petroleum) whsle—Con.								
	Establishments operated for the entire year	9 179	89 663 972	5 482 095	1 259 654	143 753	11 240 447	11 156 053	11 753 117
	Establishments with sales less than \$100,000	265	15 541	4 699	1 112	388	7 986	1 351	1 273
	Establishments with sales of \$100,000 to \$249,999	588	101 232	23 983	5 674	1 303	45 489	9 043	9 201
	Establishments with sales of \$250,000 to \$499,999	804	292 831	55 958	12 716	2 565	109 353	29 623	30 011
	Establishments with sales of \$500,000 to \$999,999	1 154	837 738	136 098	31 561	5 297	269 221	87 679	89 079
	Establishments with sales of \$1,000,000 to \$2,499,999	1 957	3 166 515	420 995	94 389	13 847	837 808	347 522	362 465
	Establishments with sales of \$2,500,000 to \$4,999,999	1 378	4 929 798	571 995	128 082	16 666	1 125 291	571 854	602 142
	Establishments with sales of \$5,000,000 to \$9,999,999	1 165	8 167 885	810 506	182 223	21 354	1 585 553	1 090 956	1 144 005
	Establishments with sales of \$10,000,000 to \$24,999,999	1 073	16 733 440	1 313 244	302 068	33 006	2 711 504	2 450 520	2 540 803
	Establishments with sales of \$25,000,000 or more	795	55 418 992	2 144 617	501 829	49 327	4 548 242	6 567 505	6 974 138
	Establishments not operated for the entire year	900	1 889 229	113 776	27 671	3 211	220 066	83 956	212 754
42151	Metal service centers & offices								
	All establishments	9 487	83 124 691	5 405 023	1 242 261	143 028	11 026 425	10 801 425	11 513 551
	Establishments operated for the entire year	8 656	81 311 017	5 294 485	1 215 299	139 885	10 813 483	10 717 776	11 306 684
	Establishments with sales less than \$100,000	237	14 147	4 272	1 012	352	7 259	1 241	1 148
	Establishments with sales of \$100,000 to \$249,999	549	94 337	22 055	5 228	1 197	42 052	8 430	8 614
	Establishments with sales of \$250,000 to \$499,999	758	276 805	53 078	11 991	2 428	102 466	27 700	27 970
	Establishments with sales of \$500,000 to \$999,999	1 100	799 214	129 680	29 846	5 086	255 464	84 029	84 904
	Establishments with sales of \$1,000,000 to \$2,499,999	1 867	3 019 418	408 446	91 604	13 463	805 666	338 316	351 793
	Establishments with sales of \$2,500,000 to \$4,999,999	1 300	4 648 299	551 176	123 298	16 079	1 075 712	551 499	580 341
	Establishments with sales of \$5,000,000 to \$9,999,999	1 109	7 780 572	787 155	176 815	20 792	1 531 144	1 053 183	1 105 400
	Establishments with sales of \$10,000,000 to \$24,999,999	1 013	15 761 705	1 277 810	294 307	32 376	2 621 484	2 411 138	2 497 212
	Establishments with sales of \$25,000,000 or more	723	48 916 520	2 060 813	481 198	48 112	4 372 236	6 242 240	6 649 302
	Establishments not operated for the entire year	831	1 813 674	110 538	26 962	3 143	212 942	83 649	206 867
421510	Metal service centers & offices								
	All establishments	9 487	83 124 691	5 405 023	1 242 261	143 028	11 026 425	10 801 425	11 513 551
	Establishments operated for the entire year	8 656	81 311 017	5 294 485	1 215 299	139 885	10 813 483	10 717 776	11 306 684
	Establishments with sales less than \$100,000	237	14 147	4 272	1 012	352	7 259	1 241	1 148
	Establishments with sales of \$100,000 to \$249,999	549	94 337	22 055	5 228	1 197	42 052	8 430	8 614
	Establishments with sales of \$250,000 to \$499,999	758	276 805	53 078	11 991	2 428	102 466	27 700	27 970
	Establishments with sales of \$500,000 to \$999,999	1 100	799 214	129 680	29 846	5 086	255 464	84 029	84 904
	Establishments with sales of \$1,000,000 to \$2,499,999	1 867	3 019 418	408 446	91 604	13 463	805 666	338 316	351 793
	Establishments with sales of \$2,500,000 to \$4,999,999	1 300	4 648 299	551 176	123 298	16 079	1 075 712	551 499	580 341
	Establishments with sales of \$5,000,000 to \$9,999,999	1 109	7 780 572	787 155	176 815	20 792	1 531 144	1 053 183	1 105 400
	Establishments with sales of \$10,000,000 to \$24,999,999	1 013	15 761 705	1 277 810	294 307	32 376	2 621 484	2 411 138	2 497 212
	Establishments with sales of \$25,000,000 or more	723	48 916 520	2 060 813	481 198	48 112	4 372 236	6 242 240	6 649 302
	Establishments not operated for the entire year	831	1 813 674	110 538	26 962	3 143	212 942	83 649	206 867
4215101	Ferrous metal service centers & sales offices								
	All establishments	7 595	66 113 409	4 485 391	1 037 061	120 653	9 133 012	8 873 016	9 359 046
	Establishments operated for the entire year	6 941	64 934 893	4 411 975	1 019 358	118 164	8 983 083	8 804 151	9 172 762
	Establishments with sales less than \$100,000	188	11 362	3 358	802	276	5 788	1 069	1 031
	Establishments with sales of \$100,000 to \$249,999	414	70 859	16 963	3 947	893	32 229	5 857	5 895
	Establishments with sales of \$250,000 to \$499,999	574	209 324	41 190	9 376	1 879	78 080	20 778	20 915

See footnotes at end of table.

Table 1. Sales Size of Establishments: 1997—Con.

[Includes only establishments with payroll. For meaning of abbreviations and symbols, see introductory text. For explanation of terms, see Appendix A. For method of assignment to categories shown, see Appendix C.]

NAICS code	Sales sizes of establishments by type of operation and kind of business	Establishments (number)	Sales (\$1,000)	Annual payroll (\$1,000)	First-quarter payroll (\$1,000)	Paid employees for pay period including March 12 (number)	Operating expenses ¹ (\$1,000)	End-of-1996 inventories (\$1,000)	End-of-1997 inventories (\$1,000)
421	MERCHANT WHOLESALERS—Con.								
	Wholesale trade, durable goods—Con.								
4215101	Ferrous metal service centers & sales offices—Con.								
	Establishments operated for the entire year—Con.								
	Establishments with sales of \$500,000 to \$999,999	863	622 257	103 819	23 873	4 118	203 980	68 220	69 120
	Establishments with sales of \$1,000,000 to \$2,499,999	1 464	2 385 930	330 015	74 305	10 849	646 911	273 022	282 402
	Establishments with sales of \$2,500,000 to \$4,999,999	1 081	3 878 189	464 563	104 026	13 606	906 370	469 096	491 167
	Establishments with sales of \$5,000,000 to \$9,999,999	922	6 480 042	677 275	152 817	18 007	1 304 677	911 755	940 898
	Establishments with sales of \$10,000,000 to \$24,999,999	848	13 235 362	1 094 778	249 748	28 068	2 225 466	2 041 703	2 095 137
	Establishments with sales of \$25,000,000 or more	587	38 041 568	1 680 014	400 464	40 468	3 579 582	5 012 651	5 266 197
	Establishments not operated for the entire year	654	1 178 516	73 416	17 703	2 489	149 929	68 865	186 284
42151011	Ferrous metal service centers								
	All establishments	5 827	58 768 929	4 105 455	951 193	110 297	8 340 519	8 873 016	9 359 046
	Establishments operated for the entire year	5 426	58 011 265	4 047 366	936 000	108 177	8 223 824	8 804 151	9 172 762
	Establishments with sales less than \$100,000	71	4 594	1 238	276	100	2 265	1 069	1 031
	Establishments with sales of \$100,000 to \$249,999	197	34 530	7 537	1 797	459	14 947	5 857	5 895
	Establishments with sales of \$250,000 to \$499,999	356	129 757	25 239	5 654	1 199	48 364	20 778	20 915
	Establishments with sales of \$500,000 to \$999,999	599	434 448	72 053	16 301	2 900	144 466	68 220	69 120
	Establishments with sales of \$1,000,000 to \$2,499,999	1 131	1 866 733	266 287	59 075	8 992	521 879	273 022	282 402
	Establishments with sales of \$2,500,000 to \$4,999,999	930	3 343 820	414 669	92 434	12 346	804 182	469 096	491 167
	Establishments with sales of \$5,000,000 to \$9,999,999	824	5 799 779	631 895	143 728	16 979	1 216 945	911 755	940 898
	Establishments with sales of \$10,000,000 to \$24,999,999	776	12 088 053	1 045 853	239 015	26 868	2 107 768	2 041 703	2 095 137
	Establishments with sales of \$25,000,000 or more	542	34 309 551	1 582 595	377 720	38 334	3 363 008	5 012 651	5 266 197
	Establishments not operated for the entire year	401	757 664	58 089	15 193	2 120	116 695	68 865	186 284
42151012	Ferrous metal sales offices								
	All establishments	1 768	7 344 480	379 936	85 868	10 356	792 493	—	—
	Establishments operated for the entire year	1 515	6 923 628	364 609	83 358	9 987	759 259	—	—
	Establishments with sales less than \$100,000	117	6 768	2 120	526	176	3 523	—	—
	Establishments with sales of \$100,000 to \$249,999	217	36 329	9 426	2 150	434	17 282	—	—
	Establishments with sales of \$250,000 to \$499,999	218	79 567	15 951	3 722	680	29 716	—	—
	Establishments with sales of \$500,000 to \$999,999	264	187 809	31 766	7 572	1 218	59 514	—	—
	Establishments with sales of \$1,000,000 to \$2,499,999	333	519 197	63 728	15 230	1 857	125 032	—	—
	Establishments with sales of \$2,500,000 to \$4,999,999	151	534 369	49 894	11 592	1 260	102 188	—	—
	Establishments with sales of \$5,000,000 to \$9,999,999	98	680 263	45 380	9 089	1 028	87 732	—	—
	Establishments with sales of \$10,000,000 to \$24,999,999	72	1 147 309	48 925	10 733	1 200	117 698	—	—
	Establishments with sales of \$25,000,000 or more	45	3 732 017	97 419	22 744	2 134	216 574	—	—
	Establishments not operated for the entire year	253	420 852	15 327	2 510	369	33 234	—	—
4215102	Nonferrous metal service centers & sales offices								
	All establishments	1 892	17 011 282	919 632	205 200	22 375	1 893 413	1 928 409	2 154 505
	Establishments operated for the entire year	1 715	16 376 124	882 510	195 941	21 721	1 830 400	1 913 625	2 133 922
	Establishments with sales less than \$100,000	49	2 785	914	210	76	1 471	172	117
	Establishments with sales of \$100,000 to \$249,999	135	23 478	5 092	1 281	304	9 823	2 573	2 719
	Establishments with sales of \$250,000 to \$499,999	184	67 481	11 888	2 615	549	24 386	6 922	7 055
	Establishments with sales of \$500,000 to \$999,999	237	176 957	25 861	5 973	968	51 484	15 809	15 784
	Establishments with sales of \$1,000,000 to \$2,499,999	403	633 488	78 431	17 299	2 614	158 755	65 294	69 391
	Establishments with sales of \$2,500,000 to \$4,999,999	219	770 110	86 613	19 272	2 473	169 342	82 403	89 174

See footnotes at end of table.

Table 1. Sales Size of Establishments: 1997—Con.

[Includes only establishments with payroll. For meaning of abbreviations and symbols, see introductory text. For explanation of terms, see Appendix A. For method of assignment to categories shown, see Appendix C.]

NAICS code	Sales sizes of establishments by type of operation and kind of business	Establishments (number)	Sales (\$1,000)	Annual payroll (\$1,000)	First-quarter payroll (\$1,000)	Paid employees for pay period including March 12 (number)	Operating expenses ¹ (\$1,000)	End-of-1996 inventories (\$1,000)	End-of-1997 inventories (\$1,000)
421	MERCHANT WHOLESALERS—Con.								
	Wholesale trade, durable goods—Con.								
4215102	Nonferrous metal service centers & sales offices—Con.								
	Establishments operated for the entire year—Con.								
	Establishments with sales of \$5,000,000 to \$9,999,999	187	1 300 530	109 880	23 998	2 785	226 467	141 428	164 502
	Establishments with sales of \$10,000,000 to \$24,999,999	165	2 526 343	183 032	44 559	4 308	396 018	369 435	402 075
	Establishments with sales of \$25,000,000 or more	136	10 874 952	380 799	80 734	7 644	792 654	1 229 589	1 383 105
	Establishments not operated for the entire year	177	635 158	37 122	9 259	654	63 013	14 784	20 583
42151021	Nonferrous metal service centers								
	All establishments	1 380	15 574 704	839 223	187 391	20 212	1 730 127	1 928 409	2 154 505
	Establishments operated for the entire year	1 291	D	D	D	j	D	D	D
	Establishments with sales less than \$100,000	18	1 054	305	63	31	564	172	117
	Establishments with sales of \$100,000 to \$249,999	72	12 794	3 019	800	175	5 672	2 573	2 719
	Establishments with sales of \$250,000 to \$499,999	111	D	D	D	e	D	D	D
	Establishments with sales of \$500,000 to \$999,999	170	130 581	18 376	4 356	732	38 926	15 809	15 784
	Establishments with sales of \$1,000,000 to \$2,499,999	310	488 601	59 512	13 092	2 021	122 620	65 294	69 391
	Establishments with sales of \$2,500,000 to \$4,999,999	177	D	D	D	g	D	D	D
	Establishments with sales of \$5,000,000 to \$9,999,999	159	D	D	D	h	D	D	D
	Establishments with sales of \$10,000,000 to \$24,999,999	151	D	D	D	h	D	D	D
	Establishments with sales of \$25,000,000 or more	123	D	D	D	i	D	D	D
	Establishments not operated for the entire year	89	D	D	D	f	D	D	D
42151022	Nonferrous metal sales offices								
	All establishments	512	1 436 578	80 409	17 809	2 163	163 286	—	—
	Establishments operated for the entire year	424	D	D	D	g	D	D	D
	Establishments with sales less than \$100,000	31	1 731	609	147	45	907	—	—
	Establishments with sales of \$100,000 to \$249,999	63	10 684	2 073	481	129	4 151	—	—
	Establishments with sales of \$250,000 to \$499,999	73	D	D	D	c	D	D	D
	Establishments with sales of \$500,000 to \$999,999	67	46 376	7 485	1 617	236	12 558	—	—
	Establishments with sales of \$1,000,000 to \$2,499,999	93	144 887	18 919	4 207	593	36 135	—	—
	Establishments with sales of \$2,500,000 to \$4,999,999	42	D	D	D	e	D	D	D
	Establishments with sales of \$5,000,000 to \$9,999,999	28	D	D	D	c	D	D	D
	Establishments with sales of \$10,000,000 to \$24,999,999	14	D	D	D	c	D	D	D
	Establishments with sales of \$25,000,000 or more	13	D	D	D	c	D	D	D
	Establishments not operated for the entire year	88	D	D	D	b	D	D	D
42152	Coal & other mineral & ore whsle								
	All establishments	1 592	8 428 510	1 190 848	1 45 064	1 3 936	434 088	438 584	452 320
	Establishments operated for the entire year	523	8 352 955	187 610	44 355	3 868	426 964	438 277	446 433
	Establishments with sales less than \$100,000	28	1 394	427	100	36	727	110	125
	Establishments with sales of \$100,000 to \$249,999	39	6 895	1 928	446	106	3 437	613	587
	Establishments with sales of \$250,000 to \$499,999	46	16 026	2 880	725	137	6 887	1 923	2 041
	Establishments with sales of \$500,000 to \$999,999	54	38 524	6 418	1 715	211	13 757	3 650	4 175
	Establishments with sales of \$1,000,000 to \$2,499,999	90	147 097	12 549	2 785	384	32 142	9 206	10 672
	Establishments with sales of \$2,500,000 to \$4,999,999	78	281 499	20 819	4 784	587	49 579	20 355	21 801
	Establishments with sales of \$5,000,000 to \$9,999,999	56	387 313	23 351	5 408	562	54 409	37 773	38 605
	Establishments with sales of \$10,000,000 to \$24,999,999	60	971 735	35 434	7 761	630	90 020	39 382	43 591
	Establishments with sales of \$25,000,000 or more	72	6 502 472	83 804	20 631	1 215	176 006	325 265	324 836

See footnotes at end of table.

Table 1. Sales Size of Establishments: 1997—Con.

[Includes only establishments with payroll. For meaning of abbreviations and symbols, see introductory text. For explanation of terms, see Appendix A. For method of assignment to categories shown, see Appendix C.]

NAICS code	Sales sizes of establishments by type of operation and kind of business	Establishments (number)	Sales (\$1,000)	Annual payroll (\$1,000)	First-quarter payroll (\$1,000)	Paid employees for pay period including March 12 (number)	Operating expenses ¹ (\$1,000)	End-of-1996 inventories (\$1,000)	End-of-1997 inventories (\$1,000)
421	MERCHANT WHOLESALERS—Con.								
	Wholesale trade, durable goods—Con.								
42152	Coal & other mineral & ore whsle—Con.								
	Establishments not operated for the entire year	69	75 555	3 238	709	68	7 124	307	5 887
421520	Coal & other mineral & ore whsle								
	All establishments	1592	18 428 510	1190 848	145 064	13 936	434 088	438 584	452 320
	Establishments operated for the entire year	523	8 352 955	187 610	44 355	3 868	426 964	438 277	446 433
	Establishments with sales less than \$100,000	28	1 394	427	100	36	727	110	125
	Establishments with sales of \$100,000 to \$249,999	39	6 895	1 928	446	106	3 437	613	587
	Establishments with sales of \$250,000 to \$499,999	46	16 026	2 880	725	137	6 887	1 923	2 041
	Establishments with sales of \$500,000 to \$999,999	54	38 524	6 418	1 715	211	13 757	3 650	4 175
	Establishments with sales of \$1,000,000 to \$2,499,999	90	147 097	12 549	2 785	384	32 142	9 206	10 672
	Establishments with sales of \$2,500,000 to \$4,999,999	78	281 499	20 819	4 784	587	49 579	20 355	21 801
	Establishments with sales of \$5,000,000 to \$9,999,999	56	387 313	23 351	5 408	562	54 409	37 773	38 605
	Establishments with sales of \$10,000,000 to \$24,999,999	60	971 735	35 434	7 761	630	90 020	39 382	43 591
	Establishments with sales of \$25,000,000 or more	72	6 502 472	83 804	20 631	1 215	176 006	325 265	324 836
	Establishments not operated for the entire year	69	75 555	3 238	709	68	7 124	307	5 887
4215201	Coal whsle								
	All establishments	333	4 987 710	102 575	23 851	2 117	240 527	153 763	168 070
	Establishments operated for the entire year	288	D	D	D	g	D	D	D
	Establishments with sales less than \$100,000	13	D	D	D	a	D	D	D
	Establishments with sales of \$100,000 to \$249,999	22	D	D	D	b	D	D	D
	Establishments with sales of \$250,000 to \$499,999	20	D	D	D	b	D	D	D
	Establishments with sales of \$500,000 to \$999,999	23	D	D	D	b	D	D	D
	Establishments with sales of \$1,000,000 to \$2,499,999	45	D	D	D	c	D	D	D
	Establishments with sales of \$2,500,000 to \$4,999,999	39	D	D	D	e	D	D	D
	Establishments with sales of \$5,000,000 to \$9,999,999	35	D	D	D	e	D	D	D
	Establishments with sales of \$10,000,000 to \$24,999,999	40	D	D	D	e	D	D	D
	Establishments with sales of \$25,000,000 or more	51	3 788 553	51 315	11 967	748	114 234	104 280	111 334
	Establishments not operated for the entire year	45	D	D	D	b	D	D	D
4215202	Other mineral & ore whsle								
	All establishments	1259	13 440 800	188 273	121 213	11 819	193 561	284 821	284 250
	Establishments operated for the entire year	235	D	D	D	g	D	D	D
	Establishments with sales less than \$100,000	15	D	D	D	b	D	D	D
	Establishments with sales of \$100,000 to \$249,999	17	D	D	D	b	D	D	D
	Establishments with sales of \$250,000 to \$499,999	26	D	D	D	b	D	D	D
	Establishments with sales of \$500,000 to \$999,999	31	D	D	D	c	D	D	D
	Establishments with sales of \$1,000,000 to \$2,499,999	45	D	D	D	c	D	D	D
	Establishments with sales of \$2,500,000 to \$4,999,999	39	D	D	D	e	D	D	D
	Establishments with sales of \$5,000,000 to \$9,999,999	21	D	D	D	e	D	D	D
	Establishments with sales of \$10,000,000 to \$24,999,999	20	D	D	D	e	D	D	D
	Establishments with sales of \$25,000,000 or more	21	2 713 919	32 489	8 664	467	61 772	220 985	213 502
	Establishments not operated for the entire year	24	D	D	D	a	D	D	D

See footnotes at end of table.

Table 1. Sales Size of Establishments: 1997—Con.

[Includes only establishments with payroll. For meaning of abbreviations and symbols, see introductory text. For explanation of terms, see Appendix A. For method of assignment to categories shown, see Appendix C.]

NAICS code	Sales sizes of establishments by type of operation and kind of business	Establishments (number)	Sales (\$1,000)	Annual payroll (\$1,000)	First-quarter payroll (\$1,000)	Paid employees for pay period including March 12 (number)	Operating expenses ¹ (\$1,000)	End-of-1996 inventories (\$1,000)	End-of-1997 inventories (\$1,000)
421	MERCHANT WHOLESALERS—Con.								
	Wholesale trade, durable goods—Con.								
4216	Electrical goods whsle								
	All establishments	27 347	182 334 876	14 793 391	3 462 691	345 230	30 237 421	17 186 313	18 711 743
	Establishments operated for the entire year	24 191	177 751 531	14 324 227	3 365 173	335 569	29 325 833	17 061 759	18 008 685
	Establishments with sales less than \$100,000	962	59 055	17 198	4 250	1 371	29 635	7 075	6 916
	Establishments with sales of \$100,000 to \$249,999	2 203	379 206	94 669	22 856	4 942	170 793	44 501	45 902
	Establishments with sales of \$250,000 to \$499,999	2 915	1 061 745	235 106	54 257	9 227	434 439	122 609	124 611
	Establishments with sales of \$500,000 to \$999,999	3 715	2 683 590	497 868	115 352	17 059	934 923	295 153	302 176
	Establishments with sales of \$1,000,000 to \$2,499,999	5 398	8 749 928	1 406 652	322 851	42 248	2 636 220	969 084	1 007 748
	Establishments with sales of \$2,500,000 to \$4,999,999	3 426	12 086 662	1 643 554	377 678	45 316	3 026 190	1 413 204	1 467 108
	Establishments with sales of \$5,000,000 to \$9,999,999	2 586	18 295 019	2 042 242	468 246	50 063	3 798 511	1 983 094	2 033 623
	Establishments with sales of \$10,000,000 to \$24,999,999	1 867	28 336 170	2 708 414	626 357	61 743	5 159 388	3 057 072	3 220 221
	Establishments with sales of \$25,000,000 or more	1 119	106 100 156	5 678 524	1 373 326	103 600	13 135 734	9 169 967	9 800 380
	Establishments not operated for the entire year	3 156	4 583 345	469 164	97 518	9 661	911 588	124 554	703 058
42161	Electrical apparatus & equip, wiring supp, & const material whsle								
	All establishments	8 857	38 350 174	3 756 249	887 946	101 739	7 002 760	4 590 972	4 873 800
	Establishments operated for the entire year	7 927	37 453 186	3 674 463	871 936	99 755	6 846 561	4 561 852	4 676 762
	Establishments with sales less than \$100,000	313	19 307	5 762	1 417	436	9 553	2 236	2 227
	Establishments with sales of \$100,000 to \$249,999	663	114 700	27 460	6 751	1 429	49 594	15 617	15 819
	Establishments with sales of \$250,000 to \$499,999	871	317 530	66 487	15 060	2 605	121 317	39 908	40 557
	Establishments with sales of \$500,000 to \$999,999	1 190	859 876	145 646	34 542	5 013	271 857	107 786	111 863
	Establishments with sales of \$1,000,000 to \$2,499,999	1 854	3 027 027	456 745	105 466	14 335	853 032	394 312	400 960
	Establishments with sales of \$2,500,000 to \$4,999,999	1 248	4 403 467	554 061	130 751	16 849	1 007 832	610 062	613 581
	Establishments with sales of \$5,000,000 to \$9,999,999	963	6 773 721	722 816	169 231	19 032	1 305 376	887 497	872 722
	Establishments with sales of \$10,000,000 to \$24,999,999	606	9 005 210	857 497	202 261	20 861	1 547 932	1 203 185	1 248 554
	Establishments with sales of \$25,000,000 or more	219	12 932 348	837 989	206 457	19 195	1 680 068	1 301 249	1 370 479
	Establishments not operated for the entire year	930	896 988	81 786	16 010	1 984	156 199	29 120	197 038
421610	Electrical apparatus & equip, wiring supp, & const material whsle								
	All establishments	8 857	38 350 174	3 756 249	887 946	101 739	7 002 760	4 590 972	4 873 800
	Establishments operated for the entire year	7 927	37 453 186	3 674 463	871 936	99 755	6 846 561	4 561 852	4 676 762
	Establishments with sales less than \$100,000	313	19 307	5 762	1 417	436	9 553	2 236	2 227
	Establishments with sales of \$100,000 to \$249,999	663	114 700	27 460	6 751	1 429	49 594	15 617	15 819
	Establishments with sales of \$250,000 to \$499,999	871	317 530	66 487	15 060	2 605	121 317	39 908	40 557
	Establishments with sales of \$500,000 to \$999,999	1 190	859 876	145 646	34 542	5 013	271 857	107 786	111 863
	Establishments with sales of \$1,000,000 to \$2,499,999	1 854	3 027 027	456 745	105 466	14 335	853 032	394 312	400 960
	Establishments with sales of \$2,500,000 to \$4,999,999	1 248	4 403 467	554 061	130 751	16 849	1 007 832	610 062	613 581
	Establishments with sales of \$5,000,000 to \$9,999,999	963	6 773 721	722 816	169 231	19 032	1 305 376	887 497	872 722
	Establishments with sales of \$10,000,000 to \$24,999,999	606	9 005 210	857 497	202 261	20 861	1 547 932	1 203 185	1 248 554
	Establishments with sales of \$25,000,000 or more	219	12 932 348	837 989	206 457	19 195	1 680 068	1 301 249	1 370 479
	Establishments not operated for the entire year	930	896 988	81 786	16 010	1 984	156 199	29 120	197 038
42162	Electrical appliance, television & radio set whsle								
	All establishments	3 237	39 717 526	1 709 097	393 253	42 999	5 131 249	3 715 334	4 023 015

See footnotes at end of table.

Table 1. Sales Size of Establishments: 1997—Con.

[Includes only establishments with payroll. For meaning of abbreviations and symbols, see introductory text. For explanation of terms, see Appendix A. For method of assignment to categories shown, see Appendix C.]

NAICS code	Sales sizes of establishments by type of operation and kind of business	Establishments (number)	Sales (\$1,000)	Annual payroll (\$1,000)	First-quarter payroll (\$1,000)	Paid employees for pay period including March 12 (number)	Operating expenses ¹ (\$1,000)	End-of-1996 inventories (\$1,000)	End-of-1997 inventories (\$1,000)
421	MERCHANT WHOLESALERS—Con.								
	Wholesale trade, durable goods—Con.								
42162	Electrical appliance, television & radio set whsle—Con.								
	Establishments operated for the entire year	2 886	39 077 961	1 682 496	387 861	42 227	5 055 139	3 664 182	3 882 873
	Establishments with sales less than \$100,000	113	6 944	1 987	497	170	3 614	991	941
	Establishments with sales of \$100,000 to \$249,999	261	45 688	10 990	2 636	645	21 554	6 489	6 677
	Establishments with sales of \$250,000 to \$499,999	334	121 807	25 196	6 045	1 106	50 867	20 906	20 832
	Establishments with sales of \$500,000 to \$999,999	434	307 243	46 027	10 892	1 831	104 080	42 728	43 241
	Establishments with sales of \$1,000,000 to \$2,499,999	615	989 753	123 226	28 752	4 583	273 836	138 640	142 067
	Establishments with sales of \$2,500,000 to \$4,999,999	381	1 359 172	133 290	30 958	4 190	288 548	194 197	198 137
	Establishments with sales of \$5,000,000 to \$9,999,999	316	2 224 879	187 623	42 306	5 174	414 797	281 859	296 648
	Establishments with sales of \$10,000,000 to \$24,999,999	233	3 605 211	245 891	57 151	6 797	577 314	452 166	473 155
	Establishments with sales of \$25,000,000 or more	199	30 417 264	908 266	208 624	17 731	3 320 529	2 526 206	2 701 175
	Establishments not operated for the entire year	351	639 565	26 601	5 392	772	76 110	51 152	140 142
421620	Electrical appliance, television & radio set whsle								
	All establishments	3 237	39 717 526	1 709 097	393 253	42 999	5 131 249	3 715 334	4 023 015
	Establishments operated for the entire year	2 886	39 077 961	1 682 496	387 861	42 227	5 055 139	3 664 182	3 882 873
	Establishments with sales less than \$100,000	113	6 944	1 987	497	170	3 614	991	941
	Establishments with sales of \$100,000 to \$249,999	261	45 688	10 990	2 636	645	21 554	6 489	6 677
	Establishments with sales of \$250,000 to \$499,999	334	121 807	25 196	6 045	1 106	50 867	20 906	20 832
	Establishments with sales of \$500,000 to \$999,999	434	307 243	46 027	10 892	1 831	104 080	42 728	43 241
	Establishments with sales of \$1,000,000 to \$2,499,999	615	989 753	123 226	28 752	4 583	273 836	138 640	142 067
	Establishments with sales of \$2,500,000 to \$4,999,999	381	1 359 172	133 290	30 958	4 190	288 548	194 197	198 137
	Establishments with sales of \$5,000,000 to \$9,999,999	316	2 224 879	187 623	42 306	5 174	414 797	281 859	296 648
	Establishments with sales of \$10,000,000 to \$24,999,999	233	3 605 211	245 891	57 151	6 797	577 314	452 166	473 155
	Establishments with sales of \$25,000,000 or more	199	30 417 264	908 266	208 624	17 731	3 320 529	2 526 206	2 701 175
	Establishments not operated for the entire year	351	639 565	26 601	5 392	772	76 110	51 152	140 142
42169	Other electronic parts & equipment whsle								
	All establishments	15 253	104 267 176	9 328 045	2 181 492	200 492	18 103 412	8 880 007	9 814 928
	Establishments operated for the entire year	13 378	101 220 384	8 967 268	2 105 376	193 587	17 424 133	8 835 725	9 449 050
	Establishments with sales less than \$100,000	536	32 804	9 449	2 336	765	16 468	3 848	3 748
	Establishments with sales of \$100,000 to \$249,999	1 279	218 818	56 219	13 469	2 868	99 645	22 395	23 406
	Establishments with sales of \$250,000 to \$499,999	1 710	622 408	143 423	33 152	5 516	262 255	61 795	63 222
	Establishments with sales of \$500,000 to \$999,999	2 091	1 516 471	306 195	69 918	10 215	558 986	144 639	147 072
	Establishments with sales of \$1,000,000 to \$2,499,999	2 929	4 733 148	826 681	188 633	23 330	1 509 352	436 132	464 721
	Establishments with sales of \$2,500,000 to \$4,999,999	1 797	6 324 023	956 203	215 969	24 277	1 729 810	608 945	655 390
	Establishments with sales of \$5,000,000 to \$9,999,999	1 307	9 296 419	1 131 803	256 709	25 857	2 078 338	813 738	864 253
	Establishments with sales of \$10,000,000 to \$24,999,999	1 028	15 725 749	1 605 026	366 945	34 085	3 034 142	1 401 721	1 498 512
	Establishments with sales of \$25,000,000 or more	701	62 750 544	3 932 269	958 245	66 674	8 135 137	5 342 512	5 728 726
	Establishments not operated for the entire year	1 875	3 046 792	360 777	76 116	6 905	679 279	44 282	365 878
421690	Other electronic parts & equipment whsle								
	All establishments	15 253	104 267 176	9 328 045	2 181 492	200 492	18 103 412	8 880 007	9 814 928

See footnotes at end of table.

Table 1. Sales Size of Establishments: 1997—Con.

[Includes only establishments with payroll. For meaning of abbreviations and symbols, see introductory text. For explanation of terms, see Appendix A. For method of assignment to categories shown, see Appendix C]

NAICS code	Sales sizes of establishments by type of operation and kind of business	Establishments (number)	Sales (\$1,000)	Annual payroll (\$1,000)	First-quarter payroll (\$1,000)	Paid employees for pay period including March 12 (number)	Operating expenses ¹ (\$1,000)	End-of-1996 inventories (\$1,000)	End-of-1997 inventories (\$1,000)
421	MERCHANT WHOLESALERS—Con.								
	Wholesale trade, durable goods—Con.								
421690	Other electronic parts & equipment whsle—Con.								
	Establishments operated for the entire year	13 378	101 220 384	8 967 268	2 105 376	193 587	17 424 133	8 835 725	9 449 050
	Establishments with sales less than \$100,000	536	32 804	9 449	2 336	765	16 468	3 848	3 748
	Establishments with sales of \$100,000 to \$249,999	1 279	218 818	56 219	13 469	2 868	99 645	22 395	23 406
	Establishments with sales of \$250,000 to \$499,999	1 710	622 408	143 423	33 152	5 516	262 255	61 795	63 222
	Establishments with sales of \$500,000 to \$999,999	2 091	1 516 471	306 195	69 918	10 215	558 986	144 639	147 072
	Establishments with sales of \$1,000,000 to \$2,499,999	2 929	4 733 148	826 681	188 633	23 330	1 509 352	436 132	464 721
	Establishments with sales of \$2,500,000 to \$4,999,999	1 797	6 324 023	956 203	215 969	24 277	1 729 810	608 945	655 390
	Establishments with sales of \$5,000,000 to \$9,999,999	1 307	9 296 419	1 131 803	256 709	25 857	2 078 338	813 738	864 253
	Establishments with sales of \$10,000,000 to \$24,999,999	1 028	15 725 749	1 605 026	366 945	34 085	3 034 142	1 401 721	1 498 512
	Establishments with sales of \$25,000,000 or more	701	62 750 544	3 932 269	958 245	66 674	8 135 137	5 342 512	5 728 726
	Establishments not operated for the entire year	1 875	3 046 792	360 777	76 116	6 905	679 279	44 282	365 878
4216901	Communications equipment & supplies whsle								
	All establishments	6 722	36 812 342	4 566 622	1 092 431	98 210	8 446 176	3 042 985	3 439 839
	Establishments operated for the entire year	5 827	35 061 449	4 295 799	1 035 140	93 425	7 946 678	3 030 862	3 307 777
	Establishments with sales less than \$100,000	255	D	D	D	e	D	D	D
	Establishments with sales of \$100,000 to \$249,999	631	D	D	D	g	D	D	D
	Establishments with sales of \$250,000 to \$499,999	846	305 570	74 903	17 209	2 958	136 813	25 955	26 850
	Establishments with sales of \$500,000 to \$999,999	1 004	723 988	161 343	37 515	5 581	289 499	59 149	60 436
	Establishments with sales of \$1,000,000 to \$2,499,999	1 355	2 173 231	445 293	103 763	12 656	790 322	180 519	192 205
	Establishments with sales of \$2,500,000 to \$4,999,999	739	2 580 876	496 543	112 998	12 464	853 430	216 738	237 677
	Establishments with sales of \$5,000,000 to \$9,999,999	432	3 044 698	481 767	112 345	10 956	849 692	264 451	274 341
	Establishments with sales of \$10,000,000 to \$24,999,999	327	4 911 377	683 160	157 843	13 899	1 229 533	456 556	523 952
	Establishments with sales of \$25,000,000 or more	238	21 196 210	1 920 416	485 766	33 085	3 739 655	1 817 597	1 981 546
	Establishments not operated for the entire year	895	1 750 893	270 823	57 291	4 785	499 498	12 123	132 062
4216902	Electronic parts (excluding communications equipment) whsle								
	All establishments	8 531	67 454 834	4 761 423	1 089 061	102 282	9 657 236	5 837 022	6 375 089
	Establishments operated for the entire year	7 551	66 158 935	4 671 469	1 070 236	100 162	9 477 455	5 804 863	6 141 273
	Establishments with sales less than \$100,000	281	D	D	D	e	D	D	D
	Establishments with sales of \$100,000 to \$249,999	648	D	D	D	g	D	D	D
	Establishments with sales of \$250,000 to \$499,999	864	316 838	68 520	15 943	2 558	125 442	35 840	36 372
	Establishments with sales of \$500,000 to \$999,999	1 087	792 483	144 852	32 403	4 634	269 487	85 490	86 636
	Establishments with sales of \$1,000,000 to \$2,499,999	1 574	2 559 917	381 388	84 870	10 674	719 030	255 613	272 516
	Establishments with sales of \$2,500,000 to \$4,999,999	1 058	3 743 147	459 660	102 971	11 813	876 380	392 207	417 713
	Establishments with sales of \$5,000,000 to \$9,999,999	875	6 251 721	650 036	144 364	14 901	1 228 646	549 287	589 912
	Establishments with sales of \$10,000,000 to \$24,999,999	701	10 814 372	921 866	209 102	20 186	1 804 609	945 165	974 560
	Establishments with sales of \$25,000,000 or more	463	41 554 334	2 011 853	472 479	33 589	4 395 482	3 524 915	3 747 180
	Establishments not operated for the entire year	980	1 295 899	89 954	18 825	2 120	179 781	32 159	233 816
4217	Hardware, & plumbing & heating equipment & supplies whsle								
	All establishments	17 533	57 253 744	6 391 596	1 466 209	186 312	12 167 748	8 709 596	9 185 806

See footnotes at end of table.

Table 1. Sales Size of Establishments: 1997—Con.

[Includes only establishments with payroll. For meaning of abbreviations and symbols, see introductory text. For explanation of terms, see Appendix A. For method of assignment to categories shown, see Appendix C]

NAICS code	Sales sizes of establishments by type of operation and kind of business	Establishments (number)	Sales (\$1,000)	Annual payroll (\$1,000)	First-quarter payroll (\$1,000)	Paid employees for pay period including March 12 (number)	Operating expenses ¹ (\$1,000)	End-of-1996 inventories (\$1,000)	End-of-1997 inventories (\$1,000)
421	MERCHANT WHOLESALERS—Con.								
	Wholesale trade, durable goods—Con.								
4217	Hardware, & plumbing & heating equipment & supplies whlse—Con.								
	Establishments operated for the entire year	15 898	55 712 069	6 250 860	1 434 705	181 180	11 879 976	8 557 677	8 807 374
	Establishments with sales less than \$100,000	460	29 521	8 061	2 026	650	14 082	5 458	5 441
	Establishments with sales of \$100,000 to \$249,999	1 254	215 728	46 098	10 441	2 416	88 232	39 121	40 321
	Establishments with sales of \$250,000 to \$499,999	1 949	712 071	128 557	29 400	5 679	248 105	120 125	123 729
	Establishments with sales of \$500,000 to \$999,999	2 762	2 007 907	317 553	73 062	12 022	610 395	333 756	344 024
	Establishments with sales of \$1,000,000 to \$2,499,999	4 455	7 138 966	968 836	222 918	31 489	1 842 974	1 127 810	1 174 593
	Establishments with sales of \$2,500,000 to \$4,999,999	2 512	8 799 434	1 153 537	265 540	33 082	2 178 296	1 394 509	1 436 021
	Establishments with sales of \$5,000,000 to \$9,999,999	1 523	10 565 258	1 327 374	302 510	35 131	2 461 065	1 678 123	1 739 705
	Establishments with sales of \$10,000,000 to \$24,999,999	748	11 069 218	1 240 981	281 453	31 922	2 329 292	1 737 731	1 777 673
	Establishments with sales of \$25,000,000 or more	235	15 173 966	1 059 863	247 355	28 789	2 107 535	2 121 044	2 165 867
	Establishments not operated for the entire year	1 635	1 541 675	140 736	31 504	5 132	287 772	151 919	378 432
42171	Hardware whlse								
	All establishments	8 170	28 781 646	3 292 606	751 220	99 338	6 261 960	4 524 746	4 826 428
	Establishments operated for the entire year	7 476	27 829 434	3 222 745	732 954	96 375	6 113 937	4 407 241	4 577 772
	Establishments with sales less than \$100,000	235	14 765	4 033	962	341	7 003	3 172	3 237
	Establishments with sales of \$100,000 to \$249,999	704	121 570	25 210	5 661	1 337	48 239	24 228	25 382
	Establishments with sales of \$250,000 to \$499,999	1 117	406 042	71 562	16 402	3 219	136 888	72 351	74 702
	Establishments with sales of \$500,000 to \$999,999	1 356	967 329	157 929	35 799	6 092	300 653	166 639	172 664
	Establishments with sales of \$1,000,000 to \$2,499,999	1 853	2 951 104	463 203	105 212	15 283	869 721	476 424	501 349
	Establishments with sales of \$2,500,000 to \$4,999,999	1 077	3 781 129	554 406	125 970	16 173	1 029 654	627 986	653 098
	Establishments with sales of \$5,000,000 to \$9,999,999	695	4 835 654	682 291	153 767	18 290	1 264 221	845 611	886 368
	Establishments with sales of \$10,000,000 to \$24,999,999	309	4 580 574	579 395	127 380	15 844	1 104 758	809 411	825 524
	Establishments with sales of \$25,000,000 or more	130	10 171 267	684 716	161 801	19 796	1 352 800	1 381 419	1 435 448
	Establishments not operated for the entire year	694	952 212	69 861	18 266	2 963	148 023	117 505	248 656
421710	Hardware whlse								
	All establishments	8 170	28 781 646	3 292 606	751 220	99 338	6 261 960	4 524 746	4 826 428
	Establishments operated for the entire year	7 476	27 829 434	3 222 745	732 954	96 375	6 113 937	4 407 241	4 577 772
	Establishments with sales less than \$100,000	235	14 765	4 033	962	341	7 003	3 172	3 237
	Establishments with sales of \$100,000 to \$249,999	704	121 570	25 210	5 661	1 337	48 239	24 228	25 382
	Establishments with sales of \$250,000 to \$499,999	1 117	406 042	71 562	16 402	3 219	136 888	72 351	74 702
	Establishments with sales of \$500,000 to \$999,999	1 356	967 329	157 929	35 799	6 092	300 653	166 639	172 664
	Establishments with sales of \$1,000,000 to \$2,499,999	1 853	2 951 104	463 203	105 212	15 283	869 721	476 424	501 349
	Establishments with sales of \$2,500,000 to \$4,999,999	1 077	3 781 129	554 406	125 970	16 173	1 029 654	627 986	653 098
	Establishments with sales of \$5,000,000 to \$9,999,999	695	4 835 654	682 291	153 767	18 290	1 264 221	845 611	886 368
	Establishments with sales of \$10,000,000 to \$24,999,999	309	4 580 574	579 395	127 380	15 844	1 104 758	809 411	825 524
	Establishments with sales of \$25,000,000 or more	130	10 171 267	684 716	161 801	19 796	1 352 800	1 381 419	1 435 448
	Establishments not operated for the entire year	694	952 212	69 861	18 266	2 963	148 023	117 505	248 656
42172	Plumbing & heating equipment & supplies (hydronics) whlse								
	All establishments	3 261	10 850 765	1 133 400	263 937	33 270	2 206 346	1 516 634	1 625 338
	Establishments operated for the entire year	2 797	10 567 364	1 103 552	257 697	32 183	2 145 647	1 501 625	1 554 875
	Establishments with sales less than \$100,000	100	6 424	1 840	528	142	3 176	979	973
	Establishments with sales of \$100,000 to \$249,999	226	38 787	8 293	1 871	424	15 291	6 196	6 512

See footnotes at end of table.

Table 1. Sales Size of Establishments: 1997—Con.

[Includes only establishments with payroll. For meaning of abbreviations and symbols, see introductory text. For explanation of terms, see Appendix A. For method of assignment to categories shown, see Appendix C]

NAICS code	Sales sizes of establishments by type of operation and kind of business	Establishments (number)	Sales (\$1,000)	Annual payroll (\$1,000)	First-quarter payroll (\$1,000)	Paid employees for pay period including March 12 (number)	Operating expenses ¹ (\$1,000)	End-of-1996 inventories (\$1,000)	End-of-1997 inventories (\$1,000)
421	MERCHANT WHOLESALERS—Con.								
	Wholesale trade, durable goods—Con.								
42172	Plumbing & heating equipment & supplies (hydronics) whsle—Con.								
	Establishments operated for the entire year—Con.								
	Establishments with sales of \$250,000 to \$499,999	310	115 401	20 148	4 644	901	40 943	19 083	19 123
	Establishments with sales of \$500,000 to \$999,999	462	335 377	53 328	12 147	2 045	104 337	48 430	49 746
	Establishments with sales of \$1,000,000 to \$2,499,999	701	1 124 548	144 402	33 663	4 758	278 708	168 785	176 214
	Establishments with sales of \$2,500,000 to \$4,999,999	447	1 585 509	185 713	44 823	5 627	372 155	226 963	234 893
	Establishments with sales of \$5,000,000 to \$9,999,999	321	2 259 853	242 039	56 779	6 815	461 921	337 047	352 755
	Establishments with sales of \$10,000,000 to \$24,999,999	173	2 536 258	245 612	59 303	6 291	461 441	358 325	380 886
	Establishments with sales of \$25,000,000 or more	57	2 565 207	202 177	43 939	5 180	407 675	335 817	333 773
	Establishments not operated for the entire year	464	283 401	29 848	6 240	1 087	60 699	15 009	70 463
421720	Plumbing & heating equipment & supplies (hydronics) whsle								
	All establishments	3 261	10 850 765	1 133 400	263 937	33 270	2 206 346	1 516 634	1 625 338
	Establishments operated for the entire year	2 797	10 567 364	1 103 552	257 697	32 183	2 145 647	1 501 625	1 554 875
	Establishments with sales less than \$100,000	100	6 424	1 840	528	142	3 176	979	973
	Establishments with sales of \$100,000 to \$249,999	226	38 787	8 293	1 871	424	15 291	6 196	6 512
	Establishments with sales of \$250,000 to \$499,999	310	115 401	20 148	4 644	901	40 943	19 083	19 123
	Establishments with sales of \$500,000 to \$999,999	462	335 377	53 328	12 147	2 045	104 337	48 430	49 746
	Establishments with sales of \$1,000,000 to \$2,499,999	701	1 124 548	144 402	33 663	4 758	278 708	168 785	176 214
	Establishments with sales of \$2,500,000 to \$4,999,999	447	1 585 509	185 713	44 823	5 627	372 155	226 963	234 893
	Establishments with sales of \$5,000,000 to \$9,999,999	321	2 259 853	242 039	56 779	6 815	461 921	337 047	352 755
	Establishments with sales of \$10,000,000 to \$24,999,999	173	2 536 258	245 612	59 303	6 291	461 441	358 325	380 886
	Establishments with sales of \$25,000,000 or more	57	2 565 207	202 177	43 939	5 180	407 675	335 817	333 773
	Establishments not operated for the entire year	464	283 401	29 848	6 240	1 087	60 699	15 009	70 463
42173	Warm air heating & air-conditioning equipment & supplies whsle								
	All establishments	4 744	14 185 407	1 559 234	359 093	42 511	2 937 087	2 136 446	2 184 385
	Establishments operated for the entire year	4 396	13 980 930	1 536 885	354 418	41 760	2 890 472	2 121 008	2 137 873
	Establishments with sales less than \$100,000	96	6 432	1 658	427	130	3 034	976	952
	Establishments with sales of \$100,000 to \$249,999	237	D	D	D	e	D	D	D
	Establishments with sales of \$250,000 to \$499,999	390	D	D	D	g	D	D	D
	Establishments with sales of \$500,000 to \$999,999	721	D	D	D	h	D	D	D
	Establishments with sales of \$1,000,000 to \$2,499,999	1 478	2 396 433	277 541	64 542	8 899	535 582	370 654	382 186
	Establishments with sales of \$2,500,000 to \$4,999,999	787	2 735 446	319 518	73 134	8 717	608 244	426 089	429 519
	Establishments with sales of \$5,000,000 to \$9,999,999	420	2 890 327	323 902	73 789	7 934	601 458	403 482	407 707
	Establishments with sales of \$10,000,000 to \$24,999,999	228	3 414 793	347 546	79 748	8 135	638 425	491 832	493 663
	Establishments with sales of \$25,000,000 or more	39	1 816 257	151 632	35 902	3 425	281 853	312 409	303 978
	Establishments not operated for the entire year	348	204 477	22 349	4 675	751	46 615	15 438	46 512
421730	Warm air heating & air-conditioning equipment & supplies whsle								
	All establishments	4 744	14 185 407	1 559 234	359 093	42 511	2 937 087	2 136 446	2 184 385

See footnotes at end of table.

Table 1. Sales Size of Establishments: 1997—Con.

[Includes only establishments with payroll. For meaning of abbreviations and symbols, see introductory text. For explanation of terms, see Appendix A. For method of assignment to categories shown, see Appendix C]

NAICS code	Sales sizes of establishments by type of operation and kind of business	Establishments (number)	Sales (\$1,000)	Annual payroll (\$1,000)	First-quarter payroll (\$1,000)	Paid employees for pay period including March 12 (number)	Operating expenses ¹ (\$1,000)	End-of-1996 inventories (\$1,000)	End-of-1997 inventories (\$1,000)
421	MERCHANT WHOLESALERS—Con.								
	Wholesale trade, durable goods—Con.								
421730	Warm air heating & air-conditioning equipment & supplies whsle—Con.								
	Establishments operated for the entire year	4 396	13 980 930	1 536 885	354 418	41 760	2 890 472	2 121 008	2 137 873
	Establishments with sales less than \$100,000	96	6 432	1 658	427	130	3 034	976	952
	Establishments with sales of \$100,000 to \$249,999	237	D	D	D	e	D	D	D
	Establishments with sales of \$250,000 to \$499,999	390	D	D	D	g	D	D	D
	Establishments with sales of \$500,000 to \$999,999	721	D	D	D	h	D	D	D
	Establishments with sales of \$1,000,000 to \$2,499,999	1 478	2 396 433	277 541	64 542	8 899	535 582	370 654	382 186
	Establishments with sales of \$2,500,000 to \$4,999,999	787	2 735 446	319 518	73 134	8 717	608 244	426 089	429 519
	Establishments with sales of \$5,000,000 to \$9,999,999	420	2 890 327	323 902	73 789	7 934	601 458	403 482	407 707
	Establishments with sales of \$10,000,000 to \$24,999,999	228	3 414 793	347 546	79 748	8 135	638 425	491 832	493 663
	Establishments with sales of \$25,000,000 or more	39	1 816 257	151 632	35 902	3 425	281 853	312 409	303 978
	Establishments not operated for the entire year	348	204 477	22 349	4 675	751	46 615	15 438	46 512
42174	Refrigeration equipment & supplies whsle								
	All establishments	1 358	3 435 926	406 356	91 959	11 193	762 355	531 770	549 655
	Establishments operated for the entire year	1 229	3 334 341	387 678	89 636	10 862	729 920	527 803	536 854
	Establishments with sales less than \$100,000	29	1 900	530	109	37	869	331	279
	Establishments with sales of \$100,000 to \$249,999	87	D	D	D	c	D	D	D
	Establishments with sales of \$250,000 to \$499,999	132	D	D	D	e	D	D	D
	Establishments with sales of \$500,000 to \$999,999	223	D	D	D	f	D	D	D
	Establishments with sales of \$1,000,000 to \$2,499,999	423	666 881	83 690	19 501	2 549	158 963	111 947	114 844
	Establishments with sales of \$2,500,000 to \$4,999,999	201	697 350	93 900	21 613	2 565	168 243	113 471	118 511
	Establishments with sales of \$5,000,000 to \$9,999,999	87	579 424	79 142	18 175	2 092	133 465	91 983	92 875
	Establishments with sales of \$10,000,000 to \$24,999,999	38	537 593	68 428	15 022	1 652	124 668	78 163	77 600
	Establishments with sales of \$25,000,000 or more	9	621 235	21 338	5 713	388	65 207	91 399	92 668
	Establishments not operated for the entire year	129	101 585	18 678	2 323	331	32 435	3 967	12 801
421740	Refrigeration equipment & supplies whsle								
	All establishments	1 358	3 435 926	406 356	91 959	11 193	762 355	531 770	549 655
	Establishments operated for the entire year	1 229	3 334 341	387 678	89 636	10 862	729 920	527 803	536 854
	Establishments with sales less than \$100,000	29	1 900	530	109	37	869	331	279
	Establishments with sales of \$100,000 to \$249,999	87	D	D	D	c	D	D	D
	Establishments with sales of \$250,000 to \$499,999	132	D	D	D	e	D	D	D
	Establishments with sales of \$500,000 to \$999,999	223	D	D	D	f	D	D	D
	Establishments with sales of \$1,000,000 to \$2,499,999	423	666 881	83 690	19 501	2 549	158 963	111 947	114 844
	Establishments with sales of \$2,500,000 to \$4,999,999	201	697 350	93 900	21 613	2 565	168 243	113 471	118 511
	Establishments with sales of \$5,000,000 to \$9,999,999	87	579 424	79 142	18 175	2 092	133 465	91 983	92 875
	Establishments with sales of \$10,000,000 to \$24,999,999	38	537 593	68 428	15 022	1 652	124 668	78 163	77 600
	Establishments with sales of \$25,000,000 or more	9	621 235	21 338	5 713	388	65 207	91 399	92 668
	Establishments not operated for the entire year	129	101 585	18 678	2 323	331	32 435	3 967	12 801
4218	Machinery, equipment, & supplies whsle								
	All establishments	64 951	223 849 297	24 766 878	5 670 011	674 287	46 667 259	37 837 176	41 093 543

See footnotes at end of table.

Table 1. Sales Size of Establishments: 1997—Con.

[Includes only establishments with payroll. For meaning of abbreviations and symbols, see introductory text. For explanation of terms, see Appendix A. For method of assignment to categories shown, see Appendix C]

NAICS code	Sales sizes of establishments by type of operation and kind of business	Establishments (number)	Sales (\$1,000)	Annual payroll (\$1,000)	First-quarter payroll (\$1,000)	Paid employees for pay period including March 12 (number)	Operating expenses ¹ (\$1,000)	End-of-1996 inventories (\$1,000)	End-of-1997 inventories (\$1,000)
421	MERCHANT WHOLESALERS—Con.								
	Wholesale trade, durable goods—Con.								
4218	Machinery, equipment, & supplies whsle—Con.								
	Establishments operated for the entire year	58 839	219 692 075	24 331 372	5 569 812	659 461	45 818 727	37 620 260	40 039 230
	Establishments with sales less than \$100,000	2 057	125 805	35 971	8 666	2 920	61 591	20 363	20 183
	Establishments with sales of \$100,000 to \$249,999	4 943	854 377	185 133	43 758	9 995	349 329	125 435	127 048
	Establishments with sales of \$250,000 to \$499,999	7 157	2 630 473	483 015	111 536	21 731	943 476	370 162	375 755
	Establishments with sales of \$500,000 to \$999,999	9 800	7 095 038	1 132 042	259 293	44 070	2 233 488	1 009 886	1 041 552
	Establishments with sales of \$1,000,000 to \$2,499,999	14 660	23 835 554	3 398 481	777 668	110 889	6 526 630	3 473 079	3 635 226
	Establishments with sales of \$2,500,000 to \$4,999,999	9 618	34 033 770	4 437 995	1 007 662	125 138	8 208 508	5 351 609	5 644 686
	Establishments with sales of \$5,000,000 to \$9,999,999	6 407	44 367 514	5 209 747	1 185 983	133 971	9 511 151	7 580 275	8 108 696
	Establishments with sales of \$10,000,000 to \$24,999,999	3 179	46 788 860	5 001 106	1 141 379	118 116	9 022 020	8 739 127	9 352 939
	Establishments with sales of \$25,000,000 or more	1 018	59 960 684	4 447 882	1 033 867	92 631	8 962 534	10 950 324	11 733 145
	Establishments not operated for the entire year	6 112	4 157 222	435 506	100 199	14 826	848 532	216 916	1 054 313
42181	Construction & mining (except petroleum) machinery & equip whsle								
	All establishments	4 763	31 561 292	3 110 734	734 605	77 574	5 740 828	9 191 293	10 081 466
	Establishments operated for the entire year	4 356	31 215 341	3 082 809	729 358	76 834	5 682 539	9 168 116	9 947 561
	Establishments with sales less than \$100,000	96	5 939	1 785	383	131	3 010	1 376	1 370
	Establishments with sales of \$100,000 to \$249,999	226	39 089	9 122	2 143	447	16 633	8 499	8 742
	Establishments with sales of \$250,000 to \$499,999	347	128 892	23 630	5 165	978	46 679	27 617	27 856
	Establishments with sales of \$500,000 to \$999,999	542	398 204	60 497	13 664	2 301	124 161	84 355	88 400
	Establishments with sales of \$1,000,000 to \$2,499,999	901	1 464 672	188 755	42 744	6 115	383 979	327 958	348 461
	Establishments with sales of \$2,500,000 to \$4,999,999	766	2 766 357	332 149	77 477	9 271	643 967	688 557	717 514
	Establishments with sales of \$5,000,000 to \$9,999,999	750	5 287 391	567 053	128 358	14 598	1 077 066	1 391 704	1 492 666
	Establishments with sales of \$10,000,000 to \$24,999,999	510	7 578 206	723 890	170 897	17 359	1 324 366	2 248 604	2 471 945
	Establishments with sales of \$25,000,000 or more	218	13 546 591	1 175 928	288 527	25 634	2 062 678	4 389 446	4 790 607
	Establishments not operated for the entire year	407	345 951	27 925	5 247	740	58 289	23 177	133 905
421810	Construction & mining (except petroleum) machinery & equip whsle								
	All establishments	4 763	31 561 292	3 110 734	734 605	77 574	5 740 828	9 191 293	10 081 466
	Establishments operated for the entire year	4 356	31 215 341	3 082 809	729 358	76 834	5 682 539	9 168 116	9 947 561
	Establishments with sales less than \$100,000	96	5 939	1 785	383	131	3 010	1 376	1 370
	Establishments with sales of \$100,000 to \$249,999	226	39 089	9 122	2 143	447	16 633	8 499	8 742
	Establishments with sales of \$250,000 to \$499,999	347	128 892	23 630	5 165	978	46 679	27 617	27 856
	Establishments with sales of \$500,000 to \$999,999	542	398 204	60 497	13 664	2 301	124 161	84 355	88 400
	Establishments with sales of \$1,000,000 to \$2,499,999	901	1 464 672	188 755	42 744	6 115	383 979	327 958	348 461
	Establishments with sales of \$2,500,000 to \$4,999,999	766	2 766 357	332 149	77 477	9 271	643 967	688 557	717 514
	Establishments with sales of \$5,000,000 to \$9,999,999	750	5 287 391	567 053	128 358	14 598	1 077 066	1 391 704	1 492 666
	Establishments with sales of \$10,000,000 to \$24,999,999	510	7 578 206	723 890	170 897	17 359	1 324 366	2 248 604	2 471 945
	Establishments with sales of \$25,000,000 or more	218	13 546 591	1 175 928	288 527	25 634	2 062 678	4 389 446	4 790 607
	Establishments not operated for the entire year	407	345 951	27 925	5 247	740	58 289	23 177	133 905
42182	Farm & garden machinery & equipment whsle								
	All establishments	9 312	30 536 605	2 634 589	591 835	95 909	5 066 616	7 994 095	8 733 732

See footnotes at end of table.

Table 1. Sales Size of Establishments: 1997—Con.

[Includes only establishments with payroll. For meaning of abbreviations and symbols, see introductory text. For explanation of terms, see Appendix A. For method of assignment to categories shown, see Appendix C]

NAICS code	Sales sizes of establishments by type of operation and kind of business	Establishments (number)	Sales (\$1,000)	Annual payroll (\$1,000)	First-quarter payroll (\$1,000)	Paid employees for pay period including March 12 (number)	Operating expenses ¹ (\$1,000)	End-of-1996 inventories (\$1,000)	End-of-1997 inventories (\$1,000)
421	MERCHANT WHOLESALERS—Con.								
	Wholesale trade, durable goods—Con.								
42182	Farm & garden machinery & equipment whse—Con.								
	Establishments operated for the entire year	8 537	30 005 809	2 587 227	580 326	93 836	4 971 045	7 951 771	8 518 871
	Establishments with sales less than \$100,000	281	17 918	4 129	986	394	8 006	5 463	5 439
	Establishments with sales of \$100,000 to \$249,999	650	112 223	17 830	4 067	1 293	37 743	31 202	31 836
	Establishments with sales of \$250,000 to \$499,999	908	334 807	47 677	10 843	2 816	101 261	86 992	87 537
	Establishments with sales of \$500,000 to \$999,999	1 259	903 037	114 664	26 476	5 974	237 764	231 141	237 466
	Establishments with sales of \$1,000,000 to \$2,499,999	2 024	3 336 642	370 064	83 938	16 358	736 987	898 709	936 338
	Establishments with sales of \$2,500,000 to \$4,999,999	1 592	5 702 742	558 511	123 090	20 941	1 040 381	1 579 729	1 692 082
	Establishments with sales of \$5,000,000 to \$9,999,999	1 212	8 409 080	715 571	159 624	23 875	1 300 981	2 366 618	2 566 126
	Establishments with sales of \$10,000,000 to \$24,999,999	554	7 835 798	605 069	136 246	18 248	1 081 782	2 160 156	2 323 855
	Establishments with sales of \$25,000,000 or more	57	3 353 562	153 712	35 056	3 937	426 140	591 761	638 192
	Establishments not operated for the entire year	775	530 796	47 362	11 509	2 073	95 571	42 324	214 861
421820	Farm & garden machinery & equipment whse								
	All establishments	9 312	30 536 605	2 634 589	591 835	95 909	5 066 616	7 994 095	8 733 732
	Establishments operated for the entire year	8 537	30 005 809	2 587 227	580 326	93 836	4 971 045	7 951 771	8 518 871
	Establishments with sales less than \$100,000	281	17 918	4 129	986	394	8 006	5 463	5 439
	Establishments with sales of \$100,000 to \$249,999	650	112 223	17 830	4 067	1 293	37 743	31 202	31 836
	Establishments with sales of \$250,000 to \$499,999	908	334 807	47 677	10 843	2 816	101 261	86 992	87 537
	Establishments with sales of \$500,000 to \$999,999	1 259	903 037	114 664	26 476	5 974	237 764	231 141	237 466
	Establishments with sales of \$1,000,000 to \$2,499,999	2 024	3 336 642	370 064	83 938	16 358	736 987	898 709	936 338
	Establishments with sales of \$2,500,000 to \$4,999,999	1 592	5 702 742	558 511	123 090	20 941	1 040 381	1 579 729	1 692 082
	Establishments with sales of \$5,000,000 to \$9,999,999	1 212	8 409 080	715 571	159 624	23 875	1 300 981	2 366 618	2 566 126
	Establishments with sales of \$10,000,000 to \$24,999,999	554	7 835 798	605 069	136 246	18 248	1 081 782	2 160 156	2 323 855
	Establishments with sales of \$25,000,000 or more	57	3 353 562	153 712	35 056	3 937	426 140	591 761	638 192
	Establishments not operated for the entire year	775	530 796	47 362	11 509	2 073	95 571	42 324	214 861
4218201	Farm machinery & equipment—farm dealers								
	All establishments	6 789	21 521 310	1 863 969	418 663	70 910	3 390 688	6 317 759	6 911 632
	Establishments operated for the entire year	6 283	D	D	D	l	D	D	D
	Establishments with sales less than \$100,000	202	D	D	D	e	D	D	D
	Establishments with sales of \$100,000 to \$249,999	452	D	D	D	f	D	D	D
	Establishments with sales of \$250,000 to \$499,999	660	D	D	D	g	D	D	D
	Establishments with sales of \$500,000 to \$999,999	886	635 000	79 648	18 470	4 242	162 233	172 826	177 160
	Establishments with sales of \$1,000,000 to \$2,499,999	1 440	D	D	D	j	D	D	D
	Establishments with sales of \$2,500,000 to \$4,999,999	1 234	4 440 017	425 418	94 673	16 656	774 356	1 319 659	1 408 691
	Establishments with sales of \$5,000,000 to \$9,999,999	963	6 705 456	548 874	122 887	18 850	978 240	2 008 216	2 182 840
	Establishments with sales of \$10,000,000 to \$24,999,999	422	5 876 245	421 035	93 960	13 120	723 833	1 746 180	1 898 811
	Establishments with sales of \$25,000,000 or more	24	771 405	42 427	9 177	1 248	74 631	233 261	254 041
	Establishments not operated for the entire year	506	D	D	D	g	D	D	D
4218202	Farm machinery & equipment—whse distributors								
	All establishments	1 891	6 437 932	507 832	112 807	16 713	1 144 687	1 088 278	1 203 779

See footnotes at end of table.

Table 1. Sales Size of Establishments: 1997—Con.

[Includes only establishments with payroll. For meaning of abbreviations and symbols, see introductory text. For explanation of terms, see Appendix A. For method of assignment to categories shown, see Appendix C.]

NAICS code	Sales sizes of establishments by type of operation and kind of business	Establishments (number)	Sales (\$1,000)	Annual payroll (\$1,000)	First-quarter payroll (\$1,000)	Paid employees for pay period including March 12 (number)	Operating expenses ¹ (\$1,000)	End-of-1996 inventories (\$1,000)	End-of-1997 inventories (\$1,000)
421	MERCHANT WHOLESALERS—Con.								
	Wholesale trade, durable goods—Con.								
4218202	Farm machinery & equipment—whsle distributors—Con.								
	Establishments operated for the entire year	1 703	D	D	D	j	D	D	D
	Establishments with sales less than \$100,000	63	D	D	D	b	D	D	D
	Establishments with sales of \$100,000 to \$249,999	146	D	D	D	e	D	D	D
	Establishments with sales of \$250,000 to \$499,999	196	D	D	D	f	D	D	D
	Establishments with sales of \$500,000 to \$999,999	285	205 175	26 326	5 990	1 310	58 072	42 574	44 453
	Establishments with sales of \$1,000,000 to \$2,499,999	463	D	D	D	h	D	D	D
	Establishments with sales of \$2,500,000 to \$4,999,999	276	970 908	96 035	20 690	3 078	193 471	191 723	212 559
	Establishments with sales of \$5,000,000 to \$9,999,999	179	1 224 023	114 326	24 668	3 522	217 829	238 355	257 998
	Establishments with sales of \$10,000,000 to \$24,999,999	78	1 112 239	103 405	23 129	2 909	201 500	218 416	230 101
	Establishments with sales of \$25,000,000 or more	17	1 977 515	60 617	14 557	1 249	243 051	223 732	238 598
	Establishments not operated for the entire year	188	D	D	D	e	D	D	D
4218203	Lawn & garden machinery & equipment whsle								
	All establishments	632	2 577 363	262 788	60 365	8 286	531 241	588 058	618 321
	Establishments operated for the entire year	551	2 514 573	255 841	58 175	7 993	516 649	586 682	602 891
	Establishments with sales less than \$100,000	16	974	273	72	27	447	236	231
	Establishments with sales of \$100,000 to \$249,999	52	D	D	D	b	D	D	D
	Establishments with sales of \$250,000 to \$499,999	52	D	D	D	c	D	D	D
	Establishments with sales of \$500,000 to \$999,999	88	62 862	8 690	2 016	422	17 459	15 741	15 853
	Establishments with sales of \$1,000,000 to \$2,499,999	121	200 021	21 688	4 798	898	46 736	45 771	43 999
	Establishments with sales of \$2,500,000 to \$4,999,999	82	291 817	37 058	7 727	1 207	72 554	68 347	70 832
	Establishments with sales of \$5,000,000 to \$9,999,999	70	479 601	52 371	12 069	1 503	104 912	120 047	125 288
	Establishments with sales of \$10,000,000 to \$24,999,999	54	847 314	80 629	19 157	2 219	156 449	195 560	194 943
	Establishments with sales of \$25,000,000 or more	16	604 642	50 668	11 322	1 440	108 458	134 768	145 553
	Establishments not operated for the entire year	81	62 790	6 947	2 190	293	14 592	1 376	15 430
42183	Industrial machinery & equipment whsle								
	All establishments	28 321	97 183 003	11 523 912	2 627 707	286 732	21 619 583	12 326 301	13 148 394
	Establishments operated for the entire year	25 586	95 501 226	11 325 717	2 581 108	280 068	21 240 690	12 250 054	12 785 186
	Establishments with sales less than \$100,000	929	55 475	16 782	4 033	1 281	27 894	7 104	7 007
	Establishments with sales of \$100,000 to \$249,999	2 258	390 708	90 683	21 554	4 421	167 704	44 531	44 585
	Establishments with sales of \$250,000 to \$499,999	3 144	1 157 306	226 364	52 031	9 112	432 597	129 519	131 772
	Establishments with sales of \$500,000 to \$999,999	4 390	3 187 985	535 389	122 152	18 774	1 034 548	368 995	380 623
	Establishments with sales of \$1,000,000 to \$2,499,999	6 499	10 518 202	1 627 976	371 581	48 162	3 060 640	1 203 588	1 263 497
	Establishments with sales of \$2,500,000 to \$4,999,999	4 015	14 113 670	2 008 116	452 957	51 139	3 645 773	1 650 483	1 737 898
	Establishments with sales of \$5,000,000 to \$9,999,999	2 532	17 523 588	2 307 871	531 998	54 035	4 139 750	2 151 948	2 287 507
	Establishments with sales of \$10,000,000 to \$24,999,999	1 316	19 601 665	2 369 034	536 585	51 469	4 204 970	2 680 253	2 803 523
	Establishments with sales of \$25,000,000 or more	503	28 952 627	2 143 502	488 217	41 675	4 526 814	4 013 633	4 128 774
	Establishments not operated for the entire year	2 735	1 681 777	198 195	46 599	6 664	378 893	76 247	363 208
421830	Industrial machinery & equipment whsle								
	All establishments	28 321	97 183 003	11 523 912	2 627 707	286 732	21 619 583	12 326 301	13 148 394

See footnotes at end of table.

Table 1. Sales Size of Establishments: 1997—Con.

[Includes only establishments with payroll. For meaning of abbreviations and symbols, see introductory text. For explanation of terms, see Appendix A. For method of assignment to categories shown, see Appendix C.]

NAICS code	Sales sizes of establishments by type of operation and kind of business	Establishments (number)	Sales (\$1,000)	Annual payroll (\$1,000)	First-quarter payroll (\$1,000)	Paid employees for pay period including March 12 (number)	Operating expenses ¹ (\$1,000)	End-of-1996 inventories (\$1,000)	End-of-1997 inventories (\$1,000)
421	MERCHANT WHOLESALERS—Con.								
	Wholesale trade, durable goods—Con.								
421830	Industrial machinery & equipment whsle—Con.								
	Establishments operated for the entire year	25 586	95 501 226	11 325 717	2 581 108	280 068	21 240 690	12 250 054	12 785 186
	Establishments with sales less than \$100,000	929	55 475	16 782	4 033	1 281	27 894	7 104	7 007
	Establishments with sales of \$100,000 to \$249,999	2 258	390 708	90 683	21 554	4 421	167 704	44 531	44 585
	Establishments with sales of \$250,000 to \$499,999	3 144	1 157 306	226 364	52 031	9 112	432 597	129 519	131 772
	Establishments with sales of \$500,000 to \$999,999	4 390	3 187 985	535 389	122 152	18 774	1 034 548	368 995	380 623
	Establishments with sales of \$1,000,000 to \$2,499,999	6 499	10 518 202	1 627 976	371 581	48 162	3 060 640	1 203 588	1 263 497
	Establishments with sales of \$2,500,000 to \$4,999,999	4 015	14 113 670	2 008 116	452 957	51 139	3 645 773	1 650 483	1 737 898
	Establishments with sales of \$5,000,000 to \$9,999,999	2 532	17 523 588	2 307 871	531 998	54 035	4 139 750	2 151 948	2 287 507
	Establishments with sales of \$10,000,000 to \$24,999,999	1 316	19 601 665	2 369 034	536 585	51 469	4 204 970	2 680 253	2 803 523
	Establishments with sales of \$25,000,000 or more	503	28 952 627	2 143 502	488 217	41 675	4 526 814	4 013 633	4 128 774
	Establishments not operated for the entire year	2 735	1 681 777	198 195	46 599	6 664	378 893	76 247	363 208
4218301	Food-processing machinery & equipment whsle								
	All establishments	1 056	2 959 044	410 831	95 919	10 273	758 407	415 921	443 337
	Establishments operated for the entire year	962	2 912 102	404 135	93 763	10 000	746 070	414 230	432 680
	Establishments with sales less than \$100,000	38	2 391	777	166	52	1 296	341	354
	Establishments with sales of \$100,000 to \$249,999	92	15 839	3 608	819	199	6 951	1 905	1 989
	Establishments with sales of \$250,000 to \$499,999	144	52 907	11 443	2 652	461	21 031	6 836	7 151
	Establishments with sales of \$500,000 to \$999,999	164	116 659	19 730	4 605	727	38 569	13 752	14 197
	Establishments with sales of \$1,000,000 to \$2,499,999	241	392 129	66 350	14 704	1 892	128 885	48 807	53 159
	Establishments with sales of \$2,500,000 to \$4,999,999	132	447 647	70 621	16 406	1 897	127 073	58 758	62 315
	Establishments with sales of \$5,000,000 to \$9,999,999	89	613 951	79 603	17 737	1 736	147 289	78 942	84 796
	Establishments with sales of \$10,000,000 to \$24,999,999	46	652 815	80 866	19 127	1 786	148 198	88 961	92 959
	Establishments with sales of \$25,000,000 or more	16	617 764	71 137	17 547	1 250	126 778	115 928	115 760
	Establishments not operated for the entire year	94	46 942	6 696	2 156	273	12 337	1 691	10 657
4218302	Hydraulic & pneumatic (fluid-power) machinery & equipment whsle								
	All establishments	3 294	9 945 751	1 464 278	336 675	36 297	2 658 894	1 137 999	1 231 725
	Establishments operated for the entire year	3 041	9 788 925	1 444 499	332 691	35 701	2 622 222	1 132 656	1 189 402
	Establishments with sales less than \$100,000	86	5 179	1 480	363	127	2 506	566	537
	Establishments with sales of \$100,000 to \$249,999	252	45 212	11 048	2 629	533	18 906	5 654	5 679
	Establishments with sales of \$250,000 to \$499,999	322	119 066	24 210	5 549	958	43 493	12 288	12 910
	Establishments with sales of \$500,000 to \$999,999	484	351 435	64 257	14 571	2 219	117 019	42 499	43 479
	Establishments with sales of \$1,000,000 to \$2,499,999	858	1 400 497	226 649	51 395	6 553	412 454	165 611	172 424
	Establishments with sales of \$2,500,000 to \$4,999,999	529	1 854 286	283 112	63 987	6 898	489 939	219 490	231 923
	Establishments with sales of \$5,000,000 to \$9,999,999	326	2 206 373	323 754	75 736	7 375	566 090	258 094	274 726
	Establishments with sales of \$10,000,000 to \$24,999,999	152	2 152 504	299 495	69 830	6 082	510 635	274 623	278 046
	Establishments with sales of \$25,000,000 or more	32	1 654 373	210 494	48 631	4 956	461 180	153 831	169 678
	Establishments not operated for the entire year	253	156 826	19 779	3 984	596	36 672	5 343	42 323
42183021	Hydraulic & pneumatic pumps & motors whsle								
	All establishments	1 275	3 036 164	437 279	101 041	11 324	786 607	376 128	394 716

See footnotes at end of table.

Table 1. Sales Size of Establishments: 1997—Con.

[Includes only establishments with payroll. For meaning of abbreviations and symbols, see introductory text. For explanation of terms, see Appendix A. For method of assignment to categories shown, see Appendix C.]

NAICS code	Sales sizes of establishments by type of operation and kind of business	Establishments (number)	Sales (\$1,000)	Annual payroll (\$1,000)	First-quarter payroll (\$1,000)	Paid employees for pay period including March 12 (number)	Operating expenses ¹ (\$1,000)	End-of-1996 inventories (\$1,000)	End-of-1997 inventories (\$1,000)
421	MERCHANT WHOLESALERS—Con.								
	Wholesale trade, durable goods—Con.								
42183021	Hydraulic & pneumatic pumps & motors whse—Con.								
	Establishments operated for the entire year	1 150	2 965 023	428 534	99 118	11 044	770 915	375 350	374 366
	Establishments with sales less than \$100,000	44	2 505	666	173	71	1 172	232	199
	Establishments with sales of \$100,000 to \$249,999	120	21 322	4 936	1 217	243	8 622	2 139	2 180
	Establishments with sales of \$250,000 to \$499,999	129	47 353	9 919	2 297	392	17 848	4 492	4 720
	Establishments with sales of \$500,000 to \$999,999	205	149 125	27 342	6 084	921	50 348	16 772	17 287
	Establishments with sales of \$1,000,000 to \$2,499,999	332	534 571	83 827	18 611	2 441	156 721	59 642	61 570
	Establishments with sales of \$2,500,000 to \$4,999,999	168	583 983	87 207	19 682	2 056	155 681	67 744	67 122
	Establishments with sales of \$5,000,000 to \$9,999,999	102	711 358	109 929	27 576	2 588	197 702	91 763	94 333
	Establishments with sales of \$10,000,000 to \$24,999,999	42	574 547	80 714	18 170	1 782	141 801	88 734	81 386
	Establishments with sales of \$25,000,000 or more	8	340 259	23 994	5 308	550	41 020	43 832	45 569
	Establishments not operated for the entire year	125	71 141	8 745	1 923	280	15 692	778	20 350
42183022	Hydraulic & pneumatic parts, accessories, & supplies whse								
	All establishments	2 019	6 909 587	1 026 999	235 634	24 973	1 872 287	761 871	837 009
	Establishments operated for the entire year	1 891	6 823 902	1 015 965	233 573	24 657	1 851 307	757 306	815 036
	Establishments with sales less than \$100,000	42	2 674	814	190	56	1 334	334	338
	Establishments with sales of \$100,000 to \$249,999	132	23 890	6 112	1 412	290	10 284	3 515	3 499
	Establishments with sales of \$250,000 to \$499,999	193	71 713	14 291	3 252	566	25 645	7 796	8 190
	Establishments with sales of \$500,000 to \$999,999	279	202 310	36 915	8 487	1 298	66 671	25 727	26 192
	Establishments with sales of \$1,000,000 to \$2,499,999	526	865 926	142 822	32 784	4 112	255 733	105 969	110 854
	Establishments with sales of \$2,500,000 to \$4,999,999	361	1 270 303	195 905	44 305	4 842	334 258	151 746	164 801
	Establishments with sales of \$5,000,000 to \$9,999,999	224	1 495 015	213 825	48 160	4 787	368 388	166 331	180 393
	Establishments with sales of \$10,000,000 to \$24,999,999	110	1 577 957	218 781	51 660	4 300	368 834	185 889	196 660
	Establishments with sales of \$25,000,000 or more	24	1 314 114	186 500	43 323	4 406	420 160	109 999	124 109
	Establishments not operated for the entire year	128	85 685	11 034	2 061	316	20 980	4 565	21 973
4218303	General-purpose industrial machinery & equipment whse								
	All establishments	8 460	28 259 832	3 404 519	772 131	84 667	6 537 227	3 533 463	3 820 152
	Establishments operated for the entire year	7 756	27 881 218	3 360 127	762 732	83 413	6 449 165	3 516 521	3 728 649
	Establishments with sales less than \$100,000	308	18 509	5 315	1 255	402	9 214	2 203	2 146
	Establishments with sales of \$100,000 to \$249,999	664	113 424	24 943	6 001	1 244	47 986	11 766	11 798
	Establishments with sales of \$250,000 to \$499,999	950	349 615	65 169	14 969	2 671	128 129	36 011	36 849
	Establishments with sales of \$500,000 to \$999,999	1 347	983 591	162 813	37 126	5 652	317 341	107 389	112 656
	Establishments with sales of \$1,000,000 to \$2,499,999	2 051	3 314 042	514 749	117 143	15 102	965 909	356 419	378 181
	Establishments with sales of \$2,500,000 to \$4,999,999	1 210	4 209 432	621 254	142 512	15 667	1 126 694	497 707	526 345
	Establishments with sales of \$5,000,000 to \$9,999,999	765	5 220 598	713 950	162 322	16 421	1 247 180	692 881	729 607
	Establishments with sales of \$10,000,000 to \$24,999,999	338	4 948 374	615 659	140 857	13 717	1 126 460	728 216	774 625
	Establishments with sales of \$25,000,000 or more	123	8 723 633	636 275	140 547	12 537	1 480 252	1 083 929	1 156 442
	Establishments not operated for the entire year	704	378 614	44 392	9 399	1 254	88 062	16 942	91 503
4218304	Metalworking machinery & equipment whse								
	All establishments	3 232	13 925 794	1 338 123	300 153	29 963	2 629 765	2 155 284	2 142 750

See footnotes at end of table.

Table 1. Sales Size of Establishments: 1997—Con.

[Includes only establishments with payroll. For meaning of abbreviations and symbols, see introductory text. For explanation of terms, see Appendix A. For method of assignment to categories shown, see Appendix C.]

NAICS code	Sales sizes of establishments by type of operation and kind of business	Establishments (number)	Sales (\$1,000)	Annual payroll (\$1,000)	First-quarter payroll (\$1,000)	Paid employees for pay period including March 12 (number)	Operating expenses ¹ (\$1,000)	End-of-1996 inventories (\$1,000)	End-of-1997 inventories (\$1,000)
421	MERCHANT WHOLESALERS—Con.								
	Wholesale trade, durable goods—Con.								
4218304	Metalworking machinery & equipment whsle—Con.								
	Establishments operated for the entire year	2 936	13 724 740	1 314 596	294 152	29 258	2 581 656	2 146 357	2 106 968
	Establishments with sales less than \$100,000	107	6 295	2 111	528	159	3 423	741	769
	Establishments with sales of \$100,000 to \$249,999	276	47 951	11 351	2 711	546	20 989	6 202	6 165
	Establishments with sales of \$250,000 to \$499,999	368	136 734	27 507	6 337	1 048	53 054	18 008	17 862
	Establishments with sales of \$500,000 to \$999,999	462	334 438	52 258	11 636	1 751	105 156	42 336	43 276
	Establishments with sales of \$1,000,000 to \$2,499,999	635	1 017 774	144 725	32 853	4 077	287 881	127 056	133 520
	Establishments with sales of \$2,500,000 to \$4,999,999	448	1 582 324	199 766	44 327	4 804	376 889	209 841	218 957
	Establishments with sales of \$5,000,000 to \$9,999,999	326	2 300 379	255 296	59 232	5 482	485 553	288 868	308 580
	Establishments with sales of \$10,000,000 to \$24,999,999	217	3 329 721	304 512	64 708	5 616	568 352	485 558	499 174
	Establishments with sales of \$25,000,000 or more	97	4 969 124	317 070	71 820	5 775	680 359	967 747	878 665
	Establishments not operated for the entire year	296	201 054	23 527	6 001	705	48 109	8 927	35 782
4218305	Materials handling equipment whsle								
	All establishments	4 042	15 099 475	2 069 068	487 920	56 245	3 544 920	1 654 475	1 743 448
	Establishments operated for the entire year	3 674	14 838 185	2 031 585	477 373	54 844	3 478 393	1 641 065	1 701 033
	Establishments with sales less than \$100,000	100	5 981	1 668	409	138	2 797	556	520
	Establishments with sales of \$100,000 to \$249,999	282	49 748	10 858	2 491	554	20 626	4 300	4 302
	Establishments with sales of \$250,000 to \$499,999	436	160 470	31 504	7 123	1 344	59 833	14 817	15 016
	Establishments with sales of \$500,000 to \$999,999	615	446 001	79 091	18 403	3 023	148 044	35 268	36 685
	Establishments with sales of \$1,000,000 to \$2,499,999	908	1 519 276	253 194	59 570	8 378	453 559	151 760	153 956
	Establishments with sales of \$2,500,000 to \$4,999,999	611	2 166 900	350 176	79 979	9 671	603 817	221 861	230 527
	Establishments with sales of \$5,000,000 to \$9,999,999	398	2 775 868	430 946	101 577	11 285	716 352	322 443	340 336
	Establishments with sales of \$10,000,000 to \$24,999,999	260	3 913 998	570 052	132 606	13 862	944 614	442 115	457 561
	Establishments with sales of \$25,000,000 or more	64	3 799 943	304 096	75 215	6 589	528 751	447 945	462 130
	Establishments not operated for the entire year	368	261 290	37 483	10 547	1 401	66 527	13 410	42 415
4218306	Oilwell, oil refinery, & pipeline mach, equip, & supplies whsle								
	All establishments	2 688	7 740 720	693 599	150 488	18 900	1 316 709	847 083	989 913
	Establishments operated for the entire year	2 431	7 592 528	679 838	147 719	18 471	1 291 229	839 717	952 504
	Establishments with sales less than \$100,000	77	4 558	1 346	325	105	2 206	925	961
	Establishments with sales of \$100,000 to \$249,999	174	29 722	6 687	1 630	358	12 569	4 187	4 211
	Establishments with sales of \$250,000 to \$499,999	305	111 586	19 714	4 672	842	38 923	16 494	16 747
	Establishments with sales of \$500,000 to \$999,999	491	354 869	52 187	12 076	1 925	106 129	53 634	54 664
	Establishments with sales of \$1,000,000 to \$2,499,999	669	1 068 835	140 648	32 036	4 335	269 498	133 548	141 741
	Establishments with sales of \$2,500,000 to \$4,999,999	404	1 429 437	149 646	30 824	3 989	287 791	139 880	160 224
	Establishments with sales of \$5,000,000 to \$9,999,999	200	1 386 952	130 478	28 250	3 134	250 718	131 547	151 331
	Establishments with sales of \$10,000,000 to \$24,999,999	72	1 073 467	100 072	20 482	2 204	166 799	139 298	166 169
	Establishments with sales of \$25,000,000 or more	39	2 133 102	79 060	17 424	1 579	156 596	220 204	256 456
	Establishments not operated for the entire year	257	148 192	13 761	2 769	429	25 480	7 366	37 409
4218307	Other industrial machinery & equipment whsle								
	All establishments	5 549	19 252 387	2 143 494	484 421	50 387	4 173 661	2 582 076	2 777 069

See footnotes at end of table.

Table 1. Sales Size of Establishments: 1997—Con.

[Includes only establishments with payroll. For meaning of abbreviations and symbols, see introductory text. For explanation of terms, see Appendix A. For method of assignment to categories shown, see Appendix C.]

NAICS code	Sales sizes of establishments by type of operation and kind of business	Establishments (number)	Sales (\$1,000)	Annual payroll (\$1,000)	First-quarter payroll (\$1,000)	Paid employees for pay period including March 12 (number)	Operating expenses ¹ (\$1,000)	End-of-1996 inventories (\$1,000)	End-of-1997 inventories (\$1,000)
421	MERCHANT WHOLESALERS—Con.								
	Wholesale trade, durable goods—Con.								
4218307	Other industrial machinery & equipment whsle—Con.								
	Establishments operated for the entire year	4 786	18 763 528	2 090 937	472 678	48 381	4 071 955	2 559 508	2 673 950
	Establishments with sales less than \$100,000	213	12 562	4 085	987	298	6 452	1 772	1 720
	Establishments with sales of \$100,000 to \$249,999	518	88 812	22 188	5 273	987	39 677	10 517	10 441
	Establishments with sales of \$250,000 to \$499,999	619	226 928	46 817	10 729	1 788	88 134	25 065	25 237
	Establishments with sales of \$500,000 to \$999,999	827	600 992	105 053	23 735	3 477	202 290	74 117	75 666
	Establishments with sales of \$1,000,000 to \$2,499,999	1 137	1 805 649	281 661	63 880	7 825	542 454	220 387	230 516
	Establishments with sales of \$2,500,000 to \$4,999,999	681	2 423 644	333 541	74 922	8 213	633 570	302 946	307 607
	Establishments with sales of \$5,000,000 to \$9,999,999	428	3 019 467	373 844	87 144	8 602	726 568	379 173	398 131
	Establishments with sales of \$10,000,000 to \$24,999,999	231	3 530 786	398 378	88 975	8 202	739 912	521 482	534 989
	Establishments with sales of \$25,000,000 or more	132	7 054 688	525 370	117 033	8 989	1 092 898	1 024 049	1 089 643
	Establishments not operated for the entire year	763	488 859	52 557	11 743	2 006	101 706	22 568	103 119
42184	Industrial supplies whsle								
	All establishments	12 868	36 889 029	4 420 039	1 012 617	122 452	8 329 400	4 446 078	4 765 894
	Establishments operated for the entire year	11 720	35 862 819	4 319 283	990 416	119 408	8 139 020	4 413 701	4 570 258
	Establishments with sales less than \$100,000	302	19 501	5 420	1 329	423	9 309	2 691	2 693
	Establishments with sales of \$100,000 to \$249,999	778	135 506	28 038	6 541	1 494	52 991	16 330	16 747
	Establishments with sales of \$250,000 to \$499,999	1 294	476 867	84 300	19 732	3 725	163 834	56 060	57 228
	Establishments with sales of \$500,000 to \$999,999	1 909	1 394 151	217 995	49 879	8 145	430 427	168 213	172 839
	Establishments with sales of \$1,000,000 to \$2,499,999	3 344	5 522 748	743 335	171 088	23 931	1 437 769	657 150	684 498
	Establishments with sales of \$2,500,000 to \$4,999,999	2 189	7 739 144	976 777	225 658	27 178	1 823 091	941 548	980 276
	Establishments with sales of \$5,000,000 to \$9,999,999	1 327	9 122 272	1 073 824	242 415	27 140	1 981 134	1 125 929	1 176 890
	Establishments with sales of \$10,000,000 to \$24,999,999	477	6 908 268	760 440	173 124	17 836	1 410 264	872 536	892 365
	Establishments with sales of \$25,000,000 or more	100	4 544 362	429 154	100 650	9 536	830 201	573 244	586 722
	Establishments not operated for the entire year	1 148	1 026 210	100 756	22 201	3 044	190 380	32 377	195 636
421840	Industrial supplies whsle								
	All establishments	12 868	36 889 029	4 420 039	1 012 617	122 452	8 329 400	4 446 078	4 765 894
	Establishments operated for the entire year	11 720	35 862 819	4 319 283	990 416	119 408	8 139 020	4 413 701	4 570 258
	Establishments with sales less than \$100,000	302	19 501	5 420	1 329	423	9 309	2 691	2 693
	Establishments with sales of \$100,000 to \$249,999	778	135 506	28 038	6 541	1 494	52 991	16 330	16 747
	Establishments with sales of \$250,000 to \$499,999	1 294	476 867	84 300	19 732	3 725	163 834	56 060	57 228
	Establishments with sales of \$500,000 to \$999,999	1 909	1 394 151	217 995	49 879	8 145	430 427	168 213	172 839
	Establishments with sales of \$1,000,000 to \$2,499,999	3 344	5 522 748	743 335	171 088	23 931	1 437 769	657 150	684 498
	Establishments with sales of \$2,500,000 to \$4,999,999	2 189	7 739 144	976 777	225 658	27 178	1 823 091	941 548	980 276
	Establishments with sales of \$5,000,000 to \$9,999,999	1 327	9 122 272	1 073 824	242 415	27 140	1 981 134	1 125 929	1 176 890
	Establishments with sales of \$10,000,000 to \$24,999,999	477	6 908 268	760 440	173 124	17 836	1 410 264	872 536	892 365
	Establishments with sales of \$25,000,000 or more	100	4 544 362	429 154	100 650	9 536	830 201	573 244	586 722
	Establishments not operated for the entire year	1 148	1 026 210	100 756	22 201	3 044	190 380	32 377	195 636
4218401	General-line industrial supplies whsle								
	All establishments	2 025	3 940 187	535 267	124 714	15 671	970 763	472 943	502 312
	Establishments operated for the entire year	1 852	3 876 025	528 122	122 933	15 405	957 722	470 203	488 271
	Establishments with sales less than \$100,000	76	4 905	1 295	323	111	2 351	556	567
	Establishments with sales of \$100,000 to \$249,999	166	29 149	5 544	1 317	318	10 450	4 257	4 036
	Establishments with sales of \$250,000 to \$499,999	288	106 328	17 280	4 021	823	33 284	12 442	12 674

See footnotes at end of table.

Table 1. Sales Size of Establishments: 1997—Con.

[Includes only establishments with payroll. For meaning of abbreviations and symbols, see introductory text. For explanation of terms, see Appendix A. For method of assignment to categories shown, see Appendix C]

NAICS code	Sales sizes of establishments by type of operation and kind of business	Establishments (number)	Sales (\$1,000)	Annual payroll (\$1,000)	First-quarter payroll (\$1,000)	Paid employees for pay period including March 12 (number)	Operating expenses (\$1,000)	End-of-1996 inventories (\$1,000)	End-of-1997 inventories (\$1,000)
421	MERCHANT WHOLESALERS—Con.								
	Wholesale trade, durable goods—Con.								
4218401	General-line industrial supplies whsle—Con.								
	Establishments operated for the entire year—Con.								
	Establishments with sales of \$500,000 to \$999,999	436	319 354	48 038	11 165	1 958	93 939	40 251	41 862
	Establishments with sales of \$1,000,000 to \$2,499,999	477	761 818	100 383	22 613	3 528	191 742	92 883	95 175
	Establishments with sales of \$2,500,000 to \$4,999,999	251	878 036	111 291	25 832	3 104	200 076	105 494	109 367
	Establishments with sales of \$5,000,000 to \$9,999,999	102	D	D	D	g	D	D	D
	Establishments with sales of \$10,000,000 to \$24,999,999	47	659 300	82 314	19 331	2 036	144 512	89 303	92 557
	Establishments with sales of \$25,000,000 or more	9	D	D	D	g	D	D	D
	Establishments not operated for the entire year	173	64 162	7 145	1 781	266	13 041	2 740	14 041
4218402	Mechanical power transmission supplies whsle								
	All establishments	2 457	7 883 600	834 627	194 427	23 497	1 584 305	1 187 548	1 320 877
	Establishments operated for the entire year	2 218	7 543 718	800 668	186 315	22 466	1 524 151	1 183 997	1 233 016
	Establishments with sales less than \$100,000	31	D	D	D	b	D	D	D
	Establishments with sales of \$100,000 to \$249,999	66	11 533	2 263	538	120	4 156	2 201	2 273
	Establishments with sales of \$250,000 to \$499,999	134	D	D	D	e	D	D	D
	Establishments with sales of \$500,000 to \$999,999	247	183 546	28 264	6 568	995	53 118	31 049	31 493
	Establishments with sales of \$1,000,000 to \$2,499,999	767	1 301 288	150 348	35 740	4 940	299 660	187 127	195 028
	Establishments with sales of \$2,500,000 to \$4,999,999	568	2 013 040	210 081	49 440	6 057	402 997	288 583	301 940
	Establishments with sales of \$5,000,000 to \$9,999,999	322	2 178 785	224 143	50 866	5 685	427 771	346 860	359 717
	Establishments with sales of \$10,000,000 to \$24,999,999	65	906 222	95 164	22 412	2 136	173 025	161 181	160 424
	Establishments with sales of \$25,000,000 or more	18	897 387	81 698	18 681	2 143	146 443	158 257	173 104
	Establishments not operated for the entire year	239	339 882	33 959	8 112	1 031	60 154	3 551	87 861
4218403	Welding supplies whsle								
	All establishments	1 876	4 238 602	592 621	137 192	17 627	1 166 809	455 742	475 267
	Establishments operated for the entire year	1 761	4 133 734	578 274	133 575	17 155	1 139 711	445 637	459 612
	Establishments with sales less than \$100,000	23	D	D	D	b	D	D	D
	Establishments with sales of \$100,000 to \$249,999	107	19 122	3 639	859	200	7 620	2 578	2 752
	Establishments with sales of \$250,000 to \$499,999	227	D	D	D	f	D	D	D
	Establishments with sales of \$500,000 to \$999,999	347	249 229	37 834	8 732	1 370	78 328	29 074	29 377
	Establishments with sales of \$1,000,000 to \$2,499,999	560	912 149	126 080	29 595	4 072	259 374	95 309	99 616
	Establishments with sales of \$2,500,000 to \$4,999,999	297	1 012 249	146 032	34 119	4 324	285 994	99 174	102 852
	Establishments with sales of \$5,000,000 to \$9,999,999	154	D	D	D	h	D	D	D
	Establishments with sales of \$10,000,000 to \$24,999,999	43	634 305	84 504	19 052	2 246	164 660	72 628	72 726
	Establishments with sales of \$25,000,000 or more	3	148 781	8 893	2 740	194	20 892	20 296	20 143
	Establishments not operated for the entire year	115	104 868	14 347	3 617	472	27 098	10 105	15 655
4218404	Industrial containers & supplies whsle								
	All establishments	1 480	4 968 521	517 474	111 664	14 688	1 004 745	298 554	312 268
	Establishments operated for the entire year	1 288	4 713 936	498 809	107 582	14 112	968 962	293 120	298 424
	Establishments with sales less than \$100,000	60	3 805	1 149	274	89	1 970	293	314
	Establishments with sales of \$100,000 to \$249,999	103	18 031	3 936	897	226	7 533	909	984
	Establishments with sales of \$250,000 to \$499,999	160	57 609	11 712	2 626	571	23 487	3 108	3 185
	Establishments with sales of \$500,000 to \$999,999	209	153 398	26 541	5 975	1 068	53 281	9 494	10 012
	Establishments with sales of \$1,000,000 to \$2,499,999	304	495 620	70 043	15 433	2 302	130 444	28 963	30 921

See footnotes at end of table.

Table 1. Sales Size of Establishments: 1997—Con.

[Includes only establishments with payroll. For meaning of abbreviations and symbols, see introductory text. For explanation of terms, see Appendix A. For method of assignment to categories shown, see Appendix C]

NAICS code	Sales sizes of establishments by type of operation and kind of business	Establishments (number)	Sales (\$1,000)	Annual payroll (\$1,000)	First-quarter payroll (\$1,000)	Paid employees for pay period including March 12 (number)	Operating expenses ¹ (\$1,000)	End-of-1996 inventories (\$1,000)	End-of-1997 inventories (\$1,000)
421	MERCHANT WHOLESALERS—Con.								
	Wholesale trade, durable goods—Con.								
4218404	Industrial containers & supplies whsle—Con.								
	Establishments operated for the entire year—Con.								
	Establishments with sales of \$2,500,000 to \$4,999,999	202	716 861	97 429	21 749	2 961	183 000	55 680	55 097
	Establishments with sales of \$5,000,000 to \$9,999,999	149	D	D	D	h	D	D	D
	Establishments with sales of \$10,000,000 to \$24,999,999	78	1 163 800	120 259	25 079	2 718	233 914	76 125	71 280
	Establishments with sales of \$25,000,000 or more	23	D	D	D	g	D	D	D
	Establishments not operated for the entire year	192	254 585	18 665	4 082	576	35 783	5 434	13 844
4218405	Industrial valves & fittings (except fluid-power) whsle								
	All establishments	1 279	5 276 944	611 403	140 346	14 238	1 145 035	799 843	820 778
	Establishments operated for the entire year	1 177	5 205 229	603 771	138 599	14 001	1 131 693	793 690	805 655
	Establishments with sales less than \$100,000	12	752	265	62	17	435	168	164
	Establishments with sales of \$100,000 to \$249,999	60	10 252	2 478	556	104	4 340	905	1 055
	Establishments with sales of \$250,000 to \$499,999	83	30 870	6 225	1 488	241	11 501	3 977	4 034
	Establishments with sales of \$500,000 to \$999,999	137	101 836	15 504	3 520	469	30 551	13 624	14 114
	Establishments with sales of \$1,000,000 to \$2,499,999	322	549 045	73 183	16 520	2 020	136 120	73 193	76 059
	Establishments with sales of \$2,500,000 to \$4,999,999	245	897 065	116 890	27 819	2 883	209 624	126 300	129 880
	Establishments with sales of \$5,000,000 to \$9,999,999	201	1 398 504	166 082	38 037	3 750	301 248	206 357	213 718
	Establishments with sales of \$10,000,000 to \$24,999,999	96	1 387 264	138 066	31 555	2 843	254 679	201 829	206 649
	Establishments with sales of \$25,000,000 or more	21	829 641	85 078	19 042	1 674	183 195	167 337	159 982
	Establishments not operated for the entire year	102	71 715	7 632	1 747	237	13 342	6 153	15 123
4218406	Other industrial supplies whsle								
	All establishments	3 751	10 581 175	1 328 647	304 274	36 731	2 457 743	1 231 448	1 334 392
	Establishments operated for the entire year	3 424	10 390 177	1 309 639	301 412	36 269	2 416 781	1 227 054	1 285 280
	Establishments with sales less than \$100,000	100	6 397	1 812	426	141	3 021	935	928
	Establishments with sales of \$100,000 to \$249,999	276	47 419	10 178	2 374	526	18 892	5 480	5 647
	Establishments with sales of \$250,000 to \$499,999	402	147 233	26 244	6 053	1 140	49 722	16 881	17 170
	Establishments with sales of \$500,000 to \$999,999	533	386 788	61 814	13 919	2 285	121 210	44 721	45 981
	Establishments with sales of \$1,000,000 to \$2,499,999	914	1 502 828	223 298	51 187	7 069	420 429	179 675	187 699
	Establishments with sales of \$2,500,000 to \$4,999,999	626	2 221 893	295 054	66 699	7 849	541 400	266 317	281 140
	Establishments with sales of \$5,000,000 to \$9,999,999	399	2 743 122	333 668	77 592	8 621	607 128	311 489	329 705
	Establishments with sales of \$10,000,000 to \$24,999,999	148	2 157 377	240 133	55 695	5 857	439 474	271 470	288 729
	Establishments with sales of \$25,000,000 or more	26	1 177 120	117 438	27 467	2 781	215 505	130 086	128 281
	Establishments not operated for the entire year	327	190 998	19 008	2 862	462	40 962	4 394	49 112
42185	Service establishment equipment & supplies whsle								
	All establishments	6 233	11 044 612	1 646 019	383 581	56 364	3 058 945	1 208 260	1 294 341
	Establishments operated for the entire year	5 596	10 791 225	1 613 804	375 982	55 014	2 993 203	1 192 952	1 236 510
	Establishments with sales less than \$100,000	336	20 572	5 631	1 358	530	9 859	2 932	2 903
	Establishments with sales of \$100,000 to \$249,999	776	134 066	28 239	6 659	1 849	54 311	17 666	17 927
	Establishments with sales of \$250,000 to \$499,999	1 042	377 737	70 380	16 530	3 883	138 855	47 655	48 284
	Establishments with sales of \$500,000 to \$999,999	1 178	830 070	139 365	32 939	6 680	277 994	98 565	100 335
	Establishments with sales of \$1,000,000 to \$2,499,999	1 199	1 870 811	307 749	72 102	11 538	582 032	221 110	227 086
	Establishments with sales of \$2,500,000 to \$4,999,999	621	2 143 762	353 263	83 081	11 358	645 777	242 454	248 436
	Establishments with sales of \$5,000,000 to \$9,999,999	292	1 980 763	319 371	73 739	8 728	574 430	223 837	231 144

See footnotes at end of table.

Table 1. Sales Size of Establishments: 1997—Con.

[Includes only establishments with payroll. For meaning of abbreviations and symbols, see introductory text. For explanation of terms, see Appendix A. For method of assignment to categories shown, see Appendix C.]

NAICS code	Sales sizes of establishments by type of operation and kind of business	Establishments (number)	Sales (\$1,000)	Annual payroll (\$1,000)	First-quarter payroll (\$1,000)	Paid employees for pay period including March 12 (number)	Operating expenses ¹ (\$1,000)	End-of-1996 inventories (\$1,000)	End-of-1997 inventories (\$1,000)
421	MERCHANT WHOLESALERS—Con.								
	Wholesale trade, durable goods—Con.								
42185	Service establishment equipment & supplies whsle—Con.								
	Establishments operated for the entire year—Con.								
	Establishments with sales of \$10,000,000 to \$24,999,999	130	1 944 970	284 629	67 229	7 734	512 167	265 558	282 033
	Establishments with sales of \$25,000,000 or more	22	1 488 474	105 177	22 345	2 714	197 778	73 175	78 362
	Establishments not operated for the entire year	637	253 387	32 215	7 599	1 350	65 742	15 308	57 831
421850	Service establishment equipment & supplies whsle								
	All establishments	6 233	11 044 612	1 646 019	383 581	56 364	3 058 945	1 208 260	1 294 341
	Establishments operated for the entire year	5 596	10 791 225	1 613 804	375 982	55 014	2 993 203	1 192 952	1 236 510
	Establishments with sales less than \$100,000	336	20 572	5 631	1 358	530	9 859	2 932	2 903
	Establishments with sales of \$100,000 to \$249,999	776	134 066	28 239	6 659	1 849	54 311	17 666	17 927
	Establishments with sales of \$250,000 to \$499,999	1 042	377 737	70 380	16 530	3 883	138 855	47 655	48 284
	Establishments with sales of \$500,000 to \$999,999	1 178	830 070	139 365	32 939	6 680	277 994	98 565	100 335
	Establishments with sales of \$1,000,000 to \$2,499,999	1 199	1 870 811	307 749	72 102	11 538	582 032	221 110	227 086
	Establishments with sales of \$2,500,000 to \$4,999,999	621	2 143 762	353 263	83 081	11 358	645 777	242 454	248 436
	Establishments with sales of \$5,000,000 to \$9,999,999	292	1 980 763	319 371	73 739	8 728	574 430	223 837	231 144
	Establishments with sales of \$10,000,000 to \$24,999,999	130	1 944 970	284 629	67 229	7 734	512 167	265 558	282 033
	Establishments with sales of \$25,000,000 or more	22	1 488 474	105 177	22 345	2 714	197 778	73 175	78 362
	Establishments not operated for the entire year	637	253 387	32 215	7 599	1 350	65 742	15 308	57 831
4218501	Beauty & barber shop equipment & supplies whsle								
	All establishments	1 240	2 016 050	351 378	82 788	13 671	649 637	297 828	328 061
	Establishments operated for the entire year	1 138	D	D	D	j	D	D	D
	Establishments with sales less than \$100,000	53	3 163	809	185	85	1 402	852	846
	Establishments with sales of \$100,000 to \$249,999	171	D	D	D	e	D	D	D
	Establishments with sales of \$250,000 to \$499,999	271	D	D	D	f	D	D	D
	Establishments with sales of \$500,000 to \$999,999	293	D	D	D	g	D	D	D
	Establishments with sales of \$1,000,000 to \$2,499,999	185	D	D	D	g	D	D	D
	Establishments with sales of \$2,500,000 to \$4,999,999	74	D	D	D	g	D	D	D
	Establishments with sales of \$5,000,000 to \$9,999,999	48	319 248	70 315	15 900	2 204	117 726	42 237	43 481
	Establishments with sales of \$10,000,000 to \$24,999,999	37	D	D	D	h	D	D	D
	Establishments with sales of \$25,000,000 or more	6	236 457	32 226	7 448	1 097	58 070	26 460	29 961
	Establishments not operated for the entire year	102	D	D	D	c	D	D	D
4218502	Custodial, janitors' equipment & supplies whsle								
	All establishments	2 189	3 745 652	625 841	147 020	21 414	1 144 893	382 831	403 819
	Establishments operated for the entire year	1 959	3 654 885	612 523	143 831	20 814	1 118 659	375 814	384 154
	Establishments with sales less than \$100,000	131	D	D	D	c	D	D	D
	Establishments with sales of \$100,000 to \$249,999	271	46 504	9 412	2 189	645	18 132	4 920	4 994
	Establishments with sales of \$250,000 to \$499,999	337	D	D	D	g	D	D	D
	Establishments with sales of \$500,000 to \$999,999	381	D	D	D	g	D	D	D
	Establishments with sales of \$1,000,000 to \$2,499,999	444	D	D	D	h	D	D	D
	Establishments with sales of \$2,500,000 to \$4,999,999	244	D	D	D	h	D	D	D
	Establishments with sales of \$5,000,000 to \$9,999,999	101	674 369	118 497	27 731	3 258	211 942	75 633	77 290
	Establishments with sales of \$10,000,000 to \$24,999,999	41	579 438	93 598	21 869	2 371	164 491	57 991	59 169
	Establishments with sales of \$25,000,000 or more	9	D	D	D	g	D	D	D

See footnotes at end of table.

Table 1. Sales Size of Establishments: 1997—Con.

[Includes only establishments with payroll. For meaning of abbreviations and symbols, see introductory text. For explanation of terms, see Appendix A. For method of assignment to categories shown, see Appendix C]

NAICS code	Sales sizes of establishments by type of operation and kind of business	Establishments (number)	Sales (\$1,000)	Annual payroll (\$1,000)	First-quarter payroll (\$1,000)	Paid employees for pay period including March 12 (number)	Operating expenses ¹ (\$1,000)	End-of-1996 inventories (\$1,000)	End-of-1997 inventories (\$1,000)
421	MERCHANT WHOLESALERS—Con.								
	Wholesale trade, durable goods—Con.								
4218502	Custodial, janitors' equipment & supplies whsle—Con.								
	Establishments not operated for the entire year	230	90 767	13 318	3 189	600	26 234	7 017	19 665
4218503	Laundry & dry-cleaning equipment & supplies whsle								
	All establishments	655	D	D	D	i	D	D	D
	Establishments operated for the entire year	591	D	D	D	i	D	D	D
	Establishments with sales less than \$100,000	35	D	D	D	b	D	D	D
	Establishments with sales of \$100,000 to \$249,999	47	D	D	D	c	D	D	D
	Establishments with sales of \$250,000 to \$499,999	63	D	D	D	e	D	D	D
	Establishments with sales of \$500,000 to \$999,999	112	D	D	D	f	D	D	D
	Establishments with sales of \$1,000,000 to \$2,499,999	151	D	D	D	g	D	D	D
	Establishments with sales of \$2,500,000 to \$4,999,999	99	D	D	D	g	D	D	D
	Establishments with sales of \$5,000,000 to \$9,999,999	60	D	D	D	g	D	D	D
	Establishments with sales of \$10,000,000 to \$24,999,999	22	D	D	D	f	D	D	D
	Establishments with sales of \$25,000,000 or more	2	D	D	D	b	D	D	D
	Establishments not operated for the entire year	64	D	D	D	c	D	D	D
4218504	Other service establishment equipment & supplies whsle								
	All establishments	2 149	D	D	D	j	D	D	D
	Establishments operated for the entire year	1 908	D	D	D	j	D	D	D
	Establishments with sales less than \$100,000	117	D	D	D	c	D	D	D
	Establishments with sales of \$100,000 to \$249,999	287	D	D	D	f	D	D	D
	Establishments with sales of \$250,000 to \$499,999	371	D	D	D	g	D	D	D
	Establishments with sales of \$500,000 to \$999,999	392	D	D	D	g	D	D	D
	Establishments with sales of \$1,000,000 to \$2,499,999	419	D	D	D	h	D	D	D
	Establishments with sales of \$2,500,000 to \$4,999,999	204	D	D	D	h	D	D	D
	Establishments with sales of \$5,000,000 to \$9,999,999	83	D	D	D	g	D	D	D
	Establishments with sales of \$10,000,000 to \$24,999,999	30	D	D	D	g	D	D	D
	Establishments with sales of \$25,000,000 or more	5	D	D	D	e	D	D	D
	Establishments not operated for the entire year	241	D	D	D	e	D	D	D
42186	Transportation equipment & supplies (exc motor vehicle) whsle								
	All establishments	3 454	16 634 756	1 431 585	319 666	35 256	2 851 887	2 671 149	3 069 716
	Establishments operated for the entire year	3 044	16 315 655	1 402 532	312 622	34 301	2 792 230	2 643 666	2 980 844
	Establishments with sales less than \$100,000	113	6 400	2 224	577	161	3 513	797	771
	Establishments with sales of \$100,000 to \$249,999	255	42 785	11 221	2 794	491	19 947	7 207	7 211
	Establishments with sales of \$250,000 to \$499,999	422	154 864	30 664	7 235	1 217	60 250	22 319	23 078
	Establishments with sales of \$500,000 to \$999,999	522	381 591	64 132	14 183	2 196	128 594	58 617	61 889
	Establishments with sales of \$1,000,000 to \$2,499,999	693	1 122 479	160 602	36 215	4 785	325 223	164 564	175 346
	Establishments with sales of \$2,500,000 to \$4,999,999	435	1 568 095	209 179	45 399	5 251	409 519	248 838	268 480
	Establishments with sales of \$5,000,000 to \$9,999,999	294	2 044 420	226 057	49 849	5 595	437 790	320 239	354 363
	Establishments with sales of \$10,000,000 to \$24,999,999	192	2 919 953	258 044	57 298	5 470	488 471	512 020	579 218
	Establishments with sales of \$25,000,000 or more	118	8 075 068	440 409	99 072	9 135	918 923	1 309 065	1 510 488
	Establishments not operated for the entire year	410	319 101	29 053	7 044	955	59 657	27 483	88 872

See footnotes at end of table.

Table 1. Sales Size of Establishments: 1997—Con.

[Includes only establishments with payroll. For meaning of abbreviations and symbols, see introductory text. For explanation of terms, see Appendix A. For method of assignment to categories shown, see Appendix C]

NAICS code	Sales sizes of establishments by type of operation and kind of business	Establishments (number)	Sales (\$1,000)	Annual payroll (\$1,000)	First-quarter payroll (\$1,000)	Paid employees for pay period including March 12 (number)	Operating expenses ¹ (\$1,000)	End-of-1996 inventories (\$1,000)	End-of-1997 inventories (\$1,000)
421	MERCHANT WHOLESALERS—Con.								
	Wholesale trade, durable goods—Con.								
421860	Transportation equipment & supplies (exc motor vehicle) whsle								
	All establishments	3 454	16 634 756	1 431 585	319 666	35 256	2 851 887	2 671 149	3 069 716
	Establishments operated for the entire year	3 044	16 315 655	1 402 532	312 622	34 301	2 792 230	2 643 666	2 980 844
	Establishments with sales less than \$100,000	113	6 400	2 224	577	161	3 513	797	771
	Establishments with sales of \$100,000 to \$249,999	255	42 785	11 221	2 794	491	19 947	7 207	7 211
	Establishments with sales of \$250,000 to \$499,999	422	154 864	30 664	7 235	1 217	60 250	22 319	23 078
	Establishments with sales of \$500,000 to \$999,999	522	381 591	64 132	14 183	2 196	128 594	58 617	61 889
	Establishments with sales of \$1,000,000 to \$2,499,999	693	1 122 479	160 602	36 215	4 785	325 223	164 564	175 346
	Establishments with sales of \$2,500,000 to \$4,999,999	435	1 568 095	209 179	45 399	5 251	409 519	248 838	268 480
	Establishments with sales of \$5,000,000 to \$9,999,999	294	2 044 420	226 057	49 849	5 595	437 790	320 239	354 363
	Establishments with sales of \$10,000,000 to \$24,999,999	192	2 919 953	258 044	57 298	5 470	488 471	512 020	579 218
	Establishments with sales of \$25,000,000 or more	118	8 075 068	440 409	99 072	9 135	918 923	1 309 065	1 510 488
	Establishments not operated for the entire year	410	319 101	29 053	7 044	955	59 657	27 483	88 872
4218601	Aircraft & aeronautical equipment & supplies whsle								
	All establishments	2 092	12 214 744	929 885	206 175	21 276	1 893 980	2 063 036	2 377 201
	Establishments operated for the entire year	1 849	11 999 832	909 471	200 431	20 530	1 852 093	2 037 073	2 313 819
	Establishments with sales less than \$100,000	79	4 371	1 548	416	111	2 480	623	589
	Establishments with sales of \$100,000 to \$249,999	159	26 810	7 259	1 788	305	12 495	4 751	4 687
	Establishments with sales of \$250,000 to \$499,999	234	86 080	18 081	4 115	699	34 795	12 959	13 095
	Establishments with sales of \$500,000 to \$999,999	311	228 469	40 258	8 862	1 312	79 911	35 871	38 417
	Establishments with sales of \$1,000,000 to \$2,499,999	388	637 594	96 222	21 570	2 638	198 597	98 593	106 214
	Establishments with sales of \$2,500,000 to \$4,999,999	267	964 695	140 050	30 013	3 106	272 253	168 673	182 730
	Establishments with sales of \$5,000,000 to \$9,999,999	189	1 334 900	139 319	30 387	3 346	272 998	210 514	233 199
	Establishments with sales of \$10,000,000 to \$24,999,999	130	1 995 764	170 004	37 291	3 242	330 627	375 041	424 294
	Establishments with sales of \$25,000,000 or more	92	6 721 149	296 730	65 989	5 771	647 937	1 130 048	1 310 594
	Establishments not operated for the entire year	243	214 912	20 414	5 744	746	41 887	25 963	63 382
4218602	Marine machinery, equipment, & supplies whsle								
	All establishments	825	2 566 747	304 561	69 149	8 418	596 428	383 049	418 396
	Establishments operated for the entire year	720	D	D	D	i	D	D	D
	Establishments with sales less than \$100,000	22	D	D	D	b	D	D	D
	Establishments with sales of \$100,000 to \$249,999	61	D	D	D	c	D	D	D
	Establishments with sales of \$250,000 to \$499,999	113	D	D	D	e	D	D	D
	Establishments with sales of \$500,000 to \$999,999	131	D	D	D	f	D	D	D
	Establishments with sales of \$1,000,000 to \$2,499,999	184	286 937	40 562	9 434	1 308	79 569	44 028	45 663
	Establishments with sales of \$2,500,000 to \$4,999,999	99	350 978	43 385	9 484	1 228	89 253	51 903	56 181
	Establishments with sales of \$5,000,000 to \$9,999,999	66	D	D	D	g	D	D	D
	Establishments with sales of \$10,000,000 to \$24,999,999	32	479 208	44 687	9 481	1 182	81 687	78 275	89 059
	Establishments with sales of \$25,000,000 or more	12	810 025	91 264	21 468	2 118	177 455	105 258	104 669
	Establishments not operated for the entire year	105	D	D	D	c	D	D	D
4218603	Other transportation equipment & supplies whsle								
	All establishments	537	1 853 265	197 139	44 342	5 562	361 479	225 064	274 119

See footnotes at end of table.

Table 1. Sales Size of Establishments: 1997—Con.

[Includes only establishments with payroll. For meaning of abbreviations and symbols, see introductory text. For explanation of terms, see Appendix A. For method of assignment to categories shown, see Appendix C]

NAICS code	Sales sizes of establishments by type of operation and kind of business	Establishments (number)	Sales (\$1,000)	Annual payroll (\$1,000)	First-quarter payroll (\$1,000)	Paid employees for pay period including March 12 (number)	Operating expenses ¹ (\$1,000)	End-of-1996 inventories (\$1,000)	End-of-1997 inventories (\$1,000)
421	MERCHANT WHOLESALERS—Con.								
	Wholesale trade, durable goods—Con.								
4218603	Other transportation equipment & supplies whsle—Con.								
	Establishments operated for the entire year	475	D	D	D	i	D	D	D
	Establishments with sales less than \$100,000	12	D	D	D	a	D	D	D
	Establishments with sales of \$100,000 to \$249,999	35	D	D	D	b	D	D	D
	Establishments with sales of \$250,000 to \$499,999	75	D	D	D	c	D	D	D
	Establishments with sales of \$500,000 to \$999,999	80	D	D	D	e	D	D	D
	Establishments with sales of \$1,000,000 to \$2,499,999	121	197 948	23 818	5 211	839	47 057	21 943	23 469
	Establishments with sales of \$2,500,000 to \$4,999,999	69	252 422	25 744	5 902	917	48 013	28 262	29 569
	Establishments with sales of \$5,000,000 to \$9,999,999	39	D	D	D	f	D	D	D
	Establishments with sales of \$10,000,000 to \$24,999,999	30	444 981	43 353	10 526	1 046	76 157	58 704	65 865
	Establishments with sales of \$25,000,000 or more	14	543 894	52 415	11 615	1 246	93 531	73 759	95 225
	Establishments not operated for the entire year	62	D	D	D	b	D	D	D
4219	Miscellaneous durable goods whsle								
	All establishments	33 956	155 636 289	10 094 244	2 345 746	331 513	24 594 828	15 948 947	16 982 519
	Establishments operated for the entire year	29 018	150 848 526	9 758 987	2 257 282	318 186	23 790 474	15 661 067	16 082 419
	Establishments with sales less than \$100,000	2 077	122 973	34 961	8 648	3 333	64 944	18 277	18 324
	Establishments with sales of \$100,000 to \$249,999	3 899	660 200	145 393	34 382	9 369	295 275	93 750	95 621
	Establishments with sales of \$250,000 to \$499,999	4 389	1 586 968	287 241	66 086	15 318	615 402	242 353	244 904
	Establishments with sales of \$500,000 to \$999,999	4 883	3 490 140	533 203	123 560	24 708	1 164 904	497 071	503 374
	Establishments with sales of \$1,000,000 to \$2,499,999	5 964	9 474 639	1 201 287	275 182	47 435	2 679 993	1 273 995	1 302 213
	Establishments with sales of \$2,500,000 to \$4,999,999	3 371	11 826 163	1 296 324	294 030	46 038	2 882 180	1 548 774	1 610 024
	Establishments with sales of \$5,000,000 to \$9,999,999	2 148	14 909 982	1 452 496	324 568	46 422	3 264 282	1 907 450	2 001 331
	Establishments with sales of \$10,000,000 to \$24,999,999	1 415	21 570 813	1 692 932	382 312	49 567	3 965 427	2 784 041	2 813 837
	Establishments with sales of \$25,000,000 or more	872	87 206 648	3 115 150	748 514	75 996	8 858 067	7 295 356	7 492 791
	Establishments not operated for the entire year	4 938	4 787 763	335 257	88 464	13 327	804 354	287 880	900 100
42191	Sporting & recreational goods & supplies whsle								
	All establishments	4 961	17 059 006	1 546 470	356 459	53 620	3 678 121	3 018 376	3 206 465
	Establishments operated for the entire year	4 331	16 497 187	1 495 665	342 484	51 598	3 562 249	2 955 408	3 028 702
	Establishments with sales less than \$100,000	233	13 540	3 758	904	350	7 294	2 876	2 810
	Establishments with sales of \$100,000 to \$249,999	484	82 171	16 643	3 916	1 101	34 840	14 690	15 277
	Establishments with sales of \$250,000 to \$499,999	641	232 249	38 995	8 666	2 173	85 540	42 868	44 205
	Establishments with sales of \$500,000 to \$999,999	714	511 206	74 939	16 786	3 390	167 777	89 127	89 166
	Establishments with sales of \$1,000,000 to \$2,499,999	983	1 596 213	200 487	45 203	8 187	454 517	282 792	284 101
	Establishments with sales of \$2,500,000 to \$4,999,999	586	2 064 272	242 824	53 942	8 397	514 454	357 319	363 451
	Establishments with sales of \$5,000,000 to \$9,999,999	350	2 394 249	218 372	48 321	7 192	497 831	440 883	446 671
	Establishments with sales of \$10,000,000 to \$24,999,999	221	3 383 279	282 001	61 757	9 048	687 553	643 177	658 978
	Establishments with sales of \$25,000,000 or more	119	6 220 008	417 646	102 989	11 760	1 112 443	1 081 676	1 124 043
	Establishments not operated for the entire year	630	561 819	50 805	13 975	2 022	115 872	62 968	177 763
421910	Sporting & recreational goods & supplies whsle								
	All establishments	4 961	17 059 006	1 546 470	356 459	53 620	3 678 121	3 018 376	3 206 465

See footnotes at end of table.

Table 1. Sales Size of Establishments: 1997—Con.

[Includes only establishments with payroll. For meaning of abbreviations and symbols, see introductory text. For explanation of terms, see Appendix A. For method of assignment to categories shown, see Appendix C.]

NAICS code	Sales sizes of establishments by type of operation and kind of business	Establishments (number)	Sales (\$1,000)	Annual payroll (\$1,000)	First-quarter payroll (\$1,000)	Paid employees for pay period including March 12 (number)	Operating expenses ¹ (\$1,000)	End-of-1996 inventories (\$1,000)	End-of-1997 inventories (\$1,000)
421	MERCHANT WHOLESALERS—Con.								
	Wholesale trade, durable goods—Con.								
421910	Sporting & recreational goods & supplies whsle—Con.								
	Establishments operated for the entire year	4 331	16 497 187	1 495 665	342 484	51 598	3 562 249	2 955 408	3 028 702
	Establishments with sales less than \$100,000	233	13 540	3 758	904	350	7 294	2 876	2 810
	Establishments with sales of \$100,000 to \$249,999	484	82 171	16 643	3 916	1 101	34 840	14 690	15 277
	Establishments with sales of \$250,000 to \$499,999	641	232 249	38 995	8 666	2 173	85 540	42 868	44 205
	Establishments with sales of \$500,000 to \$999,999	714	511 206	74 939	16 786	3 390	167 777	89 127	89 166
	Establishments with sales of \$1,000,000 to \$2,499,999	983	1 596 213	200 487	45 203	8 187	454 517	282 792	284 101
	Establishments with sales of \$2,500,000 to \$4,999,999	586	2 064 272	242 824	53 942	8 397	514 454	357 319	363 451
	Establishments with sales of \$5,000,000 to \$9,999,999	350	2 394 249	218 372	48 321	7 192	497 831	440 883	446 671
	Establishments with sales of \$10,000,000 to \$24,999,999	221	3 383 279	282 001	61 757	9 048	687 553	643 177	658 978
	Establishments with sales of \$25,000,000 or more	119	6 220 008	417 646	102 989	11 760	1 112 443	1 081 676	1 124 043
	Establishments not operated for the entire year	630	561 819	50 805	13 975	2 022	115 872	62 968	177 763
42192	Toy & hobby goods & supplies whsle								
	All establishments	2 792	15 890 421	1 060 892	244 488	32 791	3 670 242	2 059 697	2 218 405
	Establishments operated for the entire year	2 390	D	D	D	k	D	D	D
	Establishments with sales less than \$100,000	186	D	D	D	e	D	D	D
	Establishments with sales of \$100,000 to \$249,999	305	D	D	D	f	D	D	D
	Establishments with sales of \$250,000 to \$499,999	381	D	D	D	g	D	D	D
	Establishments with sales of \$500,000 to \$999,999	368	D	D	D	g	D	D	D
	Establishments with sales of \$1,000,000 to \$2,499,999	496	768 969	91 235	19 914	3 636	228 814	132 012	131 910
	Establishments with sales of \$2,500,000 to \$4,999,999	284	995 600	94 053	21 065	3 529	247 313	177 882	185 579
	Establishments with sales of \$5,000,000 to \$9,999,999	176	1 212 884	130 195	29 588	4 222	321 807	195 379	218 414
	Establishments with sales of \$10,000,000 to \$24,999,999	109	1 733 098	146 602	32 192	4 350	394 991	271 897	278 910
	Establishments with sales of \$25,000,000 or more	85	D	D	D	j	D	D	D
	Establishments not operated for the entire year	402	D	D	D	g	D	D	D
421920	Toy & hobby goods & supplies whsle								
	All establishments	2 792	15 890 421	1 060 892	244 488	32 791	3 670 242	2 059 697	2 218 405
	Establishments operated for the entire year	2 390	D	D	D	k	D	D	D
	Establishments with sales less than \$100,000	186	D	D	D	e	D	D	D
	Establishments with sales of \$100,000 to \$249,999	305	D	D	D	f	D	D	D
	Establishments with sales of \$250,000 to \$499,999	381	D	D	D	g	D	D	D
	Establishments with sales of \$500,000 to \$999,999	368	D	D	D	g	D	D	D
	Establishments with sales of \$1,000,000 to \$2,499,999	496	768 969	91 235	19 914	3 636	228 814	132 012	131 910
	Establishments with sales of \$2,500,000 to \$4,999,999	284	995 600	94 053	21 065	3 529	247 313	177 882	185 579
	Establishments with sales of \$5,000,000 to \$9,999,999	176	1 212 884	130 195	29 588	4 222	321 807	195 379	218 414
	Establishments with sales of \$10,000,000 to \$24,999,999	109	1 733 098	146 602	32 192	4 350	394 991	271 897	278 910
	Establishments with sales of \$25,000,000 or more	85	D	D	D	j	D	D	D
	Establishments not operated for the entire year	402	D	D	D	g	D	D	D
42193	Recyclable material whsle								
	All establishments	8 833	37 358 147	3 196 991	746 097	114 097	7 291 056	1 991 917	2 097 394
	Establishments operated for the entire year	7 779	36 379 116	3 094 525	717 197	109 902	7 066 460	1 957 022	1 993 003
	Establishments with sales less than \$100,000	491	28 536	8 659	2 126	884	15 446	2 244	2 292
	Establishments with sales of \$100,000 to \$249,999	891	151 941	36 433	8 579	2 569	71 004	9 723	10 007

See footnotes at end of table.

Table 1. Sales Size of Establishments: 1997—Con.

[Includes only establishments with payroll. For meaning of abbreviations and symbols, see introductory text. For explanation of terms, see Appendix A. For method of assignment to categories shown, see Appendix C]

NAICS code	Sales sizes of establishments by type of operation and kind of business	Establishments (number)	Sales (\$1,000)	Annual payroll (\$1,000)	First-quarter payroll (\$1,000)	Paid employees for pay period including March 12 (number)	Operating expenses ¹ (\$1,000)	End-of-1996 inventories (\$1,000)	End-of-1997 inventories (\$1,000)
421	MERCHANT WHOLESALERS—Con.								
	Wholesale trade, durable goods—Con.								
42193	Recyclable material whsle—Con. Establishments operated for the entire year—Con.								
	Establishments with sales of \$250,000 to \$499,999	1 074	387 770	78 265	17 932	4 414	161 667	22 171	22 887
	Establishments with sales of \$500,000 to \$999,999	1 318	942 730	178 371	41 255	8 984	368 876	54 419	55 195
	Establishments with sales of \$1,000,000 to \$2,499,999	1 654	2 641 987	418 342	95 656	17 800	905 719	134 491	138 575
	Establishments with sales of \$2,500,000 to \$4,999,999	916	3 196 948	455 503	103 706	17 861	1 002 767	188 108	198 551
	Establishments with sales of \$5,000,000 to \$9,999,999	661	4 620 327	569 841	128 546	19 798	1 263 066	283 409	307 670
	Establishments with sales of \$10,000,000 to \$24,999,999	489	7 452 401	651 121	150 829	19 418	1 546 412	498 435	500 031
	Establishments with sales of \$25,000,000 or more	285	16 956 476	697 990	168 568	18 174	1 731 503	764 022	757 795
	Establishments not operated for the entire year	1 054	979 031	102 466	28 900	4 195	224 596	34 895	104 391
421930	Recyclable material whsle All establishments	8 833	37 358 147	3 196 991	746 097	114 097	7 291 056	1 991 917	2 097 394
	Establishments operated for the entire year	7 779	36 379 116	3 094 525	717 197	109 902	7 066 460	1 957 022	1 993 003
	Establishments with sales less than \$100,000	491	28 536	8 659	2 126	884	15 446	2 244	2 292
	Establishments with sales of \$100,000 to \$249,999	891	151 941	36 433	8 579	2 569	71 004	9 723	10 007
	Establishments with sales of \$250,000 to \$499,999	1 074	387 770	78 265	17 932	4 414	161 667	22 171	22 887
	Establishments with sales of \$500,000 to \$999,999	1 318	942 730	178 371	41 255	8 984	368 876	54 419	55 195
	Establishments with sales of \$1,000,000 to \$2,499,999	1 654	2 641 987	418 342	95 656	17 800	905 719	134 491	138 575
	Establishments with sales of \$2,500,000 to \$4,999,999	916	3 196 948	455 503	103 706	17 861	1 002 767	188 108	198 551
	Establishments with sales of \$5,000,000 to \$9,999,999	661	4 620 327	569 841	128 546	19 798	1 263 066	283 409	307 670
	Establishments with sales of \$10,000,000 to \$24,999,999	489	7 452 401	651 121	150 829	19 418	1 546 412	498 435	500 031
	Establishments with sales of \$25,000,000 or more	285	16 956 476	697 990	168 568	18 174	1 731 503	764 022	757 795
	Establishments not operated for the entire year	1 054	979 031	102 466	28 900	4 195	224 596	34 895	104 391
4219301	Iron & steel scrap processors & dealers All establishments	3 403	17 430 292	1 282 757	308 237	43 370	3 233 625	1 008 934	1 054 579
	Establishments operated for the entire year	3 001	16 930 793	1 233 759	293 235	41 358	3 121 684	982 679	981 007
	Establishments with sales less than \$100,000	168	9 917	2 892	697	260	5 426	1 252	1 294
	Establishments with sales of \$100,000 to \$249,999	335	57 043	12 222	2 872	835	25 863	5 422	5 526
	Establishments with sales of \$250,000 to \$499,999	414	148 199	26 345	5 923	1 544	58 779	11 974	12 427
	Establishments with sales of \$500,000 to \$999,999	481	345 227	55 447	12 806	2 738	126 982	27 201	27 345
	Establishments with sales of \$1,000,000 to \$2,499,999	632	1 006 212	136 952	31 610	5 994	327 212	67 961	68 350
	Establishments with sales of \$2,500,000 to \$4,999,999	363	1 275 659	152 988	35 659	6 130	376 211	98 813	107 871
	Establishments with sales of \$5,000,000 to \$9,999,999	259	1 824 612	209 739	47 090	6 811	494 430	138 147	150 325
	Establishments with sales of \$10,000,000 to \$24,999,999	209	3 201 948	259 985	63 472	7 585	671 510	235 825	235 117
	Establishments with sales of \$25,000,000 or more	140	9 061 976	377 189	93 106	9 461	1 035 271	396 084	372 752
	Establishments not operated for the entire year	402	499 499	48 998	15 002	2 012	111 941	26 255	73 572
42193011	Iron & steel scrap processors (using power processing equipment) All establishments	2 268	12 322 747	1 093 664	256 788	36 101	2 795 855	881 777	899 101
	Establishments operated for the entire year	2 019	12 012 493	1 060 343	248 163	34 733	2 715 767	856 889	852 184
	Establishments with sales less than \$100,000	82	D	D	D	c	D	D	D
	Establishments with sales of \$100,000 to \$249,999	182	D	D	D	e	D	D	D
	Establishments with sales of \$250,000 to \$499,999	207	74 788	15 192	3 361	846	32 351	6 438	6 831
	Establishments with sales of \$500,000 to \$999,999	300	D	D	D	g	D	D	D

See footnotes at end of table.

Table 1. Sales Size of Establishments: 1997—Con.

[Includes only establishments with payroll. For meaning of abbreviations and symbols, see introductory text. For explanation of terms, see Appendix A. For method of assignment to categories shown, see Appendix C]

NAICS code	Sales sizes of establishments by type of operation and kind of business	Establishments (number)	Sales (\$1,000)	Annual payroll (\$1,000)	First-quarter payroll (\$1,000)	Paid employees for pay period including March 12 (number)	Operating expenses ¹ (\$1,000)	End-of-1996 inventories (\$1,000)	End-of-1997 inventories (\$1,000)
421	MERCHANT WHOLESALERS—Con.								
	Wholesale trade, durable goods—Con.								
42193011	Iron & steel scrap processors (using power processing equipment)—Con.								
	Establishments operated for the entire year—Con.								
	Establishments with sales of \$1,000,000 to \$2,499,999	453	725 028	104 020	23 940	4 489	253 714	49 899	51 219
	Establishments with sales of \$2,500,000 to \$4,999,999	287	D	D	D	i	D	D	D
	Establishments with sales of \$5,000,000 to \$9,999,999	222	1 558 128	186 776	41 801	6 077	438 085	123 517	134 217
	Establishments with sales of \$10,000,000 to \$24,999,999	176	D	D	D	i	D	D	D
	Establishments with sales of \$25,000,000 or more	110	D	D	D	i	D	D	D
	Establishments not operated for the entire year	249	310 254	33 321	8 625	1 368	80 088	24 888	46 917
42193012	Iron & steel scrap processors (not using power processing equip)								
	All establishments	1 135	5 107 545	189 093	51 449	7 269	437 770	127 157	155 478
	Establishments operated for the entire year	982	4 918 300	173 416	45 072	6 625	405 917	125 790	128 823
	Establishments with sales less than \$100,000	86	D	D	D	c	D	D	D
	Establishments with sales of \$100,000 to \$249,999	153	D	D	D	e	D	D	D
	Establishments with sales of \$250,000 to \$499,999	207	73 411	11 153	2 562	698	26 428	5 536	5 596
	Establishments with sales of \$500,000 to \$999,999	181	D	D	D	g	D	D	D
	Establishments with sales of \$1,000,000 to \$2,499,999	179	281 184	32 932	7 670	1 505	73 498	18 062	17 131
	Establishments with sales of \$2,500,000 to \$4,999,999	76	D	D	D	g	D	D	D
	Establishments with sales of \$5,000,000 to \$9,999,999	37	266 484	22 963	5 289	734	56 345	14 630	16 108
	Establishments with sales of \$10,000,000 to \$24,999,999	33	D	D	D	f	D	D	D
	Establishments with sales of \$25,000,000 or more	30	D	D	D	e	D	D	D
	Establishments not operated for the entire year	153	189 245	15 677	6 377	644	31 853	1 367	26 655
4219302	Recyclable paper & paperboard whsle								
	All establishments	1 539	5 384 421	580 846	133 943	20 405	1 263 317	121 099	133 373
	Establishments operated for the entire year	1 356	5 271 079	565 334	129 184	19 638	1 229 279	119 556	127 572
	Establishments with sales less than \$100,000	100	5 772	1 748	445	204	3 313	124	136
	Establishments with sales of \$100,000 to \$249,999	145	24 142	6 774	1 594	513	12 324	802	816
	Establishments with sales of \$250,000 to \$499,999	170	61 709	16 187	3 870	815	30 521	1 397	1 509
	Establishments with sales of \$500,000 to \$999,999	206	145 855	36 453	8 559	1 721	69 388	5 274	4 521
	Establishments with sales of \$1,000,000 to \$2,499,999	307	495 581	95 012	21 761	3 909	196 058	12 125	12 820
	Establishments with sales of \$2,500,000 to \$4,999,999	189	644 365	115 724	26 239	4 239	241 317	12 799	13 937
	Establishments with sales of \$5,000,000 to \$9,999,999	130	916 920	114 198	26 946	4 038	274 949	15 851	19 259
	Establishments with sales of \$10,000,000 to \$24,999,999	79	D	D	D	h	D	D	D
	Establishments with sales of \$25,000,000 or more	30	D	D	D	g	D	D	D
	Establishments not operated for the entire year	183	113 342	15 512	4 759	767	34 038	1 543	5 801
4219303	Other recyclable material whsle								
	All establishments	3 891	14 543 434	1 333 388	303 917	50 322	2 794 114	861 884	909 442
	Establishments operated for the entire year	3 422	14 177 244	1 295 432	294 778	48 906	2 715 497	854 787	884 424
	Establishments with sales less than \$100,000	223	12 847	4 019	984	420	6 707	868	862
	Establishments with sales of \$100,000 to \$249,999	411	70 756	17 437	4 113	1 221	32 817	3 499	3 665
	Establishments with sales of \$250,000 to \$499,999	490	177 862	35 733	8 139	2 055	72 367	8 800	8 951
	Establishments with sales of \$500,000 to \$999,999	631	451 648	86 471	19 890	4 525	172 506	21 944	23 329
	Establishments with sales of \$1,000,000 to \$2,499,999	715	1 140 194	186 378	42 285	7 897	382 449	54 405	57 405

See footnotes at end of table.

Table 1. Sales Size of Establishments: 1997—Con.

[Includes only establishments with payroll. For meaning of abbreviations and symbols, see introductory text. For explanation of terms, see Appendix A. For method of assignment to categories shown, see Appendix C.]

NAICS code	Sales sizes of establishments by type of operation and kind of business	Establishments (number)	Sales (\$1,000)	Annual payroll (\$1,000)	First-quarter payroll (\$1,000)	Paid employees for pay period including March 12 (number)	Operating expenses ¹ (\$1,000)	End-of-1996 inventories (\$1,000)	End-of-1997 inventories (\$1,000)
421	MERCHANT WHOLESALERS—Con.								
	Wholesale trade, durable goods—Con.								
4219303	Other recyclable material whsle—Con.								
	Establishments operated for the entire year—Con.								
	Establishments with sales of \$2,500,000 to \$4,999,999	364	1 276 924	186 791	41 808	7 492	385 239	76 496	76 743
	Establishments with sales of \$5,000,000 to \$9,999,999	272	1 878 795	245 904	54 510	8 949	493 687	129 411	138 086
	Establishments with sales of \$10,000,000 to \$24,999,999	201	D	D	D	i	D	D	D
	Establishments with sales of \$25,000,000 or more	115	D	D	D	i	D	D	D
	Establishments not operated for the entire year	469	366 190	37 956	9 139	1 416	78 617	7 097	25 018
42194	Jewelry/watch/silverware/precious stone, & precious metal whsle								
	All establishments	7 183	30 824 486	1 613 759	366 259	47 910	3 842 310	5 085 548	5 403 568
	Establishments operated for the entire year	6 257	D	D	D	k	D	D	D
	Establishments with sales less than \$100,000	358	D	D	D	f	D	D	D
	Establishments with sales of \$100,000 to \$249,999	780	D	D	D	g	D	D	D
	Establishments with sales of \$250,000 to \$499,999	892	D	D	D	h	D	D	D
	Establishments with sales of \$500,000 to \$999,999	1 092	D	D	D	h	D	D	D
	Establishments with sales of \$1,000,000 to \$2,499,999	1 375	2 179 238	198 444	46 588	7 080	456 251	470 491	484 667
	Establishments with sales of \$2,500,000 to \$4,999,999	824	2 889 264	213 788	49 626	6 621	497 566	556 377	579 684
	Establishments with sales of \$5,000,000 to \$9,999,999	487	3 389 707	216 566	46 897	6 157	474 211	657 307	684 541
	Establishments with sales of \$10,000,000 to \$24,999,999	307	4 622 282	252 390	56 314	7 074	583 284	938 419	920 402
	Establishments with sales of \$25,000,000 or more	142	D	D	D	j	D	D	D
	Establishments not operated for the entire year	926	D	D	D	g	D	D	D
421940	Jewelry/watch/silverware/precious stone, & precious metal whsle								
	All establishments	7 183	30 824 486	1 613 759	366 259	47 910	3 842 310	5 085 548	5 403 568
	Establishments operated for the entire year	6 257	D	D	D	k	D	D	D
	Establishments with sales less than \$100,000	358	D	D	D	f	D	D	D
	Establishments with sales of \$100,000 to \$249,999	780	D	D	D	g	D	D	D
	Establishments with sales of \$250,000 to \$499,999	892	D	D	D	h	D	D	D
	Establishments with sales of \$500,000 to \$999,999	1 092	D	D	D	h	D	D	D
	Establishments with sales of \$1,000,000 to \$2,499,999	1 375	2 179 238	198 444	46 588	7 080	456 251	470 491	484 667
	Establishments with sales of \$2,500,000 to \$4,999,999	824	2 889 264	213 788	49 626	6 621	497 566	556 377	579 684
	Establishments with sales of \$5,000,000 to \$9,999,999	487	3 389 707	216 566	46 897	6 157	474 211	657 307	684 541
	Establishments with sales of \$10,000,000 to \$24,999,999	307	4 622 282	252 390	56 314	7 074	583 284	938 419	920 402
	Establishments with sales of \$25,000,000 or more	142	D	D	D	j	D	D	D
	Establishments not operated for the entire year	926	D	D	D	g	D	D	D
4219401	Jewelry, watch, diamonds, precious stone, & silverware whsle								
	All establishments	6 641	21 097 516	1 495 898	338 739	45 014	3 585 783	4 360 264	4 695 119
	Establishments operated for the entire year	5 784	20 312 202	1 449 700	329 880	43 679	3 472 856	4 332 561	4 404 996
	Establishments with sales less than \$100,000	339	D	D	D	f	D	D	D
	Establishments with sales of \$100,000 to \$249,999	741	D	D	D	g	D	D	D
	Establishments with sales of \$250,000 to \$499,999	846	D	D	D	g	D	D	D
	Establishments with sales of \$500,000 to \$999,999	1 007	D	D	D	h	D	D	D
	Establishments with sales of \$1,000,000 to \$2,499,999	1 261	1 998 811	187 229	43 986	6 705	429 801	440 702	453 822

See footnotes at end of table.

Table 1. Sales Size of Establishments: 1997—Con.

[Includes only establishments with payroll. For meaning of abbreviations and symbols, see introductory text. For explanation of terms, see Appendix A. For method of assignment to categories shown, see Appendix C]

NAICS code	Sales sizes of establishments by type of operation and kind of business	Establishments (number)	Sales (\$1,000)	Annual payroll (\$1,000)	First-quarter payroll (\$1,000)	Paid employees for pay period including March 12 (number)	Operating expenses ¹ (\$1,000)	End-of-1996 inventories (\$1,000)	End-of-1997 inventories (\$1,000)
421	MERCHANT WHOLESALERS—Con.								
	Wholesale trade, durable goods—Con.								
4219401	Jewelry, watch, diamonds, precious stone, & silverware whsle—Con. Establishments operated for the entire year—Con. Establishments with sales of \$2,500,000 to \$4,999,999 Establishments with sales of \$5,000,000 to \$9,999,999 Establishments with sales of \$10,000,000 to \$24,999,999 Establishments with sales of \$25,000,000 or more	767 434 279 110	2 685 082 D D D	203 705 D D D	47 183 D D D	6 343 i i i	476 174 D D D	531 790 D D D	554 870 D D D
	Establishments not operated for the entire year	857	785 314	46 198	8 859	1 335	112 927	27 703	290 123
4219402	Precious metal (excluding ores) whsle All establishments Establishments operated for the entire year	542 473	9 726 970 D	117 861 D	27 520 D	2 896 h	256 527 D	725 284 D	708 449 D
	Establishments with sales less than \$100,000	19	D	D	D	b	D	D	D
	Establishments with sales of \$100,000 to \$249,999	39	D	D	D	b	D	D	D
	Establishments with sales of \$250,000 to \$499,999	46	D	D	D	c	D	D	D
	Establishments with sales of \$500,000 to \$999,999	85	D	D	D	e	D	D	D
	Establishments with sales of \$1,000,000 to \$2,499,999	114	180 427	11 215	2 602	375	26 450	29 789	30 845
	Establishments with sales of \$2,500,000 to \$4,999,999	57	204 182	10 083	2 443	278	21 392	24 587	24 814
	Establishments with sales of \$5,000,000 to \$9,999,999	53	D	D	D	e	D	D	D
	Establishments with sales of \$10,000,000 to \$24,999,999	28	D	D	D	e	D	D	D
	Establishments with sales of \$25,000,000 or more	32	D	D	D	f	D	D	D
	Establishments not operated for the entire year	69	D	D	D	b	D	D	D
42199	Other miscellaneous durable goods whsle All establishments Establishments operated for the entire year	10 187 8 261	54 504 229 52 470 928	2 676 132 2 568 276	632 443 602 232	83 095 78 404	6 113 099 5 855 099	3 793 409 3 655 341	4 056 687 3 849 290
	Establishments with sales less than \$100,000	809	48 457	13 980	3 494	1 236	25 708	5 347	5 371
	Establishments with sales of \$100,000 to \$249,999	1 439	242 916	56 149	13 287	3 296	112 668	28 265	29 088
	Establishments with sales of \$250,000 to \$499,999	1 401	502 920	98 615	22 581	4 759	205 174	66 231	64 921
	Establishments with sales of \$500,000 to \$999,999	1 391	991 201	151 907	34 596	6 449	326 804	114 075	117 139
	Establishments with sales of \$1,000,000 to \$2,499,999	1 456	2 288 232	292 779	67 821	10 732	634 692	254 209	262 960
	Establishments with sales of \$2,500,000 to \$4,999,999	761	2 680 079	290 156	65 691	9 630	620 080	269 088	282 759
	Establishments with sales of \$5,000,000 to \$9,999,999	474	3 292 815	317 522	71 216	9 053	707 367	330 472	344 035
	Establishments with sales of \$10,000,000 to \$24,999,999	289	4 379 753	360 818	81 220	9 677	753 187	432 113	455 516
	Establishments with sales of \$25,000,000 or more	241	38 044 555	986 350	242 326	23 572	2 469 419	2 155 541	2 287 501
	Establishments not operated for the entire year	1 926	2 033 301	107 856	30 211	4 691	258 000	138 068	207 397
421990	Other miscellaneous durable goods whsle All establishments Establishments operated for the entire year	10 187 8 261	54 504 229 52 470 928	2 676 132 2 568 276	632 443 602 232	83 095 78 404	6 113 099 5 855 099	3 793 409 3 655 341	4 056 687 3 849 290
	Establishments with sales less than \$100,000	809	48 457	13 980	3 494	1 236	25 708	5 347	5 371
	Establishments with sales of \$100,000 to \$249,999	1 439	242 916	56 149	13 287	3 296	112 668	28 265	29 088
	Establishments with sales of \$250,000 to \$499,999	1 401	502 920	98 615	22 581	4 759	205 174	66 231	64 921
	Establishments with sales of \$500,000 to \$999,999	1 391	991 201	151 907	34 596	6 449	326 804	114 075	117 139
	Establishments with sales of \$1,000,000 to \$2,499,999	1 456	2 288 232	292 779	67 821	10 732	634 692	254 209	262 960
	Establishments with sales of \$2,500,000 to \$4,999,999	761	2 680 079	290 156	65 691	9 630	620 080	269 088	282 759

See footnotes at end of table.

Table 1. Sales Size of Establishments: 1997—Con.

[Includes only establishments with payroll. For meaning of abbreviations and symbols, see introductory text. For explanation of terms, see Appendix A. For method of assignment to categories shown, see Appendix C.]

NAICS code	Sales sizes of establishments by type of operation and kind of business	Establishments (number)	Sales (\$1,000)	Annual payroll (\$1,000)	First-quarter payroll (\$1,000)	Paid employees for pay period including March 12 (number)	Operating expenses ¹ (\$1,000)	End-of-1996 inventories (\$1,000)	End-of-1997 inventories (\$1,000)
421	MERCHANT WHOLESALERS—Con.								
	Wholesale trade, durable goods—Con.								
421990	Other miscellaneous durable goods whsle—Con.								
	Establishments operated for the entire year—Con.								
	Establishments with sales of \$5,000,000 to \$9,999,999	474	3 292 815	317 522	71 216	9 053	707 367	330 472	344 035
	Establishments with sales of \$10,000,000 to \$24,999,999	289	4 379 753	360 818	81 220	9 677	753 187	432 113	455 516
	Establishments with sales of \$25,000,000 or more	241	38 044 555	986 350	242 326	23 572	2 469 419	2 155 541	2 287 501
	Establishments not operated for the entire year	1 926	2 033 301	107 856	30 211	4 691	258 000	138 068	207 397
4219901	Musical instruments & supplies whsle								
	All establishments	444	2 155 019	160 389	36 931	4 465	395 312	319 907	325 046
	Establishments operated for the entire year	378	2 130 435	158 395	36 586	4 389	390 269	319 053	318 540
	Establishments with sales less than \$100,000	31	1 871	416	108	46	860	248	260
	Establishments with sales of \$100,000 to \$249,999	44	7 498	1 429	344	84	2 963	1 427	1 372
	Establishments with sales of \$250,000 to \$499,999	62	22 623	4 095	932	215	9 159	5 090	5 208
	Establishments with sales of \$500,000 to \$999,999	61	45 598	6 343	1 431	289	14 198	10 004	10 210
	Establishments with sales of \$1,000,000 to \$2,499,999	66	106 447	14 259	2 950	514	30 348	22 777	23 341
	Establishments with sales of \$2,500,000 to \$4,999,999	42	145 331	17 990	4 104	652	39 091	29 937	30 318
	Establishments with sales of \$5,000,000 to \$9,999,999	30	D	D	D	f	D	D	D
	Establishments with sales of \$10,000,000 to \$24,999,999	21	318 583	34 504	7 528	819	69 575	51 551	51 728
	Establishments with sales of \$25,000,000 or more	21	D	D	D	g	D	D	D
	Establishments not operated for the entire year	66	24 584	1 994	345	76	5 043	854	6 506
4219902	Forest products (except lumber) whsle								
	All establishments	1 844	10 671 425	390 863	89 249	10 934	980 351	433 291	465 456
	Establishments operated for the entire year	1 515	10 435 148	377 717	85 902	10 348	944 195	432 249	445 694
	Establishments with sales less than \$100,000	114	6 663	1 941	499	192	3 797	352	359
	Establishments with sales of \$100,000 to \$249,999	194	32 386	7 634	1 826	480	17 002	3 340	3 774
	Establishments with sales of \$250,000 to \$499,999	186	67 886	13 603	3 076	648	30 339	11 375	9 362
	Establishments with sales of \$500,000 to \$999,999	209	149 014	18 413	4 209	867	47 707	8 417	8 957
	Establishments with sales of \$1,000,000 to \$2,499,999	298	470 739	48 121	10 991	1 737	119 571	24 417	26 568
	Establishments with sales of \$2,500,000 to \$4,999,999	224	782 404	53 200	12 183	1 806	139 108	41 715	46 322
	Establishments with sales of \$5,000,000 to \$9,999,999	156	1 086 418	65 554	14 191	1 993	178 944	66 508	73 543
	Establishments with sales of \$10,000,000 to \$24,999,999	80	1 236 929	53 925	11 028	1 190	129 192	65 223	69 995
	Establishments with sales of \$25,000,000 or more	54	6 602 709	115 326	27 899	1 435	278 535	210 902	206 814
	Establishments not operated for the entire year	329	236 277	13 146	3 347	586	36 156	1 042	19 762
4219903	General merchandise (durable goods) whsle								
	All establishments	2 864	20 154 440	473 038	112 333	16 449	954 094	1 037 331	1 041 416
	Establishments operated for the entire year	2 251	D	D	D	j	D	D	D
	Establishments with sales less than \$100,000	248	D	D	D	e	D	D	D
	Establishments with sales of \$100,000 to \$249,999	482	D	D	D	f	D	D	D
	Establishments with sales of \$250,000 to \$499,999	457	D	D	D	g	D	D	D
	Establishments with sales of \$500,000 to \$999,999	420	D	D	D	g	D	D	D
	Establishments with sales of \$1,000,000 to \$2,499,999	379	D	D	D	g	D	D	D
	Establishments with sales of \$2,500,000 to \$4,999,999	129	450 460	45 097	9 849	1 713	93 299	61 825	62 488
	Establishments with sales of \$5,000,000 to \$9,999,999	76	D	D	D	g	D	D	D
	Establishments with sales of \$10,000,000 to \$24,999,999	30	436 225	43 793	10 636	1 151	82 730	43 208	45 947

See footnotes at end of table.

Table 1. Sales Size of Establishments: 1997—Con.

[Includes only establishments with payroll. For meaning of abbreviations and symbols, see introductory text. For explanation of terms, see Appendix A. For method of assignment to categories shown, see Appendix C]

NAICS code	Sales sizes of establishments by type of operation and kind of business	Establishments (number)	Sales (\$1,000)	Annual payroll (\$1,000)	First-quarter payroll (\$1,000)	Paid employees for pay period including March 12 (number)	Operating expenses ¹ (\$1,000)	End-of-1996 inventories (\$1,000)	End-of-1997 inventories (\$1,000)
421	MERCHANT WHOLESALERS—Con.								
	Wholesale trade, durable goods—Con.								
4219903	General merchandise (durable goods) whsle—Con.								
	Establishments operated for the entire year—Con.								
	Establishments with sales of \$25,000,000 or more.....	30	D	D	D	h	D	D	D
	Establishments not operated for the entire year.....	613	D	D	D	g	D	D	D
4219904	Prerecorded media whsle								
	All establishments	1 852	16 079 741	992 129	238 465	30 602	2 326 833	1 421 931	1 569 954
	Establishments operated for the entire year	1 549	D	D	D	k	D	D	D
	Establishments with sales less than \$100,000	105	6 019	1 730	440	160	3 217	711	705
	Establishments with sales of \$100,000 to \$249,999	222	36 326	8 368	2 196	510	17 362	4 311	4 350
	Establishments with sales of \$250,000 to \$499,999	197	69 634	12 748	2 913	628	27 235	7 267	7 147
	Establishments with sales of \$500,000 to \$999,999	272	196 092	31 994	7 439	1 283	71 897	22 716	22 802
	Establishments with sales of \$1,000,000 to \$2,499,999	295	D	D	D	g	D	D	D
	Establishments with sales of \$2,500,000 to \$4,999,999	160	573 524	73 896	17 392	2 462	152 642	66 829	71 258
	Establishments with sales of \$5,000,000 to \$9,999,999	102	730 975	78 707	18 213	2 407	173 877	78 268	78 334
	Establishments with sales of \$10,000,000 to \$24,999,999	94	1 466 492	160 386	37 857	4 547	313 922	154 531	154 094
	Establishments with sales of \$25,000,000 or more.....	102	D	D	D	j	D	D	D
	Establishments not operated for the entire year	303	D	D	D	f	D	D	D
42199041	Compact discs/prerecorded audio tapes, & phonograph records whsle								
	All establishments	1 215	8 766 190	647 937	153 359	20 147	1 517 990	950 427	1 025 205
	Establishments operated for the entire year	974	D	D	D	j	D	D	D
	Establishments with sales less than \$100,000	68	D	D	D	c	D	D	D
	Establishments with sales of \$100,000 to \$249,999	150	D	D	D	e	D	D	D
	Establishments with sales of \$250,000 to \$499,999	128	D	D	D	e	D	D	D
	Establishments with sales of \$500,000 to \$999,999	186	133 544	21 643	4 897	859	50 100	16 324	16 971
	Establishments with sales of \$1,000,000 to \$2,499,999	179	D	D	D	g	D	D	D
	Establishments with sales of \$2,500,000 to \$4,999,999	97	352 874	40 619	9 559	1 179	87 203	43 681	46 949
	Establishments with sales of \$5,000,000 to \$9,999,999	66	D	D	D	g	D	D	D
	Establishments with sales of \$10,000,000 to \$24,999,999	41	D	D	D	g	D	D	D
	Establishments with sales of \$25,000,000 or more.....	59	D	D	D	j	D	D	D
	Establishments not operated for the entire year	241	D	D	D	f	D	D	D
42199042	Prerecorded video tapes whsle								
	All establishments	637	7 313 551	344 192	85 106	10 455	808 843	471 504	544 749
	Establishments operated for the entire year	575	6 947 288	334 508	82 345	10 036	788 082	471 085	515 704
	Establishments with sales less than \$100,000	37	D	D	D	b	D	D	D
	Establishments with sales of \$100,000 to \$249,999	72	D	D	D	c	D	D	D
	Establishments with sales of \$250,000 to \$499,999	69	D	D	D	c	D	D	D
	Establishments with sales of \$500,000 to \$999,999	86	62 548	10 351	2 542	424	21 797	6 392	5 831
	Establishments with sales of \$1,000,000 to \$2,499,999	116	D	D	D	f	D	D	D
	Establishments with sales of \$2,500,000 to \$4,999,999	63	220 650	33 277	7 833	1 283	65 439	23 148	24 309
	Establishments with sales of \$5,000,000 to \$9,999,999	36	D	D	D	f	D	D	D
	Establishments with sales of \$10,000,000 to \$24,999,999	53	D	D	D	g	D	D	D
	Establishments with sales of \$25,000,000 or more.....	43	D	D	D	h	D	D	D
	Establishments not operated for the entire year	62	366 263	9 684	2 761	419	20 761	419	29 045

See footnotes at end of table.

Table 1. Sales Size of Establishments: 1997—Con.

[Includes only establishments with payroll. For meaning of abbreviations and symbols, see introductory text. For explanation of terms, see Appendix A. For method of assignment to categories shown, see Appendix C]

NAICS code	Sales sizes of establishments by type of operation and kind of business	Establishments (number)	Sales (\$1,000)	Annual payroll (\$1,000)	First-quarter payroll (\$1,000)	Paid employees for pay period including March 12 (number)	Operating expenses ¹ (\$1,000)	End-of-1996 inventories (\$1,000)	End-of-1997 inventories (\$1,000)
421	MERCHANT WHOLESALERS—Con.								
	Wholesale trade, durable goods—Con.								
4219905	Fire extinguishers & fire safety equipment whsle								
	All establishments	923	937 818	173 795	40 084	6 421	306 021	75 921	86 997
	Establishments operated for the entire year	796	907 565	169 449	39 027	6 193	298 434	75 715	81 504
	Establishments with sales less than \$100,000	109	D	D	D	c	D	D	D
	Establishments with sales of \$100,000 to \$249,999	164	D	D	D	f	D	D	D
	Establishments with sales of \$250,000 to \$499,999	168	D	D	D	f	D	D	D
	Establishments with sales of \$500,000 to \$999,999	118	D	D	D	f	D	D	D
	Establishments with sales of \$1,000,000 to \$2,499,999	136	210 328	42 500	9 757	1 506	74 206	17 317	18 386
	Establishments with sales of \$2,500,000 to \$4,999,999	70	239 008	41 108	9 301	1 216	72 884	17 381	18 449
	Establishments with sales of \$5,000,000 to \$9,999,999	21	137 870	22 708	4 951	631	41 294	15 067	16 570
	Establishments with sales of \$10,000,000 to \$24,999,999	9	110 604	10 036	2 314	293	16 772	12 252	14 819
	Establishments with sales of \$25,000,000 or more	1	D	D	D	b	D	D	D
	Establishments not operated for the entire year	127	30 253	4 346	1 057	228	7 587	206	5 493
4219906	Other durable goods whsle								
	All establishments	2 260	4 505 786	485 918	115 381	14 224	1 150 488	505 028	567 818
	Establishments operated for the entire year	1 772	4 310 187	471 314	113 059	13 702	1 115 750	500 495	526 249
	Establishments with sales less than \$100,000	202	11 973	3 433	822	297	6 283	1 477	1 484
	Establishments with sales of \$100,000 to \$249,999	333	56 892	13 346	3 025	713	26 567	7 036	7 234
	Establishments with sales of \$250,000 to \$499,999	331	118 753	26 217	6 050	1 124	52 121	12 517	12 840
	Establishments with sales of \$500,000 to \$999,999	311	D	D	D	g	D	D	D
	Establishments with sales of \$1,000,000 to \$2,499,999	282	446 010	61 860	13 870	2 091	131 195	57 829	58 095
	Establishments with sales of \$2,500,000 to \$4,999,999	136	489 352	58 865	12 862	1 781	123 056	51 401	53 924
	Establishments with sales of \$5,000,000 to \$9,999,999	89	614 035	83 525	18 455	2 171	170 196	71 986	75 311
	Establishments with sales of \$10,000,000 to \$24,999,999	55	810 920	58 174	11 857	1 677	140 996	105 348	118 933
	Establishments with sales of \$25,000,000 or more	33	D	D	D	g	D	D	D
	Establishments not operated for the entire year	488	195 599	14 604	2 322	522	34 738	4 533	41 569
422	Wholesale trade, nondurable goods								
	All establishments	134 951	1 118 350 517	58 664 019	13 648 860	1 834 433	127 561 435	78 868 375	84 615 154
	Establishments operated for the entire year	116 283	1 091 135 775	57 104 360	13 262 863	1 773 875	124 074 514	77 250 796	80 951 501
	Establishments with sales less than \$100,000	5 737	339 574	126 742	31 434	9 439	219 702	64 931	64 936
	Establishments with sales of \$100,000 to \$249,999	11 063	1 881 851	390 755	92 030	25 154	784 510	202 968	205 353
	Establishments with sales of \$250,000 to \$499,999	13 461	4 896 991	824 596	191 401	43 961	1 722 558	478 097	492 011
	Establishments with sales of \$500,000 to \$999,999	17 092	12 309 897	1 764 394	407 828	81 726	3 740 497	1 178 137	1 211 349
	Establishments with sales of \$1,000,000 to \$2,499,999	23 739	38 248 184	4 587 476	1 053 227	183 597	9 763 590	3 484 639	3 585 801
	Establishments with sales of \$2,500,000 to \$4,999,999	15 630	55 388 953	5 425 146	1 239 914	190 314	11 460 010	4 635 225	4 842 456
	Establishments with sales of \$5,000,000 to \$9,999,999	12 278	86 731 833	7 054 228	1 599 829	227 030	15 006 016	7 026 845	7 346 329
	Establishments with sales of \$10,000,000 to \$24,999,999	10 112	156 461 629	10 579 492	2 421 327	318 441	22 696 248	11 912 727	12 448 795
	Establishments with sales of \$25,000,000 or more	7 171	734 876 863	26 351 531	6 225 873	694 213	58 681 383	48 267 227	50 754 471
	Establishments not operated for the entire year	18 668	27 214 742	1 559 659	385 997	60 558	3 486 921	1 617 579	3 663 653
4221	Paper & paper product whsle								
	All establishments	12 686	66 491 798	5 841 711	1 378 526	158 255	11 018 825	4 866 569	5 117 298

See footnotes at end of table.

Table 1. Sales Size of Establishments: 1997—Con.

[Includes only establishments with payroll. For meaning of abbreviations and symbols, see introductory text. For explanation of terms, see Appendix A. For method of assignment to categories shown, see Appendix C.]

NAICS code	Sales sizes of establishments by type of operation and kind of business	Establishments (number)	Sales (\$1,000)	Annual payroll (\$1,000)	First-quarter payroll (\$1,000)	Paid employees for pay period including March 12 (number)	Operating expenses ¹ (\$1,000)	End-of-1996 inventories (\$1,000)	End-of-1997 inventories (\$1,000)
422	MERCHANT WHOLESALERS—Con.								
	Wholesale trade, nondurable goods—Con.								
4221	Paper & paper product whsle—Con.								
	Establishments operated for the entire year	11 476	65 617 403	5 745 936	1 353 606	154 323	10 829 569	4 812 156	5 014 915
	Establishments with sales less than \$100,000	535	32 290	8 253	2 069	750	14 839	3 110	2 948
	Establishments with sales of \$100,000 to \$249,999	1 168	198 674	37 252	9 014	2 351	73 289	16 828	16 881
	Establishments with sales of \$250,000 to \$499,999	1 566	576 081	96 892	22 717	4 638	191 156	42 251	42 441
	Establishments with sales of \$500,000 to \$999,999	2 117	1 512 845	241 815	56 350	9 636	475 171	106 965	108 618
	Establishments with sales of \$1,000,000 to \$2,499,999	2 588	4 123 534	631 843	146 023	21 066	1 182 956	288 693	299 488
	Establishments with sales of \$2,500,000 to \$4,999,999	1 390	4 849 657	699 994	160 961	19 821	1 273 931	347 430	363 316
	Establishments with sales of \$5,000,000 to \$9,999,999	867	6 028 336	782 747	182 344	20 952	1 407 475	455 028	469 440
	Establishments with sales of \$10,000,000 to \$24,999,999	700	10 807 245	1 110 715	261 636	27 952	2 034 514	904 367	949 647
	Establishments with sales of \$25,000,000 or more	545	37 488 741	2 136 425	512 492	47 157	4 176 238	2 647 484	2 762 136
	Establishments not operated for the entire year	1 210	874 395	95 775	24 920	3 932	189 256	54 413	102 383
42211	Printing & writing paper whsle								
	All establishments	1 838	20 477 795	1 203 286	292 367	26 584	2 322 735	1 271 873	1 292 461
	Establishments operated for the entire year	1 703	20 377 474	1 196 098	290 589	26 316	2 307 216	1 264 937	1 278 731
	Establishments with sales less than \$100,000	70	3 888	1 129	268	98	2 054	191	158
	Establishments with sales of \$100,000 to \$249,999	152	26 663	5 039	1 231	286	10 245	1 537	1 566
	Establishments with sales of \$250,000 to \$499,999	223	81 265	15 881	3 801	642	30 535	5 248	5 110
	Establishments with sales of \$500,000 to \$999,999	265	190 477	29 357	6 878	1 063	59 456	12 055	11 569
	Establishments with sales of \$1,000,000 to \$2,499,999	329	518 716	69 439	15 896	2 102	135 612	31 586	33 235
	Establishments with sales of \$2,500,000 to \$4,999,999	163	580 564	65 688	15 526	1 821	124 234	43 474	44 728
	Establishments with sales of \$5,000,000 to \$9,999,999	137	1 007 940	96 980	23 105	2 330	180 411	79 549	82 316
	Establishments with sales of \$10,000,000 to \$24,999,999	162	2 677 973	191 896	46 960	4 556	374 646	213 935	223 362
	Establishments with sales of \$25,000,000 or more	202	15 289 988	720 689	176 924	13 418	1 390 023	877 362	876 687
	Establishments not operated for the entire year	135	100 321	7 188	1 778	268	15 519	6 936	13 730
422110	Printing & writing paper whsle								
	All establishments	1 838	20 477 795	1 203 286	292 367	26 584	2 322 735	1 271 873	1 292 461
	Establishments operated for the entire year	1 703	20 377 474	1 196 098	290 589	26 316	2 307 216	1 264 937	1 278 731
	Establishments with sales less than \$100,000	70	3 888	1 129	268	98	2 054	191	158
	Establishments with sales of \$100,000 to \$249,999	152	26 663	5 039	1 231	286	10 245	1 537	1 566
	Establishments with sales of \$250,000 to \$499,999	223	81 265	15 881	3 801	642	30 535	5 248	5 110
	Establishments with sales of \$500,000 to \$999,999	265	190 477	29 357	6 878	1 063	59 456	12 055	11 569
	Establishments with sales of \$1,000,000 to \$2,499,999	329	518 716	69 439	15 896	2 102	135 612	31 586	33 235
	Establishments with sales of \$2,500,000 to \$4,999,999	163	580 564	65 688	15 526	1 821	124 234	43 474	44 728
	Establishments with sales of \$5,000,000 to \$9,999,999	137	1 007 940	96 980	23 105	2 330	180 411	79 549	82 316
	Establishments with sales of \$10,000,000 to \$24,999,999	162	2 677 973	191 896	46 960	4 556	374 646	213 935	223 362
	Establishments with sales of \$25,000,000 or more	202	15 289 988	720 689	176 924	13 418	1 390 023	877 362	876 687
	Establishments not operated for the entire year	135	100 321	7 188	1 778	268	15 519	6 936	13 730
42212	Stationery & office supplies whsle								
	All establishments	6 260	19 572 837	2 310 376	546 853	70 818	4 301 775	1 828 831	1 934 601
	Establishments operated for the entire year	5 663	19 175 929	2 259 729	533 505	68 558	4 204 700	1 803 867	1 884 834
	Establishments with sales less than \$100,000	298	18 204	4 280	1 088	412	7 936	2 040	1 908
	Establishments with sales of \$100,000 to \$249,999	698	119 218	21 860	5 301	1 407	43 202	10 715	10 677
	Establishments with sales of \$250,000 to \$499,999	920	335 826	55 443	12 964	2 672	109 152	24 188	24 401

See footnotes at end of table.

Table 1. Sales Size of Establishments: 1997—Con.

[Includes only establishments with payroll. For meaning of abbreviations and symbols, see introductory text. For explanation of terms, see Appendix A. For method of assignment to categories shown, see Appendix C.]

NAICS code	Sales sizes of establishments by type of operation and kind of business	Establishments (number)	Sales (\$1,000)	Annual payroll (\$1,000)	First-quarter payroll (\$1,000)	Paid employees for pay period including March 12 (number)	Operating expenses ¹ (\$1,000)	End-of-1996 inventories (\$1,000)	End-of-1997 inventories (\$1,000)
422	MERCHANT WHOLESALERS—Con.								
	Wholesale trade, nondurable goods—Con.								
42212	Stationery & office supplies whsle—Con.								
	Establishments operated for the entire year—Con.								
	Establishments with sales of \$500,000 to \$999,999	1 173	838 012	139 886	32 476	5 549	268 038	60 524	62 360
	Establishments with sales of \$1,000,000 to \$2,499,999	1 319	2 083 331	356 574	82 982	12 156	647 725	141 226	145 543
	Establishments with sales of \$2,500,000 to \$4,999,999	611	2 100 453	356 549	82 296	10 193	627 092	144 488	150 908
	Establishments with sales of \$5,000,000 to \$9,999,999	294	1 991 689	308 177	73 310	8 305	537 694	145 143	147 940
	Establishments with sales of \$10,000,000 to \$24,999,999	191	2 912 247	366 165	85 787	9 885	670 512	302 033	317 452
	Establishments with sales of \$25,000,000 or more	159	8 776 949	650 795	157 301	17 979	1 293 349	973 510	1 023 645
	Establishments not operated for the entire year	597	396 908	50 647	13 348	2 260	97 075	24 964	49 767
422120	Stationery & office supplies whsle								
	All establishments	6 260	19 572 837	2 310 376	546 853	70 818	4 301 775	1 828 831	1 934 601
	Establishments operated for the entire year	5 663	19 175 929	2 259 729	533 505	68 558	4 204 700	1 803 867	1 884 834
	Establishments with sales less than \$100,000	298	18 204	4 280	1 088	412	7 936	2 040	1 908
	Establishments with sales of \$100,000 to \$249,999	698	119 218	21 860	5 301	1 407	43 202	10 715	10 677
	Establishments with sales of \$250,000 to \$499,999	920	335 826	55 443	12 964	2 672	109 152	24 188	24 401
	Establishments with sales of \$500,000 to \$999,999	1 173	838 012	139 886	32 476	5 549	268 038	60 524	62 360
	Establishments with sales of \$1,000,000 to \$2,499,999	1 319	2 083 331	356 574	82 982	12 156	647 725	141 226	145 543
	Establishments with sales of \$2,500,000 to \$4,999,999	611	2 100 453	356 549	82 296	10 193	627 092	144 488	150 908
	Establishments with sales of \$5,000,000 to \$9,999,999	294	1 991 689	308 177	73 310	8 305	537 694	145 143	147 940
	Establishments with sales of \$10,000,000 to \$24,999,999	191	2 912 247	366 165	85 787	9 885	670 512	302 033	317 452
	Establishments with sales of \$25,000,000 or more	159	8 776 949	650 795	157 301	17 979	1 293 349	973 510	1 023 645
	Establishments not operated for the entire year	597	396 908	50 647	13 348	2 260	97 075	24 964	49 767
42213	Industrial & personal service paper whsle								
	All establishments	4 588	26 441 166	2 328 049	539 306	60 853	4 394 315	1 765 865	1 890 236
	Establishments operated for the entire year	4 110	26 064 000	2 290 109	529 512	59 449	4 317 653	1 743 352	1 851 350
	Establishments with sales less than \$100,000	167	10 198	2 844	713	240	4 849	879	882
	Establishments with sales of \$100,000 to \$249,999	318	52 793	10 353	2 482	658	19 842	4 576	4 638
	Establishments with sales of \$250,000 to \$499,999	423	158 990	25 568	5 952	1 324	51 469	12 815	12 930
	Establishments with sales of \$500,000 to \$999,999	679	484 356	72 572	16 996	3 024	147 677	34 386	34 689
	Establishments with sales of \$1,000,000 to \$2,499,999	940	1 521 487	205 830	47 145	6 808	399 619	115 881	120 710
	Establishments with sales of \$2,500,000 to \$4,999,999	616	2 168 640	277 757	63 139	7 807	522 605	159 468	167 680
	Establishments with sales of \$5,000,000 to \$9,999,999	436	3 028 707	377 590	85 929	10 317	689 370	230 336	239 184
	Establishments with sales of \$10,000,000 to \$24,999,999	347	5 217 025	552 654	128 889	13 511	989 356	388 399	408 833
	Establishments with sales of \$25,000,000 or more	184	13 421 804	764 941	178 267	15 760	1 492 866	796 612	861 804
	Establishments not operated for the entire year	478	377 166	37 940	9 794	1 404	76 662	22 513	38 886
422130	Industrial & personal service paper whsle								
	All establishments	4 588	26 441 166	2 328 049	539 306	60 853	4 394 315	1 765 865	1 890 236
	Establishments operated for the entire year	4 110	26 064 000	2 290 109	529 512	59 449	4 317 653	1 743 352	1 851 350
	Establishments with sales less than \$100,000	167	10 198	2 844	713	240	4 849	879	882
	Establishments with sales of \$100,000 to \$249,999	318	52 793	10 353	2 482	658	19 842	4 576	4 638
	Establishments with sales of \$250,000 to \$499,999	423	158 990	25 568	5 952	1 324	51 469	12 815	12 930
	Establishments with sales of \$500,000 to \$999,999	679	484 356	72 572	16 996	3 024	147 677	34 386	34 689
	Establishments with sales of \$1,000,000 to \$2,499,999	940	1 521 487	205 830	47 145	6 808	399 619	115 881	120 710

See footnotes at end of table.

Table 1. Sales Size of Establishments: 1997—Con.

[Includes only establishments with payroll. For meaning of abbreviations and symbols, see introductory text. For explanation of terms, see Appendix A. For method of assignment to categories shown, see Appendix C]

NAICS code	Sales sizes of establishments by type of operation and kind of business	Establishments (number)	Sales (\$1,000)	Annual payroll (\$1,000)	First-quarter payroll (\$1,000)	Paid employees for pay period including March 12 (number)	Operating expenses ¹ (\$1,000)	End-of-1996 inventories (\$1,000)	End-of-1997 inventories (\$1,000)
422	MERCHANT WHOLESALERS—Con.								
	Wholesale trade, nondurable goods—Con.								
422130	Industrial & personal service paper whsle—Con.								
	Establishments operated for the entire year—Con.								
	Establishments with sales of \$2,500,000 to \$4,999,999	616	2 168 640	277 757	63 139	7 807	522 605	159 468	167 680
	Establishments with sales of \$5,000,000 to \$9,999,999	436	3 028 707	377 590	85 929	10 317	689 370	230 336	239 184
	Establishments with sales of \$10,000,000 to \$24,999,999	347	5 217 025	552 654	128 889	13 511	989 356	388 399	408 833
	Establishments with sales of \$25,000,000 or more	184	13 421 804	764 941	178 267	15 760	1 492 866	796 612	861 804
	Establishments not operated for the entire year	478	377 166	37 940	9 794	1 404	76 662	22 513	38 886
4222	Drugs, & druggists' sundries whsle								
	All establishments	7 250	107 379 498	4 453 417	1 051 879	128 641	10 948 828	11 917 987	12 946 620
	Establishments operated for the entire year	6 166	104 451 973	4 291 943	1 008 413	122 548	10 584 202	11 528 540	12 576 636
	Establishments with sales less than \$100,000	391	22 469	6 371	1 639	564	11 728	2 979	3 007
	Establishments with sales of \$100,000 to \$249,999	677	113 762	26 688	6 293	1 525	54 764	15 634	16 170
	Establishments with sales of \$250,000 to \$499,999	759	274 843	56 889	13 402	2 468	120 569	36 038	39 161
	Establishments with sales of \$500,000 to \$999,999	921	667 712	125 417	29 402	4 808	262 911	91 040	95 632
	Establishments with sales of \$1,000,000 to \$2,499,999	1 216	1 906 642	289 739	66 886	9 808	635 278	231 601	246 882
	Establishments with sales of \$2,500,000 to \$4,999,999	764	2 688 619	356 624	84 800	11 240	788 814	285 187	301 005
	Establishments with sales of \$5,000,000 to \$9,999,999	520	3 666 689	432 159	97 499	12 514	956 237	449 379	479 690
	Establishments with sales of \$10,000,000 to \$24,999,999	394	6 146 319	610 279	139 738	16 495	1 392 519	651 528	679 488
	Establishments with sales of \$25,000,000 or more	524	88 964 918	2 387 777	568 754	63 126	6 361 382	9 765 154	10 715 601
	Establishments not operated for the entire year	1 084	2 927 525	161 474	43 466	6 093	364 626	389 447	369 984
42221	Drugs, & druggists' sundries whsle								
	All establishments	7 250	107 379 498	4 453 417	1 051 879	128 641	10 948 828	11 917 987	12 946 620
	Establishments operated for the entire year	6 166	104 451 973	4 291 943	1 008 413	122 548	10 584 202	11 528 540	12 576 636
	Establishments with sales less than \$100,000	391	22 469	6 371	1 639	564	11 728	2 979	3 007
	Establishments with sales of \$100,000 to \$249,999	677	113 762	26 688	6 293	1 525	54 764	15 634	16 170
	Establishments with sales of \$250,000 to \$499,999	759	274 843	56 889	13 402	2 468	120 569	36 038	39 161
	Establishments with sales of \$500,000 to \$999,999	921	667 712	125 417	29 402	4 808	262 911	91 040	95 632
	Establishments with sales of \$1,000,000 to \$2,499,999	1 216	1 906 642	289 739	66 886	9 808	635 278	231 601	246 882
	Establishments with sales of \$2,500,000 to \$4,999,999	764	2 688 619	356 624	84 800	11 240	788 814	285 187	301 005
	Establishments with sales of \$5,000,000 to \$9,999,999	520	3 666 689	432 159	97 499	12 514	956 237	449 379	479 690
	Establishments with sales of \$10,000,000 to \$24,999,999	394	6 146 319	610 279	139 738	16 495	1 392 519	651 528	679 488
	Establishments with sales of \$25,000,000 or more	524	88 964 918	2 387 777	568 754	63 126	6 361 382	9 765 154	10 715 601
	Establishments not operated for the entire year	1 084	2 927 525	161 474	43 466	6 093	364 626	389 447	369 984
422210	Drugs, & druggists' sundries whsle								
	All establishments	7 250	107 379 498	4 453 417	1 051 879	128 641	10 948 828	11 917 987	12 946 620
	Establishments operated for the entire year	6 166	104 451 973	4 291 943	1 008 413	122 548	10 584 202	11 528 540	12 576 636
	Establishments with sales less than \$100,000	391	22 469	6 371	1 639	564	11 728	2 979	3 007
	Establishments with sales of \$100,000 to \$249,999	677	113 762	26 688	6 293	1 525	54 764	15 634	16 170
	Establishments with sales of \$250,000 to \$499,999	759	274 843	56 889	13 402	2 468	120 569	36 038	39 161
	Establishments with sales of \$500,000 to \$999,999	921	667 712	125 417	29 402	4 808	262 911	91 040	95 632
	Establishments with sales of \$1,000,000 to \$2,499,999	1 216	1 906 642	289 739	66 886	9 808	635 278	231 601	246 882
	Establishments with sales of \$2,500,000 to \$4,999,999	764	2 688 619	356 624	84 800	11 240	788 814	285 187	301 005
	Establishments with sales of \$5,000,000 to \$9,999,999	520	3 666 689	432 159	97 499	12 514	956 237	449 379	479 690
	Establishments with sales of \$10,000,000 to \$24,999,999	394	6 146 319	610 279	139 738	16 495	1 392 519	651 528	679 488
	Establishments with sales of \$25,000,000 or more	524	88 964 918	2 387 777	568 754	63 126	6 361 382	9 765 154	10 715 601
	Establishments not operated for the entire year	1 084	2 927 525	161 474	43 466	6 093	364 626	389 447	369 984

See footnotes at end of table.

Table 1. Sales Size of Establishments: 1997—Con.

[Includes only establishments with payroll. For meaning of abbreviations and symbols, see introductory text. For explanation of terms, see Appendix A. For method of assignment to categories shown, see Appendix C.]

NAICS code	Sales sizes of establishments by type of operation and kind of business	Establishments (number)	Sales (\$1,000)	Annual payroll (\$1,000)	First-quarter payroll (\$1,000)	Paid employees for pay period including March 12 (number)	Operating expenses ¹ (\$1,000)	End-of-1996 inventories (\$1,000)	End-of-1997 inventories (\$1,000)
422	MERCHANT WHOLESALERS—Con.								
	Wholesale trade, nondurable goods—Con.								
422210	Drugs, & druggists' sundries whsle—Con.								
	Establishments operated for the entire year—Con.								
	Establishments with sales of \$10,000,000 to \$24,999,999	394	6 146 319	610 279	139 738	16 495	1 392 519	651 528	679 488
	Establishments with sales of \$25,000,000 or more	524	88 964 918	2 387 777	568 754	63 126	6 361 382	9 765 154	10 715 601
	Establishments not operated for the entire year	1 084	2 927 525	161 474	43 466	6 093	364 626	389 447	369 984
4222101	General-line drugs whsle								
	All establishments	3 283	79 946 995	2 290 715	546 162	70 977	5 352 458	9 238 904	9 838 713
	Establishments operated for the entire year	2 930	78 009 986	2 210 767	517 890	66 881	5 181 380	8 871 523	9 672 143
	Establishments with sales less than \$100,000	155	8 725	2 690	657	223	4 587	834	826
	Establishments with sales of \$100,000 to \$249,999	312	52 358	12 244	2 874	687	24 440	6 807	6 847
	Establishments with sales of \$250,000 to \$499,999	336	120 297	23 657	5 431	1 027	50 518	13 621	14 545
	Establishments with sales of \$500,000 to \$999,999	404	289 029	49 445	11 445	2 013	102 452	29 887	30 453
	Establishments with sales of \$1,000,000 to \$2,499,999	566	891 985	128 968	30 130	4 599	277 453	91 553	96 710
	Establishments with sales of \$2,500,000 to \$4,999,999	346	1 206 052	147 301	34 029	4 730	322 613	120 172	126 774
	Establishments with sales of \$5,000,000 to \$9,999,999	260	1 838 291	193 002	42 477	5 935	425 604	199 014	212 078
	Establishments with sales of \$10,000,000 to \$24,999,999	217	3 413 681	303 763	68 814	8 764	655 568	362 077	377 151
	Establishments with sales of \$25,000,000 or more	334	70 189 568	1 349 697	322 033	38 903	3 318 145	8 047 558	8 806 759
	Establishments not operated for the entire year	353	1 937 009	79 948	28 272	4 096	171 078	367 381	166 570
4222102	Specialty-line drug, pharmaceutical, cosmetic, & toiletries whsle								
	All establishments	3 967	27 432 503	2 162 702	505 717	57 664	5 596 370	2 679 083	3 107 907
	Establishments operated for the entire year	3 236	26 441 987	2 081 176	490 523	55 667	5 402 822	2 657 017	2 904 493
	Establishments with sales less than \$100,000	236	13 744	3 681	982	341	7 141	2 145	2 181
	Establishments with sales of \$100,000 to \$249,999	365	61 404	14 444	3 419	838	30 324	8 827	9 323
	Establishments with sales of \$250,000 to \$499,999	423	154 546	33 232	7 971	1 441	70 051	22 417	24 616
	Establishments with sales of \$500,000 to \$999,999	517	378 683	75 972	17 957	2 795	160 459	61 153	65 179
	Establishments with sales of \$1,000,000 to \$2,499,999	650	1 014 657	160 771	36 756	5 209	357 825	140 048	150 172
	Establishments with sales of \$2,500,000 to \$4,999,999	418	1 482 567	209 323	50 771	6 510	466 201	165 015	174 231
	Establishments with sales of \$5,000,000 to \$9,999,999	260	1 828 398	239 157	55 022	6 579	530 633	250 365	267 612
	Establishments with sales of \$10,000,000 to \$24,999,999	177	2 732 638	306 516	70 924	7 731	736 951	289 451	302 337
	Establishments with sales of \$25,000,000 or more	190	18 775 350	1 038 080	246 721	24 223	3 043 237	1 717 596	1 908 842
	Establishments not operated for the entire year	731	990 516	81 526	15 194	1 997	193 548	22 066	203 414
4223	Apparel, piece goods, & notions whsle								
	All establishments	16 964	84 358 265	6 296 411	1 431 085	177 783	15 311 242	10 840 171	12 038 566
	Establishments operated for the entire year	13 941	80 972 841	6 078 062	1 386 545	171 661	14 769 930	10 696 448	11 366 011
	Establishments with sales less than \$100,000	787	47 095	13 078	3 291	1 280	23 957	8 346	8 168
	Establishments with sales of \$100,000 to \$249,999	1 620	277 438	60 003	14 181	3 842	121 634	42 531	42 916
	Establishments with sales of \$250,000 to \$499,999	1 927	701 017	125 606	28 829	6 870	266 491	100 824	103 064
	Establishments with sales of \$500,000 to \$999,999	2 293	1 649 337	236 045	54 892	10 726	523 145	230 168	232 861
	Establishments with sales of \$1,000,000 to \$2,499,999	3 016	4 824 542	560 702	128 545	22 029	1 285 862	679 158	707 529
	Establishments with sales of \$2,500,000 to \$4,999,999	1 669	5 868 910	598 012	134 256	20 001	1 376 907	798 898	831 854
	Establishments with sales of \$5,000,000 to \$9,999,999	1 178	8 299 210	733 120	160 317	22 082	1 723 807	1 117 255	1 179 874
	Establishments with sales of \$10,000,000 to \$24,999,999	859	13 113 548	1 065 150	244 732	28 442	2 489 433	1 819 233	1 957 155
	Establishments with sales of \$25,000,000 or more	592	46 191 744	2 686 346	617 502	56 389	6 958 694	5 900 035	6 302 590

See footnotes at end of table.

Table 1. Sales Size of Establishments: 1997—Con.

[Includes only establishments with payroll. For meaning of abbreviations and symbols, see introductory text. For explanation of terms, see Appendix A. For method of assignment to categories shown, see Appendix C.]

NAICS code	Sales sizes of establishments by type of operation and kind of business	Establishments (number)	Sales (\$1,000)	Annual payroll (\$1,000)	First-quarter payroll (\$1,000)	Paid employees for pay period including March 12 (number)	Operating expenses ¹ (\$1,000)	End-of-1996 inventories (\$1,000)	End-of-1997 inventories (\$1,000)
422	MERCHANT WHOLESALERS—Con.								
	Wholesale trade, nondurable goods—Con.								
4223	Apparel, piece goods, & notions whsle—Con.								
	Establishments not operated for the entire year	3 023	3 385 424	218 349	44 540	6 122	541 312	143 723	672 555
42231	Piece goods, notions, & other dry goods whsle								
	All establishments	4 628	14 151 550	1 231 590	277 556	38 216	2 646 207	1 838 149	2 061 920
	Establishments operated for the entire year	3 860	13 633 024	1 194 232	270 242	36 784	2 562 744	1 822 074	1 926 211
	Establishments with sales less than \$100,000	209	12 092	3 443	868	330	6 130	1 942	1 916
	Establishments with sales of \$100,000 to \$249,999	449	75 817	17 264	3 997	1 049	33 148	11 656	11 455
	Establishments with sales of \$250,000 to \$499,999	531	192 748	38 401	8 800	2 019	75 714	27 241	28 054
	Establishments with sales of \$500,000 to \$999,999	682	494 641	77 061	17 814	3 078	158 476	73 866	73 632
	Establishments with sales of \$1,000,000 to \$2,499,999	855	1 391 412	171 949	39 952	5 977	373 504	199 060	207 479
	Establishments with sales of \$2,500,000 to \$4,999,999	529	1 848 674	201 946	43 509	6 342	442 014	258 799	268 293
	Establishments with sales of \$5,000,000 to \$9,999,999	327	2 327 617	210 575	46 238	5 850	452 610	313 660	327 836
	Establishments with sales of \$10,000,000 to \$24,999,999	181	2 649 209	220 030	51 221	6 238	463 033	360 561	384 590
	Establishments with sales of \$25,000,000 or more	97	4 640 814	253 563	57 843	5 901	558 115	575 289	622 956
	Establishments not operated for the entire year	768	518 526	37 358	7 314	1 432	83 463	16 075	135 709
422310	Piece goods, notions, & other dry goods whsle								
	All establishments	4 628	14 151 550	1 231 590	277 556	38 216	2 646 207	1 838 149	2 061 920
	Establishments operated for the entire year	3 860	13 633 024	1 194 232	270 242	36 784	2 562 744	1 822 074	1 926 211
	Establishments with sales less than \$100,000	209	12 092	3 443	868	330	6 130	1 942	1 916
	Establishments with sales of \$100,000 to \$249,999	449	75 817	17 264	3 997	1 049	33 148	11 656	11 455
	Establishments with sales of \$250,000 to \$499,999	531	192 748	38 401	8 800	2 019	75 714	27 241	28 054
	Establishments with sales of \$500,000 to \$999,999	682	494 641	77 061	17 814	3 078	158 476	73 866	73 632
	Establishments with sales of \$1,000,000 to \$2,499,999	855	1 391 412	171 949	39 952	5 977	373 504	199 060	207 479
	Establishments with sales of \$2,500,000 to \$4,999,999	529	1 848 674	201 946	43 509	6 342	442 014	258 799	268 293
	Establishments with sales of \$5,000,000 to \$9,999,999	327	2 327 617	210 575	46 238	5 850	452 610	313 660	327 836
	Establishments with sales of \$10,000,000 to \$24,999,999	181	2 649 209	220 030	51 221	6 238	463 033	360 561	384 590
	Establishments with sales of \$25,000,000 or more	97	4 640 814	253 563	57 843	5 901	558 115	575 289	622 956
	Establishments not operated for the entire year	768	518 526	37 358	7 314	1 432	83 463	16 075	135 709
4223101	Piece goods—jobbers								
	All establishments	3 345	11 726 039	913 402	205 573	27 021	2 011 079	1 511 605	1 697 776
	Establishments operated for the entire year	2 803	11 340 367	888 197	200 014	25 914	1 953 368	1 497 240	1 592 203
	Establishments with sales less than \$100,000	121	7 221	2 178	552	198	3 892	1 066	1 038
	Establishments with sales of \$100,000 to \$249,999	298	50 275	11 281	2 588	677	22 030	8 278	8 173
	Establishments with sales of \$250,000 to \$499,999	348	127 361	26 005	5 776	1 303	51 143	18 954	19 515
	Establishments with sales of \$500,000 to \$999,999	496	359 324	54 894	12 692	2 119	114 208	55 902	56 468
	Establishments with sales of \$1,000,000 to \$2,499,999	626	1 017 274	116 483	26 890	4 073	258 433	149 167	156 222
	Establishments with sales of \$2,500,000 to \$4,999,999	414	1 438 656	152 900	32 438	4 766	342 199	210 168	217 498
	Establishments with sales of \$5,000,000 to \$9,999,999	266	1 907 377	153 433	33 864	4 140	345 299	255 259	269 401
	Establishments with sales of \$10,000,000 to \$24,999,999	145	2 145 043	150 173	35 423	4 141	334 463	279 173	299 976
	Establishments with sales of \$25,000,000 or more	89	4 287 836	220 850	49 791	4 497	481 701	519 273	563 912
	Establishments not operated for the entire year	542	385 672	25 205	5 559	1 107	57 711	14 365	105 573

See footnotes at end of table.

Table 1. Sales Size of Establishments: 1997—Con.

[Includes only establishments with payroll. For meaning of abbreviations and symbols, see introductory text. For explanation of terms, see Appendix A. For method of assignment to categories shown, see Appendix C]

NAICS code	Sales sizes of establishments by type of operation and kind of business	Establishments (number)	Sales (\$1,000)	Annual payroll (\$1,000)	First-quarter payroll (\$1,000)	Paid employees for pay period including March 12 (number)	Operating expenses ¹ (\$1,000)	End-of-1996 inventories (\$1,000)	End-of-1997 inventories (\$1,000)
422	MERCHANT WHOLESALERS—Con.								
	Wholesale trade, nondurable goods—Con.								
4223102	Notions & other dry goods whsle								
	All establishments	1 283	2 425 511	318 188	71 983	11 195	635 128	326 544	364 144
	Establishments operated for the entire year	1 057	2 292 657	306 035	70 228	10 870	609 376	324 834	334 008
	Establishments with sales less than \$100,000	88	4 871	1 265	316	132	2 238	876	878
	Establishments with sales of \$100,000 to \$249,999	151	25 542	5 983	1 409	372	11 118	3 378	3 282
	Establishments with sales of \$250,000 to \$499,999	183	65 387	12 396	3 024	716	24 571	8 287	8 539
	Establishments with sales of \$500,000 to \$999,999	186	135 317	22 167	5 122	959	44 268	17 964	17 164
	Establishments with sales of \$1,000,000 to \$2,499,999	229	374 138	55 466	13 062	1 904	115 071	49 893	51 257
	Establishments with sales of \$2,500,000 to \$4,999,999	115	410 018	49 046	11 071	1 576	99 815	48 631	50 795
	Establishments with sales of \$5,000,000 to \$9,999,999	61	420 240	57 142	12 374	1 710	107 311	58 401	58 435
	Establishments with sales of \$10,000,000 to \$24,999,999	36	504 166	69 857	15 798	2 097	128 570	81 388	84 614
	Establishments with sales of \$25,000,000 or more	8	352 978	32 713	8 052	1 404	76 414	56 016	59 044
	Establishments not operated for the entire year	226	132 854	12 153	1 755	325	25 752	1 710	30 136
42232	Men's & boys' clothing & furnishings whsle								
	All establishments	4 144	22 684 344	1 743 994	397 911	52 198	4 352 999	3 405 188	3 765 771
	Establishments operated for the entire year	3 533	22 116 375	1 694 307	386 404	50 578	4 238 602	3 363 867	3 621 451
	Establishments with sales less than \$100,000	171	10 178	2 849	770	300	5 296	1 529	1 491
	Establishments with sales of \$100,000 to \$249,999	378	64 685	13 721	3 302	840	27 929	8 442	8 836
	Establishments with sales of \$250,000 to \$499,999	496	178 898	30 785	7 294	1 678	67 229	24 880	25 003
	Establishments with sales of \$500,000 to \$999,999	541	386 991	54 642	12 417	2 669	122 315	49 151	49 279
	Establishments with sales of \$1,000,000 to \$2,499,999	759	1 207 568	148 427	34 091	6 478	334 983	170 743	174 537
	Establishments with sales of \$2,500,000 to \$4,999,999	431	1 509 433	153 143	34 372	5 350	344 130	219 656	224 395
	Establishments with sales of \$5,000,000 to \$9,999,999	331	2 340 014	209 568	46 345	6 898	514 046	346 566	364 631
	Establishments with sales of \$10,000,000 to \$24,999,999	257	4 002 374	297 270	70 205	8 387	732 104	612 573	672 048
	Establishments with sales of \$25,000,000 or more	169	12 416 234	783 902	177 608	17 978	2 090 570	1 930 327	2 101 231
	Establishments not operated for the entire year	611	567 969	49 687	11 507	1 620	114 397	41 321	144 320
422320	Men's & boys' clothing & furnishings whsle								
	All establishments	4 144	22 684 344	1 743 994	397 911	52 198	4 352 999	3 405 188	3 765 771
	Establishments operated for the entire year	3 533	22 116 375	1 694 307	386 404	50 578	4 238 602	3 363 867	3 621 451
	Establishments with sales less than \$100,000	171	10 178	2 849	770	300	5 296	1 529	1 491
	Establishments with sales of \$100,000 to \$249,999	378	64 685	13 721	3 302	840	27 929	8 442	8 836
	Establishments with sales of \$250,000 to \$499,999	496	178 898	30 785	7 294	1 678	67 229	24 880	25 003
	Establishments with sales of \$500,000 to \$999,999	541	386 991	54 642	12 417	2 669	122 315	49 151	49 279
	Establishments with sales of \$1,000,000 to \$2,499,999	759	1 207 568	148 427	34 091	6 478	334 983	170 743	174 537
	Establishments with sales of \$2,500,000 to \$4,999,999	431	1 509 433	153 143	34 372	5 350	344 130	219 656	224 395
	Establishments with sales of \$5,000,000 to \$9,999,999	331	2 340 014	209 568	46 345	6 898	514 046	346 566	364 631
	Establishments with sales of \$10,000,000 to \$24,999,999	257	4 002 374	297 270	70 205	8 387	732 104	612 573	672 048
	Establishments with sales of \$25,000,000 or more	169	12 416 234	783 902	177 608	17 978	2 090 570	1 930 327	2 101 231
	Establishments not operated for the entire year	611	567 969	49 687	11 507	1 620	114 397	41 321	144 320
42233	Women's, children's, & infants' clothing & accessories whsle								
	All establishments	6 781	29 520 620	2 402 560	538 486	67 876	5 815 263	3 357 724	3 887 001

See footnotes at end of table.

Table 1. Sales Size of Establishments: 1997—Con.

[Includes only establishments with payroll. For meaning of abbreviations and symbols, see introductory text. For explanation of terms, see Appendix A. For method of assignment to categories shown, see Appendix C.]

NAICS code	Sales sizes of establishments by type of operation and kind of business	Establishments (number)	Sales (\$1,000)	Annual payroll (\$1,000)	First-quarter payroll (\$1,000)	Paid employees for pay period including March 12 (number)	Operating expenses ¹ (\$1,000)	End-of-1996 inventories (\$1,000)	End-of-1997 inventories (\$1,000)
422	MERCHANT WHOLESALERS—Con.								
	Wholesale trade, nondurable goods—Con.								
42233	Women's, children's, & infants' clothing & accessories whsle—Con.								
	Establishments operated for the entire year	5 370	27 928 104	2 283 046	515 255	65 160	5 505 165	3 285 495	3 551 716
	Establishments with sales less than \$100,000	347	20 860	5 546	1 289	557	10 404	3 982	3 919
	Establishments with sales of \$100,000 to \$249,999	693	119 312	25 062	5 967	1 738	52 440	18 838	18 865
	Establishments with sales of \$250,000 to \$499,999	773	282 107	48 991	11 126	2 786	105 642	39 640	40 618
	Establishments with sales of \$500,000 to \$999,999	880	630 005	85 463	19 978	4 168	197 311	83 547	85 523
	Establishments with sales of \$1,000,000 to \$2,499,999	1 141	1 801 158	198 511	44 782	8 060	472 124	232 915	243 151
	Establishments with sales of \$2,500,000 to \$4,999,999	560	1 965 118	197 012	44 885	6 687	469 652	238 487	252 485
	Establishments with sales of \$5,000,000 to \$9,999,999	418	2 910 242	259 414	56 293	8 095	609 425	357 510	385 934
	Establishments with sales of \$10,000,000 to \$24,999,999	338	5 230 181	462 011	100 928	11 804	1 069 200	643 320	687 632
	Establishments with sales of \$25,000,000 or more	220	14 969 121	1 001 036	230 007	21 265	2 518 967	1 667 256	1 833 589
	Establishments not operated for the entire year	1 411	1 592 516	119 514	23 231	2 716	310 098	72 229	335 285
422330	Women's, children's, & infants' clothing & accessories whsle								
	All establishments	6 781	29 520 620	2 402 560	538 486	67 876	5 815 263	3 357 724	3 887 001
	Establishments operated for the entire year	5 370	27 928 104	2 283 046	515 255	65 160	5 505 165	3 285 495	3 551 716
	Establishments with sales less than \$100,000	347	20 860	5 546	1 289	557	10 404	3 982	3 919
	Establishments with sales of \$100,000 to \$249,999	693	119 312	25 062	5 967	1 738	52 440	18 838	18 865
	Establishments with sales of \$250,000 to \$499,999	773	282 107	48 991	11 126	2 786	105 642	39 640	40 618
	Establishments with sales of \$500,000 to \$999,999	880	630 005	85 463	19 978	4 168	197 311	83 547	85 523
	Establishments with sales of \$1,000,000 to \$2,499,999	1 141	1 801 158	198 511	44 782	8 060	472 124	232 915	243 151
	Establishments with sales of \$2,500,000 to \$4,999,999	560	1 965 118	197 012	44 885	6 687	469 652	238 487	252 485
	Establishments with sales of \$5,000,000 to \$9,999,999	418	2 910 242	259 414	56 293	8 095	609 425	357 510	385 934
	Establishments with sales of \$10,000,000 to \$24,999,999	338	5 230 181	462 011	100 928	11 804	1 069 200	643 320	687 632
	Establishments with sales of \$25,000,000 or more	220	14 969 121	1 001 036	230 007	21 265	2 518 967	1 667 256	1 833 589
	Establishments not operated for the entire year	1 411	1 592 516	119 514	23 231	2 716	310 098	72 229	335 285
42234	Footwear whsle								
	All establishments	1 411	18 001 751	918 267	217 132	19 493	2 496 773	2 239 110	2 323 874
	Establishments operated for the entire year	1 178	17 295 338	906 477	214 644	19 139	2 463 419	2 225 012	2 266 633
	Establishments with sales less than \$100,000	60	3 965	1 240	364	93	2 127	893	842
	Establishments with sales of \$100,000 to \$249,999	100	17 624	3 956	915	215	8 117	3 595	3 760
	Establishments with sales of \$250,000 to \$499,999	127	47 264	7 429	1 609	387	17 906	9 063	9 389
	Establishments with sales of \$500,000 to \$999,999	190	137 700	18 879	4 683	811	45 043	23 604	24 427
	Establishments with sales of \$1,000,000 to \$2,499,999	261	424 404	41 815	9 720	1 514	105 251	76 440	82 362
	Establishments with sales of \$2,500,000 to \$4,999,999	149	545 685	45 911	11 490	1 622	121 111	81 956	86 681
	Establishments with sales of \$5,000,000 to \$9,999,999	102	721 337	53 563	11 441	1 239	147 726	99 519	101 473
	Establishments with sales of \$10,000,000 to \$24,999,999	83	1 231 784	85 839	22 378	2 013	225 096	202 779	212 885
	Establishments with sales of \$25,000,000 or more	106	14 165 575	647 845	152 044	11 245	1 791 042	1 727 163	1 744 814
	Establishments not operated for the entire year	233	706 413	11 790	2 488	354	33 354	14 098	57 241
422340	Footwear whsle								
	All establishments	1 411	18 001 751	918 267	217 132	19 493	2 496 773	2 239 110	2 323 874
	Establishments operated for the entire year	1 178	17 295 338	906 477	214 644	19 139	2 463 419	2 225 012	2 266 633
	Establishments with sales less than \$100,000	60	3 965	1 240	364	93	2 127	893	842
	Establishments with sales of \$100,000 to \$249,999	100	17 624	3 956	915	215	8 117	3 595	3 760

See footnotes at end of table.

Table 1. Sales Size of Establishments: 1997—Con.

[Includes only establishments with payroll. For meaning of abbreviations and symbols, see introductory text. For explanation of terms, see Appendix A. For method of assignment to categories shown, see Appendix C]

NAICS code	Sales sizes of establishments by type of operation and kind of business	Establishments (number)	Sales (\$1,000)	Annual payroll (\$1,000)	First-quarter payroll (\$1,000)	Paid employees for pay period including March 12 (number)	Operating expenses ¹ (\$1,000)	End-of-1996 inventories (\$1,000)	End-of-1997 inventories (\$1,000)
422	MERCHANT WHOLESALERS—Con.								
	Wholesale trade, nondurable goods—Con.								
422340	Footwear whsle—Con.								
	Establishments operated for the entire year—Con.								
	Establishments with sales of \$250,000 to \$499,999	127	47 264	7 429	1 609	387	17 906	9 063	9 389
	Establishments with sales of \$500,000 to \$999,999	190	137 700	18 879	4 683	811	45 043	23 604	24 427
	Establishments with sales of \$1,000,000 to \$2,499,999	261	424 404	41 815	9 720	1 514	105 251	76 440	82 362
	Establishments with sales of \$2,500,000 to \$4,999,999	149	545 685	45 911	11 490	1 622	121 111	81 956	86 681
	Establishments with sales of \$5,000,000 to \$9,999,999	102	721 337	53 563	11 441	1 239	147 726	99 519	101 473
	Establishments with sales of \$10,000,000 to \$24,999,999	83	1 231 784	85 839	22 378	2 013	225 096	202 779	212 885
	Establishments with sales of \$25,000,000 or more	106	14 165 575	647 845	152 044	11 245	1 791 042	1 727 163	1 744 814
	Establishments not operated for the entire year	233	706 413	11 790	2 488	354	33 354	14 098	57 241
4224	Grocery & related products whsle								
	All establishments	33 343	330 210 735	18 119 436	4 234 394	604 145	37 797 658	16 610 203	17 736 637
	Establishments operated for the entire year	28 548	321 224 256	17 624 219	4 115 543	583 053	36 722 500	16 445 436	17 015 840
	Establishments with sales less than \$100,000	1 227	74 152	44 969	11 458	2 308	66 375	5 940	6 078
	Establishments with sales of \$100,000 to \$249,999	2 508	428 469	84 100	19 880	5 999	169 557	25 282	25 262
	Establishments with sales of \$250,000 to \$499,999	3 178	1 152 603	173 908	40 271	10 874	360 308	53 706	54 959
	Establishments with sales of \$500,000 to \$999,999	3 949	2 862 143	358 368	81 963	19 255	760 446	130 092	134 096
	Establishments with sales of \$1,000,000 to \$2,499,999	5 696	9 204 740	981 329	225 921	47 818	2 080 318	428 252	441 145
	Establishments with sales of \$2,500,000 to \$4,999,999	3 837	13 563 775	1 214 752	278 537	51 086	2 540 587	630 884	647 571
	Establishments with sales of \$5,000,000 to \$9,999,999	3 264	23 150 076	1 831 598	415 093	67 938	3 843 639	1 115 324	1 161 756
	Establishments with sales of \$10,000,000 to \$24,999,999	2 669	41 521 638	2 760 114	627 517	92 635	5 785 298	2 005 906	2 121 999
	Establishments with sales of \$25,000,000 or more	2 220	229 266 660	10 175 081	2 414 903	285 140	21 115 972	12 050 050	12 422 974
	Establishments not operated for the entire year	4 795	8 986 479	495 217	118 851	21 092	1 075 158	164 767	720 797
42241	General-line grocery whsle								
	All establishments	3 390	93 941 524	4 682 800	1 135 331	139 593	8 927 593	5 619 021	5 740 085
	Establishments operated for the entire year	2 849	92 915 746	4 617 235	1 119 474	136 720	8 809 542	5 591 794	5 655 581
	Establishments with sales less than \$100,000	109	6 174	2 674	670	252	5 010	1 741	1 708
	Establishments with sales of \$100,000 to \$249,999	188	31 058	7 159	1 791	413	13 072	2 409	2 430
	Establishments with sales of \$250,000 to \$499,999	259	94 811	13 842	3 241	907	25 982	6 900	6 886
	Establishments with sales of \$500,000 to \$999,999	339	246 331	29 683	6 592	1 419	57 766	17 760	17 648
	Establishments with sales of \$1,000,000 to \$2,499,999	526	864 982	76 386	17 820	3 597	159 207	64 430	64 516
	Establishments with sales of \$2,500,000 to \$4,999,999	393	1 430 108	88 175	20 327	3 975	204 824	101 747	105 390
	Establishments with sales of \$5,000,000 to \$9,999,999	360	2 520 947	161 788	38 028	5 865	369 622	169 252	175 009
	Establishments with sales of \$10,000,000 to \$24,999,999	222	3 390 040	217 447	51 119	7 642	444 234	235 991	242 364
	Establishments with sales of \$25,000,000 or more	453	84 331 295	4 020 081	979 886	112 650	7 529 825	4 991 564	5 039 630
	Establishments not operated for the entire year	541	1 025 778	65 565	15 857	2 873	118 051	27 227	84 504
422410	General-line grocery whsle								
	All establishments	3 390	93 941 524	4 682 800	1 135 331	139 593	8 927 593	5 619 021	5 740 085
	Establishments operated for the entire year	2 849	92 915 746	4 617 235	1 119 474	136 720	8 809 542	5 591 794	5 655 581
	Establishments with sales less than \$100,000	109	6 174	2 674	670	252	5 010	1 741	1 708
	Establishments with sales of \$100,000 to \$249,999	188	31 058	7 159	1 791	413	13 072	2 409	2 430
	Establishments with sales of \$250,000 to \$499,999	259	94 811	13 842	3 241	907	25 982	6 900	6 886
	Establishments with sales of \$500,000 to \$999,999	339	246 331	29 683	6 592	1 419	57 766	17 760	17 648
	Establishments with sales of \$1,000,000 to \$2,499,999	526	864 982	76 386	17 820	3 597	159 207	64 430	64 516
	Establishments with sales of \$2,500,000 to \$4,999,999	393	1 430 108	88 175	20 327	3 975	204 824	101 747	105 390
	Establishments with sales of \$5,000,000 to \$9,999,999	360	2 520 947	161 788	38 028	5 865	369 622	169 252	175 009
	Establishments with sales of \$10,000,000 to \$24,999,999	222	3 390 040	217 447	51 119	7 642	444 234	235 991	242 364
	Establishments with sales of \$25,000,000 or more	453	84 331 295	4 020 081	979 886	112 650	7 529 825	4 991 564	5 039 630
	Establishments not operated for the entire year	541	1 025 778	65 565	15 857	2 873	118 051	27 227	84 504

See footnotes at end of table.

Table 1. Sales Size of Establishments: 1997—Con.

[Includes only establishments with payroll. For meaning of abbreviations and symbols, see introductory text. For explanation of terms, see Appendix A. For method of assignment to categories shown, see Appendix C.]

NAICS code	Sales sizes of establishments by type of operation and kind of business	Establishments (number)	Sales (\$1,000)	Annual payroll (\$1,000)	First-quarter payroll (\$1,000)	Paid employees for pay period including March 12 (number)	Operating expenses ¹ (\$1,000)	End-of-1996 inventories (\$1,000)	End-of-1997 inventories (\$1,000)
422	MERCHANT WHOLESALERS—Con.								
	Wholesale trade, nondurable goods—Con.								
422410	General-line grocery whsle—Con.								
	Establishments operated for the entire year—Con.								
	Establishments with sales of \$5,000,000 to \$9,999,999	360	2 520 947	161 788	38 028	5 865	369 622	169 252	175 009
	Establishments with sales of \$10,000,000 to \$24,999,999	222	3 390 040	217 447	51 119	7 642	444 234	235 991	242 364
	Establishments with sales of \$25,000,000 or more	453	84 331 295	4 020 081	979 886	112 650	7 529 825	4 991 564	5 039 630
	Establishments not operated for the entire year	541	1 025 778	65 565	15 857	2 873	118 051	27 227	84 504
4224101	General-line grocery whsle, voluntary group								
	All establishments	186	16 156 029	554 986	135 594	17 064	1 105 622	989 577	958 773
	Establishments operated for the entire year	167	16 052 262	552 134	134 214	16 716	1 100 701	978 983	955 487
	Establishments with sales less than \$100,000	6	315	119	29	9	224	9	9
	Establishments with sales of \$100,000 to \$249,999	7	1 119	125	31	9	370	48	49
	Establishments with sales of \$250,000 to \$499,999	16	5 778	948	198	50	1 690	243	252
	Establishments with sales of \$500,000 to \$999,999	14	10 444	841	193	68	2 490	560	577
	Establishments with sales of \$1,000,000 to \$2,499,999	25	42 251	4 323	1 011	191	7 834	1 815	2 140
	Establishments with sales of \$2,500,000 to \$4,999,999	17	59 481	4 655	1 117	254	10 057	3 191	3 331
	Establishments with sales of \$5,000,000 to \$9,999,999	14	106 706	7 653	1 613	284	13 757	7 053	7 179
	Establishments with sales of \$10,000,000 to \$24,999,999	16	261 258	13 544	3 216	527	33 593	19 828	21 861
	Establishments with sales of \$25,000,000 or more	52	15 564 910	519 926	126 806	15 324	1 030 686	946 236	920 089
	Establishments not operated for the entire year	19	103 767	2 852	1 380	348	4 921	10 594	3 286
4224102	General-line grocery whsle, retail cooperative								
	All establishments	211	16 142 440	467 726	112 330	13 882	884 413	926 900	945 354
	Establishments operated for the entire year	189	15 996 448	462 271	109 846	13 481	874 362	923 221	942 806
	Establishments with sales less than \$100,000	5	327	44	11	6	106	9	9
	Establishments with sales of \$100,000 to \$249,999	9	1 574	540	132	24	881	111	125
	Establishments with sales of \$250,000 to \$499,999	11	3 631	590	119	36	1 308	207	214
	Establishments with sales of \$500,000 to \$999,999	17	13 330	2 031	365	84	3 714	943	910
	Establishments with sales of \$1,000,000 to \$2,499,999	29	52 021	3 439	847	156	7 562	3 411	3 615
	Establishments with sales of \$2,500,000 to \$4,999,999	30	112 881	4 827	1 183	229	12 213	9 922	10 972
	Establishments with sales of \$5,000,000 to \$9,999,999	36	258 336	17 261	3 998	509	36 153	24 287	24 456
	Establishments with sales of \$10,000,000 to \$24,999,999	13	162 922	13 135	2 624	328	24 661	11 795	12 614
	Establishments with sales of \$25,000,000 or more	39	15 391 426	420 404	100 567	12 109	787 764	872 536	889 891
	Establishments not operated for the entire year	22	145 992	5 455	2 484	401	10 051	3 679	2 548
4224103	Other general-line grocery whsle								
	All establishments	2 993	61 643 055	3 660 088	887 407	108 647	6 937 558	3 702 544	3 835 958
	Establishments operated for the entire year	2 493	60 867 036	3 602 830	875 414	106 523	6 834 479	3 689 590	3 757 288
	Establishments with sales less than \$100,000	98	5 532	2 511	630	237	4 680	1 723	1 690
	Establishments with sales of \$100,000 to \$249,999	172	28 365	6 494	1 628	380	11 821	2 250	2 256
	Establishments with sales of \$250,000 to \$499,999	232	85 402	12 304	2 924	821	22 984	6 450	6 420
	Establishments with sales of \$500,000 to \$999,999	308	222 557	26 811	6 034	1 267	51 562	16 257	16 161
	Establishments with sales of \$1,000,000 to \$2,499,999	472	770 710	68 624	15 962	3 250	143 811	59 204	58 761
	Establishments with sales of \$2,500,000 to \$4,999,999	346	1 257 746	78 693	18 027	3 492	182 554	88 634	91 087
	Establishments with sales of \$5,000,000 to \$9,999,999	310	2 155 905	136 874	32 417	5 072	319 712	137 912	143 374
	Establishments with sales of \$10,000,000 to \$24,999,999	193	2 965 860	190 768	45 279	6 787	385 980	204 368	207 889

See footnotes at end of table.

Table 1. Sales Size of Establishments: 1997—Con.

[Includes only establishments with payroll. For meaning of abbreviations and symbols, see introductory text. For explanation of terms, see Appendix A. For method of assignment to categories shown, see Appendix C]

NAICS code	Sales sizes of establishments by type of operation and kind of business	Establishments (number)	Sales (\$1,000)	Annual payroll (\$1,000)	First-quarter payroll (\$1,000)	Paid employees for pay period including March 12 (number)	Operating expenses ¹ (\$1,000)	End-of-1996 inventories (\$1,000)	End-of-1997 inventories (\$1,000)
422	MERCHANT WHOLESALERS—Con.								
	Wholesale trade, nondurable goods—Con.								
4224103	Other general-line grocery whsle—Con.								
	Establishments operated for the entire year—Con.								
	Establishments with sales of \$25,000,000 or more.....	362	53 374 959	3 079 751	752 513	85 217	5 711 375	3 172 792	3 229 650
	Establishments not operated for the entire year.....	500	776 019	57 258	11 993	2 124	103 079	12 954	78 670
42242	Packaged frozen food whsle								
	All establishments	2 897	44 782 680	2 297 966	535 761	71 263	4 773 169	2 436 769	2 795 303
	Establishments operated for the entire year.....	2 581	42 570 436	2 212 747	517 918	69 129	4 596 742	2 421 593	2 508 197
	Establishments with sales less than \$100,000.....	86	5 060	1 568	370	170	2 661	266	288
	Establishments with sales of \$100,000 to \$249,999.....	178	30 831	5 814	1 318	472	12 543	1 554	1 655
	Establishments with sales of \$250,000 to \$499,999.....	239	86 856	14 871	3 453	1 020	31 647	4 329	4 321
	Establishments with sales of \$500,000 to \$999,999.....	293	215 008	29 739	6 593	1 467	62 148	10 393	10 144
	Establishments with sales of \$1,000,000 to \$2,499,999.....	415	667 465	65 569	14 273	3 177	142 759	37 040	37 605
	Establishments with sales of \$2,500,000 to \$4,999,999.....	342	1 191 560	106 098	24 671	4 489	218 697	76 361	76 968
	Establishments with sales of \$5,000,000 to \$9,999,999.....	316	2 217 196	157 609	36 010	5 498	331 315	144 329	154 363
	Establishments with sales of \$10,000,000 to \$24,999,999.....	323	5 274 962	300 375	67 441	10 294	638 758	320 268	339 163
	Establishments with sales of \$25,000,000 or more.....	389	32 881 498	1 531 104	363 789	42 542	3 156 214	1 827 053	1 883 690
	Establishments not operated for the entire year.....	316	2 212 244	85 219	17 843	2 134	176 427	15 176	287 106
422420	Packaged frozen food whsle								
	All establishments	2 897	44 782 680	2 297 966	535 761	71 263	4 773 169	2 436 769	2 795 303
	Establishments operated for the entire year.....	2 581	42 570 436	2 212 747	517 918	69 129	4 596 742	2 421 593	2 508 197
	Establishments with sales less than \$100,000.....	86	5 060	1 568	370	170	2 661	266	288
	Establishments with sales of \$100,000 to \$249,999.....	178	30 831	5 814	1 318	472	12 543	1 554	1 655
	Establishments with sales of \$250,000 to \$499,999.....	239	86 856	14 871	3 453	1 020	31 647	4 329	4 321
	Establishments with sales of \$500,000 to \$999,999.....	293	215 008	29 739	6 593	1 467	62 148	10 393	10 144
	Establishments with sales of \$1,000,000 to \$2,499,999.....	415	667 465	65 569	14 273	3 177	142 759	37 040	37 605
	Establishments with sales of \$2,500,000 to \$4,999,999.....	342	1 191 560	106 098	24 671	4 489	218 697	76 361	76 968
	Establishments with sales of \$5,000,000 to \$9,999,999.....	316	2 217 196	157 609	36 010	5 498	331 315	144 329	154 363
	Establishments with sales of \$10,000,000 to \$24,999,999.....	323	5 274 962	300 375	67 441	10 294	638 758	320 268	339 163
	Establishments with sales of \$25,000,000 or more.....	389	32 881 498	1 531 104	363 789	42 542	3 156 214	1 827 053	1 883 690
	Establishments not operated for the entire year.....	316	2 212 244	85 219	17 843	2 134	176 427	15 176	287 106
42243	Dairy products, (except dried or canned) whsle								
	All establishments	2 174	20 315 524	849 475	196 547	27 596	1 854 375	512 648	557 552
	Establishments operated for the entire year.....	1 885	D	D	D	k	D	D	D
	Establishments with sales less than \$100,000.....	70	D	D	D	b	D	D	D
	Establishments with sales of \$100,000 to \$249,999.....	146	D	D	D	e	D	D	D
	Establishments with sales of \$250,000 to \$499,999.....	226	D	D	D	f	D	D	D
	Establishments with sales of \$500,000 to \$999,999.....	286	D	D	D	f	D	D	D
	Establishments with sales of \$1,000,000 to \$2,499,999.....	387	D	D	D	h	D	D	D
	Establishments with sales of \$2,500,000 to \$4,999,999.....	245	D	D	D	h	D	D	D
	Establishments with sales of \$5,000,000 to \$9,999,999.....	201	D	D	D	h	D	D	D
	Establishments with sales of \$10,000,000 to \$24,999,999.....	162	D	D	D	i	D	D	D
	Establishments with sales of \$25,000,000 or more.....	162	D	D	D	i	D	D	D
	Establishments not operated for the entire year.....	289	D	D	D	g	D	D	D

See footnotes at end of table.

Table 1. Sales Size of Establishments: 1997—Con.

[Includes only establishments with payroll. For meaning of abbreviations and symbols, see introductory text. For explanation of terms, see Appendix A. For method of assignment to categories shown, see Appendix C.]

NAICS code	Sales sizes of establishments by type of operation and kind of business	Establishments (number)	Sales (\$1,000)	Annual payroll (\$1,000)	First-quarter payroll (\$1,000)	Paid employees for pay period including March 12 (number)	Operating expenses ¹ (\$1,000)	End-of-1996 inventories (\$1,000)	End-of-1997 inventories (\$1,000)
422	MERCHANT WHOLESALERS—Con.								
	Wholesale trade, nondurable goods—Con.								
422430	Dairy products, (except dried or canned) whsle								
	All establishments	2 174	20 315 524	849 475	196 547	27 596	1 854 375	512 648	557 552
	Establishments operated for the entire year	1 885	D	D	D	k	D	D	D
	Establishments with sales less than \$100,000	70	D	D	D	b	D	D	D
	Establishments with sales of \$100,000 to \$249,999	146	D	D	D	e	D	D	D
	Establishments with sales of \$250,000 to \$499,999	226	D	D	D	f	D	D	D
	Establishments with sales of \$500,000 to \$999,999	286	D	D	D	f	D	D	D
	Establishments with sales of \$1,000,000 to \$2,499,999	387	D	D	D	h	D	D	D
	Establishments with sales of \$2,500,000 to \$4,999,999	245	D	D	D	h	D	D	D
	Establishments with sales of \$5,000,000 to \$9,999,999	201	D	D	D	h	D	D	D
	Establishments with sales of \$10,000,000 to \$24,999,999	162	D	D	D	i	D	D	D
	Establishments with sales of \$25,000,000 or more	162	D	D	D	i	D	D	D
	Establishments not operated for the entire year	289	D	D	D	g	D	D	D
4224301	Raw milk whsle								
	All establishments	138	D	D	D	g	D	D	D
	Establishments operated for the entire year	118	D	D	D	g	D	D	D
	Establishments with sales less than \$100,000	4	D	D	D	a	D	D	D
	Establishments with sales of \$100,000 to \$249,999	10	D	D	D	a	D	D	D
	Establishments with sales of \$250,000 to \$499,999	15	D	D	D	b	D	D	D
	Establishments with sales of \$500,000 to \$999,999	8	D	D	D	b	D	D	D
	Establishments with sales of \$1,000,000 to \$2,499,999	16	D	D	D	b	D	D	D
	Establishments with sales of \$2,500,000 to \$4,999,999	6	D	D	D	b	D	D	D
	Establishments with sales of \$5,000,000 to \$9,999,999	11	D	D	D	c	D	D	D
	Establishments with sales of \$10,000,000 to \$24,999,999	14	D	D	D	c	D	D	D
	Establishments with sales of \$25,000,000 or more	34	D	D	D	g	D	D	D
	Establishments not operated for the entire year	20	D	D	D	c	D	D	D
4224302	Dairy product (except raw milk) whsle								
	All establishments	2 036	D	D	D	k	D	D	D
	Establishments operated for the entire year	1 767	D	D	D	j	D	D	D
	Establishments with sales less than \$100,000	66	D	D	D	b	D	D	D
	Establishments with sales of \$100,000 to \$249,999	136	D	D	D	e	D	D	D
	Establishments with sales of \$250,000 to \$499,999	211	D	D	D	f	D	D	D
	Establishments with sales of \$500,000 to \$999,999	278	D	D	D	f	D	D	D
	Establishments with sales of \$1,000,000 to \$2,499,999	371	D	D	D	h	D	D	D
	Establishments with sales of \$2,500,000 to \$4,999,999	239	D	D	D	h	D	D	D
	Establishments with sales of \$5,000,000 to \$9,999,999	190	D	D	D	h	D	D	D
	Establishments with sales of \$10,000,000 to \$24,999,999	148	D	D	D	i	D	D	D
	Establishments with sales of \$25,000,000 or more	128	D	D	D	i	D	D	D
	Establishments not operated for the entire year	269	D	D	D	g	D	D	D
42244	Poultry & poultry product whsle								
	All establishments	873	10 721 436	423 543	96 860	15 681	921 425	230 145	251 499

See footnotes at end of table.

Table 1. Sales Size of Establishments: 1997—Con.

[Includes only establishments with payroll. For meaning of abbreviations and symbols, see introductory text. For explanation of terms, see Appendix A. For method of assignment to categories shown, see Appendix C.]

NAICS code	Sales sizes of establishments by type of operation and kind of business	Establishments (number)	Sales (\$1,000)	Annual payroll (\$1,000)	First-quarter payroll (\$1,000)	Paid employees for pay period including March 12 (number)	Operating expenses ¹ (\$1,000)	End-of-1996 inventories (\$1,000)	End-of-1997 inventories (\$1,000)
422	MERCHANT WHOLESALERS—Con.								
	Wholesale trade, nondurable goods—Con.								
42244	Poultry & poultry product whsle—Con.								
	Establishments operated for the entire year	787	D	D	D	j	D	D	D
	Establishments with sales less than \$100,000	19	D	D	D	b	D	D	D
	Establishments with sales of \$100,000 to \$249,999	32	D	D	D	b	D	D	D
	Establishments with sales of \$250,000 to \$499,999	58	D	D	D	c	D	D	D
	Establishments with sales of \$500,000 to \$999,999	75	D	D	D	e	D	D	D
	Establishments with sales of \$1,000,000 to \$2,499,999	151	D	D	D	g	D	D	D
	Establishments with sales of \$2,500,000 to \$4,999,999	130	D	D	D	g	D	D	D
	Establishments with sales of \$5,000,000 to \$9,999,999	116	D	D	D	g	D	D	D
	Establishments with sales of \$10,000,000 to \$24,999,999	114	D	D	D	h	D	D	D
	Establishments with sales of \$25,000,000 or more	92	D	D	D	i	D	D	D
	Establishments not operated for the entire year	86	D	D	D	f	D	D	D
422440	Poultry & poultry product whsle								
	All establishments	873	10 721 436	423 543	96 860	15 681	921 425	230 145	251 499
	Establishments operated for the entire year	787	D	D	D	j	D	D	D
	Establishments with sales less than \$100,000	19	D	D	D	b	D	D	D
	Establishments with sales of \$100,000 to \$249,999	32	D	D	D	b	D	D	D
	Establishments with sales of \$250,000 to \$499,999	58	D	D	D	c	D	D	D
	Establishments with sales of \$500,000 to \$999,999	75	D	D	D	e	D	D	D
	Establishments with sales of \$1,000,000 to \$2,499,999	151	D	D	D	g	D	D	D
	Establishments with sales of \$2,500,000 to \$4,999,999	130	D	D	D	g	D	D	D
	Establishments with sales of \$5,000,000 to \$9,999,999	116	D	D	D	g	D	D	D
	Establishments with sales of \$10,000,000 to \$24,999,999	114	D	D	D	h	D	D	D
	Establishments with sales of \$25,000,000 or more	92	D	D	D	i	D	D	D
	Establishments not operated for the entire year	86	D	D	D	f	D	D	D
4224401	Live poultry whsle								
	All establishments	45	D	D	D	f	D	D	D
	Establishments operated for the entire year	40	D	D	D	f	D	D	D
	Establishments with sales less than \$100,000	4	D	D	D	a	D	D	D
	Establishments with sales of \$100,000 to \$249,999	3	D	D	D	a	D	D	D
	Establishments with sales of \$250,000 to \$499,999	4	D	D	D	a	D	D	D
	Establishments with sales of \$500,000 to \$999,999	4	D	D	D	a	D	D	D
	Establishments with sales of \$1,000,000 to \$2,499,999	8	D	D	D	b	D	D	D
	Establishments with sales of \$2,500,000 to \$4,999,999	8	D	D	D	c	D	D	D
	Establishments with sales of \$5,000,000 to \$9,999,999	7	D	D	D	c	D	D	D
	Establishments with sales of \$10,000,000 to \$24,999,999	1	D	D	D	a	D	D	D
	Establishments with sales of \$25,000,000 or more	1	D	D	D	b	D	D	D
	Establishments not operated for the entire year	5	D	D	D	b	D	D	D
4224402	Poultry & poultry product (except live) whsle								
	All establishments	828	D	D	D	j	D	D	D
	Establishments operated for the entire year	747	D	D	D	j	D	D	D
	Establishments with sales less than \$100,000	15	D	D	D	b	D	D	D
	Establishments with sales of \$100,000 to \$249,999	29	D	D	D	b	D	D	D
	Establishments with sales of \$250,000 to \$499,999	54	D	D	D	c	D	D	D

See footnotes at end of table.

Table 1. Sales Size of Establishments: 1997—Con.

[Includes only establishments with payroll. For meaning of abbreviations and symbols, see introductory text. For explanation of terms, see Appendix A. For method of assignment to categories shown, see Appendix C]

NAICS code	Sales sizes of establishments by type of operation and kind of business	Establishments (number)	Sales (\$1,000)	Annual payroll (\$1,000)	First-quarter payroll (\$1,000)	Paid employees for pay period including March 12 (number)	Operating expenses ¹ (\$1,000)	End-of-1996 inventories (\$1,000)	End-of-1997 inventories (\$1,000)
422	MERCHANT WHOLESALERS—Con.								
	Wholesale trade, nondurable goods—Con.								
4224402	Poultry & poultry product (except live) whsle—Con.								
	Establishments operated for the entire year—Con.								
	Establishments with sales of \$500,000 to \$999,999	71	D	D	D	e	D	D	D
	Establishments with sales of \$1,000,000 to \$2,499,999	143	D	D	D	g	D	D	D
	Establishments with sales of \$2,500,000 to \$4,999,999	122	D	D	D	g	D	D	D
	Establishments with sales of \$5,000,000 to \$9,999,999	109	D	D	D	g	D	D	D
	Establishments with sales of \$10,000,000 to \$24,999,999	113	D	D	D	h	D	D	D
	Establishments with sales of \$25,000,000 or more	91	D	D	D	i	D	D	D
	Establishments not operated for the entire year	81	D	D	D	e	D	D	D
42245	Confectionery whsle								
	All establishments	1 962	7 539 889	523 310	115 927	20 663	1 289 127	660 165	725 588
	Establishments operated for the entire year	1 643	7 255 768	505 602	111 942	19 776	1 226 792	658 477	699 533
	Establishments with sales less than \$100,000	91	5 645	1 253	282	139	2 364	532	568
	Establishments with sales of \$100,000 to \$249,999	203	35 013	5 824	1 363	437	12 411	3 123	3 202
	Establishments with sales of \$250,000 to \$499,999	251	90 173	12 185	2 897	785	26 559	5 874	6 126
	Establishments with sales of \$500,000 to \$999,999	283	207 783	25 917	5 814	1 435	58 618	14 298	14 571
	Establishments with sales of \$1,000,000 to \$2,499,999	344	549 290	65 466	15 037	3 254	142 577	39 111	40 890
	Establishments with sales of \$2,500,000 to \$4,999,999	198	692 055	74 340	16 535	2 924	152 840	48 376	50 152
	Establishments with sales of \$5,000,000 to \$9,999,999	114	807 117	64 158	14 387	2 312	146 810	70 543	74 426
	Establishments with sales of \$10,000,000 to \$24,999,999	94	1 435 463	108 122	23 476	3 611	248 369	125 196	134 252
	Establishments with sales of \$25,000,000 or more	65	3 433 229	148 337	32 151	4 879	436 244	351 424	375 346
	Establishments not operated for the entire year	319	284 121	17 708	3 985	887	62 335	1 688	26 055
422450	Confectionery whsle								
	All establishments	1 962	7 539 889	523 310	115 927	20 663	1 289 127	660 165	725 588
	Establishments operated for the entire year	1 643	7 255 768	505 602	111 942	19 776	1 226 792	658 477	699 533
	Establishments with sales less than \$100,000	91	5 645	1 253	282	139	2 364	532	568
	Establishments with sales of \$100,000 to \$249,999	203	35 013	5 824	1 363	437	12 411	3 123	3 202
	Establishments with sales of \$250,000 to \$499,999	251	90 173	12 185	2 897	785	26 559	5 874	6 126
	Establishments with sales of \$500,000 to \$999,999	283	207 783	25 917	5 814	1 435	58 618	14 298	14 571
	Establishments with sales of \$1,000,000 to \$2,499,999	344	549 290	65 466	15 037	3 254	142 577	39 111	40 890
	Establishments with sales of \$2,500,000 to \$4,999,999	198	692 055	74 340	16 535	2 924	152 840	48 376	50 152
	Establishments with sales of \$5,000,000 to \$9,999,999	114	807 117	64 158	14 387	2 312	146 810	70 543	74 426
	Establishments with sales of \$10,000,000 to \$24,999,999	94	1 435 463	108 122	23 476	3 611	248 369	125 196	134 252
	Establishments with sales of \$25,000,000 or more	65	3 433 229	148 337	32 151	4 879	436 244	351 424	375 346
	Establishments not operated for the entire year	319	284 121	17 708	3 985	887	62 335	1 688	26 055
42246	Fish & seafood whsle								
	All establishments	2 828	11 998 240	649 137	145 945	26 304	1 423 835	555 003	628 393
	Establishments operated for the entire year	2 273	11 516 220	620 954	140 340	25 013	1 355 590	549 415	593 577
	Establishments with sales less than \$100,000	63	3 817	1 034	241	118	1 875	111	109
	Establishments with sales of \$100,000 to \$249,999	147	25 404	4 655	1 005	354	10 285	1 293	1 277
	Establishments with sales of \$250,000 to \$499,999	200	73 042	9 449	2 130	810	21 265	2 721	2 849
	Establishments with sales of \$500,000 to \$999,999	343	252 323	23 205	5 161	1 637	55 445	8 777	8 484
	Establishments with sales of \$1,000,000 to \$2,499,999	564	914 697	71 597	16 370	4 331	168 221	29 029	29 127
	Establishments with sales of \$2,500,000 to \$4,999,999	390	1 378 148	93 790	21 447	4 367	206 567	52 629	55 489

See footnotes at end of table.

Table 1. Sales Size of Establishments: 1997—Con.

[Includes only establishments with payroll. For meaning of abbreviations and symbols, see introductory text. For explanation of terms, see Appendix A. For method of assignment to categories shown, see Appendix C]

NAICS code	Sales sizes of establishments by type of operation and kind of business	Establishments (number)	Sales (\$1,000)	Annual payroll (\$1,000)	First-quarter payroll (\$1,000)	Paid employees for pay period including March 12 (number)	Operating expenses ¹ (\$1,000)	End-of-1996 inventories (\$1,000)	End-of-1997 inventories (\$1,000)
422	MERCHANT WHOLESALERS—Con.								
	Wholesale trade, nondurable goods—Con.								
42246	Fish & seafood whsle—Con.								
	Establishments operated for the entire year—Con.								
	Establishments with sales of \$5,000,000 to \$9,999,999	298	2 095 604	126 881	29 035	4 962	276 897	89 635	88 923
	Establishments with sales of \$10,000,000 to \$24,999,999	195	2 907 563	156 441	35 667	5 006	327 142	141 016	152 516
	Establishments with sales of \$25,000,000 or more	73	3 865 622	133 902	29 284	3 428	287 893	224 204	254 803
	Establishments not operated for the entire year	555	482 020	28 183	5 605	1 291	68 245	5 588	34 816
422460	Fish & seafood whsle								
	All establishments	2 828	11 998 240	649 137	145 945	26 304	1 423 835	555 003	628 393
	Establishments operated for the entire year	2 273	11 516 220	620 954	140 340	25 013	1 355 590	549 415	593 577
	Establishments with sales less than \$100,000	63	3 817	1 034	241	118	1 875	111	109
	Establishments with sales of \$100,000 to \$249,999	147	25 404	4 655	1 005	354	10 285	1 293	1 277
	Establishments with sales of \$250,000 to \$499,999	200	73 042	9 449	2 130	810	21 265	2 721	2 849
	Establishments with sales of \$500,000 to \$999,999	343	252 323	23 205	5 161	1 637	55 445	8 777	8 484
	Establishments with sales of \$1,000,000 to \$2,499,999	564	914 697	71 597	16 370	4 331	168 221	29 029	29 127
	Establishments with sales of \$2,500,000 to \$4,999,999	390	1 378 148	93 790	21 447	4 367	206 567	52 629	55 489
	Establishments with sales of \$5,000,000 to \$9,999,999	298	2 095 604	126 881	29 035	4 962	276 897	89 635	88 923
	Establishments with sales of \$10,000,000 to \$24,999,999	195	2 907 563	156 441	35 667	5 006	327 142	141 016	152 516
	Establishments with sales of \$25,000,000 or more	73	3 865 622	133 902	29 284	3 428	287 893	224 204	254 803
	Establishments not operated for the entire year	555	482 020	28 183	5 605	1 291	68 245	5 588	34 816
42247	Meat & meat product whsle								
	All establishments	3 147	26 899 437	1 304 916	309 355	45 521	2 679 207	957 919	1 024 099
	Establishments operated for the entire year	2 779	26 332 275	1 270 907	299 957	43 816	2 608 076	946 644	993 452
	Establishments with sales less than \$100,000	59	3 442	22 144	5 888	291	27 923	135	120
	Establishments with sales of \$100,000 to \$249,999	158	26 797	4 876	1 164	409	9 748	978	937
	Establishments with sales of \$250,000 to \$499,999	244	89 249	11 822	2 724	703	23 611	2 919	2 907
	Establishments with sales of \$500,000 to \$999,999	410	297 560	29 605	6 942	1 587	61 264	7 131	7 579
	Establishments with sales of \$1,000,000 to \$2,499,999	685	1 092 401	91 255	21 868	4 370	190 019	25 689	27 051
	Establishments with sales of \$2,500,000 to \$4,999,999	402	1 438 706	106 833	25 163	4 704	211 859	42 023	43 389
	Establishments with sales of \$5,000,000 to \$9,999,999	345	2 491 558	167 384	39 474	6 529	332 826	74 187	76 706
	Establishments with sales of \$10,000,000 to \$24,999,999	278	4 366 000	257 052	59 947	8 924	499 640	134 692	142 502
	Establishments with sales of \$25,000,000 or more	198	16 526 562	579 936	136 787	16 299	1 251 186	658 890	692 261
	Establishments not operated for the entire year	368	567 162	34 009	9 398	1 705	71 131	11 275	30 647
422470	Meat & meat product whsle								
	All establishments	3 147	26 899 437	1 304 916	309 355	45 521	2 679 207	957 919	1 024 099
	Establishments operated for the entire year	2 779	26 332 275	1 270 907	299 957	43 816	2 608 076	946 644	993 452
	Establishments with sales less than \$100,000	59	3 442	22 144	5 888	291	27 923	135	120
	Establishments with sales of \$100,000 to \$249,999	158	26 797	4 876	1 164	409	9 748	978	937
	Establishments with sales of \$250,000 to \$499,999	244	89 249	11 822	2 724	703	23 611	2 919	2 907
	Establishments with sales of \$500,000 to \$999,999	410	297 560	29 605	6 942	1 587	61 264	7 131	7 579
	Establishments with sales of \$1,000,000 to \$2,499,999	685	1 092 401	91 255	21 868	4 370	190 019	25 689	27 051
	Establishments with sales of \$2,500,000 to \$4,999,999	402	1 438 706	106 833	25 163	4 704	211 859	42 023	43 389
	Establishments with sales of \$5,000,000 to \$9,999,999	345	2 491 558	167 384	39 474	6 529	332 826	74 187	76 706
	Establishments with sales of \$10,000,000 to \$24,999,999	278	4 366 000	257 052	59 947	8 924	499 640	134 692	142 502
	Establishments with sales of \$25,000,000 or more	198	16 526 562	579 936	136 787	16 299	1 251 186	658 890	692 261
	Establishments not operated for the entire year	368	567 162	34 009	9 398	1 705	71 131	11 275	30 647

See footnotes at end of table.

Table 1. Sales Size of Establishments: 1997—Con.

[Includes only establishments with payroll. For meaning of abbreviations and symbols, see introductory text. For explanation of terms, see Appendix A. For method of assignment to categories shown, see Appendix C.]

NAICS code	Sales sizes of establishments by type of operation and kind of business	Establishments (number)	Sales (\$1,000)	Annual payroll (\$1,000)	First-quarter payroll (\$1,000)	Paid employees for pay period including March 12 (number)	Operating expenses ¹ (\$1,000)	End-of-1996 inventories (\$1,000)	End-of-1997 inventories (\$1,000)
422	MERCHANT WHOLESALERS—Con.								
	Wholesale trade, nondurable goods—Con.								
42248	Fresh fruit & vegetable whsle								
	All establishments	5 474	40 417 798	2 840 345	640 915	104 811	5 869 669	562 265	640 886
	Establishments operated for the entire year	4 717	38 843 341	2 725 569	610 858	98 762	5 628 074	554 643	576 088
	Establishments with sales less than \$100,000	102	5 949	1 821	472	144	2 948	160	161
	Establishments with sales of \$100,000 to \$249,999	246	42 823	8 295	2 049	521	16 069	753	693
	Establishments with sales of \$250,000 to \$499,999	377	139 198	19 884	4 551	1 108	40 562	1 883	1 839
	Establishments with sales of \$500,000 to \$999,999	539	395 311	44 946	10 081	2 618	91 767	5 676	6 203
	Establishments with sales of \$1,000,000 to \$2,499,999	921	1 531 724	148 160	34 091	8 231	312 336	24 568	26 220
	Establishments with sales of \$2,500,000 to \$4,999,999	761	2 703 972	250 516	57 800	11 775	514 619	34 714	35 893
	Establishments with sales of \$5,000,000 to \$9,999,999	773	5 513 118	457 154	99 717	18 470	932 424	90 734	90 226
	Establishments with sales of \$10,000,000 to \$24,999,999	642	10 065 433	720 345	159 133	25 463	1 465 551	195 444	197 988
	Establishments with sales of \$25,000,000 or more	356	18 445 813	1 074 448	242 964	30 432	2 251 798	200 711	216 865
	Establishments not operated for the entire year	757	1 574 457	114 776	30 057	6 049	241 595	7 622	64 798
422480	Fresh fruit & vegetable whsle								
	All establishments	5 474	40 417 798	2 840 345	640 915	104 811	5 869 669	562 265	640 886
	Establishments operated for the entire year	4 717	38 843 341	2 725 569	610 858	98 762	5 628 074	554 643	576 088
	Establishments with sales less than \$100,000	102	5 949	1 821	472	144	2 948	160	161
	Establishments with sales of \$100,000 to \$249,999	246	42 823	8 295	2 049	521	16 069	753	693
	Establishments with sales of \$250,000 to \$499,999	377	139 198	19 884	4 551	1 108	40 562	1 883	1 839
	Establishments with sales of \$500,000 to \$999,999	539	395 311	44 946	10 081	2 618	91 767	5 676	6 203
	Establishments with sales of \$1,000,000 to \$2,499,999	921	1 531 724	148 160	34 091	8 231	312 336	24 568	26 220
	Establishments with sales of \$2,500,000 to \$4,999,999	761	2 703 972	250 516	57 800	11 775	514 619	34 714	35 893
	Establishments with sales of \$5,000,000 to \$9,999,999	773	5 513 118	457 154	99 717	18 470	932 424	90 734	90 226
	Establishments with sales of \$10,000,000 to \$24,999,999	642	10 065 433	720 345	159 133	25 463	1 465 551	195 444	197 988
	Establishments with sales of \$25,000,000 or more	356	18 445 813	1 074 448	242 964	30 432	2 251 798	200 711	216 865
	Establishments not operated for the entire year	757	1 574 457	114 776	30 057	6 049	241 595	7 622	64 798
42249	Other grocery & related products whsle								
	All establishments	10 598	73 594 207	4 547 944	1 057 753	152 713	10 059 258	5 076 268	5 373 232
	Establishments operated for the entire year	9 034	72 020 799	4 440 442	1 032 639	148 550	9 815 149	4 995 956	5 221 514
	Establishments with sales less than \$100,000	628	38 228	12 875	3 121	1 052	20 675	2 695	2 824
	Establishments with sales of \$100,000 to \$249,999	1 210	205 614	41 789	9 859	3 046	83 973	13 921	13 853
	Establishments with sales of \$250,000 to \$499,999	1 324	474 208	78 399	18 126	4 743	163 459	25 892	26 955
	Establishments with sales of \$500,000 to \$999,999	1 381	984 966	151 381	35 293	7 819	319 348	60 101	63 221
	Establishments with sales of \$1,000,000 to \$2,499,999	1 703	2 708 716	376 594	86 635	16 909	782 241	188 544	195 197
	Establishments with sales of \$2,500,000 to \$4,999,999	976	3 404 958	384 500	87 365	14 499	797 593	239 202	244 049
	Establishments with sales of \$5,000,000 to \$9,999,999	741	5 247 905	536 979	122 105	18 485	1 120 874	411 714	434 545
	Establishments with sales of \$10,000,000 to \$24,999,999	639	9 725 445	746 106	173 128	23 272	1 635 362	710 117	762 054
	Establishments with sales of \$25,000,000 or more	432	49 230 759	2 111 819	497 007	58 725	4 891 624	3 343 770	3 478 816
	Establishments not operated for the entire year	1 564	1 573 408	107 502	25 114	4 163	244 109	80 312	151 718
422490	Other grocery & related products whsle								
	All establishments	10 598	73 594 207	4 547 944	1 057 753	152 713	10 059 258	5 076 268	5 373 232

See footnotes at end of table.

Table 1. Sales Size of Establishments: 1997—Con.

[Includes only establishments with payroll. For meaning of abbreviations and symbols, see introductory text. For explanation of terms, see Appendix A. For method of assignment to categories shown, see Appendix C]

NAICS code	Sales sizes of establishments by type of operation and kind of business	Establishments (number)	Sales (\$1,000)	Annual payroll (\$1,000)	First-quarter payroll (\$1,000)	Paid employees for pay period including March 12 (number)	Operating expenses ¹ (\$1,000)	End-of-1996 inventories (\$1,000)	End-of-1997 inventories (\$1,000)
422	MERCHANT WHOLESALERS—Con.								
	Wholesale trade, nondurable goods—Con.								
422490	Other grocery & related products whsle—Con.								
	Establishments operated for the entire year	9 034	72 020 799	4 440 442	1 032 639	148 550	9 815 149	4 995 956	5 221 514
	Establishments with sales less than \$100,000	628	38 228	12 875	3 121	1 052	20 675	2 695	2 824
	Establishments with sales of \$100,000 to \$249,999	1 210	205 614	41 789	9 859	3 046	83 973	13 921	13 853
	Establishments with sales of \$250,000 to \$499,999	1 324	474 208	78 399	18 126	4 743	163 459	25 892	26 955
	Establishments with sales of \$500,000 to \$999,999	1 381	984 966	151 381	35 293	7 819	319 348	60 101	63 221
	Establishments with sales of \$1,000,000 to \$2,499,999	1 703	2 708 716	376 594	86 635	16 909	782 241	188 544	195 197
	Establishments with sales of \$2,500,000 to \$4,999,999	976	3 404 958	384 500	87 365	14 499	797 593	239 202	244 049
	Establishments with sales of \$5,000,000 to \$9,999,999	741	5 247 905	536 979	122 105	18 485	1 120 874	411 714	434 545
	Establishments with sales of \$10,000,000 to \$24,999,999	639	9 725 445	746 106	173 128	23 272	1 635 362	710 117	762 054
	Establishments with sales of \$25,000,000 or more	432	49 230 759	2 111 819	497 007	58 725	4 891 624	3 343 770	3 478 816
	Establishments not operated for the entire year	1 564	1 573 408	107 502	25 114	4 163	244 109	80 312	151 718
4224901	Coffee, tea, & spice whsle								
	All establishments	1 420	7 087 834	397 640	91 263	13 783	852 828	488 011	626 211
	Establishments operated for the entire year	1 264	7 011 937	390 660	89 211	13 439	836 207	487 270	612 669
	Establishments with sales less than \$100,000	83	4 812	1 269	300	121	2 300	476	526
	Establishments with sales of \$100,000 to \$249,999	173	29 271	5 372	1 340	358	11 128	2 351	2 370
	Establishments with sales of \$250,000 to \$499,999	191	69 120	11 538	2 654	644	25 528	5 585	5 612
	Establishments with sales of \$500,000 to \$999,999	228	160 952	27 103	6 139	1 235	61 171	10 807	11 383
	Establishments with sales of \$1,000,000 to \$2,499,999	278	441 411	67 748	16 369	2 710	144 771	33 943	36 643
	Establishments with sales of \$2,500,000 to \$4,999,999	142	490 819	70 310	16 302	2 386	145 267	38 669	40 278
	Establishments with sales of \$5,000,000 to \$9,999,999	81	546 385	69 676	16 586	2 411	137 110	53 292	61 039
	Establishments with sales of \$10,000,000 to \$24,999,999	59	906 817	73 765	17 493	2 184	145 220	71 556	91 609
	Establishments with sales of \$25,000,000 or more	29	4 362 350	63 879	12 028	1 390	163 712	270 591	363 209
	Establishments not operated for the entire year	156	75 897	6 980	2 052	344	16 621	741	13 542
4224902	Bread & baked goods whsle								
	All establishments	2 187	5 821 864	594 621	137 158	24 477	1 108 595	262 177	267 272
	Establishments operated for the entire year	1 796	5 681 788	576 835	132 527	23 519	1 075 088	258 879	257 812
	Establishments with sales less than \$100,000	183	11 312	3 164	757	313	5 651	432	426
	Establishments with sales of \$100,000 to \$249,999	334	54 935	11 283	2 560	1 022	22 053	1 731	1 619
	Establishments with sales of \$250,000 to \$499,999	397	142 419	24 798	5 908	1 806	47 533	3 625	3 594
	Establishments with sales of \$500,000 to \$999,999	311	219 464	43 263	10 054	2 769	81 407	6 308	6 469
	Establishments with sales of \$1,000,000 to \$2,499,999	306	477 143	88 103	20 599	4 774	166 618	17 478	17 231
	Establishments with sales of \$2,500,000 to \$4,999,999	141	481 820	68 664	15 818	2 902	119 828	14 321	14 585
	Establishments with sales of \$5,000,000 to \$9,999,999	62	424 292	66 725	14 610	2 532	118 548	20 579	23 628
	Establishments with sales of \$10,000,000 to \$24,999,999	35	536 662	55 600	14 017	1 832	102 769	18 752	20 403
	Establishments with sales of \$25,000,000 or more	27	3 333 741	215 235	48 204	5 569	410 681	175 653	169 857
	Establishments not operated for the entire year	391	140 076	17 786	4 631	958	33 507	3 298	9 460
4224903	Soft drinks whsle								
	All establishments	2 026	7 507 631	855 980	195 575	29 183	1 981 472	316 118	352 288
	Establishments operated for the entire year	1 711	7 315 666	840 601	191 889	28 489	1 940 454	314 426	340 610
	Establishments with sales less than \$100,000	115	7 891	2 287	562	160	4 503	370	361
	Establishments with sales of \$100,000 to \$249,999	253	43 215	9 399	2 220	531	19 707	2 416	2 441
	Establishments with sales of \$250,000 to \$499,999	234	83 536	13 367	2 928	696	28 888	3 449	3 655

See footnotes at end of table.

Table 1. Sales Size of Establishments: 1997—Con.

[Includes only establishments with payroll. For meaning of abbreviations and symbols, see introductory text. For explanation of terms, see Appendix A. For method of assignment to categories shown, see Appendix C]

NAICS code	Sales sizes of establishments by type of operation and kind of business	Establishments (number)	Sales (\$1,000)	Annual payroll (\$1,000)	First-quarter payroll (\$1,000)	Paid employees for pay period including March 12 (number)	Operating expenses ¹ (\$1,000)	End-of-1996 inventories (\$1,000)	End-of-1997 inventories (\$1,000)
422	MERCHANT WHOLESALERS—Con.								
	Wholesale trade, nondurable goods—Con.								
4224903	Soft drinks whsle—Con.								
	Establishments operated for the entire year—Con.								
	Establishments with sales of \$500,000 to \$999,999	288	210 968	31 071	7 071	1 380	70 236	9 940	10 641
	Establishments with sales of \$1,000,000 to \$2,499,999	305	486 406	77 765	17 555	3 115	162 625	22 180	23 003
	Establishments with sales of \$2,500,000 to \$4,999,999	181	615 374	90 307	20 539	3 324	188 189	26 629	28 337
	Establishments with sales of \$5,000,000 to \$9,999,999	166	1 192 666	163 135	36 524	5 446	340 450	47 335	49 305
	Establishments with sales of \$10,000,000 to \$24,999,999	121	1 783 065	225 402	50 931	7 275	477 103	57 347	64 380
	Establishments with sales of \$25,000,000 or more	48	2 892 545	227 868	53 559	6 562	648 753	144 760	158 487
	Establishments not operated for the entire year	315	191 965	15 379	3 686	694	41 018	1 692	11 678
4224904	Canned goods whsle								
	All establishments	957	10 184 930	466 436	109 531	13 777	1 088 032	973 402	921 358
	Establishments operated for the entire year	825	9 927 345	451 545	105 633	13 094	1 056 576	947 000	885 638
	Establishments with sales less than \$100,000	28	1 525	305	74	31	590	180	183
	Establishments with sales of \$100,000 to \$249,999	71	12 041	2 482	603	150	4 484	1 709	1 591
	Establishments with sales of \$250,000 to \$499,999	68	24 915	3 291	753	211	7 874	2 097	2 187
	Establishments with sales of \$500,000 to \$999,999	103	76 107	8 436	2 062	445	17 493	7 752	8 624
	Establishments with sales of \$1,000,000 to \$2,499,999	155	252 142	19 854	4 463	806	45 563	22 287	24 103
	Establishments with sales of \$2,500,000 to \$4,999,999	107	388 428	27 129	6 144	976	63 689	33 678	34 715
	Establishments with sales of \$5,000,000 to \$9,999,999	117	823 356	49 204	11 368	1 708	116 830	71 903	76 143
	Establishments with sales of \$10,000,000 to \$24,999,999	108	1 626 026	85 667	20 983	2 516	214 325	174 525	170 926
	Establishments with sales of \$25,000,000 or more	68	6 722 805	255 177	59 183	6 251	585 728	632 869	567 166
	Establishments not operated for the entire year	132	257 585	14 891	3 898	683	31 456	26 402	35 720
4224905	Food & beverage basic materials whsle								
	All establishments	512	2 687 268	174 927	38 919	5 172	420 611	229 674	229 329
	Establishments operated for the entire year	445	2 582 132	162 083	37 956	5 020	389 389	204 364	218 188
	Establishments with sales less than \$100,000	29	1 533	516	134	56	928	119	126
	Establishments with sales of \$100,000 to \$249,999	31	5 210	1 103	287	71	2 121	350	480
	Establishments with sales of \$250,000 to \$499,999	46	17 169	2 871	749	126	6 585	1 180	1 213
	Establishments with sales of \$500,000 to \$999,999	53	36 839	5 281	1 230	219	11 902	2 999	3 302
	Establishments with sales of \$1,000,000 to \$2,499,999	89	144 470	17 594	3 778	587	38 679	12 575	13 530
	Establishments with sales of \$2,500,000 to \$4,999,999	73	264 012	25 568	5 558	697	60 375	31 631	30 695
	Establishments with sales of \$5,000,000 to \$9,999,999	54	373 831	32 019	7 666	992	74 250	33 255	34 479
	Establishments with sales of \$10,000,000 to \$24,999,999	49	796 233	47 223	10 521	1 511	111 638	65 391	78 056
	Establishments with sales of \$25,000,000 or more	21	942 835	29 908	8 033	761	82 911	56 864	56 307
	Establishments not operated for the entire year	67	105 136	12 844	963	152	31 222	25 310	11 141
4224906	Other grocery specialties whsle								
	All establishments	3 496	40 304 680	2 058 340	485 307	66 321	4 607 720	2 806 886	2 976 774
	Establishments operated for the entire year	2 993	39 501 931	2 018 718	475 423	64 989	4 517 435	2 784 017	2 906 597
	Establishments with sales less than \$100,000	190	11 155	5 334	1 294	371	6 703	1 118	1 202
	Establishments with sales of \$100,000 to \$249,999	348	60 942	12 150	2 849	914	24 480	5 364	5 352
	Establishments with sales of \$250,000 to \$499,999	388	137 049	22 534	5 134	1 260	47 051	9 956	10 694
	Establishments with sales of \$500,000 to \$999,999	398	280 636	36 227	8 737	1 771	77 139	22 295	22 802
	Establishments with sales of \$1,000,000 to \$2,499,999	570	907 144	105 530	23 871	4 917	223 985	80 081	80 687
	Establishments with sales of \$2,500,000 to \$4,999,999	332	1 164 505	102 522	23 004	4 214	220 245	94 274	95 439

See footnotes at end of table.

Table 1. Sales Size of Establishments: 1997—Con.

[Includes only establishments with payroll. For meaning of abbreviations and symbols, see introductory text. For explanation of terms, see Appendix A. For method of assignment to categories shown, see Appendix C]

NAICS code	Sales sizes of establishments by type of operation and kind of business	Establishments (number)	Sales (\$1,000)	Annual payroll (\$1,000)	First-quarter payroll (\$1,000)	Paid employees for pay period including March 12 (number)	Operating expenses ¹ (\$1,000)	End-of-1996 inventories (\$1,000)	End-of-1997 inventories (\$1,000)
422	MERCHANT WHOLESALERS—Con.								
	Wholesale trade, nondurable goods—Con.								
4224906	Other grocery specialties whsle—Con.								
	Establishments operated for the entire year—Con.								
	Establishments with sales of \$5,000,000 to \$9,999,999	261	1 887 375	156 220	35 351	5 396	333 686	185 350	189 951
	Establishments with sales of \$10,000,000 to \$24,999,999	267	4 076 642	258 449	59 183	7 954	584 307	322 546	336 680
	Establishments with sales of \$25,000,000 or more	239	30 976 483	1 319 752	316 000	38 192	2 999 839	2 063 033	2 163 790
	Establishments not operated for the entire year	503	802 749	39 622	9 884	1 332	90 285	22 869	70 177
4225	Farm-product raw material whsle								
	All establishments	8 849	132 883 554	2 096 358	469 297	74 096	5 547 440	9 505 447	9 664 441
	Establishments operated for the entire year	7 979	129 608 513	2 037 072	454 474	71 375	5 392 035	9 061 445	9 072 452
	Establishments with sales less than \$100,000	184	9 870	4 018	949	408	10 000	14 767	14 003
	Establishments with sales of \$100,000 to \$249,999	314	54 171	9 884	2 271	820	21 398	6 842	7 083
	Establishments with sales of \$250,000 to \$499,999	373	137 110	21 302	5 222	1 482	46 902	20 907	22 102
	Establishments with sales of \$500,000 to \$999,999	632	460 258	44 387	10 537	2 844	106 631	79 326	83 688
	Establishments with sales of \$1,000,000 to \$2,499,999	1 329	2 254 763	135 824	29 841	6 669	331 775	295 339	283 323
	Establishments with sales of \$2,500,000 to \$4,999,999	1 441	5 239 230	202 541	44 134	8 796	522 613	574 227	607 094
	Establishments with sales of \$5,000,000 to \$9,999,999	1 621	11 610 367	360 989	78 896	13 641	942 036	1 217 024	1 258 106
	Establishments with sales of \$10,000,000 to \$24,999,999	1 350	20 626 495	517 209	114 983	17 591	1 351 486	1 911 496	1 901 603
	Establishments with sales of \$25,000,000 or more	735	89 216 249	740 918	167 641	19 124	2 059 194	4 941 517	4 895 450
	Establishments not operated for the entire year	870	3 275 041	59 286	14 823	2 721	155 405	444 002	591 989
42251	Grain & field bean whsle								
	All establishments	6 434	105 267 322	1 620 355	366 080	55 890	4 339 905	6 826 486	6 979 672
	Establishments operated for the entire year	5 974	103 663 574	1 585 259	356 554	54 219	4 234 526	6 719 812	6 789 088
	Establishments with sales less than \$100,000	67	4 272	1 062	268	106	1 926	663	628
	Establishments with sales of \$100,000 to \$249,999	155	27 726	4 324	1 039	296	10 032	4 309	4 486
	Establishments with sales of \$250,000 to \$499,999	200	74 720	10 584	2 611	549	23 359	15 274	16 194
	Establishments with sales of \$500,000 to \$999,999	368	268 898	23 458	5 531	1 287	58 366	59 897	63 684
	Establishments with sales of \$1,000,000 to \$2,499,999	965	1 670 858	94 499	20 724	4 335	231 770	253 017	242 364
	Establishments with sales of \$2,500,000 to \$4,999,999	1 166	4 263 305	166 962	36 008	7 046	433 404	516 899	548 510
	Establishments with sales of \$5,000,000 to \$9,999,999	1 368	9 787 266	308 220	67 467	11 567	805 618	1 109 642	1 146 119
	Establishments with sales of \$10,000,000 to \$24,999,999	1 126	17 082 693	440 472	97 530	14 829	1 159 406	1 743 272	1 720 959
	Establishments with sales of \$25,000,000 or more	559	70 483 836	535 678	125 376	14 204	1 510 645	3 016 839	3 046 144
	Establishments not operated for the entire year	460	1 603 748	35 096	9 526	1 671	105 379	106 674	190 584
422510	Grain & field bean whsle								
	All establishments	6 434	105 267 322	1 620 355	366 080	55 890	4 339 905	6 826 486	6 979 672
	Establishments operated for the entire year	5 974	103 663 574	1 585 259	356 554	54 219	4 234 526	6 719 812	6 789 088
	Establishments with sales less than \$100,000	67	4 272	1 062	268	106	1 926	663	628
	Establishments with sales of \$100,000 to \$249,999	155	27 726	4 324	1 039	296	10 032	4 309	4 486
	Establishments with sales of \$250,000 to \$499,999	200	74 720	10 584	2 611	549	23 359	15 274	16 194
	Establishments with sales of \$500,000 to \$999,999	368	268 898	23 458	5 531	1 287	58 366	59 897	63 684
	Establishments with sales of \$1,000,000 to \$2,499,999	965	1 670 858	94 499	20 724	4 335	231 770	253 017	242 364
	Establishments with sales of \$2,500,000 to \$4,999,999	1 166	4 263 305	166 962	36 008	7 046	433 404	516 899	548 510
	Establishments with sales of \$5,000,000 to \$9,999,999	1 368	9 787 266	308 220	67 467	11 567	805 618	1 109 642	1 146 119
	Establishments with sales of \$10,000,000 to \$24,999,999	1 126	17 082 693	440 472	97 530	14 829	1 159 406	1 743 272	1 720 959
	Establishments with sales of \$25,000,000 or more	559	70 483 836	535 678	125 376	14 204	1 510 645	3 016 839	3 046 144

See footnotes at end of table.

Table 1. Sales Size of Establishments: 1997—Con.

[Includes only establishments with payroll. For meaning of abbreviations and symbols, see introductory text. For explanation of terms, see Appendix A. For method of assignment to categories shown, see Appendix C.]

NAICS code	Sales sizes of establishments by type of operation and kind of business	Establishments (number)	Sales (\$1,000)	Annual payroll (\$1,000)	First-quarter payroll (\$1,000)	Paid employees for pay period including March 12 (number)	Operating expenses ¹ (\$1,000)	End-of-1996 inventories (\$1,000)	End-of-1997 inventories (\$1,000)
422	MERCHANT WHOLESALERS—Con.								
	Wholesale trade, nondurable goods—Con.								
422510	Grain & field bean whsle—Con.								
	Establishments not operated for the entire year	460	1 603 748	35 096	9 526	1 671	105 379	106 674	190 584
42252	Livestock whsle								
	All establishments	1 133	8 630 445	115 475	26 114	7 322	304 460	202 778	251 768
	Establishments operated for the entire year	967	8 245 259	110 787	25 152	6 933	292 724	201 318	234 071
	Establishments with sales less than \$100,000	64	D	D	D	c	D	D	D
	Establishments with sales of \$100,000 to \$249,999	68	D	D	D	e	D	D	D
	Establishments with sales of \$250,000 to \$499,999	69	25 320	4 591	1 112	558	9 434	1 915	2 259
	Establishments with sales of \$500,000 to \$999,999	121	88 233	8 443	2 071	946	18 748	8 016	8 537
	Establishments with sales of \$1,000,000 to \$2,499,999	164	265 916	13 103	3 076	991	32 807	12 970	13 956
	Establishments with sales of \$2,500,000 to \$4,999,999	153	548 910	10 894	2 529	682	27 336	12 767	15 283
	Establishments with sales of \$5,000,000 to \$9,999,999	139	1 001 001	15 977	3 615	911	47 714	29 520	30 984
	Establishments with sales of \$10,000,000 to \$24,999,999	125	1 949 491	25 126	6 018	1 252	67 237	34 202	39 120
	Establishments with sales of \$25,000,000 or more	64	4 351 868	29 439	5 981	1 161	82 998	100 699	122 646
	Establishments not operated for the entire year	166	385 186	4 688	962	389	11 736	1 460	17 697
422520	Livestock whsle								
	All establishments	1 133	8 630 445	115 475	26 114	7 322	304 460	202 778	251 768
	Establishments operated for the entire year	967	8 245 259	110 787	25 152	6 933	292 724	201 318	234 071
	Establishments with sales less than \$100,000	64	D	D	D	c	D	D	D
	Establishments with sales of \$100,000 to \$249,999	68	D	D	D	e	D	D	D
	Establishments with sales of \$250,000 to \$499,999	69	25 320	4 591	1 112	558	9 434	1 915	2 259
	Establishments with sales of \$500,000 to \$999,999	121	88 233	8 443	2 071	946	18 748	8 016	8 537
	Establishments with sales of \$1,000,000 to \$2,499,999	164	265 916	13 103	3 076	991	32 807	12 970	13 956
	Establishments with sales of \$2,500,000 to \$4,999,999	153	548 910	10 894	2 529	682	27 336	12 767	15 283
	Establishments with sales of \$5,000,000 to \$9,999,999	139	1 001 001	15 977	3 615	911	47 714	29 520	30 984
	Establishments with sales of \$10,000,000 to \$24,999,999	125	1 949 491	25 126	6 018	1 252	67 237	34 202	39 120
	Establishments with sales of \$25,000,000 or more	64	4 351 868	29 439	5 981	1 161	82 998	100 699	122 646
	Establishments not operated for the entire year	166	385 186	4 688	962	389	11 736	1 460	17 697
42259	Other farm product raw material whsle								
	All establishments	1 282	18 985 787	360 528	77 103	10 884	903 075	2 476 183	2 433 001
	Establishments operated for the entire year	1 038	17 699 680	341 026	72 768	10 223	864 785	2 140 315	2 049 293
	Establishments with sales less than \$100,000	53	D	D	D	c	D	D	D
	Establishments with sales of \$100,000 to \$249,999	91	D	D	D	c	D	D	D
	Establishments with sales of \$250,000 to \$499,999	104	37 070	6 127	1 499	375	14 109	3 718	3 649
	Establishments with sales of \$500,000 to \$999,999	143	103 127	12 486	2 935	611	29 517	11 413	11 467
	Establishments with sales of \$1,000,000 to \$2,499,999	200	317 989	28 222	6 041	1 343	67 198	29 352	27 003
	Establishments with sales of \$2,500,000 to \$4,999,999	122	427 015	24 685	5 597	1 068	61 873	44 561	43 301
	Establishments with sales of \$5,000,000 to \$9,999,999	114	822 100	36 792	7 814	1 163	88 704	77 862	81 003
	Establishments with sales of \$10,000,000 to \$24,999,999	99	1 594 311	51 611	11 435	1 510	124 843	134 022	141 524
	Establishments with sales of \$25,000,000 or more	112	14 380 545	175 801	36 284	3 759	465 551	1 823 979	1 726 660
	Establishments not operated for the entire year	244	1 286 107	19 502	4 335	661	38 290	335 868	383 708

See footnotes at end of table.

Table 1. Sales Size of Establishments: 1997—Con.

[Includes only establishments with payroll. For meaning of abbreviations and symbols, see introductory text. For explanation of terms, see Appendix A. For method of assignment to categories shown, see Appendix C]

NAICS code	Sales sizes of establishments by type of operation and kind of business	Establishments (number)	Sales (\$1,000)	Annual payroll (\$1,000)	First-quarter payroll (\$1,000)	Paid employees for pay period including March 12 (number)	Operating expenses ¹ (\$1,000)	End-of-1996 inventories (\$1,000)	End-of-1997 inventories (\$1,000)
422	MERCHANT WHOLESALERS—Con.								
	Wholesale trade, nondurable goods—Con.								
422590	Other farm product raw material whsle								
	All establishments	1 282	18 985 787	360 528	77 103	10 884	903 075	2 476 183	2 433 001
	Establishments operated for the entire year	1 038	17 699 680	341 026	72 768	10 223	864 785	2 140 315	2 049 293
	Establishments with sales less than \$100,000	53	D	D	D	c	D	D	D
	Establishments with sales of \$100,000 to \$249,999	91	D	D	D	c	D	D	D
	Establishments with sales of \$250,000 to \$499,999	104	37 070	6 127	1 499	375	14 109	3 718	3 649
	Establishments with sales of \$500,000 to \$999,999	143	103 127	12 486	2 935	611	29 517	11 413	11 467
	Establishments with sales of \$1,000,000 to \$2,499,999	200	317 989	28 222	6 041	1 343	67 198	29 352	27 003
	Establishments with sales of \$2,500,000 to \$4,999,999	122	427 015	24 685	5 597	1 068	61 873	44 561	43 301
	Establishments with sales of \$5,000,000 to \$9,999,999	114	822 100	36 792	7 814	1 163	88 704	77 862	81 003
	Establishments with sales of \$10,000,000 to \$24,999,999	99	1 594 311	51 611	11 435	1 510	124 843	134 022	141 524
	Establishments with sales of \$25,000,000 or more	112	14 380 545	175 801	36 284	3 759	465 551	1 823 979	1 726 660
	Establishments not operated for the entire year	244	1 286 107	19 502	4 335	661	38 290	335 868	383 708
4225901	Hides, skins, & pelts whsle								
	All establishments	234	1 911 853	48 450	11 812	1 660	125 385	111 664	120 548
	Establishments operated for the entire year	197	1 843 486	47 345	11 547	1 573	122 971	108 943	110 765
	Establishments with sales less than \$100,000	9	D	D	D	a	D	D	D
	Establishments with sales of \$100,000 to \$249,999	18	2 717	726	175	39	1 394	232	227
	Establishments with sales of \$250,000 to \$499,999	15	D	D	D	b	D	D	D
	Establishments with sales of \$500,000 to \$999,999	32	D	D	D	c	D	D	D
	Establishments with sales of \$1,000,000 to \$2,499,999	38	62 629	5 063	1 174	195	11 165	7 768	7 415
	Establishments with sales of \$2,500,000 to \$4,999,999	25	84 491	6 013	1 199	306	13 273	10 783	9 976
	Establishments with sales of \$5,000,000 to \$9,999,999	20	147 359	6 577	1 502	220	15 504	12 270	11 848
	Establishments with sales of \$10,000,000 to \$24,999,999	18	D	D	D	c	D	D	D
	Establishments with sales of \$25,000,000 or more	22	D	D	D	e	D	D	D
	Establishments not operated for the entire year	37	68 367	1 105	265	87	2 414	2 721	9 783
4225902	Leaf tobacco whsle								
	All establishments	118	2 093 201	66 701	14 669	1 605	131 963	294 173	324 012
	Establishments operated for the entire year	72	1 967 355	63 398	13 857	1 452	122 729	294 027	318 085
	Establishments with sales less than \$100,000	4	D	D	D	a	D	D	D
	Establishments with sales of \$100,000 to \$249,999	10	D	D	D	b	D	D	D
	Establishments with sales of \$250,000 to \$499,999	6	D	D	D	a	D	D	D
	Establishments with sales of \$500,000 to \$999,999	9	5 939	461	107	31	1 228	827	898
	Establishments with sales of \$1,000,000 to \$2,499,999	9	D	D	D	b	D	D	D
	Establishments with sales of \$2,500,000 to \$4,999,999	8	D	D	D	b	D	D	D
	Establishments with sales of \$5,000,000 to \$9,999,999	9	D	D	D	c	D	D	D
	Establishments with sales of \$10,000,000 to \$24,999,999	6	87 201	6 342	985	95	14 952	3 729	3 643
	Establishments with sales of \$25,000,000 or more	11	1 761 792	48 769	10 781	980	87 865	282 686	306 008
	Establishments not operated for the entire year	46	125 846	3 303	812	153	9 234	146	5 927
4225903	Wool, wool tops, & mohair whsle								
	All establishments	61	145 997	6 661	1 386	247	17 366	21 670	25 093
	Establishments operated for the entire year	46	139 246	6 368	1 319	233	16 728	21 411	23 859
	Establishments with sales less than \$100,000	2	D	D	D	a	D	D	D
	Establishments with sales of \$100,000 to \$249,999	3	D	D	D	a	D	D	D
	Establishments with sales of \$250,000 to \$499,999	4	1 550	103	25	8	245	314	222

See footnotes at end of table.

Table 1. Sales Size of Establishments: 1997—Con.

[Includes only establishments with payroll. For meaning of abbreviations and symbols, see introductory text. For explanation of terms, see Appendix A. For method of assignment to categories shown, see Appendix C.]

NAICS code	Sales sizes of establishments by type of operation and kind of business	Establishments (number)	Sales (\$1,000)	Annual payroll (\$1,000)	First-quarter payroll (\$1,000)	Paid employees for pay period including March 12 (number)	Operating expenses ¹ (\$1,000)	End-of-1996 inventories (\$1,000)	End-of-1997 inventories (\$1,000)
422	MERCHANT WHOLESALERS—Con.								
	Wholesale trade, nondurable goods—Con.								
4225903	Wool, wool tops, & mohair whsle—Con.								
	Establishments operated for the entire year—Con.								
	Establishments with sales of \$500,000 to \$999,999	3	D	D	D	a	D	D	D
	Establishments with sales of \$1,000,000 to \$2,499,999	15	D	D	D	b	D	D	D
	Establishments with sales of \$2,500,000 to \$4,999,999	13	D	D	D	b	D	D	D
	Establishments with sales of \$5,000,000 to \$9,999,999	4	D	D	D	a	D	D	D
	Establishments with sales of \$10,000,000 to \$24,999,999	2	D	D	D	a	D	D	D
	Establishments with sales of \$25,000,000 or more	—	—	—	—	—	—	—	—
	Establishments not operated for the entire year	15	6 751	293	67	14	638	259	1 234
4225904	Cotton whsle								
	All establishments	244	9 922 477	106 703	20 612	2 497	330 047	1 702 682	1 616 787
	Establishments operated for the entire year	211	8 989 459	100 877	18 867	2 343	321 043	1 388 985	1 287 420
	Establishments with sales less than \$100,000	4	D	D	D	a	D	D	D
	Establishments with sales of \$100,000 to \$249,999	5	749	176	32	8	302	—	—
	Establishments with sales of \$250,000 to \$499,999	5	D	D	D	a	D	D	D
	Establishments with sales of \$500,000 to \$999,999	11	D	D	D	b	D	D	D
	Establishments with sales of \$1,000,000 to \$2,499,999	25	44 078	3 152	514	151	7 683	1 749	1 533
	Establishments with sales of \$2,500,000 to \$4,999,999	22	82 279	2 985	667	104	7 664	4 817	5 047
	Establishments with sales of \$5,000,000 to \$9,999,999	43	311 359	8 195	1 655	244	21 524	29 134	28 891
	Establishments with sales of \$10,000,000 to \$24,999,999	40	D	D	D	c	D	D	D
	Establishments with sales of \$25,000,000 or more	56	D	D	D	g	D	D	D
	Establishments not operated for the entire year	33	933 018	5 826	1 745	154	9 004	313 697	329 367
4225905	Other farm-product raw material whsle								
	All establishments	625	4 912 259	132 013	28 624	4 875	298 314	345 994	346 561
	Establishments operated for the entire year	512	4 760 134	123 038	27 178	4 622	281 314	326 949	309 164
	Establishments with sales less than \$100,000	34	D	D	D	c	D	D	D
	Establishments with sales of \$100,000 to \$249,999	55	9 691	1 846	392	152	4 078	1 140	1 150
	Establishments with sales of \$250,000 to \$499,999	74	26 391	4 396	1 071	281	9 969	2 653	2 796
	Establishments with sales of \$500,000 to \$999,999	88	64 838	7 753	1 808	385	18 229	4 694	4 640
	Establishments with sales of \$1,000,000 to \$2,499,999	113	D	D	D	f	D	D	D
	Establishments with sales of \$2,500,000 to \$4,999,999	54	D	D	D	f	D	D	D
	Establishments with sales of \$5,000,000 to \$9,999,999	38	D	D	D	f	D	D	D
	Establishments with sales of \$10,000,000 to \$24,999,999	33	D	D	D	f	D	D	D
	Establishments with sales of \$25,000,000 or more	23	3 503 340	31 819	6 587	861	71 605	182 155	162 398
	Establishments not operated for the entire year	113	152 125	8 975	1 446	253	17 000	19 045	37 397
4226	Chemical & allied products whsle								
	All establishments	12 249	56 048 362	4 650 638	1 073 531	115 969	9 506 564	4 178 360	4 470 487
	Establishments operated for the entire year	11 031	54 779 733	4 560 308	1 050 218	113 159	9 311 429	4 156 985	4 341 532
	Establishments with sales less than \$100,000	546	33 133	10 736	2 614	781	18 309	6 873	7 378
	Establishments with sales of \$100,000 to \$249,999	1 121	189 445	43 693	10 285	2 291	83 581	13 605	13 652
	Establishments with sales of \$250,000 to \$499,999	1 408	506 359	102 533	23 670	4 134	203 085	36 957	39 169
	Establishments with sales of \$500,000 to \$999,999	1 729	1 242 080	228 849	52 711	7 607	459 835	94 343	98 339
	Establishments with sales of \$1,000,000 to \$2,499,999	2 356	3 790 275	605 759	137 818	18 076	1 206 351	308 055	324 890
	Establishments with sales of \$2,500,000 to \$4,999,999	1 581	5 625 583	727 491	163 154	18 638	1 435 094	462 936	496 062

See footnotes at end of table.

Table 1. Sales Size of Establishments: 1997—Con.

[Includes only establishments with payroll. For meaning of abbreviations and symbols, see introductory text. For explanation of terms, see Appendix A. For method of assignment to categories shown, see Appendix C]

NAICS code	Sales sizes of establishments by type of operation and kind of business	Establishments (number)	Sales (\$1,000)	Annual payroll (\$1,000)	First-quarter payroll (\$1,000)	Paid employees for pay period including March 12 (number)	Operating expenses ¹ (\$1,000)	End-of-1996 inventories (\$1,000)	End-of-1997 inventories (\$1,000)
422	MERCHANT WHOLESALERS—Con.								
	Wholesale trade, nondurable goods—Con.								
4226	Chemical & allied products whsle—Con.								
	Establishments operated for the entire year—Con.								
	Establishments with sales of \$5,000,000 to \$9,999,999	1 120	7 830 916	833 476	193 026	19 608	1 666 085	639 636	673 137
	Establishments with sales of \$10,000,000 to \$24,999,999	794	12 029 631	974 388	223 408	21 941	2 008 293	977 177	1 036 976
	Establishments with sales of \$25,000,000 or more	376	23 532 311	1 033 383	243 532	20 083	2 230 796	1 617 403	1 651 929
	Establishments not operated for the entire year	1 218	1 268 629	90 330	23 313	2 810	195 135	21 375	128 955
42261	Plastics materials & basic forms & shapes whsle								
	All establishments	3 357	16 733 225	1 295 883	297 313	34 844	2 718 446	1 298 940	1 397 420
	Establishments operated for the entire year	3 084	16 431 514	1 273 518	291 238	34 010	2 667 881	1 294 291	1 363 607
	Establishments with sales less than \$100,000	114	7 299	1 789	422	158	3 484	860	800
	Establishments with sales of \$100,000 to \$249,999	230	38 361	9 733	2 332	491	17 399	3 175	3 320
	Establishments with sales of \$250,000 to \$499,999	292	106 692	21 679	4 841	845	41 688	7 548	8 544
	Establishments with sales of \$500,000 to \$999,999	390	281 897	47 068	10 664	1 551	91 489	25 777	26 241
	Establishments with sales of \$1,000,000 to \$2,499,999	725	1 190 857	165 582	37 346	5 303	337 561	105 183	110 848
	Establishments with sales of \$2,500,000 to \$4,999,999	555	2 006 371	234 881	54 141	6 696	463 054	182 792	194 615
	Establishments with sales of \$5,000,000 to \$9,999,999	415	2 877 823	283 708	66 296	7 360	554 013	229 379	237 241
	Establishments with sales of \$10,000,000 to \$24,999,999	254	3 783 221	284 026	64 546	6 756	584 467	327 655	350 247
	Establishments with sales of \$25,000,000 or more	109	6 138 993	225 052	50 650	4 850	574 726	411 922	431 751
	Establishments not operated for the entire year	273	301 711	22 365	6 075	834	50 565	4 649	33 813
422610	Plastics materials & basic forms & shapes whsle								
	All establishments	3 357	16 733 225	1 295 883	297 313	34 844	2 718 446	1 298 940	1 397 420
	Establishments operated for the entire year	3 084	16 431 514	1 273 518	291 238	34 010	2 667 881	1 294 291	1 363 607
	Establishments with sales less than \$100,000	114	7 299	1 789	422	158	3 484	860	800
	Establishments with sales of \$100,000 to \$249,999	230	38 361	9 733	2 332	491	17 399	3 175	3 320
	Establishments with sales of \$250,000 to \$499,999	292	106 692	21 679	4 841	845	41 688	7 548	8 544
	Establishments with sales of \$500,000 to \$999,999	390	281 897	47 068	10 664	1 551	91 489	25 777	26 241
	Establishments with sales of \$1,000,000 to \$2,499,999	725	1 190 857	165 582	37 346	5 303	337 561	105 183	110 848
	Establishments with sales of \$2,500,000 to \$4,999,999	555	2 006 371	234 881	54 141	6 696	463 054	182 792	194 615
	Establishments with sales of \$5,000,000 to \$9,999,999	415	2 877 823	283 708	66 296	7 360	554 013	229 379	237 241
	Establishments with sales of \$10,000,000 to \$24,999,999	254	3 783 221	284 026	64 546	6 756	584 467	327 655	350 247
	Establishments with sales of \$25,000,000 or more	109	6 138 993	225 052	50 650	4 850	574 726	411 922	431 751
	Establishments not operated for the entire year	273	301 711	22 365	6 075	834	50 565	4 649	33 813
42269	Other chemical & allied products whsle								
	All establishments	8 892	39 315 137	3 354 755	776 218	81 125	6 788 118	2 879 420	3 073 067
	Establishments operated for the entire year	7 947	38 348 219	3 286 790	758 980	79 149	6 643 548	2 862 694	2 977 925
	Establishments with sales less than \$100,000	432	25 834	8 947	2 192	623	14 825	6 013	6 578
	Establishments with sales of \$100,000 to \$249,999	891	151 084	33 960	7 953	1 800	66 182	10 430	10 332
	Establishments with sales of \$250,000 to \$499,999	1 116	399 667	80 854	18 829	3 289	161 397	29 409	30 625
	Establishments with sales of \$500,000 to \$999,999	1 339	960 183	181 781	42 047	6 056	368 346	68 566	72 098
	Establishments with sales of \$1,000,000 to \$2,499,999	1 631	2 599 418	440 177	100 472	12 773	868 790	202 872	214 042
	Establishments with sales of \$2,500,000 to \$4,999,999	1 026	3 619 212	492 610	109 013	11 942	972 040	280 144	301 447
	Establishments with sales of \$5,000,000 to \$9,999,999	705	4 953 093	549 768	126 730	12 248	1 112 072	410 257	435 896
	Establishments with sales of \$10,000,000 to \$24,999,999	540	8 246 410	690 362	158 862	15 185	1 423 826	649 522	686 729

See footnotes at end of table.

Table 1. Sales Size of Establishments: 1997—Con.

[Includes only establishments with payroll. For meaning of abbreviations and symbols, see introductory text. For explanation of terms, see Appendix A. For method of assignment to categories shown, see Appendix C]

NAICS code	Sales sizes of establishments by type of operation and kind of business	Establishments (number)	Sales (\$1,000)	Annual payroll (\$1,000)	First-quarter payroll (\$1,000)	Paid employees for pay period including March 12 (number)	Operating expenses ¹ (\$1,000)	End-of-1996 inventories (\$1,000)	End-of-1997 inventories (\$1,000)
422	MERCHANT WHOLESALERS—Con.								
	Wholesale trade, nondurable goods—Con.								
42269	Other chemical & allied products whsle—Con.								
	Establishments operated for the entire year—Con.								
	Establishments with sales of \$25,000,000 or more.....	267	17 393 318	808 331	192 882	15 233	1 656 070	1 205 481	1 220 178
	Establishments not operated for the entire year.....	945	966 918	67 965	17 238	1 976	144 570	16 726	95 142
422690	Other chemical & allied products whsle								
	All establishments	8 892	39 315 137	3 354 755	776 218	81 125	6 788 118	2 879 420	3 073 067
	Establishments operated for the entire year	7 947	38 348 219	3 286 790	758 980	79 149	6 643 548	2 862 694	2 977 925
	Establishments with sales less than \$100,000	432	25 834	8 947	2 192	623	14 825	6 013	6 578
	Establishments with sales of \$100,000 to \$249,999	891	151 084	33 960	7 953	1 800	66 182	10 430	10 332
	Establishments with sales of \$250,000 to \$499,999	1 116	399 667	80 854	18 829	3 289	161 397	29 409	30 625
	Establishments with sales of \$500,000 to \$999,999	1 339	960 183	181 781	42 047	6 056	368 346	68 566	72 098
	Establishments with sales of \$1,000,000 to \$2,499,999	1 631	2 599 418	440 177	100 472	12 773	868 790	202 872	214 042
	Establishments with sales of \$2,500,000 to \$4,999,999	1 026	3 619 212	492 610	109 013	11 942	972 040	280 144	301 447
	Establishments with sales of \$5,000,000 to \$9,999,999	705	4 953 093	549 768	126 730	12 248	1 112 072	410 257	435 896
	Establishments with sales of \$10,000,000 to \$24,999,999	540	8 246 410	690 362	158 862	15 185	1 423 826	649 522	686 729
	Establishments with sales of \$25,000,000 or more.....	267	17 393 318	808 331	192 882	15 233	1 656 070	1 205 481	1 220 178
	Establishments not operated for the entire year.....	945	966 918	67 965	17 238	1 976	144 570	16 726	95 142
4226901	Industrial gases (except LP) whsle								
	All establishments	804	1 432 921	239 975	56 645	7 340	484 116	116 620	126 570
	Establishments operated for the entire year	733	1 379 724	235 491	55 277	7 105	475 607	115 892	123 370
	Establishments with sales less than \$100,000	25	D	D	D	b	D	D	D
	Establishments with sales of \$100,000 to \$249,999	73	12 765	2 968	738	155	5 784	1 269	1 297
	Establishments with sales of \$250,000 to \$499,999	121	D	D	D	e	D	D	D
	Establishments with sales of \$500,000 to \$999,999	149	D	D	D	f	D	D	D
	Establishments with sales of \$1,000,000 to \$2,499,999	204	D	D	D	g	D	D	D
	Establishments with sales of \$2,500,000 to \$4,999,999	101	341 566	61 478	13 774	1 657	122 430	25 901	25 670
	Establishments with sales of \$5,000,000 to \$9,999,999	43	274 926	49 645	12 060	1 439	93 003	26 947	30 286
	Establishments with sales of \$10,000,000 to \$24,999,999	15	192 253	28 984	6 801	807	58 928	15 468	16 603
	Establishments with sales of \$25,000,000 or more.....	2	D	D	D	b	D	D	D
	Establishments not operated for the entire year.....	71	53 197	4 484	1 368	235	8 509	728	3 200
4226902	Other chemical & allied products whsle								
	All establishments	8 088	37 882 216	3 114 780	719 573	73 785	6 304 002	2 762 800	2 946 497
	Establishments operated for the entire year	7 214	36 968 495	3 051 299	703 703	72 044	6 167 941	2 746 802	2 854 555
	Establishments with sales less than \$100,000	407	D	D	D	f	D	D	D
	Establishments with sales of \$100,000 to \$249,999	818	138 319	30 992	7 215	1 645	60 398	9 161	9 035
	Establishments with sales of \$250,000 to \$499,999	995	D	D	D	h	D	D	D
	Establishments with sales of \$500,000 to \$999,999	1 190	D	D	D	i	D	D	D
	Establishments with sales of \$1,000,000 to \$2,499,999	1 427	D	D	D	j	D	D	D
	Establishments with sales of \$2,500,000 to \$4,999,999	925	3 277 646	431 132	95 239	10 285	849 610	254 243	275 777
	Establishments with sales of \$5,000,000 to \$9,999,999	662	4 678 167	500 123	114 670	10 809	1 019 069	383 310	405 610
	Establishments with sales of \$10,000,000 to \$24,999,999	525	8 054 157	661 378	152 061	14 378	1 364 898	634 054	670 126
	Establishments with sales of \$25,000,000 or more.....	265	D	D	D	j	D	D	D

See footnotes at end of table.

Table 1. Sales Size of Establishments: 1997—Con.

[Includes only establishments with payroll. For meaning of abbreviations and symbols, see introductory text. For explanation of terms, see Appendix A. For method of assignment to categories shown, see Appendix C]

NAICS code	Sales sizes of establishments by type of operation and kind of business	Establishments (number)	Sales (\$1,000)	Annual payroll (\$1,000)	First-quarter payroll (\$1,000)	Paid employees for pay period including March 12 (number)	Operating expenses ¹ (\$1,000)	End-of-1996 inventories (\$1,000)	End-of-1997 inventories (\$1,000)
422	MERCHANT WHOLESALERS—Con.								
	Wholesale trade, nondurable goods—Con.								
4226902	Other chemical & allied products whsle—Con.								
	Establishments not operated for the entire year	874	913 721	63 481	15 870	1 741	136 061	15 998	91 942
4227	Petroleum & petroleum products whsle								
	All establishments	'9 770	'139 507 960	'3 390 142	'797 041	'114 863	8 529 598	4 285 739	4 446 297
	Establishments operated for the entire year	9 148	137 554 271	3 315 567	774 943	112 425	8 351 914	4 187 740	4 290 134
	Establishments with sales less than \$100,000	211	11 521	8 968	2 021	498	20 101	7 160	7 582
	Establishments with sales of \$100,000 to \$249,999	348	58 898	11 972	2 742	774	25 501	6 207	6 041
	Establishments with sales of \$250,000 to \$499,999	519	194 613	28 731	6 708	1 536	64 646	13 668	13 812
	Establishments with sales of \$500,000 to \$999,999	959	704 819	74 241	17 450	3 584	175 833	41 247	41 507
	Establishments with sales of \$1,000,000 to \$2,499,999	1 931	3 152 818	266 357	63 189	11 857	639 652	164 826	165 009
	Establishments with sales of \$2,500,000 to \$4,999,999	1 669	5 978 750	371 027	87 792	14 411	892 356	292 052	295 598
	Establishments with sales of \$5,000,000 to \$9,999,999	1 391	9 811 195	505 245	117 660	18 071	1 222 124	394 506	396 728
	Establishments with sales of \$10,000,000 to \$24,999,999	1 269	19 821 747	789 687	183 396	26 947	1 988 944	667 579	679 947
	Establishments with sales of \$25,000,000 or more	851	97 819 910	1 259 339	293 985	34 747	3 322 757	2 600 495	2 683 910
	Establishments not operated for the entire year	622	1 953 689	74 575	22 098	2 438	177 684	97 999	156 163
42271	Petroleum bulk stations & terminals								
	All establishments	'6 729	'92 443 546	'2 497 922	'579 872	'87 532	6 249 105	3 029 034	3 194 653
	Establishments operated for the entire year	6 444	91 326 844	2 469 002	572 665	86 307	6 184 245	3 016 684	3 155 854
	Establishments with sales less than \$100,000	78	3 982	6 759	1 421	323	16 226	6 603	7 073
	Establishments with sales of \$100,000 to \$249,999	133	22 716	4 768	1 066	304	11 492	4 243	4 157
	Establishments with sales of \$250,000 to \$499,999	237	92 406	12 591	2 969	688	31 020	7 964	7 705
	Establishments with sales of \$500,000 to \$999,999	618	461 369	43 704	10 295	2 313	109 638	29 970	29 793
	Establishments with sales of \$1,000,000 to \$2,499,999	1 439	D	D	D	i	D	D	D
	Establishments with sales of \$2,500,000 to \$4,999,999	1 286	4 612 653	273 141	65 146	10 977	679 054	241 462	244 089
	Establishments with sales of \$5,000,000 to \$9,999,999	1 091	D	D	D	j	D	D	D
	Establishments with sales of \$10,000,000 to \$24,999,999	977	15 165 558	629 419	146 465	21 979	1 588 127	531 097	537 138
	Establishments with sales of \$25,000,000 or more	585	D	D	D	k	D	D	D
	Establishments not operated for the entire year	285	1 116 702	28 920	7 207	1 225	64 860	12 350	38 799
422710	Petroleum bulk stations & terminals								
	All establishments	'6 729	'92 443 546	'2 497 922	'579 872	'87 532	6 249 105	3 029 034	3 194 653
	Establishments operated for the entire year	6 444	91 326 844	2 469 002	572 665	86 307	6 184 245	3 016 684	3 155 854
	Establishments with sales less than \$100,000	78	3 982	6 759	1 421	323	16 226	6 603	7 073
	Establishments with sales of \$100,000 to \$249,999	133	22 716	4 768	1 066	304	11 492	4 243	4 157
	Establishments with sales of \$250,000 to \$499,999	237	92 406	12 591	2 969	688	31 020	7 964	7 705
	Establishments with sales of \$500,000 to \$999,999	618	461 369	43 704	10 295	2 313	109 638	29 970	29 793
	Establishments with sales of \$1,000,000 to \$2,499,999	1 439	D	D	D	i	D	D	D
	Establishments with sales of \$2,500,000 to \$4,999,999	1 286	4 612 653	273 141	65 146	10 977	679 054	241 462	244 089
	Establishments with sales of \$5,000,000 to \$9,999,999	1 091	D	D	D	j	D	D	D
	Establishments with sales of \$10,000,000 to \$24,999,999	977	15 165 558	629 419	146 465	21 979	1 588 127	531 097	537 138
	Establishments with sales of \$25,000,000 or more	585	D	D	D	k	D	D	D
	Establishments not operated for the entire year	285	1 116 702	28 920	7 207	1 225	64 860	12 350	38 799
4227101	Petroleum bulk stations & terminals (except LP)								

See footnotes at end of table.

Table 1. Sales Size of Establishments: 1997—Con.

[Includes only establishments with payroll. For meaning of abbreviations and symbols, see introductory text. For explanation of terms, see Appendix A. For method of assignment to categories shown, see Appendix C]

NAICS code	Sales sizes of establishments by type of operation and kind of business	Establishments (number)	Sales (\$1,000)	Annual payroll (\$1,000)	First-quarter payroll (\$1,000)	Paid employees for pay period including March 12 (number)	Operating expenses ¹ (\$1,000)	End-of-1996 inventories (\$1,000)	End-of-1997 inventories (\$1,000)
422	MERCHANT WHOLESALERS—Con.								
	Wholesale trade, nondurable goods—Con.								
4227101	Petroleum bulk stations & terminals (except LP)—Con.								
	All establishments	'6 337	'88 515 507	'2 340 748	'544 283	'83 154	5 893 722	2 892 396	3 059 356
	Establishments operated for the entire year	6 071	D	D	D	l	D	D	D
	Establishments with sales less than \$100,000	69	D	D	D	e	D	D	D
	Establishments with sales of \$100,000 to \$249,999	122	D	D	D	e	D	D	D
	Establishments with sales of \$250,000 to \$499,999	212	D	D	D	f	D	D	D
	Establishments with sales of \$500,000 to \$999,999	545	D	D	D	g	D	D	D
	Establishments with sales of \$1,000,000 to \$2,499,999	1 325	D	D	D	i	D	D	D
	Establishments with sales of \$2,500,000 to \$4,999,999	1 221	D	D	D	j	D	D	D
	Establishments with sales of \$5,000,000 to \$9,999,999	1 058	D	D	D	j	D	D	D
	Establishments with sales of \$10,000,000 to \$24,999,999	956	D	D	D	j	D	D	D
	Establishments with sales of \$25,000,000 or more	563	D	D	D	k	D	D	D
	Establishments not operated for the entire year	266	D	D	D	g	D	D	D
42271011	Petroleum bulk stations (except LP)								
	All establishments	5 784	43 727 608	1 768 043	414 479	66 627	4 472 315	1 334 004	1 355 290
	Establishments operated for the entire year	5 534	D	D	D	l	D	D	D
	Establishments with sales less than \$100,000	65	D	D	D	c	D	D	D
	Establishments with sales of \$100,000 to \$249,999	114	19 436	3 548	823	256	8 595	2 577	2 441
	Establishments with sales of \$250,000 to \$499,999	197	D	D	D	f	D	D	D
	Establishments with sales of \$500,000 to \$999,999	517	D	D	D	g	D	D	D
	Establishments with sales of \$1,000,000 to \$2,499,999	1 282	D	D	D	i	D	D	D
	Establishments with sales of \$2,500,000 to \$4,999,999	1 162	4 167 020	235 822	55 851	9 576	588 330	200 645	204 725
	Establishments with sales of \$5,000,000 to \$9,999,999	1 004	D	D	D	j	D	D	D
	Establishments with sales of \$10,000,000 to \$24,999,999	846	12 994 806	532 968	122 244	19 017	1 348 891	392 659	399 493
	Establishments with sales of \$25,000,000 or more	347	D	D	D	j	D	D	D
	Establishments not operated for the entire year	250	D	D	D	g	D	D	D
42271012	Petroleum bulk terminals (except LP)								
	All establishments	'553	'44 787 899	'572 705	'129 804	'16 527	1 421 407	1 558 392	1 704 066
	Establishments operated for the entire year	537	D	D	D	j	D	D	D
	Establishments with sales less than \$100,000	4	D	D	D	c	D	D	D
	Establishments with sales of \$100,000 to \$249,999	8	D	D	D	b	D	D	D
	Establishments with sales of \$250,000 to \$499,999	15	D	D	D	b	D	D	D
	Establishments with sales of \$500,000 to \$999,999	28	D	D	D	e	D	D	D
	Establishments with sales of \$1,000,000 to \$2,499,999	43	D	D	D	e	D	D	D
	Establishments with sales of \$2,500,000 to \$4,999,999	59	D	D	D	f	D	D	D
	Establishments with sales of \$5,000,000 to \$9,999,999	54	D	D	D	f	D	D	D
	Establishments with sales of \$10,000,000 to \$24,999,999	110	D	D	D	h	D	D	D
	Establishments with sales of \$25,000,000 or more	216	D	D	D	j	D	D	D
	Establishments not operated for the entire year	16	D	D	D	c	D	D	D
4227102	Liquefied petroleum bulk stations & terminals								
	All establishments	392	3 928 039	157 174	35 589	4 378	355 383	136 638	135 297

See footnotes at end of table.

Table 1. Sales Size of Establishments: 1997—Con.

[Includes only establishments with payroll. For meaning of abbreviations and symbols, see introductory text. For explanation of terms, see Appendix A. For method of assignment to categories shown, see Appendix C]

NAICS code	Sales sizes of establishments by type of operation and kind of business	Establishments (number)	Sales (\$1,000)	Annual payroll (\$1,000)	First-quarter payroll (\$1,000)	Paid employees for pay period including March 12 (number)	Operating expenses ¹ (\$1,000)	End-of-1996 inventories (\$1,000)	End-of-1997 inventories (\$1,000)
422	MERCHANT WHOLESALERS—Con.								
	Wholesale trade, nondurable goods—Con.								
4227102	Liquefied petroleum bulk stations & terminals—Con.								
	Establishments operated for the entire year	373	D	D	D	h	D	D	D
	Establishments with sales less than \$100,000	9	D	D	D	b	D	D	D
	Establishments with sales of \$100,000 to \$249,999	11	D	D	D	b	D	D	D
	Establishments with sales of \$250,000 to \$499,999	25	D	D	D	b	D	D	D
	Establishments with sales of \$500,000 to \$999,999	73	D	D	D	e	D	D	D
	Establishments with sales of \$1,000,000 to \$2,499,999	114	D	D	D	f	D	D	D
	Establishments with sales of \$2,500,000 to \$4,999,999	65	D	D	D	f	D	D	D
	Establishments with sales of \$5,000,000 to \$9,999,999	33	D	D	D	f	D	D	D
	Establishments with sales of \$10,000,000 to \$24,999,999	21	D	D	D	e	D	D	D
	Establishments with sales of \$25,000,000 or more	22	D	D	D	g	D	D	D
	Establishments not operated for the entire year	19	D	D	D	b	D	D	D
42272	Petroleum & petroleum prod whsle (exc bulk stations & terminals)								
	All establishments	3 041	47 064 414	892 220	217 169	27 331	2 280 493	1 256 705	1 251 644
	Establishments operated for the entire year	2 704	46 227 427	846 565	202 278	26 118	2 167 669	1 171 056	1 134 280
	Establishments with sales less than \$100,000	133	7 539	2 209	600	175	3 875	557	509
	Establishments with sales of \$100,000 to \$249,999	215	36 182	7 204	1 676	470	14 009	1 964	1 884
	Establishments with sales of \$250,000 to \$499,999	282	102 207	16 140	3 739	848	33 626	5 704	6 107
	Establishments with sales of \$500,000 to \$999,999	341	243 450	30 537	7 155	1 271	66 195	11 277	11 714
	Establishments with sales of \$1,000,000 to \$2,499,999	492	D	D	D	h	D	D	D
	Establishments with sales of \$2,500,000 to \$4,999,999	383	1 366 097	97 886	22 646	3 434	213 302	50 590	51 509
	Establishments with sales of \$5,000,000 to \$9,999,999	300	D	D	D	h	D	D	D
	Establishments with sales of \$10,000,000 to \$24,999,999	292	4 656 189	160 268	36 931	4 968	400 817	136 482	142 809
	Establishments with sales of \$25,000,000 or more	266	D	D	D	i	D	D	D
	Establishments not operated for the entire year	337	836 987	45 655	14 891	1 213	112 824	85 649	117 364
422720	Petroleum & petroleum prod whsle (exc bulk stations & terminals)								
	All establishments	3 041	47 064 414	892 220	217 169	27 331	2 280 493	1 256 705	1 251 644
	Establishments operated for the entire year	2 704	46 227 427	846 565	202 278	26 118	2 167 669	1 171 056	1 134 280
	Establishments with sales less than \$100,000	133	7 539	2 209	600	175	3 875	557	509
	Establishments with sales of \$100,000 to \$249,999	215	36 182	7 204	1 676	470	14 009	1 964	1 884
	Establishments with sales of \$250,000 to \$499,999	282	102 207	16 140	3 739	848	33 626	5 704	6 107
	Establishments with sales of \$500,000 to \$999,999	341	243 450	30 537	7 155	1 271	66 195	11 277	11 714
	Establishments with sales of \$1,000,000 to \$2,499,999	492	D	D	D	h	D	D	D
	Establishments with sales of \$2,500,000 to \$4,999,999	383	1 366 097	97 886	22 646	3 434	213 302	50 590	51 509
	Establishments with sales of \$5,000,000 to \$9,999,999	300	D	D	D	h	D	D	D
	Establishments with sales of \$10,000,000 to \$24,999,999	292	4 656 189	160 268	36 931	4 968	400 817	136 482	142 809
	Establishments with sales of \$25,000,000 or more	266	D	D	D	i	D	D	D
	Establishments not operated for the entire year	337	836 987	45 655	14 891	1 213	112 824	85 649	117 364
4228	Beer, wine, & distilled alcoholic beverage whsle								
	All establishments	4 476	58 311 981	5 212 268	1 223 883	143 544	10 376 684	4 667 991	4 996 576

See footnotes at end of table.

Table 1. Sales Size of Establishments: 1997—Con.

[Includes only establishments with payroll. For meaning of abbreviations and symbols, see introductory text. For explanation of terms, see Appendix A. For method of assignment to categories shown, see Appendix C.]

NAICS code	Sales sizes of establishments by type of operation and kind of business	Establishments (number)	Sales (\$1,000)	Annual payroll (\$1,000)	First-quarter payroll (\$1,000)	Paid employees for pay period including March 12 (number)	Operating expenses ¹ (\$1,000)	End-of-1996 inventories (\$1,000)	End-of-1997 inventories (\$1,000)
422	MERCHANT WHOLESALERS—Con.								
	Wholesale trade, nondurable goods—Con.								
4228	Beer, wine, & distilled alcoholic beverage whsle—Con.								
	Establishments operated for the entire year	4 096	57 094 521	5 109 110	1 191 915	140 271	10 183 421	4 562 824	4 793 643
	Establishments with sales less than \$100,000	74	D	D	D	c	D	D	D
	Establishments with sales of \$100,000 to \$249,999	143	D	D	D	e	D	D	D
	Establishments with sales of \$250,000 to \$499,999	221	D	D	D	f	D	D	D
	Establishments with sales of \$500,000 to \$999,999	318	228 279	25 940	5 864	1 280	58 365	28 099	28 846
	Establishments with sales of \$1,000,000 to \$2,499,999	642	1 066 113	113 244	25 855	4 610	248 334	112 467	118 369
	Establishments with sales of \$2,500,000 to \$4,999,999	667	2 387 539	253 877	56 768	8 696	519 977	191 331	198 262
	Establishments with sales of \$5,000,000 to \$9,999,999	690	4 988 760	520 502	116 396	16 123	1 023 722	361 632	378 058
	Establishments with sales of \$10,000,000 to \$24,999,999	781	12 262 738	1 200 747	273 886	34 497	2 334 432	841 941	883 986
	Establishments with sales of \$25,000,000 or more	560	36 052 031	2 980 172	709 772	74 147	5 967 449	3 014 130	3 172 864
	Establishments not operated for the entire year	380	1 217 460	103 158	31 968	3 273	193 263	105 167	202 933
42281	Beer & ale whsle								
	All establishments	2 945	33 616 795	3 190 276	725 915	93 133	6 539 887	1 583 946	1 677 017
	Establishments operated for the entire year	2 755	D	D	D	l	D	D	D
	Establishments with sales less than \$100,000	35	D	D	D	b	D	D	D
	Establishments with sales of \$100,000 to \$249,999	72	D	D	D	c	D	D	D
	Establishments with sales of \$250,000 to \$499,999	131	D	D	D	e	D	D	D
	Establishments with sales of \$500,000 to \$999,999	185	D	D	D	f	D	D	D
	Establishments with sales of \$1,000,000 to \$2,499,999	405	675 875	69 849	16 080	2 996	150 812	46 580	46 405
	Establishments with sales of \$2,500,000 to \$4,999,999	485	1 747 429	190 319	42 499	6 691	392 372	108 686	108 279
	Establishments with sales of \$5,000,000 to \$9,999,999	525	D	D	D	j	D	D	D
	Establishments with sales of \$10,000,000 to \$24,999,999	566	8 926 476	901 683	205 481	26 192	1 774 560	423 844	437 112
	Establishments with sales of \$25,000,000 or more	351	17 834 907	1 570 734	357 340	41 848	3 309 400	779 434	837 859
	Establishments not operated for the entire year	190	D	D	D	g	D	D	D
422810	Beer & ale whsle								
	All establishments	2 945	33 616 795	3 190 276	725 915	93 133	6 539 887	1 583 946	1 677 017
	Establishments operated for the entire year	2 755	D	D	D	l	D	D	D
	Establishments with sales less than \$100,000	35	D	D	D	b	D	D	D
	Establishments with sales of \$100,000 to \$249,999	72	D	D	D	c	D	D	D
	Establishments with sales of \$250,000 to \$499,999	131	D	D	D	e	D	D	D
	Establishments with sales of \$500,000 to \$999,999	185	D	D	D	f	D	D	D
	Establishments with sales of \$1,000,000 to \$2,499,999	405	675 875	69 849	16 080	2 996	150 812	46 580	46 405
	Establishments with sales of \$2,500,000 to \$4,999,999	485	1 747 429	190 319	42 499	6 691	392 372	108 686	108 279
	Establishments with sales of \$5,000,000 to \$9,999,999	525	D	D	D	j	D	D	D
	Establishments with sales of \$10,000,000 to \$24,999,999	566	8 926 476	901 683	205 481	26 192	1 774 560	423 844	437 112
	Establishments with sales of \$25,000,000 or more	351	17 834 907	1 570 734	357 340	41 848	3 309 400	779 434	837 859
	Establishments not operated for the entire year	190	D	D	D	g	D	D	D
42282	Wine & distilled alcoholic beverage whsle								
	All establishments	1 531	24 695 186	2 021 992	497 968	50 411	3 836 797	3 084 045	3 319 559
	Establishments operated for the entire year	1 341	D	D	D	k	D	D	D
	Establishments with sales less than \$100,000	39	2 260	620	168	57	1 161	419	442
	Establishments with sales of \$100,000 to \$249,999	71	12 092	2 121	478	140	4 432	2 745	2 693
	Establishments with sales of \$250,000 to \$499,999	90	31 981	4 310	942	210	9 810	5 947	6 125

See footnotes at end of table.

Table 1. Sales Size of Establishments: 1997—Con.

[Includes only establishments with payroll. For meaning of abbreviations and symbols, see introductory text. For explanation of terms, see Appendix A. For method of assignment to categories shown, see Appendix C.]

NAICS code	Sales sizes of establishments by type of operation and kind of business	Establishments (number)	Sales (\$1,000)	Annual payroll (\$1,000)	First-quarter payroll (\$1,000)	Paid employees for pay period including March 12 (number)	Operating expenses ¹ (\$1,000)	End-of-1996 inventories (\$1,000)	End-of-1997 inventories (\$1,000)
422	MERCHANT WHOLESALERS—Con.								
	Wholesale trade, nondurable goods—Con.								
42282	Wine & distilled alcoholic beverage whsle—Con.								
	Establishments operated for the entire year—Con.								
	Establishments with sales of \$500,000 to \$999,999	133	D	D	D	f	D	D	D
	Establishments with sales of \$1,000,000 to \$2,499,999	237	390 238	43 395	9 775	1 614	97 522	65 887	71 964
	Establishments with sales of \$2,500,000 to \$4,999,999	182	640 110	63 558	14 269	2 005	127 605	82 645	89 983
	Establishments with sales of \$5,000,000 to \$9,999,999	165	D	D	D	h	D	D	D
	Establishments with sales of \$10,000,000 to \$24,999,999	215	3 336 262	299 064	68 405	8 305	559 872	418 097	446 874
	Establishments with sales of \$25,000,000 or more	209	18 217 124	1 409 438	352 432	32 299	2 658 049	2 234 696	2 335 005
	Establishments not operated for the entire year	190	D	D	D	g	D	D	D
422820	Wine & distilled alcoholic beverage whsle								
	All establishments	1 531	24 695 186	2 021 992	497 968	50 411	3 836 797	3 084 045	3 319 559
	Establishments operated for the entire year	1 341	D	D	D	k	D	D	D
	Establishments with sales less than \$100,000	39	2 260	620	168	57	1 161	419	442
	Establishments with sales of \$100,000 to \$249,999	71	12 092	2 121	478	140	4 432	2 745	2 693
	Establishments with sales of \$250,000 to \$499,999	90	31 981	4 310	942	210	9 810	5 947	6 125
	Establishments with sales of \$500,000 to \$999,999	133	D	D	D	f	D	D	D
	Establishments with sales of \$1,000,000 to \$2,499,999	237	390 238	43 395	9 775	1 614	97 522	65 887	71 964
	Establishments with sales of \$2,500,000 to \$4,999,999	182	640 110	63 558	14 269	2 005	127 605	82 645	89 983
	Establishments with sales of \$5,000,000 to \$9,999,999	165	D	D	D	h	D	D	D
	Establishments with sales of \$10,000,000 to \$24,999,999	215	3 336 262	299 064	68 405	8 305	559 872	418 097	446 874
	Establishments with sales of \$25,000,000 or more	209	18 217 124	1 409 438	352 432	32 299	2 658 049	2 234 696	2 335 005
	Establishments not operated for the entire year	190	D	D	D	g	D	D	D
4228201	Wine & distilled alcoholic bev (licensed operation) whsle								
	All establishments	1 409	24 314 784	2 011 681	494 317	49 769	3 817 507	3 041 385	3 304 755
	Establishments operated for the entire year	1 284	D	D	D	k	D	D	D
	Establishments with sales less than \$100,000	37	D	D	D	b	D	D	D
	Establishments with sales of \$100,000 to \$249,999	67	D	D	D	c	D	D	D
	Establishments with sales of \$250,000 to \$499,999	88	D	D	D	c	D	D	D
	Establishments with sales of \$500,000 to \$999,999	126	90 677	12 232	2 824	582	28 293	18 631	19 956
	Establishments with sales of \$1,000,000 to \$2,499,999	216	358 545	41 496	9 293	1 532	93 755	63 234	69 383
	Establishments with sales of \$2,500,000 to \$4,999,999	172	607 084	62 703	14 058	1 970	125 560	80 334	87 523
	Establishments with sales of \$5,000,000 to \$9,999,999	159	D	D	D	h	D	D	D
	Establishments with sales of \$10,000,000 to \$24,999,999	213	D	D	D	i	D	D	D
	Establishments with sales of \$25,000,000 or more	206	18 006 085	1 405 697	351 538	32 138	2 651 377	2 229 077	2 329 545
	Establishments not operated for the entire year	125	D	D	D	g	D	D	D
4228202	Wine & distilled alcoholic beverage (State operated) whsle								
	All establishments	122	380 402	10 311	3 651	642	19 290	42 660	14 804
	Establishments operated for the entire year	57	D	D	D	e	D	D	D
	Establishments with sales less than \$100,000	2	D	D	D	a	D	D	D
	Establishments with sales of \$100,000 to \$249,999	4	D	D	D	a	D	D	D
	Establishments with sales of \$250,000 to \$499,999	2	D	D	D	a	D	D	D
	Establishments with sales of \$500,000 to \$999,999	7	4 719	353	93	14	749	483	382

See footnotes at end of table.

Table 1. Sales Size of Establishments: 1997—Con.

[Includes only establishments with payroll. For meaning of abbreviations and symbols, see introductory text. For explanation of terms, see Appendix A. For method of assignment to categories shown, see Appendix C]

NAICS code	Sales sizes of establishments by type of operation and kind of business	Establishments (number)	Sales (\$1,000)	Annual payroll (\$1,000)	First-quarter payroll (\$1,000)	Paid employees for pay period including March 12 (number)	Operating expenses ¹ (\$1,000)	End-of-1996 inventories (\$1,000)	End-of-1997 inventories (\$1,000)
422	MERCHANT WHOLESALERS—Con.								
	Wholesale trade, nondurable goods—Con.								
4228202	Wine & distilled alcoholic beverage (State operated) whsle—Con.								
	Establishments operated for the entire year—Con.								
	Establishments with sales of \$1,000,000 to \$2,499,999	21	31 693	1 899	482	82	3 767	2 653	2 581
	Establishments with sales of \$2,500,000 to \$4,999,999	10	33 026	855	211	35	2 045	2 311	2 460
	Establishments with sales of \$5,000,000 to \$9,999,999	6	D	D	D	b	D	D	D
	Establishments with sales of \$10,000,000 to \$24,999,999	2	D	D	D	b	D	D	D
	Establishments with sales of \$25,000,000 or more	3	211 039	3 741	894	161	6 672	5 619	5 460
	Establishments not operated for the entire year	65	D	D	D	e	D	D	D
4229	Miscellaneous nondurable goods whsle								
	All establishments	29 364	143 158 364	8 603 638	1 989 224	317 137	18 524 596	11 995 908	13 198 232
	Establishments operated for the entire year	23 898	139 832 264	8 342 143	1 927 206	305 060	17 929 514	11 799 222	12 480 338
	Establishments with sales less than \$100,000	1 782	D	D	D	h	D	D	D
	Establishments with sales of \$100,000 to \$249,999	3 164	D	D	D	i	D	D	D
	Establishments with sales of \$250,000 to \$499,999	3 510	D	D	D	j	D	D	D
	Establishments with sales of \$500,000 to \$999,999	4 174	2 982 424	429 332	98 659	21 986	918 160	376 857	387 762
	Establishments with sales of \$1,000,000 to \$2,499,999	4 965	7 924 757	1 002 679	229 149	41 664	2 153 064	976 248	999 166
	Establishments with sales of \$2,500,000 to \$4,999,999	2 612	9 186 890	1 000 828	229 512	37 625	2 109 731	1 052 280	1 101 694
	Establishments with sales of \$5,000,000 to \$9,999,999	1 627	11 346 284	1 054 392	238 598	36 101	2 220 891	1 277 061	1 349 540
	Establishments with sales of \$10,000,000 to \$24,999,999	1 296	20 132 268	1 551 203	352 031	51 941	3 311 329	2 133 500	2 237 994
	Establishments with sales of \$25,000,000 or more	768	86 344 299	2 952 090	697 292	94 300	6 488 901	5 730 959	6 147 017
	Establishments not operated for the entire year	5 466	3 326 100	261 495	62 018	12 077	595 082	196 686	717 894
42291	Farm supplies whsle								
	All establishments	6 437	32 607 159	1 766 562	403 019	59 231	4 025 967	3 254 754	3 527 294
	Establishments operated for the entire year	5 549	31 914 885	1 724 941	392 771	57 246	3 928 393	3 229 528	3 406 220
	Establishments with sales less than \$100,000	228	D	D	D	e	D	D	D
	Establishments with sales of \$100,000 to \$249,999	450	D	D	D	f	D	D	D
	Establishments with sales of \$250,000 to \$499,999	578	D	D	D	g	D	D	D
	Establishments with sales of \$500,000 to \$999,999	875	D	D	D	h	D	D	D
	Establishments with sales of \$1,000,000 to \$2,499,999	1 328	2 161 949	194 896	44 175	8 407	449 833	254 695	257 028
	Establishments with sales of \$2,500,000 to \$4,999,999	922	3 232 875	268 926	59 907	9 744	608 889	391 730	404 024
	Establishments with sales of \$5,000,000 to \$9,999,999	553	3 798 261	272 173	61 161	9 063	616 550	469 670	502 049
	Establishments with sales of \$10,000,000 to \$24,999,999	414	D	D	D	j	D	D	D
	Establishments with sales of \$25,000,000 or more	201	D	D	D	j	D	D	D
	Establishments not operated for the entire year	888	692 274	41 621	10 248	1 985	97 574	25 226	121 074
422910	Farm supplies whsle								
	All establishments	6 437	32 607 159	1 766 562	403 019	59 231	4 025 967	3 254 754	3 527 294
	Establishments operated for the entire year	5 549	31 914 885	1 724 941	392 771	57 246	3 928 393	3 229 528	3 406 220
	Establishments with sales less than \$100,000	228	D	D	D	e	D	D	D
	Establishments with sales of \$100,000 to \$249,999	450	D	D	D	f	D	D	D
	Establishments with sales of \$250,000 to \$499,999	578	D	D	D	g	D	D	D
	Establishments with sales of \$500,000 to \$999,999	875	D	D	D	h	D	D	D
	Establishments with sales of \$1,000,000 to \$2,499,999	1 328	2 161 949	194 896	44 175	8 407	449 833	254 695	257 028
	Establishments with sales of \$2,500,000 to \$4,999,999	922	3 232 875	268 926	59 907	9 744	608 889	391 730	404 024

See footnotes at end of table.

Table 1. Sales Size of Establishments: 1997—Con.

[Includes only establishments with payroll. For meaning of abbreviations and symbols, see introductory text. For explanation of terms, see Appendix A. For method of assignment to categories shown, see Appendix C]

NAICS code	Sales sizes of establishments by type of operation and kind of business	Establishments (number)	Sales (\$1,000)	Annual payroll (\$1,000)	First-quarter payroll (\$1,000)	Paid employees for pay period including March 12 (number)	Operating expenses ¹ (\$1,000)	End-of-1996 inventories (\$1,000)	End-of-1997 inventories (\$1,000)
422	MERCHANT WHOLESALERS—Con.								
	Wholesale trade, nondurable goods—Con.								
422910	Farm supplies whsle—Con.								
	Establishments operated for the entire year—Con.								
	Establishments with sales of \$5,000,000 to \$9,999,999	553	3 798 261	272 173	61 161	9 063	616 550	469 670	502 049
	Establishments with sales of \$10,000,000 to \$24,999,999	414	D	D	D	j	D	D	D
	Establishments with sales of \$25,000,000 or more	201	D	D	D	j	D	D	D
	Establishments not operated for the entire year	888	692 274	41 621	10 248	1 985	97 574	25 226	121 074
4229101	Farm supplies—farm dealers								
	All establishments	3 363	9 641 439	660 374	151 572	23 898	1 543 900	923 987	1 013 130
	Establishments operated for the entire year	2 807	9 385 522	639 467	146 457	22 912	1 496 118	917 491	965 403
	Establishments with sales less than \$100,000	125	7 470	1 563	354	165	3 150	1 174	1 206
	Establishments with sales of \$100,000 to \$249,999	233	D	D	D	e	D	D	D
	Establishments with sales of \$250,000 to \$499,999	322	D	D	D	f	D	D	D
	Establishments with sales of \$500,000 to \$999,999	475	D	D	D	g	D	D	D
	Establishments with sales of \$1,000,000 to \$2,499,999	781	D	D	D	h	D	D	D
	Establishments with sales of \$2,500,000 to \$4,999,999	506	1 738 222	143 904	31 836	5 299	322 950	185 784	190 108
	Establishments with sales of \$5,000,000 to \$9,999,999	220	1 480 203	110 149	25 016	3 767	242 688	165 461	174 708
	Establishments with sales of \$10,000,000 to \$24,999,999	105	D	D	D	h	D	D	D
	Establishments with sales of \$25,000,000 or more	40	D	D	D	h	D	D	D
	Establishments not operated for the entire year	556	255 917	20 907	5 115	986	47 782	6 496	47 727
4229102	Farm supplies—whsle distributors								
	All establishments	3 074	22 965 720	1 106 188	251 447	35 333	2 482 067	2 330 767	2 514 164
	Establishments operated for the entire year	2 742	22 529 363	1 085 474	246 314	34 334	2 432 275	2 312 037	2 440 817
	Establishments with sales less than \$100,000	103	D	D	D	c	D	D	D
	Establishments with sales of \$100,000 to \$249,999	217	D	D	D	e	D	D	D
	Establishments with sales of \$250,000 to \$499,999	256	D	D	D	f	D	D	D
	Establishments with sales of \$500,000 to \$999,999	400	D	D	D	g	D	D	D
	Establishments with sales of \$1,000,000 to \$2,499,999	547	D	D	D	h	D	D	D
	Establishments with sales of \$2,500,000 to \$4,999,999	416	1 494 653	125 022	28 071	4 445	285 939	205 946	213 916
	Establishments with sales of \$5,000,000 to \$9,999,999	333	2 318 058	162 024	36 145	5 296	373 862	304 209	327 341
	Establishments with sales of \$10,000,000 to \$24,999,999	309	D	D	D	i	D	D	D
	Establishments with sales of \$25,000,000 or more	161	D	D	D	i	D	D	D
	Establishments not operated for the entire year	332	436 357	20 714	5 133	999	49 792	18 730	73 347
42292	Book, periodical, & newspaper whsle								
	All establishments	3 257	17 022 288	1 697 252	409 254	69 110	3 453 522	1 876 325	2 022 021
	Establishments operated for the entire year	2 857	16 503 019	1 645 628	397 364	66 974	3 338 305	1 846 118	1 925 732
	Establishments with sales less than \$100,000	221	12 534	3 279	757	315	5 984	1 783	1 915
	Establishments with sales of \$100,000 to \$249,999	398	68 488	15 025	3 577	947	29 826	7 817	8 058
	Establishments with sales of \$250,000 to \$499,999	447	164 803	32 954	7 769	1 611	64 158	18 620	18 897
	Establishments with sales of \$500,000 to \$999,999	457	330 821	59 594	13 944	3 036	117 170	34 813	35 620
	Establishments with sales of \$1,000,000 to \$2,499,999	505	796 991	137 970	33 232	5 085	273 918	87 153	90 446
	Establishments with sales of \$2,500,000 to \$4,999,999	281	999 169	153 397	38 165	6 094	290 865	106 803	112 894
	Establishments with sales of \$5,000,000 to \$9,999,999	209	1 490 909	194 742	46 043	7 267	377 912	158 197	165 013
	Establishments with sales of \$10,000,000 to \$24,999,999	205	3 248 202	364 331	89 946	13 496	795 002	325 231	322 850
	Establishments with sales of \$25,000,000 or more	134	9 391 102	684 336	163 931	29 123	1 383 470	1 105 701	1 170 039

See footnotes at end of table.

Table 1. Sales Size of Establishments: 1997—Con.

[Includes only establishments with payroll. For meaning of abbreviations and symbols, see introductory text. For explanation of terms, see Appendix A. For method of assignment to categories shown, see Appendix C]

NAICS code	Sales sizes of establishments by type of operation and kind of business	Establishments (number)	Sales (\$1,000)	Annual payroll (\$1,000)	First-quarter payroll (\$1,000)	Paid employees for pay period including March 12 (number)	Operating expenses ¹ (\$1,000)	End-of-1996 inventories (\$1,000)	End-of-1997 inventories (\$1,000)
422	MERCHANT WHOLESALERS—Con.								
	Wholesale trade, nondurable goods—Con.								
42292	Book, periodical, & newspaper whsle—Con.								
	Establishments not operated for the entire year	400	519 269	51 624	11 890	2 136	115 217	30 207	96 289
422920	Book, periodical, & newspaper whsle								
	All establishments	3 257	17 022 288	1 697 252	409 254	69 110	3 453 522	1 876 325	2 022 021
	Establishments operated for the entire year	2 857	16 503 019	1 645 628	397 364	66 974	3 338 305	1 846 118	1 925 732
	Establishments with sales less than \$100,000	221	12 534	3 279	757	315	5 984	1 783	1 915
	Establishments with sales of \$100,000 to \$249,999	398	68 488	15 025	3 577	947	29 826	7 817	8 058
	Establishments with sales of \$250,000 to \$499,999	447	164 803	32 954	7 769	1 611	64 158	18 620	18 897
	Establishments with sales of \$500,000 to \$999,999	457	330 821	59 594	13 944	3 036	117 170	34 813	35 620
	Establishments with sales of \$1,000,000 to \$2,499,999	505	796 991	137 970	33 232	5 085	273 918	87 153	90 446
	Establishments with sales of \$2,500,000 to \$4,999,999	281	999 169	153 397	38 165	6 094	290 865	106 803	112 894
	Establishments with sales of \$5,000,000 to \$9,999,999	209	1 490 909	194 742	46 043	7 267	377 912	158 197	165 013
	Establishments with sales of \$10,000,000 to \$24,999,999	205	3 248 202	364 331	89 946	13 496	795 002	325 231	322 850
	Establishments with sales of \$25,000,000 or more	134	9 391 102	684 336	163 931	29 123	1 383 470	1 105 701	1 170 039
	Establishments not operated for the entire year	400	519 269	51 624	11 890	2 136	115 217	30 207	96 289
42293	Flower, nursery stock, & florists' supplies whsle								
	All establishments	3 654	7 244 856	986 762	229 037	43 624	2 036 312	641 989	700 100
	Establishments operated for the entire year	3 110	7 086 804	966 817	224 412	42 537	1 993 608	636 651	672 191
	Establishments with sales less than \$100,000	194	11 664	3 022	697	336	5 615	1 792	1 718
	Establishments with sales of \$100,000 to \$249,999	407	69 496	14 048	3 292	1 163	29 101	7 742	8 311
	Establishments with sales of \$250,000 to \$499,999	493	175 276	29 650	6 982	2 032	64 877	18 917	19 536
	Establishments with sales of \$500,000 to \$999,999	621	444 662	72 336	16 621	4 385	152 664	43 669	43 865
	Establishments with sales of \$1,000,000 to \$2,499,999	741	1 196 227	182 349	42 724	8 937	370 101	111 387	115 075
	Establishments with sales of \$2,500,000 to \$4,999,999	355	1 257 518	185 259	43 057	8 092	359 318	102 280	106 229
	Establishments with sales of \$5,000,000 to \$9,999,999	182	1 229 326	165 520	38 181	6 489	333 347	114 730	124 028
	Establishments with sales of \$10,000,000 to \$24,999,999	90	1 324 967	173 551	39 249	6 445	351 935	117 045	125 182
	Establishments with sales of \$25,000,000 or more	27	1 377 668	141 082	33 609	4 658	326 650	119 089	128 247
	Establishments not operated for the entire year	544	158 052	19 945	4 625	1 087	42 704	5 338	27 909
422930	Flower, nursery stock, & florists' supplies whsle								
	All establishments	3 654	7 244 856	986 762	229 037	43 624	2 036 312	641 989	700 100
	Establishments operated for the entire year	3 110	7 086 804	966 817	224 412	42 537	1 993 608	636 651	672 191
	Establishments with sales less than \$100,000	194	11 664	3 022	697	336	5 615	1 792	1 718
	Establishments with sales of \$100,000 to \$249,999	407	69 496	14 048	3 292	1 163	29 101	7 742	8 311
	Establishments with sales of \$250,000 to \$499,999	493	175 276	29 650	6 982	2 032	64 877	18 917	19 536
	Establishments with sales of \$500,000 to \$999,999	621	444 662	72 336	16 621	4 385	152 664	43 669	43 865
	Establishments with sales of \$1,000,000 to \$2,499,999	741	1 196 227	182 349	42 724	8 937	370 101	111 387	115 075
	Establishments with sales of \$2,500,000 to \$4,999,999	355	1 257 518	185 259	43 057	8 092	359 318	102 280	106 229
	Establishments with sales of \$5,000,000 to \$9,999,999	182	1 229 326	165 520	38 181	6 489	333 347	114 730	124 028
	Establishments with sales of \$10,000,000 to \$24,999,999	90	1 324 967	173 551	39 249	6 445	351 935	117 045	125 182
	Establishments with sales of \$25,000,000 or more	27	1 377 668	141 082	33 609	4 658	326 650	119 089	128 247
	Establishments not operated for the entire year	544	158 052	19 945	4 625	1 087	42 704	5 338	27 909
42294	Tobacco & tobacco product whsle								

See footnotes at end of table.

Table 1. Sales Size of Establishments: 1997—Con.

[Includes only establishments with payroll. For meaning of abbreviations and symbols, see introductory text. For explanation of terms, see Appendix A. For method of assignment to categories shown, see Appendix C.]

NAICS code	Sales sizes of establishments by type of operation and kind of business	Establishments (number)	Sales (\$1,000)	Annual payroll (\$1,000)	First-quarter payroll (\$1,000)	Paid employees for pay period including March 12 (number)	Operating expenses ¹ (\$1,000)	End-of-1996 inventories (\$1,000)	End-of-1997 inventories (\$1,000)
422	MERCHANT WHOLESALERS—Con.								
	Wholesale trade, nondurable goods—Con.								
42294	Tobacco & tobacco product whsle—Con.								
	All establishments	1 466	31 656 394	1 178 783	276 353	45 602	2 328 873	1 792 803	2 042 330
	Establishments operated for the entire year	1 296	31 171 480	1 157 453	264 835	43 629	2 278 547	1 699 463	2 017 295
	Establishments with sales less than \$100,000	11	681	167	32	13	273	70	82
	Establishments with sales of \$100,000 to \$249,999	26	5 011	1 038	245	46	1 826	591	562
	Establishments with sales of \$250,000 to \$499,999	66	D	D	D	c	D	D	D
	Establishments with sales of \$500,000 to \$999,999	72	D	D	D	c	D	D	D
	Establishments with sales of \$1,000,000 to \$2,499,999	181	289 182	18 462	4 229	912	37 206	22 737	25 526
	Establishments with sales of \$2,500,000 to \$4,999,999	202	740 539	39 597	8 710	1 798	84 333	61 786	66 733
	Establishments with sales of \$5,000,000 to \$9,999,999	207	1 481 252	56 845	13 459	2 529	111 893	91 052	93 147
	Establishments with sales of \$10,000,000 to \$24,999,999	276	D	D	D	i	D	D	D
	Establishments with sales of \$25,000,000 or more	255	D	D	D	k	D	D	D
	Establishments not operated for the entire year	170	484 914	21 330	11 518	1 973	50 326	93 340	25 035
422940	Tobacco & tobacco product whsle								
	All establishments	1 466	31 656 394	1 178 783	276 353	45 602	2 328 873	1 792 803	2 042 330
	Establishments operated for the entire year	1 296	31 171 480	1 157 453	264 835	43 629	2 278 547	1 699 463	2 017 295
	Establishments with sales less than \$100,000	11	681	167	32	13	273	70	82
	Establishments with sales of \$100,000 to \$249,999	26	5 011	1 038	245	46	1 826	591	562
	Establishments with sales of \$250,000 to \$499,999	66	D	D	D	c	D	D	D
	Establishments with sales of \$500,000 to \$999,999	72	D	D	D	c	D	D	D
	Establishments with sales of \$1,000,000 to \$2,499,999	181	289 182	18 462	4 229	912	37 206	22 737	25 526
	Establishments with sales of \$2,500,000 to \$4,999,999	202	740 539	39 597	8 710	1 798	84 333	61 786	66 733
	Establishments with sales of \$5,000,000 to \$9,999,999	207	1 481 252	56 845	13 459	2 529	111 893	91 052	93 147
	Establishments with sales of \$10,000,000 to \$24,999,999	276	D	D	D	i	D	D	D
	Establishments with sales of \$25,000,000 or more	255	D	D	D	k	D	D	D
	Establishments not operated for the entire year	170	484 914	21 330	11 518	1 973	50 326	93 340	25 035
42295	Paint, varnish, & supplies whsle								
	All establishments	1 630	3 370 442	454 352	106 623	14 611	960 038	439 348	461 151
	Establishments operated for the entire year	1 456	3 267 935	440 383	102 975	14 118	930 175	436 057	446 304
	Establishments with sales less than \$100,000	65	3 991	1 037	242	93	1 847	504	468
	Establishments with sales of \$100,000 to \$249,999	129	22 666	5 057	1 248	264	9 861	3 393	3 320
	Establishments with sales of \$250,000 to \$499,999	218	80 883	14 527	3 454	716	30 010	11 097	11 379
	Establishments with sales of \$500,000 to \$999,999	336	243 358	37 673	8 826	1 594	76 780	32 619	32 675
	Establishments with sales of \$1,000,000 to \$2,499,999	444	704 596	111 714	25 851	3 908	227 087	91 741	94 542
	Establishments with sales of \$2,500,000 to \$4,999,999	135	458 735	64 175	15 217	2 184	130 181	61 488	64 300
	Establishments with sales of \$5,000,000 to \$9,999,999	74	516 374	70 232	15 961	1 847	140 154	60 029	63 720
	Establishments with sales of \$10,000,000 to \$24,999,999	41	623 291	70 727	16 448	1 760	151 399	88 180	85 138
	Establishments with sales of \$25,000,000 or more	14	614 041	65 241	15 728	1 752	162 856	87 006	90 762
	Establishments not operated for the entire year	174	102 507	13 969	3 648	493	29 863	3 291	14 847
422950	Paint, varnish, & supplies whsle								
	All establishments	1 630	3 370 442	454 352	106 623	14 611	960 038	439 348	461 151

See footnotes at end of table.

Table 1. Sales Size of Establishments: 1997—Con.

[Includes only establishments with payroll. For meaning of abbreviations and symbols, see introductory text. For explanation of terms, see Appendix A. For method of assignment to categories shown, see Appendix C.]

NAICS code	Sales sizes of establishments by type of operation and kind of business	Establishments (number)	Sales (\$1,000)	Annual payroll (\$1,000)	First-quarter payroll (\$1,000)	Paid employees for pay period including March 12 (number)	Operating expenses ¹ (\$1,000)	End-of-1996 inventories (\$1,000)	End-of-1997 inventories (\$1,000)
422	MERCHANT WHOLESALERS—Con.								
	Wholesale trade, nondurable goods—Con.								
422950	Paint, varnish, & supplies whsle—Con.								
	Establishments operated for the entire year	1 456	3 267 935	440 383	102 975	14 118	930 175	436 057	446 304
	Establishments with sales less than \$100,000	65	3 991	1 037	242	93	1 847	504	468
	Establishments with sales of \$100,000 to \$249,999	129	22 666	5 057	1 248	264	9 861	3 393	3 320
	Establishments with sales of \$250,000 to \$499,999	218	80 883	14 527	3 454	716	30 010	11 097	11 379
	Establishments with sales of \$500,000 to \$999,999	336	243 358	37 673	8 826	1 594	76 780	32 619	32 675
	Establishments with sales of \$1,000,000 to \$2,499,999	444	704 596	111 714	25 851	3 908	227 087	91 741	94 542
	Establishments with sales of \$2,500,000 to \$4,999,999	135	458 735	64 175	15 217	2 184	130 181	61 488	64 300
	Establishments with sales of \$5,000,000 to \$9,999,999	74	516 374	70 232	15 961	1 847	140 154	60 029	63 720
	Establishments with sales of \$10,000,000 to \$24,999,999	41	623 291	70 727	16 448	1 760	151 399	88 180	85 138
	Establishments with sales of \$25,000,000 or more	14	614 041	65 241	15 728	1 752	162 856	87 006	90 762
	Establishments not operated for the entire year	174	102 507	13 969	3 648	493	29 863	3 291	14 847
4229501	Paint, varnish, & supplies whsle								
	All establishments	1 630	3 370 442	454 352	106 623	14 611	960 038	439 348	461 151
	Establishments operated for the entire year	1 456	3 267 935	440 383	102 975	14 118	930 175	436 057	446 304
	Establishments with sales less than \$100,000	65	3 991	1 037	242	93	1 847	504	468
	Establishments with sales of \$100,000 to \$249,999	129	22 666	5 057	1 248	264	9 861	3 393	3 320
	Establishments with sales of \$250,000 to \$499,999	218	80 883	14 527	3 454	716	30 010	11 097	11 379
	Establishments with sales of \$500,000 to \$999,999	336	243 358	37 673	8 826	1 594	76 780	32 619	32 675
	Establishments with sales of \$1,000,000 to \$2,499,999	444	704 596	111 714	25 851	3 908	227 087	91 741	94 542
	Establishments with sales of \$2,500,000 to \$4,999,999	135	458 735	64 175	15 217	2 184	130 181	61 488	64 300
	Establishments with sales of \$5,000,000 to \$9,999,999	74	516 374	70 232	15 961	1 847	140 154	60 029	63 720
	Establishments with sales of \$10,000,000 to \$24,999,999	41	623 291	70 727	16 448	1 760	151 399	88 180	85 138
	Establishments with sales of \$25,000,000 or more	14	614 041	65 241	15 728	1 752	162 856	87 006	90 762
	Establishments not operated for the entire year	174	102 507	13 969	3 648	493	29 863	3 291	14 847
42299	Other miscellaneous nondurable goods whsle								
	All establishments	12 920	51 257 225	2 519 927	564 938	84 959	5 719 884	3 990 689	4 445 336
	Establishments operated for the entire year	9 630	49 888 141	2 406 921	544 849	80 556	5 460 486	3 951 405	4 012 596
	Establishments with sales less than \$100,000	1 063	62 290	18 220	4 541	1 638	32 140	9 124	9 083
	Establishments with sales of \$100,000 to \$249,999	1 754	293 614	64 025	14 817	3 915	127 880	43 188	43 805
	Establishments with sales of \$250,000 to \$499,999	1 708	615 796	100 967	23 089	5 162	221 249	89 248	90 808
	Establishments with sales of \$500,000 to \$999,999	1 813	1 276 813	184 592	42 086	9 036	403 785	186 207	192 903
	Establishments with sales of \$1,000,000 to \$2,499,999	1 766	2 775 812	357 288	78 938	14 415	794 919	408 535	416 549
	Establishments with sales of \$2,500,000 to \$4,999,999	717	2 498 054	289 474	64 456	9 713	636 145	328 193	347 514
	Establishments with sales of \$5,000,000 to \$9,999,999	402	2 830 162	294 880	63 793	8 906	641 035	383 383	401 583
	Establishments with sales of \$10,000,000 to \$24,999,999	270	4 053 896	386 973	84 433	11 811	827 741	523 137	546 263
	Establishments with sales of \$25,000,000 or more	137	35 481 704	710 502	168 696	15 960	1 775 592	1 980 390	1 964 088
	Establishments not operated for the entire year	3 290	1 369 084	113 006	20 089	4 403	259 398	39 284	432 740
422990	Other miscellaneous nondurable goods whsle								
	All establishments	12 920	51 257 225	2 519 927	564 938	84 959	5 719 884	3 990 689	4 445 336
	Establishments operated for the entire year	9 630	49 888 141	2 406 921	544 849	80 556	5 460 486	3 951 405	4 012 596
	Establishments with sales less than \$100,000	1 063	62 290	18 220	4 541	1 638	32 140	9 124	9 083
	Establishments with sales of \$100,000 to \$249,999	1 754	293 614	64 025	14 817	3 915	127 880	43 188	43 805

See footnotes at end of table.

Table 1. Sales Size of Establishments: 1997—Con.

[Includes only establishments with payroll. For meaning of abbreviations and symbols, see introductory text. For explanation of terms, see Appendix A. For method of assignment to categories shown, see Appendix C.]

NAICS code	Sales sizes of establishments by type of operation and kind of business	Establishments (number)	Sales (\$1,000)	Annual payroll (\$1,000)	First-quarter payroll (\$1,000)	Paid employees for pay period including March 12 (number)	Operating expenses ¹ (\$1,000)	End-of-1996 inventories (\$1,000)	End-of-1997 inventories (\$1,000)
422	MERCHANT WHOLESALERS—Con.								
	Wholesale trade, nondurable goods—Con.								
422990	Other miscellaneous nondurable goods whsle—Con.								
	Establishments operated for the entire year—Con.								
	Establishments with sales of \$250,000 to \$499,999	1 708	615 796	100 967	23 089	5 162	221 249	89 248	90 808
	Establishments with sales of \$500,000 to \$999,999	1 813	1 276 813	184 592	42 086	9 036	403 785	186 207	192 903
	Establishments with sales of \$1,000,000 to \$2,499,999	1 766	2 775 812	357 288	78 938	14 415	794 919	408 535	416 549
	Establishments with sales of \$2,500,000 to \$4,999,999	717	2 498 054	289 474	64 456	9 713	636 145	328 193	347 514
	Establishments with sales of \$5,000,000 to \$9,999,999	402	2 830 162	294 880	63 793	8 906	641 035	383 383	401 583
	Establishments with sales of \$10,000,000 to \$24,999,999	270	4 053 896	386 973	84 433	11 811	827 741	523 137	546 263
	Establishments with sales of \$25,000,000 or more	137	35 481 704	710 502	168 696	15 960	1 775 592	1 980 390	1 964 088
	Establishments not operated for the entire year	3 290	1 369 084	113 006	20 089	4 403	259 398	39 284	432 740
4229901	Art goods whsle								
	All establishments	3 976	7 426 099	888 512	196 526	30 205	2 271 032	1 182 362	1 344 462
	Establishments operated for the entire year	3 144	7 134 199	863 750	191 559	29 168	2 203 575	1 169 850	1 235 443
	Establishments with sales less than \$100,000	355	21 086	5 558	1 356	603	10 938	3 625	3 683
	Establishments with sales of \$100,000 to \$249,999	544	91 451	19 194	4 587	1 303	40 893	16 034	16 396
	Establishments with sales of \$250,000 to \$499,999	550	197 528	32 910	7 612	1 724	76 938	33 969	34 826
	Establishments with sales of \$500,000 to \$999,999	604	422 708	65 507	15 010	3 280	148 946	74 081	76 619
	Establishments with sales of \$1,000,000 to \$2,499,999	592	938 681	138 446	30 703	5 402	315 110	164 758	168 730
	Establishments with sales of \$2,500,000 to \$4,999,999	242	839 298	113 111	25 328	3 750	260 213	132 404	143 621
	Establishments with sales of \$5,000,000 to \$9,999,999	127	878 573	105 859	23 067	3 185	245 256	142 461	153 978
	Establishments with sales of \$10,000,000 to \$24,999,999	91	1 394 001	157 778	32 484	4 231	366 658	205 665	217 448
	Establishments with sales of \$25,000,000 or more	39	2 350 873	225 387	51 412	5 690	738 623	396 853	420 142
	Establishments not operated for the entire year	832	291 900	24 762	4 967	1 037	67 457	12 512	109 019
4229902	General merchandise (nondurable goods) whsle								
	All establishments	2 842	33 181 350	653 859	152 784	18 841	1 315 798	1 498 263	1 564 291
	Establishments operated for the entire year	2 070	32 847 866	627 716	147 614	17 577	1 262 241	1 490 368	1 438 085
	Establishments with sales less than \$100,000	237	13 927	4 455	1 076	332	7 101	2 229	2 156
	Establishments with sales of \$100,000 to \$249,999	421	69 191	15 028	3 366	882	28 052	10 573	10 680
	Establishments with sales of \$250,000 to \$499,999	405	148 756	22 892	5 324	1 239	49 147	20 429	20 789
	Establishments with sales of \$500,000 to \$999,999	380	268 380	35 620	8 147	1 702	74 301	36 630	38 009
	Establishments with sales of \$1,000,000 to \$2,499,999	359	549 801	62 390	13 564	2 366	134 204	68 527	70 760
	Establishments with sales of \$2,500,000 to \$4,999,999	114	395 876	41 210	9 013	1 285	85 099	41 452	44 275
	Establishments with sales of \$5,000,000 to \$9,999,999	63	428 130	50 154	11 032	1 613	94 553	40 636	42 294
	Establishments with sales of \$10,000,000 to \$24,999,999	47	708 541	70 055	15 799	2 096	142 235	78 355	72 645
	Establishments with sales of \$25,000,000 or more	44	30 265 264	325 912	80 293	6 062	647 549	1 191 537	1 136 477
	Establishments not operated for the entire year	772	333 484	26 143	5 170	1 264	53 557	7 895	126 206
4229903	Textile bags, bagging, & burlap whsle								
	All establishments	400	723 184	73 748	16 037	2 882	173 346	88 608	109 275
	Establishments operated for the entire year	319	659 278	68 299	15 288	2 751	160 264	86 220	85 779
	Establishments with sales less than \$100,000	27	D	D	D	b	D	D	D
	Establishments with sales of \$100,000 to \$249,999	52	8 811	2 142	513	141	4 223	1 342	1 323
	Establishments with sales of \$250,000 to \$499,999	43	D	D	D	c	D	D	D
	Establishments with sales of \$500,000 to \$999,999	55	39 213	5 208	1 057	234	11 287	5 821	5 669

See footnotes at end of table.

Table 1. Sales Size of Establishments: 1997—Con.

[Includes only establishments with payroll. For meaning of abbreviations and symbols, see introductory text. For explanation of terms, see Appendix A. For method of assignment to categories shown, see Appendix C]

NAICS code	Sales sizes of establishments by type of operation and kind of business	Establishments (number)	Sales (\$1,000)	Annual payroll (\$1,000)	First-quarter payroll (\$1,000)	Paid employees for pay period including March 12 (number)	Operating expenses ¹ (\$1,000)	End-of-1996 inventories (\$1,000)	End-of-1997 inventories (\$1,000)
422	MERCHANT WHOLESALERS—Con.								
	Wholesale trade, nondurable goods—Con.								
4229903	Textile bags, bagging, & burlap whsle—Con.								
	Establishments operated for the entire year—Con.								
	Establishments with sales of \$1,000,000 to \$2,499,999	78	120 404	15 116	3 322	1 018	31 876	16 052	15 819
	Establishments with sales of \$2,500,000 to \$4,999,999	32	107 577	8 904	1 829	248	20 784	12 416	13 607
	Establishments with sales of \$5,000,000 to \$9,999,999	20	147 852	14 464	3 213	466	34 821	21 740	19 879
	Establishments with sales of \$10,000,000 to \$24,999,999	10	153 329	7 065	1 600	202	18 550	19 282	20 090
	Establishments with sales of \$25,000,000 or more	2	D	D	D	e	D	D	D
	Establishments not operated for the entire year	81	63 906	5 449	749	131	13 082	2 388	23 496
4229904	Other nondurable goods whsle								
	All establishments	5 702	9 926 592	903 808	199 591	33 031	1 959 708	1 221 456	1 427 308
	Establishments operated for the entire year	4 097	9 246 798	847 156	190 388	31 060	1 834 406	1 204 967	1 253 289
	Establishments with sales less than \$100,000	444	D	D	D	f	D	D	D
	Establishments with sales of \$100,000 to \$249,999	737	124 161	27 661	6 351	1 589	54 712	15 239	15 406
	Establishments with sales of \$250,000 to \$499,999	710	D	D	D	g	D	D	D
	Establishments with sales of \$500,000 to \$999,999	774	546 512	78 257	17 872	3 820	169 251	69 675	72 606
	Establishments with sales of \$1,000,000 to \$2,499,999	737	1 166 926	141 336	31 349	5 629	313 729	159 198	161 240
	Establishments with sales of \$2,500,000 to \$4,999,999	329	1 155 303	126 249	28 286	4 430	270 049	141 921	146 011
	Establishments with sales of \$5,000,000 to \$9,999,999	192	1 375 607	124 403	26 481	3 642	266 405	178 546	185 432
	Establishments with sales of \$10,000,000 to \$24,999,999	122	1 798 025	152 075	34 550	5 282	300 298	219 835	236 080
	Establishments with sales of \$25,000,000 or more	52	D	D	D	h	D	D	D
	Establishments not operated for the entire year	1 605	679 794	56 652	9 203	1 971	125 302	16 489	174 019
	MANUFACTURERS' SALES BRANCHES AND SALES OFFICES								
	All establishments	'29 305	'1 258 874 769	'45 911 766	'11 963 217	'922 208	95 051 279	39 467 315	40 758 311
	Establishments operated for the entire year	27 917	1 239 288 005	45 400 941	11 809 268	908 146	93 397 220	39 041 521	40 257 559
	Establishments with sales less than \$100,000	157	9 442	10 265	2 346	415	22 316	35 406	30 036
	Establishments with sales of \$100,000 to \$249,999	520	94 845	34 772	9 394	1 002	57 025	25 414	22 978
	Establishments with sales of \$250,000 to \$499,999	943	357 426	74 604	19 669	2 276	135 760	48 125	45 157
	Establishments with sales of \$500,000 to \$999,999	2 110	1 582 932	246 330	62 764	7 459	464 842	173 420	176 438
	Establishments with sales of \$1,000,000 to \$2,499,999	4 744	7 950 797	1 020 866	253 764	28 317	1 948 637	739 375	754 159
	Establishments with sales of \$2,500,000 to \$4,999,999	4 488	16 125 844	1 817 445	450 846	47 625	3 499 600	1 331 233	1 369 384
	Establishments with sales of \$5,000,000 to \$9,999,999	4 229	30 066 184	3 016 724	764 993	72 147	5 735 879	2 063 121	2 103 515
	Establishments with sales of \$10,000,000 to \$24,999,999	4 527	72 232 188	6 064 824	1 529 178	135 366	11 499 935	3 935 115	4 057 738
	Establishments with sales of \$25,000,000 or more	6 199	1 110 868 347	33 115 111	8 716 314	613 539	70 033 226	30 690 312	31 698 154
	Establishments not operated for the entire year	1 388	19 586 764	510 825	153 949	14 062	1 654 059	425 794	500 752
421	Wholesale trade, durable goods								
	All establishments	'17 228	'707 565 616	'26 757 611	'7 167 566	'479 447	52 345 151	26 273 001	27 084 251
	Establishments operated for the entire year	16 323	700 936 894	26 466 048	7 080 447	471 784	51 790 016	25 978 099	26 773 645
	Establishments with sales less than \$100,000	94	6 031	2 200	588	115	3 201	513	530
	Establishments with sales of \$100,000 to \$249,999	393	72 588	24 047	6 725	633	34 434	9 611	9 378
	Establishments with sales of \$250,000 to \$499,999	648	244 617	53 401	14 340	1 488	91 069	31 268	30 639
	Establishments with sales of \$500,000 to \$999,999	1 320	978 167	159 512	41 180	4 400	288 494	117 289	116 670
	Establishments with sales of \$1,000,000 to \$2,499,999	2 976	5 018 687	663 460	165 839	17 117	1 198 093	535 219	542 794
	Establishments with sales of \$2,500,000 to \$4,999,999	2 700	9 701 842	1 098 255	275 761	26 839	1 991 345	944 011	977 956

See footnotes at end of table.

Table 1. Sales Size of Establishments: 1997—Con.

[Includes only establishments with payroll. For meaning of abbreviations and symbols, see introductory text. For explanation of terms, see Appendix A. For method of assignment to categories shown, see Appendix C]

NAICS code	Sales sizes of establishments by type of operation and kind of business	Establishments (number)	Sales (\$1,000)	Annual payroll (\$1,000)	First-quarter payroll (\$1,000)	Paid employees for pay period including March 12 (number)	Operating expenses ¹ (\$1,000)	End-of-1996 inventories (\$1,000)	End-of-1997 inventories (\$1,000)
421	MANUFACTURERS' SALES BRANCHES AND SALES OFFICES—Con.								
	Wholesale trade, durable goods—Con.								
	Establishments operated for the entire year—Con.								
	Establishments with sales of \$5,000,000 to \$9,999,999	2 443	17 350 880	1 836 138	470 722	39 560	3 240 082	1 474 467	1 513 891
	Establishments with sales of \$10,000,000 to \$24,999,999	2 594	41 700 621	3 724 722	962 079	71 100	6 513 712	2 636 979	2 686 051
	Establishments with sales of \$25,000,000 or more	3 155	625 863 461	18 904 313	5 143 213	310 532	38 429 586	20 228 742	20 895 736
	Establishments not operated for the entire year	905	6 628 722	291 563	87 119	7 663	555 135	294 902	310 606
4211	Motor vehicle & motor vehicle parts & supplies whsle								
	All establishments	1 425	291 207 541	2 233 321	570 190	47 824	5 928 771	5 894 354	5 776 275
	Establishments operated for the entire year	1 339	289 974 817	2 194 036	555 588	46 030	5 860 182	5 821 620	5 687 579
	Establishments with sales less than \$100,000	3	D	D	D	a	D	D	D
	Establishments with sales of \$100,000 to \$249,999	6	D	D	D	a	D	D	D
	Establishments with sales of \$250,000 to \$499,999	38	14 491	2 654	638	116	4 911	4 408	3 693
	Establishments with sales of \$500,000 to \$999,999	135	98 164	12 963	3 413	593	27 430	25 821	24 958
	Establishments with sales of \$1,000,000 to \$2,499,999	316	536 268	59 284	15 059	2 361	125 171	97 309	91 208
	Establishments with sales of \$2,500,000 to \$4,999,999	195	662 506	64 329	15 823	2 376	132 036	89 387	85 500
	Establishments with sales of \$5,000,000 to \$9,999,999	126	882 760	70 767	17 143	2 127	148 086	97 905	95 268
	Establishments with sales of \$10,000,000 to \$24,999,999	125	1 991 072	142 002	33 558	3 905	278 288	214 445	211 758
	Establishments with sales of \$25,000,000 or more	395	285 788 196	1 841 792	469 881	34 538	5 143 827	5 291 637	5 174 471
	Establishments not operated for the entire year	86	1 232 724	39 285	14 602	1 794	68 589	72 734	88 696
42111	Automobile & other motor vehicle whsle								
	All establishments	380	255 902 304	735 647	200 319	14 104	2 764 098	2 883 392	2 738 389
	Establishments operated for the entire year	338	254 801 802	703 334	188 890	12 681	2 710 888	2 822 015	2 655 730
	Establishments with sales less than \$100,000	—	—	—	—	—	—	—	—
	Establishments with sales of \$100,000 to \$249,999	—	—	—	—	—	—	—	—
	Establishments with sales of \$250,000 to \$499,999	—	—	—	—	—	—	—	—
	Establishments with sales of \$500,000 to \$999,999	5	3 569	1 317	313	55	1 714	331	308
	Establishments with sales of \$1,000,000 to \$2,499,999	9	18 112	3 968	991	116	6 629	3 642	4 849
	Establishments with sales of \$2,500,000 to \$4,999,999	22	79 390	5 977	1 458	183	10 472	8 644	9 291
	Establishments with sales of \$5,000,000 to \$9,999,999	28	199 477	11 750	3 004	374	22 371	21 087	20 958
	Establishments with sales of \$10,000,000 to \$24,999,999	38	586 507	33 064	7 903	969	54 846	60 373	59 794
	Establishments with sales of \$25,000,000 or more	236	253 914 747	647 258	175 221	10 984	2 614 856	2 727 938	2 560 530
	Establishments not operated for the entire year	42	1 100 502	32 313	11 429	1 423	53 210	61 377	82 659
421110	Automobile & other motor vehicle whsle								
	All establishments	380	255 902 304	735 647	200 319	14 104	2 764 098	2 883 392	2 738 389
	Establishments operated for the entire year	338	254 801 802	703 334	188 890	12 681	2 710 888	2 822 015	2 655 730
	Establishments with sales less than \$100,000	—	—	—	—	—	—	—	—
	Establishments with sales of \$100,000 to \$249,999	—	—	—	—	—	—	—	—
	Establishments with sales of \$250,000 to \$499,999	—	—	—	—	—	—	—	—
	Establishments with sales of \$500,000 to \$999,999	5	3 569	1 317	313	55	1 714	331	308
	Establishments with sales of \$1,000,000 to \$2,499,999	9	18 112	3 968	991	116	6 629	3 642	4 849
	Establishments with sales of \$2,500,000 to \$4,999,999	22	79 390	5 977	1 458	183	10 472	8 644	9 291
	Establishments with sales of \$5,000,000 to \$9,999,999	28	199 477	11 750	3 004	374	22 371	21 087	20 958
	Establishments with sales of \$10,000,000 to \$24,999,999	38	586 507	33 064	7 903	969	54 846	60 373	59 794
	Establishments with sales of \$25,000,000 or more	236	253 914 747	647 258	175 221	10 984	2 614 856	2 727 938	2 560 530

See footnotes at end of table.

Table 1. Sales Size of Establishments: 1997—Con.

[Includes only establishments with payroll. For meaning of abbreviations and symbols, see introductory text. For explanation of terms, see Appendix A. For method of assignment to categories shown, see Appendix C]

NAICS code	Sales sizes of establishments by type of operation and kind of business	Establishments (number)	Sales (\$1,000)	Annual payroll (\$1,000)	First-quarter payroll (\$1,000)	Paid employees for pay period including March 12 (number)	Operating expenses ¹ (\$1,000)	End-of-1996 inventories (\$1,000)	End-of-1997 inventories (\$1,000)
421	MANUFACTURERS' SALES BRANCHES AND SALES OFFICES—Con.								
	Wholesale trade, durable goods—Con.								
421110	Automobile & other motor vehicle whsle—Con.								
	Establishments not operated for the entire year	42	1 100 502	32 313	11 429	1 423	53 210	61 377	82 659
4211101	Automobile & motorcycle whsle								
	All establishments	124	95 851 919	298 709	71 122	5 211	1 890 320	2 196 413	1 935 877
	Establishments operated for the entire year	123	D	D	D	i	D	D	D
	Establishments with sales less than \$100,000	—	—	—	—	—	—	—	—
	Establishments with sales of \$100,000 to \$249,999	—	—	—	—	—	—	—	—
	Establishments with sales of \$250,000 to \$499,999	—	—	—	—	—	—	—	—
	Establishments with sales of \$500,000 to \$999,999	1	D	D	D	a	D	D	D
	Establishments with sales of \$1,000,000 to \$2,499,999	1	D	D	D	a	D	D	D
	Establishments with sales of \$2,500,000 to \$4,999,999	7	D	D	D	b	D	D	D
	Establishments with sales of \$5,000,000 to \$9,999,999	8	D	D	D	b	D	D	D
	Establishments with sales of \$10,000,000 to \$24,999,999	8	111 971	3 671	872	105	6 995	9 805	9 506
	Establishments with sales of \$25,000,000 or more	98	D	D	D	h	D	D	D
	Establishments not operated for the entire year	1	D	D	D	a	D	D	D
4211102	Bus & recreational vehicle whsle								
	All establishments	14	D	D	D	c	D	D	D
	Establishments operated for the entire year	14	D	D	D	c	D	D	D
	Establishments with sales less than \$100,000	—	—	—	—	—	—	—	—
	Establishments with sales of \$100,000 to \$249,999	—	—	—	—	—	—	—	—
	Establishments with sales of \$250,000 to \$499,999	—	—	—	—	—	—	—	—
	Establishments with sales of \$500,000 to \$999,999	—	—	—	—	—	—	—	—
	Establishments with sales of \$1,000,000 to \$2,499,999	3	D	D	D	a	D	D	D
	Establishments with sales of \$2,500,000 to \$4,999,999	2	D	D	D	a	D	D	D
	Establishments with sales of \$5,000,000 to \$9,999,999	2	D	D	D	a	D	D	D
	Establishments with sales of \$10,000,000 to \$24,999,999	1	D	D	D	a	D	D	D
	Establishments with sales of \$25,000,000 or more	6	D	D	D	c	D	D	D
	Establishments not operated for the entire year	—	—	—	—	—	—	—	—
4211103	Light truck & van (14,000 lb or less) whsle								
	All establishments	99	152 661 486	207 342	65 536	3 135	483 741	103 459	157 810
	Establishments operated for the entire year	97	D	D	D	h	D	D	D
	Establishments with sales less than \$100,000	—	—	—	—	—	—	—	—
	Establishments with sales of \$100,000 to \$249,999	—	—	—	—	—	—	—	—
	Establishments with sales of \$250,000 to \$499,999	—	—	—	—	—	—	—	—
	Establishments with sales of \$500,000 to \$999,999	—	—	—	—	—	—	—	—
	Establishments with sales of \$1,000,000 to \$2,499,999	1	D	D	D	a	D	D	D
	Establishments with sales of \$2,500,000 to \$4,999,999	1	D	D	D	a	D	D	D
	Establishments with sales of \$5,000,000 to \$9,999,999	1	D	D	D	b	D	D	D
	Establishments with sales of \$10,000,000 to \$24,999,999	—	—	—	—	—	—	—	—
	Establishments with sales of \$25,000,000 or more	94	D	D	D	h	D	D	D
	Establishments not operated for the entire year	2	D	D	D	c	D	D	D
4211104	Medium truck & tractor (14,001 lb to 26,000 lb) whsle								

See footnotes at end of table.

Table 1. Sales Size of Establishments: 1997—Con.

[Includes only establishments with payroll. For meaning of abbreviations and symbols, see introductory text. For explanation of terms, see Appendix A. For method of assignment to categories shown, see Appendix C]

NAICS code	Sales sizes of establishments by type of operation and kind of business	Establishments (number)	Sales (\$1,000)	Annual payroll (\$1,000)	First-quarter payroll (\$1,000)	Paid employees for pay period including March 12 (number)	Operating expenses ¹ (\$1,000)	End-of-1996 inventories (\$1,000)	End-of-1997 inventories (\$1,000)
421	MANUFACTURERS' SALES BRANCHES AND SALES OFFICES—Con.								
	Wholesale trade, durable goods—Con.								
4211104	Medium truck & tractor (14,001 lb to 26,000 lb) whsle—Con.								
	All establishments	20	D	D	D	e	D	D	D
	Establishments operated for the entire year	18	D	D	D	e	D	D	D
	Establishments with sales less than \$100,000	—	—	—	—	—	—	—	—
	Establishments with sales of \$100,000 to \$249,999	—	—	—	—	—	—	—	—
	Establishments with sales of \$250,000 to \$499,999	—	—	—	—	—	—	—	—
	Establishments with sales of \$500,000 to \$999,999	—	—	—	—	—	—	—	—
	Establishments with sales of \$1,000,000 to \$2,499,999	1	D	D	D	b	D	D	D
	Establishments with sales of \$2,500,000 to \$4,999,999	3	D	D	D	b	D	D	D
	Establishments with sales of \$5,000,000 to \$9,999,999	4	D	D	D	b	D	D	D
	Establishments with sales of \$10,000,000 to \$24,999,999	5	D	D	D	c	D	D	D
	Establishments with sales of \$25,000,000 or more	5	D	D	D	c	D	D	D
	Establishments not operated for the entire year	2	D	D	D	c	D	D	D
4211105	Heavy truck & tractor (over 26,000 lb) whsle								
	All establishments	123	D	D	D	i	D	D	D
	Establishments operated for the entire year	86	D	D	D	h	D	D	D
	Establishments with sales less than \$100,000	—	—	—	—	—	—	—	—
	Establishments with sales of \$100,000 to \$249,999	—	—	—	—	—	—	—	—
	Establishments with sales of \$250,000 to \$499,999	—	—	—	—	—	—	—	—
	Establishments with sales of \$500,000 to \$999,999	4	D	D	D	b	D	D	D
	Establishments with sales of \$1,000,000 to \$2,499,999	3	D	D	D	b	D	D	D
	Establishments with sales of \$2,500,000 to \$4,999,999	9	D	D	D	c	D	D	D
	Establishments with sales of \$5,000,000 to \$9,999,999	13	D	D	D	e	D	D	D
	Establishments with sales of \$10,000,000 to \$24,999,999	24	D	D	D	f	D	D	D
	Establishments with sales of \$25,000,000 or more	33	D	D	D	h	D	D	D
	Establishments not operated for the entire year	37	D	D	D	g	D	D	D
42112	Motor vehicle supplies & new parts whsle								
	All establishments	895	25 607 316	1 287 094	316 689	29 268	2 684 657	2 815 454	2 830 859
	Establishments operated for the entire year	858	25 490 096	1 281 700	314 362	28 993	2 672 366	2 804 485	2 827 942
	Establishments with sales less than \$100,000	3	D	D	D	a	D	D	D
	Establishments with sales of \$100,000 to \$249,999	6	D	D	D	a	D	D	D
	Establishments with sales of \$250,000 to \$499,999	33	12 454	2 016	504	100	3 971	4 242	3 522
	Establishments with sales of \$500,000 to \$999,999	115	82 942	10 052	2 453	437	22 384	22 950	22 021
	Establishments with sales of \$1,000,000 to \$2,499,999	285	479 401	50 753	13 006	2 079	109 989	89 006	81 507
	Establishments with sales of \$2,500,000 to \$4,999,999	142	471 749	46 319	11 232	1 713	99 532	67 196	61 994
	Establishments with sales of \$5,000,000 to \$9,999,999	74	518 649	44 748	10 653	1 208	97 618	63 929	60 923
	Establishments with sales of \$10,000,000 to \$24,999,999	69	D	D	D	g	D	D	D
	Establishments with sales of \$25,000,000 or more	131	D	D	D	j	D	D	D
	Establishments not operated for the entire year	37	117 220	5 394	2 327	275	12 291	10 969	2 917
421120	Motor vehicle supplies & new parts whsle								
	All establishments	895	25 607 316	1 287 094	316 689	29 268	2 684 657	2 815 454	2 830 859

See footnotes at end of table.

Table 1. Sales Size of Establishments: 1997—Con.

[Includes only establishments with payroll. For meaning of abbreviations and symbols, see introductory text. For explanation of terms, see Appendix A. For method of assignment to categories shown, see Appendix C]

NAICS code	Sales sizes of establishments by type of operation and kind of business	Establishments (number)	Sales (\$1,000)	Annual payroll (\$1,000)	First-quarter payroll (\$1,000)	Paid employees for pay period including March 12 (number)	Operating expenses ¹ (\$1,000)	End-of-1996 inventories (\$1,000)	End-of-1997 inventories (\$1,000)
421	MANUFACTURERS' SALES BRANCHES AND SALES OFFICES—Con.								
	Wholesale trade, durable goods—Con.								
421120	Motor vehicle supplies & new parts whsle—Con.								
	Establishments operated for the entire year	858	25 490 096	1 281 700	314 362	28 993	2 672 366	2 804 485	2 827 942
	Establishments with sales less than \$100,000	3	D	D	D	a	D	D	D
	Establishments with sales of \$100,000 to \$249,999	6	D	D	D	a	D	D	D
	Establishments with sales of \$250,000 to \$499,999	33	12 454	2 016	504	100	3 971	4 242	3 522
	Establishments with sales of \$500,000 to \$999,999	115	82 942	10 052	2 453	437	22 384	22 950	22 021
	Establishments with sales of \$1,000,000 to \$2,499,999	285	479 401	50 753	13 006	2 079	109 989	89 006	81 507
	Establishments with sales of \$2,500,000 to \$4,999,999	142	471 749	46 319	11 232	1 713	99 532	67 196	61 994
	Establishments with sales of \$5,000,000 to \$9,999,999	74	518 649	44 748	10 653	1 208	97 618	63 929	60 923
	Establishments with sales of \$10,000,000 to \$24,999,999	69	D	D	D	g	D	D	D
	Establishments with sales of \$25,000,000 or more	131	D	D	D	j	D	D	D
	Establishments not operated for the entire year	37	117 220	5 394	2 327	275	12 291	10 969	2 917
4211201	Motor vehicle supplies & new parts—warehouse distributors								
	All establishments	343	6 640 896	223 308	53 476	5 937	548 683	512 479	516 527
	Establishments operated for the entire year	333	6 553 722	220 948	52 776	5 871	543 792	510 694	515 890
	Establishments with sales less than \$100,000	—	—	—	—	—	—	—	—
	Establishments with sales of \$100,000 to \$249,999	3	D	D	D	a	D	D	D
	Establishments with sales of \$250,000 to \$499,999	19	6 722	968	245	41	2 040	2 572	2 409
	Establishments with sales of \$500,000 to \$999,999	53	37 568	4 534	1 059	187	10 224	13 017	13 719
	Establishments with sales of \$1,000,000 to \$2,499,999	101	D	D	D	f	D	D	D
	Establishments with sales of \$2,500,000 to \$4,999,999	59	190 887	14 444	3 489	661	32 476	28 096	27 366
	Establishments with sales of \$5,000,000 to \$9,999,999	20	146 076	7 937	1 719	278	20 070	22 662	23 571
	Establishments with sales of \$10,000,000 to \$24,999,999	29	D	D	D	f	D	D	D
	Establishments with sales of \$25,000,000 or more	49	D	D	D	h	D	D	D
	Establishments not operated for the entire year	10	87 174	2 360	700	66	4 891	1 785	637
4211202	Motor vehicle supplies & new parts—jobbers								
	All establishments	541	18 824 469	1 057 445	261 684	23 182	2 124 144	2 297 437	2 308 531
	Establishments operated for the entire year	514	18 794 423	1 054 411	260 057	22 973	2 116 744	2 288 253	2 306 251
	Establishments with sales less than \$100,000	3	D	D	D	a	D	D	D
	Establishments with sales of \$100,000 to \$249,999	3	D	D	D	a	D	D	D
	Establishments with sales of \$250,000 to \$499,999	14	5 732	1 048	259	59	1 931	1 670	1 113
	Establishments with sales of \$500,000 to \$999,999	62	45 374	5 518	1 394	250	12 160	9 933	8 302
	Establishments with sales of \$1,000,000 to \$2,499,999	181	309 814	35 734	9 268	1 352	78 477	57 106	49 087
	Establishments with sales of \$2,500,000 to \$4,999,999	82	D	D	D	g	D	D	D
	Establishments with sales of \$5,000,000 to \$9,999,999	50	D	D	D	f	D	D	D
	Establishments with sales of \$10,000,000 to \$24,999,999	38	D	D	D	g	D	D	D
	Establishments with sales of \$25,000,000 or more	81	D	D	D	j	D	D	D
	Establishments not operated for the entire year	27	30 046	3 034	1 627	209	7 400	9 184	2 280
4211203	Petroleum products marketing equipment whsle								
	All establishments	11	141 951	6 341	1 529	149	11 830	5 538	5 801

See footnotes at end of table.

Table 1. Sales Size of Establishments: 1997—Con.

[Includes only establishments with payroll. For meaning of abbreviations and symbols, see introductory text. For explanation of terms, see Appendix A. For method of assignment to categories shown, see Appendix C.]

NAICS code	Sales sizes of establishments by type of operation and kind of business	Establishments (number)	Sales (\$1,000)	Annual payroll (\$1,000)	First-quarter payroll (\$1,000)	Paid employees for pay period including March 12 (number)	Operating expenses ¹ (\$1,000)	End-of-1996 inventories (\$1,000)	End-of-1997 inventories (\$1,000)
421	MANUFACTURERS' SALES BRANCHES AND SALES OFFICES—Con.								
	Wholesale trade, durable goods—Con.								
4211203	Petroleum products marketing equipment whsle—Con.								
	Establishments operated for the entire year	11	141 951	6 341	1 529	149	11 830	5 538	5 801
	Establishments with sales less than \$100,000	—	—	—	—	—	—	—	—
	Establishments with sales of \$100,000 to \$249,999	—	—	—	—	—	—	—	—
	Establishments with sales of \$250,000 to \$499,999	—	—	—	—	—	—	—	—
	Establishments with sales of \$500,000 to \$999,999	—	—	—	—	—	—	—	—
	Establishments with sales of \$1,000,000 to \$2,499,999	3	D	D	D	a	D	D	D
	Establishments with sales of \$2,500,000 to \$4,999,999	1	D	D	D	a	D	D	D
	Establishments with sales of \$5,000,000 to \$9,999,999	4	D	D	D	b	D	D	D
	Establishments with sales of \$10,000,000 to \$24,999,999	2	D	D	D	b	D	D	D
	Establishments with sales of \$25,000,000 or more	1	D	D	D	a	D	D	D
	Establishments not operated for the entire year	—	—	—	—	—	—	—	—
42113	Tire & tube whsle								
	All establishments	150	9 697 921	210 580	53 182	4 452	480 016	195 508	207 027
	Establishments operated for the entire year	143	9 682 919	209 002	52 336	4 356	476 928	195 120	203 907
	Establishments with sales less than \$100,000	—	—	—	—	—	—	—	—
	Establishments with sales of \$100,000 to \$249,999	—	—	—	—	—	—	—	—
	Establishments with sales of \$250,000 to \$499,999	5	2 037	638	134	16	940	166	171
	Establishments with sales of \$500,000 to \$999,999	15	11 653	1 594	647	101	3 332	2 540	2 629
	Establishments with sales of \$1,000,000 to \$2,499,999	22	38 755	4 563	1 062	166	8 553	4 661	4 852
	Establishments with sales of \$2,500,000 to \$4,999,999	31	111 367	12 033	3 133	480	22 032	13 547	14 215
	Establishments with sales of \$5,000,000 to \$9,999,999	24	164 634	14 269	3 486	545	28 097	12 889	13 387
	Establishments with sales of \$10,000,000 to \$24,999,999	18	D	D	D	e	D	D	D
	Establishments with sales of \$25,000,000 or more	28	D	D	D	h	D	D	D
	Establishments not operated for the entire year	7	15 002	1 578	846	96	3 088	388	3 120
421130	Tire & tube whsle								
	All establishments	150	9 697 921	210 580	53 182	4 452	480 016	195 508	207 027
	Establishments operated for the entire year	143	9 682 919	209 002	52 336	4 356	476 928	195 120	203 907
	Establishments with sales less than \$100,000	—	—	—	—	—	—	—	—
	Establishments with sales of \$100,000 to \$249,999	—	—	—	—	—	—	—	—
	Establishments with sales of \$250,000 to \$499,999	5	2 037	638	134	16	940	166	171
	Establishments with sales of \$500,000 to \$999,999	15	11 653	1 594	647	101	3 332	2 540	2 629
	Establishments with sales of \$1,000,000 to \$2,499,999	22	38 755	4 563	1 062	166	8 553	4 661	4 852
	Establishments with sales of \$2,500,000 to \$4,999,999	31	111 367	12 033	3 133	480	22 032	13 547	14 215
	Establishments with sales of \$5,000,000 to \$9,999,999	24	164 634	14 269	3 486	545	28 097	12 889	13 387
	Establishments with sales of \$10,000,000 to \$24,999,999	18	D	D	D	e	D	D	D
	Establishments with sales of \$25,000,000 or more	28	D	D	D	h	D	D	D
	Establishments not operated for the entire year	7	15 002	1 578	846	96	3 088	388	3 120
4212	Furniture & home furnishings whsle								
	All establishments	485	21 729 080	646 395	162 255	16 119	1 835 902	727 049	852 893
	Establishments operated for the entire year	463	21 486 826	620 949	157 286	15 729	1 789 463	724 819	805 677
	Establishments with sales less than \$100,000	—	—	—	—	—	—	—	—
	Establishments with sales of \$100,000 to \$249,999	3	645	65	18	4	138	79	81

See footnotes at end of table.

Table 1. Sales Size of Establishments: 1997—Con.

[Includes only establishments with payroll. For meaning of abbreviations and symbols, see introductory text. For explanation of terms, see Appendix A. For method of assignment to categories shown, see Appendix C.]

NAICS code	Sales sizes of establishments by type of operation and kind of business	Establishments (number)	Sales (\$1,000)	Annual payroll (\$1,000)	First-quarter payroll (\$1,000)	Paid employees for pay period including March 12 (number)	Operating expenses ¹ (\$1,000)	End-of-1996 inventories (\$1,000)	End-of-1997 inventories (\$1,000)
421	MANUFACTURERS' SALES BRANCHES AND SALES OFFICES—Con.								
4212	Wholesale trade, durable goods—Con.								
	Furniture & home furnishings whsle—Con.								
	Establishments operated for the entire year—Con.								
	Establishments with sales of \$250,000 to \$499,999	5	1 679	547	170	12	885	454	363
	Establishments with sales of \$500,000 to \$999,999	16	11 920	1 143	277	33	2 833	1 098	1 091
	Establishments with sales of \$1,000,000 to \$2,499,999	75	134 600	13 573	3 027	391	28 833	12 872	12 278
	Establishments with sales of \$2,500,000 to \$4,999,999	59	213 397	20 256	5 068	581	45 719	17 584	17 280
	Establishments with sales of \$5,000,000 to \$9,999,999	63	432 728	30 605	7 267	907	69 920	37 799	37 792
	Establishments with sales of \$10,000,000 to \$24,999,999	83	1 393 371	85 586	20 865	1 897	179 825	82 821	90 627
	Establishments with sales of \$25,000,000 or more	159	19 298 486	469 174	120 594	11 904	1 461 310	572 112	646 165
	Establishments not operated for the entire year	22	242 254	25 446	4 969	390	46 439	2 230	47 216
42121	Furniture whsle								
	All establishments	247	7 242 080	228 139	56 666	4 486	733 330	232 588	234 624
	Establishments operated for the entire year	234	7 151 031	221 068	56 345	4 430	719 474	231 997	234 624
	Establishments with sales less than \$100,000	—	—	—	—	—	—	—	—
	Establishments with sales of \$100,000 to \$249,999	3	645	65	18	4	138	79	81
	Establishments with sales of \$250,000 to \$499,999	2	D	D	D	a	D	D	D
	Establishments with sales of \$500,000 to \$999,999	8	D	D	D	a	D	D	D
	Establishments with sales of \$1,000,000 to \$2,499,999	47	D	D	D	e	D	D	D
	Establishments with sales of \$2,500,000 to \$4,999,999	32	113 621	12 460	3 005	336	30 452	9 608	9 921
	Establishments with sales of \$5,000,000 to \$9,999,999	27	186 850	13 890	3 189	323	34 823	16 084	16 664
	Establishments with sales of \$10,000,000 to \$24,999,999	43	745 028	41 415	10 964	913	76 449	39 166	42 014
	Establishments with sales of \$25,000,000 or more	72	6 010 704	142 797	36 830	2 579	556 462	159 450	157 953
	Establishments not operated for the entire year	13	91 049	7 071	321	56	13 856	591	—
421210	Furniture whsle								
	All establishments	247	7 242 080	228 139	56 666	4 486	733 330	232 588	234 624
	Establishments operated for the entire year	234	7 151 031	221 068	56 345	4 430	719 474	231 997	234 624
	Establishments with sales less than \$100,000	—	—	—	—	—	—	—	—
	Establishments with sales of \$100,000 to \$249,999	3	645	65	18	4	138	79	81
	Establishments with sales of \$250,000 to \$499,999	2	D	D	D	a	D	D	D
	Establishments with sales of \$500,000 to \$999,999	8	D	D	D	a	D	D	D
	Establishments with sales of \$1,000,000 to \$2,499,999	47	D	D	D	e	D	D	D
	Establishments with sales of \$2,500,000 to \$4,999,999	32	113 621	12 460	3 005	336	30 452	9 608	9 921
	Establishments with sales of \$5,000,000 to \$9,999,999	27	186 850	13 890	3 189	323	34 823	16 084	16 664
	Establishments with sales of \$10,000,000 to \$24,999,999	43	745 028	41 415	10 964	913	76 449	39 166	42 014
	Establishments with sales of \$25,000,000 or more	72	6 010 704	142 797	36 830	2 579	556 462	159 450	157 953
	Establishments not operated for the entire year	13	91 049	7 071	321	56	13 856	591	—
4212101	Household & lawn furniture whsle								
	All establishments	91	1 584 873	59 681	15 306	1 472	149 871	142 636	145 393
	Establishments operated for the entire year	83	1 581 311	59 352	15 204	1 453	149 117	142 045	145 393
	Establishments with sales less than \$100,000	—	—	—	—	—	—	—	—
	Establishments with sales of \$100,000 to \$249,999	2	D	D	D	a	D	D	D
	Establishments with sales of \$250,000 to \$499,999	—	—	—	—	—	—	—	—
	Establishments with sales of \$500,000 to \$999,999	5	D	D	D	a	D	D	D
	Establishments with sales of \$1,000,000 to \$2,499,999	27	D	D	D	c	D	D	D

See footnotes at end of table.

Table 1. Sales Size of Establishments: 1997—Con.

[Includes only establishments with payroll. For meaning of abbreviations and symbols, see introductory text. For explanation of terms, see Appendix A. For method of assignment to categories shown, see Appendix C.]

NAICS code	Sales sizes of establishments by type of operation and kind of business	Establishments (number)	Sales (\$1,000)	Annual payroll (\$1,000)	First-quarter payroll (\$1,000)	Paid employees for pay period including March 12 (number)	Operating expenses ¹ (\$1,000)	End-of-1996 inventories (\$1,000)	End-of-1997 inventories (\$1,000)
421	MANUFACTURERS' SALES BRANCHES AND SALES OFFICES—Con.								
	Wholesale trade, durable goods—Con.								
4212101	Household & lawn furniture whsle—Con.								
	Establishments operated for the entire year—Con.								
	Establishments with sales of \$2,500,000 to \$4,999,999	17	59 790	6 120	1 321	187	17 648	6 358	6 590
	Establishments with sales of \$5,000,000 to \$9,999,999	14	102 016	6 177	1 395	191	18 926	12 277	12 713
	Establishments with sales of \$10,000,000 to \$24,999,999	7	118 716	8 006	2 015	274	17 134	31 098	33 149
	Establishments with sales of \$25,000,000 or more	11	1 244 611	34 538	9 468	681	82 879	87 306	87 735
	Establishments not operated for the entire year	8	3 562	329	102	19	754	591	—
4212102	Office & business furniture whsle								
	All establishments	156	5 657 207	168 458	41 360	3 014	583 459	89 952	89 231
	Establishments operated for the entire year	151	5 569 720	161 716	41 141	2 977	570 357	89 952	89 231
	Establishments with sales less than \$100,000	—	—	—	—	—	—	—	—
	Establishments with sales of \$100,000 to \$249,999	1	D	D	D	a	D	D	D
	Establishments with sales of \$250,000 to \$499,999	2	D	D	D	a	D	D	D
	Establishments with sales of \$500,000 to \$999,999	3	D	D	D	a	D	D	D
	Establishments with sales of \$1,000,000 to \$2,499,999	20	D	D	D	c	D	D	D
	Establishments with sales of \$2,500,000 to \$4,999,999	15	53 831	6 340	1 684	149	12 804	3 250	3 331
	Establishments with sales of \$5,000,000 to \$9,999,999	13	84 834	7 713	1 794	132	15 897	3 807	3 951
	Establishments with sales of \$10,000,000 to \$24,999,999	36	626 312	33 409	8 949	639	59 315	8 068	8 865
	Establishments with sales of \$25,000,000 or more	61	4 766 093	108 259	27 362	1 898	473 583	72 144	70 218
	Establishments not operated for the entire year	5	87 487	6 742	219	37	13 102	—	—
42122	Home furnishings whsle								
	All establishments	238	14 487 000	418 256	105 589	11 633	1 102 572	494 461	618 269
	Establishments operated for the entire year	229	14 335 795	399 881	100 941	11 299	1 069 989	492 822	571 053
	Establishments with sales less than \$100,000	—	—	—	—	—	—	—	—
	Establishments with sales of \$100,000 to \$249,999	—	—	—	—	—	—	—	—
	Establishments with sales of \$250,000 to \$499,999	3	D	D	D	a	D	D	D
	Establishments with sales of \$500,000 to \$999,999	8	D	D	D	b	D	D	D
	Establishments with sales of \$1,000,000 to \$2,499,999	28	D	D	D	c	D	D	D
	Establishments with sales of \$2,500,000 to \$4,999,999	27	99 776	7 796	2 063	245	15 267	7 976	7 359
	Establishments with sales of \$5,000,000 to \$9,999,999	36	245 878	16 715	4 078	584	35 097	21 715	21 128
	Establishments with sales of \$10,000,000 to \$24,999,999	40	648 343	44 171	9 901	984	103 376	43 655	48 613
	Establishments with sales of \$25,000,000 or more	87	13 287 782	326 377	83 764	9 325	904 848	412 662	488 212
	Establishments not operated for the entire year	9	151 205	18 375	4 648	334	32 583	1 639	47 216
421220	Home furnishings whsle								
	All establishments	238	14 487 000	418 256	105 589	11 633	1 102 572	494 461	618 269
	Establishments operated for the entire year	229	14 335 795	399 881	100 941	11 299	1 069 989	492 822	571 053
	Establishments with sales less than \$100,000	—	—	—	—	—	—	—	—
	Establishments with sales of \$100,000 to \$249,999	—	—	—	—	—	—	—	—
	Establishments with sales of \$250,000 to \$499,999	3	D	D	D	a	D	D	D
	Establishments with sales of \$500,000 to \$999,999	8	D	D	D	b	D	D	D
	Establishments with sales of \$1,000,000 to \$2,499,999	28	D	D	D	c	D	D	D
	Establishments with sales of \$2,500,000 to \$4,999,999	27	99 776	7 796	2 063	245	15 267	7 976	7 359
	Establishments with sales of \$5,000,000 to \$9,999,999	36	245 878	16 715	4 078	584	35 097	21 715	21 128
	Establishments with sales of \$10,000,000 to \$24,999,999	40	648 343	44 171	9 901	984	103 376	43 655	48 613

See footnotes at end of table.

Table 1. Sales Size of Establishments: 1997—Con.

[Includes only establishments with payroll. For meaning of abbreviations and symbols, see introductory text. For explanation of terms, see Appendix A. For method of assignment to categories shown, see Appendix C]

NAICS code	Sales sizes of establishments by type of operation and kind of business	Establishments (number)	Sales (\$1,000)	Annual payroll (\$1,000)	First-quarter payroll (\$1,000)	Paid employees for pay period including March 12 (number)	Operating expenses ¹ (\$1,000)	End-of-1996 inventories (\$1,000)	End-of-1997 inventories (\$1,000)
421	MANUFACTURERS' SALES BRANCHES AND SALES OFFICES—Con.								
	Wholesale trade, durable goods—Con.								
421220	Home furnishings whsle—Con.								
	Establishments operated for the entire year—Con.								
	Establishments with sales of \$25,000,000 or more.....	87	13 287 782	326 377	83 764	9 325	904 848	412 662	488 212
	Establishments not operated for the entire year.....	9	151 205	18 375	4 648	334	32 583	1 639	47 216
4212201	Household china, glassware, & crockery whsle								
	All establishments	14	597 661	45 630	11 679	3 156	185 733	113 060	116 905
	Establishments operated for the entire year	11	D	D	D	h	D	D	D
	Establishments with sales less than \$100,000	—	—	—	—	—	—	—	—
	Establishments with sales of \$100,000 to \$249,999	—	—	—	—	—	—	—	—
	Establishments with sales of \$250,000 to \$499,999	—	—	—	—	—	—	—	—
	Establishments with sales of \$500,000 to \$999,999	—	—	—	—	—	—	—	—
	Establishments with sales of \$1,000,000 to \$2,499,999	1	D	D	D	a	D	D	D
	Establishments with sales of \$2,500,000 to \$4,999,999	2	D	D	D	a	D	D	D
	Establishments with sales of \$5,000,000 to \$9,999,999	1	D	D	D	b	D	D	D
	Establishments with sales of \$10,000,000 to \$24,999,999	2	D	D	D	b	D	D	D
	Establishments with sales of \$25,000,000 or more.....	5	D	D	D	h	D	D	D
	Establishments not operated for the entire year.....	3	D	D	D	a	D	D	D
4212202	Linens, domestics, draperies, & curtains whsle								
	All establishments	102	5 437 338	173 959	41 494	3 356	412 153	133 549	182 658
	Establishments operated for the entire year	99	5 346 943	157 228	37 244	3 051	382 684	133 549	164 047
	Establishments with sales less than \$100,000	—	—	—	—	—	—	—	—
	Establishments with sales of \$100,000 to \$249,999	—	—	—	—	—	—	—	—
	Establishments with sales of \$250,000 to \$499,999	—	—	—	—	—	—	—	—
	Establishments with sales of \$500,000 to \$999,999	2	D	D	D	a	D	D	D
	Establishments with sales of \$1,000,000 to \$2,499,999	9	D	D	D	b	D	D	D
	Establishments with sales of \$2,500,000 to \$4,999,999	16	60 800	4 363	1 184	98	7 875	3 340	3 444
	Establishments with sales of \$5,000,000 to \$9,999,999	14	97 388	5 998	1 530	251	10 635	7 159	7 326
	Establishments with sales of \$10,000,000 to \$24,999,999	18	317 311	20 919	4 754	547	55 377	10 146	10 267
	Establishments with sales of \$25,000,000 or more.....	40	4 857 700	124 631	29 423	2 120	305 424	112 103	142 266
	Establishments not operated for the entire year.....	3	90 395	16 731	4 250	305	29 469	—	18 611
4212203	Floor coverings whsle								
	All establishments	96	7 864 637	161 893	43 378	4 236	405 041	165 967	192 458
	Establishments operated for the entire year	94	D	D	D	h	D	D	D
	Establishments with sales less than \$100,000	—	—	—	—	—	—	—	—
	Establishments with sales of \$100,000 to \$249,999	—	—	—	—	—	—	—	—
	Establishments with sales of \$250,000 to \$499,999	3	D	D	D	a	D	D	D
	Establishments with sales of \$500,000 to \$999,999	4	D	D	D	a	D	D	D
	Establishments with sales of \$1,000,000 to \$2,499,999	14	25 926	1 655	377	64	4 037	2 965	2 985
	Establishments with sales of \$2,500,000 to \$4,999,999	6	20 883	1 781	409	77	3 613	2 106	2 383
	Establishments with sales of \$5,000,000 to \$9,999,999	15	98 100	7 726	1 750	192	13 266	8 725	8 313
	Establishments with sales of \$10,000,000 to \$24,999,999	15	D	D	D	e	D	D	D
	Establishments with sales of \$25,000,000 or more.....	37	D	D	D	h	D	D	D
	Establishments not operated for the entire year.....	2	D	D	D	a	D	D	D

See footnotes at end of table.

Table 1. Sales Size of Establishments: 1997—Con.

[Includes only establishments with payroll. For meaning of abbreviations and symbols, see introductory text. For explanation of terms, see Appendix A. For method of assignment to categories shown, see Appendix C]

NAICS code	Sales sizes of establishments by type of operation and kind of business	Establishments (number)	Sales (\$1,000)	Annual payroll (\$1,000)	First-quarter payroll (\$1,000)	Paid employees for pay period including March 12 (number)	Operating expenses ¹ (\$1,000)	End-of-1996 inventories (\$1,000)	End-of-1997 inventories (\$1,000)
421	MANUFACTURERS' SALES BRANCHES AND SALES OFFICES—Con.								
	Wholesale trade, durable goods—Con.								
4212204	Other home furnishings whsle								
	All establishments	26	587 364	36 774	9 038	885	99 645	81 885	126 248
	Establishments operated for the entire year	25	D	D	D	f	D	D	D
	Establishments with sales less than \$100,000	—	—	—	—	—	—	—	—
	Establishments with sales of \$100,000 to \$249,999	—	—	—	—	—	—	—	—
	Establishments with sales of \$250,000 to \$499,999	—	—	—	—	—	—	—	—
	Establishments with sales of \$500,000 to \$999,999	2	D	D	D	a	D	D	D
	Establishments with sales of \$1,000,000 to \$2,499,999	4	6 528	1 019	210	37	2 020	1 836	911
	Establishments with sales of \$2,500,000 to \$4,999,999	3	D	D	D	b	D	D	D
	Establishments with sales of \$5,000,000 to \$9,999,999	6	D	D	D	c	D	D	D
	Establishments with sales of \$10,000,000 to \$24,999,999	5	75 679	4 742	1 052	91	12 585	11 755	15 452
	Establishments with sales of \$25,000,000 or more	5	D	D	D	f	D	D	D
	Establishments not operated for the entire year	1	D	D	D	a	D	D	D
4213	Lumber & other construction materials whsle								
	All establishments	1 728	21 380 553	959 343	223 167	26 196	2 168 463	1 129 218	1 192 107
	Establishments operated for the entire year	1 632	21 069 897	943 691	220 471	25 810	2 128 619	1 125 572	1 150 622
	Establishments with sales less than \$100,000	6	386	108	28	7	172	44	45
	Establishments with sales of \$100,000 to \$249,999	14	2 837	637	238	36	1 091	407	403
	Establishments with sales of \$250,000 to \$499,999	43	15 941	2 710	642	120	6 196	3 299	2 942
	Establishments with sales of \$500,000 to \$999,999	112	84 470	10 927	2 614	446	23 055	16 223	16 843
	Establishments with sales of \$1,000,000 to \$2,499,999	402	695 406	59 971	14 169	2 375	139 462	92 940	96 443
	Establishments with sales of \$2,500,000 to \$4,999,999	384	1 365 185	119 958	28 888	4 175	262 248	154 852	160 890
	Establishments with sales of \$5,000,000 to \$9,999,999	278	1 923 554	148 724	35 504	4 748	331 705	175 080	179 697
	Establishments with sales of \$10,000,000 to \$24,999,999	227	3 405 790	201 867	47 234	5 776	449 591	247 673	250 178
	Establishments with sales of \$25,000,000 or more	166	13 576 328	398 789	91 154	8 127	915 099	435 054	443 181
	Establishments not operated for the entire year	96	310 656	15 652	2 696	386	39 844	3 646	41 485
42131	Lumber, plywood, millwork, & wood panel whsle								
	All establishments	501	10 261 254	445 340	100 385	11 443	980 545	577 840	582 251
	Establishments operated for the entire year	483	10 228 926	442 950	99 743	11 324	975 623	576 147	581 031
	Establishments with sales less than \$100,000	2	D	D	D	a	D	D	D
	Establishments with sales of \$100,000 to \$249,999	2	D	D	D	a	D	D	D
	Establishments with sales of \$250,000 to \$499,999	6	2 109	419	117	25	889	264	195
	Establishments with sales of \$500,000 to \$999,999	17	13 924	1 657	431	75	3 053	2 606	2 531
	Establishments with sales of \$1,000,000 to \$2,499,999	81	142 624	11 935	2 901	450	24 994	14 152	14 449
	Establishments with sales of \$2,500,000 to \$4,999,999	107	389 169	39 108	9 567	1 299	79 267	42 750	44 897
	Establishments with sales of \$5,000,000 to \$9,999,999	92	649 092	55 262	13 236	1 714	118 908	70 592	71 389
	Establishments with sales of \$10,000,000 to \$24,999,999	100	1 527 435	101 610	24 051	3 035	235 126	145 163	141 005
	Establishments with sales of \$25,000,000 or more	76	7 504 021	232 784	49 407	4 714	513 119	300 493	306 434
	Establishments not operated for the entire year	18	32 328	2 390	642	119	4 922	1 693	1 220
421310	Lumber, plywood, millwork, & wood panel whsle								
	All establishments	501	10 261 254	445 340	100 385	11 443	980 545	577 840	582 251

See footnotes at end of table.

Table 1. Sales Size of Establishments: 1997—Con.

[Includes only establishments with payroll. For meaning of abbreviations and symbols, see introductory text. For explanation of terms, see Appendix A. For method of assignment to categories shown, see Appendix C.]

NAICS code	Sales sizes of establishments by type of operation and kind of business	Establishments (number)	Sales (\$1,000)	Annual payroll (\$1,000)	First-quarter payroll (\$1,000)	Paid employees for pay period including March 12 (number)	Operating expenses ¹ (\$1,000)	End-of-1996 inventories (\$1,000)	End-of-1997 inventories (\$1,000)
421	MANUFACTURERS' SALES BRANCHES AND SALES OFFICES—Con.								
421310	Wholesale trade, durable goods—Con.								
	Lumber, plywood, millwork, & wood panel whsle—Con.								
	Establishments operated for the entire year	483	10 228 926	442 950	99 743	11 324	975 623	576 147	581 031
	Establishments with sales less than \$100,000	2	D	D	D	a	D	D	D
	Establishments with sales of \$100,000 to \$249,999	2	D	D	D	a	D	D	D
	Establishments with sales of \$250,000 to \$499,999	6	2 109	419	117	25	889	264	195
	Establishments with sales of \$500,000 to \$999,999	17	13 924	1 657	431	75	3 053	2 606	2 531
	Establishments with sales of \$1,000,000 to \$2,499,999	81	142 624	11 935	2 901	450	24 994	14 152	14 449
	Establishments with sales of \$2,500,000 to \$4,999,999	107	389 169	39 108	9 567	1 299	79 267	42 750	44 897
	Establishments with sales of \$5,000,000 to \$9,999,999	92	649 092	55 262	13 236	1 714	118 908	70 592	71 389
	Establishments with sales of \$10,000,000 to \$24,999,999	100	1 527 435	101 610	24 051	3 035	235 126	145 163	141 005
	Establishments with sales of \$25,000,000 or more	76	7 504 021	232 784	49 407	4 714	513 119	300 493	306 434
	Establishments not operated for the entire year	18	32 328	2 390	642	119	4 922	1 693	1 220
4213101	Lumber without yard whsle								
	All establishments	42	2 568 618	73 903	17 069	1 261	154 834	44 241	42 086
	Establishments operated for the entire year	42	2 568 618	73 903	17 069	1 261	154 834	44 241	42 086
	Establishments with sales less than \$100,000	1	D	D	D	a	D	D	D
	Establishments with sales of \$100,000 to \$249,999	1	D	D	D	a	D	D	D
	Establishments with sales of \$250,000 to \$499,999	1	D	D	D	a	D	D	D
	Establishments with sales of \$500,000 to \$999,999	3	2 279	205	64	12	519	472	139
	Establishments with sales of \$1,000,000 to \$2,499,999	1	D	D	D	a	D	D	D
	Establishments with sales of \$2,500,000 to \$4,999,999	5	19 473	4 980	1 268	97	5 743	246	254
	Establishments with sales of \$5,000,000 to \$9,999,999	7	47 233	3 729	850	78	7 117	4 413	4 414
	Establishments with sales of \$10,000,000 to \$24,999,999	10	146 395	4 104	809	106	10 643	6 924	7 323
	Establishments with sales of \$25,000,000 or more	13	2 350 485	60 301	13 954	938	129 662	31 753	29 745
	Establishments not operated for the entire year	—	—	—	—	—	—	—	—
4213102	Lumber with yard whsle								
	All establishments	96	2 240 878	108 796	26 767	3 064	215 313	193 666	204 645
	Establishments operated for the entire year	94	D	D	D	h	D	D	D
	Establishments with sales less than \$100,000	1	D	D	D	a	D	D	D
	Establishments with sales of \$100,000 to \$249,999	—	—	—	—	—	—	—	—
	Establishments with sales of \$250,000 to \$499,999	1	D	D	D	a	D	D	D
	Establishments with sales of \$500,000 to \$999,999	1	D	D	D	a	D	D	D
	Establishments with sales of \$1,000,000 to \$2,499,999	5	D	D	D	b	D	D	D
	Establishments with sales of \$2,500,000 to \$4,999,999	13	51 863	6 423	1 589	267	13 373	10 762	13 450
	Establishments with sales of \$5,000,000 to \$9,999,999	28	D	D	D	f	D	D	D
	Establishments with sales of \$10,000,000 to \$24,999,999	24	D	D	D	f	D	D	D
	Establishments with sales of \$25,000,000 or more	21	1 588 812	59 282	14 924	1 446	116 196	99 646	103 317
	Establishments not operated for the entire year	2	D	D	D	b	D	D	D
4213103	Plywood, veneer, millwork, & wood panel whsle								
	All establishments	363	5 451 758	262 641	56 549	7 118	610 398	339 933	335 520
	Establishments operated for the entire year	347	D	D	D	i	D	D	D
	Establishments with sales less than \$100,000	—	—	—	—	—	—	—	—
	Establishments with sales of \$100,000 to \$249,999	1	D	D	D	a	D	D	D

See footnotes at end of table.

Table 1. Sales Size of Establishments: 1997—Con.

[Includes only establishments with payroll. For meaning of abbreviations and symbols, see introductory text. For explanation of terms, see Appendix A. For method of assignment to categories shown, see Appendix C]

NAICS code	Sales sizes of establishments by type of operation and kind of business	Establishments (number)	Sales (\$1,000)	Annual payroll (\$1,000)	First-quarter payroll (\$1,000)	Paid employees for pay period including March 12 (number)	Operating expenses ¹ (\$1,000)	End-of-1996 inventories (\$1,000)	End-of-1997 inventories (\$1,000)
421	MANUFACTURERS' SALES BRANCHES AND SALES OFFICES—Con.								
	Wholesale trade, durable goods—Con.								
4213103	Plywood, veneer, millwork, & wood panel whsle—Con.								
	Establishments operated for the entire year—Con.								
	Establishments with sales of \$250,000 to \$499,999	4	D	D	D	a	D	D	D
	Establishments with sales of \$500,000 to \$999,999	13	D	D	D	b	D	D	D
	Establishments with sales of \$1,000,000 to \$2,499,999	75	D	D	D	e	D	D	D
	Establishments with sales of \$2,500,000 to \$4,999,999	89	317 833	27 705	6 710	935	60 151	31 742	31 193
	Establishments with sales of \$5,000,000 to \$9,999,999	57	D	D	D	g	D	D	D
	Establishments with sales of \$10,000,000 to \$24,999,999	66	D	D	D	g	D	D	D
	Establishments with sales of \$25,000,000 or more	42	3 564 724	113 201	20 529	2 330	267 261	169 094	173 372
	Establishments not operated for the entire year	16	D	D	D	b	D	D	D
42132	Brick, stone, & related construction materials whsle								
	All establishments	761	5 848 872	243 871	60 393	7 587	566 136	315 377	322 020
	Establishments operated for the entire year	748	5 831 096	241 411	59 779	7 507	559 069	314 994	321 232
	Establishments with sales less than \$100,000	4	D	D	D	a	D	D	D
	Establishments with sales of \$100,000 to \$249,999	9	D	D	D	b	D	D	D
	Establishments with sales of \$250,000 to \$499,999	31	11 685	1 841	408	78	4 040	2 253	2 276
	Establishments with sales of \$500,000 to \$999,999	64	47 540	6 212	1 461	255	13 685	10 889	11 545
	Establishments with sales of \$1,000,000 to \$2,499,999	239	409 086	32 497	7 861	1 421	79 189	59 042	62 643
	Establishments with sales of \$2,500,000 to \$4,999,999	172	602 716	47 577	11 544	1 697	107 402	73 443	75 283
	Establishments with sales of \$5,000,000 to \$9,999,999	89	D	D	D	g	D	D	D
	Establishments with sales of \$10,000,000 to \$24,999,999	87	1 251 256	55 603	13 143	1 564	123 792	61 393	66 886
	Establishments with sales of \$25,000,000 or more	53	D	D	D	g	D	D	D
	Establishments not operated for the entire year	13	17 776	2 460	614	80	7 067	383	788
421320	Brick, stone, & related construction materials whsle								
	All establishments	761	5 848 872	243 871	60 393	7 587	566 136	315 377	322 020
	Establishments operated for the entire year	748	5 831 096	241 411	59 779	7 507	559 069	314 994	321 232
	Establishments with sales less than \$100,000	4	D	D	D	a	D	D	D
	Establishments with sales of \$100,000 to \$249,999	9	D	D	D	b	D	D	D
	Establishments with sales of \$250,000 to \$499,999	31	11 685	1 841	408	78	4 040	2 253	2 276
	Establishments with sales of \$500,000 to \$999,999	64	47 540	6 212	1 461	255	13 685	10 889	11 545
	Establishments with sales of \$1,000,000 to \$2,499,999	239	409 086	32 497	7 861	1 421	79 189	59 042	62 643
	Establishments with sales of \$2,500,000 to \$4,999,999	172	602 716	47 577	11 544	1 697	107 402	73 443	75 283
	Establishments with sales of \$5,000,000 to \$9,999,999	89	D	D	D	g	D	D	D
	Establishments with sales of \$10,000,000 to \$24,999,999	87	1 251 256	55 603	13 143	1 564	123 792	61 393	66 886
	Establishments with sales of \$25,000,000 or more	53	D	D	D	g	D	D	D
	Establishments not operated for the entire year	13	17 776	2 460	614	80	7 067	383	788
4213201	Brick, block, tile, clay/cement sewer pipe whsle								
	All establishments	431	2 150 812	127 852	32 499	4 853	298 148	175 800	183 045
	Establishments operated for the entire year	427	D	D	D	h	D	D	D
	Establishments with sales less than \$100,000	2	D	D	D	a	D	D	D
	Establishments with sales of \$100,000 to \$249,999	5	976	114	40	7	245	59	62
	Establishments with sales of \$250,000 to \$499,999	17	6 496	1 049	245	51	2 202	1 398	1 476

See footnotes at end of table.

Table 1. Sales Size of Establishments: 1997—Con.

[Includes only establishments with payroll. For meaning of abbreviations and symbols, see introductory text. For explanation of terms, see Appendix A. For method of assignment to categories shown, see Appendix C.]

NAICS code	Sales sizes of establishments by type of operation and kind of business	Establishments (number)	Sales (\$1,000)	Annual payroll (\$1,000)	First-quarter payroll (\$1,000)	Paid employees for pay period including March 12 (number)	Operating expenses ¹ (\$1,000)	End-of-1996 inventories (\$1,000)	End-of-1997 inventories (\$1,000)
421	MANUFACTURERS' SALES BRANCHES AND SALES OFFICES—Con.								
	Wholesale trade, durable goods—Con.								
4213201	Brick, block, tile, clay/cement sewer pipe whsle—Con.								
	Establishments operated for the entire year—Con.								
	Establishments with sales of \$500,000 to \$999,999	40	D	D	D	c	D	D	D
	Establishments with sales of \$1,000,000 to \$2,499,999	155	261 288	22 109	5 579	1 104	50 415	38 014	40 603
	Establishments with sales of \$2,500,000 to \$4,999,999	103	362 208	30 537	7 740	1 258	65 741	47 499	49 667
	Establishments with sales of \$5,000,000 to \$9,999,999	46	D	D	D	f	D	D	D
	Establishments with sales of \$10,000,000 to \$24,999,999	45	595 022	26 893	6 566	757	60 544	25 255	25 393
	Establishments with sales of \$25,000,000 or more	14	D	D	D	f	D	D	D
	Establishments not operated for the entire year	4	D	D	D	a	D	D	D
4213202	Sand, gravel, & stone whsle								
	All establishments	88	309 282	28 242	5 737	758	66 523	30 696	32 544
	Establishments operated for the entire year	86	D	D	D	f	D	D	D
	Establishments with sales less than \$100,000	1	D	D	D	a	D	D	D
	Establishments with sales of \$100,000 to \$249,999	2	D	D	D	a	D	D	D
	Establishments with sales of \$250,000 to \$499,999	11	3 857	608	119	21	1 272	801	726
	Establishments with sales of \$500,000 to \$999,999	15	D	D	D	b	D	D	D
	Establishments with sales of \$1,000,000 to \$2,499,999	24	40 114	4 283	818	145	10 465	6 658	6 921
	Establishments with sales of \$2,500,000 to \$4,999,999	18	63 554	7 503	1 606	198	15 779	10 063	9 898
	Establishments with sales of \$5,000,000 to \$9,999,999	9	D	D	D	c	D	D	D
	Establishments with sales of \$10,000,000 to \$24,999,999	4	56 254	5 147	1 044	110	8 844	6 822	7 819
	Establishments with sales of \$25,000,000 or more	2	D	D	D	b	D	D	D
	Establishments not operated for the entire year	2	D	D	D	b	D	D	D
4213203	Cement, lime, & related products whsle								
	All establishments	242	3 388 778	87 777	22 157	1 976	201 465	108 881	106 431
	Establishments operated for the entire year	235	3 380 483	87 222	21 976	1 957	197 788	108 880	106 151
	Establishments with sales less than \$100,000	1	D	D	D	a	D	D	D
	Establishments with sales of \$100,000 to \$249,999	2	D	D	D	a	D	D	D
	Establishments with sales of \$250,000 to \$499,999	3	1 332	184	44	6	566	54	74
	Establishments with sales of \$500,000 to \$999,999	9	6 680	685	152	21	1 713	1 026	1 018
	Establishments with sales of \$1,000,000 to \$2,499,999	60	107 684	6 105	1 464	172	18 309	14 370	15 119
	Establishments with sales of \$2,500,000 to \$4,999,999	51	176 954	9 537	2 198	241	25 882	15 881	15 718
	Establishments with sales of \$5,000,000 to \$9,999,999	34	D	D	D	c	D	D	D
	Establishments with sales of \$10,000,000 to \$24,999,999	38	599 980	23 563	5 533	697	54 404	29 316	33 674
	Establishments with sales of \$25,000,000 or more	37	D	D	D	f	D	D	D
	Establishments not operated for the entire year	7	8 295	555	181	19	3 677	1	280
42133	Roofing, siding, & insulation material whsle								
	All establishments	222	3 268 532	134 395	30 154	3 009	335 608	119 549	165 194
	Establishments operated for the entire year	164	3 041 035	123 938	28 818	2 831	308 480	118 116	125 914
	Establishments with sales less than \$100,000	—	—	—	—	—	—	—	—
	Establishments with sales of \$100,000 to \$249,999	1	D	D	D	a	D	D	D
	Establishments with sales of \$250,000 to \$499,999	2	D	D	D	a	D	D	D
	Establishments with sales of \$500,000 to \$999,999	8	6 806	614	151	26	1 902	989	1 039
	Establishments with sales of \$1,000,000 to \$2,499,999	32	57 761	4 648	1 114	126	12 421	7 123	6 824

See footnotes at end of table.

Table 1. Sales Size of Establishments: 1997—Con.

[Includes only establishments with payroll. For meaning of abbreviations and symbols, see introductory text. For explanation of terms, see Appendix A. For method of assignment to categories shown, see Appendix C.]

NAICS code	Sales sizes of establishments by type of operation and kind of business	Establishments (number)	Sales (\$1,000)	Annual payroll (\$1,000)	First-quarter payroll (\$1,000)	Paid employees for pay period including March 12 (number)	Operating expenses ¹ (\$1,000)	End-of-1996 inventories (\$1,000)	End-of-1997 inventories (\$1,000)
421	MANUFACTURERS' SALES BRANCHES AND SALES OFFICES—Con.								
	Wholesale trade, durable goods—Con.								
42133	Roofing, siding, & insulation material whsle—Con.								
	Establishments operated for the entire year—Con.								
	Establishments with sales of \$2,500,000 to \$4,999,999	43	147 127	10 720	2 568	278	26 065	12 735	13 624
	Establishments with sales of \$5,000,000 to \$9,999,999	39	277 754	20 685	5 090	532	45 813	29 915	30 907
	Establishments with sales of \$10,000,000 to \$24,999,999	14	209 732	10 059	2 122	314	28 684	13 750	13 493
	Establishments with sales of \$25,000,000 or more	25	2 340 795	77 102	17 742	1 551	193 068	53 324	59 753
	Establishments not operated for the entire year	58	227 497	10 457	1 336	178	27 128	1 433	39 280
421330	Roofing, siding, & insulation material whsle								
	All establishments	222	3 268 532	134 395	30 154	3 009	335 608	119 549	165 194
	Establishments operated for the entire year	164	3 041 035	123 938	28 818	2 831	308 480	118 116	125 914
	Establishments with sales less than \$100,000	—	—	—	—	—	—	—	—
	Establishments with sales of \$100,000 to \$249,999	1	D	D	D	a	D	D	D
	Establishments with sales of \$250,000 to \$499,999	2	D	D	D	a	D	D	D
	Establishments with sales of \$500,000 to \$999,999	8	6 806	614	151	26	1 902	989	1 039
	Establishments with sales of \$1,000,000 to \$2,499,999	32	57 761	4 648	1 114	126	12 421	7 123	6 824
	Establishments with sales of \$2,500,000 to \$4,999,999	43	147 127	10 720	2 568	278	26 065	12 735	13 624
	Establishments with sales of \$5,000,000 to \$9,999,999	39	277 754	20 685	5 090	532	45 813	29 915	30 907
	Establishments with sales of \$10,000,000 to \$24,999,999	14	209 732	10 059	2 122	314	28 684	13 750	13 493
	Establishments with sales of \$25,000,000 or more	25	2 340 795	77 102	17 742	1 551	193 068	53 324	59 753
	Establishments not operated for the entire year	58	227 497	10 457	1 336	178	27 128	1 433	39 280
4213301	Roofing, siding, & insulation material whsle								
	All establishments	222	3 268 532	134 395	30 154	3 009	335 608	119 549	165 194
	Establishments operated for the entire year	164	3 041 035	123 938	28 818	2 831	308 480	118 116	125 914
	Establishments with sales less than \$100,000	—	—	—	—	—	—	—	—
	Establishments with sales of \$100,000 to \$249,999	1	D	D	D	a	D	D	D
	Establishments with sales of \$250,000 to \$499,999	2	D	D	D	a	D	D	D
	Establishments with sales of \$500,000 to \$999,999	8	6 806	614	151	26	1 902	989	1 039
	Establishments with sales of \$1,000,000 to \$2,499,999	32	57 761	4 648	1 114	126	12 421	7 123	6 824
	Establishments with sales of \$2,500,000 to \$4,999,999	43	147 127	10 720	2 568	278	26 065	12 735	13 624
	Establishments with sales of \$5,000,000 to \$9,999,999	39	277 754	20 685	5 090	532	45 813	29 915	30 907
	Establishments with sales of \$10,000,000 to \$24,999,999	14	209 732	10 059	2 122	314	28 684	13 750	13 493
	Establishments with sales of \$25,000,000 or more	25	2 340 795	77 102	17 742	1 551	193 068	53 324	59 753
	Establishments not operated for the entire year	58	227 497	10 457	1 336	178	27 128	1 433	39 280
42139	Other construction materials whsle								
	All establishments	244	2 001 895	135 737	32 235	4 157	286 174	116 452	122 642
	Establishments operated for the entire year	237	1 968 840	135 392	32 131	4 148	285 447	116 315	122 445
	Establishments with sales less than \$100,000	—	—	—	—	—	—	—	—
	Establishments with sales of \$100,000 to \$249,999	2	D	D	D	a	D	D	D
	Establishments with sales of \$250,000 to \$499,999	4	D	D	D	a	D	D	D
	Establishments with sales of \$500,000 to \$999,999	23	16 200	2 444	571	90	4 415	1 739	1 728
	Establishments with sales of \$1,000,000 to \$2,499,999	50	85 935	10 891	2 293	378	22 858	12 623	12 527
	Establishments with sales of \$2,500,000 to \$4,999,999	62	226 173	22 553	5 209	901	49 514	25 924	27 086

See footnotes at end of table.

Table 1. Sales Size of Establishments: 1997—Con.

[Includes only establishments with payroll. For meaning of abbreviations and symbols, see introductory text. For explanation of terms, see Appendix A. For method of assignment to categories shown, see Appendix C.]

NAICS code	Sales sizes of establishments by type of operation and kind of business	Establishments (number)	Sales (\$1,000)	Annual payroll (\$1,000)	First-quarter payroll (\$1,000)	Paid employees for pay period including March 12 (number)	Operating expenses ¹ (\$1,000)	End-of-1996 inventories (\$1,000)	End-of-1997 inventories (\$1,000)
421	MANUFACTURERS' SALES BRANCHES AND SALES OFFICES—Con.								
42139	Wholesale trade, durable goods—Con.								
	Other construction materials whsle—Con.								
	Establishments operated for the entire year—Con.								
	Establishments with sales of \$5,000,000 to \$9,999,999	58	D	D	D	g	D	D	D
	Establishments with sales of \$10,000,000 to \$24,999,999	26	417 367	34 595	7 918	863	61 989	27 367	28 794
	Establishments with sales of \$25,000,000 or more	12	D	D	D	e	D	D	D
	Establishments not operated for the entire year	7	33 055	345	104	9	727	137	197
421390	Other construction materials whsle								
	All establishments	244	2 001 895	135 737	32 235	4 157	286 174	116 452	122 642
	Establishments operated for the entire year	237	1 968 840	135 392	32 131	4 148	285 447	116 315	122 445
	Establishments with sales less than \$100,000	—	—	—	—	—	—	—	—
	Establishments with sales of \$100,000 to \$249,999	2	D	D	D	a	D	D	D
	Establishments with sales of \$250,000 to \$499,999	4	D	D	D	a	D	D	D
	Establishments with sales of \$500,000 to \$999,999	23	16 200	2 444	571	90	4 415	1 739	1 728
	Establishments with sales of \$1,000,000 to \$2,499,999	50	85 935	10 891	2 293	378	22 858	12 623	12 527
	Establishments with sales of \$2,500,000 to \$4,999,999	62	226 173	22 553	5 209	901	49 514	25 924	27 086
	Establishments with sales of \$5,000,000 to \$9,999,999	58	D	D	D	g	D	D	D
	Establishments with sales of \$10,000,000 to \$24,999,999	26	417 367	34 595	7 918	863	61 989	27 367	28 794
	Establishments with sales of \$25,000,000 or more	12	D	D	D	e	D	D	D
	Establishments not operated for the entire year	7	33 055	345	104	9	727	137	197
4213901	Flat glass & other construction glass whsle								
	All establishments	97	712 348	60 185	14 959	2 027	133 089	31 569	33 993
	Establishments operated for the entire year	93	679 666	59 903	14 910	2 020	132 493	31 569	33 807
	Establishments with sales less than \$100,000	—	—	—	—	—	—	—	—
	Establishments with sales of \$100,000 to \$249,999	2	D	D	D	a	D	D	D
	Establishments with sales of \$250,000 to \$499,999	1	D	D	D	a	D	D	D
	Establishments with sales of \$500,000 to \$999,999	12	D	D	D	b	D	D	D
	Establishments with sales of \$1,000,000 to \$2,499,999	14	D	D	D	c	D	D	D
	Establishments with sales of \$2,500,000 to \$4,999,999	22	84 116	11 498	2 650	471	24 545	8 824	9 766
	Establishments with sales of \$5,000,000 to \$9,999,999	28	D	D	D	f	D	D	D
	Establishments with sales of \$10,000,000 to \$24,999,999	11	180 202	7 886	1 896	268	14 660	4 056	4 342
	Establishments with sales of \$25,000,000 or more	3	D	D	D	c	D	D	D
	Establishments not operated for the entire year	4	32 682	282	49	7	596	—	186
4213902	Other construction materials whsle								
	All establishments	147	1 289 547	75 552	17 276	2 130	153 085	84 883	88 649
	Establishments operated for the entire year	144	1 289 174	75 489	17 221	2 128	152 954	84 746	88 638
	Establishments with sales less than \$100,000	—	—	—	—	—	—	—	—
	Establishments with sales of \$100,000 to \$249,999	—	—	—	—	—	—	—	—
	Establishments with sales of \$250,000 to \$499,999	3	D	D	D	a	D	D	D
	Establishments with sales of \$500,000 to \$999,999	11	D	D	D	b	D	D	D
	Establishments with sales of \$1,000,000 to \$2,499,999	36	D	D	D	c	D	D	D
	Establishments with sales of \$2,500,000 to \$4,999,999	40	142 057	11 055	2 559	430	24 969	17 100	17 320
	Establishments with sales of \$5,000,000 to \$9,999,999	30	D	D	D	f	D	D	D

See footnotes at end of table.

Table 1. Sales Size of Establishments: 1997—Con.

[Includes only establishments with payroll. For meaning of abbreviations and symbols, see introductory text. For explanation of terms, see Appendix A. For method of assignment to categories shown, see Appendix C.]

NAICS code	Sales sizes of establishments by type of operation and kind of business	Establishments (number)	Sales (\$1,000)	Annual payroll (\$1,000)	First-quarter payroll (\$1,000)	Paid employees for pay period including March 12 (number)	Operating expenses ¹ (\$1,000)	End-of-1996 inventories (\$1,000)	End-of-1997 inventories (\$1,000)
421	MANUFACTURERS' SALES BRANCHES AND SALES OFFICES—Con.								
	Wholesale trade, durable goods—Con.								
4213902	Other construction materials whsle—Con.								
	Establishments operated for the entire year—Con.								
	Establishments with sales of \$10,000,000 to \$24,999,999	15	237 165	26 709	6 022	595	47 329	23 311	24 452
	Establishments with sales of \$25,000,000 or more	9	D	D	D	e	D	D	D
	Establishments not operated for the entire year	3	373	63	55	2	131	137	11
4214	Professional & commercial equipment & supplies whsle								
	All establishments	3 160	112 786 674	11 179 271	3 185 154	168 896	20 269 644	6 208 920	6 462 776
	Establishments operated for the entire year	3 041	112 036 312	11 114 144	3 162 515	167 354	20 156 970	6 146 071	6 427 653
	Establishments with sales less than \$100,000	13	892	303	66	15	511	69	70
	Establishments with sales of \$100,000 to \$249,999	81	14 131	7 939	1 997	175	10 204	4 177	3 779
	Establishments with sales of \$250,000 to \$499,999	150	57 463	13 487	3 396	343	22 914	5 877	5 646
	Establishments with sales of \$500,000 to \$999,999	287	207 476	41 359	10 209	875	69 748	16 948	15 677
	Establishments with sales of \$1,000,000 to \$2,499,999	445	737 093	148 022	36 517	2 781	237 960	45 673	45 622
	Establishments with sales of \$2,500,000 to \$4,999,999	393	1 394 383	250 043	62 974	4 970	408 667	82 319	82 808
	Establishments with sales of \$5,000,000 to \$9,999,999	423	3 001 894	467 429	121 973	7 834	770 522	143 388	143 758
	Establishments with sales of \$10,000,000 to \$24,999,999	518	8 603 055	1 208 984	310 216	18 760	1 996 596	385 522	394 737
	Establishments with sales of \$25,000,000 or more	731	98 019 925	8 976 578	2 615 167	131 601	16 639 848	5 462 098	5 735 556
	Establishments not operated for the entire year	119	750 362	65 127	22 639	1 542	112 674	62 849	35 123
42141	Photographic equipment & supplies whsle								
	All establishments	74	8 103 149	265 078	66 723	4 684	551 818	300 597	300 374
	Establishments operated for the entire year	74	8 103 149	265 078	66 723	4 684	551 818	300 597	300 374
	Establishments with sales less than \$100,000	—	—	—	—	—	—	—	—
	Establishments with sales of \$100,000 to \$249,999	—	—	—	—	—	—	—	—
	Establishments with sales of \$250,000 to \$499,999	1	D	D	D	a	D	D	D
	Establishments with sales of \$500,000 to \$999,999	2	D	D	D	a	D	D	D
	Establishments with sales of \$1,000,000 to \$2,499,999	11	20 492	1 486	341	33	4 204	1 347	1 372
	Establishments with sales of \$2,500,000 to \$4,999,999	7	26 592	4 463	1 142	93	9 516	2 606	2 498
	Establishments with sales of \$5,000,000 to \$9,999,999	7	53 780	4 559	1 246	79	11 064	5 793	5 643
	Establishments with sales of \$10,000,000 to \$24,999,999	19	281 640	25 350	6 345	457	53 166	33 246	33 410
	Establishments with sales of \$25,000,000 or more	27	7 718 733	228 944	57 576	4 017	473 431	257 487	257 357
	Establishments not operated for the entire year	—	—	—	—	—	—	—	—
421410	Photographic equipment & supplies whsle								
	All establishments	74	8 103 149	265 078	66 723	4 684	551 818	300 597	300 374
	Establishments operated for the entire year	74	8 103 149	265 078	66 723	4 684	551 818	300 597	300 374
	Establishments with sales less than \$100,000	—	—	—	—	—	—	—	—
	Establishments with sales of \$100,000 to \$249,999	—	—	—	—	—	—	—	—
	Establishments with sales of \$250,000 to \$499,999	1	D	D	D	a	D	D	D
	Establishments with sales of \$500,000 to \$999,999	2	D	D	D	a	D	D	D
	Establishments with sales of \$1,000,000 to \$2,499,999	11	20 492	1 486	341	33	4 204	1 347	1 372
	Establishments with sales of \$2,500,000 to \$4,999,999	7	26 592	4 463	1 142	93	9 516	2 606	2 498
	Establishments with sales of \$5,000,000 to \$9,999,999	7	53 780	4 559	1 246	79	11 064	5 793	5 643
	Establishments with sales of \$10,000,000 to \$24,999,999	19	281 640	25 350	6 345	457	53 166	33 246	33 410

See footnotes at end of table.

Table 1. Sales Size of Establishments: 1997—Con.

[Includes only establishments with payroll. For meaning of abbreviations and symbols, see introductory text. For explanation of terms, see Appendix A. For method of assignment to categories shown, see Appendix C]

NAICS code	Sales sizes of establishments by type of operation and kind of business	Establishments (number)	Sales (\$1,000)	Annual payroll (\$1,000)	First-quarter payroll (\$1,000)	Paid employees for pay period including March 12 (number)	Operating expenses ¹ (\$1,000)	End-of-1996 inventories (\$1,000)	End-of-1997 inventories (\$1,000)
421	MANUFACTURERS' SALES BRANCHES AND SALES OFFICES—Con.								
	Wholesale trade, durable goods—Con.								
421410	Photographic equipment & supplies whsle—Con.								
	Establishments operated for the entire year—Con.								
	Establishments with sales of \$25,000,000 or more.....	27	7 718 733	228 944	57 576	4 017	473 431	257 487	257 357
	Establishments not operated for the entire year.....	—	—	—	—	—	—	—	—
42142	Office equipment whsle								
	All establishments	624	10 554 896	1 648 110	496 155	30 895	2 537 175	396 474	407 557
	Establishments operated for the entire year	598	10 464 940	1 638 113	490 732	30 581	2 522 528	395 976	400 388
	Establishments with sales less than \$100,000	5	438	159	28	5	285	15	15
	Establishments with sales of \$100,000 to \$249,999	26	4 274	5 326	1 299	104	5 895	2 794	2 900
	Establishments with sales of \$250,000 to \$499,999	33	13 099	3 344	795	104	5 344	723	757
	Establishments with sales of \$500,000 to \$999,999	59	44 167	10 673	2 472	289	16 538	3 840	3 627
	Establishments with sales of \$1,000,000 to \$2,499,999	76	120 712	25 539	5 981	679	38 022	8 864	8 229
	Establishments with sales of \$2,500,000 to \$4,999,999	66	234 889	52 379	13 931	1 423	75 567	12 392	12 779
	Establishments with sales of \$5,000,000 to \$9,999,999	94	674 950	108 300	27 972	2 412	161 411	35 292	34 050
	Establishments with sales of \$10,000,000 to \$24,999,999	128	2 069 857	285 574	74 058	5 850	400 060	65 276	64 354
	Establishments with sales of \$25,000,000 or more.....	111	7 302 554	1 146 819	364 196	19 715	1 819 406	266 780	273 677
	Establishments not operated for the entire year.....	26	89 956	9 997	5 423	314	14 647	498	7 169
421420	Office equipment whsle								
	All establishments	624	10 554 896	1 648 110	496 155	30 895	2 537 175	396 474	407 557
	Establishments operated for the entire year	598	10 464 940	1 638 113	490 732	30 581	2 522 528	395 976	400 388
	Establishments with sales less than \$100,000	5	438	159	28	5	285	15	15
	Establishments with sales of \$100,000 to \$249,999	26	4 274	5 326	1 299	104	5 895	2 794	2 900
	Establishments with sales of \$250,000 to \$499,999	33	13 099	3 344	795	104	5 344	723	757
	Establishments with sales of \$500,000 to \$999,999	59	44 167	10 673	2 472	289	16 538	3 840	3 627
	Establishments with sales of \$1,000,000 to \$2,499,999	76	120 712	25 539	5 981	679	38 022	8 864	8 229
	Establishments with sales of \$2,500,000 to \$4,999,999	66	234 889	52 379	13 931	1 423	75 567	12 392	12 779
	Establishments with sales of \$5,000,000 to \$9,999,999	94	674 950	108 300	27 972	2 412	161 411	35 292	34 050
	Establishments with sales of \$10,000,000 to \$24,999,999	128	2 069 857	285 574	74 058	5 850	400 060	65 276	64 354
	Establishments with sales of \$25,000,000 or more.....	111	7 302 554	1 146 819	364 196	19 715	1 819 406	266 780	273 677
	Establishments not operated for the entire year.....	26	89 956	9 997	5 423	314	14 647	498	7 169
42143	Computer & computer peripheral equipment & software whsle								
	All establishments	1 713	72 042 268	7 477 349	2 172 050	103 625	13 060 865	3 902 435	3 862 572
	Establishments operated for the entire year	1 654	71 613 513	7 438 447	2 162 102	102 982	12 994 594	3 880 674	3 843 304
	Establishments with sales less than \$100,000	7	D	D	D	a	D	D	D
	Establishments with sales of \$100,000 to \$249,999	43	D	D	D	b	D	D	D
	Establishments with sales of \$250,000 to \$499,999	91	34 677	8 065	2 063	155	13 695	4 479	4 270
	Establishments with sales of \$500,000 to \$999,999	155	110 445	21 388	5 387	330	36 307	8 799	8 195
	Establishments with sales of \$1,000,000 to \$2,499,999	231	382 065	90 155	22 762	1 267	138 045	22 209	22 351
	Establishments with sales of \$2,500,000 to \$4,999,999	219	780 005	145 762	36 292	2 171	240 222	41 078	41 267
	Establishments with sales of \$5,000,000 to \$9,999,999	247	1 747 521	279 077	73 356	3 858	459 620	72 023	73 494
	Establishments with sales of \$10,000,000 to \$24,999,999	243	4 113 168	661 548	172 694	8 394	1 105 384	174 714	184 712
	Establishments with sales of \$25,000,000 or more.....	418	64 437 606	6 230 281	1 848 962	86 747	10 997 748	3 556 133	3 508 280
	Establishments not operated for the entire year.....	59	428 755	38 902	9 948	643	66 271	21 761	19 268

See footnotes at end of table.

Table 1. Sales Size of Establishments: 1997—Con.

[Includes only establishments with payroll. For meaning of abbreviations and symbols, see introductory text. For explanation of terms, see Appendix A. For method of assignment to categories shown, see Appendix C]

NAICS code	Sales sizes of establishments by type of operation and kind of business	Establishments (number)	Sales (\$1,000)	Annual payroll (\$1,000)	First-quarter payroll (\$1,000)	Paid employees for pay period including March 12 (number)	Operating expenses (\$1,000)	End-of-1996 inventories (\$1,000)	End-of-1997 inventories (\$1,000)
421	MANUFACTURERS' SALES BRANCHES AND SALES OFFICES—Con.								
421430	Wholesale trade, durable goods—Con.								
	Computer & computer peripheral equipment & software whsle								
	All establishments	1 713	72 042 268	7 477 349	2 172 050	103 625	13 060 865	3 902 435	3 862 572
	Establishments operated for the entire year	1 654	71 613 513	7 438 447	2 162 102	102 982	12 994 594	3 880 674	3 843 304
	Establishments with sales less than \$100,000	7	D	D	D	a	D	D	D
	Establishments with sales of \$100,000 to \$249,999	43	D	D	D	b	D	D	D
	Establishments with sales of \$250,000 to \$499,999	91	34 677	8 065	2 063	155	13 695	4 479	4 270
	Establishments with sales of \$500,000 to \$999,999	155	110 445	21 388	5 387	330	36 307	8 799	8 195
	Establishments with sales of \$1,000,000 to \$2,499,999	231	382 065	90 155	22 762	1 267	138 045	22 209	22 351
	Establishments with sales of \$2,500,000 to \$4,999,999	219	780 005	145 762	36 292	2 171	240 222	41 078	41 267
	Establishments with sales of \$5,000,000 to \$9,999,999	247	1 747 521	279 077	73 356	3 858	459 620	72 023	73 494
	Establishments with sales of \$10,000,000 to \$24,999,999	243	4 113 168	661 548	172 694	8 394	1 105 384	174 714	184 712
	Establishments with sales of \$25,000,000 or more	418	64 437 606	6 230 281	1 848 962	86 747	10 997 748	3 556 133	3 508 280
	Establishments not operated for the entire year	59	428 755	38 902	9 948	643	66 271	21 761	19 268
4214301	Computer & peripheral equipment whsle								
	All establishments	1 665	71 175 956	7 409 460	2 155 591	102 720	12 854 617	3 794 994	3 751 171
	Establishments operated for the entire year	1 613	70 756 786	7 373 787	2 146 963	102 163	12 792 663	3 775 406	3 731 903
	Establishments with sales less than \$100,000	7	D	D	D	a	D	D	D
	Establishments with sales of \$100,000 to \$249,999	39	D	D	D	b	D	D	D
	Establishments with sales of \$250,000 to \$499,999	88	D	D	D	c	D	D	D
	Establishments with sales of \$500,000 to \$999,999	148	104 847	20 380	5 152	316	33 900	8 638	8 029
	Establishments with sales of \$1,000,000 to \$2,499,999	223	369 471	86 693	21 887	1 190	132 595	20 849	20 816
	Establishments with sales of \$2,500,000 to \$4,999,999	216	D	D	D	g	D	D	D
	Establishments with sales of \$5,000,000 to \$9,999,999	239	1 702 706	270 021	71 023	3 690	440 245	70 429	71 844
	Establishments with sales of \$10,000,000 to \$24,999,999	238	D	D	D	i	D	D	D
	Establishments with sales of \$25,000,000 or more	415	D	D	D	l	D	D	D
	Establishments not operated for the entire year	52	419 170	35 673	8 628	557	61 954	19 588	19 268
42143011	Computers & peripheral equipment for resale								
	All establishments	476	27 387 050	957 611	227 003	12 803	2 017 860	2 686 568	2 753 077
	Establishments operated for the entire year	453	27 154 059	942 391	224 123	12 564	1 987 855	2 668 482	2 734 417
	Establishments with sales less than \$100,000	4	D	D	D	a	D	D	D
	Establishments with sales of \$100,000 to \$249,999	5	D	D	D	a	D	D	D
	Establishments with sales of \$250,000 to \$499,999	28	D	D	D	b	D	D	D
	Establishments with sales of \$500,000 to \$999,999	54	38 253	3 961	960	77	8 225	4 600	4 195
	Establishments with sales of \$1,000,000 to \$2,499,999	65	104 987	11 026	2 588	183	20 823	6 346	7 702
	Establishments with sales of \$2,500,000 to \$4,999,999	72	238 566	26 655	6 644	435	49 682	21 496	22 045
	Establishments with sales of \$5,000,000 to \$9,999,999	79	559 947	45 129	11 079	625	91 326	47 714	48 753
	Establishments with sales of \$10,000,000 to \$24,999,999	62	1 038 344	109 113	25 150	1 311	212 048	106 572	115 105
	Establishments with sales of \$25,000,000 or more	84	25 162 346	745 066	177 290	9 892	1 602 989	2 480 472	2 535 308
	Establishments not operated for the entire year	23	232 991	15 220	2 880	239	30 005	18 086	18 660
42143012	Computers & peripheral equipment for end use								
	All establishments	1 189	43 788 906	6 451 849	1 928 588	89 917	10 836 757	1 108 426	998 094

See footnotes at end of table.

Table 1. Sales Size of Establishments: 1997—Con.

[Includes only establishments with payroll. For meaning of abbreviations and symbols, see introductory text. For explanation of terms, see Appendix A. For method of assignment to categories shown, see Appendix C]

NAICS code	Sales sizes of establishments by type of operation and kind of business	Establishments (number)	Sales (\$1,000)	Annual payroll (\$1,000)	First-quarter payroll (\$1,000)	Paid employees for pay period including March 12 (number)	Operating expenses ¹ (\$1,000)	End-of-1996 inventories (\$1,000)	End-of-1997 inventories (\$1,000)
421	MANUFACTURERS' SALES BRANCHES AND SALES OFFICES—Con.								
	Wholesale trade, durable goods—Con.								
42143012	Computers & peripheral equipment for end use—Con.								
	Establishments operated for the entire year	1 160	43 602 727	6 431 396	1 922 840	89 599	10 804 808	1 106 924	997 486
	Establishments with sales less than \$100,000	3	D	D	D	a	D	D	D
	Establishments with sales of \$100,000 to \$249,999	34	D	D	D	b	D	D	D
	Establishments with sales of \$250,000 to \$499,999	60	D	D	D	c	D	D	D
	Establishments with sales of \$500,000 to \$999,999	94	66 594	16 419	4 192	239	25 675	4 038	3 834
	Establishments with sales of \$1,000,000 to \$2,499,999	158	264 484	75 667	19 299	1 007	111 772	14 503	13 114
	Establishments with sales of \$2,500,000 to \$4,999,999	144	D	D	D	g	D	D	D
	Establishments with sales of \$5,000,000 to \$9,999,999	160	1 142 759	224 892	59 944	3 065	348 919	22 715	23 091
	Establishments with sales of \$10,000,000 to \$24,999,999	176	D	D	D	i	D	D	D
	Establishments with sales of \$25,000,000 or more	331	D	D	D	l	D	D	D
	Establishments not operated for the entire year	29	186 179	20 453	5 748	318	31 949	1 502	608
4214302	Computer software (packaged) whsle								
	All establishments	48	866 312	67 889	16 459	905	206 248	107 441	111 401
	Establishments operated for the entire year	41	856 727	64 660	15 139	819	201 931	105 268	111 401
	Establishments with sales less than \$100,000	—	—	—	—	—	—	—	—
	Establishments with sales of \$100,000 to \$249,999	4	639	159	43	4	329	18	19
	Establishments with sales of \$250,000 to \$499,999	3	D	D	D	a	D	D	D
	Establishments with sales of \$500,000 to \$999,999	7	5 598	1 008	235	14	2 407	161	166
	Establishments with sales of \$1,000,000 to \$2,499,999	8	12 594	3 462	875	77	5 450	1 360	1 535
	Establishments with sales of \$2,500,000 to \$4,999,999	3	D	D	D	a	D	D	D
	Establishments with sales of \$5,000,000 to \$9,999,999	8	44 815	9 056	2 333	168	19 375	1 594	1 650
	Establishments with sales of \$10,000,000 to \$24,999,999	5	D	D	D	c	D	D	D
	Establishments with sales of \$25,000,000 or more	3	D	D	D	e	D	D	D
	Establishments not operated for the entire year	7	9 585	3 229	1 320	86	4 317	2 173	—
42144	Other commercial equipment whsle								
	All establishments	128	1 012 149	99 000	23 292	2 664	204 053	50 710	45 143
	Establishments operated for the entire year	122	1 005 250	97 708	22 759	2 614	202 149	49 613	45 143
	Establishments with sales less than \$100,000	1	D	D	D	a	D	D	D
	Establishments with sales of \$100,000 to \$249,999	5	D	D	D	a	D	D	D
	Establishments with sales of \$250,000 to \$499,999	10	D	D	D	b	D	D	D
	Establishments with sales of \$500,000 to \$999,999	12	D	D	D	b	D	D	D
	Establishments with sales of \$1,000,000 to \$2,499,999	28	42 350	7 335	1 751	185	13 586	1 419	1 490
	Establishments with sales of \$2,500,000 to \$4,999,999	25	86 244	13 761	3 221	353	21 548	4 529	4 411
	Establishments with sales of \$5,000,000 to \$9,999,999	17	110 851	9 608	2 348	240	19 567	5 747	5 698
	Establishments with sales of \$10,000,000 to \$24,999,999	17	241 803	15 810	3 310	371	36 959	14 374	13 699
	Establishments with sales of \$25,000,000 or more	7	510 558	47 994	11 337	1 368	105 017	22 867	19 094
	Establishments not operated for the entire year	6	6 899	1 292	533	50	1 904	1 097	—
421440	Other commercial equipment whsle								
	All establishments	128	1 012 149	99 000	23 292	2 664	204 053	50 710	45 143

See footnotes at end of table.

Table 1. Sales Size of Establishments: 1997—Con.

[Includes only establishments with payroll. For meaning of abbreviations and symbols, see introductory text. For explanation of terms, see Appendix A. For method of assignment to categories shown, see Appendix C.]

NAICS code	Sales sizes of establishments by type of operation and kind of business	Establishments (number)	Sales (\$1,000)	Annual payroll (\$1,000)	First-quarter payroll (\$1,000)	Paid employees for pay period including March 12 (number)	Operating expenses ¹ (\$1,000)	End-of-1996 inventories (\$1,000)	End-of-1997 inventories (\$1,000)
421	MANUFACTURERS' SALES BRANCHES AND SALES OFFICES—Con.								
	Wholesale trade, durable goods—Con.								
421440	Other commercial equipment whsle—Con.								
	Establishments operated for the entire year	122	1 005 250	97 708	22 759	2 614	202 149	49 613	45 143
	Establishments with sales less than \$100,000	1	D	D	D	a	D	D	D
	Establishments with sales of \$100,000 to \$249,999	5	D	D	D	a	D	D	D
	Establishments with sales of \$250,000 to \$499,999	10	D	D	D	b	D	D	D
	Establishments with sales of \$500,000 to \$999,999	12	D	D	D	b	D	D	D
	Establishments with sales of \$1,000,000 to \$2,499,999	28	42 350	7 335	1 751	185	13 586	1 419	1 490
	Establishments with sales of \$2,500,000 to \$4,999,999	25	86 244	13 761	3 221	353	21 548	4 529	4 411
	Establishments with sales of \$5,000,000 to \$9,999,999	17	110 851	9 608	2 348	240	19 567	5 747	5 698
	Establishments with sales of \$10,000,000 to \$24,999,999	17	241 803	15 810	3 310	371	36 959	14 374	13 699
	Establishments with sales of \$25,000,000 or more	7	510 558	47 994	11 337	1 368	105 017	22 867	19 094
	Establishments not operated for the entire year	6	6 899	1 292	533	50	1 904	1 097	—
4214401	Restaurant & hotel equipment & supplies whsle								
	All establishments	38	420 448	35 843	8 121	759	75 705	31 401	28 108
	Establishments operated for the entire year	36	D	D	D	f	D	D	D
	Establishments with sales less than \$100,000	—	—	—	—	—	—	—	—
	Establishments with sales of \$100,000 to \$249,999	—	—	—	—	—	—	—	—
	Establishments with sales of \$250,000 to \$499,999	1	D	D	D	a	D	D	D
	Establishments with sales of \$500,000 to \$999,999	3	D	D	D	a	D	D	D
	Establishments with sales of \$1,000,000 to \$2,499,999	8	13 543	803	185	30	2 433	516	633
	Establishments with sales of \$2,500,000 to \$4,999,999	4	15 612	2 465	571	66	4 892	1 313	1 143
	Establishments with sales of \$5,000,000 to \$9,999,999	7	D	D	D	c	D	D	D
	Establishments with sales of \$10,000,000 to \$24,999,999	10	146 084	8 163	1 600	204	20 748	8 182	7 354
	Establishments with sales of \$25,000,000 or more	3	193 149	17 229	4 032	278	34 017	19 943	17 478
	Establishments not operated for the entire year	2	D	D	D	a	D	D	D
4214402	Store machines & equipment whsle								
	All establishments	90	591 701	63 157	15 171	1 905	128 348	19 309	17 035
	Establishments operated for the entire year	86	D	D	D	g	D	D	D
	Establishments with sales less than \$100,000	1	D	D	D	a	D	D	D
	Establishments with sales of \$100,000 to \$249,999	5	D	D	D	a	D	D	D
	Establishments with sales of \$250,000 to \$499,999	9	D	D	D	b	D	D	D
	Establishments with sales of \$500,000 to \$999,999	9	D	D	D	b	D	D	D
	Establishments with sales of \$1,000,000 to \$2,499,999	20	28 807	6 532	1 566	155	11 153	903	857
	Establishments with sales of \$2,500,000 to \$4,999,999	21	70 632	11 296	2 650	287	16 656	3 216	3 268
	Establishments with sales of \$5,000,000 to \$9,999,999	10	D	D	D	b	D	D	D
	Establishments with sales of \$10,000,000 to \$24,999,999	7	95 719	7 647	1 710	167	16 211	6 192	6 345
	Establishments with sales of \$25,000,000 or more	4	317 409	30 765	7 305	1 090	71 000	2 924	1 616
	Establishments not operated for the entire year	4	D	D	D	b	D	D	D
42145	Medical, dental, & hospital equipment & supplies whsle								
	All establishments	459	18 700 334	1 505 615	378 593	22 976	3 433 670	1 447 646	1 734 996

See footnotes at end of table.

Table 1. Sales Size of Establishments: 1997—Con.

[Includes only establishments with payroll. For meaning of abbreviations and symbols, see introductory text. For explanation of terms, see Appendix A. For method of assignment to categories shown, see Appendix C]

NAICS code	Sales sizes of establishments by type of operation and kind of business	Establishments (number)	Sales (\$1,000)	Annual payroll (\$1,000)	First-quarter payroll (\$1,000)	Paid employees for pay period including March 12 (number)	Operating expenses ¹ (\$1,000)	End-of-1996 inventories (\$1,000)	End-of-1997 inventories (\$1,000)
421	MANUFACTURERS' SALES BRANCHES AND SALES OFFICES—Con.								
42145	Wholesale trade, durable goods—Con.								
	Medical, dental, & hospital equipment & supplies whsle—Con.								
	Establishments operated for the entire year	441	18 502 977	1 494 827	374 546	22 649	3 415 631	1 416 956	1 734 253
	Establishments with sales less than \$100,000	—	—	—	—	—	—	—	—
	Establishments with sales of \$100,000 to \$249,999	2	D	D	D	a	D	D	D
	Establishments with sales of \$250,000 to \$499,999	8	D	D	D	a	D	D	D
	Establishments with sales of \$500,000 to \$999,999	40	28 382	4 958	1 227	117	8 872	2 767	2 359
	Establishments with sales of \$1,000,000 to \$2,499,999	61	107 985	16 357	3 833	362	30 279	5 980	5 962
	Establishments with sales of \$2,500,000 to \$4,999,999	43	148 709	18 921	4 857	478	34 452	13 960	12 158
	Establishments with sales of \$5,000,000 to \$9,999,999	42	299 905	55 355	14 780	1 025	92 248	19 812	20 266
	Establishments with sales of \$10,000,000 to \$24,999,999	92	1 613 294	183 326	43 962	2 755	329 145	74 249	73 935
	Establishments with sales of \$25,000,000 or more	153	16 301 590	1 215 294	305 717	17 890	2 919 586	1 299 792	1 619 251
	Establishments not operated for the entire year	18	197 357	10 788	4 047	327	18 039	30 690	743
421450	Medical, dental, & hospital equipment & supplies whsle								
	All establishments	459	18 700 334	1 505 615	378 593	22 976	3 433 670	1 447 646	1 734 996
	Establishments operated for the entire year	441	18 502 977	1 494 827	374 546	22 649	3 415 631	1 416 956	1 734 253
	Establishments with sales less than \$100,000	—	—	—	—	—	—	—	—
	Establishments with sales of \$100,000 to \$249,999	2	D	D	D	a	D	D	D
	Establishments with sales of \$250,000 to \$499,999	8	D	D	D	a	D	D	D
	Establishments with sales of \$500,000 to \$999,999	40	28 382	4 958	1 227	117	8 872	2 767	2 359
	Establishments with sales of \$1,000,000 to \$2,499,999	61	107 985	16 357	3 833	362	30 279	5 980	5 962
	Establishments with sales of \$2,500,000 to \$4,999,999	43	148 709	18 921	4 857	478	34 452	13 960	12 158
	Establishments with sales of \$5,000,000 to \$9,999,999	42	299 905	55 355	14 780	1 025	92 248	19 812	20 266
	Establishments with sales of \$10,000,000 to \$24,999,999	92	1 613 294	183 326	43 962	2 755	329 145	74 249	73 935
	Establishments with sales of \$25,000,000 or more	153	16 301 590	1 215 294	305 717	17 890	2 919 586	1 299 792	1 619 251
	Establishments not operated for the entire year	18	197 357	10 788	4 047	327	18 039	30 690	743
4214501	Surgical, medical, & hospital supplies whsle								
	All establishments	439	18 453 838	1 458 202	367 384	21 912	3 328 511	1 400 212	1 690 071
	Establishments operated for the entire year	422	D	D	D	j	D	D	D
	Establishments with sales less than \$100,000	—	—	—	—	—	—	—	—
	Establishments with sales of \$100,000 to \$249,999	2	D	D	D	a	D	D	D
	Establishments with sales of \$250,000 to \$499,999	8	D	D	D	a	D	D	D
	Establishments with sales of \$500,000 to \$999,999	39	D	D	D	c	D	D	D
	Establishments with sales of \$1,000,000 to \$2,499,999	54	94 173	14 262	3 316	312	26 224	4 980	5 333
	Establishments with sales of \$2,500,000 to \$4,999,999	42	D	D	D	e	D	D	D
	Establishments with sales of \$5,000,000 to \$9,999,999	40	D	D	D	f	D	D	D
	Establishments with sales of \$10,000,000 to \$24,999,999	87	D	D	D	g	D	D	D
	Establishments with sales of \$25,000,000 or more	150	16 184 118	1 193 116	301 098	17 446	2 871 474	1 277 908	1 597 619
	Establishments not operated for the entire year	17	D	D	D	c	D	D	D
4214502	Dental equipment & supplies whsle								
	All establishments	20	246 496	47 413	11 209	1 064	105 159	47 434	44 925

See footnotes at end of table.

Table 1. Sales Size of Establishments: 1997—Con.

[Includes only establishments with payroll. For meaning of abbreviations and symbols, see introductory text. For explanation of terms, see Appendix A. For method of assignment to categories shown, see Appendix C.]

NAICS code	Sales sizes of establishments by type of operation and kind of business	Establishments (number)	Sales (\$1,000)	Annual payroll (\$1,000)	First-quarter payroll (\$1,000)	Paid employees for pay period including March 12 (number)	Operating expenses ¹ (\$1,000)	End-of-1996 inventories (\$1,000)	End-of-1997 inventories (\$1,000)
421	MANUFACTURERS' SALES BRANCHES AND SALES OFFICES—Con.								
	Wholesale trade, durable goods—Con.								
4214502	Dental equipment & supplies whsle—Con.								
	Establishments operated for the entire year	19	D	D	D	f	D	D	D
	Establishments with sales less than \$100,000	—	—	—	—	—	—	—	—
	Establishments with sales of \$100,000 to \$249,999	—	—	—	—	—	—	—	—
	Establishments with sales of \$250,000 to \$499,999	—	—	—	—	—	—	—	—
	Establishments with sales of \$500,000 to \$999,999	1	D	D	D	a	D	D	D
	Establishments with sales of \$1,000,000 to \$2,499,999	7	13 812	2 095	517	50	4 055	1 000	629
	Establishments with sales of \$2,500,000 to \$4,999,999	1	D	D	D	a	D	D	D
	Establishments with sales of \$5,000,000 to \$9,999,999	2	D	D	D	b	D	D	D
	Establishments with sales of \$10,000,000 to \$24,999,999	5	D	D	D	e	D	D	D
	Establishments with sales of \$25,000,000 or more	3	117 472	22 178	4 619	444	48 112	21 884	21 632
	Establishments not operated for the entire year	1	D	D	D	b	D	D	D
42146	Ophthalmic goods whsle								
	All establishments	66	886 679	69 912	18 378	1 819	144 230	42 902	37 555
	Establishments operated for the entire year	63	884 076	69 532	18 255	1 783	143 329	42 541	37 237
	Establishments with sales less than \$100,000	—	—	—	—	—	—	—	—
	Establishments with sales of \$100,000 to \$249,999	4	D	D	D	a	D	D	D
	Establishments with sales of \$250,000 to \$499,999	3	D	D	D	a	D	D	D
	Establishments with sales of \$500,000 to \$999,999	8	5 758	972	239	47	2 243	274	268
	Establishments with sales of \$1,000,000 to \$2,499,999	15	25 417	2 460	662	122	4 785	1 596	1 496
	Establishments with sales of \$2,500,000 to \$4,999,999	14	49 964	6 756	1 693	271	12 190	3 596	4 225
	Establishments with sales of \$5,000,000 to \$9,999,999	4	32 050	2 162	556	49	6 743	1 230	1 169
	Establishments with sales of \$10,000,000 to \$24,999,999	9	D	D	D	f	D	D	D
	Establishments with sales of \$25,000,000 or more	6	D	D	D	f	D	D	D
	Establishments not operated for the entire year	3	2 603	380	123	36	901	361	318
421460	Ophthalmic goods whsle								
	All establishments	66	886 679	69 912	18 378	1 819	144 230	42 902	37 555
	Establishments operated for the entire year	63	884 076	69 532	18 255	1 783	143 329	42 541	37 237
	Establishments with sales less than \$100,000	—	—	—	—	—	—	—	—
	Establishments with sales of \$100,000 to \$249,999	4	D	D	D	a	D	D	D
	Establishments with sales of \$250,000 to \$499,999	3	D	D	D	a	D	D	D
	Establishments with sales of \$500,000 to \$999,999	8	5 758	972	239	47	2 243	274	268
	Establishments with sales of \$1,000,000 to \$2,499,999	15	25 417	2 460	662	122	4 785	1 596	1 496
	Establishments with sales of \$2,500,000 to \$4,999,999	14	49 964	6 756	1 693	271	12 190	3 596	4 225
	Establishments with sales of \$5,000,000 to \$9,999,999	4	32 050	2 162	556	49	6 743	1 230	1 169
	Establishments with sales of \$10,000,000 to \$24,999,999	9	D	D	D	f	D	D	D
	Establishments with sales of \$25,000,000 or more	6	D	D	D	f	D	D	D
	Establishments not operated for the entire year	3	2 603	380	123	36	901	361	318
42149	Other professional equipment & supplies whsle								
	All establishments	96	1 487 199	114 207	29 963	2 233	337 833	68 156	74 579
	Establishments operated for the entire year	89	1 462 407	110 439	27 398	2 061	326 921	59 714	66 954
	Establishments with sales less than \$100,000	—	—	—	—	—	—	—	—
	Establishments with sales of \$100,000 to \$249,999	1	D	D	D	a	D	D	D

See footnotes at end of table.

Table 1. Sales Size of Establishments: 1997—Con.

[Includes only establishments with payroll. For meaning of abbreviations and symbols, see introductory text. For explanation of terms, see Appendix A. For method of assignment to categories shown, see Appendix C.]

NAICS code	Sales sizes of establishments by type of operation and kind of business	Establishments (number)	Sales (\$1,000)	Annual payroll (\$1,000)	First-quarter payroll (\$1,000)	Paid employees for pay period including March 12 (number)	Operating expenses ¹ (\$1,000)	End-of-1996 inventories (\$1,000)	End-of-1997 inventories (\$1,000)
421	MANUFACTURERS' SALES BRANCHES AND SALES OFFICES—Con.								
42149	Wholesale trade, durable goods—Con.								
	Other professional equipment & supplies whsle—Con.								
	Establishments operated for the entire year—Con.								
	Establishments with sales of \$250,000 to \$499,999	4	D	D	D	b	D	D	D
	Establishments with sales of \$500,000 to \$999,999	11	8 539	1 257	370	40	2 393	724	647
	Establishments with sales of \$1,000,000 to \$2,499,999	23	38 072	4 690	1 187	133	9 039	4 258	4 722
	Establishments with sales of \$2,500,000 to \$4,999,999	19	67 980	8 001	1 838	181	15 172	4 158	5 470
	Establishments with sales of \$5,000,000 to \$9,999,999	12	82 837	8 368	1 715	171	19 869	3 491	3 438
	Establishments with sales of \$10,000,000 to \$24,999,999	10	D	D	D	e	D	D	D
	Establishments with sales of \$25,000,000 or more	9	D	D	D	g	D	D	D
	Establishments not operated for the entire year	7	24 792	3 768	2 565	172	10 912	8 442	7 625
421490	Other professional equipment & supplies whsle								
	All establishments	96	1 487 199	114 207	29 963	2 233	337 833	68 156	74 579
	Establishments operated for the entire year	89	1 462 407	110 439	27 398	2 061	326 921	59 714	66 954
	Establishments with sales less than \$100,000	—	—	—	—	—	—	—	—
	Establishments with sales of \$100,000 to \$249,999	1	D	D	D	a	D	D	D
	Establishments with sales of \$250,000 to \$499,999	4	D	D	D	b	D	D	D
	Establishments with sales of \$500,000 to \$999,999	11	8 539	1 257	370	40	2 393	724	647
	Establishments with sales of \$1,000,000 to \$2,499,999	23	38 072	4 690	1 187	133	9 039	4 258	4 722
	Establishments with sales of \$2,500,000 to \$4,999,999	19	67 980	8 001	1 838	181	15 172	4 158	5 470
	Establishments with sales of \$5,000,000 to \$9,999,999	12	82 837	8 368	1 715	171	19 869	3 491	3 438
	Establishments with sales of \$10,000,000 to \$24,999,999	10	D	D	D	e	D	D	D
	Establishments with sales of \$25,000,000 or more	9	D	D	D	g	D	D	D
	Establishments not operated for the entire year	7	24 792	3 768	2 565	172	10 912	8 442	7 625
4214901	Religious & school supplies whsle								
	All establishments	9	211 078	5 843	1 584	254	42 117	5 184	5 377
	Establishments operated for the entire year	9	211 078	5 843	1 584	254	42 117	5 184	5 377
	Establishments with sales less than \$100,000	—	—	—	—	—	—	—	—
	Establishments with sales of \$100,000 to \$249,999	—	—	—	—	—	—	—	—
	Establishments with sales of \$250,000 to \$499,999	2	D	D	D	a	D	D	D
	Establishments with sales of \$500,000 to \$999,999	1	D	D	D	a	D	D	D
	Establishments with sales of \$1,000,000 to \$2,499,999	2	D	D	D	b	D	D	D
	Establishments with sales of \$2,500,000 to \$4,999,999	1	D	D	D	a	D	D	D
	Establishments with sales of \$5,000,000 to \$9,999,999	1	D	D	D	a	D	D	D
	Establishments with sales of \$10,000,000 to \$24,999,999	—	—	—	—	—	—	—	—
	Establishments with sales of \$25,000,000 or more	2	D	D	D	c	D	D	D
	Establishments not operated for the entire year	—	—	—	—	—	—	—	—
4214902	Other professional equipment & supplies whsle								
	All establishments	87	1 276 121	108 364	28 379	1 979	295 716	62 972	69 202
	Establishments operated for the entire year	80	1 251 329	104 596	25 814	1 807	284 804	54 530	61 577
	Establishments with sales less than \$100,000	—	—	—	—	—	—	—	—
	Establishments with sales of \$100,000 to \$249,999	1	D	D	D	a	D	D	D
	Establishments with sales of \$250,000 to \$499,999	2	D	D	D	a	D	D	D

See footnotes at end of table.

Table 1. Sales Size of Establishments: 1997—Con.

[Includes only establishments with payroll. For meaning of abbreviations and symbols, see introductory text. For explanation of terms, see Appendix A. For method of assignment to categories shown, see Appendix C.]

NAICS code	Sales sizes of establishments by type of operation and kind of business	Establishments (number)	Sales (\$1,000)	Annual payroll (\$1,000)	First-quarter payroll (\$1,000)	Paid employees for pay period including March 12 (number)	Operating expenses ¹ (\$1,000)	End-of-1996 inventories (\$1,000)	End-of-1997 inventories (\$1,000)	
421	MANUFACTURERS' SALES BRANCHES AND SALES OFFICES—Con.									
	Wholesale trade, durable goods—Con.									
4214902	Other professional equipment & supplies whsle—Con.									
	Establishments operated for the entire year—Con.									
	Establishments with sales of \$500,000 to \$999,999	10	D	D	D	b	D	D	D	
	Establishments with sales of \$1,000,000 to \$2,499,999	21	D	D	D	b	D	D	D	
	Establishments with sales of \$2,500,000 to \$4,999,999	18	D	D	D	c	D	D	D	
	Establishments with sales of \$5,000,000 to \$9,999,999	11	D	D	D	c	D	D	D	
	Establishments with sales of \$10,000,000 to \$24,999,999	10	D	D	D	e	D	D	D	
	Establishments with sales of \$25,000,000 or more	7	D	D	D	f	D	D	D	
	Establishments not operated for the entire year	7		24 792	3 768	2 565	172	10 912	8 442	7 625
4215	Metal & mineral (except petroleum) whsle									
	All establishments	1 045	45 511 177	1 053 480	254 172	22 869	2 209 867	2 485 392	2 573 871	
	Establishments operated for the entire year	1 000	43 904 720	1 030 156	247 809	22 372	2 166 972	2 409 428	2 512 302	
	Establishments with sales less than \$100,000	11	D	D	D	a	D	D	D	
	Establishments with sales of \$100,000 to \$249,999	16	D	D	D	b	D	D	D	
	Establishments with sales of \$250,000 to \$499,999	18	7 011	1 820	459	57	2 806	1 246	1 613	
	Establishments with sales of \$500,000 to \$999,999	50	38 166	5 082	1 257	144	9 692	6 553	5 502	
	Establishments with sales of \$1,000,000 to \$2,499,999	107	189 810	19 652	5 040	651	41 459	36 082	37 491	
	Establishments with sales of \$2,500,000 to \$4,999,999	170	635 901	46 019	11 283	1 498	97 324	83 463	88 899	
	Establishments with sales of \$5,000,000 to \$9,999,999	155	1 107 589	59 878	14 544	1 746	121 092	155 358	160 080	
	Establishments with sales of \$10,000,000 to \$24,999,999	188	3 004 526	147 633	36 751	4 081	311 261	378 267	385 177	
	Establishments with sales of \$25,000,000 or more	285	38 918 036	748 197	177 977	14 154	1 580 902	1 748 220	1 833 347	
	Establishments not operated for the entire year	45	1 606 457	23 324	6 363	497	42 895	75 964	61 569	
42151	Metal service centers & offices									
	All establishments	1 004	40 775 671	1 013 345	245 477	22 181	2 113 821	2 305 880	2 400 276	
	Establishments operated for the entire year	962	D	D	D	j	D	D	D	
	Establishments with sales less than \$100,000	10	D	D	D	a	D	D	D	
	Establishments with sales of \$100,000 to \$249,999	15	D	D	D	b	D	D	D	
	Establishments with sales of \$250,000 to \$499,999	16	D	D	D	b	D	D	D	
	Establishments with sales of \$500,000 to \$999,999	50	38 166	5 082	1 257	144	9 692	6 553	5 502	
	Establishments with sales of \$1,000,000 to \$2,499,999	106	D	D	D	f	D	D	D	
	Establishments with sales of \$2,500,000 to \$4,999,999	165	618 475	45 256	11 117	1 483	94 269	81 621	87 235	
	Establishments with sales of \$5,000,000 to \$9,999,999	153	D	D	D	g	D	D	D	
	Establishments with sales of \$10,000,000 to \$24,999,999	181	D	D	D	h	D	D	D	
	Establishments with sales of \$25,000,000 or more	266	D	D	D	j	D	D	D	
	Establishments not operated for the entire year	42	D	D	D	e	D	D	D	
421510	Metal service centers & offices									
	All establishments	1 004	40 775 671	1 013 345	245 477	22 181	2 113 821	2 305 880	2 400 276	
	Establishments operated for the entire year	962	D	D	D	j	D	D	D	
	Establishments with sales less than \$100,000	10	D	D	D	a	D	D	D	
	Establishments with sales of \$100,000 to \$249,999	15	D	D	D	b	D	D	D	
	Establishments with sales of \$250,000 to \$499,999	16	D	D	D	b	D	D	D	
	Establishments with sales of \$500,000 to \$999,999	50	38 166	5 082	1 257	144	9 692	6 553	5 502	
	Establishments with sales of \$1,000,000 to \$2,499,999	106	D	D	D	f	D	D	D	

See footnotes at end of table.

Table 1. Sales Size of Establishments: 1997—Con.

[Includes only establishments with payroll. For meaning of abbreviations and symbols, see introductory text. For explanation of terms, see Appendix A. For method of assignment to categories shown, see Appendix C.]

NAICS code	Sales sizes of establishments by type of operation and kind of business	Establishments (number)	Sales (\$1,000)	Annual payroll (\$1,000)	First-quarter payroll (\$1,000)	Paid employees for pay period including March 12 (number)	Operating expenses ¹ (\$1,000)	End-of-1996 inventories (\$1,000)	End-of-1997 inventories (\$1,000)
421	MANUFACTURERS' SALES BRANCHES AND SALES OFFICES—Con.								
	Wholesale trade, durable goods—Con.								
421510	Metal service centers & offices—Con.								
	Establishments operated for the entire year—Con.								
	Establishments with sales of \$2,500,000 to \$4,999,999	165	618 475	45 256	11 117	1 483	94 269	81 621	87 235
	Establishments with sales of \$5,000,000 to \$9,999,999	153	D	D	D	g	D	D	D
	Establishments with sales of \$10,000,000 to \$24,999,999	181	D	D	D	h	D	D	D
	Establishments with sales of \$25,000,000 or more	266	D	D	D	j	D	D	D
	Establishments not operated for the entire year	42	D	D	D	e	D	D	D
4215101	Ferrous metal service centers & sales offices								
	All establishments	785	30 866 626	674 331	153 261	15 365	1 406 341	1 487 008	1 555 328
	Establishments operated for the entire year	755	D	D	D	j	D	D	D
	Establishments with sales less than \$100,000	10	D	D	D	a	D	D	D
	Establishments with sales of \$100,000 to \$249,999	15	D	D	D	b	D	D	D
	Establishments with sales of \$250,000 to \$499,999	16	D	D	D	b	D	D	D
	Establishments with sales of \$500,000 to \$999,999	41	31 658	4 025	1 005	123	7 380	5 530	4 912
	Establishments with sales of \$1,000,000 to \$2,499,999	92	D	D	D	f	D	D	D
	Establishments with sales of \$2,500,000 to \$4,999,999	145	540 354	41 032	10 060	1 366	84 894	73 821	78 588
	Establishments with sales of \$5,000,000 to \$9,999,999	116	D	D	D	g	D	D	D
	Establishments with sales of \$10,000,000 to \$24,999,999	128	D	D	D	h	D	D	D
	Establishments with sales of \$25,000,000 or more	192	D	D	D	i	D	D	D
	Establishments not operated for the entire year	30	D	D	D	e	D	D	D
42151011	Ferrous metal service centers								
	All establishments	517	8 999 281	556 503	122 134	13 236	1 169 111	1 487 008	1 555 328
	Establishments operated for the entire year	496	D	D	D	j	D	D	D
	Establishments with sales less than \$100,000	1	D	D	D	a	D	D	D
	Establishments with sales of \$100,000 to \$249,999	2	D	D	D	a	D	D	D
	Establishments with sales of \$250,000 to \$499,999	8	D	D	D	a	D	D	D
	Establishments with sales of \$500,000 to \$999,999	29	22 397	2 648	676	95	5 008	5 530	4 912
	Establishments with sales of \$1,000,000 to \$2,499,999	76	D	D	D	e	D	D	D
	Establishments with sales of \$2,500,000 to \$4,999,999	110	402 313	30 573	7 433	1 113	65 173	73 821	78 588
	Establishments with sales of \$5,000,000 to \$9,999,999	88	D	D	D	g	D	D	D
	Establishments with sales of \$10,000,000 to \$24,999,999	86	D	D	D	g	D	D	D
	Establishments with sales of \$25,000,000 or more	96	D	D	D	i	D	D	D
	Establishments not operated for the entire year	21	D	D	D	c	D	D	D
42151012	Ferrous metal sales offices								
	All establishments	268	21 867 345	117 828	31 127	2 129	237 230	—	—
	Establishments operated for the entire year	259	D	D	D	g	D	D	D
	Establishments with sales less than \$100,000	9	D	D	D	a	D	D	D
	Establishments with sales of \$100,000 to \$249,999	13	D	D	D	b	D	D	D
	Establishments with sales of \$250,000 to \$499,999	8	2 820	1 398	324	36	1 808	—	—
	Establishments with sales of \$500,000 to \$999,999	12	9 261	1 377	329	28	2 372	—	—
	Establishments with sales of \$1,000,000 to \$2,499,999	16	27 746	1 783	384	36	3 559	—	—
	Establishments with sales of \$2,500,000 to \$4,999,999	35	138 041	10 459	2 627	253	19 721	—	—
	Establishments with sales of \$5,000,000 to \$9,999,999	28	212 114	4 434	1 090	92	8 456	—	—

See footnotes at end of table.

Table 1. Sales Size of Establishments: 1997—Con.

[Includes only establishments with payroll. For meaning of abbreviations and symbols, see introductory text. For explanation of terms, see Appendix A. For method of assignment to categories shown, see Appendix C]

NAICS code	Sales sizes of establishments by type of operation and kind of business	Establishments (number)	Sales (\$1,000)	Annual payroll (\$1,000)	First-quarter payroll (\$1,000)	Paid employees for pay period including March 12 (number)	Operating expenses ¹ (\$1,000)	End-of-1996 inventories (\$1,000)	End-of-1997 inventories (\$1,000)
421	MANUFACTURERS' SALES BRANCHES AND SALES OFFICES—Con.								
	Wholesale trade, durable goods—Con.								
42151012	Ferrous metal sales offices—Con.								
	Establishments operated for the entire year—Con.								
	Establishments with sales of \$10,000,000 to \$24,999,999	42	D	D	D	c	D	D	D
	Establishments with sales of \$25,000,000 or more	96	D	D	D	g	D	D	D
	Establishments not operated for the entire year	9	D	D	D	c	D	D	D
4215102	Nonferrous metal service centers & sales offices								
	All establishments	219	9 909 045	339 014	92 216	6 816	707 480	818 872	844 948
	Establishments operated for the entire year	207	9 718 991	334 650	90 015	6 607	698 686	754 262	844 948
	Establishments with sales less than \$100,000	—	—	—	—	—	—	—	—
	Establishments with sales of \$100,000 to \$249,999	—	—	—	—	—	—	—	—
	Establishments with sales of \$250,000 to \$499,999	—	—	—	—	—	—	—	—
	Establishments with sales of \$500,000 to \$999,999	9	6 508	1 057	252	21	2 312	1 023	590
	Establishments with sales of \$1,000,000 to \$2,499,999	14	24 970	3 601	953	109	8 364	3 422	3 803
	Establishments with sales of \$2,500,000 to \$4,999,999	20	78 121	4 224	1 057	117	9 375	7 800	8 647
	Establishments with sales of \$5,000,000 to \$9,999,999	37	270 645	11 120	2 653	318	24 170	33 659	37 028
	Establishments with sales of \$10,000,000 to \$24,999,999	53	845 779	46 791	12 000	1 132	92 974	102 958	110 775
	Establishments with sales of \$25,000,000 or more	74	8 492 968	267 857	73 100	4 910	561 491	605 400	684 105
	Establishments not operated for the entire year	12	190 054	4 364	2 201	209	8 794	64 610	—
42151021	Nonferrous metal service centers								
	All establishments	151	6 405 017	278 484	72 189	6 118	602 806	818 872	844 948
	Establishments operated for the entire year	145	6 233 507	275 823	70 492	5 970	596 979	754 262	844 948
	Establishments with sales less than \$100,000	—	—	—	—	—	—	—	—
	Establishments with sales of \$100,000 to \$249,999	—	—	—	—	—	—	—	—
	Establishments with sales of \$250,000 to \$499,999	—	—	—	—	—	—	—	—
	Establishments with sales of \$500,000 to \$999,999	5	3 495	282	73	9	730	1 023	590
	Establishments with sales of \$1,000,000 to \$2,499,999	9	15 911	2 467	701	82	6 350	3 422	3 803
	Establishments with sales of \$2,500,000 to \$4,999,999	13	51 614	3 385	767	94	7 857	7 800	8 647
	Establishments with sales of \$5,000,000 to \$9,999,999	24	174 482	8 927	2 136	277	21 020	33 659	37 028
	Establishments with sales of \$10,000,000 to \$24,999,999	46	741 584	38 835	10 141	997	77 796	102 958	110 775
	Establishments with sales of \$25,000,000 or more	48	5 246 421	221 927	56 674	4 511	483 226	605 400	684 105
	Establishments not operated for the entire year	6	171 510	2 661	1 697	148	5 827	64 610	—
42151022	Nonferrous metal sales offices								
	All establishments	68	3 504 028	60 530	20 027	698	104 674	—	—
	Establishments operated for the entire year	62	3 485 484	58 827	19 523	637	101 707	—	—
	Establishments with sales less than \$100,000	—	—	—	—	—	—	—	—
	Establishments with sales of \$100,000 to \$249,999	—	—	—	—	—	—	—	—
	Establishments with sales of \$250,000 to \$499,999	—	—	—	—	—	—	—	—
	Establishments with sales of \$500,000 to \$999,999	4	3 013	775	179	12	1 582	—	—
	Establishments with sales of \$1,000,000 to \$2,499,999	5	9 059	1 134	252	27	2 014	—	—
	Establishments with sales of \$2,500,000 to \$4,999,999	7	26 507	839	290	23	1 518	—	—
	Establishments with sales of \$5,000,000 to \$9,999,999	13	96 163	2 193	517	41	3 150	—	—
	Establishments with sales of \$10,000,000 to \$24,999,999	7	104 195	7 956	1 859	135	15 178	—	—
	Establishments with sales of \$25,000,000 or more	26	3 246 547	45 930	16 426	399	78 265	—	—

See footnotes at end of table.

Table 1. Sales Size of Establishments: 1997—Con.

[Includes only establishments with payroll. For meaning of abbreviations and symbols, see introductory text. For explanation of terms, see Appendix A. For method of assignment to categories shown, see Appendix C.]

NAICS code	Sales sizes of establishments by type of operation and kind of business	Establishments (number)	Sales (\$1,000)	Annual payroll (\$1,000)	First-quarter payroll (\$1,000)	Paid employees for pay period including March 12 (number)	Operating expenses ¹ (\$1,000)	End-of-1996 inventories (\$1,000)	End-of-1997 inventories (\$1,000)
421	MANUFACTURERS' SALES BRANCHES AND SALES OFFICES—Con.								
	Wholesale trade, durable goods—Con.								
42151022	Nonferrous metal sales offices—Con.								
	Establishments not operated for the entire year	6	18 544	1 703	504	61	2 967	—	—
42152	Coal & other mineral & ore whsle								
	All establishments	41	4 735 506	40 135	8 695	688	96 046	179 512	173 595
	Establishments operated for the entire year	38	D	D	D	f	D	D	D
	Establishments with sales less than \$100,000	1	D	D	D	a	D	D	D
	Establishments with sales of \$100,000 to \$249,999	1	D	D	D	a	D	D	D
	Establishments with sales of \$250,000 to \$499,999	2	D	D	D	a	D	D	D
	Establishments with sales of \$500,000 to \$999,999	—	—	—	—	—	—	—	—
	Establishments with sales of \$1,000,000 to \$2,499,999	1	D	D	D	a	D	D	D
	Establishments with sales of \$2,500,000 to \$4,999,999	5	17 426	763	166	15	3 055	1 842	1 664
	Establishments with sales of \$5,000,000 to \$9,999,999	2	D	D	D	b	D	D	D
	Establishments with sales of \$10,000,000 to \$24,999,999	7	D	D	D	e	D	D	D
	Establishments with sales of \$25,000,000 or more	19	D	D	D	e	D	D	D
	Establishments not operated for the entire year	3	D	D	D	a	D	D	D
421520	Coal & other mineral & ore whsle								
	All establishments	41	4 735 506	40 135	8 695	688	96 046	179 512	173 595
	Establishments operated for the entire year	38	D	D	D	f	D	D	D
	Establishments with sales less than \$100,000	1	D	D	D	a	D	D	D
	Establishments with sales of \$100,000 to \$249,999	1	D	D	D	a	D	D	D
	Establishments with sales of \$250,000 to \$499,999	2	D	D	D	a	D	D	D
	Establishments with sales of \$500,000 to \$999,999	—	—	—	—	—	—	—	—
	Establishments with sales of \$1,000,000 to \$2,499,999	1	D	D	D	a	D	D	D
	Establishments with sales of \$2,500,000 to \$4,999,999	5	17 426	763	166	15	3 055	1 842	1 664
	Establishments with sales of \$5,000,000 to \$9,999,999	2	D	D	D	b	D	D	D
	Establishments with sales of \$10,000,000 to \$24,999,999	7	D	D	D	e	D	D	D
	Establishments with sales of \$25,000,000 or more	19	D	D	D	e	D	D	D
	Establishments not operated for the entire year	3	D	D	D	a	D	D	D
4215201	Coal whsle								
	All establishments	33	D	D	D	f	D	D	D
	Establishments operated for the entire year	30	D	D	D	f	D	D	D
	Establishments with sales less than \$100,000	—	—	—	—	—	—	—	—
	Establishments with sales of \$100,000 to \$249,999	1	D	D	D	a	D	D	D
	Establishments with sales of \$250,000 to \$499,999	2	D	D	D	a	D	D	D
	Establishments with sales of \$500,000 to \$999,999	—	—	—	—	—	—	—	—
	Establishments with sales of \$1,000,000 to \$2,499,999	1	D	D	D	a	D	D	D
	Establishments with sales of \$2,500,000 to \$4,999,999	1	D	D	D	a	D	D	D
	Establishments with sales of \$5,000,000 to \$9,999,999	2	D	D	D	b	D	D	D
	Establishments with sales of \$10,000,000 to \$24,999,999	7	D	D	D	e	D	D	D
	Establishments with sales of \$25,000,000 or more	16	D	D	D	e	D	D	D
	Establishments not operated for the entire year	3	D	D	D	a	D	D	D

See footnotes at end of table.

Table 1. Sales Size of Establishments: 1997—Con.

[Includes only establishments with payroll. For meaning of abbreviations and symbols, see introductory text. For explanation of terms, see Appendix A. For method of assignment to categories shown, see Appendix C.]

NAICS code	Sales sizes of establishments by type of operation and kind of business	Establishments (number)	Sales (\$1,000)	Annual payroll (\$1,000)	First-quarter payroll (\$1,000)	Paid employees for pay period including March 12 (number)	Operating expenses ¹ (\$1,000)	End-of-1996 inventories (\$1,000)	End-of-1997 inventories (\$1,000)
421	MANUFACTURERS' SALES BRANCHES AND SALES OFFICES—Con.								
	Wholesale trade, durable goods—Con.								
4215202	Other mineral & ore whsle								
	All establishments	8	D	D	D	b	D	D	D
	Establishments operated for the entire year	8	D	D	D	b	D	D	D
	Establishments with sales less than \$100,000	1	D	D	D	a	D	D	D
	Establishments with sales of \$100,000 to \$249,999	—	—	—	—	—	—	—	—
	Establishments with sales of \$250,000 to \$499,999	—	—	—	—	—	—	—	—
	Establishments with sales of \$500,000 to \$999,999	—	—	—	—	—	—	—	—
	Establishments with sales of \$1,000,000 to \$2,499,999	—	—	—	—	—	—	—	—
	Establishments with sales of \$2,500,000 to \$4,999,999	4	D	D	D	a	D	D	D
	Establishments with sales of \$5,000,000 to \$9,999,999	—	—	—	—	—	—	—	—
	Establishments with sales of \$10,000,000 to \$24,999,999	—	—	—	—	—	—	—	—
	Establishments with sales of \$25,000,000 or more	3	D	D	D	b	D	D	D
	Establishments not operated for the entire year	—	—	—	—	—	—	—	—
4216	Electrical goods whsle								
	All establishments	4 235	109 430 432	5 859 327	1 602 067	96 438	10 337 202	2 564 249	2 702 130
	Establishments operated for the entire year	3 933	108 445 845	5 789 332	1 585 484	95 171	10 222 048	2 545 663	2 689 155
	Establishments with sales less than \$100,000	34	2 136	816	232	43	1 118	77	77
	Establishments with sales of \$100,000 to \$249,999	183	34 927	9 871	3 040	231	14 023	1 358	1 401
	Establishments with sales of \$250,000 to \$499,999	209	78 799	19 293	5 919	415	28 366	3 518	3 796
	Establishments with sales of \$500,000 to \$999,999	257	186 934	38 932	11 558	907	61 702	7 524	7 572
	Establishments with sales of \$1,000,000 to \$2,499,999	531	893 459	142 020	39 476	2 944	221 410	48 767	49 616
	Establishments with sales of \$2,500,000 to \$4,999,999	557	2 056 013	282 491	75 030	5 478	448 637	190 123	197 083
	Establishments with sales of \$5,000,000 to \$9,999,999	658	4 768 653	591 079	161 370	11 518	929 591	351 943	354 982
	Establishments with sales of \$10,000,000 to \$24,999,999	734	11 882 876	1 107 613	309 348	19 093	1 747 690	369 688	375 097
	Establishments with sales of \$25,000,000 or more	770	88 542 048	3 597 217	979 511	54 542	6 769 511	1 572 665	1 699 531
	Establishments not operated for the entire year	302	984 587	69 995	16 583	1 267	115 154	18 586	12 975
42161	Electrical apparatus & equip, wiring supp, & const material whsle								
	All establishments	1 608	25 132 554	1 527 424	376 644	27 155	2 754 559	1 065 246	1 133 762
	Establishments operated for the entire year	1 557	D	D	D	k	D	D	D
	Establishments with sales less than \$100,000	3	D	D	D	a	D	D	D
	Establishments with sales of \$100,000 to \$249,999	9	D	D	D	a	D	D	D
	Establishments with sales of \$250,000 to \$499,999	14	5 917	1 275	224	19	2 260	915	950
	Establishments with sales of \$500,000 to \$999,999	61	44 755	7 239	1 765	157	11 849	1 347	1 807
	Establishments with sales of \$1,000,000 to \$2,499,999	265	D	D	D	g	D	D	D
	Establishments with sales of \$2,500,000 to \$4,999,999	295	1 092 611	112 132	27 928	2 512	192 576	145 619	151 169
	Establishments with sales of \$5,000,000 to \$9,999,999	343	2 487 756	246 407	59 938	5 181	405 171	269 141	269 561
	Establishments with sales of \$10,000,000 to \$24,999,999	359	D	D	D	i	D	D	D
	Establishments with sales of \$25,000,000 or more	208	D	D	D	j	D	D	D
	Establishments not operated for the entire year	51	D	D	D	e	D	D	D
421610	Electrical apparatus & equip, wiring supp, & const material whsle								
	All establishments	1 608	25 132 554	1 527 424	376 644	27 155	2 754 559	1 065 246	1 133 762

See footnotes at end of table.

Table 1. Sales Size of Establishments: 1997—Con.

[Includes only establishments with payroll. For meaning of abbreviations and symbols, see introductory text. For explanation of terms, see Appendix A. For method of assignment to categories shown, see Appendix C]

NAICS code	Sales sizes of establishments by type of operation and kind of business	Establishments (number)	Sales (\$1,000)	Annual payroll (\$1,000)	First-quarter payroll (\$1,000)	Paid employees for pay period including March 12 (number)	Operating expenses ¹ (\$1,000)	End-of-1996 inventories (\$1,000)	End-of-1997 inventories (\$1,000)
421	MANUFACTURERS' SALES BRANCHES AND SALES OFFICES—Con.								
	Wholesale trade, durable goods—Con.								
421610	Electrical apparatus & equip, wiring supp, & const material whsle—Con.								
	Establishments operated for the entire year	1 557	D	D	D	k	D	D	D
	Establishments with sales less than \$100,000	3	D	D	D	a	D	D	D
	Establishments with sales of \$100,000 to \$249,999	9	D	D	D	a	D	D	D
	Establishments with sales of \$250,000 to \$499,999	14	5 917	1 275	224	19	2 260	915	950
	Establishments with sales of \$500,000 to \$999,999	61	44 755	7 239	1 765	157	11 849	1 347	1 807
	Establishments with sales of \$1,000,000 to \$2,499,999	265	D	D	D	g	D	D	D
	Establishments with sales of \$2,500,000 to \$4,999,999	295	1 092 611	112 132	27 928	2 512	192 576	145 619	151 169
	Establishments with sales of \$5,000,000 to \$9,999,999	343	2 487 756	246 407	59 938	5 181	405 171	269 141	269 561
	Establishments with sales of \$10,000,000 to \$24,999,999	359	D	D	D	i	D	D	D
	Establishments with sales of \$25,000,000 or more	208	D	D	D	j	D	D	D
	Establishments not operated for the entire year	51	D	D	D	e	D	D	D
42162	Electrical appliance, television & radio set whsle								
	All establishments	131	9 429 517	241 386	58 340	5 467	706 947	229 453	234 623
	Establishments operated for the entire year	125	D	D	D	i	D	D	D
	Establishments with sales less than \$100,000	—	—	—	—	—	—	—	—
	Establishments with sales of \$100,000 to \$249,999	1	D	D	D	a	D	D	D
	Establishments with sales of \$250,000 to \$499,999	—	—	—	—	—	—	—	—
	Establishments with sales of \$500,000 to \$999,999	—	—	—	—	—	—	—	—
	Establishments with sales of \$1,000,000 to \$2,499,999	1	D	D	D	a	D	D	D
	Establishments with sales of \$2,500,000 to \$4,999,999	10	40 199	3 336	558	92	7 826	14 031	14 710
	Establishments with sales of \$5,000,000 to \$9,999,999	6	41 609	2 950	607	140	5 471	2 697	2 799
	Establishments with sales of \$10,000,000 to \$24,999,999	25	D	D	D	f	D	D	D
	Establishments with sales of \$25,000,000 or more	82	D	D	D	h	D	D	D
	Establishments not operated for the entire year	6	D	D	D	a	D	D	D
421620	Electrical appliance, television & radio set whsle								
	All establishments	131	9 429 517	241 386	58 340	5 467	706 947	229 453	234 623
	Establishments operated for the entire year	125	D	D	D	i	D	D	D
	Establishments with sales less than \$100,000	—	—	—	—	—	—	—	—
	Establishments with sales of \$100,000 to \$249,999	1	D	D	D	a	D	D	D
	Establishments with sales of \$250,000 to \$499,999	—	—	—	—	—	—	—	—
	Establishments with sales of \$500,000 to \$999,999	—	—	—	—	—	—	—	—
	Establishments with sales of \$1,000,000 to \$2,499,999	1	D	D	D	a	D	D	D
	Establishments with sales of \$2,500,000 to \$4,999,999	10	40 199	3 336	558	92	7 826	14 031	14 710
	Establishments with sales of \$5,000,000 to \$9,999,999	6	41 609	2 950	607	140	5 471	2 697	2 799
	Establishments with sales of \$10,000,000 to \$24,999,999	25	D	D	D	f	D	D	D
	Establishments with sales of \$25,000,000 or more	82	D	D	D	h	D	D	D
	Establishments not operated for the entire year	6	D	D	D	a	D	D	D
42169	Other electronic parts & equipment whsle								
	All establishments	2 496	74 868 361	4 090 517	1 167 083	63 816	6 875 696	1 269 550	1 333 745

See footnotes at end of table.

Table 1. Sales Size of Establishments: 1997—Con.

[Includes only establishments with payroll. For meaning of abbreviations and symbols, see introductory text. For explanation of terms, see Appendix A. For method of assignment to categories shown, see Appendix C]

NAICS code	Sales sizes of establishments by type of operation and kind of business	Establishments (number)	Sales (\$1,000)	Annual payroll (\$1,000)	First-quarter payroll (\$1,000)	Paid employees for pay period including March 12 (number)	Operating expenses ¹ (\$1,000)	End-of-1996 inventories (\$1,000)	End-of-1997 inventories (\$1,000)
421	MANUFACTURERS' SALES BRANCHES AND SALES OFFICES—Con.								
42169	Wholesale trade, durable goods—Con.								
	Other electronic parts & equipment whsle—Con.								
	Establishments operated for the entire year	2 251	74 106 204	4 030 690	1 154 118	62 903	6 782 696	1 259 185	1 321 355
	Establishments with sales less than \$100,000	31	D	D	D	b	D	D	D
	Establishments with sales of \$100,000 to \$249,999	173	D	D	D	c	D	D	D
	Establishments with sales of \$250,000 to \$499,999	195	72 882	18 018	5 695	396	26 106	2 603	2 846
	Establishments with sales of \$500,000 to \$999,999	196	142 179	31 693	9 793	750	49 853	6 177	5 765
	Establishments with sales of \$1,000,000 to \$2,499,999	265	429 460	89 420	26 370	1 854	134 487	12 541	13 694
	Establishments with sales of \$2,500,000 to \$4,999,999	252	923 203	167 023	46 544	2 874	248 235	30 473	31 204
	Establishments with sales of \$5,000,000 to \$9,999,999	309	2 239 288	341 722	100 825	6 197	518 949	80 105	82 622
	Establishments with sales of \$10,000,000 to \$24,999,999	350	5 601 026	696 258	210 236	11 224	1 072 711	145 426	145 703
	Establishments with sales of \$25,000,000 or more	480	64 663 136	2 676 510	751 543	39 351	4 718 096	980 621	1 038 238
	Establishments not operated for the entire year	245	762 157	59 827	12 965	913	93 000	10 365	12 390
421690	Other electronic parts & equipment whsle								
	All establishments	2 496	74 868 361	4 090 517	1 167 083	63 816	6 875 696	1 269 550	1 333 745
	Establishments operated for the entire year	2 251	74 106 204	4 030 690	1 154 118	62 903	6 782 696	1 259 185	1 321 355
	Establishments with sales less than \$100,000	31	D	D	D	b	D	D	D
	Establishments with sales of \$100,000 to \$249,999	173	D	D	D	c	D	D	D
	Establishments with sales of \$250,000 to \$499,999	195	72 882	18 018	5 695	396	26 106	2 603	2 846
	Establishments with sales of \$500,000 to \$999,999	196	142 179	31 693	9 793	750	49 853	6 177	5 765
	Establishments with sales of \$1,000,000 to \$2,499,999	265	429 460	89 420	26 370	1 854	134 487	12 541	13 694
	Establishments with sales of \$2,500,000 to \$4,999,999	252	923 203	167 023	46 544	2 874	248 235	30 473	31 204
	Establishments with sales of \$5,000,000 to \$9,999,999	309	2 239 288	341 722	100 825	6 197	518 949	80 105	82 622
	Establishments with sales of \$10,000,000 to \$24,999,999	350	5 601 026	696 258	210 236	11 224	1 072 711	145 426	145 703
	Establishments with sales of \$25,000,000 or more	480	64 663 136	2 676 510	751 543	39 351	4 718 096	980 621	1 038 238
	Establishments not operated for the entire year	245	762 157	59 827	12 965	913	93 000	10 365	12 390
4216901	Communications equipment & supplies whsle								
	All establishments	1 884	48 149 700	3 392 770	993 768	51 416	5 405 631	643 686	683 442
	Establishments operated for the entire year	1 679	47 496 489	3 336 728	983 496	50 856	5 323 597	641 138	677 502
	Establishments with sales less than \$100,000	29	D	D	D	b	D	D	D
	Establishments with sales of \$100,000 to \$249,999	168	D	D	D	c	D	D	D
	Establishments with sales of \$250,000 to \$499,999	180	D	D	D	e	D	D	D
	Establishments with sales of \$500,000 to \$999,999	165	118 917	26 911	8 446	617	39 934	3 298	3 548
	Establishments with sales of \$1,000,000 to \$2,499,999	214	338 829	78 963	23 780	1 592	115 481	8 836	9 465
	Establishments with sales of \$2,500,000 to \$4,999,999	186	670 530	140 877	39 855	2 414	206 165	19 528	20 334
	Establishments with sales of \$5,000,000 to \$9,999,999	212	1 543 775	298 017	90 174	5 423	434 666	42 233	44 770
	Establishments with sales of \$10,000,000 to \$24,999,999	227	3 597 447	610 601	189 307	9 889	885 928	79 314	82 524
	Establishments with sales of \$25,000,000 or more	298	41 125 890	2 155 150	623 613	30 349	3 604 237	484 861	513 555
	Establishments not operated for the entire year	205	653 211	56 042	10 272	560	82 034	2 548	5 940
4216902	Electronic parts (excluding communications equipment) whsle								
	All establishments	612	26 718 661	697 747	173 315	12 400	1 470 065	625 864	650 303

See footnotes at end of table.

Table 1. Sales Size of Establishments: 1997—Con.

[Includes only establishments with payroll. For meaning of abbreviations and symbols, see introductory text. For explanation of terms, see Appendix A. For method of assignment to categories shown, see Appendix C.]

NAICS code	Sales sizes of establishments by type of operation and kind of business	Establishments (number)	Sales (\$1,000)	Annual payroll (\$1,000)	First-quarter payroll (\$1,000)	Paid employees for pay period including March 12 (number)	Operating expenses (\$1,000)	End-of-1996 inventories (\$1,000)	End-of-1997 inventories (\$1,000)
421	MANUFACTURERS' SALES BRANCHES AND SALES OFFICES—Con.								
	Wholesale trade, durable goods—Con.								
4216902	Electronic parts (excluding communications equipment) whsle—Con.								
	Establishments operated for the entire year	572	26 609 715	693 962	170 622	12 047	1 459 099	618 047	643 853
	Establishments with sales less than \$100,000	2	D	D	D	a	D	D	D
	Establishments with sales of \$100,000 to \$249,999	5	D	D	D	a	D	D	D
	Establishments with sales of \$250,000 to \$499,999	15	D	D	D	b	D	D	D
	Establishments with sales of \$500,000 to \$999,999	31	23 262	4 782	1 347	133	9 919	2 879	2 217
	Establishments with sales of \$1,000,000 to \$2,499,999	51	90 631	10 457	2 590	262	19 006	3 705	4 229
	Establishments with sales of \$2,500,000 to \$4,999,999	66	252 673	26 146	6 689	460	42 070	10 945	10 870
	Establishments with sales of \$5,000,000 to \$9,999,999	97	695 513	43 705	10 651	774	84 283	37 872	37 852
	Establishments with sales of \$10,000,000 to \$24,999,999	123	2 003 579	85 657	20 929	1 335	186 783	66 112	63 179
	Establishments with sales of \$25,000,000 or more	182	23 537 246	521 360	127 930	9 002	1 113 859	495 760	524 683
	Establishments not operated for the entire year	40	108 946	3 785	2 693	353	10 966	7 817	6 450
4217	Hardware, & plumbing & heating equipment & supplies whsle								
	All establishments	767	D	D	D	j	D	D	D
	Establishments operated for the entire year	720	D	D	D	j	D	D	D
	Establishments with sales less than \$100,000	6	D	D	D	a	D	D	D
	Establishments with sales of \$100,000 to \$249,999	5	D	D	D	a	D	D	D
	Establishments with sales of \$250,000 to \$499,999	17	D	D	D	b	D	D	D
	Establishments with sales of \$500,000 to \$999,999	45	D	D	D	c	D	D	D
	Establishments with sales of \$1,000,000 to \$2,499,999	143	D	D	D	f	D	D	D
	Establishments with sales of \$2,500,000 to \$4,999,999	117	D	D	D	g	D	D	D
	Establishments with sales of \$5,000,000 to \$9,999,999	114	D	D	D	g	D	D	D
	Establishments with sales of \$10,000,000 to \$24,999,999	157	D	D	D	h	D	D	D
	Establishments with sales of \$25,000,000 or more	116	D	D	D	i	D	D	D
	Establishments not operated for the entire year	47	D	D	D	e	D	D	D
42171	Hardware whsle								
	All establishments	255	7 531 815	361 083	81 902	7 244	706 728	400 220	454 610
	Establishments operated for the entire year	248	7 495 027	359 904	81 037	7 160	701 171	395 663	452 855
	Establishments with sales less than \$100,000	5	340	44	15	6	93	58	60
	Establishments with sales of \$100,000 to \$249,999	3	648	196	48	8	347	128	46
	Establishments with sales of \$250,000 to \$499,999	7	2 550	374	101	26	964	255	323
	Establishments with sales of \$500,000 to \$999,999	11	7 843	1 073	248	35	1 870	1 064	1 104
	Establishments with sales of \$1,000,000 to \$2,499,999	49	86 913	11 937	2 916	374	21 524	10 331	11 415
	Establishments with sales of \$2,500,000 to \$4,999,999	37	131 196	12 815	2 988	446	26 698	19 549	20 419
	Establishments with sales of \$5,000,000 to \$9,999,999	30	222 298	17 923	4 265	516	33 255	20 006	20 421
	Establishments with sales of \$10,000,000 to \$24,999,999	63	1 178 136	84 637	18 942	1 640	174 196	78 455	82 483
	Establishments with sales of \$25,000,000 or more	43	5 865 103	230 905	51 514	4 109	442 224	265 817	316 584
	Establishments not operated for the entire year	7	36 788	1 179	865	84	5 557	4 557	1 755
421710	Hardware whsle								
	All establishments	255	7 531 815	361 083	81 902	7 244	706 728	400 220	454 610

See footnotes at end of table.

Table 1. Sales Size of Establishments: 1997—Con.

[Includes only establishments with payroll. For meaning of abbreviations and symbols, see introductory text. For explanation of terms, see Appendix A. For method of assignment to categories shown, see Appendix C]

NAICS code	Sales sizes of establishments by type of operation and kind of business	Establishments (number)	Sales (\$1,000)	Annual payroll (\$1,000)	First-quarter payroll (\$1,000)	Paid employees for pay period including March 12 (number)	Operating expenses ¹ (\$1,000)	End-of-1996 inventories (\$1,000)	End-of-1997 inventories (\$1,000)
421	MANUFACTURERS' SALES BRANCHES AND SALES OFFICES—Con.								
421710	Wholesale trade, durable goods—Con.								
	Hardware whsle—Con.								
	Establishments operated for the entire year	248	7 495 027	359 904	81 037	7 160	701 171	395 663	452 855
	Establishments with sales less than \$100,000	5	340	44	15	6	93	58	60
	Establishments with sales of \$100,000 to \$249,999	3	648	196	48	8	347	128	46
	Establishments with sales of \$250,000 to \$499,999	7	2 550	374	101	26	964	255	323
	Establishments with sales of \$500,000 to \$999,999	11	7 843	1 073	248	35	1 870	1 064	1 104
	Establishments with sales of \$1,000,000 to \$2,499,999	49	86 913	11 937	2 916	374	21 524	10 331	11 415
	Establishments with sales of \$2,500,000 to \$4,999,999	37	131 196	12 815	2 988	446	26 698	19 549	20 419
	Establishments with sales of \$5,000,000 to \$9,999,999	30	222 298	17 923	4 265	516	33 255	20 006	20 421
	Establishments with sales of \$10,000,000 to \$24,999,999	63	1 178 136	84 637	18 942	1 640	174 196	78 455	82 483
	Establishments with sales of \$25,000,000 or more	43	5 865 103	230 905	51 514	4 109	442 224	265 817	316 584
	Establishments not operated for the entire year	7	36 788	1 179	865	84	5 557	4 557	1 755
42172	Plumbing & heating equipment & supplies (hydronics) whsle								
	All establishments	212	4 212 982	163 627	40 542	4 287	317 159	285 521	305 052
	Establishments operated for the entire year	185	3 794 683	153 661	36 989	3 932	294 828	266 164	304 385
	Establishments with sales less than \$100,000	—	—	—	—	—	—	—	—
	Establishments with sales of \$100,000 to \$249,999	1	D	D	D	a	D	D	D
	Establishments with sales of \$250,000 to \$499,999	3	D	D	D	a	D	D	D
	Establishments with sales of \$500,000 to \$999,999	5	3 584	341	76	20	754	895	848
	Establishments with sales of \$1,000,000 to \$2,499,999	37	61 708	9 405	2 334	281	15 270	7 006	7 038
	Establishments with sales of \$2,500,000 to \$4,999,999	29	104 317	12 833	3 128	320	21 759	14 420	15 004
	Establishments with sales of \$5,000,000 to \$9,999,999	31	234 880	21 865	5 382	550	38 766	25 227	25 773
	Establishments with sales of \$10,000,000 to \$24,999,999	39	628 615	36 357	9 598	1 008	70 714	69 601	69 672
	Establishments with sales of \$25,000,000 or more	40	2 760 339	72 744	16 441	1 747	147 325	148 911	185 964
	Establishments not operated for the entire year	27	418 299	9 966	3 553	355	22 331	19 357	667
421720	Plumbing & heating equipment & supplies (hydronics) whsle								
	All establishments	212	4 212 982	163 627	40 542	4 287	317 159	285 521	305 052
	Establishments operated for the entire year	185	3 794 683	153 661	36 989	3 932	294 828	266 164	304 385
	Establishments with sales less than \$100,000	—	—	—	—	—	—	—	—
	Establishments with sales of \$100,000 to \$249,999	1	D	D	D	a	D	D	D
	Establishments with sales of \$250,000 to \$499,999	3	D	D	D	a	D	D	D
	Establishments with sales of \$500,000 to \$999,999	5	3 584	341	76	20	754	895	848
	Establishments with sales of \$1,000,000 to \$2,499,999	37	61 708	9 405	2 334	281	15 270	7 006	7 038
	Establishments with sales of \$2,500,000 to \$4,999,999	29	104 317	12 833	3 128	320	21 759	14 420	15 004
	Establishments with sales of \$5,000,000 to \$9,999,999	31	234 880	21 865	5 382	550	38 766	25 227	25 773
	Establishments with sales of \$10,000,000 to \$24,999,999	39	628 615	36 357	9 598	1 008	70 714	69 601	69 672
	Establishments with sales of \$25,000,000 or more	40	2 760 339	72 744	16 441	1 747	147 325	148 911	185 964
	Establishments not operated for the entire year	27	418 299	9 966	3 553	355	22 331	19 357	667
42173	Warm air heating & air-conditioning equipment & supplies whsle								
	All establishments	221	3 572 401	305 086	77 313	6 036	746 481	302 260	306 643

See footnotes at end of table.

Table 1. Sales Size of Establishments: 1997—Con.

[Includes only establishments with payroll. For meaning of abbreviations and symbols, see introductory text. For explanation of terms, see Appendix A. For method of assignment to categories shown, see Appendix C.]

NAICS code	Sales sizes of establishments by type of operation and kind of business	Establishments (number)	Sales (\$1,000)	Annual payroll (\$1,000)	First-quarter payroll (\$1,000)	Paid employees for pay period including March 12 (number)	Operating expenses ¹ (\$1,000)	End-of-1996 inventories (\$1,000)	End-of-1997 inventories (\$1,000)
421	MANUFACTURERS' SALES BRANCHES AND SALES OFFICES—Con.								
42173	Wholesale trade, durable goods—Con.								
	Warm air heating & air-conditioning equipment & supplies whsle—Con.								
	Establishments operated for the entire year	211	D	D	D	i	D	D	D
	Establishments with sales less than \$100,000	—	—	—	—	—	—	—	—
	Establishments with sales of \$100,000 to \$249,999	1	D	D	D	a	D	D	D
	Establishments with sales of \$250,000 to \$499,999	6	D	D	D	a	D	D	D
	Establishments with sales of \$500,000 to \$999,999	29	D	D	D	c	D	D	D
	Establishments with sales of \$1,000,000 to \$2,499,999	43	70 410	11 315	2 722	253	19 116	5 878	5 908
	Establishments with sales of \$2,500,000 to \$4,999,999	32	115 463	15 910	4 683	344	26 801	6 665	7 318
	Establishments with sales of \$5,000,000 to \$9,999,999	37	276 625	47 888	12 024	791	76 816	22 694	23 607
	Establishments with sales of \$10,000,000 to \$24,999,999	44	D	D	D	g	D	D	D
	Establishments with sales of \$25,000,000 or more	19	2 385 110	117 600	29 283	2 526	429 967	213 286	212 976
	Establishments not operated for the entire year	10	D	D	D	b	D	D	D
421730	Warm air heating & air-conditioning equipment & supplies whsle								
	All establishments	221	3 572 401	305 086	77 313	6 036	746 481	302 260	306 643
	Establishments operated for the entire year	211	D	D	D	i	D	D	D
	Establishments with sales less than \$100,000	—	—	—	—	—	—	—	—
	Establishments with sales of \$100,000 to \$249,999	1	D	D	D	a	D	D	D
	Establishments with sales of \$250,000 to \$499,999	6	D	D	D	a	D	D	D
	Establishments with sales of \$500,000 to \$999,999	29	D	D	D	c	D	D	D
	Establishments with sales of \$1,000,000 to \$2,499,999	43	70 410	11 315	2 722	253	19 116	5 878	5 908
	Establishments with sales of \$2,500,000 to \$4,999,999	32	115 463	15 910	4 683	344	26 801	6 665	7 318
	Establishments with sales of \$5,000,000 to \$9,999,999	37	276 625	47 888	12 024	791	76 816	22 694	23 607
	Establishments with sales of \$10,000,000 to \$24,999,999	44	D	D	D	g	D	D	D
	Establishments with sales of \$25,000,000 or more	19	2 385 110	117 600	29 283	2 526	429 967	213 286	212 976
	Establishments not operated for the entire year	10	D	D	D	b	D	D	D
42174	Refrigeration equipment & supplies whsle								
	All establishments	79	D	D	D	g	D	D	D
	Establishments operated for the entire year	76	D	D	D	g	D	D	D
	Establishments with sales less than \$100,000	1	D	D	D	a	D	D	D
	Establishments with sales of \$100,000 to \$249,999	—	—	—	—	—	—	—	—
	Establishments with sales of \$250,000 to \$499,999	1	D	D	D	a	D	D	D
	Establishments with sales of \$500,000 to \$999,999	—	—	—	—	—	—	—	—
	Establishments with sales of \$1,000,000 to \$2,499,999	14	D	D	D	b	D	D	D
	Establishments with sales of \$2,500,000 to \$4,999,999	19	D	D	D	b	D	D	D
	Establishments with sales of \$5,000,000 to \$9,999,999	16	D	D	D	b	D	D	D
	Establishments with sales of \$10,000,000 to \$24,999,999	11	D	D	D	c	D	D	D
	Establishments with sales of \$25,000,000 or more	14	D	D	D	g	D	D	D
	Establishments not operated for the entire year	3	D	D	D	a	D	D	D

See footnotes at end of table.

Table 1. Sales Size of Establishments: 1997—Con.

[Includes only establishments with payroll. For meaning of abbreviations and symbols, see introductory text. For explanation of terms, see Appendix A. For method of assignment to categories shown, see Appendix C]

NAICS code	Sales sizes of establishments by type of operation and kind of business	Establishments (number)	Sales (\$1,000)	Annual payroll (\$1,000)	First-quarter payroll (\$1,000)	Paid employees for pay period including March 12 (number)	Operating expenses ¹ (\$1,000)	End-of-1996 inventories (\$1,000)	End-of-1997 inventories (\$1,000)
421	MANUFACTURERS' SALES BRANCHES AND SALES OFFICES—Con.								
	Wholesale trade, durable goods—Con.								
421740	Refrigeration equipment & supplies whsle								
	All establishments	79	D	D	D	g	D	D	D
	Establishments operated for the entire year	76	D	D	D	g	D	D	D
	Establishments with sales less than \$100,000	1	D	D	D	a	D	D	D
	Establishments with sales of \$100,000 to \$249,999	—	—	—	—	—	—	—	—
	Establishments with sales of \$250,000 to \$499,999	1	D	D	D	a	D	D	D
	Establishments with sales of \$500,000 to \$999,999	—	—	—	—	—	—	—	—
	Establishments with sales of \$1,000,000 to \$2,499,999	14	D	D	D	b	D	D	D
	Establishments with sales of \$2,500,000 to \$4,999,999	19	D	D	D	b	D	D	D
	Establishments with sales of \$5,000,000 to \$9,999,999	16	D	D	D	b	D	D	D
	Establishments with sales of \$10,000,000 to \$24,999,999	11	D	D	D	c	D	D	D
	Establishments with sales of \$25,000,000 or more	14	D	D	D	g	D	D	D
	Establishments not operated for the entire year	3	D	D	D	a	D	D	D
4218	Machinery, equipment, & supplies whsle								
	All establishments	4 120	75 691 801	3 381 032	824 894	72 156	6 466 552	5 425 245	5 652 296
	Establishments operated for the entire year	3 947	74 741 472	3 342 910	811 822	70 977	6 370 674	5 401 847	5 631 176
	Establishments with sales less than \$100,000	19	1 164	273	70	25	481	210	221
	Establishments with sales of \$100,000 to \$249,999	78	13 599	3 322	866	115	5 498	2 542	2 761
	Establishments with sales of \$250,000 to \$499,999	154	57 639	10 791	2 648	320	20 368	11 096	11 194
	Establishments with sales of \$500,000 to \$999,999	401	305 405	42 721	10 347	1 173	81 680	38 856	41 047
	Establishments with sales of \$1,000,000 to \$2,499,999	926	1 531 883	181 115	42 897	4 479	331 382	162 351	170 023
	Establishments with sales of \$2,500,000 to \$4,999,999	793	2 836 688	260 035	62 528	6 293	493 180	269 855	286 753
	Establishments with sales of \$5,000,000 to \$9,999,999	601	4 221 578	362 752	86 954	8 359	681 094	427 634	455 403
	Establishments with sales of \$10,000,000 to \$24,999,999	531	8 244 360	567 760	140 508	12 205	1 038 294	728 317	740 837
	Establishments with sales of \$25,000,000 or more	444	57 529 156	1 914 141	465 004	38 008	3 718 697	3 760 986	3 922 937
	Establishments not operated for the entire year	173	950 329	38 122	13 072	1 179	95 878	23 398	21 120
42181	Construction & mining (except petroleum) machinery & equip whsle								
	All establishments	281	11 913 590	447 715	117 664	8 930	850 564	1 965 177	2 048 105
	Establishments operated for the entire year	273	11 898 041	446 425	116 899	8 821	848 034	1 964 937	2 046 305
	Establishments with sales less than \$100,000	1	D	D	D	a	D	D	D
	Establishments with sales of \$100,000 to \$249,999	2	D	D	D	a	D	D	D
	Establishments with sales of \$250,000 to \$499,999	7	2 611	378	84	11	683	697	783
	Establishments with sales of \$500,000 to \$999,999	25	D	D	D	b	D	D	D
	Establishments with sales of \$1,000,000 to \$2,499,999	39	64 514	8 488	2 049	196	15 650	10 948	11 800
	Establishments with sales of \$2,500,000 to \$4,999,999	46	163 821	19 023	4 637	488	37 911	37 063	43 566
	Establishments with sales of \$5,000,000 to \$9,999,999	51	388 654	33 899	9 020	846	60 642	105 830	112 425
	Establishments with sales of \$10,000,000 to \$24,999,999	48	734 386	56 799	14 582	1 328	99 264	184 790	189 505
	Establishments with sales of \$25,000,000 or more	54	10 524 104	324 697	85 764	5 861	628 028	1 621 599	1 684 249
	Establishments not operated for the entire year	8	15 549	1 290	765	109	2 530	240	1 800

See footnotes at end of table.

Table 1. Sales Size of Establishments: 1997—Con.

[Includes only establishments with payroll. For meaning of abbreviations and symbols, see introductory text. For explanation of terms, see Appendix A. For method of assignment to categories shown, see Appendix C.]

NAICS code	Sales sizes of establishments by type of operation and kind of business	Establishments (number)	Sales (\$1,000)	Annual payroll (\$1,000)	First-quarter payroll (\$1,000)	Paid employees for pay period including March 12 (number)	Operating expenses ¹ (\$1,000)	End-of-1996 inventories (\$1,000)	End-of-1997 inventories (\$1,000)
421	MANUFACTURERS' SALES BRANCHES AND SALES OFFICES—Con.								
	Wholesale trade, durable goods—Con.								
421810	Construction & mining (except petroleum) machinery & equip whsle								
	All establishments	281	11 913 590	447 715	117 664	8 930	850 564	1 965 177	2 048 105
	Establishments operated for the entire year	273	11 898 041	446 425	116 899	8 821	848 034	1 964 937	2 046 305
	Establishments with sales less than \$100,000	1	D	D	D	a	D	D	D
	Establishments with sales of \$100,000 to \$249,999	2	D	D	D	a	D	D	D
	Establishments with sales of \$250,000 to \$499,999	7	2 611	378	84	11	683	697	783
	Establishments with sales of \$500,000 to \$999,999	25	D	D	D	b	D	D	D
	Establishments with sales of \$1,000,000 to \$2,499,999	39	64 514	8 488	2 049	196	15 650	10 948	11 800
	Establishments with sales of \$2,500,000 to \$4,999,999	46	163 821	19 023	4 637	488	37 911	37 063	43 566
	Establishments with sales of \$5,000,000 to \$9,999,999	51	388 654	33 899	9 020	846	60 642	105 830	112 425
	Establishments with sales of \$10,000,000 to \$24,999,999	48	734 386	56 799	14 582	1 328	99 264	184 790	189 505
	Establishments with sales of \$25,000,000 or more	54	10 524 104	324 697	85 764	5 861	628 028	1 621 599	1 684 249
	Establishments not operated for the entire year	8	15 549	1 290	765	109	2 530	240	1 800
42182	Farm & garden machinery & equipment whsle								
	All establishments	132	7 823 700	181 944	42 452	4 175	425 286	499 592	496 571
	Establishments operated for the entire year	131	D	D	D	h	D	D	D
	Establishments with sales less than \$100,000	1	D	D	D	a	D	D	D
	Establishments with sales of \$100,000 to \$249,999	3	D	D	D	a	D	D	D
	Establishments with sales of \$250,000 to \$499,999	8	2 938	368	85	12	806	716	585
	Establishments with sales of \$500,000 to \$999,999	15	11 079	1 414	383	50	2 628	2 217	2 348
	Establishments with sales of \$1,000,000 to \$2,499,999	34	58 049	6 895	1 657	196	14 383	19 008	19 327
	Establishments with sales of \$2,500,000 to \$4,999,999	23	80 510	8 310	1 980	267	15 884	24 112	22 710
	Establishments with sales of \$5,000,000 to \$9,999,999	15	110 727	13 903	3 190	404	24 843	32 521	32 438
	Establishments with sales of \$10,000,000 to \$24,999,999	9	125 648	15 710	3 913	466	23 127	58 324	57 342
	Establishments with sales of \$25,000,000 or more	23	D	D	D	h	D	D	D
	Establishments not operated for the entire year	1	D	D	D	b	D	D	D
421820	Farm & garden machinery & equipment whsle								
	All establishments	132	7 823 700	181 944	42 452	4 175	425 286	499 592	496 571
	Establishments operated for the entire year	131	D	D	D	h	D	D	D
	Establishments with sales less than \$100,000	1	D	D	D	a	D	D	D
	Establishments with sales of \$100,000 to \$249,999	3	D	D	D	a	D	D	D
	Establishments with sales of \$250,000 to \$499,999	8	2 938	368	85	12	806	716	585
	Establishments with sales of \$500,000 to \$999,999	15	11 079	1 414	383	50	2 628	2 217	2 348
	Establishments with sales of \$1,000,000 to \$2,499,999	34	58 049	6 895	1 657	196	14 383	19 008	19 327
	Establishments with sales of \$2,500,000 to \$4,999,999	23	80 510	8 310	1 980	267	15 884	24 112	22 710
	Establishments with sales of \$5,000,000 to \$9,999,999	15	110 727	13 903	3 190	404	24 843	32 521	32 438
	Establishments with sales of \$10,000,000 to \$24,999,999	9	125 648	15 710	3 913	466	23 127	58 324	57 342
	Establishments with sales of \$25,000,000 or more	23	D	D	D	h	D	D	D
	Establishments not operated for the entire year	1	D	D	D	b	D	D	D

See footnotes at end of table.

Table 1. Sales Size of Establishments: 1997—Con.

[Includes only establishments with payroll. For meaning of abbreviations and symbols, see introductory text. For explanation of terms, see Appendix A. For method of assignment to categories shown, see Appendix C]

NAICS code	Sales sizes of establishments by type of operation and kind of business	Establishments (number)	Sales (\$1,000)	Annual payroll (\$1,000)	First-quarter payroll (\$1,000)	Paid employees for pay period including March 12 (number)	Operating expenses (\$1,000)	End-of-1996 inventories (\$1,000)	End-of-1997 inventories (\$1,000)
421	MANUFACTURERS' SALES BRANCHES AND SALES OFFICES—Con.								
	Wholesale trade, durable goods—Con.								
4218201	Farm machinery & equipment—farm dealers								
	All establishments	42	D	D	D	f	D	D	D
	Establishments operated for the entire year	41	D	D	D	f	D	D	D
	Establishments with sales less than \$100,000	—	—	—	—	—	—	—	—
	Establishments with sales of \$100,000 to \$249,999	—	—	—	—	—	—	—	—
	Establishments with sales of \$250,000 to \$499,999	1	D	D	D	a	D	D	D
	Establishments with sales of \$500,000 to \$999,999	4	D	D	D	a	D	D	D
	Establishments with sales of \$1,000,000 to \$2,499,999	12	D	D	D	b	D	D	D
	Establishments with sales of \$2,500,000 to \$4,999,999	10	D	D	D	c	D	D	D
	Establishments with sales of \$5,000,000 to \$9,999,999	7	D	D	D	b	D	D	D
	Establishments with sales of \$10,000,000 to \$24,999,999	6	D	D	D	e	D	D	D
	Establishments with sales of \$25,000,000 or more	1	D	D	D	c	D	D	D
	Establishments not operated for the entire year	1	D	D	D	b	D	D	D
4218202	Farm machinery & equipment—wholesale distributors								
	All establishments	70	D	D	D	h	D	D	D
	Establishments operated for the entire year	70	D	D	D	h	D	D	D
	Establishments with sales less than \$100,000	—	—	—	—	—	—	—	—
	Establishments with sales of \$100,000 to \$249,999	3	D	D	D	a	D	D	D
	Establishments with sales of \$250,000 to \$499,999	4	D	D	D	a	D	D	D
	Establishments with sales of \$500,000 to \$999,999	9	D	D	D	b	D	D	D
	Establishments with sales of \$1,000,000 to \$2,499,999	19	D	D	D	b	D	D	D
	Establishments with sales of \$2,500,000 to \$4,999,999	9	D	D	D	b	D	D	D
	Establishments with sales of \$5,000,000 to \$9,999,999	6	D	D	D	e	D	D	D
	Establishments with sales of \$10,000,000 to \$24,999,999	3	D	D	D	c	D	D	D
	Establishments with sales of \$25,000,000 or more	17	D	D	D	g	D	D	D
	Establishments not operated for the entire year	—	—	—	—	—	—	—	—
4218203	Lawn & garden machinery & equipment wholesale								
	All establishments	20	1 036 338	39 387	8 747	754	149 865	108 770	112 891
	Establishments operated for the entire year	20	1 036 338	39 387	8 747	754	149 865	108 770	112 891
	Establishments with sales less than \$100,000	1	D	D	D	a	D	D	D
	Establishments with sales of \$100,000 to \$249,999	—	—	—	—	—	—	—	—
	Establishments with sales of \$250,000 to \$499,999	3	D	D	D	a	D	D	D
	Establishments with sales of \$500,000 to \$999,999	2	D	D	D	a	D	D	D
	Establishments with sales of \$1,000,000 to \$2,499,999	3	D	D	D	a	D	D	D
	Establishments with sales of \$2,500,000 to \$4,999,999	4	15 163	2 587	553	69	3 731	2 183	2 368
	Establishments with sales of \$5,000,000 to \$9,999,999	2	D	D	D	b	D	D	D
	Establishments with sales of \$10,000,000 to \$24,999,999	—	—	—	—	—	—	—	—
	Establishments with sales of \$25,000,000 or more	5	998 624	34 344	7 628	615	141 310	102 687	106 444
	Establishments not operated for the entire year	—	—	—	—	—	—	—	—
42183	Industrial machinery & equipment wholesale								
	All establishments	2 332	25 170 814	1 793 155	423 140	38 160	3 307 795	1 546 022	1 621 644

See footnotes at end of table.

Table 1. Sales Size of Establishments: 1997—Con.

[Includes only establishments with payroll. For meaning of abbreviations and symbols, see introductory text. For explanation of terms, see Appendix A. For method of assignment to categories shown, see Appendix C]

NAICS code	Sales sizes of establishments by type of operation and kind of business	Establishments (number)	Sales (\$1,000)	Annual payroll (\$1,000)	First-quarter payroll (\$1,000)	Paid employees for pay period including March 12 (number)	Operating expenses ¹ (\$1,000)	End-of-1996 inventories (\$1,000)	End-of-1997 inventories (\$1,000)
421	MANUFACTURERS' SALES BRANCHES AND SALES OFFICES—Con.								
42183	Wholesale trade, durable goods—Con.								
	Industrial machinery & equipment whsle—Con.								
	Establishments operated for the entire year	2 227	24 719 685	1 766 455	414 744	37 494	3 234 042	1 537 202	1 614 679
	Establishments with sales less than \$100,000	13	751	141	53	17	236	182	193
	Establishments with sales of \$100,000 to \$249,999	59	9 888	2 490	664	85	3 983	1 961	2 182
	Establishments with sales of \$250,000 to \$499,999	98	37 298	7 408	1 834	211	14 088	7 547	7 726
	Establishments with sales of \$500,000 to \$999,999	231	176 142	25 325	6 334	663	47 888	23 686	26 247
	Establishments with sales of \$1,000,000 to \$2,499,999	580	970 331	112 731	26 719	2 549	202 434	87 967	96 418
	Establishments with sales of \$2,500,000 to \$4,999,999	435	1 540 157	152 401	36 021	3 354	279 252	131 151	143 246
	Establishments with sales of \$5,000,000 to \$9,999,999	327	2 279 036	211 583	49 805	4 454	384 233	176 030	195 810
	Establishments with sales of \$10,000,000 to \$24,999,999	284	4 445 794	330 505	78 367	6 764	609 703	283 593	293 019
	Establishments with sales of \$25,000,000 or more	200	15 260 288	923 871	214 947	19 397	1 692 225	825 085	849 838
	Establishments not operated for the entire year	105	451 129	26 700	8 396	666	73 753	8 820	6 965
421830	Industrial machinery & equipment whsle								
	All establishments	2 332	25 170 814	1 793 155	423 140	38 160	3 307 795	1 546 022	1 621 644
	Establishments operated for the entire year	2 227	24 719 685	1 766 455	414 744	37 494	3 234 042	1 537 202	1 614 679
	Establishments with sales less than \$100,000	13	751	141	53	17	236	182	193
	Establishments with sales of \$100,000 to \$249,999	59	9 888	2 490	664	85	3 983	1 961	2 182
	Establishments with sales of \$250,000 to \$499,999	98	37 298	7 408	1 834	211	14 088	7 547	7 726
	Establishments with sales of \$500,000 to \$999,999	231	176 142	25 325	6 334	663	47 888	23 686	26 247
	Establishments with sales of \$1,000,000 to \$2,499,999	580	970 331	112 731	26 719	2 549	202 434	87 967	96 418
	Establishments with sales of \$2,500,000 to \$4,999,999	435	1 540 157	152 401	36 021	3 354	279 252	131 151	143 246
	Establishments with sales of \$5,000,000 to \$9,999,999	327	2 279 036	211 583	49 805	4 454	384 233	176 030	195 810
	Establishments with sales of \$10,000,000 to \$24,999,999	284	4 445 794	330 505	78 367	6 764	609 703	283 593	293 019
	Establishments with sales of \$25,000,000 or more	200	15 260 288	923 871	214 947	19 397	1 692 225	825 085	849 838
	Establishments not operated for the entire year	105	451 129	26 700	8 396	666	73 753	8 820	6 965
4218301	Food-processing machinery & equipment whsle								
	All establishments	33	337 285	31 261	7 266	771	52 689	28 248	34 065
	Establishments operated for the entire year	31	D	D	D	f	D	D	D
	Establishments with sales less than \$100,000	—	—	—	—	—	—	—	—
	Establishments with sales of \$100,000 to \$249,999	—	—	—	—	—	—	—	—
	Establishments with sales of \$250,000 to \$499,999	—	—	—	—	—	—	—	—
	Establishments with sales of \$500,000 to \$999,999	3	D	D	D	a	D	D	D
	Establishments with sales of \$1,000,000 to \$2,499,999	6	11 485	1 797	458	44	2 414	138	104
	Establishments with sales of \$2,500,000 to \$4,999,999	8	31 575	5 758	1 271	128	11 555	2 481	2 274
	Establishments with sales of \$5,000,000 to \$9,999,999	4	27 368	4 051	898	109	6 704	2 249	10 029
	Establishments with sales of \$10,000,000 to \$24,999,999	6	86 530	8 661	1 957	184	16 447	7 000	5 876
	Establishments with sales of \$25,000,000 or more	4	D	D	D	e	D	D	D
	Establishments not operated for the entire year	2	D	D	D	a	D	D	D
4218302	Hydraulic & pneumatic (fluid-power) machinery & equipment whsle								
	All establishments	264	2 063 142	118 654	30 155	2 901	206 767	154 417	172 816

See footnotes at end of table.

Table 1. Sales Size of Establishments: 1997—Con.

[Includes only establishments with payroll. For meaning of abbreviations and symbols, see introductory text. For explanation of terms, see Appendix A. For method of assignment to categories shown, see Appendix C]

NAICS code	Sales sizes of establishments by type of operation and kind of business	Establishments (number)	Sales (\$1,000)	Annual payroll (\$1,000)	First-quarter payroll (\$1,000)	Paid employees for pay period including March 12 (number)	Operating expenses ¹ (\$1,000)	End-of-1996 inventories (\$1,000)	End-of-1997 inventories (\$1,000)
421	MANUFACTURERS' SALES BRANCHES AND SALES OFFICES—Con.								
	Wholesale trade, durable goods—Con.								
4218302	Hydraulic & pneumatic (fluid-power) machinery & equipment whsle—Con.								
	Establishments operated for the entire year	256	2 044 502	116 508	29 482	2 819	202 311	152 192	170 816
	Establishments with sales less than \$100,000	—	—	—	—	—	—	—	—
	Establishments with sales of \$100,000 to \$249,999	3	612	155	35	4	233	230	228
	Establishments with sales of \$250,000 to \$499,999	6	2 189	437	101	8	713	294	296
	Establishments with sales of \$500,000 to \$999,999	25	20 153	2 120	490	51	4 024	1 815	2 016
	Establishments with sales of \$1,000,000 to \$2,499,999	76	121 104	12 289	3 175	287	20 537	9 241	8 806
	Establishments with sales of \$2,500,000 to \$4,999,999	61	212 689	22 765	6 139	514	39 024	16 131	19 643
	Establishments with sales of \$5,000,000 to \$9,999,999	36	243 251	21 931	5 615	511	37 932	14 512	17 120
	Establishments with sales of \$10,000,000 to \$24,999,999	31	499 314	32 979	7 877	721	51 698	33 310	33 018
	Establishments with sales of \$25,000,000 or more	18	945 190	23 832	6 050	723	48 150	76 659	89 689
	Establishments not operated for the entire year	8	18 640	2 146	673	82	4 456	2 225	2 000
42183021	Hydraulic & pneumatic pumps & motors whsle								
	All establishments	204	1 185 714	77 648	20 182	1 799	133 488	92 070	108 041
	Establishments operated for the entire year	201	1 176 884	77 418	20 025	1 788	132 842	92 070	108 041
	Establishments with sales less than \$100,000	—	—	—	—	—	—	—	—
	Establishments with sales of \$100,000 to \$249,999	3	612	155	35	4	233	230	228
	Establishments with sales of \$250,000 to \$499,999	4	D	D	D	a	D	D	D
	Establishments with sales of \$500,000 to \$999,999	19	D	D	D	b	D	D	D
	Establishments with sales of \$1,000,000 to \$2,499,999	66	107 501	10 921	2 783	247	18 136	8 538	8 155
	Establishments with sales of \$2,500,000 to \$4,999,999	52	179 533	18 763	5 059	420	31 726	13 166	16 310
	Establishments with sales of \$5,000,000 to \$9,999,999	29	D	D	D	e	D	D	D
	Establishments with sales of \$10,000,000 to \$24,999,999	20	299 119	17 440	4 528	399	27 457	16 876	15 432
	Establishments with sales of \$25,000,000 or more	8	D	D	D	e	D	D	D
	Establishments not operated for the entire year	3	8 830	230	157	11	646	—	—
42183022	Hydraulic & pneumatic parts, accessories, & supplies whsle								
	All establishments	60	877 428	41 006	9 973	1 102	73 279	62 347	64 775
	Establishments operated for the entire year	55	867 618	39 090	9 457	1 031	69 469	60 122	62 775
	Establishments with sales less than \$100,000	—	—	—	—	—	—	—	—
	Establishments with sales of \$100,000 to \$249,999	—	—	—	—	—	—	—	—
	Establishments with sales of \$250,000 to \$499,999	2	D	D	D	a	D	D	D
	Establishments with sales of \$500,000 to \$999,999	6	D	D	D	a	D	D	D
	Establishments with sales of \$1,000,000 to \$2,499,999	10	13 603	1 368	392	40	2 401	703	651
	Establishments with sales of \$2,500,000 to \$4,999,999	9	33 156	4 002	1 080	94	7 298	2 965	3 333
	Establishments with sales of \$5,000,000 to \$9,999,999	7	D	D	D	c	D	D	D
	Establishments with sales of \$10,000,000 to \$24,999,999	11	200 195	15 539	3 349	322	24 241	16 434	17 586
	Establishments with sales of \$25,000,000 or more	10	D	D	D	e	D	D	D
	Establishments not operated for the entire year	5	9 810	1 916	516	71	3 810	2 225	2 000
4218303	General-purpose industrial machinery & equipment whsle								
	All establishments	679	7 711 350	540 870	118 105	10 902	1 021 002	348 884	361 601

See footnotes at end of table.

Table 1. Sales Size of Establishments: 1997—Con.

[Includes only establishments with payroll. For meaning of abbreviations and symbols, see introductory text. For explanation of terms, see Appendix A. For method of assignment to categories shown, see Appendix C.]

NAICS code	Sales sizes of establishments by type of operation and kind of business	Establishments (number)	Sales (\$1,000)	Annual payroll (\$1,000)	First-quarter payroll (\$1,000)	Paid employees for pay period including March 12 (number)	Operating expenses ¹ (\$1,000)	End-of-1996 inventories (\$1,000)	End-of-1997 inventories (\$1,000)
421	MANUFACTURERS' SALES BRANCHES AND SALES OFFICES—Con.								
	Wholesale trade, durable goods—Con.								
4218303	General-purpose industrial machinery & equipment whsle—Con.								
	Establishments operated for the entire year	648	7 638 876	538 618	117 657	10 859	1 016 668	345 382	359 025
	Establishments with sales less than \$100,000	3	165	41	11	3	63	—	—
	Establishments with sales of \$100,000 to \$249,999	7	1 270	543	144	13	699	65	201
	Establishments with sales of \$250,000 to \$499,999	20	7 823	2 221	541	63	3 872	1 519	1 547
	Establishments with sales of \$500,000 to \$999,999	35	26 853	4 425	1 115	121	8 314	3 911	3 679
	Establishments with sales of \$1,000,000 to \$2,499,999	149	258 044	28 873	7 149	671	54 877	20 906	22 670
	Establishments with sales of \$2,500,000 to \$4,999,999	165	579 943	47 235	10 573	943	86 419	29 805	29 903
	Establishments with sales of \$5,000,000 to \$9,999,999	112	783 878	59 809	13 145	1 257	111 996	47 161	49 384
	Establishments with sales of \$10,000,000 to \$24,999,999	103	1 615 641	85 734	20 988	1 840	172 944	83 760	86 347
	Establishments with sales of \$25,000,000 or more	54	4 365 259	309 737	63 991	5 948	577 484	158 255	165 294
	Establishments not operated for the entire year	31	72 474	2 252	448	43	4 334	3 502	2 576
4218304	Metalworking machinery & equipment whsle								
	All establishments	133	2 386 799	146 132	36 850	3 061	289 639	214 923	209 410
	Establishments operated for the entire year	124	2 135 710	130 526	31 879	2 727	236 769	214 872	209 268
	Establishments with sales less than \$100,000	1	D	D	D	a	D	D	D
	Establishments with sales of \$100,000 to \$249,999	2	D	D	D	a	D	D	D
	Establishments with sales of \$250,000 to \$499,999	1	D	D	D	a	D	D	D
	Establishments with sales of \$500,000 to \$999,999	12	9 164	1 168	325	28	2 150	1 396	1 458
	Establishments with sales of \$1,000,000 to \$2,499,999	27	44 332	5 452	941	104	10 973	4 391	5 799
	Establishments with sales of \$2,500,000 to \$4,999,999	15	55 976	8 589	2 091	217	15 084	11 183	11 060
	Establishments with sales of \$5,000,000 to \$9,999,999	25	186 025	12 665	3 179	249	21 542	10 816	11 131
	Establishments with sales of \$10,000,000 to \$24,999,999	21	295 847	30 706	7 408	656	54 609	18 087	16 113
	Establishments with sales of \$25,000,000 or more	20	1 543 495	71 699	17 866	1 464	131 954	168 976	163 683
	Establishments not operated for the entire year	9	251 089	15 606	4 971	334	52 870	51	142
4218305	Materials handling equipment whsle								
	All establishments	188	2 721 654	244 145	58 321	5 619	435 385	126 213	134 682
	Establishments operated for the entire year	181	D	D	D	i	D	D	D
	Establishments with sales less than \$100,000	3	D	D	D	a	D	D	D
	Establishments with sales of \$100,000 to \$249,999	3	D	D	D	a	D	D	D
	Establishments with sales of \$250,000 to \$499,999	5	1 651	213	71	8	526	254	260
	Establishments with sales of \$500,000 to \$999,999	16	D	D	D	b	D	D	D
	Establishments with sales of \$1,000,000 to \$2,499,999	36	57 491	8 264	1 805	175	13 665	3 423	3 458
	Establishments with sales of \$2,500,000 to \$4,999,999	31	111 777	14 272	3 034	385	28 990	11 844	11 992
	Establishments with sales of \$5,000,000 to \$9,999,999	39	277 419	36 075	8 336	785	59 474	21 115	23 044
	Establishments with sales of \$10,000,000 to \$24,999,999	25	399 053	42 026	9 789	917	76 992	18 331	21 166
	Establishments with sales of \$25,000,000 or more	23	D	D	D	h	D	D	D
	Establishments not operated for the entire year	7	D	D	D	b	D	D	D
4218306	Oilwell, oil refinery, & pipeline mach, equip, & supplies whsle								
	All establishments	599	2 860 833	271 680	65 414	5 782	480 009	330 980	362 625

See footnotes at end of table.

Table 1. Sales Size of Establishments: 1997—Con.

[Includes only establishments with payroll. For meaning of abbreviations and symbols, see introductory text. For explanation of terms, see Appendix A. For method of assignment to categories shown, see Appendix C.]

NAICS code	Sales sizes of establishments by type of operation and kind of business	Establishments (number)	Sales (\$1,000)	Annual payroll (\$1,000)	First-quarter payroll (\$1,000)	Paid employees for pay period including March 12 (number)	Operating expenses ¹ (\$1,000)	End-of-1996 inventories (\$1,000)	End-of-1997 inventories (\$1,000)
421	MANUFACTURERS' SALES BRANCHES AND SALES OFFICES—Con.								
	Wholesale trade, durable goods—Con.								
4218306	Oilwell, oil refinery, & pipeline mach, equip, & supplies whsle —Con.								
	Establishments operated for the entire year	576	2 849 787	269 984	64 640	5 702	476 735	328 804	360 450
	Establishments with sales less than \$100,000	5	338	46	26	6	79	182	193
	Establishments with sales of \$100,000 to \$249,999	33	5 648	1 339	390	46	2 275	1 374	1 448
	Establishments with sales of \$250,000 to \$499,999	52	19 693	3 507	865	105	7 026	4 880	5 047
	Establishments with sales of \$500,000 to \$999,999	109	81 990	12 626	3 141	343	23 913	13 879	16 611
	Establishments with sales of \$1,000,000 to \$2,499,999	170	279 830	36 350	8 638	887	64 831	39 181	43 570
	Establishments with sales of \$2,500,000 to \$4,999,999	92	320 169	34 058	8 169	728	61 383	43 492	51 492
	Establishments with sales of \$5,000,000 to \$9,999,999	59	399 727	47 352	11 814	958	91 334	55 517	59 427
	Establishments with sales of \$10,000,000 to \$24,999,999	39	614 178	65 942	14 410	1 174	115 158	77 024	80 360
	Establishments with sales of \$25,000,000 or more	17	1 128 214	68 764	17 187	1 455	110 736	93 275	102 302
	Establishments not operated for the entire year	23	11 046	1 696	774	80	3 274	2 176	2 175
4218307	Other industrial machinery & equipment whsle								
	All establishments	436	7 089 751	440 413	107 029	9 124	822 304	342 357	346 445
	Establishments operated for the entire year	411	7 017 907	437 081	105 843	9 031	816 630	341 491	346 395
	Establishments with sales less than \$100,000	1	D	D	D	a	D	D	D
	Establishments with sales of \$100,000 to \$249,999	11	1 507	195	38	13	444	237	248
	Establishments with sales of \$250,000 to \$499,999	14	D	D	D	b	D	D	D
	Establishments with sales of \$500,000 to \$999,999	31	23 915	3 527	882	82	6 887	2 214	2 027
	Establishments with sales of \$1,000,000 to \$2,499,999	116	198 045	19 706	4 553	381	35 137	10 687	12 011
	Establishments with sales of \$2,500,000 to \$4,999,999	63	228 028	19 724	4 744	439	36 797	16 215	16 882
	Establishments with sales of \$5,000,000 to \$9,999,999	52	361 368	29 700	6 818	585	55 251	24 660	25 675
	Establishments with sales of \$10,000,000 to \$24,999,999	59	935 231	64 457	15 938	1 272	121 855	46 081	50 139
	Establishments with sales of \$25,000,000 or more	64	5 264 269	298 757	72 627	6 233	558 486	240 797	238 837
	Establishments not operated for the entire year	25	71 844	3 332	1 186	93	5 674	866	50
42184	Industrial supplies whsle								
	All establishments	1 097	23 846 292	643 575	160 535	14 411	1 193 017	644 254	632 329
	Establishments operated for the entire year	1 045	D	D	D	j	D	D	D
	Establishments with sales less than \$100,000	2	D	D	D	a	D	D	D
	Establishments with sales of \$100,000 to \$249,999	12	D	D	D	a	D	D	D
	Establishments with sales of \$250,000 to \$499,999	36	12 928	2 277	558	71	4 129	1 864	1 836
	Establishments with sales of \$500,000 to \$999,999	113	86 106	11 632	2 610	327	22 858	7 574	7 023
	Establishments with sales of \$1,000,000 to \$2,499,999	233	377 163	44 329	10 380	1 309	83 725	39 580	37 441
	Establishments with sales of \$2,500,000 to \$4,999,999	241	867 971	61 751	15 111	1 791	126 911	51 073	51 216
	Establishments with sales of \$5,000,000 to \$9,999,999	154	1 069 300	74 076	17 846	1 963	153 415	76 724	79 128
	Establishments with sales of \$10,000,000 to \$24,999,999	133	2 067 324	117 261	28 811	2 602	218 226	129 333	128 180
	Establishments with sales of \$25,000,000 or more	121	D	D	D	i	D	D	D
	Establishments not operated for the entire year	52	D	D	D	e	D	D	D
421840	Industrial supplies whsle								
	All establishments	1 097	23 846 292	643 575	160 535	14 411	1 193 017	644 254	632 329

See footnotes at end of table.

Table 1. Sales Size of Establishments: 1997—Con.

[Includes only establishments with payroll. For meaning of abbreviations and symbols, see introductory text. For explanation of terms, see Appendix A. For method of assignment to categories shown, see Appendix C.]

NAICS code	Sales sizes of establishments by type of operation and kind of business	Establishments (number)	Sales (\$1,000)	Annual payroll (\$1,000)	First-quarter payroll (\$1,000)	Paid employees for pay period including March 12 (number)	Operating expenses ¹ (\$1,000)	End-of-1996 inventories (\$1,000)	End-of-1997 inventories (\$1,000)
421	MANUFACTURERS' SALES BRANCHES AND SALES OFFICES—Con.								
421840	Wholesale trade, durable goods—Con.								
	Industrial supplies whsle—Con.								
	Establishments operated for the entire year	1 045	D	D	D	j	D	D	D
	Establishments with sales less than \$100,000	2	D	D	D	a	D	D	D
	Establishments with sales of \$100,000 to \$249,999	12	D	D	D	a	D	D	D
	Establishments with sales of \$250,000 to \$499,999	36	12 928	2 277	558	71	4 129	1 864	1 836
	Establishments with sales of \$500,000 to \$999,999	113	86 106	11 632	2 610	327	22 858	7 574	7 023
	Establishments with sales of \$1,000,000 to \$2,499,999	233	377 163	44 329	10 380	1 309	83 725	39 580	37 441
	Establishments with sales of \$2,500,000 to \$4,999,999	241	867 971	61 751	15 111	1 791	126 911	51 073	51 216
	Establishments with sales of \$5,000,000 to \$9,999,999	154	1 069 300	74 076	17 846	1 963	153 415	76 724	79 128
	Establishments with sales of \$10,000,000 to \$24,999,999	133	2 067 324	117 261	28 811	2 602	218 226	129 333	128 180
	Establishments with sales of \$25,000,000 or more	121	D	D	D	i	D	D	D
	Establishments not operated for the entire year	52	D	D	D	e	D	D	D
4218402	Mechanical power transmission supplies whsle								
	All establishments	301	5 311 517	165 934	38 789	3 993	336 861	216 268	209 539
	Establishments operated for the entire year	283	5 256 788	165 090	38 483	3 970	335 398	216 053	209 539
	Establishments with sales less than \$100,000	—	—	—	—	—	—	—	—
	Establishments with sales of \$100,000 to \$249,999	2	D	D	D	a	D	D	D
	Establishments with sales of \$250,000 to \$499,999	—	—	—	—	—	—	—	—
	Establishments with sales of \$500,000 to \$999,999	8	D	D	D	b	D	D	D
	Establishments with sales of \$1,000,000 to \$2,499,999	22	37 206	3 718	886	121	7 257	6 421	5 656
	Establishments with sales of \$2,500,000 to \$4,999,999	102	D	D	D	e	D	D	D
	Establishments with sales of \$5,000,000 to \$9,999,999	47	327 594	13 616	3 089	391	27 198	13 962	14 385
	Establishments with sales of \$10,000,000 to \$24,999,999	49	779 161	24 253	5 865	551	44 210	42 421	35 605
	Establishments with sales of \$25,000,000 or more	53	D	D	D	g	D	D	D
	Establishments not operated for the entire year	18	54 729	844	306	23	1 463	215	—
4218403	Welding supplies whsle								
	All establishments	241	451 429	55 031	12 847	1 663	112 763	41 513	41 544
	Establishments operated for the entire year	237	449 441	54 702	12 792	1 645	112 260	40 927	41 089
	Establishments with sales less than \$100,000	1	D	D	D	a	D	D	D
	Establishments with sales of \$100,000 to \$249,999	7	D	D	D	a	D	D	D
	Establishments with sales of \$250,000 to \$499,999	25	9 151	1 251	306	44	2 551	1 319	1 234
	Establishments with sales of \$500,000 to \$999,999	62	D	D	D	c	D	D	D
	Establishments with sales of \$1,000,000 to \$2,499,999	93	144 051	18 953	4 327	579	38 431	12 874	12 742
	Establishments with sales of \$2,500,000 to \$4,999,999	32	D	D	D	e	D	D	D
	Establishments with sales of \$5,000,000 to \$9,999,999	14	D	D	D	e	D	D	D
	Establishments with sales of \$10,000,000 to \$24,999,999	3	D	D	D	c	D	D	D
	Establishments with sales of \$25,000,000 or more	—	—	—	—	—	—	—	—
	Establishments not operated for the entire year	4	1 988	329	55	18	503	586	455
4218404	Industrial containers & supplies whsle								
	All establishments	57	4 145 874	26 872	7 133	618	56 518	9 278	9 963
	Establishments operated for the entire year	55	D	D	D	f	D	D	D
	Establishments with sales less than \$100,000	1	D	D	D	a	D	D	D
	Establishments with sales of \$100,000 to \$249,999	—	—	—	—	—	—	—	—

See footnotes at end of table.

Table 1. Sales Size of Establishments: 1997—Con.

[Includes only establishments with payroll. For meaning of abbreviations and symbols, see introductory text. For explanation of terms, see Appendix A. For method of assignment to categories shown, see Appendix C]

NAICS code	Sales sizes of establishments by type of operation and kind of business	Establishments (number)	Sales (\$1,000)	Annual payroll (\$1,000)	First-quarter payroll (\$1,000)	Paid employees for pay period including March 12 (number)	Operating expenses* (\$1,000)	End-of-1996 inventories (\$1,000)	End-of-1997 inventories (\$1,000)
421	MANUFACTURERS' SALES BRANCHES AND SALES OFFICES—Con.								
	Wholesale trade, durable goods—Con.								
4218404	Industrial containers & supplies whsle—Con.								
	Establishments operated for the entire year—Con.								
	Establishments with sales of \$250,000 to \$499,999	—	—	—	—	—	—	—	—
	Establishments with sales of \$500,000 to \$999,999	2	D	D	D	a	D	D	D
	Establishments with sales of \$1,000,000 to \$2,499,999	7	11 288	1 320	306	38	2 674	824	912
	Establishments with sales of \$2,500,000 to \$4,999,999	10	39 768	3 487	957	140	10 000	517	633
	Establishments with sales of \$5,000,000 to \$9,999,999	11	D	D	D	c	D	D	D
	Establishments with sales of \$10,000,000 to \$24,999,999	9	156 391	9 150	2 309	215	19 830	6 761	6 955
	Establishments with sales of \$25,000,000 or more	15	D	D	D	b	D	D	D
	Establishments not operated for the entire year	2	D	D	D	a	D	D	D
4218405	Industrial valves & fittings (except fluid-power) whsle								
	All establishments	98	654 866	67 124	17 160	1 422	111 682	53 102	53 498
	Establishments operated for the entire year	95	D	D	D	g	D	D	D
	Establishments with sales less than \$100,000	—	—	—	—	—	—	—	—
	Establishments with sales of \$100,000 to \$249,999	1	D	D	D	a	D	D	D
	Establishments with sales of \$250,000 to \$499,999	2	D	D	D	a	D	D	D
	Establishments with sales of \$500,000 to \$999,999	14	11 210	1 062	271	29	1 820	324	353
	Establishments with sales of \$1,000,000 to \$2,499,999	25	43 030	4 444	1 018	126	9 027	6 872	6 629
	Establishments with sales of \$2,500,000 to \$4,999,999	18	63 564	6 027	1 412	131	11 513	6 143	6 764
	Establishments with sales of \$5,000,000 to \$9,999,999	15	103 755	7 846	1 766	146	15 238	6 960	6 297
	Establishments with sales of \$10,000,000 to \$24,999,999	16	D	D	D	e	D	D	D
	Establishments with sales of \$25,000,000 or more	4	D	D	D	e	D	D	D
	Establishments not operated for the entire year	3	D	D	D	c	D	D	D
4218406	Other industrial supplies whsle								
	All establishments	400	13 282 606	328 614	84 606	6 715	575 193	324 093	317 785
	Establishments operated for the entire year	375	13 235 394	324 891	83 245	6 568	569 447	322 263	314 409
	Establishments with sales less than \$100,000	—	—	—	—	—	—	—	—
	Establishments with sales of \$100,000 to \$249,999	2	D	D	D	a	D	D	D
	Establishments with sales of \$250,000 to \$499,999	9	D	D	D	b	D	D	D
	Establishments with sales of \$500,000 to \$999,999	27	20 602	3 482	779	82	6 113	1 296	1 172
	Establishments with sales of \$1,000,000 to \$2,499,999	86	141 588	15 894	3 843	445	26 336	12 589	11 502
	Establishments with sales of \$2,500,000 to \$4,999,999	79	275 964	22 037	5 604	649	44 006	20 688	20 319
	Establishments with sales of \$5,000,000 to \$9,999,999	67	477 391	36 108	9 230	1 014	76 864	47 346	49 057
	Establishments with sales of \$10,000,000 to \$24,999,999	56	816 512	55 054	12 914	1 251	106 348	65 633	70 107
	Establishments with sales of \$25,000,000 or more	49	11 499 817	191 347	50 650	3 100	308 344	174 191	161 690
	Establishments not operated for the entire year	25	47 212	3 723	1 361	147	5 746	1 830	3 376
42185	Service establishment equipment & supplies whsle								
	All establishments	182	3 466 042	98 546	23 118	2 107	189 409	89 856	87 142
	Establishments operated for the entire year	179	D	D	D	g	D	D	D
	Establishments with sales less than \$100,000	2	D	D	D	a	D	D	D
	Establishments with sales of \$100,000 to \$249,999	2	D	D	D	a	D	D	D
	Establishments with sales of \$250,000 to \$499,999	3	D	D	D	a	D	D	D
	Establishments with sales of \$500,000 to \$999,999	5	D	D	D	b	D	D	D

See footnotes at end of table.

Table 1. Sales Size of Establishments: 1997—Con.

[Includes only establishments with payroll. For meaning of abbreviations and symbols, see introductory text. For explanation of terms, see Appendix A. For method of assignment to categories shown, see Appendix C.]

NAICS code	Sales sizes of establishments by type of operation and kind of business	Establishments (number)	Sales (\$1,000)	Annual payroll (\$1,000)	First-quarter payroll (\$1,000)	Paid employees for pay period including March 12 (number)	Operating expenses ¹ (\$1,000)	End-of-1996 inventories (\$1,000)	End-of-1997 inventories (\$1,000)
421	MANUFACTURERS' SALES BRANCHES AND SALES OFFICES—Con.								
42185	Wholesale trade, durable goods—Con.								
	Service establishment equipment & supplies whsle—Con.								
	Establishments operated for the entire year—Con.								
	Establishments with sales of \$1,000,000 to \$2,499,999	26	40 139	6 363	1 559	178	10 586	3 036	3 179
	Establishments with sales of \$2,500,000 to \$4,999,999	37	142 833	7 864	1 880	227	18 058	12 635	12 004
	Establishments with sales of \$5,000,000 to \$9,999,999	38	256 372	15 609	3 767	376	28 435	20 518	19 241
	Establishments with sales of \$10,000,000 to \$24,999,999	41	D	D	D	f	D	D	D
	Establishments with sales of \$25,000,000 or more	25	D	D	D	f	D	D	D
	Establishments not operated for the entire year	3	D	D	D	a	D	D	D
421850	Service establishment equipment & supplies whsle								
	All establishments	182	3 466 042	98 546	23 118	2 107	189 409	89 856	87 142
	Establishments operated for the entire year	179	D	D	D	g	D	D	D
	Establishments with sales less than \$100,000	2	D	D	D	a	D	D	D
	Establishments with sales of \$100,000 to \$249,999	2	D	D	D	a	D	D	D
	Establishments with sales of \$250,000 to \$499,999	3	D	D	D	a	D	D	D
	Establishments with sales of \$500,000 to \$999,999	5	D	D	D	b	D	D	D
	Establishments with sales of \$1,000,000 to \$2,499,999	26	40 139	6 363	1 559	178	10 586	3 036	3 179
	Establishments with sales of \$2,500,000 to \$4,999,999	37	142 833	7 864	1 880	227	18 058	12 635	12 004
	Establishments with sales of \$5,000,000 to \$9,999,999	38	256 372	15 609	3 767	376	28 435	20 518	19 241
	Establishments with sales of \$10,000,000 to \$24,999,999	41	D	D	D	f	D	D	D
	Establishments with sales of \$25,000,000 or more	25	D	D	D	f	D	D	D
	Establishments not operated for the entire year	3	D	D	D	a	D	D	D
4218501	Beauty & barber shop equipment & supplies whsle								
	All establishments	3	D	D	D	c	D	D	D
	Establishments operated for the entire year	3	D	D	D	c	D	D	D
	Establishments with sales less than \$100,000	—	—	—	—	—	—	—	—
	Establishments with sales of \$100,000 to \$249,999	—	—	—	—	—	—	—	—
	Establishments with sales of \$250,000 to \$499,999	—	—	—	—	—	—	—	—
	Establishments with sales of \$500,000 to \$999,999	—	—	—	—	—	—	—	—
	Establishments with sales of \$1,000,000 to \$2,499,999	—	—	—	—	—	—	—	—
	Establishments with sales of \$2,500,000 to \$4,999,999	—	—	—	—	—	—	—	—
	Establishments with sales of \$5,000,000 to \$9,999,999	1	D	D	D	b	D	D	D
	Establishments with sales of \$10,000,000 to \$24,999,999	—	—	—	—	—	—	—	—
	Establishments with sales of \$25,000,000 or more	2	D	D	D	c	D	D	D
	Establishments not operated for the entire year	—	—	—	—	—	—	—	—
4218502	Custodial, janitors' equipment & supplies whsle								
	All establishments	12	39 925	4 969	1 208	153	8 231	3 843	5 230
	Establishments operated for the entire year	11	D	D	D	c	D	D	D
	Establishments with sales less than \$100,000	—	—	—	—	—	—	—	—
	Establishments with sales of \$100,000 to \$249,999	—	—	—	—	—	—	—	—
	Establishments with sales of \$250,000 to \$499,999	1	D	D	D	a	D	D	D
	Establishments with sales of \$500,000 to \$999,999	—	—	—	—	—	—	—	—
	Establishments with sales of \$1,000,000 to \$2,499,999	5	D	D	D	b	D	D	D

See footnotes at end of table.

Table 1. Sales Size of Establishments: 1997—Con.

[Includes only establishments with payroll. For meaning of abbreviations and symbols, see introductory text. For explanation of terms, see Appendix A. For method of assignment to categories shown, see Appendix C.]

NAICS code	Sales sizes of establishments by type of operation and kind of business	Establishments (number)	Sales (\$1,000)	Annual payroll (\$1,000)	First-quarter payroll (\$1,000)	Paid employees for pay period including March 12 (number)	Operating expenses ¹ (\$1,000)	End-of-1996 inventories (\$1,000)	End-of-1997 inventories (\$1,000)
421	MANUFACTURERS' SALES BRANCHES AND SALES OFFICES—Con.								
	Wholesale trade, durable goods—Con.								
4218502	Custodial, janitors' equipment & supplies whsle—Con.								
	Establishments operated for the entire year—Con.								
	Establishments with sales of \$2,500,000 to \$4,999,999	2	D	D	D	b	D	D	D
	Establishments with sales of \$5,000,000 to \$9,999,999	2	D	D	D	b	D	D	D
	Establishments with sales of \$10,000,000 to \$24,999,999	1	D	D	D	a	D	D	D
	Establishments with sales of \$25,000,000 or more	—	—	—	—	—	—	—	—
	Establishments not operated for the entire year	1	D	D	D	a	D	D	D
4218503	Laundry & dry-cleaning equipment & supplies whsle								
	All establishments	27	D	D	D	f	D	D	D
	Establishments operated for the entire year	26	D	D	D	e	D	D	D
	Establishments with sales less than \$100,000	—	—	—	—	—	—	—	—
	Establishments with sales of \$100,000 to \$249,999	—	—	—	—	—	—	—	—
	Establishments with sales of \$250,000 to \$499,999	—	—	—	—	—	—	—	—
	Establishments with sales of \$500,000 to \$999,999	—	—	—	—	—	—	—	—
	Establishments with sales of \$1,000,000 to \$2,499,999	2	D	D	D	a	D	D	D
	Establishments with sales of \$2,500,000 to \$4,999,999	2	D	D	D	b	D	D	D
	Establishments with sales of \$5,000,000 to \$9,999,999	1	D	D	D	a	D	D	D
	Establishments with sales of \$10,000,000 to \$24,999,999	2	D	D	D	b	D	D	D
	Establishments with sales of \$25,000,000 or more	19	D	D	D	e	D	D	D
	Establishments not operated for the entire year	1	D	D	D	a	D	D	D
4218504	Other service establishment equipment & supplies whsle								
	All establishments	140	D	D	D	g	D	D	D
	Establishments operated for the entire year	139	D	D	D	g	D	D	D
	Establishments with sales less than \$100,000	2	D	D	D	a	D	D	D
	Establishments with sales of \$100,000 to \$249,999	2	D	D	D	a	D	D	D
	Establishments with sales of \$250,000 to \$499,999	2	D	D	D	a	D	D	D
	Establishments with sales of \$500,000 to \$999,999	5	D	D	D	b	D	D	D
	Establishments with sales of \$1,000,000 to \$2,499,999	19	D	D	D	c	D	D	D
	Establishments with sales of \$2,500,000 to \$4,999,999	33	D	D	D	c	D	D	D
	Establishments with sales of \$5,000,000 to \$9,999,999	34	D	D	D	e	D	D	D
	Establishments with sales of \$10,000,000 to \$24,999,999	38	D	D	D	f	D	D	D
	Establishments with sales of \$25,000,000 or more	4	D	D	D	b	D	D	D
	Establishments not operated for the entire year	1	D	D	D	a	D	D	D
42186	Transportation equipment & supplies (exc motor vehicle) whsle								
	All establishments	96	3 471 363	216 097	57 985	4 373	500 481	680 344	766 505
	Establishments operated for the entire year	92	3 466 766	215 847	57 823	4 361	499 936	679 773	766 505
	Establishments with sales less than \$100,000	—	—	—	—	—	—	—	—
	Establishments with sales of \$100,000 to \$249,999	—	—	—	—	—	—	—	—
	Establishments with sales of \$250,000 to \$499,999	2	D	D	D	a	D	D	D
	Establishments with sales of \$500,000 to \$999,999	12	8 710	846	170	25	1 871	876	903
	Establishments with sales of \$1,000,000 to \$2,499,999	14	21 687	2 309	533	51	4 604	1 812	1 858
	Establishments with sales of \$2,500,000 to \$4,999,999	11	41 396	10 686	2 899	166	15 164	13 821	14 011

See footnotes at end of table.

Table 1. Sales Size of Establishments: 1997—Con.

[Includes only establishments with payroll. For meaning of abbreviations and symbols, see introductory text. For explanation of terms, see Appendix A. For method of assignment to categories shown, see Appendix C.]

NAICS code	Sales sizes of establishments by type of operation and kind of business	Establishments (number)	Sales (\$1,000)	Annual payroll (\$1,000)	First-quarter payroll (\$1,000)	Paid employees for pay period including March 12 (number)	Operating expenses ¹ (\$1,000)	End-of-1996 inventories (\$1,000)	End-of-1997 inventories (\$1,000)
421	MANUFACTURERS' SALES BRANCHES AND SALES OFFICES—Con.								
42186	Wholesale trade, durable goods—Con.								
	Transportation equipment & supplies (exc motor vehicle) whsle—Con.								
	Establishments operated for the entire year—Con.								
	Establishments with sales of \$5,000,000 to \$9,999,999	16	117 489	13 682	3 326	316	29 526	16 011	16 361
	Establishments with sales of \$10,000,000 to \$24,999,999	16	D	D	D	e	D	D	D
	Establishments with sales of \$25,000,000 or more	21	D	D	D	h	D	D	D
	Establishments not operated for the entire year	4	4 597	250	162	12	545	571	—
421860	Transportation equipment & supplies (exc motor vehicle) whsle								
	All establishments	96	3 471 363	216 097	57 985	4 373	500 481	680 344	766 505
	Establishments operated for the entire year	92	3 466 766	215 847	57 823	4 361	499 936	679 773	766 505
	Establishments with sales less than \$100,000	—	—	—	—	—	—	—	—
	Establishments with sales of \$100,000 to \$249,999	—	—	—	—	—	—	—	—
	Establishments with sales of \$250,000 to \$499,999	2	D	D	D	a	D	D	D
	Establishments with sales of \$500,000 to \$999,999	12	8 710	846	170	25	1 871	876	903
	Establishments with sales of \$1,000,000 to \$2,499,999	14	21 687	2 309	533	51	4 604	1 812	1 858
	Establishments with sales of \$2,500,000 to \$4,999,999	11	41 396	10 686	2 899	166	15 164	13 821	14 011
	Establishments with sales of \$5,000,000 to \$9,999,999	16	117 489	13 682	3 326	316	29 526	16 011	16 361
	Establishments with sales of \$10,000,000 to \$24,999,999	16	D	D	D	e	D	D	D
	Establishments with sales of \$25,000,000 or more	21	D	D	D	h	D	D	D
	Establishments not operated for the entire year	4	4 597	250	162	12	545	571	—
4218601	Aircraft & aeronautical equipment & supplies whsle								
	All establishments	62	2 824 449	183 159	49 328	3 634	360 828	617 388	707 682
	Establishments operated for the entire year	59	D	D	D	h	D	D	D
	Establishments with sales less than \$100,000	—	—	—	—	—	—	—	—
	Establishments with sales of \$100,000 to \$249,999	—	—	—	—	—	—	—	—
	Establishments with sales of \$250,000 to \$499,999	—	—	—	—	—	—	—	—
	Establishments with sales of \$500,000 to \$999,999	6	D	D	D	a	D	D	D
	Establishments with sales of \$1,000,000 to \$2,499,999	9	14 955	1 617	389	28	3 191	1 326	1 367
	Establishments with sales of \$2,500,000 to \$4,999,999	7	24 460	6 571	1 419	77	8 832	10 018	10 328
	Establishments with sales of \$5,000,000 to \$9,999,999	13	97 733	11 677	2 849	258	25 090	9 119	10 616
	Establishments with sales of \$10,000,000 to \$24,999,999	8	D	D	D	e	D	D	D
	Establishments with sales of \$25,000,000 or more	16	D	D	D	h	D	D	D
	Establishments not operated for the entire year	3	D	D	D	a	D	D	D
4218602	Marine machinery, equipment, & supplies whsle								
	All establishments	27	D	D	D	f	D	D	D
	Establishments operated for the entire year	26	D	D	D	f	D	D	D
	Establishments with sales less than \$100,000	—	—	—	—	—	—	—	—
	Establishments with sales of \$100,000 to \$249,999	—	—	—	—	—	—	—	—
	Establishments with sales of \$250,000 to \$499,999	2	D	D	D	a	D	D	D
	Establishments with sales of \$500,000 to \$999,999	6	D	D	D	a	D	D	D
	Establishments with sales of \$1,000,000 to \$2,499,999	4	D	D	D	a	D	D	D
	Establishments with sales of \$2,500,000 to \$4,999,999	2	D	D	D	b	D	D	D

See footnotes at end of table.

Table 1. Sales Size of Establishments: 1997—Con.

[Includes only establishments with payroll. For meaning of abbreviations and symbols, see introductory text. For explanation of terms, see Appendix A. For method of assignment to categories shown, see Appendix C.]

NAICS code	Sales sizes of establishments by type of operation and kind of business	Establishments (number)	Sales (\$1,000)	Annual payroll (\$1,000)	First-quarter payroll (\$1,000)	Paid employees for pay period including March 12 (number)	Operating expenses ¹ (\$1,000)	End-of-1996 inventories (\$1,000)	End-of-1997 inventories (\$1,000)
421	MANUFACTURERS' SALES BRANCHES AND SALES OFFICES—Con.								
	Wholesale trade, durable goods—Con.								
4218602	Marine machinery, equipment, & supplies whsle—Con.								
	Establishments operated for the entire year—Con.								
	Establishments with sales of \$5,000,000 to \$9,999,999	2	D	D	D	b	D	D	D
	Establishments with sales of \$10,000,000 to \$24,999,999	6	D	D	D	c	D	D	D
	Establishments with sales of \$25,000,000 or more	4	D	D	D	e	D	D	D
	Establishments not operated for the entire year	1	D	D	D	a	D	D	D
4218603	Other transportation equipment & supplies whsle								
	All establishments	7	D	D	D	c	D	D	D
	Establishments operated for the entire year	7	D	D	D	c	D	D	D
	Establishments with sales less than \$100,000	—	—	—	—	—	—	—	—
	Establishments with sales of \$100,000 to \$249,999	—	—	—	—	—	—	—	—
	Establishments with sales of \$250,000 to \$499,999	—	—	—	—	—	—	—	—
	Establishments with sales of \$500,000 to \$999,999	—	—	—	—	—	—	—	—
	Establishments with sales of \$1,000,000 to \$2,499,999	1	D	D	D	a	D	D	D
	Establishments with sales of \$2,500,000 to \$4,999,999	2	D	D	D	b	D	D	D
	Establishments with sales of \$5,000,000 to \$9,999,999	1	D	D	D	a	D	D	D
	Establishments with sales of \$10,000,000 to \$24,999,999	2	D	D	D	b	D	D	D
	Establishments with sales of \$25,000,000 or more	1	D	D	D	b	D	D	D
	Establishments not operated for the entire year	—	—	—	—	—	—	—	—
4219	Miscellaneous durable goods whsle								
	All establishments	263	D	D	D	i	D	D	D
	Establishments operated for the entire year	248	D	D	D	i	D	D	D
	Establishments with sales less than \$100,000	2	D	D	D	a	D	D	D
	Establishments with sales of \$100,000 to \$249,999	7	D	D	D	b	D	D	D
	Establishments with sales of \$250,000 to \$499,999	14	D	D	D	b	D	D	D
	Establishments with sales of \$500,000 to \$999,999	17	D	D	D	b	D	D	D
	Establishments with sales of \$1,000,000 to \$2,499,999	31	D	D	D	c	D	D	D
	Establishments with sales of \$2,500,000 to \$4,999,999	32	D	D	D	e	D	D	D
	Establishments with sales of \$5,000,000 to \$9,999,999	25	D	D	D	e	D	D	D
	Establishments with sales of \$10,000,000 to \$24,999,999	31	D	D	D	f	D	D	D
	Establishments with sales of \$25,000,000 or more	89	D	D	D	i	D	D	D
	Establishments not operated for the entire year	15	D	D	D	c	D	D	D
42191	Sporting & recreational goods & supplies whsle								
	All establishments	53	3 778 496	171 399	41 941	2 746	406 005	211 454	205 552
	Establishments operated for the entire year	52	D	D	D	h	D	D	D
	Establishments with sales less than \$100,000	—	—	—	—	—	—	—	—
	Establishments with sales of \$100,000 to \$249,999	2	D	D	D	a	D	D	D
	Establishments with sales of \$250,000 to \$499,999	1	D	D	D	a	D	D	D
	Establishments with sales of \$500,000 to \$999,999	5	3 654	534	136	30	1 303	690	444
	Establishments with sales of \$1,000,000 to \$2,499,999	12	21 047	2 757	633	99	6 270	5 228	5 865
	Establishments with sales of \$2,500,000 to \$4,999,999	4	14 758	2 337	599	98	4 589	3 310	3 498
	Establishments with sales of \$5,000,000 to \$9,999,999	5	29 991	2 478	696	176	7 686	2 951	2 332

See footnotes at end of table.

Table 1. Sales Size of Establishments: 1997—Con.

[Includes only establishments with payroll. For meaning of abbreviations and symbols, see introductory text. For explanation of terms, see Appendix A. For method of assignment to categories shown, see Appendix C.]

NAICS code	Sales sizes of establishments by type of operation and kind of business	Establishments (number)	Sales (\$1,000)	Annual payroll (\$1,000)	First-quarter payroll (\$1,000)	Paid employees for pay period including March 12 (number)	Operating expenses ¹ (\$1,000)	End-of-1996 inventories (\$1,000)	End-of-1997 inventories (\$1,000)
421	MANUFACTURERS' SALES BRANCHES AND SALES OFFICES—Con.								
	Wholesale trade, durable goods—Con.								
42191	Sporting & recreational goods & supplies whsle—Con.								
	Establishments operated for the entire year—Con.								
	Establishments with sales of \$10,000,000 to \$24,999,999	12	193 512	9 036	1 850	244	23 456	19 372	19 502
	Establishments with sales of \$25,000,000 or more	11	D	D	D	g	D	D	D
	Establishments not operated for the entire year	1	D	D	D	b	D	D	D
421910	Sporting & recreational goods & supplies whsle								
	All establishments	53	3 778 496	171 399	41 941	2 746	406 005	211 454	205 552
	Establishments operated for the entire year	52	D	D	D	h	D	D	D
	Establishments with sales less than \$100,000	—	—	—	—	—	—	—	—
	Establishments with sales of \$100,000 to \$249,999	2	D	D	D	a	D	D	D
	Establishments with sales of \$250,000 to \$499,999	1	D	D	D	a	D	D	D
	Establishments with sales of \$500,000 to \$999,999	5	3 654	534	136	30	1 303	690	444
	Establishments with sales of \$1,000,000 to \$2,499,999	12	21 047	2 757	633	99	6 270	5 228	5 865
	Establishments with sales of \$2,500,000 to \$4,999,999	4	14 758	2 337	599	98	4 589	3 310	3 498
	Establishments with sales of \$5,000,000 to \$9,999,999	5	29 991	2 478	696	176	7 686	2 951	2 332
	Establishments with sales of \$10,000,000 to \$24,999,999	12	193 512	9 036	1 850	244	23 456	19 372	19 502
	Establishments with sales of \$25,000,000 or more	11	D	D	D	g	D	D	D
	Establishments not operated for the entire year	1	D	D	D	b	D	D	D
42192	Toy & hobby goods & supplies whsle								
	All establishments	24	D	D	D	g	D	D	D
	Establishments operated for the entire year	24	D	D	D	g	D	D	D
	Establishments with sales less than \$100,000	1	D	D	D	a	D	D	D
	Establishments with sales of \$100,000 to \$249,999	—	—	—	—	—	—	—	—
	Establishments with sales of \$250,000 to \$499,999	—	—	—	—	—	—	—	—
	Establishments with sales of \$500,000 to \$999,999	4	D	D	D	a	D	D	D
	Establishments with sales of \$1,000,000 to \$2,499,999	6	D	D	D	b	D	D	D
	Establishments with sales of \$2,500,000 to \$4,999,999	3	D	D	D	b	D	D	D
	Establishments with sales of \$5,000,000 to \$9,999,999	3	D	D	D	b	D	D	D
	Establishments with sales of \$10,000,000 to \$24,999,999	1	D	D	D	b	D	D	D
	Establishments with sales of \$25,000,000 or more	6	D	D	D	g	D	D	D
	Establishments not operated for the entire year	—	—	—	—	—	—	—	—
421920	Toy & hobby goods & supplies whsle								
	All establishments	24	D	D	D	g	D	D	D
	Establishments operated for the entire year	24	D	D	D	g	D	D	D
	Establishments with sales less than \$100,000	1	D	D	D	a	D	D	D
	Establishments with sales of \$100,000 to \$249,999	—	—	—	—	—	—	—	—
	Establishments with sales of \$250,000 to \$499,999	—	—	—	—	—	—	—	—
	Establishments with sales of \$500,000 to \$999,999	4	D	D	D	a	D	D	D
	Establishments with sales of \$1,000,000 to \$2,499,999	6	D	D	D	b	D	D	D
	Establishments with sales of \$2,500,000 to \$4,999,999	3	D	D	D	b	D	D	D
	Establishments with sales of \$5,000,000 to \$9,999,999	3	D	D	D	b	D	D	D
	Establishments with sales of \$10,000,000 to \$24,999,999	1	D	D	D	b	D	D	D

See footnotes at end of table.

Table 1. Sales Size of Establishments: 1997—Con.

[Includes only establishments with payroll. For meaning of abbreviations and symbols, see introductory text. For explanation of terms, see Appendix A. For method of assignment to categories shown, see Appendix C.]

NAICS code	Sales sizes of establishments by type of operation and kind of business	Establishments (number)	Sales (\$1,000)	Annual payroll (\$1,000)	First-quarter payroll (\$1,000)	Paid employees for pay period including March 12 (number)	Operating expenses ¹ (\$1,000)	End-of-1996 inventories (\$1,000)	End-of-1997 inventories (\$1,000)
421	MANUFACTURERS' SALES BRANCHES AND SALES OFFICES—Con.								
	Wholesale trade, durable goods—Con.								
421920	Toy & hobby goods & supplies whsle—Con.								
	Establishments operated for the entire year—Con.								
	Establishments with sales of \$25,000,000 or more	6	D	D	D	g	D	D	D
	Establishments not operated for the entire year	—	—	—	—	—	—	—	—
42194	Jewelry/watch/silverware/precious stone, & precious metal whsle								
	All establishments	55	669 717	51 069	11 808	912	102 466	63 719	61 151
	Establishments operated for the entire year	46	D	D	D	f	D	D	D
	Establishments with sales less than \$100,000	—	—	—	—	—	—	—	—
	Establishments with sales of \$100,000 to \$249,999	3	D	D	D	a	D	D	D
	Establishments with sales of \$250,000 to \$499,999	12	D	D	D	b	D	D	D
	Establishments with sales of \$500,000 to \$999,999	4	D	D	D	a	D	D	D
	Establishments with sales of \$1,000,000 to \$2,499,999	8	14 789	1 250	295	35	2 846	6 044	6 118
	Establishments with sales of \$2,500,000 to \$4,999,999	3	D	D	D	a	D	D	D
	Establishments with sales of \$5,000,000 to \$9,999,999	6	D	D	D	b	D	D	D
	Establishments with sales of \$10,000,000 to \$24,999,999	3	D	D	D	a	D	D	D
	Establishments with sales of \$25,000,000 or more	7	D	D	D	f	D	D	D
	Establishments not operated for the entire year	9	D	D	D	b	D	D	D
421940	Jewelry/watch/silverware/precious stone, & precious metal whsle								
	All establishments	55	669 717	51 069	11 808	912	102 466	63 719	61 151
	Establishments operated for the entire year	46	D	D	D	f	D	D	D
	Establishments with sales less than \$100,000	—	—	—	—	—	—	—	—
	Establishments with sales of \$100,000 to \$249,999	3	D	D	D	a	D	D	D
	Establishments with sales of \$250,000 to \$499,999	12	D	D	D	b	D	D	D
	Establishments with sales of \$500,000 to \$999,999	4	D	D	D	a	D	D	D
	Establishments with sales of \$1,000,000 to \$2,499,999	8	14 789	1 250	295	35	2 846	6 044	6 118
	Establishments with sales of \$2,500,000 to \$4,999,999	3	D	D	D	a	D	D	D
	Establishments with sales of \$5,000,000 to \$9,999,999	6	D	D	D	b	D	D	D
	Establishments with sales of \$10,000,000 to \$24,999,999	3	D	D	D	a	D	D	D
	Establishments with sales of \$25,000,000 or more	7	D	D	D	f	D	D	D
	Establishments not operated for the entire year	9	D	D	D	b	D	D	D
4219401	Jewelry, watch, diamonds, precious stone, & silverware whsle								
	All establishments	46	D	D	D	f	D	D	D
	Establishments operated for the entire year	39	D	D	D	f	D	D	D
	Establishments with sales less than \$100,000	—	—	—	—	—	—	—	—
	Establishments with sales of \$100,000 to \$249,999	3	D	D	D	a	D	D	D
	Establishments with sales of \$250,000 to \$499,999	12	D	D	D	b	D	D	D
	Establishments with sales of \$500,000 to \$999,999	4	D	D	D	a	D	D	D
	Establishments with sales of \$1,000,000 to \$2,499,999	5	D	D	D	b	D	D	D
	Establishments with sales of \$2,500,000 to \$4,999,999	3	D	D	D	a	D	D	D
	Establishments with sales of \$5,000,000 to \$9,999,999	5	D	D	D	b	D	D	D

See footnotes at end of table.

Table 1. Sales Size of Establishments: 1997—Con.

[Includes only establishments with payroll. For meaning of abbreviations and symbols, see introductory text. For explanation of terms, see Appendix A. For method of assignment to categories shown, see Appendix C.]

NAICS code	Sales sizes of establishments by type of operation and kind of business	Establishments (number)	Sales (\$1,000)	Annual payroll (\$1,000)	First-quarter payroll (\$1,000)	Paid employees for pay period including March 12 (number)	Operating expenses ¹ (\$1,000)	End-of-1996 inventories (\$1,000)	End-of-1997 inventories (\$1,000)
421	MANUFACTURERS' SALES BRANCHES AND SALES OFFICES—Con.								
	Wholesale trade, durable goods—Con.								
4219401	Jewelry, watch, diamonds, precious stone, & silverware whsle—Con.								
	Establishments operated for the entire year—Con.								
	Establishments with sales of \$10,000,000 to \$24,999,999	2	D	D	D	a	D	D	D
	Establishments with sales of \$25,000,000 or more	5	D	D	D	f	D	D	D
	Establishments not operated for the entire year	7	D	D	D	b	D	D	D
4219402	Precious metal (excluding ores) whsle								
	All establishments	9	D	D	D	b	D	D	D
	Establishments operated for the entire year	7	D	D	D	b	D	D	D
	Establishments with sales less than \$100,000	—	—	—	—	—	—	—	—
	Establishments with sales of \$100,000 to \$249,999	—	—	—	—	—	—	—	—
	Establishments with sales of \$250,000 to \$499,999	—	—	—	—	—	—	—	—
	Establishments with sales of \$500,000 to \$999,999	—	—	—	—	—	—	—	—
	Establishments with sales of \$1,000,000 to \$2,499,999	3	D	D	D	a	D	D	D
	Establishments with sales of \$2,500,000 to \$4,999,999	—	—	—	—	—	—	—	—
	Establishments with sales of \$5,000,000 to \$9,999,999	1	D	D	D	a	D	D	D
	Establishments with sales of \$10,000,000 to \$24,999,999	1	D	D	D	a	D	D	D
	Establishments with sales of \$25,000,000 or more	2	D	D	D	b	D	D	D
	Establishments not operated for the entire year	2	D	D	D	a	D	D	D
42199	Other miscellaneous durable goods whsle								
	All establishments	131	7 704 440	217 395	51 674	4 189	553 137	325 649	327 917
	Establishments operated for the entire year	126	7 684 194	216 956	51 426	4 162	552 403	325 649	327 917
	Establishments with sales less than \$100,000	1	D	D	D	a	D	D	D
	Establishments with sales of \$100,000 to \$249,999	2	D	D	D	a	D	D	D
	Establishments with sales of \$250,000 to \$499,999	1	D	D	D	a	D	D	D
	Establishments with sales of \$500,000 to \$999,999	4	D	D	D	a	D	D	D
	Establishments with sales of \$1,000,000 to \$2,499,999	5	9 027	276	55	8	658	486	100
	Establishments with sales of \$2,500,000 to \$4,999,999	22	80 542	5 231	1 317	109	11 540	3 058	3 114
	Establishments with sales of \$5,000,000 to \$9,999,999	11	69 934	3 270	801	54	8 629	1 304	2 254
	Establishments with sales of \$10,000,000 to \$24,999,999	15	266 586	17 596	4 058	306	42 888	5 164	5 118
	Establishments with sales of \$25,000,000 or more	65	7 254 817	190 182	45 096	3 673	487 776	315 332	317 230
	Establishments not operated for the entire year	5	20 246	439	248	27	734	—	—
421990	Other miscellaneous durable goods whsle								
	All establishments	131	7 704 440	217 395	51 674	4 189	553 137	325 649	327 917
	Establishments operated for the entire year	126	7 684 194	216 956	51 426	4 162	552 403	325 649	327 917
	Establishments with sales less than \$100,000	1	D	D	D	a	D	D	D
	Establishments with sales of \$100,000 to \$249,999	2	D	D	D	a	D	D	D
	Establishments with sales of \$250,000 to \$499,999	1	D	D	D	a	D	D	D
	Establishments with sales of \$500,000 to \$999,999	4	D	D	D	a	D	D	D
	Establishments with sales of \$1,000,000 to \$2,499,999	5	9 027	276	55	8	658	486	100
	Establishments with sales of \$2,500,000 to \$4,999,999	22	80 542	5 231	1 317	109	11 540	3 058	3 114
	Establishments with sales of \$5,000,000 to \$9,999,999	11	69 934	3 270	801	54	8 629	1 304	2 254
	Establishments with sales of \$10,000,000 to \$24,999,999	15	266 586	17 596	4 058	306	42 888	5 164	5 118

See footnotes at end of table.

Table 1. Sales Size of Establishments: 1997—Con.

[Includes only establishments with payroll. For meaning of abbreviations and symbols, see introductory text. For explanation of terms, see Appendix A. For method of assignment to categories shown, see Appendix C]

NAICS code	Sales sizes of establishments by type of operation and kind of business	Establishments (number)	Sales (\$1,000)	Annual payroll (\$1,000)	First-quarter payroll (\$1,000)	Paid employees for pay period including March 12 (number)	Operating expenses (\$1,000)	End-of-1996 inventories (\$1,000)	End-of-1997 inventories (\$1,000)
421	MANUFACTURERS' SALES BRANCHES AND SALES OFFICES—Con.								
	Wholesale trade, durable goods—Con.								
421990	Other miscellaneous durable goods whsle—Con.								
	Establishments operated for the entire year—Con.								
	Establishments with sales of \$25,000,000 or more.....	65	7 254 817	190 182	45 096	3 673	487 776	315 332	317 230
	Establishments not operated for the entire year.....	5	20 246	439	248	27	734	—	—
4219901	Musical instruments & supplies whsle								
	All establishments	4	198 784	14 756	3 571	304	33 950	17 435	18 896
	Establishments operated for the entire year	4	198 784	14 756	3 571	304	33 950	17 435	18 896
	Establishments with sales less than \$100,000	—	—	—	—	—	—	—	—
	Establishments with sales of \$100,000 to \$249,999	—	—	—	—	—	—	—	—
	Establishments with sales of \$250,000 to \$499,999	—	—	—	—	—	—	—	—
	Establishments with sales of \$500,000 to \$999,999	—	—	—	—	—	—	—	—
	Establishments with sales of \$1,000,000 to \$2,499,999	—	—	—	—	—	—	—	—
	Establishments with sales of \$2,500,000 to \$4,999,999	1	D	D	D	a	D	D	D
	Establishments with sales of \$5,000,000 to \$9,999,999	—	—	—	—	—	—	—	—
	Establishments with sales of \$10,000,000 to \$24,999,999	1	D	D	D	b	D	D	D
	Establishments with sales of \$25,000,000 or more.....	2	D	D	D	e	D	D	D
	Establishments not operated for the entire year.....	—	—	—	—	—	—	—	—
4219903	General merchandise (durable goods) whsle								
	All establishments	4	D	D	D	b	D	D	D
	Establishments operated for the entire year	4	D	D	D	b	D	D	D
	Establishments with sales less than \$100,000	—	—	—	—	—	—	—	—
	Establishments with sales of \$100,000 to \$249,999	—	—	—	—	—	—	—	—
	Establishments with sales of \$250,000 to \$499,999	—	—	—	—	—	—	—	—
	Establishments with sales of \$500,000 to \$999,999	—	—	—	—	—	—	—	—
	Establishments with sales of \$1,000,000 to \$2,499,999	—	—	—	—	—	—	—	—
	Establishments with sales of \$2,500,000 to \$4,999,999	2	D	D	D	b	D	D	D
	Establishments with sales of \$5,000,000 to \$9,999,999	1	D	D	D	a	D	D	D
	Establishments with sales of \$10,000,000 to \$24,999,999	1	D	D	D	b	D	D	D
	Establishments with sales of \$25,000,000 or more.....	—	—	—	—	—	—	—	—
	Establishments not operated for the entire year.....	—	—	—	—	—	—	—	—
4219904	Prerecorded media whsle								
	All establishments	83	7 023 150	172 098	41 765	3 085	447 816	284 308	276 834
	Establishments operated for the entire year	82	D	D	D	h	D	D	D
	Establishments with sales less than \$100,000	—	—	—	—	—	—	—	—
	Establishments with sales of \$100,000 to \$249,999	—	—	—	—	—	—	—	—
	Establishments with sales of \$250,000 to \$499,999	—	—	—	—	—	—	—	—
	Establishments with sales of \$500,000 to \$999,999	1	D	D	D	a	D	D	D
	Establishments with sales of \$1,000,000 to \$2,499,999	3	D	D	D	a	D	D	D
	Establishments with sales of \$2,500,000 to \$4,999,999	6	D	D	D	a	D	D	D
	Establishments with sales of \$5,000,000 to \$9,999,999	4	D	D	D	b	D	D	D
	Establishments with sales of \$10,000,000 to \$24,999,999	9	D	D	D	c	D	D	D
	Establishments with sales of \$25,000,000 or more.....	59	D	D	D	h	D	D	D

See footnotes at end of table.

Table 1. Sales Size of Establishments: 1997—Con.

[Includes only establishments with payroll. For meaning of abbreviations and symbols, see introductory text. For explanation of terms, see Appendix A. For method of assignment to categories shown, see Appendix C.]

NAICS code	Sales sizes of establishments by type of operation and kind of business	Establishments (number)	Sales (\$1,000)	Annual payroll (\$1,000)	First-quarter payroll (\$1,000)	Paid employees for pay period including March 12 (number)	Operating expenses ¹ (\$1,000)	End-of-1996 inventories (\$1,000)	End-of-1997 inventories (\$1,000)
421	MANUFACTURERS' SALES BRANCHES AND SALES OFFICES—Con.								
	Wholesale trade, durable goods—Con.								
4219904	Prerecorded media whsle—Con.								
	Establishments not operated for the entire year	1	D	D	D	b	D	D	D
42199041	Compact discs/prerecorded audio tapes, & phonograph records whsle								
	All establishments	79	D	D	D	h	D	D	D
	Establishments operated for the entire year	78	D	D	D	h	D	D	D
	Establishments with sales less than \$100,000	—	—	—	—	—	—	—	—
	Establishments with sales of \$100,000 to \$249,999	—	—	—	—	—	—	—	—
	Establishments with sales of \$250,000 to \$499,999	—	—	—	—	—	—	—	—
	Establishments with sales of \$500,000 to \$999,999	1	D	D	D	a	D	D	D
	Establishments with sales of \$1,000,000 to \$2,499,999	3	D	D	D	a	D	D	D
	Establishments with sales of \$2,500,000 to \$4,999,999	5	D	D	D	a	D	D	D
	Establishments with sales of \$5,000,000 to \$9,999,999	4	D	D	D	b	D	D	D
	Establishments with sales of \$10,000,000 to \$24,999,999	9	D	D	D	c	D	D	D
	Establishments with sales of \$25,000,000 or more	56	D	D	D	h	D	D	D
	Establishments not operated for the entire year	1	D	D	D	b	D	D	D
42199042	Prerecorded video tapes whsle								
	All establishments	4	D	D	D	b	D	D	D
	Establishments operated for the entire year	4	D	D	D	b	D	D	D
	Establishments with sales less than \$100,000	—	—	—	—	—	—	—	—
	Establishments with sales of \$100,000 to \$249,999	—	—	—	—	—	—	—	—
	Establishments with sales of \$250,000 to \$499,999	—	—	—	—	—	—	—	—
	Establishments with sales of \$500,000 to \$999,999	—	—	—	—	—	—	—	—
	Establishments with sales of \$1,000,000 to \$2,499,999	—	—	—	—	—	—	—	—
	Establishments with sales of \$2,500,000 to \$4,999,999	1	D	D	D	a	D	D	D
	Establishments with sales of \$5,000,000 to \$9,999,999	—	—	—	—	—	—	—	—
	Establishments with sales of \$10,000,000 to \$24,999,999	—	—	—	—	—	—	—	—
	Establishments with sales of \$25,000,000 or more	3	D	D	D	b	D	D	D
	Establishments not operated for the entire year	—	—	—	—	—	—	—	—
4219905	Fire extinguishers & fire safety equipment whsle								
	All establishments	21	D	D	D	b	D	D	D
	Establishments operated for the entire year	18	D	D	D	b	D	D	D
	Establishments with sales less than \$100,000	—	—	—	—	—	—	—	—
	Establishments with sales of \$100,000 to \$249,999	—	—	—	—	—	—	—	—
	Establishments with sales of \$250,000 to \$499,999	—	—	—	—	—	—	—	—
	Establishments with sales of \$500,000 to \$999,999	2	D	D	D	a	D	D	D
	Establishments with sales of \$1,000,000 to \$2,499,999	2	D	D	D	a	D	D	D
	Establishments with sales of \$2,500,000 to \$4,999,999	8	D	D	D	a	D	D	D
	Establishments with sales of \$5,000,000 to \$9,999,999	5	D	D	D	a	D	D	D
	Establishments with sales of \$10,000,000 to \$24,999,999	1	D	D	D	a	D	D	D
	Establishments with sales of \$25,000,000 or more	—	—	—	—	—	—	—	—
	Establishments not operated for the entire year	3	D	D	D	a	D	D	D
4219906	Other durable goods whsle								

See footnotes at end of table.

Table 1. Sales Size of Establishments: 1997—Con.

[Includes only establishments with payroll. For meaning of abbreviations and symbols, see introductory text. For explanation of terms, see Appendix A. For method of assignment to categories shown, see Appendix C]

NAICS code	Sales sizes of establishments by type of operation and kind of business	Establishments (number)	Sales (\$1,000)	Annual payroll (\$1,000)	First-quarter payroll (\$1,000)	Paid employees for pay period including March 12 (number)	Operating expenses ¹ (\$1,000)	End-of-1996 inventories (\$1,000)	End-of-1997 inventories (\$1,000)
421	MANUFACTURERS' SALES BRANCHES AND SALES OFFICES—Con.								
	Wholesale trade, durable goods—Con.								
4219906	Other durable goods whsle—Con.								
	All establishments	19	374 524	25 519	5 215	692	60 737	19 148	27 103
	Establishments operated for the entire year	18	D	D	D	f	D	D	D
	Establishments with sales less than \$100,000	1	D	D	D	a	D	D	D
	Establishments with sales of \$100,000 to \$249,999	2	D	D	D	a	D	D	D
	Establishments with sales of \$250,000 to \$499,999	1	D	D	D	a	D	D	D
	Establishments with sales of \$500,000 to \$999,999	1	D	D	D	a	D	D	D
	Establishments with sales of \$1,000,000 to \$2,499,999	—	—	—	—	—	—	—	—
	Establishments with sales of \$2,500,000 to \$4,999,999	5	21 327	1 643	357	35	3 590	635	693
	Establishments with sales of \$5,000,000 to \$9,999,999	1	D	D	D	a	D	D	D
	Establishments with sales of \$10,000,000 to \$24,999,999	3	D	D	D	b	D	D	D
	Establishments with sales of \$25,000,000 or more	4	D	D	D	f	D	D	D
	Establishments not operated for the entire year	1	D	D	D	a	D	D	D
422	Wholesale trade, nondurable goods								
	All establishments	12 077	551 309 153	19 154 155	4 795 651	442 761	42 706 128	13 194 314	13 674 060
	Establishments operated for the entire year	11 594	538 351 111	18 934 893	4 728 821	436 362	41 607 204	13 063 422	13 483 914
	Establishments with sales less than \$100,000	63	3 411	8 065	1 758	300	19 115	34 893	29 506
	Establishments with sales of \$100,000 to \$249,999	127	22 257	10 725	2 669	369	22 591	15 803	13 600
	Establishments with sales of \$250,000 to \$499,999	295	112 809	21 203	5 329	788	44 691	16 857	14 518
	Establishments with sales of \$500,000 to \$999,999	790	604 765	86 818	21 584	3 059	176 348	56 131	59 768
	Establishments with sales of \$1,000,000 to \$2,499,999	1 768	2 932 110	357 406	87 925	11 200	750 544	204 156	211 365
	Establishments with sales of \$2,500,000 to \$4,999,999	1 788	6 424 002	719 190	175 085	20 786	1 508 255	387 222	391 428
	Establishments with sales of \$5,000,000 to \$9,999,999	1 786	12 715 304	1 180 586	294 271	32 587	2 495 797	588 654	589 624
	Establishments with sales of \$10,000,000 to \$24,999,999	1 933	30 531 567	2 340 102	567 099	64 266	4 986 223	1 298 136	1 371 687
	Establishments with sales of \$25,000,000 or more	3 044	485 004 886	14 210 798	3 573 101	303 007	31 603 640	10 461 570	10 802 418
	Establishments not operated for the entire year	483	12 958 042	219 262	66 830	6 399	1 098 924	130 892	190 146
4221	Paper & paper product whsle								
	All establishments	1 596	42 967 916	1 646 092	410 886	50 760	3 279 924	633 637	667 898
	Establishments operated for the entire year	1 537	41 867 742	1 619 072	403 174	49 983	3 158 332	625 580	628 833
	Establishments with sales less than \$100,000	9	582	173	48	10	269	10	10
	Establishments with sales of \$100,000 to \$249,999	17	3 079	529	138	19	921	168	196
	Establishments with sales of \$250,000 to \$499,999	60	23 394	4 356	1 150	147	7 211	1 268	1 474
	Establishments with sales of \$500,000 to \$999,999	170	127 955	18 826	4 638	540	32 699	4 043	4 386
	Establishments with sales of \$1,000,000 to \$2,499,999	289	470 109	58 966	14 588	1 419	104 196	16 134	16 208
	Establishments with sales of \$2,500,000 to \$4,999,999	251	902 384	93 317	23 204	1 974	173 033	31 384	33 895
	Establishments with sales of \$5,000,000 to \$9,999,999	222	1 579 642	152 561	40 264	3 362	310 737	78 424	71 164
	Establishments with sales of \$10,000,000 to \$24,999,999	238	3 732 640	282 959	68 291	5 869	552 755	151 776	154 584
	Establishments with sales of \$25,000,000 or more	281	35 027 957	1 007 385	250 853	36 643	1 976 511	342 373	346 916
	Establishments not operated for the entire year	59	1 100 174	27 020	7 712	777	121 592	8 057	39 065
42211	Printing & writing paper whsle								
	All establishments	294	16 541 542	310 695	77 028	5 935	645 393	203 981	197 089

See footnotes at end of table.

Table 1. Sales Size of Establishments: 1997—Con.

[Includes only establishments with payroll. For meaning of abbreviations and symbols, see introductory text. For explanation of terms, see Appendix A. For method of assignment to categories shown, see Appendix C.]

NAICS code	Sales sizes of establishments by type of operation and kind of business	Establishments (number)	Sales (\$1,000)	Annual payroll (\$1,000)	First-quarter payroll (\$1,000)	Paid employees for pay period including March 12 (number)	Operating expenses ¹ (\$1,000)	End-of-1996 inventories (\$1,000)	End-of-1997 inventories (\$1,000)
422	MANUFACTURERS' SALES BRANCHES AND SALES OFFICES—Con.								
	Wholesale trade, nondurable goods—Con.								
42211	Printing & writing paper whsle—Con.								
	Establishments operated for the entire year	282	16 332 992	309 972	76 690	5 903	643 754	203 981	197 089
	Establishments with sales less than \$100,000	—	—	—	—	—	—	—	—
	Establishments with sales of \$100,000 to \$249,999	3	D	D	D	a	D	D	D
	Establishments with sales of \$250,000 to \$499,999	4	D	D	D	a	D	D	D
	Establishments with sales of \$500,000 to \$999,999	3	2 056	428	98	9	595	—	—
	Establishments with sales of \$1,000,000 to \$2,499,999	17	30 978	4 566	1 184	84	7 669	1 288	1 434
	Establishments with sales of \$2,500,000 to \$4,999,999	33	126 925	5 520	1 469	99	9 490	2 387	2 007
	Establishments with sales of \$5,000,000 to \$9,999,999	30	222 436	13 374	3 866	316	31 667	18 873	10 213
	Establishments with sales of \$10,000,000 to \$24,999,999	58	929 675	39 255	9 009	735	82 356	12 183	12 962
	Establishments with sales of \$25,000,000 or more	134	15 018 769	246 472	60 974	4 647	511 204	169 083	170 303
	Establishments not operated for the entire year	12	208 550	723	338	32	1 639	—	—
422110	Printing & writing paper whsle								
	All establishments	294	16 541 542	310 695	77 028	5 935	645 393	203 981	197 089
	Establishments operated for the entire year	282	16 332 992	309 972	76 690	5 903	643 754	203 981	197 089
	Establishments with sales less than \$100,000	—	—	—	—	—	—	—	—
	Establishments with sales of \$100,000 to \$249,999	3	D	D	D	a	D	D	D
	Establishments with sales of \$250,000 to \$499,999	4	D	D	D	a	D	D	D
	Establishments with sales of \$500,000 to \$999,999	3	2 056	428	98	9	595	—	—
	Establishments with sales of \$1,000,000 to \$2,499,999	17	30 978	4 566	1 184	84	7 669	1 288	1 434
	Establishments with sales of \$2,500,000 to \$4,999,999	33	126 925	5 520	1 469	99	9 490	2 387	2 007
	Establishments with sales of \$5,000,000 to \$9,999,999	30	222 436	13 374	3 866	316	31 667	18 873	10 213
	Establishments with sales of \$10,000,000 to \$24,999,999	58	929 675	39 255	9 009	735	82 356	12 183	12 962
	Establishments with sales of \$25,000,000 or more	134	15 018 769	246 472	60 974	4 647	511 204	169 083	170 303
	Establishments not operated for the entire year	12	208 550	723	338	32	1 639	—	—
42212	Stationery & office supplies whsle								
	All establishments	1 051	11 496 650	910 139	226 621	36 505	1 707 716	251 732	249 391
	Establishments operated for the entire year	1 017	10 923 300	898 849	223 153	36 208	1 660 287	251 086	249 272
	Establishments with sales less than \$100,000	9	582	173	48	10	269	10	10
	Establishments with sales of \$100,000 to \$249,999	14	D	D	D	a	D	D	D
	Establishments with sales of \$250,000 to \$499,999	55	D	D	D	c	D	D	D
	Establishments with sales of \$500,000 to \$999,999	163	D	D	D	f	D	D	D
	Establishments with sales of \$1,000,000 to \$2,499,999	259	416 290	52 093	12 827	1 264	91 468	12 493	12 574
	Establishments with sales of \$2,500,000 to \$4,999,999	188	666 916	78 685	19 536	1 640	144 796	20 659	22 966
	Establishments with sales of \$5,000,000 to \$9,999,999	157	1 104 364	117 934	31 378	2 478	234 157	40 856	41 441
	Establishments with sales of \$10,000,000 to \$24,999,999	124	1 911 171	193 672	47 675	3 927	366 873	99 845	101 725
	Establishments with sales of \$25,000,000 or more	48	6 677 106	433 920	106 081	26 226	784 105	72 121	64 887
	Establishments not operated for the entire year	34	573 350	11 290	3 468	297	47 429	646	119
422120	Stationery & office supplies whsle								
	All establishments	1 051	11 496 650	910 139	226 621	36 505	1 707 716	251 732	249 391

See footnotes at end of table.

Table 1. Sales Size of Establishments: 1997—Con.

[Includes only establishments with payroll. For meaning of abbreviations and symbols, see introductory text. For explanation of terms, see Appendix A. For method of assignment to categories shown, see Appendix C.]

NAICS code	Sales sizes of establishments by type of operation and kind of business	Establishments (number)	Sales (\$1,000)	Annual payroll (\$1,000)	First-quarter payroll (\$1,000)	Paid employees for pay period including March 12 (number)	Operating expenses ¹ (\$1,000)	End-of-1996 inventories (\$1,000)	End-of-1997 inventories (\$1,000)
422	MANUFACTURERS' SALES BRANCHES AND SALES OFFICES—Con.								
	Wholesale trade, nondurable goods—Con.								
422120	Stationery & office supplies whsle—Con.								
	Establishments operated for the entire year	1 017	10 923 300	898 849	223 153	36 208	1 660 287	251 086	249 272
	Establishments with sales less than \$100,000	9	582	173	48	10	269	10	10
	Establishments with sales of \$100,000 to \$249,999	14	D	D	D	a	D	D	D
	Establishments with sales of \$250,000 to \$499,999	55	D	D	D	c	D	D	D
	Establishments with sales of \$500,000 to \$999,999	163	D	D	D	f	D	D	D
	Establishments with sales of \$1,000,000 to \$2,499,999	259	416 290	52 093	12 827	1 264	91 468	12 493	12 574
	Establishments with sales of \$2,500,000 to \$4,999,999	188	666 916	78 685	19 536	1 640	144 796	20 659	22 966
	Establishments with sales of \$5,000,000 to \$9,999,999	157	1 104 364	117 934	31 378	2 478	234 157	40 856	41 441
	Establishments with sales of \$10,000,000 to \$24,999,999	124	1 911 171	193 672	47 675	3 927	366 873	99 845	101 725
	Establishments with sales of \$25,000,000 or more	48	6 677 106	433 920	106 081	26 226	784 105	72 121	64 887
	Establishments not operated for the entire year	34	573 350	11 290	3 468	297	47 429	646	119
42213	Industrial & personal service paper whsle								
	All establishments	251	14 929 724	425 258	107 237	8 320	926 815	177 924	221 418
	Establishments operated for the entire year	238	14 611 450	410 251	103 331	7 872	854 291	170 513	182 472
	Establishments with sales less than \$100,000	—	—	—	—	—	—	—	—
	Establishments with sales of \$100,000 to \$249,999	—	—	—	—	—	—	—	—
	Establishments with sales of \$250,000 to \$499,999	1	D	D	D	a	D	D	D
	Establishments with sales of \$500,000 to \$999,999	4	D	D	D	a	D	D	D
	Establishments with sales of \$1,000,000 to \$2,499,999	13	22 841	2 307	577	71	5 059	2 353	2 200
	Establishments with sales of \$2,500,000 to \$4,999,999	30	108 543	9 112	2 199	235	18 747	8 338	8 922
	Establishments with sales of \$5,000,000 to \$9,999,999	35	252 842	21 253	5 020	568	44 913	18 695	19 510
	Establishments with sales of \$10,000,000 to \$24,999,999	56	891 794	50 032	11 607	1 207	103 526	39 748	39 897
	Establishments with sales of \$25,000,000 or more	99	13 332 082	326 993	83 798	5 770	681 202	101 169	111 726
	Establishments not operated for the entire year	13	318 274	15 007	3 906	448	72 524	7 411	38 946
422130	Industrial & personal service paper whsle								
	All establishments	251	14 929 724	425 258	107 237	8 320	926 815	177 924	221 418
	Establishments operated for the entire year	238	14 611 450	410 251	103 331	7 872	854 291	170 513	182 472
	Establishments with sales less than \$100,000	—	—	—	—	—	—	—	—
	Establishments with sales of \$100,000 to \$249,999	—	—	—	—	—	—	—	—
	Establishments with sales of \$250,000 to \$499,999	1	D	D	D	a	D	D	D
	Establishments with sales of \$500,000 to \$999,999	4	D	D	D	a	D	D	D
	Establishments with sales of \$1,000,000 to \$2,499,999	13	22 841	2 307	577	71	5 059	2 353	2 200
	Establishments with sales of \$2,500,000 to \$4,999,999	30	108 543	9 112	2 199	235	18 747	8 338	8 922
	Establishments with sales of \$5,000,000 to \$9,999,999	35	252 842	21 253	5 020	568	44 913	18 695	19 510
	Establishments with sales of \$10,000,000 to \$24,999,999	56	891 794	50 032	11 607	1 207	103 526	39 748	39 897
	Establishments with sales of \$25,000,000 or more	99	13 332 082	326 993	83 798	5 770	681 202	101 169	111 726
	Establishments not operated for the entire year	13	318 274	15 007	3 906	448	72 524	7 411	38 946
4222	Drugs, & druggists' sundries whsle								
	All establishments	358	90 317 145	3 827 803	948 944	58 960	8 666 126	2 517 364	2 756 060

See footnotes at end of table.

Table 1. Sales Size of Establishments: 1997—Con.

[Includes only establishments with payroll. For meaning of abbreviations and symbols, see introductory text. For explanation of terms, see Appendix A. For method of assignment to categories shown, see Appendix C]

NAICS code	Sales sizes of establishments by type of operation and kind of business	Establishments (number)	Sales (\$1,000)	Annual payroll (\$1,000)	First-quarter payroll (\$1,000)	Paid employees for pay period including March 12 (number)	Operating expenses (\$1,000)	End-of-1996 inventories (\$1,000)	End-of-1997 inventories (\$1,000)
422	MANUFACTURERS' SALES BRANCHES AND SALES OFFICES—Con.								
4222	Wholesale trade, nondurable goods—Con.								
	Drugs, & druggists' sundries whsle—Con.								
	Establishments operated for the entire year	351	90 180 537	3 824 604	948 067	58 902	8 659 207	2 517 092	2 756 060
	Establishments with sales less than \$100,000	3	D	D	D	a	D	D	D
	Establishments with sales of \$100,000 to \$249,999	6	D	D	D	a	D	D	D
	Establishments with sales of \$250,000 to \$499,999	6	D	D	D	a	D	D	D
	Establishments with sales of \$500,000 to \$999,999	5	4 087	956	197	48	1 649	488	486
	Establishments with sales of \$1,000,000 to \$2,499,999	22	39 511	5 443	1 298	138	9 069	3 178	3 112
	Establishments with sales of \$2,500,000 to \$4,999,999	39	145 435	14 862	3 889	386	30 163	7 930	7 069
	Establishments with sales of \$5,000,000 to \$9,999,999	36	252 142	22 216	5 311	686	48 616	14 035	16 167
	Establishments with sales of \$10,000,000 to \$24,999,999	28	430 063	50 482	12 450	1 529	92 293	32 284	31 531
	Establishments with sales of \$25,000,000 or more	206	89 305 795	3 729 730	924 691	56 081	8 475 740	2 458 885	2 697 480
	Establishments not operated for the entire year	7	136 608	3 199	877	58	6 919	272	—
42221	Drugs, & druggists' sundries whsle								
	All establishments	358	90 317 145	3 827 803	948 944	58 960	8 666 126	2 517 364	2 756 060
	Establishments operated for the entire year	351	90 180 537	3 824 604	948 067	58 902	8 659 207	2 517 092	2 756 060
	Establishments with sales less than \$100,000	3	D	D	D	a	D	D	D
	Establishments with sales of \$100,000 to \$249,999	6	D	D	D	a	D	D	D
	Establishments with sales of \$250,000 to \$499,999	6	D	D	D	a	D	D	D
	Establishments with sales of \$500,000 to \$999,999	5	4 087	956	197	48	1 649	488	486
	Establishments with sales of \$1,000,000 to \$2,499,999	22	39 511	5 443	1 298	138	9 069	3 178	3 112
	Establishments with sales of \$2,500,000 to \$4,999,999	39	145 435	14 862	3 889	386	30 163	7 930	7 069
	Establishments with sales of \$5,000,000 to \$9,999,999	36	252 142	22 216	5 311	686	48 616	14 035	16 167
	Establishments with sales of \$10,000,000 to \$24,999,999	28	430 063	50 482	12 450	1 529	92 293	32 284	31 531
	Establishments with sales of \$25,000,000 or more	206	89 305 795	3 729 730	924 691	56 081	8 475 740	2 458 885	2 697 480
	Establishments not operated for the entire year	7	136 608	3 199	877	58	6 919	272	—
422210	Drugs, & druggists' sundries whsle								
	All establishments	358	90 317 145	3 827 803	948 944	58 960	8 666 126	2 517 364	2 756 060
	Establishments operated for the entire year	351	90 180 537	3 824 604	948 067	58 902	8 659 207	2 517 092	2 756 060
	Establishments with sales less than \$100,000	3	D	D	D	a	D	D	D
	Establishments with sales of \$100,000 to \$249,999	6	D	D	D	a	D	D	D
	Establishments with sales of \$250,000 to \$499,999	6	D	D	D	a	D	D	D
	Establishments with sales of \$500,000 to \$999,999	5	4 087	956	197	48	1 649	488	486
	Establishments with sales of \$1,000,000 to \$2,499,999	22	39 511	5 443	1 298	138	9 069	3 178	3 112
	Establishments with sales of \$2,500,000 to \$4,999,999	39	145 435	14 862	3 889	386	30 163	7 930	7 069
	Establishments with sales of \$5,000,000 to \$9,999,999	36	252 142	22 216	5 311	686	48 616	14 035	16 167
	Establishments with sales of \$10,000,000 to \$24,999,999	28	430 063	50 482	12 450	1 529	92 293	32 284	31 531
	Establishments with sales of \$25,000,000 or more	206	89 305 795	3 729 730	924 691	56 081	8 475 740	2 458 885	2 697 480
	Establishments not operated for the entire year	7	136 608	3 199	877	58	6 919	272	—
4222102	Specialty-line drug, pharmaceutical, cosmetic, & toiletries whsle								
	All establishments	358	90 317 145	3 827 803	948 944	58 960	8 666 126	2 517 364	2 756 060

See footnotes at end of table.

Table 1. Sales Size of Establishments: 1997—Con.

[Includes only establishments with payroll. For meaning of abbreviations and symbols, see introductory text. For explanation of terms, see Appendix A. For method of assignment to categories shown, see Appendix C]

NAICS code	Sales sizes of establishments by type of operation and kind of business	Establishments (number)	Sales (\$1,000)	Annual payroll (\$1,000)	First-quarter payroll (\$1,000)	Paid employees for pay period including March 12 (number)	Operating expenses ¹ (\$1,000)	End-of-1996 inventories (\$1,000)	End-of-1997 inventories (\$1,000)
422	MANUFACTURERS' SALES BRANCHES AND SALES OFFICES—Con.								
	Wholesale trade, nondurable goods—Con.								
4222102	Specialty-line drug, pharmaceutical, cosmetic, & toiletries whsle—Con.								
	Establishments operated for the entire year	351	90 180 537	3 824 604	948 067	58 902	8 659 207	2 517 092	2 756 060
	Establishments with sales less than \$100,000	3	D	D	D	a	D	D	D
	Establishments with sales of \$100,000 to \$249,999	6	D	D	D	a	D	D	D
	Establishments with sales of \$250,000 to \$499,999	6	D	D	D	a	D	D	D
	Establishments with sales of \$500,000 to \$999,999	5	4 087	956	197	48	1 649	488	486
	Establishments with sales of \$1,000,000 to \$2,499,999	22	39 511	5 443	1 298	138	9 069	3 178	3 112
	Establishments with sales of \$2,500,000 to \$4,999,999	39	145 435	14 862	3 889	386	30 163	7 930	7 069
	Establishments with sales of \$5,000,000 to \$9,999,999	36	252 142	22 216	5 311	686	48 616	14 035	16 167
	Establishments with sales of \$10,000,000 to \$24,999,999	28	430 063	50 482	12 450	1 529	92 293	32 284	31 531
	Establishments with sales of \$25,000,000 or more	206	89 305 795	3 729 730	924 691	56 081	8 475 740	2 458 885	2 697 480
	Establishments not operated for the entire year	7	136 608	3 199	877	58	6 919	272	—
4223	Apparel, piece goods, & notions whsle								
	All establishments	709	22 808 180	963 347	238 190	20 459	2 166 712	1 465 168	1 513 039
	Establishments operated for the entire year	668	22 224 456	942 467	230 909	19 541	2 124 780	1 418 760	1 489 561
	Establishments with sales less than \$100,000	1	D	D	D	a	D	D	D
	Establishments with sales of \$100,000 to \$249,999	8	D	D	D	a	D	D	D
	Establishments with sales of \$250,000 to \$499,999	13	D	D	D	b	D	D	D
	Establishments with sales of \$500,000 to \$999,999	46	34 062	5 365	1 382	281	10 267	4 714	5 159
	Establishments with sales of \$1,000,000 to \$2,499,999	91	143 759	16 766	4 238	682	35 131	20 657	21 574
	Establishments with sales of \$2,500,000 to \$4,999,999	88	311 354	24 805	5 721	868	51 410	28 696	27 271
	Establishments with sales of \$5,000,000 to \$9,999,999	101	706 187	49 705	12 267	1 358	103 850	53 709	56 424
	Establishments with sales of \$10,000,000 to \$24,999,999	118	1 877 068	113 380	28 869	2 858	257 848	149 002	166 354
	Establishments with sales of \$25,000,000 or more	202	19 145 443	731 367	178 195	13 455	1 664 576	1 161 417	1 212 332
	Establishments not operated for the entire year	41	583 724	20 880	7 281	918	41 932	46 408	23 478
42231	Piece goods, notions, & other dry goods whsle								
	All establishments	245	6 592 566	246 518	61 096	4 657	520 679	166 724	163 647
	Establishments operated for the entire year	236	D	D	D	h	D	D	D
	Establishments with sales less than \$100,000	1	D	D	D	a	D	D	D
	Establishments with sales of \$100,000 to \$249,999	1	D	D	D	a	D	D	D
	Establishments with sales of \$250,000 to \$499,999	6	D	D	D	a	D	D	D
	Establishments with sales of \$500,000 to \$999,999	15	10 716	1 924	490	40	3 133	845	810
	Establishments with sales of \$1,000,000 to \$2,499,999	36	55 017	6 853	1 765	186	13 558	6 381	6 750
	Establishments with sales of \$2,500,000 to \$4,999,999	26	D	D	D	c	D	D	D
	Establishments with sales of \$5,000,000 to \$9,999,999	39	278 964	25 017	5 744	654	48 433	15 225	14 504
	Establishments with sales of \$10,000,000 to \$24,999,999	48	749 992	38 011	8 980	729	92 248	51 225	53 112
	Establishments with sales of \$25,000,000 or more	64	D	D	D	h	D	D	D
	Establishments not operated for the entire year	9	D	D	D	b	D	D	D
422310	Piece goods, notions, & other dry goods whsle								
	All establishments	245	6 592 566	246 518	61 096	4 657	520 679	166 724	163 647

See footnotes at end of table.

Table 1. Sales Size of Establishments: 1997—Con.

[Includes only establishments with payroll. For meaning of abbreviations and symbols, see introductory text. For explanation of terms, see Appendix A. For method of assignment to categories shown, see Appendix C.]

NAICS code	Sales sizes of establishments by type of operation and kind of business	Establishments (number)	Sales (\$1,000)	Annual payroll (\$1,000)	First-quarter payroll (\$1,000)	Paid employees for pay period including March 12 (number)	Operating expenses ¹ (\$1,000)	End-of-1996 inventories (\$1,000)	End-of-1997 inventories (\$1,000)
422	MANUFACTURERS' SALES BRANCHES AND SALES OFFICES—Con.								
	Wholesale trade, nondurable goods—Con.								
422310	Piece goods, notions, & other dry goods whsle—Con.								
	Establishments operated for the entire year	236	D	D	D	h	D	D	D
	Establishments with sales less than \$100,000	1	D	D	D	a	D	D	D
	Establishments with sales of \$100,000 to \$249,999	1	D	D	D	a	D	D	D
	Establishments with sales of \$250,000 to \$499,999	6	D	D	D	a	D	D	D
	Establishments with sales of \$500,000 to \$999,999	15	10 716	1 924	490	40	3 133	845	810
	Establishments with sales of \$1,000,000 to \$2,499,999	36	55 017	6 853	1 765	186	13 558	6 381	6 750
	Establishments with sales of \$2,500,000 to \$4,999,999	26	D	D	D	c	D	D	D
	Establishments with sales of \$5,000,000 to \$9,999,999	39	278 964	25 017	5 744	654	48 433	15 225	14 504
	Establishments with sales of \$10,000,000 to \$24,999,999	48	749 992	38 011	8 980	729	92 248	51 225	53 112
	Establishments with sales of \$25,000,000 or more	64	D	D	D	h	D	D	D
	Establishments not operated for the entire year	9	D	D	D	b	D	D	D
4223101	Piece goods—jobbers								
	All establishments	194	5 899 943	217 278	54 350	3 909	449 240	135 679	134 323
	Establishments operated for the entire year	186	D	D	D	h	D	D	D
	Establishments with sales less than \$100,000	1	D	D	D	a	D	D	D
	Establishments with sales of \$100,000 to \$249,999	—	—	—	—	—	—	—	—
	Establishments with sales of \$250,000 to \$499,999	4	D	D	D	a	D	D	D
	Establishments with sales of \$500,000 to \$999,999	13	D	D	D	b	D	D	D
	Establishments with sales of \$1,000,000 to \$2,499,999	30	44 673	5 781	1 506	142	11 279	4 941	5 265
	Establishments with sales of \$2,500,000 to \$4,999,999	21	69 121	6 047	1 104	152	11 155	7 711	7 765
	Establishments with sales of \$5,000,000 to \$9,999,999	25	174 809	16 614	3 751	411	27 006	11 916	10 944
	Establishments with sales of \$10,000,000 to \$24,999,999	33	D	D	D	f	D	D	D
	Establishments with sales of \$25,000,000 or more	59	D	D	D	h	D	D	D
	Establishments not operated for the entire year	8	D	D	D	b	D	D	D
4223102	Notions & other dry goods whsle								
	All establishments	51	692 623	29 240	6 746	748	71 439	31 045	29 324
	Establishments operated for the entire year	50	D	D	D	f	D	D	D
	Establishments with sales less than \$100,000	—	—	—	—	—	—	—	—
	Establishments with sales of \$100,000 to \$249,999	1	D	D	D	a	D	D	D
	Establishments with sales of \$250,000 to \$499,999	2	D	D	D	a	D	D	D
	Establishments with sales of \$500,000 to \$999,999	2	D	D	D	a	D	D	D
	Establishments with sales of \$1,000,000 to \$2,499,999	6	10 344	1 072	259	44	2 279	1 440	1 485
	Establishments with sales of \$2,500,000 to \$4,999,999	5	D	D	D	b	D	D	D
	Establishments with sales of \$5,000,000 to \$9,999,999	14	104 155	8 403	1 993	243	21 427	3 309	3 560
	Establishments with sales of \$10,000,000 to \$24,999,999	15	D	D	D	c	D	D	D
	Establishments with sales of \$25,000,000 or more	5	D	D	D	c	D	D	D
	Establishments not operated for the entire year	1	D	D	D	a	D	D	D
42232	Men's & boys' clothing & furnishings whsle								
	All establishments	202	7 748 425	345 408	83 096	8 449	763 011	745 747	754 794
	Establishments operated for the entire year	185	7 530 252	335 544	78 576	7 855	745 142	721 807	733 946
	Establishments with sales less than \$100,000	—	—	—	—	—	—	—	—
	Establishments with sales of \$100,000 to \$249,999	1	D	D	D	a	D	D	D

See footnotes at end of table.

Table 1. Sales Size of Establishments: 1997—Con.

[Includes only establishments with payroll. For meaning of abbreviations and symbols, see introductory text. For explanation of terms, see Appendix A. For method of assignment to categories shown, see Appendix C.]

NAICS code	Sales sizes of establishments by type of operation and kind of business	Establishments (number)	Sales (\$1,000)	Annual payroll (\$1,000)	First-quarter payroll (\$1,000)	Paid employees for pay period including March 12 (number)	Operating expenses* (\$1,000)	End-of-1996 inventories (\$1,000)	End-of-1997 inventories (\$1,000)
422	MANUFACTURERS' SALES BRANCHES AND SALES OFFICES—Con.								
	Wholesale trade, nondurable goods—Con.								
42232	Men's & boys' clothing & furnishings whsle—Con.								
	Establishments operated for the entire year—Con.								
	Establishments with sales of \$250,000 to \$499,999	2	D	D	D	a	D	D	D
	Establishments with sales of \$500,000 to \$999,999	24	18 283	2 952	773	207	6 114	3 338	3 801
	Establishments with sales of \$1,000,000 to \$2,499,999	31	D	D	D	e	D	D	D
	Establishments with sales of \$2,500,000 to \$4,999,999	22	D	D	D	e	D	D	D
	Establishments with sales of \$5,000,000 to \$9,999,999	22	158 724	8 908	2 250	253	25 430	25 842	25 839
	Establishments with sales of \$10,000,000 to \$24,999,999	24	399 336	33 624	8 297	1 032	74 115	53 720	60 918
	Establishments with sales of \$25,000,000 or more	59	6 823 783	274 576	63 353	5 557	607 978	620 006	624 513
	Establishments not operated for the entire year	17	218 173	9 864	4 520	594	17 869	23 940	20 848
422320	Men's & boys' clothing & furnishings whsle								
	All establishments	202	7 748 425	345 408	83 096	8 449	763 011	745 747	754 794
	Establishments operated for the entire year	185	7 530 252	335 544	78 576	7 855	745 142	721 807	733 946
	Establishments with sales less than \$100,000	—	—	—	—	—	—	—	—
	Establishments with sales of \$100,000 to \$249,999	1	D	D	D	a	D	D	D
	Establishments with sales of \$250,000 to \$499,999	2	D	D	D	a	D	D	D
	Establishments with sales of \$500,000 to \$999,999	24	18 283	2 952	773	207	6 114	3 338	3 801
	Establishments with sales of \$1,000,000 to \$2,499,999	31	D	D	D	e	D	D	D
	Establishments with sales of \$2,500,000 to \$4,999,999	22	D	D	D	e	D	D	D
	Establishments with sales of \$5,000,000 to \$9,999,999	22	158 724	8 908	2 250	253	25 430	25 842	25 839
	Establishments with sales of \$10,000,000 to \$24,999,999	24	399 336	33 624	8 297	1 032	74 115	53 720	60 918
	Establishments with sales of \$25,000,000 or more	59	6 823 783	274 576	63 353	5 557	607 978	620 006	624 513
	Establishments not operated for the entire year	17	218 173	9 864	4 520	594	17 869	23 940	20 848
42233	Women's, children's, & infants' clothing & accessories whsle								
	All establishments	233	6 347 552	248 975	63 198	5 248	589 565	294 159	290 081
	Establishments operated for the entire year	220	D	D	D	h	D	D	D
	Establishments with sales less than \$100,000	—	—	—	—	—	—	—	—
	Establishments with sales of \$100,000 to \$249,999	6	1 209	75	21	12	212	256	253
	Establishments with sales of \$250,000 to \$499,999	5	1 652	84	23	9	259	171	176
	Establishments with sales of \$500,000 to \$999,999	7	5 063	489	119	34	1 020	531	548
	Establishments with sales of \$1,000,000 to \$2,499,999	23	39 205	3 403	780	130	7 560	5 910	5 828
	Establishments with sales of \$2,500,000 to \$4,999,999	39	D	D	D	c	D	D	D
	Establishments with sales of \$5,000,000 to \$9,999,999	37	250 281	14 519	3 876	354	27 316	12 642	16 081
	Establishments with sales of \$10,000,000 to \$24,999,999	42	659 654	36 428	10 067	948	77 947	36 460	42 399
	Establishments with sales of \$25,000,000 or more	61	D	D	D	h	D	D	D
	Establishments not operated for the entire year	13	D	D	D	e	D	D	D
422330	Women's, children's, & infants' clothing & accessories whsle								
	All establishments	233	6 347 552	248 975	63 198	5 248	589 565	294 159	290 081
	Establishments operated for the entire year	220	D	D	D	h	D	D	D
	Establishments with sales less than \$100,000	—	—	—	—	—	—	—	—
	Establishments with sales of \$100,000 to \$249,999	6	1 209	75	21	12	212	256	253
	Establishments with sales of \$250,000 to \$499,999	5	1 652	84	23	9	259	171	176

See footnotes at end of table.

Table 1. Sales Size of Establishments: 1997—Con.

[Includes only establishments with payroll. For meaning of abbreviations and symbols, see introductory text. For explanation of terms, see Appendix A. For method of assignment to categories shown, see Appendix C.]

NAICS code	Sales sizes of establishments by type of operation and kind of business	Establishments (number)	Sales (\$1,000)	Annual payroll (\$1,000)	First-quarter payroll (\$1,000)	Paid employees for pay period including March 12 (number)	Operating expenses* (\$1,000)	End-of-1996 inventories (\$1,000)	End-of-1997 inventories (\$1,000)
422	MANUFACTURERS' SALES BRANCHES AND SALES OFFICES—Con.								
	Wholesale trade, nondurable goods—Con.								
422330	Women's, children's, & infants' clothing & accessories whsle—Con.								
	Establishments operated for the entire year—Con.								
	Establishments with sales of \$500,000 to \$999,999	7	5 063	489	119	34	1 020	531	548
	Establishments with sales of \$1,000,000 to \$2,499,999	23	39 205	3 403	780	130	7 560	5 910	5 828
	Establishments with sales of \$2,500,000 to \$4,999,999	39	D	D	D	c	D	D	D
	Establishments with sales of \$5,000,000 to \$9,999,999	37	250 281	14 519	3 876	354	27 316	12 642	16 081
	Establishments with sales of \$10,000,000 to \$24,999,999	42	659 654	36 428	10 067	948	77 947	36 460	42 399
	Establishments with sales of \$25,000,000 or more	61	D	D	D	h	D	D	D
	Establishments not operated for the entire year	13	D	D	D	e	D	D	D
42234	Footwear whsle								
	All establishments	29	2 119 637	122 446	30 800	2 105	293 457	258 538	304 517
	Establishments operated for the entire year	27	D	D	D	g	D	D	D
	Establishments with sales less than \$100,000	—	—	—	—	—	—	—	—
	Establishments with sales of \$100,000 to \$249,999	—	—	—	—	—	—	—	—
	Establishments with sales of \$250,000 to \$499,999	—	—	—	—	—	—	—	—
	Establishments with sales of \$500,000 to \$999,999	—	—	—	—	—	—	—	—
	Establishments with sales of \$1,000,000 to \$2,499,999	1	D	D	D	a	D	D	D
	Establishments with sales of \$2,500,000 to \$4,999,999	1	D	D	D	a	D	D	D
	Establishments with sales of \$5,000,000 to \$9,999,999	3	18 218	1 261	397	97	2 671	—	—
	Establishments with sales of \$10,000,000 to \$24,999,999	4	68 086	5 317	1 525	149	13 538	7 597	9 925
	Establishments with sales of \$25,000,000 or more	18	D	D	D	g	D	D	D
	Establishments not operated for the entire year	2	D	D	D	a	D	D	D
422340	Footwear whsle								
	All establishments	29	2 119 637	122 446	30 800	2 105	293 457	258 538	304 517
	Establishments operated for the entire year	27	D	D	D	g	D	D	D
	Establishments with sales less than \$100,000	—	—	—	—	—	—	—	—
	Establishments with sales of \$100,000 to \$249,999	—	—	—	—	—	—	—	—
	Establishments with sales of \$250,000 to \$499,999	—	—	—	—	—	—	—	—
	Establishments with sales of \$500,000 to \$999,999	—	—	—	—	—	—	—	—
	Establishments with sales of \$1,000,000 to \$2,499,999	1	D	D	D	a	D	D	D
	Establishments with sales of \$2,500,000 to \$4,999,999	1	D	D	D	a	D	D	D
	Establishments with sales of \$5,000,000 to \$9,999,999	3	18 218	1 261	397	97	2 671	—	—
	Establishments with sales of \$10,000,000 to \$24,999,999	4	68 086	5 317	1 525	149	13 538	7 597	9 925
	Establishments with sales of \$25,000,000 or more	18	D	D	D	g	D	D	D
	Establishments not operated for the entire year	2	D	D	D	a	D	D	D
4224	Grocery & related products whsle								
	All establishments	3 765	145 608 857	6 614 860	1 606 055	188 281	13 850 688	2 165 631	2 258 062
	Establishments operated for the entire year	3 661	143 999 948	6 541 843	1 587 917	186 096	13 612 616	2 152 360	2 213 092
	Establishments with sales less than \$100,000	10	684	162	39	16	400	49	43
	Establishments with sales of \$100,000 to \$249,999	20	3 143	603	150	36	1 328	120	136
	Establishments with sales of \$250,000 to \$499,999	46	18 401	2 087	500	110	4 843	283	313
	Establishments with sales of \$500,000 to \$999,999	135	102 537	14 190	3 404	530	30 833	2 860	2 926
	Establishments with sales of \$1,000,000 to \$2,499,999	474	808 211	102 947	24 760	3 623	229 259	23 234	23 774

See footnotes at end of table.

Table 1. Sales Size of Establishments: 1997—Con.

[Includes only establishments with payroll. For meaning of abbreviations and symbols, see introductory text. For explanation of terms, see Appendix A. For method of assignment to categories shown, see Appendix C.]

NAICS code	Sales sizes of establishments by type of operation and kind of business	Establishments (number)	Sales (\$1,000)	Annual payroll (\$1,000)	First-quarter payroll (\$1,000)	Paid employees for pay period including March 12 (number)	Operating expenses ¹ (\$1,000)	End-of-1996 inventories (\$1,000)	End-of-1997 inventories (\$1,000)
422	MANUFACTURERS' SALES BRANCHES AND SALES OFFICES—Con.								
	Wholesale trade, nondurable goods—Con.								
4224	Grocery & related products whsle—Con.								
	Establishments operated for the entire year—Con.								
	Establishments with sales of \$2,500,000 to \$4,999,999	564	2 050 779	260 712	62 969	9 011	554 278	58 580	59 391
	Establishments with sales of \$5,000,000 to \$9,999,999	628	4 535 558	476 985	116 258	15 630	1 058 384	104 248	105 885
	Establishments with sales of \$10,000,000 to \$24,999,999	792	12 667 895	1 171 621	278 529	37 566	2 518 526	316 935	327 694
	Establishments with sales of \$25,000,000 or more	992	123 812 740	4 512 536	1 101 308	119 574	9 214 765	1 646 051	1 692 930
	Establishments not operated for the entire year	104	1 608 909	73 017	18 138	2 185	238 072	13 271	44 970
42242	Packaged frozen food whsle								
	All establishments	262	7 449 295	227 226	59 433	6 436	766 248	258 770	287 963
	Establishments operated for the entire year	253	7 406 418	222 650	57 169	6 122	755 726	253 229	286 266
	Establishments with sales less than \$100,000	—	—	—	—	—	—	—	—
	Establishments with sales of \$100,000 to \$249,999	3	D	D	D	a	D	D	D
	Establishments with sales of \$250,000 to \$499,999	11	D	D	D	a	D	D	D
	Establishments with sales of \$500,000 to \$999,999	22	16 835	2 033	501	80	6 730	404	450
	Establishments with sales of \$1,000,000 to \$2,499,999	47	76 136	12 099	2 901	452	35 157	2 188	2 350
	Establishments with sales of \$2,500,000 to \$4,999,999	62	226 339	33 565	8 742	1 206	101 207	10 090	10 376
	Establishments with sales of \$5,000,000 to \$9,999,999	55	384 332	46 468	11 848	1 402	147 780	17 738	18 189
	Establishments with sales of \$10,000,000 to \$24,999,999	15	195 969	16 060	4 001	533	47 558	14 912	15 914
	Establishments with sales of \$25,000,000 or more	38	6 501 641	111 941	29 061	2 430	415 627	207 743	238 774
	Establishments not operated for the entire year	9	42 877	4 576	2 264	314	10 522	5 541	1 697
422420	Packaged frozen food whsle								
	All establishments	262	7 449 295	227 226	59 433	6 436	766 248	258 770	287 963
	Establishments operated for the entire year	253	7 406 418	222 650	57 169	6 122	755 726	253 229	286 266
	Establishments with sales less than \$100,000	—	—	—	—	—	—	—	—
	Establishments with sales of \$100,000 to \$249,999	3	D	D	D	a	D	D	D
	Establishments with sales of \$250,000 to \$499,999	11	D	D	D	a	D	D	D
	Establishments with sales of \$500,000 to \$999,999	22	16 835	2 033	501	80	6 730	404	450
	Establishments with sales of \$1,000,000 to \$2,499,999	47	76 136	12 099	2 901	452	35 157	2 188	2 350
	Establishments with sales of \$2,500,000 to \$4,999,999	62	226 339	33 565	8 742	1 206	101 207	10 090	10 376
	Establishments with sales of \$5,000,000 to \$9,999,999	55	384 332	46 468	11 848	1 402	147 780	17 738	18 189
	Establishments with sales of \$10,000,000 to \$24,999,999	15	195 969	16 060	4 001	533	47 558	14 912	15 914
	Establishments with sales of \$25,000,000 or more	38	6 501 641	111 941	29 061	2 430	415 627	207 743	238 774
	Establishments not operated for the entire year	9	42 877	4 576	2 264	314	10 522	5 541	1 697
42243	Dairy products, (except dried or canned) whsle								
	All establishments	507	12 804 977	757 461	175 830	19 409	1 849 552	343 331	350 438
	Establishments operated for the entire year	476	D	D	D	j	D	D	D
	Establishments with sales less than \$100,000	2	D	D	D	a	D	D	D
	Establishments with sales of \$100,000 to \$249,999	1	D	D	D	a	D	D	D
	Establishments with sales of \$250,000 to \$499,999	12	4 490	349	80	14	947	42	40
	Establishments with sales of \$500,000 to \$999,999	17	12 875	1 465	301	73	3 099	214	203
	Establishments with sales of \$1,000,000 to \$2,499,999	77	136 360	15 860	3 908	602	36 481	3 105	3 199
	Establishments with sales of \$2,500,000 to \$4,999,999	110	399 993	41 168	9 381	1 463	97 116	8 640	9 394
	Establishments with sales of \$5,000,000 to \$9,999,999	80	D	D	D	g	D	D	D

See footnotes at end of table.

Table 1. Sales Size of Establishments: 1997—Con.

[Includes only establishments with payroll. For meaning of abbreviations and symbols, see introductory text. For explanation of terms, see Appendix A. For method of assignment to categories shown, see Appendix C.]

NAICS code	Sales sizes of establishments by type of operation and kind of business	Establishments (number)	Sales (\$1,000)	Annual payroll (\$1,000)	First-quarter payroll (\$1,000)	Paid employees for pay period including March 12 (number)	Operating expenses ¹ (\$1,000)	End-of-1996 inventories (\$1,000)	End-of-1997 inventories (\$1,000)
422	MANUFACTURERS' SALES BRANCHES AND SALES OFFICES—Con.								
	Wholesale trade, nondurable goods—Con.								
42243	Dairy products, (except dried or canned) whsle—Con.								
	Establishments operated for the entire year—Con.								
	Establishments with sales of \$10,000,000 to \$24,999,999	107	D	D	D	h	D	D	D
	Establishments with sales of \$25,000,000 or more	70	10 004 879	522 119	119 374	11 533	1 283 490	292 179	298 554
	Establishments not operated for the entire year	31	D	D	D	e	D	D	D
422430	Dairy products, (except dried or canned) whsle								
	All establishments	507	12 804 977	757 461	175 830	19 409	1 849 552	343 331	350 438
	Establishments operated for the entire year	476	D	D	D	j	D	D	D
	Establishments with sales less than \$100,000	2	D	D	D	a	D	D	D
	Establishments with sales of \$100,000 to \$249,999	1	D	D	D	a	D	D	D
	Establishments with sales of \$250,000 to \$499,999	12	4 490	349	80	14	947	42	40
	Establishments with sales of \$500,000 to \$999,999	17	12 875	1 465	301	73	3 099	214	203
	Establishments with sales of \$1,000,000 to \$2,499,999	77	136 360	15 860	3 908	602	36 481	3 105	3 199
	Establishments with sales of \$2,500,000 to \$4,999,999	110	399 993	41 168	9 381	1 463	97 116	8 640	9 394
	Establishments with sales of \$5,000,000 to \$9,999,999	80	D	D	D	g	D	D	D
	Establishments with sales of \$10,000,000 to \$24,999,999	107	D	D	D	h	D	D	D
	Establishments with sales of \$25,000,000 or more	70	10 004 879	522 119	119 374	11 533	1 283 490	292 179	298 554
	Establishments not operated for the entire year	31	D	D	D	e	D	D	D
4224302	Dairy product (except raw milk) whsle								
	All establishments	507	12 804 977	757 461	175 830	19 409	1 849 552	343 331	350 438
	Establishments operated for the entire year	476	D	D	D	j	D	D	D
	Establishments with sales less than \$100,000	2	D	D	D	a	D	D	D
	Establishments with sales of \$100,000 to \$249,999	1	D	D	D	a	D	D	D
	Establishments with sales of \$250,000 to \$499,999	12	4 490	349	80	14	947	42	40
	Establishments with sales of \$500,000 to \$999,999	17	12 875	1 465	301	73	3 099	214	203
	Establishments with sales of \$1,000,000 to \$2,499,999	77	136 360	15 860	3 908	602	36 481	3 105	3 199
	Establishments with sales of \$2,500,000 to \$4,999,999	110	399 993	41 168	9 381	1 463	97 116	8 640	9 394
	Establishments with sales of \$5,000,000 to \$9,999,999	80	D	D	D	g	D	D	D
	Establishments with sales of \$10,000,000 to \$24,999,999	107	D	D	D	h	D	D	D
	Establishments with sales of \$25,000,000 or more	70	10 004 879	522 119	119 374	11 533	1 283 490	292 179	298 554
	Establishments not operated for the entire year	31	D	D	D	e	D	D	D
42244	Poultry & poultry product whsle								
	All establishments	54	D	D	D	g	D	D	D
	Establishments operated for the entire year	54	D	D	D	g	D	D	D
	Establishments with sales less than \$100,000	—	—	—	—	—	—	—	—
	Establishments with sales of \$100,000 to \$249,999	—	—	—	—	—	—	—	—
	Establishments with sales of \$250,000 to \$499,999	—	—	—	—	—	—	—	—
	Establishments with sales of \$500,000 to \$999,999	—	—	—	—	—	—	—	—
	Establishments with sales of \$1,000,000 to \$2,499,999	1	D	D	D	a	D	D	D
	Establishments with sales of \$2,500,000 to \$4,999,999	3	D	D	D	a	D	D	D
	Establishments with sales of \$5,000,000 to \$9,999,999	13	D	D	D	c	D	D	D
	Establishments with sales of \$10,000,000 to \$24,999,999	21	D	D	D	f	D	D	D
	Establishments with sales of \$25,000,000 or more	16	D	D	D	f	D	D	D

See footnotes at end of table.

Table 1. Sales Size of Establishments: 1997—Con.

[Includes only establishments with payroll. For meaning of abbreviations and symbols, see introductory text. For explanation of terms, see Appendix A. For method of assignment to categories shown, see Appendix C]

NAICS code	Sales sizes of establishments by type of operation and kind of business	Establishments (number)	Sales (\$1,000)	Annual payroll (\$1,000)	First-quarter payroll (\$1,000)	Paid employees for pay period including March 12 (number)	Operating expenses ¹ (\$1,000)	End-of-1996 inventories (\$1,000)	End-of-1997 inventories (\$1,000)
422	MANUFACTURERS' SALES BRANCHES AND SALES OFFICES—Con.								
	Wholesale trade, nondurable goods—Con.								
42244	Poultry & poultry product whsle—Con.								
	Establishments not operated for the entire year	—	—	—	—	—	—	—	—
422440	Poultry & poultry product whsle								
	All establishments	54	D	D	D	g	D	D	D
	Establishments operated for the entire year	54	D	D	D	g	D	D	D
	Establishments with sales less than \$100,000	—	—	—	—	—	—	—	—
	Establishments with sales of \$100,000 to \$249,999	—	—	—	—	—	—	—	—
	Establishments with sales of \$250,000 to \$499,999	—	—	—	—	—	—	—	—
	Establishments with sales of \$500,000 to \$999,999	—	—	—	—	—	—	—	—
	Establishments with sales of \$1,000,000 to \$2,499,999	1	D	D	D	a	D	D	D
	Establishments with sales of \$2,500,000 to \$4,999,999	3	D	D	D	a	D	D	D
	Establishments with sales of \$5,000,000 to \$9,999,999	13	D	D	D	c	D	D	D
	Establishments with sales of \$10,000,000 to \$24,999,999	21	D	D	D	f	D	D	D
	Establishments with sales of \$25,000,000 or more	16	D	D	D	f	D	D	D
	Establishments not operated for the entire year	—	—	—	—	—	—	—	—
4224402	Poultry & poultry product (except live) whsle								
	All establishments	54	D	D	D	g	D	D	D
	Establishments operated for the entire year	54	D	D	D	g	D	D	D
	Establishments with sales less than \$100,000	—	—	—	—	—	—	—	—
	Establishments with sales of \$100,000 to \$249,999	—	—	—	—	—	—	—	—
	Establishments with sales of \$250,000 to \$499,999	—	—	—	—	—	—	—	—
	Establishments with sales of \$500,000 to \$999,999	—	—	—	—	—	—	—	—
	Establishments with sales of \$1,000,000 to \$2,499,999	1	D	D	D	a	D	D	D
	Establishments with sales of \$2,500,000 to \$4,999,999	3	D	D	D	a	D	D	D
	Establishments with sales of \$5,000,000 to \$9,999,999	13	D	D	D	c	D	D	D
	Establishments with sales of \$10,000,000 to \$24,999,999	21	D	D	D	f	D	D	D
	Establishments with sales of \$25,000,000 or more	16	D	D	D	f	D	D	D
	Establishments not operated for the entire year	—	—	—	—	—	—	—	—
42245	Confectionery whsle								
	All establishments	302	16 592 178	1 242 879	310 472	37 061	2 148 399	84 367	83 893
	Establishments operated for the entire year	288	16 364 747	1 231 850	308 566	36 732	2 130 409	84 325	83 891
	Establishments with sales less than \$100,000	1	D	D	D	a	D	D	D
	Establishments with sales of \$100,000 to \$249,999	—	—	—	—	—	—	—	—
	Establishments with sales of \$250,000 to \$499,999	3	D	D	D	a	D	D	D
	Establishments with sales of \$500,000 to \$999,999	6	D	D	D	b	D	D	D
	Establishments with sales of \$1,000,000 to \$2,499,999	26	44 277	6 319	1 469	246	16 769	1 014	1 019
	Establishments with sales of \$2,500,000 to \$4,999,999	26	95 436	14 078	3 363	537	31 145	3 003	2 933
	Establishments with sales of \$5,000,000 to \$9,999,999	38	283 859	37 177	9 102	1 271	78 877	7 475	7 656
	Establishments with sales of \$10,000,000 to \$24,999,999	24	383 193	49 499	12 257	1 664	100 462	9 391	8 992
	Establishments with sales of \$25,000,000 or more	164	15 551 576	1 124 126	282 216	32 989	1 901 597	63 322	63 205
	Establishments not operated for the entire year	14	227 431	11 029	1 906	329	17 990	42	2

See footnotes at end of table.

Table 1. Sales Size of Establishments: 1997—Con.

[Includes only establishments with payroll. For meaning of abbreviations and symbols, see introductory text. For explanation of terms, see Appendix A. For method of assignment to categories shown, see Appendix C.]

NAICS code	Sales sizes of establishments by type of operation and kind of business	Establishments (number)	Sales (\$1,000)	Annual payroll (\$1,000)	First-quarter payroll (\$1,000)	Paid employees for pay period including March 12 (number)	Operating expenses ¹ (\$1,000)	End-of-1996 inventories (\$1,000)	End-of-1997 inventories (\$1,000)
422	MANUFACTURERS' SALES BRANCHES AND SALES OFFICES—Con.								
422450	Wholesale trade, nondurable goods—Con.								
	Confectionery whsle								
	All establishments	302	16 592 178	1 242 879	310 472	37 061	2 148 399	84 367	83 893
	Establishments operated for the entire year	288	16 364 747	1 231 850	308 566	36 732	2 130 409	84 325	83 891
	Establishments with sales less than \$100,000	1	D	D	D	a	D	D	D
	Establishments with sales of \$100,000 to \$249,999	—	—	—	—	—	—	—	—
	Establishments with sales of \$250,000 to \$499,999	3	D	D	D	a	D	D	D
	Establishments with sales of \$500,000 to \$999,999	6	D	D	D	b	D	D	D
	Establishments with sales of \$1,000,000 to \$2,499,999	26	44 277	6 319	1 469	246	16 769	1 014	1 019
	Establishments with sales of \$2,500,000 to \$4,999,999	26	95 436	14 078	3 363	537	31 145	3 003	2 933
	Establishments with sales of \$5,000,000 to \$9,999,999	38	283 859	37 177	9 102	1 271	78 877	7 475	7 656
	Establishments with sales of \$10,000,000 to \$24,999,999	24	383 193	49 499	12 257	1 664	100 462	9 391	8 992
	Establishments with sales of \$25,000,000 or more	164	15 551 576	1 124 126	282 216	32 989	1 901 597	63 322	63 205
	Establishments not operated for the entire year	14	227 431	11 029	1 906	329	17 990	42	2
42246	Fish & seafood whsle								
	All establishments	24	334 555	18 934	5 492	654	65 754	33 405	29 959
	Establishments operated for the entire year	24	334 555	18 934	5 492	654	65 754	33 405	29 959
	Establishments with sales less than \$100,000	—	—	—	—	—	—	—	—
	Establishments with sales of \$100,000 to \$249,999	—	—	—	—	—	—	—	—
	Establishments with sales of \$250,000 to \$499,999	—	—	—	—	—	—	—	—
	Establishments with sales of \$500,000 to \$999,999	2	D	D	D	a	D	D	D
	Establishments with sales of \$1,000,000 to \$2,499,999	4	D	D	D	b	D	D	D
	Establishments with sales of \$2,500,000 to \$4,999,999	6	D	D	D	c	D	D	D
	Establishments with sales of \$5,000,000 to \$9,999,999	4	27 774	1 832	455	72	8 433	553	599
	Establishments with sales of \$10,000,000 to \$24,999,999	3	41 140	3 250	724	117	12 672	1 345	1 678
	Establishments with sales of \$25,000,000 or more	5	236 880	11 110	3 643	274	39 055	30 379	26 555
	Establishments not operated for the entire year	—	—	—	—	—	—	—	—
422460	Fish & seafood whsle								
	All establishments	24	334 555	18 934	5 492	654	65 754	33 405	29 959
	Establishments operated for the entire year	24	334 555	18 934	5 492	654	65 754	33 405	29 959
	Establishments with sales less than \$100,000	—	—	—	—	—	—	—	—
	Establishments with sales of \$100,000 to \$249,999	—	—	—	—	—	—	—	—
	Establishments with sales of \$250,000 to \$499,999	—	—	—	—	—	—	—	—
	Establishments with sales of \$500,000 to \$999,999	2	D	D	D	a	D	D	D
	Establishments with sales of \$1,000,000 to \$2,499,999	4	D	D	D	b	D	D	D
	Establishments with sales of \$2,500,000 to \$4,999,999	6	D	D	D	c	D	D	D
	Establishments with sales of \$5,000,000 to \$9,999,999	4	27 774	1 832	455	72	8 433	553	599
	Establishments with sales of \$10,000,000 to \$24,999,999	3	41 140	3 250	724	117	12 672	1 345	1 678
	Establishments with sales of \$25,000,000 or more	5	236 880	11 110	3 643	274	39 055	30 379	26 555
	Establishments not operated for the entire year	—	—	—	—	—	—	—	—
42247	Meat & meat product whsle								
	All establishments	112	20 272 965	121 017	26 471	3 094	370 753	86 322	100 511
	Establishments operated for the entire year	109	19 928 412	110 960	25 998	3 050	341 759	86 137	87 373
	Establishments with sales less than \$100,000	—	—	—	—	—	—	—	—
	Establishments with sales of \$100,000 to \$249,999	—	—	—	—	—	—	—	—
	Establishments with sales of \$250,000 to \$499,999	1	D	D	D	a	D	D	D

See footnotes at end of table.

Table 1. Sales Size of Establishments: 1997—Con.

[Includes only establishments with payroll. For meaning of abbreviations and symbols, see introductory text. For explanation of terms, see Appendix A. For method of assignment to categories shown, see Appendix C]

NAICS code	Sales sizes of establishments by type of operation and kind of business	Establishments (number)	Sales (\$1,000)	Annual payroll (\$1,000)	First-quarter payroll (\$1,000)	Paid employees for pay period including March 12 (number)	Operating expenses ¹ (\$1,000)	End-of-1996 inventories (\$1,000)	End-of-1997 inventories (\$1,000)
422	MANUFACTURERS' SALES BRANCHES AND SALES OFFICES—Con.								
	Wholesale trade, nondurable goods—Con.								
42247	Meat & meat product whsle—Con.								
	Establishments operated for the entire year—Con.								
	Establishments with sales of \$500,000 to \$999,999	1	D	D	D	a	D	D	D
	Establishments with sales of \$1,000,000 to \$2,499,999	1	D	D	D	a	D	D	D
	Establishments with sales of \$2,500,000 to \$4,999,999	8	29 866	4 732	1 267	115	7 391	299	279
	Establishments with sales of \$5,000,000 to \$9,999,999	23	172 936	6 886	1 663	296	19 433	3 390	3 436
	Establishments with sales of \$10,000,000 to \$24,999,999	28	479 059	16 448	3 771	505	37 938	9 837	12 363
	Establishments with sales of \$25,000,000 or more	47	19 242 731	82 454	19 191	2 110	276 279	72 438	71 128
	Establishments not operated for the entire year	3	344 553	10 057	473	44	28 994	185	13 138
422470	Meat & meat product whsle								
	All establishments	112	20 272 965	121 017	26 471	3 094	370 753	86 322	100 511
	Establishments operated for the entire year	109	19 928 412	110 960	25 998	3 050	341 759	86 137	87 373
	Establishments with sales less than \$100,000	—	—	—	—	—	—	—	—
	Establishments with sales of \$100,000 to \$249,999	—	—	—	—	—	—	—	—
	Establishments with sales of \$250,000 to \$499,999	1	D	D	D	a	D	D	D
	Establishments with sales of \$500,000 to \$999,999	1	D	D	D	a	D	D	D
	Establishments with sales of \$1,000,000 to \$2,499,999	1	D	D	D	a	D	D	D
	Establishments with sales of \$2,500,000 to \$4,999,999	8	29 866	4 732	1 267	115	7 391	299	279
	Establishments with sales of \$5,000,000 to \$9,999,999	23	172 936	6 886	1 663	296	19 433	3 390	3 436
	Establishments with sales of \$10,000,000 to \$24,999,999	28	479 059	16 448	3 771	505	37 938	9 837	12 363
	Establishments with sales of \$25,000,000 or more	47	19 242 731	82 454	19 191	2 110	276 279	72 438	71 128
	Establishments not operated for the entire year	3	344 553	10 057	473	44	28 994	185	13 138
42249	Other grocery & related products whsle								
	All establishments	2 504	D	D	D	m	D	D	D
	Establishments operated for the entire year	2 457	D	D	D	m	D	D	D
	Establishments with sales less than \$100,000	7	D	D	D	a	D	D	D
	Establishments with sales of \$100,000 to \$249,999	16	D	D	D	b	D	D	D
	Establishments with sales of \$250,000 to \$499,999	19	D	D	D	b	D	D	D
	Establishments with sales of \$500,000 to \$999,999	87	D	D	D	e	D	D	D
	Establishments with sales of \$1,000,000 to \$2,499,999	318	D	D	D	g	D	D	D
	Establishments with sales of \$2,500,000 to \$4,999,999	349	D	D	D	i	D	D	D
	Establishments with sales of \$5,000,000 to \$9,999,999	415	D	D	D	j	D	D	D
	Establishments with sales of \$10,000,000 to \$24,999,999	594	D	D	D	k	D	D	D
	Establishments with sales of \$25,000,000 or more	652	D	D	D	l	D	D	D
	Establishments not operated for the entire year	47	D	D	D	g	D	D	D
422490	Other grocery & related products whsle								
	All establishments	2 504	D	D	D	m	D	D	D
	Establishments operated for the entire year	2 457	D	D	D	m	D	D	D
	Establishments with sales less than \$100,000	7	D	D	D	a	D	D	D
	Establishments with sales of \$100,000 to \$249,999	16	D	D	D	b	D	D	D
	Establishments with sales of \$250,000 to \$499,999	19	D	D	D	b	D	D	D
	Establishments with sales of \$500,000 to \$999,999	87	D	D	D	e	D	D	D
	Establishments with sales of \$1,000,000 to \$2,499,999	318	D	D	D	g	D	D	D

See footnotes at end of table.

Table 1. Sales Size of Establishments: 1997—Con.

[Includes only establishments with payroll. For meaning of abbreviations and symbols, see introductory text. For explanation of terms, see Appendix A. For method of assignment to categories shown, see Appendix C.]

NAICS code	Sales sizes of establishments by type of operation and kind of business	Establishments (number)	Sales (\$1,000)	Annual payroll (\$1,000)	First-quarter payroll (\$1,000)	Paid employees for pay period including March 12 (number)	Operating expenses ¹ (\$1,000)	End-of-1996 inventories (\$1,000)	End-of-1997 inventories (\$1,000)
422	MANUFACTURERS' SALES BRANCHES AND SALES OFFICES—Con.								
	Wholesale trade, nondurable goods—Con.								
422490	Other grocery & related products whsle—Con.								
	Establishments operated for the entire year—Con.								
	Establishments with sales of \$2,500,000 to \$4,999,999	349	D	D	D	i	D	D	D
	Establishments with sales of \$5,000,000 to \$9,999,999	415	D	D	D	j	D	D	D
	Establishments with sales of \$10,000,000 to \$24,999,999	594	D	D	D	k	D	D	D
	Establishments with sales of \$25,000,000 or more	652	D	D	D	l	D	D	D
	Establishments not operated for the entire year	47	D	D	D	g	D	D	D
4224901	Coffee, tea, & spice whsle								
	All establishments	253	4 860 320	163 182	39 202	4 600	388 513	61 694	64 578
	Establishments operated for the entire year	247	4 754 617	160 648	38 397	4 477	383 455	61 694	64 578
	Establishments with sales less than \$100,000	1	D	D	D	a	D	D	D
	Establishments with sales of \$100,000 to \$249,999	2	D	D	D	a	D	D	D
	Establishments with sales of \$250,000 to \$499,999	4	D	D	D	a	D	D	D
	Establishments with sales of \$500,000 to \$999,999	21	D	D	D	b	D	D	D
	Establishments with sales of \$1,000,000 to \$2,499,999	64	105 802	16 613	4 103	374	32 657	6 747	6 918
	Establishments with sales of \$2,500,000 to \$4,999,999	53	193 043	25 078	5 965	635	48 484	12 911	13 004
	Establishments with sales of \$5,000,000 to \$9,999,999	31	212 061	22 457	5 191	657	51 005	10 162	10 243
	Establishments with sales of \$10,000,000 to \$24,999,999	33	541 897	37 906	8 558	1 058	99 060	19 458	21 267
	Establishments with sales of \$25,000,000 or more	38	3 683 382	55 026	13 739	1 664	145 801	11 189	11 884
	Establishments not operated for the entire year	6	105 703	2 534	805	123	5 058	—	—
4224902	Bread & baked goods whsle								
	All establishments	752	12 763 211	966 632	252 384	29 483	1 863 092	214 642	211 461
	Establishments operated for the entire year	737	12 674 436	959 123	249 640	29 088	1 844 751	211 101	210 389
	Establishments with sales less than \$100,000	4	352	64	19	6	154	9	10
	Establishments with sales of \$100,000 to \$249,999	10	1 580	268	70	21	616	5	4
	Establishments with sales of \$250,000 to \$499,999	11	3 952	339	85	28	893	14	14
	Establishments with sales of \$500,000 to \$999,999	31	22 373	3 032	775	123	5 885	15	10
	Establishments with sales of \$1,000,000 to \$2,499,999	144	237 894	24 650	6 234	855	53 903	762	772
	Establishments with sales of \$2,500,000 to \$4,999,999	149	530 422	77 167	19 654	2 548	137 147	2 180	2 081
	Establishments with sales of \$5,000,000 to \$9,999,999	131	919 806	110 554	27 795	3 316	219 465	4 383	4 081
	Establishments with sales of \$10,000,000 to \$24,999,999	143	2 342 647	187 402	47 752	6 723	370 257	39 909	38 654
	Establishments with sales of \$25,000,000 or more	114	8 615 410	555 647	147 256	15 468	1 056 431	163 824	164 763
	Establishments not operated for the entire year	15	88 775	7 509	2 744	395	18 341	3 541	1 072
4224903	Soft drinks whsle								
	All establishments	1 034	21 211 495	2 347 120	541 564	70 809	4 713 914	403 133	447 032
	Establishments operated for the entire year	1 027	20 933 620	2 337 058	540 980	70 702	4 607 689	402 534	424 744
	Establishments with sales less than \$100,000	—	—	—	—	—	—	—	—
	Establishments with sales of \$100,000 to \$249,999	1	D	D	D	a	D	D	D
	Establishments with sales of \$250,000 to \$499,999	3	D	D	D	b	D	D	D
	Establishments with sales of \$500,000 to \$999,999	15	12 192	1 565	395	71	3 214	307	342
	Establishments with sales of \$1,000,000 to \$2,499,999	73	136 156	19 613	4 337	863	38 894	3 825	4 042
	Establishments with sales of \$2,500,000 to \$4,999,999	128	D	D	D	g	D	D	D
	Establishments with sales of \$5,000,000 to \$9,999,999	209	1 554 961	186 323	44 006	6 534	378 300	34 523	35 268
	Establishments with sales of \$10,000,000 to \$24,999,999	342	D	D	D	j	D	D	D

See footnotes at end of table.

Table 1. Sales Size of Establishments: 1997—Con.

[Includes only establishments with payroll. For meaning of abbreviations and symbols, see introductory text. For explanation of terms, see Appendix A. For method of assignment to categories shown, see Appendix C]

NAICS code	Sales sizes of establishments by type of operation and kind of business	Establishments (number)	Sales (\$1,000)	Annual payroll (\$1,000)	First-quarter payroll (\$1,000)	Paid employees for pay period including March 12 (number)	Operating expenses ¹ (\$1,000)	End-of-1996 inventories (\$1,000)	End-of-1997 inventories (\$1,000)
422	MANUFACTURERS' SALES BRANCHES AND SALES OFFICES—Con.								
	Wholesale trade, nondurable goods—Con.								
4224903	Soft drinks whsle—Con.								
	Establishments operated for the entire year—Con.								
	Establishments with sales of \$25,000,000 or more.....	256	13 204 747	1 404 360	324 425	39 961	2 732 464	234 587	250 102
	Establishments not operated for the entire year.....	7	277 875	10 062	584	107	106 225	599	22 288
4224904	Canned goods whsle								
	All establishments	88	10 565 606	160 492	40 791	3 527	326 577	97 224	98 113
	Establishments operated for the entire year.....	85	10 301 727	143 369	35 420	3 132	300 341	97 224	98 113
	Establishments with sales less than \$100,000.....	—	—	—	—	—	—	—	—
	Establishments with sales of \$100,000 to \$249,999.....	—	—	—	—	—	—	—	—
	Establishments with sales of \$250,000 to \$499,999.....	—	—	—	—	—	—	—	—
	Establishments with sales of \$500,000 to \$999,999.....	—	—	—	—	—	—	—	—
	Establishments with sales of \$1,000,000 to \$2,499,999.....	1	D	D	D	a	D	D	D
	Establishments with sales of \$2,500,000 to \$4,999,999.....	4	D	D	D	b	D	D	D
	Establishments with sales of \$5,000,000 to \$9,999,999.....	5	38 014	1 237	311	29	4 751	1 901	2 000
	Establishments with sales of \$10,000,000 to \$24,999,999.....	11	192 611	7 416	1 802	160	19 921	8 961	9 238
	Establishments with sales of \$25,000,000 or more.....	64	10 055 148	133 286	33 012	2 890	270 430	83 068	83 526
	Establishments not operated for the entire year.....	3	263 879	17 123	5 371	395	26 236	—	—
4224905	Food & beverage basic materials whsle								
	All establishments	52	1 323 153	47 761	12 808	1 011	101 759	77 987	79 722
	Establishments operated for the entire year.....	49	D	D	D	g	D	D	D
	Establishments with sales less than \$100,000.....	1	D	D	D	a	D	D	D
	Establishments with sales of \$100,000 to \$249,999.....	1	D	D	D	a	D	D	D
	Establishments with sales of \$250,000 to \$499,999.....	—	—	—	—	—	—	—	—
	Establishments with sales of \$500,000 to \$999,999.....	3	2 067	342	86	17	1 230	403	415
	Establishments with sales of \$1,000,000 to \$2,499,999.....	7	12 007	926	243	16	1 670	1 507	1 303
	Establishments with sales of \$2,500,000 to \$4,999,999.....	3	D	D	D	a	D	D	D
	Establishments with sales of \$5,000,000 to \$9,999,999.....	8	55 736	2 834	689	65	7 764	3 159	3 016
	Establishments with sales of \$10,000,000 to \$24,999,999.....	17	D	D	D	e	D	D	D
	Establishments with sales of \$25,000,000 or more.....	9	957 864	27 662	7 581	495	50 922	56 482	58 215
	Establishments not operated for the entire year.....	3	D	D	D	a	D	D	D
4224906	Other grocery specialties whsle								
	All establishments	325	D	D	D	j	D	D	D
	Establishments operated for the entire year.....	312	D	D	D	j	D	D	D
	Establishments with sales less than \$100,000.....	1	D	D	D	a	D	D	D
	Establishments with sales of \$100,000 to \$249,999.....	2	D	D	D	a	D	D	D
	Establishments with sales of \$250,000 to \$499,999.....	1	D	D	D	a	D	D	D
	Establishments with sales of \$500,000 to \$999,999.....	17	D	D	D	b	D	D	D
	Establishments with sales of \$1,000,000 to \$2,499,999.....	29	D	D	D	c	D	D	D
	Establishments with sales of \$2,500,000 to \$4,999,999.....	12	D	D	D	c	D	D	D
	Establishments with sales of \$5,000,000 to \$9,999,999.....	31	D	D	D	e	D	D	D
	Establishments with sales of \$10,000,000 to \$24,999,999.....	48	D	D	D	f	D	D	D
	Establishments with sales of \$25,000,000 or more.....	171	D	D	D	i	D	D	D
	Establishments not operated for the entire year.....	13	D	D	D	c	D	D	D

See footnotes at end of table.

Table 1. Sales Size of Establishments: 1997—Con.

[Includes only establishments with payroll. For meaning of abbreviations and symbols, see introductory text. For explanation of terms, see Appendix A. For method of assignment to categories shown, see Appendix C]

NAICS code	Sales sizes of establishments by type of operation and kind of business	Establishments (number)	Sales (\$1,000)	Annual payroll (\$1,000)	First-quarter payroll (\$1,000)	Paid employees for pay period including March 12 (number)	Operating expenses ¹ (\$1,000)	End-of-1996 inventories (\$1,000)	End-of-1997 inventories (\$1,000)
422	MANUFACTURERS' SALES BRANCHES AND SALES OFFICES—Con.								
4226	Wholesale trade, nondurable goods—Con.								
	Chemical & allied products whsle								
	All establishments	2 281	66 366 082	2 396 085	626 620	46 112	5 063 180	1 911 816	1 928 366
	Establishments operated for the entire year	2 180	65 631 812	2 356 436	610 199	45 053	4 970 549	1 871 345	1 889 072
	Establishments with sales less than \$100,000	6	396	184	53	7	258	—	—
	Establishments with sales of \$100,000 to \$249,999	24	4 317	1 354	348	46	2 280	488	473
	Establishments with sales of \$250,000 to \$499,999	71	27 490	4 298	1 119	139	9 622	2 656	3 131
	Establishments with sales of \$500,000 to \$999,999	208	162 375	22 448	5 860	725	44 244	14 794	17 774
	Establishments with sales of \$1,000,000 to \$2,499,999	409	660 209	86 261	22 585	2 520	172 218	49 138	54 949
	Establishments with sales of \$2,500,000 to \$4,999,999	372	1 332 208	180 041	44 717	4 420	347 278	72 597	77 193
	Establishments with sales of \$5,000,000 to \$9,999,999	410	2 888 119	275 240	69 948	6 189	535 798	148 552	144 806
	Establishments with sales of \$10,000,000 to \$24,999,999	333	5 063 513	383 730	93 542	8 176	760 461	190 771	205 895
	Establishments with sales of \$25,000,000 or more	347	55 493 185	1 402 880	372 027	22 831	3 098 390	1 392 349	1 384 851
	Establishments not operated for the entire year	101	734 270	39 649	16 421	1 059	92 631	40 471	39 294
42261	Plastics materials & basic forms & shapes whsle								
	All establishments	338	14 689 127	347 971	87 185	7 095	760 560	575 413	584 774
	Establishments operated for the entire year	331	14 459 617	343 855	84 880	6 820	750 637	557 308	559 555
	Establishments with sales less than \$100,000	—	—	—	—	—	—	—	—
	Establishments with sales of \$100,000 to \$249,999	2	D	D	D	a	D	D	D
	Establishments with sales of \$250,000 to \$499,999	6	D	D	D	a	D	D	D
	Establishments with sales of \$500,000 to \$999,999	8	D	D	D	b	D	D	D
	Establishments with sales of \$1,000,000 to \$2,499,999	34	60 272	7 324	2 186	223	15 182	8 183	9 156
	Establishments with sales of \$2,500,000 to \$4,999,999	45	160 631	16 452	3 759	440	32 544	11 746	12 029
	Establishments with sales of \$5,000,000 to \$9,999,999	72	522 860	35 458	8 730	1 013	74 294	50 333	51 084
	Establishments with sales of \$10,000,000 to \$24,999,999	71	1 160 748	55 022	12 325	1 485	112 983	59 533	66 848
	Establishments with sales of \$25,000,000 or more	93	12 547 169	228 308	57 559	3 622	513 418	427 096	419 912
	Establishments not operated for the entire year	7	229 510	4 116	2 305	275	9 923	18 105	25 219
422610	Plastics materials & basic forms & shapes whsle								
	All establishments	338	14 689 127	347 971	87 185	7 095	760 560	575 413	584 774
	Establishments operated for the entire year	331	14 459 617	343 855	84 880	6 820	750 637	557 308	559 555
	Establishments with sales less than \$100,000	—	—	—	—	—	—	—	—
	Establishments with sales of \$100,000 to \$249,999	2	D	D	D	a	D	D	D
	Establishments with sales of \$250,000 to \$499,999	6	D	D	D	a	D	D	D
	Establishments with sales of \$500,000 to \$999,999	8	D	D	D	b	D	D	D
	Establishments with sales of \$1,000,000 to \$2,499,999	34	60 272	7 324	2 186	223	15 182	8 183	9 156
	Establishments with sales of \$2,500,000 to \$4,999,999	45	160 631	16 452	3 759	440	32 544	11 746	12 029
	Establishments with sales of \$5,000,000 to \$9,999,999	72	522 860	35 458	8 730	1 013	74 294	50 333	51 084
	Establishments with sales of \$10,000,000 to \$24,999,999	71	1 160 748	55 022	12 325	1 485	112 983	59 533	66 848
	Establishments with sales of \$25,000,000 or more	93	12 547 169	228 308	57 559	3 622	513 418	427 096	419 912
	Establishments not operated for the entire year	7	229 510	4 116	2 305	275	9 923	18 105	25 219
42269	Other chemical & allied products whsle								
	All establishments	1 943	51 676 955	2 048 114	539 435	39 017	4 302 620	1 336 403	1 343 592

See footnotes at end of table.

Table 1. Sales Size of Establishments: 1997—Con.

[Includes only establishments with payroll. For meaning of abbreviations and symbols, see introductory text. For explanation of terms, see Appendix A. For method of assignment to categories shown, see Appendix C.]

NAICS code	Sales sizes of establishments by type of operation and kind of business	Establishments (number)	Sales (\$1,000)	Annual payroll (\$1,000)	First-quarter payroll (\$1,000)	Paid employees for pay period including March 12 (number)	Operating expenses ¹ (\$1,000)	End-of-1996 inventories (\$1,000)	End-of-1997 inventories (\$1,000)
422	MANUFACTURERS' SALES BRANCHES AND SALES OFFICES—Con.								
	Wholesale trade, nondurable goods—Con.								
42269	Other chemical & allied products whsle—Con.								
	Establishments operated for the entire year	1 849	51 172 195	2 012 581	525 319	38 233	4 219 912	1 314 037	1 329 517
	Establishments with sales less than \$100,000	6	396	184	53	7	258	—	—
	Establishments with sales of \$100,000 to \$249,999	22	D	D	D	b	D	D	D
	Establishments with sales of \$250,000 to \$499,999	65	D	D	D	c	D	D	D
	Establishments with sales of \$500,000 to \$999,999	200	D	D	D	f	D	D	D
	Establishments with sales of \$1,000,000 to \$2,499,999	375	599 937	78 937	20 399	2 297	157 036	40 955	45 793
	Establishments with sales of \$2,500,000 to \$4,999,999	327	1 171 577	163 589	40 958	3 980	314 734	60 851	65 164
	Establishments with sales of \$5,000,000 to \$9,999,999	338	2 365 259	239 782	61 218	5 176	461 504	98 219	93 722
	Establishments with sales of \$10,000,000 to \$24,999,999	262	3 902 765	328 708	81 217	6 691	647 478	131 238	139 047
	Establishments with sales of \$25,000,000 or more	254	42 946 016	1 174 572	314 468	19 209	2 584 972	965 253	964 939
	Establishments not operated for the entire year	94	504 760	35 533	14 116	784	82 708	22 366	14 075
422690	Other chemical & allied products whsle								
	All establishments	1 943	51 676 955	2 048 114	539 435	39 017	4 302 620	1 336 403	1 343 592
	Establishments operated for the entire year	1 849	51 172 195	2 012 581	525 319	38 233	4 219 912	1 314 037	1 329 517
	Establishments with sales less than \$100,000	6	396	184	53	7	258	—	—
	Establishments with sales of \$100,000 to \$249,999	22	D	D	D	b	D	D	D
	Establishments with sales of \$250,000 to \$499,999	65	D	D	D	c	D	D	D
	Establishments with sales of \$500,000 to \$999,999	200	D	D	D	f	D	D	D
	Establishments with sales of \$1,000,000 to \$2,499,999	375	599 937	78 937	20 399	2 297	157 036	40 955	45 793
	Establishments with sales of \$2,500,000 to \$4,999,999	327	1 171 577	163 589	40 958	3 980	314 734	60 851	65 164
	Establishments with sales of \$5,000,000 to \$9,999,999	338	2 365 259	239 782	61 218	5 176	461 504	98 219	93 722
	Establishments with sales of \$10,000,000 to \$24,999,999	262	3 902 765	328 708	81 217	6 691	647 478	131 238	139 047
	Establishments with sales of \$25,000,000 or more	254	42 946 016	1 174 572	314 468	19 209	2 584 972	965 253	964 939
	Establishments not operated for the entire year	94	504 760	35 533	14 116	784	82 708	22 366	14 075
4226901	Industrial gases (except LP) whsle								
	All establishments	291	1 302 718	165 055	40 416	4 117	331 836	50 960	54 482
	Establishments operated for the entire year	281	1 284 324	163 248	40 039	4 049	327 812	50 193	53 938
	Establishments with sales less than \$100,000	1	D	D	D	a	D	D	D
	Establishments with sales of \$100,000 to \$249,999	8	D	D	D	b	D	D	D
	Establishments with sales of \$250,000 to \$499,999	27	D	D	D	b	D	D	D
	Establishments with sales of \$500,000 to \$999,999	28	D	D	D	c	D	D	D
	Establishments with sales of \$1,000,000 to \$2,499,999	74	125 747	22 540	5 554	568	45 858	7 942	9 070
	Establishments with sales of \$2,500,000 to \$4,999,999	63	D	D	D	g	D	D	D
	Establishments with sales of \$5,000,000 to \$9,999,999	50	D	D	D	f	D	D	D
	Establishments with sales of \$10,000,000 to \$24,999,999	26	D	D	D	g	D	D	D
	Establishments with sales of \$25,000,000 or more	4	D	D	D	c	D	D	D
	Establishments not operated for the entire year	10	18 394	1 807	377	68	4 024	767	544
4226902	Other chemical & allied products whsle								
	All establishments	1 652	50 374 237	1 883 059	499 019	34 900	3 970 784	1 285 443	1 289 110

See footnotes at end of table.

Table 1. Sales Size of Establishments: 1997—Con.

[Includes only establishments with payroll. For meaning of abbreviations and symbols, see introductory text. For explanation of terms, see Appendix A. For method of assignment to categories shown, see Appendix C.]

NAICS code	Sales sizes of establishments by type of operation and kind of business	Establishments (number)	Sales (\$1,000)	Annual payroll (\$1,000)	First-quarter payroll (\$1,000)	Paid employees for pay period including March 12 (number)	Operating expenses ¹ (\$1,000)	End-of-1996 inventories (\$1,000)	End-of-1997 inventories (\$1,000)
422	MANUFACTURERS' SALES BRANCHES AND SALES OFFICES—Con.								
	Wholesale trade, nondurable goods—Con.								
4226902	Other chemical & allied products whsle—Con.								
	Establishments operated for the entire year	1 568	49 887 871	1 849 333	485 280	34 184	3 892 100	1 263 844	1 275 579
	Establishments with sales less than \$100,000	5	D	D	D	a	D	D	D
	Establishments with sales of \$100,000 to \$249,999	14	D	D	D	b	D	D	D
	Establishments with sales of \$250,000 to \$499,999	38	D	D	D	b	D	D	D
	Establishments with sales of \$500,000 to \$999,999	172	D	D	D	f	D	D	D
	Establishments with sales of \$1,000,000 to \$2,499,999	301	474 190	56 397	14 845	1 729	111 178	33 013	36 723
	Establishments with sales of \$2,500,000 to \$4,999,999	264	D	D	D	h	D	D	D
	Establishments with sales of \$5,000,000 to \$9,999,999	288	D	D	D	h	D	D	D
	Establishments with sales of \$10,000,000 to \$24,999,999	236	D	D	D	i	D	D	D
	Establishments with sales of \$25,000,000 or more	250	D	D	D	j	D	D	D
	Establishments not operated for the entire year	84	486 366	33 726	13 739	716	78 684	21 599	13 531
4227	Petroleum & petroleum products whsle								
	All establishments	1 271	116 162 796	992 475	263 868	20 311	3 286 159	2 527 355	2 513 198
	Establishments operated for the entire year	1 225	107 712 455	962 382	256 034	19 795	2 751 646	2 523 017	2 485 875
	Establishments with sales less than \$100,000	25	920	7 242	1 540	250	17 709	34 760	29 372
	Establishments with sales of \$100,000 to \$249,999	25	4 102	6 391	1 572	185	14 953	14 511	12 180
	Establishments with sales of \$250,000 to \$499,999	30	10 693	4 082	1 030	150	10 936	9 932	6 990
	Establishments with sales of \$500,000 to \$999,999	22	16 811	4 092	1 019	115	12 282	13 078	13 569
	Establishments with sales of \$1,000,000 to \$2,499,999	80	138 892	13 137	3 198	381	39 598	15 716	15 504
	Establishments with sales of \$2,500,000 to \$4,999,999	96	357 232	20 719	4 954	616	51 210	21 509	20 299
	Establishments with sales of \$5,000,000 to \$9,999,999	127	908 199	39 286	9 826	1 035	97 946	37 359	39 167
	Establishments with sales of \$10,000,000 to \$24,999,999	169	2 705 268	70 774	17 866	1 959	164 134	134 998	139 921
	Establishments with sales of \$25,000,000 or more	651	103 570 338	796 659	215 029	15 104	2 342 878	2 241 154	2 208 873
	Establishments not operated for the entire year	46	8 450 341	30 093	7 834	516	534 513	4 338	27 323
42271	Petroleum bulk stations & terminals								
	All establishments	892	83 944 314	655 953	171 350	14 691	1 981 725	2 205 866	2 198 570
	Establishments operated for the entire year	860	D	D	D	j	D	D	D
	Establishments with sales less than \$100,000	23	D	D	D	c	D	D	D
	Establishments with sales of \$100,000 to \$249,999	22	D	D	D	c	D	D	D
	Establishments with sales of \$250,000 to \$499,999	20	D	D	D	c	D	D	D
	Establishments with sales of \$500,000 to \$999,999	15	D	D	D	b	D	D	D
	Establishments with sales of \$1,000,000 to \$2,499,999	48	82 329	8 657	2 071	257	29 599	12 456	12 324
	Establishments with sales of \$2,500,000 to \$4,999,999	47	D	D	D	e	D	D	D
	Establishments with sales of \$5,000,000 to \$9,999,999	50	336 934	17 780	4 371	516	48 148	21 853	21 878
	Establishments with sales of \$10,000,000 to \$24,999,999	98	D	D	D	g	D	D	D
	Establishments with sales of \$25,000,000 or more	537	D	D	D	j	D	D	D
	Establishments not operated for the entire year	32	D	D	D	c	D	D	D
422710	Petroleum bulk stations & terminals								
	All establishments	892	83 944 314	655 953	171 350	14 691	1 981 725	2 205 866	2 198 570

See footnotes at end of table.

Table 1. Sales Size of Establishments: 1997—Con.

[Includes only establishments with payroll. For meaning of abbreviations and symbols, see introductory text. For explanation of terms, see Appendix A. For method of assignment to categories shown, see Appendix C.]

NAICS code	Sales sizes of establishments by type of operation and kind of business	Establishments (number)	Sales (\$1,000)	Annual payroll (\$1,000)	First-quarter payroll (\$1,000)	Paid employees for pay period including March 12 (number)	Operating expenses ¹ (\$1,000)	End-of-1996 inventories (\$1,000)	End-of-1997 inventories (\$1,000)
422	MANUFACTURERS' SALES BRANCHES AND SALES OFFICES—Con.								
	Wholesale trade, nondurable goods—Con.								
422710	Petroleum bulk stations & terminals—Con.								
	Establishments operated for the entire year	860	D	D	D	j	D	D	D
	Establishments with sales less than \$100,000	23	D	D	D	c	D	D	D
	Establishments with sales of \$100,000 to \$249,999	22	D	D	D	c	D	D	D
	Establishments with sales of \$250,000 to \$499,999	20	D	D	D	c	D	D	D
	Establishments with sales of \$500,000 to \$999,999	15	D	D	D	b	D	D	D
	Establishments with sales of \$1,000,000 to \$2,499,999	48	82 329	8 657	2 071	257	29 599	12 456	12 324
	Establishments with sales of \$2,500,000 to \$4,999,999	47	D	D	D	e	D	D	D
	Establishments with sales of \$5,000,000 to \$9,999,999	50	336 934	17 780	4 371	516	48 148	21 853	21 878
	Establishments with sales of \$10,000,000 to \$24,999,999	98	D	D	D	g	D	D	D
	Establishments with sales of \$25,000,000 or more	537	D	D	D	j	D	D	D
	Establishments not operated for the entire year	32	D	D	D	c	D	D	D
4227101	Petroleum bulk stations & terminals (except LP)								
	All establishments	865	D	D	D	j	D	D	D
	Establishments operated for the entire year	839	D	D	D	j	D	D	D
	Establishments with sales less than \$100,000	23	D	D	D	c	D	D	D
	Establishments with sales of \$100,000 to \$249,999	21	D	D	D	c	D	D	D
	Establishments with sales of \$250,000 to \$499,999	20	D	D	D	c	D	D	D
	Establishments with sales of \$500,000 to \$999,999	15	D	D	D	b	D	D	D
	Establishments with sales of \$1,000,000 to \$2,499,999	45	D	D	D	c	D	D	D
	Establishments with sales of \$2,500,000 to \$4,999,999	44	D	D	D	e	D	D	D
	Establishments with sales of \$5,000,000 to \$9,999,999	47	D	D	D	f	D	D	D
	Establishments with sales of \$10,000,000 to \$24,999,999	97	D	D	D	g	D	D	D
	Establishments with sales of \$25,000,000 or more	527	D	D	D	j	D	D	D
	Establishments not operated for the entire year	26	D	D	D	b	D	D	D
42271011	Petroleum bulk stations (except LP)								
	All establishments	198	D	D	D	h	D	D	D
	Establishments operated for the entire year	191	D	D	D	h	D	D	D
	Establishments with sales less than \$100,000	3	D	D	D	a	D	D	D
	Establishments with sales of \$100,000 to \$249,999	3	D	D	D	a	D	D	D
	Establishments with sales of \$250,000 to \$499,999	2	D	D	D	a	D	D	D
	Establishments with sales of \$500,000 to \$999,999	4	D	D	D	b	D	D	D
	Establishments with sales of \$1,000,000 to \$2,499,999	26	D	D	D	b	D	D	D
	Establishments with sales of \$2,500,000 to \$4,999,999	34	D	D	D	e	D	D	D
	Establishments with sales of \$5,000,000 to \$9,999,999	33	D	D	D	e	D	D	D
	Establishments with sales of \$10,000,000 to \$24,999,999	32	D	D	D	f	D	D	D
	Establishments with sales of \$25,000,000 or more	54	D	D	D	g	D	D	D
	Establishments not operated for the entire year	7	D	D	D	b	D	D	D
42271012	Petroleum bulk terminals (except LP)								
	All establishments	667	D	D	D	j	D	D	D

See footnotes at end of table.

Table 1. Sales Size of Establishments: 1997—Con.

[Includes only establishments with payroll. For meaning of abbreviations and symbols, see introductory text. For explanation of terms, see Appendix A. For method of assignment to categories shown, see Appendix C]

NAICS code	Sales sizes of establishments by type of operation and kind of business	Establishments (number)	Sales (\$1,000)	Annual payroll (\$1,000)	First-quarter payroll (\$1,000)	Paid employees for pay period including March 12 (number)	Operating expenses ¹ (\$1,000)	End-of-1996 inventories (\$1,000)	End-of-1997 inventories (\$1,000)
422	MANUFACTURERS' SALES BRANCHES AND SALES OFFICES—Con.								
	Wholesale trade, nondurable goods—Con.								
42271012	Petroleum bulk terminals (except LP)—Con.								
	Establishments operated for the entire year	648	D	D	D	j	D	D	D
	Establishments with sales less than \$100,000	20	D	D	D	c	D	D	D
	Establishments with sales of \$100,000 to \$249,999	18	D	D	D	c	D	D	D
	Establishments with sales of \$250,000 to \$499,999	18	D	D	D	c	D	D	D
	Establishments with sales of \$500,000 to \$999,999	11	D	D	D	b	D	D	D
	Establishments with sales of \$1,000,000 to \$2,499,999	19	D	D	D	c	D	D	D
	Establishments with sales of \$2,500,000 to \$4,999,999	10	D	D	D	b	D	D	D
	Establishments with sales of \$5,000,000 to \$9,999,999	14	D	D	D	c	D	D	D
	Establishments with sales of \$10,000,000 to \$24,999,999	65	D	D	D	f	D	D	D
	Establishments with sales of \$25,000,000 or more	473	D	D	D	i	D	D	D
	Establishments not operated for the entire year	19	D	D	D	b	D	D	D
4227102	Liquefied petroleum bulk stations & terminals								
	All establishments	27	D	D	D	e	D	D	D
	Establishments operated for the entire year	21	D	D	D	e	D	D	D
	Establishments with sales less than \$100,000	—	—	—	—	—	—	—	—
	Establishments with sales of \$100,000 to \$249,999	1	D	D	D	a	D	D	D
	Establishments with sales of \$250,000 to \$499,999	—	—	—	—	—	—	—	—
	Establishments with sales of \$500,000 to \$999,999	—	—	—	—	—	—	—	—
	Establishments with sales of \$1,000,000 to \$2,499,999	3	D	D	D	b	D	D	D
	Establishments with sales of \$2,500,000 to \$4,999,999	3	D	D	D	b	D	D	D
	Establishments with sales of \$5,000,000 to \$9,999,999	3	D	D	D	a	D	D	D
	Establishments with sales of \$10,000,000 to \$24,999,999	1	D	D	D	a	D	D	D
	Establishments with sales of \$25,000,000 or more	10	D	D	D	e	D	D	D
	Establishments not operated for the entire year	6	D	D	D	a	D	D	D
42272	Petroleum & petroleum prod whsle (exc bulk stations & terminals)								
	All establishments	379	32 218 482	336 522	92 518	5 620	1 304 434	321 489	314 628
	Establishments operated for the entire year	365	D	D	D	i	D	D	D
	Establishments with sales less than \$100,000	2	D	D	D	a	D	D	D
	Establishments with sales of \$100,000 to \$249,999	3	D	D	D	a	D	D	D
	Establishments with sales of \$250,000 to \$499,999	10	D	D	D	b	D	D	D
	Establishments with sales of \$500,000 to \$999,999	7	D	D	D	a	D	D	D
	Establishments with sales of \$1,000,000 to \$2,499,999	32	56 563	4 480	1 127	124	9 999	3 260	3 180
	Establishments with sales of \$2,500,000 to \$4,999,999	49	D	D	D	c	D	D	D
	Establishments with sales of \$5,000,000 to \$9,999,999	77	571 265	21 506	5 455	519	49 798	15 506	17 289
	Establishments with sales of \$10,000,000 to \$24,999,999	71	D	D	D	f	D	D	D
	Establishments with sales of \$25,000,000 or more	114	D	D	D	h	D	D	D
	Establishments not operated for the entire year	14	D	D	D	e	D	D	D

See footnotes at end of table.

Table 1. Sales Size of Establishments: 1997—Con.

[Includes only establishments with payroll. For meaning of abbreviations and symbols, see introductory text. For explanation of terms, see Appendix A. For method of assignment to categories shown, see Appendix C.]

NAICS code	Sales sizes of establishments by type of operation and kind of business	Establishments (number)	Sales (\$1,000)	Annual payroll (\$1,000)	First-quarter payroll (\$1,000)	Paid employees for pay period including March 12 (number)	Operating expenses ¹ (\$1,000)	End-of-1996 inventories (\$1,000)	End-of-1997 inventories (\$1,000)
422	MANUFACTURERS' SALES BRANCHES AND SALES OFFICES—Con.								
	Wholesale trade, nondurable goods—Con.								
422720	Petroleum & petroleum prod whsle (exc bulk stations & terminals)								
	All establishments	379	32 218 482	336 522	92 518	5 620	1 304 434	321 489	314 628
	Establishments operated for the entire year	365	D	D	D	i	D	D	D
	Establishments with sales less than \$100,000	2	D	D	D	a	D	D	D
	Establishments with sales of \$100,000 to \$249,999	3	D	D	D	a	D	D	D
	Establishments with sales of \$250,000 to \$499,999	10	D	D	D	b	D	D	D
	Establishments with sales of \$500,000 to \$999,999	7	D	D	D	a	D	D	D
	Establishments with sales of \$1,000,000 to \$2,499,999	32	56 563	4 480	1 127	124	9 999	3 260	3 180
	Establishments with sales of \$2,500,000 to \$4,999,999	49	D	D	D	c	D	D	D
	Establishments with sales of \$5,000,000 to \$9,999,999	77	571 265	21 506	5 455	519	49 798	15 506	17 289
	Establishments with sales of \$10,000,000 to \$24,999,999	71	D	D	D	f	D	D	D
	Establishments with sales of \$25,000,000 or more	114	D	D	D	h	D	D	D
	Establishments not operated for the entire year	14	D	D	D	e	D	D	D
4228	Beer, wine, & distilled alcoholic beverage whsle								
	All establishments	161	D	D	D	i	D	D	D
	Establishments operated for the entire year	160	D	D	D	i	D	D	D
	Establishments with sales less than \$100,000	—	—	—	—	—	—	—	—
	Establishments with sales of \$100,000 to \$249,999	—	—	—	—	—	—	—	—
	Establishments with sales of \$250,000 to \$499,999	—	—	—	—	—	—	—	—
	Establishments with sales of \$500,000 to \$999,999	1	D	D	D	a	D	D	D
	Establishments with sales of \$1,000,000 to \$2,499,999	6	D	D	D	b	D	D	D
	Establishments with sales of \$2,500,000 to \$4,999,999	19	D	D	D	c	D	D	D
	Establishments with sales of \$5,000,000 to \$9,999,999	13	D	D	D	e	D	D	D
	Establishments with sales of \$10,000,000 to \$24,999,999	33	D	D	D	f	D	D	D
	Establishments with sales of \$25,000,000 or more	88	D	D	D	i	D	D	D
	Establishments not operated for the entire year	1	D	D	D	a	D	D	D
42281	Beer & ale whsle								
	All establishments	28	D	D	D	h	D	D	D
	Establishments operated for the entire year	28	D	D	D	h	D	D	D
	Establishments with sales less than \$100,000	—	—	—	—	—	—	—	—
	Establishments with sales of \$100,000 to \$249,999	—	—	—	—	—	—	—	—
	Establishments with sales of \$250,000 to \$499,999	—	—	—	—	—	—	—	—
	Establishments with sales of \$500,000 to \$999,999	—	—	—	—	—	—	—	—
	Establishments with sales of \$1,000,000 to \$2,499,999	1	D	D	D	b	D	D	D
	Establishments with sales of \$2,500,000 to \$4,999,999	2	D	D	D	b	D	D	D
	Establishments with sales of \$5,000,000 to \$9,999,999	5	D	D	D	c	D	D	D
	Establishments with sales of \$10,000,000 to \$24,999,999	5	D	D	D	c	D	D	D
	Establishments with sales of \$25,000,000 or more	15	D	D	D	g	D	D	D
	Establishments not operated for the entire year	—	—	—	—	—	—	—	—
422810	Beer & ale whsle								
	All establishments	28	D	D	D	h	D	D	D

See footnotes at end of table.

Table 1. Sales Size of Establishments: 1997—Con.

[Includes only establishments with payroll. For meaning of abbreviations and symbols, see introductory text. For explanation of terms, see Appendix A. For method of assignment to categories shown, see Appendix C.]

NAICS code	Sales sizes of establishments by type of operation and kind of business	Establishments (number)	Sales (\$1,000)	Annual payroll (\$1,000)	First-quarter payroll (\$1,000)	Paid employees for pay period including March 12 (number)	Operating expenses ¹ (\$1,000)	End-of-1996 inventories (\$1,000)	End-of-1997 inventories (\$1,000)
422	MANUFACTURERS' SALES BRANCHES AND SALES OFFICES—Con.								
422810	Wholesale trade, nondurable goods—Con.								
	Beer & ale whsle—Con.								
	Establishments operated for the entire year	28	D	D	D	h	D	D	D
	Establishments with sales less than \$100,000	—	—	—	—	—	—	—	—
	Establishments with sales of \$100,000 to \$249,999	—	—	—	—	—	—	—	—
	Establishments with sales of \$250,000 to \$499,999	—	—	—	—	—	—	—	—
	Establishments with sales of \$500,000 to \$999,999	—	—	—	—	—	—	—	—
	Establishments with sales of \$1,000,000 to \$2,499,999	1	D	D	D	b	D	D	D
	Establishments with sales of \$2,500,000 to \$4,999,999	2	D	D	D	b	D	D	D
	Establishments with sales of \$5,000,000 to \$9,999,999	5	D	D	D	c	D	D	D
	Establishments with sales of \$10,000,000 to \$24,999,999	5	D	D	D	c	D	D	D
	Establishments with sales of \$25,000,000 or more	15	D	D	D	g	D	D	D
	Establishments not operated for the entire year	—	—	—	—	—	—	—	—
42282	Wine & distilled alcoholic beverage whsle								
	All establishments	133	8 055 507	277 666	72 952	3 753	754 581	206 955	220 445
	Establishments operated for the entire year	132	D	D	D	h	D	D	D
	Establishments with sales less than \$100,000	—	—	—	—	—	—	—	—
	Establishments with sales of \$100,000 to \$249,999	—	—	—	—	—	—	—	—
	Establishments with sales of \$250,000 to \$499,999	—	—	—	—	—	—	—	—
	Establishments with sales of \$500,000 to \$999,999	1	D	D	D	a	D	D	D
	Establishments with sales of \$1,000,000 to \$2,499,999	5	7 408	1 293	287	45	1 824	317	303
	Establishments with sales of \$2,500,000 to \$4,999,999	17	64 189	3 994	1 041	86	8 816	3 837	3 957
	Establishments with sales of \$5,000,000 to \$9,999,999	8	D	D	D	c	D	D	D
	Establishments with sales of \$10,000,000 to \$24,999,999	28	D	D	D	e	D	D	D
	Establishments with sales of \$25,000,000 or more	73	D	D	D	h	D	D	D
	Establishments not operated for the entire year	1	D	D	D	a	D	D	D
422820	Wine & distilled alcoholic beverage whsle								
	All establishments	133	8 055 507	277 666	72 952	3 753	754 581	206 955	220 445
	Establishments operated for the entire year	132	D	D	D	h	D	D	D
	Establishments with sales less than \$100,000	—	—	—	—	—	—	—	—
	Establishments with sales of \$100,000 to \$249,999	—	—	—	—	—	—	—	—
	Establishments with sales of \$250,000 to \$499,999	—	—	—	—	—	—	—	—
	Establishments with sales of \$500,000 to \$999,999	1	D	D	D	a	D	D	D
	Establishments with sales of \$1,000,000 to \$2,499,999	5	7 408	1 293	287	45	1 824	317	303
	Establishments with sales of \$2,500,000 to \$4,999,999	17	64 189	3 994	1 041	86	8 816	3 837	3 957
	Establishments with sales of \$5,000,000 to \$9,999,999	8	D	D	D	c	D	D	D
	Establishments with sales of \$10,000,000 to \$24,999,999	28	D	D	D	e	D	D	D
	Establishments with sales of \$25,000,000 or more	73	D	D	D	h	D	D	D
	Establishments not operated for the entire year	1	D	D	D	a	D	D	D
4228201	Wine & distilled alcoholic bev (licensed operation) whsle								
	All establishments	133	8 055 507	277 666	72 952	3 753	754 581	206 955	220 445

See footnotes at end of table.

Table 1. Sales Size of Establishments: 1997—Con.

[Includes only establishments with payroll. For meaning of abbreviations and symbols, see introductory text. For explanation of terms, see Appendix A. For method of assignment to categories shown, see Appendix C.]

NAICS code	Sales sizes of establishments by type of operation and kind of business	Establishments (number)	Sales (\$1,000)	Annual payroll (\$1,000)	First-quarter payroll (\$1,000)	Paid employees for pay period including March 12 (number)	Operating expenses ¹ (\$1,000)	End-of-1996 inventories (\$1,000)	End-of-1997 inventories (\$1,000)
422	MANUFACTURERS' SALES BRANCHES AND SALES OFFICES—Con.								
	Wholesale trade, nondurable goods—Con.								
4228201	Wine & distilled alcoholic bev (licensed operation) whsle—Con.								
	Establishments operated for the entire year	132	D	D	D	h	D	D	D
	Establishments with sales less than \$100,000	—	—	—	—	—	—	—	—
	Establishments with sales of \$100,000 to \$249,999	—	—	—	—	—	—	—	—
	Establishments with sales of \$250,000 to \$499,999	—	—	—	—	—	—	—	—
	Establishments with sales of \$500,000 to \$999,999	1	D	D	D	a	D	D	D
	Establishments with sales of \$1,000,000 to \$2,499,999	5	7 408	1 293	287	45	1 824	317	303
	Establishments with sales of \$2,500,000 to \$4,999,999	17	64 189	3 994	1 041	86	8 816	3 837	3 957
	Establishments with sales of \$5,000,000 to \$9,999,999	8	D	D	D	c	D	D	D
	Establishments with sales of \$10,000,000 to \$24,999,999	28	D	D	D	e	D	D	D
	Establishments with sales of \$25,000,000 or more	73	D	D	D	h	D	D	D
	Establishments not operated for the entire year	1	D	D	D	a	D	D	D
4229	Miscellaneous nondurable goods whsle								
	All establishments	1 936	D	D	D	l	D	D	D
	Establishments operated for the entire year	1 812	D	D	D	l	D	D	D
	Establishments with sales less than \$100,000	9	D	D	D	a	D	D	D
	Establishments with sales of \$100,000 to \$249,999	27	D	D	D	b	D	D	D
	Establishments with sales of \$250,000 to \$499,999	69	D	D	D	c	D	D	D
	Establishments with sales of \$500,000 to \$999,999	203	D	D	D	f	D	D	D
	Establishments with sales of \$1,000,000 to \$2,499,999	397	D	D	D	g	D	D	D
	Establishments with sales of \$2,500,000 to \$4,999,999	359	D	D	D	h	D	D	D
	Establishments with sales of \$5,000,000 to \$9,999,999	249	D	D	D	h	D	D	D
	Establishments with sales of \$10,000,000 to \$24,999,999	222	D	D	D	i	D	D	D
	Establishments with sales of \$25,000,000 or more	277	D	D	D	k	D	D	D
	Establishments not operated for the entire year	124	D	D	D	f	D	D	D
42291	Farm supplies whsle								
	All establishments	718	18 788 908	768 644	209 649	14 723	1 698 218	846 883	872 435
	Establishments operated for the entire year	689	18 698 208	765 850	208 586	14 580	1 686 089	836 977	862 660
	Establishments with sales less than \$100,000	1	D	D	D	a	D	D	D
	Establishments with sales of \$100,000 to \$249,999	4	D	D	D	a	D	D	D
	Establishments with sales of \$250,000 to \$499,999	11	D	D	D	b	D	D	D
	Establishments with sales of \$500,000 to \$999,999	73	D	D	D	e	D	D	D
	Establishments with sales of \$1,000,000 to \$2,499,999	177	D	D	D	f	D	D	D
	Establishments with sales of \$2,500,000 to \$4,999,999	156	541 147	33 384	7 806	1 098	88 257	96 321	96 292
	Establishments with sales of \$5,000,000 to \$9,999,999	110	773 981	38 008	9 019	1 160	93 617	99 699	103 183
	Establishments with sales of \$10,000,000 to \$24,999,999	84	D	D	D	g	D	D	D
	Establishments with sales of \$25,000,000 or more	73	D	D	D	i	D	D	D
	Establishments not operated for the entire year	29	90 700	2 794	1 063	143	12 129	9 906	9 775
422910	Farm supplies whsle								
	All establishments	718	18 788 908	768 644	209 649	14 723	1 698 218	846 883	872 435

See footnotes at end of table.

Table 1. Sales Size of Establishments: 1997—Con.

[Includes only establishments with payroll. For meaning of abbreviations and symbols, see introductory text. For explanation of terms, see Appendix A. For method of assignment to categories shown, see Appendix C.]

NAICS code	Sales sizes of establishments by type of operation and kind of business	Establishments (number)	Sales (\$1,000)	Annual payroll (\$1,000)	First-quarter payroll (\$1,000)	Paid employees for pay period including March 12 (number)	Operating expenses ¹ (\$1,000)	End-of-1996 inventories (\$1,000)	End-of-1997 inventories (\$1,000)
422	MANUFACTURERS' SALES BRANCHES AND SALES OFFICES—Con.								
422910	Wholesale trade, nondurable goods—Con.								
	Farm supplies whsle—Con.								
	Establishments operated for the entire year	689	18 698 208	765 850	208 586	14 580	1 686 089	836 977	862 660
	Establishments with sales less than \$100,000	1	D	D	D	a	D	D	D
	Establishments with sales of \$100,000 to \$249,999	4	D	D	D	a	D	D	D
	Establishments with sales of \$250,000 to \$499,999	11	D	D	D	b	D	D	D
	Establishments with sales of \$500,000 to \$999,999	73	D	D	D	e	D	D	D
	Establishments with sales of \$1,000,000 to \$2,499,999	177	D	D	D	f	D	D	D
	Establishments with sales of \$2,500,000 to \$4,999,999	156	541 147	33 384	7 806	1 098	88 257	96 321	96 292
	Establishments with sales of \$5,000,000 to \$9,999,999	110	773 981	38 008	9 019	1 160	93 617	99 699	103 183
	Establishments with sales of \$10,000,000 to \$24,999,999	84	D	D	D	g	D	D	D
	Establishments with sales of \$25,000,000 or more	73	D	D	D	i	D	D	D
	Establishments not operated for the entire year	29	90 700	2 794	1 063	143	12 129	9 906	9 775
4229101	Farm supplies—farm dealers								
	All establishments	510	3 131 362	175 680	47 898	5 749	432 124	307 739	315 598
	Establishments operated for the entire year	491	3 069 121	173 839	47 155	5 645	422 676	300 337	314 055
	Establishments with sales less than \$100,000	—	—	—	—	—	—	—	—
	Establishments with sales of \$100,000 to \$249,999	2	D	D	D	a	D	D	D
	Establishments with sales of \$250,000 to \$499,999	8	D	D	D	a	D	D	D
	Establishments with sales of \$500,000 to \$999,999	65	D	D	D	c	D	D	D
	Establishments with sales of \$1,000,000 to \$2,499,999	155	D	D	D	f	D	D	D
	Establishments with sales of \$2,500,000 to \$4,999,999	117	402 939	25 132	5 848	849	57 250	55 102	56 961
	Establishments with sales of \$5,000,000 to \$9,999,999	80	562 376	28 737	6 875	918	68 887	65 490	70 097
	Establishments with sales of \$10,000,000 to \$24,999,999	53	D	D	D	g	D	D	D
	Establishments with sales of \$25,000,000 or more	11	D	D	D	g	D	D	D
	Establishments not operated for the entire year	19	62 241	1 841	743	104	9 448	7 402	1 543
4229102	Farm supplies—whsle distributors								
	All establishments	208	15 657 546	592 964	161 751	8 974	1 266 094	539 144	556 837
	Establishments operated for the entire year	198	15 629 087	592 011	161 431	8 935	1 263 413	536 640	548 605
	Establishments with sales less than \$100,000	1	D	D	D	a	D	D	D
	Establishments with sales of \$100,000 to \$249,999	2	D	D	D	a	D	D	D
	Establishments with sales of \$250,000 to \$499,999	3	D	D	D	a	D	D	D
	Establishments with sales of \$500,000 to \$999,999	8	D	D	D	b	D	D	D
	Establishments with sales of \$1,000,000 to \$2,499,999	22	D	D	D	b	D	D	D
	Establishments with sales of \$2,500,000 to \$4,999,999	39	138 208	8 252	1 958	249	31 007	41 219	39 331
	Establishments with sales of \$5,000,000 to \$9,999,999	30	211 605	9 271	2 144	242	24 730	34 209	33 086
	Establishments with sales of \$10,000,000 to \$24,999,999	31	D	D	D	e	D	D	D
	Establishments with sales of \$25,000,000 or more	62	D	D	D	i	D	D	D
	Establishments not operated for the entire year	10	28 459	953	320	39	2 681	2 504	8 232
42292	Book, periodical, & newspaper whsle								
	All establishments	674	14 024 800	817 849	207 016	17 026	1 918 824	410 884	421 998
	Establishments operated for the entire year	599	D	D	D	j	D	D	D
	Establishments with sales less than \$100,000	6	461	211	51	7	288	—	—
	Establishments with sales of \$100,000 to \$249,999	12	2 172	647	155	21	938	—	—

See footnotes at end of table.

Table 1. Sales Size of Establishments: 1997—Con.

[Includes only establishments with payroll. For meaning of abbreviations and symbols, see introductory text. For explanation of terms, see Appendix A. For method of assignment to categories shown, see Appendix C.]

NAICS code	Sales sizes of establishments by type of operation and kind of business	Establishments (number)	Sales (\$1,000)	Annual payroll (\$1,000)	First-quarter payroll (\$1,000)	Paid employees for pay period including March 12 (number)	Operating expenses* (\$1,000)	End-of-1996 inventories (\$1,000)	End-of-1997 inventories (\$1,000)
422	MANUFACTURERS' SALES BRANCHES AND SALES OFFICES—Con.								
	Wholesale trade, nondurable goods—Con.								
42292	Book, periodical, & newspaper whsle—Con.								
	Establishments operated for the entire year—Con.								
	Establishments with sales of \$250,000 to \$499,999	35	12 061	3 171	753	126	5 877	89	94
	Establishments with sales of \$500,000 to \$999,999	62	47 914	8 453	2 020	261	16 637	764	758
	Establishments with sales of \$1,000,000 to \$2,499,999	103	169 448	31 217	7 297	829	54 677	4 806	4 896
	Establishments with sales of \$2,500,000 to \$4,999,999	99	351 967	54 592	12 972	1 206	108 989	13 300	12 318
	Establishments with sales of \$5,000,000 to \$9,999,999	93	D	D	D	g	D	D	D
	Establishments with sales of \$10,000,000 to \$24,999,999	87	D	D	D	h	D	D	D
	Establishments with sales of \$25,000,000 or more	102	11 165 836	483 171	122 866	9 464	1 230 942	352 235	365 688
	Establishments not operated for the entire year	75	D	D	D	f	D	D	D
422920	Book, periodical, & newspaper whsle								
	All establishments	674	14 024 800	817 849	207 016	17 026	1 918 824	410 884	421 998
	Establishments operated for the entire year	599	D	D	D	j	D	D	D
	Establishments with sales less than \$100,000	6	461	211	51	7	288	—	—
	Establishments with sales of \$100,000 to \$249,999	12	2 172	647	155	21	938	—	—
	Establishments with sales of \$250,000 to \$499,999	35	12 061	3 171	753	126	5 877	89	94
	Establishments with sales of \$500,000 to \$999,999	62	47 914	8 453	2 020	261	16 637	764	758
	Establishments with sales of \$1,000,000 to \$2,499,999	103	169 448	31 217	7 297	829	54 677	4 806	4 896
	Establishments with sales of \$2,500,000 to \$4,999,999	99	351 967	54 592	12 972	1 206	108 989	13 300	12 318
	Establishments with sales of \$5,000,000 to \$9,999,999	93	D	D	D	g	D	D	D
	Establishments with sales of \$10,000,000 to \$24,999,999	87	D	D	D	h	D	D	D
	Establishments with sales of \$25,000,000 or more	102	11 165 836	483 171	122 866	9 464	1 230 942	352 235	365 688
	Establishments not operated for the entire year	75	D	D	D	f	D	D	D
42293	Flower, nursery stock, & florists' supplies whsle								
	All establishments	12	79 855	7 757	1 813	430	19 156	13 541	13 752
	Establishments operated for the entire year	10	D	D	D	e	D	D	D
	Establishments with sales less than \$100,000	—	—	—	—	—	—	—	—
	Establishments with sales of \$100,000 to \$249,999	—	—	—	—	—	—	—	—
	Establishments with sales of \$250,000 to \$499,999	—	—	—	—	—	—	—	—
	Establishments with sales of \$500,000 to \$999,999	—	—	—	—	—	—	—	—
	Establishments with sales of \$1,000,000 to \$2,499,999	1	D	D	D	b	D	D	D
	Establishments with sales of \$2,500,000 to \$4,999,999	5	18 929	2 277	466	95	3 956	2 938	2 686
	Establishments with sales of \$5,000,000 to \$9,999,999	2	D	D	D	c	D	D	D
	Establishments with sales of \$10,000,000 to \$24,999,999	2	D	D	D	c	D	D	D
	Establishments with sales of \$25,000,000 or more	—	—	—	—	—	—	—	—
	Establishments not operated for the entire year	2	D	D	D	a	D	D	D
422930	Flower, nursery stock, & florists' supplies whsle								
	All establishments	12	79 855	7 757	1 813	430	19 156	13 541	13 752
	Establishments operated for the entire year	10	D	D	D	e	D	D	D
	Establishments with sales less than \$100,000	—	—	—	—	—	—	—	—
	Establishments with sales of \$100,000 to \$249,999	—	—	—	—	—	—	—	—
	Establishments with sales of \$250,000 to \$499,999	—	—	—	—	—	—	—	—

See footnotes at end of table.

Table 1. Sales Size of Establishments: 1997—Con.

[Includes only establishments with payroll. For meaning of abbreviations and symbols, see introductory text. For explanation of terms, see Appendix A. For method of assignment to categories shown, see Appendix C.]

NAICS code	Sales sizes of establishments by type of operation and kind of business	Establishments (number)	Sales (\$1,000)	Annual payroll (\$1,000)	First-quarter payroll (\$1,000)	Paid employees for pay period including March 12 (number)	Operating expenses ¹ (\$1,000)	End-of-1996 inventories (\$1,000)	End-of-1997 inventories (\$1,000)
422	MANUFACTURERS' SALES BRANCHES AND SALES OFFICES—Con.								
422930	Wholesale trade, nondurable goods—Con.								
	Flower, nursery stock, & florists' supplies whsle—Con.								
	Establishments operated for the entire year—Con.								
	Establishments with sales of \$500,000 to \$999,999	—	—	—	—	—	—	—	—
	Establishments with sales of \$1,000,000 to \$2,499,999	1	D	D	D	b	D	D	D
	Establishments with sales of \$2,500,000 to \$4,999,999	5	18 929	2 277	466	95	3 956	2 938	2 686
	Establishments with sales of \$5,000,000 to \$9,999,999	2	D	D	D	c	D	D	D
	Establishments with sales of \$10,000,000 to \$24,999,999	2	D	D	D	c	D	D	D
	Establishments with sales of \$25,000,000 or more	—	—	—	—	—	—	—	—
	Establishments not operated for the entire year	2	D	D	D	a	D	D	D
42294	Tobacco & tobacco product whsle								
	All establishments	62	18 550 203	407 935	106 130	11 349	884 657	47 682	69 662
	Establishments operated for the entire year	61	D	D	D	j	D	D	D
	Establishments with sales less than \$100,000	—	—	—	—	—	—	—	—
	Establishments with sales of \$100,000 to \$249,999	—	—	—	—	—	—	—	—
	Establishments with sales of \$250,000 to \$499,999	—	—	—	—	—	—	—	—
	Establishments with sales of \$500,000 to \$999,999	—	—	—	—	—	—	—	—
	Establishments with sales of \$1,000,000 to \$2,499,999	—	—	—	—	—	—	—	—
	Establishments with sales of \$2,500,000 to \$4,999,999	2	D	D	D	a	D	D	D
	Establishments with sales of \$5,000,000 to \$9,999,999	3	D	D	D	b	D	D	D
	Establishments with sales of \$10,000,000 to \$24,999,999	2	D	D	D	b	D	D	D
	Establishments with sales of \$25,000,000 or more	54	D	D	D	j	D	D	D
	Establishments not operated for the entire year	1	D	D	D	c	D	D	D
422940	Tobacco & tobacco product whsle								
	All establishments	62	18 550 203	407 935	106 130	11 349	884 657	47 682	69 662
	Establishments operated for the entire year	61	D	D	D	j	D	D	D
	Establishments with sales less than \$100,000	—	—	—	—	—	—	—	—
	Establishments with sales of \$100,000 to \$249,999	—	—	—	—	—	—	—	—
	Establishments with sales of \$250,000 to \$499,999	—	—	—	—	—	—	—	—
	Establishments with sales of \$500,000 to \$999,999	—	—	—	—	—	—	—	—
	Establishments with sales of \$1,000,000 to \$2,499,999	—	—	—	—	—	—	—	—
	Establishments with sales of \$2,500,000 to \$4,999,999	2	D	D	D	a	D	D	D
	Establishments with sales of \$5,000,000 to \$9,999,999	3	D	D	D	b	D	D	D
	Establishments with sales of \$10,000,000 to \$24,999,999	2	D	D	D	b	D	D	D
	Establishments with sales of \$25,000,000 or more	54	D	D	D	j	D	D	D
	Establishments not operated for the entire year	1	D	D	D	c	D	D	D
42295	Paint, varnish, & supplies whsle								
	All establishments	356	2 987 359	184 049	44 333	4 488	556 713	209 252	217 397
	Establishments operated for the entire year	345	2 983 836	183 551	44 213	4 470	555 265	208 915	217 012
	Establishments with sales less than \$100,000	—	—	—	—	—	—	—	—
	Establishments with sales of \$100,000 to \$249,999	7	1 356	213	51	9	560	260	267
	Establishments with sales of \$250,000 to \$499,999	19	7 697	1 185	324	44	2 442	967	1 035
	Establishments with sales of \$500,000 to \$999,999	59	45 385	5 659	1 399	201	13 076	6 166	5 622
	Establishments with sales of \$1,000,000 to \$2,499,999	101	165 265	15 595	3 683	525	43 480	23 381	23 388

See footnotes at end of table.

Table 1. Sales Size of Establishments: 1997—Con.

[Includes only establishments with payroll. For meaning of abbreviations and symbols, see introductory text. For explanation of terms, see Appendix A. For method of assignment to categories shown, see Appendix C.]

NAICS code	Sales sizes of establishments by type of operation and kind of business	Establishments (number)	Sales (\$1,000)	Annual payroll (\$1,000)	First-quarter payroll (\$1,000)	Paid employees for pay period including March 12 (number)	Operating expenses ¹ (\$1,000)	End-of-1996 inventories (\$1,000)	End-of-1997 inventories (\$1,000)
422	MANUFACTURERS' SALES BRANCHES AND SALES OFFICES—Con.								
42295	Wholesale trade, nondurable goods—Con.								
	Paint, varnish, & supplies whsle —Con.								
	Establishments operated for the entire year—Con.								
	Establishments with sales of \$2,500,000 to \$4,999,999	77	256 546	20 008	4 840	722	69 141	36 812	37 893
	Establishments with sales of \$5,000,000 to \$9,999,999	28	181 896	17 239	4 201	549	45 462	21 030	22 893
	Establishments with sales of \$10,000,000 to \$24,999,999	27	424 217	28 804	6 225	679	74 190	34 638	35 701
	Establishments with sales of \$25,000,000 or more	27	1 901 474	94 848	23 490	1 741	306 914	85 661	90 213
	Establishments not operated for the entire year	11	3 523	498	120	18	1 448	337	385
422950	Paint, varnish, & supplies whsle								
	All establishments	356	2 987 359	184 049	44 333	4 488	556 713	209 252	217 397
	Establishments operated for the entire year	345	2 983 836	183 551	44 213	4 470	555 265	208 915	217 012
	Establishments with sales less than \$100,000	—	—	—	—	—	—	—	—
	Establishments with sales of \$100,000 to \$249,999	7	1 356	213	51	9	560	260	267
	Establishments with sales of \$250,000 to \$499,999	19	7 697	1 185	324	44	2 442	967	1 035
	Establishments with sales of \$500,000 to \$999,999	59	45 385	5 659	1 399	201	13 076	6 166	5 622
	Establishments with sales of \$1,000,000 to \$2,499,999	101	165 265	15 595	3 683	525	43 480	23 381	23 388
	Establishments with sales of \$2,500,000 to \$4,999,999	77	256 546	20 008	4 840	722	69 141	36 812	37 893
	Establishments with sales of \$5,000,000 to \$9,999,999	28	181 896	17 239	4 201	549	45 462	21 030	22 893
	Establishments with sales of \$10,000,000 to \$24,999,999	27	424 217	28 804	6 225	679	74 190	34 638	35 701
	Establishments with sales of \$25,000,000 or more	27	1 901 474	94 848	23 490	1 741	306 914	85 661	90 213
	Establishments not operated for the entire year	11	3 523	498	120	18	1 448	337	385
4229501	Paint, varnish, & supplies whsle								
	All establishments	356	2 987 359	184 049	44 333	4 488	556 713	209 252	217 397
	Establishments operated for the entire year	345	2 983 836	183 551	44 213	4 470	555 265	208 915	217 012
	Establishments with sales less than \$100,000	—	—	—	—	—	—	—	—
	Establishments with sales of \$100,000 to \$249,999	7	1 356	213	51	9	560	260	267
	Establishments with sales of \$250,000 to \$499,999	19	7 697	1 185	324	44	2 442	967	1 035
	Establishments with sales of \$500,000 to \$999,999	59	45 385	5 659	1 399	201	13 076	6 166	5 622
	Establishments with sales of \$1,000,000 to \$2,499,999	101	165 265	15 595	3 683	525	43 480	23 381	23 388
	Establishments with sales of \$2,500,000 to \$4,999,999	77	256 546	20 008	4 840	722	69 141	36 812	37 893
	Establishments with sales of \$5,000,000 to \$9,999,999	28	181 896	17 239	4 201	549	45 462	21 030	22 893
	Establishments with sales of \$10,000,000 to \$24,999,999	27	424 217	28 804	6 225	679	74 190	34 638	35 701
	Establishments with sales of \$25,000,000 or more	27	1 901 474	94 848	23 490	1 741	306 914	85 661	90 213
	Establishments not operated for the entire year	11	3 523	498	120	18	1 448	337	385
42299	Other miscellaneous nondurable goods whsle								
	All establishments	114	D	D	D	h	D	D	D
	Establishments operated for the entire year	108	D	D	D	h	D	D	D
	Establishments with sales less than \$100,000	2	D	D	D	a	D	D	D
	Establishments with sales of \$100,000 to \$249,999	4	D	D	D	a	D	D	D
	Establishments with sales of \$250,000 to \$499,999	4	D	D	D	a	D	D	D
	Establishments with sales of \$500,000 to \$999,999	9	D	D	D	b	D	D	D
	Establishments with sales of \$1,000,000 to \$2,499,999	15	D	D	D	c	D	D	D
	Establishments with sales of \$2,500,000 to \$4,999,999	20	D	D	D	e	D	D	D
	Establishments with sales of \$5,000,000 to \$9,999,999	13	D	D	D	c	D	D	D

See footnotes at end of table.

Table 1. Sales Size of Establishments: 1997—Con.

[Includes only establishments with payroll. For meaning of abbreviations and symbols, see introductory text. For explanation of terms, see Appendix A. For method of assignment to categories shown, see Appendix C.]

NAICS code	Sales sizes of establishments by type of operation and kind of business	Establishments (number)	Sales (\$1,000)	Annual payroll (\$1,000)	First-quarter payroll (\$1,000)	Paid employees for pay period including March 12 (number)	Operating expenses ¹ (\$1,000)	End-of-1996 inventories (\$1,000)	End-of-1997 inventories (\$1,000)
422	MANUFACTURERS' SALES BRANCHES AND SALES OFFICES—Con.								
	Wholesale trade, nondurable goods—Con.								
42299	Other miscellaneous nondurable goods whsle—Con.								
	Establishments operated for the entire year—Con.								
	Establishments with sales of \$10,000,000 to \$24,999,999	20	D	D	D	e	D	D	D
	Establishments with sales of \$25,000,000 or more	21	D	D	D	g	D	D	D
	Establishments not operated for the entire year	6	D	D	D	b	D	D	D
422990	Other miscellaneous nondurable goods whsle								
	All establishments	114	D	D	D	h	D	D	D
	Establishments operated for the entire year	108	D	D	D	h	D	D	D
	Establishments with sales less than \$100,000	2	D	D	D	a	D	D	D
	Establishments with sales of \$100,000 to \$249,999	4	D	D	D	a	D	D	D
	Establishments with sales of \$250,000 to \$499,999	4	D	D	D	a	D	D	D
	Establishments with sales of \$500,000 to \$999,999	9	D	D	D	b	D	D	D
	Establishments with sales of \$1,000,000 to \$2,499,999	15	D	D	D	c	D	D	D
	Establishments with sales of \$2,500,000 to \$4,999,999	20	D	D	D	e	D	D	D
	Establishments with sales of \$5,000,000 to \$9,999,999	13	D	D	D	c	D	D	D
	Establishments with sales of \$10,000,000 to \$24,999,999	20	D	D	D	e	D	D	D
	Establishments with sales of \$25,000,000 or more	21	D	D	D	g	D	D	D
	Establishments not operated for the entire year	6	D	D	D	b	D	D	D
4229901	Art goods whsle								
	All establishments	16	652 548	27 576	6 680	918	68 401	31 984	34 468
	Establishments operated for the entire year	16	652 548	27 576	6 680	918	68 401	31 984	34 468
	Establishments with sales less than \$100,000	—	—	—	—	—	—	—	—
	Establishments with sales of \$100,000 to \$249,999	—	—	—	—	—	—	—	—
	Establishments with sales of \$250,000 to \$499,999	1	D	D	D	a	D	D	D
	Establishments with sales of \$500,000 to \$999,999	1	D	D	D	b	D	D	D
	Establishments with sales of \$1,000,000 to \$2,499,999	1	D	D	D	b	D	D	D
	Establishments with sales of \$2,500,000 to \$4,999,999	2	D	D	D	b	D	D	D
	Establishments with sales of \$5,000,000 to \$9,999,999	1	D	D	D	a	D	D	D
	Establishments with sales of \$10,000,000 to \$24,999,999	4	54 454	5 557	1 296	131	14 268	7 688	8 803
	Establishments with sales of \$25,000,000 or more	6	D	D	D	f	D	D	D
	Establishments not operated for the entire year	—	—	—	—	—	—	—	—
4229902	General merchandise (nondurable goods) whsle								
	All establishments	8	630 129	38 929	10 597	648	84 433	12 259	20 528
	Establishments operated for the entire year	7	D	D	D	f	D	D	D
	Establishments with sales less than \$100,000	—	—	—	—	—	—	—	—
	Establishments with sales of \$100,000 to \$249,999	—	—	—	—	—	—	—	—
	Establishments with sales of \$250,000 to \$499,999	—	—	—	—	—	—	—	—
	Establishments with sales of \$500,000 to \$999,999	—	—	—	—	—	—	—	—
	Establishments with sales of \$1,000,000 to \$2,499,999	—	—	—	—	—	—	—	—
	Establishments with sales of \$2,500,000 to \$4,999,999	—	—	—	—	—	—	—	—
	Establishments with sales of \$5,000,000 to \$9,999,999	1	D	D	D	b	D	D	D
	Establishments with sales of \$10,000,000 to \$24,999,999	1	D	D	D	a	D	D	D
	Establishments with sales of \$25,000,000 or more	5	D	D	D	f	D	D	D

See footnotes at end of table.

Table 1. Sales Size of Establishments: 1997—Con.

[Includes only establishments with payroll. For meaning of abbreviations and symbols, see introductory text. For explanation of terms, see Appendix A. For method of assignment to categories shown, see Appendix C.]

NAICS code	Sales sizes of establishments by type of operation and kind of business	Establishments (number)	Sales (\$1,000)	Annual payroll (\$1,000)	First-quarter payroll (\$1,000)	Paid employees for pay period including March 12 (number)	Operating expenses ¹ (\$1,000)	End-of-1996 inventories (\$1,000)	End-of-1997 inventories (\$1,000)
422	MANUFACTURERS' SALES BRANCHES AND SALES OFFICES—Con.								
	Wholesale trade, nondurable goods—Con.								
4229902	General merchandise (nondurable goods) whsle—Con.								
	Establishments not operated for the entire year	1	D	D	D	a	D	D	D
4229903	Textile bags, bagging, & burlap whsle								
	All establishments	6	25 170	1 406	318	34	3 796	2 585	2 665
	Establishments operated for the entire year	6	25 170	1 406	318	34	3 796	2 585	2 665
	Establishments with sales less than \$100,000	—	—	—	—	—	—	—	—
	Establishments with sales of \$100,000 to \$249,999	—	—	—	—	—	—	—	—
	Establishments with sales of \$250,000 to \$499,999	—	—	—	—	—	—	—	—
	Establishments with sales of \$500,000 to \$999,999	—	—	—	—	—	—	—	—
	Establishments with sales of \$1,000,000 to \$2,499,999	1	D	D	D	a	D	D	D
	Establishments with sales of \$2,500,000 to \$4,999,999	3	D	D	D	a	D	D	D
	Establishments with sales of \$5,000,000 to \$9,999,999	2	D	D	D	a	D	D	D
	Establishments with sales of \$10,000,000 to \$24,999,999	—	—	—	—	—	—	—	—
	Establishments with sales of \$25,000,000 or more	—	—	—	—	—	—	—	—
	Establishments not operated for the entire year	—	—	—	—	—	—	—	—
4229904	Other nondurable goods whsle								
	All establishments	84	D	D	D	g	D	D	D
	Establishments operated for the entire year	79	D	D	D	g	D	D	D
	Establishments with sales less than \$100,000	2	D	D	D	a	D	D	D
	Establishments with sales of \$100,000 to \$249,999	4	D	D	D	a	D	D	D
	Establishments with sales of \$250,000 to \$499,999	3	D	D	D	a	D	D	D
	Establishments with sales of \$500,000 to \$999,999	8	D	D	D	b	D	D	D
	Establishments with sales of \$1,000,000 to \$2,499,999	13	D	D	D	b	D	D	D
	Establishments with sales of \$2,500,000 to \$4,999,999	15	D	D	D	c	D	D	D
	Establishments with sales of \$5,000,000 to \$9,999,999	9	D	D	D	c	D	D	D
	Establishments with sales of \$10,000,000 to \$24,999,999	15	D	D	D	e	D	D	D
	Establishments with sales of \$25,000,000 or more	10	D	D	D	f	D	D	D
	Establishments not operated for the entire year	5	D	D	D	b	D	D	D
	AGENTS, BROKERS, AND COMMISSION MERCHANTS								
	All establishments	'47 835	'467 651 822	'10 630 348	'2 403 680	'283 257	19 435 703	579 825	642 529
	Establishments operated for the entire year	42 042	448 781 576	10 246 558	2 326 833	272 235	18 653 248	578 133	631 697
	Establishments with sales less than \$100,000	1 701	108 603	31 003	7 777	2 127	55 420	510	434
	Establishments with sales of \$100,000 to \$249,999	3 531	587 785	130 627	30 627	5 645	243 278	4 650	4 340
	Establishments with sales of \$250,000 to \$499,999	3 291	1 178 805	156 255	36 002	6 399	329 877	8 568	8 389
	Establishments with sales of \$500,000 to \$999,999	4 445	3 188 023	309 262	71 705	10 871	636 078	26 224	27 281
	Establishments with sales of \$1,000,000 to \$2,499,999	8 333	13 577 865	812 340	187 253	23 984	1 606 980	66 413	69 481
	Establishments with sales of \$2,500,000 to \$4,999,999	6 817	24 161 105	996 000	223 391	25 083	1 872 754	68 659	80 174
	Establishments with sales of \$5,000,000 to \$9,999,999	5 832	40 401 414	1 318 256	296 253	30 168	2 401 746	75 862	84 533
	Establishments with sales of \$10,000,000 to \$24,999,999	5 018	76 289 647	2 037 425	461 896	45 244	3 624 432	93 532	104 606
	Establishments with sales of \$25,000,000 or more	3 074	289 288 329	4 455 390	1 011 929	122 714	7 882 683	233 715	252 459
	Establishments not operated for the entire year	5 793	18 870 246	383 790	76 847	11 022	782 455	1 692	10 832

See footnotes at end of table.

Table 1. Sales Size of Establishments: 1997—Con.

[Includes only establishments with payroll. For meaning of abbreviations and symbols, see introductory text. For explanation of terms, see Appendix A. For method of assignment to categories shown, see Appendix C.]

NAICS code	Sales sizes of establishments by type of operation and kind of business	Establishments (number)	Sales (\$1,000)	Annual payroll (\$1,000)	First-quarter payroll (\$1,000)	Paid employees for pay period including March 12 (number)	Operating expenses ¹ (\$1,000)	End-of-1996 inventories (\$1,000)	End-of-1997 inventories (\$1,000)
421	AGENTS, BROKERS, AND COMMISSION MERCHANTS—Con.								
	Wholesale trade, durable goods								
	All establishments	'32 022	'257 371 090	'6 770 114	'1 521 895	'162 155	12 275 926	433 137	471 467
	Establishments operated for the entire year	28 616	250 597 216	6 597 688	1 488 248	158 511	11 925 320	432 143	469 176
	Establishments with sales less than \$100,000	1 001	64 830	18 535	4 604	1 236	32 774	341	344
	Establishments with sales of \$100,000 to \$249,999	2 259	377 741	82 963	19 480	3 497	153 921	3 170	2 957
	Establishments with sales of \$250,000 to \$499,999	2 179	781 081	106 654	24 603	4 210	223 122	6 610	6 345
	Establishments with sales of \$500,000 to \$999,999	3 067	2 195 878	219 400	50 510	7 345	447 747	20 395	21 624
	Establishments with sales of \$1,000,000 to \$2,499,999	6 023	9 839 696	612 276	141 235	17 040	1 189 231	53 770	56 838
	Establishments with sales of \$2,500,000 to \$4,999,999	5 009	17 800 671	780 351	175 061	18 208	1 437 633	55 775	65 877
	Establishments with sales of \$5,000,000 to \$9,999,999	4 119	28 422 610	1 009 811	225 452	20 261	1 810 142	63 964	69 615
	Establishments with sales of \$10,000,000 to \$24,999,999	3 312	49 789 892	1 489 124	335 421	26 265	2 584 332	72 597	77 464
	Establishments with sales of \$25,000,000 or more	1 647	141 324 817	2 278 574	511 882	60 449	4 046 418	155 521	168 112
	Establishments not operated for the entire year	3 406	6 773 874	172 426	33 647	3 644	350 606	994	2 291
4211	Motor vehicle & motor vehicle parts & supplies whsle								
	All establishments	1 810	'75 470 396	'937 928	'213 493	45 938	1 828 337	47 179	50 185
	Establishments operated for the entire year	1 597	74 819 528	925 745	211 327	45 548	1 803 315	47 159	50 172
	Establishments with sales less than \$100,000	39	D	D	D	b	D	D	D
	Establishments with sales of \$100,000 to \$249,999	66	D	D	D	c	D	D	D
	Establishments with sales of \$250,000 to \$499,999	100	35 184	2 877	648	167	6 976	398	411
	Establishments with sales of \$500,000 to \$999,999	123	88 140	7 411	1 748	293	15 987	1 228	1 322
	Establishments with sales of \$1,000,000 to \$2,499,999	273	446 642	20 580	4 626	905	45 317	3 481	3 749
	Establishments with sales of \$2,500,000 to \$4,999,999	215	768 675	25 604	5 764	1 014	55 070	3 355	3 838
	Establishments with sales of \$5,000,000 to \$9,999,999	212	1 518 008	42 365	9 521	1 710	82 029	6 433	7 010
	Establishments with sales of \$10,000,000 to \$24,999,999	242	3 766 827	95 285	21 434	2 864	180 643	5 450	5 861
	Establishments with sales of \$25,000,000 or more	327	68 181 963	729 654	167 078	38 447	1 412 810	26 425	27 549
	Establishments not operated for the entire year	213	650 868	12 183	2 166	390	25 022	20	13
	42111	Automobile & other motor vehicle whsle							
All establishments		630	'58 536 229	'582 615	'134 698	40 663	1 202 452	22 706	26 216
Establishments operated for the entire year		534	58 174 465	576 130	133 722	40 390	1 188 693	22 705	26 203
Establishments with sales less than \$100,000		10	670	86	36	10	206	—	—
Establishments with sales of \$100,000 to \$249,999		19	3 393	579	132	27	1 261	21	27
Establishments with sales of \$250,000 to \$499,999		15	5 560	326	78	20	774	12	8
Establishments with sales of \$500,000 to \$999,999		33	23 222	1 400	333	93	3 529	108	131
Establishments with sales of \$1,000,000 to \$2,499,999		85	145 729	6 567	1 485	481	16 788	436	427
Establishments with sales of \$2,500,000 to \$4,999,999		63	222 349	7 238	1 781	533	16 153	1 100	1 396
Establishments with sales of \$5,000,000 to \$9,999,999		58	415 255	12 282	2 592	1 010	26 432	2 132	2 532
Establishments with sales of \$10,000,000 to \$24,999,999		70	1 066 912	23 288	4 905	1 735	51 718	3 073	2 940
Establishments with sales of \$25,000,000 or more		181	56 291 375	524 364	122 380	36 481	1 071 832	15 823	18 742
Establishments not operated for the entire year		96	361 764	6 485	976	273	13 759	1	13
421110		Automobile & other motor vehicle whsle							
	All establishments	630	'58 536 229	'582 615	'134 698	40 663	1 202 452	22 706	26 216

See footnotes at end of table.

Table 1. Sales Size of Establishments: 1997—Con.

[Includes only establishments with payroll. For meaning of abbreviations and symbols, see introductory text. For explanation of terms, see Appendix A. For method of assignment to categories shown, see Appendix C.]

NAICS code	Sales sizes of establishments by type of operation and kind of business	Establishments (number)	Sales (\$1,000)	Annual payroll (\$1,000)	First-quarter payroll (\$1,000)	Paid employees for pay period including March 12 (number)	Operating expenses ¹ (\$1,000)	End-of-1996 inventories (\$1,000)	End-of-1997 inventories (\$1,000)
421	AGENTS, BROKERS, AND COMMISSION MERCHANTS—Con.								
	Wholesale trade, durable goods—Con.								
421110	Automobile & other motor vehicle whsle—Con.								
	Establishments operated for the entire year	534	58 174 465	576 130	133 722	40 390	1 188 693	22 705	26 203
	Establishments with sales less than \$100,000	10	670	86	36	10	206	—	—
	Establishments with sales of \$100,000 to \$249,999	19	3 393	579	132	27	1 261	21	27
	Establishments with sales of \$250,000 to \$499,999	15	5 560	326	78	20	774	12	8
	Establishments with sales of \$500,000 to \$999,999	33	23 222	1 400	333	93	3 529	108	131
	Establishments with sales of \$1,000,000 to \$2,499,999	85	145 729	6 567	1 485	481	16 788	436	427
	Establishments with sales of \$2,500,000 to \$4,999,999	63	222 349	7 238	1 781	533	16 153	1 100	1 396
	Establishments with sales of \$5,000,000 to \$9,999,999	58	415 255	12 282	2 592	1 010	26 432	2 132	2 532
	Establishments with sales of \$10,000,000 to \$24,999,999	70	1 066 912	23 288	4 905	1 735	51 718	3 073	2 940
	Establishments with sales of \$25,000,000 or more	181	56 291 375	524 364	122 380	36 481	1 071 832	15 823	18 742
	Establishments not operated for the entire year	96	361 764	6 485	976	273	13 759	1	13
4211101	Automobile & motorcycle whsle								
	All establishments	497	57 491 226	557 193	129 815	39 692	1 149 865	17 685	12 488
	Establishments operated for the entire year	424	D	D	D	k	D	D	D
	Establishments with sales less than \$100,000	5	296	40	12	5	116	—	—
	Establishments with sales of \$100,000 to \$249,999	12	2 004	230	67	18	656	21	27
	Establishments with sales of \$250,000 to \$499,999	10	4 065	243	56	13	530	12	6
	Establishments with sales of \$500,000 to \$999,999	23	D	D	D	b	D	D	D
	Establishments with sales of \$1,000,000 to \$2,499,999	56	D	D	D	c	D	D	D
	Establishments with sales of \$2,500,000 to \$4,999,999	42	D	D	D	e	D	D	D
	Establishments with sales of \$5,000,000 to \$9,999,999	45	D	D	D	f	D	D	D
	Establishments with sales of \$10,000,000 to \$24,999,999	59	918 748	19 424	4 358	1 648	44 078	965	1 343
	Establishments with sales of \$25,000,000 or more	172	D	D	D	k	D	D	D
	Establishments not operated for the entire year	73	D	D	D	c	D	D	D
4211102	Bus & recreational vehicle whsle								
	All establishments	26	D	D	D	c	D	D	D
	Establishments operated for the entire year	20	D	D	D	c	D	D	D
	Establishments with sales less than \$100,000	1	D	D	D	a	D	D	D
	Establishments with sales of \$100,000 to \$249,999	1	D	D	D	a	D	D	D
	Establishments with sales of \$250,000 to \$499,999	1	D	D	D	a	D	D	D
	Establishments with sales of \$500,000 to \$999,999	1	D	D	D	a	D	D	D
	Establishments with sales of \$1,000,000 to \$2,499,999	2	D	D	D	a	D	D	D
	Establishments with sales of \$2,500,000 to \$4,999,999	6	D	D	D	a	D	D	D
	Establishments with sales of \$5,000,000 to \$9,999,999	3	D	D	D	a	D	D	D
	Establishments with sales of \$10,000,000 to \$24,999,999	2	D	D	D	a	D	D	D
	Establishments with sales of \$25,000,000 or more	3	D	D	D	c	D	D	D
	Establishments not operated for the entire year	6	D	D	D	a	D	D	D
4211103	Light truck & van (14,000 lb or less) whsle								
	All establishments	21	196 491	3 630	748	229	7 278	709	1 689
	Establishments operated for the entire year	16	D	D	D	c	D	D	D
	Establishments with sales less than \$100,000	—	—	—	—	—	—	—	—
	Establishments with sales of \$100,000 to \$249,999	—	—	—	—	—	—	—	—

See footnotes at end of table.

Table 1. Sales Size of Establishments: 1997—Con.

[Includes only establishments with payroll. For meaning of abbreviations and symbols, see introductory text. For explanation of terms, see Appendix A. For method of assignment to categories shown, see Appendix C.]

NAICS code	Sales sizes of establishments by type of operation and kind of business	Establishments (number)	Sales (\$1,000)	Annual payroll (\$1,000)	First-quarter payroll (\$1,000)	Paid employees for pay period including March 12 (number)	Operating expenses ¹ (\$1,000)	End-of-1996 inventories (\$1,000)	End-of-1997 inventories (\$1,000)
421	AGENTS, BROKERS, AND COMMISSION MERCHANTS—Con.								
	Wholesale trade, durable goods—Con.								
4211103	Light truck & van (14,000 lb or less) whsle—Con.								
	Establishments operated for the entire year—Con.								
	Establishments with sales of \$250,000 to \$499,999	—	—	—	—	—	—	—	—
	Establishments with sales of \$500,000 to \$999,999	2	D	D	D	a	D	D	D
	Establishments with sales of \$1,000,000 to \$2,499,999	4	D	D	D	b	D	D	D
	Establishments with sales of \$2,500,000 to \$4,999,999	3	D	D	D	a	D	D	D
	Establishments with sales of \$5,000,000 to \$9,999,999	2	D	D	D	a	D	D	D
	Establishments with sales of \$10,000,000 to \$24,999,999	3	43 587	498	111	15	1 465	—	—
	Establishments with sales of \$25,000,000 or more	2	D	D	D	c	D	D	D
	Establishments not operated for the entire year	5	D	D	D	a	D	D	D
4211104	Medium truck & tractor (14,001 lb to 26,000 lb) whsle								
	All establishments	16	D	D	D	b	D	D	D
	Establishments operated for the entire year	11	D	D	D	b	D	D	D
	Establishments with sales less than \$100,000	—	—	—	—	—	—	—	—
	Establishments with sales of \$100,000 to \$249,999	2	D	D	D	a	D	D	D
	Establishments with sales of \$250,000 to \$499,999	—	—	—	—	—	—	—	—
	Establishments with sales of \$500,000 to \$999,999	3	D	D	D	a	D	D	D
	Establishments with sales of \$1,000,000 to \$2,499,999	2	D	D	D	a	D	D	D
	Establishments with sales of \$2,500,000 to \$4,999,999	2	D	D	D	b	D	D	D
	Establishments with sales of \$5,000,000 to \$9,999,999	1	D	D	D	a	D	D	D
	Establishments with sales of \$10,000,000 to \$24,999,999	—	—	—	—	—	—	—	—
	Establishments with sales of \$25,000,000 or more	1	D	D	D	a	D	D	D
	Establishments not operated for the entire year	5	D	D	D	a	D	D	D
4211105	Heavy truck & tractor (over 26,000 lb) whsle								
	All establishments	70	D	D	D	e	D	D	D
	Establishments operated for the entire year	63	D	D	D	e	D	D	D
	Establishments with sales less than \$100,000	4	D	D	D	a	D	D	D
	Establishments with sales of \$100,000 to \$249,999	4	D	D	D	a	D	D	D
	Establishments with sales of \$250,000 to \$499,999	4	D	D	D	a	D	D	D
	Establishments with sales of \$500,000 to \$999,999	4	D	D	D	a	D	D	D
	Establishments with sales of \$1,000,000 to \$2,499,999	21	D	D	D	c	D	D	D
	Establishments with sales of \$2,500,000 to \$4,999,999	10	D	D	D	b	D	D	D
	Establishments with sales of \$5,000,000 to \$9,999,999	7	D	D	D	b	D	D	D
	Establishments with sales of \$10,000,000 to \$24,999,999	6	D	D	D	b	D	D	D
	Establishments with sales of \$25,000,000 or more	3	D	D	D	b	D	D	D
	Establishments not operated for the entire year	7	D	D	D	a	D	D	D
42112	Motor vehicle supplies & new parts whsle								
	All establishments	1 129	16 750 610	349 057	77 461	5 106	613 599	23 671	23 083
	Establishments operated for the entire year	1 016	16 468 856	343 398	76 271	4 989	602 434	23 652	23 083
	Establishments with sales less than \$100,000	28	D	D	D	b	D	D	D
	Establishments with sales of \$100,000 to \$249,999	46	D	D	D	b	D	D	D
	Establishments with sales of \$250,000 to \$499,999	76	26 220	2 293	497	130	5 748	324	302

See footnotes at end of table.

Table 1. Sales Size of Establishments: 1997—Con.

[Includes only establishments with payroll. For meaning of abbreviations and symbols, see introductory text. For explanation of terms, see Appendix A. For method of assignment to categories shown, see Appendix C.]

NAICS code	Sales sizes of establishments by type of operation and kind of business	Establishments (number)	Sales (\$1,000)	Annual payroll (\$1,000)	First-quarter payroll (\$1,000)	Paid employees for pay period including March 12 (number)	Operating expenses ¹ (\$1,000)	End-of-1996 inventories (\$1,000)	End-of-1997 inventories (\$1,000)
421	AGENTS, BROKERS, AND COMMISSION MERCHANTS—Con.								
	Wholesale trade, durable goods—Con.								
42112	Motor vehicle supplies & new parts whlse—Con.								
	Establishments operated for the entire year—Con.								
	Establishments with sales of \$500,000 to \$999,999	82	59 454	5 551	1 308	186	11 328	1 120	1 168
	Establishments with sales of \$1,000,000 to \$2,499,999	176	282 353	12 556	2 826	380	25 687	2 575	2 861
	Establishments with sales of \$2,500,000 to \$4,999,999	147	531 062	17 614	3 797	451	37 235	2 255	2 442
	Establishments with sales of \$5,000,000 to \$9,999,999	149	1 069 832	29 073	6 708	682	53 715	4 301	4 478
	Establishments with sales of \$10,000,000 to \$24,999,999	167	D	D	D	g	D	D	D
	Establishments with sales of \$25,000,000 or more	145	D	D	D	g	D	D	D
	Establishments not operated for the entire year	113	281 754	5 659	1 190	117	11 165	19	—
421120	Motor vehicle supplies & new parts whlse								
	All establishments	1 129	'16 750 610	349 057	77 461	5 106	613 599	23 671	23 083
	Establishments operated for the entire year	1 016	16 468 856	343 398	76 271	4 989	602 434	23 652	23 083
	Establishments with sales less than \$100,000	28	D	D	D	b	D	D	D
	Establishments with sales of \$100,000 to \$249,999	46	D	D	D	b	D	D	D
	Establishments with sales of \$250,000 to \$499,999	76	26 220	2 293	497	130	5 748	324	302
	Establishments with sales of \$500,000 to \$999,999	82	59 454	5 551	1 308	186	11 328	1 120	1 168
	Establishments with sales of \$1,000,000 to \$2,499,999	176	282 353	12 556	2 826	380	25 687	2 575	2 861
	Establishments with sales of \$2,500,000 to \$4,999,999	147	531 062	17 614	3 797	451	37 235	2 255	2 442
	Establishments with sales of \$5,000,000 to \$9,999,999	149	1 069 832	29 073	6 708	682	53 715	4 301	4 478
	Establishments with sales of \$10,000,000 to \$24,999,999	167	D	D	D	g	D	D	D
	Establishments with sales of \$25,000,000 or more	145	D	D	D	g	D	D	D
	Establishments not operated for the entire year	113	281 754	5 659	1 190	117	11 165	19	—
4211201	Motor vehicle supplies & new parts—warehouse distributors								
	All establishments	395	'4 646 827	101 692	22 176	1 861	179 893	13 029	11 326
	Establishments operated for the entire year	348	4 495 010	99 213	21 369	1 798	175 366	13 010	11 326
	Establishments with sales less than \$100,000	9	552	79	20	11	176	23	24
	Establishments with sales of \$100,000 to \$249,999	15	D	D	D	b	D	D	D
	Establishments with sales of \$250,000 to \$499,999	16	5 492	585	120	33	1 490	109	95
	Establishments with sales of \$500,000 to \$999,999	26	19 066	1 530	301	55	3 597	237	260
	Establishments with sales of \$1,000,000 to \$2,499,999	62	D	D	D	c	D	D	D
	Establishments with sales of \$2,500,000 to \$4,999,999	70	251 778	7 712	1 607	216	19 005	794	829
	Establishments with sales of \$5,000,000 to \$9,999,999	60	417 569	12 324	3 029	346	22 730	73	80
	Establishments with sales of \$10,000,000 to \$24,999,999	57	D	D	D	e	D	D	D
	Establishments with sales of \$25,000,000 or more	33	D	D	D	e	D	D	D
	Establishments not operated for the entire year	47	151 817	2 479	807	63	4 527	19	—
4211202	Motor vehicle supplies & new parts—jobbers								
	All establishments	669	11 883 075	241 158	53 861	3 097	420 147	9 889	10 820
	Establishments operated for the entire year	615	11 764 994	238 251	53 481	3 044	414 149	9 889	10 820
	Establishments with sales less than \$100,000	16	1 098	136	39	17	350	9	15
	Establishments with sales of \$100,000 to \$249,999	28	5 032	596	138	44	1 313	197	237
	Establishments with sales of \$250,000 to \$499,999	52	18 161	1 423	315	86	3 657	215	207
	Establishments with sales of \$500,000 to \$999,999	53	38 461	3 965	993	128	7 629	883	908

See footnotes at end of table.

Table 1. Sales Size of Establishments: 1997—Con.

[Includes only establishments with payroll. For meaning of abbreviations and symbols, see introductory text. For explanation of terms, see Appendix A. For method of assignment to categories shown, see Appendix C]

NAICS code	Sales sizes of establishments by type of operation and kind of business	Establishments (number)	Sales (\$1,000)	Annual payroll (\$1,000)	First-quarter payroll (\$1,000)	Paid employees for pay period including March 12 (number)	Operating expenses ¹ (\$1,000)	End-of-1996 inventories (\$1,000)	End-of-1997 inventories (\$1,000)
421	AGENTS, BROKERS, AND COMMISSION MERCHANTS—Con.								
	Wholesale trade, durable goods—Con.								
4211202	Motor vehicle supplies & new parts—jobbers—Con.								
	Establishments operated for the entire year—Con.								
	Establishments with sales of \$1,000,000 to \$2,499,999	99	161 220	7 749	1 750	210	14 728	1 396	1 424
	Establishments with sales of \$2,500,000 to \$4,999,999	68	245 714	8 921	2 008	204	15 813	1 461	1 613
	Establishments with sales of \$5,000,000 to \$9,999,999	82	605 558	15 521	3 389	307	28 552	3 786	3 847
	Establishments with sales of \$10,000,000 to \$24,999,999	107	1 706 348	40 939	8 914	587	72 687	1 822	2 452
	Establishments with sales of \$25,000,000 or more	110	8 983 402	159 001	35 935	1 461	269 420	120	117
	Establishments not operated for the entire year	54	118 081	2 907	380	53	5 998	—	—
4211203	Petroleum products marketing equipment whsle								
	All establishments	65	220 708	6 207	1 424	148	13 559	753	937
	Establishments operated for the entire year	53	208 852	5 934	1 421	147	12 919	753	937
	Establishments with sales less than \$100,000	3	D	D	D	a	D	D	D
	Establishments with sales of \$100,000 to \$249,999	3	D	D	D	a	D	D	D
	Establishments with sales of \$250,000 to \$499,999	8	2 567	285	62	11	601	—	—
	Establishments with sales of \$500,000 to \$999,999	3	1 927	56	14	3	102	—	—
	Establishments with sales of \$1,000,000 to \$2,499,999	15	D	D	D	b	D	D	D
	Establishments with sales of \$2,500,000 to \$4,999,999	9	33 570	981	182	31	2 417	—	—
	Establishments with sales of \$5,000,000 to \$9,999,999	7	46 705	1 228	290	29	2 433	442	551
	Establishments with sales of \$10,000,000 to \$24,999,999	3	D	D	D	a	D	D	D
	Establishments with sales of \$25,000,000 or more	2	D	D	D	b	D	D	D
	Establishments not operated for the entire year	12	11 856	273	3	1	640	—	—
42113	Tire & tube whsle								
	All establishments	51	183 557	6 256	1 334	169	12 286	802	886
	Establishments operated for the entire year	47	176 207	6 217	1 334	169	12 188	802	886
	Establishments with sales less than \$100,000	1	D	D	D	a	D	D	D
	Establishments with sales of \$100,000 to \$249,999	1	D	D	D	a	D	D	D
	Establishments with sales of \$250,000 to \$499,999	9	3 404	258	73	17	454	62	101
	Establishments with sales of \$500,000 to \$999,999	8	5 464	460	107	14	1 130	—	23
	Establishments with sales of \$1,000,000 to \$2,499,999	12	18 560	1 457	315	44	2 842	470	461
	Establishments with sales of \$2,500,000 to \$4,999,999	5	15 264	752	186	30	1 682	—	—
	Establishments with sales of \$5,000,000 to \$9,999,999	5	32 921	1 010	221	18	1 882	—	—
	Establishments with sales of \$10,000,000 to \$24,999,999	5	D	D	D	b	D	D	D
	Establishments with sales of \$25,000,000 or more	1	D	D	D	a	D	D	D
	Establishments not operated for the entire year	4	7 350	39	—	—	98	—	—
421130	Tire & tube whsle								
	All establishments	51	183 557	6 256	1 334	169	12 286	802	886
	Establishments operated for the entire year	47	176 207	6 217	1 334	169	12 188	802	886
	Establishments with sales less than \$100,000	1	D	D	D	a	D	D	D
	Establishments with sales of \$100,000 to \$249,999	1	D	D	D	a	D	D	D
	Establishments with sales of \$250,000 to \$499,999	9	3 404	258	73	17	454	62	101
	Establishments with sales of \$500,000 to \$999,999	8	5 464	460	107	14	1 130	—	23
	Establishments with sales of \$1,000,000 to \$2,499,999	12	18 560	1 457	315	44	2 842	470	461
	Establishments with sales of \$2,500,000 to \$4,999,999	5	15 264	752	186	30	1 682	—	—

See footnotes at end of table.

Table 1. Sales Size of Establishments: 1997—Con.

[Includes only establishments with payroll. For meaning of abbreviations and symbols, see introductory text. For explanation of terms, see Appendix A. For method of assignment to categories shown, see Appendix C.]

NAICS code	Sales sizes of establishments by type of operation and kind of business	Establishments (number)	Sales (\$1,000)	Annual payroll (\$1,000)	First-quarter payroll (\$1,000)	Paid employees for pay period including March 12 (number)	Operating expenses ¹ (\$1,000)	End-of-1996 inventories (\$1,000)	End-of-1997 inventories (\$1,000)
421	AGENTS, BROKERS, AND COMMISSION MERCHANTS—Con.								
	Wholesale trade, durable goods—Con.								
421130	Tire & tube whsle—Con.								
	Establishments operated for the entire year—Con.								
	Establishments with sales of \$5,000,000 to \$9,999,999	5	32 921	1 010	221	18	1 882	—	—
	Establishments with sales of \$10,000,000 to \$24,999,999	5	D	D	D	b	D	D	D
	Establishments with sales of \$25,000,000 or more	1	D	D	D	a	D	D	D
	Establishments not operated for the entire year	4	7 350	39	—	—	98	—	—
4212	Furniture & home furnishings whsle								
	All establishments	2 849	14 278 989	398 144	92 024	9 253	807 053	15 140	16 594
	Establishments operated for the entire year	2 562	13 783 929	386 017	89 901	9 014	779 170	15 140	16 581
	Establishments with sales less than \$100,000	85	5 709	1 435	377	105	2 864	18	19
	Establishments with sales of \$100,000 to \$249,999	205	34 946	7 080	1 631	295	13 653	171	187
	Establishments with sales of \$250,000 to \$499,999	197	69 235	8 623	2 025	392	21 311	1 065	732
	Establishments with sales of \$500,000 to \$999,999	243	174 431	14 652	3 308	605	35 571	1 472	1 746
	Establishments with sales of \$1,000,000 to \$2,499,999	596	978 548	44 083	10 181	1 415	96 580	2 343	1 955
	Establishments with sales of \$2,500,000 to \$4,999,999	515	1 816 953	59 265	13 563	1 571	118 525	3 124	3 722
	Establishments with sales of \$5,000,000 to \$9,999,999	371	2 544 687	64 574	14 190	1 295	129 785	2 332	4 212
	Establishments with sales of \$10,000,000 to \$24,999,999	267	3 903 748	105 057	24 484	1 915	197 989	1 141	1 459
	Establishments with sales of \$25,000,000 or more	83	4 255 672	81 248	20 142	1 421	162 892	3 474	2 549
	Establishments not operated for the entire year	287	495 060	12 127	2 123	239	27 883	—	13
42121	Furniture whsle								
	All establishments	1 570	7 397 432	216 906	52 079	4 951	434 452	7 544	7 693
	Establishments operated for the entire year	1 410	7 135 124	209 870	50 972	4 830	418 384	7 544	7 680
	Establishments with sales less than \$100,000	44	3 012	887	229	51	1 547	4	4
	Establishments with sales of \$100,000 to \$249,999	120	20 282	4 284	977	182	8 354	75	119
	Establishments with sales of \$250,000 to \$499,999	102	D	D	D	c	D	D	D
	Establishments with sales of \$500,000 to \$999,999	124	D	D	D	e	D	D	D
	Establishments with sales of \$1,000,000 to \$2,499,999	328	D	D	D	f	D	D	D
	Establishments with sales of \$2,500,000 to \$4,999,999	306	1 076 535	36 189	8 464	934	67 055	1 290	1 605
	Establishments with sales of \$5,000,000 to \$9,999,999	210	1 440 427	34 046	7 649	608	66 046	344	651
	Establishments with sales of \$10,000,000 to \$24,999,999	132	1 892 441	51 857	12 588	977	96 864	719	1 257
	Establishments with sales of \$25,000,000 or more	44	2 041 059	44 782	12 402	824	94 758	2 172	1 600
	Establishments not operated for the entire year	160	262 308	7 036	1 107	121	16 068	—	13
421210	Furniture whsle								
	All establishments	1 570	7 397 432	216 906	52 079	4 951	434 452	7 544	7 693
	Establishments operated for the entire year	1 410	7 135 124	209 870	50 972	4 830	418 384	7 544	7 680
	Establishments with sales less than \$100,000	44	3 012	887	229	51	1 547	4	4
	Establishments with sales of \$100,000 to \$249,999	120	20 282	4 284	977	182	8 354	75	119
	Establishments with sales of \$250,000 to \$499,999	102	D	D	D	c	D	D	D
	Establishments with sales of \$500,000 to \$999,999	124	D	D	D	e	D	D	D
	Establishments with sales of \$1,000,000 to \$2,499,999	328	D	D	D	f	D	D	D
	Establishments with sales of \$2,500,000 to \$4,999,999	306	1 076 535	36 189	8 464	934	67 055	1 290	1 605
	Establishments with sales of \$5,000,000 to \$9,999,999	210	1 440 427	34 046	7 649	608	66 046	344	651
	Establishments with sales of \$10,000,000 to \$24,999,999	132	1 892 441	51 857	12 588	977	96 864	719	1 257
	Establishments with sales of \$25,000,000 or more	44	2 041 059	44 782	12 402	824	94 758	2 172	1 600

See footnotes at end of table.

Table 1. Sales Size of Establishments: 1997—Con.

[Includes only establishments with payroll. For meaning of abbreviations and symbols, see introductory text. For explanation of terms, see Appendix A. For method of assignment to categories shown, see Appendix C]

NAICS code	Sales sizes of establishments by type of operation and kind of business	Establishments (number)	Sales (\$1,000)	Annual payroll (\$1,000)	First-quarter payroll (\$1,000)	Paid employees for pay period including March 12 (number)	Operating expenses ¹ (\$1,000)	End-of-1996 inventories (\$1,000)	End-of-1997 inventories (\$1,000)
421	AGENTS, BROKERS, AND COMMISSION MERCHANTS—Con.								
	Wholesale trade, durable goods—Con.								
421210	Furniture whsle—Con.								
	Establishments not operated for the entire year	160	262 308	7 036	1 107	121	16 068	—	13
4212101	Household & lawn furniture whsle								
	All establishments	938	4 824 140	114 108	28 070	2 552	241 168	4 067	2 937
	Establishments operated for the entire year	849	4 634 539	110 572	27 666	2 488	232 916	4 067	2 924
	Establishments with sales less than \$100,000	19	1 388	295	70	19	634	—	—
	Establishments with sales of \$100,000 to \$249,999	54	D	D	D	b	D	D	D
	Establishments with sales of \$250,000 to \$499,999	54	D	D	D	b	D	D	D
	Establishments with sales of \$500,000 to \$999,999	74	D	D	D	c	D	D	D
	Establishments with sales of \$1,000,000 to \$2,499,999	202	D	D	D	e	D	D	D
	Establishments with sales of \$2,500,000 to \$4,999,999	204	720 143	20 194	4 680	481	38 760	210	186
	Establishments with sales of \$5,000,000 to \$9,999,999	140	968 364	18 870	4 164	325	39 544	203	246
	Establishments with sales of \$10,000,000 to \$24,999,999	75	1 093 377	20 398	4 608	348	37 647	9	33
	Establishments with sales of \$25,000,000 or more	27	1 436 685	31 067	9 336	601	68 938	1 228	618
	Establishments not operated for the entire year	89	189 601	3 536	404	64	8 252	—	13
4212102	Office & business furniture whsle								
	All establishments	632	2 573 292	102 798	24 009	2 399	193 284	3 477	4 756
	Establishments operated for the entire year	561	2 500 585	99 298	23 306	2 342	185 468	3 477	4 756
	Establishments with sales less than \$100,000	25	1 624	592	159	32	913	4	4
	Establishments with sales of \$100,000 to \$249,999	66	D	D	D	c	D	D	D
	Establishments with sales of \$250,000 to \$499,999	48	D	D	D	c	D	D	D
	Establishments with sales of \$500,000 to \$999,999	50	D	D	D	c	D	D	D
	Establishments with sales of \$1,000,000 to \$2,499,999	126	D	D	D	e	D	D	D
	Establishments with sales of \$2,500,000 to \$4,999,999	102	356 392	15 995	3 784	453	28 295	1 080	1 419
	Establishments with sales of \$5,000,000 to \$9,999,999	70	472 063	15 176	3 485	283	26 502	141	405
	Establishments with sales of \$10,000,000 to \$24,999,999	57	799 064	31 459	7 980	629	59 217	710	1 224
	Establishments with sales of \$25,000,000 or more	17	604 374	13 715	3 066	223	25 820	944	982
	Establishments not operated for the entire year	71	72 707	3 500	703	57	7 816	—	—
42122	Home furnishings whsle								
	All establishments	1 279	6 881 557	181 238	39 945	4 302	372 601	7 596	8 901
	Establishments operated for the entire year	1 152	6 648 805	176 147	38 929	4 184	360 786	7 596	8 901
	Establishments with sales less than \$100,000	41	2 697	548	148	54	1 317	14	15
	Establishments with sales of \$100,000 to \$249,999	85	14 664	2 796	654	113	5 299	96	68
	Establishments with sales of \$250,000 to \$499,999	95	D	D	D	c	D	D	D
	Establishments with sales of \$500,000 to \$999,999	119	D	D	D	e	D	D	D
	Establishments with sales of \$1,000,000 to \$2,499,999	268	D	D	D	f	D	D	D
	Establishments with sales of \$2,500,000 to \$4,999,999	209	740 418	23 076	5 099	637	51 470	1 834	2 117
	Establishments with sales of \$5,000,000 to \$9,999,999	161	1 104 260	30 528	6 541	687	63 739	1 988	3 561
	Establishments with sales of \$10,000,000 to \$24,999,999	135	2 011 307	53 200	11 896	938	101 125	422	202
	Establishments with sales of \$25,000,000 or more	39	2 214 613	36 466	7 740	597	68 134	1 302	949
	Establishments not operated for the entire year	127	232 752	5 091	1 016	118	11 815	—	—

See footnotes at end of table.

Table 1. Sales Size of Establishments: 1997—Con.

[Includes only establishments with payroll. For meaning of abbreviations and symbols, see introductory text. For explanation of terms, see Appendix A. For method of assignment to categories shown, see Appendix C.]

NAICS code	Sales sizes of establishments by type of operation and kind of business	Establishments (number)	Sales (\$1,000)	Annual payroll (\$1,000)	First-quarter payroll (\$1,000)	Paid employees for pay period including March 12 (number)	Operating expenses ¹ (\$1,000)	End-of-1996 inventories (\$1,000)	End-of-1997 inventories (\$1,000)
421	AGENTS, BROKERS, AND COMMISSION MERCHANTS—Con.								
	Wholesale trade, durable goods—Con.								
421220	Home furnishings whsle								
	All establishments	1 279	6 881 557	181 238	39 945	4 302	372 601	7 596	8 901
	Establishments operated for the entire year	1 152	6 648 805	176 147	38 929	4 184	360 786	7 596	8 901
	Establishments with sales less than \$100,000	41	2 697	548	148	54	1 317	14	15
	Establishments with sales of \$100,000 to \$249,999	85	14 664	2 796	654	113	5 299	96	68
	Establishments with sales of \$250,000 to \$499,999	95	D	D	D	c	D	D	D
	Establishments with sales of \$500,000 to \$999,999	119	D	D	D	e	D	D	D
	Establishments with sales of \$1,000,000 to \$2,499,999	268	D	D	D	f	D	D	D
	Establishments with sales of \$2,500,000 to \$4,999,999	209	740 418	23 076	5 099	637	51 470	1 834	2 117
	Establishments with sales of \$5,000,000 to \$9,999,999	161	1 104 260	30 528	6 541	687	63 739	1 988	3 561
	Establishments with sales of \$10,000,000 to \$24,999,999	135	2 011 307	53 200	11 896	938	101 125	422	202
	Establishments with sales of \$25,000,000 or more	39	2 214 613	36 466	7 740	597	68 134	1 302	949
	Establishments not operated for the entire year	127	232 752	5 091	1 016	118	11 815	—	—
4212201	Household china, glassware, & crockery whsle								
	All establishments	279	2 350 666	55 000	12 226	1 167	108 301	3 369	4 958
	Establishments operated for the entire year	263	D	D	D	g	D	D	D
	Establishments with sales less than \$100,000	6	388	69	20	7	150	—	—
	Establishments with sales of \$100,000 to \$249,999	12	2 105	294	69	19	577	—	—
	Establishments with sales of \$250,000 to \$499,999	15	5 533	755	185	33	2 091	200	200
	Establishments with sales of \$500,000 to \$999,999	27	19 121	1 101	259	51	2 466	28	24
	Establishments with sales of \$1,000,000 to \$2,499,999	56	D	D	D	c	D	D	D
	Establishments with sales of \$2,500,000 to \$4,999,999	54	D	D	D	c	D	D	D
	Establishments with sales of \$5,000,000 to \$9,999,999	39	D	D	D	c	D	D	D
	Establishments with sales of \$10,000,000 to \$24,999,999	39	D	D	D	e	D	D	D
	Establishments with sales of \$25,000,000 or more	15	D	D	D	c	D	D	D
	Establishments not operated for the entire year	16	D	D	D	b	D	D	D
4212202	Linens, domestics, draperies, & curtains whsle								
	All establishments	242	1 461 021	35 906	7 567	742	70 901	403	394
	Establishments operated for the entire year	218	1 430 103	34 813	7 371	720	68 617	403	394
	Establishments with sales less than \$100,000	7	445	101	25	9	223	7	6
	Establishments with sales of \$100,000 to \$249,999	18	3 019	698	144	22	1 170	—	6
	Establishments with sales of \$250,000 to \$499,999	16	D	D	D	b	D	D	D
	Establishments with sales of \$500,000 to \$999,999	9	D	D	D	b	D	D	D
	Establishments with sales of \$1,000,000 to \$2,499,999	50	D	D	D	c	D	D	D
	Establishments with sales of \$2,500,000 to \$4,999,999	34	119 317	3 640	751	81	8 827	16	11
	Establishments with sales of \$5,000,000 to \$9,999,999	37	255 608	7 317	1 534	153	13 162	75	53
	Establishments with sales of \$10,000,000 to \$24,999,999	38	556 891	9 780	1 936	122	18 128	—	—
	Establishments with sales of \$25,000,000 or more	9	396 262	7 427	1 641	99	13 246	—	—
	Establishments not operated for the entire year	24	30 918	1 093	196	22	2 284	—	—
4212203	Floor coverings whsle								
	All establishments	225	660 505	20 246	4 414	574	43 448	768	615

See footnotes at end of table.

Table 1. Sales Size of Establishments: 1997—Con.

[Includes only establishments with payroll. For meaning of abbreviations and symbols, see introductory text. For explanation of terms, see Appendix A. For method of assignment to categories shown, see Appendix C.]

NAICS code	Sales sizes of establishments by type of operation and kind of business	Establishments (number)	Sales (\$1,000)	Annual payroll (\$1,000)	First-quarter payroll (\$1,000)	Paid employees for pay period including March 12 (number)	Operating expenses ¹ (\$1,000)	End-of-1996 inventories (\$1,000)	End-of-1997 inventories (\$1,000)
421	AGENTS, BROKERS, AND COMMISSION MERCHANTS—Con.								
	Wholesale trade, durable goods—Con.								
4212203	Floor coverings whsle—Con.								
	Establishments operated for the entire year	200	D	D	D	f	D	D	D
	Establishments with sales less than \$100,000	8	432	101	25	10	267	—	—
	Establishments with sales of \$100,000 to \$249,999	18	3 144	477	114	24	1 081	1	1
	Establishments with sales of \$250,000 to \$499,999	19	D	D	D	b	D	D	D
	Establishments with sales of \$500,000 to \$999,999	27	19 549	1 129	344	79	2 575	28	26
	Establishments with sales of \$1,000,000 to \$2,499,999	55	89 044	4 106	1 046	123	9 036	503	523
	Establishments with sales of \$2,500,000 to \$4,999,999	38	131 601	3 544	833	127	7 332	2	14
	Establishments with sales of \$5,000,000 to \$9,999,999	19	130 996	3 255	635	73	8 246	—	34
	Establishments with sales of \$10,000,000 to \$24,999,999	14	D	D	D	b	D	D	D
	Establishments with sales of \$25,000,000 or more	2	D	D	D	a	D	D	D
	Establishments not operated for the entire year	25	D	D	D	a	D	D	D
4212204	Other home furnishings whsle								
	All establishments	533	2 409 365	70 086	15 738	1 819	149 951	3 056	2 934
	Establishments operated for the entire year	471	D	D	D	g	D	D	D
	Establishments with sales less than \$100,000	20	1 432	277	78	28	677	7	9
	Establishments with sales of \$100,000 to \$249,999	37	6 396	1 327	327	48	2 471	95	61
	Establishments with sales of \$250,000 to \$499,999	45	15 816	1 818	387	77	4 343	345	260
	Establishments with sales of \$500,000 to \$999,999	56	D	D	D	c	D	D	D
	Establishments with sales of \$1,000,000 to \$2,499,999	107	174 215	6 505	1 524	252	15 759	76	75
	Establishments with sales of \$2,500,000 to \$4,999,999	83	D	D	D	c	D	D	D
	Establishments with sales of \$5,000,000 to \$9,999,999	66	D	D	D	e	D	D	D
	Establishments with sales of \$10,000,000 to \$24,999,999	44	693 626	18 614	4 111	377	36 783	—	—
	Establishments with sales of \$25,000,000 or more	13	D	D	D	e	D	D	D
	Establishments not operated for the entire year	62	D	D	D	b	D	D	D
4213	Lumber & other construction materials whsle								
	All establishments	1 397	6 492 752	169 286	35 851	3 765	312 694	13 645	16 535
	Establishments operated for the entire year	1 237	6 191 804	163 238	34 932	3 642	300 215	13 645	16 489
	Establishments with sales less than \$100,000	57	3 778	1 082	259	76	1 848	—	—
	Establishments with sales of \$100,000 to \$249,999	108	17 207	4 379	978	176	7 737	56	17
	Establishments with sales of \$250,000 to \$499,999	86	29 527	3 997	869	160	8 198	267	342
	Establishments with sales of \$500,000 to \$999,999	124	88 401	8 187	1 828	277	16 533	218	191
	Establishments with sales of \$1,000,000 to \$2,499,999	296	484 534	23 581	5 140	718	48 278	1 515	1 457
	Establishments with sales of \$2,500,000 to \$4,999,999	233	833 910	26 337	5 987	623	49 371	2 246	4 095
	Establishments with sales of \$5,000,000 to \$9,999,999	175	1 214 337	33 014	7 211	725	59 354	642	559
	Establishments with sales of \$10,000,000 to \$24,999,999	127	1 794 270	36 362	7 434	532	62 976	1 726	933
	Establishments with sales of \$25,000,000 or more	31	1 725 840	26 299	5 226	355	45 920	6 975	8 895
	Establishments not operated for the entire year	160	300 948	6 048	919	123	12 479	—	46
42131	Lumber, plywood, millwork, & wood panel whsle								
	All establishments	630	3 768 321	82 730	17 369	1 732	152 102	11 178	14 273
	Establishments operated for the entire year	559	3 596 404	79 592	17 005	1 679	145 464	11 178	14 262
	Establishments with sales less than \$100,000	14	D	D	D	a	D	D	D
	Establishments with sales of \$100,000 to \$249,999	34	D	D	D	b	D	D	D

See footnotes at end of table.

Table 1. Sales Size of Establishments: 1997—Con.

[Includes only establishments with payroll. For meaning of abbreviations and symbols, see introductory text. For explanation of terms, see Appendix A. For method of assignment to categories shown, see Appendix C.]

NAICS code	Sales sizes of establishments by type of operation and kind of business	Establishments (number)	Sales (\$1,000)	Annual payroll (\$1,000)	First-quarter payroll (\$1,000)	Paid employees for pay period including March 12 (number)	Operating expenses ¹ (\$1,000)	End-of-1996 inventories (\$1,000)	End-of-1997 inventories (\$1,000)
421	AGENTS, BROKERS, AND COMMISSION MERCHANTS—Con.								
42131	Wholesale trade, durable goods—Con.								
	Lumber, plywood, millwork, & wood panel whsle—Con.								
	Establishments operated for the entire year—Con.								
	Establishments with sales of \$250,000 to \$499,999	31	10 896	1 319	299	51	2 557	9	—
	Establishments with sales of \$500,000 to \$999,999	49	35 386	2 987	669	117	6 096	38	113
	Establishments with sales of \$1,000,000 to \$2,499,999	130	215 154	9 053	1 926	290	18 136	208	180
	Establishments with sales of \$2,500,000 to \$4,999,999	105	389 069	12 234	2 667	291	22 775	2 140	4 040
	Establishments with sales of \$5,000,000 to \$9,999,999	101	D	D	D	e	D	D	D
	Establishments with sales of \$10,000,000 to \$24,999,999	75	D	D	D	e	D	D	D
	Establishments with sales of \$25,000,000 or more	20	1 183 955	15 139	3 017	201	26 689	6 975	8 895
	Establishments not operated for the entire year	71	171 917	3 138	364	53	6 638	—	11
421310	Lumber, plywood, millwork, & wood panel whsle								
	All establishments	630	3 768 321	82 730	17 369	1 732	152 102	11 178	14 273
	Establishments operated for the entire year	559	3 596 404	79 592	17 005	1 679	145 464	11 178	14 262
	Establishments with sales less than \$100,000	14	D	D	D	a	D	D	D
	Establishments with sales of \$100,000 to \$249,999	34	D	D	D	b	D	D	D
	Establishments with sales of \$250,000 to \$499,999	31	10 896	1 319	299	51	2 557	9	—
	Establishments with sales of \$500,000 to \$999,999	49	35 386	2 987	669	117	6 096	38	113
	Establishments with sales of \$1,000,000 to \$2,499,999	130	215 154	9 053	1 926	290	18 136	208	180
	Establishments with sales of \$2,500,000 to \$4,999,999	105	389 069	12 234	2 667	291	22 775	2 140	4 040
	Establishments with sales of \$5,000,000 to \$9,999,999	101	D	D	D	e	D	D	D
	Establishments with sales of \$10,000,000 to \$24,999,999	75	D	D	D	e	D	D	D
	Establishments with sales of \$25,000,000 or more	20	1 183 955	15 139	3 017	201	26 689	6 975	8 895
	Establishments not operated for the entire year	71	171 917	3 138	364	53	6 638	—	11
4213101	Lumber without yard whsle								
	All establishments	160	780 039	14 626	2 965	350	27 048	445	673
	Establishments operated for the entire year	133	D	D	D	e	D	D	D
	Establishments with sales less than \$100,000	3	D	D	D	a	D	D	D
	Establishments with sales of \$100,000 to \$249,999	8	D	D	D	a	D	D	D
	Establishments with sales of \$250,000 to \$499,999	11	D	D	D	a	D	D	D
	Establishments with sales of \$500,000 to \$999,999	11	7 756	349	107	20	698	—	—
	Establishments with sales of \$1,000,000 to \$2,499,999	43	D	D	D	b	D	D	D
	Establishments with sales of \$2,500,000 to \$4,999,999	23	82 363	2 518	507	62	5 210	304	291
	Establishments with sales of \$5,000,000 to \$9,999,999	19	142 882	3 506	813	64	6 167	52	26
	Establishments with sales of \$10,000,000 to \$24,999,999	10	D	D	D	b	D	D	D
	Establishments with sales of \$25,000,000 or more	5	270 298	1 790	424	39	3 286	—	237
	Establishments not operated for the entire year	27	D	D	D	a	D	D	D
4213102	Lumber with yard whsle								
	All establishments	4	34 572	1 160	292	37	2 103	1 131	1 163
	Establishments operated for the entire year	4	34 572	1 160	292	37	2 103	1 131	1 163
	Establishments with sales less than \$100,000	—	—	—	—	—	—	—	—
	Establishments with sales of \$100,000 to \$249,999	—	—	—	—	—	—	—	—
	Establishments with sales of \$250,000 to \$499,999	—	—	—	—	—	—	—	—
	Establishments with sales of \$500,000 to \$999,999	—	—	—	—	—	—	—	—

See footnotes at end of table.

Table 1. Sales Size of Establishments: 1997—Con.

[Includes only establishments with payroll. For meaning of abbreviations and symbols, see introductory text. For explanation of terms, see Appendix A. For method of assignment to categories shown, see Appendix C.]

NAICS code	Sales sizes of establishments by type of operation and kind of business	Establishments (number)	Sales (\$1,000)	Annual payroll (\$1,000)	First-quarter payroll (\$1,000)	Paid employees for pay period including March 12 (number)	Operating expenses ¹ (\$1,000)	End-of-1996 inventories (\$1,000)	End-of-1997 inventories (\$1,000)
421	AGENTS, BROKERS, AND COMMISSION MERCHANTS—Con.								
	Wholesale trade, durable goods—Con.								
4213102	Lumber with yard whsle—Con.								
	Establishments operated for the entire year—Con.								
	Establishments with sales of \$1,000,000 to \$2,499,999	1	D	D	D	a	D	D	D
	Establishments with sales of \$2,500,000 to \$4,999,999	1	D	D	D	a	D	D	D
	Establishments with sales of \$5,000,000 to \$9,999,999	—	—	—	—	—	—	—	—
	Establishments with sales of \$10,000,000 to \$24,999,999	2	D	D	D	b	D	D	D
	Establishments with sales of \$25,000,000 or more	—	—	—	—	—	—	—	—
	Establishments not operated for the entire year	—	—	—	—	—	—	—	—
4213103	Plywood, veneer, millwork, & wood panel whsle								
	All establishments	466	2 953 710	66 944	14 112	1 345	122 951	9 602	12 437
	Establishments operated for the entire year	422	D	D	D	g	D	D	D
	Establishments with sales less than \$100,000	11	D	D	D	a	D	D	D
	Establishments with sales of \$100,000 to \$249,999	26	D	D	D	b	D	D	D
	Establishments with sales of \$250,000 to \$499,999	20	D	D	D	b	D	D	D
	Establishments with sales of \$500,000 to \$999,999	38	27 630	2 638	562	97	5 398	38	113
	Establishments with sales of \$1,000,000 to \$2,499,999	86	D	D	D	c	D	D	D
	Establishments with sales of \$2,500,000 to \$4,999,999	81	D	D	D	c	D	D	D
	Establishments with sales of \$5,000,000 to \$9,999,999	82	D	D	D	e	D	D	D
	Establishments with sales of \$10,000,000 to \$24,999,999	63	D	D	D	c	D	D	D
	Establishments with sales of \$25,000,000 or more	15	913 657	13 349	2 593	162	23 403	6 975	8 658
	Establishments not operated for the entire year	44	D	D	D	b	D	D	D
42132	Brick, stone, & related construction materials whsle								
	All establishments	171	418 402	15 423	3 053	429	32 849	1 122	827
	Establishments operated for the entire year	142	395 473	14 795	2 992	414	31 294	1 122	827
	Establishments with sales less than \$100,000	18	D	D	D	b	D	D	D
	Establishments with sales of \$100,000 to \$249,999	23	D	D	D	b	D	D	D
	Establishments with sales of \$250,000 to \$499,999	17	5 543	690	136	35	1 622	117	159
	Establishments with sales of \$500,000 to \$999,999	14	D	D	D	b	D	D	D
	Establishments with sales of \$1,000,000 to \$2,499,999	35	57 938	2 599	599	86	7 039	817	607
	Establishments with sales of \$2,500,000 to \$4,999,999	21	70 117	2 028	408	55	4 592	—	—
	Establishments with sales of \$5,000,000 to \$9,999,999	9	D	D	D	c	D	D	D
	Establishments with sales of \$10,000,000 to \$24,999,999	3	57 867	1 215	209	18	2 106	—	—
	Establishments with sales of \$25,000,000 or more	2	D	D	D	a	D	D	D
	Establishments not operated for the entire year	29	22 929	628	61	15	1 555	—	—
421320	Brick, stone, & related construction materials whsle								
	All establishments	171	418 402	15 423	3 053	429	32 849	1 122	827
	Establishments operated for the entire year	142	395 473	14 795	2 992	414	31 294	1 122	827
	Establishments with sales less than \$100,000	18	D	D	D	b	D	D	D
	Establishments with sales of \$100,000 to \$249,999	23	D	D	D	b	D	D	D
	Establishments with sales of \$250,000 to \$499,999	17	5 543	690	136	35	1 622	117	159
	Establishments with sales of \$500,000 to \$999,999	14	D	D	D	b	D	D	D
	Establishments with sales of \$1,000,000 to \$2,499,999	35	57 938	2 599	599	86	7 039	817	607
	Establishments with sales of \$2,500,000 to \$4,999,999	21	70 117	2 028	408	55	4 592	—	—

See footnotes at end of table.

Table 1. Sales Size of Establishments: 1997—Con.

[Includes only establishments with payroll. For meaning of abbreviations and symbols, see introductory text. For explanation of terms, see Appendix A. For method of assignment to categories shown, see Appendix C.]

NAICS code	Sales sizes of establishments by type of operation and kind of business	Establishments (number)	Sales (\$1,000)	Annual payroll (\$1,000)	First-quarter payroll (\$1,000)	Paid employees for pay period including March 12 (number)	Operating expenses ¹ (\$1,000)	End-of-1996 inventories (\$1,000)	End-of-1997 inventories (\$1,000)
421	AGENTS, BROKERS, AND COMMISSION MERCHANTS—Con.								
	Wholesale trade, durable goods—Con.								
421320	Brick, stone, & related construction materials whsle—Con.								
	Establishments operated for the entire year—Con.								
	Establishments with sales of \$5,000,000 to \$9,999,999	9	D	D	D	c	D	D	D
	Establishments with sales of \$10,000,000 to \$24,999,999	3	57 867	1 215	209	18	2 106	—	—
	Establishments with sales of \$25,000,000 or more	2	D	D	D	a	D	D	D
	Establishments not operated for the entire year	29	22 929	628	61	15	1 555	—	—
4213201	Brick, block, tile, clay/cement sewer pipe whsle								
	All establishments	74	75 029	3 643	757	120	8 098	588	343
	Establishments operated for the entire year	59	D	D	D	c	D	D	D
	Establishments with sales less than \$100,000	10	D	D	D	a	D	D	D
	Establishments with sales of \$100,000 to \$249,999	9	1 409	308	84	15	683	—	—
	Establishments with sales of \$250,000 to \$499,999	9	D	D	D	a	D	D	D
	Establishments with sales of \$500,000 to \$999,999	7	D	D	D	a	D	D	D
	Establishments with sales of \$1,000,000 to \$2,499,999	16	26 596	1 121	286	36	2 624	500	260
	Establishments with sales of \$2,500,000 to \$4,999,999	6	19 352	489	94	15	1 442	—	—
	Establishments with sales of \$5,000,000 to \$9,999,999	2	D	D	D	a	D	D	D
	Establishments with sales of \$10,000,000 to \$24,999,999	—	—	—	—	—	—	—	—
	Establishments with sales of \$25,000,000 or more	—	—	—	—	—	—	—	—
	Establishments not operated for the entire year	15	D	D	D	a	D	D	D
4213202	Sand, gravel, & stone whsle								
	All establishments	38	117 711	5 191	916	139	10 036	4	4
	Establishments operated for the entire year	28	D	D	D	c	D	D	D
	Establishments with sales less than \$100,000	2	D	D	D	a	D	D	D
	Establishments with sales of \$100,000 to \$249,999	6	D	D	D	a	D	D	D
	Establishments with sales of \$250,000 to \$499,999	2	D	D	D	a	D	D	D
	Establishments with sales of \$500,000 to \$999,999	4	D	D	D	a	D	D	D
	Establishments with sales of \$1,000,000 to \$2,499,999	4	7 170	195	44	16	379	—	—
	Establishments with sales of \$2,500,000 to \$4,999,999	4	14 285	410	60	13	772	—	—
	Establishments with sales of \$5,000,000 to \$9,999,999	3	D	D	D	b	D	D	D
	Establishments with sales of \$10,000,000 to \$24,999,999	3	57 867	1 215	209	18	2 106	—	—
	Establishments with sales of \$25,000,000 or more	—	—	—	—	—	—	—	—
	Establishments not operated for the entire year	10	D	D	D	a	D	D	D
4213203	Cement, lime, & related products whsle								
	All establishments	59	225 662	6 589	1 380	170	14 715	530	480
	Establishments operated for the entire year	55	D	D	D	c	D	D	D
	Establishments with sales less than \$100,000	6	D	D	D	a	D	D	D
	Establishments with sales of \$100,000 to \$249,999	8	D	D	D	a	D	D	D
	Establishments with sales of \$250,000 to \$499,999	6	1 984	279	65	13	516	25	72
	Establishments with sales of \$500,000 to \$999,999	3	1 927	232	57	10	501	—	—
	Establishments with sales of \$1,000,000 to \$2,499,999	15	24 172	1 283	269	34	4 036	317	347
	Establishments with sales of \$2,500,000 to \$4,999,999	11	36 480	1 129	254	27	2 378	—	—
	Establishments with sales of \$5,000,000 to \$9,999,999	4	D	D	D	b	D	D	D

See footnotes at end of table.

Table 1. Sales Size of Establishments: 1997—Con.

[Includes only establishments with payroll. For meaning of abbreviations and symbols, see introductory text. For explanation of terms, see Appendix A. For method of assignment to categories shown, see Appendix C.]

NAICS code	Sales sizes of establishments by type of operation and kind of business	Establishments (number)	Sales (\$1,000)	Annual payroll (\$1,000)	First-quarter payroll (\$1,000)	Paid employees for pay period including March 12 (number)	Operating expenses ¹ (\$1,000)	End-of-1996 inventories (\$1,000)	End-of-1997 inventories (\$1,000)
421	AGENTS, BROKERS, AND COMMISSION MERCHANTS—Con.								
4213203	Wholesale trade, durable goods—Con.								
	Cement, lime, & related products whsle—Con.								
	Establishments operated for the entire year—Con.								
	Establishments with sales of \$10,000,000 to \$24,999,999	—	—	—	—	—	—	—	—
	Establishments with sales of \$25,000,000 or more	2	D	D	D	a	D	D	D
	Establishments not operated for the entire year	4	D	D	D	a	D	D	D
42133	Roofing, siding, & insulation material whsle								
	All establishments	293	1 339 534	36 950	7 707	732	66 232	744	679
	Establishments operated for the entire year	271	1 301 209	36 306	7 628	720	64 969	744	649
	Establishments with sales less than \$100,000	11	D	D	D	a	D	D	D
	Establishments with sales of \$100,000 to \$249,999	24	D	D	D	b	D	D	D
	Establishments with sales of \$250,000 to \$499,999	13	D	D	D	a	D	D	D
	Establishments with sales of \$500,000 to \$999,999	28	D	D	D	b	D	D	D
	Establishments with sales of \$1,000,000 to \$2,499,999	61	96 286	4 426	961	127	9 182	368	309
	Establishments with sales of \$2,500,000 to \$4,999,999	58	203 224	5 492	1 330	108	10 876	55	11
	Establishments with sales of \$5,000,000 to \$9,999,999	38	262 373	7 414	1 549	151	12 053	53	58
	Establishments with sales of \$10,000,000 to \$24,999,999	34	489 587	10 203	1 944	154	17 270	138	153
	Establishments with sales of \$25,000,000 or more	4	220 740	4 711	983	60	7 737	—	—
	Establishments not operated for the entire year	22	38 325	644	79	12	1 263	—	30
421330	Roofing, siding, & insulation material whsle								
	All establishments	293	1 339 534	36 950	7 707	732	66 232	744	679
	Establishments operated for the entire year	271	1 301 209	36 306	7 628	720	64 969	744	649
	Establishments with sales less than \$100,000	11	D	D	D	a	D	D	D
	Establishments with sales of \$100,000 to \$249,999	24	D	D	D	b	D	D	D
	Establishments with sales of \$250,000 to \$499,999	13	D	D	D	a	D	D	D
	Establishments with sales of \$500,000 to \$999,999	28	D	D	D	b	D	D	D
	Establishments with sales of \$1,000,000 to \$2,499,999	61	96 286	4 426	961	127	9 182	368	309
	Establishments with sales of \$2,500,000 to \$4,999,999	58	203 224	5 492	1 330	108	10 876	55	11
	Establishments with sales of \$5,000,000 to \$9,999,999	38	262 373	7 414	1 549	151	12 053	53	58
	Establishments with sales of \$10,000,000 to \$24,999,999	34	489 587	10 203	1 944	154	17 270	138	153
	Establishments with sales of \$25,000,000 or more	4	220 740	4 711	983	60	7 737	—	—
	Establishments not operated for the entire year	22	38 325	644	79	12	1 263	—	30
4213301	Roofing, siding, & insulation material whsle								
	All establishments	293	1 339 534	36 950	7 707	732	66 232	744	679
	Establishments operated for the entire year	271	1 301 209	36 306	7 628	720	64 969	744	649
	Establishments with sales less than \$100,000	11	D	D	D	a	D	D	D
	Establishments with sales of \$100,000 to \$249,999	24	D	D	D	b	D	D	D
	Establishments with sales of \$250,000 to \$499,999	13	D	D	D	a	D	D	D
	Establishments with sales of \$500,000 to \$999,999	28	D	D	D	b	D	D	D
	Establishments with sales of \$1,000,000 to \$2,499,999	61	96 286	4 426	961	127	9 182	368	309
	Establishments with sales of \$2,500,000 to \$4,999,999	58	203 224	5 492	1 330	108	10 876	55	11
	Establishments with sales of \$5,000,000 to \$9,999,999	38	262 373	7 414	1 549	151	12 053	53	58
	Establishments with sales of \$10,000,000 to \$24,999,999	34	489 587	10 203	1 944	154	17 270	138	153

See footnotes at end of table.

Table 1. Sales Size of Establishments: 1997—Con.

[Includes only establishments with payroll. For meaning of abbreviations and symbols, see introductory text. For explanation of terms, see Appendix A. For method of assignment to categories shown, see Appendix C]

NAICS code	Sales sizes of establishments by type of operation and kind of business	Establishments (number)	Sales (\$1,000)	Annual payroll (\$1,000)	First-quarter payroll (\$1,000)	Paid employees for pay period including March 12 (number)	Operating expenses ¹ (\$1,000)	End-of-1996 inventories (\$1,000)	End-of-1997 inventories (\$1,000)
421	AGENTS, BROKERS, AND COMMISSION MERCHANTS—Con.								
	Wholesale trade, durable goods—Con.								
4213301	Roofing, siding, & insulation material whsle—Con.								
	Establishments operated for the entire year—Con.								
	Establishments with sales of \$25,000,000 or more.....	4	220 740	4 711	983	60	7 737	—	—
	Establishments not operated for the entire year.....	22	38 325	644	79	12	1 263	—	30
42139	Other construction materials whsle								
	All establishments.....	303	966 495	34 183	7 722	872	61 511	601	756
	Establishments operated for the entire year.....	265	898 718	32 545	7 307	829	58 488	601	751
	Establishments with sales less than \$100,000.....	14	918	235	58	19	409	—	—
	Establishments with sales of \$100,000 to \$249,999.....	27	D	D	D	b	D	D	D
	Establishments with sales of \$250,000 to \$499,999.....	25	D	D	D	b	D	D	D
	Establishments with sales of \$500,000 to \$999,999.....	33	23 310	1 969	489	76	3 883	174	72
	Establishments with sales of \$1,000,000 to \$2,499,999.....	70	115 156	7 503	1 654	215	13 921	122	361
	Establishments with sales of \$2,500,000 to \$4,999,999.....	49	171 500	6 583	1 582	169	11 128	51	44
	Establishments with sales of \$5,000,000 to \$9,999,999.....	27	D	D	D	b	D	D	D
	Establishments with sales of \$10,000,000 to \$24,999,999.....	15	D	D	D	b	D	D	D
	Establishments with sales of \$25,000,000 or more.....	5	D	D	D	b	D	D	D
	Establishments not operated for the entire year.....	38	67 777	1 638	415	43	3 023	—	5
421390	Other construction materials whsle								
	All establishments.....	303	966 495	34 183	7 722	872	61 511	601	756
	Establishments operated for the entire year.....	265	898 718	32 545	7 307	829	58 488	601	751
	Establishments with sales less than \$100,000.....	14	918	235	58	19	409	—	—
	Establishments with sales of \$100,000 to \$249,999.....	27	D	D	D	b	D	D	D
	Establishments with sales of \$250,000 to \$499,999.....	25	D	D	D	b	D	D	D
	Establishments with sales of \$500,000 to \$999,999.....	33	23 310	1 969	489	76	3 883	174	72
	Establishments with sales of \$1,000,000 to \$2,499,999.....	70	115 156	7 503	1 654	215	13 921	122	361
	Establishments with sales of \$2,500,000 to \$4,999,999.....	49	171 500	6 583	1 582	169	11 128	51	44
	Establishments with sales of \$5,000,000 to \$9,999,999.....	27	D	D	D	b	D	D	D
	Establishments with sales of \$10,000,000 to \$24,999,999.....	15	D	D	D	b	D	D	D
	Establishments with sales of \$25,000,000 or more.....	5	D	D	D	b	D	D	D
	Establishments not operated for the entire year.....	38	67 777	1 638	415	43	3 023	—	5
4213901	Flat glass & other construction glass whsle								
	All establishments.....	49	220 957	6 052	1 425	120	11 040	188	192
	Establishments operated for the entire year.....	43	218 048	5 971	1 411	118	10 898	188	192
	Establishments with sales less than \$100,000.....	—	—	—	—	—	—	—	—
	Establishments with sales of \$100,000 to \$249,999.....	3	D	D	D	a	D	D	D
	Establishments with sales of \$250,000 to \$499,999.....	3	D	D	D	a	D	D	D
	Establishments with sales of \$500,000 to \$999,999.....	1	D	D	D	a	D	D	D
	Establishments with sales of \$1,000,000 to \$2,499,999.....	9	D	D	D	a	D	D	D
	Establishments with sales of \$2,500,000 to \$4,999,999.....	8	28 255	689	161	15	1 187	—	2
	Establishments with sales of \$5,000,000 to \$9,999,999.....	13	91 699	2 142	494	44	3 742	15	15
	Establishments with sales of \$10,000,000 to \$24,999,999.....	6	D	D	D	b	D	D	D
	Establishments with sales of \$25,000,000 or more.....	—	—	—	—	—	—	—	—

See footnotes at end of table.

Table 1. Sales Size of Establishments: 1997—Con.

[Includes only establishments with payroll. For meaning of abbreviations and symbols, see introductory text. For explanation of terms, see Appendix A. For method of assignment to categories shown, see Appendix C]

NAICS code	Sales sizes of establishments by type of operation and kind of business	Establishments (number)	Sales (\$1,000)	Annual payroll (\$1,000)	First-quarter payroll (\$1,000)	Paid employees for pay period including March 12 (number)	Operating expenses ¹ (\$1,000)	End-of-1996 inventories (\$1,000)	End-of-1997 inventories (\$1,000)
421	AGENTS, BROKERS, AND COMMISSION MERCHANTS—Con.								
	Wholesale trade, durable goods—Con.								
4213901	Flat glass & other construction glass whsle—Con.								
	Establishments not operated for the entire year	6	2 909	81	14	2	142	—	—
4213902	Other construction materials whsle								
	All establishments	254	745 538	28 131	6 297	752	50 471	413	564
	Establishments operated for the entire year	222	680 670	26 574	5 896	711	47 590	413	559
	Establishments with sales less than \$100,000	14	918	235	58	19	409	—	—
	Establishments with sales of \$100,000 to \$249,999	24	D	D	D	b	D	D	D
	Establishments with sales of \$250,000 to \$499,999	22	D	D	D	b	D	D	D
	Establishments with sales of \$500,000 to \$999,999	32	D	D	D	b	D	D	D
	Establishments with sales of \$1,000,000 to \$2,499,999	61	D	D	D	c	D	D	D
	Establishments with sales of \$2,500,000 to \$4,999,999	41	143 245	5 894	1 421	154	9 941	51	42
	Establishments with sales of \$5,000,000 to \$9,999,999	14	D	D	D	b	D	D	D
	Establishments with sales of \$10,000,000 to \$24,999,999	9	118 778	2 345	501	42	4 408	—	—
	Establishments with sales of \$25,000,000 or more	5	D	D	D	b	D	D	D
	Establishments not operated for the entire year	32	64 868	1 557	401	41	2 881	—	5
4214	Professional & commercial equipment & supplies whsle								
	All establishments	3 825	17 418 779	773 243	181 955	14 500	1 396 000	40 727	41 987
	Establishments operated for the entire year	3 289	16 270 786	729 731	171 704	13 723	1 308 360	40 707	41 952
	Establishments with sales less than \$100,000	198	12 578	4 393	1 058	248	7 089	22	27
	Establishments with sales of \$100,000 to \$249,999	419	68 350	19 310	4 499	659	32 878	935	925
	Establishments with sales of \$250,000 to \$499,999	343	123 481	19 763	4 576	707	38 398	595	801
	Establishments with sales of \$500,000 to \$999,999	462	327 655	39 011	9 610	1 198	77 540	2 677	3 007
	Establishments with sales of \$1,000,000 to \$2,499,999	697	1 129 292	98 412	23 615	2 293	183 504	8 356	7 944
	Establishments with sales of \$2,500,000 to \$4,999,999	486	1 710 639	120 200	27 033	2 269	217 702	5 852	7 136
	Establishments with sales of \$5,000,000 to \$9,999,999	357	2 407 113	129 207	29 292	2 163	229 233	4 033	4 328
	Establishments with sales of \$10,000,000 to \$24,999,999	227	3 288 522	142 505	32 973	2 097	254 845	2 972	4 141
	Establishments with sales of \$25,000,000 or more	100	7 203 156	156 930	39 048	2 089	267 171	15 265	13 643
	Establishments not operated for the entire year	536	1 147 993	43 512	10 251	777	87 640	20	35
42141	Photographic equipment & supplies whsle								
	All establishments	98	228 240	8 218	1 708	191	16 815	618	1 098
	Establishments operated for the entire year	82	201 269	7 406	1 655	185	15 260	618	1 098
	Establishments with sales less than \$100,000	8	407	146	38	12	225	—	—
	Establishments with sales of \$100,000 to \$249,999	15	2 214	703	157	24	1 185	4	4
	Establishments with sales of \$250,000 to \$499,999	9	D	D	D	a	D	D	D
	Establishments with sales of \$500,000 to \$999,999	11	D	D	D	b	D	D	D
	Establishments with sales of \$1,000,000 to \$2,499,999	18	27 706	1 608	380	41	3 424	192	209
	Establishments with sales of \$2,500,000 to \$4,999,999	10	37 590	1 191	244	30	2 568	362	700
	Establishments with sales of \$5,000,000 to \$9,999,999	6	42 975	977	213	17	2 068	41	120
	Establishments with sales of \$10,000,000 to \$24,999,999	5	79 764	1 342	341	24	2 977	—	—
	Establishments with sales of \$25,000,000 or more	—	—	—	—	—	—	—	—
	Establishments not operated for the entire year	16	26 971	812	53	6	1 555	—	—

See footnotes at end of table.

Table 1. Sales Size of Establishments: 1997—Con.

[Includes only establishments with payroll. For meaning of abbreviations and symbols, see introductory text. For explanation of terms, see Appendix A. For method of assignment to categories shown, see Appendix C]

NAICS code	Sales sizes of establishments by type of operation and kind of business	Establishments (number)	Sales (\$1,000)	Annual payroll (\$1,000)	First-quarter payroll (\$1,000)	Paid employees for pay period including March 12 (number)	Operating expenses ¹ (\$1,000)	End-of-1996 inventories (\$1,000)	End-of-1997 inventories (\$1,000)
	AGENTS, BROKERS, AND COMMISSION MERCHANTS—Con.								
421	Wholesale trade, durable goods—Con.								
421410	Photographic equipment & supplies whsle								
	All establishments	98	228 240	8 218	1 708	191	16 815	618	1 098
	Establishments operated for the entire year	82	201 269	7 406	1 655	185	15 260	618	1 098
	Establishments with sales less than \$100,000	8	407	146	38	12	225	—	—
	Establishments with sales of \$100,000 to \$249,999	15	2 214	703	157	24	1 185	4	4
	Establishments with sales of \$250,000 to \$499,999	9	D	D	D	a	D	D	D
	Establishments with sales of \$500,000 to \$999,999	11	D	D	D	b	D	D	D
	Establishments with sales of \$1,000,000 to \$2,499,999	18	27 706	1 608	380	41	3 424	192	209
	Establishments with sales of \$2,500,000 to \$4,999,999	10	37 590	1 191	244	30	2 568	362	700
	Establishments with sales of \$5,000,000 to \$9,999,999	6	42 975	977	213	17	2 068	41	120
	Establishments with sales of \$10,000,000 to \$24,999,999	5	79 764	1 342	341	24	2 977	—	—
	Establishments with sales of \$25,000,000 or more	—	—	—	—	—	—	—	—
	Establishments not operated for the entire year	16	26 971	812	53	6	1 555	—	—
42142	Office equipment whsle								
	All establishments	404	1 595 240	63 279	14 593	1 832	110 819	4 555	4 922
	Establishments operated for the entire year	350	1 515 383	61 374	14 219	1 789	106 719	4 555	4 917
	Establishments with sales less than \$100,000	17	1 216	491	99	28	793	4	2
	Establishments with sales of \$100,000 to \$249,999	35	6 122	1 542	385	78	2 870	123	122
	Establishments with sales of \$250,000 to \$499,999	56	20 317	3 666	843	164	6 892	285	329
	Establishments with sales of \$500,000 to \$999,999	72	49 605	6 513	1 493	279	13 173	771	934
	Establishments with sales of \$1,000,000 to \$2,499,999	81	130 711	13 349	3 281	400	23 306	1 299	1 249
	Establishments with sales of \$2,500,000 to \$4,999,999	41	137 514	12 825	2 648	347	20 492	1 274	1 435
	Establishments with sales of \$5,000,000 to \$9,999,999	24	155 647	6 456	1 588	157	11 817	255	285
	Establishments with sales of \$10,000,000 to \$24,999,999	13	179 373	6 199	1 435	186	9 267	530	545
	Establishments with sales of \$25,000,000 or more	11	834 878	10 333	2 447	150	18 109	14	16
	Establishments not operated for the entire year	54	79 857	1 905	374	43	4 100	—	5
421420	Office equipment whsle								
	All establishments	404	1 595 240	63 279	14 593	1 832	110 819	4 555	4 922
	Establishments operated for the entire year	350	1 515 383	61 374	14 219	1 789	106 719	4 555	4 917
	Establishments with sales less than \$100,000	17	1 216	491	99	28	793	4	2
	Establishments with sales of \$100,000 to \$249,999	35	6 122	1 542	385	78	2 870	123	122
	Establishments with sales of \$250,000 to \$499,999	56	20 317	3 666	843	164	6 892	285	329
	Establishments with sales of \$500,000 to \$999,999	72	49 605	6 513	1 493	279	13 173	771	934
	Establishments with sales of \$1,000,000 to \$2,499,999	81	130 711	13 349	3 281	400	23 306	1 299	1 249
	Establishments with sales of \$2,500,000 to \$4,999,999	41	137 514	12 825	2 648	347	20 492	1 274	1 435
	Establishments with sales of \$5,000,000 to \$9,999,999	24	155 647	6 456	1 588	157	11 817	255	285
	Establishments with sales of \$10,000,000 to \$24,999,999	13	179 373	6 199	1 435	186	9 267	530	545
	Establishments with sales of \$25,000,000 or more	11	834 878	10 333	2 447	150	18 109	14	16
	Establishments not operated for the entire year	54	79 857	1 905	374	43	4 100	—	5
42143	Computer & computer peripheral equipment & software whsle								
	All establishments	757	7 345 635	212 093	51 274	3 511	358 526	16 117	6 806

See footnotes at end of table.

Table 1. Sales Size of Establishments: 1997—Con.

[Includes only establishments with payroll. For meaning of abbreviations and symbols, see introductory text. For explanation of terms, see Appendix A. For method of assignment to categories shown, see Appendix C]

NAICS code	Sales sizes of establishments by type of operation and kind of business	Establishments (number)	Sales (\$1,000)	Annual payroll (\$1,000)	First-quarter payroll (\$1,000)	Paid employees for pay period including March 12 (number)	Operating expenses ¹ (\$1,000)	End-of-1996 inventories (\$1,000)	End-of-1997 inventories (\$1,000)
421	AGENTS, BROKERS, AND COMMISSION MERCHANTS—Con.								
42143	Wholesale trade, durable goods—Con.								
	Computer & computer peripheral equipment & software whsle—Con.								
	Establishments operated for the entire year	617	7 002 593	206 135	50 389	3 417	347 208	16 117	6 781
	Establishments with sales less than \$100,000	28	D	D	D	b	D	D	D
	Establishments with sales of \$100,000 to \$249,999	56	D	D	D	b	D	D	D
	Establishments with sales of \$250,000 to \$499,999	63	23 216	3 855	1 006	127	7 349	29	47
	Establishments with sales of \$500,000 to \$999,999	94	66 207	7 937	2 064	226	15 610	307	297
	Establishments with sales of \$1,000,000 to \$2,499,999	124	196 272	18 615	4 580	474	34 976	1 390	1 222
	Establishments with sales of \$2,500,000 to \$4,999,999	79	287 929	18 768	3 909	364	32 857	1 527	1 586
	Establishments with sales of \$5,000,000 to \$9,999,999	56	377 910	22 508	5 343	484	38 486	778	906
	Establishments with sales of \$10,000,000 to \$24,999,999	62	928 417	34 092	7 856	442	59 152	562	626
	Establishments with sales of \$25,000,000 or more	55	5 112 060	97 232	24 884	1 180	153 677	11 479	2 052
	Establishments not operated for the entire year	140	343 042	5 958	885	94	11 318	—	25
421430	Computer & computer peripheral equipment & software whsle								
	All establishments	757	7 345 635	212 093	51 274	3 511	358 526	16 117	6 806
	Establishments operated for the entire year	617	7 002 593	206 135	50 389	3 417	347 208	16 117	6 781
	Establishments with sales less than \$100,000	28	D	D	D	b	D	D	D
	Establishments with sales of \$100,000 to \$249,999	56	D	D	D	b	D	D	D
	Establishments with sales of \$250,000 to \$499,999	63	23 216	3 855	1 006	127	7 349	29	47
	Establishments with sales of \$500,000 to \$999,999	94	66 207	7 937	2 064	226	15 610	307	297
	Establishments with sales of \$1,000,000 to \$2,499,999	124	196 272	18 615	4 580	474	34 976	1 390	1 222
	Establishments with sales of \$2,500,000 to \$4,999,999	79	287 929	18 768	3 909	364	32 857	1 527	1 586
	Establishments with sales of \$5,000,000 to \$9,999,999	56	377 910	22 508	5 343	484	38 486	778	906
	Establishments with sales of \$10,000,000 to \$24,999,999	62	928 417	34 092	7 856	442	59 152	562	626
	Establishments with sales of \$25,000,000 or more	55	5 112 060	97 232	24 884	1 180	153 677	11 479	2 052
	Establishments not operated for the entire year	140	343 042	5 958	885	94	11 318	—	25
4214301	Computer & peripheral equipment whsle								
	All establishments	609	6 670 157	183 321	44 830	3 031	309 608	15 404	6 142
	Establishments operated for the entire year	489	6 344 569	178 321	44 098	2 948	300 261	15 404	6 142
	Establishments with sales less than \$100,000	21	D	D	D	b	D	D	D
	Establishments with sales of \$100,000 to \$249,999	41	D	D	D	b	D	D	D
	Establishments with sales of \$250,000 to \$499,999	45	D	D	D	b	D	D	D
	Establishments with sales of \$500,000 to \$999,999	66	46 166	5 385	1 432	174	10 074	232	264
	Establishments with sales of \$1,000,000 to \$2,499,999	98	152 424	13 632	3 330	362	26 120	1 308	1 023
	Establishments with sales of \$2,500,000 to \$4,999,999	64	D	D	D	e	D	D	D
	Establishments with sales of \$5,000,000 to \$9,999,999	49	333 988	19 831	4 759	438	34 282	778	906
	Establishments with sales of \$10,000,000 to \$24,999,999	54	D	D	D	e	D	D	D
	Establishments with sales of \$25,000,000 or more	51	D	D	D	g	D	D	D
	Establishments not operated for the entire year	120	325 588	5 000	732	83	9 347	—	—
42143011	Computers & peripheral equipment for resale								
	All establishments	320	4 896 105	102 413	25 812	1 708	172 422	13 537	3 833

See footnotes at end of table.

Table 1. Sales Size of Establishments: 1997—Con.

[Includes only establishments with payroll. For meaning of abbreviations and symbols, see introductory text. For explanation of terms, see Appendix A. For method of assignment to categories shown, see Appendix C]

NAICS code	Sales sizes of establishments by type of operation and kind of business	Establishments (number)	Sales (\$1,000)	Annual payroll (\$1,000)	First-quarter payroll (\$1,000)	Paid employees for pay period including March 12 (number)	Operating expenses ¹ (\$1,000)	End-of-1996 inventories (\$1,000)	End-of-1997 inventories (\$1,000)
421	AGENTS, BROKERS, AND COMMISSION MERCHANTS—Con.								
	Wholesale trade, durable goods—Con.								
42143011	Computers & peripheral equipment for resale—Con.								
	Establishments operated for the entire year	255	4 659 776	100 376	25 583	1 673	168 411	13 537	3 833
	Establishments with sales less than \$100,000	10	D	D	D	a	D	D	D
	Establishments with sales of \$100,000 to \$249,999	29	D	D	D	b	D	D	D
	Establishments with sales of \$250,000 to \$499,999	19	D	D	D	b	D	D	D
	Establishments with sales of \$500,000 to \$999,999	35	24 765	2 385	580	91	5 037	141	161
	Establishments with sales of \$1,000,000 to \$2,499,999	42	65 641	5 977	1 367	187	11 196	1 251	925
	Establishments with sales of \$2,500,000 to \$4,999,999	25	84 488	4 621	946	115	9 087	441	413
	Establishments with sales of \$5,000,000 to \$9,999,999	25	163 041	12 198	3 106	294	20 766	729	671
	Establishments with sales of \$10,000,000 to \$24,999,999	35	534 907	18 907	4 098	241	33 228	65	114
	Establishments with sales of \$25,000,000 or more	35	3 774 656	53 594	14 807	648	84 218	10 896	1 528
	Establishments not operated for the entire year	65	236 329	2 037	229	35	4 011	—	—
42143012	Computers & peripheral equipment for end use								
	All establishments	289	1 774 052	80 908	19 018	1 323	137 186	1 867	2 309
	Establishments operated for the entire year	234	1 684 793	77 945	18 515	1 275	131 850	1 867	2 309
	Establishments with sales less than \$100,000	11	D	D	D	a	D	D	D
	Establishments with sales of \$100,000 to \$249,999	12	D	D	D	a	D	D	D
	Establishments with sales of \$250,000 to \$499,999	26	D	D	D	b	D	D	D
	Establishments with sales of \$500,000 to \$999,999	31	21 401	3 000	852	83	5 037	91	103
	Establishments with sales of \$1,000,000 to \$2,499,999	56	86 783	7 655	1 963	175	14 924	57	98
	Establishments with sales of \$2,500,000 to \$4,999,999	39	D	D	D	c	D	D	D
	Establishments with sales of \$5,000,000 to \$9,999,999	24	170 947	7 633	1 653	144	13 516	49	235
	Establishments with sales of \$10,000,000 to \$24,999,999	19	D	D	D	c	D	D	D
	Establishments with sales of \$25,000,000 or more	16	D	D	D	e	D	D	D
	Establishments not operated for the entire year	55	89 259	2 963	503	48	5 336	—	—
4214302	Computer software (packaged) whsle								
	All establishments	148	675 478	28 772	6 444	480	48 918	713	664
	Establishments operated for the entire year	128	658 024	27 814	6 291	469	46 947	713	639
	Establishments with sales less than \$100,000	7	373	105	33	9	160	—	—
	Establishments with sales of \$100,000 to \$249,999	15	2 402	983	224	27	1 492	21	23
	Establishments with sales of \$250,000 to \$499,999	18	D	D	D	b	D	D	D
	Establishments with sales of \$500,000 to \$999,999	28	20 041	2 552	632	52	5 536	75	33
	Establishments with sales of \$1,000,000 to \$2,499,999	26	43 848	4 983	1 250	112	8 856	82	199
	Establishments with sales of \$2,500,000 to \$4,999,999	15	D	D	D	b	D	D	D
	Establishments with sales of \$5,000,000 to \$9,999,999	7	43 922	2 677	584	46	4 204	—	—
	Establishments with sales of \$10,000,000 to \$24,999,999	8	D	D	D	b	D	D	D
	Establishments with sales of \$25,000,000 or more	4	D	D	D	b	D	D	D
	Establishments not operated for the entire year	20	17 454	958	153	11	1 971	—	25
42144	Other commercial equipment whsle								
	All establishments	594	2 686 765	105 465	24 426	2 474	196 437	4 425	4 758

See footnotes at end of table.

Table 1. Sales Size of Establishments: 1997—Con.

[Includes only establishments with payroll. For meaning of abbreviations and symbols, see introductory text. For explanation of terms, see Appendix A. For method of assignment to categories shown, see Appendix C.]

NAICS code	Sales sizes of establishments by type of operation and kind of business	Establishments (number)	Sales (\$1,000)	Annual payroll (\$1,000)	First-quarter payroll (\$1,000)	Paid employees for pay period including March 12 (number)	Operating expenses ¹ (\$1,000)	End-of-1996 inventories (\$1,000)	End-of-1997 inventories (\$1,000)
421	AGENTS, BROKERS, AND COMMISSION MERCHANTS—Con.								
42144	Wholesale trade, durable goods—Con.								
	Other commercial equipment whsle—Con.								
	Establishments operated for the entire year	524	2 565 097	102 352	23 879	2 409	189 661	4 425	4 758
	Establishments with sales less than \$100,000	16	D	D	D	a	D	D	D
	Establishments with sales of \$100,000 to \$249,999	44	D	D	D	b	D	D	D
	Establishments with sales of \$250,000 to \$499,999	39	D	D	D	b	D	D	D
	Establishments with sales of \$500,000 to \$999,999	52	D	D	D	c	D	D	D
	Establishments with sales of \$1,000,000 to \$2,499,999	93	151 618	11 025	2 367	300	21 481	997	905
	Establishments with sales of \$2,500,000 to \$4,999,999	103	366 689	15 906	3 778	465	32 712	651	965
	Establishments with sales of \$5,000,000 to \$9,999,999	103	708 256	24 244	5 473	504	43 980	925	1 100
	Establishments with sales of \$10,000,000 to \$24,999,999	63	923 135	30 010	6 939	495	53 612	957	915
	Establishments with sales of \$25,000,000 or more	11	355 349	14 385	3 721	358	23 803	172	158
	Establishments not operated for the entire year	70	121 668	3 113	547	65	6 776	—	—
421440	Other commercial equipment whsle								
	All establishments	594	2 686 765	105 465	24 426	2 474	196 437	4 425	4 758
	Establishments operated for the entire year	524	2 565 097	102 352	23 879	2 409	189 661	4 425	4 758
	Establishments with sales less than \$100,000	16	D	D	D	a	D	D	D
	Establishments with sales of \$100,000 to \$249,999	44	D	D	D	b	D	D	D
	Establishments with sales of \$250,000 to \$499,999	39	D	D	D	b	D	D	D
	Establishments with sales of \$500,000 to \$999,999	52	D	D	D	c	D	D	D
	Establishments with sales of \$1,000,000 to \$2,499,999	93	151 618	11 025	2 367	300	21 481	997	905
	Establishments with sales of \$2,500,000 to \$4,999,999	103	366 689	15 906	3 778	465	32 712	651	965
	Establishments with sales of \$5,000,000 to \$9,999,999	103	708 256	24 244	5 473	504	43 980	925	1 100
	Establishments with sales of \$10,000,000 to \$24,999,999	63	923 135	30 010	6 939	495	53 612	957	915
	Establishments with sales of \$25,000,000 or more	11	355 349	14 385	3 721	358	23 803	172	158
	Establishments not operated for the entire year	70	121 668	3 113	547	65	6 776	—	—
4214401	Restaurant & hotel equipment & supplies whsle								
	All establishments	438	2 172 270	77 586	18 041	1 723	145 614	2 804	3 090
	Establishments operated for the entire year	398	D	D	D	g	D	D	D
	Establishments with sales less than \$100,000	8	666	158	45	8	312	1	1
	Establishments with sales of \$100,000 to \$249,999	30	4 824	729	175	45	1 665	206	212
	Establishments with sales of \$250,000 to \$499,999	23	D	D	D	b	D	D	D
	Establishments with sales of \$500,000 to \$999,999	32	D	D	D	b	D	D	D
	Establishments with sales of \$1,000,000 to \$2,499,999	71	119 460	7 286	1 597	206	14 353	631	657
	Establishments with sales of \$2,500,000 to \$4,999,999	80	288 010	12 064	2 880	342	25 107	298	387
	Establishments with sales of \$5,000,000 to \$9,999,999	91	D	D	D	e	D	D	D
	Establishments with sales of \$10,000,000 to \$24,999,999	57	824 593	25 151	5 747	410	44 092	596	580
	Establishments with sales of \$25,000,000 or more	6	192 465	5 690	1 757	117	10 131	—	—
	Establishments not operated for the entire year	40	D	D	D	b	D	D	D
4214402	Store machines & equipment whsle								
	All establishments	156	514 495	27 879	6 385	751	50 823	1 621	1 668

See footnotes at end of table.

Table 1. Sales Size of Establishments: 1997—Con.

[Includes only establishments with payroll. For meaning of abbreviations and symbols, see introductory text. For explanation of terms, see Appendix A. For method of assignment to categories shown, see Appendix C.]

NAICS code	Sales sizes of establishments by type of operation and kind of business	Establishments (number)	Sales (\$1,000)	Annual payroll (\$1,000)	First-quarter payroll (\$1,000)	Paid employees for pay period including March 12 (number)	Operating expenses ¹ (\$1,000)	End-of-1996 inventories (\$1,000)	End-of-1997 inventories (\$1,000)
421	AGENTS, BROKERS, AND COMMISSION MERCHANTS—Con.								
	Wholesale trade, durable goods—Con.								
4214402	Store machines & equipment whsle—Con.								
	Establishments operated for the entire year	126	D	D	D	f	D	D	D
	Establishments with sales less than \$100,000	8	D	D	D	a	D	D	D
	Establishments with sales of \$100,000 to \$249,999	14	D	D	D	b	D	D	D
	Establishments with sales of \$250,000 to \$499,999	16	D	D	D	b	D	D	D
	Establishments with sales of \$500,000 to \$999,999	20	D	D	D	b	D	D	D
	Establishments with sales of \$1,000,000 to \$2,499,999	22	32 158	3 739	770	94	7 128	366	248
	Establishments with sales of \$2,500,000 to \$4,999,999	23	78 679	3 842	898	123	7 605	353	578
	Establishments with sales of \$5,000,000 to \$9,999,999	12	D	D	D	b	D	D	D
	Establishments with sales of \$10,000,000 to \$24,999,999	6	98 542	4 859	1 192	85	9 520	361	335
	Establishments with sales of \$25,000,000 or more	5	162 884	8 695	1 964	241	13 672	172	158
	Establishments not operated for the entire year	30	D	D	D	b	D	D	D
42145	Medical, dental, & hospital equipment & supplies whsle								
	All establishments	1 473	4 492 032	322 532	75 514	5 076	601 004	12 517	20 881
	Establishments operated for the entire year	1 273	3 934 422	292 060	67 426	4 543	539 502	12 517	20 881
	Establishments with sales less than \$100,000	82	5 322	2 017	501	102	3 074	14	12
	Establishments with sales of \$100,000 to \$249,999	206	D	D	D	e	D	D	D
	Establishments with sales of \$250,000 to \$499,999	130	D	D	D	c	D	D	D
	Establishments with sales of \$500,000 to \$999,999	158	112 833	14 680	3 773	367	29 368	941	990
	Establishments with sales of \$1,000,000 to \$2,499,999	282	461 721	42 084	10 322	805	76 912	3 253	2 896
	Establishments with sales of \$2,500,000 to \$4,999,999	194	678 515	59 481	13 760	846	107 539	1 862	2 217
	Establishments with sales of \$5,000,000 to \$9,999,999	139	935 700	65 416	14 432	847	116 934	1 635	1 538
	Establishments with sales of \$10,000,000 to \$24,999,999	62	872 068	59 157	13 367	670	109 731	893	1 352
	Establishments with sales of \$25,000,000 or more	20	789 641	31 945	7 251	377	65 332	3 600	11 417
	Establishments not operated for the entire year	200	557 610	30 472	8 088	533	61 502	—	—
421450	Medical, dental, & hospital equipment & supplies whsle								
	All establishments	1 473	4 492 032	322 532	75 514	5 076	601 004	12 517	20 881
	Establishments operated for the entire year	1 273	3 934 422	292 060	67 426	4 543	539 502	12 517	20 881
	Establishments with sales less than \$100,000	82	5 322	2 017	501	102	3 074	14	12
	Establishments with sales of \$100,000 to \$249,999	206	D	D	D	e	D	D	D
	Establishments with sales of \$250,000 to \$499,999	130	D	D	D	c	D	D	D
	Establishments with sales of \$500,000 to \$999,999	158	112 833	14 680	3 773	367	29 368	941	990
	Establishments with sales of \$1,000,000 to \$2,499,999	282	461 721	42 084	10 322	805	76 912	3 253	2 896
	Establishments with sales of \$2,500,000 to \$4,999,999	194	678 515	59 481	13 760	846	107 539	1 862	2 217
	Establishments with sales of \$5,000,000 to \$9,999,999	139	935 700	65 416	14 432	847	116 934	1 635	1 538
	Establishments with sales of \$10,000,000 to \$24,999,999	62	872 068	59 157	13 367	670	109 731	893	1 352
	Establishments with sales of \$25,000,000 or more	20	789 641	31 945	7 251	377	65 332	3 600	11 417
	Establishments not operated for the entire year	200	557 610	30 472	8 088	533	61 502	—	—
4214501	Surgical, medical, & hospital supplies whsle								
	All establishments	1 423	4 284 750	303 636	70 445	4 751	559 942	11 508	19 973

See footnotes at end of table.

Table 1. Sales Size of Establishments: 1997—Con.

[Includes only establishments with payroll. For meaning of abbreviations and symbols, see introductory text. For explanation of terms, see Appendix A. For method of assignment to categories shown, see Appendix C.]

NAICS code	Sales sizes of establishments by type of operation and kind of business	Establishments (number)	Sales (\$1,000)	Annual payroll (\$1,000)	First-quarter payroll (\$1,000)	Paid employees for pay period including March 12 (number)	Operating expenses ¹ (\$1,000)	End-of-1996 inventories (\$1,000)	End-of-1997 inventories (\$1,000)
421	AGENTS, BROKERS, AND COMMISSION MERCHANTS—Con.								
	Wholesale trade, durable goods—Con.								
4214501	Surgical, medical, & hospital supplies whsle—Con.								
	Establishments operated for the entire year	1 228	D	D	D	h	D	D	D
	Establishments with sales less than \$100,000	79	5 150	1 933	484	99	2 967	14	12
	Establishments with sales of \$100,000 to \$249,999	199	D	D	D	e	D	D	D
	Establishments with sales of \$250,000 to \$499,999	122	D	D	D	c	D	D	D
	Establishments with sales of \$500,000 to \$999,999	155	D	D	D	e	D	D	D
	Establishments with sales of \$1,000,000 to \$2,499,999	270	439 092	40 854	9 965	771	73 668	3 007	2 527
	Establishments with sales of \$2,500,000 to \$4,999,999	187	D	D	D	f	D	D	D
	Establishments with sales of \$5,000,000 to \$9,999,999	138	D	D	D	f	D	D	D
	Establishments with sales of \$10,000,000 to \$24,999,999	61	D	D	D	f	D	D	D
	Establishments with sales of \$25,000,000 or more	17	654 837	19 625	3 804	222	36 780	3 000	11 045
	Establishments not operated for the entire year	195	D	D	D	f	D	D	D
4214502	Dental equipment & supplies whsle								
	All establishments	50	207 282	18 896	5 069	325	41 062	1 009	908
	Establishments operated for the entire year	45	D	D	D	e	D	D	D
	Establishments with sales less than \$100,000	3	172	84	17	3	107	—	—
	Establishments with sales of \$100,000 to \$249,999	7	1 055	278	60	10	533	—	—
	Establishments with sales of \$250,000 to \$499,999	8	2 875	706	171	20	1 169	24	24
	Establishments with sales of \$500,000 to \$999,999	3	D	D	D	a	D	D	D
	Establishments with sales of \$1,000,000 to \$2,499,999	12	22 629	1 230	357	34	3 244	246	369
	Establishments with sales of \$2,500,000 to \$4,999,999	7	D	D	D	b	D	D	D
	Establishments with sales of \$5,000,000 to \$9,999,999	1	D	D	D	a	D	D	D
	Establishments with sales of \$10,000,000 to \$24,999,999	1	D	D	D	a	D	D	D
	Establishments with sales of \$25,000,000 or more	3	134 804	12 320	3 447	155	28 552	600	372
	Establishments not operated for the entire year	5	D	D	D	a	D	D	D
42146	Ophthalmic goods whsle								
	All establishments	164	264 765	14 399	3 437	419	28 558	590	731
	Establishments operated for the entire year	141	259 193	13 885	3 335	404	27 641	590	731
	Establishments with sales less than \$100,000	29	1 977	759	159	33	1 224	—	—
	Establishments with sales of \$100,000 to \$249,999	26	D	D	D	b	D	D	D
	Establishments with sales of \$250,000 to \$499,999	12	D	D	D	a	D	D	D
	Establishments with sales of \$500,000 to \$999,999	22	15 248	1 365	303	53	2 520	249	291
	Establishments with sales of \$1,000,000 to \$2,499,999	29	44 164	2 812	750	63	6 355	249	240
	Establishments with sales of \$2,500,000 to \$4,999,999	10	35 695	1 235	276	15	3 347	—	—
	Establishments with sales of \$5,000,000 to \$9,999,999	6	36 995	1 028	223	13	1 613	—	—
	Establishments with sales of \$10,000,000 to \$24,999,999	6	D	D	D	c	D	D	D
	Establishments with sales of \$25,000,000 or more	1	D	D	D	a	D	D	D
	Establishments not operated for the entire year	23	5 572	514	102	15	917	—	—
421460	Ophthalmic goods whsle								
	All establishments	164	264 765	14 399	3 437	419	28 558	590	731
	Establishments operated for the entire year	141	259 193	13 885	3 335	404	27 641	590	731
	Establishments with sales less than \$100,000	29	1 977	759	159	33	1 224	—	—
	Establishments with sales of \$100,000 to \$249,999	26	D	D	D	b	D	D	D

See footnotes at end of table.

Table 1. Sales Size of Establishments: 1997—Con.

[Includes only establishments with payroll. For meaning of abbreviations and symbols, see introductory text. For explanation of terms, see Appendix A. For method of assignment to categories shown, see Appendix C]

NAICS code	Sales sizes of establishments by type of operation and kind of business	Establishments (number)	Sales (\$1,000)	Annual payroll (\$1,000)	First-quarter payroll (\$1,000)	Paid employees for pay period including March 12 (number)	Operating expenses ¹ (\$1,000)	End-of-1996 inventories (\$1,000)	End-of-1997 inventories (\$1,000)
421	AGENTS, BROKERS, AND COMMISSION MERCHANTS—Con.								
	Wholesale trade, durable goods—Con.								
421460	Ophthalmic goods whsle—Con.								
	Establishments operated for the entire year—Con.								
	Establishments with sales of \$250,000 to \$499,999	12	D	D	D	a	D	D	D
	Establishments with sales of \$500,000 to \$999,999	22	15 248	1 365	303	53	2 520	249	291
	Establishments with sales of \$1,000,000 to \$2,499,999	29	44 164	2 812	750	63	6 355	249	240
	Establishments with sales of \$2,500,000 to \$4,999,999	10	35 695	1 235	276	15	3 347	—	—
	Establishments with sales of \$5,000,000 to \$9,999,999	6	36 995	1 028	223	13	1 613	—	—
	Establishments with sales of \$10,000,000 to \$24,999,999	6	D	D	D	c	D	D	D
	Establishments with sales of \$25,000,000 or more	1	D	D	D	a	D	D	D
	Establishments not operated for the entire year	23	5 572	514	102	15	917	—	—
42149	Other professional equipment & supplies whsle								
	All establishments	335	806 102	47 257	11 003	997	83 841	1 905	2 791
	Establishments operated for the entire year	302	792 829	46 519	10 801	976	82 369	1 885	2 786
	Establishments with sales less than \$100,000	18	1 028	247	63	24	467	1	12
	Establishments with sales of \$100,000 to \$249,999	37	D	D	D	b	D	D	D
	Establishments with sales of \$250,000 to \$499,999	34	D	D	D	b	D	D	D
	Establishments with sales of \$500,000 to \$999,999	53	39 299	4 593	1 088	131	8 494	241	266
	Establishments with sales of \$1,000,000 to \$2,499,999	70	117 100	8 919	1 935	210	17 050	976	1 223
	Establishments with sales of \$2,500,000 to \$4,999,999	49	166 707	10 794	2 418	202	18 187	176	233
	Establishments with sales of \$5,000,000 to \$9,999,999	23	149 630	8 578	2 020	141	14 335	399	379
	Establishments with sales of \$10,000,000 to \$24,999,999	16	D	D	D	c	D	D	D
	Establishments with sales of \$25,000,000 or more	2	D	D	D	b	D	D	D
	Establishments not operated for the entire year	33	13 273	738	202	21	1 472	20	5
421490	Other professional equipment & supplies whsle								
	All establishments	335	806 102	47 257	11 003	997	83 841	1 905	2 791
	Establishments operated for the entire year	302	792 829	46 519	10 801	976	82 369	1 885	2 786
	Establishments with sales less than \$100,000	18	1 028	247	63	24	467	1	12
	Establishments with sales of \$100,000 to \$249,999	37	D	D	D	b	D	D	D
	Establishments with sales of \$250,000 to \$499,999	34	D	D	D	b	D	D	D
	Establishments with sales of \$500,000 to \$999,999	53	39 299	4 593	1 088	131	8 494	241	266
	Establishments with sales of \$1,000,000 to \$2,499,999	70	117 100	8 919	1 935	210	17 050	976	1 223
	Establishments with sales of \$2,500,000 to \$4,999,999	49	166 707	10 794	2 418	202	18 187	176	233
	Establishments with sales of \$5,000,000 to \$9,999,999	23	149 630	8 578	2 020	141	14 335	399	379
	Establishments with sales of \$10,000,000 to \$24,999,999	16	D	D	D	c	D	D	D
	Establishments with sales of \$25,000,000 or more	2	D	D	D	b	D	D	D
	Establishments not operated for the entire year	33	13 273	738	202	21	1 472	20	5
4214901	Religious & school supplies whsle								
	All establishments	50	174 015	8 404	1 812	199	16 730	249	284
	Establishments operated for the entire year	47	171 836	8 352	1 812	199	16 602	249	284
	Establishments with sales less than \$100,000	3	147	17	4	5	45	—	—
	Establishments with sales of \$100,000 to \$249,999	9	1 740	414	113	14	763	42	43
	Establishments with sales of \$250,000 to \$499,999	6	D	D	D	a	D	D	D
	Establishments with sales of \$500,000 to \$999,999	5	D	D	D	a	D	D	D

See footnotes at end of table.

Table 1. Sales Size of Establishments: 1997—Con.

[Includes only establishments with payroll. For meaning of abbreviations and symbols, see introductory text. For explanation of terms, see Appendix A. For method of assignment to categories shown, see Appendix C.]

NAICS code	Sales sizes of establishments by type of operation and kind of business	Establishments (number)	Sales (\$1,000)	Annual payroll (\$1,000)	First-quarter payroll (\$1,000)	Paid employees for pay period including March 12 (number)	Operating expenses ¹ (\$1,000)	End-of-1996 inventories (\$1,000)	End-of-1997 inventories (\$1,000)
421	AGENTS, BROKERS, AND COMMISSION MERCHANTS—Con.								
	Wholesale trade, durable goods—Con.								
4214901	Religious & school supplies whsle—Con.								
	Establishments operated for the entire year—Con.								
	Establishments with sales of \$1,000,000 to \$2,499,999	6	D	D	D	b	D	D	D
	Establishments with sales of \$2,500,000 to \$4,999,999	8	D	D	D	b	D	D	D
	Establishments with sales of \$5,000,000 to \$9,999,999	5	D	D	D	b	D	D	D
	Establishments with sales of \$10,000,000 to \$24,999,999	4	63 400	1 687	359	34	3 544	—	—
	Establishments with sales of \$25,000,000 or more	1	D	D	D	a	D	D	D
	Establishments not operated for the entire year	3	2 179	52	—	—	128	—	—
4214902	Other professional equipment & supplies whsle								
	All establishments	285	632 087	38 853	9 191	798	67 111	1 656	2 507
	Establishments operated for the entire year	255	620 993	38 167	8 989	777	65 767	1 636	2 502
	Establishments with sales less than \$100,000	15	881	230	59	19	422	1	12
	Establishments with sales of \$100,000 to \$249,999	28	D	D	D	b	D	D	D
	Establishments with sales of \$250,000 to \$499,999	28	D	D	D	b	D	D	D
	Establishments with sales of \$500,000 to \$999,999	48	D	D	D	c	D	D	D
	Establishments with sales of \$1,000,000 to \$2,499,999	64	D	D	D	c	D	D	D
	Establishments with sales of \$2,500,000 to \$4,999,999	41	D	D	D	c	D	D	D
	Establishments with sales of \$5,000,000 to \$9,999,999	18	D	D	D	c	D	D	D
	Establishments with sales of \$10,000,000 to \$24,999,999	12	D	D	D	b	D	D	D
	Establishments with sales of \$25,000,000 or more	1	D	D	D	a	D	D	D
	Establishments not operated for the entire year	30	11 094	686	202	21	1 344	20	5
4215	Metal & mineral (except petroleum) whsle								
	All establishments	1 459	13 429 232	248 677	53 864	4 196	444 989	21 158	19 623
	Establishments operated for the entire year	1 340	13 071 886	243 207	52 725	4 100	433 752	21 031	19 598
	Establishments with sales less than \$100,000	26	D	D	D	b	D	D	D
	Establishments with sales of \$100,000 to \$249,999	74	D	D	D	c	D	D	D
	Establishments with sales of \$250,000 to \$499,999	68	23 704	2 704	632	102	6 036	176	186
	Establishments with sales of \$500,000 to \$999,999	107	73 202	5 563	1 312	192	11 314	125	166
	Establishments with sales of \$1,000,000 to \$2,499,999	256	428 134	22 170	4 902	586	43 931	1 382	1 566
	Establishments with sales of \$2,500,000 to \$4,999,999	213	760 591	22 267	5 002	525	40 095	1 710	1 961
	Establishments with sales of \$5,000,000 to \$9,999,999	245	1 667 438	37 809	8 675	697	67 774	579	1 100
	Establishments with sales of \$10,000,000 to \$24,999,999	240	3 655 874	72 161	16 270	1 056	123 966	1 790	6 008
	Establishments with sales of \$25,000,000 or more	111	6 448 625	77 725	15 207	809	135 043	15 253	8 595
	Establishments not operated for the entire year	119	357 346	5 470	1 139	96	11 237	127	25
42151	Metal service centers & offices								
	All establishments	1 336	11 795 201	219 231	47 672	3 741	392 378	13 965	12 130
	Establishments operated for the entire year	1 232	D	D	D	h	D	D	D
	Establishments with sales less than \$100,000	22	D	D	D	b	D	D	D
	Establishments with sales of \$100,000 to \$249,999	71	D	D	D	c	D	D	D
	Establishments with sales of \$250,000 to \$499,999	62	D	D	D	b	D	D	D
	Establishments with sales of \$500,000 to \$999,999	101	69 511	5 186	1 260	179	10 645	125	166
	Establishments with sales of \$1,000,000 to \$2,499,999	239	D	D	D	f	D	D	D
	Establishments with sales of \$2,500,000 to \$4,999,999	201	717 816	20 740	4 560	489	36 916	1 379	1 587

See footnotes at end of table.

Table 1. Sales Size of Establishments: 1997—Con.

[Includes only establishments with payroll. For meaning of abbreviations and symbols, see introductory text. For explanation of terms, see Appendix A. For method of assignment to categories shown, see Appendix C.]

NAICS code	Sales sizes of establishments by type of operation and kind of business	Establishments (number)	Sales (\$1,000)	Annual payroll (\$1,000)	First-quarter payroll (\$1,000)	Paid employees for pay period including March 12 (number)	Operating expenses ¹ (\$1,000)	End-of-1996 inventories (\$1,000)	End-of-1997 inventories (\$1,000)	
421	AGENTS, BROKERS, AND COMMISSION MERCHANTS—Con.									
	Wholesale trade, durable goods—Con.									
42151	Metal service centers & offices—Con.									
	Establishments operated for the entire year—Con.									
	Establishments with sales of \$5,000,000 to \$9,999,999	227	D	D	D	f	D	D	D	
	Establishments with sales of \$10,000,000 to \$24,999,999	217	D	D	D	f	D	D	D	
	Establishments with sales of \$25,000,000 or more	92	D	D	D	f	D	D	D	
	Establishments not operated for the entire year	104	D	D	D	b	D	D	D	
421510	Metal service centers & offices									
	All establishments	1 336		11 795 201	219 231	47 672	3 741	392 378	13 965	12 130
	Establishments operated for the entire year	1 232	D	D	D	h	D	D	D	
	Establishments with sales less than \$100,000	22	D	D	D	b	D	D	D	
	Establishments with sales of \$100,000 to \$249,999	71	D	D	D	c	D	D	D	
	Establishments with sales of \$250,000 to \$499,999	62	D	D	D	b	D	D	D	
	Establishments with sales of \$500,000 to \$999,999	101	69 511	5 186	1 260	179	10 645	125	166	
	Establishments with sales of \$1,000,000 to \$2,499,999	239	D	D	D	f	D	D	D	
	Establishments with sales of \$2,500,000 to \$4,999,999	201	717 816	20 740	4 560	489	36 916	1 379	1 587	
	Establishments with sales of \$5,000,000 to \$9,999,999	227	D	D	D	f	D	D	D	
	Establishments with sales of \$10,000,000 to \$24,999,999	217	D	D	D	f	D	D	D	
	Establishments with sales of \$25,000,000 or more	92	D	D	D	f	D	D	D	
	Establishments not operated for the entire year	104	D	D	D	b	D	D	D	
4215101	Ferrous metal service centers & sales offices									
	All establishments	1 057		9 516 171	178 379	38 688	2 916	318 034	12 108	6 735
	Establishments operated for the entire year	975	D	D	D	h	D	D	D	
	Establishments with sales less than \$100,000	16	D	D	D	a	D	D	D	
	Establishments with sales of \$100,000 to \$249,999	47	D	D	D	b	D	D	D	
	Establishments with sales of \$250,000 to \$499,999	52	D	D	D	b	D	D	D	
	Establishments with sales of \$500,000 to \$999,999	78	53 396	3 596	847	126	7 639	66	101	
	Establishments with sales of \$1,000,000 to \$2,499,999	189	D	D	D	e	D	D	D	
	Establishments with sales of \$2,500,000 to \$4,999,999	155	555 104	15 950	3 473	378	28 172	670	747	
	Establishments with sales of \$5,000,000 to \$9,999,999	183	D	D	D	f	D	D	D	
	Establishments with sales of \$10,000,000 to \$24,999,999	179	D	D	D	f	D	D	D	
	Establishments with sales of \$25,000,000 or more	76	D	D	D	f	D	D	D	
	Establishments not operated for the entire year	82	D	D	D	b	D	D	D	
42151011	Ferrous metal service centers									
	All establishments	68		1 245 827	21 454	4 853	381	41 470	12 108	6 735
	Establishments operated for the entire year	65	D	D	D	e	D	D	D	
	Establishments with sales less than \$100,000	1	D	D	D	a	D	D	D	
	Establishments with sales of \$100,000 to \$249,999	1	D	D	D	a	D	D	D	
	Establishments with sales of \$250,000 to \$499,999	3	D	D	D	a	D	D	D	
	Establishments with sales of \$500,000 to \$999,999	5	3 308	287	71	8	558	66	101	
	Establishments with sales of \$1,000,000 to \$2,499,999	15	D	D	D	b	D	D	D	
	Establishments with sales of \$2,500,000 to \$4,999,999	9	29 749	1 985	358	57	4 131	670	747	
	Establishments with sales of \$5,000,000 to \$9,999,999	11	D	D	D	b	D	D	D	
	Establishments with sales of \$10,000,000 to \$24,999,999	13	D	D	D	c	D	D	D	

See footnotes at end of table.

Table 1. Sales Size of Establishments: 1997—Con.

[Includes only establishments with payroll. For meaning of abbreviations and symbols, see introductory text. For explanation of terms, see Appendix A. For method of assignment to categories shown, see Appendix C]

NAICS code	Sales sizes of establishments by type of operation and kind of business	Establishments (number)	Sales (\$1,000)	Annual payroll (\$1,000)	First-quarter payroll (\$1,000)	Paid employees for pay period including March 12 (number)	Operating expenses ¹ (\$1,000)	End-of-1996 inventories (\$1,000)	End-of-1997 inventories (\$1,000)
421	AGENTS, BROKERS, AND COMMISSION MERCHANTS—Con.								
	Wholesale trade, durable goods—Con.								
42151011	Ferrous metal service centers—Con.								
	Establishments operated for the entire year—Con.								
	Establishments with sales of \$25,000,000 or more	7	D	D	D	b	D	D	D
	Establishments not operated for the entire year	3	D	D	D	a	D	D	D
42151012	Ferrous metal sales offices								
	All establishments	989	8 270 344	156 925	33 835	2 535	276 564	—	—
	Establishments operated for the entire year	910	D	D	D	g	D	D	D
	Establishments with sales less than \$100,000	15	D	D	D	a	D	D	D
	Establishments with sales of \$100,000 to \$249,999	46	D	D	D	b	D	D	D
	Establishments with sales of \$250,000 to \$499,999	49	16 780	1 861	448	74	4 258	—	—
	Establishments with sales of \$500,000 to \$999,999	73	50 088	3 309	776	118	7 081	—	—
	Establishments with sales of \$1,000,000 to \$2,499,999	174	287 773	12 131	2 543	338	24 985	—	—
	Establishments with sales of \$2,500,000 to \$4,999,999	146	525 355	13 965	3 115	321	24 041	—	—
	Establishments with sales of \$5,000,000 to \$9,999,999	172	1 169 193	24 918	5 649	470	44 424	—	—
	Establishments with sales of \$10,000,000 to \$24,999,999	166	D	D	D	f	D	D	D
	Establishments with sales of \$25,000,000 or more	69	D	D	D	e	D	D	D
	Establishments not operated for the entire year	79	D	D	D	b	D	D	D
4215102	Nonferrous metal service centers & sales offices								
	All establishments	279	2 279 030	40 852	8 984	825	74 344	1 857	5 395
	Establishments operated for the entire year	257	2 215 606	40 060	8 885	799	72 164	1 771	5 371
	Establishments with sales less than \$100,000	6	491	90	22	7	163	—	—
	Establishments with sales of \$100,000 to \$249,999	24	3 658	1 007	252	34	1 943	—	—
	Establishments with sales of \$250,000 to \$499,999	10	3 540	586	126	14	1 149	161	155
	Establishments with sales of \$500,000 to \$999,999	23	16 115	1 590	413	53	3 006	59	65
	Establishments with sales of \$1,000,000 to \$2,499,999	50	82 481	5 080	1 211	136	10 299	330	413
	Establishments with sales of \$2,500,000 to \$4,999,999	46	162 712	4 790	1 087	111	8 744	709	840
	Establishments with sales of \$5,000,000 to \$9,999,999	44	290 994	6 995	1 697	117	11 863	69	80
	Establishments with sales of \$10,000,000 to \$24,999,999	38	582 272	9 224	1 791	211	15 728	107	3 692
	Establishments with sales of \$25,000,000 or more	16	1 073 343	10 698	2 286	116	19 269	336	126
	Establishments not operated for the entire year	22	63 424	792	99	26	2 180	86	24
42151021	Nonferrous metal service centers								
	All establishments	25	128 172	4 431	881	116	10 249	1 857	5 395
	Establishments operated for the entire year	23	D	D	D	c	D	D	D
	Establishments with sales less than \$100,000	—	—	—	—	—	—	—	—
	Establishments with sales of \$100,000 to \$249,999	—	—	—	—	—	—	—	—
	Establishments with sales of \$250,000 to \$499,999	2	D	D	D	a	D	D	D
	Establishments with sales of \$500,000 to \$999,999	3	2 412	234	79	9	536	59	65
	Establishments with sales of \$1,000,000 to \$2,499,999	10	15 423	1 202	310	42	2 815	330	413
	Establishments with sales of \$2,500,000 to \$4,999,999	2	D	D	D	a	D	D	D
	Establishments with sales of \$5,000,000 to \$9,999,999	2	D	D	D	a	D	D	D
	Establishments with sales of \$10,000,000 to \$24,999,999	2	D	D	D	a	D	D	D
	Establishments with sales of \$25,000,000 or more	2	D	D	D	a	D	D	D
	Establishments not operated for the entire year	2	D	D	D	a	D	D	D

See footnotes at end of table.

Table 1. Sales Size of Establishments: 1997—Con.

[Includes only establishments with payroll. For meaning of abbreviations and symbols, see introductory text. For explanation of terms, see Appendix A. For method of assignment to categories shown, see Appendix C]

NAICS code	Sales sizes of establishments by type of operation and kind of business	Establishments (number)	Sales (\$1,000)	Annual payroll (\$1,000)	First-quarter payroll (\$1,000)	Paid employees for pay period including March 12 (number)	Operating expenses ¹ (\$1,000)	End-of-1996 inventories (\$1,000)	End-of-1997 inventories (\$1,000)
421	AGENTS, BROKERS, AND COMMISSION MERCHANTS—Con.								
	Wholesale trade, durable goods—Con.								
42151022	Nonferrous metal sales offices								
	All establishments	254	2 150 858	36 421	8 103	709	64 095	—	—
	Establishments operated for the entire year	234	D	D	D	f	D	D	D
	Establishments with sales less than \$100,000	6	491	90	22	7	163	—	—
	Establishments with sales of \$100,000 to \$249,999	24	3 658	1 007	252	34	1 943	—	—
	Establishments with sales of \$250,000 to \$499,999	8	D	D	D	a	D	D	D
	Establishments with sales of \$500,000 to \$999,999	20	13 703	1 356	334	44	2 470	—	—
	Establishments with sales of \$1,000,000 to \$2,499,999	40	67 058	3 878	901	94	7 484	—	—
	Establishments with sales of \$2,500,000 to \$4,999,999	44	D	D	D	b	D	D	D
	Establishments with sales of \$5,000,000 to \$9,999,999	42	D	D	D	c	D	D	D
	Establishments with sales of \$10,000,000 to \$24,999,999	36	D	D	D	c	D	D	D
	Establishments with sales of \$25,000,000 or more	14	D	D	D	c	D	D	D
	Establishments not operated for the entire year	20	D	D	D	a	D	D	D
42152	Coal & other mineral & ore whsle								
	All establishments	123	1 634 031	29 446	6 192	455	52 611	7 193	7 493
	Establishments operated for the entire year	108	D	D	D	e	D	D	D
	Establishments with sales less than \$100,000	4	D	D	D	a	D	D	D
	Establishments with sales of \$100,000 to \$249,999	3	D	D	D	a	D	D	D
	Establishments with sales of \$250,000 to \$499,999	6	D	D	D	a	D	D	D
	Establishments with sales of \$500,000 to \$999,999	6	3 691	377	52	13	669	—	—
	Establishments with sales of \$1,000,000 to \$2,499,999	17	D	D	D	b	D	D	D
	Establishments with sales of \$2,500,000 to \$4,999,999	12	42 775	1 527	442	36	3 179	331	374
	Establishments with sales of \$5,000,000 to \$9,999,999	18	D	D	D	b	D	D	D
	Establishments with sales of \$10,000,000 to \$24,999,999	23	D	D	D	b	D	D	D
	Establishments with sales of \$25,000,000 or more	19	D	D	D	c	D	D	D
	Establishments not operated for the entire year	15	D	D	D	a	D	D	D
421520	Coal & other mineral & ore whsle								
	All establishments	123	1 634 031	29 446	6 192	455	52 611	7 193	7 493
	Establishments operated for the entire year	108	D	D	D	e	D	D	D
	Establishments with sales less than \$100,000	4	D	D	D	a	D	D	D
	Establishments with sales of \$100,000 to \$249,999	3	D	D	D	a	D	D	D
	Establishments with sales of \$250,000 to \$499,999	6	D	D	D	a	D	D	D
	Establishments with sales of \$500,000 to \$999,999	6	3 691	377	52	13	669	—	—
	Establishments with sales of \$1,000,000 to \$2,499,999	17	D	D	D	b	D	D	D
	Establishments with sales of \$2,500,000 to \$4,999,999	12	42 775	1 527	442	36	3 179	331	374
	Establishments with sales of \$5,000,000 to \$9,999,999	18	D	D	D	b	D	D	D
	Establishments with sales of \$10,000,000 to \$24,999,999	23	D	D	D	b	D	D	D
	Establishments with sales of \$25,000,000 or more	19	D	D	D	c	D	D	D
	Establishments not operated for the entire year	15	D	D	D	a	D	D	D
4215201	Coal whsle								
	All establishments	86	D	D	D	e	D	D	D
	Establishments operated for the entire year	77	D	D	D	e	D	D	D
	Establishments with sales less than \$100,000	2	D	D	D	a	D	D	D
	Establishments with sales of \$100,000 to \$249,999	1	D	D	D	a	D	D	D
	Establishments with sales of \$250,000 to \$499,999	5	D	D	D	a	D	D	D

See footnotes at end of table.

Table 1. Sales Size of Establishments: 1997—Con.

[Includes only establishments with payroll. For meaning of abbreviations and symbols, see introductory text. For explanation of terms, see Appendix A. For method of assignment to categories shown, see Appendix C]

NAICS code	Sales sizes of establishments by type of operation and kind of business	Establishments (number)	Sales (\$1,000)	Annual payroll (\$1,000)	First-quarter payroll (\$1,000)	Paid employees for pay period including March 12 (number)	Operating expenses ¹ (\$1,000)	End-of-1996 inventories (\$1,000)	End-of-1997 inventories (\$1,000)
421	AGENTS, BROKERS, AND COMMISSION MERCHANTS—Con.								
	Wholesale trade, durable goods—Con.								
4215201	Coal whsle—Con.								
	Establishments operated for the entire year—Con.								
	Establishments with sales of \$500,000 to \$999,999	5	D	D	D	a	D	D	D
	Establishments with sales of \$1,000,000 to \$2,499,999	12	D	D	D	b	D	D	D
	Establishments with sales of \$2,500,000 to \$4,999,999	8	D	D	D	a	D	D	D
	Establishments with sales of \$5,000,000 to \$9,999,999	11	D	D	D	b	D	D	D
	Establishments with sales of \$10,000,000 to \$24,999,999	18	D	D	D	b	D	D	D
	Establishments with sales of \$25,000,000 or more	15	D	D	D	c	D	D	D
	Establishments not operated for the entire year	9	D	D	D	a	D	D	D
4215202	Other mineral & ore whsle								
	All establishments	37	D	D	D	c	D	D	D
	Establishments operated for the entire year	31	D	D	D	c	D	D	D
	Establishments with sales less than \$100,000	2	D	D	D	a	D	D	D
	Establishments with sales of \$100,000 to \$249,999	2	D	D	D	a	D	D	D
	Establishments with sales of \$250,000 to \$499,999	1	D	D	D	a	D	D	D
	Establishments with sales of \$500,000 to \$999,999	1	D	D	D	a	D	D	D
	Establishments with sales of \$1,000,000 to \$2,499,999	5	D	D	D	b	D	D	D
	Establishments with sales of \$2,500,000 to \$4,999,999	4	D	D	D	a	D	D	D
	Establishments with sales of \$5,000,000 to \$9,999,999	7	D	D	D	b	D	D	D
	Establishments with sales of \$10,000,000 to \$24,999,999	5	D	D	D	a	D	D	D
	Establishments with sales of \$25,000,000 or more	4	D	D	D	b	D	D	D
	Establishments not operated for the entire year	6	D	D	D	a	D	D	D
4216	Electrical goods whsle								
	All establishments	6 652	65 926 580	1 871 999	418 696	34 098	3 149 270	45 220	49 043
	Establishments operated for the entire year	6 149	64 236 573	1 838 892	412 035	33 376	3 088 218	44 644	47 963
	Establishments with sales less than \$100,000	43	3 229	626	160	48	1 292	26	16
	Establishments with sales of \$100,000 to \$249,999	214	37 560	4 757	1 165	288	10 675	109	113
	Establishments with sales of \$250,000 to \$499,999	271	98 241	10 979	2 597	515	23 063	389	229
	Establishments with sales of \$500,000 to \$999,999	525	378 965	29 924	6 988	1 164	61 802	2 646	2 478
	Establishments with sales of \$1,000,000 to \$2,499,999	1 119	1 847 728	94 875	21 691	2 838	177 960	6 484	7 354
	Establishments with sales of \$2,500,000 to \$4,999,999	1 149	4 156 247	160 084	36 266	3 974	286 343	7 472	8 904
	Establishments with sales of \$5,000,000 to \$9,999,999	1 125	7 858 202	265 611	59 216	5 330	458 125	11 080	12 601
	Establishments with sales of \$10,000,000 to \$24,999,999	1 118	17 249 138	507 921	112 206	8 885	843 151	9 053	9 495
	Establishments with sales of \$25,000,000 or more	585	32 607 263	764 115	171 746	10 334	1 225 807	7 385	6 773
	Establishments not operated for the entire year	503	1 690 007	33 107	6 661	722	61 052	576	1 080
42161	Electrical apparatus & equip, wiring supp, & const material whsle								
	All establishments	2 966	22 378 291	744 714	162 077	15 691	1 281 219	19 422	22 414
	Establishments operated for the entire year	2 789	D	D	D	j	D	D	D
	Establishments with sales less than \$100,000	30	D	D	D	b	D	D	D
	Establishments with sales of \$100,000 to \$249,999	113	D	D	D	c	D	D	D
	Establishments with sales of \$250,000 to \$499,999	143	51 877	6 286	1 423	282	13 036	305	174
	Establishments with sales of \$500,000 to \$999,999	235	167 906	15 517	3 671	573	30 706	752	720
	Establishments with sales of \$1,000,000 to \$2,499,999	562	D	D	D	g	D	D	D

See footnotes at end of table.

Table 1. Sales Size of Establishments: 1997—Con.

[Includes only establishments with payroll. For meaning of abbreviations and symbols, see introductory text. For explanation of terms, see Appendix A. For method of assignment to categories shown, see Appendix C]

NAICS code	Sales sizes of establishments by type of operation and kind of business	Establishments (number)	Sales (\$1,000)	Annual payroll (\$1,000)	First-quarter payroll (\$1,000)	Paid employees for pay period including March 12 (number)	Operating expenses ¹ (\$1,000)	End-of-1996 inventories (\$1,000)	End-of-1997 inventories (\$1,000)
421	AGENTS, BROKERS, AND COMMISSION MERCHANTS—Con.								
42161	Wholesale trade, durable goods—Con.								
	Electrical apparatus & equip, wiring supp. & const material whsle—Con.								
	Establishments operated for the entire year—Con.								
	Establishments with sales of \$2,500,000 to \$4,999,999	547	1 958 042	82 862	18 270	2 031	143 928	2 472	2 987
	Establishments with sales of \$5,000,000 to \$9,999,999	525	3 657 708	135 179	29 398	2 856	229 171	6 419	7 526
	Establishments with sales of \$10,000,000 to \$24,999,999	455	D	D	D	h	D	D	D
	Establishments with sales of \$25,000,000 or more	179	D	D	D	h	D	D	D
	Establishments not operated for the entire year	177	D	D	D	e	D	D	D
421610	Electrical apparatus & equip, wiring supp. & const material whsle								
	All establishments	2 966	22 378 291	744 714	162 077	15 691	1 281 219	19 422	22 414
	Establishments operated for the entire year	2 789	D	D	D	j	D	D	D
	Establishments with sales less than \$100,000	30	D	D	D	b	D	D	D
	Establishments with sales of \$100,000 to \$249,999	113	D	D	D	c	D	D	D
	Establishments with sales of \$250,000 to \$499,999	143	51 877	6 286	1 423	282	13 036	305	174
	Establishments with sales of \$500,000 to \$999,999	235	167 906	15 517	3 671	573	30 706	752	720
	Establishments with sales of \$1,000,000 to \$2,499,999	562	D	D	D	g	D	D	D
	Establishments with sales of \$2,500,000 to \$4,999,999	547	1 958 042	82 862	18 270	2 031	143 928	2 472	2 987
	Establishments with sales of \$5,000,000 to \$9,999,999	525	3 657 708	135 179	29 398	2 856	229 171	6 419	7 526
	Establishments with sales of \$10,000,000 to \$24,999,999	455	D	D	D	h	D	D	D
	Establishments with sales of \$25,000,000 or more	179	D	D	D	h	D	D	D
	Establishments not operated for the entire year	177	D	D	D	e	D	D	D
42162	Electrical appliance, television & radio set whsle								
	All establishments	527	5 536 904	129 264	29 419	2 456	235 524	8 467	7 956
	Establishments operated for the entire year	480	D	D	D	g	D	D	D
	Establishments with sales less than \$100,000	—	—	—	—	—	—	—	—
	Establishments with sales of \$100,000 to \$249,999	14	D	D	D	b	D	D	D
	Establishments with sales of \$250,000 to \$499,999	16	6 030	753	224	31	1 702	—	3
	Establishments with sales of \$500,000 to \$999,999	33	24 092	2 064	572	84	4 652	194	132
	Establishments with sales of \$1,000,000 to \$2,499,999	76	D	D	D	c	D	D	D
	Establishments with sales of \$2,500,000 to \$4,999,999	96	346 957	10 943	2 509	323	21 921	1 628	1 865
	Establishments with sales of \$5,000,000 to \$9,999,999	82	550 207	17 489	4 668	363	34 108	1 653	1 700
	Establishments with sales of \$10,000,000 to \$24,999,999	103	D	D	D	f	D	D	D
	Establishments with sales of \$25,000,000 or more	60	D	D	D	f	D	D	D
	Establishments not operated for the entire year	47	D	D	D	b	D	D	D
421620	Electrical appliance, television & radio set whsle								
	All establishments	527	5 536 904	129 264	29 419	2 456	235 524	8 467	7 956
	Establishments operated for the entire year	480	D	D	D	g	D	D	D
	Establishments with sales less than \$100,000	—	—	—	—	—	—	—	—
	Establishments with sales of \$100,000 to \$249,999	14	D	D	D	b	D	D	D
	Establishments with sales of \$250,000 to \$499,999	16	6 030	753	224	31	1 702	—	3
	Establishments with sales of \$500,000 to \$999,999	33	24 092	2 064	572	84	4 652	194	132
	Establishments with sales of \$1,000,000 to \$2,499,999	76	D	D	D	c	D	D	D

See footnotes at end of table.

Table 1. Sales Size of Establishments: 1997—Con.

[Includes only establishments with payroll. For meaning of abbreviations and symbols, see introductory text. For explanation of terms, see Appendix A. For method of assignment to categories shown, see Appendix C.]

NAICS code	Sales sizes of establishments by type of operation and kind of business	Establishments (number)	Sales (\$1,000)	Annual payroll (\$1,000)	First-quarter payroll (\$1,000)	Paid employees for pay period including March 12 (number)	Operating expenses ¹ (\$1,000)	End-of-1996 inventories (\$1,000)	End-of-1997 inventories (\$1,000)
421	AGENTS, BROKERS, AND COMMISSION MERCHANTS—Con.								
	Wholesale trade, durable goods—Con.								
421620	Electrical appliance, television & radio set whsle—Con.								
	Establishments operated for the entire year—Con.								
	Establishments with sales of \$2,500,000 to \$4,999,999	96	346 957	10 943	2 509	323	21 921	1 628	1 865
	Establishments with sales of \$5,000,000 to \$9,999,999	82	550 207	17 489	4 668	363	34 108	1 653	1 700
	Establishments with sales of \$10,000,000 to \$24,999,999	103	D	D	D	f	D	D	D
	Establishments with sales of \$25,000,000 or more	60	D	D	D	f	D	D	D
	Establishments not operated for the entire year	47	D	D	D	b	D	D	D
42169	Other electronic parts & equipment whsle								
	All establishments	3 159	38 011 385	998 021	227 200	15 951	1 632 527	17 331	18 673
	Establishments operated for the entire year	2 880	37 065 910	981 586	224 185	15 627	1 601 279	17 331	18 404
	Establishments with sales less than \$100,000	13	D	D	D	a	D	D	D
	Establishments with sales of \$100,000 to \$249,999	87	D	D	D	c	D	D	D
	Establishments with sales of \$250,000 to \$499,999	112	40 334	3 940	950	202	8 325	84	52
	Establishments with sales of \$500,000 to \$999,999	257	186 967	12 343	2 745	507	26 444	1 700	1 626
	Establishments with sales of \$1,000,000 to \$2,499,999	481	790 673	38 597	8 843	1 147	73 708	2 333	3 251
	Establishments with sales of \$2,500,000 to \$4,999,999	506	1 851 248	66 279	15 487	1 620	120 494	3 372	4 052
	Establishments with sales of \$5,000,000 to \$9,999,999	518	3 650 287	112 943	25 150	2 111	194 846	3 008	3 375
	Establishments with sales of \$10,000,000 to \$24,999,999	560	8 571 840	242 080	55 066	3 921	393 002	4 490	3 960
	Establishments with sales of \$25,000,000 or more	346	21 957 986	503 400	115 464	5 987	780 102	2 326	2 086
	Establishments not operated for the entire year	279	945 475	16 435	3 015	324	31 248	—	269
421690	Other electronic parts & equipment whsle								
	All establishments	3 159	38 011 385	998 021	227 200	15 951	1 632 527	17 331	18 673
	Establishments operated for the entire year	2 880	37 065 910	981 586	224 185	15 627	1 601 279	17 331	18 404
	Establishments with sales less than \$100,000	13	D	D	D	a	D	D	D
	Establishments with sales of \$100,000 to \$249,999	87	D	D	D	c	D	D	D
	Establishments with sales of \$250,000 to \$499,999	112	40 334	3 940	950	202	8 325	84	52
	Establishments with sales of \$500,000 to \$999,999	257	186 967	12 343	2 745	507	26 444	1 700	1 626
	Establishments with sales of \$1,000,000 to \$2,499,999	481	790 673	38 597	8 843	1 147	73 708	2 333	3 251
	Establishments with sales of \$2,500,000 to \$4,999,999	506	1 851 248	66 279	15 487	1 620	120 494	3 372	4 052
	Establishments with sales of \$5,000,000 to \$9,999,999	518	3 650 287	112 943	25 150	2 111	194 846	3 008	3 375
	Establishments with sales of \$10,000,000 to \$24,999,999	560	8 571 840	242 080	55 066	3 921	393 002	4 490	3 960
	Establishments with sales of \$25,000,000 or more	346	21 957 986	503 400	115 464	5 987	780 102	2 326	2 086
	Establishments not operated for the entire year	279	945 475	16 435	3 015	324	31 248	—	269
4216901	Communications equipment & supplies whsle								
	All establishments	574	3 451 513	132 077	30 790	2 653	224 698	5 689	5 920
	Establishments operated for the entire year	510	3 280 362	129 265	30 282	2 596	218 866	5 689	5 916
	Establishments with sales less than \$100,000	13	D	D	D	a	D	D	D
	Establishments with sales of \$100,000 to \$249,999	33	D	D	D	b	D	D	D
	Establishments with sales of \$250,000 to \$499,999	43	D	D	D	c	D	D	D
	Establishments with sales of \$500,000 to \$999,999	71	50 257	5 570	1 184	180	11 458	944	966
	Establishments with sales of \$1,000,000 to \$2,499,999	99	154 889	12 089	2 730	313	21 797	1 095	1 480
	Establishments with sales of \$2,500,000 to \$4,999,999	82	295 949	15 842	3 617	327	28 022	855	775

See footnotes at end of table.

Table 1. Sales Size of Establishments: 1997—Con.

[Includes only establishments with payroll. For meaning of abbreviations and symbols, see introductory text. For explanation of terms, see Appendix A. For method of assignment to categories shown, see Appendix C]

NAICS code	Sales sizes of establishments by type of operation and kind of business	Establishments (number)	Sales (\$1,000)	Annual payroll (\$1,000)	First-quarter payroll (\$1,000)	Paid employees for pay period including March 12 (number)	Operating expenses ¹ (\$1,000)	End-of-1996 inventories (\$1,000)	End-of-1997 inventories (\$1,000)
421	AGENTS, BROKERS, AND COMMISSION MERCHANTS—Con.								
	Wholesale trade, durable goods—Con.								
4216901	Communications equipment & supplies whsle—Con.								
	Establishments operated for the entire year—Con.								
	Establishments with sales of \$5,000,000 to \$9,999,999	71	515 203	20 424	4 171	382	34 565	1 723	1 811
	Establishments with sales of \$10,000,000 to \$24,999,999	71	1 065 674	33 626	7 345	560	58 316	988	827
	Establishments with sales of \$25,000,000 or more	27	1 176 502	38 077	10 373	663	57 314	24	12
	Establishments not operated for the entire year	64	171 151	2 812	508	57	5 832	—	4
4216902	Electronic parts (excluding communications equipment) whsle								
	All establishments	2 585	34 559 872	865 944	196 410	13 298	1 407 829	11 642	12 753
	Establishments operated for the entire year	2 370	33 785 548	852 321	193 903	13 031	1 382 413	11 642	12 488
	Establishments with sales less than \$100,000	—	—	—	—	—	—	—	—
	Establishments with sales of \$100,000 to \$249,999	54	D	D	D	b	D	D	D
	Establishments with sales of \$250,000 to \$499,999	69	D	D	D	c	D	D	D
	Establishments with sales of \$500,000 to \$999,999	186	136 710	6 773	1 561	327	14 986	756	660
	Establishments with sales of \$1,000,000 to \$2,499,999	382	635 784	26 508	6 113	834	51 911	1 238	1 771
	Establishments with sales of \$2,500,000 to \$4,999,999	424	1 555 299	50 437	11 870	1 293	92 472	2 517	3 277
	Establishments with sales of \$5,000,000 to \$9,999,999	447	3 135 084	92 519	20 979	1 729	160 281	1 285	1 564
	Establishments with sales of \$10,000,000 to \$24,999,999	489	7 506 166	208 454	47 721	3 361	334 686	3 502	3 133
	Establishments with sales of \$25,000,000 or more	319	20 781 484	465 323	105 091	5 324	722 788	2 302	2 074
	Establishments not operated for the entire year	215	774 324	13 623	2 507	267	25 416	—	265
4217	Hardware, & plumbing & heating equipment & supplies whsle								
	All establishments	2 894	D	D	D	j	D	D	D
	Establishments operated for the entire year	2 658	D	D	D	j	D	D	D
	Establishments with sales less than \$100,000	62	D	D	D	b	D	D	D
	Establishments with sales of \$100,000 to \$249,999	175	D	D	D	e	D	D	D
	Establishments with sales of \$250,000 to \$499,999	183	D	D	D	e	D	D	D
	Establishments with sales of \$500,000 to \$999,999	260	D	D	D	f	D	D	D
	Establishments with sales of \$1,000,000 to \$2,499,999	506	D	D	D	g	D	D	D
	Establishments with sales of \$2,500,000 to \$4,999,999	525	D	D	D	g	D	D	D
	Establishments with sales of \$5,000,000 to \$9,999,999	469	D	D	D	h	D	D	D
	Establishments with sales of \$10,000,000 to \$24,999,999	335	D	D	D	h	D	D	D
	Establishments with sales of \$25,000,000 or more	143	D	D	D	h	D	D	D
	Establishments not operated for the entire year	236	D	D	D	c	D	D	D
42171	Hardware whsle								
	All establishments	1 048	7 750 213	211 319	46 252	4 381	373 340	13 207	17 207
	Establishments operated for the entire year	962	7 585 187	208 732	45 811	4 316	367 881	13 165	17 207
	Establishments with sales less than \$100,000	11	877	149	36	11	357	—	—
	Establishments with sales of \$100,000 to \$249,999	62	10 903	1 363	359	90	2 829	28	3
	Establishments with sales of \$250,000 to \$499,999	79	27 512	2 687	624	124	5 835	556	541
	Establishments with sales of \$500,000 to \$999,999	79	56 023	4 691	1 113	180	10 110	711	709
	Establishments with sales of \$1,000,000 to \$2,499,999	171	282 034	14 086	3 271	474	27 796	2 405	2 662
	Establishments with sales of \$2,500,000 to \$4,999,999	195	684 786	23 050	5 515	554	41 403	1 415	1 157
	Establishments with sales of \$5,000,000 to \$9,999,999	174	1 226 148	38 900	8 278	680	66 840	2 267	2 248

See footnotes at end of table.

Table 1. Sales Size of Establishments: 1997—Con.

[Includes only establishments with payroll. For meaning of abbreviations and symbols, see introductory text. For explanation of terms, see Appendix A. For method of assignment to categories shown, see Appendix C.]

NAICS code	Sales sizes of establishments by type of operation and kind of business	Establishments (number)	Sales (\$1,000)	Annual payroll (\$1,000)	First-quarter payroll (\$1,000)	Paid employees for pay period including March 12 (number)	Operating expenses ¹ (\$1,000)	End-of-1996 inventories (\$1,000)	End-of-1997 inventories (\$1,000)
421	AGENTS, BROKERS, AND COMMISSION MERCHANTS—Con.								
42171	Wholesale trade, durable goods—Con.								
	Hardware whsle—Con.								
	Establishments operated for the entire year—Con.								
	Establishments with sales of \$10,000,000 to \$24,999,999	126	1 836 867	55 193	11 933	1 014	93 276	662	688
	Establishments with sales of \$25,000,000 or more	65	3 460 037	68 613	14 682	1 189	119 435	5 121	9 199
	Establishments not operated for the entire year	86	165 026	2 587	441	65	5 459	42	—
421710	Hardware whsle								
	All establishments	1 048	7 750 213	211 319	46 252	4 381	373 340	13 207	17 207
	Establishments operated for the entire year	962	7 585 187	208 732	45 811	4 316	367 881	13 165	17 207
	Establishments with sales less than \$100,000	11	877	149	36	11	357	—	—
	Establishments with sales of \$100,000 to \$249,999	62	10 903	1 363	359	90	2 829	28	3
	Establishments with sales of \$250,000 to \$499,999	79	27 512	2 687	624	124	5 835	556	541
	Establishments with sales of \$500,000 to \$999,999	79	56 023	4 691	1 113	180	10 110	711	709
	Establishments with sales of \$1,000,000 to \$2,499,999	171	282 034	14 086	3 271	474	27 796	2 405	2 662
	Establishments with sales of \$2,500,000 to \$4,999,999	195	684 786	23 050	5 515	554	41 403	1 415	1 157
	Establishments with sales of \$5,000,000 to \$9,999,999	174	1 226 148	38 900	8 278	680	66 840	2 267	2 248
	Establishments with sales of \$10,000,000 to \$24,999,999	126	1 836 867	55 193	11 933	1 014	93 276	662	688
	Establishments with sales of \$25,000,000 or more	65	3 460 037	68 613	14 682	1 189	119 435	5 121	9 199
	Establishments not operated for the entire year	86	165 026	2 587	441	65	5 459	42	—
42172	Plumbing & heating equipment & supplies (hydronics) whsle								
	All establishments	1 152	7 864 360	285 192	63 815	6 330	506 800	30 379	34 251
	Establishments operated for the entire year	1 070	7 786 690	282 188	63 173	6 245	501 232	30 337	34 248
	Establishments with sales less than \$100,000	29	1 902	599	140	34	1 036	2	1
	Establishments with sales of \$100,000 to \$249,999	64	D	D	D	c	D	D	D
	Establishments with sales of \$250,000 to \$499,999	62	D	D	D	c	D	D	D
	Establishments with sales of \$500,000 to \$999,999	94	69 234	8 631	1 910	283	16 911	271	193
	Establishments with sales of \$1,000,000 to \$2,499,999	197	325 160	28 140	6 293	756	53 126	3 383	4 229
	Establishments with sales of \$2,500,000 to \$4,999,999	211	750 279	33 126	7 303	831	62 213	3 978	4 479
	Establishments with sales of \$5,000,000 to \$9,999,999	187	1 328 052	50 984	11 347	1 178	89 659	4 872	5 672
	Establishments with sales of \$10,000,000 to \$24,999,999	165	2 479 240	80 140	19 226	1 584	138 543	11 267	12 176
	Establishments with sales of \$25,000,000 or more	61	2 800 256	73 570	15 307	1 316	126 723	6 151	7 217
	Establishments not operated for the entire year	82	77 670	3 004	642	85	5 568	42	3
421720	Plumbing & heating equipment & supplies (hydronics) whsle								
	All establishments	1 152	7 864 360	285 192	63 815	6 330	506 800	30 379	34 251
	Establishments operated for the entire year	1 070	7 786 690	282 188	63 173	6 245	501 232	30 337	34 248
	Establishments with sales less than \$100,000	29	1 902	599	140	34	1 036	2	1
	Establishments with sales of \$100,000 to \$249,999	64	D	D	D	c	D	D	D
	Establishments with sales of \$250,000 to \$499,999	62	D	D	D	c	D	D	D
	Establishments with sales of \$500,000 to \$999,999	94	69 234	8 631	1 910	283	16 911	271	193
	Establishments with sales of \$1,000,000 to \$2,499,999	197	325 160	28 140	6 293	756	53 126	3 383	4 229
	Establishments with sales of \$2,500,000 to \$4,999,999	211	750 279	33 126	7 303	831	62 213	3 978	4 479
	Establishments with sales of \$5,000,000 to \$9,999,999	187	1 328 052	50 984	11 347	1 178	89 659	4 872	5 672
	Establishments with sales of \$10,000,000 to \$24,999,999	165	2 479 240	80 140	19 226	1 584	138 543	11 267	12 176
	Establishments with sales of \$25,000,000 or more	61	2 800 256	73 570	15 307	1 316	126 723	6 151	7 217

See footnotes at end of table.

Table 1. Sales Size of Establishments: 1997—Con.

[Includes only establishments with payroll. For meaning of abbreviations and symbols, see introductory text. For explanation of terms, see Appendix A. For method of assignment to categories shown, see Appendix C.]

NAICS code	Sales sizes of establishments by type of operation and kind of business	Establishments (number)	Sales (\$1,000)	Annual payroll (\$1,000)	First-quarter payroll (\$1,000)	Paid employees for pay period including March 12 (number)	Operating expenses ¹ (\$1,000)	End-of-1996 inventories (\$1,000)	End-of-1997 inventories (\$1,000)
421	AGENTS, BROKERS, AND COMMISSION MERCHANTS—Con.								
421720	Wholesale trade, durable goods—Con.								
	Plumbing & heating equipment & supplies (hydronics) whsle—Con.								
	Establishments not operated for the entire year	82	77 670	3 004	642	85	5 568	42	3
42173	Warm air heating & air-conditioning equipment & supplies whsle								
	All establishments	559	2 304 902	149 169	35 398	2 705	249 424	8 045	7 518
	Establishments operated for the entire year	503	D	D	D	h	D	D	D
	Establishments with sales less than \$100,000	16	972	226	44	17	404	2	2
	Establishments with sales of \$100,000 to \$249,999	44	D	D	D	b	D	D	D
	Establishments with sales of \$250,000 to \$499,999	36	D	D	D	b	D	D	D
	Establishments with sales of \$500,000 to \$999,999	73	D	D	D	c	D	D	D
	Establishments with sales of \$1,000,000 to \$2,499,999	113	187 678	16 313	4 169	366	27 917	679	861
	Establishments with sales of \$2,500,000 to \$4,999,999	93	341 795	21 857	4 953	459	37 587	647	765
	Establishments with sales of \$5,000,000 to \$9,999,999	75	507 907	39 429	9 302	565	65 821	721	755
	Establishments with sales of \$10,000,000 to \$24,999,999	37	D	D	D	e	D	D	D
	Establishments with sales of \$25,000,000 or more	16	578 061	32 367	8 027	517	50 680	4 302	3 413
	Establishments not operated for the entire year	56	D	D	D	b	D	D	D
421730	Warm air heating & air-conditioning equipment & supplies whsle								
	All establishments	559	2 304 902	149 169	35 398	2 705	249 424	8 045	7 518
	Establishments operated for the entire year	503	D	D	D	h	D	D	D
	Establishments with sales less than \$100,000	16	972	226	44	17	404	2	2
	Establishments with sales of \$100,000 to \$249,999	44	D	D	D	b	D	D	D
	Establishments with sales of \$250,000 to \$499,999	36	D	D	D	b	D	D	D
	Establishments with sales of \$500,000 to \$999,999	73	D	D	D	c	D	D	D
	Establishments with sales of \$1,000,000 to \$2,499,999	113	187 678	16 313	4 169	366	27 917	679	861
	Establishments with sales of \$2,500,000 to \$4,999,999	93	341 795	21 857	4 953	459	37 587	647	765
	Establishments with sales of \$5,000,000 to \$9,999,999	75	507 907	39 429	9 302	565	65 821	721	755
	Establishments with sales of \$10,000,000 to \$24,999,999	37	D	D	D	e	D	D	D
	Establishments with sales of \$25,000,000 or more	16	578 061	32 367	8 027	517	50 680	4 302	3 413
	Establishments not operated for the entire year	56	D	D	D	b	D	D	D
42174	Refrigeration equipment & supplies whsle								
	All establishments	135	D	D	D	e	D	D	D
	Establishments operated for the entire year	123	D	D	D	e	D	D	D
	Establishments with sales less than \$100,000	6	D	D	D	a	D	D	D
	Establishments with sales of \$100,000 to \$249,999	5	D	D	D	a	D	D	D
	Establishments with sales of \$250,000 to \$499,999	6	D	D	D	a	D	D	D
	Establishments with sales of \$500,000 to \$999,999	14	D	D	D	b	D	D	D
	Establishments with sales of \$1,000,000 to \$2,499,999	25	D	D	D	b	D	D	D
	Establishments with sales of \$2,500,000 to \$4,999,999	26	D	D	D	b	D	D	D
	Establishments with sales of \$5,000,000 to \$9,999,999	33	D	D	D	c	D	D	D
	Establishments with sales of \$10,000,000 to \$24,999,999	7	D	D	D	b	D	D	D
	Establishments with sales of \$25,000,000 or more	1	D	D	D	a	D	D	D

See footnotes at end of table.

Table 1. Sales Size of Establishments: 1997—Con.

[Includes only establishments with payroll. For meaning of abbreviations and symbols, see introductory text. For explanation of terms, see Appendix A. For method of assignment to categories shown, see Appendix C]

NAICS code	Sales sizes of establishments by type of operation and kind of business	Establishments (number)	Sales (\$1,000)	Annual payroll (\$1,000)	First-quarter payroll (\$1,000)	Paid employees for pay period including March 12 (number)	Operating expenses ¹ (\$1,000)	End-of-1996 inventories (\$1,000)	End-of-1997 inventories (\$1,000)
421	AGENTS, BROKERS, AND COMMISSION MERCHANTS—Con.								
	Wholesale trade, durable goods—Con.								
42174	Refrigeration equipment & supplies whsle—Con.								
	Establishments not operated for the entire year	12	D	D	D	a	D	D	D
421740	Refrigeration equipment & supplies whsle								
	All establishments	135	D	D	D	e	D	D	D
	Establishments operated for the entire year	123	D	D	D	e	D	D	D
	Establishments with sales less than \$100,000	6	D	D	D	a	D	D	D
	Establishments with sales of \$100,000 to \$249,999	5	D	D	D	a	D	D	D
	Establishments with sales of \$250,000 to \$499,999	6	D	D	D	a	D	D	D
	Establishments with sales of \$500,000 to \$999,999	14	D	D	D	b	D	D	D
	Establishments with sales of \$1,000,000 to \$2,499,999	25	D	D	D	b	D	D	D
	Establishments with sales of \$2,500,000 to \$4,999,999	26	D	D	D	b	D	D	D
	Establishments with sales of \$5,000,000 to \$9,999,999	33	D	D	D	c	D	D	D
	Establishments with sales of \$10,000,000 to \$24,999,999	7	D	D	D	b	D	D	D
	Establishments with sales of \$25,000,000 or more	1	D	D	D	a	D	D	D
	Establishments not operated for the entire year	12	D	D	D	a	D	D	D
4218	Machinery, equipment, & supplies whsle								
	All establishments	7 572	29 427 233	1 253 888	277 216	26 107	2 259 835	141 800	160 065
	Establishments operated for the entire year	6 863	28 512 038	1 221 448	271 475	25 439	2 194 016	141 663	159 369
	Establishments with sales less than \$100,000	300	18 589	5 831	1 426	381	9 706	82	76
	Establishments with sales of \$100,000 to \$249,999	646	107 885	25 554	5 926	1 030	45 306	957	891
	Establishments with sales of \$250,000 to \$499,999	634	229 396	33 402	7 703	1 248	66 304	1 916	1 977
	Establishments with sales of \$500,000 to \$999,999	876	630 331	71 257	16 046	2 191	139 453	7 341	7 959
	Establishments with sales of \$1,000,000 to \$2,499,999	1 658	2 684 192	192 883	43 680	4 875	361 922	18 349	19 617
	Establishments with sales of \$2,500,000 to \$4,999,999	1 236	4 348 054	233 935	51 704	5 034	414 988	23 088	26 481
	Establishments with sales of \$5,000,000 to \$9,999,999	869	5 913 934	246 701	54 430	4 561	434 064	25 714	26 296
	Establishments with sales of \$10,000,000 to \$24,999,999	501	7 288 560	260 332	58 268	4 063	448 193	28 595	27 375
	Establishments with sales of \$25,000,000 or more	143	7 291 097	151 553	32 292	2 056	274 080	35 621	48 697
	Establishments not operated for the entire year	709	915 195	32 440	5 741	668	65 819	137	696
42181	Construction & mining (except petroleum) machinery & equip whsle								
	All establishments	277	1 251 107	46 195	10 150	1 107	91 948	10 454	11 080
	Establishments operated for the entire year	241	1 217 728	44 833	9 993	1 071	89 070	10 454	11 020
	Establishments with sales less than \$100,000	9	D	D	D	a	D	D	D
	Establishments with sales of \$100,000 to \$249,999	24	D	D	D	b	D	D	D
	Establishments with sales of \$250,000 to \$499,999	20	7 123	874	220	37	1 966	316	312
	Establishments with sales of \$500,000 to \$999,999	22	D	D	D	b	D	D	D
	Establishments with sales of \$1,000,000 to \$2,499,999	66	101 225	5 972	1 358	186	13 277	1 268	1 382
	Establishments with sales of \$2,500,000 to \$4,999,999	40	134 882	6 322	1 270	172	12 062	1 942	2 077
	Establishments with sales of \$5,000,000 to \$9,999,999	36	245 034	7 963	1 875	206	16 867	2 877	2 498
	Establishments with sales of \$10,000,000 to \$24,999,999	18	242 856	9 886	1 965	173	18 142	1 371	2 190
	Establishments with sales of \$25,000,000 or more	6	465 918	11 697	2 814	201	22 551	2 477	2 371
	Establishments not operated for the entire year	36	33 379	1 362	157	36	2 878	—	60

See footnotes at end of table.

Table 1. Sales Size of Establishments: 1997—Con.

[Includes only establishments with payroll. For meaning of abbreviations and symbols, see introductory text. For explanation of terms, see Appendix A. For method of assignment to categories shown, see Appendix C]

NAICS code	Sales sizes of establishments by type of operation and kind of business	Establishments (number)	Sales (\$1,000)	Annual payroll (\$1,000)	First-quarter payroll (\$1,000)	Paid employees for pay period including March 12 (number)	Operating expenses ¹ (\$1,000)	End-of-1996 inventories (\$1,000)	End-of-1997 inventories (\$1,000)
421	AGENTS, BROKERS, AND COMMISSION MERCHANTS—Con.								
421810	Wholesale trade, durable goods—Con.								
	Construction & mining (except petroleum) machinery & equip whsle								
	All establishments	277	1 251 107	46 195	10 150	1 107	91 948	10 454	11 080
	Establishments operated for the entire year	241	1 217 728	44 833	9 993	1 071	89 070	10 454	11 020
	Establishments with sales less than \$100,000	9	D	D	D	a	D	D	D
	Establishments with sales of \$100,000 to \$249,999	24	D	D	D	b	D	D	D
	Establishments with sales of \$250,000 to \$499,999	20	7 123	874	220	37	1 966	316	312
	Establishments with sales of \$500,000 to \$999,999	22	D	D	D	b	D	D	D
	Establishments with sales of \$1,000,000 to \$2,499,999	66	101 225	5 972	1 358	186	13 277	1 268	1 382
	Establishments with sales of \$2,500,000 to \$4,999,999	40	134 882	6 322	1 270	172	12 062	1 942	2 077
	Establishments with sales of \$5,000,000 to \$9,999,999	36	245 034	7 963	1 875	206	16 867	2 877	2 498
	Establishments with sales of \$10,000,000 to \$24,999,999	18	242 856	9 886	1 965	173	18 142	1 371	2 190
	Establishments with sales of \$25,000,000 or more	6	465 918	11 697	2 814	201	22 551	2 477	2 371
	Establishments not operated for the entire year	36	33 379	1 362	157	36	2 878	—	60
42182	Farm & garden machinery & equipment whsle								
	All establishments	338	1 352 959	43 977	9 492	1 329	86 902	17 297	17 377
	Establishments operated for the entire year	311	D	D	D	g	D	D	D
	Establishments with sales less than \$100,000	11	D	D	D	a	D	D	D
	Establishments with sales of \$100,000 to \$249,999	36	D	D	D	b	D	D	D
	Establishments with sales of \$250,000 to \$499,999	28	10 616	1 724	353	76	3 581	121	126
	Establishments with sales of \$500,000 to \$999,999	45	30 779	3 689	886	156	7 653	2 452	2 524
	Establishments with sales of \$1,000,000 to \$2,499,999	60	96 840	5 479	1 107	224	11 047	3 466	4 193
	Establishments with sales of \$2,500,000 to \$4,999,999	59	200 960	7 751	1 672	264	16 050	5 798	6 001
	Establishments with sales of \$5,000,000 to \$9,999,999	45	309 433	9 117	1 868	250	15 459	1 120	1 264
	Establishments with sales of \$10,000,000 to \$24,999,999	15	233 438	6 673	1 325	140	11 747	2 288	1 455
	Establishments with sales of \$25,000,000 or more	12	D	D	D	c	D	D	D
	Establishments not operated for the entire year	27	D	D	D	b	D	D	D
421820	Farm & garden machinery & equipment whsle								
	All establishments	338	1 352 959	43 977	9 492	1 329	86 902	17 297	17 377
	Establishments operated for the entire year	311	D	D	D	g	D	D	D
	Establishments with sales less than \$100,000	11	D	D	D	a	D	D	D
	Establishments with sales of \$100,000 to \$249,999	36	D	D	D	b	D	D	D
	Establishments with sales of \$250,000 to \$499,999	28	10 616	1 724	353	76	3 581	121	126
	Establishments with sales of \$500,000 to \$999,999	45	30 779	3 689	886	156	7 653	2 452	2 524
	Establishments with sales of \$1,000,000 to \$2,499,999	60	96 840	5 479	1 107	224	11 047	3 466	4 193
	Establishments with sales of \$2,500,000 to \$4,999,999	59	200 960	7 751	1 672	264	16 050	5 798	6 001
	Establishments with sales of \$5,000,000 to \$9,999,999	45	309 433	9 117	1 868	250	15 459	1 120	1 264
	Establishments with sales of \$10,000,000 to \$24,999,999	15	233 438	6 673	1 325	140	11 747	2 288	1 455
	Establishments with sales of \$25,000,000 or more	12	D	D	D	c	D	D	D
	Establishments not operated for the entire year	27	D	D	D	b	D	D	D

See footnotes at end of table.

Table 1. Sales Size of Establishments: 1997—Con.

[Includes only establishments with payroll. For meaning of abbreviations and symbols, see introductory text. For explanation of terms, see Appendix A. For method of assignment to categories shown, see Appendix C]

NAICS code	Sales sizes of establishments by type of operation and kind of business	Establishments (number)	Sales (\$1,000)	Annual payroll (\$1,000)	First-quarter payroll (\$1,000)	Paid employees for pay period including March 12 (number)	Operating expenses (\$1,000)	End-of-1996 inventories (\$1,000)	End-of-1997 inventories (\$1,000)
421	AGENTS, BROKERS, AND COMMISSION MERCHANTS—Con.								
	Wholesale trade, durable goods—Con.								
4218201	Farm machinery & equipment—farm dealers								
	All establishments	100	D	D	D	f	D	D	D
	Establishments operated for the entire year	93	D	D	D	f	D	D	D
	Establishments with sales less than \$100,000	3	D	D	D	a	D	D	D
	Establishments with sales of \$100,000 to \$249,999	12	D	D	D	b	D	D	D
	Establishments with sales of \$250,000 to \$499,999	14	D	D	D	b	D	D	D
	Establishments with sales of \$500,000 to \$999,999	23	D	D	D	c	D	D	D
	Establishments with sales of \$1,000,000 to \$2,499,999	18	D	D	D	c	D	D	D
	Establishments with sales of \$2,500,000 to \$4,999,999	12	D	D	D	c	D	D	D
	Establishments with sales of \$5,000,000 to \$9,999,999	8	D	D	D	b	D	D	D
	Establishments with sales of \$10,000,000 to \$24,999,999	2	D	D	D	b	D	D	D
	Establishments with sales of \$25,000,000 or more	1	D	D	D	a	D	D	D
	Establishments not operated for the entire year	7	D	D	D	a	D	D	D
4218202	Farm machinery & equipment—wholesale distributors								
	All establishments	161	D	D	D	e	D	D	D
	Establishments operated for the entire year	144	D	D	D	e	D	D	D
	Establishments with sales less than \$100,000	6	D	D	D	a	D	D	D
	Establishments with sales of \$100,000 to \$249,999	18	D	D	D	b	D	D	D
	Establishments with sales of \$250,000 to \$499,999	10	D	D	D	a	D	D	D
	Establishments with sales of \$500,000 to \$999,999	15	D	D	D	b	D	D	D
	Establishments with sales of \$1,000,000 to \$2,499,999	35	D	D	D	b	D	D	D
	Establishments with sales of \$2,500,000 to \$4,999,999	31	D	D	D	b	D	D	D
	Establishments with sales of \$5,000,000 to \$9,999,999	21	D	D	D	c	D	D	D
	Establishments with sales of \$10,000,000 to \$24,999,999	6	D	D	D	b	D	D	D
	Establishments with sales of \$25,000,000 or more	2	D	D	D	a	D	D	D
	Establishments not operated for the entire year	17	D	D	D	a	D	D	D
4218203	Lawn & garden machinery & equipment wholesale								
	All establishments	77	616 615	16 241	3 555	329	29 311	5 162	4 156
	Establishments operated for the entire year	74	614 402	16 147	3 555	329	29 120	5 162	4 156
	Establishments with sales less than \$100,000	2	D	D	D	a	D	D	D
	Establishments with sales of \$100,000 to \$249,999	6	D	D	D	a	D	D	D
	Establishments with sales of \$250,000 to \$499,999	4	1 336	392	69	10	680	—	—
	Establishments with sales of \$500,000 to \$999,999	7	D	D	D	a	D	D	D
	Establishments with sales of \$1,000,000 to \$2,499,999	7	D	D	D	b	D	D	D
	Establishments with sales of \$2,500,000 to \$4,999,999	16	54 784	1 900	451	63	3 904	1 306	1 346
	Establishments with sales of \$5,000,000 to \$9,999,999	16	D	D	D	b	D	D	D
	Establishments with sales of \$10,000,000 to \$24,999,999	7	105 080	2 843	536	57	4 742	1 904	937
	Establishments with sales of \$25,000,000 or more	9	329 503	6 215	1 489	91	12 002	1 450	1 190
	Establishments not operated for the entire year	3	2 213	94	—	—	191	—	—
42183	Industrial machinery & equipment wholesale								
	All establishments	5 021	17 593 135	850 632	187 382	17 116	1 498 706	81 132	93 384

See footnotes at end of table.

Table 1. Sales Size of Establishments: 1997—Con.

[Includes only establishments with payroll. For meaning of abbreviations and symbols, see introductory text. For explanation of terms, see Appendix A. For method of assignment to categories shown, see Appendix C]

NAICS code	Sales sizes of establishments by type of operation and kind of business	Establishments (number)	Sales (\$1,000)	Annual payroll (\$1,000)	First-quarter payroll (\$1,000)	Paid employees for pay period including March 12 (number)	Operating expenses ¹ (\$1,000)	End-of-1996 inventories (\$1,000)	End-of-1997 inventories (\$1,000)
421	AGENTS, BROKERS, AND COMMISSION MERCHANTS—Con.								
42183	Wholesale trade, durable goods—Con.								
	Industrial machinery & equipment whsle—Con.								
	Establishments operated for the entire year	4 610	17 113 219	830 965	183 428	16 694	1 459 280	81 117	92 899
	Establishments with sales less than \$100,000	205	12 877	4 360	1 046	268	6 926	65	61
	Establishments with sales of \$100,000 to \$249,999	425	71 456	17 806	4 077	676	30 656	333	327
	Establishments with sales of \$250,000 to \$499,999	433	155 414	22 122	5 145	828	43 255	1 093	1 080
	Establishments with sales of \$500,000 to \$999,999	611	440 002	48 050	10 883	1 464	93 874	3 794	3 972
	Establishments with sales of \$1,000,000 to \$2,499,999	1 182	1 910 393	145 152	32 592	3 532	268 052	9 743	9 975
	Establishments with sales of \$2,500,000 to \$4,999,999	838	2 938 569	170 527	37 771	3 471	298 005	12 953	14 580
	Establishments with sales of \$5,000,000 to \$9,999,999	520	3 510 126	162 637	36 508	2 737	279 470	14 465	13 670
	Establishments with sales of \$10,000,000 to \$24,999,999	322	4 573 693	171 721	37 207	2 537	287 907	15 479	17 099
	Establishments with sales of \$25,000,000 or more	74	3 500 689	88 590	18 199	1 181	151 135	23 192	32 135
	Establishments not operated for the entire year	411	479 916	19 667	3 954	422	39 426	15	485
421830	Industrial machinery & equipment whsle								
	All establishments	5 021	17 593 135	850 632	187 382	17 116	1 498 706	81 132	93 384
	Establishments operated for the entire year	4 610	17 113 219	830 965	183 428	16 694	1 459 280	81 117	92 899
	Establishments with sales less than \$100,000	205	12 877	4 360	1 046	268	6 926	65	61
	Establishments with sales of \$100,000 to \$249,999	425	71 456	17 806	4 077	676	30 656	333	327
	Establishments with sales of \$250,000 to \$499,999	433	155 414	22 122	5 145	828	43 255	1 093	1 080
	Establishments with sales of \$500,000 to \$999,999	611	440 002	48 050	10 883	1 464	93 874	3 794	3 972
	Establishments with sales of \$1,000,000 to \$2,499,999	1 182	1 910 393	145 152	32 592	3 532	268 052	9 743	9 975
	Establishments with sales of \$2,500,000 to \$4,999,999	838	2 938 569	170 527	37 771	3 471	298 005	12 953	14 580
	Establishments with sales of \$5,000,000 to \$9,999,999	520	3 510 126	162 637	36 508	2 737	279 470	14 465	13 670
	Establishments with sales of \$10,000,000 to \$24,999,999	322	4 573 693	171 721	37 207	2 537	287 907	15 479	17 099
	Establishments with sales of \$25,000,000 or more	74	3 500 689	88 590	18 199	1 181	151 135	23 192	32 135
	Establishments not operated for the entire year	411	479 916	19 667	3 954	422	39 426	15	485
4218301	Food-processing machinery & equipment whsle								
	All establishments	244	977 042	54 490	12 039	1 054	95 597	5 387	5 036
	Establishments operated for the entire year	223	D	D	D	g	D	D	D
	Establishments with sales less than \$100,000	6	327	127	30	7	173	—	—
	Establishments with sales of \$100,000 to \$249,999	15	2 405	605	130	25	989	4	6
	Establishments with sales of \$250,000 to \$499,999	19	7 258	860	230	33	1 709	18	14
	Establishments with sales of \$500,000 to \$999,999	36	D	D	D	b	D	D	D
	Establishments with sales of \$1,000,000 to \$2,499,999	41	69 457	4 486	1 000	114	9 311	118	164
	Establishments with sales of \$2,500,000 to \$4,999,999	45	152 259	10 207	2 307	213	17 382	1 180	1 235
	Establishments with sales of \$5,000,000 to \$9,999,999	32	194 551	9 097	2 050	143	16 555	1 533	1 444
	Establishments with sales of \$10,000,000 to \$24,999,999	27	412 688	20 651	4 612	346	34 434	2 383	2 020
	Establishments with sales of \$25,000,000 or more	2	D	D	D	b	D	D	D
	Establishments not operated for the entire year	21	D	D	D	a	D	D	D
4218302	Hydraulic & pneumatic (fluid-power) machinery & equipment whsle								
	All establishments	308	1 007 357	54 300	11 892	1 150	94 743	7 983	7 513

See footnotes at end of table.

Table 1. Sales Size of Establishments: 1997—Con.

[Includes only establishments with payroll. For meaning of abbreviations and symbols, see introductory text. For explanation of terms, see Appendix A. For method of assignment to categories shown, see Appendix C]

NAICS code	Sales sizes of establishments by type of operation and kind of business	Establishments (number)	Sales (\$1,000)	Annual payroll (\$1,000)	First-quarter payroll (\$1,000)	Paid employees for pay period including March 12 (number)	Operating expenses ¹ (\$1,000)	End-of-1996 inventories (\$1,000)	End-of-1997 inventories (\$1,000)
421	AGENTS, BROKERS, AND COMMISSION MERCHANTS—Con.								
4218302	Wholesale trade, durable goods—Con.								
	Hydraulic & pneumatic (fluid-power) machinery & equipment whsle—Con.								
	Establishments operated for the entire year	278	959 797	53 224	11 699	1 127	92 639	7 982	7 511
	Establishments with sales less than \$100,000	15	934	219	52	16	353	15	15
	Establishments with sales of \$100,000 to \$249,999	30	4 946	1 376	295	54	2 459	11	15
	Establishments with sales of \$250,000 to \$499,999	16	5 895	786	198	38	1 821	44	41
	Establishments with sales of \$500,000 to \$999,999	51	36 633	4 783	1 118	144	9 199	367	492
	Establishments with sales of \$1,000,000 to \$2,499,999	73	115 066	11 319	2 447	267	19 696	1 111	522
	Establishments with sales of \$2,500,000 to \$4,999,999	37	131 984	8 164	2 224	165	14 760	1 335	1 592
	Establishments with sales of \$5,000,000 to \$9,999,999	29	195 016	7 330	1 600	143	12 933	579	693
	Establishments with sales of \$10,000,000 to \$24,999,999	23	318 329	12 696	2 584	202	21 132	2 934	2 750
	Establishments with sales of \$25,000,000 or more	4	150 994	6 551	1 181	98	10 286	1 586	1 391
	Establishments not operated for the entire year	30	47 560	1 076	193	23	2 104	1	2
42183021	Hydraulic & pneumatic pumps & motors whsle								
	All establishments	157	531 948	28 432	6 507	633	49 175	3 426	3 575
	Establishments operated for the entire year	142	510 332	27 921	6 382	620	48 121	3 426	3 574
	Establishments with sales less than \$100,000	6	357	70	18	6	109	—	—
	Establishments with sales of \$100,000 to \$249,999	15	2 385	758	157	25	1 193	—	—
	Establishments with sales of \$250,000 to \$499,999	7	D	D	D	a	D	D	D
	Establishments with sales of \$500,000 to \$999,999	26	D	D	D	b	D	D	D
	Establishments with sales of \$1,000,000 to \$2,499,999	42	64 954	6 746	1 447	161	12 180	188	198
	Establishments with sales of \$2,500,000 to \$4,999,999	16	56 747	2 891	998	70	5 697	366	422
	Establishments with sales of \$5,000,000 to \$9,999,999	16	D	D	D	b	D	D	D
	Establishments with sales of \$10,000,000 to \$24,999,999	11	143 662	8 206	1 717	143	12 432	2 342	2 278
	Establishments with sales of \$25,000,000 or more	3	D	D	D	b	D	D	D
	Establishments not operated for the entire year	15	21 616	511	125	13	1 054	—	1
42183022	Hydraulic & pneumatic parts, accessories, & supplies whsle								
	All establishments	151	475 409	25 868	5 385	517	45 568	4 557	3 938
	Establishments operated for the entire year	136	449 465	25 303	5 317	507	44 518	4 556	3 937
	Establishments with sales less than \$100,000	9	577	149	34	10	244	15	15
	Establishments with sales of \$100,000 to \$249,999	15	2 561	618	138	29	1 266	11	15
	Establishments with sales of \$250,000 to \$499,999	9	D	D	D	a	D	D	D
	Establishments with sales of \$500,000 to \$999,999	25	D	D	D	b	D	D	D
	Establishments with sales of \$1,000,000 to \$2,499,999	31	50 112	4 573	1 000	106	7 516	923	324
	Establishments with sales of \$2,500,000 to \$4,999,999	21	75 237	5 273	1 226	95	9 063	969	1 170
	Establishments with sales of \$5,000,000 to \$9,999,999	13	D	D	D	b	D	D	D
	Establishments with sales of \$10,000,000 to \$24,999,999	12	174 667	4 490	867	59	8 700	592	472
	Establishments with sales of \$25,000,000 or more	1	D	D	D	b	D	D	D
	Establishments not operated for the entire year	15	25 944	565	68	10	1 050	1	1
4218303	General-purpose industrial machinery & equipment whsle								
	All establishments	1 962	6 670 352	333 989	75 475	6 726	582 533	19 974	22 076

See footnotes at end of table.

Table 1. Sales Size of Establishments: 1997—Con.

[Includes only establishments with payroll. For meaning of abbreviations and symbols, see introductory text. For explanation of terms, see Appendix A. For method of assignment to categories shown, see Appendix C]

NAICS code	Sales sizes of establishments by type of operation and kind of business	Establishments (number)	Sales (\$1,000)	Annual payroll (\$1,000)	First-quarter payroll (\$1,000)	Paid employees for pay period including March 12 (number)	Operating expenses ¹ (\$1,000)	End-of-1996 inventories (\$1,000)	End-of-1997 inventories (\$1,000)
421	AGENTS, BROKERS, AND COMMISSION MERCHANTS—Con.								
	Wholesale trade, durable goods—Con.								
4218303	General-purpose industrial machinery & equipment whsle—Con.								
	Establishments operated for the entire year	1 868	6 553 004	329 393	74 476	6 604	573 607	19 974	22 059
	Establishments with sales less than \$100,000	64	3 988	1 525	362	89	2 263	22	15
	Establishments with sales of \$100,000 to \$249,999	169	28 441	7 535	1 773	268	12 649	70	66
	Establishments with sales of \$250,000 to \$499,999	177	62 986	9 506	2 127	369	18 551	710	656
	Establishments with sales of \$500,000 to \$999,999	226	164 106	16 597	3 879	513	32 241	1 691	1 700
	Establishments with sales of \$1,000,000 to \$2,499,999	528	858 480	63 219	14 535	1 516	112 544	3 186	3 970
	Establishments with sales of \$2,500,000 to \$4,999,999	347	1 218 477	71 032	15 419	1 488	123 544	4 695	5 082
	Establishments with sales of \$5,000,000 to \$9,999,999	215	1 444 579	75 426	17 271	1 192	127 147	5 048	4 613
	Establishments with sales of \$10,000,000 to \$24,999,999	121	1 663 088	57 667	13 086	887	99 157	4 254	5 601
	Establishments with sales of \$25,000,000 or more	21	1 108 859	26 886	6 024	282	45 511	298	356
	Establishments not operated for the entire year	94	117 348	4 596	999	122	8 926	—	17
4218304	Metalworking machinery & equipment whsle								
	All establishments	727	2 696 380	119 589	26 645	2 500	211 159	10 994	14 783
	Establishments operated for the entire year	659	2 631 275	116 952	26 087	2 431	206 237	10 982	14 773
	Establishments with sales less than \$100,000	33	D	D	D	b	D	D	D
	Establishments with sales of \$100,000 to \$249,999	59	D	D	D	b	D	D	D
	Establishments with sales of \$250,000 to \$499,999	66	D	D	D	c	D	D	D
	Establishments with sales of \$500,000 to \$999,999	92	65 944	6 580	1 380	200	13 535	521	479
	Establishments with sales of \$1,000,000 to \$2,499,999	172	281 663	20 473	4 360	512	38 847	1 310	1 436
	Establishments with sales of \$2,500,000 to \$4,999,999	115	406 199	22 325	5 199	427	40 306	1 488	1 861
	Establishments with sales of \$5,000,000 to \$9,999,999	64	461 458	19 378	4 505	355	34 624	1 302	1 366
	Establishments with sales of \$10,000,000 to \$24,999,999	46	661 446	24 761	5 831	376	40 275	2 738	2 981
	Establishments with sales of \$25,000,000 or more	12	718 386	17 651	3 484	309	27 094	3 430	6 427
	Establishments not operated for the entire year	68	65 105	2 637	558	69	4 922	12	10
4218305	Materials handling equipment whsle								
	All establishments	412	982 086	57 984	13 292	1 305	99 437	5 211	5 280
	Establishments operated for the entire year	364	D	D	D	g	D	D	D
	Establishments with sales less than \$100,000	21	D	D	D	b	D	D	D
	Establishments with sales of \$100,000 to \$249,999	35	D	D	D	b	D	D	D
	Establishments with sales of \$250,000 to \$499,999	49	16 638	2 625	651	77	4 546	27	26
	Establishments with sales of \$500,000 to \$999,999	51	D	D	D	c	D	D	D
	Establishments with sales of \$1,000,000 to \$2,499,999	88	146 665	10 432	2 405	279	19 988	934	864
	Establishments with sales of \$2,500,000 to \$4,999,999	69	244 821	15 068	3 439	311	25 752	868	710
	Establishments with sales of \$5,000,000 to \$9,999,999	38	253 241	12 887	3 196	237	20 942	1 324	1 457
	Establishments with sales of \$10,000,000 to \$24,999,999	10	138 836	4 696	956	54	8 274	28	38
	Establishments with sales of \$25,000,000 or more	3	D	D	D	b	D	D	D
	Establishments not operated for the entire year	48	D	D	D	b	D	D	D
4218306	Oilwell, oil refinery, & pipeline mach, equip, & supplies whsle								
	All establishments	249	1 070 405	41 706	7 785	793	75 723	3 341	3 601

See footnotes at end of table.

Table 1. Sales Size of Establishments: 1997—Con.

[Includes only establishments with payroll. For meaning of abbreviations and symbols, see introductory text. For explanation of terms, see Appendix A. For method of assignment to categories shown, see Appendix C.]

NAICS code	Sales sizes of establishments by type of operation and kind of business	Establishments (number)	Sales (\$1,000)	Annual payroll (\$1,000)	First-quarter payroll (\$1,000)	Paid employees for pay period including March 12 (number)	Operating expenses ¹ (\$1,000)	End-of-1996 inventories (\$1,000)	End-of-1997 inventories (\$1,000)
421	AGENTS, BROKERS, AND COMMISSION MERCHANTS—Con.								
4218306	Wholesale trade, durable goods—Con.								
	Oilwell, oil refinery, & pipeline mach, equip, & supplies whsle—Con.								
	Establishments operated for the entire year	220	1 032 462	40 570	7 580	761	73 260	3 341	3 554
	Establishments with sales less than \$100,000	15	845	299	89	17	522	—	—
	Establishments with sales of \$100,000 to \$249,999	26	4 545	1 188	264	44	2 277	94	106
	Establishments with sales of \$250,000 to \$499,999	27	9 666	1 326	290	54	2 543	41	42
	Establishments with sales of \$500,000 to \$999,999	29	21 066	2 614	567	82	5 537	256	328
	Establishments with sales of \$1,000,000 to \$2,499,999	36	56 002	4 100	942	144	8 799	930	953
	Establishments with sales of \$2,500,000 to \$4,999,999	33	110 458	6 671	1 337	131	11 184	608	675
	Establishments with sales of \$5,000,000 to \$9,999,999	26	191 334	8 507	1 722	139	13 999	1 067	1 095
	Establishments with sales of \$10,000,000 to \$24,999,999	21	296 640	11 174	1 639	113	20 464	345	355
	Establishments with sales of \$25,000,000 or more	7	341 906	4 691	730	37	7 935	—	—
	Establishments not operated for the entire year	29	37 943	1 136	205	32	2 463	—	47
4218307	Other industrial machinery & equipment whsle								
	All establishments	1 119	4 189 513	188 574	40 254	3 588	339 514	28 242	35 095
	Establishments operated for the entire year	998	4 072 558	183 168	39 144	3 503	326 905	28 240	34 687
	Establishments with sales less than \$100,000	51	D	D	D	b	D	D	D
	Establishments with sales of \$100,000 to \$249,999	91	15 414	3 833	841	144	6 474	144	115
	Establishments with sales of \$250,000 to \$499,999	79	D	D	D	c	D	D	D
	Establishments with sales of \$500,000 to \$999,999	126	90 306	10 527	2 413	294	20 624	590	598
	Establishments with sales of \$1,000,000 to \$2,499,999	244	383 060	31 123	6 903	700	58 867	2 154	2 066
	Establishments with sales of \$2,500,000 to \$4,999,999	192	674 371	37 060	7 846	736	65 077	2 779	3 425
	Establishments with sales of \$5,000,000 to \$9,999,999	116	769 947	30 012	6 164	528	53 270	3 612	3 002
	Establishments with sales of \$10,000,000 to \$24,999,999	74	1 082 666	40 076	8 499	559	64 171	2 797	3 354
	Establishments with sales of \$25,000,000 or more	25	1 024 651	25 775	5 323	338	49 388	16 074	22 013
	Establishments not operated for the entire year	121	116 955	5 406	1 110	85	12 609	2	408
42184	Industrial supplies whsle								
	All establishments	1 090	4 126 000	177 181	41 969	3 872	321 647	17 208	22 568
	Establishments operated for the entire year	971	D	D	D	h	D	D	D
	Establishments with sales less than \$100,000	47	D	D	D	b	D	D	D
	Establishments with sales of \$100,000 to \$249,999	98	D	D	D	c	D	D	D
	Establishments with sales of \$250,000 to \$499,999	85	31 360	4 645	1 058	160	9 347	254	314
	Establishments with sales of \$500,000 to \$999,999	114	82 816	10 807	2 310	291	18 881	505	732
	Establishments with sales of \$1,000,000 to \$2,499,999	213	348 784	23 030	5 697	600	43 360	2 526	2 824
	Establishments with sales of \$2,500,000 to \$4,999,999	167	600 576	30 113	7 274	648	53 118	1 199	1 747
	Establishments with sales of \$5,000,000 to \$9,999,999	149	1 026 373	38 763	8 380	840	71 231	3 020	3 429
	Establishments with sales of \$10,000,000 to \$24,999,999	84	1 256 965	44 673	11 388	800	79 775	4 740	5 312
	Establishments with sales of \$25,000,000 or more	14	D	D	D	e	D	D	D
	Establishments not operated for the entire year	119	D	D	D	b	D	D	D
421840	Industrial supplies whsle								
	All establishments	1 090	4 126 000	177 181	41 969	3 872	321 647	17 208	22 568

See footnotes at end of table.

Table 1. Sales Size of Establishments: 1997—Con.

[Includes only establishments with payroll. For meaning of abbreviations and symbols, see introductory text. For explanation of terms, see Appendix A. For method of assignment to categories shown, see Appendix C]

NAICS code	Sales sizes of establishments by type of operation and kind of business	Establishments (number)	Sales (\$1,000)	Annual payroll (\$1,000)	First-quarter payroll (\$1,000)	Paid employees for pay period including March 12 (number)	Operating expenses (\$1,000)	End-of-1996 inventories (\$1,000)	End-of-1997 inventories (\$1,000)
421	AGENTS, BROKERS, AND COMMISSION MERCHANTS—Con.								
421840	Wholesale trade, durable goods—Con.								
	Industrial supplies whsle—Con.								
	Establishments operated for the entire year	971	D	D	D	h	D	D	D
	Establishments with sales less than \$100,000	47	D	D	D	b	D	D	D
	Establishments with sales of \$100,000 to \$249,999	98	D	D	D	c	D	D	D
	Establishments with sales of \$250,000 to \$499,999	85	31 360	4 645	1 058	160	9 347	254	314
	Establishments with sales of \$500,000 to \$999,999	114	82 816	10 807	2 310	291	18 881	505	732
	Establishments with sales of \$1,000,000 to \$2,499,999	213	348 784	23 030	5 697	600	43 360	2 526	2 824
	Establishments with sales of \$2,500,000 to \$4,999,999	167	600 576	30 113	7 274	648	53 118	1 199	1 747
	Establishments with sales of \$5,000,000 to \$9,999,999	149	1 026 373	38 763	8 380	840	71 231	3 020	3 429
	Establishments with sales of \$10,000,000 to \$24,999,999	84	1 256 965	44 673	11 388	800	79 775	4 740	5 312
	Establishments with sales of \$25,000,000 or more	14	D	D	D	e	D	D	D
	Establishments not operated for the entire year	119	D	D	D	b	D	D	D
4218401	General-line industrial supplies whsle								
	All establishments	151	427 104	19 556	5 063	465	34 097	1 688	1 824
	Establishments operated for the entire year	127	405 350	18 916	4 917	456	32 976	1 688	1 824
	Establishments with sales less than \$100,000	9	517	162	50	10	272	—	—
	Establishments with sales of \$100,000 to \$249,999	14	2 332	324	74	24	618	49	35
	Establishments with sales of \$250,000 to \$499,999	13	4 600	898	195	30	1 678	43	36
	Establishments with sales of \$500,000 to \$999,999	22	16 196	2 628	584	67	4 737	147	147
	Establishments with sales of \$1,000,000 to \$2,499,999	22	36 021	1 804	466	60	3 517	438	460
	Establishments with sales of \$2,500,000 to \$4,999,999	26	88 787	4 752	1 293	110	8 943	340	388
	Establishments with sales of \$5,000,000 to \$9,999,999	12	D	D	D	b	D	D	D
	Establishments with sales of \$10,000,000 to \$24,999,999	7	104 745	4 896	1 489	79	6 927	381	495
	Establishments with sales of \$25,000,000 or more	2	D	D	D	a	D	D	D
	Establishments not operated for the entire year	24	21 754	640	146	9	1 121	—	—
4218402	Mechanical power transmission supplies whsle								
	All establishments	159	700 311	26 760	6 403	607	47 494	591	608
	Establishments operated for the entire year	146	684 511	26 302	6 272	589	46 637	591	608
	Establishments with sales less than \$100,000	1	D	D	D	a	D	D	D
	Establishments with sales of \$100,000 to \$249,999	12	D	D	D	b	D	D	D
	Establishments with sales of \$250,000 to \$499,999	7	D	D	D	a	D	D	D
	Establishments with sales of \$500,000 to \$999,999	8	D	D	D	b	D	D	D
	Establishments with sales of \$1,000,000 to \$2,499,999	38	63 064	3 161	832	94	6 691	250	225
	Establishments with sales of \$2,500,000 to \$4,999,999	29	D	D	D	c	D	D	D
	Establishments with sales of \$5,000,000 to \$9,999,999	37	246 451	7 672	1 568	158	14 645	178	215
	Establishments with sales of \$10,000,000 to \$24,999,999	13	215 857	7 793	2 097	151	12 532	24	25
	Establishments with sales of \$25,000,000 or more	1	D	D	D	a	D	D	D
	Establishments not operated for the entire year	13	15 800	458	131	18	857	—	—
4218403	Welding supplies whsle								
	All establishments	24	60 895	1 610	435	45	3 762	154	137
	Establishments operated for the entire year	18	53 779	1 439	419	39	3 285	154	137
	Establishments with sales less than \$100,000	3	186	50	9	3	97	1	1
	Establishments with sales of \$100,000 to \$249,999	1	D	D	D	a	D	D	D

See footnotes at end of table.

Table 1. Sales Size of Establishments: 1997—Con.

[Includes only establishments with payroll. For meaning of abbreviations and symbols, see introductory text. For explanation of terms, see Appendix A. For method of assignment to categories shown, see Appendix C]

NAICS code	Sales sizes of establishments by type of operation and kind of business	Establishments (number)	Sales (\$1,000)	Annual payroll (\$1,000)	First-quarter payroll (\$1,000)	Paid employees for pay period including March 12 (number)	Operating expenses ¹ (\$1,000)	End-of-1996 inventories (\$1,000)	End-of-1997 inventories (\$1,000)
421	AGENTS, BROKERS, AND COMMISSION MERCHANTS—Con.								
	Wholesale trade, durable goods—Con.								
4218403	Welding supplies whsle—Con.								
	Establishments operated for the entire year—Con.								
	Establishments with sales of \$250,000 to \$499,999	1	D	D	D	a	D	D	D
	Establishments with sales of \$500,000 to \$999,999	4	D	D	D	a	D	D	D
	Establishments with sales of \$1,000,000 to \$2,499,999	3	4 237	278	65	8	596	16	5
	Establishments with sales of \$2,500,000 to \$4,999,999	2	D	D	D	a	D	D	D
	Establishments with sales of \$5,000,000 to \$9,999,999	2	D	D	D	a	D	D	D
	Establishments with sales of \$10,000,000 to \$24,999,999	2	D	D	D	a	D	D	D
	Establishments with sales of \$25,000,000 or more	—	—	—	—	—	—	—	—
	Establishments not operated for the entire year	6	7 116	171	16	6	477	—	—
4218404	Industrial containers & supplies whsle								
	All establishments	226	817 235	29 852	6 790	573	53 204	304	289
	Establishments operated for the entire year	187	D	D	D	f	D	D	D
	Establishments with sales less than \$100,000	9	D	D	D	a	D	D	D
	Establishments with sales of \$100,000 to \$249,999	23	3 743	1 147	257	32	1 944	—	—
	Establishments with sales of \$250,000 to \$499,999	15	5 178	817	217	22	1 429	8	7
	Establishments with sales of \$500,000 to \$999,999	25	D	D	D	b	D	D	D
	Establishments with sales of \$1,000,000 to \$2,499,999	37	63 346	3 760	805	95	7 440	63	34
	Establishments with sales of \$2,500,000 to \$4,999,999	30	107 235	4 884	1 189	101	8 621	5	31
	Establishments with sales of \$5,000,000 to \$9,999,999	26	D	D	D	b	D	D	D
	Establishments with sales of \$10,000,000 to \$24,999,999	20	295 622	7 014	1 913	115	10 919	136	145
	Establishments with sales of \$25,000,000 or more	2	D	D	D	b	D	D	D
	Establishments not operated for the entire year	39	D	D	D	a	D	D	D
4218405	Industrial valves & fittings (except fluid-power) whsle								
	All establishments	175	873 594	52 884	12 139	1 080	99 155	6 563	7 804
	Establishments operated for the entire year	167	D	D	D	g	D	D	D
	Establishments with sales less than \$100,000	4	278	92	23	6	140	—	—
	Establishments with sales of \$100,000 to \$249,999	9	D	D	D	a	D	D	D
	Establishments with sales of \$250,000 to \$499,999	14	D	D	D	b	D	D	D
	Establishments with sales of \$500,000 to \$999,999	21	15 693	1 749	443	54	2 838	139	104
	Establishments with sales of \$1,000,000 to \$2,499,999	41	67 432	6 687	1 603	153	11 631	924	1 163
	Establishments with sales of \$2,500,000 to \$4,999,999	20	74 506	6 215	1 486	128	11 126	619	1 065
	Establishments with sales of \$5,000,000 to \$9,999,999	34	241 867	13 740	3 053	270	24 745	1 603	1 922
	Establishments with sales of \$10,000,000 to \$24,999,999	21	D	D	D	e	D	D	D
	Establishments with sales of \$25,000,000 or more	3	D	D	D	c	D	D	D
	Establishments not operated for the entire year	8	D	D	D	a	D	D	D
4218406	Other industrial supplies whsle								
	All establishments	355	1 246 861	46 519	11 139	1 102	83 935	7 908	11 906
	Establishments operated for the entire year	326	1 215 146	45 726	11 054	1 089	82 426	7 908	11 906
	Establishments with sales less than \$100,000	21	1 319	426	96	28	738	—	—
	Establishments with sales of \$100,000 to \$249,999	39	D	D	D	b	D	D	D
	Establishments with sales of \$250,000 to \$499,999	35	D	D	D	b	D	D	D
	Establishments with sales of \$500,000 to \$999,999	34	24 221	2 941	612	79	5 624	24	297

See footnotes at end of table.

Table 1. Sales Size of Establishments: 1997—Con.

[Includes only establishments with payroll. For meaning of abbreviations and symbols, see introductory text. For explanation of terms, see Appendix A. For method of assignment to categories shown, see Appendix C]

NAICS code	Sales sizes of establishments by type of operation and kind of business	Establishments (number)	Sales (\$1,000)	Annual payroll (\$1,000)	First-quarter payroll (\$1,000)	Paid employees for pay period including March 12 (number)	Operating expenses ¹ (\$1,000)	End-of-1996 inventories (\$1,000)	End-of-1997 inventories (\$1,000)
421	AGENTS, BROKERS, AND COMMISSION MERCHANTS—Con.								
	Wholesale trade, durable goods—Con.								
4218406	Other industrial supplies whse—Con.								
	Establishments operated for the entire year—Con.								
	Establishments with sales of \$1,000,000 to \$2,499,999	72	114 684	7 340	1 926	190	13 485	835	937
	Establishments with sales of \$2,500,000 to \$4,999,999	60	211 375	8 780	2 003	187	14 960	96	120
	Establishments with sales of \$5,000,000 to \$9,999,999	38	256 674	8 590	1 783	248	15 894	930	1 015
	Establishments with sales of \$10,000,000 to \$24,999,999	21	327 454	8 394	1 721	131	15 209	1 049	1 255
	Establishments with sales of \$25,000,000 or more	6	259 935	5 857	2 151	105	10 264	4 878	8 163
	Establishments not operated for the entire year	29	31 715	793	85	13	1 509	—	—
42185	Service establishment equipment & supplies whse								
	All establishments	393	1 527 838	60 000	13 219	1 407	116 687	3 557	3 753
	Establishments operated for the entire year	347	D	D	D	g	D	D	D
	Establishments with sales less than \$100,000	19	D	D	D	b	D	D	D
	Establishments with sales of \$100,000 to \$249,999	42	D	D	D	b	D	D	D
	Establishments with sales of \$250,000 to \$499,999	36	D	D	D	b	D	D	D
	Establishments with sales of \$500,000 to \$999,999	37	D	D	D	c	D	D	D
	Establishments with sales of \$1,000,000 to \$2,499,999	63	104 147	6 704	1 545	177	13 063	418	516
	Establishments with sales of \$2,500,000 to \$4,999,999	63	224 079	9 057	1 788	263	17 733	332	506
	Establishments with sales of \$5,000,000 to \$9,999,999	54	367 879	13 438	3 027	288	23 437	925	742
	Establishments with sales of \$10,000,000 to \$24,999,999	27	D	D	D	e	D	D	D
	Establishments with sales of \$25,000,000 or more	6	D	D	D	b	D	D	D
	Establishments not operated for the entire year	46	D	D	D	b	D	D	D
421850	Service establishment equipment & supplies whse								
	All establishments	393	1 527 838	60 000	13 219	1 407	116 687	3 557	3 753
	Establishments operated for the entire year	347	D	D	D	g	D	D	D
	Establishments with sales less than \$100,000	19	D	D	D	b	D	D	D
	Establishments with sales of \$100,000 to \$249,999	42	D	D	D	b	D	D	D
	Establishments with sales of \$250,000 to \$499,999	36	D	D	D	b	D	D	D
	Establishments with sales of \$500,000 to \$999,999	37	D	D	D	c	D	D	D
	Establishments with sales of \$1,000,000 to \$2,499,999	63	104 147	6 704	1 545	177	13 063	418	516
	Establishments with sales of \$2,500,000 to \$4,999,999	63	224 079	9 057	1 788	263	17 733	332	506
	Establishments with sales of \$5,000,000 to \$9,999,999	54	367 879	13 438	3 027	288	23 437	925	742
	Establishments with sales of \$10,000,000 to \$24,999,999	27	D	D	D	e	D	D	D
	Establishments with sales of \$25,000,000 or more	6	D	D	D	b	D	D	D
	Establishments not operated for the entire year	46	D	D	D	b	D	D	D
4218501	Beauty & barber shop equipment & supplies whse								
	All establishments	53	D	D	D	c	D	D	D
	Establishments operated for the entire year	46	D	D	D	c	D	D	D
	Establishments with sales less than \$100,000	—	—	—	—	—	—	—	—
	Establishments with sales of \$100,000 to \$249,999	6	D	D	D	a	D	D	D
	Establishments with sales of \$250,000 to \$499,999	3	D	D	D	a	D	D	D
	Establishments with sales of \$500,000 to \$999,999	10	D	D	D	b	D	D	D
	Establishments with sales of \$1,000,000 to \$2,499,999	9	D	D	D	b	D	D	D

See footnotes at end of table.

Table 1. Sales Size of Establishments: 1997—Con.

[Includes only establishments with payroll. For meaning of abbreviations and symbols, see introductory text. For explanation of terms, see Appendix A. For method of assignment to categories shown, see Appendix C]

NAICS code	Sales sizes of establishments by type of operation and kind of business	Establishments (number)	Sales (\$1,000)	Annual payroll (\$1,000)	First-quarter payroll (\$1,000)	Paid employees for pay period including March 12 (number)	Operating expenses ¹ (\$1,000)	End-of-1996 inventories (\$1,000)	End-of-1997 inventories (\$1,000)
421	AGENTS, BROKERS, AND COMMISSION MERCHANTS—Con.								
	Wholesale trade, durable goods—Con.								
4218501	Beauty & barber shop equipment & supplies whsle—Con.								
	Establishments operated for the entire year—Con.								
	Establishments with sales of \$2,500,000 to \$4,999,999	5	D	D	D	a	D	D	D
	Establishments with sales of \$5,000,000 to \$9,999,999	8	D	D	D	b	D	D	D
	Establishments with sales of \$10,000,000 to \$24,999,999	3	D	D	D	a	D	D	D
	Establishments with sales of \$25,000,000 or more	2	D	D	D	b	D	D	D
	Establishments not operated for the entire year	7	D	D	D	a	D	D	D
4218502	Custodial, janitors' equipment & supplies whsle								
	All establishments	155	645 361	23 339	5 232	540	42 849	919	832
	Establishments operated for the entire year	138	D	D	D	f	D	D	D
	Establishments with sales less than \$100,000	7	D	D	D	a	D	D	D
	Establishments with sales of \$100,000 to \$249,999	15	2 253	505	137	24	902	25	25
	Establishments with sales of \$250,000 to \$499,999	17	5 588	1 067	231	35	2 107	106	96
	Establishments with sales of \$500,000 to \$999,999	7	D	D	D	b	D	D	D
	Establishments with sales of \$1,000,000 to \$2,499,999	25	43 587	1 980	415	54	3 543	60	80
	Establishments with sales of \$2,500,000 to \$4,999,999	26	91 990	3 000	673	83	6 146	18	10
	Establishments with sales of \$5,000,000 to \$9,999,999	23	D	D	D	c	D	D	D
	Establishments with sales of \$10,000,000 to \$24,999,999	17	D	D	D	c	D	D	D
	Establishments with sales of \$25,000,000 or more	1	D	D	D	a	D	D	D
	Establishments not operated for the entire year	17	D	D	D	b	D	D	D
4218503	Laundry & dry-cleaning equipment & supplies whsle								
	All establishments	17	26 904	1 064	239	34	2 604	211	216
	Establishments operated for the entire year	14	D	D	D	b	D	D	D
	Establishments with sales less than \$100,000	2	D	D	D	a	D	D	D
	Establishments with sales of \$100,000 to \$249,999	1	D	D	D	a	D	D	D
	Establishments with sales of \$250,000 to \$499,999	3	D	D	D	a	D	D	D
	Establishments with sales of \$500,000 to \$999,999	2	D	D	D	a	D	D	D
	Establishments with sales of \$1,000,000 to \$2,499,999	4	4 495	324	67	12	1 014	211	216
	Establishments with sales of \$2,500,000 to \$4,999,999	1	D	D	D	a	D	D	D
	Establishments with sales of \$5,000,000 to \$9,999,999	1	D	D	D	a	D	D	D
	Establishments with sales of \$10,000,000 to \$24,999,999	—	—	—	—	—	—	—	—
	Establishments with sales of \$25,000,000 or more	—	—	—	—	—	—	—	—
	Establishments not operated for the entire year	3	D	D	D	a	D	D	D
4218504	Other service establishment equipment & supplies whsle								
	All establishments	168	D	D	D	f	D	D	D
	Establishments operated for the entire year	149	D	D	D	f	D	D	D
	Establishments with sales less than \$100,000	10	D	D	D	a	D	D	D
	Establishments with sales of \$100,000 to \$249,999	20	D	D	D	b	D	D	D
	Establishments with sales of \$250,000 to \$499,999	13	D	D	D	b	D	D	D
	Establishments with sales of \$500,000 to \$999,999	18	D	D	D	b	D	D	D
	Establishments with sales of \$1,000,000 to \$2,499,999	25	D	D	D	b	D	D	D
	Establishments with sales of \$2,500,000 to \$4,999,999	31	D	D	D	c	D	D	D

See footnotes at end of table.

Table 1. Sales Size of Establishments: 1997—Con.

[Includes only establishments with payroll. For meaning of abbreviations and symbols, see introductory text. For explanation of terms, see Appendix A. For method of assignment to categories shown, see Appendix C.]

NAICS code	Sales sizes of establishments by type of operation and kind of business	Establishments (number)	Sales (\$1,000)	Annual payroll (\$1,000)	First-quarter payroll (\$1,000)	Paid employees for pay period including March 12 (number)	Operating expenses ¹ (\$1,000)	End-of-1996 inventories (\$1,000)	End-of-1997 inventories (\$1,000)
421	AGENTS, BROKERS, AND COMMISSION MERCHANTS—Con.								
	Wholesale trade, durable goods—Con.								
4218504	Other service establishment equipment & supplies whsle—Con.								
	Establishments operated for the entire year—Con.								
	Establishments with sales of \$5,000,000 to \$9,999,999	22	D	D	D	c	D	D	D
	Establishments with sales of \$10,000,000 to \$24,999,999	7	D	D	D	b	D	D	D
	Establishments with sales of \$25,000,000 or more	3	D	D	D	b	D	D	D
	Establishments not operated for the entire year	19	D	D	D	a	D	D	D
42186	Transportation equipment & supplies (exc motor vehicle) whsle								
	All establishments	453	3 576 194	75 903	15 004	1 276	143 945	12 152	11 903
	Establishments operated for the entire year	383	3 408 515	71 783	14 402	1 212	135 109	12 112	11 862
	Establishments with sales less than \$100,000	9	701	149	41	9	337	—	—
	Establishments with sales of \$100,000 to \$249,999	21	3 650	520	118	31	1 221	—	4
	Establishments with sales of \$250,000 to \$499,999	32	D	D	D	b	D	D	D
	Establishments with sales of \$500,000 to \$999,999	47	34 233	3 830	881	113	8 227	156	91
	Establishments with sales of \$1,000,000 to \$2,499,999	74	122 803	6 546	1 381	156	13 123	928	727
	Establishments with sales of \$2,500,000 to \$4,999,999	69	248 988	10 165	1 929	216	18 020	864	1 570
	Establishments with sales of \$5,000,000 to \$9,999,999	65	455 089	14 783	2 772	240	27 600	3 307	4 693
	Establishments with sales of \$10,000,000 to \$24,999,999	35	D	D	D	c	D	D	D
	Establishments with sales of \$25,000,000 or more	31	D	D	D	c	D	D	D
	Establishments not operated for the entire year	70	167 679	4 120	602	64	8 836	40	41
421860	Transportation equipment & supplies (exc motor vehicle) whsle								
	All establishments	453	3 576 194	75 903	15 004	1 276	143 945	12 152	11 903
	Establishments operated for the entire year	383	3 408 515	71 783	14 402	1 212	135 109	12 112	11 862
	Establishments with sales less than \$100,000	9	701	149	41	9	337	—	—
	Establishments with sales of \$100,000 to \$249,999	21	3 650	520	118	31	1 221	—	4
	Establishments with sales of \$250,000 to \$499,999	32	D	D	D	b	D	D	D
	Establishments with sales of \$500,000 to \$999,999	47	34 233	3 830	881	113	8 227	156	91
	Establishments with sales of \$1,000,000 to \$2,499,999	74	122 803	6 546	1 381	156	13 123	928	727
	Establishments with sales of \$2,500,000 to \$4,999,999	69	248 988	10 165	1 929	216	18 020	864	1 570
	Establishments with sales of \$5,000,000 to \$9,999,999	65	455 089	14 783	2 772	240	27 600	3 307	4 693
	Establishments with sales of \$10,000,000 to \$24,999,999	35	D	D	D	c	D	D	D
	Establishments with sales of \$25,000,000 or more	31	D	D	D	c	D	D	D
	Establishments not operated for the entire year	70	167 679	4 120	602	64	8 836	40	41
4218601	Aircraft & aeronautical equipment & supplies whsle								
	All establishments	274	2 670 245	49 794	9 139	756	94 828	11 427	10 882
	Establishments operated for the entire year	228	D	D	D	f	D	D	D
	Establishments with sales less than \$100,000	5	403	102	24	5	198	—	—
	Establishments with sales of \$100,000 to \$249,999	12	2 044	281	67	15	659	—	4
	Establishments with sales of \$250,000 to \$499,999	20	8 015	1 145	283	35	2 236	26	48
	Establishments with sales of \$500,000 to \$999,999	29	D	D	D	b	D	D	D
	Establishments with sales of \$1,000,000 to \$2,499,999	36	58 400	4 015	843	88	8 012	534	430

See footnotes at end of table.

Table 1. Sales Size of Establishments: 1997—Con.

[Includes only establishments with payroll. For meaning of abbreviations and symbols, see introductory text. For explanation of terms, see Appendix A. For method of assignment to categories shown, see Appendix C]

NAICS code	Sales sizes of establishments by type of operation and kind of business	Establishments (number)	Sales (\$1,000)	Annual payroll (\$1,000)	First-quarter payroll (\$1,000)	Paid employees for pay period including March 12 (number)	Operating expenses ¹ (\$1,000)	End-of-1996 inventories (\$1,000)	End-of-1997 inventories (\$1,000)
421	AGENTS, BROKERS, AND COMMISSION MERCHANTS—Con.								
	Wholesale trade, durable goods—Con.								
4218601	Aircraft & aeronautical equipment & supplies whsle—Con.								
	Establishments operated for the entire year—Con.								
	Establishments with sales of \$2,500,000 to \$4,999,999	44	158 464	6 620	1 277	142	11 668	864	1 570
	Establishments with sales of \$5,000,000 to \$9,999,999	38	270 788	8 851	1 538	148	17 360	3 021	4 053
	Establishments with sales of \$10,000,000 to \$24,999,999	21	D	D	D	b	D	D	D
	Establishments with sales of \$25,000,000 or more	23	D	D	D	c	D	D	D
	Establishments not operated for the entire year	46	D	D	D	b	D	D	D
4218602	Marine machinery, equipment, & supplies whsle								
	All establishments	100	D	D	D	e	D	D	D
	Establishments operated for the entire year	82	D	D	D	e	D	D	D
	Establishments with sales less than \$100,000	2	D	D	D	a	D	D	D
	Establishments with sales of \$100,000 to \$249,999	3	D	D	D	a	D	D	D
	Establishments with sales of \$250,000 to \$499,999	8	D	D	D	a	D	D	D
	Establishments with sales of \$500,000 to \$999,999	11	D	D	D	b	D	D	D
	Establishments with sales of \$1,000,000 to \$2,499,999	21	D	D	D	b	D	D	D
	Establishments with sales of \$2,500,000 to \$4,999,999	16	D	D	D	b	D	D	D
	Establishments with sales of \$5,000,000 to \$9,999,999	10	D	D	D	b	D	D	D
	Establishments with sales of \$10,000,000 to \$24,999,999	7	D	D	D	b	D	D	D
	Establishments with sales of \$25,000,000 or more	4	D	D	D	b	D	D	D
	Establishments not operated for the entire year	18	D	D	D	b	D	D	D
4218603	Other transportation equipment & supplies whsle								
	All establishments	79	D	D	D	c	D	D	D
	Establishments operated for the entire year	73	D	D	D	c	D	D	D
	Establishments with sales less than \$100,000	2	D	D	D	a	D	D	D
	Establishments with sales of \$100,000 to \$249,999	6	D	D	D	a	D	D	D
	Establishments with sales of \$250,000 to \$499,999	4	D	D	D	a	D	D	D
	Establishments with sales of \$500,000 to \$999,999	7	D	D	D	a	D	D	D
	Establishments with sales of \$1,000,000 to \$2,499,999	17	D	D	D	b	D	D	D
	Establishments with sales of \$2,500,000 to \$4,999,999	9	D	D	D	b	D	D	D
	Establishments with sales of \$5,000,000 to \$9,999,999	17	D	D	D	b	D	D	D
	Establishments with sales of \$10,000,000 to \$24,999,999	7	D	D	D	b	D	D	D
	Establishments with sales of \$25,000,000 or more	4	D	D	D	b	D	D	D
	Establishments not operated for the entire year	6	D	D	D	b	D	D	D
4219	Miscellaneous durable goods whsle								
	All establishments	3 564	D	D	D	j	D	D	D
	Establishments operated for the entire year	2 921	D	D	D	j	D	D	D
	Establishments with sales less than \$100,000	191	D	D	D	c	D	D	D
	Establishments with sales of \$100,000 to \$249,999	352	D	D	D	f	D	D	D
	Establishments with sales of \$250,000 to \$499,999	297	D	D	D	f	D	D	D
	Establishments with sales of \$500,000 to \$999,999	347	D	D	D	f	D	D	D
	Establishments with sales of \$1,000,000 to \$2,499,999	622	D	D	D	g	D	D	D
	Establishments with sales of \$2,500,000 to \$4,999,999	437	D	D	D	g	D	D	D

See footnotes at end of table.

Table 1. Sales Size of Establishments: 1997—Con.

[Includes only establishments with payroll. For meaning of abbreviations and symbols, see introductory text. For explanation of terms, see Appendix A. For method of assignment to categories shown, see Appendix C.]

NAICS code	Sales sizes of establishments by type of operation and kind of business	Establishments (number)	Sales (\$1,000)	Annual payroll (\$1,000)	First-quarter payroll (\$1,000)	Paid employees for pay period including March 12 (number)	Operating expenses ¹ (\$1,000)	End-of-1996 inventories (\$1,000)	End-of-1997 inventories (\$1,000)
421	AGENTS, BROKERS, AND COMMISSION MERCHANTS—Con.								
4219	Wholesale trade, durable goods—Con.								
	Miscellaneous durable goods whsle—Con.								
	Establishments operated for the entire year—Con.								
	Establishments with sales of \$5,000,000 to \$9,999,999	'296	D	D	D	g	D	D	D
	Establishments with sales of \$10,000,000 to \$24,999,999	'255	D	D	D	g	D	D	D
	Establishments with sales of \$25,000,000 or more	'124	D	D	D	g	D	D	D
	Establishments not operated for the entire year	'643	D	D	D	e	D	D	D
42191	Sporting & recreational goods & supplies whsle								
	All establishments	'1 066	'7 396 183	'179 242	'38 225	'3 495	358 894	30 078	33 795
	Establishments operated for the entire year	937	D	D	D	h	D	D	D
	Establishments with sales less than \$100,000	23	1 643	321	86	23	678	—	—
	Establishments with sales of \$100,000 to \$249,999	67	D	D	D	b	D	D	D
	Establishments with sales of \$250,000 to \$499,999	65	D	D	D	c	D	D	D
	Establishments with sales of \$500,000 to \$999,999	82	57 383	4 852	1 019	172	11 651	1 982	2 383
	Establishments with sales of \$1,000,000 to \$2,499,999	227	366 846	17 468	4 025	537	37 207	1 350	1 539
	Establishments with sales of \$2,500,000 to \$4,999,999	164	569 797	18 501	4 012	443	39 410	151	236
	Establishments with sales of \$5,000,000 to \$9,999,999	127	876 008	21 061	4 562	453	42 690	3 571	3 708
	Establishments with sales of \$10,000,000 to \$24,999,999	125	1 936 037	43 818	10 357	724	85 415	4 453	4 618
	Establishments with sales of \$25,000,000 or more	57	D	D	D	f	D	D	D
	Establishments not operated for the entire year	129	D	D	D	b	D	D	D
421910	Sporting & recreational goods & supplies whsle								
	All establishments	'1 066	'7 396 183	'179 242	'38 225	'3 495	358 894	30 078	33 795
	Establishments operated for the entire year	937	D	D	D	h	D	D	D
	Establishments with sales less than \$100,000	23	1 643	321	86	23	678	—	—
	Establishments with sales of \$100,000 to \$249,999	67	D	D	D	b	D	D	D
	Establishments with sales of \$250,000 to \$499,999	65	D	D	D	c	D	D	D
	Establishments with sales of \$500,000 to \$999,999	82	57 383	4 852	1 019	172	11 651	1 982	2 383
	Establishments with sales of \$1,000,000 to \$2,499,999	227	366 846	17 468	4 025	537	37 207	1 350	1 539
	Establishments with sales of \$2,500,000 to \$4,999,999	164	569 797	18 501	4 012	443	39 410	151	236
	Establishments with sales of \$5,000,000 to \$9,999,999	127	876 008	21 061	4 562	453	42 690	3 571	3 708
	Establishments with sales of \$10,000,000 to \$24,999,999	125	1 936 037	43 818	10 357	724	85 415	4 453	4 618
	Establishments with sales of \$25,000,000 or more	57	D	D	D	f	D	D	D
	Establishments not operated for the entire year	129	D	D	D	b	D	D	D
42192	Toy & hobby goods & supplies whsle								
	All establishments	413	D	D	D	g	D	D	D
	Establishments operated for the entire year	363	D	D	D	g	D	D	D
	Establishments with sales less than \$100,000	8	D	D	D	a	D	D	D
	Establishments with sales of \$100,000 to \$249,999	20	D	D	D	b	D	D	D
	Establishments with sales of \$250,000 to \$499,999	29	D	D	D	b	D	D	D
	Establishments with sales of \$500,000 to \$999,999	47	D	D	D	b	D	D	D
	Establishments with sales of \$1,000,000 to \$2,499,999	65	D	D	D	c	D	D	D
	Establishments with sales of \$2,500,000 to \$4,999,999	61	D	D	D	c	D	D	D
	Establishments with sales of \$5,000,000 to \$9,999,999	52	D	D	D	c	D	D	D

See footnotes at end of table.

Table 1. Sales Size of Establishments: 1997—Con.

[Includes only establishments with payroll. For meaning of abbreviations and symbols, see introductory text. For explanation of terms, see Appendix A. For method of assignment to categories shown, see Appendix C.]

NAICS code	Sales sizes of establishments by type of operation and kind of business	Establishments (number)	Sales (\$1,000)	Annual payroll (\$1,000)	First-quarter payroll (\$1,000)	Paid employees for pay period including March 12 (number)	Operating expenses ¹ (\$1,000)	End-of-1996 inventories (\$1,000)	End-of-1997 inventories (\$1,000)
421	AGENTS, BROKERS, AND COMMISSION MERCHANTS—Con.								
	Wholesale trade, durable goods—Con.								
42192	Toy & hobby goods & supplies whsle—Con.								
	Establishments operated for the entire year—Con.								
	Establishments with sales of \$10,000,000 to \$24,999,999	54	D	D	D	e	D	D	D
	Establishments with sales of \$25,000,000 or more	27	D	D	D	e	D	D	D
	Establishments not operated for the entire year	50	D	D	D	b	D	D	D
421920	Toy & hobby goods & supplies whsle								
	All establishments	413	D	D	D	g	D	D	D
	Establishments operated for the entire year	363	D	D	D	g	D	D	D
	Establishments with sales less than \$100,000	8	D	D	D	a	D	D	D
	Establishments with sales of \$100,000 to \$249,999	20	D	D	D	b	D	D	D
	Establishments with sales of \$250,000 to \$499,999	29	D	D	D	b	D	D	D
	Establishments with sales of \$500,000 to \$999,999	47	D	D	D	b	D	D	D
	Establishments with sales of \$1,000,000 to \$2,499,999	65	D	D	D	c	D	D	D
	Establishments with sales of \$2,500,000 to \$4,999,999	61	D	D	D	c	D	D	D
	Establishments with sales of \$5,000,000 to \$9,999,999	52	D	D	D	c	D	D	D
	Establishments with sales of \$10,000,000 to \$24,999,999	54	D	D	D	e	D	D	D
	Establishments with sales of \$25,000,000 or more	27	D	D	D	e	D	D	D
	Establishments not operated for the entire year	50	D	D	D	b	D	D	D
42193	Recyclable material whsle								
	All establishments	255	1 390 512	32 101	7 727	895	65 437	3 287	2 315
	Establishments operated for the entire year	211	1 329 080	30 250	7 575	864	61 402	3 287	2 075
	Establishments with sales less than \$100,000	27	1 677	585	140	40	929	24	25
	Establishments with sales of \$100,000 to \$249,999	25	4 057	1 070	226	44	1 747	55	57
	Establishments with sales of \$250,000 to \$499,999	23	8 163	926	273	40	1 793	73	29
	Establishments with sales of \$500,000 to \$999,999	25	18 231	2 048	457	62	4 509	189	55
	Establishments with sales of \$1,000,000 to \$2,499,999	49	78 783	6 254	1 522	235	12 541	407	489
	Establishments with sales of \$2,500,000 to \$4,999,999	22	81 087	2 884	597	68	5 800	441	558
	Establishments with sales of \$5,000,000 to \$9,999,999	16	105 217	3 515	931	132	6 700	1 034	638
	Establishments with sales of \$10,000,000 to \$24,999,999	8	129 074	3 462	812	47	6 986	624	224
	Establishments with sales of \$25,000,000 or more	16	902 791	9 506	2 617	196	20 397	440	—
	Establishments not operated for the entire year	44	61 432	1 851	152	31	4 035	—	240
421930	Recyclable material whsle								
	All establishments	255	1 390 512	32 101	7 727	895	65 437	3 287	2 315
	Establishments operated for the entire year	211	1 329 080	30 250	7 575	864	61 402	3 287	2 075
	Establishments with sales less than \$100,000	27	1 677	585	140	40	929	24	25
	Establishments with sales of \$100,000 to \$249,999	25	4 057	1 070	226	44	1 747	55	57
	Establishments with sales of \$250,000 to \$499,999	23	8 163	926	273	40	1 793	73	29
	Establishments with sales of \$500,000 to \$999,999	25	18 231	2 048	457	62	4 509	189	55
	Establishments with sales of \$1,000,000 to \$2,499,999	49	78 783	6 254	1 522	235	12 541	407	489
	Establishments with sales of \$2,500,000 to \$4,999,999	22	81 087	2 884	597	68	5 800	441	558
	Establishments with sales of \$5,000,000 to \$9,999,999	16	105 217	3 515	931	132	6 700	1 034	638
	Establishments with sales of \$10,000,000 to \$24,999,999	8	129 074	3 462	812	47	6 986	624	224
	Establishments with sales of \$25,000,000 or more	16	902 791	9 506	2 617	196	20 397	440	—

See footnotes at end of table.

Table 1. Sales Size of Establishments: 1997—Con.

[Includes only establishments with payroll. For meaning of abbreviations and symbols, see introductory text. For explanation of terms, see Appendix A. For method of assignment to categories shown, see Appendix C]

NAICS code	Sales sizes of establishments by type of operation and kind of business	Establishments (number)	Sales (\$1,000)	Annual payroll (\$1,000)	First-quarter payroll (\$1,000)	Paid employees for pay period including March 12 (number)	Operating expenses ¹ (\$1,000)	End-of-1996 inventories (\$1,000)	End-of-1997 inventories (\$1,000)
421	AGENTS, BROKERS, AND COMMISSION MERCHANTS—Con.								
	Wholesale trade, durable goods—Con.								
421930	Recyclable material whsle—Con.								
	Establishments not operated for the entire year	44	61 432	1 851	152	31	4 035	—	240
4219301	Iron & steel scrap processors & dealers								
	All establishments	77	775 486	13 625	3 790	419	31 238	1 266	824
	Establishments operated for the entire year	70	763 658	13 406	3 763	417	30 615	1 266	824
	Establishments with sales less than \$100,000	3	167	61	20	4	95	—	—
	Establishments with sales of \$100,000 to \$249,999	10	1 726	305	71	13	610	50	52
	Establishments with sales of \$250,000 to \$499,999	8	2 568	408	128	15	810	73	29
	Establishments with sales of \$500,000 to \$999,999	7	5 004	626	136	21	1 554	127	—
	Establishments with sales of \$1,000,000 to \$2,499,999	13	21 249	1 436	329	52	3 510	237	318
	Establishments with sales of \$2,500,000 to \$4,999,999	8	31 677	1 396	355	35	2 578	339	425
	Establishments with sales of \$5,000,000 to \$9,999,999	7	41 802	1 630	514	83	2 439	—	—
	Establishments with sales of \$10,000,000 to \$24,999,999	3	47 033	1 358	353	31	3 797	—	—
	Establishments with sales of \$25,000,000 or more	11	612 432	6 186	1 857	163	15 222	440	—
	Establishments not operated for the entire year	7	11 828	219	27	2	623	—	—
42193011	Iron & steel scrap processors (using power processing equipment)								
	All establishments	40	227 474	7 170	1 855	202	15 749	1 221	824
	Establishments operated for the entire year	37	217 347	7 067	1 840	201	15 407	1 221	824
	Establishments with sales less than \$100,000	1	D	D	D	a	D	D	D
	Establishments with sales of \$100,000 to \$249,999	8	D	D	D	a	D	D	D
	Establishments with sales of \$250,000 to \$499,999	5	1 670	198	71	8	502	28	29
	Establishments with sales of \$500,000 to \$999,999	5	D	D	D	a	D	D	D
	Establishments with sales of \$1,000,000 to \$2,499,999	4	6 138	955	206	32	1 776	237	318
	Establishments with sales of \$2,500,000 to \$4,999,999	6	D	D	D	b	D	D	D
	Establishments with sales of \$5,000,000 to \$9,999,999	4	21 531	971	322	51	1 056	—	—
	Establishments with sales of \$10,000,000 to \$24,999,999	2	D	D	D	b	D	D	D
	Establishments with sales of \$25,000,000 or more	2	D	D	D	b	D	D	D
	Establishments not operated for the entire year	3	10 127	103	15	1	342	—	—
42193012	Iron & steel scrap processors (not using power processing equip)								
	All establishments	37	548 012	6 455	1 935	217	15 489	45	—
	Establishments operated for the entire year	33	546 311	6 339	1 923	216	15 208	45	—
	Establishments with sales less than \$100,000	2	D	D	D	a	D	D	D
	Establishments with sales of \$100,000 to \$249,999	2	D	D	D	a	D	D	D
	Establishments with sales of \$250,000 to \$499,999	3	898	210	57	7	308	45	—
	Establishments with sales of \$500,000 to \$999,999	2	D	D	D	a	D	D	D
	Establishments with sales of \$1,000,000 to \$2,499,999	9	15 111	481	123	20	1 734	—	—
	Establishments with sales of \$2,500,000 to \$4,999,999	2	D	D	D	a	D	D	D
	Establishments with sales of \$5,000,000 to \$9,999,999	3	20 271	659	192	32	1 383	—	—
	Establishments with sales of \$10,000,000 to \$24,999,999	1	D	D	D	a	D	D	D
	Establishments with sales of \$25,000,000 or more	9	D	D	D	c	D	D	D
	Establishments not operated for the entire year	4	1 701	116	12	1	281	—	—

See footnotes at end of table.

Table 1. Sales Size of Establishments: 1997—Con.

[Includes only establishments with payroll. For meaning of abbreviations and symbols, see introductory text. For explanation of terms, see Appendix A. For method of assignment to categories shown, see Appendix C]

NAICS code	Sales sizes of establishments by type of operation and kind of business	Establishments (number)	Sales (\$1,000)	Annual payroll (\$1,000)	First-quarter payroll (\$1,000)	Paid employees for pay period including March 12 (number)	Operating expenses ¹ (\$1,000)	End-of-1996 inventories (\$1,000)	End-of-1997 inventories (\$1,000)
421	AGENTS, BROKERS, AND COMMISSION MERCHANTS—Con.								
	Wholesale trade, durable goods—Con.								
4219302	Recyclable paper & paperboard whsle								
	All establishments	49	207 845	6 689	1 595	191	11 867	162	187
	Establishments operated for the entire year	42	203 646	6 376	1 548	186	11 117	162	187
	Establishments with sales less than \$100,000	7	405	145	28	12	231	24	25
	Establishments with sales of \$100,000 to \$249,999	6	853	244	49	10	337	5	5
	Establishments with sales of \$250,000 to \$499,999	6	2 261	288	77	11	529	—	—
	Establishments with sales of \$500,000 to \$999,999	5	3 504	252	65	8	447	28	21
	Establishments with sales of \$1,000,000 to \$2,499,999	6	10 719	1 276	280	95	2 158	3	3
	Establishments with sales of \$2,500,000 to \$4,999,999	4	15 190	303	73	12	768	102	133
	Establishments with sales of \$5,000,000 to \$9,999,999	5	35 035	855	168	11	2 060	—	—
	Establishments with sales of \$10,000,000 to \$24,999,999	1	D	D	D	a	D	D	D
	Establishments with sales of \$25,000,000 or more	2	D	D	D	b	D	D	D
	Establishments not operated for the entire year	7	4 199	313	47	5	750	—	—
4219303	Other recyclable material whsle								
	All establishments	129	407 181	11 787	2 342	285	22 332	1 859	1 304
	Establishments operated for the entire year	99	361 776	10 468	2 264	261	19 670	1 859	1 064
	Establishments with sales less than \$100,000	17	1 105	379	92	24	603	—	—
	Establishments with sales of \$100,000 to \$249,999	9	1 478	521	106	21	800	—	—
	Establishments with sales of \$250,000 to \$499,999	9	3 334	230	68	14	454	—	—
	Establishments with sales of \$500,000 to \$999,999	13	9 723	1 170	256	33	2 508	34	34
	Establishments with sales of \$1,000,000 to \$2,499,999	30	46 815	3 542	913	88	6 873	167	168
	Establishments with sales of \$2,500,000 to \$4,999,999	10	34 220	1 185	169	21	2 454	—	—
	Establishments with sales of \$5,000,000 to \$9,999,999	4	28 380	1 030	249	38	2 201	1 034	638
	Establishments with sales of \$10,000,000 to \$24,999,999	4	D	D	D	a	D	D	D
	Establishments with sales of \$25,000,000 or more	3	D	D	D	a	D	D	D
	Establishments not operated for the entire year	30	45 405	1 319	78	24	2 662	—	240
42194	Jewelry/watch/silverware/precious stone, & precious metal whsle								
	All establishments	451	904 350	37 942	8 646	998	79 046	10 225	10 366
	Establishments operated for the entire year	375	D	D	D	f	D	D	D
	Establishments with sales less than \$100,000	35	D	D	D	b	D	D	D
	Establishments with sales of \$100,000 to \$249,999	59	D	D	D	c	D	D	D
	Establishments with sales of \$250,000 to \$499,999	49	D	D	D	c	D	D	D
	Establishments with sales of \$500,000 to \$999,999	55	D	D	D	c	D	D	D
	Establishments with sales of \$1,000,000 to \$2,499,999	80	122 129	7 260	1 888	232	16 524	1 096	1 465
	Establishments with sales of \$2,500,000 to \$4,999,999	58	D	D	D	c	D	D	D
	Establishments with sales of \$5,000,000 to \$9,999,999	20	D	D	D	b	D	D	D
	Establishments with sales of \$10,000,000 to \$24,999,999	17	D	D	D	b	D	D	D
	Establishments with sales of \$25,000,000 or more	2	D	D	D	a	D	D	D
	Establishments not operated for the entire year	76	D	D	D	b	D	D	D

See footnotes at end of table.

Table 1. Sales Size of Establishments: 1997—Con.

[Includes only establishments with payroll. For meaning of abbreviations and symbols, see introductory text. For explanation of terms, see Appendix A. For method of assignment to categories shown, see Appendix C.]

NAICS code	Sales sizes of establishments by type of operation and kind of business	Establishments (number)	Sales (\$1,000)	Annual payroll (\$1,000)	First-quarter payroll (\$1,000)	Paid employees for pay period including March 12 (number)	Operating expenses ¹ (\$1,000)	End-of-1996 inventories (\$1,000)	End-of-1997 inventories (\$1,000)
421	AGENTS, BROKERS, AND COMMISSION MERCHANTS—Con.								
421940	Wholesale trade, durable goods—Con.								
	Jewelry/watch/silverware/precious stone, & precious metal whsle								
	All establishments	451	904 350	37 942	8 646	998	79 046	10 225	10 366
	Establishments operated for the entire year	375	D	D	D	f	D	D	D
	Establishments with sales less than \$100,000	35	D	D	D	b	D	D	D
	Establishments with sales of \$100,000 to \$249,999	59	D	D	D	c	D	D	D
	Establishments with sales of \$250,000 to \$499,999	49	D	D	D	c	D	D	D
	Establishments with sales of \$500,000 to \$999,999	55	D	D	D	c	D	D	D
	Establishments with sales of \$1,000,000 to \$2,499,999	80	122 129	7 260	1 888	232	16 524	1 096	1 465
	Establishments with sales of \$2,500,000 to \$4,999,999	58	D	D	D	c	D	D	D
	Establishments with sales of \$5,000,000 to \$9,999,999	20	D	D	D	b	D	D	D
	Establishments with sales of \$10,000,000 to \$24,999,999	17	D	D	D	b	D	D	D
	Establishments with sales of \$25,000,000 or more	2	D	D	D	a	D	D	D
	Establishments not operated for the entire year	76	D	D	D	b	D	D	D
4219401	Jewelry, watch, diamonds, precious stone, & silverware whsle								
	All establishments	429	D	D	D	f	D	D	D
	Establishments operated for the entire year	357	D	D	D	f	D	D	D
	Establishments with sales less than \$100,000	34	D	D	D	b	D	D	D
	Establishments with sales of \$100,000 to \$249,999	55	D	D	D	b	D	D	D
	Establishments with sales of \$250,000 to \$499,999	47	D	D	D	b	D	D	D
	Establishments with sales of \$500,000 to \$999,999	54	D	D	D	c	D	D	D
	Establishments with sales of \$1,000,000 to \$2,499,999	77	D	D	D	c	D	D	D
	Establishments with sales of \$2,500,000 to \$4,999,999	53	D	D	D	c	D	D	D
	Establishments with sales of \$5,000,000 to \$9,999,999	19	D	D	D	b	D	D	D
	Establishments with sales of \$10,000,000 to \$24,999,999	16	D	D	D	b	D	D	D
	Establishments with sales of \$25,000,000 or more	2	D	D	D	a	D	D	D
	Establishments not operated for the entire year	72	D	D	D	b	D	D	D
4219402	Precious metal (excluding ores) whsle								
	All establishments	22	D	D	D	b	D	D	D
	Establishments operated for the entire year	18	D	D	D	b	D	D	D
	Establishments with sales less than \$100,000	1	D	D	D	a	D	D	D
	Establishments with sales of \$100,000 to \$249,999	4	D	D	D	a	D	D	D
	Establishments with sales of \$250,000 to \$499,999	2	D	D	D	a	D	D	D
	Establishments with sales of \$500,000 to \$999,999	1	D	D	D	a	D	D	D
	Establishments with sales of \$1,000,000 to \$2,499,999	3	D	D	D	a	D	D	D
	Establishments with sales of \$2,500,000 to \$4,999,999	5	D	D	D	a	D	D	D
	Establishments with sales of \$5,000,000 to \$9,999,999	1	D	D	D	a	D	D	D
	Establishments with sales of \$10,000,000 to \$24,999,999	1	D	D	D	a	D	D	D
	Establishments with sales of \$25,000,000 or more	—	—	—	—	—	—	—	—
	Establishments not operated for the entire year	4	D	D	D	a	D	D	D

See footnotes at end of table.

Table 1. Sales Size of Establishments: 1997—Con.

[Includes only establishments with payroll. For meaning of abbreviations and symbols, see introductory text. For explanation of terms, see Appendix A. For method of assignment to categories shown, see Appendix C]

NAICS code	Sales sizes of establishments by type of operation and kind of business	Establishments (number)	Sales (\$1,000)	Annual payroll (\$1,000)	First-quarter payroll (\$1,000)	Paid employees for pay period including March 12 (number)	Operating expenses (\$1,000)	End-of-1996 inventories (\$1,000)	End-of-1997 inventories (\$1,000)
421	AGENTS, BROKERS, AND COMMISSION MERCHANTS—Con.								
42199	Wholesale trade, durable goods—Con.								
	Other miscellaneous durable goods whsle								
	All establishments	1 379	3 700 167	118 715	26 462	3 545	243 319	4 924	4 196
	Establishments operated for the entire year	1 035	3 384 845	110 998	25 496	3 356	225 186	4 894	4 148
	Establishments with sales less than \$100,000	98	D	D	D	c	D	D	D
	Establishments with sales of \$100,000 to \$249,999	181	D	D	D	e	D	D	D
	Establishments with sales of \$250,000 to \$499,999	131	D	D	D	c	D	D	D
	Establishments with sales of \$500,000 to \$999,999	138	D	D	D	e	D	D	D
	Establishments with sales of \$1,000,000 to \$2,499,999	201	328 456	17 091	3 865	560	37 975	1 112	926
	Establishments with sales of \$2,500,000 to \$4,999,999	132	469 572	13 381	3 078	350	27 057	167	184
	Establishments with sales of \$5,000,000 to \$9,999,999	81	542 743	15 104	3 298	347	31 922	19	39
	Establishments with sales of \$10,000,000 to \$24,999,999	51	754 744	23 278	5 773	554	42 239	2 572	2 219
	Establishments with sales of \$25,000,000 or more	22	1 108 485	19 447	4 206	581	37 357	—	—
	Establishments not operated for the entire year	344	315 322	7 717	966	189	18 133	30	48
421990	Other miscellaneous durable goods whsle								
	All establishments	1 379	3 700 167	118 715	26 462	3 545	243 319	4 924	4 196
	Establishments operated for the entire year	1 035	3 384 845	110 998	25 496	3 356	225 186	4 894	4 148
	Establishments with sales less than \$100,000	98	D	D	D	c	D	D	D
	Establishments with sales of \$100,000 to \$249,999	181	D	D	D	e	D	D	D
	Establishments with sales of \$250,000 to \$499,999	131	D	D	D	c	D	D	D
	Establishments with sales of \$500,000 to \$999,999	138	D	D	D	e	D	D	D
	Establishments with sales of \$1,000,000 to \$2,499,999	201	328 456	17 091	3 865	560	37 975	1 112	926
	Establishments with sales of \$2,500,000 to \$4,999,999	132	469 572	13 381	3 078	350	27 057	167	184
	Establishments with sales of \$5,000,000 to \$9,999,999	81	542 743	15 104	3 298	347	31 922	19	39
	Establishments with sales of \$10,000,000 to \$24,999,999	51	754 744	23 278	5 773	554	42 239	2 572	2 219
	Establishments with sales of \$25,000,000 or more	22	1 108 485	19 447	4 206	581	37 357	—	—
	Establishments not operated for the entire year	344	315 322	7 717	966	189	18 133	30	48
4219901	Musical instruments & supplies whsle								
	All establishments	64	120 890	4 958	1 212	137	13 136	121	80
	Establishments operated for the entire year	47	102 826	4 628	1 176	122	12 181	121	48
	Establishments with sales less than \$100,000	3	192	30	9	3	100	—	—
	Establishments with sales of \$100,000 to \$249,999	12	2 023	286	77	16	562	100	9
	Establishments with sales of \$250,000 to \$499,999	4	1 542	177	39	4	449	—	—
	Establishments with sales of \$500,000 to \$999,999	4	2 699	214	38	8	603	—	—
	Establishments with sales of \$1,000,000 to \$2,499,999	8	11 246	555	123	21	1 315	5	7
	Establishments with sales of \$2,500,000 to \$4,999,999	9	D	D	D	b	D	D	D
	Establishments with sales of \$5,000,000 to \$9,999,999	5	D	D	D	b	D	D	D
	Establishments with sales of \$10,000,000 to \$24,999,999	2	D	D	D	a	D	D	D
	Establishments with sales of \$25,000,000 or more	—	—	—	—	—	—	—	—
	Establishments not operated for the entire year	17	18 064	330	36	15	955	—	32
4219902	Forest products (except lumber) whsle								
	All establishments	188	715 205	15 414	3 491	462	31 701	179	212

See footnotes at end of table.

Table 1. Sales Size of Establishments: 1997—Con.

[Includes only establishments with payroll. For meaning of abbreviations and symbols, see introductory text. For explanation of terms, see Appendix A. For method of assignment to categories shown, see Appendix C.]

NAICS code	Sales sizes of establishments by type of operation and kind of business	Establishments (number)	Sales (\$1,000)	Annual payroll (\$1,000)	First-quarter payroll (\$1,000)	Paid employees for pay period including March 12 (number)	Operating expenses ¹ (\$1,000)	End-of-1996 inventories (\$1,000)	End-of-1997 inventories (\$1,000)
421	AGENTS, BROKERS, AND COMMISSION MERCHANTS—Con.								
	Wholesale trade, durable goods—Con.								
4219902	Forest products (except lumber) whsle—Con.								
	Establishments operated for the entire year	141	667 903	14 668	3 385	439	30 106	179	212
	Establishments with sales less than \$100,000	11	697	92	25	14	308	22	19
	Establishments with sales of \$100,000 to \$249,999	14	2 411	386	116	20	849	20	21
	Establishments with sales of \$250,000 to \$499,999	14	5 045	498	82	19	1 458	79	111
	Establishments with sales of \$500,000 to \$999,999	22	15 648	1 192	256	37	2 649	24	27
	Establishments with sales of \$1,000,000 to \$2,499,999	36	56 811	2 242	591	97	4 508	2	13
	Establishments with sales of \$2,500,000 to \$4,999,999	22	79 760	2 329	547	63	4 187	32	21
	Establishments with sales of \$5,000,000 to \$9,999,999	8	53 594	1 339	235	42	2 645	—	—
	Establishments with sales of \$10,000,000 to \$24,999,999	11	168 620	4 339	1 003	99	8 381	—	—
	Establishments with sales of \$25,000,000 or more	3	285 317	2 251	530	48	5 121	—	—
	Establishments not operated for the entire year	47	47 302	746	106	23	1 595	—	—
4219903	General merchandise (durable goods) whsle								
	All establishments	514	D	D	D	g	D	D	D
	Establishments operated for the entire year	402	D	D	D	g	D	D	D
	Establishments with sales less than \$100,000	50	D	D	D	b	D	D	D
	Establishments with sales of \$100,000 to \$249,999	78	D	D	D	c	D	D	D
	Establishments with sales of \$250,000 to \$499,999	47	D	D	D	b	D	D	D
	Establishments with sales of \$500,000 to \$999,999	56	D	D	D	c	D	D	D
	Establishments with sales of \$1,000,000 to \$2,499,999	66	D	D	D	c	D	D	D
	Establishments with sales of \$2,500,000 to \$4,999,999	40	D	D	D	c	D	D	D
	Establishments with sales of \$5,000,000 to \$9,999,999	36	D	D	D	c	D	D	D
	Establishments with sales of \$10,000,000 to \$24,999,999	19	D	D	D	e	D	D	D
	Establishments with sales of \$25,000,000 or more	10	D	D	D	e	D	D	D
	Establishments not operated for the entire year	112	D	D	D	b	D	D	D
4219904	Prerecorded media whsle								
	All establishments	140	321 738	11 830	3 438	416	28 590	511	615
	Establishments operated for the entire year	102	D	D	D	e	D	D	D
	Establishments with sales less than \$100,000	6	492	111	30	7	271	—	—
	Establishments with sales of \$100,000 to \$249,999	20	3 430	454	116	28	931	17	17
	Establishments with sales of \$250,000 to \$499,999	12	4 146	493	117	23	1 056	9	17
	Establishments with sales of \$500,000 to \$999,999	13	D	D	D	b	D	D	D
	Establishments with sales of \$1,000,000 to \$2,499,999	23	D	D	D	b	D	D	D
	Establishments with sales of \$2,500,000 to \$4,999,999	10	D	D	D	a	D	D	D
	Establishments with sales of \$5,000,000 to \$9,999,999	11	D	D	D	b	D	D	D
	Establishments with sales of \$10,000,000 to \$24,999,999	5	D	D	D	b	D	D	D
	Establishments with sales of \$25,000,000 or more	2	D	D	D	a	D	D	D
	Establishments not operated for the entire year	38	D	D	D	b	D	D	D
42199041	Compact discs/prerecorded audio tapes, & phonograph records whsle								
	All establishments	124	D	D	D	e	D	D	D

See footnotes at end of table.

Table 1. Sales Size of Establishments: 1997—Con.

[Includes only establishments with payroll. For meaning of abbreviations and symbols, see introductory text. For explanation of terms, see Appendix A. For method of assignment to categories shown, see Appendix C.]

NAICS code	Sales sizes of establishments by type of operation and kind of business	Establishments (number)	Sales (\$1,000)	Annual payroll (\$1,000)	First-quarter payroll (\$1,000)	Paid employees for pay period including March 12 (number)	Operating expenses ¹ (\$1,000)	End-of-1996 inventories (\$1,000)	End-of-1997 inventories (\$1,000)
421	AGENTS, BROKERS, AND COMMISSION MERCHANTS—Con.								
	Wholesale trade, durable goods—Con.								
42199041	Compact discs/prerecorded audio tapes, & phonograph records whsle—Con.								
	Establishments operated for the entire year	86	D	D	D	e	D	D	D
	Establishments with sales less than \$100,000	6	D	D	D	a	D	D	D
	Establishments with sales of \$100,000 to \$249,999	18	D	D	D	b	D	D	D
	Establishments with sales of \$250,000 to \$499,999	11	D	D	D	b	D	D	D
	Establishments with sales of \$500,000 to \$999,999	13	D	D	D	b	D	D	D
	Establishments with sales of \$1,000,000 to \$2,499,999	17	D	D	D	b	D	D	D
	Establishments with sales of \$2,500,000 to \$4,999,999	7	D	D	D	a	D	D	D
	Establishments with sales of \$5,000,000 to \$9,999,999	8	D	D	D	b	D	D	D
	Establishments with sales of \$10,000,000 to \$24,999,999	4	D	D	D	b	D	D	D
	Establishments with sales of \$25,000,000 or more	2	D	D	D	a	D	D	D
	Establishments not operated for the entire year	38	D	D	D	b	D	D	D
42199042	Prerecorded video tapes whsle								
	All establishments	16	D	D	D	b	D	D	D
	Establishments operated for the entire year	16	D	D	D	b	D	D	D
	Establishments with sales less than \$100,000	—	—	—	—	—	—	—	—
	Establishments with sales of \$100,000 to \$249,999	2	D	D	D	a	D	D	D
	Establishments with sales of \$250,000 to \$499,999	1	D	D	D	a	D	D	D
	Establishments with sales of \$500,000 to \$999,999	—	—	—	—	—	—	—	—
	Establishments with sales of \$1,000,000 to \$2,499,999	6	D	D	D	a	D	D	D
	Establishments with sales of \$2,500,000 to \$4,999,999	3	D	D	D	a	D	D	D
	Establishments with sales of \$5,000,000 to \$9,999,999	3	D	D	D	a	D	D	D
	Establishments with sales of \$10,000,000 to \$24,999,999	1	D	D	D	a	D	D	D
	Establishments with sales of \$25,000,000 or more	—	—	—	—	—	—	—	—
	Establishments not operated for the entire year	—	—	—	—	—	—	—	—
4219905	Fire extinguishers & fire safety equipment whsle								
	All establishments	72	D	D	D	c	D	D	D
	Establishments operated for the entire year	45	D	D	D	c	D	D	D
	Establishments with sales less than \$100,000	4	D	D	D	a	D	D	D
	Establishments with sales of \$100,000 to \$249,999	11	D	D	D	b	D	D	D
	Establishments with sales of \$250,000 to \$499,999	6	D	D	D	a	D	D	D
	Establishments with sales of \$500,000 to \$999,999	5	D	D	D	a	D	D	D
	Establishments with sales of \$1,000,000 to \$2,499,999	13	D	D	D	b	D	D	D
	Establishments with sales of \$2,500,000 to \$4,999,999	2	D	D	D	a	D	D	D
	Establishments with sales of \$5,000,000 to \$9,999,999	1	D	D	D	a	D	D	D
	Establishments with sales of \$10,000,000 to \$24,999,999	2	D	D	D	a	D	D	D
	Establishments with sales of \$25,000,000 or more	1	D	D	D	a	D	D	D
	Establishments not operated for the entire year	27	D	D	D	a	D	D	D
4219906	Other durable goods whsle								
	All establishments	401	1 010 358	31 983	6 442	877	67 929	941	743

See footnotes at end of table.

Table 1. Sales Size of Establishments: 1997—Con.

[Includes only establishments with payroll. For meaning of abbreviations and symbols, see introductory text. For explanation of terms, see Appendix A. For method of assignment to categories shown, see Appendix C.]

NAICS code	Sales sizes of establishments by type of operation and kind of business	Establishments (number)	Sales (\$1,000)	Annual payroll (\$1,000)	First-quarter payroll (\$1,000)	Paid employees for pay period including March 12 (number)	Operating expenses ¹ (\$1,000)	End-of-1996 inventories (\$1,000)	End-of-1997 inventories (\$1,000)
421	AGENTS, BROKERS, AND COMMISSION MERCHANTS—Con.								
	Wholesale trade, durable goods—Con.								
4219906	Other durable goods whsle—Con.								
	Establishments operated for the entire year	298	D	D	D	f	D	D	D
	Establishments with sales less than \$100,000	24	D	D	D	b	D	D	D
	Establishments with sales of \$100,000 to \$249,999	46	D	D	D	b	D	D	D
	Establishments with sales of \$250,000 to \$499,999	48	D	D	D	b	D	D	D
	Establishments with sales of \$500,000 to \$999,999	38	D	D	D	b	D	D	D
	Establishments with sales of \$1,000,000 to \$2,499,999	55	93 305	5 061	1 186	149	11 540	370	330
	Establishments with sales of \$2,500,000 to \$4,999,999	49	176 914	4 724	1 126	118	9 440	60	88
	Establishments with sales of \$5,000,000 to \$9,999,999	20	D	D	D	b	D	D	D
	Establishments with sales of \$10,000,000 to \$24,999,999	12	D	D	D	b	D	D	D
	Establishments with sales of \$25,000,000 or more	6	D	D	D	c	D	D	D
	Establishments not operated for the entire year	103	D	D	D	b	D	D	D
422	Wholesale trade, nondurable goods								
	All establishments	15 813	'210 280 732	3 860 234	881 785	121 102	7 159 777	146 688	171 062
	Establishments operated for the entire year	13 426	198 184 360	3 648 870	838 585	113 724	6 727 928	145 990	162 521
	Establishments with sales less than \$100,000	700	43 773	12 468	3 173	891	22 646	169	90
	Establishments with sales of \$100,000 to \$249,999	1 272	210 044	47 664	11 147	2 148	89 357	1 480	1 383
	Establishments with sales of \$250,000 to \$499,999	1 112	397 724	49 601	11 399	2 189	106 755	1 958	2 044
	Establishments with sales of \$500,000 to \$999,999	1 378	992 145	89 862	21 195	3 526	188 331	5 829	5 657
	Establishments with sales of \$1,000,000 to \$2,499,999	2 310	3 738 169	200 064	46 018	6 944	417 749	12 643	12 643
	Establishments with sales of \$2,500,000 to \$4,999,999	1 808	6 360 434	215 649	48 330	6 875	435 121	12 884	14 297
	Establishments with sales of \$5,000,000 to \$9,999,999	1 713	11 978 804	308 445	70 801	9 907	591 604	11 898	14 918
	Establishments with sales of \$10,000,000 to \$24,999,999	1 706	26 499 755	548 301	126 475	18 979	1 040 100	20 935	27 142
	Establishments with sales of \$25,000,000 or more	1 427	147 963 512	2 176 816	500 047	62 265	3 836 265	78 194	84 347
	Establishments not operated for the entire year	2 387	12 096 372	211 364	43 200	7 378	431 849	698	8 541
4221	Paper & paper product whsle								
	All establishments	1 566	7 602 771	242 505	56 581	5 335	452 024	17 175	18 681
	Establishments operated for the entire year	1 392	7 338 641	234 835	54 873	5 170	436 385	17 166	18 679
	Establishments with sales less than \$100,000	102	6 426	1 812	485	137	3 250	—	2
	Establishments with sales of \$100,000 to \$249,999	177	29 287	7 641	1 656	285	13 253	164	240
	Establishments with sales of \$250,000 to \$499,999	156	56 108	7 073	1 664	286	15 066	109	145
	Establishments with sales of \$500,000 to \$999,999	218	156 746	15 677	3 593	555	32 054	663	687
	Establishments with sales of \$1,000,000 to \$2,499,999	265	437 366	35 033	8 246	920	70 305	2 570	2 939
	Establishments with sales of \$2,500,000 to \$4,999,999	146	513 016	23 276	4 973	506	42 993	395	293
	Establishments with sales of \$5,000,000 to \$9,999,999	166	1 171 628	34 962	7 916	613	60 576	888	1 327
	Establishments with sales of \$10,000,000 to \$24,999,999	106	1 605 061	36 399	8 668	605	67 589	745	583
	Establishments with sales of \$25,000,000 or more	56	3 363 003	72 962	17 672	1 263	131 299	11 632	12 463
	Establishments not operated for the entire year	174	264 130	7 670	1 708	165	15 639	9	2
42211	Printing & writing paper whsle								
	All establishments	177	1 378 150	33 353	7 722	616	69 098	12 457	13 426
	Establishments operated for the entire year	154	1 317 314	32 487	7 675	603	66 069	12 457	13 426
	Establishments with sales less than \$100,000	8	433	106	20	11	211	—	—
	Establishments with sales of \$100,000 to \$249,999	19	D	D	D	b	D	D	D

See footnotes at end of table.

Table 1. Sales Size of Establishments: 1997—Con.

[Includes only establishments with payroll. For meaning of abbreviations and symbols, see introductory text. For explanation of terms, see Appendix A. For method of assignment to categories shown, see Appendix C.]

NAICS code	Sales sizes of establishments by type of operation and kind of business	Establishments (number)	Sales (\$1,000)	Annual payroll (\$1,000)	First-quarter payroll (\$1,000)	Paid employees for pay period including March 12 (number)	Operating expenses ¹ (\$1,000)	End-of-1996 inventories (\$1,000)	End-of-1997 inventories (\$1,000)
422	AGENTS, BROKERS, AND COMMISSION MERCHANTS—Con.								
	Wholesale trade, nondurable goods—Con.								
42211	Printing & writing paper whsle—Con.								
	Establishments operated for the entire year—Con.								
	Establishments with sales of \$250,000 to \$499,999	21	D	D	D	b	D	D	D
	Establishments with sales of \$500,000 to \$999,999	35	24 843	2 601	598	92	4 984	95	132
	Establishments with sales of \$1,000,000 to \$2,499,999	21	36 551	3 196	798	91	6 237	663	697
	Establishments with sales of \$2,500,000 to \$4,999,999	13	49 588	4 039	905	65	6 678	42	28
	Establishments with sales of \$5,000,000 to \$9,999,999	11	78 111	2 424	460	29	3 843	—	40
	Establishments with sales of \$10,000,000 to \$24,999,999	16	230 556	3 764	949	42	9 335	28	29
	Establishments with sales of \$25,000,000 or more	10	886 557	14 784	3 575	196	31 828	11 598	12 442
	Establishments not operated for the entire year	23	60 836	866	47	13	3 029	—	—
422110	Printing & writing paper whsle								
	All establishments	177	1 378 150	33 353	7 722	616	69 098	12 457	13 426
	Establishments operated for the entire year	154	1 317 314	32 487	7 675	603	66 069	12 457	13 426
	Establishments with sales less than \$100,000	8	433	106	20	11	211	—	—
	Establishments with sales of \$100,000 to \$249,999	19	D	D	D	b	D	D	D
	Establishments with sales of \$250,000 to \$499,999	21	D	D	D	b	D	D	D
	Establishments with sales of \$500,000 to \$999,999	35	24 843	2 601	598	92	4 984	95	132
	Establishments with sales of \$1,000,000 to \$2,499,999	21	36 551	3 196	798	91	6 237	663	697
	Establishments with sales of \$2,500,000 to \$4,999,999	13	49 588	4 039	905	65	6 678	42	28
	Establishments with sales of \$5,000,000 to \$9,999,999	11	78 111	2 424	460	29	3 843	—	40
	Establishments with sales of \$10,000,000 to \$24,999,999	16	230 556	3 764	949	42	9 335	28	29
	Establishments with sales of \$25,000,000 or more	10	886 557	14 784	3 575	196	31 828	11 598	12 442
	Establishments not operated for the entire year	23	60 836	866	47	13	3 029	—	—
42212	Stationery & office supplies whsle								
	All establishments	735	2 201 547	87 722	20 721	2 443	168 995	1 950	2 073
	Establishments operated for the entire year	668	2 143 538	85 155	20 187	2 381	164 155	1 950	2 073
	Establishments with sales less than \$100,000	62	3 799	1 008	276	82	1 896	—	—
	Establishments with sales of \$100,000 to \$249,999	109	D	D	D	c	D	D	D
	Establishments with sales of \$250,000 to \$499,999	101	D	D	D	c	D	D	D
	Establishments with sales of \$500,000 to \$999,999	121	D	D	D	e	D	D	D
	Establishments with sales of \$1,000,000 to \$2,499,999	130	208 830	19 197	4 521	515	38 151	1 113	1 279
	Establishments with sales of \$2,500,000 to \$4,999,999	46	157 033	7 611	1 739	186	14 506	180	110
	Establishments with sales of \$5,000,000 to \$9,999,999	51	370 499	10 444	2 412	200	18 516	52	27
	Establishments with sales of \$10,000,000 to \$24,999,999	32	490 834	12 665	2 867	218	22 889	—	—
	Establishments with sales of \$25,000,000 or more	16	771 938	15 755	4 113	497	30 020	—	—
	Establishments not operated for the entire year	67	58 009	2 567	534	62	4 840	—	—
422120	Stationery & office supplies whsle								
	All establishments	735	2 201 547	87 722	20 721	2 443	168 995	1 950	2 073
	Establishments operated for the entire year	668	2 143 538	85 155	20 187	2 381	164 155	1 950	2 073
	Establishments with sales less than \$100,000	62	3 799	1 008	276	82	1 896	—	—
	Establishments with sales of \$100,000 to \$249,999	109	D	D	D	c	D	D	D
	Establishments with sales of \$250,000 to \$499,999	101	D	D	D	c	D	D	D
	Establishments with sales of \$500,000 to \$999,999	121	D	D	D	e	D	D	D

See footnotes at end of table.

Table 1. Sales Size of Establishments: 1997—Con.

[Includes only establishments with payroll. For meaning of abbreviations and symbols, see introductory text. For explanation of terms, see Appendix A. For method of assignment to categories shown, see Appendix C]

NAICS code	Sales sizes of establishments by type of operation and kind of business	Establishments (number)	Sales (\$1,000)	Annual payroll (\$1,000)	First-quarter payroll (\$1,000)	Paid employees for pay period including March 12 (number)	Operating expenses ¹ (\$1,000)	End-of-1996 inventories (\$1,000)	End-of-1997 inventories (\$1,000)
422	AGENTS, BROKERS, AND COMMISSION MERCHANTS—Con.								
	Wholesale trade, nondurable goods—Con.								
422120	Stationery & office supplies whsle—Con.								
	Establishments operated for the entire year—Con.								
	Establishments with sales of \$1,000,000 to \$2,499,999	130	208 830	19 197	4 521	515	38 151	1 113	1 279
	Establishments with sales of \$2,500,000 to \$4,999,999	46	157 033	7 611	1 739	186	14 506	180	110
	Establishments with sales of \$5,000,000 to \$9,999,999	51	370 499	10 444	2 412	200	18 516	52	27
	Establishments with sales of \$10,000,000 to \$24,999,999	32	490 834	12 665	2 867	218	22 889	—	—
	Establishments with sales of \$25,000,000 or more	16	771 938	15 755	4 113	497	30 020	—	—
	Establishments not operated for the entire year	67	58 009	2 567	534	62	4 840	—	—
42213	Industrial & personal service paper whsle								
	All establishments	654	4 023 074	121 430	28 138	2 276	213 931	2 768	3 182
	Establishments operated for the entire year	570	3 877 789	117 193	27 011	2 186	206 161	2 759	3 180
	Establishments with sales less than \$100,000	32	2 194	698	189	44	1 143	—	2
	Establishments with sales of \$100,000 to \$249,999	49	8 038	2 693	556	81	4 159	—	—
	Establishments with sales of \$250,000 to \$499,999	34	D	D	D	b	D	D	D
	Establishments with sales of \$500,000 to \$999,999	62	D	D	D	c	D	D	D
	Establishments with sales of \$1,000,000 to \$2,499,999	114	191 985	12 640	2 927	314	25 917	794	963
	Establishments with sales of \$2,500,000 to \$4,999,999	87	306 395	11 626	2 329	255	21 809	173	155
	Establishments with sales of \$5,000,000 to \$9,999,999	104	723 018	22 094	5 044	384	38 217	836	1 260
	Establishments with sales of \$10,000,000 to \$24,999,999	58	883 671	19 970	4 852	345	35 365	717	554
	Establishments with sales of \$25,000,000 or more	30	1 704 508	42 423	9 984	570	69 451	34	21
	Establishments not operated for the entire year	84	145 285	4 237	1 127	90	7 770	9	2
422130	Industrial & personal service paper whsle								
	All establishments	654	4 023 074	121 430	28 138	2 276	213 931	2 768	3 182
	Establishments operated for the entire year	570	3 877 789	117 193	27 011	2 186	206 161	2 759	3 180
	Establishments with sales less than \$100,000	32	2 194	698	189	44	1 143	—	2
	Establishments with sales of \$100,000 to \$249,999	49	8 038	2 693	556	81	4 159	—	—
	Establishments with sales of \$250,000 to \$499,999	34	D	D	D	b	D	D	D
	Establishments with sales of \$500,000 to \$999,999	62	D	D	D	c	D	D	D
	Establishments with sales of \$1,000,000 to \$2,499,999	114	191 985	12 640	2 927	314	25 917	794	963
	Establishments with sales of \$2,500,000 to \$4,999,999	87	306 395	11 626	2 329	255	21 809	173	155
	Establishments with sales of \$5,000,000 to \$9,999,999	104	723 018	22 094	5 044	384	38 217	836	1 260
	Establishments with sales of \$10,000,000 to \$24,999,999	58	883 671	19 970	4 852	345	35 365	717	554
	Establishments with sales of \$25,000,000 or more	30	1 704 508	42 423	9 984	570	69 451	34	21
	Establishments not operated for the entire year	84	145 285	4 237	1 127	90	7 770	9	2
4222	Drugs, & druggists' sundries whsle								
	All establishments	445	5 451 128	113 644	23 300	2 526	234 947	5 047	5 164
	Establishments operated for the entire year	363	5 215 100	108 011	22 044	2 360	222 453	4 746	4 854
	Establishments with sales less than \$100,000	4	D	D	D	a	D	D	D
	Establishments with sales of \$100,000 to \$249,999	32	D	D	D	b	D	D	D
	Establishments with sales of \$250,000 to \$499,999	30	D	D	D	b	D	D	D
	Establishments with sales of \$500,000 to \$999,999	47	34 374	3 006	683	102	6 743	44	43
	Establishments with sales of \$1,000,000 to \$2,499,999	72	114 219	5 489	1 207	184	11 274	951	864

See footnotes at end of table.

Table 1. Sales Size of Establishments: 1997—Con.

[Includes only establishments with payroll. For meaning of abbreviations and symbols, see introductory text. For explanation of terms, see Appendix A. For method of assignment to categories shown, see Appendix C]

NAICS code	Sales sizes of establishments by type of operation and kind of business	Establishments (number)	Sales (\$1,000)	Annual payroll (\$1,000)	First-quarter payroll (\$1,000)	Paid employees for pay period including March 12 (number)	Operating expenses ¹ (\$1,000)	End-of-1996 inventories (\$1,000)	End-of-1997 inventories (\$1,000)
422	AGENTS, BROKERS, AND COMMISSION MERCHANTS—Con.								
	Wholesale trade, nondurable goods—Con.								
4222	Drugs, & druggists' sundries whsle—Con.								
	Establishments operated for the entire year—Con.								
	Establishments with sales of \$2,500,000 to \$4,999,999	50	180 932	6 642	1 513	207	14 078	338	297
	Establishments with sales of \$5,000,000 to \$9,999,999	43	306 072	9 705	2 069	198	18 535	550	704
	Establishments with sales of \$10,000,000 to \$24,999,999	39	615 934	12 911	2 986	234	24 786	325	339
	Establishments with sales of \$25,000,000 or more	46	3 948 319	68 518	13 177	1 343	143 327	2 454	2 530
	Establishments not operated for the entire year	82	236 028	5 633	1 256	166	12 494	301	310
42221	Drugs, & druggists' sundries whsle								
	All establishments	445	5 451 128	113 644	23 300	2 526	234 947	5 047	5 164
	Establishments operated for the entire year	363	5 215 100	108 011	22 044	2 360	222 453	4 746	4 854
	Establishments with sales less than \$100,000	4	D	D	D	a	D	D	D
	Establishments with sales of \$100,000 to \$249,999	32	D	D	D	b	D	D	D
	Establishments with sales of \$250,000 to \$499,999	30	D	D	D	b	D	D	D
	Establishments with sales of \$500,000 to \$999,999	47	34 374	3 006	683	102	6 743	44	43
	Establishments with sales of \$1,000,000 to \$2,499,999	72	114 219	5 489	1 207	184	11 274	951	864
	Establishments with sales of \$2,500,000 to \$4,999,999	50	180 932	6 642	1 513	207	14 078	338	297
	Establishments with sales of \$5,000,000 to \$9,999,999	43	306 072	9 705	2 069	198	18 535	550	704
	Establishments with sales of \$10,000,000 to \$24,999,999	39	615 934	12 911	2 986	234	24 786	325	339
	Establishments with sales of \$25,000,000 or more	46	3 948 319	68 518	13 177	1 343	143 327	2 454	2 530
	Establishments not operated for the entire year	82	236 028	5 633	1 256	166	12 494	301	310
422210	Drugs, & druggists' sundries whsle								
	All establishments	445	5 451 128	113 644	23 300	2 526	234 947	5 047	5 164
	Establishments operated for the entire year	363	5 215 100	108 011	22 044	2 360	222 453	4 746	4 854
	Establishments with sales less than \$100,000	4	D	D	D	a	D	D	D
	Establishments with sales of \$100,000 to \$249,999	32	D	D	D	b	D	D	D
	Establishments with sales of \$250,000 to \$499,999	30	D	D	D	b	D	D	D
	Establishments with sales of \$500,000 to \$999,999	47	34 374	3 006	683	102	6 743	44	43
	Establishments with sales of \$1,000,000 to \$2,499,999	72	114 219	5 489	1 207	184	11 274	951	864
	Establishments with sales of \$2,500,000 to \$4,999,999	50	180 932	6 642	1 513	207	14 078	338	297
	Establishments with sales of \$5,000,000 to \$9,999,999	43	306 072	9 705	2 069	198	18 535	550	704
	Establishments with sales of \$10,000,000 to \$24,999,999	39	615 934	12 911	2 986	234	24 786	325	339
	Establishments with sales of \$25,000,000 or more	46	3 948 319	68 518	13 177	1 343	143 327	2 454	2 530
	Establishments not operated for the entire year	82	236 028	5 633	1 256	166	12 494	301	310
4222102	Specialty-line drug, pharmaceutical, cosmetic, & toiletries whsle								
	All establishments	445	5 451 128	113 644	23 300	2 526	234 947	5 047	5 164
	Establishments operated for the entire year	363	5 215 100	108 011	22 044	2 360	222 453	4 746	4 854
	Establishments with sales less than \$100,000	4	D	D	D	a	D	D	D
	Establishments with sales of \$100,000 to \$249,999	32	D	D	D	b	D	D	D
	Establishments with sales of \$250,000 to \$499,999	30	D	D	D	b	D	D	D
	Establishments with sales of \$500,000 to \$999,999	47	34 374	3 006	683	102	6 743	44	43
	Establishments with sales of \$1,000,000 to \$2,499,999	72	114 219	5 489	1 207	184	11 274	951	864
	Establishments with sales of \$2,500,000 to \$4,999,999	50	180 932	6 642	1 513	207	14 078	338	297

See footnotes at end of table.

Table 1. Sales Size of Establishments: 1997—Con.

[Includes only establishments with payroll. For meaning of abbreviations and symbols, see introductory text. For explanation of terms, see Appendix A. For method of assignment to categories shown, see Appendix C]

NAICS code	Sales sizes of establishments by type of operation and kind of business	Establishments (number)	Sales (\$1,000)	Annual payroll (\$1,000)	First-quarter payroll (\$1,000)	Paid employees for pay period including March 12 (number)	Operating expenses ¹ (\$1,000)	End-of-1996 inventories (\$1,000)	End-of-1997 inventories (\$1,000)
422	AGENTS, BROKERS, AND COMMISSION MERCHANTS—Con.								
	Wholesale trade, nondurable goods—Con.								
4222102	Specialty-line drug, pharmaceutical, cosmetic, & toiletries whsle—Con. Establishments operated for the entire year—Con. Establishments with sales of \$5,000,000 to \$9,999,999	43	306 072	9 705	2 069	198	18 535	550	704
	Establishments with sales of \$10,000,000 to \$24,999,999	39	615 934	12 911	2 986	234	24 786	325	339
	Establishments with sales of \$25,000,000 or more	46	3 948 319	68 518	13 177	1 343	143 327	2 454	2 530
	Establishments not operated for the entire year	82	236 028	5 633	1 256	166	12 494	301	310
4223	Apparel, piece goods, & notions whsle All establishments	3 034	16 937 975	499 819	109 567	9 332	977 249	30 510	29 976
	Establishments operated for the entire year	2 565	15 970 930	473 114	106 426	9 054	924 388	30 510	29 657
	Establishments with sales less than \$100,000	108	D	D	D	c	D	D	D
	Establishments with sales of \$100,000 to \$249,999	248	D	D	D	e	D	D	D
	Establishments with sales of \$250,000 to \$499,999	182	D	D	D	e	D	D	D
	Establishments with sales of \$500,000 to \$999,999	307	222 517	20 001	4 757	646	42 826	1 429	1 167
	Establishments with sales of \$1,000,000 to \$2,499,999	582	937 935	44 149	10 135	1 350	98 393	3 088	2 836
	Establishments with sales of \$2,500,000 to \$4,999,999	449	1 558 315	46 668	10 874	1 093	99 071	3 515	3 089
	Establishments with sales of \$5,000,000 to \$9,999,999	340	2 307 528	58 014	13 264	1 250	117 892	1 371	1 398
	Establishments with sales of \$10,000,000 to \$24,999,999	232	3 433 925	85 092	19 595	1 414	164 883	2 167	2 836
	Establishments with sales of \$25,000,000 or more	117	7 397 761	200 017	43 133	2 420	359 389	17 594	17 361
	Establishments not operated for the entire year	469	967 045	26 705	3 141	278	52 861	—	319
42231	Piece goods, notions, & other dry goods whsle All establishments	793	5 032 811	133 335	29 237	2 562	249 219	9 009	5 708
	Establishments operated for the entire year	688	D	D	D	h	D	D	D
	Establishments with sales less than \$100,000	37	D	D	D	b	D	D	D
	Establishments with sales of \$100,000 to \$249,999	75	D	D	D	c	D	D	D
	Establishments with sales of \$250,000 to \$499,999	36	D	D	D	b	D	D	D
	Establishments with sales of \$500,000 to \$999,999	79	56 369	6 114	1 427	186	11 452	213	56
	Establishments with sales of \$1,000,000 to \$2,499,999	134	215 478	11 407	2 952	346	24 946	528	143
	Establishments with sales of \$2,500,000 to \$4,999,999	103	D	D	D	e	D	D	D
	Establishments with sales of \$5,000,000 to \$9,999,999	93	639 838	17 500	3 987	317	32 006	631	669
	Establishments with sales of \$10,000,000 to \$24,999,999	86	1 229 384	31 261	7 237	602	60 718	1 086	1 149
	Establishments with sales of \$25,000,000 or more	45	D	D	D	f	D	D	D
	Establishments not operated for the entire year	105	D	D	D	b	D	D	D
422310	Piece goods, notions, & other dry goods whsle All establishments	793	5 032 811	133 335	29 237	2 562	249 219	9 009	5 708
	Establishments operated for the entire year	688	D	D	D	h	D	D	D
	Establishments with sales less than \$100,000	37	D	D	D	b	D	D	D
	Establishments with sales of \$100,000 to \$249,999	75	D	D	D	c	D	D	D
	Establishments with sales of \$250,000 to \$499,999	36	D	D	D	b	D	D	D
	Establishments with sales of \$500,000 to \$999,999	79	56 369	6 114	1 427	186	11 452	213	56
	Establishments with sales of \$1,000,000 to \$2,499,999	134	215 478	11 407	2 952	346	24 946	528	143
	Establishments with sales of \$2,500,000 to \$4,999,999	103	D	D	D	e	D	D	D
	Establishments with sales of \$5,000,000 to \$9,999,999	93	639 838	17 500	3 987	317	32 006	631	669

See footnotes at end of table.

Table 1. Sales Size of Establishments: 1997—Con.

[Includes only establishments with payroll. For meaning of abbreviations and symbols, see introductory text. For explanation of terms, see Appendix A. For method of assignment to categories shown, see Appendix C.]

NAICS code	Sales sizes of establishments by type of operation and kind of business	Establishments (number)	Sales (\$1,000)	Annual payroll (\$1,000)	First-quarter payroll (\$1,000)	Paid employees for pay period including March 12 (number)	Operating expenses ¹ (\$1,000)	End-of-1996 inventories (\$1,000)	End-of-1997 inventories (\$1,000)
422	AGENTS, BROKERS, AND COMMISSION MERCHANTS—Con.								
	Wholesale trade, nondurable goods—Con.								
422310	Piece goods, notions, & other dry goods whsle—Con.								
	Establishments operated for the entire year—Con.								
	Establishments with sales of \$10,000,000 to \$24,999,999	86	1 229 384	31 261	7 237	602	60 718	1 086	1 149
	Establishments with sales of \$25,000,000 or more	45	D	D	D	f	D	D	D
	Establishments not operated for the entire year	105	D	D	D	b	D	D	D
4223101	Piece goods—jobbers								
	All establishments	652	4 499 955	110 080	24 467	2 138	207 094	8 494	5 442
	Establishments operated for the entire year	578	D	D	D	g	D	D	D
	Establishments with sales less than \$100,000	29	D	D	D	b	D	D	D
	Establishments with sales of \$100,000 to \$249,999	60	9 844	2 876	687	101	4 595	498	331
	Establishments with sales of \$250,000 to \$499,999	26	D	D	D	b	D	D	D
	Establishments with sales of \$500,000 to \$999,999	59	D	D	D	c	D	D	D
	Establishments with sales of \$1,000,000 to \$2,499,999	109	173 698	9 277	2 256	291	20 602	240	100
	Establishments with sales of \$2,500,000 to \$4,999,999	95	333 315	11 130	2 382	256	21 940	1 302	334
	Establishments with sales of \$5,000,000 to \$9,999,999	81	557 826	13 633	3 112	255	24 597	630	667
	Establishments with sales of \$10,000,000 to \$24,999,999	77	D	D	D	f	D	D	D
	Establishments with sales of \$25,000,000 or more	42	D	D	D	e	D	D	D
	Establishments not operated for the entire year	74	D	D	D	b	D	D	D
4223102	Notions & other dry goods whsle								
	All establishments	141	532 856	23 255	4 770	424	42 125	515	266
	Establishments operated for the entire year	110	D	D	D	e	D	D	D
	Establishments with sales less than \$100,000	8	457	158	38	10	261	—	—
	Establishments with sales of \$100,000 to \$249,999	15	D	D	D	b	D	D	D
	Establishments with sales of \$250,000 to \$499,999	10	D	D	D	b	D	D	D
	Establishments with sales of \$500,000 to \$999,999	20	D	D	D	b	D	D	D
	Establishments with sales of \$1,000,000 to \$2,499,999	25	41 780	2 130	696	55	4 344	288	43
	Establishments with sales of \$2,500,000 to \$4,999,999	8	D	D	D	b	D	D	D
	Establishments with sales of \$5,000,000 to \$9,999,999	12	82 012	3 867	875	62	7 409	1	2
	Establishments with sales of \$10,000,000 to \$24,999,999	9	D	D	D	b	D	D	D
	Establishments with sales of \$25,000,000 or more	3	D	D	D	c	D	D	D
	Establishments not operated for the entire year	31	D	D	D	a	D	D	D
42232	Men's & boys' clothing & furnishings whsle								
	All establishments	660	2 927 495	76 803	17 588	1 606	167 770	3 932	4 655
	Establishments operated for the entire year	588	2 789 388	74 054	17 039	1 550	161 206	3 932	4 399
	Establishments with sales less than \$100,000	21	1 370	283	72	23	613	10	10
	Establishments with sales of \$100,000 to \$249,999	45	D	D	D	b	D	D	D
	Establishments with sales of \$250,000 to \$499,999	36	D	D	D	b	D	D	D
	Establishments with sales of \$500,000 to \$999,999	66	48 866	4 427	1 027	139	9 946	570	562
	Establishments with sales of \$1,000,000 to \$2,499,999	145	D	D	D	e	D	D	D
	Establishments with sales of \$2,500,000 to \$4,999,999	112	D	D	D	e	D	D	D
	Establishments with sales of \$5,000,000 to \$9,999,999	95	640 872	13 443	3 316	277	26 345	282	238
	Establishments with sales of \$10,000,000 to \$24,999,999	47	695 203	14 549	3 735	199	30 703	539	703
	Establishments with sales of \$25,000,000 or more	21	765 356	16 710	3 183	180	37 620	—	—

See footnotes at end of table.

Table 1. Sales Size of Establishments: 1997—Con.

[Includes only establishments with payroll. For meaning of abbreviations and symbols, see introductory text. For explanation of terms, see Appendix A. For method of assignment to categories shown, see Appendix C]

NAICS code	Sales sizes of establishments by type of operation and kind of business	Establishments (number)	Sales (\$1,000)	Annual payroll (\$1,000)	First-quarter payroll (\$1,000)	Paid employees for pay period including March 12 (number)	Operating expenses ¹ (\$1,000)	End-of-1996 inventories (\$1,000)	End-of-1997 inventories (\$1,000)
422	AGENTS, BROKERS, AND COMMISSION MERCHANTS—Con.								
	Wholesale trade, nondurable goods—Con.								
42232	Men's & boys' clothing & furnishings whsle—Con.								
	Establishments not operated for the entire year	72	138 107	2 749	549	56	6 564	—	256
422320	Men's & boys' clothing & furnishings whsle								
	All establishments	660	2 927 495	76 803	17 588	1 606	167 770	3 932	4 655
	Establishments operated for the entire year	588	2 789 388	74 054	17 039	1 550	161 206	3 932	4 399
	Establishments with sales less than \$100,000	21	1 370	283	72	23	613	10	10
	Establishments with sales of \$100,000 to \$249,999	45	D	D	D	b	D	D	D
	Establishments with sales of \$250,000 to \$499,999	36	D	D	D	b	D	D	D
	Establishments with sales of \$500,000 to \$999,999	66	48 866	4 427	1 027	139	9 946	570	562
	Establishments with sales of \$1,000,000 to \$2,499,999	145	D	D	D	e	D	D	D
	Establishments with sales of \$2,500,000 to \$4,999,999	112	D	D	D	e	D	D	D
	Establishments with sales of \$5,000,000 to \$9,999,999	95	640 872	13 443	3 316	277	26 345	282	238
	Establishments with sales of \$10,000,000 to \$24,999,999	47	695 203	14 549	3 735	199	30 703	539	703
	Establishments with sales of \$25,000,000 or more	21	765 356	16 710	3 183	180	37 620	—	—
	Establishments not operated for the entire year	72	138 107	2 749	549	56	6 564	—	256
42233	Women's, children's, & infants' clothing & accessories whsle								
	All establishments	1 203	4 735 312	147 928	31 213	3 132	289 901	6 423	7 722
	Establishments operated for the entire year	967	D	D	D	h	D	D	D
	Establishments with sales less than \$100,000	42	2 937	591	147	52	1 483	6	12
	Establishments with sales of \$100,000 to \$249,999	90	15 334	2 447	660	155	6 448	77	30
	Establishments with sales of \$250,000 to \$499,999	87	32 066	4 322	990	181	9 705	305	247
	Establishments with sales of \$500,000 to \$999,999	123	89 243	6 512	1 673	240	13 857	436	332
	Establishments with sales of \$1,000,000 to \$2,499,999	249	400 793	16 770	3 654	514	37 609	1 037	1 400
	Establishments with sales of \$2,500,000 to \$4,999,999	164	D	D	D	e	D	D	D
	Establishments with sales of \$5,000,000 to \$9,999,999	115	779 708	20 279	4 526	526	44 792	375	418
	Establishments with sales of \$10,000,000 to \$24,999,999	71	1 063 842	28 160	6 075	502	52 547	542	984
	Establishments with sales of \$25,000,000 or more	26	D	D	D	e	D	D	D
	Establishments not operated for the entire year	236	D	D	D	c	D	D	D
422330	Women's, children's, & infants' clothing & accessories whsle								
	All establishments	1 203	4 735 312	147 928	31 213	3 132	289 901	6 423	7 722
	Establishments operated for the entire year	967	D	D	D	h	D	D	D
	Establishments with sales less than \$100,000	42	2 937	591	147	52	1 483	6	12
	Establishments with sales of \$100,000 to \$249,999	90	15 334	2 447	660	155	6 448	77	30
	Establishments with sales of \$250,000 to \$499,999	87	32 066	4 322	990	181	9 705	305	247
	Establishments with sales of \$500,000 to \$999,999	123	89 243	6 512	1 673	240	13 857	436	332
	Establishments with sales of \$1,000,000 to \$2,499,999	249	400 793	16 770	3 654	514	37 609	1 037	1 400
	Establishments with sales of \$2,500,000 to \$4,999,999	164	D	D	D	e	D	D	D
	Establishments with sales of \$5,000,000 to \$9,999,999	115	779 708	20 279	4 526	526	44 792	375	418
	Establishments with sales of \$10,000,000 to \$24,999,999	71	1 063 842	28 160	6 075	502	52 547	542	984
	Establishments with sales of \$25,000,000 or more	26	D	D	D	e	D	D	D
	Establishments not operated for the entire year	236	D	D	D	c	D	D	D
42234	Footwear whsle								

See footnotes at end of table.

Table 1. Sales Size of Establishments: 1997—Con.

[Includes only establishments with payroll. For meaning of abbreviations and symbols, see introductory text. For explanation of terms, see Appendix A. For method of assignment to categories shown, see Appendix C.]

NAICS code	Sales sizes of establishments by type of operation and kind of business	Establishments (number)	Sales (\$1,000)	Annual payroll (\$1,000)	First-quarter payroll (\$1,000)	Paid employees for pay period including March 12 (number)	Operating expenses ¹ (\$1,000)	End-of-1996 inventories (\$1,000)	End-of-1997 inventories (\$1,000)
422	AGENTS, BROKERS, AND COMMISSION MERCHANTS—Con.								
	Wholesale trade, nondurable goods—Con.								
42234	Footwear whsle—Con.								
	All establishments	378	4 242 357	141 753	31 529	2 032	270 359	11 146	11 891
	Establishments operated for the entire year	322	D	D	D	g	D	D	D
	Establishments with sales less than \$100,000	8	680	103	28	10	306	—	—
	Establishments with sales of \$100,000 to \$249,999	38	6 095	1 241	319	49	2 514	2	5
	Establishments with sales of \$250,000 to \$499,999	23	7 887	1 211	285	43	3 127	—	—
	Establishments with sales of \$500,000 to \$999,999	39	28 039	2 948	630	81	7 571	210	217
	Establishments with sales of \$1,000,000 to \$2,499,999	54	D	D	D	c	D	D	D
	Establishments with sales of \$2,500,000 to \$4,999,999	70	D	D	D	c	D	D	D
	Establishments with sales of \$5,000,000 to \$9,999,999	37	247 110	6 792	1 435	130	14 749	83	73
	Establishments with sales of \$10,000,000 to \$24,999,999	28	445 496	11 122	2 548	111	20 915	—	—
	Establishments with sales of \$25,000,000 or more	25	D	D	D	g	D	D	D
	Establishments not operated for the entire year	56	D	D	D	b	D	D	D
422340	Footwear whsle								
	All establishments	378	4 242 357	141 753	31 529	2 032	270 359	11 146	11 891
	Establishments operated for the entire year	322	D	D	D	g	D	D	D
	Establishments with sales less than \$100,000	8	680	103	28	10	306	—	—
	Establishments with sales of \$100,000 to \$249,999	38	6 095	1 241	319	49	2 514	2	5
	Establishments with sales of \$250,000 to \$499,999	23	7 887	1 211	285	43	3 127	—	—
	Establishments with sales of \$500,000 to \$999,999	39	28 039	2 948	630	81	7 571	210	217
	Establishments with sales of \$1,000,000 to \$2,499,999	54	D	D	D	c	D	D	D
	Establishments with sales of \$2,500,000 to \$4,999,999	70	D	D	D	c	D	D	D
	Establishments with sales of \$5,000,000 to \$9,999,999	37	247 110	6 792	1 435	130	14 749	83	73
	Establishments with sales of \$10,000,000 to \$24,999,999	28	445 496	11 122	2 548	111	20 915	—	—
	Establishments with sales of \$25,000,000 or more	25	D	D	D	g	D	D	D
	Establishments not operated for the entire year	56	D	D	D	b	D	D	D
4224	Grocery & related products whsle								
	All establishments	4 652	113 150 470	2 043 803	476 829	62 493	3 587 796	42 628	47 860
	Establishments operated for the entire year	4 035	105 357 153	1 922 755	448 447	58 599	3 350 483	42 349	47 564
	Establishments with sales less than \$100,000	129	8 938	2 377	604	166	4 314	26	24
	Establishments with sales of \$100,000 to \$249,999	237	40 367	8 019	1 915	417	15 575	123	97
	Establishments with sales of \$250,000 to \$499,999	309	110 302	11 321	2 564	564	23 228	348	385
	Establishments with sales of \$500,000 to \$999,999	316	225 318	18 755	4 389	795	37 007	769	808
	Establishments with sales of \$1,000,000 to \$2,499,999	561	918 904	45 226	10 282	1 693	91 599	2 080	2 314
	Establishments with sales of \$2,500,000 to \$4,999,999	499	1 759 979	53 784	11 779	1 784	108 526	2 794	2 495
	Establishments with sales of \$5,000,000 to \$9,999,999	517	3 611 846	92 637	22 154	2 640	171 340	2 635	2 729
	Establishments with sales of \$10,000,000 to \$24,999,999	653	10 521 023	216 225	48 907	6 351	392 220	5 607	9 094
	Establishments with sales of \$25,000,000 or more	814	88 160 476	1 474 411	345 853	44 189	2 506 674	27 967	29 618
	Establishments not operated for the entire year	617	7 793 317	121 048	28 382	3 894	237 313	279	296
42241	General-line grocery whsle								
	All establishments	748	52 747 762	858 200	200 812	28 597	1 458 131	19 548	20 161
	Establishments operated for the entire year	624	47 480 626	799 086	186 436	26 594	1 337 037	19 548	20 161
	Establishments with sales less than \$100,000	—	—	—	—	—	—	—	—
	Establishments with sales of \$100,000 to \$249,999	—	—	—	—	—	—	—	—
	Establishments with sales of \$250,000 to \$499,999	16	5 882	181	43	18	345	28	20

See footnotes at end of table.

Table 1. Sales Size of Establishments: 1997—Con.

[Includes only establishments with payroll. For meaning of abbreviations and symbols, see introductory text. For explanation of terms, see Appendix A. For method of assignment to categories shown, see Appendix C.]

NAICS code	Sales sizes of establishments by type of operation and kind of business	Establishments (number)	Sales (\$1,000)	Annual payroll (\$1,000)	First-quarter payroll (\$1,000)	Paid employees for pay period including March 12 (number)	Operating expenses ¹ (\$1,000)	End-of-1996 inventories (\$1,000)	End-of-1997 inventories (\$1,000)
422	AGENTS, BROKERS, AND COMMISSION MERCHANTS—Con.								
	Wholesale trade, nondurable goods—Con.								
42241	General-line grocery whse—Con.								
	Establishments operated for the entire year—Con.								
	Establishments with sales of \$500,000 to \$999,999	19	15 386	358	81	25	692	114	110
	Establishments with sales of \$1,000,000 to \$2,499,999	49	79 532	2 444	579	107	4 704	63	61
	Establishments with sales of \$2,500,000 to \$4,999,999	75	266 274	5 590	1 137	207	10 887	791	876
	Establishments with sales of \$5,000,000 to \$9,999,999	75	499 434	10 041	2 165	330	17 670	—	—
	Establishments with sales of \$10,000,000 to \$24,999,999	120	1 967 381	37 841	8 782	1 277	65 838	49	56
	Establishments with sales of \$25,000,000 or more	270	44 646 737	742 631	173 649	24 630	1 236 901	18 503	19 038
	Establishments not operated for the entire year	124	5 267 136	59 114	14 376	2 003	121 094	—	—
422410	General-line grocery whse								
	All establishments	748	52 747 762	858 200	200 812	28 597	1 458 131	19 548	20 161
	Establishments operated for the entire year	624	47 480 626	799 086	186 436	26 594	1 337 037	19 548	20 161
	Establishments with sales less than \$100,000	—	—	—	—	—	—	—	—
	Establishments with sales of \$100,000 to \$249,999	—	—	—	—	—	—	—	—
	Establishments with sales of \$250,000 to \$499,999	16	5 882	181	43	18	345	28	20
	Establishments with sales of \$500,000 to \$999,999	19	15 386	358	81	25	692	114	110
	Establishments with sales of \$1,000,000 to \$2,499,999	49	79 532	2 444	579	107	4 704	63	61
	Establishments with sales of \$2,500,000 to \$4,999,999	75	266 274	5 590	1 137	207	10 887	791	876
	Establishments with sales of \$5,000,000 to \$9,999,999	75	499 434	10 041	2 165	330	17 670	—	—
	Establishments with sales of \$10,000,000 to \$24,999,999	120	1 967 381	37 841	8 782	1 277	65 838	49	56
	Establishments with sales of \$25,000,000 or more	270	44 646 737	742 631	173 649	24 630	1 236 901	18 503	19 038
	Establishments not operated for the entire year	124	5 267 136	59 114	14 376	2 003	121 094	—	—
4224103	Other general-line grocery whse								
	All establishments	748	52 747 762	858 200	200 812	28 597	1 458 131	19 548	20 161
	Establishments operated for the entire year	624	47 480 626	799 086	186 436	26 594	1 337 037	19 548	20 161
	Establishments with sales less than \$100,000	—	—	—	—	—	—	—	—
	Establishments with sales of \$100,000 to \$249,999	—	—	—	—	—	—	—	—
	Establishments with sales of \$250,000 to \$499,999	16	5 882	181	43	18	345	28	20
	Establishments with sales of \$500,000 to \$999,999	19	15 386	358	81	25	692	114	110
	Establishments with sales of \$1,000,000 to \$2,499,999	49	79 532	2 444	579	107	4 704	63	61
	Establishments with sales of \$2,500,000 to \$4,999,999	75	266 274	5 590	1 137	207	10 887	791	876
	Establishments with sales of \$5,000,000 to \$9,999,999	75	499 434	10 041	2 165	330	17 670	—	—
	Establishments with sales of \$10,000,000 to \$24,999,999	120	1 967 381	37 841	8 782	1 277	65 838	49	56
	Establishments with sales of \$25,000,000 or more	270	44 646 737	742 631	173 649	24 630	1 236 901	18 503	19 038
	Establishments not operated for the entire year	124	5 267 136	59 114	14 376	2 003	121 094	—	—
42242	Packaged frozen food whse								
	All establishments	679	16 882 856	275 080	64 048	7 368	476 464	2 632	2 959
	Establishments operated for the entire year	630	16 590 176	270 134	61 529	7 075	467 839	2 632	2 944
	Establishments with sales less than \$100,000	—	—	—	—	—	—	—	—
	Establishments with sales of \$100,000 to \$249,999	5	D	D	D	a	D	D	D
	Establishments with sales of \$250,000 to \$499,999	17	D	D	D	a	D	D	D
	Establishments with sales of \$500,000 to \$999,999	35	26 525	728	172	46	1 534	24	24
	Establishments with sales of \$1,000,000 to \$2,499,999	75	128 894	3 758	910	182	7 712	2	18
	Establishments with sales of \$2,500,000 to \$4,999,999	85	301 973	5 816	1 389	230	11 174	611	471

See footnotes at end of table.

Table 1. Sales Size of Establishments: 1997—Con.

[Includes only establishments with payroll. For meaning of abbreviations and symbols, see introductory text. For explanation of terms, see Appendix A. For method of assignment to categories shown, see Appendix C.]

NAICS code	Sales sizes of establishments by type of operation and kind of business	Establishments (number)	Sales (\$1,000)	Annual payroll (\$1,000)	First-quarter payroll (\$1,000)	Paid employees for pay period including March 12 (number)	Operating expenses ¹ (\$1,000)	End-of-1996 inventories (\$1,000)	End-of-1997 inventories (\$1,000)
422	AGENTS, BROKERS, AND COMMISSION MERCHANTS—Con.								
	Wholesale trade, nondurable goods—Con.								
42242	Packaged frozen food whsle—Con.								
	Establishments operated for the entire year—Con.								
	Establishments with sales of \$5,000,000 to \$9,999,999	96	664 340	12 774	3 003	365	22 269	115	170
	Establishments with sales of \$10,000,000 to \$24,999,999	138	2 270 907	36 285	7 882	1 042	67 123	289	972
	Establishments with sales of \$25,000,000 or more	179	13 190 346	210 471	48 096	5 185	357 328	1 591	1 289
	Establishments not operated for the entire year	49	292 680	4 946	2 519	293	8 625	—	15
422420	Packaged frozen food whsle								
	All establishments	679	16 882 856	275 080	64 048	7 368	476 464	2 632	2 959
	Establishments operated for the entire year	630	16 590 176	270 134	61 529	7 075	467 839	2 632	2 944
	Establishments with sales less than \$100,000	—	—	—	—	—	—	—	—
	Establishments with sales of \$100,000 to \$249,999	5	D	D	D	a	D	D	D
	Establishments with sales of \$250,000 to \$499,999	17	D	D	D	a	D	D	D
	Establishments with sales of \$500,000 to \$999,999	35	26 525	728	172	46	1 534	24	24
	Establishments with sales of \$1,000,000 to \$2,499,999	75	128 894	3 758	910	182	7 712	2	18
	Establishments with sales of \$2,500,000 to \$4,999,999	85	301 973	5 816	1 389	230	11 174	611	471
	Establishments with sales of \$5,000,000 to \$9,999,999	96	664 340	12 774	3 003	365	22 269	115	170
	Establishments with sales of \$10,000,000 to \$24,999,999	138	2 270 907	36 285	7 882	1 042	67 123	289	972
	Establishments with sales of \$25,000,000 or more	179	13 190 346	210 471	48 096	5 185	357 328	1 591	1 289
	Establishments not operated for the entire year	49	292 680	4 946	2 519	293	8 625	—	15
42243	Dairy products, (except dried or canned) whsle								
	All establishments	181	1 474 278	30 193	7 844	737	61 064	700	799
	Establishments operated for the entire year	161	D	D	D	f	D	D	D
	Establishments with sales less than \$100,000	12	D	D	D	a	D	D	D
	Establishments with sales of \$100,000 to \$249,999	15	D	D	D	b	D	D	D
	Establishments with sales of \$250,000 to \$499,999	18	D	D	D	b	D	D	D
	Establishments with sales of \$500,000 to \$999,999	23	D	D	D	b	D	D	D
	Establishments with sales of \$1,000,000 to \$2,499,999	27	D	D	D	b	D	D	D
	Establishments with sales of \$2,500,000 to \$4,999,999	15	D	D	D	b	D	D	D
	Establishments with sales of \$5,000,000 to \$9,999,999	14	D	D	D	b	D	D	D
	Establishments with sales of \$10,000,000 to \$24,999,999	23	D	D	D	c	D	D	D
	Establishments with sales of \$25,000,000 or more	14	D	D	D	c	D	D	D
	Establishments not operated for the entire year	20	D	D	D	b	D	D	D
422430	Dairy products, (except dried or canned) whsle								
	All establishments	181	1 474 278	30 193	7 844	737	61 064	700	799
	Establishments operated for the entire year	161	D	D	D	f	D	D	D
	Establishments with sales less than \$100,000	12	D	D	D	a	D	D	D
	Establishments with sales of \$100,000 to \$249,999	15	D	D	D	b	D	D	D
	Establishments with sales of \$250,000 to \$499,999	18	D	D	D	b	D	D	D
	Establishments with sales of \$500,000 to \$999,999	23	D	D	D	b	D	D	D
	Establishments with sales of \$1,000,000 to \$2,499,999	27	D	D	D	b	D	D	D
	Establishments with sales of \$2,500,000 to \$4,999,999	15	D	D	D	b	D	D	D
	Establishments with sales of \$5,000,000 to \$9,999,999	14	D	D	D	b	D	D	D
	Establishments with sales of \$10,000,000 to \$24,999,999	23	D	D	D	c	D	D	D

See footnotes at end of table.

Table 1. Sales Size of Establishments: 1997—Con.

[Includes only establishments with payroll. For meaning of abbreviations and symbols, see introductory text. For explanation of terms, see Appendix A. For method of assignment to categories shown, see Appendix C]

NAICS code	Sales sizes of establishments by type of operation and kind of business	Establishments (number)	Sales (\$1,000)	Annual payroll (\$1,000)	First-quarter payroll (\$1,000)	Paid employees for pay period including March 12 (number)	Operating expenses ¹ (\$1,000)	End-of-1996 inventories (\$1,000)	End-of-1997 inventories (\$1,000)
422	AGENTS, BROKERS, AND COMMISSION MERCHANTS—Con.								
	Wholesale trade, nondurable goods—Con.								
422430	Dairy products, (except dried or canned) whsle—Con.								
	Establishments operated for the entire year—Con.								
	Establishments with sales of \$25,000,000 or more	14	D	D	D	c	D	D	D
	Establishments not operated for the entire year	20	D	D	D	b	D	D	D
4224301	Raw milk whsle								
	All establishments	2	D	D	D	a	D	D	D
	Establishments operated for the entire year	2	D	D	D	a	D	D	D
	Establishments with sales less than \$100,000	—	—	—	—	—	—	—	—
	Establishments with sales of \$100,000 to \$249,999	1	D	D	D	a	D	D	D
	Establishments with sales of \$250,000 to \$499,999	—	—	—	—	—	—	—	—
	Establishments with sales of \$500,000 to \$999,999	—	—	—	—	—	—	—	—
	Establishments with sales of \$1,000,000 to \$2,499,999	—	—	—	—	—	—	—	—
	Establishments with sales of \$2,500,000 to \$4,999,999	—	—	—	—	—	—	—	—
	Establishments with sales of \$5,000,000 to \$9,999,999	—	—	—	—	—	—	—	—
	Establishments with sales of \$10,000,000 to \$24,999,999	—	—	—	—	—	—	—	—
	Establishments with sales of \$25,000,000 or more	1	D	D	D	a	D	D	D
	Establishments not operated for the entire year	—	—	—	—	—	—	—	—
4224302	Dairy product (except raw milk) whsle								
	All establishments	179	D	D	D	f	D	D	D
	Establishments operated for the entire year	159	D	D	D	f	D	D	D
	Establishments with sales less than \$100,000	12	D	D	D	a	D	D	D
	Establishments with sales of \$100,000 to \$249,999	14	D	D	D	b	D	D	D
	Establishments with sales of \$250,000 to \$499,999	18	D	D	D	b	D	D	D
	Establishments with sales of \$500,000 to \$999,999	23	D	D	D	b	D	D	D
	Establishments with sales of \$1,000,000 to \$2,499,999	27	D	D	D	b	D	D	D
	Establishments with sales of \$2,500,000 to \$4,999,999	15	D	D	D	b	D	D	D
	Establishments with sales of \$5,000,000 to \$9,999,999	14	D	D	D	b	D	D	D
	Establishments with sales of \$10,000,000 to \$24,999,999	23	D	D	D	c	D	D	D
	Establishments with sales of \$25,000,000 or more	13	D	D	D	c	D	D	D
	Establishments not operated for the entire year	20	D	D	D	b	D	D	D
42244	Poultry & poultry product whsle								
	All establishments	113	D	D	D	e	D	D	D
	Establishments operated for the entire year	101	D	D	D	e	D	D	D
	Establishments with sales less than \$100,000	—	—	—	—	—	—	—	—
	Establishments with sales of \$100,000 to \$249,999	—	—	—	—	—	—	—	—
	Establishments with sales of \$250,000 to \$499,999	4	D	D	D	a	D	D	D
	Establishments with sales of \$500,000 to \$999,999	4	D	D	D	a	D	D	D
	Establishments with sales of \$1,000,000 to \$2,499,999	12	D	D	D	b	D	D	D
	Establishments with sales of \$2,500,000 to \$4,999,999	21	D	D	D	b	D	D	D
	Establishments with sales of \$5,000,000 to \$9,999,999	24	D	D	D	b	D	D	D
	Establishments with sales of \$10,000,000 to \$24,999,999	18	D	D	D	b	D	D	D
	Establishments with sales of \$25,000,000 or more	18	D	D	D	c	D	D	D
	Establishments not operated for the entire year	12	D	D	D	a	D	D	D

See footnotes at end of table.

Table 1. Sales Size of Establishments: 1997—Con.

[Includes only establishments with payroll. For meaning of abbreviations and symbols, see introductory text. For explanation of terms, see Appendix A. For method of assignment to categories shown, see Appendix C.]

NAICS code	Sales sizes of establishments by type of operation and kind of business	Establishments (number)	Sales (\$1,000)	Annual payroll (\$1,000)	First-quarter payroll (\$1,000)	Paid employees for pay period including March 12 (number)	Operating expenses ¹ (\$1,000)	End-of-1996 inventories (\$1,000)	End-of-1997 inventories (\$1,000)
422	AGENTS, BROKERS, AND COMMISSION MERCHANTS—Con.								
422440	Wholesale trade, nondurable goods—Con.								
	Poultry & poultry product whsle								
	All establishments	113	D	D	D	e	D	D	D
	Establishments operated for the entire year	101	D	D	D	e	D	D	D
	Establishments with sales less than \$100,000	—	—	—	—	—	—	—	—
	Establishments with sales of \$100,000 to \$249,999	—	—	—	—	—	—	—	—
	Establishments with sales of \$250,000 to \$499,999	4	D	D	D	a	D	D	D
	Establishments with sales of \$500,000 to \$999,999	4	D	D	D	a	D	D	D
	Establishments with sales of \$1,000,000 to \$2,499,999	12	D	D	D	b	D	D	D
	Establishments with sales of \$2,500,000 to \$4,999,999	21	D	D	D	b	D	D	D
	Establishments with sales of \$5,000,000 to \$9,999,999	24	D	D	D	b	D	D	D
	Establishments with sales of \$10,000,000 to \$24,999,999	18	D	D	D	b	D	D	D
	Establishments with sales of \$25,000,000 or more	18	D	D	D	c	D	D	D
	Establishments not operated for the entire year	12	D	D	D	a	D	D	D
4224401	Live poultry whsle								
	All establishments	5	D	D	D	b	D	D	D
	Establishments operated for the entire year	3	D	D	D	b	D	D	D
	Establishments with sales less than \$100,000	—	—	—	—	—	—	—	—
	Establishments with sales of \$100,000 to \$249,999	—	—	—	—	—	—	—	—
	Establishments with sales of \$250,000 to \$499,999	—	—	—	—	—	—	—	—
	Establishments with sales of \$500,000 to \$999,999	—	—	—	—	—	—	—	—
	Establishments with sales of \$1,000,000 to \$2,499,999	—	—	—	—	—	—	—	—
	Establishments with sales of \$2,500,000 to \$4,999,999	2	D	D	D	a	D	D	D
	Establishments with sales of \$5,000,000 to \$9,999,999	—	—	—	—	—	—	—	—
	Establishments with sales of \$10,000,000 to \$24,999,999	—	—	—	—	—	—	—	—
	Establishments with sales of \$25,000,000 or more	1	D	D	D	b	D	D	D
	Establishments not operated for the entire year	2	D	D	D	a	D	D	D
4224402	Poultry & poultry product (except live) whsle								
	All establishments	108	D	D	D	e	D	D	D
	Establishments operated for the entire year	98	D	D	D	e	D	D	D
	Establishments with sales less than \$100,000	—	—	—	—	—	—	—	—
	Establishments with sales of \$100,000 to \$249,999	—	—	—	—	—	—	—	—
	Establishments with sales of \$250,000 to \$499,999	4	D	D	D	a	D	D	D
	Establishments with sales of \$500,000 to \$999,999	4	D	D	D	a	D	D	D
	Establishments with sales of \$1,000,000 to \$2,499,999	12	D	D	D	b	D	D	D
	Establishments with sales of \$2,500,000 to \$4,999,999	19	D	D	D	b	D	D	D
	Establishments with sales of \$5,000,000 to \$9,999,999	24	D	D	D	b	D	D	D
	Establishments with sales of \$10,000,000 to \$24,999,999	18	D	D	D	b	D	D	D
	Establishments with sales of \$25,000,000 or more	17	D	D	D	c	D	D	D
	Establishments not operated for the entire year	10	D	D	D	a	D	D	D
42245	Confectionery whsle								
	All establishments	357	3 037 847	69 013	16 381	2 286	122 608	731	931

See footnotes at end of table.

Table 1. Sales Size of Establishments: 1997—Con.

[Includes only establishments with payroll. For meaning of abbreviations and symbols, see introductory text. For explanation of terms, see Appendix A. For method of assignment to categories shown, see Appendix C]

NAICS code	Sales sizes of establishments by type of operation and kind of business	Establishments (number)	Sales (\$1,000)	Annual payroll (\$1,000)	First-quarter payroll (\$1,000)	Paid employees for pay period including March 12 (number)	Operating expenses ¹ (\$1,000)	End-of-1996 inventories (\$1,000)	End-of-1997 inventories (\$1,000)
422	AGENTS, BROKERS, AND COMMISSION MERCHANTS—Con.								
42245	Wholesale trade, nondurable goods—Con.								
	Confectionery whsle—Con.								
	Establishments operated for the entire year	307	2 757 643	62 217	13 619	1 898	111 697	731	931
	Establishments with sales less than \$100,000	11	D	D	D	a	D	D	D
	Establishments with sales of \$100,000 to \$249,999	24	4 116	326	64	30	884	7	5
	Establishments with sales of \$250,000 to \$499,999	35	D	D	D	b	D	D	D
	Establishments with sales of \$500,000 to \$999,999	31	D	D	D	b	D	D	D
	Establishments with sales of \$1,000,000 to \$2,499,999	34	54 405	1 725	470	79	3 235	229	313
	Establishments with sales of \$2,500,000 to \$4,999,999	45	155 707	6 125	1 208	194	13 295	—	107
	Establishments with sales of \$5,000,000 to \$9,999,999	46	332 466	7 583	1 617	259	13 413	—	—
	Establishments with sales of \$10,000,000 to \$24,999,999	49	777 350	18 101	4 113	543	30 830	114	118
	Establishments with sales of \$25,000,000 or more	32	1 398 373	25 703	5 611	653	44 338	219	245
	Establishments not operated for the entire year	50	280 204	6 796	2 762	388	10 911	—	—
422450	Confectionery whsle								
	All establishments	357	3 037 847	69 013	16 381	2 286	122 608	731	931
	Establishments operated for the entire year	307	2 757 643	62 217	13 619	1 898	111 697	731	931
	Establishments with sales less than \$100,000	11	D	D	D	a	D	D	D
	Establishments with sales of \$100,000 to \$249,999	24	4 116	326	64	30	884	7	5
	Establishments with sales of \$250,000 to \$499,999	35	D	D	D	b	D	D	D
	Establishments with sales of \$500,000 to \$999,999	31	D	D	D	b	D	D	D
	Establishments with sales of \$1,000,000 to \$2,499,999	34	54 405	1 725	470	79	3 235	229	313
	Establishments with sales of \$2,500,000 to \$4,999,999	45	155 707	6 125	1 208	194	13 295	—	107
	Establishments with sales of \$5,000,000 to \$9,999,999	46	332 466	7 583	1 617	259	13 413	—	—
	Establishments with sales of \$10,000,000 to \$24,999,999	49	777 350	18 101	4 113	543	30 830	114	118
	Establishments with sales of \$25,000,000 or more	32	1 398 373	25 703	5 611	653	44 338	219	245
	Establishments not operated for the entire year	50	280 204	6 796	2 762	388	10 911	—	—
42246	Fish & seafood whsle								
	All establishments	108	832 985	16 294	3 402	444	30 039	472	1 129
	Establishments operated for the entire year	86	788 302	15 514	3 207	427	28 531	472	1 129
	Establishments with sales less than \$100,000	5	343	101	22	6	184	—	—
	Establishments with sales of \$100,000 to \$249,999	5	845	115	28	7	307	—	—
	Establishments with sales of \$250,000 to \$499,999	10	3 515	404	99	17	874	—	—
	Establishments with sales of \$500,000 to \$999,999	10	D	D	D	a	D	D	D
	Establishments with sales of \$1,000,000 to \$2,499,999	15	D	D	D	c	D	D	D
	Establishments with sales of \$2,500,000 to \$4,999,999	13	D	D	D	b	D	D	D
	Establishments with sales of \$5,000,000 to \$9,999,999	13	88 294	2 349	507	56	4 646	—	—
	Establishments with sales of \$10,000,000 to \$24,999,999	6	95 932	1 129	301	24	1 837	—	—
	Establishments with sales of \$25,000,000 or more	9	519 085	8 769	1 678	160	14 989	385	931
	Establishments not operated for the entire year	22	44 683	780	195	17	1 508	—	—
422460	Fish & seafood whsle								
	All establishments	108	832 985	16 294	3 402	444	30 039	472	1 129
	Establishments operated for the entire year	86	788 302	15 514	3 207	427	28 531	472	1 129
	Establishments with sales less than \$100,000	5	343	101	22	6	184	—	—
	Establishments with sales of \$100,000 to \$249,999	5	845	115	28	7	307	—	—
	Establishments with sales of \$250,000 to \$499,999	10	3 515	404	99	17	874	—	—

See footnotes at end of table.

Table 1. Sales Size of Establishments: 1997—Con.

[Includes only establishments with payroll. For meaning of abbreviations and symbols, see introductory text. For explanation of terms, see Appendix A. For method of assignment to categories shown, see Appendix C.]

NAICS code	Sales sizes of establishments by type of operation and kind of business	Establishments (number)	Sales (\$1,000)	Annual payroll (\$1,000)	First-quarter payroll (\$1,000)	Paid employees for pay period including March 12 (number)	Operating expenses ¹ (\$1,000)	End-of-1996 inventories (\$1,000)	End-of-1997 inventories (\$1,000)
422	AGENTS, BROKERS, AND COMMISSION MERCHANTS—Con.								
422460	Wholesale trade, nondurable goods—Con.								
	Fish & seafood whsle—Con.								
	Establishments operated for the entire year—Con.								
	Establishments with sales of \$500,000 to \$999,999	10	D	D	D	a	D	D	D
	Establishments with sales of \$1,000,000 to \$2,499,999	15	D	D	D	c	D	D	D
	Establishments with sales of \$2,500,000 to \$4,999,999	13	D	D	D	b	D	D	D
	Establishments with sales of \$5,000,000 to \$9,999,999	13	88 294	2 349	507	56	4 646	—	—
	Establishments with sales of \$10,000,000 to \$24,999,999	6	95 932	1 129	301	24	1 837	—	—
	Establishments with sales of \$25,000,000 or more	9	519 085	8 769	1 678	160	14 989	385	931
	Establishments not operated for the entire year	22	44 683	780	195	17	1 508	—	—
42247	Meat & meat product whsle								
	All establishments	298	4 154 013	64 989	15 916	1 641	116 647	2 917	3 444
	Establishments operated for the entire year	262	4 012 303	62 984	15 397	1 576	112 561	2 865	3 441
	Establishments with sales less than \$100,000	11	802	203	58	13	379	—	—
	Establishments with sales of \$100,000 to \$249,999	13	2 023	424	114	23	883	1	1
	Establishments with sales of \$250,000 to \$499,999	13	D	D	D	b	D	D	D
	Establishments with sales of \$500,000 to \$999,999	23	D	D	D	b	D	D	D
	Establishments with sales of \$1,000,000 to \$2,499,999	38	D	D	D	c	D	D	D
	Establishments with sales of \$2,500,000 to \$4,999,999	32	108 856	3 259	780	101	6 292	72	66
	Establishments with sales of \$5,000,000 to \$9,999,999	37	244 877	5 803	1 374	156	12 046	143	154
	Establishments with sales of \$10,000,000 to \$24,999,999	51	776 172	11 710	2 796	305	21 044	614	1 096
	Establishments with sales of \$25,000,000 or more	44	2 798 599	36 987	9 260	789	63 096	1 831	1 781
	Establishments not operated for the entire year	36	141 710	2 005	519	65	4 086	52	3
422470	Meat & meat product whsle								
	All establishments	298	4 154 013	64 989	15 916	1 641	116 647	2 917	3 444
	Establishments operated for the entire year	262	4 012 303	62 984	15 397	1 576	112 561	2 865	3 441
	Establishments with sales less than \$100,000	11	802	203	58	13	379	—	—
	Establishments with sales of \$100,000 to \$249,999	13	2 023	424	114	23	883	1	1
	Establishments with sales of \$250,000 to \$499,999	13	D	D	D	b	D	D	D
	Establishments with sales of \$500,000 to \$999,999	23	D	D	D	b	D	D	D
	Establishments with sales of \$1,000,000 to \$2,499,999	38	D	D	D	c	D	D	D
	Establishments with sales of \$2,500,000 to \$4,999,999	32	108 856	3 259	780	101	6 292	72	66
	Establishments with sales of \$5,000,000 to \$9,999,999	37	244 877	5 803	1 374	156	12 046	143	154
	Establishments with sales of \$10,000,000 to \$24,999,999	51	776 172	11 710	2 796	305	21 044	614	1 096
	Establishments with sales of \$25,000,000 or more	44	2 798 599	36 987	9 260	789	63 096	1 831	1 781
	Establishments not operated for the entire year	36	141 710	2 005	519	65	4 086	52	3
42248	Fresh fruit & vegetable whsle								
	All establishments	647	5 923 035	180 830	41 516	4 960	370 545	6 688	7 855
	Establishments operated for the entire year	510	5 501 513	167 855	39 318	4 651	338 555	6 476	7 601
	Establishments with sales less than \$100,000	13	1 011	233	76	16	507	—	—
	Establishments with sales of \$100,000 to \$249,999	27	4 580	955	189	37	1 807	1	—
	Establishments with sales of \$250,000 to \$499,999	20	7 317	884	204	40	2 050	20	25
	Establishments with sales of \$500,000 to \$999,999	42	30 688	4 242	1 004	133	8 160	30	62
	Establishments with sales of \$1,000,000 to \$2,499,999	101	172 458	10 018	2 171	343	21 245	101	61
	Establishments with sales of \$2,500,000 to \$4,999,999	96	345 153	16 259	3 620	585	34 839	391	431

See footnotes at end of table.

Table 1. Sales Size of Establishments: 1997—Con.

[Includes only establishments with payroll. For meaning of abbreviations and symbols, see introductory text. For explanation of terms, see Appendix A. For method of assignment to categories shown, see Appendix C.]

NAICS code	Sales sizes of establishments by type of operation and kind of business	Establishments (number)	Sales (\$1,000)	Annual payroll (\$1,000)	First-quarter payroll (\$1,000)	Paid employees for pay period including March 12 (number)	Operating expenses ¹ (\$1,000)	End-of-1996 inventories (\$1,000)	End-of-1997 inventories (\$1,000)
422	AGENTS, BROKERS, AND COMMISSION MERCHANTS—Con.								
42248	Wholesale trade, nondurable goods—Con.								
	Fresh fruit & vegetable whsle—Con.								
	Establishments operated for the entire year—Con.								
	Establishments with sales of \$5,000,000 to \$9,999,999	80	577 255	21 035	5 396	549	45 755	1 168	1 448
	Establishments with sales of \$10,000,000 to \$24,999,999	79	1 228 817	38 784	8 466	1 216	77 581	2 729	3 300
	Establishments with sales of \$25,000,000 or more	52	3 134 234	75 445	18 192	1 732	146 611	2 036	2 274
	Establishments not operated for the entire year	137	421 522	12 975	2 198	309	31 990	212	254
422480	Fresh fruit & vegetable whsle								
	All establishments	647	5 923 035	180 830	41 516	4 960	370 545	6 688	7 855
	Establishments operated for the entire year	510	5 501 513	167 855	39 318	4 651	338 555	6 476	7 601
	Establishments with sales less than \$100,000	13	1 011	233	76	16	507	—	—
	Establishments with sales of \$100,000 to \$249,999	27	4 580	955	189	37	1 807	1	—
	Establishments with sales of \$250,000 to \$499,999	20	7 317	884	204	40	2 050	20	25
	Establishments with sales of \$500,000 to \$999,999	42	30 688	4 242	1 004	133	8 160	30	62
	Establishments with sales of \$1,000,000 to \$2,499,999	101	172 458	10 018	2 171	343	21 245	101	61
	Establishments with sales of \$2,500,000 to \$4,999,999	96	345 153	16 259	3 620	585	34 839	391	431
	Establishments with sales of \$5,000,000 to \$9,999,999	80	577 255	21 035	5 396	549	45 755	1 168	1 448
	Establishments with sales of \$10,000,000 to \$24,999,999	79	1 228 817	38 784	8 466	1 216	77 581	2 729	3 300
	Establishments with sales of \$25,000,000 or more	52	3 134 234	75 445	18 192	1 732	146 611	2 036	2 274
	Establishments not operated for the entire year	137	421 522	12 975	2 198	309	31 990	212	254
42249	Other grocery & related products whsle								
	All establishments	1 521	D	D	D	j	D	D	D
	Establishments operated for the entire year	1 354	D	D	D	j	D	D	D
	Establishments with sales less than \$100,000	77	D	D	D	c	D	D	D
	Establishments with sales of \$100,000 to \$249,999	148	D	D	D	e	D	D	D
	Establishments with sales of \$250,000 to \$499,999	176	D	D	D	e	D	D	D
	Establishments with sales of \$500,000 to \$999,999	129	D	D	D	e	D	D	D
	Establishments with sales of \$1,000,000 to \$2,499,999	210	D	D	D	f	D	D	D
	Establishments with sales of \$2,500,000 to \$4,999,999	117	D	D	D	e	D	D	D
	Establishments with sales of \$5,000,000 to \$9,999,999	132	D	D	D	f	D	D	D
	Establishments with sales of \$10,000,000 to \$24,999,999	169	D	D	D	g	D	D	D
	Establishments with sales of \$25,000,000 or more	196	D	D	D	j	D	D	D
	Establishments not operated for the entire year	167	D	D	D	f	D	D	D
422490	Other grocery & related products whsle								
	All establishments	1 521	D	D	D	j	D	D	D
	Establishments operated for the entire year	1 354	D	D	D	j	D	D	D
	Establishments with sales less than \$100,000	77	D	D	D	c	D	D	D
	Establishments with sales of \$100,000 to \$249,999	148	D	D	D	e	D	D	D
	Establishments with sales of \$250,000 to \$499,999	176	D	D	D	e	D	D	D
	Establishments with sales of \$500,000 to \$999,999	129	D	D	D	e	D	D	D
	Establishments with sales of \$1,000,000 to \$2,499,999	210	D	D	D	f	D	D	D
	Establishments with sales of \$2,500,000 to \$4,999,999	117	D	D	D	e	D	D	D
	Establishments with sales of \$5,000,000 to \$9,999,999	132	D	D	D	f	D	D	D
	Establishments with sales of \$10,000,000 to \$24,999,999	169	D	D	D	g	D	D	D
	Establishments with sales of \$25,000,000 or more	196	D	D	D	j	D	D	D

See footnotes at end of table.

Table 1. Sales Size of Establishments: 1997—Con.

[Includes only establishments with payroll. For meaning of abbreviations and symbols, see introductory text. For explanation of terms, see Appendix A. For method of assignment to categories shown, see Appendix C]

NAICS code	Sales sizes of establishments by type of operation and kind of business	Establishments (number)	Sales (\$1,000)	Annual payroll (\$1,000)	First-quarter payroll (\$1,000)	Paid employees for pay period including March 12 (number)	Operating expenses ¹ (\$1,000)	End-of-1996 inventories (\$1,000)	End-of-1997 inventories (\$1,000)
422	AGENTS, BROKERS, AND COMMISSION MERCHANTS—Con.								
	Wholesale trade, nondurable goods—Con.								
422490	Other grocery & related products whsle—Con.								
	Establishments operated for the entire year—Con.								
	Establishments with sales of \$25,000,000 or more	196	D	D	D	j	D	D	D
	Establishments not operated for the entire year	167	D	D	D	f	D	D	D
4224901	Coffee, tea, & spice whsle								
	All establishments	115	1 472 900	26 226	5 662	654	47 505	390	321
	Establishments operated for the entire year	102	1 299 139	23 642	5 592	643	42 586	390	321
	Establishments with sales less than \$100,000	3	D	D	D	a	D	D	D
	Establishments with sales of \$100,000 to \$249,999	14	D	D	D	b	D	D	D
	Establishments with sales of \$250,000 to \$499,999	14	D	D	D	b	D	D	D
	Establishments with sales of \$500,000 to \$999,999	9	D	D	D	b	D	D	D
	Establishments with sales of \$1,000,000 to \$2,499,999	18	30 725	1 369	277	34	3 170	101	103
	Establishments with sales of \$2,500,000 to \$4,999,999	7	23 155	693	182	15	1 468	—	—
	Establishments with sales of \$5,000,000 to \$9,999,999	14	102 584	2 368	453	46	3 853	131	52
	Establishments with sales of \$10,000,000 to \$24,999,999	12	183 797	3 914	1 012	138	6 137	—	—
	Establishments with sales of \$25,000,000 or more	11	944 473	13 152	3 096	289	23 780	—	—
	Establishments not operated for the entire year	13	173 761	2 584	70	11	4 919	—	—
4224902	Bread & baked goods whsle								
	All establishments	351	1 690 138	46 252	10 524	1 377	81 240	309	354
	Establishments operated for the entire year	316	1 657 000	45 233	10 436	1 344	79 026	309	346
	Establishments with sales less than \$100,000	26	1 611	366	90	31	712	—	—
	Establishments with sales of \$100,000 to \$249,999	39	7 159	1 204	301	70	2 141	38	28
	Establishments with sales of \$250,000 to \$499,999	104	36 597	3 224	756	173	6 052	83	97
	Establishments with sales of \$500,000 to \$999,999	41	26 479	2 480	553	107	4 360	53	68
	Establishments with sales of \$1,000,000 to \$2,499,999	38	54 985	4 541	1 017	146	8 903	3	77
	Establishments with sales of \$2,500,000 to \$4,999,999	17	56 297	1 780	394	70	2 948	27	25
	Establishments with sales of \$5,000,000 to \$9,999,999	20	136 453	3 356	777	67	5 963	—	—
	Establishments with sales of \$10,000,000 to \$24,999,999	16	228 762	4 610	1 034	120	8 766	—	—
	Establishments with sales of \$25,000,000 or more	15	1 108 657	23 672	5 514	560	39 181	105	51
	Establishments not operated for the entire year	35	33 138	1 019	88	33	2 214	—	8
4224903	Soft drinks whsle								
	All establishments	90	423 591	9 289	1 942	280	16 377	65	66
	Establishments operated for the entire year	75	419 515	9 048	1 814	264	15 957	65	66
	Establishments with sales less than \$100,000	7	509	176	40	12	266	1	—
	Establishments with sales of \$100,000 to \$249,999	15	D	D	D	b	D	D	D
	Establishments with sales of \$250,000 to \$499,999	12	D	D	D	b	D	D	D
	Establishments with sales of \$500,000 to \$999,999	8	6 098	549	113	22	914	53	55
	Establishments with sales of \$1,000,000 to \$2,499,999	22	34 949	1 729	375	57	4 043	—	—
	Establishments with sales of \$2,500,000 to \$4,999,999	2	D	D	D	a	D	D	D
	Establishments with sales of \$5,000,000 to \$9,999,999	4	34 046	919	134	19	1 568	—	—
	Establishments with sales of \$10,000,000 to \$24,999,999	2	D	D	D	a	D	D	D
	Establishments with sales of \$25,000,000 or more	3	290 538	3 090	603	73	4 772	—	—
	Establishments not operated for the entire year	15	4 076	241	128	16	420	—	—

See footnotes at end of table.

Table 1. Sales Size of Establishments: 1997—Con.

[Includes only establishments with payroll. For meaning of abbreviations and symbols, see introductory text. For explanation of terms, see Appendix A. For method of assignment to categories shown, see Appendix C.]

NAICS code	Sales sizes of establishments by type of operation and kind of business	Establishments (number)	Sales (\$1,000)	Annual payroll (\$1,000)	First-quarter payroll (\$1,000)	Paid employees for pay period including March 12 (number)	Operating expenses ¹ (\$1,000)	End-of-1996 inventories (\$1,000)	End-of-1997 inventories (\$1,000)
422	AGENTS, BROKERS, AND COMMISSION MERCHANTS—Con.								
	Wholesale trade, nondurable goods—Con.								
4224904	Canned goods whsle								
	All establishments	238	6 882 311	126 819	27 953	3 166	217 916	4 580	6 395
	Establishments operated for the entire year	208	6 745 174	118 933	27 406	3 088	204 523	4 580	6 395
	Establishments with sales less than \$100,000	7	615	200	54	14	342	—	—
	Establishments with sales of \$100,000 to \$249,999	14	2 264	518	122	23	1 104	—	—
	Establishments with sales of \$250,000 to \$499,999	11	3 856	1 017	175	22	1 953	—	—
	Establishments with sales of \$500,000 to \$999,999	15	9 659	1 019	253	39	1 966	—	—
	Establishments with sales of \$1,000,000 to \$2,499,999	32	D	D	D	c	D	D	D
	Establishments with sales of \$2,500,000 to \$4,999,999	20	D	D	D	b	D	D	D
	Establishments with sales of \$5,000,000 to \$9,999,999	27	192 774	3 236	729	105	5 862	95	102
	Establishments with sales of \$10,000,000 to \$24,999,999	37	582 724	10 511	2 295	250	17 958	1 245	2 904
	Establishments with sales of \$25,000,000 or more	45	5 826 919	97 988	22 761	2 486	165 569	2 603	3 027
	Establishments not operated for the entire year	30	137 137	7 886	547	78	13 393	—	—
4224905	Food & beverage basic materials whsle								
	All establishments	139	2 320 600	43 807	9 758	1 120	77 455	190	330
	Establishments operated for the entire year	136	D	D	D	g	D	D	D
	Establishments with sales less than \$100,000	6	D	D	D	a	D	D	D
	Establishments with sales of \$100,000 to \$249,999	10	D	D	D	a	D	D	D
	Establishments with sales of \$250,000 to \$499,999	9	3 030	456	112	13	842	4	5
	Establishments with sales of \$500,000 to \$999,999	8	4 763	511	133	22	1 240	—	35
	Establishments with sales of \$1,000,000 to \$2,499,999	19	33 669	2 301	478	50	4 258	18	23
	Establishments with sales of \$2,500,000 to \$4,999,999	17	D	D	D	b	D	D	D
	Establishments with sales of \$5,000,000 to \$9,999,999	24	164 071	3 587	796	94	5 725	165	255
	Establishments with sales of \$10,000,000 to \$24,999,999	23	D	D	D	c	D	D	D
	Establishments with sales of \$25,000,000 or more	20	1 676 806	25 859	6 079	726	46 308	—	—
	Establishments not operated for the entire year	3	D	D	D	a	D	D	D
4224906	Other grocery specialties whsle								
	All establishments	588	D	D	D	i	D	D	D
	Establishments operated for the entire year	517	D	D	D	i	D	D	D
	Establishments with sales less than \$100,000	28	D	D	D	b	D	D	D
	Establishments with sales of \$100,000 to \$249,999	56	D	D	D	c	D	D	D
	Establishments with sales of \$250,000 to \$499,999	26	D	D	D	b	D	D	D
	Establishments with sales of \$500,000 to \$999,999	48	D	D	D	c	D	D	D
	Establishments with sales of \$1,000,000 to \$2,499,999	81	D	D	D	e	D	D	D
	Establishments with sales of \$2,500,000 to \$4,999,999	54	D	D	D	c	D	D	D
	Establishments with sales of \$5,000,000 to \$9,999,999	43	D	D	D	e	D	D	D
	Establishments with sales of \$10,000,000 to \$24,999,999	79	D	D	D	g	D	D	D
	Establishments with sales of \$25,000,000 or more	102	D	D	D	i	D	D	D
	Establishments not operated for the entire year	71	D	D	D	f	D	D	D
4225	Farm-product raw material whsle								
	All establishments	1 494	33 902 691	209 654	49 221	23 425	489 969	13 057	25 131

See footnotes at end of table.

Table 1. Sales Size of Establishments: 1997—Con.

[Includes only establishments with payroll. For meaning of abbreviations and symbols, see introductory text. For explanation of terms, see Appendix A. For method of assignment to categories shown, see Appendix C.]

NAICS code	Sales sizes of establishments by type of operation and kind of business	Establishments (number)	Sales (\$1,000)	Annual payroll (\$1,000)	First-quarter payroll (\$1,000)	Paid employees for pay period including March 12 (number)	Operating expenses ¹ (\$1,000)	End-of-1996 inventories (\$1,000)	End-of-1997 inventories (\$1,000)
422	AGENTS, BROKERS, AND COMMISSION MERCHANTS—Con.								
	Wholesale trade, nondurable goods—Con.								
4225	Farm-product raw material whsle—Con.								
	Establishments operated for the entire year	1 203	32 203 935	191 812	44 640	21 203	440 449	13 047	17 653
	Establishments with sales less than \$100,000	16	1 101	254	55	30	485	—	—
	Establishments with sales of \$100,000 to \$249,999	26	4 440	1 176	271	93	1 897	—	—
	Establishments with sales of \$250,000 to \$499,999	40	14 643	1 195	236	108	2 475	6	7
	Establishments with sales of \$500,000 to \$999,999	61	45 129	2 411	608	335	6 070	142	134
	Establishments with sales of \$1,000,000 to \$2,499,999	133	219 838	6 212	1 541	836	15 506	999	910
	Establishments with sales of \$2,500,000 to \$4,999,999	158	572 380	10 464	2 480	1 509	24 294	1 268	2 433
	Establishments with sales of \$5,000,000 to \$9,999,999	213	1 577 392	22 642	5 374	3 401	52 227	1 120	1 871
	Establishments with sales of \$10,000,000 to \$24,999,999	336	5 296 405	58 199	13 616	7 964	129 356	3 295	3 916
	Establishments with sales of \$25,000,000 or more	220	24 472 607	89 259	20 459	6 927	208 139	6 217	8 382
	Establishments not operated for the entire year	291	1 698 756	17 842	4 581	2 222	49 520	10	7 478
42251	Grain & field bean whsle								
	All establishments	135	15 045 234	22 566	4 323	478	44 921	1 739	2 541
	Establishments operated for the entire year	123	15 029 941	22 408	4 298	467	44 532	1 739	2 541
	Establishments with sales less than \$100,000	7	539	107	22	10	240	—	—
	Establishments with sales of \$100,000 to \$249,999	10	1 621	662	158	17	945	—	—
	Establishments with sales of \$250,000 to \$499,999	5	1 662	317	74	9	526	—	—
	Establishments with sales of \$500,000 to \$999,999	9	6 767	471	91	25	1 146	123	127
	Establishments with sales of \$1,000,000 to \$2,499,999	14	22 148	1 018	305	61	2 109	8	1
	Establishments with sales of \$2,500,000 to \$4,999,999	20	72 302	1 185	287	44	3 490	593	1 402
	Establishments with sales of \$5,000,000 to \$9,999,999	10	80 233	655	103	21	1 487	—	33
	Establishments with sales of \$10,000,000 to \$24,999,999	22	367 520	4 142	864	84	7 392	128	150
	Establishments with sales of \$25,000,000 or more	26	14 477 149	13 851	2 394	196	27 197	887	828
	Establishments not operated for the entire year	12	15 293	158	25	11	389	—	—
422510	Grain & field bean whsle								
	All establishments	135	15 045 234	22 566	4 323	478	44 921	1 739	2 541
	Establishments operated for the entire year	123	15 029 941	22 408	4 298	467	44 532	1 739	2 541
	Establishments with sales less than \$100,000	7	539	107	22	10	240	—	—
	Establishments with sales of \$100,000 to \$249,999	10	1 621	662	158	17	945	—	—
	Establishments with sales of \$250,000 to \$499,999	5	1 662	317	74	9	526	—	—
	Establishments with sales of \$500,000 to \$999,999	9	6 767	471	91	25	1 146	123	127
	Establishments with sales of \$1,000,000 to \$2,499,999	14	22 148	1 018	305	61	2 109	8	1
	Establishments with sales of \$2,500,000 to \$4,999,999	20	72 302	1 185	287	44	3 490	593	1 402
	Establishments with sales of \$5,000,000 to \$9,999,999	10	80 233	655	103	21	1 487	—	33
	Establishments with sales of \$10,000,000 to \$24,999,999	22	367 520	4 142	864	84	7 392	128	150
	Establishments with sales of \$25,000,000 or more	26	14 477 149	13 851	2 394	196	27 197	887	828
	Establishments not operated for the entire year	12	15 293	158	25	11	389	—	—
42252	Livestock whsle								
	All establishments	957	15 468 016	144 727	34 129	19 860	340 694	9 663	13 135
	Establishments operated for the entire year	882	15 092 864	142 434	33 398	19 351	334 851	9 653	13 130
	Establishments with sales less than \$100,000	1	D	D	D	a	D	D	D
	Establishments with sales of \$100,000 to \$249,999	5	D	D	D	a	D	D	D
	Establishments with sales of \$250,000 to \$499,999	23	8 609	230	63	66	609	6	7

See footnotes at end of table.

Table 1. Sales Size of Establishments: 1997—Con.

[Includes only establishments with payroll. For meaning of abbreviations and symbols, see introductory text. For explanation of terms, see Appendix A. For method of assignment to categories shown, see Appendix C.]

NAICS code	Sales sizes of establishments by type of operation and kind of business	Establishments (number)	Sales (\$1,000)	Annual payroll (\$1,000)	First-quarter payroll (\$1,000)	Paid employees for pay period including March 12 (number)	Operating expenses ¹ (\$1,000)	End-of-1996 inventories (\$1,000)	End-of-1997 inventories (\$1,000)
422	AGENTS, BROKERS, AND COMMISSION MERCHANTS—Con.								
42252	Wholesale trade, nondurable goods—Con.								
	Livestock whsle—Con.								
	Establishments operated for the entire year—Con.								
	Establishments with sales of \$500,000 to \$999,999	31	22 963	697	168	185	1 943	—	—
	Establishments with sales of \$1,000,000 to \$2,499,999	82	138 671	3 461	804	598	8 174	22	64
	Establishments with sales of \$2,500,000 to \$4,999,999	108	395 457	5 938	1 348	1 329	14 108	217	197
	Establishments with sales of \$5,000,000 to \$9,999,999	175	1 295 281	16 453	3 833	3 022	39 906	1 009	1 736
	Establishments with sales of \$10,000,000 to \$24,999,999	287	4 534 436	49 662	11 687	7 679	112 854	3 126	3 573
	Establishments with sales of \$25,000,000 or more	170	8 696 583	65 964	15 488	6 463	157 169	5 273	7 553
	Establishments not operated for the entire year	75	375 152	2 293	731	509	5 843	10	5
422520	Livestock whsle								
	All establishments	957	15 468 016	144 727	34 129	19 860	340 694	9 663	13 135
	Establishments operated for the entire year	882	15 092 864	142 434	33 398	19 351	334 851	9 653	13 130
	Establishments with sales less than \$100,000	1	D	D	D	a	D	D	D
	Establishments with sales of \$100,000 to \$249,999	5	D	D	D	a	D	D	D
	Establishments with sales of \$250,000 to \$499,999	23	8 609	230	63	66	609	6	7
	Establishments with sales of \$500,000 to \$999,999	31	22 963	697	168	185	1 943	—	—
	Establishments with sales of \$1,000,000 to \$2,499,999	82	138 671	3 461	804	598	8 174	22	64
	Establishments with sales of \$2,500,000 to \$4,999,999	108	395 457	5 938	1 348	1 329	14 108	217	197
	Establishments with sales of \$5,000,000 to \$9,999,999	175	1 295 281	16 453	3 833	3 022	39 906	1 009	1 736
	Establishments with sales of \$10,000,000 to \$24,999,999	287	4 534 436	49 662	11 687	7 679	112 854	3 126	3 573
	Establishments with sales of \$25,000,000 or more	170	8 696 583	65 964	15 488	6 463	157 169	5 273	7 553
	Establishments not operated for the entire year	75	375 152	2 293	731	509	5 843	10	5
42259	Other farm product raw material whsle								
	All establishments	402	3 389 441	42 361	10 769	3 087	104 354	1 655	9 455
	Establishments operated for the entire year	198	2 081 130	26 970	6 944	1 385	61 066	1 655	1 982
	Establishments with sales less than \$100,000	8	D	D	D	a	D	D	D
	Establishments with sales of \$100,000 to \$249,999	11	D	D	D	b	D	D	D
	Establishments with sales of \$250,000 to \$499,999	12	4 372	648	99	33	1 340	—	—
	Establishments with sales of \$500,000 to \$999,999	21	15 399	1 243	349	125	2 981	19	7
	Establishments with sales of \$1,000,000 to \$2,499,999	37	59 019	1 733	432	177	5 223	969	845
	Establishments with sales of \$2,500,000 to \$4,999,999	30	104 621	3 341	845	136	6 696	458	834
	Establishments with sales of \$5,000,000 to \$9,999,999	28	201 878	5 534	1 438	358	10 834	111	102
	Establishments with sales of \$10,000,000 to \$24,999,999	27	394 449	4 395	1 065	201	9 110	41	193
	Establishments with sales of \$25,000,000 or more	24	1 298 875	9 444	2 577	268	23 773	57	1
	Establishments not operated for the entire year	204	1 308 311	15 391	3 825	1 702	43 288	—	7 473
422590	Other farm product raw material whsle								
	All establishments	402	3 389 441	42 361	10 769	3 087	104 354	1 655	9 455
	Establishments operated for the entire year	198	2 081 130	26 970	6 944	1 385	61 066	1 655	1 982
	Establishments with sales less than \$100,000	8	D	D	D	a	D	D	D
	Establishments with sales of \$100,000 to \$249,999	11	D	D	D	b	D	D	D
	Establishments with sales of \$250,000 to \$499,999	12	4 372	648	99	33	1 340	—	—
	Establishments with sales of \$500,000 to \$999,999	21	15 399	1 243	349	125	2 981	19	7
	Establishments with sales of \$1,000,000 to \$2,499,999	37	59 019	1 733	432	177	5 223	969	845

See footnotes at end of table.

Table 1. Sales Size of Establishments: 1997—Con.

[Includes only establishments with payroll. For meaning of abbreviations and symbols, see introductory text. For explanation of terms, see Appendix A. For method of assignment to categories shown, see Appendix C.]

NAICS code	Sales sizes of establishments by type of operation and kind of business	Establishments (number)	Sales (\$1,000)	Annual payroll (\$1,000)	First-quarter payroll (\$1,000)	Paid employees for pay period including March 12 (number)	Operating expenses ¹ (\$1,000)	End-of-1996 inventories (\$1,000)	End-of-1997 inventories (\$1,000)
422	AGENTS, BROKERS, AND COMMISSION MERCHANTS—Con.								
	Wholesale trade, nondurable goods—Con.								
422590	Other farm product raw material whsle—Con.								
	Establishments operated for the entire year—Con.								
	Establishments with sales of \$2,500,000 to \$4,999,999	30	104 621	3 341	845	136	6 696	458	834
	Establishments with sales of \$5,000,000 to \$9,999,999	28	201 878	5 534	1 438	358	10 834	111	102
	Establishments with sales of \$10,000,000 to \$24,999,999	27	394 449	4 395	1 065	201	9 110	41	193
	Establishments with sales of \$25,000,000 or more	24	1 298 875	9 444	2 577	268	23 773	57	1
	Establishments not operated for the entire year	204	1 308 311	15 391	3 825	1 702	43 288	—	7 473
4225901	Hides, skins, & pelts whsle								
	All establishments	26	184 450	5 826	1 825	323	12 694	318	236
	Establishments operated for the entire year	21	180 899	5 756	1 807	306	12 532	318	236
	Establishments with sales less than \$100,000	1	D	D	D	a	D	D	D
	Establishments with sales of \$100,000 to \$249,999	—	—	—	—	—	—	—	—
	Establishments with sales of \$250,000 to \$499,999	1	D	D	D	a	D	D	D
	Establishments with sales of \$500,000 to \$999,999	2	D	D	D	a	D	D	D
	Establishments with sales of \$1,000,000 to \$2,499,999	5	8 092	237	45	19	579	—	—
	Establishments with sales of \$2,500,000 to \$4,999,999	3	11 240	188	56	7	452	164	164
	Establishments with sales of \$5,000,000 to \$9,999,999	5	37 470	3 297	955	143	6 078	96	70
	Establishments with sales of \$10,000,000 to \$24,999,999	2	D	D	D	a	D	D	D
	Establishments with sales of \$25,000,000 or more	2	D	D	D	c	D	D	D
	Establishments not operated for the entire year	5	3 551	70	18	17	162	—	—
4225902	Leaf tobacco whsle								
	All establishments	210	1 565 193	19 599	5 305	2 115	53 017	118	7 710
	Establishments operated for the entire year	36	327 592	5 158	1 615	455	12 012	118	244
	Establishments with sales less than \$100,000	—	—	—	—	—	—	—	—
	Establishments with sales of \$100,000 to \$249,999	1	D	D	D	a	D	D	D
	Establishments with sales of \$250,000 to \$499,999	1	D	D	D	a	D	D	D
	Establishments with sales of \$500,000 to \$999,999	5	2 787	494	145	68	1 161	—	—
	Establishments with sales of \$1,000,000 to \$2,499,999	4	D	D	D	b	D	D	D
	Establishments with sales of \$2,500,000 to \$4,999,999	6	D	D	D	b	D	D	D
	Establishments with sales of \$5,000,000 to \$9,999,999	8	D	D	D	c	D	D	D
	Establishments with sales of \$10,000,000 to \$24,999,999	8	123 370	1 908	464	109	4 291	9	160
	Establishments with sales of \$25,000,000 or more	3	113 905	862	381	14	2 719	—	—
	Establishments not operated for the entire year	174	1 237 601	14 441	3 690	1 660	41 005	—	7 466
4225903	Wool, wool tops, & mohair whsle								
	All establishments	19	56 823	1 177	270	60	2 702	1 055	1 276
	Establishments operated for the entire year	15	44 709	1 110	257	58	2 335	1 055	1 276
	Establishments with sales less than \$100,000	—	—	—	—	—	—	—	—
	Establishments with sales of \$100,000 to \$249,999	1	D	D	D	a	D	D	D
	Establishments with sales of \$250,000 to \$499,999	—	—	—	—	—	—	—	—
	Establishments with sales of \$500,000 to \$999,999	1	D	D	D	a	D	D	D
	Establishments with sales of \$1,000,000 to \$2,499,999	8	D	D	D	b	D	D	D
	Establishments with sales of \$2,500,000 to \$4,999,999	2	D	D	D	a	D	D	D
	Establishments with sales of \$5,000,000 to \$9,999,999	2	D	D	D	a	D	D	D
	Establishments with sales of \$10,000,000 to \$24,999,999	1	D	D	D	a	D	D	D

See footnotes at end of table.

Table 1. Sales Size of Establishments: 1997—Con.

[Includes only establishments with payroll. For meaning of abbreviations and symbols, see introductory text. For explanation of terms, see Appendix A. For method of assignment to categories shown, see Appendix C]

NAICS code	Sales sizes of establishments by type of operation and kind of business	Establishments (number)	Sales (\$1,000)	Annual payroll (\$1,000)	First-quarter payroll (\$1,000)	Paid employees for pay period including March 12 (number)	Operating expenses ¹ (\$1,000)	End-of-1996 inventories (\$1,000)	End-of-1997 inventories (\$1,000)
422	AGENTS, BROKERS, AND COMMISSION MERCHANTS—Con.								
	Wholesale trade, nondurable goods—Con.								
4225903	Wool, wool tops, & mohair whsle—Con.								
	Establishments operated for the entire year—Con.								
	Establishments with sales of \$25,000,000 or more	—	—	—	—	—	—	—	—
	Establishments not operated for the entire year	4	12 114	67	13	2	367	—	—
4225904	Cotton whsle								
	All establishments	53	695 960	3 493	535	98	6 343	32	95
	Establishments operated for the entire year	43	664 057	3 099	456	88	5 368	32	88
	Establishments with sales less than \$100,000	2	D	D	D	a	D	D	D
	Establishments with sales of \$100,000 to \$249,999	3	410	168	28	4	260	—	—
	Establishments with sales of \$250,000 to \$499,999	2	D	D	D	a	D	D	D
	Establishments with sales of \$500,000 to \$999,999	1	D	D	D	a	D	D	D
	Establishments with sales of \$1,000,000 to \$2,499,999	6	10 599	86	18	20	303	—	—
	Establishments with sales of \$2,500,000 to \$4,999,999	9	32 201	356	57	17	889	—	55
	Establishments with sales of \$5,000,000 to \$9,999,999	8	57 901	554	55	13	798	—	—
	Establishments with sales of \$10,000,000 to \$24,999,999	5	D	D	D	a	D	D	D
	Establishments with sales of \$25,000,000 or more	7	D	D	D	a	D	D	D
	Establishments not operated for the entire year	10	31 903	394	79	10	975	—	7
4225905	Other farm-product raw material whsle								
	All establishments	94	887 015	12 266	2 834	491	29 598	132	138
	Establishments operated for the entire year	83	863 873	11 847	2 809	478	28 819	132	138
	Establishments with sales less than \$100,000	5	D	D	D	a	D	D	D
	Establishments with sales of \$100,000 to \$249,999	6	1 213	240	53	61	483	—	—
	Establishments with sales of \$250,000 to \$499,999	8	3 000	402	84	28	955	—	—
	Establishments with sales of \$500,000 to \$999,999	12	9 042	510	141	44	1 338	10	—
	Establishments with sales of \$1,000,000 to \$2,499,999	14	D	D	D	b	D	D	D
	Establishments with sales of \$2,500,000 to \$4,999,999	10	D	D	D	b	D	D	D
	Establishments with sales of \$5,000,000 to \$9,999,999	5	D	D	D	b	D	D	D
	Establishments with sales of \$10,000,000 to \$24,999,999	11	D	D	D	b	D	D	D
	Establishments with sales of \$25,000,000 or more	12	611 714	5 796	1 438	118	15 061	—	—
	Establishments not operated for the entire year	11	23 142	419	25	13	779	—	—
4226	Chemical & allied products whsle								
	All establishments	1 390	6 509 052	194 592	41 323	3 687	354 566	22 043	26 585
	Establishments operated for the entire year	1 246	6 198 943	188 360	40 299	3 593	341 353	22 038	26 566
	Establishments with sales less than \$100,000	76	4 710	1 339	346	92	2 307	35	23
	Establishments with sales of \$100,000 to \$249,999	135	22 003	4 686	1 126	196	8 589	111	127
	Establishments with sales of \$250,000 to \$499,999	92	32 501	4 402	1 024	174	9 308	256	313
	Establishments with sales of \$500,000 to \$999,999	132	92 220	8 698	2 218	306	18 056	1 087	1 173
	Establishments with sales of \$1,000,000 to \$2,499,999	259	416 168	24 651	5 670	634	47 347	1 227	1 213
	Establishments with sales of \$2,500,000 to \$4,999,999	192	669 702	22 561	4 928	462	43 620	1 335	1 527
	Establishments with sales of \$5,000,000 to \$9,999,999	193	1 328 438	37 010	7 818	610	64 229	1 934	3 595
	Establishments with sales of \$10,000,000 to \$24,999,999	127	1 842 615	47 232	10 956	682	85 978	7 179	8 230
	Establishments with sales of \$25,000,000 or more	40	1 790 586	37 781	6 213	437	61 919	8 874	10 365
	Establishments not operated for the entire year	144	310 109	6 232	1 024	94	13 213	5	19

See footnotes at end of table.

Table 1. Sales Size of Establishments: 1997—Con.

[Includes only establishments with payroll. For meaning of abbreviations and symbols, see introductory text. For explanation of terms, see Appendix A. For method of assignment to categories shown, see Appendix C]

NAICS code	Sales sizes of establishments by type of operation and kind of business	Establishments (number)	Sales (\$1,000)	Annual payroll (\$1,000)	First-quarter payroll (\$1,000)	Paid employees for pay period including March 12 (number)	Operating expenses ¹ (\$1,000)	End-of-1996 inventories (\$1,000)	End-of-1997 inventories (\$1,000)
422	AGENTS, BROKERS, AND COMMISSION MERCHANTS—Con.								
42261	Wholesale trade, nondurable goods—Con.								
	Plastics materials & basic forms & shapes whsle								
	All establishments	654	3 770 919	99 796	21 450	1 741	180 912	3 978	6 095
	Establishments operated for the entire year	594	3 566 946	96 342	20 965	1 711	173 024	3 978	6 095
	Establishments with sales less than \$100,000	18	1 171	233	56	23	482	2	1
	Establishments with sales of \$100,000 to \$249,999	31	D	D	D	b	D	D	D
	Establishments with sales of \$250,000 to \$499,999	27	D	D	D	b	D	D	D
	Establishments with sales of \$500,000 to \$999,999	55	D	D	D	c	D	D	D
	Establishments with sales of \$1,000,000 to \$2,499,999	112	185 617	8 910	2 099	262	17 191	277	256
	Establishments with sales of \$2,500,000 to \$4,999,999	113	391 113	13 103	3 004	265	25 535	516	561
	Establishments with sales of \$5,000,000 to \$9,999,999	128	886 834	23 456	4 840	383	39 890	772	2 014
	Establishments with sales of \$10,000,000 to \$24,999,999	88	1 250 655	29 540	6 916	410	51 398	1 411	1 476
	Establishments with sales of \$25,000,000 or more	22	797 426	15 360	2 574	150	26 808	708	1 443
	Establishments not operated for the entire year	60	203 973	3 454	485	30	7 888	—	—
422610	Plastics materials & basic forms & shapes whsle								
	All establishments	654	3 770 919	99 796	21 450	1 741	180 912	3 978	6 095
	Establishments operated for the entire year	594	3 566 946	96 342	20 965	1 711	173 024	3 978	6 095
	Establishments with sales less than \$100,000	18	1 171	233	56	23	482	2	1
	Establishments with sales of \$100,000 to \$249,999	31	D	D	D	b	D	D	D
	Establishments with sales of \$250,000 to \$499,999	27	D	D	D	b	D	D	D
	Establishments with sales of \$500,000 to \$999,999	55	D	D	D	c	D	D	D
	Establishments with sales of \$1,000,000 to \$2,499,999	112	185 617	8 910	2 099	262	17 191	277	256
	Establishments with sales of \$2,500,000 to \$4,999,999	113	391 113	13 103	3 004	265	25 535	516	561
	Establishments with sales of \$5,000,000 to \$9,999,999	128	886 834	23 456	4 840	383	39 890	772	2 014
	Establishments with sales of \$10,000,000 to \$24,999,999	88	1 250 655	29 540	6 916	410	51 398	1 411	1 476
	Establishments with sales of \$25,000,000 or more	22	797 426	15 360	2 574	150	26 808	708	1 443
	Establishments not operated for the entire year	60	203 973	3 454	485	30	7 888	—	—
42269	Other chemical & allied products whsle								
	All establishments	736	2 738 133	94 796	19 873	1 946	173 654	18 065	20 490
	Establishments operated for the entire year	652	2 631 997	92 018	19 334	1 882	168 329	18 060	20 471
	Establishments with sales less than \$100,000	58	3 539	1 106	290	69	1 825	33	22
	Establishments with sales of \$100,000 to \$249,999	104	D	D	D	c	D	D	D
	Establishments with sales of \$250,000 to \$499,999	65	D	D	D	c	D	D	D
	Establishments with sales of \$500,000 to \$999,999	77	D	D	D	c	D	D	D
	Establishments with sales of \$1,000,000 to \$2,499,999	147	230 551	15 741	3 571	372	30 156	950	957
	Establishments with sales of \$2,500,000 to \$4,999,999	79	278 589	9 458	1 924	197	18 085	819	966
	Establishments with sales of \$5,000,000 to \$9,999,999	65	441 604	13 554	2 978	227	24 339	1 162	1 581
	Establishments with sales of \$10,000,000 to \$24,999,999	39	591 960	17 692	4 040	272	34 580	5 768	6 754
	Establishments with sales of \$25,000,000 or more	18	993 160	22 421	3 639	287	35 111	8 166	8 922
	Establishments not operated for the entire year	84	106 136	2 778	539	64	5 325	5	19
422690	Other chemical & allied products whsle								
	All establishments	736	2 738 133	94 796	19 873	1 946	173 654	18 065	20 490

See footnotes at end of table.

Table 1. Sales Size of Establishments: 1997—Con.

[Includes only establishments with payroll. For meaning of abbreviations and symbols, see introductory text. For explanation of terms, see Appendix A. For method of assignment to categories shown, see Appendix C]

NAICS code	Sales sizes of establishments by type of operation and kind of business	Establishments (number)	Sales (\$1,000)	Annual payroll (\$1,000)	First-quarter payroll (\$1,000)	Paid employees for pay period including March 12 (number)	Operating expenses ¹ (\$1,000)	End-of-1996 inventories (\$1,000)	End-of-1997 inventories (\$1,000)
422	AGENTS, BROKERS, AND COMMISSION MERCHANTS—Con.								
	Wholesale trade, nondurable goods—Con.								
422690	Other chemical & allied products whsle—Con.								
	Establishments operated for the entire year	652	2 631 997	92 018	19 334	1 882	168 329	18 060	20 471
	Establishments with sales less than \$100,000	58	3 539	1 106	290	69	1 825	33	22
	Establishments with sales of \$100,000 to \$249,999	104	D	D	D	c	D	D	D
	Establishments with sales of \$250,000 to \$499,999	65	D	D	D	c	D	D	D
	Establishments with sales of \$500,000 to \$999,999	77	D	D	D	c	D	D	D
	Establishments with sales of \$1,000,000 to \$2,499,999	147	230 551	15 741	3 571	372	30 156	950	957
	Establishments with sales of \$2,500,000 to \$4,999,999	79	278 589	9 458	1 924	197	18 085	819	966
	Establishments with sales of \$5,000,000 to \$9,999,999	65	441 604	13 554	2 978	227	24 339	1 162	1 581
	Establishments with sales of \$10,000,000 to \$24,999,999	39	591 960	17 692	4 040	272	34 580	5 768	6 754
	Establishments with sales of \$25,000,000 or more	18	993 160	22 421	3 639	287	35 111	8 166	8 922
	Establishments not operated for the entire year	84	106 136	2 778	539	64	5 325	5	19
4226901	Industrial gases (except LP) whsle								
	All establishments	11	71 241	2 852	489	48	4 830	—	—
	Establishments operated for the entire year	8	67 783	2 717	426	43	4 550	—	—
	Establishments with sales less than \$100,000	—	—	—	—	—	—	—	—
	Establishments with sales of \$100,000 to \$249,999	1	D	D	D	a	D	D	D
	Establishments with sales of \$250,000 to \$499,999	—	—	—	—	—	—	—	—
	Establishments with sales of \$500,000 to \$999,999	—	—	—	—	—	—	—	—
	Establishments with sales of \$1,000,000 to \$2,499,999	1	D	D	D	a	D	D	D
	Establishments with sales of \$2,500,000 to \$4,999,999	2	D	D	D	a	D	D	D
	Establishments with sales of \$5,000,000 to \$9,999,999	1	D	D	D	a	D	D	D
	Establishments with sales of \$10,000,000 to \$24,999,999	3	D	D	D	b	D	D	D
	Establishments with sales of \$25,000,000 or more	—	—	—	—	—	—	—	—
	Establishments not operated for the entire year	3	3 458	135	63	5	280	—	—
4226902	Other chemical & allied products whsle								
	All establishments	725	2 666 892	91 944	19 384	1 898	168 824	18 065	20 490
	Establishments operated for the entire year	644	2 564 214	89 301	18 908	1 839	163 779	18 060	20 471
	Establishments with sales less than \$100,000	58	3 539	1 106	290	69	1 825	33	22
	Establishments with sales of \$100,000 to \$249,999	103	D	D	D	c	D	D	D
	Establishments with sales of \$250,000 to \$499,999	65	D	D	D	c	D	D	D
	Establishments with sales of \$500,000 to \$999,999	77	D	D	D	c	D	D	D
	Establishments with sales of \$1,000,000 to \$2,499,999	146	D	D	D	e	D	D	D
	Establishments with sales of \$2,500,000 to \$4,999,999	77	D	D	D	c	D	D	D
	Establishments with sales of \$5,000,000 to \$9,999,999	64	D	D	D	c	D	D	D
	Establishments with sales of \$10,000,000 to \$24,999,999	36	D	D	D	e	D	D	D
	Establishments with sales of \$25,000,000 or more	18	993 160	22 421	3 639	287	35 111	8 166	8 922
	Establishments not operated for the entire year	81	102 678	2 643	476	59	5 045	5	19
4227	Petroleum & petroleum products whsle								
	All establishments	256	11 953 186	97 236	20 671	2 655	184 534	1 191	1 178

See footnotes at end of table.

Table 1. Sales Size of Establishments: 1997—Con.

[Includes only establishments with payroll. For meaning of abbreviations and symbols, see introductory text. For explanation of terms, see Appendix A. For method of assignment to categories shown, see Appendix C.]

NAICS code	Sales sizes of establishments by type of operation and kind of business	Establishments (number)	Sales (\$1,000)	Annual payroll (\$1,000)	First-quarter payroll (\$1,000)	Paid employees for pay period including March 12 (number)	Operating expenses ¹ (\$1,000)	End-of-1996 inventories (\$1,000)	End-of-1997 inventories (\$1,000)
422	AGENTS, BROKERS, AND COMMISSION MERCHANTS—Con.								
4227	Wholesale trade, nondurable goods—Con.								
	Petroleum & petroleum products whsle—Con.								
	Establishments operated for the entire year	235	11 909 281	96 488	20 571	2 636	182 895	1 100	1 178
	Establishments with sales less than \$100,000	22	1 277	453	92	30	756	13	5
	Establishments with sales of \$100,000 to \$249,999	32	4 892	1 636	393	50	2 577	35	31
	Establishments with sales of \$250,000 to \$499,999	23	7 867	877	187	46	2 034	26	24
	Establishments with sales of \$500,000 to \$999,999	23	17 128	1 954	510	66	3 271	1	6
	Establishments with sales of \$1,000,000 to \$2,499,999	40	64 932	2 320	540	95	4 777	412	454
	Establishments with sales of \$2,500,000 to \$4,999,999	28	100 556	3 050	928	95	6 249	299	335
	Establishments with sales of \$5,000,000 to \$9,999,999	7	43 027	885	191	31	1 909	—	—
	Establishments with sales of \$10,000,000 to \$24,999,999	21	300 833	5 359	1 500	178	10 036	—	—
	Establishments with sales of \$25,000,000 or more	39	11 368 769	79 954	16 230	2 045	151 286	314	323
	Establishments not operated for the entire year	21	43 905	748	100	19	1 639	91	—
42271	Petroleum bulk stations & terminals								
	All establishments	69	331 386	12 025	3 033	266	33 642	527	548
	Establishments operated for the entire year	63	D	D	D	e	D	D	D
	Establishments with sales less than \$100,000	2	D	D	D	a	D	D	D
	Establishments with sales of \$100,000 to \$249,999	4	D	D	D	a	D	D	D
	Establishments with sales of \$250,000 to \$499,999	8	D	D	D	a	D	D	D
	Establishments with sales of \$500,000 to \$999,999	10	D	D	D	b	D	D	D
	Establishments with sales of \$1,000,000 to \$2,499,999	16	D	D	D	b	D	D	D
	Establishments with sales of \$2,500,000 to \$4,999,999	15	D	D	D	b	D	D	D
	Establishments with sales of \$5,000,000 to \$9,999,999	1	D	D	D	a	D	D	D
	Establishments with sales of \$10,000,000 to \$24,999,999	5	D	D	D	b	D	D	D
	Establishments with sales of \$25,000,000 or more	2	D	D	D	b	D	D	D
	Establishments not operated for the entire year	6	D	D	D	a	D	D	D
422710	Petroleum bulk stations & terminals								
	All establishments	69	331 386	12 025	3 033	266	33 642	527	548
	Establishments operated for the entire year	63	D	D	D	e	D	D	D
	Establishments with sales less than \$100,000	2	D	D	D	a	D	D	D
	Establishments with sales of \$100,000 to \$249,999	4	D	D	D	a	D	D	D
	Establishments with sales of \$250,000 to \$499,999	8	D	D	D	a	D	D	D
	Establishments with sales of \$500,000 to \$999,999	10	D	D	D	b	D	D	D
	Establishments with sales of \$1,000,000 to \$2,499,999	16	D	D	D	b	D	D	D
	Establishments with sales of \$2,500,000 to \$4,999,999	15	D	D	D	b	D	D	D
	Establishments with sales of \$5,000,000 to \$9,999,999	1	D	D	D	a	D	D	D
	Establishments with sales of \$10,000,000 to \$24,999,999	5	D	D	D	b	D	D	D
	Establishments with sales of \$25,000,000 or more	2	D	D	D	b	D	D	D
	Establishments not operated for the entire year	6	D	D	D	a	D	D	D
4227101	Petroleum bulk stations & terminals (except LP)								
	All establishments	68	D	D	D	e	D	D	D

See footnotes at end of table.

Table 1. Sales Size of Establishments: 1997—Con.

[Includes only establishments with payroll. For meaning of abbreviations and symbols, see introductory text. For explanation of terms, see Appendix A. For method of assignment to categories shown, see Appendix C]

NAICS code	Sales sizes of establishments by type of operation and kind of business	Establishments (number)	Sales (\$1,000)	Annual payroll (\$1,000)	First-quarter payroll (\$1,000)	Paid employees for pay period including March 12 (number)	Operating expenses ¹ (\$1,000)	End-of-1996 inventories (\$1,000)	End-of-1997 inventories (\$1,000)
422	AGENTS, BROKERS, AND COMMISSION MERCHANTS—Con.								
	Wholesale trade, nondurable goods—Con.								
4227101	Petroleum bulk stations & terminals (except LP)—Con.								
	Establishments operated for the entire year	62	D	D	D	e	D	D	D
	Establishments with sales less than \$100,000	2	D	D	D	a	D	D	D
	Establishments with sales of \$100,000 to \$249,999	4	D	D	D	a	D	D	D
	Establishments with sales of \$250,000 to \$499,999	8	D	D	D	a	D	D	D
	Establishments with sales of \$500,000 to \$999,999	10	D	D	D	b	D	D	D
	Establishments with sales of \$1,000,000 to \$2,499,999	16	D	D	D	b	D	D	D
	Establishments with sales of \$2,500,000 to \$4,999,999	14	D	D	D	b	D	D	D
	Establishments with sales of \$5,000,000 to \$9,999,999	1	D	D	D	a	D	D	D
	Establishments with sales of \$10,000,000 to \$24,999,999	5	D	D	D	b	D	D	D
	Establishments with sales of \$25,000,000 or more	2	D	D	D	b	D	D	D
	Establishments not operated for the entire year	6	D	D	D	a	D	D	D
42271011	Petroleum bulk stations (except LP)								
	All establishments	63	D	D	D	c	D	D	D
	Establishments operated for the entire year	58	D	D	D	c	D	D	D
	Establishments with sales less than \$100,000	2	D	D	D	a	D	D	D
	Establishments with sales of \$100,000 to \$249,999	3	D	D	D	a	D	D	D
	Establishments with sales of \$250,000 to \$499,999	8	D	D	D	a	D	D	D
	Establishments with sales of \$500,000 to \$999,999	10	D	D	D	b	D	D	D
	Establishments with sales of \$1,000,000 to \$2,499,999	16	D	D	D	b	D	D	D
	Establishments with sales of \$2,500,000 to \$4,999,999	13	D	D	D	b	D	D	D
	Establishments with sales of \$5,000,000 to \$9,999,999	1	D	D	D	a	D	D	D
	Establishments with sales of \$10,000,000 to \$24,999,999	4	D	D	D	a	D	D	D
	Establishments with sales of \$25,000,000 or more	1	D	D	D	a	D	D	D
	Establishments not operated for the entire year	5	D	D	D	a	D	D	D
42271012	Petroleum bulk terminals (except LP)								
	All establishments	5	D	D	D	b	D	D	D
	Establishments operated for the entire year	4	D	D	D	b	D	D	D
	Establishments with sales less than \$100,000	—	—	—	—	—	—	—	—
	Establishments with sales of \$100,000 to \$249,999	1	D	D	D	a	D	D	D
	Establishments with sales of \$250,000 to \$499,999	—	—	—	—	—	—	—	—
	Establishments with sales of \$500,000 to \$999,999	—	—	—	—	—	—	—	—
	Establishments with sales of \$1,000,000 to \$2,499,999	—	—	—	—	—	—	—	—
	Establishments with sales of \$2,500,000 to \$4,999,999	1	D	D	D	a	D	D	D
	Establishments with sales of \$5,000,000 to \$9,999,999	—	—	—	—	—	—	—	—
	Establishments with sales of \$10,000,000 to \$24,999,999	1	D	D	D	a	D	D	D
	Establishments with sales of \$25,000,000 or more	1	D	D	D	b	D	D	D
	Establishments not operated for the entire year	1	D	D	D	a	D	D	D
4227102	Liquefied petroleum bulk stations & terminals								
	All establishments	1	D	D	D	a	D	D	D

See footnotes at end of table.

Table 1. Sales Size of Establishments: 1997—Con.

[Includes only establishments with payroll. For meaning of abbreviations and symbols, see introductory text. For explanation of terms, see Appendix A. For method of assignment to categories shown, see Appendix C.]

NAICS code	Sales sizes of establishments by type of operation and kind of business	Establishments (number)	Sales (\$1,000)	Annual payroll (\$1,000)	First-quarter payroll (\$1,000)	Paid employees for pay period including March 12 (number)	Operating expenses ¹ (\$1,000)	End-of-1996 inventories (\$1,000)	End-of-1997 inventories (\$1,000)
422	AGENTS, BROKERS, AND COMMISSION MERCHANTS—Con.								
	Wholesale trade, nondurable goods—Con.								
4227102	Liquefied petroleum bulk stations & terminals—Con.								
	Establishments operated for the entire year	1	D	D	D	a	D	D	D
	Establishments with sales less than \$100,000	—	—	—	—	—	—	—	—
	Establishments with sales of \$100,000 to \$249,999	—	—	—	—	—	—	—	—
	Establishments with sales of \$250,000 to \$499,999	—	—	—	—	—	—	—	—
	Establishments with sales of \$500,000 to \$999,999	—	—	—	—	—	—	—	—
	Establishments with sales of \$1,000,000 to \$2,499,999	—	—	—	—	—	—	—	—
	Establishments with sales of \$2,500,000 to \$4,999,999	1	D	D	D	a	D	D	D
	Establishments with sales of \$5,000,000 to \$9,999,999	—	—	—	—	—	—	—	—
	Establishments with sales of \$10,000,000 to \$24,999,999	—	—	—	—	—	—	—	—
	Establishments with sales of \$25,000,000 or more	—	—	—	—	—	—	—	—
	Establishments not operated for the entire year	—	—	—	—	—	—	—	—
42272	Petroleum & petroleum prod whsle (exc bulk stations & terminals)								
	All establishments	187	'11 621 800	85 211	17 638	2 389	150 892	664	630
	Establishments operated for the entire year	172	D	D	D	g	D	D	D
	Establishments with sales less than \$100,000	20	D	D	D	b	D	D	D
	Establishments with sales of \$100,000 to \$249,999	28	D	D	D	b	D	D	D
	Establishments with sales of \$250,000 to \$499,999	15	D	D	D	b	D	D	D
	Establishments with sales of \$500,000 to \$999,999	13	D	D	D	b	D	D	D
	Establishments with sales of \$1,000,000 to \$2,499,999	24	D	D	D	b	D	D	D
	Establishments with sales of \$2,500,000 to \$4,999,999	13	D	D	D	b	D	D	D
	Establishments with sales of \$5,000,000 to \$9,999,999	6	D	D	D	a	D	D	D
	Establishments with sales of \$10,000,000 to \$24,999,999	16	D	D	D	c	D	D	D
	Establishments with sales of \$25,000,000 or more	37	D	D	D	g	D	D	D
	Establishments not operated for the entire year	15	D	D	D	a	D	D	D
422720	Petroleum & petroleum prod whsle (exc bulk stations & terminals)								
	All establishments	187	'11 621 800	85 211	17 638	2 389	150 892	664	630
	Establishments operated for the entire year	172	D	D	D	g	D	D	D
	Establishments with sales less than \$100,000	20	D	D	D	b	D	D	D
	Establishments with sales of \$100,000 to \$249,999	28	D	D	D	b	D	D	D
	Establishments with sales of \$250,000 to \$499,999	15	D	D	D	b	D	D	D
	Establishments with sales of \$500,000 to \$999,999	13	D	D	D	b	D	D	D
	Establishments with sales of \$1,000,000 to \$2,499,999	24	D	D	D	b	D	D	D
	Establishments with sales of \$2,500,000 to \$4,999,999	13	D	D	D	b	D	D	D
	Establishments with sales of \$5,000,000 to \$9,999,999	6	D	D	D	a	D	D	D
	Establishments with sales of \$10,000,000 to \$24,999,999	16	D	D	D	c	D	D	D
	Establishments with sales of \$25,000,000 or more	37	D	D	D	g	D	D	D
	Establishments not operated for the entire year	15	D	D	D	a	D	D	D

See footnotes at end of table.

Table 1. Sales Size of Establishments: 1997—Con.

[Includes only establishments with payroll. For meaning of abbreviations and symbols, see introductory text. For explanation of terms, see Appendix A. For method of assignment to categories shown, see Appendix C.]

NAICS code	Sales sizes of establishments by type of operation and kind of business	Establishments (number)	Sales (\$1,000)	Annual payroll (\$1,000)	First-quarter payroll (\$1,000)	Paid employees for pay period including March 12 (number)	Operating expenses ¹ (\$1,000)	End-of-1996 inventories (\$1,000)	End-of-1997 inventories (\$1,000)
422	AGENTS, BROKERS, AND COMMISSION MERCHANTS—Con.								
4228	Wholesale trade, nondurable goods—Con.								
	Beer, wine, & distilled alcoholic beverage whsle								
	All establishments	213	D	D	D	g	D	D	D
	Establishments operated for the entire year	191	D	D	D	g	D	D	D
	Establishments with sales less than \$100,000	10	D	D	D	a	D	D	D
	Establishments with sales of \$100,000 to \$249,999	24	D	D	D	b	D	D	D
	Establishments with sales of \$250,000 to \$499,999	23	D	D	D	b	D	D	D
	Establishments with sales of \$500,000 to \$999,999	19	D	D	D	b	D	D	D
	Establishments with sales of \$1,000,000 to \$2,499,999	34	D	D	D	c	D	D	D
	Establishments with sales of \$2,500,000 to \$4,999,999	15	D	D	D	b	D	D	D
	Establishments with sales of \$5,000,000 to \$9,999,999	25	D	D	D	c	D	D	D
	Establishments with sales of \$10,000,000 to \$24,999,999	18	D	D	D	c	D	D	D
	Establishments with sales of \$25,000,000 or more	23	D	D	D	f	D	D	D
	Establishments not operated for the entire year	22	D	D	D	a	D	D	D
42281	Beer & ale whsle								
	All establishments	40	D	D	D	c	D	D	D
	Establishments operated for the entire year	36	D	D	D	c	D	D	D
	Establishments with sales less than \$100,000	3	D	D	D	a	D	D	D
	Establishments with sales of \$100,000 to \$249,999	8	D	D	D	a	D	D	D
	Establishments with sales of \$250,000 to \$499,999	3	D	D	D	a	D	D	D
	Establishments with sales of \$500,000 to \$999,999	6	D	D	D	b	D	D	D
	Establishments with sales of \$1,000,000 to \$2,499,999	4	D	D	D	b	D	D	D
	Establishments with sales of \$2,500,000 to \$4,999,999	2	D	D	D	a	D	D	D
	Establishments with sales of \$5,000,000 to \$9,999,999	4	D	D	D	b	D	D	D
	Establishments with sales of \$10,000,000 to \$24,999,999	4	D	D	D	b	D	D	D
	Establishments with sales of \$25,000,000 or more	2	D	D	D	b	D	D	D
	Establishments not operated for the entire year	4	D	D	D	a	D	D	D
422810	Beer & ale whsle								
	All establishments	40	D	D	D	c	D	D	D
	Establishments operated for the entire year	36	D	D	D	c	D	D	D
	Establishments with sales less than \$100,000	3	D	D	D	a	D	D	D
	Establishments with sales of \$100,000 to \$249,999	8	D	D	D	a	D	D	D
	Establishments with sales of \$250,000 to \$499,999	3	D	D	D	a	D	D	D
	Establishments with sales of \$500,000 to \$999,999	6	D	D	D	b	D	D	D
	Establishments with sales of \$1,000,000 to \$2,499,999	4	D	D	D	b	D	D	D
	Establishments with sales of \$2,500,000 to \$4,999,999	2	D	D	D	a	D	D	D
	Establishments with sales of \$5,000,000 to \$9,999,999	4	D	D	D	b	D	D	D
	Establishments with sales of \$10,000,000 to \$24,999,999	4	D	D	D	b	D	D	D
	Establishments with sales of \$25,000,000 or more	2	D	D	D	b	D	D	D
	Establishments not operated for the entire year	4	D	D	D	a	D	D	D
42282	Wine & distilled alcoholic beverage whsle								
	All establishments	173	1 955 271	58 828	13 631	1 229	100 194	1 446	2 473

See footnotes at end of table.

Table 1. Sales Size of Establishments: 1997—Con.

[Includes only establishments with payroll. For meaning of abbreviations and symbols, see introductory text. For explanation of terms, see Appendix A. For method of assignment to categories shown, see Appendix C.]

NAICS code	Sales sizes of establishments by type of operation and kind of business	Establishments (number)	Sales (\$1,000)	Annual payroll (\$1,000)	First-quarter payroll (\$1,000)	Paid employees for pay period including March 12 (number)	Operating expenses ¹ (\$1,000)	End-of-1996 inventories (\$1,000)	End-of-1997 inventories (\$1,000)
422	AGENTS, BROKERS, AND COMMISSION MERCHANTS—Con.								
42282	Wholesale trade, nondurable goods—Con.								
	Wine & distilled alcoholic beverage whsle—Con.								
	Establishments operated for the entire year	155	D	D	D	g	D	D	D
	Establishments with sales less than \$100,000	7	486	166	40	8	356	—	—
	Establishments with sales of \$100,000 to \$249,999	16	2 743	746	188	35	1 558	85	88
	Establishments with sales of \$250,000 to \$499,999	20	6 652	1 260	258	28	2 700	34	40
	Establishments with sales of \$500,000 to \$999,999	13	D	D	D	b	D	D	D
	Establishments with sales of \$1,000,000 to \$2,499,999	30	46 691	3 736	868	91	7 174	37	45
	Establishments with sales of \$2,500,000 to \$4,999,999	13	43 683	2 134	432	46	3 793	153	326
	Establishments with sales of \$5,000,000 to \$9,999,999	21	D	D	D	b	D	D	D
	Establishments with sales of \$10,000,000 to \$24,999,999	14	D	D	D	b	D	D	D
	Establishments with sales of \$25,000,000 or more	21	D	D	D	f	D	D	D
	Establishments not operated for the entire year	18	D	D	D	a	D	D	D
422820	Wine & distilled alcoholic beverage whsle								
	All establishments	173	1 955 271	58 828	13 631	1 229	100 194	1 446	2 473
	Establishments operated for the entire year	155	D	D	D	g	D	D	D
	Establishments with sales less than \$100,000	7	486	166	40	8	356	—	—
	Establishments with sales of \$100,000 to \$249,999	16	2 743	746	188	35	1 558	85	88
	Establishments with sales of \$250,000 to \$499,999	20	6 652	1 260	258	28	2 700	34	40
	Establishments with sales of \$500,000 to \$999,999	13	D	D	D	b	D	D	D
	Establishments with sales of \$1,000,000 to \$2,499,999	30	46 691	3 736	868	91	7 174	37	45
	Establishments with sales of \$2,500,000 to \$4,999,999	13	43 683	2 134	432	46	3 793	153	326
	Establishments with sales of \$5,000,000 to \$9,999,999	21	D	D	D	b	D	D	D
	Establishments with sales of \$10,000,000 to \$24,999,999	14	D	D	D	b	D	D	D
	Establishments with sales of \$25,000,000 or more	21	D	D	D	f	D	D	D
	Establishments not operated for the entire year	18	D	D	D	a	D	D	D
4228201	Wine & distilled alcoholic bev (licensed operation) whsle								
	All establishments	173	1 955 271	58 828	13 631	1 229	100 194	1 446	2 473
	Establishments operated for the entire year	155	D	D	D	g	D	D	D
	Establishments with sales less than \$100,000	7	486	166	40	8	356	—	—
	Establishments with sales of \$100,000 to \$249,999	16	2 743	746	188	35	1 558	85	88
	Establishments with sales of \$250,000 to \$499,999	20	6 652	1 260	258	28	2 700	34	40
	Establishments with sales of \$500,000 to \$999,999	13	D	D	D	b	D	D	D
	Establishments with sales of \$1,000,000 to \$2,499,999	30	46 691	3 736	868	91	7 174	37	45
	Establishments with sales of \$2,500,000 to \$4,999,999	13	43 683	2 134	432	46	3 793	153	326
	Establishments with sales of \$5,000,000 to \$9,999,999	21	D	D	D	b	D	D	D
	Establishments with sales of \$10,000,000 to \$24,999,999	14	D	D	D	b	D	D	D
	Establishments with sales of \$25,000,000 or more	21	D	D	D	f	D	D	D
	Establishments not operated for the entire year	18	D	D	D	a	D	D	D
4229	Miscellaneous nondurable goods whsle								
	All establishments	2 763	D	D	D	j	D	D	D

See footnotes at end of table.

Table 1. Sales Size of Establishments: 1997—Con.

[Includes only establishments with payroll. For meaning of abbreviations and symbols, see introductory text. For explanation of terms, see Appendix A. For method of assignment to categories shown, see Appendix C.]

NAICS code	Sales sizes of establishments by type of operation and kind of business	Establishments (number)	Sales (\$1,000)	Annual payroll (\$1,000)	First-quarter payroll (\$1,000)	Paid employees for pay period including March 12 (number)	Operating expenses ¹ (\$1,000)	End-of-1996 inventories (\$1,000)	End-of-1997 inventories (\$1,000)
422	AGENTS, BROKERS, AND COMMISSION MERCHANTS—Con.								
4229	Wholesale trade, nondurable goods—Con.								
	Miscellaneous nondurable goods whlse—Con.								
	Establishments operated for the entire year	2 196	D	D	D	i	D	D	D
	Establishments with sales less than \$100,000	233	D	D	D	e	D	D	D
	Establishments with sales of \$100,000 to \$249,999	361	D	D	D	f	D	D	D
	Establishments with sales of \$250,000 to \$499,999	257	D	D	D	f	D	D	D
	Establishments with sales of \$500,000 to \$999,999	255	D	D	D	f	D	D	D
	Establishments with sales of \$1,000,000 to \$2,499,999	364	D	D	D	g	D	D	D
	Establishments with sales of \$2,500,000 to \$4,999,999	271	D	D	D	g	D	D	D
	Establishments with sales of \$5,000,000 to \$9,999,999	209	D	D	D	g	D	D	D
	Establishments with sales of \$10,000,000 to \$24,999,999	174	D	D	D	g	D	D	D
	Establishments with sales of \$25,000,000 or more	72	D	D	D	h	D	D	D
	Establishments not operated for the entire year	567	D	D	D	f	D	D	D
42291	Farm supplies whlse								
	All establishments	223	2 238 242	27 321	5 985	554	53 381	1 523	1 091
	Establishments operated for the entire year	183	2 178 457	26 201	5 910	541	51 021	1 523	1 091
	Establishments with sales less than \$100,000	15	D	D	D	b	D	D	D
	Establishments with sales of \$100,000 to \$249,999	24	D	D	D	b	D	D	D
	Establishments with sales of \$250,000 to \$499,999	12	D	D	D	b	D	D	D
	Establishments with sales of \$500,000 to \$999,999	24	D	D	D	b	D	D	D
	Establishments with sales of \$1,000,000 to \$2,499,999	29	D	D	D	b	D	D	D
	Establishments with sales of \$2,500,000 to \$4,999,999	31	115 283	3 295	698	91	5 824	259	339
	Establishments with sales of \$5,000,000 to \$9,999,999	23	152 627	4 252	888	78	7 628	221	254
	Establishments with sales of \$10,000,000 to \$24,999,999	16	245 624	5 082	1 377	64	9 652	—	—
	Establishments with sales of \$25,000,000 or more	9	D	D	D	c	D	D	D
	Establishments not operated for the entire year	40	59 785	1 120	75	13	2 360	—	—
422910	Farm supplies whlse								
	All establishments	223	2 238 242	27 321	5 985	554	53 381	1 523	1 091
	Establishments operated for the entire year	183	2 178 457	26 201	5 910	541	51 021	1 523	1 091
	Establishments with sales less than \$100,000	15	D	D	D	b	D	D	D
	Establishments with sales of \$100,000 to \$249,999	24	D	D	D	b	D	D	D
	Establishments with sales of \$250,000 to \$499,999	12	D	D	D	b	D	D	D
	Establishments with sales of \$500,000 to \$999,999	24	D	D	D	b	D	D	D
	Establishments with sales of \$1,000,000 to \$2,499,999	29	D	D	D	b	D	D	D
	Establishments with sales of \$2,500,000 to \$4,999,999	31	115 283	3 295	698	91	5 824	259	339
	Establishments with sales of \$5,000,000 to \$9,999,999	23	152 627	4 252	888	78	7 628	221	254
	Establishments with sales of \$10,000,000 to \$24,999,999	16	245 624	5 082	1 377	64	9 652	—	—
	Establishments with sales of \$25,000,000 or more	9	D	D	D	c	D	D	D
	Establishments not operated for the entire year	40	59 785	1 120	75	13	2 360	—	—
4229102	Farm supplies—whlse distributors								
	All establishments	223	2 238 242	27 321	5 985	554	53 381	1 523	1 091
	Establishments operated for the entire year	183	2 178 457	26 201	5 910	541	51 021	1 523	1 091
	Establishments with sales less than \$100,000	15	D	D	D	b	D	D	D
	Establishments with sales of \$100,000 to \$249,999	24	D	D	D	b	D	D	D

See footnotes at end of table.

Table 1. Sales Size of Establishments: 1997—Con.

[Includes only establishments with payroll. For meaning of abbreviations and symbols, see introductory text. For explanation of terms, see Appendix A. For method of assignment to categories shown, see Appendix C.]

NAICS code	Sales sizes of establishments by type of operation and kind of business	Establishments (number)	Sales (\$1,000)	Annual payroll (\$1,000)	First-quarter payroll (\$1,000)	Paid employees for pay period including March 12 (number)	Operating expenses ¹ (\$1,000)	End-of-1996 inventories (\$1,000)	End-of-1997 inventories (\$1,000)
422	AGENTS, BROKERS, AND COMMISSION MERCHANTS—Con.								
	Wholesale trade, nondurable goods—Con.								
4229102	Farm supplies—whsle distributors—Con.								
	Establishments operated for the entire year—Con.								
	Establishments with sales of \$250,000 to \$499,999	12	D	D	D	b	D	D	D
	Establishments with sales of \$500,000 to \$999,999	24	D	D	D	b	D	D	D
	Establishments with sales of \$1,000,000 to \$2,499,999	29	D	D	D	b	D	D	D
	Establishments with sales of \$2,500,000 to \$4,999,999	31	115 283	3 295	698	91	5 824	259	339
	Establishments with sales of \$5,000,000 to \$9,999,999	23	152 627	4 252	888	78	7 628	221	254
	Establishments with sales of \$10,000,000 to \$24,999,999	16	245 624	5 082	1 377	64	9 652	—	—
	Establishments with sales of \$25,000,000 or more	9	D	D	D	c	D	D	D
	Establishments not operated for the entire year	40	59 785	1 120	75	13	2 360	—	—
42292	Book, periodical, & newspaper whsle								
	All establishments	334	2 583 212	103 022	25 474	3 173	195 343	1 806	1 834
	Establishments operated for the entire year	300	D	D	D	h	D	D	D
	Establishments with sales less than \$100,000	29	1 593	560	136	36	921	—	—
	Establishments with sales of \$100,000 to \$249,999	45	7 101	1 697	409	84	2 653	78	68
	Establishments with sales of \$250,000 to \$499,999	32	11 436	1 560	356	79	3 601	61	107
	Establishments with sales of \$500,000 to \$999,999	42	30 046	3 592	885	153	7 286	104	131
	Establishments with sales of \$1,000,000 to \$2,499,999	58	89 612	8 112	1 897	253	17 660	71	83
	Establishments with sales of \$2,500,000 to \$4,999,999	38	139 158	11 625	2 452	274	22 277	82	83
	Establishments with sales of \$5,000,000 to \$9,999,999	26	D	D	D	c	D	D	D
	Establishments with sales of \$10,000,000 to \$24,999,999	18	D	D	D	c	D	D	D
	Establishments with sales of \$25,000,000 or more	12	1 786 146	59 798	15 447	1 890	107 870	106	5
	Establishments not operated for the entire year	34	D	D	D	b	D	D	D
422920	Book, periodical, & newspaper whsle								
	All establishments	334	2 583 212	103 022	25 474	3 173	195 343	1 806	1 834
	Establishments operated for the entire year	300	D	D	D	h	D	D	D
	Establishments with sales less than \$100,000	29	1 593	560	136	36	921	—	—
	Establishments with sales of \$100,000 to \$249,999	45	7 101	1 697	409	84	2 653	78	68
	Establishments with sales of \$250,000 to \$499,999	32	11 436	1 560	356	79	3 601	61	107
	Establishments with sales of \$500,000 to \$999,999	42	30 046	3 592	885	153	7 286	104	131
	Establishments with sales of \$1,000,000 to \$2,499,999	58	89 612	8 112	1 897	253	17 660	71	83
	Establishments with sales of \$2,500,000 to \$4,999,999	38	139 158	11 625	2 452	274	22 277	82	83
	Establishments with sales of \$5,000,000 to \$9,999,999	26	D	D	D	c	D	D	D
	Establishments with sales of \$10,000,000 to \$24,999,999	18	D	D	D	c	D	D	D
	Establishments with sales of \$25,000,000 or more	12	1 786 146	59 798	15 447	1 890	107 870	106	5
	Establishments not operated for the entire year	34	D	D	D	b	D	D	D
42293	Flower, nursery stock, & florists' supplies whsle								
	All establishments	234	678 119	32 231	8 070	885	60 480	1 153	1 125
	Establishments operated for the entire year	197	D	D	D	f	D	D	D
	Establishments with sales less than \$100,000	18	1 061	372	78	24	603	—	—
	Establishments with sales of \$100,000 to \$249,999	32	5 204	1 068	252	53	2 122	49	49
	Establishments with sales of \$250,000 to \$499,999	21	7 870	896	171	57	2 048	40	40

See footnotes at end of table.

Table 1. Sales Size of Establishments: 1997—Con.

[Includes only establishments with payroll. For meaning of abbreviations and symbols, see introductory text. For explanation of terms, see Appendix A. For method of assignment to categories shown, see Appendix C.]

NAICS code	Sales sizes of establishments by type of operation and kind of business	Establishments (number)	Sales (\$1,000)	Annual payroll (\$1,000)	First-quarter payroll (\$1,000)	Paid employees for pay period including March 12 (number)	Operating expenses ¹ (\$1,000)	End-of-1996 inventories (\$1,000)	End-of-1997 inventories (\$1,000)
422	AGENTS, BROKERS, AND COMMISSION MERCHANTS—Con.								
	Wholesale trade, nondurable goods—Con.								
42293	Flower, nursery stock, & florists' supplies whsle—Con.								
	Establishments operated for the entire year—Con.								
	Establishments with sales of \$500,000 to \$999,999	21	15 083	1 433	319	53	2 653	496	493
	Establishments with sales of \$1,000,000 to \$2,499,999	42	D	D	D	c	D	D	D
	Establishments with sales of \$2,500,000 to \$4,999,999	30	109 813	4 539	1 166	127	8 369	99	93
	Establishments with sales of \$5,000,000 to \$9,999,999	14	D	D	D	b	D	D	D
	Establishments with sales of \$10,000,000 to \$24,999,999	16	D	D	D	e	D	D	D
	Establishments with sales of \$25,000,000 or more	3	122 275	5 154	1 640	89	9 191	—	—
	Establishments not operated for the entire year	37	D	D	D	b	D	D	D
422930	Flower, nursery stock, & florists' supplies whsle								
	All establishments	234	678 119	32 231	8 070	885	60 480	1 153	1 125
	Establishments operated for the entire year	197	D	D	D	f	D	D	D
	Establishments with sales less than \$100,000	18	1 061	372	78	24	603	—	—
	Establishments with sales of \$100,000 to \$249,999	32	5 204	1 068	252	53	2 122	49	49
	Establishments with sales of \$250,000 to \$499,999	21	7 870	896	171	57	2 048	40	40
	Establishments with sales of \$500,000 to \$999,999	21	15 083	1 433	319	53	2 653	496	493
	Establishments with sales of \$1,000,000 to \$2,499,999	42	D	D	D	c	D	D	D
	Establishments with sales of \$2,500,000 to \$4,999,999	30	109 813	4 539	1 166	127	8 369	99	93
	Establishments with sales of \$5,000,000 to \$9,999,999	14	D	D	D	b	D	D	D
	Establishments with sales of \$10,000,000 to \$24,999,999	16	D	D	D	e	D	D	D
	Establishments with sales of \$25,000,000 or more	3	122 275	5 154	1 640	89	9 191	—	—
	Establishments not operated for the entire year	37	D	D	D	b	D	D	D
42294	Tobacco & tobacco product whsle								
	All establishments	33	62 175	2 945	680	95	5 653	616	628
	Establishments operated for the entire year	19	D	D	D	b	D	D	D
	Establishments with sales less than \$100,000	3	240	116	27	6	139	—	—
	Establishments with sales of \$100,000 to \$249,999	4	797	137	19	6	296	30	68
	Establishments with sales of \$250,000 to \$499,999	2	D	D	D	a	D	D	D
	Establishments with sales of \$500,000 to \$999,999	1	D	D	D	a	D	D	D
	Establishments with sales of \$1,000,000 to \$2,499,999	6	10 747	699	146	13	1 496	94	28
	Establishments with sales of \$2,500,000 to \$4,999,999	1	D	D	D	a	D	D	D
	Establishments with sales of \$5,000,000 to \$9,999,999	1	D	D	D	a	D	D	D
	Establishments with sales of \$10,000,000 to \$24,999,999	1	D	D	D	a	D	D	D
	Establishments with sales of \$25,000,000 or more	—	—	—	—	—	—	—	—
	Establishments not operated for the entire year	14	D	D	D	b	D	D	D
422940	Tobacco & tobacco product whsle								
	All establishments	33	62 175	2 945	680	95	5 653	616	628
	Establishments operated for the entire year	19	D	D	D	b	D	D	D
	Establishments with sales less than \$100,000	3	240	116	27	6	139	—	—
	Establishments with sales of \$100,000 to \$249,999	4	797	137	19	6	296	30	68
	Establishments with sales of \$250,000 to \$499,999	2	D	D	D	a	D	D	D
	Establishments with sales of \$500,000 to \$999,999	1	D	D	D	a	D	D	D
	Establishments with sales of \$1,000,000 to \$2,499,999	6	10 747	699	146	13	1 496	94	28
	Establishments with sales of \$2,500,000 to \$4,999,999	1	D	D	D	a	D	D	D
	Establishments with sales of \$5,000,000 to \$9,999,999	1	D	D	D	a	D	D	D
	Establishments with sales of \$10,000,000 to \$24,999,999	1	D	D	D	a	D	D	D
	Establishments with sales of \$25,000,000 or more	—	—	—	—	—	—	—	—
	Establishments not operated for the entire year	14	D	D	D	b	D	D	D

See footnotes at end of table.

Table 1. Sales Size of Establishments: 1997—Con.

[Includes only establishments with payroll. For meaning of abbreviations and symbols, see introductory text. For explanation of terms, see Appendix A. For method of assignment to categories shown, see Appendix C.]

NAICS code	Sales sizes of establishments by type of operation and kind of business	Establishments (number)	Sales (\$1,000)	Annual payroll (\$1,000)	First-quarter payroll (\$1,000)	Paid employees for pay period including March 12 (number)	Operating expenses ¹ (\$1,000)	End-of-1996 inventories (\$1,000)	End-of-1997 inventories (\$1,000)
422	AGENTS, BROKERS, AND COMMISSION MERCHANTS—Con.								
422940	Wholesale trade, nondurable goods—Con.								
	Tobacco & tobacco product whse—Con.								
	Establishments operated for the entire year—Con.								
	Establishments with sales of \$1,000,000 to \$2,499,999	6	10 747	699	146	13	1 496	94	28
	Establishments with sales of \$2,500,000 to \$4,999,999	1	D	D	D	a	D	D	D
	Establishments with sales of \$5,000,000 to \$9,999,999	1	D	D	D	a	D	D	D
	Establishments with sales of \$10,000,000 to \$24,999,999	1	D	D	D	a	D	D	D
	Establishments with sales of \$25,000,000 or more	—	—	—	—	—	—	—	—
	Establishments not operated for the entire year	14	D	D	D	b	D	D	D
42295	Paint, varnish, & supplies whse								
	All establishments	206	1 152 666	38 003	8 399	818	67 402	2 040	2 071
	Establishments operated for the entire year	187	1 130 381	37 082	8 121	774	65 681	2 040	2 071
	Establishments with sales less than \$100,000	5	252	114	37	7	152	—	—
	Establishments with sales of \$100,000 to \$249,999	26	4 462	1 386	328	46	2 073	11	12
	Establishments with sales of \$250,000 to \$499,999	15	5 706	1 115	282	37	1 877	13	4
	Establishments with sales of \$500,000 to \$999,999	15	9 966	813	183	35	2 099	526	285
	Establishments with sales of \$1,000,000 to \$2,499,999	40	67 696	3 686	830	103	7 049	9	20
	Establishments with sales of \$2,500,000 to \$4,999,999	31	106 535	4 799	1 039	106	8 884	366	377
	Establishments with sales of \$5,000,000 to \$9,999,999	24	175 726	6 992	1 754	122	12 582	60	—
	Establishments with sales of \$10,000,000 to \$24,999,999	19	301 226	9 638	2 078	147	15 730	709	816
	Establishments with sales of \$25,000,000 or more	12	458 812	8 539	1 590	171	15 235	346	557
	Establishments not operated for the entire year	19	22 285	921	278	44	1 721	—	—
422950	Paint, varnish, & supplies whse								
	All establishments	206	1 152 666	38 003	8 399	818	67 402	2 040	2 071
	Establishments operated for the entire year	187	1 130 381	37 082	8 121	774	65 681	2 040	2 071
	Establishments with sales less than \$100,000	5	252	114	37	7	152	—	—
	Establishments with sales of \$100,000 to \$249,999	26	4 462	1 386	328	46	2 073	11	12
	Establishments with sales of \$250,000 to \$499,999	15	5 706	1 115	282	37	1 877	13	4
	Establishments with sales of \$500,000 to \$999,999	15	9 966	813	183	35	2 099	526	285
	Establishments with sales of \$1,000,000 to \$2,499,999	40	67 696	3 686	830	103	7 049	9	20
	Establishments with sales of \$2,500,000 to \$4,999,999	31	106 535	4 799	1 039	106	8 884	366	377
	Establishments with sales of \$5,000,000 to \$9,999,999	24	175 726	6 992	1 754	122	12 582	60	—
	Establishments with sales of \$10,000,000 to \$24,999,999	19	301 226	9 638	2 078	147	15 730	709	816
	Establishments with sales of \$25,000,000 or more	12	458 812	8 539	1 590	171	15 235	346	557
	Establishments not operated for the entire year	19	22 285	921	278	44	1 721	—	—
4229501	Paint, varnish, & supplies whse								
	All establishments	206	1 152 666	38 003	8 399	818	67 402	2 040	2 071
	Establishments operated for the entire year	187	1 130 381	37 082	8 121	774	65 681	2 040	2 071
	Establishments with sales less than \$100,000	5	252	114	37	7	152	—	—
	Establishments with sales of \$100,000 to \$249,999	26	4 462	1 386	328	46	2 073	11	12
	Establishments with sales of \$250,000 to \$499,999	15	5 706	1 115	282	37	1 877	13	4
	Establishments with sales of \$500,000 to \$999,999	15	9 966	813	183	35	2 099	526	285
	Establishments with sales of \$1,000,000 to \$2,499,999	40	67 696	3 686	830	103	7 049	9	20
	Establishments with sales of \$2,500,000 to \$4,999,999	31	106 535	4 799	1 039	106	8 884	366	377
	Establishments with sales of \$5,000,000 to \$9,999,999	24	175 726	6 992	1 754	122	12 582	60	—

See footnotes at end of table.

Table 1. Sales Size of Establishments: 1997—Con.

[Includes only establishments with payroll. For meaning of abbreviations and symbols, see introductory text. For explanation of terms, see Appendix A. For method of assignment to categories shown, see Appendix C.]

NAICS code	Sales sizes of establishments by type of operation and kind of business	Establishments (number)	Sales (\$1,000)	Annual payroll (\$1,000)	First-quarter payroll (\$1,000)	Paid employees for pay period including March 12 (number)	Operating expenses ¹ (\$1,000)	End-of-1996 inventories (\$1,000)	End-of-1997 inventories (\$1,000)
422	AGENTS, BROKERS, AND COMMISSION MERCHANTS—Con.								
	Wholesale trade, nondurable goods—Con.								
4229501	Paint, varnish, & supplies whsle—Con.								
	Establishments operated for the entire year—Con.								
	Establishments with sales of \$10,000,000 to \$24,999,999	19	301 226	9 638	2 078	147	15 730	709	816
	Establishments with sales of \$25,000,000 or more	12	458 812	8 539	1 590	171	15 235	346	557
	Establishments not operated for the entire year	19	22 285	921	278	44	1 721	—	—
42299	Other miscellaneous nondurable goods whsle								
	All establishments	1 733	D	D	D	h	D	D	D
	Establishments operated for the entire year	1 310	D	D	D	h	D	D	D
	Establishments with sales less than \$100,000	163	D	D	D	c	D	D	D
	Establishments with sales of \$100,000 to \$249,999	230	D	D	D	e	D	D	D
	Establishments with sales of \$250,000 to \$499,999	175	D	D	D	e	D	D	D
	Establishments with sales of \$500,000 to \$999,999	152	D	D	D	e	D	D	D
	Establishments with sales of \$1,000,000 to \$2,499,999	189	D	D	D	f	D	D	D
	Establishments with sales of \$2,500,000 to \$4,999,999	140	D	D	D	f	D	D	D
	Establishments with sales of \$5,000,000 to \$9,999,999	121	D	D	D	f	D	D	D
	Establishments with sales of \$10,000,000 to \$24,999,999	104	D	D	D	f	D	D	D
	Establishments with sales of \$25,000,000 or more	36	D	D	D	f	D	D	D
	Establishments not operated for the entire year	423	D	D	D	e	D	D	D
422990	Other miscellaneous nondurable goods whsle								
	All establishments	1 733	D	D	D	h	D	D	D
	Establishments operated for the entire year	1 310	D	D	D	h	D	D	D
	Establishments with sales less than \$100,000	163	D	D	D	c	D	D	D
	Establishments with sales of \$100,000 to \$249,999	230	D	D	D	e	D	D	D
	Establishments with sales of \$250,000 to \$499,999	175	D	D	D	e	D	D	D
	Establishments with sales of \$500,000 to \$999,999	152	D	D	D	e	D	D	D
	Establishments with sales of \$1,000,000 to \$2,499,999	189	D	D	D	f	D	D	D
	Establishments with sales of \$2,500,000 to \$4,999,999	140	D	D	D	f	D	D	D
	Establishments with sales of \$5,000,000 to \$9,999,999	121	D	D	D	f	D	D	D
	Establishments with sales of \$10,000,000 to \$24,999,999	104	D	D	D	f	D	D	D
	Establishments with sales of \$25,000,000 or more	36	D	D	D	f	D	D	D
	Establishments not operated for the entire year	423	D	D	D	e	D	D	D
4229901	Art goods whsle								
	All establishments	591	1 517 846	69 437	15 307	1 896	156 505	1 122	1 072
	Establishments operated for the entire year	481	1 362 585	66 371	14 991	1 841	149 312	1 122	1 072
	Establishments with sales less than \$100,000	47	2 829	743	187	54	1 478	5	5
	Establishments with sales of \$100,000 to \$249,999	73	11 562	2 418	521	115	4 921	90	95
	Establishments with sales of \$250,000 to \$499,999	66	D	D	D	c	D	D	D
	Establishments with sales of \$500,000 to \$999,999	77	D	D	D	c	D	D	D
	Establishments with sales of \$1,000,000 to \$2,499,999	86	D	D	D	e	D	D	D
	Establishments with sales of \$2,500,000 to \$4,999,999	55	D	D	D	e	D	D	D
	Establishments with sales of \$5,000,000 to \$9,999,999	43	D	D	D	e	D	D	D
	Establishments with sales of \$10,000,000 to \$24,999,999	30	445 816	21 354	4 431	348	47 631	—	—
	Establishments with sales of \$25,000,000 or more	4	D	D	D	c	D	D	D

See footnotes at end of table.

Table 1. Sales Size of Establishments: 1997—Con.

[Includes only establishments with payroll. For meaning of abbreviations and symbols, see introductory text. For explanation of terms, see Appendix A. For method of assignment to categories shown, see Appendix C]

NAICS code	Sales sizes of establishments by type of operation and kind of business	Establishments (number)	Sales (\$1,000)	Annual payroll (\$1,000)	First-quarter payroll (\$1,000)	Paid employees for pay period including March 12 (number)	Operating expenses ¹ (\$1,000)	End-of-1996 inventories (\$1,000)	End-of-1997 inventories (\$1,000)
422	AGENTS, BROKERS, AND COMMISSION MERCHANTS—Con.								
4229901	Wholesale trade, nondurable goods—Con.								
	Art goods whsle—Con.								
	Establishments not operated for the entire year	110	155 261	3 066	316	55	7 193	—	—
4229902	General merchandise (nondurable goods) whsle								
	All establishments	398	785 925	36 541	7 747	988	67 179	1 235	1 634
	Establishments operated for the entire year	290	D	D	D	f	D	D	D
	Establishments with sales less than \$100,000	51	2 837	921	224	62	1 593	—	—
	Establishments with sales of \$100,000 to \$249,999	64	10 890	3 031	675	117	5 295	60	72
	Establishments with sales of \$250,000 to \$499,999	48	17 526	2 332	508	106	4 752	40	45
	Establishments with sales of \$500,000 to \$999,999	26	18 375	2 201	525	74	4 295	2	8
	Establishments with sales of \$1,000,000 to \$2,499,999	41	60 974	3 753	824	110	8 233	14	42
	Establishments with sales of \$2,500,000 to \$4,999,999	27	88 788	5 560	1 149	100	9 100	948	1 266
	Establishments with sales of \$5,000,000 to \$9,999,999	17	D	D	D	b	D	D	D
	Establishments with sales of \$10,000,000 to \$24,999,999	12	D	D	D	b	D	D	D
	Establishments with sales of \$25,000,000 or more	4	D	D	D	b	D	D	D
	Establishments not operated for the entire year	108	D	D	D	c	D	D	D
4229903	Textile bags, bagging, & burlap whsle								
	All establishments	40	54 043	2 311	419	50	4 934	38	39
	Establishments operated for the entire year	26	42 218	1 877	412	46	3 922	38	39
	Establishments with sales less than \$100,000	2	D	D	D	a	D	D	D
	Establishments with sales of \$100,000 to \$249,999	8	1 432	263	56	11	698	30	33
	Establishments with sales of \$250,000 to \$499,999	2	D	D	D	a	D	D	D
	Establishments with sales of \$500,000 to \$999,999	5	3 141	253	51	7	588	7	5
	Establishments with sales of \$1,000,000 to \$2,499,999	3	D	D	D	a	D	D	D
	Establishments with sales of \$2,500,000 to \$4,999,999	2	D	D	D	a	D	D	D
	Establishments with sales of \$5,000,000 to \$9,999,999	4	D	D	D	a	D	D	D
	Establishments with sales of \$10,000,000 to \$24,999,999	—	—	—	—	—	—	—	—
	Establishments with sales of \$25,000,000 or more	—	—	—	—	—	—	—	—
	Establishments not operated for the entire year	14	11 825	434	7	4	1 012	—	—
4229904	Other nondurable goods whsle								
	All establishments	704	D	D	D	g	D	D	D
	Establishments operated for the entire year	513	D	D	D	g	D	D	D
	Establishments with sales less than \$100,000	63	D	D	D	b	D	D	D
	Establishments with sales of \$100,000 to \$249,999	85	D	D	D	c	D	D	D
	Establishments with sales of \$250,000 to \$499,999	59	D	D	D	c	D	D	D
	Establishments with sales of \$500,000 to \$999,999	44	D	D	D	c	D	D	D
	Establishments with sales of \$1,000,000 to \$2,499,999	59	D	D	D	c	D	D	D
	Establishments with sales of \$2,500,000 to \$4,999,999	56	D	D	D	c	D	D	D
	Establishments with sales of \$5,000,000 to \$9,999,999	57	D	D	D	c	D	D	D
	Establishments with sales of \$10,000,000 to \$24,999,999	62	D	D	D	e	D	D	D
	Establishments with sales of \$25,000,000 or more	28	D	D	D	e	D	D	D
	Establishments not operated for the entire year	191	D	D	D	b	D	D	D

¹Includes payroll.

Table 2. Employment Size of Establishments: 1997

[Includes only establishments with payroll. For meaning of abbreviations and symbols, see introductory text. For explanation of terms, see Appendix A. For method of assignment to categories shown, see Appendix C]

NAICS code	Employment sizes of establishments by type of operation and kind of business ¹	Establishments (number)	Sales (\$1,000)	Annual payroll (\$1,000)	First-quarter payroll (\$1,000)	Paid employees for pay period including March 12 (number)	Operating expenses ² (\$1,000)	End-of-1996 inventories (\$1,000)	End-of-1997 inventories (\$1,000)
42	WHOLESALE TRADE								
	All establishments	'453 470	'4 059 657 778	'214 915 405	'51 072 571	'5 796 557	443 572 909	254 668 624	272 240 419
	Establishments operated for the entire year	399 386	3 963 935 961	209 885 634	49 849 994	5 630 965	432 367 626	251 255 912	263 035 037
	Establishments with no employees..	172	162 887	6 844	20	-	16 686	7 346	8 787
	Establishments with 1 employee....	68 746	75 702 180	2 873 986	628 240	68 746	6 577 669	2 895 828	3 018 856
	Establishments with 2 employees....	48 414	82 095 795	3 223 597	714 777	96 828	7 311 493	3 227 441	3 299 248
	Establishments with 3 or 4 employees.....	68 760	181 119 694	7 936 614	1 783 670	236 508	17 395 139	8 572 968	8 889 564
	Establishments with 5 or 6 employees.....	45 312	178 883 378	8 381 976	1 892 090	246 941	18 135 130	9 433 533	9 755 890
	Establishments with 7 to 9 employees.....	42 450	223 811 395	11 602 344	2 625 325	334 638	24 347 917	13 420 047	13 909 324
	Establishments with 10 to 14 employees.....	41 103	321 050 894	16 953 736	3 864 051	481 325	34 868 761	19 598 595	20 441 273
	Establishments with 15 to 19 employees.....	22 431	254 583 189	13 444 178	3 106 861	375 611	27 195 109	15 952 111	16 739 291
	Establishments with 20 to 49 employees.....	42 234	918 165 940	46 187 033	10 781 436	1 261 847	92 820 993	56 562 638	58 814 813
	Establishments with 50 to 99 employees.....	12 380	537 507 413	31 482 036	7 488 783	842 616	63 820 663	40 050 395	41 840 009
	Establishments with 100 employees or more	7 384	1 190 853 196	67 793 290	16 964 741	1 685 905	139 878 066	81 535 010	86 317 982
	Establishments not operated for the entire year.....	54 084	95 721 817	5 029 771	1 222 577	165 592	11 205 283	3 412 712	9 205 382
421	Wholesale trade, durable goods								
	All establishments	290 629	'2 179 717 376	'133 236 997	'31 746 275	'3 398 261	266 145 569	162 459 247	173 780 143
	Establishments operated for the entire year	258 083	2 136 264 715	130 197 511	31 019 725	3 307 004	259 957 980	160 795 704	168 437 101
	Establishments with no employees..	105	89 234	4 785	4	-	10 851	5 011	5 395
	Establishments with 1 employee....	43 479	45 045 938	1 861 803	406 879	43 479	4 119 552	1 827 069	1 913 437
	Establishments with 2 employees....	31 324	46 396 610	2 128 460	468 628	62 648	4 660 341	2 041 674	2 111 475
	Establishments with 3 or 4 employees.....	45 379	102 345 546	5 360 288	1 201 131	156 241	11 286 166	5 424 686	5 628 242
	Establishments with 5 or 6 employees.....	30 046	94 436 473	5 698 866	1 288 714	163 756	11 636 291	5 926 888	6 150 050
	Establishments with 7 to 9 employees.....	28 373	125 403 440	7 983 867	1 806 816	223 654	15 996 005	8 503 690	8 889 550
	Establishments with 10 to 14 employees.....	27 123	182 052 616	11 605 372	2 641 699	317 587	22 683 525	13 349 628	13 986 373
	Establishments with 15 to 19 employees.....	14 696	143 789 542	9 175 326	2 120 200	246 119	17 779 739	11 349 957	11 955 890
	Establishments with 20 to 49 employees.....	26 683	560 441 021	30 627 816	7 165 222	793 258	58 825 905	39 158 524	40 925 907
	Establishments with 50 to 99 employees.....	7 227	283 544 925	19 613 723	4 685 618	489 047	38 197 016	26 064 530	27 171 747
	Establishments with 100 employees or more	3 648	552 719 370	36 137 205	9 234 814	811 215	74 762 589	47 144 047	49 699 035
	Establishments not operated for the entire year.....	32 546	43 452 661	3 039 486	726 550	91 257	6 187 589	1 663 543	5 343 042
4211	Motor vehicle & motor vehicle parts & supplies whsle								
	All establishments	'29 328	'533 352 124	'11 458 634	'2 717 906	'375 731	25 885 694	22 154 986	22 912 616
	Establishments operated for the entire year	25 769	527 782 380	11 193 757	2 651 253	364 315	25 288 922	21 912 607	22 217 898
	Establishments with no employees..	13	42 902	696	1	-	1 774	2 584	2 615
	Establishments with 1 employee....	4 158	5 781 729	132 380	29 799	4 158	323 678	213 015	225 771
	Establishments with 2 employees....	2 951	5 191 003	142 629	32 571	5 902	343 041	219 814	229 111
	Establishments with 3 or 4 employees.....	4 461	10 999 630	398 231	90 968	15 420	901 353	588 248	606 805
	Establishments with 5 or 6 employees.....	3 110	8 023 103	437 586	102 535	16 992	953 034	645 128	649 549
	Establishments with 7 to 9 employees.....	2 901	11 775 756	615 657	144 162	22 957	1 284 221	878 972	872 446
	Establishments with 10 to 14 employees.....	2 808	33 847 207	900 254	209 587	32 688	1 835 585	1 259 991	1 265 790
	Establishments with 15 to 19 employees.....	1 379	34 397 358	677 095	155 713	23 136	1 361 575	874 588	928 748
	Establishments with 20 to 49 employees.....	2 672	209 214 546	2 679 017	633 559	82 112	5 308 825	4 672 404	4 769 844
	Establishments with 50 to 99 employees.....	867	71 283 291	1 964 664	459 407	59 129	3 981 734	4 544 796	4 495 504
	Establishments with 100 employees or more	449	137 225 855	3 245 548	792 951	101 821	8 994 102	8 013 067	8 171 715
	Establishments not operated for the entire year.....	3 559	5 569 744	264 877	66 653	11 416	596 772	242 379	694 718
42111	Automobile & other motor vehicle whsle								
	All establishments	7 664	'428 356 355	'4 638 901	'1 112 419	150 947	11 918 759	11 029 961	11 354 906
	Establishments operated for the entire year	6 685	424 396 173	4 529 643	1 082 517	146 538	11 644 213	10 906 894	11 027 261
	Establishments with no employees..	7	38 365	350	-	-	1 141	2 055	2 066
	Establishments with 1 employee....	1 251	3 633 460	42 567	10 219	1 251	121 877	111 007	119 759
	Establishments with 2 employees....	706	3 363 300	40 985	9 502	1 412	111 440	93 071	99 450
	Establishments with 3 or 4 employees.....	955	5 681 373	93 417	21 738	3 269	250 929	231 944	245 132

See footnotes at end of table.

Table 2. Employment Size of Establishments: 1997—Con.

[Includes only establishments with payroll. For meaning of abbreviations and symbols, see introductory text. For explanation of terms, see Appendix A. For method of assignment to categories shown, see Appendix C.]

NAICS code	Employment sizes of establishments by type of operation and kind of business ¹	Establishments (number)	Sales (\$1,000)	Annual payroll (\$1,000)	First-quarter payroll (\$1,000)	Paid employees for pay period including March 12 (number)	Operating expenses ² (\$1,000)	End-of-1996 inventories (\$1,000)	End-of-1997 inventories (\$1,000)
42	WHOLESALE TRADE—Con.								
421	Wholesale trade, durable goods—Con.								
42111	Automobile & other motor vehicle whsle—Con.								
	Establishments operated for the entire year—Con.								
	Establishments with 5 or 6 employees.....	565	2 811 435	89 245	19 747	3 095	216 277	202 600	207 234
	Establishments with 7 to 9 employees.....	508	4 744 665	123 585	28 676	4 024	285 107	277 835	270 996
	Establishments with 10 to 14 employees.....	558	26 670 284	212 406	48 791	6 561	455 053	384 815	398 723
	Establishments with 15 to 19 employees.....	351	29 080 706	189 437	44 032	5 899	417 278	268 616	300 184
	Establishments with 20 to 49 employees.....	1 097	188 771 539	1 242 892	302 491	35 319	2 434 372	2 341 872	2 367 460
	Establishments with 50 to 99 employees.....	444	56 782 217	1 059 265	243 183	30 757	2 165 367	2 927 686	2 807 036
	Establishments with 100 employees or more.....	243	102 818 829	1 435 494	354 138	54 951	5 185 372	4 065 393	4 209 221
	Establishments not operated for the entire year.....	979	3 960 182	109 258	29 902	4 409	274 546	123 067	327 645
421110	Automobile & other motor vehicle whsle								
	All establishments.....	7 664	428 356 355	4 638 901	1 112 419	150 947	11 918 759	11 029 961	11 354 906
	Establishments operated for the entire year.....	6 685	424 396 173	4 529 643	1 082 517	146 538	11 644 213	10 906 894	11 027 261
	Establishments with no employees..	7	38 365	350	—	—	1 141	2 055	2 066
	Establishments with 1 employee....	1 251	3 633 460	42 567	10 219	1 251	121 877	111 007	119 759
	Establishments with 2 employees...	706	3 363 300	40 985	9 502	1 412	111 440	93 071	99 450
	Establishments with 3 or 4 employees.....	955	5 681 373	93 417	21 738	3 269	250 929	231 944	245 132
	Establishments with 5 or 6 employees.....	565	2 811 435	89 245	19 747	3 095	216 277	202 600	207 234
	Establishments with 7 to 9 employees.....	508	4 744 665	123 585	28 676	4 024	285 107	277 835	270 996
	Establishments with 10 to 14 employees.....	558	26 670 284	212 406	48 791	6 561	455 053	384 815	398 723
	Establishments with 15 to 19 employees.....	351	29 080 706	189 437	44 032	5 899	417 278	268 616	300 184
	Establishments with 20 to 49 employees.....	1 097	188 771 539	1 242 892	302 491	35 319	2 434 372	2 341 872	2 367 460
	Establishments with 50 to 99 employees.....	444	56 782 217	1 059 265	243 183	30 757	2 165 367	2 927 686	2 807 036
	Establishments with 100 employees or more.....	243	102 818 829	1 435 494	354 138	54 951	5 185 372	4 065 393	4 209 221
	Establishments not operated for the entire year.....	979	3 960 182	109 258	29 902	4 409	274 546	123 067	327 645
4211101	Automobile & motorcycle whsle								
	All establishments.....	3 952	232 780 708	1 767 828	423 461	70 675	6 747 838	5 923 861	5 929 998
	Establishments operated for the entire year.....	3 370	230 016 191	1 734 991	416 229	69 473	6 603 299	5 904 327	5 818 527
	Establishments with no employees..	6	D	D	D	a	D	D	D
	Establishments with 1 employee...	862	1 464 205	27 551	6 037	862	88 958	80 647	87 472
	Establishments with 2 employees...	462	1 135 286	24 040	5 326	924	74 093	64 393	65 574
	Establishments with 3 or 4 employees.....	602	2 956 456	56 018	12 879	2 057	165 035	155 382	158 503
	Establishments with 5 or 6 employees.....	296	1 693 313	41 849	9 894	1 610	118 799	87 704	92 401
	Establishments with 7 to 9 employees.....	270	3 651 910	61 865	14 186	2 136	162 978	121 853	127 056
	Establishments with 10 to 14 employees.....	241	D	D	D	h	D	D	D
	Establishments with 15 to 19 employees.....	136	D	D	D	g	D	D	D
	Establishments with 20 to 49 employees.....	231	37 607 744	232 368	58 330	7 390	685 058	769 178	777 227
	Establishments with 50 to 99 employees.....	107	41 313 275	206 361	47 539	7 476	771 020	1 393 011	1 228 031
	Establishments with 100 employees or more.....	157	93 226 204	926 756	224 220	41 918	4 171 577	3 045 502	3 092 172
	Establishments not operated for the entire year.....	582	2 764 517	32 837	7 232	1 202	144 539	19 534	111 471
4211102	Bus & recreational vehicle whsle								
	All establishments.....	387	3 059 157	152 468	33 148	5 047	296 287	314 572	330 134
	Establishments operated for the entire year.....	340	2 992 067	149 023	32 481	4 910	288 590	310 867	321 619
	Establishments with no employees..	—	—	—	—	—	—	—	—
	Establishments with 1 employee....	55	117 022	2 303	467	55	5 066	3 161	3 224
	Establishments with 2 employees...	30	36 403	2 003	483	60	4 524	3 918	4 128
	Establishments with 3 or 4 employees.....	51	164 685	4 799	939	179	11 326	8 594	11 408
	Establishments with 5 or 6 employees.....	37	166 145	7 827	1 416	209	17 231	23 288	23 288
	Establishments with 7 to 9 employees.....	30	145 944	7 633	1 947	241	16 648	17 052	20 095

See footnotes at end of table.

Table 2. Employment Size of Establishments: 1997—Con.

[Includes only establishments with payroll. For meaning of abbreviations and symbols, see introductory text. For explanation of terms, see Appendix A. For method of assignment to categories shown, see Appendix C]

NAICS code	Employment sizes of establishments by type of operation and kind of business ¹	Establishments (number)	Sales (\$1,000)	Annual payroll (\$1,000)	First-quarter payroll (\$1,000)	Paid employees for pay period including March 12 (number)	Operating expenses ² (\$1,000)	End-of-1996 inventories (\$1,000)	End-of-1997 inventories (\$1,000)
42	WHOLESALE TRADE—Con.								
421	Wholesale trade, durable goods—Con.								
4211102	Bus & recreational vehicle whsle—Con.								
	Establishments operated for the entire year—Con.								
	Establishments with 10 to 14 employees.....	35	D	D	D	e	D	D	D
	Establishments with 15 to 19 employees.....	23	D	D	D	e	D	D	D
	Establishments with 20 to 49 employees.....	62	1 144 756	58 525	12 487	1 853	108 460	123 249	125 103
	Establishments with 50 to 99 employees.....	12	381 738	26 321	5 420	765	48 271	70 079	58 069
	Establishments with 100 employees or more.....	5	D	D	D	f	D	D	D
	Establishments not operated for the entire year.....	47	67 090	3 445	667	137	7 697	3 705	8 515
4211103	Light truck & van (14,000 lb or less) whsle								
	All establishments.....	548	159 991 093	427 702	115 721	9 552	1 084 059	639 350	693 992
	Establishments operated for the entire year.....	485	159 628 189	422 618	112 974	9 219	1 074 796	619 378	680 293
	Establishments with no employees..	—	—	—	—	—	—	—	—
	Establishments with 1 employee....	87	1 609 024	4 327	1 747	87	8 804	10 383	10 899
	Establishments with 2 employees....	57	1 761 804	4 727	1 616	114	9 156	4 637	4 528
	Establishments with 3 or 4 employees.....	59	2 062 253	6 649	2 392	202	13 941	11 981	13 938
	Establishments with 5 or 6 employees.....	44	165 466	5 728	1 327	240	13 504	9 102	10 198
	Establishments with 7 to 9 employees.....	34	D	D	D	e	D	D	D
	Establishments with 10 to 14 employees.....	32	999 914	11 754	2 688	381	25 595	39 966	39 379
	Establishments with 15 to 19 employees.....	25	4 588 126	17 296	4 141	429	77 354	35 613	46 379
	Establishments with 20 to 49 employees.....	103	138 571 395	189 193	50 843	3 402	366 937	124 031	90 186
	Establishments with 50 to 99 employees.....	32	D	D	D	g	D	D	D
	Establishments with 100 employees or more.....	12	3 912 224	86 856	26 990	1 922	368 541	237 993	295 806
	Establishments not operated for the entire year.....	63	362 904	5 084	2 747	333	9 263	19 972	13 699
4211104	Medium truck & tractor (14,001 lb to 26,000 lb) whsle								
	All establishments.....	516	4 375 397	275 806	66 215	7 929	527 348	515 487	561 016
	Establishments operated for the entire year.....	454	4 246 189	266 920	63 600	7 639	509 014	501 380	533 454
	Establishments with no employees..	1	D	D	D	a	D	D	D
	Establishments with 1 employee....	56	96 434	1 919	446	56	4 398	3 661	3 817
	Establishments with 2 employees....	32	105 940	1 974	473	64	4 426	4 140	4 395
	Establishments with 3 or 4 employees.....	60	119 468	5 636	1 177	208	14 392	13 969	14 885
	Establishments with 5 or 6 employees.....	45	277 280	7 445	1 515	245	15 970	10 276	10 593
	Establishments with 7 to 9 employees.....	43	D	D	D	e	D	D	D
	Establishments with 10 to 14 employees.....	60	227 815	21 882	4 885	715	40 362	33 470	36 275
	Establishments with 15 to 19 employees.....	32	414 397	17 836	3 981	548	37 938	23 498	23 151
	Establishments with 20 to 49 employees.....	95	1 630 690	107 242	26 409	3 064	201 251	177 632	193 339
	Establishments with 50 to 99 employees.....	25	D	D	D	g	D	D	D
	Establishments with 100 employees or more.....	5	D	D	D	f	D	D	D
	Establishments not operated for the entire year.....	62	129 208	8 886	2 615	290	18 334	14 107	27 562
4211105	Heavy truck & tractor (over 26,000 lb) whsle								
	All establishments.....	2 261	28 150 000	2 015 097	473 874	57 744	3 263 227	3 636 691	3 839 766
	Establishments operated for the entire year.....	2 036	27 513 537	1 956 091	457 233	55 297	3 168 514	3 570 942	3 673 368
	Establishments with no employees..	—	—	—	—	—	—	—	—
	Establishments with 1 employee....	191	346 775	6 467	1 522	191	14 651	13 155	14 347
	Establishments with 2 employees....	125	323 867	8 241	1 604	250	19 241	15 983	20 825
	Establishments with 3 or 4 employees.....	183	378 511	20 315	4 351	623	46 235	42 018	46 398
	Establishments with 5 or 6 employees.....	143	509 231	26 396	5 595	791	50 773	72 230	70 754
	Establishments with 7 to 9 employees.....	131	676 464	35 856	8 005	1 038	69 439	110 214	92 530
	Establishments with 10 to 14 employees.....	190	1 177 146	74 265	16 775	2 226	146 536	172 824	180 859

See footnotes at end of table.

Table 2. Employment Size of Establishments: 1997—Con.

[Includes only establishments with payroll. For meaning of abbreviations and symbols, see introductory text. For explanation of terms, see Appendix A. For method of assignment to categories shown, see Appendix C.]

NAICS code	Employment sizes of establishments by type of operation and kind of business ¹	Establishments (number)	Sales (\$1,000)	Annual payroll (\$1,000)	First-quarter payroll (\$1,000)	Paid employees for pay period including March 12 (number)	Operating expenses ² (\$1,000)	End-of-1996 inventories (\$1,000)	End-of-1997 inventories (\$1,000)
42	WHOLESALE TRADE—Con.								
421	Wholesale trade, durable goods—Con.								
4211105	Heavy truck & tractor (over 26,000 lb) whsle—Con.								
	Establishments operated for the entire year—Con.								
	Establishments with 15 to 19 employees.....	135	741 843	73 635	16 524	2 286	123 517	111 744	116 398
	Establishments with 20 to 49 employees.....	606	9 816 954	655 564	154 422	19 610	1 072 666	1 147 782	1 181 605
	Establishments with 50 to 99 employees.....	268	8 231 383	668 787	154 440	18 547	1 038 750	1 160 738	1 183 069
	Establishments with 100 employees or more.....	64	5 311 363	386 565	93 995	9 735	586 706	724 254	766 583
	Establishments not operated for the entire year.....	225	636 463	59 006	16 641	2 447	94 713	65 749	166 398
42112	Motor vehicle supplies & new parts whsle								
	All establishments.....	'12 620	'83 214 728	'5 065 064	'1 194 084	'156 038	10 352 383	9 292 870	9 596 993
	Establishments operated for the entire year.....	10 958	81 921 926	4 945 380	1 166 888	150 954	10 108 487	9 206 922	9 322 564
	Establishments with no employees..	4	951	214	—	—	456	30	35
	Establishments with 1 employee....	1 669	1 865 885	64 216	13 954	1 669	134 239	66 388	68 896
	Establishments with 2 employees....	1 226	1 489 398	66 759	15 089	2 452	143 808	82 302	83 598
	Establishments with 3 or 4 employees.....	1 858	4 518 391	199 486	44 620	6 448	411 810	252 436	252 342
	Establishments with 5 or 6 employees.....	1 358	4 259 052	211 491	50 790	7 417	442 758	308 754	309 350
	Establishments with 7 to 9 employees.....	1 352	5 407 172	307 993	73 144	10 675	624 104	437 063	432 584
	Establishments with 10 to 14 employees.....	1 323	5 200 153	429 788	99 896	15 385	865 238	656 217	643 807
	Establishments with 15 to 19 employees.....	609	4 106 732	307 488	69 832	10 205	602 218	452 234	464 969
	Establishments with 20 to 49 employees.....	1 043	16 575 533	1 003 693	231 146	31 633	2 027 216	1 878 211	1 914 621
	Establishments with 50 to 99 employees.....	329	12 256 505	710 481	169 362	22 339	1 440 298	1 391 765	1 449 728
	Establishments with 100 employees or more.....	187	26 242 154	1 643 771	399 055	42 731	3 416 342	3 681 522	3 702 634
	Establishments not operated for the entire year.....	1 662	1 292 802	119 684	27 196	5 084	243 896	85 948	274 429
421120	Motor vehicle supplies & new parts whsle								
	All establishments.....	'12 620	'83 214 728	'5 065 064	'1 194 084	'156 038	10 352 383	9 292 870	9 596 993
	Establishments operated for the entire year.....	10 958	81 921 926	4 945 380	1 166 888	150 954	10 108 487	9 206 922	9 322 564
	Establishments with no employees..	4	951	214	—	—	456	30	35
	Establishments with 1 employee....	1 669	1 865 885	64 216	13 954	1 669	134 239	66 388	68 896
	Establishments with 2 employees....	1 226	1 489 398	66 759	15 089	2 452	143 808	82 302	83 598
	Establishments with 3 or 4 employees.....	1 858	4 518 391	199 486	44 620	6 448	411 810	252 436	252 342
	Establishments with 5 or 6 employees.....	1 358	4 259 052	211 491	50 790	7 417	442 758	308 754	309 350
	Establishments with 7 to 9 employees.....	1 352	5 407 172	307 993	73 144	10 675	624 104	437 063	432 584
	Establishments with 10 to 14 employees.....	1 323	5 200 153	429 788	99 896	15 385	865 238	656 217	643 807
	Establishments with 15 to 19 employees.....	609	4 106 732	307 488	69 832	10 205	602 218	452 234	464 969
	Establishments with 20 to 49 employees.....	1 043	16 575 533	1 003 693	231 146	31 633	2 027 216	1 878 211	1 914 621
	Establishments with 50 to 99 employees.....	329	12 256 505	710 481	169 362	22 339	1 440 298	1 391 765	1 449 728
	Establishments with 100 employees or more.....	187	26 242 154	1 643 771	399 055	42 731	3 416 342	3 681 522	3 702 634
	Establishments not operated for the entire year.....	1 662	1 292 802	119 684	27 196	5 084	243 896	85 948	274 429
4211201	Motor vehicle supplies & new parts—warehouse distributors								
	All establishments.....	'5 095	'30 313 120	'2 002 699	'463 650	'67 362	4 263 504	3 664 092	3 782 062
	Establishments operated for the entire year.....	4 498	29 609 777	1 948 652	451 898	65 193	4 152 029	3 622 466	3 635 156
	Establishments with no employees..	2	D	D	D	a	D	D	D
	Establishments with 1 employee....	590	D	D	D	f	D	D	D
	Establishments with 2 employees....	503	444 461	24 758	5 618	1 006	55 058	37 888	38 055
	Establishments with 3 or 4 employees.....	724	1 471 156	74 124	16 480	2 513	160 262	124 518	120 261
	Establishments with 5 or 6 employees.....	553	1 631 031	81 504	19 697	3 015	176 654	147 890	146 550
	Establishments with 7 to 9 employees.....	555	2 746 087	130 001	29 744	4 388	272 668	221 892	215 056
	Establishments with 10 to 14 employees.....	564	2 164 052	181 851	40 709	6 551	374 759	306 674	304 579
	Establishments with 15 to 19 employees.....	251	1 529 954	123 917	27 950	4 199	252 527	217 495	221 977

See footnotes at end of table.

Table 2. Employment Size of Establishments: 1997—Con.

[Includes only establishments with payroll. For meaning of abbreviations and symbols, see introductory text. For explanation of terms, see Appendix A. For method of assignment to categories shown, see Appendix C.]

NAICS code	Employment sizes of establishments by type of operation and kind of business ¹	Establishments (number)	Sales (\$1,000)	Annual payroll (\$1,000)	First-quarter payroll (\$1,000)	Paid employees for pay period including March 12 (number)	Operating expenses ² (\$1,000)	End-of-1996 inventories (\$1,000)	End-of-1997 inventories (\$1,000)
42	WHOLESALE TRADE—Con.								
421	Wholesale trade, durable goods—Con.								
4211201	Motor vehicle supplies & new parts—warehouse distributors—Con.								
	Establishments operated for the entire year—Con.								
	Establishments with 20 to 49 employees.....	494	7 267 187	457 904	106 440	15 289	967 376	894 281	951 536
	Establishments with 50 to 99 employees.....	188	D	D	D	j	D	D	D
	Establishments with 100 employees or more	74	D	D	D	j	D	D	D
	Establishments not operated for the entire year	597	703 343	54 047	11 752	2 169	111 475	41 626	146 906
4211202	Motor vehicle supplies & new parts—jobbers								
	All establishments	6 942	51 468 506	2 905 299	693 404	84 003	5 811 842	5 501 479	5 674 111
	Establishments operated for the entire year	5 956	50 937 760	2 847 240	679 676	81 302	5 693 704	5 460 045	5 558 258
	Establishments with no employees..	2	D	D	D	a	D	D	D
	Establishments with 1 employee....	968	D	D	D	f	D	D	D
	Establishments with 2 employees... employees.....	677	1 012 542	39 680	8 963	1 354	83 680	42 488	43 465
	Establishments with 3 or 4 employees.....	1 062	2 929 649	117 687	26 303	3 689	236 738	123 321	127 702
	Establishments with 5 or 6 employees.....	755	2 523 223	121 341	29 098	4 130	249 047	154 133	155 831
	Establishments with 7 to 9 employees.....	736	2 456 277	163 568	40 010	5 805	324 233	203 567	204 373
	Establishments with 10 to 14 employees.....	692	2 800 175	222 956	52 596	8 031	445 287	328 476	315 911
	Establishments with 15 to 19 employees.....	317	2 381 701	159 390	36 502	5 323	307 987	209 583	217 483
	Establishments with 20 to 49 employees.....	500	9 020 162	497 665	113 794	15 012	978 578	951 252	930 174
	Establishments with 50 to 99 employees.....	134	D	D	D	i	D	D	D
	Establishments with 100 employees or more	113	D	D	D	k	D	D	D
	Establishments not operated for the entire year	986	530 746	58 059	13 728	2 701	118 138	41 434	115 853
4211203	Petroleum products marketing equipment whsle								
	All establishments	583	1 433 102	157 066	37 030	4 673	277 037	127 299	140 820
	Establishments operated for the entire year	504	1 374 389	149 488	35 314	4 459	262 754	124 411	129 150
	Establishments with no employees..	—	—	—	—	—	—	—	—
	Establishments with 1 employee....	111	71 165	3 668	775	111	8 055	2 974	3 138
	Establishments with 2 employees... employees.....	46	32 395	2 321	508	92	5 070	1 926	2 078
	Establishments with 3 or 4 employees.....	72	117 586	7 675	1 837	246	14 810	4 597	4 379
	Establishments with 5 or 6 employees.....	50	104 798	8 646	1 995	272	17 057	6 731	6 969
	Establishments with 7 to 9 employees.....	61	204 808	14 424	3 390	482	27 203	11 604	13 155
	Establishments with 10 to 14 employees.....	67	235 926	24 981	6 591	803	45 192	21 067	23 317
	Establishments with 15 to 19 employees.....	41	195 077	24 181	5 380	683	41 704	25 156	25 509
	Establishments with 20 to 49 employees.....	49	288 184	48 124	10 912	1 332	81 262	32 678	32 911
	Establishments with 50 to 99 employees.....	7	124 450	15 468	3 926	438	22 401	17 678	17 694
	Establishments with 100 employees or more	—	—	—	—	—	—	—	—
	Establishments not operated for the entire year	79	58 713	7 578	1 716	214	14 283	2 888	11 670
42113	Tire & tube whsle								
	All establishments	1 939	16 508 934	782 893	183 257	22 939	1 640 693	1 087 205	1 166 572
	Establishments operated for the entire year	1 740	16 397 256	772 445	180 065	22 450	1 617 975	1 081 636	1 136 584
	Establishments with no employees..	1	D	D	D	a	D	D	D
	Establishments with 1 employee....	222	D	D	D	c	D	D	D
	Establishments with 2 employees... employees.....	144	D	D	D	e	D	D	D
	Establishments with 3 or 4 employees.....	240	320 094	23 554	5 276	832	52 228	28 526	30 188
	Establishments with 5 or 6 employees.....	210	383 213	33 324	7 419	1 144	70 340	44 944	42 765
	Establishments with 7 to 9 employees.....	231	981 496	57 857	12 681	1 832	118 591	67 378	69 837
	Establishments with 10 to 14 employees.....	233	1 112 679	85 514	20 033	2 736	173 992	107 351	108 853
	Establishments with 15 to 19 employees.....	146	714 837	74 691	17 091	2 452	144 071	90 914	98 097
	Establishments with 20 to 49 employees.....	250	2 842 296	234 178	53 725	7 242	470 660	342 324	372 739

See footnotes at end of table.

Table 2. Employment Size of Establishments: 1997—Con.

[Includes only establishments with payroll. For meaning of abbreviations and symbols, see introductory text. For explanation of terms, see Appendix A. For method of assignment to categories shown, see Appendix C.]

NAICS code	Employment sizes of establishments by type of operation and kind of business ¹	Establishments (number)	Sales (\$1,000)	Annual payroll (\$1,000)	First-quarter payroll (\$1,000)	Paid employees for pay period including March 12 (number)	Operating expenses ² (\$1,000)	End-of-1996 inventories (\$1,000)	End-of-1997 inventories (\$1,000)
42	WHOLESALE TRADE—Con.								
421	Wholesale trade, durable goods—Con.								
42113	Tire & tube whsle—Con.								
	Establishments operated for the entire year—Con.								
	Establishments with 50 to 99 employees.....	52	1 797 108	120 630	29 615	3 226	234 224	159 109	162 585
	Establishments with 100 employees or more	11	7 970 411	128 555	31 135	2 476	318 904	218 413	227 726
	Establishments not operated for the entire year.....	199	111 678	10 448	3 192	489	22 718	5 569	29 988
421130	Tire & tube whsle								
	All establishments	1 939	16 508 934	782 893	183 257	22 939	1 640 693	1 087 205	1 166 572
	Establishments operated for the entire year	1 740	16 397 256	772 445	180 065	22 450	1 617 975	1 081 636	1 136 584
	Establishments with no employees..	1	D	D	D	a	D	D	D
	Establishments with 1 employee....	222	D	D	D	c	D	D	D
	Establishments with 2 employees....	144	D	D	D	e	D	D	D
	Establishments with 3 or 4 employees.....	240	320 094	23 554	5 276	832	52 228	28 526	30 188
	Establishments with 5 or 6 employees.....	210	383 213	33 324	7 419	1 144	70 340	44 944	42 765
	Establishments with 7 to 9 employees.....	231	981 496	57 857	12 681	1 832	118 591	67 378	69 837
	Establishments with 10 to 14 employees.....	233	1 112 679	85 514	20 033	2 736	173 992	107 351	108 853
	Establishments with 15 to 19 employees.....	146	714 837	74 691	17 091	2 452	144 071	90 914	98 097
	Establishments with 20 to 49 employees.....	250	2 842 296	234 178	53 725	7 242	470 660	342 324	372 739
	Establishments with 50 to 99 employees.....	52	1 797 108	120 630	29 615	3 226	234 224	159 109	162 585
	Establishments with 100 employees or more	11	7 970 411	128 555	31 135	2 476	318 904	218 413	227 726
	Establishments not operated for the entire year.....	199	111 678	10 448	3 192	489	22 718	5 569	29 988
42114	Motor vehicle parts, (used) whsle								
	All establishments	7 105	5 272 107	971 776	228 146	45 807	1 973 859	744 950	794 145
	Establishments operated for the entire year	6 386	5 067 025	946 289	221 783	44 373	1 918 247	717 155	731 489
	Establishments with no employees..	1	D	D	D	a	D	D	D
	Establishments with 1 employee....	1 016	D	D	D	g	D	D	D
	Establishments with 2 employees....	875	D	D	D	g	D	D	D
	Establishments with 3 or 4 employees.....	1 408	479 772	81 774	19 334	4 871	186 386	75 342	79 143
	Establishments with 5 or 6 employees.....	977	569 403	103 526	24 579	5 336	223 659	88 830	90 200
	Establishments with 7 to 9 employees.....	810	642 423	126 222	29 661	6 426	256 419	96 696	99 029
	Establishments with 10 to 14 employees.....	694	864 091	172 546	40 867	8 006	341 302	111 608	114 407
	Establishments with 15 to 19 employees.....	273	495 083	105 479	24 758	4 580	198 008	62 824	65 498
	Establishments with 20 to 49 employees.....	282	1 025 178	198 254	46 197	7 918	376 577	109 997	115 024
	Establishments with 50 to 99 employees.....	42	447 461	74 288	17 247	2 807	141 845	66 236	76 155
	Establishments with 100 employees or more	8	194 461	37 728	8 623	1 663	73 484	47 739	32 134
	Establishments not operated for the entire year.....	719	205 082	25 487	6 363	1 434	55 612	27 795	62 656
421140	Motor vehicle parts, (used) whsle								
	All establishments	7 105	5 272 107	971 776	228 146	45 807	1 973 859	744 950	794 145
	Establishments operated for the entire year	6 386	5 067 025	946 289	221 783	44 373	1 918 247	717 155	731 489
	Establishments with no employees..	1	D	D	D	a	D	D	D
	Establishments with 1 employee....	1 016	D	D	D	g	D	D	D
	Establishments with 2 employees....	875	D	D	D	g	D	D	D
	Establishments with 3 or 4 employees.....	1 408	479 772	81 774	19 334	4 871	186 386	75 342	79 143
	Establishments with 5 or 6 employees.....	977	569 403	103 526	24 579	5 336	223 659	88 830	90 200
	Establishments with 7 to 9 employees.....	810	642 423	126 222	29 661	6 426	256 419	96 696	99 029
	Establishments with 10 to 14 employees.....	694	864 091	172 546	40 867	8 006	341 302	111 608	114 407
	Establishments with 15 to 19 employees.....	273	495 083	105 479	24 758	4 580	198 008	62 824	65 498
	Establishments with 20 to 49 employees.....	282	1 025 178	198 254	46 197	7 918	376 577	109 997	115 024
	Establishments with 50 to 99 employees.....	42	447 461	74 288	17 247	2 807	141 845	66 236	76 155
	Establishments with 100 employees or more	8	194 461	37 728	8 623	1 663	73 484	47 739	32 134
	Establishments not operated for the entire year.....	719	205 082	25 487	6 363	1 434	55 612	27 795	62 656

See footnotes at end of table.

Table 2. Employment Size of Establishments: 1997—Con.

[Includes only establishments with payroll. For meaning of abbreviations and symbols, see introductory text. For explanation of terms, see Appendix A. For method of assignment to categories shown, see Appendix C.]

NAICS code	Employment sizes of establishments by type of operation and kind of business ¹	Establishments (number)	Sales (\$1,000)	Annual payroll (\$1,000)	First-quarter payroll (\$1,000)	Paid employees for pay period including March 12 (number)	Operating expenses ² (\$1,000)	End-of-1996 inventories (\$1,000)	End-of-1997 inventories (\$1,000)
42	WHOLESALE TRADE—Con.								
421	Wholesale trade, durable goods—Con.								
4212	Furniture & home furnishings whsle								
	All establishments	15 246	75 006 478	5 316 976	1 225 440	157 465	11 697 560	5 472 358	6 007 773
	Establishments operated for the entire year	13 350	73 279 926	5 175 319	1 197 396	153 223	11 399 609	5 425 164	5 732 685
	Establishments with no employees ..	4	783	100	—	—	176	115	143
	Establishments with 1 employee	2 917	3 433 003	119 212	25 971	2 917	294 621	100 891	105 933
	Establishments with 2 employees ...	1 882	3 220 690	128 562	27 883	3 764	307 856	92 151	96 683
	Establishments with 3 or 4 employees	2 381	6 074 272	265 710	59 601	8 145	609 878	258 062	266 850
	Establishments with 5 or 6 employees	1 330	3 809 454	230 313	52 046	7 238	518 305	213 469	230 498
	Establishments with 7 to 9 employees	1 257	4 829 846	330 639	73 416	9 859	726 199	322 401	337 767
	Establishments with 10 to 14 employees	1 142	6 273 162	454 640	103 705	13 423	981 885	444 731	470 961
	Establishments with 15 to 19 employees	681	5 471 005	369 337	86 489	11 385	778 682	388 956	404 961
	Establishments with 20 to 49 employees	1 225	14 718 583	1 250 547	288 833	36 888	2 612 706	1 302 999	1 357 850
	Establishments with 50 to 99 employees	344	9 680 092	839 145	196 667	23 790	1 872 101	948 523	979 197
	Establishments with 100 employees or more	187	15 769 036	1 187 114	282 785	35 814	2 697 200	1 352 866	1 481 842
	Establishments not operated for the entire year	1 896	1 726 552	141 657	28 044	4 242	297 951	47 194	275 088
42121	Furniture whsle								
	All establishments	6 697	31 898 583	2 415 323	555 931	65 930	4 931 567	1 705 458	1 866 930
	Establishments operated for the entire year	5 893	31 099 097	2 350 595	543 592	64 144	4 801 906	1 688 791	1 774 260
	Establishments with no employees ..	—	—	—	—	—	—	—	—
	Establishments with 1 employee	1 354	1 916 641	60 694	13 173	1 354	138 856	33 162	34 362
	Establishments with 2 employees ...	831	1 584 569	59 761	12 937	1 662	130 889	31 997	32 777
	Establishments with 3 or 4 employees	997	2 305 899	112 860	26 609	3 400	248 565	88 926	91 962
	Establishments with 5 or 6 employees	565	1 589 769	103 059	23 550	3 055	218 364	80 676	86 102
	Establishments with 7 to 9 employees	536	2 357 998	157 575	34 583	4 210	336 454	107 551	110 179
	Establishments with 10 to 14 employees	513	3 025 379	214 337	49 948	6 029	447 230	169 510	179 410
	Establishments with 15 to 19 employees	314	2 976 888	177 692	43 583	5 244	366 170	151 210	158 787
	Establishments with 20 to 49 employees	550	6 846 862	589 648	137 471	16 622	1 124 531	435 255	462 187
	Establishments with 50 to 99 employees	157	3 872 280	401 303	93 430	10 974	878 917	296 600	301 251
	Establishments with 100 employees or more	76	4 622 812	473 666	108 308	11 594	911 930	293 904	317 243
	Establishments not operated for the entire year	804	799 486	64 728	12 339	1 786	129 661	16 667	92 670
421210	Furniture whsle								
	All establishments	6 697	31 898 583	2 415 323	555 931	65 930	4 931 567	1 705 458	1 866 930
	Establishments operated for the entire year	5 893	31 099 097	2 350 595	543 592	64 144	4 801 906	1 688 791	1 774 260
	Establishments with no employees ..	—	—	—	—	—	—	—	—
	Establishments with 1 employee	1 354	1 916 641	60 694	13 173	1 354	138 856	33 162	34 362
	Establishments with 2 employees ...	831	1 584 569	59 761	12 937	1 662	130 889	31 997	32 777
	Establishments with 3 or 4 employees	997	2 305 899	112 860	26 609	3 400	248 565	88 926	91 962
	Establishments with 5 or 6 employees	565	1 589 769	103 059	23 550	3 055	218 364	80 676	86 102
	Establishments with 7 to 9 employees	536	2 357 998	157 575	34 583	4 210	336 454	107 551	110 179
	Establishments with 10 to 14 employees	513	3 025 379	214 337	49 948	6 029	447 230	169 510	179 410
	Establishments with 15 to 19 employees	314	2 976 888	177 692	43 583	5 244	366 170	151 210	158 787
	Establishments with 20 to 49 employees	550	6 846 862	589 648	137 471	16 622	1 124 531	435 255	462 187
	Establishments with 50 to 99 employees	157	3 872 280	401 303	93 430	10 974	878 917	296 600	301 251
	Establishments with 100 employees or more	76	4 622 812	473 666	108 308	11 594	911 930	293 904	317 243
	Establishments not operated for the entire year	804	799 486	64 728	12 339	1 786	129 661	16 667	92 670
4212101	Household & lawn furniture whsle								
	All establishments	3 304	12 079 496	698 636	166 690	23 346	1 597 351	918 762	995 971

See footnotes at end of table.

Table 2. Employment Size of Establishments: 1997—Con.

[Includes only establishments with payroll. For meaning of abbreviations and symbols, see introductory text. For explanation of terms, see Appendix A. For method of assignment to categories shown, see Appendix C]

NAICS code	Employment sizes of establishments by type of operation and kind of business ¹	Establishments (number)	Sales (\$1,000)	Annual payroll (\$1,000)	First-quarter payroll (\$1,000)	Paid employees for pay period including March 12 (number)	Operating expenses ² (\$1,000)	End-of-1996 inventories (\$1,000)	End-of-1997 inventories (\$1,000)
42	WHOLESALE TRADE—Con.								
421	Wholesale trade, durable goods—Con.								
4212101	Household & lawn furniture whsle—Con.								
	Establishments operated for the entire year	2 874	11 725 858	682 088	163 422	22 721	1 557 505	909 887	945 680
	Establishments with no employees...	—	—	—	—	—	—	—	—
	Establishments with 1 employee....	846	1 508 985	40 307	8 879	846	96 382	25 743	26 901
	Establishments with 2 employees....	457	1 074 579	31 374	6 999	914	75 154	24 611	25 321
	Establishments with 3 or 4 employees.....	528	1 428 865	57 100	13 090	1 792	136 379	61 611	64 216
	Establishments with 5 or 6 employees.....	252	645 030	41 102	9 469	1 364	97 771	58 103	62 185
	Establishments with 7 to 9 employees.....	232	898 973	59 663	12 486	1 823	152 216	74 729	76 444
	Establishments with 10 to 14 employees.....	199	948 607	70 698	16 155	2 316	174 272	102 750	108 823
	Establishments with 15 to 19 employees.....	106	702 246	53 933	14 292	1 772	139 417	101 565	107 013
	Establishments with 20 to 49 employees.....	187	2 293 696	154 204	38 614	5 560	346 200	225 179	240 153
	Establishments with 50 to 99 employees.....	49	929 362	89 161	22 740	3 584	181 363	128 897	124 592
	Establishments with 100 employees or more	18	1 295 515	84 546	20 698	2 750	158 351	106 699	110 032
	Establishments not operated for the entire year	430	353 638	16 548	3 268	625	39 846	8 875	50 291
4212102	Office & business furniture whsle								
	All establishments	3 393	19 819 087	1 716 687	389 241	42 584	3 334 216	786 696	870 959
	Establishments operated for the entire year	3 019	19 373 239	1 668 507	380 170	41 423	3 244 401	778 904	828 580
	Establishments with no employees...	—	—	—	—	—	—	—	—
	Establishments with 1 employee....	508	407 656	20 387	4 294	508	42 474	7 419	7 461
	Establishments with 2 employees....	374	509 990	28 387	5 938	748	55 735	7 386	7 456
	Establishments with 3 or 4 employees.....	469	877 034	55 760	13 519	1 608	112 186	27 315	27 746
	Establishments with 5 or 6 employees.....	313	944 739	61 957	14 081	1 691	120 593	22 573	23 917
	Establishments with 7 to 9 employees.....	304	1 459 025	97 912	22 097	2 387	184 238	32 822	33 735
	Establishments with 10 to 14 employees.....	314	2 076 772	143 639	33 793	3 713	272 958	66 760	70 587
	Establishments with 15 to 19 employees.....	208	2 274 642	123 759	29 291	3 472	226 753	49 645	51 774
	Establishments with 20 to 49 employees.....	363	4 553 166	435 444	98 857	11 062	778 331	210 076	222 034
	Establishments with 50 to 99 employees.....	108	2 942 918	312 142	70 690	7 390	697 554	167 703	176 659
	Establishments with 100 employees or more	58	3 327 297	389 120	87 610	8 844	753 579	187 205	207 211
	Establishments not operated for the entire year	374	445 848	48 180	9 071	1 161	89 815	7 792	42 379
42122	Home furnishings whsle								
	All establishments	8 549	43 107 895	2 901 653	669 509	91 535	6 765 993	3 766 900	4 140 843
	Establishments operated for the entire year	7 457	42 180 829	2 824 724	653 804	89 079	6 597 703	3 736 373	3 958 425
	Establishments with no employees...	4	783	100	—	—	176	115	143
	Establishments with 1 employee....	1 563	1 516 362	58 518	12 798	1 563	155 765	67 729	71 571
	Establishments with 2 employees....	1 051	1 636 121	68 801	14 946	2 102	176 967	60 154	63 906
	Establishments with 3 or 4 employees.....	1 384	3 768 373	152 850	32 992	4 745	361 313	169 136	174 888
	Establishments with 5 or 6 employees.....	765	2 219 685	127 254	28 496	4 183	299 941	132 793	144 396
	Establishments with 7 to 9 employees.....	721	2 471 848	173 064	38 833	5 649	389 745	214 850	227 588
	Establishments with 10 to 14 employees.....	629	3 247 783	240 303	53 757	7 394	534 655	275 221	291 551
	Establishments with 15 to 19 employees.....	367	2 494 117	191 645	42 906	6 141	412 512	237 746	246 174
	Establishments with 20 to 49 employees.....	675	7 871 721	660 899	151 362	20 266	1 488 175	867 744	895 663
	Establishments with 50 to 99 employees.....	187	5 807 812	437 842	103 237	12 816	993 184	651 923	677 946
	Establishments with 100 employees or more	111	11 146 224	713 448	174 477	24 220	1 785 270	1 058 962	1 164 599
	Establishments not operated for the entire year	1 092	927 066	76 929	15 705	2 456	168 290	30 527	182 418
421220	Home furnishings whsle								
	All establishments	8 549	43 107 895	2 901 653	669 509	91 535	6 765 993	3 766 900	4 140 843
	Establishments operated for the entire year	7 457	42 180 829	2 824 724	653 804	89 079	6 597 703	3 736 373	3 958 425
	Establishments with no employees...	4	783	100	—	—	176	115	143
	Establishments with 1 employee....	1 563	1 516 362	58 518	12 798	1 563	155 765	67 729	71 571
	Establishments with 2 employees....	1 051	1 636 121	68 801	14 946	2 102	176 967	60 154	63 906
	Establishments with 3 or 4 employees.....	1 384	3 768 373	152 850	32 992	4 745	361 313	169 136	174 888

See footnotes at end of table.

Table 2. Employment Size of Establishments: 1997—Con.

[Includes only establishments with payroll. For meaning of abbreviations and symbols, see introductory text. For explanation of terms, see Appendix A. For method of assignment to categories shown, see Appendix C]

NAICS code	Employment sizes of establishments by type of operation and kind of business ¹	Establishments (number)	Sales (\$1,000)	Annual payroll (\$1,000)	First-quarter payroll (\$1,000)	Paid employees for pay period including March 12 (number)	Operating expenses ² (\$1,000)	End-of-1996 inventories (\$1,000)	End-of-1997 inventories (\$1,000)
42	WHOLESALE TRADE—Con.								
421	Wholesale trade, durable goods—Con.								
421220	Home furnishings whsle—Con. Establishments operated for the entire year—Con. Establishments with 5 or 6 employees.....	765	2 219 685	127 254	28 496	4 183	299 941	132 793	144 396
	Establishments with 7 to 9 employees.....	721	2 471 848	173 064	38 833	5 649	389 745	214 850	227 588
	Establishments with 10 to 14 employees.....	629	3 247 783	240 303	53 757	7 394	534 655	275 221	291 551
	Establishments with 15 to 19 employees.....	367	2 494 117	191 645	42 906	6 141	412 512	237 746	246 174
	Establishments with 20 to 49 employees.....	675	7 871 721	660 899	151 362	20 266	1 488 175	867 744	895 663
	Establishments with 50 to 99 employees.....	187	5 807 812	437 842	103 237	12 816	993 184	651 923	677 946
	Establishments with 100 employees or more.....	111	11 146 224	713 448	174 477	24 220	1 785 270	1 058 962	1 164 599
	Establishments not operated for the entire year.....	1 092	927 066	76 929	15 705	2 456	168 290	30 527	182 418
4212201	Household china, glassware, & crockery whsle All establishments.....	1 332	6 744 886	478 488	108 490	16 343	1 269 407	859 253	887 509
	Establishments operated for the entire year.....	1 175	6 577 382	471 281	106 743	16 104	1 251 912	851 690	867 051
	Establishments with no employees..	1	D	D	D	a	D	D	D
	Establishments with 1 employee....	244	D	D	D	c	D	D	D
	Establishments with 2 employees....	178	373 581	12 754	2 660	356	31 091	12 083	13 713
	Establishments with 3 or 4 employees.....	250	660 861	27 797	5 602	856	70 327	26 860	28 508
	Establishments with 5 or 6 employees.....	118	377 735	20 531	4 776	638	51 500	22 207	23 966
	Establishments with 7 to 9 employees.....	110	489 200	27 087	6 258	864	65 229	40 161	39 882
	Establishments with 10 to 14 employees.....	93	531 445	34 335	8 063	1 080	92 303	54 665	58 338
	Establishments with 15 to 19 employees.....	50	810 039	31 321	6 274	833	78 623	50 213	50 397
	Establishments with 20 to 49 employees.....	79	887 715	79 281	18 354	2 429	230 499	183 617	171 762
	Establishments with 50 to 99 employees.....	27	D	D	D	g	D	D	D
	Establishments with 100 employees or more.....	25	1 623 581	161 268	36 657	7 047	455 238	334 852	349 508
	Establishments not operated for the entire year.....	157	167 504	7 207	1 747	239	17 495	7 563	20 458
4212202	Linens, domestics, draperies, & curtains whsle All establishments.....	1 876	11 337 298	658 252	152 175	20 019	1 440 515	704 761	805 239
	Establishments operated for the entire year.....	1 657	11 117 487	633 356	146 216	19 290	1 391 950	702 036	766 714
	Establishments with no employees..	1	D	D	D	a	D	D	D
	Establishments with 1 employee....	343	410 363	13 894	3 027	343	32 978	11 389	11 445
	Establishments with 2 employees....	248	D	D	D	e	D	D	D
	Establishments with 3 or 4 employees.....	312	1 674 052	37 272	7 973	1 057	86 935	34 359	34 619
	Establishments with 5 or 6 employees.....	174	665 098	29 804	6 646	956	65 317	24 366	26 430
	Establishments with 7 to 9 employees.....	163	D	D	D	g	D	D	D
	Establishments with 10 to 14 employees.....	137	1 028 202	51 703	11 453	1 582	109 506	53 844	55 447
	Establishments with 15 to 19 employees.....	76	272 624	37 073	7 981	1 271	68 275	36 193	37 462
	Establishments with 20 to 49 employees.....	135	1 645 297	135 545	31 050	4 159	300 077	144 785	154 902
	Establishments with 50 to 99 employees.....	36	D	D	D	g	D	D	D
	Establishments with 100 employees or more.....	32	2 669 722	194 276	46 816	5 681	408 060	211 445	254 654
	Establishments not operated for the entire year.....	219	219 811	24 896	5 959	729	48 565	2 725	38 525
4212203	Floor coverings whsle All establishments.....	2 591	16 467 044	1 044 511	245 571	30 315	2 202 428	1 211 094	1 340 545
	Establishments operated for the entire year.....	2 264	16 171 389	1 016 641	241 439	29 560	2 141 388	1 202 844	1 259 092
	Establishments with no employees..	1	D	D	D	a	D	D	D
	Establishments with 1 employee....	394	316 717	14 059	3 072	394	34 052	15 652	17 444
	Establishments with 2 employees....	269	344 117	17 152	3 521	538	42 641	17 032	17 401
	Establishments with 3 or 4 employees.....	411	728 509	47 260	10 585	1 427	109 275	61 063	64 169
	Establishments with 5 or 6 employees.....	214	525 262	36 610	7 858	1 166	86 170	40 634	44 001
	Establishments with 7 to 9 employees.....	236	667 443	58 722	13 503	1 857	130 060	74 922	79 531

See footnotes at end of table.

Table 2. Employment Size of Establishments: 1997—Con.

[Includes only establishments with payroll. For meaning of abbreviations and symbols, see introductory text. For explanation of terms, see Appendix A. For method of assignment to categories shown, see Appendix C.]

NAICS code	Employment sizes of establishments by type of operation and kind of business ¹	Establishments (number)	Sales (\$1,000)	Annual payroll (\$1,000)	First-quarter payroll (\$1,000)	Paid employees for pay period including March 12 (number)	Operating expenses ² (\$1,000)	End-of-1996 inventories (\$1,000)	End-of-1997 inventories (\$1,000)
42	WHOLESALE TRADE—Con.								
421	Wholesale trade, durable goods—Con.								
4212203	Floor coverings whsle—Con.								
	Establishments operated for the entire year—Con.								
	Establishments with 10 to 14 employees.....	237	D	D	D	h	D	D	D
	Establishments with 15 to 19 employees.....	137	D	D	D	g	D	D	D
	Establishments with 20 to 49 employees.....	255	3 800 921	272 375	62 325	7 532	561 850	330 911	348 182
	Establishments with 50 to 99 employees.....	81	2 922 050	206 811	48 753	5 683	430 741	294 992	308 590
	Establishments with 100 employees or more.....	29	4 903 553	190 380	52 619	5 831	380 646	164 325	168 319
	Establishments not operated for the entire year.....	327	295 655	27 870	4 132	755	61 040	8 250	81 453
4212204	Other home furnishings whsle								
	All establishments.....	2 750	8 558 667	720 402	163 273	24 858	1 853 643	991 792	1 107 550
	Establishments operated for the entire year.....	2 361	8 314 571	703 446	159 406	24 125	1 812 453	979 803	1 065 568
	Establishments with no employees..	1	D	D	D	a	D	D	D
	Establishments with 1 employee....	582	D	D	D	f	D	D	D
	Establishments with 2 employees....	356	D	D	D	f	D	D	D
	Establishments with 3 or 4 employees.....	411	704 951	40 521	8 832	1 405	94 776	46 854	47 592
	Establishments with 5 or 6 employees.....	259	651 590	40 309	9 216	1 423	96 954	45 586	49 999
	Establishments with 7 to 9 employees.....	212	D	D	D	g	D	D	D
	Establishments with 10 to 14 employees.....	162	D	D	D	g	D	D	D
	Establishments with 15 to 19 employees.....	104	D	D	D	g	D	D	D
	Establishments with 20 to 49 employees.....	206	1 537 788	173 698	39 633	6 146	395 749	208 431	220 817
	Establishments with 50 to 99 employees.....	43	816 253	86 519	20 174	2 905	211 474	109 669	116 110
	Establishments with 100 employees or more.....	25	1 949 368	167 524	38 385	5 661	541 326	348 340	392 118
	Establishments not operated for the entire year.....	389	244 096	16 956	3 867	733	41 190	11 989	41 982
4213	Lumber & other construction materials whsle								
	All establishments.....	14 267	89 175 875	5 296 176	1 227 622	155 535	10 717 929	6 367 862	6 764 054
	Establishments operated for the entire year.....	12 309	87 392 071	5 175 695	1 201 078	151 488	10 466 156	6 298 963	6 546 488
	Establishments with no employees..	11	8 174	1 105	—	—	2 537 676	82 129	86 785
	Establishments with 1 employee....	2 039	2 427 189	89 076	18 518	2 039	203 627	82 129	86 785
	Establishments with 2 employees....	1 418	2 639 729	99 256	21 286	2 836	231 069	91 235	95 182
	Establishments with 3 or 4 employees.....	1 938	5 089 287	226 274	50 075	6 669	495 940	227 860	230 309
	Establishments with 5 or 6 employees.....	1 383	5 412 431	260 453	57 191	7 541	555 095	328 205	337 126
	Establishments with 7 to 9 employees.....	1 356	5 830 474	338 936	76 297	10 640	722 817	406 652	427 587
	Establishments with 10 to 14 employees.....	1 293	8 611 047	496 862	112 260	15 144	1 047 958	611 765	647 502
	Establishments with 15 to 19 employees.....	769	6 667 501	447 536	106 185	12 923	908 157	602 920	616 206
	Establishments with 20 to 49 employees.....	1 601	27 566 831	1 628 627	380 542	47 275	3 275 524	2 289 680	2 369 508
	Establishments with 50 to 99 employees.....	375	11 641 979	833 766	198 898	24 498	1 564 297	990 253	1 036 182
	Establishments with 100 employees or more.....	126	11 497 429	753 804	179 826	21 923	1 459 135	667 588	699 186
	Establishments not operated for the entire year.....	1 958	1 783 804	120 481	26 544	4 047	251 773	68 899	217 566
42131	Lumber, plywood, millwork, & wood panel whsle								
	All establishments.....	6 767	60 455 924	3 126 436	736 657	88 905	6 133 048	4 373 481	4 600 369
	Establishments operated for the entire year.....	5 972	59 669 971	3 079 458	725 338	87 143	6 041 726	4 333 628	4 517 085
	Establishments with no employees..	7	4 485	257	—	—	768 265	31 588	34 643
	Establishments with 1 employee....	876	1 225 192	39 016	8 148	876	82 522	31 588	34 643
	Establishments with 2 employees....	676	1 537 889	49 890	10 925	1 352	107 736	53 591	57 717
	Establishments with 3 or 4 employees.....	872	3 009 443	108 196	24 741	2 985	226 178	114 700	114 526
	Establishments with 5 or 6 employees.....	583	3 112 269	118 742	26 050	3 178	233 240	184 761	192 390
	Establishments with 7 to 9 employees.....	575	3 087 619	152 212	33 653	4 534	301 508	190 117	199 651
	Establishments with 10 to 14 employees.....	608	4 637 405	241 137	54 596	7 146	502 800	337 507	355 638
	Establishments with 15 to 19 employees.....	429	4 527 498	262 276	63 511	7 206	517 079	408 251	416 619

See footnotes at end of table.

Table 2. Employment Size of Establishments: 1997—Con.

[Includes only establishments with payroll. For meaning of abbreviations and symbols, see introductory text. For explanation of terms, see Appendix A. For method of assignment to categories shown, see Appendix C.]

NAICS code	Employment sizes of establishments by type of operation and kind of business ¹	Establishments (number)	Sales (\$1,000)	Annual payroll (\$1,000)	First-quarter payroll (\$1,000)	Paid employees for pay period including March 12 (number)	Operating expenses ² (\$1,000)	End-of-1996 inventories (\$1,000)	End-of-1997 inventories (\$1,000)
42	WHOLESALE TRADE—Con.								
421	Wholesale trade, durable goods—Con.								
42131	Lumber, plywood, millwork, & wood panel whsle—Con. Establishments operated for the entire year—Con. Establishments with 20 to 49 employees..... Establishments with 50 to 99 employees..... Establishments with 100 employees or more..... Establishments not operated for the entire year.....	1 020 251 75 795	20 496 250 8 590 369 9 441 552 785 953	1 056 099 556 958 494 675 46 978	249 663 136 474 117 577 11 319	30 328 16 281 13 257 1 762	2 114 461 1 015 414 940 020 91 322	1 776 387 746 769 489 692 39 853	1 838 444 794 445 512 723 83 284
421310	Lumber, plywood, millwork, & wood panel whsle All establishments Establishments operated for the entire year..... Establishments with no employees... Establishments with 1 employee.... Establishments with 2 employees... Establishments with 3 or 4 employees..... Establishments with 5 or 6 employees..... Establishments with 7 to 9 employees..... Establishments with 10 to 14 employees..... Establishments with 15 to 19 employees..... Establishments with 20 to 49 employees..... Establishments with 50 to 99 employees..... Establishments with 100 employees or more..... Establishments not operated for the entire year.....	6 767 5 972 7 876 676 872 583 575 608 429 1 020 251 75 795	60 455 924 59 669 971 4 485 1 225 192 1 537 889 3 009 443 3 112 269 3 087 619 4 637 405 4 527 498 20 496 250 8 590 369 9 441 552 785 953	3 126 436 3 079 458 257 39 016 49 890 108 196 118 742 152 212 241 137 262 276 1 056 099 556 958 494 675 46 978	736 657 725 338 — 8 148 10 925 24 741 26 050 33 653 54 596 63 511 249 663 136 474 117 577 11 319	88 905 87 143 — 876 1 352 2 985 3 178 4 534 7 146 7 206 30 328 16 281 13 257 1 762	6 133 048 6 041 726 768 82 522 107 736 226 178 233 240 301 508 502 800 517 079 2 114 461 1 015 414 940 020 91 322	4 373 481 4 333 628 265 31 588 53 591 114 700 184 761 190 117 337 507 408 251 1 776 387 746 769 489 692 39 853	4 600 369 4 517 085 289 34 643 57 717 114 526 192 390 199 651 355 638 416 619 1 838 444 794 445 512 723 83 284
4213101	Lumber without yard whsle All establishments Establishments operated for the entire year..... Establishments with no employees... Establishments with 1 employee.... Establishments with 2 employees... Establishments with 3 or 4 employees..... Establishments with 5 or 6 employees..... Establishments with 7 to 9 employees..... Establishments with 10 to 14 employees..... Establishments with 15 to 19 employees..... Establishments with 20 to 49 employees..... Establishments with 50 to 99 employees..... Establishments with 100 employees or more..... Establishments not operated for the entire year.....	1 627 1 440 3 321 252 284 144 134 95 56 115 31 5 187	17 143 755 16 901 749 1 698 559 164 641 911 1 350 738 1 093 588 1 273 724 1 415 884 1 251 805 4 435 702 2 208 296 2 669 239 242 006	529 208 517 503 33 15 100 18 150 40 184 35 550 45 039 42 881 43 568 123 164 84 134 69 700 11 705	131 340 127 415 — 3 387 3 914 9 146 8 390 9 253 9 711 11 962 32 698 23 404 15 550 3 925	12 611 12 138 — 321 504 962 782 1 052 1 114 950 234 843 1 946 1 174 473	991 480 969 921 119 32 484 40 595 82 462 65 161 86 041 79 550 81 965 234 843 137 554 129 147 21 559	614 336 598 051 105 7 419 14 764 39 980 45 840 39 905 45 901 71 924 196 127 103 336 32 750 16 285	636 263 624 887 108 8 527 15 448 39 611 47 501 40 310 49 064 75 638 203 037 113 562 32 081 11 376
4213102	Lumber with yard whsle All establishments Establishments operated for the entire year..... Establishments with no employees... Establishments with 1 employee.... Establishments with 2 employees... Establishments with 3 or 4 employees..... Establishments with 5 or 6 employees..... Establishments with 7 to 9 employees..... Establishments with 10 to 14 employees..... Establishments with 15 to 19 employees..... Establishments with 20 to 49 employees..... Establishments with 50 to 99 employees..... Establishments with 100 employees or more.....	1 599 1 436 2 123 70 138 137 138 210 148 368 81	15 464 304 15 301 461 D D 120 284 237 194 590 882 631 483 1 355 483 1 728 401 6 350 690 D	890 605 880 094 D D 4 235 13 556 25 688 33 480 79 836 88 311 358 160 D	203 841 201 133 D D 935 2 981 5 131 7 315 17 815 20 666 79 436 D	27 481 27 020 a c 140 478 752 1 089 2 466 2 486 10 911 i	1 801 201 1 779 672 D D 9 686 29 482 54 264 70 325 168 228 186 048 732 240 D	1 603 086 1 589 725 D D 15 360 23 843 63 235 73 402 136 609 178 809 719 963 D	1 728 437 1 697 988 D D 16 828 22 861 64 901 76 379 143 275 188 359 766 809 D

See footnotes at end of table.

Table 2. Employment Size of Establishments: 1997—Con.

[Includes only establishments with payroll. For meaning of abbreviations and symbols, see introductory text. For explanation of terms, see Appendix A. For method of assignment to categories shown, see Appendix C.]

NAICS code	Employment sizes of establishments by type of operation and kind of business ¹	Establishments (number)	Sales (\$1,000)	Annual payroll (\$1,000)	First-quarter payroll (\$1,000)	Paid employees for pay period including March 12 (number)	Operating expenses ² (\$1,000)	End-of-1996 inventories (\$1,000)	End-of-1997 inventories (\$1,000)
42	WHOLESALE TRADE—Con.								
421	Wholesale trade, durable goods—Con.								
4213102	Lumber with yard whsle—Con. Establishments operated for the entire year—Con. Establishments with 100 employees or more	21	1 334 062	98 993	24 037	3 345	193 541	110 748	128 846
	Establishments not operated for the entire year	163	162 843	10 511	2 708	461	21 529	13 361	30 449
4213103	Plywood, veneer, millwork, & wood panel whsle All establishments	3 541	27 847 865	1 706 623	401 476	48 813	3 340 367	2 156 059	2 235 669
	Establishments operated for the entire year	3 096	27 466 761	1 681 861	396 790	47 985	3 292 133	2 145 852	2 194 210
	Establishments with no employees..	2	D	D	D	a	D	D	D
	Establishments with 1 employee....	432	D	D	D	e	D	D	D
	Establishments with 2 employees...	354	775 694	27 505	6 076	708	57 455	23 467	25 441
	Establishments with 3 or 4 employees.....	450	1 421 511	54 456	12 614	1 545	114 234	50 877	52 054
	Establishments with 5 or 6 employees.....	302	1 427 799	57 504	12 529	1 644	113 815	75 686	79 988
	Establishments with 7 to 9 employees.....	303	1 182 412	73 693	17 085	2 393	145 142	76 810	82 962
	Establishments with 10 to 14 employees.....	303	1 866 038	118 420	27 070	3 566	255 022	154 997	163 299
	Establishments with 15 to 19 employees.....	225	1 547 292	130 397	30 883	3 770	249 066	157 518	152 622
	Establishments with 20 to 49 employees.....	537	9 709 858	574 775	137 529	16 084	1 147 378	860 297	868 598
	Establishments with 50 to 99 employees.....	139	D	D	D	i	D	D	D
	Establishments with 100 employees or more	49	5 438 251	325 982	77 990	8 738	617 332	346 194	351 796
	Establishments not operated for the entire year	445	381 104	24 762	4 686	828	48 234	10 207	41 459
42132	Brick, stone, & related construction materials whsle All establishments	3 026	10 711 750	761 681	168 106	23 753	1 692 184	775 319	846 315
	Establishments operated for the entire year	2 580	10 466 596	735 754	163 947	23 004	1 632 487	770 184	806 597
	Establishments with no employees..	1	D	D	D	a	D	D	D
	Establishments with 1 employee....	456	D	D	D	e	D	D	D
	Establishments with 2 employees...	292	378 127	18 871	3 746	584	54 179	20 466	20 589
	Establishments with 3 or 4 employees.....	428	917 106	47 835	10 236	1 471	118 267	57 999	59 360
	Establishments with 5 or 6 employees.....	327	1 151 690	60 671	12 865	1 777	148 292	64 104	65 942
	Establishments with 7 to 9 employees.....	370	1 458 309	86 969	19 733	2 876	206 696	114 101	121 241
	Establishments with 10 to 14 employees.....	288	1 809 644	98 959	22 582	3 339	214 812	114 720	121 849
	Establishments with 15 to 19 employees.....	158	1 042 075	84 419	19 012	2 654	186 773	86 596	93 043
	Establishments with 20 to 49 employees.....	214	2 382 867	202 344	45 703	5 919	411 591	176 865	188 852
	Establishments with 50 to 99 employees.....	37	709 541	77 664	16 973	2 400	156 106	77 703	73 135
	Establishments with 100 employees or more	9	D	D	D	g	D	D	D
	Establishments not operated for the entire year	446	245 154	25 927	4 159	749	59 697	5 135	39 718
421320	Brick, stone, & related construction materials whsle All establishments	3 026	10 711 750	761 681	168 106	23 753	1 692 184	775 319	846 315
	Establishments operated for the entire year	2 580	10 466 596	735 754	163 947	23 004	1 632 487	770 184	806 597
	Establishments with no employees..	1	D	D	D	a	D	D	D
	Establishments with 1 employee....	456	D	D	D	e	D	D	D
	Establishments with 2 employees...	292	378 127	18 871	3 746	584	54 179	20 466	20 589
	Establishments with 3 or 4 employees.....	428	917 106	47 835	10 236	1 471	118 267	57 999	59 360
	Establishments with 5 or 6 employees.....	327	1 151 690	60 671	12 865	1 777	148 292	64 104	65 942
	Establishments with 7 to 9 employees.....	370	1 458 309	86 969	19 733	2 876	206 696	114 101	121 241
	Establishments with 10 to 14 employees.....	288	1 809 644	98 959	22 582	3 339	214 812	114 720	121 849
	Establishments with 15 to 19 employees.....	158	1 042 075	84 419	19 012	2 654	186 773	86 596	93 043
	Establishments with 20 to 49 employees.....	214	2 382 867	202 344	45 703	5 919	411 591	176 865	188 852
	Establishments with 50 to 99 employees.....	37	709 541	77 664	16 973	2 400	156 106	77 703	73 135
	Establishments with 100 employees or more	9	D	D	D	g	D	D	D

See footnotes at end of table.

Table 2. Employment Size of Establishments: 1997—Con.

[Includes only establishments with payroll. For meaning of abbreviations and symbols, see introductory text. For explanation of terms, see Appendix A. For method of assignment to categories shown, see Appendix C]

NAICS code	Employment sizes of establishments by type of operation and kind of business ¹	Establishments (number)	Sales (\$1,000)	Annual payroll (\$1,000)	First-quarter payroll (\$1,000)	Paid employees for pay period including March 12 (number)	Operating expenses ² (\$1,000)	End-of-1996 inventories (\$1,000)	End-of-1997 inventories (\$1,000)
42	WHOLESALE TRADE—Con.								
421	Wholesale trade, durable goods—Con.								
421320	Brick, stone, & related construction materials whsle—Con.								
	Establishments not operated for the entire year	446	245 154	25 927	4 159	749	59 697	5 135	39 718
4213201	Brick, block, tile, clay/cement sewer pipe whsle								
	All establishments	1 184	3 546 360	284 096	66 310	9 941	619 783	333 266	357 316
	Establishments operated for the entire year	1 035	3 464 610	277 638	65 403	9 771	603 958	330 282	344 130
	Establishments with no employees..	—	—	—	—	—	—	—	—
	Establishments with 1 employee....	162	107 996	7 437	1 470	162	17 279	6 484	7 056
	Establishments with 2 employees...	90	69 785	5 431	1 202	180	13 643	5 160	5 509
	Establishments with 3 or 4 employees	159	256 853	16 101	3 921	544	37 592	15 450	15 430
	Establishments with 5 or 6 employees	119	285 646	20 769	4 537	637	46 009	24 869	25 862
	Establishments with 7 to 9 employees	184	584 240	36 329	8 929	1 421	83 146	52 302	55 026
	Establishments with 10 to 14 employees	138	494 231	42 156	9 972	1 591	90 513	58 898	62 502
	Establishments with 15 to 19 employees	75	374 071	38 334	8 627	1 266	75 852	48 214	50 384
	Establishments with 20 to 49 employees	94	931 213	75 329	17 591	2 501	162 581	84 883	88 102
	Establishments with 50 to 99 employees	10	278 597	19 566	4 709	675	43 239	25 014	24 972
	Establishments with 100 employees or more	4	81 978	16 186	4 445	794	34 104	9 008	9 287
	Establishments not operated for the entire year	149	81 750	6 458	907	170	15 825	2 984	13 186
4213202	Sand, gravel, & stone whsle								
	All establishments	1 012	2 001 239	239 974	49 004	7 775	539 309	188 511	212 072
	Establishments operated for the entire year	816	1 896 031	226 044	46 743	7 368	509 599	187 138	195 795
	Establishments with no employees..	1	D	D	D	a	D	D	D
	Establishments with 1 employee....	154	D	D	D	c	D	D	D
	Establishments with 2 employees...	102	91 300	6 133	1 216	204	17 018	9 339	9 068
	Establishments with 3 or 4 employees	132	159 098	14 518	2 717	461	34 639	15 981	15 972
	Establishments with 5 or 6 employees	113	249 452	18 160	3 644	626	44 246	21 277	21 964
	Establishments with 7 to 9 employees	102	270 859	24 995	5 017	793	61 485	33 305	35 038
	Establishments with 10 to 14 employees	80	D	D	D	f	D	D	D
	Establishments with 15 to 19 employees	46	202 953	24 923	5 644	786	62 891	12 674	15 010
	Establishments with 20 to 49 employees	66	D	D	D	g	D	D	D
	Establishments with 50 to 99 employees	17	D	D	D	g	D	D	D
	Establishments with 100 employees or more	3	81 022	15 116	3 031	411	34 773	12 146	12 522
	Establishments not operated for the entire year	196	105 208	13 930	2 261	407	29 710	1 373	16 277
4213203	Cement, lime, & related products whsle								
	All establishments	830	5 164 151	237 611	52 792	6 037	533 092	253 542	276 927
	Establishments operated for the entire year	729	5 105 955	232 072	51 801	5 865	518 930	252 764	266 672
	Establishments with no employees..	—	—	—	—	—	—	—	—
	Establishments with 1 employee....	140	D	D	D	c	D	D	D
	Establishments with 2 employees...	100	217 042	7 307	1 328	200	23 518	5 967	6 012
	Establishments with 3 or 4 employees	137	501 155	17 216	3 598	466	46 036	26 568	27 958
	Establishments with 5 or 6 employees	95	616 592	21 742	4 684	514	58 037	17 958	18 116
	Establishments with 7 to 9 employees	84	603 210	25 645	5 787	662	62 065	28 494	31 177
	Establishments with 10 to 14 employees	70	D	D	D	f	D	D	D
	Establishments with 15 to 19 employees	37	465 051	21 162	4 741	602	48 030	25 708	27 649
	Establishments with 20 to 49 employees	54	D	D	D	g	D	D	D
	Establishments with 50 to 99 employees	10	D	D	D	f	D	D	D
	Establishments with 100 employees or more	2	D	D	D	e	D	D	D
	Establishments not operated for the entire year	101	58 196	5 539	991	172	14 162	778	10 255

See footnotes at end of table.

Table 2. Employment Size of Establishments: 1997—Con.

[Includes only establishments with payroll. For meaning of abbreviations and symbols, see introductory text. For explanation of terms, see Appendix A. For method of assignment to categories shown, see Appendix C.]

NAICS code	Employment sizes of establishments by type of operation and kind of business ¹	Establishments (number)	Sales (\$1,000)	Annual payroll (\$1,000)	First-quarter payroll (\$1,000)	Paid employees for pay period including March 12 (number)	Operating expenses ² (\$1,000)	End-of-1996 inventories (\$1,000)	End-of-1997 inventories (\$1,000)
42	WHOLESALE TRADE—Con.								
421	Wholesale trade, durable goods—Con.								
42133	Roofing, siding, & insulation material whsle								
	All establishments	1 584	9 811 545	601 826	133 556	16 402	1 298 095	595 540	651 224
	Establishments operated for the entire year	1 340	9 351 418	577 498	128 134	15 727	1 242 378	575 059	591 073
	Establishments with no employees..	—	—	—	—	—	—	—	—
	Establishments with 1 employee....	243	393 046	11 834	2 546	243	24 053	3 668	3 726
	Establishments with 2 employees...	160	345 859	13 590	2 937	320	31 945	7 262	6 617
	Establishments with 3 or 4 employees.....	192	460 624	24 709	5 375	669	55 817	23 100	24 294
	Establishments with 5 or 6 employees.....	166	537 747	33 153	7 439	910	75 236	40 497	39 348
	Establishments with 7 to 9 employees.....	174	733 430	46 047	10 771	1 367	104 248	52 891	55 332
	Establishments with 10 to 14 employees.....	155	1 252 028	72 427	15 640	1 804	164 876	81 245	92 421
	Establishments with 15 to 19 employees.....	65	567 741	39 264	8 920	1 087	85 345	53 945	50 949
	Establishments with 20 to 49 employees.....	138	2 839 829	152 676	33 765	4 073	324 192	157 185	158 519
	Establishments with 50 to 99 employees.....	32	1 186 253	79 676	17 088	2 163	168 095	72 601	74 385
	Establishments with 100 employees or more	15	1 034 861	104 122	23 653	3 091	208 571	82 665	85 482
	Establishments not operated for the entire year	244	460 127	24 328	5 422	675	55 717	20 481	60 151
421330	Roofing, siding, & insulation material whsle								
	All establishments	1 584	9 811 545	601 826	133 556	16 402	1 298 095	595 540	651 224
	Establishments operated for the entire year	1 340	9 351 418	577 498	128 134	15 727	1 242 378	575 059	591 073
	Establishments with no employees..	—	—	—	—	—	—	—	—
	Establishments with 1 employee....	243	393 046	11 834	2 546	243	24 053	3 668	3 726
	Establishments with 2 employees...	160	345 859	13 590	2 937	320	31 945	7 262	6 617
	Establishments with 3 or 4 employees.....	192	460 624	24 709	5 375	669	55 817	23 100	24 294
	Establishments with 5 or 6 employees.....	166	537 747	33 153	7 439	910	75 236	40 497	39 348
	Establishments with 7 to 9 employees.....	174	733 430	46 047	10 771	1 367	104 248	52 891	55 332
	Establishments with 10 to 14 employees.....	155	1 252 028	72 427	15 640	1 804	164 876	81 245	92 421
	Establishments with 15 to 19 employees.....	65	567 741	39 264	8 920	1 087	85 345	53 945	50 949
	Establishments with 20 to 49 employees.....	138	2 839 829	152 676	33 765	4 073	324 192	157 185	158 519
	Establishments with 50 to 99 employees.....	32	1 186 253	79 676	17 088	2 163	168 095	72 601	74 385
	Establishments with 100 employees or more	15	1 034 861	104 122	23 653	3 091	208 571	82 665	85 482
	Establishments not operated for the entire year	244	460 127	24 328	5 422	675	55 717	20 481	60 151
4213301	Roofing, siding, & insulation material whsle								
	All establishments	1 584	9 811 545	601 826	133 556	16 402	1 298 095	595 540	651 224
	Establishments operated for the entire year	1 340	9 351 418	577 498	128 134	15 727	1 242 378	575 059	591 073
	Establishments with no employees..	—	—	—	—	—	—	—	—
	Establishments with 1 employee....	243	393 046	11 834	2 546	243	24 053	3 668	3 726
	Establishments with 2 employees...	160	345 859	13 590	2 937	320	31 945	7 262	6 617
	Establishments with 3 or 4 employees.....	192	460 624	24 709	5 375	669	55 817	23 100	24 294
	Establishments with 5 or 6 employees.....	166	537 747	33 153	7 439	910	75 236	40 497	39 348
	Establishments with 7 to 9 employees.....	174	733 430	46 047	10 771	1 367	104 248	52 891	55 332
	Establishments with 10 to 14 employees.....	155	1 252 028	72 427	15 640	1 804	164 876	81 245	92 421
	Establishments with 15 to 19 employees.....	65	567 741	39 264	8 920	1 087	85 345	53 945	50 949
	Establishments with 20 to 49 employees.....	138	2 839 829	152 676	33 765	4 073	324 192	157 185	158 519
	Establishments with 50 to 99 employees.....	32	1 186 253	79 676	17 088	2 163	168 095	72 601	74 385
	Establishments with 100 employees or more	15	1 034 861	104 122	23 653	3 091	208 571	82 665	85 482
	Establishments not operated for the entire year	244	460 127	24 328	5 422	675	55 717	20 481	60 151

See footnotes at end of table.

Table 2. Employment Size of Establishments: 1997—Con.

[Includes only establishments with payroll. For meaning of abbreviations and symbols, see introductory text. For explanation of terms, see Appendix A. For method of assignment to categories shown, see Appendix C.]

NAICS code	Employment sizes of establishments by type of operation and kind of business ¹	Establishments (number)	Sales (\$1,000)	Annual payroll (\$1,000)	First-quarter payroll (\$1,000)	Paid employees for pay period including March 12 (number)	Operating expenses ² (\$1,000)	End-of-1996 inventories (\$1,000)	End-of-1997 inventories (\$1,000)
42	WHOLESALE TRADE—Con.								
421	Wholesale trade, durable goods—Con.								
42139	Other construction materials whsle								
	All establishments	2 890	8 196 656	806 233	189 303	26 475	1 594 602	623 522	666 146
	Establishments operated for the entire year	2 417	7 904 086	782 985	183 659	25 614	1 549 565	620 092	631 733
	Establishments with no employees..	3	D	D	D	a	D	D	D
	Establishments with 1 employee....	464	D	D	D	e	D	D	D
	Establishments with 2 employees...	290	377 854	16 905	3 678	580	37 209	9 916	10 259
	Establishments with 3 or 4 employees.....	446	702 114	45 534	9 723	1 544	95 678	32 061	32 129
	Establishments with 5 or 6 employees.....	307	610 725	47 887	10 837	1 676	98 327	38 843	39 446
	Establishments with 7 to 9 employees.....	237	551 116	53 708	12 140	1 863	110 365	49 543	51 363
	Establishments with 10 to 14 employees.....	242	911 970	84 339	19 442	2 855	165 470	78 293	77 594
	Establishments with 15 to 19 employees.....	117	530 187	61 577	14 742	1 976	118 960	54 128	55 595
	Establishments with 20 to 49 employees.....	229	1 847 885	217 508	51 411	6 955	425 280	179 243	183 693
	Establishments with 50 to 99 employees.....	55	1 155 816	119 468	28 363	3 654	224 682	93 180	94 217
	Establishments with 100 employees or more	27	D	D	D	h	D	D	D
	Establishments not operated for the entire year	473	292 570	23 248	5 644	861	45 037	3 430	34 413
421390	Other construction materials whsle								
	All establishments	2 890	8 196 656	806 233	189 303	26 475	1 594 602	623 522	666 146
	Establishments operated for the entire year	2 417	7 904 086	782 985	183 659	25 614	1 549 565	620 092	631 733
	Establishments with no employees..	3	D	D	D	a	D	D	D
	Establishments with 1 employee....	464	D	D	D	e	D	D	D
	Establishments with 2 employees...	290	377 854	16 905	3 678	580	37 209	9 916	10 259
	Establishments with 3 or 4 employees.....	446	702 114	45 534	9 723	1 544	95 678	32 061	32 129
	Establishments with 5 or 6 employees.....	307	610 725	47 887	10 837	1 676	98 327	38 843	39 446
	Establishments with 7 to 9 employees.....	237	551 116	53 708	12 140	1 863	110 365	49 543	51 363
	Establishments with 10 to 14 employees.....	242	911 970	84 339	19 442	2 855	165 470	78 293	77 594
	Establishments with 15 to 19 employees.....	117	530 187	61 577	14 742	1 976	118 960	54 128	55 595
	Establishments with 20 to 49 employees.....	229	1 847 885	217 508	51 411	6 955	425 280	179 243	183 693
	Establishments with 50 to 99 employees.....	55	1 155 816	119 468	28 363	3 654	224 682	93 180	94 217
	Establishments with 100 employees or more	27	D	D	D	h	D	D	D
	Establishments not operated for the entire year	473	292 570	23 248	5 644	861	45 037	3 430	34 413
4213901	Flat glass & other construction glass whsle								
	All establishments	669	1 950 805	235 834	57 069	8 197	456 813	130 217	134 854
	Establishments operated for the entire year	576	1 889 048	230 597	54 789	7 914	447 497	129 085	130 327
	Establishments with no employees..	—	—	—	—	—	—	—	—
	Establishments with 1 employee....	83	140 682	3 047	704	83	6 771	1 320	1 375
	Establishments with 2 employees...	72	86 526	4 045	916	144	8 775	1 793	2 059
	Establishments with 3 or 4 employees.....	92	170 527	9 009	2 055	312	17 582	3 118	3 203
	Establishments with 5 or 6 employees.....	80	239 501	13 735	3 120	435	27 023	7 141	7 434
	Establishments with 7 to 9 employees.....	48	60 473	9 676	2 027	375	17 963	5 240	5 671
	Establishments with 10 to 14 employees.....	57	129 756	18 009	4 293	669	33 608	15 017	12 215
	Establishments with 15 to 19 employees.....	40	167 441	20 849	5 123	678	39 508	16 376	16 890
	Establishments with 20 to 49 employees.....	71	358 473	61 707	15 151	2 082	117 168	38 454	39 261
	Establishments with 50 to 99 employees.....	19	210 449	34 109	7 510	1 209	62 919	19 750	20 339
	Establishments with 100 employees or more	14	325 220	56 411	13 890	1 927	116 180	20 876	21 880
	Establishments not operated for the entire year	93	61 757	5 237	2 280	283	9 316	1 132	4 527

See footnotes at end of table.

Table 2. Employment Size of Establishments: 1997—Con.

[Includes only establishments with payroll. For meaning of abbreviations and symbols, see introductory text. For explanation of terms, see Appendix A. For method of assignment to categories shown, see Appendix C.]

NAICS code	Employment sizes of establishments by type of operation and kind of business ¹	Establishments (number)	Sales (\$1,000)	Annual payroll (\$1,000)	First-quarter payroll (\$1,000)	Paid employees for pay period including March 12 (number)	Operating expenses ² (\$1,000)	End-of-1996 inventories (\$1,000)	End-of-1997 inventories (\$1,000)
42	WHOLESALE TRADE—Con.								
421	Wholesale trade, durable goods—Con.								
4213902	Other construction materials whsle								
	All establishments	2 221	6 245 851	570 399	132 234	18 278	1 137 789	493 305	531 292
	Establishments operated for the entire year	1 841	6 015 038	552 388	128 870	17 700	1 102 068	491 007	501 406
	Establishments with no employees..	3	D	D	D	a	D	D	D
	Establishments with 1 employee....	381	D	D	D	e	D	D	D
	Establishments with 2 employees...	218	291 328	12 860	2 762	436	28 434	8 123	8 200
	Establishments with 3 or 4 employees.....	354	531 587	36 525	7 668	1 232	78 096	28 943	28 926
	Establishments with 5 or 6 employees.....	227	371 224	34 152	7 717	1 241	71 304	31 702	32 012
	Establishments with 7 to 9 employees.....	189	490 643	44 032	10 113	1 488	92 402	44 303	45 692
	Establishments with 10 to 14 employees.....	185	782 214	66 330	15 149	2 186	131 862	63 276	65 379
	Establishments with 15 to 19 employees.....	77	362 746	40 728	9 619	1 298	79 452	37 752	38 705
	Establishments with 20 to 49 employees.....	158	1 489 412	155 801	36 260	4 873	308 112	140 789	144 432
	Establishments with 50 to 99 employees.....	36	945 367	85 359	20 853	2 445	161 763	73 430	73 878
	Establishments with 100 employees or more	13	D	D	D	g	D	D	D
	Establishments not operated for the entire year	380	230 813	18 011	3 364	578	35 721	2 298	29 886
4214	Professional & commercial equipment & supplies whsle								
	All establishments	45 351	367 383 550	33 292 437	8 317 953	716 113	62 642 404	24 912 094	27 009 852
	Establishments operated for the entire year	39 751	358 241 954	32 519 014	8 118 401	696 384	61 158 794	24 626 645	26 203 109
	Establishments with no employees..	21	11 426	1 325	—	—	2 815	951	977
	Establishments with 1 employee....	6 689	4 721 968	321 616	69 106	6 689	662 995	167 002	174 672
	Establishments with 2 employees...	4 621	4 612 788	341 869	74 357	9 242	717 423	185 857	192 868
	Establishments with 3 or 4 employees.....	6 485	10 827 448	829 223	184 923	22 363	1 671 428	477 254	490 859
	Establishments with 5 or 6 employees.....	4 221	9 535 122	864 179	195 624	22 973	1 671 191	501 093	521 167
	Establishments with 7 to 9 employees.....	4 194	13 821 013	1 300 205	289 900	33 122	2 482 738	783 633	841 180
	Establishments with 10 to 14 employees.....	4 045	20 403 465	1 964 059	447 721	47 386	3 600 971	1 212 549	1 307 613
	Establishments with 15 to 19 employees.....	2 340	17 616 470	1 667 108	382 904	39 143	3 073 549	1 098 026	1 188 723
	Establishments with 20 to 49 employees.....	4 542	65 895 551	6 020 555	1 399 355	137 383	11 047 174	4 130 053	4 323 544
	Establishments with 50 to 99 employees.....	1 546	50 639 969	4 913 491	1 186 866	105 599	9 112 962	3 501 276	3 648 176
	Establishments with 100 employees or more	1 047	160 156 734	14 295 384	3 887 645	272 484	27 115 548	12 568 951	13 513 330
	Establishments not operated for the entire year	5 600	9 141 596	773 423	199 552	19 729	1 483 610	285 449	806 743
42141	Photographic equipment & supplies whsle								
	All establishments	1 379	16 679 051	929 865	217 200	21 195	2 170 358	1 200 133	1 222 355
	Establishments operated for the entire year	1 240	16 550 988	917 319	214 685	20 833	2 147 208	1 195 530	1 198 654
	Establishments with no employees..	1	D	D	D	a	D	D	D
	Establishments with 1 employee....	179	D	D	D	c	D	D	D
	Establishments with 2 employees...	145	130 643	10 331	1 972	290	23 004	8 241	8 947
	Establishments with 3 or 4 employees.....	184	264 635	21 886	4 768	631	47 158	20 612	23 013
	Establishments with 5 or 6 employees.....	119	D	D	D	f	D	D	D
	Establishments with 7 to 9 employees.....	139	510 922	40 031	9 069	1 099	84 133	38 037	38 462
	Establishments with 10 to 14 employees.....	133	846 445	68 092	14 415	1 575	143 098	71 370	76 745
	Establishments with 15 to 19 employees.....	91	1 004 010	61 370	14 284	1 539	129 133	78 227	73 668
	Establishments with 20 to 49 employees.....	162	2 907 589	199 424	47 374	5 011	424 079	301 385	300 078
	Establishments with 50 to 99 employees.....	59	2 644 558	180 431	45 092	4 091	403 905	208 557	211 414
	Establishments with 100 employees or more	28	D	D	D	i	D	D	D
	Establishments not operated for the entire year	139	128 063	12 546	2 515	362	23 150	4 603	23 701

See footnotes at end of table.

Table 2. Employment Size of Establishments: 1997—Con.

[Includes only establishments with payroll. For meaning of abbreviations and symbols, see introductory text. For explanation of terms, see Appendix A. For method of assignment to categories shown, see Appendix C.]

NAICS code	Employment sizes of establishments by type of operation and kind of business ¹	Establishments (number)	Sales (\$1,000)	Annual payroll (\$1,000)	First-quarter payroll (\$1,000)	Paid employees for pay period including March 12 (number)	Operating expenses ² (\$1,000)	End-of-1996 inventories (\$1,000)	End-of-1997 inventories (\$1,000)
42	WHOLESALE TRADE—Con.								
421	Wholesale trade, durable goods—Con.								
421410	Photographic equipment & supplies whsle								
	All establishments	1 379	16 679 051	929 865	217 200	21 195	2 170 358	1 200 133	1 222 355
	Establishments operated for the entire year	1 240	16 550 988	917 319	214 685	20 833	2 147 208	1 195 530	1 198 654
	Establishments with no employees... ^D	1							
	Establishments with 1 employee... ^D	179							
	Establishments with 2 employees... ^D	145	130 643	10 331	1 972	290	23 004	8 241	8 947
	Establishments with 3 or 4 employees..... ^D	184	264 635	21 886	4 768	631	47 158	20 612	23 013
	Establishments with 5 or 6 employees..... ^D	119							
	Establishments with 7 to 9 employees..... ^D	139	510 922	40 031	9 069	1 099	84 133	38 037	38 462
	Establishments with 10 to 14 employees..... ^D	133	846 445	68 092	14 415	1 575	143 098	71 370	76 745
	Establishments with 15 to 19 employees..... ^D	91	1 004 010	61 370	14 284	1 539	129 133	78 227	73 668
	Establishments with 20 to 49 employees..... ^D	162	2 907 589	199 424	47 374	5 011	424 079	301 385	300 078
	Establishments with 50 to 99 employees..... ^D	59	2 644 558	180 431	45 092	4 091	403 905	208 557	211 414
	Establishments with 100 employees or more..... ^D	28							
	Establishments not operated for the entire year..... ⁱ	139	128 063	12 546	2 515	362	23 150	4 603	23 701
42142	Office equipment whsle								
	All establishments	7 319	36 646 598	5 421 076	1 376 025	143 381	9 434 843	2 583 465	2 702 445
	Establishments operated for the entire year	6 648	36 220 361	5 356 775	1 354 412	140 695	9 325 301	2 564 873	2 649 153
	Establishments with no employees... ^D	1							
	Establishments with 1 employee... ^D	697							
	Establishments with 2 employees... ^D	608	268 176	33 876	7 490	1 216	63 793	15 229	16 305
	Establishments with 3 or 4 employees..... ^D	1 014	614 024	98 356	22 161	3 512	177 414	46 708	47 386
	Establishments with 5 or 6 employees..... ^D	728							
	Establishments with 7 to 9 employees..... ^D	786	1 257 540	187 697	43 222	6 198	323 187	91 887	93 939
	Establishments with 10 to 14 employees..... ^D	751	1 771 111	288 573	68 373	8 809	482 484	135 546	139 780
	Establishments with 15 to 19 employees..... ^D	499	2 021 155	277 891	65 536	8 381	451 750	141 005	148 628
	Establishments with 20 to 49 employees..... ^D	1 014	6 573 815	1 136 183	275 628	30 992	1 834 804	525 021	543 762
	Establishments with 50 to 99 employees..... ^D	324	4 829 171	866 270	204 720	22 028	1 457 053	485 391	492 913
	Establishments with 100 employees or more..... ^D	226							
	Establishments not operated for the entire year..... ⁱ	671	426 237	64 301	21 613	2 686	109 542	18 592	53 292
421420	Office equipment whsle								
	All establishments	7 319	36 646 598	5 421 076	1 376 025	143 381	9 434 843	2 583 465	2 702 445
	Establishments operated for the entire year	6 648	36 220 361	5 356 775	1 354 412	140 695	9 325 301	2 564 873	2 649 153
	Establishments with no employees... ^D	1							
	Establishments with 1 employee... ^D	697							
	Establishments with 2 employees... ^D	608	268 176	33 876	7 490	1 216	63 793	15 229	16 305
	Establishments with 3 or 4 employees..... ^D	1 014	614 024	98 356	22 161	3 512	177 414	46 708	47 386
	Establishments with 5 or 6 employees..... ^D	728							
	Establishments with 7 to 9 employees..... ^D	786	1 257 540	187 697	43 222	6 198	323 187	91 887	93 939
	Establishments with 10 to 14 employees..... ^D	751	1 771 111	288 573	68 373	8 809	482 484	135 546	139 780
	Establishments with 15 to 19 employees..... ^D	499	2 021 155	277 891	65 536	8 381	451 750	141 005	148 628
	Establishments with 20 to 49 employees..... ^D	1 014	6 573 815	1 136 183	275 628	30 992	1 834 804	525 021	543 762
	Establishments with 50 to 99 employees..... ^D	324	4 829 171	866 270	204 720	22 028	1 457 053	485 391	492 913
	Establishments with 100 employees or more..... ^D	226							
	Establishments not operated for the entire year..... ⁱ	671	426 237	64 301	21 613	2 686	109 542	18 592	53 292
42143	Computer & computer peripheral equipment & software whsle								
	All establishments	16 929	221 447 412	17 305 512	4 426 859	317 662	31 216 252	12 835 855	13 983 239

See footnotes at end of table.

Table 2. Employment Size of Establishments: 1997—Con.

[Includes only establishments with payroll. For meaning of abbreviations and symbols, see introductory text. For explanation of terms, see Appendix A. For method of assignment to categories shown, see Appendix C]

NAICS code	Employment sizes of establishments by type of operation and kind of business ¹	Establishments (number)	Sales (\$1,000)	Annual payroll (\$1,000)	First-quarter payroll (\$1,000)	Paid employees for pay period including March 12 (number)	Operating expenses ² (\$1,000)	End-of-1996 inventories (\$1,000)	End-of-1997 inventories (\$1,000)
42	WHOLESALE TRADE—Con.								
421	Wholesale trade, durable goods—Con.								
42143	Computer & computer peripheral equipment & software whsle—Con.								
	Establishments operated for the entire year	14 527	215 337 675	16 846 275	4 318 444	308 214	30 350 260	12 711 864	13 531 017
	Establishments with no employees..	11	D	D	D	a	D	D	D
	Establishments with 1 employee....	2 461	2 414 988	142 198	29 998	2 461	283 814	79 852	83 342
	Establishments with 2 employees...	1 637	2 285 205	139 824	30 060	3 274	290 499	78 737	79 955
	Establishments with 3 or 4 employees.....	2 335	5 857 294	356 725	80 138	8 066	690 269	193 522	195 643
	Establishments with 5 or 6 employees.....	1 462	4 814 285	352 387	79 712	7 945	667 218	192 890	199 631
	Establishments with 7 to 9 employees.....	1 514	7 563 508	559 543	122 842	11 891	1 041 472	294 689	312 941
	Establishments with 10 to 14 employees.....	1 493	11 034 696	847 047	192 660	17 456	1 503 158	518 559	576 973
	Establishments with 15 to 19 employees.....	812	8 782 745	667 821	150 502	13 580	1 256 971	417 485	483 209
	Establishments with 20 to 49 employees.....	1 727	39 324 155	2 777 530	629 072	52 354	5 103 336	1 695 040	1 756 106
	Establishments with 50 to 99 employees.....	588	D	D	D	k	D	D	D
	Establishments with 100 employees or more	487	D	D	D	m	D	D	D
	Establishments not operated for the entire year.....	2 402	6 109 737	459 237	108 415	9 448	865 992	123 991	452 222
421430	Computer & computer peripheral equipment & software whsle								
	All establishments	16 929	221 447 412	17 305 512	4 426 859	317 662	31 216 252	12 835 855	13 983 239
	Establishments operated for the entire year	14 527	215 337 675	16 846 275	4 318 444	308 214	30 350 260	12 711 864	13 531 017
	Establishments with no employees..	11	D	D	D	a	D	D	D
	Establishments with 1 employee....	2 461	2 414 988	142 198	29 998	2 461	283 814	79 852	83 342
	Establishments with 2 employees...	1 637	2 285 205	139 824	30 060	3 274	290 499	78 737	79 955
	Establishments with 3 or 4 employees.....	2 335	5 857 294	356 725	80 138	8 066	690 269	193 522	195 643
	Establishments with 5 or 6 employees.....	1 462	4 814 285	352 387	79 712	7 945	667 218	192 890	199 631
	Establishments with 7 to 9 employees.....	1 514	7 563 508	559 543	122 842	11 891	1 041 472	294 689	312 941
	Establishments with 10 to 14 employees.....	1 493	11 034 696	847 047	192 660	17 456	1 503 158	518 559	576 973
	Establishments with 15 to 19 employees.....	812	8 782 745	667 821	150 502	13 580	1 256 971	417 485	483 209
	Establishments with 20 to 49 employees.....	1 727	39 324 155	2 777 530	629 072	52 354	5 103 336	1 695 040	1 756 106
	Establishments with 50 to 99 employees.....	588	D	D	D	k	D	D	D
	Establishments with 100 employees or more	487	D	D	D	m	D	D	D
	Establishments not operated for the entire year.....	2 402	6 109 737	459 237	108 415	9 448	865 992	123 991	452 222
4214301	Computer & peripheral equipment whsle								
	All establishments	14 080	209 760 805	15 450 012	3 995 317	282 335	27 843 140	12 344 695	13 428 595
	Establishments operated for the entire year	12 161	203 977 355	15 058 585	3 902 576	274 419	27 099 596	12 225 674	13 009 254
	Establishments with no employees..	8	D	D	D	a	D	D	D
	Establishments with 1 employee....	1 976	2 174 695	110 379	23 482	1 976	223 324	74 881	78 541
	Establishments with 2 employees...	1 305	2 054 050	106 966	23 486	2 610	227 576	69 361	70 463
	Establishments with 3 or 4 employees.....	1 920	5 407 350	287 099	64 384	6 627	559 789	185 083	186 533
	Establishments with 5 or 6 employees.....	1 231	4 389 294	289 206	66 330	6 688	553 251	183 147	190 516
	Establishments with 7 to 9 employees.....	1 269	6 958 022	459 173	101 112	9 976	855 838	279 857	295 622
	Establishments with 10 to 14 employees.....	1 281	10 191 939	719 112	163 723	14 954	1 281 983	496 986	555 754
	Establishments with 15 to 19 employees.....	700	8 274 922	566 821	127 835	11 702	1 083 100	399 081	460 139
	Establishments with 20 to 49 employees.....	1 514	36 816 500	2 406 051	546 264	45 919	4 448 928	1 610 770	1 646 895
	Establishments with 50 to 99 employees.....	520	D	D	D	k	D	D	D
	Establishments with 100 employees or more	437	D	D	D	m	D	D	D
	Establishments not operated for the entire year.....	1 919	5 783 450	391 427	92 741	7 916	743 544	119 021	419 341
42143011	Computers & peripheral equipment for resale								
	All establishments	5 657	115 317 362	4 275 564	1 035 136	91 857	9 030 685	8 708 957	9 594 264

See footnotes at end of table.

Table 2. Employment Size of Establishments: 1997—Con.

[Includes only establishments with payroll. For meaning of abbreviations and symbols, see introductory text. For explanation of terms, see Appendix A. For method of assignment to categories shown, see Appendix C]

NAICS code	Employment sizes of establishments by type of operation and kind of business ¹	Establishments (number)	Sales (\$1,000)	Annual payroll (\$1,000)	First-quarter payroll (\$1,000)	Paid employees for pay period including March 12 (number)	Operating expenses ² (\$1,000)	End-of-1996 inventories (\$1,000)	End-of-1997 inventories (\$1,000)
42	WHOLESALE TRADE—Con.								
421	Wholesale trade, durable goods—Con.								
42143011	Computers & peripheral equipment for resale—Con.								
	Establishments operated for the entire year	4 806	111 722 200	4 121 103	995 617	88 089	8 702 620	8 612 439	9 323 732
	Establishments with no employees..	2	D	D	D	a	D	D	D
	Establishments with 1 employee....	854	D	D	D	f	D	D	D
	Establishments with 2 employees...	564	1 224 636	43 038	9 324	1 128	92 427	45 430	46 160
	Establishments with 3 or 4 employees.....	796	3 496 826	117 491	26 143	2 743	251 673	106 147	108 556
	Establishments with 5 or 6 employees.....	495	2 620 830	110 281	25 724	2 697	231 751	105 773	111 215
	Establishments with 7 to 9 employees.....	487	3 833 782	167 565	36 270	3 822	342 577	142 556	163 516
	Establishments with 10 to 14 employees.....	476	5 873 677	246 463	54 630	5 529	494 869	307 138	359 707
	Establishments with 15 to 19 employees.....	278	D	D	D	h	D	D	D
	Establishments with 20 to 49 employees.....	564	D	D	D	j	D	D	D
	Establishments with 50 to 99 employees.....	162	D	D	D	j	D	D	D
	Establishments with 100 employees or more	128	D	D	D	k	D	D	D
	Establishments not operated for the entire year	851	3 595 162	154 461	39 519	3 768	328 065	96 518	270 532
42143012	Computers & peripheral equipment for end use								
	All establishments	8 423	94 443 443	11 174 448	2 960 181	190 478	18 812 455	3 635 738	3 834 331
	Establishments operated for the entire year	7 355	92 255 155	10 937 482	2 906 959	186 330	18 396 976	3 613 235	3 685 522
	Establishments with no employees..	6	2 157	317	—	—	574	94	105
	Establishments with 1 employee....	1 122	D	D	D	g	D	D	D
	Establishments with 2 employees...	741	829 414	63 928	14 162	1 482	135 149	23 931	24 303
	Establishments with 3 or 4 employees.....	1 124	1 910 524	169 608	38 241	3 884	308 116	78 936	77 977
	Establishments with 5 or 6 employees.....	736	1 768 464	178 925	40 606	3 991	321 500	77 374	79 301
	Establishments with 7 to 9 employees.....	782	3 124 240	291 608	64 842	6 154	513 261	137 301	132 106
	Establishments with 10 to 14 employees.....	805	4 318 262	472 649	109 093	9 425	787 114	189 848	196 047
	Establishments with 15 to 19 employees.....	422	D	D	D	i	D	D	D
	Establishments with 20 to 49 employees.....	950	D	D	D	k	D	D	D
	Establishments with 50 to 99 employees.....	358	D	D	D	k	D	D	D
	Establishments with 100 employees or more	309	D	D	D	l	D	D	D
	Establishments not operated for the entire year	1 068	2 188 288	236 966	53 222	4 148	415 479	22 503	148 809
4214302	Computer software (packaged) whsle								
	All establishments	2 849	11 686 607	1 855 500	431 542	35 327	3 373 112	491 160	554 644
	Establishments operated for the entire year	2 366	11 360 320	1 787 690	415 868	33 795	3 250 664	486 190	521 763
	Establishments with no employees..	3	256	76	—	—	151	4	4
	Establishments with 1 employee....	485	240 293	31 819	6 516	485	60 490	4 971	4 801
	Establishments with 2 employees...	332	231 155	32 858	6 574	664	62 923	9 376	9 492
	Establishments with 3 or 4 employees.....	415	449 944	69 626	15 754	1 439	130 480	8 439	9 110
	Establishments with 5 or 6 employees.....	231	424 991	63 181	13 382	1 257	113 967	9 743	9 115
	Establishments with 7 to 9 employees.....	245	605 486	100 370	21 730	1 915	185 634	14 832	17 319
	Establishments with 10 to 14 employees.....	212	842 757	127 935	28 937	2 502	221 175	21 573	21 219
	Establishments with 15 to 19 employees.....	112	507 823	101 000	22 667	1 878	173 871	18 404	23 070
	Establishments with 20 to 49 employees.....	213	2 507 655	371 479	82 808	6 435	654 408	84 270	109 211
	Establishments with 50 to 99 employees.....	68	D	D	D	h	D	D	D
	Establishments with 100 employees or more	50	D	D	D	j	D	D	D
	Establishments not operated for the entire year	483	326 287	67 810	15 674	1 532	122 448	4 970	32 881
42144	Other commercial equipment whsle								
	All establishments	'5 380	'15 914 735	'1 754 684	'402 801	'52 186	3 381 852	1 197 539	1 291 756

See footnotes at end of table.

Table 2. Employment Size of Establishments: 1997—Con.

[Includes only establishments with payroll. For meaning of abbreviations and symbols, see introductory text. For explanation of terms, see Appendix A. For method of assignment to categories shown, see Appendix C]

NAICS code	Employment sizes of establishments by type of operation and kind of business ¹	Establishments (number)	Sales (\$1,000)	Annual payroll (\$1,000)	First-quarter payroll (\$1,000)	Paid employees for pay period including March 12 (number)	Operating expenses ² (\$1,000)	End-of-1996 inventories (\$1,000)	End-of-1997 inventories (\$1,000)
42	WHOLESALE TRADE—Con.								
421	Wholesale trade, durable goods—Con.								
42144	Other commercial equipment whsle—Con.								
	Establishments operated for the entire year	4 805	15 554 926	1 722 669	395 134	50 988	3 317 785	1 189 053	1 251 734
	Establishments with no employees... 1		D	D	D	a	D	D	D
	Establishments with 1 employee.... 781		D	D	D	f	D	D	D
	Establishments with 2 employees... 559		474 198	31 711	6 981	1 118	71 806	19 993	21 051
	Establishments with 3 or 4 employees..... 894		1 151 007	89 351	19 975	3 086	190 176	52 270	53 379
	Establishments with 5 or 6 employees..... 621		1 268 775	107 860	23 798	3 374	214 675	63 284	66 961
	Establishments with 7 to 9 employees..... 567		1 458 467	140 527	31 967	4 485	283 750	81 246	87 498
	Establishments with 10 to 14 employees..... 526		1 770 680	196 786	44 700	6 117	388 296	118 233	121 091
	Establishments with 15 to 19 employees..... 275		1 109 920	150 406	34 271	4 571	280 156	112 836	118 428
	Establishments with 20 to 49 employees..... 445		D	D	D	j	D	D	D
	Establishments with 50 to 99 employees..... 93		D	D	D	i	D	D	D
	Establishments with 100 employees or more	43	D	D	D	i	D	D	D
	Establishments not operated for the entire year	575	359 809	32 015	7 667	1 198	64 067	8 486	40 022
421440	Other commercial equipment whsle								
	All establishments	5 380	15 914 735	1 754 684	402 801	52 186	3 381 852	1 197 539	1 291 756
	Establishments operated for the entire year	4 805	15 554 926	1 722 669	395 134	50 988	3 317 785	1 189 053	1 251 734
	Establishments with no employees... 1		D	D	D	a	D	D	D
	Establishments with 1 employee.... 781		D	D	D	f	D	D	D
	Establishments with 2 employees... 559		474 198	31 711	6 981	1 118	71 806	19 993	21 051
	Establishments with 3 or 4 employees..... 894		1 151 007	89 351	19 975	3 086	190 176	52 270	53 379
	Establishments with 5 or 6 employees..... 621		1 268 775	107 860	23 798	3 374	214 675	63 284	66 961
	Establishments with 7 to 9 employees..... 567		1 458 467	140 527	31 967	4 485	283 750	81 246	87 498
	Establishments with 10 to 14 employees..... 526		1 770 680	196 786	44 700	6 117	388 296	118 233	121 091
	Establishments with 15 to 19 employees..... 275		1 109 920	150 406	34 271	4 571	280 156	112 836	118 428
	Establishments with 20 to 49 employees..... 445		D	D	D	j	D	D	D
	Establishments with 50 to 99 employees..... 93		D	D	D	i	D	D	D
	Establishments with 100 employees or more	43	D	D	D	i	D	D	D
	Establishments not operated for the entire year	575	359 809	32 015	7 667	1 198	64 067	8 486	40 022
4214401	Restaurant & hotel equipment & supplies whsle								
	All establishments	3 165	10 686 971	1 012 146	230 787	30 890	1 942 318	790 577	855 376
	Establishments operated for the entire year	2 847	10 464 304	995 643	227 147	30 243	1 908 103	787 957	828 283
	Establishments with no employees... —		—	—	—	—	—	—	—
	Establishments with 1 employee.... 448		D	D	D	e	D	D	D
	Establishments with 2 employees... 328		274 699	18 590	4 183	656	40 157	13 843	14 715
	Establishments with 3 or 4 employees..... 552		881 351	53 042	11 945	1 913	118 322	36 391	37 027
	Establishments with 5 or 6 employees..... 393		D	D	D	g	D	D	D
	Establishments with 7 to 9 employees..... 323		1 015 160	79 883	18 132	2 573	160 550	51 157	52 360
	Establishments with 10 to 14 employees..... 289		1 112 256	104 502	23 706	3 351	205 571	76 214	77 372
	Establishments with 15 to 19 employees..... 162		635 445	84 234	19 085	2 698	156 631	71 403	75 228
	Establishments with 20 to 49 employees..... 268		D	D	D	i	D	D	D
	Establishments with 50 to 99 employees..... 58		D	D	D	h	D	D	D
	Establishments with 100 employees or more	26	D	D	D	h	D	D	D
	Establishments not operated for the entire year	318	222 667	16 503	3 640	647	34 215	2 620	27 093
4214402	Store machines & equipment whsle								
	All establishments	2 215	5 227 764	742 538	172 014	21 296	1 439 534	406 962	436 380

See footnotes at end of table.

Table 2. Employment Size of Establishments: 1997—Con.

[Includes only establishments with payroll. For meaning of abbreviations and symbols, see introductory text. For explanation of terms, see Appendix A. For method of assignment to categories shown, see Appendix C.]

NAICS code	Employment sizes of establishments by type of operation and kind of business ¹	Establishments (number)	Sales (\$1,000)	Annual payroll (\$1,000)	First-quarter payroll (\$1,000)	Paid employees for pay period including March 12 (number)	Operating expenses ² (\$1,000)	End-of-1996 inventories (\$1,000)	End-of-1997 inventories (\$1,000)
42	WHOLESALE TRADE—Con.								
421	Wholesale trade, durable goods—Con.								
4214402	Store machines & equipment whsle—Con.								
	Establishments operated for the entire year	1 958	5 090 622	727 026	167 987	20 745	1 409 682	401 096	423 451
	Establishments with no employees...	1	D	D	D	a	D	D	D
	Establishments with 1 employee....	333	D	D	D	e	D	D	D
	Establishments with 2 employees...	231	199 499	13 121	2 798	462	31 649	6 150	6 336
	Establishments with 3 or 4 employees.....	342	269 656	36 309	8 030	1 173	71 854	15 879	16 352
	Establishments with 5 or 6 employees.....	228	D	D	D	g	D	D	D
	Establishments with 7 to 9 employees.....	244	443 307	60 644	13 835	1 912	123 200	30 089	35 138
	Establishments with 10 to 14 employees.....	237	658 424	92 284	20 994	2 766	182 725	42 019	43 719
	Establishments with 15 to 19 employees.....	113	474 475	66 172	15 186	1 873	123 525	41 433	43 200
	Establishments with 20 to 49 employees.....	177	D	D	D	i	D	D	D
	Establishments with 50 to 99 employees.....	35	553 667	103 666	26 786	2 386	184 832	59 451	58 938
	Establishments with 100 employees or more	17	836 893	114 511	26 306	3 413	232 028	73 720	77 811
	Establishments not operated for the entire year	257	137 142	15 512	4 027	551	29 852	5 866	12 929
42145	Medical, dental, & hospital equipment & supplies whsle								
	All establishments	9 782	58 791 711	5 746 165	1 386 809	121 572	11 851 627	5 160 001	5 749 898
	Establishments operated for the entire year	8 412	56 931 931	5 577 581	1 340 067	117 027	11 504 824	5 055 663	5 566 030
	Establishments with no employees...	3	D	D	D	a	D	D	D
	Establishments with 1 employee....	1 812	1 131 074	94 280	20 628	1 812	189 593	40 866	43 050
	Establishments with 2 employees...	1 177	D	D	D	g	D	D	D
	Establishments with 3 or 4 employees.....	1 371	1 974 798	184 887	40 512	4 703	391 468	99 268	102 461
	Establishments with 5 or 6 employees.....	831	1 646 973	174 924	39 403	4 511	356 534	104 758	108 732
	Establishments with 7 to 9 employees.....	775	2 163 065	260 650	57 131	6 161	519 637	187 890	211 712
	Establishments with 10 to 14 employees.....	728	3 626 343	394 424	89 401	8 564	740 581	241 724	254 728
	Establishments with 15 to 19 employees.....	437	3 661 925	376 692	86 762	7 324	686 999	230 469	250 651
	Establishments with 20 to 49 employees.....	785	10 502 396	1 015 563	243 393	23 626	1 947 435	909 138	969 253
	Establishments with 50 to 99 employees.....	316	11 075 721	954 197	239 142	21 576	1 918 032	1 017 419	1 078 211
	Establishments with 100 employees or more	177	20 103 399	2 030 819	503 791	36 396	4 562 053	2 181 492	2 502 806
	Establishments not operated for the entire year	1 370	1 859 780	168 584	46 742	4 545	346 803	104 338	183 868
421450	Medical, dental, & hospital equipment & supplies whsle								
	All establishments	9 782	58 791 711	5 746 165	1 386 809	121 572	11 851 627	5 160 001	5 749 898
	Establishments operated for the entire year	8 412	56 931 931	5 577 581	1 340 067	117 027	11 504 824	5 055 663	5 566 030
	Establishments with no employees...	3	D	D	D	a	D	D	D
	Establishments with 1 employee....	1 812	1 131 074	94 280	20 628	1 812	189 593	40 866	43 050
	Establishments with 2 employees...	1 177	D	D	D	g	D	D	D
	Establishments with 3 or 4 employees.....	1 371	1 974 798	184 887	40 512	4 703	391 468	99 268	102 461
	Establishments with 5 or 6 employees.....	831	1 646 973	174 924	39 403	4 511	356 534	104 758	108 732
	Establishments with 7 to 9 employees.....	775	2 163 065	260 650	57 131	6 161	519 637	187 890	211 712
	Establishments with 10 to 14 employees.....	728	3 626 343	394 424	89 401	8 564	740 581	241 724	254 728
	Establishments with 15 to 19 employees.....	437	3 661 925	376 692	86 762	7 324	686 999	230 469	250 651
	Establishments with 20 to 49 employees.....	785	10 502 396	1 015 563	243 393	23 626	1 947 435	909 138	969 253
	Establishments with 50 to 99 employees.....	316	11 075 721	954 197	239 142	21 576	1 918 032	1 017 419	1 078 211
	Establishments with 100 employees or more	177	20 103 399	2 030 819	503 791	36 396	4 562 053	2 181 492	2 502 806
	Establishments not operated for the entire year	1 370	1 859 780	168 584	46 742	4 545	346 803	104 338	183 868
4214501	Surgical, medical, & hospital supplies whsle								
	All establishments	8 721	54 484 063	5 125 079	1 243 720	106 502	10 645 826	4 681 500	5 232 071

See footnotes at end of table.

Table 2. Employment Size of Establishments: 1997—Con.

[Includes only establishments with payroll. For meaning of abbreviations and symbols, see introductory text. For explanation of terms, see Appendix A. For method of assignment to categories shown, see Appendix C.]

NAICS code	Employment sizes of establishments by type of operation and kind of business ¹	Establishments (number)	Sales (\$1,000)	Annual payroll (\$1,000)	First-quarter payroll (\$1,000)	Paid employees for pay period including March 12 (number)	Operating expenses ² (\$1,000)	End-of-1996 inventories (\$1,000)	End-of-1997 inventories (\$1,000)
42	WHOLESALE TRADE—Con.								
421	Wholesale trade, durable goods—Con.								
4214501	Surgical, medical, & hospital supplies whsle—Con.								
	Establishments operated for the entire year	7 452	52 674 225	4 962 716	1 199 308	102 184	10 313 266	4 581 615	5 053 306
	Establishments with no employees..	3	D	D	D	a	D	D	D
	Establishments with 1 employee....	1 662	1 070 196	89 278	19 576	1 662	177 652	37 555	39 762
	Establishments with 2 employees...	1 064	D	D	D	g	D	D	D
	Establishments with 3 or 4 employees.....	1 224	1 861 876	169 418	37 236	4 209	358 384	87 423	90 509
	Establishments with 5 or 6 employees.....	747	1 556 957	162 575	36 474	4 060	330 392	93 506	97 313
	Establishments with 7 to 9 employees.....	668	1 917 450	228 053	50 025	5 303	452 774	165 598	187 454
	Establishments with 10 to 14 employees.....	620	3 259 836	345 118	78 343	7 298	640 121	200 871	214 158
	Establishments with 15 to 19 employees.....	362	3 315 259	322 418	74 404	6 070	582 822	202 956	220 473
	Establishments with 20 to 49 employees.....	665	9 375 228	860 076	207 181	20 121	1 646 343	827 137	878 914
	Establishments with 50 to 99 employees.....	280	10 394 692	857 719	215 098	19 227	1 708 985	927 350	977 374
	Establishments with 100 employees or more	157	18 960 917	1 844 234	462 690	32 106	4 238 386	2 000 686	2 307 394
	Establishments not operated for the entire year	1 269	1 809 838	162 363	44 412	4 318	332 560	99 885	178 765
4214502	Dental equipment & supplies whsle								
	All establishments	1 061	4 307 648	621 086	143 089	15 070	1 205 801	478 501	517 827
	Establishments operated for the entire year	960	4 257 706	614 865	140 759	14 843	1 191 558	474 048	512 724
	Establishments with no employees..	—	—	—	—	—	—	—	—
	Establishments with 1 employee....	150	60 878	5 002	1 052	150	11 941	3 311	3 288
	Establishments with 2 employees...	113	84 423	7 318	1 623	226	15 085	4 106	4 471
	Establishments with 3 or 4 employees.....	147	112 922	15 469	3 276	494	33 084	11 845	11 952
	Establishments with 5 or 6 employees.....	84	90 016	12 349	2 929	451	26 142	11 252	11 419
	Establishments with 7 to 9 employees.....	107	245 615	32 597	7 106	858	66 863	22 292	24 258
	Establishments with 10 to 14 employees.....	108	366 507	49 306	11 058	1 266	100 460	40 853	40 570
	Establishments with 15 to 19 employees.....	75	346 666	54 274	12 358	1 254	104 177	27 513	30 178
	Establishments with 20 to 49 employees.....	120	1 127 168	155 487	36 212	3 505	301 092	82 001	90 339
	Establishments with 50 to 99 employees.....	36	681 029	96 478	24 044	2 349	209 047	90 069	100 837
	Establishments with 100 employees or more	20	1 142 482	186 585	41 101	4 290	323 667	180 806	195 412
	Establishments not operated for the entire year	101	49 942	6 221	2 330	227	14 243	4 453	5 103
42146	Ophthalmic goods whsle								
	All establishments	1 781	6 865 265	867 808	206 531	28 260	1 912 263	757 910	828 689
	Establishments operated for the entire year	1 594	6 733 531	854 125	202 988	27 735	1 882 191	748 593	801 661
	Establishments with no employees..	1	D	D	D	a	D	D	D
	Establishments with 1 employee....	313	D	D	D	e	D	D	D
	Establishments with 2 employees...	176	D	D	D	e	D	D	D
	Establishments with 3 or 4 employees.....	226	D	D	D	f	D	D	D
	Establishments with 5 or 6 employees.....	150	227 383	25 202	5 933	821	52 110	22 305	22 033
	Establishments with 7 to 9 employees.....	142	265 983	31 800	7 819	1 117	71 119	32 784	36 916
	Establishments with 10 to 14 employees.....	162	404 600	57 913	13 198	1 907	120 955	44 370	46 262
	Establishments with 15 to 19 employees.....	94	352 225	49 469	11 169	1 586	105 755	52 485	53 361
	Establishments with 20 to 49 employees.....	200	D	D	D	i	D	D	D
	Establishments with 50 to 99 employees.....	81	1 064 169	169 164	39 020	5 447	355 116	152 154	153 593
	Establishments with 100 employees or more	49	D	D	D	i	D	D	D
	Establishments not operated for the entire year	187	131 734	13 683	3 543	525	30 072	9 317	27 028
421460	Ophthalmic goods whsle								
	All establishments	1 781	6 865 265	867 808	206 531	28 260	1 912 263	757 910	828 689

See footnotes at end of table.

Table 2. Employment Size of Establishments: 1997—Con.

[Includes only establishments with payroll. For meaning of abbreviations and symbols, see introductory text. For explanation of terms, see Appendix A. For method of assignment to categories shown, see Appendix C.]

NAICS code	Employment sizes of establishments by type of operation and kind of business ¹	Establishments (number)	Sales (\$1,000)	Annual payroll (\$1,000)	First-quarter payroll (\$1,000)	Paid employees for pay period including March 12 (number)	Operating expenses ² (\$1,000)	End-of-1996 inventories (\$1,000)	End-of-1997 inventories (\$1,000)
42	WHOLESALE TRADE—Con.								
421	Wholesale trade, durable goods—Con.								
421460	Ophthalmic goods whsle—Con.								
	Establishments operated for the entire year	1 594	6 733 531	854 125	202 988	27 735	1 882 191	748 593	801 661
	Establishments with no employees..	1	D	D	D	a	D	D	D
	Establishments with 1 employee....	313	D	D	D	e	D	D	D
	Establishments with 2 employees...	176	D	D	D	e	D	D	D
	Establishments with 3 or 4 employees.....	226	D	D	D	f	D	D	D
	Establishments with 5 or 6 employees.....	150	227 383	25 202	5 933	821	52 110	22 305	22 033
	Establishments with 7 to 9 employees.....	142	265 983	31 800	7 819	1 117	71 119	32 784	36 916
	Establishments with 10 to 14 employees.....	162	404 600	57 913	13 198	1 907	120 955	44 370	46 262
	Establishments with 15 to 19 employees.....	94	352 225	49 469	11 169	1 586	105 755	52 485	53 361
	Establishments with 20 to 49 employees.....	200	D	D	D	i	D	D	D
	Establishments with 50 to 99 employees.....	81	1 064 169	169 164	39 020	5 447	355 116	152 154	153 593
	Establishments with 100 employees or more	49	D	D	D	i	D	D	D
	Establishments not operated for the entire year	187	131 734	13 683	3 543	525	30 072	9 317	27 028
42149	Other professional equipment & supplies whsle								
	All establishments	2 781	11 038 778	1 267 327	301 728	31 857	2 675 209	1 177 191	1 231 470
	Establishments operated for the entire year	2 525	10 912 542	1 244 270	292 671	30 892	2 631 225	1 161 069	1 204 860
	Establishments with no employees..	3	D	D	D	a	D	D	D
	Establishments with 1 employee....	446	D	D	D	e	D	D	D
	Establishments with 2 employees...	319	D	D	D	f	D	D	D
	Establishments with 3 or 4 employees.....	461	D	D	D	g	D	D	D
	Establishments with 5 or 6 employees.....	310	565 612	62 703	14 742	1 692	127 374	36 083	38 430
	Establishments with 7 to 9 employees.....	271	601 528	79 957	17 850	2 171	159 440	57 100	59 712
	Establishments with 10 to 14 employees.....	252	949 590	111 224	24 974	2 958	222 399	82 747	92 034
	Establishments with 15 to 19 employees.....	132	684 490	83 459	20 380	2 162	162 785	65 519	60 778
	Establishments with 20 to 49 employees.....	209	2 082 608	256 096	60 019	6 380	522 064	226 513	243 302
	Establishments with 50 to 99 employees.....	85	2 172 015	235 517	55 039	5 632	545 355	184 377	195 355
	Establishments with 100 employees or more	37	2 745 762	321 439	78 583	7 232	695 772	446 080	449 525
	Establishments not operated for the entire year	256	126 236	23 057	9 057	965	43 984	16 122	26 610
421490	Other professional equipment & supplies whsle								
	All establishments	2 781	11 038 778	1 267 327	301 728	31 857	2 675 209	1 177 191	1 231 470
	Establishments operated for the entire year	2 525	10 912 542	1 244 270	292 671	30 892	2 631 225	1 161 069	1 204 860
	Establishments with no employees..	3	D	D	D	a	D	D	D
	Establishments with 1 employee....	446	D	D	D	e	D	D	D
	Establishments with 2 employees...	319	D	D	D	f	D	D	D
	Establishments with 3 or 4 employees.....	461	D	D	D	g	D	D	D
	Establishments with 5 or 6 employees.....	310	565 612	62 703	14 742	1 692	127 374	36 083	38 430
	Establishments with 7 to 9 employees.....	271	601 528	79 957	17 850	2 171	159 440	57 100	59 712
	Establishments with 10 to 14 employees.....	252	949 590	111 224	24 974	2 958	222 399	82 747	92 034
	Establishments with 15 to 19 employees.....	132	684 490	83 459	20 380	2 162	162 785	65 519	60 778
	Establishments with 20 to 49 employees.....	209	2 082 608	256 096	60 019	6 380	522 064	226 513	243 302
	Establishments with 50 to 99 employees.....	85	2 172 015	235 517	55 039	5 632	545 355	184 377	195 355
	Establishments with 100 employees or more	37	2 745 762	321 439	78 583	7 232	695 772	446 080	449 525
	Establishments not operated for the entire year	256	126 236	23 057	9 057	965	43 984	16 122	26 610
4214901	Religious & school supplies whsle								
	All establishments	456	1 495 661	175 321	39 860	5 811	383 381	147 111	164 528

See footnotes at end of table.

Table 2. Employment Size of Establishments: 1997—Con.

[Includes only establishments with payroll. For meaning of abbreviations and symbols, see introductory text. For explanation of terms, see Appendix A. For method of assignment to categories shown, see Appendix C]

NAICS code	Employment sizes of establishments by type of operation and kind of business ¹	Establishments (number)	Sales (\$1,000)	Annual payroll (\$1,000)	First-quarter payroll (\$1,000)	Paid employees for pay period including March 12 (number)	Operating expenses ² (\$1,000)	End-of-1996 inventories (\$1,000)	End-of-1997 inventories (\$1,000)
42	WHOLESALE TRADE—Con.								
421	Wholesale trade, durable goods—Con.								
4214901	Religious & school supplies whsle—Con.								
	Establishments operated for the entire year	417	1 479 053	172 345	39 051	5 692	377 790	146 020	161 189
	Establishments with no employees..	—	D	D	D	b	D	D	D
	Establishments with 1 employee....	83	D	D	D	b	D	D	D
	Establishments with 2 employees...	46	D	D	D	e	D	D	D
	Establishments with 3 or 4 employees.....	79	D	D	D	e	D	D	D
	Establishments with 5 or 6 employees.....	49	101 954	9 468	2 581	268	20 724	6 340	6 648
	Establishments with 7 to 9 employees.....	30	45 088	7 817	1 635	243	15 402	5 288	5 426
	Establishments with 10 to 14 employees.....	35	112 918	12 032	2 683	424	25 485	9 660	9 715
	Establishments with 15 to 19 employees.....	32	134 078	15 902	4 823	518	34 572	11 496	11 560
	Establishments with 20 to 49 employees.....	40	241 924	35 291	7 396	1 235	74 460	34 905	39 183
	Establishments with 50 to 99 employees.....	14	250 508	32 446	6 246	996	72 947	20 230	21 617
	Establishments with 100 employees or more	9	453 944	47 303	11 033	1 567	107 195	48 948	57 393
	Establishments not operated for the entire year	39	16 608	2 976	809	119	5 591	1 091	3 339
4214902	Other professional equipment & supplies whsle								
	All establishments	2 325	9 543 117	1 092 006	261 868	26 046	2 291 828	1 030 080	1 066 942
	Establishments operated for the entire year	2 108	9 433 489	1 071 925	253 620	25 200	2 253 435	1 015 049	1 043 671
	Establishments with no employees..	3	D	D	D	a	D	D	D
	Establishments with 1 employee....	363	D	D	D	e	D	D	D
	Establishments with 2 employees...	273	233 107	20 106	4 449	546	39 821	9 857	10 558
	Establishments with 3 or 4 employees.....	382	D	D	D	g	D	D	D
	Establishments with 5 or 6 employees.....	261	463 658	53 235	12 161	1 424	106 650	29 743	31 782
	Establishments with 7 to 9 employees.....	241	556 440	72 140	16 215	1 928	144 038	51 812	54 286
	Establishments with 10 to 14 employees.....	217	836 672	99 192	22 291	2 534	196 914	73 087	82 319
	Establishments with 15 to 19 employees.....	100	550 412	67 557	15 557	1 644	128 213	54 023	49 218
	Establishments with 20 to 49 employees.....	169	1 840 684	220 805	52 623	5 145	447 604	191 608	204 119
	Establishments with 50 to 99 employees.....	71	1 921 507	203 071	48 793	4 636	472 408	164 147	173 738
	Establishments with 100 employees or more	28	2 291 818	274 136	67 550	5 665	588 577	397 132	392 132
	Establishments not operated for the entire year	217	109 628	20 081	8 248	846	38 393	15 031	23 271
4215	Metal & mineral (except petroleum) whsle								
	All establishments	12 583	150 493 610	6 898 028	1 595 361	174 029	14 115 369	13 746 559	14 559 365
	Establishments operated for the entire year	11 519	146 640 578	6 755 458	1 560 188	170 225	13 841 171	13 586 512	14 285 017
	Establishments with no employees..	3	676	116	—	—	201	56	54
	Establishments with 1 employee....	1 785	4 647 418	93 390	20 050	1 785	202 676	74 475	78 996
	Establishments with 2 employees...	1 314	4 910 210	111 412	24 534	2 628	236 964	105 022	109 722
	Establishments with 3 or 4 employees.....	1 836	10 009 000	272 337	59 855	6 319	571 971	398 196	418 437
	Establishments with 5 or 6 employees.....	1 225	10 463 295	273 719	61 766	6 669	561 410	547 978	513 015
	Establishments with 7 to 9 employees.....	1 217	14 213 923	395 999	88 487	9 636	829 120	646 281	684 553
	Establishments with 10 to 14 employees.....	1 231	15 236 461	565 378	127 637	14 460	1 216 933	1 272 843	1 350 566
	Establishments with 15 to 19 employees.....	678	10 644 384	441 702	100 414	11 310	911 826	1 017 898	1 047 163
	Establishments with 20 to 49 employees.....	1 514	36 532 997	1 836 226	422 103	46 184	3 791 687	3 962 763	4 185 677
	Establishments with 50 to 99 employees.....	516	22 671 234	1 319 926	311 869	34 749	2 684 462	2 859 706	3 060 246
	Establishments with 100 employees or more	200	17 310 980	1 445 253	343 473	36 485	2 833 921	2 701 294	2 836 588
	Establishments not operated for the entire year	1 064	3 853 032	142 570	35 173	3 804	274 198	160 047	274 348
42151	Metal service centers & offices								
	All establishments	11 827	135 695 563	6 637 599	1 535 410	168 950	13 532 624	13 121 270	13 925 957

See footnotes at end of table.

Table 2. Employment Size of Establishments: 1997—Con.

[Includes only establishments with payroll. For meaning of abbreviations and symbols, see introductory text. For explanation of terms, see Appendix A. For method of assignment to categories shown, see Appendix C.]

NAICS code	Employment sizes of establishments by type of operation and kind of business ¹	Establishments (number)	Sales (\$1,000)	Annual payroll (\$1,000)	First-quarter payroll (\$1,000)	Paid employees for pay period including March 12 (number)	Operating expenses ² (\$1,000)	End-of-1996 inventories (\$1,000)	End-of-1997 inventories (\$1,000)
42	WHOLESALE TRADE—Con.								
421	Wholesale trade, durable goods—Con.								
42151	Metal service centers & offices—Con.								
	Establishments operated for the entire year	10 850	132 105 539	6 499 461	1 501 117	165 228	13 267 949	12 961 537	13 657 496
	Establishments with no employees..	3	676	116	—	—	201	56	54
	Establishments with 1 employee....	1 632	D	D	D	g	D	D	D
	Establishments with 2 employees...	1 210	4 059 399	101 414	21 953	2 420	212 469	90 245	90 908
	Establishments with 3 or 4 employees.....	1 713	9 082 639	251 572	55 296	5 903	525 688	363 152	382 803
	Establishments with 5 or 6 employees.....	1 136	9 070 238	248 094	56 182	6 192	507 614	454 092	449 360
	Establishments with 7 to 9 employees.....	1 156	12 068 811	367 468	82 055	9 150	753 759	604 372	627 730
	Establishments with 10 to 14 employees.....	1 164	13 031 623	523 721	117 499	13 663	1 116 852	1 133 862	1 204 440
	Establishments with 15 to 19 employees.....	657	8 504 790	419 252	95 220	10 961	861 104	979 948	1 002 798
	Establishments with 20 to 49 employees.....	1 476	34 095 632	1 776 579	407 887	45 052	3 673 495	3 798 650	4 031 205
	Establishments with 50 to 99 employees.....	504	21 096 385	1 289 760	305 275	33 907	2 620 650	2 783 474	2 975 361
	Establishments with 100 employees or more	199	D	D	D	k	D	D	D
	Establishments not operated for the entire year	977	3 590 024	138 138	34 293	3 722	264 675	159 733	268 461
421510	Metal service centers & offices								
	All establishments	11 827	135 695 563	6 637 599	1 535 410	168 950	13 532 624	13 121 270	13 925 957
	Establishments operated for the entire year	10 850	132 105 539	6 499 461	1 501 117	165 228	13 267 949	12 961 537	13 657 496
	Establishments with no employees..	3	676	116	—	—	201	56	54
	Establishments with 1 employee....	1 632	D	D	D	g	D	D	D
	Establishments with 2 employees...	1 210	4 059 399	101 414	21 953	2 420	212 469	90 245	90 908
	Establishments with 3 or 4 employees.....	1 713	9 082 639	251 572	55 296	5 903	525 688	363 152	382 803
	Establishments with 5 or 6 employees.....	1 136	9 070 238	248 094	56 182	6 192	507 614	454 092	449 360
	Establishments with 7 to 9 employees.....	1 156	12 068 811	367 468	82 055	9 150	753 759	604 372	627 730
	Establishments with 10 to 14 employees.....	1 164	13 031 623	523 721	117 499	13 663	1 116 852	1 133 862	1 204 440
	Establishments with 15 to 19 employees.....	657	8 504 790	419 252	95 220	10 961	861 104	979 948	1 002 798
	Establishments with 20 to 49 employees.....	1 476	34 095 632	1 776 579	407 887	45 052	3 673 495	3 798 650	4 031 205
	Establishments with 50 to 99 employees.....	504	21 096 385	1 289 760	305 275	33 907	2 620 650	2 783 474	2 975 361
	Establishments with 100 employees or more	199	D	D	D	k	D	D	D
	Establishments not operated for the entire year	977	3 590 024	138 138	34 293	3 722	264 675	159 733	268 461
4215101	Ferrous metal service centers & sales offices								
	All establishments	9 437	106 496 206	5 338 101	1 229 010	138 934	10 857 387	10 372 132	10 921 109
	Establishments operated for the entire year	8 671	103 794 818	5 242 241	1 206 276	136 101	10 666 699	10 291 879	10 673 255
	Establishments with no employees..	1	D	D	D	a	D	D	D
	Establishments with 1 employee....	1 257	D	D	D	g	D	D	D
	Establishments with 2 employees...	940	3 130 828	80 253	17 348	1 880	166 169	69 221	69 639
	Establishments with 3 or 4 employees.....	1 326	7 242 238	198 209	43 712	4 583	414 144	279 979	295 983
	Establishments with 5 or 6 employees.....	899	7 453 255	200 084	45 117	4 903	399 208	348 745	336 888
	Establishments with 7 to 9 employees.....	910	10 296 121	292 096	65 004	7 215	592 437	440 152	453 211
	Establishments with 10 to 14 employees.....	955	9 254 314	426 135	95 763	11 210	886 476	912 893	899 254
	Establishments with 15 to 19 employees.....	542	D	D	D	i	D	D	D
	Establishments with 20 to 49 employees.....	1 244	25 964 574	1 445 826	334 832	38 114	2 984 340	3 063 297	3 208 276
	Establishments with 50 to 99 employees.....	435	18 281 830	1 084 316	257 168	29 105	2 221 958	2 400 836	2 536 547
	Establishments with 100 employees or more	162	D	D	D	k	D	D	D
	Establishments not operated for the entire year	766	2 701 388	95 860	22 734	2 833	190 688	80 253	247 854
42151011	Ferrous metal service centers								
	All establishments	6 412	69 014 037	4 683 412	1 078 180	123 914	9 551 100	10 372 132	10 921 109

See footnotes at end of table.

Table 2. Employment Size of Establishments: 1997—Con.

[Includes only establishments with payroll. For meaning of abbreviations and symbols, see introductory text. For explanation of terms, see Appendix A. For method of assignment to categories shown, see Appendix C.]

NAICS code	Employment sizes of establishments by type of operation and kind of business ¹	Establishments (number)	Sales (\$1,000)	Annual payroll (\$1,000)	First-quarter payroll (\$1,000)	Paid employees for pay period including March 12 (number)	Operating expenses ² (\$1,000)	End-of-1996 inventories (\$1,000)	End-of-1997 inventories (\$1,000)
42	WHOLESALE TRADE—Con.								
421	Wholesale trade, durable goods—Con.								
42151011	Ferrous metal service centers—Con.								
	Establishments operated for the entire year	5 987	68 182 486	4 611 398	1 060 680	121 614	9 406 565	10 291 879	10 673 255
	Establishments with no employees..	1	D	D	D	a	D	D	D
	Establishments with 1 employee....	398	D	D	D	e	D	D	D
	Establishments with 2 employees...	394	684 659	30 888	6 228	788	70 417	69 221	69 639
	Establishments with 3 or 4 employees.....	790	2 346 310	111 596	23 984	2 747	243 124	279 979	295 983
	Establishments with 5 or 6 employees.....	616	2 458 101	123 101	28 244	3 363	257 945	348 745	336 888
	Establishments with 7 to 9 employees.....	737	D	D	D	i	D	D	D
	Establishments with 10 to 14 employees.....	833	6 389 103	368 632	82 499	9 810	773 303	912 893	899 254
	Establishments with 15 to 19 employees.....	489	D	D	D	i	D	D	D
	Establishments with 20 to 49 employees.....	1 161	D	D	D	k	D	D	D
	Establishments with 50 to 99 employees.....	417	15 413 321	1 046 330	247 669	27 990	2 145 949	2 400 836	2 536 547
	Establishments with 100 employees or more	151	D	D	D	k	D	D	D
	Establishments not operated for the entire year	425	831 551	72 014	17 500	2 300	144 535	80 253	247 854
42151012	Ferrous metal sales offices								
	All establishments	3 025	37 482 169	654 689	150 830	15 020	1 306 287	—	—
	Establishments operated for the entire year	2 684	35 612 332	630 843	145 596	14 487	1 260 134	—	—
	Establishments with no employees..	—	—	—	—	—	—	—	—
	Establishments with 1 employee....	859	2 827 269	48 129	10 578	859	94 548	—	—
	Establishments with 2 employees...	546	2 446 169	49 365	11 120	1 092	95 752	—	—
	Establishments with 3 or 4 employees.....	536	4 895 928	86 613	19 728	1 836	171 020	—	—
	Establishments with 5 or 6 employees.....	283	4 995 154	76 983	16 873	1 540	141 263	—	—
	Establishments with 7 to 9 employees.....	173	D	D	D	g	D	D	D
	Establishments with 10 to 14 employees.....	122	2 865 211	57 503	13 264	1 400	113 173	—	—
	Establishments with 15 to 19 employees.....	53	1 083 902	35 014	8 110	866	73 152	—	—
	Establishments with 20 to 49 employees.....	83	D	D	D	g	D	D	D
	Establishments with 50 to 99 employees.....	18	2 868 509	37 986	9 499	1 115	76 009	—	—
	Establishments with 100 employees or more	11	1 773 102	77 565	18 049	1 985	164 746	—	—
	Establishments not operated for the entire year	341	1 869 837	23 846	5 234	533	46 153	—	—
4215102	Nonferrous metal service centers & sales offices								
	All establishments	2 390	29 199 357	1 299 498	306 400	30 016	2 675 237	2 749 138	3 004 848
	Establishments operated for the entire year	2 179	28 310 721	1 257 220	294 841	29 127	2 601 250	2 669 658	2 984 241
	Establishments with no employees..	2	D	D	D	a	D	D	D
	Establishments with 1 employee....	375	D	D	D	e	D	D	D
	Establishments with 2 employees...	270	928 571	21 161	4 605	540	46 300	21 024	21 269
	Establishments with 3 or 4 employees.....	387	1 840 401	53 363	11 584	1 320	111 544	83 173	86 820
	Establishments with 5 or 6 employees.....	237	1 616 983	48 010	11 065	1 289	108 406	105 347	112 472
	Establishments with 7 to 9 employees.....	246	1 772 690	75 372	17 051	1 935	161 322	164 220	174 519
	Establishments with 10 to 14 employees.....	209	3 777 309	97 586	21 736	2 453	230 376	220 969	305 186
	Establishments with 15 to 19 employees.....	115	D	D	D	g	D	D	D
	Establishments with 20 to 49 employees.....	232	8 131 058	330 753	73 055	6 938	689 155	735 353	822 929
	Establishments with 50 to 99 employees.....	69	2 814 555	205 444	48 107	4 802	398 692	382 638	438 814
	Establishments with 100 employees or more	37	4 992 378	335 414	86 119	7 569	658 114	703 278	785 276
	Establishments not operated for the entire year	211	888 636	42 278	11 559	889	73 987	79 480	20 607
42151021	Nonferrous metal service centers								
	All establishments	1 556	22 107 893	1 122 138	260 461	26 446	2 343 182	2 749 138	3 004 848

See footnotes at end of table.

Table 2. Employment Size of Establishments: 1997—Con.

[Includes only establishments with payroll. For meaning of abbreviations and symbols, see introductory text. For explanation of terms, see Appendix A. For method of assignment to categories shown, see Appendix C]

NAICS code	Employment sizes of establishments by type of operation and kind of business ¹	Establishments (number)	Sales (\$1,000)	Annual payroll (\$1,000)	First-quarter payroll (\$1,000)	Paid employees for pay period including March 12 (number)	Operating expenses ² (\$1,000)	End-of-1996 inventories (\$1,000)	End-of-1997 inventories (\$1,000)
42	WHOLESALE TRADE—Con.								
421	Wholesale trade, durable goods—Con.								
42151021	Nonferrous metal service centers—Con.								
	Establishments operated for the entire year	1 459	21 388 533	1 086 268	250 059	25 727	2 281 579	2 669 658	2 984 241
	Establishments with no employees..	1	D	D	D	a	D	D	D
	Establishments with 1 employee....	137	D	D	D	c	D	D	D
	Establishments with 2 employees....	130	232 244	9 622	2 081	260	22 365	21 024	21 269
	Establishments with 3 or 4 employees.....	237	897 489	30 441	6 427	808	67 873	83 173	86 820
	Establishments with 5 or 6 employees.....	162	907 353	30 015	6 856	886	76 108	105 347	112 472
	Establishments with 7 to 9 employees.....	200	1 166 792	58 538	13 325	1 575	130 089	164 220	174 519
	Establishments with 10 to 14 employees.....	179	2 101 899	80 223	17 197	2 097	195 796	220 969	305 186
	Establishments with 15 to 19 employees.....	98	D	D	D	g	D	D	D
	Establishments with 20 to 49 employees.....	214	7 185 352	305 584	66 693	6 369	645 070	735 353	822 929
	Establishments with 50 to 99 employees.....	66	2 464 324	193 517	45 613	4 608	371 007	382 638	438 814
	Establishments with 100 employees or more	35	D	D	D	i	D	D	D
	Establishments not operated for the entire year	97	719 360	35 870	10 402	719	61 603	79 480	20 607
42151022	Nonferrous metal sales offices								
	All establishments	834	7 091 464	177 360	45 939	3 570	332 055	—	—
	Establishments operated for the entire year	720	6 922 188	170 952	44 782	3 400	319 671	—	—
	Establishments with no employees..	1	D	D	D	a	D	D	D
	Establishments with 1 employee....	238	D	D	D	c	D	D	D
	Establishments with 2 employees....	140	696 327	11 539	2 524	280	23 935	—	—
	Establishments with 3 or 4 employees.....	150	942 912	22 922	5 157	512	43 671	—	—
	Establishments with 5 or 6 employees.....	75	709 630	17 995	4 209	403	32 298	—	—
	Establishments with 7 to 9 employees.....	46	605 898	16 834	3 726	360	31 233	—	—
	Establishments with 10 to 14 employees.....	30	1 675 410	17 363	4 539	356	34 580	—	—
	Establishments with 15 to 19 employees.....	17	D	D	D	e	D	D	D
	Establishments with 20 to 49 employees.....	18	945 706	25 169	6 362	569	44 085	—	—
	Establishments with 50 to 99 employees.....	3	350 231	11 927	2 494	194	27 685	—	—
	Establishments with 100 employees or more	2	D	D	D	c	D	D	D
	Establishments not operated for the entire year	114	169 276	6 408	1 157	170	12 384	—	—
42152	Coal & other mineral & ore whsle								
	All establishments	756	14 798 047	260 429	59 951	5 079	582 745	625 289	633 408
	Establishments operated for the entire year	669	14 535 039	255 997	59 071	4 997	573 222	624 975	627 521
	Establishments with no employees..	—	—	—	—	—	—	—	—
	Establishments with 1 employee....	153	D	D	D	c	D	D	D
	Establishments with 2 employees....	104	850 811	9 998	2 581	208	24 495	14 777	18 814
	Establishments with 3 or 4 employees.....	123	926 361	20 765	4 559	416	46 283	35 044	35 634
	Establishments with 5 or 6 employees.....	89	1 393 057	25 625	5 584	477	53 796	93 886	63 655
	Establishments with 7 to 9 employees.....	61	2 145 112	28 531	6 432	486	75 361	41 909	56 823
	Establishments with 10 to 14 employees.....	67	2 204 838	41 657	10 138	797	100 081	138 981	146 126
	Establishments with 15 to 19 employees.....	21	2 139 594	22 450	5 194	349	50 722	37 950	44 365
	Establishments with 20 to 49 employees.....	38	2 437 365	59 647	14 216	1 132	118 192	164 113	154 472
	Establishments with 50 to 99 employees.....	12	1 574 849	30 166	6 594	842	63 812	76 232	84 885
	Establishments with 100 employees or more	1	D	D	D	c	D	D	D
	Establishments not operated for the entire year	87	263 008	4 432	880	82	9 523	314	5 887
421520	Coal & other mineral & ore whsle								
	All establishments	756	14 798 047	260 429	59 951	5 079	582 745	625 289	633 408
	Establishments operated for the entire year	669	14 535 039	255 997	59 071	4 997	573 222	624 975	627 521
	Establishments with no employees..	—	—	—	—	—	—	—	—
	Establishments with 1 employee....	153	D	D	D	c	D	D	D
	Establishments with 2 employees....	104	850 811	9 998	2 581	208	24 495	14 777	18 814
	Establishments with 3 or 4 employees.....	123	926 361	20 765	4 559	416	46 283	35 044	35 634

See footnotes at end of table.

Table 2. Employment Size of Establishments: 1997—Con.

[Includes only establishments with payroll. For meaning of abbreviations and symbols, see introductory text. For explanation of terms, see Appendix A. For method of assignment to categories shown, see Appendix C.]

NAICS code	Employment sizes of establishments by type of operation and kind of business ¹	Establishments (number)	Sales (\$1,000)	Annual payroll (\$1,000)	First-quarter payroll (\$1,000)	Paid employees for pay period including March 12 (number)	Operating expenses ² (\$1,000)	End-of-1996 inventories (\$1,000)	End-of-1997 inventories (\$1,000)
42	WHOLESALE TRADE—Con.								
421	Wholesale trade, durable goods—Con.								
421520	Coal & other mineral & ore whsle—Con.								
	Establishments operated for the entire year—Con.								
	Establishments with 5 or 6 employees.....	89	1 393 057	25 625	5 584	477	53 796	93 886	63 655
	Establishments with 7 to 9 employees.....	61	2 145 112	28 531	6 432	486	75 361	41 909	56 823
	Establishments with 10 to 14 employees.....	67	2 204 838	41 657	10 138	797	100 081	138 981	146 126
	Establishments with 15 to 19 employees.....	21	2 139 594	22 450	5 194	349	50 722	37 950	44 365
	Establishments with 20 to 49 employees.....	38	2 437 365	59 647	14 216	1 132	118 192	164 113	154 472
	Establishments with 50 to 99 employees.....	12	1 574 849	30 166	6 594	842	63 812	76 232	84 885
	Establishments with 100 employees or more.....	1	D	D	D	c	D	D	D
	Establishments not operated for the entire year.....	87	263 008	4 432	880	82	9 523	314	5 887
4215201	Coal whsle								
	All establishments.....	452	10 037 343	158 986	35 749	3 037	357 803	238 632	252 383
	Establishments operated for the entire year.....	395	9 799 137	156 262	35 296	2 976	352 136	238 322	249 045
	Establishments with no employees..	—	—	—	—	—	—	—	—
	Establishments with 1 employee....	90	471 603	5 212	1 085	90	13 782	13 860	14 121
	Establishments with 2 employees....	63	614 484	5 937	1 472	126	15 588	4 267	5 740
	Establishments with 3 or 4 employees.....	75	714 256	12 576	2 909	256	28 236	20 936	21 619
	Establishments with 5 or 6 employees.....	52	1 178 689	17 727	3 704	278	35 667	33 914	28 439
	Establishments with 7 to 9 employees.....	43	2 005 665	21 033	4 822	351	56 196	30 482	43 019
	Establishments with 10 to 14 employees.....	31	1 013 789	17 702	4 009	367	46 258	33 987	30 344
	Establishments with 15 to 19 employees.....	15	D	D	D	c	D	D	D
	Establishments with 20 to 49 employees.....	17	D	D	D	f	D	D	D
	Establishments with 50 to 99 employees.....	8	D	D	D	f	D	D	D
	Establishments with 100 employees or more.....	1	D	D	D	c	D	D	D
	Establishments not operated for the entire year.....	57	238 206	2 724	453	61	5 667	310	3 338
4215202	Other mineral & ore whsle								
	All establishments.....	304	4 760 704	101 443	24 202	2 042	224 942	386 657	381 025
	Establishments operated for the entire year.....	274	4 735 902	99 735	23 775	2 021	221 086	386 653	378 476
	Establishments with no employees..	—	—	—	—	—	—	—	—
	Establishments with 1 employee....	63	D	D	D	b	D	D	D
	Establishments with 2 employees....	41	236 327	4 061	1 109	82	8 907	10 510	13 074
	Establishments with 3 or 4 employees.....	48	212 105	8 189	1 650	160	18 047	14 108	14 015
	Establishments with 5 or 6 employees.....	37	214 368	7 898	1 880	199	18 129	59 972	35 216
	Establishments with 7 to 9 employees.....	18	139 447	7 498	1 610	135	19 165	11 427	13 804
	Establishments with 10 to 14 employees.....	36	1 191 049	23 955	6 129	430	53 823	104 994	115 782
	Establishments with 15 to 19 employees.....	6	D	D	D	c	D	D	D
	Establishments with 20 to 49 employees.....	21	D	D	D	f	D	D	D
	Establishments with 50 to 99 employees.....	4	D	D	D	c	D	D	D
	Establishments with 100 employees or more.....	—	—	—	—	—	—	—	—
	Establishments not operated for the entire year.....	30	24 802	1 708	427	21	3 856	4	2 549
4216	Electrical goods whsle								
	All establishments.....	38 234	357 691 888	22 524 717	5 483 454	475 766	43 723 893	19 795 782	21 462 916
	Establishments operated for the entire year.....	34 273	350 433 949	21 952 451	5 362 692	464 116	42 636 099	19 652 066	20 745 803
	Establishments with no employees..	10	10 659	495	—	—	1 041	33	34
	Establishments with 1 employee....	5 685	7 932 946	294 053	66 117	5 685	617 516	179 855	185 972
	Establishments with 2 employees....	4 075	8 319 596	329 579	74 566	8 150	671 513	199 829	211 241
	Establishments with 3 or 4 employees.....	6 055	20 531 129	871 706	199 174	20 828	1 688 842	549 190	572 032
	Establishments with 5 or 6 employees.....	4 108	19 979 740	947 899	216 943	22 350	1 822 768	587 948	627 222
	Establishments with 7 to 9 employees.....	3 703	26 582 159	1 291 905	295 435	29 202	2 478 282	954 272	1 002 104
	Establishments with 10 to 14 employees.....	3 583	34 522 958	1 928 747	446 750	41 986	3 617 698	1 558 444	1 629 104

See footnotes at end of table.

Table 2. Employment Size of Establishments: 1997—Con.

[Includes only establishments with payroll. For meaning of abbreviations and symbols, see introductory text. For explanation of terms, see Appendix A. For method of assignment to categories shown, see Appendix C.]

NAICS code	Employment sizes of establishments by type of operation and kind of business ¹	Establishments (number)	Sales (\$1,000)	Annual payroll (\$1,000)	First-quarter payroll (\$1,000)	Paid employees for pay period including March 12 (number)	Operating expenses ² (\$1,000)	End-of-1996 inventories (\$1,000)	End-of-1997 inventories (\$1,000)
42	WHOLESALE TRADE—Con.								
421	Wholesale trade, durable goods—Con.								
4216	Electrical goods whsle—Con.								
	Establishments operated for the entire year—Con.								
	Establishments with 15 to 19 employees.....	1 938	25 742 903	1 451 366	343 203	32 412	2 771 267	1 255 546	1 302 207
	Establishments with 20 to 49 employees.....	3 584	75 063 529	4 824 241	1 162 950	106 499	9 014 392	4 655 386	4 864 319
	Establishments with 50 to 99 employees.....	995	46 575 574	3 179 160	810 726	67 946	6 359 478	3 413 716	3 618 097
	Establishments with 100 employees or more.....	537	85 172 756	6 833 300	1 746 828	129 058	13 593 302	6 297 847	6 733 471
	Establishments not operated for the entire year.....	3 961	7 257 939	572 266	120 762	11 650	1 087 794	143 716	717 113
42161	Electrical apparatus & equip, wiring supp, & const material whsle								
	All establishments.....	13 431	85 861 019	6 028 387	1 426 667	144 585	11 038 538	5 675 640	6 029 976
	Establishments operated for the entire year.....	12 273	84 233 079	5 923 294	1 404 069	141 893	10 841 719	5 640 634	5 831 542
	Establishments with no employees..	1	D	D	D	a	D	D	D
	Establishments with 1 employee....	1 983	D	D	D	g	D	D	D
	Establishments with 2 employees....	1 417	3 237 614	111 947	26 098	2 834	218 053	60 943	64 431
	Establishments with 3 or 4 employees.....	2 164	D	D	D	i	D	D	D
	Establishments with 5 or 6 employees.....	1 476	5 984 716	318 992	73 086	8 030	599 561	215 213	220 710
	Establishments with 7 to 9 employees.....	1 388	8 661 274	465 645	105 797	11 004	873 261	390 815	404 524
	Establishments with 10 to 14 employees.....	1 367	10 534 269	668 042	156 724	16 056	1 203 437	606 376	626 741
	Establishments with 15 to 19 employees.....	691	7 492 911	460 075	108 069	11 597	823 044	460 078	454 524
	Establishments with 20 to 49 employees.....	1 363	18 754 388	1 588 627	378 594	40 230	2 773 538	1 744 682	1 790 840
	Establishments with 50 to 99 employees.....	300	11 562 557	856 992	205 329	20 374	1 622 961	982 472	1 021 014
	Establishments with 100 employees or more.....	123	8 556 253	1 065 187	263 377	22 360	1 997 554	956 885	1 023 759
	Establishments not operated for the entire year.....	1 158	1 627 940	105 093	22 598	2 692	196 819	35 006	198 434
421610	Electrical apparatus & equip, wiring supp, & const material whsle								
	All establishments.....	13 431	85 861 019	6 028 387	1 426 667	144 585	11 038 538	5 675 640	6 029 976
	Establishments operated for the entire year.....	12 273	84 233 079	5 923 294	1 404 069	141 893	10 841 719	5 640 634	5 831 542
	Establishments with no employees..	1	D	D	D	a	D	D	D
	Establishments with 1 employee....	1 983	D	D	D	g	D	D	D
	Establishments with 2 employees....	1 417	3 237 614	111 947	26 098	2 834	218 053	60 943	64 431
	Establishments with 3 or 4 employees.....	2 164	D	D	D	i	D	D	D
	Establishments with 5 or 6 employees.....	1 476	5 984 716	318 992	73 086	8 030	599 561	215 213	220 710
	Establishments with 7 to 9 employees.....	1 388	8 661 274	465 645	105 797	11 004	873 261	390 815	404 524
	Establishments with 10 to 14 employees.....	1 367	10 534 269	668 042	156 724	16 056	1 203 437	606 376	626 741
	Establishments with 15 to 19 employees.....	691	7 492 911	460 075	108 069	11 597	823 044	460 078	454 524
	Establishments with 20 to 49 employees.....	1 363	18 754 388	1 588 627	378 594	40 230	2 773 538	1 744 682	1 790 840
	Establishments with 50 to 99 employees.....	300	11 562 557	856 992	205 329	20 374	1 622 961	982 472	1 021 014
	Establishments with 100 employees or more.....	123	8 556 253	1 065 187	263 377	22 360	1 997 554	956 885	1 023 759
	Establishments not operated for the entire year.....	1 158	1 627 940	105 093	22 598	2 692	196 819	35 006	198 434
42162	Electrical appliance, television & radio set whsle								
	All establishments.....	3 895	54 683 947	2 079 747	481 012	50 922	6 073 720	3 953 254	4 265 594
	Establishments operated for the entire year.....	3 491	53 808 372	2 049 613	474 944	50 106	5 986 272	3 899 191	4 125 452
	Establishments with no employees..	2	D	D	D	a	D	D	D
	Establishments with 1 employee....	496	D	D	D	e	D	D	D
	Establishments with 2 employees....	430	706 791	27 254	6 456	860	71 496	33 584	34 891
	Establishments with 3 or 4 employees.....	636	D	D	D	g	D	D	D
	Establishments with 5 or 6 employees.....	463	2 221 618	86 229	20 399	2 525	193 149	105 291	106 524
	Establishments with 7 to 9 employees.....	376	2 571 764	108 302	24 685	2 969	247 729	158 947	172 283
	Establishments with 10 to 14 employees.....	373	3 644 346	166 881	37 547	4 362	371 633	244 462	258 879

See footnotes at end of table.

Table 2. Employment Size of Establishments: 1997—Con.

[Includes only establishments with payroll. For meaning of abbreviations and symbols, see introductory text. For explanation of terms, see Appendix A. For method of assignment to categories shown, see Appendix C.]

NAICS code	Employment sizes of establishments by type of operation and kind of business ¹	Establishments (number)	Sales (\$1,000)	Annual payroll (\$1,000)	First-quarter payroll (\$1,000)	Paid employees for pay period including March 12 (number)	Operating expenses ² (\$1,000)	End-of-1996 inventories (\$1,000)	End-of-1997 inventories (\$1,000)
42	WHOLESALE TRADE—Con.								
421	Wholesale trade, durable goods—Con.								
42162	Electrical appliance, television & radio set whsle—Con. Establishments operated for the entire year—Con. Establishments with 15 to 19 employees..... Establishments with 20 to 49 employees..... Establishments with 50 to 99 employees..... Establishments with 100 employees or more..... Establishments not operated for the entire year.....	197 360 97 61 404	2 963 586 12 683 833 8 255 755 17 962 777 875 575	128 425 416 304 274 679 744 708 30 134	30 888 97 627 65 294 170 612 6 068	3 347 10 695 6 430 16 232 816	299 115 1 174 133 835 320 2 562 427 87 448	195 620 792 991 663 227 1 573 816 54 063	204 774 852 361 688 559 1 670 097 140 142
421620	Electrical appliance, television & radio set whsle All establishments Establishments operated for the entire year..... Establishments with no employees.. Establishments with 1 employee... Establishments with 2 employees... Establishments with 3 or 4 employees..... Establishments with 5 or 6 employees..... Establishments with 7 to 9 employees..... Establishments with 10 to 14 employees..... Establishments with 15 to 19 employees..... Establishments with 20 to 49 employees..... Establishments with 50 to 99 employees..... Establishments with 100 employees or more..... Establishments not operated for the entire year.....	3 895 3 491 2 496 430 636 463 376 373 197 360 97 61 404	54 683 947 53 808 372 D D 706 791 D 2 221 618 2 571 764 3 644 346 2 963 586 12 683 833 8 255 755 17 962 777 875 575	2 079 747 2 049 613 D D 27 254 D 86 229 108 302 166 881 128 425 416 304 274 679 744 708 30 134	481 012 474 944 D D 6 456 D 20 399 24 685 37 547 30 888 97 627 65 294 170 612 6 068	50 922 50 106 a e 860 g 2 525 2 969 4 362 3 347 10 695 6 430 16 232 816	6 073 720 5 986 272 D D 71 496 D 193 149 247 729 371 633 299 115 1 174 133 835 320 2 562 427 87 448	3 953 254 3 899 191 D D 33 584 D 105 291 158 947 244 462 195 620 792 991 663 227 1 573 816 54 063	4 265 594 4 125 452 D D 34 891 D 106 524 172 283 258 879 204 774 852 361 688 559 1 670 097 140 142
42169	Other electronic parts & equipment whsle All establishments Establishments operated for the entire year..... Establishments with no employees.. Establishments with 1 employee... Establishments with 2 employees... Establishments with 3 or 4 employees..... Establishments with 5 or 6 employees..... Establishments with 7 to 9 employees..... Establishments with 10 to 14 employees..... Establishments with 15 to 19 employees..... Establishments with 20 to 49 employees..... Establishments with 50 to 99 employees..... Establishments with 100 employees or more..... Establishments not operated for the entire year.....	20 908 18 509 7 3 206 2 228 3 255 2 169 1 939 1 843 1 050 1 861 598 353 2 399	217 146 922 212 392 498 D D 4 375 191 D 11 773 406 15 349 121 20 344 343 15 286 406 43 625 308 26 757 262 58 653 726 4 754 424	14 416 583 13 979 544 D D 190 378 D 542 678 717 958 1 093 824 862 866 2 819 310 2 047 489 5 023 405 437 039	3 575 775 3 483 679 D D 42 012 D 123 458 164 953 252 479 204 246 686 729 540 103 1 312 839 92 096	280 259 272 117 a h 4 456 j 11 795 15 229 21 568 17 468 55 574 41 142 90 466 8 142	26 611 635 25 808 108 D D 381 964 D 1 030 058 1 357 292 2 042 628 1 649 108 5 066 721 3 901 197 9 033 321 803 527	10 166 888 10 112 241 D D 105 302 D 267 444 404 510 707 606 599 848 2 117 713 1 768 017 3 767 146 54 647	11 167 346 10 788 809 D D 111 919 D 299 988 425 297 743 484 642 909 2 221 118 1 908 524 4 039 615 378 537
421690	Other electronic parts & equipment whsle All establishments Establishments operated for the entire year..... Establishments with no employees.. Establishments with 1 employee... Establishments with 2 employees... Establishments with 3 or 4 employees..... Establishments with 5 or 6 employees..... Establishments with 7 to 9 employees..... Establishments with 10 to 14 employees..... Establishments with 15 to 19 employees.....	20 908 18 509 7 3 206 2 228 3 255 2 169 1 939 1 843 1 050	217 146 922 212 392 498 D D 4 375 191 D 11 773 406 15 349 121 20 344 343 15 286 406 43 625 308	14 416 583 13 979 544 D D 190 378 D 542 678 717 958 1 093 824 862 866 2 819 310	3 575 775 3 483 679 D D 42 012 D 123 458 164 953 252 479 204 246 686 729	280 259 272 117 a h 4 456 j 11 795 15 229 21 568 17 468 55 574	26 611 635 25 808 108 D D 381 964 D 1 030 058 1 357 292 2 042 628 1 649 108 5 066 721	10 166 888 10 112 241 D D 105 302 D 267 444 404 510 707 606 599 848 2 117 713	11 167 346 10 788 809 D D 111 919 D 299 988 425 297 743 484 642 909 2 221 118

See footnotes at end of table.

Table 2. Employment Size of Establishments: 1997—Con.

[Includes only establishments with payroll. For meaning of abbreviations and symbols, see introductory text. For explanation of terms, see Appendix A. For method of assignment to categories shown, see Appendix C.]

NAICS code	Employment sizes of establishments by type of operation and kind of business ¹	Establishments (number)	Sales (\$1,000)	Annual payroll (\$1,000)	First-quarter payroll (\$1,000)	Paid employees for pay period including March 12 (number)	Operating expenses ² (\$1,000)	End-of-1996 inventories (\$1,000)	End-of-1997 inventories (\$1,000)
42	WHOLESALE TRADE—Con.								
421	Wholesale trade, durable goods—Con.								
421690	Other electronic parts & equipment whsle—Con.								
	Establishments operated for the entire year—Con.								
	Establishments with 20 to 49 employees.....	1 861	43 625 308	2 819 310	686 729	55 574	5 066 721	2 117 713	2 221 118
	Establishments with 50 to 99 employees.....	598	26 757 262	2 047 489	540 103	41 142	3 901 197	1 768 017	1 908 524
	Establishments with 100 employees or more.....	353	58 653 726	5 023 405	1 312 839	90 466	9 033 321	3 767 146	4 039 615
	Establishments not operated for the entire year.....	2 399	4 754 424	437 039	92 096	8 142	803 527	54 647	378 537
4216901	Communications equipment & supplies whsle								
	All establishments.....	9 180	88 413 555	8 091 469	2 116 989	152 279	14 076 505	3 692 360	4 129 201
	Establishments operated for the entire year.....	8 016	85 838 300	7 761 792	2 048 918	146 877	13 489 141	3 677 689	3 991 195
	Establishments with no employees... ²	D	D	D	D	a	D	D	D
	Establishments with 1 employee....	1 351	D	D	D	g	D	D	D
	Establishments with 2 employees....	869	943 030	72 353	16 516	1 738	142 411	26 261	30 702
	Establishments with 3 or 4 employees.....	1 282	D	D	D	h	D	D	D
	Establishments with 5 or 6 employees.....	883	2 819 541	213 780	50 303	4 825	395 702	87 958	113 494
	Establishments with 7 to 9 employees.....	837	3 707 439	291 009	70 277	6 609	539 697	122 376	130 023
	Establishments with 10 to 14 employees.....	807	6 301 720	464 345	110 131	9 470	822 577	203 030	209 787
	Establishments with 15 to 19 employees.....	481	4 363 099	365 553	90 117	7 963	677 642	200 550	206 883
	Establishments with 20 to 49 employees.....	948	D	D	D	k	D	D	D
	Establishments with 50 to 99 employees.....	348	13 233 297	1 276 713	358 018	24 027	2 366 454	673 156	759 217
	Establishments with 100 employees or more.....	208	D	D	D	l	D	D	D
	Establishments not operated for the entire year.....	1 164	2 575 255	329 677	68 071	5 402	587 364	14 671	138 006
4216902	Electronic parts (excluding communications equipment) whsle								
	All establishments.....	11 728	128 733 367	6 325 114	1 458 786	127 980	12 535 130	6 474 528	7 038 145
	Establishments operated for the entire year.....	10 493	126 554 198	6 217 752	1 434 761	125 240	12 318 967	6 434 552	6 797 614
	Establishments with no employees... ⁵	D	D	D	D	a	D	D	D
	Establishments with 1 employee....	1 855	3 318 837	108 446	23 504	1 855	235 706	73 019	76 025
	Establishments with 2 employees....	1 359	3 432 161	118 025	25 496	2 718	239 553	79 041	81 217
	Establishments with 3 or 4 employees.....	1 973	8 855 901	312 732	70 954	6 774	610 686	190 366	202 549
	Establishments with 5 or 6 employees.....	1 286	8 953 865	328 898	73 155	6 970	634 356	179 486	186 494
	Establishments with 7 to 9 employees.....	1 102	11 641 682	426 949	94 676	8 620	817 595	282 134	295 274
	Establishments with 10 to 14 employees.....	1 036	14 042 623	629 479	142 348	12 098	1 220 051	504 576	533 697
	Establishments with 15 to 19 employees.....	569	10 923 307	497 313	114 129	9 505	971 466	399 298	436 026
	Establishments with 20 to 49 employees.....	913	D	D	D	k	D	D	D
	Establishments with 50 to 99 employees.....	250	13 523 965	770 776	182 085	17 115	1 534 743	1 094 861	1 149 307
	Establishments with 100 employees or more.....	145	D	D	D	k	D	D	D
	Establishments not operated for the entire year.....	1 235	2 179 169	107 362	24 025	2 740	216 163	39 976	240 531
4217	Hardware, & plumbing & heating equipment & supplies whsle								
	All establishments.....	21 194	92 189 762	7 977 961	1 837 467	219 233	15 249 815	9 822 088	10 370 210
	Establishments operated for the entire year.....	19 276	89 786 646	7 814 880	1 798 769	213 369	14 912 392	9 643 509	9 989 353
	Establishments with no employees... ³	3	602	35	—	—	73	56	61
	Establishments with 1 employee....	2 520	2 122 064	103 299	22 062	2 520	212 521	98 896	104 429
	Establishments with 2 employees....	2 333	2 685 874	154 871	33 777	4 666	317 905	167 868	174 988
	Establishments with 3 or 4 employees.....	3 947	6 645 625	450 969	101 699	13 556	906 170	541 434	557 419
	Establishments with 5 or 6 employees.....	2 507	6 040 713	474 400	107 150	13 706	919 408	536 776	556 477
	Establishments with 7 to 9 employees.....	2 272	8 052 502	644 813	146 256	17 849	1 239 702	694 556	734 713
	Establishments with 10 to 14 employees.....	2 174	10 274 556	912 435	211 107	25 360	1 748 688	1 021 625	1 057 216
	Establishments with 15 to 19 employees.....	1 046	6 289 114	641 178	147 336	17 514	1 226 330	738 546	767 865

See footnotes at end of table.

Table 2. Employment Size of Establishments: 1997—Con.

[Includes only establishments with payroll. For meaning of abbreviations and symbols, see introductory text. For explanation of terms, see Appendix A. For method of assignment to categories shown, see Appendix C.]

NAICS code	Employment sizes of establishments by type of operation and kind of business ¹	Establishments (number)	Sales (\$1,000)	Annual payroll (\$1,000)	First-quarter payroll (\$1,000)	Paid employees for pay period including March 12 (number)	Operating expenses ² (\$1,000)	End-of-1996 inventories (\$1,000)	End-of-1997 inventories (\$1,000)
42	WHOLESALE TRADE—Con.								
421	Wholesale trade, durable goods—Con.								
4217	Hardware, & plumbing & heating equipment & supplies whlse—Con.								
	Establishments operated for the entire year—Con.								
	Establishments with 20 to 49 employees.....	1 882	21 128 060	2 150 351	494 149	55 517	3 972 759	2 501 748	2 600 931
	Establishments with 50 to 99 employees.....	403	10 114 719	1 027 392	236 336	26 957	1 935 473	1 453 818	1 518 437
	Establishments with 100 employees or more	189	16 432 817	1 255 137	298 897	35 724	2 433 363	1 888 186	1 916 817
	Establishments not operated for the entire year	1 918	2 403 116	163 081	38 698	5 864	337 423	178 579	380 857
42171	Hardware whlse								
	All establishments	9 473	44 063 674	3 865 008	879 374	110 963	7 342 028	4 938 173	5 298 245
	Establishments operated for the entire year	8 686	42 909 648	3 791 381	859 802	107 851	7 182 989	4 816 069	5 047 834
	Establishments with no employees..	1	D	D	D	a	D	D	D
	Establishments with 1 employee....	1 293	D	D	D	g	D	D	D
	Establishments with 2 employees... ..	1 075	1 278 230	68 715	14 412	2 150	138 157	65 183	68 432
	Establishments with 3 or 4 employees.....	1 560	2 438 182	174 194	38 688	5 360	347 359	177 779	189 040
	Establishments with 5 or 6 employees.....	1 059	2 300 465	191 030	42 575	5 780	368 193	210 178	219 679
	Establishments with 7 to 9 employees.....	952	2 777 974	253 293	57 241	7 487	486 354	282 407	293 849
	Establishments with 10 to 14 employees.....	970	3 706 795	382 444	85 970	11 281	741 636	442 487	461 278
	Establishments with 15 to 19 employees.....	483	2 597 908	288 967	65 759	8 090	558 614	346 537	363 726
	Establishments with 20 to 49 employees.....	967	9 594 090	1 079 623	242 763	28 609	1 975 069	1 188 046	1 240 146
	Establishments with 50 to 99 employees.....	210	D	D	D	j	D	D	D
	Establishments with 100 employees or more	116	D	D	D	j	D	D	D
	Establishments not operated for the entire year	787	1 154 026	73 627	19 572	3 112	159 039	122 104	250 411
421710	Hardware whlse								
	All establishments	9 473	44 063 674	3 865 008	879 374	110 963	7 342 028	4 938 173	5 298 245
	Establishments operated for the entire year	8 686	42 909 648	3 791 381	859 802	107 851	7 182 989	4 816 069	5 047 834
	Establishments with no employees..	1	D	D	D	a	D	D	D
	Establishments with 1 employee....	1 293	D	D	D	g	D	D	D
	Establishments with 2 employees... ..	1 075	1 278 230	68 715	14 412	2 150	138 157	65 183	68 432
	Establishments with 3 or 4 employees.....	1 560	2 438 182	174 194	38 688	5 360	347 359	177 779	189 040
	Establishments with 5 or 6 employees.....	1 059	2 300 465	191 030	42 575	5 780	368 193	210 178	219 679
	Establishments with 7 to 9 employees.....	952	2 777 974	253 293	57 241	7 487	486 354	282 407	293 849
	Establishments with 10 to 14 employees.....	970	3 706 795	382 444	85 970	11 281	741 636	442 487	461 278
	Establishments with 15 to 19 employees.....	483	2 597 908	288 967	65 759	8 090	558 614	346 537	363 726
	Establishments with 20 to 49 employees.....	967	9 594 090	1 079 623	242 763	28 609	1 975 069	1 188 046	1 240 146
	Establishments with 50 to 99 employees.....	210	D	D	D	j	D	D	D
	Establishments with 100 employees or more	116	D	D	D	j	D	D	D
	Establishments not operated for the entire year	787	1 154 026	73 627	19 572	3 112	159 039	122 104	250 411
42172	Plumbing & heating equipment & supplies (hydronics) whlse								
	All establishments	4 625	22 928 107	1 582 219	368 294	43 887	3 030 305	1 832 534	1 964 641
	Establishments operated for the entire year	4 052	22 148 737	1 539 401	357 859	42 360	2 941 707	1 798 126	1 893 508
	Establishments with no employees..	1	D	D	D	a	D	D	D
	Establishments with 1 employee....	581	D	D	D	f	D	D	D
	Establishments with 2 employees... ..	450	605 972	30 848	6 864	900	63 151	22 597	24 549
	Establishments with 3 or 4 employees.....	774	1 732 186	95 795	21 418	2 682	189 568	75 308	77 375
	Establishments with 5 or 6 employees.....	496	1 582 699	96 736	21 927	2 733	189 489	75 031	79 710
	Establishments with 7 to 9 employees.....	536	2 820 722	154 258	36 534	4 214	297 161	140 603	162 215
	Establishments with 10 to 14 employees.....	485	3 394 691	208 001	49 835	5 660	394 492	204 472	207 907
	Establishments with 15 to 19 employees.....	232	1 860 831	132 118	31 202	3 859	262 697	163 893	170 065
	Establishments with 20 to 49 employees.....	391	5 904 598	443 818	103 412	11 490	848 758	567 785	609 621

See footnotes at end of table.

Table 2. Employment Size of Establishments: 1997—Con.

[Includes only establishments with payroll. For meaning of abbreviations and symbols, see introductory text. For explanation of terms, see Appendix A. For method of assignment to categories shown, see Appendix C]

NAICS code	Employment sizes of establishments by type of operation and kind of business ¹	Establishments (number)	Sales (\$1,000)	Annual payroll (\$1,000)	First-quarter payroll (\$1,000)	Paid employees for pay period including March 12 (number)	Operating expenses ² (\$1,000)	End-of-1996 inventories (\$1,000)	End-of-1997 inventories (\$1,000)
42	WHOLESALE TRADE—Con.								
421	Wholesale trade, durable goods—Con.								
42172	Plumbing & heating equipment & supplies (hydronics) whsle—Con.								
	Establishments operated for the entire year—Con.								
	Establishments with 50 to 99 employees.....	72	D	D	D	h	D	D	D
	Establishments with 100 employees or more	34	D	D	D	i	D	D	D
	Establishments not operated for the entire year	573	779 370	42 818	10 435	1 527	88 598	34 408	71 133
421720	Plumbing & heating equipment & supplies (hydronics) whsle								
	All establishments	4 625	22 928 107	1 582 219	368 294	43 887	3 030 305	1 832 534	1 964 641
	Establishments operated for the entire year	4 052	22 148 737	1 539 401	357 859	42 360	2 941 707	1 798 126	1 893 508
	Establishments with no employees..	1	D	D	D	a	D	D	D
	Establishments with 1 employee....	581	D	D	D	f	D	D	D
	Establishments with 2 employees...	450	605 972	30 848	6 864	900	63 151	22 597	24 549
	Establishments with 3 or 4 employees.....	774	1 732 186	95 795	21 418	2 682	189 568	75 308	77 375
	Establishments with 5 or 6 employees.....	496	1 582 699	96 736	21 927	2 733	189 489	75 031	79 710
	Establishments with 7 to 9 employees.....	536	2 820 722	154 258	36 534	4 214	297 161	140 603	162 215
	Establishments with 10 to 14 employees.....	485	3 394 691	208 001	49 835	5 660	394 492	204 472	207 907
	Establishments with 15 to 19 employees.....	232	1 860 831	132 118	31 202	3 859	262 697	163 893	170 065
	Establishments with 20 to 49 employees.....	391	5 904 598	443 818	103 412	11 490	848 758	567 785	609 621
	Establishments with 50 to 99 employees.....	72	D	D	D	h	D	D	D
	Establishments with 100 employees or more	34	D	D	D	i	D	D	D
	Establishments not operated for the entire year	573	779 370	42 818	10 435	1 527	88 598	34 408	71 133
42173	Warm air heating & air-conditioning equipment & supplies whsle								
	All establishments	5 524	20 062 710	2 013 489	471 804	51 252	3 932 992	2 446 751	2 498 546
	Establishments operated for the entire year	5 110	19 721 148	1 986 259	465 631	50 379	3 876 914	2 430 772	2 452 034
	Establishments with no employees..	1	D	D	D	a	D	D	D
	Establishments with 1 employee....	505	D	D	D	f	D	D	D
	Establishments with 2 employees...	591	558 492	41 321	9 303	1 182	86 395	60 010	61 592
	Establishments with 3 or 4 employees.....	1 245	1 849 811	139 448	32 115	4 254	283 230	222 789	222 791
	Establishments with 5 or 6 employees.....	753	1 682 254	149 249	33 465	4 106	288 125	193 751	199 716
	Establishments with 7 to 9 employees.....	626	1 952 566	192 929	42 591	4 923	364 239	211 985	217 092
	Establishments with 10 to 14 employees.....	585	2 724 508	265 487	62 222	6 846	508 191	303 025	313 926
	Establishments with 15 to 19 employees.....	267	1 569 334	179 336	41 380	4 481	337 575	195 199	200 093
	Establishments with 20 to 49 employees.....	411	4 348 591	498 533	117 528	12 124	918 400	576 704	577 659
	Establishments with 50 to 99 employees.....	95	1 890 017	280 451	70 181	6 420	469 395	292 542	275 533
	Establishments with 100 employees or more	31	D	D	D	i	D	D	D
	Establishments not operated for the entire year	414	341 562	27 230	6 173	873	56 078	15 979	46 512
421730	Warm air heating & air-conditioning equipment & supplies whsle								
	All establishments	5 524	20 062 710	2 013 489	471 804	51 252	3 932 992	2 446 751	2 498 546
	Establishments operated for the entire year	5 110	19 721 148	1 986 259	465 631	50 379	3 876 914	2 430 772	2 452 034
	Establishments with no employees..	1	D	D	D	a	D	D	D
	Establishments with 1 employee....	505	D	D	D	f	D	D	D
	Establishments with 2 employees...	591	558 492	41 321	9 303	1 182	86 395	60 010	61 592
	Establishments with 3 or 4 employees.....	1 245	1 849 811	139 448	32 115	4 254	283 230	222 789	222 791
	Establishments with 5 or 6 employees.....	753	1 682 254	149 249	33 465	4 106	288 125	193 751	199 716
	Establishments with 7 to 9 employees.....	626	1 952 566	192 929	42 591	4 923	364 239	211 985	217 092
	Establishments with 10 to 14 employees.....	585	2 724 508	265 487	62 222	6 846	508 191	303 025	313 926
	Establishments with 15 to 19 employees.....	267	1 569 334	179 336	41 380	4 481	337 575	195 199	200 093

See footnotes at end of table.

Table 2. Employment Size of Establishments: 1997—Con.

[Includes only establishments with payroll. For meaning of abbreviations and symbols, see introductory text. For explanation of terms, see Appendix A. For method of assignment to categories shown, see Appendix C.]

NAICS code	Employment sizes of establishments by type of operation and kind of business ¹	Establishments (number)	Sales (\$1,000)	Annual payroll (\$1,000)	First-quarter payroll (\$1,000)	Paid employees for pay period including March 12 (number)	Operating expenses ² (\$1,000)	End-of-1996 inventories (\$1,000)	End-of-1997 inventories (\$1,000)
42	WHOLESALE TRADE—Con.								
421	Wholesale trade, durable goods—Con.								
421730	Warm air heating & air-conditioning equipment & supplies whsle—Con.								
	Establishments operated for the entire year—Con.								
	Establishments with 20 to 49 employees.....	411	4 348 591	498 533	117 528	12 124	918 400	576 704	577 659
	Establishments with 50 to 99 employees.....	95	1 890 017	280 451	70 181	6 420	469 395	292 542	275 533
	Establishments with 100 employees or more	31	D	D	D	i	D	D	D
	Establishments not operated for the entire year	414	341 562	27 230	6 173	873	56 078	15 979	46 512
42174	Refrigeration equipment & supplies whsle								
	All establishments	1 572	5 135 271	517 245	117 995	13 131	944 490	604 630	608 778
	Establishments operated for the entire year	1 428	5 007 113	497 839	115 477	12 779	910 782	598 542	595 977
	Establishments with no employees..	—	—	—	—	—	—	—	—
	Establishments with 1 employee....	141	165 966	7 205	1 451	141	14 875	4 017	4 134
	Establishments with 2 employees...	217	243 180	13 987	3 198	434	30 202	20 078	20 415
	Establishments with 3 or 4 employees.....	368	625 446	41 532	9 478	1 260	86 013	65 558	68 213
	Establishments with 5 or 6 employees.....	199	475 295	37 385	9 183	1 087	73 601	57 816	57 372
	Establishments with 7 to 9 employees.....	158	501 240	44 333	9 890	1 225	91 948	59 561	61 557
	Establishments with 10 to 14 employees.....	134	448 562	56 503	13 080	1 573	104 369	71 641	74 105
	Establishments with 15 to 19 employees.....	64	261 041	40 757	8 995	1 084	67 444	32 917	33 981
	Establishments with 20 to 49 employees.....	113	1 280 781	128 377	30 446	3 294	230 532	169 213	173 505
	Establishments with 50 to 99 employees.....	26	608 476	60 937	13 349	1 649	112 477	77 311	70 402
	Establishments with 100 employees or more	8	397 126	66 823	16 407	1 032	99 321	40 430	32 293
	Establishments not operated for the entire year	144	128 158	19 406	2 518	352	33 708	6 088	12 801
421740	Refrigeration equipment & supplies whsle								
	All establishments	1 572	5 135 271	517 245	117 995	13 131	944 490	604 630	608 778
	Establishments operated for the entire year	1 428	5 007 113	497 839	115 477	12 779	910 782	598 542	595 977
	Establishments with no employees..	—	—	—	—	—	—	—	—
	Establishments with 1 employee....	141	165 966	7 205	1 451	141	14 875	4 017	4 134
	Establishments with 2 employees...	217	243 180	13 987	3 198	434	30 202	20 078	20 415
	Establishments with 3 or 4 employees.....	368	625 446	41 532	9 478	1 260	86 013	65 558	68 213
	Establishments with 5 or 6 employees.....	199	475 295	37 385	9 183	1 087	73 601	57 816	57 372
	Establishments with 7 to 9 employees.....	158	501 240	44 333	9 890	1 225	91 948	59 561	61 557
	Establishments with 10 to 14 employees.....	134	448 562	56 503	13 080	1 573	104 369	71 641	74 105
	Establishments with 15 to 19 employees.....	64	261 041	40 757	8 995	1 084	67 444	32 917	33 981
	Establishments with 20 to 49 employees.....	113	1 280 781	128 377	30 446	3 294	230 532	169 213	173 505
	Establishments with 50 to 99 employees.....	26	608 476	60 937	13 349	1 649	112 477	77 311	70 402
	Establishments with 100 employees or more	8	397 126	66 823	16 407	1 032	99 321	40 430	32 293
	Establishments not operated for the entire year	144	128 158	19 406	2 518	352	33 708	6 088	12 801
4218	Machinery, equipment, & supplies whsle								
	All establishments	76 643	328 968 331	29 401 798	6 772 121	772 550	55 393 646	43 404 221	46 905 904
	Establishments operated for the entire year	69 649	322 945 585	28 895 730	6 653 109	755 877	54 383 417	43 163 770	45 829 775
	Establishments with no employees..	23	9 661	459	—	—	1 227	307	428
	Establishments with 1 employee....	10 508	8 464 450	451 188	99 048	10 508	943 444	384 113	410 779
	Establishments with 2 employees...	8 015	8 982 959	549 028	119 447	16 030	1 154 234	476 907	489 752
	Establishments with 3 or 4 employees.....	12 377	20 910 524	1 476 890	326 216	42 706	3 031 695	1 421 062	1 488 553
	Establishments with 5 or 6 employees.....	8 640	20 870 749	1 648 111	368 491	47 168	3 288 607	1 720 051	1 825 797
	Establishments with 7 to 9 employees.....	8 503	27 934 944	2 381 546	539 551	66 991	4 645 608	2 769 921	2 958 141
	Establishments with 10 to 14 employees.....	8 136	37 451 215	3 415 250	768 608	95 500	6 470 441	4 714 458	4 977 777
	Establishments with 15 to 19 employees.....	4 403	26 485 856	2 739 640	629 273	73 769	5 091 612	4 318 947	4 587 814

See footnotes at end of table.

Table 2. Employment Size of Establishments: 1997—Con.

[Includes only establishments with payroll. For meaning of abbreviations and symbols, see introductory text. For explanation of terms, see Appendix A. For method of assignment to categories shown, see Appendix C]

NAICS code	Employment sizes of establishments by type of operation and kind of business ¹	Establishments (number)	Sales (\$1,000)	Annual payroll (\$1,000)	First-quarter payroll (\$1,000)	Paid employees for pay period including March 12 (number)	Operating expenses ² (\$1,000)	End-of-1996 inventories (\$1,000)	End-of-1997 inventories (\$1,000)
42	WHOLESALE TRADE—Con.								
421	Wholesale trade, durable goods—Con.								
4218	Machinery, equipment, & supplies whsle—Con. Establishments operated for the entire year—Con. Establishments with 20 to 49 employees..... Establishments with 50 to 99 employees..... Establishments with 100 employees or more..... Establishments not operated for the entire year.....	7 041 1 466 537 6 994	76 325 491 37 130 553 58 379 183 6 022 746	7 801 322 3 976 160 4 456 136 506 068	1 818 155 924 107 1 060 213 119 012	203 280 97 783 102 142 16 673	14 077 393 7 143 856 8 535 300 1 010 229	12 430 918 5 865 465 9 061 621 240 451	13 127 541 6 300 103 9 663 090 1 076 129
42181	Construction & mining (except petroleum) machinery & equip whsle All establishments Establishments operated for the entire year..... Establishments with no employees... Establishments with 1 employee... Establishments with 2 employees... Establishments with 3 or 4 employees..... Establishments with 5 or 6 employees..... Establishments with 7 to 9 employees..... Establishments with 10 to 14 employees..... Establishments with 15 to 19 employees..... Establishments with 20 to 49 employees..... Establishments with 50 to 99 employees..... Establishments with 100 employees or more..... Establishments not operated for the entire year.....	5 321 4 870 3 545 421 689 464 548 629 416 844 198 113 451	44 725 989 44 331 110 625 393 186 429 364 1 159 045 1 145 834 1 929 603 2 901 933 3 163 735 10 840 849 5 967 574 16 399 362 394 879	3 604 644 3 574 067 56 21 008 27 105 85 246 89 417 159 308 263 865 277 025 979 661 567 945 1 103 431 30 577	862 419 856 250 — 4 346 5 749 18 929 19 919 36 291 60 840 64 247 231 545 132 832 281 552 6 169	87 611 86 726 — 545 842 2 383 2 540 4 319 7 417 7 043 24 990 13 100 23 547 885	6 683 340 6 619 643 93 49 222 62 960 186 018 189 247 329 996 526 655 537 925 1 805 200 1 000 609 1 931 718 63 697	11 166 924 11 143 507 72 54 706 54 060 162 578 187 858 357 552 653 301 757 310 2 850 863 1 636 555 4 428 652 23 417	12 140 651 12 004 886 230 65 040 55 464 172 128 205 424 389 930 688 134 804 335 3 043 115 1 789 338 4 791 748 135 765
421810	Construction & mining (except petroleum) machinery & equip whsle All establishments Establishments operated for the entire year..... Establishments with no employees... Establishments with 1 employee... Establishments with 2 employees... Establishments with 3 or 4 employees... Establishments with 5 or 6 employees... Establishments with 7 to 9 employees... Establishments with 10 to 14 employees... Establishments with 15 to 19 employees... Establishments with 20 to 49 employees... Establishments with 50 to 99 employees... Establishments with 100 employees or more... Establishments not operated for the entire year.....	5 321 4 870 3 545 421 689 464 548 629 416 844 198 113 451	44 725 989 44 331 110 625 393 186 429 364 1 159 045 1 145 834 1 929 603 2 901 933 3 163 735 10 840 849 5 967 574 16 399 362 394 879	3 604 644 3 574 067 56 21 008 27 105 85 246 89 417 159 308 263 865 277 025 979 661 567 945 1 103 431 30 577	862 419 856 250 — 4 346 5 749 18 929 19 919 36 291 60 840 64 247 231 545 132 832 281 552 6 169	87 611 86 726 — 545 842 2 383 2 540 4 319 7 417 7 043 24 990 13 100 23 547 885	6 683 340 6 619 643 93 49 222 62 960 186 018 189 247 329 996 526 655 537 925 1 805 200 1 000 609 1 931 718 63 697	11 166 924 11 143 507 72 54 706 54 060 162 578 187 858 357 552 653 301 757 310 2 850 863 1 636 555 4 428 652 23 417	12 140 651 12 004 886 230 65 040 55 464 172 128 205 424 389 930 688 134 804 335 3 043 115 1 789 338 4 791 748 135 765
42182	Farm & garden machinery & equipment whsle All establishments Establishments operated for the entire year..... Establishments with no employees... Establishments with 1 employee... Establishments with 2 employees... Establishments with 3 or 4 employees... Establishments with 5 or 6 employees... Establishments with 7 to 9 employees... Establishments with 10 to 14 employees... Establishments with 15 to 19 employees... Establishments with 20 to 49 employees... Establishments with 50 to 99 employees... Establishments with 100 employees or more... Establishments not operated for the entire year.....	9 782 8 979 5 940 782 1 297 1 048 1 217 1 437 924	39 713 264 39 161 408 857 389 922 515 625 1 316 641 1 662 760 2 637 829 5 255 239 5 255 635	2 860 510 2 812 097 39 21 556 34 322 99 388 137 320 234 642 450 025 431 282	643 779 632 079 — 4 585 7 358 21 774 30 567 52 772 99 043 96 941	101 413 99 284 — 940 1 564 4 463 5 742 9 687 17 028 15 523	5 578 804 5 481 007 117 53 142 79 193 223 848 290 033 461 552 864 908 796 677	8 510 984 8 464 807 178 56 427 78 393 231 537 321 639 642 174 1 381 000 1 429 961	9 247 680 9 032 819 139 58 569 79 734 247 692 336 397 677 458 1 481 847 1 541 109

See footnotes at end of table.

Table 2. Employment Size of Establishments: 1997—Con.

[Includes only establishments with payroll. For meaning of abbreviations and symbols, see introductory text. For explanation of terms, see Appendix A. For method of assignment to categories shown, see Appendix C.]

NAICS code	Employment sizes of establishments by type of operation and kind of business ¹	Establishments (number)	Sales (\$1,000)	Annual payroll (\$1,000)	First-quarter payroll (\$1,000)	Paid employees for pay period including March 12 (number)	Operating expenses ² (\$1,000)	End-of-1996 inventories (\$1,000)	End-of-1997 inventories (\$1,000)
42	WHOLESALE TRADE—Con.								
421	Wholesale trade, durable goods—Con.								
42182	Farm & garden machinery & equipment whsle—Con.								
	Establishments operated for the entire year—Con.								
	Establishments with 20 to 49 employees.....	1 200	12 426 294	992 423	224 142	32 711	1 845 021	3 337 681	3 558 307
	Establishments with 50 to 99 employees.....	102	2 659 284	222 322	50 559	6 599	429 924	651 679	694 420
	Establishments with 100 employees or more.....	27	7 041 322	188 778	44 338	5 027	436 592	334 138	357 147
	Establishments not operated for the entire year.....	803	551 856	48 413	11 700	2 129	97 797	46 177	214 861
421820	Farm & garden machinery & equipment whsle								
	All establishments.....	9 782	39 713 264	2 860 510	643 779	101 413	5 578 804	8 510 984	9 247 680
	Establishments operated for the entire year.....	8 979	39 161 408	2 812 097	632 079	99 284	5 481 007	8 464 807	9 032 819
	Establishments with no employees..	5	857	39	—	—	117	178	139
	Establishments with 1 employee....	940	389 922	21 556	4 585	940	53 142	56 427	58 569
	Establishments with 2 employees...	782	515 625	34 322	7 358	1 564	79 193	78 393	79 734
	Establishments with 3 or 4 employees.....	1 297	1 316 641	99 388	21 774	4 463	223 848	231 537	247 692
	Establishments with 5 or 6 employees.....	1 048	1 662 760	137 320	30 567	5 742	290 033	321 639	336 397
	Establishments with 7 to 9 employees.....	1 217	2 637 829	234 642	52 772	9 687	461 552	642 174	677 458
	Establishments with 10 to 14 employees.....	1 437	5 255 239	450 025	99 043	17 028	864 908	1 381 000	1 481 847
	Establishments with 15 to 19 employees.....	924	5 255 635	431 282	96 941	15 523	796 677	1 429 961	1 541 109
	Establishments with 20 to 49 employees.....	1 200	12 426 294	992 423	224 142	32 711	1 845 021	3 337 681	3 558 307
	Establishments with 50 to 99 employees.....	102	2 659 284	222 322	50 559	6 599	429 924	651 679	694 420
	Establishments with 100 employees or more.....	27	7 041 322	188 778	44 338	5 027	436 592	334 138	357 147
	Establishments not operated for the entire year.....	803	551 856	48 413	11 700	2 129	97 797	46 177	214 861
4218201	Farm machinery & equipment—farm dealers								
	All establishments.....	6 931	21 996 353	1 898 402	427 060	72 177	3 457 808	6 404 218	6 994 668
	Establishments operated for the entire year.....	6 417	21 621 383	1 866 211	419 114	70 696	3 395 481	6 360 440	6 827 784
	Establishments with no employees..	3	D	D	D	a	D	D	D
	Establishments with 1 employee....	584	159 338	11 145	2 369	584	26 516	38 572	39 516
	Establishments with 2 employees...	490	224 330	17 817	3 889	980	40 498	52 597	53 694
	Establishments with 3 or 4 employees.....	834	651 540	56 970	12 739	2 872	128 465	154 055	158 250
	Establishments with 5 or 6 employees.....	705	845 167	83 510	18 748	3 868	171 746	215 479	222 961
	Establishments with 7 to 9 employees.....	917	D	D	D	i	D	D	D
	Establishments with 10 to 14 employees.....	1 117	3 870 413	336 439	74 375	13 239	625 728	1 147 499	1 232 488
	Establishments with 15 to 19 employees.....	774	4 304 287	356 960	79 136	13 019	631 490	1 264 801	1 368 043
	Establishments with 20 to 49 employees.....	937	D	D	D	k	D	D	D
	Establishments with 50 to 99 employees.....	51	1 031 416	93 468	21 584	3 137	159 589	344 475	367 493
	Establishments with 100 employees or more.....	5	D	D	D	f	D	D	D
	Establishments not operated for the entire year.....	514	374 970	32 191	7 946	1 481	62 327	43 778	166 884
4218202	Farm machinery & equipment—whsle distributors								
	All establishments.....	2 122	13 486 595	643 692	144 052	19 867	1 410 579	1 404 776	1 517 644
	Establishments operated for the entire year.....	1 917	13 374 712	634 511	142 488	19 512	1 389 892	1 403 753	1 485 097
	Establishments with no employees..	2	D	D	D	a	D	D	D
	Establishments with 1 employee....	276	145 306	7 549	1 629	276	20 238	13 877	14 840
	Establishments with 2 employees...	214	214 096	12 211	2 523	428	29 143	17 103	17 572
	Establishments with 3 or 4 employees.....	356	487 896	32 186	6 691	1 226	73 688	59 802	69 536
	Establishments with 5 or 6 employees.....	285	570 685	41 549	9 508	1 562	95 869	92 112	98 750
	Establishments with 7 to 9 employees.....	233	D	D	D	g	D	D	D
	Establishments with 10 to 14 employees.....	238	933 241	83 255	17 837	2 805	175 387	170 436	183 993
	Establishments with 15 to 19 employees.....	100	691 393	47 211	11 212	1 680	105 544	100 416	108 022
	Establishments with 20 to 49 employees.....	170	D	D	D	h	D	D	D

See footnotes at end of table.

Table 2. Employment Size of Establishments: 1997—Con.

[Includes only establishments with payroll. For meaning of abbreviations and symbols, see introductory text. For explanation of terms, see Appendix A. For method of assignment to categories shown, see Appendix C.]

NAICS code	Employment sizes of establishments by type of operation and kind of business ¹	Establishments (number)	Sales (\$1,000)	Annual payroll (\$1,000)	First-quarter payroll (\$1,000)	Paid employees for pay period including March 12 (number)	Operating expenses ² (\$1,000)	End-of-1996 inventories (\$1,000)	End-of-1997 inventories (\$1,000)
42	WHOLESALE TRADE—Con.								
421	Wholesale trade, durable goods—Con.								
4218202	Farm machinery & equipment—wholesale distributors—Con.								
	Establishments operated for the entire year—Con.								
	Establishments with 50 to 99 employees.....	28	1 096 872	73 600	16 271	1 856	157 276	183 652	195 811
	Establishments with 100 employees or more.....	15	D	D	D	h	D	D	D
	Establishments not operated for the entire year.....	205	111 883	9 181	1 564	355	20 687	1 023	32 547
4218203	Lawn & garden machinery & equipment wholesale								
	All establishments.....	729	4 230 316	318 416	72 667	9 369	710 417	701 990	735 368
	Establishments operated for the entire year.....	645	4 165 313	311 375	70 477	9 076	695 634	700 614	719 938
	Establishments with no employees..	—	—	—	—	—	—	—	—
	Establishments with 1 employee....	80	85 278	2 862	587	80	6 388	3 978	4 213
	Establishments with 2 employees....	78	77 199	4 294	946	156	9 552	8 693	8 468
	Establishments with 3 or 4 employees.....	107	177 205	10 232	2 344	365	21 695	17 680	19 906
	Establishments with 5 or 6 employees.....	58	246 908	12 261	2 311	312	22 418	14 048	14 686
	Establishments with 7 to 9 employees.....	67	215 626	15 734	3 510	523	32 493	28 656	26 676
	Establishments with 10 to 14 employees.....	82	451 585	30 331	6 831	984	63 793	63 065	65 366
	Establishments with 15 to 19 employees.....	50	259 955	27 111	6 593	824	59 643	64 744	65 044
	Establishments with 20 to 49 employees.....	93	1 057 584	104 054	22 678	2 806	199 860	233 623	235 743
	Establishments with 50 to 99 employees.....	23	530 996	55 254	12 704	1 606	113 059	123 552	131 116
	Establishments with 100 employees or more.....	7	1 062 977	49 242	11 973	1 420	166 733	142 575	148 720
	Establishments not operated for the entire year.....	84	65 003	7 041	2 190	293	14 783	1 376	15 430
42183	Industrial machinery & equipment wholesale								
	All establishments.....	35 674	139 946 952	14 167 699	3 238 229	342 008	26 426 084	13 953 455	14 863 422
	Establishments operated for the entire year.....	32 423	137 334 130	13 923 137	3 179 280	334 256	25 934 012	13 868 373	14 492 764
	Establishments with no employees..	6	2 111	238	—	—	569	29	37
	Establishments with 1 employee....	5 713	4 705 007	270 552	59 141	5 713	548 306	163 167	173 247
	Establishments with 2 employees....	4 142	4 905 462	315 169	68 488	8 284	644 701	196 622	206 266
	Establishments with 3 or 4 employees.....	5 930	10 791 216	789 593	173 845	20 479	1 579 808	560 533	592 751
	Establishments with 5 or 6 employees.....	3 934	9 731 339	837 638	185 863	21 438	1 624 681	636 388	677 050
	Establishments with 7 to 9 employees.....	3 745	12 607 590	1 177 153	264 878	29 430	2 245 555	944 692	1 026 921
	Establishments with 10 to 14 employees.....	3 298	15 483 912	1 559 757	348 887	38 658	2 884 567	1 440 380	1 493 074
	Establishments with 15 to 19 employees.....	1 752	10 386 179	1 220 730	281 760	29 329	2 223 426	1 237 766	1 300 716
	Establishments with 20 to 49 employees.....	2 914	30 613 412	3 549 766	825 179	84 934	6 313 675	3 783 913	3 923 254
	Establishments with 50 to 99 employees.....	745	17 644 377	2 137 056	499 790	49 871	3 758 850	2 418 333	2 571 284
	Establishments with 100 employees or more.....	244	20 463 525	2 065 485	471 449	46 120	4 109 874	2 486 550	2 528 164
	Establishments not operated for the entire year.....	3 251	2 612 822	244 562	58 949	7 752	492 072	85 082	370 658
421830	Industrial machinery & equipment wholesale								
	All establishments.....	35 674	139 946 952	14 167 699	3 238 229	342 008	26 426 084	13 953 455	14 863 422
	Establishments operated for the entire year.....	32 423	137 334 130	13 923 137	3 179 280	334 256	25 934 012	13 868 373	14 492 764
	Establishments with no employees..	6	2 111	238	—	—	569	29	37
	Establishments with 1 employee....	5 713	4 705 007	270 552	59 141	5 713	548 306	163 167	173 247
	Establishments with 2 employees....	4 142	4 905 462	315 169	68 488	8 284	644 701	196 622	206 266
	Establishments with 3 or 4 employees.....	5 930	10 791 216	789 593	173 845	20 479	1 579 808	560 533	592 751
	Establishments with 5 or 6 employees.....	3 934	9 731 339	837 638	185 863	21 438	1 624 681	636 388	677 050
	Establishments with 7 to 9 employees.....	3 745	12 607 590	1 177 153	264 878	29 430	2 245 555	944 692	1 026 921
	Establishments with 10 to 14 employees.....	3 298	15 483 912	1 559 757	348 887	38 658	2 884 567	1 440 380	1 493 074
	Establishments with 15 to 19 employees.....	1 752	10 386 179	1 220 730	281 760	29 329	2 223 426	1 237 766	1 300 716
	Establishments with 20 to 49 employees.....	2 914	30 613 412	3 549 766	825 179	84 934	6 313 675	3 783 913	3 923 254
	Establishments with 50 to 99 employees.....	745	17 644 377	2 137 056	499 790	49 871	3 758 850	2 418 333	2 571 284
	Establishments with 100 employees or more.....	244	20 463 525	2 065 485	471 449	46 120	4 109 874	2 486 550	2 528 164
	Establishments not operated for the entire year.....	3 251	2 612 822	244 562	58 949	7 752	492 072	85 082	370 658

See footnotes at end of table.

Table 2. Employment Size of Establishments: 1997—Con.

[Includes only establishments with payroll. For meaning of abbreviations and symbols, see introductory text. For explanation of terms, see Appendix A. For method of assignment to categories shown, see Appendix C.]

NAICS code	Employment sizes of establishments by type of operation and kind of business ¹	Establishments (number)	Sales (\$1,000)	Annual payroll (\$1,000)	First-quarter payroll (\$1,000)	Paid employees for pay period including March 12 (number)	Operating expenses ² (\$1,000)	End-of-1996 inventories (\$1,000)	End-of-1997 inventories (\$1,000)
42	WHOLESALE TRADE—Con.								
421	Wholesale trade, durable goods—Con.								
421830	Industrial machinery & equipment whsle—Con.								
	Establishments operated for the entire year—Con.								
	Establishments with 100 employees or more	244	20 463 525	2 065 485	471 449	46 120	4 109 874	2 486 550	2 528 164
	Establishments not operated for the entire year	3 251	2 612 822	244 562	58 949	7 752	492 072	85 082	370 658
4218301	Food-processing machinery & equipment whsle								
	All establishments	1 333	4 273 371	496 582	115 224	12 098	906 693	449 556	482 438
	Establishments operated for the entire year	1 216	4 158 018	488 217	112 843	11 809	890 866	447 865	471 759
	Establishments with no employees..	—	—	—	—	—	—	—	—
	Establishments with 1 employee....	211	172 508	9 636	2 090	211	20 803	4 641	4 899
	Establishments with 2 employees...D	162	D	D	D	e	D	D	D
	Establishments with 3 or 4 employees.....	232	378 544	32 151	7 086	802	66 040	21 815	22 739
	Establishments with 5 or 6 employees.....	144	317 292	29 676	6 466	778	58 124	17 779	21 074
	Establishments with 7 to 9 employees.....	143	460 478	46 472	10 481	1 133	89 226	37 211	38 167
	Establishments with 10 to 14 employees.....	125	577 287	61 087	13 562	1 487	112 995	49 276	52 196
	Establishments with 15 to 19 employees.....	49	234 948	31 988	7 437	832	57 988	24 897	32 063
	Establishments with 20 to 49 employees.....	116	1 040 667	143 455	33 845	3 448	252 016	136 074	145 534
	Establishments with 50 to 99 employees.....	27	505 622	73 691	17 111	1 829	122 311	78 292	76 856
	Establishments with 100 employees or more	7	D	D	D	f	D	D	D
	Establishments not operated for the entire year	117	115 353	8 365	2 381	289	15 827	1 691	10 679
4218302	Hydraulic & pneumatic (fluid-power) machinery & equipment whsle								
	All establishments	3 866	13 016 250	1 637 232	378 722	40 348	2 960 404	1 300 399	1 412 054
	Establishments operated for the entire year	3 575	12 793 224	1 614 231	373 872	39 647	2 917 172	1 292 830	1 367 729
	Establishments with no employees..	—	—	—	—	—	—	—	—
	Establishments with 1 employee....	447	305 097	19 700	4 567	447	38 585	10 597	11 108
	Establishments with 2 employees...D	395	D	D	D	f	D	D	D
	Establishments with 3 or 4 employees.....	591	744 862	74 932	16 843	2 050	143 062	48 924	50 688
	Establishments with 5 or 6 employees.....	477	931 919	100 711	22 868	2 620	189 471	66 087	69 608
	Establishments with 7 to 9 employees.....	490	1 263 273	155 086	34 830	3 852	288 024	116 272	121 720
	Establishments with 10 to 14 employees.....	449	1 838 856	209 783	47 833	5 237	369 403	158 624	170 653
	Establishments with 15 to 19 employees.....	230	1 134 959	158 938	37 747	3 802	275 321	117 768	123 693
	Establishments with 20 to 49 employees.....	409	3 748 021	504 484	118 372	11 793	870 044	478 867	494 940
	Establishments with 50 to 99 employees.....	73	1 573 188	206 296	46 600	4 843	345 630	182 438	199 394
	Establishments with 100 employees or more	14	D	D	D	h	D	D	D
	Establishments not operated for the entire year	291	223 026	23 001	4 850	701	43 232	7 569	44 325
42183021	Hydraulic & pneumatic pumps & motors whsle								
	All establishments	1 636	4 753 826	543 359	127 730	13 756	969 270	471 624	506 332
	Establishments operated for the entire year	1 493	4 652 239	533 873	125 525	13 452	951 878	470 846	485 981
	Establishments with no employees..	—	—	—	—	—	—	—	—
	Establishments with 1 employee....	226	181 356	10 889	2 400	226	21 211	5 487	5 772
	Establishments with 2 employees...D	187	D	D	D	e	D	D	D
	Establishments with 3 or 4 employees.....	271	365 501	36 288	8 050	937	69 017	22 118	21 815
	Establishments with 5 or 6 employees.....	201	412 709	43 039	9 739	1 099	77 968	23 436	24 736
	Establishments with 7 to 9 employees.....	217	555 375	66 615	15 447	1 687	126 401	49 522	51 171
	Establishments with 10 to 14 employees.....	158	715 975	73 362	17 538	1 836	132 283	50 845	53 150
	Establishments with 15 to 19 employees.....	68	394 236	44 385	10 771	1 116	76 963	35 592	35 489
	Establishments with 20 to 49 employees.....	134	1 356 717	163 721	40 449	3 874	290 294	194 302	189 651
	Establishments with 50 to 99 employees.....	26	390 399	67 233	14 407	1 727	104 896	71 035	85 384

See footnotes at end of table.

Table 2. Employment Size of Establishments: 1997—Con.

[Includes only establishments with payroll. For meaning of abbreviations and symbols, see introductory text. For explanation of terms, see Appendix A. For method of assignment to categories shown, see Appendix C.]

NAICS code	Employment sizes of establishments by type of operation and kind of business ¹	Establishments (number)	Sales (\$1,000)	Annual payroll (\$1,000)	First-quarter payroll (\$1,000)	Paid employees for pay period including March 12 (number)	Operating expenses ² (\$1,000)	End-of-1996 inventories (\$1,000)	End-of-1997 inventories (\$1,000)
42	WHOLESALE TRADE—Con.								
421	Wholesale trade, durable goods—Con.								
42183021	Hydraulic & pneumatic pumps & motors whsle—Con.								
	Establishments operated for the entire year—Con.								
	Establishments with 100 employees or more	5	D	D	D	f	D	D	D
	Establishments not operated for the entire year	143	101 587	9 486	2 205	304	17 392	778	20 351
42183022	Hydraulic & pneumatic parts, accessories, & supplies whsle								
	All establishments	2 230	8 262 424	1 093 873	250 992	26 592	1 991 134	828 775	905 722
	Establishments operated for the entire year	2 082	8 140 985	1 080 358	248 347	26 195	1 965 294	821 984	881 748
	Establishments with no employees..	—	—	—	—	—	—	—	—
	Establishments with 1 employee....	221	123 741	8 811	2 167	221	17 374	5 110	5 336
	Establishments with 2 employees...	208	208 849	15 365	3 377	416	29 826	10 267	10 336
	Establishments with 3 or 4 employees.....	320	379 361	38 644	8 793	1 113	74 045	26 806	28 873
	Establishments with 5 or 6 employees.....	276	519 210	57 672	13 129	1 521	111 503	42 651	44 872
	Establishments with 7 to 9 employees.....	273	707 898	88 471	19 383	2 165	161 623	66 750	70 549
	Establishments with 10 to 14 employees.....	291	1 122 881	136 421	30 295	3 401	237 120	107 779	117 503
	Establishments with 15 to 19 employees.....	162	740 723	114 553	26 976	2 686	198 358	82 176	88 204
	Establishments with 20 to 49 employees.....	275	2 391 304	340 763	77 923	7 919	579 750	284 565	305 289
	Establishments with 50 to 99 employees.....	47	1 182 789	139 063	32 193	3 116	240 734	111 403	114 010
	Establishments with 100 employees or more	9	764 229	140 595	34 111	3 637	314 961	84 477	96 776
	Establishments not operated for the entire year	148	121 439	13 515	2 645	397	25 840	6 791	23 974
4218303	General-purpose industrial machinery & equipment whsle								
	All establishments	11 101	42 641 534	4 279 378	965 711	102 295	8 140 762	3 902 321	4 203 829
	Establishments operated for the entire year	10 272	42 073 098	4 228 138	954 865	100 876	8 039 440	3 881 877	4 109 733
	Establishments with no employees..	2	D	D	D	a	D	D	D
	Establishments with 1 employee....	1 927	1 775 872	88 311	19 431	1 927	175 823	45 506	46 191
	Establishments with 2 employees...	1 283	1 606 523	97 928	22 094	2 566	200 603	46 203	50 452
	Establishments with 3 or 4 employees.....	1 895	3 505 015	247 692	54 405	6 544	495 148	129 813	138 369
	Establishments with 5 or 6 employees.....	1 298	3 426 498	279 074	61 495	7 055	535 959	177 082	187 320
	Establishments with 7 to 9 employees.....	1 192	4 003 128	371 127	85 581	9 380	703 303	251 725	269 606
	Establishments with 10 to 14 employees.....	1 026	4 340 338	473 236	106 387	12 026	877 721	399 575	420 758
	Establishments with 15 to 19 employees.....	539	3 155 222	374 164	85 913	9 059	673 616	349 068	353 692
	Establishments with 20 to 49 employees.....	855	D	D	D	j	D	D	D
	Establishments with 50 to 99 employees.....	189	D	D	D	j	D	D	D
	Establishments with 100 employees or more	66	7 391 097	750 184	157 908	15 309	1 589 555	853 524	888 086
	Establishments not operated for the entire year	829	568 436	51 240	10 846	1 419	101 322	20 444	94 096
4218304	Metalworking machinery & equipment whsle								
	All establishments	4 092	19 008 973	1 603 844	363 648	35 524	3 130 563	2 381 201	2 366 943
	Establishments operated for the entire year	3 719	18 491 725	1 562 074	352 118	34 416	3 024 662	2 372 211	2 331 009
	Establishments with no employees..	—	—	—	—	—	—	—	—
	Establishments with 1 employee....	711	556 435	34 721	7 388	711	74 154	26 300	25 351
	Establishments with 2 employees...	526	641 363	41 290	8 747	1 052	86 863	28 926	29 293
	Establishments with 3 or 4 employees.....	677	1 262 423	92 478	20 483	2 333	185 691	60 220	62 861
	Establishments with 5 or 6 employees.....	454	1 313 079	102 788	22 715	2 498	204 646	93 704	100 103
	Establishments with 7 to 9 employees.....	396	1 523 412	136 425	29 891	3 114	267 752	134 572	144 707
	Establishments with 10 to 14 employees.....	361	2 478 106	197 348	43 091	4 229	383 090	294 392	275 721
	Establishments with 15 to 19 employees.....	193	1 640 640	157 555	36 366	3 248	294 544	192 248	198 076
	Establishments with 20 to 49 employees.....	314	D	D	D	i	D	D	D
	Establishments with 50 to 99 employees.....	62	D	D	D	h	D	D	D
	Establishments with 100 employees or more	25	2 217 434	189 724	43 227	4 331	395 491	443 026	394 227

See footnotes at end of table.

Table 2. Employment Size of Establishments: 1997—Con.

[Includes only establishments with payroll. For meaning of abbreviations and symbols, see introductory text. For explanation of terms, see Appendix A. For method of assignment to categories shown, see Appendix C.]

NAICS code	Employment sizes of establishments by type of operation and kind of business ¹	Establishments (number)	Sales (\$1,000)	Annual payroll (\$1,000)	First-quarter payroll (\$1,000)	Paid employees for pay period including March 12 (number)	Operating expenses ² (\$1,000)	End-of-1996 inventories (\$1,000)	End-of-1997 inventories (\$1,000)
42	WHOLESALE TRADE—Con.								
421	Wholesale trade, durable goods—Con.								
4218304	Metalworking machinery & equipment whsle—Con.								
	Establishments not operated for the entire year	373	517 248	41 770	11 530	1 108	105 901	8 990	35 934
4218305	Materials handling equipment whsle								
	All establishments	4 642	18 803 215	2 371 197	559 533	63 169	4 079 742	1 785 899	1 883 410
	Establishments operated for the entire year	4 219	18 489 295	2 328 899	547 978	61 659	4 005 158	1 772 489	1 840 994
	Establishments with no employees..	—	—	—	—	—	—	—	—
	Establishments with 1 employee	645	416 741	30 506	6 789	645	60 832	13 088	15 477
	Establishments with 2 employees...	415	370 392	29 733	6 143	830	60 641	16 334	16 263
	Establishments with 3 or 4 employees	642	939 596	81 711	18 384	2 223	159 867	48 515	50 958
	Establishments with 5 or 6 employees	416	848 730	83 294	18 893	2 270	156 564	44 111	48 346
	Establishments with 7 to 9 employees	453	1 028 086	128 621	29 315	3 575	234 747	67 569	72 596
	Establishments with 10 to 14 employees	514	1 714 574	221 527	49 476	6 066	395 673	166 172	177 989
	Establishments with 15 to 19 employees	291	1 209 015	178 992	40 999	4 873	310 892	120 584	121 123
	Establishments with 20 to 49 employees	574	4 578 875	637 327	149 072	17 414	1 089 355	498 417	503 179
	Establishments with 50 to 99 employees	206	3 014 919	530 541	126 917	13 792	849 343	377 059	396 131
	Establishments with 100 employees or more	63	4 368 367	406 647	101 990	9 971	687 244	420 640	438 932
	Establishments not operated for the entire year	423	313 920	42 298	11 555	1 510	74 584	13 410	42 416
4218306	Oilwell, oil refinery, & pipeline mach, equip, & supplies whsle								
	All establishments	3 536	11 671 958	1 006 985	223 687	25 475	1 872 441	1 181 404	1 356 139
	Establishments operated for the entire year	3 227	11 474 777	990 392	219 939	24 934	1 841 224	1 171 862	1 316 508
	Establishments with no employees..	—	—	—	—	—	—	—	—
	Establishments with 1 employee	521	447 908	21 886	4 780	521	46 901	25 210	31 464
	Establishments with 2 employees...	437	528 429	32 147	7 431	874	68 077	31 321	33 680
	Establishments with 3 or 4 employees	741	1 444 713	95 646	20 810	2 558	192 684	114 225	120 356
	Establishments with 5 or 6 employees	472	1 220 865	94 903	20 659	2 553	188 410	116 961	127 790
	Establishments with 7 to 9 employees	431	1 814 026	129 677	27 775	3 376	241 475	145 056	173 172
	Establishments with 10 to 14 employees	266	1 542 863	117 471	25 365	3 071	221 138	142 396	160 524
	Establishments with 15 to 19 employees	128	886 757	86 311	19 695	2 156	159 174	175 256	198 776
	Establishments with 20 to 49 employees	177	1 914 388	203 223	45 458	5 069	365 508	204 360	240 949
	Establishments with 50 to 99 employees	42	1 250 053	130 076	29 092	2 893	219 794	147 110	154 946
	Establishments with 100 employees or more	12	424 775	79 052	18 874	1 863	138 063	69 967	74 851
	Establishments not operated for the entire year	309	197 181	16 593	3 748	541	31 217	9 542	39 631
4218307	Other industrial machinery & equipment whsle								
	All establishments	7 104	30 531 651	2 772 481	631 704	63 099	5 335 479	2 952 675	3 158 609
	Establishments operated for the entire year	6 195	29 853 993	2 711 186	617 665	60 915	5 215 490	2 929 239	3 055 032
	Establishments with no employees..	4	D	D	D	a	D	D	D
	Establishments with 1 employee	1 251	1 030 446	65 792	14 096	1 251	131 208	37 825	38 757
	Establishments with 2 employees...	924	1 214 267	71 111	14 940	1 848	144 333	49 078	50 723
	Establishments with 3 or 4 employees	1 152	2 516 063	164 983	35 834	3 969	337 316	137 021	146 780
	Establishments with 5 or 6 employees	673	1 672 956	147 192	32 767	3 664	291 507	120 664	122 809
	Establishments with 7 to 9 employees	640	2 515 187	209 745	47 005	5 000	421 028	192 287	206 953
	Establishments with 10 to 14 employees	557	2 991 888	279 305	63 173	6 542	524 547	229 945	235 233
	Establishments with 15 to 19 employees	322	2 124 638	232 782	53 603	5 359	451 891	257 945	273 293
	Establishments with 20 to 49 employees	469	D	D	D	j	D	D	D
	Establishments with 50 to 99 employees	146	D	D	D	j	D	D	D
	Establishments with 100 employees or more	57	4 882 619	438 476	99 606	9 468	874 710	533 020	553 767
	Establishments not operated for the entire year	909	677 658	61 295	14 039	2 184	119 989	23 436	103 577

See footnotes at end of table.

Table 2. Employment Size of Establishments: 1997—Con.

[Includes only establishments with payroll. For meaning of abbreviations and symbols, see introductory text. For explanation of terms, see Appendix A. For method of assignment to categories shown, see Appendix C]

NAICS code	Employment sizes of establishments by type of operation and kind of business ¹	Establishments (number)	Sales (\$1,000)	Annual payroll (\$1,000)	First-quarter payroll (\$1,000)	Paid employees for pay period including March 12 (number)	Operating expenses ² (\$1,000)	End-of-1996 inventories (\$1,000)	End-of-1997 inventories (\$1,000)
42	WHOLESALE TRADE—Con.								
421	Wholesale trade, durable goods—Con.								
42184	Industrial supplies whsle								
	All establishments	15 055	64 861 321	5 240 795	1 215 121	140 735	9 844 064	5 107 540	5 420 791
	Establishments operated for the entire year	13 736	63 358 799	5 126 828	1 188 903	137 274	9 630 312	5 065 425	5 213 688
	Establishments with no employees..	3	D	D	D	a	D	D	D
	Establishments with 1 employee...	1 790	D	D	D	g	D	D	D
	Establishments with 2 employees...	1 405	1 509 652	95 746	20 705	2 810	196 948	70 005	73 169
	Establishments with 3 or 4 employees	2 485	4 249 791	294 269	66 350	8 625	602 411	250 788	260 332
	Establishments with 5 or 6 employees	1 984	5 656 920	380 149	86 739	10 836	760 309	361 150	376 636
	Establishments with 7 to 9 employees	1 919	7 355 773	536 069	124 400	15 135	1 056 294	535 700	565 004
	Establishments with 10 to 14 employees	1 767	8 150 709	742 626	169 442	20 631	1 430 290	799 185	826 907
	Establishments with 15 to 19 employees	820	4 885 429	512 035	117 381	13 692	960 845	547 616	563 856
	Establishments with 20 to 49 employees	1 266	14 399 062	1 400 055	326 974	36 387	2 496 934	1 404 145	1 436 272
	Establishments with 50 to 99 employees	224	D	D	D	j	D	D	D
	Establishments with 100 employees or more	73	8 086 135	526 964	127 159	12 666	911 359	461 342	459 683
	Establishments not operated for the entire year	1 319	1 502 522	113 967	26 218	3 461	213 752	42 115	207 103
421840	Industrial supplies whsle								
	All establishments	15 055	64 861 321	5 240 795	1 215 121	140 735	9 844 064	5 107 540	5 420 791
	Establishments operated for the entire year	13 736	63 358 799	5 126 828	1 188 903	137 274	9 630 312	5 065 425	5 213 688
	Establishments with no employees..	3	D	D	D	a	D	D	D
	Establishments with 1 employee...	1 790	D	D	D	g	D	D	D
	Establishments with 2 employees...	1 405	1 509 652	95 746	20 705	2 810	196 948	70 005	73 169
	Establishments with 3 or 4 employees	2 485	4 249 791	294 269	66 350	8 625	602 411	250 788	260 332
	Establishments with 5 or 6 employees	1 984	5 656 920	380 149	86 739	10 836	760 309	361 150	376 636
	Establishments with 7 to 9 employees	1 919	7 355 773	536 069	124 400	15 135	1 056 294	535 700	565 004
	Establishments with 10 to 14 employees	1 767	8 150 709	742 626	169 442	20 631	1 430 290	799 185	826 907
	Establishments with 15 to 19 employees	820	4 885 429	512 035	117 381	13 692	960 845	547 616	563 856
	Establishments with 20 to 49 employees	1 266	14 399 062	1 400 055	326 974	36 387	2 496 934	1 404 145	1 436 272
	Establishments with 50 to 99 employees	224	D	D	D	j	D	D	D
	Establishments with 100 employees or more	73	8 086 135	526 964	127 159	12 666	911 359	461 342	459 683
	Establishments not operated for the entire year	1 319	1 502 522	113 967	26 218	3 461	213 752	42 115	207 103
4218401	General-line industrial supplies whsle								
	All establishments	2 176	4 367 291	554 823	129 777	16 136	1 004 860	474 631	504 136
	Establishments operated for the entire year	1 979	4 281 375	547 038	127 850	15 861	990 698	471 891	490 095
	Establishments with no employees..	—	—	—	—	—	—	—	—
	Establishments with 1 employee...	302	133 603	10 322	2 329	302	22 606	7 348	7 621
	Establishments with 2 employees...	259	199 967	14 317	3 039	518	29 551	10 227	10 783
	Establishments with 3 or 4 employees	418	393 190	41 579	9 326	1 450	84 929	33 054	35 394
	Establishments with 5 or 6 employees	293	507 691	50 122	11 504	1 607	94 782	45 029	44 509
	Establishments with 7 to 9 employees	262	508 437	61 705	14 333	2 042	118 254	52 711	54 048
	Establishments with 10 to 14 employees	202	607 583	71 802	15 789	2 308	133 003	80 132	84 233
	Establishments with 15 to 19 employees	92	424 731	51 311	11 929	1 524	98 021	49 387	54 124
	Establishments with 20 to 49 employees	127	D	D	D	h	D	D	D
	Establishments with 50 to 99 employees	18	267 862	41 827	10 146	1 174	71 041	46 789	48 327
	Establishments with 100 employees or more	6	D	D	D	g	D	D	D
	Establishments not operated for the entire year	197	85 916	7 785	1 927	275	14 162	2 740	14 041
4218402	Mechanical power transmission supplies whsle								
	All establishments	2 917	13 895 428	1 027 321	239 619	28 097	1 968 660	1 404 407	1 531 024

See footnotes at end of table.

Table 2. Employment Size of Establishments: 1997—Con.

[Includes only establishments with payroll. For meaning of abbreviations and symbols, see introductory text. For explanation of terms, see Appendix A. For method of assignment to categories shown, see Appendix C.]

NAICS code	Employment sizes of establishments by type of operation and kind of business ¹	Establishments (number)	Sales (\$1,000)	Annual payroll (\$1,000)	First-quarter payroll (\$1,000)	Paid employees for pay period including March 12 (number)	Operating expenses ² (\$1,000)	End-of-1996 inventories (\$1,000)	End-of-1997 inventories (\$1,000)
42	WHOLESALE TRADE—Con.								
421	Wholesale trade, durable goods—Con.								
4218402	Mechanical power transmission supplies whsle—Con.								
	Establishments operated for the entire year	2 647	13 485 017	992 060	231 070	27 025	1 906 186	1 400 641	1 443 163
	Establishments with no employees..	—	—	—	—	—	—	—	—
	Establishments with 1 employee....	233	370 665	10 021	2 326	233	18 662	7 171	7 312
	Establishments with 2 employees...	158	283 027	11 205	2 579	316	22 537	9 694	9 976
	Establishments with 3 or 4 employees.....	431	978 747	52 775	12 419	1 522	105 445	54 738	57 705
	Establishments with 5 or 6 employees.....	477	D	D	D	h	D	D	D
	Establishments with 7 to 9 employees.....	518	1 991 223	142 345	33 234	4 070	281 488	200 700	208 375
	Establishments with 10 to 14 employees.....	431	2 168 951	176 440	41 592	5 103	349 507	280 136	287 525
	Establishments with 15 to 19 employees.....	169	D	D	D	h	D	D	D
	Establishments with 20 to 49 employees.....	187	3 372 283	217 886	50 566	5 296	393 145	316 025	328 280
	Establishments with 50 to 99 employees.....	28	653 687	69 852	16 790	1 858	134 635	117 962	120 463
	Establishments with 100 employees or more	15	1 018 191	117 648	25 956	3 186	222 228	147 504	152 473
	Establishments not operated for the entire year	270	410 411	35 261	8 549	1 072	62 474	3 766	87 861
4218403	Welding supplies whsle								
	All establishments	2 141	4 750 926	649 262	150 474	19 335	1 283 334	497 409	516 948
	Establishments operated for the entire year	2 016	4 636 954	634 415	146 786	18 839	1 255 256	486 718	500 838
	Establishments with no employees..	1	D	D	D	a	D	D	D
	Establishments with 1 employee....	210	78 473	7 068	1 738	210	16 269	8 432	8 055
	Establishments with 2 employees...	209	128 626	12 158	2 846	418	26 991	12 604	12 656
	Establishments with 3 or 4 employees.....	439	457 170	48 223	10 994	1 524	106 743	42 073	42 993
	Establishments with 5 or 6 employees.....	322	D	D	D	g	D	D	D
	Establishments with 7 to 9 employees.....	274	630 685	67 585	15 736	2 160	143 190	56 170	58 464
	Establishments with 10 to 14 employees.....	226	727 236	88 534	20 163	2 610	179 076	69 673	70 968
	Establishments with 15 to 19 employees.....	114	D	D	D	g	D	D	D
	Establishments with 20 to 49 employees.....	181	1 123 030	179 936	41 646	5 197	337 726	126 057	130 881
	Establishments with 50 to 99 employees.....	33	D	D	D	g	D	D	D
	Establishments with 100 employees or more	7	153 575	31 591	7 071	882	55 330	32 453	31 160
	Establishments not operated for the entire year	125	113 972	14 847	3 688	496	28 078	10 691	16 110
4218404	Industrial containers & supplies whsle								
	All establishments	1 763	9 931 630	574 198	125 587	15 879	1 114 467	308 136	322 520
	Establishments operated for the entire year	1 530	9 416 874	553 906	121 310	15 283	1 075 382	302 702	308 676
	Establishments with no employees..	—	—	—	—	—	—	—	—
	Establishments with 1 employee....	300	644 551	14 458	3 188	300	30 064	5 643	4 851
	Establishments with 2 employees...	182	295 911	16 010	3 447	364	31 555	6 622	7 122
	Establishments with 3 or 4 employees.....	268	987 094	35 314	7 844	916	73 819	17 796	18 880
	Establishments with 5 or 6 employees.....	182	1 470 204	39 701	8 399	1 000	76 810	16 440	17 585
	Establishments with 7 to 9 employees.....	173	1 769 643	52 852	11 849	1 370	101 682	29 955	30 240
	Establishments with 10 to 14 employees.....	166	792 609	72 812	15 772	1 931	144 420	39 592	40 172
	Establishments with 15 to 19 employees.....	63	D	D	D	g	D	D	D
	Establishments with 20 to 49 employees.....	146	2 061 505	151 558	31 985	4 218	295 145	92 637	92 478
	Establishments with 50 to 99 employees.....	39	D	D	D	h	D	D	D
	Establishments with 100 employees or more	11	276 169	43 353	10 532	1 500	73 437	16 045	16 972
	Establishments not operated for the entire year	233	514 756	20 292	4 277	596	39 085	5 434	13 844
4218405	Industrial valves & fittings (except fluid-power) whsle								
	All establishments	1 552	6 805 404	731 411	169 645	16 740	1 355 872	859 508	882 080

See footnotes at end of table.

Table 2. Employment Size of Establishments: 1997—Con.

[Includes only establishments with payroll. For meaning of abbreviations and symbols, see introductory text. For explanation of terms, see Appendix A. For method of assignment to categories shown, see Appendix C]

NAICS code	Employment sizes of establishments by type of operation and kind of business ¹	Establishments (number)	Sales (\$1,000)	Annual payroll (\$1,000)	First-quarter payroll (\$1,000)	Paid employees for pay period including March 12 (number)	Operating expenses ² (\$1,000)	End-of-1996 inventories (\$1,000)	End-of-1997 inventories (\$1,000)
42	WHOLESALE TRADE—Con.								
421	Wholesale trade, durable goods—Con.								
4218405	Industrial valves & fittings (except fluid-power) whsle—Con.								
	Establishments operated for the entire year	1 439	6 697 862	719 153	166 176	16 340	1 334 136	846 248	859 321
	Establishments with no employees..	1	D	D	D	a	D	D	D
	Establishments with 1 employee....	148	D	D	D	c	D	D	D
	Establishments with 2 employees...	128	132 515	10 646	2 214	256	21 608	7 711	8 694
	Establishments with 3 or 4 employees.....	237	415 448	33 110	7 473	832	63 869	30 238	31 247
	Establishments with 5 or 6 employees.....	201	489 091	43 743	9 747	1 092	83 941	43 115	44 910
	Establishments with 7 to 9 employees.....	176	722 294	57 639	13 101	1 390	115 484	65 839	70 795
	Establishments with 10 to 14 employees.....	211	1 094 996	102 866	24 708	2 455	189 939	120 267	122 348
	Establishments with 15 to 19 employees.....	130	920 803	94 688	22 134	2 171	179 131	125 847	129 580
	Establishments with 20 to 49 employees.....	172	1 858 228	229 233	53 141	4 899	395 213	256 024	258 415
	Establishments with 50 to 99 employees.....	26	D	D	D	g	D	D	D
	Establishments with 100 employees or more	9	D	D	D	g	D	D	D
	Establishments not operated for the entire year	113	107 542	12 258	3 469	400	21 736	13 260	22 759
4218406	Other industrial supplies whsle								
	All establishments	4 506	25 110 642	1 703 780	400 019	44 548	3 116 871	1 563 449	1 664 083
	Establishments operated for the entire year	4 125	24 840 717	1 680 256	395 711	43 926	3 068 654	1 557 225	1 611 595
	Establishments with no employees..	1	D	D	D	a	D	D	D
	Establishments with 1 employee....	597	D	D	D	f	D	D	D
	Establishments with 2 employees...	469	469 606	31 410	6 580	938	64 706	23 147	23 938
	Establishments with 3 or 4 employees.....	692	1 018 142	83 268	18 294	2 381	167 606	72 889	74 113
	Establishments with 5 or 6 employees.....	509	1 258 463	101 884	22 930	2 773	204 218	99 239	104 603
	Establishments with 7 to 9 employees.....	516	1 733 491	153 943	36 147	4 103	296 196	130 325	143 082
	Establishments with 10 to 14 employees.....	531	2 759 334	230 172	51 418	6 224	434 345	209 385	221 661
	Establishments with 15 to 19 employees.....	252	1 401 783	154 879	35 376	4 219	286 610	138 129	144 466
	Establishments with 20 to 49 employees.....	453	D	D	D	j	D	D	D
	Establishments with 50 to 99 employees.....	80	D	D	D	i	D	D	D
	Establishments with 100 employees or more	25	D	D	D	h	D	D	D
	Establishments not operated for the entire year	381	269 925	23 524	4 308	622	48 217	6 224	52 488
42185	Service establishment equipment & supplies whsle								
	All establishments	6 808	16 038 492	1 804 565	419 918	59 878	3 365 041	1 301 673	1 385 236
	Establishments operated for the entire year	6 122	15 569 202	1 769 439	411 750	58 463	3 291 168	1 286 107	1 326 407
	Establishments with no employees..	1	D	D	D	a	D	D	D
	Establishments with 1 employee....	874	D	D	D	f	D	D	D
	Establishments with 2 employees...	782	528 332	37 325	8 559	1 564	84 699	29 287	29 675
	Establishments with 3 or 4 employees.....	1 261	1 509 461	108 673	24 328	4 334	232 252	92 515	91 692
	Establishments with 5 or 6 employees.....	824	1 303 310	115 674	26 445	4 509	234 562	85 008	87 044
	Establishments with 7 to 9 employees.....	731	1 805 174	162 461	37 330	5 735	321 269	132 929	138 219
	Establishments with 10 to 14 employees.....	675	3 017 916	232 716	54 829	7 870	437 233	203 048	202 538
	Establishments with 15 to 19 employees.....	316	1 444 053	162 839	38 117	5 268	306 513	118 474	119 853
	Establishments with 20 to 49 employees.....	507	2 928 144	482 421	115 727	14 865	852 790	336 962	350 069
	Establishments with 50 to 99 employees.....	113	D	D	D	i	D	D	D
	Establishments with 100 employees or more	38	1 212 245	178 894	42 104	5 748	321 758	98 544	104 548
	Establishments not operated for the entire year	686	469 290	35 126	8 168	1 415	73 873	15 566	58 829
421850	Service establishment equipment & supplies whsle								
	All establishments	6 808	16 038 492	1 804 565	419 918	59 878	3 365 041	1 301 673	1 385 236

See footnotes at end of table.

Table 2. Employment Size of Establishments: 1997—Con.

[Includes only establishments with payroll. For meaning of abbreviations and symbols, see introductory text. For explanation of terms, see Appendix A. For method of assignment to categories shown, see Appendix C.]

NAICS code	Employment sizes of establishments by type of operation and kind of business ¹	Establishments (number)	Sales (\$1,000)	Annual payroll (\$1,000)	First-quarter payroll (\$1,000)	Paid employees for pay period including March 12 (number)	Operating expenses ² (\$1,000)	End-of-1996 inventories (\$1,000)	End-of-1997 inventories (\$1,000)
42	WHOLESALE TRADE—Con.								
421	Wholesale trade, durable goods—Con.								
421850	Service establishment equipment & supplies whsle—Con.								
	Establishments operated for the entire year	6 122	15 569 202	1 769 439	411 750	58 463	3 291 168	1 286 107	1 326 407
	Establishments with no employees..	1	D	D	D	a	D	D	D
	Establishments with 1 employee....	874	D	D	D	f	D	D	D
	Establishments with 2 employees...	782	528 332	37 325	8 559	1 564	84 699	29 287	29 675
	Establishments with 3 or 4 employees.....	1 261	1 509 461	108 673	24 328	4 334	232 252	92 515	91 692
	Establishments with 5 or 6 employees.....	824	1 303 310	115 674	26 445	4 509	234 562	85 008	87 044
	Establishments with 7 to 9 employees.....	731	1 805 174	162 461	37 330	5 735	321 269	132 929	138 219
	Establishments with 10 to 14 employees.....	675	3 017 916	232 716	54 829	7 870	437 233	203 048	202 538
	Establishments with 15 to 19 employees.....	316	1 444 053	162 839	38 117	5 268	306 513	118 474	119 853
	Establishments with 20 to 49 employees.....	507	2 928 144	482 421	115 727	14 865	852 790	336 962	350 069
	Establishments with 50 to 99 employees.....	113	D	D	D	i	D	D	D
	Establishments with 100 employees or more	38	1 212 245	178 894	42 104	5 748	321 758	98 544	104 548
	Establishments not operated for the entire year	686	469 290	35 126	8 168	1 415	73 873	15 566	58 829
4218501	Beauty & barber shop equipment & supplies whsle								
	All establishments	1 296	2 416 390	372 536	87 826	14 071	699 942	305 220	335 666
	Establishments operated for the entire year	1 187	2 379 146	368 438	86 611	13 863	690 313	304 463	323 310
	Establishments with no employees..	—	—	—	—	—	—	—	—
	Establishments with 1 employee....	131	55 069	4 337	976	131	10 412	4 626	4 731
	Establishments with 2 employees...	196	85 662	7 233	1 662	392	17 999	10 556	10 366
	Establishments with 3 or 4 employees.....	308	243 037	20 400	4 720	1 027	49 395	25 918	26 678
	Establishments with 5 or 6 employees.....	140	164 375	14 813	3 434	769	32 772	13 172	13 118
	Establishments with 7 to 9 employees.....	111	145 012	17 255	4 147	868	34 493	15 300	15 198
	Establishments with 10 to 14 employees.....	104	152 212	25 284	6 016	1 219	49 442	23 553	23 263
	Establishments with 15 to 19 employees.....	42	122 944	18 827	4 248	685	34 441	12 446	12 868
	Establishments with 20 to 49 employees.....	91	445 252	79 544	18 917	2 688	143 885	66 702	74 830
	Establishments with 50 to 99 employees.....	44	514 305	92 082	21 181	3 058	154 183	68 103	72 147
	Establishments with 100 employees or more	20	451 278	88 663	21 310	3 026	163 291	64 087	70 111
	Establishments not operated for the entire year	109	37 244	4 098	1 215	208	9 629	757	12 356
4218502	Custodial, janitors' equipment & supplies whsle								
	All establishments	2 356	4 430 938	654 149	153 460	22 107	1 195 973	387 593	409 881
	Establishments operated for the entire year	2 108	4 280 203	638 974	149 906	21 471	1 166 129	380 318	390 216
	Establishments with no employees..	1	D	D	D	a	D	D	D
	Establishments with 1 employee....	314	D	D	D	e	D	D	D
	Establishments with 2 employees...	239	179 567	11 812	2 661	478	26 010	5 496	5 639
	Establishments with 3 or 4 employees.....	368	283 234	29 766	6 755	1 277	58 877	16 205	16 567
	Establishments with 5 or 6 employees.....	284	343 466	39 147	9 049	1 555	77 211	22 970	23 782
	Establishments with 7 to 9 employees.....	257	468 453	57 254	13 271	2 027	110 741	38 780	40 349
	Establishments with 10 to 14 employees.....	248	555 939	81 263	19 069	2 893	148 413	56 473	56 506
	Establishments with 15 to 19 employees.....	136	486 402	69 259	16 226	2 285	128 664	42 642	43 944
	Establishments with 20 to 49 employees.....	209	1 051 375	195 889	46 925	6 140	341 737	111 953	114 124
	Establishments with 50 to 99 employees.....	40	D	D	D	h	D	D	D
	Establishments with 100 employees or more	12	360 708	50 657	11 900	1 776	96 333	27 448	27 578
	Establishments not operated for the entire year	248	150 735	15 175	3 554	636	29 844	7 275	19 665
4218503	Laundry & dry-cleaning equipment & supplies whsle								
	All establishments	699	4 123 097	240 347	56 352	6 526	457 056	165 141	175 557

See footnotes at end of table.

Table 2. Employment Size of Establishments: 1997—Con.

[Includes only establishments with payroll. For meaning of abbreviations and symbols, see introductory text. For explanation of terms, see Appendix A. For method of assignment to categories shown, see Appendix C]

NAICS code	Employment sizes of establishments by type of operation and kind of business ¹	Establishments (number)	Sales (\$1,000)	Annual payroll (\$1,000)	First-quarter payroll (\$1,000)	Paid employees for pay period including March 12 (number)	Operating expenses ² (\$1,000)	End-of-1996 inventories (\$1,000)	End-of-1997 inventories (\$1,000)
42	WHOLESALE TRADE—Con.								
421	Wholesale trade, durable goods—Con.								
4218503	Laundry & dry-cleaning equipment & supplies whsle—Con.								
	Establishments operated for the entire year	631	3 941 772	235 360	55 353	6 354	444 192	163 374	168 185
	Establishments with no employees...	—	—	—	—	—	—	—	—
	Establishments with 1 employee....	82	60 418	2 487	549	82	6 100	2 104	2 060
	Establishments with 2 employees...	60	116 645	3 374	897	120	8 358	2 483	2 689
	Establishments with 3 or 4 employees.....	112	400 033	11 058	2 430	384	25 219	10 094	9 450
	Establishments with 5 or 6 employees.....	83	283 393	13 205	3 135	451	26 057	9 034	9 255
	Establishments with 7 to 9 employees.....	81	336 521	20 615	4 347	633	41 269	15 358	16 308
	Establishments with 10 to 14 employees.....	95	1 506 715	42 033	10 364	1 119	78 052	33 748	33 691
	Establishments with 15 to 19 employees.....	39	D	D	D	f	D	D	D
	Establishments with 20 to 49 employees.....	71	537 140	80 723	20 162	2 175	143 700	55 694	57 624
	Establishments with 50 to 99 employees.....	7	D	D	D	e	D	D	D
	Establishments with 100 employees or more	1	D	D	D	e	D	D	D
	Establishments not operated for the entire year	68	181 325	4 987	999	172	12 864	1 767	7 372
4218504	Other service establishment equipment & supplies whsle								
	All establishments	2 457	5 068 067	537 533	122 280	17 174	1 012 070	443 719	464 132
	Establishments operated for the entire year	2 196	4 968 081	526 667	119 880	16 775	990 534	437 952	444 696
	Establishments with no employees...	—	—	—	—	—	—	—	—
	Establishments with 1 employee....	347	132 009	12 019	2 571	347	26 868	10 030	9 919
	Establishments with 2 employees...	287	146 458	14 906	3 339	574	32 332	10 752	10 981
	Establishments with 3 or 4 employees.....	473	583 157	47 449	10 423	1 646	98 761	40 298	38 997
	Establishments with 5 or 6 employees.....	317	512 076	48 509	10 827	1 734	98 522	39 832	40 889
	Establishments with 7 to 9 employees.....	282	855 188	67 337	15 565	2 207	134 766	63 491	66 364
	Establishments with 10 to 14 employees.....	228	803 050	84 136	19 380	2 639	161 326	89 274	89 078
	Establishments with 15 to 19 employees.....	99	D	D	D	g	D	D	D
	Establishments with 20 to 49 employees.....	136	894 377	126 265	29 723	3 862	223 468	102 613	103 491
	Establishments with 50 to 99 employees.....	22	D	D	D	g	D	D	D
	Establishments with 100 employees or more	5	D	D	D	f	D	D	D
	Establishments not operated for the entire year	261	99 986	10 866	2 400	399	21 536	5 767	19 436
42186	Transportation equipment & supplies (exc motor vehicle) whsle								
	All establishments	4 003	23 682 313	1 723 585	392 655	40 905	3 496 313	3 363 645	3 848 124
	Establishments operated for the entire year	3 519	23 190 936	1 690 162	384 847	39 874	3 427 275	3 335 551	3 759 211
	Establishments with no employees...	5	4 994	100	—	—	318	8	8
	Establishments with 1 employee....	646	700 339	33 968	7 348	646	73 398	40 111	43 276
	Establishments with 2 employees...	483	1 094 524	39 361	8 588	966	85 733	48 540	45 444
	Establishments with 3 or 4 employees.....	715	1 884 370	99 721	20 990	2 422	207 358	123 111	123 958
	Establishments with 5 or 6 employees.....	386	1 370 586	87 913	18 958	2 103	189 775	128 008	143 246
	Establishments with 7 to 9 employees.....	343	1 598 975	111 913	23 880	2 685	230 942	156 874	160 609
	Establishments with 10 to 14 employees.....	330	2 641 506	166 261	35 567	3 896	326 788	237 544	285 277
	Establishments with 15 to 19 employees.....	175	1 350 825	135 729	30 827	2 914	266 226	227 820	257 945
	Establishments with 20 to 49 employees.....	310	5 117 730	396 996	94 588	9 393	763 773	717 354	816 524
	Establishments with 50 to 99 employees.....	84	2 250 493	225 616	50 490	5 815	458 965	403 786	461 124
	Establishments with 100 employees or more	42	5 176 594	392 584	93 611	9 034	823 999	1 252 395	1 421 800
	Establishments not operated for the entire year	484	491 377	33 423	7 808	1 031	69 038	28 094	88 913

See footnotes at end of table.

Table 2. Employment Size of Establishments: 1997—Con.

[Includes only establishments with payroll. For meaning of abbreviations and symbols, see introductory text. For explanation of terms, see Appendix A. For method of assignment to categories shown, see Appendix C.]

NAICS code	Employment sizes of establishments by type of operation and kind of business ¹	Establishments (number)	Sales (\$1,000)	Annual payroll (\$1,000)	First-quarter payroll (\$1,000)	Paid employees for pay period including March 12 (number)	Operating expenses ² (\$1,000)	End-of-1996 inventories (\$1,000)	End-of-1997 inventories (\$1,000)
42	WHOLESALE TRADE—Con.								
421	Wholesale trade, durable goods—Con.								
421860	Transportation equipment & supplies (exc motor vehicle) whsle								
	All establishments	4 003	23 682 313	1 723 585	392 655	40 905	3 496 313	3 363 645	3 848 124
	Establishments operated for the entire year	3 519	23 190 936	1 690 162	384 847	39 874	3 427 275	3 335 551	3 759 211
	Establishments with no employees..	5	4 994	100	—	—	318	8	8
	Establishments with 1 employee....	646	700 339	33 968	7 348	646	73 398	40 111	43 276
	Establishments with 2 employees....	483	1 094 524	39 361	8 588	966	85 733	48 540	45 444
	Establishments with 3 or 4 employees.....	715	1 884 370	99 721	20 990	2 422	207 358	123 111	123 958
	Establishments with 5 or 6 employees.....	386	1 370 586	87 913	18 958	2 103	189 775	128 008	143 246
	Establishments with 7 to 9 employees.....	343	1 598 975	111 913	23 880	2 685	230 942	156 874	160 609
	Establishments with 10 to 14 employees.....	330	2 641 506	166 261	35 567	3 896	326 788	237 544	285 277
	Establishments with 15 to 19 employees.....	175	1 350 825	135 729	30 827	2 914	266 226	227 820	257 945
	Establishments with 20 to 49 employees.....	310	5 117 730	396 996	94 588	9 393	763 773	717 354	816 524
	Establishments with 50 to 99 employees.....	84	2 250 493	225 616	50 490	5 815	458 965	403 786	461 124
	Establishments with 100 employees or more	42	5 176 594	392 584	93 611	9 034	823 999	1 252 395	1 421 800
	Establishments not operated for the entire year	484	491 377	33 423	7 808	1 031	69 038	28 094	88 913
4218601	Aircraft & aeronautical equipment & supplies whsle								
	All establishments	2 428	17 709 438	1 162 838	264 642	25 666	2 349 636	2 691 851	3 095 765
	Establishments operated for the entire year	2 136	17 371 744	1 139 388	258 625	24 887	2 301 417	2 665 536	3 032 342
	Establishments with no employees..	4	D	D	D	a	D	D	D
	Establishments with 1 employee....	392	D	D	D	e	D	D	D
	Establishments with 2 employees....	291	812 204	24 387	5 158	582	56 208	36 548	32 884
	Establishments with 3 or 4 employees.....	434	1 406 032	66 640	13 648	1 477	138 215	89 336	89 042
	Establishments with 5 or 6 employees.....	239	D	D	D	g	D	D	D
	Establishments with 7 to 9 employees.....	208	1 171 877	76 557	15 771	1 629	160 429	107 459	109 115
	Establishments with 10 to 14 employees.....	188	2 099 183	107 053	22 479	2 208	217 498	181 103	225 480
	Establishments with 15 to 19 employees.....	103	794 374	86 418	19 538	1 714	172 299	150 913	178 689
	Establishments with 20 to 49 employees.....	196	3 957 504	271 399	66 273	5 970	524 558	552 381	621 509
	Establishments with 50 to 99 employees.....	53	1 615 426	148 608	32 669	3 615	323 492	299 464	339 841
	Establishments with 100 employees or more	28	4 104 156	275 074	65 749	5 996	526 477	1 121 901	1 294 153
	Establishments not operated for the entire year	292	337 694	23 450	6 017	779	48 219	26 315	63 423
4218602	Marine machinery, equipment, & supplies whsle								
	All establishments	952	3 513 978	344 478	78 973	9 314	752 493	436 185	464 489
	Establishments operated for the entire year	828	3 418 764	339 020	78 016	9 169	741 089	434 696	451 304
	Establishments with no employees..	1	D	D	D	a	D	D	D
	Establishments with 1 employee....	143	D	D	D	c	D	D	D
	Establishments with 2 employees....	115	118 709	7 773	1 621	230	16 087	8 060	8 040
	Establishments with 3 or 4 employees.....	166	231 645	17 930	4 043	564	38 194	20 469	20 999
	Establishments with 5 or 6 employees.....	89	D	D	D	e	D	D	D
	Establishments with 7 to 9 employees.....	94	296 585	25 050	6 038	737	49 546	35 460	36 435
	Establishments with 10 to 14 employees.....	88	344 700	37 020	7 991	1 042	70 493	41 828	44 173
	Establishments with 15 to 19 employees.....	43	361 529	31 072	7 375	713	60 509	55 267	56 249
	Establishments with 20 to 49 employees.....	63	512 183	66 133	14 638	1 884	138 261	99 576	111 800
	Establishments with 50 to 99 employees.....	18	D	D	D	g	D	D	D
	Establishments with 100 employees or more	8	D	D	D	g	D	D	D
	Establishments not operated for the entire year	124	95 214	5 458	957	145	11 404	1 489	13 185

See footnotes at end of table.

Table 2. Employment Size of Establishments: 1997—Con.

[Includes only establishments with payroll. For meaning of abbreviations and symbols, see introductory text. For explanation of terms, see Appendix A. For method of assignment to categories shown, see Appendix C.]

NAICS code	Employment sizes of establishments by type of operation and kind of business ¹	Establishments (number)	Sales (\$1,000)	Annual payroll (\$1,000)	First-quarter payroll (\$1,000)	Paid employees for pay period including March 12 (number)	Operating expenses ² (\$1,000)	End-of-1996 inventories (\$1,000)	End-of-1997 inventories (\$1,000)
42	WHOLESALE TRADE—Con.								
421	Wholesale trade, durable goods—Con.								
4218603	Other transportation equipment & supplies whsle								
	All establishments	623	2 458 897	216 269	49 040	5 925	394 184	235 609	287 870
	Establishments operated for the entire year	555	2 400 428	211 754	48 206	5 818	384 769	235 319	275 565
	Establishments with no employees..	—	—	—	—	—	—	—	—
	Establishments with 1 employee....	111	172 441	5 879	1 355	111	12 826	7 252	8 278
	Establishments with 2 employees...	77	163 611	7 201	1 809	154	13 438	3 932	4 520
	Establishments with 3 or 4 employees.....	115	246 693	15 151	3 299	381	30 949	13 306	13 917
	Establishments with 5 or 6 employees.....	58	132 394	9 832	2 345	316	20 419	14 170	15 038
	Establishments with 7 to 9 employees.....	41	130 513	10 306	2 071	319	20 967	13 955	15 059
	Establishments with 10 to 14 employees.....	54	197 623	22 188	5 097	646	38 797	14 613	15 624
	Establishments with 15 to 19 employees.....	29	194 922	18 239	3 914	487	33 418	21 640	23 007
	Establishments with 20 to 49 employees.....	51	648 043	59 464	13 677	1 539	100 954	65 397	83 215
	Establishments with 50 to 99 employees.....	13	D	D	D	f	D	D	D
	Establishments with 100 employees or more	6	D	D	D	f	D	D	D
	Establishments not operated for the entire year	68	58 469	4 515	834	107	9 415	290	12 305
4219	Miscellaneous durable goods whsle								
	All establishments	37 783	185 455 758	11 070 270	2 568 951	351 839	26 719 259	16 783 297	17 787 453
	Establishments operated for the entire year	32 187	179 761 626	10 715 207	2 476 839	338 007	25 871 420	16 486 468	16 886 973
	Establishments with no employees..	17	4 351	454	3	—	1 007	233	168
	Establishments with 1 employee....	7 178	5 515 171	257 589	56 208	7 178	658 474	526 693	540 100
	Establishments with 2 employees...	4 715	5 833 761	271 254	60 207	9 430	680 336	502 991	511 928
	Establishments with 3 or 4 employees.....	5 899	11 258 631	568 948	128 620	20 235	1 408 889	963 380	996 978
	Establishments with 5 or 6 employees.....	3 522	10 301 866	562 206	126 968	19 119	1 346 473	846 240	889 199
	Establishments with 7 to 9 employees.....	2 970	12 362 823	684 167	153 312	23 398	1 587 318	1 047 002	1 031 059
	Establishments with 10 to 14 employees.....	2 711	15 432 545	967 747	214 324	31 640	2 163 366	1 253 222	1 279 844
	Establishments with 15 to 19 employees.....	1 462	10 474 951	740 364	168 683	24 527	1 656 741	1 054 530	1 112 203
	Establishments with 20 to 49 employees.....	2 622	33 995 433	2 436 930	565 576	78 120	5 725 445	3 212 573	3 326 693
	Establishments with 50 to 99 employees.....	715	23 807 514	1 560 019	360 742	48 596	3 542 653	2 486 977	2 515 805
	Establishments with 100 employees or more	376	50 774 580	2 665 529	642 196	75 764	7 100 718	4 592 627	4 682 996
	Establishments not operated for the entire year	5 596	5 694 132	355 063	92 112	13 832	847 839	296 829	900 480
42191	Sporting & recreational goods & supplies whsle								
	All establishments	6 080	28 233 685	1 897 111	436 625	59 861	4 443 020	3 259 908	3 445 812
	Establishments operated for the entire year	5 320	27 372 825	1 841 520	421 696	57 716	4 317 475	3 191 365	3 268 049
	Establishments with no employees..	2	D	D	D	a	D	D	D
	Establishments with 1 employee....	1 115	D	D	D	g	D	D	D
	Establishments with 2 employees...	689	D	D	D	g	D	D	D
	Establishments with 3 or 4 employees.....	911	1 942 581	94 748	20 616	3 151	233 479	109 328	113 532
	Establishments with 5 or 6 employees.....	606	1 812 554	98 952	21 940	3 283	232 892	145 282	149 029
	Establishments with 7 to 9 employees.....	570	2 171 426	139 825	31 454	4 518	308 343	192 651	188 136
	Establishments with 10 to 14 employees.....	514	2 681 153	190 167	41 537	5 999	415 072	302 052	307 442
	Establishments with 15 to 19 employees.....	268	1 858 565	136 496	30 895	4 452	297 978	220 810	232 394
	Establishments with 20 to 49 employees.....	460	5 099 074	405 043	91 201	13 403	969 936	874 066	871 669
	Establishments with 50 to 99 employees.....	118	2 703 563	220 351	50 098	7 865	558 562	480 707	512 454
	Establishments with 100 employees or more	67	6 943 095	470 576	116 095	12 552	1 087 306	770 861	795 739
	Establishments not operated for the entire year	760	860 860	55 591	14 929	2 145	125 545	68 543	177 763

See footnotes at end of table.

Table 2. Employment Size of Establishments: 1997—Con.

[Includes only establishments with payroll. For meaning of abbreviations and symbols, see introductory text. For explanation of terms, see Appendix A. For method of assignment to categories shown, see Appendix C.]

NAICS code	Employment sizes of establishments by type of operation and kind of business ¹	Establishments (number)	Sales (\$1,000)	Annual payroll (\$1,000)	First-quarter payroll (\$1,000)	Paid employees for pay period including March 12 (number)	Operating expenses ² (\$1,000)	End-of-1996 inventories (\$1,000)	End-of-1997 inventories (\$1,000)
42	WHOLESALE TRADE—Con.								
421	Wholesale trade, durable goods—Con.								
421910	Sporting & recreational goods & supplies whsle								
	All establishments	6 080	28 233 685	1 897 111	436 625	59 861	4 443 020	3 259 908	3 445 812
	Establishments operated for the entire year	5 320	27 372 825	1 841 520	421 696	57 716	4 317 475	3 191 365	3 268 049
	Establishments with no employees..	2	D	D	D	a	D	D	D
	Establishments with 1 employee....	1 115	D	D	D	g	D	D	D
	Establishments with 2 employees...	689	D	D	D	g	D	D	D
	Establishments with 3 or 4 employees.....	911	1 942 581	94 748	20 616	3 151	233 479	109 328	113 532
	Establishments with 5 or 6 employees.....	606	1 812 554	98 952	21 940	3 283	232 892	145 282	149 029
	Establishments with 7 to 9 employees.....	570	2 171 426	139 825	31 454	4 518	308 343	192 651	188 136
	Establishments with 10 to 14 employees.....	514	2 681 153	190 167	41 537	5 999	415 072	302 052	307 442
	Establishments with 15 to 19 employees.....	268	1 858 565	136 496	30 895	4 452	297 978	220 810	232 394
	Establishments with 20 to 49 employees.....	460	5 099 074	405 043	91 201	13 403	969 936	874 066	871 669
	Establishments with 50 to 99 employees.....	118	2 703 563	220 351	50 098	7 865	558 562	480 707	512 454
	Establishments with 100 employees or more	67	6 943 095	470 576	116 095	12 552	1 087 306	770 861	795 739
	Establishments not operated for the entire year.....	760	860 860	55 591	14 929	2 145	125 545	68 543	177 763
42192	Toy & hobby goods & supplies whsle								
	All establishments	3 229	20 166 025	1 229 055	281 210	36 337	3 986 369	2 244 711	2 378 047
	Establishments operated for the entire year	2 777	19 697 014	1 200 326	274 582	35 262	3 892 370	2 222 986	2 279 597
	Establishments with no employees..	3	456	12	-	-	69	73	-
	Establishments with 1 employee....	576	D	D	D	f	D	D	D
	Establishments with 2 employees...	397	D	D	D	f	D	D	D
	Establishments with 3 or 4 employees.....	544	932 610	52 617	12 481	1 852	135 792	76 992	77 802
	Establishments with 5 or 6 employees.....	342	1 236 866	58 169	12 205	1 843	163 040	81 502	85 292
	Establishments with 7 to 9 employees.....	235	1 235 956	57 342	11 743	1 843	152 076	86 063	88 904
	Establishments with 10 to 14 employees.....	241	D	D	D	h	D	D	D
	Establishments with 15 to 19 employees.....	109	634 309	49 853	11 670	1 830	128 129	86 561	93 115
	Establishments with 20 to 49 employees.....	217	2 764 380	227 795	52 658	6 561	628 198	356 118	396 685
	Establishments with 50 to 99 employees.....	67	2 552 586	166 648	36 347	4 783	427 526	385 936	384 954
	Establishments with 100 employees or more	46	7 693 868	447 467	106 008	12 369	1 881 348	925 244	924 621
	Establishments not operated for the entire year.....	452	469 011	28 729	6 628	1 075	93 999	21 725	98 450
421920	Toy & hobby goods & supplies whsle								
	All establishments	3 229	20 166 025	1 229 055	281 210	36 337	3 986 369	2 244 711	2 378 047
	Establishments operated for the entire year	2 777	19 697 014	1 200 326	274 582	35 262	3 892 370	2 222 986	2 279 597
	Establishments with no employees..	3	456	12	-	-	69	73	-
	Establishments with 1 employee....	576	D	D	D	f	D	D	D
	Establishments with 2 employees...	397	D	D	D	f	D	D	D
	Establishments with 3 or 4 employees.....	544	932 610	52 617	12 481	1 852	135 792	76 992	77 802
	Establishments with 5 or 6 employees.....	342	1 236 866	58 169	12 205	1 843	163 040	81 502	85 292
	Establishments with 7 to 9 employees.....	235	1 235 956	57 342	11 743	1 843	152 076	86 063	88 904
	Establishments with 10 to 14 employees.....	241	D	D	D	h	D	D	D
	Establishments with 15 to 19 employees.....	109	634 309	49 853	11 670	1 830	128 129	86 561	93 115
	Establishments with 20 to 49 employees.....	217	2 764 380	227 795	52 658	6 561	628 198	356 118	396 685
	Establishments with 50 to 99 employees.....	67	2 552 586	166 648	36 347	4 783	427 526	385 936	384 954
	Establishments with 100 employees or more	46	7 693 868	447 467	106 008	12 369	1 881 348	925 244	924 621
	Establishments not operated for the entire year.....	452	469 011	28 729	6 628	1 075	93 999	21 725	98 450
42193	Recyclable material whsle								
	All establishments	9 088	38 748 659	3 229 092	753 824	114 992	7 356 493	1 995 204	2 099 709

See footnotes at end of table.

Table 2. Employment Size of Establishments: 1997—Con.

[Includes only establishments with payroll. For meaning of abbreviations and symbols, see introductory text. For explanation of terms, see Appendix A. For method of assignment to categories shown, see Appendix C]

NAICS code	Employment sizes of establishments by type of operation and kind of business ¹	Establishments (number)	Sales (\$1,000)	Annual payroll (\$1,000)	First-quarter payroll (\$1,000)	Paid employees for pay period including March 12 (number)	Operating expenses ² (\$1,000)	End-of-1996 inventories (\$1,000)	End-of-1997 inventories (\$1,000)
42	WHOLESALE TRADE—Con.								
421	Wholesale trade, durable goods—Con.								
42193	Recyclable material whsle—Con.								
	Establishments operated for the entire year	7 990	37 708 196	3 124 775	724 772	110 766	7 127 862	1 960 309	1 995 078
	Establishments with no employees... D	1	D	D	D	a	D	D	D
	Establishments with 1 employee....	1 108	581 954	38 484	8 297	1 108	94 325	19 062	18 978
	Establishments with 2 employees....	879	918 676	46 768	10 315	1 758	114 985	36 295	32 627
	Establishments with 3 or 4 employees.....	1 246	2 194 161	118 679	26 302	4 291	292 551	52 683	52 757
	Establishments with 5 or 6 employees.....	844	2 245 429	121 690	27 558	4 611	277 572	54 698	60 782
	Establishments with 7 to 9 employees.....	841	3 120 104	169 051	38 456	6 640	401 850	101 311	97 513
	Establishments with 10 to 14 employees.....	946	D	D	D	j	D	D	D
	Establishments with 15 to 19 employees.....	578	D	D	D	i	D	D	D
	Establishments with 20 to 49 employees.....	1 135	D	D	D	k	D	D	D
	Establishments with 50 to 99 employees.....	312	D	D	D	j	D	D	D
	Establishments with 100 employees or more	100	D	D	D	j	D	D	D
	Establishments not operated for the entire year	1 098	1 040 463	104 317	29 052	4 226	228 631	34 895	104 631
421930	Recyclable material whsle								
	All establishments	9 088	38 748 659	3 229 092	753 824	114 992	7 356 493	1 995 204	2 099 709
	Establishments operated for the entire year	7 990	37 708 196	3 124 775	724 772	110 766	7 127 862	1 960 309	1 995 078
	Establishments with no employees... D	1	D	D	D	a	D	D	D
	Establishments with 1 employee....	1 108	581 954	38 484	8 297	1 108	94 325	19 062	18 978
	Establishments with 2 employees....	879	918 676	46 768	10 315	1 758	114 985	36 295	32 627
	Establishments with 3 or 4 employees.....	1 246	2 194 161	118 679	26 302	4 291	292 551	52 683	52 757
	Establishments with 5 or 6 employees.....	844	2 245 429	121 690	27 558	4 611	277 572	54 698	60 782
	Establishments with 7 to 9 employees.....	841	3 120 104	169 051	38 456	6 640	401 850	101 311	97 513
	Establishments with 10 to 14 employees.....	946	D	D	D	j	D	D	D
	Establishments with 15 to 19 employees.....	578	D	D	D	i	D	D	D
	Establishments with 20 to 49 employees.....	1 135	D	D	D	k	D	D	D
	Establishments with 50 to 99 employees.....	312	D	D	D	j	D	D	D
	Establishments with 100 employees or more	100	D	D	D	j	D	D	D
	Establishments not operated for the entire year	1 098	1 040 463	104 317	29 052	4 226	228 631	34 895	104 631
4219301	Iron & steel scrap processors & dealers								
	All establishments	3 480	18 205 778	1 296 382	312 027	43 789	3 264 863	1 010 200	1 055 403
	Establishments operated for the entire year	3 071	17 694 451	1 247 165	296 998	41 775	3 152 299	983 945	981 831
	Establishments with no employees... D	—	—	—	—	—	—	—	—
	Establishments with 1 employee....	435	183 777	13 929	3 026	435	37 575	9 099	9 205
	Establishments with 2 employees....	304	454 220	15 072	3 649	608	38 797	13 270	14 205
	Establishments with 3 or 4 employees.....	506	1 119 130	44 940	10 732	1 763	126 034	27 222	27 258
	Establishments with 5 or 6 employees.....	327	1 125 941	45 815	11 321	1 786	112 003	23 615	24 226
	Establishments with 7 to 9 employees.....	332	D	D	D	h	D	D	D
	Establishments with 10 to 14 employees.....	347	D	D	D	h	D	D	D
	Establishments with 15 to 19 employees.....	227	D	D	D	h	D	D	D
	Establishments with 20 to 49 employees.....	443	5 144 904	400 848	97 870	13 314	1 022 866	337 619	344 520
	Establishments with 50 to 99 employees.....	117	D	D	D	i	D	D	D
	Establishments with 100 employees or more	33	2 424 364	184 770	44 087	5 428	512 363	159 096	145 541
	Establishments not operated for the entire year	409	511 327	49 217	15 029	2 014	112 564	26 255	73 572
42193011	Iron & steel scrap processors (using power processing equipment)								
	All establishments	2 308	12 550 221	1 100 834	258 643	36 303	2 811 604	882 998	899 925

See footnotes at end of table.

Table 2. Employment Size of Establishments: 1997—Con.

[Includes only establishments with payroll. For meaning of abbreviations and symbols, see introductory text. For explanation of terms, see Appendix A. For method of assignment to categories shown, see Appendix C.]

NAICS code	Employment sizes of establishments by type of operation and kind of business ¹	Establishments (number)	Sales (\$1,000)	Annual payroll (\$1,000)	First-quarter payroll (\$1,000)	Paid employees for pay period including March 12 (number)	Operating expenses ² (\$1,000)	End-of-1996 inventories (\$1,000)	End-of-1997 inventories (\$1,000)
42	WHOLESALE TRADE—Con.								
421	Wholesale trade, durable goods—Con.								
42193011	Iron & steel scrap processors (using power processing equipment)—Con.								
	Establishments operated for the entire year	2 056	12 229 840	1 067 410	250 003	34 934	2 731 174	858 110	853 008
	Establishments with no employees..	—	—	—	—	—	—	—	—
	Establishments with 1 employee....	216	94 081	7 458	1 515	216	20 769	6 297	6 284
	Establishments with 2 employees...	152	85 941	6 939	1 545	304	19 203	3 836	4 538
	Establishments with 3 or 4 employees.....	287	508 373	26 866	5 968	1 011	80 330	18 484	18 183
	Establishments with 5 or 6 employees.....	201	D	D	D	g	D	D	D
	Establishments with 7 to 9 employees.....	228	D	D	D	g	D	D	D
	Establishments with 10 to 14 employees.....	266	840 114	83 416	18 751	3 157	212 528	56 586	59 654
	Establishments with 15 to 19 employees.....	189	D	D	D	h	D	D	D
	Establishments with 20 to 49 employees.....	375	D	D	D	j	D	D	D
	Establishments with 50 to 99 employees.....	109	D	D	D	i	D	D	D
	Establishments with 100 employees or more	33	2 424 364	184 770	44 087	5 428	512 363	159 096	145 541
	Establishments not operated for the entire year.....	252	320 381	33 424	8 640	1 369	80 430	24 888	46 917
42193012	Iron & steel scrap processors (not using power processing equip)								
	All establishments	1 172	5 655 557	195 548	53 384	7 486	453 259	127 202	155 478
	Establishments operated for the entire year	1 015	5 464 611	179 755	46 995	6 841	421 125	125 835	128 823
	Establishments with no employees..	—	—	—	—	—	—	—	—
	Establishments with 1 employee....	219	89 696	6 471	1 511	219	16 806	2 802	2 921
	Establishments with 2 employees...	152	368 279	8 133	2 104	304	19 594	9 434	9 667
	Establishments with 3 or 4 employees.....	219	610 757	18 074	4 764	752	45 704	8 738	9 075
	Establishments with 5 or 6 employees.....	126	D	D	D	f	D	D	D
	Establishments with 7 to 9 employees.....	104	D	D	D	f	D	D	D
	Establishments with 10 to 14 employees.....	81	D	D	D	f	D	D	D
	Establishments with 15 to 19 employees.....	38	D	D	D	f	D	D	D
	Establishments with 20 to 49 employees.....	68	D	D	D	g	D	D	D
	Establishments with 50 to 99 employees.....	8	119 692	16 044	3 856	523	33 767	9 281	7 793
	Establishments with 100 employees or more	—	—	—	—	—	—	—	—
	Establishments not operated for the entire year.....	157	190 946	15 793	6 389	645	32 134	1 367	26 655
4219302	Recyclable paper & paperboard whsle								
	All establishments	1 588	5 592 266	587 535	135 538	20 596	1 275 184	121 261	133 560
	Establishments operated for the entire year	1 398	5 474 725	571 710	130 732	19 824	1 240 396	119 718	127 759
	Establishments with no employees..	—	—	—	—	—	—	—	—
	Establishments with 1 employee....	164	D	D	D	c	D	D	D
	Establishments with 2 employees...	136	88 357	6 921	1 479	272	15 331	1 278	1 432
	Establishments with 3 or 4 employees.....	201	316 613	22 155	4 760	703	49 023	4 111	4 495
	Establishments with 5 or 6 employees.....	142	256 369	21 563	4 946	784	48 274	4 588	4 927
	Establishments with 7 to 9 employees.....	145	D	D	D	g	D	D	D
	Establishments with 10 to 14 employees.....	181	664 999	67 337	13 900	2 097	145 446	12 668	15 020
	Establishments with 15 to 19 employees.....	128	D	D	D	g	D	D	D
	Establishments with 20 to 49 employees.....	226	D	D	D	i	D	D	D
	Establishments with 50 to 99 employees.....	66	D	D	D	h	D	D	D
	Establishments with 100 employees or more	9	306 225	38 887	9 358	1 345	82 066	9 629	9 925
	Establishments not operated for the entire year.....	190	117 541	15 825	4 806	772	34 788	1 543	5 801
4219303	Other recyclable material whsle								
	All establishments	4 020	14 950 615	1 345 175	306 259	50 607	2 816 446	863 743	910 746

See footnotes at end of table.

Table 2. Employment Size of Establishments: 1997—Con.

[Includes only establishments with payroll. For meaning of abbreviations and symbols, see introductory text. For explanation of terms, see Appendix A. For method of assignment to categories shown, see Appendix C.]

NAICS code	Employment sizes of establishments by type of operation and kind of business ¹	Establishments (number)	Sales (\$1,000)	Annual payroll (\$1,000)	First-quarter payroll (\$1,000)	Paid employees for pay period including March 12 (number)	Operating expenses ² (\$1,000)	End-of-1996 inventories (\$1,000)	End-of-1997 inventories (\$1,000)
42	WHOLESALE TRADE—Con.								
421	Wholesale trade, durable goods—Con.								
4219303	Other recyclable material whsle —Con.								
	Establishments operated for the entire year	3 521	14 539 020	1 305 900	297 042	49 167	2 735 167	856 646	885 488
	Establishments with no employees..	1	D	D	D	a	D	D	D
	Establishments with 1 employee....	509	D	D	D	f	D	D	D
	Establishments with 2 employees...	439	376 099	24 775	5 187	878	60 857	21 747	16 990
	Establishments with 3 or 4 employees.....	539	758 418	51 584	10 810	1 825	117 494	21 350	21 004
	Establishments with 5 or 6 employees.....	375	863 119	54 312	11 291	2 041	117 295	26 495	31 629
	Establishments with 7 to 9 employees.....	364	1 047 535	75 371	16 586	2 866	172 924	59 236	56 874
	Establishments with 10 to 14 employees.....	418	1 738 831	133 930	30 122	4 902	283 859	74 005	78 026
	Establishments with 15 to 19 employees.....	223	948 879	98 812	22 149	3 747	197 439	55 741	62 640
	Establishments with 20 to 49 employees.....	466	D	D	D	j	D	D	D
	Establishments with 50 to 99 employees.....	129	2 436 338	243 294	57 109	8 751	495 893	151 557	156 261
	Establishments with 100 employees or more	58	D	D	D	i	D	D	D
	Establishments not operated for the entire year	499	411 595	39 275	9 217	1 440	81 279	7 097	25 258
42194	Jewelry/watch/silverware/precious stone, & precious metal whsle								
	All establishments	7 689	32 398 553	1 702 770	386 713	49 820	4 023 822	5 159 492	5 475 085
	Establishments operated for the entire year	6 678	31 443 624	1 652 356	376 635	48 341	3 901 025	5 125 924	5 162 894
	Establishments with no employees..	2	D	D	D	a	D	D	D
	Establishments with 1 employee....	1 834	1 865 910	69 072	15 271	1 834	182 193	324 730	335 049
	Establishments with 2 employees...	1 239	1 756 174	74 313	17 568	2 478	186 030	296 312	303 211
	Establishments with 3 or 4 employees.....	1 392	3 233 917	140 412	32 395	4 765	345 417	561 104	581 593
	Establishments with 5 or 6 employees.....	739	2 449 125	131 924	30 263	4 018	313 970	420 750	440 222
	Establishments with 7 to 9 employees.....	515	2 765 120	128 658	29 476	4 022	293 736	462 109	449 073
	Establishments with 10 to 14 employees.....	376	2 558 693	141 723	30 524	4 346	308 639	400 895	406 046
	Establishments with 15 to 19 employees.....	203	D	D	D	h	D	D	D
	Establishments with 20 to 49 employees.....	247	D	D	D	i	D	D	D
	Establishments with 50 to 99 employees.....	81	D	D	D	i	D	D	D
	Establishments with 100 employees or more	50	D	D	D	j	D	D	D
	Establishments not operated for the entire year	1 011	954 929	50 414	10 078	1 479	122 797	33 568	312 191
421940	Jewelry/watch/silverware/precious stone, & precious metal whsle								
	All establishments	7 689	32 398 553	1 702 770	386 713	49 820	4 023 822	5 159 492	5 475 085
	Establishments operated for the entire year	6 678	31 443 624	1 652 356	376 635	48 341	3 901 025	5 125 924	5 162 894
	Establishments with no employees..	2	D	D	D	a	D	D	D
	Establishments with 1 employee....	1 834	1 865 910	69 072	15 271	1 834	182 193	324 730	335 049
	Establishments with 2 employees...	1 239	1 756 174	74 313	17 568	2 478	186 030	296 312	303 211
	Establishments with 3 or 4 employees.....	1 392	3 233 917	140 412	32 395	4 765	345 417	561 104	581 593
	Establishments with 5 or 6 employees.....	739	2 449 125	131 924	30 263	4 018	313 970	420 750	440 222
	Establishments with 7 to 9 employees.....	515	2 765 120	128 658	29 476	4 022	293 736	462 109	449 073
	Establishments with 10 to 14 employees.....	376	2 558 693	141 723	30 524	4 346	308 639	400 895	406 046
	Establishments with 15 to 19 employees.....	203	D	D	D	h	D	D	D
	Establishments with 20 to 49 employees.....	247	D	D	D	i	D	D	D
	Establishments with 50 to 99 employees.....	81	D	D	D	i	D	D	D
	Establishments with 100 employees or more	50	D	D	D	j	D	D	D
	Establishments not operated for the entire year	1 011	954 929	50 414	10 078	1 479	122 797	33 568	312 191

See footnotes at end of table.

Table 2. Employment Size of Establishments: 1997—Con.

[Includes only establishments with payroll. For meaning of abbreviations and symbols, see introductory text. For explanation of terms, see Appendix A. For method of assignment to categories shown, see Appendix C.]

NAICS code	Employment sizes of establishments by type of operation and kind of business ¹	Establishments (number)	Sales (\$1,000)	Annual payroll (\$1,000)	First-quarter payroll (\$1,000)	Paid employees for pay period including March 12 (number)	Operating expenses ² (\$1,000)	End-of-1996 inventories (\$1,000)	End-of-1997 inventories (\$1,000)
42	WHOLESALE TRADE—Con.								
421	Wholesale trade, durable goods—Con.								
4219401	Jewelry, watch, diamonds, precious stone, & silverware whsle								
	All establishments	7 116	22 519 342	1 579 391	357 866	46 813	3 757 465	4 412 551	4 749 183
	Establishments operated for the entire year	6 180	21 639 660	1 530 862	348 131	45 384	3 639 428	4 381 504	4 459 056
	Establishments with no employees..	2	D	D	D	a	D	D	D
	Establishments with 1 employee....	1 691	1 622 673	62 056	13 759	1 691	165 405	292 302	300 984
	Establishments with 2 employees...	1 150	1 522 823	68 156	16 123	2 300	171 263	270 258	276 946
	Establishments with 3 or 4 employees.....	1 271	2 757 810	128 775	29 711	4 357	316 035	521 466	537 959
	Establishments with 5 or 6 employees.....	681	D	D	D	h	D	D	D
	Establishments with 7 to 9 employees.....	486	1 906 244	118 797	26 960	3 790	274 221	379 368	396 507
	Establishments with 10 to 14 employees.....	351	2 047 497	132 463	28 464	4 061	288 159	347 306	356 101
	Establishments with 15 to 19 employees.....	195	1 592 193	109 036	25 148	3 264	253 499	411 614	425 695
	Establishments with 20 to 49 employees.....	231	2 439 464	230 642	53 707	6 906	546 035	578 004	633 920
	Establishments with 50 to 99 employees.....	74	D	D	D	i	D	D	D
	Establishments with 100 employees or more	48	D	D	D	j	D	D	D
	Establishments not operated for the entire year	936	879 682	48 529	9 735	1 429	118 037	31 047	290 127
4219402	Precious metal (excluding ores) whsle								
	All establishments	573	9 879 211	123 379	28 847	3 007	266 357	746 941	725 902
	Establishments operated for the entire year	498	9 803 964	121 494	28 504	2 957	261 597	744 420	703 838
	Establishments with no employees..	—	—	—	—	—	—	—	—
	Establishments with 1 employee....	143	243 237	7 016	1 512	143	16 788	32 428	34 065
	Establishments with 2 employees...	89	233 351	6 157	1 445	178	14 767	26 054	26 265
	Establishments with 3 or 4 employees.....	121	476 107	11 637	2 684	408	29 382	39 638	43 634
	Establishments with 5 or 6 employees.....	58	D	D	D	e	D	D	D
	Establishments with 7 to 9 employees.....	29	858 876	9 861	2 516	232	19 515	82 741	52 566
	Establishments with 10 to 14 employees.....	25	511 196	9 260	2 060	285	20 480	53 589	49 945
	Establishments with 15 to 19 employees.....	8	D	D	D	c	D	D	D
	Establishments with 20 to 49 employees.....	16	D	D	D	e	D	D	D
	Establishments with 50 to 99 employees.....	7	3 404 577	29 962	7 261	543	54 505	322 924	303 104
	Establishments with 100 employees or more	2	D	D	D	c	D	D	D
	Establishments not operated for the entire year	75	75 247	1 885	343	50	4 760	2 521	22 064
42199	Other miscellaneous durable goods whsle								
	All establishments	11 697	65 908 836	3 012 242	710 579	90 829	6 909 555	4 123 982	4 388 800
	Establishments operated for the entire year	9 422	63 539 967	2 896 230	679 154	85 922	6 632 688	3 985 884	4 181 355
	Establishments with no employees..	9	2 664	320	3	—	678	111	78
	Establishments with 1 employee....	2 545	1 525 595	83 847	18 266	2 545	213 580	94 772	96 723
	Establishments with 2 employees...	1 511	1 419 972	82 294	17 947	3 022	205 112	86 897	90 420
	Establishments with 3 or 4 employees.....	1 806	2 955 362	162 492	36 826	6 176	401 650	163 273	171 294
	Establishments with 5 or 6 employees.....	991	2 557 892	151 471	35 002	5 364	358 999	144 008	153 874
	Establishments with 7 to 9 employees.....	809	3 070 217	189 291	42 183	6 375	431 313	204 868	207 433
	Establishments with 10 to 14 employees.....	634	4 673 993	237 094	53 174	7 403	501 232	240 131	243 036
	Establishments with 15 to 19 employees.....	304	2 664 333	170 488	38 449	5 142	374 978	166 329	174 888
	Establishments with 20 to 49 employees.....	563	11 904 339	560 587	129 663	16 503	1 238 857	644 453	653 838
	Establishments with 50 to 99 employees.....	137	7 444 171	353 797	84 275	9 224	784 148	544 106	565 406
	Establishments with 100 employees or more	113	25 321 429	904 549	223 366	24 168	2 122 141	1 696 936	1 824 365
	Establishments not operated for the entire year	2 275	2 368 869	116 012	31 425	4 907	276 867	138 098	207 445

See footnotes at end of table.

Table 2. Employment Size of Establishments: 1997—Con.

[Includes only establishments with payroll. For meaning of abbreviations and symbols, see introductory text. For explanation of terms, see Appendix A. For method of assignment to categories shown, see Appendix C.]

NAICS code	Employment sizes of establishments by type of operation and kind of business ¹	Establishments (number)	Sales (\$1,000)	Annual payroll (\$1,000)	First-quarter payroll (\$1,000)	Paid employees for pay period including March 12 (number)	Operating expenses ² (\$1,000)	End-of-1996 inventories (\$1,000)	End-of-1997 inventories (\$1,000)
42	WHOLESALE TRADE—Con.								
421	Wholesale trade, durable goods—Con.								
421990	Other miscellaneous durable goods whsle								
	All establishments	11 697	65 908 836	3 012 242	710 579	90 829	6 909 555	4 123 982	4 388 800
	Establishments operated for the entire year	9 422	63 539 967	2 896 230	679 154	85 922	6 632 688	3 985 884	4 181 355
	Establishments with no employees ..	9	2 664	320	3	—	678	111	78
	Establishments with 1 employee	2 545	1 525 595	83 847	18 266	2 545	213 580	94 772	96 723
	Establishments with 2 employees	1 511	1 419 972	82 294	17 947	3 022	205 112	86 897	90 420
	Establishments with 3 or 4 employees	1 806	2 955 362	162 492	36 826	6 176	401 650	163 273	171 294
	Establishments with 5 or 6 employees	991	2 557 892	151 471	35 002	5 364	358 999	144 008	153 874
	Establishments with 7 to 9 employees	809	3 070 217	189 291	42 183	6 375	431 313	204 868	207 433
	Establishments with 10 to 14 employees	634	4 673 993	237 094	53 174	7 403	501 232	240 131	243 036
	Establishments with 15 to 19 employees	304	2 664 333	170 488	38 449	5 142	374 978	166 329	174 888
	Establishments with 20 to 49 employees	563	11 904 339	560 587	129 663	16 503	1 238 857	644 453	653 838
	Establishments with 50 to 99 employees	137	7 444 171	353 797	84 275	9 224	784 148	544 106	565 406
	Establishments with 100 employees or more	113	25 321 429	904 549	223 366	24 168	2 122 141	1 696 936	1 824 365
	Establishments not operated for the entire year	2 275	2 368 869	116 012	31 425	4 907	276 867	138 098	207 445
4219901	Musical instruments & supplies whsle								
	All establishments	512	2 474 693	180 103	41 714	4 906	442 398	337 463	344 022
	Establishments operated for the entire year	429	2 432 045	177 779	41 333	4 815	436 400	336 609	337 484
	Establishments with no employees ..	—	—	—	—	—	—	—	—
	Establishments with 1 employee	96	51 527	2 789	636	96	6 664	5 234	5 330
	Establishments with 2 employees	52	42 024	2 206	484	104	5 993	4 188	4 378
	Establishments with 3 or 4 employees	86	95 677	8 119	1 741	295	21 395	12 757	13 725
	Establishments with 5 or 6 employees	38	81 969	5 980	1 431	207	15 378	8 283	8 515
	Establishments with 7 to 9 employees	43	168 443	10 920	2 594	341	29 394	22 758	24 495
	Establishments with 10 to 14 employees	30	270 607	12 329	2 522	358	28 719	22 779	25 815
	Establishments with 15 to 19 employees	26	133 414	13 594	3 183	445	34 488	23 924	22 613
	Establishments with 20 to 49 employees	30	389 034	32 294	6 935	910	71 478	40 606	39 381
	Establishments with 50 to 99 employees	24	862 960	61 991	14 472	1 526	161 940	148 910	143 748
	Establishments with 100 employees or more	4	336 390	27 557	7 335	533	60 951	47 170	49 484
	Establishments not operated for the entire year	83	42 648	2 324	381	91	5 998	854	6 538
4219902	Forest products (except lumber) whsle								
	All establishments	2 032	11 386 630	406 277	92 740	11 396	1 012 052	433 470	465 668
	Establishments operated for the entire year	1 656	11 103 051	392 385	89 287	10 787	974 301	432 428	445 906
	Establishments with no employees ..	1	D	D	D	a	D	D	D
	Establishments with 1 employee	397	362 868	13 618	3 112	397	42 072	17 379	17 990
	Establishments with 2 employees	262	430 640	15 465	3 237	524	39 762	17 034	19 285
	Establishments with 3 or 4 employees	342	909 522	34 729	7 553	1 165	102 394	38 461	38 845
	Establishments with 5 or 6 employees	208	1 057 787	36 761	8 200	1 127	102 035	35 787	41 746
	Establishments with 7 to 9 employees	160	1 072 114	39 881	8 916	1 268	108 641	41 145	47 229
	Establishments with 10 to 14 employees	115	1 467 532	44 998	10 441	1 336	104 445	35 656	37 969
	Establishments with 15 to 19 employees	63	739 972	41 266	8 778	1 053	99 039	34 327	34 569
	Establishments with 20 to 49 employees	84	D	D	D	g	D	D	D
	Establishments with 50 to 99 employees	23	1 904 522	51 871	12 540	1 363	114 409	64 187	66 622
	Establishments with 100 employees or more	1	D	D	D	c	D	D	D
	Establishments not operated for the entire year	376	283 579	13 892	3 453	609	37 751	1 042	19 762

See footnotes at end of table.

Table 2. Employment Size of Establishments: 1997—Con.

[Includes only establishments with payroll. For meaning of abbreviations and symbols, see introductory text. For explanation of terms, see Appendix A. For method of assignment to categories shown, see Appendix C.]

NAICS code	Employment sizes of establishments by type of operation and kind of business ¹	Establishments (number)	Sales (\$1,000)	Annual payroll (\$1,000)	First-quarter payroll (\$1,000)	Paid employees for pay period including March 12 (number)	Operating expenses ² (\$1,000)	End-of-1996 inventories (\$1,000)	End-of-1997 inventories (\$1,000)
42	WHOLESALE TRADE—Con.								
421	Wholesale trade, durable goods—Con.								
4219903	General merchandise (durable goods) whsle								
	All establishments	3 382	21 595 797	525 213	123 862	18 027	1 051 224	1 043 974	1 048 329
	Establishments operated for the entire year	2 657	20 503 804	476 817	106 569	15 645	935 455	917 283	969 495
	Establishments with no employees..	5	657	78	3	—	228	44	41
	Establishments with 1 employee...	922	470 711	27 196	5 897	922	66 588	36 219	37 248
	Establishments with 2 employees...	523	369 842	25 191	5 800	1 046	57 720	25 811	26 878
	Establishments with 3 or 4 employees.....	535	666 995	42 538	9 627	1 821	96 503	48 066	52 005
	Establishments with 5 or 6 employees.....	232	451 614	30 924	7 263	1 259	67 436	35 691	37 338
	Establishments with 7 to 9 employees.....	166	620 498	37 420	8 252	1 304	72 878	42 062	42 347
	Establishments with 10 to 14 employees.....	111	835 841	40 553	8 639	1 310	78 809	52 237	50 763
	Establishments with 15 to 19 employees.....	50	202 592	24 062	5 420	853	45 078	23 649	26 625
	Establishments with 20 to 49 employees.....	74	2 018 829	68 900	15 731	2 097	133 653	69 836	74 650
	Establishments with 50 to 99 employees.....	19	2 186 438	54 431	12 760	1 246	104 443	113 988	118 705
	Establishments with 100 employees or more	20	12 679 787	125 524	27 177	3 787	212 119	469 680	502 895
	Establishments not operated for the entire year.....	725	1 091 993	48 396	17 293	2 382	115 769	126 691	78 834
4219904	Prerecorded media whsle								
	All establishments	2 075	23 424 629	1 176 057	283 668	34 103	2 803 239	1 706 750	1 847 403
	Establishments operated for the entire year	1 733	22 812 990	1 147 706	277 124	33 088	2 737 282	1 702 008	1 792 154
	Establishments with no employees..	2	D	D	D	a	D	D	D
	Establishments with 1 employee...	348	189 242	12 245	2 601	348	33 092	10 523	10 770
	Establishments with 2 employees...	205	198 287	12 328	2 499	410	32 462	13 521	13 293
	Establishments with 3 or 4 employees.....	297	622 641	28 932	7 157	1 018	76 120	24 814	25 893
	Establishments with 5 or 6 employees.....	189	433 077	32 372	8 155	1 031	77 504	29 108	29 464
	Establishments with 7 to 9 employees.....	164	632 660	41 052	9 411	1 293	94 228	52 639	46 240
	Establishments with 10 to 14 employees.....	149	D	D	D	g	D	D	D
	Establishments with 15 to 19 employees.....	68	1 029 628	38 181	8 934	1 145	80 651	40 087	41 246
	Establishments with 20 to 49 employees.....	194	5 510 720	208 075	50 271	5 782	465 838	245 405	250 711
	Establishments with 50 to 99 employees.....	44	D	D	D	h	D	D	D
	Establishments with 100 employees or more	73	10 867 810	606 034	145 945	17 133	1 489 863	1 086 655	1 164 992
	Establishments not operated for the entire year.....	342	611 639	28 351	6 544	1 015	65 957	4 742	55 249
42199041	Compact discs/prerecorded audio tapes, & phonograph records whsle								
	All establishments	1 418	15 602 913	825 788	196 901	23 540	1 965 640	1 221 711	1 294 830
	Establishments operated for the entire year	1 138	15 357 537	807 121	193 118	22 944	1 920 444	1 217 388	1 268 626
	Establishments with no employees..	1	D	D	D	a	D	D	D
	Establishments with 1 employee...	242	144 683	8 758	1 925	242	24 392	7 528	7 671
	Establishments with 2 employees...	152	158 348	8 137	1 666	304	21 942	10 981	10 317
	Establishments with 3 or 4 employees.....	198	347 340	19 936	4 626	676	52 369	16 055	16 109
	Establishments with 5 or 6 employees.....	107	D	D	D	f	D	D	D
	Establishments with 7 to 9 employees.....	107	402 550	25 841	5 803	848	58 626	21 848	23 516
	Establishments with 10 to 14 employees.....	89	D	D	D	g	D	D	D
	Establishments with 15 to 19 employees.....	39	D	D	D	f	D	D	D
	Establishments with 20 to 49 employees.....	120	D	D	D	h	D	D	D
	Establishments with 50 to 99 employees.....	29	D	D	D	g	D	D	D
	Establishments with 100 employees or more	54	7 162 219	459 612	108 896	12 931	1 106 490	892 388	936 193
	Establishments not operated for the entire year.....	280	245 376	18 667	3 783	596	45 196	4 323	26 204
42199042	Prerecorded video tapes whsle								
	All establishments	657	7 821 716	350 269	86 767	10 563	837 599	485 039	552 573

See footnotes at end of table.

Table 2. Employment Size of Establishments: 1997—Con.

[Includes only establishments with payroll. For meaning of abbreviations and symbols, see introductory text. For explanation of terms, see Appendix A. For method of assignment to categories shown, see Appendix C]

NAICS code	Employment sizes of establishments by type of operation and kind of business ¹	Establishments (number)	Sales (\$1,000)	Annual payroll (\$1,000)	First-quarter payroll (\$1,000)	Paid employees for pay period including March 12 (number)	Operating expenses ² (\$1,000)	End-of-1996 inventories (\$1,000)	End-of-1997 inventories (\$1,000)
42	WHOLESALE TRADE—Con.								
421	Wholesale trade, durable goods—Con.								
42199042	Prerecorded video tapes whsle—Con.								
	Establishments operated for the entire year	595	7 455 453	340 585	84 006	10 144	816 838	484 620	523 528
	Establishments with no employees..	1	D	D	D	a	D	D	D
	Establishments with 1 employee....	106	44 559	3 487	676	106	8 700	2 995	3 099
	Establishments with 2 employees...	53	39 939	4 191	833	106	10 520	2 540	2 976
	Establishments with 3 or 4 employees.....	99	275 301	8 996	2 531	342	23 751	8 759	9 784
	Establishments with 5 or 6 employees.....	82	D	D	D	e	D	D	D
	Establishments with 7 to 9 employees.....	57	230 110	15 211	3 608	445	35 602	30 791	22 724
	Establishments with 10 to 14 employees.....	60	449 319	22 501	5 353	693	46 531	35 768	28 530
	Establishments with 15 to 19 employees.....	29	D	D	D	e	D	D	D
	Establishments with 20 to 49 employees.....	74	D	D	D	g	D	D	D
	Establishments with 50 to 99 employees.....	15	827 002	36 148	8 789	1 067	77 701	69 226	81 395
	Establishments with 100 employees or more	19	3 705 591	146 422	37 049	4 202	383 373	194 267	228 799
	Establishments not operated for the entire year	62	366 263	9 684	2 761	419	20 761	419	29 045
4219905	Fire extinguishers & fire safety equipment whsle								
	All establishments	1 016	1 136 419	181 172	41 557	6 604	321 488	77 208	87 714
	Establishments operated for the entire year	859	1 091 827	176 374	40 421	6 363	312 654	77 002	82 221
	Establishments with no employees..	—	—	—	—	—	—	—	—
	Establishments with 1 employee....	158	108 981	5 063	1 106	158	10 715	4 532	3 858
	Establishments with 2 employees...	120	D	D	D	c	D	D	D
	Establishments with 3 or 4 employees.....	163	95 030	11 585	2 689	572	24 309	6 050	6 645
	Establishments with 5 or 6 employees.....	111	123 461	14 024	3 041	591	24 486	4 423	4 452
	Establishments with 7 to 9 employees.....	97	115 176	19 355	4 238	767	35 484	7 397	7 943
	Establishments with 10 to 14 employees.....	103	158 074	32 487	7 608	1 201	56 313	11 919	12 839
	Establishments with 15 to 19 employees.....	38	95 737	17 025	3 973	641	29 972	7 912	7 968
	Establishments with 20 to 49 employees.....	65	D	D	D	g	D	D	D
	Establishments with 50 to 99 employees.....	3	48 959	9 038	2 159	178	11 081	5 713	5 810
	Establishments with 100 employees or more	1	D	D	D	c	D	D	D
	Establishments not operated for the entire year	157	44 592	4 798	1 136	241	8 834	206	5 493
4219906	Other durable goods whsle								
	All establishments	2 680	5 890 668	543 420	127 038	15 793	1 279 154	525 117	595 664
	Establishments operated for the entire year	2 088	5 596 250	525 169	124 420	15 224	1 236 596	520 554	554 095
	Establishments with no employees..	1	D	D	D	a	D	D	D
	Establishments with 1 employee....	624	342 266	22 936	4 914	624	54 449	20 885	21 527
	Establishments with 2 employees...	349	D	D	D	f	D	D	D
	Establishments with 3 or 4 employees.....	383	565 497	36 589	8 059	1 305	80 929	33 125	34 181
	Establishments with 5 or 6 employees.....	213	409 984	31 410	6 912	1 149	72 160	30 716	32 359
	Establishments with 7 to 9 employees.....	179	461 326	40 663	8 772	1 402	90 688	38 867	39 179
	Establishments with 10 to 14 employees.....	126	D	D	D	g	D	D	D
	Establishments with 15 to 19 employees.....	59	462 990	36 360	8 161	1 005	85 750	36 430	41 867
	Establishments with 20 to 49 employees.....	116	1 233 600	111 666	24 900	3 398	252 430	126 340	129 712
	Establishments with 50 to 99 employees.....	24	D	D	D	g	D	D	D
	Establishments with 100 employees or more	14	755 985	109 072	33 888	2 462	304 984	82 025	95 948
	Establishments not operated for the entire year	592	294 418	18 251	2 618	569	42 558	4 563	41 569
422	Wholesale trade, nondurable goods								
	All establishments	1 162 841	1 879 940 402	181 678 408	19 326 296	2 398 296	177 427 340	92 209 377	98 460 276

See footnotes at end of table.

Table 2. Employment Size of Establishments: 1997—Con.

[Includes only establishments with payroll. For meaning of abbreviations and symbols, see introductory text. For explanation of terms, see Appendix A. For method of assignment to categories shown, see Appendix C]

NAICS code	Employment sizes of establishments by type of operation and kind of business ¹	Establishments (number)	Sales (\$1,000)	Annual payroll (\$1,000)	First-quarter payroll (\$1,000)	Paid employees for pay period including March 12 (number)	Operating expenses ² (\$1,000)	End-of-1996 inventories (\$1,000)	End-of-1997 inventories (\$1,000)
42	WHOLESALE TRADE—Con.								
422	Wholesale trade, nondurable goods—Con.								
	Establishments operated for the entire year	141 303	1 827 671 246	79 688 123	18 830 269	2 323 961	172 409 646	90 460 208	94 597 936
	Establishments with no employees..	67	73 653	2 059	16	—	5 835	2 335	3 392
	Establishments with 1 employee....	25 267	30 656 242	1 012 183	221 361	25 267	2 458 117	1 068 759	1 105 419
	Establishments with 2 employees...	17 090	35 699 185	1 095 137	246 149	34 180	2 651 152	1 185 767	1 187 773
	Establishments with 3 or 4 employees.....	23 381	78 774 148	2 576 326	582 539	80 267	6 108 973	3 148 282	3 261 322
	Establishments with 5 or 6 employees.....	15 266	84 446 905	2 683 110	603 376	83 185	6 498 839	3 506 645	3 605 840
	Establishments with 7 to 9 employees.....	14 077	98 407 955	3 618 477	818 509	110 984	8 351 912	4 916 357	5 019 774
	Establishments with 10 to 14 employees.....	13 980	138 998 278	5 348 364	1 222 352	163 738	12 185 236	6 248 967	6 454 900
	Establishments with 15 to 19 employees.....	7 735	110 793 647	4 268 852	986 661	129 492	9 415 370	4 602 154	4 783 401
	Establishments with 20 to 49 employees.....	15 551	357 724 919	15 559 217	3 616 214	468 589	33 995 088	17 404 114	17 888 906
	Establishments with 50 to 99 employees.....	5 153	253 962 488	11 868 313	2 803 165	353 569	25 623 647	13 985 865	14 668 262
	Establishments with 100 employees or more	3 736	638 133 826	31 656 085	7 729 927	874 690	65 115 477	34 390 963	36 618 947
	Establishments not operated for the entire year	21 538	52 269 156	1 990 285	496 027	74 335	5 017 694	1 749 169	3 862 340
4221	Paper & paper product whsle								
	All establishments	15 848	117 062 485	7 730 308	1 845 993	214 350	14 750 773	5 517 381	5 803 877
	Establishments operated for the entire year	14 405	114 823 786	7 599 843	1 811 653	209 476	14 424 286	5 454 902	5 662 427
	Establishments with no employees..	8	2 579	103	—	—	166	31	20
	Establishments with 1 employee....	2 605	3 000 911	115 563	26 457	2 605	246 464	43 953	43 962
	Establishments with 2 employees...	1 905	2 654 786	135 923	31 871	3 810	290 412	50 249	51 968
	Establishments with 3 or 4 employees.....	2 497	6 006 561	309 072	71 135	8 583	637 574	141 648	147 969
	Establishments with 5 or 6 employees.....	1 564	6 067 542	301 266	69 179	8 556	599 061	134 801	145 666
	Establishments with 7 to 9 employees.....	1 411	7 624 372	423 737	98 512	11 092	807 059	210 094	219 602
	Establishments with 10 to 14 employees.....	1 380	10 286 370	620 353	145 716	16 152	1 195 808	356 575	363 798
	Establishments with 15 to 19 employees.....	776	7 118 503	510 819	119 425	13 068	948 991	299 817	304 597
	Establishments with 20 to 49 employees.....	1 508	24 011 099	1 758 862	415 267	45 123	3 332 209	1 361 320	1 394 736
	Establishments with 50 to 99 employees.....	495	17 571 386	1 353 090	324 546	33 798	2 538 180	1 246 577	1 302 925
	Establishments with 100 employees or more	256	30 479 677	2 071 055	509 545	66 689	3 828 362	1 609 837	1 687 184
	Establishments not operated for the entire year	1 443	2 238 699	130 465	34 340	4 874	326 487	62 479	141 450
42211	Printing & writing paper whsle								
	All establishments	2 309	38 397 487	1 547 334	377 117	33 135	3 037 226	1 488 311	1 502 976
	Establishments operated for the entire year	2 139	38 027 780	1 538 557	374 954	32 822	3 017 039	1 481 375	1 489 246
	Establishments with no employees..	1	D	D	D	a	D	D	D
	Establishments with 1 employee....	407	1 420 501	23 393	5 653	407	47 556	8 157	6 906
	Establishments with 2 employees...	268	739 127	22 316	5 161	536	53 198	10 340	10 435
	Establishments with 3 or 4 employees.....	393	D	D	D	g	D	D	D
	Establishments with 5 or 6 employees.....	212	2 856 545	47 373	10 799	1 154	101 928	26 956	30 626
	Establishments with 7 to 9 employees.....	159	2 055 467	54 039	13 217	1 242	105 781	34 961	35 810
	Establishments with 10 to 14 employees.....	169	4 233 519	93 800	23 399	1 981	187 947	98 623	102 123
	Establishments with 15 to 19 employees.....	102	2 746 735	86 077	19 238	1 729	174 661	73 075	69 502
	Establishments with 20 to 49 employees.....	260	D	D	D	i	D	D	D
	Establishments with 50 to 99 employees.....	109	D	D	D	i	D	D	D
	Establishments with 100 employees or more	59	7 251 869	443 487	110 256	8 964	899 395	471 057	483 059
	Establishments not operated for the entire year	170	369 707	8 777	2 163	313	20 187	6 936	13 730
422110	Printing & writing paper whsle								
	All establishments	2 309	38 397 487	1 547 334	377 117	33 135	3 037 226	1 488 311	1 502 976
	Establishments operated for the entire year	2 139	38 027 780	1 538 557	374 954	32 822	3 017 039	1 481 375	1 489 246
	Establishments with no employees..	1	D	D	D	a	D	D	D
	Establishments with 1 employee....	407	1 420 501	23 393	5 653	407	47 556	8 157	6 906
	Establishments with 2 employees...	268	739 127	22 316	5 161	536	53 198	10 340	10 435
	Establishments with 3 or 4 employees.....	393	D	D	D	g	D	D	D
	Establishments with 5 or 6 employees.....	212	2 856 545	47 373	10 799	1 154	101 928	26 956	30 626
	Establishments with 7 to 9 employees.....	159	2 055 467	54 039	13 217	1 242	105 781	34 961	35 810

See footnotes at end of table.

Table 2. Employment Size of Establishments: 1997—Con.

[Includes only establishments with payroll. For meaning of abbreviations and symbols, see introductory text. For explanation of terms, see Appendix A. For method of assignment to categories shown, see Appendix C]

NAICS code	Employment sizes of establishments by type of operation and kind of business ¹	Establishments (number)	Sales (\$1,000)	Annual payroll (\$1,000)	First-quarter payroll (\$1,000)	Paid employees for pay period including March 12 (number)	Operating expenses ² (\$1,000)	End-of-1996 inventories (\$1,000)	End-of-1997 inventories (\$1,000)
42	WHOLESALE TRADE—Con.								
422	Wholesale trade, nondurable goods—Con.								
422110	Printing & writing paper whsle—Con. Establishments operated for the entire year—Con. Establishments with 10 to 14 employees.....	169	4 233 519	93 800	23 399	1 981	187 947	98 623	102 123
	Establishments with 15 to 19 employees.....	102	2 746 735	86 077	19 238	1 729	174 661	73 075	69 502
	Establishments with 20 to 49 employees.....	260	D	D	D	i	D	D	D
	Establishments with 50 to 99 employees.....	109	D	D	D	i	D	D	D
	Establishments with 100 employees or more.....	59	7 251 869	443 487	110 256	8 964	899 395	471 057	483 059
	Establishments not operated for the entire year.....	170	369 707	8 777	2 163	313	20 187	6 936	13 730
42212	Stationery & office supplies whsle All establishments.....	8 046	33 271 034	3 308 237	794 195	109 766	6 178 486	2 082 513	2 186 065
	Establishments operated for the entire year.....	7 348	32 242 767	3 243 733	776 845	107 147	6 029 142	2 056 903	2 136 179
	Establishments with no employees..	4	D	D	D	a	D	D	D
	Establishments with 1 employee....	1 365	618 079	51 758	11 848	1 365	111 063	19 119	19 452
	Establishments with 2 employees....	1 017	769 548	66 074	15 133	2 034	134 693	21 977	22 297
	Establishments with 3 or 4 employees.....	1 311	D	D	D	h	D	D	D
	Establishments with 5 or 6 employees.....	826	1 349 625	150 803	35 497	4 534	283 906	53 657	57 540
	Establishments with 7 to 9 employees.....	781	2 226 514	225 239	52 579	6 153	408 867	75 724	81 918
	Establishments with 10 to 14 employees.....	710	2 538 759	312 147	74 145	8 282	576 102	121 914	124 628
	Establishments with 15 to 19 employees.....	380	1 843 066	240 421	57 139	6 417	417 875	95 483	98 799
	Establishments with 20 to 49 employees.....	660	D	D	D	j	D	D	D
	Establishments with 50 to 99 employees.....	176	D	D	D	j	D	D	D
	Establishments with 100 employees or more.....	118	10 468 921	960 153	235 069	42 554	1 652 108	641 972	655 816
	Establishments not operated for the entire year.....	698	1 028 267	64 504	17 350	2 619	149 344	25 610	49 886
422120	Stationery & office supplies whsle All establishments.....	8 046	33 271 034	3 308 237	794 195	109 766	6 178 486	2 082 513	2 186 065
	Establishments operated for the entire year.....	7 348	32 242 767	3 243 733	776 845	107 147	6 029 142	2 056 903	2 136 179
	Establishments with no employees..	4	D	D	D	a	D	D	D
	Establishments with 1 employee....	1 365	618 079	51 758	11 848	1 365	111 063	19 119	19 452
	Establishments with 2 employees....	1 017	769 548	66 074	15 133	2 034	134 693	21 977	22 297
	Establishments with 3 or 4 employees.....	1 311	D	D	D	h	D	D	D
	Establishments with 5 or 6 employees.....	826	1 349 625	150 803	35 497	4 534	283 906	53 657	57 540
	Establishments with 7 to 9 employees.....	781	2 226 514	225 239	52 579	6 153	408 867	75 724	81 918
	Establishments with 10 to 14 employees.....	710	2 538 759	312 147	74 145	8 282	576 102	121 914	124 628
	Establishments with 15 to 19 employees.....	380	1 843 066	240 421	57 139	6 417	417 875	95 483	98 799
	Establishments with 20 to 49 employees.....	660	D	D	D	j	D	D	D
	Establishments with 50 to 99 employees.....	176	D	D	D	j	D	D	D
	Establishments with 100 employees or more.....	118	10 468 921	960 153	235 069	42 554	1 652 108	641 972	655 816
	Establishments not operated for the entire year.....	698	1 028 267	64 504	17 350	2 619	149 344	25 610	49 886
42213	Industrial & personal service paper whsle All establishments.....	5 493	45 393 964	2 874 737	674 681	71 449	5 535 061	1 946 557	2 114 836
	Establishments operated for the entire year.....	4 918	44 553 239	2 817 553	659 854	69 507	5 378 105	1 916 624	2 037 002
	Establishments with no employees..	3	1 234	28	—	—	44	22	11
	Establishments with 1 employee....	833	962 331	40 412	8 956	833	87 845	16 677	17 604
	Establishments with 2 employees....	620	1 146 111	47 533	11 577	1 240	102 521	17 932	19 236
	Establishments with 3 or 4 employees.....	793	2 811 977	111 103	24 924	2 732	233 603	48 594	50 747
	Establishments with 5 or 6 employees.....	526	1 861 372	103 090	22 883	2 868	213 227	54 188	57 500
	Establishments with 7 to 9 employees.....	471	3 342 391	144 459	32 716	3 697	292 411	99 409	101 874
	Establishments with 10 to 14 employees.....	501	3 514 092	214 406	48 172	5 889	431 759	136 038	137 047

See footnotes at end of table.

Table 2. Employment Size of Establishments: 1997—Con.

[Includes only establishments with payroll. For meaning of abbreviations and symbols, see introductory text. For explanation of terms, see Appendix A. For method of assignment to categories shown, see Appendix C]

NAICS code	Employment sizes of establishments by type of operation and kind of business ¹	Establishments (number)	Sales (\$1,000)	Annual payroll (\$1,000)	First-quarter payroll (\$1,000)	Paid employees for pay period including March 12 (number)	Operating expenses ² (\$1,000)	End-of-1996 inventories (\$1,000)	End-of-1997 inventories (\$1,000)
42	WHOLESALE TRADE—Con.								
422	Wholesale trade, nondurable goods—Con.								
42213	Industrial & personal service paper whsle—Con.								
	Establishments operated for the entire year—Con.								
	Establishments with 15 to 19 employees.....	294	2 528 702	184 321	43 048	4 922	356 455	131 259	136 296
	Establishments with 20 to 49 employees.....	588	9 259 107	701 241	160 859	17 705	1 305 566	491 834	513 503
	Establishments with 50 to 99 employees.....	210	6 367 035	603 545	142 499	14 450	1 077 815	423 863	454 875
	Establishments with 100 employees or more.....	79	12 758 887	667 415	164 220	15 171	1 276 859	496 808	548 309
	Establishments not operated for the entire year.....	575	840 725	57 184	14 827	1 942	156 956	29 933	77 834
422130	Industrial & personal service paper whsle								
	All establishments.....	5 493	45 393 964	2 874 737	674 681	71 449	5 535 061	1 946 557	2 114 836
	Establishments operated for the entire year.....	4 918	44 553 239	2 817 553	659 854	69 507	5 378 105	1 916 624	2 037 002
	Establishments with no employees..	3	1 234	28	—	—	44	22	11
	Establishments with 1 employee....	833	962 331	40 412	8 956	833	87 845	16 677	17 604
	Establishments with 2 employees....	620	1 146 111	47 533	11 577	1 240	102 521	17 932	19 236
	Establishments with 3 or 4 employees.....	793	2 811 977	111 103	24 924	2 732	233 603	48 594	50 747
	Establishments with 5 or 6 employees.....	526	1 861 372	103 090	22 883	2 868	213 227	54 188	57 500
	Establishments with 7 to 9 employees.....	471	3 342 391	144 459	32 716	3 697	292 411	99 409	101 874
	Establishments with 10 to 14 employees.....	501	3 514 092	214 406	48 172	5 889	431 759	136 038	137 047
	Establishments with 15 to 19 employees.....	294	2 528 702	184 321	43 048	4 922	356 455	131 259	136 296
	Establishments with 20 to 49 employees.....	588	9 259 107	701 241	160 859	17 705	1 305 566	491 834	513 503
	Establishments with 50 to 99 employees.....	210	6 367 035	603 545	142 499	14 450	1 077 815	423 863	454 875
	Establishments with 100 employees or more.....	79	12 758 887	667 415	164 220	15 171	1 276 859	496 808	548 309
	Establishments not operated for the entire year.....	575	840 725	57 184	14 827	1 942	156 956	29 933	77 834
4222	Drugs, & druggists' sundries whsle								
	All establishments.....	8 053	203 147 771	8 394 864	2 024 123	190 127	19 849 901	14 440 398	15 707 844
	Establishments operated for the entire year.....	6 880	199 847 610	8 224 558	1 978 524	183 810	19 465 862	14 050 378	15 337 550
	Establishments with no employees..	3	1 995	195	—	—	552	255	262
	Establishments with 1 employee....	1 258	995 344	50 946	10 536	1 258	126 730	52 564	54 746
	Establishments with 2 employees....	810	1 262 159	58 288	13 218	1 620	146 695	65 625	65 922
	Establishments with 3 or 4 employees.....	1 073	2 946 920	133 261	29 148	3 687	327 499	196 393	214 177
	Establishments with 5 or 6 employees.....	670	3 019 727	134 516	30 369	3 657	305 704	157 612	165 011
	Establishments with 7 to 9 employees.....	605	3 276 782	171 365	36 733	4 789	394 003	223 501	253 339
	Establishments with 10 to 14 employees.....	586	3 782 601	252 507	55 940	6 835	577 426	292 032	309 351
	Establishments with 15 to 19 employees.....	396	7 938 141	252 204	59 363	6 676	583 451	322 894	346 138
	Establishments with 20 to 49 employees.....	789	21 374 137	871 425	200 545	23 826	2 047 083	1 482 867	1 557 012
	Establishments with 50 to 99 employees.....	309	34 524 980	806 331	191 942	21 742	2 055 747	3 154 722	3 317 860
	Establishments with 100 employees or more.....	381	120 724 824	5 493 520	1 350 730	109 720	12 900 972	8 101 913	9 053 732
	Establishments not operated for the entire year.....	1 173	3 300 161	170 306	45 599	6 317	384 039	390 020	370 294
42221	Drugs, & druggists' sundries whsle								
	All establishments.....	8 053	203 147 771	8 394 864	2 024 123	190 127	19 849 901	14 440 398	15 707 844
	Establishments operated for the entire year.....	6 880	199 847 610	8 224 558	1 978 524	183 810	19 465 862	14 050 378	15 337 550
	Establishments with no employees..	3	1 995	195	—	—	552	255	262
	Establishments with 1 employee....	1 258	995 344	50 946	10 536	1 258	126 730	52 564	54 746
	Establishments with 2 employees....	810	1 262 159	58 288	13 218	1 620	146 695	65 625	65 922
	Establishments with 3 or 4 employees.....	1 073	2 946 920	133 261	29 148	3 687	327 499	196 393	214 177
	Establishments with 5 or 6 employees.....	670	3 019 727	134 516	30 369	3 657	305 704	157 612	165 011
	Establishments with 7 to 9 employees.....	605	3 276 782	171 365	36 733	4 789	394 003	223 501	253 339
	Establishments with 10 to 14 employees.....	586	3 782 601	252 507	55 940	6 835	577 426	292 032	309 351
	Establishments with 15 to 19 employees.....	396	7 938 141	252 204	59 363	6 676	583 451	322 894	346 138

See footnotes at end of table.

Table 2. Employment Size of Establishments: 1997—Con.

[Includes only establishments with payroll. For meaning of abbreviations and symbols, see introductory text. For explanation of terms, see Appendix A. For method of assignment to categories shown, see Appendix C.]

NAICS code	Employment sizes of establishments by type of operation and kind of business ¹	Establishments (number)	Sales (\$1,000)	Annual payroll (\$1,000)	First-quarter payroll (\$1,000)	Paid employees for pay period including March 12 (number)	Operating expenses ² (\$1,000)	End-of-1996 inventories (\$1,000)	End-of-1997 inventories (\$1,000)
42	WHOLESALE TRADE—Con.								
422	Wholesale trade, nondurable goods—Con.								
42221	Drugs, & druggists' sundries whsle—Con.								
	Establishments operated for the entire year—Con.								
	Establishments with 20 to 49 employees.....	789	21 374 137	871 425	200 545	23 826	2 047 083	1 482 867	1 557 012
	Establishments with 50 to 99 employees.....	309	34 524 980	806 331	191 942	21 742	2 055 747	3 154 722	3 317 860
	Establishments with 100 employees or more	381	120 724 824	5 493 520	1 350 730	109 720	12 900 972	8 101 913	9 053 732
	Establishments not operated for the entire year	1 173	3 300 161	170 306	45 599	6 317	384 039	390 020	370 294
422210	Drugs, & druggists' sundries whsle								
	All establishments	8 053	203 147 771	8 394 864	2 024 123	190 127	19 849 901	14 440 398	15 707 844
	Establishments operated for the entire year	6 880	199 847 610	8 224 558	1 978 524	183 810	19 465 862	14 050 378	15 337 550
	Establishments with no employees..	3	1 995	195	—	—	552	255	262
	Establishments with 1 employee....	1 258	995 344	50 946	10 536	1 258	126 730	52 564	54 746
	Establishments with 2 employees... ..	810	1 262 159	58 288	13 218	1 620	146 695	65 625	65 922
	Establishments with 3 or 4 employees.....	1 073	2 946 920	133 261	29 148	3 687	327 499	196 393	214 177
	Establishments with 5 or 6 employees.....	670	3 019 727	134 516	30 369	3 657	305 704	157 612	165 011
	Establishments with 7 to 9 employees.....	605	3 276 782	171 365	36 733	4 789	394 003	223 501	253 339
	Establishments with 10 to 14 employees.....	586	3 782 601	252 507	55 940	6 835	577 426	292 032	309 351
	Establishments with 15 to 19 employees.....	396	7 938 141	252 204	59 363	6 676	583 451	322 894	346 138
	Establishments with 20 to 49 employees.....	789	21 374 137	871 425	200 545	23 826	2 047 083	1 482 867	1 557 012
	Establishments with 50 to 99 employees.....	309	34 524 980	806 331	191 942	21 742	2 055 747	3 154 722	3 317 860
	Establishments with 100 employees or more	381	120 724 824	5 493 520	1 350 730	109 720	12 900 972	8 101 913	9 053 732
	Establishments not operated for the entire year	1 173	3 300 161	170 306	45 599	6 317	384 039	390 020	370 294
4222101	General-line drugs whsle								
	All establishments	3 283	79 946 995	2 290 715	546 162	70 977	5 352 458	9 238 904	9 838 713
	Establishments operated for the entire year	2 930	78 009 986	2 210 767	517 890	66 881	5 181 380	8 871 523	9 672 143
	Establishments with no employees..	1	D	D	D	a	D	D	D
	Establishments with 1 employee....	487	D	D	D	e	D	D	D
	Establishments with 2 employees... ..	352	D	D	D	f	D	D	D
	Establishments with 3 or 4 employees.....	476	1 466 192	50 269	11 461	1 625	129 070	121 690	133 753
	Establishments with 5 or 6 employees.....	268	859 327	52 513	11 769	1 468	117 248	74 642	76 473
	Establishments with 7 to 9 employees.....	250	954 162	69 129	14 097	1 987	151 544	86 642	97 834
	Establishments with 10 to 14 employees.....	270	1 713 583	115 863	26 165	3 152	265 097	175 631	177 753
	Establishments with 15 to 19 employees.....	159	1 316 741	94 177	21 649	2 662	220 122	132 767	141 248
	Establishments with 20 to 49 employees.....	345	8 139 992	340 569	76 372	10 739	799 933	849 818	943 438
	Establishments with 50 to 99 employees.....	166	22 228 248	365 158	85 819	11 490	912 957	2 536 356	2 628 429
	Establishments with 100 employees or more	156	40 587 960	1 083 132	261 684	32 567	2 484 027	4 846 581	5 424 328
	Establishments not operated for the entire year	353	1 937 009	79 948	28 272	4 096	171 078	367 381	166 570
4222102	Specialty-line drug, pharmaceutical, cosmetic, & toiletries whsle								
	All establishments	4 770	123 200 776	6 104 149	1 477 961	119 150	14 497 443	5 201 494	5 869 131
	Establishments operated for the entire year	3 950	121 837 624	6 013 791	1 460 634	116 929	14 284 482	5 178 855	5 665 407
	Establishments with no employees..	2	D	D	D	a	D	D	D
	Establishments with 1 employee....	771	D	D	D	f	D	D	D
	Establishments with 2 employees... ..	458	D	D	D	f	D	D	D
	Establishments with 3 or 4 employees.....	597	1 480 728	82 992	17 687	2 062	198 429	74 703	80 424
	Establishments with 5 or 6 employees.....	402	2 160 400	82 003	18 600	2 189	188 456	82 970	88 538
	Establishments with 7 to 9 employees.....	355	2 322 620	102 236	22 636	2 802	242 459	136 859	155 505
	Establishments with 10 to 14 employees.....	316	2 069 018	136 644	29 775	3 683	312 329	116 401	131 598
	Establishments with 15 to 19 employees.....	237	6 621 400	158 027	37 714	4 014	363 329	190 127	204 890
	Establishments with 20 to 49 employees.....	444	13 234 145	530 856	124 173	13 087	1 247 150	633 049	613 574

See footnotes at end of table.

Table 2. Employment Size of Establishments: 1997—Con.

[Includes only establishments with payroll. For meaning of abbreviations and symbols, see introductory text. For explanation of terms, see Appendix A. For method of assignment to categories shown, see Appendix C.]

NAICS code	Employment sizes of establishments by type of operation and kind of business ¹	Establishments (number)	Sales (\$1,000)	Annual payroll (\$1,000)	First-quarter payroll (\$1,000)	Paid employees for pay period including March 12 (number)	Operating expenses ² (\$1,000)	End-of-1996 inventories (\$1,000)	End-of-1997 inventories (\$1,000)
42	WHOLESALE TRADE—Con.								
422	Wholesale trade, nondurable goods—Con.								
4222102	Specialty-line drug, pharmaceutical, cosmetic, & toiletries whsle—Con.								
	Establishments operated for the entire year—Con.								
	Establishments with 50 to 99 employees.....	143	12 296 732	441 173	106 123	10 252	1 142 790	618 366	689 431
	Establishments with 100 employees or more	225	80 136 864	4 410 388	1 089 046	77 153	10 416 945	3 255 332	3 629 404
	Establishments not operated for the entire year	820	1 363 152	90 358	17 327	2 221	212 961	22 639	203 724
4223	Apparel, piece goods, & notions whsle								
	All establishments	20 707	124 104 420	7 759 577	1 778 842	207 574	18 455 203	12 335 849	13 581 581
	Establishments operated for the entire year	17 174	119 168 227	7 493 643	1 723 880	200 256	17 819 098	12 145 718	12 885 229
	Establishments with no employees..	7	4 380	171	16	—	412	253	278
	Establishments with 1 employee....	4 125	5 252 632	204 744	45 161	4 125	509 159	254 512	262 359
	Establishments with 2 employees...	2 571	4 891 453	178 450	39 956	5 142	455 057	218 666	223 991
	Establishments with 3 or 4 employees.....	3 035	7 463 540	352 136	79 178	10 336	859 149	431 721	461 251
	Establishments with 5 or 6 employees.....	1 773	6 713 791	335 969	74 138	9 610	832 467	469 243	487 213
	Establishments with 7 to 9 employees.....	1 499	8 048 323	409 128	91 021	11 781	990 657	620 674	631 827
	Establishments with 10 to 14 employees.....	1 390	8 473 694	559 485	123 921	16 201	1 345 609	843 791	903 333
	Establishments with 15 to 19 employees.....	655	6 612 534	396 930	90 033	10 971	940 264	576 063	617 938
	Establishments with 20 to 49 employees.....	1 398	22 471 676	1 546 683	355 146	41 615	3 674 001	2 295 242	2 438 363
	Establishments with 50 to 99 employees.....	446	17 043 775	1 213 281	280 007	30 915	2 839 205	1 848 276	2 016 705
	Establishments with 100 employees or more	275	32 192 429	2 296 666	545 303	59 560	5 373 118	4 587 277	4 841 971
	Establishments not operated for the entire year	3 533	4 936 193	265 934	54 962	7 318	636 105	190 131	696 352
42231	Piece goods, notions, & other dry goods whsle								
	All establishments	5 666	25 776 927	1 611 443	367 889	45 435	3 416 105	2 013 882	2 231 275
	Establishments operated for the entire year	4 784	24 782 224	1 563 565	359 830	43 922	3 311 620	1 997 723	2 095 103
	Establishments with no employees..	2	D	D	D	a	D	D	D
	Establishments with 1 employee....	1 066	1 325 534	50 639	11 051	1 066	117 996	59 373	61 998
	Establishments with 2 employees...	687	1 685 343	49 732	10 748	1 374	116 904	54 808	56 206
	Establishments with 3 or 4 employees.....	861	2 182 385	103 363	23 154	2 943	234 227	125 306	132 420
	Establishments with 5 or 6 employees.....	586	2 350 031	116 100	26 141	3 187	265 304	165 326	160 452
	Establishments with 7 to 9 employees.....	490	2 483 881	127 281	28 869	3 842	286 737	172 175	176 109
	Establishments with 10 to 14 employees.....	434	2 619 789	191 223	40 500	4 997	417 380	257 313	272 573
	Establishments with 15 to 19 employees.....	172	2 164 729	111 982	25 372	2 875	249 464	148 318	161 105
	Establishments with 20 to 49 employees.....	353	5 360 576	386 022	89 237	10 296	790 369	508 472	535 843
	Establishments with 50 to 99 employees.....	100	D	D	D	i	D	D	D
	Establishments with 100 employees or more	33	D	D	D	i	D	D	D
	Establishments not operated for the entire year	882	994 703	47 878	8 059	1 513	104 485	16 159	136 172
422310	Piece goods, notions, & other dry goods whsle								
	All establishments	5 666	25 776 927	1 611 443	367 889	45 435	3 416 105	2 013 882	2 231 275
	Establishments operated for the entire year	4 784	24 782 224	1 563 565	359 830	43 922	3 311 620	1 997 723	2 095 103
	Establishments with no employees..	2	D	D	D	a	D	D	D
	Establishments with 1 employee....	1 066	1 325 534	50 639	11 051	1 066	117 996	59 373	61 998
	Establishments with 2 employees...	687	1 685 343	49 732	10 748	1 374	116 904	54 808	56 206
	Establishments with 3 or 4 employees.....	861	2 182 385	103 363	23 154	2 943	234 227	125 306	132 420
	Establishments with 5 or 6 employees.....	586	2 350 031	116 100	26 141	3 187	265 304	165 326	160 452
	Establishments with 7 to 9 employees.....	490	2 483 881	127 281	28 869	3 842	286 737	172 175	176 109
	Establishments with 10 to 14 employees.....	434	2 619 789	191 223	40 500	4 997	417 380	257 313	272 573
	Establishments with 15 to 19 employees.....	172	2 164 729	111 982	25 372	2 875	249 464	148 318	161 105
	Establishments with 20 to 49 employees.....	353	5 360 576	386 022	89 237	10 296	790 369	508 472	535 843
	Establishments with 50 to 99 employees.....	100	D	D	D	i	D	D	D
	Establishments with 100 employees or more	33	D	D	D	i	D	D	D
	Establishments not operated for the entire year	882	994 703	47 878	8 059	1 513	104 485	16 159	136 172

See footnotes at end of table.

Table 2. Employment Size of Establishments: 1997—Con.

[Includes only establishments with payroll. For meaning of abbreviations and symbols, see introductory text. For explanation of terms, see Appendix A. For method of assignment to categories shown, see Appendix C]

NAICS code	Employment sizes of establishments by type of operation and kind of business ¹	Establishments (number)	Sales (\$1,000)	Annual payroll (\$1,000)	First-quarter payroll (\$1,000)	Paid employees for pay period including March 12 (number)	Operating expenses ² (\$1,000)	End-of-1996 inventories (\$1,000)	End-of-1997 inventories (\$1,000)
42	WHOLESALE TRADE—Con.								
422	Wholesale trade, nondurable goods—Con.								
422310	Piece goods, notions, & other dry goods whsle—Con.								
	Establishments operated for the entire year—Con.								
	Establishments with 50 to 99 employees.....	100	D	D	D	i	D	D	D
	Establishments with 100 employees or more	33	D	D	D	i	D	D	D
	Establishments not operated for the entire year	882	994 703	47 878	8 059	1 513	104 485	16 159	136 172
4223101	Piece goods—jobbers								
	All establishments	4 191	22 125 937	1 240 760	284 390	33 068	2 667 413	1 655 778	1 837 541
	Establishments operated for the entire year	3 567	21 311 797	1 206 926	278 149	31 889	2 592 272	1 641 413	1 731 505
	Establishments with no employees... D	1	D	D	D	a	D	D	D
	Establishments with 1 employee.... D	785	1 128 129	39 257	8 630	785	89 668	47 731	50 071
	Establishments with 2 employees... D	530	1 547 009	41 135	8 817	1 060	95 755	47 535	49 304
	Establishments with 3 or 4 employees..... D	643	1 893 226	82 887	18 488	2 193	186 860	106 423	112 565
	Establishments with 5 or 6 employees..... D	435	2 029 998	90 902	20 506	2 372	209 394	138 206	132 409
	Establishments with 7 to 9 employees..... D	360	2 166 720	98 178	21 835	2 819	221 733	139 714	143 855
	Establishments with 10 to 14 employees..... D	327	2 178 093	150 311	31 307	3 738	333 899	215 953	230 939
	Establishments with 15 to 19 employees..... D	136	2 029 485	89 839	20 553	2 276	208 839	134 850	146 527
	Establishments with 20 to 49 employees..... D	259	4 533 134	299 201	69 216	7 511	621 940	411 075	440 737
	Establishments with 50 to 99 employees..... D	69	D	D	D	h	D	D	D
	Establishments with 100 employees or more	22	D	D	D	h	D	D	D
	Establishments not operated for the entire year	624	814 140	33 834	6 241	1 179	75 141	14 365	106 036
4223102	Notions & other dry goods whsle								
	All establishments	1 475	3 650 990	370 683	83 499	12 367	748 692	358 104	393 734
	Establishments operated for the entire year	1 217	3 470 427	356 639	81 681	12 033	719 348	356 310	363 598
	Establishments with no employees... D	1	D	D	D	a	D	D	D
	Establishments with 1 employee.... D	281	197 405	11 382	2 421	281	28 328	11 642	11 927
	Establishments with 2 employees... D	157	138 334	8 597	1 931	314	21 149	7 273	6 902
	Establishments with 3 or 4 employees..... D	218	289 159	20 476	4 666	750	47 367	18 883	19 855
	Establishments with 5 or 6 employees..... D	151	320 033	25 198	5 635	815	55 910	27 120	28 043
	Establishments with 7 to 9 employees..... D	130	317 161	29 103	7 034	1 023	65 004	32 461	32 254
	Establishments with 10 to 14 employees..... D	107	441 696	40 912	9 193	1 259	83 481	41 360	41 634
	Establishments with 15 to 19 employees..... D	36	135 244	22 143	4 819	599	40 625	13 468	14 578
	Establishments with 20 to 49 employees..... D	94	827 442	86 821	20 021	2 785	168 429	97 397	95 106
	Establishments with 50 to 99 employees..... D	31	D	D	D	g	D	D	D
	Establishments with 100 employees or more	11	D	D	D	g	D	D	D
	Establishments not operated for the entire year	258	180 563	14 044	1 818	334	29 344	1 794	30 136
42232	Men's & boys' clothing & furnishings whsle								
	All establishments	5 006	33 360 264	2 166 205	498 595	62 253	5 283 780	4 154 867	4 525 220
	Establishments operated for the entire year	4 306	32 436 015	2 103 905	482 019	59 983	5 144 950	4 089 606	4 359 796
	Establishments with no employees... D	1	D	D	D	a	D	D	D
	Establishments with 1 employee.... D	947	1 320 665	44 753	9 909	947	116 730	53 619	54 446
	Establishments with 2 employees... D	622	1 114 867	43 873	9 662	1 244	111 228	59 049	61 595
	Establishments with 3 or 4 employees..... D	740	1 816 840	84 969	19 163	2 517	216 506	107 405	118 664
	Establishments with 5 or 6 employees..... D	428	1 649 274	78 739	17 357	2 318	203 391	118 717	124 111
	Establishments with 7 to 9 employees..... D	383	2 392 265	108 402	23 371	3 001	271 645	208 171	197 721
	Establishments with 10 to 14 employees..... D	372	1 943 390	135 892	30 614	4 381	348 787	253 607	279 159
	Establishments with 15 to 19 employees..... D	181	D	D	D	h	D	D	D
	Establishments with 20 to 49 employees..... D	408	6 339 395	429 598	99 092	12 297	1 096 152	801 418	854 280
	Establishments with 50 to 99 employees..... D	135	D	D	D	i	D	D	D
	Establishments with 100 employees or more	89	9 925 384	755 277	170 908	21 040	1 729 998	1 764 083	1 905 474

See footnotes at end of table.

Table 2. Employment Size of Establishments: 1997—Con.

[Includes only establishments with payroll. For meaning of abbreviations and symbols, see introductory text. For explanation of terms, see Appendix A. For method of assignment to categories shown, see Appendix C.]

NAICS code	Employment sizes of establishments by type of operation and kind of business ¹	Establishments (number)	Sales (\$1,000)	Annual payroll (\$1,000)	First-quarter payroll (\$1,000)	Paid employees for pay period including March 12 (number)	Operating expenses ² (\$1,000)	End-of-1996 inventories (\$1,000)	End-of-1997 inventories (\$1,000)
42	WHOLESALE TRADE—Con.								
422	Wholesale trade, nondurable goods—Con.								
42232	Men's & boys' clothing & furnishings whsle—Con.								
	Establishments not operated for the entire year	700	924 249	62 300	16 576	2 270	138 830	65 261	165 424
422320	Men's & boys' clothing & furnishings whsle								
	All establishments	5 006	33 360 264	2 166 205	498 595	62 253	5 283 780	4 154 867	4 525 220
	Establishments operated for the entire year	4 306	32 436 015	2 103 905	482 019	59 983	5 144 950	4 089 606	4 359 796
	Establishments with no employees..	1	D	D	D	a	D	D	D
	Establishments with 1 employee	947	1 320 665	44 753	9 909	947	116 730	53 619	54 446
	Establishments with 2 employees...	622	1 114 867	43 873	9 662	1 244	111 228	59 049	61 595
	Establishments with 3 or 4 employees	740	1 816 840	84 969	19 163	2 517	216 506	107 405	118 664
	Establishments with 5 or 6 employees	428	1 649 274	78 739	17 357	2 318	203 391	118 717	124 111
	Establishments with 7 to 9 employees	383	2 392 265	108 402	23 371	3 001	271 645	208 171	197 721
	Establishments with 10 to 14 employees	372	1 943 390	135 892	30 614	4 381	348 787	253 607	279 159
	Establishments with 15 to 19 employees	181	D	D	D	h	D	D	D
	Establishments with 20 to 49 employees	408	6 339 395	429 598	99 092	12 297	1 096 152	801 418	854 280
	Establishments with 50 to 99 employees	135	D	D	D	i	D	D	D
	Establishments with 100 employees or more	89	9 925 384	755 277	170 908	21 040	1 729 998	1 764 083	1 905 474
	Establishments not operated for the entire year	700	924 249	62 300	16 576	2 270	138 830	65 261	165 424
42233	Women's, children's, & infants' clothing & accessories whsle								
	All establishments	8 217	40 603 484	2 799 463	632 897	76 256	6 694 729	3 658 306	4 184 804
	Establishments operated for the entire year	6 557	38 411 155	2 657 995	605 534	73 114	6 341 479	3 563 693	3 847 723
	Establishments with no employees..	3	2 780	47	—	—	212	32	50
	Establishments with 1 employee	1 733	1 981 470	83 469	18 288	1 733	214 363	105 031	107 832
	Establishments with 2 employees...	1 028	1 597 250	66 794	15 518	2 056	178 966	84 063	83 659
	Establishments with 3 or 4 employees	1 179	2 752 458	129 564	28 673	4 003	328 362	151 668	161 029
	Establishments with 5 or 6 employees	601	2 003 013	106 980	23 017	3 245	267 997	127 377	139 229
	Establishments with 7 to 9 employees	513	2 478 198	137 936	31 109	4 058	340 448	181 398	199 406
	Establishments with 10 to 14 employees	472	2 673 459	181 656	41 129	5 552	454 338	250 751	268 753
	Establishments with 15 to 19 employees	239	1 843 898	139 132	31 449	4 012	329 141	168 469	191 838
	Establishments with 20 to 49 employees	523	7 839 522	585 457	130 513	15 609	1 418 276	757 253	819 131
	Establishments with 50 to 99 employees	160	5 343 338	429 224	95 338	11 241	954 908	610 931	688 924
	Establishments with 100 employees or more	106	9 895 769	797 736	190 500	21 605	1 854 468	1 126 720	1 187 872
	Establishments not operated for the entire year	1 660	2 192 329	141 468	27 363	3 142	353 250	94 613	337 081
422330	Women's, children's, & infants' clothing & accessories whsle								
	All establishments	8 217	40 603 484	2 799 463	632 897	76 256	6 694 729	3 658 306	4 184 804
	Establishments operated for the entire year	6 557	38 411 155	2 657 995	605 534	73 114	6 341 479	3 563 693	3 847 723
	Establishments with no employees..	3	2 780	47	—	—	212	32	50
	Establishments with 1 employee	1 733	1 981 470	83 469	18 288	1 733	214 363	105 031	107 832
	Establishments with 2 employees...	1 028	1 597 250	66 794	15 518	2 056	178 966	84 063	83 659
	Establishments with 3 or 4 employees	1 179	2 752 458	129 564	28 673	4 003	328 362	151 668	161 029
	Establishments with 5 or 6 employees	601	2 003 013	106 980	23 017	3 245	267 997	127 377	139 229
	Establishments with 7 to 9 employees	513	2 478 198	137 936	31 109	4 058	340 448	181 398	199 406
	Establishments with 10 to 14 employees	472	2 673 459	181 656	41 129	5 552	454 338	250 751	268 753
	Establishments with 15 to 19 employees	239	1 843 898	139 132	31 449	4 012	329 141	168 469	191 838
	Establishments with 20 to 49 employees	523	7 839 522	585 457	130 513	15 609	1 418 276	757 253	819 131
	Establishments with 50 to 99 employees	160	5 343 338	429 224	95 338	11 241	954 908	610 931	688 924
	Establishments with 100 employees or more	106	9 895 769	797 736	190 500	21 605	1 854 468	1 126 720	1 187 872
	Establishments not operated for the entire year	1 660	2 192 329	141 468	27 363	3 142	353 250	94 613	337 081

See footnotes at end of table.

Table 2. Employment Size of Establishments: 1997—Con.

[Includes only establishments with payroll. For meaning of abbreviations and symbols, see introductory text. For explanation of terms, see Appendix A. For method of assignment to categories shown, see Appendix C]

NAICS code	Employment sizes of establishments by type of operation and kind of business ¹	Establishments (number)	Sales (\$1,000)	Annual payroll (\$1,000)	First-quarter payroll (\$1,000)	Paid employees for pay period including March 12 (number)	Operating expenses ² (\$1,000)	End-of-1996 inventories (\$1,000)	End-of-1997 inventories (\$1,000)
42	WHOLESALE TRADE—Con.								
422	Wholesale trade, nondurable goods—Con.								
42234	Footwear whsle								
	All establishments	1 818	24 363 745	1 182 466	279 461	23 630	3 060 589	2 508 794	2 640 282
	Establishments operated for the entire year	1 527	23 538 833	1 168 178	276 497	23 237	3 021 049	2 494 696	2 582 607
	Establishments with no employees... 1	D	D	D	D	a	D	D	D
	Establishments with 1 employee.... 379		624 963	25 883	5 913	379	60 070	36 489	38 083
	Establishments with 2 employees... 234		493 993	18 051	4 028	468	47 959	20 746	22 531
	Establishments with 3 or 4 employees..... 255		711 857	34 240	8 188	873	80 054	47 342	49 138
	Establishments with 5 or 6 employees..... 158		711 473	34 150	7 623	860	95 775	57 823	63 421
	Establishments with 7 to 9 employees..... 113		693 979	35 509	7 672	880	91 827	58 930	58 591
	Establishments with 10 to 14 employees..... 112		1 237 056	50 714	11 678	1 271	125 104	82 120	82 848
	Establishments with 15 to 19 employees..... 63		D	D	D	g	D	D	D
	Establishments with 20 to 49 employees..... 114		2 932 183	145 606	36 304	3 413	369 204	228 099	229 109
	Establishments with 50 to 99 employees..... 51		D	D	D	h	D	D	D
	Establishments with 100 employees or more	47	D	D	D	j	D	D	D
	Establishments not operated for the entire year	291	824 912	14 288	2 964	393	39 540	14 098	57 675
422340	Footwear whsle								
	All establishments	1 818	24 363 745	1 182 466	279 461	23 630	3 060 589	2 508 794	2 640 282
	Establishments operated for the entire year	1 527	23 538 833	1 168 178	276 497	23 237	3 021 049	2 494 696	2 582 607
	Establishments with no employees... 1	D	D	D	D	a	D	D	D
	Establishments with 1 employee.... 379		624 963	25 883	5 913	379	60 070	36 489	38 083
	Establishments with 2 employees... 234		493 993	18 051	4 028	468	47 959	20 746	22 531
	Establishments with 3 or 4 employees..... 255		711 857	34 240	8 188	873	80 054	47 342	49 138
	Establishments with 5 or 6 employees..... 158		711 473	34 150	7 623	860	95 775	57 823	63 421
	Establishments with 7 to 9 employees..... 113		693 979	35 509	7 672	880	91 827	58 930	58 591
	Establishments with 10 to 14 employees..... 112		1 237 056	50 714	11 678	1 271	125 104	82 120	82 848
	Establishments with 15 to 19 employees..... 63		D	D	D	g	D	D	D
	Establishments with 20 to 49 employees..... 114		2 932 183	145 606	36 304	3 413	369 204	228 099	229 109
	Establishments with 50 to 99 employees..... 51		D	D	D	h	D	D	D
	Establishments with 100 employees or more	47	D	D	D	j	D	D	D
	Establishments not operated for the entire year	291	824 912	14 288	2 964	393	39 540	14 098	57 675
4224	Grocery & related products whsle								
	All establishments	41 760	588 970 062	26 778 099	6 317 278	854 919	55 236 142	18 818 462	20 042 559
	Establishments operated for the entire year	36 244	570 581 357	26 088 817	6 151 907	827 748	53 685 599	18 640 145	19 276 496
	Establishments with no employees... 24		22 279	956	—	—	2 299	418	476
	Establishments with 1 employee.... 5 981		6 421 805	205 069	44 945	5 981	498 727	122 570	129 855
	Establishments with 2 employees... 3 891		7 341 539	220 390	48 502	7 782	538 262	142 173	140 704
	Establishments with 3 or 4 employees..... 5 218		17 519 577	540 652	120 603	17 948	1 260 382	354 207	382 055
	Establishments with 5 or 6 employees..... 3 506		18 492 210	589 709	131 622	19 107	1 355 410	461 158	478 822
	Establishments with 7 to 9 employees..... 3 393		22 373 034	819 963	184 985	26 798	1 826 285	639 191	658 285
	Establishments with 10 to 14 employees..... 3 668		33 639 449	1 274 690	291 941	43 004	2 878 134	903 129	947 638
	Establishments with 15 to 19 employees..... 2 153		24 736 465	1 076 894	246 689	36 116	2 304 699	681 023	715 313
	Establishments with 20 to 49 employees..... 4 824		98 706 213	4 477 938	1 040 963	147 216	9 675 305	3 184 477	3 279 637
	Establishments with 50 to 99 employees..... 1 888		76 148 038	3 862 908	901 487	129 514	8 225 189	2 201 455	2 344 068
	Establishments with 100 employees or more	1 698	265 180 748	13 019 648	3 140 170	394 282	25 120 907	9 950 344	10 199 643
	Establishments not operated for the entire year	5 516	18 388 705	689 282	165 371	27 171	1 550 543	178 317	766 063
42241	General-line grocery whsle								
	All establishments	4 138	146 689 286	5 541 000	1 336 143	168 190	10 385 724	5 638 569	5 760 246
	Establishments operated for the entire year	3 473	140 396 372	5 416 321	1 305 910	163 314	10 146 579	5 611 342	5 675 742
	Establishments with no employees... —		—	—	—	—	—	—	—
	Establishments with 1 employee.... 532		557 014	18 759	4 095	532	40 759	18 349	18 875
	Establishments with 2 employees... 301		571 715	17 639	4 008	602	37 999	12 546	13 002
	Establishments with 3 or 4 employees..... 455		1 285 041	39 644	8 630	1 559	88 074	39 270	40 166

See footnotes at end of table.

Table 2. Employment Size of Establishments: 1997—Con.

[Includes only establishments with payroll. For meaning of abbreviations and symbols, see introductory text. For explanation of terms, see Appendix A. For method of assignment to categories shown, see Appendix C.]

NAICS code	Employment sizes of establishments by type of operation and kind of business ¹	Establishments (number)	Sales (\$1,000)	Annual payroll (\$1,000)	First-quarter payroll (\$1,000)	Paid employees for pay period including March 12 (number)	Operating expenses ² (\$1,000)	End-of-1996 inventories (\$1,000)	End-of-1997 inventories (\$1,000)
42	WHOLESALE TRADE—Con.								
422	Wholesale trade, nondurable goods—Con.								
42241	General-line grocery whsle—Con.								
	Establishments operated for the entire year—Con.								
	Establishments with 5 or 6 employees.....	348	1 552 537	54 771	12 466	1 919	125 651	53 046	54 616
	Establishments with 7 to 9 employees.....	348	2 242 639	74 171	17 279	2 752	170 298	70 629	71 878
	Establishments with 10 to 14 employees.....	342	2 606 055	101 643	23 625	4 020	236 336	104 943	106 389
	Establishments with 15 to 19 employees.....	184	2 658 938	85 226	19 579	3 095	189 542	68 070	70 465
	Establishments with 20 to 49 employees.....	388	11 555 315	350 508	80 389	11 837	687 230	288 815	290 464
	Establishments with 50 to 99 employees.....	191	14 048 913	408 672	96 793	13 413	871 130	482 451	484 400
	Establishments with 100 employees or more.....	384	103 318 205	4 265 288	1 039 046	123 585	7 699 560	4 473 223	4 525 487
	Establishments not operated for the entire year.....	665	6 292 914	124 679	30 233	4 876	239 145	27 227	84 504
422410	General-line grocery whsle								
	All establishments.....	4 138	146 689 286	5 541 000	1 336 143	168 190	10 385 724	5 638 569	5 760 246
	Establishments operated for the entire year.....	3 473	140 396 372	5 416 321	1 305 910	163 314	10 146 579	5 611 342	5 675 742
	Establishments with no employees..	—	—	—	—	—	—	—	—
	Establishments with 1 employee....	532	557 014	18 759	4 095	532	40 759	18 349	18 875
	Establishments with 2 employees...	301	571 715	17 639	4 008	602	37 999	12 546	13 002
	Establishments with 3 or 4 employees.....	455	1 285 041	39 644	8 630	1 559	88 074	39 270	40 166
	Establishments with 5 or 6 employees.....	348	1 552 537	54 771	12 466	1 919	125 651	53 046	54 616
	Establishments with 7 to 9 employees.....	348	2 242 639	74 171	17 279	2 752	170 298	70 629	71 878
	Establishments with 10 to 14 employees.....	342	2 606 055	101 643	23 625	4 020	236 336	104 943	106 389
	Establishments with 15 to 19 employees.....	184	2 658 938	85 226	19 579	3 095	189 542	68 070	70 465
	Establishments with 20 to 49 employees.....	388	11 555 315	350 508	80 389	11 837	687 230	288 815	290 464
	Establishments with 50 to 99 employees.....	191	14 048 913	408 672	96 793	13 413	871 130	482 451	484 400
	Establishments with 100 employees or more.....	384	103 318 205	4 265 288	1 039 046	123 585	7 699 560	4 473 223	4 525 487
	Establishments not operated for the entire year.....	665	6 292 914	124 679	30 233	4 876	239 145	27 227	84 504
4224101	General-line grocery whsle, voluntary group								
	All establishments.....	186	16 156 029	554 986	135 594	17 064	1 105 622	989 577	958 773
	Establishments operated for the entire year.....	167	16 052 262	552 134	134 214	16 716	1 100 701	978 983	955 487
	Establishments with no employees..	—	—	—	—	—	—	—	—
	Establishments with 1 employee....	20	16 031	437	91	20	2 092	379	395
	Establishments with 2 employees...	13	11 616	633	125	26	1 438	482	562
	Establishments with 3 or 4 employees.....	18	25 777	1 219	255	61	2 829	729	850
	Establishments with 5 or 6 employees.....	11	16 491	1 291	294	61	3 056	1 150	1 223
	Establishments with 7 to 9 employees.....	8	24 223	1 332	345	64	3 194	1 836	1 868
	Establishments with 10 to 14 employees.....	8	69 053	2 269	545	98	4 800	5 720	5 935
	Establishments with 15 to 19 employees.....	15	118 773	6 177	1 497	255	12 118	5 094	5 409
	Establishments with 20 to 49 employees.....	26	743 103	22 170	4 949	849	47 417	26 436	27 947
	Establishments with 50 to 99 employees.....	12	1 187 205	24 067	5 879	903	69 356	39 652	42 878
	Establishments with 100 employees or more.....	36	13 839 990	492 539	120 234	14 379	954 401	897 505	868 420
	Establishments not operated for the entire year.....	19	103 767	2 852	1 380	348	4 921	10 594	3 286
4224102	General-line grocery whsle, retail cooperative								
	All establishments.....	211	16 142 440	467 726	112 330	13 882	884 413	926 900	945 354
	Establishments operated for the entire year.....	189	15 996 448	462 271	109 846	13 481	874 362	923 221	942 806
	Establishments with no employees..	—	—	—	—	—	—	—	—
	Establishments with 1 employee....	24	28 119	1 011	227	24	2 590	1 616	1 677
	Establishments with 2 employees...	13	13 138	679	123	26	1 509	705	727
	Establishments with 3 or 4 employees.....	22	43 564	2 466	580	78	5 162	3 768	3 887
	Establishments with 5 or 6 employees.....	26	97 930	4 622	1 015	142	13 102	8 056	8 356

See footnotes at end of table.

Table 2. Employment Size of Establishments: 1997—Con.

[Includes only establishments with payroll. For meaning of abbreviations and symbols, see introductory text. For explanation of terms, see Appendix A. For method of assignment to categories shown, see Appendix C.]

NAICS code	Employment sizes of establishments by type of operation and kind of business ¹	Establishments (number)	Sales (\$1,000)	Annual payroll (\$1,000)	First-quarter payroll (\$1,000)	Paid employees for pay period including March 12 (number)	Operating expenses ² (\$1,000)	End-of-1996 inventories (\$1,000)	End-of-1997 inventories (\$1,000)
42	WHOLESALE TRADE—Con.								
422	Wholesale trade, nondurable goods—Con.								
4224102	General-line grocery whsle, retail cooperative—Con.								
	Establishments operated for the entire year—Con.								
	Establishments with 7 to 9 employees.....	30	189 428	6 731	1 603	237	15 942	13 727	14 047
	Establishments with 10 to 14 employees.....	17	110 157	4 866	1 134	204	12 520	8 190	8 568
	Establishments with 15 to 19 employees.....	7	55 363	2 443	560	120	5 900	5 659	7 370
	Establishments with 20 to 49 employees.....	14	253 785	14 498	3 168	412	25 887	12 393	12 295
	Establishments with 50 to 99 employees.....	9	1 949 138	21 493	4 899	663	41 107	24 531	26 238
	Establishments with 100 employees or more.....	27	13 255 826	403 462	96 537	11 575	750 643	844 576	859 641
	Establishments not operated for the entire year.....	22	145 992	5 455	2 484	401	10 051	3 679	2 548
4224103	Other general-line grocery whsle								
	All establishments.....	3 741	114 390 817	4 518 288	1 088 219	137 244	8 395 689	3 722 092	3 856 119
	Establishments operated for the entire year.....	3 117	108 347 662	4 401 916	1 061 850	133 117	8 171 516	3 709 138	3 777 449
	Establishments with no employees..	—	—	—	—	—	—	—	—
	Establishments with 1 employee....	488	512 864	17 311	3 777	488	36 077	16 354	16 803
	Establishments with 2 employees....	275	546 961	16 327	3 760	550	35 052	11 359	11 713
	Establishments with 3 or 4 employees.....	415	1 215 700	35 959	7 795	1 420	80 083	34 773	35 429
	Establishments with 5 or 6 employees.....	311	1 438 116	48 858	11 157	1 716	109 493	43 840	45 037
	Establishments with 7 to 9 employees.....	310	2 028 988	66 108	15 331	2 451	151 162	55 066	55 963
	Establishments with 10 to 14 employees.....	317	2 426 845	94 508	21 946	3 718	219 016	91 033	91 886
	Establishments with 15 to 19 employees.....	162	2 484 802	76 606	17 522	2 720	171 524	57 317	57 686
	Establishments with 20 to 49 employees.....	348	10 558 427	313 840	72 272	10 576	613 926	249 986	250 222
	Establishments with 50 to 99 employees.....	170	10 912 570	363 112	86 015	11 847	760 667	418 268	415 284
	Establishments with 100 employees or more.....	321	76 222 389	3 369 287	822 275	97 631	5 994 516	2 731 142	2 797 426
	Establishments not operated for the entire year.....	624	6 043 155	116 372	26 369	4 127	224 173	12 954	78 670
42242	Packaged frozen food whsle								
	All establishments.....	3 838	69 114 831	2 800 272	659 242	85 067	6 015 881	2 698 171	3 086 225
	Establishments operated for the entire year.....	3 464	66 567 030	2 705 531	636 616	82 326	5 820 307	2 677 454	2 797 407
	Establishments with no employees..	4	2 817	54	—	—	168	117	177
	Establishments with 1 employee....	491	800 786	18 166	3 883	491	47 060	17 150	18 439
	Establishments with 2 employees....	370	1 087 245	23 053	4 878	740	60 458	28 650	22 333
	Establishments with 3 or 4 employees.....	452	2 424 253	54 974	12 667	1 563	128 952	73 501	79 732
	Establishments with 5 or 6 employees.....	367	2 929 312	70 478	15 034	1 998	161 833	77 807	85 725
	Establishments with 7 to 9 employees.....	318	3 250 535	84 561	19 030	2 495	197 195	115 402	128 646
	Establishments with 10 to 14 employees.....	359	4 569 774	140 537	32 129	4 200	357 879	195 401	205 789
	Establishments with 15 to 19 employees.....	215	3 724 225	114 324	26 485	3 599	248 823	151 720	151 629
	Establishments with 20 to 49 employees.....	517	14 412 312	485 294	112 894	15 695	1 151 409	528 612	520 864
	Establishments with 50 to 99 employees.....	175	9 386 699	383 854	91 306	11 841	822 897	343 827	352 852
	Establishments with 100 employees or more.....	196	23 979 072	1 330 236	318 310	39 704	2 643 633	1 145 267	1 231 221
	Establishments not operated for the entire year.....	374	2 547 801	94 741	22 626	2 741	195 574	20 717	288 818
422420	Packaged frozen food whsle								
	All establishments.....	3 838	69 114 831	2 800 272	659 242	85 067	6 015 881	2 698 171	3 086 225
	Establishments operated for the entire year.....	3 464	66 567 030	2 705 531	636 616	82 326	5 820 307	2 677 454	2 797 407
	Establishments with no employees..	4	2 817	54	—	—	168	117	177
	Establishments with 1 employee....	491	800 786	18 166	3 883	491	47 060	17 150	18 439
	Establishments with 2 employees....	370	1 087 245	23 053	4 878	740	60 458	28 650	22 333
	Establishments with 3 or 4 employees.....	452	2 424 253	54 974	12 667	1 563	128 952	73 501	79 732
	Establishments with 5 or 6 employees.....	367	2 929 312	70 478	15 034	1 998	161 833	77 807	85 725
	Establishments with 7 to 9 employees.....	318	3 250 535	84 561	19 030	2 495	197 195	115 402	128 646
	Establishments with 10 to 14 employees.....	359	4 569 774	140 537	32 129	4 200	357 879	195 401	205 789
	Establishments with 15 to 19 employees.....	215	3 724 225	114 324	26 485	3 599	248 823	151 720	151 629
	Establishments with 20 to 49 employees.....	517	14 412 312	485 294	112 894	15 695	1 151 409	528 612	520 864
	Establishments with 50 to 99 employees.....	175	9 386 699	383 854	91 306	11 841	822 897	343 827	352 852
	Establishments with 100 employees or more.....	196	23 979 072	1 330 236	318 310	39 704	2 643 633	1 145 267	1 231 221
	Establishments not operated for the entire year.....	374	2 547 801	94 741	22 626	2 741	195 574	20 717	288 818

See footnotes at end of table.

Table 2. Employment Size of Establishments: 1997—Con.

[Includes only establishments with payroll. For meaning of abbreviations and symbols, see introductory text. For explanation of terms, see Appendix A. For method of assignment to categories shown, see Appendix C.]

NAICS code	Employment sizes of establishments by type of operation and kind of business ¹	Establishments (number)	Sales (\$1,000)	Annual payroll (\$1,000)	First-quarter payroll (\$1,000)	Paid employees for pay period including March 12 (number)	Operating expenses ² (\$1,000)	End-of-1996 inventories (\$1,000)	End-of-1997 inventories (\$1,000)
42	WHOLESALE TRADE—Con.								
422	Wholesale trade, nondurable goods—Con.								
422420	Packaged frozen food whsle—Con.								
	Establishments operated for the entire year—Con.								
	Establishments with 20 to 49 employees.....	517	14 412 312	485 294	112 894	15 695	1 151 409	528 612	520 864
	Establishments with 50 to 99 employees.....	175	9 386 699	383 854	91 306	11 841	822 897	343 827	352 852
	Establishments with 100 employees or more.....	196	23 979 072	1 330 236	318 310	39 704	2 643 633	1 145 267	1 231 221
	Establishments not operated for the entire year.....	374	2 547 801	94 741	22 626	2 741	195 574	20 717	288 818
42243	Dairy products, (except dried or canned) whsle								
	All establishments.....	2 862	34 594 779	1 637 129	380 221	47 742	3 764 991	856 679	908 789
	Establishments operated for the entire year.....	2 522	33 435 160	1 597 779	367 583	45 894	3 677 421	839 560	873 068
	Establishments with no employees..	1	D	D	D	a	D	D	D
	Establishments with 1 employee....	442	577 013	13 736	3 076	442	36 310	5 228	5 485
	Establishments with 2 employees...	247	514 381	12 957	2 838	494	36 066	11 155	11 921
	Establishments with 3 or 4 employees.....	354	1 594 199	36 123	8 183	1 223	79 376	16 664	17 998
	Establishments with 5 or 6 employees.....	248	1 557 998	43 411	9 607	1 343	108 644	14 134	14 861
	Establishments with 7 to 9 employees.....	263	1 575 332	60 511	13 914	2 071	140 014	50 599	45 579
	Establishments with 10 to 14 employees.....	292	D	D	D	h	D	D	D
	Establishments with 15 to 19 employees.....	159	D	D	D	h	D	D	D
	Establishments with 20 to 49 employees.....	331	D	D	D	j	D	D	D
	Establishments with 50 to 99 employees.....	123	D	D	D	i	D	D	D
	Establishments with 100 employees or more.....	62	9 756 673	626 848	144 427	15 767	1 440 616	341 965	358 438
	Establishments not operated for the entire year.....	340	1 159 619	39 350	12 638	1 848	87 570	17 119	35 721
422430	Dairy products, (except dried or canned) whsle								
	All establishments.....	2 862	34 594 779	1 637 129	380 221	47 742	3 764 991	856 679	908 789
	Establishments operated for the entire year.....	2 522	33 435 160	1 597 779	367 583	45 894	3 677 421	839 560	873 068
	Establishments with no employees..	1	D	D	D	a	D	D	D
	Establishments with 1 employee....	442	577 013	13 736	3 076	442	36 310	5 228	5 485
	Establishments with 2 employees...	247	514 381	12 957	2 838	494	36 066	11 155	11 921
	Establishments with 3 or 4 employees.....	354	1 594 199	36 123	8 183	1 223	79 376	16 664	17 998
	Establishments with 5 or 6 employees.....	248	1 557 998	43 411	9 607	1 343	108 644	14 134	14 861
	Establishments with 7 to 9 employees.....	263	1 575 332	60 511	13 914	2 071	140 014	50 599	45 579
	Establishments with 10 to 14 employees.....	292	D	D	D	h	D	D	D
	Establishments with 15 to 19 employees.....	159	D	D	D	h	D	D	D
	Establishments with 20 to 49 employees.....	331	D	D	D	j	D	D	D
	Establishments with 50 to 99 employees.....	123	D	D	D	i	D	D	D
	Establishments with 100 employees or more.....	62	9 756 673	626 848	144 427	15 767	1 440 616	341 965	358 438
	Establishments not operated for the entire year.....	340	1 159 619	39 350	12 638	1 848	87 570	17 119	35 721
4224301	Raw milk whsle								
	All establishments.....	140	4 900 769	49 043	12 268	1 642	157 610	19 880	23 534
	Establishments operated for the entire year.....	120	D	D	D	g	D	D	D
	Establishments with no employees..	—	—	—	—	—	—	—	—
	Establishments with 1 employee....	25	33 808	738	148	25	2 766	1 357	1 397
	Establishments with 2 employees...	8	D	D	D	a	D	D	D
	Establishments with 3 or 4 employees.....	23	D	D	D	b	D	D	D
	Establishments with 5 or 6 employees.....	14	D	D	D	b	D	D	D
	Establishments with 7 to 9 employees.....	14	D	D	D	c	D	D	D
	Establishments with 10 to 14 employees.....	12	D	D	D	c	D	D	D
	Establishments with 15 to 19 employees.....	5	D	D	D	b	D	D	D
	Establishments with 20 to 49 employees.....	13	D	D	D	e	D	D	D

See footnotes at end of table.

Table 2. Employment Size of Establishments: 1997—Con.

[Includes only establishments with payroll. For meaning of abbreviations and symbols, see introductory text. For explanation of terms, see Appendix A. For method of assignment to categories shown, see Appendix C.]

NAICS code	Employment sizes of establishments by type of operation and kind of business ¹	Establishments (number)	Sales (\$1,000)	Annual payroll (\$1,000)	First-quarter payroll (\$1,000)	Paid employees for pay period including March 12 (number)	Operating expenses ² (\$1,000)	End-of-1996 inventories (\$1,000)	End-of-1997 inventories (\$1,000)
42	WHOLESALE TRADE—Con.								
422	Wholesale trade, nondurable goods—Con.								
4224301	Raw milk whsle—Con.								
	Establishments operated for the entire year—Con.								
	Establishments with 50 to 99 employees.....	4	D	D	D	e	D	D	D
	Establishments with 100 employees or more	2	D	D	D	e	D	D	D
	Establishments not operated for the entire year	20	D	D	D	c	D	D	D
4224302	Dairy product (except raw milk) whsle								
	All establishments	2 722	29 694 010	1 588 086	367 953	46 100	3 607 381	836 799	885 255
	Establishments operated for the entire year	2 402	D	D	D	k	D	D	D
	Establishments with no employees..	1	D	D	D	a	D	D	D
	Establishments with 1 employee....	417	543 205	12 998	2 928	417	33 544	3 871	4 088
	Establishments with 2 employees... employees with 3 or 4	239	D	D	D	e	D	D	D
	Establishments with 5 or 6 employees.....	331	D	D	D	g	D	D	D
	Establishments with 7 to 9 employees.....	234	D	D	D	g	D	D	D
	Establishments with 10 to 14 employees.....	249	D	D	D	g	D	D	D
	Establishments with 15 to 19 employees.....	280	D	D	D	h	D	D	D
	Establishments with 20 to 49 employees.....	154	D	D	D	h	D	D	D
	Establishments with 50 to 99 employees.....	318	D	D	D	i	D	D	D
	Establishments with 100 employees or more	119	D	D	D	i	D	D	D
	Establishments not operated for the entire year	60	D	D	D	j	D	D	D
	Establishments not operated for the entire year	320	D	D	D	g	D	D	D
42244	Poultry & poultry product whsle								
	All establishments	1 040	13 809 561	490 567	113 929	17 792	1 088 278	270 183	293 622
	Establishments operated for the entire year	942	13 448 205	477 289	111 246	17 261	1 058 578	268 078	285 014
	Establishments with no employees..	—	—	—	—	—	—	—	—
	Establishments with 1 employee....	124	316 551	4 794	1 265	124	12 976	1 119	1 135
	Establishments with 2 employees... employees with 3 or 4	72	257 298	5 161	1 120	144	11 933	1 181	1 085
	Establishments with 5 or 6 employees.....	138	D	D	D	e	D	D	D
	Establishments with 7 to 9 employees.....	107	947 656	20 356	4 560	590	45 549	8 651	8 529
	Establishments with 10 to 14 employees.....	96	982 159	25 382	5 290	759	53 803	17 494	18 823
	Establishments with 15 to 19 employees.....	114	1 314 422	42 183	8 832	1 337	93 134	18 897	23 109
	Establishments with 20 to 49 employees.....	62	721 251	27 279	6 294	1 040	64 747	11 978	12 086
	Establishments with 50 to 99 employees.....	150	2 999 215	121 109	28 650	4 504	256 110	46 617	48 116
	Establishments with 100 employees or more	47	1 328 259	77 834	18 185	3 151	190 050	27 994	29 808
	Establishments not operated for the entire year	32	D	D	D	i	D	D	D
	Establishments not operated for the entire year	98	361 356	13 278	2 683	531	29 700	2 105	8 608
422440	Poultry & poultry product whsle								
	All establishments	1 040	13 809 561	490 567	113 929	17 792	1 088 278	270 183	293 622
	Establishments operated for the entire year	942	13 448 205	477 289	111 246	17 261	1 058 578	268 078	285 014
	Establishments with no employees..	—	—	—	—	—	—	—	—
	Establishments with 1 employee....	124	316 551	4 794	1 265	124	12 976	1 119	1 135
	Establishments with 2 employees... employees with 3 or 4	72	257 298	5 161	1 120	144	11 933	1 181	1 085
	Establishments with 5 or 6 employees.....	138	D	D	D	e	D	D	D
	Establishments with 7 to 9 employees.....	107	947 656	20 356	4 560	590	45 549	8 651	8 529
	Establishments with 10 to 14 employees.....	96	982 159	25 382	5 290	759	53 803	17 494	18 823
	Establishments with 15 to 19 employees.....	114	1 314 422	42 183	8 832	1 337	93 134	18 897	23 109
	Establishments with 20 to 49 employees.....	62	721 251	27 279	6 294	1 040	64 747	11 978	12 086
	Establishments with 50 to 99 employees.....	150	2 999 215	121 109	28 650	4 504	256 110	46 617	48 116
	Establishments with 100 employees or more	47	1 328 259	77 834	18 185	3 151	190 050	27 994	29 808
	Establishments not operated for the entire year	32	D	D	D	i	D	D	D

See footnotes at end of table.

Table 2. Employment Size of Establishments: 1997—Con.

[Includes only establishments with payroll. For meaning of abbreviations and symbols, see introductory text. For explanation of terms, see Appendix A. For method of assignment to categories shown, see Appendix C.]

NAICS code	Employment sizes of establishments by type of operation and kind of business ¹	Establishments (number)	Sales (\$1,000)	Annual payroll (\$1,000)	First-quarter payroll (\$1,000)	Paid employees for pay period including March 12 (number)	Operating expenses ² (\$1,000)	End-of-1996 inventories (\$1,000)	End-of-1997 inventories (\$1,000)
42	WHOLESALE TRADE—Con.								
422	Wholesale trade, nondurable goods—Con.								
422440	Poultry & poultry product whsle—Con.								
	Establishments not operated for the entire year	98	361 356	13 278	2 683	531	29 700	2 105	8 608
4224401	Live poultry whsle								
	All establishments	50	317 047	17 713	4 160	595	36 894	1 853	2 169
	Establishments operated for the entire year	43	288 569	16 052	3 843	546	32 421	1 853	1 718
	Establishments with no employees..	—	—	—	—	—	—	—	—
	Establishments with 1 employee....	8	D	D	D	a	D	D	D
	Establishments with 2 employees...	4	D	D	D	a	D	D	D
	Establishments with 3 or 4 employees.....	4	D	D	D	a	D	D	D
	Establishments with 5 or 6 employees.....	2	D	D	D	a	D	D	D
	Establishments with 7 to 9 employees.....	5	D	D	D	b	D	D	D
	Establishments with 10 to 14 employees.....	5	D	D	D	b	D	D	D
	Establishments with 15 to 19 employees.....	8	D	D	D	c	D	D	D
	Establishments with 20 to 49 employees.....	6	162 870	6 846	1 615	212	13 796	320	332
	Establishments with 50 to 99 employees.....	1	D	D	D	b	D	D	D
	Establishments with 100 employees or more	—	—	—	—	—	—	—	—
	Establishments not operated for the entire year	7	28 478	1 661	317	49	4 473	—	451
4224402	Poultry & poultry product (except live) whsle								
	All establishments	990	13 492 514	472 854	109 769	17 197	1 051 384	268 330	291 453
	Establishments operated for the entire year	899	13 159 636	461 237	107 403	16 715	1 026 157	266 225	283 296
	Establishments with no employees..	—	—	—	—	—	—	—	—
	Establishments with 1 employee....	116	D	D	D	c	D	D	D
	Establishments with 2 employees...	68	D	D	D	c	D	D	D
	Establishments with 3 or 4 employees.....	134	D	D	D	e	D	D	D
	Establishments with 5 or 6 employees.....	105	D	D	D	f	D	D	D
	Establishments with 7 to 9 employees.....	91	D	D	D	f	D	D	D
	Establishments with 10 to 14 employees.....	109	D	D	D	g	D	D	D
	Establishments with 15 to 19 employees.....	54	D	D	D	f	D	D	D
	Establishments with 20 to 49 employees.....	144	2 836 345	114 263	27 035	4 292	242 314	46 297	47 784
	Establishments with 50 to 99 employees.....	46	D	D	D	h	D	D	D
	Establishments with 100 employees or more	32	D	D	D	i	D	D	D
	Establishments not operated for the entire year	91	332 878	11 617	2 366	482	25 227	2 105	8 157
42245	Confectionery whsle								
	All establishments	2 621	27 169 914	1 835 202	442 780	60 010	3 560 134	745 263	810 412
	Establishments operated for the entire year	2 238	26 378 158	1 799 669	434 127	58 406	3 468 898	743 533	784 355
	Establishments with no employees..	—	—	—	—	—	—	—	—
	Establishments with 1 employee....	421	271 515	11 383	2 351	421	27 381	7 344	7 906
	Establishments with 2 employees...	267	350 098	11 914	2 509	534	29 869	8 617	8 778
	Establishments with 3 or 4 employees.....	334	866 809	30 241	6 903	1 169	70 854	21 161	22 843
	Establishments with 5 or 6 employees.....	190	810 833	31 937	7 058	1 041	70 941	24 874	26 781
	Establishments with 7 to 9 employees.....	199	875 748	41 614	9 341	1 560	93 470	31 793	34 157
	Establishments with 10 to 14 employees.....	206	1 144 715	60 535	13 906	2 408	149 700	42 389	42 519
	Establishments with 15 to 19 employees.....	119	757 489	47 804	11 146	2 000	114 314	44 720	45 341
	Establishments with 20 to 49 employees.....	267	4 144 322	238 266	53 590	8 158	521 793	299 289	311 607
	Establishments with 50 to 99 employees.....	82	3 591 375	167 046	38 793	5 676	362 452	103 486	103 700
	Establishments with 100 employees or more	153	13 565 254	1 158 929	288 530	35 439	2 028 124	159 860	180 723
	Establishments not operated for the entire year	383	791 756	35 533	8 653	1 604	91 236	1 730	26 057

See footnotes at end of table.

Table 2. Employment Size of Establishments: 1997—Con.

[Includes only establishments with payroll. For meaning of abbreviations and symbols, see introductory text. For explanation of terms, see Appendix A. For method of assignment to categories shown, see Appendix C]

NAICS code	Employment sizes of establishments by type of operation and kind of business ¹	Establishments (number)	Sales (\$1,000)	Annual payroll (\$1,000)	First-quarter payroll (\$1,000)	Paid employees for pay period including March 12 (number)	Operating expenses ² (\$1,000)	End-of-1996 inventories (\$1,000)	End-of-1997 inventories (\$1,000)
42	WHOLESALE TRADE—Con.								
422	Wholesale trade, nondurable goods—Con.								
422450	Confectionery whsle								
	All establishments	2 621	27 169 914	1 835 202	442 780	60 010	3 560 134	745 263	810 412
	Establishments operated for the entire year	2 238	26 378 158	1 799 669	434 127	58 406	3 468 898	743 533	784 355
	Establishments with no employees...	—	—	—	—	—	—	—	—
	Establishments with 1 employee....	421	271 515	11 383	2 351	421	27 381	7 344	7 906
	Establishments with 2 employees...	267	350 098	11 914	2 509	534	29 869	8 617	8 778
	Establishments with 3 or 4 employees.....	334	866 809	30 241	6 903	1 169	70 854	21 161	22 843
	Establishments with 5 or 6 employees.....	190	810 833	31 937	7 058	1 041	70 941	24 874	26 781
	Establishments with 7 to 9 employees.....	199	875 748	41 614	9 341	1 560	93 470	31 793	34 157
	Establishments with 10 to 14 employees.....	206	1 144 715	60 535	13 906	2 408	149 700	42 389	42 519
	Establishments with 15 to 19 employees.....	119	757 489	47 804	11 146	2 000	114 314	44 720	45 341
	Establishments with 20 to 49 employees.....	267	4 144 322	238 266	53 590	8 158	521 793	299 289	311 607
	Establishments with 50 to 99 employees.....	82	3 591 375	167 046	38 793	5 676	362 452	103 486	103 700
	Establishments with 100 employees or more	153	13 565 254	1 158 929	288 530	35 439	2 028 124	159 860	180 723
	Establishments not operated for the entire year	383	791 756	35 533	8 653	1 604	91 236	1 730	26 057
42246	Fish & seafood whsle								
	All establishments	2 960	13 165 780	684 365	154 839	27 402	1 519 628	588 880	659 481
	Establishments operated for the entire year	2 383	12 639 077	655 402	149 039	26 094	1 449 875	583 292	624 665
	Establishments with no employees...	5	D	D	D	a	D	D	D
	Establishments with 1 employee....	421	D	D	D	e	D	D	D
	Establishments with 2 employees...	309	638 906	16 875	3 699	618	48 596	11 522	12 174
	Establishments with 3 or 4 employees.....	420	1 146 920	40 109	8 895	1 436	99 344	32 050	34 749
	Establishments with 5 or 6 employees.....	277	1 032 622	38 329	8 246	1 506	93 407	39 836	45 562
	Establishments with 7 to 9 employees.....	233	1 155 443	47 978	10 887	1 853	115 471	37 446	38 315
	Establishments with 10 to 14 employees.....	226	1 509 105	67 970	15 637	2 645	151 028	50 726	58 189
	Establishments with 15 to 19 employees.....	140	1 075 483	59 455	13 343	2 313	132 265	48 757	54 931
	Establishments with 20 to 49 employees.....	261	3 548 570	201 212	46 116	7 977	416 781	231 958	240 165
	Establishments with 50 to 99 employees.....	73	1 450 129	107 852	25 525	4 979	220 783	71 345	77 039
	Establishments with 100 employees or more	18	D	D	D	g	D	D	D
	Establishments not operated for the entire year	577	526 703	28 963	5 800	1 308	69 753	5 588	34 816
422460	Fish & seafood whsle								
	All establishments	2 960	13 165 780	684 365	154 839	27 402	1 519 628	588 880	659 481
	Establishments operated for the entire year	2 383	12 639 077	655 402	149 039	26 094	1 449 875	583 292	624 665
	Establishments with no employees...	5	D	D	D	a	D	D	D
	Establishments with 1 employee....	421	D	D	D	e	D	D	D
	Establishments with 2 employees...	309	638 906	16 875	3 699	618	48 596	11 522	12 174
	Establishments with 3 or 4 employees.....	420	1 146 920	40 109	8 895	1 436	99 344	32 050	34 749
	Establishments with 5 or 6 employees.....	277	1 032 622	38 329	8 246	1 506	93 407	39 836	45 562
	Establishments with 7 to 9 employees.....	233	1 155 443	47 978	10 887	1 853	115 471	37 446	38 315
	Establishments with 10 to 14 employees.....	226	1 509 105	67 970	15 637	2 645	151 028	50 726	58 189
	Establishments with 15 to 19 employees.....	140	1 075 483	59 455	13 343	2 313	132 265	48 757	54 931
	Establishments with 20 to 49 employees.....	261	3 548 570	201 212	46 116	7 977	416 781	231 958	240 165
	Establishments with 50 to 99 employees.....	73	1 450 129	107 852	25 525	4 979	220 783	71 345	77 039
	Establishments with 100 employees or more	18	D	D	D	g	D	D	D
	Establishments not operated for the entire year	577	526 703	28 963	5 800	1 308	69 753	5 588	34 816
42247	Meat & meat product whsle								
	All establishments	3 557	51 326 415	1 490 922	351 742	50 256	3 166 607	1 047 158	1 128 054
	Establishments operated for the entire year	3 150	50 272 990	1 444 851	341 352	48 442	3 062 396	1 035 646	1 084 266
	Establishments with no employees...	1	D	D	D	a	D	D	D
	Establishments with 1 employee....	498	D	D	D	e	D	D	D
	Establishments with 2 employees...	379	721 412	19 824	4 617	758	43 806	7 671	7 457
	Establishments with 3 or 4 employees.....	449	D	D	D	g	D	D	D

See footnotes at end of table.

Table 2. Employment Size of Establishments: 1997—Con.

[Includes only establishments with payroll. For meaning of abbreviations and symbols, see introductory text. For explanation of terms, see Appendix A. For method of assignment to categories shown, see Appendix C.]

NAICS code	Employment sizes of establishments by type of operation and kind of business ¹	Establishments (number)	Sales (\$1,000)	Annual payroll (\$1,000)	First-quarter payroll (\$1,000)	Paid employees for pay period including March 12 (number)	Operating expenses ² (\$1,000)	End-of-1996 inventories (\$1,000)	End-of-1997 inventories (\$1,000)
42	WHOLESALE TRADE—Con.								
422	Wholesale trade, nondurable goods—Con.								
42247	Meat & meat product whsle—Con.								
	Establishments operated for the entire year—Con.								
	Establishments with 5 or 6 employees.....	346	1 723 404	50 625	11 530	1 877	113 812	25 983	27 855
	Establishments with 7 to 9 employees.....	317	2 004 989	69 308	16 170	2 506	143 965	59 720	61 874
	Establishments with 10 to 14 employees.....	343	3 861 337	106 589	25 446	4 014	219 275	62 410	61 465
	Establishments with 15 to 19 employees.....	201	2 937 926	91 237	21 379	3 350	184 725	48 485	50 110
	Establishments with 20 to 49 employees.....	416	7 887 512	356 048	82 407	12 297	758 912	191 103	208 498
	Establishments with 50 to 99 employees.....	134	5 861 949	268 102	62 212	9 134	551 543	175 456	195 912
	Establishments with 100 employees or more.....	66	22 977 534	426 300	104 537	12 471	911 909	429 869	431 965
	Establishments not operated for the entire year.....	407	1 053 425	46 071	10 390	1 814	104 211	11 512	43 788
422470	Meat & meat product whsle								
	All establishments.....	3 557	51 326 415	1 490 922	351 742	50 256	3 166 607	1 047 158	1 128 054
	Establishments operated for the entire year.....	3 150	50 272 990	1 444 851	341 352	48 442	3 062 396	1 035 646	1 084 266
	Establishments with no employees..	1	D	D	D	a	D	D	D
	Establishments with 1 employee....	498	D	D	D	e	D	D	D
	Establishments with 2 employees....	379	721 412	19 824	4 617	758	43 806	7 671	7 457
	Establishments with 3 or 4 employees.....	449	D	D	D	g	D	D	D
	Establishments with 5 or 6 employees.....	346	1 723 404	50 625	11 530	1 877	113 812	25 983	27 855
	Establishments with 7 to 9 employees.....	317	2 004 989	69 308	16 170	2 506	143 965	59 720	61 874
	Establishments with 10 to 14 employees.....	343	3 861 337	106 589	25 446	4 014	219 275	62 410	61 465
	Establishments with 15 to 19 employees.....	201	2 937 926	91 237	21 379	3 350	184 725	48 485	50 110
	Establishments with 20 to 49 employees.....	416	7 887 512	356 048	82 407	12 297	758 912	191 103	208 498
	Establishments with 50 to 99 employees.....	134	5 861 949	268 102	62 212	9 134	551 543	175 456	195 912
	Establishments with 100 employees or more.....	66	22 977 534	426 300	104 537	12 471	911 909	429 869	431 965
	Establishments not operated for the entire year.....	407	1 053 425	46 071	10 390	1 814	104 211	11 512	43 788
42248	Fresh fruit & vegetable whsle								
	All establishments.....	6 121	46 340 833	3 021 175	682 431	109 771	6 240 214	568 953	648 741
	Establishments operated for the entire year.....	5 227	44 344 854	2 893 424	650 176	103 413	5 966 629	561 119	583 689
	Establishments with no employees..	1	D	D	D	a	D	D	D
	Establishments with 1 employee....	682	D	D	D	f	D	D	D
	Establishments with 2 employees....	551	D	D	D	g	D	D	D
	Establishments with 3 or 4 employees.....	827	3 196 591	104 445	22 545	2 834	239 661	12 902	13 638
	Establishments with 5 or 6 employees.....	531	2 854 584	106 626	23 442	2 880	228 547	13 600	13 850
	Establishments with 7 to 9 employees.....	506	3 234 105	147 940	31 357	4 004	300 902	18 773	20 196
	Establishments with 10 to 14 employees.....	539	3 885 268	199 293	44 347	6 325	416 662	34 834	34 837
	Establishments with 15 to 19 employees.....	324	3 380 370	184 992	41 240	5 461	368 230	26 506	25 973
	Establishments with 20 to 49 employees.....	762	10 862 268	700 202	158 700	23 284	1 386 156	156 561	164 188
	Establishments with 50 to 99 employees.....	311	6 513 625	571 925	126 467	21 504	1 211 745	96 634	99 450
	Establishments with 100 employees or more.....	193	8 602 108	812 471	188 326	35 337	1 656 399	189 211	198 506
	Establishments not operated for the entire year.....	894	1 995 979	127 751	32 255	6 358	273 585	7 834	65 052
422480	Fresh fruit & vegetable whsle								
	All establishments.....	6 121	46 340 833	3 021 175	682 431	109 771	6 240 214	568 953	648 741
	Establishments operated for the entire year.....	5 227	44 344 854	2 893 424	650 176	103 413	5 966 629	561 119	583 689
	Establishments with no employees..	1	D	D	D	a	D	D	D
	Establishments with 1 employee....	682	D	D	D	f	D	D	D
	Establishments with 2 employees....	551	D	D	D	g	D	D	D
	Establishments with 3 or 4 employees.....	827	3 196 591	104 445	22 545	2 834	239 661	12 902	13 638
	Establishments with 5 or 6 employees.....	531	2 854 584	106 626	23 442	2 880	228 547	13 600	13 850
	Establishments with 7 to 9 employees.....	506	3 234 105	147 940	31 357	4 004	300 902	18 773	20 196
	Establishments with 10 to 14 employees.....	539	3 885 268	199 293	44 347	6 325	416 662	34 834	34 837
	Establishments with 15 to 19 employees.....	324	3 380 370	184 992	41 240	5 461	368 230	26 506	25 973
	Establishments with 20 to 49 employees.....	762	10 862 268	700 202	158 700	23 284	1 386 156	156 561	164 188
	Establishments with 50 to 99 employees.....	311	6 513 625	571 925	126 467	21 504	1 211 745	96 634	99 450
	Establishments with 100 employees or more.....	193	8 602 108	812 471	188 326	35 337	1 656 399	189 211	198 506
	Establishments not operated for the entire year.....	894	1 995 979	127 751	32 255	6 358	273 585	7 834	65 052

See footnotes at end of table.

Table 2. Employment Size of Establishments: 1997—Con.

[Includes only establishments with payroll. For meaning of abbreviations and symbols, see introductory text. For explanation of terms, see Appendix A. For method of assignment to categories shown, see Appendix C.]

NAICS code	Employment sizes of establishments by type of operation and kind of business ¹	Establishments (number)	Sales (\$1,000)	Annual payroll (\$1,000)	First-quarter payroll (\$1,000)	Paid employees for pay period including March 12 (number)	Operating expenses ² (\$1,000)	End-of-1996 inventories (\$1,000)	End-of-1997 inventories (\$1,000)
42	WHOLESALE TRADE—Con.								
422	Wholesale trade, nondurable goods—Con.								
422480	Fresh fruit & vegetable whsle—Con.								
	Establishments operated for the entire year—Con.								
	Establishments with 15 to 19 employees.....	324	3 380 370	184 992	41 240	5 461	368 230	26 506	25 973
	Establishments with 20 to 49 employees.....	762	10 862 268	700 202	158 700	23 284	1 386 156	156 561	164 188
	Establishments with 50 to 99 employees.....	311	6 513 625	571 925	126 467	21 504	1 211 745	96 634	99 450
	Establishments with 100 employees or more.....	193	8 602 108	812 471	188 326	35 337	1 656 399	189 211	198 506
	Establishments not operated for the entire year.....	894	1 995 979	127 751	32 255	6 358	273 585	7 834	65 052
42249	Other grocery & related products whsle								
	All establishments.....	14 623	186 758 663	9 277 467	2 195 951	288 689	19 494 685	6 404 606	6 746 989
	Establishments operated for the entire year.....	12 845	183 099 511	9 098 551	2 155 858	282 598	19 034 916	6 320 121	6 568 290
	Establishments with no employees..	12	9 411	194	—	—	781	296	295
	Establishments with 1 employee....	2 370	2 086 552	79 084	17 718	2 370	189 801	48 145	51 511
	Establishments with 2 employees... employees.....	1 395	D	D	D	h	D	D	D
	Establishments with 3 or 4 employees.....	1 789	4 551 409	179 785	40 032	6 148	418 308	125 450	135 398
	Establishments with 5 or 6 employees.....	1 092	5 083 264	173 176	39 679	5 953	407 026	203 227	201 043
	Establishments with 7 to 9 employees.....	1 113	7 052 084	268 498	61 717	8 798	611 167	237 335	238 817
	Establishments with 10 to 14 employees.....	1 247	D	D	D	j	D	D	D
	Establishments with 15 to 19 employees.....	749	D	D	D	j	D	D	D
	Establishments with 20 to 49 employees.....	1 732	D	D	D	l	D	D	D
	Establishments with 50 to 99 employees.....	752	27 667 953	1 597 140	377 661	51 617	3 384 943	774 671	866 812
	Establishments with 100 employees or more.....	594	D	D	D	m	D	D	D
	Establishments not operated for the entire year.....	1 778	3 659 152	178 916	40 093	6 091	459 769	84 485	178 699
422490	Other grocery & related products whsle								
	All establishments.....	14 623	186 758 663	9 277 467	2 195 951	288 689	19 494 685	6 404 606	6 746 989
	Establishments operated for the entire year.....	12 845	183 099 511	9 098 551	2 155 858	282 598	19 034 916	6 320 121	6 568 290
	Establishments with no employees..	12	9 411	194	—	—	781	296	295
	Establishments with 1 employee....	2 370	2 086 552	79 084	17 718	2 370	189 801	48 145	51 511
	Establishments with 2 employees... employees.....	1 395	D	D	D	h	D	D	D
	Establishments with 3 or 4 employees.....	1 789	4 551 409	179 785	40 032	6 148	418 308	125 450	135 398
	Establishments with 5 or 6 employees.....	1 092	5 083 264	173 176	39 679	5 953	407 026	203 227	201 043
	Establishments with 7 to 9 employees.....	1 113	7 052 084	268 498	61 717	8 798	611 167	237 335	238 817
	Establishments with 10 to 14 employees.....	1 247	D	D	D	j	D	D	D
	Establishments with 15 to 19 employees.....	749	D	D	D	j	D	D	D
	Establishments with 20 to 49 employees.....	1 732	D	D	D	l	D	D	D
	Establishments with 50 to 99 employees.....	752	27 667 953	1 597 140	377 661	51 617	3 384 943	774 671	866 812
	Establishments with 100 employees or more.....	594	D	D	D	m	D	D	D
	Establishments not operated for the entire year.....	1 778	3 659 152	178 916	40 093	6 091	459 769	84 485	178 699
4224901	Coffee, tea, & spice whsle								
	All establishments.....	1 788	13 421 054	587 048	136 127	19 037	1 288 846	550 095	691 110
	Establishments operated for the entire year.....	1 613	13 065 693	574 950	133 200	18 559	1 262 248	549 354	677 568
	Establishments with no employees..	1	D	D	D	a	D	D	D
	Establishments with 1 employee....	276	D	D	D	e	D	D	D
	Establishments with 2 employees... employees.....	197	D	D	D	e	D	D	D
	Establishments with 3 or 4 employees.....	263	545 166	30 345	6 806	918	67 239	20 486	23 312
	Establishments with 5 or 6 employees.....	162	420 375	27 191	6 525	881	62 912	20 705	20 975
	Establishments with 7 to 9 employees.....	183	1 339 997	49 618	11 673	1 435	111 051	31 102	34 861
	Establishments with 10 to 14 employees.....	195	D	D	D	g	D	D	D
	Establishments with 15 to 19 employees.....	94	D	D	D	g	D	D	D

See footnotes at end of table.

Table 2. Employment Size of Establishments: 1997—Con.

[Includes only establishments with payroll. For meaning of abbreviations and symbols, see introductory text. For explanation of terms, see Appendix A. For method of assignment to categories shown, see Appendix C]

NAICS code	Employment sizes of establishments by type of operation and kind of business ¹	Establishments (number)	Sales (\$1,000)	Annual payroll (\$1,000)	First-quarter payroll (\$1,000)	Paid employees for pay period including March 12 (number)	Operating expenses ² (\$1,000)	End-of-1996 inventories (\$1,000)	End-of-1997 inventories (\$1,000)
42	WHOLESALE TRADE—Con.								
422	Wholesale trade, nondurable goods—Con.								
4224901	Coffee, tea, & spice whsle—Con.								
	Establishments operated for the entire year—Con.								
	Establishments with 20 to 49 employees.....	179	D	D	D	i	D	D	D
	Establishments with 50 to 99 employees.....	47	2 883 046	90 310	21 393	3 107	202 300	106 238	167 952
	Establishments with 100 employees or more.....	16	D	D	D	h	D	D	D
	Establishments not operated for the entire year.....	175	355 361	12 098	2 927	478	26 598	741	13 542
4224902	Bread & baked goods whsle								
	All establishments.....	3 290	20 275 213	1 607 505	400 066	55 337	3 052 927	477 128	479 087
	Establishments operated for the entire year.....	2 849	20 013 224	1 581 191	392 603	53 951	2 998 865	470 289	468 547
	Establishments with no employees..	—	—	—	—	—	—	—	—
	Establishments with 1 employee....	618	292 014	16 704	3 903	618	38 970	3 680	3 785
	Establishments with 2 employees....	319	207 996	12 964	3 032	638	29 385	2 372	2 515
	Establishments with 3 or 4 employees.....	378	569 164	31 855	7 266	1 293	66 858	7 741	7 418
	Establishments with 5 or 6 employees.....	235	420 983	28 807	6 742	1 282	61 344	9 781	11 708
	Establishments with 7 to 9 employees.....	231	608 231	40 784	9 682	1 847	88 566	19 470	14 540
	Establishments with 10 to 14 employees.....	282	1 028 755	83 637	19 897	3 329	161 149	13 484	13 727
	Establishments with 15 to 19 employees.....	188	1 192 593	86 432	20 979	3 197	174 862	15 944	15 757
	Establishments with 20 to 49 employees.....	373	4 378 019	305 456	74 914	11 105	585 596	51 938	50 571
	Establishments with 50 to 99 employees.....	127	2 848 133	240 155	58 028	8 514	453 932	51 214	52 251
	Establishments with 100 employees or more.....	98	8 467 336	734 397	188 160	22 128	1 338 203	294 665	296 275
	Establishments not operated for the entire year.....	441	261 989	26 314	7 463	1 386	54 062	6 839	10 540
4224903	Soft drinks whsle								
	All establishments.....	3 150	29 142 717	3 212 389	739 081	100 272	6 711 763	719 316	799 386
	Establishments operated for the entire year.....	2 813	28 668 801	3 186 707	734 683	99 455	6 564 100	717 025	765 420
	Establishments with no employees..	—	—	—	—	—	—	—	—
	Establishments with 1 employee....	398	143 748	10 861	2 377	398	26 151	3 782	3 788
	Establishments with 2 employees....	224	107 670	10 365	2 295	448	27 077	2 992	3 488
	Establishments with 3 or 4 employees.....	263	308 734	21 866	5 000	889	54 663	10 377	10 272
	Establishments with 5 or 6 employees.....	142	256 581	20 751	4 639	788	45 293	7 310	7 940
	Establishments with 7 to 9 employees.....	174	325 528	34 595	7 958	1 365	70 932	11 964	12 850
	Establishments with 10 to 14 employees.....	234	864 798	73 945	16 030	2 758	158 433	21 484	22 268
	Establishments with 15 to 19 employees.....	178	681 910	84 017	18 546	3 016	181 597	24 371	26 365
	Establishments with 20 to 49 employees.....	574	4 846 114	563 276	128 673	18 792	1 168 643	126 167	135 999
	Establishments with 50 to 99 employees.....	363	6 851 810	801 763	186 578	25 373	1 614 332	152 517	158 259
	Establishments with 100 employees or more.....	263	14 281 908	1 565 268	362 587	45 628	3 216 979	356 061	384 191
	Establishments not operated for the entire year.....	337	473 916	25 682	4 398	817	147 663	2 291	33 966
4224904	Canned goods whsle								
	All establishments.....	1 283	27 632 847	753 747	178 275	20 470	1 632 525	1 075 206	1 025 866
	Establishments operated for the entire year.....	1 118	26 974 246	713 847	168 459	19 314	1 561 440	1 048 804	990 146
	Establishments with no employees..	3	1 462	24	—	—	132	4	4
	Establishments with 1 employee....	202	297 511	7 872	1 800	202	18 348	7 595	8 341
	Establishments with 2 employees....	127	361 288	8 839	1 967	254	20 905	8 255	8 999
	Establishments with 3 or 4 employees.....	178	665 119	19 893	4 361	605	50 961	26 374	31 030
	Establishments with 5 or 6 employees.....	107	1 207 901	19 173	4 456	586	52 349	25 584	24 581
	Establishments with 7 to 9 employees.....	112	1 303 300	32 848	7 510	886	74 536	47 665	45 339
	Establishments with 10 to 14 employees.....	130	2 856 068	55 151	12 735	1 528	121 820	61 594	64 875
	Establishments with 15 to 19 employees.....	71	1 721 384	42 848	10 534	1 189	93 679	70 386	70 696
	Establishments with 20 to 49 employees.....	105	4 389 891	121 436	27 443	3 128	314 481	203 431	208 688
	Establishments with 50 to 99 employees.....	47	3 321 285	116 807	30 096	3 394	258 526	156 820	156 565
	Establishments with 100 employees or more.....	36	10 849 037	288 956	67 557	7 542	555 703	441 096	371 028

See footnotes at end of table.

Table 2. Employment Size of Establishments: 1997—Con.

[Includes only establishments with payroll. For meaning of abbreviations and symbols, see introductory text. For explanation of terms, see Appendix A. For method of assignment to categories shown, see Appendix C.]

NAICS code	Employment sizes of establishments by type of operation and kind of business ¹	Establishments (number)	Sales (\$1,000)	Annual payroll (\$1,000)	First-quarter payroll (\$1,000)	Paid employees for pay period including March 12 (number)	Operating expenses ² (\$1,000)	End-of-1996 inventories (\$1,000)	End-of-1997 inventories (\$1,000)
42	WHOLESALE TRADE—Con.								
422	Wholesale trade, nondurable goods—Con.								
4224904	Canned goods whsle—Con.								
	Establishments not operated for the entire year	165	658 601	39 900	9 816	1 156	71 085	26 402	35 720
4224905	Food & beverage basic materials whsle								
	All establishments	703	6 331 021	266 495	61 485	7 303	599 825	307 851	309 381
	Establishments operated for the entire year	630	6 220 497	253 387	60 441	7 141	567 738	282 523	298 230
	Establishments with no employees..	2	D	D	D	a	D	D	D
	Establishments with 1 employee....	134	D	D	D	c	D	D	D
	Establishments with 2 employees...	78	D	D	D	c	D	D	D
	Establishments with 3 or 4 employees.....	103	433 531	13 762	3 076	360	30 265	9 749	10 773
	Establishments with 5 or 6 employees.....	73	668 638	17 145	3 712	385	38 515	28 245	32 624
	Establishments with 7 to 9 employees.....	57	638 169	20 091	4 207	449	46 935	25 278	21 331
	Establishments with 10 to 14 employees.....	64	D	D	D	f	D	D	D
	Establishments with 15 to 19 employees.....	34	D	D	D	f	D	D	D
	Establishments with 20 to 49 employees.....	62	D	D	D	g	D	D	D
	Establishments with 50 to 99 employees.....	15	329 095	26 920	6 462	1 008	61 006	21 716	23 716
	Establishments with 100 employees or more	8	D	D	D	g	D	D	D
	Establishments not operated for the entire year	73	110 524	13 108	1 044	162	32 087	25 328	11 151
4224906	Other grocery specialties whsle								
	All establishments	4 409	89 955 811	2 850 283	680 917	86 270	6 208 799	3 275 010	3 442 159
	Establishments operated for the entire year	3 822	88 157 050	2 788 469	666 472	84 178	6 080 525	3 252 126	3 368 379
	Establishments with no employees..	6	3 626	130	—	—	495	292	291
	Establishments with 1 employee....	742	925 557	27 040	5 809	742	66 294	21 847	22 031
	Establishments with 2 employees...	450	1 032 416	26 293	5 969	900	60 645	26 271	28 453
	Establishments with 3 or 4 employees.....	604	2 029 695	62 064	13 523	2 083	148 322	50 723	52 593
	Establishments with 5 or 6 employees.....	373	2 108 786	60 109	13 605	2 031	146 613	111 602	103 215
	Establishments with 7 to 9 employees.....	356	2 836 859	90 562	20 687	2 816	219 147	101 856	109 896
	Establishments with 10 to 14 employees.....	342	4 921 027	134 557	31 206	4 003	326 147	156 513	160 367
	Establishments with 15 to 19 employees.....	184	3 243 200	101 029	22 788	3 095	209 692	102 852	105 610
	Establishments with 20 to 49 employees.....	439	17 212 628	456 578	111 523	13 116	1 108 210	569 229	567 498
	Establishments with 50 to 99 employees.....	153	11 434 584	321 185	75 104	10 221	794 847	286 166	308 069
	Establishments with 100 employees or more	173	42 408 672	1 508 922	366 258	45 171	3 000 113	1 824 775	1 910 356
	Establishments not operated for the entire year	587	1 798 761	61 814	14 445	2 092	128 274	22 884	73 780
4225	Farm-product raw material whsle								
	All establishments	10 343	166 786 245	2 306 012	518 518	97 521	6 037 409	9 518 504	9 689 572
	Establishments operated for the entire year	9 182	161 812 448	2 228 884	499 114	92 578	5 832 484	9 074 492	9 090 105
	Establishments with no employees..	7	22 687	230	—	—	643	1 067	1 691
	Establishments with 1 employee....	1 209	3 713 483	39 205	8 388	1 209	116 469	169 997	168 161
	Establishments with 2 employees...	969	4 149 440	53 203	11 462	1 938	139 178	203 629	209 117
	Establishments with 3 or 4 employees.....	1 758	10 506 029	166 692	37 798	6 112	456 150	704 892	692 562
	Establishments with 5 or 6 employees.....	1 263	11 422 492	179 006	39 487	6 856	508 225	797 751	821 308
	Establishments with 7 to 9 employees.....	1 189	15 363 656	253 921	55 817	9 375	702 802	1 224 587	1 205 954
	Establishments with 10 to 14 employees.....	1 032	16 924 081	305 403	65 749	12 117	803 792	1 250 086	1 236 866
	Establishments with 15 to 19 employees.....	545	21 746 285	207 095	45 778	9 060	542 342	722 714	754 255
	Establishments with 20 to 49 employees.....	1 006	43 582 346	566 760	127 053	29 443	1 422 497	1 959 413	2 011 939
	Establishments with 50 to 99 employees.....	176	16 599 971	251 491	58 926	11 367	563 930	709 820	705 408
	Establishments with 100 employees or more	28	17 781 978	205 878	48 656	5 101	576 456	1 330 536	1 282 844
	Establishments not operated for the entire year	1 161	4 973 797	77 128	19 404	4 943	204 925	444 012	599 467

See footnotes at end of table.

Table 2. Employment Size of Establishments: 1997—Con.

[Includes only establishments with payroll. For meaning of abbreviations and symbols, see introductory text. For explanation of terms, see Appendix A. For method of assignment to categories shown, see Appendix C]

NAICS code	Employment sizes of establishments by type of operation and kind of business ¹	Establishments (number)	Sales (\$1,000)	Annual payroll (\$1,000)	First-quarter payroll (\$1,000)	Paid employees for pay period including March 12 (number)	Operating expenses ² (\$1,000)	End-of-1996 inventories (\$1,000)	End-of-1997 inventories (\$1,000)
42	WHOLESALE TRADE—Con.								
422	Wholesale trade, nondurable goods—Con.								
42251	Grain & field bean whsle								
	All establishments	6 569	120 312 556	1 642 921	370 403	56 368	4 384 826	6 828 225	6 982 213
	Establishments operated for the entire year	6 097	118 693 515	1 607 667	360 852	54 686	4 279 058	6 721 551	6 791 629
	Establishments with no employees..	7	22 687	230	—	—	643	1 067	1 691
	Establishments with 1 employee....	573	1 194 045	16 978	3 581	573	52 576	93 430	81 004
	Establishments with 2 employees...	610	2 331 743	33 559	7 320	1 220	90 835	169 317	169 749
	Establishments with 3 or 4 employees.....	1 245	6 286 093	115 348	25 844	4 332	319 855	586 289	573 963
	Establishments with 5 or 6 employees.....	1 010	9 290 276	147 398	32 416	5 483	410 109	707 961	719 350
	Establishments with 7 to 9 employees.....	967	13 091 602	212 898	46 940	7 635	581 571	1 111 154	1 087 955
	Establishments with 10 to 14 employees.....	778	13 494 488	252 999	54 344	9 087	664 709	1 141 107	1 119 755
	Establishments with 15 to 19 employees.....	351	18 609 465	167 091	36 140	5 814	433 977	609 597	654 718
	Establishments with 20 to 49 employees.....	473	D	D	D	j	D	D	D
	Establishments with 50 to 99 employees.....	68	D	D	D	h	D	D	D
	Establishments with 100 employees or more	15	D	D	D	h	D	D	D
	Establishments not operated for the entire year.....	472	1 619 041	35 254	9 551	1 682	105 768	106 674	190 584
422510	Grain & field bean whsle								
	All establishments	6 569	120 312 556	1 642 921	370 403	56 368	4 384 826	6 828 225	6 982 213
	Establishments operated for the entire year	6 097	118 693 515	1 607 667	360 852	54 686	4 279 058	6 721 551	6 791 629
	Establishments with no employees..	7	22 687	230	—	—	643	1 067	1 691
	Establishments with 1 employee....	573	1 194 045	16 978	3 581	573	52 576	93 430	81 004
	Establishments with 2 employees...	610	2 331 743	33 559	7 320	1 220	90 835	169 317	169 749
	Establishments with 3 or 4 employees.....	1 245	6 286 093	115 348	25 844	4 332	319 855	586 289	573 963
	Establishments with 5 or 6 employees.....	1 010	9 290 276	147 398	32 416	5 483	410 109	707 961	719 350
	Establishments with 7 to 9 employees.....	967	13 091 602	212 898	46 940	7 635	581 571	1 111 154	1 087 955
	Establishments with 10 to 14 employees.....	778	13 494 488	252 999	54 344	9 087	664 709	1 141 107	1 119 755
	Establishments with 15 to 19 employees.....	351	18 609 465	167 091	36 140	5 814	433 977	609 597	654 718
	Establishments with 20 to 49 employees.....	473	D	D	D	j	D	D	D
	Establishments with 50 to 99 employees.....	68	D	D	D	h	D	D	D
	Establishments with 100 employees or more	15	D	D	D	h	D	D	D
	Establishments not operated for the entire year.....	472	1 619 041	35 254	9 551	1 682	105 768	106 674	190 584
42252	Livestock whsle								
	All establishments	2 090	24 098 461	260 202	60 243	27 182	645 154	212 441	264 903
	Establishments operated for the entire year	1 849	23 338 123	253 221	58 550	26 284	627 575	210 971	247 201
	Establishments with no employees..	—	—	—	—	—	—	—	—
	Establishments with 1 employee....	376	1 645 987	10 919	2 561	376	28 818	26 134	40 612
	Establishments with 2 employees...	183	877 223	8 049	1 715	366	20 408	11 114	11 446
	Establishments with 3 or 4 employees.....	223	1 578 623	14 467	3 746	774	46 682	24 811	28 537
	Establishments with 5 or 6 employees.....	120	977 425	12 215	2 952	652	36 192	19 447	21 829
	Establishments with 7 to 9 employees.....	110	1 051 255	14 297	3 045	869	39 243	11 478	12 411
	Establishments with 10 to 14 employees.....	150	1 709 965	20 096	4 936	1 823	60 351	14 102	17 557
	Establishments with 15 to 19 employees.....	153	1 853 595	21 614	5 065	2 558	55 447	8 457	9 616
	Establishments with 20 to 49 employees.....	456	D	D	D	j	D	D	D
	Establishments with 50 to 99 employees.....	76	D	D	D	h	D	D	D
	Establishments with 100 employees or more	2	D	D	D	e	D	D	D
	Establishments not operated for the entire year.....	241	760 338	6 981	1 693	898	17 579	1 470	17 702
422520	Livestock whsle								
	All establishments	2 090	24 098 461	260 202	60 243	27 182	645 154	212 441	264 903
	Establishments operated for the entire year	1 849	23 338 123	253 221	58 550	26 284	627 575	210 971	247 201
	Establishments with no employees..	—	—	—	—	—	—	—	—
	Establishments with 1 employee....	376	1 645 987	10 919	2 561	376	28 818	26 134	40 612
	Establishments with 2 employees...	183	877 223	8 049	1 715	366	20 408	11 114	11 446
	Establishments with 3 or 4 employees.....	223	1 578 623	14 467	3 746	774	46 682	24 811	28 537

See footnotes at end of table.

Table 2. Employment Size of Establishments: 1997—Con.

[Includes only establishments with payroll. For meaning of abbreviations and symbols, see introductory text. For explanation of terms, see Appendix A. For method of assignment to categories shown, see Appendix C]

NAICS code	Employment sizes of establishments by type of operation and kind of business ¹	Establishments (number)	Sales (\$1,000)	Annual payroll (\$1,000)	First-quarter payroll (\$1,000)	Paid employees for pay period including March 12 (number)	Operating expenses ² (\$1,000)	End-of-1996 inventories (\$1,000)	End-of-1997 inventories (\$1,000)
42	WHOLESALE TRADE—Con.								
422	Wholesale trade, nondurable goods—Con.								
422520	Livestock whsle—Con.								
	Establishments operated for the entire year—Con.								
	Establishments with 5 or 6 employees.....	120	977 425	12 215	2 952	652	36 192	19 447	21 829
	Establishments with 7 to 9 employees.....	110	1 051 255	14 297	3 045	869	39 243	11 478	12 411
	Establishments with 10 to 14 employees.....	150	1 709 965	20 096	4 936	1 823	60 351	14 102	17 557
	Establishments with 15 to 19 employees.....	153	1 853 595	21 614	5 065	2 558	55 447	8 457	9 616
	Establishments with 20 to 49 employees.....	456	D	D	D	j	D	D	D
	Establishments with 50 to 99 employees.....	76	D	D	D	h	D	D	D
	Establishments with 100 employees or more.....	2	D	D	D	e	D	D	D
	Establishments not operated for the entire year.....	241	760 338	6 981	1 693	898	17 579	1 470	17 702
42259	Other farm product raw material whsle								
	All establishments.....	1 684	22 375 228	402 889	87 872	13 971	1 007 429	2 477 838	2 442 456
	Establishments operated for the entire year.....	1 236	19 780 810	367 996	79 712	11 608	925 851	2 141 970	2 051 275
	Establishments with no employees..	—	—	—	—	—	—	—	—
	Establishments with 1 employee....	260	873 451	11 308	2 246	260	35 075	50 433	46 545
	Establishments with 2 employees...	176	940 474	11 595	2 427	352	27 935	23 198	27 922
	Establishments with 3 or 4 employees.....	290	2 641 313	36 877	8 208	1 006	89 613	93 792	90 062
	Establishments with 5 or 6 employees.....	133	1 154 791	19 393	4 119	721	61 924	70 343	80 129
	Establishments with 7 to 9 employees.....	112	1 220 799	26 726	5 832	871	81 988	101 955	105 588
	Establishments with 10 to 14 employees.....	104	1 719 628	32 308	6 469	1 207	78 732	94 877	99 554
	Establishments with 15 to 19 employees.....	41	1 283 225	18 390	4 573	688	52 918	104 660	89 921
	Establishments with 20 to 49 employees.....	77	D	D	D	g	D	D	D
	Establishments with 50 to 99 employees.....	32	D	D	D	g	D	D	D
	Establishments with 100 employees or more.....	11	D	D	D	g	D	D	D
	Establishments not operated for the entire year.....	448	2 594 418	34 893	8 160	2 363	81 578	335 868	391 181
422590	Other farm product raw material whsle								
	All establishments.....	1 684	22 375 228	402 889	87 872	13 971	1 007 429	2 477 838	2 442 456
	Establishments operated for the entire year.....	1 236	19 780 810	367 996	79 712	11 608	925 851	2 141 970	2 051 275
	Establishments with no employees..	—	—	—	—	—	—	—	—
	Establishments with 1 employee....	260	873 451	11 308	2 246	260	35 075	50 433	46 545
	Establishments with 2 employees...	176	940 474	11 595	2 427	352	27 935	23 198	27 922
	Establishments with 3 or 4 employees.....	290	2 641 313	36 877	8 208	1 006	89 613	93 792	90 062
	Establishments with 5 or 6 employees.....	133	1 154 791	19 393	4 119	721	61 924	70 343	80 129
	Establishments with 7 to 9 employees.....	112	1 220 799	26 726	5 832	871	81 988	101 955	105 588
	Establishments with 10 to 14 employees.....	104	1 719 628	32 308	6 469	1 207	78 732	94 877	99 554
	Establishments with 15 to 19 employees.....	41	1 283 225	18 390	4 573	688	52 918	104 660	89 921
	Establishments with 20 to 49 employees.....	77	D	D	D	g	D	D	D
	Establishments with 50 to 99 employees.....	32	D	D	D	g	D	D	D
	Establishments with 100 employees or more.....	11	D	D	D	g	D	D	D
	Establishments not operated for the entire year.....	448	2 594 418	34 893	8 160	2 363	81 578	335 868	391 181
4225901	Hides, skins, & pelts whsle								
	All establishments.....	260	2 096 303	54 276	13 637	1 983	138 079	111 982	120 784
	Establishments operated for the entire year.....	218	2 024 385	53 101	13 354	1 879	135 503	109 261	111 001
	Establishments with no employees..	—	—	—	—	—	—	—	—
	Establishments with 1 employee....	44	154 229	2 230	479	44	7 280	7 053	6 221
	Establishments with 2 employees...	40	159 330	2 726	624	80	6 955	5 488	6 731
	Establishments with 3 or 4 employees.....	46	307 965	7 280	1 924	164	17 353	13 420	15 818
	Establishments with 5 or 6 employees.....	24	182 974	4 122	1 034	130	12 546	16 083	16 377
	Establishments with 7 to 9 employees.....	18	82 481	4 437	1 054	133	10 358	10 401	9 586

See footnotes at end of table.

Table 2. Employment Size of Establishments: 1997—Con.

[Includes only establishments with payroll. For meaning of abbreviations and symbols, see introductory text. For explanation of terms, see Appendix A. For method of assignment to categories shown, see Appendix C.]

NAICS code	Employment sizes of establishments by type of operation and kind of business ¹	Establishments (number)	Sales (\$1,000)	Annual payroll (\$1,000)	First-quarter payroll (\$1,000)	Paid employees for pay period including March 12 (number)	Operating expenses ² (\$1,000)	End-of-1996 inventories (\$1,000)	End-of-1997 inventories (\$1,000)
42	WHOLESALE TRADE—Con.								
422	Wholesale trade, nondurable goods—Con.								
4225901	Hides, skins, & pelts whsle—Con.								
	Establishments operated for the entire year—Con.								
	Establishments with 10 to 14 employees.....	21	378 434	6 626	1 325	239	17 232	14 928	15 550
	Establishments with 15 to 19 employees.....	3	D	D	D	b	D	D	D
	Establishments with 20 to 49 employees.....	13	456 159	13 729	3 571	401	38 096	20 317	18 822
	Establishments with 50 to 99 employees.....	9	D	D	D	f	D	D	D
	Establishments with 100 employees or more.....	—	—	—	—	—	—	—	—
	Establishments not operated for the entire year.....	42	71 918	1 175	283	104	2 576	2 721	9 783
4225902	Leaf tobacco whsle								
	All establishments.....	328	3 658 394	86 300	19 974	3 720	184 980	294 291	331 722
	Establishments operated for the entire year.....	108	2 294 947	68 556	15 472	1 907	134 741	294 145	318 329
	Establishments with no employees..	—	—	—	—	—	—	—	—
	Establishments with 1 employee....	20	69 942	1 199	348	20	2 913	2 371	1 916
	Establishments with 2 employees...	12	D	D	D	b	D	D	D
	Establishments with 3 or 4 employees.....	23	149 386	3 402	823	79	7 225	1 192	1 129
	Establishments with 5 or 6 employees.....	10	29 530	735	165	52	2 580	367	336
	Establishments with 7 to 9 employees.....	8	142 908	2 911	810	63	11 222	31 479	42 087
	Establishments with 10 to 14 employees.....	10	184 989	3 858	720	121	9 400	7 058	7 165
	Establishments with 15 to 19 employees.....	7	D	D	D	c	D	D	D
	Establishments with 20 to 49 employees.....	12	D	D	D	e	D	D	D
	Establishments with 50 to 99 employees.....	3	21 060	2 806	669	188	5 846	2 473	3 906
	Establishments with 100 employees or more.....	3	1 216 284	42 592	9 685	878	73 103	178 805	260 385
	Establishments not operated for the entire year.....	220	1 363 447	17 744	4 502	1 813	50 239	146	13 393
4225903	Wool, wool tops, & mohair whsle								
	All establishments.....	80	202 820	7 838	1 656	307	20 068	22 725	26 369
	Establishments operated for the entire year.....	61	183 955	7 478	1 576	291	19 063	22 466	25 135
	Establishments with no employees..	—	—	—	—	—	—	—	—
	Establishments with 1 employee....	15	19 366	428	99	15	1 040	939	1 158
	Establishments with 2 employees...	8	D	D	D	a	D	D	D
	Establishments with 3 or 4 employees.....	16	67 502	1 721	363	55	4 040	7 026	7 339
	Establishments with 5 or 6 employees.....	9	21 173	903	213	48	2 927	2 103	2 812
	Establishments with 7 to 9 employees.....	6	21 455	714	176	47	2 064	1 285	1 056
	Establishments with 10 to 14 employees.....	5	33 674	2 433	347	61	6 546	7 128	9 401
	Establishments with 15 to 19 employees.....	1	D	D	D	a	D	D	D
	Establishments with 20 to 49 employees.....	1	D	D	D	b	D	D	D
	Establishments with 50 to 99 employees.....	—	—	—	—	—	—	—	—
	Establishments with 100 employees or more.....	—	—	—	—	—	—	—	—
	Establishments not operated for the entire year.....	19	18 865	360	80	16	1 005	259	1 234
4225904	Cotton whsle								
	All establishments.....	297	10 618 437	110 196	21 147	2 595	336 390	1 702 714	1 616 882
	Establishments operated for the entire year.....	254	9 653 516	103 976	19 323	2 431	326 411	1 389 017	1 287 508
	Establishments with no employees..	—	—	—	—	—	—	—	—
	Establishments with 1 employee....	53	399 052	2 778	447	53	9 119	28 857	28 075
	Establishments with 2 employees...	40	460 413	2 776	481	80	5 507	7 150	8 509
	Establishments with 3 or 4 employees.....	65	1 305 644	9 909	1 648	221	25 649	47 050	40 652
	Establishments with 5 or 6 employees.....	25	666 873	5 602	899	140	20 594	33 551	40 879
	Establishments with 7 to 9 employees.....	20	421 453	6 205	1 189	154	28 853	30 581	28 316
	Establishments with 10 to 14 employees.....	17	412 755	5 342	1 094	196	14 389	45 908	47 643
	Establishments with 15 to 19 employees.....	11	D	D	D	c	D	D	D
	Establishments with 20 to 49 employees.....	14	1 401 645	16 265	3 362	374	62 984	225 076	292 415

See footnotes at end of table.

Table 2. Employment Size of Establishments: 1997—Con.

[Includes only establishments with payroll. For meaning of abbreviations and symbols, see introductory text. For explanation of terms, see Appendix A. For method of assignment to categories shown, see Appendix C.]

NAICS code	Employment sizes of establishments by type of operation and kind of business ¹	Establishments (number)	Sales (\$1,000)	Annual payroll (\$1,000)	First-quarter payroll (\$1,000)	Paid employees for pay period including March 12 (number)	Operating expenses ² (\$1,000)	End-of-1996 inventories (\$1,000)	End-of-1997 inventories (\$1,000)
42	WHOLESALE TRADE—Con.								
422	Wholesale trade, nondurable goods—Con.								
4225904	Cotton whsle—Con.								
	Establishments operated for the entire year—Con.								
	Establishments with 50 to 99 employees.....	4	1 180 913	12 027	1 706	250	22 256	150 728	156 808
	Establishments with 100 employees or more	5	D	D	D	f	D	D	D
	Establishments not operated for the entire year	43	964 921	6 220	1 824	164	9 979	313 697	329 374
4225905	Other farm-product raw material whsle								
	All establishments	719	5 799 274	144 279	31 458	5 366	327 912	346 126	346 699
	Establishments operated for the entire year	595	5 624 007	134 885	29 987	5 100	310 133	327 081	309 302
	Establishments with no employees..	—	—	—	—	—	—	—	—
	Establishments with 1 employee....	128	230 862	4 673	873	128	14 723	11 213	9 175
	Establishments with 2 employees...	76	173 346	4 028	850	152	10 902	7 667	9 710
	Establishments with 3 or 4 employees.....	140	810 816	14 565	3 450	487	35 346	25 104	25 124
	Establishments with 5 or 6 employees.....	65	254 241	8 031	1 808	351	23 277	18 239	19 725
	Establishments with 7 to 9 employees.....	60	552 502	12 459	2 603	474	29 491	28 209	24 543
	Establishments with 10 to 14 employees.....	51	709 776	14 049	2 983	590	31 165	19 855	19 795
	Establishments with 15 to 19 employees.....	19	773 867	9 145	2 558	319	26 843	23 952	23 530
	Establishments with 20 to 49 employees.....	37	1 451 263	34 413	6 550	1 069	77 910	42 472	37 742
	Establishments with 50 to 99 employees.....	16	429 871	25 422	6 568	1 174	48 938	66 621	68 115
	Establishments with 100 employees or more	3	237 463	8 100	1 744	356	11 538	83 749	71 843
	Establishments not operated for the entire year	124	175 267	9 394	1 471	266	17 779	19 045	37 397
4226	Chemical & allied products whsle								
	All establishments	15 920	128 923 496	7 241 315	1 741 474	165 768	14 924 310	6 112 219	6 425 438
	Establishments operated for the entire year	14 457	126 610 488	7 105 104	1 700 716	161 805	14 623 331	6 050 368	6 257 170
	Establishments with no employees..	6	3 194	53	—	—	164	32	42
	Establishments with 1 employee....	2 679	3 622 304	136 344	29 192	2 679	300 008	79 990	87 926
	Establishments with 2 employees...	1 859	3 353 692	153 639	33 504	3 718	344 139	112 292	118 955
	Establishments with 3 or 4 employees.....	2 543	7 655 754	359 764	82 867	8 657	783 696	259 346	291 629
	Establishments with 5 or 6 employees.....	1 613	7 697 800	363 978	80 505	8 808	788 729	332 358	341 758
	Establishments with 7 to 9 employees.....	1 467	10 180 707	492 780	110 278	11 573	1 025 589	450 678	465 242
	Establishments with 10 to 14 employees.....	1 545	16 044 357	775 637	181 114	18 147	1 616 999	613 310	632 277
	Establishments with 15 to 19 employees.....	862	10 824 827	617 547	144 395	14 393	1 260 302	503 343	519 763
	Establishments with 20 to 49 employees.....	1 426	27 264 786	1 854 791	435 461	42 334	3 796 668	1 771 621	1 845 523
	Establishments with 50 to 99 employees.....	333	19 554 983	959 557	235 407	22 552	1 932 430	1 067 052	1 076 964
	Establishments with 100 employees or more	124	20 408 084	1 391 014	367 993	28 944	2 774 607	860 346	877 091
	Establishments not operated for the entire year	1 463	2 313 008	136 211	40 758	3 963	300 979	61 851	168 268
42261	Plastics materials & basic forms & shapes whsle								
	All establishments	4 349	35 193 271	1 743 650	405 948	43 680	3 659 918	1 878 331	1 988 289
	Establishments operated for the entire year	4 009	34 458 077	1 713 715	397 083	42 541	3 591 542	1 855 577	1 929 257
	Establishments with no employees..	2	D	D	D	a	D	D	D
	Establishments with 1 employee....	760	D	D	D	f	D	D	D
	Establishments with 2 employees...	524	D	D	D	g	D	D	D
	Establishments with 3 or 4 employees.....	639	2 289 620	99 601	22 379	2 191	210 507	60 092	61 927
	Establishments with 5 or 6 employees.....	436	2 051 795	99 741	22 278	2 400	220 850	86 095	92 201
	Establishments with 7 to 9 employees.....	435	3 386 182	143 074	32 231	3 427	301 148	141 310	154 333
	Establishments with 10 to 14 employees.....	413	4 111 864	192 984	44 006	4 893	406 202	208 250	217 114
	Establishments with 15 to 19 employees.....	259	2 917 572	171 521	39 833	4 304	362 618	189 282	194 339
	Establishments with 20 to 49 employees.....	424	7 007 940	497 765	116 304	12 774	1 019 178	578 339	591 734
	Establishments with 50 to 99 employees.....	89	6 806 014	238 002	58 227	6 165	481 993	219 435	249 369
	Establishments with 100 employees or more	28	2 781 014	175 364	41 951	4 579	383 540	321 627	314 315

See footnotes at end of table.

Table 2. Employment Size of Establishments: 1997—Con.

[Includes only establishments with payroll. For meaning of abbreviations and symbols, see introductory text. For explanation of terms, see Appendix A. For method of assignment to categories shown, see Appendix C.]

NAICS code	Employment sizes of establishments by type of operation and kind of business ¹	Establishments (number)	Sales (\$1,000)	Annual payroll (\$1,000)	First-quarter payroll (\$1,000)	Paid employees for pay period including March 12 (number)	Operating expenses ² (\$1,000)	End-of-1996 inventories (\$1,000)	End-of-1997 inventories (\$1,000)
42	WHOLESALE TRADE—Con.								
422	Wholesale trade, nondurable goods—Con.								
42261	Plastics materials & basic forms & shapes whsle—Con.								
	Establishments not operated for the entire year	340	735 194	29 935	8 865	1 139	68 376	22 754	59 032
422610	Plastics materials & basic forms & shapes whsle								
	All establishments	4 349	35 193 271	1 743 650	405 948	43 680	3 659 918	1 878 331	1 988 289
	Establishments operated for the entire year	4 009	34 458 077	1 713 715	397 083	42 541	3 591 542	1 855 577	1 929 257
	Establishments with no employees..	2	D	D	D	a	D	D	D
	Establishments with 1 employee	760	D	D	D	f	D	D	D
	Establishments with 2 employees...	524	D	D	D	g	D	D	D
	Establishments with 3 or 4 employees	639	2 289 620	99 601	22 379	2 191	210 507	60 092	61 927
	Establishments with 5 or 6 employees	436	2 051 795	99 741	22 278	2 400	220 850	86 095	92 201
	Establishments with 7 to 9 employees	435	3 386 182	143 074	32 231	3 427	301 148	141 310	154 333
	Establishments with 10 to 14 employees	413	4 111 864	192 984	44 006	4 893	406 202	208 250	217 114
	Establishments with 15 to 19 employees	259	2 917 572	171 521	39 833	4 304	362 618	189 282	194 339
	Establishments with 20 to 49 employees	424	7 007 940	497 765	116 304	12 774	1 019 178	578 339	591 734
	Establishments with 50 to 99 employees	89	6 806 014	238 002	58 227	6 165	481 993	219 435	249 369
	Establishments with 100 employees or more	28	2 781 014	175 364	41 951	4 579	383 540	321 627	314 315
	Establishments not operated for the entire year	340	735 194	29 935	8 865	1 139	68 376	22 754	59 032
42269	Other chemical & allied products whsle								
	All establishments	11 571	93 730 225	5 497 665	1 335 526	122 088	11 264 392	4 233 888	4 437 149
	Establishments operated for the entire year	10 448	92 152 411	5 391 389	1 303 633	119 264	11 031 789	4 194 791	4 327 913
	Establishments with no employees..	4	D	D	D	a	D	D	D
	Establishments with 1 employee	1 919	D	D	D	g	D	D	D
	Establishments with 2 employees...	1 335	D	D	D	h	D	D	D
	Establishments with 3 or 4 employees	1 904	5 366 134	260 163	60 488	6 466	573 189	199 254	229 702
	Establishments with 5 or 6 employees	1 177	5 646 005	264 237	58 227	6 408	567 879	246 263	249 557
	Establishments with 7 to 9 employees	1 032	6 794 525	349 706	78 047	8 146	724 441	309 368	310 909
	Establishments with 10 to 14 employees	1 132	11 932 493	582 653	137 108	13 254	1 210 797	405 060	415 163
	Establishments with 15 to 19 employees	603	7 907 255	446 026	104 562	10 089	897 684	314 061	325 424
	Establishments with 20 to 49 employees	1 002	20 256 846	1 357 026	319 157	29 560	2 777 490	1 193 282	1 253 789
	Establishments with 50 to 99 employees	244	12 748 969	721 555	177 180	16 387	1 450 437	847 617	827 595
	Establishments with 100 employees or more	96	17 627 070	1 215 650	326 042	24 365	2 391 067	538 719	562 776
	Establishments not operated for the entire year	1 123	1 577 814	106 276	31 893	2 824	232 603	39 097	109 236
422690	Other chemical & allied products whsle								
	All establishments	11 571	93 730 225	5 497 665	1 335 526	122 088	11 264 392	4 233 888	4 437 149
	Establishments operated for the entire year	10 448	92 152 411	5 391 389	1 303 633	119 264	11 031 789	4 194 791	4 327 913
	Establishments with no employees..	4	D	D	D	a	D	D	D
	Establishments with 1 employee	1 919	D	D	D	g	D	D	D
	Establishments with 2 employees...	1 335	D	D	D	h	D	D	D
	Establishments with 3 or 4 employees	1 904	5 366 134	260 163	60 488	6 466	573 189	199 254	229 702
	Establishments with 5 or 6 employees	1 177	5 646 005	264 237	58 227	6 408	567 879	246 263	249 557
	Establishments with 7 to 9 employees	1 032	6 794 525	349 706	78 047	8 146	724 441	309 368	310 909
	Establishments with 10 to 14 employees	1 132	11 932 493	582 653	137 108	13 254	1 210 797	405 060	415 163
	Establishments with 15 to 19 employees	603	7 907 255	446 026	104 562	10 089	897 684	314 061	325 424
	Establishments with 20 to 49 employees	1 002	20 256 846	1 357 026	319 157	29 560	2 777 490	1 193 282	1 253 789
	Establishments with 50 to 99 employees	244	12 748 969	721 555	177 180	16 387	1 450 437	847 617	827 595
	Establishments with 100 employees or more	96	17 627 070	1 215 650	326 042	24 365	2 391 067	538 719	562 776
	Establishments not operated for the entire year	1 123	1 577 814	106 276	31 893	2 824	232 603	39 097	109 236

See footnotes at end of table.

Table 2. Employment Size of Establishments: 1997—Con.

[Includes only establishments with payroll. For meaning of abbreviations and symbols, see introductory text. For explanation of terms, see Appendix A. For method of assignment to categories shown, see Appendix C.]

NAICS code	Employment sizes of establishments by type of operation and kind of business ¹	Establishments (number)	Sales (\$1,000)	Annual payroll (\$1,000)	First-quarter payroll (\$1,000)	Paid employees for pay period including March 12 (number)	Operating expenses ² (\$1,000)	End-of-1996 inventories (\$1,000)	End-of-1997 inventories (\$1,000)
42	WHOLESALE TRADE—Con.								
422	Wholesale trade, nondurable goods—Con.								
4226901	Industrial gases (except LP) whsle								
	All establishments	1 106	2 806 880	407 882	97 550	11 505	820 782	167 580	181 052
	Establishments operated for the entire year	1 022	2 731 831	401 456	95 742	11 197	807 969	166 085	177 308
	Establishments with no employees..	—	—	—	—	—	—	—	—
	Establishments with 1 employee....	113	D	D	D	c	D	D	D
	Establishments with 2 employees...	93	D	D	D	c	D	D	D
	Establishments with 3 or 4 employees.....	189	183 660	20 964	4 944	656	47 152	12 203	13 464
	Establishments with 5 or 6 employees.....	140	176 053	22 250	5 314	763	48 565	12 016	13 178
	Establishments with 7 to 9 employees.....	135	308 375	38 129	9 071	1 065	79 890	17 634	17 626
	Establishments with 10 to 14 employees.....	133	461 164	57 365	13 143	1 549	116 436	22 082	22 598
	Establishments with 15 to 19 employees.....	70	D	D	D	g	D	D	D
	Establishments with 20 to 49 employees.....	118	759 605	122 809	28 999	3 351	238 956	50 403	52 077
	Establishments with 50 to 99 employees.....	28	404 283	73 999	18 167	1 971	148 148	23 484	26 357
	Establishments with 100 employees or more	3	D	D	D	e	D	D	D
	Establishments not operated for the entire year	84	75 049	6 426	1 808	308	12 813	1 495	3 744
4226902	Other chemical & allied products whsle								
	All establishments	10 465	90 923 345	5 089 783	1 237 976	110 583	10 443 610	4 066 308	4 256 097
	Establishments operated for the entire year	9 426	89 420 580	4 989 933	1 207 891	108 067	10 223 820	4 028 706	4 150 605
	Establishments with no employees..	4	D	D	D	a	D	D	D
	Establishments with 1 employee....	1 806	D	D	D	g	D	D	D
	Establishments with 2 employees...	1 242	D	D	D	g	D	D	D
	Establishments with 3 or 4 employees.....	1 715	5 182 474	239 199	55 544	5 810	526 037	187 051	216 238
	Establishments with 5 or 6 employees.....	1 037	5 469 952	241 987	52 913	5 645	519 314	234 247	236 379
	Establishments with 7 to 9 employees.....	897	6 486 150	311 577	68 976	7 081	644 551	291 734	293 283
	Establishments with 10 to 14 employees.....	999	11 471 329	525 288	123 965	11 705	1 094 361	382 978	392 565
	Establishments with 15 to 19 employees.....	533	D	D	D	i	D	D	D
	Establishments with 20 to 49 employees.....	884	19 497 241	1 234 217	290 158	26 209	2 538 534	1 142 879	1 201 712
	Establishments with 50 to 99 employees.....	216	12 344 686	647 556	159 013	14 416	1 302 289	824 133	801 238
	Establishments with 100 employees or more	93	D	D	D	j	D	D	D
	Establishments not operated for the entire year	1 039	1 502 765	99 850	30 085	2 516	219 790	37 602	105 492
4227	Petroleum & petroleum products whsle								
	All establishments	11 297	267 623 942	14 479 853	1 081 580	137 829	12 000 291	6 814 285	6 960 673
	Establishments operated for the entire year	10 608	257 176 007	4 374 437	1 051 548	134 856	11 286 455	6 711 857	6 777 187
	Establishments with no employees..	—	—	—	—	—	—	—	—
	Establishments with 1 employee....	1 262	3 738 525	49 095	11 211	1 262	148 618	73 938	74 319
	Establishments with 2 employees...	1 017	6 135 237	63 293	14 789	2 034	183 239	139 485	113 258
	Establishments with 3 or 4 employees.....	1 765	16 572 624	179 526	42 260	6 094	508 766	397 518	385 863
	Establishments with 5 or 6 employees.....	1 425	21 455 009	232 773	54 186	7 806	797 600	450 869	449 326
	Establishments with 7 to 9 employees.....	1 391	18 515 799	328 889	77 783	10 986	883 037	538 766	564 752
	Establishments with 10 to 14 employees.....	1 371	33 392 837	516 234	118 715	15 968	1 401 746	712 270	731 003
	Establishments with 15 to 19 employees.....	723	19 471 501	405 105	94 810	12 093	1 062 638	566 515	574 844
	Establishments with 20 to 49 employees.....	1 248	73 723 459	1 234 004	295 177	36 535	3 100 462	2 081 997	1 893 150
	Establishments with 50 to 99 employees.....	298	30 295 518	668 133	167 470	19 930	1 660 237	983 155	945 524
	Establishments with 100 employees or more	108	33 875 498	697 385	175 147	22 148	1 540 112	767 344	1 045 148
	Establishments not operated for the entire year	689	10 447 935	105 416	30 032	2 973	713 836	102 428	183 486

See footnotes at end of table.

Table 2. Employment Size of Establishments: 1997—Con.

[Includes only establishments with payroll. For meaning of abbreviations and symbols, see introductory text. For explanation of terms, see Appendix A. For method of assignment to categories shown, see Appendix C.]

NAICS code	Employment sizes of establishments by type of operation and kind of business ¹	Establishments (number)	Sales (\$1,000)	Annual payroll (\$1,000)	First-quarter payroll (\$1,000)	Paid employees for pay period including March 12 (number)	Operating expenses ² (\$1,000)	End-of-1996 inventories (\$1,000)	End-of-1997 inventories (\$1,000)
42	WHOLESALE TRADE—Con.								
422	Wholesale trade, nondurable goods—Con.								
42271	Petroleum bulk stations & terminals								
	All establishments	7 690	176 719 246	3 165 900	754 255	102 489	8 264 472	5 235 427	5 393 771
	Establishments operated for the entire year	7 367	175 067 610	3 132 298	746 039	101 149	8 181 865	5 219 510	5 347 570
	Establishments with no employees..	—	—	—	—	—	—	—	—
	Establishments with 1 employee....	625	1 804 170	25 549	5 968	625	80 705	57 026	58 086
	Establishments with 2 employees...	561	3 286 291	29 830	7 216	1 122	101 039	122 205	95 999
	Establishments with 3 or 4 employees.....	1 154	11 204 923	108 483	25 300	3 996	332 240	330 700	316 087
	Establishments with 5 or 6 employees.....	1 019	16 256 210	157 860	37 178	5 597	616 247	391 523	385 387
	Establishments with 7 to 9 employees.....	1 094	13 523 101	246 870	58 510	8 623	688 545	466 977	490 517
	Establishments with 10 to 14 employees.....	1 044	22 856 379	371 492	85 611	12 199	1 051 258	561 253	578 879
	Establishments with 15 to 19 employees.....	573	12 608 986	306 087	71 503	9 586	787 700	481 555	497 435
	Establishments with 20 to 49 employees.....	981	55 409 403	925 984	221 248	28 623	2 257 035	1 729 005	1 545 316
	Establishments with 50 to 99 employees.....	238	20 792 280	513 319	130 199	15 793	1 275 268	602 536	613 007
	Establishments with 100 employees or more	78	17 325 867	446 824	103 306	14 985	991 828	476 730	766 857
	Establishments not operated for the entire year	323	1 651 636	33 602	8 216	1 340	82 607	15 917	46 201
422710	Petroleum bulk stations & terminals								
	All establishments	7 690	176 719 246	3 165 900	754 255	102 489	8 264 472	5 235 427	5 393 771
	Establishments operated for the entire year	7 367	175 067 610	3 132 298	746 039	101 149	8 181 865	5 219 510	5 347 570
	Establishments with no employees..	—	—	—	—	—	—	—	—
	Establishments with 1 employee....	625	1 804 170	25 549	5 968	625	80 705	57 026	58 086
	Establishments with 2 employees...	561	3 286 291	29 830	7 216	1 122	101 039	122 205	95 999
	Establishments with 3 or 4 employees.....	1 154	11 204 923	108 483	25 300	3 996	332 240	330 700	316 087
	Establishments with 5 or 6 employees.....	1 019	16 256 210	157 860	37 178	5 597	616 247	391 523	385 387
	Establishments with 7 to 9 employees.....	1 094	13 523 101	246 870	58 510	8 623	688 545	466 977	490 517
	Establishments with 10 to 14 employees.....	1 044	22 856 379	371 492	85 611	12 199	1 051 258	561 253	578 879
	Establishments with 15 to 19 employees.....	573	12 608 986	306 087	71 503	9 586	787 700	481 555	497 435
	Establishments with 20 to 49 employees.....	981	55 409 403	925 984	221 248	28 623	2 257 035	1 729 005	1 545 316
	Establishments with 50 to 99 employees.....	238	20 792 280	513 319	130 199	15 793	1 275 268	602 536	613 007
	Establishments with 100 employees or more	78	17 325 867	446 824	103 306	14 985	991 828	476 730	766 857
	Establishments not operated for the entire year	323	1 651 636	33 602	8 216	1 340	82 607	15 917	46 201
4227101	Petroleum bulk stations & terminals (except LP)								
	All establishments	7 270	171 008 939	2 991 345	713 993	97 752	7 859 949	4 976 010	5 120 276
	Establishments operated for the entire year	6 972	169 470 593	2 959 466	706 282	96 473	7 781 904	4 962 474	5 076 314
	Establishments with no employees..	—	—	—	—	—	—	—	—
	Establishments with 1 employee....	600	1 709 767	24 637	5 785	600	77 803	53 965	54 794
	Establishments with 2 employees...	529	3 171 474	27 257	6 583	1 058	93 675	115 476	89 322
	Establishments with 3 or 4 employees.....	1 083	10 960 158	100 701	23 515	3 750	312 326	317 731	302 863
	Establishments with 5 or 6 employees.....	960	16 025 530	148 202	34 972	5 273	593 322	377 342	369 201
	Establishments with 7 to 9 employees.....	1 025	13 106 174	230 494	54 685	8 088	651 126	436 956	454 641
	Establishments with 10 to 14 employees.....	985	22 587 219	352 687	80 994	11 525	1 003 096	541 251	558 740
	Establishments with 15 to 19 employees.....	539	11 922 121	282 517	65 387	9 018	733 595	461 610	470 522
	Establishments with 20 to 49 employees.....	945	53 888 378	892 842	212 782	27 596	2 183 173	1 670 445	1 478 832
	Establishments with 50 to 99 employees.....	232	19 329 570	493 613	126 039	15 385	1 221 134	579 739	594 288
	Establishments with 100 employees or more	74	16 770 202	406 516	95 540	14 180	912 654	407 959	703 111
	Establishments not operated for the entire year	298	1 538 346	31 879	7 711	1 279	78 045	13 536	43 962

See footnotes at end of table.

Table 2. Employment Size of Establishments: 1997—Con.

[Includes only establishments with payroll. For meaning of abbreviations and symbols, see introductory text. For explanation of terms, see Appendix A. For method of assignment to categories shown, see Appendix C.]

NAICS code	Employment sizes of establishments by type of operation and kind of business ¹	Establishments (number)	Sales (\$1,000)	Annual payroll (\$1,000)	First-quarter payroll (\$1,000)	Paid employees for pay period including March 12 (number)	Operating expenses ² (\$1,000)	End-of-1996 inventories (\$1,000)	End-of-1997 inventories (\$1,000)
42	WHOLESALE TRADE—Con.								
422	Wholesale trade, nondurable goods—Con.								
42271011	Petroleum bulk stations (except LP)								
	All establishments	6 045	50 922 994	1 878 095	443 455	69 499	4 737 727	1 461 304	1 476 135
	Establishments operated for the entire year	5 783	50 464 592	1 859 840	438 426	68 456	4 693 963	1 449 548	1 452 446
	Establishments with no employees ..	—	—	—	—	—	—	—	—
	Establishments with 1 employee	570	1 154 709	22 179	5 245	570	67 130	39 482	39 783
	Establishments with 2 employees	462	884 973	21 803	5 198	924	62 216	28 978	28 615
	Establishments with 3 or 4 employees	934	3 031 318	79 913	18 316	3 231	229 940	112 024	116 243
	Establishments with 5 or 6 employees	763	3 276 342	107 684	25 375	4 177	297 675	97 829	98 358
	Establishments with 7 to 9 employees	880	5 427 220	185 347	43 329	6 940	493 837	167 162	170 010
	Establishments with 10 to 14 employees	843	8 078 984	273 282	63 047	9 862	735 283	202 007	207 854
	Establishments with 15 to 19 employees	448	5 238 347	221 366	50 427	7 500	565 790	172 679	172 314
	Establishments with 20 to 49 employees	698	14 959 643	572 749	133 457	20 173	1 375 289	431 147	416 418
	Establishments with 50 to 99 employees	152	6 214 396	270 585	68 202	10 313	647 772	148 240	153 733
	Establishments with 100 employees or more	33	2 198 660	104 932	25 830	4 766	219 031	50 000	49 118
	Establishments not operated for the entire year	262	458 402	18 255	5 029	1 043	43 764	11 756	23 689
42271012	Petroleum bulk terminals (except LP)								
	All establishments	1 225	120 085 945	1 113 250	270 538	28 253	3 122 222	3 514 706	3 644 141
	Establishments operated for the entire year	1 189	119 006 001	1 099 626	267 856	28 017	3 087 941	3 512 926	3 623 868
	Establishments with no employees ..	—	—	—	—	—	—	—	—
	Establishments with 1 employee	30	555 058	2 458	540	30	10 673	14 483	15 011
	Establishments with 2 employees	67	2 286 501	5 454	1 385	134	31 459	86 498	60 707
	Establishments with 3 or 4 employees	149	7 928 840	20 788	5 199	519	82 386	205 707	186 620
	Establishments with 5 or 6 employees	197	12 749 188	40 518	9 597	1 096	295 647	279 513	270 843
	Establishments with 7 to 9 employees	145	7 678 954	45 147	11 356	1 148	157 289	269 794	284 631
	Establishments with 10 to 14 employees	142	14 508 235	79 405	17 947	1 663	267 813	339 244	350 886
	Establishments with 15 to 19 employees	91	6 683 774	61 151	14 960	1 518	167 805	288 931	298 208
	Establishments with 20 to 49 employees	247	38 928 735	320 093	79 325	7 423	807 884	1 239 298	1 062 414
	Establishments with 50 to 99 employees	80	13 115 174	223 028	57 837	5 072	573 362	431 499	440 555
	Establishments with 100 employees or more	41	14 571 542	301 584	69 710	9 414	693 623	357 959	653 993
	Establishments not operated for the entire year	36	1 079 944	13 624	2 682	236	34 281	1 780	20 273
4227102	Liquefied petroleum bulk stations & terminals								
	All establishments	420	5 710 307	174 555	40 262	4 737	404 523	259 417	273 495
	Establishments operated for the entire year	395	5 597 017	172 832	39 757	4 676	399 961	257 036	271 256
	Establishments with no employees ..	—	—	—	—	—	—	—	—
	Establishments with 1 employee	25	94 403	912	183	25	2 902	3 061	3 292
	Establishments with 2 employees	32	114 817	2 573	633	64	7 364	6 729	6 677
	Establishments with 3 or 4 employees	71	244 765	7 782	1 785	246	19 914	12 969	13 224
	Establishments with 5 or 6 employees	59	230 680	9 658	2 206	324	22 925	14 181	16 186
	Establishments with 7 to 9 employees	69	416 927	16 376	3 825	535	37 419	30 021	35 876
	Establishments with 10 to 14 employees	59	269 160	18 805	4 617	674	48 162	20 002	20 139
	Establishments with 15 to 19 employees	34	686 865	23 570	6 116	568	54 105	19 945	26 913
	Establishments with 20 to 49 employees	36	1 521 025	33 142	8 466	1 027	73 862	58 560	66 484
	Establishments with 50 to 99 employees	6	1 462 710	19 706	4 160	408	54 134	22 797	18 719
	Establishments with 100 employees or more	4	555 665	40 308	7 766	805	79 174	68 771	63 746
	Establishments not operated for the entire year	25	113 290	1 723	505	61	4 562	2 381	2 239

See footnotes at end of table.

Table 2. Employment Size of Establishments: 1997—Con.

[Includes only establishments with payroll. For meaning of abbreviations and symbols, see introductory text. For explanation of terms, see Appendix A. For method of assignment to categories shown, see Appendix C.]

NAICS code	Employment sizes of establishments by type of operation and kind of business ¹	Establishments (number)	Sales (\$1,000)	Annual payroll (\$1,000)	First-quarter payroll (\$1,000)	Paid employees for pay period including March 12 (number)	Operating expenses ² (\$1,000)	End-of-1996 inventories (\$1,000)	End-of-1997 inventories (\$1,000)
42	WHOLESALE TRADE—Con.								
422	Wholesale trade, nondurable goods—Con.								
42272	Petroleum & petroleum prod whsle (exc bulk stations & terminals)								
	All establishments	3 607	'90 904 696	1 313 953	327 325	35 340	3 735 819	1 578 858	1 566 902
	Establishments operated for the entire year	3 241	82 108 397	1 242 139	305 509	33 707	3 104 590	1 492 347	1 429 617
	Establishments with no employees..	—	—	—	—	—	—	—	—
	Establishments with 1 employee....	637	1 934 355	23 546	5 243	637	67 913	16 912	16 233
	Establishments with 2 employees...	456	2 848 946	33 463	7 573	912	82 200	17 280	17 259
	Establishments with 3 or 4 employees.....	611	5 367 701	71 043	16 960	2 098	176 526	66 818	69 776
	Establishments with 5 or 6 employees.....	406	5 198 799	74 913	17 008	2 209	181 353	59 346	63 939
	Establishments with 7 to 9 employees.....	297	4 992 698	82 019	19 273	2 363	194 492	71 789	74 235
	Establishments with 10 to 14 employees.....	327	10 536 458	144 742	33 104	3 769	350 488	151 017	152 124
	Establishments with 15 to 19 employees.....	150	6 862 515	99 018	23 307	2 507	274 938	84 960	77 409
	Establishments with 20 to 49 employees.....	267	18 314 056	308 020	73 929	7 912	843 427	352 992	347 834
	Establishments with 50 to 99 employees.....	60	9 503 238	154 814	37 271	4 137	384 969	380 619	332 517
	Establishments with 100 employees or more	30	16 549 631	250 561	71 841	7 163	548 284	290 614	278 291
	Establishments not operated for the entire year	366	8 796 299	71 814	21 816	1 633	631 229	86 511	137 285
422720	Petroleum & petroleum prod whsle (exc bulk stations & terminals)								
	All establishments	3 607	'90 904 696	1 313 953	327 325	35 340	3 735 819	1 578 858	1 566 902
	Establishments operated for the entire year	3 241	82 108 397	1 242 139	305 509	33 707	3 104 590	1 492 347	1 429 617
	Establishments with no employees..	—	—	—	—	—	—	—	—
	Establishments with 1 employee....	637	1 934 355	23 546	5 243	637	67 913	16 912	16 233
	Establishments with 2 employees...	456	2 848 946	33 463	7 573	912	82 200	17 280	17 259
	Establishments with 3 or 4 employees.....	611	5 367 701	71 043	16 960	2 098	176 526	66 818	69 776
	Establishments with 5 or 6 employees.....	406	5 198 799	74 913	17 008	2 209	181 353	59 346	63 939
	Establishments with 7 to 9 employees.....	297	4 992 698	82 019	19 273	2 363	194 492	71 789	74 235
	Establishments with 10 to 14 employees.....	327	10 536 458	144 742	33 104	3 769	350 488	151 017	152 124
	Establishments with 15 to 19 employees.....	150	6 862 515	99 018	23 307	2 507	274 938	84 960	77 409
	Establishments with 20 to 49 employees.....	267	18 314 056	308 020	73 929	7 912	843 427	352 992	347 834
	Establishments with 50 to 99 employees.....	60	9 503 238	154 814	37 271	4 137	384 969	380 619	332 517
	Establishments with 100 employees or more	30	16 549 631	250 561	71 841	7 163	548 284	290 614	278 291
	Establishments not operated for the entire year	366	8 796 299	71 814	21 816	1 633	631 229	86 511	137 285
4228	Beer, wine, & distilled alcoholic beverage whsle								
	All establishments	4 850	69 703 203	5 667 069	1 336 925	151 677	11 472 270	4 918 578	5 262 443
	Establishments operated for the entire year	4 447	68 454 954	5 562 514	1 304 856	148 384	11 275 850	4 813 411	5 059 487
	Establishments with no employees..	—	—	—	—	—	—	—	—
	Establishments with 1 employee....	363	282 930	12 227	2 814	363	32 144	15 400	15 790
	Establishments with 2 employees...	302	477 392	17 159	3 706	604	45 514	21 053	23 116
	Establishments with 3 or 4 employees.....	395	1 087 863	41 703	9 666	1 361	101 458	46 595	51 909
	Establishments with 5 or 6 employees.....	331	1 460 333	65 190	15 090	1 806	206 460	72 314	75 497
	Establishments with 7 to 9 employees.....	366	1 569 041	96 805	22 366	2 920	215 388	78 382	83 115
	Establishments with 10 to 14 employees.....	479	2 969 931	195 344	44 236	5 705	452 508	158 076	172 867
	Establishments with 15 to 19 employees.....	362	2 604 331	198 692	45 235	6 070	444 975	153 589	165 590
	Establishments with 20 to 49 employees.....	1 011	14 332 811	1 110 779	253 314	31 713	2 334 935	804 310	831 093
	Establishments with 50 to 99 employees.....	479	13 864 138	1 215 469	281 851	33 239	2 527 186	897 306	970 955
	Establishments with 100 employees or more	359	29 806 184	2 609 146	626 578	64 603	4 915 282	2 566 386	2 669 555
	Establishments not operated for the entire year	403	1 248 249	104 555	32 069	3 293	196 420	105 167	202 956

See footnotes at end of table.

Table 2. Employment Size of Establishments: 1997—Con.

[Includes only establishments with payroll. For meaning of abbreviations and symbols, see introductory text. For explanation of terms, see Appendix A. For method of assignment to categories shown, see Appendix C]

NAICS code	Employment sizes of establishments by type of operation and kind of business ¹	Establishments (number)	Sales (\$1,000)	Annual payroll (\$1,000)	First-quarter payroll (\$1,000)	Paid employees for pay period including March 12 (number)	Operating expenses ² (\$1,000)	End-of-1996 inventories (\$1,000)	End-of-1997 inventories (\$1,000)
42	WHOLESALE TRADE—Con.								
422	Wholesale trade, nondurable goods—Con.								
42281	Beer & ale whsle								
	All establishments	3 013	34 997 239	3 308 583	752 374	96 284	6 780 698	1 626 132	1 719 966
	Establishments operated for the entire year	2 819	34 546 369	3 271 986	741 626	94 763	6 705 764	1 618 040	1 693 557
	Establishments with no employees	—	—	—	—	—	—	—	—
	Establishments with 1 employee	154	72 150	4 082	927	154	11 087	3 123	3 099
	Establishments with 2 employees	143	159 883	6 881	1 550	286	17 558	5 177	5 229
	Establishments with 3 or 4 employees	196	261 348	14 896	3 500	673	36 343	12 020	12 110
	Establishments with 5 or 6 employees	185	384 388	27 906	6 600	1 003	62 007	20 827	19 138
	Establishments with 7 to 9 employees	223	632 440	54 293	12 320	1 794	110 744	31 061	31 523
	Establishments with 10 to 14 employees	326	1 263 119	115 062	25 878	3 897	252 899	67 724	70 660
	Establishments with 15 to 19 employees	265	1 360 447	137 432	30 658	4 449	282 688	74 430	74 943
	Establishments with 20 to 49 employees	753	8 246 359	795 598	177 613	23 721	1 624 746	382 863	400 358
	Establishments with 50 to 99 employees	348	9 399 831	855 212	194 732	24 123	1 796 396	414 803	456 161
	Establishments with 100 employees or more	226	12 766 404	1 260 624	287 848	34 663	2 511 296	606 012	620 336
	Establishments not operated for the entire year	194	450 870	36 597	10 748	1 521	74 934	8 092	26 409
422810	Beer & ale whsle								
	All establishments	3 013	34 997 239	3 308 583	752 374	96 284	6 780 698	1 626 132	1 719 966
	Establishments operated for the entire year	2 819	34 546 369	3 271 986	741 626	94 763	6 705 764	1 618 040	1 693 557
	Establishments with no employees	—	—	—	—	—	—	—	—
	Establishments with 1 employee	154	72 150	4 082	927	154	11 087	3 123	3 099
	Establishments with 2 employees	143	159 883	6 881	1 550	286	17 558	5 177	5 229
	Establishments with 3 or 4 employees	196	261 348	14 896	3 500	673	36 343	12 020	12 110
	Establishments with 5 or 6 employees	185	384 388	27 906	6 600	1 003	62 007	20 827	19 138
	Establishments with 7 to 9 employees	223	632 440	54 293	12 320	1 794	110 744	31 061	31 523
	Establishments with 10 to 14 employees	326	1 263 119	115 062	25 878	3 897	252 899	67 724	70 660
	Establishments with 15 to 19 employees	265	1 360 447	137 432	30 658	4 449	282 688	74 430	74 943
	Establishments with 20 to 49 employees	753	8 246 359	795 598	177 613	23 721	1 624 746	382 863	400 358
	Establishments with 50 to 99 employees	348	9 399 831	855 212	194 732	24 123	1 796 396	414 803	456 161
	Establishments with 100 employees or more	226	12 766 404	1 260 624	287 848	34 663	2 511 296	606 012	620 336
	Establishments not operated for the entire year	194	450 870	36 597	10 748	1 521	74 934	8 092	26 409
42282	Wine & distilled alcoholic beverage whsle								
	All establishments	1 837	34 705 964	2 358 486	584 551	55 393	4 691 572	3 292 446	3 542 477
	Establishments operated for the entire year	1 628	33 908 585	2 290 528	563 230	53 621	4 570 086	3 195 371	3 365 930
	Establishments with no employees	—	—	—	—	—	—	—	—
	Establishments with 1 employee	209	210 780	8 145	1 887	209	21 057	12 277	12 691
	Establishments with 2 employees	159	317 509	10 278	2 156	318	27 956	15 876	17 887
	Establishments with 3 or 4 employees	199	826 515	26 807	6 166	688	65 115	34 575	39 799
	Establishments with 5 or 6 employees	146	1 075 945	37 284	8 490	803	144 453	51 487	56 359
	Establishments with 7 to 9 employees	143	936 601	42 512	10 046	1 126	104 644	47 321	51 592
	Establishments with 10 to 14 employees	153	1 706 812	80 282	18 358	1 808	199 609	90 352	102 207
	Establishments with 15 to 19 employees	97	1 243 884	61 260	14 577	1 621	162 287	79 159	90 647
	Establishments with 20 to 49 employees	258	6 086 452	315 181	75 701	7 992	710 189	421 447	430 735
	Establishments with 50 to 99 employees	131	4 464 307	360 257	87 119	9 116	730 790	482 503	514 794
	Establishments with 100 employees or more	133	17 039 780	1 348 522	338 730	29 940	2 403 986	1 960 374	2 049 219
	Establishments not operated for the entire year	209	797 379	67 958	21 321	1 772	121 486	97 075	176 547
422820	Wine & distilled alcoholic beverage whsle								
	All establishments	1 837	34 705 964	2 358 486	584 551	55 393	4 691 572	3 292 446	3 542 477

See footnotes at end of table.

Table 2. Employment Size of Establishments: 1997—Con.

[Includes only establishments with payroll. For meaning of abbreviations and symbols, see introductory text. For explanation of terms, see Appendix A. For method of assignment to categories shown, see Appendix C.]

NAICS code	Employment sizes of establishments by type of operation and kind of business ¹	Establishments (number)	Sales (\$1,000)	Annual payroll (\$1,000)	First-quarter payroll (\$1,000)	Paid employees for pay period including March 12 (number)	Operating expenses ² (\$1,000)	End-of-1996 inventories (\$1,000)	End-of-1997 inventories (\$1,000)
42	WHOLESALE TRADE—Con.								
422	Wholesale trade, nondurable goods—Con.								
422820	Wine & distilled alcoholic beverage whsle—Con.								
	Establishments operated for the entire year	1 628	33 908 585	2 290 528	563 230	53 621	4 570 086	3 195 371	3 365 930
	Establishments with no employees..	—	—	—	—	—	—	—	—
	Establishments with 1 employee....	209	210 780	8 145	1 887	209	21 057	12 277	12 691
	Establishments with 2 employees...	159	317 509	10 278	2 156	318	27 956	15 876	17 887
	Establishments with 3 or 4 employees.....	199	826 515	26 807	6 166	688	65 115	34 575	39 799
	Establishments with 5 or 6 employees.....	146	1 075 945	37 284	8 490	803	144 453	51 487	56 359
	Establishments with 7 to 9 employees.....	143	936 601	42 512	10 046	1 126	104 644	47 321	51 592
	Establishments with 10 to 14 employees.....	153	1 706 812	80 282	18 358	1 808	199 609	90 352	102 207
	Establishments with 15 to 19 employees.....	97	1 243 884	61 260	14 577	1 621	162 287	79 159	90 647
	Establishments with 20 to 49 employees.....	258	6 086 452	315 181	75 701	7 992	710 189	421 447	430 735
	Establishments with 50 to 99 employees.....	131	4 464 307	360 257	87 119	9 116	730 790	482 503	514 794
	Establishments with 100 employees or more	133	17 039 780	1 348 522	338 730	29 940	2 403 986	1 960 374	2 049 219
	Establishments not operated for the entire year	209	797 379	67 958	21 321	1 772	121 486	97 075	176 547
4228201	Wine & distilled alcoholic bev (licensed operation) whsle								
	All establishments	1 715	34 325 562	2 348 175	580 900	54 751	4 672 282	3 249 786	3 527 673
	Establishments operated for the entire year	1 571	D	D	D	l	D	D	D
	Establishments with no employees..	—	—	—	—	—	—	—	—
	Establishments with 1 employee....	195	D	D	D	c	D	D	D
	Establishments with 2 employees...	154	D	D	D	e	D	D	D
	Establishments with 3 or 4 employees.....	178	D	D	D	f	D	D	D
	Establishments with 5 or 6 employees.....	139	1 023 365	36 312	8 246	765	142 409	49 350	54 191
	Establishments with 7 to 9 employees.....	139	D	D	D	g	D	D	D
	Establishments with 10 to 14 employees.....	150	D	D	D	g	D	D	D
	Establishments with 15 to 19 employees.....	96	D	D	D	g	D	D	D
	Establishments with 20 to 49 employees.....	257	D	D	D	i	D	D	D
	Establishments with 50 to 99 employees.....	131	4 464 307	360 257	87 119	9 116	730 790	482 503	514 794
	Establishments with 100 employees or more	132	D	D	D	k	D	D	D
	Establishments not operated for the entire year	144	D	D	D	g	D	D	D
4228202	Wine & distilled alcoholic beverage (State operated) whsle								
	All establishments	122	380 402	10 311	3 651	642	19 290	42 660	14 804
	Establishments operated for the entire year	57	D	D	D	e	D	D	D
	Establishments with no employees..	—	—	—	—	—	—	—	—
	Establishments with 1 employee....	14	D	D	D	a	D	D	D
	Establishments with 2 employees...	5	D	D	D	a	D	D	D
	Establishments with 3 or 4 employees.....	21	D	D	D	b	D	D	D
	Establishments with 5 or 6 employees.....	7	52 580	972	244	38	2 044	2 137	2 168
	Establishments with 7 to 9 employees.....	4	D	D	D	b	D	D	D
	Establishments with 10 to 14 employees.....	3	D	D	D	b	D	D	D
	Establishments with 15 to 19 employees.....	1	D	D	D	a	D	D	D
	Establishments with 20 to 49 employees.....	1	D	D	D	b	D	D	D
	Establishments with 50 to 99 employees.....	—	—	—	—	—	—	—	—
	Establishments with 100 employees or more	1	D	D	D	c	D	D	D
	Establishments not operated for the entire year	65	D	D	D	e	D	D	D
4229	Miscellaneous nondurable goods whsle								
	All establishments	34 063	213 618 778	11 321 311	2 681 563	378 531	24 701 041	13 733 701	14 986 289

See footnotes at end of table.

Table 2. Employment Size of Establishments: 1997—Con.

[Includes only establishments with payroll. For meaning of abbreviations and symbols, see introductory text. For explanation of terms, see Appendix A. For method of assignment to categories shown, see Appendix C]

NAICS code	Employment sizes of establishments by type of operation and kind of business ¹	Establishments (number)	Sales (\$1,000)	Annual payroll (\$1,000)	First-quarter payroll (\$1,000)	Paid employees for pay period including March 12 (number)	Operating expenses ² (\$1,000)	End-of-1996 inventories (\$1,000)	End-of-1997 inventories (\$1,000)
42	WHOLESALE TRADE—Con.								
422	Wholesale trade, nondurable goods—Con.								
4229	Miscellaneous nondurable goods whsle—Con.								
	Establishments operated for the entire year	27 906	209 196 369	11 010 323	2 608 071	365 048	23 996 681	13 518 937	14 252 285
	Establishments with no employees..	12	16 539	351	—	—	1 599	279	623
	Establishments with 1 employee....	5 785	3 628 308	198 990	42 657	5 785	479 798	255 835	268 301
	Establishments with 2 employees....	3 766	5 433 487	214 792	49 141	7 532	508 656	232 595	240 742
	Establishments with 3 or 4 employees.....	5 097	9 015 280	493 520	109 884	17 489	1 174 299	615 962	633 907
	Establishments with 5 or 6 employees.....	3 121	8 118 001	480 703	108 800	16 979	1 105 183	630 539	641 239
	Establishments with 7 to 9 employees.....	2 756	11 456 241	621 889	141 014	21 670	1 507 092	930 484	937 658
	Establishments with 10 to 14 employees.....	2 529	13 484 958	848 711	195 020	29 609	1 913 214	1 119 698	1 157 767
	Establishments with 15 to 19 employees.....	1 263	9 741 060	603 566	140 933	21 045	1 327 708	776 196	784 963
	Establishments with 20 to 49 employees.....	2 341	32 258 392	2 137 975	493 288	70 784	4 611 928	2 462 867	2 637 453
	Establishments with 50 to 99 employees.....	729	28 359 699	1 538 053	361 529	50 512	3 281 543	1 877 502	1 987 853
	Establishments with 100 employees or more	507	87 684 404	3 871 773	965 805	123 643	8 085 661	4 616 980	4 961 779
	Establishments not operated for the entire year	6 157	4 422 409	310 988	73 492	13 483	704 360	214 764	734 004
42291	Farm supplies whsle								
	All establishments	7 378	53 634 309	2 562 527	618 653	74 508	5 777 566	4 103 160	4 400 820
	Establishments operated for the entire year	6 421	52 791 550	2 516 992	607 267	72 367	5 665 503	4 068 028	4 269 971
	Establishments with no employees..	4	1 880	90	—	—	215	83	315
	Establishments with 1 employee....	930	718 119	28 338	6 024	930	72 335	53 430	61 180
	Establishments with 2 employees....	670	2 149 685	38 240	9 387	1 340	95 787	63 002	66 911
	Establishments with 3 or 4 employees.....	1 229	2 863 065	114 282	24 966	4 223	291 900	221 323	226 280
	Establishments with 5 or 6 employees.....	916	2 896 512	137 779	30 806	4 998	321 558	260 668	251 217
	Establishments with 7 to 9 employees.....	895	5 492 163	201 164	45 480	6 990	481 326	432 520	431 711
	Establishments with 10 to 14 employees.....	733	5 151 270	247 011	58 238	8 568	604 915	506 505	527 240
	Establishments with 15 to 19 employees.....	332	D	D	D	i	D	D	D
	Establishments with 20 to 49 employees.....	525	D	D	D	j	D	D	D
	Establishments with 50 to 99 employees.....	119	7 072 061	311 544	69 643	8 008	580 193	476 866	528 682
	Establishments with 100 employees or more	68	12 960 831	764 211	213 155	16 268	1 614 877	743 562	795 893
	Establishments not operated for the entire year	957	842 759	45 535	11 386	2 141	112 063	35 132	130 849
422910	Farm supplies whsle								
	All establishments	7 378	53 634 309	2 562 527	618 653	74 508	5 777 566	4 103 160	4 400 820
	Establishments operated for the entire year	6 421	52 791 550	2 516 992	607 267	72 367	5 665 503	4 068 028	4 269 971
	Establishments with no employees..	4	1 880	90	—	—	215	83	315
	Establishments with 1 employee....	930	718 119	28 338	6 024	930	72 335	53 430	61 180
	Establishments with 2 employees....	670	2 149 685	38 240	9 387	1 340	95 787	63 002	66 911
	Establishments with 3 or 4 employees.....	1 229	2 863 065	114 282	24 966	4 223	291 900	221 323	226 280
	Establishments with 5 or 6 employees.....	916	2 896 512	137 779	30 806	4 998	321 558	260 668	251 217
	Establishments with 7 to 9 employees.....	895	5 492 163	201 164	45 480	6 990	481 326	432 520	431 711
	Establishments with 10 to 14 employees.....	733	5 151 270	247 011	58 238	8 568	604 915	506 505	527 240
	Establishments with 15 to 19 employees.....	332	D	D	D	i	D	D	D
	Establishments with 20 to 49 employees.....	525	D	D	D	j	D	D	D
	Establishments with 50 to 99 employees.....	119	7 072 061	311 544	69 643	8 008	580 193	476 866	528 682
	Establishments with 100 employees or more	68	12 960 831	764 211	213 155	16 268	1 614 877	743 562	795 893
	Establishments not operated for the entire year	957	842 759	45 535	11 386	2 141	112 063	35 132	130 849
4229101	Farm supplies—farm dealers								
	All establishments	3 873	12 772 801	836 054	199 470	29 647	1 976 024	1 231 726	1 328 728
	Establishments operated for the entire year	3 298	12 454 643	813 306	193 612	28 557	1 918 794	1 217 828	1 279 458
	Establishments with no employees..	3	D	D	D	a	D	D	D
	Establishments with 1 employee....	482	217 410	12 429	2 554	482	31 781	20 465	20 158
	Establishments with 2 employees....	286	228 643	12 187	2 717	572	29 736	23 593	24 149
	Establishments with 3 or 4 employees.....	674	963 423	56 793	12 433	2 337	145 534	101 294	103 796

See footnotes at end of table.

Table 2. Employment Size of Establishments: 1997—Con.

[Includes only establishments with payroll. For meaning of abbreviations and symbols, see introductory text. For explanation of terms, see Appendix A. For method of assignment to categories shown, see Appendix C.]

NAICS code	Employment sizes of establishments by type of operation and kind of business ¹	Establishments (number)	Sales (\$1,000)	Annual payroll (\$1,000)	First-quarter payroll (\$1,000)	Paid employees for pay period including March 12 (number)	Operating expenses ² (\$1,000)	End-of-1996 inventories (\$1,000)	End-of-1997 inventories (\$1,000)
42	WHOLESALE TRADE—Con.								
422	Wholesale trade, nondurable goods—Con.								
4229101	Farm supplies—farm dealers—Con.								
	Establishments operated for the entire year—Con.								
	Establishments with 5 or 6 employees.....	576	1 237 199	79 568	17 618	3 140	186 593	129 594	130 149
	Establishments with 7 to 9 employees.....	521	1 755 934	104 813	23 584	4 058	249 564	179 952	184 687
	Establishments with 10 to 14 employees.....	377	1 728 356	114 666	27 026	4 391	267 451	180 561	192 340
	Establishments with 15 to 19 employees.....	130	D	D	D	g	D	D	D
	Establishments with 20 to 49 employees.....	200	D	D	D	i	D	D	D
	Establishments with 50 to 99 employees.....	32	574 384	63 482	15 644	2 205	118 446	86 546	87 843
	Establishments with 100 employees or more.....	17	1 270 708	124 368	35 420	3 401	263 172	132 927	158 508
	Establishments not operated for the entire year.....	575	318 158	22 748	5 858	1 090	57 230	13 898	49 270
4229102	Farm supplies—whsle distributors								
	All establishments.....	3 505	40 861 508	1 726 473	419 183	44 861	3 801 542	2 871 434	3 072 092
	Establishments operated for the entire year.....	3 123	40 336 907	1 703 686	413 655	43 810	3 746 709	2 850 200	2 990 513
	Establishments with no employees..	1	D	D	D	a	D	D	D
	Establishments with 1 employee....	448	500 709	15 909	3 470	448	40 554	32 965	41 022
	Establishments with 2 employees....	384	1 921 042	26 053	6 670	768	66 051	39 409	42 762
	Establishments with 3 or 4 employees.....	555	1 899 642	57 489	12 533	1 886	146 366	120 029	122 484
	Establishments with 5 or 6 employees.....	340	1 659 313	58 211	13 188	1 858	134 965	131 074	121 068
	Establishments with 7 to 9 employees.....	374	3 736 229	96 351	21 896	2 932	231 762	252 568	247 024
	Establishments with 10 to 14 employees.....	356	3 422 914	132 345	31 212	4 177	337 464	325 944	334 900
	Establishments with 15 to 19 employees.....	202	D	D	D	h	D	D	D
	Establishments with 20 to 49 employees.....	325	D	D	D	i	D	D	D
	Establishments with 50 to 99 employees.....	87	6 497 677	248 062	53 999	5 803	461 747	390 320	440 839
	Establishments with 100 employees or more.....	51	11 690 123	639 843	177 735	12 867	1 351 705	610 635	637 385
	Establishments not operated for the entire year.....	382	524 601	22 787	5 528	1 051	54 833	21 234	81 579
42292	Book, periodical, & newspaper whsle								
	All establishments.....	4 265	33 630 300	2 618 123	641 744	89 309	5 567 689	2 289 015	2 445 853
	Establishments operated for the entire year.....	3 756	32 845 879	2 544 302	623 020	86 560	5 403 602	2 252 266	2 344 294
	Establishments with no employees..	1	D	D	D	a	D	D	D
	Establishments with 1 employee....	703	472 347	28 300	6 314	703	62 885	15 211	16 064
	Establishments with 2 employees....	502	669 081	36 982	8 510	1 004	84 144	18 622	19 161
	Establishments with 3 or 4 employees.....	601	1 139 048	76 437	17 986	2 068	162 890	36 613	37 962
	Establishments with 5 or 6 employees.....	344	1 154 549	70 576	17 264	1 877	161 522	37 002	42 338
	Establishments with 7 to 9 employees.....	306	1 428 290	93 717	22 417	2 407	209 570	101 007	105 274
	Establishments with 10 to 14 employees.....	317	2 498 287	137 690	31 644	3 701	288 642	87 407	93 902
	Establishments with 15 to 19 employees.....	177	D	D	D	h	D	D	D
	Establishments with 20 to 49 employees.....	433	D	D	D	j	D	D	D
	Establishments with 50 to 99 employees.....	200	D	D	D	j	D	D	D
	Establishments with 100 employees or more.....	172	12 680 980	1 153 133	278 856	44 234	2 278 945	1 282 890	1 347 484
	Establishments not operated for the entire year.....	509	784 421	73 821	18 724	2 749	164 087	36 749	101 559
422920	Book, periodical, & newspaper whsle								
	All establishments.....	4 265	33 630 300	2 618 123	641 744	89 309	5 567 689	2 289 015	2 445 853
	Establishments operated for the entire year.....	3 756	32 845 879	2 544 302	623 020	86 560	5 403 602	2 252 266	2 344 294
	Establishments with no employees..	1	D	D	D	a	D	D	D
	Establishments with 1 employee....	703	472 347	28 300	6 314	703	62 885	15 211	16 064
	Establishments with 2 employees....	502	669 081	36 982	8 510	1 004	84 144	18 622	19 161
	Establishments with 3 or 4 employees.....	601	1 139 048	76 437	17 986	2 068	162 890	36 613	37 962
	Establishments with 5 or 6 employees.....	344	1 154 549	70 576	17 264	1 877	161 522	37 002	42 338

See footnotes at end of table.

Table 2. Employment Size of Establishments: 1997—Con.

[Includes only establishments with payroll. For meaning of abbreviations and symbols, see introductory text. For explanation of terms, see Appendix A. For method of assignment to categories shown, see Appendix C.]

NAICS code	Employment sizes of establishments by type of operation and kind of business ¹	Establishments (number)	Sales (\$1,000)	Annual payroll (\$1,000)	First-quarter payroll (\$1,000)	Paid employees for pay period including March 12 (number)	Operating expenses ² (\$1,000)	End-of-1996 inventories (\$1,000)	End-of-1997 inventories (\$1,000)
42	WHOLESALE TRADE—Con.								
422	Wholesale trade, nondurable goods—Con.								
422920	Book, periodical, & newspaper whsle—Con.								
	Establishments operated for the entire year—Con.								
	Establishments with 7 to 9 employees.....	306	1 428 290	93 717	22 417	2 407	209 570	101 007	105 274
	Establishments with 10 to 14 employees.....	317	2 498 287	137 690	31 644	3 701	288 642	87 407	93 902
	Establishments with 15 to 19 employees.....	177	D	D	D	h	D	D	D
	Establishments with 20 to 49 employees.....	433	D	D	D	j	D	D	D
	Establishments with 50 to 99 employees.....	200	D	D	D	j	D	D	D
	Establishments with 100 employees or more.....	172	12 680 980	1 153 133	278 856	44 234	2 278 945	1 282 890	1 347 484
	Establishments not operated for the entire year.....	509	784 421	73 821	18 724	2 749	164 087	36 749	101 559
42293	Flower, nursery stock, & florists' supplies whsle								
	All establishments	3 900	8 002 830	1 026 750	238 920	44 939	2 115 948	656 683	714 977
	Establishments operated for the entire year.....	3 317	7 808 458	1 005 193	234 011	43 814	2 070 009	651 345	686 482
	Establishments with no employees..	2	D	D	D	a	D	D	D
	Establishments with 1 employee....	493	D	D	D	e	D	D	D
	Establishments with 2 employees....	365	D	D	D	f	D	D	D
	Establishments with 3 or 4 employees.....	563	D	D	D	g	D	D	D
	Establishments with 5 or 6 employees.....	373	D	D	D	g	D	D	D
	Establishments with 7 to 9 employees.....	341	497 323	57 738	13 660	2 715	123 653	36 241	38 512
	Establishments with 10 to 14 employees.....	415	837 752	108 674	24 745	4 884	225 608	76 236	80 649
	Establishments with 15 to 19 employees.....	228	605 522	86 213	19 960	3 804	170 221	53 133	54 421
	Establishments with 20 to 49 employees.....	385	D	D	D	j	D	D	D
	Establishments with 50 to 99 employees.....	111	D	D	D	i	D	D	D
	Establishments with 100 employees or more.....	41	D	D	D	i	D	D	D
	Establishments not operated for the entire year.....	583	194 372	21 557	4 909	1 125	45 939	5 338	28 495
422930	Flower, nursery stock, & florists' supplies whsle								
	All establishments	3 900	8 002 830	1 026 750	238 920	44 939	2 115 948	656 683	714 977
	Establishments operated for the entire year.....	3 317	7 808 458	1 005 193	234 011	43 814	2 070 009	651 345	686 482
	Establishments with no employees..	2	D	D	D	a	D	D	D
	Establishments with 1 employee....	493	D	D	D	e	D	D	D
	Establishments with 2 employees....	365	D	D	D	f	D	D	D
	Establishments with 3 or 4 employees.....	563	D	D	D	g	D	D	D
	Establishments with 5 or 6 employees.....	373	D	D	D	g	D	D	D
	Establishments with 7 to 9 employees.....	341	497 323	57 738	13 660	2 715	123 653	36 241	38 512
	Establishments with 10 to 14 employees.....	415	837 752	108 674	24 745	4 884	225 608	76 236	80 649
	Establishments with 15 to 19 employees.....	228	605 522	86 213	19 960	3 804	170 221	53 133	54 421
	Establishments with 20 to 49 employees.....	385	D	D	D	j	D	D	D
	Establishments with 50 to 99 employees.....	111	D	D	D	i	D	D	D
	Establishments with 100 employees or more.....	41	D	D	D	i	D	D	D
	Establishments not operated for the entire year.....	583	194 372	21 557	4 909	1 125	45 939	5 338	28 495
42294	Tobacco & tobacco product whsle								
	All establishments	1 561	50 268 772	1 589 663	383 163	57 046	3 219 183	1 841 101	2 112 620
	Establishments operated for the entire year.....	1 376	49 746 535	1 567 184	370 882	54 921	3 165 973	1 747 761	2 087 565
	Establishments with no employees..	—	—	—	—	—	—	—	—
	Establishments with 1 employee....	113	96 820	3 865	763	113	8 850	5 853	6 238
	Establishments with 2 employees....	111	180 747	4 791	1 031	222	10 594	8 690	9 409
	Establishments with 3 or 4 employees.....	152	D	D	D	f	D	D	D
	Establishments with 5 or 6 employees.....	117	D	D	D	f	D	D	D
	Establishments with 7 to 9 employees.....	132	848 123	27 478	6 214	1 051	57 158	44 683	48 972

See footnotes at end of table.

Table 2. Employment Size of Establishments: 1997—Con.

[Includes only establishments with payroll. For meaning of abbreviations and symbols, see introductory text. For explanation of terms, see Appendix A. For method of assignment to categories shown, see Appendix C.]

NAICS code	Employment sizes of establishments by type of operation and kind of business ¹	Establishments (number)	Sales (\$1,000)	Annual payroll (\$1,000)	First-quarter payroll (\$1,000)	Paid employees for pay period including March 12 (number)	Operating expenses ² (\$1,000)	End-of-1996 inventories (\$1,000)	End-of-1997 inventories (\$1,000)
42	WHOLESALE TRADE—Con.								
422	Wholesale trade, nondurable goods—Con.								
42294	Tobacco & tobacco product whsle—Con.								
	Establishments operated for the entire year—Con.								
	Establishments with 10 to 14 employees.....	148	1 322 079	38 940	8 991	1 732	80 840	69 260	71 591
	Establishments with 15 to 19 employees.....	99	1 017 343	43 512	9 692	1 647	88 407	67 436	69 012
	Establishments with 20 to 49 employees.....	265	D	D	D	i	D	D	D
	Establishments with 50 to 99 employees.....	119	D	D	D	i	D	D	D
	Establishments with 100 employees or more.....	120	D	D	D	k	D	D	D
	Establishments not operated for the entire year.....	185	522 237	22 479	12 281	2 125	53 210	93 340	25 055
422940	Tobacco & tobacco product whsle								
	All establishments.....	1 561	50 268 772	1 589 663	383 163	57 046	3 219 183	1 841 101	2 112 620
	Establishments operated for the entire year.....	1 376	49 746 535	1 567 184	370 882	54 921	3 165 973	1 747 761	2 087 565
	Establishments with no employees..	—	—	—	—	—	—	—	—
	Establishments with 1 employee....	113	96 820	3 865	763	113	8 850	5 853	6 238
	Establishments with 2 employees....	111	180 747	4 791	1 031	222	10 594	8 690	9 409
	Establishments with 3 or 4 employees.....	152	D	D	D	f	D	D	D
	Establishments with 5 or 6 employees.....	117	D	D	D	f	D	D	D
	Establishments with 7 to 9 employees.....	132	848 123	27 478	6 214	1 051	57 158	44 683	48 972
	Establishments with 10 to 14 employees.....	148	1 322 079	38 940	8 991	1 732	80 840	69 260	71 591
	Establishments with 15 to 19 employees.....	99	1 017 343	43 512	9 692	1 647	88 407	67 436	69 012
	Establishments with 20 to 49 employees.....	265	D	D	D	i	D	D	D
	Establishments with 50 to 99 employees.....	119	D	D	D	i	D	D	D
	Establishments with 100 employees or more.....	120	D	D	D	k	D	D	D
	Establishments not operated for the entire year.....	185	522 237	22 479	12 281	2 125	53 210	93 340	25 055
42295	Paint, varnish, & supplies whsle								
	All establishments.....	2 192	7 510 467	676 404	159 355	19 917	1 584 153	650 640	680 619
	Establishments operated for the entire year.....	1 988	7 382 152	661 016	155 309	19 362	1 551 121	647 012	665 387
	Establishments with no employees..	—	—	—	—	—	—	—	—
	Establishments with 1 employee....	246	143 020	10 199	2 377	246	21 261	5 082	5 054
	Establishments with 2 employees....	200	192 110	12 388	2 793	400	26 989	9 110	9 319
	Establishments with 3 or 4 employees.....	433	520 175	44 292	10 261	1 516	103 075	41 739	42 510
	Establishments with 5 or 6 employees.....	309	549 720	49 711	11 684	1 674	107 929	50 709	52 535
	Establishments with 7 to 9 employees.....	284	787 237	64 718	15 276	2 230	150 362	65 714	69 362
	Establishments with 10 to 14 employees.....	238	1 005 815	86 873	20 268	2 805	201 053	84 559	88 722
	Establishments with 15 to 19 employees.....	93	608 598	49 001	11 594	1 526	99 195	47 588	47 599
	Establishments with 20 to 49 employees.....	144	1 747 017	157 202	35 037	4 337	338 412	141 920	150 454
	Establishments with 50 to 99 employees.....	26	521 841	62 790	14 689	1 779	129 591	75 361	69 792
	Establishments with 100 employees or more.....	15	1 306 619	123 842	31 330	2 849	373 254	125 230	130 040
	Establishments not operated for the entire year.....	204	128 315	15 388	4 046	555	33 032	3 628	15 232
422950	Paint, varnish, & supplies whsle								
	All establishments.....	2 192	7 510 467	676 404	159 355	19 917	1 584 153	650 640	680 619
	Establishments operated for the entire year.....	1 988	7 382 152	661 016	155 309	19 362	1 551 121	647 012	665 387
	Establishments with no employees..	—	—	—	—	—	—	—	—
	Establishments with 1 employee....	246	143 020	10 199	2 377	246	21 261	5 082	5 054
	Establishments with 2 employees....	200	192 110	12 388	2 793	400	26 989	9 110	9 319
	Establishments with 3 or 4 employees.....	433	520 175	44 292	10 261	1 516	103 075	41 739	42 510
	Establishments with 5 or 6 employees.....	309	549 720	49 711	11 684	1 674	107 929	50 709	52 535
	Establishments with 7 to 9 employees.....	284	787 237	64 718	15 276	2 230	150 362	65 714	69 362
	Establishments with 10 to 14 employees.....	238	1 005 815	86 873	20 268	2 805	201 053	84 559	88 722
	Establishments with 15 to 19 employees.....	93	608 598	49 001	11 594	1 526	99 195	47 588	47 599

See footnotes at end of table.

Table 2. Employment Size of Establishments: 1997—Con.

[Includes only establishments with payroll. For meaning of abbreviations and symbols, see introductory text. For explanation of terms, see Appendix A. For method of assignment to categories shown, see Appendix C.]

NAICS code	Employment sizes of establishments by type of operation and kind of business ¹	Establishments (number)	Sales (\$1,000)	Annual payroll (\$1,000)	First-quarter payroll (\$1,000)	Paid employees for pay period including March 12 (number)	Operating expenses ² (\$1,000)	End-of-1996 inventories (\$1,000)	End-of-1997 inventories (\$1,000)
42	WHOLESALE TRADE—Con.								
422	Wholesale trade, nondurable goods—Con.								
422950	Paint, varnish, & supplies whsle—Con.								
	Establishments operated for the entire year—Con.								
	Establishments with 20 to 49 employees.....	144	1 747 017	157 202	35 037	4 337	338 412	141 920	150 454
	Establishments with 50 to 99 employees.....	26	521 841	62 790	14 689	1 779	129 591	75 361	69 792
	Establishments with 100 employees or more.....	15	1 306 619	123 842	31 330	2 849	373 254	125 230	130 040
	Establishments not operated for the entire year.....	204	128 315	15 388	4 046	555	33 032	3 628	15 232
4229501	Paint, varnish, & supplies whsle								
	All establishments.....	2 192	7 510 467	676 404	159 355	19 917	1 584 153	650 640	680 619
	Establishments operated for the entire year.....	1 988	7 382 152	661 016	155 309	19 362	1 551 121	647 012	665 387
	Establishments with no employees...	—	—	—	—	—	—	—	—
	Establishments with 1 employee....	246	143 020	10 199	2 377	246	21 261	5 082	5 054
	Establishments with 2 employees....	200	192 110	12 388	2 793	400	26 989	9 110	9 319
	Establishments with 3 or 4 employees.....	433	520 175	44 292	10 261	1 516	103 075	41 739	42 510
	Establishments with 5 or 6 employees.....	309	549 720	49 711	11 684	1 674	107 929	50 709	52 535
	Establishments with 7 to 9 employees.....	284	787 237	64 718	15 276	2 230	150 362	65 714	69 362
	Establishments with 10 to 14 employees.....	238	1 005 815	86 873	20 268	2 805	201 053	84 559	88 722
	Establishments with 15 to 19 employees.....	93	608 598	49 001	11 594	1 526	99 195	47 588	47 599
	Establishments with 20 to 49 employees.....	144	1 747 017	157 202	35 037	4 337	338 412	141 920	150 454
	Establishments with 50 to 99 employees.....	26	521 841	62 790	14 689	1 779	129 591	75 361	69 792
	Establishments with 100 employees or more.....	15	1 306 619	123 842	31 330	2 849	373 254	125 230	130 040
	Establishments not operated for the entire year.....	204	128 315	15 388	4 046	555	33 032	3 628	15 232
42299	Other miscellaneous nondurable goods whsle								
	All establishments.....	14 767	60 572 100	2 847 844	639 728	92 812	6 436 502	4 193 102	4 631 400
	Establishments operated for the entire year.....	11 048	58 621 795	2 715 636	617 582	88 024	6 140 473	4 152 525	4 198 586
	Establishments with no employees..	5	D	D	D	a	D	D	D
	Establishments with 1 employee....	3 300	D	D	D	h	D	D	D
	Establishments with 2 employees....	1 918	D	D	D	h	D	D	D
	Establishments with 3 or 4 employees.....	2 119	3 587 753	202 526	44 192	7 210	485 737	258 651	268 057
	Establishments with 5 or 6 employees.....	1 062	2 342 130	159 444	35 456	5 777	375 153	215 623	225 496
	Establishments with 7 to 9 employees.....	798	2 403 105	177 074	37 967	6 277	485 023	250 319	243 827
	Establishments with 10 to 14 employees.....	678	2 669 755	229 523	51 134	7 919	512 156	295 731	295 663
	Establishments with 15 to 19 employees.....	334	D	D	D	i	D	D	D
	Establishments with 20 to 49 employees.....	589	6 316 578	522 139	119 205	17 423	1 134 461	672 030	710 908
	Establishments with 50 to 99 employees.....	154	D	D	D	j	D	D	D
	Establishments with 100 employees or more.....	91	29 552 440	690 447	169 603	20 125	1 514 019	1 362 609	1 328 378
	Establishments not operated for the entire year.....	3 719	1 950 305	132 208	22 146	4 788	296 029	40 577	432 814
422990	Other miscellaneous nondurable goods whsle								
	All establishments.....	14 767	60 572 100	2 847 844	639 728	92 812	6 436 502	4 193 102	4 631 400
	Establishments operated for the entire year.....	11 048	58 621 795	2 715 636	617 582	88 024	6 140 473	4 152 525	4 198 586
	Establishments with no employees..	5	D	D	D	a	D	D	D
	Establishments with 1 employee....	3 300	D	D	D	h	D	D	D
	Establishments with 2 employees....	1 918	D	D	D	h	D	D	D
	Establishments with 3 or 4 employees.....	2 119	3 587 753	202 526	44 192	7 210	485 737	258 651	268 057
	Establishments with 5 or 6 employees.....	1 062	2 342 130	159 444	35 456	5 777	375 153	215 623	225 496
	Establishments with 7 to 9 employees.....	798	2 403 105	177 074	37 967	6 277	485 023	250 319	243 827
	Establishments with 10 to 14 employees.....	678	2 669 755	229 523	51 134	7 919	512 156	295 731	295 663
	Establishments with 15 to 19 employees.....	334	D	D	D	i	D	D	D
	Establishments with 20 to 49 employees.....	589	6 316 578	522 139	119 205	17 423	1 134 461	672 030	710 908
	Establishments with 50 to 99 employees.....	154	D	D	D	j	D	D	D
	Establishments with 100 employees or more.....	91	29 552 440	690 447	169 603	20 125	1 514 019	1 362 609	1 328 378
	Establishments not operated for the entire year.....	3 719	1 950 305	132 208	22 146	4 788	296 029	40 577	432 814

See footnotes at end of table.

Table 2. Employment Size of Establishments: 1997—Con.

[Includes only establishments with payroll. For meaning of abbreviations and symbols, see introductory text. For explanation of terms, see Appendix A. For method of assignment to categories shown, see Appendix C.]

NAICS code	Employment sizes of establishments by type of operation and kind of business ¹	Establishments (number)	Sales (\$1,000)	Annual payroll (\$1,000)	First-quarter payroll (\$1,000)	Paid employees for pay period including March 12 (number)	Operating expenses ² (\$1,000)	End-of-1996 inventories (\$1,000)	End-of-1997 inventories (\$1,000)
42	WHOLESALE TRADE—Con.								
422	Wholesale trade, nondurable goods—Con.								
422990	Other miscellaneous nondurable goods whsle—Con.								
	Establishments operated for the entire year—Con.								
	Establishments with 50 to 99 employees.....	154	D	D	D	j	D	D	D
	Establishments with 100 employees or more	91	29 552 440	690 447	169 603	20 125	1 514 019	1 362 609	1 328 378
	Establishments not operated for the entire year	3 719	1 950 305	132 208	22 146	4 788	296 029	40 577	432 814
4229901	Art goods whsle								
	All establishments	4 583	9 596 493	985 525	218 513	33 019	2 495 938	1 215 468	1 380 002
	Establishments operated for the entire year	3 641	9 149 332	957 697	213 230	31 927	2 421 288	1 202 956	1 270 983
	Establishments with no employees...	1	D	D	D	a	D	D	D
	Establishments with 1 employee....	995	458 394	33 266	6 926	995	92 851	55 689	57 301
	Establishments with 2 employees...	598	471 559	32 339	7 282	1 196	83 604	42 608	43 500
	Establishments with 3 or 4 employees.....	694	D	D	D	g	D	D	D
	Establishments with 5 or 6 employees.....	337	D	D	D	g	D	D	D
	Establishments with 7 to 9 employees.....	295	D	D	D	g	D	D	D
	Establishments with 10 to 14 employees.....	240	D	D	D	h	D	D	D
	Establishments with 15 to 19 employees.....	134	D	D	D	g	D	D	D
	Establishments with 20 to 49 employees.....	259	1 838 696	223 507	50 966	7 744	480 364	242 154	263 953
	Establishments with 50 to 99 employees.....	59	D	D	D	h	D	D	D
	Establishments with 100 employees or more	29	D	D	D	i	D	D	D
	Establishments not operated for the entire year	942	447 161	27 828	5 283	1 092	74 650	12 512	109 019
4229902	General merchandise (nondurable goods) whsle								
	All establishments	3 248	34 597 404	729 329	171 128	20 477	1 467 410	1 511 757	1 586 453
	Establishments operated for the entire year	2 367	34 135 776	696 700	164 983	19 021	1 402 181	1 503 861	1 460 214
	Establishments with no employees...	1	D	D	D	a	D	D	D
	Establishments with 1 employee....	775	388 553	23 149	5 016	775	52 565	33 360	33 774
	Establishments with 2 employees...	449	418 924	21 877	5 055	898	51 620	31 070	29 900
	Establishments with 3 or 4 employees.....	431	576 939	35 397	7 827	1 456	81 842	49 880	48 164
	Establishments with 5 or 6 employees.....	253	497 763	34 536	7 949	1 380	78 831	34 927	37 722
	Establishments with 7 to 9 employees.....	143	431 085	28 021	6 022	1 122	57 452	38 913	39 412
	Establishments with 10 to 14 employees.....	115	D	D	D	g	D	D	D
	Establishments with 15 to 19 employees.....	49	578 349	23 116	5 463	826	42 408	17 819	18 463
	Establishments with 20 to 49 employees.....	92	2 071 838	91 785	20 178	2 771	208 752	146 941	154 415
	Establishments with 50 to 99 employees.....	34	D	D	D	g	D	D	D
	Establishments with 100 employees or more	25	D	D	D	i	D	D	D
	Establishments not operated for the entire year	881	461 628	32 629	6 145	1 456	65 229	7 896	126 239
4229903	Textile bags, bagging, & burlap whsle								
	All establishments	446	802 397	77 465	16 774	2 966	182 076	91 231	111 979
	Establishments operated for the entire year	351	726 666	71 582	16 018	2 831	167 982	88 843	88 483
	Establishments with no employees...	—	—	—	—	—	—	—	—
	Establishments with 1 employee....	94	D	D	D	b	D	D	D
	Establishments with 2 employees...	64	51 235	3 487	761	128	9 234	5 677	5 550
	Establishments with 3 or 4 employees.....	65	93 365	6 979	1 431	227	16 731	10 066	9 072
	Establishments with 5 or 6 employees.....	43	D	D	D	c	D	D	D
	Establishments with 7 to 9 employees.....	30	D	D	D	c	D	D	D
	Establishments with 10 to 14 employees.....	26	D	D	D	e	D	D	D
	Establishments with 15 to 19 employees.....	7	28 234	3 431	699	123	7 315	3 038	3 164
	Establishments with 20 to 49 employees.....	17	137 493	19 542	4 339	554	47 725	16 753	16 936
	Establishments with 50 to 99 employees.....	2	D	D	D	c	D	D	D

See footnotes at end of table.

Table 2. Employment Size of Establishments: 1997—Con.

[Includes only establishments with payroll. For meaning of abbreviations and symbols, see introductory text. For explanation of terms, see Appendix A. For method of assignment to categories shown, see Appendix C]

NAICS code	Employment sizes of establishments by type of operation and kind of business ¹	Establishments (number)	Sales (\$1,000)	Annual payroll (\$1,000)	First-quarter payroll (\$1,000)	Paid employees for pay period including March 12 (number)	Operating expenses ² (\$1,000)	End-of-1996 inventories (\$1,000)	End-of-1997 inventories (\$1,000)
42	WHOLESALE TRADE—Con.								
422	Wholesale trade, nondurable goods—Con.								
4229903	Textile bags, bagging, & burlap whsle—Con.								
	Establishments operated for the entire year—Con.								
	Establishments with 100 employees or more	3	41 275	10 280	2 692	825	18 295	7 281	7 212
	Establishments not operated for the entire year	95	75 731	5 883	756	135	14 094	2 388	23 496
4229904	Other nondurable goods whsle								
	All establishments	6 490	15 575 806	1 055 525	233 313	36 350	2 291 078	1 374 646	1 552 966
	Establishments operated for the entire year	4 689	14 610 021	989 657	223 351	34 245	2 149 022	1 356 865	1 378 906
	Establishments with no employees..	3	D	D	D	a	D	D	D
	Establishments with 1 employee....	1 436	D	D	D	g	D	D	D
	Establishments with 2 employees...	807	D	D	D	g	D	D	D
	Establishments with 3 or 4 employees.....	929	D	D	D	h	D	D	D
	Establishments with 5 or 6 employees.....	429	1 199 887	69 611	15 528	2 328	155 494	101 617	105 052
	Establishments with 7 to 9 employees.....	330	1 231 443	78 476	16 611	2 602	175 808	103 088	106 707
	Establishments with 10 to 14 employees.....	297	1 342 702	101 920	23 247	3 481	226 180	151 131	157 792
	Establishments with 15 to 19 employees.....	144	D	D	D	g	D	D	D
	Establishments with 20 to 49 employees.....	221	2 268 551	187 305	43 722	6 354	397 620	266 182	275 604
	Establishments with 50 to 99 employees.....	59	D	D	D	h	D	D	D
	Establishments with 100 employees or more	34	D	D	D	i	D	D	D
	Establishments not operated for the entire year	1 801	965 785	65 868	9 962	2 105	142 056	17 781	174 060
	MERCHANT WHOLESALERS								
	All establishments	376 330	2 333 131 187	158 373 291	36 705 674	4 591 092	329 085 927	214 621 484	230 839 579
	Establishments operated for the entire year	329 427	2 275 866 380	154 238 135	35 713 893	4 450 584	320 317 158	211 636 258	222 145 781
	Establishments with no employees..	146	124 674	6 256	20	—	15 246	7 294	8 765
	Establishments with 1 employee....	52 009	34 502 574	1 962 033	423 850	52 009	4 720 246	2 726 061	2 842 582
	Establishments with 2 employees...	37 905	38 641 359	2 290 535	501 267	75 810	5 382 458	2 946 926	3 041 359
	Establishments with 3 or 4 employees.....	56 916	98 370 034	6 017 713	1 340 004	196 069	13 585 846	7 820 027	8 136 853
	Establishments with 5 or 6 employees.....	38 592	100 796 829	6 591 045	1 475 012	210 399	14 367 969	8 578 096	8 884 449
	Establishments with 7 to 9 employees.....	36 729	135 419 816	9 384 596	2 107 495	289 660	19 953 703	12 112 283	12 541 020
	Establishments with 10 to 14 employees.....	35 778	185 302 976	13 924 199	3 138 593	419 035	28 799 070	17 732 120	18 536 044
	Establishments with 15 to 19 employees.....	19 584	144 030 078	11 194 092	2 558 484	327 995	22 648 022	14 317 518	15 034 579
	Establishments with 20 to 49 employees.....	36 256	514 743 240	37 962 018	8 724 441	1 079 009	76 022 755	49 677 174	51 897 689
	Establishments with 50 to 99 employees.....	10 223	359 520 269	24 711 766	5 763 761	694 129	49 790 261	34 109 249	35 909 962
	Establishments with 100 employees or more	5 289	664 414 531	40 193 882	9 680 966	1 106 469	85 031 582	61 609 510	65 312 479
	Establishments not operated for the entire year	46 903	57 264 807	4 135 156	991 781	140 508	8 768 769	2 985 226	8 693 798
421	Wholesale trade, durable goods								
	All establishments	241 379	1 214 780 670	99 709 272	23 056 814	2 756 659	201 524 492	135 753 109	146 224 425
	Establishments operated for the entire year	213 144	1 184 730 605	97 133 775	22 451 030	2 676 709	196 242 644	134 385 462	141 194 280
	Establishments with no employees..	92	75 911	4 413	4	—	9 915	4 959	5 373
	Establishments with 1 employee....	32 132	18 338 888	1 223 597	263 590	32 132	2 851 782	1 714 179	1 796 851
	Establishments with 2 employees...	24 218	20 597 585	1 477 946	321 456	48 436	3 349 776	1 907 092	1 973 514
	Establishments with 3 or 4 employees.....	37 284	51 816 809	3 994 571	887 712	128 601	8 680 825	5 019 658	5 218 242
	Establishments with 5 or 6 employees.....	25 475	52 561 184	4 427 982	993 815	138 906	9 264 584	5 515 575	5 735 384
	Establishments with 7 to 9 employees.....	24 545	72 193 846	6 425 110	1 444 457	193 667	13 097 436	7 834 306	8 175 172
	Establishments with 10 to 14 employees.....	23 881	104 941 276	9 619 871	2 166 662	279 683	19 056 558	12 267 571	12 874 091
	Establishments with 15 to 19 employees.....	13 138	81 703 314	7 785 021	1 781 387	220 133	15 135 095	10 340 277	10 894 933
	Establishments with 20 to 49 employees.....	23 619	294 441 966	25 751 763	5 930 807	699 910	49 656 861	34 677 553	36 436 907
	Establishments with 50 to 99 employees.....	6 153	199 236 209	15 736 661	3 668 836	415 015	30 401 910	22 428 183	23 505 439
	Establishments with 100 employees or more	2 607	288 823 617	20 686 840	4 992 304	520 226	44 737 902	32 676 109	34 578 374
	Establishments not operated for the entire year	28 235	30 050 065	2 575 497	605 784	79 950	5 281 848	1 367 647	5 030 145

See footnotes at end of table.

Table 2. Employment Size of Establishments: 1997—Con.

[Includes only establishments with payroll. For meaning of abbreviations and symbols, see introductory text. For explanation of terms, see Appendix A. For method of assignment to categories shown, see Appendix C.]

NAICS code	Employment sizes of establishments by type of operation and kind of business ¹	Establishments (number)	Sales (\$1,000)	Annual payroll (\$1,000)	First-quarter payroll (\$1,000)	Paid employees for pay period including March 12 (number)	Operating expenses ² (\$1,000)	End-of-1996 inventories (\$1,000)	End-of-1997 inventories (\$1,000)
421	MERCHANT WHOLESALERS—Con.								
	Wholesale trade, durable goods—Con.								
4211	Motor vehicle & motor vehicle parts & supplies whsle								
	All establishments	'26 093	'166 674 187	'8 287 385	'1 934 223	'281 969	18 128 586	16 213 453	17 086 156
	Establishments operated for the entire year	22 833	162 988 035	8 073 976	1 884 338	272 737	17 625 425	16 043 828	16 480 147
	Establishments with no employees..	12	D	D	D	a	D	D	D
	Establishments with 1 employee....	3 604	2 166 437	95 934	21 178	3 604	253 402	207 923	220 195
	Establishments with 2 employees....	2 641	D	D	D	i	D	D	D
	Establishments with 3 or 4 employees.....	4 051	4 951 231	321 740	73 361	14 016	745 515	549 738	566 965
	Establishments with 5 or 6 employees.....	2 810	4 557 092	364 619	84 977	15 353	799 942	583 525	589 932
	Establishments with 7 to 9 employees.....	2 648	6 310 735	520 899	121 003	20 956	1 102 569	826 801	825 793
	Establishments with 10 to 14 employees.....	2 527	7 619 609	761 630	176 600	29 395	1 556 512	1 120 346	1 128 857
	Establishments with 15 to 19 employees.....	1 242	6 230 157	574 108	132 144	20 835	1 153 316	803 648	847 804
	Establishments with 20 to 49 employees.....	2 318	46 959 242	2 208 595	512 756	71 012	4 342 321	4 014 725	4 098 184
	Establishments with 50 to 99 employees.....	743	43 128 153	1 653 529	384 354	50 391	3 154 345	3 618 390	3 664 433
	Establishments with 100 employees or more	237	38 810 048	1 455 651	351 801	41 893	4 228 880	4 106 697	4 317 592
	Establishments not operated for the entire year	3 260	3 686 152	213 409	49 885	9 232	503 161	169 625	606 009
42111	Automobile & other motor vehicle whsle								
	All establishments	6 654	113 917 822	3 320 639	777 402	96 180	7 952 209	8 123 863	8 590 301
	Establishments operated for the entire year	5 813	111 419 906	3 250 179	759 905	93 467	7 744 632	8 062 174	8 345 328
	Establishments with no employees..	6	D	D	D	a	D	D	D
	Establishments with 1 employee....	1 094	1 330 373	34 062	7 754	1 094	104 049	109 539	117 960
	Establishments with 2 employees....	649	D	D	D	g	D	D	D
	Establishments with 3 or 4 employees.....	891	2 734 561	83 437	18 817	3 052	227 488	226 486	237 298
	Establishments with 5 or 6 employees.....	523	2 076 355	80 752	17 947	2 865	195 832	200 002	204 871
	Establishments with 7 to 9 employees.....	476	D	D	D	h	D	D	D
	Establishments with 10 to 14 employees.....	490	D	D	D	i	D	D	D
	Establishments with 15 to 19 employees.....	299	D	D	D	i	D	D	D
	Establishments with 20 to 49 employees.....	909	33 795 188	976 152	229 592	29 183	1 941 437	2 067 049	2 086 642
	Establishments with 50 to 99 employees.....	378	33 682 489	943 954	214 742	25 980	1 722 617	2 174 140	2 143 562
	Establishments with 100 employees or more	98	28 356 749	659 317	163 416	15 472	2 482 741	2 333 242	2 572 732
	Establishments not operated for the entire year	841	2 497 916	70 460	17 497	2 713	207 577	61 689	244 973
421110	Automobile & other motor vehicle whsle								
	All establishments	6 654	113 917 822	3 320 639	777 402	96 180	7 952 209	8 123 863	8 590 301
	Establishments operated for the entire year	5 813	111 419 906	3 250 179	759 905	93 467	7 744 632	8 062 174	8 345 328
	Establishments with no employees..	6	D	D	D	a	D	D	D
	Establishments with 1 employee....	1 094	1 330 373	34 062	7 754	1 094	104 049	109 539	117 960
	Establishments with 2 employees....	649	D	D	D	g	D	D	D
	Establishments with 3 or 4 employees.....	891	2 734 561	83 437	18 817	3 052	227 488	226 486	237 298
	Establishments with 5 or 6 employees.....	523	2 076 355	80 752	17 947	2 865	195 832	200 002	204 871
	Establishments with 7 to 9 employees.....	476	D	D	D	h	D	D	D
	Establishments with 10 to 14 employees.....	490	D	D	D	i	D	D	D
	Establishments with 15 to 19 employees.....	299	D	D	D	i	D	D	D
	Establishments with 20 to 49 employees.....	909	33 795 188	976 152	229 592	29 183	1 941 437	2 067 049	2 086 642
	Establishments with 50 to 99 employees.....	378	33 682 489	943 954	214 742	25 980	1 722 617	2 174 140	2 143 562
	Establishments with 100 employees or more	98	28 356 749	659 317	163 416	15 472	2 482 741	2 333 242	2 572 732
	Establishments not operated for the entire year	841	2 497 916	70 460	17 497	2 713	207 577	61 689	244 973

See footnotes at end of table.

Table 2. Employment Size of Establishments: 1997—Con.

[Includes only establishments with payroll. For meaning of abbreviations and symbols, see introductory text. For explanation of terms, see Appendix A. For method of assignment to categories shown, see Appendix C]

NAICS code	Employment sizes of establishments by type of operation and kind of business ¹	Establishments (number)	Sales (\$1,000)	Annual payroll (\$1,000)	First-quarter payroll (\$1,000)	Paid employees for pay period including March 12 (number)	Operating expenses ² (\$1,000)	End-of-1996 inventories (\$1,000)	End-of-1997 inventories (\$1,000)
421	MERCHANT WHOLESALERS—Con.								
	Wholesale trade, durable goods—Con.								
4211101	Automobile & motorcycle whsle								
	All establishments	3 331	79 437 563	911 926	222 524	25 772	3 707 653	3 709 763	3 981 633
	Establishments operated for the entire year	2 823	77 531 973	885 049	216 205	24 823	3 575 631	3 690 230	3 870 175
	Establishments with no employees..	5	D	D	D	a	D	D	D
	Establishments with 1 employee....	775	1 105 540	23 702	5 185	775	80 354	80 266	86 738
	Establishments with 2 employees...	440	1 068 058	22 816	5 031	880	71 236	64 289	65 461
	Establishments with 3 or 4 employees.....	562	2 045 652	51 067	11 914	1 921	152 165	154 520	157 011
	Establishments with 5 or 6 employees.....	271	1 326 446	37 860	8 956	1 473	109 094	86 171	91 292
	Establishments with 7 to 9 employees.....	246	1 542 054	54 885	12 545	1 943	145 661	119 608	124 021
	Establishments with 10 to 14 employees.....	188	D	D	D	g	D	D	D
	Establishments with 15 to 19 employees.....	96	D	D	D	g	D	D	D
	Establishments with 20 to 49 employees.....	159	22 259 719	173 866	44 690	5 024	516 322	651 337	671 666
	Establishments with 50 to 99 employees.....	53	22 608 757	124 659	27 883	3 520	377 382	704 871	630 425
	Establishments with 100 employees or more	28	23 120 761	298 834	77 393	5 501	1 887 308	1 659 442	1 869 963
	Establishments not operated for the entire year	508	1 905 590	26 877	6 319	949	132 022	19 533	111 458
4211102	Bus & recreational vehicle whsle								
	All establishments	347	D	D	D	h	D	D	D
	Establishments operated for the entire year	306	D	D	D	h	D	D	D
	Establishments with no employees..	—	D	D	D	—	D	D	D
	Establishments with 1 employee....	43	D	D	D	b	D	D	D
	Establishments with 2 employees...	25	D	D	D	b	D	D	D
	Establishments with 3 or 4 employees.....	48	D	D	D	c	D	D	D
	Establishments with 5 or 6 employees.....	33	D	D	D	c	D	D	D
	Establishments with 7 to 9 employees.....	29	D	D	D	c	D	D	D
	Establishments with 10 to 14 employees.....	31	D	D	D	e	D	D	D
	Establishments with 15 to 19 employees.....	21	D	D	D	e	D	D	D
	Establishments with 20 to 49 employees.....	61	D	D	D	g	D	D	D
	Establishments with 50 to 99 employees.....	11	D	D	D	f	D	D	D
	Establishments with 100 employees or more	4	D	D	D	f	D	D	D
	Establishments not operated for the entire year	41	D	D	D	c	D	D	D
4211103	Light truck & van (14,000 lb or less) whsle								
	All establishments	428	7 133 116	216 730	49 437	6 188	593 040	535 182	534 493
	Establishments operated for the entire year	372	7 074 574	214 099	48 791	6 044	588 089	533 702	520 794
	Establishments with no employees..	—	—	—	—	—	—	—	—
	Establishments with 1 employee....	70	82 518	2 458	782	70	5 353	9 787	10 285
	Establishments with 2 employees...	48	94 251	2 766	569	96	6 244	4 613	4 504
	Establishments with 3 or 4 employees.....	54	139 367	4 446	1 063	186	9 732	11 409	13 211
	Establishments with 5 or 6 employees.....	42	D	D	D	c	D	D	D
	Establishments with 7 to 9 employees.....	33	D	D	D	e	D	D	D
	Establishments with 10 to 14 employees.....	29	D	D	D	e	D	D	D
	Establishments with 15 to 19 employees.....	21	D	D	D	e	D	D	D
	Establishments with 20 to 49 employees.....	36	D	D	D	g	D	D	D
	Establishments with 50 to 99 employees.....	30	D	D	D	g	D	D	D
	Establishments with 100 employees or more	9	1 403 155	47 667	12 088	1 294	133 009	154 612	139 440
	Establishments not operated for the entire year	56	58 542	2 631	646	144	4 951	1 480	13 699
4211104	Medium truck & tractor (14,001 lb to 26,000 lb) whsle								
	All establishments	480	D	D	D	i	D	D	D

See footnotes at end of table.

Table 2. Employment Size of Establishments: 1997—Con.

[Includes only establishments with payroll. For meaning of abbreviations and symbols, see introductory text. For explanation of terms, see Appendix A. For method of assignment to categories shown, see Appendix C]

NAICS code	Employment sizes of establishments by type of operation and kind of business ¹	Establishments (number)	Sales (\$1,000)	Annual payroll (\$1,000)	First-quarter payroll (\$1,000)	Paid employees for pay period including March 12 (number)	Operating expenses ² (\$1,000)	End-of-1996 inventories (\$1,000)	End-of-1997 inventories (\$1,000)
421	MERCHANT WHOLESALERS—Con.								
	Wholesale trade, durable goods—Con.								
4211104	Medium truck & tractor (14,001 lb to 26,000 lb) whsle—Con.								
	Establishments operated for the entire year	425	D	D	D	i	D	D	D
	Establishments with no employees..	1	D	D	D	a	D	D	D
	Establishments with 1 employee...	44	D	D	D	b	D	D	D
	Establishments with 2 employees...	29	D	D	D	b	D	D	D
	Establishments with 3 or 4 employees.....	59	D	D	D	c	D	D	D
	Establishments with 5 or 6 employees.....	42	D	D	D	c	D	D	D
	Establishments with 7 to 9 employees.....	43	D	D	D	e	D	D	D
	Establishments with 10 to 14 employees.....	59	D	D	D	f	D	D	D
	Establishments with 15 to 19 employees.....	30	D	D	D	f	D	D	D
	Establishments with 20 to 49 employees.....	90	D	D	D	h	D	D	D
	Establishments with 50 to 99 employees.....	25	D	D	D	g	D	D	D
	Establishments with 100 employees or more	3	D	D	D	e	D	D	D
	Establishments not operated for the entire year.....	55	D	D	D	c	D	D	D
4211105	Heavy truck & tractor (over 26,000 lb) whsle								
	All establishments	2 068	22 058 292	1 799 190	415 301	52 127	2 898 790	3 107 815	3 262 391
	Establishments operated for the entire year	1 887	21 661 094	1 768 661	406 890	50 813	2 850 427	3 078 221	3 171 822
	Establishments with no employees..	—	—	—	—	—	—	—	—
	Establishments with 1 employee...	162	96 447	5 128	1 189	162	11 816	12 956	14 197
	Establishments with 2 employees...	107	181 255	6 548	1 307	214	15 048	14 862	19 466
	Establishments with 3 or 4 employees.....	168	324 586	18 646	3 875	573	42 650	37 994	42 583
	Establishments with 5 or 6 employees.....	135	411 773	24 699	5 234	747	47 274	71 165	69 500
	Establishments with 7 to 9 employees.....	125	533 295	33 564	7 587	992	65 458	109 934	92 370
	Establishments with 10 to 14 employees.....	183	872 962	71 314	15 959	2 143	140 585	139 187	145 909
	Establishments with 15 to 19 employees.....	131	710 627	71 399	16 145	2 214	119 620	109 523	114 598
	Establishments with 20 to 49 employees.....	563	6 965 153	603 837	139 343	18 259	984 382	1 000 953	1 023 725
	Establishments with 50 to 99 employees.....	259	D	D	D	j	D	D	D
	Establishments with 100 employees or more	54	D	D	D	i	D	D	D
	Establishments not operated for the entire year.....	181	397 198	30 529	8 411	1 314	48 363	29 594	90 569
42112	Motor vehicle supplies & new parts whsle								
	All establishments	10 596	40 856 802	3 428 913	799 934	121 664	7 054 127	6 453 745	6 743 051
	Establishments operated for the entire year	9 084	39 962 974	3 320 282	776 255	116 972	6 833 687	6 378 785	6 471 539
	Establishments with no employees..	4	951	214	—	—	456	30	35
	Establishments with 1 employee...	1 292	582 582	37 145	7 998	1 292	83 726	62 765	65 121
	Establishments with 2 employees...	987	515 882	47 308	10 748	1 974	101 788	74 679	75 677
	Establishments with 3 or 4 employees.....	1 534	1 483 992	136 183	30 697	5 336	285 844	220 255	221 235
	Establishments with 5 or 6 employees.....	1 117	1 587 205	150 461	35 957	6 100	317 498	252 594	255 013
	Establishments with 7 to 9 employees.....	1 156	2 474 620	230 554	54 190	9 132	481 364	392 574	394 419
	Establishments with 10 to 14 employees.....	1 136	2 990 207	342 701	79 832	13 223	689 472	575 373	566 955
	Establishments with 15 to 19 employees.....	540	2 566 280	251 717	57 861	9 049	495 365	412 826	428 490
	Establishments with 20 to 49 employees.....	905	10 069 751	835 808	192 167	27 590	1 631 787	1 521 555	1 550 954
	Establishments with 50 to 99 employees.....	288	D	D	D	j	D	D	D
	Establishments with 100 employees or more	125	D	D	D	j	D	D	D
	Establishments not operated for the entire year.....	1 512	893 828	108 631	23 679	4 692	220 440	74 960	271 512
421120	Motor vehicle supplies & new parts whsle								
	All establishments	10 596	40 856 802	3 428 913	799 934	121 664	7 054 127	6 453 745	6 743 051

See footnotes at end of table.

Table 2. Employment Size of Establishments: 1997—Con.

[Includes only establishments with payroll. For meaning of abbreviations and symbols, see introductory text. For explanation of terms, see Appendix A. For method of assignment to categories shown, see Appendix C]

NAICS code	Employment sizes of establishments by type of operation and kind of business ¹	Establishments (number)	Sales (\$1,000)	Annual payroll (\$1,000)	First-quarter payroll (\$1,000)	Paid employees for pay period including March 12 (number)	Operating expenses ² (\$1,000)	End-of-1996 inventories (\$1,000)	End-of-1997 inventories (\$1,000)
421	MERCHANT WHOLESALERS—Con.								
	Wholesale trade, durable goods—Con.								
421120	Motor vehicle supplies & new parts whsle—Con.								
	Establishments operated for the entire year	9 084	39 962 974	3 320 282	776 255	116 972	6 833 687	6 378 785	6 471 539
	Establishments with no employees..	4	951	214	—	—	456	30	35
	Establishments with 1 employee	1 292	582 582	37 145	7 998	1 292	83 726	62 765	65 121
	Establishments with 2 employees...	987	515 882	47 308	10 748	1 974	101 788	74 679	75 677
	Establishments with 3 or 4 employees	1 534	1 483 992	136 183	30 697	5 336	285 844	220 255	221 235
	Establishments with 5 or 6 employees	1 117	1 587 205	150 461	35 957	6 100	317 498	252 594	255 013
	Establishments with 7 to 9 employees	1 156	2 474 620	230 554	54 190	9 132	481 364	392 574	394 419
	Establishments with 10 to 14 employees	1 136	2 990 207	342 701	79 832	13 223	689 472	575 373	566 955
	Establishments with 15 to 19 employees	540	2 566 280	251 717	57 861	9 049	495 365	412 826	428 490
	Establishments with 20 to 49 employees	905	10 069 751	835 808	192 167	27 590	1 631 787	1 521 555	1 550 954
	Establishments with 50 to 99 employees	288	D	D	D	j	D	D	D
	Establishments with 100 employees or more	125	D	D	D	j	D	D	D
	Establishments not operated for the entire year	1 512	893 828	108 631	23 679	4 692	220 440	74 960	271 512
4211201	Motor vehicle supplies & new parts—warehouse distributors								
	All establishments	14 357	119 025 397	11 677 699	1387 998	159 564	3 534 928	3 138 584	3 254 209
	Establishments operated for the entire year	3 817	18 561 045	1 628 491	377 753	57 524	3 432 871	3 098 762	3 107 940
	Establishments with no employees..	2	D	D	D	a	D	D	D
	Establishments with 1 employee	459	D	D	D	e	D	D	D
	Establishments with 2 employees...	407	207 053	18 533	4 226	814	41 304	31 713	31 669
	Establishments with 3 or 4 employees	589	743 598	55 652	12 462	2 058	120 713	104 596	99 579
	Establishments with 5 or 6 employees	481	829 493	64 343	15 872	2 629	140 597	123 291	119 003
	Establishments with 7 to 9 employees	494	1 367 079	101 142	23 086	3 900	225 747	211 511	205 264
	Establishments with 10 to 14 employees	490	1 352 569	152 582	34 135	5 704	317 182	279 612	278 073
	Establishments with 15 to 19 employees	221	1 090 460	103 317	23 733	3 698	207 728	194 513	199 791
	Establishments with 20 to 49 employees	437	4 328 074	399 440	93 076	13 590	800 905	719 354	760 528
	Establishments with 50 to 99 employees	169	D	D	D	j	D	D	D
	Establishments with 100 employees or more	68	D	D	D	j	D	D	D
	Establishments not operated for the entire year	540	464 352	49 208	10 245	2 040	102 057	39 822	146 269
4211202	Motor vehicle supplies & new parts—jobbers								
	All establishments	5 732	20 760 962	1 606 696	377 859	57 724	3 267 551	3 194 153	3 354 760
	Establishments operated for the entire year	4 827	20 378 343	1 554 578	366 138	55 285	3 162 811	3 161 903	3 241 187
	Establishments with no employees..	2	D	D	D	a	D	D	D
	Establishments with 1 employee	749	D	D	D	f	D	D	D
	Establishments with 2 employees...	542	292 600	26 791	6 085	1 084	56 337	41 040	41 930
	Establishments with 3 or 4 employees	885	697 668	74 607	16 832	3 070	153 946	111 293	117 378
	Establishments with 5 or 6 employees	594	698 537	78 865	18 417	3 243	163 332	122 718	129 160
	Establishments with 7 to 9 employees	605	990 780	116 252	28 093	4 781	231 735	169 991	176 751
	Establishments with 10 to 14 employees	582	1 460 381	167 224	39 640	6 751	330 365	275 824	266 548
	Establishments with 15 to 19 employees	278	1 280 743	124 219	28 748	4 668	245 933	193 157	203 190
	Establishments with 20 to 49 employees	420	D	D	D	j	D	D	D
	Establishments with 50 to 99 employees	113	D	D	D	i	D	D	D
	Establishments with 100 employees or more	57	D	D	D	j	D	D	D
	Establishments not operated for the entire year	905	382 619	52 118	11 721	2 439	104 740	32 250	113 573
4211203	Petroleum products marketing equipment whsle								
	All establishments	507	1 070 443	144 518	34 077	4 376	251 648	121 008	134 082

See footnotes at end of table.

Table 2. Employment Size of Establishments: 1997—Con.

[Includes only establishments with payroll. For meaning of abbreviations and symbols, see introductory text. For explanation of terms, see Appendix A. For method of assignment to categories shown, see Appendix C.]

NAICS code	Employment sizes of establishments by type of operation and kind of business ¹	Establishments (number)	Sales (\$1,000)	Annual payroll (\$1,000)	First-quarter payroll (\$1,000)	Paid employees for pay period including March 12 (number)	Operating expenses ² (\$1,000)	End-of-1996 inventories (\$1,000)	End-of-1997 inventories (\$1,000)
421	MERCHANT WHOLESALERS—Con.								
	Wholesale trade, durable goods—Con.								
4211203	Petroleum products marketing equipment whsle—Con.								
	Establishments operated for the entire year	440	1 023 586	137 213	32 364	4 163	238 005	118 120	122 412
	Establishments with no employees..	—	—	—	—	—	—	—	—
	Establishments with 1 employee....	84	30 169	2 679	561	84	5 876	2 822	2 995
	Establishments with 2 employees....	38	16 229	1 984	437	76	4 147	1 926	2 078
	Establishments with 3 or 4 employees.....	60	42 726	5 924	1 403	208	11 185	4 366	4 278
	Establishments with 5 or 6 employees.....	42	59 175	7 253	1 668	228	13 569	6 585	6 850
	Establishments with 7 to 9 employees.....	57	116 761	13 160	3 011	451	23 882	11 072	12 404
	Establishments with 10 to 14 employees.....	64	177 257	22 895	6 057	768	41 925	19 937	22 334
	Establishments with 15 to 19 employees.....	41	195 077	24 181	5 380	683	41 704	25 156	25 509
	Establishments with 20 to 49 employees.....	48	D	D	D	g	D	D	D
	Establishments with 50 to 99 employees.....	6	D	D	D	e	D	D	D
	Establishments with 100 employees or more	—	—	—	—	—	—	—	—
	Establishments not operated for the entire year	67	46 857	7 305	1 713	213	13 643	2 888	11 670
42113	Tire & tube whsle								
	All establishments	1 738	6 627 456	566 057	128 741	18 318	1 148 391	890 895	958 659
	Establishments operated for the entire year	1 550	6 538 130	557 226	126 395	17 925	1 128 859	885 714	931 791
	Establishments with no employees..	1	D	D	D	a	D	D	D
	Establishments with 1 employee....	202	D	D	D	c	D	D	D
	Establishments with 2 employees....	130	D	D	D	e	D	D	D
	Establishments with 3 or 4 employees.....	218	252 906	20 346	4 513	757	45 797	27 655	29 289
	Establishments with 5 or 6 employees.....	193	324 129	29 880	6 494	1 052	62 953	42 099	39 848
	Establishments with 7 to 9 employees.....	206	D	D	D	g	D	D	D
	Establishments with 10 to 14 employees.....	207	D	D	D	g	D	D	D
	Establishments with 15 to 19 employees.....	130	D	D	D	g	D	D	D
	Establishments with 20 to 49 employees.....	222	2 069 125	198 381	44 800	6 321	392 520	316 124	345 564
	Establishments with 50 to 99 employees.....	35	D	D	D	g	D	D	D
	Establishments with 100 employees or more	6	D	D	D	f	D	D	D
	Establishments not operated for the entire year	188	89 326	8 831	2 346	393	19 532	5 181	26 868
421130	Tire & tube whsle								
	All establishments	1 738	6 627 456	566 057	128 741	18 318	1 148 391	890 895	958 659
	Establishments operated for the entire year	1 550	6 538 130	557 226	126 395	17 925	1 128 859	885 714	931 791
	Establishments with no employees..	1	D	D	D	a	D	D	D
	Establishments with 1 employee....	202	D	D	D	c	D	D	D
	Establishments with 2 employees....	130	D	D	D	e	D	D	D
	Establishments with 3 or 4 employees.....	218	252 906	20 346	4 513	757	45 797	27 655	29 289
	Establishments with 5 or 6 employees.....	193	324 129	29 880	6 494	1 052	62 953	42 099	39 848
	Establishments with 7 to 9 employees.....	206	D	D	D	g	D	D	D
	Establishments with 10 to 14 employees.....	207	D	D	D	g	D	D	D
	Establishments with 15 to 19 employees.....	130	D	D	D	g	D	D	D
	Establishments with 20 to 49 employees.....	222	2 069 125	198 381	44 800	6 321	392 520	316 124	345 564
	Establishments with 50 to 99 employees.....	35	D	D	D	g	D	D	D
	Establishments with 100 employees or more	6	D	D	D	f	D	D	D
	Establishments not operated for the entire year	188	89 326	8 831	2 346	393	19 532	5 181	26 868
42114	Motor vehicle parts, (used) whsle								
	All establishments	7 105	5 272 107	971 776	228 146	45 807	1 973 859	744 950	794 145

See footnotes at end of table.

Table 2. Employment Size of Establishments: 1997—Con.

[Includes only establishments with payroll. For meaning of abbreviations and symbols, see introductory text. For explanation of terms, see Appendix A. For method of assignment to categories shown, see Appendix C]

NAICS code	Employment sizes of establishments by type of operation and kind of business ¹	Establishments (number)	Sales (\$1,000)	Annual payroll (\$1,000)	First-quarter payroll (\$1,000)	Paid employees for pay period including March 12 (number)	Operating expenses ² (\$1,000)	End-of-1996 inventories (\$1,000)	End-of-1997 inventories (\$1,000)
421	MERCHANT WHOLESALERS—Con.								
	Wholesale trade, durable goods—Con.								
42114	Motor vehicle parts, (used) whsle—Con.								
	Establishments operated for the entire year	6 386	5 067 025	946 289	221 783	44 373	1 918 247	717 155	731 489
	Establishments with no employees..	1	D	D	D	a	D	D	D
	Establishments with 1 employee....	1 016	D	D	D	g	D	D	D
	Establishments with 2 employees...	875	D	D	D	g	D	D	D
	Establishments with 3 or 4 employees.....	1 408	479 772	81 774	19 334	4 871	186 386	75 342	79 143
	Establishments with 5 or 6 employees.....	977	569 403	103 526	24 579	5 336	223 659	88 830	90 200
	Establishments with 7 to 9 employees.....	810	642 423	126 222	29 661	6 426	256 419	96 696	99 029
	Establishments with 10 to 14 employees.....	694	864 091	172 546	40 867	8 006	341 302	111 608	114 407
	Establishments with 15 to 19 employees.....	273	495 083	105 479	24 758	4 580	198 008	62 824	65 498
	Establishments with 20 to 49 employees.....	282	1 025 178	198 254	46 197	7 918	376 577	109 997	115 024
	Establishments with 50 to 99 employees.....	42	447 461	74 288	17 247	2 807	141 845	66 236	76 155
	Establishments with 100 employees or more	8	194 461	37 728	8 623	1 663	73 484	47 739	32 134
	Establishments not operated for the entire year	719	205 082	25 487	6 363	1 434	55 612	27 795	62 656
421140	Motor vehicle parts, (used) whsle								
	All establishments	7 105	5 272 107	971 776	228 146	45 807	1 973 859	744 950	794 145
	Establishments operated for the entire year	6 386	5 067 025	946 289	221 783	44 373	1 918 247	717 155	731 489
	Establishments with no employees..	1	D	D	D	a	D	D	D
	Establishments with 1 employee....	1 016	D	D	D	g	D	D	D
	Establishments with 2 employees...	875	D	D	D	g	D	D	D
	Establishments with 3 or 4 employees.....	1 408	479 772	81 774	19 334	4 871	186 386	75 342	79 143
	Establishments with 5 or 6 employees.....	977	569 403	103 526	24 579	5 336	223 659	88 830	90 200
	Establishments with 7 to 9 employees.....	810	642 423	126 222	29 661	6 426	256 419	96 696	99 029
	Establishments with 10 to 14 employees.....	694	864 091	172 546	40 867	8 006	341 302	111 608	114 407
	Establishments with 15 to 19 employees.....	273	495 083	105 479	24 758	4 580	198 008	62 824	65 498
	Establishments with 20 to 49 employees.....	282	1 025 178	198 254	46 197	7 918	376 577	109 997	115 024
	Establishments with 50 to 99 employees.....	42	447 461	74 288	17 247	2 807	141 845	66 236	76 155
	Establishments with 100 employees or more	8	194 461	37 728	8 623	1 663	73 484	47 739	32 134
	Establishments not operated for the entire year	719	205 082	25 487	6 363	1 434	55 612	27 795	62 656
4212	Furniture & home furnishings whsle								
	All establishments	11 912	38 998 409	4 272 437	971 161	132 093	9 054 605	4 730 169	5 138 286
	Establishments operated for the entire year	10 325	38 009 171	4 168 353	950 209	128 480	8 830 976	4 685 205	4 910 427
	Establishments with no employees..	3	D	D	D	a	D	D	D
	Establishments with 1 employee....	1 840	850 804	64 098	13 631	1 840	170 920	98 998	103 683
	Establishments with 2 employees...	1 237	D	D	D	g	D	D	D
	Establishments with 3 or 4 employees.....	1 862	2 187 336	185 553	41 367	6 388	445 855	251 539	260 386
	Establishments with 5 or 6 employees.....	1 110	1 752 396	173 335	39 260	6 046	398 836	205 556	222 326
	Establishments with 7 to 9 employees.....	1 076	2 533 901	255 430	55 805	8 450	570 646	296 672	309 428
	Establishments with 10 to 14 employees.....	1 011	3 500 367	373 062	83 692	11 910	825 146	422 107	447 655
	Establishments with 15 to 19 employees.....	621	2 865 122	325 738	75 473	10 394	677 132	352 430	364 002
	Establishments with 20 to 49 employees.....	1 107	D	D	D	k	D	D	D
	Establishments with 50 to 99 employees.....	307	D	D	D	j	D	D	D
	Establishments with 100 employees or more	151	D	D	D	k	D	D	D
	Establishments not operated for the entire year	1 587	989 238	104 084	20 952	3 613	223 629	44 964	227 859
42121	Furniture whsle								
	All establishments	4 880	17 259 071	1 970 278	447 186	56 493	3 763 785	1 465 326	1 624 613

See footnotes at end of table.

Table 2. Employment Size of Establishments: 1997—Con.

[Includes only establishments with payroll. For meaning of abbreviations and symbols, see introductory text. For explanation of terms, see Appendix A. For method of assignment to categories shown, see Appendix C]

NAICS code	Employment sizes of establishments by type of operation and kind of business ¹	Establishments (number)	Sales (\$1,000)	Annual payroll (\$1,000)	First-quarter payroll (\$1,000)	Paid employees for pay period including March 12 (number)	Operating expenses ² (\$1,000)	End-of-1996 inventories (\$1,000)	End-of-1997 inventories (\$1,000)
421	MERCHANT WHOLESALERS—Con.								
	Wholesale trade, durable goods—Con.								
42121	Furniture whsle—Con.								
	Establishments operated for the entire year	4 249	16 812 942	1 919 657	436 275	54 884	3 664 048	1 449 250	1 531 956
	Establishments with no employees..	—	—	—	—	—	—	—	—
	Establishments with 1 employee....	733	344 537	27 443	5 676	733	66 725	32 552	33 648
	Establishments with 2 employees...	483	400 455	30 097	6 331	966	72 205	31 067	32 375
	Establishments with 3 or 4 employees.....	739	909 487	75 397	17 150	2 536	173 328	86 486	89 312
	Establishments with 5 or 6 employees.....	454	773 195	75 907	17 094	2 452	165 293	77 234	82 446
	Establishments with 7 to 9 employees.....	426	1 090 102	109 369	23 592	3 352	236 925	94 612	97 508
	Establishments with 10 to 14 employees.....	429	1 492 964	161 342	36 474	5 068	343 574	151 897	160 849
	Establishments with 15 to 19 employees.....	279	D	D	D	h	D	D	D
	Establishments with 20 to 49 employees.....	497	4 502 335	524 083	118 615	15 011	971 977	399 093	424 899
	Establishments with 50 to 99 employees.....	140	D	D	D	i	D	D	D
	Establishments with 100 employees or more	69	D	D	D	j	D	D	D
	Establishments not operated for the entire year	631	446 129	50 621	10 911	1 609	99 737	16 076	92 657
421210	Furniture whsle								
	All establishments	4 880	17 259 071	1 970 278	447 186	56 493	3 763 785	1 465 326	1 624 613
	Establishments operated for the entire year	4 249	16 812 942	1 919 657	436 275	54 884	3 664 048	1 449 250	1 531 956
	Establishments with no employees..	—	—	—	—	—	—	—	—
	Establishments with 1 employee....	733	344 537	27 443	5 676	733	66 725	32 552	33 648
	Establishments with 2 employees...	483	400 455	30 097	6 331	966	72 205	31 067	32 375
	Establishments with 3 or 4 employees.....	739	909 487	75 397	17 150	2 536	173 328	86 486	89 312
	Establishments with 5 or 6 employees.....	454	773 195	75 907	17 094	2 452	165 293	77 234	82 446
	Establishments with 7 to 9 employees.....	426	1 090 102	109 369	23 592	3 352	236 925	94 612	97 508
	Establishments with 10 to 14 employees.....	429	1 492 964	161 342	36 474	5 068	343 574	151 897	160 849
	Establishments with 15 to 19 employees.....	279	D	D	D	h	D	D	D
	Establishments with 20 to 49 employees.....	497	4 502 335	524 083	118 615	15 011	971 977	399 093	424 899
	Establishments with 50 to 99 employees.....	140	D	D	D	i	D	D	D
	Establishments with 100 employees or more	69	D	D	D	j	D	D	D
	Establishments not operated for the entire year	631	446 129	50 621	10 911	1 609	99 737	16 076	92 657
4212101	Household & lawn furniture whsle								
	All establishments	2 275	5 670 483	524 847	123 314	19 322	1 206 312	772 059	847 641
	Establishments operated for the entire year	1 942	5 510 008	512 164	120 552	18 780	1 175 472	763 775	797 363
	Establishments with no employees..	—	—	—	—	—	—	—	—
	Establishments with 1 employee....	416	218 481	15 189	3 255	416	41 086	25 432	26 558
	Establishments with 2 employees...	243	226 046	13 651	2 864	486	38 872	23 797	25 042
	Establishments with 3 or 4 employees.....	381	533 664	36 846	8 377	1 304	94 244	60 000	62 438
	Establishments with 5 or 6 employees.....	218	368 895	32 820	7 642	1 179	80 503	55 259	59 194
	Establishments with 7 to 9 employees.....	191	511 039	43 648	9 043	1 499	111 137	64 030	66 451
	Establishments with 10 to 14 employees.....	173	663 716	60 991	13 845	2 019	148 653	92 851	98 222
	Establishments with 15 to 19 employees.....	100	D	D	D	g	D	D	D
	Establishments with 20 to 49 employees.....	165	1 340 378	127 004	29 640	4 881	274 312	199 447	214 162
	Establishments with 50 to 99 employees.....	40	D	D	D	h	D	D	D
	Establishments with 100 employees or more	15	D	D	D	g	D	D	D
	Establishments not operated for the entire year	333	160 475	12 683	2 762	542	30 840	8 284	50 278
4212102	Office & business furniture whsle								
	All establishments	2 605	11 588 588	1 445 431	323 872	37 171	2 557 473	693 267	776 972
	Establishments operated for the entire year	2 307	11 302 934	1 407 493	315 723	36 104	2 488 576	685 475	734 593
	Establishments with no employees..	—	—	—	—	—	—	—	—
	Establishments with 1 employee....	317	126 056	12 254	2 421	317	25 639	7 120	7 090
	Establishments with 2 employees...	240	174 409	16 446	3 467	480	33 333	7 270	7 333
	Establishments with 3 or 4 employees.....	358	375 823	38 551	8 773	1 232	79 084	26 486	26 874

See footnotes at end of table.

Table 2. Employment Size of Establishments: 1997—Con.

[Includes only establishments with payroll. For meaning of abbreviations and symbols, see introductory text. For explanation of terms, see Appendix A. For method of assignment to categories shown, see Appendix C.]

NAICS code	Employment sizes of establishments by type of operation and kind of business ¹	Establishments (number)	Sales (\$1,000)	Annual payroll (\$1,000)	First-quarter payroll (\$1,000)	Paid employees for pay period including March 12 (number)	Operating expenses ² (\$1,000)	End-of-1996 inventories (\$1,000)	End-of-1997 inventories (\$1,000)
421	MERCHANT WHOLESALERS—Con.								
	Wholesale trade, durable goods—Con.								
4212102	Office & business furniture whsle—Con.								
	Establishments operated for the entire year—Con.								
	Establishments with 5 or 6 employees.....	236	404 300	43 087	9 452	1 273	84 790	21 975	23 252
	Establishments with 7 to 9 employees.....	235	579 063	65 721	14 549	1 853	125 788	30 582	31 057
	Establishments with 10 to 14 employees.....	256	829 248	100 351	22 629	3 049	194 921	59 046	62 627
	Establishments with 15 to 19 employees.....	179	844 149	101 818	23 215	2 998	181 802	46 791	48 820
	Establishments with 20 to 49 employees.....	332	3 161 957	397 079	88 975	10 130	697 665	199 646	210 737
	Establishments with 50 to 99 employees.....	100	2 044 524	287 080	65 207	6 877	482 338	124 512	136 831
	Establishments with 100 employees or more	54	2 763 405	345 106	77 035	7 895	583 216	162 047	179 972
	Establishments not operated for the entire year	298	285 654	37 938	8 149	1 067	68 897	7 792	42 379
42122	Home furnishings whsle								
	All establishments	7 032	21 739 338	2 302 159	523 975	75 600	5 290 820	3 264 843	3 513 673
	Establishments operated for the entire year	6 076	21 196 229	2 248 696	513 934	73 596	5 166 928	3 235 955	3 378 471
	Establishments with no employees..	3	D	D	D	a	D	D	D
	Establishments with 1 employee....	1 107	506 267	36 655	7 955	1 107	104 195	66 446	70 035
	Establishments with 2 employees....	754	D	D	D	g	D	D	D
	Establishments with 3 or 4 employees.....	1 123	1 277 849	110 156	24 217	3 852	272 527	165 053	171 074
	Establishments with 5 or 6 employees.....	656	979 201	97 428	22 166	3 594	233 543	128 322	139 880
	Establishments with 7 to 9 employees.....	650	1 443 799	146 061	32 213	5 098	333 721	202 060	211 920
	Establishments with 10 to 14 employees.....	582	2 007 403	211 720	47 218	6 842	481 572	270 210	286 806
	Establishments with 15 to 19 employees.....	342	D	D	D	i	D	D	D
	Establishments with 20 to 49 employees.....	610	D	D	D	j	D	D	D
	Establishments with 50 to 99 employees.....	167	D	D	D	j	D	D	D
	Establishments with 100 employees or more	82	4 300 944	468 581	110 913	16 318	1 145 715	753 558	782 707
	Establishments not operated for the entire year	956	543 109	53 463	10 041	2 004	123 892	28 888	135 202
421220	Home furnishings whsle								
	All establishments	7 032	21 739 338	2 302 159	523 975	75 600	5 290 820	3 264 843	3 513 673
	Establishments operated for the entire year	6 076	21 196 229	2 248 696	513 934	73 596	5 166 928	3 235 955	3 378 471
	Establishments with no employees..	3	D	D	D	a	D	D	D
	Establishments with 1 employee....	1 107	506 267	36 655	7 955	1 107	104 195	66 446	70 035
	Establishments with 2 employees....	754	D	D	D	g	D	D	D
	Establishments with 3 or 4 employees.....	1 123	1 277 849	110 156	24 217	3 852	272 527	165 053	171 074
	Establishments with 5 or 6 employees.....	656	979 201	97 428	22 166	3 594	233 543	128 322	139 880
	Establishments with 7 to 9 employees.....	650	1 443 799	146 061	32 213	5 098	333 721	202 060	211 920
	Establishments with 10 to 14 employees.....	582	2 007 403	211 720	47 218	6 842	481 572	270 210	286 806
	Establishments with 15 to 19 employees.....	342	D	D	D	i	D	D	D
	Establishments with 20 to 49 employees.....	610	D	D	D	j	D	D	D
	Establishments with 50 to 99 employees.....	167	D	D	D	j	D	D	D
	Establishments with 100 employees or more	82	4 300 944	468 581	110 913	16 318	1 145 715	753 558	782 707
	Establishments not operated for the entire year	956	543 109	53 463	10 041	2 004	123 892	28 888	135 202
4212201	Household china, glassware, & crockery whsle								
	All establishments	1 039	3 796 559	377 858	84 585	12 020	975 373	742 824	765 646
	Establishments operated for the entire year	901	3 730 292	372 567	83 573	11 827	962 417	736 264	745 188
	Establishments with no employees..	1	D	D	D	a	D	D	D
	Establishments with 1 employee....	172	D	D	D	c	D	D	D
	Establishments with 2 employees....	114	87 987	7 229	1 442	228	19 326	12 072	13 704
	Establishments with 3 or 4 employees.....	181	218 483	16 024	3 495	615	43 819	26 840	28 419
	Establishments with 5 or 6 employees.....	94	154 218	14 546	3 519	511	39 829	22 192	23 951

See footnotes at end of table.

Table 2. Employment Size of Establishments: 1997—Con.

[Includes only establishments with payroll. For meaning of abbreviations and symbols, see introductory text. For explanation of terms, see Appendix A. For method of assignment to categories shown, see Appendix C.]

NAICS code	Employment sizes of establishments by type of operation and kind of business ¹	Establishments (number)	Sales (\$1,000)	Annual payroll (\$1,000)	First-quarter payroll (\$1,000)	Paid employees for pay period including March 12 (number)	Operating expenses ² (\$1,000)	End-of-1996 inventories (\$1,000)	End-of-1997 inventories (\$1,000)
421	MERCHANT WHOLESALERS—Con.								
	Wholesale trade, durable goods—Con.								
4212201	Household china, glassware, & crockery whsle—Con.								
	Establishments operated for the entire year—Con.								
	Establishments with 7 to 9 employees.....	93	206 561	19 025	4 370	727	49 613	37 802	38 653
	Establishments with 10 to 14 employees.....	85	320 452	28 842	6 483	989	81 965	54 665	58 338
	Establishments with 15 to 19 employees.....	43	268 905	24 645	5 232	712	67 484	48 122	46 861
	Establishments with 20 to 49 employees.....	71	657 753	71 042	16 524	2 163	207 782	173 848	162 564
	Establishments with 50 to 99 employees.....	26	D	D	D	g	D	D	D
	Establishments with 100 employees or more	21	1 141 118	121 584	26 571	4 027	289 868	233 906	241 936
	Establishments not operated for the entire year	138	66 267	5 291	1 012	193	12 956	6 560	20 458
4212202	Linens, domestics, draperies, & curtains whsle								
	All establishments	1 532	4 438 939	448 387	103 114	15 921	957 461	570 809	622 187
	Establishments operated for the entire year	1 340	4 340 441	441 315	101 601	15 519	940 649	568 084	602 273
	Establishments with no employees..	—	—	—	—	—	—	—	—
	Establishments with 1 employee....	256	108 960	8 527	1 849	256	21 788	11 380	11 432
	Establishments with 2 employees... employees	175	D	D	D	e	D	D	D
	Establishments with 3 or 4 employees.....	253	D	D	D	f	D	D	D
	Establishments with 5 or 6 employees.....	143	D	D	D	f	D	D	D
	Establishments with 7 to 9 employees.....	146	D	D	D	g	D	D	D
	Establishments with 10 to 14 employees.....	124	361 663	42 280	9 139	1 427	93 464	51 898	53 977
	Establishments with 15 to 19 employees.....	72	248 766	35 935	7 720	1 205	66 250	36 193	37 462
	Establishments with 20 to 49 employees.....	118	967 723	106 306	23 757	3 600	225 818	126 855	134 646
	Establishments with 50 to 99 employees.....	32	D	D	D	g	D	D	D
	Establishments with 100 employees or more	21	878 613	92 742	24 021	3 681	193 197	121 998	138 670
	Establishments not operated for the entire year	192	98 498	7 072	1 513	402	16 812	2 725	19 914
4212203	Floor coverings whsle								
	All establishments	2 270	7 941 902	862 372	197 779	25 505	1 753 939	1 044 359	1 147 472
	Establishments operated for the entire year	1 970	D	D	D	j	D	D	D
	Establishments with no employees..	1	D	D	D	a	D	D	D
	Establishments with 1 employee....	301	128 256	9 696	2 144	301	24 464	15 513	17 266
	Establishments with 2 employees... employees	209	165 650	12 553	2 584	418	31 282	16 456	16 929
	Establishments with 3 or 4 employees.....	358	D	D	D	g	D	D	D
	Establishments with 5 or 6 employees.....	199	D	D	D	g	D	D	D
	Establishments with 7 to 9 employees.....	224	583 805	55 529	12 788	1 764	122 951	70 709	75 260
	Establishments with 10 to 14 employees.....	226	D	D	D	h	D	D	D
	Establishments with 15 to 19 employees.....	133	D	D	D	g	D	D	D
	Establishments with 20 to 49 employees.....	232	D	D	D	i	D	D	D
	Establishments with 50 to 99 employees.....	69	1 540 727	169 886	40 244	4 729	326 166	215 670	233 705
	Establishments with 100 employees or more	18	684 019	107 833	27 076	3 440	182 156	112 655	115 051
	Establishments not operated for the entire year	300	D	D	D	f	D	D	D
4212204	Other home furnishings whsle								
	All establishments	2 191	5 561 938	613 542	138 497	22 154	1 604 047	906 851	978 368
	Establishments operated for the entire year	1 865	D	D	D	j	D	D	D
	Establishments with no employees..	1	D	D	D	a	D	D	D
	Establishments with 1 employee....	378	D	D	D	e	D	D	D
	Establishments with 2 employees... employees	256	D	D	D	f	D	D	D
	Establishments with 3 or 4 employees.....	331	D	D	D	g	D	D	D
	Establishments with 5 or 6 employees.....	220	D	D	D	g	D	D	D
	Establishments with 7 to 9 employees.....	187	D	D	D	g	D	D	D

See footnotes at end of table.

Table 2. Employment Size of Establishments: 1997—Con.

[Includes only establishments with payroll. For meaning of abbreviations and symbols, see introductory text. For explanation of terms, see Appendix A. For method of assignment to categories shown, see Appendix C.]

NAICS code	Employment sizes of establishments by type of operation and kind of business ¹	Establishments (number)	Sales (\$1,000)	Annual payroll (\$1,000)	First-quarter payroll (\$1,000)	Paid employees for pay period including March 12 (number)	Operating expenses ² (\$1,000)	End-of-1996 inventories (\$1,000)	End-of-1997 inventories (\$1,000)
421	MERCHANT WHOLESALERS—Con.								
	Wholesale trade, durable goods—Con.								
4212204	Other home furnishings whsle—Con.								
	Establishments operated for the entire year—Con.								
	Establishments with 10 to 14 employees.....	147	D	D	D	g	D	D	D
	Establishments with 15 to 19 employees.....	94	D	D	D	g	D	D	D
	Establishments with 20 to 49 employees.....	189	1 262 444	155 614	35 271	5 594	358 033	197 900	209 902
	Establishments with 50 to 99 employees.....	40	580 136	79 025	18 315	2 723	195 066	109 669	116 110
	Establishments with 100 employees or more	22	1 597 194	146 422	33 245	5 170	480 494	284 999	287 050
	Establishments not operated for the entire year	326	D	D	D	f	D	D	D
4213	Lumber & other construction materials whsle								
	All establishments	11 142	61 302 570	4 167 547	968 604	125 574	8 236 772	5 224 999	5 555 412
	Establishments operated for the entire year	9 440	60 130 370	4 068 766	945 675	122 036	8 037 322	5 159 746	5 379 377
	Establishments with no employees..	11	8 174	1 105	—	—	2 537	676	915
	Establishments with 1 employee....	1 400	1 041 212	54 934	11 146	1 400	126 020	61 709	66 686
	Establishments with 2 employees... ..	1 009	1 274 515	64 409	13 633	2 018	151 832	78 492	81 515
	Establishments with 3 or 4 employees.....	1 475	D	D	D	i	D	D	D
	Establishments with 5 or 6 employees.....	1 089	3 323 607	193 376	41 634	5 944	408 535	270 711	278 363
	Establishments with 7 to 9 employees.....	1 057	3 906 579	265 208	58 650	8 329	552 957	317 426	329 159
	Establishments with 10 to 14 employees.....	1 018	5 444 780	381 774	85 322	11 910	773 420	475 589	496 138
	Establishments with 15 to 19 employees.....	630	D	D	D	j	D	D	D
	Establishments with 20 to 49 employees.....	1 330	19 802 175	1 337 163	310 896	39 083	2 641 962	1 926 992	2 001 877
	Establishments with 50 to 99 employees.....	326	D	D	D	j	D	D	D
	Establishments with 100 employees or more	95	7 604 102	528 618	131 942	16 412	982 340	479 424	498 163
	Establishments not operated for the entire year	1 702	1 172 200	98 781	22 929	3 538	199 450	65 253	176 035
42131	Lumber, plywood, millwork, & wood panel whsle								
	All establishments	5 636	46 426 349	2 598 366	618 903	75 730	5 000 401	3 784 463	4 003 845
	Establishments operated for the entire year	4 930	45 844 641	2 556 916	608 590	74 140	4 920 639	3 746 303	3 921 792
	Establishments with no employees..	7	4 485	257	—	—	768	265	289
	Establishments with 1 employee....	651	684 594	27 021	5 763	651	58 818	31 351	34 427
	Establishments with 2 employees... ..	515	891 439	35 089	7 683	1 030	77 717	48 597	50 952
	Establishments with 3 or 4 employees.....	699	D	D	D	g	D	D	D
	Establishments with 5 or 6 employees.....	488	2 234 689	95 105	20 755	2 654	185 350	165 971	172 636
	Establishments with 7 to 9 employees.....	493	2 476 593	132 183	28 880	3 896	257 502	164 524	170 887
	Establishments with 10 to 14 employees.....	532	3 757 700	206 482	46 893	6 249	415 416	289 417	303 391
	Establishments with 15 to 19 employees.....	377	D	D	D	i	D	D	D
	Establishments with 20 to 49 employees.....	880	15 478 276	901 035	212 774	26 142	1 755 245	1 531 454	1 592 465
	Establishments with 50 to 99 employees.....	230	D	D	D	j	D	D	D
	Establishments with 100 employees or more	58	D	D	D	j	D	D	D
	Establishments not operated for the entire year	706	581 708	41 450	10 313	1 590	79 762	38 160	82 053
421310	Lumber, plywood, millwork, & wood panel whsle								
	All establishments	5 636	46 426 349	2 598 366	618 903	75 730	5 000 401	3 784 463	4 003 845
	Establishments operated for the entire year	4 930	45 844 641	2 556 916	608 590	74 140	4 920 639	3 746 303	3 921 792
	Establishments with no employees..	7	4 485	257	—	—	768	265	289
	Establishments with 1 employee....	651	684 594	27 021	5 763	651	58 818	31 351	34 427
	Establishments with 2 employees... ..	515	891 439	35 089	7 683	1 030	77 717	48 597	50 952
	Establishments with 3 or 4 employees.....	699	D	D	D	g	D	D	D
	Establishments with 5 or 6 employees.....	488	2 234 689	95 105	20 755	2 654	185 350	165 971	172 636
	Establishments with 7 to 9 employees.....	493	2 476 593	132 183	28 880	3 896	257 502	164 524	170 887
	Establishments with 10 to 14 employees.....	532	3 757 700	206 482	46 893	6 249	415 416	289 417	303 391
	Establishments with 15 to 19 employees.....	377	D	D	D	i	D	D	D
	Establishments with 20 to 49 employees.....	880	15 478 276	901 035	212 774	26 142	1 755 245	1 531 454	1 592 465
	Establishments with 50 to 99 employees.....	230	D	D	D	j	D	D	D
	Establishments with 100 employees or more	58	D	D	D	j	D	D	D
	Establishments not operated for the entire year	706	581 708	41 450	10 313	1 590	79 762	38 160	82 053

See footnotes at end of table.

Table 2. Employment Size of Establishments: 1997—Con.

[Includes only establishments with payroll. For meaning of abbreviations and symbols, see introductory text. For explanation of terms, see Appendix A. For method of assignment to categories shown, see Appendix C.]

NAICS code	Employment sizes of establishments by type of operation and kind of business ¹	Establishments (number)	Sales (\$1,000)	Annual payroll (\$1,000)	First-quarter payroll (\$1,000)	Paid employees for pay period including March 12 (number)	Operating expenses ² (\$1,000)	End-of-1996 inventories (\$1,000)	End-of-1997 inventories (\$1,000)
421	MERCHANT WHOLESALERS—Con.								
	Wholesale trade, durable goods—Con.								
421310	Lumber, plywood, millwork, & wood panel whsle—Con.								
	Establishments operated for the entire year—Con.								
	Establishments with 10 to 14 employees.....	532	3 757 700	206 482	46 893	6 249	415 416	289 417	303 391
	Establishments with 15 to 19 employees.....	377	D	D	D	i	D	D	D
	Establishments with 20 to 49 employees.....	880	15 478 276	901 035	212 774	26 142	1 755 245	1 531 454	1 592 465
	Establishments with 50 to 99 employees.....	230	D	D	D	j	D	D	D
	Establishments with 100 employees or more	58	D	D	D	j	D	D	D
	Establishments not operated for the entire year	706	581 708	41 450	10 313	1 590	79 762	38 160	82 053
4213101	Lumber without yard whsle								
	All establishments	1 425	13 795 098	440 679	111 306	11 000	809 598	569 650	593 504
	Establishments operated for the entire year	1 265	D	D	D	j	D	D	D
	Establishments with no employees..	3	1 698	33	—	—	119	105	108
	Establishments with 1 employee	254	396 003	12 444	2 861	254	27 217	7 351	8 484
	Establishments with 2 employees...	221	542 657	16 189	3 491	442	36 744	14 336	15 167
	Establishments with 3 or 4 employees.....	254	1 040 132	35 024	8 093	862	72 549	37 054	37 124
	Establishments with 5 or 6 employees.....	133	992 807	31 782	7 610	721	58 465	45 551	47 314
	Establishments with 7 to 9 employees.....	125	1 097 109	42 166	8 575	986	80 627	38 193	38 619
	Establishments with 10 to 14 employees.....	87	1 262 876	38 210	8 635	1 017	70 266	38 266	41 342
	Establishments with 15 to 19 employees.....	52	1 217 077	41 030	11 357	876	75 742	68 469	72 110
	Establishments with 20 to 49 employees.....	103	2 935 133	110 167	29 735	3 013	202 277	167 954	176 217
	Establishments with 50 to 99 employees.....	30	D	D	D	g	D	D	D
	Establishments with 100 employees or more	3	D	D	D	f	D	D	D
	Establishments not operated for the entire year	160	D	D	D	e	D	D	D
4213102	Lumber with yard whsle								
	All establishments	1 499	13 188 854	780 649	176 782	24 380	1 583 785	1 408 289	1 522 629
	Establishments operated for the entire year	1 338	D	D	D	j	D	D	D
	Establishments with no employees..	2	D	D	D	a	D	D	D
	Establishments with 1 employee	123	D	D	D	c	D	D	D
	Establishments with 2 employees...	67	D	D	D	c	D	D	D
	Establishments with 3 or 4 employees.....	133	227 506	12 968	2 857	461	28 243	22 507	21 440
	Establishments with 5 or 6 employees.....	131	D	D	D	f	D	D	D
	Establishments with 7 to 9 employees.....	132	D	D	D	g	D	D	D
	Establishments with 10 to 14 employees.....	196	1 264 404	74 620	16 602	2 296	157 224	125 035	130 376
	Establishments with 15 to 19 employees.....	134	D	D	D	g	D	D	D
	Establishments with 20 to 49 employees.....	328	5 548 458	313 566	69 315	9 597	643 555	630 045	673 405
	Establishments with 50 to 99 employees.....	77	D	D	D	h	D	D	D
	Establishments with 100 employees or more	15	524 630	67 896	15 821	2 397	138 672	63 142	75 637
	Establishments not operated for the entire year	161	D	D	D	e	D	D	D
4213103	Plywood, veneer, millwork, & wood panel whsle								
	All establishments	2 712	19 442 397	1 377 038	330 815	40 350	2 607 018	1 806 524	1 887 712
	Establishments operated for the entire year	2 327	D	D	D	k	D	D	D
	Establishments with no employees..	2	D	D	D	a	D	D	D
	Establishments with 1 employee	274	D	D	D	e	D	D	D
	Establishments with 2 employees...	227	D	D	D	e	D	D	D
	Establishments with 3 or 4 employees.....	312	671 724	34 069	7 864	1 068	72 219	42 943	44 758
	Establishments with 5 or 6 employees.....	224	D	D	D	g	D	D	D
	Establishments with 7 to 9 employees.....	236	D	D	D	g	D	D	D
	Establishments with 10 to 14 employees.....	249	1 230 420	93 652	21 656	2 936	187 926	126 116	131 673

See footnotes at end of table.

Table 2. Employment Size of Establishments: 1997—Con.

[Includes only establishments with payroll. For meaning of abbreviations and symbols, see introductory text. For explanation of terms, see Appendix A. For method of assignment to categories shown, see Appendix C.]

NAICS code	Employment sizes of establishments by type of operation and kind of business ¹	Establishments (number)	Sales (\$1,000)	Annual payroll (\$1,000)	First-quarter payroll (\$1,000)	Paid employees for pay period including March 12 (number)	Operating expenses ² (\$1,000)	End-of-1996 inventories (\$1,000)	End-of-1997 inventories (\$1,000)
421	MERCHANT WHOLESALERS—Con.								
	Wholesale trade, durable goods—Con.								
4213103	Plywood, veneer, millwork, & wood panel whsle—Con.								
	Establishments operated for the entire year—Con.								
	Establishments with 15 to 19 employees.....	191	1 214 645	109 989	25 634	3 195	209 009	134 415	134 094
	Establishments with 20 to 49 employees.....	449	6 994 685	477 302	113 724	13 532	909 413	733 455	742 843
	Establishments with 50 to 99 employees.....	123	D	D	D	i	D	D	D
	Establishments with 100 employees or more	40	3 977 004	255 069	68 090	7 112	465 656	252 959	256 158
	Establishments not operated for the entire year	385	D	D	D	f	D	D	D
42132	Brick, stone, & related construction materials whsle								
	All establishments	2 094	4 444 476	502 387	104 660	15 737	1 093 199	458 820	523 468
	Establishments operated for the entire year	1 690	4 240 027	479 548	101 176	15 083	1 042 124	454 068	484 538
	Establishments with no employees..	1	D	D	D	a	D	D	D
	Establishments with 1 employee....	278	D	D	D	e	D	D	D
	Establishments with 2 employees... ..	211	183 095	13 165	2 571	422	37 443	16 726	16 930
	Establishments with 3 or 4 employees.....	299	314 293	31 472	6 401	1 037	72 685	32 232	32 183
	Establishments with 5 or 6 employees.....	216	456 376	38 033	7 530	1 180	93 194	41 036	42 399
	Establishments with 7 to 9 employees.....	231	D	D	D	g	D	D	D
	Establishments with 10 to 14 employees.....	173	587 918	60 699	12 765	2 002	134 608	70 689	75 318
	Establishments with 15 to 19 employees.....	98	371 736	53 723	11 465	1 649	119 020	44 240	49 278
	Establishments with 20 to 49 employees.....	149	1 032 745	137 972	28 788	4 065	279 244	110 800	120 158
	Establishments with 50 to 99 employees.....	29	414 707	58 622	13 234	1 875	105 384	38 413	42 985
	Establishments with 100 employees or more	5	D	D	D	f	D	D	D
	Establishments not operated for the entire year	404	204 449	22 839	3 484	654	51 075	4 752	38 930
421320	Brick, stone, & related construction materials whsle								
	All establishments	2 094	4 444 476	502 387	104 660	15 737	1 093 199	458 820	523 468
	Establishments operated for the entire year	1 690	4 240 027	479 548	101 176	15 083	1 042 124	454 068	484 538
	Establishments with no employees..	1	D	D	D	a	D	D	D
	Establishments with 1 employee....	278	D	D	D	e	D	D	D
	Establishments with 2 employees... ..	211	183 095	13 165	2 571	422	37 443	16 726	16 930
	Establishments with 3 or 4 employees.....	299	314 293	31 472	6 401	1 037	72 685	32 232	32 183
	Establishments with 5 or 6 employees.....	216	456 376	38 033	7 530	1 180	93 194	41 036	42 399
	Establishments with 7 to 9 employees.....	231	D	D	D	g	D	D	D
	Establishments with 10 to 14 employees.....	173	587 918	60 699	12 765	2 002	134 608	70 689	75 318
	Establishments with 15 to 19 employees.....	98	371 736	53 723	11 465	1 649	119 020	44 240	49 278
	Establishments with 20 to 49 employees.....	149	1 032 745	137 972	28 788	4 065	279 244	110 800	120 158
	Establishments with 50 to 99 employees.....	29	414 707	58 622	13 234	1 875	105 384	38 413	42 985
	Establishments with 100 employees or more	5	D	D	D	f	D	D	D
	Establishments not operated for the entire year	404	204 449	22 839	3 484	654	51 075	4 752	38 930
4213201	Brick, block, tile, clay/cement sewer pipe whsle								
	All establishments	679	1 320 519	152 601	33 054	4 968	313 537	156 878	173 928
	Establishments operated for the entire year	549	D	D	D	h	D	D	D
	Establishments with no employees..	—	—	—	—	—	—	—	—
	Establishments with 1 employee....	86	38 982	3 763	697	86	8 278	3 529	4 012
	Establishments with 2 employees... ..	72	41 711	4 212	958	144	11 057	4 955	5 299
	Establishments with 3 or 4 employees.....	104	D	D	D	e	D	D	D
	Establishments with 5 or 6 employees.....	61	D	D	D	e	D	D	D
	Establishments with 7 to 9 employees.....	76	161 131	16 250	3 758	592	34 629	20 503	21 498
	Establishments with 10 to 14 employees.....	59	212 299	21 147	4 544	672	44 865	27 316	29 112

See footnotes at end of table.

Table 2. Employment Size of Establishments: 1997—Con.

[Includes only establishments with payroll. For meaning of abbreviations and symbols, see introductory text. For explanation of terms, see Appendix A. For method of assignment to categories shown, see Appendix C.]

NAICS code	Employment sizes of establishments by type of operation and kind of business ¹	Establishments (number)	Sales (\$1,000)	Annual payroll (\$1,000)	First-quarter payroll (\$1,000)	Paid employees for pay period including March 12 (number)	Operating expenses ² (\$1,000)	End-of-1996 inventories (\$1,000)	End-of-1997 inventories (\$1,000)
421	MERCHANT WHOLESALERS—Con.								
	Wholesale trade, durable goods—Con.								
4213201	Brick, block, tile, clay/cement sewer pipe whsle—Con.								
	Establishments operated for the entire year—Con.								
	Establishments with 15 to 19 employees.....	34	145 674	22 209	4 560	577	41 164	19 444	20 559
	Establishments with 20 to 49 employees.....	50	365 902	43 527	9 591	1 343	88 544	44 019	45 411
	Establishments with 50 to 99 employees.....	5	89 782	9 378	2 138	353	17 124	8 896	8 933
	Establishments with 100 employees or more	2	D	D	D	e	D	D	D
	Establishments not operated for the entire year	130	D	D	D	c	D	D	D
4213202	Sand, gravel, & stone whsle								
	All establishments	886	1 574 246	206 541	42 351	6 878	462 750	157 811	179 524
	Establishments operated for the entire year	702	1 486 849	194 707	40 513	6 532	436 922	156 591	163 755
	Establishments with no employees..	1	D	D	D	a	D	D	D
	Establishments with 1 employee....	128	D	D	D	c	D	D	D
	Establishments with 2 employees...	84	68 731	4 971	977	168	14 283	8 213	7 978
	Establishments with 3 or 4 employees.....	113	D	D	D	e	D	D	D
	Establishments with 5 or 6 employees.....	97	D	D	D	f	D	D	D
	Establishments with 7 to 9 employees.....	91	D	D	D	f	D	D	D
	Establishments with 10 to 14 employees.....	70	180 581	22 380	4 547	813	50 448	17 631	17 898
	Establishments with 15 to 19 employees.....	40	136 232	20 333	4 691	684	50 827	9 593	11 697
	Establishments with 20 to 49 employees.....	60	D	D	D	g	D	D	D
	Establishments with 50 to 99 employees.....	15	149 370	27 299	6 186	978	49 749	11 839	12 332
	Establishments with 100 employees or more	3	81 022	15 116	3 031	411	34 773	12 146	12 522
	Establishments not operated for the entire year	184	87 397	11 834	1 838	346	25 828	1 220	15 769
4213203	Cement, lime, & related products whsle								
	All establishments	529	1 549 711	143 245	29 255	3 891	316 912	144 131	170 016
	Establishments operated for the entire year	439	D	D	D	h	D	D	D
	Establishments with no employees..	—	—	—	—	—	—	—	—
	Establishments with 1 employee....	64	76 981	2 505	422	64	8 382	3 130	4 562
	Establishments with 2 employees...	55	72 653	3 982	636	110	12 103	3 558	3 653
	Establishments with 3 or 4 employees.....	82	125 500	10 311	1 994	283	24 941	11 122	11 260
	Establishments with 5 or 6 employees.....	58	208 261	11 904	2 358	312	32 512	11 927	11 936
	Establishments with 7 to 9 employees.....	64	D	D	D	f	D	D	D
	Establishments with 10 to 14 employees.....	44	195 038	17 172	3 674	517	39 295	25 742	28 308
	Establishments with 15 to 19 employees.....	24	89 830	11 181	2 214	388	27 029	15 203	17 022
	Establishments with 20 to 49 employees.....	39	D	D	D	g	D	D	D
	Establishments with 50 to 99 employees.....	9	175 555	21 945	4 910	544	38 511	17 678	21 720
	Establishments with 100 employees or more	—	—	—	—	—	—	—	—
	Establishments not operated for the entire year	90	D	D	D	c	D	D	D
42133	Roofing, siding, & insulation material whsle								
	All establishments	1 069	5 203 479	430 481	95 695	12 661	896 255	475 247	485 351
	Establishments operated for the entire year	905	5 009 174	417 254	91 688	12 176	868 929	456 199	464 510
	Establishments with no employees..	—	—	—	—	—	—	—	—
	Establishments with 1 employee....	115	47 709	4 311	908	115	9 454	3 398	3 411
	Establishments with 2 employees...	71	82 727	5 420	1 147	142	13 297	4 648	4 955
	Establishments with 3 or 4 employees.....	128	196 912	15 708	3 483	451	35 744	17 333	18 354
	Establishments with 5 or 6 employees.....	123	D	D	D	f	D	D	D
	Establishments with 7 to 9 employees.....	139	459 769	34 511	8 179	1 095	78 837	44 106	45 063
	Establishments with 10 to 14 employees.....	117	D	D	D	g	D	D	D
	Establishments with 15 to 19 employees.....	59	487 773	35 238	7 970	988	73 801	45 804	44 932

See footnotes at end of table.

Table 2. Employment Size of Establishments: 1997—Con.

[Includes only establishments with payroll. For meaning of abbreviations and symbols, see introductory text. For explanation of terms, see Appendix A. For method of assignment to categories shown, see Appendix C.]

NAICS code	Employment sizes of establishments by type of operation and kind of business ¹	Establishments (number)	Sales (\$1,000)	Annual payroll (\$1,000)	First-quarter payroll (\$1,000)	Paid employees for pay period including March 12 (number)	Operating expenses ² (\$1,000)	End-of-1996 inventories (\$1,000)	End-of-1997 inventories (\$1,000)
421	MERCHANT WHOLESALERS—Con.								
	Wholesale trade, durable goods—Con.								
42133	Roofing, siding, & insulation material whsle—Con.								
	Establishments operated for the entire year—Con.								
	Establishments with 20 to 49 employees.....	117	D	D	D	h	D	D	D
	Establishments with 50 to 99 employees.....	27	662 376	64 893	13 508	1 839	132 064	60 140	59 955
	Establishments with 100 employees or more	9	380 388	62 587	13 944	2 086	111 112	51 661	53 059
	Establishments not operated for the entire year	164	194 305	13 227	4 007	485	27 326	19 048	20 841
421330	Roofing, siding, & insulation material whsle								
	All establishments	1 069	5 203 479	430 481	95 695	12 661	896 255	475 247	485 351
	Establishments operated for the entire year	905	5 009 174	417 254	91 688	12 176	868 929	456 199	464 510
	Establishments with no employees..	—	—	—	—	—	—	—	—
	Establishments with 1 employee....	115	47 709	4 311	908	115	9 454	3 398	3 411
	Establishments with 2 employees... ..	71	82 727	5 420	1 147	142	13 297	4 648	4 955
	Establishments with 3 or 4 employees.....	128	196 912	15 708	3 483	451	35 744	17 333	18 354
	Establishments with 5 or 6 employees.....	123	D	D	D	f	D	D	D
	Establishments with 7 to 9 employees.....	139	459 769	34 511	8 179	1 095	78 837	44 106	45 063
	Establishments with 10 to 14 employees.....	117	D	D	D	g	D	D	D
	Establishments with 15 to 19 employees.....	59	487 773	35 238	7 970	988	73 801	45 804	44 932
	Establishments with 20 to 49 employees.....	117	D	D	D	h	D	D	D
	Establishments with 50 to 99 employees.....	27	662 376	64 893	13 508	1 839	132 064	60 140	59 955
	Establishments with 100 employees or more	9	380 388	62 587	13 944	2 086	111 112	51 661	53 059
	Establishments not operated for the entire year	164	194 305	13 227	4 007	485	27 326	19 048	20 841
4213301	Roofing, siding, & insulation material whsle								
	All establishments	1 069	5 203 479	430 481	95 695	12 661	896 255	475 247	485 351
	Establishments operated for the entire year	905	5 009 174	417 254	91 688	12 176	868 929	456 199	464 510
	Establishments with no employees..	—	—	—	—	—	—	—	—
	Establishments with 1 employee....	115	47 709	4 311	908	115	9 454	3 398	3 411
	Establishments with 2 employees... ..	71	82 727	5 420	1 147	142	13 297	4 648	4 955
	Establishments with 3 or 4 employees.....	128	196 912	15 708	3 483	451	35 744	17 333	18 354
	Establishments with 5 or 6 employees.....	123	D	D	D	f	D	D	D
	Establishments with 7 to 9 employees.....	139	459 769	34 511	8 179	1 095	78 837	44 106	45 063
	Establishments with 10 to 14 employees.....	117	D	D	D	g	D	D	D
	Establishments with 15 to 19 employees.....	59	487 773	35 238	7 970	988	73 801	45 804	44 932
	Establishments with 20 to 49 employees.....	117	D	D	D	h	D	D	D
	Establishments with 50 to 99 employees.....	27	662 376	64 893	13 508	1 839	132 064	60 140	59 955
	Establishments with 100 employees or more	9	380 388	62 587	13 944	2 086	111 112	51 661	53 059
	Establishments not operated for the entire year	164	194 305	13 227	4 007	485	27 326	19 048	20 841
42139	Other construction materials whsle								
	All establishments	2 343	5 228 266	636 313	149 346	21 446	1 246 917	506 469	542 748
	Establishments operated for the entire year	1 915	5 036 528	615 048	144 221	20 637	1 205 630	503 176	508 537
	Establishments with no employees..	3	D	D	D	a	D	D	D
	Establishments with 1 employee....	356	D	D	D	e	D	D	D
	Establishments with 2 employees... ..	212	117 254	10 735	2 232	424	23 375	8 521	8 678
	Establishments with 3 or 4 employees.....	349	353 349	32 202	6 886	1 211	67 802	27 590	27 890
	Establishments with 5 or 6 employees.....	262	D	D	D	g	D	D	D
	Establishments with 7 to 9 employees.....	194	372 861	43 481	9 683	1 532	88 818	39 669	41 033
	Establishments with 10 to 14 employees.....	196	D	D	D	g	D	D	D
	Establishments with 15 to 19 employees.....	96	D	D	D	g	D	D	D

See footnotes at end of table.

Table 2. Employment Size of Establishments: 1997—Con.

[Includes only establishments with payroll. For meaning of abbreviations and symbols, see introductory text. For explanation of terms, see Appendix A. For method of assignment to categories shown, see Appendix C.]

NAICS code	Employment sizes of establishments by type of operation and kind of business ¹	Establishments (number)	Sales (\$1,000)	Annual payroll (\$1,000)	First-quarter payroll (\$1,000)	Paid employees for pay period including March 12 (number)	Operating expenses ² (\$1,000)	End-of-1996 inventories (\$1,000)	End-of-1997 inventories (\$1,000)
421	MERCHANT WHOLESALERS—Con.								
	Wholesale trade, durable goods—Con.								
42139	Other construction materials whsle—Con.								
	Establishments operated for the entire year—Con.								
	Establishments with 20 to 49 employees.....	184	D	D	D	i	D	D	D
	Establishments with 50 to 99 employees.....	40	651 184	86 378	20 387	2 763	164 657	74 566	75 632
	Establishments with 100 employees or more	23	D	D	D	h	D	D	D
	Establishments not operated for the entire year	428	191 738	21 265	5 125	809	41 287	3 293	34 211
421390	Other construction materials whsle								
	All establishments	2 343	5 228 266	636 313	149 346	21 446	1 246 917	506 469	542 748
	Establishments operated for the entire year	1 915	5 036 528	615 048	144 221	20 637	1 205 630	503 176	508 537
	Establishments with no employees..	3	D	D	D	a	D	D	D
	Establishments with 1 employee....	356	D	D	D	e	D	D	D
	Establishments with 2 employees... ..	212	117 254	10 735	2 232	424	23 375	8 521	8 678
	Establishments with 3 or 4 employees.....	349	353 349	32 202	6 886	1 211	67 802	27 590	27 890
	Establishments with 5 or 6 employees.....	262	D	D	D	g	D	D	D
	Establishments with 7 to 9 employees.....	194	372 861	43 481	9 683	1 532	88 818	39 669	41 033
	Establishments with 10 to 14 employees.....	196	D	D	D	g	D	D	D
	Establishments with 15 to 19 employees.....	96	D	D	D	g	D	D	D
	Establishments with 20 to 49 employees.....	184	D	D	D	i	D	D	D
	Establishments with 50 to 99 employees.....	40	651 184	86 378	20 387	2 763	164 657	74 566	75 632
	Establishments with 100 employees or more	23	D	D	D	h	D	D	D
	Establishments not operated for the entire year	428	191 738	21 265	5 125	809	41 287	3 293	34 211
4213901	Flat glass & other construction glass whsle								
	All establishments	523	1 017 500	169 597	40 685	6 050	312 684	98 460	100 669
	Establishments operated for the entire year	440	991 334	164 723	38 468	5 776	304 106	97 328	96 328
	Establishments with no employees..	—	—	—	—	—	—	—	—
	Establishments with 1 employee....	68	D	D	D	b	D	D	D
	Establishments with 2 employees... ..	52	20 761	2 376	544	104	5 289	1 634	1 740
	Establishments with 3 or 4 employees.....	70	46 521	5 766	1 293	237	11 614	2 713	2 770
	Establishments with 5 or 6 employees.....	64	D	D	D	e	D	D	D
	Establishments with 7 to 9 employees.....	38	38 088	7 833	1 536	300	14 242	3 235	3 406
	Establishments with 10 to 14 employees.....	47	D	D	D	f	D	D	D
	Establishments with 15 to 19 employees.....	28	D	D	D	e	D	D	D
	Establishments with 20 to 49 employees.....	51	D	D	D	g	D	D	D
	Establishments with 50 to 99 employees.....	11	D	D	D	f	D	D	D
	Establishments with 100 employees or more	11	D	D	D	g	D	D	D
	Establishments not operated for the entire year	83	26 166	4 874	2 217	274	8 578	1 132	4 341
4213902	Other construction materials whsle								
	All establishments	1 820	4 210 766	466 716	108 661	15 396	934 233	408 009	442 079
	Establishments operated for the entire year	1 475	4 045 194	450 325	105 753	14 861	901 524	405 848	412 209
	Establishments with no employees..	3	D	D	D	a	D	D	D
	Establishments with 1 employee....	288	D	D	D	e	D	D	D
	Establishments with 2 employees... ..	160	96 493	8 359	1 688	320	18 086	6 887	6 938
	Establishments with 3 or 4 employees.....	279	306 828	26 436	5 593	974	56 188	24 877	25 120
	Establishments with 5 or 6 employees.....	198	291 797	28 806	6 441	1 082	60 044	27 050	27 079
	Establishments with 7 to 9 employees.....	156	334 773	35 648	8 147	1 232	74 576	36 434	37 627
	Establishments with 10 to 14 employees.....	149	418 489	49 599	11 410	1 748	94 525	45 635	46 754
	Establishments with 15 to 19 employees.....	68	283 118	35 314	8 311	1 151	68 254	32 323	32 118

See footnotes at end of table.

Table 2. Employment Size of Establishments: 1997—Con.

[Includes only establishments with payroll. For meaning of abbreviations and symbols, see introductory text. For explanation of terms, see Appendix A. For method of assignment to categories shown, see Appendix C.]

NAICS code	Employment sizes of establishments by type of operation and kind of business ¹	Establishments (number)	Sales (\$1,000)	Annual payroll (\$1,000)	First-quarter payroll (\$1,000)	Paid employees for pay period including March 12 (number)	Operating expenses ² (\$1,000)	End-of-1996 inventories (\$1,000)	End-of-1997 inventories (\$1,000)
421	MERCHANT WHOLESALERS—Con.								
	Wholesale trade, durable goods—Con.								
4213902	Other construction materials whsle—Con.								
	Establishments operated for the entire year—Con.								
	Establishments with 20 to 49 employees.....	133	1 214 768	132 022	31 463	4 034	264 863	116 808	118 872
	Establishments with 50 to 99 employees.....	29	D	D	D	g	D	D	D
	Establishments with 100 employees or more	12	D	D	D	g	D	D	D
	Establishments not operated for the entire year	345	165 572	16 391	2 908	535	32 709	2 161	29 870
4214	Professional & commercial equipment & supplies whsle								
	All establishments	38 366	237 178 097	21 339 923	4 950 844	532 717	40 976 760	18 662 447	20 505 089
	Establishments operated for the entire year	33 421	229 934 856	20 675 139	4 784 182	515 307	39 693 464	18 439 867	19 733 504
	Establishments with no employees...	17	9 314	1 086	—	—	2 359	951	977
	Establishments with 1 employee....	5 128	2 681 051	228 353	48 156	5 128	478 999	154 961	162 224
	Establishments with 2 employees...	3 778	2 910 489	253 803	54 017	7 556	530 950	172 323	179 620
	Establishments with 3 or 4 employees.....	5 560	7 066 094	657 456	144 086	19 190	1 336 816	437 479	454 620
	Establishments with 5 or 6 employees.....	3 666	6 476 494	695 227	154 676	19 933	1 361 564	467 064	486 712
	Establishments with 7 to 9 employees.....	3 732	10 050 494	1 076 810	239 198	29 495	2 068 231	724 090	781 906
	Establishments with 10 to 14 employees.....	3 591	14 827 277	1 600 129	358 769	42 063	2 967 675	1 123 144	1 218 787
	Establishments with 15 to 19 employees.....	2 058	12 668 439	1 353 919	305 968	34 416	2 500 863	950 804	1 031 492
	Establishments with 20 to 49 employees.....	3 979	47 277 734	4 872 178	1 109 265	119 759	8 970 096	3 680 888	3 880 174
	Establishments with 50 to 99 employees.....	1 245	35 188 391	3 544 560	829 970	84 641	6 664 069	3 102 112	3 247 453
	Establishments with 100 employees or more	667	90 779 079	6 391 618	1 540 077	153 126	12 811 842	7 626 051	8 289 539
	Establishments not operated for the entire year	4 945	7 243 241	664 784	166 662	17 410	1 283 296	222 580	771 585
42141	Photographic equipment & supplies whsle								
	All establishments	1 207	8 347 662	656 569	148 769	16 320	1 601 725	898 918	920 883
	Establishments operated for the entire year	1 084	8 246 570	644 835	146 307	15 964	1 580 130	894 315	897 182
	Establishments with no employees...	1	D	D	D	a	D	D	D
	Establishments with 1 employee....	135	D	D	D	c	D	D	D
	Establishments with 2 employees...	120	85 662	8 812	1 625	240	19 075	7 631	8 466
	Establishments with 3 or 4 employees.....	166	203 903	19 600	4 263	573	42 281	20 340	22 606
	Establishments with 5 or 6 employees.....	107	D	D	D	f	D	D	D
	Establishments with 7 to 9 employees.....	131	445 987	36 393	8 032	1 035	75 597	36 909	37 459
	Establishments with 10 to 14 employees.....	123	722 885	61 271	12 628	1 454	126 973	66 298	72 566
	Establishments with 15 to 19 employees.....	85	914 948	56 289	13 000	1 433	114 639	70 856	66 563
	Establishments with 20 to 49 employees.....	147	1 866 257	168 414	39 408	4 464	356 280	265 793	264 297
	Establishments with 50 to 99 employees.....	53	D	D	D	h	D	D	D
	Establishments with 100 employees or more	16	D	D	D	g	D	D	D
	Establishments not operated for the entire year	123	101 092	11 734	2 462	356	21 595	4 603	23 701
421410	Photographic equipment & supplies whsle								
	All establishments	1 207	8 347 662	656 569	148 769	16 320	1 601 725	898 918	920 883
	Establishments operated for the entire year	1 084	8 246 570	644 835	146 307	15 964	1 580 130	894 315	897 182
	Establishments with no employees...	1	D	D	D	a	D	D	D
	Establishments with 1 employee....	135	D	D	D	c	D	D	D
	Establishments with 2 employees...	120	85 662	8 812	1 625	240	19 075	7 631	8 466
	Establishments with 3 or 4 employees.....	166	203 903	19 600	4 263	573	42 281	20 340	22 606
	Establishments with 5 or 6 employees.....	107	D	D	D	f	D	D	D
	Establishments with 7 to 9 employees.....	131	445 987	36 393	8 032	1 035	75 597	36 909	37 459
	Establishments with 10 to 14 employees.....	123	722 885	61 271	12 628	1 454	126 973	66 298	72 566
	Establishments with 15 to 19 employees.....	85	914 948	56 289	13 000	1 433	114 639	70 856	66 563
	Establishments with 20 to 49 employees.....	147	1 866 257	168 414	39 408	4 464	356 280	265 793	264 297
	Establishments with 50 to 99 employees.....	53	D	D	D	h	D	D	D
	Establishments with 100 employees or more	16	D	D	D	g	D	D	D
	Establishments not operated for the entire year	123	101 092	11 734	2 462	356	21 595	4 603	23 701

See footnotes at end of table.

Table 2. Employment Size of Establishments: 1997—Con.

[Includes only establishments with payroll. For meaning of abbreviations and symbols, see introductory text. For explanation of terms, see Appendix A. For method of assignment to categories shown, see Appendix C.]

NAICS code	Employment sizes of establishments by type of operation and kind of business ¹	Establishments (number)	Sales (\$1,000)	Annual payroll (\$1,000)	First-quarter payroll (\$1,000)	Paid employees for pay period including March 12 (number)	Operating expenses ² (\$1,000)	End-of-1996 inventories (\$1,000)	End-of-1997 inventories (\$1,000)
421	MERCHANT WHOLESALERS—Con.								
	Wholesale trade, durable goods—Con.								
421410	Photographic equipment & supplies whsle—Con.								
	Establishments operated for the entire year—Con.								
	Establishments with 20 to 49 employees.....	147	1 866 257	168 414	39 408	4 464	356 280	265 793	264 297
	Establishments with 50 to 99 employees.....	53	D	D	D	h	D	D	D
	Establishments with 100 employees or more	16	D	D	D	g	D	D	D
	Establishments not operated for the entire year	123	101 092	11 734	2 462	356	21 595	4 603	23 701
42142	Office equipment whsle								
	All establishments	6 291	24 496 462	3 709 687	865 277	110 654	6 786 849	2 182 436	2 289 966
	Establishments operated for the entire year	5 700	24 240 038	3 657 288	849 461	108 325	6 696 054	2 164 342	2 243 848
	Establishments with no employees..	1	D	D	D	a	D	D	D
	Establishments with 1 employee....	577	D	D	D	f	D	D	D
	Establishments with 2 employees... ..	517	147 389	26 499	5 828	1 034	50 597	14 263	15 456
	Establishments with 3 or 4 employees.....	894	435 233	82 593	18 523	3 105	150 594	43 855	44 459
	Establishments with 5 or 6 employees.....	647	D	D	D	h	D	D	D
	Establishments with 7 to 9 employees.....	699	787 488	159 034	36 552	5 519	274 422	86 003	88 379
	Establishments with 10 to 14 employees.....	666	1 184 654	241 600	56 898	7 838	412 265	121 661	126 938
	Establishments with 15 to 19 employees.....	433	1 103 205	229 623	54 094	7 265	382 158	129 514	137 767
	Establishments with 20 to 49 employees.....	870	4 394 731	907 623	215 456	26 243	1 501 649	466 723	484 933
	Establishments with 50 to 99 employees.....	255	3 308 382	635 000	145 378	17 293	1 113 805	430 614	441 111
	Establishments with 100 employees or more	141	D	D	D	k	D	D	D
	Establishments not operated for the entire year	591	256 424	52 399	15 816	2 329	90 795	18 094	46 118
421420	Office equipment whsle								
	All establishments	6 291	24 496 462	3 709 687	865 277	110 654	6 786 849	2 182 436	2 289 966
	Establishments operated for the entire year	5 700	24 240 038	3 657 288	849 461	108 325	6 696 054	2 164 342	2 243 848
	Establishments with no employees..	1	D	D	D	a	D	D	D
	Establishments with 1 employee....	577	D	D	D	f	D	D	D
	Establishments with 2 employees... ..	517	147 389	26 499	5 828	1 034	50 597	14 263	15 456
	Establishments with 3 or 4 employees.....	894	435 233	82 593	18 523	3 105	150 594	43 855	44 459
	Establishments with 5 or 6 employees.....	647	D	D	D	h	D	D	D
	Establishments with 7 to 9 employees.....	699	787 488	159 034	36 552	5 519	274 422	86 003	88 379
	Establishments with 10 to 14 employees.....	666	1 184 654	241 600	56 898	7 838	412 265	121 661	126 938
	Establishments with 15 to 19 employees.....	433	1 103 205	229 623	54 094	7 265	382 158	129 514	137 767
	Establishments with 20 to 49 employees.....	870	4 394 731	907 623	215 456	26 243	1 501 649	466 723	484 933
	Establishments with 50 to 99 employees.....	255	3 308 382	635 000	145 378	17 293	1 113 805	430 614	441 111
	Establishments with 100 employees or more	141	D	D	D	k	D	D	D
	Establishments not operated for the entire year	591	256 424	52 399	15 816	2 329	90 795	18 094	46 118
42143	Computer & computer peripheral equipment & software whsle								
	All establishments	14 459	142 059 509	9 616 070	2 203 535	210 526	17 796 861	8 917 303	10 113 861
	Establishments operated for the entire year	12 256	136 721 569	9 201 693	2 105 953	201 815	17 008 458	8 815 073	9 680 932
	Establishments with no employees..	9	D	D	D	a	D	D	D
	Establishments with 1 employee....	1 998	1 682 825	113 078	23 521	1 998	226 041	71 965	75 027
	Establishments with 2 employees... ..	1 414	1 685 056	110 530	23 135	2 828	220 258	70 594	72 148
	Establishments with 3 or 4 employees.....	2 035	4 128 757	286 137	62 560	7 020	552 133	166 568	172 186
	Establishments with 5 or 6 employees.....	1 279	3 478 313	282 999	62 239	6 938	538 904	174 466	181 128
	Establishments with 7 to 9 employees.....	1 332	5 501 608	448 232	96 923	10 458	828 459	252 596	270 848
	Establishments with 10 to 14 employees.....	1 316	8 116 095	673 664	149 087	15 388	1 200 507	467 185	526 367
	Establishments with 15 to 19 employees.....	711	6 817 025	536 834	116 619	11 883	993 264	350 756	417 400
	Establishments with 20 to 49 employees.....	1 440	D	D	D	k	D	D	D

See footnotes at end of table.

Table 2. Employment Size of Establishments: 1997—Con.

[Includes only establishments with payroll. For meaning of abbreviations and symbols, see introductory text. For explanation of terms, see Appendix A. For method of assignment to categories shown, see Appendix C.]

NAICS code	Employment sizes of establishments by type of operation and kind of business ¹	Establishments (number)	Sales (\$1,000)	Annual payroll (\$1,000)	First-quarter payroll (\$1,000)	Paid employees for pay period including March 12 (number)	Operating expenses ² (\$1,000)	End-of-1996 inventories (\$1,000)	End-of-1997 inventories (\$1,000)
421	MERCHANT WHOLESALERS—Con.								
	Wholesale trade, durable goods—Con.								
42143	Computer & computer peripheral equipment & software whsle—Con.								
	Establishments operated for the entire year—Con.								
	Establishments with 50 to 99 employees.....	432	D	D	D	k	D	D	D
	Establishments with 100 employees or more	290	D	D	D	l	D	D	D
	Establishments not operated for the entire year	2 203	5 337 940	414 377	97 582	8 711	788 403	102 230	432 929
421430	Computer & computer peripheral equipment & software whsle								
	All establishments	14 459	142 059 509	9 616 070	2 203 535	210 526	17 796 861	8 917 303	10 113 861
	Establishments operated for the entire year	12 256	136 721 569	9 201 693	2 105 953	201 815	17 008 458	8 815 073	9 680 932
	Establishments with no employees..	9	D	D	D	a	D	D	D
	Establishments with 1 employee...	1 998	1 682 825	113 078	23 521	1 998	226 041	71 965	75 027
	Establishments with 2 employees...	1 414	1 685 056	110 530	23 135	2 828	220 258	70 594	72 148
	Establishments with 3 or 4 employees.....	2 035	4 128 757	286 137	62 560	7 020	552 133	166 568	172 186
	Establishments with 5 or 6 employees.....	1 279	3 478 313	282 999	62 239	6 938	538 904	174 466	181 128
	Establishments with 7 to 9 employees.....	1 332	5 501 608	448 232	96 923	10 458	828 459	252 596	270 848
	Establishments with 10 to 14 employees.....	1 316	8 116 095	673 664	149 087	15 388	1 200 507	467 185	526 367
	Establishments with 15 to 19 employees.....	711	6 817 025	536 834	116 619	11 883	993 264	350 756	417 400
	Establishments with 20 to 49 employees.....	1 440	D	D	D	k	D	D	D
	Establishments with 50 to 99 employees.....	432	D	D	D	k	D	D	D
	Establishments with 100 employees or more	290	D	D	D	l	D	D	D
	Establishments not operated for the entire year	2 203	5 337 940	414 377	97 582	8 711	788 403	102 230	432 929
4214301	Computer & peripheral equipment whsle								
	All establishments	11 806	131 914 692	7 857 231	1 794 896	176 584	14 678 915	8 534 297	9 671 282
	Establishments operated for the entire year	10 059	126 876 000	7 506 477	1 711 515	169 308	14 006 672	8 434 864	9 271 209
	Establishments with no employees..	6	D	D	D	a	D	D	D
	Establishments with 1 employee....	1 576	1 521 889	85 428	17 949	1 576	174 596	67 045	70 263
	Establishments with 2 employees...	1 106	1 482 259	80 500	17 217	2 212	163 338	61 409	62 830
	Establishments with 3 or 4 employees.....	1 652	3 757 191	222 005	48 305	5 694	431 366	158 722	163 417
	Establishments with 5 or 6 employees.....	1 063	3 122 151	224 110	49 810	5 762	433 054	164 790	172 101
	Establishments with 7 to 9 employees.....	1 098	5 047 261	354 318	76 677	8 628	652 728	238 376	254 283
	Establishments with 10 to 14 employees.....	1 112	D	D	D	j	D	D	D
	Establishments with 15 to 19 employees.....	601	D	D	D	j	D	D	D
	Establishments with 20 to 49 employees.....	1 237	D	D	D	k	D	D	D
	Establishments with 50 to 99 employees.....	366	16 703 845	1 194 524	267 204	25 395	2 129 205	1 083 921	1 137 772
	Establishments with 100 employees or more	242	D	D	D	l	D	D	D
	Establishments not operated for the entire year	1 747	5 038 692	350 754	83 381	7 276	672 243	99 433	400 073
42143011	Computers & peripheral equipment for resale								
	All establishments	4 861	83 034 207	3 215 540	782 321	77 346	6 840 403	6 008 852	6 837 354
	Establishments operated for the entire year	4 098	79 908 365	3 078 336	745 911	73 852	6 546 354	5 930 420	6 585 482
	Establishments with no employees..	2	D	D	D	a	D	D	D
	Establishments with 1 employee....	658	D	D	D	f	D	D	D
	Establishments with 2 employees...	488	995 843	34 012	7 372	976	74 990	39 279	40 334
	Establishments with 3 or 4 employees.....	682	2 397 322	90 891	19 863	2 340	194 896	87 157	91 428
	Establishments with 5 or 6 employees.....	423	1 823 709	84 052	18 960	2 300	181 707	92 096	97 516
	Establishments with 7 to 9 employees.....	421	2 906 002	130 025	27 798	3 303	264 975	114 814	132 352
	Establishments with 10 to 14 employees.....	426	4 351 253	200 707	44 496	4 945	400 357	273 749	327 187
	Establishments with 15 to 19 employees.....	251	D	D	D	h	D	D	D
	Establishments with 20 to 49 employees.....	497	D	D	D	j	D	D	D

See footnotes at end of table.

Table 2. Employment Size of Establishments: 1997—Con.

[Includes only establishments with payroll. For meaning of abbreviations and symbols, see introductory text. For explanation of terms, see Appendix A. For method of assignment to categories shown, see Appendix C.]

NAICS code	Employment sizes of establishments by type of operation and kind of business ¹	Establishments (number)	Sales (\$1,000)	Annual payroll (\$1,000)	First-quarter payroll (\$1,000)	Paid employees for pay period including March 12 (number)	Operating expenses ² (\$1,000)	End-of-1996 inventories (\$1,000)	End-of-1997 inventories (\$1,000)
421	MERCHANT WHOLESALERS—Con.								
	Wholesale trade, durable goods—Con.								
42143011	Computers & peripheral equipment for resale—Con.								
	Establishments operated for the entire year—Con.								
	Establishments with 50 to 99 employees.....	141	D	D	D	i	D	D	D
	Establishments with 100 employees or more	109	D	D	D	k	D	D	D
	Establishments not operated for the entire year	763	3 125 842	137 204	36 410	3 494	294 049	78 432	251 872
42143012	Computers & peripheral equipment for end use								
	All establishments	6 945	48 880 485	4 641 691	1 012 575	99 238	7 838 512	2 525 445	2 833 928
	Establishments operated for the entire year	5 961	46 967 635	4 428 141	965 604	95 456	7 460 318	2 504 444	2 685 727
	Establishments with no employees..	4	D	D	D	a	D	D	D
	Establishments with 1 employee....	918	D	D	D	f	D	D	D
	Establishments with 2 employees... ..	618	486 416	46 488	9 845	1 236	88 348	22 130	22 496
	Establishments with 3 or 4 employees.....	970	1 359 869	131 114	28 442	3 354	236 470	71 565	71 989
	Establishments with 5 or 6 employees.....	640	1 298 442	140 058	30 850	3 462	251 347	72 694	74 585
	Establishments with 7 to 9 employees.....	677	2 141 259	224 293	48 879	5 325	387 753	123 562	121 931
	Establishments with 10 to 14 employees.....	686	D	D	D	i	D	D	D
	Establishments with 15 to 19 employees.....	350	D	D	D	i	D	D	D
	Establishments with 20 to 49 employees.....	740	D	D	D	j	D	D	D
	Establishments with 50 to 99 employees.....	225	D	D	D	j	D	D	D
	Establishments with 100 employees or more	133	D	D	D	k	D	D	D
	Establishments not operated for the entire year	984	1 912 850	213 550	46 971	3 782	378 194	21 001	148 201
4214302	Computer software (packaged) whsle								
	All establishments	2 653	10 144 817	1 758 839	408 639	33 942	3 117 946	383 006	442 579
	Establishments operated for the entire year	2 197	9 845 569	1 695 216	394 438	32 507	3 001 786	380 209	409 723
	Establishments with no employees..	3	256	76	—	—	151	4	4
	Establishments with 1 employee....	422	160 936	27 650	5 572	422	51 445	4 920	4 764
	Establishments with 2 employees... ..	308	202 797	30 030	5 918	616	56 920	9 185	9 318
	Establishments with 3 or 4 employees.....	383	371 566	64 132	14 255	1 326	120 767	7 846	8 769
	Establishments with 5 or 6 employees.....	216	356 162	58 889	12 429	1 176	105 850	9 676	9 027
	Establishments with 7 to 9 employees.....	234	454 347	93 914	20 246	1 830	175 731	14 220	16 565
	Establishments with 10 to 14 employees.....	204	D	D	D	g	D	D	D
	Establishments with 15 to 19 employees.....	110	D	D	D	g	D	D	D
	Establishments with 20 to 49 employees.....	203	2 314 965	352 347	78 225	6 137	614 182	81 376	103 481
	Establishments with 50 to 99 employees.....	66	D	D	D	h	D	D	D
	Establishments with 100 employees or more	48	D	D	D	j	D	D	D
	Establishments not operated for the entire year	456	299 248	63 623	14 201	1 435	116 160	2 797	32 856
42144	Other commercial equipment whsle								
	All establishments	4 658	12 215 821	1 550 219	355 083	47 048	2 981 362	1 142 404	1 241 855
	Establishments operated for the entire year	4 159	11 984 579	1 522 609	348 496	45 965	2 925 975	1 135 015	1 201 833
	Establishments with no employees..	1	D	D	D	a	D	D	D
	Establishments with 1 employee....	621	D	D	D	f	D	D	D
	Establishments with 2 employees... ..	464	260 436	24 880	5 416	928	58 228	19 621	20 794
	Establishments with 3 or 4 employees.....	758	577 889	69 923	15 493	2 619	150 477	50 749	51 945
	Establishments with 5 or 6 employees.....	521	656 521	83 718	18 285	2 837	169 189	60 424	63 877
	Establishments with 7 to 9 employees.....	502	938 862	117 583	27 016	3 978	240 322	78 110	84 396
	Establishments with 10 to 14 employees.....	482	1 321 576	177 084	39 897	5 622	350 358	114 559	117 208
	Establishments with 15 to 19 employees.....	264	993 204	143 416	32 572	4 392	267 060	108 065	113 842
	Establishments with 20 to 49 employees.....	423	D	D	D	j	D	D	D

See footnotes at end of table.

Table 2. Employment Size of Establishments: 1997—Con.

[Includes only establishments with payroll. For meaning of abbreviations and symbols, see introductory text. For explanation of terms, see Appendix A. For method of assignment to categories shown, see Appendix C.]

NAICS code	Employment sizes of establishments by type of operation and kind of business ¹	Establishments (number)	Sales (\$1,000)	Annual payroll (\$1,000)	First-quarter payroll (\$1,000)	Paid employees for pay period including March 12 (number)	Operating expenses ² (\$1,000)	End-of-1996 inventories (\$1,000)	End-of-1997 inventories (\$1,000)
421	MERCHANT WHOLESALERS—Con.								
	Wholesale trade, durable goods—Con.								
42144	Other commercial equipment whsle—Con.								
	Establishments operated for the entire year—Con.								
	Establishments with 50 to 99 employees.....	85	D	D	D	i	D	D	D
	Establishments with 100 employees or more	38	D	D	D	i	D	D	D
	Establishments not operated for the entire year	499	231 242	27 610	6 587	1 083	55 387	7 389	40 022
421440	Other commercial equipment whsle								
	All establishments	4 658	12 215 821	1 550 219	355 083	47 048	2 981 362	1 142 404	1 241 855
	Establishments operated for the entire year	4 159	11 984 579	1 522 609	348 496	45 965	2 925 975	1 135 015	1 201 833
	Establishments with no employees..	1	D	D	D	a	D	D	D
	Establishments with 1 employee....	621	D	D	D	f	D	D	D
	Establishments with 2 employees...	464	260 436	24 880	5 416	928	58 228	19 621	20 794
	Establishments with 3 or 4 employees.....	758	577 889	69 923	15 493	2 619	150 477	50 749	51 945
	Establishments with 5 or 6 employees.....	521	656 521	83 718	18 285	2 837	169 189	60 424	63 877
	Establishments with 7 to 9 employees.....	502	938 862	117 583	27 016	3 978	240 322	78 110	84 396
	Establishments with 10 to 14 employees.....	482	1 321 576	177 084	39 897	5 622	350 358	114 559	117 208
	Establishments with 15 to 19 employees.....	264	993 204	143 416	32 572	4 392	267 060	108 065	113 842
	Establishments with 20 to 49 employees.....	423	D	D	D	j	D	D	D
	Establishments with 50 to 99 employees.....	85	D	D	D	i	D	D	D
	Establishments with 100 employees or more	38	D	D	D	i	D	D	D
	Establishments not operated for the entire year	499	231 242	27 610	6 587	1 083	55 387	7 389	40 022
4214401	Restaurant & hotel equipment & supplies whsle								
	All establishments	2 689	8 094 253	898 717	204 625	28 408	1 720 999	756 372	824 178
	Establishments operated for the entire year	2 413	7 957 487	883 961	201 295	27 795	1 691 200	753 794	797 085
	Establishments with no employees..	—	—	—	—	—	—	—	—
	Establishments with 1 employee....	342	D	D	D	e	D	D	D
	Establishments with 2 employees...	268	140 886	13 999	3 125	536	31 243	13 733	14 602
	Establishments with 3 or 4 employees.....	446	376 585	37 496	8 391	1 549	85 929	36 102	36 735
	Establishments with 5 or 6 employees.....	321	D	D	D	g	D	D	D
	Establishments with 7 to 9 employees.....	281	D	D	D	g	D	D	D
	Establishments with 10 to 14 employees.....	262	784 576	91 570	20 482	3 046	179 656	74 565	75 733
	Establishments with 15 to 19 employees.....	158	602 798	81 987	18 616	2 634	151 923	69 591	73 489
	Establishments with 20 to 49 employees.....	257	D	D	D	i	D	D	D
	Establishments with 50 to 99 employees.....	54	1 066 078	118 353	27 075	3 581	226 229	120 759	130 907
	Establishments with 100 employees or more	24	D	D	D	h	D	D	D
	Establishments not operated for the entire year	276	136 766	14 756	3 330	613	29 799	2 578	27 093
4214402	Store machines & equipment whsle								
	All establishments	1 969	4 121 568	651 502	150 458	18 640	1 260 363	386 032	417 677
	Establishments operated for the entire year	1 746	4 027 092	638 648	147 201	18 170	1 234 775	381 221	404 748
	Establishments with no employees..	1	D	D	D	a	D	D	D
	Establishments with 1 employee....	279	D	D	D	e	D	D	D
	Establishments with 2 employees...	196	119 550	10 881	2 291	392	26 985	5 888	6 192
	Establishments with 3 or 4 employees.....	312	201 304	32 427	7 102	1 070	64 548	14 647	15 210
	Establishments with 5 or 6 employees.....	200	D	D	D	g	D	D	D
	Establishments with 7 to 9 employees.....	221	D	D	D	g	D	D	D
	Establishments with 10 to 14 employees.....	220	537 000	85 514	19 415	2 576	170 702	39 994	41 475
	Establishments with 15 to 19 employees.....	106	390 406	61 429	13 956	1 758	115 137	38 474	40 353
	Establishments with 20 to 49 employees.....	166	D	D	D	h	D	D	D

See footnotes at end of table.

Table 2. Employment Size of Establishments: 1997—Con.

[Includes only establishments with payroll. For meaning of abbreviations and symbols, see introductory text. For explanation of terms, see Appendix A. For method of assignment to categories shown, see Appendix C.]

NAICS code	Employment sizes of establishments by type of operation and kind of business ¹	Establishments (number)	Sales (\$1,000)	Annual payroll (\$1,000)	First-quarter payroll (\$1,000)	Paid employees for pay period including March 12 (number)	Operating expenses ² (\$1,000)	End-of-1996 inventories (\$1,000)	End-of-1997 inventories (\$1,000)
421	MERCHANT WHOLESALERS—Con.								
	Wholesale trade, durable goods—Con.								
4214402	Store machines & equipment whsle—Con.								
	Establishments operated for the entire year—Con.								
	Establishments with 50 to 99 employees.....	31	444 615	92 812	24 156	2 117	164 674	53 869	54 619
	Establishments with 100 employees or more	14	571 833	83 597	19 065	2 280	162 451	73 720	77 811
	Establishments not operated for the entire year	223	94 476	12 854	3 257	470	25 588	4 811	12 929
42145	Medical, dental, & hospital equipment & supplies whsle								
	All establishments	7 850	35 599 345	3 918 018	932 702	93 520	7 816 953	3 699 838	3 994 021
	Establishments operated for the entire year	6 698	34 494 532	3 790 694	898 095	89 835	7 549 691	3 626 190	3 810 896
	Establishments with no employees... ³	D	D	D	D	a	D	D	D
	Establishments with 1 employee....	1 251	459 856	54 586	11 519	1 251	115 766	38 577	40 960
	Establishments with 2 employees... ^g	881	D	D	D	g	D	D	D
	Establishments with 3 or 4 employees.....	1 116	1 050 067	135 061	29 070	3 839	292 440	93 383	96 618
	Establishments with 5 or 6 employees.....	708	1 026 026	135 471	29 778	3 837	281 500	99 889	103 985
	Establishments with 7 to 9 employees.....	680	1 616 475	212 404	46 773	5 413	434 878	182 897	206 794
	Establishments with 10 to 14 employees.....	621	2 328 985	291 859	65 648	7 265	563 012	232 926	245 218
	Establishments with 15 to 19 employees.....	356	2 002 073	266 600	60 986	5 986	501 221	185 144	194 349
	Establishments with 20 to 49 employees.....	714	8 089 518	893 066	212 884	21 376	1 704 593	783 041	838 045
	Establishments with 50 to 99 employees.....	259	8 004 144	706 033	175 614	17 537	1 406 094	865 537	913 275
	Establishments with 100 employees or more	109	9 411 545	1 037 085	253 212	21 569	2 122 780	1 104 130	1 129 477
	Establishments not operated for the entire year	1 152	1 104 813	127 324	34 607	3 685	267 262	73 648	183 125
421450	Medical, dental, & hospital equipment & supplies whsle								
	All establishments	7 850	35 599 345	3 918 018	932 702	93 520	7 816 953	3 699 838	3 994 021
	Establishments operated for the entire year	6 698	34 494 532	3 790 694	898 095	89 835	7 549 691	3 626 190	3 810 896
	Establishments with no employees... ³	D	D	D	D	a	D	D	D
	Establishments with 1 employee....	1 251	459 856	54 586	11 519	1 251	115 766	38 577	40 960
	Establishments with 2 employees... ^g	881	D	D	D	g	D	D	D
	Establishments with 3 or 4 employees.....	1 116	1 050 067	135 061	29 070	3 839	292 440	93 383	96 618
	Establishments with 5 or 6 employees.....	708	1 026 026	135 471	29 778	3 837	281 500	99 889	103 985
	Establishments with 7 to 9 employees.....	680	1 616 475	212 404	46 773	5 413	434 878	182 897	206 794
	Establishments with 10 to 14 employees.....	621	2 328 985	291 859	65 648	7 265	563 012	232 926	245 218
	Establishments with 15 to 19 employees.....	356	2 002 073	266 600	60 986	5 986	501 221	185 144	194 349
	Establishments with 20 to 49 employees.....	714	8 089 518	893 066	212 884	21 376	1 704 593	783 041	838 045
	Establishments with 50 to 99 employees.....	259	8 004 144	706 033	175 614	17 537	1 406 094	865 537	913 275
	Establishments with 100 employees or more	109	9 411 545	1 037 085	253 212	21 569	2 122 780	1 104 130	1 129 477
	Establishments not operated for the entire year	1 152	1 104 813	127 324	34 607	3 685	267 262	73 648	183 125
4214501	Surgical, medical, & hospital supplies whsle								
	All establishments	6 859	31 745 475	3 363 241	805 891	79 839	6 757 373	3 269 780	3 522 027
	Establishments operated for the entire year	5 802	30 679 467	3 240 772	772 479	76 278	6 501 205	3 197 666	3 344 005
	Establishments with no employees... ³	D	D	D	D	a	D	D	D
	Establishments with 1 employee....	1 121	418 567	50 487	10 680	1 121	105 851	35 266	37 672
	Establishments with 2 employees... ^g	780	D	D	D	g	D	D	D
	Establishments with 3 or 4 employees.....	979	D	D	D	h	D	D	D
	Establishments with 5 or 6 employees.....	627	938 765	123 525	26 954	3 402	256 021	88 637	92 566
	Establishments with 7 to 9 employees.....	575	D	D	D	h	D	D	D
	Establishments with 10 to 14 employees.....	515	D	D	D	i	D	D	D
	Establishments with 15 to 19 employees.....	283	D	D	D	h	D	D	D
	Establishments with 20 to 49 employees.....	599	D	D	D	j	D	D	D

See footnotes at end of table.

Table 2. Employment Size of Establishments: 1997—Con.

[Includes only establishments with payroll. For meaning of abbreviations and symbols, see introductory text. For explanation of terms, see Appendix A. For method of assignment to categories shown, see Appendix C.]

NAICS code	Employment sizes of establishments by type of operation and kind of business ¹	Establishments (number)	Sales (\$1,000)	Annual payroll (\$1,000)	First-quarter payroll (\$1,000)	Paid employees for pay period including March 12 (number)	Operating expenses ² (\$1,000)	End-of-1996 inventories (\$1,000)	End-of-1997 inventories (\$1,000)
421	MERCHANT WHOLESALERS—Con.								
	Wholesale trade, durable goods—Con.								
4214501	Surgical, medical, & hospital supplies whsle—Con.								
	Establishments operated for the entire year—Con.								
	Establishments with 50 to 99 employees.....	227	D	D	D	j	D	D	D
	Establishments with 100 employees or more	93	8 397 602	880 416	218 272	17 925	1 862 983	954 947	968 439
	Establishments not operated for the entire year	1 057	1 066 008	122 469	33 412	3 561	256 168	72 114	178 022
4214502	Dental equipment & supplies whsle								
	All establishments	991	3 853 870	554 777	126 811	13 681	1 059 580	430 058	471 994
	Establishments operated for the entire year	896	3 815 065	549 922	125 616	13 557	1 048 486	428 524	466 891
	Establishments with no employees..	—	—	—	—	—	—	—	—
	Establishments with 1 employee....	130	41 289	4 099	839	130	9 915	3 311	3 288
	Establishments with 2 employees... employees.....	101	D	D	D	c	D	D	D
	Establishments with 3 or 4 employees.....	137	D	D	D	e	D	D	D
	Establishments with 5 or 6 employees.....	81	87 261	11 946	2 824	435	25 479	11 252	11 419
	Establishments with 7 to 9 employees.....	105	D	D	D	f	D	D	D
	Establishments with 10 to 14 employees.....	106	D	D	D	g	D	D	D
	Establishments with 15 to 19 employees.....	73	D	D	D	g	D	D	D
	Establishments with 20 to 49 employees.....	115	D	D	D	h	D	D	D
	Establishments with 50 to 99 employees.....	32	D	D	D	g	D	D	D
	Establishments with 100 employees or more	16	1 013 943	156 669	34 940	3 644	259 797	149 183	161 038
	Establishments not operated for the entire year	95	38 805	4 855	1 195	124	11 094	1 534	5 103
42146	Ophthalmic goods whsle								
	All establishments	1 551	5 713 821	783 497	184 716	26 022	1 739 475	714 418	790 403
	Establishments operated for the entire year	1 390	5 590 262	770 708	181 398	25 548	1 711 221	705 462	763 693
	Establishments with no employees..	—	—	—	—	—	—	—	—
	Establishments with 1 employee....	222	57 037	6 697	1 448	222	15 808	5 912	5 744
	Establishments with 2 employees... employees.....	142	D	D	D	e	D	D	D
	Establishments with 3 or 4 employees.....	199	D	D	D	f	D	D	D
	Establishments with 5 or 6 employees.....	142	199 014	24 241	5 687	777	50 010	21 912	21 668
	Establishments with 7 to 9 employees.....	137	249 400	31 128	7 647	1 077	69 626	32 507	36 631
	Establishments with 10 to 14 employees.....	151	347 483	53 478	12 078	1 778	110 878	40 544	42 634
	Establishments with 15 to 19 employees.....	89	295 383	47 074	10 551	1 498	97 951	45 543	46 205
	Establishments with 20 to 49 employees.....	188	1 168 401	171 692	37 691	5 670	366 936	135 440	149 784
	Establishments with 50 to 99 employees.....	80	D	D	D	i	D	D	D
	Establishments with 100 employees or more	40	1 899 013	238 443	61 288	8 156	568 006	242 911	276 002
	Establishments not operated for the entire year	161	123 559	12 789	3 318	474	28 254	8 956	26 710
421460	Ophthalmic goods whsle								
	All establishments	1 551	5 713 821	783 497	184 716	26 022	1 739 475	714 418	790 403
	Establishments operated for the entire year	1 390	5 590 262	770 708	181 398	25 548	1 711 221	705 462	763 693
	Establishments with no employees..	—	—	—	—	—	—	—	—
	Establishments with 1 employee....	222	57 037	6 697	1 448	222	15 808	5 912	5 744
	Establishments with 2 employees... employees.....	142	D	D	D	e	D	D	D
	Establishments with 3 or 4 employees.....	199	D	D	D	f	D	D	D
	Establishments with 5 or 6 employees.....	142	199 014	24 241	5 687	777	50 010	21 912	21 668
	Establishments with 7 to 9 employees.....	137	249 400	31 128	7 647	1 077	69 626	32 507	36 631
	Establishments with 10 to 14 employees.....	151	347 483	53 478	12 078	1 778	110 878	40 544	42 634
	Establishments with 15 to 19 employees.....	89	295 383	47 074	10 551	1 498	97 951	45 543	46 205
	Establishments with 20 to 49 employees.....	188	1 168 401	171 692	37 691	5 670	366 936	135 440	149 784
	Establishments with 50 to 99 employees.....	80	D	D	D	i	D	D	D

See footnotes at end of table.

Table 2. Employment Size of Establishments: 1997—Con.

[Includes only establishments with payroll. For meaning of abbreviations and symbols, see introductory text. For explanation of terms, see Appendix A. For method of assignment to categories shown, see Appendix C.]

NAICS code	Employment sizes of establishments by type of operation and kind of business ¹	Establishments (number)	Sales (\$1,000)	Annual payroll (\$1,000)	First-quarter payroll (\$1,000)	Paid employees for pay period including March 12 (number)	Operating expenses ² (\$1,000)	End-of-1996 inventories (\$1,000)	End-of-1997 inventories (\$1,000)
421	MERCHANT WHOLESALERS—Con.								
	Wholesale trade, durable goods—Con.								
421460	Ophthalmic goods whsle—Con.								
	Establishments operated for the entire year—Con.								
	Establishments with 100 employees or more	40	1 899 013	238 443	61 288	8 156	568 006	242 911	276 002
	Establishments not operated for the entire year	161	123 559	12 789	3 318	474	28 254	8 956	26 710
42149	Other professional equipment & supplies whsle								
	All establishments	2 350	8 745 477	1 105 863	260 762	28 627	2 253 535	1 107 130	1 154 100
	Establishments operated for the entire year	2 134	8 657 306	1 087 312	254 472	27 855	2 221 935	1 099 470	1 135 120
	Establishments with no employees..	2	D	D	D	a	D	D	D
	Establishments with 1 employee....	324	D	D	D	e	D	D	D
	Establishments with 2 employees...	240	D	D	D	e	D	D	D
	Establishments with 3 or 4 employees.....	392	D	D	D	g	D	D	D
	Establishments with 5 or 6 employees.....	262	355 861	48 263	11 349	1 429	102 745	33 623	35 859
	Establishments with 7 to 9 employees.....	251	510 674	72 036	16 255	2 015	144 927	55 068	57 399
	Establishments with 10 to 14 employees.....	232	805 599	101 173	22 533	2 718	203 682	79 971	87 856
	Establishments with 15 to 19 employees.....	120	542 601	74 083	18 146	1 959	144 570	60 926	55 366
	Establishments with 20 to 49 employees.....	197	1 841 566	238 609	55 627	6 007	481 614	207 426	222 789
	Establishments with 50 to 99 employees.....	81	D	D	D	i	D	D	D
	Establishments with 100 employees or more	33	D	D	D	i	D	D	D
	Establishments not operated for the entire year	216	88 171	18 551	6 290	772	31 600	7 660	18 980
421490	Other professional equipment & supplies whsle								
	All establishments	2 350	8 745 477	1 105 863	260 762	28 627	2 253 535	1 107 130	1 154 100
	Establishments operated for the entire year	2 134	8 657 306	1 087 312	254 472	27 855	2 221 935	1 099 470	1 135 120
	Establishments with no employees..	2	D	D	D	a	D	D	D
	Establishments with 1 employee....	324	D	D	D	e	D	D	D
	Establishments with 2 employees...	240	D	D	D	e	D	D	D
	Establishments with 3 or 4 employees.....	392	D	D	D	g	D	D	D
	Establishments with 5 or 6 employees.....	262	355 861	48 263	11 349	1 429	102 745	33 623	35 859
	Establishments with 7 to 9 employees.....	251	510 674	72 036	16 255	2 015	144 927	55 068	57 399
	Establishments with 10 to 14 employees.....	232	805 599	101 173	22 533	2 718	203 682	79 971	87 856
	Establishments with 15 to 19 employees.....	120	542 601	74 083	18 146	1 959	144 570	60 926	55 366
	Establishments with 20 to 49 employees.....	197	1 841 566	238 609	55 627	6 007	481 614	207 426	222 789
	Establishments with 50 to 99 employees.....	81	D	D	D	i	D	D	D
	Establishments with 100 employees or more	33	D	D	D	i	D	D	D
	Establishments not operated for the entire year	216	88 171	18 551	6 290	772	31 600	7 660	18 980
4214901	Religious & school supplies whsle								
	All establishments	397	1 110 568	161 074	36 464	5 358	324 534	141 678	158 867
	Establishments operated for the entire year	361	1 096 139	158 150	35 655	5 239	319 071	140 587	155 528
	Establishments with no employees..	—	—	—	—	—	—	—	—
	Establishments with 1 employee....	68	D	D	D	b	D	D	D
	Establishments with 2 employees...	38	D	D	D	b	D	D	D
	Establishments with 3 or 4 employees.....	70	54 873	5 882	1 244	236	12 722	6 425	6 389
	Establishments with 5 or 6 employees.....	35	55 874	6 287	1 847	189	15 448	5 562	5 784
	Establishments with 7 to 9 employees.....	29	D	D	D	c	D	D	D
	Establishments with 10 to 14 employees.....	31	67 808	10 272	2 302	373	22 298	9 646	9 702
	Establishments with 15 to 19 employees.....	30	D	D	D	e	D	D	D
	Establishments with 20 to 49 employees.....	39	D	D	D	g	D	D	D
	Establishments with 50 to 99 employees.....	13	D	D	D	f	D	D	D
	Establishments with 100 employees or more	8	D	D	D	g	D	D	D

See footnotes at end of table.

Table 2. Employment Size of Establishments: 1997—Con.

[Includes only establishments with payroll. For meaning of abbreviations and symbols, see introductory text. For explanation of terms, see Appendix A. For method of assignment to categories shown, see Appendix C]

NAICS code	Employment sizes of establishments by type of operation and kind of business ¹	Establishments (number)	Sales (\$1,000)	Annual payroll (\$1,000)	First-quarter payroll (\$1,000)	Paid employees for pay period including March 12 (number)	Operating expenses ² (\$1,000)	End-of-1996 inventories (\$1,000)	End-of-1997 inventories (\$1,000)
421	MERCHANT WHOLESALERS—Con.								
	Wholesale trade, durable goods—Con.								
4214901	Religious & school supplies whsle—Con.								
	Establishments not operated for the entire year	36	14 429	2 924	809	119	5 463	1 091	3 339
4214902	Other professional equipment & supplies whsle								
	All establishments	1 953	7 634 909	944 789	224 298	23 269	1 929 001	965 452	995 233
	Establishments operated for the entire year	1 773	7 561 167	929 162	218 817	22 616	1 902 864	958 883	979 592
	Establishments with no employees..	2	D	D	D	a	D	D	D
	Establishments with 1 employee....	256	D	D	D	e	D	D	D
	Establishments with 2 employees... employees with 3 or 4 employees.....	202	116 958	13 497	2 846	404	27 730	8 808	9 365
	Establishments with 5 or 6 employees.....	322	D	D	D	g	D	D	D
	Establishments with 7 to 9 employees.....	227	299 987	41 976	9 502	1 240	87 297	28 061	30 075
	Establishments with 10 to 14 employees.....	222	D	D	D	g	D	D	D
	Establishments with 15 to 19 employees.....	201	737 791	90 901	20 231	2 345	181 384	70 325	78 154
	Establishments with 20 to 49 employees.....	90	D	D	D	g	D	D	D
	Establishments with 50 to 99 employees.....	158	D	D	D	h	D	D	D
	Establishments with 100 employees or more	68	1 706 664	190 523	45 851	4 443	440 799	163 970	173 556
	Establishments not operated for the entire year	25	D	D	D	h	D	D	D
	Establishments not operated for the entire year	180	73 742	15 627	5 481	653	26 137	6 569	15 641
4215	Metal & mineral (except petroleum) whsle								
	All establishments	'10 079	'91 553 201	'5 595 871	'1 287 325	'146 964	11 460 513	11 240 009	11 965 871
	Establishments operated for the entire year	9 179	89 663 972	5 482 095	1 259 654	143 753	11 240 447	11 156 053	11 753 117
	Establishments with no employees..	3	676	116	—	—	201	56	54
	Establishments with 1 employee....	1 186	1 455 477	55 337	11 983	1 186	132 315	66 733	71 694
	Establishments with 2 employees... employees with 3 or 4 employees.....	885	1 557 022	68 675	15 280	1 770	153 862	89 171	92 316
	Establishments with 5 or 6 employees.....	1 424	4 385 685	197 014	42 652	4 915	429 987	325 102	342 616
	Establishments with 7 to 9 employees.....	996	4 845 791	205 330	46 965	5 418	432 762	490 100	454 848
	Establishments with 10 to 14 employees.....	1 033	5 846 474	317 014	70 035	8 190	668 030	549 147	582 642
	Establishments with 15 to 19 employees.....	1 069	10 289 546	482 415	107 016	12 546	1 045 133	1 115 614	1 195 703
	Establishments with 20 to 49 employees.....	608	7 381 668	391 038	88 896	10 135	803 067	854 591	875 218
	Establishments with 50 to 99 employees.....	1 365	26 526 198	1 624 782	367 545	41 481	3 319 269	3 258 803	3 480 216
	Establishments with 100 employees or more	445	D	D	D	k	D	D	D
	Establishments not operated for the entire year	165	D	D	D	k	D	D	D
	Establishments not operated for the entire year	900	1 889 229	113 776	27 671	3 211	220 066	83 956	212 754
42151	Metal service centers & offices								
	All establishments	9 487	83 124 691	5 405 023	1 242 261	143 028	11 026 425	10 801 425	11 513 551
	Establishments operated for the entire year	8 656	81 311 017	5 294 485	1 215 299	139 885	10 813 483	10 717 776	11 306 684
	Establishments with no employees..	3	676	116	—	—	201	56	54
	Establishments with 1 employee....	1 072	D	D	D	g	D	D	D
	Establishments with 2 employees... employees with 3 or 4 employees.....	809	D	D	D	g	D	D	D
	Establishments with 5 or 6 employees.....	1 323	3 767 873	180 117	38 987	4 574	392 584	296 982	312 754
	Establishments with 7 to 9 employees.....	920	3 705 361	185 991	42 310	5 012	388 724	396 214	391 193
	Establishments with 10 to 14 employees.....	987	4 784 417	296 397	65 459	7 824	610 041	513 865	531 482
	Establishments with 15 to 19 employees.....	1 011	8 481 696	449 233	98 418	11 856	960 075	982 214	1 055 770
	Establishments with 20 to 49 employees.....	595	D	D	D	i	D	D	D
	Establishments with 50 to 99 employees.....	1 335	25 373 955	1 578 721	356 456	40 563	3 230 243	3 197 881	3 422 676
	Establishments with 100 employees or more	437	D	D	D	k	D	D	D
	Establishments not operated for the entire year	164	D	D	D	k	D	D	D
	Establishments not operated for the entire year	831	1 813 674	110 538	26 962	3 143	212 942	83 649	206 867

See footnotes at end of table.

Table 2. Employment Size of Establishments: 1997—Con.

[Includes only establishments with payroll. For meaning of abbreviations and symbols, see introductory text. For explanation of terms, see Appendix A. For method of assignment to categories shown, see Appendix C.]

NAICS code	Employment sizes of establishments by type of operation and kind of business ¹	Establishments (number)	Sales (\$1,000)	Annual payroll (\$1,000)	First-quarter payroll (\$1,000)	Paid employees for pay period including March 12 (number)	Operating expenses ² (\$1,000)	End-of-1996 inventories (\$1,000)	End-of-1997 inventories (\$1,000)
421	MERCHANT WHOLESALERS—Con.								
	Wholesale trade, durable goods—Con.								
421510	Metal service centers & offices								
	All establishments	9 487	83 124 691	5 405 023	1 242 261	143 028	11 026 425	10 801 425	11 513 551
	Establishments operated for the entire year	8 656	81 311 017	5 294 485	1 215 299	139 885	10 813 483	10 717 776	11 306 684
	Establishments with no employees..	3	676	116	—	—	201	56	54
	Establishments with 1 employee....	1 072	D	D	D	g	D	D	D
	Establishments with 2 employees...	809	D	D	D	g	D	D	D
	Establishments with 3 or 4 employees.....	1 323	3 767 873	180 117	38 987	4 574	392 584	296 982	312 754
	Establishments with 5 or 6 employees.....	920	3 705 361	185 991	42 310	5 012	388 724	396 214	391 193
	Establishments with 7 to 9 employees.....	987	4 784 417	296 397	65 459	7 824	610 041	513 865	531 482
	Establishments with 10 to 14 employees.....	1 011	8 481 696	449 233	98 418	11 856	960 075	982 214	1 055 770
	Establishments with 15 to 19 employees.....	595	D	D	D	i	D	D	D
	Establishments with 20 to 49 employees.....	1 335	25 373 955	1 578 721	356 456	40 563	3 230 243	3 197 881	3 422 676
	Establishments with 50 to 99 employees.....	437	D	D	D	k	D	D	D
	Establishments with 100 employees or more	164	D	D	D	k	D	D	D
	Establishments not operated for the entire year	831	1 813 674	110 538	26 962	3 143	212 942	83 649	206 867
4215101	Ferrous metal service centers & sales offices								
	All establishments	7 595	66 113 409	4 485 391	1 037 061	120 653	9 133 012	8 873 016	9 359 046
	Establishments operated for the entire year	6 941	64 934 893	4 411 975	1 019 358	118 164	8 983 083	8 804 151	9 172 762
	Establishments with no employees..	1	D	D	D	a	D	D	D
	Establishments with 1 employee....	820	D	D	D	f	D	D	D
	Establishments with 2 employees...	607	D	D	D	g	D	D	D
	Establishments with 3 or 4 employees.....	1 012	2 831 284	139 939	30 351	3 512	308 218	222 608	236 486
	Establishments with 5 or 6 employees.....	728	2 822 181	150 297	34 057	3 965	304 639	309 762	299 464
	Establishments with 7 to 9 employees.....	779	3 796 981	237 422	52 253	6 190	483 236	381 757	395 844
	Establishments with 10 to 14 employees.....	837	6 550 443	372 047	82 143	9 815	775 873	802 014	790 299
	Establishments with 15 to 19 employees.....	497	D	D	D	i	D	D	D
	Establishments with 20 to 49 employees.....	1 139	19 617 738	1 308 688	299 848	34 794	2 679 863	2 658 236	2 810 698
	Establishments with 50 to 99 employees.....	380	D	D	D	k	D	D	D
	Establishments with 100 employees or more	141	8 633 282	859 139	210 190	24 125	1 706 476	1 666 032	1 690 140
	Establishments not operated for the entire year	654	1 178 516	73 416	17 703	2 489	149 929	68 865	186 284
42151011	Ferrous metal service centers								
	All establishments	5 827	58 768 929	4 105 455	951 193	110 297	8 340 519	8 873 016	9 359 046
	Establishments operated for the entire year	5 426	58 011 265	4 047 366	936 000	108 177	8 223 824	8 804 151	9 172 762
	Establishments with no employees..	1	D	D	D	a	D	D	D
	Establishments with 1 employee....	369	D	D	D	e	D	D	D
	Establishments with 2 employees...	348	D	D	D	f	D	D	D
	Establishments with 3 or 4 employees.....	713	1 882 592	100 560	21 389	2 476	218 079	222 608	236 486
	Establishments with 5 or 6 employees.....	559	2 165 706	112 362	25 550	3 050	232 566	309 762	299 464
	Establishments with 7 to 9 employees.....	677	D	D	D	i	D	D	D
	Establishments with 10 to 14 employees.....	737	5 579 072	329 374	72 690	8 664	690 965	802 014	790 299
	Establishments with 15 to 19 employees.....	450	D	D	D	i	D	D	D
	Establishments with 20 to 49 employees.....	1 070	D	D	D	k	D	D	D
	Establishments with 50 to 99 employees.....	369	D	D	D	j	D	D	D
	Establishments with 100 employees or more	133	8 232 525	799 335	196 218	22 455	1 585 253	1 666 032	1 690 140
	Establishments not operated for the entire year	401	757 664	58 089	15 193	2 120	116 695	68 865	186 284
42151012	Ferrous metal sales offices								
	All establishments	1 768	7 344 480	379 936	85 868	10 356	792 493	—	—

See footnotes at end of table.

Table 2. Employment Size of Establishments: 1997—Con.

[Includes only establishments with payroll. For meaning of abbreviations and symbols, see introductory text. For explanation of terms, see Appendix A. For method of assignment to categories shown, see Appendix C.]

NAICS code	Employment sizes of establishments by type of operation and kind of business ¹	Establishments (number)	Sales (\$1,000)	Annual payroll (\$1,000)	First-quarter payroll (\$1,000)	Paid employees for pay period including March 12 (number)	Operating expenses ² (\$1,000)	End-of-1996 inventories (\$1,000)	End-of-1997 inventories (\$1,000)
421	MERCHANT WHOLESALERS—Con.								
	Wholesale trade, durable goods—Con.								
42151012	Ferrous metal sales offices—Con.								
	Establishments operated for the entire year	1 515	6 923 628	364 609	83 358	9 987	759 259	—	—
	Establishments with no employees..	—	—	—	—	—	—	—	—
	Establishments with 1 employee....	451	477 987	22 043	4 917	451	47 014	—	—
	Establishments with 2 employees....	259	327 808	20 420	5 011	518	40 938	—	—
	Establishments with 3 or 4 employees.....	299	948 692	39 379	8 962	1 036	90 139	—	—
	Establishments with 5 or 6 employees.....	169	656 475	37 935	8 507	915	72 073	—	—
	Establishments with 7 to 9 employees.....	102	D	D	D	f	D	D	D
	Establishments with 10 to 14 employees.....	100	971 371	42 673	9 453	1 151	84 908	—	—
	Establishments with 15 to 19 employees.....	47	912 355	29 864	6 777	770	65 330	—	—
	Establishments with 20 to 49 employees.....	69	D	D	D	g	D	D	D
	Establishments with 50 to 99 employees.....	11	195 705	17 077	4 054	677	33 744	—	—
	Establishments with 100 employees or more	8	400 757	59 804	13 972	1 670	121 223	—	—
	Establishments not operated for the entire year	253	420 852	15 327	2 510	369	33 234	—	—
4215102	Nonferrous metal service centers & sales offices								
	All establishments	1 892	17 011 282	919 632	205 200	22 375	1 893 413	1 928 409	2 154 505
	Establishments operated for the entire year	1 715	16 376 124	882 510	195 941	21 721	1 830 400	1 913 625	2 133 922
	Establishments with no employees..	2	D	D	D	a	D	D	D
	Establishments with 1 employee....	252	D	D	D	e	D	D	D
	Establishments with 2 employees....	202	420 866	14 263	3 089	404	32 982	17 645	17 733
	Establishments with 3 or 4 employees.....	311	936 589	40 178	8 636	1 062	84 366	74 374	76 268
	Establishments with 5 or 6 employees.....	192	883 180	35 694	8 253	1 047	84 085	86 452	91 729
	Establishments with 7 to 9 employees.....	208	987 436	58 975	13 206	1 634	126 805	132 108	135 638
	Establishments with 10 to 14 employees.....	174	1 931 253	77 186	16 275	2 041	184 202	180 200	265 471
	Establishments with 15 to 19 employees.....	98	D	D	D	g	D	D	D
	Establishments with 20 to 49 employees.....	196	D	D	D	i	D	D	D
	Establishments with 50 to 99 employees.....	57	2 022 717	172 884	39 290	3 977	336 901	295 215	336 874
	Establishments with 100 employees or more	23	D	D	D	h	D	D	D
	Establishments not operated for the entire year	177	635 158	37 122	9 259	654	63 013	14 784	20 583
42151021	Nonferrous metal service centers								
	All establishments	1 380	15 574 704	839 223	187 391	20 212	1 730 127	1 928 409	2 154 505
	Establishments operated for the entire year	1 291	D	D	D	j	D	D	D
	Establishments with no employees..	1	D	D	D	a	D	D	D
	Establishments with 1 employee....	129	D	D	D	c	D	D	D
	Establishments with 2 employees....	121	177 261	8 753	1 902	242	20 033	17 645	17 733
	Establishments with 3 or 4 employees.....	218	647 589	27 400	5 831	745	59 811	74 374	76 268
	Establishments with 5 or 6 employees.....	145	D	D	D	f	D	D	D
	Establishments with 7 to 9 employees.....	177	865 824	50 366	11 233	1 389	110 654	132 108	135 638
	Establishments with 10 to 14 employees.....	156	D	D	D	g	D	D	D
	Establishments with 15 to 19 employees.....	83	D	D	D	g	D	D	D
	Establishments with 20 to 49 employees.....	182	5 614 389	254 787	52 864	5 321	523 251	539 645	611 978
	Establishments with 50 to 99 employees.....	56	D	D	D	h	D	D	D
	Establishments with 100 employees or more	23	D	D	D	h	D	D	D
	Establishments not operated for the entire year	89	D	D	D	f	D	D	D
42151022	Nonferrous metal sales offices								
	All establishments	512	1 436 578	80 409	17 809	2 163	163 286	—	—

See footnotes at end of table.

Table 2. Employment Size of Establishments: 1997—Con.

[Includes only establishments with payroll. For meaning of abbreviations and symbols, see introductory text. For explanation of terms, see Appendix A. For method of assignment to categories shown, see Appendix C.]

NAICS code	Employment sizes of establishments by type of operation and kind of business ¹	Establishments (number)	Sales (\$1,000)	Annual payroll (\$1,000)	First-quarter payroll (\$1,000)	Paid employees for pay period including March 12 (number)	Operating expenses ² (\$1,000)	End-of-1996 inventories (\$1,000)	End-of-1997 inventories (\$1,000)
421	MERCHANT WHOLESALERS—Con.								
	Wholesale trade, durable goods—Con.								
42151022	Nonferrous metal sales offices—Con.								
	Establishments operated for the entire year	424	D	D	D	g	D	D	D
	Establishments with no employees..	1	D	D	D	a	D	D	D
	Establishments with 1 employee....	123	159 474	5 661	1 294	123	14 097	—	—
	Establishments with 2 employees....	81	243 605	5 510	1 187	162	12 949	—	—
	Establishments with 3 or 4 employees.....	93	289 000	12 778	2 805	317	24 555	—	—
	Establishments with 5 or 6 employees.....	47	D	D	D	e	D	D	D
	Establishments with 7 to 9 employees.....	31	121 612	8 609	1 973	245	16 151	—	—
	Establishments with 10 to 14 employees.....	18	D	D	D	c	D	D	D
	Establishments with 15 to 19 employees.....	15	D	D	D	c	D	D	D
	Establishments with 20 to 49 employees.....	14	D	D	D	e	D	D	D
	Establishments with 50 to 99 employees.....	1	D	D	D	b	D	D	D
	Establishments with 100 employees or more	—	—	—	—	—	—	—	—
	Establishments not operated for the entire year	88	D	D	D	b	D	D	D
42152	Coal & other mineral & ore whsle								
	All establishments	1592	8 428 510	190 848	45 064	3 936	434 088	438 584	452 320
	Establishments operated for the entire year	523	8 352 955	187 610	44 355	3 868	426 964	438 277	446 433
	Establishments with no employees..	—	—	—	—	—	—	—	—
	Establishments with 1 employee....	114	D	D	D	c	D	D	D
	Establishments with 2 employees....	76	D	D	D	c	D	D	D
	Establishments with 3 or 4 employees.....	101	617 812	16 897	3 665	341	37 403	28 120	29 862
	Establishments with 5 or 6 employees.....	76	1 140 430	19 339	4 655	406	44 038	93 886	63 655
	Establishments with 7 to 9 employees.....	46	1 062 057	20 617	4 576	366	57 989	35 282	51 160
	Establishments with 10 to 14 employees.....	58	1 807 850	33 182	8 598	690	85 058	133 400	139 933
	Establishments with 15 to 19 employees.....	13	D	D	D	c	D	D	D
	Establishments with 20 to 49 employees.....	30	1 152 243	46 061	11 089	918	89 026	60 922	57 540
	Establishments with 50 to 99 employees.....	8	D	D	D	f	D	D	D
	Establishments with 100 employees or more	1	D	D	D	c	D	D	D
	Establishments not operated for the entire year	69	75 555	3 238	709	68	7 124	307	5 887
421520	Coal & other mineral & ore whsle								
	All establishments	1592	8 428 510	190 848	45 064	3 936	434 088	438 584	452 320
	Establishments operated for the entire year	523	8 352 955	187 610	44 355	3 868	426 964	438 277	446 433
	Establishments with no employees..	—	—	—	—	—	—	—	—
	Establishments with 1 employee....	114	D	D	D	c	D	D	D
	Establishments with 2 employees....	76	D	D	D	c	D	D	D
	Establishments with 3 or 4 employees.....	101	617 812	16 897	3 665	341	37 403	28 120	29 862
	Establishments with 5 or 6 employees.....	76	1 140 430	19 339	4 655	406	44 038	93 886	63 655
	Establishments with 7 to 9 employees.....	46	1 062 057	20 617	4 576	366	57 989	35 282	51 160
	Establishments with 10 to 14 employees.....	58	1 807 850	33 182	8 598	690	85 058	133 400	139 933
	Establishments with 15 to 19 employees.....	13	D	D	D	c	D	D	D
	Establishments with 20 to 49 employees.....	30	1 152 243	46 061	11 089	918	89 026	60 922	57 540
	Establishments with 50 to 99 employees.....	8	D	D	D	f	D	D	D
	Establishments with 100 employees or more	1	D	D	D	c	D	D	D
	Establishments not operated for the entire year	69	75 555	3 238	709	68	7 124	307	5 887
4215201	Coal whsle								
	All establishments	333	4 987 710	102 575	23 851	2 117	240 527	153 763	168 070

See footnotes at end of table.

Table 2. Employment Size of Establishments: 1997—Con.

[Includes only establishments with payroll. For meaning of abbreviations and symbols, see introductory text. For explanation of terms, see Appendix A. For method of assignment to categories shown, see Appendix C.]

NAICS code	Employment sizes of establishments by type of operation and kind of business ¹	Establishments (number)	Sales (\$1,000)	Annual payroll (\$1,000)	First-quarter payroll (\$1,000)	Paid employees for pay period including March 12 (number)	Operating expenses ² (\$1,000)	End-of-1996 inventories (\$1,000)	End-of-1997 inventories (\$1,000)
421	MERCHANT WHOLESALERS—Con.								
	Wholesale trade, durable goods—Con.								
4215201	Coal whsle—Con.								
	Establishments operated for the entire year	288	D	D	D	g	D	D	D
	Establishments with no employees ..	—	—	—	—	—	—	—	—
	Establishments with 1 employee	63	277 881	3 879	818	63	10 924	12 874	13 388
	Establishments with 2 employees ...	42	D	D	D	b	D	D	D
	Establishments with 3 or 4 employees	58	D	D	D	c	D	D	D
	Establishments with 5 or 6 employees	44	D	D	D	c	D	D	D
	Establishments with 7 to 9 employees	32	D	D	D	e	D	D	D
	Establishments with 10 to 14 employees	25	D	D	D	e	D	D	D
	Establishments with 15 to 19 employees	7	D	D	D	c	D	D	D
	Establishments with 20 to 49 employees	12	D	D	D	e	D	D	D
	Establishments with 50 to 99 employees	4	D	D	D	e	D	D	D
	Establishments with 100 employees or more	1	D	D	D	c	D	D	D
	Establishments not operated for the entire year	45	D	D	D	b	D	D	D
4215202	Other mineral & ore whsle								
	All establishments	259	3 440 800	88 273	21 213	1 819	193 561	284 821	284 250
	Establishments operated for the entire year	235	D	D	D	g	D	D	D
	Establishments with no employees ..	—	—	—	—	—	—	—	—
	Establishments with 1 employee	51	D	D	D	b	D	D	D
	Establishments with 2 employees ...	34	D	D	D	b	D	D	D
	Establishments with 3 or 4 employees	43	D	D	D	c	D	D	D
	Establishments with 5 or 6 employees	32	D	D	D	c	D	D	D
	Establishments with 7 to 9 employees	14	D	D	D	c	D	D	D
	Establishments with 10 to 14 employees	33	D	D	D	e	D	D	D
	Establishments with 15 to 19 employees	6	D	D	D	c	D	D	D
	Establishments with 20 to 49 employees	18	D	D	D	f	D	D	D
	Establishments with 50 to 99 employees	4	D	D	D	c	D	D	D
	Establishments with 100 employees or more	—	—	—	—	—	—	—	—
	Establishments not operated for the entire year	24	D	D	D	a	D	D	D
4216	Electrical goods whsle								
	All establishments	27 347	182 334 876	14 793 391	3 462 691	345 230	30 237 421	17 186 313	18 711 743
	Establishments operated for the entire year	24 191	177 751 531	14 324 227	3 365 173	335 569	29 325 833	17 061 759	18 008 685
	Establishments with no employees ..	8	D	D	D	a	D	D	D
	Establishments with 1 employee	3 564	D	D	D	h	D	D	D
	Establishments with 2 employees ...	2 641	2 446 244	186 462	41 430	5 282	400 306	171 972	181 517
	Establishments with 3 or 4 employees	4 163	7 032 572	513 762	113 939	14 340	1 068 112	495 249	518 748
	Establishments with 5 or 6 employees	2 937	7 381 109	586 004	131 187	15 999	1 184 677	541 282	585 395
	Establishments with 7 to 9 employees	2 695	9 837 045	822 429	184 927	21 303	1 672 418	850 108	895 186
	Establishments with 10 to 14 employees	2 732	15 477 228	1 311 346	297 773	31 978	2 569 758	1 401 397	1 464 704
	Establishments with 15 to 19 employees	1 514	11 665 099	1 011 451	233 882	25 380	1 981 322	1 103 522	1 146 599
	Establishments with 20 to 49 employees	2 820	40 138 803	3 391 304	788 596	83 238	6 554 788	3 992 934	4 211 206
	Establishments with 50 to 99 employees	740	30 364 499	2 103 209	496 916	50 302	4 310 457	2 845 623	3 016 712
	Establishments with 100 employees or more	377	51 064 393	4 232 402	1 040 246	84 183	9 210 714	5 499 614	5 823 102
	Establishments not operated for the entire year	3 156	4 583 345	469 164	97 518	9 661	911 588	124 554	703 058
42161	Electrical apparatus & equip, wiring supp. & const material whsle								
	All establishments	8 857	38 350 174	3 756 249	887 946	101 739	7 002 760	4 590 972	4 873 800

See footnotes at end of table.

Table 2. Employment Size of Establishments: 1997—Con.

[Includes only establishments with payroll. For meaning of abbreviations and symbols, see introductory text. For explanation of terms, see Appendix A. For method of assignment to categories shown, see Appendix C.]

NAICS code	Employment sizes of establishments by type of operation and kind of business ¹	Establishments (number)	Sales (\$1,000)	Annual payroll (\$1,000)	First-quarter payroll (\$1,000)	Paid employees for pay period including March 12 (number)	Operating expenses ² (\$1,000)	End-of-1996 inventories (\$1,000)	End-of-1997 inventories (\$1,000)
421	MERCHANT WHOLESALERS—Con.								
	Wholesale trade, durable goods—Con.								
42161	Electrical apparatus & equip, wiring supp. & const material whsle—Con.								
	Establishments operated for the entire year	7 927	37 453 186	3 674 463	871 936	99 755	6 846 561	4 561 852	4 676 762
	Establishments with no employees..	1	D	D	D	a	D	D	D
	Establishments with 1 employee....	1 063	D	D	D	g	D	D	D
	Establishments with 2 employees...	795	558 611	53 666	12 646	1 590	108 908	50 008	52 023
	Establishments with 3 or 4 employees.....	1 339	D	D	D	h	D	D	D
	Establishments with 5 or 6 employees.....	976	D	D	D	i	D	D	D
	Establishments with 7 to 9 employees.....	926	2 947 265	280 835	63 965	7 369	551 765	336 191	346 211
	Establishments with 10 to 14 employees.....	979	4 431 976	437 071	102 521	11 493	816 322	560 820	574 254
	Establishments with 15 to 19 employees.....	514	3 130 029	313 262	73 299	8 662	567 420	399 824	393 776
	Establishments with 20 to 49 employees.....	1 024	10 047 917	1 087 957	259 528	30 017	1 942 172	1 389 264	1 423 144
	Establishments with 50 to 99 employees.....	222	D	D	D	j	D	D	D
	Establishments with 100 employees or more	88	D	D	D	j	D	D	D
	Establishments not operated for the entire year	930	896 988	81 786	16 010	1 984	156 199	29 120	197 038
421610	Electrical apparatus & equip, wiring supp. & const material whsle								
	All establishments	8 857	38 350 174	3 756 249	887 946	101 739	7 002 760	4 590 972	4 873 800
	Establishments operated for the entire year	7 927	37 453 186	3 674 463	871 936	99 755	6 846 561	4 561 852	4 676 762
	Establishments with no employees..	1	D	D	D	a	D	D	D
	Establishments with 1 employee....	1 063	D	D	D	g	D	D	D
	Establishments with 2 employees...	795	558 611	53 666	12 646	1 590	108 908	50 008	52 023
	Establishments with 3 or 4 employees.....	1 339	D	D	D	h	D	D	D
	Establishments with 5 or 6 employees.....	976	D	D	D	i	D	D	D
	Establishments with 7 to 9 employees.....	926	2 947 265	280 835	63 965	7 369	551 765	336 191	346 211
	Establishments with 10 to 14 employees.....	979	4 431 976	437 071	102 521	11 493	816 322	560 820	574 254
	Establishments with 15 to 19 employees.....	514	3 130 029	313 262	73 299	8 662	567 420	399 824	393 776
	Establishments with 20 to 49 employees.....	1 024	10 047 917	1 087 957	259 528	30 017	1 942 172	1 389 264	1 423 144
	Establishments with 50 to 99 employees.....	222	D	D	D	j	D	D	D
	Establishments with 100 employees or more	88	D	D	D	j	D	D	D
	Establishments not operated for the entire year	930	896 988	81 786	16 010	1 984	156 199	29 120	197 038
42162	Electrical appliance, television & radio set whsle								
	All establishments	3 237	39 717 526	1 709 097	393 253	42 999	5 131 249	3 715 334	4 023 015
	Establishments operated for the entire year	2 886	39 077 961	1 682 496	387 861	42 227	5 055 139	3 664 182	3 882 873
	Establishments with no employees..	1	D	D	D	a	D	D	D
	Establishments with 1 employee....	391	D	D	D	e	D	D	D
	Establishments with 2 employees...	345	D	D	D	f	D	D	D
	Establishments with 3 or 4 employees.....	522	D	D	D	g	D	D	D
	Establishments with 5 or 6 employees.....	378	D	D	D	g	D	D	D
	Establishments with 7 to 9 employees.....	321	1 589 189	85 421	19 505	2 538	206 083	157 252	171 203
	Establishments with 10 to 14 employees.....	318	1 843 406	129 346	29 139	3 708	301 158	230 711	244 466
	Establishments with 15 to 19 employees.....	164	1 497 357	95 574	22 407	2 792	220 965	191 254	198 362
	Establishments with 20 to 49 employees.....	308	7 523 624	338 517	79 091	9 227	916 867	762 498	821 261
	Establishments with 50 to 99 employees.....	85	D	D	D	i	D	D	D
	Establishments with 100 employees or more	53	D	D	D	j	D	D	D
	Establishments not operated for the entire year	351	639 565	26 601	5 392	772	76 110	51 152	140 142

See footnotes at end of table.

Table 2. Employment Size of Establishments: 1997—Con.

[Includes only establishments with payroll. For meaning of abbreviations and symbols, see introductory text. For explanation of terms, see Appendix A. For method of assignment to categories shown, see Appendix C.]

NAICS code	Employment sizes of establishments by type of operation and kind of business ¹	Establishments (number)	Sales (\$1,000)	Annual payroll (\$1,000)	First-quarter payroll (\$1,000)	Paid employees for pay period including March 12 (number)	Operating expenses ² (\$1,000)	End-of-1996 inventories (\$1,000)	End-of-1997 inventories (\$1,000)
421	MERCHANT WHOLESALERS—Con.								
	Wholesale trade, durable goods—Con.								
421620	Electrical appliance, television & radio set whsle								
	All establishments	3 237	39 717 526	1 709 097	393 253	42 999	5 131 249	3 715 334	4 023 015
	Establishments operated for the entire year	2 886	39 077 961	1 682 496	387 861	42 227	5 055 139	3 664 182	3 882 873
	Establishments with no employees..	1	D	D	D	a	D	D	D
	Establishments with 1 employee....	391	D	D	D	e	D	D	D
	Establishments with 2 employees...	345	D	D	D	f	D	D	D
	Establishments with 3 or 4 employees.....	522	D	D	D	g	D	D	D
	Establishments with 5 or 6 employees.....	378	D	D	D	g	D	D	D
	Establishments with 7 to 9 employees.....	321	1 589 189	85 421	19 505	2 538	206 083	157 252	171 203
	Establishments with 10 to 14 employees.....	318	1 843 406	129 346	29 139	3 708	301 158	230 711	244 466
	Establishments with 15 to 19 employees.....	164	1 497 357	95 574	22 407	2 792	220 965	191 254	198 362
	Establishments with 20 to 49 employees.....	308	7 523 624	338 517	79 091	9 227	916 867	762 498	821 261
	Establishments with 50 to 99 employees.....	85	D	D	D	i	D	D	D
	Establishments with 100 employees or more	53	16 591 193	647 515	146 676	13 411	2 352 598	1 465 472	1 565 670
	Establishments not operated for the entire year	351	639 565	26 601	5 392	772	76 110	51 152	140 142
42169	Other electronic parts & equipment whsle								
	All establishments	15 253	104 267 176	9 328 045	2 181 492	200 492	18 103 412	8 880 007	9 814 928
	Establishments operated for the entire year	13 378	101 220 384	8 967 268	2 105 376	193 587	17 424 133	8 835 725	9 449 050
	Establishments with no employees..	6	D	D	D	a	D	D	D
	Establishments with 1 employee....	2 110	D	D	D	g	D	D	D
	Establishments with 2 employees...	1 501	D	D	D	h	D	D	D
	Establishments with 3 or 4 employees.....	2 302	D	D	D	i	D	D	D
	Establishments with 5 or 6 employees.....	1 583	D	D	D	i	D	D	D
	Establishments with 7 to 9 employees.....	1 448	5 300 591	456 173	101 457	11 396	914 570	356 665	377 772
	Establishments with 10 to 14 employees.....	1 435	9 201 846	744 929	166 113	16 777	1 452 278	609 866	645 984
	Establishments with 15 to 19 employees.....	836	7 037 713	602 615	138 176	13 926	1 192 937	512 444	554 461
	Establishments with 20 to 49 employees.....	1 488	22 567 262	1 964 830	449 977	43 994	3 695 749	1 841 172	1 966 801
	Establishments with 50 to 99 employees.....	433	15 252 487	1 293 763	302 169	29 637	2 501 892	1 508 918	1 632 935
	Establishments with 100 employees or more	236	30 257 201	3 051 824	760 470	56 172	5 903 650	3 341 469	3 544 476
	Establishments not operated for the entire year	1 875	3 046 792	360 777	76 116	6 905	679 279	44 282	365 878
421690	Other electronic parts & equipment whsle								
	All establishments	15 253	104 267 176	9 328 045	2 181 492	200 492	18 103 412	8 880 007	9 814 928
	Establishments operated for the entire year	13 378	101 220 384	8 967 268	2 105 376	193 587	17 424 133	8 835 725	9 449 050
	Establishments with no employees..	6	D	D	D	a	D	D	D
	Establishments with 1 employee....	2 110	D	D	D	g	D	D	D
	Establishments with 2 employees...	1 501	D	D	D	h	D	D	D
	Establishments with 3 or 4 employees.....	2 302	D	D	D	i	D	D	D
	Establishments with 5 or 6 employees.....	1 583	D	D	D	i	D	D	D
	Establishments with 7 to 9 employees.....	1 448	5 300 591	456 173	101 457	11 396	914 570	356 665	377 772
	Establishments with 10 to 14 employees.....	1 435	9 201 846	744 929	166 113	16 777	1 452 278	609 866	645 984
	Establishments with 15 to 19 employees.....	836	7 037 713	602 615	138 176	13 926	1 192 937	512 444	554 461
	Establishments with 20 to 49 employees.....	1 488	22 567 262	1 964 830	449 977	43 994	3 695 749	1 841 172	1 966 801
	Establishments with 50 to 99 employees.....	433	15 252 487	1 293 763	302 169	29 637	2 501 892	1 508 918	1 632 935
	Establishments with 100 employees or more	236	30 257 201	3 051 824	760 470	56 172	5 903 650	3 341 469	3 544 476
	Establishments not operated for the entire year	1 875	3 046 792	360 777	76 116	6 905	679 279	44 282	365 878

See footnotes at end of table.

Table 2. Employment Size of Establishments: 1997—Con.

[Includes only establishments with payroll. For meaning of abbreviations and symbols, see introductory text. For explanation of terms, see Appendix A. For method of assignment to categories shown, see Appendix C.]

NAICS code	Employment sizes of establishments by type of operation and kind of business ¹	Establishments (number)	Sales (\$1,000)	Annual payroll (\$1,000)	First-quarter payroll (\$1,000)	Paid employees for pay period including March 12 (number)	Operating expenses ² (\$1,000)	End-of-1996 inventories (\$1,000)	End-of-1997 inventories (\$1,000)
421	MERCHANT WHOLESALERS—Con.								
	Wholesale trade, durable goods—Con.								
4216901	Communications equipment & supplies whsle								
	All establishments	6 722	36 812 342	4 566 622	1 092 431	98 210	8 446 176	3 042 985	3 439 839
	Establishments operated for the entire year	5 827	35 061 449	4 295 799	1 035 140	93 425	7 946 678	3 030 862	3 307 777
	Establishments with no employees..	2	D	D	D	a	D	D	D
	Establishments with 1 employee....	866	D	D	D	f	D	D	D
	Establishments with 2 employees...	618	D	D	D	g	D	D	D
	Establishments with 3 or 4 employees.....	993	D	D	D	h	D	D	D
	Establishments with 5 or 6 employees.....	682	D	D	D	h	D	D	D
	Establishments with 7 to 9 employees.....	670	1 614 328	199 604	45 064	5 302	396 629	107 273	114 512
	Establishments with 10 to 14 employees.....	605	2 360 772	283 765	64 020	7 105	521 144	172 887	178 334
	Establishments with 15 to 19 employees.....	382	2 216 896	256 876	59 536	6 335	505 834	187 797	193 233
	Establishments with 20 to 49 employees.....	691	D	D	D	j	D	D	D
	Establishments with 50 to 99 employees.....	205	5 235 954	605 565	141 609	14 052	1 145 951	500 802	587 674
	Establishments with 100 employees or more	113	D	D	D	k	D	D	D
	Establishments not operated for the entire year	895	1 750 893	270 823	57 291	4 785	499 498	12 123	132 062
4216902	Electronic parts (excluding communications equipment) whsle								
	All establishments	8 531	67 454 834	4 761 423	1 089 061	102 282	9 657 236	5 837 022	6 375 089
	Establishments operated for the entire year	7 551	66 158 935	4 671 469	1 070 236	100 162	9 477 455	5 804 863	6 141 273
	Establishments with no employees..	4	D	D	D	a	D	D	D
	Establishments with 1 employee....	1 244	D	D	D	g	D	D	D
	Establishments with 2 employees...	883	D	D	D	g	D	D	D
	Establishments with 3 or 4 employees.....	1 309	2 991 217	181 363	39 572	4 499	376 795	166 758	179 707
	Establishments with 5 or 6 employees.....	901	3 076 807	195 943	43 723	4 900	396 826	173 821	181 861
	Establishments with 7 to 9 employees.....	778	3 686 263	256 569	56 393	6 094	517 941	249 392	263 260
	Establishments with 10 to 14 employees.....	830	6 841 074	461 164	102 093	9 672	931 134	436 979	467 650
	Establishments with 15 to 19 employees.....	454	4 820 817	345 739	78 640	7 591	687 103	324 647	361 228
	Establishments with 20 to 49 employees.....	797	D	D	D	j	D	D	D
	Establishments with 50 to 99 employees.....	228	10 016 533	688 198	160 560	15 585	1 355 941	1 008 116	1 045 261
	Establishments with 100 employees or more	123	D	D	D	k	D	D	D
	Establishments not operated for the entire year	980	1 295 899	89 954	18 825	2 120	179 781	32 159	233 816
4217	Hardware, & plumbing & heating equipment & supplies whsle								
	All establishments	17 533	57 253 744	6 391 596	1 466 209	186 312	12 167 748	8 709 596	9 185 806
	Establishments operated for the entire year	15 898	55 712 069	6 250 860	1 434 705	181 180	11 879 976	8 557 677	8 807 374
	Establishments with no employees..	2	D	D	D	a	D	D	D
	Establishments with 1 employee....	1 802	D	D	D	g	D	D	D
	Establishments with 2 employees...	1 810	1 108 063	108 154	23 645	3 620	227 528	163 370	170 442
	Establishments with 3 or 4 employees.....	3 245	D	D	D	j	D	D	D
	Establishments with 5 or 6 employees.....	2 119	3 432 951	374 130	84 673	11 580	740 822	513 313	532 635
	Establishments with 7 to 9 employees.....	1 927	4 571 874	512 576	116 036	15 144	1 004 011	655 532	677 860
	Establishments with 10 to 14 employees.....	1 906	6 598 348	769 918	176 488	22 270	1 493 172	975 950	1 011 453
	Establishments with 15 to 19 employees.....	949	D	D	D	j	D	D	D
	Establishments with 20 to 49 employees.....	1 647	D	D	D	k	D	D	D
	Establishments with 50 to 99 employees.....	341	D	D	D	j	D	D	D
	Establishments with 100 employees or more	150	D	D	D	k	D	D	D
	Establishments not operated for the entire year	1 635	1 541 675	140 736	31 504	5 132	287 772	151 919	378 432

See footnotes at end of table.

Table 2. Employment Size of Establishments: 1997—Con.

[Includes only establishments with payroll. For meaning of abbreviations and symbols, see introductory text. For explanation of terms, see Appendix A. For method of assignment to categories shown, see Appendix C.]

NAICS code	Employment sizes of establishments by type of operation and kind of business ¹	Establishments (number)	Sales (\$1,000)	Annual payroll (\$1,000)	First-quarter payroll (\$1,000)	Paid employees for pay period including March 12 (number)	Operating expenses ² (\$1,000)	End-of-1996 inventories (\$1,000)	End-of-1997 inventories (\$1,000)
421	MERCHANT WHOLESALERS—Con.								
	Wholesale trade, durable goods—Con.								
42171	Hardware whsle								
	All establishments	8 170	28 781 646	3 292 606	751 220	99 338	6 261 960	4 524 746	4 826 428
	Establishments operated for the entire year	7 476	27 829 434	3 222 745	732 954	96 375	6 113 937	4 407 241	4 577 772
	Establishments with no employees..	—	—	—	—	—	—	—	—
	Establishments with 1 employee....	974	D	D	D	f	D	D	D
	Establishments with 2 employees...	867	445 021	49 310	10 514	1 734	99 538	62 673	65 871
	Establishments with 3 or 4 employees.....	1 336	1 193 567	138 590	30 854	4 595	277 662	173 196	184 321
	Establishments with 5 or 6 employees.....	938	1 288 201	159 685	35 808	5 115	311 475	200 901	210 488
	Establishments with 7 to 9 employees.....	846	1 695 793	214 058	48 475	6 649	417 532	264 334	274 725
	Establishments with 10 to 14 employees.....	898	2 686 575	348 639	77 935	10 462	678 614	429 926	448 053
	Establishments with 15 to 19 employees.....	457	1 935 851	265 871	60 995	7 654	511 546	334 427	349 424
	Establishments with 20 to 49 employees.....	870	6 312 852	938 869	210 881	25 955	1 710 167	1 100 164	1 145 937
	Establishments with 50 to 99 employees.....	189	4 155 929	440 865	96 968	12 641	875 479	687 235	729 075
	Establishments with 100 employees or more	101	D	D	D	j	D	D	D
	Establishments not operated for the entire year	694	952 212	69 861	18 266	2 963	148 023	117 505	248 656
421710	Hardware whsle								
	All establishments	8 170	28 781 646	3 292 606	751 220	99 338	6 261 960	4 524 746	4 826 428
	Establishments operated for the entire year	7 476	27 829 434	3 222 745	732 954	96 375	6 113 937	4 407 241	4 577 772
	Establishments with no employees..	—	—	—	—	—	—	—	—
	Establishments with 1 employee....	974	D	D	D	f	D	D	D
	Establishments with 2 employees...	867	445 021	49 310	10 514	1 734	99 538	62 673	65 871
	Establishments with 3 or 4 employees.....	1 336	1 193 567	138 590	30 854	4 595	277 662	173 196	184 321
	Establishments with 5 or 6 employees.....	938	1 288 201	159 685	35 808	5 115	311 475	200 901	210 488
	Establishments with 7 to 9 employees.....	846	1 695 793	214 058	48 475	6 649	417 532	264 334	274 725
	Establishments with 10 to 14 employees.....	898	2 686 575	348 639	77 935	10 462	678 614	429 926	448 053
	Establishments with 15 to 19 employees.....	457	1 935 851	265 871	60 995	7 654	511 546	334 427	349 424
	Establishments with 20 to 49 employees.....	870	6 312 852	938 869	210 881	25 955	1 710 167	1 100 164	1 145 937
	Establishments with 50 to 99 employees.....	189	4 155 929	440 865	96 968	12 641	875 479	687 235	729 075
	Establishments with 100 employees or more	101	D	D	D	j	D	D	D
	Establishments not operated for the entire year	694	952 212	69 861	18 266	2 963	148 023	117 505	248 656
42172	Plumbing & heating equipment & supplies (hydronics) whsle								
	All establishments	3 261	10 850 765	1 133 400	263 937	33 270	2 206 346	1 516 634	1 625 338
	Establishments operated for the entire year	2 797	10 567 364	1 103 552	257 697	32 183	2 145 647	1 501 625	1 554 875
	Establishments with no employees..	1	D	D	D	a	D	D	D
	Establishments with 1 employee....	355	D	D	D	e	D	D	D
	Establishments with 2 employees...	294	184 465	17 872	3 957	588	37 529	21 127	23 146
	Establishments with 3 or 4 employees.....	509	551 088	56 083	12 344	1 765	116 323	70 675	72 375
	Establishments with 5 or 6 employees.....	324	504 578	55 264	12 680	1 788	114 339	68 026	71 838
	Establishments with 7 to 9 employees.....	379	958 434	98 006	23 307	2 986	195 345	125 481	130 502
	Establishments with 10 to 14 employees.....	346	1 387 948	138 213	33 186	4 044	270 605	183 564	188 196
	Establishments with 15 to 19 employees.....	191	1 143 858	102 084	24 190	3 181	212 195	146 070	155 108
	Establishments with 20 to 49 employees.....	313	3 184 854	339 130	80 554	9 273	656 631	466 743	490 697
	Establishments with 50 to 99 employees.....	57	1 583 028	148 942	32 940	3 905	282 471	228 196	225 237
	Establishments with 100 employees or more	28	D	D	D	h	D	D	D
	Establishments not operated for the entire year	464	283 401	29 848	6 240	1 087	60 699	15 009	70 463
421720	Plumbing & heating equipment & supplies (hydronics) whsle								
	All establishments	3 261	10 850 765	1 133 400	263 937	33 270	2 206 346	1 516 634	1 625 338

See footnotes at end of table.

Table 2. Employment Size of Establishments: 1997—Con.

[Includes only establishments with payroll. For meaning of abbreviations and symbols, see introductory text. For explanation of terms, see Appendix A. For method of assignment to categories shown, see Appendix C]

NAICS code	Employment sizes of establishments by type of operation and kind of business ¹	Establishments (number)	Sales (\$1,000)	Annual payroll (\$1,000)	First-quarter payroll (\$1,000)	Paid employees for pay period including March 12 (number)	Operating expenses ² (\$1,000)	End-of-1996 inventories (\$1,000)	End-of-1997 inventories (\$1,000)
421	MERCHANT WHOLESALERS—Con.								
	Wholesale trade, durable goods—Con.								
421720	Plumbing & heating equipment & supplies (hydronics) whsle—Con.								
	Establishments operated for the entire year	2 797	10 567 364	1 103 552	257 697	32 183	2 145 647	1 501 625	1 554 875
	Establishments with no employees..	1	D	D	D	a	D	D	D
	Establishments with 1 employee....	355	D	D	D	e	D	D	D
	Establishments with 2 employees...	294	184 465	17 872	3 957	588	37 529	21 127	23 146
	Establishments with 3 or 4 employees.....	509	551 088	56 083	12 344	1 765	116 323	70 675	72 375
	Establishments with 5 or 6 employees.....	324	504 578	55 264	12 680	1 788	114 339	68 026	71 838
	Establishments with 7 to 9 employees.....	379	958 434	98 006	23 307	2 986	195 345	125 481	130 502
	Establishments with 10 to 14 employees.....	346	1 387 948	138 213	33 186	4 044	270 605	183 564	188 196
	Establishments with 15 to 19 employees.....	191	1 143 858	102 084	24 190	3 181	212 195	146 070	155 108
	Establishments with 20 to 49 employees.....	313	3 184 854	339 130	80 554	9 273	656 631	466 743	490 697
	Establishments with 50 to 99 employees.....	57	1 583 028	148 942	32 940	3 905	282 471	228 196	225 237
	Establishments with 100 employees or more	28	D	D	D	h	D	D	D
	Establishments not operated for the entire year	464	283 401	29 848	6 240	1 087	60 699	15 009	70 463
42173	Warm air heating & air-conditioning equipment & supplies whsle								
	All establishments	4 744	14 185 407	1 559 234	359 093	42 511	2 937 087	2 136 446	2 184 385
	Establishments operated for the entire year	4 396	13 980 930	1 536 885	354 418	41 760	2 890 472	2 121 008	2 137 873
	Establishments with no employees..	1	D	D	D	a	D	D	D
	Establishments with 1 employee....	377	D	D	D	e	D	D	D
	Establishments with 2 employees...	470	353 299	30 430	6 783	940	66 137	59 498	61 016
	Establishments with 3 or 4 employees.....	1 083	1 389 297	114 338	26 186	3 704	237 794	221 567	221 391
	Establishments with 5 or 6 employees.....	683	1 338 877	129 291	28 896	3 726	254 405	190 950	196 667
	Establishments with 7 to 9 employees.....	553	1 496 911	159 081	34 958	4 353	306 582	207 029	211 806
	Establishments with 10 to 14 employees.....	538	2 119 011	232 136	53 580	6 311	449 414	293 040	303 493
	Establishments with 15 to 19 employees.....	238	D	D	D	h	D	D	D
	Establishments with 20 to 49 employees.....	360	3 497 277	410 000	94 953	10 551	749 310	517 828	516 274
	Establishments with 50 to 99 employees.....	76	D	D	D	i	D	D	D
	Establishments with 100 employees or more	17	D	D	D	h	D	D	D
	Establishments not operated for the entire year	348	204 477	22 349	4 675	751	46 615	15 438	46 512
421730	Warm air heating & air-conditioning equipment & supplies whsle								
	All establishments	4 744	14 185 407	1 559 234	359 093	42 511	2 937 087	2 136 446	2 184 385
	Establishments operated for the entire year	4 396	13 980 930	1 536 885	354 418	41 760	2 890 472	2 121 008	2 137 873
	Establishments with no employees..	1	D	D	D	a	D	D	D
	Establishments with 1 employee....	377	D	D	D	e	D	D	D
	Establishments with 2 employees...	470	353 299	30 430	6 783	940	66 137	59 498	61 016
	Establishments with 3 or 4 employees.....	1 083	1 389 297	114 338	26 186	3 704	237 794	221 567	221 391
	Establishments with 5 or 6 employees.....	683	1 338 877	129 291	28 896	3 726	254 405	190 950	196 667
	Establishments with 7 to 9 employees.....	553	1 496 911	159 081	34 958	4 353	306 582	207 029	211 806
	Establishments with 10 to 14 employees.....	538	2 119 011	232 136	53 580	6 311	449 414	293 040	303 493
	Establishments with 15 to 19 employees.....	238	D	D	D	h	D	D	D
	Establishments with 20 to 49 employees.....	360	3 497 277	410 000	94 953	10 551	749 310	517 828	516 274
	Establishments with 50 to 99 employees.....	76	D	D	D	i	D	D	D
	Establishments with 100 employees or more	17	D	D	D	h	D	D	D
	Establishments not operated for the entire year	348	204 477	22 349	4 675	751	46 615	15 438	46 512
42174	Refrigeration equipment & supplies whsle								

See footnotes at end of table.

Table 2. Employment Size of Establishments: 1997—Con.

[Includes only establishments with payroll. For meaning of abbreviations and symbols, see introductory text. For explanation of terms, see Appendix A. For method of assignment to categories shown, see Appendix C.]

NAICS code	Employment sizes of establishments by type of operation and kind of business ¹	Establishments (number)	Sales (\$1,000)	Annual payroll (\$1,000)	First-quarter payroll (\$1,000)	Paid employees for pay period including March 12 (number)	Operating expenses ² (\$1,000)	End-of-1996 inventories (\$1,000)	End-of-1997 inventories (\$1,000)
421	MERCHANT WHOLESALERS—Con.								
	Wholesale trade, durable goods—Con.								
42174	Refrigeration equipment & supplies whsle—Con.								
	All establishments	1 358	3 435 926	406 356	91 959	11 193	762 355	531 770	549 655
	Establishments operated for the entire year	1 229	3 334 341	387 678	89 636	10 862	729 920	527 803	536 854
	Establishments with no employees...	—	—	—	—	—	—	—	—
	Establishments with 1 employee....	96	40 079	3 661	752	96	8 604	3 964	4 085
	Establishments with 2 employees...	179	125 278	10 542	2 391	358	24 324	20 072	20 409
	Establishments with 3 or 4 employees.....	317	D	D	D	g	D	D	D
	Establishments with 5 or 6 employees.....	174	301 295	29 890	7 289	951	60 603	53 436	53 642
	Establishments with 7 to 9 employees.....	149	420 736	41 431	9 296	1 156	84 552	58 688	60 827
	Establishments with 10 to 14 employees.....	124	404 814	50 930	11 787	1 453	94 539	69 420	71 711
	Establishments with 15 to 19 employees.....	63	D	D	D	g	D	D	D
	Establishments with 20 to 49 employees.....	104	D	D	D	h	D	D	D
	Establishments with 50 to 99 employees.....	19	D	D	D	g	D	D	D
	Establishments with 100 employees or more	4	D	D	D	e	D	D	D
	Establishments not operated for the entire year	129	101 585	18 678	2 323	331	32 435	3 967	12 801
421740	Refrigeration equipment & supplies whsle								
	All establishments	1 358	3 435 926	406 356	91 959	11 193	762 355	531 770	549 655
	Establishments operated for the entire year	1 229	3 334 341	387 678	89 636	10 862	729 920	527 803	536 854
	Establishments with no employees...	—	—	—	—	—	—	—	—
	Establishments with 1 employee....	96	40 079	3 661	752	96	8 604	3 964	4 085
	Establishments with 2 employees...	179	125 278	10 542	2 391	358	24 324	20 072	20 409
	Establishments with 3 or 4 employees.....	317	D	D	D	g	D	D	D
	Establishments with 5 or 6 employees.....	174	301 295	29 890	7 289	951	60 603	53 436	53 642
	Establishments with 7 to 9 employees.....	149	420 736	41 431	9 296	1 156	84 552	58 688	60 827
	Establishments with 10 to 14 employees.....	124	404 814	50 930	11 787	1 453	94 539	69 420	71 711
	Establishments with 15 to 19 employees.....	63	D	D	D	g	D	D	D
	Establishments with 20 to 49 employees.....	104	D	D	D	h	D	D	D
	Establishments with 50 to 99 employees.....	19	D	D	D	g	D	D	D
	Establishments with 100 employees or more	4	D	D	D	e	D	D	D
	Establishments not operated for the entire year	129	101 585	18 678	2 323	331	32 435	3 967	12 801
4218	Machinery, equipment, & supplies whsle								
	All establishments	64 951	223 849 297	24 766 878	5 670 011	674 287	46 667 259	37 837 176	41 093 543
	Establishments operated for the entire year	58 839	219 692 075	24 331 372	5 569 812	659 461	45 818 727	37 620 260	40 039 230
	Establishments with no employees...	20	5 285	440	—	—	1 082	307	428
	Establishments with 1 employee....	7 644	3 514 723	291 143	63 376	7 644	641 268	353 154	376 079
	Establishments with 2 employees...	6 176	4 264 552	387 981	83 100	12 352	843 599	431 731	446 137
	Establishments with 3 or 4 employees.....	10 170	11 619 464	1 126 675	249 836	35 179	2 370 593	1 300 283	1 362 563
	Establishments with 5 or 6 employees.....	7 490	12 820 566	1 343 205	299 397	40 936	2 726 745	1 602 259	1 700 684
	Establishments with 7 to 9 employees.....	7 574	19 254 756	2 032 885	458 504	59 702	3 993 460	2 583 400	2 756 775
	Establishments with 10 to 14 employees.....	7 423	28 313 479	3 034 806	680 379	87 226	5 775 226	4 396 725	4 647 602
	Establishments with 15 to 19 employees.....	4 100	22 452 567	2 505 362	571 952	68 739	4 661 696	4 081 860	4 337 301
	Establishments with 20 to 49 employees.....	6 514	61 143 195	7 080 136	1 638 614	187 636	12 765 472	11 246 169	11 952 923
	Establishments with 50 to 99 employees.....	1 307	27 690 145	3 490 696	807 666	87 044	6 227 699	5 149 586	5 526 392
	Establishments with 100 employees or more	421	28 613 343	3 038 043	716 988	73 003	5 811 887	6 474 786	6 932 346
	Establishments not operated for the entire year	6 112	4 157 222	435 506	100 199	14 826	848 532	216 916	1 054 313

See footnotes at end of table.

Table 2. Employment Size of Establishments: 1997—Con.

[Includes only establishments with payroll. For meaning of abbreviations and symbols, see introductory text. For explanation of terms, see Appendix A. For method of assignment to categories shown, see Appendix C.]

NAICS code	Employment sizes of establishments by type of operation and kind of business ¹	Establishments (number)	Sales (\$1,000)	Annual payroll (\$1,000)	First-quarter payroll (\$1,000)	Paid employees for pay period including March 12 (number)	Operating expenses ² (\$1,000)	End-of-1996 inventories (\$1,000)	End-of-1997 inventories (\$1,000)
421	MERCHANT WHOLESALERS—Con.								
	Wholesale trade, durable goods—Con.								
42181	Construction & mining (except petroleum) machinery & equip whsle								
	All establishments	4 763	31 561 292	3 110 734	734 605	77 574	5 740 828	9 191 293	10 081 466
	Establishments operated for the entire year	4 356	31 215 341	3 082 809	729 358	76 834	5 682 539	9 168 116	9 947 561
	Establishments with no employees...	3	625	56	—	—	93	72	230
	Establishments with 1 employee....	453	266 148	17 521	3 597	453	40 978	52 259	62 140
	Establishments with 2 employees...	353	285 947	22 154	4 602	706	51 547	50 344	51 382
	Establishments with 3 or 4 employees.....	606	873 481	73 170	16 199	2 099	160 597	149 890	159 334
	Establishments with 5 or 6 employees.....	416	919 138	78 503	17 176	2 282	167 385	175 026	191 027
	Establishments with 7 to 9 employees.....	496	1 486 151	139 761	31 734	3 909	295 396	312 631	341 783
	Establishments with 10 to 14 employees.....	589	2 552 439	244 258	56 049	6 931	489 482	593 167	621 997
	Establishments with 15 to 19 employees.....	385	D	D	D	i	D	D	D
	Establishments with 20 to 49 employees.....	777	8 740 436	897 708	211 191	23 044	1 657 960	2 525 050	2 733 875
	Establishments with 50 to 99 employees.....	182	D	D	D	j	D	D	D
	Establishments with 100 employees or more	96	D	D	D	j	D	D	D
	Establishments not operated for the entire year	407	345 951	27 925	5 247	740	58 289	23 177	133 905
421810	Construction & mining (except petroleum) machinery & equip whsle								
	All establishments	4 763	31 561 292	3 110 734	734 605	77 574	5 740 828	9 191 293	10 081 466
	Establishments operated for the entire year	4 356	31 215 341	3 082 809	729 358	76 834	5 682 539	9 168 116	9 947 561
	Establishments with no employees...	3	625	56	—	—	93	72	230
	Establishments with 1 employee....	453	266 148	17 521	3 597	453	40 978	52 259	62 140
	Establishments with 2 employees...	353	285 947	22 154	4 602	706	51 547	50 344	51 382
	Establishments with 3 or 4 employees.....	606	873 481	73 170	16 199	2 099	160 597	149 890	159 334
	Establishments with 5 or 6 employees.....	416	919 138	78 503	17 176	2 282	167 385	175 026	191 027
	Establishments with 7 to 9 employees.....	496	1 486 151	139 761	31 734	3 909	295 396	312 631	341 783
	Establishments with 10 to 14 employees.....	589	2 552 439	244 258	56 049	6 931	489 482	593 167	621 997
	Establishments with 15 to 19 employees.....	385	D	D	D	i	D	D	D
	Establishments with 20 to 49 employees.....	777	8 740 436	897 708	211 191	23 044	1 657 960	2 525 050	2 733 875
	Establishments with 50 to 99 employees.....	182	D	D	D	j	D	D	D
	Establishments with 100 employees or more	96	D	D	D	j	D	D	D
	Establishments not operated for the entire year	407	345 951	27 925	5 247	740	58 289	23 177	133 905
42182	Farm & garden machinery & equipment whsle								
	All establishments	9 312	30 536 605	2 634 589	591 835	95 909	5 066 616	7 994 095	8 733 732
	Establishments operated for the entire year	8 537	30 005 809	2 587 227	580 326	93 836	4 971 045	7 951 771	8 518 871
	Establishments with no employees...	5	857	39	—	—	117	178	139
	Establishments with 1 employee....	836	243 263	17 351	3 627	836	42 935	54 532	56 753
	Establishments with 2 employees...	707	354 783	28 815	6 325	1 414	68 270	76 083	77 066
	Establishments with 3 or 4 employees.....	1 211	1 060 463	89 311	19 587	4 178	204 366	222 341	238 235
	Establishments with 5 or 6 employees.....	1 002	1 363 979	125 834	28 252	5 492	268 265	314 028	328 427
	Establishments with 7 to 9 employees.....	1 182	2 413 952	225 397	50 661	9 407	443 260	630 633	666 113
	Establishments with 10 to 14 employees.....	1 400	4 894 936	436 736	96 036	16 608	831 955	1 353 542	1 454 797
	Establishments with 15 to 19 employees.....	908	5 127 368	423 926	95 153	15 266	781 987	1 417 514	1 528 111
	Establishments with 20 to 49 employees.....	1 178	11 326 195	965 854	217 862	32 044	1 793 619	3 138 466	3 371 665
	Establishments with 50 to 99 employees.....	91	D	D	D	i	D	D	D
	Establishments with 100 employees or more	17	D	D	D	h	D	D	D
	Establishments not operated for the entire year	775	530 796	47 362	11 509	2 073	95 571	42 324	214 861
421820	Farm & garden machinery & equipment whsle								

See footnotes at end of table.

Table 2. Employment Size of Establishments: 1997—Con.

[Includes only establishments with payroll. For meaning of abbreviations and symbols, see introductory text. For explanation of terms, see Appendix A. For method of assignment to categories shown, see Appendix C.]

NAICS code	Employment sizes of establishments by type of operation and kind of business ¹	Establishments (number)	Sales (\$1,000)	Annual payroll (\$1,000)	First-quarter payroll (\$1,000)	Paid employees for pay period including March 12 (number)	Operating expenses ² (\$1,000)	End-of-1996 inventories (\$1,000)	End-of-1997 inventories (\$1,000)
421	MERCHANT WHOLESALERS—Con.								
	Wholesale trade, durable goods—Con.								
421820	Farm & garden machinery & equipment whsle—Con.								
	All establishments	9 312	30 536 605	2 634 589	591 835	95 909	5 066 616	7 994 095	8 733 732
	Establishments operated for the entire year	8 537	30 005 809	2 587 227	580 326	93 836	4 971 045	7 951 771	8 518 871
	Establishments with no employees...	5	857	39	—	—	117	178	139
	Establishments with 1 employee....	836	243 263	17 351	3 627	836	42 935	54 532	56 753
	Establishments with 2 employees...	707	354 783	28 815	6 325	1 414	68 270	76 083	77 066
	Establishments with 3 or 4 employees.....	1 211	1 060 463	89 311	19 587	4 178	204 366	222 341	238 235
	Establishments with 5 or 6 employees.....	1 002	1 363 979	125 834	28 252	5 492	268 265	314 028	328 427
	Establishments with 7 to 9 employees.....	1 182	2 413 952	225 397	50 661	9 407	443 260	630 633	666 113
	Establishments with 10 to 14 employees.....	1 400	4 894 936	436 736	96 036	16 608	831 955	1 353 542	1 454 797
	Establishments with 15 to 19 employees.....	908	5 127 368	423 926	95 153	15 266	781 987	1 417 514	1 528 111
	Establishments with 20 to 49 employees.....	1 178	11 326 195	965 854	217 862	32 044	1 793 619	3 138 466	3 371 665
	Establishments with 50 to 99 employees.....	91	D	D	D	i	D	D	D
	Establishments with 100 employees or more	17	D	D	D	h	D	D	D
	Establishments not operated for the entire year.....	775	530 796	47 362	11 509	2 073	95 571	42 324	214 861
4218201	Farm machinery & equipment—farm dealers								
	All establishments	6 789	21 521 310	1 863 969	418 663	70 910	3 390 688	6 317 759	6 911 632
	Establishments operated for the entire year	6 283	D	D	D	i	D	D	D
	Establishments with no employees...	3	D	D	D	a	D	D	D
	Establishments with 1 employee....	566	149 913	10 705	2 257	566	25 255	38 344	39 280
	Establishments with 2 employees...	477	D	D	D	f	D	D	D
	Establishments with 3 or 4 employees.....	808	616 380	54 585	12 154	2 786	123 026	148 278	152 387
	Establishments with 5 or 6 employees.....	687	808 812	80 999	18 145	3 771	166 619	212 342	219 712
	Establishments with 7 to 9 employees.....	898	D	D	D	i	D	D	D
	Establishments with 10 to 14 employees.....	1 098	3 802 194	330 205	73 023	13 025	613 477	1 124 205	1 210 555
	Establishments with 15 to 19 employees.....	763	D	D	D	j	D	D	D
	Establishments with 20 to 49 employees.....	931	D	D	D	k	D	D	D
	Establishments with 50 to 99 employees.....	48	D	D	D	h	D	D	D
	Establishments with 100 employees or more	4	D	D	D	e	D	D	D
	Establishments not operated for the entire year.....	506	D	D	D	g	D	D	D
4218202	Farm machinery & equipment—whsle distributors								
	All establishments	1 891	6 437 932	507 832	112 807	16 713	1 144 687	1 088 278	1 203 779
	Establishments operated for the entire year	1 703	D	D	D	j	D	D	D
	Establishments with no employees...	2	D	D	D	a	D	D	D
	Establishments with 1 employee....	215	72 265	5 380	1 102	215	14 302	13 516	14 606
	Establishments with 2 employees...	168	D	D	D	e	D	D	D
	Establishments with 3 or 4 employees.....	315	363 883	27 179	5 715	1 091	64 294	56 802	66 602
	Establishments with 5 or 6 employees.....	265	468 005	37 525	8 474	1 452	86 130	87 638	94 029
	Establishments with 7 to 9 employees.....	225	D	D	D	g	D	D	D
	Establishments with 10 to 14 employees.....	226	803 701	78 809	16 732	2 663	160 306	166 401	179 155
	Establishments with 15 to 19 employees.....	98	D	D	D	g	D	D	D
	Establishments with 20 to 49 employees.....	160	D	D	D	h	D	D	D
	Establishments with 50 to 99 employees.....	21	D	D	D	g	D	D	D
	Establishments with 100 employees or more	8	D	D	D	g	D	D	D
	Establishments not operated for the entire year.....	188	D	D	D	e	D	D	D

See footnotes at end of table.

Table 2. Employment Size of Establishments: 1997—Con.

[Includes only establishments with payroll. For meaning of abbreviations and symbols, see introductory text. For explanation of terms, see Appendix A. For method of assignment to categories shown, see Appendix C.]

NAICS code	Employment sizes of establishments by type of operation and kind of business ¹	Establishments (number)	Sales (\$1,000)	Annual payroll (\$1,000)	First-quarter payroll (\$1,000)	Paid employees for pay period including March 12 (number)	Operating expenses ² (\$1,000)	End-of-1996 inventories (\$1,000)	End-of-1997 inventories (\$1,000)
421	MERCHANT WHOLESALERS—Con.								
	Wholesale trade, durable goods—Con.								
4218203	Lawn & garden machinery & equipment whsle								
	All establishments	632	2 577 363	262 788	60 365	8 286	531 241	588 058	618 321
	Establishments operated for the entire year	551	2 514 573	255 841	58 175	7 993	516 649	586 682	602 891
	Establishments with no employees..	—	—	—	—	—	—	—	—
	Establishments with 1 employee....	55	21 085	1 266	268	55	3 378	2 672	2 867
	Establishments with 2 employees...	62	D	D	D	c	D	D	D
	Establishments with 3 or 4 employees.....	88	80 200	7 547	1 718	301	17 046	17 261	19 246
	Establishments with 5 or 6 employees.....	50	87 162	7 310	1 633	269	15 516	14 048	14 686
	Establishments with 7 to 9 employees.....	59	D	D	D	e	D	D	D
	Establishments with 10 to 14 employees.....	76	289 041	27 722	6 281	920	58 172	62 936	65 087
	Establishments with 15 to 19 employees.....	47	D	D	D	f	D	D	D
	Establishments with 20 to 49 employees.....	87	959 112	96 004	21 111	2 632	186 312	221 946	225 809
	Establishments with 50 to 99 employees.....	22	D	D	D	g	D	D	D
	Establishments with 100 employees or more	5	D	D	D	f	D	D	D
	Establishments not operated for the entire year.....	81	62 790	6 947	2 190	293	14 592	1 376	15 430
42183	Industrial machinery & equipment whsle								
	All establishments	28 321	97 183 003	11 523 912	2 627 707	286 732	21 619 583	12 326 301	13 148 394
	Establishments operated for the entire year	25 586	95 501 226	11 325 717	2 581 108	280 068	21 240 690	12 250 054	12 785 186
	Establishments with no employees..	6	2 111	238	—	—	569	29	37
	Establishments with 1 employee....	3 802	1 849 325	159 827	34 963	3 802	343 486	142 781	150 494
	Establishments with 2 employees...	2 937	2 216 209	207 955	44 073	5 874	441 956	170 343	178 961
	Establishments with 3 or 4 employees.....	4 495	5 633 518	557 286	122 888	15 571	1 150 785	497 055	521 375
	Establishments with 5 or 6 employees.....	3 210	5 806 058	641 643	141 426	17 530	1 272 894	580 320	615 773
	Establishments with 7 to 9 employees.....	3 185	8 611 478	956 251	214 387	25 038	1 840 464	872 159	946 362
	Establishments with 10 to 14 employees.....	2 893	11 195 568	1 326 048	295 429	33 970	2 477 240	1 313 181	1 358 434
	Establishments with 15 to 19 employees.....	1 579	8 764 157	1 075 535	246 311	26 448	1 964 023	1 144 785	1 195 421
	Establishments with 20 to 49 employees.....	2 644	24 830 425	3 167 294	734 401	76 935	5 627 749	3 394 624	3 511 891
	Establishments with 50 to 99 employees.....	650	13 735 102	1 835 474	428 718	43 499	3 232 041	2 070 178	2 189 669
	Establishments with 100 employees or more	185	12 857 275	1 398 166	318 512	31 401	2 889 483	2 064 599	2 116 769
	Establishments not operated for the entire year.....	2 735	1 681 777	198 195	46 599	6 664	378 893	76 247	363 208
421830	Industrial machinery & equipment whsle								
	All establishments	28 321	97 183 003	11 523 912	2 627 707	286 732	21 619 583	12 326 301	13 148 394
	Establishments operated for the entire year	25 586	95 501 226	11 325 717	2 581 108	280 068	21 240 690	12 250 054	12 785 186
	Establishments with no employees..	6	2 111	238	—	—	569	29	37
	Establishments with 1 employee....	3 802	1 849 325	159 827	34 963	3 802	343 486	142 781	150 494
	Establishments with 2 employees...	2 937	2 216 209	207 955	44 073	5 874	441 956	170 343	178 961
	Establishments with 3 or 4 employees.....	4 495	5 633 518	557 286	122 888	15 571	1 150 785	497 055	521 375
	Establishments with 5 or 6 employees.....	3 210	5 806 058	641 643	141 426	17 530	1 272 894	580 320	615 773
	Establishments with 7 to 9 employees.....	3 185	8 611 478	956 251	214 387	25 038	1 840 464	872 159	946 362
	Establishments with 10 to 14 employees.....	2 893	11 195 568	1 326 048	295 429	33 970	2 477 240	1 313 181	1 358 434
	Establishments with 15 to 19 employees.....	1 579	8 764 157	1 075 535	246 311	26 448	1 964 023	1 144 785	1 195 421
	Establishments with 20 to 49 employees.....	2 644	24 830 425	3 167 294	734 401	76 935	5 627 749	3 394 624	3 511 891
	Establishments with 50 to 99 employees.....	650	13 735 102	1 835 474	428 718	43 499	3 232 041	2 070 178	2 189 669
	Establishments with 100 employees or more	185	12 857 275	1 398 166	318 512	31 401	2 889 483	2 064 599	2 116 769
	Establishments not operated for the entire year.....	2 735	1 681 777	198 195	46 599	6 664	378 893	76 247	363 208

See footnotes at end of table.

Table 2. Employment Size of Establishments: 1997—Con.

[Includes only establishments with payroll. For meaning of abbreviations and symbols, see introductory text. For explanation of terms, see Appendix A. For method of assignment to categories shown, see Appendix C.]

NAICS code	Employment sizes of establishments by type of operation and kind of business ¹	Establishments (number)	Sales (\$1,000)	Annual payroll (\$1,000)	First-quarter payroll (\$1,000)	Paid employees for pay period including March 12 (number)	Operating expenses ² (\$1,000)	End-of-1996 inventories (\$1,000)	End-of-1997 inventories (\$1,000)
421	MERCHANT WHOLESALERS—Con.								
	Wholesale trade, durable goods—Con.								
4218301	Food-processing machinery & equipment whsle								
	All establishments	1 056	2 959 044	410 831	95 919	10 273	758 407	415 921	443 337
	Establishments operated for the entire year	962	2 912 102	404 135	93 763	10 000	746 070	414 230	432 680
	Establishments with no employees..	—	—	—	—	—	—	—	—
	Establishments with 1 employee....	140	61 421	5 484	1 131	140	12 646	4 600	4 824
	Establishments with 2 employees...	116	D	D	D	c	D	D	D
	Establishments with 3 or 4 employees.....	182	220 868	23 917	5 339	628	50 817	21 483	22 430
	Establishments with 5 or 6 employees.....	121	197 151	23 562	5 118	654	46 334	17 644	20 962
	Establishments with 7 to 9 employees.....	119	289 202	37 135	8 375	940	73 132	35 362	36 447
	Establishments with 10 to 14 employees.....	109	362 384	50 204	11 298	1 301	94 200	47 459	50 343
	Establishments with 15 to 19 employees.....	44	D	D	D	f	D	D	D
	Establishments with 20 to 49 employees.....	101	820 327	119 985	28 201	2 952	214 001	121 200	131 773
	Establishments with 50 to 99 employees.....	24	457 975	66 293	15 421	1 631	108 557	74 972	72 596
	Establishments with 100 employees or more	6	D	D	D	f	D	D	D
	Establishments not operated for the entire year	94	46 942	6 696	2 156	273	12 337	1 691	10 657
4218302	Hydraulic & pneumatic (fluid-power) machinery & equipment whsle								
	All establishments	3 294	9 945 751	1 464 278	336 675	36 297	2 658 894	1 137 999	1 231 725
	Establishments operated for the entire year	3 041	9 788 925	1 444 499	332 691	35 701	2 622 222	1 132 656	1 189 402
	Establishments with no employees..	—	—	—	—	—	—	—	—
	Establishments with 1 employee....	309	119 565	12 550	2 856	309	25 069	8 509	8 752
	Establishments with 2 employees...	302	D	D	D	f	D	D	D
	Establishments with 3 or 4 employees.....	514	487 164	62 674	14 126	1 786	120 862	46 860	48 564
	Establishments with 5 or 6 employees.....	417	670 694	85 278	19 451	2 300	161 980	61 492	64 661
	Establishments with 7 to 9 employees.....	437	986 239	135 016	29 949	3 431	253 328	107 266	112 479
	Establishments with 10 to 14 employees.....	398	1 272 610	183 388	41 139	4 651	323 407	143 563	152 819
	Establishments with 15 to 19 employees.....	209	932 954	142 443	33 381	3 453	248 727	108 803	114 195
	Establishments with 20 to 49 employees.....	376	D	D	D	j	D	D	D
	Establishments with 50 to 99 employees.....	67	D	D	D	h	D	D	D
	Establishments with 100 employees or more	12	D	D	D	h	D	D	D
	Establishments not operated for the entire year	253	156 826	19 779	3 984	596	36 672	5 343	42 323
42183021	Hydraulic & pneumatic pumps & motors whsle								
	All establishments	1 275	3 036 164	437 279	101 041	11 324	786 607	376 128	394 716
	Establishments operated for the entire year	1 150	2 965 023	428 534	99 118	11 044	770 915	375 350	374 366
	Establishments with no employees..	—	—	—	—	—	—	—	—
	Establishments with 1 employee....	138	52 890	5 835	1 216	138	12 012	3 833	3 892
	Establishments with 2 employees...	134	D	D	D	e	D	D	D
	Establishments with 3 or 4 employees.....	220	213 952	27 753	6 143	762	54 568	20 777	20 455
	Establishments with 5 or 6 employees.....	164	D	D	D	f	D	D	D
	Establishments with 7 to 9 employees.....	176	370 891	51 219	11 622	1 364	100 135	42 825	43 732
	Establishments with 10 to 14 employees.....	123	392 272	55 060	12 778	1 430	101 700	41 916	42 531
	Establishments with 15 to 19 employees.....	52	D	D	D	f	D	D	D
	Establishments with 20 to 49 employees.....	115	993 460	140 934	34 436	3 311	249 764	137 527	126 765
	Establishments with 50 to 99 employees.....	25	D	D	D	g	D	D	D
	Establishments with 100 employees or more	3	D	D	D	e	D	D	D
	Establishments not operated for the entire year	125	71 141	8 745	1 923	280	15 692	778	20 350

See footnotes at end of table.

Table 2. Employment Size of Establishments: 1997—Con.

[Includes only establishments with payroll. For meaning of abbreviations and symbols, see introductory text. For explanation of terms, see Appendix A. For method of assignment to categories shown, see Appendix C.]

NAICS code	Employment sizes of establishments by type of operation and kind of business ¹	Establishments (number)	Sales (\$1,000)	Annual payroll (\$1,000)	First-quarter payroll (\$1,000)	Paid employees for pay period including March 12 (number)	Operating expenses ² (\$1,000)	End-of-1996 inventories (\$1,000)	End-of-1997 inventories (\$1,000)
421	MERCHANT WHOLESALERS—Con.								
	Wholesale trade, durable goods—Con.								
42183022	Hydraulic & pneumatic parts, accessories, & supplies whsle								
	All establishments	2 019	6 909 587	1 026 999	235 634	24 973	1 872 287	761 871	837 009
	Establishments operated for the entire year	1 891	6 823 902	1 015 965	233 573	24 657	1 851 307	757 306	815 036
	Establishments with no employees...	—	—	—	—	—	—	—	—
	Establishments with 1 employee....	171	66 675	6 715	1 640	171	13 057	4 676	4 860
	Establishments with 2 employees...	168	102 768	11 502	2 516	336	22 817	9 445	9 399
	Establishments with 3 or 4 employees.....	294	273 212	34 921	7 983	1 024	66 294	26 083	28 109
	Establishments with 5 or 6 employees.....	253	D	D	D	g	D	D	D
	Establishments with 7 to 9 employees.....	261	615 348	83 797	18 327	2 067	153 193	64 441	68 747
	Establishments with 10 to 14 employees.....	275	880 338	128 328	28 361	3 221	221 707	101 647	110 288
	Establishments with 15 to 19 employees.....	157	D	D	D	h	D	D	D
	Establishments with 20 to 49 employees.....	261	D	D	D	i	D	D	D
	Establishments with 50 to 99 employees.....	42	D	D	D	h	D	D	D
	Establishments with 100 employees or more	9	764 229	140 595	34 111	3 637	314 961	84 477	96 776
	Establishments not operated for the entire year.....	128	85 685	11 034	2 061	316	20 980	4 565	21 973
4218303	General-purpose industrial machinery & equipment whsle								
	All establishments	8 460	28 259 832	3 404 519	772 131	84 667	6 537 227	3 533 463	3 820 152
	Establishments operated for the entire year	7 756	27 881 218	3 360 127	762 732	83 413	6 449 165	3 516 521	3 728 649
	Establishments with no employees...	2	D	D	D	a	D	D	D
	Establishments with 1 employee....	1 226	544 118	47 816	10 342	1 226	102 615	38 276	39 027
	Establishments with 2 employees...	846	623 862	57 486	12 511	1 692	125 072	42 423	46 321
	Establishments with 3 or 4 employees.....	1 321	1 513 507	157 629	34 663	4 578	329 062	112 425	119 535
	Establishments with 5 or 6 employees.....	995	1 677 792	198 217	43 056	5 427	392 815	164 903	174 690
	Establishments with 7 to 9 employees.....	987	2 441 986	288 736	66 361	7 782	551 040	233 673	249 437
	Establishments with 10 to 14 employees.....	892	3 108 408	401 975	89 778	10 489	750 981	372 928	393 085
	Establishments with 15 to 19 employees.....	485	2 602 534	327 766	74 345	8 162	589 054	326 728	331 466
	Establishments with 20 to 49 employees.....	777	D	D	D	j	D	D	D
	Establishments with 50 to 99 employees.....	171	D	D	D	j	D	D	D
	Establishments with 100 employees or more	54	4 940 929	502 432	106 898	10 387	1 135 726	755 901	795 336
	Establishments not operated for the entire year.....	704	378 614	44 392	9 399	1 254	88 062	16 942	91 503
4218304	Metalworking machinery & equipment whsle								
	All establishments	3 232	13 925 794	1 338 123	300 153	29 963	2 629 765	2 155 284	2 142 750
	Establishments operated for the entire year	2 936	13 724 740	1 314 596	294 152	29 258	2 581 656	2 146 357	2 106 968
	Establishments with no employees...	—	—	—	—	—	—	—	—
	Establishments with 1 employee....	465	253 175	20 834	4 484	465	47 141	25 522	24 564
	Establishments with 2 employees...	378	299 113	27 571	5 844	756	58 648	26 754	27 406
	Establishments with 3 or 4 employees.....	522	692 623	67 563	15 213	1 805	137 470	57 498	59 003
	Establishments with 5 or 6 employees.....	373	856 845	82 532	17 526	2 057	168 543	88 747	95 059
	Establishments with 7 to 9 employees.....	343	1 183 472	117 737	25 618	2 696	231 387	131 455	140 698
	Establishments with 10 to 14 employees.....	320	2 011 780	170 532	37 062	3 742	339 589	278 896	259 873
	Establishments with 15 to 19 employees.....	175	1 452 749	141 554	32 445	2 943	268 563	184 746	190 503
	Establishments with 20 to 49 employees.....	292	D	D	D	i	D	D	D
	Establishments with 50 to 99 employees.....	49	D	D	D	h	D	D	D
	Establishments with 100 employees or more	19	1 683 641	152 110	33 377	3 413	319 807	373 299	328 605
	Establishments not operated for the entire year.....	296	201 054	23 527	6 001	705	48 109	8 927	35 782

See footnotes at end of table.

Table 2. Employment Size of Establishments: 1997—Con.

[Includes only establishments with payroll. For meaning of abbreviations and symbols, see introductory text. For explanation of terms, see Appendix A. For method of assignment to categories shown, see Appendix C.]

NAICS code	Employment sizes of establishments by type of operation and kind of business ¹	Establishments (number)	Sales (\$1,000)	Annual payroll (\$1,000)	First-quarter payroll (\$1,000)	Paid employees for pay period including March 12 (number)	Operating expenses ² (\$1,000)	End-of-1996 inventories (\$1,000)	End-of-1997 inventories (\$1,000)
421	MERCHANT WHOLESALERS—Con.								
	Wholesale trade, durable goods—Con.								
4218305	Materials handling equipment whsle								
	All establishments	4 042	15 099 475	2 069 068	487 920	56 245	3 544 920	1 654 475	1 743 448
	Establishments operated for the entire year	3 674	14 838 185	2 031 585	477 373	54 844	3 478 393	1 641 065	1 701 033
	Establishments with no employees...	—	—	—	—	—	—	—	—
	Establishments with 1 employee....	468	214 872	19 834	4 422	468	42 518	12 923	15 300
	Establishments with 2 employees...	329	237 700	22 865	4 752	658	48 270	15 429	15 281
	Establishments with 3 or 4 employees.....	553	614 405	66 657	14 912	1 924	134 156	45 194	47 181
	Establishments with 5 or 6 employees.....	376	598 530	70 691	16 323	2 049	135 887	43 119	46 814
	Establishments with 7 to 9 employees.....	411	796 884	113 069	25 784	3 245	207 808	65 915	70 829
	Establishments with 10 to 14 employees.....	479	1 421 195	201 806	44 774	5 645	359 467	156 790	168 356
	Establishments with 15 to 19 employees.....	271	1 094 247	165 371	37 674	4 551	286 167	114 783	115 471
	Establishments with 20 to 49 employees.....	545	4 229 923	599 260	140 005	16 487	1 020 898	476 853	479 238
	Establishments with 50 to 99 employees.....	191	2 716 657	485 447	116 301	12 748	770 628	349 310	364 269
	Establishments with 100 employees or more	51	2 913 772	286 585	72 426	7 069	472 594	360 749	378 294
	Establishments not operated for the entire year.....	368	261 290	37 483	10 547	1 401	66 527	13 410	42 415
4218306	Oilwell, oil refinery, & pipeline mach, equip, & supplies whsle								
	All establishments	2 688	7 740 720	693 599	150 488	18 900	1 316 709	847 083	989 913
	Establishments operated for the entire year	2 431	7 592 528	679 838	147 719	18 471	1 291 229	839 717	952 504
	Establishments with no employees...	—	—	—	—	—	—	—	—
	Establishments with 1 employee....	361	252 218	13 564	2 960	361	30 889	18 109	22 285
	Establishments with 2 employees...	310	315 834	21 688	4 874	620	47 095	21 430	22 432
	Establishments with 3 or 4 employees.....	557	902 668	67 505	14 779	1 932	137 732	90 137	91 773
	Establishments with 5 or 6 employees.....	372	826 804	68 702	14 781	2 013	140 932	93 960	101 364
	Establishments with 7 to 9 employees.....	346	1 269 592	95 896	20 019	2 704	181 522	114 798	139 236
	Establishments with 10 to 14 employees.....	217	D	D	D	h	D	D	D
	Establishments with 15 to 19 employees.....	104	D	D	D	g	D	D	D
	Establishments with 20 to 49 employees.....	129	1 260 798	137 844	30 057	3 752	248 503	119 885	149 050
	Establishments with 50 to 99 employees.....	30	D	D	D	g	D	D	D
	Establishments with 100 employees or more	5	114 140	31 111	7 579	745	55 838	33 575	35 737
	Establishments not operated for the entire year.....	257	148 192	13 761	2 769	429	25 480	7 366	37 409
4218307	Other industrial machinery & equipment whsle								
	All establishments	5 549	19 252 387	2 143 494	484 421	50 387	4 173 661	2 582 076	2 777 069
	Establishments operated for the entire year	4 786	18 763 528	2 090 937	472 678	48 381	4 071 955	2 559 508	2 673 950
	Establishments with no employees...	4	D	D	D	a	D	D	D
	Establishments with 1 employee....	833	403 956	39 745	8 768	833	82 608	34 842	35 742
	Establishments with 2 employees...	656	480 982	47 659	9 837	1 312	101 669	43 474	45 112
	Establishments with 3 or 4 employees.....	846	1 202 283	111 341	23 856	2 918	240 686	123 458	132 889
	Establishments with 5 or 6 employees.....	556	978 242	112 661	25 171	3 030	226 403	110 455	112 223
	Establishments with 7 to 9 employees.....	542	1 644 103	168 662	38 281	4 240	342 247	183 690	197 236
	Establishments with 10 to 14 employees.....	478	D	D	D	i	D	D	D
	Establishments with 15 to 19 employees.....	291	D	D	D	h	D	D	D
	Establishments with 20 to 49 employees.....	424	D	D	D	j	D	D	D
	Establishments with 50 to 99 employees.....	118	D	D	D	i	D	D	D
	Establishments with 100 employees or more	38	2 154 894	236 403	51 449	5 016	499 374	389 151	415 061
	Establishments not operated for the entire year.....	763	488 859	52 557	11 743	2 006	101 706	22 568	103 119

See footnotes at end of table.

Table 2. Employment Size of Establishments: 1997—Con.

[Includes only establishments with payroll. For meaning of abbreviations and symbols, see introductory text. For explanation of terms, see Appendix A. For method of assignment to categories shown, see Appendix C.]

NAICS code	Employment sizes of establishments by type of operation and kind of business ¹	Establishments (number)	Sales (\$1,000)	Annual payroll (\$1,000)	First-quarter payroll (\$1,000)	Paid employees for pay period including March 12 (number)	Operating expenses ² (\$1,000)	End-of-1996 inventories (\$1,000)	End-of-1997 inventories (\$1,000)
421	MERCHANT WHOLESALERS—Con.								
	Wholesale trade, durable goods—Con.								
42184	Industrial supplies whsle								
	All establishments	12 868	36 889 029	4 420 039	1 012 617	122 452	8 329 400	4 446 078	4 765 894
	Establishments operated for the entire year	11 720	35 862 819	4 319 283	990 416	119 408	8 139 020	4 413 701	4 570 258
	Establishments with no employees... ²	D	D	D	D	a	D	D	D
	Establishments with 1 employee....	1 270	564 253	47 150	10 526	1 270	101 839	42 489	43 316
	Establishments with 2 employees....	1 099	713 711	69 376	14 636	2 198	146 913	62 013	65 365
	Establishments with 3 or 4 employees.....	2 123	2 318 921	239 010	53 453	7 383	496 610	228 459	238 694
	Establishments with 5 or 6 employees.....	1 748	3 064 807	320 750	73 229	9 544	648 717	330 992	345 767
	Establishments with 7 to 9 employees.....	1 730	4 435 676	469 935	107 544	13 657	929 011	510 130	536 271
	Establishments with 10 to 14 employees.....	1 596	5 997 412	660 921	150 480	18 646	1 271 158	721 901	750 291
	Establishments with 15 to 19 employees.....	765	4 044 549	476 188	108 584	12 783	891 042	523 111	537 738
	Establishments with 20 to 49 employees.....	1 139	D	D	D	k	D	D	D
	Establishments with 50 to 99 employees.....	195	3 444 617	477 464	110 731	12 656	898 899	510 192	522 667
	Establishments with 100 employees or more	53	D	D	D	i	D	D	D
	Establishments not operated for the entire year	1 148	1 026 210	100 756	22 201	3 044	190 380	32 377	195 636
421840	Industrial supplies whsle								
	All establishments	12 868	36 889 029	4 420 039	1 012 617	122 452	8 329 400	4 446 078	4 765 894
	Establishments operated for the entire year	11 720	35 862 819	4 319 283	990 416	119 408	8 139 020	4 413 701	4 570 258
	Establishments with no employees... ²	D	D	D	D	a	D	D	D
	Establishments with 1 employee....	1 270	564 253	47 150	10 526	1 270	101 839	42 489	43 316
	Establishments with 2 employees....	1 099	713 711	69 376	14 636	2 198	146 913	62 013	65 365
	Establishments with 3 or 4 employees.....	2 123	2 318 921	239 010	53 453	7 383	496 610	228 459	238 694
	Establishments with 5 or 6 employees.....	1 748	3 064 807	320 750	73 229	9 544	648 717	330 992	345 767
	Establishments with 7 to 9 employees.....	1 730	4 435 676	469 935	107 544	13 657	929 011	510 130	536 271
	Establishments with 10 to 14 employees.....	1 596	5 997 412	660 921	150 480	18 646	1 271 158	721 901	750 291
	Establishments with 15 to 19 employees.....	765	4 044 549	476 188	108 584	12 783	891 042	523 111	537 738
	Establishments with 20 to 49 employees.....	1 139	D	D	D	k	D	D	D
	Establishments with 50 to 99 employees.....	195	3 444 617	477 464	110 731	12 656	898 899	510 192	522 667
	Establishments with 100 employees or more	53	D	D	D	i	D	D	D
	Establishments not operated for the entire year	1 148	1 026 210	100 756	22 201	3 044	190 380	32 377	195 636
4218401	General-line industrial supplies whsle								
	All establishments	2 025	3 940 187	535 267	124 714	15 671	970 763	472 943	502 312
	Establishments operated for the entire year	1 852	3 876 025	528 122	122 933	15 405	957 722	470 203	488 271
	Establishments with no employees... ²	—	—	—	—	—	—	—	—
	Establishments with 1 employee....	261	94 549	8 883	1 942	261	20 107	7 239	7 528
	Establishments with 2 employees....	228	D	D	D	e	D	D	D
	Establishments with 3 or 4 employees.....	398	333 189	38 696	8 614	1 379	79 781	32 805	35 157
	Establishments with 5 or 6 employees.....	273	405 091	45 210	10 329	1 497	85 524	44 580	44 039
	Establishments with 7 to 9 employees.....	253	461 579	58 571	13 387	1 974	112 544	52 566	53 897
	Establishments with 10 to 14 employees.....	199	560 452	70 475	15 525	2 274	130 218	79 802	83 887
	Establishments with 15 to 19 employees.....	91	D	D	D	g	D	D	D
	Establishments with 20 to 49 employees.....	125	D	D	D	h	D	D	D
	Establishments with 50 to 99 employees.....	18	267 862	41 827	10 146	1 174	71 041	46 789	48 327
	Establishments with 100 employees or more	6	D	D	D	g	D	D	D
	Establishments not operated for the entire year	173	64 162	7 145	1 781	266	13 041	2 740	14 041
4218402	Mechanical power transmission supplies whsle								
	All establishments	2 457	7 883 600	834 627	194 427	23 497	1 584 305	1 187 548	1 320 877

See footnotes at end of table.

Table 2. Employment Size of Establishments: 1997—Con.

[Includes only establishments with payroll. For meaning of abbreviations and symbols, see introductory text. For explanation of terms, see Appendix A. For method of assignment to categories shown, see Appendix C.]

NAICS code	Employment sizes of establishments by type of operation and kind of business ¹	Establishments (number)	Sales (\$1,000)	Annual payroll (\$1,000)	First-quarter payroll (\$1,000)	Paid employees for pay period including March 12 (number)	Operating expenses ² (\$1,000)	End-of-1996 inventories (\$1,000)	End-of-1997 inventories (\$1,000)
421	MERCHANT WHOLESALERS—Con.								
	Wholesale trade, durable goods—Con.								
4218402	Mechanical power transmission supplies whsle—Con.								
	Establishments operated for the entire year	2 218	7 543 718	800 668	186 315	22 466	1 524 151	1 183 997	1 233 016
	Establishments with no employees..	—	—	—	—	—	—	—	—
	Establishments with 1 employee...	128	45 061	4 026	878	128	8 305	5 534	5 659
	Establishments with 2 employees...	98	D	D	D	c	D	D	D
	Establishments with 3 or 4 employees	352	390 659	39 787	9 301	1 252	82 135	51 218	54 198
	Establishments with 5 or 6 employees	429	D	D	D	g	D	D	D
	Establishments with 7 to 9 employees	474	1 339 549	126 329	29 461	3 723	251 910	193 812	201 857
	Establishments with 10 to 14 employees	390	1 640 794	156 708	36 901	4 614	312 359	245 518	255 344
	Establishments with 15 to 19 employees	155	D	D	D	h	D	D	D
	Establishments with 20 to 49 employees	161	D	D	D	h	D	D	D
	Establishments with 50 to 99 employees	23	D	D	D	g	D	D	D
	Establishments with 100 employees or more	8	D	D	D	g	D	D	D
	Establishments not operated for the entire year	239	339 882	33 959	8 112	1 031	60 154	3 551	87 861
4218403	Welding supplies whsle								
	All establishments	1 876	4 238 602	592 621	137 192	17 627	1 166 809	455 742	475 267
	Establishments operated for the entire year	1 761	4 133 734	578 274	133 575	17 155	1 139 711	445 637	459 612
	Establishments with no employees..	1	D	D	D	a	D	D	D
	Establishments with 1 employee...	168	57 903	5 637	1 347	168	12 746	6 575	6 485
	Establishments with 2 employees...	177	D	D	D	e	D	D	D
	Establishments with 3 or 4 employees	372	340 505	39 327	9 081	1 291	87 848	34 834	35 880
	Establishments with 5 or 6 employees	284	D	D	D	g	D	D	D
	Establishments with 7 to 9 employees	243	558 688	59 757	13 904	1 918	125 986	50 933	53 648
	Establishments with 10 to 14 employees	202	641 809	79 211	18 148	2 333	159 519	59 634	60 891
	Establishments with 15 to 19 employees	110	D	D	D	g	D	D	D
	Establishments with 20 to 49 employees	166	D	D	D	h	D	D	D
	Establishments with 50 to 99 employees	31	D	D	D	g	D	D	D
	Establishments with 100 employees or more	7	153 575	31 591	7 071	882	55 330	32 453	31 160
	Establishments not operated for the entire year	115	104 868	14 347	3 617	472	27 098	10 105	15 655
4218404	Industrial containers & supplies whsle								
	All establishments	1 480	4 968 521	517 474	111 664	14 688	1 004 745	298 554	312 268
	Establishments operated for the entire year	1 288	4 713 936	498 809	107 582	14 112	968 962	293 120	298 424
	Establishments with no employees..	—	—	—	—	—	—	—	—
	Establishments with 1 employee...	208	D	D	D	c	D	D	D
	Establishments with 2 employees...	142	140 857	11 675	2 192	284	23 942	6 332	6 773
	Establishments with 3 or 4 employees	231	381 144	29 261	6 367	790	60 646	17 653	18 769
	Establishments with 5 or 6 employees	155	330 082	30 341	6 492	849	62 993	16 009	17 037
	Establishments with 7 to 9 employees	150	471 827	44 076	9 430	1 189	84 529	29 118	29 366
	Establishments with 10 to 14 employees	154	680 074	66 547	14 372	1 798	131 343	38 616	39 092
	Establishments with 15 to 19 employees	62	D	D	D	g	D	D	D
	Establishments with 20 to 49 employees	139	1 203 753	141 063	29 408	4 023	275 991	88 796	88 425
	Establishments with 50 to 99 employees	36	637 725	80 911	18 717	2 437	160 066	43 609	45 376
	Establishments with 100 employees or more	11	276 169	43 353	10 532	1 500	73 437	16 045	16 972
	Establishments not operated for the entire year	192	254 585	18 665	4 082	576	35 783	5 434	13 844
4218405	Industrial valves & fittings (except fluid-power) whsle								
	All establishments	1 279	5 276 944	611 403	140 346	14 238	1 145 035	799 843	820 778

See footnotes at end of table.

Table 2. Employment Size of Establishments: 1997—Con.

[Includes only establishments with payroll. For meaning of abbreviations and symbols, see introductory text. For explanation of terms, see Appendix A. For method of assignment to categories shown, see Appendix C]

NAICS code	Employment sizes of establishments by type of operation and kind of business ¹	Establishments (number)	Sales (\$1,000)	Annual payroll (\$1,000)	First-quarter payroll (\$1,000)	Paid employees for pay period including March 12 (number)	Operating expenses ² (\$1,000)	End-of-1996 inventories (\$1,000)	End-of-1997 inventories (\$1,000)
421	MERCHANT WHOLESALERS—Con.								
	Wholesale trade, durable goods—Con.								
4218405	Industrial valves & fittings (except fluid-power) whsle—Con.								
	Establishments operated for the entire year	1 177	5 205 229	603 771	138 599	14 001	1 131 693	793 690	805 655
	Establishments with no employees..	—	—	—	—	—	—	—	—
	Establishments with 1 employee...	105	D	D	D	c	D	D	D
	Establishments with 2 employees...	92	D	D	D	c	D	D	D
	Establishments with 3 or 4 employees	184	262 869	25 171	5 677	649	49 230	27 962	29 133
	Establishments with 5 or 6 employees	160	302 457	33 396	7 444	871	63 738	37 510	39 658
	Establishments with 7 to 9 employees	151	480 387	47 756	10 731	1 197	95 781	62 289	66 925
	Establishments with 10 to 14 employees	177	792 404	83 776	20 163	2 060	156 069	112 789	114 775
	Establishments with 15 to 19 employees	120	828 528	87 338	20 433	2 014	166 715	121 324	124 827
	Establishments with 20 to 49 employees	157	1 558 464	207 089	47 697	4 439	352 575	247 571	248 156
	Establishments with 50 to 99 employees	25	D	D	D	g	D	D	D
	Establishments with 100 employees or more	6	172 395	35 076	8 948	971	73 296	29 073	29 634
	Establishments not operated for the entire year	102	71 715	7 632	1 747	237	13 342	6 153	15 123
4218406	Other industrial supplies whsle								
	All establishments	3 751	10 581 175	1 328 647	304 274	36 731	2 457 743	1 231 448	1 334 392
	Establishments operated for the entire year	3 424	10 390 177	1 309 639	301 412	36 269	2 416 781	1 227 054	1 285 280
	Establishments with no employees..	1	D	D	D	a	D	D	D
	Establishments with 1 employee...	400	156 070	14 700	3 600	400	30 487	12 677	13 381
	Establishments with 2 employees...	362	D	D	D	f	D	D	D
	Establishments with 3 or 4 employees	586	610 555	66 768	14 413	2 022	136 970	63 987	65 557
	Establishments with 5 or 6 employees	447	809 682	86 379	19 385	2 434	173 746	89 952	94 531
	Establishments with 7 to 9 employees	459	1 123 646	133 446	30 631	3 656	258 261	121 412	130 578
	Establishments with 10 to 14 employees	474	1 681 879	204 204	45 371	5 567	381 650	185 542	196 302
	Establishments with 15 to 19 employees	227	993 991	139 495	31 631	3 804	253 953	122 873	128 556
	Establishments with 20 to 49 employees	391	D	D	D	j	D	D	D
	Establishments with 50 to 99 employees	62	D	D	D	h	D	D	D
	Establishments with 100 employees or more	15	D	D	D	g	D	D	D
	Establishments not operated for the entire year	327	190 998	19 008	2 862	462	40 962	4 394	49 112
42185	Service establishment equipment & supplies whsle								
	All establishments	6 233	11 044 612	1 646 019	383 581	56 364	3 058 945	1 208 260	1 294 341
	Establishments operated for the entire year	5 596	10 791 225	1 613 804	375 982	55 014	2 993 203	1 192 952	1 236 510
	Establishments with no employees..	1	D	D	D	a	D	D	D
	Establishments with 1 employee...	775	D	D	D	f	D	D	D
	Establishments with 2 employees...	695	D	D	D	g	D	D	D
	Establishments with 3 or 4 employees	1 130	727 374	89 238	20 218	3 884	191 685	81 705	83 029
	Establishments with 5 or 6 employees	763	714 468	101 370	23 430	4 176	203 574	75 717	78 217
	Establishments with 7 to 9 employees	665	968 709	139 762	32 257	5 219	275 365	110 641	113 611
	Establishments with 10 to 14 employees	631	1 844 848	211 092	49 257	7 365	401 018	188 521	188 662
	Establishments with 15 to 19 employees	300	D	D	D	i	D	D	D
	Establishments with 20 to 49 employees	489	D	D	D	j	D	D	D
	Establishments with 50 to 99 employees	112	D	D	D	i	D	D	D
	Establishments with 100 employees or more	35	937 542	145 598	34 794	5 214	259 824	97 056	103 052
	Establishments not operated for the entire year	637	253 387	32 215	7 599	1 350	65 742	15 308	57 831
421850	Service establishment equipment & supplies whsle								
	All establishments	6 233	11 044 612	1 646 019	383 581	56 364	3 058 945	1 208 260	1 294 341

See footnotes at end of table.

Table 2. Employment Size of Establishments: 1997—Con.

[Includes only establishments with payroll. For meaning of abbreviations and symbols, see introductory text. For explanation of terms, see Appendix A. For method of assignment to categories shown, see Appendix C]

NAICS code	Employment sizes of establishments by type of operation and kind of business ¹	Establishments (number)	Sales (\$1,000)	Annual payroll (\$1,000)	First-quarter payroll (\$1,000)	Paid employees for pay period including March 12 (number)	Operating expenses ² (\$1,000)	End-of-1996 inventories (\$1,000)	End-of-1997 inventories (\$1,000)
421	MERCHANT WHOLESALERS—Con.								
	Wholesale trade, durable goods—Con.								
421850	Service establishment equipment & supplies whsle—Con.								
	Establishments operated for the entire year	5 596	10 791 225	1 613 804	375 982	55 014	2 993 203	1 192 952	1 236 510
	Establishments with no employees..	1	D	D	D	a	D	D	D
	Establishments with 1 employee	775	D	D	D	f	D	D	D
	Establishments with 2 employees...	695	D	D	D	g	D	D	D
	Establishments with 3 or 4 employees	1 130	727 374	89 238	20 218	3 884	191 685	81 705	83 029
	Establishments with 5 or 6 employees	763	714 468	101 370	23 430	4 176	203 574	75 717	78 217
	Establishments with 7 to 9 employees	665	968 709	139 762	32 257	5 219	275 365	110 641	113 611
	Establishments with 10 to 14 employees	631	1 844 848	211 092	49 257	7 365	401 018	188 521	188 662
	Establishments with 15 to 19 employees	300	D	D	D	i	D	D	D
	Establishments with 20 to 49 employees	489	D	D	D	j	D	D	D
	Establishments with 50 to 99 employees	112	D	D	D	i	D	D	D
	Establishments with 100 employees or more	35	937 542	145 598	34 794	5 214	259 824	97 056	103 052
	Establishments not operated for the entire year	637	253 387	32 215	7 599	1 350	65 742	15 308	57 831
4218501	Beauty & barber shop equipment & supplies whsle								
	All establishments	1 240	2 016 050	351 378	82 788	13 671	649 637	297 828	328 061
	Establishments operated for the entire year	1 138	D	D	D	j	D	D	D
	Establishments with no employees..	—	—	—	—	—	—	—	—
	Establishments with 1 employee	118	D	D	D	c	D	D	D
	Establishments with 2 employees...	189	D	D	D	e	D	D	D
	Establishments with 3 or 4 employees	292	D	D	D	f	D	D	D
	Establishments with 5 or 6 employees	137	D	D	D	f	D	D	D
	Establishments with 7 to 9 employees	107	D	D	D	f	D	D	D
	Establishments with 10 to 14 employees	102	D	D	D	g	D	D	D
	Establishments with 15 to 19 employees	41	D	D	D	f	D	D	D
	Establishments with 20 to 49 employees	90	D	D	D	h	D	D	D
	Establishments with 50 to 99 employees	43	D	D	D	h	D	D	D
	Establishments with 100 employees or more	19	D	D	D	h	D	D	D
	Establishments not operated for the entire year	102	D	D	D	c	D	D	D
4218502	Custodial, janitors' equipment & supplies whsle								
	All establishments	2 189	3 745 652	625 841	147 020	21 414	1 144 893	382 831	403 819
	Establishments operated for the entire year	1 959	3 654 885	612 523	143 831	20 814	1 118 659	375 814	384 154
	Establishments with no employees..	1	D	D	D	a	D	D	D
	Establishments with 1 employee	276	D	D	D	e	D	D	D
	Establishments with 2 employees...	202	D	D	D	e	D	D	D
	Establishments with 3 or 4 employees	339	D	D	D	g	D	D	D
	Establishments with 5 or 6 employees	267	D	D	D	g	D	D	D
	Establishments with 7 to 9 employees	241	D	D	D	g	D	D	D
	Establishments with 10 to 14 employees	243	D	D	D	h	D	D	D
	Establishments with 15 to 19 employees	132	D	D	D	g	D	D	D
	Establishments with 20 to 49 employees	206	1 027 249	191 921	45 917	6 030	335 927	111 398	113 592
	Establishments with 50 to 99 employees	40	D	D	D	h	D	D	D
	Establishments with 100 employees or more	12	360 708	50 657	11 900	1 776	96 333	27 448	27 578
	Establishments not operated for the entire year	230	90 767	13 318	3 189	600	26 234	7 017	19 665
4218503	Laundry & dry-cleaning equipment & supplies whsle								
	All establishments	655	D	D	D	i	D	D	D

See footnotes at end of table.

Table 2. Employment Size of Establishments: 1997—Con.

[Includes only establishments with payroll. For meaning of abbreviations and symbols, see introductory text. For explanation of terms, see Appendix A. For method of assignment to categories shown, see Appendix C.]

NAICS code	Employment sizes of establishments by type of operation and kind of business ¹	Establishments (number)	Sales (\$1,000)	Annual payroll (\$1,000)	First-quarter payroll (\$1,000)	Paid employees for pay period including March 12 (number)	Operating expenses ² (\$1,000)	End-of-1996 inventories (\$1,000)	End-of-1997 inventories (\$1,000)
421	MERCHANT WHOLESALERS—Con.								
	Wholesale trade, durable goods—Con.								
4218503	Laundry & dry-cleaning equipment & supplies whsle—Con.								
	Establishments operated for the entire year	591	D	D	D	i	D	D	D
	Establishments with no employees..	—	—	—	—	—	—	—	—
	Establishments with 1 employee....	75	D	D	D	b	D	D	
	Establishments with 2 employees...	54	D	D	D	c	D	D	
	Establishments with 3 or 4 employees.....	106	D	D	D	e	D	D	
	Establishments with 5 or 6 employees.....	77	D	D	D	e	D	D	
	Establishments with 7 to 9 employees.....	78	D	D	D	f	D	D	
	Establishments with 10 to 14 employees.....	89	D	D	D	g	D	D	
	Establishments with 15 to 19 employees.....	35	D	D	D	f	D	D	
	Establishments with 20 to 49 employees.....	70	D	D	D	g	D	D	
	Establishments with 50 to 99 employees.....	7	D	D	D	e	D	D	
	Establishments with 100 employees or more	—	—	—	—	—	—	—	
	Establishments not operated for the entire year	64	D	D	D	c	D	D	
4218504	Other service establishment equipment & supplies whsle								
	All establishments	2 149	D	D	D	j	D	D	D
	Establishments operated for the entire year	1 908	D	D	D	j	D	D	D
	Establishments with no employees..	—	—	—	—	—	—	—	—
	Establishments with 1 employee....	306	D	D	D	e	D	D	
	Establishments with 2 employees...	250	D	D	D	f	D	D	
	Establishments with 3 or 4 employees.....	393	D	D	D	g	D	D	
	Establishments with 5 or 6 employees.....	282	D	D	D	g	D	D	
	Establishments with 7 to 9 employees.....	239	D	D	D	g	D	D	
	Establishments with 10 to 14 employees.....	197	D	D	D	g	D	D	
	Establishments with 15 to 19 employees.....	92	D	D	D	g	D	D	
	Establishments with 20 to 49 employees.....	123	D	D	D	h	D	D	
	Establishments with 50 to 99 employees.....	22	D	D	D	g	D	D	
	Establishments with 100 employees or more	4	D	D	D	f	D	D	
	Establishments not operated for the entire year	241	D	D	D	e	D	D	
42186	Transportation equipment & supplies (exc motor vehicle) whsle								
	All establishments	3 454	16 634 756	1 431 585	319 666	35 256	2 851 887	2 671 149	3 069 716
	Establishments operated for the entire year	3 044	16 315 655	1 402 532	312 622	34 301	2 792 230	2 643 666	2 980 844
	Establishments with no employees..	3	D	D	D	a	D	D	D
	Establishments with 1 employee....	508	D	D	D	f	D	D	
	Establishments with 2 employees...	385	D	D	D	f	D	D	
	Establishments with 3 or 4 employees.....	605	1 005 707	78 660	17 491	2 064	166 550	120 833	121 896
	Establishments with 5 or 6 employees.....	351	952 116	75 105	15 884	1 912	165 910	126 176	141 473
	Establishments with 7 to 9 employees.....	316	1 338 790	101 779	21 921	2 472	209 964	147 206	152 635
	Establishments with 10 to 14 employees.....	314	1 828 276	155 751	33 128	3 706	304 373	226 413	273 421
	Establishments with 15 to 19 employees.....	163	1 087 057	123 552	27 969	2 711	243 567	200 037	229 995
	Establishments with 20 to 49 employees.....	287	4 359 500	353 017	79 993	8 655	677 844	665 011	761 250
	Establishments with 50 to 99 employees.....	77	1 915 170	204 803	45 835	5 328	387 294	394 462	449 540
	Establishments with 100 employees or more	35	3 026 913	255 609	58 488	6 175	514 912	680 395	765 554
	Establishments not operated for the entire year	410	319 101	29 053	7 044	955	59 657	27 483	88 872
421860	Transportation equipment & supplies (exc motor vehicle) whsle								

See footnotes at end of table.

Table 2. Employment Size of Establishments: 1997—Con.

[Includes only establishments with payroll. For meaning of abbreviations and symbols, see introductory text. For explanation of terms, see Appendix A. For method of assignment to categories shown, see Appendix C.]

NAICS code	Employment sizes of establishments by type of operation and kind of business ¹	Establishments (number)	Sales (\$1,000)	Annual payroll (\$1,000)	First-quarter payroll (\$1,000)	Paid employees for pay period including March 12 (number)	Operating expenses ² (\$1,000)	End-of-1996 inventories (\$1,000)	End-of-1997 inventories (\$1,000)
421	MERCHANT WHOLESALERS—Con.								
	Wholesale trade, durable goods—Con.								
421860	Transportation equipment & supplies (exc motor vehicle) whsle—Con.								
	All establishments	3 454	16 634 756	1 431 585	319 666	35 256	2 851 887	2 671 149	3 069 716
	Establishments operated for the entire year	3 044	16 315 655	1 402 532	312 622	34 301	2 792 230	2 643 666	2 980 844
	Establishments with no employees..	3	D	D	D	a	D	D	D
	Establishments with 1 employee...	508	D	D	D	f	D	D	D
	Establishments with 2 employees...	385	D	D	D	f	D	D	D
	Establishments with 3 or 4 employees.....	605	1 005 707	78 660	17 491	2 064	166 550	120 833	121 896
	Establishments with 5 or 6 employees.....	351	952 116	75 105	15 884	1 912	165 910	126 176	141 473
	Establishments with 7 to 9 employees.....	316	1 338 790	101 779	21 921	2 472	209 964	147 206	152 635
	Establishments with 10 to 14 employees.....	314	1 828 276	155 751	33 128	3 706	304 373	226 413	273 421
	Establishments with 15 to 19 employees.....	163	1 087 057	123 552	27 969	2 711	243 567	200 037	229 995
	Establishments with 20 to 49 employees.....	287	4 359 500	353 017	79 993	8 655	677 844	665 011	761 250
	Establishments with 50 to 99 employees.....	77	1 915 170	204 803	45 835	5 328	387 294	394 462	449 540
	Establishments with 100 employees or more	35	3 026 913	255 609	58 488	6 175	514 912	680 395	765 554
	Establishments not operated for the entire year	410	319 101	29 053	7 044	955	59 657	27 483	88 872
4218601	Aircraft & aeronautical equipment & supplies whsle								
	All establishments	2 092	12 214 744	929 885	206 175	21 276	1 893 980	2 063 036	2 377 201
	Establishments operated for the entire year	1 849	11 999 832	909 471	200 431	20 530	1 852 093	2 037 073	2 313 819
	Establishments with no employees..	2	D	D	D	a	D	D	D
	Establishments with 1 employee...	316	D	D	D	e	D	D	D
	Establishments with 2 employees...	229	308 109	17 282	3 825	458	41 585	32 371	31 814
	Establishments with 3 or 4 employees.....	365	704 342	51 975	11 295	1 251	109 606	87 584	87 536
	Establishments with 5 or 6 employees.....	219	696 952	52 113	10 781	1 195	118 303	97 641	110 949
	Establishments with 7 to 9 employees.....	191	1 027 020	69 707	14 538	1 497	146 111	105 036	106 594
	Establishments with 10 to 14 employees.....	180	D	D	D	g	D	D	D
	Establishments with 15 to 19 employees.....	98	723 319	80 036	17 981	1 633	160 684	134 772	163 598
	Establishments with 20 to 49 employees.....	180	3 417 871	238 377	54 869	5 473	463 064	515 378	583 645
	Establishments with 50 to 99 employees.....	47	D	D	D	h	D	D	D
	Establishments with 100 employees or more	22	D	D	D	h	D	D	D
	Establishments not operated for the entire year	243	214 912	20 414	5 744	746	41 887	25 963	63 382
4218602	Marine machinery, equipment, & supplies whsle								
	All establishments	825	2 566 747	304 561	69 149	8 418	596 428	383 049	418 396
	Establishments operated for the entire year	720	D	D	D	i	D	D	D
	Establishments with no employees..	1	D	D	D	a	D	D	D
	Establishments with 1 employee...	109	D	D	D	c	D	D	D
	Establishments with 2 employees...	97	D	D	D	c	D	D	D
	Establishments with 3 or 4 employees.....	145	D	D	D	e	D	D	D
	Establishments with 5 or 6 employees.....	76	D	D	D	e	D	D	D
	Establishments with 7 to 9 employees.....	88	234 696	23 242	5 550	690	45 692	30 850	32 835
	Establishments with 10 to 14 employees.....	83	269 934	34 884	7 491	982	65 832	35 439	38 348
	Establishments with 15 to 19 employees.....	39	230 287	27 392	6 532	643	53 391	48 741	50 503
	Establishments with 20 to 49 employees.....	58	D	D	D	g	D	D	D
	Establishments with 50 to 99 employees.....	17	D	D	D	g	D	D	D
	Establishments with 100 employees or more	7	D	D	D	g	D	D	D
	Establishments not operated for the entire year	105	D	D	D	c	D	D	D

See footnotes at end of table.

Table 2. Employment Size of Establishments: 1997—Con.

[Includes only establishments with payroll. For meaning of abbreviations and symbols, see introductory text. For explanation of terms, see Appendix A. For method of assignment to categories shown, see Appendix C.]

NAICS code	Employment sizes of establishments by type of operation and kind of business ¹	Establishments (number)	Sales (\$1,000)	Annual payroll (\$1,000)	First-quarter payroll (\$1,000)	Paid employees for pay period including March 12 (number)	Operating expenses ² (\$1,000)	End-of-1996 inventories (\$1,000)	End-of-1997 inventories (\$1,000)
421	MERCHANT WHOLESALERS—Con.								
	Wholesale trade, durable goods—Con.								
4218603	Other transportation equipment & supplies whsle								
	All establishments	537	1 853 265	197 139	44 342	5 562	361 479	225 064	274 119
	Establishments operated for the entire year	475	D	D	D	i	D	D	D
	Establishments with no employees..	—	—	—	—	—	—	—	—
	Establishments with 1 employee....	83	77 144	4 022	914	83	9 534	7 119	8 158
	Establishments with 2 employees...	59	D	D	D	c	D	D	D
	Establishments with 3 or 4 employees.....	95	D	D	D	e	D	D	D
	Establishments with 5 or 6 employees.....	56	D	D	D	e	D	D	D
	Establishments with 7 to 9 employees.....	37	77 074	8 830	1 833	285	18 161	11 320	13 206
	Establishments with 10 to 14 employees.....	51	D	D	D	f	D	D	D
	Establishments with 15 to 19 employees.....	26	133 451	16 124	3 456	435	29 492	16 524	15 894
	Establishments with 20 to 49 employees.....	49	D	D	D	g	D	D	D
	Establishments with 50 to 99 employees.....	13	D	D	D	f	D	D	D
	Establishments with 100 employees or more	6	D	D	D	f	D	D	D
	Establishments not operated for the entire year	62	D	D	D	b	D	D	D
4219	Miscellaneous durable goods whsle								
	All establishments	33 956	155 636 289	10 094 244	2 345 746	331 513	24 594 828	15 948 947	16 982 519
	Establishments operated for the entire year	29 018	150 848 526	9 758 987	2 257 282	318 186	23 790 474	15 661 067	16 082 419
	Establishments with no employees..	16	D	D	D	j	D	D	D
	Establishments with 1 employee....	5 964	D	D	D	a	D	D	D
	Establishments with 2 employees...	4 041	3 937 790	220 823	48 984	8 082	565 673	499 996	508 487
	Establishments with 3 or 4 employees.....	5 334	8 273 887	489 237	110 011	18 332	1 233 346	952 671	987 478
	Establishments with 5 or 6 employees.....	3 258	7 971 178	492 756	111 046	17 697	1 210 701	841 765	884 489
	Establishments with 7 to 9 employees.....	2 803	9 881 988	621 859	140 299	22 098	1 465 114	1 031 130	1 016 423
	Establishments with 10 to 14 employees.....	2 604	12 870 642	904 791	200 623	30 385	2 050 516	1 236 699	1 263 192
	Establishments with 15 to 19 employees.....	1 416	D	D	D	j	D	D	D
	Establishments with 20 to 49 employees.....	2 539	28 983 809	2 327 215	538 588	75 682	5 474 087	3 109 283	3 241 316
	Establishments with 50 to 99 employees.....	699	22 717 306	1 520 556	352 153	47 395	3 448 055	2 441 516	2 466 161
	Establishments with 100 employees or more	344	43 880 438	2 275 685	552 214	68 802	6 244 364	4 017 841	4 117 775
	Establishments not operated for the entire year	4 938	4 787 763	335 257	88 464	13 327	804 354	287 880	900 100
42191	Sporting & recreational goods & supplies whsle								
	All establishments	4 961	17 059 006	1 546 470	356 459	53 620	3 678 121	3 018 376	3 206 465
	Establishments operated for the entire year	4 331	16 497 187	1 495 665	342 484	51 598	3 562 249	2 955 408	3 028 702
	Establishments with no employees..	1	D	D	D	a	D	D	D
	Establishments with 1 employee....	762	D	D	D	f	D	D	D
	Establishments with 2 employees...	493	D	D	D	f	D	D	D
	Establishments with 3 or 4 employees.....	722	780 664	65 247	13 938	2 511	167 645	105 841	109 779
	Establishments with 5 or 6 employees.....	518	937 836	77 703	16 790	2 809	191 690	143 092	146 961
	Establishments with 7 to 9 employees.....	506	1 181 080	113 234	25 532	4 015	259 833	179 445	175 737
	Establishments with 10 to 14 employees.....	464	1 653 506	159 931	35 359	5 418	362 257	292 130	297 230
	Establishments with 15 to 19 employees.....	251	1 211 938	120 632	27 101	4 177	268 623	216 402	228 073
	Establishments with 20 to 49 employees.....	444	4 478 049	388 271	87 362	12 939	933 873	862 777	860 044
	Establishments with 50 to 99 employees.....	113	2 421 707	208 006	47 203	7 535	525 009	442 365	470 329
	Establishments with 100 employees or more	57	3 171 432	309 343	78 290	10 446	716 961	618 582	643 986
	Establishments not operated for the entire year	630	561 819	50 805	13 975	2 022	115 872	62 968	177 763

See footnotes at end of table.

Table 2. Employment Size of Establishments: 1997—Con.

[Includes only establishments with payroll. For meaning of abbreviations and symbols, see introductory text. For explanation of terms, see Appendix A. For method of assignment to categories shown, see Appendix C.]

NAICS code	Employment sizes of establishments by type of operation and kind of business ¹	Establishments (number)	Sales (\$1,000)	Annual payroll (\$1,000)	First-quarter payroll (\$1,000)	Paid employees for pay period including March 12 (number)	Operating expenses ² (\$1,000)	End-of-1996 inventories (\$1,000)	End-of-1997 inventories (\$1,000)
421	MERCHANT WHOLESALERS—Con.								
	Wholesale trade, durable goods—Con.								
421910	Sporting & recreational goods & supplies whsle								
	All establishments	4 961	17 059 006	1 546 470	356 459	53 620	3 678 121	3 018 376	3 206 465
	Establishments operated for the entire year	4 331	16 497 187	1 495 665	342 484	51 598	3 562 249	2 955 408	3 028 702
	Establishments with no employees..	1	D	D	D	a	D	D	D
	Establishments with 1 employee....	762	D	D	D	f	D	D	D
	Establishments with 2 employees...	493	D	D	D	f	D	D	D
	Establishments with 3 or 4 employees.....	722	780 664	65 247	13 938	2 511	167 645	105 841	109 779
	Establishments with 5 or 6 employees.....	518	937 836	77 703	16 790	2 809	191 690	143 092	146 961
	Establishments with 7 to 9 employees.....	506	1 181 080	113 234	25 532	4 015	259 833	179 445	175 737
	Establishments with 10 to 14 employees.....	464	1 653 506	159 931	35 359	5 418	362 257	292 130	297 230
	Establishments with 15 to 19 employees.....	251	1 211 938	120 632	27 101	4 177	268 623	216 402	228 073
	Establishments with 20 to 49 employees.....	444	4 478 049	388 271	87 362	12 939	933 873	862 777	860 044
	Establishments with 50 to 99 employees.....	113	2 421 707	208 006	47 203	7 535	525 009	442 365	470 329
	Establishments with 100 employees or more	57	3 171 432	309 343	78 290	10 446	716 961	618 582	643 986
	Establishments not operated for the entire year	630	561 819	50 805	13 975	2 022	115 872	62 968	177 763
42192	Toy & hobby goods & supplies whsle								
	All establishments	2 792	15 890 421	1 060 892	244 488	32 791	3 670 242	2 059 697	2 218 405
	Establishments operated for the entire year	2 390	D	D	D	k	D	D	D
	Establishments with no employees..	3	456	12	—	—	69	73	—
	Establishments with 1 employee....	463	D	D	D	e	D	D	D
	Establishments with 2 employees...	308	D	D	D	f	D	D	D
	Establishments with 3 or 4 employees.....	469	482 384	39 783	9 039	1 602	107 629	73 863	75 685
	Establishments with 5 or 6 employees.....	294	D	D	D	g	D	D	D
	Establishments with 7 to 9 employees.....	208	D	D	D	g	D	D	D
	Establishments with 10 to 14 employees.....	224	D	D	D	h	D	D	D
	Establishments with 15 to 19 employees.....	106	574 549	47 641	11 189	1 779	122 878	84 015	90 491
	Establishments with 20 to 49 employees.....	210	2 517 362	218 712	50 484	6 330	609 878	330 822	380 232
	Establishments with 50 to 99 employees.....	62	2 324 651	156 186	33 826	4 357	397 843	379 437	378 254
	Establishments with 100 employees or more	43	D	D	D	j	D	D	D
	Establishments not operated for the entire year	402	D	D	D	g	D	D	D
421920	Toy & hobby goods & supplies whsle								
	All establishments	2 792	15 890 421	1 060 892	244 488	32 791	3 670 242	2 059 697	2 218 405
	Establishments operated for the entire year	2 390	D	D	D	k	D	D	D
	Establishments with no employees..	3	456	12	—	—	69	73	—
	Establishments with 1 employee....	463	D	D	D	e	D	D	D
	Establishments with 2 employees...	308	D	D	D	f	D	D	D
	Establishments with 3 or 4 employees.....	469	482 384	39 783	9 039	1 602	107 629	73 863	75 685
	Establishments with 5 or 6 employees.....	294	D	D	D	g	D	D	D
	Establishments with 7 to 9 employees.....	208	D	D	D	g	D	D	D
	Establishments with 10 to 14 employees.....	224	D	D	D	h	D	D	D
	Establishments with 15 to 19 employees.....	106	574 549	47 641	11 189	1 779	122 878	84 015	90 491
	Establishments with 20 to 49 employees.....	210	2 517 362	218 712	50 484	6 330	609 878	330 822	380 232
	Establishments with 50 to 99 employees.....	62	2 324 651	156 186	33 826	4 357	397 843	379 437	378 254
	Establishments with 100 employees or more	43	D	D	D	j	D	D	D
	Establishments not operated for the entire year	402	D	D	D	g	D	D	D

See footnotes at end of table.

Table 2. Employment Size of Establishments: 1997—Con.

[Includes only establishments with payroll. For meaning of abbreviations and symbols, see introductory text. For explanation of terms, see Appendix A. For method of assignment to categories shown, see Appendix C]

NAICS code	Employment sizes of establishments by type of operation and kind of business ¹	Establishments (number)	Sales (\$1,000)	Annual payroll (\$1,000)	First-quarter payroll (\$1,000)	Paid employees for pay period including March 12 (number)	Operating expenses ² (\$1,000)	End-of-1996 inventories (\$1,000)	End-of-1997 inventories (\$1,000)
421	MERCHANT WHOLESALERS—Con.								
	Wholesale trade, durable goods—Con.								
42193	Recyclable material whsle								
	All establishments	8 833	37 358 147	3 196 991	746 097	114 097	7 291 056	1 991 917	2 097 394
	Establishments operated for the entire year	7 779	36 379 116	3 094 525	717 197	109 902	7 066 460	1 957 022	1 993 003
	Establishments with no employees..	1	D	D	D	a	D	D	D
	Establishments with 1 employee....	1 026	440 182	34 352	7 340	1 026	85 835	17 799	18 175
	Establishments with 2 employees...	827	797 143	43 240	9 440	1 654	107 868	36 169	32 469
	Establishments with 3 or 4 employees.....	1 209	1 827 268	111 161	24 659	4 166	278 850	52 009	52 528
	Establishments with 5 or 6 employees.....	832	2 132 608	119 080	26 928	4 547	272 571	54 362	60 470
	Establishments with 7 to 9 employees.....	829	3 046 218	166 427	37 732	6 546	396 458	101 208	97 206
	Establishments with 10 to 14 employees.....	941	D	D	D	j	D	D	D
	Establishments with 15 to 19 employees.....	576	D	D	D	i	D	D	D
	Establishments with 20 to 49 employees.....	1 127	10 943 164	988 076	232 198	34 043	2 291 437	674 829	687 436
	Establishments with 50 to 99 employees.....	311	D	D	D	j	D	D	D
	Establishments with 100 employees or more	100	D	D	D	j	D	D	D
	Establishments not operated for the entire year	1 054	979 031	102 466	28 900	4 195	224 596	34 895	104 391
421930	Recyclable material whsle								
	All establishments	8 833	37 358 147	3 196 991	746 097	114 097	7 291 056	1 991 917	2 097 394
	Establishments operated for the entire year	7 779	36 379 116	3 094 525	717 197	109 902	7 066 460	1 957 022	1 993 003
	Establishments with no employees..	1	D	D	D	a	D	D	D
	Establishments with 1 employee....	1 026	440 182	34 352	7 340	1 026	85 835	17 799	18 175
	Establishments with 2 employees...	827	797 143	43 240	9 440	1 654	107 868	36 169	32 469
	Establishments with 3 or 4 employees.....	1 209	1 827 268	111 161	24 659	4 166	278 850	52 009	52 528
	Establishments with 5 or 6 employees.....	832	2 132 608	119 080	26 928	4 547	272 571	54 362	60 470
	Establishments with 7 to 9 employees.....	829	3 046 218	166 427	37 732	6 546	396 458	101 208	97 206
	Establishments with 10 to 14 employees.....	941	D	D	D	j	D	D	D
	Establishments with 15 to 19 employees.....	576	D	D	D	i	D	D	D
	Establishments with 20 to 49 employees.....	1 127	10 943 164	988 076	232 198	34 043	2 291 437	674 829	687 436
	Establishments with 50 to 99 employees.....	311	D	D	D	j	D	D	D
	Establishments with 100 employees or more	100	D	D	D	j	D	D	D
	Establishments not operated for the entire year	1 054	979 031	102 466	28 900	4 195	224 596	34 895	104 391
4219301	Iron & steel scrap processors & dealers								
	All establishments	3 403	17 430 292	1 282 757	308 237	43 370	3 233 625	1 008 934	1 054 579
	Establishments operated for the entire year	3 001	16 930 793	1 233 759	293 235	41 358	3 121 684	982 679	981 007
	Establishments with no employees..	—	—	—	—	—	—	—	—
	Establishments with 1 employee....	412	160 643	12 716	2 736	412	35 038	9 021	9 124
	Establishments with 2 employees...	289	389 822	13 985	3 301	578	36 740	13 270	14 205
	Establishments with 3 or 4 employees.....	497	965 013	43 281	10 212	1 730	121 902	27 177	27 258
	Establishments with 5 or 6 employees.....	322	1 085 335	44 631	11 069	1 760	109 538	23 287	23 926
	Establishments with 7 to 9 employees.....	327	D	D	D	h	D	D	D
	Establishments with 10 to 14 employees.....	342	D	D	D	h	D	D	D
	Establishments with 15 to 19 employees.....	226	D	D	D	h	D	D	D
	Establishments with 20 to 49 employees.....	436	4 810 894	396 048	96 458	13 123	1 011 372	337 619	344 520
	Establishments with 50 to 99 employees.....	117	D	D	D	i	D	D	D
	Establishments with 100 employees or more	33	2 424 364	184 770	44 087	5 428	512 363	159 096	145 541
	Establishments not operated for the entire year	402	499 499	48 998	15 002	2 012	111 941	26 255	73 572

See footnotes at end of table.

Table 2. Employment Size of Establishments: 1997—Con.

[Includes only establishments with payroll. For meaning of abbreviations and symbols, see introductory text. For explanation of terms, see Appendix A. For method of assignment to categories shown, see Appendix C.]

NAICS code	Employment sizes of establishments by type of operation and kind of business ¹	Establishments (number)	Sales (\$1,000)	Annual payroll (\$1,000)	First-quarter payroll (\$1,000)	Paid employees for pay period including March 12 (number)	Operating expenses ² (\$1,000)	End-of-1996 inventories (\$1,000)	End-of-1997 inventories (\$1,000)
421	MERCHANT WHOLESALERS—Con.								
	Wholesale trade, durable goods—Con.								
42193011	Iron & steel scrap processors (using power processing equipment)								
	All establishments	2 268	12 322 747	1 093 664	256 788	36 101	2 795 855	881 777	899 101
	Establishments operated for the entire year	2 019	12 012 493	1 060 343	248 163	34 733	2 715 767	856 889	852 184
	Establishments with no employees..	—	—	—	—	—	—	—	—
	Establishments with 1 employee....	203	83 805	6 636	1 321	203	18 985	6 219	6 203
	Establishments with 2 employees...	144	68 124	6 317	1 327	288	18 080	3 836	4 538
	Establishments with 3 or 4 employees.....	283	492 935	26 325	5 856	997	78 994	18 484	18 183
	Establishments with 5 or 6 employees.....	199	D	D	D	g	D	D	D
	Establishments with 7 to 9 employees.....	224	D	D	D	g	D	D	D
	Establishments with 10 to 14 employees.....	263	799 426	82 466	18 577	3 121	210 582	55 801	59 388
	Establishments with 15 to 19 employees.....	188	D	D	D	h	D	D	D
	Establishments with 20 to 49 employees.....	373	D	D	D	j	D	D	D
	Establishments with 50 to 99 employees.....	109	D	D	D	i	D	D	D
	Establishments with 100 employees or more	33	2 424 364	184 770	44 087	5 428	512 363	159 096	145 541
	Establishments not operated for the entire year	249	310 254	33 321	8 625	1 368	80 088	24 888	46 917
42193012	Iron & steel scrap processors (not using power processing equip)								
	All establishments	1 135	5 107 545	189 093	51 449	7 269	437 770	127 157	155 478
	Establishments operated for the entire year	982	4 918 300	173 416	45 072	6 625	405 917	125 790	128 823
	Establishments with no employees..	—	—	—	—	—	—	—	—
	Establishments with 1 employee....	209	76 838	6 080	1 415	209	16 053	2 802	2 921
	Establishments with 2 employees...	145	321 698	7 668	1 974	290	18 660	9 434	9 667
	Establishments with 3 or 4 employees.....	214	472 078	16 956	4 356	733	42 908	8 693	9 075
	Establishments with 5 or 6 employees.....	123	D	D	D	f	D	D	D
	Establishments with 7 to 9 employees.....	103	D	D	D	f	D	D	D
	Establishments with 10 to 14 employees.....	79	D	D	D	f	D	D	D
	Establishments with 15 to 19 employees.....	38	D	D	D	f	D	D	D
	Establishments with 20 to 49 employees.....	63	D	D	D	g	D	D	D
	Establishments with 50 to 99 employees.....	8	119 692	16 044	3 856	523	33 767	9 281	7 793
	Establishments with 100 employees or more	—	—	—	—	—	—	—	—
	Establishments not operated for the entire year	153	189 245	15 677	6 377	644	31 853	1 367	26 655
4219302	Recyclable paper & paperboard whsle								
	All establishments	1 539	5 384 421	580 846	133 943	20 405	1 263 317	121 099	133 373
	Establishments operated for the entire year	1 356	5 271 079	565 334	129 184	19 638	1 229 279	119 556	127 572
	Establishments with no employees..	—	—	—	—	—	—	—	—
	Establishments with 1 employee....	145	D	D	D	c	D	D	D
	Establishments with 2 employees...	126	D	D	D	e	D	D	D
	Establishments with 3 or 4 employees.....	192	240 881	19 887	4 294	670	45 085	4 106	4 490
	Establishments with 5 or 6 employees.....	142	256 369	21 563	4 946	784	48 274	4 588	4 927
	Establishments with 7 to 9 employees.....	143	D	D	D	g	D	D	D
	Establishments with 10 to 14 employees.....	181	664 999	67 337	13 900	2 097	145 446	12 668	15 020
	Establishments with 15 to 19 employees.....	127	D	D	D	g	D	D	D
	Establishments with 20 to 49 employees.....	226	D	D	D	i	D	D	D
	Establishments with 50 to 99 employees.....	65	D	D	D	h	D	D	D
	Establishments with 100 employees or more	9	306 225	38 887	9 358	1 345	82 066	9 629	9 925
	Establishments not operated for the entire year	183	113 342	15 512	4 759	767	34 038	1 543	5 801

See footnotes at end of table.

Table 2. Employment Size of Establishments: 1997—Con.

[Includes only establishments with payroll. For meaning of abbreviations and symbols, see introductory text. For explanation of terms, see Appendix A. For method of assignment to categories shown, see Appendix C.]

NAICS code	Employment sizes of establishments by type of operation and kind of business ¹	Establishments (number)	Sales (\$1,000)	Annual payroll (\$1,000)	First-quarter payroll (\$1,000)	Paid employees for pay period including March 12 (number)	Operating expenses ² (\$1,000)	End-of-1996 inventories (\$1,000)	End-of-1997 inventories (\$1,000)
421	MERCHANT WHOLESALERS—Con.								
	Wholesale trade, durable goods—Con.								
4219303	Other recyclable material whsle								
	All establishments	3 891	14 543 434	1 333 388	303 917	50 322	2 794 114	861 884	909 442
	Establishments operated for the entire year	3 422	14 177 244	1 295 432	294 778	48 906	2 715 497	854 787	884 424
	Establishments with no employees..	1	D	D	D	a	D	D	D
	Establishments with 1 employee	469	D	D	D	e	D	D	D
	Establishments with 2 employees...	412	D	D	D	f	D	D	D
	Establishments with 3 or 4 employees	520	621 374	47 993	10 153	1 766	111 863	20 726	20 780
	Establishments with 5 or 6 employees	368	790 904	52 886	10 913	2 003	114 759	26 487	31 617
	Establishments with 7 to 9 employees	359	D	D	D	h	D	D	D
	Establishments with 10 to 14 employees	418	1 738 831	133 930	30 122	4 902	283 859	74 005	78 026
	Establishments with 15 to 19 employees	223	948 879	98 812	22 149	3 747	197 439	55 741	62 640
	Establishments with 20 to 49 employees	465	D	D	D	j	D	D	D
	Establishments with 50 to 99 employees	129	2 436 338	243 294	57 109	8 751	495 893	151 557	156 261
	Establishments with 100 employees or more	58	D	D	D	i	D	D	D
	Establishments not operated for the entire year	469	366 190	37 956	9 139	1 416	78 617	7 097	25 018
42194	Jewelry/watch/silverware/precious stone, & precious metal whsle								
	All establishments	7 183	30 824 486	1 613 759	366 259	47 910	3 842 310	5 085 548	5 403 568
	Establishments operated for the entire year	6 257	D	D	D	k	D	D	D
	Establishments with no employees..	2	D	D	D	a	D	D	D
	Establishments with 1 employee	1 654	1 605 543	61 142	13 510	1 654	164 159	317 784	327 852
	Establishments with 2 employees...	1 142	1 578 316	67 649	15 946	2 284	171 334	294 975	301 916
	Establishments with 3 or 4 employees	1 321	3 056 711	132 226	30 315	4 533	327 272	558 666	578 867
	Establishments with 5 or 6 employees	702	D	D	D	h	D	D	D
	Establishments with 7 to 9 employees	500	D	D	D	h	D	D	D
	Establishments with 10 to 14 employees	369	2 534 950	139 479	30 011	4 261	304 145	397 750	402 816
	Establishments with 15 to 19 employees	197	D	D	D	h	D	D	D
	Establishments with 20 to 49 employees	242	D	D	D	i	D	D	D
	Establishments with 50 to 99 employees	80	D	D	D	i	D	D	D
	Establishments with 100 employees or more	48	D	D	D	i	D	D	D
	Establishments not operated for the entire year	926	D	D	D	g	D	D	D
421940	Jewelry/watch/silverware/precious stone, & precious metal whsle								
	All establishments	7 183	30 824 486	1 613 759	366 259	47 910	3 842 310	5 085 548	5 403 568
	Establishments operated for the entire year	6 257	D	D	D	k	D	D	D
	Establishments with no employees..	2	D	D	D	a	D	D	D
	Establishments with 1 employee	1 654	1 605 543	61 142	13 510	1 654	164 159	317 784	327 852
	Establishments with 2 employees...	1 142	1 578 316	67 649	15 946	2 284	171 334	294 975	301 916
	Establishments with 3 or 4 employees	1 321	3 056 711	132 226	30 315	4 533	327 272	558 666	578 867
	Establishments with 5 or 6 employees	702	D	D	D	h	D	D	D
	Establishments with 7 to 9 employees	500	D	D	D	h	D	D	D
	Establishments with 10 to 14 employees	369	2 534 950	139 479	30 011	4 261	304 145	397 750	402 816
	Establishments with 15 to 19 employees	197	D	D	D	h	D	D	D
	Establishments with 20 to 49 employees	242	D	D	D	i	D	D	D
	Establishments with 50 to 99 employees	80	D	D	D	i	D	D	D
	Establishments with 100 employees or more	48	D	D	D	i	D	D	D
	Establishments not operated for the entire year	926	D	D	D	g	D	D	D
4219401	Jewelry, watch, diamonds, precious stone, & silverware whsle								

See footnotes at end of table.

Table 2. Employment Size of Establishments: 1997—Con.

[Includes only establishments with payroll. For meaning of abbreviations and symbols, see introductory text. For explanation of terms, see Appendix A. For method of assignment to categories shown, see Appendix C.]

NAICS code	Employment sizes of establishments by type of operation and kind of business ¹	Establishments (number)	Sales (\$1,000)	Annual payroll (\$1,000)	First-quarter payroll (\$1,000)	Paid employees for pay period including March 12 (number)	Operating expenses ² (\$1,000)	End-of-1996 inventories (\$1,000)	End-of-1997 inventories (\$1,000)
421	MERCHANT WHOLESALERS—Con.								
	Wholesale trade, durable goods—Con.								
4219401	Jewelry, watch, diamonds, precious stone, & silverware whsle—Con.								
	All establishments	6 641	21 097 516	1 495 898	338 739	45 014	3 585 783	4 360 264	4 695 119
	Establishments operated for the entire year	5 784	20 312 202	1 449 700	329 880	43 679	3 472 856	4 332 561	4 404 996
	Establishments with no employees...	2	D	D	D	a	D	D	D
	Establishments with 1 employee...	1 519	D	D	D	g	D	D	D
	Establishments with 2 employees...	1 060	1 362 100	61 909	14 602	2 120	157 672	270 018	276 658
	Establishments with 3 or 4 employees.....	1 206	2 601 785	121 066	27 758	4 144	299 081	519 670	536 079
	Establishments with 5 or 6 employees.....	644	1 964 906	112 093	26 118	3 514	268 859	389 189	403 779
	Establishments with 7 to 9 employees.....	472	1 832 567	115 468	26 245	3 684	267 649	379 308	396 457
	Establishments with 10 to 14 employees.....	345	D	D	D	h	D	D	D
	Establishments with 15 to 19 employees.....	190	1 461 555	104 171	24 070	3 179	227 082	379 612	389 236
	Establishments with 20 to 49 employees.....	227	2 391 350	223 921	51 871	6 748	535 871	577 780	633 706
	Establishments with 50 to 99 employees.....	73	D	D	D	i	D	D	D
	Establishments with 100 employees or more	46	D	D	D	i	D	D	D
	Establishments not operated for the entire year	857	785 314	46 198	8 859	1 335	112 927	27 703	290 123
4219402	Precious metal (excluding ores) whsle								
	All establishments	542	9 726 970	117 861	27 520	2 896	256 527	725 284	708 449
	Establishments operated for the entire year	473	D	D	D	h	D	D	D
	Establishments with no employees...	135	D	D	D	c	D	D	D
	Establishments with 1 employee...	82	216 216	5 740	1 344	164	13 662	24 957	25 258
	Establishments with 2 employees...	115	454 926	11 160	2 557	389	28 191	38 996	42 788
	Establishments with 3 or 4 employees.....	58	D	D	D	e	D	D	D
	Establishments with 5 or 6 employees.....	28	D	D	D	c	D	D	D
	Establishments with 7 to 9 employees.....	24	D	D	D	e	D	D	D
	Establishments with 10 to 14 employees.....	7	D	D	D	c	D	D	D
	Establishments with 15 to 19 employees.....	15	D	D	D	e	D	D	D
	Establishments with 20 to 49 employees.....	7	3 404 577	29 962	7 261	543	54 505	322 924	303 104
	Establishments with 50 to 99 employees.....	2	D	D	D	c	D	D	D
	Establishments with 100 employees or more	69	D	D	D	b	D	D	D
	Establishments not operated for the entire year								
42199	Other miscellaneous durable goods whsle								
	All establishments	10 187	54 504 229	2 676 132	632 443	83 095	6 113 099	3 793 409	4 056 687
	Establishments operated for the entire year	8 261	52 470 928	2 568 276	602 232	78 404	5 855 099	3 655 341	3 849 290
	Establishments with no employees...	9	2 664	320	3	—	678	111	78
	Establishments with 1 employee...	2 059	981 364	66 206	14 336	2 059	173 665	93 314	96 059
	Establishments with 2 employees...	1 271	1 011 761	67 055	14 520	2 542	170 711	86 512	90 034
	Establishments with 3 or 4 employees.....	1 613	2 126 860	140 820	32 060	5 520	351 950	162 292	170 619
	Establishments with 5 or 6 employees.....	912	2 017 672	131 108	29 724	4 934	317 101	142 949	152 776
	Establishments with 7 to 9 employees.....	760	2 379 182	171 364	38 562	5 995	397 580	204 352	206 906
	Establishments with 10 to 14 employees.....	606	3 696 445	221 636	49 730	7 071	470 815	237 908	240 654
	Establishments with 15 to 19 employees.....	286	1 879 135	158 337	35 366	4 829	347 441	164 260	172 026
	Establishments with 20 to 49 employees.....	516	D	D	D	j	D	D	D
	Establishments with 50 to 99 employees.....	133	D	D	D	i	D	D	D
	Establishments with 100 employees or more	96	D	D	D	j	D	D	D
	Establishments not operated for the entire year	1 926	2 033 301	107 856	30 211	4 691	258 000	138 068	207 397

See footnotes at end of table.

Table 2. Employment Size of Establishments: 1997—Con.

[Includes only establishments with payroll. For meaning of abbreviations and symbols, see introductory text. For explanation of terms, see Appendix A. For method of assignment to categories shown, see Appendix C.]

NAICS code	Employment sizes of establishments by type of operation and kind of business ¹	Establishments (number)	Sales (\$1,000)	Annual payroll (\$1,000)	First-quarter payroll (\$1,000)	Paid employees for pay period including March 12 (number)	Operating expenses ² (\$1,000)	End-of-1996 inventories (\$1,000)	End-of-1997 inventories (\$1,000)
421	MERCHANT WHOLESALERS—Con.								
	Wholesale trade, durable goods—Con.								
421990	Other miscellaneous durable goods whsle								
	All establishments	10 187	54 504 229	2 676 132	632 443	83 095	6 113 099	3 793 409	4 056 687
	Establishments operated for the entire year	8 261	52 470 928	2 568 276	602 232	78 404	5 855 099	3 655 341	3 849 290
	Establishments with no employees..	9	2 664	320	3	—	678	111	78
	Establishments with 1 employee....	2 059	981 364	66 206	14 336	2 059	173 665	93 314	96 059
	Establishments with 2 employees...	1 271	1 011 761	67 055	14 520	2 542	170 711	86 512	90 034
	Establishments with 3 or 4 employees.....	1 613	2 126 860	140 820	32 060	5 520	351 950	162 292	170 619
	Establishments with 5 or 6 employees.....	912	2 017 672	131 108	29 724	4 934	317 101	142 949	152 776
	Establishments with 7 to 9 employees.....	760	2 379 182	171 364	38 562	5 995	397 580	204 352	206 906
	Establishments with 10 to 14 employees.....	606	3 696 445	221 636	49 730	7 071	470 815	237 908	240 654
	Establishments with 15 to 19 employees.....	286	1 879 135	158 337	35 366	4 829	347 441	164 260	172 026
	Establishments with 20 to 49 employees.....	516	D	D	D	j	D	D	D
	Establishments with 50 to 99 employees.....	133	D	D	D	i	D	D	D
	Establishments with 100 employees or more	96	D	D	D	j	D	D	D
	Establishments not operated for the entire year	1 926	2 033 301	107 856	30 211	4 691	258 000	138 068	207 397
4219901	Musical instruments & supplies whsle								
	All establishments	444	2 155 019	160 389	36 931	4 465	395 312	319 907	325 046
	Establishments operated for the entire year	378	2 130 435	158 395	36 586	4 389	390 269	319 053	318 540
	Establishments with no employees..	—	—	—	—	—	—	—	—
	Establishments with 1 employee....	72	26 684	1 985	454	72	4 923	5 134	5 321
	Establishments with 2 employees...	43	23 496	1 789	393	86	4 805	4 183	4 371
	Establishments with 3 or 4 employees.....	78	71 127	7 026	1 462	268	17 918	12 754	13 721
	Establishments with 5 or 6 employees.....	35	56 569	4 904	1 082	190	12 071	8 270	8 487
	Establishments with 7 to 9 employees.....	42	D	D	D	e	D	D	D
	Establishments with 10 to 14 employees.....	29	D	D	D	e	D	D	D
	Establishments with 15 to 19 employees.....	24	D	D	D	e	D	D	D
	Establishments with 20 to 49 employees.....	29	D	D	D	f	D	D	D
	Establishments with 50 to 99 employees.....	24	862 960	61 991	14 472	1 526	161 940	148 910	143 748
	Establishments with 100 employees or more	2	D	D	D	e	D	D	D
	Establishments not operated for the entire year	66	24 584	1 994	345	76	5 043	854	6 506
4219902	Forest products (except lumber) whsle								
	All establishments	1 844	10 671 425	390 863	89 249	10 934	980 351	433 291	465 456
	Establishments operated for the entire year	1 515	10 435 148	377 717	85 902	10 348	944 195	432 249	445 694
	Establishments with no employees..	1	D	D	D	a	D	D	D
	Establishments with 1 employee....	332	293 335	11 340	2 629	332	37 447	17 346	17 954
	Establishments with 2 employees...	232	385 260	13 658	2 759	464	35 803	16 896	19 128
	Establishments with 3 or 4 employees.....	321	836 521	32 801	7 142	1 094	98 371	38 457	38 840
	Establishments with 5 or 6 employees.....	199	970 840	34 386	7 655	1 077	97 531	35 783	41 732
	Establishments with 7 to 9 employees.....	154	1 030 862	38 327	8 657	1 221	105 987	41 145	47 229
	Establishments with 10 to 14 employees.....	110	1 418 314	43 286	9 917	1 281	100 926	35 656	37 969
	Establishments with 15 to 19 employees.....	60	D	D	D	g	D	D	D
	Establishments with 20 to 49 employees.....	82	D	D	D	g	D	D	D
	Establishments with 50 to 99 employees.....	23	1 904 522	51 871	12 540	1 363	114 409	64 187	66 622
	Establishments with 100 employees or more	1	D	D	D	c	D	D	D
	Establishments not operated for the entire year	329	236 277	13 146	3 347	586	36 156	1 042	19 762

See footnotes at end of table.

Table 2. Employment Size of Establishments: 1997—Con.

[Includes only establishments with payroll. For meaning of abbreviations and symbols, see introductory text. For explanation of terms, see Appendix A. For method of assignment to categories shown, see Appendix C]

NAICS code	Employment sizes of establishments by type of operation and kind of business ¹	Establishments (number)	Sales (\$1,000)	Annual payroll (\$1,000)	First-quarter payroll (\$1,000)	Paid employees for pay period including March 12 (number)	Operating expenses ² (\$1,000)	End-of-1996 inventories (\$1,000)	End-of-1997 inventories (\$1,000)
421	MERCHANT WHOLESALERS—Con.								
	Wholesale trade, durable goods—Con.								
4219903	General merchandise (durable goods) whsle								
	All establishments	2 864	20 154 440	473 038	112 333	16 449	954 094	1 037 331	1 041 416
	Establishments operated for the entire year	2 251	D	D	D	j	D	D	D
	Establishments with no employees..	5	657	78	3	—	228	44	41
	Establishments with 1 employee....	738	D	D	D	f	D	D	D
	Establishments with 2 employees...	429	D	D	D	f	D	D	D
	Establishments with 3 or 4 employees.....	469	D	D	D	g	D	D	D
	Establishments with 5 or 6 employees.....	207	D	D	D	g	D	D	D
	Establishments with 7 to 9 employees.....	146	D	D	D	g	D	D	D
	Establishments with 10 to 14 employees.....	102	D	D	D	g	D	D	D
	Establishments with 15 to 19 employees.....	48	174 354	22 432	5 023	818	42 701	22 898	25 035
	Establishments with 20 to 49 employees.....	70	D	D	D	g	D	D	D
	Establishments with 50 to 99 employees.....	19	2 186 438	54 431	12 760	1 246	104 443	113 988	118 705
	Establishments with 100 employees or more	18	D	D	D	h	D	D	D
	Establishments not operated for the entire year	613	D	D	D	g	D	D	D
4219904	Prerecorded media whsle								
	All establishments	1 852	16 079 741	992 129	238 465	30 602	2 326 833	1 421 931	1 569 954
	Establishments operated for the entire year	1 549	D	D	D	k	D	D	D
	Establishments with no employees..	2	D	D	D	a	D	D	D
	Establishments with 1 employee....	296	D	D	D	e	D	D	D
	Establishments with 2 employees...	183	D	D	D	e	D	D	D
	Establishments with 3 or 4 employees.....	276	313 663	25 252	6 393	943	63 443	24 344	25 423
	Establishments with 5 or 6 employees.....	175	D	D	D	f	D	D	D
	Establishments with 7 to 9 employees.....	155	D	D	D	g	D	D	D
	Establishments with 10 to 14 employees.....	140	725 226	52 814	12 445	1 632	120 237	70 257	63 842
	Establishments with 15 to 19 employees.....	60	D	D	D	g	D	D	D
	Establishments with 20 to 49 employees.....	159	2 326 898	152 645	36 404	4 785	329 674	202 002	212 347
	Establishments with 50 to 99 employees.....	41	D	D	D	h	D	D	D
	Establishments with 100 employees or more	62	D	D	D	j	D	D	D
	Establishments not operated for the entire year	303	D	D	D	f	D	D	D
42199041	Compact discs/prerecorded audio tapes, & phonograph records whsle								
	All establishments	1 215	8 766 190	647 937	153 359	20 147	1 517 990	950 427	1 025 205
	Establishments operated for the entire year	974	D	D	D	j	D	D	D
	Establishments with no employees..	1	D	D	D	a	D	D	D
	Establishments with 1 employee....	197	D	D	D	c	D	D	D
	Establishments with 2 employees...	131	D	D	D	e	D	D	D
	Establishments with 3 or 4 employees.....	181	D	D	D	f	D	D	D
	Establishments with 5 or 6 employees.....	98	D	D	D	f	D	D	D
	Establishments with 7 to 9 employees.....	99	D	D	D	f	D	D	D
	Establishments with 10 to 14 employees.....	80	275 907	30 313	7 092	939	73 706	34 489	35 312
	Establishments with 15 to 19 employees.....	31	D	D	D	f	D	D	D
	Establishments with 20 to 49 employees.....	87	D	D	D	h	D	D	D
	Establishments with 50 to 99 employees.....	26	D	D	D	g	D	D	D
	Establishments with 100 employees or more	43	D	D	D	j	D	D	D
	Establishments not operated for the entire year	241	D	D	D	f	D	D	D

See footnotes at end of table.

Table 2. Employment Size of Establishments: 1997—Con.

[Includes only establishments with payroll. For meaning of abbreviations and symbols, see introductory text. For explanation of terms, see Appendix A. For method of assignment to categories shown, see Appendix C.]

NAICS code	Employment sizes of establishments by type of operation and kind of business ¹	Establishments (number)	Sales (\$1,000)	Annual payroll (\$1,000)	First-quarter payroll (\$1,000)	Paid employees for pay period including March 12 (number)	Operating expenses ² (\$1,000)	End-of-1996 inventories (\$1,000)	End-of-1997 inventories (\$1,000)
421	MERCHANT WHOLESALERS—Con.								
	Wholesale trade, durable goods—Con.								
42199042	Prerecorded video tapes whsle								
	All establishments	637	7 313 551	344 192	85 106	10 455	808 843	471 504	544 749
	Establishments operated for the entire year	575	6 947 288	334 508	82 345	10 036	788 082	471 085	515 704
	Establishments with no employees..	1	D	D	D	a	D	D	D
	Establishments with 1 employee....	99	D	D	D	b	D	D	D
	Establishments with 2 employees...	52	D	D	D	c	D	D	D
	Establishments with 3 or 4 employees.....	95	D	D	D	e	D	D	D
	Establishments with 5 or 6 employees.....	77	D	D	D	e	D	D	D
	Establishments with 7 to 9 employees.....	56	D	D	D	e	D	D	D
	Establishments with 10 to 14 employees.....	60	449 319	22 501	5 353	693	46 531	35 768	28 530
	Establishments with 15 to 19 employees.....	29	D	D	D	e	D	D	D
	Establishments with 20 to 49 employees.....	72	D	D	D	g	D	D	D
	Establishments with 50 to 99 employees.....	15	827 002	36 148	8 789	1 067	77 701	69 226	81 395
	Establishments with 100 employees or more	19	3 705 591	146 422	37 049	4 202	383 373	194 267	228 799
	Establishments not operated for the entire year	62	366 263	9 684	2 761	419	20 761	419	29 045
4219905	Fire extinguishers & fire safety equipment whsle								
	All establishments	923	937 818	173 795	40 084	6 421	306 021	75 921	86 997
	Establishments operated for the entire year	796	907 565	169 449	39 027	6 193	298 434	75 715	81 504
	Establishments with no employees..	—	—	—	—	—	—	—	—
	Establishments with 1 employee....	128	D	D	D	c	D	D	D
	Establishments with 2 employees...	108	D	D	D	c	D	D	D
	Establishments with 3 or 4 employees.....	150	D	D	D	f	D	D	D
	Establishments with 5 or 6 employees.....	107	D	D	D	f	D	D	D
	Establishments with 7 to 9 employees.....	95	D	D	D	f	D	D	D
	Establishments with 10 to 14 employees.....	102	D	D	D	g	D	D	D
	Establishments with 15 to 19 employees.....	38	95 737	17 025	3 973	641	29 972	7 912	7 968
	Establishments with 20 to 49 employees.....	64	257 348	58 858	13 527	1 884	102 918	22 474	23 869
	Establishments with 50 to 99 employees.....	3	48 959	9 038	2 159	178	11 081	5 713	5 810
	Establishments with 100 employees or more	1	D	D	D	c	D	D	D
	Establishments not operated for the entire year	127	30 253	4 346	1 057	228	7 587	206	5 493
4219906	Other durable goods whsle								
	All establishments	2 260	4 505 786	485 918	115 381	14 224	1 150 488	505 028	567 818
	Establishments operated for the entire year	1 772	4 310 187	471 314	113 059	13 702	1 115 750	500 495	526 249
	Establishments with no employees..	1	D	D	D	a	D	D	D
	Establishments with 1 employee....	493	D	D	D	e	D	D	D
	Establishments with 2 employees...	276	D	D	D	f	D	D	D
	Establishments with 3 or 4 employees.....	319	333 443	29 139	6 383	1 090	66 170	32 976	34 065
	Establishments with 5 or 6 employees.....	189	D	D	D	g	D	D	D
	Establishments with 7 to 9 employees.....	168	D	D	D	g	D	D	D
	Establishments with 10 to 14 employees.....	123	436 686	47 060	10 120	1 422	97 141	45 258	49 641
	Establishments with 15 to 19 employees.....	56	338 028	34 299	7 647	949	78 330	36 430	41 867
	Establishments with 20 to 49 employees.....	112	1 118 732	108 282	24 149	3 286	238 641	126 029	129 284
	Establishments with 50 to 99 employees.....	23	D	D	D	g	D	D	D
	Establishments with 100 employees or more	12	D	D	D	g	D	D	D
	Establishments not operated for the entire year	488	195 599	14 604	2 322	522	34 738	4 533	41 569
422	Wholesale trade, nondurable goods								
	All establishments	134 951	1 118 350 517	58 664 019	13 648 860	1 834 433	127 561 435	78 868 375	84 615 154

See footnotes at end of table.

Table 2. Employment Size of Establishments: 1997—Con.

[Includes only establishments with payroll. For meaning of abbreviations and symbols, see introductory text. For explanation of terms, see Appendix A. For method of assignment to categories shown, see Appendix C]

NAICS code	Employment sizes of establishments by type of operation and kind of business ¹	Establishments (number)	Sales (\$1,000)	Annual payroll (\$1,000)	First-quarter payroll (\$1,000)	Paid employees for pay period including March 12 (number)	Operating expenses ² (\$1,000)	End-of-1996 inventories (\$1,000)	End-of-1997 inventories (\$1,000)
422	MERCHANT WHOLESALERS—Con.								
	Wholesale trade, nondurable goods—Con.								
	Establishments operated for the entire year	116 283	1 091 135 775	57 104 360	13 262 863	1 773 875	124 074 514	77 250 796	80 951 501
	Establishments with no employees...	54	48 763	1 843	16	—	5 331	2 335	3 392
	Establishments with 1 employee....	19 877	16 163 686	738 436	160 260	19 877	1 868 464	1 011 882	1 045 731
	Establishments with 2 employees....	13 687	18 043 774	812 589	179 811	27 374	2 032 682	1 039 834	1 067 845
	Establishments with 3 or 4 employees.....	19 632	46 553 225	2 023 142	452 292	67 468	4 905 021	2 800 369	2 918 611
	Establishments with 5 or 6 employees.....	13 117	48 235 645	2 163 063	481 197	71 493	5 103 385	3 062 521	3 149 065
	Establishments with 7 to 9 employees.....	12 184	63 225 970	2 959 486	663 038	95 993	6 856 267	4 277 977	4 365 848
	Establishments with 10 to 14 employees.....	11 897	80 361 700	4 304 328	971 931	139 352	9 742 512	5 464 549	5 661 953
	Establishments with 15 to 19 employees.....	6 446	62 326 764	3 409 071	777 097	107 862	7 512 927	3 977 241	4 139 646
	Establishments with 20 to 49 employees.....	12 637	220 301 274	12 210 255	2 793 634	379 099	26 365 894	14 999 621	15 460 782
	Establishments with 50 to 99 employees.....	4 070	160 284 060	8 975 105	2 094 925	279 114	19 388 351	11 681 066	12 404 523
	Establishments with 100 employees or more	2 682	375 590 914	19 507 042	4 688 662	586 243	40 293 680	28 933 401	30 734 105
Establishments not operated for the entire year	18 668	27 214 742	1 559 659	385 997	60 558	3 486 921	1 617 579	3 663 653	
4221	Paper & paper product whsle								
	All establishments	12 686	66 491 798	5 841 711	1 378 526	158 255	11 018 825	4 866 569	5 117 298
	Establishments operated for the entire year	11 476	65 617 403	5 745 936	1 353 606	154 323	10 829 569	4 812 156	5 014 915
	Establishments with no employees..	4	388	75	—	—	96	31	20
	Establishments with 1 employee....	1 853	816 949	71 859	16 224	1 853	160 179	41 706	41 583
	Establishments with 2 employees....	1 438	1 041 703	93 174	21 530	2 876	205 737	47 509	48 677
	Establishments with 3 or 4 employees.....	2 020	2 532 988	232 884	52 506	6 959	487 289	134 589	140 686
	Establishments with 5 or 6 employees.....	1 284	2 372 800	229 841	51 690	7 021	455 135	122 241	132 548
	Establishments with 7 to 9 employees.....	1 141	3 075 718	317 352	72 751	8 957	602 487	188 980	198 645
	Establishments with 10 to 14 employees.....	1 156	4 980 428	478 334	110 968	13 544	913 692	303 771	310 812
	Establishments with 15 to 19 employees.....	654	4 092 655	396 429	91 573	11 007	731 712	259 335	263 476
	Establishments with 20 to 49 employees.....	1 296	15 524 215	1 460 631	340 470	38 952	2 722 023	1 186 786	1 220 384
	Establishments with 50 to 99 employees.....	428	D	D	D	k	D	D	D
	Establishments with 100 employees or more	202	D	D	D	k	D	D	D
Establishments not operated for the entire year	1 210	874 395	95 775	24 920	3 932	189 256	54 413	102 383	
42211	Printing & writing paper whsle								
	All establishments	1 838	20 477 795	1 203 286	292 367	26 584	2 322 735	1 271 873	1 292 461
	Establishments operated for the entire year	1 703	20 377 474	1 196 098	290 589	26 316	2 307 216	1 264 937	1 278 731
	Establishments with no employees..	1	D	D	D	a	D	D	D
	Establishments with 1 employee....	264	141 143	11 820	2 872	264	26 290	7 766	6 507
	Establishments with 2 employees....	217	211 060	16 462	3 857	434	41 996	10 320	10 357
	Establishments with 3 or 4 employees.....	346	616 417	44 163	10 235	1 195	94 314	32 188	34 456
	Establishments with 5 or 6 employees.....	174	704 927	36 190	7 888	946	77 932	25 670	29 236
	Establishments with 7 to 9 employees.....	128	592 540	40 284	9 897	998	76 303	30 896	31 921
	Establishments with 10 to 14 employees.....	135	1 406 506	69 976	16 946	1 581	140 225	78 718	84 065
	Establishments with 15 to 19 employees.....	80	921 574	61 646	13 912	1 351	119 718	66 906	64 095
	Establishments with 20 to 49 employees.....	227	D	D	D	i	D	D	D
	Establishments with 50 to 99 employees.....	85	D	D	D	i	D	D	D
	Establishments with 100 employees or more	46	5 648 672	330 884	82 458	6 782	668 874	397 908	405 374
Establishments not operated for the entire year	135	100 321	7 188	1 778	268	15 519	6 936	13 730	
422110	Printing & writing paper whsle								
	All establishments	1 838	20 477 795	1 203 286	292 367	26 584	2 322 735	1 271 873	1 292 461
	Establishments operated for the entire year	1 703	20 377 474	1 196 098	290 589	26 316	2 307 216	1 264 937	1 278 731
	Establishments with no employees..	1	D	D	D	a	D	D	D
	Establishments with 1 employee....	264	141 143	11 820	2 872	264	26 290	7 766	6 507
	Establishments with 2 employees....	217	211 060	16 462	3 857	434	41 996	10 320	10 357
	Establishments with 3 or 4 employees.....	346	616 417	44 163	10 235	1 195	94 314	32 188	34 456
	Establishments with 5 or 6 employees.....	174	704 927	36 190	7 888	946	77 932	25 670	29 236

See footnotes at end of table.

Table 2. Employment Size of Establishments: 1997—Con.

[Includes only establishments with payroll. For meaning of abbreviations and symbols, see introductory text. For explanation of terms, see Appendix A. For method of assignment to categories shown, see Appendix C.]

NAICS code	Employment sizes of establishments by type of operation and kind of business ¹	Establishments (number)	Sales (\$1,000)	Annual payroll (\$1,000)	First-quarter payroll (\$1,000)	Paid employees for pay period including March 12 (number)	Operating expenses ² (\$1,000)	End-of-1996 inventories (\$1,000)	End-of-1997 inventories (\$1,000)
422	MERCHANT WHOLESALERS—Con.								
	Wholesale trade, nondurable goods—Con.								
422110	Printing & writing paper whsle—Con.								
	Establishments operated for the entire year—Con.								
	Establishments with 7 to 9 employees.....	128	592 540	40 284	9 897	998	76 303	30 896	31 921
	Establishments with 10 to 14 employees.....	135	1 406 506	69 976	16 946	1 581	140 225	78 718	84 065
	Establishments with 15 to 19 employees.....	80	921 574	61 646	13 912	1 351	119 718	66 906	64 095
	Establishments with 20 to 49 employees.....	227	D	D	D	i	D	D	D
	Establishments with 50 to 99 employees.....	85	D	D	D	i	D	D	D
	Establishments with 100 employees or more	46	5 648 672	330 884	82 458	6 782	668 874	397 908	405 374
	Establishments not operated for the entire year	135	100 321	7 188	1 778	268	15 519	6 936	13 730
42212	Stationery & office supplies whsle								
	All establishments	6 260	19 572 837	2 310 376	546 853	70 818	4 301 775	1 828 831	1 934 601
	Establishments operated for the entire year	5 663	19 175 929	2 259 729	533 505	68 558	4 204 700	1 803 867	1 884 834
	Establishments with no employees..	1	D	D	D	a	D	D	D
	Establishments with 1 employee....	969	297 157	33 287	7 461	969	72 824	17 739	18 003
	Establishments with 2 employees... ..	757	382 630	43 469	9 779	1 514	88 085	20 166	20 442
	Establishments with 3 or 4 employees.....	1 026	844 220	103 972	23 502	3 526	209 218	55 673	57 552
	Establishments with 5 or 6 employees.....	660	746 779	109 910	25 577	3 619	207 257	47 713	51 009
	Establishments with 7 to 9 employees.....	592	1 064 623	156 260	35 904	4 657	284 448	66 341	72 001
	Establishments with 10 to 14 employees.....	570	1 472 825	226 210	53 015	6 651	414 326	97 684	98 846
	Establishments with 15 to 19 employees.....	303	1 141 982	169 262	39 172	5 111	292 058	67 032	69 177
	Establishments with 20 to 49 employees.....	538	D	D	D	j	D	D	D
	Establishments with 50 to 99 employees.....	151	D	D	D	j	D	D	D
	Establishments with 100 employees or more	96	D	D	D	j	D	D	D
	Establishments not operated for the entire year	597	396 908	50 647	13 348	2 260	97 075	24 964	49 767
422120	Stationery & office supplies whsle								
	All establishments	6 260	19 572 837	2 310 376	546 853	70 818	4 301 775	1 828 831	1 934 601
	Establishments operated for the entire year	5 663	19 175 929	2 259 729	533 505	68 558	4 204 700	1 803 867	1 884 834
	Establishments with no employees..	1	D	D	D	a	D	D	D
	Establishments with 1 employee....	969	297 157	33 287	7 461	969	72 824	17 739	18 003
	Establishments with 2 employees... ..	757	382 630	43 469	9 779	1 514	88 085	20 166	20 442
	Establishments with 3 or 4 employees.....	1 026	844 220	103 972	23 502	3 526	209 218	55 673	57 552
	Establishments with 5 or 6 employees.....	660	746 779	109 910	25 577	3 619	207 257	47 713	51 009
	Establishments with 7 to 9 employees.....	592	1 064 623	156 260	35 904	4 657	284 448	66 341	72 001
	Establishments with 10 to 14 employees.....	570	1 472 825	226 210	53 015	6 651	414 326	97 684	98 846
	Establishments with 15 to 19 employees.....	303	1 141 982	169 262	39 172	5 111	292 058	67 032	69 177
	Establishments with 20 to 49 employees.....	538	D	D	D	j	D	D	D
	Establishments with 50 to 99 employees.....	151	D	D	D	j	D	D	D
	Establishments with 100 employees or more	96	D	D	D	j	D	D	D
	Establishments not operated for the entire year	597	396 908	50 647	13 348	2 260	97 075	24 964	49 767
42213	Industrial & personal service paper whsle								
	All establishments	4 588	26 441 166	2 328 049	539 306	60 853	4 394 315	1 765 865	1 890 236
	Establishments operated for the entire year	4 110	26 064 000	2 290 109	529 512	59 449	4 317 653	1 743 352	1 851 350
	Establishments with no employees..	2	D	D	D	a	D	D	D
	Establishments with 1 employee....	620	378 649	26 752	5 891	620	61 065	16 201	17 073
	Establishments with 2 employees... ..	464	448 013	33 243	7 894	928	75 656	17 023	17 878
	Establishments with 3 or 4 employees.....	648	1 072 351	84 749	18 769	2 238	183 757	46 728	48 678
	Establishments with 5 or 6 employees.....	450	921 094	83 741	18 225	2 456	169 946	48 858	52 303

See footnotes at end of table.

Table 2. Employment Size of Establishments: 1997—Con.

[Includes only establishments with payroll. For meaning of abbreviations and symbols, see introductory text. For explanation of terms, see Appendix A. For method of assignment to categories shown, see Appendix C.]

NAICS code	Employment sizes of establishments by type of operation and kind of business ¹	Establishments (number)	Sales (\$1,000)	Annual payroll (\$1,000)	First-quarter payroll (\$1,000)	Paid employees for pay period including March 12 (number)	Operating expenses ² (\$1,000)	End-of-1996 inventories (\$1,000)	End-of-1997 inventories (\$1,000)
422	MERCHANT WHOLESALERS—Con.								
	Wholesale trade, nondurable goods—Con.								
42213	Industrial & personal service paper whsle—Con.								
	Establishments operated for the entire year—Con.								
	Establishments with 7 to 9 employees.....	421	1 418 555	120 808	26 950	3 302	241 736	91 743	94 723
	Establishments with 10 to 14 employees.....	451	2 101 097	182 148	41 007	5 312	359 141	127 369	127 901
	Establishments with 15 to 19 employees.....	271	2 029 099	165 521	38 489	4 545	319 936	125 397	130 204
	Establishments with 20 to 49 employees.....	531	5 594 146	622 058	142 813	16 022	1 146 067	441 976	464 710
	Establishments with 50 to 99 employees.....	192	D	D	D	j	D	D	D
	Establishments with 100 employees or more	60	D	D	D	j	D	D	D
	Establishments not operated for the entire year	478	377 166	37 940	9 794	1 404	76 662	22 513	38 886
422130	Industrial & personal service paper whsle								
	All establishments	4 588	26 441 166	2 328 049	539 306	60 853	4 394 315	1 765 865	1 890 236
	Establishments operated for the entire year	4 110	26 064 000	2 290 109	529 512	59 449	4 317 653	1 743 352	1 851 350
	Establishments with no employees..	2	D	D	D	a	D	D	D
	Establishments with 1 employee....	620	378 649	26 752	5 891	620	61 065	16 201	17 073
	Establishments with 2 employees...	464	448 013	33 243	7 894	928	75 656	17 023	17 878
	Establishments with 3 or 4 employees.....	648	1 072 351	84 749	18 769	2 238	183 757	46 728	48 678
	Establishments with 5 or 6 employees.....	450	921 094	83 741	18 225	2 456	169 946	48 858	52 303
	Establishments with 7 to 9 employees.....	421	1 418 555	120 808	26 950	3 302	241 736	91 743	94 723
	Establishments with 10 to 14 employees.....	451	2 101 097	182 148	41 007	5 312	359 141	127 369	127 901
	Establishments with 15 to 19 employees.....	271	2 029 099	165 521	38 489	4 545	319 936	125 397	130 204
	Establishments with 20 to 49 employees.....	531	5 594 146	622 058	142 813	16 022	1 146 067	441 976	464 710
	Establishments with 50 to 99 employees.....	192	D	D	D	j	D	D	D
	Establishments with 100 employees or more	60	D	D	D	j	D	D	D
	Establishments not operated for the entire year	478	377 166	37 940	9 794	1 404	76 662	22 513	38 886
4222	Drugs, & druggists' sundries whsle								
	All establishments	7 250	107 379 498	4 453 417	1 051 879	128 641	10 948 828	11 917 987	12 946 620
	Establishments operated for the entire year	6 166	104 451 973	4 291 943	1 008 413	122 548	10 584 202	11 528 540	12 576 636
	Establishments with no employees..	3	1 995	195	—	—	552	255	262
	Establishments with 1 employee....	1 105	651 194	42 513	8 836	1 105	110 023	52 170	54 248
	Establishments with 2 employees...	729	826 194	50 646	11 443	1 458	130 873	64 500	64 860
	Establishments with 3 or 4 employees.....	991	2 261 148	117 110	25 793	3 404	296 237	193 296	210 716
	Establishments with 5 or 6 employees.....	607	1 621 040	114 988	25 989	3 314	266 834	153 204	160 512
	Establishments with 7 to 9 employees.....	575	2 688 558	159 999	33 929	4 552	369 993	221 200	250 711
	Establishments with 10 to 14 employees.....	554	2 806 000	231 800	51 201	6 465	538 486	286 143	302 839
	Establishments with 15 to 19 employees.....	360	2 845 774	221 173	51 699	6 056	519 981	272 302	294 150
	Establishments with 20 to 49 employees.....	719	13 851 837	764 083	173 059	21 680	1 804 400	1 333 803	1 442 535
	Establishments with 50 to 99 employees.....	279	25 372 522	685 944	161 325	19 580	1 809 417	2 853 910	3 015 107
	Establishments with 100 employees or more	244	51 525 711	1 903 492	465 139	54 934	4 737 406	6 097 757	6 780 696
	Establishments not operated for the entire year	1 084	2 927 525	161 474	43 466	6 093	364 626	389 447	369 984
42221	Drugs, & druggists' sundries whsle								
	All establishments	7 250	107 379 498	4 453 417	1 051 879	128 641	10 948 828	11 917 987	12 946 620
	Establishments operated for the entire year	6 166	104 451 973	4 291 943	1 008 413	122 548	10 584 202	11 528 540	12 576 636
	Establishments with no employees..	3	1 995	195	—	—	552	255	262
	Establishments with 1 employee....	1 105	651 194	42 513	8 836	1 105	110 023	52 170	54 248
	Establishments with 2 employees...	729	826 194	50 646	11 443	1 458	130 873	64 500	64 860
	Establishments with 3 or 4 employees.....	991	2 261 148	117 110	25 793	3 404	296 237	193 296	210 716
	Establishments with 5 or 6 employees.....	607	1 621 040	114 988	25 989	3 314	266 834	153 204	160 512

See footnotes at end of table.

Table 2. Employment Size of Establishments: 1997—Con.

[Includes only establishments with payroll. For meaning of abbreviations and symbols, see introductory text. For explanation of terms, see Appendix A. For method of assignment to categories shown, see Appendix C.]

NAICS code	Employment sizes of establishments by type of operation and kind of business ¹	Establishments (number)	Sales (\$1,000)	Annual payroll (\$1,000)	First-quarter payroll (\$1,000)	Paid employees for pay period including March 12 (number)	Operating expenses ² (\$1,000)	End-of-1996 inventories (\$1,000)	End-of-1997 inventories (\$1,000)
422	MERCHANT WHOLESALERS—Con.								
	Wholesale trade, nondurable goods—Con.								
42221	Drugs, & druggists' sundries whsle—Con.								
	Establishments operated for the entire year—Con.								
	Establishments with 7 to 9 employees.....	575	2 688 558	159 999	33 929	4 552	369 993	221 200	250 711
	Establishments with 10 to 14 employees.....	554	2 806 000	231 800	51 201	6 465	538 486	286 143	302 839
	Establishments with 15 to 19 employees.....	360	2 845 774	221 173	51 699	6 056	519 981	272 302	294 150
	Establishments with 20 to 49 employees.....	719	13 851 837	764 083	173 059	21 680	1 804 400	1 333 803	1 442 535
	Establishments with 50 to 99 employees.....	279	25 372 522	685 944	161 325	19 580	1 809 417	2 853 910	3 015 107
	Establishments with 100 employees or more	244	51 525 711	1 903 492	465 139	54 934	4 737 406	6 097 757	6 780 696
	Establishments not operated for the entire year	1 084	2 927 525	161 474	43 466	6 093	364 626	389 447	369 984
422210	Drugs, & druggists' sundries whsle								
	All establishments	7 250	107 379 498	4 453 417	1 051 879	128 641	10 948 828	11 917 987	12 946 620
	Establishments operated for the entire year	6 166	104 451 973	4 291 943	1 008 413	122 548	10 584 202	11 528 540	12 576 636
	Establishments with no employees..	3	1 995	195	—	—	552	255	262
	Establishments with 1 employee....	1 105	651 194	42 513	8 836	1 105	110 023	52 170	54 248
	Establishments with 2 employees... ..	729	826 194	50 646	11 443	1 458	130 873	64 500	64 860
	Establishments with 3 or 4 employees.....	991	2 261 148	117 110	25 793	3 404	296 237	193 296	210 716
	Establishments with 5 or 6 employees.....	607	1 621 040	114 988	25 989	3 314	266 834	153 204	160 512
	Establishments with 7 to 9 employees.....	575	2 688 558	159 999	33 929	4 552	369 993	221 200	250 711
	Establishments with 10 to 14 employees.....	554	2 806 000	231 800	51 201	6 465	538 486	286 143	302 839
	Establishments with 15 to 19 employees.....	360	2 845 774	221 173	51 699	6 056	519 981	272 302	294 150
	Establishments with 20 to 49 employees.....	719	13 851 837	764 083	173 059	21 680	1 804 400	1 333 803	1 442 535
	Establishments with 50 to 99 employees.....	279	25 372 522	685 944	161 325	19 580	1 809 417	2 853 910	3 015 107
	Establishments with 100 employees or more	244	51 525 711	1 903 492	465 139	54 934	4 737 406	6 097 757	6 780 696
	Establishments not operated for the entire year	1 084	2 927 525	161 474	43 466	6 093	364 626	389 447	369 984
4222101	General-line drugs whsle								
	All establishments	3 283	79 946 995	2 290 715	546 162	70 977	5 352 458	9 238 904	9 838 713
	Establishments operated for the entire year	2 930	78 009 986	2 210 767	517 890	66 881	5 181 380	8 871 523	9 672 143
	Establishments with no employees..	1	D	D	D	a	D	D	D
	Establishments with 1 employee....	487	D	D	D	e	D	D	D
	Establishments with 2 employees... ..	352	D	D	D	f	D	D	D
	Establishments with 3 or 4 employees.....	476	1 466 192	50 269	11 461	1 625	129 070	121 690	133 753
	Establishments with 5 or 6 employees.....	268	859 327	52 513	11 769	1 468	117 248	74 642	76 473
	Establishments with 7 to 9 employees.....	250	954 162	69 129	14 097	1 987	151 544	86 642	97 834
	Establishments with 10 to 14 employees.....	270	1 713 583	115 863	26 165	3 152	265 097	175 631	177 753
	Establishments with 15 to 19 employees.....	159	1 316 741	94 177	21 649	2 662	220 122	132 767	141 248
	Establishments with 20 to 49 employees.....	345	8 139 992	340 569	76 372	10 739	799 933	849 818	943 438
	Establishments with 50 to 99 employees.....	166	22 228 248	365 158	85 819	11 490	912 957	2 536 356	2 628 429
	Establishments with 100 employees or more	156	40 587 960	1 083 132	261 684	32 567	2 484 027	4 846 581	5 424 328
	Establishments not operated for the entire year	353	1 937 009	79 948	28 272	4 096	171 078	367 381	166 570
4222102	Specialty-line drug, pharmaceutical, cosmetic, & toiletries whsle								
	All establishments	3 967	27 432 503	2 162 702	505 717	57 664	5 596 370	2 679 083	3 107 907
	Establishments operated for the entire year	3 236	26 441 987	2 081 176	490 523	55 667	5 402 822	2 657 017	2 904 493
	Establishments with no employees..	2	D	D	D	a	D	D	D
	Establishments with 1 employee....	618	D	D	D	f	D	D	D
	Establishments with 2 employees... ..	377	D	D	D	f	D	D	D
	Establishments with 3 or 4 employees.....	515	794 956	66 841	14 332	1 779	167 167	71 606	76 963
	Establishments with 5 or 6 employees.....	339	761 713	62 475	14 220	1 846	149 586	78 562	84 039

See footnotes at end of table.

Table 2. Employment Size of Establishments: 1997—Con.

[Includes only establishments with payroll. For meaning of abbreviations and symbols, see introductory text. For explanation of terms, see Appendix A. For method of assignment to categories shown, see Appendix C.]

NAICS code	Employment sizes of establishments by type of operation and kind of business ¹	Establishments (number)	Sales (\$1,000)	Annual payroll (\$1,000)	First-quarter payroll (\$1,000)	Paid employees for pay period including March 12 (number)	Operating expenses ² (\$1,000)	End-of-1996 inventories (\$1,000)	End-of-1997 inventories (\$1,000)
422	MERCHANT WHOLESALERS—Con.								
	Wholesale trade, nondurable goods—Con.								
4222102	Specialty-line drug, pharmaceutical, cosmetic, & toiletries whsle—Con.								
	Establishments operated for the entire year—Con.								
	Establishments with 7 to 9 employees.....	325	1 734 396	90 870	19 832	2 565	218 449	134 558	152 877
	Establishments with 10 to 14 employees.....	284	1 092 417	115 937	25 036	3 313	273 389	110 512	125 086
	Establishments with 15 to 19 employees.....	201	1 529 033	126 996	30 050	3 394	299 859	139 535	152 902
	Establishments with 20 to 49 employees.....	374	5 711 845	423 514	96 687	10 941	1 004 467	483 985	499 097
	Establishments with 50 to 99 employees.....	113	3 144 274	320 786	75 506	8 090	896 460	317 554	386 678
	Establishments with 100 employees or more	88	10 937 751	820 360	203 455	22 367	2 253 379	1 251 176	1 356 368
	Establishments not operated for the entire year	731	990 516	81 526	15 194	1 997	193 548	22 066	203 414
4223	Apparel, piece goods, & notions whsle								
	All establishments	16 964	84 358 265	6 296 411	1 431 085	177 783	15 311 242	10 840 171	12 038 566
	Establishments operated for the entire year	13 941	80 972 841	6 078 062	1 386 545	171 661	14 769 930	10 696 448	11 366 011
	Establishments with no employees..	6	D	D	D	a	D	D	D
	Establishments with 1 employee....	2 946	2 218 971	137 197	29 953	2 946	361 364	250 342	258 154
	Establishments with 2 employees...	1 920	2 150 230	119 658	25 949	3 840	328 238	213 035	219 007
	Establishments with 3 or 4 employees.....	2 476	3 865 599	261 257	57 634	8 465	669 622	418 008	446 656
	Establishments with 5 or 6 employees.....	1 535	4 049 591	270 476	59 127	8 334	695 996	444 539	462 471
	Establishments with 7 to 9 employees.....	1 343	5 064 465	349 916	77 392	10 545	863 509	586 394	592 569
	Establishments with 10 to 14 employees.....	1 258	6 325 056	483 775	106 248	14 683	1 184 319	794 437	842 569
	Establishments with 15 to 19 employees.....	582	D	D	D	i	D	D	D
	Establishments with 20 to 49 employees.....	1 261	16 212 463	1 306 748	295 984	37 413	3 109 576	2 046 620	2 190 508
	Establishments with 50 to 99 employees.....	384	11 755 197	973 773	225 182	26 584	2 316 914	1 576 842	1 730 740
	Establishments with 100 employees or more	230	D	D	D	k	D	D	D
	Establishments not operated for the entire year	3 023	3 385 424	218 349	44 540	6 122	541 312	143 723	672 555
42231	Piece goods, notions, & other dry goods whsle								
	All establishments	4 628	14 151 550	1 231 590	277 556	38 216	2 646 207	1 838 149	2 061 920
	Establishments operated for the entire year	3 860	13 633 024	1 194 232	270 242	36 784	2 562 744	1 822 074	1 926 211
	Establishments with no employees..	2	D	D	D	a	D	D	D
	Establishments with 1 employee....	766	536 509	33 828	7 126	766	83 015	58 241	61 018
	Establishments with 2 employees...	511	584 277	31 624	7 002	1 022	80 516	52 274	54 488
	Establishments with 3 or 4 employees.....	693	1 022 352	74 771	16 240	2 380	176 434	121 435	128 498
	Establishments with 5 or 6 employees.....	497	1 197 783	88 832	19 954	2 705	209 384	154 998	151 920
	Establishments with 7 to 9 employees.....	442	1 438 667	109 666	24 833	3 462	244 483	162 709	166 973
	Establishments with 10 to 14 employees.....	382	1 675 679	157 097	32 957	4 400	345 827	230 608	244 060
	Establishments with 15 to 19 employees.....	149	1 251 887	89 353	20 226	2 486	201 971	137 784	150 354
	Establishments with 20 to 49 employees.....	307	3 183 805	298 184	67 749	8 880	610 197	455 439	486 904
	Establishments with 50 to 99 employees.....	83	D	D	D	i	D	D	D
	Establishments with 100 employees or more	28	D	D	D	h	D	D	D
	Establishments not operated for the entire year	768	518 526	37 358	7 314	1 432	83 463	16 075	135 709
422310	Piece goods, notions, & other dry goods whsle								
	All establishments	4 628	14 151 550	1 231 590	277 556	38 216	2 646 207	1 838 149	2 061 920
	Establishments operated for the entire year	3 860	13 633 024	1 194 232	270 242	36 784	2 562 744	1 822 074	1 926 211
	Establishments with no employees..	2	D	D	D	a	D	D	D
	Establishments with 1 employee....	766	536 509	33 828	7 126	766	83 015	58 241	61 018
	Establishments with 2 employees...	511	584 277	31 624	7 002	1 022	80 516	52 274	54 488
	Establishments with 3 or 4 employees.....	693	1 022 352	74 771	16 240	2 380	176 434	121 435	128 498
	Establishments with 5 or 6 employees.....	497	1 197 783	88 832	19 954	2 705	209 384	154 998	151 920

See footnotes at end of table.

Table 2. Employment Size of Establishments: 1997—Con.

[Includes only establishments with payroll. For meaning of abbreviations and symbols, see introductory text. For explanation of terms, see Appendix A. For method of assignment to categories shown, see Appendix C]

NAICS code	Employment sizes of establishments by type of operation and kind of business ¹	Establishments (number)	Sales (\$1,000)	Annual payroll (\$1,000)	First-quarter payroll (\$1,000)	Paid employees for pay period including March 12 (number)	Operating expenses ² (\$1,000)	End-of-1996 inventories (\$1,000)	End-of-1997 inventories (\$1,000)
422	MERCHANT WHOLESALERS—Con.								
	Wholesale trade, nondurable goods—Con.								
422310	Piece goods, notions, & other dry goods whsle—Con.								
	Establishments operated for the entire year—Con.								
	Establishments with 7 to 9 employees.....	442	1 438 667	109 666	24 833	3 462	244 483	162 709	166 973
	Establishments with 10 to 14 employees.....	382	1 675 679	157 097	32 957	4 400	345 827	230 608	244 060
	Establishments with 15 to 19 employees.....	149	1 251 887	89 353	20 226	2 486	201 971	137 784	150 354
	Establishments with 20 to 49 employees.....	307	3 183 805	298 184	67 749	8 880	610 197	455 439	486 904
	Establishments with 50 to 99 employees.....	83	D	D	D	i	D	D	D
	Establishments with 100 employees or more	28	D	D	D	h	D	D	D
	Establishments not operated for the entire year	768	518 526	37 358	7 314	1 432	83 463	16 075	135 709
4223101	Piece goods—jobbers								
	All establishments	3 345	11 726 039	913 402	205 573	27 021	2 011 079	1 511 605	1 697 776
	Establishments operated for the entire year	2 803	11 340 367	888 197	200 014	25 914	1 953 368	1 497 240	1 592 203
	Establishments with no employees..	1	D	D	D	a	D	D	D
	Establishments with 1 employee....	542	434 992	25 247	5 342	542	62 350	46 945	49 458
	Establishments with 2 employees...	381	516 711	25 153	5 548	762	65 231	45 041	47 615
	Establishments with 3 or 4 employees.....	502	868 791	58 460	12 668	1 717	138 301	102 788	108 907
	Establishments with 5 or 6 employees.....	359	1 009 027	67 186	15 152	1 959	163 287	131 986	128 040
	Establishments with 7 to 9 employees.....	323	1 231 711	83 900	18 548	2 526	189 446	132 333	136 559
	Establishments with 10 to 14 employees.....	286	1 418 134	122 859	25 137	3 266	278 601	194 172	208 333
	Establishments with 15 to 19 employees.....	115	D	D	D	g	D	D	D
	Establishments with 20 to 49 employees.....	219	2 628 403	219 618	49 836	6 292	458 126	366 768	396 866
	Establishments with 50 to 99 employees.....	58	D	D	D	h	D	D	D
	Establishments with 100 employees or more	17	D	D	D	h	D	D	D
	Establishments not operated for the entire year	542	385 672	25 205	5 559	1 107	57 711	14 365	105 573
4223102	Notions & other dry goods whsle								
	All establishments	1 283	2 425 511	318 188	71 983	11 195	635 128	326 544	364 144
	Establishments operated for the entire year	1 057	2 292 657	306 035	70 228	10 870	609 376	324 834	334 008
	Establishments with no employees..	1	D	D	D	a	D	D	D
	Establishments with 1 employee....	224	101 517	8 581	1 784	224	20 665	11 296	11 560
	Establishments with 2 employees...	130	67 566	6 471	1 454	260	15 285	7 233	6 873
	Establishments with 3 or 4 employees.....	191	153 561	16 311	3 572	663	38 133	18 647	19 591
	Establishments with 5 or 6 employees.....	138	188 756	21 646	4 802	746	46 097	23 012	23 880
	Establishments with 7 to 9 employees.....	119	206 956	25 766	6 285	936	55 037	30 376	30 414
	Establishments with 10 to 14 employees.....	96	257 545	34 238	7 820	1 134	67 226	36 436	35 727
	Establishments with 15 to 19 employees.....	34	D	D	D	f	D	D	D
	Establishments with 20 to 49 employees.....	88	555 402	78 566	17 913	2 588	152 071	88 671	90 038
	Establishments with 50 to 99 employees.....	25	D	D	D	g	D	D	D
	Establishments with 100 employees or more	11	D	D	D	g	D	D	D
	Establishments not operated for the entire year	226	132 854	12 153	1 755	325	25 752	1 710	30 136
42232	Men's & boys' clothing & furnishings whsle								
	All establishments	4 144	22 684 344	1 743 994	397 911	52 198	4 352 999	3 405 188	3 765 771
	Establishments operated for the entire year	3 533	22 116 375	1 694 307	386 404	50 578	4 238 602	3 363 867	3 621 451
	Establishments with no employees..	1	D	D	D	a	D	D	D
	Establishments with 1 employee....	682	584 823	30 107	6 518	682	86 237	53 535	54 314
	Establishments with 2 employees...	471	563 605	30 915	6 365	942	84 060	58 642	61 251
	Establishments with 3 or 4 employees.....	610	1 020 477	63 693	14 428	2 083	169 847	101 938	112 993
	Establishments with 5 or 6 employees.....	380	1 002 871	63 799	14 070	2 059	172 460	111 630	117 892
	Establishments with 7 to 9 employees.....	340	1 328 111	93 993	20 032	2 662	235 857	198 741	187 941

See footnotes at end of table.

Table 2. Employment Size of Establishments: 1997—Con.

[Includes only establishments with payroll. For meaning of abbreviations and symbols, see introductory text. For explanation of terms, see Appendix A. For method of assignment to categories shown, see Appendix C.]

NAICS code	Employment sizes of establishments by type of operation and kind of business ¹	Establishments (number)	Sales (\$1,000)	Annual payroll (\$1,000)	First-quarter payroll (\$1,000)	Paid employees for pay period including March 12 (number)	Operating expenses ² (\$1,000)	End-of-1996 inventories (\$1,000)	End-of-1997 inventories (\$1,000)
422	MERCHANT WHOLESALERS—Con.								
	Wholesale trade, nondurable goods—Con.								
42232	Men's & boys' clothing & furnishings whsle—Con.								
	Establishments operated for the entire year—Con.								
	Establishments with 10 to 14 employees.....	334	1 638 468	122 224	27 450	3 950	316 651	234 933	253 228
	Establishments with 15 to 19 employees.....	158	D	D	D	h	D	D	D
	Establishments with 20 to 49 employees.....	367	4 476 580	362 672	82 086	11 036	924 009	714 993	769 115
	Establishments with 50 to 99 employees.....	121	D	D	D	i	D	D	D
	Establishments with 100 employees or more	69	6 997 795	566 362	128 554	16 277	1 318 778	1 208 376	1 338 692
	Establishments not operated for the entire year	611	567 969	49 687	11 507	1 620	114 397	41 321	144 320
422320	Men's & boys' clothing & furnishings whsle								
	All establishments	4 144	22 684 344	1 743 994	397 911	52 198	4 352 999	3 405 188	3 765 771
	Establishments operated for the entire year	3 533	22 116 375	1 694 307	386 404	50 578	4 238 602	3 363 867	3 621 451
	Establishments with no employees..	1	D	D	D	a	D	D	D
	Establishments with 1 employee....	682	584 823	30 107	6 518	682	86 237	53 535	54 314
	Establishments with 2 employees...	471	563 605	30 915	6 365	942	84 060	58 642	61 251
	Establishments with 3 or 4 employees.....	610	1 020 477	63 693	14 428	2 083	169 847	101 938	112 993
	Establishments with 5 or 6 employees.....	380	1 002 871	63 799	14 070	2 059	172 460	111 630	117 892
	Establishments with 7 to 9 employees.....	340	1 328 111	93 993	20 032	2 662	235 857	198 741	187 941
	Establishments with 10 to 14 employees.....	334	1 638 468	122 224	27 450	3 950	316 651	234 933	253 228
	Establishments with 15 to 19 employees.....	158	D	D	D	h	D	D	D
	Establishments with 20 to 49 employees.....	367	4 476 580	362 672	82 086	11 036	924 009	714 993	769 115
	Establishments with 50 to 99 employees.....	121	D	D	D	i	D	D	D
	Establishments with 100 employees or more	69	6 997 795	566 362	128 554	16 277	1 318 778	1 208 376	1 338 692
	Establishments not operated for the entire year	611	567 969	49 687	11 507	1 620	114 397	41 321	144 320
42233	Women's, children's, & infants' clothing & accessories whsle								
	All establishments	6 781	29 520 620	2 402 560	538 486	67 876	5 815 263	3 357 724	3 887 001
	Establishments operated for the entire year	5 370	27 928 104	2 283 046	515 255	65 160	5 505 165	3 285 495	3 551 716
	Establishments with no employees...	2	D	D	D	a	D	D	D
	Establishments with 1 employee....	1 267	842 196	57 474	12 648	1 267	153 603	102 088	104 762
	Establishments with 2 employees...	776	800 964	46 159	10 154	1 552	131 414	81 502	80 875
	Establishments with 3 or 4 employees.....	965	1 507 156	99 328	21 375	3 290	263 699	147 855	156 479
	Establishments with 5 or 6 employees.....	523	1 307 139	90 692	19 022	2 834	236 114	123 443	135 195
	Establishments with 7 to 9 employees.....	458	1 726 712	116 377	25 932	3 618	303 064	167 892	179 556
	Establishments with 10 to 14 employees.....	440	1 991 943	163 218	36 274	5 180	413 927	246 816	262 484
	Establishments with 15 to 19 employees.....	218	D	D	D	h	D	D	D
	Establishments with 20 to 49 employees.....	482	5 985 523	517 884	114 467	14 385	1 252 955	679 042	737 607
	Establishments with 50 to 99 employees.....	144	D	D	D	j	D	D	D
	Establishments with 100 employees or more	95	D	D	D	j	D	D	D
	Establishments not operated for the entire year	1 411	1 592 516	119 514	23 231	2 716	310 098	72 229	335 285
422330	Women's, children's, & infants' clothing & accessories whsle								
	All establishments	6 781	29 520 620	2 402 560	538 486	67 876	5 815 263	3 357 724	3 887 001
	Establishments operated for the entire year	5 370	27 928 104	2 283 046	515 255	65 160	5 505 165	3 285 495	3 551 716
	Establishments with no employees...	2	D	D	D	a	D	D	D
	Establishments with 1 employee....	1 267	842 196	57 474	12 648	1 267	153 603	102 088	104 762
	Establishments with 2 employees...	776	800 964	46 159	10 154	1 552	131 414	81 502	80 875
	Establishments with 3 or 4 employees.....	965	1 507 156	99 328	21 375	3 290	263 699	147 855	156 479
	Establishments with 5 or 6 employees.....	523	1 307 139	90 692	19 022	2 834	236 114	123 443	135 195
	Establishments with 7 to 9 employees.....	458	1 726 712	116 377	25 932	3 618	303 064	167 892	179 556
	Establishments with 10 to 14 employees.....	440	1 991 943	163 218	36 274	5 180	413 927	246 816	262 484
	Establishments with 15 to 19 employees.....	218	D	D	D	h	D	D	D
	Establishments with 20 to 49 employees.....	482	5 985 523	517 884	114 467	14 385	1 252 955	679 042	737 607
	Establishments with 50 to 99 employees.....	144	D	D	D	j	D	D	D
	Establishments with 100 employees or more	95	D	D	D	j	D	D	D
	Establishments not operated for the entire year	1 411	1 592 516	119 514	23 231	2 716	310 098	72 229	335 285

See footnotes at end of table.

Table 2. Employment Size of Establishments: 1997—Con.

[Includes only establishments with payroll. For meaning of abbreviations and symbols, see introductory text. For explanation of terms, see Appendix A. For method of assignment to categories shown, see Appendix C.]

NAICS code	Employment sizes of establishments by type of operation and kind of business ¹	Establishments (number)	Sales (\$1,000)	Annual payroll (\$1,000)	First-quarter payroll (\$1,000)	Paid employees for pay period including March 12 (number)	Operating expenses ² (\$1,000)	End-of-1996 inventories (\$1,000)	End-of-1997 inventories (\$1,000)
422	MERCHANT WHOLESALERS—Con.								
	Wholesale trade, nondurable goods—Con.								
422330	Women's, children's, & infants' clothing & accessories whse—Con.								
	Establishments operated for the entire year—Con.								
	Establishments with 10 to 14 employees.....	440	1 991 943	163 218	36 274	5 180	413 927	246 816	262 484
	Establishments with 15 to 19 employees.....	218	D	D	D	h	D	D	D
	Establishments with 20 to 49 employees.....	482	5 985 523	517 884	114 467	14 385	1 252 955	679 042	737 607
	Establishments with 50 to 99 employees.....	144	D	D	D	j	D	D	D
	Establishments with 100 employees or more	95	D	D	D	j	D	D	D
	Establishments not operated for the entire year	1 411	1 592 516	119 514	23 231	2 716	310 098	72 229	335 285
42234	Footwear whse								
	All establishments	1 411	18 001 751	918 267	217 132	19 493	2 496 773	2 239 110	2 323 874
	Establishments operated for the entire year	1 178	17 295 338	906 477	214 644	19 139	2 463 419	2 225 012	2 266 633
	Establishments with no employees..	1	D	D	D	a	D	D	D
	Establishments with 1 employee....	231	255 443	15 788	3 661	231	38 509	36 478	38 060
	Establishments with 2 employees....	162	201 384	10 960	2 428	324	32 248	20 617	22 393
	Establishments with 3 or 4 employees	208	315 614	23 465	5 591	712	59 642	46 780	48 686
	Establishments with 5 or 6 employees	135	541 798	27 153	6 081	736	78 038	54 468	57 464
	Establishments with 7 to 9 employees	103	570 975	29 880	6 595	803	80 105	57 052	58 099
	Establishments with 10 to 14 employees	102	1 018 966	41 236	9 567	1 153	107 914	82 080	82 797
	Establishments with 15 to 19 employees	57	D	D	D	f	D	D	D
	Establishments with 20 to 49 employees	105	2 566 555	128 008	31 682	3 112	322 415	197 146	196 882
	Establishments with 50 to 99 employees	36	D	D	D	h	D	D	D
	Establishments with 100 employees or more	38	D	D	D	i	D	D	D
	Establishments not operated for the entire year	233	706 413	11 790	2 488	354	33 354	14 098	57 241
422340	Footwear whse								
	All establishments	1 411	18 001 751	918 267	217 132	19 493	2 496 773	2 239 110	2 323 874
	Establishments operated for the entire year	1 178	17 295 338	906 477	214 644	19 139	2 463 419	2 225 012	2 266 633
	Establishments with no employees..	1	D	D	D	a	D	D	D
	Establishments with 1 employee....	231	255 443	15 788	3 661	231	38 509	36 478	38 060
	Establishments with 2 employees....	162	201 384	10 960	2 428	324	32 248	20 617	22 393
	Establishments with 3 or 4 employees	208	315 614	23 465	5 591	712	59 642	46 780	48 686
	Establishments with 5 or 6 employees	135	541 798	27 153	6 081	736	78 038	54 468	57 464
	Establishments with 7 to 9 employees	103	570 975	29 880	6 595	803	80 105	57 052	58 099
	Establishments with 10 to 14 employees	102	1 018 966	41 236	9 567	1 153	107 914	82 080	82 797
	Establishments with 15 to 19 employees	57	D	D	D	f	D	D	D
	Establishments with 20 to 49 employees	105	2 566 555	128 008	31 682	3 112	322 415	197 146	196 882
	Establishments with 50 to 99 employees	36	D	D	D	h	D	D	D
	Establishments with 100 employees or more	38	D	D	D	i	D	D	D
	Establishments not operated for the entire year	233	706 413	11 790	2 488	354	33 354	14 098	57 241
4224	Grocery & related products whse								
	All establishments	33 343	330 210 735	18 119 436	4 234 394	604 145	37 797 658	16 610 203	17 736 637
	Establishments operated for the entire year	28 548	321 224 256	17 624 219	4 115 543	583 053	36 722 500	16 445 436	17 015 840
	Establishments with no employees..	20	15 078	900	—	—	2 136	418	476
	Establishments with 1 employee....	4 830	3 799 803	159 356	34 911	4 830	398 548	119 583	127 083
	Establishments with 2 employees....	3 146	4 332 319	167 915	36 932	6 292	422 640	133 755	133 931
	Establishments with 3 or 4 employees	4 325	11 355 198	423 355	93 864	14 879	1 019 320	338 385	365 067
	Establishments with 5 or 6 employees	2 910	11 061 573	454 603	101 285	15 859	1 055 631	423 644	438 142
	Establishments with 7 to 9 employees	2 797	13 191 473	624 257	139 858	22 044	1 400 528	590 820	613 629
	Establishments with 10 to 14 employees.....	2 937	18 456 589	953 825	217 504	34 454	2 156 177	818 957	859 477

See footnotes at end of table.

Table 2. Employment Size of Establishments: 1997—Con.

[Includes only establishments with payroll. For meaning of abbreviations and symbols, see introductory text. For explanation of terms, see Appendix A. For method of assignment to categories shown, see Appendix C]

NAICS code	Employment sizes of establishments by type of operation and kind of business ¹	Establishments (number)	Sales (\$1,000)	Annual payroll (\$1,000)	First-quarter payroll (\$1,000)	Paid employees for pay period including March 12 (number)	Operating expenses ² (\$1,000)	End-of-1996 inventories (\$1,000)	End-of-1997 inventories (\$1,000)
422	MERCHANT WHOLESALERS—Con.								
	Wholesale trade, nondurable goods—Con.								
4224	Grocery & related products whsle—Con.								
	Establishments operated for the entire year—Con.								
	Establishments with 15 to 19 employees.....	1 661	13 048 961	786 648	178 159	27 839	1 669 265	571 058	613 410
	Establishments with 20 to 49 employees.....	3 539	51 014 382	3 056 923	698 652	106 745	6 509 369	2 679 887	2 755 973
	Establishments with 50 to 99 employees.....	1 303	41 307 506	2 552 682	590 164	89 236	5 521 862	1 930 948	2 063 104
	Establishments with 100 employees or more	1 080	153 641 374	8 443 755	2 024 214	260 875	16 567 024	8 837 981	9 045 548
	Establishments not operated for the entire year	4 795	8 986 479	495 217	118 851	21 092	1 075 158	164 767	720 797
42241	General-line grocery whsle								
	All establishments	3 390	93 941 524	4 682 800	1 135 331	139 593	8 927 593	5 619 021	5 740 085
	Establishments operated for the entire year	2 849	92 915 746	4 617 235	1 119 474	136 720	8 809 542	5 591 794	5 655 581
	Establishments with no employees..	—	—	—	—	—	—	—	—
	Establishments with 1 employee....	444	336 369	15 512	3 406	444	34 044	18 292	18 813
	Establishments with 2 employees....	245	293 034	12 957	2 957	490	28 733	12 416	12 865
	Establishments with 3 or 4 employees.....	390	728 145	31 642	6 951	1 338	72 474	39 203	40 096
	Establishments with 5 or 6 employees.....	292	930 324	44 322	10 256	1 607	106 782	52 940	54 522
	Establishments with 7 to 9 employees.....	292	1 140 131	57 675	13 371	2 312	139 814	69 944	71 118
	Establishments with 10 to 14 employees.....	303	1 587 648	84 813	19 761	3 557	207 973	104 943	106 389
	Establishments with 15 to 19 employees.....	145	1 122 515	63 450	14 532	2 448	149 193	63 887	66 153
	Establishments with 20 to 49 employees.....	277	4 828 792	225 263	52 232	8 199	476 982	285 591	287 140
	Establishments with 50 to 99 employees.....	144	8 857 742	320 507	75 351	10 134	716 225	482 451	484 400
	Establishments with 100 employees or more	317	73 091 046	3 761 094	920 657	106 191	6 877 322	4 462 127	4 514 085
	Establishments not operated for the entire year	541	1 025 778	65 565	15 857	2 873	118 051	27 227	84 504
422410	General-line grocery whsle								
	All establishments	3 390	93 941 524	4 682 800	1 135 331	139 593	8 927 593	5 619 021	5 740 085
	Establishments operated for the entire year	2 849	92 915 746	4 617 235	1 119 474	136 720	8 809 542	5 591 794	5 655 581
	Establishments with no employees..	—	—	—	—	—	—	—	—
	Establishments with 1 employee....	444	336 369	15 512	3 406	444	34 044	18 292	18 813
	Establishments with 2 employees....	245	293 034	12 957	2 957	490	28 733	12 416	12 865
	Establishments with 3 or 4 employees.....	390	728 145	31 642	6 951	1 338	72 474	39 203	40 096
	Establishments with 5 or 6 employees.....	292	930 324	44 322	10 256	1 607	106 782	52 940	54 522
	Establishments with 7 to 9 employees.....	292	1 140 131	57 675	13 371	2 312	139 814	69 944	71 118
	Establishments with 10 to 14 employees.....	303	1 587 648	84 813	19 761	3 557	207 973	104 943	106 389
	Establishments with 15 to 19 employees.....	145	1 122 515	63 450	14 532	2 448	149 193	63 887	66 153
	Establishments with 20 to 49 employees.....	277	4 828 792	225 263	52 232	8 199	476 982	285 591	287 140
	Establishments with 50 to 99 employees.....	144	8 857 742	320 507	75 351	10 134	716 225	482 451	484 400
	Establishments with 100 employees or more	317	73 091 046	3 761 094	920 657	106 191	6 877 322	4 462 127	4 514 085
	Establishments not operated for the entire year	541	1 025 778	65 565	15 857	2 873	118 051	27 227	84 504
4224101	General-line grocery whsle, voluntary group								
	All establishments	186	16 156 029	554 986	135 594	17 064	1 105 622	989 577	958 773
	Establishments operated for the entire year	167	16 052 262	552 134	134 214	16 716	1 100 701	978 983	955 487
	Establishments with no employees..	—	—	—	—	—	—	—	—
	Establishments with 1 employee....	20	16 031	437	91	20	2 092	379	395
	Establishments with 2 employees....	13	11 616	633	125	26	1 438	482	562
	Establishments with 3 or 4 employees.....	18	25 777	1 219	255	61	2 829	729	850
	Establishments with 5 or 6 employees.....	11	16 491	1 291	294	61	3 056	1 150	1 223
	Establishments with 7 to 9 employees.....	8	24 223	1 332	345	64	3 194	1 836	1 868
	Establishments with 10 to 14 employees.....	8	69 053	2 269	545	98	4 800	5 720	5 935
	Establishments with 15 to 19 employees.....	15	118 773	6 177	1 497	255	12 118	5 094	5 409

See footnotes at end of table.

Table 2. Employment Size of Establishments: 1997—Con.

[Includes only establishments with payroll. For meaning of abbreviations and symbols, see introductory text. For explanation of terms, see Appendix A. For method of assignment to categories shown, see Appendix C.]

NAICS code	Employment sizes of establishments by type of operation and kind of business ¹	Establishments (number)	Sales (\$1,000)	Annual payroll (\$1,000)	First-quarter payroll (\$1,000)	Paid employees for pay period including March 12 (number)	Operating expenses ² (\$1,000)	End-of-1996 inventories (\$1,000)	End-of-1997 inventories (\$1,000)
422	MERCHANT WHOLESALERS—Con.								
	Wholesale trade, nondurable goods—Con.								
4224101	General-line grocery whsle, voluntary group—Con.								
	Establishments operated for the entire year—Con.								
	Establishments with 20 to 49 employees.....	26	743 103	22 170	4 949	849	47 417	26 436	27 947
	Establishments with 50 to 99 employees.....	12	1 187 205	24 067	5 879	903	69 356	39 652	42 878
	Establishments with 100 employees or more	36	13 839 990	492 539	120 234	14 379	954 401	897 505	868 420
	Establishments not operated for the entire year	19	103 767	2 852	1 380	348	4 921	10 594	3 286
4224102	General-line grocery whsle, retail cooperative								
	All establishments	211	16 142 440	467 726	112 330	13 882	884 413	926 900	945 354
	Establishments operated for the entire year	189	15 996 448	462 271	109 846	13 481	874 362	923 221	942 806
	Establishments with no employees..	—	—	—	—	—	—	—	—
	Establishments with 1 employee....	24	28 119	1 011	227	24	2 590	1 616	1 677
	Establishments with 2 employees... employees with 3 or 4	13	13 138	679	123	26	1 509	705	727
	Establishments with 5 or 6 employees.....	22	43 564	2 466	580	78	5 162	3 768	3 887
	Establishments with 7 to 9 employees.....	26	97 930	4 622	1 015	142	13 102	8 056	8 356
	Establishments with 10 to 14 employees.....	30	189 428	6 731	1 603	237	15 942	13 727	14 047
	Establishments with 15 to 19 employees.....	17	110 157	4 866	1 134	204	12 520	8 190	8 568
	Establishments with 20 to 49 employees.....	7	55 363	2 443	560	120	5 900	5 659	7 370
	Establishments with 50 to 99 employees.....	14	253 785	14 498	3 168	412	25 887	12 393	12 295
	Establishments with 100 employees or more	9	1 949 138	21 493	4 899	663	41 107	24 531	26 238
	Establishments not operated for the entire year	27	13 255 826	403 462	96 537	11 575	750 643	844 576	859 641
	Establishments not operated for the entire year	22	145 992	5 455	2 484	401	10 051	3 679	2 548
4224103	Other general-line grocery whsle								
	All establishments	2 993	61 643 055	3 660 088	887 407	108 647	6 937 558	3 702 544	3 835 958
	Establishments operated for the entire year	2 493	60 867 036	3 602 830	875 414	106 523	6 834 479	3 689 590	3 757 288
	Establishments with no employees..	—	—	—	—	—	—	—	—
	Establishments with 1 employee....	400	292 219	14 064	3 088	400	29 362	16 297	16 741
	Establishments with 2 employees... employees with 3 or 4	219	268 280	11 645	2 709	438	25 786	11 229	11 576
	Establishments with 5 or 6 employees.....	350	658 804	27 957	6 116	1 199	64 483	34 706	35 359
	Establishments with 7 to 9 employees.....	255	815 903	38 409	8 947	1 404	90 624	43 734	44 943
	Establishments with 10 to 14 employees.....	254	926 480	49 612	11 423	2 011	120 678	54 381	55 203
	Establishments with 15 to 19 employees.....	278	1 408 438	77 678	18 082	3 255	190 653	91 033	91 886
	Establishments with 20 to 49 employees.....	123	948 379	54 830	12 475	2 073	131 175	53 134	53 374
	Establishments with 50 to 99 employees.....	237	3 831 904	188 595	44 115	6 938	403 678	246 762	246 898
	Establishments with 100 employees or more	123	5 721 399	274 947	64 573	8 568	605 762	418 268	415 284
	Establishments not operated for the entire year	254	45 995 230	2 865 093	703 886	80 237	5 172 278	2 720 046	2 786 024
	Establishments not operated for the entire year	500	776 019	57 258	11 993	2 124	103 079	12 954	78 670
42242	Packaged frozen food whsle								
	All establishments	2 897	44 782 680	2 297 966	535 761	71 263	4 773 169	2 436 769	2 795 303
	Establishments operated for the entire year	2 581	42 570 436	2 212 747	517 918	69 129	4 596 742	2 421 593	2 508 197
	Establishments with no employees..	4	2 817	54	—	—	168	117	177
	Establishments with 1 employee....	352	433 755	13 187	2 837	352	34 765	16 800	17 935
	Establishments with 2 employees... employees with 3 or 4	267	614 278	16 535	3 332	534	42 123	23 889	19 674
	Establishments with 5 or 6 employees.....	347	1 585 906	41 744	9 683	1 202	103 029	72 840	78 573
	Establishments with 7 to 9 employees.....	284	1 725 476	53 000	11 594	1 549	124 722	74 956	81 685
	Establishments with 10 to 14 employees.....	235	1 779 934	57 503	12 821	1 833	132 084	112 527	125 072
	Establishments with 15 to 19 employees.....	251	2 652 951	93 869	21 143	2 926	237 416	189 498	199 956
	Establishments with 20 to 49 employees.....	139	1 398 866	66 956	14 991	2 321	138 208	96 769	103 856
	Establishments not operated for the entire year	369	6 038 305	325 803	74 788	11 510	697 321	440 950	400 451

See footnotes at end of table.

Table 2. Employment Size of Establishments: 1997—Con.

[Includes only establishments with payroll. For meaning of abbreviations and symbols, see introductory text. For explanation of terms, see Appendix A. For method of assignment to categories shown, see Appendix C.]

NAICS code	Employment sizes of establishments by type of operation and kind of business ¹	Establishments (number)	Sales (\$1,000)	Annual payroll (\$1,000)	First-quarter payroll (\$1,000)	Paid employees for pay period including March 12 (number)	Operating expenses ² (\$1,000)	End-of-1996 inventories (\$1,000)	End-of-1997 inventories (\$1,000)
422	MERCHANT WHOLESALERS—Con.								
	Wholesale trade, nondurable goods—Con.								
42242	Packaged frozen food whsle—Con.								
	Establishments operated for the entire year—Con.								
	Establishments with 50 to 99 employees.....	155	6 515 138	326 554	77 745	10 413	712 352	324 824	333 889
	Establishments with 100 employees or more	178	19 823 010	1 217 542	288 984	36 489	2 374 554	1 068 423	1 146 929
	Establishments not operated for the entire year	316	2 212 244	85 219	17 843	2 134	176 427	15 176	287 106
422420	Packaged frozen food whsle								
	All establishments	2 897	44 782 680	2 297 966	535 761	71 263	4 773 169	2 436 769	2 795 303
	Establishments operated for the entire year	2 581	42 570 436	2 212 747	517 918	69 129	4 596 742	2 421 593	2 508 197
	Establishments with no employees..	4	2 817	54	—	—	168	117	177
	Establishments with 1 employee....	352	433 755	13 187	2 837	352	34 765	16 800	17 935
	Establishments with 2 employees...	267	614 278	16 535	3 332	534	42 123	23 889	19 674
	Establishments with 3 or 4 employees.....	347	1 585 906	41 744	9 683	1 202	103 029	72 840	78 573
	Establishments with 5 or 6 employees.....	284	1 725 476	53 000	11 594	1 549	124 722	74 956	81 685
	Establishments with 7 to 9 employees.....	235	1 779 934	57 503	12 821	1 833	132 084	112 527	125 072
	Establishments with 10 to 14 employees.....	251	2 652 951	93 869	21 143	2 926	237 416	189 498	199 956
	Establishments with 15 to 19 employees.....	139	1 398 866	66 956	14 991	2 321	138 208	96 769	103 856
	Establishments with 20 to 49 employees.....	369	6 038 305	325 803	74 788	11 510	697 321	440 950	400 451
	Establishments with 50 to 99 employees.....	155	6 515 138	326 554	77 745	10 413	712 352	324 824	333 889
	Establishments with 100 employees or more	178	19 823 010	1 217 542	288 984	36 489	2 374 554	1 068 423	1 146 929
	Establishments not operated for the entire year	316	2 212 244	85 219	17 843	2 134	176 427	15 176	287 106
42243	Dairy products, (except dried or canned) whsle								
	All establishments	2 174	20 315 524	849 475	196 547	27 596	1 854 375	512 648	557 552
	Establishments operated for the entire year	1 885	D	D	D	k	D	D	D
	Establishments with no employees..	—	—	—	—	—	—	—	—
	Establishments with 1 employee....	363	244 727	10 236	2 198	363	26 539	4 968	5 253
	Establishments with 2 employees...	202	279 609	9 823	2 101	404	28 570	11 072	11 842
	Establishments with 3 or 4 employees.....	290	1 066 343	27 744	6 263	998	60 690	16 176	17 368
	Establishments with 5 or 6 employees.....	199	1 073 028	32 805	7 007	1 078	78 158	13 371	14 049
	Establishments with 7 to 9 employees.....	203	1 145 772	44 279	10 020	1 594	100 733	47 867	42 609
	Establishments with 10 to 14 employees.....	195	D	D	D	g	D	D	D
	Establishments with 15 to 19 employees.....	100	D	D	D	g	D	D	D
	Establishments with 20 to 49 employees.....	214	D	D	D	i	D	D	D
	Establishments with 50 to 99 employees.....	82	D	D	D	i	D	D	D
	Establishments with 100 employees or more	37	4 579 941	180 757	42 999	5 724	404 039	94 383	100 806
	Establishments not operated for the entire year	289	D	D	D	g	D	D	D
422430	Dairy products, (except dried or canned) whsle								
	All establishments	2 174	20 315 524	849 475	196 547	27 596	1 854 375	512 648	557 552
	Establishments operated for the entire year	1 885	D	D	D	k	D	D	D
	Establishments with no employees..	—	—	—	—	—	—	—	—
	Establishments with 1 employee....	363	244 727	10 236	2 198	363	26 539	4 968	5 253
	Establishments with 2 employees...	202	279 609	9 823	2 101	404	28 570	11 072	11 842
	Establishments with 3 or 4 employees.....	290	1 066 343	27 744	6 263	998	60 690	16 176	17 368
	Establishments with 5 or 6 employees.....	199	1 073 028	32 805	7 007	1 078	78 158	13 371	14 049
	Establishments with 7 to 9 employees.....	203	1 145 772	44 279	10 020	1 594	100 733	47 867	42 609
	Establishments with 10 to 14 employees.....	195	D	D	D	g	D	D	D
	Establishments with 15 to 19 employees.....	100	D	D	D	g	D	D	D
	Establishments with 20 to 49 employees.....	214	D	D	D	i	D	D	D
	Establishments with 50 to 99 employees.....	82	D	D	D	i	D	D	D

See footnotes at end of table.

Table 2. Employment Size of Establishments: 1997—Con.

[Includes only establishments with payroll. For meaning of abbreviations and symbols, see introductory text. For explanation of terms, see Appendix A. For method of assignment to categories shown, see Appendix C]

NAICS code	Employment sizes of establishments by type of operation and kind of business ¹	Establishments (number)	Sales (\$1,000)	Annual payroll (\$1,000)	First-quarter payroll (\$1,000)	Paid employees for pay period including March 12 (number)	Operating expenses ² (\$1,000)	End-of-1996 inventories (\$1,000)	End-of-1997 inventories (\$1,000)
422	MERCHANT WHOLESALERS—Con.								
	Wholesale trade, nondurable goods—Con.								
422430	Dairy products, (except dried or canned) whsle—Con.								
	Establishments operated for the entire year—Con.								
	Establishments with 100 employees or more	37	4 579 941	180 757	42 999	5 724	404 039	94 383	100 806
	Establishments not operated for the entire year	289	D	D	D	g	D	D	D
4224301	Raw milk whsle								
	All establishments	138	D	D	D	g	D	D	D
	Establishments operated for the entire year	118	D	D	D	g	D	D	D
	Establishments with no employees..	—	—	—	—	—	—	—	—
	Establishments with 1 employee	24	D	D	D	b	D	D	D
	Establishments with 2 employees...	8	D	D	D	a	D	D	D
	Establishments with 3 or 4 employees	23	D	D	D	b	D	D	D
	Establishments with 5 or 6 employees	14	D	D	D	b	D	D	D
	Establishments with 7 to 9 employees	14	D	D	D	c	D	D	D
	Establishments with 10 to 14 employees	12	D	D	D	c	D	D	D
	Establishments with 15 to 19 employees	4	D	D	D	b	D	D	D
	Establishments with 20 to 49 employees	13	D	D	D	e	D	D	D
	Establishments with 50 to 99 employees	4	D	D	D	e	D	D	D
	Establishments with 100 employees or more	2	D	D	D	e	D	D	D
	Establishments not operated for the entire year	20	D	D	D	c	D	D	D
4224302	Dairy product (except raw milk) whsle								
	All establishments	2 036	D	D	D	k	D	D	D
	Establishments operated for the entire year	1 767	D	D	D	j	D	D	D
	Establishments with no employees..	—	—	—	—	—	—	—	—
	Establishments with 1 employee	339	D	D	D	e	D	D	D
	Establishments with 2 employees...	194	D	D	D	e	D	D	D
	Establishments with 3 or 4 employees	267	D	D	D	f	D	D	D
	Establishments with 5 or 6 employees	185	D	D	D	g	D	D	D
	Establishments with 7 to 9 employees	189	D	D	D	g	D	D	D
	Establishments with 10 to 14 employees	183	D	D	D	g	D	D	D
	Establishments with 15 to 19 employees	96	D	D	D	g	D	D	D
	Establishments with 20 to 49 employees	201	D	D	D	i	D	D	D
	Establishments with 50 to 99 employees	78	D	D	D	i	D	D	D
	Establishments with 100 employees or more	35	D	D	D	i	D	D	D
	Establishments not operated for the entire year	269	D	D	D	g	D	D	D
42244	Poultry & poultry product whsle								
	All establishments	873	10 721 436	423 543	96 860	15 681	921 425	230 145	251 499
	Establishments operated for the entire year	787	D	D	D	j	D	D	D
	Establishments with no employees..	—	—	—	—	—	—	—	—
	Establishments with 1 employee	90	D	D	D	b	D	D	D
	Establishments with 2 employees...	53	D	D	D	c	D	D	D
	Establishments with 3 or 4 employees	117	D	D	D	e	D	D	D
	Establishments with 5 or 6 employees	84	605 332	15 533	3 493	466	33 234	7 955	7 828
	Establishments with 7 to 9 employees	87	783 486	21 776	4 549	688	47 156	16 409	17 577
	Establishments with 10 to 14 employees	103	962 315	37 643	7 713	1 211	80 688	17 452	21 760
	Establishments with 15 to 19 employees	57	619 535	24 538	5 663	955	58 510	11 727	11 813
	Establishments with 20 to 49 employees	129	2 122 061	102 267	24 114	3 876	217 313	42 811	43 747
	Establishments with 50 to 99 employees	37	D	D	D	h	D	D	D
	Establishments with 100 employees or more	30	D	D	D	h	D	D	D

See footnotes at end of table.

Table 2. Employment Size of Establishments: 1997—Con.

[Includes only establishments with payroll. For meaning of abbreviations and symbols, see introductory text. For explanation of terms, see Appendix A. For method of assignment to categories shown, see Appendix C]

NAICS code	Employment sizes of establishments by type of operation and kind of business ¹	Establishments (number)	Sales (\$1,000)	Annual payroll (\$1,000)	First-quarter payroll (\$1,000)	Paid employees for pay period including March 12 (number)	Operating expenses ² (\$1,000)	End-of-1996 inventories (\$1,000)	End-of-1997 inventories (\$1,000)
422	MERCHANT WHOLESALERS—Con.								
	Wholesale trade, nondurable goods—Con.								
42244	Poultry & poultry product whsle—Con.								
	Establishments not operated for the entire year	86	D	D	D	f	D	D	D
422440	Poultry & poultry product whsle								
	All establishments	873	10 721 436	423 543	96 860	15 681	921 425	230 145	251 499
	Establishments operated for the entire year	787	D	D	D	j	D	D	D
	Establishments with no employees..	—	—	—	—	—	—	—	—
	Establishments with 1 employee...	90	D	D	D	b	D	D	D
	Establishments with 2 employees...	53	D	D	D	c	D	D	D
	Establishments with 3 or 4 employees	117	D	D	D	e	D	D	D
	Establishments with 5 or 6 employees	84	605 332	15 533	3 493	466	33 234	7 955	7 828
	Establishments with 7 to 9 employees	87	783 486	21 776	4 549	688	47 156	16 409	17 577
	Establishments with 10 to 14 employees	103	962 315	37 643	7 713	1 211	80 688	17 452	21 760
	Establishments with 15 to 19 employees	57	619 535	24 538	5 663	955	58 510	11 727	11 813
	Establishments with 20 to 49 employees	129	2 122 061	102 267	24 114	3 876	217 313	42 811	43 747
	Establishments with 50 to 99 employees	37	D	D	D	h	D	D	D
	Establishments with 100 employees or more	30	D	D	D	h	D	D	D
	Establishments not operated for the entire year	86	D	D	D	f	D	D	D
4224401	Live poultry whsle								
	All establishments	45	D	D	D	f	D	D	D
	Establishments operated for the entire year	40	D	D	D	f	D	D	D
	Establishments with no employees..	—	—	—	—	—	—	—	—
	Establishments with 1 employee...	6	D	D	D	a	D	D	D
	Establishments with 2 employees...	4	D	D	D	a	D	D	D
	Establishments with 3 or 4 employees	4	D	D	D	a	D	D	D
	Establishments with 5 or 6 employees	2	D	D	D	a	D	D	D
	Establishments with 7 to 9 employees	5	D	D	D	b	D	D	D
	Establishments with 10 to 14 employees	5	D	D	D	b	D	D	D
	Establishments with 15 to 19 employees	8	D	D	D	c	D	D	D
	Establishments with 20 to 49 employees	5	D	D	D	c	D	D	D
	Establishments with 50 to 99 employees	1	D	D	D	b	D	D	D
	Establishments with 100 employees or more	—	—	—	—	—	—	—	—
	Establishments not operated for the entire year	5	D	D	D	b	D	D	D
4224402	Poultry & poultry product (except live) whsle								
	All establishments	828	D	D	D	j	D	D	D
	Establishments operated for the entire year	747	D	D	D	j	D	D	D
	Establishments with no employees..	—	—	—	—	—	—	—	—
	Establishments with 1 employee...	84	D	D	D	b	D	D	D
	Establishments with 2 employees...	49	D	D	D	b	D	D	D
	Establishments with 3 or 4 employees	113	D	D	D	e	D	D	D
	Establishments with 5 or 6 employees	82	D	D	D	e	D	D	D
	Establishments with 7 to 9 employees	82	D	D	D	f	D	D	D
	Establishments with 10 to 14 employees	98	D	D	D	g	D	D	D
	Establishments with 15 to 19 employees	49	D	D	D	f	D	D	D
	Establishments with 20 to 49 employees	124	D	D	D	h	D	D	D
	Establishments with 50 to 99 employees	36	D	D	D	g	D	D	D
	Establishments with 100 employees or more	30	D	D	D	h	D	D	D
	Establishments not operated for the entire year	81	D	D	D	e	D	D	D
42245	Confectionery whsle								

See footnotes at end of table.

Table 2. Employment Size of Establishments: 1997—Con.

[Includes only establishments with payroll. For meaning of abbreviations and symbols, see introductory text. For explanation of terms, see Appendix A. For method of assignment to categories shown, see Appendix C.]

NAICS code	Employment sizes of establishments by type of operation and kind of business ¹	Establishments (number)	Sales (\$1,000)	Annual payroll (\$1,000)	First-quarter payroll (\$1,000)	Paid employees for pay period including March 12 (number)	Operating expenses ² (\$1,000)	End-of-1996 inventories (\$1,000)	End-of-1997 inventories (\$1,000)
422	MERCHANT WHOLESALERS—Con.								
	Wholesale trade, nondurable goods—Con.								
42245	Confectionery whsle—Con.								
	All establishments	1 962	7 539 889	523 310	115 927	20 663	1 289 127	660 165	725 588
	Establishments operated for the entire year	1 643	7 255 768	505 602	111 942	19 776	1 226 792	658 477	699 533
	Establishments with no employees	—	—	—	—	—	—	—	—
	Establishments with 1 employee	321	143 674	8 234	1 701	321	20 714	7 190	7 732
	Establishments with 2 employees	209	D	D	D	e	D	D	D
	Establishments with 3 or 4 employees	275	D	D	D	f	D	D	D
	Establishments with 5 or 6 employees	155	D	D	D	f	D	D	D
	Establishments with 7 to 9 employees	163	361 798	29 309	6 869	1 284	69 568	31 447	33 789
	Establishments with 10 to 14 employees	168	662 322	44 452	10 341	1 969	115 391	41 287	41 411
	Establishments with 15 to 19 employees	98	459 535	38 185	8 842	1 659	96 297	43 868	44 600
	Establishments with 20 to 49 employees	192	2 539 533	165 682	36 308	5 748	380 198	284 123	296 824
	Establishments with 50 to 99 employees	40	1 057 538	75 555	16 495	2 797	158 540	91 112	91 796
	Establishments with 100 employees or more	22	1 034 206	88 641	19 115	3 772	251 166	105 726	126 048
	Establishments not operated for the entire year	319	284 121	17 708	3 985	887	62 335	1 688	26 055
422450	Confectionery whsle								
	All establishments	1 962	7 539 889	523 310	115 927	20 663	1 289 127	660 165	725 588
	Establishments operated for the entire year	1 643	7 255 768	505 602	111 942	19 776	1 226 792	658 477	699 533
	Establishments with no employees	—	—	—	—	—	—	—	—
	Establishments with 1 employee	321	143 674	8 234	1 701	321	20 714	7 190	7 732
	Establishments with 2 employees	209	D	D	D	e	D	D	D
	Establishments with 3 or 4 employees	275	D	D	D	f	D	D	D
	Establishments with 5 or 6 employees	155	D	D	D	f	D	D	D
	Establishments with 7 to 9 employees	163	361 798	29 309	6 869	1 284	69 568	31 447	33 789
	Establishments with 10 to 14 employees	168	662 322	44 452	10 341	1 969	115 391	41 287	41 411
	Establishments with 15 to 19 employees	98	459 535	38 185	8 842	1 659	96 297	43 868	44 600
	Establishments with 20 to 49 employees	192	2 539 533	165 682	36 308	5 748	380 198	284 123	296 824
	Establishments with 50 to 99 employees	40	1 057 538	75 555	16 495	2 797	158 540	91 112	91 796
	Establishments with 100 employees or more	22	1 034 206	88 641	19 115	3 772	251 166	105 726	126 048
	Establishments not operated for the entire year	319	284 121	17 708	3 985	887	62 335	1 688	26 055
42246	Fish & seafood whsle								
	All establishments	2 828	11 998 240	649 137	145 945	26 304	1 423 835	555 003	628 393
	Establishments operated for the entire year	2 273	11 516 220	620 954	140 340	25 013	1 355 590	549 415	593 577
	Establishments with no employees	4	D	D	D	a	D	D	D
	Establishments with 1 employee	388	D	D	D	e	D	D	D
	Establishments with 2 employees	287	523 447	15 305	3 329	574	45 450	11 307	11 956
	Establishments with 3 or 4 employees	402	1 014 057	38 464	8 518	1 378	95 566	32 005	34 455
	Establishments with 5 or 6 employees	269	D	D	D	g	D	D	D
	Establishments with 7 to 9 employees	229	1 068 750	46 478	10 514	1 817	112 384	36 036	37 601
	Establishments with 10 to 14 employees	222	1 460 752	65 930	15 303	2 601	146 943	49 892	56 896
	Establishments with 15 to 19 employees	137	1 064 574	58 180	13 066	2 263	125 333	48 304	54 464
	Establishments with 20 to 49 employees	249	3 112 839	189 015	43 364	7 597	388 427	214 747	222 415
	Establishments with 50 to 99 employees	69	D	D	D	h	D	D	D
	Establishments with 100 employees or more	17	D	D	D	g	D	D	D
	Establishments not operated for the entire year	555	482 020	28 183	5 605	1 291	68 245	5 588	34 816
422460	Fish & seafood whsle								
	All establishments	2 828	11 998 240	649 137	145 945	26 304	1 423 835	555 003	628 393

See footnotes at end of table.

Table 2. Employment Size of Establishments: 1997—Con.

[Includes only establishments with payroll. For meaning of abbreviations and symbols, see introductory text. For explanation of terms, see Appendix A. For method of assignment to categories shown, see Appendix C]

NAICS code	Employment sizes of establishments by type of operation and kind of business ¹	Establishments (number)	Sales (\$1,000)	Annual payroll (\$1,000)	First-quarter payroll (\$1,000)	Paid employees for pay period including March 12 (number)	Operating expenses ² (\$1,000)	End-of-1996 inventories (\$1,000)	End-of-1997 inventories (\$1,000)
422	MERCHANT WHOLESALERS—Con.								
	Wholesale trade, nondurable goods—Con.								
422460	Fish & seafood whsle—Con.								
	Establishments operated for the entire year	2 273	11 516 220	620 954	140 340	25 013	1 355 590	549 415	593 577
	Establishments with no employees..	4	D	D	D	a	D	D	D
	Establishments with 1 employee....	388	D	D	D	e	D	D	D
	Establishments with 2 employees...	287	523 447	15 305	3 329	574	45 450	11 307	11 956
	Establishments with 3 or 4 employees.....	402	1 014 057	38 464	8 518	1 378	95 566	32 005	34 455
	Establishments with 5 or 6 employees.....	269	D	D	D	g	D	D	D
	Establishments with 7 to 9 employees.....	229	1 068 750	46 478	10 514	1 817	112 384	36 036	37 601
	Establishments with 10 to 14 employees.....	222	1 460 752	65 930	15 303	2 601	146 943	49 892	56 896
	Establishments with 15 to 19 employees.....	137	1 064 574	58 180	13 066	2 263	125 333	48 304	54 464
	Establishments with 20 to 49 employees.....	249	3 112 839	189 015	43 364	7 597	388 427	214 747	222 415
	Establishments with 50 to 99 employees.....	69	D	D	D	h	D	D	D
	Establishments with 100 employees or more	17	D	D	D	g	D	D	D
	Establishments not operated for the entire year	555	482 020	28 183	5 605	1 291	68 245	5 588	34 816
42247	Meat & meat product whsle								
	All establishments	3 147	26 899 437	1 304 916	309 355	45 521	2 679 207	957 919	1 024 099
	Establishments operated for the entire year	2 779	26 332 275	1 270 907	299 957	43 816	2 608 076	946 644	993 452
	Establishments with no employees..	1	D	D	D	a	D	D	D
	Establishments with 1 employee....	426	D	D	D	e	D	D	D
	Establishments with 2 employees...	336	511 658	17 167	3 937	672	38 860	7 451	7 220
	Establishments with 3 or 4 employees.....	396	D	D	D	g	D	D	D
	Establishments with 5 or 6 employees.....	307	945 810	40 526	9 220	1 663	91 127	23 649	24 301
	Establishments with 7 to 9 employees.....	286	1 419 078	60 223	14 276	2 257	124 886	58 217	60 267
	Establishments with 10 to 14 employees.....	295	1 853 717	84 632	20 409	3 457	171 453	60 124	59 312
	Establishments with 15 to 19 employees.....	174	1 559 019	76 502	17 961	2 903	149 699	39 786	42 015
	Establishments with 20 to 49 employees.....	372	5 443 367	307 288	71 216	11 027	599 441	158 581	170 823
	Establishments with 50 to 99 employees.....	126	4 238 804	246 604	56 961	8 530	489 858	156 389	175 162
	Establishments with 100 employees or more	60	8 718 926	390 985	95 029	11 527	829 469	409 421	416 767
	Establishments not operated for the entire year	368	567 162	34 009	9 398	1 705	71 131	11 275	30 647
422470	Meat & meat product whsle								
	All establishments	3 147	26 899 437	1 304 916	309 355	45 521	2 679 207	957 919	1 024 099
	Establishments operated for the entire year	2 779	26 332 275	1 270 907	299 957	43 816	2 608 076	946 644	993 452
	Establishments with no employees..	1	D	D	D	a	D	D	D
	Establishments with 1 employee....	426	D	D	D	e	D	D	D
	Establishments with 2 employees...	336	511 658	17 167	3 937	672	38 860	7 451	7 220
	Establishments with 3 or 4 employees.....	396	D	D	D	g	D	D	D
	Establishments with 5 or 6 employees.....	307	945 810	40 526	9 220	1 663	91 127	23 649	24 301
	Establishments with 7 to 9 employees.....	286	1 419 078	60 223	14 276	2 257	124 886	58 217	60 267
	Establishments with 10 to 14 employees.....	295	1 853 717	84 632	20 409	3 457	171 453	60 124	59 312
	Establishments with 15 to 19 employees.....	174	1 559 019	76 502	17 961	2 903	149 699	39 786	42 015
	Establishments with 20 to 49 employees.....	372	5 443 367	307 288	71 216	11 027	599 441	158 581	170 823
	Establishments with 50 to 99 employees.....	126	4 238 804	246 604	56 961	8 530	489 858	156 389	175 162
	Establishments with 100 employees or more	60	8 718 926	390 985	95 029	11 527	829 469	409 421	416 767
	Establishments not operated for the entire year	368	567 162	34 009	9 398	1 705	71 131	11 275	30 647
42248	Fresh fruit & vegetable whsle								
	All establishments	5 474	40 417 798	2 840 345	640 915	104 811	5 869 669	562 265	640 886
	Establishments operated for the entire year	4 717	38 843 341	2 725 569	610 858	98 762	5 628 074	554 643	576 088
	Establishments with no employees..	1	D	D	D	a	D	D	D
	Establishments with 1 employee....	578	D	D	D	f	D	D	D
	Establishments with 2 employees...	469	D	D	D	f	D	D	D
	Establishments with 3 or 4 employees.....	707	2 468 932	87 617	18 782	2 435	202 733	12 755	13 528

See footnotes at end of table.

Table 2. Employment Size of Establishments: 1997—Con.

[Includes only establishments with payroll. For meaning of abbreviations and symbols, see introductory text. For explanation of terms, see Appendix A. For method of assignment to categories shown, see Appendix C.]

NAICS code	Employment sizes of establishments by type of operation and kind of business ¹	Establishments (number)	Sales (\$1,000)	Annual payroll (\$1,000)	First-quarter payroll (\$1,000)	Paid employees for pay period including March 12 (number)	Operating expenses ² (\$1,000)	End-of-1996 inventories (\$1,000)	End-of-1997 inventories (\$1,000)
422	MERCHANT WHOLESALERS—Con.								
	Wholesale trade, nondurable goods—Con.								
42248	Fresh fruit & vegetable whsle—Con.								
	Establishments operated for the entire year—Con.								
	Establishments with 5 or 6 employees.....	468	2 265 669	88 584	19 143	2 537	196 694	13 227	13 516
	Establishments with 7 to 9 employees.....	462	2 650 251	130 312	27 281	3 645	268 295	17 940	19 362
	Establishments with 10 to 14 employees.....	500	3 338 050	178 260	40 085	5 880	376 176	34 121	33 889
	Establishments with 15 to 19 employees.....	315	3 101 461	178 844	39 584	5 309	356 062	26 291	25 764
	Establishments with 20 to 49 employees.....	728	9 709 226	663 203	149 672	22 324	1 314 201	154 752	161 634
	Establishments with 50 to 99 employees.....	301	5 805 332	546 494	119 746	20 807	1 153 290	95 452	98 402
	Establishments with 100 employees or more	188	8 170 253	799 082	185 278	34 309	1 630 397	188 315	197 324
	Establishments not operated for the entire year	757	1 574 457	114 776	30 057	6 049	241 595	7 622	64 798
422480	Fresh fruit & vegetable whsle								
	All establishments	5 474	40 417 798	2 840 345	640 915	104 811	5 869 669	562 265	640 886
	Establishments operated for the entire year	4 717	38 843 341	2 725 569	610 858	98 762	5 628 074	554 643	576 088
	Establishments with no employees..	1	D	D	D	a	D	D	D
	Establishments with 1 employee....	578	D	D	D	f	D	D	D
	Establishments with 2 employees....	469	D	D	D	f	D	D	D
	Establishments with 3 or 4 employees.....	707	2 468 932	87 617	18 782	2 435	202 733	12 755	13 528
	Establishments with 5 or 6 employees.....	468	2 265 669	88 584	19 143	2 537	196 694	13 227	13 516
	Establishments with 7 to 9 employees.....	462	2 650 251	130 312	27 281	3 645	268 295	17 940	19 362
	Establishments with 10 to 14 employees.....	500	3 338 050	178 260	40 085	5 880	376 176	34 121	33 889
	Establishments with 15 to 19 employees.....	315	3 101 461	178 844	39 584	5 309	356 062	26 291	25 764
	Establishments with 20 to 49 employees.....	728	9 709 226	663 203	149 672	22 324	1 314 201	154 752	161 634
	Establishments with 50 to 99 employees.....	301	5 805 332	546 494	119 746	20 807	1 153 290	95 452	98 402
	Establishments with 100 employees or more	188	8 170 253	799 082	185 278	34 309	1 630 397	188 315	197 324
	Establishments not operated for the entire year	757	1 574 457	114 776	30 057	6 049	241 595	7 622	64 798
42249	Other grocery & related products whsle								
	All establishments	10 598	73 594 207	4 547 944	1 057 753	152 713	10 059 258	5 076 268	5 373 232
	Establishments operated for the entire year	9 034	72 020 799	4 440 442	1 032 639	148 550	9 815 149	4 995 956	5 221 514
	Establishments with no employees..	10	D	D	D	a	D	D	D
	Establishments with 1 employee....	1 868	D	D	D	g	D	D	D
	Establishments with 2 employees....	1 078	D	D	D	g	D	D	D
	Establishments with 3 or 4 employees.....	1 401	2 399 638	127 773	27 980	4 815	316 097	114 008	122 911
	Establishments with 5 or 6 employees.....	852	2 146 864	119 098	27 416	4 645	278 991	173 142	170 202
	Establishments with 7 to 9 employees.....	840	2 842 273	176 702	40 157	6 614	405 608	200 433	206 234
	Establishments with 10 to 14 employees.....	900	D	D	D	j	D	D	D
	Establishments with 15 to 19 employees.....	496	D	D	D	i	D	D	D
	Establishments with 20 to 49 employees.....	1 009	D	D	D	k	D	D	D
	Establishments with 50 to 99 employees.....	349	8 791 926	686 717	161 948	23 755	1 574 076	589 983	674 146
	Establishments with 100 employees or more	231	D	D	D	l	D	D	D
	Establishments not operated for the entire year	1 564	1 573 408	107 502	25 114	4 163	244 109	80 312	151 718
422490	Other grocery & related products whsle								
	All establishments	10 598	73 594 207	4 547 944	1 057 753	152 713	10 059 258	5 076 268	5 373 232
	Establishments operated for the entire year	9 034	72 020 799	4 440 442	1 032 639	148 550	9 815 149	4 995 956	5 221 514
	Establishments with no employees..	10	D	D	D	a	D	D	D
	Establishments with 1 employee....	1 868	D	D	D	g	D	D	D
	Establishments with 2 employees....	1 078	D	D	D	g	D	D	D
	Establishments with 3 or 4 employees.....	1 401	2 399 638	127 773	27 980	4 815	316 097	114 008	122 911
	Establishments with 5 or 6 employees.....	852	2 146 864	119 098	27 416	4 645	278 991	173 142	170 202

See footnotes at end of table.

Table 2. Employment Size of Establishments: 1997—Con.

[Includes only establishments with payroll. For meaning of abbreviations and symbols, see introductory text. For explanation of terms, see Appendix A. For method of assignment to categories shown, see Appendix C.]

NAICS code	Employment sizes of establishments by type of operation and kind of business ¹	Establishments (number)	Sales (\$1,000)	Annual payroll (\$1,000)	First-quarter payroll (\$1,000)	Paid employees for pay period including March 12 (number)	Operating expenses ² (\$1,000)	End-of-1996 inventories (\$1,000)	End-of-1997 inventories (\$1,000)
422	MERCHANT WHOLESALERS—Con.								
	Wholesale trade, nondurable goods—Con.								
422490	Other grocery & related products whsle—Con.								
	Establishments operated for the entire year—Con.								
	Establishments with 7 to 9 employees.....	840	2 842 273	176 702	40 157	6 614	405 608	200 433	206 234
	Establishments with 10 to 14 employees.....	900	D	D	D	j	D	D	D
	Establishments with 15 to 19 employees.....	496	D	D	D	i	D	D	D
	Establishments with 20 to 49 employees.....	1 009	D	D	D	k	D	D	D
	Establishments with 50 to 99 employees.....	349	8 791 926	686 717	161 948	23 755	1 574 076	589 983	674 146
	Establishments with 100 employees or more	231	D	D	D	l	D	D	D
	Establishments not operated for the entire year	1 564	1 573 408	107 502	25 114	4 163	244 109	80 312	151 718
4224901	Coffee, tea, & spice whsle								
	All establishments	1 420	7 087 834	397 640	91 263	13 783	852 828	488 011	626 211
	Establishments operated for the entire year	1 264	7 011 937	390 660	89 211	13 439	836 207	487 270	612 669
	Establishments with no employees..	—	—	—	—	—	—	—	—
	Establishments with 1 employee....	235	D	D	D	c	D	D	D
	Establishments with 2 employees...	160	D	D	D	e	D	D	D
	Establishments with 3 or 4 employees.....	221	360 290	22 280	4 887	772	51 902	18 557	21 477
	Establishments with 5 or 6 employees.....	130	288 210	19 261	4 744	709	46 392	17 736	17 914
	Establishments with 7 to 9 employees.....	127	372 895	28 466	6 636	989	62 717	25 472	29 027
	Establishments with 10 to 14 employees.....	143	D	D	D	g	D	D	D
	Establishments with 15 to 19 employees.....	73	D	D	D	g	D	D	D
	Establishments with 20 to 49 employees.....	132	D	D	D	h	D	D	D
	Establishments with 50 to 99 employees.....	31	1 502 511	60 460	14 037	2 066	143 931	98 589	160 577
	Establishments with 100 employees or more	12	D	D	D	g	D	D	D
	Establishments not operated for the entire year	156	75 897	6 980	2 052	344	16 621	741	13 542
4224902	Bread & baked goods whsle								
	All establishments	2 187	5 821 864	594 621	137 158	24 477	1 108 595	262 177	267 272
	Establishments operated for the entire year	1 796	5 681 788	576 835	132 527	23 519	1 075 088	258 879	257 812
	Establishments with no employees..	—	—	—	—	—	—	—	—
	Establishments with 1 employee....	447	160 882	11 642	2 649	447	28 420	3 495	3 555
	Establishments with 2 employees...	218	98 408	8 037	1 883	436	19 442	2 287	2 360
	Establishments with 3 or 4 employees.....	265	278 591	20 199	4 388	903	42 145	6 757	6 581
	Establishments with 5 or 6 employees.....	165	197 751	17 637	4 108	905	37 416	8 850	10 904
	Establishments with 7 to 9 employees.....	162	233 471	22 402	5 201	1 294	48 181	11 449	11 539
	Establishments with 10 to 14 employees.....	182	296 789	42 058	9 696	2 140	81 737	10 420	11 059
	Establishments with 15 to 19 employees.....	95	199 638	30 334	7 191	1 594	55 146	6 892	7 770
	Establishments with 20 to 49 employees.....	181	789 885	113 876	26 772	5 424	215 089	24 568	24 813
	Establishments with 50 to 99 employees.....	56	558 287	82 059	19 039	3 667	132 039	22 918	22 895
	Establishments with 100 employees or more	25	2 868 086	228 591	51 600	6 709	415 473	161 243	156 336
	Establishments not operated for the entire year	391	140 076	17 786	4 631	958	33 507	3 298	9 460
4224903	Soft drinks whsle								
	All establishments	2 026	7 507 631	855 980	195 575	29 183	1 981 472	316 118	352 288
	Establishments operated for the entire year	1 711	7 315 666	840 601	191 889	28 489	1 940 454	314 426	340 610
	Establishments with no employees..	—	—	—	—	—	—	—	—
	Establishments with 1 employee....	366	123 802	9 738	2 119	366	23 567	3 698	3 695
	Establishments with 2 employees...	204	88 616	9 544	2 083	408	23 669	2 894	3 400
	Establishments with 3 or 4 employees.....	236	254 366	18 909	4 385	797	48 467	10 055	9 936
	Establishments with 5 or 6 employees.....	124	162 088	16 231	3 710	688	37 345	6 866	7 499
	Establishments with 7 to 9 employees.....	134	231 962	25 267	5 849	1 042	52 611	10 433	11 241
	Establishments with 10 to 14 employees.....	160	D	D	D	g	D	D	D

See footnotes at end of table.

Table 2. Employment Size of Establishments: 1997—Con.

[Includes only establishments with payroll. For meaning of abbreviations and symbols, see introductory text. For explanation of terms, see Appendix A. For method of assignment to categories shown, see Appendix C.]

NAICS code	Employment sizes of establishments by type of operation and kind of business ¹	Establishments (number)	Sales (\$1,000)	Annual payroll (\$1,000)	First-quarter payroll (\$1,000)	Paid employees for pay period including March 12 (number)	Operating expenses ² (\$1,000)	End-of-1996 inventories (\$1,000)	End-of-1997 inventories (\$1,000)
422	MERCHANT WHOLESALERS—Con.								
	Wholesale trade, nondurable goods—Con.								
4224903	Soft drinks whsle—Con.								
	Establishments operated for the entire year—Con.								
	Establishments with 15 to 19 employees.....	102	330 718	47 612	10 731	1 737	104 266	16 386	18 434
	Establishments with 20 to 49 employees.....	238	1 684 453	217 209	48 219	7 312	480 490	62 463	71 043
	Establishments with 50 to 99 employees.....	105	D	D	D	i	D	D	D
	Establishments with 100 employees or more.....	42	2 484 443	233 636	54 771	6 978	604 330	133 894	144 920
	Establishments not operated for the entire year.....	315	191 965	15 379	3 686	694	41 018	1 692	11 678
4224904	Canned goods whsle								
	All establishments.....	957	10 184 930	466 436	109 531	13 777	1 088 032	973 402	921 358
	Establishments operated for the entire year.....	825	9 927 345	451 545	105 633	13 094	1 056 576	947 000	885 638
	Establishments with no employees..	3	1 462	24	—	—	132	4	4
	Establishments with 1 employee....	153	195 737	5 602	1 342	153	14 017	7 595	8 341
	Establishments with 2 employees....	96	226 137	6 181	1 428	192	16 149	8 255	8 999
	Establishments with 3 or 4 employees.....	133	341 036	13 544	3 014	452	36 540	24 240	27 629
	Establishments with 5 or 6 employees.....	78	304 609	12 452	2 949	427	30 075	24 322	23 236
	Establishments with 7 to 9 employees.....	87	506 526	23 067	5 083	683	56 382	46 716	44 545
	Establishments with 10 to 14 employees.....	85	626 332	30 436	7 127	1 006	79 114	55 350	58 360
	Establishments with 15 to 19 employees.....	51	595 136	28 376	7 014	853	66 049	69 224	69 498
	Establishments with 20 to 49 employees.....	81	1 928 638	77 681	16 785	2 382	222 646	187 595	191 834
	Establishments with 50 to 99 employees.....	38	1 549 863	90 940	24 002	2 750	194 373	153 213	150 559
	Establishments with 100 employees or more.....	20	3 651 869	163 242	36 889	4 196	341 099	370 486	302 633
	Establishments not operated for the entire year.....	132	257 585	14 891	3 898	683	31 456	26 402	35 720
4224905	Food & beverage basic materials whsle								
	All establishments.....	512	2 687 268	174 927	38 919	5 172	420 611	229 674	229 329
	Establishments operated for the entire year.....	445	2 582 132	162 083	37 956	5 020	389 389	204 364	218 188
	Establishments with no employees..	1	D	D	D	a	D	D	D
	Establishments with 1 employee....	96	D	D	D	b	D	D	D
	Establishments with 2 employees....	51	D	D	D	c	D	D	D
	Establishments with 3 or 4 employees.....	61	123 132	7 222	1 636	216	18 430	7 461	8 774
	Establishments with 5 or 6 employees.....	48	292 038	10 917	2 342	254	26 198	26 192	31 347
	Establishments with 7 to 9 employees.....	45	306 748	14 053	3 142	357	37 201	22 972	19 346
	Establishments with 10 to 14 employees.....	54	D	D	D	f	D	D	D
	Establishments with 15 to 19 employees.....	28	D	D	D	e	D	D	D
	Establishments with 20 to 49 employees.....	42	D	D	D	g	D	D	D
	Establishments with 50 to 99 employees.....	14	D	D	D	f	D	D	D
	Establishments with 100 employees or more.....	5	D	D	D	f	D	D	D
	Establishments not operated for the entire year.....	67	105 136	12 844	963	152	31 222	25 310	11 141
4224906	Other grocery specialties whsle								
	All establishments.....	3 496	40 304 680	2 058 340	485 307	66 321	4 607 720	2 806 886	2 976 774
	Establishments operated for the entire year.....	2 993	39 501 931	2 018 718	475 423	64 989	4 517 435	2 784 017	2 906 597
	Establishments with no employees..	6	3 626	130	—	—	495	292	291
	Establishments with 1 employee....	571	476 238	20 138	4 431	571	51 321	20 661	21 174
	Establishments with 2 employees....	349	401 499	17 998	4 182	698	44 440	24 412	26 368
	Establishments with 3 or 4 employees.....	485	1 042 223	45 619	9 670	1 675	118 613	46 938	48 514
	Establishments with 5 or 6 employees.....	307	902 168	42 600	9 563	1 662	101 565	89 176	79 302
	Establishments with 7 to 9 employees.....	285	1 190 671	63 447	14 246	2 249	148 516	83 391	90 536
	Establishments with 10 to 14 employees.....	276	1 654 881	99 832	22 865	3 239	241 265	118 973	120 291
	Establishments with 15 to 19 employees.....	147	1 229 761	73 707	16 336	2 476	155 650	90 786	93 171
	Establishments with 20 to 49 employees.....	335	5 260 466	303 046	71 444	9 879	730 644	434 636	451 618

See footnotes at end of table.

Table 2. Employment Size of Establishments: 1997—Con.

[Includes only establishments with payroll. For meaning of abbreviations and symbols, see introductory text. For explanation of terms, see Appendix A. For method of assignment to categories shown, see Appendix C.]

NAICS code	Employment sizes of establishments by type of operation and kind of business ¹	Establishments (number)	Sales (\$1,000)	Annual payroll (\$1,000)	First-quarter payroll (\$1,000)	Paid employees for pay period including March 12 (number)	Operating expenses ² (\$1,000)	End-of-1996 inventories (\$1,000)	End-of-1997 inventories (\$1,000)
422	MERCHANT WHOLESALERS—Con.								
	Wholesale trade, nondurable goods—Con.								
4224906	Other grocery specialties whsle—Con.								
	Establishments operated for the entire year—Con.								
	Establishments with 50 to 99 employees.....	105	3 327 995	216 291	49 773	7 077	590 130	245 922	266 529
	Establishments with 100 employees or more	127	24 012 403	1 135 910	272 913	35 463	2 334 796	1 628 830	1 708 803
	Establishments not operated for the entire year	503	802 749	39 622	9 884	1 332	90 285	22 869	70 177
4225	Farm-product raw material whsle								
	All establishments	8 849	132 883 554	2 096 358	469 297	74 096	5 547 440	9 505 447	9 664 441
	Establishments operated for the entire year	7 979	129 608 513	2 037 072	454 474	71 375	5 392 035	9 061 445	9 072 452
	Establishments with no employees..	7	22 687	230	—	—	643	1 067	1 691
	Establishments with 1 employee....	1 065	2 967 431	33 523	7 172	1 065	103 076	169 483	167 476
	Establishments with 2 employees...	871	3 146 591	46 409	10 176	1 742	126 839	203 408	208 875
	Establishments with 3 or 4 employees.....	1 619	9 006 265	152 220	34 096	5 638	423 094	702 377	688 564
	Establishments with 5 or 6 employees.....	1 196	10 272 644	170 841	37 633	6 498	490 016	796 894	820 668
	Establishments with 7 to 9 employees.....	1 116	14 648 140	243 910	53 628	8 792	681 491	1 224 177	1 205 596
	Establishments with 10 to 14 employees.....	924	15 508 002	294 192	62 860	10 796	769 353	1 249 870	1 236 623
	Establishments with 15 to 19 employees.....	425	10 424 747	191 501	42 080	7 045	505 068	722 175	753 833
	Establishments with 20 to 49 employees.....	616	D	D	D	j	D	D	D
	Establishments with 50 to 99 employees.....	114	D	D	D	i	D	D	D
	Establishments with 100 employees or more	26	D	D	D	h	D	D	D
	Establishments not operated for the entire year	870	3 275 041	59 286	14 823	2 721	155 405	444 002	591 989
42251	Grain & field bean whsle								
	All establishments	6 434	105 267 322	1 620 355	366 080	55 890	4 339 905	6 826 486	6 979 672
	Establishments operated for the entire year	5 974	103 663 574	1 585 259	356 554	54 219	4 234 526	6 719 812	6 789 088
	Establishments with no employees..	7	22 687	230	—	—	643	1 067	1 691
	Establishments with 1 employee....	537	993 880	14 988	3 102	537	47 862	92 936	80 494
	Establishments with 2 employees...	582	1 899 911	30 897	6 752	1 164	86 299	169 306	169 700
	Establishments with 3 or 4 employees.....	1 214	5 885 830	111 787	25 042	4 230	311 115	586 179	573 051
	Establishments with 5 or 6 employees.....	998	D	D	D	i	D	D	D
	Establishments with 7 to 9 employees.....	958	12 878 630	209 626	46 397	7 566	575 735	1 111 026	1 087 825
	Establishments with 10 to 14 employees.....	776	D	D	D	i	D	D	D
	Establishments with 15 to 19 employees.....	349	D	D	D	i	D	D	D
	Establishments with 20 to 49 employees.....	470	D	D	D	j	D	D	D
	Establishments with 50 to 99 employees.....	68	D	D	D	h	D	D	D
	Establishments with 100 employees or more	15	D	D	D	h	D	D	D
	Establishments not operated for the entire year	460	1 603 748	35 096	9 526	1 671	105 379	106 674	190 584
422510	Grain & field bean whsle								
	All establishments	6 434	105 267 322	1 620 355	366 080	55 890	4 339 905	6 826 486	6 979 672
	Establishments operated for the entire year	5 974	103 663 574	1 585 259	356 554	54 219	4 234 526	6 719 812	6 789 088
	Establishments with no employees..	7	22 687	230	—	—	643	1 067	1 691
	Establishments with 1 employee....	537	993 880	14 988	3 102	537	47 862	92 936	80 494
	Establishments with 2 employees...	582	1 899 911	30 897	6 752	1 164	86 299	169 306	169 700
	Establishments with 3 or 4 employees.....	1 214	5 885 830	111 787	25 042	4 230	311 115	586 179	573 051
	Establishments with 5 or 6 employees.....	998	D	D	D	i	D	D	D
	Establishments with 7 to 9 employees.....	958	12 878 630	209 626	46 397	7 566	575 735	1 111 026	1 087 825
	Establishments with 10 to 14 employees.....	776	D	D	D	i	D	D	D
	Establishments with 15 to 19 employees.....	349	D	D	D	i	D	D	D
	Establishments with 20 to 49 employees.....	470	D	D	D	j	D	D	D
	Establishments with 50 to 99 employees.....	68	D	D	D	h	D	D	D
	Establishments with 100 employees or more	15	D	D	D	h	D	D	D

See footnotes at end of table.

Table 2. Employment Size of Establishments: 1997—Con.

[Includes only establishments with payroll. For meaning of abbreviations and symbols, see introductory text. For explanation of terms, see Appendix A. For method of assignment to categories shown, see Appendix C.]

NAICS code	Employment sizes of establishments by type of operation and kind of business ¹	Establishments (number)	Sales (\$1,000)	Annual payroll (\$1,000)	First-quarter payroll (\$1,000)	Paid employees for pay period including March 12 (number)	Operating expenses ² (\$1,000)	End-of-1996 inventories (\$1,000)	End-of-1997 inventories (\$1,000)
422	MERCHANT WHOLESALERS—Con.								
	Wholesale trade, nondurable goods—Con.								
422510	Grain & field bean whsle—Con.								
	Establishments not operated for the entire year	460	1 603 748	35 096	9 526	1 671	105 379	106 674	190 584
42252	Livestock whsle								
	All establishments	1 133	8 630 445	115 475	26 114	7 322	304 460	202 778	251 768
	Establishments operated for the entire year	967	8 245 259	110 787	25 152	6 933	292 724	201 318	234 071
	Establishments with no employees..	—	—	—	—	—	—	—	—
	Establishments with 1 employee....	323	1 416 892	9 768	2 299	323	25 557	26 130	40 607
	Establishments with 2 employees...	147	687 445	6 570	1 465	294	17 209	11 078	11 417
	Establishments with 3 or 4 employees.....	163	1 208 643	11 334	2 672	565	39 030	23 293	26 564
	Establishments with 5 or 6 employees.....	78	D	D	D	e	D	D	D
	Establishments with 7 to 9 employees.....	62	651 442	10 357	2 294	484	30 505	11 305	12 283
	Establishments with 10 to 14 employees.....	52	D	D	D	f	D	D	D
	Establishments with 15 to 19 employees.....	40	D	D	D	f	D	D	D
	Establishments with 20 to 49 employees.....	84	1 475 475	27 654	6 348	2 409	63 779	28 462	29 993
	Establishments with 50 to 99 employees.....	18	1 194 926	17 129	3 592	1 145	35 879	60 141	64 971
	Establishments with 100 employees or more	—	—	—	—	—	—	—	—
	Establishments not operated for the entire year	166	385 186	4 688	962	389	11 736	1 460	17 697
422520	Livestock whsle								
	All establishments	1 133	8 630 445	115 475	26 114	7 322	304 460	202 778	251 768
	Establishments operated for the entire year	967	8 245 259	110 787	25 152	6 933	292 724	201 318	234 071
	Establishments with no employees..	—	—	—	—	—	—	—	—
	Establishments with 1 employee....	323	1 416 892	9 768	2 299	323	25 557	26 130	40 607
	Establishments with 2 employees...	147	687 445	6 570	1 465	294	17 209	11 078	11 417
	Establishments with 3 or 4 employees.....	163	1 208 643	11 334	2 672	565	39 030	23 293	26 564
	Establishments with 5 or 6 employees.....	78	D	D	D	e	D	D	D
	Establishments with 7 to 9 employees.....	62	651 442	10 357	2 294	484	30 505	11 305	12 283
	Establishments with 10 to 14 employees.....	52	D	D	D	f	D	D	D
	Establishments with 15 to 19 employees.....	40	D	D	D	f	D	D	D
	Establishments with 20 to 49 employees.....	84	1 475 475	27 654	6 348	2 409	63 779	28 462	29 993
	Establishments with 50 to 99 employees.....	18	1 194 926	17 129	3 592	1 145	35 879	60 141	64 971
	Establishments with 100 employees or more	—	—	—	—	—	—	—	—
	Establishments not operated for the entire year	166	385 186	4 688	962	389	11 736	1 460	17 697
42259	Other farm product raw material whsle								
	All establishments	1 282	18 985 787	360 528	77 103	10 884	903 075	2 476 183	2 433 001
	Establishments operated for the entire year	1 038	17 699 680	341 026	72 768	10 223	864 785	2 140 315	2 049 293
	Establishments with no employees..	—	—	—	—	—	—	—	—
	Establishments with 1 employee....	205	556 659	8 767	1 771	205	29 657	50 417	46 375
	Establishments with 2 employees...	142	559 235	8 942	1 959	284	23 331	23 024	27 758
	Establishments with 3 or 4 employees.....	242	1 911 792	29 099	6 382	843	72 949	92 905	88 949
	Establishments with 5 or 6 employees.....	120	992 796	17 908	3 773	653	57 292	69 945	79 709
	Establishments with 7 to 9 employees.....	96	1 118 068	23 927	4 937	742	75 251	101 846	105 488
	Establishments with 10 to 14 employees.....	96	1 680 480	31 740	6 305	1 114	77 757	94 877	99 554
	Establishments with 15 to 19 employees.....	36	1 271 101	18 079	4 520	600	51 963	104 660	89 921
	Establishments with 20 to 49 employees.....	62	D	D	D	g	D	D	D
	Establishments with 50 to 99 employees.....	28	D	D	D	g	D	D	D
	Establishments with 100 employees or more	11	D	D	D	g	D	D	D
	Establishments not operated for the entire year	244	1 286 107	19 502	4 335	661	38 290	335 868	383 708
422590	Other farm product raw material whsle								

See footnotes at end of table.

Table 2. Employment Size of Establishments: 1997—Con.

[Includes only establishments with payroll. For meaning of abbreviations and symbols, see introductory text. For explanation of terms, see Appendix A. For method of assignment to categories shown, see Appendix C.]

NAICS code	Employment sizes of establishments by type of operation and kind of business ¹	Establishments (number)	Sales (\$1,000)	Annual payroll (\$1,000)	First-quarter payroll (\$1,000)	Paid employees for pay period including March 12 (number)	Operating expenses ² (\$1,000)	End-of-1996 inventories (\$1,000)	End-of-1997 inventories (\$1,000)
422	MERCHANT WHOLESALERS—Con.								
	Wholesale trade, nondurable goods—Con.								
422590	Other farm product raw material whsle—Con.								
	All establishments	1 282	18 985 787	360 528	77 103	10 884	903 075	2 476 183	2 433 001
	Establishments operated for the entire year	1 038	17 699 680	341 026	72 768	10 223	864 785	2 140 315	2 049 293
	Establishments with no employees ..	—	—	—	—	—	—	—	—
	Establishments with 1 employee	205	556 659	8 767	1 771	205	29 657	50 417	46 375
	Establishments with 2 employees ...	142	559 235	8 942	1 959	284	23 331	23 024	27 758
	Establishments with 3 or 4 employees	242	1 911 792	29 099	6 382	843	72 949	92 905	88 949
	Establishments with 5 or 6 employees	120	992 796	17 908	3 773	653	57 292	69 945	79 709
	Establishments with 7 to 9 employees	96	1 118 068	23 927	4 937	742	75 251	101 846	105 488
	Establishments with 10 to 14 employees	96	1 680 480	31 740	6 305	1 114	77 757	94 877	99 554
	Establishments with 15 to 19 employees	36	1 271 101	18 079	4 520	600	51 963	104 660	89 921
	Establishments with 20 to 49 employees	62	D	D	D	g	D	D	D
	Establishments with 50 to 99 employees	28	D	D	D	g	D	D	D
	Establishments with 100 employees or more	11	D	D	D	g	D	D	D
	Establishments not operated for the entire year	244	1 286 107	19 502	4 335	661	38 290	335 868	383 708
4225901	Hides, skins, & pelts whsle								
	All establishments	234	1 911 853	48 450	11 812	1 660	125 385	111 664	120 548
	Establishments operated for the entire year	197	1 843 486	47 345	11 547	1 573	122 971	108 943	110 765
	Establishments with no employees ..	—	—	—	—	—	—	—	—
	Establishments with 1 employee	39	123 812	2 086	444	39	6 940	7 052	6 220
	Establishments with 2 employees ...	35	D	D	D	b	D	D	D
	Establishments with 3 or 4 employees	41	288 216	6 745	1 787	146	15 700	13 338	15 762
	Establishments with 5 or 6 employees	24	182 974	4 122	1 034	130	12 546	16 083	16 377
	Establishments with 7 to 9 employees	16	D	D	D	c	D	D	D
	Establishments with 10 to 14 employees	21	378 434	6 626	1 325	239	17 232	14 928	15 550
	Establishments with 15 to 19 employees	3	D	D	D	b	D	D	D
	Establishments with 20 to 49 employees	12	D	D	D	e	D	D	D
	Establishments with 50 to 99 employees	6	D	D	D	e	D	D	D
	Establishments with 100 employees or more	—	—	—	—	—	—	—	—
	Establishments not operated for the entire year	37	68 367	1 105	265	87	2 414	2 721	9 783
4225902	Leaf tobacco whsle								
	All establishments	118	2 093 201	66 701	14 669	1 605	131 963	294 173	324 012
	Establishments operated for the entire year	72	1 967 355	63 398	13 857	1 452	122 729	294 027	318 085
	Establishments with no employees ..	—	—	—	—	—	—	—	—
	Establishments with 1 employee	13	22 930	680	193	13	1 514	2 365	1 804
	Establishments with 2 employees ...	10	D	D	D	b	D	D	D
	Establishments with 3 or 4 employees	16	31 327	1 806	421	55	4 387	1 189	1 081
	Establishments with 5 or 6 employees	7	10 953	461	108	37	1 285	258	252
	Establishments with 7 to 9 employees	5	90 709	2 186	426	38	8 794	31 479	42 087
	Establishments with 10 to 14 employees	7	D	D	D	b	D	D	D
	Establishments with 15 to 19 employees	5	D	D	D	b	D	D	D
	Establishments with 20 to 49 employees	4	D	D	D	c	D	D	D
	Establishments with 50 to 99 employees	2	D	D	D	c	D	D	D
	Establishments with 100 employees or more	3	1 216 284	42 592	9 685	878	73 103	178 805	260 385
	Establishments not operated for the entire year	46	125 846	3 303	812	153	9 234	146	5 927
4225903	Wool, wool tops, & mohair whsle								
	All establishments	61	145 997	6 661	1 386	247	17 366	21 670	25 093

See footnotes at end of table.

Table 2. Employment Size of Establishments: 1997—Con.

[Includes only establishments with payroll. For meaning of abbreviations and symbols, see introductory text. For explanation of terms, see Appendix A. For method of assignment to categories shown, see Appendix C.]

NAICS code	Employment sizes of establishments by type of operation and kind of business ¹	Establishments (number)	Sales (\$1,000)	Annual payroll (\$1,000)	First-quarter payroll (\$1,000)	Paid employees for pay period including March 12 (number)	Operating expenses ² (\$1,000)	End-of-1996 inventories (\$1,000)	End-of-1997 inventories (\$1,000)
422	MERCHANT WHOLESALERS—Con.								
	Wholesale trade, nondurable goods—Con.								
4225903	Wool, wool tops, & mohair whsle—Con.								
	Establishments operated for the entire year	46	139 246	6 368	1 319	233	16 728	21 411	23 859
	Establishments with no employees..	—	—	—	—	—	—	—	—
	Establishments with 1 employee....	11	12 042	334	72	11	822	939	1 158
	Establishments with 2 employees...	8	D	D	D	a	D	D	D
	Establishments with 3 or 4 employees.....	11	44 141	1 191	244	38	2 967	6 256	6 363
	Establishments with 5 or 6 employees.....	5	D	D	D	b	D	D	D
	Establishments with 7 to 9 employees.....	4	D	D	D	b	D	D	D
	Establishments with 10 to 14 employees.....	5	33 674	2 433	347	61	6 546	7 128	9 401
	Establishments with 15 to 19 employees.....	1	D	D	D	a	D	D	D
	Establishments with 20 to 49 employees.....	1	D	D	D	b	D	D	D
	Establishments with 50 to 99 employees.....	—	—	—	—	—	—	—	—
	Establishments with 100 employees or more	—	—	—	—	—	—	—	—
	Establishments not operated for the entire year	15	6 751	293	67	14	638	259	1 234
4225904	Cotton whsle								
	All establishments	244	9 922 477	106 703	20 612	2 497	330 047	1 702 682	1 616 787
	Establishments operated for the entire year	211	8 989 459	100 877	18 867	2 343	321 043	1 388 985	1 287 420
	Establishments with no employees..	—	—	—	—	—	—	—	—
	Establishments with 1 employee....	33	256 984	1 825	322	33	7 531	28 857	28 020
	Establishments with 2 employees...	25	200 731	1 651	341	50	3 727	7 150	8 509
	Establishments with 3 or 4 employees.....	59	D	D	D	c	D	D	D
	Establishments with 5 or 6 employees.....	24	D	D	D	c	D	D	D
	Establishments with 7 to 9 employees.....	20	421 453	6 205	1 189	154	28 853	30 581	28 316
	Establishments with 10 to 14 employees.....	17	412 755	5 342	1 094	196	14 389	45 908	47 643
	Establishments with 15 to 19 employees.....	10	D	D	D	c	D	D	D
	Establishments with 20 to 49 employees.....	14	1 401 645	16 265	3 362	374	62 984	225 076	292 415
	Establishments with 50 to 99 employees.....	4	1 180 913	12 027	1 706	250	22 256	150 728	156 808
	Establishments with 100 employees or more	5	D	D	D	f	D	D	D
	Establishments not operated for the entire year	33	933 018	5 826	1 745	154	9 004	313 697	329 367
4225905	Other farm-product raw material whsle								
	All establishments	625	4 912 259	132 013	28 624	4 875	298 314	345 994	346 561
	Establishments operated for the entire year	512	4 760 134	123 038	27 178	4 622	281 314	326 949	309 164
	Establishments with no employees..	—	—	—	—	—	—	—	—
	Establishments with 1 employee....	109	140 891	3 842	740	109	12 850	11 204	9 173
	Establishments with 2 employees...	64	72 030	2 982	619	128	8 825	7 657	9 710
	Establishments with 3 or 4 employees.....	115	D	D	D	e	D	D	D
	Establishments with 5 or 6 employees.....	60	D	D	D	e	D	D	D
	Establishments with 7 to 9 employees.....	51	523 509	10 869	2 254	403	26 524	28 112	24 457
	Establishments with 10 to 14 employees.....	46	D	D	D	f	D	D	D
	Establishments with 15 to 19 employees.....	17	D	D	D	e	D	D	D
	Establishments with 20 to 49 employees.....	31	1 282 255	31 500	5 761	912	68 939	42 472	37 742
	Establishments with 50 to 99 employees.....	16	429 871	25 422	6 568	1 174	48 938	66 621	68 115
	Establishments with 100 employees or more	3	237 463	8 100	1 744	356	11 538	83 749	71 843
	Establishments not operated for the entire year	113	152 125	8 975	1 446	253	17 000	19 045	37 397
4226	Chemical & allied products whsle								
	All establishments	12 249	56 048 362	4 650 638	1 073 531	115 969	9 506 564	4 178 360	4 470 487

See footnotes at end of table.

Table 2. Employment Size of Establishments: 1997—Con.

[Includes only establishments with payroll. For meaning of abbreviations and symbols, see introductory text. For explanation of terms, see Appendix A. For method of assignment to categories shown, see Appendix C]

NAICS code	Employment sizes of establishments by type of operation and kind of business ¹	Establishments (number)	Sales (\$1,000)	Annual payroll (\$1,000)	First-quarter payroll (\$1,000)	Paid employees for pay period including March 12 (number)	Operating expenses ² (\$1,000)	End-of-1996 inventories (\$1,000)	End-of-1997 inventories (\$1,000)
422	MERCHANT WHOLESALERS—Con.								
	Wholesale trade, nondurable goods—Con.								
4226	Chemical & allied products whsle—Con.								
	Establishments operated for the entire year	11 031	54 779 733	4 560 308	1 050 218	113 159	9 311 429	4 156 985	4 341 532
	Establishments with no employees..	4	D	D	D	a	D	D	D
	Establishments with 1 employee...	1 920	D	D	D	g	D	D	D
	Establishments with 2 employees...	1 335	D	D	D	h	D	D	D
	Establishments with 3 or 4 employees.....	1 989	3 784 996	273 234	62 173	6 786	602 903	206 747	233 633
	Establishments with 5 or 6 employees.....	1 355	3 989 455	292 636	63 964	7 400	637 610	272 584	281 733
	Establishments with 7 to 9 employees.....	1 213	5 123 533	385 627	85 499	9 564	795 979	368 312	381 009
	Establishments with 10 to 14 employees.....	1 185	6 839 170	559 037	127 429	13 890	1 156 135	482 025	502 643
	Establishments with 15 to 19 employees.....	660	D	D	D	j	D	D	D
	Establishments with 20 to 49 employees.....	1 075	D	D	D	k	D	D	D
	Establishments with 50 to 99 employees.....	226	D	D	D	j	D	D	D
	Establishments with 100 employees or more	69	3 976 986	482 721	120 896	13 008	946 891	431 727	452 169
	Establishments not operated for the entire year.....	1 218	1 268 629	90 330	23 313	2 810	195 135	21 375	128 955
42261	Plastics materials & basic forms & shapes whsle								
	All establishments	3 357	16 733 225	1 295 883	297 313	34 844	2 718 446	1 298 940	1 397 420
	Establishments operated for the entire year	3 084	16 431 514	1 273 518	291 238	34 010	2 667 881	1 294 291	1 363 607
	Establishments with no employees..	1	D	D	D	a	D	D	D
	Establishments with 1 employee...	468	D	D	D	e	D	D	D
	Establishments with 2 employees...	358	D	D	D	f	D	D	D
	Establishments with 3 or 4 employees.....	495	1 134 244	70 678	15 739	1 700	155 944	58 326	59 179
	Establishments with 5 or 6 employees.....	369	1 211 234	81 254	17 991	2 038	177 902	70 908	76 348
	Establishments with 7 to 9 employees.....	370	1 946 081	113 532	25 485	2 910	236 241	121 076	130 389
	Establishments with 10 to 14 employees.....	355	2 082 859	161 611	36 271	4 198	332 106	176 911	183 787
	Establishments with 15 to 19 employees.....	222	D	D	D	h	D	D	D
	Establishments with 20 to 49 employees.....	366	D	D	D	j	D	D	D
	Establishments with 50 to 99 employees.....	62	D	D	D	h	D	D	D
	Establishments with 100 employees or more	18	797 036	93 990	21 646	3 088	224 033	109 590	113 638
	Establishments not operated for the entire year.....	273	301 711	22 365	6 075	834	50 565	4 649	33 813
422610	Plastics materials & basic forms & shapes whsle								
	All establishments	3 357	16 733 225	1 295 883	297 313	34 844	2 718 446	1 298 940	1 397 420
	Establishments operated for the entire year	3 084	16 431 514	1 273 518	291 238	34 010	2 667 881	1 294 291	1 363 607
	Establishments with no employees..	1	D	D	D	a	D	D	D
	Establishments with 1 employee...	468	D	D	D	e	D	D	D
	Establishments with 2 employees...	358	D	D	D	f	D	D	D
	Establishments with 3 or 4 employees.....	495	1 134 244	70 678	15 739	1 700	155 944	58 326	59 179
	Establishments with 5 or 6 employees.....	369	1 211 234	81 254	17 991	2 038	177 902	70 908	76 348
	Establishments with 7 to 9 employees.....	370	1 946 081	113 532	25 485	2 910	236 241	121 076	130 389
	Establishments with 10 to 14 employees.....	355	2 082 859	161 611	36 271	4 198	332 106	176 911	183 787
	Establishments with 15 to 19 employees.....	222	D	D	D	h	D	D	D
	Establishments with 20 to 49 employees.....	366	D	D	D	j	D	D	D
	Establishments with 50 to 99 employees.....	62	D	D	D	h	D	D	D
	Establishments with 100 employees or more	18	797 036	93 990	21 646	3 088	224 033	109 590	113 638
	Establishments not operated for the entire year.....	273	301 711	22 365	6 075	834	50 565	4 649	33 813
42269	Other chemical & allied products whsle								
	All establishments	8 892	39 315 137	3 354 755	776 218	81 125	6 788 118	2 879 420	3 073 067

See footnotes at end of table.

Table 2. Employment Size of Establishments: 1997—Con.

[Includes only establishments with payroll. For meaning of abbreviations and symbols, see introductory text. For explanation of terms, see Appendix A. For method of assignment to categories shown, see Appendix C]

NAICS code	Employment sizes of establishments by type of operation and kind of business ¹	Establishments (number)	Sales (\$1,000)	Annual payroll (\$1,000)	First-quarter payroll (\$1,000)	Paid employees for pay period including March 12 (number)	Operating expenses ² (\$1,000)	End-of-1996 inventories (\$1,000)	End-of-1997 inventories (\$1,000)
422	MERCHANT WHOLESALERS—Con.								
	Wholesale trade, nondurable goods—Con.								
42269	Other chemical & allied products whsle—Con.								
	Establishments operated for the entire year	7 947	38 348 219	3 286 790	758 980	79 149	6 643 548	2 862 694	2 977 925
	Establishments with no employees..	3	D	D	D	a	D	D	D
	Establishments with 1 employee....	1 452	D	D	D	g	D	D	D
	Establishments with 2 employees...	977	D	D	D	g	D	D	D
	Establishments with 3 or 4 employees.....	1 494	2 650 752	202 556	46 434	5 086	446 959	148 421	174 454
	Establishments with 5 or 6 employees.....	986	2 778 221	211 382	45 973	5 362	459 708	201 676	205 385
	Establishments with 7 to 9 employees.....	843	3 177 452	272 095	60 014	6 654	559 738	247 236	250 620
	Establishments with 10 to 14 employees.....	830	4 756 311	397 426	91 158	9 692	824 029	305 114	318 856
	Establishments with 15 to 19 employees.....	438	D	D	D	i	D	D	D
	Establishments with 20 to 49 employees.....	709	10 956 221	924 210	211 634	20 791	1 825 042	894 414	908 915
	Establishments with 50 to 99 employees.....	164	D	D	D	j	D	D	D
	Establishments with 100 employees or more	51	3 179 950	388 731	99 250	9 920	722 858	322 137	338 531
	Establishments not operated for the entire year.....	945	966 918	67 965	17 238	1 976	144 570	16 726	95 142
422690	Other chemical & allied products whsle								
	All establishments	8 892	39 315 137	3 354 755	776 218	81 125	6 788 118	2 879 420	3 073 067
	Establishments operated for the entire year	7 947	38 348 219	3 286 790	758 980	79 149	6 643 548	2 862 694	2 977 925
	Establishments with no employees..	3	D	D	D	a	D	D	D
	Establishments with 1 employee....	1 452	D	D	D	g	D	D	D
	Establishments with 2 employees...	977	D	D	D	g	D	D	D
	Establishments with 3 or 4 employees.....	1 494	2 650 752	202 556	46 434	5 086	446 959	148 421	174 454
	Establishments with 5 or 6 employees.....	986	2 778 221	211 382	45 973	5 362	459 708	201 676	205 385
	Establishments with 7 to 9 employees.....	843	3 177 452	272 095	60 014	6 654	559 738	247 236	250 620
	Establishments with 10 to 14 employees.....	830	4 756 311	397 426	91 158	9 692	824 029	305 114	318 856
	Establishments with 15 to 19 employees.....	438	D	D	D	i	D	D	D
	Establishments with 20 to 49 employees.....	709	10 956 221	924 210	211 634	20 791	1 825 042	894 414	908 915
	Establishments with 50 to 99 employees.....	164	D	D	D	j	D	D	D
	Establishments with 100 employees or more	51	3 179 950	388 731	99 250	9 920	722 858	322 137	338 531
	Establishments not operated for the entire year.....	945	966 918	67 965	17 238	1 976	144 570	16 726	95 142
4226901	Industrial gases (except LP) whsle								
	All establishments	804	1 432 921	239 975	56 645	7 340	484 116	116 620	126 570
	Establishments operated for the entire year	733	1 379 724	235 491	55 277	7 105	475 607	115 892	123 370
	Establishments with no employees..	—	—	—	—	—	—	—	—
	Establishments with 1 employee....	79	D	D	D	b	D	D	D
	Establishments with 2 employees...	72	D	D	D	c	D	D	D
	Establishments with 3 or 4 employees.....	150	D	D	D	f	D	D	D
	Establishments with 5 or 6 employees.....	114	126 095	17 395	4 133	617	38 577	9 210	9 984
	Establishments with 7 to 9 employees.....	95	D	D	D	f	D	D	D
	Establishments with 10 to 14 employees.....	96	282 443	38 303	8 719	1 120	78 462	16 251	16 569
	Establishments with 15 to 19 employees.....	41	D	D	D	f	D	D	D
	Establishments with 20 to 49 employees.....	70	348 117	67 504	15 460	1 998	130 383	33 461	33 427
	Establishments with 50 to 99 employees.....	14	D	D	D	f	D	D	D
	Establishments with 100 employees or more	2	D	D	D	e	D	D	D
	Establishments not operated for the entire year.....	71	53 197	4 484	1 368	235	8 509	728	3 200
4226902	Other chemical & allied products whsle								
	All establishments	8 088	37 882 216	3 114 780	719 573	73 785	6 304 002	2 762 800	2 946 497

See footnotes at end of table.

Table 2. Employment Size of Establishments: 1997—Con.

[Includes only establishments with payroll. For meaning of abbreviations and symbols, see introductory text. For explanation of terms, see Appendix A. For method of assignment to categories shown, see Appendix C]

NAICS code	Employment sizes of establishments by type of operation and kind of business ¹	Establishments (number)	Sales (\$1,000)	Annual payroll (\$1,000)	First-quarter payroll (\$1,000)	Paid employees for pay period including March 12 (number)	Operating expenses ² (\$1,000)	End-of-1996 inventories (\$1,000)	End-of-1997 inventories (\$1,000)
422	MERCHANT WHOLESALERS—Con.								
	Wholesale trade, nondurable goods—Con.								
4226902	Other chemical & allied products whsle—Con.								
	Establishments operated for the entire year	7 214	36 968 495	3 051 299	703 703	72 044	6 167 941	2 746 802	2 854 555
	Establishments with no employees..	3	D	D	D	a	D	D	D
	Establishments with 1 employee	1 373	D	D	D	D	D	D	D
	Establishments with 2 employees...	905	D	D	D	g	D	D	D
	Establishments with 3 or 4 employees	1 344	D	D	D	h	D	D	D
	Establishments with 5 or 6 employees	872	2 652 126	193 987	41 840	4 745	421 131	192 466	195 401
	Establishments with 7 to 9 employees	748	D	D	D	i	D	D	D
	Establishments with 10 to 14 employees	734	4 473 868	359 123	82 439	8 572	745 567	288 863	302 287
	Establishments with 15 to 19 employees	397	D	D	D	i	D	D	D
	Establishments with 20 to 49 employees	639	10 608 104	856 706	196 174	18 793	1 694 659	860 953	875 488
	Establishments with 50 to 99 employees	150	D	D	D	i	D	D	D
	Establishments with 100 employees or more	49	D	D	D	i	D	D	D
	Establishments not operated for the entire year	874	913 721	63 481	15 870	1 741	136 061	15 998	91 942
4227	Petroleum & petroleum products whsle								
	All establishments	'9 770	'139 507 960	'3 390 142	'797 041	'114 863	8 529 598	4 285 739	4 446 297
	Establishments operated for the entire year	9 148	137 554 271	3 315 567	774 943	112 425	8 351 914	4 187 740	4 290 134
	Establishments with no employees..	—	—	—	—	—	—	—	—
	Establishments with 1 employee	1 069	1 867 427	39 971	9 076	1 069	121 264	51 539	51 508
	Establishments with 2 employees...	846	2 299 173	48 234	10 943	1 692	133 678	48 774	49 662
	Establishments with 3 or 4 employees	1 547	7 364 298	145 037	33 709	5 341	394 767	222 988	224 207
	Establishments with 5 or 6 employees	1 230	8 734 559	189 357	43 296	6 733	505 245	251 007	240 097
	Establishments with 7 to 9 employees	1 249	10 053 522	281 978	65 619	9 861	730 117	305 188	323 745
	Establishments with 10 to 14 employees	1 189	14 415 426	417 255	94 814	13 849	1 078 270	418 286	450 256
	Establishments with 15 to 19 employees	630	11 968 516	331 081	76 722	10 536	863 715	359 424	348 938
	Establishments with 20 to 49 employees	1 061	39 782 655	968 577	228 126	31 146	2 373 773	1 488 905	1 313 879
	Establishments with 50 to 99 employees	248	19 335 653	504 312	121 905	16 699	1 214 627	515 280	497 880
	Establishments with 100 employees or more	79	21 733 042	389 765	90 733	15 499	936 458	526 349	789 962
	Establishments not operated for the entire year	622	1 953 689	74 575	22 098	2 438	177 684	97 999	156 163
42271	Petroleum bulk stations & terminals								
	All establishments	'6 729	'92 443 546	'2 497 922	'579 872	'87 532	6 249 105	3 029 034	3 194 653
	Establishments operated for the entire year	6 444	91 326 844	2 469 002	572 665	86 307	6 184 245	3 016 684	3 155 854
	Establishments with no employees..	—	—	—	—	—	—	—	—
	Establishments with 1 employee	553	1 051 616	21 953	5 059	553	69 361	36 860	37 421
	Establishments with 2 employees...	480	955 349	23 170	5 401	960	68 677	34 009	34 793
	Establishments with 3 or 4 employees	1 020	4 369 079	88 421	20 422	3 530	256 060	170 373	168 582
	Establishments with 5 or 6 employees	881	5 606 148	129 845	30 313	4 831	365 101	203 499	193 195
	Establishments with 7 to 9 employees	988	D	D	D	i	D	D	D
	Establishments with 10 to 14 employees	918	D	D	D	j	D	D	D
	Establishments with 15 to 19 employees	505	7 644 227	259 832	59 798	8 453	658 004	283 356	279 242
	Establishments with 20 to 49 employees	840	D	D	D	j	D	D	D
	Establishments with 50 to 99 employees	197	D	D	D	j	D	D	D
	Establishments with 100 employees or more	62	D	D	D	j	D	D	D
	Establishments not operated for the entire year	285	1 116 702	28 920	7 207	1 225	64 860	12 350	38 799
422710	Petroleum bulk stations & terminals								
	All establishments	'6 729	'92 443 546	'2 497 922	'579 872	'87 532	6 249 105	3 029 034	3 194 653

See footnotes at end of table.

Table 2. Employment Size of Establishments: 1997—Con.

[Includes only establishments with payroll. For meaning of abbreviations and symbols, see introductory text. For explanation of terms, see Appendix A. For method of assignment to categories shown, see Appendix C]

NAICS code	Employment sizes of establishments by type of operation and kind of business ¹	Establishments (number)	Sales (\$1,000)	Annual payroll (\$1,000)	First-quarter payroll (\$1,000)	Paid employees for pay period including March 12 (number)	Operating expenses ² (\$1,000)	End-of-1996 inventories (\$1,000)	End-of-1997 inventories (\$1,000)
422	MERCHANT WHOLESALERS—Con.								
	Wholesale trade, nondurable goods—Con.								
422710	Petroleum bulk stations & terminals—Con.								
	Establishments operated for the entire year	6 444	91 326 844	2 469 002	572 665	86 307	6 184 245	3 016 684	3 155 854
	Establishments with no employees..	—	—	—	—	—	—	—	—
	Establishments with 1 employee	553	1 051 616	21 953	5 059	553	69 361	36 860	37 421
	Establishments with 2 employees...	480	955 349	23 170	5 401	960	68 677	34 009	34 793
	Establishments with 3 or 4 employees	1 020	4 369 079	88 421	20 422	3 530	256 060	170 373	168 582
	Establishments with 5 or 6 employees	881	5 606 148	129 845	30 313	4 831	365 101	203 499	193 195
	Establishments with 7 to 9 employees	988	D	D	D	i	D	D	D
	Establishments with 10 to 14 employees	918	D	D	D	j	D	D	D
	Establishments with 15 to 19 employees	505	7 644 227	259 832	59 798	8 453	658 004	283 356	279 242
	Establishments with 20 to 49 employees	840	D	D	D	j	D	D	D
	Establishments with 50 to 99 employees	197	D	D	D	j	D	D	D
	Establishments with 100 employees or more	62	D	D	D	j	D	D	D
	Establishments not operated for the entire year	285	1 116 702	28 920	7 207	1 225	64 860	12 350	38 799
4227101	Petroleum bulk stations & terminals (except LP)								
	All establishments	'6 337	'88 515 507	'2 340 748	'544 283	'83 154	5 893 722	2 892 396	3 059 356
	Establishments operated for the entire year	6 071	D	D	D	l	D	D	D
	Establishments with no employees..	—	—	—	—	—	—	—	—
	Establishments with 1 employee	532	1 026 042	21 274	4 922	532	67 286	35 686	36 216
	Establishments with 2 employees...	450	D	D	D	f	D	D	D
	Establishments with 3 or 4 employees	953	D	D	D	h	D	D	D
	Establishments with 5 or 6 employees	823	D	D	D	h	D	D	D
	Establishments with 7 to 9 employees	921	D	D	D	i	D	D	D
	Establishments with 10 to 14 employees	862	10 036 606	291 499	65 681	10 088	780 272	285 214	313 413
	Establishments with 15 to 19 employees	474	D	D	D	i	D	D	D
	Establishments with 20 to 49 employees	805	D	D	D	j	D	D	D
	Establishments with 50 to 99 employees	192	D	D	D	j	D	D	D
	Establishments with 100 employees or more	59	D	D	D	j	D	D	D
	Establishments not operated for the entire year	266	D	D	D	g	D	D	D
42271011	Petroleum bulk stations (except LP)								
	All establishments	5 784	43 727 608	1 768 043	414 479	66 627	4 472 315	1 334 004	1 355 290
	Establishments operated for the entire year	5 534	D	D	D	l	D	D	D
	Establishments with no employees..	—	—	—	—	—	—	—	—
	Establishments with 1 employee	510	D	D	D	f	D	D	D
	Establishments with 2 employees...	426	595 346	19 106	4 406	852	54 881	22 271	21 722
	Establishments with 3 or 4 employees	901	2 440 962	74 614	17 174	3 120	215 239	95 851	101 852
	Establishments with 5 or 6 employees	742	D	D	D	h	D	D	D
	Establishments with 7 to 9 employees	858	D	D	D	i	D	D	D
	Establishments with 10 to 14 employees	811	D	D	D	i	D	D	D
	Establishments with 15 to 19 employees	434	D	D	D	i	D	D	D
	Establishments with 20 to 49 employees	675	D	D	D	j	D	D	D
	Establishments with 50 to 99 employees	146	D	D	D	i	D	D	D
	Establishments with 100 employees or more	31	D	D	D	h	D	D	D
	Establishments not operated for the entire year	250	D	D	D	g	D	D	D
42271012	Petroleum bulk terminals (except LP)								
	All establishments	'553	'44 787 899	'572 705	'129 804	'16 527	1 421 407	1 558 392	1 704 066

See footnotes at end of table.

Table 2. Employment Size of Establishments: 1997—Con.

[Includes only establishments with payroll. For meaning of abbreviations and symbols, see introductory text. For explanation of terms, see Appendix A. For method of assignment to categories shown, see Appendix C.]

NAICS code	Employment sizes of establishments by type of operation and kind of business ¹	Establishments (number)	Sales (\$1,000)	Annual payroll (\$1,000)	First-quarter payroll (\$1,000)	Paid employees for pay period including March 12 (number)	Operating expenses ² (\$1,000)	End-of-1996 inventories (\$1,000)	End-of-1997 inventories (\$1,000)
422	MERCHANT WHOLESALERS—Con.								
	Wholesale trade, nondurable goods—Con.								
42271012	Petroleum bulk terminals (except LP)—Con.								
	Establishments operated for the entire year	537	D	D	D	j	D	D	D
	Establishments with no employees..	—	—	—	—	—	—	—	—
	Establishments with 1 employee....	22	D	D	D	b	D	D	D
	Establishments with 2 employees...	24	D	D	D	b	D	D	D
	Establishments with 3 or 4 employees.....	52	D	D	D	c	D	D	D
	Establishments with 5 or 6 employees.....	81	D	D	D	e	D	D	D
	Establishments with 7 to 9 employees.....	63	D	D	D	e	D	D	D
	Establishments with 10 to 14 employees.....	51	D	D	D	f	D	D	D
	Establishments with 15 to 19 employees.....	40	D	D	D	f	D	D	D
	Establishments with 20 to 49 employees.....	130	D	D	D	h	D	D	D
	Establishments with 50 to 99 employees.....	46	D	D	D	h	D	D	D
	Establishments with 100 employees or more	28	D	D	D	i	D	D	D
	Establishments not operated for the entire year	16	D	D	D	c	D	D	D
4227102	Liquefied petroleum bulk stations & terminals								
	All establishments	392	3 928 039	157 174	35 589	4 378	355 383	136 638	135 297
	Establishments operated for the entire year	373	D	D	D	h	D	D	D
	Establishments with no employees..	—	—	—	—	—	—	—	—
	Establishments with 1 employee....	21	25 574	679	137	21	2 075	1 174	1 205
	Establishments with 2 employees...	30	D	D	D	b	D	D	D
	Establishments with 3 or 4 employees.....	67	D	D	D	c	D	D	D
	Establishments with 5 or 6 employees.....	58	D	D	D	e	D	D	D
	Establishments with 7 to 9 employees.....	67	D	D	D	f	D	D	D
	Establishments with 10 to 14 employees.....	56	D	D	D	f	D	D	D
	Establishments with 15 to 19 employees.....	31	D	D	D	f	D	D	D
	Establishments with 20 to 49 employees.....	35	D	D	D	f	D	D	D
	Establishments with 50 to 99 employees.....	5	D	D	D	e	D	D	D
	Establishments with 100 employees or more	3	D	D	D	f	D	D	D
	Establishments not operated for the entire year	19	D	D	D	b	D	D	D
42272	Petroleum & petroleum prod whsle (exc bulk stations & terminals)								
	All establishments	3 041	47 064 414	892 220	217 169	27 331	2 280 493	1 256 705	1 251 644
	Establishments operated for the entire year	2 704	46 227 427	846 565	202 278	26 118	2 167 669	1 171 056	1 134 280
	Establishments with no employees..	—	—	—	—	—	—	—	—
	Establishments with 1 employee....	516	815 811	18 018	4 017	516	51 903	14 679	14 087
	Establishments with 2 employees...	366	1 343 824	25 064	5 542	732	65 001	14 765	14 869
	Establishments with 3 or 4 employees.....	527	2 995 219	56 616	13 287	1 811	138 707	52 615	55 625
	Establishments with 5 or 6 employees.....	349	3 128 411	59 512	12 983	1 902	140 144	47 508	46 902
	Establishments with 7 to 9 employees.....	261	D	D	D	g	D	D	D
	Establishments with 10 to 14 employees.....	271	D	D	D	h	D	D	D
	Establishments with 15 to 19 employees.....	125	4 324 289	71 249	16 924	2 083	205 711	76 068	69 696
	Establishments with 20 to 49 employees.....	221	D	D	D	i	D	D	D
	Establishments with 50 to 99 employees.....	51	D	D	D	h	D	D	D
	Establishments with 100 employees or more	17	D	D	D	h	D	D	D
	Establishments not operated for the entire year	337	836 987	45 655	14 891	1 213	112 824	85 649	117 364

See footnotes at end of table.

Table 2. Employment Size of Establishments: 1997—Con.

[Includes only establishments with payroll. For meaning of abbreviations and symbols, see introductory text. For explanation of terms, see Appendix A. For method of assignment to categories shown, see Appendix C.]

NAICS code	Employment sizes of establishments by type of operation and kind of business ¹	Establishments (number)	Sales (\$1,000)	Annual payroll (\$1,000)	First-quarter payroll (\$1,000)	Paid employees for pay period including March 12 (number)	Operating expenses ² (\$1,000)	End-of-1996 inventories (\$1,000)	End-of-1997 inventories (\$1,000)
422	MERCHANT WHOLESALERS—Con.								
	Wholesale trade, nondurable goods—Con.								
422720	Petroleum & petroleum prod whsle (exc bulk stations & terminals)								
	All establishments	3 041	47 064 414	892 220	217 169	27 331	2 280 493	1 256 705	1 251 644
	Establishments operated for the entire year	2 704	46 227 427	846 565	202 278	26 118	2 167 669	1 171 056	1 134 280
	Establishments with no employees...	—	—	—	—	—	—	—	—
	Establishments with 1 employee....	516	815 811	18 018	4 017	516	51 903	14 679	14 087
	Establishments with 2 employees...	366	1 343 824	25 064	5 542	732	65 001	14 765	14 869
	Establishments with 3 or 4 employees.....	527	2 995 219	56 616	13 287	1 811	138 707	52 615	55 625
	Establishments with 5 or 6 employees.....	349	3 128 411	59 512	12 983	1 902	140 144	47 508	46 902
	Establishments with 7 to 9 employees.....	261	D	D	D	g	D	D	D
	Establishments with 10 to 14 employees.....	271	D	D	D	h	D	D	D
	Establishments with 15 to 19 employees.....	125	4 324 289	71 249	16 924	2 083	205 711	76 068	69 696
	Establishments with 20 to 49 employees.....	221	D	D	D	i	D	D	D
	Establishments with 50 to 99 employees.....	51	D	D	D	h	D	D	D
	Establishments with 100 employees or more	17	D	D	D	h	D	D	D
	Establishments not operated for the entire year	337	836 987	45 655	14 891	1 213	112 824	85 649	117 364
4228	Beer, wine, & distilled alcoholic beverage whsle								
	All establishments	4 476	58 311 981	5 212 268	1 223 883	143 544	10 376 684	4 667 991	4 996 576
	Establishments operated for the entire year	4 096	57 094 521	5 109 110	1 191 915	140 271	10 183 421	4 562 824	4 793 643
	Establishments with no employees...	—	—	—	—	—	—	—	—
	Establishments with 1 employee....	294	184 336	8 933	2 147	294	24 840	15 279	15 584
	Establishments with 2 employees...	258	329 350	13 952	2 917	516	37 263	20 768	22 709
	Establishments with 3 or 4 employees.....	348	621 336	32 622	7 390	1 196	82 219	43 666	48 876
	Establishments with 5 or 6 employees.....	289	756 103	48 388	11 171	1 572	109 100	59 047	58 495
	Establishments with 7 to 9 employees.....	340	960 197	84 643	19 183	2 718	177 259	69 460	73 207
	Establishments with 10 to 14 employees.....	450	1 949 111	171 025	37 925	5 359	374 847	155 943	170 557
	Establishments with 15 to 19 employees.....	349	1 992 137	184 449	41 669	5 857	390 307	148 346	158 523
	Establishments with 20 to 49 employees.....	968	D	D	D	k	D	D	D
	Establishments with 50 to 99 employees.....	462	D	D	D	k	D	D	D
	Establishments with 100 employees or more	338	D	D	D	l	D	D	D
	Establishments not operated for the entire year	380	1 217 460	103 158	31 968	3 273	193 263	105 167	202 933
42281	Beer & ale whsle								
	All establishments	2 945	33 616 795	3 190 276	725 915	93 133	6 539 887	1 583 946	1 677 017
	Establishments operated for the entire year	2 755	D	D	D	l	D	D	D
	Establishments with no employees...	—	—	—	—	—	—	—	—
	Establishments with 1 employee....	142	D	D	D	c	D	D	D
	Establishments with 2 employees...	136	D	D	D	e	D	D	D
	Establishments with 3 or 4 employees.....	189	D	D	D	f	D	D	D
	Establishments with 5 or 6 employees.....	180	363 886	26 231	6 188	974	58 846	20 253	18 559
	Establishments with 7 to 9 employees.....	221	D	D	D	g	D	D	D
	Establishments with 10 to 14 employees.....	325	D	D	D	h	D	D	D
	Establishments with 15 to 19 employees.....	262	D	D	D	h	D	D	D
	Establishments with 20 to 49 employees.....	745	8 177 735	787 453	175 753	23 442	1 608 920	379 807	397 482
	Establishments with 50 to 99 employees.....	341	9 171 226	836 389	190 867	23 651	1 759 667	409 740	450 713
	Establishments with 100 employees or more	214	D	D	D	k	D	D	D
	Establishments not operated for the entire year	190	D	D	D	g	D	D	D

See footnotes at end of table.

Table 2. Employment Size of Establishments: 1997—Con.

[Includes only establishments with payroll. For meaning of abbreviations and symbols, see introductory text. For explanation of terms, see Appendix A. For method of assignment to categories shown, see Appendix C.]

NAICS code	Employment sizes of establishments by type of operation and kind of business ¹	Establishments (number)	Sales (\$1,000)	Annual payroll (\$1,000)	First-quarter payroll (\$1,000)	Paid employees for pay period including March 12 (number)	Operating expenses ² (\$1,000)	End-of-1996 inventories (\$1,000)	End-of-1997 inventories (\$1,000)
422	MERCHANT WHOLESALERS—Con.								
	Wholesale trade, nondurable goods—Con.								
422810	Beer & ale whsle								
	All establishments	2 945	33 616 795	3 190 276	725 915	93 133	6 539 887	1 583 946	1 677 017
	Establishments operated for the entire year	2 755	D	D	D	l	D	D	D
	Establishments with no employees..	—	—	—	—	—	—	—	—
	Establishments with 1 employee...	142	D	D	D	c	D	D	D
	Establishments with 2 employees...	136	D	D	D	e	D	D	D
	Establishments with 3 or 4 employees.....	189	D	D	D	f	D	D	D
	Establishments with 5 or 6 employees.....	180	363 886	26 231	6 188	974	58 846	20 253	18 559
	Establishments with 7 to 9 employees.....	221	D	D	D	g	D	D	D
	Establishments with 10 to 14 employees.....	325	D	D	D	h	D	D	D
	Establishments with 15 to 19 employees.....	262	D	D	D	h	D	D	D
	Establishments with 20 to 49 employees.....	745	8 177 735	787 453	175 753	23 442	1 608 920	379 807	397 482
	Establishments with 50 to 99 employees.....	341	9 171 226	836 389	190 867	23 651	1 759 667	409 740	450 713
	Establishments with 100 employees or more	214	D	D	D	k	D	D	D
	Establishments not operated for the entire year	190	D	D	D	g	D	D	D
42282	Wine & distilled alcoholic beverage whsle								
	All establishments	1 531	24 695 186	2 021 992	497 968	50 411	3 836 797	3 084 045	3 319 559
	Establishments operated for the entire year	1 341	D	D	D	k	D	D	D
	Establishments with no employees..	—	—	—	—	—	—	—	—
	Establishments with 1 employee...	152	D	D	D	c	D	D	D
	Establishments with 2 employees...	122	D	D	D	c	D	D	D
	Establishments with 3 or 4 employees.....	159	D	D	D	f	D	D	D
	Establishments with 5 or 6 employees.....	109	392 217	22 157	4 983	598	50 254	38 794	39 936
	Establishments with 7 to 9 employees.....	119	D	D	D	f	D	D	D
	Establishments with 10 to 14 employees.....	125	D	D	D	g	D	D	D
	Establishments with 15 to 19 employees.....	87	D	D	D	g	D	D	D
	Establishments with 20 to 49 employees.....	223	D	D	D	i	D	D	D
	Establishments with 50 to 99 employees.....	121	D	D	D	i	D	D	D
	Establishments with 100 employees or more	124	D	D	D	k	D	D	D
	Establishments not operated for the entire year	190	D	D	D	g	D	D	D
422820	Wine & distilled alcoholic beverage whsle								
	All establishments	1 531	24 695 186	2 021 992	497 968	50 411	3 836 797	3 084 045	3 319 559
	Establishments operated for the entire year	1 341	D	D	D	k	D	D	D
	Establishments with no employees..	—	—	—	—	—	—	—	—
	Establishments with 1 employee...	152	D	D	D	c	D	D	D
	Establishments with 2 employees...	122	D	D	D	c	D	D	D
	Establishments with 3 or 4 employees.....	159	D	D	D	f	D	D	D
	Establishments with 5 or 6 employees.....	109	392 217	22 157	4 983	598	50 254	38 794	39 936
	Establishments with 7 to 9 employees.....	119	D	D	D	f	D	D	D
	Establishments with 10 to 14 employees.....	125	D	D	D	g	D	D	D
	Establishments with 15 to 19 employees.....	87	D	D	D	g	D	D	D
	Establishments with 20 to 49 employees.....	223	D	D	D	i	D	D	D
	Establishments with 50 to 99 employees.....	121	D	D	D	i	D	D	D
	Establishments with 100 employees or more	124	D	D	D	k	D	D	D
	Establishments not operated for the entire year	190	D	D	D	g	D	D	D

See footnotes at end of table.

Table 2. Employment Size of Establishments: 1997—Con.

[Includes only establishments with payroll. For meaning of abbreviations and symbols, see introductory text. For explanation of terms, see Appendix A. For method of assignment to categories shown, see Appendix C]

NAICS code	Employment sizes of establishments by type of operation and kind of business ¹	Establishments (number)	Sales (\$1,000)	Annual payroll (\$1,000)	First-quarter payroll (\$1,000)	Paid employees for pay period including March 12 (number)	Operating expenses ² (\$1,000)	End-of-1996 inventories (\$1,000)	End-of-1997 inventories (\$1,000)
422	MERCHANT WHOLESALERS—Con.								
	Wholesale trade, nondurable goods—Con.								
4228201	Wine & distilled alcoholic bev (licensed operation) whsle								
	All establishments	1 409	24 314 784	2 011 681	494 317	49 769	3 817 507	3 041 385	3 304 755
	Establishments operated for the entire year	1 284	D	D	D	k	D	D	D
	Establishments with no employees..	—	—	—	—	—	—	—	—
	Establishments with 1 employee....	138	D	D	D	c	D	D	D
	Establishments with 2 employees...	117	D	D	D	c	D	D	D
	Establishments with 3 or 4 employees.....	138	D	D	D	e	D	D	D
	Establishments with 5 or 6 employees.....	102	339 637	21 185	4 739	560	48 210	36 657	37 768
	Establishments with 7 to 9 employees.....	115	D	D	D	f	D	D	D
	Establishments with 10 to 14 employees.....	122	D	D	D	g	D	D	D
	Establishments with 15 to 19 employees.....	86	D	D	D	g	D	D	D
	Establishments with 20 to 49 employees.....	222	D	D	D	i	D	D	D
	Establishments with 50 to 99 employees.....	121	D	D	D	i	D	D	D
	Establishments with 100 employees or more	123	D	D	D	k	D	D	D
	Establishments not operated for the entire year	125	D	D	D	g	D	D	D
4228202	Wine & distilled alcoholic beverage (State operated) whsle								
	All establishments	122	380 402	10 311	3 651	642	19 290	42 660	14 804
	Establishments operated for the entire year	57	D	D	D	e	D	D	D
	Establishments with no employees..	—	—	—	—	—	—	—	—
	Establishments with 1 employee....	14	D	D	D	a	D	D	D
	Establishments with 2 employees...	5	D	D	D	a	D	D	D
	Establishments with 3 or 4 employees.....	21	D	D	D	b	D	D	D
	Establishments with 5 or 6 employees.....	7	52 580	972	244	38	2 044	2 137	2 168
	Establishments with 7 to 9 employees.....	4	D	D	D	b	D	D	D
	Establishments with 10 to 14 employees.....	3	D	D	D	b	D	D	D
	Establishments with 15 to 19 employees.....	1	D	D	D	a	D	D	D
	Establishments with 20 to 49 employees.....	1	D	D	D	b	D	D	D
	Establishments with 50 to 99 employees.....	—	—	—	—	—	—	—	—
	Establishments with 100 employees or more	1	D	D	D	c	D	D	D
	Establishments not operated for the entire year	65	D	D	D	e	D	D	D
4229	Miscellaneous nondurable goods whsle								
	All establishments	29 364	143 158 364	8 603 638	1 989 224	317 137	18 524 596	11 995 908	13 198 232
	Establishments operated for the entire year	23 898	139 832 264	8 342 143	1 927 206	305 060	17 929 514	11 799 222	12 480 338
	Establishments with no employees..	10	D	D	D	a	D	D	D
	Establishments with 1 employee....	4 795	D	D	D	h	D	D	D
	Establishments with 2 employees...	3 144	D	D	D	i	D	D	D
	Establishments with 3 or 4 employees.....	4 317	5 761 397	385 423	85 127	14 800	929 570	540 313	560 206
	Establishments with 5 or 6 employees.....	2 711	5 377 880	391 933	87 042	14 762	887 818	539 361	554 399
	Establishments with 7 to 9 employees.....	2 410	8 420 364	511 804	115 179	18 960	1 234 904	723 446	726 737
	Establishments with 10 to 14 employees.....	2 244	9 081 918	715 085	162 982	26 312	1 571 233	955 117	986 177
	Establishments with 15 to 19 employees.....	1 125	6 655 152	507 551	116 243	18 749	1 086 756	689 061	688 789
	Establishments with 20 to 49 employees.....	2 102	25 341 178	1 798 942	408 527	63 434	3 868 011	2 251 456	2 416 365
	Establishments with 50 to 99 employees.....	626	D	D	D	k	D	D	D
	Establishments with 100 employees or more	414	D	D	D	l	D	D	D
	Establishments not operated for the entire year	5 466	3 326 100	261 495	62 018	12 077	595 082	196 686	717 894

See footnotes at end of table.

Table 2. Employment Size of Establishments: 1997—Con.

[Includes only establishments with payroll. For meaning of abbreviations and symbols, see introductory text. For explanation of terms, see Appendix A. For method of assignment to categories shown, see Appendix C.]

NAICS code	Employment sizes of establishments by type of operation and kind of business ¹	Establishments (number)	Sales (\$1,000)	Annual payroll (\$1,000)	First-quarter payroll (\$1,000)	Paid employees for pay period including March 12 (number)	Operating expenses ² (\$1,000)	End-of-1996 inventories (\$1,000)	End-of-1997 inventories (\$1,000)
422	MERCHANT WHOLESALERS—Con.								
	Wholesale trade, nondurable goods—Con.								
42291	Farm supplies whsle								
	All establishments	6 437	32 607 159	1 766 562	403 019	59 231	4 025 967	3 254 754	3 527 294
	Establishments operated for the entire year	5 549	31 914 885	1 724 941	392 771	57 246	3 928 393	3 229 528	3 406 220
	Establishments with no employees...	4	1 880	90	—	—	215	83	315
	Establishments with 1 employee....	844	595 023	24 908	5 271	844	63 705	48 477	56 788
	Establishments with 2 employees...	582	641 370	30 277	6 964	1 164	76 628	51 398	55 660
	Establishments with 3 or 4 employees.....	1 020	2 063 949	89 475	19 650	3 494	228 516	165 822	173 033
	Establishments with 5 or 6 employees.....	776	1 994 993	113 914	25 093	4 240	259 896	196 216	189 717
	Establishments with 7 to 9 employees.....	758	4 364 633	163 711	36 999	5 919	391 271	319 810	319 803
	Establishments with 10 to 14 employees.....	635	3 472 986	206 695	47 432	7 444	483 118	388 015	403 745
	Establishments with 15 to 19 employees.....	302	2 751 805	149 250	32 763	5 071	346 198	325 733	313 482
	Establishments with 20 to 49 employees.....	483	8 703 835	452 664	99 511	14 246	1 081 105	787 546	856 892
	Establishments with 50 to 99 employees.....	99	3 263 504	222 318	49 314	6 553	428 677	411 059	461 372
	Establishments with 100 employees or more	46	4 060 907	271 639	69 774	8 271	569 064	535 369	575 413
	Establishments not operated for the entire year	888	692 274	41 621	10 248	1 985	97 574	25 226	121 074
422910	Farm supplies whsle								
	All establishments	6 437	32 607 159	1 766 562	403 019	59 231	4 025 967	3 254 754	3 527 294
	Establishments operated for the entire year	5 549	31 914 885	1 724 941	392 771	57 246	3 928 393	3 229 528	3 406 220
	Establishments with no employees...	4	1 880	90	—	—	215	83	315
	Establishments with 1 employee....	844	595 023	24 908	5 271	844	63 705	48 477	56 788
	Establishments with 2 employees...	582	641 370	30 277	6 964	1 164	76 628	51 398	55 660
	Establishments with 3 or 4 employees.....	1 020	2 063 949	89 475	19 650	3 494	228 516	165 822	173 033
	Establishments with 5 or 6 employees.....	776	1 994 993	113 914	25 093	4 240	259 896	196 216	189 717
	Establishments with 7 to 9 employees.....	758	4 364 633	163 711	36 999	5 919	391 271	319 810	319 803
	Establishments with 10 to 14 employees.....	635	3 472 986	206 695	47 432	7 444	483 118	388 015	403 745
	Establishments with 15 to 19 employees.....	302	2 751 805	149 250	32 763	5 071	346 198	325 733	313 482
	Establishments with 20 to 49 employees.....	483	8 703 835	452 664	99 511	14 246	1 081 105	787 546	856 892
	Establishments with 50 to 99 employees.....	99	3 263 504	222 318	49 314	6 553	428 677	411 059	461 372
	Establishments with 100 employees or more	46	4 060 907	271 639	69 774	8 271	569 064	535 369	575 413
	Establishments not operated for the entire year	888	692 274	41 621	10 248	1 985	97 574	25 226	121 074
4229101	Farm supplies—farm dealers								
	All establishments	3 363	9 641 439	660 374	151 572	23 898	1 543 900	923 987	1 013 130
	Establishments operated for the entire year	2 807	9 385 522	639 467	146 457	22 912	1 496 118	917 491	965 403
	Establishments with no employees...	3	D	D	D	a	D	D	D
	Establishments with 1 employee....	469	203 572	11 895	2 470	469	30 179	18 332	18 884
	Establishments with 2 employees...	259	183 261	10 514	2 352	518	25 525	16 293	17 029
	Establishments with 3 or 4 employees.....	552	678 506	42 938	9 428	1 900	106 483	65 258	67 937
	Establishments with 5 or 6 employees.....	468	910 511	63 376	13 917	2 554	148 332	89 540	89 483
	Establishments with 7 to 9 employees.....	424	1 298 811	82 516	18 587	3 301	195 640	118 907	120 260
	Establishments with 10 to 14 employees.....	312	1 232 127	92 405	20 936	3 642	207 307	125 845	131 328
	Establishments with 15 to 19 employees.....	110	D	D	D	g	D	D	D
	Establishments with 20 to 49 employees.....	175	D	D	D	i	D	D	D
	Establishments with 50 to 99 employees.....	28	501 484	53 462	12 419	1 918	99 569	70 096	73 939
	Establishments with 100 employees or more	7	655 738	68 996	18 018	1 670	136 235	129 774	155 260
	Establishments not operated for the entire year	556	255 917	20 907	5 115	986	47 782	6 496	47 727
4229102	Farm supplies—whsle distributors								
	All establishments	3 074	22 965 720	1 106 188	251 447	35 333	2 482 067	2 330 767	2 514 164

See footnotes at end of table.

Table 2. Employment Size of Establishments: 1997—Con.

[Includes only establishments with payroll. For meaning of abbreviations and symbols, see introductory text. For explanation of terms, see Appendix A. For method of assignment to categories shown, see Appendix C]

NAICS code	Employment sizes of establishments by type of operation and kind of business ¹	Establishments (number)	Sales (\$1,000)	Annual payroll (\$1,000)	First-quarter payroll (\$1,000)	Paid employees for pay period including March 12 (number)	Operating expenses ² (\$1,000)	End-of-1996 inventories (\$1,000)	End-of-1997 inventories (\$1,000)
422	MERCHANT WHOLESALERS—Con.								
	Wholesale trade, nondurable goods—Con.								
4229102	Farm supplies—whsle distributors—Con.								
	Establishments operated for the entire year	2 742	22 529 363	1 085 474	246 314	34 334	2 432 275	2 312 037	2 440 817
	Establishments with no employees..	1	D	D	D	a	D	D	D
	Establishments with 1 employee....	375	391 451	13 013	2 801	375	33 526	30 145	37 904
	Establishments with 2 employees...	323	458 109	19 763	4 612	646	51 103	35 105	38 631
	Establishments with 3 or 4 employees.....	468	1 385 443	46 537	10 222	1 594	122 033	100 564	105 096
	Establishments with 5 or 6 employees.....	308	1 084 482	50 538	11 176	1 686	111 564	106 676	100 234
	Establishments with 7 to 9 employees.....	334	3 065 822	81 195	18 412	2 618	195 631	200 903	199 543
	Establishments with 10 to 14 employees.....	323	2 240 859	114 290	26 496	3 802	275 811	262 170	272 417
	Establishments with 15 to 19 employees.....	192	D	D	D	h	D	D	D
	Establishments with 20 to 49 employees.....	308	D	D	D	i	D	D	D
	Establishments with 50 to 99 employees.....	71	2 762 020	168 856	36 895	4 635	329 108	340 963	387 433
	Establishments with 100 employees or more	39	3 405 169	202 643	51 756	6 601	432 829	405 595	420 153
	Establishments not operated for the entire year.....	332	436 357	20 714	5 133	999	49 792	18 730	73 347
42292	Book, periodical, & newspaper whsle								
	All establishments	3 257	17 022 288	1 697 252	409 254	69 110	3 453 522	1 876 325	2 022 021
	Establishments operated for the entire year	2 857	16 503 019	1 645 628	397 364	66 974	3 338 305	1 846 118	1 925 732
	Establishments with no employees..	—	—	—	—	—	—	—	—
	Establishments with 1 employee....	519	159 358	17 239	3 971	519	37 308	14 885	15 703
	Establishments with 2 employees...	383	235 309	24 437	5 630	766	54 093	17 607	18 093
	Establishments with 3 or 4 employees.....	459	446 167	49 342	11 592	1 583	106 792	33 703	34 981
	Establishments with 5 or 6 employees.....	269	384 611	44 895	10 528	1 467	91 497	31 128	37 407
	Establishments with 7 to 9 employees.....	232	528 510	58 288	13 603	1 821	120 771	39 007	40 947
	Establishments with 10 to 14 employees.....	245	935 443	97 911	21 644	2 853	202 921	80 659	87 175
	Establishments with 15 to 19 employees.....	126	D	D	D	g	D	D	D
	Establishments with 20 to 49 employees.....	323	2 865 690	281 610	68 517	10 199	590 595	256 163	266 302
	Establishments with 50 to 99 employees.....	161	D	D	D	j	D	D	D
	Establishments with 100 employees or more	140	7 784 063	754 436	181 433	34 448	1 460 512	1 056 359	1 102 021
	Establishments not operated for the entire year.....	400	519 269	51 624	11 890	2 136	115 217	30 207	96 289
422920	Book, periodical, & newspaper whsle								
	All establishments	3 257	17 022 288	1 697 252	409 254	69 110	3 453 522	1 876 325	2 022 021
	Establishments operated for the entire year	2 857	16 503 019	1 645 628	397 364	66 974	3 338 305	1 846 118	1 925 732
	Establishments with no employees..	—	—	—	—	—	—	—	—
	Establishments with 1 employee....	519	159 358	17 239	3 971	519	37 308	14 885	15 703
	Establishments with 2 employees...	383	235 309	24 437	5 630	766	54 093	17 607	18 093
	Establishments with 3 or 4 employees.....	459	446 167	49 342	11 592	1 583	106 792	33 703	34 981
	Establishments with 5 or 6 employees.....	269	384 611	44 895	10 528	1 467	91 497	31 128	37 407
	Establishments with 7 to 9 employees.....	232	528 510	58 288	13 603	1 821	120 771	39 007	40 947
	Establishments with 10 to 14 employees.....	245	935 443	97 911	21 644	2 853	202 921	80 659	87 175
	Establishments with 15 to 19 employees.....	126	D	D	D	g	D	D	D
	Establishments with 20 to 49 employees.....	323	2 865 690	281 610	68 517	10 199	590 595	256 163	266 302
	Establishments with 50 to 99 employees.....	161	D	D	D	j	D	D	D
	Establishments with 100 employees or more	140	7 784 063	754 436	181 433	34 448	1 460 512	1 056 359	1 102 021
	Establishments not operated for the entire year.....	400	519 269	51 624	11 890	2 136	115 217	30 207	96 289
42293	Flower, nursery stock, & florists' supplies whsle								
	All establishments	3 654	7 244 856	986 762	229 037	43 624	2 036 312	641 989	700 100

See footnotes at end of table.

Table 2. Employment Size of Establishments: 1997—Con.

[Includes only establishments with payroll. For meaning of abbreviations and symbols, see introductory text. For explanation of terms, see Appendix A. For method of assignment to categories shown, see Appendix C]

NAICS code	Employment sizes of establishments by type of operation and kind of business ¹	Establishments (number)	Sales (\$1,000)	Annual payroll (\$1,000)	First-quarter payroll (\$1,000)	Paid employees for pay period including March 12 (number)	Operating expenses ² (\$1,000)	End-of-1996 inventories (\$1,000)	End-of-1997 inventories (\$1,000)
422	MERCHANT WHOLESALERS—Con.								
	Wholesale trade, nondurable goods—Con.								
42293	Flower, nursery stock, & florists' supplies whsle—Con.								
	Establishments operated for the entire year	3 110	7 086 804	966 817	224 412	42 537	1 993 608	636 651	672 191
	Establishments with no employees..	2	D	D	D	a	D	D	D
	Establishments with 1 employee ..	415	D	D	D	e	D	D	D
	Establishments with 2 employees...	324	D	D	D	f	D	D	D
	Establishments with 3 or 4 employees	529	365 058	37 857	8 485	1 827	91 808	29 013	30 310
	Establishments with 5 or 6 employees	351	373 087	43 481	9 331	1 910	94 030	28 269	30 266
	Establishments with 7 to 9 employees	336	464 229	56 759	13 455	2 678	122 030	36 180	38 450
	Establishments with 10 to 14 employees	405	779 973	105 413	24 050	4 772	218 941	74 439	79 037
	Establishments with 15 to 19 employees	224	D	D	D	h	D	D	D
	Establishments with 20 to 49 employees	375	D	D	D	j	D	D	D
	Establishments with 50 to 99 employees	110	D	D	D	i	D	D	D
	Establishments with 100 employees or more	39	D	D	D	i	D	D	D
	Establishments not operated for the entire year	544	158 052	19 945	4 625	1 087	42 704	5 338	27 909
422930	Flower, nursery stock, & florists' supplies whsle								
	All establishments	3 654	7 244 856	986 762	229 037	43 624	2 036 312	641 989	700 100
	Establishments operated for the entire year	3 110	7 086 804	966 817	224 412	42 537	1 993 608	636 651	672 191
	Establishments with no employees..	2	D	D	D	a	D	D	D
	Establishments with 1 employee ..	415	D	D	D	e	D	D	D
	Establishments with 2 employees...	324	D	D	D	f	D	D	D
	Establishments with 3 or 4 employees	529	365 058	37 857	8 485	1 827	91 808	29 013	30 310
	Establishments with 5 or 6 employees	351	373 087	43 481	9 331	1 910	94 030	28 269	30 266
	Establishments with 7 to 9 employees	336	464 229	56 759	13 455	2 678	122 030	36 180	38 450
	Establishments with 10 to 14 employees	405	779 973	105 413	24 050	4 772	218 941	74 439	79 037
	Establishments with 15 to 19 employees	224	D	D	D	h	D	D	D
	Establishments with 20 to 49 employees	375	D	D	D	j	D	D	D
	Establishments with 50 to 99 employees	110	D	D	D	i	D	D	D
	Establishments with 100 employees or more	39	D	D	D	i	D	D	D
	Establishments not operated for the entire year	544	158 052	19 945	4 625	1 087	42 704	5 338	27 909
42294	Tobacco & tobacco product whsle								
	All establishments	1 466	31 656 394	1 178 783	276 353	45 602	2 328 873	1 792 803	2 042 330
	Establishments operated for the entire year	1 296	31 171 480	1 157 453	264 835	43 629	2 278 547	1 699 463	2 017 295
	Establishments with no employees..	—	—	—	—	—	—	—	—
	Establishments with 1 employee ..	104	89 324	3 398	685	104	7 519	5 803	6 238
	Establishments with 2 employees...	106	175 702	4 595	978	212	10 214	8 616	9 313
	Establishments with 3 or 4 employees	148	D	D	D	f	D	D	D
	Establishments with 5 or 6 employees	115	D	D	D	f	D	D	D
	Establishments with 7 to 9 employees	131	D	D	D	g	D	D	D
	Establishments with 10 to 14 employees	147	D	D	D	g	D	D	D
	Establishments with 15 to 19 employees	97	1 003 339	42 551	9 450	1 614	86 355	66 944	68 500
	Establishments with 20 to 49 employees	258	D	D	D	i	D	D	D
	Establishments with 50 to 99 employees	93	D	D	D	i	D	D	D
	Establishments with 100 employees or more	97	D	D	D	j	D	D	D
	Establishments not operated for the entire year	170	484 914	21 330	11 518	1 973	50 326	93 340	25 035
422940	Tobacco & tobacco product whsle								
	All establishments	1 466	31 656 394	1 178 783	276 353	45 602	2 328 873	1 792 803	2 042 330

See footnotes at end of table.

Table 2. Employment Size of Establishments: 1997—Con.

[Includes only establishments with payroll. For meaning of abbreviations and symbols, see introductory text. For explanation of terms, see Appendix A. For method of assignment to categories shown, see Appendix C.]

NAICS code	Employment sizes of establishments by type of operation and kind of business ¹	Establishments (number)	Sales (\$1,000)	Annual payroll (\$1,000)	First-quarter payroll (\$1,000)	Paid employees for pay period including March 12 (number)	Operating expenses ² (\$1,000)	End-of-1996 inventories (\$1,000)	End-of-1997 inventories (\$1,000)
422	MERCHANT WHOLESALERS—Con.								
	Wholesale trade, nondurable goods—Con.								
422940	Tobacco & tobacco product whse—Con.								
	Establishments operated for the entire year	1 296	31 171 480	1 157 453	264 835	43 629	2 278 547	1 699 463	2 017 295
	Establishments with no employees..	—	—	—	—	—	—	—	—
	Establishments with 1 employee...	104	89 324	3 398	685	104	7 519	5 803	6 238
	Establishments with 2 employees...	106	175 702	4 595	978	212	10 214	8 616	9 313
	Establishments with 3 or 4 employees.....	148	D	D	D	f	D	D	D
	Establishments with 5 or 6 employees.....	115	D	D	D	f	D	D	D
	Establishments with 7 to 9 employees.....	131	D	D	D	g	D	D	D
	Establishments with 10 to 14 employees.....	147	D	D	D	g	D	D	D
	Establishments with 15 to 19 employees.....	97	1 003 339	42 551	9 450	1 614	86 355	66 944	68 500
	Establishments with 20 to 49 employees.....	258	D	D	D	i	D	D	D
	Establishments with 50 to 99 employees.....	93	D	D	D	i	D	D	D
	Establishments with 100 employees or more	97	D	D	D	j	D	D	D
	Establishments not operated for the entire year	170	484 914	21 330	11 518	1 973	50 326	93 340	25 035
42295	Paint, varnish, & supplies whse								
	All establishments	1 630	3 370 442	454 352	106 623	14 611	960 038	439 348	461 151
	Establishments operated for the entire year	1 456	3 267 935	440 383	102 975	14 118	930 175	436 057	446 304
	Establishments with no employees..	—	—	—	—	—	—	—	—
	Establishments with 1 employee...	174	58 040	6 482	1 503	174	13 614	4 527	4 617
	Establishments with 2 employees...	133	61 352	7 352	1 662	266	16 266	7 077	7 292
	Establishments with 3 or 4 employees.....	311	233 777	29 558	6 538	1 090	67 004	27 866	28 555
	Establishments with 5 or 6 employees.....	239	310 629	35 305	8 212	1 297	76 025	38 648	40 289
	Establishments with 7 to 9 employees.....	212	337 449	46 104	10 971	1 670	96 050	38 693	40 134
	Establishments with 10 to 14 employees.....	173	420 478	60 077	14 262	2 058	121 797	53 836	56 481
	Establishments with 15 to 19 employees.....	75	293 834	40 756	9 454	1 230	77 644	36 156	35 795
	Establishments with 20 to 49 employees.....	112	846 775	108 779	24 501	3 379	232 906	102 624	108 754
	Establishments with 50 to 99 employees.....	18	303 109	42 649	10 085	1 231	88 350	51 626	46 126
	Establishments with 100 employees or more	9	402 492	63 321	15 787	1 723	140 519	75 004	78 261
	Establishments not operated for the entire year	174	102 507	13 969	3 648	493	29 863	3 291	14 847
422950	Paint, varnish, & supplies whse								
	All establishments	1 630	3 370 442	454 352	106 623	14 611	960 038	439 348	461 151
	Establishments operated for the entire year	1 456	3 267 935	440 383	102 975	14 118	930 175	436 057	446 304
	Establishments with no employees..	—	—	—	—	—	—	—	—
	Establishments with 1 employee...	174	58 040	6 482	1 503	174	13 614	4 527	4 617
	Establishments with 2 employees...	133	61 352	7 352	1 662	266	16 266	7 077	7 292
	Establishments with 3 or 4 employees.....	311	233 777	29 558	6 538	1 090	67 004	27 866	28 555
	Establishments with 5 or 6 employees.....	239	310 629	35 305	8 212	1 297	76 025	38 648	40 289
	Establishments with 7 to 9 employees.....	212	337 449	46 104	10 971	1 670	96 050	38 693	40 134
	Establishments with 10 to 14 employees.....	173	420 478	60 077	14 262	2 058	121 797	53 836	56 481
	Establishments with 15 to 19 employees.....	75	293 834	40 756	9 454	1 230	77 644	36 156	35 795
	Establishments with 20 to 49 employees.....	112	846 775	108 779	24 501	3 379	232 906	102 624	108 754
	Establishments with 50 to 99 employees.....	18	303 109	42 649	10 085	1 231	88 350	51 626	46 126
	Establishments with 100 employees or more	9	402 492	63 321	15 787	1 723	140 519	75 004	78 261
	Establishments not operated for the entire year	174	102 507	13 969	3 648	493	29 863	3 291	14 847
4229501	Paint, varnish, & supplies whse								
	All establishments	1 630	3 370 442	454 352	106 623	14 611	960 038	439 348	461 151

See footnotes at end of table.

Table 2. Employment Size of Establishments: 1997—Con.

[Includes only establishments with payroll. For meaning of abbreviations and symbols, see introductory text. For explanation of terms, see Appendix A. For method of assignment to categories shown, see Appendix C]

NAICS code	Employment sizes of establishments by type of operation and kind of business ¹	Establishments (number)	Sales (\$1,000)	Annual payroll (\$1,000)	First-quarter payroll (\$1,000)	Paid employees for pay period including March 12 (number)	Operating expenses ² (\$1,000)	End-of-1996 inventories (\$1,000)	End-of-1997 inventories (\$1,000)
422	MERCHANT WHOLESALERS—Con.								
	Wholesale trade, nondurable goods—Con.								
4229501	Paint, varnish, & supplies whsle—Con.								
	Establishments operated for the entire year	1 456	3 267 935	440 383	102 975	14 118	930 175	436 057	446 304
	Establishments with no employees..	—	—	—	—	—	—	—	—
	Establishments with 1 employee....	174	58 040	6 482	1 503	174	13 614	4 527	4 617
	Establishments with 2 employees...	133	61 352	7 352	1 662	266	16 266	7 077	7 292
	Establishments with 3 or 4 employees.....	311	233 777	29 558	6 538	1 090	67 004	27 866	28 555
	Establishments with 5 or 6 employees.....	239	310 629	35 305	8 212	1 297	76 025	38 648	40 289
	Establishments with 7 to 9 employees.....	212	337 449	46 104	10 971	1 670	96 050	38 693	40 134
	Establishments with 10 to 14 employees.....	173	420 478	60 077	14 262	2 058	121 797	53 836	56 481
	Establishments with 15 to 19 employees.....	75	293 834	40 756	9 454	1 230	77 644	36 156	35 795
	Establishments with 20 to 49 employees.....	112	846 775	108 779	24 501	3 379	232 906	102 624	108 754
	Establishments with 50 to 99 employees.....	18	303 109	42 649	10 085	1 231	88 350	51 626	46 126
	Establishments with 100 employees or more	9	402 492	63 321	15 787	1 723	140 519	75 004	78 261
	Establishments not operated for the entire year	174	102 507	13 969	3 648	493	29 863	3 291	14 847
42299	Other miscellaneous nondurable goods whsle								
	All establishments	12 920	51 257 225	2 519 927	564 938	84 959	5 719 884	3 990 689	4 445 336
	Establishments operated for the entire year	9 630	49 888 141	2 406 921	544 849	80 556	5 460 486	3 951 405	4 012 596
	Establishments with no employees..	4	D	D	D	a	D	D	D
	Establishments with 1 employee....	2 739	D	D	D	h	D	D	D
	Establishments with 2 employees...	1 616	D	D	D	h	D	D	D
	Establishments with 3 or 4 employees.....	1 850	D	D	D	i	D	D	D
	Establishments with 5 or 6 employees.....	961	D	D	D	i	D	D	D
	Establishments with 7 to 9 employees.....	741	D	D	D	i	D	D	D
	Establishments with 10 to 14 employees.....	639	D	D	D	i	D	D	D
	Establishments with 15 to 19 employees.....	301	D	D	D	i	D	D	D
	Establishments with 20 to 49 employees.....	551	5 261 395	478 659	108 361	16 315	1 039 378	652 363	689 812
	Establishments with 50 to 99 employees.....	145	D	D	D	i	D	D	D
	Establishments with 100 employees or more	83	D	D	D	j	D	D	D
	Establishments not operated for the entire year	3 290	1 369 084	113 006	20 089	4 403	259 398	39 284	432 740
422990	Other miscellaneous nondurable goods whsle								
	All establishments	12 920	51 257 225	2 519 927	564 938	84 959	5 719 884	3 990 689	4 445 336
	Establishments operated for the entire year	9 630	49 888 141	2 406 921	544 849	80 556	5 460 486	3 951 405	4 012 596
	Establishments with no employees..	4	D	D	D	a	D	D	D
	Establishments with 1 employee....	2 739	D	D	D	h	D	D	D
	Establishments with 2 employees...	1 616	D	D	D	h	D	D	D
	Establishments with 3 or 4 employees.....	1 850	D	D	D	i	D	D	D
	Establishments with 5 or 6 employees.....	961	D	D	D	i	D	D	D
	Establishments with 7 to 9 employees.....	741	D	D	D	i	D	D	D
	Establishments with 10 to 14 employees.....	639	D	D	D	i	D	D	D
	Establishments with 15 to 19 employees.....	301	D	D	D	i	D	D	D
	Establishments with 20 to 49 employees.....	551	5 261 395	478 659	108 361	16 315	1 039 378	652 363	689 812
	Establishments with 50 to 99 employees.....	145	D	D	D	i	D	D	D
	Establishments with 100 employees or more	83	D	D	D	j	D	D	D
	Establishments not operated for the entire year	3 290	1 369 084	113 006	20 089	4 403	259 398	39 284	432 740
4229901	Art goods whsle								
	All establishments	3 976	7 426 099	888 512	196 526	30 205	2 271 032	1 182 362	1 344 462

See footnotes at end of table.

Table 2. Employment Size of Establishments: 1997—Con.

[Includes only establishments with payroll. For meaning of abbreviations and symbols, see introductory text. For explanation of terms, see Appendix A. For method of assignment to categories shown, see Appendix C.]

NAICS code	Employment sizes of establishments by type of operation and kind of business ¹	Establishments (number)	Sales (\$1,000)	Annual payroll (\$1,000)	First-quarter payroll (\$1,000)	Paid employees for pay period including March 12 (number)	Operating expenses ² (\$1,000)	End-of-1996 inventories (\$1,000)	End-of-1997 inventories (\$1,000)
422	MERCHANT WHOLESALERS—Con.								
	Wholesale trade, nondurable goods—Con.								
4229901	Art goods whsle—Con.								
	Establishments operated for the entire year	3 144	7 134 199	863 750	191 559	29 168	2 203 575	1 169 850	1 235 443
	Establishments with no employees..	1	D	D	D	a	D	D	D
	Establishments with 1 employee....	804	327 083	26 417	5 490	804	75 348	55 444	57 036
	Establishments with 2 employees...	493	278 028	26 712	6 003	986	67 709	42 394	43 264
	Establishments with 3 or 4 employees.....	605	D	D	D	g	D	D	D
	Establishments with 5 or 6 employees.....	301	D	D	D	g	D	D	D
	Establishments with 7 to 9 employees.....	274	D	D	D	g	D	D	D
	Establishments with 10 to 14 employees.....	224	D	D	D	h	D	D	D
	Establishments with 15 to 19 employees.....	118	D	D	D	g	D	D	D
	Establishments with 20 to 49 employees.....	240	1 340 500	203 566	45 810	7 184	444 168	235 904	256 879
	Establishments with 50 to 99 employees.....	58	D	D	D	h	D	D	D
	Establishments with 100 employees or more	26	D	D	D	i	D	D	D
	Establishments not operated for the entire year	832	291 900	24 762	4 967	1 037	67 457	12 512	109 019
4229902	General merchandise (nondurable goods) whsle								
	All establishments	2 842	33 181 350	653 859	152 784	18 841	1 315 798	1 498 263	1 564 291
	Establishments operated for the entire year	2 070	32 847 866	627 716	147 614	17 577	1 262 241	1 490 368	1 438 085
	Establishments with no employees..	1	D	D	D	a	D	D	D
	Establishments with 1 employee....	641	310 956	18 890	4 092	641	43 584	33 268	33 653
	Establishments with 2 employees...	387	326 963	17 772	4 058	774	43 468	30 402	29 220
	Establishments with 3 or 4 employees.....	374	377 335	28 353	6 273	1 262	66 365	49 576	47 532
	Establishments with 5 or 6 employees.....	231	410 634	31 052	7 074	1 261	72 343	34 927	37 722
	Establishments with 7 to 9 employees.....	140	419 717	27 446	5 926	1 097	55 977	38 913	39 412
	Establishments with 10 to 14 employees.....	108	D	D	D	g	D	D	D
	Establishments with 15 to 19 employees.....	46	556 904	19 027	4 499	779	37 537	17 819	18 463
	Establishments with 20 to 49 employees.....	87	1 909 773	85 230	18 437	2 619	187 167	146 771	154 247
	Establishments with 50 to 99 employees.....	32	D	D	D	g	D	D	D
	Establishments with 100 employees or more	23	D	D	D	i	D	D	D
	Establishments not operated for the entire year	772	333 484	26 143	5 170	1 264	53 557	7 895	126 206
4229903	Textile bags, bagging, & burlap whsle								
	All establishments	400	723 184	73 748	16 037	2 882	173 346	88 608	109 275
	Establishments operated for the entire year	319	659 278	68 299	15 288	2 751	160 264	86 220	85 779
	Establishments with no employees..	—	—	—	—	—	—	—	—
	Establishments with 1 employee....	77	D	D	D	b	D	D	D
	Establishments with 2 employees...	59	40 982	3 173	697	118	7 776	5 232	5 091
	Establishments with 3 or 4 employees.....	60	81 772	6 079	1 230	210	15 069	10 056	9 060
	Establishments with 5 or 6 employees.....	41	D	D	D	c	D	D	D
	Establishments with 7 to 9 employees.....	28	D	D	D	c	D	D	D
	Establishments with 10 to 14 employees.....	25	D	D	D	e	D	D	D
	Establishments with 15 to 19 employees.....	7	28 234	3 431	699	123	7 315	3 038	3 164
	Establishments with 20 to 49 employees.....	17	137 493	19 542	4 339	554	47 725	16 753	16 936
	Establishments with 50 to 99 employees.....	2	D	D	D	c	D	D	D
	Establishments with 100 employees or more	3	41 275	10 280	2 692	825	18 295	7 281	7 212
	Establishments not operated for the entire year	81	63 906	5 449	749	131	13 082	2 388	23 496
4229904	Other nondurable goods whsle								
	All establishments	5 702	9 926 592	903 808	199 591	33 031	1 959 708	1 221 456	1 427 308

See footnotes at end of table.

Table 2. Employment Size of Establishments: 1997—Con.

[Includes only establishments with payroll. For meaning of abbreviations and symbols, see introductory text. For explanation of terms, see Appendix A. For method of assignment to categories shown, see Appendix C]

NAICS code	Employment sizes of establishments by type of operation and kind of business ¹	Establishments (number)	Sales (\$1,000)	Annual payroll (\$1,000)	First-quarter payroll (\$1,000)	Paid employees for pay period including March 12 (number)	Operating expenses ² (\$1,000)	End-of-1996 inventories (\$1,000)	End-of-1997 inventories (\$1,000)	
422	MERCHANT WHOLESALERS—Con.									
	Wholesale trade, nondurable goods—Con.									
	4229904	Other nondurable goods whsle—Con.								
		Establishments operated for the entire year	4 097	9 246 798	847 156	190 388	31 060	1 834 406	1 204 967	1 253 289
		Establishments with no employees..	2	D	D	D	a	D	D	D
		Establishments with 1 employee....	1 217	596 470	44 849	9 358	1 217	105 163	68 838	70 003
		Establishments with 2 employees...	677	D	D	D	g	D	D	D
		Establishments with 3 or 4 employees.....	811	1 144 915	74 554	16 189	2 768	173 616	107 890	115 332
		Establishments with 5 or 6 employees.....	388	769 017	59 632	13 178	2 109	136 859	99 501	103 105
		Establishments with 7 to 9 employees.....	299	870 586	67 375	14 174	2 357	155 173	99 332	102 786
		Establishments with 10 to 14 employees.....	282	1 068 608	95 209	21 683	3 311	212 920	147 074	153 352
		Establishments with 15 to 19 employees.....	130	D	D	D	g	D	D	D
		Establishments with 20 to 49 employees.....	207	1 873 629	170 321	39 775	5 958	360 318	252 935	261 750
		Establishments with 50 to 99 employees.....	53	D	D	D	h	D	D	D
		Establishments with 100 employees or more	31	D	D	D	i	D	D	D
		Establishments not operated for the entire year	1 605	679 794	56 652	9 203	1 971	125 302	16 489	174 019
		MANUFACTURERS' SALES BRANCHES AND SALES OFFICES								
		All establishments	'29 305	'1 258 874 769	'45 911 766	'11 963 217	'922 208	95 051 279	39 467 315	40 758 311
		Establishments operated for the entire year	27 917	1 239 288 005	45 400 941	11 809 268	908 146	93 397 220	39 041 521	40 257 559
		Establishments with no employees..	1	D	D	D	a	D	D	D
		Establishments with 1 employee....	3 073	D	D	D	h	D	D	D
	Establishments with 2 employees...	2 201	D	D	D	h	D	D	D	
	Establishments with 3 or 4 employees.....	3 538	35 083 568	620 093	154 460	12 238	1 344 979	698 429	691 277	
	Establishments with 5 or 6 employees.....	2 633	39 083 753	701 911	172 593	14 400	1 783 111	798 483	813 790	
	Establishments with 7 to 9 employees.....	2 916	50 802 750	1 110 787	274 195	23 035	2 439 515	1 241 669	1 287 290	
	Establishments with 10 to 14 employees.....	3 324	95 009 718	1 892 978	469 544	39 088	4 090 519	1 785 813	1 817 080	
	Establishments with 15 to 19 employees.....	1 967	77 130 026	1 598 571	398 381	33 054	3 448 143	1 574 307	1 642 298	
	Establishments with 20 to 49 employees.....	4 588	342 165 203	6 855 846	1 741 891	142 254	14 374 339	6 774 700	6 801 876	
	Establishments with 50 to 99 employees.....	1 855	152 859 285	6 199 538	1 591 080	128 351	12 947 423	5 876 655	5 847 044	
	Establishments with 100 employees or more	1 821	419 649 599	25 983 869	6 898 732	508 251	52 006 518	19 891 542	20 971 547	
	Establishments not operated for the entire year	1 388	19 586 764	510 825	153 949	14 062	1 654 059	425 794	500 752	
421	Wholesale trade, durable goods									
	All establishments	'17 228	'707 565 616	'26 757 611	'7 167 566	'479 447	52 345 151	26 273 001	27 084 251	
		Establishments operated for the entire year	16 323	700 936 894	26 466 048	7 080 447	471 784	51 790 016	25 978 099	26 773 645
		Establishments with no employees..	1	D	D	D	a	D	D	D
		Establishments with 1 employee....	2 170	D	D	D	g	D	D	D
		Establishments with 2 employees...	1 403	D	D	D	h	D	D	D
		Establishments with 3 or 4 employees.....	2 145	18 020 658	398 436	99 947	7 417	805 972	367 997	372 046
		Establishments with 5 or 6 employees.....	1 582	15 580 076	441 787	108 426	8 655	893 716	370 748	372 418
		Establishments with 7 to 9 employees.....	1 719	26 524 172	682 785	170 356	13 540	1 372 821	614 045	644 332
		Establishments with 10 to 14 employees.....	1 863	51 900 300	1 136 153	281 278	21 951	2 179 476	1 018 910	1 044 111
		Establishments with 15 to 19 employees.....	1 068	48 090 649	948 098	237 784	17 904	1 909 830	960 260	1 009 998
		Establishments with 20 to 49 employees.....	2 506	239 276 801	4 116 000	1 057 175	77 639	7 853 228	4 393 051	4 402 229
		Establishments with 50 to 99 employees.....	965	77 314 054	3 651 728	963 656	66 628	7 373 081	3 589 738	3 603 743
		Establishments with 100 employees or more	901	207 802 432	14 789 470	4 087 216	253 074	28 781 747	14 453 803	15 106 275
		Establishments not operated for the entire year	905	6 628 722	291 563	87 119	7 663	555 135	294 902	310 606

See footnotes at end of table.

Table 2. Employment Size of Establishments: 1997—Con.

[Includes only establishments with payroll. For meaning of abbreviations and symbols, see introductory text. For explanation of terms, see Appendix A. For method of assignment to categories shown, see Appendix C.]

NAICS code	Employment sizes of establishments by type of operation and kind of business ¹	Establishments (number)	Sales (\$1,000)	Annual payroll (\$1,000)	First-quarter payroll (\$1,000)	Paid employees for pay period including March 12 (number)	Operating expenses ² (\$1,000)	End-of-1996 inventories (\$1,000)	End-of-1997 inventories (\$1,000)
421	MANUFACTURERS' SALES BRANCHES AND SALES OFFICES—Con.								
4211	Wholesale trade, durable goods—Con.								
	Motor vehicle & motor vehicle parts & supplies whsle								
	All establishments	1 425	291 207 541	2 233 321	570 190	47 824	5 928 771	5 894 354	5 776 275
	Establishments operated for the entire year	1 339	289 974 817	2 194 036	555 588	46 030	5 860 182	5 821 620	5 687 579
	Establishments with no employees..	—	—	—	—	—	—	—	—
	Establishments with 1 employee....	91	2 078 083	6 124	2 010	91	12 489	4 274	4 333
	Establishments with 2 employees...	66	D	D	D	c	D	D	D
	Establishments with 3 or 4 employees.....	153	3 127 517	19 596	5 488	530	45 731	35 942	36 454
	Establishments with 5 or 6 employees.....	159	1 066 253	26 804	6 571	874	65 675	60 489	58 590
	Establishments with 7 to 9 employees.....	152	2 767 004	39 182	9 919	1 203	85 332	50 159	44 524
	Establishments with 10 to 14 employees.....	194	24 365 396	88 230	22 127	2 292	190 456	135 874	132 701
	Establishments with 15 to 19 employees.....	97	D	D	D	g	D	D	D
	Establishments with 20 to 49 employees.....	264	156 938 278	382 454	101 952	8 206	800 921	633 085	647 874
	Establishments with 50 to 99 employees.....	75	24 655 082	257 771	62 633	5 300	718 948	924 672	828 560
	Establishments with 100 employees or more	88	46 366 112	1 299 588	325 854	25 774	3 777 885	3 899 534	3 845 845
	Establishments not operated for the entire year	86	1 232 724	39 285	14 602	1 794	68 589	72 734	88 696
42111	Automobile & other motor vehicle whsle								
	All establishments	380	255 902 304	735 647	200 319	14 104	2 764 098	2 883 392	2 738 389
	Establishments operated for the entire year	338	254 801 802	703 334	188 890	12 681	2 710 888	2 822 015	2 655 730
	Establishments with no employees..	—	—	—	—	—	—	—	—
	Establishments with 1 employee....	37	1 958 213	3 308	1 340	37	6 500	1 233	1 209
	Establishments with 2 employees...	14	D	D	D	b	D	D	D
	Establishments with 3 or 4 employees.....	14	2 630 636	3 816	1 835	45	7 284	4 588	6 452
	Establishments with 5 or 6 employees.....	13	547 481	3 789	746	73	8 988	2 395	2 180
	Establishments with 7 to 9 employees.....	11	D	D	D	b	D	D	D
	Establishments with 10 to 14 employees.....	42	D	D	D	f	D	D	D
	Establishments with 15 to 19 employees.....	33	D	D	D	f	D	D	D
	Establishments with 20 to 49 employees.....	128	152 300 511	233 863	65 752	4 090	423 691	264 632	269 694
	Establishments with 50 to 99 employees.....	24	D	D	D	g	D	D	D
	Establishments with 100 employees or more	22	D	D	D	i	D	D	D
	Establishments not operated for the entire year	42	1 100 502	32 313	11 429	1 423	53 210	61 377	82 659
421110	Automobile & other motor vehicle whsle								
	All establishments	380	255 902 304	735 647	200 319	14 104	2 764 098	2 883 392	2 738 389
	Establishments operated for the entire year	338	254 801 802	703 334	188 890	12 681	2 710 888	2 822 015	2 655 730
	Establishments with no employees..	—	—	—	—	—	—	—	—
	Establishments with 1 employee....	37	1 958 213	3 308	1 340	37	6 500	1 233	1 209
	Establishments with 2 employees...	14	D	D	D	b	D	D	D
	Establishments with 3 or 4 employees.....	14	2 630 636	3 816	1 835	45	7 284	4 588	6 452
	Establishments with 5 or 6 employees.....	13	547 481	3 789	746	73	8 988	2 395	2 180
	Establishments with 7 to 9 employees.....	11	D	D	D	b	D	D	D
	Establishments with 10 to 14 employees.....	42	D	D	D	f	D	D	D
	Establishments with 15 to 19 employees.....	33	D	D	D	f	D	D	D
	Establishments with 20 to 49 employees.....	128	152 300 511	233 863	65 752	4 090	423 691	264 632	269 694
	Establishments with 50 to 99 employees.....	24	D	D	D	g	D	D	D
	Establishments with 100 employees or more	22	D	D	D	i	D	D	D
	Establishments not operated for the entire year	42	1 100 502	32 313	11 429	1 423	53 210	61 377	82 659

See footnotes at end of table.

Table 2. Employment Size of Establishments: 1997—Con.

[Includes only establishments with payroll. For meaning of abbreviations and symbols, see introductory text. For explanation of terms, see Appendix A. For method of assignment to categories shown, see Appendix C.]

NAICS code	Employment sizes of establishments by type of operation and kind of business ¹	Establishments (number)	Sales (\$1,000)	Annual payroll (\$1,000)	First-quarter payroll (\$1,000)	Paid employees for pay period including March 12 (number)	Operating expenses ² (\$1,000)	End-of-1996 inventories (\$1,000)	End-of-1997 inventories (\$1,000)
421	MANUFACTURERS' SALES BRANCHES AND SALES OFFICES—Con.								
	Wholesale trade, durable goods—Con.								
4211101	Automobile & motorcycle whsle								
	All establishments	124	95 851 919	298 709	71 122	5 211	1 890 320	2 196 413	1 935 877
	Establishments operated for the entire year	123	D	D	D	i	D	D	D
	Establishments with no employees..	—	—	—	—	—	—	—	—
	Establishments with 1 employee....	7	D	D	D	a	D	D	D
	Establishments with 2 employees...	1	D	D	D	a	D	D	D
	Establishments with 3 or 4 employees.....	4	690 803	911	242	13	1 710	854	1 162
	Establishments with 5 or 6 employees.....	6	D	D	D	b	D	D	D
	Establishments with 7 to 9 employees.....	8	1 982 113	3 447	793	67	6 867	2 038	2 777
	Establishments with 10 to 14 employees.....	33	D	D	D	e	D	D	D
	Establishments with 15 to 19 employees.....	23	D	D	D	e	D	D	D
	Establishments with 20 to 49 employees.....	19	12 894 644	31 835	7 764	544	113 430	108 968	103 925
	Establishments with 50 to 99 employees.....	13	D	D	D	f	D	D	D
	Establishments with 100 employees or more	9	18 997 097	157 652	36 159	2 748	1 333 628	1 379 337	1 214 869
	Establishments not operated for the entire year	1	D	D	D	a	D	D	D
4211102	Bus & recreational vehicle whsle								
	All establishments	14	D	D	D	c	D	D	D
	Establishments operated for the entire year	14	D	D	D	c	D	D	D
	Establishments with no employees..	—	—	—	—	—	—	—	—
	Establishments with 1 employee....	4	D	D	D	a	D	D	D
	Establishments with 2 employees...	1	D	D	D	a	D	D	D
	Establishments with 3 or 4 employees.....	1	D	D	D	a	D	D	D
	Establishments with 5 or 6 employees.....	2	D	D	D	a	D	D	D
	Establishments with 7 to 9 employees.....	1	D	D	D	a	D	D	D
	Establishments with 10 to 14 employees.....	1	D	D	D	a	D	D	D
	Establishments with 15 to 19 employees.....	2	D	D	D	b	D	D	D
	Establishments with 20 to 49 employees.....	1	D	D	D	b	D	D	D
	Establishments with 50 to 99 employees.....	1	D	D	D	b	D	D	D
	Establishments with 100 employees or more	—	—	—	—	—	—	—	—
	Establishments not operated for the entire year	—	—	—	—	—	—	—	—
4211103	Light truck & van (14,000 lb or less) whsle								
	All establishments	99	152 661 486	207 342	65 536	3 135	483 741	103 459	157 810
	Establishments operated for the entire year	97	D	D	D	h	D	D	D
	Establishments with no employees..	—	—	—	—	—	—	—	—
	Establishments with 1 employee....	11	D	D	D	a	D	D	D
	Establishments with 2 employees...	6	D	D	D	a	D	D	D
	Establishments with 3 or 4 employees.....	4	D	D	D	a	D	D	D
	Establishments with 5 or 6 employees.....	—	—	—	—	—	—	—	—
	Establishments with 7 to 9 employees.....	—	—	—	—	—	—	—	—
	Establishments with 10 to 14 employees.....	3	D	D	D	b	D	D	D
	Establishments with 15 to 19 employees.....	4	D	D	D	b	D	D	D
	Establishments with 20 to 49 employees.....	65	136 019 187	147 638	41 458	2 175	217 216	555	1 077
	Establishments with 50 to 99 employees.....	2	D	D	D	c	D	D	D
	Establishments with 100 employees or more	2	D	D	D	f	D	D	D
	Establishments not operated for the entire year	2	D	D	D	c	D	D	D

See footnotes at end of table.

Table 2. Employment Size of Establishments: 1997—Con.

[Includes only establishments with payroll. For meaning of abbreviations and symbols, see introductory text. For explanation of terms, see Appendix A. For method of assignment to categories shown, see Appendix C]

NAICS code	Employment sizes of establishments by type of operation and kind of business ¹	Establishments (number)	Sales (\$1,000)	Annual payroll (\$1,000)	First-quarter payroll (\$1,000)	Paid employees for pay period including March 12 (number)	Operating expenses ² (\$1,000)	End-of-1996 inventories (\$1,000)	End-of-1997 inventories (\$1,000)
421	MANUFACTURERS' SALES BRANCHES AND SALES OFFICES—Con.								
	Wholesale trade, durable goods—Con.								
4211104	Medium truck & tractor (14,001 lb to 26,000 lb) whsle								
	All establishments	20	D	D	D	e	D	D	D
	Establishments operated for the entire year	18	D	D	D	e	D	D	D
	Establishments with no employees..	—	—	—	—	—	—	—	—
	Establishments with 1 employee....	7	D	D	D	a	D	D	D
	Establishments with 2 employees...	2	D	D	D	a	D	D	D
	Establishments with 3 or 4 employees.....	—	—	—	—	—	—	—	—
	Establishments with 5 or 6 employees.....	1	D	D	D	a	D	D	D
	Establishments with 7 to 9 employees.....	—	—	—	—	—	—	—	—
	Establishments with 10 to 14 employees.....	—	—	—	—	—	—	—	—
	Establishments with 15 to 19 employees.....	2	D	D	D	b	D	D	D
	Establishments with 20 to 49 employees.....	4	D	D	D	c	D	D	D
	Establishments with 50 to 99 employees.....	—	—	—	—	—	—	—	—
	Establishments with 100 employees or more	2	D	D	D	c	D	D	D
	Establishments not operated for the entire year	2	D	D	D	c	D	D	D
4211105	Heavy truck & tractor (over 26,000 lb) whsle								
	All establishments	123	D	D	D	i	D	D	D
	Establishments operated for the entire year	86	D	D	D	h	D	D	D
	Establishments with no employees..	—	—	—	—	—	—	—	—
	Establishments with 1 employee....	8	D	D	D	a	D	D	D
	Establishments with 2 employees...	4	D	D	D	a	D	D	D
	Establishments with 3 or 4 employees.....	5	D	D	D	a	D	D	D
	Establishments with 5 or 6 employees.....	4	D	D	D	b	D	D	D
	Establishments with 7 to 9 employees.....	2	D	D	D	a	D	D	D
	Establishments with 10 to 14 employees.....	5	D	D	D	b	D	D	D
	Establishments with 15 to 19 employees.....	2	D	D	D	b	D	D	D
	Establishments with 20 to 49 employees.....	39	D	D	D	g	D	D	D
	Establishments with 50 to 99 employees.....	8	D	D	D	f	D	D	D
	Establishments with 100 employees or more	9	D	D	D	g	D	D	D
	Establishments not operated for the entire year	37	D	D	D	g	D	D	D
42112	Motor vehicle supplies & new parts whsle								
	All establishments	895	25 607 316	1 287 094	316 689	29 268	2 684 657	2 815 454	2 830 859
	Establishments operated for the entire year	858	25 490 096	1 281 700	314 362	28 993	2 672 366	2 804 485	2 827 942
	Establishments with no employees..	—	—	—	—	—	—	—	—
	Establishments with 1 employee....	50	D	D	D	b	D	D	D
	Establishments with 2 employees...	47	D	D	D	b	D	D	D
	Establishments with 3 or 4 employees.....	128	468 836	14 133	3 217	446	34 866	30 503	29 124
	Establishments with 5 or 6 employees.....	133	477 796	20 677	5 151	731	51 374	55 249	53 493
	Establishments with 7 to 9 employees.....	118	511 754	27 806	7 065	925	62 241	43 122	36 611
	Establishments with 10 to 14 employees.....	130	674 117	45 783	10 937	1 514	105 796	78 212	74 001
	Establishments with 15 to 19 employees.....	49	326 812	26 276	6 417	821	59 804	38 861	35 809
	Establishments with 20 to 49 employees.....	108	3 864 596	112 794	27 275	3 195	299 090	342 253	351 005
	Establishments with 50 to 99 employees.....	34	D	D	D	g	D	D	D
	Establishments with 100 employees or more	61	D	D	D	j	D	D	D
	Establishments not operated for the entire year	37	117 220	5 394	2 327	275	12 291	10 969	2 917

See footnotes at end of table.

Table 2. Employment Size of Establishments: 1997—Con.

[Includes only establishments with payroll. For meaning of abbreviations and symbols, see introductory text. For explanation of terms, see Appendix A. For method of assignment to categories shown, see Appendix C.]

NAICS code	Employment sizes of establishments by type of operation and kind of business ¹	Establishments (number)	Sales (\$1,000)	Annual payroll (\$1,000)	First-quarter payroll (\$1,000)	Paid employees for pay period including March 12 (number)	Operating expenses ² (\$1,000)	End-of-1996 inventories (\$1,000)	End-of-1997 inventories (\$1,000)
421	MANUFACTURERS' SALES BRANCHES AND SALES OFFICES—Con.								
	Wholesale trade, durable goods—Con.								
421120	Motor vehicle supplies & new parts whsle								
	All establishments	895	25 607 316	1 287 094	316 689	29 268	2 684 657	2 815 454	2 830 859
	Establishments operated for the entire year	858	25 490 096	1 281 700	314 362	28 993	2 672 366	2 804 485	2 827 942
	Establishments with no employees..	—	—	—	—	—	—	—	—
	Establishments with 1 employee...	50	D	D	D	b	D	D	D
	Establishments with 2 employees...	47	D	D	D	b	D	D	D
	Establishments with 3 or 4 employees.....	128	468 836	14 133	3 217	446	34 866	30 503	29 124
	Establishments with 5 or 6 employees.....	133	477 796	20 677	5 151	731	51 374	55 249	53 493
	Establishments with 7 to 9 employees.....	118	511 754	27 806	7 065	925	62 241	43 122	36 611
	Establishments with 10 to 14 employees.....	130	674 117	45 783	10 937	1 514	105 796	78 212	74 001
	Establishments with 15 to 19 employees.....	49	326 812	26 276	6 417	821	59 804	38 861	35 809
	Establishments with 20 to 49 employees.....	108	3 864 596	112 794	27 275	3 195	299 090	342 253	351 005
	Establishments with 50 to 99 employees.....	34	D	D	D	g	D	D	D
	Establishments with 100 employees or more	61	D	D	D	j	D	D	D
	Establishments not operated for the entire year	37	117 220	5 394	2 327	275	12 291	10 969	2 917
4211201	Motor vehicle supplies & new parts—warehouse distributors								
	All establishments	343	6 640 896	223 308	53 476	5 937	548 683	512 479	516 527
	Establishments operated for the entire year	333	6 553 722	220 948	52 776	5 871	543 792	510 694	515 890
	Establishments with no employees..	—	—	—	—	—	—	—	—
	Establishments with 1 employee....	32	D	D	D	b	D	D	D
	Establishments with 2 employees....	32	D	D	D	b	D	D	D
	Establishments with 3 or 4 employees.....	65	237 613	6 601	1 538	218	15 572	19 631	20 265
	Establishments with 5 or 6 employees.....	35	287 427	5 509	1 272	188	14 841	24 042	26 973
	Establishments with 7 to 9 employees.....	27	152 644	5 636	1 354	217	11 782	10 115	9 590
	Establishments with 10 to 14 employees.....	51	277 856	14 930	3 573	583	31 819	26 331	25 758
	Establishments with 15 to 19 employees.....	21	188 583	10 865	2 576	352	28 750	22 982	22 186
	Establishments with 20 to 49 employees.....	47	2 044 433	43 630	10 041	1 394	140 255	163 961	181 845
	Establishments with 50 to 99 employees.....	17	D	D	D	g	D	D	D
	Establishments with 100 employees or more	6	D	D	D	g	D	D	D
	Establishments not operated for the entire year	10	87 174	2 360	700	66	4 891	1 785	637
4211202	Motor vehicle supplies & new parts—jobbers								
	All establishments	541	18 824 469	1 057 445	261 684	23 182	2 124 144	2 297 437	2 308 531
	Establishments operated for the entire year	514	18 794 423	1 054 411	260 057	22 973	2 116 744	2 288 253	2 306 251
	Establishments with no employees..	—	—	—	—	—	—	—	—
	Establishments with 1 employee....	17	D	D	D	a	D	D	D
	Establishments with 2 employees....	15	D	D	D	b	D	D	D
	Establishments with 3 or 4 employees.....	58	D	D	D	c	D	D	D
	Establishments with 5 or 6 employees.....	97	D	D	D	f	D	D	D
	Establishments with 7 to 9 employees.....	90	D	D	D	f	D	D	D
	Establishments with 10 to 14 employees.....	78	D	D	D	f	D	D	D
	Establishments with 15 to 19 employees.....	28	138 229	15 411	3 841	469	31 054	15 879	13 623
	Establishments with 20 to 49 employees.....	60	D	D	D	g	D	D	D
	Establishments with 50 to 99 employees.....	16	D	D	D	g	D	D	D
	Establishments with 100 employees or more	55	D	D	D	j	D	D	D
	Establishments not operated for the entire year	27	30 046	3 034	1 627	209	7 400	9 184	2 280

See footnotes at end of table.

Table 2. Employment Size of Establishments: 1997—Con.

[Includes only establishments with payroll. For meaning of abbreviations and symbols, see introductory text. For explanation of terms, see Appendix A. For method of assignment to categories shown, see Appendix C.]

NAICS code	Employment sizes of establishments by type of operation and kind of business ¹	Establishments (number)	Sales (\$1,000)	Annual payroll (\$1,000)	First-quarter payroll (\$1,000)	Paid employees for pay period including March 12 (number)	Operating expenses ² (\$1,000)	End-of-1996 inventories (\$1,000)	End-of-1997 inventories (\$1,000)
421	MANUFACTURERS' SALES BRANCHES AND SALES OFFICES—Con.								
	Wholesale trade, durable goods—Con.								
4211203	Petroleum products marketing equipment whsle								
	All establishments	11	141 951	6 341	1 529	149	11 830	5 538	5 801
	Establishments operated for the entire year	11	141 951	6 341	1 529	149	11 830	5 538	5 801
	Establishments with no employees..	—	—	—	—	—	—	—	—
	Establishments with 1 employee....	1	D	D	D	a	D	D	D
	Establishments with 2 employees...	—	—	—	—	—	—	—	—
	Establishments with 3 or 4 employees.....	5	D	D	D	a	D	D	D
	Establishments with 5 or 6 employees.....	1	D	D	D	a	D	D	D
	Establishments with 7 to 9 employees.....	1	D	D	D	a	D	D	D
	Establishments with 10 to 14 employees.....	1	D	D	D	a	D	D	D
	Establishments with 15 to 19 employees.....	—	—	—	—	—	—	—	—
	Establishments with 20 to 49 employees.....	1	D	D	D	b	D	D	D
	Establishments with 50 to 99 employees.....	1	D	D	D	b	D	D	D
	Establishments with 100 employees or more	—	—	—	—	—	—	—	—
	Establishments not operated for the entire year	—	—	—	—	—	—	—	—
42113	Tire & tube whsle								
	All establishments	150	9 697 921	210 580	53 182	4 452	480 016	195 508	207 027
	Establishments operated for the entire year	143	9 682 919	209 002	52 336	4 356	476 928	195 120	203 907
	Establishments with no employees..	—	—	—	—	—	—	—	—
	Establishments with 1 employee....	4	D	D	D	a	D	D	D
	Establishments with 2 employees...	5	11 737	524	126	10	1 478	704	982
	Establishments with 3 or 4 employees.....	11	28 045	1 647	436	39	3 581	851	878
	Establishments with 5 or 6 employees.....	13	40 976	2 338	674	70	5 313	2 845	2 917
	Establishments with 7 to 9 employees.....	23	D	D	D	c	D	D	D
	Establishments with 10 to 14 employees.....	22	D	D	D	e	D	D	D
	Establishments with 15 to 19 employees.....	15	D	D	D	e	D	D	D
	Establishments with 20 to 49 employees.....	28	773 171	35 797	8 925	921	78 140	26 200	27 175
	Establishments with 50 to 99 employees.....	17	D	D	D	g	D	D	D
	Establishments with 100 employees or more	5	D	D	D	g	D	D	D
	Establishments not operated for the entire year	7	15 002	1 578	846	96	3 088	388	3 120
421130	Tire & tube whsle								
	All establishments	150	9 697 921	210 580	53 182	4 452	480 016	195 508	207 027
	Establishments operated for the entire year	143	9 682 919	209 002	52 336	4 356	476 928	195 120	203 907
	Establishments with no employees..	—	—	—	—	—	—	—	—
	Establishments with 1 employee....	4	D	D	D	a	D	D	D
	Establishments with 2 employees...	5	11 737	524	126	10	1 478	704	982
	Establishments with 3 or 4 employees.....	11	28 045	1 647	436	39	3 581	851	878
	Establishments with 5 or 6 employees.....	13	40 976	2 338	674	70	5 313	2 845	2 917
	Establishments with 7 to 9 employees.....	23	D	D	D	c	D	D	D
	Establishments with 10 to 14 employees.....	22	D	D	D	e	D	D	D
	Establishments with 15 to 19 employees.....	15	D	D	D	e	D	D	D
	Establishments with 20 to 49 employees.....	28	773 171	35 797	8 925	921	78 140	26 200	27 175
	Establishments with 50 to 99 employees.....	17	D	D	D	g	D	D	D
	Establishments with 100 employees or more	5	D	D	D	g	D	D	D
	Establishments not operated for the entire year	7	15 002	1 578	846	96	3 088	388	3 120

See footnotes at end of table.

Table 2. Employment Size of Establishments: 1997—Con.

[Includes only establishments with payroll. For meaning of abbreviations and symbols, see introductory text. For explanation of terms, see Appendix A. For method of assignment to categories shown, see Appendix C]

NAICS code	Employment sizes of establishments by type of operation and kind of business ¹	Establishments (number)	Sales (\$1,000)	Annual payroll (\$1,000)	First-quarter payroll (\$1,000)	Paid employees for pay period including March 12 (number)	Operating expenses ² (\$1,000)	End-of-1996 inventories (\$1,000)	End-of-1997 inventories (\$1,000)
421	MANUFACTURERS' SALES BRANCHES AND SALES OFFICES—Con.								
4212	Wholesale trade, durable goods—Con.								
	Furniture & home furnishings whsle								
	All establishments	485	21 729 080	646 395	162 255	16 119	1 835 902	727 049	852 893
	Establishments operated for the entire year	463	21 486 826	620 949	157 286	15 729	1 789 463	724 819	805 677
	Establishments with no employees..	—	—	—	—	—	—	—	—
	Establishments with 1 employee....	39	98 486	3 185	794	39	6 546	224	230
	Establishments with 2 employees...	27	96 435	3 634	938	54	6 914	820	733
	Establishments with 3 or 4 employees.....	53	1 239 216	12 209	3 346	182	24 655	4 451	4 135
	Establishments with 5 or 6 employees.....	40	574 927	12 805	3 023	222	32 377	6 970	7 140
	Establishments with 7 to 9 employees.....	71	1 134 461	32 992	8 342	563	75 954	23 818	26 298
	Establishments with 10 to 14 employees.....	66	1 560 593	47 788	11 211	763	93 201	22 158	22 960
	Establishments with 15 to 19 employees.....	30	1 706 075	25 479	7 057	495	68 933	32 971	36 357
	Establishments with 20 to 49 employees.....	75	D	D	D	g	D	D	D
	Establishments with 50 to 99 employees.....	27	D	D	D	g	D	D	D
	Establishments with 100 employees or more	35	D	D	D	i	D	D	D
	Establishments not operated for the entire year	22	242 254	25 446	4 969	390	46 439	2 230	47 216
42121	Furniture whsle								
	All establishments	247	7 242 080	228 139	56 666	4 486	733 330	232 588	234 624
	Establishments operated for the entire year	234	7 151 031	221 068	56 345	4 430	719 474	231 997	234 624
	Establishments with no employees..	—	—	—	—	—	—	—	—
	Establishments with 1 employee....	24	32 054	1 592	350	24	2 692	—	—
	Establishments with 2 employees...	7	10 563	852	174	14	1 619	244	261
	Establishments with 3 or 4 employees.....	17	109 068	3 901	1 657	60	9 262	1 212	1 249
	Establishments with 5 or 6 employees.....	16	120 335	4 901	1 169	89	10 265	2 996	3 159
	Establishments with 7 to 9 employees.....	48	669 272	23 930	5 870	385	54 911	12 440	11 910
	Establishments with 10 to 14 employees.....	48	878 191	33 939	8 376	550	69 598	17 165	18 275
	Establishments with 15 to 19 employees.....	25	D	D	D	e	D	D	D
	Establishments with 20 to 49 employees.....	32	D	D	D	f	D	D	D
	Establishments with 50 to 99 employees.....	11	D	D	D	f	D	D	D
	Establishments with 100 employees or more	6	D	D	D	g	D	D	D
	Establishments not operated for the entire year	13	91 049	7 071	321	56	13 856	591	—
421210	Furniture whsle								
	All establishments	247	7 242 080	228 139	56 666	4 486	733 330	232 588	234 624
	Establishments operated for the entire year	234	7 151 031	221 068	56 345	4 430	719 474	231 997	234 624
	Establishments with no employees..	—	—	—	—	—	—	—	—
	Establishments with 1 employee....	24	32 054	1 592	350	24	2 692	—	—
	Establishments with 2 employees...	7	10 563	852	174	14	1 619	244	261
	Establishments with 3 or 4 employees.....	17	109 068	3 901	1 657	60	9 262	1 212	1 249
	Establishments with 5 or 6 employees.....	16	120 335	4 901	1 169	89	10 265	2 996	3 159
	Establishments with 7 to 9 employees.....	48	669 272	23 930	5 870	385	54 911	12 440	11 910
	Establishments with 10 to 14 employees.....	48	878 191	33 939	8 376	550	69 598	17 165	18 275
	Establishments with 15 to 19 employees.....	25	D	D	D	e	D	D	D
	Establishments with 20 to 49 employees.....	32	D	D	D	f	D	D	D
	Establishments with 50 to 99 employees.....	11	D	D	D	f	D	D	D
	Establishments with 100 employees or more	6	D	D	D	g	D	D	D
	Establishments not operated for the entire year	13	91 049	7 071	321	56	13 856	591	—
4212101	Household & lawn furniture whsle								
	All establishments	91	1 584 873	59 681	15 306	1 472	149 871	142 636	145 393

See footnotes at end of table.

Table 2. Employment Size of Establishments: 1997—Con.

[Includes only establishments with payroll. For meaning of abbreviations and symbols, see introductory text. For explanation of terms, see Appendix A. For method of assignment to categories shown, see Appendix C]

NAICS code	Employment sizes of establishments by type of operation and kind of business ¹	Establishments (number)	Sales (\$1,000)	Annual payroll (\$1,000)	First-quarter payroll (\$1,000)	Paid employees for pay period including March 12 (number)	Operating expenses ² (\$1,000)	End-of-1996 inventories (\$1,000)	End-of-1997 inventories (\$1,000)
421	MANUFACTURERS' SALES BRANCHES AND SALES OFFICES—Con.								
	Wholesale trade, durable goods—Con.								
4212101	Household & lawn furniture whsle—Con.								
	Establishments operated for the entire year	83	1 581 311	59 352	15 204	1 453	149 117	142 045	145 393
	Establishments with no employees..	—	—	—	—	—	—	—	—
	Establishments with 1 employee....	15	D	D	D	a	D	D	D
	Establishments with 2 employees...	2	D	D	D	a	D	D	D
	Establishments with 3 or 4 employees.....	7	13 443	938	232	26	2 717	743	790
	Establishments with 5 or 6 employees.....	6	17 037	1 250	236	34	3 438	2 516	2 625
	Establishments with 7 to 9 employees.....	18	116 570	6 664	1 523	144	23 807	10 379	9 665
	Establishments with 10 to 14 employees.....	14	81 426	5 697	1 283	162	16 983	9 457	10 354
	Establishments with 15 to 19 employees.....	2	D	D	D	b	D	D	D
	Establishments with 20 to 49 employees.....	10	D	D	D	e	D	D	D
	Establishments with 50 to 99 employees.....	7	D	D	D	f	D	D	D
	Establishments with 100 employees or more	2	D	D	D	c	D	D	D
	Establishments not operated for the entire year	8	3 562	329	102	19	754	591	—
4212102	Office & business furniture whsle								
	All establishments	156	5 657 207	168 458	41 360	3 014	583 459	89 952	89 231
	Establishments operated for the entire year	151	5 569 720	161 716	41 141	2 977	570 357	89 952	89 231
	Establishments with no employees..	—	—	—	—	—	—	—	—
	Establishments with 1 employee....	9	D	D	D	a	D	D	D
	Establishments with 2 employees...	5	D	D	D	a	D	D	D
	Establishments with 3 or 4 employees.....	10	95 625	2 963	1 425	34	6 545	469	459
	Establishments with 5 or 6 employees.....	10	103 298	3 651	933	55	6 827	480	534
	Establishments with 7 to 9 employees.....	30	552 702	17 266	4 347	241	31 104	2 061	2 245
	Establishments with 10 to 14 employees.....	34	796 765	28 242	7 093	388	52 615	7 708	7 921
	Establishments with 15 to 19 employees.....	23	1 394 949	18 994	5 380	377	40 825	2 778	2 865
	Establishments with 20 to 49 employees.....	22	1 216 070	29 026	7 513	667	60 881	9 362	10 190
	Establishments with 50 to 99 employees.....	4	D	D	D	c	D	D	D
	Establishments with 100 employees or more	4	563 892	44 014	10 575	949	170 363	25 158	27 239
	Establishments not operated for the entire year	5	87 487	6 742	219	37	13 102	—	—
42122	Home furnishings whsle								
	All establishments	238	14 487 000	418 256	105 589	11 633	1 102 572	494 461	618 269
	Establishments operated for the entire year	229	14 335 795	399 881	100 941	11 299	1 069 989	492 822	571 053
	Establishments with no employees..	—	—	—	—	—	—	—	—
	Establishments with 1 employee....	15	66 432	1 593	444	15	3 854	224	230
	Establishments with 2 employees...	20	85 872	2 782	764	40	5 295	576	472
	Establishments with 3 or 4 employees.....	36	1 130 148	8 308	1 689	122	15 393	3 239	2 886
	Establishments with 5 or 6 employees.....	24	454 592	7 904	1 854	133	22 112	3 974	3 981
	Establishments with 7 to 9 employees.....	23	465 189	9 062	2 472	178	21 043	11 378	14 388
	Establishments with 10 to 14 employees.....	18	682 402	13 849	2 835	213	23 603	4 993	4 685
	Establishments with 15 to 19 employees.....	5	D	D	D	b	D	D	D
	Establishments with 20 to 49 employees.....	43	D	D	D	g	D	D	D
	Establishments with 50 to 99 employees.....	16	D	D	D	g	D	D	D
	Establishments with 100 employees or more	29	6 845 280	244 867	63 564	7 902	639 555	305 404	381 892
	Establishments not operated for the entire year	9	151 205	18 375	4 648	334	32 583	1 639	47 216
421220	Home furnishings whsle								
	All establishments	238	14 487 000	418 256	105 589	11 633	1 102 572	494 461	618 269

See footnotes at end of table.

Table 2. Employment Size of Establishments: 1997—Con.

[Includes only establishments with payroll. For meaning of abbreviations and symbols, see introductory text. For explanation of terms, see Appendix A. For method of assignment to categories shown, see Appendix C.]

NAICS code	Employment sizes of establishments by type of operation and kind of business ¹	Establishments (number)	Sales (\$1,000)	Annual payroll (\$1,000)	First-quarter payroll (\$1,000)	Paid employees for pay period including March 12 (number)	Operating expenses ² (\$1,000)	End-of-1996 inventories (\$1,000)	End-of-1997 inventories (\$1,000)
421	MANUFACTURERS' SALES BRANCHES AND SALES OFFICES—Con.								
421220	Wholesale trade, durable goods—Con.								
	Home furnishings whsle—Con.								
	Establishments operated for the entire year	229	14 335 795	399 881	100 941	11 299	1 069 989	492 822	571 053
	Establishments with no employees..	—	—	—	—	—	—	—	—
	Establishments with 1 employee	15	66 432	1 593	444	15	3 854	224	230
	Establishments with 2 employees...	20	85 872	2 782	764	40	5 295	576	472
	Establishments with 3 or 4 employees	36	1 130 148	8 308	1 689	122	15 393	3 239	2 886
	Establishments with 5 or 6 employees	24	454 592	7 904	1 854	133	22 112	3 974	3 981
	Establishments with 7 to 9 employees	23	465 189	9 062	2 472	178	21 043	11 378	14 388
	Establishments with 10 to 14 employees	18	682 402	13 849	2 835	213	23 603	4 993	4 685
	Establishments with 15 to 19 employees	5	D	D	D	b	D	D	D
	Establishments with 20 to 49 employees	43	D	D	D	g	D	D	D
	Establishments with 50 to 99 employees	16	D	D	D	g	D	D	D
	Establishments with 100 employees or more	29	6 845 280	244 867	63 564	7 902	639 555	305 404	381 892
	Establishments not operated for the entire year	9	151 205	18 375	4 648	334	32 583	1 639	47 216
4212201	Household china, glassware, & crockery whsle								
	All establishments	14	597 661	45 630	11 679	3 156	185 733	113 060	116 905
	Establishments operated for the entire year	11	D	D	D	h	D	D	D
	Establishments with no employees..	—	—	—	—	—	—	—	—
	Establishments with 1 employee	—	—	—	—	—	—	—	—
	Establishments with 2 employees...	1	D	D	D	a	D	D	D
	Establishments with 3 or 4 employees	—	—	—	—	—	—	—	—
	Establishments with 5 or 6 employees	—	—	—	—	—	—	—	—
	Establishments with 7 to 9 employees	3	D	D	D	b	D	D	D
	Establishments with 10 to 14 employees	—	—	—	—	—	—	—	—
	Establishments with 15 to 19 employees	—	—	—	—	—	—	—	—
	Establishments with 20 to 49 employees	3	69 412	4 348	973	94	15 800	9 769	9 198
	Establishments with 50 to 99 employees	—	—	—	—	—	—	—	—
	Establishments with 100 employees or more	4	482 463	39 684	10 086	3 020	165 370	100 946	107 572
	Establishments not operated for the entire year	3	D	D	D	a	D	D	D
4212202	Linens, domestics, draperies, & curtains whsle								
	All establishments	102	5 437 338	173 959	41 494	3 356	412 153	133 549	182 658
	Establishments operated for the entire year	99	5 346 943	157 228	37 244	3 051	382 684	133 549	164 047
	Establishments with no employees..	—	—	—	—	—	—	—	—
	Establishments with 1 employee	9	39 613	747	263	9	1 518	2	1
	Establishments with 2 employees...	9	D	D	D	a	D	D	D
	Establishments with 3 or 4 employees	19	D	D	D	b	D	D	D
	Establishments with 5 or 6 employees	15	D	D	D	b	D	D	D
	Establishments with 7 to 9 employees	10	D	D	D	b	D	D	D
	Establishments with 10 to 14 employees	10	D	D	D	c	D	D	D
	Establishments with 15 to 19 employees	—	—	—	—	—	—	—	—
	Establishments with 20 to 49 employees	12	558 517	23 203	5 904	425	63 183	17 782	20 133
	Establishments with 50 to 99 employees	4	D	D	D	e	D	D	D
	Establishments with 100 employees or more	11	1 791 109	101 534	22 795	2 000	214 863	89 447	115 984
	Establishments not operated for the entire year	3	90 395	16 731	4 250	305	29 469	—	18 611
4212203	Floor coverings whsle								
	All establishments	96	7 864 637	161 893	43 378	4 236	405 041	165 967	192 458

See footnotes at end of table.

Table 2. Employment Size of Establishments: 1997—Con.

[Includes only establishments with payroll. For meaning of abbreviations and symbols, see introductory text. For explanation of terms, see Appendix A. For method of assignment to categories shown, see Appendix C.]

NAICS code	Employment sizes of establishments by type of operation and kind of business ¹	Establishments (number)	Sales (\$1,000)	Annual payroll (\$1,000)	First-quarter payroll (\$1,000)	Paid employees for pay period including March 12 (number)	Operating expenses ² (\$1,000)	End-of-1996 inventories (\$1,000)	End-of-1997 inventories (\$1,000)
421	MANUFACTURERS' SALES BRANCHES AND SALES OFFICES—Con.								
	Wholesale trade, durable goods—Con.								
4212203	Floor coverings whsle—Con.								
	Establishments operated for the entire year	94	D	D	D	h	D	D	D
	Establishments with no employees..	—	—	—	—	—	—	—	—
	Establishments with 1 employee	3	5 622	262	24	3	514	135	139
	Establishments with 2 employees...	9	20 636	793	168	18	1 635	576	472
	Establishments with 3 or 4 employees	15	D	D	D	b	D	D	D
	Establishments with 5 or 6 employees	8	D	D	D	b	D	D	D
	Establishments with 7 to 9 employees	6	41 553	1 614	364	46	3 612	3 968	4 246
	Establishments with 10 to 14 employees	7	D	D	D	b	D	D	D
	Establishments with 15 to 19 employees	3	D	D	D	b	D	D	D
	Establishments with 20 to 49 employees	20	D	D	D	f	D	D	D
	Establishments with 50 to 99 employees	12	D	D	D	f	D	D	D
	Establishments with 100 employees or more	11	4 219 534	82 547	25 543	2 391	198 490	51 670	53 268
	Establishments not operated for the entire year	2	D	D	D	a	D	D	D
4212204	Other home furnishings whsle								
	All establishments	26	587 364	36 774	9 038	885	99 645	81 885	126 248
	Establishments operated for the entire year	25	D	D	D	f	D	D	D
	Establishments with no employees..	—	—	—	—	—	—	—	—
	Establishments with 1 employee	3	21 197	584	157	3	1 822	87	90
	Establishments with 2 employees...	1	D	D	D	a	D	D	D
	Establishments with 3 or 4 employees	2	D	D	D	a	D	D	D
	Establishments with 5 or 6 employees	1	D	D	D	a	D	D	D
	Establishments with 7 to 9 employees	4	25 085	1 620	351	28	5 119	4 580	8 473
	Establishments with 10 to 14 employees	1	D	D	D	a	D	D	D
	Establishments with 15 to 19 employees	2	D	D	D	b	D	D	D
	Establishments with 20 to 49 employees	8	152 823	11 486	2 975	290	27 510	10 519	10 903
	Establishments with 50 to 99 employees	—	—	—	—	—	—	—	—
	Establishments with 100 employees or more	3	352 174	21 102	5 140	491	60 832	63 341	105 068
	Establishments not operated for the entire year	1	D	D	D	a	D	D	D
4213	Lumber & other construction materials whsle								
	All establishments	1 728	21 380 553	959 343	223 167	26 196	2 168 463	1 129 218	1 192 107
	Establishments operated for the entire year	1 632	21 069 897	943 691	220 471	25 810	2 128 619	1 125 572	1 150 622
	Establishments with no employees..	—	—	—	—	—	—	—	—
	Establishments with 1 employee	150	342 012	9 669	2 314	150	28 538	20 201	19 935
	Establishments with 2 employees...	116	406 182	10 381	2 339	232	32 343	12 251	13 457
	Establishments with 3 or 4 employees	206	D	D	D	f	D	D	D
	Establishments with 5 or 6 employees	190	1 013 085	38 054	9 356	1 033	95 171	51 681	54 126
	Establishments with 7 to 9 employees	249	1 426 336	57 666	14 241	1 926	142 529	85 988	90 686
	Establishments with 10 to 14 employees	247	2 432 499	97 645	23 293	2 914	242 332	135 302	149 513
	Establishments with 15 to 19 employees	133	D	D	D	g	D	D	D
	Establishments with 20 to 49 employees	262	D	D	D	i	D	D	D
	Establishments with 50 to 99 employees	48	D	D	D	h	D	D	D
	Establishments with 100 employees or more	31	3 893 327	225 186	47 884	5 511	476 795	188 164	201 023
	Establishments not operated for the entire year	96	310 656	15 652	2 696	386	39 844	3 646	41 485
42131	Lumber, plywood, millwork, & wood panel whsle								
	All establishments	501	10 261 254	445 340	100 385	11 443	980 545	577 840	582 251

See footnotes at end of table.

Table 2. Employment Size of Establishments: 1997—Con.

[Includes only establishments with payroll. For meaning of abbreviations and symbols, see introductory text. For explanation of terms, see Appendix A. For method of assignment to categories shown, see Appendix C.]

NAICS code	Employment sizes of establishments by type of operation and kind of business ¹	Establishments (number)	Sales (\$1,000)	Annual payroll (\$1,000)	First-quarter payroll (\$1,000)	Paid employees for pay period including March 12 (number)	Operating expenses ² (\$1,000)	End-of-1996 inventories (\$1,000)	End-of-1997 inventories (\$1,000)
421	MANUFACTURERS' SALES BRANCHES AND SALES OFFICES—Con.								
42131	Wholesale trade, durable goods—Con.								
	Lumber, plywood, millwork, & wood panel whsle—Con.								
	Establishments operated for the entire year	483	10 228 926	442 950	99 743	11 324	975 623	576 147	581 031
	Establishments with no employees...	—	—	—	—	—	—	—	—
	Establishments with 1 employee....	15	23 629	1 176	320	15	2 085	171	176
	Establishments with 2 employees...	31	97 142	2 715	628	62	7 133	4 642	6 652
	Establishments with 3 or 4 employees.....	51	D	D	D	c	D	D	D
	Establishments with 5 or 6 employees.....	42	224 798	8 714	2 068	236	22 780	13 423	15 616
	Establishments with 7 to 9 employees.....	60	D	D	D	e	D	D	D
	Establishments with 10 to 14 employees.....	63	D	D	D	f	D	D	D
	Establishments with 15 to 19 employees.....	47	D	D	D	f	D	D	D
	Establishments with 20 to 49 employees.....	136	D	D	D	h	D	D	D
	Establishments with 50 to 99 employees.....	21	D	D	D	g	D	D	D
	Establishments with 100 employees or more	17	D	D	D	h	D	D	D
	Establishments not operated for the entire year	18	32 328	2 390	642	119	4 922	1 693	1 220
421310	Lumber, plywood, millwork, & wood panel whsle								
	All establishments	501	10 261 254	445 340	100 385	11 443	980 545	577 840	582 251
	Establishments operated for the entire year	483	10 228 926	442 950	99 743	11 324	975 623	576 147	581 031
	Establishments with no employees...	—	—	—	—	—	—	—	—
	Establishments with 1 employee....	15	23 629	1 176	320	15	2 085	171	176
	Establishments with 2 employees...	31	97 142	2 715	628	62	7 133	4 642	6 652
	Establishments with 3 or 4 employees.....	51	D	D	D	c	D	D	D
	Establishments with 5 or 6 employees.....	42	224 798	8 714	2 068	236	22 780	13 423	15 616
	Establishments with 7 to 9 employees.....	60	D	D	D	e	D	D	D
	Establishments with 10 to 14 employees.....	63	D	D	D	f	D	D	D
	Establishments with 15 to 19 employees.....	47	D	D	D	f	D	D	D
	Establishments with 20 to 49 employees.....	136	D	D	D	h	D	D	D
	Establishments with 50 to 99 employees.....	21	D	D	D	g	D	D	D
	Establishments with 100 employees or more	17	D	D	D	h	D	D	D
	Establishments not operated for the entire year	18	32 328	2 390	642	119	4 922	1 693	1 220
4213101	Lumber without yard whsle								
	All establishments	42	2 568 618	73 903	17 069	1 261	154 834	44 241	42 086
	Establishments operated for the entire year	42	2 568 618	73 903	17 069	1 261	154 834	44 241	42 086
	Establishments with no employees...	—	—	—	—	—	—	—	—
	Establishments with 1 employee....	2	D	D	D	a	D	D	D
	Establishments with 2 employees...	1	D	D	D	a	D	D	D
	Establishments with 3 or 4 employees.....	9	D	D	D	b	D	D	D
	Establishments with 5 or 6 employees.....	3	D	D	D	a	D	D	D
	Establishments with 7 to 9 employees.....	5	120 978	1 709	416	36	3 637	1 712	1 454
	Establishments with 10 to 14 employees.....	4	D	D	D	b	D	D	D
	Establishments with 15 to 19 employees.....	3	D	D	D	b	D	D	D
	Establishments with 20 to 49 employees.....	12	1 500 569	12 997	2 963	320	32 566	28 173	26 820
	Establishments with 50 to 99 employees.....	1	D	D	D	b	D	D	D
	Establishments with 100 employees or more	2	D	D	D	f	D	D	D
	Establishments not operated for the entire year	—	—	—	—	—	—	—	—
4213102	Lumber with yard whsle								
	All establishments	96	2 240 878	108 796	26 767	3 064	215 313	193 666	204 645

See footnotes at end of table.

Table 2. Employment Size of Establishments: 1997—Con.

[Includes only establishments with payroll. For meaning of abbreviations and symbols, see introductory text. For explanation of terms, see Appendix A. For method of assignment to categories shown, see Appendix C]

NAICS code	Employment sizes of establishments by type of operation and kind of business ¹	Establishments (number)	Sales (\$1,000)	Annual payroll (\$1,000)	First-quarter payroll (\$1,000)	Paid employees for pay period including March 12 (number)	Operating expenses ² (\$1,000)	End-of-1996 inventories (\$1,000)	End-of-1997 inventories (\$1,000)
421	MANUFACTURERS' SALES BRANCHES AND SALES OFFICES—Con.								
	Wholesale trade, durable goods—Con.								
4213102	Lumber with yard whsle—Con.								
	Establishments operated for the entire year	94	D	D	D	h	D	D	D
	Establishments with no employees..	—	—	—	—	—	—	—	—
	Establishments with 1 employee	—	—	—	—	—	—	—	—
	Establishments with 2 employees...	3	D	D	D	a	D	D	D
	Establishments with 3 or 4 employees	5	9 688	588	124	17	1 239	1 336	1 421
	Establishments with 5 or 6 employees	5	D	D	D	b	D	D	D
	Establishments with 7 to 9 employees	4	D	D	D	b	D	D	D
	Establishments with 10 to 14 employees	14	91 079	5 216	1 213	170	11 004	11 574	12 899
	Establishments with 15 to 19 employees	13	D	D	D	c	D	D	D
	Establishments with 20 to 49 employees	40	802 232	44 594	10 121	1 314	88 685	89 918	93 404
	Establishments with 50 to 99 employees	4	D	D	D	e	D	D	D
	Establishments with 100 employees or more	6	809 432	31 097	8 216	948	54 869	47 606	53 209
	Establishments not operated for the entire year	2	D	D	D	b	D	D	D
4213103	Plywood, veneer, millwork, & wood panel whsle								
	All establishments	363	5 451 758	262 641	56 549	7 118	610 398	339 933	335 520
	Establishments operated for the entire year	347	D	D	D	i	D	D	D
	Establishments with no employees..	—	—	—	—	—	—	—	—
	Establishments with 1 employee	13	D	D	D	a	D	D	D
	Establishments with 2 employees...	27	D	D	D	b	D	D	D
	Establishments with 3 or 4 employees	37	127 567	4 596	1 052	130	13 198	6 896	7 132
	Establishments with 5 or 6 employees	34	D	D	D	c	D	D	D
	Establishments with 7 to 9 employees	51	D	D	D	e	D	D	D
	Establishments with 10 to 14 employees	45	341 329	18 151	4 196	532	53 521	28 298	30 006
	Establishments with 15 to 19 employees	31	308 392	18 530	4 775	525	37 412	22 800	18 171
	Establishments with 20 to 49 employees	84	D	D	D	g	D	D	D
	Establishments with 50 to 99 employees	16	D	D	D	g	D	D	D
	Establishments with 100 employees or more	9	1 461 247	70 913	9 900	1 626	151 676	93 235	95 638
	Establishments not operated for the entire year	16	D	D	D	b	D	D	D
42132	Brick, stone, & related construction materials whsle								
	All establishments	761	5 848 872	243 871	60 393	7 587	566 136	315 377	322 020
	Establishments operated for the entire year	748	5 831 096	241 411	59 779	7 507	559 069	314 994	321 232
	Establishments with no employees..	—	—	—	—	—	—	—	—
	Establishments with 1 employee	112	175 185	7 065	1 620	112	22 997	18 748	18 713
	Establishments with 2 employees...	48	137 291	3 557	760	96	12 148	3 736	3 655
	Establishments with 3 or 4 employees	105	567 487	14 536	3 439	357	41 207	25 138	26 726
	Establishments with 5 or 6 employees	99	560 124	19 326	4 680	529	47 750	22 861	23 315
	Establishments with 7 to 9 employees	136	D	D	D	g	D	D	D
	Establishments with 10 to 14 employees	113	D	D	D	g	D	D	D
	Establishments with 15 to 19 employees	60	670 339	30 696	7 547	1 005	67 753	42 356	43 765
	Establishments with 20 to 49 employees	64	D	D	D	g	D	D	D
	Establishments with 50 to 99 employees	7	D	D	D	e	D	D	D
	Establishments with 100 employees or more	4	D	D	D	f	D	D	D
	Establishments not operated for the entire year	13	17 776	2 460	614	80	7 067	383	788
421320	Brick, stone, & related construction materials whsle								
	All establishments	761	5 848 872	243 871	60 393	7 587	566 136	315 377	322 020

See footnotes at end of table.

Table 2. Employment Size of Establishments: 1997—Con.

[Includes only establishments with payroll. For meaning of abbreviations and symbols, see introductory text. For explanation of terms, see Appendix A. For method of assignment to categories shown, see Appendix C.]

NAICS code	Employment sizes of establishments by type of operation and kind of business ¹	Establishments (number)	Sales (\$1,000)	Annual payroll (\$1,000)	First-quarter payroll (\$1,000)	Paid employees for pay period including March 12 (number)	Operating expenses ² (\$1,000)	End-of-1996 inventories (\$1,000)	End-of-1997 inventories (\$1,000)
421	MANUFACTURERS' SALES BRANCHES AND SALES OFFICES—Con.								
	Wholesale trade, durable goods—Con.								
421320	Brick, stone, & related construction materials whsle—Con.								
	Establishments operated for the entire year	748	5 831 096	241 411	59 779	7 507	559 069	314 994	321 232
	Establishments with no employees..	—	—	—	—	—	—	—	—
	Establishments with 1 employee....	112	175 185	7 065	1 620	112	22 997	18 748	18 713
	Establishments with 2 employees...	48	137 291	3 557	760	96	12 148	3 736	3 655
	Establishments with 3 or 4 employees.....	105	567 487	14 536	3 439	357	41 207	25 138	26 726
	Establishments with 5 or 6 employees.....	99	560 124	19 326	4 680	529	47 750	22 861	23 315
	Establishments with 7 to 9 employees.....	136	D	D	D	g	D	D	D
	Establishments with 10 to 14 employees.....	113	D	D	D	g	D	D	D
	Establishments with 15 to 19 employees.....	60	670 339	30 696	7 547	1 005	67 753	42 356	43 765
	Establishments with 20 to 49 employees.....	64	D	D	D	g	D	D	D
	Establishments with 50 to 99 employees.....	7	D	D	D	e	D	D	D
	Establishments with 100 employees or more	4	D	D	D	f	D	D	D
	Establishments not operated for the entire year	13	17 776	2 460	614	80	7 067	383	788
4213201	Brick, block, tile, clay/cement sewer pipe whsle								
	All establishments	431	2 150 812	127 852	32 499	4 853	298 148	175 800	183 045
	Establishments operated for the entire year	427	D	D	D	h	D	D	D
	Establishments with no employees..	—	—	—	—	—	—	—	—
	Establishments with 1 employee....	43	41 046	2 437	506	43	6 437	2 936	3 032
	Establishments with 2 employees...	7	11 822	461	97	14	1 005	205	210
	Establishments with 3 or 4 employees.....	44	D	D	D	c	D	D	D
	Establishments with 5 or 6 employees.....	55	D	D	D	e	D	D	D
	Establishments with 7 to 9 employees.....	107	D	D	D	f	D	D	D
	Establishments with 10 to 14 employees.....	79	281 932	21 009	5 428	919	45 648	31 582	33 390
	Establishments with 15 to 19 employees.....	41	228 397	16 125	4 067	689	34 688	28 770	29 825
	Establishments with 20 to 49 employees.....	44	565 311	31 802	8 000	1 158	74 037	40 864	42 691
	Establishments with 50 to 99 employees.....	5	188 815	10 188	2 571	322	26 115	16 118	16 039
	Establishments with 100 employees or more	2	D	D	D	e	D	D	D
	Establishments not operated for the entire year	4	D	D	D	a	D	D	D
4213202	Sand, gravel, & stone whsle								
	All establishments	88	309 282	28 242	5 737	758	66 523	30 696	32 544
	Establishments operated for the entire year	86	D	D	D	f	D	D	D
	Establishments with no employees..	—	—	—	—	—	—	—	—
	Establishments with 1 employee....	15	D	D	D	a	D	D	D
	Establishments with 2 employees...	11	12 066	881	177	22	1 963	1 122	1 086
	Establishments with 3 or 4 employees.....	17	D	D	D	b	D	D	D
	Establishments with 5 or 6 employees.....	11	D	D	D	b	D	D	D
	Establishments with 7 to 9 employees.....	10	D	D	D	b	D	D	D
	Establishments with 10 to 14 employees.....	9	D	D	D	c	D	D	D
	Establishments with 15 to 19 employees.....	6	66 721	4 590	953	102	12 064	3 081	3 313
	Establishments with 20 to 49 employees.....	6	D	D	D	c	D	D	D
	Establishments with 50 to 99 employees.....	1	D	D	D	b	D	D	D
	Establishments with 100 employees or more	—	—	—	—	—	—	—	—
	Establishments not operated for the entire year	2	D	D	D	b	D	D	D

See footnotes at end of table.

Table 2. Employment Size of Establishments: 1997—Con.

[Includes only establishments with payroll. For meaning of abbreviations and symbols, see introductory text. For explanation of terms, see Appendix A. For method of assignment to categories shown, see Appendix C.]

NAICS code	Employment sizes of establishments by type of operation and kind of business ¹	Establishments (number)	Sales (\$1,000)	Annual payroll (\$1,000)	First-quarter payroll (\$1,000)	Paid employees for pay period including March 12 (number)	Operating expenses ² (\$1,000)	End-of-1996 inventories (\$1,000)	End-of-1997 inventories (\$1,000)
421	MANUFACTURERS' SALES BRANCHES AND SALES OFFICES—Con.								
	Wholesale trade, durable goods—Con.								
4213203	Cement, lime, & related products whsle								
	All establishments	242	3 388 778	87 777	22 157	1 976	201 465	108 881	106 431
	Establishments operated for the entire year	235	3 380 483	87 222	21 976	1 957	197 788	108 880	106 151
	Establishments with no employees..	—	—	—	—	—	—	—	—
	Establishments with 1 employee...	54	D	D	D	b	D	D	D
	Establishments with 2 employees...	30	113 403	2 215	486	60	9 180	2 409	2 359
	Establishments with 3 or 4 employees.....	44	D	D	D	c	D	D	D
	Establishments with 5 or 6 employees.....	33	D	D	D	c	D	D	D
	Establishments with 7 to 9 employees.....	19	D	D	D	c	D	D	D
	Establishments with 10 to 14 employees.....	25	D	D	D	e	D	D	D
	Establishments with 15 to 19 employees.....	13	375 221	9 981	2 527	214	21 001	10 505	10 627
	Establishments with 20 to 49 employees.....	14	D	D	D	e	D	D	D
	Establishments with 50 to 99 employees.....	1	D	D	D	b	D	D	D
	Establishments with 100 employees or more	2	D	D	D	e	D	D	D
	Establishments not operated for the entire year	7	8 295	555	181	19	3 677	1	280
42133	Roofing, siding, & insulation material whsle								
	All establishments	222	3 268 532	134 395	30 154	3 009	335 608	119 549	165 194
	Establishments operated for the entire year	164	3 041 035	123 938	28 818	2 831	308 480	118 116	125 914
	Establishments with no employees..	—	—	—	—	—	—	—	—
	Establishments with 1 employee...	8	D	D	D	a	D	D	D
	Establishments with 2 employees...	19	54 582	2 259	513	38	7 704	2 494	1 632
	Establishments with 3 or 4 employees.....	22	D	D	D	b	D	D	D
	Establishments with 5 or 6 employees.....	25	D	D	D	c	D	D	D
	Establishments with 7 to 9 employees.....	23	D	D	D	c	D	D	D
	Establishments with 10 to 14 employees.....	31	D	D	D	e	D	D	D
	Establishments with 15 to 19 employees.....	6	79 968	4 026	950	99	11 544	8 141	6 017
	Establishments with 20 to 49 employees.....	19	D	D	D	f	D	D	D
	Establishments with 50 to 99 employees.....	5	523 877	14 783	3 580	324	36 031	12 461	14 430
	Establishments with 100 employees or more	6	654 473	41 535	9 709	1 005	97 459	31 004	32 423
	Establishments not operated for the entire year	58	227 497	10 457	1 336	178	27 128	1 433	39 280
421330	Roofing, siding, & insulation material whsle								
	All establishments	222	3 268 532	134 395	30 154	3 009	335 608	119 549	165 194
	Establishments operated for the entire year	164	3 041 035	123 938	28 818	2 831	308 480	118 116	125 914
	Establishments with no employees..	—	—	—	—	—	—	—	—
	Establishments with 1 employee...	8	D	D	D	a	D	D	D
	Establishments with 2 employees...	19	54 582	2 259	513	38	7 704	2 494	1 632
	Establishments with 3 or 4 employees.....	22	D	D	D	b	D	D	D
	Establishments with 5 or 6 employees.....	25	D	D	D	c	D	D	D
	Establishments with 7 to 9 employees.....	23	D	D	D	c	D	D	D
	Establishments with 10 to 14 employees.....	31	D	D	D	e	D	D	D
	Establishments with 15 to 19 employees.....	6	79 968	4 026	950	99	11 544	8 141	6 017
	Establishments with 20 to 49 employees.....	19	D	D	D	f	D	D	D
	Establishments with 50 to 99 employees.....	5	523 877	14 783	3 580	324	36 031	12 461	14 430
	Establishments with 100 employees or more	6	654 473	41 535	9 709	1 005	97 459	31 004	32 423
	Establishments not operated for the entire year	58	227 497	10 457	1 336	178	27 128	1 433	39 280

See footnotes at end of table.

Table 2. Employment Size of Establishments: 1997—Con.

[Includes only establishments with payroll. For meaning of abbreviations and symbols, see introductory text. For explanation of terms, see Appendix A. For method of assignment to categories shown, see Appendix C.]

NAICS code	Employment sizes of establishments by type of operation and kind of business ¹	Establishments (number)	Sales (\$1,000)	Annual payroll (\$1,000)	First-quarter payroll (\$1,000)	Paid employees for pay period including March 12 (number)	Operating expenses ² (\$1,000)	End-of-1996 inventories (\$1,000)	End-of-1997 inventories (\$1,000)
421	MANUFACTURERS' SALES BRANCHES AND SALES OFFICES—Con.								
	Wholesale trade, durable goods—Con.								
4213301	Roofing, siding, & insulation material whsle								
	All establishments	222	3 268 532	134 395	30 154	3 009	335 608	119 549	165 194
	Establishments operated for the entire year	164	3 041 035	123 938	28 818	2 831	308 480	118 116	125 914
	Establishments with no employees..	—	—	—	—	—	—	—	—
	Establishments with 1 employee...	8	D	D	D	a	D	D	D
	Establishments with 2 employees...	19	54 582	2 259	513	38	7 704	2 494	1 632
	Establishments with 3 or 4 employees.....	22	D	D	D	b	D	D	D
	Establishments with 5 or 6 employees.....	25	D	D	D	c	D	D	D
	Establishments with 7 to 9 employees.....	23	D	D	D	c	D	D	D
	Establishments with 10 to 14 employees.....	31	D	D	D	e	D	D	D
	Establishments with 15 to 19 employees.....	6	79 968	4 026	950	99	11 544	8 141	6 017
	Establishments with 20 to 49 employees.....	19	D	D	D	f	D	D	D
	Establishments with 50 to 99 employees.....	5	523 877	14 783	3 580	324	36 031	12 461	14 430
	Establishments with 100 employees or more	6	654 473	41 535	9 709	1 005	97 459	31 004	32 423
	Establishments not operated for the entire year	58	227 497	10 457	1 336	178	27 128	1 433	39 280
42139	Other construction materials whsle								
	All establishments	244	2 001 895	135 737	32 235	4 157	286 174	116 452	122 642
	Establishments operated for the entire year	237	1 968 840	135 392	32 131	4 148	285 447	116 315	122 445
	Establishments with no employees..	—	—	—	—	—	—	—	—
	Establishments with 1 employee...	15	D	D	D	a	D	D	D
	Establishments with 2 employees...	18	117 167	1 850	438	36	5 358	1 379	1 518
	Establishments with 3 or 4 employees.....	28	79 544	3 560	642	100	10 132	4 172	4 032
	Establishments with 5 or 6 employees.....	24	D	D	D	c	D	D	D
	Establishments with 7 to 9 employees.....	30	102 796	6 448	1 645	227	15 576	9 831	10 124
	Establishments with 10 to 14 employees.....	40	271 438	17 207	3 924	495	39 625	20 081	21 174
	Establishments with 15 to 19 employees.....	20	136 599	10 931	2 625	334	24 166	11 592	13 112
	Establishments with 20 to 49 employees.....	43	D	D	D	g	D	D	D
	Establishments with 50 to 99 employees.....	15	504 632	33 090	7 976	891	60 025	18 614	18 585
	Establishments with 100 employees or more	4	D	D	D	f	D	D	D
	Establishments not operated for the entire year	7	33 055	345	104	9	727	137	197
421390	Other construction materials whsle								
	All establishments	244	2 001 895	135 737	32 235	4 157	286 174	116 452	122 642
	Establishments operated for the entire year	237	1 968 840	135 392	32 131	4 148	285 447	116 315	122 445
	Establishments with no employees..	—	—	—	—	—	—	—	—
	Establishments with 1 employee...	15	D	D	D	a	D	D	D
	Establishments with 2 employees...	18	117 167	1 850	438	36	5 358	1 379	1 518
	Establishments with 3 or 4 employees.....	28	79 544	3 560	642	100	10 132	4 172	4 032
	Establishments with 5 or 6 employees.....	24	D	D	D	c	D	D	D
	Establishments with 7 to 9 employees.....	30	102 796	6 448	1 645	227	15 576	9 831	10 124
	Establishments with 10 to 14 employees.....	40	271 438	17 207	3 924	495	39 625	20 081	21 174
	Establishments with 15 to 19 employees.....	20	136 599	10 931	2 625	334	24 166	11 592	13 112
	Establishments with 20 to 49 employees.....	43	D	D	D	g	D	D	D
	Establishments with 50 to 99 employees.....	15	504 632	33 090	7 976	891	60 025	18 614	18 585
	Establishments with 100 employees or more	4	D	D	D	f	D	D	D
	Establishments not operated for the entire year	7	33 055	345	104	9	727	137	197

See footnotes at end of table.

Table 2. Employment Size of Establishments: 1997—Con.

[Includes only establishments with payroll. For meaning of abbreviations and symbols, see introductory text. For explanation of terms, see Appendix A. For method of assignment to categories shown, see Appendix C]

NAICS code	Employment sizes of establishments by type of operation and kind of business ¹	Establishments (number)	Sales (\$1,000)	Annual payroll (\$1,000)	First-quarter payroll (\$1,000)	Paid employees for pay period including March 12 (number)	Operating expenses ² (\$1,000)	End-of-1996 inventories (\$1,000)	End-of-1997 inventories (\$1,000)
421	MANUFACTURERS' SALES BRANCHES AND SALES OFFICES—Con.								
	Wholesale trade, durable goods—Con.								
4213901	Flat glass & other construction glass whsle								
	All establishments	97	712 348	60 185	14 959	2 027	133 089	31 569	33 993
	Establishments operated for the entire year	93	679 666	59 903	14 910	2 020	132 493	31 569	33 807
	Establishments with no employees..	—	—	—	—	—	—	—	—
	Establishments with 1 employee...	5	D	D	D	a	D	D	D
	Establishments with 2 employees...	6	26 703	619	150	12	1 477	159	319
	Establishments with 3 or 4 employees.....	10	40 357	1 073	246	35	2 118	390	418
	Establishments with 5 or 6 employees.....	10	D	D	D	b	D	D	D
	Establishments with 7 to 9 employees.....	9	D	D	D	b	D	D	D
	Establishments with 10 to 14 employees.....	10	D	D	D	c	D	D	D
	Establishments with 15 to 19 employees.....	12	D	D	D	c	D	D	D
	Establishments with 20 to 49 employees.....	20	D	D	D	f	D	D	D
	Establishments with 50 to 99 employees.....	8	D	D	D	e	D	D	D
	Establishments with 100 employees or more	3	D	D	D	e	D	D	D
	Establishments not operated for the entire year	4	32 682	282	49	7	596	—	186
4213902	Other construction materials whsle								
	All establishments	147	1 289 547	75 552	17 276	2 130	153 085	84 883	88 649
	Establishments operated for the entire year	144	1 289 174	75 489	17 221	2 128	152 954	84 746	88 638
	Establishments with no employees..	—	—	—	—	—	—	—	—
	Establishments with 1 employee....	10	21 658	532	119	10	1 660	1 135	835
	Establishments with 2 employees....	12	90 464	1 231	288	24	3 881	1 220	1 199
	Establishments with 3 or 4 employees.....	18	39 187	2 487	396	65	8 014	3 782	3 614
	Establishments with 5 or 6 employees.....	14	34 906	2 714	679	78	6 110	4 586	4 837
	Establishments with 7 to 9 employees.....	21	D	D	D	c	D	D	D
	Establishments with 10 to 14 employees.....	30	D	D	D	e	D	D	D
	Establishments with 15 to 19 employees.....	8	D	D	D	c	D	D	D
	Establishments with 20 to 49 employees.....	23	D	D	D	f	D	D	D
	Establishments with 50 to 99 employees.....	7	D	D	D	e	D	D	D
	Establishments with 100 employees or more	1	D	D	D	c	D	D	D
	Establishments not operated for the entire year	3	373	63	55	2	131	137	11
4214	Professional & commercial equipment & supplies whsle								
	All establishments	3 160	112 786 674	11 179 271	3 185 154	168 896	20 269 644	6 208 920	6 462 776
	Establishments operated for the entire year	3 041	112 036 312	11 114 144	3 162 515	167 354	20 156 970	6 146 071	6 427 653
	Establishments with no employees..	—	—	—	—	—	—	—	—
	Establishments with 1 employee....	347	496 874	22 644	5 256	347	46 332	10 408	10 972
	Establishments with 2 employees....	218	484 010	28 299	6 844	436	70 502	11 977	11 422
	Establishments with 3 or 4 employees.....	316	1 082 930	74 459	18 515	1 105	144 946	34 260	30 744
	Establishments with 5 or 6 employees.....	232	1 023 021	79 263	19 478	1 275	146 758	29 887	30 011
	Establishments with 7 to 9 employees.....	234	1 727 348	123 862	29 737	1 850	244 828	56 747	56 121
	Establishments with 10 to 14 employees.....	300	3 372 016	258 576	64 251	3 551	455 671	82 022	82 099
	Establishments with 15 to 19 employees.....	221	3 602 333	258 566	63 919	3 726	480 155	139 139	143 217
	Establishments with 20 to 49 employees.....	505	16 780 971	1 060 354	266 384	16 108	1 920 919	440 500	439 495
	Establishments with 50 to 99 employees.....	292	15 216 630	1 338 254	349 138	20 348	2 390 486	398 803	400 388
	Establishments with 100 employees or more	376	68 250 179	7 869 867	2 338 993	118 608	14 256 373	4 942 328	5 223 184
	Establishments not operated for the entire year	119	750 362	65 127	22 639	1 542	112 674	62 849	35 123

See footnotes at end of table.

Table 2. Employment Size of Establishments: 1997—Con.

[Includes only establishments with payroll. For meaning of abbreviations and symbols, see introductory text. For explanation of terms, see Appendix A. For method of assignment to categories shown, see Appendix C.]

NAICS code	Employment sizes of establishments by type of operation and kind of business ¹	Establishments (number)	Sales (\$1,000)	Annual payroll (\$1,000)	First-quarter payroll (\$1,000)	Paid employees for pay period including March 12 (number)	Operating expenses ² (\$1,000)	End-of-1996 inventories (\$1,000)	End-of-1997 inventories (\$1,000)
421	MANUFACTURERS' SALES BRANCHES AND SALES OFFICES—Con.								
	Wholesale trade, durable goods—Con.								
42141	Photographic equipment & supplies whsle								
	All establishments	74	8 103 149	265 078	66 723	4 684	551 818	300 597	300 374
	Establishments operated for the entire year	74	8 103 149	265 078	66 723	4 684	551 818	300 597	300 374
	Establishments with no employees...	—	—	—	—	—	—	—	—
	Establishments with 1 employee....	4	14 766	339	86	4	664	406	391
	Establishments with 2 employees...	5	8 462	394	79	10	1 255	603	480
	Establishments with 3 or 4 employees.....	6	16 878	857	232	18	2 088	254	371
	Establishments with 5 or 6 employees.....	5	D	D	D	b	D	D	D
	Establishments with 7 to 9 employees.....	6	D	D	D	b	D	D	D
	Establishments with 10 to 14 employees.....	9	D	D	D	c	D	D	D
	Establishments with 15 to 19 employees.....	6	89 062	5 081	1 284	106	14 494	7 371	7 105
	Establishments with 20 to 49 employees.....	15	1 041 332	31 010	7 966	547	67 799	35 592	35 781
	Establishments with 50 to 99 employees.....	6	D	D	D	e	D	D	D
	Establishments with 100 employees or more	12	5 987 496	197 597	48 043	3 397	397 708	213 986	222 154
	Establishments not operated for the entire year	—	—	—	—	—	—	—	—
421410	Photographic equipment & supplies whsle								
	All establishments	74	8 103 149	265 078	66 723	4 684	551 818	300 597	300 374
	Establishments operated for the entire year	74	8 103 149	265 078	66 723	4 684	551 818	300 597	300 374
	Establishments with no employees...	—	—	—	—	—	—	—	—
	Establishments with 1 employee....	4	14 766	339	86	4	664	406	391
	Establishments with 2 employees...	5	8 462	394	79	10	1 255	603	480
	Establishments with 3 or 4 employees.....	6	16 878	857	232	18	2 088	254	371
	Establishments with 5 or 6 employees.....	5	D	D	D	b	D	D	D
	Establishments with 7 to 9 employees.....	6	D	D	D	b	D	D	D
	Establishments with 10 to 14 employees.....	9	D	D	D	c	D	D	D
	Establishments with 15 to 19 employees.....	6	89 062	5 081	1 284	106	14 494	7 371	7 105
	Establishments with 20 to 49 employees.....	15	1 041 332	31 010	7 966	547	67 799	35 592	35 781
	Establishments with 50 to 99 employees.....	6	D	D	D	e	D	D	D
	Establishments with 100 employees or more	12	5 987 496	197 597	48 043	3 397	397 708	213 986	222 154
	Establishments not operated for the entire year	—	—	—	—	—	—	—	—
42142	Office equipment whsle								
	All establishments	624	10 554 896	1 648 110	496 155	30 895	2 537 175	396 474	407 557
	Establishments operated for the entire year	598	10 464 940	1 638 113	490 732	30 581	2 522 528	395 976	400 388
	Establishments with no employees...	—	—	—	—	—	—	—	—
	Establishments with 1 employee....	36	22 862	1 766	434	36	3 085	226	295
	Establishments with 2 employees...	27	41 252	2 378	663	54	3 637	731	616
	Establishments with 3 or 4 employees.....	52	75 032	8 809	1 999	177	13 270	2 498	2 575
	Establishments with 5 or 6 employees.....	40	63 723	11 302	2 539	220	16 241	3 327	3 095
	Establishments with 7 to 9 employees.....	46	263 002	18 278	4 184	362	30 385	5 234	4 938
	Establishments with 10 to 14 employees.....	57	338 858	35 692	8 623	657	51 744	13 186	12 009
	Establishments with 15 to 19 employees.....	52	397 836	38 900	9 475	881	55 061	10 981	10 369
	Establishments with 20 to 49 employees.....	134	2 016 177	219 529	58 030	4 495	319 223	56 823	57 304
	Establishments with 50 to 99 employees.....	69	1 520 789	231 270	59 342	4 735	343 248	54 777	51 802
	Establishments with 100 employees or more	85	5 725 409	1 070 189	345 443	18 964	1 686 634	248 193	257 385
	Establishments not operated for the entire year	26	89 956	9 997	5 423	314	14 647	498	7 169

See footnotes at end of table.

Table 2. Employment Size of Establishments: 1997—Con.

[Includes only establishments with payroll. For meaning of abbreviations and symbols, see introductory text. For explanation of terms, see Appendix A. For method of assignment to categories shown, see Appendix C.]

NAICS code	Employment sizes of establishments by type of operation and kind of business ¹	Establishments (number)	Sales (\$1,000)	Annual payroll (\$1,000)	First-quarter payroll (\$1,000)	Paid employees for pay period including March 12 (number)	Operating expenses ² (\$1,000)	End-of-1996 inventories (\$1,000)	End-of-1997 inventories (\$1,000)
421	MANUFACTURERS' SALES BRANCHES AND SALES OFFICES—Con.								
	Wholesale trade, durable goods—Con.								
421420	Office equipment whsle								
	All establishments	624	10 554 896	1 648 110	496 155	30 895	2 537 175	396 474	407 557
	Establishments operated for the entire year	598	10 464 940	1 638 113	490 732	30 581	2 522 528	395 976	400 388
	Establishments with no employees..	—	—	—	—	—	—	—	—
	Establishments with 1 employee....	36	22 862	1 766	434	36	3 085	226	295
	Establishments with 2 employees...	27	41 252	2 378	663	54	3 637	731	616
	Establishments with 3 or 4 employees.....	52	75 032	8 809	1 999	177	13 270	2 498	2 575
	Establishments with 5 or 6 employees.....	40	63 723	11 302	2 539	220	16 241	3 327	3 095
	Establishments with 7 to 9 employees.....	46	263 002	18 278	4 184	362	30 385	5 234	4 938
	Establishments with 10 to 14 employees.....	57	338 858	35 692	8 623	657	51 744	13 186	12 009
	Establishments with 15 to 19 employees.....	52	397 836	38 900	9 475	881	55 061	10 981	10 369
	Establishments with 20 to 49 employees.....	134	2 016 177	219 529	58 030	4 495	319 223	56 823	57 304
	Establishments with 50 to 99 employees.....	69	1 520 789	231 270	59 342	4 735	343 248	54 777	51 802
	Establishments with 100 employees or more	85	5 725 409	1 070 189	345 443	18 964	1 686 634	248 193	257 385
	Establishments not operated for the entire year.....	26	89 956	9 997	5 423	314	14 647	498	7 169
42143	Computer & computer peripheral equipment & software whsle								
	All establishments	1 713	72 042 268	7 477 349	2 172 050	103 625	13 060 865	3 902 435	3 862 572
	Establishments operated for the entire year	1 654	71 613 513	7 438 447	2 162 102	102 982	12 994 594	3 880 674	3 843 304
	Establishments with no employees..	—	—	—	—	—	—	—	—
	Establishments with 1 employee....	247	365 647	16 631	3 852	247	33 934	7 777	8 224
	Establishments with 2 employees...	130	350 860	19 712	4 739	260	53 092	8 041	7 713
	Establishments with 3 or 4 employees.....	177	770 102	50 715	13 075	621	102 071	26 012	22 779
	Establishments with 5 or 6 employees.....	118	D	D	D	f	D	D	D
	Establishments with 7 to 9 employees.....	133	D	D	D	g	D	D	D
	Establishments with 10 to 14 employees.....	150	D	D	D	g	D	D	D
	Establishments with 15 to 19 employees.....	89	1 608 119	120 427	31 258	1 500	244 140	63 247	64 881
	Establishments with 20 to 49 employees.....	263	D	D	D	i	D	D	D
	Establishments with 50 to 99 employees.....	152	D	D	D	j	D	D	D
	Establishments with 100 employees or more	195	44 201 169	5 458 625	1 656 986	78 126	9 338 335	3 334 617	3 307 263
	Establishments not operated for the entire year.....	59	428 755	38 902	9 948	643	66 271	21 761	19 268
421430	Computer & computer peripheral equipment & software whsle								
	All establishments	1 713	72 042 268	7 477 349	2 172 050	103 625	13 060 865	3 902 435	3 862 572
	Establishments operated for the entire year	1 654	71 613 513	7 438 447	2 162 102	102 982	12 994 594	3 880 674	3 843 304
	Establishments with no employees..	—	—	—	—	—	—	—	—
	Establishments with 1 employee....	247	365 647	16 631	3 852	247	33 934	7 777	8 224
	Establishments with 2 employees...	130	350 860	19 712	4 739	260	53 092	8 041	7 713
	Establishments with 3 or 4 employees.....	177	770 102	50 715	13 075	621	102 071	26 012	22 779
	Establishments with 5 or 6 employees.....	118	D	D	D	f	D	D	D
	Establishments with 7 to 9 employees.....	133	D	D	D	g	D	D	D
	Establishments with 10 to 14 employees.....	150	D	D	D	g	D	D	D
	Establishments with 15 to 19 employees.....	89	1 608 119	120 427	31 258	1 500	244 140	63 247	64 881
	Establishments with 20 to 49 employees.....	263	D	D	D	i	D	D	D
	Establishments with 50 to 99 employees.....	152	D	D	D	j	D	D	D
	Establishments with 100 employees or more	195	44 201 169	5 458 625	1 656 986	78 126	9 338 335	3 334 617	3 307 263
	Establishments not operated for the entire year.....	59	428 755	38 902	9 948	643	66 271	21 761	19 268

See footnotes at end of table.

Table 2. Employment Size of Establishments: 1997—Con.

[Includes only establishments with payroll. For meaning of abbreviations and symbols, see introductory text. For explanation of terms, see Appendix A. For method of assignment to categories shown, see Appendix C.]

NAICS code	Employment sizes of establishments by type of operation and kind of business ¹	Establishments (number)	Sales (\$1,000)	Annual payroll (\$1,000)	First-quarter payroll (\$1,000)	Paid employees for pay period including March 12 (number)	Operating expenses ² (\$1,000)	End-of-1996 inventories (\$1,000)	End-of-1997 inventories (\$1,000)
421	MANUFACTURERS' SALES BRANCHES AND SALES OFFICES—Con.								
	Wholesale trade, durable goods—Con.								
4214301	Computer & peripheral equipment whsle								
	All establishments	1 665	71 175 956	7 409 460	2 155 591	102 720	12 854 617	3 794 994	3 751 171
	Establishments operated for the entire year	1 613	70 756 786	7 373 787	2 146 963	102 163	12 792 663	3 775 406	3 731 903
	Establishments with no employees...	—	—	—	—	—	—	—	—
	Establishments with 1 employee...	241	D	D	D	c	D	D	D
	Establishments with 2 employees...	121	342 794	18 381	4 402	242	50 136	7 880	7 547
	Establishments with 3 or 4 employees.....	173	758 157	49 486	12 690	607	99 785	25 859	22 621
	Establishments with 5 or 6 employees.....	113	D	D	D	f	D	D	D
	Establishments with 7 to 9 employees.....	132	1 135 581	85 422	20 605	1 045	172 164	41 364	41 234
	Establishments with 10 to 14 employees.....	145	D	D	D	g	D	D	D
	Establishments with 15 to 19 employees.....	89	1 608 119	120 427	31 258	1 500	244 140	63 247	64 881
	Establishments with 20 to 49 employees.....	256	D	D	D	i	D	D	D
	Establishments with 50 to 99 employees.....	150	D	D	D	j	D	D	D
	Establishments with 100 employees or more	193	D	D	D	l	D	D	D
	Establishments not operated for the entire year	52	419 170	35 673	8 628	557	61 954	19 588	19 268
42143011	Computers & peripheral equipment for resale								
	All establishments	476	27 387 050	957 611	227 003	12 803	2 017 860	2 686 568	2 753 077
	Establishments operated for the entire year	453	27 154 059	942 391	224 123	12 564	1 987 855	2 668 482	2 734 417
	Establishments with no employees...	—	—	—	—	—	—	—	—
	Establishments with 1 employee...	120	153 871	7 684	1 707	120	15 519	5 642	6 617
	Establishments with 2 employees...	40	108 857	5 646	1 339	80	11 747	6 094	5 775
	Establishments with 3 or 4 employees.....	58	363 809	16 429	4 102	206	39 424	18 543	16 703
	Establishments with 5 or 6 employees.....	39	307 738	15 356	3 710	213	30 703	12 864	12 885
	Establishments with 7 to 9 employees.....	42	406 129	25 535	6 110	333	59 014	27 674	31 111
	Establishments with 10 to 14 employees.....	38	898 924	34 693	8 015	449	74 139	30 533	31 661
	Establishments with 15 to 19 employees.....	24	427 963	35 216	8 367	396	80 600	44 580	46 256
	Establishments with 20 to 49 employees.....	56	5 858 895	181 705	40 486	1 700	361 764	128 517	118 081
	Establishments with 50 to 99 employees.....	18	3 157 874	110 771	25 281	1 198	199 807	99 525	93 123
	Establishments with 100 employees or more	18	15 469 999	509 356	125 006	7 869	1 115 138	2 294 510	2 372 205
	Establishments not operated for the entire year	23	232 991	15 220	2 880	239	30 005	18 086	18 660
42143012	Computers & peripheral equipment for end use								
	All establishments	1 189	43 788 906	6 451 849	1 928 588	89 917	10 836 757	1 108 426	998 094
	Establishments operated for the entire year	1 160	43 602 727	6 431 396	1 922 840	89 599	10 804 808	1 106 924	997 486
	Establishments with no employees...	—	—	—	—	—	—	—	—
	Establishments with 1 employee...	121	D	D	D	c	D	D	D
	Establishments with 2 employees...	81	233 937	12 735	3 063	162	38 389	1 786	1 772
	Establishments with 3 or 4 employees.....	115	394 348	33 057	8 588	401	60 361	7 316	5 918
	Establishments with 5 or 6 employees.....	74	D	D	D	e	D	D	D
	Establishments with 7 to 9 employees.....	90	729 452	59 887	14 495	712	113 150	13 690	10 123
	Establishments with 10 to 14 employees.....	107	D	D	D	g	D	D	D
	Establishments with 15 to 19 employees.....	65	1 180 156	85 211	22 891	1 104	163 540	18 667	18 625
	Establishments with 20 to 49 employees.....	200	D	D	D	i	D	D	D
	Establishments with 50 to 99 employees.....	132	D	D	D	i	D	D	D
	Establishments with 100 employees or more	175	D	D	D	l	D	D	D
	Establishments not operated for the entire year	29	186 179	20 453	5 748	318	31 949	1 502	608

See footnotes at end of table.

Table 2. Employment Size of Establishments: 1997—Con.

[Includes only establishments with payroll. For meaning of abbreviations and symbols, see introductory text. For explanation of terms, see Appendix A. For method of assignment to categories shown, see Appendix C.]

NAICS code	Employment sizes of establishments by type of operation and kind of business ¹	Establishments (number)	Sales (\$1,000)	Annual payroll (\$1,000)	First-quarter payroll (\$1,000)	Paid employees for pay period including March 12 (number)	Operating expenses ² (\$1,000)	End-of-1996 inventories (\$1,000)	End-of-1997 inventories (\$1,000)
421	MANUFACTURERS' SALES BRANCHES AND SALES OFFICES—Con.								
	Wholesale trade, durable goods—Con.								
4214302	Computer software (packaged) whsle								
	All establishments	48	866 312	67 889	16 459	905	206 248	107 441	111 401
	Establishments operated for the entire year	41	856 727	64 660	15 139	819	201 931	105 268	111 401
	Establishments with no employees..	—	—	—	—	—	—	—	—
	Establishments with 1 employee...	6	D	D	D	a	D	D	D
	Establishments with 2 employees...	9	8 066	1 331	337	18	2 956	161	166
	Establishments with 3 or 4 employees.....	4	11 945	1 229	385	14	2 286	153	158
	Establishments with 5 or 6 employees.....	5	D	D	D	b	D	D	D
	Establishments with 7 to 9 employees.....	1	D	D	D	a	D	D	D
	Establishments with 10 to 14 employees.....	5	D	D	D	b	D	D	D
	Establishments with 15 to 19 employees.....	—	—	—	—	—	—	—	—
	Establishments with 20 to 49 employees.....	7	D	D	D	c	D	D	D
	Establishments with 50 to 99 employees.....	2	D	D	D	c	D	D	D
	Establishments with 100 employees or more	2	D	D	D	e	D	D	D
	Establishments not operated for the entire year	7	9 585	3 229	1 320	86	4 317	2 173	—
42144	Other commercial equipment whsle								
	All establishments	128	1 012 149	99 000	23 292	2 664	204 053	50 710	45 143
	Establishments operated for the entire year	122	1 005 250	97 708	22 759	2 614	202 149	49 613	45 143
	Establishments with no employees..	—	—	—	—	—	—	—	—
	Establishments with 1 employee....	13	15 058	1 114	222	13	2 706	—	—
	Establishments with 2 employees...	6	4 530	569	141	12	1 269	36	32
	Establishments with 3 or 4 employees.....	19	40 072	2 486	639	69	5 375	1 149	1 069
	Establishments with 5 or 6 employees.....	21	73 794	3 773	866	112	9 558	2 131	2 232
	Establishments with 7 to 9 employees.....	16	70 283	4 149	962	124	9 751	2 425	2 239
	Establishments with 10 to 14 employees.....	16	103 243	6 614	1 560	178	13 908	2 946	2 994
	Establishments with 15 to 19 employees.....	6	35 093	4 022	989	104	7 408	4 171	3 985
	Establishments with 20 to 49 employees.....	15	D	D	D	e	D	D	D
	Establishments with 50 to 99 employees.....	6	D	D	D	e	D	D	D
	Establishments with 100 employees or more	4	386 626	38 200	8 979	1 168	85 948	14 295	11 325
	Establishments not operated for the entire year	6	6 899	1 292	533	50	1 904	1 097	—
421440	Other commercial equipment whsle								
	All establishments	128	1 012 149	99 000	23 292	2 664	204 053	50 710	45 143
	Establishments operated for the entire year	122	1 005 250	97 708	22 759	2 614	202 149	49 613	45 143
	Establishments with no employees..	—	—	—	—	—	—	—	—
	Establishments with 1 employee....	13	15 058	1 114	222	13	2 706	—	—
	Establishments with 2 employees...	6	4 530	569	141	12	1 269	36	32
	Establishments with 3 or 4 employees.....	19	40 072	2 486	639	69	5 375	1 149	1 069
	Establishments with 5 or 6 employees.....	21	73 794	3 773	866	112	9 558	2 131	2 232
	Establishments with 7 to 9 employees.....	16	70 283	4 149	962	124	9 751	2 425	2 239
	Establishments with 10 to 14 employees.....	16	103 243	6 614	1 560	178	13 908	2 946	2 994
	Establishments with 15 to 19 employees.....	6	35 093	4 022	989	104	7 408	4 171	3 985
	Establishments with 20 to 49 employees.....	15	D	D	D	e	D	D	D
	Establishments with 50 to 99 employees.....	6	D	D	D	e	D	D	D
	Establishments with 100 employees or more	4	386 626	38 200	8 979	1 168	85 948	14 295	11 325
	Establishments not operated for the entire year	6	6 899	1 292	533	50	1 904	1 097	—

See footnotes at end of table.

Table 2. Employment Size of Establishments: 1997—Con.

[Includes only establishments with payroll. For meaning of abbreviations and symbols, see introductory text. For explanation of terms, see Appendix A. For method of assignment to categories shown, see Appendix C.]

NAICS code	Employment sizes of establishments by type of operation and kind of business ¹	Establishments (number)	Sales (\$1,000)	Annual payroll (\$1,000)	First-quarter payroll (\$1,000)	Paid employees for pay period including March 12 (number)	Operating expenses ² (\$1,000)	End-of-1996 inventories (\$1,000)	End-of-1997 inventories (\$1,000)
421	MANUFACTURERS' SALES BRANCHES AND SALES OFFICES—Con.								
	Wholesale trade, durable goods—Con.								
4214401	Restaurant & hotel equipment & supplies whsle								
	All establishments	38	420 448	35 843	8 121	759	75 705	31 401	28 108
	Establishments operated for the entire year	36	D	D	D	f	D	D	D
	Establishments with no employees..	—	—	—	—	—	—	—	—
	Establishments with 1 employee....	4	D	D	D	a	D	D	D
	Establishments with 2 employees...	1	D	D	D	a	D	D	D
	Establishments with 3 or 4 employees.....	4	10 353	392	82	15	1 123	168	179
	Establishments with 5 or 6 employees.....	6	21 185	964	242	30	4 030	524	659
	Establishments with 7 to 9 employees.....	2	D	D	D	a	D	D	D
	Establishments with 10 to 14 employees.....	6	62 057	2 546	591	68	6 980	1 300	1 278
	Establishments with 15 to 19 employees.....	2	D	D	D	b	D	D	D
	Establishments with 20 to 49 employees.....	6	D	D	D	c	D	D	D
	Establishments with 50 to 99 employees.....	3	D	D	D	c	D	D	D
	Establishments with 100 employees or more	2	D	D	D	c	D	D	D
	Establishments not operated for the entire year	2	D	D	D	a	D	D	D
4214402	Store machines & equipment whsle								
	All establishments	90	591 701	63 157	15 171	1 905	128 348	19 309	17 035
	Establishments operated for the entire year	86	D	D	D	g	D	D	D
	Establishments with no employees..	—	—	—	—	—	—	—	—
	Establishments with 1 employee....	9	D	D	D	a	D	D	D
	Establishments with 2 employees...	5	D	D	D	a	D	D	D
	Establishments with 3 or 4 employees.....	15	29 719	2 094	557	54	4 252	981	890
	Establishments with 5 or 6 employees.....	15	52 609	2 809	624	82	5 528	1 607	1 573
	Establishments with 7 to 9 employees.....	14	D	D	D	c	D	D	D
	Establishments with 10 to 14 employees.....	10	41 186	4 068	969	110	6 928	1 646	1 716
	Establishments with 15 to 19 employees.....	4	D	D	D	b	D	D	D
	Establishments with 20 to 49 employees.....	9	D	D	D	e	D	D	D
	Establishments with 50 to 99 employees.....	3	D	D	D	c	D	D	D
	Establishments with 100 employees or more	2	D	D	D	f	D	D	D
	Establishments not operated for the entire year	4	D	D	D	b	D	D	D
42145	Medical, dental, & hospital equipment & supplies whsle								
	All establishments	459	18 700 334	1 505 615	378 593	22 976	3 433 670	1 447 646	1 734 996
	Establishments operated for the entire year	441	18 502 977	1 494 827	374 546	22 649	3 415 631	1 416 956	1 734 253
	Establishments with no employees..	—	—	—	—	—	—	—	—
	Establishments with 1 employee....	28	53 868	1 829	437	28	4 056	1 374	1 417
	Establishments with 2 employees...	33	56 962	3 748	815	66	7 780	1 365	1 438
	Establishments with 3 or 4 employees.....	43	132 741	9 191	1 987	152	17 684	2 633	2 315
	Establishments with 5 or 6 employees.....	30	167 565	10 047	2 502	166	18 439	3 469	3 485
	Establishments with 7 to 9 employees.....	21	134 677	8 161	2 147	163	14 873	4 385	4 311
	Establishments with 10 to 14 employees.....	52	810 068	54 511	12 548	654	99 400	7 252	7 367
	Establishments with 15 to 19 employees.....	56	1 346 290	82 357	19 212	930	141 031	41 834	44 887
	Establishments with 20 to 49 employees.....	56	2 129 464	95 495	23 827	1 847	190 838	125 400	130 768
	Establishments with 50 to 99 employees.....	54	2 979 488	235 754	60 492	3 816	482 257	151 882	164 936
	Establishments with 100 employees or more	68	10 691 854	993 734	250 579	14 827	2 439 273	1 077 362	1 373 329
	Establishments not operated for the entire year	18	197 357	10 788	4 047	327	18 039	30 690	743

See footnotes at end of table.

Table 2. Employment Size of Establishments: 1997—Con.

[Includes only establishments with payroll. For meaning of abbreviations and symbols, see introductory text. For explanation of terms, see Appendix A. For method of assignment to categories shown, see Appendix C.]

NAICS code	Employment sizes of establishments by type of operation and kind of business ¹	Establishments (number)	Sales (\$1,000)	Annual payroll (\$1,000)	First-quarter payroll (\$1,000)	Paid employees for pay period including March 12 (number)	Operating expenses ² (\$1,000)	End-of-1996 inventories (\$1,000)	End-of-1997 inventories (\$1,000)
421	MANUFACTURERS' SALES BRANCHES AND SALES OFFICES—Con.								
	Wholesale trade, durable goods—Con.								
421450	Medical, dental, & hospital equipment & supplies whsle								
	All establishments	459	18 700 334	1 505 615	378 593	22 976	3 433 670	1 447 646	1 734 996
	Establishments operated for the entire year	441	18 502 977	1 494 827	374 546	22 649	3 415 631	1 416 956	1 734 253
	Establishments with no employees...	—	—	—	—	—	—	—	—
	Establishments with 1 employee...	28	53 868	1 829	437	28	4 056	1 374	1 417
	Establishments with 2 employees...	33	56 962	3 748	815	66	7 780	1 365	1 438
	Establishments with 3 or 4 employees.....	43	132 741	9 191	1 987	152	17 684	2 633	2 315
	Establishments with 5 or 6 employees.....	30	167 565	10 047	2 502	166	18 439	3 469	3 485
	Establishments with 7 to 9 employees.....	21	134 677	8 161	2 147	163	14 873	4 385	4 311
	Establishments with 10 to 14 employees.....	52	810 068	54 511	12 548	654	99 400	7 252	7 367
	Establishments with 15 to 19 employees.....	56	1 346 290	82 357	19 212	930	141 031	41 834	44 887
	Establishments with 20 to 49 employees.....	56	2 129 464	95 495	23 827	1 847	190 838	125 400	130 768
	Establishments with 50 to 99 employees.....	54	2 979 488	235 754	60 492	3 816	482 257	151 882	164 936
	Establishments with 100 employees or more	68	10 691 854	993 734	250 579	14 827	2 439 273	1 077 362	1 373 329
	Establishments not operated for the entire year	18	197 357	10 788	4 047	327	18 039	30 690	743
4214501	Surgical, medical, & hospital supplies whsle								
	All establishments	439	18 453 838	1 458 202	367 384	21 912	3 328 511	1 400 212	1 690 071
	Establishments operated for the entire year	422	D	D	D	j	D	D	D
	Establishments with no employees...	—	—	—	—	—	—	—	—
	Establishments with 1 employee...	28	53 868	1 829	437	28	4 056	1 374	1 417
	Establishments with 2 employees...	31	D	D	D	b	D	D	D
	Establishments with 3 or 4 employees.....	39	D	D	D	c	D	D	D
	Establishments with 5 or 6 employees.....	30	167 565	10 047	2 502	166	18 439	3 469	3 485
	Establishments with 7 to 9 employees.....	19	D	D	D	c	D	D	D
	Establishments with 10 to 14 employees.....	51	D	D	D	f	D	D	D
	Establishments with 15 to 19 employees.....	54	D	D	D	f	D	D	D
	Establishments with 20 to 49 employees.....	55	D	D	D	g	D	D	D
	Establishments with 50 to 99 employees.....	51	D	D	D	h	D	D	D
	Establishments with 100 employees or more	64	10 563 315	963 818	244 418	14 181	2 375 403	1 045 739	1 338 955
	Establishments not operated for the entire year	17	D	D	D	c	D	D	D
4214502	Dental equipment & supplies whsle								
	All establishments	20	246 496	47 413	11 209	1 064	105 159	47 434	44 925
	Establishments operated for the entire year	19	D	D	D	f	D	D	D
	Establishments with no employees...	—	—	—	—	—	—	—	—
	Establishments with 1 employee...	—	—	—	—	—	—	—	—
	Establishments with 2 employees...	2	D	D	D	a	D	D	D
	Establishments with 3 or 4 employees.....	4	D	D	D	a	D	D	D
	Establishments with 5 or 6 employees.....	—	—	—	—	—	—	—	—
	Establishments with 7 to 9 employees.....	2	D	D	D	a	D	D	D
	Establishments with 10 to 14 employees.....	1	D	D	D	a	D	D	D
	Establishments with 15 to 19 employees.....	2	D	D	D	b	D	D	D
	Establishments with 20 to 49 employees.....	1	D	D	D	b	D	D	D
	Establishments with 50 to 99 employees.....	3	D	D	D	c	D	D	D
	Establishments with 100 employees or more	4	128 539	29 916	6 161	646	63 870	31 623	34 374
	Establishments not operated for the entire year	1	D	D	D	b	D	D	D

See footnotes at end of table.

Table 2. Employment Size of Establishments: 1997—Con.

[Includes only establishments with payroll. For meaning of abbreviations and symbols, see introductory text. For explanation of terms, see Appendix A. For method of assignment to categories shown, see Appendix C.]

NAICS code	Employment sizes of establishments by type of operation and kind of business ¹	Establishments (number)	Sales (\$1,000)	Annual payroll (\$1,000)	First-quarter payroll (\$1,000)	Paid employees for pay period including March 12 (number)	Operating expenses ² (\$1,000)	End-of-1996 inventories (\$1,000)	End-of-1997 inventories (\$1,000)
421	MANUFACTURERS' SALES BRANCHES AND SALES OFFICES—Con.								
	Wholesale trade, durable goods—Con.								
42146	Ophthalmic goods whsle								
	All establishments	66	886 679	69 912	18 378	1 819	144 230	42 902	37 555
	Establishments operated for the entire year	63	884 076	69 532	18 255	1 783	143 329	42 541	37 237
	Establishments with no employees..	—	—	—	—	—	—	—	—
	Establishments with 1 employee....	6	5 193	219	49	6	374	619	639
	Establishments with 2 employees...	6	D	D	D	a	D	D	D
	Establishments with 3 or 4 employees.....	11	D	D	D	b	D	D	D
	Establishments with 5 or 6 employees.....	4	D	D	D	b	D	D	D
	Establishments with 7 to 9 employees.....	3	D	D	D	b	D	D	D
	Establishments with 10 to 14 employees.....	8	35 511	3 438	886	95	7 962	3 776	3 578
	Establishments with 15 to 19 employees.....	5	56 842	2 395	618	88	7 804	6 942	7 156
	Establishments with 20 to 49 employees.....	11	D	D	D	e	D	D	D
	Establishments with 50 to 99 employees.....	1	D	D	D	b	D	D	D
	Establishments with 100 employees or more	8	D	D	D	g	D	D	D
	Establishments not operated for the entire year	3	2 603	380	123	36	901	361	318
421460	Ophthalmic goods whsle								
	All establishments	66	886 679	69 912	18 378	1 819	144 230	42 902	37 555
	Establishments operated for the entire year	63	884 076	69 532	18 255	1 783	143 329	42 541	37 237
	Establishments with no employees..	—	—	—	—	—	—	—	—
	Establishments with 1 employee....	6	5 193	219	49	6	374	619	639
	Establishments with 2 employees...	6	D	D	D	a	D	D	D
	Establishments with 3 or 4 employees.....	11	D	D	D	b	D	D	D
	Establishments with 5 or 6 employees.....	4	D	D	D	b	D	D	D
	Establishments with 7 to 9 employees.....	3	D	D	D	b	D	D	D
	Establishments with 10 to 14 employees.....	8	35 511	3 438	886	95	7 962	3 776	3 578
	Establishments with 15 to 19 employees.....	5	56 842	2 395	618	88	7 804	6 942	7 156
	Establishments with 20 to 49 employees.....	11	D	D	D	e	D	D	D
	Establishments with 50 to 99 employees.....	1	D	D	D	b	D	D	D
	Establishments with 100 employees or more	8	D	D	D	g	D	D	D
	Establishments not operated for the entire year	3	2 603	380	123	36	901	361	318
42149	Other professional equipment & supplies whsle								
	All establishments	96	1 487 199	114 207	29 963	2 233	337 833	68 156	74 579
	Establishments operated for the entire year	89	1 462 407	110 439	27 398	2 061	326 921	59 714	66 954
	Establishments with no employees..	—	—	—	—	—	—	—	—
	Establishments with 1 employee....	13	19 480	746	176	13	1 513	6	6
	Establishments with 2 employees...	11	D	D	D	b	D	D	D
	Establishments with 3 or 4 employees.....	8	D	D	D	b	D	D	D
	Establishments with 5 or 6 employees.....	14	D	D	D	b	D	D	D
	Establishments with 7 to 9 employees.....	9	D	D	D	b	D	D	D
	Establishments with 10 to 14 employees.....	8	52 422	3 478	869	95	8 175	2 551	3 973
	Establishments with 15 to 19 employees.....	7	69 091	5 384	1 083	117	10 217	4 593	4 834
	Establishments with 20 to 49 employees.....	11	D	D	D	e	D	D	D
	Establishments with 50 to 99 employees.....	4	D	D	D	e	D	D	D
	Establishments with 100 employees or more	4	D	D	D	g	D	D	D
	Establishments not operated for the entire year	7	24 792	3 768	2 565	172	10 912	8 442	7 625

See footnotes at end of table.

Table 2. Employment Size of Establishments: 1997—Con.

[Includes only establishments with payroll. For meaning of abbreviations and symbols, see introductory text. For explanation of terms, see Appendix A. For method of assignment to categories shown, see Appendix C.]

NAICS code	Employment sizes of establishments by type of operation and kind of business ¹	Establishments (number)	Sales (\$1,000)	Annual payroll (\$1,000)	First-quarter payroll (\$1,000)	Paid employees for pay period including March 12 (number)	Operating expenses ² (\$1,000)	End-of-1996 inventories (\$1,000)	End-of-1997 inventories (\$1,000)
421	MANUFACTURERS' SALES BRANCHES AND SALES OFFICES—Con.								
	Wholesale trade, durable goods—Con.								
421490	Other professional equipment & supplies whsle								
	All establishments	96	1 487 199	114 207	29 963	2 233	337 833	68 156	74 579
	Establishments operated for the entire year	89	1 462 407	110 439	27 398	2 061	326 921	59 714	66 954
	Establishments with no employees...	—	—	—	—	—	—	—	—
	Establishments with 1 employee...	13	19 480	746	176	13	1 513	6	6
	Establishments with 2 employees...	11	D	D	D	b	D	D	D
	Establishments with 3 or 4 employees.....	8	D	D	D	b	D	D	D
	Establishments with 5 or 6 employees.....	14	D	D	D	b	D	D	D
	Establishments with 7 to 9 employees.....	9	D	D	D	b	D	D	D
	Establishments with 10 to 14 employees.....	8	52 422	3 478	869	95	8 175	2 551	3 973
	Establishments with 15 to 19 employees.....	7	69 091	5 384	1 083	117	10 217	4 593	4 834
	Establishments with 20 to 49 employees.....	11	D	D	D	e	D	D	D
	Establishments with 50 to 99 employees.....	4	D	D	D	e	D	D	D
	Establishments with 100 employees or more	4	D	D	D	g	D	D	D
	Establishments not operated for the entire year	7	24 792	3 768	2 565	172	10 912	8 442	7 625
4214901	Religious & school supplies whsle								
	All establishments	9	211 078	5 843	1 584	254	42 117	5 184	5 377
	Establishments operated for the entire year	9	211 078	5 843	1 584	254	42 117	5 184	5 377
	Establishments with no employees...	—	—	—	—	—	—	—	—
	Establishments with 1 employee....	1	D	D	D	a	D	D	D
	Establishments with 2 employees...	—	—	—	—	—	—	—	—
	Establishments with 3 or 4 employees.....	—	—	—	—	—	—	—	—
	Establishments with 5 or 6 employees.....	5	D	D	D	b	D	D	D
	Establishments with 7 to 9 employees.....	—	—	—	—	—	—	—	—
	Establishments with 10 to 14 employees.....	—	—	—	—	—	—	—	—
	Establishments with 15 to 19 employees.....	—	—	—	—	—	—	—	—
	Establishments with 20 to 49 employees.....	1	D	D	D	b	D	D	D
	Establishments with 50 to 99 employees.....	1	D	D	D	b	D	D	D
	Establishments with 100 employees or more	1	D	D	D	c	D	D	D
	Establishments not operated for the entire year	—	—	—	—	—	—	—	—
4214902	Other professional equipment & supplies whsle								
	All establishments	87	1 276 121	108 364	28 379	1 979	295 716	62 972	69 202
	Establishments operated for the entire year	80	1 251 329	104 596	25 814	1 807	284 804	54 530	61 577
	Establishments with no employees...	—	—	—	—	—	—	—	—
	Establishments with 1 employee...	13	19 480	746	176	13	1 513	6	6
	Establishments with 2 employees...	10	14 857	998	292	20	2 082	927	898
	Establishments with 3 or 4 employees.....	8	D	D	D	b	D	D	D
	Establishments with 5 or 6 employees.....	9	23 086	2 085	525	50	4 221	1 151	1 206
	Establishments with 7 to 9 employees.....	9	D	D	D	b	D	D	D
	Establishments with 10 to 14 employees.....	8	52 422	3 478	869	95	8 175	2 551	3 973
	Establishments with 15 to 19 employees.....	7	69 091	5 384	1 083	117	10 217	4 593	4 834
	Establishments with 20 to 49 employees.....	10	D	D	D	e	D	D	D
	Establishments with 50 to 99 employees.....	3	214 843	12 548	2 942	193	31 609	177	182
	Establishments with 100 employees or more	3	D	D	D	f	D	D	D
	Establishments not operated for the entire year	7	24 792	3 768	2 565	172	10 912	8 442	7 625

See footnotes at end of table.

Table 2. Employment Size of Establishments: 1997—Con.

[Includes only establishments with payroll. For meaning of abbreviations and symbols, see introductory text. For explanation of terms, see Appendix A. For method of assignment to categories shown, see Appendix C.]

NAICS code	Employment sizes of establishments by type of operation and kind of business ¹	Establishments (number)	Sales (\$1,000)	Annual payroll (\$1,000)	First-quarter payroll (\$1,000)	Paid employees for pay period including March 12 (number)	Operating expenses ² (\$1,000)	End-of-1996 inventories (\$1,000)	End-of-1997 inventories (\$1,000)
421	MANUFACTURERS' SALES BRANCHES AND SALES OFFICES—Con.								
4215	Wholesale trade, durable goods—Con.								
	Metal & mineral (except petroleum) whsle								
	All establishments	1 045	45 511 177	1 053 480	254 172	22 869	2 209 867	2 485 392	2 573 871
	Establishments operated for the entire year	1 000	43 904 720	1 030 156	247 809	22 372	2 166 972	2 409 428	2 512 302
	Establishments with no employees..	—	—	—	—	—	—	—	—
	Establishments with 1 employee....	108	1 402 789	7 065	1 783	108	12 329	6 988	6 562
	Establishments with 2 employees...	90	1 263 259	7 889	1 864	180	16 530	14 893	16 443
	Establishments with 3 or 4 employees.....	142	3 040 243	21 507	5 468	488	48 743	72 180	74 976
	Establishments with 5 or 6 employees.....	114	3 663 709	28 017	7 115	629	60 470	57 455	57 677
	Establishments with 7 to 9 employees.....	110	6 566 266	43 305	10 580	871	96 572	95 141	96 107
	Establishments with 10 to 14 employees.....	127	3 630 741	57 965	14 502	1 512	125 299	154 413	151 376
	Establishments with 15 to 19 employees.....	63	D	D	D	g	D	D	D
	Establishments with 20 to 49 employees.....	142	D	D	D	h	D	D	D
	Establishments with 50 to 99 employees.....	69	D	D	D	h	D	D	D
	Establishments with 100 employees or more	35	D	D	D	i	D	D	D
	Establishments not operated for the entire year	45	1 606 457	23 324	6 363	497	42 895	75 964	61 569
42151	Metal service centers & offices								
	All establishments	1 004	40 775 671	1 013 345	245 477	22 181	2 113 821	2 305 880	2 400 276
	Establishments operated for the entire year	962	D	D	D	j	D	D	D
	Establishments with no employees..	—	—	—	—	—	—	—	—
	Establishments with 1 employee....	103	D	D	D	c	D	D	D
	Establishments with 2 employees...	87	D	D	D	c	D	D	D
	Establishments with 3 or 4 employees.....	138	2 945 955	20 990	5 345	474	45 784	65 431	69 407
	Establishments with 5 or 6 employees.....	114	3 663 709	28 017	7 115	629	60 470	57 455	57 677
	Establishments with 7 to 9 employees.....	103	5 566 530	38 447	9 581	814	84 270	88 979	90 851
	Establishments with 10 to 14 employees.....	124	D	D	D	g	D	D	D
	Establishments with 15 to 19 employees.....	56	D	D	D	f	D	D	D
	Establishments with 20 to 49 employees.....	137	D	D	D	h	D	D	D
	Establishments with 50 to 99 employees.....	65	D	D	D	h	D	D	D
	Establishments with 100 employees or more	35	D	D	D	i	D	D	D
	Establishments not operated for the entire year	42	D	D	D	e	D	D	D
421510	Metal service centers & offices								
	All establishments	1 004	40 775 671	1 013 345	245 477	22 181	2 113 821	2 305 880	2 400 276
	Establishments operated for the entire year	962	D	D	D	j	D	D	D
	Establishments with no employees..	—	—	—	—	—	—	—	—
	Establishments with 1 employee....	103	D	D	D	c	D	D	D
	Establishments with 2 employees...	87	D	D	D	c	D	D	D
	Establishments with 3 or 4 employees.....	138	2 945 955	20 990	5 345	474	45 784	65 431	69 407
	Establishments with 5 or 6 employees.....	114	3 663 709	28 017	7 115	629	60 470	57 455	57 677
	Establishments with 7 to 9 employees.....	103	5 566 530	38 447	9 581	814	84 270	88 979	90 851
	Establishments with 10 to 14 employees.....	124	D	D	D	g	D	D	D
	Establishments with 15 to 19 employees.....	56	D	D	D	f	D	D	D
	Establishments with 20 to 49 employees.....	137	D	D	D	h	D	D	D
	Establishments with 50 to 99 employees.....	65	D	D	D	h	D	D	D
	Establishments with 100 employees or more	35	D	D	D	i	D	D	D
	Establishments not operated for the entire year	42	D	D	D	e	D	D	D

See footnotes at end of table.

Table 2. Employment Size of Establishments: 1997—Con.

[Includes only establishments with payroll. For meaning of abbreviations and symbols, see introductory text. For explanation of terms, see Appendix A. For method of assignment to categories shown, see Appendix C.]

NAICS code	Employment sizes of establishments by type of operation and kind of business ¹	Establishments (number)	Sales (\$1,000)	Annual payroll (\$1,000)	First-quarter payroll (\$1,000)	Paid employees for pay period including March 12 (number)	Operating expenses ² (\$1,000)	End-of-1996 inventories (\$1,000)	End-of-1997 inventories (\$1,000)
421	MANUFACTURERS' SALES BRANCHES AND SALES OFFICES—Con.								
	Wholesale trade, durable goods—Con.								
4215101	Ferrous metal service centers & sales offices								
	All establishments	785	30 866 626	674 331	153 261	15 365	1 406 341	1 487 008	1 555 328
	Establishments operated for the entire year	755	D	D	D	j	D	D	D
	Establishments with no employees..	—	—	—	—	—	—	—	—
	Establishments with 1 employee....	85	D	D	D	b	D	D	D
	Establishments with 2 employees...	72	D	D	D	c	D	D	D
	Establishments with 3 or 4 employees.....	118	2 482 348	17 614	4 528	404	37 674	56 993	59 010
	Establishments with 5 or 6 employees.....	88	3 108 158	20 799	5 304	488	43 971	38 568	36 944
	Establishments with 7 to 9 employees.....	80	5 174 917	27 868	6 963	629	62 275	57 273	56 120
	Establishments with 10 to 14 employees.....	95	1 916 684	37 231	9 598	1 135	78 452	109 379	107 274
	Establishments with 15 to 19 employees.....	40	D	D	D	f	D	D	D
	Establishments with 20 to 49 employees.....	102	D	D	D	h	D	D	D
	Establishments with 50 to 99 employees.....	54	D	D	D	h	D	D	D
	Establishments with 100 employees or more	21	D	D	D	h	D	D	D
	Establishments not operated for the entire year	30	D	D	D	e	D	D	D
42151011	Ferrous metal service centers								
	All establishments	517	8 999 281	556 503	122 134	13 236	1 169 111	1 487 008	1 555 328
	Establishments operated for the entire year	496	D	D	D	j	D	D	D
	Establishments with no employees..	—	—	—	—	—	—	—	—
	Establishments with 1 employee....	19	D	D	D	a	D	D	D
	Establishments with 2 employees...	30	D	D	D	b	D	D	D
	Establishments with 3 or 4 employees.....	67	412 972	8 941	2 244	236	21 615	56 993	59 010
	Establishments with 5 or 6 employees.....	51	266 069	9 584	2 416	282	23 163	38 568	36 944
	Establishments with 7 to 9 employees.....	49	D	D	D	e	D	D	D
	Establishments with 10 to 14 employees.....	89	642 800	33 645	8 711	1 064	70 769	109 379	107 274
	Establishments with 15 to 19 employees.....	36	D	D	D	f	D	D	D
	Establishments with 20 to 49 employees.....	89	D	D	D	h	D	D	D
	Establishments with 50 to 99 employees.....	48	D	D	D	h	D	D	D
	Establishments with 100 employees or more	18	D	D	D	h	D	D	D
	Establishments not operated for the entire year	21	D	D	D	c	D	D	D
42151012	Ferrous metal sales offices								
	All establishments	268	21 867 345	117 828	31 127	2 129	237 230	—	—
	Establishments operated for the entire year	259	D	D	D	g	D	D	D
	Establishments with no employees..	—	—	—	—	—	—	—	—
	Establishments with 1 employee....	66	1 144 871	4 523	1 211	66	7 497	—	—
	Establishments with 2 employees...	42	729 466	3 957	972	84	7 568	—	—
	Establishments with 3 or 4 employees.....	51	2 069 376	8 673	2 284	168	16 059	—	—
	Establishments with 5 or 6 employees.....	37	2 842 089	11 215	2 888	206	20 808	—	—
	Establishments with 7 to 9 employees.....	31	D	D	D	c	D	D	D
	Establishments with 10 to 14 employees.....	6	1 273 884	3 586	887	71	7 683	—	—
	Establishments with 15 to 19 employees.....	4	D	D	D	b	D	D	D
	Establishments with 20 to 49 employees.....	13	D	D	D	e	D	D	D
	Establishments with 50 to 99 employees.....	6	D	D	D	e	D	D	D
	Establishments with 100 employees or more	3	1 372 345	17 761	4 077	315	43 523	—	—
	Establishments not operated for the entire year	9	D	D	D	c	D	D	D

See footnotes at end of table.

Table 2. Employment Size of Establishments: 1997—Con.

[Includes only establishments with payroll. For meaning of abbreviations and symbols, see introductory text. For explanation of terms, see Appendix A. For method of assignment to categories shown, see Appendix C]

NAICS code	Employment sizes of establishments by type of operation and kind of business ¹	Establishments (number)	Sales (\$1,000)	Annual payroll (\$1,000)	First-quarter payroll (\$1,000)	Paid employees for pay period including March 12 (number)	Operating expenses ² (\$1,000)	End-of-1996 inventories (\$1,000)	End-of-1997 inventories (\$1,000)
421	MANUFACTURERS' SALES BRANCHES AND SALES OFFICES—Con.								
	Wholesale trade, durable goods—Con.								
4215102	Nonferrous metal service centers & sales offices								
	All establishments	219	9 909 045	339 014	92 216	6 816	707 480	818 872	844 948
	Establishments operated for the entire year	207	9 718 991	334 650	90 015	6 607	698 686	754 262	844 948
	Establishments with no employees...	—	—	—	—	—	—	—	—
	Establishments with 1 employee...	18	228 548	1 292	282	18	2 316	1 369	1 294
	Establishments with 2 employees...	15	126 028	1 688	356	30	3 744	3 287	3 506
	Establishments with 3 or 4 employees.....	20	463 607	3 376	817	70	8 110	8 438	10 397
	Establishments with 5 or 6 employees.....	26	555 551	7 218	1 811	141	16 499	18 887	20 733
	Establishments with 7 to 9 employees.....	23	391 613	10 579	2 618	185	21 995	31 706	34 731
	Establishments with 10 to 14 employees.....	29	D	D	D	e	D	D	D
	Establishments with 15 to 19 employees.....	16	D	D	D	e	D	D	D
	Establishments with 20 to 49 employees.....	35	D	D	D	g	D	D	D
	Establishments with 50 to 99 employees.....	11	D	D	D	f	D	D	D
	Establishments with 100 employees or more	14	D	D	D	h	D	D	D
	Establishments not operated for the entire year	12	190 054	4 364	2 201	209	8 794	64 610	—
42151021	Nonferrous metal service centers								
	All establishments	151	6 405 017	278 484	72 189	6 118	602 806	818 872	844 948
	Establishments operated for the entire year	145	6 233 507	275 823	70 492	5 970	596 979	754 262	844 948
	Establishments with no employees...	—	—	—	—	—	—	—	—
	Establishments with 1 employee...	4	5 406	183	35	4	498	1 369	1 294
	Establishments with 2 employees...	5	34 033	648	137	10	1 801	3 287	3 506
	Establishments with 3 or 4 employees.....	12	213 467	1 898	419	41	5 634	8 438	10 397
	Establishments with 5 or 6 employees.....	16	D	D	D	b	D	D	D
	Establishments with 7 to 9 employees.....	18	246 299	6 510	1 752	147	15 092	31 706	34 731
	Establishments with 10 to 14 employees.....	21	D	D	D	c	D	D	D
	Establishments with 15 to 19 employees.....	15	202 135	8 571	1 929	246	21 146	39 425	40 466
	Establishments with 20 to 49 employees.....	32	1 570 963	50 797	13 829	1 048	121 819	195 708	210 951
	Establishments with 50 to 99 employees.....	10	D	D	D	f	D	D	D
	Establishments with 100 employees or more	12	D	D	D	h	D	D	D
	Establishments not operated for the entire year	6	171 510	2 661	1 697	148	5 827	64 610	—
42151022	Nonferrous metal sales offices								
	All establishments	68	3 504 028	60 530	20 027	698	104 674	—	—
	Establishments operated for the entire year	62	3 485 484	58 827	19 523	637	101 707	—	—
	Establishments with no employees...	—	—	—	—	—	—	—	—
	Establishments with 1 employee...	14	223 142	1 109	247	14	1 818	—	—
	Establishments with 2 employees...	10	91 995	1 040	219	20	1 943	—	—
	Establishments with 3 or 4 employees.....	8	250 140	1 478	398	29	2 476	—	—
	Establishments with 5 or 6 employees.....	10	D	D	D	b	D	D	D
	Establishments with 7 to 9 employees.....	5	145 314	4 069	866	38	6 903	—	—
	Establishments with 10 to 14 employees.....	8	D	D	D	c	D	D	D
	Establishments with 15 to 19 employees.....	1	D	D	D	a	D	D	D
	Establishments with 20 to 49 employees.....	3	D	D	D	b	D	D	D
	Establishments with 50 to 99 employees.....	1	D	D	D	b	D	D	D
	Establishments with 100 employees or more	2	D	D	D	c	D	D	D
	Establishments not operated for the entire year	6	18 544	1 703	504	61	2 967	—	—
42152	Coal & other mineral & ore whsle								
	All establishments	41	4 735 506	40 135	8 695	688	96 046	179 512	173 595

See footnotes at end of table.

Table 2. Employment Size of Establishments: 1997—Con.

[Includes only establishments with payroll. For meaning of abbreviations and symbols, see introductory text. For explanation of terms, see Appendix A. For method of assignment to categories shown, see Appendix C.]

NAICS code	Employment sizes of establishments by type of operation and kind of business ¹	Establishments (number)	Sales (\$1,000)	Annual payroll (\$1,000)	First-quarter payroll (\$1,000)	Paid employees for pay period including March 12 (number)	Operating expenses ² (\$1,000)	End-of-1996 inventories (\$1,000)	End-of-1997 inventories (\$1,000)
421	MANUFACTURERS' SALES BRANCHES AND SALES OFFICES—Con.								
	Wholesale trade, durable goods—Con.								
42152	Coal & other mineral & ore whsle—Con.								
	Establishments operated for the entire year	38	D	D	D	f	D	D	D
	Establishments with no employees..	—	—	—	—	—	—	—	—
	Establishments with 1 employee....	5	D	D	D	a	D	D	D
	Establishments with 2 employees...	3	D	D	D	a	D	D	D
	Establishments with 3 or 4 employees.....	4	94 288	517	123	14	2 959	6 749	5 569
	Establishments with 5 or 6 employees.....	—	—	—	—	—	—	—	—
	Establishments with 7 to 9 employees.....	7	999 736	4 858	999	57	12 302	6 162	5 256
	Establishments with 10 to 14 employees.....	3	D	D	D	b	D	D	D
	Establishments with 15 to 19 employees.....	7	D	D	D	c	D	D	D
	Establishments with 20 to 49 employees.....	5	D	D	D	c	D	D	D
	Establishments with 50 to 99 employees.....	4	D	D	D	e	D	D	D
	Establishments with 100 employees or more	—	—	—	—	—	—	—	—
	Establishments not operated for the entire year	3	D	D	D	a	D	D	D
421520	Coal & other mineral & ore whsle								
	All establishments	41	4 735 506	40 135	8 695	688	96 046	179 512	173 595
	Establishments operated for the entire year	38	D	D	D	f	D	D	D
	Establishments with no employees..	—	—	—	—	—	—	—	—
	Establishments with 1 employee....	5	D	D	D	a	D	D	D
	Establishments with 2 employees...	3	D	D	D	a	D	D	D
	Establishments with 3 or 4 employees.....	4	94 288	517	123	14	2 959	6 749	5 569
	Establishments with 5 or 6 employees.....	—	—	—	—	—	—	—	—
	Establishments with 7 to 9 employees.....	7	999 736	4 858	999	57	12 302	6 162	5 256
	Establishments with 10 to 14 employees.....	3	D	D	D	b	D	D	D
	Establishments with 15 to 19 employees.....	7	D	D	D	c	D	D	D
	Establishments with 20 to 49 employees.....	5	D	D	D	c	D	D	D
	Establishments with 50 to 99 employees.....	4	D	D	D	e	D	D	D
	Establishments with 100 employees or more	—	—	—	—	—	—	—	—
	Establishments not operated for the entire year	3	D	D	D	a	D	D	D
4215201	Coal whsle								
	All establishments	33	D	D	D	f	D	D	D
	Establishments operated for the entire year	30	D	D	D	f	D	D	D
	Establishments with no employees..	—	—	—	—	—	—	—	—
	Establishments with 1 employee....	2	D	D	D	a	D	D	D
	Establishments with 2 employees...	3	D	D	D	a	D	D	D
	Establishments with 3 or 4 employees.....	2	D	D	D	a	D	D	D
	Establishments with 5 or 6 employees.....	—	—	—	—	—	—	—	—
	Establishments with 7 to 9 employees.....	6	D	D	D	b	D	D	D
	Establishments with 10 to 14 employees.....	3	D	D	D	b	D	D	D
	Establishments with 15 to 19 employees.....	7	D	D	D	c	D	D	D
	Establishments with 20 to 49 employees.....	3	D	D	D	b	D	D	D
	Establishments with 50 to 99 employees.....	4	D	D	D	e	D	D	D
	Establishments with 100 employees or more	—	—	—	—	—	—	—	—
	Establishments not operated for the entire year	3	D	D	D	a	D	D	D
4215202	Other mineral & ore whsle								
	All establishments	8	D	D	D	b	D	D	D

See footnotes at end of table.

Table 2. Employment Size of Establishments: 1997—Con.

[Includes only establishments with payroll. For meaning of abbreviations and symbols, see introductory text. For explanation of terms, see Appendix A. For method of assignment to categories shown, see Appendix C.]

NAICS code	Employment sizes of establishments by type of operation and kind of business ¹	Establishments (number)	Sales (\$1,000)	Annual payroll (\$1,000)	First-quarter payroll (\$1,000)	Paid employees for pay period including March 12 (number)	Operating expenses ² (\$1,000)	End-of-1996 inventories (\$1,000)	End-of-1997 inventories (\$1,000)
421	MANUFACTURERS' SALES BRANCHES AND SALES OFFICES—Con.								
	Wholesale trade, durable goods—Con.								
4215202	Other mineral & ore whsle—Con.								
	Establishments operated for the entire year	8	D	D	D	b	D	D	D
	Establishments with no employees..	—	—	—	—	—	—	—	—
	Establishments with 1 employee....	3	D	D	D	a	D	D	D
	Establishments with 2 employees...	—	—	—	—	—	—	—	—
	Establishments with 3 or 4 employees.....	2	D	D	D	a	D	D	D
	Establishments with 5 or 6 employees.....	—	—	—	—	—	—	—	—
	Establishments with 7 to 9 employees.....	1	D	D	D	a	D	D	D
	Establishments with 10 to 14 employees.....	—	—	—	—	—	—	—	—
	Establishments with 15 to 19 employees.....	—	—	—	—	—	—	—	—
	Establishments with 20 to 49 employees.....	2	D	D	D	b	D	D	D
	Establishments with 50 to 99 employees.....	—	—	—	—	—	—	—	—
	Establishments with 100 employees or more	—	—	—	—	—	—	—	—
	Establishments not operated for the entire year	—	—	—	—	—	—	—	—
4216	Electrical goods whsle								
	All establishments	4 235	109 430 432	5 859 327	1 602 067	96 438	10 337 202	2 564 249	2 702 130
	Establishments operated for the entire year	3 933	108 445 845	5 789 332	1 585 484	95 171	10 222 048	2 545 663	2 689 155
	Establishments with no employees..	—	—	—	—	—	—	—	—
	Establishments with 1 employee....	720	D	D	D	f	D	D	D
	Establishments with 2 employees...	396	D	D	D	f	D	D	D
	Establishments with 3 or 4 employees.....	505	4 680 127	119 661	32 476	1 733	206 038	49 369	48 374
	Establishments with 5 or 6 employees.....	330	4 078 459	125 988	32 332	1 801	238 997	38 846	33 240
	Establishments with 7 to 9 employees.....	355	6 794 148	185 200	48 594	2 793	328 859	97 099	98 646
	Establishments with 10 to 14 employees.....	376	9 054 454	301 609	77 208	4 472	533 791	149 097	156 693
	Establishments with 15 to 19 employees.....	247	7 817 367	251 725	66 630	4 103	490 260	145 227	148 015
	Establishments with 20 to 49 employees.....	605	24 459 260	1 155 229	312 122	18 910	2 010 223	656 783	647 384
	Establishments with 50 to 99 employees.....	245	D	D	D	j	D	D	D
	Establishments with 100 employees or more	154	31 813 439	2 499 970	682 089	42 850	4 227 530	796 812	908 904
	Establishments not operated for the entire year	302	984 587	69 995	16 583	1 267	115 154	18 586	12 975
42161	Electrical apparatus & equip, wiring supp. & const material whsle								
	All establishments	1 608	25 132 554	1 527 424	376 644	27 155	2 754 559	1 065 246	1 133 762
	Establishments operated for the entire year	1 557	D	D	D	k	D	D	D
	Establishments with no employees..	—	—	—	—	—	—	—	—
	Establishments with 1 employee....	292	1 029 586	20 202	5 116	292	33 696	2 458	2 495
	Establishments with 2 employees...	174	D	D	D	e	D	D	D
	Establishments with 3 or 4 employees.....	205	1 815 924	38 708	10 083	699	67 326	14 197	13 817
	Establishments with 5 or 6 employees.....	143	1 473 276	42 346	10 409	780	74 692	25 969	22 085
	Establishments with 7 to 9 employees.....	156	2 314 122	66 029	16 822	1 237	120 729	51 982	54 895
	Establishments with 10 to 14 employees.....	140	2 136 625	89 760	22 556	1 655	149 034	41 421	48 419
	Establishments with 15 to 19 employees.....	90	2 560 451	76 097	18 739	1 496	142 620	56 908	56 595
	Establishments with 20 to 49 employees.....	253	5 205 390	381 332	93 662	7 865	625 798	352 505	364 424
	Establishments with 50 to 99 employees.....	70	D	D	D	h	D	D	D
	Establishments with 100 employees or more	34	D	D	D	i	D	D	D
	Establishments not operated for the entire year	51	D	D	D	e	D	D	D

See footnotes at end of table.

Table 2. Employment Size of Establishments: 1997—Con.

[Includes only establishments with payroll. For meaning of abbreviations and symbols, see introductory text. For explanation of terms, see Appendix A. For method of assignment to categories shown, see Appendix C.]

NAICS code	Employment sizes of establishments by type of operation and kind of business ¹	Establishments (number)	Sales (\$1,000)	Annual payroll (\$1,000)	First-quarter payroll (\$1,000)	Paid employees for pay period including March 12 (number)	Operating expenses ² (\$1,000)	End-of-1996 inventories (\$1,000)	End-of-1997 inventories (\$1,000)
421	MANUFACTURERS' SALES BRANCHES AND SALES OFFICES—Con.								
	Wholesale trade, durable goods—Con.								
421610	Electrical apparatus & equip, wiring supp, & const material whsle								
	All establishments	1 608	25 132 554	1 527 424	376 644	27 155	2 754 559	1 065 246	1 133 762
	Establishments operated for the entire year	1 557	D	D	D	k	D	D	D
	Establishments with no employees...	—	—	—	—	—	—	—	—
	Establishments with 1 employee....	292	1 029 586	20 202	5 116	292	33 696	2 458	2 495
	Establishments with 2 employees...	174	D	D	D	e	D	D	D
	Establishments with 3 or 4 employees.....	205	1 815 924	38 708	10 083	699	67 326	14 197	13 817
	Establishments with 5 or 6 employees.....	143	1 473 276	42 346	10 409	780	74 692	25 969	22 085
	Establishments with 7 to 9 employees.....	156	2 314 122	66 029	16 822	1 237	120 729	51 982	54 895
	Establishments with 10 to 14 employees.....	140	2 136 625	89 760	22 556	1 655	149 034	41 421	48 419
	Establishments with 15 to 19 employees.....	90	2 560 451	76 097	18 739	1 496	142 620	56 908	56 595
	Establishments with 20 to 49 employees.....	253	5 205 390	381 332	93 662	7 865	625 798	352 505	364 424
	Establishments with 50 to 99 employees.....	70	D	D	D	h	D	D	D
	Establishments with 100 employees or more	34	D	D	D	i	D	D	D
	Establishments not operated for the entire year	51	D	D	D	e	D	D	D
42162	Electrical appliance, television & radio set whsle								
	All establishments	131	9 429 517	241 386	58 340	5 467	706 947	229 453	234 623
	Establishments operated for the entire year	125	D	D	D	i	D	D	D
	Establishments with no employees...	—	—	—	—	—	—	—	—
	Establishments with 1 employee....	3	7 816	174	47	3	667	4 426	4 563
	Establishments with 2 employees...	5	D	D	D	a	D	D	D
	Establishments with 3 or 4 employees.....	2	D	D	D	a	D	D	D
	Establishments with 5 or 6 employees.....	4	D	D	D	b	D	D	D
	Establishments with 7 to 9 employees.....	6	140 340	2 763	609	47	5 653	504	82
	Establishments with 10 to 14 employees.....	21	837 672	14 930	3 698	263	31 891	12 119	12 739
	Establishments with 15 to 19 employees.....	24	1 191 301	24 665	6 386	405	62 969	3 991	5 908
	Establishments with 20 to 49 employees.....	42	4 724 530	60 759	14 727	1 188	227 004	27 877	28 741
	Establishments with 50 to 99 employees.....	10	D	D	D	f	D	D	D
	Establishments with 100 employees or more	8	D	D	D	h	D	D	D
	Establishments not operated for the entire year	6	D	D	D	a	D	D	D
421620	Electrical appliance, television & radio set whsle								
	All establishments	131	9 429 517	241 386	58 340	5 467	706 947	229 453	234 623
	Establishments operated for the entire year	125	D	D	D	i	D	D	D
	Establishments with no employees...	—	—	—	—	—	—	—	—
	Establishments with 1 employee....	3	7 816	174	47	3	667	4 426	4 563
	Establishments with 2 employees...	5	D	D	D	a	D	D	D
	Establishments with 3 or 4 employees.....	2	D	D	D	a	D	D	D
	Establishments with 5 or 6 employees.....	4	D	D	D	b	D	D	D
	Establishments with 7 to 9 employees.....	6	140 340	2 763	609	47	5 653	504	82
	Establishments with 10 to 14 employees.....	21	837 672	14 930	3 698	263	31 891	12 119	12 739
	Establishments with 15 to 19 employees.....	24	1 191 301	24 665	6 386	405	62 969	3 991	5 908
	Establishments with 20 to 49 employees.....	42	4 724 530	60 759	14 727	1 188	227 004	27 877	28 741
	Establishments with 50 to 99 employees.....	10	D	D	D	f	D	D	D
	Establishments with 100 employees or more	8	D	D	D	h	D	D	D
	Establishments not operated for the entire year	6	D	D	D	a	D	D	D
42169	Other electronic parts & equipment whsle								

See footnotes at end of table.

Table 2. Employment Size of Establishments: 1997—Con.

[Includes only establishments with payroll. For meaning of abbreviations and symbols, see introductory text. For explanation of terms, see Appendix A. For method of assignment to categories shown, see Appendix C]

NAICS code	Employment sizes of establishments by type of operation and kind of business ¹	Establishments (number)	Sales (\$1,000)	Annual payroll (\$1,000)	First-quarter payroll (\$1,000)	Paid employees for pay period including March 12 (number)	Operating expenses ² (\$1,000)	End-of-1996 inventories (\$1,000)	End-of-1997 inventories (\$1,000)
421	MANUFACTURERS' SALES BRANCHES AND SALES OFFICES—Con.								
42169	Wholesale trade, durable goods—Con.								
	Other electronic parts & equipment whsle—Con.								
	All establishments	2 496	74 868 361	4 090 517	1 167 083	63 816	6 875 696	1 269 550	1 333 745
	Establishments operated for the entire year	2 251	74 106 204	4 030 690	1 154 118	62 903	6 782 696	1 259 185	1 321 355
	Establishments with no employees..	—	—	—	—	—	—	—	—
	Establishments with 1 employee....	425	D	D	D	e	D	D	D
	Establishments with 2 employees...	217	D	D	D	e	D	D	D
	Establishments with 3 or 4 employees.....	298	D	D	D	g	D	D	D
	Establishments with 5 or 6 employees.....	183	D	D	D	g	D	D	D
	Establishments with 7 to 9 employees.....	193	4 339 686	116 408	31 163	1 509	202 477	44 613	43 669
	Establishments with 10 to 14 employees.....	215	6 080 157	196 919	50 954	2 554	352 866	95 557	95 535
	Establishments with 15 to 19 employees.....	133	4 065 615	150 963	41 505	2 202	284 671	84 328	85 512
	Establishments with 20 to 49 employees.....	310	14 529 340	713 138	203 733	9 857	1 157 421	276 401	254 219
	Establishments with 50 to 99 employees.....	165	11 504 775	753 726	237 934	11 505	1 399 305	259 099	275 589
	Establishments with 100 employees or more	112	D	D	D	k	D	D	D
	Establishments not operated for the entire year	245	762 157	59 827	12 965	913	93 000	10 365	12 390
421690	Other electronic parts & equipment whsle								
	All establishments	2 496	74 868 361	4 090 517	1 167 083	63 816	6 875 696	1 269 550	1 333 745
	Establishments operated for the entire year	2 251	74 106 204	4 030 690	1 154 118	62 903	6 782 696	1 259 185	1 321 355
	Establishments with no employees..	—	—	—	—	—	—	—	—
	Establishments with 1 employee....	425	D	D	D	e	D	D	D
	Establishments with 2 employees...	217	D	D	D	e	D	D	D
	Establishments with 3 or 4 employees.....	298	D	D	D	g	D	D	D
	Establishments with 5 or 6 employees.....	183	D	D	D	g	D	D	D
	Establishments with 7 to 9 employees.....	193	4 339 686	116 408	31 163	1 509	202 477	44 613	43 669
	Establishments with 10 to 14 employees.....	215	6 080 157	196 919	50 954	2 554	352 866	95 557	95 535
	Establishments with 15 to 19 employees.....	133	4 065 615	150 963	41 505	2 202	284 671	84 328	85 512
	Establishments with 20 to 49 employees.....	310	14 529 340	713 138	203 733	9 857	1 157 421	276 401	254 219
	Establishments with 50 to 99 employees.....	165	11 504 775	753 726	237 934	11 505	1 399 305	259 099	275 589
	Establishments with 100 employees or more	112	D	D	D	k	D	D	D
	Establishments not operated for the entire year	245	762 157	59 827	12 965	913	93 000	10 365	12 390
4216901	Communications equipment & supplies whsle								
	All establishments	1 884	48 149 700	3 392 770	993 768	51 416	5 405 631	643 686	683 442
	Establishments operated for the entire year	1 679	47 496 489	3 336 728	983 496	50 856	5 323 597	641 138	677 502
	Establishments with no employees..	—	—	—	—	—	—	—	—
	Establishments with 1 employee....	338	D	D	D	e	D	D	D
	Establishments with 2 employees...	159	D	D	D	e	D	D	D
	Establishments with 3 or 4 employees.....	194	D	D	D	f	D	D	D
	Establishments with 5 or 6 employees.....	121	D	D	D	f	D	D	D
	Establishments with 7 to 9 employees.....	122	1 649 873	74 490	21 592	956	114 514	13 926	14 373
	Establishments with 10 to 14 employees.....	168	3 387 246	155 059	39 890	1 982	259 331	28 779	30 349
	Establishments with 15 to 19 employees.....	90	2 032 380	102 250	29 228	1 484	160 315	12 229	13 061
	Establishments with 20 to 49 employees.....	250	D	D	D	i	D	D	D
	Establishments with 50 to 99 employees.....	143	7 997 343	671 148	216 409	9 975	1 220 503	172 354	171 543
	Establishments with 100 employees or more	94	D	D	D	k	D	D	D
	Establishments not operated for the entire year	205	653 211	56 042	10 272	560	82 034	2 548	5 940
4216902	Electronic parts (excluding communications equipment) whsle								

See footnotes at end of table.

Table 2. Employment Size of Establishments: 1997—Con.

[Includes only establishments with payroll. For meaning of abbreviations and symbols, see introductory text. For explanation of terms, see Appendix A. For method of assignment to categories shown, see Appendix C.]

NAICS code	Employment sizes of establishments by type of operation and kind of business ¹	Establishments (number)	Sales (\$1,000)	Annual payroll (\$1,000)	First-quarter payroll (\$1,000)	Paid employees for pay period including March 12 (number)	Operating expenses ² (\$1,000)	End-of-1996 inventories (\$1,000)	End-of-1997 inventories (\$1,000)
421	MANUFACTURERS' SALES BRANCHES AND SALES OFFICES—Con.								
	Wholesale trade, durable goods—Con.								
4216902	Electronic parts (excluding communications equipment) whsle—Con.								
	All establishments	612	26 718 661	697 747	173 315	12 400	1 470 065	625 864	650 303
	Establishments operated for the entire year	572	26 609 715	693 962	170 622	12 047	1 459 099	618 047	643 853
	Establishments with no employees..	—	—	—	—	—	—	—	—
	Establishments with 1 employee....	87	D	D	D	b	D	D	D
	Establishments with 2 employees...	58	D	D	D	c	D	D	D
	Establishments with 3 or 4 employees.....	104	D	D	D	e	D	D	D
	Establishments with 5 or 6 employees.....	62	D	D	D	e	D	D	D
	Establishments with 7 to 9 employees.....	71	2 689 813	41 918	9 571	553	87 963	30 687	29 296
	Establishments with 10 to 14 employees.....	47	2 692 911	41 860	11 064	572	93 535	66 778	65 186
	Establishments with 15 to 19 employees.....	43	2 033 235	48 713	12 277	718	124 356	72 099	72 451
	Establishments with 20 to 49 employees.....	60	D	D	D	g	D	D	D
	Establishments with 50 to 99 employees.....	22	3 507 432	82 578	21 525	1 530	178 802	86 745	104 046
	Establishments with 100 employees or more	18	D	D	D	i	D	D	D
	Establishments not operated for the entire year	40	108 946	3 785	2 693	353	10 966	7 817	6 450
4217	Hardware, & plumbing & heating equipment & supplies whsle								
	All establishments	767	D	D	D	j	D	D	D
	Establishments operated for the entire year	720	D	D	D	j	D	D	D
	Establishments with no employees..	—	—	—	—	—	—	—	—
	Establishments with 1 employee....	45	D	D	D	b	D	D	D
	Establishments with 2 employees...	61	D	D	D	c	D	D	D
	Establishments with 3 or 4 employees.....	83	D	D	D	e	D	D	D
	Establishments with 5 or 6 employees.....	56	D	D	D	e	D	D	D
	Establishments with 7 to 9 employees.....	105	D	D	D	f	D	D	D
	Establishments with 10 to 14 employees.....	89	D	D	D	g	D	D	D
	Establishments with 15 to 19 employees.....	47	D	D	D	f	D	D	D
	Establishments with 20 to 49 employees.....	148	D	D	D	h	D	D	D
	Establishments with 50 to 99 employees.....	49	D	D	D	h	D	D	D
	Establishments with 100 employees or more	37	D	D	D	i	D	D	D
	Establishments not operated for the entire year	47	D	D	D	e	D	D	D
42171	Hardware whsle								
	All establishments	255	7 531 815	361 083	81 902	7 244	706 728	400 220	454 610
	Establishments operated for the entire year	248	7 495 027	359 904	81 037	7 160	701 171	395 663	452 855
	Establishments with no employees..	—	—	—	—	—	—	—	—
	Establishments with 1 employee....	15	D	D	D	a	D	D	D
	Establishments with 2 employees...	15	103 458	1 503	413	30	5 173	1 913	2 028
	Establishments with 3 or 4 employees.....	20	166 783	3 574	731	74	11 884	2 761	2 902
	Establishments with 5 or 6 employees.....	20	D	D	D	c	D	D	D
	Establishments with 7 to 9 employees.....	35	125 729	9 316	2 221	281	18 693	16 707	17 906
	Establishments with 10 to 14 employees.....	28	108 960	10 335	2 487	323	19 774	11 019	11 470
	Establishments with 15 to 19 employees.....	14	D	D	D	c	D	D	D
	Establishments with 20 to 49 employees.....	70	1 751 023	106 532	23 594	1 936	204 342	86 559	91 521
	Establishments with 50 to 99 employees.....	17	D	D	D	g	D	D	D
	Establishments with 100 employees or more	14	D	D	D	h	D	D	D
	Establishments not operated for the entire year	7	36 788	1 179	865	84	5 557	4 557	1 755

See footnotes at end of table.

Table 2. Employment Size of Establishments: 1997—Con.

[Includes only establishments with payroll. For meaning of abbreviations and symbols, see introductory text. For explanation of terms, see Appendix A. For method of assignment to categories shown, see Appendix C.]

NAICS code	Employment sizes of establishments by type of operation and kind of business ¹	Establishments (number)	Sales (\$1,000)	Annual payroll (\$1,000)	First-quarter payroll (\$1,000)	Paid employees for pay period including March 12 (number)	Operating expenses ² (\$1,000)	End-of-1996 inventories (\$1,000)	End-of-1997 inventories (\$1,000)
421	MANUFACTURERS' SALES BRANCHES AND SALES OFFICES—Con.								
	Wholesale trade, durable goods—Con.								
421710	Hardware whsle								
	All establishments	255	7 531 815	361 083	81 902	7 244	706 728	400 220	454 610
	Establishments operated for the entire year	248	7 495 027	359 904	81 037	7 160	701 171	395 663	452 855
	Establishments with no employees..	—	—	—	—	—	—	—	—
	Establishments with 1 employee...	15	D	D	D	a	D	D	D
	Establishments with 2 employees...	15	103 458	1 503	413	30	5 173	1 913	2 028
	Establishments with 3 or 4 employees.....	20	166 783	3 574	731	74	11 884	2 761	2 902
	Establishments with 5 or 6 employees.....	20	D	D	D	c	D	D	D
	Establishments with 7 to 9 employees.....	35	125 729	9 316	2 221	281	18 693	16 707	17 906
	Establishments with 10 to 14 employees.....	28	108 960	10 335	2 487	323	19 774	11 019	11 470
	Establishments with 15 to 19 employees.....	14	D	D	D	c	D	D	D
	Establishments with 20 to 49 employees.....	70	1 751 023	106 532	23 594	1 936	204 342	86 559	91 521
	Establishments with 50 to 99 employees.....	17	D	D	D	g	D	D	D
	Establishments with 100 employees or more	14	D	D	D	h	D	D	D
	Establishments not operated for the entire year	7	36 788	1 179	865	84	5 557	4 557	1 755
42172	Plumbing & heating equipment & supplies (hydronics) whsle								
	All establishments	212	4 212 982	163 627	40 542	4 287	317 159	285 521	305 052
	Establishments operated for the entire year	185	3 794 683	153 661	36 989	3 932	294 828	266 164	304 385
	Establishments with no employees..	—	—	—	—	—	—	—	—
	Establishments with 1 employee...	11	D	D	D	a	D	D	D
	Establishments with 2 employees...	12	D	D	D	b	D	D	D
	Establishments with 3 or 4 employees.....	11	19 184	1 438	306	41	3 090	2 699	2 373
	Establishments with 5 or 6 employees.....	12	84 967	2 496	615	70	4 410	2 333	2 575
	Establishments with 7 to 9 employees.....	40	D	D	D	e	D	D	D
	Establishments with 10 to 14 employees.....	32	626 371	15 813	4 175	369	28 918	15 105	13 140
	Establishments with 15 to 19 employees.....	16	178 710	10 557	2 706	269	18 065	15 839	12 783
	Establishments with 20 to 49 employees.....	36	1 110 114	49 836	11 252	1 136	100 847	96 768	114 250
	Establishments with 50 to 99 employees.....	9	D	D	D	f	D	D	D
	Establishments with 100 employees or more	6	D	D	D	g	D	D	D
	Establishments not operated for the entire year	27	418 299	9 966	3 553	355	22 331	19 357	667
421720	Plumbing & heating equipment & supplies (hydronics) whsle								
	All establishments	212	4 212 982	163 627	40 542	4 287	317 159	285 521	305 052
	Establishments operated for the entire year	185	3 794 683	153 661	36 989	3 932	294 828	266 164	304 385
	Establishments with no employees..	—	—	—	—	—	—	—	—
	Establishments with 1 employee...	11	D	D	D	a	D	D	D
	Establishments with 2 employees...	12	D	D	D	b	D	D	D
	Establishments with 3 or 4 employees.....	11	19 184	1 438	306	41	3 090	2 699	2 373
	Establishments with 5 or 6 employees.....	12	84 967	2 496	615	70	4 410	2 333	2 575
	Establishments with 7 to 9 employees.....	40	D	D	D	e	D	D	D
	Establishments with 10 to 14 employees.....	32	626 371	15 813	4 175	369	28 918	15 105	13 140
	Establishments with 15 to 19 employees.....	16	178 710	10 557	2 706	269	18 065	15 839	12 783
	Establishments with 20 to 49 employees.....	36	1 110 114	49 836	11 252	1 136	100 847	96 768	114 250
	Establishments with 50 to 99 employees.....	9	D	D	D	f	D	D	D
	Establishments with 100 employees or more	6	D	D	D	g	D	D	D
	Establishments not operated for the entire year	27	418 299	9 966	3 553	355	22 331	19 357	667

See footnotes at end of table.

Table 2. Employment Size of Establishments: 1997—Con.

[Includes only establishments with payroll. For meaning of abbreviations and symbols, see introductory text. For explanation of terms, see Appendix A. For method of assignment to categories shown, see Appendix C.]

NAICS code	Employment sizes of establishments by type of operation and kind of business ¹	Establishments (number)	Sales (\$1,000)	Annual payroll (\$1,000)	First-quarter payroll (\$1,000)	Paid employees for pay period including March 12 (number)	Operating expenses ² (\$1,000)	End-of-1996 inventories (\$1,000)	End-of-1997 inventories (\$1,000)
421	MANUFACTURERS' SALES BRANCHES AND SALES OFFICES—Con.								
42173	Wholesale trade, durable goods—Con.								
	Warm air heating & air-conditioning equipment & supplies whsle								
	All establishments	221	3 572 401	305 086	77 313	6 036	746 481	302 260	306 643
	Establishments operated for the entire year	211	D	D	D	i	D	D	D
	Establishments with no employees..	—	—	—	—	—	—	—	—
	Establishments with 1 employee....	5	D	D	D	a	D	D	D
	Establishments with 2 employees...	27	38 344	2 321	498	54	4 808	460	512
	Establishments with 3 or 4 employees.....	34	D	D	D	c	D	D	D
	Establishments with 5 or 6 employees.....	15	44 871	3 981	998	85	6 585	1 983	2 125
	Establishments with 7 to 9 employees.....	25	128 984	10 865	2 544	194	19 666	4 592	4 880
	Establishments with 10 to 14 employees.....	24	D	D	D	e	D	D	D
	Establishments with 15 to 19 employees.....	17	D	D	D	e	D	D	D
	Establishments with 20 to 49 employees.....	35	D	D	D	g	D	D	D
	Establishments with 50 to 99 employees.....	16	D	D	D	g	D	D	D
	Establishments with 100 employees or more	13	D	D	D	h	D	D	D
	Establishments not operated for the entire year	10	D	D	D	b	D	D	D
421730	Warm air heating & air-conditioning equipment & supplies whsle								
	All establishments	221	3 572 401	305 086	77 313	6 036	746 481	302 260	306 643
	Establishments operated for the entire year	211	D	D	D	i	D	D	D
	Establishments with no employees..	—	—	—	—	—	—	—	—
	Establishments with 1 employee....	5	D	D	D	a	D	D	D
	Establishments with 2 employees...	27	38 344	2 321	498	54	4 808	460	512
	Establishments with 3 or 4 employees.....	34	D	D	D	c	D	D	D
	Establishments with 5 or 6 employees.....	15	44 871	3 981	998	85	6 585	1 983	2 125
	Establishments with 7 to 9 employees.....	25	128 984	10 865	2 544	194	19 666	4 592	4 880
	Establishments with 10 to 14 employees.....	24	D	D	D	e	D	D	D
	Establishments with 15 to 19 employees.....	17	D	D	D	e	D	D	D
	Establishments with 20 to 49 employees.....	35	D	D	D	g	D	D	D
	Establishments with 50 to 99 employees.....	16	D	D	D	g	D	D	D
	Establishments with 100 employees or more	13	D	D	D	h	D	D	D
	Establishments not operated for the entire year	10	D	D	D	b	D	D	D
42174	Refrigeration equipment & supplies whsle								
	All establishments	79	D	D	D	g	D	D	D
	Establishments operated for the entire year	76	D	D	D	g	D	D	D
	Establishments with no employees..	—	—	—	—	—	—	—	—
	Establishments with 1 employee....	14	D	D	D	a	D	D	D
	Establishments with 2 employees...	7	D	D	D	a	D	D	D
	Establishments with 3 or 4 employees.....	18	D	D	D	b	D	D	D
	Establishments with 5 or 6 employees.....	9	D	D	D	b	D	D	D
	Establishments with 7 to 9 employees.....	5	D	D	D	b	D	D	D
	Establishments with 10 to 14 employees.....	5	D	D	D	b	D	D	D
	Establishments with 15 to 19 employees.....	—	—	—	—	—	—	—	—
	Establishments with 20 to 49 employees.....	7	D	D	D	c	D	D	D
	Establishments with 50 to 99 employees.....	7	D	D	D	e	D	D	D
	Establishments with 100 employees or more	4	D	D	D	f	D	D	D
	Establishments not operated for the entire year	3	D	D	D	a	D	D	D

See footnotes at end of table.

Table 2. Employment Size of Establishments: 1997—Con.

[Includes only establishments with payroll. For meaning of abbreviations and symbols, see introductory text. For explanation of terms, see Appendix A. For method of assignment to categories shown, see Appendix C]

NAICS code	Employment sizes of establishments by type of operation and kind of business ¹	Establishments (number)	Sales (\$1,000)	Annual payroll (\$1,000)	First-quarter payroll (\$1,000)	Paid employees for pay period including March 12 (number)	Operating expenses ² (\$1,000)	End-of-1996 inventories (\$1,000)	End-of-1997 inventories (\$1,000)
421	MANUFACTURERS' SALES BRANCHES AND SALES OFFICES—Con.								
	Wholesale trade, durable goods—Con.								
421740	Refrigeration equipment & supplies whsle								
	All establishments	79	D	D	D	g	D	D	D
	Establishments operated for the entire year	76	D	D	D	g	D	D	D
	Establishments with no employees..	—	—	—	—	—	—	—	—
	Establishments with 1 employee....	14	D	D	D	a	D	D	D
	Establishments with 2 employees...	7	D	D	D	a	D	D	D
	Establishments with 3 or 4 employees.....	18	D	D	D	b	D	D	D
	Establishments with 5 or 6 employees.....	9	D	D	D	b	D	D	D
	Establishments with 7 to 9 employees.....	5	D	D	D	b	D	D	D
	Establishments with 10 to 14 employees.....	5	D	D	D	b	D	D	D
	Establishments with 15 to 19 employees.....	—	—	—	—	—	—	—	—
	Establishments with 20 to 49 employees.....	7	D	D	D	c	D	D	D
	Establishments with 50 to 99 employees.....	7	D	D	D	e	D	D	D
	Establishments with 100 employees or more	4	D	D	D	f	D	D	D
	Establishments not operated for the entire year.....	3	D	D	D	a	D	D	D
4218	Machinery, equipment, & supplies whsle								
	All establishments	4 120	75 691 801	3 381 032	824 894	72 156	6 466 552	5 425 245	5 652 296
	Establishments operated for the entire year	3 947	74 741 472	3 342 910	811 822	70 977	6 370 674	5 401 847	5 631 176
	Establishments with no employees..	1	D	D	D	a	D	D	D
	Establishments with 1 employee....	637	D	D	D	f	D	D	D
	Establishments with 2 employees....	411	1 119 806	40 803	9 540	822	80 938	35 614	37 473
	Establishments with 3 or 4 employees.....	656	3 218 679	104 057	24 089	2 261	207 461	108 791	113 347
	Establishments with 5 or 6 employees.....	439	3 790 632	113 845	26 513	2 383	219 313	107 457	113 853
	Establishments with 7 to 9 employees.....	428	4 745 321	156 298	38 454	3 381	310 415	162 713	173 158
	Establishments with 10 to 14 employees.....	446	5 702 242	229 326	55 155	5 186	430 607	294 172	303 513
	Establishments with 15 to 19 employees.....	209	2 885 066	165 110	39 942	3 497	314 417	227 697	240 953
	Establishments with 20 to 49 employees.....	455	13 163 846	624 187	156 786	13 616	1 149 857	1 153 751	1 141 964
	Establishments with 50 to 99 employees.....	149	D	D	D	j	D	D	D
	Establishments with 100 employees or more	116	29 765 840	1 418 093	343 225	29 139	2 723 413	2 586 835	2 730 744
	Establishments not operated for the entire year.....	173	950 329	38 122	13 072	1 179	95 878	23 398	21 120
42181	Construction & mining (except petroleum) machinery & equip whsle								
	All establishments	281	11 913 590	447 715	117 664	8 930	850 564	1 965 177	2 048 105
	Establishments operated for the entire year	273	11 898 041	446 425	116 899	8 821	848 034	1 964 937	2 046 305
	Establishments with no employees..	19	21 582	879	216	19	2 008	2 290	2 749
	Establishments with 1 employee....	15	49 989	1 272	315	30	3 104	2 595	3 169
	Establishments with 2 employees...	31	112 716	5 283	1 275	107	10 918	10 942	10 874
	Establishments with 3 or 4 employees.....	25	89 159	5 535	1 253	136	11 949	11 645	13 300
	Establishments with 5 or 6 employees.....	32	254 015	11 832	2 970	255	21 532	41 743	44 632
	Establishments with 7 to 9 employees.....	30	248 099	14 765	3 793	355	28 019	59 087	64 827
	Establishments with 10 to 14 employees.....	26	D	D	D	e	D	D	D
	Establishments with 15 to 19 employees.....	64	D	D	D	g	D	D	D
	Establishments with 20 to 49 employees.....	14	D	D	D	f	D	D	D
	Establishments with 50 to 99 employees.....	17	D	D	D	h	D	D	D
	Establishments with 100 employees or more	8	15 549	1 290	765	109	2 530	240	1 800
	Establishments not operated for the entire year.....	8							

See footnotes at end of table.

Table 2. Employment Size of Establishments: 1997—Con.

[Includes only establishments with payroll. For meaning of abbreviations and symbols, see introductory text. For explanation of terms, see Appendix A. For method of assignment to categories shown, see Appendix C.]

NAICS code	Employment sizes of establishments by type of operation and kind of business ¹	Establishments (number)	Sales (\$1,000)	Annual payroll (\$1,000)	First-quarter payroll (\$1,000)	Paid employees for pay period including March 12 (number)	Operating expenses ² (\$1,000)	End-of-1996 inventories (\$1,000)	End-of-1997 inventories (\$1,000)
421	MANUFACTURERS' SALES BRANCHES AND SALES OFFICES—Con.								
	Wholesale trade, durable goods—Con.								
421810	Construction & mining (except petroleum) machinery & equip whsle								
	All establishments	281	11 913 590	447 715	117 664	8 930	850 564	1 965 177	2 048 105
	Establishments operated for the entire year	273	11 898 041	446 425	116 899	8 821	848 034	1 964 937	2 046 305
	Establishments with no employees...	—	—	—	—	—	—	—	—
	Establishments with 1 employee....	19	21 582	879	216	19	2 008	2 290	2 749
	Establishments with 2 employees...	15	49 989	1 272	315	30	3 104	2 595	3 169
	Establishments with 3 or 4 employees.....	31	112 716	5 283	1 275	107	10 918	10 942	10 874
	Establishments with 5 or 6 employees.....	25	89 159	5 535	1 253	136	11 949	11 645	13 300
	Establishments with 7 to 9 employees.....	32	254 015	11 832	2 970	255	21 532	41 743	44 632
	Establishments with 10 to 14 employees.....	30	248 099	14 765	3 793	355	28 019	59 087	64 827
	Establishments with 15 to 19 employees.....	26	D	D	D	e	D	D	D
	Establishments with 20 to 49 employees.....	64	D	D	D	g	D	D	D
	Establishments with 50 to 99 employees.....	14	D	D	D	f	D	D	D
	Establishments with 100 employees or more	17	D	D	D	h	D	D	D
	Establishments not operated for the entire year	8	15 549	1 290	765	109	2 530	240	1 800
42182	Farm & garden machinery & equipment whsle								
	All establishments	132	7 823 700	181 944	42 452	4 175	425 286	499 592	496 571
	Establishments operated for the entire year	131	D	D	D	h	D	D	D
	Establishments with no employees...	—	—	—	—	—	—	—	—
	Establishments with 1 employee....	9	9 411	557	143	9	1 138	400	265
	Establishments with 2 employees...	14	16 172	1 034	208	28	2 022	1 878	2 229
	Establishments with 3 or 4 employees.....	22	31 401	2 377	534	74	5 267	7 825	8 018
	Establishments with 5 or 6 employees.....	14	65 227	5 093	724	75	7 689	5 965	6 268
	Establishments with 7 to 9 employees.....	10	40 866	2 582	646	83	6 051	8 476	8 854
	Establishments with 10 to 14 employees.....	17	129 413	6 513	1 569	192	19 783	24 047	22 014
	Establishments with 15 to 19 employees.....	8	D	D	D	c	D	D	D
	Establishments with 20 to 49 employees.....	16	D	D	D	f	D	D	D
	Establishments with 50 to 99 employees.....	11	D	D	D	f	D	D	D
	Establishments with 100 employees or more	10	D	D	D	g	D	D	D
	Establishments not operated for the entire year	1	D	D	D	b	D	D	D
421820	Farm & garden machinery & equipment whsle								
	All establishments	132	7 823 700	181 944	42 452	4 175	425 286	499 592	496 571
	Establishments operated for the entire year	131	D	D	D	h	D	D	D
	Establishments with no employees...	—	—	—	—	—	—	—	—
	Establishments with 1 employee....	9	9 411	557	143	9	1 138	400	265
	Establishments with 2 employees...	14	16 172	1 034	208	28	2 022	1 878	2 229
	Establishments with 3 or 4 employees.....	22	31 401	2 377	534	74	5 267	7 825	8 018
	Establishments with 5 or 6 employees.....	14	65 227	5 093	724	75	7 689	5 965	6 268
	Establishments with 7 to 9 employees.....	10	40 866	2 582	646	83	6 051	8 476	8 854
	Establishments with 10 to 14 employees.....	17	129 413	6 513	1 569	192	19 783	24 047	22 014
	Establishments with 15 to 19 employees.....	8	D	D	D	c	D	D	D
	Establishments with 20 to 49 employees.....	16	D	D	D	f	D	D	D
	Establishments with 50 to 99 employees.....	11	D	D	D	f	D	D	D
	Establishments with 100 employees or more	10	D	D	D	g	D	D	D
	Establishments not operated for the entire year	1	D	D	D	b	D	D	D
4218201	Farm machinery & equipment—farm dealers								

See footnotes at end of table.

Table 2. Employment Size of Establishments: 1997—Con.

[Includes only establishments with payroll. For meaning of abbreviations and symbols, see introductory text. For explanation of terms, see Appendix A. For method of assignment to categories shown, see Appendix C]

NAICS code	Employment sizes of establishments by type of operation and kind of business ¹	Establishments (number)	Sales (\$1,000)	Annual payroll (\$1,000)	First-quarter payroll (\$1,000)	Paid employees for pay period including March 12 (number)	Operating expenses ² (\$1,000)	End-of-1996 inventories (\$1,000)	End-of-1997 inventories (\$1,000)
421	MANUFACTURERS' SALES BRANCHES AND SALES OFFICES—Con.								
	Wholesale trade, durable goods—Con.								
4218201	Farm machinery & equipment—farm dealers—Con.								
	All establishments	42	D	D	D	f	D	D	D
	Establishments operated for the entire year	41	D	D	D	f	D	D	D
	Establishments with no employees..	—	—	—	—	—	—	—	—
	Establishments with 1 employee....	1	D	D	D	a	D	D	D
	Establishments with 2 employees...	2	D	D	D	a	D	D	D
	Establishments with 3 or 4 employees.....	5	D	D	D	a	D	D	D
	Establishments with 5 or 6 employees.....	4	D	D	D	b	D	D	D
	Establishments with 7 to 9 employees.....	6	D	D	D	b	D	D	D
	Establishments with 10 to 14 employees.....	11	D	D	D	c	D	D	D
	Establishments with 15 to 19 employees.....	4	D	D	D	b	D	D	D
	Establishments with 20 to 49 employees.....	4	D	D	D	c	D	D	D
	Establishments with 50 to 99 employees.....	3	D	D	D	c	D	D	D
	Establishments with 100 employees or more	1	D	D	D	c	D	D	D
	Establishments not operated for the entire year	1	D	D	D	b	D	D	D
4218202	Farm machinery & equipment—wholesale distributors								
	All establishments	70	D	D	D	h	D	D	D
	Establishments operated for the entire year	70	D	D	D	h	D	D	D
	Establishments with no employees..	—	—	—	—	—	—	—	—
	Establishments with 1 employee....	8	D	D	D	a	D	D	D
	Establishments with 2 employees...	8	D	D	D	a	D	D	D
	Establishments with 3 or 4 employees.....	13	D	D	D	b	D	D	D
	Establishments with 5 or 6 employees.....	9	D	D	D	b	D	D	D
	Establishments with 7 to 9 employees.....	2	D	D	D	a	D	D	D
	Establishments with 10 to 14 employees.....	5	D	D	D	b	D	D	D
	Establishments with 15 to 19 employees.....	2	D	D	D	b	D	D	D
	Establishments with 20 to 49 employees.....	9	D	D	D	e	D	D	D
	Establishments with 50 to 99 employees.....	7	D	D	D	e	D	D	D
	Establishments with 100 employees or more	7	D	D	D	g	D	D	D
	Establishments not operated for the entire year	—	—	—	—	—	—	—	—
4218203	Lawn & garden machinery & equipment wholesale								
	All establishments	20	1 036 338	39 387	8 747	754	149 865	108 770	112 891
	Establishments operated for the entire year	20	1 036 338	39 387	8 747	754	149 865	108 770	112 891
	Establishments with no employees..	—	—	—	—	—	—	—	—
	Establishments with 1 employee....	—	—	—	—	—	—	—	—
	Establishments with 2 employees...	4	D	D	D	a	D	D	D
	Establishments with 3 or 4 employees.....	4	D	D	D	a	D	D	D
	Establishments with 5 or 6 employees.....	1	D	D	D	a	D	D	D
	Establishments with 7 to 9 employees.....	2	D	D	D	a	D	D	D
	Establishments with 10 to 14 employees.....	1	D	D	D	a	D	D	D
	Establishments with 15 to 19 employees.....	2	D	D	D	b	D	D	D
	Establishments with 20 to 49 employees.....	3	48 454	4 354	842	98	7 942	7 950	7 403
	Establishments with 50 to 99 employees.....	1	D	D	D	b	D	D	D
	Establishments with 100 employees or more	2	D	D	D	e	D	D	D
	Establishments not operated for the entire year	—	—	—	—	—	—	—	—

See footnotes at end of table.

Table 2. Employment Size of Establishments: 1997—Con.

[Includes only establishments with payroll. For meaning of abbreviations and symbols, see introductory text. For explanation of terms, see Appendix A. For method of assignment to categories shown, see Appendix C]

NAICS code	Employment sizes of establishments by type of operation and kind of business ¹	Establishments (number)	Sales (\$1,000)	Annual payroll (\$1,000)	First-quarter payroll (\$1,000)	Paid employees for pay period including March 12 (number)	Operating expenses ² (\$1,000)	End-of-1996 inventories (\$1,000)	End-of-1997 inventories (\$1,000)
421	MANUFACTURERS' SALES BRANCHES AND SALES OFFICES—Con.								
42183	Wholesale trade, durable goods—Con.								
	Industrial machinery & equipment whsle								
	All establishments	2 332	25 170 814	1 793 155	423 140	38 160	3 307 795	1 546 022	1 621 644
	Establishments operated for the entire year	2 227	24 719 685	1 766 455	414 744	37 494	3 234 042	1 537 202	1 614 679
	Establishments with no employees..	—	—	—	—	—	—	—	—
	Establishments with 1 employee....	414	803 625	26 879	6 056	414	49 723	17 607	20 115
	Establishments with 2 employees....	254	638 409	26 753	6 239	508	50 667	22 387	23 478
	Establishments with 3 or 4 employees.....	368	1 319 419	60 399	13 995	1 270	118 685	56 440	63 930
	Establishments with 5 or 6 employees.....	237	1 293 364	63 714	15 155	1 283	119 550	50 665	55 275
	Establishments with 7 to 9 employees.....	225	1 558 963	87 551	21 378	1 769	170 212	60 522	67 496
	Establishments with 10 to 14 employees.....	235	2 407 623	131 281	31 363	2 737	233 134	111 984	119 180
	Establishments with 15 to 19 employees.....	117	1 084 655	99 092	23 513	1 965	186 775	89 111	101 689
	Establishments with 20 to 49 employees.....	229	4 498 903	321 839	77 695	6 843	589 301	374 390	395 590
	Establishments with 50 to 99 employees.....	89	3 508 474	281 628	66 413	5 986	495 604	332 145	356 531
	Establishments with 100 employees or more	59	7 606 250	667 319	152 937	14 719	1 220 391	421 951	411 395
	Establishments not operated for the entire year	105	451 129	26 700	8 396	666	73 753	8 820	6 965
421830	Industrial machinery & equipment whsle								
	All establishments	2 332	25 170 814	1 793 155	423 140	38 160	3 307 795	1 546 022	1 621 644
	Establishments operated for the entire year	2 227	24 719 685	1 766 455	414 744	37 494	3 234 042	1 537 202	1 614 679
	Establishments with no employees..	—	—	—	—	—	—	—	—
	Establishments with 1 employee....	414	803 625	26 879	6 056	414	49 723	17 607	20 115
	Establishments with 2 employees....	254	638 409	26 753	6 239	508	50 667	22 387	23 478
	Establishments with 3 or 4 employees.....	368	1 319 419	60 399	13 995	1 270	118 685	56 440	63 930
	Establishments with 5 or 6 employees.....	237	1 293 364	63 714	15 155	1 283	119 550	50 665	55 275
	Establishments with 7 to 9 employees.....	225	1 558 963	87 551	21 378	1 769	170 212	60 522	67 496
	Establishments with 10 to 14 employees.....	235	2 407 623	131 281	31 363	2 737	233 134	111 984	119 180
	Establishments with 15 to 19 employees.....	117	1 084 655	99 092	23 513	1 965	186 775	89 111	101 689
	Establishments with 20 to 49 employees.....	229	4 498 903	321 839	77 695	6 843	589 301	374 390	395 590
	Establishments with 50 to 99 employees.....	89	3 508 474	281 628	66 413	5 986	495 604	332 145	356 531
	Establishments with 100 employees or more	59	7 606 250	667 319	152 937	14 719	1 220 391	421 951	411 395
	Establishments not operated for the entire year	105	451 129	26 700	8 396	666	73 753	8 820	6 965
4218301	Food-processing machinery & equipment whsle								
	All establishments	33	337 285	31 261	7 266	771	52 689	28 248	34 065
	Establishments operated for the entire year	31	D	D	D	f	D	D	D
	Establishments with no employees..	—	—	—	—	—	—	—	—
	Establishments with 1 employee....	4	9 407	242	44	4	1 148	24	39
	Establishments with 2 employees....	2	D	D	D	a	D	D	D
	Establishments with 3 or 4 employees.....	1	D	D	D	a	D	D	D
	Establishments with 5 or 6 employees.....	4	10 019	761	154	21	1 620	125	87
	Establishments with 7 to 9 employees.....	3	25 470	1 163	279	24	2 520	249	328
	Establishments with 10 to 14 employees.....	1	D	D	D	a	D	D	D
	Establishments with 15 to 19 employees.....	3	D	D	D	b	D	D	D
	Establishments with 20 to 49 employees.....	10	146 547	14 780	3 580	321	24 097	13 239	12 197
	Establishments with 50 to 99 employees.....	2	D	D	D	c	D	D	D
	Establishments with 100 employees or more	1	D	D	D	c	D	D	D
	Establishments not operated for the entire year	2	D	D	D	a	D	D	D
4218302	Hydraulic & pneumatic (fluid-power) machinery & equipment whsle								

See footnotes at end of table.

Table 2. Employment Size of Establishments: 1997—Con.

[Includes only establishments with payroll. For meaning of abbreviations and symbols, see introductory text. For explanation of terms, see Appendix A. For method of assignment to categories shown, see Appendix C.]

NAICS code	Employment sizes of establishments by type of operation and kind of business ¹	Establishments (number)	Sales (\$1,000)	Annual payroll (\$1,000)	First-quarter payroll (\$1,000)	Paid employees for pay period including March 12 (number)	Operating expenses ² (\$1,000)	End-of-1996 inventories (\$1,000)	End-of-1997 inventories (\$1,000)
421	MANUFACTURERS' SALES BRANCHES AND SALES OFFICES—Con.								
	Wholesale trade, durable goods—Con.								
4218302	Hydraulic & pneumatic (fluid-power) machinery & equipment whsle—Con.								
	All establishments	264	2 063 142	118 654	30 155	2 901	206 767	154 417	172 816
	Establishments operated for the entire year	256	2 044 502	116 508	29 482	2 819	202 311	152 192	170 816
	Establishments with no employees...	—	—	—	—	—	—	—	—
	Establishments with 1 employee...	56	D	D	D	b	D	D	D
	Establishments with 2 employees...	36	D	D	D	b	D	D	D
	Establishments with 3 or 4 employees.....	23	78 053	4 311	1 120	77	7 043	1 587	1 677
	Establishments with 5 or 6 employees.....	19	96 526	5 583	1 278	101	10 195	3 480	3 940
	Establishments with 7 to 9 employees.....	28	128 268	10 978	2 538	222	18 988	7 293	7 871
	Establishments with 10 to 14 employees.....	39	449 043	20 249	5 356	452	35 325	13 180	15 800
	Establishments with 15 to 19 employees.....	18	D	D	D	e	D	D	D
	Establishments with 20 to 49 employees.....	29	D	D	D	f	D	D	D
	Establishments with 50 to 99 employees.....	6	D	D	D	e	D	D	D
	Establishments with 100 employees or more	2	D	D	D	c	D	D	D
	Establishments not operated for the entire year	8	18 640	2 146	673	82	4 456	2 225	2 000
42183021	Hydraulic & pneumatic pumps & motors whsle								
	All establishments	204	1 185 714	77 648	20 182	1 799	133 488	92 070	108 041
	Establishments operated for the entire year	201	1 176 884	77 418	20 025	1 788	132 842	92 070	108 041
	Establishments with no employees...	—	—	—	—	—	—	—	—
	Establishments with 1 employee....	48	65 916	3 041	739	48	5 391	1 654	1 880
	Establishments with 2 employees...	31	D	D	D	b	D	D	D
	Establishments with 3 or 4 employees.....	19	69 373	3 549	897	63	5 888	1 177	1 232
	Establishments with 5 or 6 employees.....	16	D	D	D	b	D	D	D
	Establishments with 7 to 9 employees.....	24	101 541	9 777	2 228	190	16 146	6 092	6 697
	Establishments with 10 to 14 employees.....	29	243 753	14 998	4 028	338	24 309	7 808	9 522
	Establishments with 15 to 19 employees.....	15	D	D	D	e	D	D	D
	Establishments with 20 to 49 employees.....	16	D	D	D	e	D	D	D
	Establishments with 50 to 99 employees.....	1	D	D	D	b	D	D	D
	Establishments with 100 employees or more	2	D	D	D	c	D	D	D
	Establishments not operated for the entire year	3	8 830	230	157	11	646	—	—
42183022	Hydraulic & pneumatic parts, accessories, & supplies whsle								
	All establishments	60	877 428	41 006	9 973	1 102	73 279	62 347	64 775
	Establishments operated for the entire year	55	867 618	39 090	9 457	1 031	69 469	60 122	62 775
	Establishments with no employees...	—	—	—	—	—	—	—	—
	Establishments with 1 employee....	8	8 388	392	109	8	715	335	368
	Establishments with 2 employees...	5	8 946	670	156	10	1 053	808	918
	Establishments with 3 or 4 employees.....	4	8 680	762	223	14	1 155	410	445
	Establishments with 5 or 6 employees.....	3	D	D	D	a	D	D	D
	Establishments with 7 to 9 employees.....	4	26 727	1 201	310	32	2 842	1 201	1 174
	Establishments with 10 to 14 employees.....	10	205 290	5 251	1 328	114	11 016	5 372	6 278
	Establishments with 15 to 19 employees.....	3	D	D	D	b	D	D	D
	Establishments with 20 to 49 employees.....	13	D	D	D	e	D	D	D
	Establishments with 50 to 99 employees.....	5	D	D	D	e	D	D	D
	Establishments with 100 employees or more	—	—	—	—	—	—	—	—
	Establishments not operated for the entire year	5	9 810	1 916	516	71	3 810	2 225	2 000
4218303	General-purpose industrial machinery & equipment whsle								

See footnotes at end of table.

Table 2. Employment Size of Establishments: 1997—Con.

[Includes only establishments with payroll. For meaning of abbreviations and symbols, see introductory text. For explanation of terms, see Appendix A. For method of assignment to categories shown, see Appendix C.]

NAICS code	Employment sizes of establishments by type of operation and kind of business ¹	Establishments (number)	Sales (\$1,000)	Annual payroll (\$1,000)	First-quarter payroll (\$1,000)	Paid employees for pay period including March 12 (number)	Operating expenses ² (\$1,000)	End-of-1996 inventories (\$1,000)	End-of-1997 inventories (\$1,000)
421	MANUFACTURERS' SALES BRANCHES AND SALES OFFICES—Con.								
	Wholesale trade, durable goods—Con.								
4218303	General-purpose industrial machinery & equipment whsle—Con.								
	All establishments	679	7 711 350	540 870	118 105	10 902	1 021 002	348 884	361 601
	Establishments operated for the entire year	648	7 638 876	538 618	117 657	10 859	1 016 668	345 382	359 025
	Establishments with no employees...	—	—	—	—	—	—	—	—
	Establishments with 1 employee...	119	425 156	8 660	1 894	119	15 237	5 636	5 692
	Establishments with 2 employees...	63	170 064	7 331	1 716	126	12 851	2 813	2 998
	Establishments with 3 or 4 employees.....	113	498 190	19 193	4 525	395	40 729	14 300	15 180
	Establishments with 5 or 6 employees.....	87	608 232	22 306	5 551	471	43 686	10 025	9 986
	Establishments with 7 to 9 employees.....	68	650 963	25 597	6 447	532	53 961	14 364	16 243
	Establishments with 10 to 14 employees.....	71	716 208	37 819	8 976	824	69 624	23 084	23 008
	Establishments with 15 to 19 employees.....	33	341 412	26 620	6 067	555	53 842	20 657	20 641
	Establishments with 20 to 49 employees.....	65	D	D	D	g	D	D	D
	Establishments with 50 to 99 employees.....	17	D	D	D	g	D	D	D
	Establishments with 100 employees or more	12	2 450 168	247 752	51 010	4 922	453 829	97 623	92 750
	Establishments not operated for the entire year	31	72 474	2 252	448	43	4 334	3 502	2 576
4218304	Metalworking machinery & equipment whsle								
	All establishments	133	2 386 799	146 132	36 850	3 061	289 639	214 923	209 410
	Establishments operated for the entire year	124	2 135 710	130 526	31 879	2 727	236 769	214 872	209 268
	Establishments with no employees...	—	—	—	—	—	—	—	—
	Establishments with 1 employee....	8	10 305	642	151	8	1 295	407	420
	Establishments with 2 employees...	14	15 335	1 959	303	28	4 381	976	1 061
	Establishments with 3 or 4 employees.....	22	94 787	3 821	828	76	7 750	2 333	3 430
	Establishments with 5 or 6 employees.....	13	136 360	4 457	1 109	72	7 647	4 267	4 315
	Establishments with 7 to 9 employees.....	9	38 936	2 977	798	71	7 013	1 736	1 916
	Establishments with 10 to 14 employees.....	17	163 227	10 591	2 567	209	17 686	12 716	13 153
	Establishments with 15 to 19 employees.....	10	102 488	9 895	2 438	174	16 288	6 863	7 016
	Establishments with 20 to 49 employees.....	15	D	D	D	e	D	D	D
	Establishments with 50 to 99 employees.....	10	D	D	D	f	D	D	D
	Establishments with 100 employees or more	6	533 793	37 614	9 850	918	75 684	69 727	65 622
	Establishments not operated for the entire year	9	251 089	15 606	4 971	334	52 870	51	142
4218305	Materials handling equipment whsle								
	All establishments	188	2 721 654	244 145	58 321	5 619	435 385	126 213	134 682
	Establishments operated for the entire year	181	D	D	D	i	D	D	D
	Establishments with no employees...	—	—	—	—	—	—	—	—
	Establishments with 1 employee....	32	D	D	D	b	D	D	D
	Establishments with 2 employees...	14	D	D	D	b	D	D	D
	Establishments with 3 or 4 employees.....	20	D	D	D	b	D	D	D
	Establishments with 5 or 6 employees.....	12	138 314	4 348	747	67	7 970	908	1 434
	Establishments with 7 to 9 employees.....	16	94 408	6 417	1 615	128	11 577	1 028	1 132
	Establishments with 10 to 14 employees.....	20	187 526	12 923	2 867	247	22 689	8 227	8 454
	Establishments with 15 to 19 employees.....	14	92 830	9 947	2 229	226	18 461	5 291	5 199
	Establishments with 20 to 49 employees.....	26	297 787	35 987	8 609	841	65 433	19 580	21 880
	Establishments with 50 to 99 employees.....	15	298 262	45 094	10 616	1 044	78 715	27 749	31 862
	Establishments with 100 employees or more	12	1 454 595	120 062	29 564	2 902	214 650	59 891	60 638
	Establishments not operated for the entire year	7	D	D	D	b	D	D	D
4218306	Oilwell, oil refinery, & pipeline mach, equip, & supplies whsle								

See footnotes at end of table.

Table 2. Employment Size of Establishments: 1997—Con.

[Includes only establishments with payroll. For meaning of abbreviations and symbols, see introductory text. For explanation of terms, see Appendix A. For method of assignment to categories shown, see Appendix C.]

NAICS code	Employment sizes of establishments by type of operation and kind of business ¹	Establishments (number)	Sales (\$1,000)	Annual payroll (\$1,000)	First-quarter payroll (\$1,000)	Paid employees for pay period including March 12 (number)	Operating expenses ² (\$1,000)	End-of-1996 inventories (\$1,000)	End-of-1997 inventories (\$1,000)
421	MANUFACTURERS' SALES BRANCHES AND SALES OFFICES—Con.								
	Wholesale trade, durable goods—Con.								
4218306	Oilwell, oil refinery, & pipeline mach, equip, & supplies whsle—Con.								
	All establishments	599	2 860 833	271 680	65 414	5 782	480 009	330 980	362 625
	Establishments operated for the entire year	576	2 849 787	269 984	64 640	5 702	476 735	328 804	360 450
	Establishments with no employees..	—	—	—	—	—	—	—	—
	Establishments with 1 employee....	94	69 333	4 825	1 149	94	9 188	6 649	8 721
	Establishments with 2 employees...	81	92 756	7 080	1 787	162	14 238	9 329	10 575
	Establishments with 3 or 4 employees.....	132	296 419	19 003	4 266	450	36 415	23 870	28 309
	Establishments with 5 or 6 employees.....	73	190 807	18 007	4 372	396	33 011	22 765	26 139
	Establishments with 7 to 9 employees.....	63	248 733	23 464	5 967	497	43 013	28 734	32 426
	Establishments with 10 to 14 employees.....	45	305 689	22 869	5 353	513	40 561	32 104	34 849
	Establishments with 15 to 19 employees.....	23	D	D	D	e	D	D	D
	Establishments with 20 to 49 employees.....	46	D	D	D	g	D	D	D
	Establishments with 50 to 99 employees.....	12	D	D	D	f	D	D	D
	Establishments with 100 employees or more	7	310 635	47 941	11 295	1 118	82 225	36 392	39 114
	Establishments not operated for the entire year	23	11 046	1 696	774	80	3 274	2 176	2 175
4218307	Other industrial machinery & equipment whsle								
	All establishments	436	7 089 751	440 413	107 029	9 124	822 304	342 357	346 445
	Establishments operated for the entire year	411	7 017 907	437 081	105 843	9 031	816 630	341 491	346 395
	Establishments with no employees..	—	—	—	—	—	—	—	—
	Establishments with 1 employee....	101	174 972	6 931	1 455	101	13 116	2 782	2 864
	Establishments with 2 employees...	44	253 720	4 926	1 206	88	8 957	5 187	5 185
	Establishments with 3 or 4 employees.....	57	273 231	10 198	2 346	199	20 384	11 427	11 942
	Establishments with 5 or 6 employees.....	29	113 106	8 252	1 944	155	15 421	9 095	9 374
	Establishments with 7 to 9 employees.....	38	372 185	16 955	3 734	295	33 140	7 118	7 580
	Establishments with 10 to 14 employees.....	42	D	D	D	e	D	D	D
	Establishments with 15 to 19 employees.....	16	145 490	13 223	3 476	268	29 187	11 090	12 392
	Establishments with 20 to 49 employees.....	38	D	D	D	g	D	D	D
	Establishments with 50 to 99 employees.....	27	D	D	D	g	D	D	D
	Establishments with 100 employees or more	19	2 727 725	202 073	48 157	4 452	375 336	143 869	138 706
	Establishments not operated for the entire year	25	71 844	3 332	1 186	93	5 674	866	50
42184	Industrial supplies whsle								
	All establishments	1 097	23 846 292	643 575	160 535	14 411	1 193 017	644 254	632 329
	Establishments operated for the entire year	1 045	D	D	D	j	D	D	D
	Establishments with no employees..	—	—	—	—	—	—	—	—
	Establishments with 1 employee....	180	791 685	10 185	2 538	180	18 841	4 364	4 137
	Establishments with 2 employees...	113	315 099	10 266	2 366	226	21 108	7 794	7 629
	Establishments with 3 or 4 employees.....	176	1 238 708	28 047	6 530	609	55 414	21 113	20 312
	Establishments with 5 or 6 employees.....	130	1 957 372	31 126	7 526	710	61 099	28 898	29 239
	Establishments with 7 to 9 employees.....	119	2 323 231	41 495	10 386	938	83 030	20 726	20 479
	Establishments with 10 to 14 employees.....	126	1 729 324	56 871	13 235	1 459	114 192	74 001	72 928
	Establishments with 15 to 19 employees.....	41	679 037	26 867	6 571	677	54 136	22 405	23 867
	Establishments with 20 to 49 employees.....	113	D	D	D	h	D	D	D
	Establishments with 50 to 99 employees.....	27	D	D	D	g	D	D	D
	Establishments with 100 employees or more	20	6 001 799	202 595	50 443	3 991	344 697	184 919	173 032
	Establishments not operated for the entire year	52	D	D	D	e	D	D	D

See footnotes at end of table.

Table 2. Employment Size of Establishments: 1997—Con.

[Includes only establishments with payroll. For meaning of abbreviations and symbols, see introductory text. For explanation of terms, see Appendix A. For method of assignment to categories shown, see Appendix C.]

NAICS code	Employment sizes of establishments by type of operation and kind of business ¹	Establishments (number)	Sales (\$1,000)	Annual payroll (\$1,000)	First-quarter payroll (\$1,000)	Paid employees for pay period including March 12 (number)	Operating expenses ² (\$1,000)	End-of-1996 inventories (\$1,000)	End-of-1997 inventories (\$1,000)
421	MANUFACTURERS' SALES BRANCHES AND SALES OFFICES—Con.								
421840	Wholesale trade, durable goods—Con.								
	Industrial supplies whsle								
	All establishments	1 097	23 846 292	643 575	160 535	14 411	1 193 017	644 254	632 329
	Establishments operated for the entire year	1 045	D	D	D	j	D	D	D
	Establishments with no employees...	—	—	—	—	—	—	—	—
	Establishments with 1 employee....	180	791 685	10 185	2 538	180	18 841	4 364	4 137
	Establishments with 2 employees....	113	315 099	10 266	2 366	226	21 108	7 794	7 629
	Establishments with 3 or 4 employees.....	176	1 238 708	28 047	6 530	609	55 414	21 113	20 312
	Establishments with 5 or 6 employees.....	130	1 957 372	31 126	7 526	710	61 099	28 898	29 239
	Establishments with 7 to 9 employees.....	119	2 323 231	41 495	10 386	938	83 030	20 726	20 479
	Establishments with 10 to 14 employees.....	126	1 729 324	56 871	13 235	1 459	114 192	74 001	72 928
	Establishments with 15 to 19 employees.....	41	679 037	26 867	6 571	677	54 136	22 405	23 867
	Establishments with 20 to 49 employees.....	113	D	D	D	h	D	D	D
	Establishments with 50 to 99 employees.....	27	D	D	D	g	D	D	D
	Establishments with 100 employees or more	20	6 001 799	202 595	50 443	3 991	344 697	184 919	173 032
	Establishments not operated for the entire year	52	D	D	D	e	D	D	D
4218402	Mechanical power transmission supplies whsle								
	All establishments	301	5 311 517	165 934	38 789	3 993	336 861	216 268	209 539
	Establishments operated for the entire year	283	5 256 788	165 090	38 483	3 970	335 398	216 053	209 539
	Establishments with no employees...	—	—	—	—	—	—	—	—
	Establishments with 1 employee....	70	261 747	4 285	1 068	70	7 344	1 637	1 653
	Establishments with 2 employees....	27	135 545	2 970	693	54	5 654	1 172	1 150
	Establishments with 3 or 4 employees.....	45	455 871	8 053	1 941	154	13 971	3 370	3 357
	Establishments with 5 or 6 employees.....	31	D	D	D	c	D	D	D
	Establishments with 7 to 9 employees.....	27	493 700	9 723	2 368	213	18 582	6 677	6 288
	Establishments with 10 to 14 employees.....	34	440 706	15 720	3 706	401	30 800	34 518	32 106
	Establishments with 15 to 19 employees.....	12	D	D	D	c	D	D	D
	Establishments with 20 to 49 employees.....	25	D	D	D	f	D	D	D
	Establishments with 50 to 99 employees.....	5	D	D	D	e	D	D	D
	Establishments with 100 employees or more	7	D	D	D	g	D	D	D
	Establishments not operated for the entire year	18	54 729	844	306	23	1 463	215	—
4218403	Welding supplies whsle								
	All establishments	241	451 429	55 031	12 847	1 663	112 763	41 513	41 544
	Establishments operated for the entire year	237	449 441	54 702	12 792	1 645	112 260	40 927	41 089
	Establishments with no employees...	—	—	—	—	—	—	—	—
	Establishments with 1 employee....	34	14 661	1 193	289	34	3 038	1 841	1 564
	Establishments with 2 employees....	28	20 092	1 701	405	56	4 377	2 228	2 159
	Establishments with 3 or 4 employees.....	62	82 989	8 150	1 702	215	17 070	7 117	6 987
	Establishments with 5 or 6 employees.....	37	D	D	D	c	D	D	D
	Establishments with 7 to 9 employees.....	31	71 997	7 828	1 832	242	17 204	5 237	4 816
	Establishments with 10 to 14 employees.....	24	85 427	9 323	2 015	277	19 557	10 039	10 077
	Establishments with 15 to 19 employees.....	4	D	D	D	b	D	D	D
	Establishments with 20 to 49 employees.....	15	D	D	D	e	D	D	D
	Establishments with 50 to 99 employees.....	2	D	D	D	c	D	D	D
	Establishments with 100 employees or more	—	—	—	—	—	—	—	—
	Establishments not operated for the entire year	4	1 988	329	55	18	503	586	455

See footnotes at end of table.

Table 2. Employment Size of Establishments: 1997—Con.

[Includes only establishments with payroll. For meaning of abbreviations and symbols, see introductory text. For explanation of terms, see Appendix A. For method of assignment to categories shown, see Appendix C.]

NAICS code	Employment sizes of establishments by type of operation and kind of business ¹	Establishments (number)	Sales (\$1,000)	Annual payroll (\$1,000)	First-quarter payroll (\$1,000)	Paid employees for pay period including March 12 (number)	Operating expenses ² (\$1,000)	End-of-1996 inventories (\$1,000)	End-of-1997 inventories (\$1,000)
421	MANUFACTURERS' SALES BRANCHES AND SALES OFFICES—Con.								
	Wholesale trade, durable goods—Con.								
4218404	Industrial containers & supplies whsle								
	All establishments	57	4 145 874	26 872	7 133	618	56 518	9 278	9 963
	Establishments operated for the entire year	55	D	D	D	f	D	D	D
	Establishments with no employees..	—	—	—	—	—	—	—	—
	Establishments with 1 employee....	6	D	D	D	a	D	D	D
	Establishments with 2 employees...	4	30 519	428	83	8	949	290	349
	Establishments with 3 or 4 employees.....	9	467 796	1 748	435	32	4 127	73	71
	Establishments with 5 or 6 employees.....	8	990 087	2 945	655	44	4 721	413	538
	Establishments with 7 to 9 employees.....	14	1 243 825	6 306	1 828	111	12 395	763	812
	Establishments with 10 to 14 employees.....	6	58 597	3 312	760	68	6 833	976	1 080
	Establishments with 15 to 19 employees.....	—	—	—	—	—	—	—	—
	Establishments with 20 to 49 employees.....	5	D	D	D	c	D	D	D
	Establishments with 50 to 99 employees.....	3	D	D	D	c	D	D	D
	Establishments with 100 employees or more	—	—	—	—	—	—	—	—
	Establishments not operated for the entire year	2	D	D	D	a	D	D	D
4218405	Industrial valves & fittings (except fluid-power) whsle								
	All establishments	98	654 866	67 124	17 160	1 422	111 682	53 102	53 498
	Establishments operated for the entire year	95	D	D	D	g	D	D	D
	Establishments with no employees..	—	—	—	—	—	—	—	—
	Establishments with 1 employee....	13	D	D	D	a	D	D	D
	Establishments with 2 employees...	12	18 655	1 223	299	24	2 586	646	738
	Establishments with 3 or 4 employees.....	12	32 105	2 045	449	42	4 300	1 925	1 722
	Establishments with 5 or 6 employees.....	17	74 739	4 026	912	92	7 948	5 482	5 053
	Establishments with 7 to 9 employees.....	15	138 877	5 941	1 399	117	12 006	2 999	3 211
	Establishments with 10 to 14 employees.....	11	111 593	5 398	1 284	124	9 227	5 188	5 017
	Establishments with 15 to 19 employees.....	4	41 831	3 666	862	61	5 621	3 343	3 481
	Establishments with 20 to 49 employees.....	8	120 707	11 435	2 640	245	18 970	6 581	7 703
	Establishments with 50 to 99 employees.....	—	—	—	—	—	—	—	—
	Establishments with 100 employees or more	3	D	D	D	f	D	D	D
	Establishments not operated for the entire year	3	D	D	D	c	D	D	D
4218406	Other industrial supplies whsle								
	All establishments	400	13 282 606	328 614	84 606	6 715	575 193	324 093	317 785
	Establishments operated for the entire year	375	13 235 394	324 891	83 245	6 568	569 447	322 263	314 409
	Establishments with no employees..	—	—	—	—	—	—	—	—
	Establishments with 1 employee....	57	D	D	D	b	D	D	D
	Establishments with 2 employees...	42	110 288	3 944	886	84	7 542	3 458	3 233
	Establishments with 3 or 4 employees.....	48	199 947	8 051	2 003	166	15 946	8 628	8 175
	Establishments with 5 or 6 employees.....	37	264 603	9 288	2 339	204	18 727	8 763	9 279
	Establishments with 7 to 9 employees.....	32	374 832	11 697	2 959	255	22 843	5 050	5 352
	Establishments with 10 to 14 employees.....	51	1 033 001	23 118	5 470	589	47 775	23 280	24 648
	Establishments with 15 to 19 employees.....	21	365 405	12 702	3 169	347	28 332	14 336	14 931
	Establishments with 20 to 49 employees.....	60	1 934 108	81 372	21 081	1 837	144 729	118 049	117 139
	Establishments with 50 to 99 employees.....	17	D	D	D	g	D	D	D
	Establishments with 100 employees or more	10	5 376 176	111 334	29 032	1 817	173 943	110 996	98 330
	Establishments not operated for the entire year	25	47 212	3 723	1 361	147	5 746	1 830	3 376

See footnotes at end of table.

Table 2. Employment Size of Establishments: 1997—Con.

[Includes only establishments with payroll. For meaning of abbreviations and symbols, see introductory text. For explanation of terms, see Appendix A. For method of assignment to categories shown, see Appendix C.]

NAICS code	Employment sizes of establishments by type of operation and kind of business ¹	Establishments (number)	Sales (\$1,000)	Annual payroll (\$1,000)	First-quarter payroll (\$1,000)	Paid employees for pay period including March 12 (number)	Operating expenses ² (\$1,000)	End-of-1996 inventories (\$1,000)	End-of-1997 inventories (\$1,000)
421	MANUFACTURERS' SALES BRANCHES AND SALES OFFICES—Con.								
42185	Wholesale trade, durable goods—Con.								
	Service establishment equipment & supplies whsle								
	All establishments	182	3 466 042	98 546	23 118	2 107	189 409	89 856	87 142
	Establishments operated for the entire year	179	D	D	D	g	D	D	D
	Establishments with no employees..	—	—	—	—	—	—	—	—
	Establishments with 1 employee....	6	D	D	D	a	D	D	D
	Establishments with 2 employees...	9	D	D	D	a	D	D	D
	Establishments with 3 or 4 employees.....	44	453 680	5 786	1 327	151	12 541	10 604	8 468
	Establishments with 5 or 6 employees.....	28	359 514	6 403	1 466	152	14 577	8 796	8 290
	Establishments with 7 to 9 employees.....	33	495 305	10 067	2 396	264	22 617	21 679	23 851
	Establishments with 10 to 14 employees.....	33	1 120 037	17 641	4 624	384	29 732	14 463	13 637
	Establishments with 15 to 19 employees.....	8	D	D	D	c	D	D	D
	Establishments with 20 to 49 employees.....	14	D	D	D	e	D	D	D
	Establishments with 50 to 99 employees.....	1	D	D	D	b	D	D	D
	Establishments with 100 employees or more	3	274 703	33 296	7 310	534	61 934	1 488	1 496
	Establishments not operated for the entire year	3	D	D	D	a	D	D	D
421850	Service establishment equipment & supplies whsle								
	All establishments	182	3 466 042	98 546	23 118	2 107	189 409	89 856	87 142
	Establishments operated for the entire year	179	D	D	D	g	D	D	D
	Establishments with no employees..	—	—	—	—	—	—	—	—
	Establishments with 1 employee....	6	D	D	D	a	D	D	D
	Establishments with 2 employees...	9	D	D	D	a	D	D	D
	Establishments with 3 or 4 employees.....	44	453 680	5 786	1 327	151	12 541	10 604	8 468
	Establishments with 5 or 6 employees.....	28	359 514	6 403	1 466	152	14 577	8 796	8 290
	Establishments with 7 to 9 employees.....	33	495 305	10 067	2 396	264	22 617	21 679	23 851
	Establishments with 10 to 14 employees.....	33	1 120 037	17 641	4 624	384	29 732	14 463	13 637
	Establishments with 15 to 19 employees.....	8	D	D	D	c	D	D	D
	Establishments with 20 to 49 employees.....	14	D	D	D	e	D	D	D
	Establishments with 50 to 99 employees.....	1	D	D	D	b	D	D	D
	Establishments with 100 employees or more	3	274 703	33 296	7 310	534	61 934	1 488	1 496
	Establishments not operated for the entire year	3	D	D	D	a	D	D	D
4218501	Beauty & barber shop equipment & supplies whsle								
	All establishments	3	D	D	D	c	D	D	D
	Establishments operated for the entire year	3	D	D	D	c	D	D	D
	Establishments with no employees..	—	—	—	—	—	—	—	—
	Establishments with 1 employee....	—	—	—	—	—	—	—	—
	Establishments with 2 employees...	—	—	—	—	—	—	—	—
	Establishments with 3 or 4 employees.....	—	—	—	—	—	—	—	—
	Establishments with 5 or 6 employees.....	—	—	—	—	—	—	—	—
	Establishments with 7 to 9 employees.....	—	—	—	—	—	—	—	—
	Establishments with 10 to 14 employees.....	—	—	—	—	—	—	—	—
	Establishments with 15 to 19 employees.....	—	—	—	—	—	—	—	—
	Establishments with 20 to 49 employees.....	1	D	D	D	b	D	D	D
	Establishments with 50 to 99 employees.....	1	D	D	D	b	D	D	D
	Establishments with 100 employees or more	1	D	D	D	c	D	D	D
	Establishments not operated for the entire year	—	—	—	—	—	—	—	—

See footnotes at end of table.

Table 2. Employment Size of Establishments: 1997—Con.

[Includes only establishments with payroll. For meaning of abbreviations and symbols, see introductory text. For explanation of terms, see Appendix A. For method of assignment to categories shown, see Appendix C.]

NAICS code	Employment sizes of establishments by type of operation and kind of business ¹	Establishments (number)	Sales (\$1,000)	Annual payroll (\$1,000)	First-quarter payroll (\$1,000)	Paid employees for pay period including March 12 (number)	Operating expenses ² (\$1,000)	End-of-1996 inventories (\$1,000)	End-of-1997 inventories (\$1,000)
421	MANUFACTURERS' SALES BRANCHES AND SALES OFFICES—Con.								
	Wholesale trade, durable goods—Con.								
4218502	Custodial, janitors' equipment & supplies whsle								
	All establishments	12	39 925	4 969	1 208	153	8 231	3 843	5 230
	Establishments operated for the entire year	11	D	D	D	c	D	D	D
	Establishments with no employees..	—	—	—	—	a	—	—	—
	Establishments with 1 employee....	1	D	D	D	a	D	D	D
	Establishments with 2 employees...	—	—	—	—	—	—	—	—
	Establishments with 3 or 4 employees.....	1	D	D	D	a	D	D	D
	Establishments with 5 or 6 employees.....	1	D	D	D	a	D	D	D
	Establishments with 7 to 9 employees.....	2	D	D	D	a	D	D	D
	Establishments with 10 to 14 employees.....	2	D	D	D	b	D	D	D
	Establishments with 15 to 19 employees.....	2	D	D	D	b	D	D	D
	Establishments with 20 to 49 employees.....	2	D	D	D	b	D	D	D
	Establishments with 50 to 99 employees.....	—	—	—	—	—	—	—	—
	Establishments with 100 employees or more	—	—	—	—	—	—	—	—
	Establishments not operated for the entire year	1	D	D	D	a	D	D	D
4218503	Laundry & dry-cleaning equipment & supplies whsle								
	All establishments	27	D	D	D	f	D	D	D
	Establishments operated for the entire year	26	D	D	D	e	D	D	D
	Establishments with no employees..	—	—	—	—	a	—	—	—
	Establishments with 1 employee....	1	D	D	D	a	D	D	D
	Establishments with 2 employees...	3	D	D	D	a	D	D	D
	Establishments with 3 or 4 employees.....	3	D	D	D	a	D	D	D
	Establishments with 5 or 6 employees.....	5	D	D	D	b	D	D	D
	Establishments with 7 to 9 employees.....	2	D	D	D	a	D	D	D
	Establishments with 10 to 14 employees.....	6	D	D	D	b	D	D	D
	Establishments with 15 to 19 employees.....	4	D	D	D	b	D	D	D
	Establishments with 20 to 49 employees.....	1	D	D	D	b	D	D	D
	Establishments with 50 to 99 employees.....	—	—	—	—	—	—	—	—
	Establishments with 100 employees or more	1	D	D	D	e	D	D	D
	Establishments not operated for the entire year	1	D	D	D	a	D	D	D
4218504	Other service establishment equipment & supplies whsle								
	All establishments	140	D	D	D	g	D	D	D
	Establishments operated for the entire year	139	D	D	D	g	D	D	D
	Establishments with no employees..	—	—	—	—	a	—	—	—
	Establishments with 1 employee....	4	D	D	D	a	D	D	D
	Establishments with 2 employees...	6	D	D	D	a	D	D	D
	Establishments with 3 or 4 employees.....	40	D	D	D	c	D	D	D
	Establishments with 5 or 6 employees.....	22	D	D	D	c	D	D	D
	Establishments with 7 to 9 employees.....	29	D	D	D	c	D	D	D
	Establishments with 10 to 14 employees.....	25	D	D	D	e	D	D	D
	Establishments with 15 to 19 employees.....	2	D	D	D	b	D	D	D
	Establishments with 20 to 49 employees.....	10	D	D	D	c	D	D	D
	Establishments with 50 to 99 employees.....	—	—	—	—	—	—	—	—
	Establishments with 100 employees or more	1	D	D	D	c	D	D	D
	Establishments not operated for the entire year	1	D	D	D	a	D	D	D
42186	Transportation equipment & supplies (exc motor vehicle) whsle								

See footnotes at end of table.

Table 2. Employment Size of Establishments: 1997—Con.

[Includes only establishments with payroll. For meaning of abbreviations and symbols, see introductory text. For explanation of terms, see Appendix A. For method of assignment to categories shown, see Appendix C.]

NAICS code	Employment sizes of establishments by type of operation and kind of business ¹	Establishments (number)	Sales (\$1,000)	Annual payroll (\$1,000)	First-quarter payroll (\$1,000)	Paid employees for pay period including March 12 (number)	Operating expenses ² (\$1,000)	End-of-1996 inventories (\$1,000)	End-of-1997 inventories (\$1,000)
421	MANUFACTURERS' SALES BRANCHES AND SALES OFFICES—Con.								
42186	Wholesale trade, durable goods—Con.								
	Transportation equipment & supplies (exc motor vehicle) whsle—Con.								
	All establishments	96	3 471 363	216 097	57 985	4 373	500 481	680 344	766 505
	Establishments operated for the entire year	92	3 466 766	215 847	57 823	4 361	499 936	679 773	766 505
	Establishments with no employees..	1	D	D	D	a	D	D	D
	Establishments with 1 employee....	9	D	D	D	a	D	D	D
	Establishments with 2 employees...	6	D	D	D	a	D	D	D
	Establishments with 3 or 4 employees.....	15	62 755	2 165	428	50	4 636	1 867	1 745
	Establishments with 5 or 6 employees.....	5	25 996	1 974	389	27	4 449	1 488	1 481
	Establishments with 7 to 9 employees.....	9	72 941	2 771	678	72	6 973	9 567	7 846
	Establishments with 10 to 14 employees.....	5	67 746	2 255	571	59	5 747	10 590	10 927
	Establishments with 15 to 19 employees.....	9	126 627	9 082	2 221	152	16 863	27 783	27 950
	Establishments with 20 to 49 employees.....	19	600 951	38 769	13 524	634	77 609	46 509	48 060
	Establishments with 50 to 99 employees.....	7	335 323	20 813	4 655	487	71 671	9 324	11 584
	Establishments with 100 employees or more	7	2 149 681	136 975	35 123	2 859	309 087	572 000	656 246
	Establishments not operated for the entire year	4	4 597	250	162	12	545	571	—
421860	Transportation equipment & supplies (exc motor vehicle) whsle								
	All establishments	96	3 471 363	216 097	57 985	4 373	500 481	680 344	766 505
	Establishments operated for the entire year	92	3 466 766	215 847	57 823	4 361	499 936	679 773	766 505
	Establishments with no employees..	1	D	D	D	a	D	D	D
	Establishments with 1 employee....	9	D	D	D	a	D	D	D
	Establishments with 2 employees...	6	D	D	D	a	D	D	D
	Establishments with 3 or 4 employees.....	15	62 755	2 165	428	50	4 636	1 867	1 745
	Establishments with 5 or 6 employees.....	5	25 996	1 974	389	27	4 449	1 488	1 481
	Establishments with 7 to 9 employees.....	9	72 941	2 771	678	72	6 973	9 567	7 846
	Establishments with 10 to 14 employees.....	5	67 746	2 255	571	59	5 747	10 590	10 927
	Establishments with 15 to 19 employees.....	9	126 627	9 082	2 221	152	16 863	27 783	27 950
	Establishments with 20 to 49 employees.....	19	600 951	38 769	13 524	634	77 609	46 509	48 060
	Establishments with 50 to 99 employees.....	7	335 323	20 813	4 655	487	71 671	9 324	11 584
	Establishments with 100 employees or more	7	2 149 681	136 975	35 123	2 859	309 087	572 000	656 246
	Establishments not operated for the entire year	4	4 597	250	162	12	545	571	—
4218601	Aircraft & aeronautical equipment & supplies whsle								
	All establishments	62	2 824 449	183 159	49 328	3 634	360 828	617 388	707 682
	Establishments operated for the entire year	59	D	D	D	h	D	D	D
	Establishments with no employees..	1	D	D	D	a	D	D	D
	Establishments with 1 employee....	2	D	D	D	a	D	D	D
	Establishments with 2 employees...	5	11 502	510	110	10	1 653	474	489
	Establishments with 3 or 4 employees.....	12	D	D	D	b	D	D	D
	Establishments with 5 or 6 employees.....	4	D	D	D	b	D	D	D
	Establishments with 7 to 9 employees.....	4	24 183	1 288	299	31	3 543	2 334	2 406
	Establishments with 10 to 14 employees.....	2	D	D	D	b	D	D	D
	Establishments with 15 to 19 employees.....	5	71 055	6 382	1 557	81	11 615	16 141	15 091
	Establishments with 20 to 49 employees.....	12	382 354	27 812	10 333	393	53 174	31 169	30 650
	Establishments with 50 to 99 employees.....	6	D	D	D	e	D	D	D
	Establishments with 100 employees or more	6	D	D	D	h	D	D	D
	Establishments not operated for the entire year	3	D	D	D	a	D	D	D

See footnotes at end of table.

Table 2. Employment Size of Establishments: 1997—Con.

[Includes only establishments with payroll. For meaning of abbreviations and symbols, see introductory text. For explanation of terms, see Appendix A. For method of assignment to categories shown, see Appendix C]

NAICS code	Employment sizes of establishments by type of operation and kind of business ¹	Establishments (number)	Sales (\$1,000)	Annual payroll (\$1,000)	First-quarter payroll (\$1,000)	Paid employees for pay period including March 12 (number)	Operating expenses ² (\$1,000)	End-of-1996 inventories (\$1,000)	End-of-1997 inventories (\$1,000)
421	MANUFACTURERS' SALES BRANCHES AND SALES OFFICES—Con.								
	Wholesale trade, durable goods—Con.								
4218602	Marine machinery, equipment, & supplies whsle								
	All establishments	27	D	D	D	f	D	D	D
	Establishments operated for the entire year	26	D	D	D	f	D	D	D
	Establishments with no employees..	—	—	—	—	—	—	—	—
	Establishments with 1 employee....	6	D	D	D	a	D	D	D
	Establishments with 2 employees...	1	D	D	D	a	D	D	D
	Establishments with 3 or 4 employees.....	3	D	D	D	a	D	D	D
	Establishments with 5 or 6 employees.....	1	D	D	D	a	D	D	D
	Establishments with 7 to 9 employees.....	3	D	D	D	b	D	D	D
	Establishments with 10 to 14 employees.....	3	D	D	D	b	D	D	D
	Establishments with 15 to 19 employees.....	2	D	D	D	b	D	D	D
	Establishments with 20 to 49 employees.....	5	D	D	D	c	D	D	D
	Establishments with 50 to 99 employees.....	1	D	D	D	b	D	D	D
	Establishments with 100 employees or more	1	D	D	D	e	D	D	D
	Establishments not operated for the entire year	1	D	D	D	a	D	D	D
4218603	Other transportation equipment & supplies whsle								
	All establishments	7	D	D	D	c	D	D	D
	Establishments operated for the entire year	7	D	D	D	c	D	D	D
	Establishments with no employees..	1	D	D	D	a	D	D	D
	Establishments with 1 employee....	—	—	—	—	—	—	—	—
	Establishments with 2 employees...	—	—	—	—	—	—	—	—
	Establishments with 3 or 4 employees.....	—	—	—	—	—	—	—	—
	Establishments with 5 or 6 employees.....	—	—	—	—	—	—	—	—
	Establishments with 7 to 9 employees.....	2	D	D	D	a	D	D	D
	Establishments with 10 to 14 employees.....	—	—	—	—	—	—	—	—
	Establishments with 15 to 19 employees.....	2	D	D	D	b	D	D	D
	Establishments with 20 to 49 employees.....	2	D	D	D	b	D	D	D
	Establishments with 50 to 99 employees.....	—	—	—	—	—	—	—	—
	Establishments with 100 employees or more	—	—	—	—	—	—	—	—
	Establishments not operated for the entire year	—	—	—	—	—	—	—	—
4219	Miscellaneous durable goods whsle								
	All establishments	263	D	D	D	i	D	D	D
	Establishments operated for the entire year	248	D	D	D	i	D	D	D
	Establishments with no employees..	—	—	—	—	—	—	—	—
	Establishments with 1 employee....	33	D	D	D	b	D	D	D
	Establishments with 2 employees...	18	D	D	D	b	D	D	D
	Establishments with 3 or 4 employees.....	31	D	D	D	c	D	D	D
	Establishments with 5 or 6 employees.....	22	D	D	D	c	D	D	D
	Establishments with 7 to 9 employees.....	15	D	D	D	c	D	D	D
	Establishments with 10 to 14 employees.....	18	D	D	D	c	D	D	D
	Establishments with 15 to 19 employees.....	21	D	D	D	e	D	D	D
	Establishments with 20 to 49 employees.....	50	D	D	D	g	D	D	D
	Establishments with 50 to 99 employees.....	11	D	D	D	f	D	D	D
	Establishments with 100 employees or more	29	D	D	D	i	D	D	D
	Establishments not operated for the entire year	15	D	D	D	c	D	D	D

See footnotes at end of table.

Table 2. Employment Size of Establishments: 1997—Con.

[Includes only establishments with payroll. For meaning of abbreviations and symbols, see introductory text. For explanation of terms, see Appendix A. For method of assignment to categories shown, see Appendix C.]

NAICS code	Employment sizes of establishments by type of operation and kind of business ¹	Establishments (number)	Sales (\$1,000)	Annual payroll (\$1,000)	First-quarter payroll (\$1,000)	Paid employees for pay period including March 12 (number)	Operating expenses ² (\$1,000)	End-of-1996 inventories (\$1,000)	End-of-1997 inventories (\$1,000)
421	MANUFACTURERS' SALES BRANCHES AND SALES OFFICES—Con.								
	Wholesale trade, durable goods—Con.								
42191	Sporting & recreational goods & supplies whsle								
	All establishments	'53	'3 778 496	'171 399	'41 941	'2 746	406 005	211 454	205 552
	Establishments operated for the entire year	52	D	D	D	h	D	D	D
	Establishments with no employees..	—	—	—	—	—	—	—	—
	Establishments with 1 employee....	1	D	D	D	a	D	D	D
	Establishments with 2 employees...	1	D	D	D	a	D	D	D
	Establishments with 3 or 4 employees.....	5	D	D	D	a	D	D	D
	Establishments with 5 or 6 employees.....	8	28 040	1 511	271	44	3 623	1 889	1 640
	Establishments with 7 to 9 employees.....	6	48 964	1 138	321	47	3 834	8 534	7 489
	Establishments with 10 to 14 employees.....	6	43 689	2 541	402	77	6 374	3 458	3 514
	Establishments with 15 to 19 employees.....	3	42 429	1 767	431	50	3 629	4 172	3 814
	Establishments with 20 to 49 employees.....	9	91 301	7 141	1 843	255	17 949	10 929	11 270
	Establishments with 50 to 99 employees.....	4	D	D	D	c	D	D	D
	Establishments with 100 employees or more	9	D	D	D	g	D	D	D
	Establishments not operated for the entire year	1	D	D	D	b	D	D	D
421910	Sporting & recreational goods & supplies whsle								
	All establishments	'53	'3 778 496	'171 399	'41 941	'2 746	406 005	211 454	205 552
	Establishments operated for the entire year	52	D	D	D	h	D	D	D
	Establishments with no employees..	—	—	—	—	—	—	—	—
	Establishments with 1 employee....	1	D	D	D	a	D	D	D
	Establishments with 2 employees...	1	D	D	D	a	D	D	D
	Establishments with 3 or 4 employees.....	5	D	D	D	a	D	D	D
	Establishments with 5 or 6 employees.....	8	28 040	1 511	271	44	3 623	1 889	1 640
	Establishments with 7 to 9 employees.....	6	48 964	1 138	321	47	3 834	8 534	7 489
	Establishments with 10 to 14 employees.....	6	43 689	2 541	402	77	6 374	3 458	3 514
	Establishments with 15 to 19 employees.....	3	42 429	1 767	431	50	3 629	4 172	3 814
	Establishments with 20 to 49 employees.....	9	91 301	7 141	1 843	255	17 949	10 929	11 270
	Establishments with 50 to 99 employees.....	4	D	D	D	c	D	D	D
	Establishments with 100 employees or more	9	D	D	D	g	D	D	D
	Establishments not operated for the entire year	1	D	D	D	b	D	D	D
42192	Toy & hobby goods & supplies whsle								
	All establishments	24	D	D	D	g	D	D	D
	Establishments operated for the entire year	24	D	D	D	g	D	D	D
	Establishments with no employees..	—	—	—	—	—	—	—	—
	Establishments with 1 employee....	3	D	D	D	a	D	D	D
	Establishments with 2 employees...	2	D	D	D	a	D	D	D
	Establishments with 3 or 4 employees.....	7	D	D	D	b	D	D	D
	Establishments with 5 or 6 employees.....	—	—	—	—	—	—	—	—
	Establishments with 7 to 9 employees.....	—	—	—	—	—	—	—	—
	Establishments with 10 to 14 employees.....	1	D	D	D	a	D	D	D
	Establishments with 15 to 19 employees.....	2	D	D	D	b	D	D	D
	Establishments with 20 to 49 employees.....	3	D	D	D	c	D	D	D
	Establishments with 50 to 99 employees.....	3	D	D	D	e	D	D	D
	Establishments with 100 employees or more	3	D	D	D	g	D	D	D
	Establishments not operated for the entire year	—	—	—	—	—	—	—	—

See footnotes at end of table.

Table 2. Employment Size of Establishments: 1997—Con.

[Includes only establishments with payroll. For meaning of abbreviations and symbols, see introductory text. For explanation of terms, see Appendix A. For method of assignment to categories shown, see Appendix C.]

NAICS code	Employment sizes of establishments by type of operation and kind of business ¹	Establishments (number)	Sales (\$1,000)	Annual payroll (\$1,000)	First-quarter payroll (\$1,000)	Paid employees for pay period including March 12 (number)	Operating expenses ² (\$1,000)	End-of-1996 inventories (\$1,000)	End-of-1997 inventories (\$1,000)
421	MANUFACTURERS' SALES BRANCHES AND SALES OFFICES—Con.								
	Wholesale trade, durable goods—Con.								
421920	Toy & hobby goods & supplies whsle								
	All establishments	24	D	D	D	g	D	D	D
	Establishments operated for the entire year	24	D	D	D	g	D	D	D
	Establishments with no employees..	—	—	—	—	—	—	—	—
	Establishments with 1 employee....	3	D	D	D	a	D	D	D
	Establishments with 2 employees...	2	D	D	D	a	D	D	D
	Establishments with 3 or 4 employees.....	7	D	D	D	b	D	D	D
	Establishments with 5 or 6 employees.....	—	—	—	—	—	—	—	—
	Establishments with 7 to 9 employees.....	—	—	—	—	—	—	—	—
	Establishments with 10 to 14 employees.....	1	D	D	D	a	D	D	D
	Establishments with 15 to 19 employees.....	2	D	D	D	b	D	D	D
	Establishments with 20 to 49 employees.....	3	D	D	D	c	D	D	D
	Establishments with 50 to 99 employees.....	3	D	D	D	e	D	D	D
	Establishments with 100 employees or more	3	D	D	D	g	D	D	D
	Establishments not operated for the entire year	—	—	—	—	—	—	—	—
42194	Jewelry/watch/silverware/precious stone, & precious metal whsle								
	All establishments	55	669 717	51 069	11 808	912	102 466	63 719	61 151
	Establishments operated for the entire year	46	D	D	D	f	D	D	D
	Establishments with no employees..	—	—	—	—	—	—	—	—
	Establishments with 1 employee....	6	16 359	667	135	6	1 207	6 230	6 254
	Establishments with 2 employees...	5	15 269	489	119	10	1 219	1 097	1 007
	Establishments with 3 or 4 employees.....	12	46 935	1 371	381	43	2 986	1 790	2 030
	Establishments with 5 or 6 employees.....	9	D	D	D	b	D	D	D
	Establishments with 7 to 9 employees.....	2	D	D	D	a	D	D	D
	Establishments with 10 to 14 employees.....	1	D	D	D	a	D	D	D
	Establishments with 15 to 19 employees.....	5	D	D	D	b	D	D	D
	Establishments with 20 to 49 employees.....	3	D	D	D	c	D	D	D
	Establishments with 50 to 99 employees.....	1	D	D	D	b	D	D	D
	Establishments with 100 employees or more	2	D	D	D	e	D	D	D
	Establishments not operated for the entire year	9	D	D	D	b	D	D	D
421940	Jewelry/watch/silverware/precious stone, & precious metal whsle								
	All establishments	55	669 717	51 069	11 808	912	102 466	63 719	61 151
	Establishments operated for the entire year	46	D	D	D	f	D	D	D
	Establishments with no employees..	—	—	—	—	—	—	—	—
	Establishments with 1 employee....	6	16 359	667	135	6	1 207	6 230	6 254
	Establishments with 2 employees...	5	15 269	489	119	10	1 219	1 097	1 007
	Establishments with 3 or 4 employees.....	12	46 935	1 371	381	43	2 986	1 790	2 030
	Establishments with 5 or 6 employees.....	9	D	D	D	b	D	D	D
	Establishments with 7 to 9 employees.....	2	D	D	D	a	D	D	D
	Establishments with 10 to 14 employees.....	1	D	D	D	a	D	D	D
	Establishments with 15 to 19 employees.....	5	D	D	D	b	D	D	D
	Establishments with 20 to 49 employees.....	3	D	D	D	c	D	D	D
	Establishments with 50 to 99 employees.....	1	D	D	D	b	D	D	D
	Establishments with 100 employees or more	2	D	D	D	e	D	D	D
	Establishments not operated for the entire year	9	D	D	D	b	D	D	D

See footnotes at end of table.

Table 2. Employment Size of Establishments: 1997—Con.

[Includes only establishments with payroll. For meaning of abbreviations and symbols, see introductory text. For explanation of terms, see Appendix A. For method of assignment to categories shown, see Appendix C.]

NAICS code	Employment sizes of establishments by type of operation and kind of business ¹	Establishments (number)	Sales (\$1,000)	Annual payroll (\$1,000)	First-quarter payroll (\$1,000)	Paid employees for pay period including March 12 (number)	Operating expenses ² (\$1,000)	End-of-1996 inventories (\$1,000)	End-of-1997 inventories (\$1,000)
421	MANUFACTURERS' SALES BRANCHES AND SALES OFFICES—Con.								
	Wholesale trade, durable goods—Con.								
4219401	Jewelry, watch, diamonds, precious stone, & silverware whsle								
	All establishments	46	D	D	D	f	D	D	D
	Establishments operated for the entire year	39	D	D	D	f	D	D	D
	Establishments with no employees...	—	—	—	—	—	—	—	—
	Establishments with 1 employee...	5	D	D	D	a	D	D	D
	Establishments with 2 employees...	3	D	D	D	a	D	D	D
	Establishments with 3 or 4 employees.....	10	D	D	D	b	D	D	D
	Establishments with 5 or 6 employees.....	9	D	D	D	b	D	D	D
	Establishments with 7 to 9 employees.....	2	D	D	D	a	D	D	D
	Establishments with 10 to 14 employees.....	1	D	D	D	a	D	D	D
	Establishments with 15 to 19 employees.....	4	D	D	D	b	D	D	D
	Establishments with 20 to 49 employees.....	2	D	D	D	b	D	D	D
	Establishments with 50 to 99 employees.....	1	D	D	D	b	D	D	D
	Establishments with 100 employees or more	2	D	D	D	e	D	D	D
	Establishments not operated for the entire year	7	D	D	D	b	D	D	D
4219402	Precious metal (excluding ores) whsle								
	All establishments	9	D	D	D	b	D	D	D
	Establishments operated for the entire year	7	D	D	D	b	D	D	D
	Establishments with no employees...	—	—	—	—	—	—	—	—
	Establishments with 1 employee....	1	D	D	D	a	D	D	D
	Establishments with 2 employees...	2	D	D	D	a	D	D	D
	Establishments with 3 or 4 employees.....	2	D	D	D	a	D	D	D
	Establishments with 5 or 6 employees.....	—	—	—	—	—	—	—	—
	Establishments with 7 to 9 employees.....	—	—	—	—	—	—	—	—
	Establishments with 10 to 14 employees.....	—	—	—	—	—	—	—	—
	Establishments with 15 to 19 employees.....	1	D	D	D	a	D	D	D
	Establishments with 20 to 49 employees.....	1	D	D	D	b	D	D	D
	Establishments with 50 to 99 employees.....	—	—	—	—	—	—	—	—
	Establishments with 100 employees or more	—	—	—	—	—	—	—	—
	Establishments not operated for the entire year	2	D	D	D	a	D	D	D
42199	Other miscellaneous durable goods whsle								
	All establishments	131	7 704 440	217 395	51 674	4 189	553 137	325 649	327 917
	Establishments operated for the entire year	126	7 684 194	216 956	51 426	4 162	552 403	325 649	327 917
	Establishments with no employees...	—	—	—	—	—	—	—	—
	Establishments with 1 employee....	23	81 363	1 581	316	23	3 636	756	166
	Establishments with 2 employees...	10	57 526	1 041	216	20	3 305	35	35
	Establishments with 3 or 4 employees.....	7	266 908	2 029	457	25	9 110	441	455
	Establishments with 5 or 6 employees.....	5	D	D	D	b	D	D	D
	Establishments with 7 to 9 employees.....	7	D	D	D	b	D	D	D
	Establishments with 10 to 14 employees.....	10	735 374	6 258	1 423	124	13 944	1 964	2 128
	Establishments with 15 to 19 employees.....	11	607 740	7 744	2 044	192	15 613	2 069	2 862
	Establishments with 20 to 49 employees.....	35	D	D	D	g	D	D	D
	Establishments with 50 to 99 employees.....	3	D	D	D	c	D	D	D
	Establishments with 100 employees or more	15	D	D	D	g	D	D	D
	Establishments not operated for the entire year	5	20 246	439	248	27	734	—	—
421990	Other miscellaneous durable goods whsle								

See footnotes at end of table.

Table 2. Employment Size of Establishments: 1997—Con.

[Includes only establishments with payroll. For meaning of abbreviations and symbols, see introductory text. For explanation of terms, see Appendix A. For method of assignment to categories shown, see Appendix C.]

NAICS code	Employment sizes of establishments by type of operation and kind of business ¹	Establishments (number)	Sales (\$1,000)	Annual payroll (\$1,000)	First-quarter payroll (\$1,000)	Paid employees for pay period including March 12 (number)	Operating expenses ² (\$1,000)	End-of-1996 inventories (\$1,000)	End-of-1997 inventories (\$1,000)
421	MANUFACTURERS' SALES BRANCHES AND SALES OFFICES—Con.								
	Wholesale trade, durable goods—Con.								
421990	Other miscellaneous durable goods whsle—Con.								
	All establishments	131	7 704 440	217 395	51 674	4 189	553 137	325 649	327 917
	Establishments operated for the entire year	126	7 684 194	216 956	51 426	4 162	552 403	325 649	327 917
	Establishments with no employees...	—	—	—	—	—	—	—	—
	Establishments with 1 employee....	23	81 363	1 581	316	23	3 636	756	166
	Establishments with 2 employees...	10	57 526	1 041	216	20	3 305	35	35
	Establishments with 3 or 4 employees.....	7	266 908	2 029	457	25	9 110	441	455
	Establishments with 5 or 6 employees.....	5	D	D	D	b	D	D	D
	Establishments with 7 to 9 employees.....	7	D	D	D	b	D	D	D
	Establishments with 10 to 14 employees.....	10	735 374	6 258	1 423	124	13 944	1 964	2 128
	Establishments with 15 to 19 employees.....	11	607 740	7 744	2 044	192	15 613	2 069	2 862
	Establishments with 20 to 49 employees.....	35	D	D	D	g	D	D	D
	Establishments with 50 to 99 employees.....	3	D	D	D	c	D	D	D
	Establishments with 100 employees or more	15	D	D	D	g	D	D	D
	Establishments not operated for the entire year	5	20 246	439	248	27	734	—	—
4219901	Musical instruments & supplies whsle								
	All establishments	4	198 784	14 756	3 571	304	33 950	17 435	18 896
	Establishments operated for the entire year	4	198 784	14 756	3 571	304	33 950	17 435	18 896
	Establishments with no employees...	—	—	—	—	—	—	—	—
	Establishments with 1 employee....	—	—	—	—	—	—	—	—
	Establishments with 2 employees...	—	—	—	—	—	—	—	—
	Establishments with 3 or 4 employees.....	—	—	—	—	—	—	—	—
	Establishments with 5 or 6 employees.....	—	—	—	—	—	—	—	—
	Establishments with 7 to 9 employees.....	—	—	—	—	—	—	—	—
	Establishments with 10 to 14 employees.....	—	—	—	—	—	—	—	—
	Establishments with 15 to 19 employees.....	1	D	D	D	a	D	D	D
	Establishments with 20 to 49 employees.....	1	D	D	D	b	D	D	D
	Establishments with 50 to 99 employees.....	—	—	—	—	—	—	—	—
	Establishments with 100 employees or more	2	D	D	D	e	D	D	D
	Establishments not operated for the entire year	—	—	—	—	—	—	—	—
4219903	General merchandise (durable goods) whsle								
	All establishments	4	D	D	D	b	D	D	D
	Establishments operated for the entire year	4	D	D	D	b	D	D	D
	Establishments with no employees...	—	—	—	—	—	—	—	—
	Establishments with 1 employee....	—	—	—	—	—	—	—	—
	Establishments with 2 employees...	—	—	—	—	—	—	—	—
	Establishments with 3 or 4 employees.....	—	—	—	—	—	—	—	—
	Establishments with 5 or 6 employees.....	—	—	—	—	—	—	—	—
	Establishments with 7 to 9 employees.....	—	—	—	—	—	—	—	—
	Establishments with 10 to 14 employees.....	2	D	D	D	b	D	D	D
	Establishments with 15 to 19 employees.....	1	D	D	D	a	D	D	D
	Establishments with 20 to 49 employees.....	1	D	D	D	b	D	D	D
	Establishments with 50 to 99 employees.....	—	—	—	—	—	—	—	—
	Establishments with 100 employees or more	—	—	—	—	—	—	—	—
	Establishments not operated for the entire year	—	—	—	—	—	—	—	—

See footnotes at end of table.

Table 2. Employment Size of Establishments: 1997—Con.

[Includes only establishments with payroll. For meaning of abbreviations and symbols, see introductory text. For explanation of terms, see Appendix A. For method of assignment to categories shown, see Appendix C.]

NAICS code	Employment sizes of establishments by type of operation and kind of business ¹	Establishments (number)	Sales (\$1,000)	Annual payroll (\$1,000)	First-quarter payroll (\$1,000)	Paid employees for pay period including March 12 (number)	Operating expenses ² (\$1,000)	End-of-1996 inventories (\$1,000)	End-of-1997 inventories (\$1,000)
421	MANUFACTURERS' SALES BRANCHES AND SALES OFFICES—Con.								
	Wholesale trade, durable goods—Con.								
4219904	Prerecorded media whsle								
	All establishments	83	7 023 150	172 098	41 765	3 085	447 816	284 308	276 834
	Establishments operated for the entire year	82	D	D	D	h	D	D	D
	Establishments with no employees..	—	—	—	—	—	—	—	—
	Establishments with 1 employee...	6	D	D	D	a	D	D	D
	Establishments with 2 employees...	4	D	D	D	a	D	D	D
	Establishments with 3 or 4 employees.....	7	266 908	2 029	457	25	9 110	441	455
	Establishments with 5 or 6 employees.....	3	D	D	D	a	D	D	D
	Establishments with 7 to 9 employees.....	3	D	D	D	b	D	D	D
	Establishments with 10 to 14 employees.....	7	D	D	D	b	D	D	D
	Establishments with 15 to 19 employees.....	8	D	D	D	c	D	D	D
	Establishments with 20 to 49 employees.....	30	D	D	D	f	D	D	D
	Establishments with 50 to 99 employees.....	3	D	D	D	c	D	D	D
	Establishments with 100 employees or more	11	D	D	D	g	D	D	D
	Establishments not operated for the entire year	1	D	D	D	b	D	D	D
42199041	Compact discs/prerecorded audio tapes, & phonograph records whsle								
	All establishments	79	D	D	D	h	D	D	D
	Establishments operated for the entire year	78	D	D	D	h	D	D	D
	Establishments with no employees..	—	—	—	—	—	—	—	—
	Establishments with 1 employee...	6	D	D	D	a	D	D	D
	Establishments with 2 employees...	4	D	D	D	a	D	D	D
	Establishments with 3 or 4 employees.....	6	D	D	D	b	D	D	D
	Establishments with 5 or 6 employees.....	2	D	D	D	a	D	D	D
	Establishments with 7 to 9 employees.....	3	D	D	D	b	D	D	D
	Establishments with 10 to 14 employees.....	7	D	D	D	b	D	D	D
	Establishments with 15 to 19 employees.....	8	D	D	D	c	D	D	D
	Establishments with 20 to 49 employees.....	28	D	D	D	f	D	D	D
	Establishments with 50 to 99 employees.....	3	D	D	D	c	D	D	D
	Establishments with 100 employees or more	11	D	D	D	g	D	D	D
	Establishments not operated for the entire year	1	D	D	D	b	D	D	D
42199042	Prerecorded video tapes whsle								
	All establishments	4	D	D	D	b	D	D	D
	Establishments operated for the entire year	4	D	D	D	b	D	D	D
	Establishments with no employees..	—	—	—	—	—	—	—	—
	Establishments with 1 employee...	—	—	—	—	—	—	—	—
	Establishments with 2 employees...	—	—	—	—	—	—	—	—
	Establishments with 3 or 4 employees.....	1	D	D	D	a	D	D	D
	Establishments with 5 or 6 employees.....	1	D	D	D	a	D	D	D
	Establishments with 7 to 9 employees.....	—	—	—	—	—	—	—	—
	Establishments with 10 to 14 employees.....	—	—	—	—	—	—	—	—
	Establishments with 15 to 19 employees.....	—	—	—	—	—	—	—	—
	Establishments with 20 to 49 employees.....	2	D	D	D	b	D	D	D
	Establishments with 50 to 99 employees.....	—	—	—	—	—	—	—	—
	Establishments with 100 employees or more	—	—	—	—	—	—	—	—
	Establishments not operated for the entire year	—	—	—	—	—	—	—	—

See footnotes at end of table.

Table 2. Employment Size of Establishments: 1997—Con.

[Includes only establishments with payroll. For meaning of abbreviations and symbols, see introductory text. For explanation of terms, see Appendix A. For method of assignment to categories shown, see Appendix C]

NAICS code	Employment sizes of establishments by type of operation and kind of business ¹	Establishments (number)	Sales (\$1,000)	Annual payroll (\$1,000)	First-quarter payroll (\$1,000)	Paid employees for pay period including March 12 (number)	Operating expenses ² (\$1,000)	End-of-1996 inventories (\$1,000)	End-of-1997 inventories (\$1,000)
421	MANUFACTURERS' SALES BRANCHES AND SALES OFFICES—Con.								
	Wholesale trade, durable goods—Con.								
4219905	Fire extinguishers & fire safety equipment whsle								
	All establishments	21	D	D	D	b	D	D	D
	Establishments operated for the entire year	18	D	D	D	b	D	D	D
	Establishments with no employees..	—	—	—	—	—	—	—	—
	Establishments with 1 employee....	15	D	D	D	a	D	D	D
	Establishments with 2 employees...	1	D	D	D	a	D	D	D
	Establishments with 3 or 4 employees.....	—	—	—	—	—	—	—	—
	Establishments with 5 or 6 employees.....	—	—	—	—	—	—	—	—
	Establishments with 7 to 9 employees.....	—	—	—	—	—	—	—	—
	Establishments with 10 to 14 employees.....	2	D	D	D	a	D	D	D
	Establishments with 15 to 19 employees.....	—	—	—	—	—	—	—	—
	Establishments with 20 to 49 employees.....	—	—	—	—	—	—	—	—
	Establishments with 50 to 99 employees.....	—	—	—	—	—	—	—	—
	Establishments with 100 employees or more	—	—	—	—	—	—	—	—
	Establishments not operated for the entire year	3	D	D	D	a	D	D	D
4219906	Other durable goods whsle								
	All establishments	19	374 524	25 519	5 215	692	60 737	19 148	27 103
	Establishments operated for the entire year	18	D	D	D	f	D	D	D
	Establishments with no employees..	—	—	—	—	—	—	—	—
	Establishments with 1 employee....	2	D	D	D	a	D	D	D
	Establishments with 2 employees...	5	D	D	D	a	D	D	D
	Establishments with 3 or 4 employees.....	—	—	—	—	—	—	—	—
	Establishments with 5 or 6 employees.....	2	D	D	D	a	D	D	D
	Establishments with 7 to 9 employees.....	2	D	D	D	a	D	D	D
	Establishments with 10 to 14 employees.....	1	D	D	D	a	D	D	D
	Establishments with 15 to 19 employees.....	1	D	D	D	a	D	D	D
	Establishments with 20 to 49 employees.....	3	D	D	D	b	D	D	D
	Establishments with 50 to 99 employees.....	—	—	—	—	—	—	—	—
	Establishments with 100 employees or more	2	D	D	D	f	D	D	D
	Establishments not operated for the entire year	1	D	D	D	a	D	D	D
422	Wholesale trade, nondurable goods								
	All establishments	12 077	551 309 153	19 154 155	4 795 651	442 761	42 706 128	13 194 314	13 674 060
	Establishments operated for the entire year	11 594	538 351 111	18 934 893	4 728 821	436 362	41 607 204	13 063 422	13 483 914
	Establishments with no employees..	—	—	—	—	—	—	—	—
	Establishments with 1 employee....	903	5 023 572	59 168	14 395	903	141 929	49 830	51 803
	Establishments with 2 employees...	798	6 052 779	76 589	19 388	1 596	200 599	140 546	115 061
	Establishments with 3 or 4 employees.....	1 393	17 062 910	221 657	54 513	4 821	539 007	330 432	319 231
	Establishments with 5 or 6 employees.....	1 051	23 503 677	260 124	64 167	5 745	889 395	427 735	441 372
	Establishments with 7 to 9 employees.....	1 197	24 278 578	428 002	103 839	9 495	1 066 694	627 624	642 958
	Establishments with 10 to 14 employees.....	1 461	43 109 418	756 825	188 266	17 137	1 911 043	766 903	772 969
	Establishments with 15 to 19 employees.....	899	29 039 377	650 473	160 597	15 150	1 538 313	614 047	632 300
	Establishments with 20 to 49 employees.....	2 082	102 888 402	2 739 846	684 716	64 615	6 521 111	2 381 649	2 399 647
	Establishments with 50 to 99 employees.....	890	75 545 231	2 547 810	627 424	61 723	5 574 342	2 286 917	2 243 301
	Establishments with 100 employees or more	920	211 847 167	11 194 399	2 811 516	255 177	23 224 771	5 437 739	5 865 272
	Establishments not operated for the entire year	483	12 958 042	219 262	66 830	6 399	1 098 924	130 892	190 146

See footnotes at end of table.

Table 2. Employment Size of Establishments: 1997—Con.

[Includes only establishments with payroll. For meaning of abbreviations and symbols, see introductory text. For explanation of terms, see Appendix A. For method of assignment to categories shown, see Appendix C.]

NAICS code	Employment sizes of establishments by type of operation and kind of business ¹	Establishments (number)	Sales (\$1,000)	Annual payroll (\$1,000)	First-quarter payroll (\$1,000)	Paid employees for pay period including March 12 (number)	Operating expenses ² (\$1,000)	End-of-1996 inventories (\$1,000)	End-of-1997 inventories (\$1,000)
422	MANUFACTURERS' SALES BRANCHES AND SALES OFFICES—Con.								
4221	Wholesale trade, nondurable goods—Con.								
	Paper & paper product whse								
	All establishments	1 596	42 967 916	1 646 092	410 886	50 760	3 279 924	633 637	667 898
	Establishments operated for the entire year	1 537	41 867 742	1 619 072	403 174	49 983	3 158 332	625 580	628 833
	Establishments with no employees...	—	—	—	—	—	—	—	—
	Establishments with 1 employee....	238	1 366 058	16 256	4 046	238	30 874	1 500	1 546
	Establishments with 2 employees...	146	813 242	16 309	4 142	292	33 865	2 275	2 492
	Establishments with 3 or 4 employees.....	202	2 163 512	36 713	9 649	691	71 046	5 542	5 512
	Establishments with 5 or 6 employees.....	151	2 858 200	41 329	10 666	833	88 264	11 283	11 898
	Establishments with 7 to 9 employees.....	203	3 849 787	80 065	19 434	1 614	159 368	20 693	20 490
	Establishments with 10 to 14 employees.....	183	4 545 288	115 358	28 878	2 145	233 250	52 087	52 337
	Establishments with 15 to 19 employees.....	108	2 814 516	104 054	25 632	1 828	200 749	40 058	40 623
	Establishments with 20 to 49 employees.....	190	7 752 820	273 619	69 273	5 609	569 309	174 534	174 352
	Establishments with 50 to 99 employees.....	64	D	D	D	h	D	D	D
	Establishments with 100 employees or more	52	D	D	D	k	D	D	D
	Establishments not operated for the entire year	59	1 100 174	27 020	7 712	777	121 592	8 057	39 065
42211	Printing & writing paper whse								
	All establishments	294	16 541 542	310 695	77 028	5 935	645 393	203 981	197 089
	Establishments operated for the entire year	282	16 332 992	309 972	76 690	5 903	643 754	203 981	197 089
	Establishments with no employees...	—	—	—	—	—	—	—	—
	Establishments with 1 employee....	80	1 082 409	6 420	1 615	80	12 937	34	35
	Establishments with 2 employees...	17	407 055	2 278	577	34	4 687	—	—
	Establishments with 3 or 4 employees.....	21	D	D	D	b	D	D	D
	Establishments with 5 or 6 employees.....	24	2 058 733	8 242	2 218	133	16 006	1 060	1 138
	Establishments with 7 to 9 employees.....	25	1 380 781	11 810	2 908	199	25 994	3 978	3 754
	Establishments with 10 to 14 employees.....	28	2 711 513	20 046	5 470	329	37 585	19 846	18 008
	Establishments with 15 to 19 employees.....	22	1 825 161	24 431	5 326	378	54 943	6 169	5 407
	Establishments with 20 to 49 employees.....	30	D	D	D	f	D	D	D
	Establishments with 50 to 99 employees.....	22	D	D	D	g	D	D	D
	Establishments with 100 employees or more	13	1 603 197	112 603	27 798	2 182	230 521	73 149	77 685
	Establishments not operated for the entire year	12	208 550	723	338	32	1 639	—	—
422110	Printing & writing paper whse								
	All establishments	294	16 541 542	310 695	77 028	5 935	645 393	203 981	197 089
	Establishments operated for the entire year	282	16 332 992	309 972	76 690	5 903	643 754	203 981	197 089
	Establishments with no employees...	—	—	—	—	—	—	—	—
	Establishments with 1 employee....	80	1 082 409	6 420	1 615	80	12 937	34	35
	Establishments with 2 employees...	17	407 055	2 278	577	34	4 687	—	—
	Establishments with 3 or 4 employees.....	21	D	D	D	b	D	D	D
	Establishments with 5 or 6 employees.....	24	2 058 733	8 242	2 218	133	16 006	1 060	1 138
	Establishments with 7 to 9 employees.....	25	1 380 781	11 810	2 908	199	25 994	3 978	3 754
	Establishments with 10 to 14 employees.....	28	2 711 513	20 046	5 470	329	37 585	19 846	18 008
	Establishments with 15 to 19 employees.....	22	1 825 161	24 431	5 326	378	54 943	6 169	5 407
	Establishments with 20 to 49 employees.....	30	D	D	D	f	D	D	D
	Establishments with 50 to 99 employees.....	22	D	D	D	g	D	D	D
	Establishments with 100 employees or more	13	1 603 197	112 603	27 798	2 182	230 521	73 149	77 685
	Establishments not operated for the entire year	12	208 550	723	338	32	1 639	—	—
42212	Stationery & office supplies whse								
	All establishments	1 051	11 496 650	910 139	226 621	36 505	1 707 716	251 732	249 391

See footnotes at end of table.

Table 2. Employment Size of Establishments: 1997—Con.

[Includes only establishments with payroll. For meaning of abbreviations and symbols, see introductory text. For explanation of terms, see Appendix A. For method of assignment to categories shown, see Appendix C.]

NAICS code	Employment sizes of establishments by type of operation and kind of business ¹	Establishments (number)	Sales (\$1,000)	Annual payroll (\$1,000)	First-quarter payroll (\$1,000)	Paid employees for pay period including March 12 (number)	Operating expenses ² (\$1,000)	End-of-1996 inventories (\$1,000)	End-of-1997 inventories (\$1,000)
422	MANUFACTURERS' SALES BRANCHES AND SALES OFFICES—Con.								
	Wholesale trade, nondurable goods—Con.								
42212	Stationery & office supplies whsle—Con.								
	Establishments operated for the entire year	1 017	10 923 300	898 849	223 153	36 208	1 660 287	251 086	249 272
	Establishments with no employees..	—	—	—	—	—	—	—	—
	Establishments with 1 employee....	142	127 328	8 480	2 052	142	15 286	1 133	1 168
	Establishments with 2 employees...	112	154 622	12 164	3 029	224	25 099	1 673	1 732
	Establishments with 3 or 4 employees.....	148	D	D	D	f	D	D	D
	Establishments with 5 or 6 employees.....	108	320 297	27 901	6 961	598	53 867	5 318	5 897
	Establishments with 7 to 9 employees.....	150	847 571	54 844	13 410	1 189	99 858	9 285	9 792
	Establishments with 10 to 14 employees.....	126	848 798	77 695	19 066	1 475	147 568	24 141	25 741
	Establishments with 15 to 19 employees.....	73	676 769	69 175	17 481	1 238	122 982	28 249	29 336
	Establishments with 20 to 49 employees.....	112	D	D	D	h	D	D	D
	Establishments with 50 to 99 employees.....	25	820 864	65 696	16 767	1 598	132 090	37 433	38 805
	Establishments with 100 employees or more	21	D	D	D	k	D	D	D
	Establishments not operated for the entire year	34	573 350	11 290	3 468	297	47 429	646	119
422120	Stationery & office supplies whsle								
	All establishments	1 051	11 496 650	910 139	226 621	36 505	1 707 716	251 732	249 391
	Establishments operated for the entire year	1 017	10 923 300	898 849	223 153	36 208	1 660 287	251 086	249 272
	Establishments with no employees..	—	—	—	—	—	—	—	—
	Establishments with 1 employee....	142	127 328	8 480	2 052	142	15 286	1 133	1 168
	Establishments with 2 employees...	112	154 622	12 164	3 029	224	25 099	1 673	1 732
	Establishments with 3 or 4 employees.....	148	D	D	D	f	D	D	D
	Establishments with 5 or 6 employees.....	108	320 297	27 901	6 961	598	53 867	5 318	5 897
	Establishments with 7 to 9 employees.....	150	847 571	54 844	13 410	1 189	99 858	9 285	9 792
	Establishments with 10 to 14 employees.....	126	848 798	77 695	19 066	1 475	147 568	24 141	25 741
	Establishments with 15 to 19 employees.....	73	676 769	69 175	17 481	1 238	122 982	28 249	29 336
	Establishments with 20 to 49 employees.....	112	D	D	D	h	D	D	D
	Establishments with 50 to 99 employees.....	25	820 864	65 696	16 767	1 598	132 090	37 433	38 805
	Establishments with 100 employees or more	21	D	D	D	k	D	D	D
	Establishments not operated for the entire year	34	573 350	11 290	3 468	297	47 429	646	119
42213	Industrial & personal service paper whsle								
	All establishments	251	14 929 724	425 258	107 237	8 320	926 815	177 924	221 418
	Establishments operated for the entire year	238	14 611 450	410 251	103 331	7 872	854 291	170 513	182 472
	Establishments with no employees..	—	—	—	—	—	—	—	—
	Establishments with 1 employee....	16	156 321	1 356	379	16	2 651	333	343
	Establishments with 2 employees...	17	251 565	1 867	536	34	4 079	602	760
	Establishments with 3 or 4 employees.....	33	D	D	D	c	D	D	D
	Establishments with 5 or 6 employees.....	19	479 170	5 186	1 487	102	18 391	4 905	4 863
	Establishments with 7 to 9 employees.....	28	1 621 435	13 411	3 116	226	33 516	7 430	6 944
	Establishments with 10 to 14 employees.....	29	984 977	17 617	4 342	341	48 097	8 100	8 588
	Establishments with 15 to 19 employees.....	13	312 586	10 448	2 825	212	22 824	5 640	5 880
	Establishments with 20 to 49 employees.....	48	3 262 611	65 167	15 331	1 438	137 650	49 858	48 793
	Establishments with 50 to 99 employees.....	17	D	D	D	g	D	D	D
	Establishments with 100 employees or more	18	D	D	D	h	D	D	D
	Establishments not operated for the entire year	13	318 274	15 007	3 906	448	72 524	7 411	38 946

See footnotes at end of table.

Table 2. Employment Size of Establishments: 1997—Con.

[Includes only establishments with payroll. For meaning of abbreviations and symbols, see introductory text. For explanation of terms, see Appendix A. For method of assignment to categories shown, see Appendix C.]

NAICS code	Employment sizes of establishments by type of operation and kind of business ¹	Establishments (number)	Sales (\$1,000)	Annual payroll (\$1,000)	First-quarter payroll (\$1,000)	Paid employees for pay period including March 12 (number)	Operating expenses ² (\$1,000)	End-of-1996 inventories (\$1,000)	End-of-1997 inventories (\$1,000)
422	MANUFACTURERS' SALES BRANCHES AND SALES OFFICES—Con.								
	Wholesale trade, nondurable goods—Con.								
422130	Industrial & personal service paper whsle								
	All establishments	251	14 929 724	425 258	107 237	8 320	926 815	177 924	221 418
	Establishments operated for the entire year	238	14 611 450	410 251	103 331	7 872	854 291	170 513	182 472
	Establishments with no employees..	—	—	—	—	—	—	—	—
	Establishments with 1 employee...	16	156 321	1 356	379	16	2 651	333	343
	Establishments with 2 employees...	17	251 565	1 867	536	34	4 079	602	760
	Establishments with 3 or 4 employees.....	33	D	D	D	c	D	D	D
	Establishments with 5 or 6 employees.....	19	479 170	5 186	1 487	102	18 391	4 905	4 863
	Establishments with 7 to 9 employees.....	28	1 621 435	13 411	3 116	226	33 516	7 430	6 944
	Establishments with 10 to 14 employees.....	29	984 977	17 617	4 342	341	48 097	8 100	8 588
	Establishments with 15 to 19 employees.....	13	312 586	10 448	2 825	212	22 824	5 640	5 880
	Establishments with 20 to 49 employees.....	48	3 262 611	65 167	15 331	1 438	137 650	49 858	48 793
	Establishments with 50 to 99 employees.....	17	D	D	D	g	D	D	D
	Establishments with 100 employees or more	18	D	D	D	h	D	D	D
	Establishments not operated for the entire year	13	318 274	15 007	3 906	448	72 524	7 411	38 946
4222	Drugs, & druggists' sundries whsle								
	All establishments	358	90 317 145	3 827 803	948 944	58 960	8 666 126	2 517 364	2 756 060
	Establishments operated for the entire year	351	90 180 537	3 824 604	948 067	58 902	8 659 207	2 517 092	2 756 060
	Establishments with no employees..	—	—	—	—	—	—	—	—
	Establishments with 1 employee...	12	33 367	778	199	12	1 470	56	335
	Establishments with 2 employees...	23	198 260	2 519	657	46	4 783	1 098	1 033
	Establishments with 3 or 4 employees.....	24	243 883	4 274	1 164	82	8 544	1 723	2 094
	Establishments with 5 or 6 employees.....	19	820 588	5 653	1 308	105	14 362	4 019	3 999
	Establishments with 7 to 9 employees.....	11	214 997	5 270	1 342	90	10 369	2 130	2 415
	Establishments with 10 to 14 employees.....	20	665 203	11 365	2 851	229	24 999	5 243	5 787
	Establishments with 15 to 19 employees.....	27	4 914 952	25 016	6 153	470	54 102	50 054	51 433
	Establishments with 20 to 49 employees.....	59	7 036 923	98 717	25 426	1 833	221 805	147 801	113 175
	Establishments with 50 to 99 employees.....	23	7 902 698	99 872	25 797	1 731	204 619	300 812	302 753
	Establishments with 100 employees or more	133	68 149 666	3 571 140	883 170	54 304	8 114 154	2 004 156	2 273 036
	Establishments not operated for the entire year	7	136 608	3 199	877	58	6 919	272	—
42221	Drugs, & druggists' sundries whsle								
	All establishments	358	90 317 145	3 827 803	948 944	58 960	8 666 126	2 517 364	2 756 060
	Establishments operated for the entire year	351	90 180 537	3 824 604	948 067	58 902	8 659 207	2 517 092	2 756 060
	Establishments with no employees..	—	—	—	—	—	—	—	—
	Establishments with 1 employee...	12	33 367	778	199	12	1 470	56	335
	Establishments with 2 employees...	23	198 260	2 519	657	46	4 783	1 098	1 033
	Establishments with 3 or 4 employees.....	24	243 883	4 274	1 164	82	8 544	1 723	2 094
	Establishments with 5 or 6 employees.....	19	820 588	5 653	1 308	105	14 362	4 019	3 999
	Establishments with 7 to 9 employees.....	11	214 997	5 270	1 342	90	10 369	2 130	2 415
	Establishments with 10 to 14 employees.....	20	665 203	11 365	2 851	229	24 999	5 243	5 787
	Establishments with 15 to 19 employees.....	27	4 914 952	25 016	6 153	470	54 102	50 054	51 433
	Establishments with 20 to 49 employees.....	59	7 036 923	98 717	25 426	1 833	221 805	147 801	113 175
	Establishments with 50 to 99 employees.....	23	7 902 698	99 872	25 797	1 731	204 619	300 812	302 753
	Establishments with 100 employees or more	133	68 149 666	3 571 140	883 170	54 304	8 114 154	2 004 156	2 273 036
	Establishments not operated for the entire year	7	136 608	3 199	877	58	6 919	272	—

See footnotes at end of table.

Table 2. Employment Size of Establishments: 1997—Con.

[Includes only establishments with payroll. For meaning of abbreviations and symbols, see introductory text. For explanation of terms, see Appendix A. For method of assignment to categories shown, see Appendix C.]

NAICS code	Employment sizes of establishments by type of operation and kind of business ¹	Establishments (number)	Sales (\$1,000)	Annual payroll (\$1,000)	First-quarter payroll (\$1,000)	Paid employees for pay period including March 12 (number)	Operating expenses ² (\$1,000)	End-of-1996 inventories (\$1,000)	End-of-1997 inventories (\$1,000)
422	MANUFACTURERS' SALES BRANCHES AND SALES OFFICES—Con.								
	Wholesale trade, nondurable goods—Con.								
422210	Drugs, & druggists' sundries whsle								
	All establishments	358	90 317 145	3 827 803	948 944	58 960	8 666 126	2 517 364	2 756 060
	Establishments operated for the entire year	351	90 180 537	3 824 604	948 067	58 902	8 659 207	2 517 092	2 756 060
	Establishments with no employees..	—	—	—	—	—	—	—	—
	Establishments with 1 employee....	12	33 367	778	199	12	1 470	56	335
	Establishments with 2 employees...	23	198 260	2 519	657	46	4 783	1 098	1 033
	Establishments with 3 or 4 employees.....	24	243 883	4 274	1 164	82	8 544	1 723	2 094
	Establishments with 5 or 6 employees.....	19	820 588	5 653	1 308	105	14 362	4 019	3 999
	Establishments with 7 to 9 employees.....	11	214 997	5 270	1 342	90	10 369	2 130	2 415
	Establishments with 10 to 14 employees.....	20	665 203	11 365	2 851	229	24 999	5 243	5 787
	Establishments with 15 to 19 employees.....	27	4 914 952	25 016	6 153	470	54 102	50 054	51 433
	Establishments with 20 to 49 employees.....	59	7 036 923	98 717	25 426	1 833	221 805	147 801	113 175
	Establishments with 50 to 99 employees.....	23	7 902 698	99 872	25 797	1 731	204 619	300 812	302 753
	Establishments with 100 employees or more	133	68 149 666	3 571 140	883 170	54 304	8 114 154	2 004 156	2 273 036
	Establishments not operated for the entire year	7	136 608	3 199	877	58	6 919	272	—
4222102	Specialty-line drug, pharmaceutical, cosmetic, & toiletries whsle								
	All establishments	358	90 317 145	3 827 803	948 944	58 960	8 666 126	2 517 364	2 756 060
	Establishments operated for the entire year	351	90 180 537	3 824 604	948 067	58 902	8 659 207	2 517 092	2 756 060
	Establishments with no employees..	—	—	—	—	—	—	—	—
	Establishments with 1 employee....	12	33 367	778	199	12	1 470	56	335
	Establishments with 2 employees...	23	198 260	2 519	657	46	4 783	1 098	1 033
	Establishments with 3 or 4 employees.....	24	243 883	4 274	1 164	82	8 544	1 723	2 094
	Establishments with 5 or 6 employees.....	19	820 588	5 653	1 308	105	14 362	4 019	3 999
	Establishments with 7 to 9 employees.....	11	214 997	5 270	1 342	90	10 369	2 130	2 415
	Establishments with 10 to 14 employees.....	20	665 203	11 365	2 851	229	24 999	5 243	5 787
	Establishments with 15 to 19 employees.....	27	4 914 952	25 016	6 153	470	54 102	50 054	51 433
	Establishments with 20 to 49 employees.....	59	7 036 923	98 717	25 426	1 833	221 805	147 801	113 175
	Establishments with 50 to 99 employees.....	23	7 902 698	99 872	25 797	1 731	204 619	300 812	302 753
	Establishments with 100 employees or more	133	68 149 666	3 571 140	883 170	54 304	8 114 154	2 004 156	2 273 036
	Establishments not operated for the entire year	7	136 608	3 199	877	58	6 919	272	—
4223	Apparel, piece goods, & notions whsle								
	All establishments	709	22 808 180	963 347	238 190	20 459	2 166 712	1 465 168	1 513 039
	Establishments operated for the entire year	668	22 224 456	942 467	230 909	19 541	2 124 780	1 418 760	1 489 561
	Establishments with no employees..	—	—	—	—	—	—	—	—
	Establishments with 1 employee....	68	311 210	4 852	1 221	68	11 805	3 174	3 231
	Establishments with 2 employees...	54	510 313	6 945	1 736	108	16 161	3 694	4 032
	Establishments with 3 or 4 employees.....	95	814 014	20 316	4 894	325	42 849	10 983	11 045
	Establishments with 5 or 6 employees.....	71	1 149 571	22 795	5 372	381	51 966	19 201	21 308
	Establishments with 7 to 9 employees.....	61	1 981 781	26 057	6 432	477	60 155	31 843	37 150
	Establishments with 10 to 14 employees.....	76	1 204 929	40 982	9 935	888	95 074	47 885	59 094
	Establishments with 15 to 19 employees.....	47	1 303 347	34 883	8 459	794	80 870	35 319	27 962
	Establishments with 20 to 49 employees.....	104	4 802 116	186 555	46 821	3 242	467 330	244 751	243 289
	Establishments with 50 to 99 employees.....	51	3 835 510	191 271	46 408	3 604	423 363	268 157	281 370
	Establishments with 100 employees or more	41	6 311 665	407 811	99 631	9 654	875 207	753 753	801 080
	Establishments not operated for the entire year	41	583 724	20 880	7 281	918	41 932	46 408	23 478
42231	Piece goods, notions, & other dry goods whsle								

See footnotes at end of table.

Table 2. Employment Size of Establishments: 1997—Con.

[Includes only establishments with payroll. For meaning of abbreviations and symbols, see introductory text. For explanation of terms, see Appendix A. For method of assignment to categories shown, see Appendix C.]

NAICS code	Employment sizes of establishments by type of operation and kind of business ¹	Establishments (number)	Sales (\$1,000)	Annual payroll (\$1,000)	First-quarter payroll (\$1,000)	Paid employees for pay period including March 12 (number)	Operating expenses ² (\$1,000)	End-of-1996 inventories (\$1,000)	End-of-1997 inventories (\$1,000)
422	MANUFACTURERS' SALES BRANCHES AND SALES OFFICES—Con.								
42231	Wholesale trade, nondurable goods—Con.								
	Piece goods, notions, & other dry goods whsle—Con.								
	All establishments	245	6 592 566	246 518	61 096	4 657	520 679	166 724	163 647
	Establishments operated for the entire year	236	D	D	D	h	D	D	D
	Establishments with no employees..	—	—	—	—	—	—	—	—
	Establishments with 1 employee....	24	143 266	1 830	412	24	4 210	768	752
	Establishments with 2 employees...	30	358 996	4 111	1 011	60	10 230	1 440	1 483
	Establishments with 3 or 4 employees.....	41	277 318	8 068	1 771	138	18 539	3 636	3 813
	Establishments with 5 or 6 employees.....	25	320 397	7 614	1 932	134	18 521	5 713	5 858
	Establishments with 7 to 9 employees.....	19	749 794	8 149	1 947	149	24 258	8 345	8 266
	Establishments with 10 to 14 employees.....	29	471 655	19 634	4 540	340	44 652	26 409	28 243
	Establishments with 15 to 19 employees.....	13	D	D	D	c	D	D	D
	Establishments with 20 to 49 employees.....	35	1 640 934	69 908	17 195	1 108	150 593	52 713	48 561
	Establishments with 50 to 99 employees.....	16	D	D	D	g	D	D	D
	Establishments with 100 employees or more	4	D	D	D	g	D	D	D
	Establishments not operated for the entire year	9	D	D	D	b	D	D	D
422310	Piece goods, notions, & other dry goods whsle								
	All establishments	245	6 592 566	246 518	61 096	4 657	520 679	166 724	163 647
	Establishments operated for the entire year	236	D	D	D	h	D	D	D
	Establishments with no employees..	—	—	—	—	—	—	—	—
	Establishments with 1 employee....	24	143 266	1 830	412	24	4 210	768	752
	Establishments with 2 employees...	30	358 996	4 111	1 011	60	10 230	1 440	1 483
	Establishments with 3 or 4 employees.....	41	277 318	8 068	1 771	138	18 539	3 636	3 813
	Establishments with 5 or 6 employees.....	25	320 397	7 614	1 932	134	18 521	5 713	5 858
	Establishments with 7 to 9 employees.....	19	749 794	8 149	1 947	149	24 258	8 345	8 266
	Establishments with 10 to 14 employees.....	29	471 655	19 634	4 540	340	44 652	26 409	28 243
	Establishments with 15 to 19 employees.....	13	D	D	D	c	D	D	D
	Establishments with 20 to 49 employees.....	35	1 640 934	69 908	17 195	1 108	150 593	52 713	48 561
	Establishments with 50 to 99 employees.....	16	D	D	D	g	D	D	D
	Establishments with 100 employees or more	4	D	D	D	g	D	D	D
	Establishments not operated for the entire year	9	D	D	D	b	D	D	D
4223101	Piece goods—jobbers								
	All establishments	194	5 899 943	217 278	54 350	3 909	449 240	135 679	134 323
	Establishments operated for the entire year	186	D	D	D	h	D	D	D
	Establishments with no employees..	—	—	—	—	—	—	—	—
	Establishments with 1 employee....	18	116 600	1 353	319	18	2 229	447	421
	Establishments with 2 employees...	23	324 916	3 292	798	46	6 900	1 440	1 483
	Establishments with 3 or 4 employees.....	33	231 895	6 759	1 496	113	14 122	3 402	3 572
	Establishments with 5 or 6 employees.....	18	252 763	5 753	1 502	97	11 774	1 684	1 757
	Establishments with 7 to 9 employees.....	14	D	D	D	c	D	D	D
	Establishments with 10 to 14 employees.....	24	377 204	16 833	3 887	283	34 776	21 485	22 336
	Establishments with 15 to 19 employees.....	12	D	D	D	c	D	D	D
	Establishments with 20 to 49 employees.....	29	1 368 894	61 653	15 087	911	134 235	43 987	43 493
	Establishments with 50 to 99 employees.....	11	1 158 528	49 173	11 372	781	96 174	32 531	30 117
	Establishments with 100 employees or more	4	D	D	D	g	D	D	D
	Establishments not operated for the entire year	8	D	D	D	b	D	D	D

See footnotes at end of table.

Table 2. Employment Size of Establishments: 1997—Con.

[Includes only establishments with payroll. For meaning of abbreviations and symbols, see introductory text. For explanation of terms, see Appendix A. For method of assignment to categories shown, see Appendix C.]

NAICS code	Employment sizes of establishments by type of operation and kind of business ¹	Establishments (number)	Sales (\$1,000)	Annual payroll (\$1,000)	First-quarter payroll (\$1,000)	Paid employees for pay period including March 12 (number)	Operating expenses ² (\$1,000)	End-of-1996 inventories (\$1,000)	End-of-1997 inventories (\$1,000)
422	MANUFACTURERS' SALES BRANCHES AND SALES OFFICES—Con.								
	Wholesale trade, nondurable goods—Con.								
4223102	Notions & other dry goods whsle								
	All establishments	51	692 623	29 240	6 746	748	71 439	31 045	29 324
	Establishments operated for the entire year	50	D	D	D	f	D	D	D
	Establishments with no employees..	—	—	—	—	—	—	—	—
	Establishments with 1 employee....	6	26 666	477	93	6	1 981	321	331
	Establishments with 2 employees....	7	34 080	819	213	14	3 330	—	—
	Establishments with 3 or 4 employees.....	8	45 423	1 309	275	25	4 417	234	241
	Establishments with 5 or 6 employees.....	7	67 634	1 861	430	37	6 747	4 029	4 101
	Establishments with 7 to 9 employees.....	5	D	D	D	b	D	D	D
	Establishments with 10 to 14 employees.....	5	94 451	2 801	653	57	9 876	4 924	5 907
	Establishments with 15 to 19 employees.....	1	D	D	D	a	D	D	D
	Establishments with 20 to 49 employees.....	6	272 040	8 255	2 108	197	16 358	8 726	5 068
	Establishments with 50 to 99 employees.....	5	D	D	D	e	D	D	D
	Establishments with 100 employees or more	—	—	—	—	—	—	—	—
	Establishments not operated for the entire year	1	D	D	D	a	D	D	D
42232	Men's & boys' clothing & furnishings whsle								
	All establishments	202	7 748 425	345 408	83 096	8 449	763 011	745 747	754 794
	Establishments operated for the entire year	185	7 530 252	335 544	78 576	7 855	745 142	721 807	733 946
	Establishments with no employees..	—	—	—	—	—	—	—	—
	Establishments with 1 employee....	9	17 706	413	123	9	893	—	—
	Establishments with 2 employees....	6	23 611	841	235	12	1 402	—	—
	Establishments with 3 or 4 employees.....	13	125 461	3 090	734	46	6 726	4 523	4 355
	Establishments with 5 or 6 employees.....	21	428 793	8 695	1 816	114	16 984	6 807	6 020
	Establishments with 7 to 9 employees.....	18	786 428	5 863	1 328	143	15 528	8 694	9 182
	Establishments with 10 to 14 employees.....	29	186 923	8 509	2 052	334	20 165	17 541	24 582
	Establishments with 15 to 19 employees.....	18	309 972	7 974	2 015	310	17 714	19 879	10 748
	Establishments with 20 to 49 employees.....	37	1 690 403	61 375	15 697	1 163	160 340	86 425	85 165
	Establishments with 50 to 99 employees.....	14	1 033 366	49 869	12 222	961	94 170	22 231	27 112
	Establishments with 100 employees or more	20	2 927 589	188 915	42 354	4 763	411 220	555 707	566 782
	Establishments not operated for the entire year	17	218 173	9 864	4 520	594	17 869	23 940	20 848
422320	Men's & boys' clothing & furnishings whsle								
	All establishments	202	7 748 425	345 408	83 096	8 449	763 011	745 747	754 794
	Establishments operated for the entire year	185	7 530 252	335 544	78 576	7 855	745 142	721 807	733 946
	Establishments with no employees..	—	—	—	—	—	—	—	—
	Establishments with 1 employee....	9	17 706	413	123	9	893	—	—
	Establishments with 2 employees....	6	23 611	841	235	12	1 402	—	—
	Establishments with 3 or 4 employees.....	13	125 461	3 090	734	46	6 726	4 523	4 355
	Establishments with 5 or 6 employees.....	21	428 793	8 695	1 816	114	16 984	6 807	6 020
	Establishments with 7 to 9 employees.....	18	786 428	5 863	1 328	143	15 528	8 694	9 182
	Establishments with 10 to 14 employees.....	29	186 923	8 509	2 052	334	20 165	17 541	24 582
	Establishments with 15 to 19 employees.....	18	309 972	7 974	2 015	310	17 714	19 879	10 748
	Establishments with 20 to 49 employees.....	37	1 690 403	61 375	15 697	1 163	160 340	86 425	85 165
	Establishments with 50 to 99 employees.....	14	1 033 366	49 869	12 222	961	94 170	22 231	27 112
	Establishments with 100 employees or more	20	2 927 589	188 915	42 354	4 763	411 220	555 707	566 782
	Establishments not operated for the entire year	17	218 173	9 864	4 520	594	17 869	23 940	20 848

See footnotes at end of table.

Table 2. Employment Size of Establishments: 1997—Con.

[Includes only establishments with payroll. For meaning of abbreviations and symbols, see introductory text. For explanation of terms, see Appendix A. For method of assignment to categories shown, see Appendix C.]

NAICS code	Employment sizes of establishments by type of operation and kind of business ¹	Establishments (number)	Sales (\$1,000)	Annual payroll (\$1,000)	First-quarter payroll (\$1,000)	Paid employees for pay period including March 12 (number)	Operating expenses ² (\$1,000)	End-of-1996 inventories (\$1,000)	End-of-1997 inventories (\$1,000)
422	MANUFACTURERS' SALES BRANCHES AND SALES OFFICES—Con.								
	Wholesale trade, nondurable goods—Con.								
42233	Women's, children's, & infants' clothing & accessories whsle								
	All establishments	233	6 347 552	248 975	63 198	5 248	589 565	294 159	290 081
	Establishments operated for the entire year	220	D	D	D	h	D	D	D
	Establishments with no employees..	—	—	—	—	—	—	—	—
	Establishments with 1 employee....	35	150 238	2 609	686	35	6 702	2 406	2 479
	Establishments with 2 employees...	18	127 706	1 993	490	36	4 529	2 254	2 549
	Establishments with 3 or 4 employees.....	40	D	D	D	c	D	D	D
	Establishments with 5 or 6 employees.....	24	D	D	D	c	D	D	D
	Establishments with 7 to 9 employees.....	22	D	D	D	c	D	D	D
	Establishments with 10 to 14 employees.....	16	D	D	D	c	D	D	D
	Establishments with 15 to 19 employees.....	14	D	D	D	c	D	D	D
	Establishments with 20 to 49 employees.....	28	1 332 593	47 034	11 752	822	130 858	74 660	77 336
	Establishments with 50 to 99 employees.....	12	D	D	D	f	D	D	D
	Establishments with 100 employees or more	11	D	D	D	g	D	D	D
	Establishments not operated for the entire year	13	D	D	D	e	D	D	D
422330	Women's, children's, & infants' clothing & accessories whsle								
	All establishments	233	6 347 552	248 975	63 198	5 248	589 565	294 159	290 081
	Establishments operated for the entire year	220	D	D	D	h	D	D	D
	Establishments with no employees..	—	—	—	—	—	—	—	—
	Establishments with 1 employee....	35	150 238	2 609	686	35	6 702	2 406	2 479
	Establishments with 2 employees...	18	127 706	1 993	490	36	4 529	2 254	2 549
	Establishments with 3 or 4 employees.....	40	D	D	D	c	D	D	D
	Establishments with 5 or 6 employees.....	24	D	D	D	c	D	D	D
	Establishments with 7 to 9 employees.....	22	D	D	D	c	D	D	D
	Establishments with 10 to 14 employees.....	16	D	D	D	c	D	D	D
	Establishments with 15 to 19 employees.....	14	D	D	D	c	D	D	D
	Establishments with 20 to 49 employees.....	28	1 332 593	47 034	11 752	822	130 858	74 660	77 336
	Establishments with 50 to 99 employees.....	12	D	D	D	f	D	D	D
	Establishments with 100 employees or more	11	D	D	D	g	D	D	D
	Establishments not operated for the entire year	13	D	D	D	e	D	D	D
42234	Footwear whsle								
	All establishments	29	2 119 637	122 446	30 800	2 105	293 457	258 538	304 517
	Establishments operated for the entire year	27	D	D	D	g	D	D	D
	Establishments with no employees..	—	—	—	—	—	—	—	—
	Establishments with 1 employee....	—	—	—	—	—	—	—	—
	Establishments with 2 employees...	—	—	—	—	—	—	—	—
	Establishments with 3 or 4 employees.....	1	D	D	D	a	D	D	D
	Establishments with 5 or 6 employees.....	1	D	D	D	a	D	D	D
	Establishments with 7 to 9 employees.....	2	D	D	D	a	D	D	D
	Establishments with 10 to 14 employees.....	2	D	D	D	b	D	D	D
	Establishments with 15 to 19 employees.....	2	D	D	D	b	D	D	D
	Establishments with 20 to 49 employees.....	4	138 186	8 238	2 177	149	25 539	30 953	32 227
	Establishments with 50 to 99 employees.....	9	858 521	38 162	10 108	658	113 599	112 792	118 683
	Establishments with 100 employees or more	6	D	D	D	g	D	D	D
	Establishments not operated for the entire year	2	D	D	D	a	D	D	D

See footnotes at end of table.

Table 2. Employment Size of Establishments: 1997—Con.

[Includes only establishments with payroll. For meaning of abbreviations and symbols, see introductory text. For explanation of terms, see Appendix A. For method of assignment to categories shown, see Appendix C.]

NAICS code	Employment sizes of establishments by type of operation and kind of business ¹	Establishments (number)	Sales (\$1,000)	Annual payroll (\$1,000)	First-quarter payroll (\$1,000)	Paid employees for pay period including March 12 (number)	Operating expenses ² (\$1,000)	End-of-1996 inventories (\$1,000)	End-of-1997 inventories (\$1,000)
422	MANUFACTURERS' SALES BRANCHES AND SALES OFFICES—Con.								
422340	Wholesale trade, nondurable goods—Con.								
	Footwear whlse								
	All establishments	29	2 119 637	122 446	30 800	2 105	293 457	258 538	304 517
	Establishments operated for the entire year	27	D	D	D	g	D	D	D
	Establishments with no employees ..	—	—	—	—	—	—	—	—
	Establishments with 1 employee	—	—	—	—	—	—	—	—
	Establishments with 2 employees ...	—	—	—	—	—	—	—	—
	Establishments with 3 or 4 employees	1	D	D	D	a	D	D	D
	Establishments with 5 or 6 employees	1	D	D	D	a	D	D	D
	Establishments with 7 to 9 employees	2	D	D	D	a	D	D	D
	Establishments with 10 to 14 employees	2	D	D	D	b	D	D	D
	Establishments with 15 to 19 employees	2	D	D	D	b	D	D	D
	Establishments with 20 to 49 employees	4	138 186	8 238	2 177	149	25 539	30 953	32 227
	Establishments with 50 to 99 employees	9	858 521	38 162	10 108	658	113 599	112 792	118 683
	Establishments with 100 employees or more	6	D	D	D	g	D	D	D
	Establishments not operated for the entire year	2	D	D	D	a	D	D	D
4224	Grocery & related products whlse								
	All establishments	3 765	145 608 857	6 614 860	1 606 055	188 281	13 850 688	2 165 631	2 258 062
	Establishments operated for the entire year	3 661	143 999 948	6 541 843	1 587 917	186 096	13 612 616	2 152 360	2 213 092
	Establishments with no employees ..	—	—	—	—	—	—	—	—
	Establishments with 1 employee	112	354 610	5 906	1 418	112	17 325	1 649	1 822
	Establishments with 2 employees ...	95	356 800	6 486	1 610	190	23 565	7 675	5 761
	Establishments with 3 or 4 employees	197	1 140 789	27 626	6 835	697	66 713	11 129	9 744
	Establishments with 5 or 6 employees	198	1 787 222	41 451	9 834	1 077	110 038	33 660	36 863
	Establishments with 7 to 9 employees	300	3 973 377	95 952	22 795	2 400	245 999	45 357	41 427
	Establishments with 10 to 14 employees	457	8 764 936	193 950	46 850	5 362	498 384	82 348	85 474
	Establishments with 15 to 19 employees	337	6 111 196	191 203	45 169	5 709	463 872	105 557	97 372
	Establishments with 20 to 49 employees	975	29 339 864	1 066 545	261 805	31 239	2 561 878	496 685	514 301
	Establishments with 50 to 99 employees	482	23 304 690	1 100 875	259 742	33 192	2 324 091	269 324	279 841
	Establishments with 100 employees or more	508	68 866 464	3 811 849	931 859	106 118	7 300 751	1 098 976	1 140 487
	Establishments not operated for the entire year	104	1 608 909	73 017	18 138	2 185	238 072	13 271	44 970
42242	Packaged frozen food whlse								
	All establishments	262	7 449 295	227 226	59 433	6 436	766 248	258 770	287 963
	Establishments operated for the entire year	253	7 406 418	222 650	57 169	6 122	755 726	253 229	286 266
	Establishments with no employees ..	—	—	—	—	—	—	—	—
	Establishments with 1 employee	17	18 712	593	144	17	3 611	250	395
	Establishments with 2 employees ...	18	58 582	1 163	284	36	8 010	4 737	2 617
	Establishments with 3 or 4 employees	6	42 313	574	142	20	2 273	150	217
	Establishments with 5 or 6 employees	16	291 432	3 807	765	86	13 033	2 549	3 649
	Establishments with 7 to 9 employees	25	323 703	7 532	1 800	199	29 060	2 586	3 223
	Establishments with 10 to 14 employees	42	201 758	15 978	3 987	498	68 277	5 903	5 833
	Establishments with 15 to 19 employees	27	429 254	15 169	3 893	457	56 328	54 941	47 763
	Establishments with 20 to 49 employees	85	3 536 969	84 778	21 755	2 454	328 211	87 662	120 413
	Establishments with 50 to 99 employees	8	1 246 438	30 558	7 061	612	67 067	19 002	18 888
	Establishments with 100 employees or more	9	1 257 257	62 498	17 338	1 743	179 856	75 449	83 268
	Establishments not operated for the entire year	9	42 877	4 576	2 264	314	10 522	5 541	1 697
422420	Packaged frozen food whlse								
	All establishments	262	7 449 295	227 226	59 433	6 436	766 248	258 770	287 963

See footnotes at end of table.

Table 2. Employment Size of Establishments: 1997—Con.

[Includes only establishments with payroll. For meaning of abbreviations and symbols, see introductory text. For explanation of terms, see Appendix A. For method of assignment to categories shown, see Appendix C.]

NAICS code	Employment sizes of establishments by type of operation and kind of business ¹	Establishments (number)	Sales (\$1,000)	Annual payroll (\$1,000)	First-quarter payroll (\$1,000)	Paid employees for pay period including March 12 (number)	Operating expenses ² (\$1,000)	End-of-1996 inventories (\$1,000)	End-of-1997 inventories (\$1,000)
422	MANUFACTURERS' SALES BRANCHES AND SALES OFFICES—Con.								
	Wholesale trade, nondurable goods—Con.								
422420	Packaged frozen food whsle—Con.								
	Establishments operated for the entire year	253	7 406 418	222 650	57 169	6 122	755 726	253 229	286 266
	Establishments with no employees..	—	—	—	—	—	—	—	—
	Establishments with 1 employee....	17	18 712	593	144	17	3 611	250	395
	Establishments with 2 employees...	18	58 582	1 163	284	36	8 010	4 737	2 617
	Establishments with 3 or 4 employees.....	6	42 313	574	142	20	2 273	150	217
	Establishments with 5 or 6 employees.....	16	291 432	3 807	765	86	13 033	2 549	3 649
	Establishments with 7 to 9 employees.....	25	323 703	7 532	1 800	199	29 060	2 586	3 223
	Establishments with 10 to 14 employees.....	42	201 758	15 978	3 987	498	68 277	5 903	5 833
	Establishments with 15 to 19 employees.....	27	429 254	15 169	3 893	457	56 328	54 941	47 763
	Establishments with 20 to 49 employees.....	85	3 536 969	84 778	21 755	2 454	328 211	87 662	120 413
	Establishments with 50 to 99 employees.....	8	1 246 438	30 558	7 061	612	67 067	19 002	18 888
	Establishments with 100 employees or more	9	1 257 257	62 498	17 338	1 743	179 856	75 449	83 268
	Establishments not operated for the entire year	9	42 877	4 576	2 264	314	10 522	5 541	1 697
42243	Dairy products, (except dried or canned) whsle								
	All establishments	507	12 804 977	757 461	175 830	19 409	1 849 552	343 331	350 438
	Establishments operated for the entire year	476	D	D	D	j	D	D	D
	Establishments with no employees..	—	—	—	—	—	—	—	—
	Establishments with 1 employee....	28	254 349	1 719	403	28	6 250	90	91
	Establishments with 2 employees...	18	D	D	D	b	D	D	D
	Establishments with 3 or 4 employees.....	24	D	D	D	b	D	D	D
	Establishments with 5 or 6 employees.....	28	D	D	D	c	D	D	D
	Establishments with 7 to 9 employees.....	51	D	D	D	e	D	D	D
	Establishments with 10 to 14 employees.....	91	D	D	D	g	D	D	D
	Establishments with 15 to 19 employees.....	57	D	D	D	f	D	D	D
	Establishments with 20 to 49 employees.....	114	D	D	D	h	D	D	D
	Establishments with 50 to 99 employees.....	40	D	D	D	h	D	D	D
	Establishments with 100 employees or more	25	5 176 732	446 091	101 428	10 043	1 036 577	247 582	257 632
	Establishments not operated for the entire year	31	D	D	D	e	D	D	D
422430	Dairy products, (except dried or canned) whsle								
	All establishments	507	12 804 977	757 461	175 830	19 409	1 849 552	343 331	350 438
	Establishments operated for the entire year	476	D	D	D	j	D	D	D
	Establishments with no employees..	—	—	—	—	—	—	—	—
	Establishments with 1 employee....	28	254 349	1 719	403	28	6 250	90	91
	Establishments with 2 employees...	18	D	D	D	b	D	D	D
	Establishments with 3 or 4 employees.....	24	D	D	D	b	D	D	D
	Establishments with 5 or 6 employees.....	28	D	D	D	c	D	D	D
	Establishments with 7 to 9 employees.....	51	D	D	D	e	D	D	D
	Establishments with 10 to 14 employees.....	91	D	D	D	g	D	D	D
	Establishments with 15 to 19 employees.....	57	D	D	D	f	D	D	D
	Establishments with 20 to 49 employees.....	114	D	D	D	h	D	D	D
	Establishments with 50 to 99 employees.....	40	D	D	D	h	D	D	D
	Establishments with 100 employees or more	25	5 176 732	446 091	101 428	10 043	1 036 577	247 582	257 632
	Establishments not operated for the entire year	31	D	D	D	e	D	D	D

See footnotes at end of table.

Table 2. Employment Size of Establishments: 1997—Con.

[Includes only establishments with payroll. For meaning of abbreviations and symbols, see introductory text. For explanation of terms, see Appendix A. For method of assignment to categories shown, see Appendix C]

NAICS code	Employment sizes of establishments by type of operation and kind of business ¹	Establishments (number)	Sales (\$1,000)	Annual payroll (\$1,000)	First-quarter payroll (\$1,000)	Paid employees for pay period including March 12 (number)	Operating expenses ² (\$1,000)	End-of-1996 inventories (\$1,000)	End-of-1997 inventories (\$1,000)
422	MANUFACTURERS' SALES BRANCHES AND SALES OFFICES—Con.								
	Wholesale trade, nondurable goods—Con.								
4224302	Dairy product (except raw milk) whsle								
	All establishments	507	12 804 977	757 461	175 830	19 409	1 849 552	343 331	350 438
	Establishments operated for the entire year	476	D	D	D	j	D	D	D
	Establishments with no employees...	—	—	—	—	—	—	—	—
	Establishments with 1 employee....	28	254 349	1 719	403	28	6 250	90	91
	Establishments with 2 employees...	18	D	D	D	b	D	D	D
	Establishments with 3 or 4 employees.....	24	D	D	D	b	D	D	D
	Establishments with 5 or 6 employees.....	28	D	D	D	c	D	D	D
	Establishments with 7 to 9 employees.....	51	D	D	D	e	D	D	D
	Establishments with 10 to 14 employees.....	91	D	D	D	g	D	D	D
	Establishments with 15 to 19 employees.....	57	D	D	D	f	D	D	D
	Establishments with 20 to 49 employees.....	114	D	D	D	h	D	D	D
	Establishments with 50 to 99 employees.....	40	D	D	D	h	D	D	D
	Establishments with 100 employees or more	25	5 176 732	446 091	101 428	10 043	1 036 577	247 582	257 632
	Establishments not operated for the entire year	31	D	D	D	e	D	D	D
42244	Poultry & poultry product whsle								
	All establishments	54	D	D	D	g	D	D	D
	Establishments operated for the entire year	54	D	D	D	g	D	D	D
	Establishments with no employees...	—	—	—	—	—	—	—	—
	Establishments with 1 employee....	—	—	—	—	—	—	—	—
	Establishments with 2 employees...	1	D	D	D	a	D	D	D
	Establishments with 3 or 4 employees.....	4	D	D	D	a	D	D	D
	Establishments with 5 or 6 employees.....	6	D	D	D	b	D	D	D
	Establishments with 7 to 9 employees.....	5	D	D	D	b	D	D	D
	Establishments with 10 to 14 employees.....	6	D	D	D	b	D	D	D
	Establishments with 15 to 19 employees.....	4	D	D	D	b	D	D	D
	Establishments with 20 to 49 employees.....	16	D	D	D	e	D	D	D
	Establishments with 50 to 99 employees.....	10	D	D	D	f	D	D	D
	Establishments with 100 employees or more	2	D	D	D	e	D	D	D
	Establishments not operated for the entire year	—	—	—	—	—	—	—	—
422440	Poultry & poultry product whsle								
	All establishments	54	D	D	D	g	D	D	D
	Establishments operated for the entire year	54	D	D	D	g	D	D	D
	Establishments with no employees...	—	—	—	—	—	—	—	—
	Establishments with 1 employee....	—	—	—	—	—	—	—	—
	Establishments with 2 employees...	1	D	D	D	a	D	D	D
	Establishments with 3 or 4 employees.....	4	D	D	D	a	D	D	D
	Establishments with 5 or 6 employees.....	6	D	D	D	b	D	D	D
	Establishments with 7 to 9 employees.....	5	D	D	D	b	D	D	D
	Establishments with 10 to 14 employees.....	6	D	D	D	b	D	D	D
	Establishments with 15 to 19 employees.....	4	D	D	D	b	D	D	D
	Establishments with 20 to 49 employees.....	16	D	D	D	e	D	D	D
	Establishments with 50 to 99 employees.....	10	D	D	D	f	D	D	D
	Establishments with 100 employees or more	2	D	D	D	e	D	D	D
	Establishments not operated for the entire year	—	—	—	—	—	—	—	—

See footnotes at end of table.

Table 2. Employment Size of Establishments: 1997—Con.

[Includes only establishments with payroll. For meaning of abbreviations and symbols, see introductory text. For explanation of terms, see Appendix A. For method of assignment to categories shown, see Appendix C.]

NAICS code	Employment sizes of establishments by type of operation and kind of business ¹	Establishments (number)	Sales (\$1,000)	Annual payroll (\$1,000)	First-quarter payroll (\$1,000)	Paid employees for pay period including March 12 (number)	Operating expenses ² (\$1,000)	End-of-1996 inventories (\$1,000)	End-of-1997 inventories (\$1,000)
422	MANUFACTURERS' SALES BRANCHES AND SALES OFFICES—Con.								
	Wholesale trade, nondurable goods—Con.								
4224402	Poultry & poultry product (except live) whsle								
	All establishments	54	D	D	D	g	D	D	D
	Establishments operated for the entire year	54	D	D	D	g	D	D	D
	Establishments with no employees...	—	—	—	—	—	—	—	—
	Establishments with 1 employee...	—	—	—	—	—	—	—	—
	Establishments with 2 employees...	1	D	D	D	a	D	D	D
	Establishments with 3 or 4 employees.....	4	D	D	D	a	D	D	D
	Establishments with 5 or 6 employees.....	6	D	D	D	b	D	D	D
	Establishments with 7 to 9 employees.....	5	D	D	D	b	D	D	D
	Establishments with 10 to 14 employees.....	6	D	D	D	b	D	D	D
	Establishments with 15 to 19 employees.....	4	D	D	D	b	D	D	D
	Establishments with 20 to 49 employees.....	16	D	D	D	e	D	D	D
	Establishments with 50 to 99 employees.....	10	D	D	D	f	D	D	D
	Establishments with 100 employees or more	2	D	D	D	e	D	D	D
	Establishments not operated for the entire year.....	—	—	—	—	—	—	—	—
42245	Confectionery whsle								
	All establishments	302	16 592 178	1 242 879	310 472	37 061	2 148 399	84 367	83 893
	Establishments operated for the entire year	288	16 364 747	1 231 850	308 566	36 732	2 130 409	84 325	83 891
	Establishments with no employees...	—	—	—	—	—	—	—	—
	Establishments with 1 employee....	7	5 670	398	85	7	941	68	67
	Establishments with 2 employees...	3	D	D	D	a	D	D	D
	Establishments with 3 or 4 employees.....	8	D	D	D	b	D	D	D
	Establishments with 5 or 6 employees.....	10	D	D	D	b	D	D	D
	Establishments with 7 to 9 employees.....	12	100 265	3 943	962	92	7 791	346	368
	Establishments with 10 to 14 employees.....	14	108 223	6 177	1 518	161	15 393	934	904
	Establishments with 15 to 19 employees.....	8	27 450	3 281	751	130	7 587	852	741
	Establishments with 20 to 49 employees.....	56	1 090 669	57 206	13 951	1 906	116 782	15 103	14 725
	Establishments with 50 to 99 employees.....	39	2 287 324	86 150	20 768	2 678	195 630	12 374	11 904
	Establishments with 100 employees or more	131	12 531 048	1 070 288	269 415	31 667	1 776 958	54 134	54 675
	Establishments not operated for the entire year.....	14	227 431	11 029	1 906	329	17 990	42	2
422450	Confectionery whsle								
	All establishments	302	16 592 178	1 242 879	310 472	37 061	2 148 399	84 367	83 893
	Establishments operated for the entire year	288	16 364 747	1 231 850	308 566	36 732	2 130 409	84 325	83 891
	Establishments with no employees...	—	—	—	—	—	—	—	—
	Establishments with 1 employee....	7	5 670	398	85	7	941	68	67
	Establishments with 2 employees...	3	D	D	D	a	D	D	D
	Establishments with 3 or 4 employees.....	8	D	D	D	b	D	D	D
	Establishments with 5 or 6 employees.....	10	D	D	D	b	D	D	D
	Establishments with 7 to 9 employees.....	12	100 265	3 943	962	92	7 791	346	368
	Establishments with 10 to 14 employees.....	14	108 223	6 177	1 518	161	15 393	934	904
	Establishments with 15 to 19 employees.....	8	27 450	3 281	751	130	7 587	852	741
	Establishments with 20 to 49 employees.....	56	1 090 669	57 206	13 951	1 906	116 782	15 103	14 725
	Establishments with 50 to 99 employees.....	39	2 287 324	86 150	20 768	2 678	195 630	12 374	11 904
	Establishments with 100 employees or more	131	12 531 048	1 070 288	269 415	31 667	1 776 958	54 134	54 675
	Establishments not operated for the entire year.....	14	227 431	11 029	1 906	329	17 990	42	2
42246	Fish & seafood whsle								
	All establishments	24	334 555	18 934	5 492	654	65 754	33 405	29 959

See footnotes at end of table.

Table 2. Employment Size of Establishments: 1997—Con.

[Includes only establishments with payroll. For meaning of abbreviations and symbols, see introductory text. For explanation of terms, see Appendix A. For method of assignment to categories shown, see Appendix C.]

NAICS code	Employment sizes of establishments by type of operation and kind of business ¹	Establishments (number)	Sales (\$1,000)	Annual payroll (\$1,000)	First-quarter payroll (\$1,000)	Paid employees for pay period including March 12 (number)	Operating expenses ² (\$1,000)	End-of-1996 inventories (\$1,000)	End-of-1997 inventories (\$1,000)
422	MANUFACTURERS' SALES BRANCHES AND SALES OFFICES—Con.								
	Wholesale trade, nondurable goods—Con.								
42246	Fish & seafood whsle—Con.								
	Establishments operated for the entire year	24	334 555	18 934	5 492	654	65 754	33 405	29 959
	Establishments with no employees..	—	—	—	—	—	—	—	—
	Establishments with 1 employee...	2	D	D	D	a	D	D	D
	Establishments with 2 employees...	4	7 485	283	48	8	608	206	206
	Establishments with 3 or 4 employees.....	—	—	—	—	—	—	—	—
	Establishments with 5 or 6 employees.....	1	D	D	D	a	D	D	D
	Establishments with 7 to 9 employees.....	2	D	D	D	a	D	D	D
	Establishments with 10 to 14 employees.....	2	D	D	D	b	D	D	D
	Establishments with 15 to 19 employees.....	2	D	D	D	b	D	D	D
	Establishments with 20 to 49 employees.....	7	181 353	7 153	1 862	227	20 161	17 211	17 750
	Establishments with 50 to 99 employees.....	3	D	D	D	c	D	D	D
	Establishments with 100 employees or more	1	D	D	D	c	D	D	D
	Establishments not operated for the entire year	—	—	—	—	—	—	—	—
422460	Fish & seafood whsle								
	All establishments	24	334 555	18 934	5 492	654	65 754	33 405	29 959
	Establishments operated for the entire year	24	334 555	18 934	5 492	654	65 754	33 405	29 959
	Establishments with no employees..	—	—	—	—	—	—	—	—
	Establishments with 1 employee...	2	D	D	D	a	D	D	D
	Establishments with 2 employees...	4	7 485	283	48	8	608	206	206
	Establishments with 3 or 4 employees.....	—	—	—	—	—	—	—	—
	Establishments with 5 or 6 employees.....	1	D	D	D	a	D	D	D
	Establishments with 7 to 9 employees.....	2	D	D	D	a	D	D	D
	Establishments with 10 to 14 employees.....	2	D	D	D	b	D	D	D
	Establishments with 15 to 19 employees.....	2	D	D	D	b	D	D	D
	Establishments with 20 to 49 employees.....	7	181 353	7 153	1 862	227	20 161	17 211	17 750
	Establishments with 50 to 99 employees.....	3	D	D	D	c	D	D	D
	Establishments with 100 employees or more	1	D	D	D	c	D	D	D
	Establishments not operated for the entire year	—	—	—	—	—	—	—	—
42247	Meat & meat product whsle								
	All establishments	112	20 272 965	121 017	26 471	3 094	370 753	86 322	100 511
	Establishments operated for the entire year	109	19 928 412	110 960	25 998	3 050	341 759	86 137	87 373
	Establishments with no employees..	—	—	—	—	—	—	—	—
	Establishments with 1 employee...	2	D	D	D	a	D	D	D
	Establishments with 2 employees...	1	D	D	D	a	D	D	D
	Establishments with 3 or 4 employees.....	2	D	D	D	a	D	D	D
	Establishments with 5 or 6 employees.....	4	82 531	1 096	217	23	5 788	644	1 460
	Establishments with 7 to 9 employees.....	9	239 879	2 843	651	72	8 455	1 419	1 424
	Establishments with 10 to 14 employees.....	29	1 443 830	11 850	2 661	325	29 607	2 176	2 032
	Establishments with 15 to 19 employees.....	19	1 082 889	9 690	2 175	317	27 270	8 699	8 095
	Establishments with 20 to 49 employees.....	30	1 602 282	33 550	7 542	874	133 398	32 522	37 675
	Establishments with 50 to 99 employees.....	8	1 623 145	21 498	5 251	604	61 685	19 067	20 750
	Establishments with 100 employees or more	5	D	D	D	f	D	D	D
	Establishments not operated for the entire year	3	344 553	10 057	473	44	28 994	185	13 138
422470	Meat & meat product whsle								
	All establishments	112	20 272 965	121 017	26 471	3 094	370 753	86 322	100 511

See footnotes at end of table.

Table 2. Employment Size of Establishments: 1997—Con.

[Includes only establishments with payroll. For meaning of abbreviations and symbols, see introductory text. For explanation of terms, see Appendix A. For method of assignment to categories shown, see Appendix C.]

NAICS code	Employment sizes of establishments by type of operation and kind of business ¹	Establishments (number)	Sales (\$1,000)	Annual payroll (\$1,000)	First-quarter payroll (\$1,000)	Paid employees for pay period including March 12 (number)	Operating expenses ² (\$1,000)	End-of-1996 inventories (\$1,000)	End-of-1997 inventories (\$1,000)
422	MANUFACTURERS' SALES BRANCHES AND SALES OFFICES—Con.								
422470	Wholesale trade, nondurable goods—Con.								
	Meat & meat product whsle—Con.								
	Establishments operated for the entire year	109	19 928 412	110 960	25 998	3 050	341 759	86 137	87 373
	Establishments with no employees..	—	—	—	—	—	—	—	—
	Establishments with 1 employee....	2	D	D	D	a	D	D	D
	Establishments with 2 employees...	1	D	D	D	a	D	D	D
	Establishments with 3 or 4 employees.....	2	D	D	D	a	D	D	D
	Establishments with 5 or 6 employees.....	4	82 531	1 096	217	23	5 788	644	1 460
	Establishments with 7 to 9 employees.....	9	239 879	2 843	651	72	8 455	1 419	1 424
	Establishments with 10 to 14 employees.....	29	1 443 830	11 850	2 661	325	29 607	2 176	2 032
	Establishments with 15 to 19 employees.....	19	1 082 889	9 690	2 175	317	27 270	8 699	8 095
	Establishments with 20 to 49 employees.....	30	1 602 282	33 550	7 542	874	133 398	32 522	37 675
	Establishments with 50 to 99 employees.....	8	1 623 145	21 498	5 251	604	61 685	19 067	20 750
	Establishments with 100 employees or more.....	5	D	D	D	f	D	D	D
	Establishments not operated for the entire year.....	3	344 553	10 057	473	44	28 994	185	13 138
42249	Other grocery & related products whsle								
	All establishments	2 504	D	D	D	m	D	D	D
	Establishments operated for the entire year	2 457	D	D	D	m	D	D	D
	Establishments with no employees..	—	—	—	—	—	—	—	—
	Establishments with 1 employee....	56	D	D	D	b	D	D	D
	Establishments with 2 employees...	50	D	D	D	c	D	D	D
	Establishments with 3 or 4 employees.....	153	D	D	D	f	D	D	D
	Establishments with 5 or 6 employees.....	133	D	D	D	f	D	D	D
	Establishments with 7 to 9 employees.....	196	D	D	D	g	D	D	D
	Establishments with 10 to 14 employees.....	273	D	D	D	h	D	D	D
	Establishments with 15 to 19 employees.....	220	D	D	D	h	D	D	D
	Establishments with 20 to 49 employees.....	667	D	D	D	j	D	D	D
	Establishments with 50 to 99 employees.....	374	D	D	D	k	D	D	D
	Establishments with 100 employees or more.....	335	D	D	D	l	D	D	D
	Establishments not operated for the entire year.....	47	D	D	D	g	D	D	D
422490	Other grocery & related products whsle								
	All establishments	2 504	D	D	D	m	D	D	D
	Establishments operated for the entire year	2 457	D	D	D	m	D	D	D
	Establishments with no employees..	—	—	—	—	—	—	—	—
	Establishments with 1 employee....	56	D	D	D	b	D	D	D
	Establishments with 2 employees...	50	D	D	D	c	D	D	D
	Establishments with 3 or 4 employees.....	153	D	D	D	f	D	D	D
	Establishments with 5 or 6 employees.....	133	D	D	D	f	D	D	D
	Establishments with 7 to 9 employees.....	196	D	D	D	g	D	D	D
	Establishments with 10 to 14 employees.....	273	D	D	D	h	D	D	D
	Establishments with 15 to 19 employees.....	220	D	D	D	h	D	D	D
	Establishments with 20 to 49 employees.....	667	D	D	D	j	D	D	D
	Establishments with 50 to 99 employees.....	374	D	D	D	k	D	D	D
	Establishments with 100 employees or more.....	335	D	D	D	l	D	D	D
	Establishments not operated for the entire year.....	47	D	D	D	g	D	D	D
4224901	Coffee, tea, & spice whsle								
	All establishments	253	4 860 320	163 182	39 202	4 600	388 513	61 694	64 578

See footnotes at end of table.

Table 2. Employment Size of Establishments: 1997—Con.

[Includes only establishments with payroll. For meaning of abbreviations and symbols, see introductory text. For explanation of terms, see Appendix A. For method of assignment to categories shown, see Appendix C.]

NAICS code	Employment sizes of establishments by type of operation and kind of business ¹	Establishments (number)	Sales (\$1,000)	Annual payroll (\$1,000)	First-quarter payroll (\$1,000)	Paid employees for pay period including March 12 (number)	Operating expenses ² (\$1,000)	End-of-1996 inventories (\$1,000)	End-of-1997 inventories (\$1,000)
422	MANUFACTURERS' SALES BRANCHES AND SALES OFFICES—Con.								
	Wholesale trade, nondurable goods—Con.								
4224901	Coffee, tea, & spice whsle—Con.								
	Establishments operated for the entire year	247	4 754 617	160 648	38 397	4 477	383 455	61 694	64 578
	Establishments with no employees..	—	—	—	—	—	—	—	—
	Establishments with 1 employee....	11	9 384	1 117	257	11	1 843	237	241
	Establishments with 2 employees...	8	D	D	D	a	D	D	D
	Establishments with 3 or 4 employees.....	30	83 474	5 811	1 481	107	11 781	1 798	1 783
	Establishments with 5 or 6 employees.....	25	52 946	6 260	1 460	134	12 772	2 905	2 993
	Establishments with 7 to 9 employees.....	47	779 935	17 151	4 131	375	42 785	5 534	5 735
	Establishments with 10 to 14 employees.....	46	668 130	23 160	5 426	533	76 741	10 526	10 725
	Establishments with 15 to 19 employees.....	17	223 876	11 383	2 632	290	26 672	3 841	3 950
	Establishments with 20 to 49 employees.....	44	1 299 270	47 950	11 375	1 305	112 547	18 287	19 168
	Establishments with 50 to 99 employees.....	16	1 380 535	29 850	7 356	1 041	58 369	7 649	7 375
	Establishments with 100 employees or more	3	D	D	D	f	D	D	D
	Establishments not operated for the entire year	6	105 703	2 534	805	123	5 058	—	—
4224902	Bread & baked goods whsle								
	All establishments	752	12 763 211	966 632	252 384	29 483	1 863 092	214 642	211 461
	Establishments operated for the entire year	737	12 674 436	959 123	249 640	29 088	1 844 751	211 101	210 389
	Establishments with no employees..	—	—	—	—	—	—	—	—
	Establishments with 1 employee....	26	28 146	983	275	26	2 378	107	155
	Establishments with 2 employees...	25	21 115	1 158	318	50	2 596	17	15
	Establishments with 3 or 4 employees.....	70	135 813	7 670	1 923	247	17 405	965	799
	Establishments with 5 or 6 employees.....	57	140 006	8 241	1 961	307	18 862	931	804
	Establishments with 7 to 9 employees.....	57	237 256	15 569	3 828	459	35 078	7 916	2 950
	Establishments with 10 to 14 employees.....	84	580 058	35 450	8 856	1 005	69 193	3 043	2 645
	Establishments with 15 to 19 employees.....	91	D	D	D	g	D	D	D
	Establishments with 20 to 49 employees.....	185	D	D	D	i	D	D	D
	Establishments with 50 to 99 employees.....	71	2 289 846	158 096	38 989	4 847	321 893	28 296	29 356
	Establishments with 100 employees or more	71	D	D	D	j	D	D	D
	Establishments not operated for the entire year	15	88 775	7 509	2 744	395	18 341	3 541	1 072
4224903	Soft drinks whsle								
	All establishments	1 034	21 211 495	2 347 120	541 564	70 809	4 713 914	403 133	447 032
	Establishments operated for the entire year	1 027	20 933 620	2 337 058	540 980	70 702	4 607 689	402 534	424 744
	Establishments with no employees..	—	—	—	—	—	—	—	—
	Establishments with 1 employee....	4	1 869	144	35	4	309	29	37
	Establishments with 2 employees...	2	D	D	D	a	D	D	D
	Establishments with 3 or 4 employees.....	9	8 997	1 147	257	32	2 292	322	336
	Establishments with 5 or 6 employees.....	14	27 613	2 740	606	77	5 372	444	441
	Establishments with 7 to 9 employees.....	38	D	D	D	e	D	D	D
	Establishments with 10 to 14 employees.....	70	D	D	D	f	D	D	D
	Establishments with 15 to 19 employees.....	76	351 192	36 405	7 815	1 279	77 331	7 985	7 931
	Establishments with 20 to 49 employees.....	336	3 161 661	346 067	80 454	11 480	688 153	63 704	64 956
	Establishments with 50 to 99 employees.....	257	D	D	D	j	D	D	D
	Establishments with 100 employees or more	221	11 797 465	1 331 632	307 816	38 650	2 612 649	222 167	239 271
	Establishments not operated for the entire year	7	277 875	10 062	584	107	106 225	599	22 288
4224904	Canned goods whsle								
	All establishments	88	10 565 606	160 492	40 791	3 527	326 577	97 224	98 113

See footnotes at end of table.

Table 2. Employment Size of Establishments: 1997—Con.

[Includes only establishments with payroll. For meaning of abbreviations and symbols, see introductory text. For explanation of terms, see Appendix A. For method of assignment to categories shown, see Appendix C.]

NAICS code	Employment sizes of establishments by type of operation and kind of business ¹	Establishments (number)	Sales (\$1,000)	Annual payroll (\$1,000)	First-quarter payroll (\$1,000)	Paid employees for pay period including March 12 (number)	Operating expenses ² (\$1,000)	End-of-1996 inventories (\$1,000)	End-of-1997 inventories (\$1,000)
422	MANUFACTURERS' SALES BRANCHES AND SALES OFFICES—Con.								
4224904	Wholesale trade, nondurable goods—Con.								
	Canned goods whsle—Con.								
	Establishments operated for the entire year	85	10 301 727	143 369	35 420	3 132	300 341	97 224	98 113
	Establishments with no employees..	—	—	—	—	—	—	—	—
	Establishments with 1 employee....	—	—	—	—	—	—	—	—
	Establishments with 2 employees...	—	—	—	—	—	—	—	—
	Establishments with 3 or 4 employees.....	2	D	D	D	a	D	D	D
	Establishments with 5 or 6 employees.....	7	D	D	D	b	D	D	D
	Establishments with 7 to 9 employees.....	9	D	D	D	b	D	D	D
	Establishments with 10 to 14 employees.....	26	1 691 072	16 408	3 937	307	28 981	6 028	6 336
	Establishments with 15 to 19 employees.....	13	912 061	10 220	2 470	224	20 723	1 162	1 198
	Establishments with 20 to 49 employees.....	13	1 042 765	15 657	4 170	419	44 716	13 448	13 864
	Establishments with 50 to 99 employees.....	4	1 033 628	12 428	3 098	263	43 582	3 607	6 006
	Establishments with 100 employees or more	11	4 952 753	82 487	20 246	1 796	147 919	70 610	68 395
	Establishments not operated for the entire year	3	263 879	17 123	5 371	395	26 236	—	—
4224905	Food & beverage basic materials whsle								
	All establishments	52	1 323 153	47 761	12 808	1 011	101 759	77 987	79 722
	Establishments operated for the entire year	49	D	D	D	g	D	D	D
	Establishments with no employees..	—	—	—	—	—	—	—	—
	Establishments with 1 employee....	4	4 072	231	58	4	524	118	121
	Establishments with 2 employees...	2	D	D	D	a	D	D	D
	Establishments with 3 or 4 employees.....	9	35 655	1 600	430	30	3 109	2 278	1 954
	Establishments with 5 or 6 employees.....	4	46 834	688	173	20	2 802	2 053	1 277
	Establishments with 7 to 9 employees.....	4	125 129	1 519	389	29	2 959	2 306	1 985
	Establishments with 10 to 14 employees.....	4	19 735	1 147	282	43	2 969	1 770	2 017
	Establishments with 15 to 19 employees.....	3	34 207	2 374	500	51	6 795	2 027	2 163
	Establishments with 20 to 49 employees.....	16	473 463	23 953	6 939	522	54 040	34 476	35 407
	Establishments with 50 to 99 employees.....	1	D	D	D	b	D	D	D
	Establishments with 100 employees or more	2	D	D	D	c	D	D	D
	Establishments not operated for the entire year	3	D	D	D	a	D	D	D
4224906	Other grocery specialties whsle								
	All establishments	325	D	D	D	j	D	D	D
	Establishments operated for the entire year	312	D	D	D	j	D	D	D
	Establishments with no employees..	—	—	—	—	—	—	—	—
	Establishments with 1 employee....	11	D	D	D	a	D	D	D
	Establishments with 2 employees...	13	D	D	D	b	D	D	D
	Establishments with 3 or 4 employees.....	33	D	D	D	c	D	D	D
	Establishments with 5 or 6 employees.....	26	D	D	D	c	D	D	D
	Establishments with 7 to 9 employees.....	41	D	D	D	e	D	D	D
	Establishments with 10 to 14 employees.....	43	D	D	D	f	D	D	D
	Establishments with 15 to 19 employees.....	20	D	D	D	e	D	D	D
	Establishments with 20 to 49 employees.....	73	D	D	D	g	D	D	D
	Establishments with 50 to 99 employees.....	25	D	D	D	g	D	D	D
	Establishments with 100 employees or more	27	D	D	D	i	D	D	D
	Establishments not operated for the entire year	13	D	D	D	c	D	D	D
4226	Chemical & allied products whsle								
	All establishments	2 281	66 366 082	2 396 085	626 620	46 112	5 063 180	1 911 816	1 928 366

See footnotes at end of table.

Table 2. Employment Size of Establishments: 1997—Con.

[Includes only establishments with payroll. For meaning of abbreviations and symbols, see introductory text. For explanation of terms, see Appendix A. For method of assignment to categories shown, see Appendix C.]

NAICS code	Employment sizes of establishments by type of operation and kind of business ¹	Establishments (number)	Sales (\$1,000)	Annual payroll (\$1,000)	First-quarter payroll (\$1,000)	Paid employees for pay period including March 12 (number)	Operating expenses ² (\$1,000)	End-of-1996 inventories (\$1,000)	End-of-1997 inventories (\$1,000)
422	MANUFACTURERS' SALES BRANCHES AND SALES OFFICES—Con.								
4226	Wholesale trade, nondurable goods—Con.								
	Chemical & allied products whsle—Con.								
	Establishments operated for the entire year	2 180	65 631 812	2 356 436	610 199	45 053	4 970 549	1 871 345	1 889 072
	Establishments with no employees..	—	—	—	—	—	—	—	—
	Establishments with 1 employee....	234	D	D	D	c	D	D	D
	Establishments with 2 employees...	217	D	D	D	e	D	D	D
	Establishments with 3 or 4 employees.....	327	2 635 985	48 885	11 862	1 107	110 442	50 944	55 925
	Establishments with 5 or 6 employees.....	172	2 784 191	46 011	11 567	946	104 746	57 445	56 470
	Establishments with 7 to 9 employees.....	212	4 449 176	86 178	20 452	1 684	195 395	80 477	82 064
	Establishments with 10 to 14 employees.....	324	8 529 575	194 800	48 609	3 840	419 579	120 085	117 612
	Establishments with 15 to 19 employees.....	189	D	D	D	h	D	D	D
	Establishments with 20 to 49 employees.....	344	D	D	D	j	D	D	D
	Establishments with 50 to 99 employees.....	106	D	D	D	i	D	D	D
	Establishments with 100 employees or more	55	16 431 098	908 293	247 097	15 936	1 827 716	428 619	424 922
	Establishments not operated for the entire year	101	734 270	39 649	16 421	1 059	92 631	40 471	39 294
42261	Plastics materials & basic forms & shapes whsle								
	All establishments	338	14 689 127	347 971	87 185	7 095	760 560	575 413	584 774
	Establishments operated for the entire year	331	14 459 617	343 855	84 880	6 820	750 637	557 308	559 555
	Establishments with no employees..	—	—	—	—	—	—	—	—
	Establishments with 1 employee....	52	D	D	D	b	D	D	D
	Establishments with 2 employees...	20	D	D	D	b	D	D	D
	Establishments with 3 or 4 employees.....	29	333 801	6 442	1 316	99	14 414	1 491	2 429
	Establishments with 5 or 6 employees.....	23	361 975	6 505	1 704	126	19 427	14 358	14 300
	Establishments with 7 to 9 employees.....	43	965 548	16 369	4 109	348	43 058	19 573	23 233
	Establishments with 10 to 14 employees.....	45	1 872 294	25 581	6 391	540	62 195	30 643	32 614
	Establishments with 15 to 19 employees.....	27	D	D	D	e	D	D	D
	Establishments with 20 to 49 employees.....	55	D	D	D	g	D	D	D
	Establishments with 50 to 99 employees.....	27	D	D	D	g	D	D	D
	Establishments with 100 employees or more	10	1 983 978	81 374	20 305	1 491	159 507	212 037	200 677
	Establishments not operated for the entire year	7	229 510	4 116	2 305	275	9 923	18 105	25 219
422610	Plastics materials & basic forms & shapes whsle								
	All establishments	338	14 689 127	347 971	87 185	7 095	760 560	575 413	584 774
	Establishments operated for the entire year	331	14 459 617	343 855	84 880	6 820	750 637	557 308	559 555
	Establishments with no employees..	—	—	—	—	—	—	—	—
	Establishments with 1 employee....	52	D	D	D	b	D	D	D
	Establishments with 2 employees...	20	D	D	D	b	D	D	D
	Establishments with 3 or 4 employees.....	29	333 801	6 442	1 316	99	14 414	1 491	2 429
	Establishments with 5 or 6 employees.....	23	361 975	6 505	1 704	126	19 427	14 358	14 300
	Establishments with 7 to 9 employees.....	43	965 548	16 369	4 109	348	43 058	19 573	23 233
	Establishments with 10 to 14 employees.....	45	1 872 294	25 581	6 391	540	62 195	30 643	32 614
	Establishments with 15 to 19 employees.....	27	D	D	D	e	D	D	D
	Establishments with 20 to 49 employees.....	55	D	D	D	g	D	D	D
	Establishments with 50 to 99 employees.....	27	D	D	D	g	D	D	D
	Establishments with 100 employees or more	10	1 983 978	81 374	20 305	1 491	159 507	212 037	200 677
	Establishments not operated for the entire year	7	229 510	4 116	2 305	275	9 923	18 105	25 219

See footnotes at end of table.

Table 2. Employment Size of Establishments: 1997—Con.

[Includes only establishments with payroll. For meaning of abbreviations and symbols, see introductory text. For explanation of terms, see Appendix A. For method of assignment to categories shown, see Appendix C.]

NAICS code	Employment sizes of establishments by type of operation and kind of business ¹	Establishments (number)	Sales (\$1,000)	Annual payroll (\$1,000)	First-quarter payroll (\$1,000)	Paid employees for pay period including March 12 (number)	Operating expenses ² (\$1,000)	End-of-1996 inventories (\$1,000)	End-of-1997 inventories (\$1,000)
422	MANUFACTURERS' SALES BRANCHES AND SALES OFFICES—Con.								
42269	Wholesale trade, nondurable goods—Con.								
	Other chemical & allied products whsle								
	All establishments	1 943	51 676 955	2 048 114	539 435	39 017	4 302 620	1 336 403	1 343 592
	Establishments operated for the entire year	1 849	51 172 195	2 012 581	525 319	38 233	4 219 912	1 314 037	1 329 517
	Establishments with no employees..	—	—	—	—	—	—	—	—
	Establishments with 1 employee....	182	587 892	11 779	2 980	182	24 305	10 049	10 361
	Establishments with 2 employees...	197	626 555	17 257	4 479	394	38 544	18 464	21 832
	Establishments with 3 or 4 employees.....	298	2 302 184	42 443	10 546	1 008	96 028	49 453	53 496
	Establishments with 5 or 6 employees.....	149	2 422 216	39 506	9 863	820	85 319	43 087	42 170
	Establishments with 7 to 9 employees.....	169	3 483 628	69 809	16 343	1 336	152 337	60 904	58 831
	Establishments with 10 to 14 employees.....	279	6 657 281	169 219	42 218	3 300	357 384	89 442	84 998
	Establishments with 15 to 19 employees.....	162	D	D	D	h	D	D	D
	Establishments with 20 to 49 employees.....	289	9 186 848	425 039	106 158	8 656	939 478	298 058	343 825
	Establishments with 50 to 99 employees.....	79	D	D	D	i	D	D	D
	Establishments with 100 employees or more	45	14 447 120	826 919	226 792	14 445	1 668 209	216 582	224 245
	Establishments not operated for the entire year	94	504 760	35 533	14 116	784	82 708	22 366	14 075
422690	Other chemical & allied products whsle								
	All establishments	1 943	51 676 955	2 048 114	539 435	39 017	4 302 620	1 336 403	1 343 592
	Establishments operated for the entire year	1 849	51 172 195	2 012 581	525 319	38 233	4 219 912	1 314 037	1 329 517
	Establishments with no employees..	—	—	—	—	—	—	—	—
	Establishments with 1 employee....	182	587 892	11 779	2 980	182	24 305	10 049	10 361
	Establishments with 2 employees...	197	626 555	17 257	4 479	394	38 544	18 464	21 832
	Establishments with 3 or 4 employees.....	298	2 302 184	42 443	10 546	1 008	96 028	49 453	53 496
	Establishments with 5 or 6 employees.....	149	2 422 216	39 506	9 863	820	85 319	43 087	42 170
	Establishments with 7 to 9 employees.....	169	3 483 628	69 809	16 343	1 336	152 337	60 904	58 831
	Establishments with 10 to 14 employees.....	279	6 657 281	169 219	42 218	3 300	357 384	89 442	84 998
	Establishments with 15 to 19 employees.....	162	D	D	D	h	D	D	D
	Establishments with 20 to 49 employees.....	289	9 186 848	425 039	106 158	8 656	939 478	298 058	343 825
	Establishments with 50 to 99 employees.....	79	D	D	D	i	D	D	D
	Establishments with 100 employees or more	45	14 447 120	826 919	226 792	14 445	1 668 209	216 582	224 245
	Establishments not operated for the entire year	94	504 760	35 533	14 116	784	82 708	22 366	14 075
4226901	Industrial gases (except LP) whsle								
	All establishments	291	1 302 718	165 055	40 416	4 117	331 836	50 960	54 482
	Establishments operated for the entire year	281	1 284 324	163 248	40 039	4 049	327 812	50 193	53 938
	Establishments with no employees..	—	—	—	—	—	—	—	—
	Establishments with 1 employee....	32	D	D	D	b	D	D	D
	Establishments with 2 employees...	19	D	D	D	b	D	D	D
	Establishments with 3 or 4 employees.....	38	D	D	D	c	D	D	D
	Establishments with 5 or 6 employees.....	26	49 958	4 855	1 181	146	9 988	2 806	3 194
	Establishments with 7 to 9 employees.....	39	D	D	D	e	D	D	D
	Establishments with 10 to 14 employees.....	36	D	D	D	e	D	D	D
	Establishments with 15 to 19 employees.....	28	D	D	D	e	D	D	D
	Establishments with 20 to 49 employees.....	48	411 488	55 305	13 539	1 353	108 573	16 942	18 650
	Establishments with 50 to 99 employees.....	14	249 980	41 288	10 318	1 041	80 848	7 750	8 680
	Establishments with 100 employees or more	1	D	D	D	c	D	D	D
	Establishments not operated for the entire year	10	18 394	1 807	377	68	4 024	767	544

See footnotes at end of table.

Table 2. Employment Size of Establishments: 1997—Con.

[Includes only establishments with payroll. For meaning of abbreviations and symbols, see introductory text. For explanation of terms, see Appendix A. For method of assignment to categories shown, see Appendix C.]

NAICS code	Employment sizes of establishments by type of operation and kind of business ¹	Establishments (number)	Sales (\$1,000)	Annual payroll (\$1,000)	First-quarter payroll (\$1,000)	Paid employees for pay period including March 12 (number)	Operating expenses ² (\$1,000)	End-of-1996 inventories (\$1,000)	End-of-1997 inventories (\$1,000)
422	MANUFACTURERS' SALES BRANCHES AND SALES OFFICES—Con.								
	Wholesale trade, nondurable goods—Con.								
4226902	Other chemical & allied products whsle								
	All establishments	1 652	50 374 237	1 883 059	499 019	34 900	3 970 784	1 285 443	1 289 110
	Establishments operated for the entire year	1 568	49 887 871	1 849 333	485 280	34 184	3 892 100	1 263 844	1 275 579
	Establishments with no employees..	—	—	—	—	—	—	—	—
	Establishments with 1 employee....	150	D	D	D	c	D	D	D
	Establishments with 2 employees...	178	D	D	D	e	D	D	D
	Establishments with 3 or 4 employees.....	260	D	D	D	f	D	D	D
	Establishments with 5 or 6 employees.....	123	2 372 258	34 651	8 682	674	75 331	40 281	38 976
	Establishments with 7 to 9 employees.....	130	D	D	D	g	D	D	D
	Establishments with 10 to 14 employees.....	243	D	D	D	h	D	D	D
	Establishments with 15 to 19 employees.....	134	D	D	D	g	D	D	D
	Establishments with 20 to 49 employees.....	241	8 775 360	369 734	92 619	7 303	830 905	281 116	325 175
	Establishments with 50 to 99 employees.....	65	D	D	D	h	D	D	D
	Establishments with 100 employees or more	44	D	D	D	j	D	D	D
	Establishments not operated for the entire year	84	486 366	33 726	13 739	716	78 684	21 599	13 531
4227	Petroleum & petroleum products whsle								
	All establishments	1 271	116 162 796	992 475	263 868	20 311	3 286 159	2 527 355	2 513 198
	Establishments operated for the entire year	1 225	107 712 455	962 382	256 034	19 795	2 751 646	2 523 017	2 485 875
	Establishments with no employees..	—	—	—	—	—	—	—	—
	Establishments with 1 employee....	108	1 550 320	6 125	1 558	108	20 980	22 041	22 455
	Establishments with 2 employees...	116	2 676 215	10 121	2 643	232	40 579	90 615	63 497
	Establishments with 3 or 4 employees.....	177	8 285 202	27 045	6 597	615	101 580	174 463	161 584
	Establishments with 5 or 6 employees.....	174	11 807 828	39 138	9 610	959	284 233	199 567	208 858
	Establishments with 7 to 9 employees.....	133	7 288 925	43 901	11 331	1 055	147 132	233 314	240 747
	Establishments with 10 to 14 employees.....	170	15 230 155	89 074	21 942	1 986	306 309	293 964	280 727
	Establishments with 15 to 19 employees.....	90	7 219 285	65 705	17 015	1 509	189 850	207 091	225 906
	Establishments with 20 to 49 employees.....	185	D	D	D	i	D	D	D
	Establishments with 50 to 99 employees.....	48	D	D	D	h	D	D	D
	Establishments with 100 employees or more	24	D	D	D	h	D	D	D
	Establishments not operated for the entire year	46	8 450 341	30 093	7 834	516	534 513	4 338	27 323
42271	Petroleum bulk stations & terminals								
	All establishments	892	83 944 314	655 953	171 350	14 691	1 981 725	2 205 866	2 198 570
	Establishments operated for the entire year	860	D	D	D	j	D	D	D
	Establishments with no employees..	—	—	—	—	—	—	—	—
	Establishments with 1 employee....	53	671 931	3 010	794	53	9 525	20 136	20 634
	Establishments with 2 employees...	67	D	D	D	c	D	D	D
	Establishments with 3 or 4 employees.....	123	D	D	D	e	D	D	D
	Establishments with 5 or 6 employees.....	126	D	D	D	f	D	D	D
	Establishments with 7 to 9 employees.....	104	D	D	D	f	D	D	D
	Establishments with 10 to 14 employees.....	122	D	D	D	g	D	D	D
	Establishments with 15 to 19 employees.....	68	4 964 759	46 255	11 705	1 133	129 696	198 199	218 193
	Establishments with 20 to 49 employees.....	141	D	D	D	h	D	D	D
	Establishments with 50 to 99 employees.....	40	D	D	D	h	D	D	D
	Establishments with 100 employees or more	16	D	D	D	h	D	D	D
	Establishments not operated for the entire year	32	D	D	D	c	D	D	D

See footnotes at end of table.

Table 2. Employment Size of Establishments: 1997—Con.

[Includes only establishments with payroll. For meaning of abbreviations and symbols, see introductory text. For explanation of terms, see Appendix A. For method of assignment to categories shown, see Appendix C.]

NAICS code	Employment sizes of establishments by type of operation and kind of business ¹	Establishments (number)	Sales (\$1,000)	Annual payroll (\$1,000)	First-quarter payroll (\$1,000)	Paid employees for pay period including March 12 (number)	Operating expenses ² (\$1,000)	End-of-1996 inventories (\$1,000)	End-of-1997 inventories (\$1,000)
422	MANUFACTURERS' SALES BRANCHES AND SALES OFFICES—Con.								
	Wholesale trade, nondurable goods—Con.								
422710	Petroleum bulk stations & terminals								
	All establishments	892	83 944 314	655 953	171 350	14 691	1 981 725	2 205 866	2 198 570
	Establishments operated for the entire year	860	D	D	D	j	D	D	D
	Establishments with no employees	—	—	—	—	—	—	—	—
	Establishments with 1 employee	53	671 931	3 010	794	53	9 525	20 136	20 634
	Establishments with 2 employees	67	D	D	D	c	D	D	D
	Establishments with 3 or 4 employees	123	D	D	D	e	D	D	D
	Establishments with 5 or 6 employees	126	D	D	D	f	D	D	D
	Establishments with 7 to 9 employees	104	D	D	D	f	D	D	D
	Establishments with 10 to 14 employees	122	D	D	D	g	D	D	D
	Establishments with 15 to 19 employees	68	4 964 759	46 255	11 705	1 133	129 696	198 199	218 193
	Establishments with 20 to 49 employees	141	D	D	D	h	D	D	D
	Establishments with 50 to 99 employees	40	D	D	D	h	D	D	D
	Establishments with 100 employees or more	16	D	D	D	h	D	D	D
	Establishments not operated for the entire year	32	D	D	D	c	D	D	D
4227101	Petroleum bulk stations & terminals (except LP)								
	All establishments	865	D	D	D	j	D	D	D
	Establishments operated for the entire year	839	D	D	D	j	D	D	D
	Establishments with no employees	—	—	—	—	—	—	—	—
	Establishments with 1 employee	50	D	D	D	b	D	D	D
	Establishments with 2 employees	65	D	D	D	c	D	D	D
	Establishments with 3 or 4 employees	119	D	D	D	e	D	D	D
	Establishments with 5 or 6 employees	125	D	D	D	f	D	D	D
	Establishments with 7 to 9 employees	102	D	D	D	f	D	D	D
	Establishments with 10 to 14 employees	119	D	D	D	g	D	D	D
	Establishments with 15 to 19 employees	65	D	D	D	g	D	D	D
	Establishments with 20 to 49 employees	140	D	D	D	h	D	D	D
	Establishments with 50 to 99 employees	39	D	D	D	h	D	D	D
	Establishments with 100 employees or more	15	D	D	D	h	D	D	D
	Establishments not operated for the entire year	26	D	D	D	b	D	D	D
42271011	Petroleum bulk stations (except LP)								
	All establishments	198	D	D	D	h	D	D	D
	Establishments operated for the entire year	191	D	D	D	h	D	D	D
	Establishments with no employees	—	—	—	—	—	—	—	—
	Establishments with 1 employee	43	D	D	D	b	D	D	D
	Establishments with 2 employees	22	D	D	D	b	D	D	D
	Establishments with 3 or 4 employees	22	D	D	D	b	D	D	D
	Establishments with 5 or 6 employees	11	D	D	D	b	D	D	D
	Establishments with 7 to 9 employees	20	D	D	D	c	D	D	D
	Establishments with 10 to 14 employees	28	D	D	D	e	D	D	D
	Establishments with 15 to 19 employees	14	D	D	D	c	D	D	D
	Establishments with 20 to 49 employees	23	D	D	D	f	D	D	D
	Establishments with 50 to 99 employees	6	D	D	D	e	D	D	D
	Establishments with 100 employees or more	2	D	D	D	f	D	D	D
	Establishments not operated for the entire year	7	D	D	D	b	D	D	D

See footnotes at end of table.

Table 2. Employment Size of Establishments: 1997—Con.

[Includes only establishments with payroll. For meaning of abbreviations and symbols, see introductory text. For explanation of terms, see Appendix A. For method of assignment to categories shown, see Appendix C]

NAICS code	Employment sizes of establishments by type of operation and kind of business ¹	Establishments (number)	Sales (\$1,000)	Annual payroll (\$1,000)	First-quarter payroll (\$1,000)	Paid employees for pay period including March 12 (number)	Operating expenses ² (\$1,000)	End-of-1996 inventories (\$1,000)	End-of-1997 inventories (\$1,000)
422	MANUFACTURERS' SALES BRANCHES AND SALES OFFICES—Con.								
	Wholesale trade, nondurable goods—Con.								
42271012	Petroleum bulk terminals (except LP)								
	All establishments	667	D	D	D	j	D	D	D
	Establishments operated for the entire year	648	D	D	D	j	D	D	D
	Establishments with no employees..	—	—	—	—	a	—	—	—
	Establishments with 1 employee....	7	D	D	D	a	D	D	D
	Establishments with 2 employees...	43	D	D	D	b	D	D	D
	Establishments with 3 or 4 employees.....	97	D	D	D	e	D	D	D
	Establishments with 5 or 6 employees.....	114	D	D	D	f	D	D	D
	Establishments with 7 to 9 employees.....	82	D	D	D	f	D	D	D
	Establishments with 10 to 14 employees.....	91	D	D	D	g	D	D	D
	Establishments with 15 to 19 employees.....	51	D	D	D	f	D	D	D
	Establishments with 20 to 49 employees.....	117	D	D	D	h	D	D	D
	Establishments with 50 to 99 employees.....	33	D	D	D	g	D	D	D
	Establishments with 100 employees or more	13	D	D	D	h	D	D	D
	Establishments not operated for the entire year	19	D	D	D	b	D	D	D
4227102	Liquefied petroleum bulk stations & terminals								
	All establishments	27	D	D	D	e	D	D	D
	Establishments operated for the entire year	21	D	D	D	e	D	D	D
	Establishments with no employees..	—	—	—	—	a	—	—	—
	Establishments with 1 employee....	3	D	D	D	a	D	D	D
	Establishments with 2 employees...	2	D	D	D	a	D	D	D
	Establishments with 3 or 4 employees.....	4	D	D	D	a	D	D	D
	Establishments with 5 or 6 employees.....	1	D	D	D	a	D	D	D
	Establishments with 7 to 9 employees.....	2	D	D	D	a	D	D	D
	Establishments with 10 to 14 employees.....	3	D	D	D	b	D	D	D
	Establishments with 15 to 19 employees.....	3	D	D	D	b	D	D	D
	Establishments with 20 to 49 employees.....	1	D	D	D	b	D	D	D
	Establishments with 50 to 99 employees.....	1	D	D	D	b	D	D	D
	Establishments with 100 employees or more	1	D	D	D	c	D	D	D
	Establishments not operated for the entire year	6	D	D	D	a	D	D	D
42272	Petroleum & petroleum prod whse (exc bulk stations & terminals)								
	All establishments	379	32 218 482	336 522	92 518	5 620	1 304 434	321 489	314 628
	Establishments operated for the entire year	365	D	D	D	i	D	D	D
	Establishments with no employees..	—	—	—	—	a	—	—	—
	Establishments with 1 employee....	55	878 389	3 115	764	55	11 455	1 905	1 821
	Establishments with 2 employees...	49	D	D	D	b	D	D	D
	Establishments with 3 or 4 employees.....	54	D	D	D	c	D	D	D
	Establishments with 5 or 6 employees.....	48	D	D	D	e	D	D	D
	Establishments with 7 to 9 employees.....	29	D	D	D	c	D	D	D
	Establishments with 10 to 14 employees.....	48	D	D	D	f	D	D	D
	Establishments with 15 to 19 employees.....	22	2 254 526	19 450	5 310	376	60 154	8 892	7 713
	Establishments with 20 to 49 employees.....	44	D	D	D	g	D	D	D
	Establishments with 50 to 99 employees.....	8	D	D	D	f	D	D	D
	Establishments with 100 employees or more	8	D	D	D	g	D	D	D
	Establishments not operated for the entire year	14	D	D	D	e	D	D	D

See footnotes at end of table.

Table 2. Employment Size of Establishments: 1997—Con.

[Includes only establishments with payroll. For meaning of abbreviations and symbols, see introductory text. For explanation of terms, see Appendix A. For method of assignment to categories shown, see Appendix C.]

NAICS code	Employment sizes of establishments by type of operation and kind of business ¹	Establishments (number)	Sales (\$1,000)	Annual payroll (\$1,000)	First-quarter payroll (\$1,000)	Paid employees for pay period including March 12 (number)	Operating expenses ² (\$1,000)	End-of-1996 inventories (\$1,000)	End-of-1997 inventories (\$1,000)
422	MANUFACTURERS' SALES BRANCHES AND SALES OFFICES—Con.								
	Wholesale trade, nondurable goods—Con.								
422720	Petroleum & petroleum prod whsle (exc bulk stations & terminals)								
	All establishments	379	32 218 482	336 522	92 518	5 620	1 304 434	321 489	314 628
	Establishments operated for the entire year	365	D	D	D	i	D	D	D
	Establishments with no employees..	—	—	—	—	—	—	—	—
	Establishments with 1 employee....	55	878 389	3 115	764	55	11 455	1 905	1 821
	Establishments with 2 employees...	49	D	D	D	b	D	D	D
	Establishments with 3 or 4 employees.....	54	D	D	D	c	D	D	D
	Establishments with 5 or 6 employees.....	48	D	D	D	e	D	D	D
	Establishments with 7 to 9 employees.....	29	D	D	D	c	D	D	D
	Establishments with 10 to 14 employees.....	48	D	D	D	f	D	D	D
	Establishments with 15 to 19 employees.....	22	2 254 526	19 450	5 310	376	60 154	8 892	7 713
	Establishments with 20 to 49 employees.....	44	D	D	D	g	D	D	D
	Establishments with 50 to 99 employees.....	8	D	D	D	f	D	D	D
	Establishments with 100 employees or more	8	D	D	D	g	D	D	D
	Establishments not operated for the entire year	14	D	D	D	e	D	D	D
4228	Beer, wine, & distilled alcoholic beverage whsle								
	All establishments	161	D	D	D	i	D	D	D
	Establishments operated for the entire year	160	D	D	D	i	D	D	D
	Establishments with no employees..	—	—	—	—	—	—	—	—
	Establishments with 1 employee....	5	D	D	D	a	D	D	D
	Establishments with 2 employees...	6	D	D	D	a	D	D	D
	Establishments with 3 or 4 employees.....	16	D	D	D	b	D	D	D
	Establishments with 5 or 6 employees.....	22	D	D	D	c	D	D	D
	Establishments with 7 to 9 employees.....	17	D	D	D	c	D	D	D
	Establishments with 10 to 14 employees.....	18	D	D	D	c	D	D	D
	Establishments with 15 to 19 employees.....	8	D	D	D	c	D	D	D
	Establishments with 20 to 49 employees.....	34	D	D	D	g	D	D	D
	Establishments with 50 to 99 employees.....	15	D	D	D	g	D	D	D
	Establishments with 100 employees or more	19	D	D	D	h	D	D	D
	Establishments not operated for the entire year	1	D	D	D	a	D	D	D
42281	Beer & ale whsle								
	All establishments	28	D	D	D	h	D	D	D
	Establishments operated for the entire year	28	D	D	D	h	D	D	D
	Establishments with no employees..	—	—	—	—	—	—	—	—
	Establishments with 1 employee....	—	—	—	—	—	—	—	—
	Establishments with 2 employees...	—	—	—	—	—	—	—	—
	Establishments with 3 or 4 employees.....	—	—	—	—	—	—	—	—
	Establishments with 5 or 6 employees.....	1	D	D	D	a	D	D	D
	Establishments with 7 to 9 employees.....	—	—	—	—	—	—	—	—
	Establishments with 10 to 14 employees.....	—	—	—	—	—	—	—	—
	Establishments with 15 to 19 employees.....	3	D	D	D	b	D	D	D
	Establishments with 20 to 49 employees.....	7	D	D	D	c	D	D	D
	Establishments with 50 to 99 employees.....	5	D	D	D	e	D	D	D
	Establishments with 100 employees or more	12	D	D	D	g	D	D	D
	Establishments not operated for the entire year	—	—	—	—	—	—	—	—

See footnotes at end of table.

Table 2. Employment Size of Establishments: 1997—Con.

[Includes only establishments with payroll. For meaning of abbreviations and symbols, see introductory text. For explanation of terms, see Appendix A. For method of assignment to categories shown, see Appendix C.]

NAICS code	Employment sizes of establishments by type of operation and kind of business ¹	Establishments (number)	Sales (\$1,000)	Annual payroll (\$1,000)	First-quarter payroll (\$1,000)	Paid employees for pay period including March 12 (number)	Operating expenses ² (\$1,000)	End-of-1996 inventories (\$1,000)	End-of-1997 inventories (\$1,000)
422	MANUFACTURERS' SALES BRANCHES AND SALES OFFICES—Con.								
422810	Wholesale trade, nondurable goods—Con.								
	Beer & ale whsle								
	All establishments	28	D	D	D	h	D	D	D
	Establishments operated for the entire year	28	D	D	D	h	D	D	D
	Establishments with no employees..	—	—	—	—	—	—	—	—
	Establishments with 1 employee....	—	—	—	—	—	—	—	—
	Establishments with 2 employees...	—	—	—	—	—	—	—	—
	Establishments with 3 or 4 employees.....	—	—	—	—	—	—	—	—
	Establishments with 5 or 6 employees.....	1	D	D	D	a	D	D	D
	Establishments with 7 to 9 employees.....	—	—	—	—	—	—	—	—
	Establishments with 10 to 14 employees.....	—	—	—	—	—	—	—	—
	Establishments with 15 to 19 employees.....	3	D	D	D	b	D	D	D
	Establishments with 20 to 49 employees.....	7	D	D	D	c	D	D	D
	Establishments with 50 to 99 employees.....	5	D	D	D	e	D	D	D
	Establishments with 100 employees or more	12	D	D	D	g	D	D	D
	Establishments not operated for the entire year	—	—	—	—	—	—	—	—
42282	Wine & distilled alcoholic beverage whsle								
	All establishments	133	8 055 507	277 666	72 952	3 753	754 581	206 955	220 445
	Establishments operated for the entire year	132	D	D	D	h	D	D	D
	Establishments with no employees..	—	—	—	—	—	—	—	—
	Establishments with 1 employee....	5	D	D	D	a	D	D	D
	Establishments with 2 employees...	6	D	D	D	a	D	D	D
	Establishments with 3 or 4 employees.....	16	D	D	D	b	D	D	D
	Establishments with 5 or 6 employees.....	21	529 317	10 064	2 257	116	85 986	12 500	16 100
	Establishments with 7 to 9 employees.....	17	D	D	D	c	D	D	D
	Establishments with 10 to 14 employees.....	18	D	D	D	c	D	D	D
	Establishments with 15 to 19 employees.....	5	D	D	D	b	D	D	D
	Establishments with 20 to 49 employees.....	27	D	D	D	f	D	D	D
	Establishments with 50 to 99 employees.....	10	D	D	D	f	D	D	D
	Establishments with 100 employees or more	7	D	D	D	g	D	D	D
	Establishments not operated for the entire year	1	D	D	D	a	D	D	D
422820	Wine & distilled alcoholic beverage whsle								
	All establishments	133	8 055 507	277 666	72 952	3 753	754 581	206 955	220 445
	Establishments operated for the entire year	132	D	D	D	h	D	D	D
	Establishments with no employees..	—	—	—	—	—	—	—	—
	Establishments with 1 employee....	5	D	D	D	a	D	D	D
	Establishments with 2 employees...	6	D	D	D	a	D	D	D
	Establishments with 3 or 4 employees.....	16	D	D	D	b	D	D	D
	Establishments with 5 or 6 employees.....	21	529 317	10 064	2 257	116	85 986	12 500	16 100
	Establishments with 7 to 9 employees.....	17	D	D	D	c	D	D	D
	Establishments with 10 to 14 employees.....	18	D	D	D	c	D	D	D
	Establishments with 15 to 19 employees.....	5	D	D	D	b	D	D	D
	Establishments with 20 to 49 employees.....	27	D	D	D	f	D	D	D
	Establishments with 50 to 99 employees.....	10	D	D	D	f	D	D	D
	Establishments with 100 employees or more	7	D	D	D	g	D	D	D
	Establishments not operated for the entire year	1	D	D	D	a	D	D	D

See footnotes at end of table.

Table 2. Employment Size of Establishments: 1997—Con.

[Includes only establishments with payroll. For meaning of abbreviations and symbols, see introductory text. For explanation of terms, see Appendix A. For method of assignment to categories shown, see Appendix C.]

NAICS code	Employment sizes of establishments by type of operation and kind of business ¹	Establishments (number)	Sales (\$1,000)	Annual payroll (\$1,000)	First-quarter payroll (\$1,000)	Paid employees for pay period including March 12 (number)	Operating expenses ² (\$1,000)	End-of-1996 inventories (\$1,000)	End-of-1997 inventories (\$1,000)
422	MANUFACTURERS' SALES BRANCHES AND SALES OFFICES—Con.								
	Wholesale trade, nondurable goods—Con.								
4228201	Wine & distilled alcoholic bev (licensed operation) whsle								
	All establishments	133	8 055 507	277 666	72 952	3 753	754 581	206 955	220 445
	Establishments operated for the entire year	132	D	D	D	h	D	D	D
	Establishments with no employees..	—	—	—	—	—	—	—	—
	Establishments with 1 employee....	5	D	D	D	a	D	D	D
	Establishments with 2 employees...	6	D	D	D	a	D	D	D
	Establishments with 3 or 4 employees.....	16	D	D	D	b	D	D	D
	Establishments with 5 or 6 employees.....	21	529 317	10 064	2 257	116	85 986	12 500	16 100
	Establishments with 7 to 9 employees.....	17	D	D	D	c	D	D	D
	Establishments with 10 to 14 employees.....	18	D	D	D	c	D	D	D
	Establishments with 15 to 19 employees.....	5	D	D	D	b	D	D	D
	Establishments with 20 to 49 employees.....	27	D	D	D	f	D	D	D
	Establishments with 50 to 99 employees.....	10	D	D	D	f	D	D	D
	Establishments with 100 employees or more	7	D	D	D	g	D	D	D
	Establishments not operated for the entire year	1	D	D	D	a	D	D	D
4229	Miscellaneous nondurable goods whsle								
	All establishments	1 936	D	D	D	l	D	D	D
	Establishments operated for the entire year	1 812	D	D	D	l	D	D	D
	Establishments with no employees..	—	—	—	—	—	—	—	—
	Establishments with 1 employee....	126	D	D	D	c	D	D	D
	Establishments with 2 employees...	141	D	D	D	e	D	D	D
	Establishments with 3 or 4 employees.....	355	D	D	D	g	D	D	D
	Establishments with 5 or 6 employees.....	244	D	D	D	g	D	D	D
	Establishments with 7 to 9 employees.....	260	D	D	D	g	D	D	D
	Establishments with 10 to 14 employees.....	213	D	D	D	g	D	D	D
	Establishments with 15 to 19 employees.....	93	D	D	D	g	D	D	D
	Establishments with 20 to 49 employees.....	191	D	D	D	i	D	D	D
	Establishments with 50 to 99 employees.....	101	D	D	D	i	D	D	D
	Establishments with 100 employees or more	88	D	D	D	k	D	D	D
	Establishments not operated for the entire year	124	D	D	D	f	D	D	D
42291	Farm supplies whsle								
	All establishments	718	18 788 908	768 644	209 649	14 723	1 698 218	846 883	872 435
	Establishments operated for the entire year	689	18 698 208	765 850	208 586	14 580	1 686 089	836 977	862 660
	Establishments with no employees..	—	—	—	—	—	—	—	—
	Establishments with 1 employee....	24	42 642	1 167	223	24	4 094	4 838	4 285
	Establishments with 2 employees...	41	209 450	3 169	813	82	6 939	11 378	11 240
	Establishments with 3 or 4 employees.....	157	521 931	17 988	3 959	557	50 503	55 093	52 771
	Establishments with 5 or 6 employees.....	135	867 021	22 689	5 440	733	59 293	64 369	61 428
	Establishments with 7 to 9 employees.....	125	D	D	D	f	D	D	D
	Establishments with 10 to 14 employees.....	95	1 544 820	37 597	10 414	1 089	118 250	118 490	123 495
	Establishments with 15 to 19 employees.....	29	D	D	D	e	D	D	D
	Establishments with 20 to 49 employees.....	41	D	D	D	g	D	D	D
	Establishments with 50 to 99 employees.....	20	3 808 557	89 226	20 329	1 455	151 516	65 807	67 310
	Establishments with 100 employees or more	22	8 899 924	492 572	143 381	7 997	1 045 813	208 193	220 480
	Establishments not operated for the entire year	29	90 700	2 794	1 063	143	12 129	9 906	9 775

See footnotes at end of table.

Table 2. Employment Size of Establishments: 1997—Con.

[Includes only establishments with payroll. For meaning of abbreviations and symbols, see introductory text. For explanation of terms, see Appendix A. For method of assignment to categories shown, see Appendix C.]

NAICS code	Employment sizes of establishments by type of operation and kind of business ¹	Establishments (number)	Sales (\$1,000)	Annual payroll (\$1,000)	First-quarter payroll (\$1,000)	Paid employees for pay period including March 12 (number)	Operating expenses ² (\$1,000)	End-of-1996 inventories (\$1,000)	End-of-1997 inventories (\$1,000)
422	MANUFACTURERS' SALES BRANCHES AND SALES OFFICES—Con.								
	Wholesale trade, nondurable goods—Con.								
422910	Farm supplies whsle								
	All establishments	718	18 788 908	768 644	209 649	14 723	1 698 218	846 883	872 435
	Establishments operated for the entire year	689	18 698 208	765 850	208 586	14 580	1 686 089	836 977	862 660
	Establishments with no employees...	—	—	—	—	—	—	—	—
	Establishments with 1 employee...	24	42 642	1 167	223	24	4 094	4 838	4 285
	Establishments with 2 employees...	41	209 450	3 169	813	82	6 939	11 378	11 240
	Establishments with 3 or 4 employees.....	157	521 931	17 988	3 959	557	50 503	55 093	52 771
	Establishments with 5 or 6 employees.....	135	867 021	22 689	5 440	733	59 293	64 369	61 428
	Establishments with 7 to 9 employees.....	125	D	D	D	f	D	D	D
	Establishments with 10 to 14 employees.....	95	1 544 820	37 597	10 414	1 089	118 250	118 490	123 495
	Establishments with 15 to 19 employees.....	29	D	D	D	e	D	D	D
	Establishments with 20 to 49 employees.....	41	D	D	D	g	D	D	D
	Establishments with 50 to 99 employees.....	20	3 808 557	89 226	20 329	1 455	151 516	65 807	67 310
	Establishments with 100 employees or more	22	8 899 924	492 572	143 381	7 997	1 045 813	208 193	220 480
	Establishments not operated for the entire year	29	90 700	2 794	1 063	143	12 129	9 906	9 775
4229101	Farm supplies—farm dealers								
	All establishments	510	3 131 362	175 680	47 898	5 749	432 124	307 739	315 598
	Establishments operated for the entire year	491	3 069 121	173 839	47 155	5 645	422 676	300 337	314 055
	Establishments with no employees...	—	—	—	—	—	—	—	—
	Establishments with 1 employee...	13	13 838	534	84	13	1 602	2 133	1 274
	Establishments with 2 employees...	27	45 382	1 673	365	54	4 211	7 300	7 120
	Establishments with 3 or 4 employees.....	122	284 917	13 855	3 005	437	39 051	36 036	35 859
	Establishments with 5 or 6 employees.....	108	326 688	16 192	3 701	586	38 261	40 054	40 666
	Establishments with 7 to 9 employees.....	97	457 123	22 297	4 997	757	53 924	61 045	64 427
	Establishments with 10 to 14 employees.....	65	496 229	22 261	6 090	749	60 144	54 716	61 012
	Establishments with 15 to 19 employees.....	20	186 606	10 106	2 669	335	22 108	24 832	27 369
	Establishments with 20 to 49 employees.....	25	570 468	21 529	5 617	696	57 561	54 618	59 176
	Establishments with 50 to 99 employees.....	4	72 900	10 020	3 225	287	18 877	16 450	13 904
	Establishments with 100 employees or more	10	614 970	55 372	17 402	1 731	126 937	3 153	3 248
	Establishments not operated for the entire year	19	62 241	1 841	743	104	9 448	7 402	1 543
4229102	Farm supplies—whsle distributors								
	All establishments	208	15 657 546	592 964	161 751	8 974	1 266 094	539 144	556 837
	Establishments operated for the entire year	198	15 629 087	592 011	161 431	8 935	1 263 413	536 640	548 605
	Establishments with no employees...	—	—	—	—	—	—	—	—
	Establishments with 1 employee...	11	28 804	633	139	11	2 492	2 705	3 011
	Establishments with 2 employees...	14	164 068	1 496	448	28	2 728	4 078	4 120
	Establishments with 3 or 4 employees.....	35	237 014	4 133	954	120	11 452	19 057	16 912
	Establishments with 5 or 6 employees.....	27	540 333	6 497	1 739	147	21 032	24 315	20 762
	Establishments with 7 to 9 employees.....	28	D	D	D	c	D	D	D
	Establishments with 10 to 14 employees.....	30	1 048 591	15 336	4 324	340	58 106	63 774	62 483
	Establishments with 15 to 19 employees.....	9	D	D	D	c	D	D	D
	Establishments with 20 to 49 employees.....	16	D	D	D	e	D	D	D
	Establishments with 50 to 99 employees.....	16	3 735 657	79 206	17 104	1 168	132 639	49 357	53 406
	Establishments with 100 employees or more	12	8 284 954	437 200	125 979	6 266	918 876	205 040	217 232
	Establishments not operated for the entire year	10	28 459	953	320	39	2 681	2 504	8 232

See footnotes at end of table.

Table 2. Employment Size of Establishments: 1997—Con.

[Includes only establishments with payroll. For meaning of abbreviations and symbols, see introductory text. For explanation of terms, see Appendix A. For method of assignment to categories shown, see Appendix C.]

NAICS code	Employment sizes of establishments by type of operation and kind of business ¹	Establishments (number)	Sales (\$1,000)	Annual payroll (\$1,000)	First-quarter payroll (\$1,000)	Paid employees for pay period including March 12 (number)	Operating expenses ² (\$1,000)	End-of-1996 inventories (\$1,000)	End-of-1997 inventories (\$1,000)
422	MANUFACTURERS' SALES BRANCHES AND SALES OFFICES—Con.								
	Wholesale trade, nondurable goods—Con.								
42292	Book, periodical, & newspaper whsle								
	All establishments	674	14 024 800	817 849	207 016	17 026	1 918 824	410 884	421 998
	Establishments operated for the entire year	599	D	D	D	j	D	D	D
	Establishments with no employees...	—	—	—	—	—	—	—	—
	Establishments with 1 employee...	74	184 731	6 563	1 363	74	16 001	146	150
	Establishments with 2 employees...	66	343 043	8 277	1 965	132	21 419	881	909
	Establishments with 3 or 4 employees.....	89	569 537	19 939	4 835	306	40 156	2 904	2 963
	Establishments with 5 or 6 employees.....	51	684 974	19 955	5 470	277	58 997	5 782	4 832
	Establishments with 7 to 9 employees.....	61	838 188	32 643	8 160	485	83 316	61 803	64 070
	Establishments with 10 to 14 employees.....	53	1 339 380	32 390	8 154	628	71 148	6 642	6 715
	Establishments with 15 to 19 employees.....	43	D	D	D	f	D	D	D
	Establishments with 20 to 49 employees.....	97	D	D	D	h	D	D	D
	Establishments with 50 to 99 employees.....	38	2 126 169	129 920	34 428	2 629	380 694	75 435	66 830
	Establishments with 100 employees or more	27	D	D	D	i	D	D	D
	Establishments not operated for the entire year	75	D	D	D	f	D	D	D
422920	Book, periodical, & newspaper whsle								
	All establishments	674	14 024 800	817 849	207 016	17 026	1 918 824	410 884	421 998
	Establishments operated for the entire year	599	D	D	D	j	D	D	D
	Establishments with no employees...	—	—	—	—	—	—	—	—
	Establishments with 1 employee...	74	184 731	6 563	1 363	74	16 001	146	150
	Establishments with 2 employees...	66	343 043	8 277	1 965	132	21 419	881	909
	Establishments with 3 or 4 employees.....	89	569 537	19 939	4 835	306	40 156	2 904	2 963
	Establishments with 5 or 6 employees.....	51	684 974	19 955	5 470	277	58 997	5 782	4 832
	Establishments with 7 to 9 employees.....	61	838 188	32 643	8 160	485	83 316	61 803	64 070
	Establishments with 10 to 14 employees.....	53	1 339 380	32 390	8 154	628	71 148	6 642	6 715
	Establishments with 15 to 19 employees.....	43	D	D	D	f	D	D	D
	Establishments with 20 to 49 employees.....	97	D	D	D	h	D	D	D
	Establishments with 50 to 99 employees.....	38	2 126 169	129 920	34 428	2 629	380 694	75 435	66 830
	Establishments with 100 employees or more	27	D	D	D	i	D	D	D
	Establishments not operated for the entire year	75	D	D	D	f	D	D	D
42293	Flower, nursery stock, & florists' supplies whsle								
	All establishments	12	79 855	7 757	1 813	430	19 156	13 541	13 752
	Establishments operated for the entire year	10	D	D	D	e	D	D	D
	Establishments with no employees...	—	—	—	—	—	—	—	—
	Establishments with 1 employee...	—	—	—	—	—	—	—	—
	Establishments with 2 employees...	—	—	—	—	—	—	—	—
	Establishments with 3 or 4 employees.....	1	D	D	D	a	D	D	D
	Establishments with 5 or 6 employees.....	2	D	D	D	a	D	D	D
	Establishments with 7 to 9 employees.....	—	—	—	—	—	—	—	—
	Establishments with 10 to 14 employees.....	3	16 726	780	228	36	1 797	1 436	1 267
	Establishments with 15 to 19 employees.....	—	—	—	—	—	—	—	—
	Establishments with 20 to 49 employees.....	1	D	D	D	b	D	D	D
	Establishments with 50 to 99 employees.....	1	D	D	D	b	D	D	D
	Establishments with 100 employees or more	2	D	D	D	e	D	D	D
	Establishments not operated for the entire year	2	D	D	D	a	D	D	D

See footnotes at end of table.

Table 2. Employment Size of Establishments: 1997—Con.

[Includes only establishments with payroll. For meaning of abbreviations and symbols, see introductory text. For explanation of terms, see Appendix A. For method of assignment to categories shown, see Appendix C]

NAICS code	Employment sizes of establishments by type of operation and kind of business ¹	Establishments (number)	Sales (\$1,000)	Annual payroll (\$1,000)	First-quarter payroll (\$1,000)	Paid employees for pay period including March 12 (number)	Operating expenses ² (\$1,000)	End-of-1996 inventories (\$1,000)	End-of-1997 inventories (\$1,000)
422	MANUFACTURERS' SALES BRANCHES AND SALES OFFICES—Con.								
422930	Wholesale trade, nondurable goods—Con.								
	Flower, nursery stock, & florists' supplies whsle								
	All establishments	12	79 855	7 757	1 813	430	19 156	13 541	13 752
	Establishments operated for the entire year	10	D	D	D	e	D	D	D
	Establishments with no employees..	—	—	—	—	—	—	—	—
	Establishments with 1 employee....	—	—	—	—	—	—	—	—
	Establishments with 2 employees...	—	—	—	—	—	—	—	—
	Establishments with 3 or 4 employees.....	1	D	D	D	a	D	D	D
	Establishments with 5 or 6 employees.....	2	D	D	D	a	D	D	D
	Establishments with 7 to 9 employees.....	—	—	—	—	—	—	—	—
	Establishments with 10 to 14 employees.....	3	16 726	780	228	36	1 797	1 436	1 267
	Establishments with 15 to 19 employees.....	—	—	—	—	—	—	—	—
	Establishments with 20 to 49 employees.....	1	D	D	D	b	D	D	D
	Establishments with 50 to 99 employees.....	1	D	D	D	b	D	D	D
	Establishments with 100 employees or more	2	D	D	D	e	D	D	D
	Establishments not operated for the entire year	2	D	D	D	a	D	D	D
42294	Tobacco & tobacco product whsle								
	All establishments	62	18 550 203	407 935	106 130	11 349	884 657	47 682	69 662
	Establishments operated for the entire year	61	D	D	D	j	D	D	D
	Establishments with no employees..	—	—	—	—	—	—	—	—
	Establishments with 1 employee....	—	—	—	—	—	—	—	—
	Establishments with 2 employees...	—	—	—	—	—	—	—	—
	Establishments with 3 or 4 employees.....	1	D	D	D	a	D	D	D
	Establishments with 5 or 6 employees.....	1	D	D	D	a	D	D	D
	Establishments with 7 to 9 employees.....	1	D	D	D	a	D	D	D
	Establishments with 10 to 14 employees.....	1	D	D	D	a	D	D	D
	Establishments with 15 to 19 employees.....	1	D	D	D	a	D	D	D
	Establishments with 20 to 49 employees.....	7	D	D	D	c	D	D	D
	Establishments with 50 to 99 employees.....	26	5 185 267	87 588	24 882	2 097	221 410	12 095	26 691
	Establishments with 100 employees or more	23	13 056 078	310 620	78 208	8 878	645 839	34 638	42 038
	Establishments not operated for the entire year	1	D	D	D	c	D	D	D
422940	Tobacco & tobacco product whsle								
	All establishments	62	18 550 203	407 935	106 130	11 349	884 657	47 682	69 662
	Establishments operated for the entire year	61	D	D	D	j	D	D	D
	Establishments with no employees..	—	—	—	—	—	—	—	—
	Establishments with 1 employee....	—	—	—	—	—	—	—	—
	Establishments with 2 employees...	—	—	—	—	—	—	—	—
	Establishments with 3 or 4 employees.....	1	D	D	D	a	D	D	D
	Establishments with 5 or 6 employees.....	1	D	D	D	a	D	D	D
	Establishments with 7 to 9 employees.....	1	D	D	D	a	D	D	D
	Establishments with 10 to 14 employees.....	1	D	D	D	a	D	D	D
	Establishments with 15 to 19 employees.....	1	D	D	D	a	D	D	D
	Establishments with 20 to 49 employees.....	7	D	D	D	c	D	D	D
	Establishments with 50 to 99 employees.....	26	5 185 267	87 588	24 882	2 097	221 410	12 095	26 691
	Establishments with 100 employees or more	23	13 056 078	310 620	78 208	8 878	645 839	34 638	42 038
	Establishments not operated for the entire year	1	D	D	D	c	D	D	D

See footnotes at end of table.

Table 2. Employment Size of Establishments: 1997—Con.

[Includes only establishments with payroll. For meaning of abbreviations and symbols, see introductory text. For explanation of terms, see Appendix A. For method of assignment to categories shown, see Appendix C]

NAICS code	Employment sizes of establishments by type of operation and kind of business ¹	Establishments (number)	Sales (\$1,000)	Annual payroll (\$1,000)	First-quarter payroll (\$1,000)	Paid employees for pay period including March 12 (number)	Operating expenses ² (\$1,000)	End-of-1996 inventories (\$1,000)	End-of-1997 inventories (\$1,000)
422	MANUFACTURERS' SALES BRANCHES AND SALES OFFICES—Con.								
42295	Wholesale trade, nondurable goods—Con.								
	Paint, varnish, & supplies whlse								
	All establishments	356	2 987 359	184 049	44 333	4 488	556 713	209 252	217 397
	Establishments operated for the entire year	345	2 983 836	183 551	44 213	4 470	555 265	208 915	217 012
	Establishments with no employees...	—	—	—	—	—	—	—	—
	Establishments with 1 employee....	21	13 723	943	237	21	2 497	321	416
	Establishments with 2 employees...	21	22 116	1 363	343	42	4 033	2 027	2 019
	Establishments with 3 or 4 employees.....	88	159 900	10 055	2 597	308	26 657	13 576	13 700
	Establishments with 5 or 6 employees.....	45	94 942	7 415	1 759	242	20 893	11 979	12 209
	Establishments with 7 to 9 employees.....	61	271 723	13 285	3 171	474	44 694	26 349	28 443
	Establishments with 10 to 14 employees.....	54	330 017	19 513	4 572	624	67 474	30 394	31 709
	Establishments with 15 to 19 employees.....	12	158 799	4 883	1 378	202	14 401	11 066	11 427
	Establishments with 20 to 49 employees.....	29	809 757	45 432	10 009	883	100 640	39 242	41 644
	Establishments with 50 to 99 employees.....	8	218 732	20 141	4 604	548	41 241	23 735	23 666
	Establishments with 100 employees or more	6	904 127	60 521	15 543	1 126	232 735	50 226	51 779
	Establishments not operated for the entire year	11	3 523	498	120	18	1 448	337	385
422950	Paint, varnish, & supplies whlse								
	All establishments	356	2 987 359	184 049	44 333	4 488	556 713	209 252	217 397
	Establishments operated for the entire year	345	2 983 836	183 551	44 213	4 470	555 265	208 915	217 012
	Establishments with no employees...	—	—	—	—	—	—	—	—
	Establishments with 1 employee....	21	13 723	943	237	21	2 497	321	416
	Establishments with 2 employees...	21	22 116	1 363	343	42	4 033	2 027	2 019
	Establishments with 3 or 4 employees.....	88	159 900	10 055	2 597	308	26 657	13 576	13 700
	Establishments with 5 or 6 employees.....	45	94 942	7 415	1 759	242	20 893	11 979	12 209
	Establishments with 7 to 9 employees.....	61	271 723	13 285	3 171	474	44 694	26 349	28 443
	Establishments with 10 to 14 employees.....	54	330 017	19 513	4 572	624	67 474	30 394	31 709
	Establishments with 15 to 19 employees.....	12	158 799	4 883	1 378	202	14 401	11 066	11 427
	Establishments with 20 to 49 employees.....	29	809 757	45 432	10 009	883	100 640	39 242	41 644
	Establishments with 50 to 99 employees.....	8	218 732	20 141	4 604	548	41 241	23 735	23 666
	Establishments with 100 employees or more	6	904 127	60 521	15 543	1 126	232 735	50 226	51 779
	Establishments not operated for the entire year	11	3 523	498	120	18	1 448	337	385
4229501	Paint, varnish, & supplies whlse								
	All establishments	356	2 987 359	184 049	44 333	4 488	556 713	209 252	217 397
	Establishments operated for the entire year	345	2 983 836	183 551	44 213	4 470	555 265	208 915	217 012
	Establishments with no employees...	—	—	—	—	—	—	—	—
	Establishments with 1 employee....	21	13 723	943	237	21	2 497	321	416
	Establishments with 2 employees...	21	22 116	1 363	343	42	4 033	2 027	2 019
	Establishments with 3 or 4 employees.....	88	159 900	10 055	2 597	308	26 657	13 576	13 700
	Establishments with 5 or 6 employees.....	45	94 942	7 415	1 759	242	20 893	11 979	12 209
	Establishments with 7 to 9 employees.....	61	271 723	13 285	3 171	474	44 694	26 349	28 443
	Establishments with 10 to 14 employees.....	54	330 017	19 513	4 572	624	67 474	30 394	31 709
	Establishments with 15 to 19 employees.....	12	158 799	4 883	1 378	202	14 401	11 066	11 427
	Establishments with 20 to 49 employees.....	29	809 757	45 432	10 009	883	100 640	39 242	41 644
	Establishments with 50 to 99 employees.....	8	218 732	20 141	4 604	548	41 241	23 735	23 666
	Establishments with 100 employees or more	6	904 127	60 521	15 543	1 126	232 735	50 226	51 779
	Establishments not operated for the entire year	11	3 523	498	120	18	1 448	337	385
42299	Other miscellaneous nondurable goods whlse								
	All establishments	114	D	D	D	h	D	D	D

See footnotes at end of table.

Table 2. Employment Size of Establishments: 1997—Con.

[Includes only establishments with payroll. For meaning of abbreviations and symbols, see introductory text. For explanation of terms, see Appendix A. For method of assignment to categories shown, see Appendix C]

NAICS code	Employment sizes of establishments by type of operation and kind of business ¹	Establishments (number)	Sales (\$1,000)	Annual payroll (\$1,000)	First-quarter payroll (\$1,000)	Paid employees for pay period including March 12 (number)	Operating expenses ² (\$1,000)	End-of-1996 inventories (\$1,000)	End-of-1997 inventories (\$1,000)
422	MANUFACTURERS' SALES BRANCHES AND SALES OFFICES—Con.								
	Wholesale trade, nondurable goods—Con.								
42299	Other miscellaneous nondurable goods whsle—Con.								
	Establishments operated for the entire year	108	D	D	D	h	D	D	D
	Establishments with no employees..	—	—	—	—	—	—	—	—
	Establishments with 1 employee....	7	D	D	D	a	D	D	D
	Establishments with 2 employees...	13	D	D	D	b	D	D	D
	Establishments with 3 or 4 employees.....	19	D	D	D	b	D	D	D
	Establishments with 5 or 6 employees.....	10	D	D	D	b	D	D	D
	Establishments with 7 to 9 employees.....	12	D	D	D	b	D	D	D
	Establishments with 10 to 14 employees.....	7	D	D	D	b	D	D	D
	Establishments with 15 to 19 employees.....	8	D	D	D	c	D	D	D
	Establishments with 20 to 49 employees.....	16	D	D	D	f	D	D	D
	Establishments with 50 to 99 employees.....	8	D	D	D	f	D	D	D
	Establishments with 100 employees or more.....	8	D	D	D	g	D	D	D
	Establishments not operated for the entire year.....	6	D	D	D	b	D	D	D
422990	Other miscellaneous nondurable goods whsle								
	All establishments.....	114	D	D	D	h	D	D	D
	Establishments operated for the entire year	108	D	D	D	h	D	D	D
	Establishments with no employees..	—	—	—	—	—	—	—	—
	Establishments with 1 employee....	7	D	D	D	a	D	D	D
	Establishments with 2 employees...	13	D	D	D	b	D	D	D
	Establishments with 3 or 4 employees.....	19	D	D	D	b	D	D	D
	Establishments with 5 or 6 employees.....	10	D	D	D	b	D	D	D
	Establishments with 7 to 9 employees.....	12	D	D	D	b	D	D	D
	Establishments with 10 to 14 employees.....	7	D	D	D	b	D	D	D
	Establishments with 15 to 19 employees.....	8	D	D	D	c	D	D	D
	Establishments with 20 to 49 employees.....	16	D	D	D	f	D	D	D
	Establishments with 50 to 99 employees.....	8	D	D	D	f	D	D	D
	Establishments with 100 employees or more.....	8	D	D	D	g	D	D	D
	Establishments not operated for the entire year.....	6	D	D	D	b	D	D	D
4229901	Art goods whsle								
	All establishments.....	16	652 548	27 576	6 680	918	68 401	31 984	34 468
	Establishments operated for the entire year	16	652 548	27 576	6 680	918	68 401	31 984	34 468
	Establishments with no employees..	—	—	—	—	—	—	—	—
	Establishments with 1 employee....	—	—	—	—	—	—	—	—
	Establishments with 2 employees...	—	—	—	—	—	—	—	—
	Establishments with 3 or 4 employees.....	2	D	D	D	a	D	D	D
	Establishments with 5 or 6 employees.....	1	D	D	D	a	D	D	D
	Establishments with 7 to 9 employees.....	1	D	D	D	a	D	D	D
	Establishments with 10 to 14 employees.....	1	D	D	D	a	D	D	D
	Establishments with 15 to 19 employees.....	1	D	D	D	a	D	D	D
	Establishments with 20 to 49 employees.....	6	250 358	6 158	1 542	192	13 984	6 245	7 064
	Establishments with 50 to 99 employees.....	1	D	D	D	b	D	D	D
	Establishments with 100 employees or more.....	3	D	D	D	f	D	D	D
	Establishments not operated for the entire year.....	—	—	—	—	—	—	—	—
4229902	General merchandise (nondurable goods) whsle								
	All establishments.....	8	630 129	38 929	10 597	648	84 433	12 259	20 528

See footnotes at end of table.

Table 2. Employment Size of Establishments: 1997—Con.

[Includes only establishments with payroll. For meaning of abbreviations and symbols, see introductory text. For explanation of terms, see Appendix A. For method of assignment to categories shown, see Appendix C.]

NAICS code	Employment sizes of establishments by type of operation and kind of business ¹	Establishments (number)	Sales (\$1,000)	Annual payroll (\$1,000)	First-quarter payroll (\$1,000)	Paid employees for pay period including March 12 (number)	Operating expenses ² (\$1,000)	End-of-1996 inventories (\$1,000)	End-of-1997 inventories (\$1,000)
422	MANUFACTURERS' SALES BRANCHES AND SALES OFFICES—Con.								
	Wholesale trade, nondurable goods—Con.								
4229902	General merchandise (nondurable goods) whsle—Con.								
	Establishments operated for the entire year	7	D	D	D	f	D	D	D
	Establishments with no employees..	—	—	—	—	—	—	—	—
	Establishments with 1 employee....	—	—	—	—	—	—	—	—
	Establishments with 2 employees...	—	—	—	—	—	—	—	—
	Establishments with 3 or 4 employees.....	—	—	—	—	—	—	—	—
	Establishments with 5 or 6 employees.....	—	—	—	—	—	—	—	—
	Establishments with 7 to 9 employees.....	—	—	—	—	—	—	—	—
	Establishments with 10 to 14 employees.....	1	D	D	D	a	D	D	D
	Establishments with 15 to 19 employees.....	—	—	—	—	—	—	—	—
	Establishments with 20 to 49 employees.....	2	D	D	D	b	D	D	D
	Establishments with 50 to 99 employees.....	2	D	D	D	c	D	D	D
	Establishments with 100 employees or more	2	D	D	D	e	D	D	D
	Establishments not operated for the entire year	1	D	D	D	a	D	D	D
4229903	Textile bags, bagging, & burlap whsle								
	All establishments	6	25 170	1 406	318	34	3 796	2 585	2 665
	Establishments operated for the entire year	6	25 170	1 406	318	34	3 796	2 585	2 665
	Establishments with no employees..	—	—	—	—	—	—	—	—
	Establishments with 1 employee....	1	D	D	D	a	D	D	D
	Establishments with 2 employees...	1	D	D	D	a	D	D	D
	Establishments with 3 or 4 employees.....	—	—	—	—	—	—	—	—
	Establishments with 5 or 6 employees.....	—	—	—	—	—	—	—	—
	Establishments with 7 to 9 employees.....	1	D	D	D	a	D	D	D
	Establishments with 10 to 14 employees.....	2	D	D	D	a	D	D	D
	Establishments with 15 to 19 employees.....	1	D	D	D	a	D	D	D
	Establishments with 20 to 49 employees.....	—	—	—	—	—	—	—	—
	Establishments with 50 to 99 employees.....	—	—	—	—	—	—	—	—
	Establishments with 100 employees or more	—	—	—	—	—	—	—	—
	Establishments not operated for the entire year	—	—	—	—	—	—	—	—
4229904	Other nondurable goods whsle								
	All establishments	84	D	D	D	g	D	D	D
	Establishments operated for the entire year	79	D	D	D	g	D	D	D
	Establishments with no employees..	—	—	—	—	—	—	—	—
	Establishments with 1 employee....	6	D	D	D	a	D	D	D
	Establishments with 2 employees...	12	D	D	D	b	D	D	D
	Establishments with 3 or 4 employees.....	17	D	D	D	b	D	D	D
	Establishments with 5 or 6 employees.....	8	D	D	D	b	D	D	D
	Establishments with 7 to 9 employees.....	9	D	D	D	b	D	D	D
	Establishments with 10 to 14 employees.....	4	D	D	D	b	D	D	D
	Establishments with 15 to 19 employees.....	7	D	D	D	c	D	D	D
	Establishments with 20 to 49 employees.....	8	D	D	D	e	D	D	D
	Establishments with 50 to 99 employees.....	5	D	D	D	e	D	D	D
	Establishments with 100 employees or more	3	D	D	D	f	D	D	D
	Establishments not operated for the entire year	5	D	D	D	b	D	D	D

See footnotes at end of table.

Table 2. Employment Size of Establishments: 1997—Con.

[Includes only establishments with payroll. For meaning of abbreviations and symbols, see introductory text. For explanation of terms, see Appendix A. For method of assignment to categories shown, see Appendix C.]

NAICS code	Employment sizes of establishments by type of operation and kind of business ¹	Establishments (number)	Sales (\$1,000)	Annual payroll (\$1,000)	First-quarter payroll (\$1,000)	Paid employees for pay period including March 12 (number)	Operating expenses ² (\$1,000)	End-of-1996 inventories (\$1,000)	End-of-1997 inventories (\$1,000)
	AGENTS, BROKERS, AND COMMISSION MERCHANTS								
	All establishments	'47 835	'467 651 822	'10 630 348	'2 403 680	'283 257	19 435 703	579 825	642 529
	Establishments operated for the entire year	42 042	448 781 576	10 246 558	2 326 833	272 235	18 653 248	578 133	631 697
	Establishments with no employees..	25	D	D	D	a	D	D	D
	Establishments with 1 employee....	13 664	D	D	D	j	D	D	D
	Establishments with 2 employees...	8 308	D	D	D	j	D	D	D
	Establishments with 3 or 4 employees	8 306	47 666 092	1 298 808	289 206	28 201	2 464 314	54 512	61 434
	Establishments with 5 or 6 employees	4 087	39 002 796	1 089 020	244 485	22 142	1 984 050	56 954	57 651
	Establishments with 7 to 9 employees	2 805	37 588 829	1 106 961	243 635	21 943	1 954 699	66 095	81 014
	Establishments with 10 to 14 employees	2 001	40 738 200	1 136 559	255 914	23 202	1 979 172	80 662	88 149
	Establishments with 15 to 19 employees	880	33 423 085	651 515	149 996	14 562	1 098 944	60 286	62 414
	Establishments with 20 to 49 employees	1 390	61 257 497	1 369 169	315 104	40 584	2 423 899	110 764	115 248
	Establishments with 50 to 99 employees	302	25 127 859	570 732	133 942	20 136	1 082 979	64 491	83 003
	Establishments with 100 employees or more	274	106 789 066	1 615 539	385 043	71 185	2 839 966	33 958	33 956
	Establishments not operated for the entire year	5 793	18 870 246	383 790	76 847	11 022	782 455	1 692	10 832
421	Wholesale trade, durable goods								
	All establishments	'32 022	'257 371 090	'6 770 114	'1 521 895	'162 155	12 275 926	433 137	471 467
	Establishments operated for the entire year	28 616	250 597 216	6 597 688	1 488 248	158 511	11 925 320	432 143	469 176
	Establishments with no employees..	12	D	D	D	a	D	D	D
	Establishments with 1 employee....	9 177	D	D	D	i	D	D	D
	Establishments with 2 employees...	5 703	D	D	D	j	D	D	D
	Establishments with 3 or 4 employees	5 950	32 508 079	967 281	213 472	20 223	1 799 369	37 031	37 954
	Establishments with 5 or 6 employees	2 989	26 295 213	829 097	186 473	16 195	1 477 991	40 565	42 248
	Establishments with 7 to 9 employees	2 109	26 685 422	875 972	192 003	16 447	1 525 748	55 339	70 046
	Establishments with 10 to 14 employees	1 379	25 211 040	849 348	193 759	15 953	1 447 491	63 147	68 171
	Establishments with 15 to 19 employees	490	13 995 579	442 207	101 029	8 082	734 814	49 420	50 959
	Establishments with 20 to 49 employees	558	26 722 254	760 053	177 240	15 709	1 315 816	87 920	86 771
	Establishments with 50 to 99 employees	109	6 994 662	225 334	53 126	7 404	422 025	46 609	62 565
	Establishments with 100 employees or more	140	56 093 321	660 895	155 294	37 915	1 242 940	14 135	14 386
	Establishments not operated for the entire year	3 406	6 773 874	172 426	33 647	3 644	350 606	994	2 291
4211	Motor vehicle & motor vehicle parts & supplies whsle								
	All establishments	1 810	'75 470 396	'937 928	'213 493	45 938	1 828 337	47 179	50 185
	Establishments operated for the entire year	1 597	74 819 528	925 745	211 327	45 548	1 803 315	47 159	50 172
	Establishments with no employees..	1	D	D	D	a	D	D	D
	Establishments with 1 employee....	463	1 537 209	30 322	6 611	463	57 787	818	1 243
	Establishments with 2 employees...	244	D	D	D	e	D	D	D
	Establishments with 3 or 4 employees	257	2 920 882	56 895	12 119	874	110 107	2 568	3 386
	Establishments with 5 or 6 employees	141	2 399 758	46 163	10 987	765	87 417	1 114	1 027
	Establishments with 7 to 9 employees	101	2 698 017	55 576	13 240	798	96 320	2 012	2 129
	Establishments with 10 to 14 employees	87	1 862 202	50 394	10 860	1 001	88 617	3 771	4 232
	Establishments with 15 to 19 employees	40	D	D	D	f	D	D	D
	Establishments with 20 to 49 employees	90	5 317 026	87 968	18 851	2 894	165 583	24 594	23 786
	Establishments with 50 to 99 employees	49	3 500 056	53 364	12 420	3 438	108 441	1 734	2 511
	Establishments with 100 employees or more	124	52 049 695	490 309	115 296	34 154	987 337	6 836	8 278
	Establishments not operated for the entire year	213	650 868	12 183	2 166	390	25 022	20	13
42111	Automobile & other motor vehicle whsle								
	All establishments	630	'58 536 229	'582 615	'134 698	40 663	1 202 452	22 706	26 216
	Establishments operated for the entire year	534	58 174 465	576 130	133 722	40 390	1 188 693	22 705	26 203
	Establishments with no employees..	1	D	D	D	a	D	D	D
	Establishments with 1 employee....	120	344 874	5 197	1 125	120	11 328	235	590
	Establishments with 2 employees...	43	D	D	D	b	D	D	D
	Establishments with 3 or 4 employees	50	316 176	6 164	1 086	172	16 157	870	1 382

See footnotes at end of table.

Table 2. Employment Size of Establishments: 1997—Con.

[Includes only establishments with payroll. For meaning of abbreviations and symbols, see introductory text. For explanation of terms, see Appendix A. For method of assignment to categories shown, see Appendix C.]

NAICS code	Employment sizes of establishments by type of operation and kind of business ¹	Establishments (number)	Sales (\$1,000)	Annual payroll (\$1,000)	First-quarter payroll (\$1,000)	Paid employees for pay period including March 12 (number)	Operating expenses ² (\$1,000)	End-of-1996 inventories (\$1,000)	End-of-1997 inventories (\$1,000)
421	AGENTS, BROKERS, AND COMMISSION MERCHANTS—Con.								
	Wholesale trade, durable goods—Con.								
42111	Automobile & other motor vehicle whsle—Con.								
	Establishments operated for the entire year—Con.								
	Establishments with 5 or 6 employees.....	29	187 599	4 704	1 054	157	11 457	203	183
	Establishments with 7 to 9 employees.....	21	D	D	D	c	D	D	D
	Establishments with 10 to 14 employees.....	26	D	D	D	e	D	D	D
	Establishments with 15 to 19 employees.....	19	D	D	D	e	D	D	D
	Establishments with 20 to 49 employees.....	60	2 675 840	32 877	7 147	2 046	69 244	10 191	11 124
	Establishments with 50 to 99 employees.....	42	D	D	D	h	D	D	D
	Establishments with 100 employees or more	123	D	D	D	k	D	D	D
	Establishments not operated for the entire year	96	361 764	6 485	976	273	13 759	1	13
421110	Automobile & other motor vehicle whsle								
	All establishments	630	'58 536 229	'582 615	'134 698	40 663	1 202 452	22 706	26 216
	Establishments operated for the entire year	534	58 174 465	576 130	133 722	40 390	1 188 693	22 705	26 203
	Establishments with no employees..	1	D	D	D	a	D	D	D
	Establishments with 1 employee...	120	344 874	5 197	1 125	120	11 328	235	590
	Establishments with 2 employees...	43	D	D	D	b	D	D	D
	Establishments with 3 or 4 employees.....	50	316 176	6 164	1 086	172	16 157	870	1 382
	Establishments with 5 or 6 employees.....	29	187 599	4 704	1 054	157	11 457	203	183
	Establishments with 7 to 9 employees.....	21	D	D	D	c	D	D	D
	Establishments with 10 to 14 employees.....	26	D	D	D	e	D	D	D
	Establishments with 15 to 19 employees.....	19	D	D	D	e	D	D	D
	Establishments with 20 to 49 employees.....	60	2 675 840	32 877	7 147	2 046	69 244	10 191	11 124
	Establishments with 50 to 99 employees.....	42	D	D	D	h	D	D	D
	Establishments with 100 employees or more	123	D	D	D	k	D	D	D
	Establishments not operated for the entire year	96	361 764	6 485	976	273	13 759	1	13
4211101	Automobile & motorcycle whsle								
	All establishments	497	'57 491 226	'557 193	'129 815	39 692	1 149 865	17 685	12 488
	Establishments operated for the entire year	424	D	D	D	k	D	D	D
	Establishments with no employees..	1	D	D	D	a	D	D	D
	Establishments with 1 employee....	80	D	D	D	b	D	D	D
	Establishments with 2 employees...	21	D	D	D	b	D	D	D
	Establishments with 3 or 4 employees.....	36	220 001	4 040	723	123	11 160	8	330
	Establishments with 5 or 6 employees.....	19	D	D	D	c	D	D	D
	Establishments with 7 to 9 employees.....	16	127 743	3 533	848	126	10 450	207	258
	Establishments with 10 to 14 employees.....	20	146 031	4 177	888	237	10 142	410	604
	Establishments with 15 to 19 employees.....	17	D	D	D	e	D	D	D
	Establishments with 20 to 49 employees.....	53	2 453 381	26 667	5 876	1 822	55 306	8 873	1 636
	Establishments with 50 to 99 employees.....	41	D	D	D	h	D	D	D
	Establishments with 100 employees or more	120	51 108 346	470 270	110 668	33 669	950 641	6 723	7 340
	Establishments not operated for the entire year	73	D	D	D	c	D	D	D
4211102	Bus & recreational vehicle whsle								
	All establishments	26	D	D	D	c	D	D	D
	Establishments operated for the entire year	20	D	D	D	c	D	D	D
	Establishments with no employees..	—	—	—	—	—	—	—	—
	Establishments with 1 employee....	8	D	D	D	a	D	D	D
	Establishments with 2 employees...	4	D	D	D	a	D	D	D
	Establishments with 3 or 4 employees.....	2	D	D	D	a	D	D	D
	Establishments with 5 or 6 employees.....	2	D	D	D	a	D	D	D

See footnotes at end of table.

Table 2. Employment Size of Establishments: 1997—Con.

[Includes only establishments with payroll. For meaning of abbreviations and symbols, see introductory text. For explanation of terms, see Appendix A. For method of assignment to categories shown, see Appendix C]

NAICS code	Employment sizes of establishments by type of operation and kind of business ¹	Establishments (number)	Sales (\$1,000)	Annual payroll (\$1,000)	First-quarter payroll (\$1,000)	Paid employees for pay period including March 12 (number)	Operating expenses ² (\$1,000)	End-of-1996 inventories (\$1,000)	End-of-1997 inventories (\$1,000)
421	AGENTS, BROKERS, AND COMMISSION MERCHANTS—Con.								
	Wholesale trade, durable goods—Con.								
4211102	Bus & recreational vehicle whsle—Con.								
	Establishments operated for the entire year—Con.								
	Establishments with 7 to 9 employees.....	—	—	—	—	—	—	—	—
	Establishments with 10 to 14 employees.....	3	D	D	D	b	D	D	D
	Establishments with 15 to 19 employees.....	—	—	—	—	—	—	—	—
	Establishments with 20 to 49 employees.....	—	—	—	—	—	—	—	—
	Establishments with 50 to 99 employees.....	—	—	—	—	—	—	—	—
	Establishments with 100 employees or more	1	D	D	D	c	D	D	D
	Establishments not operated for the entire year	6	D	D	D	a	D	D	D
4211103	Light truck & van (14,000 lb or less) whsle								
	All establishments	21	196 491	3 630	748	229	7 278	709	1 689
	Establishments operated for the entire year	16	D	D	D	c	D	D	D
	Establishments with no employees..	—	—	—	—	—	—	—	—
	Establishments with 1 employee...	6	D	D	D	a	D	D	D
	Establishments with 2 employees...	3	D	D	D	a	D	D	D
	Establishments with 3 or 4 employees.....	1	D	D	D	a	D	D	D
	Establishments with 5 or 6 employees.....	2	D	D	D	a	D	D	D
	Establishments with 7 to 9 employees.....	1	D	D	D	a	D	D	D
	Establishments with 10 to 14 employees.....	—	—	—	—	—	—	—	—
	Establishments with 15 to 19 employees.....	—	—	—	—	—	—	—	—
	Establishments with 20 to 49 employees.....	2	D	D	D	b	D	D	D
	Establishments with 50 to 99 employees.....	—	—	—	—	—	—	—	—
	Establishments with 100 employees or more	1	D	D	D	c	D	D	D
	Establishments not operated for the entire year	5	D	D	D	a	D	D	D
4211104	Medium truck & tractor (14,001 lb to 26,000 lb) whsle								
	All establishments	16	D	D	D	b	D	D	D
	Establishments operated for the entire year	11	D	D	D	b	D	D	D
	Establishments with no employees..	—	—	—	—	—	—	—	—
	Establishments with 1 employee....	5	D	D	D	a	D	D	D
	Establishments with 2 employees...	1	D	D	D	a	D	D	D
	Establishments with 3 or 4 employees.....	1	D	D	D	a	D	D	D
	Establishments with 5 or 6 employees.....	2	D	D	D	a	D	D	D
	Establishments with 7 to 9 employees.....	—	—	—	—	—	—	—	—
	Establishments with 10 to 14 employees.....	1	D	D	D	a	D	D	D
	Establishments with 15 to 19 employees.....	—	—	—	—	—	—	—	—
	Establishments with 20 to 49 employees.....	1	D	D	D	b	D	D	D
	Establishments with 50 to 99 employees.....	—	—	—	—	—	—	—	—
	Establishments with 100 employees or more	—	—	—	—	—	—	—	—
	Establishments not operated for the entire year	5	D	D	D	a	D	D	D
4211105	Heavy truck & tractor (over 26,000 lb) whsle								
	All establishments	70	D	D	D	e	D	D	D
	Establishments operated for the entire year	63	D	D	D	e	D	D	D
	Establishments with no employees..	—	—	—	—	—	—	—	—
	Establishments with 1 employee....	21	D	D	D	b	D	D	D
	Establishments with 2 employees...	14	D	D	D	b	D	D	D
	Establishments with 3 or 4 employees.....	10	D	D	D	b	D	D	D
	Establishments with 5 or 6 employees.....	4	D	D	D	b	D	D	D

See footnotes at end of table.

Table 2. Employment Size of Establishments: 1997—Con.

[Includes only establishments with payroll. For meaning of abbreviations and symbols, see introductory text. For explanation of terms, see Appendix A. For method of assignment to categories shown, see Appendix C.]

NAICS code	Employment sizes of establishments by type of operation and kind of business ¹	Establishments (number)	Sales (\$1,000)	Annual payroll (\$1,000)	First-quarter payroll (\$1,000)	Paid employees for pay period including March 12 (number)	Operating expenses ² (\$1,000)	End-of-1996 inventories (\$1,000)	End-of-1997 inventories (\$1,000)
421	AGENTS, BROKERS, AND COMMISSION MERCHANTS—Con.								
4211105	Wholesale trade, durable goods—Con.								
	Heavy truck & tractor (over 26,000 lb) whsle—Con.								
	Establishments operated for the entire year—Con.								
	Establishments with 7 to 9 employees.....	4	D	D	D	b	D	D	D
	Establishments with 10 to 14 employees.....	2	D	D	D	b	D	D	D
	Establishments with 15 to 19 employees.....	2	D	D	D	b	D	D	D
	Establishments with 20 to 49 employees.....	4	D	D	D	c	D	D	D
	Establishments with 50 to 99 employees.....	1	D	D	D	b	D	D	D
	Establishments with 100 employees or more	1	D	D	D	c	D	D	D
	Establishments not operated for the entire year	7	D	D	D	a	D	D	D
42112	Motor vehicle supplies & new parts whsle								
	All establishments	1 129	'16 750 610	349 057	77 461	5 106	613 599	23 671	23 083
	Establishments operated for the entire year	1 016	16 468 856	343 398	76 271	4 989	602 434	23 652	23 083
	Establishments with no employees..	—	—	—	—	—	—	—	—
	Establishments with 1 employee....	327	D	D	D	e	D	D	D
	Establishments with 2 employees... ..	192	D	D	D	e	D	D	D
	Establishments with 3 or 4 employees.....	196	2 565 563	49 170	10 706	666	91 100	1 678	1 983
	Establishments with 5 or 6 employees.....	108	2 194 051	40 353	9 682	586	73 886	911	844
	Establishments with 7 to 9 employees.....	78	2 420 798	49 633	11 889	618	80 499	1 367	1 554
	Establishments with 10 to 14 employees.....	57	1 535 829	41 304	9 127	648	69 970	2 632	2 851
	Establishments with 15 to 19 employees.....	20	1 213 640	29 495	5 554	335	47 049	547	670
	Establishments with 20 to 49 employees.....	30	2 641 186	55 091	11 704	848	96 339	14 403	12 662
	Establishments with 50 to 99 employees.....	7	D	D	D	e	D	D	D
	Establishments with 100 employees or more	1	D	D	D	c	D	D	D
	Establishments not operated for the entire year	113	281 754	5 659	1 190	117	11 165	19	—
421120	Motor vehicle supplies & new parts whsle								
	All establishments	1 129	'16 750 610	349 057	77 461	5 106	613 599	23 671	23 083
	Establishments operated for the entire year	1 016	16 468 856	343 398	76 271	4 989	602 434	23 652	23 083
	Establishments with no employees..	—	—	—	—	—	—	—	—
	Establishments with 1 employee....	327	D	D	D	e	D	D	D
	Establishments with 2 employees... ..	192	D	D	D	e	D	D	D
	Establishments with 3 or 4 employees.....	196	2 565 563	49 170	10 706	666	91 100	1 678	1 983
	Establishments with 5 or 6 employees.....	108	2 194 051	40 353	9 682	586	73 886	911	844
	Establishments with 7 to 9 employees.....	78	2 420 798	49 633	11 889	618	80 499	1 367	1 554
	Establishments with 10 to 14 employees.....	57	1 535 829	41 304	9 127	648	69 970	2 632	2 851
	Establishments with 15 to 19 employees.....	20	1 213 640	29 495	5 554	335	47 049	547	670
	Establishments with 20 to 49 employees.....	30	2 641 186	55 091	11 704	848	96 339	14 403	12 662
	Establishments with 50 to 99 employees.....	7	D	D	D	e	D	D	D
	Establishments with 100 employees or more	1	D	D	D	c	D	D	D
	Establishments not operated for the entire year	113	281 754	5 659	1 190	117	11 165	19	—
4211201	Motor vehicle supplies & new parts—warehouse distributors								
	All establishments	395	'4 646 827	101 692	22 176	1 861	179 893	13 029	11 326
	Establishments operated for the entire year	348	4 495 010	99 213	21 369	1 798	175 366	13 010	11 326
	Establishments with no employees..	—	—	—	—	—	—	—	—
	Establishments with 1 employee....	99	D	D	D	b	D	D	D
	Establishments with 2 employees... ..	64	D	D	D	c	D	D	D
	Establishments with 3 or 4 employees.....	70	489 945	11 871	2 480	237	23 977	291	417
	Establishments with 5 or 6 employees.....	37	514 111	11 652	2 553	198	21 216	557	574

See footnotes at end of table.

Table 2. Employment Size of Establishments: 1997—Con.

[Includes only establishments with payroll. For meaning of abbreviations and symbols, see introductory text. For explanation of terms, see Appendix A. For method of assignment to categories shown, see Appendix C]

NAICS code	Employment sizes of establishments by type of operation and kind of business ¹	Establishments (number)	Sales (\$1,000)	Annual payroll (\$1,000)	First-quarter payroll (\$1,000)	Paid employees for pay period including March 12 (number)	Operating expenses ² (\$1,000)	End-of-1996 inventories (\$1,000)	End-of-1997 inventories (\$1,000)
421	AGENTS, BROKERS, AND COMMISSION MERCHANTS—Con.								
	Wholesale trade, durable goods—Con.								
4211201	Motor vehicle supplies & new parts—warehouse distributors—Con.								
	Establishments operated for the entire year—Con.								
	Establishments with 7 to 9 employees.....	34	1 226 364	23 223	5 304	271	35 139	266	202
	Establishments with 10 to 14 employees.....	23	533 627	14 339	3 001	264	25 758	731	748
	Establishments with 15 to 19 employees.....	9	250 911	9 735	1 641	149	16 049	—	—
	Establishments with 20 to 49 employees.....	10	894 680	14 834	3 323	305	26 216	10 966	9 163
	Establishments with 50 to 99 employees.....	2	D	D	D	c	D	D	D
	Establishments with 100 employees or more	—	—	—	—	—	—	—	—
	Establishments not operated for the entire year	47	151 817	2 479	807	63	4 527	19	—
4211202	Motor vehicle supplies & new parts—jobbers								
	All establishments	669	11 883 075	241 158	53 861	3 097	420 147	9 889	10 820
	Establishments operated for the entire year	615	11 764 994	238 251	53 481	3 044	414 149	9 889	10 820
	Establishments with no employees..	—	—	—	—	—	—	—	—
	Establishments with 1 employee....	202	898 236	18 909	4 207	202	32 296	309	352
	Establishments with 2 employees... employees with 3 or 4	120	D	D	D	c	D	D	D
	Establishments with 5 or 6 employees.....	119	D	D	D	e	D	D	D
	Establishments with 7 to 9 employees.....	64	D	D	D	e	D	D	D
	Establishments with 10 to 14 employees.....	41	D	D	D	e	D	D	D
	Establishments with 15 to 19 employees.....	32	D	D	D	e	D	D	D
	Establishments with 20 to 49 employees.....	11	962 729	19 760	3 913	186	31 000	547	670
	Establishments with 50 to 99 employees.....	20	1 746 506	40 257	8 381	543	70 123	3 437	3 499
	Establishments with 100 employees or more	5	D	D	D	e	D	D	D
	Establishments not operated for the entire year	1	D	D	D	c	D	D	D
	Establishments not operated for the entire year	54	118 081	2 907	380	53	5 998	—	—
4211203	Petroleum products marketing equipment whsle								
	All establishments	65	220 708	6 207	1 424	148	13 559	753	937
	Establishments operated for the entire year	53	208 852	5 934	1 421	147	12 919	753	937
	Establishments with no employees..	—	—	—	—	—	—	—	—
	Establishments with 1 employee....	26	D	D	D	b	D	D	D
	Establishments with 2 employees... employees with 3 or 4	8	16 166	337	71	16	923	—	—
	Establishments with 5 or 6 employees.....	7	D	D	D	b	D	D	D
	Establishments with 7 to 9 employees.....	7	D	D	D	b	D	D	D
	Establishments with 10 to 14 employees.....	3	D	D	D	b	D	D	D
	Establishments with 15 to 19 employees.....	2	D	D	D	b	D	D	D
	Establishments with 20 to 49 employees.....	—	—	—	—	—	—	—	—
	Establishments with 50 to 99 employees.....	—	—	—	—	—	—	—	—
	Establishments with 100 employees or more	—	—	—	—	—	—	—	—
	Establishments not operated for the entire year	12	11 856	273	3	1	640	—	—
42113	Tire & tube whsle								
	All establishments	51	183 557	6 256	1 334	169	12 286	802	886
	Establishments operated for the entire year	47	176 207	6 217	1 334	169	12 188	802	886
	Establishments with no employees..	—	—	—	—	—	—	—	—
	Establishments with 1 employee....	16	D	D	D	a	D	D	D
	Establishments with 2 employees... employees with 3 or 4	9	D	D	D	a	D	D	D
	Establishments with 5 or 6 employees.....	11	39 143	1 561	327	36	2 850	20	21
	Establishments with 100 employees or more	4	18 108	1 106	251	22	2 074	—	—

See footnotes at end of table.

Table 2. Employment Size of Establishments: 1997—Con.

[Includes only establishments with payroll. For meaning of abbreviations and symbols, see introductory text. For explanation of terms, see Appendix A. For method of assignment to categories shown, see Appendix C.]

NAICS code	Employment sizes of establishments by type of operation and kind of business ¹	Establishments (number)	Sales (\$1,000)	Annual payroll (\$1,000)	First-quarter payroll (\$1,000)	Paid employees for pay period including March 12 (number)	Operating expenses ² (\$1,000)	End-of-1996 inventories (\$1,000)	End-of-1997 inventories (\$1,000)
421	AGENTS, BROKERS, AND COMMISSION MERCHANTS—Con.								
42113	Wholesale trade, durable goods—Con.								
	Tire & tube whsle—Con.								
	Establishments operated for the entire year—Con.								
	Establishments with 7 to 9 employees.....	2	D	D	D	a	D	D	D
	Establishments with 10 to 14 employees.....	4	D	D	D	b	D	D	D
	Establishments with 15 to 19 employees.....	1	D	D	D	a	D	D	D
	Establishments with 20 to 49 employees.....	—	—	—	—	—	—	—	—
	Establishments with 50 to 99 employees.....	—	—	—	—	—	—	—	—
	Establishments with 100 employees or more	—	—	—	—	—	—	—	—
	Establishments not operated for the entire year	4	7 350	39	—	—	98	—	—
421130	Tire & tube whsle								
	All establishments	51	183 557	6 256	1 334	169	12 286	802	886
	Establishments operated for the entire year	47	176 207	6 217	1 334	169	12 188	802	886
	Establishments with no employees..	—	—	—	—	—	—	—	—
	Establishments with 1 employee... ..	16	D	D	D	a	D	D	D
	Establishments with 2 employees... ..	9	D	D	D	a	D	D	D
	Establishments with 3 or 4 employees	11	39 143	1 561	327	36	2 850	20	21
	Establishments with 5 or 6 employees	4	18 108	1 106	251	22	2 074	—	—
	Establishments with 7 to 9 employees	2	D	D	D	a	D	D	D
	Establishments with 10 to 14 employees	4	D	D	D	b	D	D	D
	Establishments with 15 to 19 employees	1	D	D	D	a	D	D	D
	Establishments with 20 to 49 employees	—	—	—	—	—	—	—	—
	Establishments with 50 to 99 employees	—	—	—	—	—	—	—	—
	Establishments with 100 employees or more	—	—	—	—	—	—	—	—
	Establishments not operated for the entire year	4	7 350	39	—	—	98	—	—
4212	Furniture & home furnishings whsle								
	All establishments	2 849	14 278 989	398 144	92 024	9 253	807 053	15 140	16 594
	Establishments operated for the entire year	2 562	13 783 929	386 017	89 901	9 014	779 170	15 140	16 581
	Establishments with no employees..	1	D	D	D	a	D	D	D
	Establishments with 1 employee... ..	1 038	2 483 713	51 929	11 546	1 038	117 155	1 669	2 020
	Establishments with 2 employees... ..	618	D	D	D	g	D	D	D
	Establishments with 3 or 4 employees	466	2 647 720	67 948	14 888	1 575	139 368	2 072	2 329
	Establishments with 5 or 6 employees	180	1 482 131	44 173	9 763	970	87 092	943	1 032
	Establishments with 7 to 9 employees	110	1 161 484	42 217	9 269	846	79 599	1 911	2 041
	Establishments with 10 to 14 employees	65	1 212 202	33 790	8 802	750	63 538	466	346
	Establishments with 15 to 19 employees	30	899 808	18 120	3 959	496	32 617	3 555	4 602
	Establishments with 20 to 49 employees	43	1 172 983	41 131	11 721	1 286	86 890	1 322	1 482
	Establishments with 50 to 99 employees	10	D	D	D	f	D	D	D
	Establishments with 100 employees or more	1	D	D	D	c	D	D	D
	Establishments not operated for the entire year	287	495 060	12 127	2 123	239	27 883	—	13
42121	Furniture whsle								
	All establishments	1 570	7 397 432	216 906	52 079	4 951	434 452	7 544	7 693
	Establishments operated for the entire year	1 410	7 135 124	209 870	50 972	4 830	418 384	7 544	7 680
	Establishments with no employees..	—	—	—	—	—	—	—	—
	Establishments with 1 employee... ..	597	1 540 050	31 659	7 147	597	69 439	610	714
	Establishments with 2 employees... ..	341	1 173 551	28 812	6 432	682	57 065	686	141
	Establishments with 3 or 4 employees	241	1 287 344	33 562	7 802	804	65 975	1 228	1 401
	Establishments with 5 or 6 employees	95	696 239	22 251	5 287	514	42 806	446	497
	Establishments with 7 to 9 employees.....	62	598 624	24 276	5 121	473	44 618	499	761

See footnotes at end of table.

Table 2. Employment Size of Establishments: 1997—Con.

[Includes only establishments with payroll. For meaning of abbreviations and symbols, see introductory text. For explanation of terms, see Appendix A. For method of assignment to categories shown, see Appendix C.]

NAICS code	Employment sizes of establishments by type of operation and kind of business ¹	Establishments (number)	Sales (\$1,000)	Annual payroll (\$1,000)	First-quarter payroll (\$1,000)	Paid employees for pay period including March 12 (number)	Operating expenses ² (\$1,000)	End-of-1996 inventories (\$1,000)	End-of-1997 inventories (\$1,000)
421	AGENTS, BROKERS, AND COMMISSION MERCHANTS—Con.								
42121	Wholesale trade, durable goods—Con.								
	Furniture whsle—Con.								
	Establishments operated for the entire year—Con.								
	Establishments with 10 to 14 employees.....	36	654 224	19 056	5 098	411	34 058	448	286
	Establishments with 15 to 19 employees.....	10	188 781	6 002	1 436	164	10 085	76	89
	Establishments with 20 to 49 employees.....	21	D	D	D	f	D	D	D
	Establishments with 50 to 99 employees.....	6	D	D	D	e	D	D	D
	Establishments with 100 employees or more	1	D	D	D	c	D	D	D
	Establishments not operated for the entire year	160	262 308	7 036	1 107	121	16 068	—	13
421210	Furniture whsle								
	All establishments	1 570	7 397 432	216 906	52 079	4 951	434 452	7 544	7 693
	Establishments operated for the entire year	1 410	7 135 124	209 870	50 972	4 830	418 384	7 544	7 680
	Establishments with no employees..	—	—	—	—	—	—	—	—
	Establishments with 1 employee....	597	1 540 050	31 659	7 147	597	69 439	610	714
	Establishments with 2 employees...	341	1 173 551	28 812	6 432	682	57 065	686	141
	Establishments with 3 or 4 employees.....	241	1 287 344	33 562	7 802	804	65 975	1 228	1 401
	Establishments with 5 or 6 employees.....	95	696 239	22 251	5 287	514	42 806	446	497
	Establishments with 7 to 9 employees.....	62	598 624	24 276	5 121	473	44 618	499	761
	Establishments with 10 to 14 employees.....	36	654 224	19 056	5 098	411	34 058	448	286
	Establishments with 15 to 19 employees.....	10	188 781	6 002	1 436	164	10 085	76	89
	Establishments with 20 to 49 employees.....	21	D	D	D	f	D	D	D
	Establishments with 50 to 99 employees.....	6	D	D	D	e	D	D	D
	Establishments with 100 employees or more	1	D	D	D	c	D	D	D
	Establishments not operated for the entire year	160	262 308	7 036	1 107	121	16 068	—	13
4212101	Household & lawn furniture whsle								
	All establishments	938	4 824 140	114 108	28 070	2 552	241 168	4 067	2 937
	Establishments operated for the entire year	849	4 634 539	110 572	27 666	2 488	232 916	4 067	2 924
	Establishments with no employees..	—	—	—	—	—	—	—	—
	Establishments with 1 employee....	415	D	D	D	e	D	D	D
	Establishments with 2 employees...	212	D	D	D	e	D	D	D
	Establishments with 3 or 4 employees.....	140	881 758	19 316	4 481	462	39 418	868	988
	Establishments with 5 or 6 employees.....	28	259 098	7 032	1 591	151	13 830	328	366
	Establishments with 7 to 9 employees.....	23	271 364	9 351	1 920	180	17 272	320	328
	Establishments with 10 to 14 employees.....	12	203 465	4 010	1 027	135	8 636	442	247
	Establishments with 15 to 19 employees.....	4	153 237	3 055	740	67	5 959	—	—
	Establishments with 20 to 49 employees.....	12	D	D	D	e	D	D	D
	Establishments with 50 to 99 employees.....	2	D	D	D	c	D	D	D
	Establishments with 100 employees or more	1	D	D	D	c	D	D	D
	Establishments not operated for the entire year	89	189 601	3 536	404	64	8 252	—	13
4212102	Office & business furniture whsle								
	All establishments	632	2 573 292	102 798	24 009	2 399	193 284	3 477	4 756
	Establishments operated for the entire year	561	2 500 585	99 298	23 306	2 342	185 468	3 477	4 756
	Establishments with no employees..	—	—	—	—	—	—	—	—
	Establishments with 1 employee....	182	D	D	D	c	D	D	D
	Establishments with 2 employees...	129	D	D	D	e	D	D	D
	Establishments with 3 or 4 employees.....	101	405 586	14 246	3 321	342	26 557	360	413
	Establishments with 5 or 6 employees.....	67	437 141	15 219	3 696	363	28 976	118	131
	Establishments with 7 to 9 employees.....	39	327 260	14 925	3 201	293	27 346	179	433
	Establishments with 10 to 14 employees.....	24	450 759	15 046	4 071	276	25 422	6	39
	Establishments with 15 to 19 employees.....	6	35 544	2 947	696	97	4 126	76	89

See footnotes at end of table.

Table 2. Employment Size of Establishments: 1997—Con.

[Includes only establishments with payroll. For meaning of abbreviations and symbols, see introductory text. For explanation of terms, see Appendix A. For method of assignment to categories shown, see Appendix C.]

NAICS code	Employment sizes of establishments by type of operation and kind of business ¹	Establishments (number)	Sales (\$1,000)	Annual payroll (\$1,000)	First-quarter payroll (\$1,000)	Paid employees for pay period including March 12 (number)	Operating expenses ² (\$1,000)	End-of-1996 inventories (\$1,000)	End-of-1997 inventories (\$1,000)
421	AGENTS, BROKERS, AND COMMISSION MERCHANTS—Con.								
	Wholesale trade, durable goods—Con.								
4212102	Office & business furniture whse—Con.								
	Establishments operated for the entire year—Con.								
	Establishments with 20 to 49 employees.....	9	175 139	9 339	2 369	265	19 785	1 068	1 107
	Establishments with 50 to 99 employees.....	4	D	D	D	e	D	D	D
	Establishments with 100 employees or more	—	—	—	—	—	—	—	—
	Establishments not operated for the entire year	71	72 707	3 500	703	57	7 816	—	—
42122	Home furnishings whse								
	All establishments	1 279	6 881 557	181 238	39 945	4 302	372 601	7 596	8 901
	Establishments operated for the entire year	1 152	6 648 805	176 147	38 929	4 184	360 786	7 596	8 901
	Establishments with no employees..	1	D	D	D	a	D	D	D
	Establishments with 1 employee....	441	943 663	20 270	4 399	441	47 716	1 059	1 306
	Establishments with 2 employees... ..	277	D	D	D	f	D	D	D
	Establishments with 3 or 4 employees.....	225	1 360 376	34 386	7 086	771	73 393	844	928
	Establishments with 5 or 6 employees.....	85	785 892	21 922	4 476	456	44 286	497	535
	Establishments with 7 to 9 employees.....	48	562 860	17 941	4 148	373	34 981	1 412	1 280
	Establishments with 10 to 14 employees.....	29	557 978	14 734	3 704	339	29 480	18	60
	Establishments with 15 to 19 employees.....	20	711 027	12 118	2 523	332	22 532	3 479	4 513
	Establishments with 20 to 49 employees.....	22	D	D	D	f	D	D	D
	Establishments with 50 to 99 employees.....	4	D	D	D	e	D	D	D
	Establishments with 100 employees or more	—	—	—	—	—	—	—	—
	Establishments not operated for the entire year	127	232 752	5 091	1 016	118	11 815	—	—
421220	Home furnishings whse								
	All establishments	1 279	6 881 557	181 238	39 945	4 302	372 601	7 596	8 901
	Establishments operated for the entire year	1 152	6 648 805	176 147	38 929	4 184	360 786	7 596	8 901
	Establishments with no employees..	1	D	D	D	a	D	D	D
	Establishments with 1 employee....	441	943 663	20 270	4 399	441	47 716	1 059	1 306
	Establishments with 2 employees... ..	277	D	D	D	f	D	D	D
	Establishments with 3 or 4 employees.....	225	1 360 376	34 386	7 086	771	73 393	844	928
	Establishments with 5 or 6 employees.....	85	785 892	21 922	4 476	456	44 286	497	535
	Establishments with 7 to 9 employees.....	48	562 860	17 941	4 148	373	34 981	1 412	1 280
	Establishments with 10 to 14 employees.....	29	557 978	14 734	3 704	339	29 480	18	60
	Establishments with 15 to 19 employees.....	20	711 027	12 118	2 523	332	22 532	3 479	4 513
	Establishments with 20 to 49 employees.....	22	D	D	D	f	D	D	D
	Establishments with 50 to 99 employees.....	4	D	D	D	e	D	D	D
	Establishments with 100 employees or more	—	—	—	—	—	—	—	—
	Establishments not operated for the entire year	127	232 752	5 091	1 016	118	11 815	—	—
4212201	Household china, glassware, & crockery whse								
	All establishments	279	2 350 666	55 000	12 226	1 167	108 301	3 369	4 958
	Establishments operated for the entire year	263	D	D	D	g	D	D	D
	Establishments with no employees..	—	—	—	—	—	—	—	—
	Establishments with 1 employee....	72	135 533	2 218	529	72	6 476	215	215
	Establishments with 2 employees... ..	63	D	D	D	c	D	D	D
	Establishments with 3 or 4 employees.....	69	442 378	11 773	2 107	241	26 508	20	89
	Establishments with 5 or 6 employees.....	24	223 517	5 985	1 257	127	11 671	15	15
	Establishments with 7 to 9 employees.....	14	D	D	D	c	D	D	D
	Establishments with 10 to 14 employees.....	8	210 993	5 493	1 580	91	10 338	—	—
	Establishments with 15 to 19 employees.....	7	541 134	6 676	1 042	121	11 139	2 091	3 536
	Establishments with 20 to 49 employees.....	5	160 550	3 891	857	172	6 917	—	—

See footnotes at end of table.

Table 2. Employment Size of Establishments: 1997—Con.

[Includes only establishments with payroll. For meaning of abbreviations and symbols, see introductory text. For explanation of terms, see Appendix A. For method of assignment to categories shown, see Appendix C.]

NAICS code	Employment sizes of establishments by type of operation and kind of business ¹	Establishments (number)	Sales (\$1,000)	Annual payroll (\$1,000)	First-quarter payroll (\$1,000)	Paid employees for pay period including March 12 (number)	Operating expenses ² (\$1,000)	End-of-1996 inventories (\$1,000)	End-of-1997 inventories (\$1,000)
421	AGENTS, BROKERS, AND COMMISSION MERCHANTS—Con.								
	Wholesale trade, durable goods—Con.								
4212201	Household china, glassware, & crockery whsle—Con.								
	Establishments operated for the entire year—Con.								
	Establishments with 50 to 99 employees.....	1	D	D	D	b	D	D	D
	Establishments with 100 employees or more	—	—	—	—	—	—	—	—
	Establishments not operated for the entire year	16	D	D	D	b	D	D	D
4212202	Linens, domestics, draperies, & curtains whsle								
	All establishments	242	1 461 021	35 906	7 567	742	70 901	403	394
	Establishments operated for the entire year	218	1 430 103	34 813	7 371	720	68 617	403	394
	Establishments with no employees..	1	D	D	D	a	D	D	D
	Establishments with 1 employee...	78	261 790	4 620	915	78	9 672	7	12
	Establishments with 2 employees...	64	D	D	D	c	D	D	D
	Establishments with 3 or 4 employees	40	374 488	7 106	1 470	134	14 414	79	74
	Establishments with 5 or 6 employees	16	139 786	4 687	882	88	8 846	139	138
	Establishments with 7 to 9 employees	7	D	D	D	b	D	D	D
	Establishments with 10 to 14 employees	3	88 272	1 565	354	35	2 298	16	11
	Establishments with 15 to 19 employees	4	23 858	1 138	261	66	2 025	—	—
	Establishments with 20 to 49 employees	5	119 057	6 036	1 389	134	11 076	148	123
	Establishments with 50 to 99 employees	—	—	—	—	—	—	—	—
	Establishments with 100 employees or more	—	—	—	—	—	—	—	—
	Establishments not operated for the entire year	24	30 918	1 093	196	22	2 284	—	—
4212203	Floor coverings whsle								
	All establishments	225	660 505	20 246	4 414	574	43 448	768	615
	Establishments operated for the entire year	200	D	D	D	f	D	D	D
	Establishments with no employees..	—	—	—	—	—	—	—	—
	Establishments with 1 employee...	90	182 839	4 101	904	90	9 074	4	39
	Establishments with 2 employees...	51	157 831	3 806	769	102	9 724	—	—
	Establishments with 3 or 4 employees	38	132 382	4 275	1 078	128	9 431	498	523
	Establishments with 5 or 6 employees	7	58 657	2 538	461	38	4 196	5	12
	Establishments with 7 to 9 employees	6	42 085	1 579	351	47	3 497	245	25
	Establishments with 10 to 14 employees	4	D	D	D	b	D	D	D
	Establishments with 15 to 19 employees	1	D	D	D	a	D	D	D
	Establishments with 20 to 49 employees	3	D	D	D	b	D	D	D
	Establishments with 50 to 99 employees	—	—	—	—	—	—	—	—
	Establishments with 100 employees or more	—	—	—	—	—	—	—	—
	Establishments not operated for the entire year	25	D	D	D	a	D	D	D
4212204	Other home furnishings whsle								
	All establishments	533	2 409 365	70 086	15 738	1 819	149 951	3 056	2 934
	Establishments operated for the entire year	471	D	D	D	g	D	D	D
	Establishments with no employees..	—	—	—	—	—	—	—	—
	Establishments with 1 employee...	201	363 501	9 331	2 051	201	22 494	833	1 040
	Establishments with 2 employees...	99	241 727	8 436	1 700	198	17 633	86	83
	Establishments with 3 or 4 employees	78	411 128	11 232	2 431	268	23 040	247	242
	Establishments with 5 or 6 employees	38	363 932	8 712	1 876	203	19 573	338	370
	Establishments with 7 to 9 employees	21	218 741	7 056	1 741	157	14 598	150	161
	Establishments with 10 to 14 employees	14	D	D	D	c	D	D	D
	Establishments with 15 to 19 employees	8	D	D	D	c	D	D	D
	Establishments with 20 to 49 employees	9	122 521	6 598	1 387	262	10 206	12	12
	Establishments with 50 to 99 employees	3	236 117	7 494	1 859	182	16 408	—	—

See footnotes at end of table.

Table 2. Employment Size of Establishments: 1997—Con.

[Includes only establishments with payroll. For meaning of abbreviations and symbols, see introductory text. For explanation of terms, see Appendix A. For method of assignment to categories shown, see Appendix C.]

NAICS code	Employment sizes of establishments by type of operation and kind of business ¹	Establishments (number)	Sales (\$1,000)	Annual payroll (\$1,000)	First-quarter payroll (\$1,000)	Paid employees for pay period including March 12 (number)	Operating expenses ² (\$1,000)	End-of-1996 inventories (\$1,000)	End-of-1997 inventories (\$1,000)
421	AGENTS, BROKERS, AND COMMISSION MERCHANTS—Con.								
	Wholesale trade, durable goods—Con.								
4212204	Other home furnishings whsle—Con.								
	Establishments operated for the entire year—Con.								
	Establishments with 100 employees or more	—	—	—	—	—	—	—	—
	Establishments not operated for the entire year	62	D	D	D	b	D	D	D
4213	Lumber & other construction materials whsle								
	All establishments	1 397	6 492 752	169 286	35 851	3 765	312 694	13 645	16 535
	Establishments operated for the entire year	1 237	6 191 804	163 238	34 932	3 642	300 215	13 645	16 489
	Establishments with no employees..	—	—	—	—	—	—	—	—
	Establishments with 1 employee...	489	1 043 965	24 473	5 058	489	49 069	219	164
	Establishments with 2 employees...	293	959 032	24 466	5 314	586	46 894	492	210
	Establishments with 3 or 4 employees.....	257	1 384 420	36 976	8 211	866	68 620	2 464	1 438
	Establishments with 5 or 6 employees.....	104	1 075 739	29 023	6 201	564	51 389	5 813	4 637
	Establishments with 7 to 9 employees.....	50	497 559	16 062	3 406	385	27 331	3 238	7 742
	Establishments with 10 to 14 employees.....	28	733 768	17 443	3 645	320	32 206	874	1 851
	Establishments with 15 to 19 employees.....	6	D	D	D	c	D	D	D
	Establishments with 20 to 49 employees.....	9	D	D	D	e	D	D	D
	Establishments with 50 to 99 employees.....	1	D	D	D	b	D	D	D
	Establishments with 100 employees or more	—	—	—	—	—	—	—	—
	Establishments not operated for the entire year	160	300 948	6 048	919	123	12 479	—	46
42131	Lumber, plywood, millwork, & wood panel whsle								
	All establishments	630	3 768 321	82 730	17 369	1 732	152 102	11 178	14 273
	Establishments operated for the entire year	559	3 596 404	79 592	17 005	1 679	145 464	11 178	14 262
	Establishments with no employees..	—	—	—	—	—	—	—	—
	Establishments with 1 employee....	210	516 969	10 819	2 065	210	21 619	66	40
	Establishments with 2 employees...	130	549 308	12 086	2 614	260	22 886	352	113
	Establishments with 3 or 4 employees.....	122	D	D	D	e	D	D	D
	Establishments with 5 or 6 employees.....	53	652 782	14 923	3 227	288	25 110	5 367	4 138
	Establishments with 7 to 9 employees.....	22	D	D	D	c	D	D	D
	Establishments with 10 to 14 employees.....	13	D	D	D	c	D	D	D
	Establishments with 15 to 19 employees.....	5	D	D	D	b	D	D	D
	Establishments with 20 to 49 employees.....	4	D	D	D	c	D	D	D
	Establishments with 50 to 99 employees.....	—	—	—	—	—	—	—	—
	Establishments with 100 employees or more	—	—	—	—	—	—	—	—
	Establishments not operated for the entire year	71	171 917	3 138	364	53	6 638	—	11
421310	Lumber, plywood, millwork, & wood panel whsle								
	All establishments	630	3 768 321	82 730	17 369	1 732	152 102	11 178	14 273
	Establishments operated for the entire year	559	3 596 404	79 592	17 005	1 679	145 464	11 178	14 262
	Establishments with no employees..	—	—	—	—	—	—	—	—
	Establishments with 1 employee....	210	516 969	10 819	2 065	210	21 619	66	40
	Establishments with 2 employees...	130	549 308	12 086	2 614	260	22 886	352	113
	Establishments with 3 or 4 employees.....	122	D	D	D	e	D	D	D
	Establishments with 5 or 6 employees.....	53	652 782	14 923	3 227	288	25 110	5 367	4 138
	Establishments with 7 to 9 employees.....	22	D	D	D	c	D	D	D
	Establishments with 10 to 14 employees.....	13	D	D	D	c	D	D	D
	Establishments with 15 to 19 employees.....	5	D	D	D	b	D	D	D
	Establishments with 20 to 49 employees.....	4	D	D	D	c	D	D	D
	Establishments with 50 to 99 employees.....	—	—	—	—	—	—	—	—
	Establishments with 100 employees or more	—	—	—	—	—	—	—	—

See footnotes at end of table.

Table 2. Employment Size of Establishments: 1997—Con.

[Includes only establishments with payroll. For meaning of abbreviations and symbols, see introductory text. For explanation of terms, see Appendix A. For method of assignment to categories shown, see Appendix C.]

NAICS code	Employment sizes of establishments by type of operation and kind of business ¹	Establishments (number)	Sales (\$1,000)	Annual payroll (\$1,000)	First-quarter payroll (\$1,000)	Paid employees for pay period including March 12 (number)	Operating expenses ² (\$1,000)	End-of-1996 inventories (\$1,000)	End-of-1997 inventories (\$1,000)
421	AGENTS, BROKERS, AND COMMISSION MERCHANTS—Con.								
	Wholesale trade, durable goods—Con.								
421310	Lumber, plywood, millwork, & wood panel whsle—Con.								
	Establishments operated for the entire year—Con.								
	Establishments with 100 employees or more	—	—	—	—	—	—	—	—
	Establishments not operated for the entire year	71	171 917	3 138	364	53	6 638	—	11
4213101	Lumber without yard whsle								
	All establishments	160	780 039	14 626	2 965	350	27 048	445	673
	Establishments operated for the entire year	133	D	D	D	e	D	D	D
	Establishments with no employees..	—	—	—	—	—	—	—	—
	Establishments with 1 employee....	65	D	D	D	b	D	D	D
	Establishments with 2 employees...	30	D	D	D	b	D	D	D
	Establishments with 3 or 4 employees.....	21	D	D	D	b	D	D	D
	Establishments with 5 or 6 employees.....	8	D	D	D	b	D	D	D
	Establishments with 7 to 9 employees.....	4	55 637	1 164	262	30	1 777	—	237
	Establishments with 10 to 14 employees.....	4	D	D	D	b	D	D	D
	Establishments with 15 to 19 employees.....	1	D	D	D	a	D	D	D
	Establishments with 20 to 49 employees.....	—	—	—	—	—	—	—	—
	Establishments with 50 to 99 employees.....	—	—	—	—	—	—	—	—
	Establishments with 100 employees or more	—	—	—	—	—	—	—	—
	Establishments not operated for the entire year	27	D	D	D	a	D	D	D
4213102	Lumber with yard whsle								
	All establishments	4	34 572	1 160	292	37	2 103	1 131	1 163
	Establishments operated for the entire year	4	34 572	1 160	292	37	2 103	1 131	1 163
	Establishments with no employees..	—	—	—	—	—	—	—	—
	Establishments with 1 employee....	—	—	—	—	—	—	—	—
	Establishments with 2 employees...	—	—	—	—	—	—	—	—
	Establishments with 3 or 4 employees.....	—	—	—	—	—	—	—	—
	Establishments with 5 or 6 employees.....	1	D	D	D	a	D	D	D
	Establishments with 7 to 9 employees.....	2	D	D	D	a	D	D	D
	Establishments with 10 to 14 employees.....	—	—	—	—	—	—	—	—
	Establishments with 15 to 19 employees.....	1	D	D	D	a	D	D	D
	Establishments with 20 to 49 employees.....	—	—	—	—	—	—	—	—
	Establishments with 50 to 99 employees.....	—	—	—	—	—	—	—	—
	Establishments with 100 employees or more	—	—	—	—	—	—	—	—
	Establishments not operated for the entire year	—	—	—	—	—	—	—	—
4213103	Plywood, veneer, millwork, & wood panel whsle								
	All establishments	466	2 953 710	66 944	14 112	1 345	122 951	9 602	12 437
	Establishments operated for the entire year	422	D	D	D	g	D	D	D
	Establishments with no employees..	—	—	—	—	—	—	—	—
	Establishments with 1 employee....	145	D	D	D	c	D	D	D
	Establishments with 2 employees...	100	455 243	10 206	2 214	200	19 187	300	87
	Establishments with 3 or 4 employees.....	101	622 220	15 791	3 698	347	28 817	1 038	164
	Establishments with 5 or 6 employees.....	44	D	D	D	c	D	D	D
	Establishments with 7 to 9 employees.....	16	D	D	D	c	D	D	D
	Establishments with 10 to 14 employees.....	9	294 289	6 617	1 218	98	13 575	583	1 620
	Establishments with 15 to 19 employees.....	3	24 255	1 878	474	50	2 645	303	357
	Establishments with 20 to 49 employees.....	4	D	D	D	c	D	D	D
	Establishments with 50 to 99 employees.....	—	—	—	—	—	—	—	—
	Establishments with 100 employees or more	—	—	—	—	—	—	—	—

See footnotes at end of table.

Table 2. Employment Size of Establishments: 1997—Con.

[Includes only establishments with payroll. For meaning of abbreviations and symbols, see introductory text. For explanation of terms, see Appendix A. For method of assignment to categories shown, see Appendix C]

NAICS code	Employment sizes of establishments by type of operation and kind of business ¹	Establishments (number)	Sales (\$1,000)	Annual payroll (\$1,000)	First-quarter payroll (\$1,000)	Paid employees for pay period including March 12 (number)	Operating expenses ² (\$1,000)	End-of-1996 inventories (\$1,000)	End-of-1997 inventories (\$1,000)
421	AGENTS, BROKERS, AND COMMISSION MERCHANTS—Con.								
	Wholesale trade, durable goods—Con.								
4213103	Plywood, veneer, millwork, & wood panel whsle—Con.								
	Establishments not operated for the entire year	44	D	D	D	b	D	D	D
42132	Brick, stone, & related construction materials whsle								
	All establishments	171	418 402	15 423	3 053	429	32 849	1 122	827
	Establishments operated for the entire year	142	395 473	14 795	2 992	414	31 294	1 122	827
	Establishments with no employees..	—	—	—	—	—	—	—	—
	Establishments with 1 employee....	66	66 141	2 446	550	66	5 753	26	16
	Establishments with 2 employees...	33	57 741	2 149	415	66	4 588	4	4
	Establishments with 3 or 4 employees.....	24	35 326	1 827	396	77	4 375	629	451
	Establishments with 5 or 6 employees.....	12	135 190	3 312	655	68	7 348	207	228
	Establishments with 7 to 9 employees.....	3	10 000	907	200	23	1 393	69	71
	Establishments with 10 to 14 employees.....	2	D	D	D	b	D	D	D
	Establishments with 15 to 19 employees.....	—	—	—	—	—	—	—	—
	Establishments with 20 to 49 employees.....	1	D	D	D	b	D	D	D
	Establishments with 50 to 99 employees.....	1	D	D	D	b	D	D	D
	Establishments with 100 employees or more	—	—	—	—	—	—	—	—
	Establishments not operated for the entire year	29	22 929	628	61	15	1 555	—	—
421320	Brick, stone, & related construction materials whsle								
	All establishments	171	418 402	15 423	3 053	429	32 849	1 122	827
	Establishments operated for the entire year	142	395 473	14 795	2 992	414	31 294	1 122	827
	Establishments with no employees..	—	—	—	—	—	—	—	—
	Establishments with 1 employee....	66	66 141	2 446	550	66	5 753	26	16
	Establishments with 2 employees...	33	57 741	2 149	415	66	4 588	4	4
	Establishments with 3 or 4 employees.....	24	35 326	1 827	396	77	4 375	629	451
	Establishments with 5 or 6 employees.....	12	135 190	3 312	655	68	7 348	207	228
	Establishments with 7 to 9 employees.....	3	10 000	907	200	23	1 393	69	71
	Establishments with 10 to 14 employees.....	2	D	D	D	b	D	D	D
	Establishments with 15 to 19 employees.....	—	—	—	—	—	—	—	—
	Establishments with 20 to 49 employees.....	1	D	D	D	b	D	D	D
	Establishments with 50 to 99 employees.....	1	D	D	D	b	D	D	D
	Establishments with 100 employees or more	—	—	—	—	—	—	—	—
	Establishments not operated for the entire year	29	22 929	628	61	15	1 555	—	—
4213201	Brick, block, tile, clay/cement sewer pipe whsle								
	All establishments	74	75 029	3 643	757	120	8 098	588	343
	Establishments operated for the entire year	59	D	D	D	c	D	D	D
	Establishments with no employees..	—	—	—	—	—	—	—	—
	Establishments with 1 employee....	33	27 968	1 237	267	33	2 564	19	12
	Establishments with 2 employees...	11	16 252	758	147	22	1 581	—	—
	Establishments with 3 or 4 employees.....	11	D	D	D	b	D	D	D
	Establishments with 5 or 6 employees.....	3	D	D	D	a	D	D	D
	Establishments with 7 to 9 employees.....	1	D	D	D	a	D	D	D
	Establishments with 10 to 14 employees.....	—	—	—	—	—	—	—	—
	Establishments with 15 to 19 employees.....	—	—	—	—	—	—	—	—
	Establishments with 20 to 49 employees.....	—	—	—	—	—	—	—	—
	Establishments with 50 to 99 employees.....	—	—	—	—	—	—	—	—
	Establishments with 100 employees or more	—	—	—	—	—	—	—	—
	Establishments not operated for the entire year	15	D	D	D	a	D	D	D

See footnotes at end of table.

Table 2. Employment Size of Establishments: 1997—Con.

[Includes only establishments with payroll. For meaning of abbreviations and symbols, see introductory text. For explanation of terms, see Appendix A. For method of assignment to categories shown, see Appendix C]

NAICS code	Employment sizes of establishments by type of operation and kind of business ¹	Establishments (number)	Sales (\$1,000)	Annual payroll (\$1,000)	First-quarter payroll (\$1,000)	Paid employees for pay period including March 12 (number)	Operating expenses ² (\$1,000)	End-of-1996 inventories (\$1,000)	End-of-1997 inventories (\$1,000)
421	AGENTS, BROKERS, AND COMMISSION MERCHANTS—Con.								
	Wholesale trade, durable goods—Con.								
4213202	Sand, gravel, & stone whsle								
	All establishments	38	117 711	5 191	916	139	10 036	4	4
	Establishments operated for the entire year	28	D	D	D	c	D	D	D
	Establishments with no employees..	—	—	—	—	—	—	—	—
	Establishments with 1 employee....	11	7 240	380	87	11	1 032	—	—
	Establishments with 2 employees...	7	10 503	281	62	14	772	4	4
	Establishments with 3 or 4 employees.....	2	D	D	D	a	D	D	D
	Establishments with 5 or 6 employees.....	5	D	D	D	b	D	D	D
	Establishments with 7 to 9 employees.....	1	D	D	D	a	D	D	D
	Establishments with 10 to 14 employees.....	1	D	D	D	a	D	D	D
	Establishments with 15 to 19 employees.....	—	—	—	—	—	—	—	—
	Establishments with 20 to 49 employees.....	—	—	—	—	—	—	—	—
	Establishments with 50 to 99 employees.....	1	D	D	D	b	D	D	D
	Establishments with 100 employees or more	—	—	—	—	—	—	—	—
	Establishments not operated for the entire year	10	D	D	D	a	D	D	D
4213203	Cement, lime, & related products whsle								
	All establishments	59	225 662	6 589	1 380	170	14 715	530	480
	Establishments operated for the entire year	55	D	D	D	c	D	D	D
	Establishments with no employees..	—	—	—	—	—	—	—	—
	Establishments with 1 employee....	22	30 933	829	196	22	2 157	7	4
	Establishments with 2 employees...	15	30 986	1 110	206	30	2 235	—	—
	Establishments with 3 or 4 employees.....	11	D	D	D	b	D	D	D
	Establishments with 5 or 6 employees.....	4	D	D	D	b	D	D	D
	Establishments with 7 to 9 employees.....	1	D	D	D	a	D	D	D
	Establishments with 10 to 14 employees.....	1	D	D	D	a	D	D	D
	Establishments with 15 to 19 employees.....	—	—	—	—	—	—	—	—
	Establishments with 20 to 49 employees.....	1	D	D	D	b	D	D	D
	Establishments with 50 to 99 employees.....	—	—	—	—	—	—	—	—
	Establishments with 100 employees or more	—	—	—	—	—	—	—	—
	Establishments not operated for the entire year	4	D	D	D	a	D	D	D
42133	Roofing, siding, & insulation material whsle								
	All establishments	293	1 339 534	36 950	7 707	732	66 232	744	679
	Establishments operated for the entire year	271	1 301 209	36 306	7 628	720	64 969	744	649
	Establishments with no employees..	—	—	—	—	—	—	—	—
	Establishments with 1 employee....	120	D	D	D	c	D	D	D
	Establishments with 2 employees...	70	208 550	5 911	1 277	140	10 944	120	30
	Establishments with 3 or 4 employees.....	42	D	D	D	c	D	D	D
	Establishments with 5 or 6 employees.....	18	D	D	D	b	D	D	D
	Establishments with 7 to 9 employees.....	12	D	D	D	b	D	D	D
	Establishments with 10 to 14 employees.....	7	D	D	D	b	D	D	D
	Establishments with 15 to 19 employees.....	—	—	—	—	—	—	—	—
	Establishments with 20 to 49 employees.....	2	D	D	D	b	D	D	D
	Establishments with 50 to 99 employees.....	—	—	—	—	—	—	—	—
	Establishments with 100 employees or more	—	—	—	—	—	—	—	—
	Establishments not operated for the entire year	22	38 325	644	79	12	1 263	—	30

See footnotes at end of table.

Table 2. Employment Size of Establishments: 1997—Con.

[Includes only establishments with payroll. For meaning of abbreviations and symbols, see introductory text. For explanation of terms, see Appendix A. For method of assignment to categories shown, see Appendix C]

NAICS code	Employment sizes of establishments by type of operation and kind of business ¹	Establishments (number)	Sales (\$1,000)	Annual payroll (\$1,000)	First-quarter payroll (\$1,000)	Paid employees for pay period including March 12 (number)	Operating expenses ² (\$1,000)	End-of-1996 inventories (\$1,000)	End-of-1997 inventories (\$1,000)
421	AGENTS, BROKERS, AND COMMISSION MERCHANTS—Con.								
421330	Wholesale trade, durable goods—Con.								
	Roofing, siding, & insulation material whsle								
	All establishments	293	1 339 534	36 950	7 707	732	66 232	744	679
	Establishments operated for the entire year	271	1 301 209	36 306	7 628	720	64 969	744	649
	Establishments with no employees..	—	—	—	—	—	—	—	—
	Establishments with 1 employee...	120	D	D	D	c	D	D	D
	Establishments with 2 employees...	70	208 550	5 911	1 277	140	10 944	120	30
	Establishments with 3 or 4 employees.....	42	D	D	D	c	D	D	D
	Establishments with 5 or 6 employees.....	18	D	D	D	b	D	D	D
	Establishments with 7 to 9 employees.....	12	D	D	D	b	D	D	D
	Establishments with 10 to 14 employees.....	7	D	D	D	b	D	D	D
	Establishments with 15 to 19 employees.....	—	—	—	—	—	—	—	—
	Establishments with 20 to 49 employees.....	2	D	D	D	b	D	D	D
	Establishments with 50 to 99 employees.....	—	—	—	—	—	—	—	—
	Establishments with 100 employees or more	—	—	—	—	—	—	—	—
	Establishments not operated for the entire year	22	38 325	644	79	12	1 263	—	30
4213301	Roofing, siding, & insulation material whsle								
	All establishments	293	1 339 534	36 950	7 707	732	66 232	744	679
	Establishments operated for the entire year	271	1 301 209	36 306	7 628	720	64 969	744	649
	Establishments with no employees..	—	—	—	—	—	—	—	—
	Establishments with 1 employee...	120	D	D	D	c	D	D	D
	Establishments with 2 employees...	70	208 550	5 911	1 277	140	10 944	120	30
	Establishments with 3 or 4 employees.....	42	D	D	D	c	D	D	D
	Establishments with 5 or 6 employees.....	18	D	D	D	b	D	D	D
	Establishments with 7 to 9 employees.....	12	D	D	D	b	D	D	D
	Establishments with 10 to 14 employees.....	7	D	D	D	b	D	D	D
	Establishments with 15 to 19 employees.....	—	—	—	—	—	—	—	—
	Establishments with 20 to 49 employees.....	2	D	D	D	b	D	D	D
	Establishments with 50 to 99 employees.....	—	—	—	—	—	—	—	—
	Establishments with 100 employees or more	—	—	—	—	—	—	—	—
	Establishments not operated for the entire year	22	38 325	644	79	12	1 263	—	30
42139	Other construction materials whsle								
	All establishments	303	966 495	34 183	7 722	872	61 511	601	756
	Establishments operated for the entire year	265	898 718	32 545	7 307	829	58 488	601	751
	Establishments with no employees..	—	—	—	—	—	—	—	—
	Establishments with 1 employee...	93	D	D	D	b	D	D	D
	Establishments with 2 employees...	60	143 433	4 320	1 008	120	8 476	16	63
	Establishments with 3 or 4 employees.....	69	269 221	9 772	2 195	233	17 744	299	207
	Establishments with 5 or 6 employees.....	21	D	D	D	c	D	D	D
	Establishments with 7 to 9 employees.....	13	75 459	3 779	812	104	5 971	43	206
	Establishments with 10 to 14 employees.....	6	D	D	D	b	D	D	D
	Establishments with 15 to 19 employees.....	1	D	D	D	a	D	D	D
	Establishments with 20 to 49 employees.....	2	D	D	D	b	D	D	D
	Establishments with 50 to 99 employees.....	—	—	—	—	—	—	—	—
	Establishments with 100 employees or more	—	—	—	—	—	—	—	—
	Establishments not operated for the entire year	38	67 777	1 638	415	43	3 023	—	5

See footnotes at end of table.

Table 2. Employment Size of Establishments: 1997—Con.

[Includes only establishments with payroll. For meaning of abbreviations and symbols, see introductory text. For explanation of terms, see Appendix A. For method of assignment to categories shown, see Appendix C.]

NAICS code	Employment sizes of establishments by type of operation and kind of business ¹	Establishments (number)	Sales (\$1,000)	Annual payroll (\$1,000)	First-quarter payroll (\$1,000)	Paid employees for pay period including March 12 (number)	Operating expenses ² (\$1,000)	End-of-1996 inventories (\$1,000)	End-of-1997 inventories (\$1,000)
421	AGENTS, BROKERS, AND COMMISSION MERCHANTS—Con.								
	Wholesale trade, durable goods—Con.								
421390	Other construction materials whsle								
	All establishments	303	966 495	34 183	7 722	872	61 511	601	756
	Establishments operated for the entire year	265	898 718	32 545	7 307	829	58 488	601	751
	Establishments with no employees...	—	—	—	—	—	—	—	—
	Establishments with 1 employee...	93	D	D	D	b	D	D	D
	Establishments with 2 employees...	60	143 433	4 320	1 008	120	8 476	16	63
	Establishments with 3 or 4 employees.....	69	269 221	9 772	2 195	233	17 744	299	207
	Establishments with 5 or 6 employees.....	21	D	D	D	c	D	D	D
	Establishments with 7 to 9 employees.....	13	75 459	3 779	812	104	5 971	43	206
	Establishments with 10 to 14 employees.....	6	D	D	D	b	D	D	D
	Establishments with 15 to 19 employees.....	1	D	D	D	a	D	D	D
	Establishments with 20 to 49 employees.....	2	D	D	D	b	D	D	D
	Establishments with 50 to 99 employees.....	—	—	—	—	—	—	—	—
	Establishments with 100 employees or more	—	—	—	—	—	—	—	—
	Establishments not operated for the entire year	38	67 777	1 638	415	43	3 023	—	5
4213901	Flat glass & other construction glass whsle								
	All establishments	49	220 957	6 052	1 425	120	11 040	188	192
	Establishments operated for the entire year	43	218 048	5 971	1 411	118	10 898	188	192
	Establishments with no employees...	—	—	—	—	—	—	—	—
	Establishments with 1 employee...	10	D	D	D	a	D	D	D
	Establishments with 2 employees...	14	39 062	1 050	222	28	2 009	—	—
	Establishments with 3 or 4 employees.....	12	83 649	2 170	516	40	3 850	15	15
	Establishments with 5 or 6 employees.....	6	D	D	D	b	D	D	D
	Establishments with 7 to 9 employees.....	1	D	D	D	a	D	D	D
	Establishments with 10 to 14 employees.....	—	—	—	—	—	—	—	—
	Establishments with 15 to 19 employees.....	—	—	—	—	—	—	—	—
	Establishments with 20 to 49 employees.....	—	—	—	—	—	—	—	—
	Establishments with 50 to 99 employees.....	—	—	—	—	—	—	—	—
	Establishments with 100 employees or more	—	—	—	—	—	—	—	—
	Establishments not operated for the entire year	6	2 909	81	14	2	142	—	—
4213902	Other construction materials whsle								
	All establishments	254	745 538	28 131	6 297	752	50 471	413	564
	Establishments operated for the entire year	222	680 670	26 574	5 896	711	47 590	413	559
	Establishments with no employees...	—	—	—	—	—	—	—	—
	Establishments with 1 employee...	83	113 274	3 717	844	83	7 205	4	2
	Establishments with 2 employees...	46	104 371	3 270	786	92	6 467	16	63
	Establishments with 3 or 4 employees.....	57	185 572	7 602	1 679	193	13 894	284	192
	Establishments with 5 or 6 employees.....	15	44 521	2 632	597	81	5 150	66	96
	Establishments with 7 to 9 employees.....	12	D	D	D	b	D	D	D
	Establishments with 10 to 14 employees.....	6	D	D	D	b	D	D	D
	Establishments with 15 to 19 employees.....	1	D	D	D	a	D	D	D
	Establishments with 20 to 49 employees.....	2	D	D	D	b	D	D	D
	Establishments with 50 to 99 employees.....	—	—	—	—	—	—	—	—
	Establishments with 100 employees or more	—	—	—	—	—	—	—	—
	Establishments not operated for the entire year	32	64 868	1 557	401	41	2 881	—	5

See footnotes at end of table.

Table 2. Employment Size of Establishments: 1997—Con.

[Includes only establishments with payroll. For meaning of abbreviations and symbols, see introductory text. For explanation of terms, see Appendix A. For method of assignment to categories shown, see Appendix C.]

NAICS code	Employment sizes of establishments by type of operation and kind of business ¹	Establishments (number)	Sales (\$1,000)	Annual payroll (\$1,000)	First-quarter payroll (\$1,000)	Paid employees for pay period including March 12 (number)	Operating expenses ² (\$1,000)	End-of-1996 inventories (\$1,000)	End-of-1997 inventories (\$1,000)
421	AGENTS, BROKERS, AND COMMISSION MERCHANTS—Con.								
4214	Wholesale trade, durable goods—Con.								
	Professional & commercial equipment & supplies whsle								
	All establishments	3 825	17 418 779	773 243	181 955	14 500	1 396 000	40 727	41 987
	Establishments operated for the entire year	3 289	16 270 786	729 731	171 704	13 723	1 308 360	40 707	41 952
	Establishments with no employees..	4	2 112	239	—	—	456	—	—
	Establishments with 1 employee...	1 214	1 544 043	70 619	15 694	1 214	137 664	1 633	1 476
	Establishments with 2 employees...	625	1 218 289	59 767	13 496	1 250	115 971	1 557	1 826
	Establishments with 3 or 4 employees.....	609	2 678 424	97 308	22 322	2 068	189 666	5 515	5 495
	Establishments with 5 or 6 employees.....	323	2 035 607	89 689	21 470	1 765	162 869	4 142	4 444
	Establishments with 7 to 9 employees.....	228	2 043 171	99 533	20 965	1 777	169 679	2 796	3 153
	Establishments with 10 to 14 employees.....	154	2 204 172	105 354	24 701	1 772	177 625	7 383	6 727
	Establishments with 15 to 19 employees.....	61	1 345 698	54 623	13 017	1 001	92 531	8 083	14 014
	Establishments with 20 to 49 employees.....	58	1 836 846	88 023	23 706	1 516	156 159	8 665	3 875
	Establishments with 50 to 99 employees.....	9	234 948	30 677	7 758	610	58 407	361	335
	Establishments with 100 employees or more	4	1 127 476	33 899	8 575	750	47 333	572	607
	Establishments not operated for the entire year	536	1 147 993	43 512	10 251	777	87 640	20	35
42141	Photographic equipment & supplies whsle								
	All establishments	98	228 240	8 218	1 708	191	16 815	618	1 098
	Establishments operated for the entire year	82	201 269	7 406	1 655	185	15 260	618	1 098
	Establishments with no employees..	—	—	—	—	—	—	—	—
	Establishments with 1 employee...	40	52 011	2 100	479	40	4 625	5	50
	Establishments with 2 employees...	20	36 519	1 125	268	40	2 674	7	1
	Establishments with 3 or 4 employees.....	12	43 854	1 429	273	40	2 789	18	36
	Establishments with 5 or 6 employees.....	7	49 745	1 650	351	40	3 002	72	160
	Establishments with 7 to 9 employees.....	2	D	D	D	a	D	D	D
	Establishments with 10 to 14 employees.....	1	D	D	D	a	D	D	D
	Establishments with 15 to 19 employees.....	—	—	—	—	—	—	—	—
	Establishments with 20 to 49 employees.....	—	—	—	—	—	—	—	—
	Establishments with 50 to 99 employees.....	—	—	—	—	—	—	—	—
	Establishments with 100 employees or more	—	—	—	—	—	—	—	—
	Establishments not operated for the entire year	16	26 971	812	53	6	1 555	—	—
421410	Photographic equipment & supplies whsle								
	All establishments	98	228 240	8 218	1 708	191	16 815	618	1 098
	Establishments operated for the entire year	82	201 269	7 406	1 655	185	15 260	618	1 098
	Establishments with no employees..	—	—	—	—	—	—	—	—
	Establishments with 1 employee...	40	52 011	2 100	479	40	4 625	5	50
	Establishments with 2 employees...	20	36 519	1 125	268	40	2 674	7	1
	Establishments with 3 or 4 employees.....	12	43 854	1 429	273	40	2 789	18	36
	Establishments with 5 or 6 employees.....	7	49 745	1 650	351	40	3 002	72	160
	Establishments with 7 to 9 employees.....	2	D	D	D	a	D	D	D
	Establishments with 10 to 14 employees.....	1	D	D	D	a	D	D	D
	Establishments with 15 to 19 employees.....	—	—	—	—	—	—	—	—
	Establishments with 20 to 49 employees.....	—	—	—	—	—	—	—	—
	Establishments with 50 to 99 employees.....	—	—	—	—	—	—	—	—
	Establishments with 100 employees or more	—	—	—	—	—	—	—	—
	Establishments not operated for the entire year	16	26 971	812	53	6	1 555	—	—

See footnotes at end of table.

Table 2. Employment Size of Establishments: 1997—Con.

[Includes only establishments with payroll. For meaning of abbreviations and symbols, see introductory text. For explanation of terms, see Appendix A. For method of assignment to categories shown, see Appendix C]

NAICS code	Employment sizes of establishments by type of operation and kind of business ¹	Establishments (number)	Sales (\$1,000)	Annual payroll (\$1,000)	First-quarter payroll (\$1,000)	Paid employees for pay period including March 12 (number)	Operating expenses ² (\$1,000)	End-of-1996 inventories (\$1,000)	End-of-1997 inventories (\$1,000)
421	AGENTS, BROKERS, AND COMMISSION MERCHANTS—Con.								
42142	Wholesale trade, durable goods—Con.								
	Office equipment whsle								
	All establishments	404	1 595 240	63 279	14 593	1 832	110 819	4 555	4 922
	Establishments operated for the entire year	350	1 515 383	61 374	14 219	1 789	106 719	4 555	4 917
	Establishments with no employees..	—	—	—	—	—	—	—	—
	Establishments with 1 employee....	84	80 550	3 178	716	84	6 750	255	297
	Establishments with 2 employees....	64	79 535	4 999	999	128	9 559	235	233
	Establishments with 3 or 4 employees.....	68	103 759	6 954	1 639	230	13 550	355	352
	Establishments with 5 or 6 employees.....	41	113 869	6 178	1 418	227	11 542	376	563
	Establishments with 7 to 9 employees.....	41	207 050	10 385	2 486	317	18 380	650	622
	Establishments with 10 to 14 employees.....	28	247 599	11 281	2 852	314	18 475	699	833
	Establishments with 15 to 19 employees.....	14	520 114	9 368	1 967	235	14 531	510	492
	Establishments with 20 to 49 employees.....	10	162 907	9 031	2 142	254	13 932	1 475	1 525
	Establishments with 50 to 99 employees.....	—	—	—	—	—	—	—	—
	Establishments with 100 employees or more	—	—	—	—	—	—	—	—
	Establishments not operated for the entire year	54	79 857	1 905	374	43	4 100	—	5
421420	Office equipment whsle								
	All establishments	404	1 595 240	63 279	14 593	1 832	110 819	4 555	4 922
	Establishments operated for the entire year	350	1 515 383	61 374	14 219	1 789	106 719	4 555	4 917
	Establishments with no employees..	—	—	—	—	—	—	—	—
	Establishments with 1 employee....	84	80 550	3 178	716	84	6 750	255	297
	Establishments with 2 employees....	64	79 535	4 999	999	128	9 559	235	233
	Establishments with 3 or 4 employees.....	68	103 759	6 954	1 639	230	13 550	355	352
	Establishments with 5 or 6 employees.....	41	113 869	6 178	1 418	227	11 542	376	563
	Establishments with 7 to 9 employees.....	41	207 050	10 385	2 486	317	18 380	650	622
	Establishments with 10 to 14 employees.....	28	247 599	11 281	2 852	314	18 475	699	833
	Establishments with 15 to 19 employees.....	14	520 114	9 368	1 967	235	14 531	510	492
	Establishments with 20 to 49 employees.....	10	162 907	9 031	2 142	254	13 932	1 475	1 525
	Establishments with 50 to 99 employees.....	—	—	—	—	—	—	—	—
	Establishments with 100 employees or more	—	—	—	—	—	—	—	—
	Establishments not operated for the entire year	54	79 857	1 905	374	43	4 100	—	5
42143	Computer & computer peripheral equipment & software whsle								
	All establishments	757	7 345 635	212 093	51 274	3 511	358 526	16 117	6 806
	Establishments operated for the entire year	617	7 002 593	206 135	50 389	3 417	347 208	16 117	6 781
	Establishments with no employees..	2	D	D	D	a	D	D	D
	Establishments with 1 employee....	216	366 516	12 489	2 625	216	23 839	110	91
	Establishments with 2 employees....	93	249 289	9 582	2 186	186	17 149	102	94
	Establishments with 3 or 4 employees.....	123	958 435	19 873	4 503	425	36 065	942	678
	Establishments with 5 or 6 employees.....	65	D	D	D	e	D	D	D
	Establishments with 7 to 9 employees.....	49	D	D	D	e	D	D	D
	Establishments with 10 to 14 employees.....	27	D	D	D	e	D	D	D
	Establishments with 15 to 19 employees.....	12	357 601	10 560	2 625	197	19 567	3 482	928
	Establishments with 20 to 49 employees.....	24	1 284 349	43 520	12 395	647	75 252	6 032	1 314
	Establishments with 50 to 99 employees.....	4	D	D	D	e	D	D	D
	Establishments with 100 employees or more	2	D	D	D	e	D	D	D
	Establishments not operated for the entire year	140	343 042	5 958	885	94	11 318	—	25

See footnotes at end of table.

Table 2. Employment Size of Establishments: 1997—Con.

[Includes only establishments with payroll. For meaning of abbreviations and symbols, see introductory text. For explanation of terms, see Appendix A. For method of assignment to categories shown, see Appendix C.]

NAICS code	Employment sizes of establishments by type of operation and kind of business ¹	Establishments (number)	Sales (\$1,000)	Annual payroll (\$1,000)	First-quarter payroll (\$1,000)	Paid employees for pay period including March 12 (number)	Operating expenses ² (\$1,000)	End-of-1996 inventories (\$1,000)	End-of-1997 inventories (\$1,000)
421	AGENTS, BROKERS, AND COMMISSION MERCHANTS—Con.								
421430	Wholesale trade, durable goods—Con.								
	Computer & computer peripheral equipment & software whsle								
	All establishments	757	7 345 635	212 093	51 274	3 511	358 526	16 117	6 806
	Establishments operated for the entire year	617	7 002 593	206 135	50 389	3 417	347 208	16 117	6 781
	Establishments with no employees...	2	D	D	D	a	D	D	D
	Establishments with 1 employee...	216	366 516	12 489	2 625	216	23 839	110	91
	Establishments with 2 employees...	93	249 289	9 582	2 186	186	17 149	102	94
	Establishments with 3 or 4 employees.....	123	958 435	19 873	4 503	425	36 065	942	678
	Establishments with 5 or 6 employees.....	65	D	D	D	e	D	D	D
	Establishments with 7 to 9 employees.....	49	D	D	D	e	D	D	D
	Establishments with 10 to 14 employees.....	27	D	D	D	e	D	D	D
	Establishments with 15 to 19 employees.....	12	357 601	10 560	2 625	197	19 567	3 482	928
	Establishments with 20 to 49 employees.....	24	1 284 349	43 520	12 395	647	75 252	6 032	1 314
	Establishments with 50 to 99 employees.....	4	D	D	D	e	D	D	D
	Establishments with 100 employees or more	2	D	D	D	e	D	D	D
	Establishments not operated for the entire year	140	343 042	5 958	885	94	11 318	—	25
4214301	Computer & peripheral equipment whsle								
	All establishments	609	6 670 157	183 321	44 830	3 031	309 608	15 404	6 142
	Establishments operated for the entire year	489	6 344 569	178 321	44 098	2 948	300 261	15 404	6 142
	Establishments with no employees..	2	D	D	D	a	D	D	D
	Establishments with 1 employee....	159	D	D	D	c	D	D	D
	Establishments with 2 employees...	78	228 997	8 085	1 867	156	14 102	72	86
	Establishments with 3 or 4 employees.....	95	892 002	15 608	3 389	326	28 638	502	495
	Establishments with 5 or 6 employees.....	55	D	D	D	e	D	D	D
	Establishments with 7 to 9 employees.....	39	775 180	19 433	3 830	303	30 946	117	105
	Establishments with 10 to 14 employees.....	24	772 049	20 656	4 622	274	36 845	3 673	1 707
	Establishments with 15 to 19 employees.....	10	D	D	D	c	D	D	D
	Establishments with 20 to 49 employees.....	21	D	D	D	f	D	D	D
	Establishments with 50 to 99 employees.....	4	D	D	D	e	D	D	D
	Establishments with 100 employees or more	2	D	D	D	e	D	D	D
	Establishments not operated for the entire year	120	325 588	5 000	732	83	9 347	—	—
42143011	Computers & peripheral equipment for resale								
	All establishments	320	4 896 105	102 413	25 812	1 708	172 422	13 537	3 833
	Establishments operated for the entire year	255	4 659 776	100 376	25 583	1 673	168 411	13 537	3 833
	Establishments with no employees..	—	—	—	—	—	—	—	—
	Establishments with 1 employee....	76	130 997	3 594	687	76	7 236	57	62
	Establishments with 2 employees...	36	119 936	3 380	613	72	5 690	57	51
	Establishments with 3 or 4 employees.....	56	735 695	10 171	2 178	197	17 353	447	425
	Establishments with 5 or 6 employees.....	33	489 383	10 873	3 054	184	19 341	813	814
	Establishments with 7 to 9 employees.....	24	521 651	12 005	2 362	186	18 588	68	53
	Establishments with 10 to 14 employees.....	12	623 500	11 063	2 119	135	20 373	2 856	859
	Establishments with 15 to 19 employees.....	3	D	D	D	b	D	D	D
	Establishments with 20 to 49 employees.....	11	836 139	18 809	6 407	274	32 024	6 027	1 131
	Establishments with 50 to 99 employees.....	3	20 698	7 900	2 192	188	12 368	—	—
	Establishments with 100 employees or more	1	D	D	D	e	D	D	D
	Establishments not operated for the entire year	65	236 329	2 037	229	35	4 011	—	—

See footnotes at end of table.

Table 2. Employment Size of Establishments: 1997—Con.

[Includes only establishments with payroll. For meaning of abbreviations and symbols, see introductory text. For explanation of terms, see Appendix A. For method of assignment to categories shown, see Appendix C]

NAICS code	Employment sizes of establishments by type of operation and kind of business ¹	Establishments (number)	Sales (\$1,000)	Annual payroll (\$1,000)	First-quarter payroll (\$1,000)	Paid employees for pay period including March 12 (number)	Operating expenses ² (\$1,000)	End-of-1996 inventories (\$1,000)	End-of-1997 inventories (\$1,000)
421	AGENTS, BROKERS, AND COMMISSION MERCHANTS—Con.								
	Wholesale trade, durable goods—Con.								
42143012	Computers & peripheral equipment for end use								
	All establishments	289	1 774 052	80 908	19 018	1 323	137 186	1 867	2 309
	Establishments operated for the entire year	234	1 684 793	77 945	18 515	1 275	131 850	1 867	2 309
	Establishments with no employees...	2	D	D	D	a	D	D	D
	Establishments with 1 employee...	83	D	D	D	b	D	D	D
	Establishments with 2 employees...	42	109 061	4 705	1 254	84	8 412	15	35
	Establishments with 3 or 4 employees.....	39	156 307	5 437	1 211	129	11 285	55	70
	Establishments with 5 or 6 employees.....	22	D	D	D	c	D	D	D
	Establishments with 7 to 9 employees.....	15	253 529	7 428	1 468	117	12 358	49	52
	Establishments with 10 to 14 employees.....	12	148 549	9 593	2 503	139	16 472	817	848
	Establishments with 15 to 19 employees.....	7	D	D	D	c	D	D	D
	Establishments with 20 to 49 employees.....	10	D	D	D	e	D	D	D
	Establishments with 50 to 99 employees.....	1	D	D	D	b	D	D	D
	Establishments with 100 employees or more	1	D	D	D	c	D	D	D
	Establishments not operated for the entire year	55	89 259	2 963	503	48	5 336	—	—
4214302	Computer software (packaged) whsle								
	All establishments	148	675 478	28 772	6 444	480	48 918	713	664
	Establishments operated for the entire year	128	658 024	27 814	6 291	469	46 947	713	639
	Establishments with no employees...	—	—	—	—	—	—	—	—
	Establishments with 1 employee...	57	D	D	D	b	D	D	D
	Establishments with 2 employees...	15	20 292	1 497	319	30	3 047	30	8
	Establishments with 3 or 4 employees.....	28	66 433	4 265	1 114	99	7 427	440	183
	Establishments with 5 or 6 employees.....	10	D	D	D	b	D	D	D
	Establishments with 7 to 9 employees.....	10	D	D	D	b	D	D	D
	Establishments with 10 to 14 employees.....	3	D	D	D	b	D	D	D
	Establishments with 15 to 19 employees.....	2	D	D	D	b	D	D	D
	Establishments with 20 to 49 employees.....	3	D	D	D	b	D	D	D
	Establishments with 50 to 99 employees.....	—	—	—	—	—	—	—	—
	Establishments with 100 employees or more	—	—	—	—	—	—	—	—
	Establishments not operated for the entire year	20	17 454	958	153	11	1 971	—	25
42144	Other commercial equipment whsle								
	All establishments	594	2 686 765	105 465	24 426	2 474	196 437	4 425	4 758
	Establishments operated for the entire year	524	2 565 097	102 352	23 879	2 409	189 661	4 425	4 758
	Establishments with no employees...	—	—	—	—	—	—	—	—
	Establishments with 1 employee...	147	225 982	6 221	1 398	147	13 710	277	282
	Establishments with 2 employees...	89	209 232	6 262	1 424	178	12 309	336	225
	Establishments with 3 or 4 employees.....	117	533 046	16 942	3 843	398	34 324	372	365
	Establishments with 5 or 6 employees.....	79	538 460	20 369	4 647	425	35 928	729	852
	Establishments with 7 to 9 employees.....	49	449 322	18 795	3 989	383	33 677	711	863
	Establishments with 10 to 14 employees.....	28	345 861	13 088	3 243	317	24 030	728	889
	Establishments with 15 to 19 employees.....	5	81 623	2 968	710	75	5 688	600	601
	Establishments with 20 to 49 employees.....	7	D	D	D	c	D	D	D
	Establishments with 50 to 99 employees.....	2	D	D	D	c	D	D	D
	Establishments with 100 employees or more	1	D	D	D	c	D	D	D
	Establishments not operated for the entire year	70	121 668	3 113	547	65	6 776	—	—

See footnotes at end of table.

Table 2. Employment Size of Establishments: 1997—Con.

[Includes only establishments with payroll. For meaning of abbreviations and symbols, see introductory text. For explanation of terms, see Appendix A. For method of assignment to categories shown, see Appendix C.]

NAICS code	Employment sizes of establishments by type of operation and kind of business ¹	Establishments (number)	Sales (\$1,000)	Annual payroll (\$1,000)	First-quarter payroll (\$1,000)	Paid employees for pay period including March 12 (number)	Operating expenses ² (\$1,000)	End-of-1996 inventories (\$1,000)	End-of-1997 inventories (\$1,000)
421	AGENTS, BROKERS, AND COMMISSION MERCHANTS—Con.								
	Wholesale trade, durable goods—Con.								
421440	Other commercial equipment whsle								
	All establishments	594	2 686 765	105 465	24 426	2 474	196 437	4 425	4 758
	Establishments operated for the entire year	524	2 565 097	102 352	23 879	2 409	189 661	4 425	4 758
	Establishments with no employees..	—	—	—	—	—	—	—	—
	Establishments with 1 employee...	147	225 982	6 221	1 398	147	13 710	277	282
	Establishments with 2 employees...	89	209 232	6 262	1 424	178	12 309	336	225
	Establishments with 3 or 4 employees.....	117	533 046	16 942	3 843	398	34 324	372	365
	Establishments with 5 or 6 employees.....	79	538 460	20 369	4 647	425	35 928	729	852
	Establishments with 7 to 9 employees.....	49	449 322	18 795	3 989	383	33 677	711	863
	Establishments with 10 to 14 employees.....	28	345 861	13 088	3 243	317	24 030	728	889
	Establishments with 15 to 19 employees.....	5	81 623	2 968	710	75	5 688	600	601
	Establishments with 20 to 49 employees.....	7	D	D	D	c	D	D	D
	Establishments with 50 to 99 employees.....	2	D	D	D	c	D	D	D
	Establishments with 100 employees or more	1	D	D	D	c	D	D	D
	Establishments not operated for the entire year	70	121 668	3 113	547	65	6 776	—	—
4214401	Restaurant & hotel equipment & supplies whsle								
	All establishments	438	2 172 270	77 586	18 041	1 723	145 614	2 804	3 090
	Establishments operated for the entire year	398	D	D	D	g	D	D	D
	Establishments with no employees..	—	—	—	—	—	—	—	—
	Establishments with 1 employee....	102	D	D	D	c	D	D	D
	Establishments with 2 employees...	59	D	D	D	c	D	D	D
	Establishments with 3 or 4 employees.....	102	494 413	15 154	3 472	349	31 270	121	113
	Establishments with 5 or 6 employees.....	66	477 384	17 322	3 981	357	29 465	661	792
	Establishments with 7 to 9 employees.....	40	410 358	15 902	3 358	314	28 023	691	833
	Establishments with 10 to 14 employees.....	21	265 623	10 386	2 633	237	18 935	349	361
	Establishments with 15 to 19 employees.....	2	D	D	D	b	D	D	D
	Establishments with 20 to 49 employees.....	5	D	D	D	c	D	D	D
	Establishments with 50 to 99 employees.....	1	D	D	D	b	D	D	D
	Establishments with 100 employees or more	—	—	—	—	—	—	—	—
	Establishments not operated for the entire year	40	D	D	D	b	D	D	D
4214402	Store machines & equipment whsle								
	All establishments	156	514 495	27 879	6 385	751	50 823	1 621	1 668
	Establishments operated for the entire year	126	D	D	D	f	D	D	D
	Establishments with no employees..	—	—	—	—	—	—	—	—
	Establishments with 1 employee....	45	D	D	D	b	D	D	D
	Establishments with 2 employees...	30	D	D	D	b	D	D	D
	Establishments with 3 or 4 employees.....	15	38 633	1 788	371	49	3 054	251	252
	Establishments with 5 or 6 employees.....	13	61 076	3 047	666	68	6 463	68	60
	Establishments with 7 to 9 employees.....	9	38 964	2 893	631	69	5 654	20	30
	Establishments with 10 to 14 employees.....	7	80 238	2 702	610	80	5 095	379	528
	Establishments with 15 to 19 employees.....	3	D	D	D	b	D	D	D
	Establishments with 20 to 49 employees.....	2	D	D	D	b	D	D	D
	Establishments with 50 to 99 employees.....	1	D	D	D	b	D	D	D
	Establishments with 100 employees or more	1	D	D	D	c	D	D	D
	Establishments not operated for the entire year	30	D	D	D	b	D	D	D

See footnotes at end of table.

Table 2. Employment Size of Establishments: 1997—Con.

[Includes only establishments with payroll. For meaning of abbreviations and symbols, see introductory text. For explanation of terms, see Appendix A. For method of assignment to categories shown, see Appendix C.]

NAICS code	Employment sizes of establishments by type of operation and kind of business ¹	Establishments (number)	Sales (\$1,000)	Annual payroll (\$1,000)	First-quarter payroll (\$1,000)	Paid employees for pay period including March 12 (number)	Operating expenses ² (\$1,000)	End-of-1996 inventories (\$1,000)	End-of-1997 inventories (\$1,000)
421	AGENTS, BROKERS, AND COMMISSION MERCHANTS—Con.								
42145	Wholesale trade, durable goods—Con.								
	Medical, dental, & hospital equipment & supplies whsle								
	All establishments	1 473	4 492 032	322 532	75 514	5 076	601 004	12 517	20 881
	Establishments operated for the entire year	1 273	3 934 422	292 060	67 426	4 543	539 502	12 517	20 881
	Establishments with no employees...	—	—	—	—	—	—	—	—
	Establishments with 1 employee...	533	617 350	37 865	8 672	533	69 771	915	673
	Establishments with 2 employees...	263	483 432	28 868	6 478	526	57 305	608	813
	Establishments with 3 or 4 employees.....	212	791 990	40 635	9 455	712	81 344	3 252	3 528
	Establishments with 5 or 6 employees.....	93	453 382	29 406	7 123	508	56 595	1 400	1 262
	Establishments with 7 to 9 employees.....	74	411 913	40 085	8 211	585	69 886	608	607
	Establishments with 10 to 14 employees.....	55	487 290	48 054	11 205	645	78 169	1 546	2 143
	Establishments with 15 to 19 employees.....	25	313 562	27 735	6 564	408	44 747	3 491	11 415
	Establishments with 20 to 49 employees.....	15	283 414	27 002	6 682	403	52 004	697	440
	Establishments with 50 to 99 employees.....	3	92 089	12 410	3 036	223	29 681	—	—
	Establishments with 100 employees or more	—	—	—	—	—	—	—	—
	Establishments not operated for the entire year	200	557 610	30 472	8 088	533	61 502	—	—
421450	Medical, dental, & hospital equipment & supplies whsle								
	All establishments	1 473	4 492 032	322 532	75 514	5 076	601 004	12 517	20 881
	Establishments operated for the entire year	1 273	3 934 422	292 060	67 426	4 543	539 502	12 517	20 881
	Establishments with no employees...	—	—	—	—	—	—	—	—
	Establishments with 1 employee...	533	617 350	37 865	8 672	533	69 771	915	673
	Establishments with 2 employees...	263	483 432	28 868	6 478	526	57 305	608	813
	Establishments with 3 or 4 employees.....	212	791 990	40 635	9 455	712	81 344	3 252	3 528
	Establishments with 5 or 6 employees.....	93	453 382	29 406	7 123	508	56 595	1 400	1 262
	Establishments with 7 to 9 employees.....	74	411 913	40 085	8 211	585	69 886	608	607
	Establishments with 10 to 14 employees.....	55	487 290	48 054	11 205	645	78 169	1 546	2 143
	Establishments with 15 to 19 employees.....	25	313 562	27 735	6 564	408	44 747	3 491	11 415
	Establishments with 20 to 49 employees.....	15	283 414	27 002	6 682	403	52 004	697	440
	Establishments with 50 to 99 employees.....	3	92 089	12 410	3 036	223	29 681	—	—
	Establishments with 100 employees or more	—	—	—	—	—	—	—	—
	Establishments not operated for the entire year	200	557 610	30 472	8 088	533	61 502	—	—
4214501	Surgical, medical, & hospital supplies whsle								
	All establishments	1 423	4 284 750	303 636	70 445	4 751	559 942	11 508	19 973
	Establishments operated for the entire year	1 228	D	D	D	h	D	D	D
	Establishments with no employees...	—	—	—	—	—	—	—	—
	Establishments with 1 employee...	513	597 761	36 962	8 459	513	67 745	915	673
	Establishments with 2 employees...	253	454 977	27 803	6 188	506	55 410	447	648
	Establishments with 3 or 4 employees.....	206	782 540	39 788	9 233	693	79 530	3 157	3 358
	Establishments with 5 or 6 employees.....	90	450 627	29 003	7 018	492	55 932	1 400	1 262
	Establishments with 7 to 9 employees.....	74	411 913	40 085	8 211	585	69 886	608	607
	Establishments with 10 to 14 employees.....	54	D	D	D	f	D	D	D
	Establishments with 15 to 19 employees.....	25	313 562	27 735	6 564	408	44 747	3 491	11 415
	Establishments with 20 to 49 employees.....	11	D	D	D	e	D	D	D
	Establishments with 50 to 99 employees.....	2	D	D	D	c	D	D	D
	Establishments with 100 employees or more	—	—	—	—	—	—	—	—
	Establishments not operated for the entire year	195	D	D	D	f	D	D	D

See footnotes at end of table.

Table 2. Employment Size of Establishments: 1997—Con.

[Includes only establishments with payroll. For meaning of abbreviations and symbols, see introductory text. For explanation of terms, see Appendix A. For method of assignment to categories shown, see Appendix C.]

NAICS code	Employment sizes of establishments by type of operation and kind of business ¹	Establishments (number)	Sales (\$1,000)	Annual payroll (\$1,000)	First-quarter payroll (\$1,000)	Paid employees for pay period including March 12 (number)	Operating expenses ² (\$1,000)	End-of-1996 inventories (\$1,000)	End-of-1997 inventories (\$1,000)
421	AGENTS, BROKERS, AND COMMISSION MERCHANTS—Con.								
	Wholesale trade, durable goods—Con.								
4214502	Dental equipment & supplies whsle								
	All establishments	50	207 282	18 896	5 069	325	41 062	1 009	908
	Establishments operated for the entire year	45	D	D	D	e	D	D	D
	Establishments with no employees..	—	—	—	—	—	—	—	—
	Establishments with 1 employee....	20	19 589	903	213	20	2 026	—	—
	Establishments with 2 employees...	10	28 455	1 065	290	20	1 895	161	165
	Establishments with 3 or 4 employees.....	6	9 450	847	222	19	1 814	95	170
	Establishments with 5 or 6 employees.....	3	2 755	403	105	16	663	—	—
	Establishments with 7 to 9 employees.....	—	—	—	—	—	—	—	—
	Establishments with 10 to 14 employees.....	1	D	D	D	a	D	D	D
	Establishments with 15 to 19 employees.....	—	—	—	—	—	—	—	—
	Establishments with 20 to 49 employees.....	4	D	D	D	c	D	D	D
	Establishments with 50 to 99 employees.....	1	D	D	D	b	D	D	D
	Establishments with 100 employees or more	—	—	—	—	—	—	—	—
	Establishments not operated for the entire year	5	D	D	D	a	D	D	D
42146	Ophthalmic goods whsle								
	All establishments	164	264 765	14 399	3 437	419	28 558	590	731
	Establishments operated for the entire year	141	259 193	13 885	3 335	404	27 641	590	731
	Establishments with no employees..	1	D	D	D	a	D	D	D
	Establishments with 1 employee....	85	D	D	D	b	D	D	D
	Establishments with 2 employees...	28	D	D	D	b	D	D	D
	Establishments with 3 or 4 employees.....	16	51 832	2 199	456	50	4 647	302	326
	Establishments with 5 or 6 employees.....	4	D	D	D	b	D	D	D
	Establishments with 7 to 9 employees.....	2	D	D	D	a	D	D	D
	Establishments with 10 to 14 employees.....	3	21 606	997	234	34	2 115	50	50
	Establishments with 15 to 19 employees.....	—	—	—	—	—	—	—	—
	Establishments with 20 to 49 employees.....	1	D	D	D	b	D	D	D
	Establishments with 50 to 99 employees.....	—	—	—	—	—	—	—	—
	Establishments with 100 employees or more	1	D	D	D	c	D	D	D
	Establishments not operated for the entire year	23	5 572	514	102	15	917	—	—
421460	Ophthalmic goods whsle								
	All establishments	164	264 765	14 399	3 437	419	28 558	590	731
	Establishments operated for the entire year	141	259 193	13 885	3 335	404	27 641	590	731
	Establishments with no employees..	1	D	D	D	a	D	D	D
	Establishments with 1 employee....	85	D	D	D	b	D	D	D
	Establishments with 2 employees...	28	D	D	D	b	D	D	D
	Establishments with 3 or 4 employees.....	16	51 832	2 199	456	50	4 647	302	326
	Establishments with 5 or 6 employees.....	4	D	D	D	b	D	D	D
	Establishments with 7 to 9 employees.....	2	D	D	D	a	D	D	D
	Establishments with 10 to 14 employees.....	3	21 606	997	234	34	2 115	50	50
	Establishments with 15 to 19 employees.....	—	—	—	—	—	—	—	—
	Establishments with 20 to 49 employees.....	1	D	D	D	b	D	D	D
	Establishments with 50 to 99 employees.....	—	—	—	—	—	—	—	—
	Establishments with 100 employees or more	1	D	D	D	c	D	D	D
	Establishments not operated for the entire year	23	5 572	514	102	15	917	—	—

See footnotes at end of table.

Table 2. Employment Size of Establishments: 1997—Con.

[Includes only establishments with payroll. For meaning of abbreviations and symbols, see introductory text. For explanation of terms, see Appendix A. For method of assignment to categories shown, see Appendix C]

NAICS code	Employment sizes of establishments by type of operation and kind of business ¹	Establishments (number)	Sales (\$1,000)	Annual payroll (\$1,000)	First-quarter payroll (\$1,000)	Paid employees for pay period including March 12 (number)	Operating expenses ² (\$1,000)	End-of-1996 inventories (\$1,000)	End-of-1997 inventories (\$1,000)
421	AGENTS, BROKERS, AND COMMISSION MERCHANTS—Con.								
	Wholesale trade, durable goods—Con.								
42149	Other professional equipment & supplies whsle								
	All establishments	335	806 102	47 257	11 003	997	83 841	1 905	2 791
	Establishments operated for the entire year	302	792 829	46 519	10 801	976	82 369	1 885	2 786
	Establishments with no employees..	1	D	D	D	a	D	D	D
	Establishments with 1 employee....	109	D	D	D	c	D	D	D
	Establishments with 2 employees...	68	D	D	D	c	D	D	D
	Establishments with 3 or 4 employees.....	61	195 508	9 276	2 153	213	16 947	274	210
	Establishments with 5 or 6 employees.....	34	D	D	D	c	D	D	D
	Establishments with 7 to 9 employees.....	11	D	D	D	b	D	D	D
	Establishments with 10 to 14 employees.....	12	91 569	6 573	1 572	145	10 542	225	205
	Establishments with 15 to 19 employees.....	5	72 798	3 992	1 151	86	7 998	—	578
	Establishments with 20 to 49 employees.....	1	D	D	D	b	D	D	D
	Establishments with 50 to 99 employees.....	—	—	—	—	—	—	—	—
	Establishments with 100 employees or more	—	—	—	—	—	—	—	—
	Establishments not operated for the entire year	33	13 273	738	202	21	1 472	20	5
421490	Other professional equipment & supplies whsle								
	All establishments	335	806 102	47 257	11 003	997	83 841	1 905	2 791
	Establishments operated for the entire year	302	792 829	46 519	10 801	976	82 369	1 885	2 786
	Establishments with no employees..	1	D	D	D	a	D	D	D
	Establishments with 1 employee....	109	D	D	D	c	D	D	D
	Establishments with 2 employees...	68	D	D	D	c	D	D	D
	Establishments with 3 or 4 employees.....	61	195 508	9 276	2 153	213	16 947	274	210
	Establishments with 5 or 6 employees.....	34	D	D	D	c	D	D	D
	Establishments with 7 to 9 employees.....	11	D	D	D	b	D	D	D
	Establishments with 10 to 14 employees.....	12	91 569	6 573	1 572	145	10 542	225	205
	Establishments with 15 to 19 employees.....	5	72 798	3 992	1 151	86	7 998	—	578
	Establishments with 20 to 49 employees.....	1	D	D	D	b	D	D	D
	Establishments with 50 to 99 employees.....	—	—	—	—	—	—	—	—
	Establishments with 100 employees or more	—	—	—	—	—	—	—	—
	Establishments not operated for the entire year	33	13 273	738	202	21	1 472	20	5
4214901	Religious & school supplies whsle								
	All establishments	50	174 015	8 404	1 812	199	16 730	249	284
	Establishments operated for the entire year	47	171 836	8 352	1 812	199	16 602	249	284
	Establishments with no employees..	—	—	—	—	—	—	—	—
	Establishments with 1 employee....	15	D	D	D	a	D	D	D
	Establishments with 2 employees...	7	D	D	D	a	D	D	D
	Establishments with 3 or 4 employees.....	9	D	D	D	b	D	D	D
	Establishments with 5 or 6 employees.....	9	D	D	D	b	D	D	D
	Establishments with 7 to 9 employees.....	1	D	D	D	a	D	D	D
	Establishments with 10 to 14 employees.....	4	45 110	1 760	381	51	3 187	14	13
	Establishments with 15 to 19 employees.....	2	D	D	D	b	D	D	D
	Establishments with 20 to 49 employees.....	—	—	—	—	—	—	—	—
	Establishments with 50 to 99 employees.....	—	—	—	—	—	—	—	—
	Establishments with 100 employees or more	—	—	—	—	—	—	—	—
	Establishments not operated for the entire year	3	2 179	52	—	—	128	—	—

See footnotes at end of table.

Table 2. Employment Size of Establishments: 1997—Con.

[Includes only establishments with payroll. For meaning of abbreviations and symbols, see introductory text. For explanation of terms, see Appendix A. For method of assignment to categories shown, see Appendix C.]

NAICS code	Employment sizes of establishments by type of operation and kind of business ¹	Establishments (number)	Sales (\$1,000)	Annual payroll (\$1,000)	First-quarter payroll (\$1,000)	Paid employees for pay period including March 12 (number)	Operating expenses ² (\$1,000)	End-of-1996 inventories (\$1,000)	End-of-1997 inventories (\$1,000)
421	AGENTS, BROKERS, AND COMMISSION MERCHANTS—Con.								
	Wholesale trade, durable goods—Con.								
4214902	Other professional equipment & supplies whsle								
	All establishments	285	632 087	38 853	9 191	798	67 111	1 656	2 507
	Establishments operated for the entire year	255	620 993	38 167	8 989	777	65 767	1 636	2 502
	Establishments with no employees..	1	D	D	D	a	D	D	D
	Establishments with 1 employee....	94	95 473	3 810	837	94	7 407	17	26
	Establishments with 2 employees...	61	101 292	5 611	1 311	122	10 009	122	295
	Establishments with 3 or 4 employees.....	52	D	D	D	c	D	D	D
	Establishments with 5 or 6 employees.....	25	140 585	9 174	2 134	134	15 132	531	501
	Establishments with 7 to 9 employees.....	10	D	D	D	b	D	D	D
	Establishments with 10 to 14 employees.....	8	46 459	4 813	1 191	94	7 355	211	192
	Establishments with 15 to 19 employees.....	3	D	D	D	b	D	D	D
	Establishments with 20 to 49 employees.....	1	D	D	D	b	D	D	D
	Establishments with 50 to 99 employees.....	—	—	—	—	—	—	—	—
	Establishments with 100 employees or more	—	—	—	—	—	—	—	—
	Establishments not operated for the entire year	30	11 094	686	202	21	1 344	20	5
4215	Metal & mineral (except petroleum) whsle								
	All establishments	1 459	13 429 232	248 677	53 864	4 196	444 989	21 158	19 623
	Establishments operated for the entire year	1 340	13 071 886	243 207	52 725	4 100	433 752	21 031	19 598
	Establishments with no employees..	—	—	—	—	—	—	—	—
	Establishments with 1 employee....	491	1 789 152	30 988	6 284	491	58 032	754	740
	Establishments with 2 employees...	339	2 089 929	34 848	7 390	678	66 572	958	963
	Establishments with 3 or 4 employees.....	270	2 583 072	53 816	11 735	916	93 241	914	845
	Establishments with 5 or 6 employees.....	115	1 953 795	40 372	7 686	622	68 178	423	490
	Establishments with 7 to 9 employees.....	74	1 801 183	35 680	7 872	575	64 518	1 993	5 804
	Establishments with 10 to 14 employees.....	35	1 316 174	24 998	6 119	402	46 501	2 816	3 487
	Establishments with 15 to 19 employees.....	7	D	D	D	c	D	D	D
	Establishments with 20 to 49 employees.....	7	D	D	D	c	D	D	D
	Establishments with 50 to 99 employees.....	2	D	D	D	c	D	D	D
	Establishments with 100 employees or more	—	—	—	—	—	—	—	—
	Establishments not operated for the entire year	119	357 346	5 470	1 139	96	11 237	127	25
42151	Metal service centers & offices								
	All establishments	1 336	11 795 201	219 231	47 672	3 741	392 378	13 965	12 130
	Establishments operated for the entire year	1 232	D	D	D	h	D	D	D
	Establishments with no employees..	—	—	—	—	—	—	—	—
	Establishments with 1 employee....	457	D	D	D	e	D	D	D
	Establishments with 2 employees...	314	D	D	D	f	D	D	D
	Establishments with 3 or 4 employees.....	252	2 368 811	50 465	10 964	855	87 320	739	642
	Establishments with 5 or 6 employees.....	102	1 701 168	34 086	6 757	551	58 420	423	490
	Establishments with 7 to 9 employees.....	66	1 717 864	32 624	7 015	512	59 448	1 528	5 397
	Establishments with 10 to 14 employees.....	29	D	D	D	e	D	D	D
	Establishments with 15 to 19 employees.....	6	D	D	D	b	D	D	D
	Establishments with 20 to 49 employees.....	4	D	D	D	c	D	D	D
	Establishments with 50 to 99 employees.....	2	D	D	D	c	D	D	D
	Establishments with 100 employees or more	—	—	—	—	—	—	—	—
	Establishments not operated for the entire year	104	D	D	D	b	D	D	D

See footnotes at end of table.

Table 2. Employment Size of Establishments: 1997—Con.

[Includes only establishments with payroll. For meaning of abbreviations and symbols, see introductory text. For explanation of terms, see Appendix A. For method of assignment to categories shown, see Appendix C.]

NAICS code	Employment sizes of establishments by type of operation and kind of business ¹	Establishments (number)	Sales (\$1,000)	Annual payroll (\$1,000)	First-quarter payroll (\$1,000)	Paid employees for pay period including March 12 (number)	Operating expenses ² (\$1,000)	End-of-1996 inventories (\$1,000)	End-of-1997 inventories (\$1,000)
421	AGENTS, BROKERS, AND COMMISSION MERCHANTS—Con.								
	Wholesale trade, durable goods—Con.								
421510	Metal service centers & offices								
	All establishments	1 336	11 795 201	219 231	47 672	3 741	392 378	13 965	12 130
	Establishments operated for the entire year	1 232	D	D	D	h	D	D	D
	Establishments with no employees...	—	—	—	—	—	—	—	—
	Establishments with 1 employee...	457	D	D	D	e	D	D	D
	Establishments with 2 employees...	314	D	D	D	f	D	D	D
	Establishments with 3 or 4 employees.....	252	2 368 811	50 465	10 964	855	87 320	739	642
	Establishments with 5 or 6 employees.....	102	1 701 168	34 086	6 757	551	58 420	423	490
	Establishments with 7 to 9 employees.....	66	1 717 864	32 624	7 015	512	59 448	1 528	5 397
	Establishments with 10 to 14 employees.....	29	D	D	D	e	D	D	D
	Establishments with 15 to 19 employees.....	6	D	D	D	b	D	D	D
	Establishments with 20 to 49 employees.....	4	D	D	D	c	D	D	D
	Establishments with 50 to 99 employees.....	2	D	D	D	c	D	D	D
	Establishments with 100 employees or more	—	—	—	—	—	—	—	—
	Establishments not operated for the entire year	104	D	D	D	b	D	D	D
4215101	Ferrous metal service centers & sales offices								
	All establishments	1 057	9 516 171	178 379	38 688	2 916	318 034	12 108	6 735
	Establishments operated for the entire year	975	D	D	D	h	D	D	D
	Establishments with no employees...	—	—	—	—	—	—	—	—
	Establishments with 1 employee...	352	1 231 697	22 152	4 550	352	42 435	73	112
	Establishments with 2 employees...	261	1 481 751	26 896	5 490	522	50 889	614	687
	Establishments with 3 or 4 employees.....	196	1 928 606	40 656	8 833	667	68 252	378	487
	Establishments with 5 or 6 employees.....	83	1 522 916	28 988	5 756	450	50 598	415	480
	Establishments with 7 to 9 employees.....	51	1 324 223	26 806	5 788	396	46 926	1 122	1 247
	Establishments with 10 to 14 employees.....	23	787 187	16 857	4 022	260	32 151	1 500	1 681
	Establishments with 15 to 19 employees.....	5	D	D	D	b	D	D	D
	Establishments with 20 to 49 employees.....	3	D	D	D	b	D	D	D
	Establishments with 50 to 99 employees.....	1	D	D	D	b	D	D	D
	Establishments with 100 employees or more	—	—	—	—	—	—	—	—
	Establishments not operated for the entire year	82	D	D	D	b	D	D	D
42151011	Ferrous metal service centers								
	All establishments	68	1 245 827	21 454	4 853	381	41 470	12 108	6 735
	Establishments operated for the entire year	65	D	D	D	e	D	D	D
	Establishments with no employees...	—	—	—	—	—	—	—	—
	Establishments with 1 employee...	10	27 286	589	100	10	2 398	73	112
	Establishments with 2 employees...	16	92 856	1 908	353	32	3 643	614	687
	Establishments with 3 or 4 employees.....	10	50 746	2 095	351	35	3 430	378	487
	Establishments with 5 or 6 employees.....	6	26 326	1 155	278	31	2 216	415	480
	Establishments with 7 to 9 employees.....	11	174 832	4 258	901	87	7 858	1 122	1 247
	Establishments with 10 to 14 employees.....	7	167 231	5 613	1 098	82	11 569	1 500	1 681
	Establishments with 15 to 19 employees.....	3	D	D	D	b	D	D	D
	Establishments with 20 to 49 employees.....	2	D	D	D	b	D	D	D
	Establishments with 50 to 99 employees.....	—	—	—	—	—	—	—	—
	Establishments with 100 employees or more	—	—	—	—	—	—	—	—
	Establishments not operated for the entire year	3	D	D	D	a	D	D	D
42151012	Ferrous metal sales offices								
	All establishments	989	8 270 344	156 925	33 835	2 535	276 564	—	—

See footnotes at end of table.

Table 2. Employment Size of Establishments: 1997—Con.

[Includes only establishments with payroll. For meaning of abbreviations and symbols, see introductory text. For explanation of terms, see Appendix A. For method of assignment to categories shown, see Appendix C.]

NAICS code	Employment sizes of establishments by type of operation and kind of business ¹	Establishments (number)	Sales (\$1,000)	Annual payroll (\$1,000)	First-quarter payroll (\$1,000)	Paid employees for pay period including March 12 (number)	Operating expenses ² (\$1,000)	End-of-1996 inventories (\$1,000)	End-of-1997 inventories (\$1,000)
421	AGENTS, BROKERS, AND COMMISSION MERCHANTS—Con.								
	Wholesale trade, durable goods—Con.								
42151012	Ferrous metal sales offices—Con.								
	Establishments operated for the entire year	910	D	D	D	g	D	D	D
	Establishments with no employees..	—	—	—	—	—	—	—	—
	Establishments with 1 employee....	342	1 204 411	21 563	4 450	342	40 037	—	—
	Establishments with 2 employees...	245	1 388 895	24 988	5 137	490	47 246	—	—
	Establishments with 3 or 4 employees.....	186	1 877 860	38 561	8 482	632	64 822	—	—
	Establishments with 5 or 6 employees.....	77	1 496 590	27 833	5 478	419	48 382	—	—
	Establishments with 7 to 9 employees.....	40	1 149 391	22 548	4 887	309	39 068	—	—
	Establishments with 10 to 14 employees.....	16	619 956	11 244	2 924	178	20 582	—	—
	Establishments with 15 to 19 employees.....	2	D	D	D	b	D	D	D
	Establishments with 20 to 49 employees.....	1	D	D	D	b	D	D	D
	Establishments with 50 to 99 employees.....	1	D	D	D	b	D	D	D
	Establishments with 100 employees or more	—	—	—	—	—	—	—	—
	Establishments not operated for the entire year	79	D	D	D	b	D	D	D
4215102	Nonferrous metal service centers & sales offices								
	All establishments	279	2 279 030	40 852	8 984	825	74 344	1 857	5 395
	Establishments operated for the entire year	257	2 215 606	40 060	8 885	799	72 164	1 771	5 371
	Establishments with no employees..	—	—	—	—	—	—	—	—
	Establishments with 1 employee....	105	D	D	D	c	D	D	D
	Establishments with 2 employees...	53	381 677	5 210	1 160	106	9 574	92	30
	Establishments with 3 or 4 employees.....	56	440 205	9 809	2 131	188	19 068	361	155
	Establishments with 5 or 6 employees.....	19	178 252	5 098	1 001	101	7 822	8	10
	Establishments with 7 to 9 employees.....	15	393 641	5 818	1 227	116	12 522	406	4 150
	Establishments with 10 to 14 employees.....	6	D	D	D	b	D	D	D
	Establishments with 15 to 19 employees.....	1	D	D	D	a	D	D	D
	Establishments with 20 to 49 employees.....	1	D	D	D	b	D	D	D
	Establishments with 50 to 99 employees.....	1	D	D	D	b	D	D	D
	Establishments with 100 employees or more	—	—	—	—	—	—	—	—
	Establishments not operated for the entire year	22	63 424	792	99	26	2 180	86	24
42151021	Nonferrous metal service centers								
	All establishments	25	128 172	4 431	881	116	10 249	1 857	5 395
	Establishments operated for the entire year	23	D	D	D	c	D	D	D
	Establishments with no employees..	—	—	—	—	—	—	—	—
	Establishments with 1 employee....	4	4 014	219	41	4	623	185	172
	Establishments with 2 employees...	4	20 950	221	42	8	531	92	30
	Establishments with 3 or 4 employees.....	7	36 433	1 143	177	22	2 428	361	155
	Establishments with 5 or 6 employees.....	1	D	D	D	a	D	D	D
	Establishments with 7 to 9 employees.....	5	54 669	1 662	340	39	4 343	406	4 150
	Establishments with 10 to 14 employees.....	2	D	D	D	b	D	D	D
	Establishments with 15 to 19 employees.....	—	—	—	—	—	—	—	—
	Establishments with 20 to 49 employees.....	—	—	—	—	—	—	—	—
	Establishments with 50 to 99 employees.....	—	—	—	—	—	—	—	—
	Establishments with 100 employees or more	—	—	—	—	—	—	—	—
	Establishments not operated for the entire year	2	D	D	D	a	D	D	D
42151022	Nonferrous metal sales offices								
	All establishments	254	2 150 858	36 421	8 103	709	64 095	—	—

See footnotes at end of table.

Table 2. Employment Size of Establishments: 1997—Con.

[Includes only establishments with payroll. For meaning of abbreviations and symbols, see introductory text. For explanation of terms, see Appendix A. For method of assignment to categories shown, see Appendix C]

NAICS code	Employment sizes of establishments by type of operation and kind of business ¹	Establishments (number)	Sales (\$1,000)	Annual payroll (\$1,000)	First-quarter payroll (\$1,000)	Paid employees for pay period including March 12 (number)	Operating expenses ² (\$1,000)	End-of-1996 inventories (\$1,000)	End-of-1997 inventories (\$1,000)
421	AGENTS, BROKERS, AND COMMISSION MERCHANTS—Con.								
	Wholesale trade, durable goods—Con.								
42151022	Nonferrous metal sales offices—Con.								
	Establishments operated for the entire year	234	D	D	D	f	D	D	D
	Establishments with no employees..	—	—	—	—	—	—	—	—
	Establishments with 1 employee....	101	D	D	D	c	D	D	D
	Establishments with 2 employees...	49	360 727	4 989	1 118	98	9 043	—	—
	Establishments with 3 or 4 employees.....	49	403 772	8 666	1 954	166	16 640	—	—
	Establishments with 5 or 6 employees.....	18	D	D	D	b	D	D	D
	Establishments with 7 to 9 employees.....	10	338 972	4 156	887	77	8 179	—	—
	Establishments with 10 to 14 employees.....	4	D	D	D	b	D	D	D
	Establishments with 15 to 19 employees.....	1	D	D	D	a	D	D	D
	Establishments with 20 to 49 employees.....	1	D	D	D	b	D	D	D
	Establishments with 50 to 99 employees.....	1	D	D	D	b	D	D	D
	Establishments with 100 employees or more	—	—	—	—	—	—	—	—
	Establishments not operated for the entire year	20	D	D	D	a	D	D	D
42152	Coal & other mineral & ore whsle								
	All establishments	123	1 634 031	29 446	6 192	455	52 611	7 193	7 493
	Establishments operated for the entire year	108	D	D	D	e	D	D	D
	Establishments with no employees..	—	—	—	—	—	—	—	—
	Establishments with 1 employee....	34	D	D	D	b	D	D	D
	Establishments with 2 employees...	25	D	D	D	b	D	D	D
	Establishments with 3 or 4 employees.....	18	214 261	3 351	771	61	5 921	175	203
	Establishments with 5 or 6 employees.....	13	252 627	6 286	929	71	9 758	—	—
	Establishments with 7 to 9 employees.....	8	83 319	3 056	857	63	5 070	465	407
	Establishments with 10 to 14 employees.....	6	D	D	D	b	D	D	D
	Establishments with 15 to 19 employees.....	1	D	D	D	a	D	D	D
	Establishments with 20 to 49 employees.....	3	D	D	D	b	D	D	D
	Establishments with 50 to 99 employees.....	—	—	—	—	—	—	—	—
	Establishments with 100 employees or more	—	—	—	—	—	—	—	—
	Establishments not operated for the entire year	15	D	D	D	a	D	D	D
421520	Coal & other mineral & ore whsle								
	All establishments	123	1 634 031	29 446	6 192	455	52 611	7 193	7 493
	Establishments operated for the entire year	108	D	D	D	e	D	D	D
	Establishments with no employees..	—	—	—	—	—	—	—	—
	Establishments with 1 employee....	34	D	D	D	b	D	D	D
	Establishments with 2 employees...	25	D	D	D	b	D	D	D
	Establishments with 3 or 4 employees.....	18	214 261	3 351	771	61	5 921	175	203
	Establishments with 5 or 6 employees.....	13	252 627	6 286	929	71	9 758	—	—
	Establishments with 7 to 9 employees.....	8	83 319	3 056	857	63	5 070	465	407
	Establishments with 10 to 14 employees.....	6	D	D	D	b	D	D	D
	Establishments with 15 to 19 employees.....	1	D	D	D	a	D	D	D
	Establishments with 20 to 49 employees.....	3	D	D	D	b	D	D	D
	Establishments with 50 to 99 employees.....	—	—	—	—	—	—	—	—
	Establishments with 100 employees or more	—	—	—	—	—	—	—	—
	Establishments not operated for the entire year	15	D	D	D	a	D	D	D
4215201	Coal whsle								
	All establishments	86	D	D	D	e	D	D	D

See footnotes at end of table.

Table 2. Employment Size of Establishments: 1997—Con.

[Includes only establishments with payroll. For meaning of abbreviations and symbols, see introductory text. For explanation of terms, see Appendix A. For method of assignment to categories shown, see Appendix C]

NAICS code	Employment sizes of establishments by type of operation and kind of business ¹	Establishments (number)	Sales (\$1,000)	Annual payroll (\$1,000)	First-quarter payroll (\$1,000)	Paid employees for pay period including March 12 (number)	Operating expenses ² (\$1,000)	End-of-1996 inventories (\$1,000)	End-of-1997 inventories (\$1,000)
421	AGENTS, BROKERS, AND COMMISSION MERCHANTS—Con.								
	Wholesale trade, durable goods—Con.								
4215201	Coal whsle—Con.								
	Establishments operated for the entire year	77	D	D	D	e	D	D	D
	Establishments with no employees..	—	—	—	—	—	—	—	—
	Establishments with 1 employee...	25	D	D	D	b	D	D	D
	Establishments with 2 employees...	18	D	D	D	b	D	D	D
	Establishments with 3 or 4 employees.....	15	D	D	D	b	D	D	D
	Establishments with 5 or 6 employees.....	8	D	D	D	b	D	D	D
	Establishments with 7 to 9 employees.....	5	D	D	D	b	D	D	D
	Establishments with 10 to 14 employees.....	3	D	D	D	b	D	D	D
	Establishments with 15 to 19 employees.....	1	D	D	D	a	D	D	D
	Establishments with 20 to 49 employees.....	2	D	D	D	b	D	D	D
	Establishments with 50 to 99 employees.....	—	—	—	—	—	—	—	—
	Establishments with 100 employees or more	—	—	—	—	—	—	—	—
	Establishments not operated for the entire year	9	D	D	D	a	D	D	D
4215202	Other mineral & ore whsle								
	All establishments	37	D	D	D	c	D	D	D
	Establishments operated for the entire year	31	D	D	D	c	D	D	D
	Establishments with no employees..	—	—	—	—	—	—	—	—
	Establishments with 1 employee...	9	D	D	D	a	D	D	D
	Establishments with 2 employees...	7	D	D	D	a	D	D	D
	Establishments with 3 or 4 employees.....	3	D	D	D	a	D	D	D
	Establishments with 5 or 6 employees.....	5	D	D	D	b	D	D	D
	Establishments with 7 to 9 employees.....	3	D	D	D	b	D	D	D
	Establishments with 10 to 14 employees.....	3	D	D	D	b	D	D	D
	Establishments with 15 to 19 employees.....	—	—	—	—	—	—	—	—
	Establishments with 20 to 49 employees.....	1	D	D	D	b	D	D	D
	Establishments with 50 to 99 employees.....	—	—	—	—	—	—	—	—
	Establishments with 100 employees or more	—	—	—	—	—	—	—	—
	Establishments not operated for the entire year	6	D	D	D	a	D	D	D
4216	Electrical goods whsle								
	All establishments	6 652	65 926 580	1 871 999	418 696	34 098	3 149 270	45 220	49 043
	Establishments operated for the entire year	6 149	64 236 573	1 838 892	412 035	33 376	3 088 218	44 644	47 963
	Establishments with no employees..	2	D	D	D	a	D	D	D
	Establishments with 1 employee...	1 401	D	D	D	g	D	D	D
	Establishments with 2 employees...	1 038	D	D	D	g	D	D	D
	Establishments with 3 or 4 employees.....	1 387	8 818 430	238 283	52 759	4 755	414 692	4 572	4 910
	Establishments with 5 or 6 employees.....	841	8 520 172	235 907	53 424	4 550	399 094	7 820	8 587
	Establishments with 7 to 9 employees.....	653	9 950 966	284 276	61 914	5 106	477 005	7 065	8 272
	Establishments with 10 to 14 employees.....	475	9 991 276	315 792	71 769	5 536	514 149	7 950	7 707
	Establishments with 15 to 19 employees.....	177	6 260 437	188 190	42 691	2 929	299 685	6 797	7 593
	Establishments with 20 to 49 employees.....	159	10 465 466	277 708	62 232	4 351	449 381	5 669	5 729
	Establishments with 50 to 99 employees.....	10	D	D	D	f	D	D	D
	Establishments with 100 employees or more	6	2 294 924	100 928	24 493	2 025	155 058	1 421	1 465
	Establishments not operated for the entire year	503	1 690 007	33 107	6 661	722	61 052	576	1 080
42161	Electrical apparatus & equip, wiring supp, & const material whsle								
	All establishments	2 966	22 378 291	744 714	162 077	15 691	1 281 219	19 422	22 414

See footnotes at end of table.

Table 2. Employment Size of Establishments: 1997—Con.

[Includes only establishments with payroll. For meaning of abbreviations and symbols, see introductory text. For explanation of terms, see Appendix A. For method of assignment to categories shown, see Appendix C]

NAICS code	Employment sizes of establishments by type of operation and kind of business ¹	Establishments (number)	Sales (\$1,000)	Annual payroll (\$1,000)	First-quarter payroll (\$1,000)	Paid employees for pay period including March 12 (number)	Operating expenses ² (\$1,000)	End-of-1996 inventories (\$1,000)	End-of-1997 inventories (\$1,000)
421	AGENTS, BROKERS, AND COMMISSION MERCHANTS—Con.								
42161	Wholesale trade, durable goods—Con.								
	Electrical apparatus & equip, wiring supp. & const material whsle—Con.								
	Establishments operated for the entire year	2 789	D	D	D	j	D	D	D
	Establishments with no employees..	—	—	—	—	—	—	—	—
	Establishments with 1 employee....	628	D	D	D	f	D	D	D
	Establishments with 2 employees...	448	D	D	D	f	D	D	D
	Establishments with 3 or 4 employees.....	620	3 214 471	97 526	20 450	2 128	169 270	1 666	1 923
	Establishments with 5 or 6 employees.....	357	D	D	D	g	D	D	D
	Establishments with 7 to 9 employees.....	306	3 399 887	118 781	25 010	2 398	200 767	2 642	3 418
	Establishments with 10 to 14 employees.....	248	3 965 668	141 211	31 647	2 908	238 081	4 135	4 068
	Establishments with 15 to 19 employees.....	87	1 802 431	70 716	16 031	1 439	113 004	3 346	4 153
	Establishments with 20 to 49 employees.....	86	3 501 081	119 338	25 404	2 348	205 568	2 913	3 272
	Establishments with 50 to 99 employees.....	8	D	D	D	f	D	D	D
	Establishments with 100 employees or more	1	D	D	D	c	D	D	D
	Establishments not operated for the entire year	177	D	D	D	e	D	D	D
421610	Electrical apparatus & equip, wiring supp. & const material whsle								
	All establishments	2 966	22 378 291	744 714	162 077	15 691	1 281 219	19 422	22 414
	Establishments operated for the entire year	2 789	D	D	D	j	D	D	D
	Establishments with no employees..	—	—	—	—	—	—	—	—
	Establishments with 1 employee....	628	D	D	D	f	D	D	D
	Establishments with 2 employees...	448	D	D	D	f	D	D	D
	Establishments with 3 or 4 employees.....	620	3 214 471	97 526	20 450	2 128	169 270	1 666	1 923
	Establishments with 5 or 6 employees.....	357	D	D	D	g	D	D	D
	Establishments with 7 to 9 employees.....	306	3 399 887	118 781	25 010	2 398	200 767	2 642	3 418
	Establishments with 10 to 14 employees.....	248	3 965 668	141 211	31 647	2 908	238 081	4 135	4 068
	Establishments with 15 to 19 employees.....	87	1 802 431	70 716	16 031	1 439	113 004	3 346	4 153
	Establishments with 20 to 49 employees.....	86	3 501 081	119 338	25 404	2 348	205 568	2 913	3 272
	Establishments with 50 to 99 employees.....	8	D	D	D	f	D	D	D
	Establishments with 100 employees or more	1	D	D	D	c	D	D	D
	Establishments not operated for the entire year	177	D	D	D	e	D	D	D
42162	Electrical appliance, television & radio set whsle								
	All establishments	527	5 536 904	129 264	29 419	2 456	235 524	8 467	7 956
	Establishments operated for the entire year	480	D	D	D	g	D	D	D
	Establishments with no employees..	1	D	D	D	a	D	D	D
	Establishments with 1 employee....	102	359 215	6 030	1 152	102	13 060	132	133
	Establishments with 2 employees...	80	D	D	D	c	D	D	D
	Establishments with 3 or 4 employees.....	112	D	D	D	e	D	D	D
	Establishments with 5 or 6 employees.....	81	D	D	D	e	D	D	D
	Establishments with 7 to 9 employees.....	49	842 235	20 118	4 571	384	35 993	1 191	998
	Establishments with 10 to 14 employees.....	34	963 268	22 605	4 710	391	38 584	1 632	1 674
	Establishments with 15 to 19 employees.....	9	274 928	8 186	2 095	150	15 181	375	504
	Establishments with 20 to 49 employees.....	10	435 679	17 028	3 809	280	30 262	2 616	2 359
	Establishments with 50 to 99 employees.....	2	D	D	D	c	D	D	D
	Establishments with 100 employees or more	—	—	—	—	—	—	—	—
	Establishments not operated for the entire year	47	D	D	D	b	D	D	D
421620	Electrical appliance, television & radio set whsle								

See footnotes at end of table.

Table 2. Employment Size of Establishments: 1997—Con.

[Includes only establishments with payroll. For meaning of abbreviations and symbols, see introductory text. For explanation of terms, see Appendix A. For method of assignment to categories shown, see Appendix C.]

NAICS code	Employment sizes of establishments by type of operation and kind of business ¹	Establishments (number)	Sales (\$1,000)	Annual payroll (\$1,000)	First-quarter payroll (\$1,000)	Paid employees for pay period including March 12 (number)	Operating expenses ² (\$1,000)	End-of-1996 inventories (\$1,000)	End-of-1997 inventories (\$1,000)
421	AGENTS, BROKERS, AND COMMISSION MERCHANTS—Con.								
	Wholesale trade, durable goods—Con.								
421620	Electrical appliance, television & radio set whsle—Con.								
	All establishments	527	5 536 904	129 264	29 419	2 456	235 524	8 467	7 956
	Establishments operated for the entire year	480	D	D	D	g	D	D	D
	Establishments with no employees...	1	D	D	D	a	D	D	D
	Establishments with 1 employee...	102	359 215	6 030	1 152	102	13 060	132	133
	Establishments with 2 employees...	80	D	D	D	c	D	D	D
	Establishments with 3 or 4 employees.....	112	D	D	D	e	D	D	D
	Establishments with 5 or 6 employees.....	81	D	D	D	e	D	D	D
	Establishments with 7 to 9 employees.....	49	842 235	20 118	4 571	384	35 993	1 191	998
	Establishments with 10 to 14 employees.....	34	963 268	22 605	4 710	391	38 584	1 632	1 674
	Establishments with 15 to 19 employees.....	9	274 928	8 186	2 095	150	15 181	375	504
	Establishments with 20 to 49 employees.....	10	435 679	17 028	3 809	280	30 262	2 616	2 359
	Establishments with 50 to 99 employees.....	2	D	D	D	c	D	D	D
	Establishments with 100 employees or more	—	—	—	—	—	—	—	—
	Establishments not operated for the entire year	47	D	D	D	b	D	D	D
42169	Other electronic parts & equipment whsle								
	All establishments	3 159	38 011 385	998 021	227 200	15 951	1 632 527	17 331	18 673
	Establishments operated for the entire year	2 880	37 065 910	981 586	224 185	15 627	1 601 279	17 331	18 404
	Establishments with no employees...	1	D	D	D	a	D	D	D
	Establishments with 1 employee...	671	D	D	D	f	D	D	D
	Establishments with 2 employees...	510	D	D	D	g	D	D	D
	Establishments with 3 or 4 employees.....	655	D	D	D	g	D	D	D
	Establishments with 5 or 6 employees.....	403	D	D	D	g	D	D	D
	Establishments with 7 to 9 employees.....	298	5 708 844	145 377	32 333	2 324	240 245	3 232	3 856
	Establishments with 10 to 14 employees.....	193	5 062 340	151 976	35 412	2 237	237 484	2 183	1 965
	Establishments with 15 to 19 employees.....	81	4 183 078	109 288	24 565	1 340	171 500	3 076	2 936
	Establishments with 20 to 49 employees.....	63	6 528 706	141 342	33 019	1 723	213 551	140	98
	Establishments with 50 to 99 employees.....	—	—	—	—	—	—	—	—
	Establishments with 100 employees or more	5	D	D	D	g	D	D	D
	Establishments not operated for the entire year	279	945 475	16 435	3 015	324	31 248	—	269
421690	Other electronic parts & equipment whsle								
	All establishments	3 159	38 011 385	998 021	227 200	15 951	1 632 527	17 331	18 673
	Establishments operated for the entire year	2 880	37 065 910	981 586	224 185	15 627	1 601 279	17 331	18 404
	Establishments with no employees...	1	D	D	D	a	D	D	D
	Establishments with 1 employee...	671	D	D	D	f	D	D	D
	Establishments with 2 employees...	510	D	D	D	g	D	D	D
	Establishments with 3 or 4 employees.....	655	D	D	D	g	D	D	D
	Establishments with 5 or 6 employees.....	403	D	D	D	g	D	D	D
	Establishments with 7 to 9 employees.....	298	5 708 844	145 377	32 333	2 324	240 245	3 232	3 856
	Establishments with 10 to 14 employees.....	193	5 062 340	151 976	35 412	2 237	237 484	2 183	1 965
	Establishments with 15 to 19 employees.....	81	4 183 078	109 288	24 565	1 340	171 500	3 076	2 936
	Establishments with 20 to 49 employees.....	63	6 528 706	141 342	33 019	1 723	213 551	140	98
	Establishments with 50 to 99 employees.....	—	—	—	—	—	—	—	—
	Establishments with 100 employees or more	5	D	D	D	g	D	D	D
	Establishments not operated for the entire year	279	945 475	16 435	3 015	324	31 248	—	269

See footnotes at end of table.

Table 2. Employment Size of Establishments: 1997—Con.

[Includes only establishments with payroll. For meaning of abbreviations and symbols, see introductory text. For explanation of terms, see Appendix A. For method of assignment to categories shown, see Appendix C]

NAICS code	Employment sizes of establishments by type of operation and kind of business ¹	Establishments (number)	Sales (\$1,000)	Annual payroll (\$1,000)	First-quarter payroll (\$1,000)	Paid employees for pay period including March 12 (number)	Operating expenses ² (\$1,000)	End-of-1996 inventories (\$1,000)	End-of-1997 inventories (\$1,000)
421	AGENTS, BROKERS, AND COMMISSION MERCHANTS—Con.								
	Wholesale trade, durable goods—Con.								
4216901	Communications equipment & supplies whsle								
	All establishments	574	3 451 513	132 077	30 790	2 653	224 698	5 689	5 920
	Establishments operated for the entire year	510	3 280 362	129 265	30 282	2 596	218 866	5 689	5 916
	Establishments with no employees...	—	—	—	—	—	—	—	—
	Establishments with 1 employee...	147	233 767	7 092	1 617	147	14 795	101	57
	Establishments with 2 employees...	92	218 367	8 342	1 563	184	15 080	555	637
	Establishments with 3 or 4 employees.....	95	D	D	D	e	D	D	D
	Establishments with 5 or 6 employees.....	80	D	D	D	e	D	D	D
	Establishments with 7 to 9 employees.....	45	443 238	16 915	3 621	351	28 554	1 177	1 138
	Establishments with 10 to 14 employees.....	34	553 702	25 521	6 221	383	42 102	1 364	1 104
	Establishments with 15 to 19 employees.....	9	113 823	6 427	1 353	144	11 493	524	589
	Establishments with 20 to 49 employees.....	7	D	D	D	c	D	D	D
	Establishments with 50 to 99 employees.....	—	—	—	—	—	—	—	—
	Establishments with 100 employees or more	1	D	D	D	e	D	D	D
	Establishments not operated for the entire year	64	171 151	2 812	508	57	5 832	—	4
4216902	Electronic parts (excluding communications equipment) whsle								
	All establishments	2 585	34 559 872	865 944	196 410	13 298	1 407 829	11 642	12 753
	Establishments operated for the entire year	2 370	33 785 548	852 321	193 903	13 031	1 382 413	11 642	12 488
	Establishments with no employees...	1	D	D	D	a	D	D	D
	Establishments with 1 employee...	524	D	D	D	f	D	D	D
	Establishments with 2 employees...	418	D	D	D	f	D	D	D
	Establishments with 3 or 4 employees.....	560	D	D	D	g	D	D	D
	Establishments with 5 or 6 employees.....	323	D	D	D	g	D	D	D
	Establishments with 7 to 9 employees.....	253	5 265 606	128 462	28 712	1 973	211 691	2 055	2 718
	Establishments with 10 to 14 employees.....	159	4 508 638	126 455	29 191	1 854	195 382	819	861
	Establishments with 15 to 19 employees.....	72	4 069 255	102 861	23 212	1 196	160 007	2 552	2 347
	Establishments with 20 to 49 employees.....	56	D	D	D	g	D	D	D
	Establishments with 50 to 99 employees.....	—	—	—	—	—	—	—	—
	Establishments with 100 employees or more	4	D	D	D	g	D	D	D
	Establishments not operated for the entire year	215	774 324	13 623	2 507	267	25 416	—	265
4217	Hardware, & plumbing & heating equipment & supplies whsle								
	All establishments	2 894	D	D	D	j	D	D	D
	Establishments operated for the entire year	2 658	D	D	D	j	D	D	D
	Establishments with no employees...	1	D	D	D	a	D	D	D
	Establishments with 1 employee...	673	D	D	D	f	D	D	D
	Establishments with 2 employees...	462	D	D	D	f	D	D	D
	Establishments with 3 or 4 employees.....	619	D	D	D	g	D	D	D
	Establishments with 5 or 6 employees.....	332	D	D	D	g	D	D	D
	Establishments with 7 to 9 employees.....	240	D	D	D	g	D	D	D
	Establishments with 10 to 14 employees.....	179	D	D	D	g	D	D	D
	Establishments with 15 to 19 employees.....	50	D	D	D	f	D	D	D
	Establishments with 20 to 49 employees.....	87	D	D	D	g	D	D	D
	Establishments with 50 to 99 employees.....	13	D	D	D	f	D	D	D
	Establishments with 100 employees or more	2	D	D	D	e	D	D	D
	Establishments not operated for the entire year	236	D	D	D	c	D	D	D

See footnotes at end of table.

Table 2. Employment Size of Establishments: 1997—Con.

[Includes only establishments with payroll. For meaning of abbreviations and symbols, see introductory text. For explanation of terms, see Appendix A. For method of assignment to categories shown, see Appendix C.]

NAICS code	Employment sizes of establishments by type of operation and kind of business ¹	Establishments (number)	Sales (\$1,000)	Annual payroll (\$1,000)	First-quarter payroll (\$1,000)	Paid employees for pay period including March 12 (number)	Operating expenses ² (\$1,000)	End-of-1996 inventories (\$1,000)	End-of-1997 inventories (\$1,000)
421	AGENTS, BROKERS, AND COMMISSION MERCHANTS—Con.								
	Wholesale trade, durable goods—Con.								
42171	Hardware whsle								
	All establishments	1 048	7 750 213	211 319	46 252	4 381	373 340	13 207	17 207
	Establishments operated for the entire year	962	7 585 187	208 732	45 811	4 316	367 881	13 165	17 207
	Establishments with no employees..	1	D	D	D	a	D	D	D
	Establishments with 1 employee...	304	D	D	D	e	D	D	D
	Establishments with 2 employees...	193	729 751	17 902	3 485	386	33 446	597	533
	Establishments with 3 or 4 employees.....	204	1 077 832	32 030	7 103	691	57 813	1 822	1 817
	Establishments with 5 or 6 employees.....	101	D	D	D	f	D	D	D
	Establishments with 7 to 9 employees.....	71	956 452	29 919	6 545	557	50 129	1 366	1 218
	Establishments with 10 to 14 employees.....	44	911 260	23 470	5 548	496	43 248	1 542	1 755
	Establishments with 15 to 19 employees.....	12	D	D	D	c	D	D	D
	Establishments with 20 to 49 employees.....	27	1 530 215	34 222	8 288	718	60 560	1 323	2 688
	Establishments with 50 to 99 employees.....	4	D	D	D	c	D	D	D
	Establishments with 100 employees or more	1	D	D	D	c	D	D	D
	Establishments not operated for the entire year	86	165 026	2 587	441	65	5 459	42	—
421710	Hardware whsle								
	All establishments	1 048	7 750 213	211 319	46 252	4 381	373 340	13 207	17 207
	Establishments operated for the entire year	962	7 585 187	208 732	45 811	4 316	367 881	13 165	17 207
	Establishments with no employees..	1	D	D	D	a	D	D	D
	Establishments with 1 employee...	304	D	D	D	e	D	D	D
	Establishments with 2 employees...	193	729 751	17 902	3 485	386	33 446	597	533
	Establishments with 3 or 4 employees.....	204	1 077 832	32 030	7 103	691	57 813	1 822	1 817
	Establishments with 5 or 6 employees.....	101	D	D	D	f	D	D	D
	Establishments with 7 to 9 employees.....	71	956 452	29 919	6 545	557	50 129	1 366	1 218
	Establishments with 10 to 14 employees.....	44	911 260	23 470	5 548	496	43 248	1 542	1 755
	Establishments with 15 to 19 employees.....	12	D	D	D	c	D	D	D
	Establishments with 20 to 49 employees.....	27	1 530 215	34 222	8 288	718	60 560	1 323	2 688
	Establishments with 50 to 99 employees.....	4	D	D	D	c	D	D	D
	Establishments with 100 employees or more	1	D	D	D	c	D	D	D
	Establishments not operated for the entire year	86	165 026	2 587	441	65	5 459	42	—
42172	Plumbing & heating equipment & supplies (hydronics) whsle								
	All establishments	1 152	7 864 360	285 192	63 815	6 330	506 800	30 379	34 251
	Establishments operated for the entire year	1 070	7 786 690	282 188	63 173	6 245	501 232	30 337	34 248
	Establishments with no employees..	—	—	—	—	—	—	—	—
	Establishments with 1 employee...	215	350 657	10 285	2 248	215	19 566	3 128	3 077
	Establishments with 2 employees...	144	D	D	D	e	D	D	D
	Establishments with 3 or 4 employees.....	254	1 161 914	38 274	8 768	876	70 155	1 934	2 627
	Establishments with 5 or 6 employees.....	160	993 154	38 976	8 632	875	70 740	4 672	5 297
	Establishments with 7 to 9 employees.....	117	D	D	D	f	D	D	D
	Establishments with 10 to 14 employees.....	107	1 380 372	53 975	12 474	1 247	94 969	5 803	6 571
	Establishments with 15 to 19 employees.....	25	538 263	19 477	4 306	409	32 437	1 984	2 174
	Establishments with 20 to 49 employees.....	42	1 609 630	54 852	11 606	1 081	91 280	4 274	4 674
	Establishments with 50 to 99 employees.....	6	354 331	14 559	3 518	345	27 030	4 263	5 060
	Establishments with 100 employees or more	—	—	—	—	—	—	—	—
	Establishments not operated for the entire year	82	77 670	3 004	642	85	5 568	42	3

See footnotes at end of table.

Table 2. Employment Size of Establishments: 1997—Con.

[Includes only establishments with payroll. For meaning of abbreviations and symbols, see introductory text. For explanation of terms, see Appendix A. For method of assignment to categories shown, see Appendix C.]

NAICS code	Employment sizes of establishments by type of operation and kind of business ¹	Establishments (number)	Sales (\$1,000)	Annual payroll (\$1,000)	First-quarter payroll (\$1,000)	Paid employees for pay period including March 12 (number)	Operating expenses ² (\$1,000)	End-of-1996 inventories (\$1,000)	End-of-1997 inventories (\$1,000)
421	AGENTS, BROKERS, AND COMMISSION MERCHANTS—Con.								
	Wholesale trade, durable goods—Con.								
421720	Plumbing & heating equipment & supplies (hydronics) whsle								
	All establishments	1 152	7 864 360	285 192	63 815	6 330	506 800	30 379	34 251
	Establishments operated for the entire year	1 070	7 786 690	282 188	63 173	6 245	501 232	30 337	34 248
	Establishments with no employees...	—	—	—	—	—	—	—	—
	Establishments with 1 employee...	215	350 657	10 285	2 248	215	19 566	3 128	3 077
	Establishments with 2 employees...	144	D	D	D	e	D	D	D
	Establishments with 3 or 4 employees.....	254	1 161 914	38 274	8 768	876	70 155	1 934	2 627
	Establishments with 5 or 6 employees.....	160	993 154	38 976	8 632	875	70 740	4 672	5 297
	Establishments with 7 to 9 employees.....	117	D	D	D	f	D	D	D
	Establishments with 10 to 14 employees.....	107	1 380 372	53 975	12 474	1 247	94 969	5 803	6 571
	Establishments with 15 to 19 employees.....	25	538 263	19 477	4 306	409	32 437	1 984	2 174
	Establishments with 20 to 49 employees.....	42	1 609 630	54 852	11 606	1 081	91 280	4 274	4 674
	Establishments with 50 to 99 employees.....	6	354 331	14 559	3 518	345	27 030	4 263	5 060
	Establishments with 100 employees or more	—	—	—	—	—	—	—	—
	Establishments not operated for the entire year	82	77 670	3 004	642	85	5 568	42	3
42173	Warm air heating & air-conditioning equipment & supplies whsle								
	All establishments	559	2 304 902	149 169	35 398	2 705	249 424	8 045	7 518
	Establishments operated for the entire year	503	D	D	D	h	D	D	D
	Establishments with no employees...	—	—	—	—	—	—	—	—
	Establishments with 1 employee...	123	D	D	D	c	D	D	D
	Establishments with 2 employees...	94	166 849	8 570	2 022	188	15 450	52	64
	Establishments with 3 or 4 employees.....	128	D	D	D	e	D	D	D
	Establishments with 5 or 6 employees.....	55	298 506	15 977	3 571	295	27 135	818	924
	Establishments with 7 to 9 employees.....	48	326 671	22 983	5 089	376	37 991	364	406
	Establishments with 10 to 14 employees.....	23	D	D	D	e	D	D	D
	Establishments with 15 to 19 employees.....	12	150 659	10 484	2 459	200	17 172	642	695
	Establishments with 20 to 49 employees.....	16	D	D	D	e	D	D	D
	Establishments with 50 to 99 employees.....	3	D	D	D	c	D	D	D
	Establishments with 100 employees or more	1	D	D	D	c	D	D	D
	Establishments not operated for the entire year	56	D	D	D	b	D	D	D
421730	Warm air heating & air-conditioning equipment & supplies whsle								
	All establishments	559	2 304 902	149 169	35 398	2 705	249 424	8 045	7 518
	Establishments operated for the entire year	503	D	D	D	h	D	D	D
	Establishments with no employees...	—	—	—	—	—	—	—	—
	Establishments with 1 employee...	123	D	D	D	c	D	D	D
	Establishments with 2 employees...	94	166 849	8 570	2 022	188	15 450	52	64
	Establishments with 3 or 4 employees.....	128	D	D	D	e	D	D	D
	Establishments with 5 or 6 employees.....	55	298 506	15 977	3 571	295	27 135	818	924
	Establishments with 7 to 9 employees.....	48	326 671	22 983	5 089	376	37 991	364	406
	Establishments with 10 to 14 employees.....	23	D	D	D	e	D	D	D
	Establishments with 15 to 19 employees.....	12	150 659	10 484	2 459	200	17 172	642	695
	Establishments with 20 to 49 employees.....	16	D	D	D	e	D	D	D
	Establishments with 50 to 99 employees.....	3	D	D	D	c	D	D	D
	Establishments with 100 employees or more	1	D	D	D	c	D	D	D
	Establishments not operated for the entire year	56	D	D	D	b	D	D	D

See footnotes at end of table.

Table 2. Employment Size of Establishments: 1997—Con.

[Includes only establishments with payroll. For meaning of abbreviations and symbols, see introductory text. For explanation of terms, see Appendix A. For method of assignment to categories shown, see Appendix C.]

NAICS code	Employment sizes of establishments by type of operation and kind of business ¹	Establishments (number)	Sales (\$1,000)	Annual payroll (\$1,000)	First-quarter payroll (\$1,000)	Paid employees for pay period including March 12 (number)	Operating expenses ² (\$1,000)	End-of-1996 inventories (\$1,000)	End-of-1997 inventories (\$1,000)
421	AGENTS, BROKERS, AND COMMISSION MERCHANTS—Con.								
42174	Wholesale trade, durable goods—Con.								
	Refrigeration equipment & supplies whsle								
	All establishments	135	D	D	D	e	D	D	D
	Establishments operated for the entire year	123	D	D	D	e	D	D	D
	Establishments with no employees..	—	—	—	—	—	—	—	—
	Establishments with 1 employee....	31	D	D	D	b	D	D	D
	Establishments with 2 employees...	31	D	D	D	b	D	D	D
	Establishments with 3 or 4 employees.....	33	D	D	D	c	D	D	D
	Establishments with 5 or 6 employees.....	16	D	D	D	b	D	D	D
	Establishments with 7 to 9 employees.....	4	D	D	D	b	D	D	D
	Establishments with 10 to 14 employees.....	5	D	D	D	b	D	D	D
	Establishments with 15 to 19 employees.....	1	D	D	D	a	D	D	D
	Establishments with 20 to 49 employees.....	2	D	D	D	b	D	D	D
	Establishments with 50 to 99 employees.....	—	—	—	—	—	—	—	—
	Establishments with 100 employees or more	—	—	—	—	—	—	—	—
	Establishments not operated for the entire year	12	D	D	D	a	D	D	D
421740	Refrigeration equipment & supplies whsle								
	All establishments	135	D	D	D	e	D	D	D
	Establishments operated for the entire year	123	D	D	D	e	D	D	D
	Establishments with no employees..	—	—	—	—	—	—	—	—
	Establishments with 1 employee....	31	D	D	D	b	D	D	D
	Establishments with 2 employees...	31	D	D	D	b	D	D	D
	Establishments with 3 or 4 employees.....	33	D	D	D	c	D	D	D
	Establishments with 5 or 6 employees.....	16	D	D	D	b	D	D	D
	Establishments with 7 to 9 employees.....	4	D	D	D	b	D	D	D
	Establishments with 10 to 14 employees.....	5	D	D	D	b	D	D	D
	Establishments with 15 to 19 employees.....	1	D	D	D	a	D	D	D
	Establishments with 20 to 49 employees.....	2	D	D	D	b	D	D	D
	Establishments with 50 to 99 employees.....	—	—	—	—	—	—	—	—
	Establishments with 100 employees or more	—	—	—	—	—	—	—	—
	Establishments not operated for the entire year	12	D	D	D	a	D	D	D
4218	Machinery, equipment, & supplies whsle								
	All establishments	7 572	29 427 233	1 253 888	277 216	26 107	2 259 835	141 800	160 065
	Establishments operated for the entire year	6 863	28 512 038	1 221 448	271 475	25 439	2 194 016	141 663	159 369
	Establishments with no employees..	2	D	D	D	a	D	D	D
	Establishments with 1 employee....	2 227	D	D	D	g	D	D	D
	Establishments with 2 employees...	1 428	3 598 601	120 244	26 807	2 856	229 697	9 562	6 142
	Establishments with 3 or 4 employees.....	1 551	6 072 381	246 158	52 291	5 266	453 641	11 988	12 643
	Establishments with 5 or 6 employees.....	711	4 259 551	191 061	42 581	3 849	342 549	10 335	11 260
	Establishments with 7 to 9 employees.....	501	3 934 867	192 363	42 593	3 908	341 733	23 808	28 208
	Establishments with 10 to 14 employees.....	267	3 435 494	151 118	33 074	3 088	264 608	23 561	26 662
	Establishments with 15 to 19 employees.....	94	1 148 223	69 168	17 379	1 533	115 499	9 390	9 560
	Establishments with 20 to 49 employees.....	72	2 018 450	96 999	22 755	2 028	162 064	30 998	32 654
	Establishments with 50 to 99 employees.....	10	D	D	D	f	D	D	D
	Establishments with 100 employees or more	—	—	—	—	—	—	—	—
	Establishments not operated for the entire year	709	915 195	32 440	5 741	668	65 819	137	696
42181	Construction & mining (except petroleum) machinery & equip whsle								

See footnotes at end of table.

Table 2. Employment Size of Establishments: 1997—Con.

[Includes only establishments with payroll. For meaning of abbreviations and symbols, see introductory text. For explanation of terms, see Appendix A. For method of assignment to categories shown, see Appendix C.]

NAICS code	Employment sizes of establishments by type of operation and kind of business ¹	Establishments (number)	Sales (\$1,000)	Annual payroll (\$1,000)	First-quarter payroll (\$1,000)	Paid employees for pay period including March 12 (number)	Operating expenses ² (\$1,000)	End-of-1996 inventories (\$1,000)	End-of-1997 inventories (\$1,000)
421	AGENTS, BROKERS, AND COMMISSION MERCHANTS—Con.								
42181	Wholesale trade, durable goods—Con.								
	Construction & mining (except petroleum) machinery & equip whsle—Con.								
	All establishments	277	1 251 107	46 195	10 150	1 107	91 948	10 454	11 080
	Establishments operated for the entire year	241	1 217 728	44 833	9 993	1 071	89 070	10 454	11 020
	Establishments with no employees..	—	—	—	—	—	—	—	—
	Establishments with 1 employee....	73	105 456	2 608	533	73	6 236	157	151
	Establishments with 2 employees...	53	93 428	3 679	832	106	8 309	1 121	913
	Establishments with 3 or 4 employees.....	52	172 848	6 793	1 455	177	14 503	1 746	1 920
	Establishments with 5 or 6 employees.....	23	137 537	5 379	1 490	122	9 913	1 187	1 097
	Establishments with 7 to 9 employees.....	20	189 437	7 715	1 587	155	13 068	3 178	3 515
	Establishments with 10 to 14 employees.....	10	101 395	4 842	998	131	9 154	1 047	1 310
	Establishments with 15 to 19 employees.....	5	D	D	D	b	D	D	D
	Establishments with 20 to 49 employees.....	3	D	D	D	b	D	D	D
	Establishments with 50 to 99 employees.....	2	D	D	D	c	D	D	D
	Establishments with 100 employees or more	—	—	—	—	—	—	—	—
	Establishments not operated for the entire year	36	33 379	1 362	157	36	2 878	—	60
421810	Construction & mining (except petroleum) machinery & equip whsle								
	All establishments	277	1 251 107	46 195	10 150	1 107	91 948	10 454	11 080
	Establishments operated for the entire year	241	1 217 728	44 833	9 993	1 071	89 070	10 454	11 020
	Establishments with no employees..	—	—	—	—	—	—	—	—
	Establishments with 1 employee....	73	105 456	2 608	533	73	6 236	157	151
	Establishments with 2 employees...	53	93 428	3 679	832	106	8 309	1 121	913
	Establishments with 3 or 4 employees.....	52	172 848	6 793	1 455	177	14 503	1 746	1 920
	Establishments with 5 or 6 employees.....	23	137 537	5 379	1 490	122	9 913	1 187	1 097
	Establishments with 7 to 9 employees.....	20	189 437	7 715	1 587	155	13 068	3 178	3 515
	Establishments with 10 to 14 employees.....	10	101 395	4 842	998	131	9 154	1 047	1 310
	Establishments with 15 to 19 employees.....	5	D	D	D	b	D	D	D
	Establishments with 20 to 49 employees.....	3	D	D	D	b	D	D	D
	Establishments with 50 to 99 employees.....	2	D	D	D	c	D	D	D
	Establishments with 100 employees or more	—	—	—	—	—	—	—	—
	Establishments not operated for the entire year	36	33 379	1 362	157	36	2 878	—	60
42182	Farm & garden machinery & equipment whsle								
	All establishments	338	1 352 959	43 977	9 492	1 329	86 902	17 297	17 377
	Establishments operated for the entire year	311	D	D	D	g	D	D	D
	Establishments with no employees..	—	—	—	—	—	—	—	—
	Establishments with 1 employee....	95	137 248	3 648	815	95	9 069	1 495	1 551
	Establishments with 2 employees...	61	144 670	4 473	825	122	8 901	432	439
	Establishments with 3 or 4 employees.....	64	224 777	7 700	1 653	211	14 215	1 371	1 439
	Establishments with 5 or 6 employees.....	32	233 554	6 393	1 591	175	14 079	1 646	1 702
	Establishments with 7 to 9 employees.....	25	183 011	6 663	1 465	197	12 241	3 065	2 491
	Establishments with 10 to 14 employees.....	20	230 890	6 776	1 438	228	13 170	3 411	5 036
	Establishments with 15 to 19 employees.....	8	D	D	D	c	D	D	D
	Establishments with 20 to 49 employees.....	6	D	D	D	c	D	D	D
	Establishments with 50 to 99 employees.....	—	—	—	—	—	—	—	—
	Establishments with 100 employees or more	—	—	—	—	—	—	—	—
	Establishments not operated for the entire year	27	D	D	D	b	D	D	D

See footnotes at end of table.

Table 2. Employment Size of Establishments: 1997—Con.

[Includes only establishments with payroll. For meaning of abbreviations and symbols, see introductory text. For explanation of terms, see Appendix A. For method of assignment to categories shown, see Appendix C.]

NAICS code	Employment sizes of establishments by type of operation and kind of business ¹	Establishments (number)	Sales (\$1,000)	Annual payroll (\$1,000)	First-quarter payroll (\$1,000)	Paid employees for pay period including March 12 (number)	Operating expenses ² (\$1,000)	End-of-1996 inventories (\$1,000)	End-of-1997 inventories (\$1,000)
421	AGENTS, BROKERS, AND COMMISSION MERCHANTS—Con.								
	Wholesale trade, durable goods—Con.								
421820	Farm & garden machinery & equipment whsle								
	All establishments	338	1 352 959	43 977	9 492	1 329	86 902	17 297	17 377
	Establishments operated for the entire year	311	D	D	D	g	D	D	D
	Establishments with no employees..	—	—	—	—	—	—	—	—
	Establishments with 1 employee....	95	137 248	3 648	815	95	9 069	1 495	1 551
	Establishments with 2 employees...	61	144 670	4 473	825	122	8 901	432	439
	Establishments with 3 or 4 employees.....	64	224 777	7 700	1 653	211	14 215	1 371	1 439
	Establishments with 5 or 6 employees.....	32	233 554	6 393	1 591	175	14 079	1 646	1 702
	Establishments with 7 to 9 employees.....	25	183 011	6 663	1 465	197	12 241	3 065	2 491
	Establishments with 10 to 14 employees.....	20	230 890	6 776	1 438	228	13 170	3 411	5 036
	Establishments with 15 to 19 employees.....	8	D	D	D	c	D	D	D
	Establishments with 20 to 49 employees.....	6	D	D	D	c	D	D	D
	Establishments with 50 to 99 employees.....	—	—	—	—	—	—	—	—
	Establishments with 100 employees or more	—	—	—	—	—	—	—	—
	Establishments not operated for the entire year	27	D	D	D	b	D	D	D
4218201	Farm machinery & equipment—farm dealers								
	All establishments	100	D	D	D	f	D	D	D
	Establishments operated for the entire year	93	D	D	D	f	D	D	D
	Establishments with no employees..	—	—	—	—	—	—	—	—
	Establishments with 1 employee....	17	D	D	D	a	D	D	D
	Establishments with 2 employees...	11	D	D	D	b	D	D	D
	Establishments with 3 or 4 employees.....	21	D	D	D	b	D	D	D
	Establishments with 5 or 6 employees.....	14	D	D	D	b	D	D	D
	Establishments with 7 to 9 employees.....	13	D	D	D	c	D	D	D
	Establishments with 10 to 14 employees.....	8	D	D	D	b	D	D	D
	Establishments with 15 to 19 employees.....	7	D	D	D	c	D	D	D
	Establishments with 20 to 49 employees.....	2	D	D	D	b	D	D	D
	Establishments with 50 to 99 employees.....	—	—	—	—	—	—	—	—
	Establishments with 100 employees or more	—	—	—	—	—	—	—	—
	Establishments not operated for the entire year	7	D	D	D	a	D	D	D
4218202	Farm machinery & equipment—whsle distributors								
	All establishments	161	D	D	D	e	D	D	D
	Establishments operated for the entire year	144	D	D	D	e	D	D	D
	Establishments with no employees..	—	—	—	—	—	—	—	—
	Establishments with 1 employee....	53	D	D	D	b	D	D	D
	Establishments with 2 employees...	38	D	D	D	b	D	D	D
	Establishments with 3 or 4 employees.....	28	D	D	D	b	D	D	D
	Establishments with 5 or 6 employees.....	11	D	D	D	b	D	D	D
	Establishments with 7 to 9 employees.....	6	D	D	D	b	D	D	D
	Establishments with 10 to 14 employees.....	7	D	D	D	b	D	D	D
	Establishments with 15 to 19 employees.....	—	—	—	—	—	—	—	—
	Establishments with 20 to 49 employees.....	1	D	D	D	b	D	D	D
	Establishments with 50 to 99 employees.....	—	—	—	—	—	—	—	—
	Establishments with 100 employees or more	—	—	—	—	—	—	—	—
	Establishments not operated for the entire year	17	D	D	D	a	D	D	D

See footnotes at end of table.

Table 2. Employment Size of Establishments: 1997—Con.

[Includes only establishments with payroll. For meaning of abbreviations and symbols, see introductory text. For explanation of terms, see Appendix A. For method of assignment to categories shown, see Appendix C.]

NAICS code	Employment sizes of establishments by type of operation and kind of business ¹	Establishments (number)	Sales (\$1,000)	Annual payroll (\$1,000)	First-quarter payroll (\$1,000)	Paid employees for pay period including March 12 (number)	Operating expenses ² (\$1,000)	End-of-1996 inventories (\$1,000)	End-of-1997 inventories (\$1,000)
421	AGENTS, BROKERS, AND COMMISSION MERCHANTS—Con.								
	Wholesale trade, durable goods—Con.								
4218203	Lawn & garden machinery & equipment whsle								
	All establishments	77	616 615	16 241	3 555	329	29 311	5 162	4 156
	Establishments operated for the entire year	74	614 402	16 147	3 555	329	29 120	5 162	4 156
	Establishments with no employees..	—	—	—	—	—	—	—	—
	Establishments with 1 employee....	25	64 193	1 596	319	25	3 010	1 306	1 346
	Establishments with 2 employees...	12	38 738	963	196	24	1 986	—	—
	Establishments with 3 or 4 employees.....	15	D	D	D	b	D	D	D
	Establishments with 5 or 6 employees.....	7	D	D	D	b	D	D	D
	Establishments with 7 to 9 employees.....	6	D	D	D	b	D	D	D
	Establishments with 10 to 14 employees.....	5	D	D	D	b	D	D	D
	Establishments with 15 to 19 employees.....	1	D	D	D	a	D	D	D
	Establishments with 20 to 49 employees.....	3	50 018	3 696	725	76	5 606	3 727	2 531
	Establishments with 50 to 99 employees.....	—	—	—	—	—	—	—	—
	Establishments with 100 employees or more	—	—	—	—	—	—	—	—
	Establishments not operated for the entire year	3	2 213	94	—	—	191	—	—
42183	Industrial machinery & equipment whsle								
	All establishments	5 021	17 593 135	850 632	187 382	17 116	1 498 706	81 132	93 384
	Establishments operated for the entire year	4 610	17 113 219	830 965	183 428	16 694	1 459 280	81 117	92 899
	Establishments with no employees..	—	—	—	—	—	—	—	—
	Establishments with 1 employee....	1 497	2 052 057	83 846	18 122	1 497	155 097	2 779	2 638
	Establishments with 2 employees...	951	2 050 844	80 461	18 176	1 902	152 078	3 892	3 827
	Establishments with 3 or 4 employees.....	1 067	3 838 279	171 908	36 962	3 638	310 338	7 038	7 446
	Establishments with 5 or 6 employees.....	487	2 631 917	132 281	29 282	2 625	232 237	5 403	6 002
	Establishments with 7 to 9 employees.....	335	2 437 149	133 351	29 113	2 623	234 879	12 011	13 063
	Establishments with 10 to 14 employees.....	170	1 880 721	102 428	22 095	1 951	174 193	15 215	15 460
	Establishments with 15 to 19 employees.....	56	537 367	46 103	11 936	916	72 628	3 870	3 606
	Establishments with 20 to 49 employees.....	41	1 284 084	60 633	13 083	1 156	96 625	14 899	15 773
	Establishments with 50 to 99 employees.....	6	400 801	19 954	4 659	386	31 205	16 010	25 084
	Establishments with 100 employees or more	—	—	—	—	—	—	—	—
	Establishments not operated for the entire year	411	479 916	19 667	3 954	422	39 426	15	485
421830	Industrial machinery & equipment whsle								
	All establishments	5 021	17 593 135	850 632	187 382	17 116	1 498 706	81 132	93 384
	Establishments operated for the entire year	4 610	17 113 219	830 965	183 428	16 694	1 459 280	81 117	92 899
	Establishments with no employees..	—	—	—	—	—	—	—	—
	Establishments with 1 employee....	1 497	2 052 057	83 846	18 122	1 497	155 097	2 779	2 638
	Establishments with 2 employees...	951	2 050 844	80 461	18 176	1 902	152 078	3 892	3 827
	Establishments with 3 or 4 employees.....	1 067	3 838 279	171 908	36 962	3 638	310 338	7 038	7 446
	Establishments with 5 or 6 employees.....	487	2 631 917	132 281	29 282	2 625	232 237	5 403	6 002
	Establishments with 7 to 9 employees.....	335	2 437 149	133 351	29 113	2 623	234 879	12 011	13 063
	Establishments with 10 to 14 employees.....	170	1 880 721	102 428	22 095	1 951	174 193	15 215	15 460
	Establishments with 15 to 19 employees.....	56	537 367	46 103	11 936	916	72 628	3 870	3 606
	Establishments with 20 to 49 employees.....	41	1 284 084	60 633	13 083	1 156	96 625	14 899	15 773
	Establishments with 50 to 99 employees.....	6	400 801	19 954	4 659	386	31 205	16 010	25 084
	Establishments with 100 employees or more	—	—	—	—	—	—	—	—
	Establishments not operated for the entire year	411	479 916	19 667	3 954	422	39 426	15	485

See footnotes at end of table.

Table 2. Employment Size of Establishments: 1997—Con.

[Includes only establishments with payroll. For meaning of abbreviations and symbols, see introductory text. For explanation of terms, see Appendix A. For method of assignment to categories shown, see Appendix C.]

NAICS code	Employment sizes of establishments by type of operation and kind of business ¹	Establishments (number)	Sales (\$1,000)	Annual payroll (\$1,000)	First-quarter payroll (\$1,000)	Paid employees for pay period including March 12 (number)	Operating expenses ² (\$1,000)	End-of-1996 inventories (\$1,000)	End-of-1997 inventories (\$1,000)
421	AGENTS, BROKERS, AND COMMISSION MERCHANTS—Con.								
	Wholesale trade, durable goods—Con.								
4218301	Food-processing machinery & equipment whsle								
	All establishments	244	977 042	54 490	12 039	1 054	95 597	5 387	5 036
	Establishments operated for the entire year	223	D	D	D	g	D	D	D
	Establishments with no employees..	—	—	—	—	—	—	—	—
	Establishments with 1 employee....	67	101 680	3 910	915	67	7 009	17	36
	Establishments with 2 employees...	44	D	D	D	b	D	D	D
	Establishments with 3 or 4 employees.....	49	D	D	D	c	D	D	D
	Establishments with 5 or 6 employees.....	19	110 122	5 353	1 194	103	10 170	10	25
	Establishments with 7 to 9 employees.....	21	145 806	8 174	1 827	169	13 574	1 600	1 392
	Establishments with 10 to 14 employees.....	15	D	D	D	c	D	D	D
	Establishments with 15 to 19 employees.....	2	D	D	D	b	D	D	D
	Establishments with 20 to 49 employees.....	5	73 793	8 690	2 064	175	13 918	1 635	1 564
	Establishments with 50 to 99 employees.....	1	D	D	D	b	D	D	D
	Establishments with 100 employees or more	—	—	—	—	—	—	—	—
	Establishments not operated for the entire year	21	D	D	D	a	D	D	D
4218302	Hydraulic & pneumatic (fluid-power) machinery & equipment whsle								
	All establishments	308	1 007 357	54 300	11 892	1 150	94 743	7 983	7 513
	Establishments operated for the entire year	278	959 797	53 224	11 699	1 127	92 639	7 982	7 511
	Establishments with no employees..	—	—	—	—	—	—	—	—
	Establishments with 1 employee....	82	D	D	D	b	D	D	D
	Establishments with 2 employees...	57	D	D	D	c	D	D	D
	Establishments with 3 or 4 employees.....	54	179 645	7 947	1 597	187	15 157	477	447
	Establishments with 5 or 6 employees.....	41	164 699	9 850	2 139	219	17 296	1 115	1 007
	Establishments with 7 to 9 employees.....	25	148 766	9 092	2 343	199	15 708	1 713	1 370
	Establishments with 10 to 14 employees.....	12	117 203	6 146	1 338	134	10 671	1 881	2 034
	Establishments with 15 to 19 employees.....	3	D	D	D	b	D	D	D
	Establishments with 20 to 49 employees.....	4	91 804	9 080	1 650	144	13 159	2 635	2 474
	Establishments with 50 to 99 employees.....	—	—	—	—	—	—	—	—
	Establishments with 100 employees or more	—	—	—	—	—	—	—	—
	Establishments not operated for the entire year	30	47 560	1 076	193	23	2 104	1	2
42183021	Hydraulic & pneumatic pumps & motors whsle								
	All establishments	157	531 948	28 432	6 507	633	49 175	3 426	3 575
	Establishments operated for the entire year	142	510 332	27 921	6 382	620	48 121	3 426	3 574
	Establishments with no employees..	—	—	—	—	—	—	—	—
	Establishments with 1 employee....	40	62 550	2 013	445	40	3 808	—	—
	Establishments with 2 employees...	22	D	D	D	b	D	D	D
	Establishments with 3 or 4 employees.....	32	82 176	4 986	1 010	112	8 561	164	128
	Establishments with 5 or 6 employees.....	21	101 940	4 578	1 066	111	8 418	114	131
	Establishments with 7 to 9 employees.....	17	82 943	5 619	1 597	133	10 120	605	742
	Establishments with 10 to 14 employees.....	6	79 950	3 304	732	68	6 274	1 121	1 097
	Establishments with 15 to 19 employees.....	1	D	D	D	a	D	D	D
	Establishments with 20 to 49 employees.....	3	D	D	D	b	D	D	D
	Establishments with 50 to 99 employees.....	—	—	—	—	—	—	—	—
	Establishments with 100 employees or more	—	—	—	—	—	—	—	—
	Establishments not operated for the entire year	15	21 616	511	125	13	1 054	—	1
42183022	Hydraulic & pneumatic parts, accessories, & supplies whsle								

See footnotes at end of table.

Table 2. Employment Size of Establishments: 1997—Con.

[Includes only establishments with payroll. For meaning of abbreviations and symbols, see introductory text. For explanation of terms, see Appendix A. For method of assignment to categories shown, see Appendix C.]

NAICS code	Employment sizes of establishments by type of operation and kind of business ¹	Establishments (number)	Sales (\$1,000)	Annual payroll (\$1,000)	First-quarter payroll (\$1,000)	Paid employees for pay period including March 12 (number)	Operating expenses ² (\$1,000)	End-of-1996 inventories (\$1,000)	End-of-1997 inventories (\$1,000)
421	AGENTS, BROKERS, AND COMMISSION MERCHANTS—Con.								
	Wholesale trade, durable goods—Con.								
42183022	Hydraulic & pneumatic parts, accessories, & supplies whsle—Con.								
	All establishments	151	475 409	25 868	5 385	517	45 568	4 557	3 938
	Establishments operated for the entire year	136	449 465	25 303	5 317	507	44 518	4 556	3 937
	Establishments with no employees...	—	—	—	—	—	—	—	—
	Establishments with 1 employee....	42	48 678	1 704	418	42	3 602	99	108
	Establishments with 2 employees...	35	D	D	D	b	D	D	D
	Establishments with 3 or 4 employees.....	22	97 469	2 961	587	75	6 596	313	319
	Establishments with 5 or 6 employees.....	20	62 759	5 272	1 073	108	8 878	1 001	876
	Establishments with 7 to 9 employees.....	8	65 823	3 473	746	66	5 588	1 108	628
	Establishments with 10 to 14 employees.....	6	37 253	2 842	606	66	4 397	760	937
	Establishments with 15 to 19 employees.....	2	D	D	D	b	D	D	D
	Establishments with 20 to 49 employees.....	1	D	D	D	b	D	D	D
	Establishments with 50 to 99 employees.....	—	—	—	—	—	—	—	—
	Establishments with 100 employees or more	—	—	—	—	—	—	—	—
	Establishments not operated for the entire year	15	25 944	565	68	10	1 050	1	1
4218303	General-purpose industrial machinery & equipment whsle								
	All establishments	1 962	6 670 352	333 989	75 475	6 726	582 533	19 974	22 076
	Establishments operated for the entire year	1 868	6 553 004	329 393	74 476	6 604	573 607	19 974	22 059
	Establishments with no employees...	—	—	—	—	—	—	—	—
	Establishments with 1 employee....	582	806 598	31 835	7 195	582	57 971	1 594	1 472
	Establishments with 2 employees...	374	812 597	33 111	7 867	748	62 680	967	1 133
	Establishments with 3 or 4 employees.....	461	1 493 318	70 870	15 217	1 571	125 357	3 088	3 654
	Establishments with 5 or 6 employees.....	216	1 140 474	58 551	12 888	1 157	99 458	2 154	2 644
	Establishments with 7 to 9 employees.....	137	910 179	56 794	12 773	1 066	98 302	3 688	3 926
	Establishments with 10 to 14 employees.....	63	515 722	33 442	7 633	713	57 116	3 563	4 665
	Establishments with 15 to 19 employees.....	21	211 276	19 778	5 501	342	30 720	1 683	1 585
	Establishments with 20 to 49 employees.....	13	D	D	D	e	D	D	D
	Establishments with 50 to 99 employees.....	1	D	D	D	b	D	D	D
	Establishments with 100 employees or more	—	—	—	—	—	—	—	—
	Establishments not operated for the entire year	94	117 348	4 596	999	122	8 926	—	17
4218304	Metalworking machinery & equipment whsle								
	All establishments	727	2 696 380	119 589	26 645	2 500	211 159	10 994	14 783
	Establishments operated for the entire year	659	2 631 275	116 952	26 087	2 431	206 237	10 982	14 773
	Establishments with no employees...	—	—	—	—	—	—	—	—
	Establishments with 1 employee....	238	292 955	13 245	2 753	238	25 718	371	367
	Establishments with 2 employees...	134	326 915	11 760	2 600	268	23 834	1 196	826
	Establishments with 3 or 4 employees.....	133	475 013	21 094	4 442	452	40 471	389	428
	Establishments with 5 or 6 employees.....	68	319 874	15 799	4 080	369	28 456	690	729
	Establishments with 7 to 9 employees.....	44	301 004	15 711	3 475	347	29 352	1 381	2 093
	Establishments with 10 to 14 employees.....	24	303 099	16 225	3 462	278	25 815	2 780	2 695
	Establishments with 15 to 19 employees.....	8	85 403	6 106	1 483	131	9 693	639	557
	Establishments with 20 to 49 employees.....	7	D	D	D	c	D	D	D
	Establishments with 50 to 99 employees.....	3	D	D	D	c	D	D	D
	Establishments with 100 employees or more	—	—	—	—	—	—	—	—
	Establishments not operated for the entire year	68	65 105	2 637	558	69	4 922	12	10
4218305	Materials handling equipment whsle								

See footnotes at end of table.

Table 2. Employment Size of Establishments: 1997—Con.

[Includes only establishments with payroll. For meaning of abbreviations and symbols, see introductory text. For explanation of terms, see Appendix A. For method of assignment to categories shown, see Appendix C.]

NAICS code	Employment sizes of establishments by type of operation and kind of business ¹	Establishments (number)	Sales (\$1,000)	Annual payroll (\$1,000)	First-quarter payroll (\$1,000)	Paid employees for pay period including March 12 (number)	Operating expenses ² (\$1,000)	End-of-1996 inventories (\$1,000)	End-of-1997 inventories (\$1,000)
421	AGENTS, BROKERS, AND COMMISSION MERCHANTS—Con.								
	Wholesale trade, durable goods—Con.								
4218305	Materials handling equipment whsle—Con.								
	All establishments	412	982 086	57 984	13 292	1 305	99 437	5 211	5 280
	Establishments operated for the entire year	364	D	D	D	g	D	D	D
	Establishments with no employees..	—	—	—	—	—	—	—	—
	Establishments with 1 employee....	145	D	D	D	c	D	D	D
	Establishments with 2 employees...	72	D	D	D	c	D	D	D
	Establishments with 3 or 4 employees.....	69	D	D	D	c	D	D	D
	Establishments with 5 or 6 employees.....	28	111 886	8 255	1 823	154	12 707	84	98
	Establishments with 7 to 9 employees.....	26	136 794	9 135	1 916	202	15 362	626	635
	Establishments with 10 to 14 employees.....	15	105 853	6 798	1 835	174	13 517	1 155	1 179
	Establishments with 15 to 19 employees.....	6	21 938	3 674	1 096	96	6 264	510	453
	Establishments with 20 to 49 employees.....	3	51 165	2 080	458	86	3 024	1 984	2 061
	Establishments with 50 to 99 employees.....	—	—	—	—	—	—	—	—
	Establishments with 100 employees or more	—	—	—	—	—	—	—	—
	Establishments not operated for the entire year	48	D	D	D	b	D	D	D
4218306	Oilwell, oil refinery, & pipeline mach, equip, & supplies whsle								
	All establishments	249	1 070 405	41 706	7 785	793	75 723	3 341	3 601
	Establishments operated for the entire year	220	1 032 462	40 570	7 580	761	73 260	3 341	3 554
	Establishments with no employees..	—	—	—	—	—	—	—	—
	Establishments with 1 employee....	66	126 357	3 497	671	66	6 824	452	458
	Establishments with 2 employees...	46	119 839	3 379	770	92	6 744	562	673
	Establishments with 3 or 4 employees.....	52	245 626	9 138	1 765	176	18 537	218	274
	Establishments with 5 or 6 employees.....	27	203 254	8 194	1 506	144	14 467	236	287
	Establishments with 7 to 9 employees.....	22	295 701	10 317	1 789	175	16 940	1 524	1 510
	Establishments with 10 to 14 employees.....	4	D	D	D	b	D	D	D
	Establishments with 15 to 19 employees.....	1	D	D	D	a	D	D	D
	Establishments with 20 to 49 employees.....	2	D	D	D	b	D	D	D
	Establishments with 50 to 99 employees.....	—	—	—	—	—	—	—	—
	Establishments with 100 employees or more	—	—	—	—	—	—	—	—
	Establishments not operated for the entire year	29	37 943	1 136	205	32	2 463	—	47
4218307	Other industrial machinery & equipment whsle								
	All establishments	1 119	4 189 513	188 574	40 254	3 588	339 514	28 242	35 095
	Establishments operated for the entire year	998	4 072 558	183 168	39 144	3 503	326 905	28 240	34 687
	Establishments with no employees..	—	—	—	—	—	—	—	—
	Establishments with 1 employee....	317	451 518	19 116	3 873	317	35 484	201	151
	Establishments with 2 employees...	224	479 565	18 526	3 897	448	33 707	417	426
	Establishments with 3 or 4 employees.....	249	1 040 549	43 444	9 632	852	76 246	2 136	1 949
	Establishments with 5 or 6 employees.....	88	581 608	26 279	5 652	479	49 683	1 114	1 212
	Establishments with 7 to 9 employees.....	60	498 899	24 128	4 990	465	45 641	1 479	2 137
	Establishments with 10 to 14 employees.....	37	D	D	D	e	D	D	D
	Establishments with 15 to 19 employees.....	15	D	D	D	c	D	D	D
	Establishments with 20 to 49 employees.....	7	D	D	D	c	D	D	D
	Establishments with 50 to 99 employees.....	1	D	D	D	b	D	D	D
	Establishments with 100 employees or more	—	—	—	—	—	—	—	—
	Establishments not operated for the entire year	121	116 955	5 406	1 110	85	12 609	2	408

See footnotes at end of table.

Table 2. Employment Size of Establishments: 1997—Con.

[Includes only establishments with payroll. For meaning of abbreviations and symbols, see introductory text. For explanation of terms, see Appendix A. For method of assignment to categories shown, see Appendix C.]

NAICS code	Employment sizes of establishments by type of operation and kind of business ¹	Establishments (number)	Sales (\$1,000)	Annual payroll (\$1,000)	First-quarter payroll (\$1,000)	Paid employees for pay period including March 12 (number)	Operating expenses ² (\$1,000)	End-of-1996 inventories (\$1,000)	End-of-1997 inventories (\$1,000)
421	AGENTS, BROKERS, AND COMMISSION MERCHANTS—Con.								
42184	Wholesale trade, durable goods—Con.								
	Industrial supplies whsle								
	All establishments	1 090	4 126 000	177 181	41 969	3 872	321 647	17 208	22 568
	Establishments operated for the entire year	971	D	D	D	h	D	D	D
	Establishments with no employees..	1	D	D	D	a	D	D	D
	Establishments with 1 employee....	340	D	D	D	e	D	D	D
	Establishments with 2 employees...	193	480 842	16 104	3 703	386	28 927	198	175
	Establishments with 3 or 4 employees.....	186	692 162	27 212	6 367	633	50 387	1 216	1 326
	Establishments with 5 or 6 employees.....	106	634 741	28 273	5 984	582	50 493	1 260	1 630
	Establishments with 7 to 9 employees.....	70	596 866	24 639	6 470	540	44 253	4 844	8 254
	Establishments with 10 to 14 employees.....	45	423 973	24 834	5 727	526	44 940	3 283	3 688
	Establishments with 15 to 19 employees.....	14	161 843	8 980	2 226	232	15 667	2 100	2 251
	Establishments with 20 to 49 employees.....	14	D	D	D	e	D	D	D
	Establishments with 50 to 99 employees.....	2	D	D	D	c	D	D	D
	Establishments with 100 employees or more	—	—	—	—	—	—	—	—
	Establishments not operated for the entire year.....	119	D	D	D	b	D	D	D
421840	Industrial supplies whsle								
	All establishments	1 090	4 126 000	177 181	41 969	3 872	321 647	17 208	22 568
	Establishments operated for the entire year	971	D	D	D	h	D	D	D
	Establishments with no employees..	1	D	D	D	a	D	D	D
	Establishments with 1 employee....	340	D	D	D	e	D	D	D
	Establishments with 2 employees...	193	480 842	16 104	3 703	386	28 927	198	175
	Establishments with 3 or 4 employees.....	186	692 162	27 212	6 367	633	50 387	1 216	1 326
	Establishments with 5 or 6 employees.....	106	634 741	28 273	5 984	582	50 493	1 260	1 630
	Establishments with 7 to 9 employees.....	70	596 866	24 639	6 470	540	44 253	4 844	8 254
	Establishments with 10 to 14 employees.....	45	423 973	24 834	5 727	526	44 940	3 283	3 688
	Establishments with 15 to 19 employees.....	14	161 843	8 980	2 226	232	15 667	2 100	2 251
	Establishments with 20 to 49 employees.....	14	D	D	D	e	D	D	D
	Establishments with 50 to 99 employees.....	2	D	D	D	c	D	D	D
	Establishments with 100 employees or more	—	—	—	—	—	—	—	—
	Establishments not operated for the entire year.....	119	D	D	D	b	D	D	D
4218401	General-line industrial supplies whsle								
	All establishments	151	427 104	19 556	5 063	465	34 097	1 688	1 824
	Establishments operated for the entire year	127	405 350	18 916	4 917	456	32 976	1 688	1 824
	Establishments with no employees..	—	—	—	—	—	—	—	—
	Establishments with 1 employee....	41	39 054	1 439	387	41	2 499	109	93
	Establishments with 2 employees...	31	76 548	2 196	416	62	3 636	35	41
	Establishments with 3 or 4 employees.....	20	60 001	2 883	712	71	5 148	249	237
	Establishments with 5 or 6 employees.....	20	102 600	4 912	1 175	110	9 258	449	470
	Establishments with 7 to 9 employees.....	9	46 858	3 134	946	68	5 710	145	151
	Establishments with 10 to 14 employees.....	3	47 131	1 327	264	34	2 785	330	346
	Establishments with 15 to 19 employees.....	1	D	D	D	a	D	D	D
	Establishments with 20 to 49 employees.....	2	D	D	D	b	D	D	D
	Establishments with 50 to 99 employees.....	—	—	—	—	—	—	—	—
	Establishments with 100 employees or more	—	—	—	—	—	—	—	—
	Establishments not operated for the entire year.....	24	21 754	640	146	9	1 121	—	—

See footnotes at end of table.

Table 2. Employment Size of Establishments: 1997—Con.

[Includes only establishments with payroll. For meaning of abbreviations and symbols, see introductory text. For explanation of terms, see Appendix A. For method of assignment to categories shown, see Appendix C.]

NAICS code	Employment sizes of establishments by type of operation and kind of business ¹	Establishments (number)	Sales (\$1,000)	Annual payroll (\$1,000)	First-quarter payroll (\$1,000)	Paid employees for pay period including March 12 (number)	Operating expenses ² (\$1,000)	End-of-1996 inventories (\$1,000)	End-of-1997 inventories (\$1,000)
421	AGENTS, BROKERS, AND COMMISSION MERCHANTS—Con.								
	Wholesale trade, durable goods—Con.								
4218402	Mechanical power transmission supplies whsle								
	All establishments	159	700 311	26 760	6 403	607	47 494	591	608
	Establishments operated for the entire year	146	684 511	26 302	6 272	589	46 637	591	608
	Establishments with no employees...	—	—	—	—	—	—	—	—
	Establishments with 1 employee....	35	63 857	1 710	380	35	3 013	—	—
	Establishments with 2 employees...	33	D	D	D	b	D	D	D
	Establishments with 3 or 4 employees.....	34	132 217	4 935	1 177	116	9 339	150	150
	Establishments with 5 or 6 employees.....	17	D	D	D	b	D	D	D
	Establishments with 7 to 9 employees.....	17	157 974	6 293	1 405	134	10 996	211	230
	Establishments with 10 to 14 employees.....	7	87 451	4 012	985	88	6 348	100	75
	Establishments with 15 to 19 employees.....	2	D	D	D	b	D	D	D
	Establishments with 20 to 49 employees.....	1	D	D	D	b	D	D	D
	Establishments with 50 to 99 employees.....	—	—	—	—	—	—	—	—
	Establishments with 100 employees or more	—	—	—	—	—	—	—	—
	Establishments not operated for the entire year	13	15 800	458	131	18	857	—	—
4218403	Welding supplies whsle								
	All establishments	24	60 895	1 610	435	45	3 762	154	137
	Establishments operated for the entire year	18	53 779	1 439	419	39	3 285	154	137
	Establishments with no employees...	—	—	—	—	—	—	—	—
	Establishments with 1 employee....	8	5 909	238	102	8	485	16	6
	Establishments with 2 employees...	4	D	D	D	a	D	D	D
	Establishments with 3 or 4 employees.....	5	33 676	746	211	18	1 825	122	126
	Establishments with 5 or 6 employees.....	1	D	D	D	a	D	D	D
	Establishments with 7 to 9 employees.....	—	—	—	—	—	—	—	—
	Establishments with 10 to 14 employees.....	—	—	—	—	—	—	—	—
	Establishments with 15 to 19 employees.....	—	—	—	—	—	—	—	—
	Establishments with 20 to 49 employees.....	—	—	—	—	—	—	—	—
	Establishments with 50 to 99 employees.....	—	—	—	—	—	—	—	—
	Establishments with 100 employees or more	—	—	—	—	—	—	—	—
	Establishments not operated for the entire year	6	7 116	171	16	6	477	—	—
4218404	Industrial containers & supplies whsle								
	All establishments	226	817 235	29 852	6 790	573	53 204	304	289
	Establishments operated for the entire year	187	D	D	D	f	D	D	D
	Establishments with no employees...	—	—	—	—	—	—	—	—
	Establishments with 1 employee....	86	D	D	D	b	D	D	D
	Establishments with 2 employees...	36	124 535	3 907	1 172	72	6 664	—	—
	Establishments with 3 or 4 employees.....	28	138 154	4 305	1 042	94	9 046	70	40
	Establishments with 5 or 6 employees.....	19	150 035	6 415	1 252	107	9 096	18	10
	Establishments with 7 to 9 employees.....	9	53 991	2 470	591	70	4 758	74	62
	Establishments with 10 to 14 employees.....	6	53 938	2 953	640	65	6 244	—	—
	Establishments with 15 to 19 employees.....	1	D	D	D	a	D	D	D
	Establishments with 20 to 49 employees.....	2	D	D	D	b	D	D	D
	Establishments with 50 to 99 employees.....	—	—	—	—	—	—	—	—
	Establishments with 100 employees or more	—	—	—	—	—	—	—	—
	Establishments not operated for the entire year	39	D	D	D	a	D	D	D

See footnotes at end of table.

Table 2. Employment Size of Establishments: 1997—Con.

[Includes only establishments with payroll. For meaning of abbreviations and symbols, see introductory text. For explanation of terms, see Appendix A. For method of assignment to categories shown, see Appendix C.]

NAICS code	Employment sizes of establishments by type of operation and kind of business ¹	Establishments (number)	Sales (\$1,000)	Annual payroll (\$1,000)	First-quarter payroll (\$1,000)	Paid employees for pay period including March 12 (number)	Operating expenses ² (\$1,000)	End-of-1996 inventories (\$1,000)	End-of-1997 inventories (\$1,000)
421	AGENTS, BROKERS, AND COMMISSION MERCHANTS—Con.								
	Wholesale trade, durable goods—Con.								
4218405	Industrial valves & fittings (except fluid-power) whsle								
	All establishments	175	873 594	52 884	12 139	1 080	99 155	6 563	7 804
	Establishments operated for the entire year	167	D	D	D	g	D	D	D
	Establishments with no employees..	1	D	D	D	a	D	D	D
	Establishments with 1 employee....	30	D	D	D	b	D	D	D
	Establishments with 2 employees...	24	D	D	D	b	D	D	D
	Establishments with 3 or 4 employees.....	41	120 474	5 894	1 347	141	10 339	351	392
	Establishments with 5 or 6 employees.....	24	111 895	6 321	1 391	129	12 255	123	199
	Establishments with 7 to 9 employees.....	10	103 030	3 942	971	76	7 697	551	659
	Establishments with 10 to 14 employees.....	23	190 999	13 692	3 261	271	24 643	2 290	2 556
	Establishments with 15 to 19 employees.....	6	50 444	3 684	839	96	6 795	1 180	1 272
	Establishments with 20 to 49 employees.....	7	179 057	10 709	2 804	215	23 668	1 872	2 556
	Establishments with 50 to 99 employees.....	1	D	D	D	b	D	D	D
	Establishments with 100 employees or more	—	—	—	—	—	—	—	—
	Establishments not operated for the entire year	8	D	D	D	a	D	D	D
4218406	Other industrial supplies whsle								
	All establishments	355	1 246 861	46 519	11 139	1 102	83 935	7 908	11 906
	Establishments operated for the entire year	326	1 215 146	45 726	11 054	1 089	82 426	7 908	11 906
	Establishments with no employees..	140	D	D	D	c	D	D	D
	Establishments with 1 employee....	65	D	D	D	c	D	D	D
	Establishments with 2 employees...	58	207 640	8 449	1 878	193	14 690	274	381
	Establishments with 3 or 4 employees.....	25	184 178	6 217	1 206	135	11 745	524	793
	Establishments with 5 or 6 employees.....	25	235 013	8 800	2 557	192	15 092	3 863	7 152
	Establishments with 7 to 9 employees.....	6	44 454	2 850	577	68	4 920	563	711
	Establishments with 10 to 14 employees.....	4	42 387	2 682	576	68	4 325	920	979
	Establishments with 15 to 19 employees.....	2	D	D	D	b	D	D	D
	Establishments with 20 to 49 employees.....	1	D	D	D	b	D	D	D
	Establishments with 50 to 99 employees.....	—	—	—	—	—	—	—	—
	Establishments with 100 employees or more	—	—	—	—	—	—	—	—
	Establishments not operated for the entire year	29	31 715	793	85	13	1 509	—	—
42185	Service establishment equipment & supplies whsle								
	All establishments	393	1 527 838	60 000	13 219	1 407	116 687	3 557	3 753
	Establishments operated for the entire year	347	D	D	D	g	D	D	D
	Establishments with no employees..	—	—	—	—	—	—	—	—
	Establishments with 1 employee....	93	D	D	D	b	D	D	D
	Establishments with 2 employees...	78	D	D	D	c	D	D	D
	Establishments with 3 or 4 employees.....	87	328 407	13 649	2 783	299	28 026	206	195
	Establishments with 5 or 6 employees.....	33	229 328	7 901	1 549	181	16 411	495	537
	Establishments with 7 to 9 employees.....	33	341 160	12 632	2 677	252	23 287	609	757
	Establishments with 10 to 14 employees.....	11	53 031	3 983	948	121	6 483	64	239
	Establishments with 15 to 19 employees.....	8	166 251	4 623	1 130	127	8 635	951	893
	Establishments with 20 to 49 employees.....	4	D	D	D	c	D	D	D
	Establishments with 50 to 99 employees.....	—	—	—	—	—	—	—	—
	Establishments with 100 employees or more	—	—	—	—	—	—	—	—
	Establishments not operated for the entire year	46	D	D	D	b	D	D	D

See footnotes at end of table.

Table 2. Employment Size of Establishments: 1997—Con.

[Includes only establishments with payroll. For meaning of abbreviations and symbols, see introductory text. For explanation of terms, see Appendix A. For method of assignment to categories shown, see Appendix C.]

NAICS code	Employment sizes of establishments by type of operation and kind of business ¹	Establishments (number)	Sales (\$1,000)	Annual payroll (\$1,000)	First-quarter payroll (\$1,000)	Paid employees for pay period including March 12 (number)	Operating expenses ² (\$1,000)	End-of-1996 inventories (\$1,000)	End-of-1997 inventories (\$1,000)
421	AGENTS, BROKERS, AND COMMISSION MERCHANTS—Con.								
	Wholesale trade, durable goods—Con.								
421850	Service establishment equipment & supplies whsle								
	All establishments	393	1 527 838	60 000	13 219	1 407	116 687	3 557	3 753
	Establishments operated for the entire year	347	D	D	D	g	D	D	D
	Establishments with no employees..	—	—	—	—	—	—	—	—
	Establishments with 1 employee....	93	D	D	D	b	D	D	D
	Establishments with 2 employees...	78	D	D	D	c	D	D	D
	Establishments with 3 or 4 employees.....	87	328 407	13 649	2 783	299	28 026	206	195
	Establishments with 5 or 6 employees.....	33	229 328	7 901	1 549	181	16 411	495	537
	Establishments with 7 to 9 employees.....	33	341 160	12 632	2 677	252	23 287	609	757
	Establishments with 10 to 14 employees.....	11	53 031	3 983	948	121	6 483	64	239
	Establishments with 15 to 19 employees.....	8	166 251	4 623	1 130	127	8 635	951	893
	Establishments with 20 to 49 employees.....	4	D	D	D	c	D	D	D
	Establishments with 50 to 99 employees.....	—	—	—	—	—	—	—	—
	Establishments with 100 employees or more	—	—	—	—	—	—	—	—
	Establishments not operated for the entire year	46	D	D	D	b	D	D	D
4218501	Beauty & barber shop equipment & supplies whsle								
	All establishments	53	D	D	D	c	D	D	D
	Establishments operated for the entire year	46	D	D	D	c	D	D	D
	Establishments with no employees..	—	—	—	—	—	—	—	—
	Establishments with 1 employee....	13	D	D	D	a	D	D	D
	Establishments with 2 employees...	7	D	D	D	a	D	D	D
	Establishments with 3 or 4 employees.....	16	D	D	D	b	D	D	D
	Establishments with 5 or 6 employees.....	3	D	D	D	a	D	D	D
	Establishments with 7 to 9 employees.....	4	D	D	D	b	D	D	D
	Establishments with 10 to 14 employees.....	2	D	D	D	b	D	D	D
	Establishments with 15 to 19 employees.....	1	D	D	D	a	D	D	D
	Establishments with 20 to 49 employees.....	—	—	—	—	—	—	—	—
	Establishments with 50 to 99 employees.....	—	—	—	—	—	—	—	—
	Establishments with 100 employees or more	—	—	—	—	—	—	—	—
	Establishments not operated for the entire year	7	D	D	D	a	D	D	D
4218502	Custodial, janitors' equipment & supplies whsle								
	All establishments	155	645 361	23 339	5 232	540	42 849	919	832
	Establishments operated for the entire year	138	D	D	D	f	D	D	D
	Establishments with no employees..	—	—	—	—	—	—	—	—
	Establishments with 1 employee....	37	D	D	D	b	D	D	D
	Establishments with 2 employees...	37	D	D	D	b	D	D	D
	Establishments with 3 or 4 employees.....	28	D	D	D	b	D	D	D
	Establishments with 5 or 6 employees.....	16	D	D	D	b	D	D	D
	Establishments with 7 to 9 employees.....	14	D	D	D	c	D	D	D
	Establishments with 10 to 14 employees.....	3	D	D	D	b	D	D	D
	Establishments with 15 to 19 employees.....	2	D	D	D	b	D	D	D
	Establishments with 20 to 49 employees.....	1	D	D	D	b	D	D	D
	Establishments with 50 to 99 employees.....	—	—	—	—	—	—	—	—
	Establishments with 100 employees or more	—	—	—	—	—	—	—	—
	Establishments not operated for the entire year	17	D	D	D	b	D	D	D

See footnotes at end of table.

Table 2. Employment Size of Establishments: 1997—Con.

[Includes only establishments with payroll. For meaning of abbreviations and symbols, see introductory text. For explanation of terms, see Appendix A. For method of assignment to categories shown, see Appendix C]

NAICS code	Employment sizes of establishments by type of operation and kind of business ¹	Establishments (number)	Sales (\$1,000)	Annual payroll (\$1,000)	First-quarter payroll (\$1,000)	Paid employees for pay period including March 12 (number)	Operating expenses ² (\$1,000)	End-of-1996 inventories (\$1,000)	End-of-1997 inventories (\$1,000)
421	AGENTS, BROKERS, AND COMMISSION MERCHANTS—Con.								
4218503	Wholesale trade, durable goods—Con.								
	Laundry & dry-cleaning equipment & supplies whsle								
	All establishments	17	26 904	1 064	239	34	2 604	211	216
	Establishments operated for the entire year	14	D	D	D	b	D	D	D
	Establishments with no employees..	—	—	—	—	—	—	—	—
	Establishments with 1 employee....	6	3 631	266	64	6	449	—	—
	Establishments with 2 employees...	3	D	D	D	a	D	D	D
	Establishments with 3 or 4 employees.....	3	4 548	191	38	9	412	—	—
	Establishments with 5 or 6 employees.....	1	D	D	D	a	D	D	D
	Establishments with 7 to 9 employees.....	1	D	D	D	a	D	D	D
	Establishments with 10 to 14 employees.....	—	—	—	—	—	—	—	—
	Establishments with 15 to 19 employees.....	—	—	—	—	—	—	—	—
	Establishments with 20 to 49 employees.....	—	—	—	—	—	—	—	—
	Establishments with 50 to 99 employees.....	—	—	—	—	—	—	—	—
	Establishments with 100 employees or more	—	—	—	—	—	—	—	—
	Establishments not operated for the entire year	3	D	D	D	a	D	D	D
4218504	Other service establishment equipment & supplies whsle								
	All establishments	168	D	D	D	f	D	D	D
	Establishments operated for the entire year	149	D	D	D	f	D	D	D
	Establishments with no employees..	—	—	—	—	—	—	—	—
	Establishments with 1 employee....	37	D	D	D	b	D	D	D
	Establishments with 2 employees...	31	D	D	D	b	D	D	D
	Establishments with 3 or 4 employees.....	40	D	D	D	c	D	D	D
	Establishments with 5 or 6 employees.....	13	D	D	D	b	D	D	D
	Establishments with 7 to 9 employees.....	14	D	D	D	c	D	D	D
	Establishments with 10 to 14 employees.....	6	D	D	D	b	D	D	D
	Establishments with 15 to 19 employees.....	5	D	D	D	b	D	D	D
	Establishments with 20 to 49 employees.....	3	D	D	D	b	D	D	D
	Establishments with 50 to 99 employees.....	—	—	—	—	—	—	—	—
	Establishments with 100 employees or more	—	—	—	—	—	—	—	—
	Establishments not operated for the entire year	19	D	D	D	a	D	D	D
42186	Transportation equipment & supplies (exc motor vehicle) whsle								
	All establishments	453	3 576 194	75 903	15 004	1 276	143 945	12 152	11 903
	Establishments operated for the entire year	383	3 408 515	71 783	14 402	1 212	135 109	12 112	11 862
	Establishments with no employees..	1	D	D	D	a	D	D	D
	Establishments with 1 employee....	129	D	D	D	c	D	D	D
	Establishments with 2 employees...	92	D	D	D	c	D	D	D
	Establishments with 3 or 4 employees.....	95	815 908	18 896	3 071	308	36 172	411	317
	Establishments with 5 or 6 employees.....	30	392 474	10 834	2 685	164	19 416	344	292
	Establishments with 7 to 9 employees.....	18	187 244	7 363	1 281	141	14 005	101	128
	Establishments with 10 to 14 employees.....	11	745 484	8 255	1 868	131	16 668	541	929
	Establishments with 15 to 19 employees.....	3	137 141	3 095	637	51	5 796	—	—
	Establishments with 20 to 49 employees.....	4	157 279	5 210	1 071	104	8 320	5 834	7 214
	Establishments with 50 to 99 employees.....	—	—	—	—	—	—	—	—
	Establishments with 100 employees or more	—	—	—	—	—	—	—	—
	Establishments not operated for the entire year	70	167 679	4 120	602	64	8 836	40	41

See footnotes at end of table.

Table 2. Employment Size of Establishments: 1997—Con.

[Includes only establishments with payroll. For meaning of abbreviations and symbols, see introductory text. For explanation of terms, see Appendix A. For method of assignment to categories shown, see Appendix C]

NAICS code	Employment sizes of establishments by type of operation and kind of business ¹	Establishments (number)	Sales (\$1,000)	Annual payroll (\$1,000)	First-quarter payroll (\$1,000)	Paid employees for pay period including March 12 (number)	Operating expenses ² (\$1,000)	End-of-1996 inventories (\$1,000)	End-of-1997 inventories (\$1,000)
421	AGENTS, BROKERS, AND COMMISSION MERCHANTS—Con.								
	Wholesale trade, durable goods—Con.								
421860	Transportation equipment & supplies (exc motor vehicle) whsle								
	All establishments	453	3 576 194	75 903	15 004	1 276	143 945	12 152	11 903
	Establishments operated for the entire year	383	3 408 515	71 783	14 402	1 212	135 109	12 112	11 862
	Establishments with no employees..	1	D	D	D	a	D	D	D
	Establishments with 1 employee....	129	D	D	D	c	D	D	D
	Establishments with 2 employees...	92	D	D	D	c	D	D	D
	Establishments with 3 or 4 employees.....	95	815 908	18 896	3 071	308	36 172	411	317
	Establishments with 5 or 6 employees.....	30	392 474	10 834	2 685	164	19 416	344	292
	Establishments with 7 to 9 employees.....	18	187 244	7 363	1 281	141	14 005	101	128
	Establishments with 10 to 14 employees.....	11	745 484	8 255	1 868	131	16 668	541	929
	Establishments with 15 to 19 employees.....	3	137 141	3 095	637	51	5 796	—	—
	Establishments with 20 to 49 employees.....	4	157 279	5 210	1 071	104	8 320	5 834	7 214
	Establishments with 50 to 99 employees.....	—	—	—	—	—	—	—	—
	Establishments with 100 employees or more	—	—	—	—	—	—	—	—
	Establishments not operated for the entire year	70	167 679	4 120	602	64	8 836	40	41
4218601	Aircraft & aeronautical equipment & supplies whsle								
	All establishments	274	2 670 245	49 794	9 139	756	94 828	11 427	10 882
	Establishments operated for the entire year	228	D	D	D	f	D	D	D
	Establishments with no employees..	1	D	D	D	a	D	D	D
	Establishments with 1 employee....	74	D	D	D	b	D	D	D
	Establishments with 2 employees...	57	492 593	6 595	1 223	114	12 970	3 703	581
	Establishments with 3 or 4 employees.....	57	D	D	D	c	D	D	D
	Establishments with 5 or 6 employees.....	16	271 538	6 686	1 482	87	11 991	30	40
	Establishments with 7 to 9 employees.....	13	120 674	5 562	934	101	10 775	89	115
	Establishments with 10 to 14 employees.....	6	D	D	D	b	D	D	D
	Establishments with 15 to 19 employees.....	—	—	—	—	—	—	—	—
	Establishments with 20 to 49 employees.....	4	157 279	5 210	1 071	104	8 320	5 834	7 214
	Establishments with 50 to 99 employees.....	—	—	—	—	—	—	—	—
	Establishments with 100 employees or more	—	—	—	—	—	—	—	—
	Establishments not operated for the entire year	46	D	D	D	b	D	D	D
4218602	Marine machinery, equipment, & supplies whsle								
	All establishments	100	D	D	D	e	D	D	D
	Establishments operated for the entire year	82	D	D	D	e	D	D	D
	Establishments with no employees..	—	—	—	—	—	—	—	—
	Establishments with 1 employee....	28	D	D	D	b	D	D	D
	Establishments with 2 employees...	17	D	D	D	b	D	D	D
	Establishments with 3 or 4 employees.....	18	D	D	D	b	D	D	D
	Establishments with 5 or 6 employees.....	12	D	D	D	b	D	D	D
	Establishments with 7 to 9 employees.....	3	D	D	D	b	D	D	D
	Establishments with 10 to 14 employees.....	2	D	D	D	b	D	D	D
	Establishments with 15 to 19 employees.....	2	D	D	D	b	D	D	D
	Establishments with 20 to 49 employees.....	—	—	—	—	—	—	—	—
	Establishments with 50 to 99 employees.....	—	—	—	—	—	—	—	—
	Establishments with 100 employees or more	—	—	—	—	—	—	—	—
	Establishments not operated for the entire year	18	D	D	D	b	D	D	D
4218603	Other transportation equipment & supplies whsle								

See footnotes at end of table.

Table 2. Employment Size of Establishments: 1997—Con.

[Includes only establishments with payroll. For meaning of abbreviations and symbols, see introductory text. For explanation of terms, see Appendix A. For method of assignment to categories shown, see Appendix C]

NAICS code	Employment sizes of establishments by type of operation and kind of business ¹	Establishments (number)	Sales (\$1,000)	Annual payroll (\$1,000)	First-quarter payroll (\$1,000)	Paid employees for pay period including March 12 (number)	Operating expenses ² (\$1,000)	End-of-1996 inventories (\$1,000)	End-of-1997 inventories (\$1,000)
421	AGENTS, BROKERS, AND COMMISSION MERCHANTS—Con.								
	Wholesale trade, durable goods—Con.								
4218603	Other transportation equipment & supplies whsle—Con.								
	All establishments	79	D	D	D	c	D	D	D
	Establishments operated for the entire year	73	D	D	D	c	D	D	D
	Establishments with no employees..	—	—	—	—	—	—	—	—
	Establishments with 1 employee....	27	D	D	D	b	D	D	D
	Establishments with 2 employees...	18	D	D	D	b	D	D	D
	Establishments with 3 or 4 employees.....	20	D	D	D	b	D	D	D
	Establishments with 5 or 6 employees.....	2	D	D	D	a	D	D	D
	Establishments with 7 to 9 employees.....	2	D	D	D	a	D	D	D
	Establishments with 10 to 14 employees.....	3	D	D	D	b	D	D	D
	Establishments with 15 to 19 employees.....	1	D	D	D	a	D	D	D
	Establishments with 20 to 49 employees.....	—	—	—	—	—	—	—	—
	Establishments with 50 to 99 employees.....	—	—	—	—	—	—	—	—
	Establishments with 100 employees or more	—	—	—	—	—	—	—	—
	Establishments not operated for the entire year	6	D	D	D	b	D	D	D
4219	Miscellaneous durable goods whsle								
	All establishments	13 564	D	D	D	j	D	D	D
	Establishments operated for the entire year	12 921	D	D	D	j	D	D	D
	Establishments with no employees..	1	D	D	D	a	D	D	D
	Establishments with 1 employee....	1 181	D	D	D	g	D	D	D
	Establishments with 2 employees...	1 656	D	D	D	g	D	D	D
	Establishments with 3 or 4 employees.....	1 534	D	D	D	g	D	D	D
	Establishments with 5 or 6 employees.....	1 242	D	D	D	g	D	D	D
	Establishments with 7 to 9 employees.....	1 152	D	D	D	g	D	D	D
	Establishments with 10 to 14 employees.....	1 89	D	D	D	g	D	D	D
	Establishments with 15 to 19 employees.....	1 25	D	D	D	e	D	D	D
	Establishments with 20 to 49 employees.....	1 33	D	D	D	f	D	D	D
	Establishments with 50 to 99 employees.....	1 5	D	D	D	e	D	D	D
	Establishments with 100 employees or more	1 3	D	D	D	e	D	D	D
	Establishments not operated for the entire year	1 643	D	D	D	e	D	D	D
42191	Sporting & recreational goods & supplies whsle								
	All establishments	1 066	7 396 183	1 179 242	1 38 225	1 3 495	358 894	30 078	33 795
	Establishments operated for the entire year	937	D	D	D	h	D	D	D
	Establishments with no employees..	1	D	D	D	a	D	D	D
	Establishments with 1 employee....	352	D	D	D	e	D	D	D
	Establishments with 2 employees...	195	D	D	D	e	D	D	D
	Establishments with 3 or 4 employees.....	184	D	D	D	f	D	D	D
	Establishments with 5 or 6 employees.....	80	846 678	19 738	4 879	430	37 579	301	428
	Establishments with 7 to 9 employees.....	58	941 382	25 453	5 601	456	44 676	4 672	4 910
	Establishments with 10 to 14 employees.....	44	983 958	27 695	5 776	504	46 441	6 464	6 698
	Establishments with 15 to 19 employees.....	14	604 198	14 097	3 363	225	25 726	236	507
	Establishments with 20 to 49 employees.....	7	529 724	9 631	1 996	209	18 114	360	355
	Establishments with 50 to 99 employees.....	1	D	D	D	b	D	D	D
	Establishments with 100 employees or more	1	D	D	D	c	D	D	D
	Establishments not operated for the entire year	129	D	D	D	b	D	D	D

See footnotes at end of table.

Table 2. Employment Size of Establishments: 1997—Con.

[Includes only establishments with payroll. For meaning of abbreviations and symbols, see introductory text. For explanation of terms, see Appendix A. For method of assignment to categories shown, see Appendix C.]

NAICS code	Employment sizes of establishments by type of operation and kind of business ¹	Establishments (number)	Sales (\$1,000)	Annual payroll (\$1,000)	First-quarter payroll (\$1,000)	Paid employees for pay period including March 12 (number)	Operating expenses ² (\$1,000)	End-of-1996 inventories (\$1,000)	End-of-1997 inventories (\$1,000)
421	AGENTS, BROKERS, AND COMMISSION MERCHANTS—Con.								
	Wholesale trade, durable goods—Con.								
421910	Sporting & recreational goods & supplies whsle								
	All establishments	1 066	7 396 183	179 242	38 225	3 495	358 894	30 078	33 795
	Establishments operated for the entire year	937	D	D	D	h	D	D	D
	Establishments with no employees..	1	D	D	D	a	D	D	D
	Establishments with 1 employee....	352	D	D	D	e	D	D	D
	Establishments with 2 employees...	195	D	D	D	e	D	D	D
	Establishments with 3 or 4 employees.....	184	D	D	D	f	D	D	D
	Establishments with 5 or 6 employees.....	80	846 678	19 738	4 879	430	37 579	301	428
	Establishments with 7 to 9 employees.....	58	941 382	25 453	5 601	456	44 676	4 672	4 910
	Establishments with 10 to 14 employees.....	44	983 958	27 695	5 776	504	46 441	6 464	6 698
	Establishments with 15 to 19 employees.....	14	604 198	14 097	3 363	225	25 726	236	507
	Establishments with 20 to 49 employees.....	7	529 724	9 631	1 996	209	18 114	360	355
	Establishments with 50 to 99 employees.....	1	D	D	D	b	D	D	D
	Establishments with 100 employees or more	1	D	D	D	c	D	D	D
	Establishments not operated for the entire year	129	D	D	D	b	D	D	D
42192	Toy & hobby goods & supplies whsle								
	All establishments	413	D	D	D	g	D	D	D
	Establishments operated for the entire year	363	D	D	D	g	D	D	D
	Establishments with no employees..	—	D	D	D	—	D	D	D
	Establishments with 1 employee....	110	D	D	D	c	D	D	D
	Establishments with 2 employees...	87	D	D	D	c	D	D	D
	Establishments with 3 or 4 employees.....	68	D	D	D	c	D	D	D
	Establishments with 5 or 6 employees.....	48	D	D	D	e	D	D	D
	Establishments with 7 to 9 employees.....	27	D	D	D	c	D	D	D
	Establishments with 10 to 14 employees.....	16	D	D	D	c	D	D	D
	Establishments with 15 to 19 employees.....	1	D	D	D	a	D	D	D
	Establishments with 20 to 49 employees.....	4	D	D	D	c	D	D	D
	Establishments with 50 to 99 employees.....	2	D	D	D	c	D	D	D
	Establishments with 100 employees or more	—	—	—	—	—	—	—	—
	Establishments not operated for the entire year	50	D	D	D	b	D	D	D
421920	Toy & hobby goods & supplies whsle								
	All establishments	413	D	D	D	g	D	D	D
	Establishments operated for the entire year	363	D	D	D	g	D	D	D
	Establishments with no employees..	—	D	D	D	—	D	D	D
	Establishments with 1 employee....	110	D	D	D	c	D	D	D
	Establishments with 2 employees...	87	D	D	D	c	D	D	D
	Establishments with 3 or 4 employees.....	68	D	D	D	c	D	D	D
	Establishments with 5 or 6 employees.....	48	D	D	D	e	D	D	D
	Establishments with 7 to 9 employees.....	27	D	D	D	c	D	D	D
	Establishments with 10 to 14 employees.....	16	D	D	D	c	D	D	D
	Establishments with 15 to 19 employees.....	1	D	D	D	a	D	D	D
	Establishments with 20 to 49 employees.....	4	D	D	D	c	D	D	D
	Establishments with 50 to 99 employees.....	2	D	D	D	c	D	D	D
	Establishments with 100 employees or more	—	—	—	—	—	—	—	—
	Establishments not operated for the entire year	50	D	D	D	b	D	D	D

See footnotes at end of table.

Table 2. Employment Size of Establishments: 1997—Con.

[Includes only establishments with payroll. For meaning of abbreviations and symbols, see introductory text. For explanation of terms, see Appendix A. For method of assignment to categories shown, see Appendix C]

NAICS code	Employment sizes of establishments by type of operation and kind of business ¹	Establishments (number)	Sales (\$1,000)	Annual payroll (\$1,000)	First-quarter payroll (\$1,000)	Paid employees for pay period including March 12 (number)	Operating expenses ² (\$1,000)	End-of-1996 inventories (\$1,000)	End-of-1997 inventories (\$1,000)
421	AGENTS, BROKERS, AND COMMISSION MERCHANTS—Con.								
42193	Wholesale trade, durable goods—Con.								
	Recyclable material whsle								
	All establishments	255	1 390 512	32 101	7 727	895	65 437	3 287	2 315
	Establishments operated for the entire year	211	1 329 080	30 250	7 575	864	61 402	3 287	2 075
	Establishments with no employees..	—	—	—	—	—	—	—	—
	Establishments with 1 employee....	82	141 772	4 132	957	82	8 490	1 263	803
	Establishments with 2 employees....	52	121 533	3 528	875	104	7 117	126	158
	Establishments with 3 or 4 employees.....	37	366 893	7 518	1 643	125	13 701	674	229
	Establishments with 5 or 6 employees.....	12	112 821	2 610	630	64	5 001	336	312
	Establishments with 7 to 9 employees.....	12	73 886	2 624	724	94	5 392	103	307
	Establishments with 10 to 14 employees.....	5	D	D	D	b	D	D	D
	Establishments with 15 to 19 employees.....	2	D	D	D	b	D	D	D
	Establishments with 20 to 49 employees.....	8	D	D	D	c	D	D	D
	Establishments with 50 to 99 employees.....	1	D	D	D	b	D	D	D
	Establishments with 100 employees or more	—	—	—	—	—	—	—	—
	Establishments not operated for the entire year	44	61 432	1 851	152	31	4 035	—	240
421930	Recyclable material whsle								
	All establishments	255	1 390 512	32 101	7 727	895	65 437	3 287	2 315
	Establishments operated for the entire year	211	1 329 080	30 250	7 575	864	61 402	3 287	2 075
	Establishments with no employees..	—	—	—	—	—	—	—	—
	Establishments with 1 employee....	82	141 772	4 132	957	82	8 490	1 263	803
	Establishments with 2 employees....	52	121 533	3 528	875	104	7 117	126	158
	Establishments with 3 or 4 employees.....	37	366 893	7 518	1 643	125	13 701	674	229
	Establishments with 5 or 6 employees.....	12	112 821	2 610	630	64	5 001	336	312
	Establishments with 7 to 9 employees.....	12	73 886	2 624	724	94	5 392	103	307
	Establishments with 10 to 14 employees.....	5	D	D	D	b	D	D	D
	Establishments with 15 to 19 employees.....	2	D	D	D	b	D	D	D
	Establishments with 20 to 49 employees.....	8	D	D	D	c	D	D	D
	Establishments with 50 to 99 employees.....	1	D	D	D	b	D	D	D
	Establishments with 100 employees or more	—	—	—	—	—	—	—	—
	Establishments not operated for the entire year	44	61 432	1 851	152	31	4 035	—	240
4219301	Iron & steel scrap processors & dealers								
	All establishments	77	775 486	13 625	3 790	419	31 238	1 266	824
	Establishments operated for the entire year	70	763 658	13 406	3 763	417	30 615	1 266	824
	Establishments with no employees..	—	—	—	—	—	—	—	—
	Establishments with 1 employee....	23	23 134	1 213	290	23	2 537	78	81
	Establishments with 2 employees....	15	64 398	1 087	348	30	2 057	—	—
	Establishments with 3 or 4 employees.....	9	154 117	1 659	520	33	4 132	45	—
	Establishments with 5 or 6 employees.....	5	40 606	1 184	252	26	2 465	328	300
	Establishments with 7 to 9 employees.....	5	62 778	1 329	395	39	2 511	30	177
	Establishments with 10 to 14 employees.....	5	D	D	D	b	D	D	D
	Establishments with 15 to 19 employees.....	1	D	D	D	a	D	D	D
	Establishments with 20 to 49 employees.....	7	334 010	4 800	1 412	191	11 494	—	—
	Establishments with 50 to 99 employees.....	—	—	—	—	—	—	—	—
	Establishments with 100 employees or more	—	—	—	—	—	—	—	—
	Establishments not operated for the entire year	7	11 828	219	27	2	623	—	—

See footnotes at end of table.

Table 2. Employment Size of Establishments: 1997—Con.

[Includes only establishments with payroll. For meaning of abbreviations and symbols, see introductory text. For explanation of terms, see Appendix A. For method of assignment to categories shown, see Appendix C.]

NAICS code	Employment sizes of establishments by type of operation and kind of business ¹	Establishments (number)	Sales (\$1,000)	Annual payroll (\$1,000)	First-quarter payroll (\$1,000)	Paid employees for pay period including March 12 (number)	Operating expenses ² (\$1,000)	End-of-1996 inventories (\$1,000)	End-of-1997 inventories (\$1,000)
421	AGENTS, BROKERS, AND COMMISSION MERCHANTS—Con.								
	Wholesale trade, durable goods—Con.								
42193011	Iron & steel scrap processors (using power processing equipment)								
	All establishments	40	227 474	7 170	1 855	202	15 749	1 221	824
	Establishments operated for the entire year	37	217 347	7 067	1 840	201	15 407	1 221	824
	Establishments with no employees...	—	—	—	—	—	—	—	—
	Establishments with 1 employee....	13	10 276	822	194	13	1 784	78	81
	Establishments with 2 employees...	8	17 817	622	218	16	1 123	—	—
	Establishments with 3 or 4 employees.....	4	15 438	541	112	14	1 336	—	—
	Establishments with 5 or 6 employees.....	2	D	D	D	a	D	D	D
	Establishments with 7 to 9 employees.....	4	D	D	D	b	D	D	D
	Establishments with 10 to 14 employees.....	3	40 688	950	174	36	1 946	785	266
	Establishments with 15 to 19 employees.....	1	D	D	D	a	D	D	D
	Establishments with 20 to 49 employees.....	2	D	D	D	b	D	D	D
	Establishments with 50 to 99 employees.....	—	—	—	—	—	—	—	—
	Establishments with 100 employees or more	—	—	—	—	—	—	—	—
	Establishments not operated for the entire year	3	10 127	103	15	1	342	—	—
42193012	Iron & steel scrap processors (not using power processing equip)								
	All establishments	37	548 012	6 455	1 935	217	15 489	45	—
	Establishments operated for the entire year	33	546 311	6 339	1 923	216	15 208	45	—
	Establishments with no employees...	—	—	—	—	—	—	—	—
	Establishments with 1 employee....	10	12 858	391	96	10	753	—	—
	Establishments with 2 employees...	7	46 581	465	130	14	934	—	—
	Establishments with 3 or 4 employees.....	5	138 679	1 118	408	19	2 796	45	—
	Establishments with 5 or 6 employees.....	3	D	D	D	a	D	D	D
	Establishments with 7 to 9 employees.....	1	D	D	D	a	D	D	D
	Establishments with 10 to 14 employees.....	2	D	D	D	b	D	D	D
	Establishments with 15 to 19 employees.....	—	—	—	—	—	—	—	—
	Establishments with 20 to 49 employees.....	5	D	D	D	c	D	D	D
	Establishments with 50 to 99 employees.....	—	—	—	—	—	—	—	—
	Establishments with 100 employees or more	—	—	—	—	—	—	—	—
	Establishments not operated for the entire year	4	1 701	116	12	1	281	—	—
4219302	Recyclable paper & paperboard whsle								
	All establishments	49	207 845	6 689	1 595	191	11 867	162	187
	Establishments operated for the entire year	42	203 646	6 376	1 548	186	11 117	162	187
	Establishments with no employees...	—	—	—	—	—	—	—	—
	Establishments with 1 employee....	19	23 641	951	251	19	1 814	31	24
	Establishments with 2 employees...	10	D	D	D	b	D	D	D
	Establishments with 3 or 4 employees.....	9	75 732	2 268	466	33	3 938	5	5
	Establishments with 5 or 6 employees.....	—	—	—	—	—	—	—	—
	Establishments with 7 to 9 employees.....	2	D	D	D	a	D	D	D
	Establishments with 10 to 14 employees.....	—	—	—	—	—	—	—	—
	Establishments with 15 to 19 employees.....	1	D	D	D	a	D	D	D
	Establishments with 20 to 49 employees.....	—	—	—	—	—	—	—	—
	Establishments with 50 to 99 employees.....	1	D	D	D	b	D	D	D
	Establishments with 100 employees or more	—	—	—	—	—	—	—	—
	Establishments not operated for the entire year	7	4 199	313	47	5	750	—	—
4219303	Other recyclable material whsle								

See footnotes at end of table.

Table 2. Employment Size of Establishments: 1997—Con.

[Includes only establishments with payroll. For meaning of abbreviations and symbols, see introductory text. For explanation of terms, see Appendix A. For method of assignment to categories shown, see Appendix C]

NAICS code	Employment sizes of establishments by type of operation and kind of business ¹	Establishments (number)	Sales (\$1,000)	Annual payroll (\$1,000)	First-quarter payroll (\$1,000)	Paid employees for pay period including March 12 (number)	Operating expenses ² (\$1,000)	End-of-1996 inventories (\$1,000)	End-of-1997 inventories (\$1,000)
421	AGENTS, BROKERS, AND COMMISSION MERCHANTS—Con.								
	Wholesale trade, durable goods—Con.								
4219303	Other recyclable material whsle—Con.								
	All establishments	129	407 181	11 787	2 342	285	22 332	1 859	1 304
	Establishments operated for the entire year	99	361 776	10 468	2 264	261	19 670	1 859	1 064
	Establishments with no employees..	—	—	—	—	—	—	—	—
	Establishments with 1 employee....	40	94 997	1 968	416	40	4 139	1 154	698
	Establishments with 2 employees... D	27	D	D	D	b	D	D	D
	Establishments with 3 or 4 employees.....	19	137 044	3 591	657	59	5 631	624	224
	Establishments with 5 or 6 employees.....	7	72 215	1 426	378	38	2 536	8	12
	Establishments with 7 to 9 employees.....	5	D	D	D	b	D	D	D
	Establishments with 10 to 14 employees.....	—	—	—	—	—	—	—	—
	Establishments with 15 to 19 employees.....	—	—	—	—	—	—	—	—
	Establishments with 20 to 49 employees.....	1	D	D	D	b	D	D	D
	Establishments with 50 to 99 employees.....	—	—	—	—	—	—	—	—
	Establishments with 100 employees or more	—	—	—	—	—	—	—	—
	Establishments not operated for the entire year	30	45 405	1 319	78	24	2 662	—	240
42194	Jewelry/watch/silverware/precious stone, & precious metal whsle								
	All establishments	451	904 350	37 942	8 646	998	79 046	10 225	10 366
	Establishments operated for the entire year	375	D	D	D	f	D	D	D
	Establishments with no employees..	—	—	—	—	—	—	—	—
	Establishments with 1 employee....	174	244 008	7 263	1 626	174	16 827	716	943
	Establishments with 2 employees... D	92	162 589	6 175	1 503	184	13 477	240	288
	Establishments with 3 or 4 employees.....	59	130 271	6 815	1 699	189	15 159	648	696
	Establishments with 5 or 6 employees.....	28	D	D	D	c	D	D	D
	Establishments with 7 to 9 employees.....	13	D	D	D	c	D	D	D
	Establishments with 10 to 14 employees.....	6	D	D	D	b	D	D	D
	Establishments with 15 to 19 employees.....	1	D	D	D	a	D	D	D
	Establishments with 20 to 49 employees.....	2	D	D	D	b	D	D	D
	Establishments with 50 to 99 employees.....	—	—	—	—	—	—	—	—
	Establishments with 100 employees or more	—	—	—	—	—	—	—	—
	Establishments not operated for the entire year	76	D	D	D	b	D	D	D
421940	Jewelry/watch/silverware/precious stone, & precious metal whsle								
	All establishments	451	904 350	37 942	8 646	998	79 046	10 225	10 366
	Establishments operated for the entire year	375	D	D	D	f	D	D	D
	Establishments with no employees..	—	—	—	—	—	—	—	—
	Establishments with 1 employee....	174	244 008	7 263	1 626	174	16 827	716	943
	Establishments with 2 employees... D	92	162 589	6 175	1 503	184	13 477	240	288
	Establishments with 3 or 4 employees.....	59	130 271	6 815	1 699	189	15 159	648	696
	Establishments with 5 or 6 employees.....	28	D	D	D	c	D	D	D
	Establishments with 7 to 9 employees.....	13	D	D	D	c	D	D	D
	Establishments with 10 to 14 employees.....	6	D	D	D	b	D	D	D
	Establishments with 15 to 19 employees.....	1	D	D	D	a	D	D	D
	Establishments with 20 to 49 employees.....	2	D	D	D	b	D	D	D
	Establishments with 50 to 99 employees.....	—	—	—	—	—	—	—	—
	Establishments with 100 employees or more	—	—	—	—	—	—	—	—
	Establishments not operated for the entire year	76	D	D	D	b	D	D	D

See footnotes at end of table.

Table 2. Employment Size of Establishments: 1997—Con.

[Includes only establishments with payroll. For meaning of abbreviations and symbols, see introductory text. For explanation of terms, see Appendix A. For method of assignment to categories shown, see Appendix C.]

NAICS code	Employment sizes of establishments by type of operation and kind of business ¹	Establishments (number)	Sales (\$1,000)	Annual payroll (\$1,000)	First-quarter payroll (\$1,000)	Paid employees for pay period including March 12 (number)	Operating expenses ² (\$1,000)	End-of-1996 inventories (\$1,000)	End-of-1997 inventories (\$1,000)
421	AGENTS, BROKERS, AND COMMISSION MERCHANTS—Con.								
	Wholesale trade, durable goods—Con.								
4219401	Jewelry, watch, diamonds, precious stone, & silverware whsle								
	All establishments	429	D	D	D	f	D	D	D
	Establishments operated for the entire year	357	D	D	D	f	D	D	D
	Establishments with no employees...	—	—	—	—	—	—	—	—
	Establishments with 1 employee...	167	D	D	D	c	D	D	D
	Establishments with 2 employees...	87	D	D	D	c	D	D	D
	Establishments with 3 or 4 employees.....	55	D	D	D	c	D	D	D
	Establishments with 5 or 6 employees.....	28	D	D	D	c	D	D	D
	Establishments with 7 to 9 employees.....	12	D	D	D	b	D	D	D
	Establishments with 10 to 14 employees.....	5	D	D	D	b	D	D	D
	Establishments with 15 to 19 employees.....	1	D	D	D	a	D	D	D
	Establishments with 20 to 49 employees.....	2	D	D	D	b	D	D	D
	Establishments with 50 to 99 employees.....	—	—	—	—	—	—	—	—
	Establishments with 100 employees or more	—	—	—	—	—	—	—	—
	Establishments not operated for the entire year	72	D	D	D	b	D	D	D
4219402	Precious metal (excluding ores) whsle								
	All establishments	22	D	D	D	b	D	D	D
	Establishments operated for the entire year	18	D	D	D	b	D	D	D
	Establishments with no employees...	—	—	—	—	—	—	—	—
	Establishments with 1 employee....	7	D	D	D	a	D	D	D
	Establishments with 2 employees...	5	D	D	D	a	D	D	D
	Establishments with 3 or 4 employees.....	4	D	D	D	a	D	D	D
	Establishments with 5 or 6 employees.....	—	—	—	—	—	—	—	—
	Establishments with 7 to 9 employees.....	1	D	D	D	a	D	D	D
	Establishments with 10 to 14 employees.....	1	D	D	D	a	D	D	D
	Establishments with 15 to 19 employees.....	—	—	—	—	—	—	—	—
	Establishments with 20 to 49 employees.....	—	—	—	—	—	—	—	—
	Establishments with 50 to 99 employees.....	—	—	—	—	—	—	—	—
	Establishments with 100 employees or more	—	—	—	—	—	—	—	—
	Establishments not operated for the entire year	4	D	D	D	a	D	D	D
42199	Other miscellaneous durable goods whsle								
	All establishments	1 379	3 700 167	118 715	26 462	3 545	243 319	4 924	4 196
	Establishments operated for the entire year	1 035	3 384 845	110 998	25 496	3 356	225 186	4 894	4 148
	Establishments with no employees...	—	—	—	—	—	—	—	—
	Establishments with 1 employee....	463	462 868	16 060	3 614	463	36 279	702	498
	Establishments with 2 employees...	230	350 685	14 198	3 211	460	31 096	350	351
	Establishments with 3 or 4 employees.....	186	561 594	19 643	4 309	631	40 590	540	220
	Establishments with 5 or 6 employees.....	74	D	D	D	e	D	D	D
	Establishments with 7 to 9 employees.....	42	D	D	D	e	D	D	D
	Establishments with 10 to 14 employees.....	18	242 174	9 200	2 021	208	16 473	259	254
	Establishments with 15 to 19 employees.....	7	177 458	4 407	1 039	121	11 924	—	—
	Establishments with 20 to 49 employees.....	12	D	D	D	e	D	D	D
	Establishments with 50 to 99 employees.....	1	D	D	D	b	D	D	D
	Establishments with 100 employees or more	2	D	D	D	e	D	D	D
	Establishments not operated for the entire year	344	315 322	7 717	966	189	18 133	30	48
421990	Other miscellaneous durable goods whsle								

See footnotes at end of table.

Table 2. Employment Size of Establishments: 1997—Con.

[Includes only establishments with payroll. For meaning of abbreviations and symbols, see introductory text. For explanation of terms, see Appendix A. For method of assignment to categories shown, see Appendix C]

NAICS code	Employment sizes of establishments by type of operation and kind of business ¹	Establishments (number)	Sales (\$1,000)	Annual payroll (\$1,000)	First-quarter payroll (\$1,000)	Paid employees for pay period including March 12 (number)	Operating expenses ² (\$1,000)	End-of-1996 inventories (\$1,000)	End-of-1997 inventories (\$1,000)
421	AGENTS, BROKERS, AND COMMISSION MERCHANTS—Con.								
	Wholesale trade, durable goods—Con.								
421990	Other miscellaneous durable goods whsle—Con.								
	All establishments	1 379	3 700 167	118 715	26 462	3 545	243 319	4 924	4 196
	Establishments operated for the entire year	1 035	3 384 845	110 998	25 496	3 356	225 186	4 894	4 148
	Establishments with no employees...	—	—	—	—	—	—	—	—
	Establishments with 1 employee...	463	462 868	16 060	3 614	463	36 279	702	498
	Establishments with 2 employees...	230	350 685	14 198	3 211	460	31 096	350	351
	Establishments with 3 or 4 employees.....	186	561 594	19 643	4 309	631	40 590	540	220
	Establishments with 5 or 6 employees.....	74	D	D	D	e	D	D	D
	Establishments with 7 to 9 employees.....	42	D	D	D	e	D	D	D
	Establishments with 10 to 14 employees.....	18	242 174	9 200	2 021	208	16 473	259	254
	Establishments with 15 to 19 employees.....	7	177 458	4 407	1 039	121	11 924	—	—
	Establishments with 20 to 49 employees.....	12	D	D	D	e	D	D	D
	Establishments with 50 to 99 employees.....	1	D	D	D	b	D	D	D
	Establishments with 100 employees or more	2	D	D	D	e	D	D	D
	Establishments not operated for the entire year	344	315 322	7 717	966	189	18 133	30	48
4219901	Musical instruments & supplies whsle								
	All establishments	64	120 890	4 958	1 212	137	13 136	121	80
	Establishments operated for the entire year	47	102 826	4 628	1 176	122	12 181	121	48
	Establishments with no employees...	—	—	—	—	—	—	—	—
	Establishments with 1 employee...	24	24 843	804	182	24	1 741	100	9
	Establishments with 2 employees...	9	18 528	417	91	18	1 188	5	7
	Establishments with 3 or 4 employees.....	8	24 550	1 093	279	27	3 477	3	4
	Establishments with 5 or 6 employees.....	3	25 400	1 076	349	17	3 307	13	28
	Establishments with 7 to 9 employees.....	1	D	D	D	a	D	D	D
	Establishments with 10 to 14 employees.....	1	D	D	D	a	D	D	D
	Establishments with 15 to 19 employees.....	1	D	D	D	a	D	D	D
	Establishments with 20 to 49 employees.....	—	—	—	—	—	—	—	—
	Establishments with 50 to 99 employees.....	—	—	—	—	—	—	—	—
	Establishments with 100 employees or more	—	—	—	—	—	—	—	—
	Establishments not operated for the entire year	17	18 064	330	36	15	955	—	32
4219902	Forest products (except lumber) whsle								
	All establishments	188	715 205	15 414	3 491	462	31 701	179	212
	Establishments operated for the entire year	141	667 903	14 668	3 385	439	30 106	179	212
	Establishments with no employees...	—	—	—	—	—	—	—	—
	Establishments with 1 employee...	65	69 533	2 278	483	65	4 625	33	36
	Establishments with 2 employees...	30	45 380	1 807	478	60	3 959	138	157
	Establishments with 3 or 4 employees.....	21	73 001	1 928	411	71	4 023	4	5
	Establishments with 5 or 6 employees.....	9	86 947	2 375	545	50	4 504	4	14
	Establishments with 7 to 9 employees.....	6	41 252	1 554	259	47	2 654	—	—
	Establishments with 10 to 14 employees.....	5	49 218	1 712	524	55	3 519	—	—
	Establishments with 15 to 19 employees.....	3	D	D	D	b	D	D	D
	Establishments with 20 to 49 employees.....	2	D	D	D	b	D	D	D
	Establishments with 50 to 99 employees.....	—	—	—	—	—	—	—	—
	Establishments with 100 employees or more	—	—	—	—	—	—	—	—
	Establishments not operated for the entire year	47	47 302	746	106	23	1 595	—	—

See footnotes at end of table.

Table 2. Employment Size of Establishments: 1997—Con.

[Includes only establishments with payroll. For meaning of abbreviations and symbols, see introductory text. For explanation of terms, see Appendix A. For method of assignment to categories shown, see Appendix C]

NAICS code	Employment sizes of establishments by type of operation and kind of business ¹	Establishments (number)	Sales (\$1,000)	Annual payroll (\$1,000)	First-quarter payroll (\$1,000)	Paid employees for pay period including March 12 (number)	Operating expenses ² (\$1,000)	End-of-1996 inventories (\$1,000)	End-of-1997 inventories (\$1,000)
421	AGENTS, BROKERS, AND COMMISSION MERCHANTS—Con.								
	Wholesale trade, durable goods—Con.								
4219903	General merchandise (durable goods) whsle								
	All establishments	514	D	D	D	g	D	D	D
	Establishments operated for the entire year	402	D	D	D	g	D	D	D
	Establishments with no employees..	—	—	—	—	—	—	—	—
	Establishments with 1 employee....	184	D	D	D	c	D	D	D
	Establishments with 2 employees...	94	D	D	D	c	D	D	D
	Establishments with 3 or 4 employees.....	66	D	D	D	c	D	D	D
	Establishments with 5 or 6 employees.....	25	D	D	D	c	D	D	D
	Establishments with 7 to 9 employees.....	20	D	D	D	c	D	D	D
	Establishments with 10 to 14 employees.....	7	D	D	D	b	D	D	D
	Establishments with 15 to 19 employees.....	1	D	D	D	a	D	D	D
	Establishments with 20 to 49 employees.....	3	D	D	D	c	D	D	D
	Establishments with 50 to 99 employees.....	—	—	—	—	—	—	—	—
	Establishments with 100 employees or more	2	D	D	D	e	D	D	D
	Establishments not operated for the entire year	112	D	D	D	b	D	D	D
4219904	Prerecorded media whsle								
	All establishments	140	321 738	11 830	3 438	416	28 590	511	615
	Establishments operated for the entire year	102	D	D	D	e	D	D	D
	Establishments with no employees..	—	—	—	—	—	—	—	—
	Establishments with 1 employee....	46	45 115	1 736	360	46	4 207	62	72
	Establishments with 2 employees...	18	22 819	690	163	36	1 494	19	27
	Establishments with 3 or 4 employees.....	14	42 070	1 651	307	50	3 567	29	15
	Establishments with 5 or 6 employees.....	11	52 852	2 886	1 406	59	8 602	1	1
	Establishments with 7 to 9 employees.....	6	D	D	D	b	D	D	D
	Establishments with 10 to 14 employees.....	2	D	D	D	b	D	D	D
	Establishments with 15 to 19 employees.....	—	—	—	—	—	—	—	—
	Establishments with 20 to 49 employees.....	5	D	D	D	c	D	D	D
	Establishments with 50 to 99 employees.....	—	—	—	—	—	—	—	—
	Establishments with 100 employees or more	—	—	—	—	—	—	—	—
	Establishments not operated for the entire year	38	D	D	D	b	D	D	D
42199041	Compact discs/prerecorded audio tapes, & phonograph records whsle								
	All establishments	124	D	D	D	e	D	D	D
	Establishments operated for the entire year	86	D	D	D	e	D	D	D
	Establishments with no employees..	—	—	—	—	—	—	—	—
	Establishments with 1 employee....	39	D	D	D	b	D	D	D
	Establishments with 2 employees...	17	D	D	D	b	D	D	D
	Establishments with 3 or 4 employees.....	11	D	D	D	b	D	D	D
	Establishments with 5 or 6 employees.....	7	D	D	D	b	D	D	D
	Establishments with 7 to 9 employees.....	5	D	D	D	b	D	D	D
	Establishments with 10 to 14 employees.....	2	D	D	D	b	D	D	D
	Establishments with 15 to 19 employees.....	—	—	—	—	—	—	—	—
	Establishments with 20 to 49 employees.....	5	D	D	D	c	D	D	D
	Establishments with 50 to 99 employees.....	—	—	—	—	—	—	—	—
	Establishments with 100 employees or more	—	—	—	—	—	—	—	—
	Establishments not operated for the entire year	38	D	D	D	b	D	D	D

See footnotes at end of table.

Table 2. Employment Size of Establishments: 1997—Con.

[Includes only establishments with payroll. For meaning of abbreviations and symbols, see introductory text. For explanation of terms, see Appendix A. For method of assignment to categories shown, see Appendix C]

NAICS code	Employment sizes of establishments by type of operation and kind of business ¹	Establishments (number)	Sales (\$1,000)	Annual payroll (\$1,000)	First-quarter payroll (\$1,000)	Paid employees for pay period including March 12 (number)	Operating expenses ² (\$1,000)	End-of-1996 inventories (\$1,000)	End-of-1997 inventories (\$1,000)
421	AGENTS, BROKERS, AND COMMISSION MERCHANTS—Con.								
	Wholesale trade, durable goods—Con.								
42199042	Prerecorded video tapes whsle								
	All establishments	16	D	D	D	b	D	D	D
	Establishments operated for the entire year	16	D	D	D	b	D	D	D
	Establishments with no employees..	—	—	—	—	—	—	—	—
	Establishments with 1 employee....	7	D	D	D	a	D	D	D
	Establishments with 2 employees...	1	D	D	D	a	D	D	D
	Establishments with 3 or 4 employees.....	3	D	D	D	a	D	D	D
	Establishments with 5 or 6 employees.....	4	D	D	D	b	D	D	D
	Establishments with 7 to 9 employees.....	1	D	D	D	a	D	D	D
	Establishments with 10 to 14 employees.....	—	—	—	—	—	—	—	—
	Establishments with 15 to 19 employees.....	—	—	—	—	—	—	—	—
	Establishments with 20 to 49 employees.....	—	—	—	—	—	—	—	—
	Establishments with 50 to 99 employees.....	—	—	—	—	—	—	—	—
	Establishments with 100 employees or more	—	—	—	—	—	—	—	—
	Establishments not operated for the entire year	—	—	—	—	—	—	—	—
4219905	Fire extinguishers & fire safety equipment whsle								
	All establishments	72	D	D	D	c	D	D	D
	Establishments operated for the entire year	45	D	D	D	c	D	D	D
	Establishments with no employees..	—	—	—	—	—	—	—	—
	Establishments with 1 employee....	15	D	D	D	a	D	D	D
	Establishments with 2 employees...	11	D	D	D	b	D	D	D
	Establishments with 3 or 4 employees.....	13	D	D	D	b	D	D	D
	Establishments with 5 or 6 employees.....	4	D	D	D	b	D	D	D
	Establishments with 7 to 9 employees.....	—	—	—	—	—	—	—	—
	Establishments with 10 to 14 employees.....	1	D	D	D	a	D	D	D
	Establishments with 15 to 19 employees.....	—	—	—	—	—	—	—	—
	Establishments with 20 to 49 employees.....	1	D	D	D	b	D	D	D
	Establishments with 50 to 99 employees.....	—	—	—	—	—	—	—	—
	Establishments with 100 employees or more	—	—	—	—	—	—	—	—
	Establishments not operated for the entire year	27	D	D	D	a	D	D	D
4219906	Other durable goods whsle								
	All establishments	401	1 010 358	31 983	6 442	877	67 929	941	743
	Establishments operated for the entire year	298	D	D	D	f	D	D	D
	Establishments with no employees..	—	—	—	—	—	—	—	—
	Establishments with 1 employee....	129	135 543	5 339	1 228	129	11 625	385	257
	Establishments with 2 employees...	68	115 114	4 997	1 009	136	11 088	136	136
	Establishments with 3 or 4 employees.....	64	232 054	7 450	1 676	215	14 759	149	116
	Establishments with 5 or 6 employees.....	22	115 154	4 697	1 049	115	7 881	—	—
	Establishments with 7 to 9 employees.....	9	63 598	2 235	474	69	4 165	—	—
	Establishments with 10 to 14 employees.....	2	D	D	D	b	D	D	D
	Establishments with 15 to 19 employees.....	2	D	D	D	b	D	D	D
	Establishments with 20 to 49 employees.....	1	D	D	D	b	D	D	D
	Establishments with 50 to 99 employees.....	1	D	D	D	b	D	D	D
	Establishments with 100 employees or more	—	—	—	—	—	—	—	—
	Establishments not operated for the entire year	103	D	D	D	b	D	D	D

See footnotes at end of table.

Table 2. Employment Size of Establishments: 1997—Con.

[Includes only establishments with payroll. For meaning of abbreviations and symbols, see introductory text. For explanation of terms, see Appendix A. For method of assignment to categories shown, see Appendix C]

NAICS code	Employment sizes of establishments by type of operation and kind of business ¹	Establishments (number)	Sales (\$1,000)	Annual payroll (\$1,000)	First-quarter payroll (\$1,000)	Paid employees for pay period including March 12 (number)	Operating expenses ² (\$1,000)	End-of-1996 inventories (\$1,000)	End-of-1997 inventories (\$1,000)	
422	AGENTS, BROKERS, AND COMMISSION MERCHANTS—Con.									
	Wholesale trade, nondurable goods									
	All establishments	15 813	210 280 732	3 860 234	881 785	121 102	7 159 777	146 688	171 062	
	Establishments operated for the entire year	13 426	198 184 360	3 648 870	838 585	113 724	6 727 928	145 990	162 521	
	Establishments with no employees..	13	24 890	216	—	—	504	—	—	
	Establishments with 1 employee....	4 487	9 468 984	214 579	46 706	4 487	447 724	7 047	7 885	
	Establishments with 2 employees...	2 605	11 602 632	205 959	46 950	5 210	417 871	5 387	4 867	
	Establishments with 3 or 4 employees.....	2 356	15 158 013	331 527	75 734	7 978	664 945	17 481	23 480	
	Establishments with 5 or 6 employees.....	1 098	12 707 583	259 923	58 012	5 947	506 059	16 389	15 403	
	Establishments with 7 to 9 employees.....	696	10 903 407	230 989	51 632	5 496	428 951	10 756	10 968	
	Establishments with 10 to 14 employees.....	622	15 527 160	287 211	62 155	7 249	531 681	17 515	19 978	
	Establishments with 15 to 19 employees.....	390	19 427 506	209 308	48 967	6 480	364 130	10 866	11 455	
	Establishments with 20 to 49 employees.....	832	34 535 243	609 116	137 864	24 875	1 108 083	22 844	28 477	
	Establishments with 50 to 99 employees.....	193	18 133 197	345 398	80 816	12 732	660 954	17 882	20 438	
	Establishments with 100 employees or more	134	50 695 745	954 644	229 749	33 270	1 597 026	19 823	19 570	
	Establishments not operated for the entire year	2 387	12 096 372	211 364	43 200	7 378	431 849	698	8 541	
	4221	Paper & paper product whsle								
All establishments		1 566	7 602 771	242 505	56 581	5 335	452 024	17 175	18 681	
Establishments operated for the entire year		1 392	7 338 641	234 835	54 873	5 170	436 385	17 166	18 679	
Establishments with no employees..		4	2 191	28	—	—	70	—	—	
Establishments with 1 employee....		514	817 904	27 448	6 187	514	55 411	747	833	
Establishments with 2 employees...		321	799 841	26 440	6 199	642	50 810	465	799	
Establishments with 3 or 4 employees.....		275	1 310 061	39 475	8 980	933	79 239	1 517	1 771	
Establishments with 5 or 6 employees.....		129	836 542	30 096	6 823	702	55 662	1 277	1 220	
Establishments with 7 to 9 employees.....		67	698 867	26 320	6 327	521	45 204	421	467	
Establishments with 10 to 14 employees.....		41	760 654	26 661	5 870	463	48 866	717	649	
Establishments with 15 to 19 employees.....		14	211 332	10 336	2 220	233	16 530	424	498	
Establishments with 20 to 49 employees.....		22	734 064	24 612	5 524	562	40 877	—	—	
Establishments with 50 to 99 employees.....		3	D	D	D	c	D	D	D	
Establishments with 100 employees or more		2	D	D	D	e	D	D	D	
Establishments not operated for the entire year		174	264 130	7 670	1 708	165	15 639	9	2	
42211		Printing & writing paper whsle								
		All establishments	177	1 378 150	33 353	7 722	616	69 098	12 457	13 426
	Establishments operated for the entire year	154	1 317 314	32 487	7 675	603	66 069	12 457	13 426	
	Establishments with no employees..	—	—	—	—	—	—	—	—	
	Establishments with 1 employee....	63	196 949	5 153	1 166	63	8 329	357	364	
	Establishments with 2 employees...	34	121 012	3 576	727	68	6 515	20	78	
	Establishments with 3 or 4 employees.....	26	D	D	D	b	D	D	D	
	Establishments with 5 or 6 employees.....	14	92 885	2 941	693	75	7 990	226	252	
	Establishments with 7 to 9 employees.....	6	82 146	1 945	412	45	3 484	87	135	
	Establishments with 10 to 14 employees.....	6	115 500	3 778	983	71	10 137	59	50	
	Establishments with 15 to 19 employees.....	—	—	—	—	—	—	—	—	
	Establishments with 20 to 49 employees.....	3	D	D	D	b	D	D	D	
	Establishments with 50 to 99 employees.....	2	D	D	D	c	D	D	D	
	Establishments with 100 employees or more	—	—	—	—	—	—	—	—	
	Establishments not operated for the entire year	23	60 836	866	47	13	3 029	—	—	
	422110	Printing & writing paper whsle								
		All establishments	177	1 378 150	33 353	7 722	616	69 098	12 457	13 426
Establishments operated for the entire year		154	1 317 314	32 487	7 675	603	66 069	12 457	13 426	
Establishments with no employees..		—	—	—	—	—	—	—	—	
Establishments with 1 employee....		63	196 949	5 153	1 166	63	8 329	357	364	
Establishments with 2 employees...		34	121 012	3 576	727	68	6 515	20	78	
Establishments with 3 or 4 employees.....		26	D	D	D	b	D	D	D	

See footnotes at end of table.

Table 2. Employment Size of Establishments: 1997—Con.

[Includes only establishments with payroll. For meaning of abbreviations and symbols, see introductory text. For explanation of terms, see Appendix A. For method of assignment to categories shown, see Appendix C.]

NAICS code	Employment sizes of establishments by type of operation and kind of business ¹	Establishments (number)	Sales (\$1,000)	Annual payroll (\$1,000)	First-quarter payroll (\$1,000)	Paid employees for pay period including March 12 (number)	Operating expenses ² (\$1,000)	End-of-1996 inventories (\$1,000)	End-of-1997 inventories (\$1,000)
422	AGENTS, BROKERS, AND COMMISSION MERCHANTS—Con.								
	Wholesale trade, nondurable goods—Con.								
422110	Printing & writing paper whsle—Con.								
	Establishments operated for the entire year—Con.								
	Establishments with 5 or 6 employees.....	14	92 885	2 941	693	75	7 990	226	252
	Establishments with 7 to 9 employees.....	6	82 146	1 945	412	45	3 484	87	135
	Establishments with 10 to 14 employees.....	6	115 500	3 778	983	71	10 137	59	50
	Establishments with 15 to 19 employees.....	—	—	—	—	—	—	—	—
	Establishments with 20 to 49 employees.....	3	D	D	D	b	D	D	D
	Establishments with 50 to 99 employees.....	2	D	D	D	c	D	D	D
	Establishments with 100 employees or more	—	—	—	—	—	—	—	—
	Establishments not operated for the entire year	23	60 836	866	47	13	3 029	—	—
42212	Stationery & office supplies whsle								
	All establishments	735	2 201 547	87 722	20 721	2 443	168 995	1 950	2 073
	Establishments operated for the entire year	668	2 143 538	85 155	20 187	2 381	164 155	1 950	2 073
	Establishments with no employees..	3	D	D	D	a	D	D	D
	Establishments with 1 employee....	254	193 594	9 991	2 335	254	22 953	247	281
	Establishments with 2 employees....	148	232 296	10 441	2 325	296	21 509	138	123
	Establishments with 3 or 4 employees.....	137	D	D	D	e	D	D	D
	Establishments with 5 or 6 employees.....	58	282 549	12 992	2 959	317	22 782	626	634
	Establishments with 7 to 9 employees.....	39	314 320	14 135	3 265	307	24 561	98	125
	Establishments with 10 to 14 employees.....	14	217 136	8 242	2 064	156	14 208	89	41
	Establishments with 15 to 19 employees.....	4	24 315	1 984	486	68	2 835	202	286
	Establishments with 20 to 49 employees.....	10	D	D	D	e	D	D	D
	Establishments with 50 to 99 employees.....	—	—	—	—	—	—	—	—
	Establishments with 100 employees or more	1	D	D	D	e	D	D	D
	Establishments not operated for the entire year	67	58 009	2 567	534	62	4 840	—	—
422120	Stationery & office supplies whsle								
	All establishments	735	2 201 547	87 722	20 721	2 443	168 995	1 950	2 073
	Establishments operated for the entire year	668	2 143 538	85 155	20 187	2 381	164 155	1 950	2 073
	Establishments with no employees..	3	D	D	D	a	D	D	D
	Establishments with 1 employee....	254	193 594	9 991	2 335	254	22 953	247	281
	Establishments with 2 employees....	148	232 296	10 441	2 325	296	21 509	138	123
	Establishments with 3 or 4 employees.....	137	D	D	D	e	D	D	D
	Establishments with 5 or 6 employees.....	58	282 549	12 992	2 959	317	22 782	626	634
	Establishments with 7 to 9 employees.....	39	314 320	14 135	3 265	307	24 561	98	125
	Establishments with 10 to 14 employees.....	14	217 136	8 242	2 064	156	14 208	89	41
	Establishments with 15 to 19 employees.....	4	24 315	1 984	486	68	2 835	202	286
	Establishments with 20 to 49 employees.....	10	D	D	D	e	D	D	D
	Establishments with 50 to 99 employees.....	—	—	—	—	—	—	—	—
	Establishments with 100 employees or more	1	D	D	D	e	D	D	D
	Establishments not operated for the entire year	67	58 009	2 567	534	62	4 840	—	—
42213	Industrial & personal service paper whsle								
	All establishments	654	4 023 074	121 430	28 138	2 276	213 931	2 768	3 182
	Establishments operated for the entire year	570	3 877 789	117 193	27 011	2 186	206 161	2 759	3 180
	Establishments with no employees..	1	D	D	D	a	D	D	D
	Establishments with 1 employee....	197	427 361	12 304	2 686	197	24 129	143	188
	Establishments with 2 employees....	139	446 533	12 423	3 147	278	22 786	307	598
	Establishments with 3 or 4 employees.....	112	D	D	D	e	D	D	D

See footnotes at end of table.

Table 2. Employment Size of Establishments: 1997—Con.

[Includes only establishments with payroll. For meaning of abbreviations and symbols, see introductory text. For explanation of terms, see Appendix A. For method of assignment to categories shown, see Appendix C.]

NAICS code	Employment sizes of establishments by type of operation and kind of business ¹	Establishments (number)	Sales (\$1,000)	Annual payroll (\$1,000)	First-quarter payroll (\$1,000)	Paid employees for pay period including March 12 (number)	Operating expenses ² (\$1,000)	End-of-1996 inventories (\$1,000)	End-of-1997 inventories (\$1,000)
422	AGENTS, BROKERS, AND COMMISSION MERCHANTS—Con.								
42213	Wholesale trade, nondurable goods—Con.								
	Industrial & personal service paper whsle—Con.								
	Establishments operated for the entire year—Con.								
	Establishments with 5 or 6 employees.....	57	461 108	14 163	3 171	310	24 890	425	334
	Establishments with 7 to 9 employees.....	22	302 401	10 240	2 650	169	17 159	236	207
	Establishments with 10 to 14 employees.....	21	428 018	14 641	2 823	236	24 521	569	558
	Establishments with 15 to 19 employees.....	10	187 017	8 352	1 734	165	13 695	222	212
	Establishments with 20 to 49 employees.....	9	402 350	14 016	2 715	245	21 849	—	—
	Establishments with 50 to 99 employees.....	1	D	D	D	b	D	D	D
	Establishments with 100 employees or more	1	D	D	D	c	D	D	D
	Establishments not operated for the entire year	84	145 285	4 237	1 127	90	7 770	9	2
422130	Industrial & personal service paper whsle								
	All establishments	654	4 023 074	121 430	28 138	2 276	213 931	2 768	3 182
	Establishments operated for the entire year	570	3 877 789	117 193	27 011	2 186	206 161	2 759	3 180
	Establishments with no employees..	1	D	D	D	a	D	D	D
	Establishments with 1 employee....	197	427 361	12 304	2 686	197	24 129	143	188
	Establishments with 2 employees....	139	446 533	12 423	3 147	278	22 786	307	598
	Establishments with 3 or 4 employees.....	112	D	D	D	e	D	D	D
	Establishments with 5 or 6 employees.....	57	461 108	14 163	3 171	310	24 890	425	334
	Establishments with 7 to 9 employees.....	22	302 401	10 240	2 650	169	17 159	236	207
	Establishments with 10 to 14 employees.....	21	428 018	14 641	2 823	236	24 521	569	558
	Establishments with 15 to 19 employees.....	10	187 017	8 352	1 734	165	13 695	222	212
	Establishments with 20 to 49 employees.....	9	402 350	14 016	2 715	245	21 849	—	—
	Establishments with 50 to 99 employees.....	1	D	D	D	b	D	D	D
	Establishments with 100 employees or more	1	D	D	D	c	D	D	D
	Establishments not operated for the entire year	84	145 285	4 237	1 127	90	7 770	9	2
4222	Drugs, & druggists' sundries whsle								
	All establishments	445	5 451 128	113 644	23 300	2 526	234 947	5 047	5 164
	Establishments operated for the entire year	363	5 215 100	108 011	22 044	2 360	222 453	4 746	4 854
	Establishments with no employees..	—	—	—	—	—	—	—	—
	Establishments with 1 employee....	141	310 783	7 655	1 501	141	15 237	338	163
	Establishments with 2 employees....	58	237 705	5 123	1 118	116	11 039	27	29
	Establishments with 3 or 4 employees.....	58	441 889	11 877	2 191	201	22 718	1 374	1 367
	Establishments with 5 or 6 employees.....	44	578 099	13 875	3 072	238	24 508	389	500
	Establishments with 7 to 9 employees.....	19	373 227	6 096	1 462	147	13 641	171	213
	Establishments with 10 to 14 employees.....	12	311 398	9 342	1 888	141	13 941	646	725
	Establishments with 15 to 19 employees.....	9	177 415	6 015	1 511	150	9 368	538	555
	Establishments with 20 to 49 employees.....	11	485 377	8 625	2 060	313	20 878	1 263	1 302
	Establishments with 50 to 99 employees.....	7	1 249 760	20 515	4 820	431	41 711	—	—
	Establishments with 100 employees or more	4	1 049 447	18 888	2 421	482	49 412	—	—
	Establishments not operated for the entire year	82	236 028	5 633	1 256	166	12 494	301	310
42221	Drugs, & druggists' sundries whsle								
	All establishments	445	5 451 128	113 644	23 300	2 526	234 947	5 047	5 164
	Establishments operated for the entire year	363	5 215 100	108 011	22 044	2 360	222 453	4 746	4 854
	Establishments with no employees..	—	—	—	—	—	—	—	—
	Establishments with 1 employee....	141	310 783	7 655	1 501	141	15 237	338	163
	Establishments with 2 employees....	58	237 705	5 123	1 118	116	11 039	27	29
	Establishments with 3 or 4 employees.....	58	441 889	11 877	2 191	201	22 718	1 374	1 367

See footnotes at end of table.

Table 2. Employment Size of Establishments: 1997—Con.

[Includes only establishments with payroll. For meaning of abbreviations and symbols, see introductory text. For explanation of terms, see Appendix A. For method of assignment to categories shown, see Appendix C]

NAICS code	Employment sizes of establishments by type of operation and kind of business ¹	Establishments (number)	Sales (\$1,000)	Annual payroll (\$1,000)	First-quarter payroll (\$1,000)	Paid employees for pay period including March 12 (number)	Operating expenses ² (\$1,000)	End-of-1996 inventories (\$1,000)	End-of-1997 inventories (\$1,000)
422	AGENTS, BROKERS, AND COMMISSION MERCHANTS—Con.								
	Wholesale trade, nondurable goods—Con.								
42221	Drugs, & druggists' sundries whsle—Con.								
	Establishments operated for the entire year—Con.								
	Establishments with 5 or 6 employees.....	44	578 099	13 875	3 072	238	24 508	389	500
	Establishments with 7 to 9 employees.....	19	373 227	6 096	1 462	147	13 641	171	213
	Establishments with 10 to 14 employees.....	12	311 398	9 342	1 888	141	13 941	646	725
	Establishments with 15 to 19 employees.....	9	177 415	6 015	1 511	150	9 368	538	555
	Establishments with 20 to 49 employees.....	11	485 377	8 625	2 060	313	20 878	1 263	1 302
	Establishments with 50 to 99 employees.....	7	1 249 760	20 515	4 820	431	41 711	—	—
	Establishments with 100 employees or more	4	1 049 447	18 888	2 421	482	49 412	—	—
	Establishments not operated for the entire year	82	236 028	5 633	1 256	166	12 494	301	310
422210	Drugs, & druggists' sundries whsle								
	All establishments	445	5 451 128	113 644	23 300	2 526	234 947	5 047	5 164
	Establishments operated for the entire year	363	5 215 100	108 011	22 044	2 360	222 453	4 746	4 854
	Establishments with no employees..	—	—	—	—	—	—	—	—
	Establishments with 1 employee....	141	310 783	7 655	1 501	141	15 237	338	163
	Establishments with 2 employees...	58	237 705	5 123	1 118	116	11 039	27	29
	Establishments with 3 or 4 employees	58	441 889	11 877	2 191	201	22 718	1 374	1 367
	Establishments with 5 or 6 employees	44	578 099	13 875	3 072	238	24 508	389	500
	Establishments with 7 to 9 employees	19	373 227	6 096	1 462	147	13 641	171	213
	Establishments with 10 to 14 employees	12	311 398	9 342	1 888	141	13 941	646	725
	Establishments with 15 to 19 employees	9	177 415	6 015	1 511	150	9 368	538	555
	Establishments with 20 to 49 employees	11	485 377	8 625	2 060	313	20 878	1 263	1 302
	Establishments with 50 to 99 employees	7	1 249 760	20 515	4 820	431	41 711	—	—
	Establishments with 100 employees or more	4	1 049 447	18 888	2 421	482	49 412	—	—
	Establishments not operated for the entire year	82	236 028	5 633	1 256	166	12 494	301	310
4222102	Specialty-line drug, pharmaceutical, cosmetic, & toiletries whsle								
	All establishments	445	5 451 128	113 644	23 300	2 526	234 947	5 047	5 164
	Establishments operated for the entire year	363	5 215 100	108 011	22 044	2 360	222 453	4 746	4 854
	Establishments with no employees..	—	—	—	—	—	—	—	—
	Establishments with 1 employee....	141	310 783	7 655	1 501	141	15 237	338	163
	Establishments with 2 employees...	58	237 705	5 123	1 118	116	11 039	27	29
	Establishments with 3 or 4 employees	58	441 889	11 877	2 191	201	22 718	1 374	1 367
	Establishments with 5 or 6 employees	44	578 099	13 875	3 072	238	24 508	389	500
	Establishments with 7 to 9 employees	19	373 227	6 096	1 462	147	13 641	171	213
	Establishments with 10 to 14 employees	12	311 398	9 342	1 888	141	13 941	646	725
	Establishments with 15 to 19 employees	9	177 415	6 015	1 511	150	9 368	538	555
	Establishments with 20 to 49 employees	11	485 377	8 625	2 060	313	20 878	1 263	1 302
	Establishments with 50 to 99 employees	7	1 249 760	20 515	4 820	431	41 711	—	—
	Establishments with 100 employees or more	4	1 049 447	18 888	2 421	482	49 412	—	—
	Establishments not operated for the entire year	82	236 028	5 633	1 256	166	12 494	301	310
4223	Apparel, piece goods, & notions whsle								
	All establishments	3 034	16 937 975	499 819	109 567	9 332	977 249	30 510	29 976

See footnotes at end of table.

Table 2. Employment Size of Establishments: 1997—Con.

[Includes only establishments with payroll. For meaning of abbreviations and symbols, see introductory text. For explanation of terms, see Appendix A. For method of assignment to categories shown, see Appendix C.]

NAICS code	Employment sizes of establishments by type of operation and kind of business ¹	Establishments (number)	Sales (\$1,000)	Annual payroll (\$1,000)	First-quarter payroll (\$1,000)	Paid employees for pay period including March 12 (number)	Operating expenses ² (\$1,000)	End-of-1996 inventories (\$1,000)	End-of-1997 inventories (\$1,000)
422	AGENTS, BROKERS, AND COMMISSION MERCHANTS—Con.								
4223	Wholesale trade, nondurable goods—Con.								
	Apparel, piece goods, & notions whsle—Con.								
	Establishments operated for the entire year	2 565	15 970 930	473 114	106 426	9 054	924 388	30 510	29 657
	Establishments with no employees...	1	D	D	D	a	D	D	D
	Establishments with 1 employee...	1 111	2 722 451	62 695	13 987	1 111	135 990	996	974
	Establishments with 2 employees...	597	2 230 910	51 847	12 271	1 194	110 658	1 937	952
	Establishments with 3 or 4 employees	464	2 783 927	70 563	16 650	1 546	146 678	2 730	3 550
	Establishments with 5 or 6 employees	167	1 514 629	42 698	9 639	895	84 505	5 503	3 434
	Establishments with 7 to 9 employees	95	1 002 077	33 155	7 197	759	66 993	2 437	2 108
	Establishments with 10 to 14 employees	56	943 709	34 728	7 738	630	66 216	1 469	1 670
	Establishments with 15 to 19 employees	26	D	D	D	e	D	D	D
	Establishments with 20 to 49 employees	33	1 457 097	53 380	12 341	960	97 095	3 871	4 566
	Establishments with 50 to 99 employees	11	1 453 068	48 237	8 417	727	98 928	3 277	4 595
	Establishments with 100 employees or more	4	D	D	D	f	D	D	D
	Establishments not operated for the entire year	469	967 045	26 705	3 141	278	52 861	—	319
42231	Piece goods, notions, & other dry goods whsle								
	All establishments	793	5 032 811	133 335	29 237	2 562	249 219	9 009	5 708
	Establishments operated for the entire year	688	D	D	D	h	D	D	D
	Establishments with no employees...	—	—	—	—	—	—	—	—
	Establishments with 1 employee...	276	645 759	14 981	3 513	276	30 771	364	228
	Establishments with 2 employees...	146	742 070	13 997	2 735	292	26 158	1 094	235
	Establishments with 3 or 4 employees	127	882 715	20 524	5 143	425	39 254	235	109
	Establishments with 5 or 6 employees	64	831 851	19 654	4 255	348	37 399	4 615	2 674
	Establishments with 7 to 9 employees	29	295 420	9 466	2 089	231	17 996	1 121	870
	Establishments with 10 to 14 employees	23	472 455	14 492	3 003	257	26 901	296	270
	Establishments with 15 to 19 employees	10	D	D	D	c	D	D	D
	Establishments with 20 to 49 employees	11	535 837	17 930	4 293	308	29 579	320	378
	Establishments with 50 to 99 employees	1	D	D	D	b	D	D	D
	Establishments with 100 employees or more	1	D	D	D	c	D	D	D
	Establishments not operated for the entire year	105	D	D	D	b	D	D	D
422310	Piece goods, notions, & other dry goods whsle								
	All establishments	793	5 032 811	133 335	29 237	2 562	249 219	9 009	5 708
	Establishments operated for the entire year	688	D	D	D	h	D	D	D
	Establishments with no employees...	—	—	—	—	—	—	—	—
	Establishments with 1 employee...	276	645 759	14 981	3 513	276	30 771	364	228
	Establishments with 2 employees...	146	742 070	13 997	2 735	292	26 158	1 094	235
	Establishments with 3 or 4 employees	127	882 715	20 524	5 143	425	39 254	235	109
	Establishments with 5 or 6 employees	64	831 851	19 654	4 255	348	37 399	4 615	2 674
	Establishments with 7 to 9 employees	29	295 420	9 466	2 089	231	17 996	1 121	870
	Establishments with 10 to 14 employees	23	472 455	14 492	3 003	257	26 901	296	270
	Establishments with 15 to 19 employees	10	D	D	D	c	D	D	D
	Establishments with 20 to 49 employees	11	535 837	17 930	4 293	308	29 579	320	378
	Establishments with 50 to 99 employees	1	D	D	D	b	D	D	D
	Establishments with 100 employees or more	1	D	D	D	c	D	D	D
	Establishments not operated for the entire year	105	D	D	D	b	D	D	D
4223101	Piece goods—jobbers								
	All establishments	652	4 499 955	110 080	24 467	2 138	207 094	8 494	5 442

See footnotes at end of table.

Table 2. Employment Size of Establishments: 1997—Con.

[Includes only establishments with payroll. For meaning of abbreviations and symbols, see introductory text. For explanation of terms, see Appendix A. For method of assignment to categories shown, see Appendix C]

NAICS code	Employment sizes of establishments by type of operation and kind of business ¹	Establishments (number)	Sales (\$1,000)	Annual payroll (\$1,000)	First-quarter payroll (\$1,000)	Paid employees for pay period including March 12 (number)	Operating expenses ² (\$1,000)	End-of-1996 inventories (\$1,000)	End-of-1997 inventories (\$1,000)
422	AGENTS, BROKERS, AND COMMISSION MERCHANTS—Con.								
	Wholesale trade, nondurable goods—Con.								
4223101	Piece goods—jobbers—Con.								
	Establishments operated for the entire year	578	D	D	D	g	D	D	D
	Establishments with no employees..	—	—	—	—	—	—	—	—
	Establishments with 1 employee	225	576 537	12 657	2 969	225	25 089	339	192
	Establishments with 2 employees...	126	705 382	12 690	2 471	252	23 624	1 054	206
	Establishments with 3 or 4 employees	108	792 540	17 668	4 324	363	34 437	233	86
	Establishments with 5 or 6 employees	58	768 208	17 963	3 852	316	34 333	4 536	2 612
	Establishments with 7 to 9 employees	23	D	D	D	c	D	D	D
	Establishments with 10 to 14 employees	17	382 755	10 619	2 283	189	20 522	296	270
	Establishments with 15 to 19 employees	9	D	D	D	c	D	D	D
	Establishments with 20 to 49 employees	11	535 837	17 930	4 293	308	29 579	320	378
	Establishments with 50 to 99 employees	—	—	—	—	—	—	—	—
	Establishments with 100 employees or more	1	D	D	D	c	D	D	D
	Establishments not operated for the entire year	74	D	D	D	b	D	D	D
4223102	Notions & other dry goods whsle								
	All establishments	141	532 856	23 255	4 770	424	42 125	515	266
	Establishments operated for the entire year	110	D	D	D	e	D	D	D
	Establishments with no employees..	—	—	—	—	—	—	—	—
	Establishments with 1 employee	51	69 222	2 324	544	51	5 682	25	36
	Establishments with 2 employees...	20	36 688	1 307	264	40	2 534	40	29
	Establishments with 3 or 4 employees	19	90 175	2 856	819	62	4 817	2	23
	Establishments with 5 or 6 employees	6	63 643	1 691	403	32	3 066	79	62
	Establishments with 7 to 9 employees	6	D	D	D	b	D	D	D
	Establishments with 10 to 14 employees	6	89 700	3 873	720	68	6 379	—	—
	Establishments with 15 to 19 employees	1	D	D	D	a	D	D	D
	Establishments with 20 to 49 employees	—	—	—	—	—	—	—	—
	Establishments with 50 to 99 employees	1	D	D	D	b	D	D	D
	Establishments with 100 employees or more	—	—	—	—	—	—	—	—
	Establishments not operated for the entire year	31	D	D	D	a	D	D	D
42232	Men's & boys' clothing & furnishings whsle								
	All establishments	660	2 927 495	76 803	17 588	1 606	167 770	3 932	4 655
	Establishments operated for the entire year	588	2 789 388	74 054	17 039	1 550	161 206	3 932	4 399
	Establishments with no employees..	—	—	—	—	—	—	—	—
	Establishments with 1 employee	256	718 136	14 233	3 268	256	29 600	84	132
	Establishments with 2 employees...	145	527 651	12 117	3 062	290	25 766	407	344
	Establishments with 3 or 4 employees	117	670 902	18 186	4 001	388	39 933	944	1 316
	Establishments with 5 or 6 employees	27	217 610	6 245	1 471	145	13 947	280	199
	Establishments with 7 to 9 employees	25	277 726	8 546	2 011	196	20 260	736	598
	Establishments with 10 to 14 employees	9	117 999	5 159	1 112	97	11 971	1 133	1 349
	Establishments with 15 to 19 employees	5	86 952	4 017	805	80	7 926	348	461
	Establishments with 20 to 49 employees	4	172 412	5 551	1 309	98	11 803	—	—
	Establishments with 50 to 99 employees	—	—	—	—	—	—	—	—
	Establishments with 100 employees or more	—	—	—	—	—	—	—	—
	Establishments not operated for the entire year	72	138 107	2 749	549	56	6 564	—	256
422320	Men's & boys' clothing & furnishings whsle								
	All establishments	660	2 927 495	76 803	17 588	1 606	167 770	3 932	4 655

See footnotes at end of table.

Table 2. Employment Size of Establishments: 1997—Con.

[Includes only establishments with payroll. For meaning of abbreviations and symbols, see introductory text. For explanation of terms, see Appendix A. For method of assignment to categories shown, see Appendix C]

NAICS code	Employment sizes of establishments by type of operation and kind of business ¹	Establishments (number)	Sales (\$1,000)	Annual payroll (\$1,000)	First-quarter payroll (\$1,000)	Paid employees for pay period including March 12 (number)	Operating expenses ² (\$1,000)	End-of-1996 inventories (\$1,000)	End-of-1997 inventories (\$1,000)
422	AGENTS, BROKERS, AND COMMISSION MERCHANTS—Con.								
	Wholesale trade, nondurable goods—Con.								
422320	Men's & boys' clothing & furnishings whsle—Con.								
	Establishments operated for the entire year	588	2 789 388	74 054	17 039	1 550	161 206	3 932	4 399
	Establishments with no employees...	—	—	—	—	—	—	—	—
	Establishments with 1 employee....	256	718 136	14 233	3 268	256	29 600	84	132
	Establishments with 2 employees...	145	527 651	12 117	3 062	290	25 766	407	344
	Establishments with 3 or 4 employees.....	117	670 902	18 186	4 001	388	39 933	944	1 316
	Establishments with 5 or 6 employees.....	27	217 610	6 245	1 471	145	13 947	280	199
	Establishments with 7 to 9 employees.....	25	277 726	8 546	2 011	196	20 260	736	598
	Establishments with 10 to 14 employees.....	9	117 999	5 159	1 112	97	11 971	1 133	1 349
	Establishments with 15 to 19 employees.....	5	86 952	4 017	805	80	7 926	348	461
	Establishments with 20 to 49 employees.....	4	172 412	5 551	1 309	98	11 803	—	—
	Establishments with 50 to 99 employees.....	—	—	—	—	—	—	—	—
	Establishments with 100 employees or more.....	—	—	—	—	—	—	—	—
	Establishments not operated for the entire year.....	72	138 107	2 749	549	56	6 564	—	256
42233	Women's, children's, & infants' clothing & accessories whsle								
	All establishments	1 203	4 735 312	147 928	31 213	3 132	289 901	6 423	7 722
	Establishments operated for the entire year	967	D	D	D	h	D	D	D
	Establishments with no employees...	1	D	D	D	a	D	D	D
	Establishments with 1 employee....	431	989 036	23 386	4 954	431	54 058	537	591
	Establishments with 2 employees...	234	668 580	18 642	4 874	468	43 023	307	235
	Establishments with 3 or 4 employees.....	174	D	D	D	f	D	D	D
	Establishments with 5 or 6 employees.....	54	D	D	D	e	D	D	D
	Establishments with 7 to 9 employees.....	33	D	D	D	e	D	D	D
	Establishments with 10 to 14 employees.....	16	D	D	D	c	D	D	D
	Establishments with 15 to 19 employees.....	7	D	D	D	c	D	D	D
	Establishments with 20 to 49 employees.....	13	521 406	20 539	4 294	402	34 463	3 551	4 188
	Establishments with 50 to 99 employees.....	4	D	D	D	e	D	D	D
	Establishments with 100 employees or more.....	—	—	—	—	—	—	—	—
	Establishments not operated for the entire year.....	236	D	D	D	c	D	D	D
422330	Women's, children's, & infants' clothing & accessories whsle								
	All establishments	1 203	4 735 312	147 928	31 213	3 132	289 901	6 423	7 722
	Establishments operated for the entire year	967	D	D	D	h	D	D	D
	Establishments with no employees...	1	D	D	D	a	D	D	D
	Establishments with 1 employee....	431	989 036	23 386	4 954	431	54 058	537	591
	Establishments with 2 employees...	234	668 580	18 642	4 874	468	43 023	307	235
	Establishments with 3 or 4 employees.....	174	D	D	D	f	D	D	D
	Establishments with 5 or 6 employees.....	54	D	D	D	e	D	D	D
	Establishments with 7 to 9 employees.....	33	D	D	D	e	D	D	D
	Establishments with 10 to 14 employees.....	16	D	D	D	c	D	D	D
	Establishments with 15 to 19 employees.....	7	D	D	D	c	D	D	D
	Establishments with 20 to 49 employees.....	13	521 406	20 539	4 294	402	34 463	3 551	4 188
	Establishments with 50 to 99 employees.....	4	D	D	D	e	D	D	D
	Establishments with 100 employees or more.....	—	—	—	—	—	—	—	—
	Establishments not operated for the entire year.....	236	D	D	D	c	D	D	D
42234	Footwear whsle								
	All establishments	378	4 242 357	141 753	31 529	2 032	270 359	11 146	11 891

See footnotes at end of table.

Table 2. Employment Size of Establishments: 1997—Con.

[Includes only establishments with payroll. For meaning of abbreviations and symbols, see introductory text. For explanation of terms, see Appendix A. For method of assignment to categories shown, see Appendix C.]

NAICS code	Employment sizes of establishments by type of operation and kind of business ¹	Establishments (number)	Sales (\$1,000)	Annual payroll (\$1,000)	First-quarter payroll (\$1,000)	Paid employees for pay period including March 12 (number)	Operating expenses ² (\$1,000)	End-of-1996 inventories (\$1,000)	End-of-1997 inventories (\$1,000)
422	AGENTS, BROKERS, AND COMMISSION MERCHANTS—Con.								
42234	Wholesale trade, nondurable goods—Con.								
	Footwear whsle—Con.								
	Establishments operated for the entire year	322	D	D	D	g	D	D	D
	Establishments with no employees..	—	—	—	—	—	—	—	—
	Establishments with 1 employee....	148	369 520	10 095	2 252	148	21 561	11	23
	Establishments with 2 employees...	72	292 609	7 091	1 600	144	15 711	129	138
	Establishments with 3 or 4 employees.....	46	D	D	D	c	D	D	D
	Establishments with 5 or 6 employees.....	22	D	D	D	c	D	D	D
	Establishments with 7 to 9 employees.....	8	D	D	D	b	D	D	D
	Establishments with 10 to 14 employees.....	8	D	D	D	b	D	D	D
	Establishments with 15 to 19 employees.....	4	D	D	D	b	D	D	D
	Establishments with 20 to 49 employees.....	5	227 442	9 360	2 445	152	21 250	—	—
	Establishments with 50 to 99 employees.....	6	1 080 497	30 899	6 292	366	73 269	3 277	4 595
	Establishments with 100 employees or more	3	D	D	D	f	D	D	D
	Establishments not operated for the entire year	56	D	D	D	b	D	D	D
422340	Footwear whsle								
	All establishments	378	4 242 357	141 753	31 529	2 032	270 359	11 146	11 891
	Establishments operated for the entire year	322	D	D	D	g	D	D	D
	Establishments with no employees..	—	—	—	—	—	—	—	—
	Establishments with 1 employee....	148	369 520	10 095	2 252	148	21 561	11	23
	Establishments with 2 employees...	72	292 609	7 091	1 600	144	15 711	129	138
	Establishments with 3 or 4 employees.....	46	D	D	D	c	D	D	D
	Establishments with 5 or 6 employees.....	22	D	D	D	c	D	D	D
	Establishments with 7 to 9 employees.....	8	D	D	D	b	D	D	D
	Establishments with 10 to 14 employees.....	8	D	D	D	b	D	D	D
	Establishments with 15 to 19 employees.....	4	D	D	D	b	D	D	D
	Establishments with 20 to 49 employees.....	5	227 442	9 360	2 445	152	21 250	—	—
	Establishments with 50 to 99 employees.....	6	1 080 497	30 899	6 292	366	73 269	3 277	4 595
	Establishments with 100 employees or more	3	D	D	D	f	D	D	D
	Establishments not operated for the entire year	56	D	D	D	b	D	D	D
4224	Grocery & related products whsle								
	All establishments	4 652	113 150 470	2 043 803	476 829	62 493	3 587 796	42 628	47 860
	Establishments operated for the entire year	4 035	105 357 153	1 922 755	448 447	58 599	3 350 483	42 349	47 564
	Establishments with no employees..	4	7 201	56	—	—	163	—	—
	Establishments with 1 employee....	1 039	2 267 392	39 807	8 616	1 039	82 854	1 338	950
	Establishments with 2 employees...	650	2 652 420	45 989	9 960	1 300	92 057	743	1 012
	Establishments with 3 or 4 employees.....	696	5 023 590	89 671	19 904	2 372	174 349	4 693	7 244
	Establishments with 5 or 6 employees.....	398	5 643 415	93 655	20 503	2 171	189 741	3 854	3 817
	Establishments with 7 to 9 employees.....	296	5 208 184	99 754	22 332	2 354	179 758	3 014	3 229
	Establishments with 10 to 14 employees.....	274	6 417 924	126 915	27 587	3 188	223 573	1 824	2 687
	Establishments with 15 to 19 employees.....	155	5 576 308	99 043	23 361	2 568	171 562	4 408	4 531
	Establishments with 20 to 49 employees.....	310	18 351 967	354 470	80 506	9 232	604 058	7 905	9 363
	Establishments with 50 to 99 employees.....	103	11 535 842	209 351	51 581	7 086	379 236	1 183	1 123
	Establishments with 100 employees or more	110	42 672 910	764 044	184 097	27 289	1 253 132	13 387	13 608
	Establishments not operated for the entire year	617	7 793 317	121 048	28 382	3 894	237 313	279	296
42241	General-line grocery whsle								
	All establishments	748	52 747 762	858 200	200 812	28 597	1 458 131	19 548	20 161

See footnotes at end of table.

Table 2. Employment Size of Establishments: 1997—Con.

[Includes only establishments with payroll. For meaning of abbreviations and symbols, see introductory text. For explanation of terms, see Appendix A. For method of assignment to categories shown, see Appendix C]

NAICS code	Employment sizes of establishments by type of operation and kind of business ¹	Establishments (number)	Sales (\$1,000)	Annual payroll (\$1,000)	First-quarter payroll (\$1,000)	Paid employees for pay period including March 12 (number)	Operating expenses ² (\$1,000)	End-of-1996 inventories (\$1,000)	End-of-1997 inventories (\$1,000)
422	AGENTS, BROKERS, AND COMMISSION MERCHANTS—Con.								
42241	Wholesale trade, nondurable goods—Con.								
	General-line grocery whsle—Con.								
	Establishments operated for the entire year	624	47 480 626	799 086	186 436	26 594	1 337 037	19 548	20 161
	Establishments with no employees..	—	—	—	—	—	—	—	—
	Establishments with 1 employee....	88	220 645	3 247	689	88	6 715	57	62
	Establishments with 2 employees...	56	278 681	4 682	1 051	112	9 266	130	137
	Establishments with 3 or 4 employees.....	65	556 896	8 002	1 679	221	15 600	67	70
	Establishments with 5 or 6 employees.....	56	622 213	10 449	2 210	312	18 869	106	94
	Establishments with 7 to 9 employees.....	56	1 102 508	16 496	3 908	440	30 484	685	760
	Establishments with 10 to 14 employees.....	39	1 018 407	16 830	3 864	463	28 363	—	—
	Establishments with 15 to 19 employees.....	39	1 536 423	21 776	5 047	647	40 349	4 183	4 312
	Establishments with 20 to 49 employees.....	111	6 726 523	125 245	28 157	3 638	210 248	3 224	3 324
	Establishments with 50 to 99 employees.....	47	5 191 171	88 165	21 442	3 279	154 905	—	—
	Establishments with 100 employees or more	67	30 227 159	504 194	118 389	17 394	822 238	11 096	11 402
	Establishments not operated for the entire year	124	5 267 136	59 114	14 376	2 003	121 094	—	—
422410	General-line grocery whsle								
	All establishments	748	52 747 762	858 200	200 812	28 597	1 458 131	19 548	20 161
	Establishments operated for the entire year	624	47 480 626	799 086	186 436	26 594	1 337 037	19 548	20 161
	Establishments with no employees..	—	—	—	—	—	—	—	—
	Establishments with 1 employee....	88	220 645	3 247	689	88	6 715	57	62
	Establishments with 2 employees...	56	278 681	4 682	1 051	112	9 266	130	137
	Establishments with 3 or 4 employees.....	65	556 896	8 002	1 679	221	15 600	67	70
	Establishments with 5 or 6 employees.....	56	622 213	10 449	2 210	312	18 869	106	94
	Establishments with 7 to 9 employees.....	56	1 102 508	16 496	3 908	440	30 484	685	760
	Establishments with 10 to 14 employees.....	39	1 018 407	16 830	3 864	463	28 363	—	—
	Establishments with 15 to 19 employees.....	39	1 536 423	21 776	5 047	647	40 349	4 183	4 312
	Establishments with 20 to 49 employees.....	111	6 726 523	125 245	28 157	3 638	210 248	3 224	3 324
	Establishments with 50 to 99 employees.....	47	5 191 171	88 165	21 442	3 279	154 905	—	—
	Establishments with 100 employees or more	67	30 227 159	504 194	118 389	17 394	822 238	11 096	11 402
	Establishments not operated for the entire year	124	5 267 136	59 114	14 376	2 003	121 094	—	—
4224103	Other general-line grocery whsle								
	All establishments	748	52 747 762	858 200	200 812	28 597	1 458 131	19 548	20 161
	Establishments operated for the entire year	624	47 480 626	799 086	186 436	26 594	1 337 037	19 548	20 161
	Establishments with no employees..	—	—	—	—	—	—	—	—
	Establishments with 1 employee....	88	220 645	3 247	689	88	6 715	57	62
	Establishments with 2 employees...	56	278 681	4 682	1 051	112	9 266	130	137
	Establishments with 3 or 4 employees.....	65	556 896	8 002	1 679	221	15 600	67	70
	Establishments with 5 or 6 employees.....	56	622 213	10 449	2 210	312	18 869	106	94
	Establishments with 7 to 9 employees.....	56	1 102 508	16 496	3 908	440	30 484	685	760
	Establishments with 10 to 14 employees.....	39	1 018 407	16 830	3 864	463	28 363	—	—
	Establishments with 15 to 19 employees.....	39	1 536 423	21 776	5 047	647	40 349	4 183	4 312
	Establishments with 20 to 49 employees.....	111	6 726 523	125 245	28 157	3 638	210 248	3 224	3 324
	Establishments with 50 to 99 employees.....	47	5 191 171	88 165	21 442	3 279	154 905	—	—
	Establishments with 100 employees or more	67	30 227 159	504 194	118 389	17 394	822 238	11 096	11 402
	Establishments not operated for the entire year	124	5 267 136	59 114	14 376	2 003	121 094	—	—
42242	Packaged frozen food whsle								
	All establishments	679	16 882 856	275 080	64 048	7 368	476 464	2 632	2 959

See footnotes at end of table.

Table 2. Employment Size of Establishments: 1997—Con.

[Includes only establishments with payroll. For meaning of abbreviations and symbols, see introductory text. For explanation of terms, see Appendix A. For method of assignment to categories shown, see Appendix C]

NAICS code	Employment sizes of establishments by type of operation and kind of business ¹	Establishments (number)	Sales (\$1,000)	Annual payroll (\$1,000)	First-quarter payroll (\$1,000)	Paid employees for pay period including March 12 (number)	Operating expenses ² (\$1,000)	End-of-1996 inventories (\$1,000)	End-of-1997 inventories (\$1,000)
422	AGENTS, BROKERS, AND COMMISSION MERCHANTS—Con.								
42242	Wholesale trade, nondurable goods—Con.								
	Packaged frozen food whsle—Con.								
	Establishments operated for the entire year	630	16 590 176	270 134	61 529	7 075	467 839	2 632	2 944
	Establishments with no employees..	—	—	—	—	—	—	—	—
	Establishments with 1 employee....	122	348 319	4 386	902	122	8 684	100	109
	Establishments with 2 employees...	85	414 385	5 355	1 262	170	10 325	24	42
	Establishments with 3 or 4 employees	99	796 034	12 656	2 842	341	23 650	511	942
	Establishments with 5 or 6 employees	67	912 404	13 671	2 675	363	24 078	302	391
	Establishments with 7 to 9 employees	58	1 146 898	19 526	4 409	463	36 051	289	351
	Establishments with 10 to 14 employees	66	1 715 065	30 690	6 999	776	52 186	—	—
	Establishments with 15 to 19 employees	49	1 896 105	32 199	7 601	821	54 287	10	10
	Establishments with 20 to 49 employees	63	4 837 038	74 713	16 351	1 731	125 877	—	—
	Establishments with 50 to 99 employees	12	1 625 123	26 742	6 500	816	43 478	1	75
	Establishments with 100 employees or more	9	2 898 805	50 196	11 988	1 472	89 223	1 395	1 024
	Establishments not operated for the entire year	49	292 680	4 946	2 519	293	8 625	—	15
422420	Packaged frozen food whsle								
	All establishments	679	16 882 856	275 080	64 048	7 368	476 464	2 632	2 959
	Establishments operated for the entire year	630	16 590 176	270 134	61 529	7 075	467 839	2 632	2 944
	Establishments with no employees..	—	—	—	—	—	—	—	—
	Establishments with 1 employee....	122	348 319	4 386	902	122	8 684	100	109
	Establishments with 2 employees...	85	414 385	5 355	1 262	170	10 325	24	42
	Establishments with 3 or 4 employees	99	796 034	12 656	2 842	341	23 650	511	942
	Establishments with 5 or 6 employees	67	912 404	13 671	2 675	363	24 078	302	391
	Establishments with 7 to 9 employees	58	1 146 898	19 526	4 409	463	36 051	289	351
	Establishments with 10 to 14 employees	66	1 715 065	30 690	6 999	776	52 186	—	—
	Establishments with 15 to 19 employees	49	1 896 105	32 199	7 601	821	54 287	10	10
	Establishments with 20 to 49 employees	63	4 837 038	74 713	16 351	1 731	125 877	—	—
	Establishments with 50 to 99 employees	12	1 625 123	26 742	6 500	816	43 478	1	75
	Establishments with 100 employees or more	9	2 898 805	50 196	11 988	1 472	89 223	1 395	1 024
	Establishments not operated for the entire year	49	292 680	4 946	2 519	293	8 625	—	15
42243	Dairy products, (except dried or canned) whsle								
	All establishments	181	1 474 278	30 193	7 844	737	61 064	700	799
	Establishments operated for the entire year	161	D	D	D	f	D	D	D
	Establishments with no employees..	1	D	D	D	a	D	D	D
	Establishments with 1 employee....	51	77 937	1 781	475	51	3 521	170	141
	Establishments with 2 employees...	27	D	D	D	b	D	D	D
	Establishments with 3 or 4 employees	40	D	D	D	c	D	D	D
	Establishments with 5 or 6 employees	21	D	D	D	c	D	D	D
	Establishments with 7 to 9 employees	9	D	D	D	b	D	D	D
	Establishments with 10 to 14 employees	6	D	D	D	b	D	D	D
	Establishments with 15 to 19 employees	2	D	D	D	b	D	D	D
	Establishments with 20 to 49 employees	3	D	D	D	b	D	D	D
	Establishments with 50 to 99 employees	1	D	D	D	b	D	D	D
	Establishments with 100 employees or more	—	—	—	—	—	—	—	—
	Establishments not operated for the entire year	20	D	D	D	b	D	D	D
422430	Dairy products, (except dried or canned) whsle								
	All establishments	181	1 474 278	30 193	7 844	737	61 064	700	799

See footnotes at end of table.

Table 2. Employment Size of Establishments: 1997—Con.

[Includes only establishments with payroll. For meaning of abbreviations and symbols, see introductory text. For explanation of terms, see Appendix A. For method of assignment to categories shown, see Appendix C]

NAICS code	Employment sizes of establishments by type of operation and kind of business ¹	Establishments (number)	Sales (\$1,000)	Annual payroll (\$1,000)	First-quarter payroll (\$1,000)	Paid employees for pay period including March 12 (number)	Operating expenses ² (\$1,000)	End-of-1996 inventories (\$1,000)	End-of-1997 inventories (\$1,000)
422	AGENTS, BROKERS, AND COMMISSION MERCHANTS—Con.								
422430	Wholesale trade, nondurable goods—Con.								
	Dairy products, (except dried or canned) whsle—Con.								
	Establishments operated for the entire year	161	D	D	D	f	D	D	D
	Establishments with no employees..	1	D	D	D	a	D	D	D
	Establishments with 1 employee....	51	77 937	1 781	475	51	3 521	170	141
	Establishments with 2 employees...	27	D	D	D	b	D	D	D
	Establishments with 3 or 4 employees.....	40	D	D	D	c	D	D	D
	Establishments with 5 or 6 employees.....	21	D	D	D	c	D	D	D
	Establishments with 7 to 9 employees.....	9	D	D	D	b	D	D	D
	Establishments with 10 to 14 employees.....	6	D	D	D	b	D	D	D
	Establishments with 15 to 19 employees.....	2	D	D	D	b	D	D	D
	Establishments with 20 to 49 employees.....	3	D	D	D	b	D	D	D
	Establishments with 50 to 99 employees.....	1	D	D	D	b	D	D	D
	Establishments with 100 employees or more	—	—	—	—	—	—	—	—
	Establishments not operated for the entire year	20	D	D	D	b	D	D	D
4224301	Raw milk whsle								
	All establishments	2	D	D	D	a	D	D	D
	Establishments operated for the entire year	2	D	D	D	a	D	D	D
	Establishments with no employees..	—	—	—	—	—	—	—	—
	Establishments with 1 employee....	1	D	D	D	a	D	D	D
	Establishments with 2 employees...	—	—	—	—	—	—	—	—
	Establishments with 3 or 4 employees.....	—	—	—	—	—	—	—	—
	Establishments with 5 or 6 employees.....	—	—	—	—	—	—	—	—
	Establishments with 7 to 9 employees.....	—	—	—	—	—	—	—	—
	Establishments with 10 to 14 employees.....	—	—	—	—	—	—	—	—
	Establishments with 15 to 19 employees.....	1	D	D	D	a	D	D	D
	Establishments with 20 to 49 employees.....	—	—	—	—	—	—	—	—
	Establishments with 50 to 99 employees.....	—	—	—	—	—	—	—	—
	Establishments with 100 employees or more	—	—	—	—	—	—	—	—
	Establishments not operated for the entire year	—	—	—	—	—	—	—	—
4224302	Dairy product (except raw milk) whsle								
	All establishments	179	D	D	D	f	D	D	D
	Establishments operated for the entire year	159	D	D	D	f	D	D	D
	Establishments with no employees..	1	D	D	D	a	D	D	D
	Establishments with 1 employee....	50	D	D	D	b	D	D	D
	Establishments with 2 employees...	27	D	D	D	b	D	D	D
	Establishments with 3 or 4 employees.....	40	D	D	D	c	D	D	D
	Establishments with 5 or 6 employees.....	21	D	D	D	c	D	D	D
	Establishments with 7 to 9 employees.....	9	D	D	D	b	D	D	D
	Establishments with 10 to 14 employees.....	6	D	D	D	b	D	D	D
	Establishments with 15 to 19 employees.....	1	D	D	D	a	D	D	D
	Establishments with 20 to 49 employees.....	3	D	D	D	b	D	D	D
	Establishments with 50 to 99 employees.....	1	D	D	D	b	D	D	D
	Establishments with 100 employees or more	—	—	—	—	—	—	—	—
	Establishments not operated for the entire year	20	D	D	D	b	D	D	D
42244	Poultry & poultry product whsle								
	All establishments	113	D	D	D	e	D	D	D

See footnotes at end of table.

Table 2. Employment Size of Establishments: 1997—Con.

[Includes only establishments with payroll. For meaning of abbreviations and symbols, see introductory text. For explanation of terms, see Appendix A. For method of assignment to categories shown, see Appendix C.]

NAICS code	Employment sizes of establishments by type of operation and kind of business ¹	Establishments (number)	Sales (\$1,000)	Annual payroll (\$1,000)	First-quarter payroll (\$1,000)	Paid employees for pay period including March 12 (number)	Operating expenses ² (\$1,000)	End-of-1996 inventories (\$1,000)	End-of-1997 inventories (\$1,000)
422	AGENTS, BROKERS, AND COMMISSION MERCHANTS—Con.								
42244	Wholesale trade, nondurable goods—Con.								
	Poultry & poultry product whsle—Con.								
	Establishments operated for the entire year	101	D	D	D	e	D	D	D
	Establishments with no employees..	—	—	—	—	—	—	—	—
	Establishments with 1 employee....	34	D	D	D	b	D	D	D
	Establishments with 2 employees...	18	D	D	D	b	D	D	D
	Establishments with 3 or 4 employees.....	17	D	D	D	b	D	D	D
	Establishments with 5 or 6 employees.....	17	D	D	D	b	D	D	D
	Establishments with 7 to 9 employees.....	4	D	D	D	b	D	D	D
	Establishments with 10 to 14 employees.....	5	D	D	D	b	D	D	D
	Establishments with 15 to 19 employees.....	1	D	D	D	a	D	D	D
	Establishments with 20 to 49 employees.....	5	D	D	D	c	D	D	D
	Establishments with 50 to 99 employees.....	—	—	—	—	—	—	—	—
	Establishments with 100 employees or more	—	—	—	—	—	—	—	—
	Establishments not operated for the entire year	12	D	D	D	a	D	D	D
422440	Poultry & poultry product whsle								
	All establishments	113	D	D	D	e	D	D	D
	Establishments operated for the entire year	101	D	D	D	e	D	D	D
	Establishments with no employees..	—	—	—	—	—	—	—	—
	Establishments with 1 employee....	34	D	D	D	b	D	D	D
	Establishments with 2 employees...	18	D	D	D	b	D	D	D
	Establishments with 3 or 4 employees.....	17	D	D	D	b	D	D	D
	Establishments with 5 or 6 employees.....	17	D	D	D	b	D	D	D
	Establishments with 7 to 9 employees.....	4	D	D	D	b	D	D	D
	Establishments with 10 to 14 employees.....	5	D	D	D	b	D	D	D
	Establishments with 15 to 19 employees.....	1	D	D	D	a	D	D	D
	Establishments with 20 to 49 employees.....	5	D	D	D	c	D	D	D
	Establishments with 50 to 99 employees.....	—	—	—	—	—	—	—	—
	Establishments with 100 employees or more	—	—	—	—	—	—	—	—
	Establishments not operated for the entire year	12	D	D	D	a	D	D	D
4224401	Live poultry whsle								
	All establishments	5	D	D	D	b	D	D	D
	Establishments operated for the entire year	3	D	D	D	b	D	D	D
	Establishments with no employees..	—	—	—	—	—	—	—	—
	Establishments with 1 employee....	2	D	D	D	a	D	D	D
	Establishments with 2 employees...	—	—	—	—	—	—	—	—
	Establishments with 3 or 4 employees.....	—	—	—	—	—	—	—	—
	Establishments with 5 or 6 employees.....	—	—	—	—	—	—	—	—
	Establishments with 7 to 9 employees.....	—	—	—	—	—	—	—	—
	Establishments with 10 to 14 employees.....	—	—	—	—	—	—	—	—
	Establishments with 15 to 19 employees.....	—	—	—	—	—	—	—	—
	Establishments with 20 to 49 employees.....	1	D	D	D	b	D	D	D
	Establishments with 50 to 99 employees.....	—	—	—	—	—	—	—	—
	Establishments with 100 employees or more	—	—	—	—	—	—	—	—
	Establishments not operated for the entire year	2	D	D	D	a	D	D	D
4224402	Poultry & poultry product (except live) whsle								
	All establishments	108	D	D	D	e	D	D	D

See footnotes at end of table.

Table 2. Employment Size of Establishments: 1997—Con.

[Includes only establishments with payroll. For meaning of abbreviations and symbols, see introductory text. For explanation of terms, see Appendix A. For method of assignment to categories shown, see Appendix C.]

NAICS code	Employment sizes of establishments by type of operation and kind of business ¹	Establishments (number)	Sales (\$1,000)	Annual payroll (\$1,000)	First-quarter payroll (\$1,000)	Paid employees for pay period including March 12 (number)	Operating expenses ² (\$1,000)	End-of-1996 inventories (\$1,000)	End-of-1997 inventories (\$1,000)
422	AGENTS, BROKERS, AND COMMISSION MERCHANTS—Con.								
	Wholesale trade, nondurable goods—Con.								
4224402	Poultry & poultry product (except live) whsle—Con.								
	Establishments operated for the entire year	98	D	D	D	e	D	D	D
	Establishments with no employees..	—	—	—	—	—	—	—	—
	Establishments with 1 employee....	32	D	D	D	b	D	D	D
	Establishments with 2 employees...	18	D	D	D	b	D	D	D
	Establishments with 3 or 4 employees.....	17	D	D	D	b	D	D	D
	Establishments with 5 or 6 employees.....	17	D	D	D	b	D	D	D
	Establishments with 7 to 9 employees.....	4	D	D	D	b	D	D	D
	Establishments with 10 to 14 employees.....	5	D	D	D	b	D	D	D
	Establishments with 15 to 19 employees.....	1	D	D	D	a	D	D	D
	Establishments with 20 to 49 employees.....	4	D	D	D	c	D	D	D
	Establishments with 50 to 99 employees.....	—	—	—	—	—	—	—	—
	Establishments with 100 employees or more	—	—	—	—	—	—	—	—
	Establishments not operated for the entire year	10	D	D	D	a	D	D	D
42245	Confectionery whsle								
	All establishments	357	3 037 847	69 013	16 381	2 286	122 608	731	931
	Establishments operated for the entire year	307	2 757 643	62 217	13 619	1 898	111 697	731	931
	Establishments with no employees..	—	—	—	—	—	—	—	—
	Establishments with 1 employee....	93	122 171	2 751	565	93	5 726	86	107
	Establishments with 2 employees...	55	166 079	3 038	598	110	6 226	220	250
	Establishments with 3 or 4 employees.....	51	366 079	5 834	1 333	184	11 172	194	312
	Establishments with 5 or 6 employees.....	25	284 322	5 269	1 152	133	10 021	—	—
	Establishments with 7 to 9 employees.....	24	413 685	8 362	1 510	184	16 111	—	—
	Establishments with 10 to 14 employees.....	24	374 170	9 906	2 047	278	18 916	168	204
	Establishments with 15 to 19 employees.....	13	270 504	6 338	1 553	211	10 430	—	—
	Establishments with 20 to 49 employees.....	19	514 120	15 378	3 331	504	24 813	63	58
	Establishments with 50 to 99 employees.....	3	246 513	5 341	1 530	201	8 282	—	—
	Establishments with 100 employees or more	—	—	—	—	—	—	—	—
	Establishments not operated for the entire year	50	280 204	6 796	2 762	388	10 911	—	—
422450	Confectionery whsle								
	All establishments	357	3 037 847	69 013	16 381	2 286	122 608	731	931
	Establishments operated for the entire year	307	2 757 643	62 217	13 619	1 898	111 697	731	931
	Establishments with no employees..	—	—	—	—	—	—	—	—
	Establishments with 1 employee....	93	122 171	2 751	565	93	5 726	86	107
	Establishments with 2 employees...	55	166 079	3 038	598	110	6 226	220	250
	Establishments with 3 or 4 employees.....	51	366 079	5 834	1 333	184	11 172	194	312
	Establishments with 5 or 6 employees.....	25	284 322	5 269	1 152	133	10 021	—	—
	Establishments with 7 to 9 employees.....	24	413 685	8 362	1 510	184	16 111	—	—
	Establishments with 10 to 14 employees.....	24	374 170	9 906	2 047	278	18 916	168	204
	Establishments with 15 to 19 employees.....	13	270 504	6 338	1 553	211	10 430	—	—
	Establishments with 20 to 49 employees.....	19	514 120	15 378	3 331	504	24 813	63	58
	Establishments with 50 to 99 employees.....	3	246 513	5 341	1 530	201	8 282	—	—
	Establishments with 100 employees or more	—	—	—	—	—	—	—	—
	Establishments not operated for the entire year	50	280 204	6 796	2 762	388	10 911	—	—
42246	Fish & seafood whsle								
	All establishments	108	832 985	16 294	3 402	444	30 039	472	1 129

See footnotes at end of table.

Table 2. Employment Size of Establishments: 1997—Con.

[Includes only establishments with payroll. For meaning of abbreviations and symbols, see introductory text. For explanation of terms, see Appendix A. For method of assignment to categories shown, see Appendix C.]

NAICS code	Employment sizes of establishments by type of operation and kind of business ¹	Establishments (number)	Sales (\$1,000)	Annual payroll (\$1,000)	First-quarter payroll (\$1,000)	Paid employees for pay period including March 12 (number)	Operating expenses ² (\$1,000)	End-of-1996 inventories (\$1,000)	End-of-1997 inventories (\$1,000)
422	AGENTS, BROKERS, AND COMMISSION MERCHANTS—Con.								
42246	Wholesale trade, nondurable goods—Con.								
	Fish & seafood whsle—Con.								
	Establishments operated for the entire year	86	788 302	15 514	3 207	427	28 531	472	1 129
	Establishments with no employees..	1	D	D	D	a	D	D	D
	Establishments with 1 employee....	31	66 048	1 166	297	31	2 445	70	27
	Establishments with 2 employees...	18	107 974	1 287	322	36	2 538	9	12
	Establishments with 3 or 4 employees.....	18	132 863	1 645	377	58	3 778	45	294
	Establishments with 5 or 6 employees.....	7	D	D	D	b	D	D	D
	Establishments with 7 to 9 employees.....	2	D	D	D	a	D	D	D
	Establishments with 10 to 14 employees.....	2	D	D	D	b	D	D	D
	Establishments with 15 to 19 employees.....	1	D	D	D	a	D	D	D
	Establishments with 20 to 49 employees.....	5	254 378	5 044	890	153	8 193	—	—
	Establishments with 50 to 99 employees.....	1	D	D	D	b	D	D	D
	Establishments with 100 employees or more	—	—	—	—	—	—	—	—
	Establishments not operated for the entire year	22	44 683	780	195	17	1 508	—	—
422460	Fish & seafood whsle								
	All establishments	108	832 985	16 294	3 402	444	30 039	472	1 129
	Establishments operated for the entire year	86	788 302	15 514	3 207	427	28 531	472	1 129
	Establishments with no employees..	1	D	D	D	a	D	D	D
	Establishments with 1 employee....	31	66 048	1 166	297	31	2 445	70	27
	Establishments with 2 employees...	18	107 974	1 287	322	36	2 538	9	12
	Establishments with 3 or 4 employees.....	18	132 863	1 645	377	58	3 778	45	294
	Establishments with 5 or 6 employees.....	7	D	D	D	b	D	D	D
	Establishments with 7 to 9 employees.....	2	D	D	D	a	D	D	D
	Establishments with 10 to 14 employees.....	2	D	D	D	b	D	D	D
	Establishments with 15 to 19 employees.....	1	D	D	D	a	D	D	D
	Establishments with 20 to 49 employees.....	5	254 378	5 044	890	153	8 193	—	—
	Establishments with 50 to 99 employees.....	1	D	D	D	b	D	D	D
	Establishments with 100 employees or more	—	—	—	—	—	—	—	—
	Establishments not operated for the entire year	22	44 683	780	195	17	1 508	—	—
42247	Meat & meat product whsle								
	All establishments	298	4 154 013	64 989	15 916	1 641	116 647	2 917	3 444
	Establishments operated for the entire year	262	4 012 303	62 984	15 397	1 576	112 561	2 865	3 441
	Establishments with no employees..	—	—	—	—	—	—	—	—
	Establishments with 1 employee....	70	D	D	D	b	D	D	D
	Establishments with 2 employees...	42	D	D	D	b	D	D	D
	Establishments with 3 or 4 employees.....	51	411 457	6 397	1 405	176	11 561	883	979
	Establishments with 5 or 6 employees.....	35	695 063	9 003	2 093	191	16 897	1 690	2 094
	Establishments with 7 to 9 employees.....	22	346 032	6 242	1 243	177	10 624	84	183
	Establishments with 10 to 14 employees.....	19	563 790	10 107	2 376	232	18 215	110	121
	Establishments with 15 to 19 employees.....	8	296 018	5 045	1 243	130	7 756	—	—
	Establishments with 20 to 49 employees.....	14	841 863	15 210	3 649	396	26 073	—	—
	Establishments with 50 to 99 employees.....	—	—	—	—	—	—	—	—
	Establishments with 100 employees or more	1	D	D	D	c	D	D	D
	Establishments not operated for the entire year	36	141 710	2 005	519	65	4 086	52	3
422470	Meat & meat product whsle								
	All establishments	298	4 154 013	64 989	15 916	1 641	116 647	2 917	3 444

See footnotes at end of table.

Table 2. Employment Size of Establishments: 1997—Con.

[Includes only establishments with payroll. For meaning of abbreviations and symbols, see introductory text. For explanation of terms, see Appendix A. For method of assignment to categories shown, see Appendix C]

NAICS code	Employment sizes of establishments by type of operation and kind of business ¹	Establishments (number)	Sales (\$1,000)	Annual payroll (\$1,000)	First-quarter payroll (\$1,000)	Paid employees for pay period including March 12 (number)	Operating expenses ² (\$1,000)	End-of-1996 inventories (\$1,000)	End-of-1997 inventories (\$1,000)
422	AGENTS, BROKERS, AND COMMISSION MERCHANTS—Con.								
422470	Wholesale trade, nondurable goods—Con.								
	Meat & meat product whsle—Con.								
	Establishments operated for the entire year	262	4 012 303	62 984	15 397	1 576	112 561	2 865	3 441
	Establishments with no employees..	—	—	—	—	—	—	—	—
	Establishments with 1 employee....	70	D	D	D	b	D	D	D
	Establishments with 2 employees...	42	D	D	D	b	D	D	D
	Establishments with 3 or 4 employees.....	51	411 457	6 397	1 405	176	11 561	883	979
	Establishments with 5 or 6 employees.....	35	695 063	9 003	2 093	191	16 897	1 690	2 094
	Establishments with 7 to 9 employees.....	22	346 032	6 242	1 243	177	10 624	84	183
	Establishments with 10 to 14 employees.....	19	563 790	10 107	2 376	232	18 215	110	121
	Establishments with 15 to 19 employees.....	8	296 018	5 045	1 243	130	7 756	—	—
	Establishments with 20 to 49 employees.....	14	841 863	15 210	3 649	396	26 073	—	—
	Establishments with 50 to 99 employees.....	—	—	—	—	—	—	—	—
	Establishments with 100 employees or more	1	D	D	D	c	D	D	D
	Establishments not operated for the entire year	36	141 710	2 005	519	65	4 086	52	3
42248	Fresh fruit & vegetable whsle								
	All establishments	647	5 923 035	180 830	41 516	4 960	370 545	6 688	7 855
	Establishments operated for the entire year	510	5 501 513	167 855	39 318	4 651	338 555	6 476	7 601
	Establishments with no employees..	—	—	—	—	—	—	—	—
	Establishments with 1 employee....	104	D	D	D	c	D	D	D
	Establishments with 2 employees...	82	D	D	D	c	D	D	D
	Establishments with 3 or 4 employees.....	120	727 659	16 828	3 763	399	36 928	147	110
	Establishments with 5 or 6 employees.....	63	588 915	18 042	4 299	343	31 853	373	334
	Establishments with 7 to 9 employees.....	44	583 854	17 628	4 076	359	32 607	833	834
	Establishments with 10 to 14 employees.....	39	547 218	21 033	4 262	445	40 486	713	948
	Establishments with 15 to 19 employees.....	9	278 909	6 148	1 656	152	12 168	215	209
	Establishments with 20 to 49 employees.....	34	1 153 042	36 999	9 028	960	71 955	1 809	2 554
	Establishments with 50 to 99 employees.....	10	708 293	25 431	6 721	697	58 455	1 182	1 048
	Establishments with 100 employees or more	5	431 855	13 389	3 048	1 028	26 002	896	1 182
	Establishments not operated for the entire year	137	421 522	12 975	2 198	309	31 990	212	254
422480	Fresh fruit & vegetable whsle								
	All establishments	647	5 923 035	180 830	41 516	4 960	370 545	6 688	7 855
	Establishments operated for the entire year	510	5 501 513	167 855	39 318	4 651	338 555	6 476	7 601
	Establishments with no employees..	—	—	—	—	—	—	—	—
	Establishments with 1 employee....	104	D	D	D	c	D	D	D
	Establishments with 2 employees...	82	D	D	D	c	D	D	D
	Establishments with 3 or 4 employees.....	120	727 659	16 828	3 763	399	36 928	147	110
	Establishments with 5 or 6 employees.....	63	588 915	18 042	4 299	343	31 853	373	334
	Establishments with 7 to 9 employees.....	44	583 854	17 628	4 076	359	32 607	833	834
	Establishments with 10 to 14 employees.....	39	547 218	21 033	4 262	445	40 486	713	948
	Establishments with 15 to 19 employees.....	9	278 909	6 148	1 656	152	12 168	215	209
	Establishments with 20 to 49 employees.....	34	1 153 042	36 999	9 028	960	71 955	1 809	2 554
	Establishments with 50 to 99 employees.....	10	708 293	25 431	6 721	697	58 455	1 182	1 048
	Establishments with 100 employees or more	5	431 855	13 389	3 048	1 028	26 002	896	1 182
	Establishments not operated for the entire year	137	421 522	12 975	2 198	309	31 990	212	254
42249	Other grocery & related products whsle								
	All establishments	1 521	D	D	D	j	D	D	D

See footnotes at end of table.

Table 2. Employment Size of Establishments: 1997—Con.

[Includes only establishments with payroll. For meaning of abbreviations and symbols, see introductory text. For explanation of terms, see Appendix A. For method of assignment to categories shown, see Appendix C.]

NAICS code	Employment sizes of establishments by type of operation and kind of business ¹	Establishments (number)	Sales (\$1,000)	Annual payroll (\$1,000)	First-quarter payroll (\$1,000)	Paid employees for pay period including March 12 (number)	Operating expenses ² (\$1,000)	End-of-1996 inventories (\$1,000)	End-of-1997 inventories (\$1,000)
422	AGENTS, BROKERS, AND COMMISSION MERCHANTS—Con.								
42249	Wholesale trade, nondurable goods—Con.								
	Other grocery & related products whsle—Con.								
	Establishments operated for the entire year	1 354	D	D	D	j	D	D	D
	Establishments with no employees..	2	D	D	D	a	D	D	D
	Establishments with 1 employee....	446	D	D	D	e	D	D	D
	Establishments with 2 employees...	267	D	D	D	f	D	D	D
	Establishments with 3 or 4 employees.....	235	D	D	D	f	D	D	D
	Establishments with 5 or 6 employees.....	107	D	D	D	f	D	D	D
	Establishments with 7 to 9 employees.....	77	D	D	D	f	D	D	D
	Establishments with 10 to 14 employees.....	74	D	D	D	f	D	D	D
	Establishments with 15 to 19 employees.....	33	D	D	D	f	D	D	D
	Establishments with 20 to 49 employees.....	56	D	D	D	g	D	D	D
	Establishments with 50 to 99 employees.....	29	D	D	D	g	D	D	D
	Establishments with 100 employees or more	28	D	D	D	i	D	D	D
	Establishments not operated for the entire year	167	D	D	D	f	D	D	D
422490	Other grocery & related products whsle								
	All establishments	1 521	D	D	D	j	D	D	D
	Establishments operated for the entire year	1 354	D	D	D	j	D	D	D
	Establishments with no employees..	2	D	D	D	a	D	D	D
	Establishments with 1 employee....	446	D	D	D	e	D	D	D
	Establishments with 2 employees...	267	D	D	D	f	D	D	D
	Establishments with 3 or 4 employees.....	235	D	D	D	f	D	D	D
	Establishments with 5 or 6 employees.....	107	D	D	D	f	D	D	D
	Establishments with 7 to 9 employees.....	77	D	D	D	f	D	D	D
	Establishments with 10 to 14 employees.....	74	D	D	D	f	D	D	D
	Establishments with 15 to 19 employees.....	33	D	D	D	f	D	D	D
	Establishments with 20 to 49 employees.....	56	D	D	D	g	D	D	D
	Establishments with 50 to 99 employees.....	29	D	D	D	g	D	D	D
	Establishments with 100 employees or more	28	D	D	D	i	D	D	D
	Establishments not operated for the entire year	167	D	D	D	f	D	D	D
4224901	Coffee, tea, & spice whsle								
	All establishments	115	1 472 900	26 226	5 662	654	47 505	390	321
	Establishments operated for the entire year	102	1 299 139	23 642	5 592	643	42 586	390	321
	Establishments with no employees..	1	D	D	D	a	D	D	D
	Establishments with 1 employee....	30	145 628	1 707	389	30	3 128	7	5
	Establishments with 2 employees...	29	D	D	D	b	D	D	D
	Establishments with 3 or 4 employees.....	12	101 402	2 254	438	39	3 556	131	52
	Establishments with 5 or 6 employees.....	7	79 219	1 670	321	38	3 748	64	68
	Establishments with 7 to 9 employees.....	9	187 167	4 001	906	71	5 549	96	99
	Establishments with 10 to 14 employees.....	6	134 547	2 418	593	68	4 227	36	38
	Establishments with 15 to 19 employees.....	4	151 750	3 473	828	61	5 685	—	—
	Establishments with 20 to 49 employees.....	3	84 000	2 215	610	95	3 685	—	—
	Establishments with 50 to 99 employees.....	—	—	—	—	—	—	—	—
	Establishments with 100 employees or more	1	D	D	D	c	D	D	D
	Establishments not operated for the entire year	13	173 761	2 584	70	11	4 919	—	—
4224902	Bread & baked goods whsle								
	All establishments	351	1 690 138	46 252	10 524	1 377	81 240	309	354

See footnotes at end of table.

Table 2. Employment Size of Establishments: 1997—Con.

[Includes only establishments with payroll. For meaning of abbreviations and symbols, see introductory text. For explanation of terms, see Appendix A. For method of assignment to categories shown, see Appendix C]

NAICS code	Employment sizes of establishments by type of operation and kind of business ¹	Establishments (number)	Sales (\$1,000)	Annual payroll (\$1,000)	First-quarter payroll (\$1,000)	Paid employees for pay period including March 12 (number)	Operating expenses ² (\$1,000)	End-of-1996 inventories (\$1,000)	End-of-1997 inventories (\$1,000)
422	AGENTS, BROKERS, AND COMMISSION MERCHANTS—Con.								
4224902	Wholesale trade, nondurable goods—Con.								
	Bread & baked goods whsle—Con.								
	Establishments operated for the entire year	316	1 657 000	45 233	10 436	1 344	79 026	309	346
	Establishments with no employees..	—	—	—	—	—	—	—	—
	Establishments with 1 employee....	145	102 986	4 079	979	145	8 172	78	75
	Establishments with 2 employees...	76	88 473	3 769	831	152	7 347	68	140
	Establishments with 3 or 4 employees.....	43	154 760	3 986	955	143	7 308	19	38
	Establishments with 5 or 6 employees.....	13	83 226	2 929	673	70	5 066	—	—
	Establishments with 7 to 9 employees.....	12	137 504	2 813	653	94	5 307	105	51
	Establishments with 10 to 14 employees.....	16	151 908	6 129	1 345	184	10 219	21	23
	Establishments with 15 to 19 employees.....	2	D	D	D	b	D	D	D
	Establishments with 20 to 49 employees.....	7	D	D	D	c	D	D	D
	Establishments with 50 to 99 employees.....	—	—	—	—	—	—	—	—
	Establishments with 100 employees or more	2	D	D	D	e	D	D	D
	Establishments not operated for the entire year	35	33 138	1 019	88	33	2 214	—	8
4224903	Soft drinks whsle								
	All establishments	90	423 591	9 289	1 942	280	16 377	65	66
	Establishments operated for the entire year	75	419 515	9 048	1 814	264	15 957	65	66
	Establishments with no employees..	—	—	—	—	—	—	—	—
	Establishments with 1 employee....	28	18 077	979	223	28	2 275	55	56
	Establishments with 2 employees...	18	D	D	D	b	D	D	D
	Establishments with 3 or 4 employees.....	18	45 371	1 810	358	60	3 904	—	—
	Establishments with 5 or 6 employees.....	4	66 880	1 780	323	23	2 576	—	—
	Establishments with 7 to 9 employees.....	2	D	D	D	a	D	D	D
	Establishments with 10 to 14 employees.....	4	D	D	D	b	D	D	D
	Establishments with 15 to 19 employees.....	—	—	—	—	—	—	—	—
	Establishments with 20 to 49 employees.....	—	—	—	—	—	—	—	—
	Establishments with 50 to 99 employees.....	1	D	D	D	b	D	D	D
	Establishments with 100 employees or more	—	—	—	—	—	—	—	—
	Establishments not operated for the entire year	15	4 076	241	128	16	420	—	—
4224904	Canned goods whsle								
	All establishments	238	6 882 311	126 819	27 953	3 166	217 916	4 580	6 395
	Establishments operated for the entire year	208	6 745 174	118 933	27 406	3 088	204 523	4 580	6 395
	Establishments with no employees..	—	—	—	—	—	—	—	—
	Establishments with 1 employee....	49	101 774	2 270	458	49	4 331	—	—
	Establishments with 2 employees...	31	135 151	2 658	539	62	4 756	—	—
	Establishments with 3 or 4 employees.....	43	D	D	D	c	D	D	D
	Establishments with 5 or 6 employees.....	22	D	D	D	c	D	D	D
	Establishments with 7 to 9 employees.....	16	D	D	D	c	D	D	D
	Establishments with 10 to 14 employees.....	19	538 664	8 307	1 671	215	13 725	216	179
	Establishments with 15 to 19 employees.....	7	214 187	4 252	1 050	112	6 907	—	—
	Establishments with 20 to 49 employees.....	11	1 418 488	28 098	6 488	327	47 119	2 388	2 990
	Establishments with 50 to 99 employees.....	5	737 794	13 439	2 996	381	20 571	—	—
	Establishments with 100 employees or more	5	2 244 415	43 227	10 422	1 550	66 685	—	—
	Establishments not operated for the entire year	30	137 137	7 886	547	78	13 393	—	—
4224905	Food & beverage basic materials whsle								
	All establishments	139	2 320 600	43 807	9 758	1 120	77 455	190	330

See footnotes at end of table.

Table 2. Employment Size of Establishments: 1997—Con.

[Includes only establishments with payroll. For meaning of abbreviations and symbols, see introductory text. For explanation of terms, see Appendix A. For method of assignment to categories shown, see Appendix C]

NAICS code	Employment sizes of establishments by type of operation and kind of business ¹	Establishments (number)	Sales (\$1,000)	Annual payroll (\$1,000)	First-quarter payroll (\$1,000)	Paid employees for pay period including March 12 (number)	Operating expenses ² (\$1,000)	End-of-1996 inventories (\$1,000)	End-of-1997 inventories (\$1,000)
422	AGENTS, BROKERS, AND COMMISSION MERCHANTS—Con.								
	Wholesale trade, nondurable goods—Con.								
4224905	Food & beverage basic materials whsle—Con.								
	Establishments operated for the entire year	136	D	D	D	g	D	D	D
	Establishments with no employees..	1	D	D	D	a	D	D	D
	Establishments with 1 employee....	34	57 923	1 406	319	34	2 948	7	7
	Establishments with 2 employees...	25	D	D	D	b	D	D	D
	Establishments with 3 or 4 employees.....	33	274 744	4 940	1 010	114	8 726	10	45
	Establishments with 5 or 6 employees.....	21	329 766	5 540	1 197	111	9 515	—	—
	Establishments with 7 to 9 employees.....	8	206 292	4 519	676	63	6 775	—	—
	Establishments with 10 to 14 employees.....	6	263 583	4 149	896	72	6 924	155	245
	Establishments with 15 to 19 employees.....	3	214 869	2 697	545	50	4 250	—	—
	Establishments with 20 to 49 employees.....	4	376 208	6 754	1 506	109	11 048	—	—
	Establishments with 50 to 99 employees.....	—	—	—	—	—	—	—	—
	Establishments with 100 employees or more	1	D	D	D	f	D	D	D
	Establishments not operated for the entire year	3	D	D	D	a	D	D	D
4224906	Other grocery specialties whsle								
	All establishments	588	D	D	D	i	D	D	D
	Establishments operated for the entire year	517	D	D	D	i	D	D	D
	Establishments with no employees..	—	—	—	—	—	—	—	—
	Establishments with 1 employee....	160	D	D	D	c	D	D	D
	Establishments with 2 employees...	88	D	D	D	c	D	D	D
	Establishments with 3 or 4 employees.....	86	D	D	D	e	D	D	D
	Establishments with 5 or 6 employees.....	40	D	D	D	c	D	D	D
	Establishments with 7 to 9 employees.....	30	D	D	D	c	D	D	D
	Establishments with 10 to 14 employees.....	23	D	D	D	e	D	D	D
	Establishments with 15 to 19 employees.....	17	D	D	D	e	D	D	D
	Establishments with 20 to 49 employees.....	31	D	D	D	f	D	D	D
	Establishments with 50 to 99 employees.....	23	D	D	D	g	D	D	D
	Establishments with 100 employees or more	19	D	D	D	h	D	D	D
	Establishments not operated for the entire year	71	D	D	D	f	D	D	D
4225	Farm-product raw material whsle								
	All establishments	1 494	33 902 691	209 654	49 221	23 425	489 969	13 057	25 131
	Establishments operated for the entire year	1 203	32 203 935	191 812	44 640	21 203	440 449	13 047	17 653
	Establishments with no employees..	—	—	—	—	—	—	—	—
	Establishments with 1 employee....	144	746 052	5 682	1 216	144	13 393	514	685
	Establishments with 2 employees...	98	1 002 849	6 794	1 286	196	12 339	221	242
	Establishments with 3 or 4 employees.....	139	1 499 764	14 472	3 702	474	33 056	2 515	3 998
	Establishments with 5 or 6 employees.....	67	1 149 848	8 165	1 854	358	18 209	857	640
	Establishments with 7 to 9 employees.....	73	715 516	10 011	2 189	583	21 311	410	358
	Establishments with 10 to 14 employees.....	108	1 416 079	11 211	2 889	1 321	34 439	216	243
	Establishments with 15 to 19 employees.....	120	11 321 538	15 594	3 698	2 015	37 274	539	422
	Establishments with 20 to 49 employees.....	390	D	D	D	j	D	D	D
	Establishments with 50 to 99 employees.....	62	D	D	D	h	D	D	D
	Establishments with 100 employees or more	2	D	D	D	e	D	D	D
	Establishments not operated for the entire year	291	1 698 756	17 842	4 581	2 222	49 520	10	7 478
42251	Grain & field bean whsle								
	All establishments	135	15 045 234	22 566	4 323	478	44 921	1 739	2 541

See footnotes at end of table.

Table 2. Employment Size of Establishments: 1997—Con.

[Includes only establishments with payroll. For meaning of abbreviations and symbols, see introductory text. For explanation of terms, see Appendix A. For method of assignment to categories shown, see Appendix C.]

NAICS code	Employment sizes of establishments by type of operation and kind of business ¹	Establishments (number)	Sales (\$1,000)	Annual payroll (\$1,000)	First-quarter payroll (\$1,000)	Paid employees for pay period including March 12 (number)	Operating expenses ² (\$1,000)	End-of-1996 inventories (\$1,000)	End-of-1997 inventories (\$1,000)
422	AGENTS, BROKERS, AND COMMISSION MERCHANTS—Con.								
42251	Wholesale trade, nondurable goods—Con.								
	Grain & field bean whsle—Con.								
	Establishments operated for the entire year	123	15 029 941	22 408	4 298	467	44 532	1 739	2 541
	Establishments with no employees..	—	—	—	—	—	—	—	—
	Establishments with 1 employee...	36	200 165	1 990	479	36	4 714	494	510
	Establishments with 2 employees...	28	431 832	2 662	568	56	4 536	11	49
	Establishments with 3 or 4 employees.....	31	400 263	3 561	802	102	8 740	110	912
	Establishments with 5 or 6 employees.....	12	D	D	D	b	D	D	D
	Establishments with 7 to 9 employees.....	9	212 972	3 272	543	69	5 836	128	130
	Establishments with 10 to 14 employees.....	2	D	D	D	b	D	D	D
	Establishments with 15 to 19 employees.....	2	D	D	D	b	D	D	D
	Establishments with 20 to 49 employees.....	3	D	D	D	b	D	D	D
	Establishments with 50 to 99 employees.....	—	—	—	—	—	—	—	—
	Establishments with 100 employees or more	—	—	—	—	—	—	—	—
	Establishments not operated for the entire year	12	15 293	158	25	11	389	—	—
422510	Grain & field bean whsle								
	All establishments	135	15 045 234	22 566	4 323	478	44 921	1 739	2 541
	Establishments operated for the entire year	123	15 029 941	22 408	4 298	467	44 532	1 739	2 541
	Establishments with no employees..	—	—	—	—	—	—	—	—
	Establishments with 1 employee...	36	200 165	1 990	479	36	4 714	494	510
	Establishments with 2 employees...	28	431 832	2 662	568	56	4 536	11	49
	Establishments with 3 or 4 employees.....	31	400 263	3 561	802	102	8 740	110	912
	Establishments with 5 or 6 employees.....	12	D	D	D	b	D	D	D
	Establishments with 7 to 9 employees.....	9	212 972	3 272	543	69	5 836	128	130
	Establishments with 10 to 14 employees.....	2	D	D	D	b	D	D	D
	Establishments with 15 to 19 employees.....	2	D	D	D	b	D	D	D
	Establishments with 20 to 49 employees.....	3	D	D	D	b	D	D	D
	Establishments with 50 to 99 employees.....	—	—	—	—	—	—	—	—
	Establishments with 100 employees or more	—	—	—	—	—	—	—	—
	Establishments not operated for the entire year	12	15 293	158	25	11	389	—	—
42252	Livestock whsle								
	All establishments	957	15 468 016	144 727	34 129	19 860	340 694	9 663	13 135
	Establishments operated for the entire year	882	15 092 864	142 434	33 398	19 351	334 851	9 653	13 130
	Establishments with no employees..	—	—	—	—	—	—	—	—
	Establishments with 1 employee...	53	229 095	1 151	262	53	3 261	4	5
	Establishments with 2 employees...	36	189 778	1 479	250	72	3 199	36	29
	Establishments with 3 or 4 employees.....	60	369 980	3 133	1 074	209	7 652	1 518	1 973
	Establishments with 5 or 6 employees.....	42	D	D	D	c	D	D	D
	Establishments with 7 to 9 employees.....	48	399 813	3 940	751	385	8 738	173	128
	Establishments with 10 to 14 employees.....	98	D	D	D	g	D	D	D
	Establishments with 15 to 19 employees.....	113	D	D	D	g	D	D	D
	Establishments with 20 to 49 employees.....	372	D	D	D	j	D	D	D
	Establishments with 50 to 99 employees.....	58	D	D	D	h	D	D	D
	Establishments with 100 employees or more	2	D	D	D	e	D	D	D
	Establishments not operated for the entire year	75	375 152	2 293	731	509	5 843	10	5
422520	Livestock whsle								
	All establishments	957	15 468 016	144 727	34 129	19 860	340 694	9 663	13 135

See footnotes at end of table.

Table 2. Employment Size of Establishments: 1997—Con.

[Includes only establishments with payroll. For meaning of abbreviations and symbols, see introductory text. For explanation of terms, see Appendix A. For method of assignment to categories shown, see Appendix C.]

NAICS code	Employment sizes of establishments by type of operation and kind of business ¹	Establishments (number)	Sales (\$1,000)	Annual payroll (\$1,000)	First-quarter payroll (\$1,000)	Paid employees for pay period including March 12 (number)	Operating expenses ² (\$1,000)	End-of-1996 inventories (\$1,000)	End-of-1997 inventories (\$1,000)
422	AGENTS, BROKERS, AND COMMISSION MERCHANTS—Con.								
422520	Wholesale trade, nondurable goods—Con.								
	Livestock whsle—Con.								
	Establishments operated for the entire year	882	15 092 864	142 434	33 398	19 351	334 851	9 653	13 130
	Establishments with no employees..	—	—	—	—	—	—	—	—
	Establishments with 1 employee....	53	229 095	1 151	262	53	3 261	4	5
	Establishments with 2 employees...	36	189 778	1 479	250	72	3 199	36	29
	Establishments with 3 or 4 employees.....	60	369 980	3 133	1 074	209	7 652	1 518	1 973
	Establishments with 5 or 6 employees.....	42	D	D	D	c	D	D	D
	Establishments with 7 to 9 employees.....	48	399 813	3 940	751	385	8 738	173	128
	Establishments with 10 to 14 employees.....	98	D	D	D	g	D	D	D
	Establishments with 15 to 19 employees.....	113	D	D	D	g	D	D	D
	Establishments with 20 to 49 employees.....	372	D	D	D	j	D	D	D
	Establishments with 50 to 99 employees.....	58	D	D	D	h	D	D	D
	Establishments with 100 employees or more	2	D	D	D	e	D	D	D
	Establishments not operated for the entire year	75	375 152	2 293	731	509	5 843	10	5
42259	Other farm product raw material whsle								
	All establishments	402	3 389 441	42 361	10 769	3 087	104 354	1 655	9 455
	Establishments operated for the entire year	198	2 081 130	26 970	6 944	1 385	61 066	1 655	1 982
	Establishments with no employees..	—	—	—	—	—	—	—	—
	Establishments with 1 employee....	55	316 792	2 541	475	55	5 418	16	170
	Establishments with 2 employees...	34	381 239	2 653	468	68	4 604	174	164
	Establishments with 3 or 4 employees.....	48	729 521	7 778	1 826	163	16 664	887	1 113
	Establishments with 5 or 6 employees.....	13	161 995	1 485	346	68	4 632	398	420
	Establishments with 7 to 9 employees.....	16	102 731	2 799	895	129	6 737	109	100
	Establishments with 10 to 14 employees.....	8	39 148	568	164	93	975	—	—
	Establishments with 15 to 19 employees.....	5	12 124	311	53	88	955	—	—
	Establishments with 20 to 49 employees.....	15	258 457	4 252	1 252	429	11 908	57	1
	Establishments with 50 to 99 employees.....	4	79 123	4 583	1 465	292	9 173	14	14
	Establishments with 100 employees or more	—	—	—	—	—	—	—	—
	Establishments not operated for the entire year	204	1 308 311	15 391	3 825	1 702	43 288	—	7 473
422590	Other farm product raw material whsle								
	All establishments	402	3 389 441	42 361	10 769	3 087	104 354	1 655	9 455
	Establishments operated for the entire year	198	2 081 130	26 970	6 944	1 385	61 066	1 655	1 982
	Establishments with no employees..	—	—	—	—	—	—	—	—
	Establishments with 1 employee....	55	316 792	2 541	475	55	5 418	16	170
	Establishments with 2 employees...	34	381 239	2 653	468	68	4 604	174	164
	Establishments with 3 or 4 employees.....	48	729 521	7 778	1 826	163	16 664	887	1 113
	Establishments with 5 or 6 employees.....	13	161 995	1 485	346	68	4 632	398	420
	Establishments with 7 to 9 employees.....	16	102 731	2 799	895	129	6 737	109	100
	Establishments with 10 to 14 employees.....	8	39 148	568	164	93	975	—	—
	Establishments with 15 to 19 employees.....	5	12 124	311	53	88	955	—	—
	Establishments with 20 to 49 employees.....	15	258 457	4 252	1 252	429	11 908	57	1
	Establishments with 50 to 99 employees.....	4	79 123	4 583	1 465	292	9 173	14	14
	Establishments with 100 employees or more	—	—	—	—	—	—	—	—
	Establishments not operated for the entire year	204	1 308 311	15 391	3 825	1 702	43 288	—	7 473
4225901	Hides, skins, & pelts whsle								
	All establishments	26	184 450	5 826	1 825	323	12 694	318	236

See footnotes at end of table.

Table 2. Employment Size of Establishments: 1997—Con.

[Includes only establishments with payroll. For meaning of abbreviations and symbols, see introductory text. For explanation of terms, see Appendix A. For method of assignment to categories shown, see Appendix C]

NAICS code	Employment sizes of establishments by type of operation and kind of business ¹	Establishments (number)	Sales (\$1,000)	Annual payroll (\$1,000)	First-quarter payroll (\$1,000)	Paid employees for pay period including March 12 (number)	Operating expenses ² (\$1,000)	End-of-1996 inventories (\$1,000)	End-of-1997 inventories (\$1,000)
422	AGENTS, BROKERS, AND COMMISSION MERCHANTS—Con.								
	Wholesale trade, nondurable goods—Con.								
4225901	Hides, skins, & pelts whsle—Con.								
	Establishments operated for the entire year	21	180 899	5 756	1 807	306	12 532	318	236
	Establishments with no employees..	—	—	—	—	—	—	—	—
	Establishments with 1 employee....	5	30 417	144	35	5	340	1	1
	Establishments with 2 employees...	5	D	D	D	a	D	D	D
	Establishments with 3 or 4 employees.....	5	19 749	535	137	18	1 653	82	56
	Establishments with 5 or 6 employees.....	—	—	—	—	—	—	—	—
	Establishments with 7 to 9 employees.....	2	D	D	D	a	D	D	D
	Establishments with 10 to 14 employees.....	—	—	—	—	—	—	—	—
	Establishments with 15 to 19 employees.....	—	—	—	—	—	—	—	—
	Establishments with 20 to 49 employees.....	1	D	D	D	b	D	D	D
	Establishments with 50 to 99 employees.....	3	D	D	D	c	D	D	D
	Establishments with 100 employees or more	—	—	—	—	—	—	—	—
	Establishments not operated for the entire year	5	3 551	70	18	17	162	—	—
4225902	Leaf tobacco whsle								
	All establishments	210	1 565 193	19 599	5 305	2 115	53 017	118	7 710
	Establishments operated for the entire year	36	327 592	5 158	1 615	455	12 012	118	244
	Establishments with no employees..	—	—	—	—	—	—	—	—
	Establishments with 1 employee....	7	47 012	519	155	7	1 399	6	112
	Establishments with 2 employees...	2	D	D	D	a	D	D	D
	Establishments with 3 or 4 employees.....	7	118 059	1 596	402	24	2 838	3	48
	Establishments with 5 or 6 employees.....	3	18 577	274	57	15	1 295	109	84
	Establishments with 7 to 9 employees.....	3	52 199	725	384	25	2 428	—	—
	Establishments with 10 to 14 employees.....	3	D	D	D	b	D	D	D
	Establishments with 15 to 19 employees.....	3	D	D	D	b	D	D	D
	Establishments with 20 to 49 employees.....	2	D	D	D	b	D	D	D
	Establishments with 50 to 99 employees.....	8	D	D	D	e	D	D	D
	Establishments with 100 employees or more	1	D	D	D	b	D	D	D
	Establishments not operated for the entire year	—	—	—	—	—	—	—	—
	Establishments not operated for the entire year	174	1 237 601	14 441	3 690	1 660	41 005	—	7 466
4225903	Wool, wool tops, & mohair whsle								
	All establishments	19	56 823	1 177	270	60	2 702	1 055	1 276
	Establishments operated for the entire year	15	44 709	1 110	257	58	2 335	1 055	1 276
	Establishments with no employees..	—	—	—	—	—	—	—	—
	Establishments with 1 employee....	4	7 324	94	27	4	218	—	—
	Establishments with 2 employees...	—	—	—	—	—	—	—	—
	Establishments with 3 or 4 employees.....	5	23 361	530	119	17	1 073	770	976
	Establishments with 5 or 6 employees.....	4	D	D	D	b	D	D	D
	Establishments with 7 to 9 employees.....	2	D	D	D	a	D	D	D
	Establishments with 10 to 14 employees.....	—	—	—	—	—	—	—	—
	Establishments with 15 to 19 employees.....	—	—	—	—	—	—	—	—
	Establishments with 20 to 49 employees.....	—	—	—	—	—	—	—	—
	Establishments with 50 to 99 employees.....	—	—	—	—	—	—	—	—
	Establishments with 100 employees or more	—	—	—	—	—	—	—	—
	Establishments not operated for the entire year	4	12 114	67	13	2	367	—	—
4225904	Cotton whsle								
	All establishments	53	695 960	3 493	535	98	6 343	32	95

See footnotes at end of table.

Table 2. Employment Size of Establishments: 1997—Con.

[Includes only establishments with payroll. For meaning of abbreviations and symbols, see introductory text. For explanation of terms, see Appendix A. For method of assignment to categories shown, see Appendix C]

NAICS code	Employment sizes of establishments by type of operation and kind of business ¹	Establishments (number)	Sales (\$1,000)	Annual payroll (\$1,000)	First-quarter payroll (\$1,000)	Paid employees for pay period including March 12 (number)	Operating expenses ² (\$1,000)	End-of-1996 inventories (\$1,000)	End-of-1997 inventories (\$1,000)
422	AGENTS, BROKERS, AND COMMISSION MERCHANTS—Con.								
	Wholesale trade, nondurable goods—Con.								
4225904	Cotton whsle—Con.								
	Establishments operated for the entire year	43	664 057	3 099	456	88	5 368	32	88
	Establishments with no employees..	—	—	—	—	—	—	—	—
	Establishments with 1 employee....	20	142 068	953	125	20	1 588	—	55
	Establishments with 2 employees...	15	259 682	1 125	140	30	1 780	—	—
	Establishments with 3 or 4 employees.....	6	D	D	D	a	D	D	D
	Establishments with 5 or 6 employees.....	1	D	D	D	a	D	D	D
	Establishments with 7 to 9 employees.....	—	—	—	—	—	—	—	—
	Establishments with 10 to 14 employees.....	—	—	—	—	—	—	—	—
	Establishments with 15 to 19 employees.....	1	D	D	D	a	D	D	D
	Establishments with 20 to 49 employees.....	—	—	—	—	—	—	—	—
	Establishments with 50 to 99 employees.....	—	—	—	—	—	—	—	—
	Establishments with 100 employees or more	—	—	—	—	—	—	—	—
	Establishments not operated for the entire year	10	31 903	394	79	10	975	—	7
4225905	Other farm-product raw material whsle								
	All establishments	94	887 015	12 266	2 834	491	29 598	132	138
	Establishments operated for the entire year	83	863 873	11 847	2 809	478	28 819	132	138
	Establishments with no employees..	—	—	—	—	—	—	—	—
	Establishments with 1 employee....	19	89 971	831	133	19	1 873	9	2
	Establishments with 2 employees...	12	101 316	1 046	231	24	2 077	10	—
	Establishments with 3 or 4 employees.....	25	D	D	D	b	D	D	D
	Establishments with 5 or 6 employees.....	5	D	D	D	b	D	D	D
	Establishments with 7 to 9 employees.....	9	28 993	1 590	349	71	2 967	97	86
	Establishments with 10 to 14 employees.....	5	D	D	D	b	D	D	D
	Establishments with 15 to 19 employees.....	2	D	D	D	b	D	D	D
	Establishments with 20 to 49 employees.....	6	169 008	2 913	789	157	8 971	—	—
	Establishments with 50 to 99 employees.....	—	—	—	—	—	—	—	—
	Establishments with 100 employees or more	—	—	—	—	—	—	—	—
	Establishments not operated for the entire year	11	23 142	419	25	13	779	—	—
4226	Chemical & allied products whsle								
	All establishments	1 390	6 509 052	194 592	41 323	3 687	354 566	22 043	26 585
	Establishments operated for the entire year	1 246	6 198 943	188 360	40 299	3 593	341 353	22 038	26 566
	Establishments with no employees..	2	D	D	D	a	D	D	D
	Establishments with 1 employee....	525	D	D	D	f	D	D	D
	Establishments with 2 employees...	307	D	D	D	f	D	D	D
	Establishments with 3 or 4 employees.....	227	1 234 773	37 645	8 832	764	70 351	1 655	2 071
	Establishments with 5 or 6 employees.....	86	924 154	25 331	4 974	462	46 373	2 329	3 555
	Establishments with 7 to 9 employees.....	42	607 998	20 975	4 327	325	34 215	1 889	2 169
	Establishments with 10 to 14 employees.....	36	675 612	21 800	5 076	417	41 285	11 200	12 022
	Establishments with 15 to 19 employees.....	13	D	D	D	c	D	D	D
	Establishments with 20 to 49 employees.....	7	D	D	D	c	D	D	D
	Establishments with 50 to 99 employees.....	1	D	D	D	b	D	D	D
	Establishments with 100 employees or more	—	—	—	—	—	—	—	—
	Establishments not operated for the entire year	144	310 109	6 232	1 024	94	13 213	5	19
42261	Plastics materials & basic forms & shapes whsle								
	All establishments	654	3 770 919	99 796	21 450	1 741	180 912	3 978	6 095

See footnotes at end of table.

Table 2. Employment Size of Establishments: 1997—Con.

[Includes only establishments with payroll. For meaning of abbreviations and symbols, see introductory text. For explanation of terms, see Appendix A. For method of assignment to categories shown, see Appendix C.]

NAICS code	Employment sizes of establishments by type of operation and kind of business ¹	Establishments (number)	Sales (\$1,000)	Annual payroll (\$1,000)	First-quarter payroll (\$1,000)	Paid employees for pay period including March 12 (number)	Operating expenses ² (\$1,000)	End-of-1996 inventories (\$1,000)	End-of-1997 inventories (\$1,000)
422	AGENTS, BROKERS, AND COMMISSION MERCHANTS—Con.								
42261	Wholesale trade, nondurable goods—Con.								
	Plastics materials & basic forms & shapes whsle—Con.								
	Establishments operated for the entire year	594	3 566 946	96 342	20 965	1 711	173 024	3 978	6 095
	Establishments with no employees..	1	D	D	D	a	D	D	D
	Establishments with 1 employee....	240	D	D	D	c	D	D	D
	Establishments with 2 employees...	146	D	D	D	e	D	D	D
	Establishments with 3 or 4 employees.....	115	821 575	22 481	5 324	392	40 149	275	319
	Establishments with 5 or 6 employees.....	44	478 586	11 982	2 583	236	23 521	829	1 553
	Establishments with 7 to 9 employees.....	22	474 553	13 173	2 637	169	21 849	661	711
	Establishments with 10 to 14 employees.....	13	156 711	5 792	1 344	155	11 901	696	713
	Establishments with 15 to 19 employees.....	10	D	D	D	c	D	D	D
	Establishments with 20 to 49 employees.....	3	D	D	D	b	D	D	D
	Establishments with 50 to 99 employees.....	—	—	—	—	—	—	—	—
	Establishments with 100 employees or more	—	—	—	—	—	—	—	—
	Establishments not operated for the entire year	60	203 973	3 454	485	30	7 888	—	—
422610	Plastics materials & basic forms & shapes whsle								
	All establishments	654	3 770 919	99 796	21 450	1 741	180 912	3 978	6 095
	Establishments operated for the entire year	594	3 566 946	96 342	20 965	1 711	173 024	3 978	6 095
	Establishments with no employees..	1	D	D	D	a	D	D	D
	Establishments with 1 employee....	240	D	D	D	c	D	D	D
	Establishments with 2 employees...	146	D	D	D	e	D	D	D
	Establishments with 3 or 4 employees.....	115	821 575	22 481	5 324	392	40 149	275	319
	Establishments with 5 or 6 employees.....	44	478 586	11 982	2 583	236	23 521	829	1 553
	Establishments with 7 to 9 employees.....	22	474 553	13 173	2 637	169	21 849	661	711
	Establishments with 10 to 14 employees.....	13	156 711	5 792	1 344	155	11 901	696	713
	Establishments with 15 to 19 employees.....	10	D	D	D	c	D	D	D
	Establishments with 20 to 49 employees.....	3	D	D	D	b	D	D	D
	Establishments with 50 to 99 employees.....	—	—	—	—	—	—	—	—
	Establishments with 100 employees or more	—	—	—	—	—	—	—	—
	Establishments not operated for the entire year	60	203 973	3 454	485	30	7 888	—	—
42269	Other chemical & allied products whsle								
	All establishments	736	2 738 133	94 796	19 873	1 946	173 654	18 065	20 490
	Establishments operated for the entire year	652	2 631 997	92 018	19 334	1 882	168 329	18 060	20 471
	Establishments with no employees..	1	D	D	D	a	D	D	D
	Establishments with 1 employee....	285	428 055	13 855	3 056	285	26 716	1 182	1 226
	Establishments with 2 employees...	161	345 316	12 554	2 661	322	24 203	287	133
	Establishments with 3 or 4 employees.....	112	413 198	15 164	3 508	372	30 202	1 380	1 752
	Establishments with 5 or 6 employees.....	42	445 568	13 349	2 391	226	22 852	1 500	2 002
	Establishments with 7 to 9 employees.....	20	133 445	7 802	1 690	156	12 366	1 228	1 458
	Establishments with 10 to 14 employees.....	23	518 901	16 008	3 732	262	29 384	10 504	11 309
	Establishments with 15 to 19 employees.....	3	D	D	D	b	D	D	D
	Establishments with 20 to 49 employees.....	4	113 777	7 777	1 365	113	12 970	810	1 049
	Establishments with 50 to 99 employees.....	1	D	D	D	b	D	D	D
	Establishments with 100 employees or more	—	—	—	—	—	—	—	—
	Establishments not operated for the entire year	84	106 136	2 778	539	64	5 325	5	19

See footnotes at end of table.

Table 2. Employment Size of Establishments: 1997—Con.

[Includes only establishments with payroll. For meaning of abbreviations and symbols, see introductory text. For explanation of terms, see Appendix A. For method of assignment to categories shown, see Appendix C.]

NAICS code	Employment sizes of establishments by type of operation and kind of business ¹	Establishments (number)	Sales (\$1,000)	Annual payroll (\$1,000)	First-quarter payroll (\$1,000)	Paid employees for pay period including March 12 (number)	Operating expenses ² (\$1,000)	End-of-1996 inventories (\$1,000)	End-of-1997 inventories (\$1,000)
422	AGENTS, BROKERS, AND COMMISSION MERCHANTS—Con.								
	Wholesale trade, nondurable goods—Con.								
422690	Other chemical & allied products whsle								
	All establishments	736	2 738 133	94 796	19 873	1 946	173 654	18 065	20 490
	Establishments operated for the entire year	652	2 631 997	92 018	19 334	1 882	168 329	18 060	20 471
	Establishments with no employees...	1	D	D	D	a	D	D	D
	Establishments with 1 employee...	285	428 055	13 855	3 056	285	26 716	1 182	1 226
	Establishments with 2 employees...	161	345 316	12 554	2 661	322	24 203	287	133
	Establishments with 3 or 4 employees.....	112	413 198	15 164	3 508	372	30 202	1 380	1 752
	Establishments with 5 or 6 employees.....	42	445 568	13 349	2 391	226	22 852	1 500	2 002
	Establishments with 7 to 9 employees.....	20	133 445	7 802	1 690	156	12 366	1 228	1 458
	Establishments with 10 to 14 employees.....	23	518 901	16 008	3 732	262	29 384	10 504	11 309
	Establishments with 15 to 19 employees.....	3	D	D	D	b	D	D	D
	Establishments with 20 to 49 employees.....	4	113 777	7 777	1 365	113	12 970	810	1 049
	Establishments with 50 to 99 employees.....	1	D	D	D	b	D	D	D
	Establishments with 100 employees or more	—	—	—	—	—	—	—	—
	Establishments not operated for the entire year	84	106 136	2 778	539	64	5 325	5	19
4226901	Industrial gases (except LP) whsle								
	All establishments	11	71 241	2 852	489	48	4 830	—	—
	Establishments operated for the entire year	8	67 783	2 717	426	43	4 550	—	—
	Establishments with no employees...	—	—	—	—	—	—	—	—
	Establishments with 1 employee....	2	D	D	D	a	D	D	D
	Establishments with 2 employees....	2	D	D	D	a	D	D	D
	Establishments with 3 or 4 employees.....	1	D	D	D	a	D	D	D
	Establishments with 5 or 6 employees.....	—	—	—	—	—	—	—	—
	Establishments with 7 to 9 employees.....	1	D	D	D	a	D	D	D
	Establishments with 10 to 14 employees.....	1	D	D	D	a	D	D	D
	Establishments with 15 to 19 employees.....	1	D	D	D	a	D	D	D
	Establishments with 20 to 49 employees.....	—	—	—	—	—	—	—	—
	Establishments with 50 to 99 employees.....	—	—	—	—	—	—	—	—
	Establishments with 100 employees or more	—	—	—	—	—	—	—	—
	Establishments not operated for the entire year	3	3 458	135	63	5	280	—	—
4226902	Other chemical & allied products whsle								
	All establishments	725	2 666 892	91 944	19 384	1 898	168 824	18 065	20 490
	Establishments operated for the entire year	644	2 564 214	89 301	18 908	1 839	163 779	18 060	20 471
	Establishments with no employees...	1	D	D	D	a	D	D	D
	Establishments with 1 employee...	283	D	D	D	e	D	D	D
	Establishments with 2 employees...	159	D	D	D	e	D	D	D
	Establishments with 3 or 4 employees.....	111	D	D	D	e	D	D	D
	Establishments with 5 or 6 employees.....	42	445 568	13 349	2 391	226	22 852	1 500	2 002
	Establishments with 7 to 9 employees.....	19	D	D	D	c	D	D	D
	Establishments with 10 to 14 employees.....	22	D	D	D	e	D	D	D
	Establishments with 15 to 19 employees.....	2	D	D	D	b	D	D	D
	Establishments with 20 to 49 employees.....	4	113 777	7 777	1 365	113	12 970	810	1 049
	Establishments with 50 to 99 employees.....	1	D	D	D	b	D	D	D
	Establishments with 100 employees or more	—	—	—	—	—	—	—	—
	Establishments not operated for the entire year	81	102 678	2 643	476	59	5 045	5	19

See footnotes at end of table.

Table 2. Employment Size of Establishments: 1997—Con.

[Includes only establishments with payroll. For meaning of abbreviations and symbols, see introductory text. For explanation of terms, see Appendix A. For method of assignment to categories shown, see Appendix C.]

NAICS code	Employment sizes of establishments by type of operation and kind of business ¹	Establishments (number)	Sales (\$1,000)	Annual payroll (\$1,000)	First-quarter payroll (\$1,000)	Paid employees for pay period including March 12 (number)	Operating expenses ² (\$1,000)	End-of-1996 inventories (\$1,000)	End-of-1997 inventories (\$1,000)
422	AGENTS, BROKERS, AND COMMISSION MERCHANTS—Con.								
4227	Wholesale trade, nondurable goods—Con.								
	Petroleum & petroleum products whsle								
	All establishments	256	11 953 186	97 236	20 671	2 655	184 534	1 191	1 178
	Establishments operated for the entire year	235	11 909 281	96 488	20 571	2 636	182 895	1 100	1 178
	Establishments with no employees...	—	—	—	—	—	—	—	—
	Establishments with 1 employee...	85	320 778	2 999	577	85	6 374	358	356
	Establishments with 2 employees...	55	1 159 849	4 938	1 203	110	8 982	96	99
	Establishments with 3 or 4 employees.....	41	923 124	7 444	1 954	138	12 419	67	72
	Establishments with 5 or 6 employees.....	21	912 622	4 278	1 280	114	8 122	295	371
	Establishments with 7 to 9 employees.....	9	1 173 352	3 010	833	70	5 788	264	260
	Establishments with 10 to 14 employees.....	12	3 747 256	9 905	1 959	133	17 167	20	20
	Establishments with 15 to 19 employees.....	3	283 700	8 319	1 073	48	9 073	—	—
	Establishments with 20 to 49 employees.....	2	D	D	D	b	D	D	D
	Establishments with 50 to 99 employees.....	2	D	D	D	c	D	D	D
	Establishments with 100 employees or more	5	D	D	D	g	D	D	D
	Establishments not operated for the entire year	21	43 905	748	100	19	1 639	91	—
42271	Petroleum bulk stations & terminals								
	All establishments	69	331 386	12 025	3 033	266	33 642	527	548
	Establishments operated for the entire year	63	D	D	D	e	D	D	D
	Establishments with no employees...	—	—	—	—	—	—	—	—
	Establishments with 1 employee...	19	80 623	586	115	19	1 819	30	31
	Establishments with 2 employees...	14	D	D	D	b	D	D	D
	Establishments with 3 or 4 employees.....	11	D	D	D	b	D	D	D
	Establishments with 5 or 6 employees.....	12	D	D	D	b	D	D	D
	Establishments with 7 to 9 employees.....	2	D	D	D	a	D	D	D
	Establishments with 10 to 14 employees.....	4	D	D	D	b	D	D	D
	Establishments with 15 to 19 employees.....	—	—	—	—	—	—	—	—
	Establishments with 20 to 49 employees.....	—	—	—	—	—	—	—	—
	Establishments with 50 to 99 employees.....	1	D	D	D	b	D	D	D
	Establishments with 100 employees or more	—	—	—	—	—	—	—	—
	Establishments not operated for the entire year	6	D	D	D	a	D	D	D
422710	Petroleum bulk stations & terminals								
	All establishments	69	331 386	12 025	3 033	266	33 642	527	548
	Establishments operated for the entire year	63	D	D	D	e	D	D	D
	Establishments with no employees...	—	—	—	—	—	—	—	—
	Establishments with 1 employee...	19	80 623	586	115	19	1 819	30	31
	Establishments with 2 employees...	14	D	D	D	b	D	D	D
	Establishments with 3 or 4 employees.....	11	D	D	D	b	D	D	D
	Establishments with 5 or 6 employees.....	12	D	D	D	b	D	D	D
	Establishments with 7 to 9 employees.....	2	D	D	D	a	D	D	D
	Establishments with 10 to 14 employees.....	4	D	D	D	b	D	D	D
	Establishments with 15 to 19 employees.....	—	—	—	—	—	—	—	—
	Establishments with 20 to 49 employees.....	—	—	—	—	—	—	—	—
	Establishments with 50 to 99 employees.....	1	D	D	D	b	D	D	D
	Establishments with 100 employees or more	—	—	—	—	—	—	—	—
	Establishments not operated for the entire year	6	D	D	D	a	D	D	D

See footnotes at end of table.

Table 2. Employment Size of Establishments: 1997—Con.

[Includes only establishments with payroll. For meaning of abbreviations and symbols, see introductory text. For explanation of terms, see Appendix A. For method of assignment to categories shown, see Appendix C.]

NAICS code	Employment sizes of establishments by type of operation and kind of business ¹	Establishments (number)	Sales (\$1,000)	Annual payroll (\$1,000)	First-quarter payroll (\$1,000)	Paid employees for pay period including March 12 (number)	Operating expenses ² (\$1,000)	End-of-1996 inventories (\$1,000)	End-of-1997 inventories (\$1,000)
422	AGENTS, BROKERS, AND COMMISSION MERCHANTS—Con.								
	Wholesale trade, nondurable goods—Con.								
4227101	Petroleum bulk stations & terminals (except LP)								
	All establishments	68	D	D	D	e	D	D	D
	Establishments operated for the entire year	62	D	D	D	e	D	D	D
	Establishments with no employees..	—	—	—	—	—	—	—	—
	Establishments with 1 employee....	18	D	D	D	a	D	D	D
	Establishments with 2 employees...	14	D	D	D	b	D	D	D
	Establishments with 3 or 4 employees.....	11	D	D	D	b	D	D	D
	Establishments with 5 or 6 employees.....	12	D	D	D	b	D	D	D
	Establishments with 7 to 9 employees.....	2	D	D	D	a	D	D	D
	Establishments with 10 to 14 employees.....	4	D	D	D	b	D	D	D
	Establishments with 15 to 19 employees.....	—	—	—	—	—	—	—	—
	Establishments with 20 to 49 employees.....	—	—	—	—	—	—	—	—
	Establishments with 50 to 99 employees.....	1	D	D	D	b	D	D	D
	Establishments with 100 employees or more	—	—	—	—	—	—	—	—
	Establishments not operated for the entire year	6	D	D	D	a	D	D	D
42271011	Petroleum bulk stations (except LP)								
	All establishments	63	D	D	D	c	D	D	D
	Establishments operated for the entire year	58	D	D	D	c	D	D	D
	Establishments with no employees..	—	—	—	—	—	—	—	—
	Establishments with 1 employee....	17	D	D	D	a	D	D	D
	Establishments with 2 employees...	14	D	D	D	b	D	D	D
	Establishments with 3 or 4 employees.....	11	D	D	D	b	D	D	D
	Establishments with 5 or 6 employees.....	10	D	D	D	b	D	D	D
	Establishments with 7 to 9 employees.....	2	D	D	D	a	D	D	D
	Establishments with 10 to 14 employees.....	4	D	D	D	b	D	D	D
	Establishments with 15 to 19 employees.....	—	—	—	—	—	—	—	—
	Establishments with 20 to 49 employees.....	—	—	—	—	—	—	—	—
	Establishments with 50 to 99 employees.....	—	—	—	—	—	—	—	—
	Establishments with 100 employees or more	—	—	—	—	—	—	—	—
	Establishments not operated for the entire year	5	D	D	D	a	D	D	D
42271012	Petroleum bulk terminals (except LP)								
	All establishments	5	D	D	D	b	D	D	D
	Establishments operated for the entire year	4	D	D	D	b	D	D	D
	Establishments with no employees..	—	—	—	—	—	—	—	—
	Establishments with 1 employee....	1	D	D	D	a	D	D	D
	Establishments with 2 employees...	—	—	—	—	—	—	—	—
	Establishments with 3 or 4 employees.....	—	—	—	—	—	—	—	—
	Establishments with 5 or 6 employees.....	2	D	D	D	a	D	D	D
	Establishments with 7 to 9 employees.....	—	—	—	—	—	—	—	—
	Establishments with 10 to 14 employees.....	—	—	—	—	—	—	—	—
	Establishments with 15 to 19 employees.....	—	—	—	—	—	—	—	—
	Establishments with 20 to 49 employees.....	—	—	—	—	—	—	—	—
	Establishments with 50 to 99 employees.....	1	D	D	D	b	D	D	D
	Establishments with 100 employees or more	—	—	—	—	—	—	—	—
	Establishments not operated for the entire year	1	D	D	D	a	D	D	D

See footnotes at end of table.

Table 2. Employment Size of Establishments: 1997—Con.

[Includes only establishments with payroll. For meaning of abbreviations and symbols, see introductory text. For explanation of terms, see Appendix A. For method of assignment to categories shown, see Appendix C.]

NAICS code	Employment sizes of establishments by type of operation and kind of business ¹	Establishments (number)	Sales (\$1,000)	Annual payroll (\$1,000)	First-quarter payroll (\$1,000)	Paid employees for pay period including March 12 (number)	Operating expenses ² (\$1,000)	End-of-1996 inventories (\$1,000)	End-of-1997 inventories (\$1,000)
422	AGENTS, BROKERS, AND COMMISSION MERCHANTS—Con.								
	Wholesale trade, nondurable goods—Con.								
4227102	Liquefied petroleum bulk stations & terminals								
	All establishments	1	D	D	D	a	D	D	D
	Establishments operated for the entire year	1	D	D	D	a	D	D	D
	Establishments with no employees..	—	—	—	—	—	—	—	—
	Establishments with 1 employee....	1	D	D	D	a	D	D	D
	Establishments with 2 employees...	—	—	—	—	—	—	—	—
	Establishments with 3 or 4 employees.....	—	—	—	—	—	—	—	—
	Establishments with 5 or 6 employees.....	—	—	—	—	—	—	—	—
	Establishments with 7 to 9 employees.....	—	—	—	—	—	—	—	—
	Establishments with 10 to 14 employees.....	—	—	—	—	—	—	—	—
	Establishments with 15 to 19 employees.....	—	—	—	—	—	—	—	—
	Establishments with 20 to 49 employees.....	—	—	—	—	—	—	—	—
	Establishments with 50 to 99 employees.....	—	—	—	—	—	—	—	—
	Establishments with 100 employees or more	—	—	—	—	—	—	—	—
	Establishments not operated for the entire year	—	—	—	—	—	—	—	—
42272	Petroleum & petroleum prod whsle (exc bulk stations & terminals)								
	All establishments	187	'11 621 800	85 211	17 638	2 389	150 892	664	630
	Establishments operated for the entire year	172	D	D	D	g	D	D	D
	Establishments with no employees..	—	—	—	—	—	—	—	—
	Establishments with 1 employee....	66	240 155	2 413	462	66	4 555	328	325
	Establishments with 2 employees...	41	D	D	D	b	D	D	D
	Establishments with 3 or 4 employees.....	30	D	D	D	c	D	D	D
	Establishments with 5 or 6 employees.....	9	D	D	D	b	D	D	D
	Establishments with 7 to 9 employees.....	7	D	D	D	b	D	D	D
	Establishments with 10 to 14 employees.....	8	D	D	D	b	D	D	D
	Establishments with 15 to 19 employees.....	3	283 700	8 319	1 073	48	9 073	—	—
	Establishments with 20 to 49 employees.....	2	D	D	D	b	D	D	D
	Establishments with 50 to 99 employees.....	1	D	D	D	b	D	D	D
	Establishments with 100 employees or more	5	D	D	D	g	D	D	D
	Establishments not operated for the entire year	15	D	D	D	a	D	D	D
422720	Petroleum & petroleum prod whsle (exc bulk stations & terminals)								
	All establishments	187	'11 621 800	85 211	17 638	2 389	150 892	664	630
	Establishments operated for the entire year	172	D	D	D	g	D	D	D
	Establishments with no employees..	—	—	—	—	—	—	—	—
	Establishments with 1 employee....	66	240 155	2 413	462	66	4 555	328	325
	Establishments with 2 employees...	41	D	D	D	b	D	D	D
	Establishments with 3 or 4 employees.....	30	D	D	D	c	D	D	D
	Establishments with 5 or 6 employees.....	9	D	D	D	b	D	D	D
	Establishments with 7 to 9 employees.....	7	D	D	D	b	D	D	D
	Establishments with 10 to 14 employees.....	8	D	D	D	b	D	D	D
	Establishments with 15 to 19 employees.....	3	283 700	8 319	1 073	48	9 073	—	—
	Establishments with 20 to 49 employees.....	2	D	D	D	b	D	D	D
	Establishments with 50 to 99 employees.....	1	D	D	D	b	D	D	D
	Establishments with 100 employees or more	5	D	D	D	g	D	D	D
	Establishments not operated for the entire year	15	D	D	D	a	D	D	D

See footnotes at end of table.

Table 2. Employment Size of Establishments: 1997—Con.

[Includes only establishments with payroll. For meaning of abbreviations and symbols, see introductory text. For explanation of terms, see Appendix A. For method of assignment to categories shown, see Appendix C.]

NAICS code	Employment sizes of establishments by type of operation and kind of business ¹	Establishments (number)	Sales (\$1,000)	Annual payroll (\$1,000)	First-quarter payroll (\$1,000)	Paid employees for pay period including March 12 (number)	Operating expenses ² (\$1,000)	End-of-1996 inventories (\$1,000)	End-of-1997 inventories (\$1,000)
422	AGENTS, BROKERS, AND COMMISSION MERCHANTS—Con.								
4228	Wholesale trade, nondurable goods—Con.								
	Beer, wine, & distilled alcoholic beverage whsle								
	All establishments	213	D	D	D	g	D	D	D
	Establishments operated for the entire year	191	D	D	D	g	D	D	D
	Establishments with no employees..	—	—	—	—	—	—	—	—
	Establishments with 1 employee....	64	D	D	D	b	D	D	D
	Establishments with 2 employees...	38	D	D	D	b	D	D	D
	Establishments with 3 or 4 employees.....	31	D	D	D	c	D	D	D
	Establishments with 5 or 6 employees.....	20	D	D	D	c	D	D	D
	Establishments with 7 to 9 employees.....	9	D	D	D	b	D	D	D
	Establishments with 10 to 14 employees.....	11	D	D	D	c	D	D	D
	Establishments with 15 to 19 employees.....	5	D	D	D	b	D	D	D
	Establishments with 20 to 49 employees.....	9	D	D	D	c	D	D	D
	Establishments with 50 to 99 employees.....	2	D	D	D	c	D	D	D
	Establishments with 100 employees or more	2	D	D	D	e	D	D	D
	Establishments not operated for the entire year	22	D	D	D	a	D	D	D
42281	Beer & ale whsle								
	All establishments	40	D	D	D	c	D	D	D
	Establishments operated for the entire year	36	D	D	D	c	D	D	D
	Establishments with no employees..	—	—	—	—	—	—	—	—
	Establishments with 1 employee....	12	D	D	D	a	D	D	D
	Establishments with 2 employees...	7	D	D	D	a	D	D	D
	Establishments with 3 or 4 employees.....	7	D	D	D	b	D	D	D
	Establishments with 5 or 6 employees.....	4	D	D	D	b	D	D	D
	Establishments with 7 to 9 employees.....	2	D	D	D	a	D	D	D
	Establishments with 10 to 14 employees.....	1	D	D	D	a	D	D	D
	Establishments with 15 to 19 employees.....	—	—	—	—	—	—	—	—
	Establishments with 20 to 49 employees.....	1	D	D	D	b	D	D	D
	Establishments with 50 to 99 employees.....	2	D	D	D	c	D	D	D
	Establishments with 100 employees or more	—	—	—	—	—	—	—	—
	Establishments not operated for the entire year	4	D	D	D	a	D	D	D
422810	Beer & ale whsle								
	All establishments	40	D	D	D	c	D	D	D
	Establishments operated for the entire year	36	D	D	D	c	D	D	D
	Establishments with no employees..	—	—	—	—	—	—	—	—
	Establishments with 1 employee....	12	D	D	D	a	D	D	D
	Establishments with 2 employees...	7	D	D	D	a	D	D	D
	Establishments with 3 or 4 employees.....	7	D	D	D	b	D	D	D
	Establishments with 5 or 6 employees.....	4	D	D	D	b	D	D	D
	Establishments with 7 to 9 employees.....	2	D	D	D	a	D	D	D
	Establishments with 10 to 14 employees.....	1	D	D	D	a	D	D	D
	Establishments with 15 to 19 employees.....	—	—	—	—	—	—	—	—
	Establishments with 20 to 49 employees.....	1	D	D	D	b	D	D	D
	Establishments with 50 to 99 employees.....	2	D	D	D	c	D	D	D
	Establishments with 100 employees or more	—	—	—	—	—	—	—	—
	Establishments not operated for the entire year	4	D	D	D	a	D	D	D

See footnotes at end of table.

Table 2. Employment Size of Establishments: 1997—Con.

[Includes only establishments with payroll. For meaning of abbreviations and symbols, see introductory text. For explanation of terms, see Appendix A. For method of assignment to categories shown, see Appendix C.]

NAICS code	Employment sizes of establishments by type of operation and kind of business ¹	Establishments (number)	Sales (\$1,000)	Annual payroll (\$1,000)	First-quarter payroll (\$1,000)	Paid employees for pay period including March 12 (number)	Operating expenses ² (\$1,000)	End-of-1996 inventories (\$1,000)	End-of-1997 inventories (\$1,000)
422	AGENTS, BROKERS, AND COMMISSION MERCHANTS—Con.								
42282	Wholesale trade, nondurable goods—Con.								
	Wine & distilled alcoholic beverage whsle								
	All establishments	173	1 955 271	58 828	13 631	1 229	100 194	1 446	2 473
	Establishments operated for the entire year	155	D	D	D	g	D	D	D
	Establishments with no employees..	—	—	—	—	—	—	—	—
	Establishments with 1 employee....	52	D	D	D	b	D	D	D
	Establishments with 2 employees...	31	D	D	D	b	D	D	D
	Establishments with 3 or 4 employees.....	24	D	D	D	b	D	D	D
	Establishments with 5 or 6 employees.....	16	154 411	5 063	1 250	89	8 213	193	323
	Establishments with 7 to 9 employees.....	7	D	D	D	b	D	D	D
	Establishments with 10 to 14 employees.....	10	D	D	D	c	D	D	D
	Establishments with 15 to 19 employees.....	5	D	D	D	b	D	D	D
	Establishments with 20 to 49 employees.....	8	D	D	D	c	D	D	D
	Establishments with 50 to 99 employees.....	—	—	—	—	—	—	—	—
	Establishments with 100 employees or more	2	D	D	D	e	D	D	D
	Establishments not operated for the entire year	18	D	D	D	a	D	D	D
422820	Wine & distilled alcoholic beverage whsle								
	All establishments	173	1 955 271	58 828	13 631	1 229	100 194	1 446	2 473
	Establishments operated for the entire year	155	D	D	D	g	D	D	D
	Establishments with no employees..	—	—	—	—	—	—	—	—
	Establishments with 1 employee....	52	D	D	D	b	D	D	D
	Establishments with 2 employees...	31	D	D	D	b	D	D	D
	Establishments with 3 or 4 employees.....	24	D	D	D	b	D	D	D
	Establishments with 5 or 6 employees.....	16	154 411	5 063	1 250	89	8 213	193	323
	Establishments with 7 to 9 employees.....	7	D	D	D	b	D	D	D
	Establishments with 10 to 14 employees.....	10	D	D	D	c	D	D	D
	Establishments with 15 to 19 employees.....	5	D	D	D	b	D	D	D
	Establishments with 20 to 49 employees.....	8	D	D	D	c	D	D	D
	Establishments with 50 to 99 employees.....	—	—	—	—	—	—	—	—
	Establishments with 100 employees or more	2	D	D	D	e	D	D	D
	Establishments not operated for the entire year	18	D	D	D	a	D	D	D
4228201	Wine & distilled alcoholic bev (licensed operation) whsle								
	All establishments	173	1 955 271	58 828	13 631	1 229	100 194	1 446	2 473
	Establishments operated for the entire year	155	D	D	D	g	D	D	D
	Establishments with no employees..	—	—	—	—	—	—	—	—
	Establishments with 1 employee....	52	D	D	D	b	D	D	D
	Establishments with 2 employees...	31	D	D	D	b	D	D	D
	Establishments with 3 or 4 employees.....	24	D	D	D	b	D	D	D
	Establishments with 5 or 6 employees.....	16	154 411	5 063	1 250	89	8 213	193	323
	Establishments with 7 to 9 employees.....	7	D	D	D	b	D	D	D
	Establishments with 10 to 14 employees.....	10	D	D	D	c	D	D	D
	Establishments with 15 to 19 employees.....	5	D	D	D	b	D	D	D
	Establishments with 20 to 49 employees.....	8	D	D	D	c	D	D	D
	Establishments with 50 to 99 employees.....	—	—	—	—	—	—	—	—
	Establishments with 100 employees or more	2	D	D	D	e	D	D	D
	Establishments not operated for the entire year	18	D	D	D	a	D	D	D

See footnotes at end of table.

Table 2. Employment Size of Establishments: 1997—Con.

[Includes only establishments with payroll. For meaning of abbreviations and symbols, see introductory text. For explanation of terms, see Appendix A. For method of assignment to categories shown, see Appendix C.]

NAICS code	Employment sizes of establishments by type of operation and kind of business ¹	Establishments (number)	Sales (\$1,000)	Annual payroll (\$1,000)	First-quarter payroll (\$1,000)	Paid employees for pay period including March 12 (number)	Operating expenses ² (\$1,000)	End-of-1996 inventories (\$1,000)	End-of-1997 inventories (\$1,000)
422	AGENTS, BROKERS, AND COMMISSION MERCHANTS—Con.								
4229	Wholesale trade, nondurable goods—Con.								
	Miscellaneous nondurable goods whsle								
	All establishments	2 763	D	D	D	j	D	D	D
	Establishments operated for the entire year	2 196	D	D	D	i	D	D	D
	Establishments with no employees...	2	D	D	D	a	D	D	D
	Establishments with 1 employee....	864	D	D	D	f	D	D	D
	Establishments with 2 employees...	481	D	D	D	f	D	D	D
	Establishments with 3 or 4 employees.....	425	D	D	D	g	D	D	D
	Establishments with 5 or 6 employees.....	166	D	D	D	f	D	D	D
	Establishments with 7 to 9 employees.....	86	D	D	D	f	D	D	D
	Establishments with 10 to 14 employees.....	72	D	D	D	f	D	D	D
	Establishments with 15 to 19 employees.....	45	D	D	D	f	D	D	D
	Establishments with 20 to 49 employees.....	48	D	D	D	g	D	D	D
	Establishments with 50 to 99 employees.....	2	D	D	D	c	D	D	D
	Establishments with 100 employees or more	5	D	D	D	g	D	D	D
	Establishments not operated for the entire year	567	D	D	D	f	D	D	D
42291	Farm supplies whsle								
	All establishments	223	2 238 242	27 321	5 985	554	53 381	1 523	1 091
	Establishments operated for the entire year	183	2 178 457	26 201	5 910	541	51 021	1 523	1 091
	Establishments with no employees...	—	—	—	—	—	—	—	—
	Establishments with 1 employee....	62	80 454	2 263	530	62	4 536	115	107
	Establishments with 2 employees...	47	1 298 865	4 794	1 610	94	12 220	226	11
	Establishments with 3 or 4 employees.....	52	277 185	6 819	1 357	172	12 881	408	476
	Establishments with 5 or 6 employees.....	5	34 498	1 176	273	25	2 369	83	72
	Establishments with 7 to 9 employees.....	12	D	D	D	b	D	D	D
	Establishments with 10 to 14 employees.....	3	133 464	2 719	392	35	3 547	—	—
	Establishments with 15 to 19 employees.....	1	D	D	D	a	D	D	D
	Establishments with 20 to 49 employees.....	1	D	D	D	b	D	D	D
	Establishments with 50 to 99 employees.....	—	—	—	—	—	—	—	—
	Establishments with 100 employees or more	—	—	—	—	—	—	—	—
	Establishments not operated for the entire year	40	59 785	1 120	75	13	2 360	—	—
422910	Farm supplies whsle								
	All establishments	223	2 238 242	27 321	5 985	554	53 381	1 523	1 091
	Establishments operated for the entire year	183	2 178 457	26 201	5 910	541	51 021	1 523	1 091
	Establishments with no employees...	—	—	—	—	—	—	—	—
	Establishments with 1 employee....	62	80 454	2 263	530	62	4 536	115	107
	Establishments with 2 employees...	47	1 298 865	4 794	1 610	94	12 220	226	11
	Establishments with 3 or 4 employees.....	52	277 185	6 819	1 357	172	12 881	408	476
	Establishments with 5 or 6 employees.....	5	34 498	1 176	273	25	2 369	83	72
	Establishments with 7 to 9 employees.....	12	D	D	D	b	D	D	D
	Establishments with 10 to 14 employees.....	3	133 464	2 719	392	35	3 547	—	—
	Establishments with 15 to 19 employees.....	1	D	D	D	a	D	D	D
	Establishments with 20 to 49 employees.....	1	D	D	D	b	D	D	D
	Establishments with 50 to 99 employees.....	—	—	—	—	—	—	—	—
	Establishments with 100 employees or more	—	—	—	—	—	—	—	—
	Establishments not operated for the entire year	40	59 785	1 120	75	13	2 360	—	—

See footnotes at end of table.

Table 2. Employment Size of Establishments: 1997—Con.

[Includes only establishments with payroll. For meaning of abbreviations and symbols, see introductory text. For explanation of terms, see Appendix A. For method of assignment to categories shown, see Appendix C.]

NAICS code	Employment sizes of establishments by type of operation and kind of business ¹	Establishments (number)	Sales (\$1,000)	Annual payroll (\$1,000)	First-quarter payroll (\$1,000)	Paid employees for pay period including March 12 (number)	Operating expenses ² (\$1,000)	End-of-1996 inventories (\$1,000)	End-of-1997 inventories (\$1,000)
422	AGENTS, BROKERS, AND COMMISSION MERCHANTS—Con.								
	Wholesale trade, nondurable goods—Con.								
4229102	Farm supplies—whsle distributors								
	All establishments	223	2 238 242	27 321	5 985	554	53 381	1 523	1 091
	Establishments operated for the entire year	183	2 178 457	26 201	5 910	541	51 021	1 523	1 091
	Establishments with no employees..	—	—	—	—	—	—	—	—
	Establishments with 1 employee...	62	80 454	2 263	530	62	4 536	115	107
	Establishments with 2 employees...	47	1 298 865	4 794	1 610	94	12 220	226	11
	Establishments with 3 or 4 employees.....	52	277 185	6 819	1 357	172	12 881	408	476
	Establishments with 5 or 6 employees.....	5	34 498	1 176	273	25	2 369	83	72
	Establishments with 7 to 9 employees.....	12	D	D	D	b	D	D	D
	Establishments with 10 to 14 employees.....	3	133 464	2 719	392	35	3 547	—	—
	Establishments with 15 to 19 employees.....	1	D	D	D	a	D	D	D
	Establishments with 20 to 49 employees.....	1	D	D	D	b	D	D	D
	Establishments with 50 to 99 employees.....	—	—	—	—	—	—	—	—
	Establishments with 100 employees or more	—	—	—	—	—	—	—	—
	Establishments not operated for the entire year	40	59 785	1 120	75	13	2 360	—	—
42292	Book, periodical, & newspaper whsle								
	All establishments	334	2 583 212	103 022	25 474	3 173	195 343	1 806	1 834
	Establishments operated for the entire year	300	D	D	D	h	D	D	D
	Establishments with no employees..	1	D	D	D	a	D	D	D
	Establishments with 1 employee...	110	128 258	4 498	980	110	9 576	180	211
	Establishments with 2 employees...	53	90 729	4 268	915	106	8 632	134	159
	Establishments with 3 or 4 employees.....	53	123 344	7 156	1 559	179	15 942	6	18
	Establishments with 5 or 6 employees.....	24	84 964	5 726	1 266	133	11 028	92	99
	Establishments with 7 to 9 employees.....	13	61 592	2 786	654	101	5 483	197	257
	Establishments with 10 to 14 employees.....	19	223 464	7 389	1 846	220	14 573	106	12
	Establishments with 15 to 19 employees.....	8	D	D	D	c	D	D	D
	Establishments with 20 to 49 employees.....	13	D	D	D	e	D	D	D
	Establishments with 50 to 99 employees.....	1	D	D	D	b	D	D	D
	Establishments with 100 employees or more	5	D	D	D	g	D	D	D
	Establishments not operated for the entire year	34	D	D	D	b	D	D	D
422920	Book, periodical, & newspaper whsle								
	All establishments	334	2 583 212	103 022	25 474	3 173	195 343	1 806	1 834
	Establishments operated for the entire year	300	D	D	D	h	D	D	D
	Establishments with no employees..	1	D	D	D	a	D	D	D
	Establishments with 1 employee...	110	128 258	4 498	980	110	9 576	180	211
	Establishments with 2 employees...	53	90 729	4 268	915	106	8 632	134	159
	Establishments with 3 or 4 employees.....	53	123 344	7 156	1 559	179	15 942	6	18
	Establishments with 5 or 6 employees.....	24	84 964	5 726	1 266	133	11 028	92	99
	Establishments with 7 to 9 employees.....	13	61 592	2 786	654	101	5 483	197	257
	Establishments with 10 to 14 employees.....	19	223 464	7 389	1 846	220	14 573	106	12
	Establishments with 15 to 19 employees.....	8	D	D	D	c	D	D	D
	Establishments with 20 to 49 employees.....	13	D	D	D	e	D	D	D
	Establishments with 50 to 99 employees.....	1	D	D	D	b	D	D	D
	Establishments with 100 employees or more	5	D	D	D	g	D	D	D
	Establishments not operated for the entire year	34	D	D	D	b	D	D	D

See footnotes at end of table.

Table 2. Employment Size of Establishments: 1997—Con.

[Includes only establishments with payroll. For meaning of abbreviations and symbols, see introductory text. For explanation of terms, see Appendix A. For method of assignment to categories shown, see Appendix C]

NAICS code	Employment sizes of establishments by type of operation and kind of business ¹	Establishments (number)	Sales (\$1,000)	Annual payroll (\$1,000)	First-quarter payroll (\$1,000)	Paid employees for pay period including March 12 (number)	Operating expenses ² (\$1,000)	End-of-1996 inventories (\$1,000)	End-of-1997 inventories (\$1,000)
422	AGENTS, BROKERS, AND COMMISSION MERCHANTS—Con.								
42293	Wholesale trade, nondurable goods—Con.								
	Flower, nursery stock, & florists' supplies whsle								
	All establishments	234	678 119	32 231	8 070	885	60 480	1 153	1 125
	Establishments operated for the entire year	197	D	D	D	f	D	D	D
	Establishments with no employees...	—	—	—	—	—	—	—	—
	Establishments with 1 employee...	78	90 579	3 171	753	78	5 968	162	185
	Establishments with 2 employees...	41	50 671	2 137	552	82	4 154	5	3
	Establishments with 3 or 4 employees.....	33	96 099	4 118	820	116	8 274	374	386
	Establishments with 5 or 6 employees.....	20	107 979	3 368	656	108	5 951	177	132
	Establishments with 7 to 9 employees.....	5	33 094	979	205	37	1 623	61	62
	Establishments with 10 to 14 employees.....	7	41 053	2 481	467	76	4 870	361	345
	Establishments with 15 to 19 employees.....	4	D	D	D	b	D	D	D
	Establishments with 20 to 49 employees.....	9	191 528	12 483	3 889	286	22 609	2	1
	Establishments with 50 to 99 employees.....	—	—	—	—	—	—	—	—
	Establishments with 100 employees or more	—	—	—	—	—	—	—	—
	Establishments not operated for the entire year	37	D	D	D	b	D	D	D
422930	Flower, nursery stock, & florists' supplies whsle								
	All establishments	234	678 119	32 231	8 070	885	60 480	1 153	1 125
	Establishments operated for the entire year	197	D	D	D	f	D	D	D
	Establishments with no employees...	—	—	—	—	—	—	—	—
	Establishments with 1 employee...	78	90 579	3 171	753	78	5 968	162	185
	Establishments with 2 employees...	41	50 671	2 137	552	82	4 154	5	3
	Establishments with 3 or 4 employees.....	33	96 099	4 118	820	116	8 274	374	386
	Establishments with 5 or 6 employees.....	20	107 979	3 368	656	108	5 951	177	132
	Establishments with 7 to 9 employees.....	5	33 094	979	205	37	1 623	61	62
	Establishments with 10 to 14 employees.....	7	41 053	2 481	467	76	4 870	361	345
	Establishments with 15 to 19 employees.....	4	D	D	D	b	D	D	D
	Establishments with 20 to 49 employees.....	9	191 528	12 483	3 889	286	22 609	2	1
	Establishments with 50 to 99 employees.....	—	—	—	—	—	—	—	—
	Establishments with 100 employees or more	—	—	—	—	—	—	—	—
	Establishments not operated for the entire year	37	D	D	D	b	D	D	D
42294	Tobacco & tobacco product whsle								
	All establishments	33	62 175	2 945	680	95	5 653	616	628
	Establishments operated for the entire year	19	D	D	D	b	D	D	D
	Establishments with no employees...	—	—	—	—	—	—	—	—
	Establishments with 1 employee...	9	7 496	467	78	9	1 331	50	—
	Establishments with 2 employees...	5	5 045	196	53	10	380	74	96
	Establishments with 3 or 4 employees.....	3	D	D	D	a	D	D	D
	Establishments with 5 or 6 employees.....	1	D	D	D	a	D	D	D
	Establishments with 7 to 9 employees.....	—	—	—	—	—	—	—	—
	Establishments with 10 to 14 employees.....	—	—	—	—	—	—	—	—
	Establishments with 15 to 19 employees.....	1	D	D	D	a	D	D	D
	Establishments with 20 to 49 employees.....	—	—	—	—	—	—	—	—
	Establishments with 50 to 99 employees.....	—	—	—	—	—	—	—	—
	Establishments with 100 employees or more	—	—	—	—	—	—	—	—
	Establishments not operated for the entire year	14	D	D	D	b	D	D	D

See footnotes at end of table.

Table 2. Employment Size of Establishments: 1997—Con.

[Includes only establishments with payroll. For meaning of abbreviations and symbols, see introductory text. For explanation of terms, see Appendix A. For method of assignment to categories shown, see Appendix C.]

NAICS code	Employment sizes of establishments by type of operation and kind of business ¹	Establishments (number)	Sales (\$1,000)	Annual payroll (\$1,000)	First-quarter payroll (\$1,000)	Paid employees for pay period including March 12 (number)	Operating expenses ² (\$1,000)	End-of-1996 inventories (\$1,000)	End-of-1997 inventories (\$1,000)
422	AGENTS, BROKERS, AND COMMISSION MERCHANTS—Con.								
422940	Wholesale trade, nondurable goods—Con.								
	Tobacco & tobacco product whsle								
	All establishments	33	62 175	2 945	680	95	5 653	616	628
	Establishments operated for the entire year	19	D	D	D	b	D	D	D
	Establishments with no employees...	—	—	—	—	—	—	—	—
	Establishments with 1 employee...	9	7 496	467	78	9	1 331	50	—
	Establishments with 2 employees...	5	5 045	196	53	10	380	74	96
	Establishments with 3 or 4 employees.....	3	D	D	D	a	D	D	D
	Establishments with 5 or 6 employees.....	1	D	D	D	a	D	D	D
	Establishments with 7 to 9 employees.....	—	—	—	—	—	—	—	—
	Establishments with 10 to 14 employees.....	—	—	—	—	—	—	—	—
	Establishments with 15 to 19 employees.....	1	D	D	D	a	D	D	D
	Establishments with 20 to 49 employees.....	—	—	—	—	—	—	—	—
	Establishments with 50 to 99 employees.....	—	—	—	—	—	—	—	—
	Establishments with 100 employees or more	—	—	—	—	—	—	—	—
	Establishments not operated for the entire year.....	14	D	D	D	b	D	D	D
42295	Paint, varnish, & supplies whsle								
	All establishments	206	1 152 666	38 003	8 399	818	67 402	2 040	2 071
	Establishments operated for the entire year	187	1 130 381	37 082	8 121	774	65 681	2 040	2 071
	Establishments with no employees...	—	—	—	—	—	—	—	—
	Establishments with 1 employee...	51	71 257	2 774	637	51	5 150	234	21
	Establishments with 2 employees...	46	108 642	3 673	788	92	6 690	6	8
	Establishments with 3 or 4 employees.....	34	126 498	4 679	1 126	118	9 414	297	255
	Establishments with 5 or 6 employees.....	25	144 149	6 991	1 713	135	11 011	82	37
	Establishments with 7 to 9 employees.....	11	178 065	5 329	1 134	86	9 618	672	785
	Establishments with 10 to 14 employees.....	11	255 320	7 283	1 434	123	11 782	329	532
	Establishments with 15 to 19 employees.....	6	155 965	3 362	762	94	7 150	366	377
	Establishments with 20 to 49 employees.....	3	90 485	2 991	527	75	4 866	54	56
	Establishments with 50 to 99 employees.....	—	—	—	—	—	—	—	—
	Establishments with 100 employees or more	—	—	—	—	—	—	—	—
	Establishments not operated for the entire year.....	19	22 285	921	278	44	1 721	—	—
422950	Paint, varnish, & supplies whsle								
	All establishments	206	1 152 666	38 003	8 399	818	67 402	2 040	2 071
	Establishments operated for the entire year	187	1 130 381	37 082	8 121	774	65 681	2 040	2 071
	Establishments with no employees...	—	—	—	—	—	—	—	—
	Establishments with 1 employee...	51	71 257	2 774	637	51	5 150	234	21
	Establishments with 2 employees...	46	108 642	3 673	788	92	6 690	6	8
	Establishments with 3 or 4 employees.....	34	126 498	4 679	1 126	118	9 414	297	255
	Establishments with 5 or 6 employees.....	25	144 149	6 991	1 713	135	11 011	82	37
	Establishments with 7 to 9 employees.....	11	178 065	5 329	1 134	86	9 618	672	785
	Establishments with 10 to 14 employees.....	11	255 320	7 283	1 434	123	11 782	329	532
	Establishments with 15 to 19 employees.....	6	155 965	3 362	762	94	7 150	366	377
	Establishments with 20 to 49 employees.....	3	90 485	2 991	527	75	4 866	54	56
	Establishments with 50 to 99 employees.....	—	—	—	—	—	—	—	—
	Establishments with 100 employees or more	—	—	—	—	—	—	—	—
	Establishments not operated for the entire year.....	19	22 285	921	278	44	1 721	—	—
4229501	Paint, varnish, & supplies whsle								
	All establishments	206	1 152 666	38 003	8 399	818	67 402	2 040	2 071

See footnotes at end of table.

Table 2. Employment Size of Establishments: 1997—Con.

[Includes only establishments with payroll. For meaning of abbreviations and symbols, see introductory text. For explanation of terms, see Appendix A. For method of assignment to categories shown, see Appendix C]

NAICS code	Employment sizes of establishments by type of operation and kind of business ¹	Establishments (number)	Sales (\$1,000)	Annual payroll (\$1,000)	First-quarter payroll (\$1,000)	Paid employees for pay period including March 12 (number)	Operating expenses ² (\$1,000)	End-of-1996 inventories (\$1,000)	End-of-1997 inventories (\$1,000)
422	AGENTS, BROKERS, AND COMMISSION MERCHANTS—Con.								
	Wholesale trade, nondurable goods—Con.								
4229501	Paint, varnish, & supplies whsle—Con.								
	Establishments operated for the entire year	187	1 130 381	37 082	8 121	774	65 681	2 040	2 071
	Establishments with no employees..	—	—	—	—	—	—	—	—
	Establishments with 1 employee....	51	71 257	2 774	637	51	5 150	234	21
	Establishments with 2 employees...	46	108 642	3 673	788	92	6 690	6	8
	Establishments with 3 or 4 employees.....	34	126 498	4 679	1 126	118	9 414	297	255
	Establishments with 5 or 6 employees.....	25	144 149	6 991	1 713	135	11 011	82	37
	Establishments with 7 to 9 employees.....	11	178 065	5 329	1 134	86	9 618	672	785
	Establishments with 10 to 14 employees.....	11	255 320	7 283	1 434	123	11 782	329	532
	Establishments with 15 to 19 employees.....	6	155 965	3 362	762	94	7 150	366	377
	Establishments with 20 to 49 employees.....	3	90 485	2 991	527	75	4 866	54	56
	Establishments with 50 to 99 employees.....	—	—	—	—	—	—	—	—
	Establishments with 100 employees or more.....	—	—	—	—	—	—	—	—
	Establishments not operated for the entire year.....	19	22 285	921	278	44	1 721	—	—
42299	Other miscellaneous nondurable goods whsle								
	All establishments	1 733	D	D	D	h	D	D	D
	Establishments operated for the entire year	1 310	D	D	D	h	D	D	D
	Establishments with no employees..	1	D	D	D	a	D	D	D
	Establishments with 1 employee....	554	D	D	D	f	D	D	D
	Establishments with 2 employees...	289	D	D	D	f	D	D	D
	Establishments with 3 or 4 employees.....	250	D	D	D	f	D	D	D
	Establishments with 5 or 6 employees.....	91	D	D	D	e	D	D	D
	Establishments with 7 to 9 employees.....	45	D	D	D	e	D	D	D
	Establishments with 10 to 14 employees.....	32	D	D	D	e	D	D	D
	Establishments with 15 to 19 employees.....	25	D	D	D	e	D	D	D
	Establishments with 20 to 49 employees.....	22	D	D	D	f	D	D	D
	Establishments with 50 to 99 employees.....	1	D	D	D	b	D	D	D
	Establishments with 100 employees or more.....	—	—	—	—	—	—	—	—
	Establishments not operated for the entire year.....	423	D	D	D	e	D	D	D
422990	Other miscellaneous nondurable goods whsle								
	All establishments	1 733	D	D	D	h	D	D	D
	Establishments operated for the entire year	1 310	D	D	D	h	D	D	D
	Establishments with no employees..	1	D	D	D	a	D	D	D
	Establishments with 1 employee....	554	D	D	D	f	D	D	D
	Establishments with 2 employees...	289	D	D	D	f	D	D	D
	Establishments with 3 or 4 employees.....	250	D	D	D	f	D	D	D
	Establishments with 5 or 6 employees.....	91	D	D	D	e	D	D	D
	Establishments with 7 to 9 employees.....	45	D	D	D	e	D	D	D
	Establishments with 10 to 14 employees.....	32	D	D	D	e	D	D	D
	Establishments with 15 to 19 employees.....	25	D	D	D	e	D	D	D
	Establishments with 20 to 49 employees.....	22	D	D	D	f	D	D	D
	Establishments with 50 to 99 employees.....	1	D	D	D	b	D	D	D
	Establishments with 100 employees or more.....	—	—	—	—	—	—	—	—
	Establishments not operated for the entire year.....	423	D	D	D	e	D	D	D
4229901	Art goods whsle								
	All establishments	591	1 517 846	69 437	15 307	1 896	156 505	1 122	1 072

See footnotes at end of table.

Table 2. Employment Size of Establishments: 1997—Con.

[Includes only establishments with payroll. For meaning of abbreviations and symbols, see introductory text. For explanation of terms, see Appendix A. For method of assignment to categories shown, see Appendix C]

NAICS code	Employment sizes of establishments by type of operation and kind of business ¹	Establishments (number)	Sales (\$1,000)	Annual payroll (\$1,000)	First-quarter payroll (\$1,000)	Paid employees for pay period including March 12 (number)	Operating expenses ² (\$1,000)	End-of-1996 inventories (\$1,000)	End-of-1997 inventories (\$1,000)
422	AGENTS, BROKERS, AND COMMISSION MERCHANTS—Con.								
	Wholesale trade, nondurable goods—Con.								
4229901	Art goods whsle—Con.								
	Establishments operated for the entire year	481	1 362 585	66 371	14 991	1 841	149 312	1 122	1 072
	Establishments with no employees..	—	—	—	—	—	—	—	—
	Establishments with 1 employee....	191	131 311	6 849	1 436	191	17 503	245	265
	Establishments with 2 employees...	105	193 531	5 627	1 279	210	15 895	214	236
	Establishments with 3 or 4 employees.....	87	226 677	9 945	2 168	292	24 705	109	78
	Establishments with 5 or 6 employees.....	35	137 428	5 941	1 476	190	17 072	309	311
	Establishments with 7 to 9 employees.....	20	138 429	5 139	1 300	158	12 819	201	146
	Establishments with 10 to 14 employees.....	15	156 939	11 462	1 854	176	26 500	—	—
	Establishments with 15 to 19 employees.....	15	130 432	7 625	1 864	256	12 606	39	26
	Establishments with 20 to 49 employees.....	13	247 838	13 783	3 614	368	22 212	5	10
	Establishments with 50 to 99 employees.....	—	—	—	—	—	—	—	—
	Establishments with 100 employees or more	—	—	—	—	—	—	—	—
	Establishments not operated for the entire year	110	155 261	3 066	316	55	7 193	—	—
4229902	General merchandise (nondurable goods) whsle								
	All establishments	398	785 925	36 541	7 747	988	67 179	1 235	1 634
	Establishments operated for the entire year	290	D	D	D	f	D	D	D
	Establishments with no employees..	—	—	—	—	—	—	—	—
	Establishments with 1 employee....	134	77 597	4 259	924	134	8 981	92	121
	Establishments with 2 employees...	62	91 961	4 105	997	124	8 152	668	680
	Establishments with 3 or 4 employees.....	57	199 604	7 044	1 554	194	15 477	304	632
	Establishments with 5 or 6 employees.....	22	87 129	3 484	875	119	6 488	—	—
	Establishments with 7 to 9 employees.....	3	11 368	575	96	25	1 475	—	—
	Establishments with 10 to 14 employees.....	6	D	D	D	b	D	D	D
	Establishments with 15 to 19 employees.....	3	21 445	4 089	964	47	4 871	—	—
	Establishments with 20 to 49 employees.....	3	D	D	D	b	D	D	D
	Establishments with 50 to 99 employees.....	—	—	—	—	—	—	—	—
	Establishments with 100 employees or more	—	—	—	—	—	—	—	—
	Establishments not operated for the entire year	108	D	D	D	c	D	D	D
4229903	Textile bags, bagging, & burlap whsle								
	All establishments	40	54 043	2 311	419	50	4 934	38	39
	Establishments operated for the entire year	26	42 218	1 877	412	46	3 922	38	39
	Establishments with no employees..	—	—	—	—	—	—	—	—
	Establishments with 1 employee....	16	20 311	573	112	16	1 472	8	6
	Establishments with 2 employees...	4	D	D	D	a	D	D	D
	Establishments with 3 or 4 employees.....	5	11 593	900	201	17	1 662	10	12
	Establishments with 5 or 6 employees.....	1	D	D	D	a	D	D	D
	Establishments with 7 to 9 employees.....	—	—	—	—	—	—	—	—
	Establishments with 10 to 14 employees.....	—	—	—	—	—	—	—	—
	Establishments with 15 to 19 employees.....	—	—	—	—	—	—	—	—
	Establishments with 20 to 49 employees.....	—	—	—	—	—	—	—	—
	Establishments with 50 to 99 employees.....	—	—	—	—	—	—	—	—
	Establishments with 100 employees or more	—	—	—	—	—	—	—	—
	Establishments not operated for the entire year	14	11 825	434	7	4	1 012	—	—
4229904	Other nondurable goods whsle								
	All establishments	704	D	D	D	g	D	D	D

See footnotes at end of table.

Table 2. Employment Size of Establishments: 1997—Con.

[Includes only establishments with payroll. For meaning of abbreviations and symbols, see introductory text. For explanation of terms, see Appendix A. For method of assignment to categories shown, see Appendix C]

NAICS code	Employment sizes of establishments by type of operation and kind of business ¹	Establishments (number)	Sales (\$1,000)	Annual payroll (\$1,000)	First-quarter payroll (\$1,000)	Paid employees for pay period including March 12 (number)	Operating expenses ² (\$1,000)	End-of-1996 inventories (\$1,000)	End-of-1997 inventories (\$1,000)
422 4229904	AGENTS, BROKERS, AND COMMISSION MERCHANTS—Con.								
	Wholesale trade, nondurable goods—Con.								
	Other nondurable goods whsle—Con.								
	Establishments operated for the entire year	513	D	D	D	g	D	D	D
	Establishments with no employees..	1	D	D	D	a	D	D	D
	Establishments with 1 employee....	213	D	D	D	c	D	D	D
	Establishments with 2 employees...	118	D	D	D	c	D	D	D
	Establishments with 3 or 4 employees.....	101	D	D	D	e	D	D	D
	Establishments with 5 or 6 employees.....	33	D	D	D	c	D	D	D
	Establishments with 7 to 9 employees.....	22	D	D	D	c	D	D	D
	Establishments with 10 to 14 employees.....	11	D	D	D	c	D	D	D
	Establishments with 15 to 19 employees.....	7	D	D	D	c	D	D	D
	Establishments with 20 to 49 employees.....	6	D	D	D	c	D	D	D
	Establishments with 50 to 99 employees.....	1	D	D	D	b	D	D	D
	Establishments with 100 employees or more	—	—	—	—	—	—	—	—
Establishments not operated for the entire year	191	D	D	D	b	D	D	D	

¹Based on the number of paid employees for the pay period including March 12.

²Includes payroll.

Table 3. Single Units and Multiunits: 1997

[Includes only firms and establishments with payroll. Excludes data for central administrative offices, auxiliary operations, or establishments of these firms that are classified in other categories than those specified in this table. For meaning of abbreviations and symbols, see introductory text. For explanation of terms, see Appendix A. For method of assignment to categories shown, see Appendix C]

NAICS code	Number of establishments by type of operation and specified kind of business	Firms (number)	Establishments (number)	Sales (\$1,000)	Annual payroll (\$1,000)	First-quarter payroll (\$1,000)	Paid employees for pay period including March 12 (number)	Operating expenses ¹ (\$1,000)	End-of-1996 inventories (\$1,000)	End-of-1997 inventories (\$1,000)
42	WHOLESALE TRADE									
	All firms	364 547	'453 470	'4 059 657 778	'214 915 405	'51 072 571	'5 796 557	443 572 909	254 668 624	272 240 419
	Single unit firms	333 701	333 701	1 225 927 354	88 746 729	19 907 299	2 702 802	180 882 963	85 794 672	96 216 944
	Multiunit firms	30 846	119 769	2 833 730 424	126 168 676	31 165 272	3 093 755	262 689 946	168 873 952	176 023 475
	Firms with 1 establishment ...	11 577	11 577	244 223 348	14 220 328	3 373 910	361 105	31 695 701	18 889 354	19 734 363
	Firms with 2 establishments ..	9 636	19 272	225 309 714	14 836 629	3 496 761	405 633	30 153 465	18 571 164	19 561 311
	Firms with 3 or 4 establishments	5 417	17 973	261 159 887	15 930 402	3 788 864	409 077	34 000 512	23 284 761	24 249 626
	Firms with 5 to 9 establishments	2 612	16 391	318 727 291	15 849 397	3 804 250	406 989	35 191 612	24 656 491	25 930 184
	Firms with 10 to 24 establishments	1 053	15 487	470 758 809	16 365 136	3 984 599	416 652	36 886 621	30 046 631	30 995 345
	Firms with 25 establishments or more	551	39 069	1 313 551 375	48 966 784	12 716 888	1 094 299	94 762 035	53 425 551	55 552 646
421	Wholesale trade, durable goods									
	All firms	232 878	290 629	'2 179 717 376	'133 236 997	'31 746 275	'3 398 261	266 145 569	162 459 247	173 780 143
	Single unit firms	212 890	212 890	674 604 641	56 537 422	12 656 142	1 632 915	111 787 023	56 974 604	63 866 828
	Multiunit firms	19 988	77 739	1 505 112 735	76 699 575	19 090 133	1 765 346	154 358 546	105 484 643	109 913 315
	Firms with 1 establishment ...	6 948	6 948	119 412 671	8 829 789	2 102 994	210 154	18 554 474	12 243 609	12 737 530
	Firms with 2 establishments ..	6 460	12 920	109 802 153	9 499 685	2 268 341	249 140	18 572 740	12 346 065	13 072 460
	Firms with 3 or 4 establishments	3 759	12 483	134 249 319	9 537 557	2 237 517	240 721	19 074 276	14 483 561	15 090 785
	Firms with 5 to 9 establishments	1 770	11 093	175 473 830	9 513 961	2 284 163	230 577	21 024 700	17 266 672	18 147 141
	Firms with 10 to 24 establishments	710	10 404	298 181 722	9 999 078	2 412 678	237 231	23 323 773	22 873 399	23 460 960
	Firms with 25 establishments or more	341	23 891	667 993 040	29 319 505	7 784 440	597 523	53 808 583	26 271 337	27 404 439
4211	Motor vehicle & motor vehicle parts & supplies whse									
	All firms	24 258	'29 328	'533 352 124	'11 458 634	'2 717 906	'375 731	25 885 694	22 154 986	22 912 616
	Single unit firms	21 935	21 935	71 456 690	4 652 382	1 052 750	172 083	9 250 026	6 044 765	6 820 584
	Multiunit firms	2 323	7 393	461 895 444	6 806 252	1 665 156	203 648	16 633 668	16 110 221	16 092 032
	Firms with 1 establishment ...	1 053	1 053	20 188 742	884 470	206 756	25 815	1 846 928	1 828 783	1 896 237
	Firms with 2 establishments ..	630	1 260	15 898 234	979 657	231 424	29 340	1 865 603	1 657 844	1 611 994
	Firms with 3 or 4 establishments	365	1 189	19 011 280	919 817	221 927	26 714	1 959 725	1 765 167	1 812 491
	Firms with 5 to 9 establishments	175	1 060	38 154 825	901 543	219 778	24 795	2 878 958	2 868 261	3 062 904
	Firms with 10 to 24 establishments	70	1 050	94 764 614	1 051 997	252 402	28 304	3 747 638	5 032 824	4 574 656
	Firms with 25 establishments or more	30	1 781	273 877 749	2 068 768	532 869	68 680	4 336 816	2 957 342	3 133 750
42111	Automobile & other motor vehicle whse									
	All firms	6 543	7 664	'428 356 355	'4 638 901	'1 112 419	150 947	11 918 759	11 029 961	11 354 906
	Single unit firms	5 911	5 911	37 067 410	1 738 372	393 819	63 013	3 531 665	3 003 639	3 441 515
	Multiunit firms	632	1 753	391 288 945	2 900 529	718 600	87 934	8 387 094	8 026 322	7 913 391
	Firms with 1 establishment ...	304	304	25 269 693	475 113	114 076	11 624	1 611 330	1 501 076	1 660 313
	Firms with 2 establishments ..	196	392	6 083 133	449 127	107 145	13 121	738 724	797 886	829 591
	Firms with 3 or 4 establishments	78	255	8 127 532	382 259	90 750	10 110	892 169	769 158	746 883
	Firms with 5 to 9 establishments	34	208	23 414 411	373 952	94 055	8 338	1 206 521	1 343 739	1 364 306
	Firms with 10 to 24 establishments	11	181	D	D	D	j	D	D	D
	Firms with 25 establishments or more	9	413	D	D	D	k	D	D	D
421110	Automobile & other motor vehicle whse									
	All firms	6 543	7 664	'428 356 355	'4 638 901	'1 112 419	150 947	11 918 759	11 029 961	11 354 906
	Single unit firms	5 911	5 911	37 067 410	1 738 372	393 819	63 013	3 531 665	3 003 639	3 441 515
	Multiunit firms	632	1 753	391 288 945	2 900 529	718 600	87 934	8 387 094	8 026 322	7 913 391
	Firms with 1 establishment ...	304	304	25 269 693	475 113	114 076	11 624	1 611 330	1 501 076	1 660 313
	Firms with 2 establishments ..	196	392	6 083 133	449 127	107 145	13 121	738 724	797 886	829 591
	Firms with 3 or 4 establishments	78	255	8 127 532	382 259	90 750	10 110	892 169	769 158	746 883
	Firms with 5 to 9 establishments	34	208	23 414 411	373 952	94 055	8 338	1 206 521	1 343 739	1 364 306
	Firms with 10 to 24 establishments	11	181	D	D	D	j	D	D	D
	Firms with 25 establishments or more	9	413	D	D	D	k	D	D	D
4211101	Automobile & motorcycle whse									
	All firms	3 547	3 952	'232 780 708	'1 767 828	'423 461	70 675	6 747 838	5 923 861	5 929 998
	Single unit firms	3 407	3 407	20 814 797	529 447	117 825	25 659	1 464 837	923 634	1 149 604

See footnotes at end of table.

Table 3. Single Units and Multiunits: 1997—Con.

[Includes only firms and establishments with payroll. Excludes data for central administrative offices, auxiliary operations, or establishments of these firms that are classified in other categories than those specified in this table. For meaning of abbreviations and symbols, see introductory text. For explanation of terms, see Appendix A. For method of assignment to categories shown, see Appendix C]

NAICS code	Number of establishments by type of operation and specified kind of business	Firms (number)	Establishments (number)	Sales (\$1,000)	Annual payroll (\$1,000)	First-quarter payroll (\$1,000)	Paid employees for pay period including March 12 (number)	Operating expenses ¹ (\$1,000)	End-of-1996 inventories (\$1,000)	End-of-1997 inventories (\$1,000)
42	WHOLESALE TRADE—Con.									
421	Wholesale trade, durable goods—Con.									
4211101	Automobile & motorcycle whsle—Con.									
	Multiunit firms	140	545	211 965 911	1 238 381	305 636	45 016	5 283 001	5 000 227	4 780 394
	Firms with 1 establishment ...	85	85	20 611 592	164 677	39 043	3 204	1 057 789	844 323	984 008
	Firms with 2 establishments ..	24	48	1 393 925	36 956	8 723	1 387	73 629	100 941	111 824
	Firms with 3 or 4 establishments	10	32	4 405 528	76 865	19 240	1 307	408 612	255 486	245 240
	Firms with 5 to 9 establishments	8	44	15 794 830	151 805	41 248	2 473	655 685	621 802	682 111
	Firms with 10 to 24 establishments	9	152	87 135 221	372 155	87 900	9 473	2 140 992	3 153 278	2 731 819
	Firms with 25 establishments or more	4	184	82 624 815	435 923	109 482	27 172	946 294	24 397	25 392
4211102	Bus & recreational vehicle whsle									
	All firms	364	387	3 059 157	152 468	33 148	5 047	296 287	314 572	330 134
	Single unit firms	314	314	1 892 214	107 701	23 229	3 744	207 894	200 168	184 539
	Multiunit firms	50	73	1 166 943	44 767	9 919	1 303	88 393	114 404	145 595
	Firms with 1 establishment ...	33	33	369 150	18 445	4 198	546	35 782	43 696	45 050
	Firms with 2 establishments ..	13	26	208 556	15 594	3 405	537	29 877	37 256	42 557
	Firms with 3 or 4 establishments	3	9	D	D	D	c	D	D	D
	Firms with 5 to 9 establishments	1	5	D	D	D	c	D	D	D
	Firms with 10 to 24 establishments	—	—	—	—	—	—	—	—	—
	Firms with 25 establishments or more	—	—	—	—	—	—	—	—	—
4211103	Light truck & van (14,000 lb or less) whsle									
	All firms	441	548	159 991 093	427 702	115 721	9 552	1 084 059	639 350	693 992
	Single unit firms	401	401	2 727 161	154 416	36 279	5 094	269 113	274 151	319 187
	Multiunit firms	40	147	157 263 932	273 286	79 442	4 458	814 946	365 199	374 805
	Firms with 1 establishment ...	30	30	2 319 012	59 966	12 532	1 426	198 758	178 182	143 820
	Firms with 2 establishments ..	6	12	D	D	D	e	D	D	D
	Firms with 3 or 4 establishments	—	—	—	—	—	—	—	—	—
	Firms with 5 to 9 establishments	1	7	D	D	D	c	D	D	D
	Firms with 10 to 24 establishments	1	18	D	D	D	f	D	D	D
	Firms with 25 establishments or more	2	80	D	D	D	g	D	D	D
4211104	Medium truck & tractor (14,001 lb to 26,000 lb) whsle									
	All firms	463	516	4 375 397	275 806	66 215	7 929	527 348	515 487	561 016
	Single unit firms	391	391	1 761 824	161 510	37 292	4 846	289 155	273 777	295 742
	Multiunit firms	72	125	2 613 573	114 296	28 923	3 083	238 193	241 710	265 274
	Firms with 1 establishment ...	48	48	1 034 179	54 593	12 740	1 389	130 320	155 960	182 926
	Firms with 2 establishments ..	19	38	D	D	D	f	D	D	D
	Firms with 3 or 4 establishments	2	7	D	D	D	c	D	D	D
	Firms with 5 to 9 establishments	2	14	D	D	D	c	D	D	D
	Firms with 10 to 24 establishments	1	18	D	D	D	e	D	D	D
	Firms with 25 establishments or more	—	—	—	—	—	—	—	—	—
4211105	Heavy truck & tractor (over 26,000 lb) whsle									
	All firms	1 763	2 261	28 150 000	2 015 097	473 874	57 744	3 263 227	3 636 691	3 839 766
	Single unit firms	1 398	1 398	9 871 414	785 298	179 194	23 670	1 300 666	1 331 909	1 492 443
	Multiunit firms	365	863	18 278 586	1 229 799	294 680	34 074	1 962 561	2 304 782	2 347 323
	Firms with 1 establishment ...	149	149	3 428 791	256 458	62 752	6 762	419 004	487 366	496 158
	Firms with 2 establishments ..	130	260	3 984 782	341 285	80 345	9 575	539 816	566 070	595 652
	Firms with 3 or 4 establishments	59	196	D	D	D	i	D	D	D
	Firms with 5 to 9 establishments	22	137	3 878 723	200 589	47 407	5 584	330 771	544 798	522 876
	Firms with 10 to 24 establishments	2	30	D	D	D	g	D	D	D
	Firms with 25 establishments or more	3	91	D	D	D	h	D	D	D

See footnotes at end of table.

Table 3. Single Units and Multiunits: 1997—Con.

[Includes only firms and establishments with payroll. Excludes data for central administrative offices, auxiliary operations, or establishments of these firms that are classified in other categories than those specified in this table. For meaning of abbreviations and symbols, see introductory text. For explanation of terms, see Appendix A. For method of assignment to categories shown, see Appendix C]

NAICS code	Number of establishments by type of operation and specified kind of business	Firms (number)	Establishments (number)	Sales (\$1,000)	Annual payroll (\$1,000)	First-quarter payroll (\$1,000)	Paid employees for pay period including March 12 (number)	Operating expenses ¹ (\$1,000)	End-of-1996 inventories (\$1,000)	End-of-1997 inventories (\$1,000)
42	WHOLESALE TRADE—Con.									
421	Wholesale trade, durable goods—Con.									
42112	Motor vehicle supplies & new parts whsle									
	All firms	9 564	'12 620	'83 214 728	'5 065 064	'1 194 084	'156 038	10 352 383	9 292 870	9 596 993
	Single unit firms	8 309	8 309	27 663 091	1 889 669	421 695	62 191	3 627 333	2 175 150	2 406 761
	Multiunit firms	1 255	4 311	55 551 637	3 175 395	772 389	93 847	6 725 050	7 117 720	7 190 232
	Firms with 1 establishment ...	606	606	8 855 167	503 904	121 351	14 807	1 041 384	970 393	1 000 357
	Firms with 2 establishments ..	278	556	4 537 174	349 116	81 950	10 914	697 184	477 220	498 140
	Firms with 3 or 4 establishments	196	650	9 636 993	464 401	111 647	13 603	1 037 052	1 130 560	1 098 163
	Firms with 5 to 9 establishments	112	679	8 362 715	390 966	93 946	13 002	904 099	1 258 631	1 233 472
	Firms with 10 to 24 establishments	45	685	18 238 611	1 057 789	259 326	24 576	2 060 079	2 270 984	2 350 936
	Firms with 25 establishments or more	18	1 135	5 920 977	409 219	104 169	16 945	985 252	1 009 932	1 009 164
421120	Motor vehicle supplies & new parts whsle									
	All firms	9 564	'12 620	'83 214 728	'5 065 064	'1 194 084	'156 038	10 352 383	9 292 870	9 596 993
	Single unit firms	8 309	8 309	27 663 091	1 889 669	421 695	62 191	3 627 333	2 175 150	2 406 761
	Multiunit firms	1 255	4 311	55 551 637	3 175 395	772 389	93 847	6 725 050	7 117 720	7 190 232
	Firms with 1 establishment ...	606	606	8 855 167	503 904	121 351	14 807	1 041 384	970 393	1 000 357
	Firms with 2 establishments ..	278	556	4 537 174	349 116	81 950	10 914	697 184	477 220	498 140
	Firms with 3 or 4 establishments	196	650	9 636 993	464 401	111 647	13 603	1 037 052	1 130 560	1 098 163
	Firms with 5 to 9 establishments	112	679	8 362 715	390 966	93 946	13 002	904 099	1 258 631	1 233 472
	Firms with 10 to 24 establishments	45	685	18 238 611	1 057 789	259 326	24 576	2 060 079	2 270 984	2 350 936
	Firms with 25 establishments or more	18	1 135	5 920 977	409 219	104 169	16 945	985 252	1 009 932	1 009 164
4211201	Motor vehicle supplies & new parts—warehouse distributors									
	All firms	3 762	'5 095	'30 313 120	'2 002 699	'463 650	'67 362	4 263 504	3 664 092	3 782 062
	Single unit firms	3 195	3 195	9 997 884	855 034	189 481	29 061	1 662 529	1 120 133	1 248 950
	Multiunit firms	567	1 900	20 315 236	1 147 665	274 169	38 301	2 600 975	2 543 959	2 533 112
	Firms with 1 establishment ...	285	285	4 834 229	264 820	62 968	7 851	599 469	548 213	562 254
	Firms with 2 establishments ..	123	246	2 618 738	199 147	47 331	6 461	411 212	354 713	352 859
	Firms with 3 or 4 establishments	73	244	4 262 348	184 917	41 092	5 014	477 888	511 856	466 284
	Firms with 5 to 9 establishments	53	314	3 419 782	179 151	44 272	6 349	373 826	334 698	352 740
	Firms with 10 to 24 establishments	24	355	2 011 084	117 150	27 764	4 175	255 229	244 624	249 638
	Firms with 25 establishments or more	9	456	3 169 055	202 480	50 742	8 451	483 351	549 855	549 337
4211202	Motor vehicle supplies & new parts—jobbers									
	All firms	5 423	6 942	51 468 506	2 905 299	693 404	84 003	5 811 842	5 501 479	5 674 111
	Single unit firms	4 664	4 664	16 848 254	939 497	210 717	30 188	1 793 450	992 554	1 083 901
	Multiunit firms	759	2 278	34 620 252	1 965 802	482 687	53 815	4 018 392	4 508 925	4 590 210
	Firms with 1 establishment ...	417	417	7 692 574	366 902	90 332	10 225	735 423	660 158	690 117
	Firms with 2 establishments ..	156	312	2 612 481	152 305	34 452	4 611	298 181	215 678	222 368
	Firms with 3 or 4 establishments	100	331	2 996 196	211 013	52 245	6 762	437 888	722 930	740 080
	Firms with 5 to 9 establishments	58	358	4 175 703	175 828	42 923	6 075	465 807	626 241	588 325
	Firms with 10 to 24 establishments	20	297	15 424 078	900 505	220 794	19 269	1 724 591	1 983 261	2 059 213
	Firms with 25 establishments or more	8	563	1 719 220	159 249	41 941	6 873	356 502	300 657	290 107
4211203	Petroleum products marketing equipment whsle									
	All firms	508	583	1 433 102	157 066	37 030	4 673	277 037	127 299	140 820
	Single unit firms	450	450	816 953	95 138	21 497	2 942	171 354	62 463	73 910
	Multiunit firms	58	133	616 149	61 928	15 533	1 731	105 683	64 836	66 910
	Firms with 1 establishment ...	22	22	133 066	14 213	3 387	403	26 560	21 618	21 817
	Firms with 2 establishments ..	16	32	104 609	13 385	3 696	383	24 153	14 482	15 088
	Firms with 3 or 4 establishments	12	38	112 213	13 603	3 705	420	22 713	10 809	10 465
	Firms with 5 to 9 establishments	8	41	266 261	20 727	4 745	525	32 257	17 927	19 540
	Firms with 10 to 24 establishments	—	—	—	—	—	—	—	—	—
	Firms with 25 establishments or more	—	—	—	—	—	—	—	—	—

See footnotes at end of table.

Table 3. Single Units and Multiunits: 1997—Con.

[Includes only firms and establishments with payroll. Excludes data for central administrative offices, auxiliary operations, or establishments of these firms that are classified in other categories than those specified in this table. For meaning of abbreviations and symbols, see introductory text. For explanation of terms, see Appendix A. For method of assignment to categories shown, see Appendix C]

NAICS code	Number of establishments by type of operation and specified kind of business	Firms (number)	Establishments (number)	Sales (\$1,000)	Annual payroll (\$1,000)	First-quarter payroll (\$1,000)	Paid employees for pay period including March 12 (number)	Operating expenses ¹ (\$1,000)	End-of-1996 inventories (\$1,000)	End-of-1997 inventories (\$1,000)
42	WHOLESALE TRADE—Con.									
421	Wholesale trade, durable goods—Con.									
42113	Tire & tube whsle									
	All firms	1 406	1 939	16 508 934	782 893	183 257	22 939	1 640 693	1 087 205	1 166 572
	Single unit firms	1 120	1 120	2 517 398	241 789	53 774	8 449	488 546	284 405	323 464
	Multiunit firms	286	819	13 991 536	541 104	129 483	14 490	1 152 147	802 800	843 108
	Firms with 1 establishment ...	151	151	2 068 898	95 381	21 492	2 751	213 888	141 551	147 517
	Firms with 2 establishments ..	57	114	690 828	62 554	14 193	1 872	118 800	103 150	107 596
	Firms with 3 or 4 establishments	44	143	1 204 995	70 475	16 055	2 104	163 858	147 261	157 289
	Firms with 5 to 9 establishments	24	150	5 709 919	125 450	28 525	3 059	273 929	175 460	181 521
	Firms with 10 to 24 establishments	8	123	D	D	D	g	D	D	D
	Firms with 25 establishments or more	2	138	D	D	D	h	D	D	D
421130	Tire & tube whsle									
	All firms	1 406	1 939	16 508 934	782 893	183 257	22 939	1 640 693	1 087 205	1 166 572
	Single unit firms	1 120	1 120	2 517 398	241 789	53 774	8 449	488 546	284 405	323 464
	Multiunit firms	286	819	13 991 536	541 104	129 483	14 490	1 152 147	802 800	843 108
	Firms with 1 establishment ...	151	151	2 068 898	95 381	21 492	2 751	213 888	141 551	147 517
	Firms with 2 establishments ..	57	114	690 828	62 554	14 193	1 872	118 800	103 150	107 596
	Firms with 3 or 4 establishments	44	143	1 204 995	70 475	16 055	2 104	163 858	147 261	157 289
	Firms with 5 to 9 establishments	24	150	5 709 919	125 450	28 525	3 059	273 929	175 460	181 521
	Firms with 10 to 24 establishments	8	123	D	D	D	g	D	D	D
	Firms with 25 establishments or more	2	138	D	D	D	h	D	D	D
42114	Motor vehicle parts, (used) whsle									
	All firms	6 877	7 105	5 272 107	971 776	228 146	45 807	1 973 859	744 950	794 145
	Single unit firms	6 595	6 595	4 208 781	782 552	183 462	38 430	1 602 482	581 571	648 844
	Multiunit firms	282	510	1 063 326	189 224	44 684	7 377	371 377	163 379	145 301
	Firms with 1 establishment ...	149	149	319 892	49 866	12 806	2 037	95 714	74 954	50 964
	Firms with 2 establishments ..	89	178	283 413	67 027	15 318	2 398	126 338	34 427	36 594
	Firms with 3 or 4 establishments	36	113	242 234	35 772	7 950	1 514	71 224	41 331	44 864
	Firms with 5 to 9 establishments	5	29	117 753	18 881	4 226	551	32 319	6 942	7 052
	Firms with 10 to 24 establishments	3	41	100 034	17 678	4 384	877	45 782	5 725	5 827
	Firms with 25 establishments or more	—	—	—	—	—	—	—	—	—
421140	Motor vehicle parts, (used) whsle									
	All firms	6 877	7 105	5 272 107	971 776	228 146	45 807	1 973 859	744 950	794 145
	Single unit firms	6 595	6 595	4 208 781	782 552	183 462	38 430	1 602 482	581 571	648 844
	Multiunit firms	282	510	1 063 326	189 224	44 684	7 377	371 377	163 379	145 301
	Firms with 1 establishment ...	149	149	319 892	49 866	12 806	2 037	95 714	74 954	50 964
	Firms with 2 establishments ..	89	178	283 413	67 027	15 318	2 398	126 338	34 427	36 594
	Firms with 3 or 4 establishments	36	113	242 234	35 772	7 950	1 514	71 224	41 331	44 864
	Firms with 5 to 9 establishments	5	29	117 753	18 881	4 226	551	32 319	6 942	7 052
	Firms with 10 to 24 establishments	3	41	100 034	17 678	4 384	877	45 782	5 725	5 827
	Firms with 25 establishments or more	—	—	—	—	—	—	—	—	—
4212	Furniture & home furnishings whsle									
	All firms	13 831	15 246	75 006 478	5 316 976	1 225 440	157 465	11 697 560	5 472 358	6 007 773
	Single unit firms	12 770	12 770	36 738 659	2 978 358	665 713	93 598	6 312 252	2 833 252	3 179 029
	Multiunit firms	1 061	2 476	38 267 819	2 338 618	559 727	63 867	5 385 308	2 639 106	2 828 744
	Firms with 1 establishment ...	541	541	6 888 511	696 912	166 123	18 397	1 673 826	894 842	999 224
	Firms with 2 establishments ..	285	570	6 652 913	524 089	124 518	16 588	1 244 169	692 362	754 274
	Firms with 3 or 4 establishments	149	493	4 877 138	416 396	94 839	10 995	772 534	421 903	428 589
	Firms with 5 to 9 establishments	57	361	3 377 975	240 613	59 769	6 421	538 494	273 158	282 211
	Firms with 10 to 24 establishments	26	389	12 508 405	379 443	95 242	9 797	828 663	297 126	307 110
	Firms with 25 establishments or more	3	122	2 162 877	81 165	19 236	1 669	327 622	59 715	57 336
42121	Furniture whsle									
	All firms	6 059	6 697	31 898 583	2 415 323	555 931	65 930	4 931 567	1 705 458	1 866 930
	Single unit firms	5 591	5 591	17 093 384	1 363 471	307 107	39 742	2 673 854	902 926	1 037 259

See footnotes at end of table.

Table 3. Single Units and Multiunits: 1997—Con.

[Includes only firms and establishments with payroll. Excludes data for central administrative offices, auxiliary operations, or establishments of these firms that are classified in other categories than those specified in this table. For meaning of abbreviations and symbols, see introductory text. For explanation of terms, see Appendix A. For method of assignment to categories shown, see Appendix C]

NAICS code	Number of establishments by type of operation and specified kind of business	Firms (number)	Establishments (number)	Sales (\$1,000)	Annual payroll (\$1,000)	First-quarter payroll (\$1,000)	Paid employees for pay period including March 12 (number)	Operating expenses ¹ (\$1,000)	End-of-1996 inventories (\$1,000)	End-of-1997 inventories (\$1,000)
42	WHOLESALE TRADE—									
	Con.									
421	Wholesale trade, durable goods—Con.									
42121	Furniture whsle—Con.									
	Multiunit firms	468	1 106	14 805 199	1 051 852	248 824	26 188	2 257 713	802 532	829 671
	Firms with 1 establishment ...	231	231	2 908 445	249 134	59 275	6 828	487 516	249 133	249 187
	Firms with 2 establishments ..	130	260	2 986 927	257 007	60 373	6 684	588 381	187 191	203 122
	Firms with 3 or 4 establishments	73	234	D	D	D	i	D	D	D
	Firms with 5 to 9 establishments	20	129	D	D	D	h	D	D	D
	Firms with 10 to 24 establishments	13	218	3 767 065	146 626	37 086	3 507	285 548	90 270	93 773
	Firms with 25 establishments or more	1	34	D	D	D	f	D	D	D
421210	Furniture whsle									
	All firms	6 059	6 697	31 898 583	2 415 323	555 931	65 930	4 931 567	1 705 458	1 866 930
	Single unit firms	5 591	5 591	17 093 384	1 363 471	307 107	39 742	2 673 854	902 926	1 037 259
	Multiunit firms	468	1 106	14 805 199	1 051 852	248 824	26 188	2 257 713	802 532	829 671
	Firms with 1 establishment ...	231	231	2 908 445	249 134	59 275	6 828	487 516	249 133	249 187
	Firms with 2 establishments ..	130	260	2 986 927	257 007	60 373	6 684	588 381	187 191	203 122
	Firms with 3 or 4 establishments	73	234	D	D	D	i	D	D	D
	Firms with 5 to 9 establishments	20	129	D	D	D	h	D	D	D
	Firms with 10 to 24 establishments	13	218	3 767 065	146 626	37 086	3 507	285 548	90 270	93 773
	Firms with 25 establishments or more	1	34	D	D	D	f	D	D	D
4212101	Household & lawn furniture whsle									
	All firms	3 123	3 304	12 079 496	698 636	166 690	23 346	1 597 351	918 762	995 971
	Single unit firms	2 971	2 971	9 027 378	507 337	119 072	17 118	1 149 373	571 824	645 225
	Multiunit firms	152	333	3 052 118	191 299	47 618	6 228	447 978	346 938	350 746
	Firms with 1 establishment ...	88	88	1 395 663	62 287	15 125	1 931	140 900	156 152	147 684
	Firms with 2 establishments ..	37	74	767 989	58 503	14 393	2 104	136 907	76 232	85 207
	Firms with 3 or 4 establishments	17	55	482 012	35 258	9 204	1 228	80 866	66 456	67 406
	Firms with 5 to 9 establishments	5	32	49 542	5 856	1 349	183	15 712	8 086	8 831
	Firms with 10 to 24 establishments	5	84	356 912	29 395	7 547	782	73 593	40 012	41 618
	Firms with 25 establishments or more	—	—	—	—	—	—	—	—	—
4212102	Office & business furniture whsle									
	All firms	2 940	3 393	19 819 087	1 716 687	389 241	42 584	3 334 216	786 696	870 959
	Single unit firms	2 620	2 620	8 066 006	856 134	188 035	22 624	1 524 481	331 102	392 034
	Multiunit firms	320	773	11 753 081	860 553	201 206	19 960	1 809 735	455 594	478 925
	Firms with 1 establishment ...	148	148	2 051 063	220 722	52 121	5 595	495 131	125 594	135 430
	Firms with 2 establishments ..	92	184	1 684 470	165 349	38 180	3 901	304 240	79 326	84 748
	Firms with 3 or 4 establishments	56	179	D	D	D	h	D	D	D
	Firms with 5 to 9 establishments	15	97	D	D	D	h	D	D	D
	Firms with 10 to 24 establishments	8	131	3 364 903	115 413	29 099	2 656	208 051	43 926	45 638
	Firms with 25 establishments or more	1	34	D	D	D	f	D	D	D
42122	Home furnishings whsle									
	All firms	7 787	8 549	43 107 895	2 901 653	669 509	91 535	6 765 993	3 766 900	4 140 843
	Single unit firms	7 179	7 179	19 645 275	1 614 887	358 606	53 856	3 638 398	1 930 326	2 141 770
	Multiunit firms	608	1 370	23 462 620	1 286 766	310 903	37 679	3 127 595	1 836 574	1 999 073
	Firms with 1 establishment ...	327	327	5 855 908	455 814	108 484	11 851	1 202 851	655 507	761 480
	Firms with 2 establishments ..	154	308	3 684 224	269 947	64 970	10 067	659 873	504 330	548 578
	Firms with 3 or 4 establishments	76	256	D	D	D	i	D	D	D
	Firms with 5 to 9 establishments	37	235	D	D	D	h	D	D	D
	Firms with 10 to 24 establishments	12	156	8 366 326	186 579	47 703	4 964	460 442	188 720	192 481
	Firms with 25 establishments or more	2	88	D	D	D	f	D	D	D
421220	Home furnishings whsle									
	All firms	7 787	8 549	43 107 895	2 901 653	669 509	91 535	6 765 993	3 766 900	4 140 843
	Single unit firms	7 179	7 179	19 645 275	1 614 887	358 606	53 856	3 638 398	1 930 326	2 141 770
	Multiunit firms	608	1 370	23 462 620	1 286 766	310 903	37 679	3 127 595	1 836 574	1 999 073
	Firms with 1 establishment ...	327	327	5 855 908	455 814	108 484	11 851	1 202 851	655 507	761 480
	Firms with 2 establishments ..	154	308	3 684 224	269 947	64 970	10 067	659 873	504 330	548 578
	Firms with 3 or 4 establishments	76	256	D	D	D	i	D	D	D
	Firms with 5 to 9 establishments	37	235	D	D	D	h	D	D	D

See footnotes at end of table.

Table 3. Single Units and Multiunits: 1997—Con.

[Includes only firms and establishments with payroll. Excludes data for central administrative offices, auxiliary operations, or establishments of these firms that are classified in other categories than those specified in this table. For meaning of abbreviations and symbols, see introductory text. For explanation of terms, see Appendix A. For method of assignment to categories shown, see Appendix C]

NAICS code	Number of establishments by type of operation and specified kind of business	Firms (number)	Establishments (number)	Sales (\$1,000)	Annual payroll (\$1,000)	First-quarter payroll (\$1,000)	Paid employees for pay period including March 12 (number)	Operating expenses ¹ (\$1,000)	End-of-1996 inventories (\$1,000)	End-of-1997 inventories (\$1,000)
42	WHOLESALE TRADE—Con.									
421	Wholesale trade, durable goods—Con.									
421220	Home furnishings whsle—Con.									
	Multiunit firms—Con.									
	Firms with 10 to 24 establishments	12	156	8 366 326	186 579	47 703	4 964	460 442	188 720	192 481
	Firms with 25 establishments or more	2	88	D	D	D	f	D	D	D
4212201	Household china, glassware, & crockery whsle									
	All firms	1 285	1 332	6 744 886	478 488	108 490	16 343	1 269 407	859 253	887 509
	Single unit firms	1 204	1 204	4 790 790	289 795	63 775	9 083	724 367	421 447	460 239
	Multiunit firms	81	128	1 954 096	188 693	44 715	7 260	545 040	437 806	427 270
	Firms with 1 establishment ..	53	53	924 384	95 673	22 476	2 566	267 753	188 849	183 698
	Firms with 2 establishments ..	18	36	816 835	75 713	18 095	4 221	234 792	204 895	208 856
	Firms with 3 or 4 establishments	8	28	D	D	D	e	D	D	D
	Firms with 5 to 9 establishments	2	11	D	D	D	c	D	D	D
	Firms with 10 to 24 establishments	—	—	—	—	—	—	—	—	—
	Firms with 25 establishments or more	—	—	—	—	—	—	—	—	—
4212202	Linens, domestics, draperies, & curtains whsle									
	All firms	1 744	1 876	11 337 298	658 252	152 175	20 019	1 440 515	704 761	805 239
	Single unit firms	1 604	1 604	4 653 640	369 976	82 855	12 948	785 819	432 753	481 582
	Multiunit firms	140	272	6 683 658	288 276	69 320	7 071	654 696	272 008	323 657
	Firms with 1 establishment ..	87	87	1 647 380	134 510	31 081	3 123	298 684	140 630	171 453
	Firms with 2 establishments ..	30	60	725 665	48 458	11 569	1 251	88 928	55 057	73 649
	Firms with 3 or 4 establishments	12	39	737 733	29 281	7 006	926	56 965	26 464	26 638
	Firms with 5 to 9 establishments	8	50	2 072 856	52 887	13 564	1 350	157 653	40 081	41 838
	Firms with 10 to 24 establishments	3	36	1 500 024	23 140	6 100	421	52 466	9 776	10 079
	Firms with 25 establishments or more	—	—	—	—	—	—	—	—	—
4212203	Floor coverings whsle									
	All firms	2 114	2 591	16 467 044	1 044 511	245 571	30 315	2 202 428	1 211 094	1 340 545
	Single unit firms	1 860	1 860	4 395 745	436 130	97 496	13 470	918 755	487 686	543 546
	Multiunit firms	254	731	12 071 299	608 381	148 075	16 845	1 283 673	723 408	796 999
	Firms with 1 establishment ..	104	104	2 120 419	155 382	38 056	4 155	323 039	174 755	212 506
	Firms with 2 establishments ..	71	142	1 148 008	84 751	20 708	2 425	161 347	101 482	121 148
	Firms with 3 or 4 establishments	46	155	1 844 672	132 155	30 360	3 157	252 142	155 201	169 600
	Firms with 5 to 9 establishments	24	158	D	D	D	h	D	D	D
	Firms with 10 to 24 establishments	7	84	D	D	D	h	D	D	D
	Firms with 25 establishments or more	2	88	D	D	D	f	D	D	D
4212204	Other home furnishings whsle									
	All firms	2 659	2 750	8 558 667	720 402	163 273	24 858	1 853 643	991 792	1 107 550
	Single unit firms	2 511	2 511	5 805 100	518 986	114 480	18 355	1 209 457	588 440	656 403
	Multiunit firms	148	239	2 753 567	201 416	48 793	6 503	644 186	403 352	451 147
	Firms with 1 establishment ..	103	103	1 671 958	113 533	28 371	3 553	400 382	250 020	278 708
	Firms with 2 establishments ..	32	64	828 428	60 905	15 543	1 926	166 037	115 016	135 864
	Firms with 3 or 4 establishments	9	30	D	D	D	c	D	D	D
	Firms with 5 to 9 establishments	3	19	11 417	2 125	516	112	4 544	2 294	2 366
	Firms with 10 to 24 establishments	1	23	D	D	D	f	D	D	D
	Firms with 25 establishments or more	—	—	—	—	—	—	—	—	—
4213	Lumber & other construction materials whsle									
	All firms	11 118	14 267	89 175 875	5 296 176	1 227 622	155 535	10 717 929	6 367 862	6 764 054
	Single unit firms	9 863	9 863	34 110 237	2 355 070	513 442	74 176	4 577 878	2 218 957	2 496 777
	Multiunit firms	1 255	4 404	55 065 638	2 941 106	714 180	81 359	6 140 051	4 148 905	4 267 277
	Firms with 1 establishment ..	639	639	11 513 956	624 424	138 880	16 304	1 281 776	671 224	690 569
	Firms with 2 establishments ..	260	520	4 209 511	327 854	77 847	9 694	628 730	413 865	437 362
	Firms with 3 or 4 establishments	178	591	5 761 873	395 369	91 037	10 812	789 125	623 903	650 660
	Firms with 5 to 9 establishments	104	660	7 543 371	443 999	105 296	13 031	938 966	544 897	537 329
	Firms with 10 to 24 establishments	57	848	14 728 735	601 030	165 165	15 768	1 321 306	869 086	900 032

See footnotes at end of table.

Table 3. Single Units and Multiunits: 1997—Con.

[Includes only firms and establishments with payroll. Excludes data for central administrative offices, auxiliary operations, or establishments of these firms that are classified in other categories than those specified in this table. For meaning of abbreviations and symbols, see introductory text. For explanation of terms, see Appendix A. For method of assignment to categories shown, see Appendix C]

NAICS code	Number of establishments by type of operation and specified kind of business	Firms (number)	Establishments (number)	Sales (\$1,000)	Annual payroll (\$1,000)	First-quarter payroll (\$1,000)	Paid employees for pay period including March 12 (number)	Operating expenses ¹ (\$1,000)	End-of-1996 inventories (\$1,000)	End-of-1997 inventories (\$1,000)
42	WHOLESALE TRADE—Con.									
421	Wholesale trade, durable goods—Con.									
4213	Lumber & other construction materials whse—Con.									
	Multiunit firms—Con.									
	Firms with 25 establishments or more	17	1 146	11 308 192	548 430	135 955	15 750	1 180 148	1 025 930	1 051 325
42131	Lumber, plywood, millwork, & wood panel whse									
	All firms	5 531	6 767	60 455 924	3 126 436	736 657	88 905	6 133 048	4 373 481	4 600 369
	Single unit firms	4 903	4 903	24 195 063	1 385 314	306 107	42 682	2 645 541	1 576 497	1 744 356
	Multiunit firms	628	1 864	36 260 861	1 741 122	430 550	46 223	3 487 507	2 796 984	2 856 013
	Firms with 1 establishment ...	330	330	9 059 892	400 662	86 908	10 278	795 524	466 973	490 495
	Firms with 2 establishments ..	129	258	2 780 452	202 667	47 356	5 972	379 997	267 556	280 758
	Firms with 3 or 4 establishments	94	312	4 122 531	250 130	58 264	6 744	482 026	462 137	487 886
	Firms with 5 to 9 establishments	43	261	3 258 979	218 853	52 367	6 332	439 915	300 578	300 294
	Firms with 10 to 24 establishments	25	359	9 672 181	349 307	104 539	8 463	762 194	592 880	606 813
	Firms with 25 establishments or more	7	344	7 366 826	319 503	81 116	8 434	627 851	706 860	689 767
421310	Lumber, plywood, millwork, & wood panel whse									
	All firms	5 531	6 767	60 455 924	3 126 436	736 657	88 905	6 133 048	4 373 481	4 600 369
	Single unit firms	4 903	4 903	24 195 063	1 385 314	306 107	42 682	2 645 541	1 576 497	1 744 356
	Multiunit firms	628	1 864	36 260 861	1 741 122	430 550	46 223	3 487 507	2 796 984	2 856 013
	Firms with 1 establishment ...	330	330	9 059 892	400 662	86 908	10 278	795 524	466 973	490 495
	Firms with 2 establishments ..	129	258	2 780 452	202 667	47 356	5 972	379 997	267 556	280 758
	Firms with 3 or 4 establishments	94	312	4 122 531	250 130	58 264	6 744	482 026	462 137	487 886
	Firms with 5 to 9 establishments	43	261	3 258 979	218 853	52 367	6 332	439 915	300 578	300 294
	Firms with 10 to 24 establishments	25	359	9 672 181	349 307	104 539	8 463	762 194	592 880	606 813
	Firms with 25 establishments or more	7	344	7 366 826	319 503	81 116	8 434	627 851	706 860	689 767
4213101	Lumber without yard whse									
	All firms	1 504	1 627	17 143 755	529 208	131 340	12 611	991 480	614 336	636 263
	Single unit firms	1 359	1 359	8 792 052	280 249	62 572	7 525	538 242	244 648	268 276
	Multiunit firms	145	268	8 351 703	248 959	68 768	5 086	453 238	369 688	367 987
	Firms with 1 establishment ...	96	96	2 904 806	106 705	24 857	2 169	213 098	85 095	93 650
	Firms with 2 establishments ..	32	64	754 000	29 473	8 755	757	55 171	49 053	51 655
	Firms with 3 or 4 establishments	14	46	1 205 045	31 868	7 738	636	55 088	63 671	62 088
	Firms with 5 to 9 establishments	1	9	D	D	D	e	D	D	D
	Firms with 10 to 24 establishments	1	16	D	D	D	c	D	D	D
	Firms with 25 establishments or more	1	37	D	D	D	g	D	D	D
4213102	Lumber with yard whse									
	All firms	1 328	1 599	15 464 304	890 605	203 841	27 481	1 801 201	1 603 086	1 728 437
	Single unit firms	1 112	1 112	6 332 259	450 919	98 377	14 764	881 659	708 126	784 765
	Multiunit firms	216	487	9 132 045	439 686	105 464	12 717	919 542	894 960	943 672
	Firms with 1 establishment ...	116	116	2 779 988	138 456	34 159	4 168	279 458	246 194	263 049
	Firms with 2 establishments ..	48	96	1 493 956	82 386	18 811	2 339	152 768	126 243	139 549
	Firms with 3 or 4 establishments	33	109	1 612 181	95 730	22 170	2 682	185 184	244 375	255 177
	Firms with 5 to 9 establishments	13	84	1 577 119	58 732	14 749	1 762	129 012	133 200	134 879
	Firms with 10 to 24 establishments	6	82	1 668 801	64 382	15 575	1 766	173 120	144 948	151 018
	Firms with 25 establishments or more	—	—	—	—	—	—	—	—	—
4213103	Plywood, veneer, millwork, & wood panel whse									
	All firms	2 779	3 541	27 847 865	1 706 623	401 476	48 813	3 340 367	2 156 059	2 235 669
	Single unit firms	2 432	2 432	9 070 752	654 146	145 158	20 393	1 225 640	623 723	691 315
	Multiunit firms	347	1 109	18 777 113	1 052 477	256 318	28 420	2 114 727	1 532 336	1 544 354
	Firms with 1 establishment ...	196	196	4 898 410	245 668	49 991	6 487	473 981	267 131	274 887
	Firms with 2 establishments ..	51	102	1 081 511	77 416	17 971	2 319	149 971	93 482	92 271
	Firms with 3 or 4 establishments	49	166	2 155 169	137 589	31 830	3 704	279 617	181 993	188 260
	Firms with 5 to 9 establishments	30	187	D	D	D	h	D	D	D
	Firms with 10 to 24 establishments	15	202	D	D	D	i	D	D	D
	Firms with 25 establishments or more	6	256	D	D	D	i	D	D	D

See footnotes at end of table.

Table 3. Single Units and Multiunits: 1997—Con.

[Includes only firms and establishments with payroll. Excludes data for central administrative offices, auxiliary operations, or establishments of these firms that are classified in other categories than those specified in this table. For meaning of abbreviations and symbols, see introductory text. For explanation of terms, see Appendix A. For method of assignment to categories shown, see Appendix C]

NAICS code	Number of establishments by type of operation and specified kind of business	Firms (number)	Establishments (number)	Sales (\$1,000)	Annual payroll (\$1,000)	First-quarter payroll (\$1,000)	Paid employees for pay period including March 12 (number)	Operating expenses ¹ (\$1,000)	End-of-1996 inventories (\$1,000)	End-of-1997 inventories (\$1,000)
42	WHOLESALE TRADE—Con.									
421	Wholesale trade, durable goods—Con.									
42132	Brick, stone, & related construction materials whsle									
	All firms	2 126	3 026	10 711 750	761 681	168 106	23 753	1 692 184	775 319	846 315
	Single unit firms	1 848	1 848	2 893 581	355 352	71 513	11 860	751 070	251 346	303 387
	Multiunit firms	278	1 178	7 818 169	406 329	96 593	11 893	941 114	523 973	542 928
	Firms with 1 establishment ..	145	145	923 615	86 663	18 178	2 206	184 291	107 058	103 807
	Firms with 2 establishments ..	52	104	437 122	40 490	9 779	1 116	86 185	51 255	55 608
	Firms with 3 or 4 establishments	38	124	603 588	46 504	10 371	1 150	104 157	51 133	55 139
	Firms with 5 to 9 establishments	26	174	1 490 426	61 564	14 835	1 657	159 210	63 622	65 416
	Firms with 10 to 24 establishments	13	223	2 435 530	82 098	19 937	2 080	183 765	86 610	91 572
	Firms with 25 establishments or more	4	408	1 927 888	89 010	23 493	3 684	223 506	164 295	171 386
421320	Brick, stone, & related construction materials whsle									
	All firms	2 126	3 026	10 711 750	761 681	168 106	23 753	1 692 184	775 319	846 315
	Single unit firms	1 848	1 848	2 893 581	355 352	71 513	11 860	751 070	251 346	303 387
	Multiunit firms	278	1 178	7 818 169	406 329	96 593	11 893	941 114	523 973	542 928
	Firms with 1 establishment ..	145	145	923 615	86 663	18 178	2 206	184 291	107 058	103 807
	Firms with 2 establishments ..	52	104	437 122	40 490	9 779	1 116	86 185	51 255	55 608
	Firms with 3 or 4 establishments	38	124	603 588	46 504	10 371	1 150	104 157	51 133	55 139
	Firms with 5 to 9 establishments	26	174	1 490 426	61 564	14 835	1 657	159 210	63 622	65 416
	Firms with 10 to 24 establishments	13	223	2 435 530	82 098	19 937	2 080	183 765	86 610	91 572
	Firms with 25 establishments or more	4	408	1 927 888	89 010	23 493	3 684	223 506	164 295	171 386
4213201	Brick, block, tile, clay/ cement sewer pipe whsle									
	All firms	716	1 184	3 546 360	284 096	66 310	9 941	619 783	333 266	357 316
	Single unit firms	607	607	D	D	D	h	D	D	D
	Multiunit firms	109	577	D	D	D	i	D	D	D
	Firms with 1 establishment ..	65	65	D	D	D	g	D	D	D
	Firms with 2 establishments ..	14	28	D	D	D	e	D	D	D
	Firms with 3 or 4 establishments	14	46	138 460	15 607	3 447	427	31 118	16 591	17 947
	Firms with 5 to 9 establishments	9	53	D	D	D	f	D	D	D
	Firms with 10 to 24 establishments	3	43	D	D	D	f	D	D	D
	Firms with 25 establishments or more	4	342	D	D	D	h	D	D	D
4213202	Sand, gravel, & stone whsle									
	All firms	879	1 012	2 001 239	239 974	49 004	7 775	539 309	188 511	212 072
	Single unit firms	783	783	D	D	D	i	D	D	D
	Multiunit firms	96	229	D	D	D	g	D	D	D
	Firms with 1 establishment ..	58	58	D	D	D	f	D	D	D
	Firms with 2 establishments ..	17	34	D	D	D	e	D	D	D
	Firms with 3 or 4 establishments	12	40	140 074	10 794	2 136	316	29 422	10 221	11 138
	Firms with 5 to 9 establishments	6	42	182 195	17 275	3 386	536	45 923	26 859	27 426
	Firms with 10 to 24 establishments	3	55	164 451	8 345	1 856	239	24 381	19 399	17 034
	Firms with 25 establishments or more	—	—	—	—	—	—	—	—	—
4213203	Cement, lime, & related products whsle									
	All firms	569	830	5 164 151	237 611	52 792	6 037	533 092	253 542	276 927
	Single unit firms	458	458	907 374	85 992	15 951	2 551	188 112	60 409	76 202
	Multiunit firms	111	372	4 256 777	151 619	36 841	3 486	344 980	193 133	200 725
	Firms with 1 establishment ..	57	57	D	D	D	f	D	D	D
	Firms with 2 establishments ..	23	46	324 330	23 438	5 972	590	48 099	33 937	37 384
	Firms with 3 or 4 establishments	15	49	288 700	20 207	4 595	368	47 328	23 769	24 547
	Firms with 5 to 9 establishments	8	57	D	D	D	e	D	D	D
	Firms with 10 to 24 establishments	7	117	D	D	D	f	D	D	D
	Firms with 25 establishments or more	1	46	D	D	D	c	D	D	D

See footnotes at end of table.

Table 3. Single Units and Multiunits: 1997—Con.

[Includes only firms and establishments with payroll. Excludes data for central administrative offices, auxiliary operations, or establishments of these firms that are classified in other categories than those specified in this table. For meaning of abbreviations and symbols, see introductory text. For explanation of terms, see Appendix A. For method of assignment to categories shown, see Appendix C]

NAICS code	Number of establishments by type of operation and specified kind of business	Firms (number)	Establishments (number)	Sales (\$1,000)	Annual payroll (\$1,000)	First-quarter payroll (\$1,000)	Paid employees for pay period including March 12 (number)	Operating expenses ¹ (\$1,000)	End-of-1996 inventories (\$1,000)	End-of-1997 inventories (\$1,000)
42	WHOLESALE TRADE—Con.									
421	Wholesale trade, durable goods—Con.									
42133	Roofing, siding, & insulation material whsle									
	All firms	1 081	1 584	9 811 545	601 826	133 556	16 402	1 298 095	595 540	651 224
	Single unit firms	916	916	3 391 375	223 840	46 863	6 248	428 546	150 653	173 636
	Multiunit firms	165	668	6 420 170	377 986	86 693	10 154	869 549	444 887	477 588
	Firms with 1 establishment ...	80	80	1 169 947	66 358	15 408	1 722	157 332	63 028	62 212
	Firms with 2 establishments ..	36	72	372 470	32 509	7 739	953	63 264	33 678	40 334
	Firms with 3 or 4 establishments	17	57	D	D	D	g	D	D	D
	Firms with 5 to 9 establishments	23	155	2 427 233	125 925	29 409	3 592	289 063	169 623	157 854
	Firms with 10 to 24 establishments	6	75	742 890	32 298	7 539	900	81 321	38 408	46 167
	Firms with 25 establishments or more	3	229	D	D	D	g	D	D	D
421330	Roofing, siding, & insulation material whsle									
	All firms	1 081	1 584	9 811 545	601 826	133 556	16 402	1 298 095	595 540	651 224
	Single unit firms	916	916	3 391 375	223 840	46 863	6 248	428 546	150 653	173 636
	Multiunit firms	165	668	6 420 170	377 986	86 693	10 154	869 549	444 887	477 588
	Firms with 1 establishment ...	80	80	1 169 947	66 358	15 408	1 722	157 332	63 028	62 212
	Firms with 2 establishments ..	36	72	372 470	32 509	7 739	953	63 264	33 678	40 334
	Firms with 3 or 4 establishments	17	57	D	D	D	g	D	D	D
	Firms with 5 to 9 establishments	23	155	2 427 233	125 925	29 409	3 592	289 063	169 623	157 854
	Firms with 10 to 24 establishments	6	75	742 890	32 298	7 539	900	81 321	38 408	46 167
	Firms with 25 establishments or more	3	229	D	D	D	g	D	D	D
4213301	Roofing, siding, & insulation material whsle									
	All firms	1 081	1 584	9 811 545	601 826	133 556	16 402	1 298 095	595 540	651 224
	Single unit firms	916	916	3 391 375	223 840	46 863	6 248	428 546	150 653	173 636
	Multiunit firms	165	668	6 420 170	377 986	86 693	10 154	869 549	444 887	477 588
	Firms with 1 establishment ...	80	80	1 169 947	66 358	15 408	1 722	157 332	63 028	62 212
	Firms with 2 establishments ..	36	72	372 470	32 509	7 739	953	63 264	33 678	40 334
	Firms with 3 or 4 establishments	17	57	D	D	D	g	D	D	D
	Firms with 5 to 9 establishments	23	155	2 427 233	125 925	29 409	3 592	289 063	169 623	157 854
	Firms with 10 to 24 establishments	6	75	742 890	32 298	7 539	900	81 321	38 408	46 167
	Firms with 25 establishments or more	3	229	D	D	D	g	D	D	D
42139	Other construction materials whsle									
	All firms	2 459	2 890	8 196 656	806 233	189 303	26 475	1 594 602	623 522	666 146
	Single unit firms	2 196	2 196	3 630 218	390 564	88 959	13 386	752 721	240 461	275 398
	Multiunit firms	263	694	4 566 438	415 669	100 344	13 089	841 881	383 061	390 748
	Firms with 1 establishment ...	153	153	1 251 776	137 705	33 261	3 876	280 863	118 008	118 671
	Firms with 2 establishments ..	40	80	371 900	35 772	8 842	1 143	69 550	39 096	39 001
	Firms with 3 or 4 establishments	42	143	D	D	D	g	D	D	D
	Firms with 5 to 9 establishments	18	117	1 214 895	82 469	18 712	2 578	167 392	62 426	64 558
	Firms with 10 to 24 establishments	8	116	646 653	55 701	13 354	2 053	120 189	51 215	53 268
	Firms with 25 establishments or more	2	85	D	D	D	f	D	D	D
421390	Other construction materials whsle									
	All firms	2 459	2 890	8 196 656	806 233	189 303	26 475	1 594 602	623 522	666 146
	Single unit firms	2 196	2 196	3 630 218	390 564	88 959	13 386	752 721	240 461	275 398
	Multiunit firms	263	694	4 566 438	415 669	100 344	13 089	841 881	383 061	390 748
	Firms with 1 establishment ...	153	153	1 251 776	137 705	33 261	3 876	280 863	118 008	118 671
	Firms with 2 establishments ..	40	80	371 900	35 772	8 842	1 143	69 550	39 096	39 001
	Firms with 3 or 4 establishments	42	143	D	D	D	g	D	D	D
	Firms with 5 to 9 establishments	18	117	1 214 895	82 469	18 712	2 578	167 392	62 426	64 558
	Firms with 10 to 24 establishments	8	116	646 653	55 701	13 354	2 053	120 189	51 215	53 268
	Firms with 25 establishments or more	2	85	D	D	D	f	D	D	D

See footnotes at end of table.

Table 3. Single Units and Multiunits: 1997—Con.

[Includes only firms and establishments with payroll. Excludes data for central administrative offices, auxiliary operations, or establishments of these firms that are classified in other categories than those specified in this table. For meaning of abbreviations and symbols, see introductory text. For explanation of terms, see Appendix A. For method of assignment to categories shown, see Appendix C]

NAICS code	Number of establishments by type of operation and specified kind of business	Firms (number)	Establishments (number)	Sales (\$1,000)	Annual payroll (\$1,000)	First-quarter payroll (\$1,000)	Paid employees for pay period including March 12 (number)	Operating expenses ¹ (\$1,000)	End-of-1996 inventories (\$1,000)	End-of-1997 inventories (\$1,000)
42	WHOLESALE TRADE—Con.									
421	Wholesale trade, durable goods—Con.									
4213901	Flat glass & other construction glass whsle									
	All firms	547	669	1 950 805	235 834	57 069	8 197	456 813	130 217	134 854
	Single unit firms	489	489	777 793	98 724	23 824	3 556	180 428	41 810	45 680
	Multiunit firms	58	180	1 173 012	137 110	33 245	4 641	276 385	88 407	89 174
	Firms with 1 establishment ...	34	34	307 835	39 386	10 725	1 196	87 742	22 349	20 444
	Firms with 2 establishments ..	8	16	34 460	6 291	1 678	251	11 684	3 908	3 781
	Firms with 3 or 4 establishments	9	34	D	D	D	e	D	D	D
	Firms with 5 to 9 establishments	4	23	384 207	22 686	4 964	735	40 667	12 926	13 357
	Firms with 10 to 24 establishments	2	39	D	D	D	g	D	D	D
	Firms with 25 establishments or more	1	34	D	D	D	f	D	D	D
4213902	Other construction materials whsle									
	All firms	1 915	2 221	6 245 851	570 399	132 234	18 278	1 137 789	493 305	531 292
	Single unit firms	1 707	1 707	2 852 425	291 840	65 135	9 830	572 293	198 651	229 718
	Multiunit firms	208	514	3 393 426	278 559	67 099	8 448	565 496	294 654	301 574
	Firms with 1 establishment ...	119	119	943 941	98 319	22 536	2 680	193 121	95 659	98 227
	Firms with 2 establishments ..	32	64	337 440	29 481	7 164	892	57 866	35 188	35 220
	Firms with 3 or 4 establishments	36	119	D	D	D	g	D	D	D
	Firms with 5 to 9 establishments	15	97	1 007 002	58 528	13 633	1 714	124 059	46 958	48 581
	Firms with 10 to 24 establishments	5	67	D	D	D	f	D	D	D
	Firms with 25 establishments or more	1	48	D	D	D	c	D	D	D
4214	Professional & commercial equipment & supplies whsle									
	All firms	36 848	45 351	367 383 550	33 292 437	8 317 953	716 113	62 642 404	24 912 094	27 009 852
	Single unit firms	33 962	33 962	109 786 035	11 230 253	2 543 442	289 322	21 170 083	7 150 360	8 226 643
	Multiunit firms	2 886	11 389	257 597 515	22 062 184	5 774 511	426 791	41 472 321	17 761 734	18 783 209
	Firms with 1 establishment ...	1 234	1 234	27 230 971	2 737 874	693 267	55 525	5 813 342	2 530 352	2 788 821
	Firms with 2 establishments ..	821	1 642	16 040 234	1 586 169	384 103	38 613	3 220 367	1 241 946	1 415 838
	Firms with 3 or 4 establishments	468	1 560	18 251 983	1 521 477	354 922	34 794	2 999 250	1 631 388	1 673 699
	Firms with 5 to 9 establishments	199	1 238	22 206 128	1 362 301	323 233	29 379	2 800 131	1 405 895	1 435 256
	Firms with 10 to 24 establishments	99	1 436	55 544 163	2 229 315	534 611	45 307	4 968 899	3 754 098	4 121 784
	Firms with 25 establishments or more	65	4 279	118 324 036	12 625 048	3 484 375	223 173	21 670 332	7 198 055	7 347 811
42141	Photographic equipment & supplies whsle									
	All firms	1 126	1 379	16 679 051	929 865	217 200	21 195	2 170 358	1 200 133	1 222 355
	Single unit firms	971	971	2 991 492	302 381	65 062	8 074	614 643	292 707	320 996
	Multiunit firms	155	408	13 687 559	627 484	152 138	13 121	1 555 715	907 426	901 359
	Firms with 1 establishment ...	77	77	989 883	83 416	19 859	2 011	179 949	119 549	120 927
	Firms with 2 establishments ..	31	62	460 686	44 983	10 338	1 267	97 523	62 051	62 992
	Firms with 3 or 4 establishments	29	96	896 420	81 929	19 988	2 056	165 117	121 036	124 254
	Firms with 5 to 9 establishments	10	63	2 483 508	129 994	30 773	2 497	507 207	253 013	234 382
	Firms with 10 to 24 establishments	8	110	8 857 062	287 162	71 180	5 290	605 919	351 777	358 804
	Firms with 25 establishments or more	—	—	—	—	—	—	—	—	—
421410	Photographic equipment & supplies whsle									
	All firms	1 126	1 379	16 679 051	929 865	217 200	21 195	2 170 358	1 200 133	1 222 355
	Single unit firms	971	971	2 991 492	302 381	65 062	8 074	614 643	292 707	320 996
	Multiunit firms	155	408	13 687 559	627 484	152 138	13 121	1 555 715	907 426	901 359
	Firms with 1 establishment ...	77	77	989 883	83 416	19 859	2 011	179 949	119 549	120 927
	Firms with 2 establishments ..	31	62	460 686	44 983	10 338	1 267	97 523	62 051	62 992
	Firms with 3 or 4 establishments	29	96	896 420	81 929	19 988	2 056	165 117	121 036	124 254
	Firms with 5 to 9 establishments	10	63	2 483 508	129 994	30 773	2 497	507 207	253 013	234 382
	Firms with 10 to 24 establishments	8	110	8 857 062	287 162	71 180	5 290	605 919	351 777	358 804
	Firms with 25 establishments or more	—	—	—	—	—	—	—	—	—

See footnotes at end of table.

Table 3. Single Units and Multiunits: 1997—Con.

[Includes only firms and establishments with payroll. Excludes data for central administrative offices, auxiliary operations, or establishments of these firms that are classified in other categories than those specified in this table. For meaning of abbreviations and symbols, see introductory text. For explanation of terms, see Appendix A. For method of assignment to categories shown, see Appendix C]

NAICS code	Number of establishments by type of operation and specified kind of business	Firms (number)	Establishments (number)	Sales (\$1,000)	Annual payroll (\$1,000)	First-quarter payroll (\$1,000)	Paid employees for pay period including March 12 (number)	Operating expenses ¹ (\$1,000)	End-of-1996 inventories (\$1,000)	End-of-1997 inventories (\$1,000)
42	WHOLESALE TRADE—Con.									
421	Wholesale trade, durable goods—Con.									
42142	Office equipment whsle									
	All firms	5 123	7 319	36 646 598	5 421 076	1 376 025	143 381	9 434 843	2 583 465	2 702 445
	Single unit firms	4 638	4 638	6 720 235	1 146 952	265 969	38 288	1 959 800	551 866	607 821
	Multiunit firms	485	2 681	29 926 363	4 274 124	1 110 056	105 093	7 475 043	2 031 599	2 094 624
	Firms with 1 establishment ..	154	154	945 770	143 354	32 917	4 143	247 995	99 817	108 602
	Firms with 2 establishments ..	169	338	2 073 478	245 357	56 568	6 703	458 273	247 634	249 845
	Firms with 3 or 4 establishments	100	334	1 225 902	225 129	54 613	6 897	382 187	112 912	119 256
	Firms with 5 to 9 establishments	39	232	805 306	183 413	43 540	4 842	290 832	77 958	89 445
	Firms with 10 to 24 establishments	10	151	5 931 314	317 907	75 275	6 838	894 452	155 584	161 001
	Firms with 25 establishments or more	13	1 472	18 944 593	3 158 964	847 143	75 670	5 201 304	1 337 694	1 366 475
421420	Office equipment whsle									
	All firms	5 123	7 319	36 646 598	5 421 076	1 376 025	143 381	9 434 843	2 583 465	2 702 445
	Single unit firms	4 638	4 638	6 720 235	1 146 952	265 969	38 288	1 959 800	551 866	607 821
	Multiunit firms	485	2 681	29 926 363	4 274 124	1 110 056	105 093	7 475 043	2 031 599	2 094 624
	Firms with 1 establishment ..	154	154	945 770	143 354	32 917	4 143	247 995	99 817	108 602
	Firms with 2 establishments ..	169	338	2 073 478	245 357	56 568	6 703	458 273	247 634	249 845
	Firms with 3 or 4 establishments	100	334	1 225 902	225 129	54 613	6 897	382 187	112 912	119 256
	Firms with 5 to 9 establishments	39	232	805 306	183 413	43 540	4 842	290 832	77 958	89 445
	Firms with 10 to 24 establishments	10	151	5 931 314	317 907	75 275	6 838	894 452	155 584	161 001
	Firms with 25 establishments or more	13	1 472	18 944 593	3 158 964	847 143	75 670	5 201 304	1 337 694	1 366 475
42143	Computer & computer peripheral equipment & software whsle									
	All firms	13 443	16 929	221 447 412	17 305 512	4 426 859	317 662	31 216 252	12 835 855	13 983 239
	Single unit firms	12 427	12 427	64 689 679	5 331 795	1 201 410	121 806	9 784 477	3 369 697	3 957 656
	Multiunit firms	1 016	4 502	156 757 733	11 973 717	3 225 449	195 856	21 431 775	9 466 158	10 025 583
	Firms with 1 establishment ..	443	443	14 919 774	1 368 903	361 988	24 887	2 605 455	1 030 402	903 984
	Firms with 2 establishments ..	254	508	8 090 668	530 569	120 056	11 840	1 015 182	341 038	413 807
	Firms with 3 or 4 establishments	164	557	9 803 551	573 948	129 712	12 514	1 174 633	774 307	801 553
	Firms with 5 to 9 establishments	77	488	13 309 835	570 438	132 124	10 263	1 047 264	522 262	512 859
	Firms with 10 to 24 establishments	49	700	37 191 264	1 242 804	295 982	25 980	2 468 339	2 623 747	3 131 979
	Firms with 25 establishments or more	29	1 806	73 442 641	7 687 055	2 185 587	110 372	13 120 902	4 174 402	4 261 401
421430	Computer & computer peripheral equipment & software whsle									
	All firms	13 443	16 929	221 447 412	17 305 512	4 426 859	317 662	31 216 252	12 835 855	13 983 239
	Single unit firms	12 427	12 427	64 689 679	5 331 795	1 201 410	121 806	9 784 477	3 369 697	3 957 656
	Multiunit firms	1 016	4 502	156 757 733	11 973 717	3 225 449	195 856	21 431 775	9 466 158	10 025 583
	Firms with 1 establishment ..	443	443	14 919 774	1 368 903	361 988	24 887	2 605 455	1 030 402	903 984
	Firms with 2 establishments ..	254	508	8 090 668	530 569	120 056	11 840	1 015 182	341 038	413 807
	Firms with 3 or 4 establishments	164	557	9 803 551	573 948	129 712	12 514	1 174 633	774 307	801 553
	Firms with 5 to 9 establishments	77	488	13 309 835	570 438	132 124	10 263	1 047 264	522 262	512 859
	Firms with 10 to 24 establishments	49	700	37 191 264	1 242 804	295 982	25 980	2 468 339	2 623 747	3 131 979
	Firms with 25 establishments or more	29	1 806	73 442 641	7 687 055	2 185 587	110 372	13 120 902	4 174 402	4 261 401
4214301	Computer & peripheral equipment whsle									
	All firms	10 959	14 080	209 760 805	15 450 012	3 995 317	282 335	27 843 140	12 344 695	13 428 595
	Single unit firms	10 124	10 124	58 391 854	4 203 534	937 234	99 295	7 786 162	3 129 925	3 678 162
	Multiunit firms	835	3 956	151 368 951	11 246 478	3 058 083	183 040	20 056 978	9 214 770	9 750 433
	Firms with 1 establishment ..	356	356	13 308 287	1 135 850	304 850	20 726	2 217 249	950 182	803 922
	Firms with 2 establishments ..	220	440	7 353 116	458 233	103 344	10 206	901 861	535 373	629 043
	Firms with 3 or 4 establishments	133	452	8 279 169	395 616	92 398	8 663	773 340	507 274	511 489
	Firms with 5 to 9 establishments	61	382	12 971 453	479 224	113 115	9 265	875 727	512 758	503 632
	Firms with 10 to 24 establishments	36	526	36 041 407	1 093 600	259 661	23 900	2 174 906	2 538 936	3 043 106
	Firms with 25 establishments or more	29	1 800	73 415 519	7 683 955	2 184 715	110 280	13 113 895	4 170 247	4 259 241

See footnotes at end of table.

Table 3. Single Units and Multiunits: 1997—Con.

[Includes only firms and establishments with payroll. Excludes data for central administrative offices, auxiliary operations, or establishments of these firms that are classified in other categories than those specified in this table. For meaning of abbreviations and symbols, see introductory text. For explanation of terms, see Appendix A. For method of assignment to categories shown, see Appendix C]

NAICS code	Number of establishments by type of operation and specified kind of business	Firms (number)	Establishments (number)	Sales (\$1,000)	Annual payroll (\$1,000)	First-quarter payroll (\$1,000)	Paid employees for pay period including March 12 (number)	Operating expenses ¹ (\$1,000)	End-of-1996 inventories (\$1,000)	End-of-1997 inventories (\$1,000)
42	WHOLESALE TRADE—Con.									
421	Wholesale trade, durable goods—Con.									
42143011	Computers & peripheral equipment for resale									
	All firms	4 700	5 657	115 317 362	4 275 564	1 035 136	91 857	9 030 685	8 708 957	9 594 264
	Single unit firms	4 346	4 346	36 084 951	1 785 286	407 058	45 744	3 692 021	2 022 163	2 449 554
	Multiunit firms	354	1 311	79 232 411	2 490 278	628 078	46 113	5 338 664	6 686 794	7 144 710
	Firms with 1 establishment ...	139	139	9 137 191	802 085	229 592	12 977	1 771 308	1 135 111	994 420
	Firms with 2 establishments ..	101	202	5 382 487	244 423	56 221	5 777	487 247	453 954	520 016
	Firms with 3 or 4 establishments	58	192	5 802 863	200 825	47 793	4 211	446 144	285 867	278 962
	Firms with 5 to 9 establishments	28	187	11 904 891	277 702	64 127	4 949	533 481	584 095	579 207
	Firms with 10 to 24 establishments	21	279	42 041 883	640 786	154 485	14 732	1 401 236	3 862 907	4 431 362
	Firms with 25 establishments or more	7	312	4 963 096	324 457	75 860	3 467	699 248	364 860	340 743
42143012	Computers & peripheral equipment for end use									
	All firms	6 314	8 423	94 443 443	11 174 448	2 960 181	190 478	18 812 455	3 635 738	3 834 331
	Single unit firms	5 778	5 778	22 306 903	2 418 248	530 176	53 551	4 094 141	1 107 762	1 228 608
	Multiunit firms	536	2 645	72 136 540	8 756 200	2 430 005	136 927	14 718 314	2 527 976	2 605 723
	Firms with 1 establishment ...	254	254	6 644 943	653 633	149 359	12 161	1 134 597	284 759	322 107
	Firms with 2 establishments ..	134	268	2 521 994	253 701	58 398	5 351	465 954	166 453	185 903
	Firms with 3 or 4 establishments	72	250	1 990 803	190 303	43 719	4 180	306 182	115 460	108 853
	Firms with 5 to 9 establishments	35	217	3 714 144	254 631	63 820	5 212	453 032	163 366	159 464
	Firms with 10 to 24 establishments	17	253	4 809 226	483 384	116 779	10 020	805 864	317 147	318 785
	Firms with 25 establishments or more	24	1 403	52 455 430	6 920 548	1 997 930	100 003	11 552 685	1 480 791	1 510 611
4214302	Computer software (packaged) whsle									
	All firms	2 516	2 849	11 686 607	1 855 500	431 542	35 327	3 373 112	491 160	554 644
	Single unit firms	2 303	2 303	6 297 825	1 128 261	264 176	22 511	1 998 315	239 772	279 494
	Multiunit firms	213	546	5 388 782	727 239	167 366	12 816	1 374 797	251 388	275 150
	Firms with 1 establishment ...	113	113	2 560 704	295 606	69 153	4 983	572 581	183 415	206 496
	Firms with 2 establishments ..	42	84	1 591 948	142 260	32 551	2 619	272 414	9 616	10 403
	Firms with 3 or 4 establishments	31	105	448 138	103 876	24 028	3 078	190 650	26 678	24 746
	Firms with 5 to 9 establishments	18	122	358 927	105 760	22 184	1 099	201 928	7 284	7 044
	Firms with 10 to 24 establishments	9	122	429 065	79 737	19 450	1 037	137 224	24 395	26 461
	Firms with 25 establishments or more	—	—	—	—	—	—	—	—	—
42144	Other commercial equipment whsle									
	All firms	5 016	5 380	15 914 735	1 754 684	402 801	52 186	3 381 852	1 197 539	1 291 756
	Single unit firms	4 630	4 630	11 016 080	1 193 412	270 442	36 862	2 325 235	769 727	848 224
	Multiunit firms	386	750	4 898 655	561 272	132 359	15 324	1 056 617	427 812	443 532
	Firms with 1 establishment ...	203	203	1 775 646	198 481	46 225	5 474	385 013	160 297	162 820
	Firms with 2 establishments ..	118	236	1 597 184	178 082	41 750	4 571	337 844	133 999	141 540
	Firms with 3 or 4 establishments	47	152	554 769	74 991	17 795	2 223	137 255	55 954	59 699
	Firms with 5 to 9 establishments	14	88	593 306	76 267	18 280	2 140	135 606	49 154	48 606
	Firms with 10 to 24 establishments	4	71	377 750	33 451	8 309	916	60 899	28 408	30 867
	Firms with 25 establishments or more	—	—	—	—	—	—	—	—	—
421440	Other commercial equipment whsle									
	All firms	5 016	5 380	15 914 735	1 754 684	402 801	52 186	3 381 852	1 197 539	1 291 756
	Single unit firms	4 630	4 630	11 016 080	1 193 412	270 442	36 862	2 325 235	769 727	848 224
	Multiunit firms	386	750	4 898 655	561 272	132 359	15 324	1 056 617	427 812	443 532
	Firms with 1 establishment ...	203	203	1 775 646	198 481	46 225	5 474	385 013	160 297	162 820
	Firms with 2 establishments ..	118	236	1 597 184	178 082	41 750	4 571	337 844	133 999	141 540
	Firms with 3 or 4 establishments	47	152	554 769	74 991	17 795	2 223	137 255	55 954	59 699
	Firms with 5 to 9 establishments	14	88	593 306	76 267	18 280	2 140	135 606	49 154	48 606
	Firms with 10 to 24 establishments	4	71	377 750	33 451	8 309	916	60 899	28 408	30 867
	Firms with 25 establishments or more	—	—	—	—	—	—	—	—	—

See footnotes at end of table.

Table 3. Single Units and Multiunits: 1997—Con.

[Includes only firms and establishments with payroll. Excludes data for central administrative offices, auxiliary operations, or establishments of these firms that are classified in other categories than those specified in this table. For meaning of abbreviations and symbols, see introductory text. For explanation of terms, see Appendix A. For method of assignment to categories shown, see Appendix C]

NAICS code	Number of establishments by type of operation and specified kind of business	Firms (number)	Establishments (number)	Sales (\$1,000)	Annual payroll (\$1,000)	First-quarter payroll (\$1,000)	Paid employees for pay period including March 12 (number)	Operating expenses ¹ (\$1,000)	End-of-1996 inventories (\$1,000)	End-of-1997 inventories (\$1,000)
42	WHOLESALE TRADE—Con.									
421	Wholesale trade, durable goods—Con.									
4214401	Restaurant & hotel equipment & supplies whsle									
	All firms	2 968	3 165	10 686 971	1 012 146	230 787	30 890	1 942 318	790 577	855 376
	Single unit firms	2 754	2 754	7 325 487	670 479	150 533	21 475	1 303 271	495 802	546 542
	Multiunit firms	214	411	3 361 484	341 667	80 254	9 415	639 047	294 775	308 834
	Firms with 1 establishment ...	109	109	1 087 226	94 146	22 515	2 597	184 442	87 875	93 187
	Firms with 2 establishments ..	68	136	1 114 214	118 055	26 402	3 015	218 011	101 683	106 631
	Firms with 3 or 4 establishments	28	90	D	D	D	g	D	D	D
	Firms with 5 to 9 establishments	7	42	501 596	61 512	14 899	1 717	107 963	38 833	37 818
	Firms with 10 to 24 establishments	2	34	D	D	D	f	D	D	D
	Firms with 25 establishments or more	—	—	—	—	—	—	—	—	—
4214402	Store machines & equipment whsle									
	All firms	2 055	2 215	5 227 764	742 538	172 014	21 296	1 439 534	406 962	436 380
	Single unit firms	1 876	1 876	3 690 593	522 933	119 909	15 387	1 021 964	273 925	301 682
	Multiunit firms	179	339	1 537 171	219 605	52 105	5 909	417 570	133 037	134 698
	Firms with 1 establishment ...	105	105	714 232	109 663	24 830	3 040	208 854	76 886	74 550
	Firms with 2 establishments ..	48	96	471 871	57 073	14 752	1 484	115 227	30 181	32 684
	Firms with 3 or 4 establishments	17	56	D	D	D	f	D	D	D
	Firms with 5 to 9 establishments	7	45	91 479	14 699	3 368	421	27 558	10 280	10 746
	Firms with 10 to 24 establishments	2	37	D	D	D	e	D	D	D
	Firms with 25 establishments or more	—	—	—	—	—	—	—	—	—
42145	Medical, dental, & hospital equipment & supplies whsle									
	All firms	8 268	9 782	58 791 711	5 746 165	1 386 809	121 572	11 851 627	5 160 001	5 749 898
	Single unit firms	7 714	7 714	16 663 294	2 167 687	491 332	52 576	4 277 716	1 323 515	1 551 871
	Multiunit firms	554	2 068	42 128 417	3 578 478	895 477	68 996	7 573 911	3 836 486	4 198 027
	Firms with 1 establishment ...	278	278	8 827 369	874 841	214 840	14 836	2 217 213	1 217 015	1 405 912
	Firms with 2 establishments ..	119	238	2 210 009	323 637	85 690	7 077	682 075	219 865	303 895
	Firms with 3 or 4 establishments	78	258	4 192 214	394 713	92 566	7 044	751 977	392 775	428 940
	Firms with 5 to 9 establishments	41	256	5 474 119	374 905	93 215	8 277	1 006 750	514 781	550 932
	Firms with 10 to 24 establishments	19	275	2 638 676	322 135	81 541	6 732	547 251	284 152	263 094
	Firms with 25 establishments or more	19	763	18 786 030	1 288 247	327 625	25 030	2 368 645	1 207 898	1 245 254
421450	Medical, dental, & hospital equipment & supplies whsle									
	All firms	8 268	9 782	58 791 711	5 746 165	1 386 809	121 572	11 851 627	5 160 001	5 749 898
	Single unit firms	7 714	7 714	16 663 294	2 167 687	491 332	52 576	4 277 716	1 323 515	1 551 871
	Multiunit firms	554	2 068	42 128 417	3 578 478	895 477	68 996	7 573 911	3 836 486	4 198 027
	Firms with 1 establishment ...	278	278	8 827 369	874 841	214 840	14 836	2 217 213	1 217 015	1 405 912
	Firms with 2 establishments ..	119	238	2 210 009	323 637	85 690	7 077	682 075	219 865	303 895
	Firms with 3 or 4 establishments	78	258	4 192 214	394 713	92 566	7 044	751 977	392 775	428 940
	Firms with 5 to 9 establishments	41	256	5 474 119	374 905	93 215	8 277	1 006 750	514 781	550 932
	Firms with 10 to 24 establishments	19	275	2 638 676	322 135	81 541	6 732	547 251	284 152	263 094
	Firms with 25 establishments or more	19	763	18 786 030	1 288 247	327 625	25 030	2 368 645	1 207 898	1 245 254
4214501	Surgical, medical, & hospital supplies whsle									
	All firms	7 466	8 721	54 484 063	5 125 079	1 243 720	106 502	10 645 826	4 681 500	5 232 071
	Single unit firms	6 959	6 959	15 294 663	1 968 875	445 054	47 026	3 858 743	1 160 354	1 376 749
	Multiunit firms	507	1 762	39 189 400	3 156 204	798 666	59 476	6 787 083	3 521 146	3 855 322
	Firms with 1 establishment ...	260	260	8 691 650	868 311	212 770	14 311	2 190 726	1 191 874	1 460 619
	Firms with 2 establishments ..	106	212	D	D	D	i	D	D	D
	Firms with 3 or 4 establishments	75	247	D	D	D	i	D	D	D
	Firms with 5 to 9 establishments	35	217	5 146 947	334 415	84 831	7 300	916 293	489 605	521 473
	Firms with 10 to 24 establishments	15	227	1 739 973	199 997	54 889	4 034	349 212	181 325	156 710
	Firms with 25 establishments or more	16	599	17 637 618	1 114 255	286 188	21 249	2 055 924	1 102 908	1 119 646

See footnotes at end of table.

Table 3. Single Units and Multiunits: 1997—Con.

[Includes only firms and establishments with payroll. Excludes data for central administrative offices, auxiliary operations, or establishments of these firms that are classified in other categories than those specified in this table. For meaning of abbreviations and symbols, see introductory text. For explanation of terms, see Appendix A. For method of assignment to categories shown, see Appendix C]

NAICS code	Number of establishments by type of operation and specified kind of business	Firms (number)	Establishments (number)	Sales (\$1,000)	Annual payroll (\$1,000)	First-quarter payroll (\$1,000)	Paid employees for pay period including March 12 (number)	Operating expenses ¹ (\$1,000)	End-of-1996 inventories (\$1,000)	End-of-1997 inventories (\$1,000)
42	WHOLESALE TRADE—Con.									
421	Wholesale trade, durable goods—Con.									
4214502	Dental equipment & supplies whsle									
	All firms	811	1 061	4 307 648	621 086	143 089	15 070	1 205 801	478 501	517 827
	Single unit firms	755	755	1 368 631	198 812	46 278	5 550	418 973	163 161	175 122
	Multiunit firms	56	306	2 939 017	422 274	96 811	9 520	786 828	315 340	342 705
	Firms with 1 establishment ..	27	27	307 754	47 428	11 108	1 135	105 678	57 098	57 519
	Firms with 2 establishments ..	10	20	D	D	D	f	D	D	D
	Firms with 3 or 4 establishments	5	16	D	D	D	f	D	D	D
	Firms with 5 to 9 establishments	8	50	785 356	117 455	25 281	2 597	184 139	116 905	123 647
	Firms with 10 to 24 establishments	3	36	239 878	33 689	7 255	718	63 335	11 855	12 725
	Firms with 25 establishments or more	3	157	1 128 640	170 600	40 699	3 714	307 247	100 354	118 882
42146	Ophthalmic goods whsle									
	All firms	1 545	1 781	6 865 265	867 808	206 531	28 260	1 912 263	757 910	828 689
	Single unit firms	1 417	1 417	3 189 803	464 706	104 812	14 644	998 635	379 165	436 815
	Multiunit firms	128	364	3 675 462	403 102	101 719	13 616	913 628	378 745	391 874
	Firms with 1 establishment ..	64	64	1 481 199	134 304	36 145	4 835	326 090	158 214	172 525
	Firms with 2 establishments ..	37	74	769 055	105 245	23 636	3 118	245 255	130 912	136 183
	Firms with 3 or 4 establishments	11	35	238 765	25 271	6 620	943	52 987	17 822	16 944
	Firms with 5 to 9 establishments	9	50	484 239	67 745	16 777	2 054	130 899	39 941	40 827
	Firms with 10 to 24 establishments	5	78	D	D	D	f	D	D	D
	Firms with 25 establishments or more	2	63	D	D	D	g	D	D	D
421460	Ophthalmic goods whsle									
	All firms	1 545	1 781	6 865 265	867 808	206 531	28 260	1 912 263	757 910	828 689
	Single unit firms	1 417	1 417	3 189 803	464 706	104 812	14 644	998 635	379 165	436 815
	Multiunit firms	128	364	3 675 462	403 102	101 719	13 616	913 628	378 745	391 874
	Firms with 1 establishment ..	64	64	1 481 199	134 304	36 145	4 835	326 090	158 214	172 525
	Firms with 2 establishments ..	37	74	769 055	105 245	23 636	3 118	245 255	130 912	136 183
	Firms with 3 or 4 establishments	11	35	238 765	25 271	6 620	943	52 987	17 822	16 944
	Firms with 5 to 9 establishments	9	50	484 239	67 745	16 777	2 054	130 899	39 941	40 827
	Firms with 10 to 24 establishments	5	78	D	D	D	f	D	D	D
	Firms with 25 establishments or more	2	63	D	D	D	g	D	D	D
42149	Other professional equipment & supplies whsle									
	All firms	2 447	2 781	11 038 778	1 267 327	301 728	31 857	2 675 209	1 177 191	1 231 470
	Single unit firms	2 165	2 165	4 515 452	623 320	144 415	17 072	1 209 577	463 683	503 260
	Multiunit firms	282	616	6 523 326	644 007	157 313	14 785	1 465 632	713 508	728 210
	Firms with 1 establishment ..	141	141	1 907 527	209 703	52 398	5 309	494 993	228 457	231 945
	Firms with 2 establishments ..	78	156	727 482	94 114	23 148	2 629	183 046	80 437	86 109
	Firms with 3 or 4 establishments	46	150	1 049 833	125 232	30 123	2 533	291 408	75 354	78 836
	Firms with 5 to 9 establishments	12	77	548 074	74 975	17 197	1 496	137 270	70 812	72 499
	Firms with 10 to 24 establishments	3	35	D	D	D	f	D	D	D
	Firms with 25 establishments or more	2	57	D	D	D	g	D	D	D
421490	Other professional equipment & supplies whsle									
	All firms	2 447	2 781	11 038 778	1 267 327	301 728	31 857	2 675 209	1 177 191	1 231 470
	Single unit firms	2 165	2 165	4 515 452	623 320	144 415	17 072	1 209 577	463 683	503 260
	Multiunit firms	282	616	6 523 326	644 007	157 313	14 785	1 465 632	713 508	728 210
	Firms with 1 establishment ..	141	141	1 907 527	209 703	52 398	5 309	494 993	228 457	231 945
	Firms with 2 establishments ..	78	156	727 482	94 114	23 148	2 629	183 046	80 437	86 109
	Firms with 3 or 4 establishments	46	150	1 049 833	125 232	30 123	2 533	291 408	75 354	78 836
	Firms with 5 to 9 establishments	12	77	548 074	74 975	17 197	1 496	137 270	70 812	72 499
	Firms with 10 to 24 establishments	3	35	D	D	D	f	D	D	D
	Firms with 25 establishments or more	2	57	D	D	D	g	D	D	D

See footnotes at end of table.

Table 3. Single Units and Multiunits: 1997—Con.

[Includes only firms and establishments with payroll. Excludes data for central administrative offices, auxiliary operations, or establishments of these firms that are classified in other categories than those specified in this table. For meaning of abbreviations and symbols, see introductory text. For explanation of terms, see Appendix A. For method of assignment to categories shown, see Appendix C]

NAICS code	Number of establishments by type of operation and specified kind of business	Firms (number)	Establishments (number)	Sales (\$1,000)	Annual payroll (\$1,000)	First-quarter payroll (\$1,000)	Paid employees for pay period including March 12 (number)	Operating expenses ¹ (\$1,000)	End-of-1996 inventories (\$1,000)	End-of-1997 inventories (\$1,000)
42	WHOLESALE TRADE—									
	Con.									
421	Wholesale trade, durable goods—Con.									
4214901	Religious & school supplies whsle									
	All firms	435	456	1 495 661	175 321	39 860	5 811	383 381	147 111	164 528
	Single unit firms	395	395	709 632	96 413	21 734	3 119	200 615	90 081	101 018
	Multiunit firms	40	61	786 029	78 908	18 126	2 692	182 766	57 030	63 510
	Firms with 1 establishment ..	27	27	469 322	43 636	10 448	1 551	117 868	37 025	43 565
	Firms with 2 establishments ..	9	18	171 734	14 963	3 431	514	27 623	10 035	10 305
	Firms with 3 or 4 establishments	3	9	D	D	D	c	D	D	D
	Firms with 5 to 9 establishments	1	7	D	D	D	e	D	D	D
	Firms with 10 to 24 establishments	—	—	—	—	—	—	—	—	—
	Firms with 25 establishments or more	—	—	—	—	—	—	—	—	—
4214902	Other professional equipment & supplies whsle									
	All firms	2 015	2 325	9 543 117	1 092 006	261 868	26 046	2 291 828	1 030 080	1 066 942
	Single unit firms	1 770	1 770	3 805 820	526 907	122 681	13 953	1 008 962	373 602	402 242
	Multiunit firms	245	555	5 737 297	565 099	139 187	12 093	1 282 866	656 478	664 700
	Firms with 1 establishment ..	119	119	1 521 089	175 869	44 356	4 011	400 872	204 037	201 185
	Firms with 2 establishments ..	67	134	485 285	70 761	17 661	1 900	134 918	57 797	62 999
	Firms with 3 or 4 establishments	43	140	D	D	D	g	D	D	D
	Firms with 5 to 9 establishments	11	70	D	D	D	g	D	D	D
	Firms with 10 to 24 establishments	3	35	D	D	D	f	D	D	D
	Firms with 25 establishments or more	2	57	D	D	D	g	D	D	D
4215	Metal & mineral (except petroleum) whsle									
	All firms	9 852	12 583	150 493 610	6 898 028	1 595 361	174 029	14 115 369	13 746 559	14 559 365
	Single unit firms	8 643	8 643	47 060 830	2 858 729	619 692	74 185	5 575 875	3 804 435	4 179 359
	Multiunit firms	1 209	3 940	103 432 780	4 039 299	975 669	99 844	8 539 494	9 942 124	10 380 006
	Firms with 1 establishment ..	517	517	14 080 257	529 929	131 462	13 358	1 156 293	1 148 883	1 102 329
	Firms with 2 establishments ..	320	640	10 732 071	609 006	139 788	14 893	1 239 530	1 226 301	1 290 607
	Firms with 3 or 4 establishments	201	670	14 199 411	746 460	178 730	18 227	1 555 628	1 842 912	1 941 622
	Firms with 5 to 9 establishments	108	677	26 090 818	749 525	173 859	17 264	1 504 726	1 807 220	1 894 897
	Firms with 10 to 24 establishments	41	589	15 425 771	475 447	119 394	11 442	1 017 540	1 429 080	1 572 453
	Firms with 25 establishments or more	22	847	22 904 452	928 932	232 436	24 660	2 065 777	2 487 728	2 578 098
42151	Metal service centers & offices									
	All firms	9 198	11 827	135 695 563	6 637 599	1 535 410	168 950	13 532 624	13 121 270	13 925 957
	Single unit firms	8 083	8 083	41 684 049	2 723 727	589 130	71 368	5 297 594	3 508 815	3 898 146
	Multiunit firms	1 115	3 744	94 011 514	3 913 872	946 280	97 582	8 235 030	9 612 455	10 027 811
	Firms with 1 establishment ..	450	450	10 918 615	484 684	120 758	12 495	1 032 508	1 101 416	1 041 002
	Firms with 2 establishments ..	305	610	9 259 670	591 758	135 760	14 603	1 200 926	1 134 299	1 196 092
	Firms with 3 or 4 establishments	196	651	D	D	D	j	D	D	D
	Firms with 5 to 9 establishments	107	678	D	D	D	j	D	D	D
	Firms with 10 to 24 establishments	35	508	D	D	D	j	D	D	D
	Firms with 25 establishments or more	22	847	22 904 452	928 932	232 436	24 660	2 065 777	2 487 728	2 578 098
421510	Metal service centers & offices									
	All firms	9 198	11 827	135 695 563	6 637 599	1 535 410	168 950	13 532 624	13 121 270	13 925 957
	Single unit firms	8 083	8 083	41 684 049	2 723 727	589 130	71 368	5 297 594	3 508 815	3 898 146
	Multiunit firms	1 115	3 744	94 011 514	3 913 872	946 280	97 582	8 235 030	9 612 455	10 027 811
	Firms with 1 establishment ..	450	450	10 918 615	484 684	120 758	12 495	1 032 508	1 101 416	1 041 002
	Firms with 2 establishments ..	305	610	9 259 670	591 758	135 760	14 603	1 200 926	1 134 299	1 196 092
	Firms with 3 or 4 establishments	196	651	D	D	D	j	D	D	D
	Firms with 5 to 9 establishments	107	678	D	D	D	j	D	D	D
	Firms with 10 to 24 establishments	35	508	D	D	D	j	D	D	D
	Firms with 25 establishments or more	22	847	22 904 452	928 932	232 436	24 660	2 065 777	2 487 728	2 578 098

See footnotes at end of table.

Table 3. Single Units and Multiunits: 1997—Con.

[Includes only firms and establishments with payroll. Excludes data for central administrative offices, auxiliary operations, or establishments of these firms that are classified in other categories than those specified in this table. For meaning of abbreviations and symbols, see introductory text. For explanation of terms, see Appendix A. For method of assignment to categories shown, see Appendix C]

NAICS code	Number of establishments by type of operation and specified kind of business	Firms (number)	Establishments (number)	Sales (\$1,000)	Annual payroll (\$1,000)	First-quarter payroll (\$1,000)	Paid employees for pay period including March 12 (number)	Operating expenses ¹ (\$1,000)	End-of-1996 inventories (\$1,000)	End-of-1997 inventories (\$1,000)
42	WHOLESALE TRADE—Con.									
421	Wholesale trade, durable goods—Con.									
4215101	Ferrous metal service centers & sales offices									
	All firms	7 272	9 437	106 496 206	5 338 101	1 229 010	138 934	10 857 387	10 372 132	10 921 109
	Single unit firms	6 367	6 367	31 619 922	2 221 906	487 985	58 842	4 307 870	2 765 554	3 024 374
	Multiunit firms	905	3 070	74 876 284	3 116 195	741 025	80 092	6 549 517	7 606 578	7 896 735
	Firms with 1 establishment ..	348	348	6 178 815	335 837	82 249	9 192	715 811	587 143	585 185
	Firms with 2 establishments ..	251	502	7 334 199	465 670	106 405	11 752	942 025	885 249	934 039
	Firms with 3 or 4 establishments	163	536	D	D	D	j	D	D	D
	Firms with 5 to 9 establishments	95	605	D	D	D	j	D	D	D
	Firms with 10 to 24 establishments	30	447	D	D	D	i	D	D	D
	Firms with 25 establishments or more	18	632	D	D	D	j	D	D	D
42151011	Ferrous metal service centers									
	All firms	4 648	6 412	69 014 037	4 683 412	1 078 180	123 914	9 551 100	10 372 132	10 921 109
	Single unit firms	3 853	3 853	20 002 158	1 818 563	399 795	49 161	3 520 215	2 765 554	3 024 374
	Multiunit firms	795	2 559	49 011 879	2 864 849	678 385	74 753	6 030 885	7 606 578	7 896 735
	Firms with 1 establishment ..	312	312	5 000 699	304 163	75 542	8 503	639 663	712 441	710 179
	Firms with 2 establishments ..	221	442	5 860 533	423 082	96 615	10 883	860 781	942 034	997 599
	Firms with 3 or 4 establishments	142	470	9 380 736	512 852	119 208	12 820	1 093 438	1 402 096	1 481 022
	Firms with 5 to 9 establishments	83	532	10 781 282	669 869	153 582	16 376	1 335 474	1 695 855	1 710 545
	Firms with 10 to 24 establishments	25	380	D	D	D	i	D	D	D
	Firms with 25 establishments or more	12	423	D	D	D	j	D	D	D
42151012	Ferrous metal sales offices									
	All firms	2 701	3 025	37 482 169	654 689	150 830	15 020	1 306 287	—	—
	Single unit firms	2 514	2 514	11 617 764	403 343	88 190	9 681	787 655	—	—
	Multiunit firms	187	511	25 864 405	251 346	62 640	5 339	518 632	—	—
	Firms with 1 establishment ..	105	105	2 447 516	88 014	21 214	2 064	195 184	—	—
	Firms with 2 establishments ..	36	72	1 909 552	39 669	8 946	789	82 495	—	—
	Firms with 3 or 4 establishments	23	77	D	D	D	f	D	D	D
	Firms with 5 to 9 establishments	16	95	D	D	D	f	D	D	D
	Firms with 10 to 24 establishments	4	54	D	D	D	e	D	D	D
	Firms with 25 establishments or more	3	108	D	D	D	e	D	D	D
4215102	Nonferrous metal service centers & sales offices									
	All firms	1 972	2 390	29 199 357	1 299 498	306 400	30 016	2 675 237	2 749 138	3 004 848
	Single unit firms	1 716	1 716	10 064 127	501 821	101 145	12 526	989 724	743 261	873 772
	Multiunit firms	256	674	19 135 230	797 677	205 255	17 490	1 685 513	2 005 877	2 131 076
	Firms with 1 establishment ..	144	144	6 879 034	211 727	54 251	4 674	451 062	704 192	673 396
	Firms with 2 establishments ..	51	102	1 845 379	131 671	31 134	2 802	255 077	316 578	347 254
	Firms with 3 or 4 establishments	35	120	3 495 071	173 975	42 233	3 973	369 590	363 681	423 053
	Firms with 5 to 9 establishments	14	84	1 230 674	53 640	13 819	1 381	127 810	190 301	212 990
	Firms with 10 to 24 establishments	9	128	D	D	D	h	D	D	D
	Firms with 25 establishments or more	3	96	D	D	D	g	D	D	D
42151021	Nonferrous metal service centers									
	All firms	1 212	1 556	22 107 893	1 122 138	260 461	26 446	2 343 182	2 749 138	3 004 848
	Single unit firms	1 005	1 005	7 209 403	408 524	80 926	10 074	811 023	743 261	873 772
	Multiunit firms	207	551	14 898 490	713 614	179 535	16 372	1 532 159	2 005 877	2 131 076
	Firms with 1 establishment ..	113	113	6 632 633	203 744	52 594	4 698	434 566	752 816	733 436
	Firms with 2 establishments ..	45	90	1 823 560	122 426	29 427	2 574	238 520	311 970	343 129
	Firms with 3 or 4 establishments	27	93	D	D	D	h	D	D	D
	Firms with 5 to 9 establishments	13	77	D	D	D	g	D	D	D
	Firms with 10 to 24 establishments	6	82	D	D	D	g	D	D	D
	Firms with 25 establishments or more	3	96	D	D	D	g	D	D	D

See footnotes at end of table.

Table 3. Single Units and Multiunits: 1997—Con.

[Includes only firms and establishments with payroll. Excludes data for central administrative offices, auxiliary operations, or establishments of these firms that are classified in other categories than those specified in this table. For meaning of abbreviations and symbols, see introductory text. For explanation of terms, see Appendix A. For method of assignment to categories shown, see Appendix C]

NAICS code	Number of establishments by type of operation and specified kind of business	Firms (number)	Establishments (number)	Sales (\$1,000)	Annual payroll (\$1,000)	First-quarter payroll (\$1,000)	Paid employees for pay period including March 12 (number)	Operating expenses ¹ (\$1,000)	End-of-1996 inventories (\$1,000)	End-of-1997 inventories (\$1,000)
42	WHOLESALE TRADE—Con.									
421	Wholesale trade, durable goods—Con.									
42151022	Nonferrous metal sales offices									
	All firms	780	834	7 091 464	177 360	45 939	3 570	332 055	—	—
	Single unit firms	711	711	2 854 724	93 297	20 219	2 452	178 701	—	—
	Multiunit firms	69	123	4 236 740	84 063	25 720	1 118	153 354	—	—
	Firms with 1 establishment ...	48	48	1 331 221	20 704	5 203	322	37 378	—	—
	Firms with 2 establishments ..	12	24	429 681	18 235	3 910	349	41 311	—	—
	Firms with 3 or 4 establishments	5	18	D	D	D	c	D	D	D
	Firms with 5 to 9 establishments	2	11	D	D	D	b	D	D	D
	Firms with 10 to 24 establishments	2	22	D	D	D	e	D	D	D
	Firms with 25 establishments or more	—	—	—	—	—	—	—	—	—
42152	Coal & other mineral & ore whsle									
	All firms	664	756	14 798 047	260 429	59 951	5 079	582 745	625 289	633 408
	Single unit firms	560	560	5 376 781	135 002	30 562	2 817	278 281	295 620	281 213
	Multiunit firms	104	196	9 421 266	125 427	29 389	2 262	304 464	329 669	352 195
	Firms with 1 establishment ...	74	74	3 540 865	54 108	12 842	1 078	139 091	102 298	110 836
	Firms with 2 establishments ..	16	32	2 775 002	26 082	6 221	370	56 211	165 761	169 401
	Firms with 3 or 4 establishments	7	24	D	D	D	e	D	D	D
	Firms with 5 to 9 establishments	4	23	D	D	D	c	D	D	D
	Firms with 10 to 24 establishments	3	43	D	D	D	c	D	D	D
	Firms with 25 establishments or more	—	—	—	—	—	—	—	—	—
421520	Coal & other mineral & ore whsle									
	All firms	664	756	14 798 047	260 429	59 951	5 079	582 745	625 289	633 408
	Single unit firms	560	560	5 376 781	135 002	30 562	2 817	278 281	295 620	281 213
	Multiunit firms	104	196	9 421 266	125 427	29 389	2 262	304 464	329 669	352 195
	Firms with 1 establishment ...	74	74	3 540 865	54 108	12 842	1 078	139 091	102 298	110 836
	Firms with 2 establishments ..	16	32	2 775 002	26 082	6 221	370	56 211	165 761	169 401
	Firms with 3 or 4 establishments	7	24	D	D	D	e	D	D	D
	Firms with 5 to 9 establishments	4	23	D	D	D	c	D	D	D
	Firms with 10 to 24 establishments	3	43	D	D	D	c	D	D	D
	Firms with 25 establishments or more	—	—	—	—	—	—	—	—	—
4215201	Coal whsle									
	All firms	388	452	10 037 343	158 986	35 749	3 037	357 803	238 632	252 383
	Single unit firms	320	320	3 135 049	67 347	14 626	1 455	139 714	76 844	78 546
	Multiunit firms	68	132	6 902 294	91 639	21 123	1 582	218 089	161 788	173 837
	Firms with 1 establishment ...	49	49	2 106 032	36 518	8 641	725	100 323	45 151	41 196
	Firms with 2 establishments ..	7	14	1 760 329	15 358	3 479	193	33 060	62 196	69 425
	Firms with 3 or 4 establishments	6	21	D	D	D	e	D	D	D
	Firms with 5 to 9 establishments	4	21	D	D	D	c	D	D	D
	Firms with 10 to 24 establishments	2	27	D	D	D	c	D	D	D
	Firms with 25 establishments or more	—	—	—	—	—	—	—	—	—
4215202	Other mineral & ore whsle									
	All firms	279	304	4 760 704	101 443	24 202	2 042	224 942	386 657	381 025
	Single unit firms	240	240	2 241 732	67 655	15 936	1 362	138 567	218 776	202 667
	Multiunit firms	39	64	2 518 972	33 788	8 266	680	86 375	167 881	178 358
	Firms with 1 establishment ...	27	27	2 337 571	22 038	5 274	403	46 489	152 086	159 351
	Firms with 2 establishments ..	8	16	111 935	6 276	1 669	127	15 430	8 626	10 265
	Firms with 3 or 4 establishments	2	7	D	D	D	b	D	D	D
	Firms with 5 to 9 establishments	2	14	D	D	D	b	D	D	D
	Firms with 10 to 24 establishments	—	—	—	—	—	—	—	—	—
	Firms with 25 establishments or more	—	—	—	—	—	—	—	—	—
4216	Electrical goods whsle									
	All firms	27 648	38 234	357 691 888	22 524 717	5 483 454	475 766	43 723 893	19 795 782	21 462 916
	Single unit firms	24 876	24 876	113 159 574	7 930 544	1 777 420	196 039	15 299 655	6 144 168	6 996 593

See footnotes at end of table.

Table 3. Single Units and Multiunits: 1997—Con.

[Includes only firms and establishments with payroll. Excludes data for central administrative offices, auxiliary operations, or establishments of these firms that are classified in other categories than those specified in this table. For meaning of abbreviations and symbols, see introductory text. For explanation of terms, see Appendix A. For method of assignment to categories shown, see Appendix C]

NAICS code	Number of establishments by type of operation and specified kind of business	Firms (number)	Establishments (number)	Sales (\$1,000)	Annual payroll (\$1,000)	First-quarter payroll (\$1,000)	Paid employees for pay period including March 12 (number)	Operating expenses ¹ (\$1,000)	End-of-1996 inventories (\$1,000)	End-of-1997 inventories (\$1,000)
42	WHOLESALE TRADE—Con.									
421	Wholesale trade, durable goods—Con.									
4216	Electrical goods whsle—Con.									
	Multiunit firms	2 772	13 358	244 532 314	14 594 173	3 706 034	279 727	28 424 238	13 651 614	14 466 323
	Firms with 1 establishment ...	972	972	20 026 337	1 768 895	429 230	35 382	3 287 157	1 789 932	1 951 684
	Firms with 2 establishments ..	857	1 714	19 238 738	1 204 979	278 235	26 680	2 330 014	1 218 120	1 341 233
	Firms with 3 or 4 establishments	548	1 816	20 030 787	1 225 862	286 164	27 440	2 469 605	1 374 183	1 420 760
	Firms with 5 to 9 establishments	238	1 480	28 621 624	1 453 617	347 601	29 783	3 597 172	1 736 724	1 814 416
	Firms with 10 to 24 establishments	93	1 398	38 604 198	1 530 327	360 458	28 303	3 819 880	2 810 516	3 020 187
	Firms with 25 establishments or more	64	5 978	118 010 630	7 410 493	2 004 346	132 139	12 920 410	4 722 139	4 918 043
42161	Electrical apparatus & equip, wiring supp. & const material whsle									
	All firms	9 618	13 431	85 861 019	6 028 387	1 426 667	144 585	11 038 538	5 675 640	6 029 976
	Single unit firms	8 541	8 541	35 359 566	2 360 249	529 062	60 858	4 470 533	1 562 733	1 732 446
	Multiunit firms	1 077	4 890	50 501 453	3 668 138	897 605	83 727	6 568 005	4 112 907	4 297 530
	Firms with 1 establishment ...	428	428	4 712 166	458 381	111 741	11 222	926 189	610 100	665 209
	Firms with 2 establishments ..	300	600	5 218 819	365 082	81 939	8 301	662 423	351 866	387 400
	Firms with 3 or 4 establishments	204	677	5 840 293	402 050	92 267	9 806	849 865	476 722	498 199
	Firms with 5 to 9 establishments	93	584	6 207 483	424 669	104 597	9 506	771 595	462 935	529 410
	Firms with 10 to 24 establishments	32	457	4 750 633	349 944	86 429	5 009	694 583	248 701	282 794
	Firms with 25 establishments or more	20	2 144	23 772 059	1 668 012	420 632	39 883	2 663 350	1 962 583	1 934 518
421610	Electrical apparatus & equip, wiring supp. & const material whsle									
	All firms	9 618	13 431	85 861 019	6 028 387	1 426 667	144 585	11 038 538	5 675 640	6 029 976
	Single unit firms	8 541	8 541	35 359 566	2 360 249	529 062	60 858	4 470 533	1 562 733	1 732 446
	Multiunit firms	1 077	4 890	50 501 453	3 668 138	897 605	83 727	6 568 005	4 112 907	4 297 530
	Firms with 1 establishment ...	428	428	4 712 166	458 381	111 741	11 222	926 189	610 100	665 209
	Firms with 2 establishments ..	300	600	5 218 819	365 082	81 939	8 301	662 423	351 866	387 400
	Firms with 3 or 4 establishments	204	677	5 840 293	402 050	92 267	9 806	849 865	476 722	498 199
	Firms with 5 to 9 establishments	93	584	6 207 483	424 669	104 597	9 506	771 595	462 935	529 410
	Firms with 10 to 24 establishments	32	457	4 750 633	349 944	86 429	5 009	694 583	248 701	282 794
	Firms with 25 establishments or more	20	2 144	23 772 059	1 668 012	420 632	39 883	2 663 350	1 962 583	1 934 518
42162	Electrical appliance, television & radio set whsle									
	All firms	3 295	3 895	54 683 947	2 079 747	481 012	50 922	6 073 720	3 953 254	4 265 594
	Single unit firms	2 925	2 925	16 572 103	818 377	184 330	23 688	1 920 497	1 394 644	1 593 028
	Multiunit firms	370	970	38 111 844	1 261 370	296 682	27 234	4 153 223	2 558 610	2 672 566
	Firms with 1 establishment ...	169	169	4 385 891	180 669	43 813	4 686	501 194	387 740	397 615
	Firms with 2 establishments ..	108	216	2 731 946	159 747	39 479	4 407	383 908	289 171	322 754
	Firms with 3 or 4 establishments	53	168	8 909 262	232 426	55 988	5 182	1 062 259	428 275	449 956
	Firms with 5 to 9 establishments	23	136	5 663 323	139 479	33 828	2 899	552 019	451 100	435 146
	Firms with 10 to 24 establishments	14	182	14 676 292	479 884	106 867	7 957	1 504 818	962 462	1 021 851
	Firms with 25 establishments or more	3	99	1 745 130	69 165	16 707	2 103	149 025	39 862	45 244
421620	Electrical appliance, television & radio set whsle									
	All firms	3 295	3 895	54 683 947	2 079 747	481 012	50 922	6 073 720	3 953 254	4 265 594
	Single unit firms	2 925	2 925	16 572 103	818 377	184 330	23 688	1 920 497	1 394 644	1 593 028
	Multiunit firms	370	970	38 111 844	1 261 370	296 682	27 234	4 153 223	2 558 610	2 672 566
	Firms with 1 establishment ...	169	169	4 385 891	180 669	43 813	4 686	501 194	387 740	397 615
	Firms with 2 establishments ..	108	216	2 731 946	159 747	39 479	4 407	383 908	289 171	322 754
	Firms with 3 or 4 establishments	53	168	8 909 262	232 426	55 988	5 182	1 062 259	428 275	449 956
	Firms with 5 to 9 establishments	23	136	5 663 323	139 479	33 828	2 899	552 019	451 100	435 146
	Firms with 10 to 24 establishments	14	182	14 676 292	479 884	106 867	7 957	1 504 818	962 462	1 021 851
	Firms with 25 establishments or more	3	99	1 745 130	69 165	16 707	2 103	149 025	39 862	45 244

See footnotes at end of table.

Table 3. Single Units and Multiunits: 1997—Con.

[Includes only firms and establishments with payroll. Excludes data for central administrative offices, auxiliary operations, or establishments of these firms that are classified in other categories than those specified in this table. For meaning of abbreviations and symbols, see introductory text. For explanation of terms, see Appendix A. For method of assignment to categories shown, see Appendix C]

NAICS code	Number of establishments by type of operation and specified kind of business	Firms (number)	Establishments (number)	Sales (\$1,000)	Annual payroll (\$1,000)	First-quarter payroll (\$1,000)	Paid employees for pay period including March 12 (number)	Operating expenses ¹ (\$1,000)	End-of-1996 inventories (\$1,000)	End-of-1997 inventories (\$1,000)
42	WHOLESALE TRADE—Con.									
421	Wholesale trade, durable goods—Con.									
42169	Other electronic parts & equipment whsle									
	All firms	14 890	20 908	217 146 922	14 416 583	3 575 775	280 259	26 611 635	10 166 888	11 167 346
	Single unit firms	13 410	13 410	61 227 905	4 751 918	1 064 028	111 493	8 908 625	3 186 791	3 671 119
	Multiunit firms	1 480	7 498	155 919 017	9 664 665	2 511 747	168 766	17 703 010	6 980 097	7 496 227
	Firms with 1 establishment ...	518	518	13 541 988	1 338 426	324 435	23 699	2 299 856	1 177 293	1 323 365
	Firms with 2 establishments ..	452	904	11 500 319	685 708	159 159	14 190	1 303 742	571 256	600 476
	Firms with 3 or 4 establishments	294	974	12 199 694	667 652	154 483	13 821	1 310 822	567 691	607 915
	Firms with 5 to 9 establishments	125	771	15 968 608	898 034	213 716	17 404	1 934 638	789 831	848 520
	Firms with 10 to 24 establishments	54	839	19 520 840	929 209	222 594	17 163	1 960 219	1 612 013	1 659 077
	Firms with 25 establishments or more	37	3 492	83 187 568	5 145 636	1 437 360	82 489	8 893 733	2 262 013	2 456 874
421690	Other electronic parts & equipment whsle									
	All firms	14 890	20 908	217 146 922	14 416 583	3 575 775	280 259	26 611 635	10 166 888	11 167 346
	Single unit firms	13 410	13 410	61 227 905	4 751 918	1 064 028	111 493	8 908 625	3 186 791	3 671 119
	Multiunit firms	1 480	7 498	155 919 017	9 664 665	2 511 747	168 766	17 703 010	6 980 097	7 496 227
	Firms with 1 establishment ...	518	518	13 541 988	1 338 426	324 435	23 699	2 299 856	1 177 293	1 323 365
	Firms with 2 establishments ..	452	904	11 500 319	685 708	159 159	14 190	1 303 742	571 256	600 476
	Firms with 3 or 4 establishments	294	974	12 199 694	667 652	154 483	13 821	1 310 822	567 691	607 915
	Firms with 5 to 9 establishments	125	771	15 968 608	898 034	213 716	17 404	1 934 638	789 831	848 520
	Firms with 10 to 24 establishments	54	839	19 520 840	929 209	222 594	17 163	1 960 219	1 612 013	1 659 077
	Firms with 25 establishments or more	37	3 492	83 187 568	5 145 636	1 437 360	82 489	8 893 733	2 262 013	2 456 874
4216901	Communications equipment & supplies whsle									
	All firms	5 935	9 180	88 413 555	8 091 469	2 116 989	152 279	14 076 505	3 692 360	4 129 201
	Single unit firms	5 360	5 360	15 529 006	1 926 432	428 860	48 365	3 556 313	1 059 794	1 214 930
	Multiunit firms	575	3 820	72 884 549	6 165 037	1 688 129	103 914	10 520 192	2 632 566	2 914 271
	Firms with 1 establishment ...	233	233	5 927 289	923 602	224 315	14 694	1 473 742	567 291	648 174
	Firms with 2 establishments ..	162	324	2 702 767	321 525	74 350	6 909	598 226	199 888	214 263
	Firms with 3 or 4 establishments	107	349	3 261 235	413 734	95 930	8 592	782 649	268 651	279 088
	Firms with 5 to 9 establishments	35	211	4 765 526	330 851	79 356	5 910	750 966	167 652	182 364
	Firms with 10 to 24 establishments	21	349	6 360 967	434 171	105 176	8 023	884 743	427 822	443 816
	Firms with 25 establishments or more	17	2 354	49 866 765	3 741 154	1 109 002	59 786	6 029 866	1 001 262	1 146 566
4216902	Electronic parts (excluding communications equipment) whsle									
	All firms	8 996	11 728	128 733 367	6 325 114	1 458 786	127 980	12 535 130	6 474 528	7 038 145
	Single unit firms	8 050	8 050	45 698 899	2 825 486	635 168	63 128	5 352 312	2 126 997	2 456 189
	Multiunit firms	946	3 678	83 034 468	3 499 628	823 618	64 852	7 182 818	4 347 531	4 581 956
	Firms with 1 establishment ...	326	326	8 800 037	489 275	116 579	10 071	1 011 561	679 909	749 467
	Firms with 2 establishments ..	285	570	8 886 623	372 763	86 427	7 572	736 063	415 774	440 054
	Firms with 3 or 4 establishments	187	623	8 987 292	355 434	83 658	6 660	639 618	244 236	271 940
	Firms with 5 to 9 establishments	92	573	11 547 213	623 020	147 672	12 275	1 258 063	636 859	672 752
	Firms with 10 to 24 establishments	40	592	16 148 557	600 886	140 033	10 404	1 330 318	1 207 519	1 219 238
	Firms with 25 establishments or more	16	994	28 664 746	1 058 250	249 249	17 870	2 207 195	1 163 234	1 228 505
4217	Hardware, & plumbing & heating equipment & supplies whsle									
	All firms	15 305	21 194	92 189 762	7 977 961	1 837 467	219 233	15 249 815	9 822 088	10 370 210
	Single unit firms	13 473	13 473	39 873 778	3 738 337	833 619	105 952	7 026 758	3 452 019	3 789 464
	Multiunit firms	1 832	7 721	52 315 984	4 239 624	1 003 848	113 281	8 223 057	6 370 069	6 580 746
	Firms with 1 establishment ...	580	580	7 346 642	587 674	140 153	15 865	1 292 139	852 254	860 815
	Firms with 2 establishments ..	580	1 160	7 084 750	701 919	160 521	19 115	1 310 449	843 842	858 359
	Firms with 3 or 4 establishments	373	1 248	8 975 350	853 767	193 925	21 295	1 546 654	1 108 209	1 135 905
	Firms with 5 to 9 establishments	191	1 216	9 155 556	628 343	150 330	17 921	1 261 144	1 260 900	1 312 275
	Firms with 10 to 24 establishments	81	1 186	11 344 311	731 877	181 128	20 696	1 429 235	1 408 070	1 459 614
	Firms with 25 establishments or more	27	2 331	8 409 375	736 044	177 791	18 389	1 383 436	896 794	953 778

See footnotes at end of table.

Table 3. Single Units and Multiunits: 1997—Con.

[Includes only firms and establishments with payroll. Excludes data for central administrative offices, auxiliary operations, or establishments of these firms that are classified in other categories than those specified in this table. For meaning of abbreviations and symbols, see introductory text. For explanation of terms, see Appendix A. For method of assignment to categories shown, see Appendix C]

NAICS code	Number of establishments by type of operation and specified kind of business	Firms (number)	Establishments (number)	Sales (\$1,000)	Annual payroll (\$1,000)	First-quarter payroll (\$1,000)	Paid employees for pay period including March 12 (number)	Operating expenses ¹ (\$1,000)	End-of-1996 inventories (\$1,000)	End-of-1997 inventories (\$1,000)
42	WHOLESALE TRADE—									
	Con.									
421	Wholesale trade, durable goods—									
	Con.									
42171	Hardware whsle									
	All firms	7 369	9 473	44 063 674	3 865 008	879 374	110 963	7 342 028	4 938 173	5 298 245
	Single unit firms	6 580	6 580	19 118 099	1 915 257	424 574	56 198	3 653 423	1 938 456	2 135 289
	Multiunit firms	789	2 893	24 945 575	1 949 751	454 800	54 765	3 688 605	2 999 717	3 162 956
	Firms with 1 establishment ..	285	285	3 357 276	329 695	78 902	9 626	618 561	424 652	421 799
	Firms with 2 establishments ..	259	518	3 569 758	350 140	79 721	9 876	657 512	444 155	456 034
	Firms with 3 or 4 establishments	144	483	4 729 343	439 921	99 780	10 698	786 234	527 149	534 904
	Firms with 5 to 9 establishments	65	400	5 333 407	254 276	61 197	8 348	539 370	649 580	709 041
	Firms with 10 to 24 establishments	29	416	5 672 718	350 017	84 559	10 515	674 615	782 254	839 416
	Firms with 25 establishments or more	7	791	2 283 073	225 702	50 641	5 702	412 313	171 927	201 762
421710	Hardware whsle									
	All firms	7 369	9 473	44 063 674	3 865 008	879 374	110 963	7 342 028	4 938 173	5 298 245
	Single unit firms	6 580	6 580	19 118 099	1 915 257	424 574	56 198	3 653 423	1 938 456	2 135 289
	Multiunit firms	789	2 893	24 945 575	1 949 751	454 800	54 765	3 688 605	2 999 717	3 162 956
	Firms with 1 establishment ..	285	285	3 357 276	329 695	78 902	9 626	618 561	424 652	421 799
	Firms with 2 establishments ..	259	518	3 569 758	350 140	79 721	9 876	657 512	444 155	456 034
	Firms with 3 or 4 establishments	144	483	4 729 343	439 921	99 780	10 698	786 234	527 149	534 904
	Firms with 5 to 9 establishments	65	400	5 333 407	254 276	61 197	8 348	539 370	649 580	709 041
	Firms with 10 to 24 establishments	29	416	5 672 718	350 017	84 559	10 515	674 615	782 254	839 416
	Firms with 25 establishments or more	7	791	2 283 073	225 702	50 641	5 702	412 313	171 927	201 762
42172	Plumbing & heating equipment & supplies (hydronics) whsle									
	All firms	3 726	4 625	22 928 107	1 582 219	368 294	43 887	3 030 305	1 832 534	1 964 641
	Single unit firms	3 283	3 283	11 761 682	817 708	185 628	22 753	1 538 237	665 799	755 832
	Multiunit firms	443	1 342	11 166 425	764 511	182 666	21 134	1 492 068	1 166 735	1 208 809
	Firms with 1 establishment ..	194	194	2 228 615	160 971	37 305	4 422	307 561	214 466	227 833
	Firms with 2 establishments ..	120	240	1 668 930	154 276	36 259	4 156	283 278	201 214	195 970
	Firms with 3 or 4 establishments	77	260	1 737 229	127 401	27 361	3 512	248 275	200 851	227 932
	Firms with 5 to 9 establishments	29	174	D	D	D	g	D	D	D
	Firms with 10 to 24 establishments	17	239	2 645 700	112 261	29 434	3 211	225 854	171 529	179 051
	Firms with 25 establishments or more	6	235	D	D	D	h	D	D	D
421720	Plumbing & heating equipment & supplies (hydronics) whsle									
	All firms	3 726	4 625	22 928 107	1 582 219	368 294	43 887	3 030 305	1 832 534	1 964 641
	Single unit firms	3 283	3 283	11 761 682	817 708	185 628	22 753	1 538 237	665 799	755 832
	Multiunit firms	443	1 342	11 166 425	764 511	182 666	21 134	1 492 068	1 166 735	1 208 809
	Firms with 1 establishment ..	194	194	2 228 615	160 971	37 305	4 422	307 561	214 466	227 833
	Firms with 2 establishments ..	120	240	1 668 930	154 276	36 259	4 156	283 278	201 214	195 970
	Firms with 3 or 4 establishments	77	260	1 737 229	127 401	27 361	3 512	248 275	200 851	227 932
	Firms with 5 to 9 establishments	29	174	D	D	D	g	D	D	D
	Firms with 10 to 24 establishments	17	239	2 645 700	112 261	29 434	3 211	225 854	171 529	179 051
	Firms with 25 establishments or more	6	235	D	D	D	h	D	D	D
42173	Warm air heating & air-conditioning equipment & supplies whsle									
	All firms	3 307	5 524	20 062 710	2 013 489	471 804	51 252	3 932 992	2 446 751	2 498 546
	Single unit firms	2 777	2 777	6 771 645	771 702	173 560	20 837	1 397 124	621 229	661 276
	Multiunit firms	530	2 747	13 291 065	1 241 787	298 244	30 415	2 535 868	1 825 522	1 837 270
	Firms with 1 establishment ..	124	124	2 009 137	137 077	33 890	3 422	447 030	266 134	258 881
	Firms with 2 establishments ..	169	338	1 780 980	188 830	43 325	4 478	338 666	194 040	201 073
	Firms with 3 or 4 establishments	121	397	1 773 380	191 785	44 898	4 896	356 022	276 875	266 678
	Firms with 5 to 9 establishments	76	501	2 420 462	250 352	59 113	5 834	477 121	387 894	379 532
	Firms with 10 to 24 establishments	25	358	1 747 421	140 381	34 836	4 136	300 759	302 489	306 587
	Firms with 25 establishments or more	15	1 029	3 559 685	333 362	82 182	7 649	616 270	398 090	424 519
421730	Warm air heating & air-conditioning equipment & supplies whsle									

See footnotes at end of table.

Table 3. Single Units and Multiunits: 1997—Con.

[Includes only firms and establishments with payroll. Excludes data for central administrative offices, auxiliary operations, or establishments of these firms that are classified in other categories than those specified in this table. For meaning of abbreviations and symbols, see introductory text. For explanation of terms, see Appendix A. For method of assignment to categories shown, see Appendix C]

NAICS code	Number of establishments by type of operation and specified kind of business	Firms (number)	Establishments (number)	Sales (\$1,000)	Annual payroll (\$1,000)	First-quarter payroll (\$1,000)	Paid employees for pay period including March 12 (number)	Operating expenses ¹ (\$1,000)	End-of-1996 inventories (\$1,000)	End-of-1997 inventories (\$1,000)
42	WHOLESALE TRADE—Con.									
421	Wholesale trade, durable goods—Con.									
421730	Warm air heating & air-conditioning equipment & supplies whsle—Con.									
	All firms	3 307	5 524	20 062 710	2 013 489	471 804	51 252	3 932 992	2 446 751	2 498 546
	Single unit firms	2 777	2 777	6 771 645	771 702	173 560	20 837	1 397 124	621 229	661 276
	Multiunit firms	530	2 747	13 291 065	1 241 787	298 244	30 415	2 535 868	1 825 522	1 837 270
	Firms with 1 establishment ..	124	124	2 009 137	137 077	33 890	3 422	447 030	266 134	258 881
	Firms with 2 establishments ..	169	338	1 780 980	188 830	43 325	4 478	338 666	194 040	201 073
	Firms with 3 or 4 establishments	121	397	1 773 380	191 785	44 898	4 896	356 022	276 875	266 678
	Firms with 5 to 9 establishments	76	501	2 420 462	250 352	59 113	5 834	477 121	387 894	379 532
	Firms with 10 to 24 establishments	25	358	1 747 421	140 381	34 836	4 136	300 759	302 489	306 587
	Firms with 25 establishments or more	15	1 029	3 559 685	333 362	82 182	7 649	616 270	398 090	424 519
42174	Refrigeration equipment & supplies whsle									
	All firms	998	1 572	5 135 271	517 245	117 995	13 131	944 490	604 630	608 778
	Single unit firms	833	833	2 222 352	233 670	49 857	6 164	437 974	226 535	237 067
	Multiunit firms	165	739	2 912 919	283 575	68 138	6 967	506 516	378 095	371 711
	Firms with 1 establishment ..	55	55	329 944	24 589	6 218	674	42 627	35 079	36 553
	Firms with 2 establishments ..	40	80	294 684	35 908	8 092	1 116	67 130	38 209	35 028
	Firms with 3 or 4 establishments	37	123	549 989	66 703	15 717	1 660	128 083	91 244	90 124
	Firms with 5 to 9 establishments	20	119	D	D	D	f	D	D	D
	Firms with 10 to 24 establishments	11	156	1 196 287	103 693	24 891	1 899	168 473	105 369	93 177
	Firms with 25 establishments or more	2	206	D	D	D	f	D	D	D
421740	Refrigeration equipment & supplies whsle									
	All firms	998	1 572	5 135 271	517 245	117 995	13 131	944 490	604 630	608 778
	Single unit firms	833	833	2 222 352	233 670	49 857	6 164	437 974	226 535	237 067
	Multiunit firms	165	739	2 912 919	283 575	68 138	6 967	506 516	378 095	371 711
	Firms with 1 establishment ..	55	55	329 944	24 589	6 218	674	42 627	35 079	36 553
	Firms with 2 establishments ..	40	80	294 684	35 908	8 092	1 116	67 130	38 209	35 028
	Firms with 3 or 4 establishments	37	123	549 989	66 703	15 717	1 660	128 083	91 244	90 124
	Firms with 5 to 9 establishments	20	119	D	D	D	f	D	D	D
	Firms with 10 to 24 establishments	11	156	1 196 287	103 693	24 891	1 899	168 473	105 369	93 177
	Firms with 25 establishments or more	2	206	D	D	D	f	D	D	D
4218	Machinery, equipment, & supplies whsle									
	All firms	60 340	76 643	328 968 331	29 401 798	6 772 121	772 550	55 393 646	43 404 221	46 905 904
	Single unit firms	53 950	53 950	132 859 008	13 966 647	3 101 976	393 727	26 458 131	16 169 036	18 009 272
	Multiunit firms	6 390	22 693	196 109 323	15 435 151	3 670 145	378 823	28 935 515	27 235 185	28 896 632
	Firms with 1 establishment ..	1 962	1 962	20 216 137	1 891 094	452 355	45 678	3 589 568	2 605 900	2 718 989
	Firms with 2 establishments ..	2 207	4 414	26 391 877	2 696 352	631 809	69 409	4 960 486	4 148 219	4 387 913
	Firms with 3 or 4 establishments	1 296	4 332	30 281 498	2 821 482	658 939	70 785	5 184 092	5 117 146	5 428 560
	Firms with 5 to 9 establishments	632	3 955	39 052 801	3 296 075	795 706	78 076	6 285 823	7 204 257	7 688 570
	Firms with 10 to 24 establishments	215	3 038	38 400 018	2 459 594	569 730	59 026	4 620 892	4 684 014	4 992 334
	Firms with 25 establishments or more	78	4 992	41 766 992	2 270 554	561 606	55 849	4 294 654	3 475 649	3 680 266
42181	Construction & mining (except petroleum) machinery & equip whsle									
	All firms	3 740	5 321	44 725 989	3 604 644	862 419	87 611	6 683 340	11 166 924	12 140 651
	Single unit firms	3 030	3 030	9 156 972	853 433	188 320	23 064	1 697 828	1 843 163	2 102 145
	Multiunit firms	710	2 291	35 569 017	2 751 211	674 099	64 547	4 985 512	9 323 761	10 038 506
	Firms with 1 establishment ..	213	213	3 845 878	290 234	68 928	6 796	553 565	968 154	1 058 520
	Firms with 2 establishments ..	200	400	D	D	D	i	D	D	D
	Firms with 3 or 4 establishments	158	541	5 465 972	570 168	134 080	13 730	1 055 546	1 724 331	1 869 208
	Firms with 5 to 9 establishments	105	665	9 472 267	954 876	238 953	22 850	1 674 292	3 350 958	3 674 307
	Firms with 10 to 24 establishments	33	444	7 035 937	463 000	113 231	11 085	831 205	1 686 547	1 748 843
	Firms with 25 establishments or more	1	28	D	D	D	h	D	D	D

See footnotes at end of table.

Table 3. Single Units and Multiunits: 1997—Con.

[Includes only firms and establishments with payroll. Excludes data for central administrative offices, auxiliary operations, or establishments of these firms that are classified in other categories than those specified in this table. For meaning of abbreviations and symbols, see introductory text. For explanation of terms, see Appendix A. For method of assignment to categories shown, see Appendix C]

NAICS code	Number of establishments by type of operation and specified kind of business	Firms (number)	Establishments (number)	Sales (\$1,000)	Annual payroll (\$1,000)	First-quarter payroll (\$1,000)	Paid employees for pay period including March 12 (number)	Operating expenses ¹ (\$1,000)	End-of-1996 inventories (\$1,000)	End-of-1997 inventories (\$1,000)
42	WHOLESALE TRADE—									
	Con.									
421	Wholesale trade, durable goods—									
	Con.									
421810	Construction & mining (except petroleum) machinery & equip whsle									
	All firms	3 740	5 321	44 725 989	3 604 644	862 419	87 611	6 683 340	11 166 924	12 140 651
	Single unit firms	3 030	3 030	9 156 972	853 433	188 320	23 064	1 697 828	1 843 163	2 102 145
	Multiunit firms	710	2 291	35 569 017	2 751 211	674 099	64 547	4 985 512	9 323 761	10 038 506
	Firms with 1 establishment ...	213	213	3 845 878	290 234	68 928	6 796	553 565	968 154	1 058 520
	Firms with 2 establishments ..	200	400	D	D	D	i	D	D	D
	Firms with 3 or 4 establishments	158	541	5 465 972	570 168	134 080	13 730	1 055 546	1 724 331	1 869 208
	Firms with 5 to 9 establishments	105	665	9 472 267	954 876	238 953	22 850	1 674 292	3 350 958	3 674 307
	Firms with 10 to 24 establishments	33	444	7 035 937	463 000	113 231	11 085	831 205	1 686 547	1 748 843
	Firms with 25 establishments or more	1	28	D	D	D	h	D	D	D
42182	Farm & garden machinery & equipment whsle									
	All firms	8 518	9 782	39 713 264	2 860 510	643 779	101 413	5 578 804	8 510 984	9 247 680
	Single unit firms	7 596	7 596	20 006 091	1 686 676	375 235	64 857	3 237 849	4 875 900	5 356 334
	Multiunit firms	922	2 186	19 707 173	1 173 834	268 544	36 556	2 340 955	3 635 084	3 891 346
	Firms with 1 establishment ...	288	288	2 228 177	180 616	42 428	5 559	346 238	482 499	503 181
	Firms with 2 establishments ..	407	814	D	D	D	j	D	D	D
	Firms with 3 or 4 establishments	163	535	4 009 432	274 072	61 713	8 550	485 999	998 171	1 060 523
	Firms with 5 to 9 establishments	48	289	2 106 202	153 809	35 050	4 555	377 813	549 328	584 720
	Firms with 10 to 24 establishments	15	200	6 862 199	166 940	39 630	4 481	401 327	354 516	370 989
	Firms with 25 establishments or more	1	60	D	D	D	c	D	D	D
421820	Farm & garden machinery & equipment whsle									
	All firms	8 518	9 782	39 713 264	2 860 510	643 779	101 413	5 578 804	8 510 984	9 247 680
	Single unit firms	7 596	7 596	20 006 091	1 686 676	375 235	64 857	3 237 849	4 875 900	5 356 334
	Multiunit firms	922	2 186	19 707 173	1 173 834	268 544	36 556	2 340 955	3 635 084	3 891 346
	Firms with 1 establishment ...	288	288	2 228 177	180 616	42 428	5 559	346 238	482 499	503 181
	Firms with 2 establishments ..	407	814	D	D	D	j	D	D	D
	Firms with 3 or 4 establishments	163	535	4 009 432	274 072	61 713	8 550	485 999	998 171	1 060 523
	Firms with 5 to 9 establishments	48	289	2 106 202	153 809	35 050	4 555	377 813	549 328	584 720
	Firms with 10 to 24 establishments	15	200	6 862 199	166 940	39 630	4 481	401 327	354 516	370 989
	Firms with 25 establishments or more	1	60	D	D	D	c	D	D	D
4218201	Farm machinery & equipment—farm dealers									
	All firms	6 196	6 931	21 996 353	1 898 402	427 060	72 177	3 457 808	6 404 218	6 994 668
	Single unit firms	5 543	5 543	14 449 231	1 228 813	274 022	49 304	2 280 202	4 005 950	4 390 534
	Multiunit firms	653	1 388	7 547 122	669 589	153 038	22 873	1 177 606	2 398 268	2 604 134
	Firms with 1 establishment ...	192	192	1 016 886	99 523	23 323	3 473	176 734	314 795	338 043
	Firms with 2 establishments ..	324	648	3 435 426	300 575	67 471	10 307	524 726	1 030 599	1 129 478
	Firms with 3 or 4 establishments	114	369	2 214 224	187 468	42 954	6 103	328 427	703 951	764 063
	Firms with 5 to 9 establishments	18	107	498 476	48 969	11 193	1 580	86 597	180 565	193 891
	Firms with 10 to 24 establishments	5	72	382 110	33 054	8 097	1 410	61 122	168 358	178 659
	Firms with 25 establishments or more	—	—	—	—	—	—	—	—	—
4218202	Farm machinery & equipment—whsle distributors									
	All firms	1 734	2 122	13 486 595	643 692	144 052	19 867	1 410 579	1 404 776	1 517 644
	Single unit firms	1 530	1 530	3 560 213	301 883	66 156	10 837	651 200	583 738	651 853
	Multiunit firms	204	592	9 926 382	341 809	77 896	9 030	759 379	821 038	865 791
	Firms with 1 establishment ...	90	90	1 195 876	58 628	14 362	1 671	122 293	111 064	115 947
	Firms with 2 establishments ..	48	96	D	D	D	g	D	D	D
	Firms with 3 or 4 establishments	34	114	786 553	56 441	12 323	1 480	102 388	200 870	216 566
	Firms with 5 to 9 establishments	25	157	6 536 257	151 576	34 608	3 476	384 394	277 503	299 286
	Firms with 10 to 24 establishments	6	76	246 141	16 862	4 112	644	36 360	26 606	28 939
	Firms with 25 establishments or more	1	59	D	D	D	c	D	D	D
4218203	Lawn & garden machinery & equipment whsle									

See footnotes at end of table.

Table 3. Single Units and Multiunits: 1997—Con.

[Includes only firms and establishments with payroll. Excludes data for central administrative offices, auxiliary operations, or establishments of these firms that are classified in other categories than those specified in this table. For meaning of abbreviations and symbols, see introductory text. For explanation of terms, see Appendix A. For method of assignment to categories shown, see Appendix C]

NAICS code	Number of establishments by type of operation and specified kind of business	Firms (number)	Establishments (number)	Sales (\$1,000)	Annual payroll (\$1,000)	First-quarter payroll (\$1,000)	Paid employees for pay period including March 12 (number)	Operating expenses ¹ (\$1,000)	End-of-1996 inventories (\$1,000)	End-of-1997 inventories (\$1,000)
42	WHOLESALE TRADE—Con.									
421	Wholesale trade, durable goods—Con.									
4218203	Lawn & garden machinery & equipment whsle—Con.									
	All firms	632	729	4 230 316	318 416	72 667	9 369	710 417	701 990	735 368
	Single unit firms	523	523	1 996 647	155 980	35 057	4 716	306 447	286 212	313 947
	Multiunit firms	109	206	2 233 669	162 436	37 610	4 653	403 970	415 778	421 421
	Firms with 1 establishment ...	61	61	628 108	52 953	11 586	1 372	109 267	131 493	126 839
	Firms with 2 establishments ..	28	56	1 226 027	63 279	15 535	1 616	199 067	183 954	194 699
	Firms with 3 or 4 establishments	13	45	214 176	24 788	5 704	884	48 824	59 071	57 363
	Firms with 5 to 9 establishments	7	44	165 358	21 416	4 785	781	46 812	41 260	42 520
	Firms with 10 to 24 establishments	—	—	—	—	—	—	—	—	—
	Firms with 25 establishments or more	—	—	—	—	—	—	—	—	—
42183	Industrial machinery & equipment whsle									
	All firms	29 234	35 674	139 946 952	14 167 699	3 238 229	342 008	26 426 084	13 953 455	14 863 422
	Single unit firms	26 170	26 170	63 905 674	7 145 172	1 591 178	182 541	13 412 069	5 590 436	6 208 156
	Multiunit firms	3 064	9 504	76 041 278	7 022 527	1 647 051	159 467	13 014 015	8 363 019	8 655 266
	Firms with 1 establishment ...	1 083	1 083	13 625 673	1 175 108	279 463	26 349	2 242 721	1 393 932	1 442 613
	Firms with 2 establishments ..	991	1 982	13 409 774	1 341 564	311 495	30 734	2 499 027	1 489 926	1 536 485
	Firms with 3 or 4 establishments	615	2 066	12 421 521	1 289 642	306 979	30 865	2 343 844	1 676 005	1 717 831
	Firms with 5 to 9 establishments	269	1 672	13 978 413	1 422 758	338 703	31 725	2 686 394	1 900 694	1 907 030
	Firms with 10 to 24 establishments	75	1 090	12 304 872	1 098 751	243 381	23 972	1 952 253	1 164 286	1 267 420
	Firms with 25 establishments or more	31	1 611	10 301 025	694 704	167 030	15 822	1 289 776	738 176	783 887
421830	Industrial machinery & equipment whsle									
	All firms	29 234	35 674	139 946 952	14 167 699	3 238 229	342 008	26 426 084	13 953 455	14 863 422
	Single unit firms	26 170	26 170	63 905 674	7 145 172	1 591 178	182 541	13 412 069	5 590 436	6 208 156
	Multiunit firms	3 064	9 504	76 041 278	7 022 527	1 647 051	159 467	13 014 015	8 363 019	8 655 266
	Firms with 1 establishment ...	1 083	1 083	13 625 673	1 175 108	279 463	26 349	2 242 721	1 393 932	1 442 613
	Firms with 2 establishments ..	991	1 982	13 409 774	1 341 564	311 495	30 734	2 499 027	1 489 926	1 536 485
	Firms with 3 or 4 establishments	615	2 066	12 421 521	1 289 642	306 979	30 865	2 343 844	1 676 005	1 717 831
	Firms with 5 to 9 establishments	269	1 672	13 978 413	1 422 758	338 703	31 725	2 686 394	1 900 694	1 907 030
	Firms with 10 to 24 establishments	75	1 090	12 304 872	1 098 751	243 381	23 972	1 952 253	1 164 286	1 267 420
	Firms with 25 establishments or more	31	1 611	10 301 025	694 704	167 030	15 822	1 289 776	738 176	783 887
4218301	Food-processing machinery & equipment whsle									
	All firms	1 236	1 333	4 273 371	496 582	115 224	12 098	906 693	449 556	482 438
	Single unit firms	1 119	1 119	2 791 053	317 928	72 082	8 179	586 661	248 284	272 076
	Multiunit firms	117	214	1 482 318	178 654	43 142	3 919	320 032	201 272	210 362
	Firms with 1 establishment ...	58	58	404 510	48 909	11 708	1 171	90 776	61 946	67 912
	Firms with 2 establishments ..	39	78	408 556	54 332	13 257	1 175	97 851	58 802	58 388
	Firms with 3 or 4 establishments	14	45	305 831	40 579	9 812	841	76 094	39 609	41 337
	Firms with 5 to 9 establishments	6	33	363 421	34 834	8 365	732	55 311	40 915	42 725
	Firms with 10 to 24 establishments	—	—	—	—	—	—	—	—	—
	Firms with 25 establishments or more	—	—	—	—	—	—	—	—	—
4218302	Hydraulic & pneumatic (fluid-power) machinery & equipment whsle									
	All firms	2 981	3 866	13 016 250	1 637 232	378 722	40 348	2 960 404	1 300 399	1 412 054
	Single unit firms	2 544	2 544	6 128 992	882 244	198 885	22 991	1 639 184	558 228	642 401
	Multiunit firms	437	1 322	6 887 258	754 988	179 837	17 357	1 321 220	742 171	769 653
	Firms with 1 establishment ...	146	146	1 015 982	91 375	20 656	2 147	176 873	96 909	96 099
	Firms with 2 establishments ..	138	276	1 511 329	169 903	40 291	3 883	287 722	171 671	191 262
	Firms with 3 or 4 establishments	97	332	1 224 709	166 897	41 303	3 781	275 106	123 474	130 120
	Firms with 5 to 9 establishments	39	230	1 085 373	147 492	33 235	3 278	247 886	149 066	154 167
	Firms with 10 to 24 establishments	12	157	1 153 211	94 839	23 577	2 212	168 792	127 574	133 227
	Firms with 25 establishments or more	5	181	896 654	84 482	20 775	2 056	164 841	73 477	64 778

See footnotes at end of table.

Table 3. Single Units and Multiunits: 1997—Con.

[Includes only firms and establishments with payroll. Excludes data for central administrative offices, auxiliary operations, or establishments of these firms that are classified in other categories than those specified in this table. For meaning of abbreviations and symbols, see introductory text. For explanation of terms, see Appendix A. For method of assignment to categories shown, see Appendix C]

NAICS code	Number of establishments by type of operation and specified kind of business	Firms (number)	Establishments (number)	Sales (\$1,000)	Annual payroll (\$1,000)	First-quarter payroll (\$1,000)	Paid employees for pay period including March 12 (number)	Operating expenses ¹ (\$1,000)	End-of-1996 inventories (\$1,000)	End-of-1997 inventories (\$1,000)
42	WHOLESALE TRADE—Con.									
421	Wholesale trade, durable goods—Con.									
42183021	Hydraulic & pneumatic pumps & motors whsle									
	All firms	1 285	1 636	4 753 826	543 359	127 730	13 756	969 270	471 624	506 332
	Single unit firms	1 123	1 123	1 994 194	268 900	61 559	7 515	487 873	165 281	195 270
	Multiunit firms	162	513	2 759 632	274 459	66 171	6 241	481 397	306 343	311 062
	Firms with 1 establishment ...	75	75	523 437	51 226	11 170	1 163	94 382	67 364	62 337
	Firms with 2 establishments ..	43	86	664 393	59 582	14 954	1 281	103 887	78 422	93 391
	Firms with 3 or 4 establishments	21	74	192 341	27 377	7 086	557	45 651	20 016	20 798
	Firms with 5 to 9 establishments	13	78	D	D	D	g	D	D	D
	Firms with 10 to 24 establishments	6	72	D	D	D	e	D	D	D
	Firms with 25 establishments or more	4	128	601 576	65 439	16 324	1 581	124 359	60 026	50 601
42183022	Hydraulic & pneumatic parts, accessories, & supplies whsle									
	All firms	1 714	2 230	8 262 424	1 093 873	250 992	26 592	1 991 134	828 775	905 722
	Single unit firms	1 421	1 421	4 134 798	613 344	137 326	15 476	1 151 311	392 947	447 131
	Multiunit firms	293	809	4 127 626	480 529	113 666	11 116	839 823	435 828	458 591
	Firms with 1 establishment ...	84	84	547 437	48 666	11 336	1 179	94 062	37 712	41 545
	Firms with 2 establishments ..	95	190	837 654	106 287	24 786	2 521	179 324	89 666	94 483
	Firms with 3 or 4 establishments	79	270	1 197 260	152 271	37 175	3 481	260 961	115 116	121 339
	Firms with 5 to 9 establishments	29	171	D	D	D	g	D	D	D
	Firms with 10 to 24 establishments	6	94	D	D	D	g	D	D	D
	Firms with 25 establishments or more	—	—	—	—	—	—	—	—	—
4218303	General-purpose industrial machinery & equipment whsle									
	All firms	9 308	11 101	42 641 534	4 279 378	965 711	102 295	8 140 762	3 902 321	4 203 829
	Single unit firms	8 211	8 211	19 252 426	2 132 091	479 157	54 428	3 972 054	1 550 118	1 707 502
	Multiunit firms	1 097	2 890	23 389 108	2 147 287	486 554	47 867	4 168 708	2 352 203	2 496 327
	Firms with 1 establishment ...	458	458	6 060 109	559 079	128 372	12 155	1 119 832	698 164	730 006
	Firms with 2 establishments ..	325	650	3 739 028	382 365	88 546	8 910	744 582	406 058	429 482
	Firms with 3 or 4 establishments	205	684	3 378 751	360 972	85 414	8 783	651 643	435 355	464 249
	Firms with 5 to 9 establishments	78	485	6 056 609	577 974	121 804	12 074	1 164 853	509 853	539 055
	Firms with 10 to 24 establishments	23	338	1 784 176	160 957	39 032	3 873	287 549	232 010	248 407
	Firms with 25 establishments or more	8	275	2 370 435	105 940	23 386	2 072	200 249	70 763	85 128
4218304	Metalworking machinery & equipment whsle									
	All firms	3 603	4 092	19 008 973	1 603 844	363 648	35 524	3 130 563	2 381 201	2 366 943
	Single unit firms	3 305	3 305	9 252 372	879 937	195 971	20 386	1 651 259	864 033	926 900
	Multiunit firms	298	787	9 756 601	723 907	167 677	15 138	1 479 304	1 517 168	1 440 043
	Firms with 1 establishment ...	115	115	2 611 396	148 298	34 946	3 214	330 903	337 668	328 102
	Firms with 2 establishments ..	97	194	1 483 072	123 605	27 141	2 443	230 280	189 187	202 765
	Firms with 3 or 4 establishments	55	189	1 993 109	155 761	35 306	3 085	318 471	444 159	411 484
	Firms with 5 to 9 establishments	25	168	1 746 352	148 197	36 813	2 908	268 207	309 048	247 652
	Firms with 10 to 24 establishments	5	73	D	D	D	g	D	D	D
	Firms with 25 establishments or more	1	48	D	D	D	g	D	D	D
4218305	Materials handling equipment whsle									
	All firms	3 830	4 642	18 803 215	2 371 197	559 533	63 169	4 079 742	1 785 899	1 883 410
	Single unit firms	3 296	3 296	7 644 278	1 055 605	237 759	29 066	1 891 342	646 573	703 287
	Multiunit firms	534	1 346	11 158 937	1 315 592	321 774	34 103	2 188 400	1 139 326	1 180 123
	Firms with 1 establishment ...	213	213	3 362 588	275 628	69 585	7 099	492 441	233 002	243 873
	Firms with 2 establishments ..	162	324	2 771 379	324 476	77 427	8 311	543 551	275 636	276 925
	Firms with 3 or 4 establishments	100	336	2 017 095	299 176	70 737	7 908	485 608	212 945	221 933
	Firms with 5 to 9 establishments	51	309	1 497 028	221 333	56 664	6 187	358 286	168 206	174 535
	Firms with 10 to 24 establishments	7	117	D	D	D	h	D	D	D
	Firms with 25 establishments or more	1	47	D	D	D	g	D	D	D

See footnotes at end of table.

Table 3. Single Units and Multiunits: 1997—Con.

[Includes only firms and establishments with payroll. Excludes data for central administrative offices, auxiliary operations, or establishments of these firms that are classified in other categories than those specified in this table. For meaning of abbreviations and symbols, see introductory text. For explanation of terms, see Appendix A. For method of assignment to categories shown, see Appendix C]

NAICS code	Number of establishments by type of operation and specified kind of business	Firms (number)	Establishments (number)	Sales (\$1,000)	Annual payroll (\$1,000)	First-quarter payroll (\$1,000)	Paid employees for pay period including March 12 (number)	Operating expenses ¹ (\$1,000)	End-of-1996 inventories (\$1,000)	End-of-1997 inventories (\$1,000)
42	WHOLESALE TRADE—Con.									
421	Wholesale trade, durable goods—Con.									
4218306	Oilwell, oil refinery, & pipeline mach, equip, & supplies whsle									
	All firms	2 307	3 536	11 671 958	1 006 985	223 687	25 475	1 872 441	1 181 404	1 356 139
	Single unit firms	2 029	2 029	4 608 022	431 052	88 673	11 617	832 912	383 570	473 369
	Multiunit firms	278	1 507	7 063 936	575 933	135 014	13 858	1 039 529	797 834	882 770
	Firms with 1 establishment ...	106	106	925 103	74 397	17 981	1 670	143 888	79 810	95 794
	Firms with 2 establishments ..	78	156	536 968	61 893	13 324	1 606	112 578	63 868	69 563
	Firms with 3 or 4 establishments	45	151	643 833	64 110	14 330	1 585	122 097	64 092	69 076
	Firms with 5 to 9 establishments	27	184	709 884	63 427	14 087	1 603	114 340	98 514	116 694
	Firms with 10 to 24 establishments	10	160	852 906	64 004	15 369	1 387	112 278	121 824	128 332
	Firms with 25 establishments or more	12	750	3 395 242	248 102	59 923	6 007	434 348	369 726	403 311
4218307	Other industrial machinery & equipment whsle									
	All firms	6 296	7 104	30 531 651	2 772 481	631 704	63 099	5 335 479	2 952 675	3 158 609
	Single unit firms	5 666	5 666	14 228 531	1 446 315	318 651	35 874	2 838 657	1 339 630	1 482 621
	Multiunit firms	630	1 438	16 303 120	1 326 166	313 053	27 225	2 496 822	1 613 045	1 675 988
	Firms with 1 establishment ...	336	336	5 192 911	460 782	110 094	8 940	880 141	454 050	457 942
	Firms with 2 establishments ..	147	294	2 363 254	222 115	51 161	4 377	407 427	321 767	322 508
	Firms with 3 or 4 establishments	91	303	2 547 691	207 564	51 030	4 472	417 590	383 817	384 648
	Firms with 5 to 9 establishments	42	272	2 105 329	173 336	47 938	3 658	325 303	235 361	245 742
	Firms with 10 to 24 establishments	12	170	D	D	D	i	D	D	D
	Firms with 25 establishments or more	2	63	D	D	D	c	D	D	D
42184	Industrial supplies whsle									
	All firms	9 952	15 055	64 861 321	5 240 795	1 215 121	140 735	9 844 064	5 107 540	5 420 791
	Single unit firms	8 566	8 566	19 545 160	2 250 532	495 615	62 079	4 175 620	1 807 684	1 975 222
	Multiunit firms	1 386	6 489	45 316 161	2 990 263	719 506	78 656	5 668 444	3 299 856	3 445 569
	Firms with 1 establishment ...	461	461	3 622 148	370 632	91 362	8 993	720 122	355 530	361 691
	Firms with 2 establishments ..	428	856	3 815 763	464 333	112 207	12 650	843 185	509 608	512 719
	Firms with 3 or 4 establishments	247	810	5 412 431	416 364	95 779	10 656	780 010	497 673	524 134
	Firms with 5 to 9 establishments	158	985	6 696 385	484 866	115 081	12 427	903 780	597 172	596 723
	Firms with 10 to 24 establishments	62	896	6 795 709	413 560	96 627	11 296	802 982	394 448	414 115
	Firms with 25 establishments or more	30	2 481	18 973 725	840 508	208 450	22 634	1 618 365	945 425	1 036 187
421840	Industrial supplies whsle									
	All firms	9 952	15 055	64 861 321	5 240 795	1 215 121	140 735	9 844 064	5 107 540	5 420 791
	Single unit firms	8 566	8 566	19 545 160	2 250 532	495 615	62 079	4 175 620	1 807 684	1 975 222
	Multiunit firms	1 386	6 489	45 316 161	2 990 263	719 506	78 656	5 668 444	3 299 856	3 445 569
	Firms with 1 establishment ...	461	461	3 622 148	370 632	91 362	8 993	720 122	355 530	361 691
	Firms with 2 establishments ..	428	856	3 815 763	464 333	112 207	12 650	843 185	509 608	512 719
	Firms with 3 or 4 establishments	247	810	5 412 431	416 364	95 779	10 656	780 010	497 673	524 134
	Firms with 5 to 9 establishments	158	985	6 696 385	484 866	115 081	12 427	903 780	597 172	596 723
	Firms with 10 to 24 establishments	62	896	6 795 709	413 560	96 627	11 296	802 982	394 448	414 115
	Firms with 25 establishments or more	30	2 481	18 973 725	840 508	208 450	22 634	1 618 365	945 425	1 036 187
4218401	General-line industrial supplies whsle									
	All firms	1 944	2 176	4 367 291	554 823	129 777	16 136	1 004 860	474 631	504 136
	Single unit firms	1 759	1 759	2 606 254	309 559	70 840	9 786	568 901	247 570	270 930
	Multiunit firms	185	417	1 761 037	245 264	58 937	6 350	435 959	227 061	233 206
	Firms with 1 establishment ...	94	94	537 438	82 558	20 651	1 855	144 196	55 757	57 436
	Firms with 2 establishments ..	53	106	453 391	76 801	18 095	2 051	130 205	70 255	66 754
	Firms with 3 or 4 establishments	23	80	264 384	31 583	7 554	988	55 402	41 145	41 765
	Firms with 5 to 9 establishments	12	79	D	D	D	f	D	D	D
	Firms with 10 to 24 establishments	2	27	D	D	D	e	D	D	D
	Firms with 25 establishments or more	1	31	D	D	D	e	D	D	D

See footnotes at end of table.

Table 3. Single Units and Multiunits: 1997—Con.

[Includes only firms and establishments with payroll. Excludes data for central administrative offices, auxiliary operations, or establishments of these firms that are classified in other categories than those specified in this table. For meaning of abbreviations and symbols, see introductory text. For explanation of terms, see Appendix A. For method of assignment to categories shown, see Appendix C]

NAICS code	Number of establishments by type of operation and specified kind of business	Firms (number)	Establishments (number)	Sales (\$1,000)	Annual payroll (\$1,000)	First-quarter payroll (\$1,000)	Paid employees for pay period including March 12 (number)	Operating expenses ¹ (\$1,000)	End-of-1996 inventories (\$1,000)	End-of-1997 inventories (\$1,000)
42	WHOLESALE TRADE—Con.									
421	Wholesale trade, durable goods—Con.									
4218402	Mechanical power transmission supplies whsle									
	All firms	1 100	2 917	13 895 428	1 027 321	239 619	28 097	1 968 660	1 404 407	1 531 024
	Single unit firms	860	860	2 472 550	268 077	58 464	7 045	485 285	302 795	339 624
	Multiunit firms	240	2 057	11 422 878	759 244	181 155	21 052	1 483 375	1 101 612	1 191 400
	Firms with 1 establishment ..	64	64	588 582	50 896	12 638	1 297	102 016	127 903	127 215
	Firms with 2 establishments ..	66	132	571 045	63 760	14 630	1 511	111 733	67 708	71 873
	Firms with 3 or 4 establishments	57	186	836 726	65 051	15 027	1 697	121 780	165 756	170 393
	Firms with 5 to 9 establishments	35	228	1 170 533	102 194	24 801	2 789	197 953	191 225	189 305
	Firms with 10 to 24 establishments	7	105	1 652 952	97 810	21 837	2 666	188 894	38 258	39 460
	Firms with 25 establishments or more	11	1 342	6 603 040	379 533	92 222	11 092	760 999	510 762	593 154
4218403	Welding supplies whsle									
	All firms	838	2 141	4 750 926	649 262	150 474	19 335	1 283 334	497 409	516 948
	Single unit firms	620	620	1 151 673	155 759	35 402	4 668	307 104	117 285	128 300
	Multiunit firms	218	1 521	3 599 253	493 503	115 072	14 667	976 230	380 124	388 648
	Firms with 1 establishment ..	42	42	192 607	25 510	5 933	699	56 308	23 704	21 037
	Firms with 2 establishments ..	63	126	315 654	53 573	12 216	1 514	100 260	33 516	37 830
	Firms with 3 or 4 establishments	49	160	379 567	68 870	16 828	1 961	123 562	46 932	46 135
	Firms with 5 to 9 establishments	38	225	481 226	80 632	18 276	2 354	156 704	59 964	62 043
	Firms with 10 to 24 establishments	19	286	852 272	92 676	19 103	2 740	187 175	82 228	87 347
	Firms with 25 establishments or more	7	682	1 377 927	172 242	42 716	5 399	352 221	133 780	134 256
4218404	Industrial containers & supplies whsle									
	All firms	1 593	1 763	9 931 630	574 198	125 587	15 879	1 114 467	308 136	322 520
	Single unit firms	1 445	1 445	3 711 666	379 468	79 712	10 850	711 937	181 268	201 442
	Multiunit firms	148	318	6 219 964	194 730	45 875	5 029	402 530	126 868	121 078
	Firms with 1 establishment ..	85	85	1 267 274	65 335	14 807	1 668	161 939	43 786	44 438
	Firms with 2 establishments ..	33	66	418 230	44 074	10 970	1 504	77 263	32 050	25 365
	Firms with 3 or 4 establishments	16	52	466 145	36 325	8 896	863	75 937	23 331	24 051
	Firms with 5 to 9 establishments	10	58	2 303 613	31 777	6 972	624	55 959	18 571	19 673
	Firms with 10 to 24 establishments	3	32	D	D	D	c	D	D	D
	Firms with 25 establishments or more	1	25	D	D	D	c	D	D	D
4218405	Industrial valves & fittings (except fluid-power) whsle									
	All firms	1 096	1 552	6 805 404	731 411	169 645	16 740	1 355 872	859 508	882 080
	Single unit firms	874	874	2 798 854	322 551	70 115	7 333	591 319	315 813	337 627
	Multiunit firms	222	678	4 006 550	408 860	99 530	9 407	764 553	543 695	544 453
	Firms with 1 establishment ..	73	73	518 686	63 430	17 438	1 357	118 591	64 094	59 339
	Firms with 2 establishments ..	74	148	764 330	91 678	22 956	2 162	170 277	114 431	114 534
	Firms with 3 or 4 establishments	40	136	964 030	93 667	20 586	2 055	164 820	115 609	126 501
	Firms with 5 to 9 establishments	27	177	D	D	D	g	D	D	D
	Firms with 10 to 24 establishments	6	80	514 239	38 995	9 573	943	72 816	48 409	51 921
	Firms with 25 establishments or more	2	64	D	D	D	f	D	D	D
4218406	Other industrial supplies whsle									
	All firms	3 502	4 506	25 110 642	1 703 780	400 019	44 548	3 116 871	1 563 449	1 664 083
	Single unit firms	3 008	3 008	6 804 163	815 118	181 082	22 397	1 511 074	642 953	697 299
	Multiunit firms	494	1 498	18 306 479	888 662	218 937	22 151	1 605 797	920 496	966 784
	Firms with 1 establishment ..	230	230	1 684 069	156 312	37 677	4 106	301 933	163 188	179 658
	Firms with 2 establishments ..	136	272	2 416 270	147 305	35 726	4 230	262 820	157 130	157 637
	Firms with 3 or 4 establishments	60	194	1 200 018	96 404	22 094	2 508	170 943	87 042	95 894
	Firms with 5 to 9 establishments	39	243	1 471 767	147 986	35 874	3 650	272 227	176 667	172 742
	Firms with 10 to 24 establishments	24	344	2 164 236	154 272	39 527	4 131	304 031	215 832	235 346
	Firms with 25 establishments or more	5	215	9 370 119	186 383	48 039	3 526	293 843	120 637	125 507

See footnotes at end of table.

Table 3. Single Units and Multiunits: 1997—Con.

[Includes only firms and establishments with payroll. Excludes data for central administrative offices, auxiliary operations, or establishments of these firms that are classified in other categories than those specified in this table. For meaning of abbreviations and symbols, see introductory text. For explanation of terms, see Appendix A. For method of assignment to categories shown, see Appendix C]

NAICS code	Number of establishments by type of operation and specified kind of business	Firms (number)	Establishments (number)	Sales (\$1,000)	Annual payroll (\$1,000)	First-quarter payroll (\$1,000)	Paid employees for pay period including March 12 (number)	Operating expenses ¹ (\$1,000)	End-of-1996 inventories (\$1,000)	End-of-1997 inventories (\$1,000)
42	WHOLESALE TRADE—									
	Con.									
421	Wholesale trade, durable goods—									
	Con.									
42185	Service establishment equipment & supplies whsle									
	All firms	5 736	6 808	16 038 492	1 804 565	419 918	59 878	3 365 041	1 301 673	1 385 236
	Single unit firms	5 239	5 239	8 590 948	1 076 015	244 006	37 679	2 040 931	699 672	766 638
	Multiunit firms	497	1 569	7 447 544	728 550	175 912	22 199	1 324 110	602 001	618 598
	Firms with 1 establishment ...	232	232	1 130 104	171 564	41 192	5 090	311 897	123 561	127 115
	Firms with 2 establishments ..	134	268	830 206	135 649	32 970	4 088	240 559	95 189	96 590
	Firms with 3 or 4 establishments	73	246	814 629	135 952	31 595	3 789	230 013	105 767	111 028
	Firms with 5 to 9 establishments	30	201	482 916	73 971	17 945	2 542	131 818	63 698	63 955
	Firms with 10 to 24 establishments	21	301	3 018 334	118 230	28 719	3 842	219 104	115 292	121 236
	Firms with 25 establishments or more	7	321	1 171 355	93 184	23 491	2 848	190 719	98 494	98 674
421850	Service establishment equipment & supplies whsle									
	All firms	5 736	6 808	16 038 492	1 804 565	419 918	59 878	3 365 041	1 301 673	1 385 236
	Single unit firms	5 239	5 239	8 590 948	1 076 015	244 006	37 679	2 040 931	699 672	766 638
	Multiunit firms	497	1 569	7 447 544	728 550	175 912	22 199	1 324 110	602 001	618 598
	Firms with 1 establishment ...	232	232	1 130 104	171 564	41 192	5 090	311 897	123 561	127 115
	Firms with 2 establishments ..	134	268	830 206	135 649	32 970	4 088	240 559	95 189	96 590
	Firms with 3 or 4 establishments	73	246	814 629	135 952	31 595	3 789	230 013	105 767	111 028
	Firms with 5 to 9 establishments	30	201	482 916	73 971	17 945	2 542	131 818	63 698	63 955
	Firms with 10 to 24 establishments	21	301	3 018 334	118 230	28 719	3 842	219 104	115 292	121 236
	Firms with 25 establishments or more	7	321	1 171 355	93 184	23 491	2 848	190 719	98 494	98 674
4218501	Beauty & barber shop equipment & supplies whsle									
	All firms	833	1 296	2 416 390	372 536	87 826	14 071	699 942	305 220	335 666
	Single unit firms	711	711	1 306 955	169 505	39 165	6 379	335 288	127 925	153 417
	Multiunit firms	122	585	1 109 435	203 031	48 661	7 692	364 654	177 295	182 249
	Firms with 1 establishment ...	48	48	271 685	41 315	9 777	1 362	79 086	25 997	26 430
	Firms with 2 establishments ..	19	38	112 471	23 353	5 615	727	38 682	17 963	16 960
	Firms with 3 or 4 establishments	24	83	235 617	45 994	11 030	1 560	73 063	47 530	48 334
	Firms with 5 to 9 establishments	14	93	116 555	27 701	6 571	1 206	47 052	24 304	24 000
	Firms with 10 to 24 establishments	13	186	237 132	49 155	12 137	2 143	88 088	45 919	49 119
	Firms with 25 establishments or more	4	137	135 975	15 513	3 531	694	38 683	15 582	17 406
4218502	Custodial, janitors' equipment & supplies whsle									
	All firms	2 127	2 356	4 430 938	654 149	153 460	22 107	1 195 973	387 593	409 881
	Single unit firms	1 969	1 969	2 838 610	404 035	93 448	14 652	736 514	216 935	228 376
	Multiunit firms	158	387	1 592 328	250 114	60 012	7 455	459 459	170 658	181 505
	Firms with 1 establishment ...	77	77	493 436	71 130	17 015	2 104	131 365	48 754	50 680
	Firms with 2 establishments ..	50	100	292 567	52 986	12 393	1 612	96 697	31 514	31 463
	Firms with 3 or 4 establishments	21	71	248 350	44 453	10 173	1 156	77 103	25 909	31 222
	Firms with 5 to 9 establishments	6	39	D	D	D	f	D	D	D
	Firms with 10 to 24 establishments	3	37	D	D	D	f	D	D	D
	Firms with 25 establishments or more	1	63	D	D	D	g	D	D	D
4218503	Laundry & dry-cleaning equipment & supplies whsle									
	All firms	626	699	4 123 097	240 347	56 352	6 526	457 056	165 141	175 557
	Single unit firms	556	556	1 540 800	145 385	33 615	4 384	288 321	120 864	130 946
	Multiunit firms	70	143	2 582 297	94 962	22 737	2 142	168 735	44 277	44 611
	Firms with 1 establishment ...	37	37	122 684	19 966	4 728	515	37 548	14 349	14 726
	Firms with 2 establishments ..	23	46	D	D	D	f	D	D	D
	Firms with 3 or 4 establishments	7	23	D	D	D	e	D	D	D
	Firms with 5 to 9 establishments	2	15	D	D	D	c	D	D	D
	Firms with 10 to 24 establishments	1	22	D	D	D	e	D	D	D
	Firms with 25 establishments or more	-	-	-	-	-	-	-	-	-

See footnotes at end of table.

Table 3. Single Units and Multiunits: 1997—Con.

[Includes only firms and establishments with payroll. Excludes data for central administrative offices, auxiliary operations, or establishments of these firms that are classified in other categories than those specified in this table. For meaning of abbreviations and symbols, see introductory text. For explanation of terms, see Appendix A. For method of assignment to categories shown, see Appendix C]

NAICS code	Number of establishments by type of operation and specified kind of business	Firms (number)	Establishments (number)	Sales (\$1,000)	Annual payroll (\$1,000)	First-quarter payroll (\$1,000)	Paid employees for pay period including March 12 (number)	Operating expenses ¹ (\$1,000)	End-of-1996 inventories (\$1,000)	End-of-1997 inventories (\$1,000)
42	WHOLESALE TRADE—									
	Con.									
421	Wholesale trade, durable goods—									
	Con.									
4218504	Other service establishment equipment & supplies whsle									
	All firms	2 156	2 457	5 068 067	537 533	122 280	17 174	1 012 070	443 719	464 132
	Single unit firms	2 003	2 003	2 904 583	357 090	77 778	12 264	680 808	233 948	253 899
	Multiunit firms	153	454	2 163 484	180 443	44 502	4 910	331 262	209 771	210 233
	Firms with 1 establishment ...	77	77	280 638	45 135	11 162	1 255	74 735	39 359	40 107
	Firms with 2 establishments ..	43	86	D	D	D	g	D	D	D
	Firms with 3 or 4 establishments	19	62	D	D	D	f	D	D	D
	Firms with 5 to 9 establishments	8	53	193 300	22 053	5 326	564	36 860	22 088	22 702
	Firms with 10 to 24 establishments	4	55	419 657	12 395	3 309	427	28 516	43 225	44 077
	Firms with 25 establishments or more	2	121	D	D	D	f	D	D	D
42186	Transportation equipment & supplies (exc motor vehicle) whsle									
	All firms	3 660	4 003	23 682 313	1 723 585	392 655	40 905	3 496 313	3 363 645	3 848 124
	Single unit firms	3 349	3 349	11 654 163	954 819	207 622	23 507	1 893 834	1 352 181	1 600 777
	Multiunit firms	311	654	12 028 150	768 766	185 033	17 398	1 602 479	2 011 464	2 247 347
	Firms with 1 establishment ...	159	159	3 315 771	206 344	49 781	4 754	392 575	410 758	430 259
	Firms with 2 establishments ..	89	178	3 658 184	206 554	54 192	4 626	387 285	674 426	761 659
	Firms with 3 or 4 establishments	40	128	2 611 521	152 322	32 523	3 451	299 460	394 963	458 223
	Firms with 5 to 9 establishments	17	106	1 578 800	141 792	34 469	3 296	373 773	280 272	302 318
	Firms with 10 to 24 establishments	6	83	863 874	61 754	14 068	1 271	149 386	251 045	294 888
	Firms with 25 establishments or more	—	—	—	—	—	—	—	—	—
421860	Transportation equipment & supplies (exc motor vehicle) whsle									
	All firms	3 660	4 003	23 682 313	1 723 585	392 655	40 905	3 496 313	3 363 645	3 848 124
	Single unit firms	3 349	3 349	11 654 163	954 819	207 622	23 507	1 893 834	1 352 181	1 600 777
	Multiunit firms	311	654	12 028 150	768 766	185 033	17 398	1 602 479	2 011 464	2 247 347
	Firms with 1 establishment ...	159	159	3 315 771	206 344	49 781	4 754	392 575	410 758	430 259
	Firms with 2 establishments ..	89	178	3 658 184	206 554	54 192	4 626	387 285	674 426	761 659
	Firms with 3 or 4 establishments	40	128	2 611 521	152 322	32 523	3 451	299 460	394 963	458 223
	Firms with 5 to 9 establishments	17	106	1 578 800	141 792	34 469	3 296	373 773	280 272	302 318
	Firms with 10 to 24 establishments	6	83	863 874	61 754	14 068	1 271	149 386	251 045	294 888
	Firms with 25 establishments or more	—	—	—	—	—	—	—	—	—
4218601	Aircraft & aeronautical equipment & supplies whsle									
	All firms	2 222	2 428	17 709 438	1 162 838	264 642	25 666	2 349 636	2 691 851	3 095 765
	Single unit firms	2 040	2 040	8 233 132	635 691	137 285	14 636	1 266 431	1 002 791	1 188 690
	Multiunit firms	182	388	9 476 306	527 147	127 357	11 030	1 083 205	1 689 060	1 907 075
	Firms with 1 establishment ...	97	97	4 371 317	168 719	41 284	3 816	340 691	756 540	867 145
	Firms with 2 establishments ..	49	98	D	D	D	g	D	D	D
	Firms with 3 or 4 establishments	23	74	2 087 552	115 122	25 258	2 056	211 264	305 778	366 130
	Firms with 5 to 9 establishments	8	50	D	D	D	g	D	D	D
	Firms with 10 to 24 establishments	5	69	D	D	D	g	D	D	D
	Firms with 25 establishments or more	—	—	—	—	—	—	—	—	—
4218602	Marine machinery, equipment, & supplies whsle									
	All firms	865	952	3 513 978	344 478	78 973	9 314	752 493	436 185	464 489
	Single unit firms	781	781	1 923 976	183 301	41 215	5 031	366 788	215 258	239 317
	Multiunit firms	84	171	1 590 002	161 177	37 758	4 283	385 705	220 927	225 172
	Firms with 1 establishment ...	43	43	518 608	58 874	14 142	1 273	97 357	60 832	62 981
	Firms with 2 establishments ..	22	44	D	D	D	f	D	D	D
	Firms with 3 or 4 establishments	14	45	469 030	57 172	12 503	1 604	118 789	90 999	92 699
	Firms with 5 to 9 establishments	4	25	D	D	D	f	D	D	D
	Firms with 10 to 24 establishments	1	14	D	D	D	c	D	D	D
	Firms with 25 establishments or more	—	—	—	—	—	—	—	—	—

See footnotes at end of table.

Table 3. Single Units and Multiunits: 1997—Con.

[Includes only firms and establishments with payroll. Excludes data for central administrative offices, auxiliary operations, or establishments of these firms that are classified in other categories than those specified in this table. For meaning of abbreviations and symbols, see introductory text. For explanation of terms, see Appendix A. For method of assignment to categories shown, see Appendix C]

NAICS code	Number of establishments by type of operation and specified kind of business	Firms (number)	Establishments (number)	Sales (\$1,000)	Annual payroll (\$1,000)	First-quarter payroll (\$1,000)	Paid employees for pay period including March 12 (number)	Operating expenses ¹ (\$1,000)	End-of-1996 inventories (\$1,000)	End-of-1997 inventories (\$1,000)
42	WHOLESALE TRADE—Con.									
421	Wholesale trade, durable goods—Con.									
4218603	Other transportation equipment & supplies whsle									
	All firms	581	623	2 458 897	216 269	49 040	5 925	394 184	235 609	287 870
	Single unit firms	528	528	1 497 055	135 827	29 122	3 840	260 615	134 132	172 770
	Multiunit firms	53	95	961 842	80 442	19 918	2 085	133 569	101 477	115 100
	Firms with 1 establishment ..	32	32	527 287	36 749	9 360	872	62 759	40 475	50 899
	Firms with 2 establishments ..	12	24	116 153	16 121	3 532	422	28 218	13 823	13 843
	Firms with 3 or 4 establishments	5	16	129 846	8 963	2 005	268	15 451	16 978	17 520
	Firms with 5 to 9 establishments	4	23	188 556	18 609	5 021	523	27 141	30 201	32 838
	Firms with 10 to 24 establishments	—	—	—	—	—	—	—	—	—
	Firms with 25 establishments or more	—	—	—	—	—	—	—	—	—
4219	Miscellaneous durable goods whsle									
	All firms	35 251	37 783	185 455 758	11 070 270	2 568 951	351 839	26 719 259	16 783 297	17 787 453
	Single unit firms	33 418	33 418	89 559 840	6 827 102	1 548 088	233 833	16 116 365	9 157 612	10 169 107
	Multiunit firms	1 833	4 365	95 895 918	4 243 168	1 020 863	118 006	10 602 894	7 625 685	7 618 346
	Firms with 1 establishment ..	933	933	24 415 115	1 161 446	277 110	30 170	2 992 065	2 471 054	2 409 485
	Firms with 2 establishments ..	513	1 026	13 239 863	809 733	191 194	23 712	1 910 922	1 362 410	1 424 053
	Firms with 3 or 4 establishments	239	788	24 792 975	711 931	171 882	21 347	1 660 391	1 260 466	1 294 993
	Firms with 5 to 9 establishments	95	584	12 459 347	580 111	137 670	14 993	1 664 062	1 028 032	1 105 228
	Firms with 10 to 24 establishments	43	676	14 801 318	706 253	175 824	20 532	1 711 608	1 273 456	1 146 651
	Firms with 25 establishments or more	10	358	6 187 300	273 694	67 183	7 252	663 846	230 267	237 936
42191	Sporting & recreational goods & supplies whsle									
	All firms	5 630	6 080	28 233 685	1 897 111	436 625	59 861	4 443 020	3 259 908	3 445 812
	Single unit firms	5 264	5 264	16 936 551	1 205 226	270 755	40 581	2 826 981	1 818 696	1 977 072
	Multiunit firms	366	816	11 297 134	691 885	165 870	19 280	1 616 039	1 441 212	1 468 740
	Firms with 1 establishment ..	207	207	5 328 454	343 883	80 845	7 958	787 442	564 467	557 432
	Firms with 2 establishments ..	91	182	1 814 646	106 662	24 573	3 648	254 259	239 743	249 929
	Firms with 3 or 4 establishments	42	137	1 609 891	104 423	27 168	3 421	244 183	206 444	202 444
	Firms with 5 to 9 establishments	20	120	1 271 469	73 773	17 887	2 299	181 862	255 150	281 165
	Firms with 10 to 24 establishments	4	64	D	D	D	f	D	D	D
	Firms with 25 establishments or more	2	106	D	D	D	f	D	D	D
421910	Sporting & recreational goods & supplies whsle									
	All firms	5 630	6 080	28 233 685	1 897 111	436 625	59 861	4 443 020	3 259 908	3 445 812
	Single unit firms	5 264	5 264	16 936 551	1 205 226	270 755	40 581	2 826 981	1 818 696	1 977 072
	Multiunit firms	366	816	11 297 134	691 885	165 870	19 280	1 616 039	1 441 212	1 468 740
	Firms with 1 establishment ..	207	207	5 328 454	343 883	80 845	7 958	787 442	564 467	557 432
	Firms with 2 establishments ..	91	182	1 814 646	106 662	24 573	3 648	254 259	239 743	249 929
	Firms with 3 or 4 establishments	42	137	1 609 891	104 423	27 168	3 421	244 183	206 444	202 444
	Firms with 5 to 9 establishments	20	120	1 271 469	73 773	17 887	2 299	181 862	255 150	281 165
	Firms with 10 to 24 establishments	4	64	D	D	D	f	D	D	D
	Firms with 25 establishments or more	2	106	D	D	D	f	D	D	D
42192	Toy & hobby goods & supplies whsle									
	All firms	3 086	3 229	20 166 025	1 229 055	281 210	36 337	3 986 369	2 244 711	2 378 047
	Single unit firms	2 923	2 923	11 394 967	759 077	168 134	24 644	2 403 292	1 136 555	1 273 659
	Multiunit firms	163	306	8 771 058	469 978	113 076	11 693	1 583 077	1 108 156	1 104 388
	Firms with 1 establishment ..	98	98	4 145 482	160 141	36 900	4 710	571 565	512 438	467 806
	Firms with 2 establishments ..	37	74	859 776	92 111	25 264	2 235	201 305	144 396	128 630
	Firms with 3 or 4 establishments	21	69	D	D	D	g	D	D	D
	Firms with 5 to 9 establishments	5	31	3 144 643	150 062	33 658	2 472	668 338	318 228	363 655
	Firms with 10 to 24 establishments	2	34	D	D	D	e	D	D	D
	Firms with 25 establishments or more	—	—	—	—	—	—	—	—	—

See footnotes at end of table.

Table 3. Single Units and Multiunits: 1997—Con.

[Includes only firms and establishments with payroll. Excludes data for central administrative offices, auxiliary operations, or establishments of these firms that are classified in other categories than those specified in this table. For meaning of abbreviations and symbols, see introductory text. For explanation of terms, see Appendix A. For method of assignment to categories shown, see Appendix C]

NAICS code	Number of establishments by type of operation and specified kind of business	Firms (number)	Establishments (number)	Sales (\$1,000)	Annual payroll (\$1,000)	First-quarter payroll (\$1,000)	Paid employees for pay period including March 12 (number)	Operating expenses ¹ (\$1,000)	End-of-1996 inventories (\$1,000)	End-of-1997 inventories (\$1,000)
42	WHOLESALE TRADE—Con.									
421	Wholesale trade, durable goods—Con.									
421920	Toy & hobby goods & supplies whlse									
	All firms	3 086	3 229	20 166 025	1 229 055	281 210	36 337	3 986 369	2 244 711	2 378 047
	Single unit firms	2 923	2 923	11 394 967	759 077	168 134	24 644	2 403 292	1 136 555	1 273 659
	Multiunit firms	163	306	8 771 058	469 978	113 076	11 693	1 583 077	1 108 156	1 104 388
	Firms with 1 establishment ..	98	98	4 145 482	160 141	36 900	4 710	571 565	512 438	467 806
	Firms with 2 establishments ..	37	74	859 776	92 111	25 264	2 235	201 305	144 396	128 630
	Firms with 3 or 4 establishments	21	69	D	D	D	g	D	D	D
	Firms with 5 to 9 establishments	5	31	3 144 643	150 062	33 658	2 472	668 338	318 228	363 655
	Firms with 10 to 24 establishments	2	34	D	D	D	e	D	D	D
	Firms with 25 establishments or more	—	—	—	—	—	—	—	—	—
42193	Recyclable material whlse									
	All firms	7 945	9 088	38 748 659	3 229 092	753 824	114 992	7 356 493	1 995 204	2 099 709
	Single unit firms	7 313	7 313	19 698 379	1 900 007	428 048	72 874	4 158 717	915 327	1 008 360
	Multiunit firms	632	1 775	19 050 280	1 329 085	325 776	42 118	3 197 776	1 079 877	1 091 349
	Firms with 1 establishment ..	254	254	2 559 586	188 066	45 174	6 168	418 922	210 891	209 581
	Firms with 2 establishments ..	217	434	3 643 403	308 687	71 985	9 740	679 711	241 622	253 224
	Firms with 3 or 4 establishments	93	307	D	D	D	i	D	D	D
	Firms with 5 to 9 establishments	41	248	3 296 289	197 480	52 243	6 378	511 935	187 507	203 273
	Firms with 10 to 24 establishments	21	332	D	D	D	i	D	D	D
	Firms with 25 establishments or more	6	200	D	D	D	h	D	D	D
421930	Recyclable material whlse									
	All firms	7 945	9 088	38 748 659	3 229 092	753 824	114 992	7 356 493	1 995 204	2 099 709
	Single unit firms	7 313	7 313	19 698 379	1 900 007	428 048	72 874	4 158 717	915 327	1 008 360
	Multiunit firms	632	1 775	19 050 280	1 329 085	325 776	42 118	3 197 776	1 079 877	1 091 349
	Firms with 1 establishment ..	254	254	2 559 586	188 066	45 174	6 168	418 922	210 891	209 581
	Firms with 2 establishments ..	217	434	3 643 403	308 687	71 985	9 740	679 711	241 622	253 224
	Firms with 3 or 4 establishments	93	307	D	D	D	i	D	D	D
	Firms with 5 to 9 establishments	41	248	3 296 289	197 480	52 243	6 378	511 935	187 507	203 273
	Firms with 10 to 24 establishments	21	332	D	D	D	i	D	D	D
	Firms with 25 establishments or more	6	200	D	D	D	h	D	D	D
4219301	Iron & steel scrap processors & dealers									
	All firms	3 044	3 480	18 205 778	1 296 382	312 027	43 789	3 264 863	1 010 200	1 055 403
	Single unit firms	2 788	2 788	7 597 382	685 730	157 738	25 971	1 657 172	408 108	458 429
	Multiunit firms	256	692	10 608 396	610 652	154 289	17 818	1 607 691	602 092	596 974
	Firms with 1 establishment ..	112	112	1 121 171	74 170	17 930	2 270	164 833	55 976	50 280
	Firms with 2 establishments ..	81	162	D	D	D	h	D	D	D
	Firms with 3 or 4 establishments	31	106	D	D	D	g	D	D	D
	Firms with 5 to 9 establishments	20	111	D	D	D	h	D	D	D
	Firms with 10 to 24 establishments	10	137	D	D	D	h	D	D	D
	Firms with 25 establishments or more	2	64	D	D	D	f	D	D	D
42193011	Iron & steel scrap processors (using power processing equipment)									
	All firms	1 962	2 308	12 550 221	1 100 834	258 643	36 303	2 811 604	882 998	899 925
	Single unit firms	1 749	1 749	5 740 735	548 025	124 352	20 002	1 337 074	333 840	362 714
	Multiunit firms	213	559	6 809 486	552 809	134 291	16 301	1 474 530	549 158	537 211
	Firms with 1 establishment ..	94	94	666 993	64 413	14 573	2 109	152 450	49 923	40 405
	Firms with 2 establishments ..	70	140	D	D	D	h	D	D	D
	Firms with 3 or 4 establishments	26	90	D	D	D	g	D	D	D
	Firms with 5 to 9 establishments	13	78	D	D	D	h	D	D	D
	Firms with 10 to 24 establishments	9	130	D	D	D	h	D	D	D
	Firms with 25 establishments or more	1	27	D	D	D	e	D	D	D

See footnotes at end of table.

Table 3. Single Units and Multiunits: 1997—Con.

[Includes only firms and establishments with payroll. Excludes data for central administrative offices, auxiliary operations, or establishments of these firms that are classified in other categories than those specified in this table. For meaning of abbreviations and symbols, see introductory text. For explanation of terms, see Appendix A. For method of assignment to categories shown, see Appendix C]

NAICS code	Number of establishments by type of operation and specified kind of business	Firms (number)	Establishments (number)	Sales (\$1,000)	Annual payroll (\$1,000)	First-quarter payroll (\$1,000)	Paid employees for pay period including March 12 (number)	Operating expenses ¹ (\$1,000)	End-of-1996 inventories (\$1,000)	End-of-1997 inventories (\$1,000)
42	WHOLESALE TRADE—Con.									
421	Wholesale trade, durable goods—Con.									
42193012	Iron & steel scrap processors (not using power processing equip)									
	All firms	1 109	1 172	5 655 557	195 548	53 384	7 486	453 259	127 202	155 478
	Single unit firms	1 039	1 039	1 856 647	137 705	33 386	5 969	320 098	74 268	95 715
	Multiunit firms	70	133	3 798 910	57 843	19 998	1 517	133 161	52 934	59 763
	Firms with 1 establishment ..	45	45	735 688	29 515	10 510	810	65 941	19 620	22 828
	Firms with 2 establishments ..	11	22	D	D	D	c	D	D	D
	Firms with 3 or 4 establishments ..	8	26	D	D	D	c	D	D	D
	Firms with 5 to 9 establishments ..	5	26	D	D	D	c	D	D	D
	Firms with 10 to 24 establishments ..	1	14	D	D	D	b	D	D	D
	Firms with 25 establishments or more	—	—	—	—	—	—	—	—	—
4219302	Recyclable paper & paperboard whsle									
	All firms	1 316	1 588	5 592 266	587 535	135 538	20 596	1 275 184	121 261	133 560
	Single unit firms	1 193	1 193	2 855 076	332 219	75 432	12 117	699 757	69 291	78 862
	Multiunit firms	123	395	2 737 190	255 316	60 106	8 479	575 427	51 970	54 698
	Firms with 1 establishment ..	58	58	376 580	38 839	9 243	1 370	77 855	16 792	15 141
	Firms with 2 establishments ..	31	62	D	D	D	g	D	D	D
	Firms with 3 or 4 establishments ..	19	65	530 674	41 339	9 968	1 374	95 396	14 456	13 894
	Firms with 5 to 9 establishments ..	7	45	D	D	D	f	D	D	D
	Firms with 10 to 24 establishments ..	6	96	D	D	D	g	D	D	D
	Firms with 25 establishments or more	2	69	D	D	D	g	D	D	D
4219303	Other recyclable material whsle									
	All firms	3 676	4 020	14 950 615	1 345 175	306 259	50 607	2 816 446	863 743	910 746
	Single unit firms	3 332	3 332	9 245 921	882 058	194 878	34 786	1 801 788	437 928	471 069
	Multiunit firms	344	688	5 704 694	463 117	111 381	15 821	1 014 658	425 815	439 677
	Firms with 1 establishment ..	192	192	2 107 034	137 198	32 298	4 665	323 854	180 340	190 179
	Firms with 2 establishments ..	97	194	1 481 301	140 991	33 405	4 729	296 330	119 018	121 618
	Firms with 3 or 4 establishments ..	35	120	1 206 709	90 114	20 882	2 701	195 941	69 557	68 292
	Firms with 5 to 9 establishments ..	12	68	278 454	26 873	6 900	1 127	62 236	16 997	17 565
	Firms with 10 to 24 establishments ..	8	114	631 196	67 941	17 896	2 599	136 297	39 903	42 023
	Firms with 25 establishments or more	—	—	—	—	—	—	—	—	—
42194	Jewelry/watch/silverware/precious stone, & precious metal whsle									
	All firms	7 541	7 689	32 398 553	1 702 770	386 713	49 820	4 023 822	5 159 492	5 475 085
	Single unit firms	7 317	7 317	21 366 490	1 270 758	286 652	39 527	2 912 589	3 712 635	4 051 027
	Multiunit firms	224	372	11 032 063	432 012	100 061	10 293	1 111 233	1 446 857	1 424 058
	Firms with 1 establishment ..	145	145	8 120 534	230 303	56 659	5 479	653 963	933 771	897 642
	Firms with 2 establishments ..	55	110	1 449 602	85 742	20 277	2 062	173 106	227 736	256 887
	Firms with 3 or 4 establishments ..	19	67	D	D	D	g	D	D	D
	Firms with 5 to 9 establishments ..	4	25	574 961	44 279	5 560	581	63 639	115 249	109 775
	Firms with 10 to 24 establishments ..	—	—	—	—	—	—	—	—	—
	Firms with 25 establishments or more	1	25	D	D	D	c	D	D	D
421940	Jewelry/watch/silverware/precious stone, & precious metal whsle									
	All firms	7 541	7 689	32 398 553	1 702 770	386 713	49 820	4 023 822	5 159 492	5 475 085
	Single unit firms	7 317	7 317	21 366 490	1 270 758	286 652	39 527	2 912 589	3 712 635	4 051 027
	Multiunit firms	224	372	11 032 063	432 012	100 061	10 293	1 111 233	1 446 857	1 424 058
	Firms with 1 establishment ..	145	145	8 120 534	230 303	56 659	5 479	653 963	933 771	897 642
	Firms with 2 establishments ..	55	110	1 449 602	85 742	20 277	2 062	173 106	227 736	256 887
	Firms with 3 or 4 establishments ..	19	67	D	D	D	g	D	D	D
	Firms with 5 to 9 establishments ..	4	25	574 961	44 279	5 560	581	63 639	115 249	109 775
	Firms with 10 to 24 establishments ..	—	—	—	—	—	—	—	—	—
	Firms with 25 establishments or more	1	25	D	D	D	c	D	D	D

See footnotes at end of table.

Table 3. Single Units and Multiunits: 1997—Con.

[Includes only firms and establishments with payroll. Excludes data for central administrative offices, auxiliary operations, or establishments of these firms that are classified in other categories than those specified in this table. For meaning of abbreviations and symbols, see introductory text. For explanation of terms, see Appendix A. For method of assignment to categories shown, see Appendix C]

NAICS code	Number of establishments by type of operation and specified kind of business	Firms (number)	Establishments (number)	Sales (\$1,000)	Annual payroll (\$1,000)	First-quarter payroll (\$1,000)	Paid employees for pay period including March 12 (number)	Operating expenses ¹ (\$1,000)	End-of-1996 inventories (\$1,000)	End-of-1997 inventories (\$1,000)
42	WHOLESALE TRADE—Con.									
421	Wholesale trade, durable goods—Con.									
4219401	Jewelry, watch, diamonds, precious stone, & silverware whsle									
	All firms	6 985	7 116	22 519 342	1 579 391	357 866	46 813	3 757 465	4 412 551	4 749 183
	Single unit firms	6 781	6 781	17 615 962	1 182 373	266 458	37 126	2 712 215	3 349 540	3 690 087
	Multiunit firms	204	335	4 903 380	397 018	91 408	9 687	1 045 250	1 063 011	1 059 096
	Firms with 1 establishment ..	134	134	2 622 116	207 871	51 355	5 219	612 418	577 884	559 282
	Firms with 2 establishments ..	49	98	D	D	D	g	D	D	D
	Firms with 3 or 4 establishments	16	56	D	D	D	g	D	D	D
	Firms with 5 to 9 establishments	4	25	574 961	44 279	5 560	581	63 639	115 249	109 775
	Firms with 10 to 24 establishments	1	22	D	D	D	c	D	D	D
	Firms with 25 establishments or more	—	—	—	—	—	—	—	—	—
4219402	Precious metal (excluding ores) whsle									
	All firms	563	573	9 879 211	123 379	28 847	3 007	266 357	746 941	725 902
	Single unit firms	536	536	3 750 528	88 385	20 194	2 401	200 374	363 095	360 940
	Multiunit firms	27	37	6 128 683	34 994	8 653	606	65 983	383 846	364 962
	Firms with 1 establishment ..	19	19	5 519 255	23 295	5 529	288	44 189	357 811	340 353
	Firms with 2 establishments ..	6	12	D	D	D	e	D	D	D
	Firms with 3 or 4 establishments	2	6	D	D	D	b	D	D	D
	Firms with 5 to 9 establishments	—	—	—	—	—	—	—	—	—
	Firms with 10 to 24 establishments	—	—	—	—	—	—	—	—	—
	Firms with 25 establishments or more	—	—	—	—	—	—	—	—	—
42199	Other miscellaneous durable goods whsle									
	All firms	11 080	11 697	65 908 836	3 012 242	710 579	90 829	6 909 555	4 123 982	4 388 800
	Single unit firms	10 601	10 601	20 163 453	1 692 034	394 499	56 207	3 814 786	1 574 399	1 858 989
	Multiunit firms	479	1 096	45 745 383	1 320 208	316 080	34 622	3 094 769	2 549 583	2 529 811
	Firms with 1 establishment ..	266	266	4 798 072	266 656	63 657	6 675	632 988	318 611	339 669
	Firms with 2 establishments ..	114	228	12 225 290	252 945	59 340	6 292	661 293	664 695	725 149
	Firms with 3 or 4 establishments	57	183	12 899 255	228 884	51 968	6 540	504 921	417 570	438 834
	Firms with 5 to 9 establishments	26	161	4 136 477	115 732	29 011	3 304	237 238	146 194	141 614
	Firms with 10 to 24 establishments	15	233	D	D	D	j	D	D	D
	Firms with 25 establishments or more	1	25	D	D	D	g	D	D	D
421990	Other miscellaneous durable goods whsle									
	All firms	11 080	11 697	65 908 836	3 012 242	710 579	90 829	6 909 555	4 123 982	4 388 800
	Single unit firms	10 601	10 601	20 163 453	1 692 034	394 499	56 207	3 814 786	1 574 399	1 858 989
	Multiunit firms	479	1 096	45 745 383	1 320 208	316 080	34 622	3 094 769	2 549 583	2 529 811
	Firms with 1 establishment ..	266	266	4 798 072	266 656	63 657	6 675	632 988	318 611	339 669
	Firms with 2 establishments ..	114	228	12 225 290	252 945	59 340	6 292	661 293	664 695	725 149
	Firms with 3 or 4 establishments	57	183	12 899 255	228 884	51 968	6 540	504 921	417 570	438 834
	Firms with 5 to 9 establishments	26	161	4 136 477	115 732	29 011	3 304	237 238	146 194	141 614
	Firms with 10 to 24 establishments	15	233	D	D	D	j	D	D	D
	Firms with 25 establishments or more	1	25	D	D	D	g	D	D	D
4219901	Musical instruments & supplies whsle									
	All firms	493	512	2 474 693	180 103	41 714	4 906	442 398	337 463	344 022
	Single unit firms	456	456	1 288 475	119 559	26 873	3 318	278 022	203 980	211 636
	Multiunit firms	37	56	1 186 218	60 544	14 841	1 588	164 376	133 483	132 386
	Firms with 1 establishment ..	25	25	493 779	32 183	7 953	749	94 513	73 262	71 459
	Firms with 2 establishments ..	8	16	D	D	D	e	D	D	D
	Firms with 3 or 4 establishments	3	9	69 155	7 211	1 569	244	13 840	13 243	13 793
	Firms with 5 to 9 establishments	1	6	D	D	D	e	D	D	D
	Firms with 10 to 24 establishments	—	—	—	—	—	—	—	—	—
	Firms with 25 establishments or more	—	—	—	—	—	—	—	—	—

See footnotes at end of table.

Table 3. Single Units and Multiunits: 1997—Con.

[Includes only firms and establishments with payroll. Excludes data for central administrative offices, auxiliary operations, or establishments of these firms that are classified in other categories than those specified in this table. For meaning of abbreviations and symbols, see introductory text. For explanation of terms, see Appendix A. For method of assignment to categories shown, see Appendix C]

NAICS code	Number of establishments by type of operation and specified kind of business	Firms (number)	Establishments (number)	Sales (\$1,000)	Annual payroll (\$1,000)	First-quarter payroll (\$1,000)	Paid employees for pay period including March 12 (number)	Operating expenses ¹ (\$1,000)	End-of-1996 inventories (\$1,000)	End-of-1997 inventories (\$1,000)
42	WHOLESALE TRADE—Con.									
421	Wholesale trade, durable goods—Con.									
4219902	Forest products (except lumber) whsle									
	All firms	1 897	2 032	11 386 630	406 277	92 740	11 396	1 012 052	433 470	465 668
	Single unit firms	1 756	1 756	5 163 151	248 318	55 293	8 319	628 351	205 360	245 212
	Multiunit firms	141	276	6 223 479	157 959	37 447	3 077	383 701	228 110	220 456
	Firms with 1 establishment ...	74	74	2 728 416	79 623	19 260	1 166	180 152	85 694	83 778
	Firms with 2 establishments ..	42	84	D	D	D	f	D	D	D
	Firms with 3 or 4 establishments	15	48	1 489 231	22 538	5 217	422	65 560	37 300	40 643
	Firms with 5 to 9 establishments	8	45	D	D	D	e	D	D	D
	Firms with 10 to 24 establishments	2	25	D	D	D	b	D	D	D
	Firms with 25 establishments or more	—	—	—	—	—	—	—	—	—
4219903	General merchandise (durable goods) whsle									
	All firms	3 301	3 382	21 595 797	525 213	123 862	18 027	1 051 224	1 043 974	1 048 329
	Single unit firms	3 236	3 236	4 013 454	310 956	69 273	12 069	641 044	300 815	381 465
	Multiunit firms	65	146	17 582 343	214 257	54 589	5 958	410 180	743 159	666 864
	Firms with 1 establishment ...	36	36	2 08 471	20 713	4 584	671	38 847	20 805	21 850
	Firms with 2 establishments ..	16	32	7 311 385	55 682	11 645	983	108 931	303 948	332 567
	Firms with 3 or 4 establishments	6	20	D	D	D	g	D	D	D
	Firms with 5 to 9 establishments	5	31	D	D	D	c	D	D	D
	Firms with 10 to 24 establishments	2	27	D	D	D	h	D	D	D
	Firms with 25 establishments or more	—	—	—	—	—	—	—	—	—
4219904	Prerecorded media whsle									
	All firms	1 847	2 075	23 424 629	1 176 057	283 668	34 103	2 803 239	1 706 750	1 847 403
	Single unit firms	1 732	1 732	4 527 614	450 753	110 319	14 743	1 010 497	448 144	540 582
	Multiunit firms	115	343	18 897 015	725 304	173 349	19 360	1 792 742	1 258 606	1 306 821
	Firms with 1 establishment ...	70	70	1 145 861	96 619	23 894	2 858	240 159	116 692	128 004
	Firms with 2 establishments ..	20	40	3 254 881	115 834	29 249	2 946	344 436	239 760	273 212
	Firms with 3 or 4 establishments	11	36	D	D	D	h	D	D	D
	Firms with 5 to 9 establishments	5	39	D	D	D	g	D	D	D
	Firms with 10 to 24 establishments	8	133	7 350 041	292 811	69 446	7 730	676 418	584 159	589 158
	Firms with 25 establishments or more	1	25	D	D	D	g	D	D	D
42199041	Compact discs/prerecorded audio tapes, & phonograph records whsle									
	All firms	1 285	1 418	15 602 913	825 788	196 901	23 540	1 965 640	1 221 711	1 294 830
	Single unit firms	1 213	1 213	D	D	D	j	D	D	D
	Multiunit firms	72	205	D	D	D	j	D	D	D
	Firms with 1 establishment ...	45	45	D	D	D	g	D	D	D
	Firms with 2 establishments ..	15	30	D	D	D	h	D	D	D
	Firms with 3 or 4 establishments	4	13	D	D	D	g	D	D	D
	Firms with 5 to 9 establishments	2	16	D	D	D	e	D	D	D
	Firms with 10 to 24 establishments	5	76	D	D	D	i	D	D	D
	Firms with 25 establishments or more	1	25	D	D	D	g	D	D	D
42199042	Prerecorded video tapes whsle									
	All firms	572	657	7 821 716	350 269	86 767	10 563	837 599	485 039	552 573
	Single unit firms	519	519	D	D	D	h	D	D	D
	Multiunit firms	53	138	D	D	D	i	D	D	D
	Firms with 1 establishment ...	37	37	D	D	D	g	D	D	D
	Firms with 2 establishments ..	3	6	D	D	D	c	D	D	D
	Firms with 3 or 4 establishments	7	21	D	D	D	e	D	D	D
	Firms with 5 to 9 establishments	3	22	D	D	D	g	D	D	D
	Firms with 10 to 24 establishments	3	52	D	D	D	g	D	D	D
	Firms with 25 establishments or more	—	—	—	—	—	—	—	—	—

See footnotes at end of table.

Table 3. Single Units and Multiunits: 1997—Con.

[Includes only firms and establishments with payroll. Excludes data for central administrative offices, auxiliary operations, or establishments of these firms that are classified in other categories than those specified in this table. For meaning of abbreviations and symbols, see introductory text. For explanation of terms, see Appendix A. For method of assignment to categories shown, see Appendix C]

NAICS code	Number of establishments by type of operation and specified kind of business	Firms (number)	Establishments (number)	Sales (\$1,000)	Annual payroll (\$1,000)	First-quarter payroll (\$1,000)	Paid employees for pay period including March 12 (number)	Operating expenses ¹ (\$1,000)	End-of-1996 inventories (\$1,000)	End-of-1997 inventories (\$1,000)
42	WHOLESALE TRADE—Con.									
421	Wholesale trade, durable goods—Con.									
4219905	Fire extinguishers & fire safety equipment whsle									
	All firms	950	1 016	1 136 419	181 172	41 557	6 604	321 488	77 208	87 714
	Single unit firms	911	911	775 691	132 365	29 889	5 167	242 785	44 410	51 934
	Multiunit firms	39	105	360 728	48 807	11 668	1 437	78 703	32 798	35 780
	Firms with 1 establishment ..	17	17	63 927	12 431	2 803	423	20 372	5 913	8 596
	Firms with 2 establishments ..	13	26	41 596	8 815	2 204	327	15 752	7 265	6 537
	Firms with 3 or 4 establishments	5	16	D	D	D	e	D	D	D
	Firms with 5 to 9 establishments	2	12	D	D	D	c	D	D	D
	Firms with 10 to 24 establishments	2	34	D	D	D	c	D	D	D
	Firms with 25 establishments or more	—	—	—	—	—	—	—	—	—
4219906	Other durable goods whsle									
	All firms	2 603	2 680	5 890 668	543 420	127 038	15 793	1 279 154	525 117	595 664
	Single unit firms	2 510	2 510	4 395 068	430 083	102 852	12 591	1 014 087	371 690	428 160
	Multiunit firms	93	170	1 495 600	113 337	24 186	3 202	265 067	153 427	167 504
	Firms with 1 establishment ..	57	57	427 712	37 372	8 129	1 039	84 602	48 465	59 051
	Firms with 2 establishments ..	17	34	339 292	30 401	6 227	714	76 487	52 486	57 977
	Firms with 3 or 4 establishments	14	46	407 236	23 847	4 667	765	53 282	30 068	27 021
	Firms with 5 to 9 establishments	4	23	D	D	D	f	D	D	D
	Firms with 10 to 24 establishments	1	10	D	D	D	c	D	D	D
	Firms with 25 establishments or more	—	—	—	—	—	—	—	—	—
422	Wholesale trade, nondurable goods									
	All firms	132 668	162 841	1 879 940 402	81 678 408	19 326 296	2 398 296	177 427 340	92 209 377	98 460 276
	Single unit firms	120 811	120 811	551 322 713	32 209 307	7 251 157	1 069 887	69 095 940	28 820 068	32 350 116
	Multiunit firms	11 857	42 030	1 328 617 689	49 469 101	12 075 139	1 328 409	108 331 400	63 389 309	66 110 160
	Firms with 1 establishment ..	5 609	5 609	144 197 892	6 701 993	1 597 386	183 990	16 155 895	8 239 540	8 638 904
	Firms with 2 establishments ..	3 209	6 418	118 764 002	5 569 396	1 298 431	163 552	12 143 530	6 472 183	6 716 445
	Firms with 3 or 4 establishments	1 635	5 412	139 770 820	6 312 088	1 526 248	165 047	15 040 455	8 981 127	9 421 462
	Firms with 5 to 9 establishments	830	5 236	151 122 517	6 423 539	1 533 518	176 642	13 935 244	7 452 475	7 788 200
	Firms with 10 to 24 establishments	374	5 592	211 630 674	7 045 195	1 761 872	188 900	14 754 572	8 544 442	9 182 601
	Firms with 25 establishments or more	200	13 763	563 131 784	17 416 890	4 357 684	450 278	36 301 704	23 699 542	24 362 548
4221	Paper & paper product whsle									
	All firms	12 555	15 848	117 062 485	7 730 308	1 845 993	214 350	14 750 773	5 517 381	5 803 877
	Single unit firms	11 582	11 582	30 006 701	3 031 481	698 219	88 328	5 667 737	1 560 178	1 726 721
	Multiunit firms	973	4 266	87 055 784	4 698 827	1 147 774	126 022	9 083 036	3 957 203	4 077 156
	Firms with 1 establishment ..	446	446	12 393 864	577 701	140 582	14 414	1 220 020	539 500	580 619
	Firms with 2 establishments ..	254	508	5 617 473	426 548	97 695	10 578	803 128	328 440	367 064
	Firms with 3 or 4 establishments	143	478	10 502 025	640 796	154 440	22 584	1 159 092	382 918	387 121
	Firms with 5 to 9 establishments	71	450	7 972 615	408 077	94 677	8 329	812 817	355 443	351 820
	Firms with 10 to 24 establishments	37	558	13 680 675	507 385	126 978	20 632	941 250	236 934	253 670
	Firms with 25 establishments or more	22	1 826	36 889 132	2 138 320	533 402	49 485	4 146 729	2 113 968	2 136 862
42211	Printing & writing paper whsle									
	All firms	1 554	2 309	38 397 487	1 547 334	377 117	33 135	3 037 226	1 488 311	1 502 976
	Single unit firms	1 406	1 406	5 047 409	359 487	83 274	8 983	688 087	231 000	251 775
	Multiunit firms	148	903	33 350 078	1 187 847	293 843	24 152	2 349 139	1 257 311	1 251 201
	Firms with 1 establishment ..	55	55	3 068 330	102 811	23 602	1 809	191 088	105 726	102 888
	Firms with 2 establishments ..	38	76	1 290 306	72 789	17 856	1 664	132 964	97 931	94 941
	Firms with 3 or 4 establishments	20	66	2 561 476	101 783	25 474	2 108	203 155	175 635	175 384
	Firms with 5 to 9 establishments	14	95	3 565 726	93 374	21 821	1 754	180 345	106 897	106 663
	Firms with 10 to 24 establishments	13	191	6 642 143	202 621	50 891	4 218	405 224	157 342	166 074
	Firms with 25 establishments or more	8	420	16 222 097	614 469	154 199	12 599	1 236 363	613 780	605 251

See footnotes at end of table.

Table 3. Single Units and Multiunits: 1997—Con.

[Includes only firms and establishments with payroll. Excludes data for central administrative offices, auxiliary operations, or establishments of these firms that are classified in other categories than those specified in this table. For meaning of abbreviations and symbols, see introductory text. For explanation of terms, see Appendix A. For method of assignment to categories shown, see Appendix C]

NAICS code	Number of establishments by type of operation and specified kind of business	Firms (number)	Establishments (number)	Sales (\$1,000)	Annual payroll (\$1,000)	First-quarter payroll (\$1,000)	Paid employees for pay period including March 12 (number)	Operating expenses ¹ (\$1,000)	End-of-1996 inventories (\$1,000)	End-of-1997 inventories (\$1,000)
42	WHOLESALE TRADE—Con.									
422	Wholesale trade, nondurable goods—Con.									
422110	Printing & writing paper whsle									
	All firms	1 554	2 309	38 397 487	1 547 334	377 117	33 135	3 037 226	1 488 311	1 502 976
	Single unit firms	1 406	1 406	5 047 409	359 487	83 274	8 983	688 087	231 000	251 775
	Multiunit firms	148	903	33 350 078	1 187 847	293 843	24 152	2 349 139	1 257 311	1 251 201
	Firms with 1 establishment ...	55	55	3 068 330	102 811	23 602	1 809	191 088	105 726	102 888
	Firms with 2 establishments ..	38	76	1 290 306	72 789	17 856	1 664	132 964	97 931	94 941
	Firms with 3 or 4 establishments	20	66	2 561 476	101 783	25 474	2 108	203 155	175 635	175 384
	Firms with 5 to 9 establishments	14	95	3 565 726	93 374	21 821	1 754	180 345	106 897	106 663
	Firms with 10 to 24 establishments	13	191	6 642 143	202 621	50 891	4 218	405 224	157 342	166 074
	Firms with 25 establishments or more	8	420	16 222 097	614 469	154 199	12 599	1 236 363	613 780	605 251
42212	Stationery & office supplies whsle									
	All firms	6 263	8 046	33 271 034	3 308 237	794 195	109 766	6 178 486	2 082 513	2 186 065
	Single unit firms	5 759	5 759	9 628 410	1 260 806	293 401	40 545	2 337 203	545 968	598 644
	Multiunit firms	504	2 287	23 642 624	2 047 431	500 794	69 221	3 841 283	1 536 545	1 587 421
	Firms with 1 establishment ...	257	257	3 334 123	281 009	70 577	7 887	601 335	194 078	200 525
	Firms with 2 establishments ..	110	220	1 362 742	129 193	28 760	3 523	227 182	75 097	76 756
	Firms with 3 or 4 establishments	77	257	3 374 272	325 631	75 146	15 283	561 558	110 284	112 459
	Firms with 5 to 9 establishments	30	186	1 371 552	148 812	36 767	2 641	284 402	98 317	87 311
	Firms with 10 to 24 establishments	16	236	2 755 499	160 943	40 498	13 952	293 664	34 547	35 932
	Firms with 25 establishments or more	14	1 131	11 444 436	1 001 843	249 046	25 935	1 873 142	1 024 222	1 074 438
422120	Stationery & office supplies whsle									
	All firms	6 263	8 046	33 271 034	3 308 237	794 195	109 766	6 178 486	2 082 513	2 186 065
	Single unit firms	5 759	5 759	9 628 410	1 260 806	293 401	40 545	2 337 203	545 968	598 644
	Multiunit firms	504	2 287	23 642 624	2 047 431	500 794	69 221	3 841 283	1 536 545	1 587 421
	Firms with 1 establishment ...	257	257	3 334 123	281 009	70 577	7 887	601 335	194 078	200 525
	Firms with 2 establishments ..	110	220	1 362 742	129 193	28 760	3 523	227 182	75 097	76 756
	Firms with 3 or 4 establishments	77	257	3 374 272	325 631	75 146	15 283	561 558	110 284	112 459
	Firms with 5 to 9 establishments	30	186	1 371 552	148 812	36 767	2 641	284 402	98 317	87 311
	Firms with 10 to 24 establishments	16	236	2 755 499	160 943	40 498	13 952	293 664	34 547	35 932
	Firms with 25 establishments or more	14	1 131	11 444 436	1 001 843	249 046	25 935	1 873 142	1 024 222	1 074 438
42213	Industrial & personal service paper whsle									
	All firms	4 797	5 493	45 393 964	2 874 737	674 681	71 449	5 535 061	1 946 557	2 114 836
	Single unit firms	4 417	4 417	15 330 882	1 411 188	321 544	38 800	2 642 447	783 210	876 302
	Multiunit firms	380	1 076	30 063 082	1 463 549	353 137	32 649	2 892 614	1 163 347	1 238 534
	Firms with 1 establishment ...	177	177	8 237 518	261 162	62 074	6 170	552 571	297 833	335 871
	Firms with 2 establishments ..	110	220	3 315 935	244 223	56 820	5 687	485 431	178 874	219 368
	Firms with 3 or 4 establishments	49	163	4 904 263	219 478	56 052	5 337	410 329	92 027	96 435
	Firms with 5 to 9 establishments	33	213	4 790 401	171 403	38 198	3 993	357 376	125 082	132 123
	Firms with 10 to 24 establishments	6	85	2 027 032	132 523	32 085	2 579	226 055	66 307	71 178
	Firms with 25 establishments or more	5	218	6 787 933	434 760	107 908	8 883	860 852	403 224	383 559
422130	Industrial & personal service paper whsle									
	All firms	4 797	5 493	45 393 964	2 874 737	674 681	71 449	5 535 061	1 946 557	2 114 836
	Single unit firms	4 417	4 417	15 330 882	1 411 188	321 544	38 800	2 642 447	783 210	876 302
	Multiunit firms	380	1 076	30 063 082	1 463 549	353 137	32 649	2 892 614	1 163 347	1 238 534
	Firms with 1 establishment ...	177	177	8 237 518	261 162	62 074	6 170	552 571	297 833	335 871
	Firms with 2 establishments ..	110	220	3 315 935	244 223	56 820	5 687	485 431	178 874	219 368
	Firms with 3 or 4 establishments	49	163	4 904 263	219 478	56 052	5 337	410 329	92 027	96 435
	Firms with 5 to 9 establishments	33	213	4 790 401	171 403	38 198	3 993	357 376	125 082	132 123
	Firms with 10 to 24 establishments	6	85	2 027 032	132 523	32 085	2 579	226 055	66 307	71 178
	Firms with 25 establishments or more	5	218	6 787 933	434 760	107 908	8 883	860 852	403 224	383 559

See footnotes at end of table.

Table 3. Single Units and Multiunits: 1997—Con.

[Includes only firms and establishments with payroll. Excludes data for central administrative offices, auxiliary operations, or establishments of these firms that are classified in other categories than those specified in this table. For meaning of abbreviations and symbols, see introductory text. For explanation of terms, see Appendix A. For method of assignment to categories shown, see Appendix C]

NAICS code	Number of establishments by type of operation and specified kind of business	Firms (number)	Establishments (number)	Sales (\$1,000)	Annual payroll (\$1,000)	First-quarter payroll (\$1,000)	Paid employees for pay period including March 12 (number)	Operating expenses ¹ (\$1,000)	End-of-1996 inventories (\$1,000)	End-of-1997 inventories (\$1,000)
42	WHOLESALE TRADE—Con.									
422	Wholesale trade, nondurable goods—Con.									
4222	Drugs, & druggists' sundries whsle									
	All firms	6 448	8 053	203 147 771	8 394 864	2 024 123	190 127	19 849 901	14 440 398	15 707 844
	Single unit firms	5 896	5 896	30 652 138	2 084 779	467 004	58 075	5 038 137	2 548 427	2 963 232
	Multiunit firms	552	2 157	172 495 633	6 310 085	1 557 119	132 052	14 811 764	11 891 971	12 744 612
	Firms with 1 establishment ...	321	321	12 536 760	875 015	209 703	18 389	2 348 409	1 147 693	1 173 576
	Firms with 2 establishments ..	115	230	7 601 372	469 073	105 972	13 844	1 231 469	862 709	948 929
	Firms with 3 or 4 establishments	58	190	16 008 861	1 346 387	338 424	22 761	4 287 283	1 590 891	1 724 278
	Firms with 5 to 9 establishments	30	186	24 576 862	1 125 448	271 871	22 359	1 889 858	716 602	724 957
	Firms with 10 to 24 establishments	13	202	44 191 728	1 172 902	310 453	21 559	2 164 754	1 851 767	2 147 791
	Firms with 25 establishments or more	15	1 028	67 580 050	1 321 260	320 696	33 140	2 889 991	5 722 309	6 025 081
42221	Drugs, & druggists' sundries whsle									
	All firms	6 448	8 053	203 147 771	8 394 864	2 024 123	190 127	19 849 901	14 440 398	15 707 844
	Single unit firms	5 896	5 896	30 652 138	2 084 779	467 004	58 075	5 038 137	2 548 427	2 963 232
	Multiunit firms	552	2 157	172 495 633	6 310 085	1 557 119	132 052	14 811 764	11 891 971	12 744 612
	Firms with 1 establishment ...	321	321	12 536 760	875 015	209 703	18 389	2 348 409	1 147 693	1 173 576
	Firms with 2 establishments ..	115	230	7 601 372	469 073	105 972	13 844	1 231 469	862 709	948 929
	Firms with 3 or 4 establishments	58	190	16 008 861	1 346 387	338 424	22 761	4 287 283	1 590 891	1 724 278
	Firms with 5 to 9 establishments	30	186	24 576 862	1 125 448	271 871	22 359	1 889 858	716 602	724 957
	Firms with 10 to 24 establishments	13	202	44 191 728	1 172 902	310 453	21 559	2 164 754	1 851 767	2 147 791
	Firms with 25 establishments or more	15	1 028	67 580 050	1 321 260	320 696	33 140	2 889 991	5 722 309	6 025 081
422210	Drugs, & druggists' sundries whsle									
	All firms	6 448	8 053	203 147 771	8 394 864	2 024 123	190 127	19 849 901	14 440 398	15 707 844
	Single unit firms	5 896	5 896	30 652 138	2 084 779	467 004	58 075	5 038 137	2 548 427	2 963 232
	Multiunit firms	552	2 157	172 495 633	6 310 085	1 557 119	132 052	14 811 764	11 891 971	12 744 612
	Firms with 1 establishment ...	321	321	12 536 760	875 015	209 703	18 389	2 348 409	1 147 693	1 173 576
	Firms with 2 establishments ..	115	230	7 601 372	469 073	105 972	13 844	1 231 469	862 709	948 929
	Firms with 3 or 4 establishments	58	190	16 008 861	1 346 387	338 424	22 761	4 287 283	1 590 891	1 724 278
	Firms with 5 to 9 establishments	30	186	24 576 862	1 125 448	271 871	22 359	1 889 858	716 602	724 957
	Firms with 10 to 24 establishments	13	202	44 191 728	1 172 902	310 453	21 559	2 164 754	1 851 767	2 147 791
	Firms with 25 establishments or more	15	1 028	67 580 050	1 321 260	320 696	33 140	2 889 991	5 722 309	6 025 081
4222101	General-line drugs whsle									
	All firms	2 783	3 283	79 946 995	2 290 715	546 162	70 977	5 352 458	9 238 904	9 838 713
	Single unit firms	2 514	2 514	15 496 189	957 411	218 696	28 446	2 200 379	1 437 604	1 598 409
	Multiunit firms	269	769	64 450 806	1 333 304	327 466	42 531	3 152 079	7 801 300	8 240 304
	Firms with 1 establishment ...	177	177	5 314 368	315 437	79 461	8 053	759 837	774 294	818 242
	Firms with 2 establishments ..	44	88	2 700 058	112 561	28 272	3 552	245 872	241 909	235 941
	Firms with 3 or 4 establishments	26	87	3 307 350	158 006	39 679	4 876	352 479	366 479	360 972
	Firms with 5 to 9 establishments	11	72	1 832 762	127 355	26 434	4 160	228 517	188 835	208 565
	Firms with 10 to 24 establishments	5	93	14 360 052	160 866	40 662	6 026	372 166	1 287 756	1 418 151
	Firms with 25 establishments or more	6	252	36 936 216	459 079	112 958	15 864	1 193 208	4 942 027	5 198 433
4222102	Specialty-line drug, pharmaceutical, cosmetic, & toiletries whsle									
	All firms	3 715	4 770	123 200 776	6 104 149	1 477 961	119 150	14 497 443	5 201 494	5 869 131
	Single unit firms	3 382	3 382	15 155 949	1 127 368	248 308	29 629	2 837 758	1 110 823	1 364 823
	Multiunit firms	333	1 388	108 044 827	4 976 781	1 229 653	89 521	11 659 685	4 090 671	4 504 308
	Firms with 1 establishment ...	194	194	9 864 199	749 120	178 546	15 046	2 025 373	778 383	837 388
	Firms with 2 establishments ..	69	138	5 332 175	342 643	77 392	9 130	929 232	704 019	795 615
	Firms with 3 or 4 establishments	39	129	16 519 773	1 415 766	351 236	22 319	4 263 955	1 165 711	1 275 570
	Firms with 5 to 9 establishments	15	91	17 874 276	677 378	165 962	12 959	1 107 732	277 989	244 626
	Firms with 10 to 24 establishments	8	112	29 196 005	1 004 077	267 213	15 480	1 778 640	510 000	661 007
	Firms with 25 establishments or more	8	724	29 258 399	787 797	189 304	14 587	1 554 753	654 569	690 102

See footnotes at end of table.

Table 3. Single Units and Multiunits: 1997—Con.

[Includes only firms and establishments with payroll. Excludes data for central administrative offices, auxiliary operations, or establishments of these firms that are classified in other categories than those specified in this table. For meaning of abbreviations and symbols, see introductory text. For explanation of terms, see Appendix A. For method of assignment to categories shown, see Appendix C]

NAICS code	Number of establishments by type of operation and specified kind of business	Firms (number)	Establishments (number)	Sales (\$1,000)	Annual payroll (\$1,000)	First-quarter payroll (\$1,000)	Paid employees for pay period including March 12 (number)	Operating expenses ¹ (\$1,000)	End-of-1996 inventories (\$1,000)	End-of-1997 inventories (\$1,000)
42	WHOLESALE TRADE—Con.									
422	Wholesale trade, nondurable goods—Con.									
4223	Apparel, piece goods, & notions whsle									
	All firms	19 439	20 707	124 104 420	7 759 577	1 778 842	207 574	18 455 203	12 335 849	13 581 581
	Single unit firms	18 340	18 340	63 393 566	4 538 455	1 002 392	135 458	10 551 488	6 159 508	7 150 273
	Multiunit firms	1 099	2 367	60 710 854	3 221 122	776 450	72 116	7 903 715	6 176 341	6 431 308
	Firms with 1 establishment ...	641	641	18 905 186	1 159 404	276 199	24 364	2 684 881	2 044 393	2 083 580
	Firms with 2 establishments ..	291	582	10 492 035	687 389	160 755	16 453	1 641 423	1 284 450	1 315 829
	Firms with 3 or 4 establishments	96	317	10 174 869	615 744	153 177	13 177	1 591 905	970 173	1 013 488
	Firms with 5 to 9 establishments	45	285	7 623 739	331 899	83 153	8 154	854 905	748 418	762 685
	Firms with 10 to 24 establishments	22	336	5 980 375	220 223	54 300	5 556	662 338	512 070	542 755
	Firms with 25 establishments or more	4	206	7 534 650	206 463	48 866	4 412	468 263	616 837	712 971
42231	Piece goods, notions, & other dry goods whsle									
	All firms	5 238	5 666	25 776 927	1 611 443	367 889	45 435	3 416 105	2 013 882	2 231 275
	Single unit firms	4 913	4 913	14 355 668	1 017 039	225 955	31 314	2 152 608	1 310 371	1 502 184
	Multiunit firms	325	753	11 421 259	594 404	141 934	14 121	1 263 497	703 511	729 091
	Firms with 1 establishment ...	184	184	4 122 896	201 391	47 265	4 268	427 343	258 780	261 252
	Firms with 2 establishments ..	77	154	1 957 874	118 594	31 272	3 056	237 736	124 561	130 666
	Firms with 3 or 4 establishments	30	100	1 564 404	106 950	25 234	3 080	210 885	147 975	153 629
	Firms with 5 to 9 establishments	24	150	2 616 333	100 047	24 349	2 061	214 119	84 961	88 509
	Firms with 10 to 24 establishments	9	135	D	D	D	g	D	D	D
	Firms with 25 establishments or more	1	30	D	D	D	e	D	D	D
422310	Piece goods, notions, & other dry goods whsle									
	All firms	5 238	5 666	25 776 927	1 611 443	367 889	45 435	3 416 105	2 013 882	2 231 275
	Single unit firms	4 913	4 913	14 355 668	1 017 039	225 955	31 314	2 152 608	1 310 371	1 502 184
	Multiunit firms	325	753	11 421 259	594 404	141 934	14 121	1 263 497	703 511	729 091
	Firms with 1 establishment ...	184	184	4 122 896	201 391	47 265	4 268	427 343	258 780	261 252
	Firms with 2 establishments ..	77	154	1 957 874	118 594	31 272	3 056	237 736	124 561	130 666
	Firms with 3 or 4 establishments	30	100	1 564 404	106 950	25 234	3 080	210 885	147 975	153 629
	Firms with 5 to 9 establishments	24	150	2 616 333	100 047	24 349	2 061	214 119	84 961	88 509
	Firms with 10 to 24 establishments	9	135	D	D	D	g	D	D	D
	Firms with 25 establishments or more	1	30	D	D	D	e	D	D	D
4223101	Piece goods—jobbers									
	All firms	3 831	4 191	22 125 937	1 240 760	284 390	33 068	2 667 413	1 655 778	1 837 541
	Single unit firms	3 563	3 563	11 927 987	746 455	165 317	22 003	1 608 857	1 061 956	1 222 087
	Multiunit firms	268	628	10 197 950	494 305	119 073	11 065	1 058 556	593 822	615 454
	Firms with 1 establishment ...	155	155	3 753 015	182 452	42 454	3 670	392 486	260 668	265 850
	Firms with 2 establishments ..	61	122	1 764 867	96 458	25 933	2 395	196 263	109 101	113 370
	Firms with 3 or 4 establishments	24	83	D	D	D	g	D	D	D
	Firms with 5 to 9 establishments	19	123	2 304 229	85 685	20 867	1 761	180 713	73 497	75 927
	Firms with 10 to 24 establishments	8	115	D	D	D	g	D	D	D
	Firms with 25 establishments or more	1	30	D	D	D	e	D	D	D
4223102	Notions & other dry goods whsle									
	All firms	1 414	1 475	3 650 990	370 683	83 499	12 367	748 692	358 104	393 734
	Single unit firms	1 350	1 350	2 427 681	270 584	60 638	9 311	543 751	248 415	280 097
	Multiunit firms	64	125	1 223 309	100 099	22 861	3 056	204 941	109 689	113 637
	Firms with 1 establishment ...	38	38	490 215	35 651	8 257	1 020	72 550	42 454	41 242
	Firms with 2 establishments ..	15	30	207 678	24 125	5 514	694	45 507	21 227	22 882
	Firms with 3 or 4 establishments	7	22	D	D	D	f	D	D	D
	Firms with 5 to 9 establishments	3	15	62 225	4 534	927	158	7 764	2 273	3 339
	Firms with 10 to 24 establishments	1	20	D	D	D	e	D	D	D
	Firms with 25 establishments or more	—	—	—	—	—	—	—	—	—

See footnotes at end of table.

Table 3. Single Units and Multiunits: 1997—Con.

[Includes only firms and establishments with payroll. Excludes data for central administrative offices, auxiliary operations, or establishments of these firms that are classified in other categories than those specified in this table. For meaning of abbreviations and symbols, see introductory text. For explanation of terms, see Appendix A. For method of assignment to categories shown, see Appendix C]

NAICS code	Number of establishments by type of operation and specified kind of business	Firms (number)	Establishments (number)	Sales (\$1,000)	Annual payroll (\$1,000)	First-quarter payroll (\$1,000)	Paid employees for pay period including March 12 (number)	Operating expenses ¹ (\$1,000)	End-of-1996 inventories (\$1,000)	End-of-1997 inventories (\$1,000)
42	WHOLESALE TRADE—									
	Con.									
422	Wholesale trade, nondurable goods—Con.									
42232	Men's & boys' clothing & furnishings whsle									
	All firms	4 712	5 006	33 360 264	2 166 205	498 595	62 253	5 283 780	4 154 867	4 525 220
	Single unit firms	4 393	4 393	15 914 555	1 135 530	254 126	37 090	2 691 906	1 810 164	2 032 230
	Multiunit firms	319	613	17 445 709	1 030 675	244 469	25 163	2 591 874	2 344 703	2 492 990
	Firms with 1 establishment ...	194	194	6 928 659	549 360	126 884	11 774	1 247 914	870 980	888 600
	Firms with 2 establishments ..	86	172	2 431 079	170 932	42 464	4 399	460 981	300 473	341 870
	Firms with 3 or 4 establishments	22	72	2 752 169	138 411	31 510	3 957	388 632	523 442	600 443
	Firms with 5 to 9 establishments	13	80	3 845 219	121 150	30 393	3 179	324 107	422 662	422 268
	Firms with 10 to 24 establishments	3	48	D	D	D	g	D	D	D
	Firms with 25 establishments or more	1	47	D	D	D	f	D	D	D
422320	Men's & boys' clothing & furnishings whsle									
	All firms	4 712	5 006	33 360 264	2 166 205	498 595	62 253	5 283 780	4 154 867	4 525 220
	Single unit firms	4 393	4 393	15 914 555	1 135 530	254 126	37 090	2 691 906	1 810 164	2 032 230
	Multiunit firms	319	613	17 445 709	1 030 675	244 469	25 163	2 591 874	2 344 703	2 492 990
	Firms with 1 establishment ...	194	194	6 928 659	549 360	126 884	11 774	1 247 914	870 980	888 600
	Firms with 2 establishments ..	86	172	2 431 079	170 932	42 464	4 399	460 981	300 473	341 870
	Firms with 3 or 4 establishments	22	72	2 752 169	138 411	31 510	3 957	388 632	523 442	600 443
	Firms with 5 to 9 establishments	13	80	3 845 219	121 150	30 393	3 179	324 107	422 662	422 268
	Firms with 10 to 24 establishments	3	48	D	D	D	g	D	D	D
	Firms with 25 establishments or more	1	47	D	D	D	f	D	D	D
42233	Women's, children's, & infants' clothing & accessories whsle									
	All firms	7 843	8 217	40 603 484	2 799 463	632 897	76 256	6 694 729	3 658 306	4 184 804
	Single unit firms	7 455	7 455	24 145 932	1 882 042	405 285	55 712	4 427 573	2 303 747	2 776 066
	Multiunit firms	388	762	16 457 552	917 421	227 612	20 544	2 267 156	1 354 559	1 408 738
	Firms with 1 establishment ...	235	235	5 962 782	441 016	108 706	9 457	1 020 572	669 498	666 752
	Firms with 2 establishments ..	101	202	2 320 254	173 774	40 826	4 456	418 741	249 307	305 806
	Firms with 3 or 4 establishments	37	118	3 783 839	165 548	43 193	3 461	485 086	232 869	222 643
	Firms with 5 to 9 establishments	9	56	D	D	D	g	D	D	D
	Firms with 10 to 24 establishments	5	72	D	D	D	g	D	D	D
	Firms with 25 establishments or more	1	79	D	D	D	e	D	D	D
422330	Women's, children's, & infants' clothing & accessories whsle									
	All firms	7 843	8 217	40 603 484	2 799 463	632 897	76 256	6 694 729	3 658 306	4 184 804
	Single unit firms	7 455	7 455	24 145 932	1 882 042	405 285	55 712	4 427 573	2 303 747	2 776 066
	Multiunit firms	388	762	16 457 552	917 421	227 612	20 544	2 267 156	1 354 559	1 408 738
	Firms with 1 establishment ...	235	235	5 962 782	441 016	108 706	9 457	1 020 572	669 498	666 752
	Firms with 2 establishments ..	101	202	2 320 254	173 774	40 826	4 456	418 741	249 307	305 806
	Firms with 3 or 4 establishments	37	118	3 783 839	165 548	43 193	3 461	485 086	232 869	222 643
	Firms with 5 to 9 establishments	9	56	D	D	D	g	D	D	D
	Firms with 10 to 24 establishments	5	72	D	D	D	g	D	D	D
	Firms with 25 establishments or more	1	79	D	D	D	e	D	D	D
42234	Footwear whsle									
	All firms	1 691	1 818	24 363 745	1 182 466	279 461	23 630	3 060 589	2 508 794	2 640 282
	Single unit firms	1 579	1 579	8 977 411	503 844	117 026	11 342	1 279 401	735 226	839 793
	Multiunit firms	112	239	15 386 334	678 622	162 435	12 288	1 781 188	1 773 568	1 800 489
	Firms with 1 establishment ...	74	74	5 147 143	219 983	53 192	4 134	607 222	556 458	585 422
	Firms with 2 establishments ..	24	48	3 023 950	162 318	32 054	2 981	412 320	521 804	463 421
	Firms with 3 or 4 establishments	6	22	1 629 390	121 370	33 526	1 911	290 055	243 370	250 529
	Firms with 5 to 9 establishments	4	22	D	D	D	g	D	D	D
	Firms with 10 to 24 establishments	3	46	D	D	D	f	D	D	D
	Firms with 25 establishments or more	1	27	D	D	D	g	D	D	D

See footnotes at end of table.

Table 3. Single Units and Multiunits: 1997—Con.

[Includes only firms and establishments with payroll. Excludes data for central administrative offices, auxiliary operations, or establishments of these firms that are classified in other categories than those specified in this table. For meaning of abbreviations and symbols, see introductory text. For explanation of terms, see Appendix A. For method of assignment to categories shown, see Appendix C]

NAICS code	Number of establishments by type of operation and specified kind of business	Firms (number)	Establishments (number)	Sales (\$1,000)	Annual payroll (\$1,000)	First-quarter payroll (\$1,000)	Paid employees for pay period including March 12 (number)	Operating expenses ¹ (\$1,000)	End-of-1996 inventories (\$1,000)	End-of-1997 inventories (\$1,000)
42	WHOLESALE TRADE—Con.									
422	Wholesale trade, nondurable goods—Con.									
422340	Footwear whsle									
	All firms	1 691	1 818	24 363 745	1 182 466	279 461	23 630	3 060 589	2 508 794	2 640 282
	Single unit firms	1 579	1 579	8 977 411	503 844	117 026	11 342	1 279 401	735 226	839 793
	Multiunit firms	112	239	15 386 334	678 622	162 435	12 288	1 781 188	1 773 568	1 800 489
	Firms with 1 establishment ...	74	74	5 147 143	219 983	53 192	4 134	607 222	556 458	585 422
	Firms with 2 establishments ..	24	48	3 023 950	162 318	32 054	2 981	412 320	521 804	463 421
	Firms with 3 or 4 establishments	6	22	1 629 390	121 370	33 526	1 911	290 055	243 370	250 529
	Firms with 5 to 9 establishments	4	22	D	D	D	g	D	D	D
	Firms with 10 to 24 establishments	3	46	D	D	D	f	D	D	D
	Firms with 25 establishments or more	1	27	D	D	D	g	D	D	D
4224	Grocery & related products whsle									
	All firms	35 088	41 760	588 970 062	26 778 099	6 317 278	854 919	55 236 142	18 818 462	20 042 559
	Single unit firms	32 727	32 727	197 631 742	9 899 603	2 247 516	358 069	20 766 843	6 147 319	6 751 259
	Multiunit firms	2 361	9 033	391 338 320	16 878 496	4 069 762	496 850	34 469 299	12 671 143	13 291 300
	Firms with 1 establishment ...	1 071	1 071	35 549 891	1 911 431	450 927	54 376	4 387 698	1 839 588	1 845 485
	Firms with 2 establishments ..	694	1 388	34 662 066	1 563 305	359 741	51 130	3 285 630	1 272 664	1 349 875
	Firms with 3 or 4 establishments	300	983	50 835 458	1 417 481	339 571	44 544	2 830 205	1 519 260	1 552 233
	Firms with 5 to 9 establishments	159	1 021	49 974 980	1 857 958	443 404	57 292	4 187 002	2 310 189	2 380 191
	Firms with 10 to 24 establishments	85	1 332	53 984 130	1 720 001	412 924	51 254	3 695 260	859 212	891 143
	Firms with 25 establishments or more	52	3 238	166 331 795	8 408 320	2 063 195	238 254	16 083 504	4 870 230	5 272 373
42241	General-line grocery whsle									
	All firms	3 304	4 138	146 689 286	5 541 000	1 336 143	168 190	10 385 724	5 638 569	5 760 246
	Single unit firms	3 034	3 034	35 524 118	1 170 115	270 047	40 493	2 232 556	910 938	969 900
	Multiunit firms	270	1 104	111 165 168	4 370 885	1 066 096	127 697	8 153 168	4 727 631	4 790 346
	Firms with 1 establishment ...	141	141	10 845 414	395 227	95 035	13 007	759 716	558 598	561 002
	Firms with 2 establishments ..	56	112	12 709 804	417 688	99 543	12 113	749 044	629 562	644 817
	Firms with 3 or 4 establishments	36	118	11 518 967	367 067	87 194	10 694	665 825	469 993	470 832
	Firms with 5 to 9 establishments	19	107	9 694 924	342 744	81 997	11 355	719 454	489 978	515 234
	Firms with 10 to 24 establishments	9	144	13 037 977	676 617	170 651	18 424	1 214 120	457 429	474 510
	Firms with 25 establishments or more	9	482	53 358 082	2 171 542	531 676	62 104	4 045 009	2 122 071	2 123 951
422410	General-line grocery whsle									
	All firms	3 304	4 138	146 689 286	5 541 000	1 336 143	168 190	10 385 724	5 638 569	5 760 246
	Single unit firms	3 034	3 034	35 524 118	1 170 115	270 047	40 493	2 232 556	910 938	969 900
	Multiunit firms	270	1 104	111 165 168	4 370 885	1 066 096	127 697	8 153 168	4 727 631	4 790 346
	Firms with 1 establishment ...	141	141	10 845 414	395 227	95 035	13 007	759 716	558 598	561 002
	Firms with 2 establishments ..	56	112	12 709 804	417 688	99 543	12 113	749 044	629 562	644 817
	Firms with 3 or 4 establishments	36	118	11 518 967	367 067	87 194	10 694	665 825	469 993	470 832
	Firms with 5 to 9 establishments	19	107	9 694 924	342 744	81 997	11 355	719 454	489 978	515 234
	Firms with 10 to 24 establishments	9	144	13 037 977	676 617	170 651	18 424	1 214 120	457 429	474 510
	Firms with 25 establishments or more	9	482	53 358 082	2 171 542	531 676	62 104	4 045 009	2 122 071	2 123 951
4224101	General-line grocery whsle, voluntary group									
	All firms	154	186	16 156 029	554 986	135 594	17 064	1 105 622	989 577	958 773
	Single unit firms	129	129	3 026 648	97 727	23 213	3 489	198 676	158 662	147 737
	Multiunit firms	25	57	13 129 381	457 259	112 381	13 575	906 946	830 915	811 036
	Firms with 1 establishment ...	19	19	2 126 720	80 512	20 956	2 520	163 279	133 662	132 350
	Firms with 2 establishments ..	2	4	D	D	D	g	D	D	D
	Firms with 3 or 4 establishments	2	6	D	D	D	e	D	D	D
	Firms with 5 to 9 establishments	1	8	D	D	D	g	D	D	D
	Firms with 10 to 24 establishments	1	20	D	D	D	i	D	D	D
	Firms with 25 establishments or more	—	—	—	—	—	—	—	—	—
4224102	General-line grocery whsle, retail cooperative									
	All firms	158	211	16 142 440	467 726	112 330	13 882	884 413	926 900	945 354
	Single unit firms	133	133	1 842 899	72 926	17 086	2 755	162 763	102 469	103 932

See footnotes at end of table.

Table 3. Single Units and Multiunits: 1997—Con.

[Includes only firms and establishments with payroll. Excludes data for central administrative offices, auxiliary operations, or establishments of these firms that are classified in other categories than those specified in this table. For meaning of abbreviations and symbols, see introductory text. For explanation of terms, see Appendix A. For method of assignment to categories shown, see Appendix C]

NAICS code	Number of establishments by type of operation and specified kind of business	Firms (number)	Establishments (number)	Sales (\$1,000)	Annual payroll (\$1,000)	First-quarter payroll (\$1,000)	Paid employees for pay period including March 12 (number)	Operating expenses ¹ (\$1,000)	End-of-1996 inventories (\$1,000)	End-of-1997 inventories (\$1,000)
42	WHOLESALE TRADE—Con.									
422	Wholesale trade, nondurable goods—Con.									
4224102	General-line grocery whsle, retail cooperative—Con.									
	Multiunit firms	25	78	14 299 541	394 800	95 244	11 127	721 650	824 431	841 422
	Firms with 1 establishment . . .	13	13	3 933 902	129 336	31 686	4 338	239 730	261 327	277 449
	Firms with 2 establishments . . .	8	16	D	D	D	h	D	D	D
	Firms with 3 or 4 establishments	1	3	D	D	D	g	D	D	D
	Firms with 5 to 9 establishments	2	11	D	D	D	g	D	D	D
	Firms with 10 to 24 establishments	—	—	—	—	—	—	—	—	—
	Firms with 25 establishments or more	1	35	D	D	D	c	D	D	D
4224103	Other general-line grocery whsle									
	All firms	3 004	3 741	114 390 817	4 518 288	1 088 219	137 244	8 395 689	3 722 092	3 856 119
	Single unit firms	2 772	2 772	30 654 571	999 462	229 748	34 249	1 871 117	649 807	718 231
	Multiunit firms	232	969	83 736 246	3 518 826	858 471	102 995	6 524 572	3 072 285	3 137 888
	Firms with 1 establishment . . .	121	121	7 439 312	265 395	63 133	8 660	523 672	343 777	335 129
	Firms with 2 establishments . . .	44	88	4 615 179	234 826	55 101	8 047	426 262	205 748	220 504
	Firms with 3 or 4 establishments	36	119	10 232 433	312 972	72 811	9 147	584 314	409 142	419 589
	Firms with 5 to 9 establishments	15	86	4 880 370	184 297	44 971	6 346	406 151	171 601	192 489
	Firms with 10 to 24 establishments	9	146	D	D	D	j	D	D	D
	Firms with 25 establishments or more	7	409	D	D	D	l	D	D	D
42242	Packaged frozen food whsle									
	All firms	3 271	3 838	69 114 831	2 800 272	659 242	85 067	6 015 881	2 698 171	3 086 225
	Single unit firms	2 928	2 928	28 701 982	1 213 725	276 264	40 665	2 464 534	1 093 212	1 134 163
	Multiunit firms	343	910	40 412 849	1 586 547	382 978	44 402	3 551 347	1 604 959	1 952 062
	Firms with 1 establishment . . .	183	183	8 645 050	399 973	99 176	11 354	928 539	622 556	630 652
	Firms with 2 establishments . . .	91	182	6 244 364	241 646	55 968	7 083	478 189	232 952	266 328
	Firms with 3 or 4 establishments	36	116	4 846 251	131 020	31 059	3 776	283 679	147 021	146 414
	Firms with 5 to 9 establishments	19	121	7 475 439	312 521	75 244	8 542	629 119	308 568	337 394
	Firms with 10 to 24 establishments	11	147	9 759 421	309 407	72 703	8 150	749 454	192 517	233 532
	Firms with 25 establishments or more	3	161	3 442 324	191 980	48 828	5 497	482 367	101 345	337 742
422420	Packaged frozen food whsle									
	All firms	3 271	3 838	69 114 831	2 800 272	659 242	85 067	6 015 881	2 698 171	3 086 225
	Single unit firms	2 928	2 928	28 701 982	1 213 725	276 264	40 665	2 464 534	1 093 212	1 134 163
	Multiunit firms	343	910	40 412 849	1 586 547	382 978	44 402	3 551 347	1 604 959	1 952 062
	Firms with 1 establishment . . .	183	183	8 645 050	399 973	99 176	11 354	928 539	622 556	630 652
	Firms with 2 establishments . . .	91	182	6 244 364	241 646	55 968	7 083	478 189	232 952	266 328
	Firms with 3 or 4 establishments	36	116	4 846 251	131 020	31 059	3 776	283 679	147 021	146 414
	Firms with 5 to 9 establishments	19	121	7 475 439	312 521	75 244	8 542	629 119	308 568	337 394
	Firms with 10 to 24 establishments	11	147	9 759 421	309 407	72 703	8 150	749 454	192 517	233 532
	Firms with 25 establishments or more	3	161	3 442 324	191 980	48 828	5 497	482 367	101 345	337 742
42243	Dairy products, (except dried or canned) whsle									
	All firms	2 265	2 862	34 594 779	1 637 129	380 221	47 742	3 764 991	856 679	908 789
	Single unit firms	2 054	2 054	12 407 680	573 545	128 813	18 778	1 214 245	303 031	332 901
	Multiunit firms	211	808	22 187 099	1 063 584	251 408	28 964	2 550 746	553 648	575 888
	Firms with 1 establishment . . .	95	95	6 520 335	428 393	99 447	9 381	1 041 288	196 313	200 175
	Firms with 2 establishments . . .	47	94	D	D	D	h	D	D	D
	Firms with 3 or 4 establishments	33	111	3 302 460	126 106	29 799	4 249	276 491	84 358	87 420
	Firms with 5 to 9 establishments	17	105	1 729 139	54 819	13 269	1 630	153 698	38 066	44 505
	Firms with 10 to 24 establishments	15	246	D	D	D	h	D	D	D
	Firms with 25 establishments or more	4	157	2 005 742	166 295	39 107	5 154	424 946	35 433	36 795
422430	Dairy products, (except dried or canned) whsle									
	All firms	2 265	2 862	34 594 779	1 637 129	380 221	47 742	3 764 991	856 679	908 789
	Single unit firms	2 054	2 054	12 407 680	573 545	128 813	18 778	1 214 245	303 031	332 901

See footnotes at end of table.

Table 3. Single Units and Multiunits: 1997—Con.

[Includes only firms and establishments with payroll. Excludes data for central administrative offices, auxiliary operations, or establishments of these firms that are classified in other categories than those specified in this table. For meaning of abbreviations and symbols, see introductory text. For explanation of terms, see Appendix A. For method of assignment to categories shown, see Appendix C]

NAICS code	Number of establishments by type of operation and specified kind of business	Firms (number)	Establishments (number)	Sales (\$1,000)	Annual payroll (\$1,000)	First-quarter payroll (\$1,000)	Paid employees for pay period including March 12 (number)	Operating expenses ¹ (\$1,000)	End-of-1996 inventories (\$1,000)	End-of-1997 inventories (\$1,000)
42	WHOLESALE TRADE—Con.									
422	Wholesale trade, nondurable goods—Con.									
422430	Dairy products, (except dried or canned) whsle—Con.									
	Multiunit firms	211	808	22 187 099	1 063 584	251 408	28 964	2 550 746	553 648	575 888
	Firms with 1 establishment ...	95	95	6 520 335	428 393	99 447	9 381	1 041 288	196 313	200 175
	Firms with 2 establishments ..	47	94	D	D	D	h	D	D	D
	Firms with 3 or 4 establishments	33	111	3 302 460	126 106	29 799	4 249	276 491	84 358	87 420
	Firms with 5 to 9 establishments	17	105	1 729 139	54 819	13 269	1 630	153 698	38 066	44 505
	Firms with 10 to 24 establishments	15	246	D	D	D	h	D	D	D
	Firms with 25 establishments or more	4	157	2 005 742	166 295	39 107	5 154	424 946	35 433	36 795
4224301	Raw milk whsle									
	All firms	133	140	4 900 769	49 043	12 268	1 642	157 610	19 880	23 534
	Single unit firms	116	116	D	D	D	f	D	D	D
	Multiunit firms	17	24	D	D	D	D	D	D	D
	Firms with 1 establishment ...	15	15	D	D	D	f	D	D	D
	Firms with 2 establishments ..	—	—	—	—	—	—	—	—	—
	Firms with 3 or 4 establishments	1	4	D	D	D	b	D	D	D
	Firms with 5 to 9 establishments	1	5	D	D	D	c	D	D	D
	Firms with 10 to 24 establishments	—	—	—	—	—	—	—	—	—
	Firms with 25 establishments or more	—	—	—	—	—	—	—	—	—
4224302	Dairy product (except raw milk) whsle									
	All firms	2 140	2 722	29 694 010	1 588 086	367 953	46 100	3 607 381	836 799	885 255
	Single unit firms	1 938	1 938	D	D	D	j	D	D	D
	Multiunit firms	202	784	D	D	D	k	D	D	D
	Firms with 1 establishment ...	88	88	D	D	D	i	D	D	D
	Firms with 2 establishments ..	48	96	D	D	D	h	D	D	D
	Firms with 3 or 4 establishments	32	108	D	D	D	h	D	D	D
	Firms with 5 to 9 establishments	15	93	D	D	D	g	D	D	D
	Firms with 10 to 24 establishments	16	267	D	D	D	i	D	D	D
	Firms with 25 establishments or more	3	132	1 714 608	148 200	33 692	4 601	362 735	23 170	24 043
42244	Poultry & poultry product whsle									
	All firms	955	1 040	13 809 561	490 567	113 929	17 792	1 088 278	270 183	293 622
	Single unit firms	874	874	9 009 555	348 770	80 505	13 276	762 797	180 391	195 184
	Multiunit firms	81	166	4 800 006	141 797	33 424	4 516	325 481	89 792	98 438
	Firms with 1 establishment ...	44	44	2 420 079	56 198	12 811	1 510	110 970	27 525	32 783
	Firms with 2 establishments ..	22	44	D	D	D	g	D	D	D
	Firms with 3 or 4 establishments	7	22	280 099	10 159	2 509	413	20 193	3 140	2 963
	Firms with 5 to 9 establishments	7	44	D	D	D	g	D	D	D
	Firms with 10 to 24 establishments	1	12	D	D	D	e	D	D	D
	Firms with 25 establishments or more	—	—	—	—	—	—	—	—	—
422440	Poultry & poultry product whsle									
	All firms	955	1 040	13 809 561	490 567	113 929	17 792	1 088 278	270 183	293 622
	Single unit firms	874	874	9 009 555	348 770	80 505	13 276	762 797	180 391	195 184
	Multiunit firms	81	166	4 800 006	141 797	33 424	4 516	325 481	89 792	98 438
	Firms with 1 establishment ...	44	44	2 420 079	56 198	12 811	1 510	110 970	27 525	32 783
	Firms with 2 establishments ..	22	44	D	D	D	g	D	D	D
	Firms with 3 or 4 establishments	7	22	280 099	10 159	2 509	413	20 193	3 140	2 963
	Firms with 5 to 9 establishments	7	44	D	D	D	g	D	D	D
	Firms with 10 to 24 establishments	1	12	D	D	D	e	D	D	D
	Firms with 25 establishments or more	—	—	—	—	—	—	—	—	—
4224401	Live poultry whsle									
	All firms	50	50	317 047	17 713	4 160	595	36 894	1 853	2 169
	Single unit firms	46	46	D	D	D	f	D	D	D

See footnotes at end of table.

Table 3. Single Units and Multiunits: 1997—Con.

[Includes only firms and establishments with payroll. Excludes data for central administrative offices, auxiliary operations, or establishments of these firms that are classified in other categories than those specified in this table. For meaning of abbreviations and symbols, see introductory text. For explanation of terms, see Appendix A. For method of assignment to categories shown, see Appendix C]

NAICS code	Number of establishments by type of operation and specified kind of business	Firms (number)	Establishments (number)	Sales (\$1,000)	Annual payroll (\$1,000)	First-quarter payroll (\$1,000)	Paid employees for pay period including March 12 (number)	Operating expenses ¹ (\$1,000)	End-of-1996 inventories (\$1,000)	End-of-1997 inventories (\$1,000)
42	WHOLESALE TRADE—Con.									
422	Wholesale trade, nondurable goods—Con.									
4224401	Live poultry whsle—Con.									
	Multiunit firms	4	4	D	D	D	b	D	D	D
	Firms with 1 establishment ...	4	4	D	D	D	b	D	D	D
	Firms with 2 establishments ..	—	—	—	—	—	—	—	—	—
	Firms with 3 or 4 establishments	—	—	—	—	—	—	—	—	—
	Firms with 5 to 9 establishments	—	—	—	—	—	—	—	—	—
	Firms with 10 to 24 establishments	—	—	—	—	—	—	—	—	—
	Firms with 25 establishments or more	—	—	—	—	—	—	—	—	—
4224402	Poultry & poultry product (except live) whsle									
	All firms	907	990	13 492 514	472 854	109 769	17 197	1 051 384	268 330	291 453
	Single unit firms	828	828	D	D	D	j	D	D	D
	Multiunit firms	79	162	D	D	D	h	D	D	D
	Firms with 1 establishment ...	42	42	D	D	D	g	D	D	D
	Firms with 2 establishments ..	22	44	D	D	D	g	D	D	D
	Firms with 3 or 4 establishments	8	26	461 383	16 543	3 841	577	35 704	5 716	6 872
	Firms with 5 to 9 establishments	6	38	D	D	D	g	D	D	D
	Firms with 10 to 24 establishments	1	12	D	D	D	e	D	D	D
	Firms with 25 establishments or more	—	—	—	—	—	—	—	—	—
42245	Confectionery whsle									
	All firms	2 229	2 621	27 169 914	1 835 202	442 780	60 010	3 560 134	745 263	810 412
	Single unit firms	2 076	2 076	7 469 176	430 019	97 337	17 376	1 018 923	431 752	493 368
	Multiunit firms	153	545	19 700 738	1 405 183	345 443	42 634	2 541 211	313 511	317 044
	Firms with 1 establishment ...	74	74	3 997 115	154 210	37 951	4 130	373 138	66 417	74 358
	Firms with 2 establishments ..	43	86	D	D	D	h	D	D	D
	Firms with 3 or 4 establishments	12	42	410 130	20 780	5 091	832	46 266	14 996	15 611
	Firms with 5 to 9 establishments	15	98	D	D	D	h	D	D	D
	Firms with 10 to 24 establishments	7	106	D	D	D	i	D	D	D
	Firms with 25 establishments or more	2	139	D	D	D	k	D	D	D
422450	Confectionery whsle									
	All firms	2 229	2 621	27 169 914	1 835 202	442 780	60 010	3 560 134	745 263	810 412
	Single unit firms	2 076	2 076	7 469 176	430 019	97 337	17 376	1 018 923	431 752	493 368
	Multiunit firms	153	545	19 700 738	1 405 183	345 443	42 634	2 541 211	313 511	317 044
	Firms with 1 establishment ...	74	74	3 997 115	154 210	37 951	4 130	373 138	66 417	74 358
	Firms with 2 establishments ..	43	86	D	D	D	h	D	D	D
	Firms with 3 or 4 establishments	12	42	410 130	20 780	5 091	832	46 266	14 996	15 611
	Firms with 5 to 9 establishments	15	98	D	D	D	h	D	D	D
	Firms with 10 to 24 establishments	7	106	D	D	D	i	D	D	D
	Firms with 25 establishments or more	2	139	D	D	D	k	D	D	D
42246	Fish & seafood whsle									
	All firms	2 864	2 960	13 165 780	684 365	154 839	27 402	1 519 628	588 880	659 481
	Single unit firms	2 721	2 721	9 859 768	514 785	114 190	21 546	1 135 140	324 496	384 495
	Multiunit firms	143	239	3 306 012	169 580	40 649	5 856	384 488	264 384	274 986
	Firms with 1 establishment ...	80	80	1 327 712	56 513	15 072	2 065	140 253	88 999	91 106
	Firms with 2 establishments ..	47	94	1 092 802	54 855	13 291	1 837	121 938	115 091	120 593
	Firms with 3 or 4 establishments	11	35	404 022	24 859	4 100	769	51 080	28 208	30 176
	Firms with 5 to 9 establishments	5	30	481 476	33 353	8 186	1 185	71 217	32 086	33 111
	Firms with 10 to 24 establishments	—	—	—	—	—	—	—	—	—
	Firms with 25 establishments or more	—	—	—	—	—	—	—	—	—
422460	Fish & seafood whsle									
	All firms	2 864	2 960	13 165 780	684 365	154 839	27 402	1 519 628	588 880	659 481
	Single unit firms	2 721	2 721	9 859 768	514 785	114 190	21 546	1 135 140	324 496	384 495
	Multiunit firms	143	239	3 306 012	169 580	40 649	5 856	384 488	264 384	274 986
	Firms with 1 establishment ...	80	80	1 327 712	56 513	15 072	2 065	140 253	88 999	91 106
	Firms with 2 establishments ..	47	94	1 092 802	54 855	13 291	1 837	121 938	115 091	120 593
	Firms with 3 or 4 establishments	11	35	404 022	24 859	4 100	769	51 080	28 208	30 176
	Firms with 5 to 9 establishments	5	30	481 476	33 353	8 186	1 185	71 217	32 086	33 111

See footnotes at end of table.

Table 3. Single Units and Multiunits: 1997—Con.

[Includes only firms and establishments with payroll. Excludes data for central administrative offices, auxiliary operations, or establishments of these firms that are classified in other categories than those specified in this table. For meaning of abbreviations and symbols, see introductory text. For explanation of terms, see Appendix A. For method of assignment to categories shown, see Appendix C]

NAICS code	Number of establishments by type of operation and specified kind of business	Firms (number)	Establishments (number)	Sales (\$1,000)	Annual payroll (\$1,000)	First-quarter payroll (\$1,000)	Paid employees for pay period including March 12 (number)	Operating expenses ¹ (\$1,000)	End-of-1996 inventories (\$1,000)	End-of-1997 inventories (\$1,000)
42	WHOLESALE TRADE—Con.									
422	Wholesale trade, nondurable goods—Con.									
422460	Fish & seafood whsle—Con. Multiunit firms—Con. Firms with 10 to 24 establishments	—	—	—	—	—	—	—	—	—
	Firms with 25 establishments or more	—	—	—	—	—	—	—	—	—
42247	Meat & meat product whsle All firms	3 393	3 557	51 326 415	1 490 922	351 742	50 256	3 166 607	1 047 158	1 128 054
	Single unit firms	3 219	3 219	20 557 367	1 006 458	235 946	36 000	2 011 693	548 923	594 946
	Multiunit firms	174	338	30 769 048	484 464	115 796	14 256	1 154 914	498 235	533 108
	Firms with 1 establishment ..	108	108	20 655 708	268 130	65 205	7 477	588 350	321 108	319 319
	Firms with 2 establishments ..	49	98	2 532 738	90 955	22 599	3 253	247 006	70 540	69 484
	Firms with 3 or 4 establishments	10	32	1 570 673	46 217	9 574	1 176	96 394	22 003	37 772
	Firms with 5 to 9 establishments	4	25	D	D	D	f	D	D	D
	Firms with 10 to 24 establishments	2	30	D	D	D	e	D	D	D
	Firms with 25 establishments or more	1	45	D	D	D	g	D	D	D
422470	Meat & meat product whsle All firms	3 393	3 557	51 326 415	1 490 922	351 742	50 256	3 166 607	1 047 158	1 128 054
	Single unit firms	3 219	3 219	20 557 367	1 006 458	235 946	36 000	2 011 693	548 923	594 946
	Multiunit firms	174	338	30 769 048	484 464	115 796	14 256	1 154 914	498 235	533 108
	Firms with 1 establishment ..	108	108	20 655 708	268 130	65 205	7 477	588 350	321 108	319 319
	Firms with 2 establishments ..	49	98	2 532 738	90 955	22 599	3 253	247 006	70 540	69 484
	Firms with 3 or 4 establishments	10	32	1 570 673	46 217	9 574	1 176	96 394	22 003	37 772
	Firms with 5 to 9 establishments	4	25	D	D	D	f	D	D	D
	Firms with 10 to 24 establishments	2	30	D	D	D	e	D	D	D
	Firms with 25 establishments or more	1	45	D	D	D	g	D	D	D
42248	Fresh fruit & vegetable whsle All firms	5 657	6 121	46 340 833	3 021 175	682 431	109 771	6 240 214	568 953	648 741
	Single unit firms	5 288	5 288	31 126 631	2 088 139	461 927	78 789	4 273 725	291 248	363 892
	Multiunit firms	369	833	15 214 202	933 036	220 504	30 982	1 966 489	277 705	284 849
	Firms with 1 establishment ..	186	186	3 654 371	256 847	56 138	8 350	560 795	90 247	88 698
	Firms with 2 establishments ..	132	264	3 909 166	256 314	60 162	10 537	531 069	49 888	52 951
	Firms with 3 or 4 establishments	34	112	1 489 387	108 828	26 473	4 096	233 687	75 605	76 188
	Firms with 5 to 9 establishments	9	57	1 116 260	62 403	13 973	2 363	127 023	17 011	16 988
	Firms with 10 to 24 establishments	5	98	1 919 860	132 896	32 257	3 512	257 725	29 018	34 692
	Firms with 25 establishments or more	3	116	3 125 158	115 748	31 501	2 124	256 190	15 936	15 332
422480	Fresh fruit & vegetable whsle All firms	5 657	6 121	46 340 833	3 021 175	682 431	109 771	6 240 214	568 953	648 741
	Single unit firms	5 288	5 288	31 126 631	2 088 139	461 927	78 789	4 273 725	291 248	363 892
	Multiunit firms	369	833	15 214 202	933 036	220 504	30 982	1 966 489	277 705	284 849
	Firms with 1 establishment ..	186	186	3 654 371	256 847	56 138	8 350	560 795	90 247	88 698
	Firms with 2 establishments ..	132	264	3 909 166	256 314	60 162	10 537	531 069	49 888	52 951
	Firms with 3 or 4 establishments	34	112	1 489 387	108 828	26 473	4 096	233 687	75 605	76 188
	Firms with 5 to 9 establishments	9	57	1 116 260	62 403	13 973	2 363	127 023	17 011	16 988
	Firms with 10 to 24 establishments	5	98	1 919 860	132 896	32 257	3 512	257 725	29 018	34 692
	Firms with 25 establishments or more	3	116	3 125 158	115 748	31 501	2 124	256 190	15 936	15 332
42249	Other grocery & related products whsle All firms	11 464	14 623	186 758 663	9 277 467	2 195 951	288 689	19 494 685	6 404 606	6 746 989
	Single unit firms	10 533	10 533	42 975 465	2 554 047	582 487	91 146	5 653 230	2 063 328	2 282 410
	Multiunit firms	931	4 090	143 783 198	6 723 420	1 613 464	197 543	13 841 455	4 341 278	4 464 579
	Firms with 1 establishment ..	460	460	15 482 694	764 776	181 509	22 394	1 714 439	991 907	937 434
	Firms with 2 establishments ..	215	430	13 497 159	626 990	145 415	18 112	1 295 620	675 220	731 232
	Firms with 3 or 4 establishments	121	397	11 753 497	567 559	140 785	18 150	1 178 001	512 239	517 565
	Firms with 5 to 9 establishments	63	407	18 328 460	674 481	156 011	20 603	1 637 698	931 382	1 008 063
	Firms with 10 to 24 establishments	52	795	46 552 509	1 293 140	310 857	36 339	2 663 428	657 491	675 523
	Firms with 25 establishments or more	20	1 601	38 168 879	2 796 474	678 887	81 945	5 352 269	573 039	594 762

See footnotes at end of table.

Table 3. Single Units and Multiunits: 1997—Con.

[Includes only firms and establishments with payroll. Excludes data for central administrative offices, auxiliary operations, or establishments of these firms that are classified in other categories than those specified in this table. For meaning of abbreviations and symbols, see introductory text. For explanation of terms, see Appendix A. For method of assignment to categories shown, see Appendix C]

NAICS code	Number of establishments by type of operation and specified kind of business	Firms (number)	Establishments (number)	Sales (\$1,000)	Annual payroll (\$1,000)	First-quarter payroll (\$1,000)	Paid employees for pay period including March 12 (number)	Operating expenses ¹ (\$1,000)	End-of-1996 inventories (\$1,000)	End-of-1997 inventories (\$1,000)
42	WHOLESALE TRADE—Con.									
422	Wholesale trade, nondurable goods—Con.									
422490	Other grocery & related products whse									
	All firms	11 464	14 623	186 758 663	9 277 467	2 195 951	288 689	19 494 685	6 404 606	6 746 989
	Single unit firms	10 533	10 533	42 975 465	2 554 047	582 487	91 146	5 653 230	2 063 328	2 282 410
	Multiunit firms	931	4 090	143 783 198	6 723 420	1 613 464	197 543	13 841 455	4 341 278	4 464 579
	Firms with 1 establishment ...	460	460	15 482 694	764 776	181 509	22 394	1 714 439	991 907	937 434
	Firms with 2 establishments ..	215	430	13 497 159	626 990	145 415	18 112	1 295 620	675 220	731 232
	Firms with 3 or 4 establishments	121	397	11 753 497	567 559	140 785	18 150	1 178 001	512 239	517 565
	Firms with 5 to 9 establishments	63	407	18 328 460	674 481	156 011	20 603	1 637 698	931 382	1 008 063
	Firms with 10 to 24 establishments	52	795	46 552 509	1 293 140	310 857	36 339	2 663 428	657 491	675 523
	Firms with 25 establishments or more	20	1 601	38 168 879	2 796 474	678 887	81 945	5 352 269	573 039	594 762
4224901	Coffee, tea, & spice whse									
	All firms	1 461	1 788	13 421 054	587 048	136 127	19 037	1 288 846	550 095	691 110
	Single unit firms	1 344	1 344	5 745 412	312 221	69 530	10 897	664 578	307 494	366 180
	Multiunit firms	117	444	7 675 642	274 827	66 597	8 140	624 268	242 601	324 930
	Firms with 1 establishment ...	62	62	1 352 288	53 132	13 529	1 842	113 238	68 931	72 996
	Firms with 2 establishments ..	27	54	1 725 744	40 186	9 012	1 173	84 275	100 799	176 869
	Firms with 3 or 4 establishments	12	40	D	D	D	f	D	D	D
	Firms with 5 to 9 establishments	6	38	1 308 519	27 600	6 942	859	95 250	11 411	10 118
	Firms with 10 to 24 establishments	8	128	2 832 101	93 512	22 445	2 624	215 171	31 406	31 695
	Firms with 25 establishments or more	2	122	D	D	D	g	D	D	D
4224902	Bread & baked goods whse									
	All firms	2 490	3 290	20 275 213	1 607 505	400 066	55 337	3 052 927	477 128	479 087
	Single unit firms	2 342	2 342	4 039 452	366 984	84 552	17 158	685 643	94 034	104 304
	Multiunit firms	148	948	16 235 761	1 240 521	315 514	38 179	2 367 284	383 094	374 783
	Firms with 1 establishment ...	85	85	2 571 618	180 539	40 673	5 475	336 352	140 291	133 390
	Firms with 2 establishments ..	24	48	610 710	39 953	9 711	1 342	78 268	20 411	20 899
	Firms with 3 or 4 establishments	14	45	D	D	D	f	D	D	D
	Firms with 5 to 9 establishments	10	59	1 396 861	42 160	10 615	1 232	73 385	6 072	6 103
	Firms with 10 to 24 establishments	9	154	1 195 245	163 300	39 416	5 510	327 122	7 543	7 054
	Firms with 25 establishments or more	6	557	D	D	D	j	D	D	D
4224903	Soft drinks whse									
	All firms	1 940	3 150	29 142 717	3 212 389	739 081	100 272	6 711 763	719 316	799 386
	Single unit firms	1 739	1 739	4 429 296	471 364	106 782	16 682	1 128 727	163 826	180 102
	Multiunit firms	201	1 411	24 713 421	2 741 025	632 299	83 590	5 583 036	555 490	619 284
	Firms with 1 establishment ...	69	69	1 192 254	112 958	26 022	3 136	234 528	49 788	47 101
	Firms with 2 establishments ..	54	108	1 072 275	125 716	29 024	3 962	280 886	31 209	31 355
	Firms with 3 or 4 establishments	37	120	1 243 549	144 687	34 106	4 875	302 986	27 331	32 350
	Firms with 5 to 9 establishments	21	131	1 905 923	199 976	42 653	6 259	512 334	51 043	81 090
	Firms with 10 to 24 establishments	11	175	3 208 466	343 048	79 457	12 008	761 694	87 360	96 939
	Firms with 25 establishments or more	9	808	16 090 954	1 814 640	421 037	53 350	3 490 608	308 759	330 449
4224904	Canned goods whse									
	All firms	1 156	1 283	27 632 847	753 747	178 275	20 470	1 632 525	1 075 206	1 025 866
	Single unit firms	1 032	1 032	6 922 591	277 023	66 128	8 791	615 488	331 728	366 673
	Multiunit firms	124	251	20 710 256	476 724	112 147	11 679	1 017 037	743 478	659 193
	Firms with 1 establishment ...	78	78	4 526 719	154 235	36 092	3 804	346 875	394 124	307 246
	Firms with 2 establishments ..	24	48	1 609 568	60 167	14 578	1 583	109 462	31 075	33 579
	Firms with 3 or 4 establishments	13	44	2 860 783	94 336	22 745	2 247	168 113	68 615	74 596
	Firms with 5 to 9 establishments	5	30	4 137 446	92 258	20 646	2 583	246 814	234 739	226 332
	Firms with 10 to 24 establishments	4	51	7 575 740	75 728	18 086	1 462	145 773	14 925	17 440
	Firms with 25 establishments or more	—	—	—	—	—	—	—	—	—
4224905	Food & beverage basic materials whse									
	All firms	606	703	6 331 021	266 495	61 485	7 303	599 825	307 851	309 381
	Single unit firms	552	552	2 988 405	148 405	30 671	4 207	319 835	146 805	169 214

See footnotes at end of table.

Table 3. Single Units and Multiunits: 1997—Con.

[Includes only firms and establishments with payroll. Excludes data for central administrative offices, auxiliary operations, or establishments of these firms that are classified in other categories than those specified in this table. For meaning of abbreviations and symbols, see introductory text. For explanation of terms, see Appendix A. For method of assignment to categories shown, see Appendix C]

NAICS code	Number of establishments by type of operation and specified kind of business	Firms (number)	Establishments (number)	Sales (\$1,000)	Annual payroll (\$1,000)	First-quarter payroll (\$1,000)	Paid employees for pay period including March 12 (number)	Operating expenses ¹ (\$1,000)	End-of-1996 inventories (\$1,000)	End-of-1997 inventories (\$1,000)
42	WHOLESALE TRADE—Con.									
422	Wholesale trade, nondurable goods—Con.									
4224905	Food & beverage basic materials whsle—Con.									
	Multiunit firms	54	151	3 342 616	118 090	30 814	3 096	279 990	161 046	140 167
	Firms with 1 establishment ...	22	22	552 919	20 732	6 594	388	45 979	58 437	35 747
	Firms with 2 establishments ..	17	34	1 752 397	39 851	9 807	1 115	77 172	48 033	51 011
	Firms with 3 or 4 establishments	9	29	D	D	D	e	D	D	D
	Firms with 5 to 9 establishments	2	12	D	D	D	b	D	D	D
	Firms with 10 to 24 establishments	4	54	555 035	36 585	9 287	1 095	97 598	37 723	39 280
	Firms with 25 establishments or more	—	—	—	—	—	—	—	—	—
4224906	Other grocery specialties whsle									
	All firms	3 878	4 409	89 955 811	2 850 283	680 917	86 270	6 208 799	3 275 010	3 442 159
	Single unit firms	3 524	3 524	18 850 309	978 050	224 824	33 411	2 238 959	1 019 441	1 095 937
	Multiunit firms	354	885	71 105 502	1 872 233	456 093	52 859	3 969 840	2 255 569	2 346 222
	Firms with 1 establishment ...	211	211	11 643 830	461 458	108 313	13 033	1 129 634	645 279	693 844
	Firms with 2 establishments ..	69	138	6 073 554	299 783	73 355	8 668	569 584	389 759	393 957
	Firms with 3 or 4 establishments	34	113	6 337 146	205 926	52 789	6 927	442 906	257 791	259 862
	Firms with 5 to 9 establishments	23	149	D	D	D	j	D	D	D
	Firms with 10 to 24 establishments	16	247	30 007 315	484 438	118 271	11 844	969 826	344 764	347 288
	Firms with 25 establishments or more	1	27	D	D	D	g	D	D	D
4225	Farm-product raw material whsle									
	All firms	6 994	10 343	166 786 245	2 306 012	518 518	97 521	6 037 409	9 518 504	9 689 572
	Single unit firms	5 902	5 902	50 824 279	969 458	211 079	52 653	2 462 012	2 292 461	2 430 577
	Multiunit firms	1 092	4 441	115 961 966	1 336 554	307 439	44 868	3 575 397	7 226 043	7 258 995
	Firms with 1 establishment ...	327	327	8 836 404	163 856	36 259	5 221	387 181	662 872	641 938
	Firms with 2 establishments ..	341	682	24 560 299	214 247	47 928	7 359	549 885	836 074	876 680
	Firms with 3 or 4 establishments	241	798	10 864 210	213 055	48 437	7 620	603 084	818 490	840 594
	Firms with 5 to 9 establishments	130	836	14 942 847	253 233	58 639	8 478	652 936	1 276 173	1 346 125
	Firms with 10 to 24 establishments	37	519	9 089 356	122 538	26 287	4 037	311 421	659 026	690 811
	Firms with 25 establishments or more	16	1 279	47 668 850	369 625	89 889	12 153	1 070 890	2 973 408	2 862 847
42251	Grain & field bean whsle									
	All firms	3 785	6 569	120 312 556	1 642 921	370 403	56 368	4 384 826	6 828 225	6 982 213
	Single unit firms	2 877	2 877	23 282 741	566 290	121 956	21 400	1 439 474	1 602 940	1 704 856
	Multiunit firms	908	3 692	97 029 815	1 076 631	248 447	34 968	2 945 352	5 225 285	5 277 357
	Firms with 1 establishment ...	239	239	5 290 243	94 003	21 538	3 204	251 287	282 804	260 601
	Firms with 2 establishments ..	294	588	21 382 254	182 909	41 002	5 713	451 745	701 141	704 318
	Firms with 3 or 4 establishments	213	708	14 113 670	208 115	46 101	6 755	570 406	800 927	842 807
	Firms with 5 to 9 establishments	119	760	6 119 441	173 235	39 996	6 171	452 110	642 748	659 329
	Firms with 10 to 24 establishments	33	456	6 777 863	98 333	22 651	3 202	255 413	369 376	437 000
	Firms with 25 establishments or more	10	941	43 346 344	320 036	77 159	9 923	964 391	2 428 289	2 373 302
422510	Grain & field bean whsle									
	All firms	3 785	6 569	120 312 556	1 642 921	370 403	56 368	4 384 826	6 828 225	6 982 213
	Single unit firms	2 877	2 877	23 282 741	566 290	121 956	21 400	1 439 474	1 602 940	1 704 856
	Multiunit firms	908	3 692	97 029 815	1 076 631	248 447	34 968	2 945 352	5 225 285	5 277 357
	Firms with 1 establishment ...	239	239	5 290 243	94 003	21 538	3 204	251 287	282 804	260 601
	Firms with 2 establishments ..	294	588	21 382 254	182 909	41 002	5 713	451 745	701 141	704 318
	Firms with 3 or 4 establishments	213	708	14 113 670	208 115	46 101	6 755	570 406	800 927	842 807
	Firms with 5 to 9 establishments	119	760	6 119 441	173 235	39 996	6 171	452 110	642 748	659 329
	Firms with 10 to 24 establishments	33	456	6 777 863	98 333	22 651	3 202	255 413	369 376	437 000
	Firms with 25 establishments or more	10	941	43 346 344	320 036	77 159	9 923	964 391	2 428 289	2 373 302
42252	Livestock whsle									
	All firms	1 707	2 090	24 098 461	260 202	60 243	27 182	645 154	212 441	264 903
	Single unit firms	1 621	1 621	18 015 983	195 956	45 003	23 011	494 554	182 386	232 847

See footnotes at end of table.

Table 3. Single Units and Multiunits: 1997—Con.

[Includes only firms and establishments with payroll. Excludes data for central administrative offices, auxiliary operations, or establishments of these firms that are classified in other categories than those specified in this table. For meaning of abbreviations and symbols, see introductory text. For explanation of terms, see Appendix A. For method of assignment to categories shown, see Appendix C]

NAICS code	Number of establishments by type of operation and specified kind of business	Firms (number)	Establishments (number)	Sales (\$1,000)	Annual payroll (\$1,000)	First-quarter payroll (\$1,000)	Paid employees for pay period including March 12 (number)	Operating expenses ¹ (\$1,000)	End-of-1996 inventories (\$1,000)	End-of-1997 inventories (\$1,000)
42	WHOLESALE TRADE—Con.									
422	Wholesale trade, nondurable goods—Con.									
42252	Livestock whsle—Con.									
	Multiunit firms	86	469	6 082 478	64 246	15 240	4 171	150 600	30 055	32 056
	Firms with 1 establishment ...	37	37	974 516	14 413	3 404	649	33 830	11 802	12 901
	Firms with 2 establishments ...	27	54	1 449 199	12 810	2 948	856	36 097	5 306	5 763
	Firms with 3 or 4 establishments	9	27	D	D	D	f	D	D	D
	Firms with 5 to 9 establishments	4	30	343 615	9 624	2 314	611	21 764	4 361	4 865
	Firms with 10 to 24 establishments	4	68	D	D	D	f	D	D	D
	Firms with 25 establishments or more	5	253	D	D	D	f	D	D	D
422520	Livestock whsle									
	All firms	1 707	2 090	24 098 461	260 202	60 243	27 182	645 154	212 441	264 903
	Single unit firms	1 621	1 621	18 015 983	195 956	45 003	23 011	494 554	182 386	232 847
	Multiunit firms	86	469	6 082 478	64 246	15 240	4 171	150 600	30 055	32 056
	Firms with 1 establishment ...	37	37	974 516	14 413	3 404	649	33 830	11 802	12 901
	Firms with 2 establishments ...	27	54	1 449 199	12 810	2 948	856	36 097	5 306	5 763
	Firms with 3 or 4 establishments	9	27	D	D	D	f	D	D	D
	Firms with 5 to 9 establishments	4	30	343 615	9 624	2 314	611	21 764	4 361	4 865
	Firms with 10 to 24 establishments	4	68	D	D	D	f	D	D	D
	Firms with 25 establishments or more	5	253	D	D	D	f	D	D	D
42259	Other farm product raw material whsle									
	All firms	1 533	1 684	22 375 228	402 889	87 872	13 971	1 007 429	2 477 838	2 442 456
	Single unit firms	1 404	1 404	9 525 555	207 212	44 120	8 242	527 984	507 135	492 874
	Multiunit firms	129	280	12 849 673	195 677	43 752	5 729	479 445	1 970 703	1 949 582
	Firms with 1 establishment ...	76	76	3 385 780	63 314	13 123	1 668	121 185	498 137	446 552
	Firms with 2 establishments ...	28	56	3 466 516	31 236	7 644	1 127	93 884	487 923	441 093
	Firms with 3 or 4 establishments	18	58	D	D	D	f	D	D	D
	Firms with 5 to 9 establishments	4	29	1 828 043	33 292	8 079	830	72 841	137 170	256 561
	Firms with 10 to 24 establishments	2	27	D	D	D	f	D	D	D
	Firms with 25 establishments or more	1	34	D	D	D	f	D	D	D
422590	Other farm product raw material whsle									
	All firms	1 533	1 684	22 375 228	402 889	87 872	13 971	1 007 429	2 477 838	2 442 456
	Single unit firms	1 404	1 404	9 525 555	207 212	44 120	8 242	527 984	507 135	492 874
	Multiunit firms	129	280	12 849 673	195 677	43 752	5 729	479 445	1 970 703	1 949 582
	Firms with 1 establishment ...	76	76	3 385 780	63 314	13 123	1 668	121 185	498 137	446 552
	Firms with 2 establishments ...	28	56	3 466 516	31 236	7 644	1 127	93 884	487 923	441 093
	Firms with 3 or 4 establishments	18	58	D	D	D	f	D	D	D
	Firms with 5 to 9 establishments	4	29	1 828 043	33 292	8 079	830	72 841	137 170	256 561
	Firms with 10 to 24 establishments	2	27	D	D	D	f	D	D	D
	Firms with 25 establishments or more	1	34	D	D	D	f	D	D	D
4225901	Hides, skins, & pelts whsle									
	All firms	246	260	2 096 303	54 276	13 637	1 983	138 079	111 982	120 784
	Single unit firms	221	221	1 285 206	35 322	8 569	1 271	91 466	77 488	87 273
	Multiunit firms	25	39	811 097	18 954	5 068	712	46 613	34 494	33 511
	Firms with 1 establishment ...	15	15	431 345	9 481	2 571	181	18 762	18 547	17 938
	Firms with 2 establishments ...	6	12	89 931	4 258	1 256	316	9 877	7 079	5 234
	Firms with 3 or 4 establishments	4	12	289 821	5 215	1 241	215	17 974	8 868	10 339
	Firms with 5 to 9 establishments	—	—	—	—	—	—	—	—	—
	Firms with 10 to 24 establishments	—	—	—	—	—	—	—	—	—
	Firms with 25 establishments or more	—	—	—	—	—	—	—	—	—
4225902	Leaf tobacco whsle									
	All firms	304	328	3 658 394	86 300	19 974	3 720	184 980	294 291	331 722
	Single unit firms	287	287	2 130 599	35 303	7 757	2 284	89 807	81 595	26 640
	Multiunit firms	17	41	1 527 795	50 997	12 217	1 436	95 173	212 696	305 082
	Firms with 1 establishment ...	6	6	D	D	D	e	D	D	D
	Firms with 2 establishments ...	6	12	D	D	D	e	D	D	D
	Firms with 3 or 4 establishments	3	9	48 526	977	637	86	2 039	—	—
	Firms with 5 to 9 establishments	2	14	D	D	D	f	D	D	D

See footnotes at end of table.

Table 3. Single Units and Multiunits: 1997—Con.

[Includes only firms and establishments with payroll. Excludes data for central administrative offices, auxiliary operations, or establishments of these firms that are classified in other categories than those specified in this table. For meaning of abbreviations and symbols, see introductory text. For explanation of terms, see Appendix A. For method of assignment to categories shown, see Appendix C]

NAICS code	Number of establishments by type of operation and specified kind of business	Firms (number)	Establishments (number)	Sales (\$1,000)	Annual payroll (\$1,000)	First-quarter payroll (\$1,000)	Paid employees for pay period including March 12 (number)	Operating expenses ¹ (\$1,000)	End-of-1996 inventories (\$1,000)	End-of-1997 inventories (\$1,000)
42	WHOLESALE TRADE—Con.									
422	Wholesale trade, nondurable goods—Con.									
4225902	Leaf tobacco whsle—Con.									
	Multiunit firms—Con.									
	Firms with 10 to 24 establishments	—	—	—	—	—	—	—	—	—
	Firms with 25 establishments or more	—	—	—	—	—	—	—	—	—
4225903	Wool, wool tops, & mohair whsle									
	All firms	78	80	202 820	7 838	1 656	307	20 068	22 725	26 369
	Single unit firms	75	75	185 919	7 026	1 528	270	16 971	20 208	24 060
	Multiunit firms	3	5	16 901	812	128	37	3 097	2 517	2 309
	Firms with 1 establishment ..	2	2	D	D	D	a	D	D	D
	Firms with 2 establishments ..	—	—	—	—	—	—	—	—	—
	Firms with 3 or 4 establishments	1	3	D	D	D	b	D	D	D
	Firms with 5 to 9 establishments	—	—	—	—	—	—	—	—	—
	Firms with 10 to 24 establishments	—	—	—	—	—	—	—	—	—
	Firms with 25 establishments or more	—	—	—	—	—	—	—	—	—
4225904	Cotton whsle									
	All firms	248	297	10 618 437	110 196	21 147	2 595	336 390	1 702 714	1 616 882
	Single unit firms	215	215	2 759 822	30 719	5 642	917	109 898	192 584	201 256
	Multiunit firms	33	82	7 858 615	79 477	15 505	1 678	226 492	1 510 130	1 415 626
	Firms with 1 establishment ..	18	18	2 831 344	21 515	4 631	590	52 631	668 946	535 028
	Firms with 2 establishments ..	7	14	D	D	D	c	D	D	D
	Firms with 3 or 4 establishments	4	13	365 728	10 704	2 508	341	53 464	48 363	57 385
	Firms with 5 to 9 establishments	3	24	D	D	D	e	D	D	D
	Firms with 10 to 24 establishments	1	13	D	D	D	c	D	D	D
	Firms with 25 establishments or more	—	—	—	—	—	—	—	—	—
4225905	Other farm-product raw material whsle									
	All firms	661	719	5 799 274	144 279	31 458	5 366	327 912	346 126	346 699
	Single unit firms	606	606	3 164 009	98 842	20 624	3 500	219 842	135 260	153 645
	Multiunit firms	55	113	2 635 265	45 437	10 834	1 866	108 070	210 866	193 054
	Firms with 1 establishment ..	41	41	1 228 087	16 047	3 357	631	34 617	32 376	28 453
	Firms with 2 establishments ..	6	12	171 938	6 529	1 954	139	18 776	18 518	17 099
	Firms with 3 or 4 establishments	6	21	D	D	D	e	D	D	D
	Firms with 5 to 9 establishments	1	5	D	D	D	c	D	D	D
	Firms with 10 to 24 establishments	—	—	—	—	—	—	—	—	—
	Firms with 25 establishments or more	1	34	D	D	D	f	D	D	D
4226	Chemical & allied products whsle									
	All firms	11 799	15 920	128 923 496	7 241 315	1 741 474	165 768	14 924 310	6 112 219	6 425 438
	Single unit firms	10 504	10 504	33 187 793	2 759 059	617 599	69 514	5 538 075	1 929 105	2 109 649
	Multiunit firms	1 295	5 416	95 735 703	4 482 256	1 123 875	96 254	9 386 235	4 183 114	4 315 789
	Firms with 1 establishment ..	572	572	12 193 999	729 839	175 570	15 970	1 701 595	921 906	975 199
	Firms with 2 establishments ..	347	694	9 572 637	569 934	133 512	12 879	1 202 801	562 068	598 119
	Firms with 3 or 4 establishments	187	627	11 421 058	462 315	116 880	9 410	995 911	452 576	500 955
	Firms with 5 to 9 establishments	103	679	23 093 180	679 709	169 897	14 351	1 431 561	936 160	902 240
	Firms with 10 to 24 establishments	56	761	20 615 434	693 709	191 999	13 824	1 388 723	332 753	357 166
	Firms with 25 establishments or more	30	2 083	18 839 395	1 346 750	336 017	29 820	2 665 644	977 651	982 110
42261	Plastics materials & basic forms & shapes whsle									
	All firms	3 443	4 349	35 193 271	1 743 650	405 948	43 680	3 659 918	1 878 331	1 988 289
	Single unit firms	3 045	3 045	12 452 687	848 881	188 763	21 833	1 740 618	611 753	679 380
	Multiunit firms	398	1 304	22 740 584	894 769	217 185	21 847	1 919 300	1 266 578	1 308 909
	Firms with 1 establishment ..	160	160	3 934 890	176 956	40 635	4 205	402 601	368 346	374 868
	Firms with 2 establishments ..	125	250	2 682 469	182 141	42 664	4 433	378 162	223 605	233 853
	Firms with 3 or 4 establishments	52	176	4 090 613	130 103	33 122	2 953	266 985	111 635	139 607
	Firms with 5 to 9 establishments	37	251	6 577 140	168 064	41 998	4 447	335 429	170 428	173 868
	Firms with 10 to 24 establishments	21	289	3 637 123	171 266	43 293	3 996	366 994	239 983	232 565
	Firms with 25 establishments or more	3	178	1 818 349	66 239	15 473	1 813	169 129	152 581	154 148

See footnotes at end of table.

Table 3. Single Units and Multiunits: 1997—Con.

[Includes only firms and establishments with payroll. Excludes data for central administrative offices, auxiliary operations, or establishments of these firms that are classified in other categories than those specified in this table. For meaning of abbreviations and symbols, see introductory text. For explanation of terms, see Appendix A. For method of assignment to categories shown, see Appendix C]

NAICS code	Number of establishments by type of operation and specified kind of business	Firms (number)	Establishments (number)	Sales (\$1,000)	Annual payroll (\$1,000)	First-quarter payroll (\$1,000)	Paid employees for pay period including March 12 (number)	Operating expenses ¹ (\$1,000)	End-of-1996 inventories (\$1,000)	End-of-1997 inventories (\$1,000)
42	WHOLESALE TRADE—Con.									
422	Wholesale trade, nondurable goods—Con.									
422610	Plastics materials & basic forms & shapes whsle									
	All firms	3 443	4 349	35 193 271	1 743 650	405 948	43 680	3 659 918	1 878 331	1 988 289
	Single unit firms	3 045	3 045	12 452 687	848 881	188 763	21 833	1 740 618	611 753	679 380
	Multiunit firms	398	1 304	22 740 584	894 769	217 185	21 847	1 919 300	1 266 578	1 308 909
	Firms with 1 establishment ...	160	160	3 934 890	176 956	40 635	4 205	402 601	368 346	374 868
	Firms with 2 establishments ..	125	250	2 682 469	182 141	42 664	4 433	378 162	223 605	233 853
	Firms with 3 or 4 establishments	52	176	4 090 613	130 103	33 122	2 953	266 985	111 635	139 607
	Firms with 5 to 9 establishments	37	251	6 577 140	168 064	41 998	4 447	335 429	170 428	173 868
	Firms with 10 to 24 establishments	21	289	3 637 123	171 266	43 293	3 996	366 994	239 983	232 565
	Firms with 25 establishments or more	3	178	1 818 349	66 239	15 473	1 813	169 129	152 581	154 148
42269	Other chemical & allied products whsle									
	All firms	8 390	11 571	93 730 225	5 497 665	1 335 526	122 088	11 264 392	4 233 888	4 437 149
	Single unit firms	7 459	7 459	20 735 106	1 910 178	428 836	47 681	3 797 457	1 317 352	1 430 269
	Multiunit firms	931	4 112	72 995 119	3 587 487	906 690	74 407	7 466 935	2 916 536	3 006 880
	Firms with 1 establishment ...	431	431	9 652 645	578 494	142 059	12 189	1 364 317	612 243	660 967
	Firms with 2 establishments ..	237	474	7 717 530	439 217	103 246	9 260	933 574	464 077	497 685
	Firms with 3 or 4 establishments	140	469	12 188 753	403 665	103 546	7 713	868 356	370 474	386 982
	Firms with 5 to 9 establishments	64	419	24 197 716	647 136	179 892	11 042	1 340 370	622 308	582 814
	Firms with 10 to 24 establishments	32	445	4 290 553	282 330	68 201	6 777	573 627	175 594	185 667
	Firms with 25 establishments or more	27	1 874	14 947 922	1 236 645	309 746	27 426	2 386 691	671 840	692 765
422690	Other chemical & allied products whsle									
	All firms	8 390	11 571	93 730 225	5 497 665	1 335 526	122 088	11 264 392	4 233 888	4 437 149
	Single unit firms	7 459	7 459	20 735 106	1 910 178	428 836	47 681	3 797 457	1 317 352	1 430 269
	Multiunit firms	931	4 112	72 995 119	3 587 487	906 690	74 407	7 466 935	2 916 536	3 006 880
	Firms with 1 establishment ...	431	431	9 652 645	578 494	142 059	12 189	1 364 317	612 243	660 967
	Firms with 2 establishments ..	237	474	7 717 530	439 217	103 246	9 260	933 574	464 077	497 685
	Firms with 3 or 4 establishments	140	469	12 188 753	403 665	103 546	7 713	868 356	370 474	386 982
	Firms with 5 to 9 establishments	64	419	24 197 716	647 136	179 892	11 042	1 340 370	622 308	582 814
	Firms with 10 to 24 establishments	32	445	4 290 553	282 330	68 201	6 777	573 627	175 594	185 667
	Firms with 25 establishments or more	27	1 874	14 947 922	1 236 645	309 746	27 426	2 386 691	671 840	692 765
4226901	Industrial gases (except LP) whsle									
	All firms	528	1 106	2 806 880	407 882	97 550	11 505	820 782	167 580	181 052
	Single unit firms	416	416	508 227	82 368	18 837	2 785	164 888	34 395	36 120
	Multiunit firms	112	690	2 298 653	325 514	78 713	8 720	655 894	133 185	144 932
	Firms with 1 establishment ...	61	61	347 084	42 903	10 083	1 127	89 303	15 452	16 014
	Firms with 2 establishments ..	20	40	98 053	17 072	3 854	472	33 626	6 370	7 162
	Firms with 3 or 4 establishments	14	43	117 392	14 705	3 341	430	29 908	6 969	7 446
	Firms with 5 to 9 establishments	6	38	100 192	21 115	5 103	554	38 794	14 364	16 612
	Firms with 10 to 24 establishments	6	81	183 511	27 282	6 781	826	66 696	14 407	15 574
	Firms with 25 establishments or more	5	427	1 452 421	202 437	49 551	5 311	397 567	75 623	82 124
4226902	Other chemical & allied products whsle									
	All firms	7 881	10 465	90 923 345	5 089 783	1 237 976	110 583	10 443 610	4 066 308	4 256 097
	Single unit firms	7 043	7 043	20 226 879	1 827 810	409 999	44 896	3 632 569	1 282 957	1 394 149
	Multiunit firms	838	3 422	70 696 466	3 261 973	827 977	65 687	6 811 041	2 783 351	2 861 948
	Firms with 1 establishment ...	387	387	9 443 003	556 761	137 101	11 530	1 321 376	604 730	654 433
	Firms with 2 establishments ..	217	434	7 631 664	420 316	99 000	8 757	895 293	458 414	492 424
	Firms with 3 or 4 establishments	125	424	11 991 284	384 842	99 384	7 160	823 782	359 818	373 315
	Firms with 5 to 9 establishments	60	393	24 147 611	626 269	174 594	10 502	1 307 052	612 718	571 086
	Firms with 10 to 24 establishments	27	388	4 297 544	267 948	64 374	6 289	542 310	164 876	175 745
	Firms with 25 establishments or more	22	1 396	13 185 360	1 005 837	253 524	21 449	1 921 228	582 795	594 945

See footnotes at end of table.

Table 3. Single Units and Multiunits: 1997—Con.

[Includes only firms and establishments with payroll. Excludes data for central administrative offices, auxiliary operations, or establishments of these firms that are classified in other categories than those specified in this table. For meaning of abbreviations and symbols, see introductory text. For explanation of terms, see Appendix A. For method of assignment to categories shown, see Appendix C]

NAICS code	Number of establishments by type of operation and specified kind of business	Firms (number)	Establishments (number)	Sales (\$1,000)	Annual payroll (\$1,000)	First-quarter payroll (\$1,000)	Paid employees for pay period including March 12 (number)	Operating expenses ¹ (\$1,000)	End-of-1996 inventories (\$1,000)	End-of-1997 inventories (\$1,000)
42	WHOLESALE TRADE—Con.									
422	Wholesale trade, nondurable goods—Con.									
4227	Petroleum & petroleum products whse									
	All firms	8 130	'11 297	'267 623 942	'4 479 853	'1 081 580	'137 829	12 000 291	6 814 285	6 960 673
	Single unit firms	5 680	5 680	53 070 736	1 446 463	331 522	50 845	3 576 520	1 515 866	1 599 944
	Multiunit firms	2 450	5 617	214 553 206	3 033 390	750 058	86 984	8 423 771	5 298 419	5 360 729
	Firms with 1 establishment ...	1 663	1 663	48 890 195	970 146	229 501	32 884	2 920 266	1 037 895	1 248 195
	Firms with 2 establishments ..	415	830	14 887 022	315 635	76 286	10 190	776 934	550 797	450 368
	Firms with 3 or 4 establishments	237	769	15 375 099	357 281	85 785	10 671	904 798	501 216	491 827
	Firms with 5 to 9 establishments	85	545	11 399 389	244 742	55 424	7 790	551 465	272 172	264 675
	Firms with 10 to 24 establishments	28	411	11 606 607	214 689	56 075	5 493	552 364	437 077	407 860
	Firms with 25 establishments or more	22	1 399	112 394 894	930 897	246 987	19 956	2 717 944	2 499 262	2 497 804
42271	Petroleum bulk stations & terminals									
	All firms	5 331	'7 690	'176 719 246	'3 165 900	'754 255	'102 489	8 264 472	5 235 427	5 393 771
	Single unit firms	3 358	3 358	29 462 960	965 606	221 091	35 692	2 382 170	912 545	950 151
	Multiunit firms	1 973	4 332	147 256 286	2 200 294	533 164	66 797	5 882 302	4 322 882	4 443 620
	Firms with 1 establishment ...	1 359	1 359	29 916 916	788 555	179 472	27 518	2 008 493	895 004	1 026 218
	Firms with 2 establishments ..	329	658	6 958 787	244 818	61 777	8 505	606 251	260 254	261 673
	Firms with 3 or 4 establishments	178	579	9 017 721	222 589	51 443	7 432	558 514	285 413	300 652
	Firms with 5 to 9 establishments	66	418	5 976 600	189 680	44 062	5 206	474 736	334 352	321 667
	Firms with 10 to 24 establishments	22	305	D	D	D	h	D	D	D
	Firms with 25 establishments or more	19	1 013	D	D	D	j	D	D	D
422710	Petroleum bulk stations & terminals									
	All firms	5 331	'7 690	'176 719 246	'3 165 900	'754 255	'102 489	8 264 472	5 235 427	5 393 771
	Single unit firms	3 358	3 358	29 462 960	965 606	221 091	35 692	2 382 170	912 545	950 151
	Multiunit firms	1 973	4 332	147 256 286	2 200 294	533 164	66 797	5 882 302	4 322 882	4 443 620
	Firms with 1 establishment ...	1 359	1 359	29 916 916	788 555	179 472	27 518	2 008 493	895 004	1 026 218
	Firms with 2 establishments ..	329	658	6 958 787	244 818	61 777	8 505	606 251	260 254	261 673
	Firms with 3 or 4 establishments	178	579	9 017 721	222 589	51 443	7 432	558 514	285 413	300 652
	Firms with 5 to 9 establishments	66	418	5 976 600	189 680	44 062	5 206	474 736	334 352	321 667
	Firms with 10 to 24 establishments	22	305	D	D	D	h	D	D	D
	Firms with 25 establishments or more	19	1 013	D	D	D	j	D	D	D
4227101	Petroleum bulk stations & terminals (except LP)									
	All firms	5 152	'7 270	'171 008 939	'2 991 345	'713 993	'97 752	7 859 949	4 976 010	5 120 276
	Single unit firms	3 259	3 259	28 740 134	936 828	214 552	34 977	2 314 167	882 615	914 284
	Multiunit firms	1 893	4 011	142 268 805	2 054 517	499 441	62 775	5 545 782	4 093 395	4 205 992
	Firms with 1 establishment ...	1 312	1 312	27 675 520	724 667	166 540	26 160	1 875 897	858 211	998 534
	Firms with 2 establishments ..	317	634	6 686 567	236 306	59 315	8 193	589 550	237 354	238 834
	Firms with 3 or 4 establishments	163	529	8 814 124	210 076	48 689	7 002	528 468	272 902	287 662
	Firms with 5 to 9 establishments	63	395	D	D	D	h	D	D	D
	Firms with 10 to 24 establishments	20	274	D	D	D	h	D	D	D
	Firms with 25 establishments or more	18	867	D	D	D	j	D	D	D
42271011	Petroleum bulk stations (except LP)									
	All firms	4 814	6 045	50 922 994	1 878 095	443 455	69 499	4 737 727	1 461 304	1 476 135
	Single unit firms	3 083	3 083	19 825 112	796 738	184 243	30 986	2 000 759	573 836	585 921
	Multiunit firms	1 731	2 962	31 097 882	1 081 357	259 212	38 513	2 736 968	887 468	890 214
	Firms with 1 establishment ...	1 225	1 225	13 433 688	513 233	120 887	19 378	1 341 029	359 094	352 611
	Firms with 2 establishments ..	296	592	4 850 641	201 368	48 848	7 170	508 873	154 869	153 564
	Firms with 3 or 4 establishments	139	449	3 331 994	146 292	34 254	5 175	358 069	120 073	123 704
	Firms with 5 to 9 establishments	55	337	D	D	D	h	D	D	D
	Firms with 10 to 24 establishments	13	169	D	D	D	g	D	D	D
	Firms with 25 establishments or more	3	190	D	D	D	g	D	D	D

See footnotes at end of table.

Table 3. Single Units and Multiunits: 1997—Con.

[Includes only firms and establishments with payroll. Excludes data for central administrative offices, auxiliary operations, or establishments of these firms that are classified in other categories than those specified in this table. For meaning of abbreviations and symbols, see introductory text. For explanation of terms, see Appendix A. For method of assignment to categories shown, see Appendix C]

NAICS code	Number of establishments by type of operation and specified kind of business	Firms (number)	Establishments (number)	Sales (\$1,000)	Annual payroll (\$1,000)	First-quarter payroll (\$1,000)	Paid employees for pay period including March 12 (number)	Operating expenses ¹ (\$1,000)	End-of-1996 inventories (\$1,000)	End-of-1997 inventories (\$1,000)
42	WHOLESALE TRADE—Con.									
422	Wholesale trade, nondurable goods—Con.									
42271012	Petroleum bulk terminals (except LP)									
	All firms	437	1 225	120 085 945	1 113 250	270 538	28 253	3 122 222	3 514 706	3 644 141
	Single unit firms	176	176	8 915 022	140 090	30 309	3 991	313 408	308 779	328 363
	Multiunit firms	261	1 049	111 170 923	973 160	240 229	24 262	2 808 814	3 205 927	3 315 778
	Firms with 1 establishment ...	189	189	17 334 372	287 253	63 811	9 214	750 220	584 544	738 541
	Firms with 2 establishments ..	27	54	1 774 833	50 650	13 977	1 228	94 609	70 729	81 439
	Firms with 3 or 4 establishments	12	39	5 512 197	38 676	7 131	879	115 323	172 077	171 952
	Firms with 5 to 9 establishments	8	53	1 755 482	40 857	10 645	837	110 601	127 310	98 892
	Firms with 10 to 24 establishments	11	169	30 635 273	168 261	44 179	3 443	630 831	572 474	550 258
	Firms with 25 establishments or more	14	545	54 158 766	387 463	100 486	8 661	1 107 230	1 678 793	1 674 696
4227102	Liquefied petroleum bulk stations & terminals									
	All firms	209	420	5 710 307	174 555	40 262	4 737	404 523	259 417	273 495
	Single unit firms	99	99	722 826	28 778	6 539	715	68 003	29 930	35 867
	Multiunit firms	110	321	4 987 481	145 777	33 723	4 022	336 520	229 487	237 628
	Firms with 1 establishment ...	76	76	3 779 013	79 282	17 193	1 778	175 338	107 487	107 034
	Firms with 2 establishments ..	14	28	218 056	8 479	2 416	288	18 942	8 449	8 850
	Firms with 3 or 4 establishments	12	39	63 092	8 346	1 752	280	15 580	3 965	4 092
	Firms with 5 to 9 establishments	6	36	D	D	D	e	D	D	D
	Firms with 10 to 24 establishments	1	14	D	D	D	b	D	D	D
	Firms with 25 establishments or more	1	128	D	D	D	g	D	D	D
42272	Petroleum & petroleum prod whse (exc bulk stations & terminals)									
	All firms	3 002	3 607	90 904 696	1 313 953	327 325	35 340	3 735 819	1 578 858	1 566 902
	Single unit firms	2 322	2 322	23 607 776	480 857	110 431	15 153	1 194 350	603 321	649 793
	Multiunit firms	680	1 285	67 296 920	833 096	216 894	20 187	2 541 469	975 537	917 109
	Firms with 1 establishment ...	520	520	26 872 890	293 586	75 630	8 457	1 224 581	524 811	468 683
	Firms with 2 establishments ..	93	186	6 751 629	100 297	24 466	2 396	235 633	147 459	142 876
	Firms with 3 or 4 establishments	36	115	4 184 970	66 382	15 867	1 610	151 945	85 730	80 101
	Firms with 5 to 9 establishments	19	119	12 176 189	191 867	49 239	4 280	368 725	132 170	137 113
	Firms with 10 to 24 establishments	8	119	D	D	D	g	D	D	D
	Firms with 25 establishments or more	4	226	D	D	D	g	D	D	D
422720	Petroleum & petroleum prod whse (exc bulk stations & terminals)									
	All firms	3 002	3 607	90 904 696	1 313 953	327 325	35 340	3 735 819	1 578 858	1 566 902
	Single unit firms	2 322	2 322	23 607 776	480 857	110 431	15 153	1 194 350	603 321	649 793
	Multiunit firms	680	1 285	67 296 920	833 096	216 894	20 187	2 541 469	975 537	917 109
	Firms with 1 establishment ...	520	520	26 872 890	293 586	75 630	8 457	1 224 581	524 811	468 683
	Firms with 2 establishments ..	93	186	6 751 629	100 297	24 466	2 396	235 633	147 459	142 876
	Firms with 3 or 4 establishments	36	115	4 184 970	66 382	15 867	1 610	151 945	85 730	80 101
	Firms with 5 to 9 establishments	19	119	12 176 189	191 867	49 239	4 280	368 725	132 170	137 113
	Firms with 10 to 24 establishments	8	119	D	D	D	g	D	D	D
	Firms with 25 establishments or more	4	226	D	D	D	g	D	D	D
4228	Beer, wine, & distilled alcoholic beverage whse									
	All firms	3 841	4 850	69 703 203	5 667 069	1 336 925	151 677	11 472 270	4 918 578	5 262 443
	Single unit firms	3 336	3 336	29 434 407	2 668 632	600 150	75 493	5 235 250	1 857 530	2 024 152
	Multiunit firms	505	1 514	40 268 796	2 998 437	736 775	76 184	6 237 020	3 061 048	3 238 291
	Firms with 1 establishment ...	129	129	2 903 083	270 874	62 980	7 484	562 415	270 609	277 866
	Firms with 2 establishments ..	210	420	7 528 594	700 109	170 227	19 114	1 446 057	559 801	582 362
	Firms with 3 or 4 establishments	102	338	6 384 838	553 895	127 745	15 441	1 099 167	527 476	553 408
	Firms with 5 to 9 establishments	45	272	8 249 579	622 345	149 629	16 333	1 415 979	709 525	831 458
	Firms with 10 to 24 establishments	16	212	12 925 098	718 132	189 293	16 076	1 313 194	947 704	971 124
	Firms with 25 establishments or more	3	143	2 277 604	133 082	36 901	1 736	400 208	45 933	22 073

See footnotes at end of table.

Table 3. Single Units and Multiunits: 1997—Con.

[Includes only firms and establishments with payroll. Excludes data for central administrative offices, auxiliary operations, or establishments of these firms that are classified in other categories than those specified in this table. For meaning of abbreviations and symbols, see introductory text. For explanation of terms, see Appendix A. For method of assignment to categories shown, see Appendix C]

NAICS code	Number of establishments by type of operation and specified kind of business	Firms (number)	Establishments (number)	Sales (\$1,000)	Annual payroll (\$1,000)	First-quarter payroll (\$1,000)	Paid employees for pay period including March 12 (number)	Operating expenses ¹ (\$1,000)	End-of-1996 inventories (\$1,000)	End-of-1997 inventories (\$1,000)
42	WHOLESALE TRADE—Con.									
422	Wholesale trade, nondurable goods—Con.									
42281	Beer & ale whsle									
	All firms	2 557	3 013	34 997 239	3 308 583	752 374	96 284	6 780 698	1 626 132	1 719 966
	Single unit firms	2 198	2 198	19 568 932	1 952 430	434 914	56 868	3 854 548	910 782	945 124
	Multiunit firms	359	815	15 428 307	1 356 153	317 460	39 416	2 926 150	715 350	774 842
	Firms with 1 establishment ...	97	97	2 167 500	221 050	50 458	6 172	497 348	111 225	113 603
	Firms with 2 establishments ..	171	342	5 934 876	534 222	127 702	15 212	1 120 206	298 429	330 262
	Firms with 3 or 4 establishments	65	212	D	D	D	i	D	D	D
	Firms with 5 to 9 establishments	25	151	3 161 652	225 021	52 983	6 831	576 384	140 837	162 350
	Firms with 10 to 24 establishments	1	13	D	D	D	g	D	D	D
	Firms with 25 establishments or more	—	—	—	—	—	—	—	—	—
422810	Beer & ale whsle									
	All firms	2 557	3 013	34 997 239	3 308 583	752 374	96 284	6 780 698	1 626 132	1 719 966
	Single unit firms	2 198	2 198	19 568 932	1 952 430	434 914	56 868	3 854 548	910 782	945 124
	Multiunit firms	359	815	15 428 307	1 356 153	317 460	39 416	2 926 150	715 350	774 842
	Firms with 1 establishment ...	97	97	2 167 500	221 050	50 458	6 172	497 348	111 225	113 603
	Firms with 2 establishments ..	171	342	5 934 876	534 222	127 702	15 212	1 120 206	298 429	330 262
	Firms with 3 or 4 establishments	65	212	D	D	D	i	D	D	D
	Firms with 5 to 9 establishments	25	151	3 161 652	225 021	52 983	6 831	576 384	140 837	162 350
	Firms with 10 to 24 establishments	1	13	D	D	D	g	D	D	D
	Firms with 25 establishments or more	—	—	—	—	—	—	—	—	—
42282	Wine & distilled alcoholic beverage whsle									
	All firms	1 315	1 837	34 705 964	2 358 486	584 551	55 393	4 691 572	3 292 446	3 542 477
	Single unit firms	1 138	1 138	9 865 475	716 202	165 236	18 625	1 380 702	946 748	1 079 028
	Multiunit firms	177	699	24 840 489	1 642 284	419 315	36 768	3 310 870	2 345 698	2 463 449
	Firms with 1 establishment ...	68	68	1 611 371	115 975	27 315	3 101	261 113	214 708	224 498
	Firms with 2 establishments ..	43	86	2 192 025	187 539	47 227	4 482	398 023	295 956	297 586
	Firms with 3 or 4 establishments	29	96	D	D	D	h	D	D	D
	Firms with 5 to 9 establishments	21	131	5 015 497	393 112	95 936	9 509	820 461	562 543	662 589
	Firms with 10 to 24 establishments	13	175	D	D	D	j	D	D	D
	Firms with 25 establishments or more	3	143	2 277 604	133 082	36 901	1 736	400 208	45 933	22 073
422820	Wine & distilled alcoholic beverage whsle									
	All firms	1 315	1 837	34 705 964	2 358 486	584 551	55 393	4 691 572	3 292 446	3 542 477
	Single unit firms	1 138	1 138	9 865 475	716 202	165 236	18 625	1 380 702	946 748	1 079 028
	Multiunit firms	177	699	24 840 489	1 642 284	419 315	36 768	3 310 870	2 345 698	2 463 449
	Firms with 1 establishment ...	68	68	1 611 371	115 975	27 315	3 101	261 113	214 708	224 498
	Firms with 2 establishments ..	43	86	2 192 025	187 539	47 227	4 482	398 023	295 956	297 586
	Firms with 3 or 4 establishments	29	96	D	D	D	h	D	D	D
	Firms with 5 to 9 establishments	21	131	5 015 497	393 112	95 936	9 509	820 461	562 543	662 589
	Firms with 10 to 24 establishments	13	175	D	D	D	j	D	D	D
	Firms with 25 establishments or more	3	143	2 277 604	133 082	36 901	1 736	400 208	45 933	22 073
4228201	Wine & distilled alcoholic bev (licensed operation) whsle									
	All firms	1 306	1 715	34 325 562	2 348 175	580 900	54 751	4 672 282	3 249 786	3 527 673
	Single unit firms	1 138	1 138	9 865 475	716 202	165 236	18 625	1 380 702	946 748	1 079 028
	Multiunit firms	168	577	24 460 087	1 631 973	415 664	36 126	3 291 580	2 303 038	2 448 645
	Firms with 1 establishment ...	65	65	1 400 332	112 234	26 421	2 940	254 441	209 089	219 038
	Firms with 2 establishments ..	43	86	2 192 025	187 539	47 227	4 482	398 023	295 956	297 586
	Firms with 3 or 4 establishments	28	92	D	D	D	h	D	D	D
	Firms with 5 to 9 establishments	20	126	D	D	D	i	D	D	D
	Firms with 10 to 24 establishments	11	153	D	D	D	j	D	D	D
	Firms with 25 establishments or more	1	55	D	D	D	g	D	D	D

See footnotes at end of table.

Table 3. Single Units and Multiunits: 1997—Con.

[Includes only firms and establishments with payroll. Excludes data for central administrative offices, auxiliary operations, or establishments of these firms that are classified in other categories than those specified in this table. For meaning of abbreviations and symbols, see introductory text. For explanation of terms, see Appendix A. For method of assignment to categories shown, see Appendix C]

NAICS code	Number of establishments by type of operation and specified kind of business	Firms (number)	Establishments (number)	Sales (\$1,000)	Annual payroll (\$1,000)	First-quarter payroll (\$1,000)	Paid employees for pay period including March 12 (number)	Operating expenses ¹ (\$1,000)	End-of-1996 inventories (\$1,000)	End-of-1997 inventories (\$1,000)
42	WHOLESALE TRADE—Con.									
422	Wholesale trade, nondurable goods—Con.									
4228202	Wine & distilled alcoholic beverage (State operated) whsle									
	All firms	9	122	380 402	10 311	3 651	642	19 290	42 660	14 804
	Single unit firms	—	—	—	—	—	—	—	—	—
	Multiunit firms	9	122	380 402	10 311	3 651	642	19 290	42 660	14 804
	Firms with 1 establishment ..	3	3	211 039	3 741	894	161	6 672	5 619	5 460
	Firms with 2 establishments ..	—	—	—	—	—	—	—	—	—
	Firms with 3 or 4 establishments	1	4	D	D	D	a	D	D	D
	Firms with 5 to 9 establishments	1	5	D	D	D	a	D	D	D
	Firms with 10 to 24 establishments	2	22	D	D	D	b	D	D	D
	Firms with 25 establishments or more	2	88	D	D	D	e	D	D	D
4229	Miscellaneous nondurable goods whsle									
	All firms	29 228	34 063	213 618 778	11 321 311	2 681 563	378 531	24 701 041	13 733 701	14 986 289
	Single unit firms	26 844	26 844	63 121 351	4 811 377	1 075 676	181 452	10 259 878	4 809 674	5 594 309
	Multiunit firms	2 384	7 219	150 497 427	6 509 934	1 605 887	197 079	14 441 163	8 924 027	9 391 980
	Firms with 1 establishment ..	1 249	1 249	26 743 602	1 395 695	342 320	43 370	3 192 352	1 981 422	2 057 340
	Firms with 2 establishments ..	559	1 118	17 422 325	922 230	216 547	29 244	1 989 399	1 054 814	1 129 578
	Firms with 3 or 4 establishments	304	1 020	30 041 411	871 346	211 851	29 680	1 854 783	1 952 027	1 979 298
	Firms with 5 to 9 establishments	165	1 032	13 302 326	879 092	209 762	26 317	1 948 017	1 020 702	1 065 866
	Firms with 10 to 24 establishments	79	1 226	41 729 604	1 702 398	437 735	47 070	3 694 811	1 611 411	1 768 325
	Firms with 25 establishments or more	28	1 574	21 258 159	739 173	187 672	21 398	1 761 801	1 303 651	1 391 573
42291	Farm supplies whsle									
	All firms	5 162	7 378	53 634 309	2 562 527	618 653	74 508	5 777 566	4 103 160	4 400 820
	Single unit firms	4 390	4 390	11 915 854	712 329	158 197	25 816	1 590 363	905 427	1 017 375
	Multiunit firms	772	2 988	41 718 455	1 850 198	460 456	48 692	4 187 203	3 197 733	3 383 445
	Firms with 1 establishment ..	371	371	6 767 642	229 299	58 079	6 948	535 483	407 801	382 855
	Firms with 2 establishments ..	173	346	3 315 838	214 525	50 588	6 176	450 808	322 690	348 423
	Firms with 3 or 4 establishments	118	392	4 756 192	217 112	50 834	5 988	452 923	371 343	415 917
	Firms with 5 to 9 establishments	65	430	6 475 789	289 302	65 017	7 477	602 223	452 919	464 606
	Firms with 10 to 24 establishments	29	438	13 568 306	621 166	166 263	12 758	1 439 940	674 365	712 823
	Firms with 25 establishments or more	16	1 011	6 834 688	278 794	69 675	9 345	705 826	968 615	1 058 821
422910	Farm supplies whsle									
	All firms	5 162	7 378	53 634 309	2 562 527	618 653	74 508	5 777 566	4 103 160	4 400 820
	Single unit firms	4 390	4 390	11 915 854	712 329	158 197	25 816	1 590 363	905 427	1 017 375
	Multiunit firms	772	2 988	41 718 455	1 850 198	460 456	48 692	4 187 203	3 197 733	3 383 445
	Firms with 1 establishment ..	371	371	6 767 642	229 299	58 079	6 948	535 483	407 801	382 855
	Firms with 2 establishments ..	173	346	3 315 838	214 525	50 588	6 176	450 808	322 690	348 423
	Firms with 3 or 4 establishments	118	392	4 756 192	217 112	50 834	5 988	452 923	371 343	415 917
	Firms with 5 to 9 establishments	65	430	6 475 789	289 302	65 017	7 477	602 223	452 919	464 606
	Firms with 10 to 24 establishments	29	438	13 568 306	621 166	166 263	12 758	1 439 940	674 365	712 823
	Firms with 25 establishments or more	16	1 011	6 834 688	278 794	69 675	9 345	705 826	968 615	1 058 821
4229101	Farm supplies—farm dealers									
	All firms	2 546	3 873	12 772 801	836 054	199 470	29 647	1 976 024	1 231 726	1 328 728
	Single unit firms	2 089	2 089	2 959 632	218 486	48 263	9 787	487 440	246 967	297 665
	Multiunit firms	457	1 784	9 813 169	617 568	151 207	19 860	1 488 584	984 759	1 031 063
	Firms with 1 establishment ..	226	226	2 001 397	157 647	39 948	4 617	376 304	220 852	242 916
	Firms with 2 establishments ..	87	174	716 538	60 077	12 808	1 920	143 487	89 643	84 521
	Firms with 3 or 4 establishments	78	262	1 209 452	72 251	16 895	2 598	169 132	113 129	116 380
	Firms with 5 to 9 establishments	39	246	1 371 096	101 133	25 570	3 454	210 345	114 250	115 611
	Firms with 10 to 24 establishments	18	245	1 989 101	91 222	20 870	2 473	271 861	97 625	97 585
	Firms with 25 establishments or more	9	631	2 525 585	135 238	35 116	4 798	317 455	349 260	374 050

See footnotes at end of table.

Table 3. Single Units and Multiunits: 1997—Con.

[Includes only firms and establishments with payroll. Excludes data for central administrative offices, auxiliary operations, or establishments of these firms that are classified in other categories than those specified in this table. For meaning of abbreviations and symbols, see introductory text. For explanation of terms, see Appendix A. For method of assignment to categories shown, see Appendix C]

NAICS code	Number of establishments by type of operation and specified kind of business	Firms (number)	Establishments (number)	Sales (\$1,000)	Annual payroll (\$1,000)	First-quarter payroll (\$1,000)	Paid employees for pay period including March 12 (number)	Operating expenses ¹ (\$1,000)	End-of-1996 inventories (\$1,000)	End-of-1997 inventories (\$1,000)
42	WHOLESALE TRADE—Con.									
422	Wholesale trade, nondurable goods—Con.									
4229102	Farm supplies—wholesale distributors									
	All firms	2 693	3 505	40 861 508	1 726 473	419 183	44 861	3 801 542	2 871 434	3 072 092
	Single unit firms	2 301	2 301	8 956 222	493 843	109 934	16 029	1 102 923	658 460	719 710
	Multiunit firms	392	1 204	31 905 286	1 232 630	309 249	28 832	2 698 619	2 212 974	2 352 382
	Firms with 1 establishment ..	202	202	6 383 392	203 830	46 968	6 068	427 576	439 672	418 863
	Firms with 2 establishments ..	91	182	2 707 681	160 902	38 237	4 376	315 616	257 768	287 170
	Firms with 3 or 4 establishments	48	160	4 260 142	122 401	29 417	3 010	253 140	224 778	245 352
	Firms with 5 to 9 establishments	34	228	5 555 136	180 473	42 205	4 429	380 494	328 840	329 757
	Firms with 10 to 24 establishments	11	171	9 607 750	473 434	130 939	8 179	1 055 178	450 367	495 710
	Firms with 25 establishments or more	6	261	3 391 185	91 590	21 483	2 770	266 615	511 549	575 530
42292	Book, periodical, & newspaper wholesaler									
	All firms	3 277	4 265	33 630 300	2 618 123	641 744	89 309	5 567 689	2 289 015	2 445 853
	Single unit firms	2 843	2 843	5 831 840	732 208	172 045	26 585	1 447 827	489 407	544 380
	Multiunit firms	434	1 422	27 798 460	1 885 915	469 699	62 724	4 119 862	1 799 608	1 901 473
	Firms with 1 establishment ..	242	242	3 300 164	362 844	89 356	11 958	756 945	341 263	367 111
	Firms with 2 establishments ..	78	156	2 041 612	173 173	40 652	6 337	377 373	120 275	117 725
	Firms with 3 or 4 establishments	53	186	4 277 577	265 358	62 835	11 457	607 991	646 651	644 287
	Firms with 5 to 9 establishments	32	194	D	D	D	j	D	D	D
	Firms with 10 to 24 establishments	23	358	D	D	D	j	D	D	D
	Firms with 25 establishments or more	6	286	8 150 963	297 037	79 240	8 202	674 574	134 193	139 729
422920	Book, periodical, & newspaper wholesaler									
	All firms	3 277	4 265	33 630 300	2 618 123	641 744	89 309	5 567 689	2 289 015	2 445 853
	Single unit firms	2 843	2 843	5 831 840	732 208	172 045	26 585	1 447 827	489 407	544 380
	Multiunit firms	434	1 422	27 798 460	1 885 915	469 699	62 724	4 119 862	1 799 608	1 901 473
	Firms with 1 establishment ..	242	242	3 300 164	362 844	89 356	11 958	756 945	341 263	367 111
	Firms with 2 establishments ..	78	156	2 041 612	173 173	40 652	6 337	377 373	120 275	117 725
	Firms with 3 or 4 establishments	53	186	4 277 577	265 358	62 835	11 457	607 991	646 651	644 287
	Firms with 5 to 9 establishments	32	194	D	D	D	j	D	D	D
	Firms with 10 to 24 establishments	23	358	D	D	D	j	D	D	D
	Firms with 25 establishments or more	6	286	8 150 963	297 037	79 240	8 202	674 574	134 193	139 729
42293	Flower, nursery stock, & florists' supplies wholesaler									
	All firms	3 491	3 900	8 002 830	1 026 750	238 920	44 939	2 115 948	656 683	714 977
	Single unit firms	3 230	3 230	5 109 557	649 879	146 634	29 231	1 325 404	387 274	436 110
	Multiunit firms	261	670	2 893 273	376 871	92 286	15 708	790 544	269 409	278 867
	Firms with 1 establishment ..	115	115	1 061 369	126 026	30 967	4 671	290 965	102 580	103 095
	Firms with 2 establishments ..	80	160	581 447	78 722	18 352	3 150	156 048	48 336	53 031
	Firms with 3 or 4 establishments	35	117	362 542	51 475	12 765	2 951	100 246	44 249	48 720
	Firms with 5 to 9 establishments	20	112	386 251	52 922	12 752	2 108	104 778	33 951	33 522
	Firms with 10 to 24 establishments	11	166	501 664	67 726	17 450	2 828	138 507	40 293	40 499
	Firms with 25 establishments or more	-	-	-	-	-	-	-	-	-
422930	Flower, nursery stock, & florists' supplies wholesaler									
	All firms	3 491	3 900	8 002 830	1 026 750	238 920	44 939	2 115 948	656 683	714 977
	Single unit firms	3 230	3 230	5 109 557	649 879	146 634	29 231	1 325 404	387 274	436 110
	Multiunit firms	261	670	2 893 273	376 871	92 286	15 708	790 544	269 409	278 867
	Firms with 1 establishment ..	115	115	1 061 369	126 026	30 967	4 671	290 965	102 580	103 095
	Firms with 2 establishments ..	80	160	581 447	78 722	18 352	3 150	156 048	48 336	53 031
	Firms with 3 or 4 establishments	35	117	362 542	51 475	12 765	2 951	100 246	44 249	48 720
	Firms with 5 to 9 establishments	20	112	386 251	52 922	12 752	2 108	104 778	33 951	33 522
	Firms with 10 to 24 establishments	11	166	501 664	67 726	17 450	2 828	138 507	40 293	40 499
	Firms with 25 establishments or more	-	-	-	-	-	-	-	-	-

See footnotes at end of table.

Table 3. Single Units and Multiunits: 1997—Con.

[Includes only firms and establishments with payroll. Excludes data for central administrative offices, auxiliary operations, or establishments of these firms that are classified in other categories than those specified in this table. For meaning of abbreviations and symbols, see introductory text. For explanation of terms, see Appendix A. For method of assignment to categories shown, see Appendix C]

NAICS code	Number of establishments by type of operation and specified kind of business	Firms (number)	Establishments (number)	Sales (\$1,000)	Annual payroll (\$1,000)	First-quarter payroll (\$1,000)	Paid employees for pay period including March 12 (number)	Operating expenses ¹ (\$1,000)	End-of-1996 inventories (\$1,000)	End-of-1997 inventories (\$1,000)
42	WHOLESALE TRADE—Con.									
422	Wholesale trade, nondurable goods—Con.									
42294	Tobacco & tobacco product whsle									
	All firms	1 324	1 561	50 268 772	1 589 663	383 163	57 046	3 219 183	1 841 101	2 112 620
	Single unit firms	1 177	1 177	15 215 198	533 363	123 991	21 514	1 068 081	712 405	813 053
	Multiunit firms	147	384	35 053 574	1 056 300	259 172	35 532	2 151 102	1 128 696	1 299 567
	Firms with 1 establishment ...	78	78	7 082 626	251 450	59 230	8 759	477 872	223 523	261 525
	Firms with 2 establishments ..	42	84	3 084 720	138 143	31 704	4 967	334 690	163 364	193 492
	Firms with 3 or 4 establishments	12	38	2 450 871	93 561	26 448	3 382	178 535	55 452	72 271
	Firms with 5 to 9 establishments	7	46	1 352 082	56 417	13 390	2 120	97 434	70 360	78 700
	Firms with 10 to 24 establishments	8	138	21 083 275	516 729	128 400	16 304	1 062 571	615 997	693 579
	Firms with 25 establishments or more	—	—	—	—	—	—	—	—	—
422940	Tobacco & tobacco product whsle									
	All firms	1 324	1 561	50 268 772	1 589 663	383 163	57 046	3 219 183	1 841 101	2 112 620
	Single unit firms	1 177	1 177	15 215 198	533 363	123 991	21 514	1 068 081	712 405	813 053
	Multiunit firms	147	384	35 053 574	1 056 300	259 172	35 532	2 151 102	1 128 696	1 299 567
	Firms with 1 establishment ...	78	78	7 082 626	251 450	59 230	8 759	477 872	223 523	261 525
	Firms with 2 establishments ..	42	84	3 084 720	138 143	31 704	4 967	334 690	163 364	193 492
	Firms with 3 or 4 establishments	12	38	2 450 871	93 561	26 448	3 382	178 535	55 452	72 271
	Firms with 5 to 9 establishments	7	46	1 352 082	56 417	13 390	2 120	97 434	70 360	78 700
	Firms with 10 to 24 establishments	8	138	21 083 275	516 729	128 400	16 304	1 062 571	615 997	693 579
	Firms with 25 establishments or more	—	—	—	—	—	—	—	—	—
42295	Paint, varnish, & supplies whsle									
	All firms	1 560	2 192	7 510 467	676 404	159 355	19 917	1 584 153	650 640	680 619
	Single unit firms	1 296	1 296	2 587 434	276 096	63 601	8 892	568 007	201 771	221 179
	Multiunit firms	264	896	4 923 033	400 308	95 754	11 025	1 016 146	448 869	459 440
	Firms with 1 establishment ...	111	111	801 122	79 137	20 100	2 031	164 555	104 552	106 181
	Firms with 2 establishments ..	77	154	650 747	63 144	14 706	2 042	126 341	78 823	82 814
	Firms with 3 or 4 establishments	39	131	560 091	43 084	10 027	1 098	109 829	33 042	36 070
	Firms with 5 to 9 establishments	25	150	1 217 474	93 452	22 770	2 411	314 996	85 508	85 828
	Firms with 10 to 24 establishments	8	129	977 768	55 387	12 395	1 478	112 332	49 104	49 156
	Firms with 25 establishments or more	4	221	715 831	66 104	15 756	1 965	188 093	97 840	99 391
422950	Paint, varnish, & supplies whsle									
	All firms	1 560	2 192	7 510 467	676 404	159 355	19 917	1 584 153	650 640	680 619
	Single unit firms	1 296	1 296	2 587 434	276 096	63 601	8 892	568 007	201 771	221 179
	Multiunit firms	264	896	4 923 033	400 308	95 754	11 025	1 016 146	448 869	459 440
	Firms with 1 establishment ...	111	111	801 122	79 137	20 100	2 031	164 555	104 552	106 181
	Firms with 2 establishments ..	77	154	650 747	63 144	14 706	2 042	126 341	78 823	82 814
	Firms with 3 or 4 establishments	39	131	560 091	43 084	10 027	1 098	109 829	33 042	36 070
	Firms with 5 to 9 establishments	25	150	1 217 474	93 452	22 770	2 411	314 996	85 508	85 828
	Firms with 10 to 24 establishments	8	129	977 768	55 387	12 395	1 478	112 332	49 104	49 156
	Firms with 25 establishments or more	4	221	715 831	66 104	15 756	1 965	188 093	97 840	99 391
4229501	Paint, varnish, & supplies whsle									
	All firms	1 560	2 192	7 510 467	676 404	159 355	19 917	1 584 153	650 640	680 619
	Single unit firms	1 296	1 296	2 587 434	276 096	63 601	8 892	568 007	201 771	221 179
	Multiunit firms	264	896	4 923 033	400 308	95 754	11 025	1 016 146	448 869	459 440
	Firms with 1 establishment ...	111	111	801 122	79 137	20 100	2 031	164 555	104 552	106 181
	Firms with 2 establishments ..	77	154	650 747	63 144	14 706	2 042	126 341	78 823	82 814
	Firms with 3 or 4 establishments	39	131	560 091	43 084	10 027	1 098	109 829	33 042	36 070
	Firms with 5 to 9 establishments	25	150	1 217 474	93 452	22 770	2 411	314 996	85 508	85 828
	Firms with 10 to 24 establishments	8	129	977 768	55 387	12 395	1 478	112 332	49 104	49 156
	Firms with 25 establishments or more	4	221	715 831	66 104	15 756	1 965	188 093	97 840	99 391

See footnotes at end of table.

Table 3. Single Units and Multiunits: 1997—Con.

[Includes only firms and establishments with payroll. Excludes data for central administrative offices, auxiliary operations, or establishments of these firms that are classified in other categories than those specified in this table. For meaning of abbreviations and symbols, see introductory text. For explanation of terms, see Appendix A. For method of assignment to categories shown, see Appendix C]

NAICS code	Number of establishments by type of operation and specified kind of business	Firms (number)	Establishments (number)	Sales (\$1,000)	Annual payroll (\$1,000)	First-quarter payroll (\$1,000)	Paid employees for pay period including March 12 (number)	Operating expenses ¹ (\$1,000)	End-of-1996 inventories (\$1,000)	End-of-1997 inventories (\$1,000)
42	WHOLESALE TRADE—Con.									
422	Wholesale trade, nondurable goods—Con.									
42299	Other miscellaneous nondurable goods whsle									
	All firms	14 459	14 767	60 572 100	2 847 844	639 728	92 812	6 436 502	4 193 102	4 631 400
	Single unit firms	13 908	13 908	22 461 468	1 907 502	411 208	69 414	4 260 196	2 113 390	2 562 212
	Multiunit firms	551	859	38 110 632	940 342	228 520	23 398	2 176 306	2 079 712	2 069 188
	Firms with 1 establishment ..	388	388	10 681 715	489 756	120 779	12 454	1 265 734	927 309	956 377
	Firms with 2 establishments ..	101	202	9 416 816	201 273	48 957	4 754	420 476	306 845	308 691
	Firms with 3 or 4 establishments	46	151	17 626 910	197 772	47 405	4 575	393 775	776 663	736 369
	Firms with 5 to 9 establishments	14	88	D	D	D	g	D	D	D
	Firms with 10 to 24 establishments	2	30	D	D	D	e	D	D	D
	Firms with 25 establishments or more	—	—	—	—	—	—	—	—	—
422990	Other miscellaneous nondurable goods whsle									
	All firms	14 459	14 767	60 572 100	2 847 844	639 728	92 812	6 436 502	4 193 102	4 631 400
	Single unit firms	13 908	13 908	22 461 468	1 907 502	411 208	69 414	4 260 196	2 113 390	2 562 212
	Multiunit firms	551	859	38 110 632	940 342	228 520	23 398	2 176 306	2 079 712	2 069 188
	Firms with 1 establishment ..	388	388	10 681 715	489 756	120 779	12 454	1 265 734	927 309	956 377
	Firms with 2 establishments ..	101	202	9 416 816	201 273	48 957	4 754	420 476	306 845	308 691
	Firms with 3 or 4 establishments	46	151	17 626 910	197 772	47 405	4 575	393 775	776 663	736 369
	Firms with 5 to 9 establishments	14	88	D	D	D	g	D	D	D
	Firms with 10 to 24 establishments	2	30	D	D	D	e	D	D	D
	Firms with 25 establishments or more	—	—	—	—	—	—	—	—	—
4229901	Art goods whsle									
	All firms	4 507	4 583	9 596 493	985 525	218 513	33 019	2 495 938	1 215 468	1 380 002
	Single unit firms	4 329	4 329	6 699 588	734 487	157 338	26 059	1 717 536	820 811	965 866
	Multiunit firms	178	254	2 896 905	251 038	61 175	6 960	778 402	394 657	414 136
	Firms with 1 establishment ..	132	132	1 853 345	180 744	45 150	4 859	621 888	299 819	317 108
	Firms with 2 establishments ..	32	64	466 103	43 961	10 525	1 410	100 067	60 475	64 401
	Firms with 3 or 4 establishments	11	36	511 151	16 564	3 735	432	39 028	16 651	14 370
	Firms with 5 to 9 establishments	3	22	66 306	9 769	1 765	259	17 419	17 712	18 257
	Firms with 10 to 24 establishments	—	—	—	—	—	—	—	—	—
	Firms with 25 establishments or more	—	—	—	—	—	—	—	—	—
4229902	General merchandise (nondurable goods) whsle									
	All firms	3 182	3 248	34 597 404	729 329	171 128	20 477	1 467 410	1 511 757	1 586 453
	Single unit firms	3 077	3 077	4 268 154	316 668	68 994	12 081	690 626	322 424	409 080
	Multiunit firms	105	171	30 329 250	412 661	102 134	8 396	776 784	1 189 333	1 177 373
	Firms with 1 establishment ..	71	71	9 714 990	188 444	47 828	3 967	375 025	401 940	442 849
	Firms with 2 establishments ..	16	32	D	D	D	g	D	D	D
	Firms with 3 or 4 establishments	16	52	D	D	D	h	D	D	D
	Firms with 5 to 9 establishments	1	6	D	D	D	b	D	D	D
	Firms with 10 to 24 establishments	1	10	D	D	D	c	D	D	D
	Firms with 25 establishments or more	—	—	—	—	—	—	—	—	—
4229903	Textile bags, bagging, & burlap whsle									
	All firms	437	446	802 397	77 465	16 774	2 966	182 076	91 231	111 979
	Single unit firms	423	423	730 452	70 329	15 240	2 718	166 927	82 289	103 493
	Multiunit firms	14	23	71 945	7 136	1 534	248	15 149	8 942	8 486
	Firms with 1 establishment ..	8	8	25 344	4 136	833	156	9 000	3 528	3 580
	Firms with 2 establishments ..	4	8	D	D	D	b	D	D	D
	Firms with 3 or 4 establishments	2	7	D	D	D	b	D	D	D
	Firms with 5 to 9 establishments	—	—	—	—	—	—	—	—	—
	Firms with 10 to 24 establishments	—	—	—	—	—	—	—	—	—
	Firms with 25 establishments or more	—	—	—	—	—	—	—	—	—

See footnotes at end of table.

Table 3. Single Units and Multiunits: 1997—Con.

[Includes only firms and establishments with payroll. Excludes data for central administrative offices, auxiliary operations, or establishments of these firms that are classified in other categories than those specified in this table. For meaning of abbreviations and symbols, see introductory text. For explanation of terms, see Appendix A. For method of assignment to categories shown, see Appendix C]

NAICS code	Number of establishments by type of operation and specified kind of business	Firms (number)	Establishments (number)	Sales (\$1,000)	Annual payroll (\$1,000)	First-quarter payroll (\$1,000)	Paid employees for pay period including March 12 (number)	Operating expenses ¹ (\$1,000)	End-of-1996 inventories (\$1,000)	End-of-1997 inventories (\$1,000)
42	WHOLESALE TRADE—Con.									
422	Wholesale trade, nondurable goods—Con.									
4229904	Other nondurable goods whsle									
	All firms	6 345	6 490	15 575 806	1 055 525	233 313	36 350	2 291 078	1 374 646	1 552 966
	Single unit firms	6 079	6 079	10 763 274	786 018	169 636	28 556	1 685 107	887 866	1 083 773
	Multiunit firms	266	411	4 812 532	269 507	63 677	7 794	605 971	486 780	469 193
	Firms with 1 establishment ...	197	197	2 833 658	171 591	41 166	4 587	403 782	321 589	299 428
	Firms with 2 establishments ..	43	86	1 505 475	53 144	11 698	1 479	111 867	95 067	102 729
	Firms with 3 or 4 establishments	15	48	205 970	14 812	3 688	678	30 910	23 301	23 222
	Firms with 5 to 9 establishments	10	60	D	D	D	f	D	D	D
	Firms with 10 to 24 establishments	1	20	D	D	D	c	D	D	D
	Firms with 25 establishments or more	—	—	—	—	—	—	—	—	—
	MERCHANT WHOLESALERS									
	All firms	316 930	376 330	2 333 131 187	158 373 291	36 705 674	4 591 092	329 085 927	214 621 484	230 839 579
	Single unit firms	290 221	290 221	932 227 224	80 909 926	18 156 657	2 513 138	166 502 184	85 415 046	95 772 224
	Multiunit firms	26 709	86 109	1 400 903 963	77 463 365	18 549 017	2 077 954	162 583 743	129 206 438	135 067 355
	Firms with 1 establishment ...	10 371	10 371	178 502 606	11 762 404	2 795 040	313 335	25 295 065	16 387 382	16 851 735
	Firms with 2 establishments ..	8 488	16 976	166 727 034	13 120 399	3 099 124	365 599	26 542 540	17 474 334	18 459 421
	Firms with 3 or 4 establishments	4 661	15 460	190 535 127	12 645 350	2 985 489	341 688	26 315 378	20 396 421	21 157 569
	Firms with 5 to 9 establishments	2 157	13 476	201 706 477	11 378 980	2 727 899	302 821	25 192 395	19 948 176	21 051 073
	Firms with 10 to 24 establishments	761	10 898	262 061 691	10 890 555	2 626 292	284 554	23 632 692	22 273 427	23 259 994
	Firms with 25 establishments or more	271	18 928	401 371 028	17 665 677	4 315 173	469 957	35 605 673	32 726 698	34 287 563
421	Wholesale trade, durable goods									
	All firms	201 033	241 379	1 214 780 670	99 709 272	23 056 814	2 756 659	201 524 492	135 753 109	146 224 425
	Single unit firms	183 847	183 847	504 106 520	51 255 989	11 477 089	1 519 834	102 185 438	56 681 167	63 529 450
	Multiunit firms	17 186	57 532	710 674 150	48 453 283	11 579 725	1 236 825	99 339 054	79 071 942	82 694 975
	Firms with 1 establishment ...	6 100	6 100	86 758 503	7 418 508	1 773 710	181 433	14 984 563	10 274 583	10 574 990
	Firms with 2 establishments ..	5 659	11 318	87 799 365	8 371 844	1 995 829	224 209	16 333 328	11 861 397	12 492 134
	Firms with 3 or 4 establishments	3 225	10 699	98 938 906	8 088 021	1 892 259	212 023	16 080 635	13 033 292	13 516 183
	Firms with 5 to 9 establishments	1 492	9 287	123 374 970	7 663 306	1 840 133	191 870	17 041 659	14 217 775	14 953 733
	Firms with 10 to 24 establishments	534	7 660	172 655 844	7 194 925	1 726 571	176 193	15 978 966	16 565 853	17 263 992
	Firms with 25 establishments or more	176	12 468	141 146 562	9 716 679	2 351 223	251 097	18 919 903	13 119 042	13 893 943
4211	Motor vehicle & motor vehicle parts & supplies whsle									
	All firms	22 478	26 093	166 674 187	8 287 385	1 934 223	281 969	18 128 586	16 213 453	17 086 156
	Single unit firms	20 359	20 359	47 800 940	4 193 814	951 351	157 454	8 398 026	6 027 687	6 800 239
	Multiunit firms	2 119	5 734	118 873 247	4 093 571	982 872	124 515	9 730 560	10 185 766	10 285 917
	Firms with 1 establishment ...	970	970	13 087 664	801 190	188 435	23 681	1 601 167	1 603 806	1 682 453
	Firms with 2 establishments ..	589	1 178	13 494 271	867 168	204 851	26 476	1 666 425	1 593 314	1 534 182
	Firms with 3 or 4 establishments	344	1 118	13 416 838	778 999	187 328	23 273	1 681 896	1 595 722	1 661 816
	Firms with 5 to 9 establishments	155	932	37 560 334	793 742	192 028	21 663	2 717 537	2 296 713	2 449 834
	Firms with 10 to 24 establishments	48	670	36 989 229	523 391	126 669	15 197	1 278 207	2 374 329	2 214 506
	Firms with 25 establishments or more	13	866	4 324 911	329 081	83 561	14 225	785 328	721 882	743 126
42111	Automobile & other motor vehicle whsle									
	All firms	6 011	6 654	113 917 822	3 320 639	777 402	96 180	7 952 209	8 123 863	8 590 301
	Single unit firms	5 445	5 445	28 505 874	1 595 970	362 700	53 022	3 240 625	2 997 534	3 432 664
	Multiunit firms	566	1 209	85 411 948	1 724 669	414 702	43 158	4 711 584	5 126 329	5 157 637
	Firms with 1 establishment ...	266	266	D	D	D	i	D	D	D
	Firms with 2 establishments ..	187	374	D	D	D	j	D	D	D
	Firms with 3 or 4 establishments	75	242	D	D	D	i	D	D	D
	Firms with 5 to 9 establishments	29	177	D	D	D	i	D	D	D
	Firms with 10 to 24 establishments	8	107	D	D	D	h	D	D	D
	Firms with 25 establishments or more	1	43	D	D	D	f	D	D	D

See footnotes at end of table.

Table 3. Single Units and Multiunits: 1997—Con.

[Includes only firms and establishments with payroll. Excludes data for central administrative offices, auxiliary operations, or establishments of these firms that are classified in other categories than those specified in this table. For meaning of abbreviations and symbols, see introductory text. For explanation of terms, see Appendix A. For method of assignment to categories shown, see Appendix C]

NAICS code	Number of establishments by type of operation and specified kind of business	Firms (number)	Establishments (number)	Sales (\$1,000)	Annual payroll (\$1,000)	First-quarter payroll (\$1,000)	Paid employees for pay period including March 12 (number)	Operating expenses ¹ (\$1,000)	End-of-1996 inventories (\$1,000)	End-of-1997 inventories (\$1,000)
421	MERCHANT WHOLESALERS—Con.									
	Wholesale trade, durable goods—Con.									
421110	Automobile & other motor vehicle whsle									
	All firms	6 011	6 654	113 917 822	3 320 639	777 402	96 180	7 952 209	8 123 863	8 590 301
	Single unit firms	5 445	5 445	28 505 874	1 595 970	362 700	53 022	3 240 625	2 997 534	3 432 664
	Multiunit firms	566	1 209	85 411 948	1 724 669	414 702	43 158	4 711 584	5 126 329	5 157 637
	Firms with 1 establishment ...	266	266	D	D	D	i	D	D	D
	Firms with 2 establishments ..	187	374	D	D	D	j	D	D	D
	Firms with 3 or 4 establishments	75	242	D	D	D	i	D	D	D
	Firms with 5 to 9 establishments	29	177	D	D	D	i	D	D	D
	Firms with 10 to 24 establishments	8	107	D	D	D	h	D	D	D
	Firms with 25 establishments or more	1	43	D	D	D	f	D	D	D
4211101	Automobile & motorcycle whsle									
	All firms	3 172	3 331	79 437 563	911 926	222 524	25 772	3 707 653	3 709 763	3 981 633
	Single unit firms	3 060	3 060	12 998 416	405 137	90 381	16 484	1 210 991	919 389	1 143 564
	Multiunit firms	112	271	66 439 147	506 789	132 143	9 288	2 496 662	2 790 374	2 838 069
	Firms with 1 establishment ...	74	74	15 625 540	137 676	34 694	2 312	995 283	720 301	857 948
	Firms with 2 establishments ..	16	32	D	D	D	f	D	D	D
	Firms with 3 or 4 establishments	9	29	D	D	D	g	D	D	D
	Firms with 5 to 9 establishments	8	45	D	D	D	h	D	D	D
	Firms with 10 to 24 establishments	4	48	D	D	D	g	D	D	D
	Firms with 25 establishments or more	1	43	D	D	D	f	D	D	D
4211102	Bus & recreational vehicle whsle									
	All firms	331	347	D	D	D	h	D	D	D
	Single unit firms	290	290	D	D	D	h	D	D	D
	Multiunit firms	41	57	D	D	D	g	D	D	D
	Firms with 1 establishment ...	27	27	D	D	D	f	D	D	D
	Firms with 2 establishments ..	12	24	D	D	D	f	D	D	D
	Firms with 3 or 4 establishments	2	6	D	D	D	b	D	D	D
	Firms with 5 to 9 establishments	—	—	—	—	—	—	—	—	—
	Firms with 10 to 24 establishments	—	—	—	—	—	—	—	—	—
	Firms with 25 establishments or more	—	—	—	—	—	—	—	—	—
4211103	Light truck & van (14,000 lb or less) whsle									
	All firms	413	428	7 133 116	216 730	49 437	6 188	593 040	535 182	534 493
	Single unit firms	381	381	D	D	D	h	D	D	D
	Multiunit firms	32	47	D	D	D	g	D	D	D
	Firms with 1 establishment ...	25	25	D	D	D	f	D	D	D
	Firms with 2 establishments ..	5	10	59 351	7 523	1 886	249	12 561	9 603	9 246
	Firms with 3 or 4 establishments	—	—	—	—	—	—	—	—	—
	Firms with 5 to 9 establishments	2	12	D	D	D	c	D	D	D
	Firms with 10 to 24 establishments	—	—	—	—	—	—	—	—	—
	Firms with 25 establishments or more	—	—	—	—	—	—	—	—	—
4211104	Medium truck & tractor (14,001 lb to 26,000 lb) whsle									
	All firms	444	480	D	D	D	i	D	D	D
	Single unit firms	376	376	D	D	D	h	D	D	D
	Multiunit firms	68	104	D	D	D	h	D	D	D
	Firms with 1 establishment ...	45	45	D	D	D	g	D	D	D
	Firms with 2 establishments ..	19	38	D	D	D	f	D	D	D
	Firms with 3 or 4 establishments	2	7	D	D	D	c	D	D	D
	Firms with 5 to 9 establishments	2	14	D	D	D	c	D	D	D
	Firms with 10 to 24 establishments	—	—	—	—	—	—	—	—	—
	Firms with 25 establishments or more	—	—	—	—	—	—	—	—	—

See footnotes at end of table.

Table 3. Single Units and Multiunits: 1997—Con.

[Includes only firms and establishments with payroll. Excludes data for central administrative offices, auxiliary operations, or establishments of these firms that are classified in other categories than those specified in this table. For meaning of abbreviations and symbols, see introductory text. For explanation of terms, see Appendix A. For method of assignment to categories shown, see Appendix C]

NAICS code	Number of establishments by type of operation and specified kind of business	Firms (number)	Establishments (number)	Sales (\$1,000)	Annual payroll (\$1,000)	First-quarter payroll (\$1,000)	Paid employees for pay period including March 12 (number)	Operating expenses ¹ (\$1,000)	End-of-1996 inventories (\$1,000)	End-of-1997 inventories (\$1,000)
421	MERCHANT WHOLESALERS—Con.									
	Wholesale trade, durable goods—Con.									
4211105	Heavy truck & tractor (over 26,000 lb) whsle									
	All firms	1 679	2 068	22 058 292	1 799 190	415 301	52 127	2 898 790	3 107 815	3 262 391
	Single unit firms	1 338	1 338	D	D	D	j	D	D	D
	Multiunit firms	341	730	D	D	D	k	D	D	D
	Firms with 1 establishment ..	133	133	D	D	D	i	D	D	D
	Firms with 2 establishments ..	132	264	D	D	D	i	D	D	D
	Firms with 3 or 4 establishments	56	182	3 165 924	266 698	62 386	7 662	412 786	442 817	414 853
	Firms with 5 to 9 establishments	17	105	D	D	D	h	D	D	D
	Firms with 10 to 24 establishments	3	46	D	D	D	g	D	D	D
	Firms with 25 establishments or more	—	—	—	—	—	—	—	—	—
42112	Motor vehicle supplies & new parts whsle									
	All firms	8 350	10 596	40 856 802	3 428 913	799 934	121 664	7 054 127	6 453 745	6 743 051
	Single unit firms	7 242	7 242	12 705 758	1 577 885	352 378	57 660	3 074 892	2 164 451	2 395 586
	Multiunit firms	1 108	3 354	28 151 044	1 851 028	447 556	64 004	3 979 235	4 289 294	4 347 465
	Firms with 1 establishment ..	543	543	6 858 991	485 384	116 454	14 266	956 358	910 422	940 838
	Firms with 2 establishments ..	248	496	2 986 137	275 695	64 933	9 436	555 205	457 367	474 405
	Firms with 3 or 4 establishments	180	595	5 400 859	330 296	79 257	10 273	767 214	917 181	914 391
	Firms with 5 to 9 establishments	98	587	5 733 562	316 333	75 879	11 131	701 040	878 849	829 563
	Firms with 10 to 24 establishments	29	399	3 332 124	179 714	42 775	6 887	346 979	463 642	503 023
	Firms with 25 establishments or more	10	734	3 839 371	263 606	68 258	12 011	652 439	661 833	685 245
421120	Motor vehicle supplies & new parts whsle									
	All firms	8 350	10 596	40 856 802	3 428 913	799 934	121 664	7 054 127	6 453 745	6 743 051
	Single unit firms	7 242	7 242	12 705 758	1 577 885	352 378	57 660	3 074 892	2 164 451	2 395 586
	Multiunit firms	1 108	3 354	28 151 044	1 851 028	447 556	64 004	3 979 235	4 289 294	4 347 465
	Firms with 1 establishment ..	543	543	6 858 991	485 384	116 454	14 266	956 358	910 422	940 838
	Firms with 2 establishments ..	248	496	2 986 137	275 695	64 933	9 436	555 205	457 367	474 405
	Firms with 3 or 4 establishments	180	595	5 400 859	330 296	79 257	10 273	767 214	917 181	914 391
	Firms with 5 to 9 establishments	98	587	5 733 562	316 333	75 879	11 131	701 040	878 849	829 563
	Firms with 10 to 24 establishments	29	399	3 332 124	179 714	42 775	6 887	346 979	463 642	503 023
	Firms with 25 establishments or more	10	734	3 839 371	263 606	68 258	12 011	652 439	661 833	685 245
4211201	Motor vehicle supplies & new parts—warehouse distributors									
	All firms	3 323	4 357	19 025 397	1 677 699	387 998	59 564	3 534 928	3 138 584	3 254 209
	Single unit firms	2 820	2 820	6 148 991	764 154	169 508	27 396	1 500 201	1 117 354	1 246 030
	Multiunit firms	503	1 537	12 876 406	913 545	218 490	32 168	2 034 727	2 021 230	2 008 179
	Firms with 1 establishment ..	256	256	3 248 913	251 178	59 910	7 471	511 626	448 488	460 308
	Firms with 2 establishments ..	108	216	D	D	D	D	D	D	D
	Firms with 3 or 4 establishments	68	227	D	D	D	h	D	D	D
	Firms with 5 to 9 establishments	48	284	2 355 310	162 096	39 346	6 141	334 139	373 679	369 587
	Firms with 10 to 24 establishments	17	234	727 085	78 238	17 632	3 102	159 752	162 579	169 112
	Firms with 25 establishments or more	6	320	2 321 109	134 168	33 906	5 935	347 879	381 127	388 112
4211202	Motor vehicle supplies & new parts—jobbers									
	All firms	4 672	5 732	20 760 962	1 606 696	377 859	57 724	3 267 551	3 194 153	3 354 760
	Single unit firms	4 031	4 031	5 929 121	723 971	162 621	27 454	1 415 102	984 903	1 075 989
	Multiunit firms	641	1 701	14 831 841	882 725	215 238	30 270	1 852 449	2 209 250	2 278 771
	Firms with 1 establishment ..	353	353	4 573 116	305 918	74 805	8 642	601 304	580 227	607 797
	Firms with 2 establishments ..	137	274	D	D	D	h	D	D	D
	Firms with 3 or 4 establishments	91	303	D	D	D	h	D	D	D
	Firms with 5 to 9 establishments	45	275	D	D	D	h	D	D	D
	Firms with 10 to 24 establishments	10	121	2 558 150	93 290	22 203	3 334	167 717	286 511	322 154
	Firms with 25 establishments or more	5	375	1 218 959	111 475	29 947	5 296	250 734	227 023	232 158
4211203	Petroleum products marketing equipment whsle									

See footnotes at end of table.

Table 3. Single Units and Multiunits: 1997—Con.

[Includes only firms and establishments with payroll. Excludes data for central administrative offices, auxiliary operations, or establishments of these firms that are classified in other categories than those specified in this table. For meaning of abbreviations and symbols, see introductory text. For explanation of terms, see Appendix A. For method of assignment to categories shown, see Appendix C]

NAICS code	Number of establishments by type of operation and specified kind of business	Firms (number)	Establishments (number)	Sales (\$1,000)	Annual payroll (\$1,000)	First-quarter payroll (\$1,000)	Paid employees for pay period including March 12 (number)	Operating expenses ¹ (\$1,000)	End-of-1996 inventories (\$1,000)	End-of-1997 inventories (\$1,000)
421	MERCHANT WHOLESALERS—Con.									
	Wholesale trade, durable goods—Con.									
4211203	Petroleum products marketing equipment whsle—Con.									
	All firms	442	507	1 070 443	144 518	34 077	4 376	251 648	121 008	134 082
	Single unit firms	391	391	627 646	89 760	20 249	2 810	159 589	62 194	73 567
	Multiunit firms	51	116	442 797	54 758	13 828	1 566	92 059	58 814	60 515
	Firms with 1 establishment ..	17	17	98 045	9 650	2 370	290	18 346	17 395	17 049
	Firms with 2 establishments ..	17	34	105 997	13 572	3 700	384	24 499	14 482	15 375
	Firms with 3 or 4 establishments	12	39	D	D	D	e	D	D	D
	Firms with 5 to 9 establishments	5	26	D	D	D	e	D	D	D
	Firms with 10 to 24 establishments	—	—	—	—	—	—	—	—	—
	Firms with 25 establishments or more	—	—	—	—	—	—	—	—	—
42113	Tire & tube whsle									
	All firms	1 348	1 738	6 627 456	566 057	128 741	18 318	1 148 391	890 895	958 659
	Single unit firms	1 077	1 077	2 380 527	237 407	52 811	8 342	480 027	284 131	323 145
	Multiunit firms	271	661	4 246 929	328 650	75 930	9 976	668 364	606 764	635 514
	Firms with 1 establishment ..	147	147	D	D	D	g	D	D	D
	Firms with 2 establishments ..	57	114	D	D	D	g	D	D	D
	Firms with 3 or 4 establishments	41	136	D	D	D	g	D	D	D
	Firms with 5 to 9 establishments	19	119	D	D	D	g	D	D	D
	Firms with 10 to 24 establishments	6	84	D	D	D	g	D	D	D
	Firms with 25 establishments or more	1	61	D	D	D	f	D	D	D
421130	Tire & tube whsle									
	All firms	1 348	1 738	6 627 456	566 057	128 741	18 318	1 148 391	890 895	958 659
	Single unit firms	1 077	1 077	2 380 527	237 407	52 811	8 342	480 027	284 131	323 145
	Multiunit firms	271	661	4 246 929	328 650	75 930	9 976	668 364	606 764	635 514
	Firms with 1 establishment ..	147	147	D	D	D	g	D	D	D
	Firms with 2 establishments ..	57	114	D	D	D	g	D	D	D
	Firms with 3 or 4 establishments	41	136	D	D	D	g	D	D	D
	Firms with 5 to 9 establishments	19	119	D	D	D	g	D	D	D
	Firms with 10 to 24 establishments	6	84	D	D	D	g	D	D	D
	Firms with 25 establishments or more	1	61	D	D	D	f	D	D	D
42114	Motor vehicle parts, (used) whsle									
	All firms	6 877	7 105	5 272 107	971 776	228 146	45 807	1 973 859	744 950	794 145
	Single unit firms	6 595	6 595	4 208 781	782 552	183 462	38 430	1 602 482	581 571	648 844
	Multiunit firms	282	510	1 063 326	189 224	44 684	7 377	371 377	163 379	145 301
	Firms with 1 establishment ..	149	149	319 892	49 866	12 806	2 037	95 714	74 954	50 964
	Firms with 2 establishments ..	89	178	283 413	67 027	15 318	2 398	126 338	34 427	36 594
	Firms with 3 or 4 establishments	36	113	242 234	35 772	7 950	1 514	71 224	41 331	44 864
	Firms with 5 to 9 establishments	5	29	117 753	18 881	4 226	551	32 319	6 942	7 052
	Firms with 10 to 24 establishments	3	41	100 034	17 678	4 384	877	45 782	5 725	5 827
	Firms with 25 establishments or more	—	—	—	—	—	—	—	—	—
421140	Motor vehicle parts, (used) whsle									
	All firms	6 877	7 105	5 272 107	971 776	228 146	45 807	1 973 859	744 950	794 145
	Single unit firms	6 595	6 595	4 208 781	782 552	183 462	38 430	1 602 482	581 571	648 844
	Multiunit firms	282	510	1 063 326	189 224	44 684	7 377	371 377	163 379	145 301
	Firms with 1 establishment ..	149	149	319 892	49 866	12 806	2 037	95 714	74 954	50 964
	Firms with 2 establishments ..	89	178	283 413	67 027	15 318	2 398	126 338	34 427	36 594
	Firms with 3 or 4 establishments	36	113	242 234	35 772	7 950	1 514	71 224	41 331	44 864
	Firms with 5 to 9 establishments	5	29	117 753	18 881	4 226	551	32 319	6 942	7 052
	Firms with 10 to 24 establishments	3	41	100 034	17 678	4 384	877	45 782	5 725	5 827
	Firms with 25 establishments or more	—	—	—	—	—	—	—	—	—

See footnotes at end of table.

Table 3. Single Units and Multiunits: 1997—Con.

[Includes only firms and establishments with payroll. Excludes data for central administrative offices, auxiliary operations, or establishments of these firms that are classified in other categories than those specified in this table. For meaning of abbreviations and symbols, see introductory text. For explanation of terms, see Appendix A. For method of assignment to categories shown, see Appendix C]

NAICS code	Number of establishments by type of operation and specified kind of business	Firms (number)	Establishments (number)	Sales (\$1,000)	Annual payroll (\$1,000)	First-quarter payroll (\$1,000)	Paid employees for pay period including March 12 (number)	Operating expenses ¹ (\$1,000)	End-of-1996 inventories (\$1,000)	End-of-1997 inventories (\$1,000)
421	MERCHANT WHOLESALERS—Con.									
	Wholesale trade, durable goods—Con.									
4212	Furniture & home furnishings whsle									
	All firms	10 907	11 912	38 998 409	4 272 437	971 161	132 093	9 054 605	4 730 169	5 138 286
	Single unit firms	10 016	10 016	23 438 429	2 617 304	582 569	85 349	5 573 241	2 820 356	3 164 596
	Multiunit firms	891	1 896	15 559 980	1 655 133	388 592	46 744	3 481 364	1 909 813	1 973 690
	Firms with 1 establishment ...	459	459	5 233 481	526 257	123 533	14 978	1 271 532	653 450	676 253
	Firms with 2 establishments ..	243	486	3 368 483	399 669	93 874	11 759	809 687	475 021	512 257
	Firms with 3 or 4 establishments	129	423	3 520 267	363 350	83 114	9 871	675 965	408 072	413 535
	Firms with 5 to 9 establishments	47	301	1 998 094	192 492	46 773	5 089	393 119	230 218	222 688
	Firms with 10 to 24 establishments	11	150	D	D	D	h	D	D	D
	Firms with 25 establishments or more	2	77	D	D	D	f	D	D	D
42121	Furniture whsle									
	All firms	4 466	4 880	17 259 071	1 970 278	447 186	56 493	3 763 785	1 465 326	1 624 613
	Single unit firms	4 068	4 068	10 285 519	1 173 454	261 462	35 473	2 288 740	896 321	1 030 815
	Multiunit firms	398	812	6 973 552	796 824	185 724	21 020	1 475 045	569 005	593 798
	Firms with 1 establishment ...	199	199	D	D	D	i	D	D	D
	Firms with 2 establishments ..	113	226	1 743 593	208 221	48 686	5 669	396 168	134 328	144 981
	Firms with 3 or 4 establishments	64	206	1 917 586	198 666	44 628	5 037	354 738	145 197	151 304
	Firms with 5 to 9 establishments	17	114	1 194 726	131 487	31 226	3 025	236 167	81 470	86 945
	Firms with 10 to 24 establishments	5	67	D	D	D	g	D	D	D
	Firms with 25 establishments or more	—	—	—	—	—	—	—	—	—
421210	Furniture whsle									
	All firms	4 466	4 880	17 259 071	1 970 278	447 186	56 493	3 763 785	1 465 326	1 624 613
	Single unit firms	4 068	4 068	10 285 519	1 173 454	261 462	35 473	2 288 740	896 321	1 030 815
	Multiunit firms	398	812	6 973 552	796 824	185 724	21 020	1 475 045	569 005	593 798
	Firms with 1 establishment ...	199	199	D	D	D	i	D	D	D
	Firms with 2 establishments ..	113	226	1 743 593	208 221	48 686	5 669	396 168	134 328	144 981
	Firms with 3 or 4 establishments	64	206	1 917 586	198 666	44 628	5 037	354 738	145 197	151 304
	Firms with 5 to 9 establishments	17	114	1 194 726	131 487	31 226	3 025	236 167	81 470	86 945
	Firms with 10 to 24 establishments	5	67	D	D	D	g	D	D	D
	Firms with 25 establishments or more	—	—	—	—	—	—	—	—	—
4212101	Household & lawn furniture whsle									
	All firms	2 167	2 275	5 670 483	524 847	123 314	19 322	1 206 312	772 059	847 641
	Single unit firms	2 043	2 043	4 353 288	403 672	93 315	14 842	927 748	568 025	642 348
	Multiunit firms	124	232	1 317 195	121 175	29 999	4 480	278 564	204 034	205 293
	Firms with 1 establishment ...	70	70	D	D	D	g	D	D	D
	Firms with 2 establishments ..	31	62	D	D	D	g	D	D	D
	Firms with 3 or 4 establishments	17	55	D	D	D	g	D	D	D
	Firms with 5 to 9 establishments	5	32	49 542	5 856	1 349	183	15 712	8 086	8 831
	Firms with 10 to 24 establishments	1	13	D	D	D	b	D	D	D
	Firms with 25 establishments or more	—	—	—	—	—	—	—	—	—
4212102	Office & business furniture whsle									
	All firms	2 301	2 605	11 588 588	1 445 431	323 872	37 171	2 557 473	693 267	776 972
	Single unit firms	2 025	2 025	5 932 231	769 782	168 147	20 631	1 360 992	328 296	388 467
	Multiunit firms	276	580	5 656 357	675 649	155 725	16 540	1 196 481	364 971	388 505
	Firms with 1 establishment ...	132	132	D	D	D	h	D	D	D
	Firms with 2 establishments ..	82	164	D	D	D	h	D	D	D
	Firms with 3 or 4 establishments	46	148	D	D	D	h	D	D	D
	Firms with 5 to 9 establishments	12	82	1 145 184	125 631	29 877	2 842	220 455	73 384	78 114
	Firms with 10 to 24 establishments	4	54	D	D	D	g	D	D	D
	Firms with 25 establishments or more	—	—	—	—	—	—	—	—	—
42122	Home furnishings whsle									
	All firms	6 452	7 032	21 739 338	2 302 159	523 975	75 600	5 290 820	3 264 843	3 513 673
	Single unit firms	5 948	5 948	13 152 910	1 443 850	321 107	49 876	3 284 501	1 924 035	2 133 781

See footnotes at end of table.

Table 3. Single Units and Multiunits: 1997—Con.

[Includes only firms and establishments with payroll. Excludes data for central administrative offices, auxiliary operations, or establishments of these firms that are classified in other categories than those specified in this table. For meaning of abbreviations and symbols, see introductory text. For explanation of terms, see Appendix A. For method of assignment to categories shown, see Appendix C]

NAICS code	Number of establishments by type of operation and specified kind of business	Firms (number)	Establishments (number)	Sales (\$1,000)	Annual payroll (\$1,000)	First-quarter payroll (\$1,000)	Paid employees for pay period including March 12 (number)	Operating expenses ¹ (\$1,000)	End-of-1996 inventories (\$1,000)	End-of-1997 inventories (\$1,000)
421	MERCHANT WHOLESALERS—Con.									
	Wholesale trade, durable goods—Con.									
42122	Home furnishings whsle—Con.									
	Multiunit firms	504	1 084	8 586 428	858 309	202 868	25 724	2 006 319	1 340 808	1 379 892
	Firms with 1 establishment . . .	275	275	D	D	D	i	D	D	D
	Firms with 2 establishments . . .	128	256	1 607 541	191 201	45 459	6 083	413 300	337 970	362 609
	Firms with 3 or 4 establishments	64	212	1 583 141	159 798	37 263	4 658	313 010	261 182	261 530
	Firms with 5 to 9 establishments	30	191	1 113 149	101 041	24 792	3 169	229 226	162 309	151 729
	Firms with 10 to 24 establishments	5	73	D	D	D	g	D	D	D
	Firms with 25 establishments or more	2	77	D	D	D	f	D	D	D
421220	Home furnishings whsle									
	All firms	6 452	7 032	21 739 338	2 302 159	523 975	75 600	5 290 820	3 264 843	3 513 673
	Single unit firms	5 948	5 948	13 152 910	1 443 850	321 107	49 876	3 284 501	1 924 035	2 133 781
	Multiunit firms	504	1 084	8 586 428	858 309	202 868	25 724	2 006 319	1 340 808	1 379 892
	Firms with 1 establishment . . .	275	275	D	D	D	i	D	D	D
	Firms with 2 establishments . . .	128	256	1 607 541	191 201	45 459	6 083	413 300	337 970	362 609
	Firms with 3 or 4 establishments	64	212	1 583 141	159 798	37 263	4 658	313 010	261 182	261 530
	Firms with 5 to 9 establishments	30	191	1 113 149	101 041	24 792	3 169	229 226	162 309	151 729
	Firms with 10 to 24 establishments	5	73	D	D	D	g	D	D	D
	Firms with 25 establishments or more	2	77	D	D	D	f	D	D	D
4212201	Household china, glassware, & crockery whsle									
	All firms	1 006	1 039	3 796 559	377 858	84 585	12 020	975 373	742 824	765 646
	Single unit firms	936	936	2 506 677	236 811	52 044	7 991	619 994	418 078	455 281
	Multiunit firms	70	103	1 289 882	141 047	32 541	4 029	355 379	324 746	310 365
	Firms with 1 establishment . . .	51	51	D	D	D	h	D	D	D
	Firms with 2 establishments . . .	11	22	239 856	35 069	8 058	990	76 225	80 249	80 404
	Firms with 3 or 4 establishments	7	25	D	D	D	e	D	D	D
	Firms with 5 to 9 establishments	1	5	D	D	D	b	D	D	D
	Firms with 10 to 24 establishments	—	—	—	—	—	—	—	—	—
	Firms with 25 establishments or more	—	—	—	—	—	—	—	—	—
4212202	Linens, domestics, draperies, & curtains whsle									
	All firms	1 471	1 532	4 438 939	448 387	103 114	15 921	957 461	570 809	622 187
	Single unit firms	1 366	1 366	3 204 509	334 609	75 423	12 225	715 685	432 350	481 188
	Multiunit firms	105	166	1 234 430	113 778	27 691	3 696	241 776	138 459	140 999
	Firms with 1 establishment . . .	66	66	789 036	61 358	15 341	1 829	138 447	57 176	59 540
	Firms with 2 establishments . . .	26	52	260 013	28 490	6 468	889	52 960	48 657	48 458
	Firms with 3 or 4 establishments	10	32	D	D	D	f	D	D	D
	Firms with 5 to 9 establishments	3	16	D	D	D	c	D	D	D
	Firms with 10 to 24 establishments	—	—	—	—	—	—	—	—	—
	Firms with 25 establishments or more	—	—	—	—	—	—	—	—	—
4212203	Floor coverings whsle									
	All firms	1 861	2 270	7 941 902	862 372	197 779	25 505	1 753 939	1 044 359	1 147 472
	Single unit firms	1 640	1 640	3 766 311	416 891	93 359	12 930	877 388	486 923	542 943
	Multiunit firms	221	630	4 175 591	445 481	104 420	12 575	876 551	557 436	604 529
	Firms with 1 establishment . . .	85	85	793 538	112 150	24 762	3 207	216 512	121 047	135 093
	Firms with 2 establishments . . .	67	134	624 093	73 372	18 015	2 255	142 260	95 453	114 988
	Firms with 3 or 4 establishments	40	133	1 156 198	104 453	24 402	2 646	202 273	143 157	157 017
	Firms with 5 to 9 establishments	23	151	D	D	D	h	D	D	D
	Firms with 10 to 24 establishments	4	50	D	D	D	g	D	D	D
	Firms with 25 establishments or more	2	77	D	D	D	f	D	D	D
4212204	Other home furnishings whsle									
	All firms	2 121	2 191	5 561 938	613 542	138 497	22 154	1 604 047	906 851	978 368
	Single unit firms	2 006	2 006	3 675 413	455 539	100 281	16 730	1 071 434	586 684	654 369

See footnotes at end of table.

Table 3. Single Units and Multiunits: 1997—Con.

[Includes only firms and establishments with payroll. Excludes data for central administrative offices, auxiliary operations, or establishments of these firms that are classified in other categories than those specified in this table. For meaning of abbreviations and symbols, see introductory text. For explanation of terms, see Appendix A. For method of assignment to categories shown, see Appendix C]

NAICS code	Number of establishments by type of operation and specified kind of business	Firms (number)	Establishments (number)	Sales (\$1,000)	Annual payroll (\$1,000)	First-quarter payroll (\$1,000)	Paid employees for pay period including March 12 (number)	Operating expenses ¹ (\$1,000)	End-of-1996 inventories (\$1,000)	End-of-1997 inventories (\$1,000)
421	MERCHANT WHOLESALERS—Con.									
	Wholesale trade, durable goods—Con.									
4212204	Other home furnishings whsle—Con.									
	Multiunit firms	115	185	1 886 525	158 003	38 216	5 424	532 613	320 167	323 999
	Firms with 1 establishment . . .	84	84	1 270 896	93 304	21 626	3 100	347 092	201 520	201 368
	Firms with 2 establishments . . .	22	44	398 968	40 816	10 432	1 435	114 210	83 326	89 466
	Firms with 3 or 4 establishments	5	15	D	D	D	c	D	D	D
	Firms with 5 to 9 establishments	3	19	11 417	2 125	516	112	4 544	2 294	2 366
	Firms with 10 to 24 establishments	1	23	D	D	D	f	D	D	D
	Firms with 25 establishments or more	—	—	—	—	—	—	—	—	—
4213	Lumber & other construction materials whsle									
	All firms	9 443	11 142	61 302 570	4 167 547	968 604	125 574	8 236 772	5 224 999	5 555 412
	Single unit firms	8 503	8 503	28 170 542	2 197 809	480 152	70 631	4 285 205	2 205 782	2 480 682
	Multiunit firms	940	2 639	33 132 028	1 969 738	488 452	54 943	3 951 567	3 019 217	3 074 730
	Firms with 1 establishment . . .	481	481	6 320 288	396 305	92 714	11 626	818 925	443 207	462 364
	Firms with 2 establishments . . .	212	424	3 362 916	277 769	64 721	8 430	527 344	352 506	364 005
	Firms with 3 or 4 establishments	141	464	4 427 956	328 371	75 525	9 088	658 484	557 067	579 879
	Firms with 5 to 9 establishments	62	390	3 787 762	288 798	68 065	8 576	589 789	386 307	385 205
	Firms with 10 to 24 establishments	38	531	10 405 411	426 026	123 449	10 611	895 261	712 995	733 534
	Firms with 25 establishments or more	6	349	4 827 695	252 469	63 978	6 612	461 764	567 135	549 743
42131	Lumber, plywood, millwork, & wood panel whsle									
	All firms	4 777	5 636	46 426 349	2 598 366	618 903	75 730	5 000 401	3 784 463	4 003 845
	Single unit firms	4 286	4 286	20 854 042	1 308 097	289 810	41 045	2 502 147	1 565 457	1 730 177
	Multiunit firms	491	1 350	25 572 307	1 290 269	329 093	34 685	2 498 254	2 219 006	2 273 668
	Firms with 1 establishment . . .	254	254	4 827 186	244 404	56 321	7 038	474 047	302 038	319 849
	Firms with 2 establishments . . .	109	218	2 112 342	161 235	36 777	4 904	302 245	223 300	228 689
	Firms with 3 or 4 establishments	79	260	3 300 052	222 172	51 044	5 956	425 265	428 875	451 630
	Firms with 5 to 9 establishments	26	157	1 893 579	130 026	32 550	3 911	249 834	204 680	207 591
	Firms with 10 to 24 establishments	20	292	D	D	D	i	D	D	D
	Firms with 25 establishments or more	3	169	D	D	D	i	D	D	D
421310	Lumber, plywood, millwork, & wood panel whsle									
	All firms	4 777	5 636	46 426 349	2 598 366	618 903	75 730	5 000 401	3 784 463	4 003 845
	Single unit firms	4 286	4 286	20 854 042	1 308 097	289 810	41 045	2 502 147	1 565 457	1 730 177
	Multiunit firms	491	1 350	25 572 307	1 290 269	329 093	34 685	2 498 254	2 219 006	2 273 668
	Firms with 1 establishment . . .	254	254	4 827 186	244 404	56 321	7 038	474 047	302 038	319 849
	Firms with 2 establishments . . .	109	218	2 112 342	161 235	36 777	4 904	302 245	223 300	228 689
	Firms with 3 or 4 establishments	79	260	3 300 052	222 172	51 044	5 956	425 265	428 875	451 630
	Firms with 5 to 9 establishments	26	157	1 893 579	130 026	32 550	3 911	249 834	204 680	207 591
	Firms with 10 to 24 establishments	20	292	D	D	D	i	D	D	D
	Firms with 25 establishments or more	3	169	D	D	D	i	D	D	D
4213101	Lumber without yard whsle									
	All firms	1 317	1 425	13 795 098	440 679	111 306	11 000	809 598	569 650	593 504
	Single unit firms	1 205	1 205	D	D	D	i	D	D	D
	Multiunit firms	112	220	D	D	D	h	D	D	D
	Firms with 1 establishment . . .	75	75	1 249 987	47 686	11 601	1 258	88 190	70 671	77 532
	Firms with 2 establishments . . .	22	44	470 501	18 414	5 887	484	34 442	36 211	38 472
	Firms with 3 or 4 establishments	12	39	461 030	27 414	6 677	548	44 769	46 696	49 303
	Firms with 5 to 9 establishments	1	9	D	D	D	e	D	D	D
	Firms with 10 to 24 establishments	1	16	D	D	D	c	D	D	D
	Firms with 25 establishments or more	1	37	D	D	D	g	D	D	D
4213102	Lumber with yard whsle									
	All firms	1 284	1 499	13 188 854	780 649	176 782	24 380	1 583 785	1 408 289	1 522 629
	Single unit firms	1 109	1 109	D	D	D	j	D	D	D

See footnotes at end of table.

Table 3. Single Units and Multiunits: 1997—Con.

[Includes only firms and establishments with payroll. Excludes data for central administrative offices, auxiliary operations, or establishments of these firms that are classified in other categories than those specified in this table. For meaning of abbreviations and symbols, see introductory text. For explanation of terms, see Appendix A. For method of assignment to categories shown, see Appendix C]

NAICS code	Number of establishments by type of operation and specified kind of business	Firms (number)	Establishments (number)	Sales (\$1,000)	Annual payroll (\$1,000)	First-quarter payroll (\$1,000)	Paid employees for pay period including March 12 (number)	Operating expenses ¹ (\$1,000)	End-of-1996 inventories (\$1,000)	End-of-1997 inventories (\$1,000)
421	MERCHANT WHOLESALERS—Con.									
	Wholesale trade, durable goods—Con.									
4213102	Lumber with yard whsle—Con.									
	Multiunit firms	175	390	D	D	D	i	D	D	D
	Firms with 1 establishment ...	91	91	1 595 175	95 346	22 575	2 940	193 953	170 175	183 587
	Firms with 2 establishments ..	40	80	1 233 241	61 009	13 661	1 870	117 473	95 211	100 012
	Firms with 3 or 4 establishments	29	97	1 530 759	84 598	20 198	2 243	163 894	225 035	235 203
	Firms with 5 to 9 establishments	11	68	D	D	D	g	D	D	D
	Firms with 10 to 24 establishments	4	54	D	D	D	g	D	D	D
	Firms with 25 establishments or more	—	—	—	—	—	—	—	—	—
4213103	Plywood, veneer, millwork, & wood panel whsle									
	All firms	2 233	2 712	19 442 397	1 377 038	330 815	40 350	2 607 018	1 806 524	1 887 712
	Single unit firms	1 972	1 972	6 411 627	591 436	131 857	19 116	1 109 300	614 259	678 972
	Multiunit firms	261	740	13 030 770	785 602	198 958	21 234	1 497 718	1 192 265	1 208 740
	Firms with 1 establishment ...	145	145	3 037 814	165 022	37 545	4 678	311 485	166 319	168 929
	Firms with 2 establishments ..	47	94	781 184	73 957	16 826	2 191	139 805	92 306	90 404
	Firms with 3 or 4 establishments	39	129	1 406 051	113 750	25 723	3 043	227 541	162 144	170 662
	Firms with 5 to 9 establishments	17	113	D	D	D	h	D	D	D
	Firms with 10 to 24 establishments	10	131	D	D	D	h	D	D	D
	Firms with 25 establishments or more	3	128	D	D	D	h	D	D	D
42132	Brick, stone, & related construction materials whsle									
	All firms	1 863	2 094	4 444 476	502 387	104 660	15 737	1 093 199	458 820	523 468
	Single unit firms	1 679	1 679	D	D	D	j	D	D	D
	Multiunit firms	184	415	D	D	D	h	D	D	D
	Firms with 1 establishment ...	101	101	D	D	D	g	D	D	D
	Firms with 2 establishments ..	36	72	D	D	D	f	D	D	D
	Firms with 3 or 4 establishments	29	94	340 934	27 265	6 116	757	69 615	37 196	39 982
	Firms with 5 to 9 establishments	12	72	422 938	33 101	6 660	844	75 196	47 724	51 372
	Firms with 10 to 24 establishments	6	76	D	D	D	e	D	D	D
	Firms with 25 establishments or more	—	—	—	—	—	—	—	—	—
421320	Brick, stone, & related construction materials whsle									
	All firms	1 863	2 094	4 444 476	502 387	104 660	15 737	1 093 199	458 820	523 468
	Single unit firms	1 679	1 679	D	D	D	j	D	D	D
	Multiunit firms	184	415	D	D	D	h	D	D	D
	Firms with 1 establishment ...	101	101	D	D	D	g	D	D	D
	Firms with 2 establishments ..	36	72	D	D	D	f	D	D	D
	Firms with 3 or 4 establishments	29	94	340 934	27 265	6 116	757	69 615	37 196	39 982
	Firms with 5 to 9 establishments	12	72	422 938	33 101	6 660	844	75 196	47 724	51 372
	Firms with 10 to 24 establishments	6	76	D	D	D	e	D	D	D
	Firms with 25 establishments or more	—	—	—	—	—	—	—	—	—
4213201	Brick, block, tile, clay/ cement sewer pipe whsle									
	All firms	601	679	1 320 519	152 601	33 054	4 968	313 537	156 878	173 928
	Single unit firms	534	534	D	D	D	h	D	D	D
	Multiunit firms	67	145	D	D	D	g	D	D	D
	Firms with 1 establishment ...	39	39	D	D	D	e	D	D	D
	Firms with 2 establishments ..	10	20	D	D	D	c	D	D	D
	Firms with 3 or 4 establishments	11	36	104 532	10 629	2 480	298	22 641	13 225	14 397
	Firms with 5 to 9 establishments	5	26	D	D	D	e	D	D	D
	Firms with 10 to 24 establishments	2	24	D	D	D	c	D	D	D
	Firms with 25 establishments or more	—	—	—	—	—	—	—	—	—

See footnotes at end of table.

Table 3. Single Units and Multiunits: 1997—Con.

[Includes only firms and establishments with payroll. Excludes data for central administrative offices, auxiliary operations, or establishments of these firms that are classified in other categories than those specified in this table. For meaning of abbreviations and symbols, see introductory text. For explanation of terms, see Appendix A. For method of assignment to categories shown, see Appendix C]

NAICS code	Number of establishments by type of operation and specified kind of business	Firms (number)	Establishments (number)	Sales (\$1,000)	Annual payroll (\$1,000)	First-quarter payroll (\$1,000)	Paid employees for pay period including March 12 (number)	Operating expenses ¹ (\$1,000)	End-of-1996 inventories (\$1,000)	End-of-1997 inventories (\$1,000)
421	MERCHANT WHOLESALERS—Con.									
	Wholesale trade, durable goods—Con.									
4213202	Sand, gravel, & stone whsle									
	All firms	804	886	1 574 246	206 541	42 351	6 878	462 750	157 811	179 524
	Single unit firms	746	746	D	D	D	i	D	D	D
	Multiunit firms	58	140	D	D	D	g	D	D	D
	Firms with 1 establishment ..	37	37	D	D	D	e	D	D	D
	Firms with 2 establishments ..	8	16	D	D	D	c	D	D	D
	Firms with 3 or 4 establishments	6	20	54 597	4 690	844	157	14 973	3 107	3 297
	Firms with 5 to 9 establishments	4	26	113 575	14 679	2 764	398	29 492	21 649	22 140
	Firms with 10 to 24 establishments	3	41	127 292	6 634	1 447	188	19 941	16 930	15 009
	Firms with 25 establishments or more	—	—	—	—	—	—	—	—	—
4213203	Cement, lime, & related products whsle									
	All firms	474	529	1 549 711	143 245	29 255	3 891	316 912	144 131	170 016
	Single unit firms	399	399	681 712	79 403	14 571	2 381	173 397	59 879	75 722
	Multiunit firms	75	130	867 999	63 842	14 684	1 510	143 515	84 252	94 294
	Firms with 1 establishment ..	44	44	D	D	D	f	D	D	D
	Firms with 2 establishments ..	18	36	212 224	20 487	5 111	523	40 554	20 240	24 117
	Firms with 3 or 4 establishments	10	32	116 137	12 261	2 453	293	28 166	22 498	24 022
	Firms with 5 to 9 establishments	3	18	D	D	D	b	D	D	D
	Firms with 10 to 24 establishments	—	—	—	—	—	—	—	—	—
	Firms with 25 establishments or more	—	—	—	—	—	—	—	—	—
42133	Roofing, siding, & insulation material whsle									
	All firms	757	1 069	5 203 479	430 481	95 695	12 661	896 255	475 247	485 351
	Single unit firms	637	637	2 136 651	190 908	40 062	5 598	369 170	150 241	173 303
	Multiunit firms	120	432	3 066 828	239 573	55 633	7 063	527 085	325 006	312 048
	Firms with 1 establishment ..	53	53	604 855	47 632	11 026	1 537	115 498	49 607	48 300
	Firms with 2 establishments ..	30	60	D	D	D	f	D	D	D
	Firms with 3 or 4 establishments	14	46	D	D	D	g	D	D	D
	Firms with 5 to 9 establishments	17	115	999 841	68 758	16 501	1 913	146 933	111 757	99 253
	Firms with 10 to 24 establishments	4	50	D	D	D	f	D	D	D
	Firms with 25 establishments or more	2	108	D	D	D	f	D	D	D
421330	Roofing, siding, & insulation material whsle									
	All firms	757	1 069	5 203 479	430 481	95 695	12 661	896 255	475 247	485 351
	Single unit firms	637	637	2 136 651	190 908	40 062	5 598	369 170	150 241	173 303
	Multiunit firms	120	432	3 066 828	239 573	55 633	7 063	527 085	325 006	312 048
	Firms with 1 establishment ..	53	53	604 855	47 632	11 026	1 537	115 498	49 607	48 300
	Firms with 2 establishments ..	30	60	D	D	D	f	D	D	D
	Firms with 3 or 4 establishments	14	46	D	D	D	g	D	D	D
	Firms with 5 to 9 establishments	17	115	999 841	68 758	16 501	1 913	146 933	111 757	99 253
	Firms with 10 to 24 establishments	4	50	D	D	D	f	D	D	D
	Firms with 25 establishments or more	2	108	D	D	D	f	D	D	D
4213301	Roofing, siding, & insulation material whsle									
	All firms	757	1 069	5 203 479	430 481	95 695	12 661	896 255	475 247	485 351
	Single unit firms	637	637	2 136 651	190 908	40 062	5 598	369 170	150 241	173 303
	Multiunit firms	120	432	3 066 828	239 573	55 633	7 063	527 085	325 006	312 048
	Firms with 1 establishment ..	53	53	604 855	47 632	11 026	1 537	115 498	49 607	48 300
	Firms with 2 establishments ..	30	60	D	D	D	f	D	D	D
	Firms with 3 or 4 establishments	14	46	D	D	D	g	D	D	D
	Firms with 5 to 9 establishments	17	115	999 841	68 758	16 501	1 913	146 933	111 757	99 253
	Firms with 10 to 24 establishments	4	50	D	D	D	f	D	D	D
	Firms with 25 establishments or more	2	108	D	D	D	f	D	D	D

See footnotes at end of table.

Table 3. Single Units and Multiunits: 1997—Con.

[Includes only firms and establishments with payroll. Excludes data for central administrative offices, auxiliary operations, or establishments of these firms that are classified in other categories than those specified in this table. For meaning of abbreviations and symbols, see introductory text. For explanation of terms, see Appendix A. For method of assignment to categories shown, see Appendix C]

NAICS code	Number of establishments by type of operation and specified kind of business	Firms (number)	Establishments (number)	Sales (\$1,000)	Annual payroll (\$1,000)	First-quarter payroll (\$1,000)	Paid employees for pay period including March 12 (number)	Operating expenses ¹ (\$1,000)	End-of-1996 inventories (\$1,000)	End-of-1997 inventories (\$1,000)
421	MERCHANT WHOLESALERS—Con.									
	Wholesale trade, durable goods—Con.									
42139	Other construction materials whsle									
	All firms	2 095	2 343	5 228 266	636 313	149 346	21 446	1 246 917	506 469	542 748
	Single unit firms	1 901	1 901	D	D	D	j	D	D	D
	Multiunit firms	194	442	D	D	D	i	D	D	D
	Firms with 1 establishment ...	120	120	D	D	D	h	D	D	D
	Firms with 2 establishments ..	33	66	D	D	D	g	D	D	D
	Firms with 3 or 4 establishments	26	86	D	D	D	g	D	D	D
	Firms with 5 to 9 establishments	10	67	429 511	53 817	12 061	1 790	108 215	33 388	34 674
	Firms with 10 to 24 establishments	4	55	D	D	D	f	D	D	D
	Firms with 25 establishments or more	1	48	D	D	D	c	D	D	D
421390	Other construction materials whsle									
	All firms	2 095	2 343	5 228 266	636 313	149 346	21 446	1 246 917	506 469	542 748
	Single unit firms	1 901	1 901	D	D	D	j	D	D	D
	Multiunit firms	194	442	D	D	D	i	D	D	D
	Firms with 1 establishment ...	120	120	D	D	D	h	D	D	D
	Firms with 2 establishments ..	33	66	D	D	D	g	D	D	D
	Firms with 3 or 4 establishments	26	86	D	D	D	g	D	D	D
	Firms with 5 to 9 establishments	10	67	429 511	53 817	12 061	1 790	108 215	33 388	34 674
	Firms with 10 to 24 establishments	4	55	D	D	D	f	D	D	D
	Firms with 25 establishments or more	1	48	D	D	D	c	D	D	D
4213901	Flat glass & other construction glass whsle									
	All firms	482	523	1 017 500	169 597	40 685	6 050	312 684	98 460	100 669
	Single unit firms	440	440	556 836	92 672	22 399	3 436	169 388	41 622	45 488
	Multiunit firms	42	83	460 664	76 925	18 286	2 614	143 296	56 838	55 181
	Firms with 1 establishment ...	27	27	187 287	28 251	7 355	937	56 208	20 515	18 495
	Firms with 2 establishments ..	8	16	D	D	D	e	D	D	D
	Firms with 3 or 4 establishments	4	13	D	D	D	c	D	D	D
	Firms with 5 to 9 establishments	2	12	D	D	D	f	D	D	D
	Firms with 10 to 24 establishments	1	15	D	D	D	e	D	D	D
	Firms with 25 establishments or more	—	—	—	—	—	—	—	—	—
4213902	Other construction materials whsle									
	All firms	1 614	1 820	4 210 766	466 716	108 661	15 396	934 233	408 009	442 079
	Single unit firms	1 461	1 461	D	D	D	i	D	D	D
	Multiunit firms	153	359	D	D	D	i	D	D	D
	Firms with 1 establishment ...	93	93	D	D	D	g	D	D	D
	Firms with 2 establishments ..	25	50	D	D	D	f	D	D	D
	Firms with 3 or 4 establishments	23	76	D	D	D	g	D	D	D
	Firms with 5 to 9 establishments	8	55	D	D	D	f	D	D	D
	Firms with 10 to 24 establishments	3	37	D	D	D	e	D	D	D
	Firms with 25 establishments or more	1	48	D	D	D	c	D	D	D
4214	Professional & commercial equipment & supplies whsle									
	All firms	32 919	38 366	237 178 097	21 339 923	4 950 844	532 717	40 976 760	18 662 447	20 505 089
	Single unit firms	30 410	30 410	96 441 329	10 592 575	2 394 472	276 982	20 000 201	7 122 853	8 188 466
	Multiunit firms	2 509	7 956	140 736 768	10 747 348	2 556 372	255 735	20 976 559	11 539 594	12 316 623
	Firms with 1 establishment ...	1 092	1 092	18 775 053	2 034 229	525 436	43 696	4 088 277	1 873 020	1 944 651
	Firms with 2 establishments ..	742	1 484	13 258 461	1 311 617	316 104	33 322	2 566 984	1 076 804	1 185 354
	Firms with 3 or 4 establishments	399	1 325	13 437 368	1 213 675	283 220	30 823	2 338 200	1 284 950	1 294 032
	Firms with 5 to 9 establishments	163	1 013	10 869 813	953 513	223 270	21 993	1 761 606	820 017	816 161
	Firms with 10 to 24 establishments	81	1 111	47 129 928	1 958 882	461 919	44 288	4 336 987	3 567 581	3 926 459
	Firms with 25 establishments or more	32	1 931	37 266 145	3 275 432	746 423	81 613	5 884 505	2 917 222	3 149 966

See footnotes at end of table.

Table 3. Single Units and Multiunits: 1997—Con.

[Includes only firms and establishments with payroll. Excludes data for central administrative offices, auxiliary operations, or establishments of these firms that are classified in other categories than those specified in this table. For meaning of abbreviations and symbols, see introductory text. For explanation of terms, see Appendix A. For method of assignment to categories shown, see Appendix C]

NAICS code	Number of establishments by type of operation and specified kind of business	Firms (number)	Establishments (number)	Sales (\$1,000)	Annual payroll (\$1,000)	First-quarter payroll (\$1,000)	Paid employees for pay period including March 12 (number)	Operating expenses ¹ (\$1,000)	End-of-1996 inventories (\$1,000)	End-of-1997 inventories (\$1,000)
421	MERCHANT WHOLESALERS—Con.									
	Wholesale trade, durable goods—Con.									
42141	Photographic equipment & supplies whlse									
	All firms	1 014	1 207	8 347 662	656 569	148 769	16 320	1 601 725	898 918	920 883
	Single unit firms	873	873	2 763 252	294 163	63 354	7 883	597 828	292 089	319 898
	Multiunit firms	141	334	5 584 410	362 406	85 415	8 437	1 003 897	606 829	600 985
	Firms with 1 establishment ...	70	70	D	D	D	g	D	D	D
	Firms with 2 establishments ..	31	62	D	D	D	g	D	D	D
	Firms with 3 or 4 establishments	28	92	886 100	81 217	19 822	2 037	163 507	120 121	123 280
	Firms with 5 to 9 establishments	7	44	D	D	D	g	D	D	D
	Firms with 10 to 24 establishments	5	66	1 333 478	67 432	17 047	1 457	136 214	122 154	131 854
	Firms with 25 establishments or more	—	—	—	—	—	—	—	—	—
421410	Photographic equipment & supplies whlse									
	All firms	1 014	1 207	8 347 662	656 569	148 769	16 320	1 601 725	898 918	920 883
	Single unit firms	873	873	2 763 252	294 163	63 354	7 883	597 828	292 089	319 898
	Multiunit firms	141	334	5 584 410	362 406	85 415	8 437	1 003 897	606 829	600 985
	Firms with 1 establishment ...	70	70	D	D	D	g	D	D	D
	Firms with 2 establishments ..	31	62	D	D	D	g	D	D	D
	Firms with 3 or 4 establishments	28	92	886 100	81 217	19 822	2 037	163 507	120 121	123 280
	Firms with 5 to 9 establishments	7	44	D	D	D	g	D	D	D
	Firms with 10 to 24 establishments	5	66	1 333 478	67 432	17 047	1 457	136 214	122 154	131 854
	Firms with 25 establishments or more	—	—	—	—	—	—	—	—	—
42142	Office equipment whlse									
	All firms	4 719	6 291	24 496 462	3 709 687	865 277	110 654	6 786 849	2 182 436	2 289 966
	Single unit firms	4 268	4 268	5 297 295	1 091 442	253 207	36 643	1 862 816	547 893	603 503
	Multiunit firms	451	2 023	19 199 167	2 618 245	612 070	74 011	4 924 033	1 634 543	1 686 463
	Firms with 1 establishment ...	146	146	D	D	D	h	D	D	D
	Firms with 2 establishments ..	159	318	D	D	D	i	D	D	D
	Firms with 3 or 4 establishments	94	314	1 186 733	221 193	53 739	6 801	375 515	111 775	118 070
	Firms with 5 to 9 establishments	36	212	D	D	D	h	D	D	D
	Firms with 10 to 24 establishments	8	117	5 884 470	328 390	77 685	7 085	904 779	163 612	170 139
	Firms with 25 establishments or more	8	916	8 758 223	1 516 170	352 524	44 925	2 691 817	939 322	955 783
421420	Office equipment whlse									
	All firms	4 719	6 291	24 496 462	3 709 687	865 277	110 654	6 786 849	2 182 436	2 289 966
	Single unit firms	4 268	4 268	5 297 295	1 091 442	253 207	36 643	1 862 816	547 893	603 503
	Multiunit firms	451	2 023	19 199 167	2 618 245	612 070	74 011	4 924 033	1 634 543	1 686 463
	Firms with 1 establishment ...	146	146	D	D	D	h	D	D	D
	Firms with 2 establishments ..	159	318	D	D	D	i	D	D	D
	Firms with 3 or 4 establishments	94	314	1 186 733	221 193	53 739	6 801	375 515	111 775	118 070
	Firms with 5 to 9 establishments	36	212	D	D	D	h	D	D	D
	Firms with 10 to 24 establishments	8	117	5 884 470	328 390	77 685	7 085	904 779	163 612	170 139
	Firms with 25 establishments or more	8	916	8 758 223	1 516 170	352 524	44 925	2 691 817	939 322	955 783
42143	Computer & computer peripheral equipment & software whlse									
	All firms	12 654	14 459	142 059 509	9 616 070	2 203 535	210 526	17 796 861	8 917 303	10 113 861
	Single unit firms	11 745	11 745	60 305 175	5 191 664	1 168 655	119 269	9 543 533	3 365 022	3 952 773
	Multiunit firms	909	2 714	81 754 334	4 424 406	1 034 880	91 257	8 253 328	5 552 281	6 161 088
	Firms with 1 establishment ...	410	410	11 283 159	1 081 759	295 077	19 833	2 052 319	1 005 850	883 526
	Firms with 2 establishments ..	239	478	7 358 314	479 406	111 773	10 967	899 510	330 307	398 839
	Firms with 3 or 4 establishments	144	489	7 887 580	521 442	116 253	11 717	1 008 994	583 086	602 043
	Firms with 5 to 9 establishments	69	437	6 846 889	453 004	106 193	8 680	847 896	353 983	346 729
	Firms with 10 to 24 establishments	37	479	33 251 353	1 024 610	239 532	23 148	2 033 743	2 437 176	2 941 068
	Firms with 25 establishments or more	10	421	15 127 039	864 185	166 052	16 912	1 410 866	841 879	988 883

See footnotes at end of table.

Table 3. Single Units and Multiunits: 1997—Con.

[Includes only firms and establishments with payroll. Excludes data for central administrative offices, auxiliary operations, or establishments of these firms that are classified in other categories than those specified in this table. For meaning of abbreviations and symbols, see introductory text. For explanation of terms, see Appendix A. For method of assignment to categories shown, see Appendix C]

NAICS code	Number of establishments by type of operation and specified kind of business	Firms (number)	Establishments (number)	Sales (\$1,000)	Annual payroll (\$1,000)	First-quarter payroll (\$1,000)	Paid employees for pay period including March 12 (number)	Operating expenses ¹ (\$1,000)	End-of-1996 inventories (\$1,000)	End-of-1997 inventories (\$1,000)
421	MERCHANT WHOLESALERS—Con.									
	Wholesale trade, durable goods—Con.									
421430	Computer & computer peripheral equipment & software whsle									
	All firms	12 654	14 459	142 059 509	9 616 070	2 203 535	210 526	17 796 861	8 917 303	10 113 861
	Single unit firms	11 745	11 745	60 305 175	5 191 664	1 168 655	119 269	9 543 533	3 365 022	3 952 773
	Multiunit firms	909	2 714	81 754 334	4 424 406	1 034 880	91 257	8 253 328	5 552 281	6 161 088
	Firms with 1 establishment ..	410	410	11 283 159	1 081 759	295 077	19 833	2 052 319	1 005 850	883 526
	Firms with 2 establishments ..	239	478	7 358 314	479 406	111 773	10 967	899 510	330 307	398 839
	Firms with 3 or 4 establishments	144	489	7 887 580	521 442	116 253	11 717	1 008 994	583 086	602 043
	Firms with 5 to 9 establishments	69	437	6 846 889	453 004	106 193	8 680	847 896	353 983	346 729
	Firms with 10 to 24 establishments	37	479	33 251 353	1 024 610	239 532	23 148	2 033 743	2 437 176	2 941 068
	Firms with 25 establishments or more	10	421	15 127 039	864 185	166 052	16 912	1 410 866	841 879	988 883
4214301	Computer & peripheral equipment whsle									
	All firms	10 318	11 806	131 914 692	7 857 231	1 794 896	176 584	14 678 915	8 534 297	9 671 282
	Single unit firms	9 579	9 579	54 613 252	4 085 686	909 389	97 132	7 583 459	3 125 936	3 673 931
	Multiunit firms	739	2 227	77 301 440	3 771 545	885 507	79 452	7 095 456	5 408 361	5 997 351
	Firms with 1 establishment ..	331	331	D	D	D	j	D	D	D
	Firms with 2 establishments ..	199	398	5 866 685	364 653	83 210	8 479	682 843	377 204	446 639
	Firms with 3 or 4 establishments	120	406	7 379 418	392 479	91 734	8 680	775 188	507 430	524 759
	Firms with 5 to 9 establishments	53	330	D	D	D	i	D	D	D
	Firms with 10 to 24 establishments	26	341	D	D	D	j	D	D	D
	Firms with 25 establishments or more	10	421	15 127 039	864 185	166 052	16 912	1 410 866	841 879	988 883
42143011	Computers & peripheral equipment for resale									
	All firms	4 348	4 861	83 034 207	3 215 540	782 321	77 346	6 840 403	6 008 852	6 837 354
	Single unit firms	4 054	4 054	33 534 987	1 722 654	391 547	44 598	3 581 726	2 019 688	2 447 257
	Multiunit firms	294	807	49 499 220	1 492 886	390 774	32 748	3 258 677	3 989 164	4 390 097
	Firms with 1 establishment ..	122	122	D	D	D	i	D	D	D
	Firms with 2 establishments ..	86	172	4 076 021	173 745	40 489	4 530	325 678	296 467	342 787
	Firms with 3 or 4 establishments	51	167	D	D	D	h	D	D	D
	Firms with 5 to 9 establishments	20	133	D	D	D	h	D	D	D
	Firms with 10 to 24 establishments	14	172	D	D	D	j	D	D	D
	Firms with 25 establishments or more	1	41	D	D	D	c	D	D	D
42143012	Computers & peripheral equipment for end use									
	All firms	6 011	6 945	48 880 485	4 641 691	1 012 575	99 238	7 838 512	2 525 445	2 833 928
	Single unit firms	5 525	5 525	21 078 265	2 363 032	517 842	52 534	4 001 733	1 106 248	1 226 674
	Multiunit firms	486	1 420	27 802 220	2 278 659	494 733	46 704	3 836 779	1 419 197	1 607 254
	Firms with 1 establishment ..	248	248	4 035 419	480 392	111 861	9 287	860 609	209 447	242 570
	Firms with 2 establishments ..	121	242	2 153 538	205 114	47 207	4 424	358 945	147 395	162 255
	Firms with 3 or 4 establishments	65	225	D	D	D	h	D	D	D
	Firms with 5 to 9 establishments	35	218	D	D	D	h	D	D	D
	Firms with 10 to 24 establishments	8	117	D	D	D	i	D	D	D
	Firms with 25 establishments or more	9	370	D	D	D	j	D	D	D
4214302	Computer software (packaged) whsle									
	All firms	2 359	2 653	10 144 817	1 758 839	408 639	33 942	3 117 946	383 006	442 579
	Single unit firms	2 166	2 166	5 691 923	1 105 978	259 266	22 137	1 960 074	239 086	278 842
	Multiunit firms	193	487	4 452 894	652 861	149 373	11 805	1 157 872	143 920	163 737
	Firms with 1 establishment ..	101	101	D	D	D	h	D	D	D
	Firms with 2 establishments ..	40	80	1 527 994	131 740	30 847	2 475	251 692	9 598	10 337
	Firms with 3 or 4 establishments	28	95	398 758	94 551	21 171	2 891	172 592	22 786	22 780
	Firms with 5 to 9 establishments	16	108	D	D	D	g	D	D	D
	Firms with 10 to 24 establishments	8	103	D	D	D	f	D	D	D
	Firms with 25 establishments or more	-	-	-	-	-	-	-	-	-

See footnotes at end of table.

Table 3. Single Units and Multiunits: 1997—Con.

[Includes only firms and establishments with payroll. Excludes data for central administrative offices, auxiliary operations, or establishments of these firms that are classified in other categories than those specified in this table. For meaning of abbreviations and symbols, see introductory text. For explanation of terms, see Appendix A. For method of assignment to categories shown, see Appendix C]

NAICS code	Number of establishments by type of operation and specified kind of business	Firms (number)	Establishments (number)	Sales (\$1,000)	Annual payroll (\$1,000)	First-quarter payroll (\$1,000)	Paid employees for pay period including March 12 (number)	Operating expenses ¹ (\$1,000)	End-of-1996 inventories (\$1,000)	End-of-1997 inventories (\$1,000)
421	MERCHANT WHOLESALERS—Con.									
	Wholesale trade, durable goods—Con.									
42144	Other commercial equipment whsle									
	All firms	4 404	'4 658	'12 215 821	'1 550 219	'355 083	'47 048	2 981 362	1 142 404	1 241 855
	Single unit firms	4 087	4 087	8 724 501	1 102 337	249 329	34 686	2 155 073	765 527	843 711
	Multiunit firms	317	571	3 491 320	447 882	105 754	12 362	826 289	376 877	398 144
	Firms with 1 establishment ...	171	171	1 388 279	166 121	38 934	4 446	311 473	156 243	159 773
	Firms with 2 establishments ..	101	202	992 763	137 801	32 160	3 670	255 765	106 037	118 170
	Firms with 3 or 4 establishments	34	110	380 580	56 153	13 230	1 762	102 641	50 122	53 630
	Firms with 5 to 9 establishments	9	56	D	D	D	g	D	D	D
	Firms with 10 to 24 establishments	2	32	D	D	D	f	D	D	D
	Firms with 25 establishments or more	—	—	—	—	—	—	—	—	—
421440	Other commercial equipment whsle									
	All firms	4 404	'4 658	'12 215 821	'1 550 219	'355 083	'47 048	2 981 362	1 142 404	1 241 855
	Single unit firms	4 087	4 087	8 724 501	1 102 337	249 329	34 686	2 155 073	765 527	843 711
	Multiunit firms	317	571	3 491 320	447 882	105 754	12 362	826 289	376 877	398 144
	Firms with 1 establishment ...	171	171	1 388 279	166 121	38 934	4 446	311 473	156 243	159 773
	Firms with 2 establishments ..	101	202	992 763	137 801	32 160	3 670	255 765	106 037	118 170
	Firms with 3 or 4 establishments	34	110	380 580	56 153	13 230	1 762	102 641	50 122	53 630
	Firms with 5 to 9 establishments	9	56	D	D	D	g	D	D	D
	Firms with 10 to 24 establishments	2	32	D	D	D	f	D	D	D
	Firms with 25 establishments or more	—	—	—	—	—	—	—	—	—
4214401	Restaurant & hotel equipment & supplies whsle									
	All firms	2 535	2 689	8 094 253	898 717	204 625	28 408	1 720 999	756 372	824 178
	Single unit firms	2 364	2 364	5 496 489	605 358	135 294	20 009	1 179 895	493 223	543 697
	Multiunit firms	171	325	2 597 764	293 359	69 331	8 399	541 104	263 149	280 481
	Firms with 1 establishment ...	90	90	949 483	91 059	21 961	2 611	175 767	90 807	96 305
	Firms with 2 establishments ..	54	108	D	D	D	g	D	D	D
	Firms with 3 or 4 establishments	20	65	D	D	D	g	D	D	D
	Firms with 5 to 9 establishments	5	30	D	D	D	g	D	D	D
	Firms with 10 to 24 establishments	2	32	D	D	D	f	D	D	D
	Firms with 25 establishments or more	—	—	—	—	—	—	—	—	—
4214402	Store machines & equipment whsle									
	All firms	1 875	'1 969	'4 121 568	'651 502	'150 458	'18 640	1 260 363	386 032	417 677
	Single unit firms	1 723	1 723	3 228 012	496 979	114 035	14 677	975 178	272 304	300 014
	Multiunit firms	152	246	893 556	154 523	36 423	3 963	285 185	113 728	117 663
	Firms with 1 establishment ...	91	91	464 299	80 303	18 062	1 994	143 581	69 899	68 384
	Firms with 2 establishments ..	44	88	D	D	D	g	D	D	D
	Firms with 3 or 4 establishments	13	42	D	D	D	e	D	D	D
	Firms with 5 to 9 establishments	4	25	D	D	D	e	D	D	D
	Firms with 10 to 24 establishments	—	—	—	—	—	—	—	—	—
	Firms with 25 establishments or more	—	—	—	—	—	—	—	—	—
42145	Medical, dental, & hospital equipment & supplies whsle									
	All firms	6 759	7 850	35 599 345	3 918 018	932 702	93 520	7 816 953	3 699 838	3 994 021
	Single unit firms	6 315	6 315	12 526 605	1 875 818	422 406	47 923	3 727 080	1 311 563	1 531 433
	Multiunit firms	444	1 535	23 072 740	2 042 200	510 296	45 597	4 089 873	2 388 275	2 462 588
	Firms with 1 establishment ...	226	226	4 795 032	492 437	120 476	9 540	1 169 017	604 461	606 894
	Firms with 2 establishments ..	96	192	1 453 972	196 332	53 671	4 994	356 693	154 916	180 386
	Firms with 3 or 4 establishments	59	191	1 780 515	199 774	48 221	4 478	413 644	226 394	231 281
	Firms with 5 to 9 establishments	32	204	1 832 197	167 356	38 201	4 676	326 965	166 503	176 150
	Firms with 10 to 24 establishments	22	326	5 064 832	371 764	91 559	8 581	715 198	484 081	451 940
	Firms with 25 establishments or more	9	396	8 146 192	614 537	158 168	13 328	1 108 356	751 920	815 937

See footnotes at end of table.

Table 3. Single Units and Multiunits: 1997—Con.

[Includes only firms and establishments with payroll. Excludes data for central administrative offices, auxiliary operations, or establishments of these firms that are classified in other categories than those specified in this table. For meaning of abbreviations and symbols, see introductory text. For explanation of terms, see Appendix A. For method of assignment to categories shown, see Appendix C]

NAICS code	Number of establishments by type of operation and specified kind of business	Firms (number)	Establishments (number)	Sales (\$1,000)	Annual payroll (\$1,000)	First-quarter payroll (\$1,000)	Paid employees for pay period including March 12 (number)	Operating expenses ¹ (\$1,000)	End-of-1996 inventories (\$1,000)	End-of-1997 inventories (\$1,000)
421	MERCHANT WHOLESALERS—Con.									
	Wholesale trade, durable goods—Con.									
421450	Medical, dental, & hospital equipment & supplies whsle									
	All firms	6 759	7 850	35 599 345	3 918 018	932 702	93 520	7 816 953	3 699 838	3 994 021
	Single unit firms	6 315	6 315	12 526 605	1 875 818	422 406	47 923	3 727 080	1 311 563	1 531 433
	Multiunit firms	444	1 535	23 072 740	2 042 200	510 296	45 597	4 089 873	2 388 275	2 462 588
	Firms with 1 establishment ..	226	226	4 795 032	492 437	120 476	9 540	1 169 017	604 461	606 894
	Firms with 2 establishments ..	96	192	1 453 972	196 332	53 671	4 994	356 693	154 916	180 386
	Firms with 3 or 4 establishments	59	191	1 780 515	199 774	48 221	4 478	413 644	226 394	231 281
	Firms with 5 to 9 establishments	32	204	1 832 197	167 356	38 201	4 676	326 965	166 503	176 150
	Firms with 10 to 24 establishments	22	326	5 064 832	371 764	91 559	8 581	715 198	484 081	451 940
	Firms with 25 establishments or more	9	396	8 146 192	614 537	158 168	13 328	1 108 356	751 920	815 937
4214501	Surgical, medical, & hospital supplies whsle									
	All firms	6 014	6 859	31 745 475	3 363 241	805 891	79 839	6 757 373	3 269 780	3 522 027
	Single unit firms	5 608	5 608	D	D	D	k	D	D	D
	Multiunit firms	406	1 251	D	D	D	k	D	D	D
	Firms with 1 establishment ..	215	215	D	D	D	i	D	D	D
	Firms with 2 establishments ..	84	168	D	D	D	h	D	D	D
	Firms with 3 or 4 establishments	57	185	D	D	D	h	D	D	D
	Firms with 5 to 9 establishments	26	165	D	D	D	h	D	D	D
	Firms with 10 to 24 establishments	18	279	4 168 098	250 020	65 038	5 895	518 218	381 407	345 757
	Firms with 25 establishments or more	6	239	7 017 243	442 469	117 156	9 592	799 736	648 202	691 602
4214502	Dental equipment & supplies whsle									
	All firms	752	991	3 853 870	554 777	126 811	13 681	1 059 580	430 058	471 994
	Single unit firms	707	707	D	D	D	i	D	D	D
	Multiunit firms	45	284	D	D	D	i	D	D	D
	Firms with 1 establishment ..	19	19	D	D	D	e	D	D	D
	Firms with 2 establishments ..	9	18	D	D	D	f	D	D	D
	Firms with 3 or 4 establishments	4	12	D	D	D	e	D	D	D
	Firms with 5 to 9 establishments	7	44	D	D	D	h	D	D	D
	Firms with 10 to 24 establishments	3	35	237 909	33 295	7 124	706	62 276	11 702	12 524
	Firms with 25 establishments or more	3	156	1 122 354	169 754	40 505	3 692	305 612	100 151	118 712
42146	Ophthalmic goods whsle									
	All firms	1 367	1 551	5 713 821	783 497	184 716	26 022	1 739 475	714 418	790 403
	Single unit firms	1 254	1 254	D	D	D	j	D	D	D
	Multiunit firms	113	297	D	D	D	j	D	D	D
	Firms with 1 establishment ..	55	55	D	D	D	h	D	D	D
	Firms with 2 establishments ..	36	72	713 870	104 176	23 342	3 012	245 019	120 897	125 601
	Firms with 3 or 4 establishments	10	32	D	D	D	g	D	D	D
	Firms with 5 to 9 establishments	7	40	D	D	D	f	D	D	D
	Firms with 10 to 24 establishments	3	44	D	D	D	e	D	D	D
	Firms with 25 establishments or more	2	54	D	D	D	g	D	D	D
421460	Ophthalmic goods whsle									
	All firms	1 367	1 551	5 713 821	783 497	184 716	26 022	1 739 475	714 418	790 403
	Single unit firms	1 254	1 254	D	D	D	j	D	D	D
	Multiunit firms	113	297	D	D	D	j	D	D	D
	Firms with 1 establishment ..	55	55	D	D	D	h	D	D	D
	Firms with 2 establishments ..	36	72	713 870	104 176	23 342	3 012	245 019	120 897	125 601
	Firms with 3 or 4 establishments	10	32	D	D	D	g	D	D	D
	Firms with 5 to 9 establishments	7	40	D	D	D	f	D	D	D
	Firms with 10 to 24 establishments	3	44	D	D	D	e	D	D	D
	Firms with 25 establishments or more	2	54	D	D	D	g	D	D	D

See footnotes at end of table.

Table 3. Single Units and Multiunits: 1997—Con.

[Includes only firms and establishments with payroll. Excludes data for central administrative offices, auxiliary operations, or establishments of these firms that are classified in other categories than those specified in this table. For meaning of abbreviations and symbols, see introductory text. For explanation of terms, see Appendix A. For method of assignment to categories shown, see Appendix C]

NAICS code	Number of establishments by type of operation and specified kind of business	Firms (number)	Establishments (number)	Sales (\$1,000)	Annual payroll (\$1,000)	First-quarter payroll (\$1,000)	Paid employees for pay period including March 12 (number)	Operating expenses ¹ (\$1,000)	End-of-1996 inventories (\$1,000)	End-of-1997 inventories (\$1,000)
421	MERCHANT WHOLESALERS—Con.									
	Wholesale trade, durable goods—Con.									
42149	Other professional equipment & supplies whsle									
	All firms	2 090	2 350	8 745 477	1 105 863	260 762	28 627	2 253 535	1 107 130	1 154 100
	Single unit firms	1 868	1 868	D	D	D	j	D	D	D
	Multiunit firms	222	482	D	D	D	j	D	D	D
	Firms with 1 establishment ..	111	111	D	D	D	h	D	D	D
	Firms with 2 establishments ..	68	136	616 629	87 040	21 252	2 427	171 390	76 541	83 340
	Firms with 3 or 4 establishments ..	31	101	D	D	D	g	D	D	D
	Firms with 5 to 9 establishments ..	8	55	D	D	D	g	D	D	D
	Firms with 10 to 24 establishments ..	2	22	D	D	D	e	D	D	D
	Firms with 25 establishments or more ..	2	57	D	D	D	g	D	D	D
421490	Other professional equipment & supplies whsle									
	All firms	2 090	2 350	8 745 477	1 105 863	260 762	28 627	2 253 535	1 107 130	1 154 100
	Single unit firms	1 868	1 868	D	D	D	j	D	D	D
	Multiunit firms	222	482	D	D	D	j	D	D	D
	Firms with 1 establishment ..	111	111	D	D	D	h	D	D	D
	Firms with 2 establishments ..	68	136	616 629	87 040	21 252	2 427	171 390	76 541	83 340
	Firms with 3 or 4 establishments ..	31	101	D	D	D	g	D	D	D
	Firms with 5 to 9 establishments ..	8	55	D	D	D	g	D	D	D
	Firms with 10 to 24 establishments ..	2	22	D	D	D	e	D	D	D
	Firms with 25 establishments or more ..	2	57	D	D	D	g	D	D	D
4214901	Religious & school supplies whsle									
	All firms	382	397	1 110 568	161 074	36 464	5 358	324 534	141 678	158 867
	Single unit firms	351	351	D	D	D	h	D	D	D
	Multiunit firms	31	46	D	D	D	g	D	D	D
	Firms with 1 establishment ..	23	23	D	D	D	g	D	D	D
	Firms with 2 establishments ..	5	10	96 008	12 486	2 820	439	22 394	9 882	10 148
	Firms with 3 or 4 establishments ..	2	6	D	D	D	c	D	D	D
	Firms with 5 to 9 establishments ..	1	7	D	D	D	e	D	D	D
	Firms with 10 to 24 establishments ..	—	—	—	—	—	—	—	—	—
	Firms with 25 establishments or more ..	—	—	—	—	—	—	—	—	—
4214902	Other professional equipment & supplies whsle									
	All firms	1 711	1 953	7 634 909	944 789	224 298	23 269	1 929 001	965 452	995 233
	Single unit firms	1 517	1 517	D	D	D	j	D	D	D
	Multiunit firms	194	436	D	D	D	j	D	D	D
	Firms with 1 establishment ..	93	93	D	D	D	h	D	D	D
	Firms with 2 establishments ..	61	122	450 158	66 164	16 376	1 773	128 491	54 054	60 387
	Firms with 3 or 4 establishments ..	29	94	D	D	D	g	D	D	D
	Firms with 5 to 9 establishments ..	7	48	D	D	D	f	D	D	D
	Firms with 10 to 24 establishments ..	2	22	D	D	D	e	D	D	D
	Firms with 25 establishments or more ..	2	57	D	D	D	g	D	D	D
4215	Metal & mineral (except petroleum) whsle									
	All firms	8 201	10 079	91 553 201	5 595 871	1 287 325	146 964	11 460 513	11 240 009	11 965 871
	Single unit firms	7 247	7 247	35 995 864	2 637 599	571 896	70 319	5 178 214	3 797 419	4 167 365
	Multiunit firms	954	2 832	55 557 337	2 958 272	715 429	76 645	6 282 299	7 442 590	7 798 506
	Firms with 1 establishment ..	389	389	7 923 513	352 585	86 839	9 481	758 804	763 821	767 598
	Firms with 2 establishments ..	284	568	7 720 989	547 111	126 304	13 809	1 121 868	1 056 053	1 108 639
	Firms with 3 or 4 establishments ..	157	522	D	D	D	j	D	D	D
	Firms with 5 to 9 establishments ..	89	547	D	D	D	j	D	D	D
	Firms with 10 to 24 establishments ..	22	328	7 470 473	285 133	68 635	6 869	599 434	843 882	984 256
	Firms with 25 establishments or more ..	13	478	10 311 954	670 130	168 261	18 465	1 506 529	1 809 872	1 858 953

See footnotes at end of table.

Table 3. Single Units and Multiunits: 1997—Con.

[Includes only firms and establishments with payroll. Excludes data for central administrative offices, auxiliary operations, or establishments of these firms that are classified in other categories than those specified in this table. For meaning of abbreviations and symbols, see introductory text. For explanation of terms, see Appendix A. For method of assignment to categories shown, see Appendix C]

NAICS code	Number of establishments by type of operation and specified kind of business	Firms (number)	Establishments (number)	Sales (\$1,000)	Annual payroll (\$1,000)	First-quarter payroll (\$1,000)	Paid employees for pay period including March 12 (number)	Operating expenses ¹ (\$1,000)	End-of-1996 inventories (\$1,000)	End-of-1997 inventories (\$1,000)
421	MERCHANT WHOLESALERS—Con.									
	Wholesale trade, durable goods—Con.									
42151	Metal service centers & offices									
	All firms	7 686	9 487	83 124 691	5 405 023	1 242 261	143 028	11 026 425	10 801 425	11 513 551
	Single unit firms	6 800	6 800	31 927 925	2 527 554	546 438	67 889	4 943 508	3 503 040	3 887 714
	Multiunit firms	886	2 687	51 196 766	2 877 469	695 823	75 139	6 082 917	7 298 385	7 625 837
	Firms with 1 establishment ...	342	342	5 897 668	325 344	80 225	8 972	685 257	736 818	721 736
	Firms with 2 establishments ..	273	546	7 681 902	543 202	124 663	13 689	1 108 900	1 039 860	1 097 545
	Firms with 3 or 4 establishments	151	501	D	D	D	j	D	D	D
	Firms with 5 to 9 establishments	89	544	D	D	D	j	D	D	D
	Firms with 10 to 24 establishments	18	276	D	D	D	i	D	D	D
	Firms with 25 establishments or more	13	478	10 311 954	670 130	168 261	18 465	1 506 529	1 809 872	1 858 953
421510	Metal service centers & offices									
	All firms	7 686	9 487	83 124 691	5 405 023	1 242 261	143 028	11 026 425	10 801 425	11 513 551
	Single unit firms	6 800	6 800	31 927 925	2 527 554	546 438	67 889	4 943 508	3 503 040	3 887 714
	Multiunit firms	886	2 687	51 196 766	2 877 469	695 823	75 139	6 082 917	7 298 385	7 625 837
	Firms with 1 establishment ...	342	342	5 897 668	325 344	80 225	8 972	685 257	736 818	721 736
	Firms with 2 establishments ..	273	546	7 681 902	543 202	124 663	13 689	1 108 900	1 039 860	1 097 545
	Firms with 3 or 4 establishments	151	501	D	D	D	j	D	D	D
	Firms with 5 to 9 establishments	89	544	D	D	D	j	D	D	D
	Firms with 10 to 24 establishments	18	276	D	D	D	i	D	D	D
	Firms with 25 establishments or more	13	478	10 311 954	670 130	168 261	18 465	1 506 529	1 809 872	1 858 953
4215101	Ferrous metal service centers & sales offices									
	All firms	6 094	7 595	66 113 409	4 485 391	1 037 061	120 653	9 133 012	8 873 016	9 359 046
	Single unit firms	5 353	5 353	23 770 545	2 064 151	453 716	56 151	4 023 661	2 761 636	3 019 337
	Multiunit firms	741	2 242	42 342 864	2 421 240	583 345	64 502	5 109 351	6 111 380	6 339 709
	Firms with 1 establishment ...	273	273	4 119 235	255 722	61 888	7 300	523 497	464 758	464 323
	Firms with 2 establishments ..	229	458	6 091 128	437 298	100 760	11 299	891 287	804 079	844 792
	Firms with 3 or 4 establishments	133	440	D	D	D	j	D	D	D
	Firms with 5 to 9 establishments	79	482	D	D	D	j	D	D	D
	Firms with 10 to 24 establishments	19	312	D	D	D	i	D	D	D
	Firms with 25 establishments or more	8	277	D	D	D	j	D	D	D
42151011	Ferrous metal service centers									
	All firms	4 469	5 827	58 768 929	4 105 455	951 193	110 297	8 340 519	8 873 016	9 359 046
	Single unit firms	3 789	3 789	19 475 329	1 800 366	395 567	48 815	3 485 311	2 761 636	3 019 337
	Multiunit firms	680	2 038	39 293 600	2 305 089	555 626	61 482	4 855 208	6 111 380	6 339 709
	Firms with 1 establishment ...	257	257	4 180 655	247 439	60 546	6 912	494 482	548 406	544 322
	Firms with 2 establishments ..	206	412	5 217 541	402 360	92 376	10 428	818 109	860 926	910 694
	Firms with 3 or 4 establishments	123	410	8 505 660	449 786	105 067	11 291	963 361	1 237 161	1 275 132
	Firms with 5 to 9 establishments	69	427	D	D	D	j	D	D	D
	Firms with 10 to 24 establishments	18	283	D	D	D	i	D	D	D
	Firms with 25 establishments or more	7	249	D	D	D	j	D	D	D
42151012	Ferrous metal sales offices									
	All firms	1 679	1 768	7 344 480	379 936	85 868	10 356	792 493	—	—
	Single unit firms	1 564	1 564	4 295 216	263 785	58 149	7 336	538 350	—	—
	Multiunit firms	115	204	3 049 264	116 151	27 719	3 020	254 143	—	—
	Firms with 1 establishment ...	73	73	906 469	54 689	13 084	1 517	122 372	—	—
	Firms with 2 establishments ..	24	48	967 571	27 651	6 594	726	62 470	—	—
	Firms with 3 or 4 establishments	11	38	D	D	D	f	D	D	D
	Firms with 5 to 9 establishments	6	35	D	D	D	c	D	D	D
	Firms with 10 to 24 establishments	1	10	D	D	D	b	D	D	D
	Firms with 25 establishments or more	—	—	—	—	—	—	—	—	—

See footnotes at end of table.

Table 3. Single Units and Multiunits: 1997—Con.

[Includes only firms and establishments with payroll. Excludes data for central administrative offices, auxiliary operations, or establishments of these firms that are classified in other categories than those specified in this table. For meaning of abbreviations and symbols, see introductory text. For explanation of terms, see Appendix A. For method of assignment to categories shown, see Appendix C]

NAICS code	Number of establishments by type of operation and specified kind of business	Firms (number)	Establishments (number)	Sales (\$1,000)	Annual payroll (\$1,000)	First-quarter payroll (\$1,000)	Paid employees for pay period including March 12 (number)	Operating expenses ¹ (\$1,000)	End-of-1996 inventories (\$1,000)	End-of-1997 inventories (\$1,000)
421	MERCHANT WHOLESALERS—Con.									
	Wholesale trade, durable goods—Con.									
4215102	Nonferrous metal service centers & sales offices									
	All firms	1 624	1 892	17 011 282	919 632	205 200	22 375	1 893 413	1 928 409	2 154 505
	Single unit firms	1 447	1 447	8 157 380	463 403	92 722	11 738	919 847	741 404	868 377
	Multiunit firms	177	445	8 853 902	456 229	112 478	10 637	973 566	1 187 005	1 286 128
	Firms with 1 establishment ...	94	94	3 122 457	108 983	27 687	2 559	242 902	415 246	426 938
	Firms with 2 establishments ..	45	90	1 595 310	100 090	23 098	2 261	207 369	243 438	258 693
	Firms with 3 or 4 establishments	22	75	1 659 180	72 151	16 283	1 686	149 575	152 692	181 714
	Firms with 5 to 9 establishments	11	68	D	D	D	g	D	D	D
	Firms with 10 to 24 establishments	2	23	D	D	D	f	D	D	D
	Firms with 25 establishments or more	3	95	D	D	D	g	D	D	D
42151021	Nonferrous metal service centers									
	All firms	1 133	1 380	15 574 704	839 223	187 391	20 212	1 730 127	1 928 409	2 154 505
	Single unit firms	980	980	7 081 231	404 093	80 045	9 958	800 774	741 404	868 377
	Multiunit firms	153	400	8 493 473	435 130	107 346	10 254	929 353	1 187 005	1 286 128
	Firms with 1 establishment ...	80	80	3 778 089	107 270	27 339	2 548	239 358	453 704	477 271
	Firms with 2 establishments ..	41	82	1 611 929	95 723	22 336	2 150	200 766	246 518	261 722
	Firms with 3 or 4 establishments	17	59	D	D	D	g	D	D	D
	Firms with 5 to 9 establishments	10	61	D	D	D	g	D	D	D
	Firms with 10 to 24 establishments	2	23	D	D	D	f	D	D	D
	Firms with 25 establishments or more	3	95	D	D	D	g	D	D	D
42151022	Nonferrous metal sales offices									
	All firms	500	512	1 436 578	80 409	17 809	2 163	163 286	—	—
	Single unit firms	467	467	1 076 149	59 310	12 677	1 780	119 073	—	—
	Multiunit firms	33	45	360 429	21 099	5 132	383	44 213	—	—
	Firms with 1 establishment ...	25	25	159 343	7 559	1 992	144	14 018	—	—
	Firms with 2 establishments ..	6	12	193 791	13 196	3 044	227	29 551	—	—
	Firms with 3 or 4 establishments	1	3	D	D	D	a	D	D	D
	Firms with 5 to 9 establishments	1	5	D	D	D	a	D	D	D
	Firms with 10 to 24 establishments	—	—	—	—	—	—	—	—	—
	Firms with 25 establishments or more	—	—	—	—	—	—	—	—	—
42152	Coal & other mineral & ore whsle									
	All firms	522	'592	'8 428 510	'190 848	'45 064	'3 936	434 088	438 584	452 320
	Single unit firms	447	447	4 067 939	110 045	25 458	2 430	234 706	294 379	279 651
	Multiunit firms	75	145	4 360 571	80 803	19 606	1 506	199 382	144 205	172 669
	Firms with 1 establishment ...	53	53	2 739 045	38 110	9 308	637	94 312	83 430	96 760
	Firms with 2 establishments ..	12	24	203 556	9 359	2 423	179	19 762	8 233	14 233
	Firms with 3 or 4 establishments	5	17	D	D	D	e	D	D	D
	Firms with 5 to 9 establishments	2	10	D	D	D	b	D	D	D
	Firms with 10 to 24 establishments	3	41	D	D	D	c	D	D	D
	Firms with 25 establishments or more	—	—	—	—	—	—	—	—	—
421520	Coal & other mineral & ore whsle									
	All firms	522	'592	'8 428 510	'190 848	'45 064	'3 936	434 088	438 584	452 320
	Single unit firms	447	447	4 067 939	110 045	25 458	2 430	234 706	294 379	279 651
	Multiunit firms	75	145	4 360 571	80 803	19 606	1 506	199 382	144 205	172 669
	Firms with 1 establishment ...	53	53	2 739 045	38 110	9 308	637	94 312	83 430	96 760
	Firms with 2 establishments ..	12	24	203 556	9 359	2 423	179	19 762	8 233	14 233
	Firms with 3 or 4 establishments	5	17	D	D	D	e	D	D	D
	Firms with 5 to 9 establishments	2	10	D	D	D	b	D	D	D
	Firms with 10 to 24 establishments	3	41	D	D	D	c	D	D	D
	Firms with 25 establishments or more	—	—	—	—	—	—	—	—	—

See footnotes at end of table.

Table 3. Single Units and Multiunits: 1997—Con.

[Includes only firms and establishments with payroll. Excludes data for central administrative offices, auxiliary operations, or establishments of these firms that are classified in other categories than those specified in this table. For meaning of abbreviations and symbols, see introductory text. For explanation of terms, see Appendix A. For method of assignment to categories shown, see Appendix C]

NAICS code	Number of establishments by type of operation and specified kind of business	Firms (number)	Establishments (number)	Sales (\$1,000)	Annual payroll (\$1,000)	First-quarter payroll (\$1,000)	Paid employees for pay period including March 12 (number)	Operating expenses ¹ (\$1,000)	End-of-1996 inventories (\$1,000)	End-of-1997 inventories (\$1,000)
421	MERCHANT WHOLESALERS—Con.									
	Wholesale trade, durable goods—Con.									
4215201	Coal whsle									
	All firms	287	333	4 987 710	102 575	23 851	2 117	240 527	153 763	168 070
	Single unit firms	243	243	D	D	D	g	D	D	D
	Multiunit firms	44	90	D	D	D	f	D	D	D
	Firms with 1 establishment ..	31	31	D	D	D	e	D	D	D
	Firms with 2 establishments ..	5	10	D	D	D	b	D	D	D
	Firms with 3 or 4 establishments	4	14	D	D	D	e	D	D	D
	Firms with 5 to 9 establishments	2	10	D	D	D	b	D	D	D
	Firms with 10 to 24 establishments	2	25	D	D	D	c	D	D	D
	Firms with 25 establishments or more	—	—	—	—	—	—	—	—	—
4215202	Other mineral & ore whsle									
	All firms	237	259	3 440 800	88 273	21 213	1 819	193 561	284 821	284 250
	Single unit firms	204	204	D	D	D	g	D	D	D
	Multiunit firms	33	55	D	D	D	f	D	D	D
	Firms with 1 establishment ..	22	22	D	D	D	e	D	D	D
	Firms with 2 establishments ..	7	14	D	D	D	c	D	D	D
	Firms with 3 or 4 establishments	2	7	D	D	D	b	D	D	D
	Firms with 5 to 9 establishments	2	12	D	D	D	b	D	D	D
	Firms with 10 to 24 establishments	—	—	—	—	—	—	—	—	—
	Firms with 25 establishments or more	—	—	—	—	—	—	—	—	—
4216	Electrical goods whsle									
	All firms	21 478	27 347	182 334 876	14 793 391	3 462 691	345 230	30 237 421	17 186 313	18 711 743
	Single unit firms	19 396	19 396	63 799 593	6 494 011	1 453 519	168 987	12 838 399	6 110 399	6 959 223
	Multiunit firms	2 082	7 951	118 535 283	8 299 380	2 009 172	176 243	17 399 022	11 075 914	11 752 520
	Firms with 1 establishment ..	831	831	17 539 508	1 769 099	425 825	33 694	3 213 091	1 772 365	1 934 159
	Firms with 2 establishments ..	597	1 194	10 736 797	913 183	214 437	21 573	1 800 296	1 191 805	1 288 236
	Firms with 3 or 4 establishments	388	1 282	12 579 197	982 813	231 449	22 817	2 075 633	1 202 586	1 255 908
	Firms with 5 to 9 establishments	168	1 035	16 284 333	847 324	203 106	19 309	2 335 816	1 355 923	1 389 500
	Firms with 10 to 24 establishments	63	912	23 651 022	1 100 928	253 835	20 859	2 789 434	2 318 106	2 487 131
	Firms with 25 establishments or more	35	2 697	37 744 426	2 686 033	680 520	57 991	5 184 752	3 235 129	3 397 586
42161	Electrical apparatus & equip, wiring supp, & const material whsle									
	All firms	6 774	8 857	38 350 174	3 756 249	887 946	101 739	7 002 760	4 590 972	4 873 800
	Single unit firms	6 015	6 015	16 764 127	1 759 411	398 922	48 127	3 429 332	1 548 949	1 716 857
	Multiunit firms	759	2 842	21 586 047	1 996 838	489 024	53 612	3 573 428	3 042 023	3 156 943
	Firms with 1 establishment ..	337	337	3 449 375	381 263	90 891	9 501	750 390	503 541	537 812
	Firms with 2 establishments ..	183	366	2 590 022	292 735	68 245	6 598	498 445	354 546	370 211
	Firms with 3 or 4 establishments	145	482	D	D	D	i	D	D	D
	Firms with 5 to 9 establishments	68	429	D	D	D	i	D	D	D
	Firms with 10 to 24 establishments	18	236	1 022 590	108 512	27 507	2 625	210 767	117 106	135 249
	Firms with 25 establishments or more	8	992	D	D	D	j	D	D	D
421610	Electrical apparatus & equip, wiring supp, & const material whsle									
	All firms	6 774	8 857	38 350 174	3 756 249	887 946	101 739	7 002 760	4 590 972	4 873 800
	Single unit firms	6 015	6 015	16 764 127	1 759 411	398 922	48 127	3 429 332	1 548 949	1 716 857
	Multiunit firms	759	2 842	21 586 047	1 996 838	489 024	53 612	3 573 428	3 042 023	3 156 943
	Firms with 1 establishment ..	337	337	3 449 375	381 263	90 891	9 501	750 390	503 541	537 812
	Firms with 2 establishments ..	183	366	2 590 022	292 735	68 245	6 598	498 445	354 546	370 211
	Firms with 3 or 4 establishments	145	482	D	D	D	i	D	D	D
	Firms with 5 to 9 establishments	68	429	D	D	D	i	D	D	D
	Firms with 10 to 24 establishments	18	236	1 022 590	108 512	27 507	2 625	210 767	117 106	135 249
	Firms with 25 establishments or more	8	992	D	D	D	j	D	D	D

See footnotes at end of table.

Table 3. Single Units and Multiunits: 1997—Con.

[Includes only firms and establishments with payroll. Excludes data for central administrative offices, auxiliary operations, or establishments of these firms that are classified in other categories than those specified in this table. For meaning of abbreviations and symbols, see introductory text. For explanation of terms, see Appendix A. For method of assignment to categories shown, see Appendix C]

NAICS code	Number of establishments by type of operation and specified kind of business	Firms (number)	Establishments (number)	Sales (\$1,000)	Annual payroll (\$1,000)	First-quarter payroll (\$1,000)	Paid employees for pay period including March 12 (number)	Operating expenses ¹ (\$1,000)	End-of-1996 inventories (\$1,000)	End-of-1997 inventories (\$1,000)
421	MERCHANT WHOLESALERS—Con.									
	Wholesale trade, durable goods—Con.									
42162	Electrical appliance, television & radio set whsle									
	All firms	2 769	3 237	39 717 526	1 709 097	393 253	42 999	5 131 249	3 715 334	4 023 015
	Single unit firms	2 435	2 435	11 723 822	704 554	158 699	21 558	1 710 084	1 387 089	1 586 012
	Multiunit firms	334	802	27 993 704	1 004 543	234 554	21 441	3 421 165	2 328 245	2 437 003
	Firms with 1 establishment ...	159	159	3 721 058	152 661	36 217	4 193	404 033	391 718	401 960
	Firms with 2 establishments ..	96	192	4 438 240	165 933	42 272	4 157	469 591	309 273	349 747
	Firms with 3 or 4 establishments	46	146	D	D	D	h	D	D	D
	Firms with 5 to 9 establishments	22	132	D	D	D	h	D	D	D
	Firms with 10 to 24 establishments	9	116	D	D	D	i	D	D	D
	Firms with 25 establishments or more	2	57	D	D	D	f	D	D	D
421620	Electrical appliance, television & radio set whsle									
	All firms	2 769	3 237	39 717 526	1 709 097	393 253	42 999	5 131 249	3 715 334	4 023 015
	Single unit firms	2 435	2 435	11 723 822	704 554	158 699	21 558	1 710 084	1 387 089	1 586 012
	Multiunit firms	334	802	27 993 704	1 004 543	234 554	21 441	3 421 165	2 328 245	2 437 003
	Firms with 1 establishment ...	159	159	3 721 058	152 661	36 217	4 193	404 033	391 718	401 960
	Firms with 2 establishments ..	96	192	4 438 240	165 933	42 272	4 157	469 591	309 273	349 747
	Firms with 3 or 4 establishments	46	146	D	D	D	h	D	D	D
	Firms with 5 to 9 establishments	22	132	D	D	D	h	D	D	D
	Firms with 10 to 24 establishments	9	116	D	D	D	i	D	D	D
	Firms with 25 establishments or more	2	57	D	D	D	f	D	D	D
42169	Other electronic parts & equipment whsle									
	All firms	12 039	15 253	104 267 176	9 328 045	2 181 492	200 492	18 103 412	8 880 007	9 814 928
	Single unit firms	10 946	10 946	35 311 644	4 030 046	895 898	99 302	7 698 983	3 174 361	3 656 354
	Multiunit firms	1 093	4 307	68 955 532	5 297 999	1 285 594	101 190	10 404 429	5 705 646	6 158 574
	Firms with 1 establishment ...	437	437	12 307 894	1 363 109	328 333	22 946	2 324 150	1 150 205	1 279 644
	Firms with 2 establishments ..	323	646	6 200 804	490 259	114 464	11 327	997 000	550 434	573 765
	Firms with 3 or 4 establishments	196	645	5 758 516	529 762	125 599	11 994	1 102 276	536 636	581 745
	Firms with 5 to 9 establishments	78	472	D	D	D	i	D	D	D
	Firms with 10 to 24 establishments	36	559	D	D	D	j	D	D	D
	Firms with 25 establishments or more	23	1 548	26 172 800	1 949 802	490 051	34 456	3 801 946	1 657 454	1 851 730
421690	Other electronic parts & equipment whsle									
	All firms	12 039	15 253	104 267 176	9 328 045	2 181 492	200 492	18 103 412	8 880 007	9 814 928
	Single unit firms	10 946	10 946	35 311 644	4 030 046	895 898	99 302	7 698 983	3 174 361	3 656 354
	Multiunit firms	1 093	4 307	68 955 532	5 297 999	1 285 594	101 190	10 404 429	5 705 646	6 158 574
	Firms with 1 establishment ...	437	437	12 307 894	1 363 109	328 333	22 946	2 324 150	1 150 205	1 279 644
	Firms with 2 establishments ..	323	646	6 200 804	490 259	114 464	11 327	997 000	550 434	573 765
	Firms with 3 or 4 establishments	196	645	5 758 516	529 762	125 599	11 994	1 102 276	536 636	581 745
	Firms with 5 to 9 establishments	78	472	D	D	D	i	D	D	D
	Firms with 10 to 24 establishments	36	559	D	D	D	j	D	D	D
	Firms with 25 establishments or more	23	1 548	26 172 800	1 949 802	490 051	34 456	3 801 946	1 657 454	1 851 730
4216901	Communications equipment & supplies whsle									
	All firms	5 339	6 722	36 812 342	4 566 622	1 092 431	98 210	8 446 176	3 042 985	3 439 839
	Single unit firms	4 837	4 837	12 479 278	1 807 082	400 712	45 959	3 353 281	1 054 739	1 209 358
	Multiunit firms	502	1 885	24 333 064	2 759 540	691 719	52 251	5 092 895	1 988 246	2 230 481
	Firms with 1 establishment ...	207	207	D	D	D	j	D	D	D
	Firms with 2 establishments ..	148	296	D	D	D	i	D	D	D
	Firms with 3 or 4 establishments	100	325	D	D	D	i	D	D	D
	Firms with 5 to 9 establishments	24	144	D	D	D	h	D	D	D
	Firms with 10 to 24 establishments	13	206	3 941 859	266 177	63 154	5 325	620 110	383 138	401 108
	Firms with 25 establishments or more	10	707	7 270 389	877 539	244 300	16 437	1 586 765	480 900	625 799

See footnotes at end of table.

Table 3. Single Units and Multiunits: 1997—Con.

[Includes only firms and establishments with payroll. Excludes data for central administrative offices, auxiliary operations, or establishments of these firms that are classified in other categories than those specified in this table. For meaning of abbreviations and symbols, see introductory text. For explanation of terms, see Appendix A. For method of assignment to categories shown, see Appendix C]

NAICS code	Number of establishments by type of operation and specified kind of business	Firms (number)	Establishments (number)	Sales (\$1,000)	Annual payroll (\$1,000)	First-quarter payroll (\$1,000)	Paid employees for pay period including March 12 (number)	Operating expenses ¹ (\$1,000)	End-of-1996 inventories (\$1,000)	End-of-1997 inventories (\$1,000)
421	MERCHANT WHOLESALERS—Con.									
	Wholesale trade, durable goods—Con.									
4216902	Electronic parts (excluding communications equipment) whsle									
	All firms	6 724	8 531	67 454 834	4 761 423	1 089 061	102 282	9 657 236	5 837 022	6 375 089
	Single unit firms	6 109	6 109	22 832 366	2 222 964	495 186	53 343	4 345 702	2 119 622	2 446 996
	Multiunit firms	615	2 422	44 622 468	2 538 459	593 875	48 939	5 311 534	3 717 400	3 928 093
	Firms with 1 establishment ..	260	260	D	D	D	i	D	D	D
	Firms with 2 establishments ..	172	344	D	D	D	i	D	D	D
	Firms with 3 or 4 establishments	94	314	D	D	D	h	D	D	D
	Firms with 5 to 9 establishments	52	318	D	D	D	i	D	D	D
	Firms with 10 to 24 establishments	25	376	D	D	D	i	D	D	D
	Firms with 25 establishments or more	12	810	16 954 961	887 977	204 623	15 592	1 807 600	1 097 350	1 161 778
4217	Hardware, & plumbing & heating equipment & supplies whsle									
	All firms	12 420	17 533	57 253 744	6 391 596	1 466 209	186 312	12 167 748	8 709 596	9 185 806
	Single unit firms	10 839	10 839	D	D	D	i	D	D	D
	Multiunit firms	1 581	6 694	D	D	D	i	D	D	D
	Firms with 1 establishment ..	513	513	4 141 462	461 074	110 440	12 947	853 396	608 360	613 029
	Firms with 2 establishments ..	491	982	5 156 308	604 850	138 650	16 559	1 106 687	765 005	782 117
	Firms with 3 or 4 establishments	311	1 041	5 473 800	660 957	148 823	18 380	1 249 195	1 000 485	1 003 826
	Firms with 5 to 9 establishments	174	1 107	5 572 723	517 634	124 016	14 645	987 493	959 790	966 893
	Firms with 10 to 24 establishments	72	1 050	D	D	D	j	D	D	D
	Firms with 25 establishments or more	20	2 001	D	D	D	j	D	D	D
42171	Hardware whsle									
	All firms	6 288	8 170	28 781 646	3 292 606	751 220	99 338	6 261 960	4 524 746	4 826 428
	Single unit firms	5 602	5 602	12 457 766	1 734 375	384 839	52 479	3 331 223	1 930 683	2 126 384
	Multiunit firms	686	2 568	16 323 880	1 558 231	366 381	46 859	2 930 737	2 594 063	2 700 044
	Firms with 1 establishment ..	248	248	2 441 837	281 619	68 542	8 362	521 101	390 290	382 695
	Firms with 2 establishments ..	224	448	2 547 899	310 733	70 574	8 764	576 368	403 754	407 284
	Firms with 3 or 4 establishments	125	417	D	D	D	i	D	D	D
	Firms with 5 to 9 establishments	56	341	2 172 862	181 397	44 365	6 022	337 955	405 197	423 762
	Firms with 10 to 24 establishments	27	377	D	D	D	i	D	D	D
	Firms with 25 establishments or more	6	737	D	D	D	h	D	D	D
421710	Hardware whsle									
	All firms	6 288	8 170	28 781 646	3 292 606	751 220	99 338	6 261 960	4 524 746	4 826 428
	Single unit firms	5 602	5 602	12 457 766	1 734 375	384 839	52 479	3 331 223	1 930 683	2 126 384
	Multiunit firms	686	2 568	16 323 880	1 558 231	366 381	46 859	2 930 737	2 594 063	2 700 044
	Firms with 1 establishment ..	248	248	2 441 837	281 619	68 542	8 362	521 101	390 290	382 695
	Firms with 2 establishments ..	224	448	2 547 899	310 733	70 574	8 764	576 368	403 754	407 284
	Firms with 3 or 4 establishments	125	417	D	D	D	i	D	D	D
	Firms with 5 to 9 establishments	56	341	2 172 862	181 397	44 365	6 022	337 955	405 197	423 762
	Firms with 10 to 24 establishments	27	377	D	D	D	i	D	D	D
	Firms with 25 establishments or more	6	737	D	D	D	h	D	D	D
42172	Plumbing & heating equipment & supplies (hydronics) whsle									
	All firms	2 587	3 261	10 850 765	1 133 400	263 937	33 270	2 206 346	1 516 634	1 625 338
	Single unit firms	2 244	2 244	4 791 968	567 021	129 889	17 261	1 094 239	645 602	732 437
	Multiunit firms	343	1 017	6 058 797	566 379	134 048	16 009	1 112 107	871 032	892 901
	Firms with 1 establishment ..	156	156	1 149 246	111 052	25 304	3 091	214 706	134 823	142 831
	Firms with 2 establishments ..	89	178	1 093 514	130 494	30 410	3 406	236 812	180 906	190 813
	Firms with 3 or 4 establishments	56	192	D	D	D	h	D	D	D
	Firms with 5 to 9 establishments	25	149	D	D	D	g	D	D	D
	Firms with 10 to 24 establishments	13	190	1 372 126	94 690	23 967	2 919	198 430	175 449	177 811
	Firms with 25 establishments or more	4	152	D	D	D	g	D	D	D
421720	Plumbing & heating equipment & supplies (hydronics) whsle									

See footnotes at end of table.

Table 3. Single Units and Multiunits: 1997—Con.

[Includes only firms and establishments with payroll. Excludes data for central administrative offices, auxiliary operations, or establishments of these firms that are classified in other categories than those specified in this table. For meaning of abbreviations and symbols, see introductory text. For explanation of terms, see Appendix A. For method of assignment to categories shown, see Appendix C]

NAICS code	Number of establishments by type of operation and specified kind of business	Firms (number)	Establishments (number)	Sales (\$1,000)	Annual payroll (\$1,000)	First-quarter payroll (\$1,000)	Paid employees for pay period including March 12 (number)	Operating expenses ¹ (\$1,000)	End-of-1996 inventories (\$1,000)	End-of-1997 inventories (\$1,000)
421	MERCHANT WHOLESALERS—Con.									
	Wholesale trade, durable goods—Con.									
421720	Plumbing & heating equipment & supplies (hydronics) whsle—Con.									
	All firms	2 587	3 261	10 850 765	1 133 400	263 937	33 270	2 206 346	1 516 634	1 625 338
	Single unit firms	2 244	2 244	4 791 968	567 021	129 889	17 261	1 094 239	645 602	732 437
	Multiunit firms	343	1 017	6 058 797	566 379	134 048	16 009	1 112 107	871 032	892 901
	Firms with 1 establishment ..	156	156	1 149 246	111 052	25 304	3 091	214 706	134 823	142 831
	Firms with 2 establishments ..	89	178	1 093 514	130 494	30 410	3 406	236 812	180 906	190 813
	Firms with 3 or 4 establishments	56	192	D	D	D	h	D	D	D
	Firms with 5 to 9 establishments	25	149	D	D	D	g	D	D	D
	Firms with 10 to 24 establishments	13	190	1 372 126	94 690	23 967	2 919	198 430	175 449	177 811
	Firms with 25 establishments or more	4	152	D	D	D	g	D	D	D
42173	Warm air heating & air-conditioning equipment & supplies whsle									
	All firms	2 769	4 744	14 185 407	1 559 234	359 093	42 511	2 937 087	2 136 446	2 184 385
	Single unit firms	2 286	2 286	4 867 526	658 118	146 687	18 697	1 204 163	614 416	655 006
	Multiunit firms	483	2 458	9 317 881	901 116	212 406	23 814	1 732 924	1 522 030	1 529 379
	Firms with 1 establishment ..	125	125	708 729	89 148	21 462	2 271	164 095	117 894	114 046
	Firms with 2 establishments ..	140	280	1 331 167	142 008	33 084	3 609	248 084	168 497	173 723
	Firms with 3 or 4 establishments	111	367	D	D	D	h	D	D	D
	Firms with 5 to 9 establishments	74	494	D	D	D	i	D	D	D
	Firms with 10 to 24 establishments	23	342	D	D	D	h	D	D	D
	Firms with 25 establishments or more	10	850	1 708 828	122 459	29 628	3 974	247 552	295 831	316 935
421730	Warm air heating & air-conditioning equipment & supplies whsle									
	All firms	2 769	4 744	14 185 407	1 559 234	359 093	42 511	2 937 087	2 136 446	2 184 385
	Single unit firms	2 286	2 286	4 867 526	658 118	146 687	18 697	1 204 163	614 416	655 006
	Multiunit firms	483	2 458	9 317 881	901 116	212 406	23 814	1 732 924	1 522 030	1 529 379
	Firms with 1 establishment ..	125	125	708 729	89 148	21 462	2 271	164 095	117 894	114 046
	Firms with 2 establishments ..	140	280	1 331 167	142 008	33 084	3 609	248 084	168 497	173 723
	Firms with 3 or 4 establishments	111	367	D	D	D	h	D	D	D
	Firms with 5 to 9 establishments	74	494	D	D	D	i	D	D	D
	Firms with 10 to 24 establishments	23	342	D	D	D	h	D	D	D
	Firms with 25 establishments or more	10	850	1 708 828	122 459	29 628	3 974	247 552	295 831	316 935
42174	Refrigeration equipment & supplies whsle									
	All firms	853	1 358	3 435 926	406 356	91 959	11 193	762 355	531 770	549 655
	Single unit firms	707	707	D	D	D	i	D	D	D
	Multiunit firms	146	651	D	D	D	i	D	D	D
	Firms with 1 establishment ..	49	49	205 124	21 241	5 381	596	36 356	24 053	24 582
	Firms with 2 establishments ..	37	74	270 739	36 388	8 100	1 104	63 694	35 271	34 510
	Firms with 3 or 4 establishments	31	102	442 756	59 464	14 072	1 482	111 581	83 909	83 153
	Firms with 5 to 9 establishments	19	112	D	D	D	f	D	D	D
	Firms with 10 to 24 establishments	8	108	D	D	D	f	D	D	D
	Firms with 25 establishments or more	2	206	D	D	D	f	D	D	D
421740	Refrigeration equipment & supplies whsle									
	All firms	853	1 358	3 435 926	406 356	91 959	11 193	762 355	531 770	549 655
	Single unit firms	707	707	D	D	D	i	D	D	D
	Multiunit firms	146	651	D	D	D	i	D	D	D
	Firms with 1 establishment ..	49	49	205 124	21 241	5 381	596	36 356	24 053	24 582
	Firms with 2 establishments ..	37	74	270 739	36 388	8 100	1 104	63 694	35 271	34 510
	Firms with 3 or 4 establishments	31	102	442 756	59 464	14 072	1 482	111 581	83 909	83 153
	Firms with 5 to 9 establishments	19	112	D	D	D	f	D	D	D
	Firms with 10 to 24 establishments	8	108	D	D	D	f	D	D	D
	Firms with 25 establishments or more	2	206	D	D	D	f	D	D	D

See footnotes at end of table.

Table 3. Single Units and Multiunits: 1997—Con.

[Includes only firms and establishments with payroll. Excludes data for central administrative offices, auxiliary operations, or establishments of these firms that are classified in other categories than those specified in this table. For meaning of abbreviations and symbols, see introductory text. For explanation of terms, see Appendix A. For method of assignment to categories shown, see Appendix C]

NAICS code	Number of establishments by type of operation and specified kind of business	Firms (number)	Establishments (number)	Sales (\$1,000)	Annual payroll (\$1,000)	First-quarter payroll (\$1,000)	Paid employees for pay period including March 12 (number)	Operating expenses ¹ (\$1,000)	End-of-1996 inventories (\$1,000)	End-of-1997 inventories (\$1,000)
421	MERCHANT WHOLESALERS—Con.									
	Wholesale trade, durable goods—Con.									
4218	Machinery, equipment, & supplies whsle									
	All firms	52 598	64 951	223 849 297	24 766 878	5 670 011	674 287	46 667 259	37 837 176	41 093 543
	Single unit firms	47 055	47 055	108 816 205	12 921 445	2 874 144	371 433	24 565 224	16 057 581	17 884 746
	Multiunit firms	5 543	17 896	115 033 092	11 845 433	2 795 867	302 854	22 102 035	21 779 595	23 208 797
	Firms with 1 establishment ..	1 676	1 676	16 403 888	1 555 348	373 417	38 534	2 979 083	2 372 871	2 462 803
	Firms with 2 establishments ..	2 003	4 006	22 370 614	2 486 660	576 572	64 947	4 535 829	3 971 649	4 169 660
	Firms with 3 or 4 establishments	1 131	3 780	23 192 011	2 536 263	590 250	64 549	4 621 740	4 610 873	4 956 564
	Firms with 5 to 9 establishments	539	3 339	26 987 957	2 740 013	658 084	66 268	5 151 521	5 705 739	6 084 929
	Firms with 10 to 24 establishments	150	2 019	14 591 523	1 463 753	341 110	36 834	2 724 766	3 477 902	3 742 387
	Firms with 25 establishments or more	44	3 076	11 487 099	1 063 396	256 434	31 722	2 089 096	1 640 561	1 792 454
42181	Construction & mining (except petroleum) machinery & equip whsle									
	All firms	3 421	4 763	31 561 292	3 110 734	734 605	77 574	5 740 828	9 191 293	10 081 466
	Single unit firms	2 772	2 772	8 193 870	816 755	180 044	22 153	1 623 443	1 835 963	2 094 509
	Multiunit firms	649	1 991	23 367 422	2 293 979	554 561	55 421	4 117 385	7 355 330	7 986 957
	Firms with 1 establishment ..	188	188	3 569 982	271 551	65 780	6 338	512 108	908 846	970 126
	Firms with 2 establishments ..	192	384	2 308 170	263 428	59 597	6 620	467 729	647 211	707 873
	Firms with 3 or 4 establishments	150	513	4 994 805	527 110	124 548	12 656	970 872	1 590 018	1 729 748
	Firms with 5 to 9 establishments	95	599	8 635 975	884 549	219 065	21 076	1 551 494	3 095 091	3 408 806
	Firms with 10 to 24 establishments	24	307	3 858 490	347 341	85 571	8 731	615 182	1 114 164	1 170 404
	Firms with 25 establishments or more	—	—	—	—	—	—	—	—	—
421810	Construction & mining (except petroleum) machinery & equip whsle									
	All firms	3 421	4 763	31 561 292	3 110 734	734 605	77 574	5 740 828	9 191 293	10 081 466
	Single unit firms	2 772	2 772	8 193 870	816 755	180 044	22 153	1 623 443	1 835 963	2 094 509
	Multiunit firms	649	1 991	23 367 422	2 293 979	554 561	55 421	4 117 385	7 355 330	7 986 957
	Firms with 1 establishment ..	188	188	3 569 982	271 551	65 780	6 338	512 108	908 846	970 126
	Firms with 2 establishments ..	192	384	2 308 170	263 428	59 597	6 620	467 729	647 211	707 873
	Firms with 3 or 4 establishments	150	513	4 994 805	527 110	124 548	12 656	970 872	1 590 018	1 729 748
	Firms with 5 to 9 establishments	95	599	8 635 975	884 549	219 065	21 076	1 551 494	3 095 091	3 408 806
	Firms with 10 to 24 establishments	24	307	3 858 490	347 341	85 571	8 731	615 182	1 114 164	1 170 404
	Firms with 25 establishments or more	—	—	—	—	—	—	—	—	—
42182	Farm & garden machinery & equipment whsle									
	All firms	8 143	9 312	30 536 605	2 634 589	591 835	95 909	5 066 616	7 994 095	8 733 732
	Single unit firms	7 275	7 275	18 789 946	1 647 181	366 809	63 656	3 159 174	4 861 886	5 341 348
	Multiunit firms	868	2 037	11 746 659	987 408	225 026	32 253	1 907 442	3 132 209	3 392 384
	Firms with 1 establishment ..	262	262	1 886 018	155 754	36 609	4 870	294 961	446 391	467 179
	Firms with 2 establishments ..	396	792	4 239 403	382 541	85 527	12 709	688 652	1 219 568	1 335 692
	Firms with 3 or 4 establishments	154	504	2 941 314	245 328	55 697	7 972	441 141	811 312	880 285
	Firms with 5 to 9 establishments	42	250	D	D	D	h	D	D	D
	Firms with 10 to 24 establishments	13	169	D	D	D	g	D	D	D
	Firms with 25 establishments or more	1	60	D	D	D	c	D	D	D
421820	Farm & garden machinery & equipment whsle									
	All firms	8 143	9 312	30 536 605	2 634 589	591 835	95 909	5 066 616	7 994 095	8 733 732
	Single unit firms	7 275	7 275	18 789 946	1 647 181	366 809	63 656	3 159 174	4 861 886	5 341 348
	Multiunit firms	868	2 037	11 746 659	987 408	225 026	32 253	1 907 442	3 132 209	3 392 384
	Firms with 1 establishment ..	262	262	1 886 018	155 754	36 609	4 870	294 961	446 391	467 179
	Firms with 2 establishments ..	396	792	4 239 403	382 541	85 527	12 709	688 652	1 219 568	1 335 692
	Firms with 3 or 4 establishments	154	504	2 941 314	245 328	55 697	7 972	441 141	811 312	880 285
	Firms with 5 to 9 establishments	42	250	D	D	D	h	D	D	D
	Firms with 10 to 24 establishments	13	169	D	D	D	g	D	D	D
	Firms with 25 establishments or more	1	60	D	D	D	c	D	D	D
4218201	Farm machinery & equipment—farm dealers									

See footnotes at end of table.

Table 3. Single Units and Multiunits: 1997—Con.

[Includes only firms and establishments with payroll. Excludes data for central administrative offices, auxiliary operations, or establishments of these firms that are classified in other categories than those specified in this table. For meaning of abbreviations and symbols, see introductory text. For explanation of terms, see Appendix A. For method of assignment to categories shown, see Appendix C]

NAICS code	Number of establishments by type of operation and specified kind of business	Firms (number)	Establishments (number)	Sales (\$1,000)	Annual payroll (\$1,000)	First-quarter payroll (\$1,000)	Paid employees for pay period including March 12 (number)	Operating expenses ¹ (\$1,000)	End-of-1996 inventories (\$1,000)	End-of-1997 inventories (\$1,000)
421	MERCHANT WHOLESALERS—Con.									
	Wholesale trade, durable goods—Con.									
4218201	Farm machinery & equipment—farm dealers—Con.									
	All firms	6 082	6 789	21 521 310	1 863 969	418 663	70 910	3 390 688	6 317 759	6 911 632
	Single unit firms	5 448	5 448	D	D	D	k	D	D	D
	Multiunit firms	634	1 341	D	D	D	j	D	D	D
	Firms with 1 establishment ...	182	182	D	D	D	h	D	D	D
	Firms with 2 establishments ..	320	640	D	D	D	j	D	D	D
	Firms with 3 or 4 establishments	111	358	D	D	D	i	D	D	D
	Firms with 5 to 9 establishments	17	102	490 752	47 945	10 928	1 557	84 626	179 084	192 442
	Firms with 10 to 24 establishments	4	59	D	D	D	g	D	D	D
	Firms with 25 establishments or more	—	—	—	—	—	—	—	—	—
4218202	Farm machinery & equipment—whsle distributors									
	All firms	1 547	1 891	6 437 932	507 832	112 807	16 713	1 144 687	1 088 278	1 203 779
	Single unit firms	1 374	1 374	D	D	D	j	D	D	D
	Multiunit firms	173	517	D	D	D	i	D	D	D
	Firms with 1 establishment ...	75	75	D	D	D	g	D	D	D
	Firms with 2 establishments ..	43	86	D	D	D	g	D	D	D
	Firms with 3 or 4 establishments	27	91	D	D	D	f	D	D	D
	Firms with 5 to 9 establishments	21	130	D	D	D	g	D	D	D
	Firms with 10 to 24 establishments	6	76	246 141	16 862	4 112	644	36 360	26 606	28 939
	Firms with 25 establishments or more	1	59	D	D	D	c	D	D	D
4218203	Lawn & garden machinery & equipment whsle									
	All firms	550	632	2 577 363	262 788	60 365	8 286	531 241	588 058	618 321
	Single unit firms	453	453	1 412 182	141 009	31 790	4 422	279 267	282 954	310 728
	Multiunit firms	97	179	1 165 181	121 779	28 575	3 864	251 974	305 104	307 593
	Firms with 1 establishment ...	54	54	471 011	42 828	9 918	1 197	87 928	123 295	119 940
	Firms with 2 establishments ..	25	50	D	D	D	g	D	D	D
	Firms with 3 or 4 establishments	13	45	D	D	D	f	D	D	D
	Firms with 5 to 9 establishments	5	30	D	D	D	f	D	D	D
	Firms with 10 to 24 establishments	—	—	—	—	—	—	—	—	—
	Firms with 25 establishments or more	—	—	—	—	—	—	—	—	—
42183	Industrial machinery & equipment whsle									
	All firms	24 150	28 321	97 183 003	11 523 912	2 627 707	286 732	21 619 583	12 326 301	13 148 394
	Single unit firms	21 638	21 638	49 502 492	6 432 776	1 436 228	167 879	12 150 020	5 522 781	6 129 886
	Multiunit firms	2 512	6 683	47 680 511	5 091 136	1 191 479	118 853	9 469 563	6 803 520	7 018 508
	Firms with 1 establishment ...	893	893	10 396 549	937 988	224 946	21 289	1 778 191	1 320 183	1 336 931
	Firms with 2 establishments ..	852	1 704	10 533 632	1 192 210	276 107	28 129	2 225 921	1 373 684	1 418 516
	Firms with 3 or 4 establishments	504	1 694	D	D	D	k	D	D	D
	Firms with 5 to 9 establishments	207	1 261	D	D	D	k	D	D	D
	Firms with 10 to 24 establishments	45	619	D	D	D	j	D	D	D
	Firms with 25 establishments or more	11	512	2 532 958	187 331	43 866	5 485	349 076	271 457	283 833
421830	Industrial machinery & equipment whsle									
	All firms	24 150	28 321	97 183 003	11 523 912	2 627 707	286 732	21 619 583	12 326 301	13 148 394
	Single unit firms	21 638	21 638	49 502 492	6 432 776	1 436 228	167 879	12 150 020	5 522 781	6 129 886
	Multiunit firms	2 512	6 683	47 680 511	5 091 136	1 191 479	118 853	9 469 563	6 803 520	7 018 508
	Firms with 1 establishment ...	893	893	10 396 549	937 988	224 946	21 289	1 778 191	1 320 183	1 336 931
	Firms with 2 establishments ..	852	1 704	10 533 632	1 192 210	276 107	28 129	2 225 921	1 373 684	1 418 516
	Firms with 3 or 4 establishments	504	1 694	D	D	D	k	D	D	D
	Firms with 5 to 9 establishments	207	1 261	D	D	D	k	D	D	D
	Firms with 10 to 24 establishments	45	619	D	D	D	j	D	D	D
	Firms with 25 establishments or more	11	512	2 532 958	187 331	43 866	5 485	349 076	271 457	283 833
4218301	Food-processing machinery & equipment whsle									

See footnotes at end of table.

Table 3. Single Units and Multiunits: 1997—Con.

[Includes only firms and establishments with payroll. Excludes data for central administrative offices, auxiliary operations, or establishments of these firms that are classified in other categories than those specified in this table. For meaning of abbreviations and symbols, see introductory text. For explanation of terms, see Appendix A. For method of assignment to categories shown, see Appendix C]

NAICS code	Number of establishments by type of operation and specified kind of business	Firms (number)	Establishments (number)	Sales (\$1,000)	Annual payroll (\$1,000)	First-quarter payroll (\$1,000)	Paid employees for pay period including March 12 (number)	Operating expenses ¹ (\$1,000)	End-of-1996 inventories (\$1,000)	End-of-1997 inventories (\$1,000)
421	MERCHANT WHOLESALERS—Con.									
	Wholesale trade, durable goods—Con.									
4218301	Food-processing machinery & equipment whsle—Con.									
	All firms	982	1 056	2 959 044	410 831	95 919	10 273	758 407	415 921	443 337
	Single unit firms	891	891	1 904 817	268 155	61 074	7 216	499 963	243 177	267 327
	Multiunit firms	91	165	1 054 227	142 676	34 845	3 057	258 444	172 744	176 010
	Firms with 1 establishment ...	45	45	D	D	D	f	D	D	D
	Firms with 2 establishments ..	30	60	D	D	D	f	D	D	D
	Firms with 3 or 4 establishments	12	39	D	D	D	f	D	D	D
	Firms with 5 to 9 establishments	4	21	D	D	D	e	D	D	D
	Firms with 10 to 24 establishments	—	—	—	—	—	—	—	—	—
	Firms with 25 establishments or more	—	—	—	—	—	—	—	—	—
4218302	Hydraulic & pneumatic (fluid-power) machinery & equipment whsle									
	All firms	2 648	3 294	9 945 751	1 464 278	336 675	36 297	2 658 894	1 137 999	1 231 725
	Single unit firms	2 276	2 276	5 296 416	837 619	189 133	22 021	1 562 347	552 148	636 893
	Multiunit firms	372	1 018	4 649 335	626 659	147 542	14 276	1 096 547	585 851	594 842
	Firms with 1 establishment ...	126	126	773 053	84 787	19 289	1 939	156 248	90 555	89 769
	Firms with 2 establishments ..	119	238	926 472	138 242	32 082	3 204	233 244	111 747	115 588
	Firms with 3 or 4 establishments	83	287	1 210 825	165 831	40 518	3 737	282 351	125 761	131 947
	Firms with 5 to 9 establishments	36	211	D	D	D	h	D	D	D
	Firms with 10 to 24 establishments	6	83	347 018	55 926	14 224	1 200	94 761	62 932	67 662
	Firms with 25 establishments or more	2	73	D	D	D	g	D	D	D
42183021	Hydraulic & pneumatic pumps & motors whsle									
	All firms	1 102	1 275	3 036 164	437 279	101 041	11 324	786 607	376 128	394 716
	Single unit firms	982	982	1 562 043	245 263	56 049	6 972	447 599	162 847	192 694
	Multiunit firms	120	293	1 474 121	192 016	44 992	4 352	339 008	213 281	202 022
	Firms with 1 establishment ...	62	62	453 976	47 857	10 336	1 060	86 523	61 200	57 306
	Firms with 2 establishments ..	30	60	298 436	41 850	10 519	910	70 413	31 635	31 513
	Firms with 3 or 4 establishments	15	52	150 640	23 529	5 882	475	38 749	17 243	17 532
	Firms with 5 to 9 establishments	11	65	D	D	D	g	D	D	D
	Firms with 10 to 24 establishments	1	12	D	D	D	c	D	D	D
	Firms with 25 establishments or more	1	42	D	D	D	f	D	D	D
42183022	Hydraulic & pneumatic parts, accessories, & supplies whsle									
	All firms	1 559	2 019	6 909 587	1 026 999	235 634	24 973	1 872 287	761 871	837 009
	Single unit firms	1 294	1 294	3 734 373	592 356	133 084	15 049	1 114 748	389 301	444 189
	Multiunit firms	265	725	3 175 214	434 643	102 550	9 924	757 539	372 570	392 820
	Firms with 1 establishment ...	75	75	363 857	44 448	10 520	1 039	79 581	36 172	38 846
	Firms with 2 establishments ..	88	176	610 826	92 296	21 044	2 219	158 109	76 998	81 206
	Firms with 3 or 4 establishments	70	242	1 102 824	147 327	35 531	3 379	252 283	113 663	119 714
	Firms with 5 to 9 establishments	27	160	D	D	D	g	D	D	D
	Firms with 10 to 24 establishments	5	72	D	D	D	g	D	D	D
	Firms with 25 establishments or more	—	—	—	—	—	—	—	—	—
4218303	General-purpose industrial machinery & equipment whsle									
	All firms	7 351	8 460	28 259 832	3 404 519	772 131	84 667	6 537 227	3 533 463	3 820 152
	Single unit firms	6 468	6 468	14 039 881	1 858 430	418 408	48 714	3 490 598	1 534 200	1 689 761
	Multiunit firms	883	1 992	14 219 951	1 546 089	353 723	35 953	3 046 629	1 999 263	2 130 391
	Firms with 1 establishment ...	385	385	4 646 902	408 048	96 545	9 266	847 342	584 338	605 499
	Firms with 2 establishments ..	273	546	3 252 010	356 669	82 752	8 473	691 108	400 878	423 266
	Firms with 3 or 4 establishments	156	521	D	D	D	i	D	D	D
	Firms with 5 to 9 establishments	55	339	3 068 642	383 377	81 915	8 233	809 841	419 371	452 261
	Firms with 10 to 24 establishments	13	175	D	D	D	g	D	D	D
	Firms with 25 establishments or more	1	26	D	D	D	c	D	D	D

See footnotes at end of table.

Table 3. Single Units and Multiunits: 1997—Con.

[Includes only firms and establishments with payroll. Excludes data for central administrative offices, auxiliary operations, or establishments of these firms that are classified in other categories than those specified in this table. For meaning of abbreviations and symbols, see introductory text. For explanation of terms, see Appendix A. For method of assignment to categories shown, see Appendix C]

NAICS code	Number of establishments by type of operation and specified kind of business	Firms (number)	Establishments (number)	Sales (\$1,000)	Annual payroll (\$1,000)	First-quarter payroll (\$1,000)	Paid employees for pay period including March 12 (number)	Operating expenses ¹ (\$1,000)	End-of-1996 inventories (\$1,000)	End-of-1997 inventories (\$1,000)
421	MERCHANT WHOLESALERS—Con.									
	Wholesale trade, durable goods—Con.									
4218304	Metalworking machinery & equipment whsle									
	All firms	2 863	3 232	13 925 794	1 338 123	300 153	29 963	2 629 765	2 155 284	2 142 750
	Single unit firms	2 622	2 622	6 943 445	778 969	173 649	18 265	1 472 517	854 694	914 449
	Multiunit firms	241	610	6 982 349	559 154	126 504	11 698	1 157 248	1 300 590	1 228 301
	Firms with 1 establishment ..	97	97	1 921 847	113 674	26 548	2 304	249 038	283 648	277 478
	Firms with 2 establishments ..	77	154	1 198 316	105 739	23 337	2 066	204 612	201 832	214 736
	Firms with 3 or 4 establishments	46	156	1 742 247	132 179	29 202	2 595	277 414	396 784	365 873
	Firms with 5 to 9 establishments	16	108	D	D	D	g	D	D	D
	Firms with 10 to 24 establishments	4	58	D	D	D	g	D	D	D
	Firms with 25 establishments or more	1	37	D	D	D	f	D	D	D
4218305	Materials handling equipment whsle									
	All firms	3 388	4 042	15 099 475	2 069 068	487 920	56 245	3 544 920	1 654 475	1 743 448
	Single unit firms	2 932	2 932	6 826 643	1 008 316	227 238	27 960	1 809 703	643 332	700 008
	Multiunit firms	456	1 110	8 272 832	1 060 752	260 682	28 285	1 735 217	1 011 143	1 043 440
	Firms with 1 establishment ..	168	168	2 854 146	212 744	54 613	5 279	368 478	243 605	245 878
	Firms with 2 establishments ..	152	304	1 784 037	286 292	68 439	7 569	471 327	204 613	208 977
	Firms with 3 or 4 establishments	89	299	D	D	D	i	D	D	D
	Firms with 5 to 9 establishments	43	249	D	D	D	i	D	D	D
	Firms with 10 to 24 establishments	3	43	D	D	D	g	D	D	D
	Firms with 25 establishments or more	1	47	D	D	D	g	D	D	D
4218306	Oilwell, oil refinery, & pipeline mach, equip, & supplies whsle									
	All firms	2 029	2 688	7 740 720	693 599	150 488	18 900	1 316 709	847 083	989 913
	Single unit firms	1 803	1 803	3 775 820	394 857	82 149	10 920	767 881	381 719	471 249
	Multiunit firms	226	885	3 964 900	298 742	68 339	7 980	548 828	465 364	518 664
	Firms with 1 establishment ..	88	88	D	D	D	g	D	D	D
	Firms with 2 establishments ..	68	136	D	D	D	g	D	D	D
	Firms with 3 or 4 establishments	43	148	D	D	D	g	D	D	D
	Firms with 5 to 9 establishments	15	101	454 867	35 003	7 440	917	61 128	68 070	81 917
	Firms with 10 to 24 establishments	6	86	409 399	22 238	5 154	482	39 249	81 253	87 096
	Firms with 25 establishments or more	6	326	1 493 296	68 203	16 918	2 274	117 500	132 503	141 283
4218307	Other industrial machinery & equipment whsle									
	All firms	5 105	5 549	19 252 387	2 143 494	484 421	50 387	4 173 661	2 582 076	2 777 069
	Single unit firms	4 646	4 646	10 715 470	1 286 430	284 577	32 783	2 547 011	1 313 511	1 450 209
	Multiunit firms	459	903	8 536 917	857 064	199 844	17 604	1 626 650	1 268 565	1 326 860
	Firms with 1 establishment ..	256	256	2 899 897	286 061	68 540	6 147	543 864	398 632	401 786
	Firms with 2 establishments ..	114	228	1 821 802	193 539	45 028	3 896	356 576	296 241	296 057
	Firms with 3 or 4 establishments	58	193	D	D	D	h	D	D	D
	Firms with 5 to 9 establishments	24	142	D	D	D	g	D	D	D
	Firms with 10 to 24 establishments	7	84	1 556 902	155 335	28 445	2 396	288 379	171 773	218 300
	Firms with 25 establishments or more	—	—	—	—	—	—	—	—	—
42184	Industrial supplies whsle									
	All firms	8 764	12 868	36 889 029	4 420 039	1 012 617	122 452	8 329 400	4 446 078	4 765 894
	Single unit firms	7 569	7 569	16 271 208	2 115 040	464 479	58 996	3 930 354	1 800 373	1 966 688
	Multiunit firms	1 195	5 299	20 617 821	2 304 999	548 138	63 456	4 399 046	2 645 705	2 799 206
	Firms with 1 establishment ..	388	388	2 776 543	318 033	77 159	7 590	620 132	312 170	318 009
	Firms with 2 establishments ..	390	780	3 209 530	433 785	102 132	11 698	770 672	426 210	431 053
	Firms with 3 or 4 establishments	220	723	2 832 732	361 590	82 878	9 351	674 406	427 924	456 470
	Firms with 5 to 9 establishments	137	849	2 943 807	368 042	88 143	10 119	670 773	392 902	402 451
	Firms with 10 to 24 establishments	40	563	D	D	D	i	D	D	D
	Firms with 25 establishments or more	20	1 996	D	D	D	j	D	D	D

See footnotes at end of table.

Table 3. Single Units and Multiunits: 1997—Con.

[Includes only firms and establishments with payroll. Excludes data for central administrative offices, auxiliary operations, or establishments of these firms that are classified in other categories than those specified in this table. For meaning of abbreviations and symbols, see introductory text. For explanation of terms, see Appendix A. For method of assignment to categories shown, see Appendix C]

NAICS code	Number of establishments by type of operation and specified kind of business	Firms (number)	Establishments (number)	Sales (\$1,000)	Annual payroll (\$1,000)	First-quarter payroll (\$1,000)	Paid employees for pay period including March 12 (number)	Operating expenses ¹ (\$1,000)	End-of-1996 inventories (\$1,000)	End-of-1997 inventories (\$1,000)
421	MERCHANT WHOLESALERS—Con.									
	Wholesale trade, durable goods—Con.									
421840	Industrial supplies whsle									
	All firms	8 764	12 868	36 889 029	4 420 039	1 012 617	122 452	8 329 400	4 446 078	4 765 894
	Single unit firms	7 569	7 569	16 271 208	2 115 040	464 479	58 996	3 930 354	1 800 373	1 966 688
	Multiunit firms	1 195	5 299	20 617 821	2 304 999	548 138	63 456	4 399 046	2 645 705	2 799 206
	Firms with 1 establishment ...	388	388	2 776 543	318 033	77 159	7 590	620 132	312 170	318 009
	Firms with 2 establishments ..	390	780	3 209 530	433 785	102 132	11 698	770 672	426 210	431 053
	Firms with 3 or 4 establishments	220	723	2 832 732	361 590	82 878	9 351	674 406	427 924	456 470
	Firms with 5 to 9 establishments	137	849	2 943 807	368 042	88 143	10 119	670 773	392 902	402 451
	Firms with 10 to 24 establishments	40	563	D	D	D	i	D	D	D
	Firms with 25 establishments or more	20	1 996	D	D	D	j	D	D	D
4218401	General-line industrial supplies whsle									
	All firms	1 797	2 025	3 940 187	535 267	124 714	15 671	970 763	472 943	502 312
	Single unit firms	1 617	1 617	2 216 653	293 617	67 038	9 389	540 074	246 401	269 747
	Multiunit firms	180	408	1 723 534	241 650	57 676	6 282	430 689	226 542	232 565
	Firms with 1 establishment ...	92	92	D	D	D	g	D	D	D
	Firms with 2 establishments ..	51	102	D	D	D	g	D	D	D
	Firms with 3 or 4 establishments	22	77	D	D	D	f	D	D	D
	Firms with 5 to 9 establishments	12	79	D	D	D	f	D	D	D
	Firms with 10 to 24 establishments	2	27	D	D	D	e	D	D	D
	Firms with 25 establishments or more	1	31	D	D	D	e	D	D	D
4218402	Mechanical power transmission supplies whsle									
	All firms	923	2 457	7 883 600	834 627	194 427	23 497	1 584 305	1 187 548	1 320 877
	Single unit firms	726	726	1 916 711	246 293	53 269	6 538	446 288	302 256	339 084
	Multiunit firms	197	1 731	5 966 889	588 334	141 158	16 959	1 138 017	885 292	981 793
	Firms with 1 establishment ...	47	47	329 831	38 891	9 614	1 010	69 220	76 331	76 260
	Firms with 2 establishments ..	60	120	507 607	70 713	16 084	1 664	122 742	81 646	84 307
	Firms with 3 or 4 establishments	49	159	551 618	60 411	14 037	1 555	110 984	130 381	138 142
	Firms with 5 to 9 establishments	30	197	625 964	74 471	18 054	2 217	137 524	93 473	98 948
	Firms with 10 to 24 establishments	3	35	67 420	8 419	1 900	299	15 587	10 622	10 357
	Firms with 25 establishments or more	8	1 173	3 884 449	335 429	81 469	10 214	681 960	492 839	573 779
4218403	Welding supplies whsle									
	All firms	807	1 876	4 238 602	592 621	137 192	17 627	1 166 809	455 742	475 267
	Single unit firms	597	597	D	D	D	h	D	D	D
	Multiunit firms	210	1 279	D	D	D	j	D	D	D
	Firms with 1 establishment ...	40	40	170 496	25 047	5 861	694	53 974	20 164	17 872
	Firms with 2 establishments ..	62	124	314 334	53 345	12 170	1 508	99 992	33 421	37 745
	Firms with 3 or 4 establishments	51	167	D	D	D	g	D	D	D
	Firms with 5 to 9 establishments	38	222	D	D	D	g	D	D	D
	Firms with 10 to 24 establishments	14	212	688 941	70 895	14 353	2 130	144 304	65 251	67 470
	Firms with 25 establishments or more	5	514	D	D	D	h	D	D	D
4218404	Industrial containers & supplies whsle									
	All firms	1 347	1 480	4 968 521	517 474	111 664	14 688	1 004 745	298 554	312 268
	Single unit firms	1 230	1 230	2 979 467	351 571	73 397	10 310	662 825	180 964	201 153
	Multiunit firms	117	250	1 989 054	165 903	38 267	4 378	341 920	117 590	111 115
	Firms with 1 establishment ...	66	66	D	D	D	g	D	D	D
	Firms with 2 establishments ..	29	58	D	D	D	g	D	D	D
	Firms with 3 or 4 establishments	11	37	295 467	28 219	6 824	682	57 899	19 964	20 498
	Firms with 5 to 9 establishments	9	53	D	D	D	f	D	D	D
	Firms with 10 to 24 establishments	1	11	D	D	D	b	D	D	D
	Firms with 25 establishments or more	1	25	D	D	D	c	D	D	D

See footnotes at end of table.

Table 3. Single Units and Multiunits: 1997—Con.

[Includes only firms and establishments with payroll. Excludes data for central administrative offices, auxiliary operations, or establishments of these firms that are classified in other categories than those specified in this table. For meaning of abbreviations and symbols, see introductory text. For explanation of terms, see Appendix A. For method of assignment to categories shown, see Appendix C]

NAICS code	Number of establishments by type of operation and specified kind of business	Firms (number)	Establishments (number)	Sales (\$1,000)	Annual payroll (\$1,000)	First-quarter payroll (\$1,000)	Paid employees for pay period including March 12 (number)	Operating expenses ¹ (\$1,000)	End-of-1996 inventories (\$1,000)	End-of-1997 inventories (\$1,000)
421	MERCHANT WHOLESALERS—Con.									
	Wholesale trade, durable goods—Con.									
4218405	Industrial valves & fittings (except fluid-power) whsle									
	All firms	928	1 279	5 276 944	611 403	140 346	14 238	1 145 035	799 843	820 778
	Single unit firms	736	736	2 300 467	295 178	63 956	6 708	541 437	312 988	334 282
	Multiunit firms	192	543	2 976 477	316 225	76 390	7 530	603 598	486 855	486 496
	Firms with 1 establishment ...	69	69	492 050	58 361	15 298	1 212	111 800	70 396	66 655
	Firms with 2 establishments ..	65	130	666 853	78 674	18 863	1 882	147 177	103 597	102 281
	Firms with 3 or 4 establishments	30	101	505 550	55 862	11 668	1 302	100 274	89 732	99 743
	Firms with 5 to 9 establishments	22	146	D	D	D	g	D	D	D
	Firms with 10 to 24 establishments	5	58	D	D	D	f	D	D	D
	Firms with 25 establishments or more	1	39	D	D	D	e	D	D	D
4218406	Other industrial supplies whsle									
	All firms	3 059	3 751	10 581 175	1 328 647	304 274	36 731	2 457 743	1 231 448	1 334 392
	Single unit firms	2 663	2 663	D	D	D	j	D	D	D
	Multiunit firms	396	1 088	D	D	D	j	D	D	D
	Firms with 1 establishment ...	178	178	D	D	D	h	D	D	D
	Firms with 2 establishments ..	120	240	D	D	D	h	D	D	D
	Firms with 3 or 4 establishments	55	178	654 545	78 145	17 590	2 065	144 620	78 229	85 561
	Firms with 5 to 9 establishments	27	166	721 315	95 446	23 513	2 540	157 883	83 199	83 833
	Firms with 10 to 24 establishments	14	198	D	D	D	h	D	D	D
	Firms with 25 establishments or more	2	128	D	D	D	g	D	D	D
42185	Service establishment equipment & supplies whsle									
	All firms	5 327	6 233	11 044 612	1 646 019	383 581	56 364	3 058 945	1 208 260	1 294 341
	Single unit firms	4 873	4 873	7 213 605	1 022 788	232 189	36 385	1 936 090	696 133	763 012
	Multiunit firms	454	1 360	3 831 007	623 231	151 392	19 979	1 122 855	512 127	531 329
	Firms with 1 establishment ...	207	207	948 225	150 426	36 304	4 602	269 642	117 280	118 365
	Firms with 2 establishments ..	130	260	812 562	139 893	34 126	4 148	246 047	96 609	98 380
	Firms with 3 or 4 establishments	65	219	D	D	D	h	D	D	D
	Firms with 5 to 9 establishments	27	180	D	D	D	g	D	D	D
	Firms with 10 to 24 establishments	19	262	D	D	D	h	D	D	D
	Firms with 25 establishments or more	6	232	D	D	D	g	D	D	D
421850	Service establishment equipment & supplies whsle									
	All firms	5 327	6 233	11 044 612	1 646 019	383 581	56 364	3 058 945	1 208 260	1 294 341
	Single unit firms	4 873	4 873	7 213 605	1 022 788	232 189	36 385	1 936 090	696 133	763 012
	Multiunit firms	454	1 360	3 831 007	623 231	151 392	19 979	1 122 855	512 127	531 329
	Firms with 1 establishment ...	207	207	948 225	150 426	36 304	4 602	269 642	117 280	118 365
	Firms with 2 establishments ..	130	260	812 562	139 893	34 126	4 148	246 047	96 609	98 380
	Firms with 3 or 4 establishments	65	219	D	D	D	h	D	D	D
	Firms with 5 to 9 establishments	27	180	D	D	D	g	D	D	D
	Firms with 10 to 24 establishments	19	262	D	D	D	h	D	D	D
	Firms with 25 establishments or more	6	232	D	D	D	g	D	D	D
4218501	Beauty & barber shop equipment & supplies whsle									
	All firms	784	1 240	2 016 050	351 378	82 788	13 671	649 637	297 828	328 061
	Single unit firms	666	666	D	D	D	i	D	D	D
	Multiunit firms	118	574	D	D	D	i	D	D	D
	Firms with 1 establishment ...	46	46	164 719	32 495	7 639	1 232	56 793	27 965	28 625
	Firms with 2 establishments ..	19	38	112 471	23 353	5 615	727	38 682	17 963	16 960
	Firms with 3 or 4 establishments	22	76	D	D	D	g	D	D	D
	Firms with 5 to 9 establishments	14	93	116 555	27 701	6 571	1 206	47 052	24 304	24 000
	Firms with 10 to 24 establishments	13	186	237 132	49 155	12 137	2 143	88 088	45 919	49 119
	Firms with 25 establishments or more	4	135	135 339	15 426	3 515	691	38 453	15 582	17 297

See footnotes at end of table.

Table 3. Single Units and Multiunits: 1997—Con.

[Includes only firms and establishments with payroll. Excludes data for central administrative offices, auxiliary operations, or establishments of these firms that are classified in other categories than those specified in this table. For meaning of abbreviations and symbols, see introductory text. For explanation of terms, see Appendix A. For method of assignment to categories shown, see Appendix C]

NAICS code	Number of establishments by type of operation and specified kind of business	Firms (number)	Establishments (number)	Sales (\$1,000)	Annual payroll (\$1,000)	First-quarter payroll (\$1,000)	Paid employees for pay period including March 12 (number)	Operating expenses ¹ (\$1,000)	End-of-1996 inventories (\$1,000)	End-of-1997 inventories (\$1,000)
421	MERCHANT WHOLESALERS—Con.									
	Wholesale trade, durable goods—Con.									
4218502	Custodial, janitors' equipment & supplies whsle									
	All firms	1 969	2 189	3 745 652	625 841	147 020	21 414	1 144 893	382 831	403 819
	Single unit firms	1 819	1 819	D	D	D	j	D	D	D
	Multiunit firms	150	370	D	D	D	i	D	D	D
	Firms with 1 establishment ...	74	74	482 975	70 723	16 958	2 079	130 935	47 021	47 283
	Firms with 2 establishments ..	47	94	D	D	D	g	D	D	D
	Firms with 3 or 4 establishments	19	65	D	D	D	g	D	D	D
	Firms with 5 to 9 establishments	6	39	D	D	D	f	D	D	D
	Firms with 10 to 24 establishments	3	37	D	D	D	f	D	D	D
	Firms with 25 establishments or more	1	61	D	D	D	g	D	D	D
4218503	Laundry & dry-cleaning equipment & supplies whsle									
	All firms	604	655	D	D	D	i	D	D	D
	Single unit firms	540	540	D	D	D	h	D	D	D
	Multiunit firms	64	115	D	D	D	g	D	D	D
	Firms with 1 establishment ...	33	33	D	D	D	e	D	D	D
	Firms with 2 establishments ..	22	44	D	D	D	f	D	D	D
	Firms with 3 or 4 establishments	7	23	D	D	D	e	D	D	D
	Firms with 5 to 9 establishments	2	15	D	D	D	c	D	D	D
	Firms with 10 to 24 establishments	—	—	—	—	—	—	—	—	—
	Firms with 25 establishments or more	—	—	—	—	—	—	—	—	—
4218504	Other service establishment equipment & supplies whsle									
	All firms	1 976	2 149	D	D	D	j	D	D	D
	Single unit firms	1 848	1 848	D	D	D	j	D	D	D
	Multiunit firms	128	301	D	D	D	h	D	D	D
	Firms with 1 establishment ...	61	61	D	D	D	g	D	D	D
	Firms with 2 establishments ..	43	86	D	D	D	g	D	D	D
	Firms with 3 or 4 establishments	15	48	D	D	D	e	D	D	D
	Firms with 5 to 9 establishments	5	32	D	D	D	e	D	D	D
	Firms with 10 to 24 establishments	3	38	D	D	D	c	D	D	D
	Firms with 25 establishments or more	1	36	D	D	D	e	D	D	D
42186	Transportation equipment & supplies (exc motor vehicle) whsle									
	All firms	3 186	3 454	16 634 756	1 431 585	319 666	35 256	2 851 887	2 671 149	3 069 716
	Single unit firms	2 928	2 928	8 845 084	886 905	194 395	22 364	1 766 143	1 340 445	1 589 303
	Multiunit firms	258	526	7 789 672	544 680	125 271	12 892	1 085 744	1 330 704	1 480 413
	Firms with 1 establishment ...	139	139	3 134 937	195 623	47 195	4 544	389 211	386 734	430 972
	Firms with 2 establishments ..	69	138	767 081	84 634	19 636	2 260	154 454	157 164	130 617
	Firms with 3 or 4 establishments	32	103	D	D	D	h	D	D	D
	Firms with 5 to 9 establishments	13	78	D	D	D	g	D	D	D
	Firms with 10 to 24 establishments	5	68	D	D	D	g	D	D	D
	Firms with 25 establishments or more	—	—	—	—	—	—	—	—	—
421860	Transportation equipment & supplies (exc motor vehicle) whsle									
	All firms	3 186	3 454	16 634 756	1 431 585	319 666	35 256	2 851 887	2 671 149	3 069 716
	Single unit firms	2 928	2 928	8 845 084	886 905	194 395	22 364	1 766 143	1 340 445	1 589 303
	Multiunit firms	258	526	7 789 672	544 680	125 271	12 892	1 085 744	1 330 704	1 480 413
	Firms with 1 establishment ...	139	139	3 134 937	195 623	47 195	4 544	389 211	386 734	430 972
	Firms with 2 establishments ..	69	138	767 081	84 634	19 636	2 260	154 454	157 164	130 617
	Firms with 3 or 4 establishments	32	103	D	D	D	h	D	D	D
	Firms with 5 to 9 establishments	13	78	D	D	D	g	D	D	D
	Firms with 10 to 24 establishments	5	68	D	D	D	g	D	D	D
	Firms with 25 establishments or more	—	—	—	—	—	—	—	—	—

See footnotes at end of table.

Table 3. Single Units and Multiunits: 1997—Con.

[Includes only firms and establishments with payroll. Excludes data for central administrative offices, auxiliary operations, or establishments of these firms that are classified in other categories than those specified in this table. For meaning of abbreviations and symbols, see introductory text. For explanation of terms, see Appendix A. For method of assignment to categories shown, see Appendix C]

NAICS code	Number of establishments by type of operation and specified kind of business	Firms (number)	Establishments (number)	Sales (\$1,000)	Annual payroll (\$1,000)	First-quarter payroll (\$1,000)	Paid employees for pay period including March 12 (number)	Operating expenses ¹ (\$1,000)	End-of-1996 inventories (\$1,000)	End-of-1997 inventories (\$1,000)
421	MERCHANT WHOLESALERS—Con.									
	Wholesale trade, durable goods—Con.									
4218601	Aircraft & aeronautical equipment & supplies whsle									
	All firms	1 935	2 092	12 214 744	929 885	206 175	21 276	1 893 980	2 063 036	2 377 201
	Single unit firms	1 792	1 792	6 264 499	592 182	129 556	13 975	1 184 990	991 780	1 178 237
	Multiunit firms	143	300	5 950 245	337 703	76 619	7 301	708 990	1 071 256	1 198 964
	Firms with 1 establishment ..	78	78	2 293 471	112 937	27 455	2 670	248 151	299 302	333 551
	Firms with 2 establishments ..	37	74	D	D	D	g	D	D	D
	Firms with 3 or 4 establishments ..	18	58	D	D	D	g	D	D	D
	Firms with 5 to 9 establishments ..	6	36	D	D	D	f	D	D	D
	Firms with 10 to 24 establishments ..	4	54	D	D	D	g	D	D	D
	Firms with 25 establishments or more ..	—	—	—	—	—	—	—	—	—
4218602	Marine machinery, equipment, & supplies whsle									
	All firms	755	825	2 566 747	304 561	69 149	8 418	596 428	383 049	418 396
	Single unit firms	683	683	D	D	D	h	D	D	D
	Multiunit firms	72	142	D	D	D	h	D	D	D
	Firms with 1 establishment ..	39	39	D	D	D	g	D	D	D
	Firms with 2 establishments ..	19	38	D	D	D	f	D	D	D
	Firms with 3 or 4 establishments ..	10	32	D	D	D	g	D	D	D
	Firms with 5 to 9 establishments ..	3	19	D	D	D	c	D	D	D
	Firms with 10 to 24 establishments ..	1	14	D	D	D	c	D	D	D
	Firms with 25 establishments or more ..	—	—	—	—	—	—	—	—	—
4218603	Other transportation equipment & supplies whsle									
	All firms	500	537	1 853 265	197 139	44 342	5 562	361 479	225 064	274 119
	Single unit firms	453	453	D	D	D	h	D	D	D
	Multiunit firms	47	84	D	D	D	g	D	D	D
	Firms with 1 establishment ..	29	29	D	D	D	f	D	D	D
	Firms with 2 establishments ..	11	22	D	D	D	e	D	D	D
	Firms with 3 or 4 establishments ..	3	10	D	D	D	c	D	D	D
	Firms with 5 to 9 establishments ..	4	23	188 556	18 609	5 021	523	27 141	30 201	32 838
	Firms with 10 to 24 establishments ..	—	—	—	—	—	—	—	—	—
	Firms with 25 establishments or more ..	—	—	—	—	—	—	—	—	—
4219	Miscellaneous durable goods whsle									
	All firms	31 714	33 956	155 636 289	10 094 244	2 345 746	331 513	24 594 828	15 948 947	16 982 519
	Single unit firms	30 022	30 022	D	D	D	m	D	D	D
	Multiunit firms	1 692	3 934	D	D	D	m	D	D	D
	Firms with 1 establishment ..	865	865	20 144 405	946 034	228 010	26 454	2 523 754	2 286 156	2 208 201
	Firms with 2 establishments ..	478	956	13 191 658	780 553	183 525	23 318	1 845 289	1 329 844	1 415 936
	Firms with 3 or 4 establishments ..	220	721	D	D	D	j	D	D	D
	Firms with 5 to 9 establishments ..	82	491	D	D	D	j	D	D	D
	Firms with 10 to 24 establishments ..	39	600	D	D	D	j	D	D	D
	Firms with 25 establishments or more ..	8	301	3 943 490	181 487	46 327	5 973	440 056	112 998	117 040
42191	Sporting & recreational goods & supplies whsle									
	All firms	4 579	4 961	17 059 006	1 546 470	356 459	53 620	3 678 121	3 018 376	3 206 465
	Single unit firms	4 272	4 272	10 865 104	1 052 392	238 432	37 516	2 524 186	1 806 959	1 964 329
	Multiunit firms	307	689	6 193 902	494 078	118 027	16 104	1 153 935	1 211 417	1 242 136
	Firms with 1 establishment ..	178	178	2 364 446	212 133	50 348	6 135	496 658	454 939	454 925
	Firms with 2 establishments ..	74	148	1 116 472	81 467	17 893	3 177	200 467	209 495	218 226
	Firms with 3 or 4 establishments ..	34	109	1 018 925	88 002	22 714	3 202	176 405	216 479	213 277
	Firms with 5 to 9 establishments ..	15	85	912 209	59 151	14 129	1 808	151 750	195 226	219 309
	Firms with 10 to 24 establishments ..	4	63	D	D	D	f	D	D	D
	Firms with 25 establishments or more ..	2	106	D	D	D	f	D	D	D

See footnotes at end of table.

Table 3. Single Units and Multiunits: 1997—Con.

[Includes only firms and establishments with payroll. Excludes data for central administrative offices, auxiliary operations, or establishments of these firms that are classified in other categories than those specified in this table. For meaning of abbreviations and symbols, see introductory text. For explanation of terms, see Appendix A. For method of assignment to categories shown, see Appendix C]

NAICS code	Number of establishments by type of operation and specified kind of business	Firms (number)	Establishments (number)	Sales (\$1,000)	Annual payroll (\$1,000)	First-quarter payroll (\$1,000)	Paid employees for pay period including March 12 (number)	Operating expenses ¹ (\$1,000)	End-of-1996 inventories (\$1,000)	End-of-1997 inventories (\$1,000)
421	MERCHANT WHOLESALERS—Con.									
	Wholesale trade, durable goods—Con.									
421910	Sporting & recreational goods & supplies whsle									
	All firms	4 579	4 961	17 059 006	1 546 470	356 459	53 620	3 678 121	3 018 376	3 206 465
	Single unit firms	4 272	4 272	10 865 104	1 052 392	238 432	37 516	2 524 186	1 806 959	1 964 329
	Multiunit firms	307	689	6 193 902	494 078	118 027	16 104	1 153 935	1 211 417	1 242 136
	Firms with 1 establishment ..	178	178	2 364 446	212 133	50 348	6 135	496 658	454 939	454 925
	Firms with 2 establishments ..	74	148	1 116 472	81 467	17 893	3 177	200 467	209 495	218 226
	Firms with 3 or 4 establishments	34	109	1 018 925	88 002	22 714	3 202	176 405	216 479	213 277
	Firms with 5 to 9 establishments	15	85	912 209	59 151	14 129	1 808	151 750	195 226	219 309
	Firms with 10 to 24 establishments	4	63	D	D	D	f	D	D	D
	Firms with 25 establishments or more	2	106	D	D	D	f	D	D	D
42192	Toy & hobby goods & supplies whsle									
	All firms	2 670	2 792	15 890 421	1 060 892	244 488	32 791	3 670 242	2 059 697	2 218 405
	Single unit firms	2 525	2 525	D	D	D	j	D	D	D
	Multiunit firms	145	267	D	D	D	i	D	D	D
	Firms with 1 establishment ..	92	92	3 907 674	151 477	35 441	4 261	562 667	482 434	433 790
	Firms with 2 establishments ..	27	54	564 036	76 683	20 185	1 826	163 674	126 372	123 986
	Firms with 3 or 4 establishments	20	64	D	D	D	g	D	D	D
	Firms with 5 to 9 establishments	4	23	D	D	D	g	D	D	D
	Firms with 10 to 24 establishments	2	34	D	D	D	e	D	D	D
	Firms with 25 establishments or more	—	—	—	—	—	—	—	—	—
421920	Toy & hobby goods & supplies whsle									
	All firms	2 670	2 792	15 890 421	1 060 892	244 488	32 791	3 670 242	2 059 697	2 218 405
	Single unit firms	2 525	2 525	D	D	D	j	D	D	D
	Multiunit firms	145	267	D	D	D	i	D	D	D
	Firms with 1 establishment ..	92	92	3 907 674	151 477	35 441	4 261	562 667	482 434	433 790
	Firms with 2 establishments ..	27	54	564 036	76 683	20 185	1 826	163 674	126 372	123 986
	Firms with 3 or 4 establishments	20	64	D	D	D	g	D	D	D
	Firms with 5 to 9 establishments	4	23	D	D	D	g	D	D	D
	Firms with 10 to 24 establishments	2	34	D	D	D	e	D	D	D
	Firms with 25 establishments or more	—	—	—	—	—	—	—	—	—
42193	Recyclable material whsle									
	All firms	7 727	8 833	37 358 147	3 196 991	746 097	114 097	7 291 056	1 991 917	2 097 394
	Single unit firms	7 100	7 100	18 978 427	1 879 216	423 727	72 312	4 119 348	913 783	1 007 061
	Multiunit firms	627	1 733	18 379 720	1 317 775	322 370	41 785	3 171 708	1 078 134	1 090 333
	Firms with 1 establishment ..	256	256	D	D	D	i	D	D	D
	Firms with 2 establishments ..	213	426	D	D	D	i	D	D	D
	Firms with 3 or 4 establishments	92	303	D	D	D	i	D	D	D
	Firms with 5 to 9 establishments	40	241	D	D	D	i	D	D	D
	Firms with 10 to 24 establishments	20	314	D	D	D	i	D	D	D
	Firms with 25 establishments or more	6	193	D	D	D	h	D	D	D
421930	Recyclable material whsle									
	All firms	7 727	8 833	37 358 147	3 196 991	746 097	114 097	7 291 056	1 991 917	2 097 394
	Single unit firms	7 100	7 100	18 978 427	1 879 216	423 727	72 312	4 119 348	913 783	1 007 061
	Multiunit firms	627	1 733	18 379 720	1 317 775	322 370	41 785	3 171 708	1 078 134	1 090 333
	Firms with 1 establishment ..	256	256	D	D	D	i	D	D	D
	Firms with 2 establishments ..	213	426	D	D	D	i	D	D	D
	Firms with 3 or 4 establishments	92	303	D	D	D	i	D	D	D
	Firms with 5 to 9 establishments	40	241	D	D	D	i	D	D	D
	Firms with 10 to 24 establishments	20	314	D	D	D	i	D	D	D
	Firms with 25 establishments or more	6	193	D	D	D	h	D	D	D

See footnotes at end of table.

Table 3. Single Units and Multiunits: 1997—Con.

[Includes only firms and establishments with payroll. Excludes data for central administrative offices, auxiliary operations, or establishments of these firms that are classified in other categories than those specified in this table. For meaning of abbreviations and symbols, see introductory text. For explanation of terms, see Appendix A. For method of assignment to categories shown, see Appendix C]

NAICS code	Number of establishments by type of operation and specified kind of business	Firms (number)	Establishments (number)	Sales (\$1,000)	Annual payroll (\$1,000)	First-quarter payroll (\$1,000)	Paid employees for pay period including March 12 (number)	Operating expenses ¹ (\$1,000)	End-of-1996 inventories (\$1,000)	End-of-1997 inventories (\$1,000)
421	MERCHANT WHOLESALERS—Con.									
	Wholesale trade, durable goods—Con.									
4219301	Iron & steel scrap processors & dealers									
	All firms	2 981	3 403	17 430 292	1 282 757	308 237	43 370	3 233 625	1 008 934	1 054 579
	Single unit firms	2 729	2 729	D	D	D	k	D	D	D
	Multiunit firms	252	674	D	D	D	j	D	D	D
	Firms with 1 establishment ...	111	111	1 110 146	73 664	17 761	2 244	163 771	56 029	50 335
	Firms with 2 establishments ..	79	158	D	D	D	h	D	D	D
	Firms with 3 or 4 establishments	31	105	D	D	D	g	D	D	D
	Firms with 5 to 9 establishments	19	105	D	D	D	h	D	D	D
	Firms with 10 to 24 establishments	10	137	D	D	D	h	D	D	D
	Firms with 25 establishments or more	2	58	D	D	D	f	D	D	D
42193011	Iron & steel scrap processors (using power processing equipment)									
	All firms	1 926	2 268	12 322 747	1 093 664	256 788	36 101	2 795 855	881 777	899 101
	Single unit firms	1 714	1 714	D	D	D	j	D	D	D
	Multiunit firms	212	554	D	D	D	j	D	D	D
	Firms with 1 establishment ...	94	94	D	D	D	g	D	D	D
	Firms with 2 establishments ..	69	138	D	D	D	h	D	D	D
	Firms with 3 or 4 establishments	26	89	D	D	D	g	D	D	D
	Firms with 5 to 9 establishments	13	78	D	D	D	h	D	D	D
	Firms with 10 to 24 establishments	9	128	D	D	D	h	D	D	D
	Firms with 25 establishments or more	1	27	D	D	D	e	D	D	D
42193012	Iron & steel scrap processors (not using power processing equip)									
	All firms	1 080	1 135	5 107 545	189 093	51 449	7 269	437 770	127 157	155 478
	Single unit firms	1 015	1 015	D	D	D	i	D	D	D
	Multiunit firms	65	120	D	D	D	g	D	D	D
	Firms with 1 establishment ...	41	41	D	D	D	f	D	D	D
	Firms with 2 establishments ..	11	22	D	D	D	c	D	D	D
	Firms with 3 or 4 establishments	8	26	200 001	6 071	1 310	203	16 179	9 966	10 007
	Firms with 5 to 9 establishments	4	21	537 028	5 211	1 477	130	9 016	17 256	20 170
	Firms with 10 to 24 establishments	1	10	D	D	D	b	D	D	D
	Firms with 25 establishments or more	—	—	—	—	—	—	—	—	—
4219302	Recyclable paper & paperboard whsle									
	All firms	1 268	1 539	5 384 421	580 846	133 943	20 405	1 263 317	121 099	133 373
	Single unit firms	1 146	1 146	D	D	D	j	D	D	D
	Multiunit firms	122	393	D	D	D	i	D	D	D
	Firms with 1 establishment ...	57	57	D	D	D	g	D	D	D
	Firms with 2 establishments ..	31	62	D	D	D	g	D	D	D
	Firms with 3 or 4 establishments	19	65	530 674	41 339	9 968	1 374	95 396	14 456	13 894
	Firms with 5 to 9 establishments	7	44	D	D	D	f	D	D	D
	Firms with 10 to 24 establishments	6	96	D	D	D	g	D	D	D
	Firms with 25 establishments or more	2	69	D	D	D	g	D	D	D
4219303	Other recyclable material whsle									
	All firms	3 566	3 891	14 543 434	1 333 388	303 917	50 322	2 794 114	861 884	909 442
	Single unit firms	3 225	3 225	8 930 381	873 426	193 427	34 572	1 785 724	437 782	470 739
	Multiunit firms	341	666	5 613 053	459 962	110 490	15 750	1 008 390	424 102	438 703
	Firms with 1 establishment ...	192	192	D	D	D	h	D	D	D
	Firms with 2 establishments ..	95	190	D	D	D	h	D	D	D
	Firms with 3 or 4 establishments	35	119	1 169 580	90 082	20 867	2 700	195 731	69 557	68 292
	Firms with 5 to 9 establishments	12	68	278 454	26 873	6 900	1 127	62 236	16 997	17 565
	Firms with 10 to 24 establishments	7	97	D	D	D	h	D	D	D
	Firms with 25 establishments or more	—	—	—	—	—	—	—	—	—

See footnotes at end of table.

Table 3. Single Units and Multiunits: 1997—Con.

[Includes only firms and establishments with payroll. Excludes data for central administrative offices, auxiliary operations, or establishments of these firms that are classified in other categories than those specified in this table. For meaning of abbreviations and symbols, see introductory text. For explanation of terms, see Appendix A. For method of assignment to categories shown, see Appendix C]

NAICS code	Number of establishments by type of operation and specified kind of business	Firms (number)	Establishments (number)	Sales (\$1,000)	Annual payroll (\$1,000)	First-quarter payroll (\$1,000)	Paid employees for pay period including March 12 (number)	Operating expenses ¹ (\$1,000)	End-of-1996 inventories (\$1,000)	End-of-1997 inventories (\$1,000)
421	MERCHANT WHOLESALERS—Con.									
	Wholesale trade, durable goods—Con.									
42194	Jewelry/watch/silverware/precious stone, & precious metal whsle									
	All firms	7 070	7 183	30 824 486	1 613 759	366 259	47 910	3 842 310	5 085 548	5 403 568
	Single unit firms	6 870	6 870	D	D	D	k	D	D	D
	Multiunit firms	200	313	D	D	D	i	D	D	D
	Firms with 1 establishment ...	125	125	D	D	D	h	D	D	D
	Firms with 2 establishments ..	56	112	D	D	D	g	D	D	D
	Firms with 3 or 4 establishments	16	56	1 212 677	99 872	18 617	2 326	254 957	267 989	255 611
	Firms with 5 to 9 establishments	3	20	57 218	4 904	1 190	152	8 743	6 631	6 237
	Firms with 10 to 24 establishments	—	—	—	—	—	—	—	—	—
	Firms with 25 establishments or more	—	—	—	—	—	—	—	—	—
421940	Jewelry/watch/silverware/precious stone, & precious metal whsle									
	All firms	7 070	7 183	30 824 486	1 613 759	366 259	47 910	3 842 310	5 085 548	5 403 568
	Single unit firms	6 870	6 870	D	D	D	k	D	D	D
	Multiunit firms	200	313	D	D	D	i	D	D	D
	Firms with 1 establishment ...	125	125	D	D	D	h	D	D	D
	Firms with 2 establishments ..	56	112	D	D	D	g	D	D	D
	Firms with 3 or 4 establishments	16	56	1 212 677	99 872	18 617	2 326	254 957	267 989	255 611
	Firms with 5 to 9 establishments	3	20	57 218	4 904	1 190	152	8 743	6 631	6 237
	Firms with 10 to 24 establishments	—	—	—	—	—	—	—	—	—
	Firms with 25 establishments or more	—	—	—	—	—	—	—	—	—
4219401	Jewelry, watch, diamonds, precious stone, & silverware whsle									
	All firms	6 539	6 641	21 097 516	1 495 898	338 739	45 014	3 585 783	4 360 264	4 695 119
	Single unit firms	6 356	6 356	D	D	D	k	D	D	D
	Multiunit firms	183	285	D	D	D	i	D	D	D
	Firms with 1 establishment ...	117	117	D	D	D	h	D	D	D
	Firms with 2 establishments ..	48	96	D	D	D	g	D	D	D
	Firms with 3 or 4 establishments	15	52	1 187 476	97 739	18 100	2 207	250 628	263 158	251 663
	Firms with 5 to 9 establishments	3	20	57 218	4 904	1 190	152	8 743	6 631	6 237
	Firms with 10 to 24 establishments	—	—	—	—	—	—	—	—	—
	Firms with 25 establishments or more	—	—	—	—	—	—	—	—	—
4219402	Precious metal (excluding ores) whsle									
	All firms	536	542	9 726 970	117 861	27 520	2 896	256 527	725 284	708 449
	Single unit firms	514	514	D	D	D	g	D	D	D
	Multiunit firms	22	28	D	D	D	f	D	D	D
	Firms with 1 establishment ...	16	16	D	D	D	e	D	D	D
	Firms with 2 establishments ..	6	12	D	D	D	e	D	D	D
	Firms with 3 or 4 establishments	—	—	—	—	—	—	—	—	—
	Firms with 5 to 9 establishments	—	—	—	—	—	—	—	—	—
	Firms with 10 to 24 establishments	—	—	—	—	—	—	—	—	—
	Firms with 25 establishments or more	—	—	—	—	—	—	—	—	—
42199	Other miscellaneous durable goods whsle									
	All firms	9 693	10 187	54 504 229	2 676 132	632 443	83 095	6 113 099	3 793 409	4 056 687
	Single unit firms	9 255	9 255	16 923 085	1 579 848	369 635	52 821	3 586 553	1 569 775	1 854 817
	Multiunit firms	438	932	37 581 144	1 096 284	262 808	30 274	2 526 546	2 223 634	2 201 870
	Firms with 1 establishment ...	243	243	4 087 848	222 454	53 334	5 619	528 060	281 058	291 993
	Firms with 2 establishments ..	110	220	13 280 142	269 953	63 956	6 950	698 637	718 198	780 951
	Firms with 3 or 4 establishments	52	167	D	D	D	i	D	D	D
	Firms with 5 to 9 establishments	21	125	1 472 630	87 993	22 005	2 617	175 330	142 025	136 197
	Firms with 10 to 24 establishments	12	177	D	D	D	i	D	D	D
	Firms with 25 establishments or more	—	—	—	—	—	—	—	—	—

See footnotes at end of table.

Table 3. Single Units and Multiunits: 1997—Con.

[Includes only firms and establishments with payroll. Excludes data for central administrative offices, auxiliary operations, or establishments of these firms that are classified in other categories than those specified in this table. For meaning of abbreviations and symbols, see introductory text. For explanation of terms, see Appendix A. For method of assignment to categories shown, see Appendix C]

NAICS code	Number of establishments by type of operation and specified kind of business	Firms (number)	Establishments (number)	Sales (\$1,000)	Annual payroll (\$1,000)	First-quarter payroll (\$1,000)	Paid employees for pay period including March 12 (number)	Operating expenses ¹ (\$1,000)	End-of-1996 inventories (\$1,000)	End-of-1997 inventories (\$1,000)
421	MERCHANT WHOLESALERS—Con.									
	Wholesale trade, durable goods—Con.									
421990	Other miscellaneous durable goods whlse									
	All firms	9 693	10 187	54 504 229	2 676 132	632 443	83 095	6 113 099	3 793 409	4 056 687
	Single unit firms	9 255	9 255	16 923 085	1 579 848	369 635	52 821	3 586 553	1 569 775	1 854 817
	Multiunit firms	438	932	37 581 144	1 096 284	262 808	30 274	2 526 546	2 223 634	2 201 870
	Firms with 1 establishment ...	243	243	4 087 848	222 454	53 334	5 619	528 060	281 058	291 993
	Firms with 2 establishments ..	110	220	13 280 142	269 953	63 956	6 950	698 637	718 198	780 951
	Firms with 3 or 4 establishments	52	167	D	D	D	i	D	D	D
	Firms with 5 to 9 establishments	21	125	1 472 630	87 993	22 005	2 617	175 330	142 025	136 197
	Firms with 10 to 24 establishments	12	177	D	D	D	i	D	D	D
	Firms with 25 establishments or more	—	—	—	—	—	—	—	—	—
4219901	Musical instruments & supplies whlse									
	All firms	425	444	2 155 019	160 389	36 931	4 465	395 312	319 907	325 046
	Single unit firms	393	393	D	D	D	h	D	D	D
	Multiunit firms	32	51	D	D	D	g	D	D	D
	Firms with 1 establishment ...	20	20	D	D	D	e	D	D	D
	Firms with 2 establishments ..	8	16	D	D	D	e	D	D	D
	Firms with 3 or 4 establishments	3	9	69 155	7 211	1 569	244	13 840	13 243	13 793
	Firms with 5 to 9 establishments	1	6	D	D	D	e	D	D	D
	Firms with 10 to 24 establishments	—	—	—	—	—	—	—	—	—
	Firms with 25 establishments or more	—	—	—	—	—	—	—	—	—
4219902	Forest products (except lumber) whlse									
	All firms	1 720	1 844	10 671 425	390 863	89 249	10 934	980 351	433 291	465 456
	Single unit firms	1 584	1 584	4 746 848	235 881	52 490	7 938	602 765	205 202	245 024
	Multiunit firms	136	260	5 924 577	154 982	36 759	2 996	377 586	228 089	220 432
	Firms with 1 establishment ...	73	73	D	D	D	g	D	D	D
	Firms with 2 establishments ..	41	82	D	D	D	f	D	D	D
	Firms with 3 or 4 establishments	13	42	1 475 582	22 030	5 067	405	64 446	37 300	40 643
	Firms with 5 to 9 establishments	7	38	D	D	D	e	D	D	D
	Firms with 10 to 24 establishments	2	25	D	D	D	b	D	D	D
	Firms with 25 establishments or more	—	—	—	—	—	—	—	—	—
4219903	General merchandise (durable goods) whlse									
	All firms	2 790	2 864	20 154 440	473 038	112 333	16 449	954 094	1 037 331	1 041 416
	Single unit firms	2 733	2 733	D	D	D	j	D	D	D
	Multiunit firms	57	131	D	D	D	i	D	D	D
	Firms with 1 establishment ...	33	33	D	D	D	f	D	D	D
	Firms with 2 establishments ..	11	22	D	D	D	f	D	D	D
	Firms with 3 or 4 establishments	7	23	D	D	D	g	D	D	D
	Firms with 5 to 9 establishments	4	26	D	D	D	c	D	D	D
	Firms with 10 to 24 establishments	2	27	D	D	D	h	D	D	D
	Firms with 25 establishments or more	—	—	—	—	—	—	—	—	—
4219904	Prerecorded media whlse									
	All firms	1 697	1 852	16 079 741	992 129	238 465	30 602	2 326 833	1 421 931	1 569 954
	Single unit firms	1 592	1 592	4 205 876	438 923	106 881	14 327	981 907	447 633	539 967
	Multiunit firms	105	260	11 873 865	553 206	131 584	16 275	1 344 926	974 298	1 029 987
	Firms with 1 establishment ...	63	63	1 058 712	85 391	20 950	2 614	210 325	111 824	122 986
	Firms with 2 establishments ..	22	44	D	D	D	h	D	D	D
	Firms with 3 or 4 establishments	11	36	D	D	D	h	D	D	D
	Firms with 5 to 9 establishments	4	30	D	D	D	g	D	D	D
	Firms with 10 to 24 establishments	5	87	D	D	D	i	D	D	D
	Firms with 25 establishments or more	—	—	—	—	—	—	—	—	—

See footnotes at end of table.

Table 3. Single Units and Multiunits: 1997—Con.

[Includes only firms and establishments with payroll. Excludes data for central administrative offices, auxiliary operations, or establishments of these firms that are classified in other categories than those specified in this table. For meaning of abbreviations and symbols, see introductory text. For explanation of terms, see Appendix A. For method of assignment to categories shown, see Appendix C]

NAICS code	Number of establishments by type of operation and specified kind of business	Firms (number)	Establishments (number)	Sales (\$1,000)	Annual payroll (\$1,000)	First-quarter payroll (\$1,000)	Paid employees for pay period including March 12 (number)	Operating expenses ¹ (\$1,000)	End-of-1996 inventories (\$1,000)	End-of-1997 inventories (\$1,000)
421	MERCHANT WHOLESALERS—Con.									
	Wholesale trade, durable goods—Con.									
42199041	Compact discs/prerecorded audio tapes, & phonograph records whsle									
	All firms	1 150	1 215	8 766 190	647 937	153 359	20 147	1 517 990	950 427	1 025 205
	Single unit firms	1 089	1 089	D	D	D	i	D	D	D
	Multiunit firms	61	126	D	D	D	j	D	D	D
	Firms with 1 establishment ..	38	38	D	D	D	g	D	D	D
	Firms with 2 establishments ..	16	32	D	D	D	h	D	D	D
	Firms with 3 or 4 establishments	4	14	D	D	D	f	D	D	D
	Firms with 5 to 9 establishments	1	8	D	D	D	c	D	D	D
	Firms with 10 to 24 establishments	2	34	D	D	D	h	D	D	D
	Firms with 25 establishments or more	—	—	—	—	—	—	—	—	—
42199042	Prerecorded video tapes whsle									
	All firms	554	637	7 313 551	344 192	85 106	10 455	808 843	471 504	544 749
	Single unit firms	503	503	D	D	D	h	D	D	D
	Multiunit firms	35	134	D	D	D	i	D	D	D
	Firms with 1 establishment ..	35	35	D	D	D	g	D	D	D
	Firms with 2 establishments ..	5	10	D	D	D	e	D	D	D
	Firms with 3 or 4 establishments	5	15	D	D	D	c	D	D	D
	Firms with 5 to 9 establishments	3	22	D	D	D	g	D	D	D
	Firms with 10 to 24 establishments	3	52	D	D	D	g	D	D	D
	Firms with 25 establishments or more	—	—	—	—	—	—	—	—	—
4219905	Fire extinguishers & fire safety equipment whsle									
	All firms	874	923	937 818	173 795	40 084	6 421	306 021	75 921	86 997
	Single unit firms	839	839	D	D	D	i	D	D	D
	Multiunit firms	35	84	D	D	D	g	D	D	D
	Firms with 1 establishment ..	15	15	D	D	D	e	D	D	D
	Firms with 2 establishments ..	12	24	D	D	D	e	D	D	D
	Firms with 3 or 4 establishments	5	16	D	D	D	e	D	D	D
	Firms with 5 to 9 establishments	2	12	D	D	D	c	D	D	D
	Firms with 10 to 24 establishments	1	17	D	D	D	b	D	D	D
	Firms with 25 establishments or more	—	—	—	—	—	—	—	—	—
4219906	Other durable goods whsle									
	All firms	2 197	2 260	4 505 786	485 918	115 381	14 224	1 150 488	505 028	567 818
	Single unit firms	2 114	2 114	D	D	D	j	D	D	D
	Multiunit firms	83	146	D	D	D	g	D	D	D
	Firms with 1 establishment ..	51	51	D	D	D	f	D	D	D
	Firms with 2 establishments ..	18	36	349 897	32 601	6 879	731	80 031	52 770	58 270
	Firms with 3 or 4 establishments	10	33	D	D	D	f	D	D	D
	Firms with 5 to 9 establishments	3	16	D	D	D	e	D	D	D
	Firms with 10 to 24 establishments	1	10	D	D	D	c	D	D	D
	Firms with 25 establishments or more	—	—	—	—	—	—	—	—	—
422	Wholesale trade, nondurable goods									
	All firms	116 622	134 951	1 118 350 517	58 664 019	13 648 860	1 834 433	127 561 435	78 868 375	84 615 154
	Single unit firms	106 374	106 374	428 120 704	29 653 937	6 679 568	993 304	64 316 746	28 733 879	32 242 774
	Multiunit firms	10 248	28 577	690 229 813	29 010 082	6 969 292	841 129	63 244 689	50 134 496	52 372 380
	Firms with 1 establishment ..	5 043	5 043	103 264 557	5 247 473	1 246 843	156 631	12 233 068	7 141 788	7 388 224
	Firms with 2 establishments ..	2 847	5 694	87 606 293	4 888 497	1 141 962	143 337	10 652 303	6 190 599	6 524 086
	Firms with 3 or 4 establishments	1 397	4 622	89 732 847	4 254 455	1 012 128	122 444	9 396 918	7 102 801	7 359 805
	Firms with 5 to 9 establishments	633	3 974	84 610 660	3 604 813	858 426	106 436	7 915 038	5 605 696	5 931 322
	Firms with 10 to 24 establishments	236	3 379	102 104 579	3 814 483	939 241	111 120	8 145 383	7 097 127	7 536 013
	Firms with 25 establishments or more	92	5 865	222 910 877	7 200 361	1 770 692	201 161	14 901 979	16 996 485	17 632 930

See footnotes at end of table.

Table 3. Single Units and Multiunits: 1997—Con.

[Includes only firms and establishments with payroll. Excludes data for central administrative offices, auxiliary operations, or establishments of these firms that are classified in other categories than those specified in this table. For meaning of abbreviations and symbols, see introductory text. For explanation of terms, see Appendix A. For method of assignment to categories shown, see Appendix C]

NAICS code	Number of establishments by type of operation and specified kind of business	Firms (number)	Establishments (number)	Sales (\$1,000)	Annual payroll (\$1,000)	First-quarter payroll (\$1,000)	Paid employees for pay period including March 12 (number)	Operating expenses ¹ (\$1,000)	End-of-1996 inventories (\$1,000)	End-of-1997 inventories (\$1,000)
422	MERCHANT WHOLESALERS—Con.									
	Wholesale trade, nondurable goods—Con.									
4221	Paper & paper product whsle									
	All firms	10 896	12 686	66 491 798	5 841 711	1 378 526	158 255	11 018 825	4 866 569	5 117 298
	Single unit firms	10 119	10 119	23 867 675	2 824 913	650 228	83 869	5 282 390	1 556 485	1 722 501
	Multiunit firms	777	2 567	42 624 123	3 016 798	728 298	74 386	5 736 435	3 310 084	3 394 797
	Firms with 1 establishment ...	354	354	6 720 699	404 466	97 413	10 838	799 425	459 848	496 669
	Firms with 2 establishments ..	223	446	3 780 944	355 511	80 501	8 959	602 641	270 355	277 012
	Firms with 3 or 4 establishments	118	391	3 817 737	346 902	84 158	8 441	662 982	343 863	346 690
	Firms with 5 to 9 establishments	48	296	4 366 189	287 550	66 220	6 229	562 342	259 532	270 346
	Firms with 10 to 24 establishments	23	334	4 928 766	307 238	74 549	7 116	569 199	259 730	271 816
	Firms with 25 establishments or more	11	746	19 009 788	1 315 131	325 457	32 803	2 539 846	1 716 756	1 732 264
42211	Printing & writing paper whsle									
	All firms	1 346	1 838	20 477 795	1 203 286	292 367	26 584	2 322 735	1 271 873	1 292 461
	Single unit firms	1 234	1 234	4 210 478	335 109	77 761	8 499	637 197	230 141	250 791
	Multiunit firms	112	604	16 267 317	868 177	214 606	18 085	1 685 538	1 041 732	1 041 670
	Firms with 1 establishment ...	37	37	1 328 050	48 668	10 862	999	90 426	49 882	45 245
	Firms with 2 establishments ..	35	70	D	D	D	g	D	D	D
	Firms with 3 or 4 establishments	16	53	D	D	D	g	D	D	D
	Firms with 5 to 9 establishments	10	63	D	D	D	g	D	D	D
	Firms with 10 to 24 establishments	9	123	3 457 770	165 166	41 121	3 472	306 499	146 514	159 076
	Firms with 25 establishments or more	5	258	7 241 374	420 791	105 812	8 654	837 214	505 415	494 345
422110	Printing & writing paper whsle									
	All firms	1 346	1 838	20 477 795	1 203 286	292 367	26 584	2 322 735	1 271 873	1 292 461
	Single unit firms	1 234	1 234	4 210 478	335 109	77 761	8 499	637 197	230 141	250 791
	Multiunit firms	112	604	16 267 317	868 177	214 606	18 085	1 685 538	1 041 732	1 041 670
	Firms with 1 establishment ...	37	37	1 328 050	48 668	10 862	999	90 426	49 882	45 245
	Firms with 2 establishments ..	35	70	D	D	D	g	D	D	D
	Firms with 3 or 4 establishments	16	53	D	D	D	g	D	D	D
	Firms with 5 to 9 establishments	10	63	D	D	D	g	D	D	D
	Firms with 10 to 24 establishments	9	123	3 457 770	165 166	41 121	3 472	306 499	146 514	159 076
	Firms with 25 establishments or more	5	258	7 241 374	420 791	105 812	8 654	837 214	505 415	494 345
42212	Stationery & office supplies whsle									
	All firms	5 503	6 260	19 572 837	2 310 376	546 853	70 818	4 301 775	1 828 831	1 934 601
	Single unit firms	5 096	5 096	8 009 825	1 188 110	276 345	38 595	2 196 588	544 791	597 180
	Multiunit firms	407	1 164	11 563 012	1 122 266	270 508	32 223	2 105 187	1 284 040	1 337 421
	Firms with 1 establishment ...	214	214	1 702 060	202 493	50 453	5 962	406 635	182 274	186 663
	Firms with 2 establishments ..	96	192	704 511	109 270	23 892	3 067	183 652	55 111	57 201
	Firms with 3 or 4 establishments	66	221	1 062 520	142 252	33 234	3 605	266 546	98 852	102 737
	Firms with 5 to 9 establishments	14	86	419 762	61 036	14 421	1 235	112 591	35 747	33 400
	Firms with 10 to 24 establishments	9	129	351 201	53 369	13 249	1 461	87 392	29 268	29 870
	Firms with 25 establishments or more	8	322	7 322 958	553 846	135 259	16 893	1 048 371	882 788	927 550
422120	Stationery & office supplies whsle									
	All firms	5 503	6 260	19 572 837	2 310 376	546 853	70 818	4 301 775	1 828 831	1 934 601
	Single unit firms	5 096	5 096	8 009 825	1 188 110	276 345	38 595	2 196 588	544 791	597 180
	Multiunit firms	407	1 164	11 563 012	1 122 266	270 508	32 223	2 105 187	1 284 040	1 337 421
	Firms with 1 establishment ...	214	214	1 702 060	202 493	50 453	5 962	406 635	182 274	186 663
	Firms with 2 establishments ..	96	192	704 511	109 270	23 892	3 067	183 652	55 111	57 201
	Firms with 3 or 4 establishments	66	221	1 062 520	142 252	33 234	3 605	266 546	98 852	102 737
	Firms with 5 to 9 establishments	14	86	419 762	61 036	14 421	1 235	112 591	35 747	33 400
	Firms with 10 to 24 establishments	9	129	351 201	53 369	13 249	1 461	87 392	29 268	29 870
	Firms with 25 establishments or more	8	322	7 322 958	553 846	135 259	16 893	1 048 371	882 788	927 550

See footnotes at end of table.

Table 3. Single Units and Multiunits: 1997—Con.

[Includes only firms and establishments with payroll. Excludes data for central administrative offices, auxiliary operations, or establishments of these firms that are classified in other categories than those specified in this table. For meaning of abbreviations and symbols, see introductory text. For explanation of terms, see Appendix A. For method of assignment to categories shown, see Appendix C]

NAICS code	Number of establishments by type of operation and specified kind of business	Firms (number)	Establishments (number)	Sales (\$1,000)	Annual payroll (\$1,000)	First-quarter payroll (\$1,000)	Paid employees for pay period including March 12 (number)	Operating expenses ¹ (\$1,000)	End-of-1996 inventories (\$1,000)	End-of-1997 inventories (\$1,000)
422	MERCHANT WHOLESALERS—Con.									
	Wholesale trade, nondurable goods—Con.									
42213	Industrial & personal service paper whsle									
	All firms	4 086	4 588	26 441 166	2 328 049	539 306	60 853	4 394 315	1 765 865	1 890 236
	Single unit firms	3 789	3 789	11 647 372	1 301 694	296 122	36 775	2 448 605	781 553	874 530
	Multiunit firms	297	799	14 793 794	1 026 355	243 184	24 078	1 945 710	984 312	1 015 706
	Firms with 1 establishment ...	137	137	5 866 414	212 885	49 778	5 171	418 436	281 693	314 940
	Firms with 2 establishments ..	92	184	D	D	D	h	D	D	D
	Firms with 3 or 4 establishments	39	129	D	D	D	h	D	D	D
	Firms with 5 to 9 establishments	21	131	D	D	D	h	D	D	D
	Firms with 10 to 24 establishments	4	62	814 527	69 802	15 791	1 831	137 845	69 779	66 901
	Firms with 25 establishments or more	4	156	4 095 278	335 490	83 181	7 114	638 236	321 650	306 476
422130	Industrial & personal service paper whsle									
	All firms	4 086	4 588	26 441 166	2 328 049	539 306	60 853	4 394 315	1 765 865	1 890 236
	Single unit firms	3 789	3 789	11 647 372	1 301 694	296 122	36 775	2 448 605	781 553	874 530
	Multiunit firms	297	799	14 793 794	1 026 355	243 184	24 078	1 945 710	984 312	1 015 706
	Firms with 1 establishment ...	137	137	5 866 414	212 885	49 778	5 171	418 436	281 693	314 940
	Firms with 2 establishments ..	92	184	D	D	D	h	D	D	D
	Firms with 3 or 4 establishments	39	129	D	D	D	h	D	D	D
	Firms with 5 to 9 establishments	21	131	D	D	D	h	D	D	D
	Firms with 10 to 24 establishments	4	62	814 527	69 802	15 791	1 831	137 845	69 779	66 901
	Firms with 25 establishments or more	4	156	4 095 278	335 490	83 181	7 114	638 236	321 650	306 476
4222	Drugs, & druggists' sundries whsle									
	All firms	5 982	7 250	107 379 498	4 453 417	1 051 879	128 641	10 948 828	11 917 987	12 946 620
	Single unit firms	5 495	5 495	26 279 793	1 996 533	449 284	56 136	4 856 080	2 544 172	2 958 884
	Multiunit firms	487	1 755	81 099 705	2 456 884	602 595	72 505	6 092 748	9 373 815	9 987 736
	Firms with 1 establishment ...	299	299	7 897 279	504 756	126 478	13 231	1 369 123	966 369	986 971
	Firms with 2 establishments ..	109	218	7 818 632	557 397	138 190	14 680	1 441 878	975 652	1 063 681
	Firms with 3 or 4 establishments	45	147	4 430 935	255 000	61 071	6 836	633 635	364 112	390 282
	Firms with 5 to 9 establishments	16	103	4 290 193	215 436	49 110	6 998	433 847	447 316	488 217
	Firms with 10 to 24 establishments	8	151	14 691 235	198 058	49 628	6 767	456 315	1 309 465	1 457 519
	Firms with 25 establishments or more	10	837	41 971 431	726 237	178 118	23 993	1 757 950	5 310 901	5 601 066
42221	Drugs, & druggists' sundries whsle									
	All firms	5 982	7 250	107 379 498	4 453 417	1 051 879	128 641	10 948 828	11 917 987	12 946 620
	Single unit firms	5 495	5 495	26 279 793	1 996 533	449 284	56 136	4 856 080	2 544 172	2 958 884
	Multiunit firms	487	1 755	81 099 705	2 456 884	602 595	72 505	6 092 748	9 373 815	9 987 736
	Firms with 1 establishment ...	299	299	7 897 279	504 756	126 478	13 231	1 369 123	966 369	986 971
	Firms with 2 establishments ..	109	218	7 818 632	557 397	138 190	14 680	1 441 878	975 652	1 063 681
	Firms with 3 or 4 establishments	45	147	4 430 935	255 000	61 071	6 836	633 635	364 112	390 282
	Firms with 5 to 9 establishments	16	103	4 290 193	215 436	49 110	6 998	433 847	447 316	488 217
	Firms with 10 to 24 establishments	8	151	14 691 235	198 058	49 628	6 767	456 315	1 309 465	1 457 519
	Firms with 25 establishments or more	10	837	41 971 431	726 237	178 118	23 993	1 757 950	5 310 901	5 601 066
422210	Drugs, & druggists' sundries whsle									
	All firms	5 982	7 250	107 379 498	4 453 417	1 051 879	128 641	10 948 828	11 917 987	12 946 620
	Single unit firms	5 495	5 495	26 279 793	1 996 533	449 284	56 136	4 856 080	2 544 172	2 958 884
	Multiunit firms	487	1 755	81 099 705	2 456 884	602 595	72 505	6 092 748	9 373 815	9 987 736
	Firms with 1 establishment ...	299	299	7 897 279	504 756	126 478	13 231	1 369 123	966 369	986 971
	Firms with 2 establishments ..	109	218	7 818 632	557 397	138 190	14 680	1 441 878	975 652	1 063 681
	Firms with 3 or 4 establishments	45	147	4 430 935	255 000	61 071	6 836	633 635	364 112	390 282
	Firms with 5 to 9 establishments	16	103	4 290 193	215 436	49 110	6 998	433 847	447 316	488 217
	Firms with 10 to 24 establishments	8	151	14 691 235	198 058	49 628	6 767	456 315	1 309 465	1 457 519
	Firms with 25 establishments or more	10	837	41 971 431	726 237	178 118	23 993	1 757 950	5 310 901	5 601 066

See footnotes at end of table.

Table 3. Single Units and Multiunits: 1997—Con.

[Includes only firms and establishments with payroll. Excludes data for central administrative offices, auxiliary operations, or establishments of these firms that are classified in other categories than those specified in this table. For meaning of abbreviations and symbols, see introductory text. For explanation of terms, see Appendix A. For method of assignment to categories shown, see Appendix C]

NAICS code	Number of establishments by type of operation and specified kind of business	Firms (number)	Establishments (number)	Sales (\$1,000)	Annual payroll (\$1,000)	First-quarter payroll (\$1,000)	Paid employees for pay period including March 12 (number)	Operating expenses ¹ (\$1,000)	End-of-1996 inventories (\$1,000)	End-of-1997 inventories (\$1,000)
422	MERCHANT WHOLESALERS—Con.									
	Wholesale trade, nondurable goods—Con.									
4222101	General-line drugs whsle									
	All firms	2 783	3 283	79 946 995	2 290 715	546 162	70 977	5 352 458	9 238 904	9 838 713
	Single unit firms	2 514	2 514	15 496 189	957 411	218 696	28 446	2 200 379	1 437 604	1 598 409
	Multiunit firms	269	769	64 450 806	1 333 304	327 466	42 531	3 152 079	7 801 300	8 240 304
	Firms with 1 establishment ...	177	177	5 314 368	315 437	79 461	8 053	759 837	774 294	818 242
	Firms with 2 establishments ..	44	88	2 700 058	112 561	28 272	3 552	245 872	241 909	235 941
	Firms with 3 or 4 establishments	26	87	3 307 350	158 006	39 679	4 876	352 479	366 479	360 972
	Firms with 5 to 9 establishments	11	72	1 832 762	127 355	26 434	4 160	228 517	188 835	208 565
	Firms with 10 to 24 establishments	5	93	14 360 052	160 866	40 662	6 026	372 166	1 287 756	1 418 151
	Firms with 25 establishments or more	6	252	36 936 216	459 079	112 958	15 864	1 193 208	4 942 027	5 198 433
4222102	Specialty-line drug, pharmaceutical, cosmetic, & toiletries whsle									
	All firms	3 240	3 967	27 432 503	2 162 702	505 717	57 664	5 596 370	2 679 083	3 107 907
	Single unit firms	2 981	2 981	10 783 604	1 039 122	230 588	27 690	2 655 701	1 106 568	1 360 475
	Multiunit firms	259	986	16 648 899	1 123 580	275 129	29 974	2 940 669	1 572 515	1 747 432
	Firms with 1 establishment ...	168	168	4 591 869	370 784	93 431	9 705	1 020 586	530 304	581 569
	Firms with 2 establishments ..	58	116	4 939 856	348 994	83 378	8 970	976 446	602 482	689 179
	Firms with 3 or 4 establishments	23	71	3 051 278	141 392	33 896	3 991	368 823	156 077	165 064
	Firms with 5 to 9 establishments	3	18	121 356	27 607	6 844	875	55 816	12 108	12 303
	Firms with 10 to 24 establishments	4	78	289 138	40 303	9 821	943	93 148	28 285	33 072
	Firms with 25 establishments or more	3	535	3 655 402	194 500	47 159	5 490	425 850	243 259	266 245
4223	Apparel, piece goods, & notions whsle									
	All firms	16 231	16 964	84 358 265	6 296 411	1 431 085	177 783	15 311 242	10 840 171	12 038 566
	Single unit firms	15 405	15 405	48 438 969	4 085 234	903 981	127 082	9 669 603	6 136 956	7 126 925
	Multiunit firms	826	1 559	35 919 296	2 211 177	527 104	50 701	5 641 639	4 703 215	4 911 641
	Firms with 1 establishment ...	479	479	12 205 655	848 800	203 430	20 674	2 078 672	1 671 267	1 693 718
	Firms with 2 establishments ..	244	488	8 530 812	611 911	141 169	13 902	1 445 103	1 263 440	1 296 769
	Firms with 3 or 4 establishments	69	223	7 089 667	445 857	111 385	8 905	1 294 963	774 904	807 609
	Firms with 5 to 9 establishments	18	115	855 227	59 736	14 219	1 932	150 457	143 954	147 817
	Firms with 10 to 24 establishments	14	194	D	D	D	h	D	D	D
	Firms with 25 establishments or more	2	60	D	D	D	h	D	D	D
42231	Piece goods, notions, & other dry goods whsle									
	All firms	4 380	4 628	14 151 550	1 231 590	277 556	38 216	2 646 207	1 838 149	2 061 920
	Single unit firms	4 167	4 167	10 198 482	904 190	201 613	29 198	1 941 602	1 305 985	1 499 123
	Multiunit firms	213	461	3 953 068	327 400	75 943	9 018	704 605	532 164	562 797
	Firms with 1 establishment ...	122	122	1 815 042	119 636	29 418	3 270	265 846	209 474	223 383
	Firms with 2 establishments ..	61	122	1 104 560	86 838	20 844	2 591	176 698	112 582	118 752
	Firms with 3 or 4 establishments	14	43	353 634	42 933	9 748	1 074	86 330	94 855	100 191
	Firms with 5 to 9 establishments	9	55	D	D	D	f	D	D	D
	Firms with 10 to 24 establishments	6	89	D	D	D	f	D	D	D
	Firms with 25 establishments or more	1	30	D	D	D	e	D	D	D
422310	Piece goods, notions, & other dry goods whsle									
	All firms	4 380	4 628	14 151 550	1 231 590	277 556	38 216	2 646 207	1 838 149	2 061 920
	Single unit firms	4 167	4 167	10 198 482	904 190	201 613	29 198	1 941 602	1 305 985	1 499 123
	Multiunit firms	213	461	3 953 068	327 400	75 943	9 018	704 605	532 164	562 797
	Firms with 1 establishment ...	122	122	1 815 042	119 636	29 418	3 270	265 846	209 474	223 383
	Firms with 2 establishments ..	61	122	1 104 560	86 838	20 844	2 591	176 698	112 582	118 752
	Firms with 3 or 4 establishments	14	43	353 634	42 933	9 748	1 074	86 330	94 855	100 191
	Firms with 5 to 9 establishments	9	55	D	D	D	f	D	D	D
	Firms with 10 to 24 establishments	6	89	D	D	D	f	D	D	D
	Firms with 25 establishments or more	1	30	D	D	D	e	D	D	D

See footnotes at end of table.

Table 3. Single Units and Multiunits: 1997—Con.

[Includes only firms and establishments with payroll. Excludes data for central administrative offices, auxiliary operations, or establishments of these firms that are classified in other categories than those specified in this table. For meaning of abbreviations and symbols, see introductory text. For explanation of terms, see Appendix A. For method of assignment to categories shown, see Appendix C]

NAICS code	Number of establishments by type of operation and specified kind of business	Firms (number)	Establishments (number)	Sales (\$1,000)	Annual payroll (\$1,000)	First-quarter payroll (\$1,000)	Paid employees for pay period including March 12 (number)	Operating expenses ¹ (\$1,000)	End-of-1996 inventories (\$1,000)	End-of-1997 inventories (\$1,000)
422	MERCHANT WHOLESALERS—Con.									
	Wholesale trade, nondurable goods—Con.									
4223101	Piece goods—jobbers									
	All firms	3 124	3 345	11 726 039	913 402	205 573	27 021	2 011 079	1 511 605	1 697 776
	Single unit firms	2 955	2 955	8 285 167	655 745	145 545	20 290	1 438 100	1 057 829	1 219 292
	Multiunit firms	169	390	3 440 872	257 657	60 028	6 731	572 979	453 776	478 484
	Firms with 1 establishment ..	98	98	1 643 157	101 838	25 277	2 555	231 358	204 778	217 636
	Firms with 2 establishments ..	46	92	911 351	62 956	14 529	1 776	131 816	95 079	99 471
	Firms with 3 or 4 establishments	10	31	D	D	D	e	D	D	D
	Firms with 5 to 9 establishments	8	50	D	D	D	f	D	D	D
	Firms with 10 to 24 establishments	6	89	D	D	D	f	D	D	D
	Firms with 25 establishments or more	1	30	D	D	D	e	D	D	D
4223102	Notions & other dry goods whsle									
	All firms	1 260	1 283	2 425 511	318 188	71 983	11 195	635 128	326 544	364 144
	Single unit firms	1 212	1 212	1 913 315	248 445	56 068	8 908	503 502	248 156	279 831
	Multiunit firms	48	71	512 196	69 743	15 915	2 287	131 626	78 388	84 313
	Firms with 1 establishment ..	31	31	259 662	32 847	7 209	1 098	64 309	41 773	44 780
	Firms with 2 establishments ..	13	26	180 432	24 896	6 267	834	47 187	21 344	22 431
	Firms with 3 or 4 establishments	3	9	D	D	D	c	D	D	D
	Firms with 5 to 9 establishments	1	5	D	D	D	c	D	D	D
	Firms with 10 to 24 establishments	—	—	—	—	—	—	—	—	—
	Firms with 25 establishments or more	—	—	—	—	—	—	—	—	—
42232	Men's & boys' clothing & furnishings whsle									
	All firms	3 988	4 144	22 684 344	1 743 994	397 911	52 198	4 352 999	3 405 188	3 765 771
	Single unit firms	3 743	3 743	13 075 872	1 061 419	237 162	35 526	2 528 511	1 806 232	2 027 575
	Multiunit firms	245	401	9 608 472	682 575	160 749	16 672	1 824 488	1 598 956	1 738 196
	Firms with 1 establishment ..	148	148	4 374 327	402 813	92 724	9 619	965 158	688 018	706 234
	Firms with 2 establishments ..	73	146	2 252 155	149 364	37 537	3 326	455 479	284 182	319 440
	Firms with 3 or 4 establishments	17	56	1 956 040	89 520	20 933	2 418	229 190	401 661	474 615
	Firms with 5 to 9 establishments	6	39	D	D	D	g	D	D	D
	Firms with 10 to 24 establishments	1	12	D	D	D	e	D	D	D
	Firms with 25 establishments or more	—	—	—	—	—	—	—	—	—
422320	Men's & boys' clothing & furnishings whsle									
	All firms	3 988	4 144	22 684 344	1 743 994	397 911	52 198	4 352 999	3 405 188	3 765 771
	Single unit firms	3 743	3 743	13 075 872	1 061 419	237 162	35 526	2 528 511	1 806 232	2 027 575
	Multiunit firms	245	401	9 608 472	682 575	160 749	16 672	1 824 488	1 598 956	1 738 196
	Firms with 1 establishment ..	148	148	4 374 327	402 813	92 724	9 619	965 158	688 018	706 234
	Firms with 2 establishments ..	73	146	2 252 155	149 364	37 537	3 326	455 479	284 182	319 440
	Firms with 3 or 4 establishments	17	56	1 956 040	89 520	20 933	2 418	229 190	401 661	474 615
	Firms with 5 to 9 establishments	6	39	D	D	D	g	D	D	D
	Firms with 10 to 24 establishments	1	12	D	D	D	e	D	D	D
	Firms with 25 establishments or more	—	—	—	—	—	—	—	—	—
42233	Women's, children's, & infants' clothing & accessories whsle									
	All firms	6 581	6 781	29 520 620	2 402 560	538 486	67 876	5 815 263	3 357 724	3 887 001
	Single unit firms	6 282	6 282	19 728 255	1 744 649	376 645	52 830	4 156 468	2 300 638	2 772 269
	Multiunit firms	299	499	9 792 365	657 911	161 841	15 046	1 658 795	1 057 086	1 114 732
	Firms with 1 establishment ..	176	176	3 833 592	328 519	80 726	7 422	773 747	533 657	538 793
	Firms with 2 establishments ..	87	174	2 339 658	176 290	41 032	4 118	425 763	287 890	353 201
	Firms with 3 or 4 establishments	30	94	D	D	D	h	D	D	D
	Firms with 5 to 9 establishments	4	27	D	D	D	f	D	D	D
	Firms with 10 to 24 establishments	2	28	D	D	D	c	D	D	D
	Firms with 25 establishments or more	—	—	—	—	—	—	—	—	—

See footnotes at end of table.

Table 3. Single Units and Multiunits: 1997—Con.

[Includes only firms and establishments with payroll. Excludes data for central administrative offices, auxiliary operations, or establishments of these firms that are classified in other categories than those specified in this table. For meaning of abbreviations and symbols, see introductory text. For explanation of terms, see Appendix A. For method of assignment to categories shown, see Appendix C]

NAICS code	Number of establishments by type of operation and specified kind of business	Firms (number)	Establishments (number)	Sales (\$1,000)	Annual payroll (\$1,000)	First-quarter payroll (\$1,000)	Paid employees for pay period including March 12 (number)	Operating expenses ¹ (\$1,000)	End-of-1996 inventories (\$1,000)	End-of-1997 inventories (\$1,000)
422	MERCHANT WHOLESALERS—Con.									
	Wholesale trade, nondurable goods—Con.									
422330	Women's, children's, & infants' clothing & accessories whsle									
	All firms	6 581	6 781	29 520 620	2 402 560	538 486	67 876	5 815 263	3 357 724	3 887 001
	Single unit firms	6 282	6 282	19 728 255	1 744 649	376 645	52 830	4 156 468	2 300 638	2 772 269
	Multiunit firms	299	499	9 792 365	657 911	161 841	15 046	1 658 795	1 057 086	1 114 732
	Firms with 1 establishment ..	176	176	3 833 592	328 519	80 726	7 422	773 747	533 657	538 793
	Firms with 2 establishments ..	87	174	2 339 658	176 290	41 032	4 118	425 763	287 890	353 201
	Firms with 3 or 4 establishments ..	30	94	D	D	D	h	D	D	D
	Firms with 5 to 9 establishments ..	4	27	D	D	D	f	D	D	D
	Firms with 10 to 24 establishments ..	2	28	D	D	D	c	D	D	D
	Firms with 25 establishments or more ..	—	—	—	—	—	—	—	—	—
42234	Footwear whsle									
	All firms	1 304	1 411	18 001 751	918 267	217 132	19 493	2 496 773	2 239 110	2 323 874
	Single unit firms	1 213	1 213	5 436 360	374 976	88 561	9 528	1 043 022	724 101	827 958
	Multiunit firms	91	198	12 565 391	543 291	128 571	9 965	1 453 751	1 515 009	1 495 916
	Firms with 1 establishment ..	59	59	3 760 661	155 892	37 371	3 248	478 404	459 564	454 436
	Firms with 2 establishments ..	22	44	3 085 964	200 470	41 846	3 490	474 865	549 532	489 297
	Firms with 3 or 4 establishments ..	4	14	D	D	D	f	D	D	D
	Firms with 5 to 9 establishments ..	2	12	D	D	D	b	D	D	D
	Firms with 10 to 24 establishments ..	3	42	D	D	D	f	D	D	D
	Firms with 25 establishments or more ..	1	27	D	D	D	g	D	D	D
422340	Footwear whsle									
	All firms	1 304	1 411	18 001 751	918 267	217 132	19 493	2 496 773	2 239 110	2 323 874
	Single unit firms	1 213	1 213	5 436 360	374 976	88 561	9 528	1 043 022	724 101	827 958
	Multiunit firms	91	198	12 565 391	543 291	128 571	9 965	1 453 751	1 515 009	1 495 916
	Firms with 1 establishment ..	59	59	3 760 661	155 892	37 371	3 248	478 404	459 564	454 436
	Firms with 2 establishments ..	22	44	3 085 964	200 470	41 846	3 490	474 865	549 532	489 297
	Firms with 3 or 4 establishments ..	4	14	D	D	D	f	D	D	D
	Firms with 5 to 9 establishments ..	2	12	D	D	D	b	D	D	D
	Firms with 10 to 24 establishments ..	3	42	D	D	D	f	D	D	D
	Firms with 25 establishments or more ..	1	27	D	D	D	g	D	D	D
4224	Grocery & related products whsle									
	All firms	30 643	33 343	330 210 735	18 119 436	4 234 394	604 145	37 797 658	16 610 203	17 736 637
	Single unit firms	28 796	28 796	141 313 501	8 830 466	2 001 016	329 070	18 891 671	6 127 912	6 727 387
	Multiunit firms	1 847	4 547	188 897 234	9 288 970	2 233 378	275 075	18 905 987	10 482 291	11 009 250
	Firms with 1 establishment ..	963	963	27 946 533	1 386 106	322 073	42 727	2 992 052	1 519 470	1 518 516
	Firms with 2 establishments ..	545	1 090	21 771 111	1 232 468	285 495	41 895	2 556 822	1 101 192	1 159 417
	Firms with 3 or 4 establishments ..	205	672	22 176 269	1 014 938	242 948	31 670	2 025 261	1 320 260	1 352 426
	Firms with 5 to 9 establishments ..	89	555	35 734 058	1 342 264	321 393	41 000	2 940 936	2 206 214	2 272 363
	Firms with 10 to 24 establishments ..	29	449	18 632 573	947 531	228 308	28 526	2 002 578	1 010 211	1 041 356
	Firms with 25 establishments or more ..	16	818	62 636 690	3 365 663	833 161	89 257	6 388 338	3 324 944	3 665 172
42241	General-line grocery whsle									
	All firms	2 802	3 390	93 941 524	4 682 800	1 135 331	139 593	8 927 593	5 619 021	5 740 085
	Single unit firms	2 587	2 587	15 984 662	843 561	195 729	31 805	1 702 787	909 893	968 783
	Multiunit firms	215	803	77 956 862	3 839 239	939 602	107 788	7 224 806	4 709 128	4 771 302
	Firms with 1 establishment ..	132	132	9 810 985	377 371	91 162	12 360	728 675	565 163	567 770
	Firms with 2 establishments ..	40	80	10 480 543	368 832	87 919	9 952	670 770	628 362	643 617
	Firms with 3 or 4 establishments ..	20	66	5 451 677	264 699	63 506	7 336	493 922	452 690	452 988
	Firms with 5 to 9 establishments ..	13	72	7 738 114	302 379	71 370	9 705	649 758	483 413	508 466
	Firms with 10 to 24 establishments ..	4	71	D	D	D	j	D	D	D
	Firms with 25 establishments or more ..	6	382	D	D	D	l	D	D	D
422410	General-line grocery whsle									
	All firms	2 802	3 390	93 941 524	4 682 800	1 135 331	139 593	8 927 593	5 619 021	5 740 085
	Single unit firms	2 587	2 587	15 984 662	843 561	195 729	31 805	1 702 787	909 893	968 783

See footnotes at end of table.

Table 3. Single Units and Multiunits: 1997—Con.

[Includes only firms and establishments with payroll. Excludes data for central administrative offices, auxiliary operations, or establishments of these firms that are classified in other categories than those specified in this table. For meaning of abbreviations and symbols, see introductory text. For explanation of terms, see Appendix A. For method of assignment to categories shown, see Appendix C]

NAICS code	Number of establishments by type of operation and specified kind of business	Firms (number)	Establishments (number)	Sales (\$1,000)	Annual payroll (\$1,000)	First-quarter payroll (\$1,000)	Paid employees for pay period including March 12 (number)	Operating expenses ¹ (\$1,000)	End-of-1996 inventories (\$1,000)	End-of-1997 inventories (\$1,000)
422	MERCHANT WHOLESALERS—Con.									
	Wholesale trade, nondurable goods—Con.									
422410	General-line grocery whsle—Con.									
	Multiunit firms	215	803	77 956 862	3 839 239	939 602	107 788	7 224 806	4 709 128	4 771 302
	Firms with 1 establishment . . .	132	132	9 810 985	377 371	91 162	12 360	728 675	565 163	567 770
	Firms with 2 establishments . . .	40	80	10 480 543	368 832	87 919	9 952	670 770	628 362	643 617
	Firms with 3 or 4 establishments	20	66	5 451 677	264 699	63 506	7 336	493 922	452 690	452 988
	Firms with 5 to 9 establishments	13	72	7 738 114	302 379	71 370	9 705	649 758	483 413	508 466
	Firms with 10 to 24 establishments	4	71	D	D	D	j	D	D	D
	Firms with 25 establishments or more	6	382	D	D	D	l	D	D	D
4224101	General-line grocery whsle, voluntary group									
	All firms	154	186	16 156 029	554 986	135 594	17 064	1 105 622	989 577	958 773
	Single unit firms	129	129	3 026 648	97 727	23 213	3 489	198 676	158 662	147 737
	Multiunit firms	25	57	13 129 381	457 259	112 381	13 575	906 946	830 915	811 036
	Firms with 1 establishment . . .	19	19	2 126 720	80 512	20 956	2 520	163 279	133 662	132 350
	Firms with 2 establishments . . .	2	4	D	D	D	g	D	D	D
	Firms with 3 or 4 establishments	2	6	D	D	D	e	D	D	D
	Firms with 5 to 9 establishments	1	8	D	D	D	g	D	D	D
	Firms with 10 to 24 establishments	1	20	D	D	D	i	D	D	D
	Firms with 25 establishments or more	—	—	—	—	—	—	—	—	—
4224102	General-line grocery whsle, retail cooperative									
	All firms	158	211	16 142 440	467 726	112 330	13 882	884 413	926 900	945 354
	Single unit firms	133	133	1 842 899	72 926	17 086	2 755	162 763	102 469	103 932
	Multiunit firms	25	78	14 299 541	394 800	95 244	11 127	721 650	824 431	841 422
	Firms with 1 establishment . . .	13	13	3 933 902	129 336	31 686	4 338	239 730	261 327	277 449
	Firms with 2 establishments . . .	8	16	D	D	D	h	D	D	D
	Firms with 3 or 4 establishments	1	3	D	D	D	g	D	D	D
	Firms with 5 to 9 establishments	2	11	D	D	D	g	D	D	D
	Firms with 10 to 24 establishments	—	—	—	—	—	—	—	—	—
	Firms with 25 establishments or more	1	35	D	D	D	c	D	D	D
4224103	Other general-line grocery whsle									
	All firms	2 501	2 993	61 643 055	3 660 088	887 407	108 647	6 937 558	3 702 544	3 835 958
	Single unit firms	2 325	2 325	11 115 115	672 908	155 430	25 561	1 341 348	648 762	717 114
	Multiunit firms	176	668	50 527 940	2 987 180	731 977	83 086	5 596 210	3 053 782	3 118 844
	Firms with 1 establishment . . .	110	110	6 348 368	246 260	59 017	7 995	490 430	350 342	341 897
	Firms with 2 establishments . . .	29	58	2 442 433	187 249	43 720	5 904	350 189	204 548	219 304
	Firms with 3 or 4 establishments	20	67	4 165 143	210 604	49 123	5 789	412 411	391 839	401 745
	Firms with 5 to 9 establishments	9	51	2 923 560	143 932	34 344	4 696	336 455	165 036	185 721
	Firms with 10 to 24 establishments	4	73	D	D	D	j	D	D	D
	Firms with 25 establishments or more	4	309	D	D	D	k	D	D	D
42242	Packaged frozen food whsle									
	All firms	2 620	2 897	44 782 680	2 297 966	535 761	71 263	4 773 169	2 436 769	2 795 303
	Single unit firms	2 365	2 365	17 818 898	1 030 749	233 948	35 788	2 151 106	1 091 976	1 132 349
	Multiunit firms	255	532	26 963 782	1 267 217	301 813	35 475	2 622 063	1 344 793	1 662 954
	Firms with 1 establishment . . .	155	155	6 447 061	356 825	86 009	9 815	754 756	483 661	486 292
	Firms with 2 establishments . . .	57	114	3 549 134	186 978	43 754	5 732	373 183	207 319	221 854
	Firms with 3 or 4 establishments	23	75	3 177 031	127 553	30 560	3 764	265 963	161 449	163 394
	Firms with 5 to 9 establishments	12	73	5 280 864	246 529	59 260	6 864	496 090	271 458	296 139
	Firms with 10 to 24 establishments	7	89	D	D	D	i	D	D	D
	Firms with 25 establishments or more	1	26	D	D	D	g	D	D	D
422420	Packaged frozen food whsle									
	All firms	2 620	2 897	44 782 680	2 297 966	535 761	71 263	4 773 169	2 436 769	2 795 303
	Single unit firms	2 365	2 365	17 818 898	1 030 749	233 948	35 788	2 151 106	1 091 976	1 132 349

See footnotes at end of table.

Table 3. Single Units and Multiunits: 1997—Con.

[Includes only firms and establishments with payroll. Excludes data for central administrative offices, auxiliary operations, or establishments of these firms that are classified in other categories than those specified in this table. For meaning of abbreviations and symbols, see introductory text. For explanation of terms, see Appendix A. For method of assignment to categories shown, see Appendix C]

NAICS code	Number of establishments by type of operation and specified kind of business	Firms (number)	Establishments (number)	Sales (\$1,000)	Annual payroll (\$1,000)	First-quarter payroll (\$1,000)	Paid employees for pay period including March 12 (number)	Operating expenses ¹ (\$1,000)	End-of-1996 inventories (\$1,000)	End-of-1997 inventories (\$1,000)
422	MERCHANT WHOLESALERS—Con.									
	Wholesale trade, nondurable goods—Con.									
422420	Packaged frozen food whsle—Con.									
	Multiunit firms	255	532	26 963 782	1 267 217	301 813	35 475	2 622 063	1 344 793	1 662 954
	Firms with 1 establishment . . .	155	155	6 447 061	356 825	86 009	9 815	754 756	483 661	486 292
	Firms with 2 establishments . . .	57	114	3 549 134	186 978	43 754	5 732	373 183	207 319	221 854
	Firms with 3 or 4 establishments	23	75	3 177 031	127 553	30 560	3 764	265 963	161 449	163 394
	Firms with 5 to 9 establishments	12	73	5 280 864	246 529	59 260	6 864	496 090	271 458	296 139
	Firms with 10 to 24 establishments	7	89	D	D	D	i	D	D	D
	Firms with 25 establishments or more	1	26	D	D	D	g	D	D	D
42243	Dairy products, (except dried or canned) whsle									
	All firms	2 019	2 174	20 315 524	849 475	196 547	27 596	1 854 375	512 648	557 552
	Single unit firms	1 874	1 874	D	D	D	j	D	D	D
	Multiunit firms	145	300	D	D	D	i	D	D	D
	Firms with 1 establishment . . .	80	80	D	D	D	h	D	D	D
	Firms with 2 establishments . . .	37	74	D	D	D	g	D	D	D
	Firms with 3 or 4 establishments	18	63	1 557 686	61 847	13 874	1 759	136 543	53 996	49 829
	Firms with 5 to 9 establishments	6	31	769 768	10 748	3 283	446	33 763	12 467	18 124
	Firms with 10 to 24 establishments	4	52	D	D	D	g	D	D	D
	Firms with 25 establishments or more	—	—	—	—	—	—	—	—	—
422430	Dairy products, (except dried or canned) whsle									
	All firms	2 019	2 174	20 315 524	849 475	196 547	27 596	1 854 375	512 648	557 552
	Single unit firms	1 874	1 874	D	D	D	j	D	D	D
	Multiunit firms	145	300	D	D	D	i	D	D	D
	Firms with 1 establishment . . .	80	80	D	D	D	h	D	D	D
	Firms with 2 establishments . . .	37	74	D	D	D	g	D	D	D
	Firms with 3 or 4 establishments	18	63	1 557 686	61 847	13 874	1 759	136 543	53 996	49 829
	Firms with 5 to 9 establishments	6	31	769 768	10 748	3 283	446	33 763	12 467	18 124
	Firms with 10 to 24 establishments	4	52	D	D	D	g	D	D	D
	Firms with 25 establishments or more	—	—	—	—	—	—	—	—	—
4224301	Raw milk whsle									
	All firms	131	138	D	D	D	g	D	D	D
	Single unit firms	114	114	D	D	D	f	D	D	D
	Multiunit firms	17	24	D	D	D	f	D	D	D
	Firms with 1 establishment . . .	15	15	D	D	D	f	D	D	D
	Firms with 2 establishments . . .	—	—	—	—	—	—	—	—	—
	Firms with 3 or 4 establishments	1	4	D	D	D	b	D	D	D
	Firms with 5 to 9 establishments	1	5	D	D	D	c	D	D	D
	Firms with 10 to 24 establishments	—	—	—	—	—	—	—	—	—
	Firms with 25 establishments or more	—	—	—	—	—	—	—	—	—
4224302	Dairy product (except raw milk) whsle									
	All firms	1 894	2 036	D	D	D	k	D	D	D
	Single unit firms	1 760	1 760	D	D	D	j	D	D	D
	Multiunit firms	134	276	D	D	D	i	D	D	D
	Firms with 1 establishment . . .	73	73	D	D	D	h	D	D	D
	Firms with 2 establishments . . .	35	70	D	D	D	g	D	D	D
	Firms with 3 or 4 establishments	18	62	D	D	D	g	D	D	D
	Firms with 5 to 9 establishments	4	20	D	D	D	e	D	D	D
	Firms with 10 to 24 establishments	4	51	D	D	D	g	D	D	D
	Firms with 25 establishments or more	—	—	—	—	—	—	—	—	—
42244	Poultry & poultry product whsle									
	All firms	830	873	10 721 436	423 543	96 860	15 681	921 425	230 145	251 499
	Single unit firms	766	766	D	D	D	j	D	D	D

See footnotes at end of table.

Table 3. Single Units and Multiunits: 1997—Con.

[Includes only firms and establishments with payroll. Excludes data for central administrative offices, auxiliary operations, or establishments of these firms that are classified in other categories than those specified in this table. For meaning of abbreviations and symbols, see introductory text. For explanation of terms, see Appendix A. For method of assignment to categories shown, see Appendix C]

NAICS code	Number of establishments by type of operation and specified kind of business	Firms (number)	Establishments (number)	Sales (\$1,000)	Annual payroll (\$1,000)	First-quarter payroll (\$1,000)	Paid employees for pay period including March 12 (number)	Operating expenses ¹ (\$1,000)	End-of-1996 inventories (\$1,000)	End-of-1997 inventories (\$1,000)
422	MERCHANT WHOLESALERS—Con.									
	Wholesale trade, nondurable goods—Con.									
42244	Poultry & poultry product whsle—Con.									
	Multiunit firms	64	107	D	D	D	h	D	D	D
	Firms with 1 establishment ...	39	39	2 131 080	49 286	11 153	1 383	105 679	26 758	31 651
	Firms with 2 establishments ..	17	34	D	D	D	f	D	D	D
	Firms with 3 or 4 establishments	5	16	D	D	D	e	D	D	D
	Firms with 5 to 9 establishments	3	18	D	D	D	e	D	D	D
	Firms with 10 to 24 establishments	—	—	—	—	—	—	—	—	—
	Firms with 25 establishments or more	—	—	—	—	—	—	—	—	—
422440	Poultry & poultry product whsle									
	All firms	830	873	10 721 436	423 543	96 860	15 681	921 425	230 145	251 499
	Single unit firms	766	766	D	D	D	j	D	D	D
	Multiunit firms	64	107	D	D	D	h	D	D	D
	Firms with 1 establishment ...	39	39	2 131 080	49 286	11 153	1 383	105 679	26 758	31 651
	Firms with 2 establishments ..	17	34	D	D	D	f	D	D	D
	Firms with 3 or 4 establishments	5	16	D	D	D	e	D	D	D
	Firms with 5 to 9 establishments	3	18	D	D	D	e	D	D	D
	Firms with 10 to 24 establishments	—	—	—	—	—	—	—	—	—
	Firms with 25 establishments or more	—	—	—	—	—	—	—	—	—
4224401	Live poultry whsle									
	All firms	45	45	D	D	D	f	D	D	D
	Single unit firms	41	41	D	D	D	f	D	D	D
	Multiunit firms	4	4	D	D	D	b	D	D	D
	Firms with 1 establishment ...	4	4	D	D	D	b	D	D	D
	Firms with 2 establishments ..	—	—	—	—	—	—	—	—	—
	Firms with 3 or 4 establishments	—	—	—	—	—	—	—	—	—
	Firms with 5 to 9 establishments	—	—	—	—	—	—	—	—	—
	Firms with 10 to 24 establishments	—	—	—	—	—	—	—	—	—
	Firms with 25 establishments or more	—	—	—	—	—	—	—	—	—
4224402	Poultry & poultry product (except live) whsle									
	All firms	787	828	D	D	D	j	D	D	D
	Single unit firms	725	725	D	D	D	j	D	D	D
	Multiunit firms	62	103	D	D	D	h	D	D	D
	Firms with 1 establishment ...	38	38	D	D	D	g	D	D	D
	Firms with 2 establishments ..	16	32	D	D	D	f	D	D	D
	Firms with 3 or 4 establishments	6	20	D	D	D	e	D	D	D
	Firms with 5 to 9 establishments	2	13	D	D	D	e	D	D	D
	Firms with 10 to 24 establishments	—	—	—	—	—	—	—	—	—
	Firms with 25 establishments or more	—	—	—	—	—	—	—	—	—
42245	Confectionery whsle									
	All firms	1 857	1 962	7 539 889	523 310	115 927	20 663	1 289 127	660 165	725 588
	Single unit firms	1 758	1 758	4 922 523	372 144	83 613	15 498	914 476	431 092	492 504
	Multiunit firms	99	204	2 617 366	151 166	32 314	5 165	374 651	229 073	233 084
	Firms with 1 establishment ...	55	55	597 964	41 885	8 165	1 496	142 940	53 078	63 581
	Firms with 2 establishments ..	32	64	D	D	D	g	D	D	D
	Firms with 3 or 4 establishments	5	16	D	D	D	c	D	D	D
	Firms with 5 to 9 establishments	5	30	424 782	28 152	6 353	1 187	57 655	32 816	34 183
	Firms with 10 to 24 establishments	1	10	D	D	D	c	D	D	D
	Firms with 25 establishments or more	1	29	D	D	D	f	D	D	D
422450	Confectionery whsle									
	All firms	1 857	1 962	7 539 889	523 310	115 927	20 663	1 289 127	660 165	725 588
	Single unit firms	1 758	1 758	4 922 523	372 144	83 613	15 498	914 476	431 092	492 504

See footnotes at end of table.

Table 3. Single Units and Multiunits: 1997—Con.

[Includes only firms and establishments with payroll. Excludes data for central administrative offices, auxiliary operations, or establishments of these firms that are classified in other categories than those specified in this table. For meaning of abbreviations and symbols, see introductory text. For explanation of terms, see Appendix A. For method of assignment to categories shown, see Appendix C]

NAICS code	Number of establishments by type of operation and specified kind of business	Firms (number)	Establishments (number)	Sales (\$1,000)	Annual payroll (\$1,000)	First-quarter payroll (\$1,000)	Paid employees for pay period including March 12 (number)	Operating expenses ¹ (\$1,000)	End-of-1996 inventories (\$1,000)	End-of-1997 inventories (\$1,000)
422	MERCHANT WHOLESALERS—Con.									
	Wholesale trade, nondurable goods—Con.									
422450	Confectionery whsle—Con.									
	Multiunit firms	99	204	2 617 366	151 166	32 314	5 165	374 651	229 073	233 084
	Firms with 1 establishment ...	55	55	597 964	41 885	8 165	1 496	142 940	53 078	63 581
	Firms with 2 establishments ..	32	64	D	D	D	g	D	D	D
	Firms with 3 or 4 establishments	5	16	D	D	D	c	D	D	D
	Firms with 5 to 9 establishments	5	30	424 782	28 152	6 353	1 187	57 655	32 816	34 183
	Firms with 10 to 24 establishments	1	10	D	D	D	c	D	D	D
	Firms with 25 establishments or more	1	29	D	D	D	f	D	D	D
42246	Fish & seafood whsle									
	All firms	2 745	2 828	11 998 240	649 137	145 945	26 304	1 423 835	555 003	628 393
	Single unit firms	2 617	2 617	9 090 554	498 946	110 923	21 114	1 106 140	324 024	383 366
	Multiunit firms	128	211	2 907 686	150 191	35 022	5 190	317 695	230 979	245 027
	Firms with 1 establishment ...	72	72	1 081 271	46 373	11 834	1 765	101 601	58 961	64 613
	Firms with 2 establishments ..	42	84	D	D	D	g	D	D	D
	Firms with 3 or 4 establishments	9	27	D	D	D	f	D	D	D
	Firms with 5 to 9 establishments	5	28	444 516	30 586	7 600	1 105	65 630	30 592	31 574
	Firms with 10 to 24 establishments	—	—	—	—	—	—	—	—	—
	Firms with 25 establishments or more	—	—	—	—	—	—	—	—	—
422460	Fish & seafood whsle									
	All firms	2 745	2 828	11 998 240	649 137	145 945	26 304	1 423 835	555 003	628 393
	Single unit firms	2 617	2 617	9 090 554	498 946	110 923	21 114	1 106 140	324 024	383 366
	Multiunit firms	128	211	2 907 686	150 191	35 022	5 190	317 695	230 979	245 027
	Firms with 1 establishment ...	72	72	1 081 271	46 373	11 834	1 765	101 601	58 961	64 613
	Firms with 2 establishments ..	42	84	D	D	D	g	D	D	D
	Firms with 3 or 4 establishments	9	27	D	D	D	f	D	D	D
	Firms with 5 to 9 establishments	5	28	444 516	30 586	7 600	1 105	65 630	30 592	31 574
	Firms with 10 to 24 establishments	—	—	—	—	—	—	—	—	—
	Firms with 25 establishments or more	—	—	—	—	—	—	—	—	—
42247	Meat & meat product whsle									
	All firms	3 080	3 147	26 899 437	1 304 916	309 355	45 521	2 679 207	957 919	1 024 099
	Single unit firms	2 945	2 945	17 299 614	954 435	224 004	34 734	1 918 811	546 809	592 330
	Multiunit firms	135	202	9 599 823	350 481	85 351	10 787	760 396	411 110	431 769
	Firms with 1 establishment ...	92	92	6 815 986	244 092	59 383	6 996	545 071	324 472	321 298
	Firms with 2 establishments ..	33	66	D	D	D	g	D	D	D
	Firms with 3 or 4 establishments	7	22	D	D	D	f	D	D	D
	Firms with 5 to 9 establishments	2	12	D	D	D	e	D	D	D
	Firms with 10 to 24 establishments	1	10	D	D	D	e	D	D	D
	Firms with 25 establishments or more	—	—	—	—	—	—	—	—	—
422470	Meat & meat product whsle									
	All firms	3 080	3 147	26 899 437	1 304 916	309 355	45 521	2 679 207	957 919	1 024 099
	Single unit firms	2 945	2 945	17 299 614	954 435	224 004	34 734	1 918 811	546 809	592 330
	Multiunit firms	135	202	9 599 823	350 481	85 351	10 787	760 396	411 110	431 769
	Firms with 1 establishment ...	92	92	6 815 986	244 092	59 383	6 996	545 071	324 472	321 298
	Firms with 2 establishments ..	33	66	D	D	D	g	D	D	D
	Firms with 3 or 4 establishments	7	22	D	D	D	f	D	D	D
	Firms with 5 to 9 establishments	2	12	D	D	D	e	D	D	D
	Firms with 10 to 24 establishments	1	10	D	D	D	e	D	D	D
	Firms with 25 establishments or more	—	—	—	—	—	—	—	—	—
42248	Fresh fruit & vegetable whsle									
	All firms	5 049	5 474	40 417 798	2 840 345	640 915	104 811	5 869 669	562 265	640 886
	Single unit firms	4 702	4 702	26 273 926	1 943 215	428 071	74 839	3 984 750	286 608	358 591
	Multiunit firms	347	772	14 143 872	897 130	212 844	29 972	1 884 919	275 657	282 295
	Firms with 1 establishment ...	186	186	3 401 146	249 768	55 115	8 202	535 704	89 179	87 394
	Firms with 2 establishments ..	114	228	D	D	D	j	D	D	D
	Firms with 3 or 4 establishments	31	102	1 342 837	101 176	23 388	3 660	214 703	75 011	75 601
	Firms with 5 to 9 establishments	8	52	D	D	D	g	D	D	D

See footnotes at end of table.

Table 3. Single Units and Multiunits: 1997—Con.

[Includes only firms and establishments with payroll. Excludes data for central administrative offices, auxiliary operations, or establishments of these firms that are classified in other categories than those specified in this table. For meaning of abbreviations and symbols, see introductory text. For explanation of terms, see Appendix A. For method of assignment to categories shown, see Appendix C]

NAICS code	Number of establishments by type of operation and specified kind of business	Firms (number)	Establishments (number)	Sales (\$1,000)	Annual payroll (\$1,000)	First-quarter payroll (\$1,000)	Paid employees for pay period including March 12 (number)	Operating expenses ¹ (\$1,000)	End-of-1996 inventories (\$1,000)	End-of-1997 inventories (\$1,000)
422	MERCHANT WHOLESALERS—Con.									
	Wholesale trade, nondurable goods—Con.									
42248	Fresh fruit & vegetable whsle—Con.									
	Multiunit firms—Con.									
	Firms with 10 to 24 establishments	5	96	1 890 337	131 484	31 956	3 497	256 016	29 018	34 692
	Firms with 25 establishments or more	3	108	3 081 751	113 791	30 842	2 076	251 111	15 936	15 332
422480	Fresh fruit & vegetable whsle									
	All firms	5 049	5 474	40 417 798	2 840 345	640 915	104 811	5 869 669	562 265	640 886
	Single unit firms	4 702	4 702	26 273 926	1 943 215	428 071	74 839	3 984 750	286 608	358 591
	Multiunit firms	347	772	14 143 872	897 130	212 844	29 972	1 884 919	275 657	282 295
	Firms with 1 establishment ...	186	186	3 401 146	249 768	55 115	8 202	535 704	89 179	87 394
	Firms with 2 establishments ..	114	228	D	D	D	j	D	D	D
	Firms with 3 or 4 establishments	31	102	1 342 837	101 176	23 388	3 660	214 703	75 011	75 601
	Firms with 5 to 9 establishments	8	52	D	D	D	g	D	D	D
	Firms with 10 to 24 establishments	5	96	1 890 337	131 484	31 956	3 497	256 016	29 018	34 692
	Firms with 25 establishments or more	3	108	3 081 751	113 791	30 842	2 076	251 111	15 936	15 332
42249	Other grocery & related products whsle									
	All firms	9 869	10 598	73 594 207	4 547 944	1 057 753	152 713	10 059 258	5 076 268	5 373 232
	Single unit firms	9 182	9 182	D	D	D	i	D	D	D
	Multiunit firms	687	1 416	D	D	D	i	D	D	D
	Firms with 1 establishment ...	387	387	D	D	D	j	D	D	D
	Firms with 2 establishments ..	180	360	8 183 971	495 603	113 287	15 449	1 006 611	547 017	599 245
	Firms with 3 or 4 establishments	81	268	7 079 449	419 491	105 508	13 434	890 858	452 478	460 410
	Firms with 5 to 9 establishments	27	170	11 111 379	388 275	90 737	12 326	918 729	812 397	857 610
	Firms with 10 to 24 establishments	10	127	D	D	D	i	D	D	D
	Firms with 25 establishments or more	2	104	D	D	D	g	D	D	D
422490	Other grocery & related products whsle									
	All firms	9 869	10 598	73 594 207	4 547 944	1 057 753	152 713	10 059 258	5 076 268	5 373 232
	Single unit firms	9 182	9 182	D	D	D	i	D	D	D
	Multiunit firms	687	1 416	D	D	D	i	D	D	D
	Firms with 1 establishment ...	387	387	D	D	D	j	D	D	D
	Firms with 2 establishments ..	180	360	8 183 971	495 603	113 287	15 449	1 006 611	547 017	599 245
	Firms with 3 or 4 establishments	81	268	7 079 449	419 491	105 508	13 434	890 858	452 478	460 410
	Firms with 5 to 9 establishments	27	170	11 111 379	388 275	90 737	12 326	918 729	812 397	857 610
	Firms with 10 to 24 establishments	10	127	D	D	D	i	D	D	D
	Firms with 25 establishments or more	2	104	D	D	D	g	D	D	D
4224901	Coffee, tea, & spice whsle									
	All firms	1 328	1 420	7 087 834	397 640	91 263	13 783	852 828	488 011	626 211
	Single unit firms	1 233	1 233	4 787 100	292 517	65 024	10 441	630 356	307 104	365 859
	Multiunit firms	95	187	2 300 734	105 123	26 239	3 342	222 472	180 907	260 352
	Firms with 1 establishment ...	55	55	1 583 340	51 232	13 178	1 634	107 636	114 539	166 980
	Firms with 2 establishments ..	24	48	D	D	D	f	D	D	D
	Firms with 3 or 4 establishments	11	36	D	D	D	f	D	D	D
	Firms with 5 to 9 establishments	3	19	32 642	7 716	1 866	277	13 126	6 085	4 974
	Firms with 10 to 24 establishments	2	29	D	D	D	c	D	D	D
	Firms with 25 establishments or more	—	—	—	—	—	—	—	—	—
4224902	Bread & baked goods whsle									
	All firms	2 103	2 187	5 821 864	594 621	137 158	24 477	1 108 595	262 177	267 272
	Single unit firms	1 994	1 994	2 447 739	322 188	74 377	15 841	606 889	93 725	103 950
	Multiunit firms	109	193	3 374 125	272 433	62 781	8 636	501 706	168 452	163 322
	Firms with 1 establishment ...	69	69	2 432 348	171 860	38 373	5 019	320 165	137 197	131 263
	Firms with 2 establishments ..	23	46	D	D	D	g	D	D	D
	Firms with 3 or 4 establishments	12	40	D	D	D	g	D	D	D
	Firms with 5 to 9 establishments	4	25	107 252	20 992	4 953	639	37 639	1 243	1 343
	Firms with 10 to 24 establishments	1	13	D	D	D	f	D	D	D
	Firms with 25 establishments or more	—	—	—	—	—	—	—	—	—

See footnotes at end of table.

Table 3. Single Units and Multiunits: 1997—Con.

[Includes only firms and establishments with payroll. Excludes data for central administrative offices, auxiliary operations, or establishments of these firms that are classified in other categories than those specified in this table. For meaning of abbreviations and symbols, see introductory text. For explanation of terms, see Appendix A. For method of assignment to categories shown, see Appendix C]

NAICS code	Number of establishments by type of operation and specified kind of business	Firms (number)	Establishments (number)	Sales (\$1,000)	Annual payroll (\$1,000)	First-quarter payroll (\$1,000)	Paid employees for pay period including March 12 (number)	Operating expenses ¹ (\$1,000)	End-of-1996 inventories (\$1,000)	End-of-1997 inventories (\$1,000)
422	MERCHANT WHOLESALERS—Con.									
	Wholesale trade, nondurable goods—Con.									
4224903	Soft drinks whsle									
	All firms	1 791	2 026	7 507 631	855 980	195 575	29 183	1 981 472	316 118	352 288
	Single unit firms	1 649	1 649	4 005 705	462 075	104 840	16 402	1 112 350	163 761	180 036
	Multiunit firms	142	377	3 501 926	393 905	90 735	12 781	869 122	152 357	172 252
	Firms with 1 establishment ...	64	64	1 132 090	106 840	24 695	2 948	221 811	48 860	45 504
	Firms with 2 establishments ..	47	94	921 292	106 098	23 939	3 774	250 061	49 314	58 577
	Firms with 3 or 4 establishments	24	80	D	D	D	h	D	D	D
	Firms with 5 to 9 establishments	5	35	D	D	D	g	D	D	D
	Firms with 10 to 24 establishments	—	—	—	—	—	—	—	—	—
	Firms with 25 establishments or more	2	104	D	D	D	g	D	D	D
4224904	Canned goods whsle									
	All firms	913	957	10 184 930	466 436	109 531	13 777	1 088 032	973 402	921 358
	Single unit firms	830	830	3 978 137	222 811	53 660	7 364	520 623	327 335	360 415
	Multiunit firms	83	127	6 206 793	243 625	55 871	6 413	567 409	646 067	560 943
	Firms with 1 establishment ...	59	59	D	D	D	h	D	D	D
	Firms with 2 establishments ..	14	28	240 308	17 795	4 006	579	40 072	26 420	27 421
	Firms with 3 or 4 establishments	7	22	488 696	44 194	10 626	868	74 947	41 827	46 980
	Firms with 5 to 9 establishments	3	18	D	D	D	g	D	D	D
	Firms with 10 to 24 establishments	—	—	—	—	—	—	—	—	—
	Firms with 25 establishments or more	—	—	—	—	—	—	—	—	—
4224905	Food & beverage basic materials whsle									
	All firms	466	512	2 687 268	174 927	38 919	5 172	420 611	229 674	229 329
	Single unit firms	430	430	1 852 583	126 226	26 340	3 777	282 092	146 633	168 907
	Multiunit firms	36	82	834 685	48 701	12 579	1 395	138 519	83 041	60 422
	Firms with 1 establishment ...	23	23	D	D	D	e	D	D	D
	Firms with 2 establishments ..	9	18	167 496	12 029	2 656	316	27 279	12 901	14 294
	Firms with 3 or 4 establishments	1	3	D	D	D	b	D	D	D
	Firms with 5 to 9 establishments	—	—	—	—	—	—	—	—	—
	Firms with 10 to 24 establishments	3	38	D	D	D	f	D	D	D
	Firms with 25 establishments or more	—	—	—	—	—	—	—	—	—
4224906	Other grocery specialties whsle									
	All firms	3 299	3 496	40 304 680	2 058 340	485 307	66 321	4 607 720	2 806 886	2 976 774
	Single unit firms	3 046	3 046	D	D	D	k	D	D	D
	Multiunit firms	253	450	D	D	D	k	D	D	D
	Firms with 1 establishment ...	157	157	7 481 216	333 859	75 249	9 869	778 425	501 842	544 158
	Firms with 2 establishments ..	60	120	5 307 336	270 915	66 380	8 032	515 719	358 853	357 989
	Firms with 3 or 4 establishments	22	74	3 344 340	150 096	39 887	5 248	323 535	246 294	249 487
	Firms with 5 to 9 establishments	12	74	D	D	D	i	D	D	D
	Firms with 10 to 24 establishments	2	25	D	D	D	h	D	D	D
	Firms with 25 establishments or more	—	—	—	—	—	—	—	—	—
4225	Farm-product raw material whsle									
	All firms	5 628	8 849	132 883 554	2 096 358	469 297	74 096	5 547 440	9 505 447	9 664 441
	Single unit firms	4 596	4 596	31 278 058	802 168	173 161	32 614	2 076 864	2 284 025	2 412 029
	Multiunit firms	1 032	4 253	101 605 496	1 294 190	296 136	41 482	3 470 576	7 221 422	7 252 412
	Firms with 1 establishment ...	312	312	8 181 215	158 432	34 969	4 972	371 945	664 851	644 042
	Firms with 2 establishments ..	312	624	12 890 009	197 611	43 376	6 212	507 325	832 408	872 226
	Firms with 3 or 4 establishments	231	767	D	D	D	i	D	D	D
	Firms with 5 to 9 establishments	127	812	15 411 371	252 694	58 004	7 927	650 737	1 279 942	1 351 057
	Firms with 10 to 24 establishments	34	468	D	D	D	h	D	D	D
	Firms with 25 establishments or more	16	1 270	47 493 217	367 956	89 434	12 007	1 067 620	2 973 078	2 862 468
42251	Grain & field bean whsle									
	All firms	3 659	6 434	105 267 322	1 620 355	366 080	55 890	4 339 905	6 826 486	6 979 672
	Single unit firms	2 756	2 756	18 559 904	548 491	118 700	21 022	1 406 806	1 602 671	1 704 491

See footnotes at end of table.

Table 3. Single Units and Multiunits: 1997—Con.

[Includes only firms and establishments with payroll. Excludes data for central administrative offices, auxiliary operations, or establishments of these firms that are classified in other categories than those specified in this table. For meaning of abbreviations and symbols, see introductory text. For explanation of terms, see Appendix A. For method of assignment to categories shown, see Appendix C]

NAICS code	Number of establishments by type of operation and specified kind of business	Firms (number)	Establishments (number)	Sales (\$1,000)	Annual payroll (\$1,000)	First-quarter payroll (\$1,000)	Paid employees for pay period including March 12 (number)	Operating expenses ¹ (\$1,000)	End-of-1996 inventories (\$1,000)	End-of-1997 inventories (\$1,000)
422	MERCHANT WHOLESALERS—Con.									
	Wholesale trade, nondurable goods—Con.									
42251	Grain & field bean whsle—Con.									
	Multiunit firms	903	3 678	86 707 418	1 071 864	247 380	34 868	2 933 099	5 223 815	5 275 181
	Firms with 1 establishment ...	237	237	D	D	D	h	D	D	D
	Firms with 2 establishments ..	292	584	D	D	D	i	D	D	D
	Firms with 3 or 4 establishments	213	708	D	D	D	i	D	D	D
	Firms with 5 to 9 establishments	119	762	6 944 143	177 345	40 801	6 236	459 158	646 690	664 351
	Firms with 10 to 24 establishments	32	446	5 885 808	92 961	21 494	3 091	245 124	363 140	430 062
	Firms with 25 establishments or more	10	941	43 346 344	320 036	77 159	9 923	964 391	2 428 289	2 373 302
422510	Grain & field bean whsle									
	All firms	3 659	6 434	105 267 322	1 620 355	366 080	55 890	4 339 905	6 826 486	6 979 672
	Single unit firms	2 756	2 756	18 559 904	548 491	118 700	21 022	1 406 806	1 602 671	1 704 491
	Multiunit firms	903	3 678	86 707 418	1 071 864	247 380	34 868	2 933 099	5 223 815	5 275 181
	Firms with 1 establishment ...	237	237	D	D	D	h	D	D	D
	Firms with 2 establishments ..	292	584	D	D	D	i	D	D	D
	Firms with 3 or 4 establishments	213	708	D	D	D	i	D	D	D
	Firms with 5 to 9 establishments	119	762	6 944 143	177 345	40 801	6 236	459 158	646 690	664 351
	Firms with 10 to 24 establishments	32	446	5 885 808	92 961	21 494	3 091	245 124	363 140	430 062
	Firms with 25 establishments or more	10	941	43 346 344	320 036	77 159	9 923	964 391	2 428 289	2 373 302
42252	Livestock whsle									
	All firms	841	1 133	8 630 445	115 475	26 114	7 322	304 460	202 778	251 768
	Single unit firms	792	792	5 763 772	79 396	17 395	5 548	222 708	175 874	224 119
	Multiunit firms	49	341	2 866 673	36 079	8 719	1 774	81 752	26 904	27 649
	Firms with 1 establishment ...	29	29	D	D	D	e	D	D	D
	Firms with 2 establishments ..	9	18	D	D	D	c	D	D	D
	Firms with 3 or 4 establishments	2	6	D	D	D	b	D	D	D
	Firms with 5 to 9 establishments	2	14	D	D	D	e	D	D	D
	Firms with 10 to 24 establishments	2	30	D	D	D	c	D	D	D
	Firms with 25 establishments or more	5	244	D	D	D	f	D	D	D
422520	Livestock whsle									
	All firms	841	1 133	8 630 445	115 475	26 114	7 322	304 460	202 778	251 768
	Single unit firms	792	792	5 763 772	79 396	17 395	5 548	222 708	175 874	224 119
	Multiunit firms	49	341	2 866 673	36 079	8 719	1 774	81 752	26 904	27 649
	Firms with 1 establishment ...	29	29	D	D	D	e	D	D	D
	Firms with 2 establishments ..	9	18	D	D	D	c	D	D	D
	Firms with 3 or 4 establishments	2	6	D	D	D	b	D	D	D
	Firms with 5 to 9 establishments	2	14	D	D	D	e	D	D	D
	Firms with 10 to 24 establishments	2	30	D	D	D	c	D	D	D
	Firms with 25 establishments or more	5	244	D	D	D	f	D	D	D
42259	Other farm product raw material whsle									
	All firms	1 157	1 282	18 985 787	360 528	77 103	10 884	903 075	2 476 183	2 433 001
	Single unit firms	1 048	1 048	6 954 382	174 281	37 066	6 044	447 350	505 480	483 419
	Multiunit firms	109	234	12 031 405	186 247	40 037	4 840	455 725	1 970 703	1 949 582
	Firms with 1 establishment ...	67	67	3 266 518	61 921	12 770	1 590	117 036	498 137	446 552
	Firms with 2 establishments ..	21	42	3 304 410	28 164	6 177	762	85 928	487 923	441 093
	Firms with 3 or 4 establishments	15	48	D	D	D	f	D	D	D
	Firms with 5 to 9 establishments	3	19	D	D	D	f	D	D	D
	Firms with 10 to 24 establishments	2	24	D	D	D	e	D	D	D
	Firms with 25 establishments or more	1	34	D	D	D	f	D	D	D
422590	Other farm product raw material whsle									
	All firms	1 157	1 282	18 985 787	360 528	77 103	10 884	903 075	2 476 183	2 433 001
	Single unit firms	1 048	1 048	6 954 382	174 281	37 066	6 044	447 350	505 480	483 419

See footnotes at end of table.

Table 3. Single Units and Multiunits: 1997—Con.

[Includes only firms and establishments with payroll. Excludes data for central administrative offices, auxiliary operations, or establishments of these firms that are classified in other categories than those specified in this table. For meaning of abbreviations and symbols, see introductory text. For explanation of terms, see Appendix A. For method of assignment to categories shown, see Appendix C]

NAICS code	Number of establishments by type of operation and specified kind of business	Firms (number)	Establishments (number)	Sales (\$1,000)	Annual payroll (\$1,000)	First-quarter payroll (\$1,000)	Paid employees for pay period including March 12 (number)	Operating expenses ¹ (\$1,000)	End-of-1996 inventories (\$1,000)	End-of-1997 inventories (\$1,000)
422	MERCHANT WHOLESALERS—Con.									
	Wholesale trade, nondurable goods—Con.									
422590	Other farm product raw material whsle—Con.									
	Multiunit firms	109	234	12 031 405	186 247	40 037	4 840	455 725	1 970 703	1 949 582
	Firms with 1 establishment ..	67	67	3 266 518	61 921	12 770	1 590	117 036	498 137	446 552
	Firms with 2 establishments ..	21	42	3 304 410	28 164	6 177	762	85 928	487 923	441 093
	Firms with 3 or 4 establishments	15	48	D	D	D	f	D	D	D
	Firms with 5 to 9 establishments	3	19	D	D	D	f	D	D	D
	Firms with 10 to 24 establishments	2	24	D	D	D	e	D	D	D
	Firms with 25 establishments or more	1	34	D	D	D	f	D	D	D
4225901	Hides, skins, & pelts whsle									
	All firms	221	234	1 911 853	48 450	11 812	1 660	125 385	111 664	120 548
	Single unit firms	198	198	D	D	D	g	D	D	D
	Multiunit firms	23	36	D	D	D	f	D	D	D
	Firms with 1 establishment ..	14	14	D	D	D	c	D	D	D
	Firms with 2 establishments ..	5	10	D	D	D	c	D	D	D
	Firms with 3 or 4 establishments	4	12	289 821	5 215	1 241	215	17 974	8 868	10 339
	Firms with 5 to 9 establishments	—	—	—	—	—	—	—	—	—
	Firms with 10 to 24 establishments	—	—	—	—	—	—	—	—	—
	Firms with 25 establishments or more	—	—	—	—	—	—	—	—	—
4225902	Leaf tobacco whsle									
	All firms	111	118	2 093 201	66 701	14 669	1 605	131 963	294 173	324 012
	Single unit firms	104	104	D	D	D	f	D	D	D
	Multiunit firms	7	14	D	D	D	f	D	D	D
	Firms with 1 establishment ..	5	5	D	D	D	e	D	D	D
	Firms with 2 establishments ..	—	—	—	—	—	—	—	—	—
	Firms with 3 or 4 establishments	1	3	D	D	D	a	D	D	D
	Firms with 5 to 9 establishments	1	6	D	D	D	e	D	D	D
	Firms with 10 to 24 establishments	—	—	—	—	—	—	—	—	—
	Firms with 25 establishments or more	—	—	—	—	—	—	—	—	—
4225903	Wool, wool tops, & mohair whsle									
	All firms	59	61	145 997	6 661	1 386	247	17 366	21 670	25 093
	Single unit firms	56	56	129 096	5 849	1 258	210	14 269	19 153	22 784
	Multiunit firms	3	5	16 901	812	128	37	3 097	2 517	2 309
	Firms with 1 establishment ..	2	2	D	D	D	a	D	D	D
	Firms with 2 establishments ..	—	—	—	—	—	—	—	—	—
	Firms with 3 or 4 establishments	1	3	D	D	D	b	D	D	D
	Firms with 5 to 9 establishments	—	—	—	—	—	—	—	—	—
	Firms with 10 to 24 establishments	—	—	—	—	—	—	—	—	—
	Firms with 25 establishments or more	—	—	—	—	—	—	—	—	—
4225904	Cotton whsle									
	All firms	200	244	9 922 477	106 703	20 612	2 497	330 047	1 702 682	1 616 787
	Single unit firms	168	168	D	D	D	f	D	D	D
	Multiunit firms	32	76	D	D	D	g	D	D	D
	Firms with 1 establishment ..	17	17	D	D	D	f	D	D	D
	Firms with 2 establishments ..	7	14	D	D	D	c	D	D	D
	Firms with 3 or 4 establishments	4	13	D	D	D	e	D	D	D
	Firms with 5 to 9 establishments	3	22	D	D	D	e	D	D	D
	Firms with 10 to 24 establishments	1	10	D	D	D	c	D	D	D
	Firms with 25 establishments or more	—	—	—	—	—	—	—	—	—
4225905	Other farm-product raw material whsle									
	All firms	570	625	4 912 259	132 013	28 624	4 875	298 314	345 994	346 561
	Single unit firms	522	522	2 496 700	89 957	18 692	3 134	200 685	135 128	153 507

See footnotes at end of table.

Table 3. Single Units and Multiunits: 1997—Con.

[Includes only firms and establishments with payroll. Excludes data for central administrative offices, auxiliary operations, or establishments of these firms that are classified in other categories than those specified in this table. For meaning of abbreviations and symbols, see introductory text. For explanation of terms, see Appendix A. For method of assignment to categories shown, see Appendix C]

NAICS code	Number of establishments by type of operation and specified kind of business	Firms (number)	Establishments (number)	Sales (\$1,000)	Annual payroll (\$1,000)	First-quarter payroll (\$1,000)	Paid employees for pay period including March 12 (number)	Operating expenses ¹ (\$1,000)	End-of-1996 inventories (\$1,000)	End-of-1997 inventories (\$1,000)
422	MERCHANT WHOLESALERS—Con.									
	Wholesale trade, nondurable goods—Con.									
4225905	Other farm-product raw material whsle—Con.									
	Multiunit firms	48	103	2 415 559	42 056	9 932	1 741	97 629	210 866	193 054
	Firms with 1 establishment . . .	35	35	D	D	D	f	D	D	D
	Firms with 2 establishments . . .	6	12	171 938	6 529	1 954	139	18 776	18 518	17 099
	Firms with 3 or 4 establishments	5	17	D	D	D	e	D	D	D
	Firms with 5 to 9 establishments	1	5	D	D	D	c	D	D	D
	Firms with 10 to 24 establishments	—	—	—	—	—	—	—	—	—
	Firms with 25 establishments or more	1	34	D	D	D	f	D	D	D
4226	Chemical & allied products whsle									
	All firms	10 172	12 249	56 048 362	4 650 638	1 073 531	115 969	9 506 564	4 178 360	4 470 487
	Single unit firms	9 172	9 172	27 485 913	2 588 958	581 053	66 173	5 227 661	1 915 203	2 092 163
	Multiunit firms	1 000	3 077	28 562 449	2 061 680	492 478	49 796	4 278 903	2 263 157	2 378 324
	Firms with 1 establishment . . .	438	438	6 637 314	495 536	118 848	11 398	1 038 747	540 880	571 971
	Firms with 2 establishments . . .	304	608	6 647 723	417 581	96 642	9 771	871 894	462 957	487 516
	Firms with 3 or 4 establishments	146	482	3 684 734	297 713	71 158	7 009	613 910	294 712	315 719
	Firms with 5 to 9 establishments	68	439	3 176 253	264 126	61 685	7 023	536 379	254 644	263 740
	Firms with 10 to 24 establishments	30	424	1 815 298	182 537	45 565	4 569	378 160	158 454	173 611
	Firms with 25 establishments or more	14	686	6 601 127	404 187	98 580	10 026	839 813	551 510	565 767
42261	Plastics materials & basic forms & shapes whsle									
	All firms	2 700	3 357	16 733 225	1 295 883	297 313	34 844	2 718 446	1 298 940	1 397 420
	Single unit firms	2 417	2 417	9 050 904	756 913	168 877	20 185	1 573 797	608 315	674 270
	Multiunit firms	283	940	7 682 321	538 970	128 436	14 659	1 144 649	690 625	723 150
	Firms with 1 establishment . . .	97	97	1 586 089	96 571	21 646	2 489	218 460	154 666	167 192
	Firms with 2 establishments . . .	102	204	D	D	D	h	D	D	D
	Firms with 3 or 4 establishments	41	138	1 060 072	91 717	22 487	2 543	179 700	92 283	90 443
	Firms with 5 to 9 establishments	27	176	1 396 876	93 996	22 680	2 896	197 507	112 482	118 217
	Firms with 10 to 24 establishments	13	184	1 081 750	92 416	24 000	2 296	184 617	102 494	107 057
	Firms with 25 establishments or more	3	141	D	D	D	g	D	D	D
422610	Plastics materials & basic forms & shapes whsle									
	All firms	2 700	3 357	16 733 225	1 295 883	297 313	34 844	2 718 446	1 298 940	1 397 420
	Single unit firms	2 417	2 417	9 050 904	756 913	168 877	20 185	1 573 797	608 315	674 270
	Multiunit firms	283	940	7 682 321	538 970	128 436	14 659	1 144 649	690 625	723 150
	Firms with 1 establishment . . .	97	97	1 586 089	96 571	21 646	2 489	218 460	154 666	167 192
	Firms with 2 establishments . . .	102	204	D	D	D	h	D	D	D
	Firms with 3 or 4 establishments	41	138	1 060 072	91 717	22 487	2 543	179 700	92 283	90 443
	Firms with 5 to 9 establishments	27	176	1 396 876	93 996	22 680	2 896	197 507	112 482	118 217
	Firms with 10 to 24 establishments	13	184	1 081 750	92 416	24 000	2 296	184 617	102 494	107 057
	Firms with 25 establishments or more	3	141	D	D	D	g	D	D	D
42269	Other chemical & allied products whsle									
	All firms	7 487	8 892	39 315 137	3 354 755	776 218	81 125	6 788 118	2 879 420	3 073 067
	Single unit firms	6 755	6 755	18 435 009	1 832 045	412 176	45 988	3 653 864	1 306 888	1 417 893
	Multiunit firms	732	2 137	20 880 128	1 522 710	364 042	35 137	3 134 254	1 572 532	1 655 174
	Firms with 1 establishment . . .	351	351	5 692 937	406 944	99 394	9 036	840 321	405 407	425 701
	Firms with 2 establishments . . .	208	416	D	D	D	i	D	D	D
	Firms with 3 or 4 establishments	107	352	2 793 723	218 869	51 383	4 774	455 986	222 946	246 852
	Firms with 5 to 9 establishments	37	238	1 339 914	144 620	33 268	3 549	287 832	102 090	104 509
	Firms with 10 to 24 establishments	17	236	728 916	88 549	21 172	2 239	190 290	55 960	66 554
	Firms with 25 establishments or more	12	544	D	D	D	i	D	D	D
422690	Other chemical & allied products whsle									
	All firms	7 487	8 892	39 315 137	3 354 755	776 218	81 125	6 788 118	2 879 420	3 073 067
	Single unit firms	6 755	6 755	18 435 009	1 832 045	412 176	45 988	3 653 864	1 306 888	1 417 893

See footnotes at end of table.

Table 3. Single Units and Multiunits: 1997—Con.

[Includes only firms and establishments with payroll. Excludes data for central administrative offices, auxiliary operations, or establishments of these firms that are classified in other categories than those specified in this table. For meaning of abbreviations and symbols, see introductory text. For explanation of terms, see Appendix A. For method of assignment to categories shown, see Appendix C]

NAICS code	Number of establishments by type of operation and specified kind of business	Firms (number)	Establishments (number)	Sales (\$1,000)	Annual payroll (\$1,000)	First-quarter payroll (\$1,000)	Paid employees for pay period including March 12 (number)	Operating expenses ¹ (\$1,000)	End-of-1996 inventories (\$1,000)	End-of-1997 inventories (\$1,000)
422	MERCHANT WHOLESALERS—Con.									
	Wholesale trade, nondurable goods—Con.									
422690	Other chemical & allied products whsle—Con.									
	Multiunit firms	732	2 137	20 880 128	1 522 710	364 042	35 137	3 134 254	1 572 532	1 655 174
	Firms with 1 establishment	351	351	5 692 937	406 944	99 394	9 036	840 321	405 407	425 701
	Firms with 2 establishments	208	416	D	D	D	i	D	D	D
	Firms with 3 or 4 establishments	107	352	2 793 723	218 869	51 383	4 774	455 986	222 946	246 852
	Firms with 5 to 9 establishments	37	238	1 339 914	144 620	33 268	3 549	287 832	102 090	104 509
	Firms with 10 to 24 establishments	17	236	728 916	88 549	21 172	2 239	190 290	55 960	66 554
	Firms with 25 establishments or more	12	544	D	D	D	i	D	D	D
4226901	Industrial gases (except LP) whsle									
	All firms	515	804	1 432 921	239 975	56 645	7 340	484 116	116 620	126 570
	Single unit firms	408	408	D	D	D	h	D	D	D
	Multiunit firms	107	396	D	D	D	h	D	D	D
	Firms with 1 establishment	61	61	278 209	37 986	8 865	1 077	76 677	15 767	16 376
	Firms with 2 establishments	20	40	D	D	D	e	D	D	D
	Firms with 3 or 4 establishments	12	36	D	D	D	e	D	D	D
	Firms with 5 to 9 establishments	7	44	123 155	24 501	5 954	630	45 620	17 974	20 333
	Firms with 10 to 24 establishments	4	54	D	D	D	e	D	D	D
	Firms with 25 establishments or more	3	161	D	D	D	g	D	D	D
4226902	Other chemical & allied products whsle									
	All firms	6 986	8 088	37 882 216	3 114 780	719 573	73 785	6 304 002	2 762 800	2 946 497
	Single unit firms	6 347	6 347	D	D	D	k	D	D	D
	Multiunit firms	639	1 741	D	D	D	k	D	D	D
	Firms with 1 establishment	304	304	5 485 458	384 067	94 173	8 348	794 071	397 297	418 504
	Firms with 2 establishments	189	378	5 017 747	295 600	69 146	6 557	616 525	348 185	363 069
	Firms with 3 or 4 establishments	93	310	D	D	D	h	D	D	D
	Firms with 5 to 9 establishments	33	212	1 289 809	123 753	27 970	3 009	254 514	92 500	92 781
	Firms with 10 to 24 establishments	11	158	D	D	D	g	D	D	D
	Firms with 25 establishments or more	9	379	D	D	D	i	D	D	D
4227	Petroleum & petroleum products whsle									
	All firms	7 843	'9 770	'139 507 960	'3 390 142	'797 041	'114 863	8 529 598	4 285 739	4 446 297
	Single unit firms	5 452	5 452	47 260 052	1 403 831	323 620	50 145	3 505 529	1 515 309	1 599 363
	Multiunit firms	2 391	4 318	92 247 908	1 986 311	473 421	64 718	5 024 069	2 770 430	2 846 934
	Firms with 1 establishment	1 652	1 652	39 446 367	937 516	221 233	32 531	2 393 821	1 119 028	1 241 221
	Firms with 2 establishments	409	818	11 958 382	308 809	74 908	10 155	777 411	365 044	374 084
	Firms with 3 or 4 establishments	228	744	14 132 870	339 491	81 435	10 310	839 836	434 591	422 738
	Firms with 5 to 9 establishments	78	491	6 119 871	171 928	39 576	5 227	419 480	277 369	255 917
	Firms with 10 to 24 establishments	19	249	5 424 995	92 959	22 857	2 947	253 275	231 107	198 258
	Firms with 25 establishments or more	5	364	15 165 423	135 608	33 412	3 548	340 246	343 291	354 716
42271	Petroleum bulk stations & terminals									
	All firms	5 232	'6 729	'92 443 546	'2 497 922	'579 872	'87 532	6 249 105	3 029 034	3 194 653
	Single unit firms	3 300	3 300	D	D	D	k	D	D	D
	Multiunit firms	1 932	3 429	D	D	D	l	D	D	D
	Firms with 1 establishment	1 359	1 359	D	D	D	k	D	D	D
	Firms with 2 establishments	323	646	6 550 633	239 493	60 583	8 391	600 721	256 549	259 018
	Firms with 3 or 4 establishments	174	567	8 039 908	215 257	49 458	7 238	545 751	240 784	254 542
	Firms with 5 to 9 establishments	58	361	4 039 649	119 236	27 204	3 762	299 678	208 071	179 692
	Firms with 10 to 24 establishments	13	155	1 727 196	56 539	13 611	1 790	148 034	146 844	131 582
	Firms with 25 establishments or more	5	341	13 334 790	120 734	30 651	3 274	299 339	317 182	326 487
422710	Petroleum bulk stations & terminals									
	All firms	5 232	'6 729	'92 443 546	'2 497 922	'579 872	'87 532	6 249 105	3 029 034	3 194 653
	Single unit firms	3 300	3 300	D	D	D	k	D	D	D

See footnotes at end of table.

Table 3. Single Units and Multiunits: 1997—Con.

[Includes only firms and establishments with payroll. Excludes data for central administrative offices, auxiliary operations, or establishments of these firms that are classified in other categories than those specified in this table. For meaning of abbreviations and symbols, see introductory text. For explanation of terms, see Appendix A. For method of assignment to categories shown, see Appendix C]

NAICS code	Number of establishments by type of operation and specified kind of business	Firms (number)	Establishments (number)	Sales (\$1,000)	Annual payroll (\$1,000)	First-quarter payroll (\$1,000)	Paid employees for pay period including March 12 (number)	Operating expenses ¹ (\$1,000)	End-of-1996 inventories (\$1,000)	End-of-1997 inventories (\$1,000)
422	MERCHANT WHOLESALERS—Con.									
	Wholesale trade, nondurable goods—Con.									
422710	Petroleum bulk stations & terminals—Con.									
	Multiunit firms	1 932	3 429	D	D	D	l	D	D	D
	Firms with 1 establishment ..	1 359	1 359	D	D	D	k	D	D	D
	Firms with 2 establishments ..	323	646	6 550 633	239 493	60 583	8 391	600 721	256 549	259 018
	Firms with 3 or 4 establishments	174	567	8 039 908	215 257	49 458	7 238	545 751	240 784	254 542
	Firms with 5 to 9 establishments	58	361	4 039 649	119 236	27 204	3 762	299 678	208 071	179 692
	Firms with 10 to 24 establishments	13	155	1 727 196	56 539	13 611	1 790	148 034	146 844	131 582
	Firms with 25 establishments or more	5	341	13 334 790	120 734	30 651	3 274	299 339	317 182	326 487
4227101	Petroleum bulk stations & terminals (except LP)									
	All firms	5 054	6 337	88 515 507	2 340 748	544 283	83 154	5 893 722	2 892 396	3 059 356
	Single unit firms	3 202	3 202	D	D	D	k	D	D	D
	Multiunit firms	1 852	3 135	D	D	D	k	D	D	D
	Firms with 1 establishment ..	1 310	1 310	D	D	D	k	D	D	D
	Firms with 2 establishments ..	312	624	D	D	D	i	D	D	D
	Firms with 3 or 4 establishments	160	521	D	D	D	i	D	D	D
	Firms with 5 to 9 establishments	55	344	D	D	D	h	D	D	D
	Firms with 10 to 24 establishments	11	131	D	D	D	g	D	D	D
	Firms with 25 establishments or more	4	205	D	D	D	g	D	D	D
42271011	Petroleum bulk stations (except LP)									
	All firms	4 729	5 784	43 727 608	1 768 043	414 479	66 627	4 472 315	1 334 004	1 355 290
	Single unit firms	3 030	3 030	D	D	D	k	D	D	D
	Multiunit firms	1 699	2 754	D	D	D	k	D	D	D
	Firms with 1 establishment ..	1 219	1 219	D	D	D	j	D	D	D
	Firms with 2 establishments ..	288	576	D	D	D	i	D	D	D
	Firms with 3 or 4 establishments	133	429	D	D	D	h	D	D	D
	Firms with 5 to 9 establishments	48	288	D	D	D	h	D	D	D
	Firms with 10 to 24 establishments	10	125	D	D	D	g	D	D	D
	Firms with 25 establishments or more	1	117	D	D	D	e	D	D	D
42271012	Petroleum bulk terminals (except LP)									
	All firms	398	553	44 787 899	572 705	129 804	16 527	1 421 407	1 558 392	1 704 066
	Single unit firms	172	172	D	D	D	h	D	D	D
	Multiunit firms	226	381	D	D	D	j	D	D	D
	Firms with 1 establishment ..	182	182	D	D	D	i	D	D	D
	Firms with 2 establishments ..	24	48	D	D	D	f	D	D	D
	Firms with 3 or 4 establishments	10	33	D	D	D	f	D	D	D
	Firms with 5 to 9 establishments	5	34	D	D	D	e	D	D	D
	Firms with 10 to 24 establishments	4	59	D	D	D	g	D	D	D
	Firms with 25 establishments or more	1	25	D	D	D	c	D	D	D
4227102	Liquefied petroleum bulk stations & terminals									
	All firms	198	392	3 928 039	157 174	35 589	4 378	355 383	136 638	135 297
	Single unit firms	98	98	D	D	D	f	D	D	D
	Multiunit firms	100	294	D	D	D	h	D	D	D
	Firms with 1 establishment ..	73	73	D	D	D	g	D	D	D
	Firms with 2 establishments ..	10	20	D	D	D	c	D	D	D
	Firms with 3 or 4 establishments	11	36	D	D	D	e	D	D	D
	Firms with 5 to 9 establishments	4	23	D	D	D	c	D	D	D
	Firms with 10 to 24 establishments	1	14	D	D	D	b	D	D	D
	Firms with 25 establishments or more	1	128	D	D	D	g	D	D	D

See footnotes at end of table.

Table 3. Single Units and Multiunits: 1997—Con.

[Includes only firms and establishments with payroll. Excludes data for central administrative offices, auxiliary operations, or establishments of these firms that are classified in other categories than those specified in this table. For meaning of abbreviations and symbols, see introductory text. For explanation of terms, see Appendix A. For method of assignment to categories shown, see Appendix C]

NAICS code	Number of establishments by type of operation and specified kind of business	Firms (number)	Establishments (number)	Sales (\$1,000)	Annual payroll (\$1,000)	First-quarter payroll (\$1,000)	Paid employees for pay period including March 12 (number)	Operating expenses ¹ (\$1,000)	End-of-1996 inventories (\$1,000)	End-of-1997 inventories (\$1,000)
422	MERCHANT WHOLESALERS—Con.									
	Wholesale trade, nondurable goods—Con.									
42272	Petroleum & petroleum prod whsle (exc bulk stations & terminals)									
	All firms	2 782	3 041	47 064 414	892 220	217 169	27 331	2 280 493	1 256 705	1 251 644
	Single unit firms	2 152	2 152	D	D	D	j	D	D	D
	Multiunit firms	630	889	D	D	D	j	D	D	D
	Firms with 1 establishment ..	503	503	D	D	D	i	D	D	D
	Firms with 2 establishments ..	79	158	3 872 562	77 473	19 577	2 032	180 946	115 177	107 449
	Firms with 3 or 4 establishments	33	105	3 906 096	60 393	14 567	1 459	136 892	84 021	78 646
	Firms with 5 to 9 establishments	11	65	1 553 311	25 259	5 754	617	61 164	31 412	32 362
	Firms with 10 to 24 establishments	4	58	2 699 379	21 955	5 735	479	64 280	22 524	26 324
	Firms with 25 establishments or more	—	—	—	—	—	—	—	—	—
422720	Petroleum & petroleum prod whsle (exc bulk stations & terminals)									
	All firms	2 782	3 041	47 064 414	892 220	217 169	27 331	2 280 493	1 256 705	1 251 644
	Single unit firms	2 152	2 152	D	D	D	j	D	D	D
	Multiunit firms	630	889	D	D	D	j	D	D	D
	Firms with 1 establishment ..	503	503	D	D	D	i	D	D	D
	Firms with 2 establishments ..	79	158	3 872 562	77 473	19 577	2 032	180 946	115 177	107 449
	Firms with 3 or 4 establishments	33	105	3 906 096	60 393	14 567	1 459	136 892	84 021	78 646
	Firms with 5 to 9 establishments	11	65	1 553 311	25 259	5 754	617	61 164	31 412	32 362
	Firms with 10 to 24 establishments	4	58	2 699 379	21 955	5 735	479	64 280	22 524	26 324
	Firms with 25 establishments or more	—	—	—	—	—	—	—	—	—
4228	Beer, wine, & distilled alcoholic beverage whsle									
	All firms	3 618	4 476	58 311 981	5 212 268	1 223 883	143 544	10 376 684	4 667 991	4 996 576
	Single unit firms	3 131	3 131	D	D	D	l	D	D	D
	Multiunit firms	487	1 345	D	D	D	l	D	D	D
	Firms with 1 establishment ..	127	127	2 915 795	254 477	59 039	7 191	532 192	172 141	172 215
	Firms with 2 establishments ..	207	414	7 667 741	699 056	169 583	18 818	1 509 096	558 031	586 274
	Firms with 3 or 4 establishments	98	325	5 943 916	533 279	122 985	15 033	1 034 456	507 904	529 893
	Firms with 5 to 9 establishments	43	261	D	D	D	j	D	D	D
	Firms with 10 to 24 establishments	10	130	D	D	D	j	D	D	D
	Firms with 25 establishments or more	2	88	D	D	D	e	D	D	D
42281	Beer & ale whsle									
	All firms	2 515	2 945	33 616 795	3 190 276	725 915	93 133	6 539 887	1 583 946	1 677 017
	Single unit firms	2 163	2 163	D	D	D	l	D	D	D
	Multiunit firms	352	782	D	D	D	k	D	D	D
	Firms with 1 establishment ..	98	98	D	D	D	i	D	D	D
	Firms with 2 establishments ..	168	336	D	D	D	j	D	D	D
	Firms with 3 or 4 establishments	62	203	D	D	D	i	D	D	D
	Firms with 5 to 9 establishments	24	145	D	D	D	i	D	D	D
	Firms with 10 to 24 establishments	—	—	—	—	—	—	—	—	—
	Firms with 25 establishments or more	—	—	—	—	—	—	—	—	—
422810	Beer & ale whsle									
	All firms	2 515	2 945	33 616 795	3 190 276	725 915	93 133	6 539 887	1 583 946	1 677 017
	Single unit firms	2 163	2 163	D	D	D	l	D	D	D
	Multiunit firms	352	782	D	D	D	k	D	D	D
	Firms with 1 establishment ..	98	98	D	D	D	i	D	D	D
	Firms with 2 establishments ..	168	336	D	D	D	j	D	D	D
	Firms with 3 or 4 establishments	62	203	D	D	D	i	D	D	D
	Firms with 5 to 9 establishments	24	145	D	D	D	i	D	D	D
	Firms with 10 to 24 establishments	—	—	—	—	—	—	—	—	—
	Firms with 25 establishments or more	—	—	—	—	—	—	—	—	—

See footnotes at end of table.

Table 3. Single Units and Multiunits: 1997—Con.

[Includes only firms and establishments with payroll. Excludes data for central administrative offices, auxiliary operations, or establishments of these firms that are classified in other categories than those specified in this table. For meaning of abbreviations and symbols, see introductory text. For explanation of terms, see Appendix A. For method of assignment to categories shown, see Appendix C]

NAICS code	Number of establishments by type of operation and specified kind of business	Firms (number)	Establishments (number)	Sales (\$1,000)	Annual payroll (\$1,000)	First-quarter payroll (\$1,000)	Paid employees for pay period including March 12 (number)	Operating expenses ¹ (\$1,000)	End-of-1996 inventories (\$1,000)	End-of-1997 inventories (\$1,000)
422	MERCHANT WHOLESALERS—Con.									
	Wholesale trade, nondurable goods—Con.									
42282	Wine & distilled alcoholic beverage whsle									
	All firms	1 133	1 531	24 695 186	2 021 992	497 968	50 411	3 836 797	3 084 045	3 319 559
	Single unit firms	968	968	D	D	D	j	D	D	D
	Multiunit firms	165	563	D	D	D	k	D	D	D
	Firms with 1 establishment ...	65	65	D	D	D	h	D	D	D
	Firms with 2 establishments ..	42	84	D	D	D	h	D	D	D
	Firms with 3 or 4 establishments	28	93	D	D	D	h	D	D	D
	Firms with 5 to 9 establishments	20	126	4 913 797	398 728	99 823	9 754	753 307	607 836	691 479
	Firms with 10 to 24 establishments	8	107	D	D	D	j	D	D	D
	Firms with 25 establishments or more	2	88	D	D	D	e	D	D	D
422820	Wine & distilled alcoholic beverage whsle									
	All firms	1 133	1 531	24 695 186	2 021 992	497 968	50 411	3 836 797	3 084 045	3 319 559
	Single unit firms	968	968	D	D	D	j	D	D	D
	Multiunit firms	165	563	D	D	D	k	D	D	D
	Firms with 1 establishment ...	65	65	D	D	D	h	D	D	D
	Firms with 2 establishments ..	42	84	D	D	D	h	D	D	D
	Firms with 3 or 4 establishments	28	93	D	D	D	h	D	D	D
	Firms with 5 to 9 establishments	20	126	4 913 797	398 728	99 823	9 754	753 307	607 836	691 479
	Firms with 10 to 24 establishments	8	107	D	D	D	j	D	D	D
	Firms with 25 establishments or more	2	88	D	D	D	e	D	D	D
4228201	Wine & distilled alcoholic bev (licensed operation) whsle									
	All firms	1 124	1 409	24 314 784	2 011 681	494 317	49 769	3 817 507	3 041 385	3 304 755
	Single unit firms	968	968	D	D	D	j	D	D	D
	Multiunit firms	156	441	D	D	D	k	D	D	D
	Firms with 1 establishment ...	62	62	D	D	D	g	D	D	D
	Firms with 2 establishments ..	42	84	D	D	D	h	D	D	D
	Firms with 3 or 4 establishments	27	89	D	D	D	h	D	D	D
	Firms with 5 to 9 establishments	19	121	D	D	D	i	D	D	D
	Firms with 10 to 24 establishments	6	85	D	D	D	j	D	D	D
	Firms with 25 establishments or more	—	—	—	—	—	—	—	—	—
4228202	Wine & distilled alcoholic beverage (State operated) whsle									
	All firms	9	122	380 402	10 311	3 651	642	19 290	42 660	14 804
	Single unit firms	—	—	—	—	—	—	—	—	—
	Multiunit firms	9	122	380 402	10 311	3 651	642	19 290	42 660	14 804
	Firms with 1 establishment ...	3	3	211 039	3 741	894	161	6 672	5 619	5 460
	Firms with 2 establishments ..	—	—	—	—	—	—	—	—	—
	Firms with 3 or 4 establishments	1	4	D	D	D	a	D	D	D
	Firms with 5 to 9 establishments	1	5	D	D	D	a	D	D	D
	Firms with 10 to 24 establishments	2	22	D	D	D	b	D	D	D
	Firms with 25 establishments or more	2	88	D	D	D	e	D	D	D
4229	Miscellaneous nondurable goods whsle									
	All firms	26 267	29 364	143 158 364	8 603 638	1 989 224	317 137	18 524 596	11 995 908	13 198 232
	Single unit firms	24 208	24 208	D	D	D	m	D	D	D
	Multiunit firms	2 059	5 156	D	D	D	m	D	D	D
	Firms with 1 establishment ...	1 100	1 100	21 632 723	1 079 544	261 266	35 049	2 482 045	1 777 702	1 860 532
	Firms with 2 establishments ..	504	1 008	11 820 837	760 322	176 713	25 143	1 602 537	921 568	999 124
	Firms with 3 or 4 establishments	257	860	D	D	D	j	D	D	D
	Firms with 5 to 9 establishments	138	865	D	D	D	j	D	D	D
	Firms with 10 to 24 establishments	46	703	D	D	D	k	D	D	D
	Firms with 25 establishments or more	14	620	D	D	D	i	D	D	D

See footnotes at end of table.

Table 3. Single Units and Multiunits: 1997—Con.

[Includes only firms and establishments with payroll. Excludes data for central administrative offices, auxiliary operations, or establishments of these firms that are classified in other categories than those specified in this table. For meaning of abbreviations and symbols, see introductory text. For explanation of terms, see Appendix A. For method of assignment to categories shown, see Appendix C]

NAICS code	Number of establishments by type of operation and specified kind of business	Firms (number)	Establishments (number)	Sales (\$1,000)	Annual payroll (\$1,000)	First-quarter payroll (\$1,000)	Paid employees for pay period including March 12 (number)	Operating expenses ¹ (\$1,000)	End-of-1996 inventories (\$1,000)	End-of-1997 inventories (\$1,000)
422	MERCHANT WHOLESALERS—Con.									
	Wholesale trade, nondurable goods—Con.									
42291	Farm supplies whlse									
	All firms	4 894	6 437	32 607 159	1 766 562	403 019	59 231	4 025 967	3 254 754	3 527 294
	Single unit firms	4 179	4 179	10 880 389	687 156	152 639	25 311	1 544 521	904 386	1 016 829
	Multiunit firms	715	2 258	21 726 770	1 079 406	250 380	33 920	2 481 446	2 350 368	2 510 465
	Firms with 1 establishment ..	354	354	4 698 990	194 492	45 725	6 194	410 230	346 301	326 136
	Firms with 2 establishments ..	162	324	3 159 177	185 166	42 653	5 639	405 084	295 814	327 507
	Firms with 3 or 4 establishments	108	358	1 839 389	163 823	37 602	5 261	345 644	320 334	365 152
	Firms with 5 to 9 establishments	61	402	4 284 854	192 945	43 624	5 853	455 352	492 610	512 257
	Firms with 10 to 24 establishments	19	291	4 031 906	196 562	43 793	5 889	516 952	385 942	408 593
	Firms with 25 establishments or more	11	529	3 712 454	146 418	36 983	5 084	348 184	509 367	570 820
422910	Farm supplies whlse									
	All firms	4 894	6 437	32 607 159	1 766 562	403 019	59 231	4 025 967	3 254 754	3 527 294
	Single unit firms	4 179	4 179	10 880 389	687 156	152 639	25 311	1 544 521	904 386	1 016 829
	Multiunit firms	715	2 258	21 726 770	1 079 406	250 380	33 920	2 481 446	2 350 368	2 510 465
	Firms with 1 establishment ..	354	354	4 698 990	194 492	45 725	6 194	410 230	346 301	326 136
	Firms with 2 establishments ..	162	324	3 159 177	185 166	42 653	5 639	405 084	295 814	327 507
	Firms with 3 or 4 establishments	108	358	1 839 389	163 823	37 602	5 261	345 644	320 334	365 152
	Firms with 5 to 9 establishments	61	402	4 284 854	192 945	43 624	5 853	455 352	492 610	512 257
	Firms with 10 to 24 establishments	19	291	4 031 906	196 562	43 793	5 889	516 952	385 942	408 593
	Firms with 25 establishments or more	11	529	3 712 454	146 418	36 983	5 084	348 184	509 367	570 820
4229101	Farm supplies—farm dealers									
	All firms	2 512	3 363	9 641 439	660 374	151 572	23 898	1 543 900	923 987	1 013 130
	Single unit firms	2 089	2 089	2 959 632	218 486	48 263	9 787	487 440	246 967	297 665
	Multiunit firms	423	1 274	6 681 807	441 888	103 309	14 111	1 056 460	677 020	715 465
	Firms with 1 establishment ..	216	216	D	D	D	h	D	D	D
	Firms with 2 establishments ..	80	160	D	D	D	g	D	D	D
	Firms with 3 or 4 establishments	75	254	D	D	D	g	D	D	D
	Firms with 5 to 9 establishments	33	198	934 058	63 100	15 339	1 942	138 075	97 731	101 021
	Firms with 10 to 24 establishments	14	211	1 914 304	84 202	19 468	2 267	259 388	88 678	87 799
	Firms with 25 establishments or more	5	235	825 055	47 290	13 211	1 792	114 061	100 075	107 895
4229102	Farm supplies—whlse distributors									
	All firms	2 442	3 074	22 965 720	1 106 188	251 447	35 333	2 482 067	2 330 767	2 514 164
	Single unit firms	2 090	2 090	7 920 757	468 670	104 376	15 524	1 057 081	657 419	719 164
	Multiunit firms	352	984	15 044 963	637 518	147 071	19 809	1 424 986	1 673 348	1 795 000
	Firms with 1 establishment ..	188	188	D	D	D	h	D	D	D
	Firms with 2 establishments ..	85	170	D	D	D	h	D	D	D
	Firms with 3 or 4 establishments	43	144	D	D	D	h	D	D	D
	Firms with 5 to 9 establishments	24	162	2 631 465	77 892	18 302	2 685	217 294	294 568	309 440
	Firms with 10 to 24 establishments	8	130	1 817 049	110 351	24 254	3 674	267 042	243 598	271 384
	Firms with 25 establishments or more	4	190	2 232 064	62 853	14 836	1 996	145 563	328 572	378 852
42292	Book, periodical, & newspaper whlse									
	All firms	2 866	3 257	17 022 288	1 697 252	409 254	69 110	3 453 522	1 876 325	2 022 021
	Single unit firms	2 543	2 543	4 974 244	685 335	161 650	25 267	1 358 310	487 827	542 659
	Multiunit firms	323	714	12 048 044	1 011 917	247 604	43 843	2 095 212	1 388 498	1 479 362
	Firms with 1 establishment ..	194	194	2 043 148	250 275	61 356	9 406	515 618	267 959	292 405
	Firms with 2 establishments ..	65	130	D	D	D	i	D	D	D
	Firms with 3 or 4 establishments	37	129	2 978 836	213 706	50 815	9 312	417 834	593 567	605 283
	Firms with 5 to 9 establishments	20	121	D	D	D	i	D	D	D
	Firms with 10 to 24 establishments	6	101	D	D	D	i	D	D	D
	Firms with 25 establishments or more	1	39	D	D	D	h	D	D	D

See footnotes at end of table.

Table 3. Single Units and Multiunits: 1997—Con.

[Includes only firms and establishments with payroll. Excludes data for central administrative offices, auxiliary operations, or establishments of these firms that are classified in other categories than those specified in this table. For meaning of abbreviations and symbols, see introductory text. For explanation of terms, see Appendix A. For method of assignment to categories shown, see Appendix C]

NAICS code	Number of establishments by type of operation and specified kind of business	Firms (number)	Establishments (number)	Sales (\$1,000)	Annual payroll (\$1,000)	First-quarter payroll (\$1,000)	Paid employees for pay period including March 12 (number)	Operating expenses ¹ (\$1,000)	End-of-1996 inventories (\$1,000)	End-of-1997 inventories (\$1,000)
422	MERCHANT WHOLESALERS—Con.									
	Wholesale trade, nondurable goods—Con.									
422920	Book, periodical, & newspaper whse									
	All firms	2 866	3 257	17 022 288	1 697 252	409 254	69 110	3 453 522	1 876 325	2 022 021
	Single unit firms	2 543	2 543	4 974 244	685 335	161 650	25 267	1 358 310	487 827	542 659
	Multiunit firms	323	714	12 048 044	1 011 917	247 604	43 843	2 095 212	1 388 498	1 479 362
	Firms with 1 establishment ...	194	194	2 043 148	250 275	61 356	9 406	515 618	267 959	292 405
	Firms with 2 establishments ..	65	130	D	D	D	i	D	D	D
	Firms with 3 or 4 establishments	37	129	2 978 836	213 706	50 815	9 312	417 834	593 567	605 283
	Firms with 5 to 9 establishments	20	121	D	D	D	i	D	D	D
	Firms with 10 to 24 establishments	6	101	D	D	D	i	D	D	D
	Firms with 25 establishments or more	1	39	D	D	D	h	D	D	D
42293	Flower, nursery stock, & florists' supplies whse									
	All firms	3 253	3 654	7 244 856	986 762	229 037	43 624	2 036 312	641 989	700 100
	Single unit firms	3 007	3 007	4 560 375	623 991	140 442	28 478	1 276 424	386 121	434 985
	Multiunit firms	246	647	2 684 481	362 771	88 595	15 146	759 888	255 868	265 115
	Firms with 1 establishment ...	105	105	948 630	116 906	28 419	4 353	269 831	91 711	92 609
	Firms with 2 establishments ..	77	154	D	D	D	h	D	D	D
	Firms with 3 or 4 establishments	34	115	D	D	D	h	D	D	D
	Firms with 5 to 9 establishments	19	107	326 550	49 627	12 038	2 034	98 345	32 038	31 610
	Firms with 10 to 24 establishments	11	166	501 664	67 726	17 450	2 828	138 507	40 293	40 499
	Firms with 25 establishments or more	—	—	—	—	—	—	—	—	—
422930	Flower, nursery stock, & florists' supplies whse									
	All firms	3 253	3 654	7 244 856	986 762	229 037	43 624	2 036 312	641 989	700 100
	Single unit firms	3 007	3 007	4 560 375	623 991	140 442	28 478	1 276 424	386 121	434 985
	Multiunit firms	246	647	2 684 481	362 771	88 595	15 146	759 888	255 868	265 115
	Firms with 1 establishment ...	105	105	948 630	116 906	28 419	4 353	269 831	91 711	92 609
	Firms with 2 establishments ..	77	154	D	D	D	h	D	D	D
	Firms with 3 or 4 establishments	34	115	D	D	D	h	D	D	D
	Firms with 5 to 9 establishments	19	107	326 550	49 627	12 038	2 034	98 345	32 038	31 610
	Firms with 10 to 24 establishments	11	166	501 664	67 726	17 450	2 828	138 507	40 293	40 499
	Firms with 25 establishments or more	—	—	—	—	—	—	—	—	—
42294	Tobacco & tobacco product whse									
	All firms	1 282	1 466	31 656 394	1 178 783	276 353	45 602	2 328 873	1 792 803	2 042 330
	Single unit firms	1 144	1 144	15 153 023	530 418	123 311	21 419	1 062 428	711 789	812 425
	Multiunit firms	138	322	16 503 371	648 365	153 042	24 183	1 266 445	1 081 014	1 229 905
	Firms with 1 establishment ...	72	72	3 154 192	125 433	28 261	4 829	243 956	223 738	253 725
	Firms with 2 establishments ..	42	84	2 773 030	99 426	22 292	3 694	194 435	151 728	174 721
	Firms with 3 or 4 establishments	11	35	D	D	D	g	D	D	D
	Firms with 5 to 9 establishments	7	46	1 352 082	56 417	13 390	2 120	97 434	70 360	78 700
	Firms with 10 to 24 establishments	6	85	D	D	D	j	D	D	D
	Firms with 25 establishments or more	—	—	—	—	—	—	—	—	—
422940	Tobacco & tobacco product whse									
	All firms	1 282	1 466	31 656 394	1 178 783	276 353	45 602	2 328 873	1 792 803	2 042 330
	Single unit firms	1 144	1 144	15 153 023	530 418	123 311	21 419	1 062 428	711 789	812 425
	Multiunit firms	138	322	16 503 371	648 365	153 042	24 183	1 266 445	1 081 014	1 229 905
	Firms with 1 establishment ...	72	72	3 154 192	125 433	28 261	4 829	243 956	223 738	253 725
	Firms with 2 establishments ..	42	84	2 773 030	99 426	22 292	3 694	194 435	151 728	174 721
	Firms with 3 or 4 establishments	11	35	D	D	D	g	D	D	D
	Firms with 5 to 9 establishments	7	46	1 352 082	56 417	13 390	2 120	97 434	70 360	78 700
	Firms with 10 to 24 establishments	6	85	D	D	D	j	D	D	D
	Firms with 25 establishments or more	—	—	—	—	—	—	—	—	—

See footnotes at end of table.

Table 3. Single Units and Multiunits: 1997—Con.

[Includes only firms and establishments with payroll. Excludes data for central administrative offices, auxiliary operations, or establishments of these firms that are classified in other categories than those specified in this table. For meaning of abbreviations and symbols, see introductory text. For explanation of terms, see Appendix A. For method of assignment to categories shown, see Appendix C]

NAICS code	Number of establishments by type of operation and specified kind of business	Firms (number)	Establishments (number)	Sales (\$1,000)	Annual payroll (\$1,000)	First-quarter payroll (\$1,000)	Paid employees for pay period including March 12 (number)	Operating expenses ¹ (\$1,000)	End-of-1996 inventories (\$1,000)	End-of-1997 inventories (\$1,000)
422	MERCHANT WHOLESALERS—Con.									
	Wholesale trade, nondurable goods—Con.									
42295	Paint, varnish, & supplies whsle									
	All firms	1 315	1 630	3 370 442	454 352	106 623	14 611	960 038	439 348	461 151
	Single unit firms	1 104	1 104	1 776 667	245 473	56 657	8 211	515 105	199 785	219 164
	Multiunit firms	211	526	1 593 775	208 879	49 966	6 400	444 933	239 563	241 987
	Firms with 1 establishment ...	84	84	313 349	47 895	12 583	1 415	95 726	51 306	51 461
	Firms with 2 establishments ..	72	144	710 958	70 459	16 400	2 177	155 053	96 866	103 248
	Firms with 3 or 4 establishments	32	108	D	D	D	f	D	D	D
	Firms with 5 to 9 establishments	19	117	298 578	41 935	9 591	1 324	91 997	52 259	51 684
	Firms with 10 to 24 establishments	3	47	78 428	13 751	3 171	543	24 533	8 361	5 709
	Firms with 25 establishments or more	1	26	D	D	D	c	D	D	D
422950	Paint, varnish, & supplies whsle									
	All firms	1 315	1 630	3 370 442	454 352	106 623	14 611	960 038	439 348	461 151
	Single unit firms	1 104	1 104	1 776 667	245 473	56 657	8 211	515 105	199 785	219 164
	Multiunit firms	211	526	1 593 775	208 879	49 966	6 400	444 933	239 563	241 987
	Firms with 1 establishment ...	84	84	313 349	47 895	12 583	1 415	95 726	51 306	51 461
	Firms with 2 establishments ..	72	144	710 958	70 459	16 400	2 177	155 053	96 866	103 248
	Firms with 3 or 4 establishments	32	108	D	D	D	f	D	D	D
	Firms with 5 to 9 establishments	19	117	298 578	41 935	9 591	1 324	91 997	52 259	51 684
	Firms with 10 to 24 establishments	3	47	78 428	13 751	3 171	543	24 533	8 361	5 709
	Firms with 25 establishments or more	1	26	D	D	D	c	D	D	D
4229501	Paint, varnish, & supplies whsle									
	All firms	1 315	1 630	3 370 442	454 352	106 623	14 611	960 038	439 348	461 151
	Single unit firms	1 104	1 104	1 776 667	245 473	56 657	8 211	515 105	199 785	219 164
	Multiunit firms	211	526	1 593 775	208 879	49 966	6 400	444 933	239 563	241 987
	Firms with 1 establishment ...	84	84	313 349	47 895	12 583	1 415	95 726	51 306	51 461
	Firms with 2 establishments ..	72	144	710 958	70 459	16 400	2 177	155 053	96 866	103 248
	Firms with 3 or 4 establishments	32	108	D	D	D	f	D	D	D
	Firms with 5 to 9 establishments	19	117	298 578	41 935	9 591	1 324	91 997	52 259	51 684
	Firms with 10 to 24 establishments	3	47	78 428	13 751	3 171	543	24 533	8 361	5 709
	Firms with 25 establishments or more	1	26	D	D	D	c	D	D	D
42299	Other miscellaneous nondurable goods whsle									
	All firms	12 685	12 920	51 257 225	2 519 927	564 938	84 959	5 719 884	3 990 689	4 445 336
	Single unit firms	12 231	12 231	D	D	D	i	D	D	D
	Multiunit firms	454	689	D	D	D	j	D	D	D
	Firms with 1 establishment ...	330	330	12 047 716	420 318	103 348	10 704	1 088 155	864 905	913 848
	Firms with 2 establishments ..	78	156	4 517 347	130 280	31 724	3 265	267 491	189 239	188 006
	Firms with 3 or 4 establishments	34	111	17 008 896	184 664	44 188	4 257	364 535	773 162	733 393
	Firms with 5 to 9 establishments	10	62	D	D	D	f	D	D	D
	Firms with 10 to 24 establishments	2	30	D	D	D	e	D	D	D
	Firms with 25 establishments or more	-	-	-	-	-	-	-	-	-
422990	Other miscellaneous nondurable goods whsle									
	All firms	12 685	12 920	51 257 225	2 519 927	564 938	84 959	5 719 884	3 990 689	4 445 336
	Single unit firms	12 231	12 231	D	D	D	i	D	D	D
	Multiunit firms	454	689	D	D	D	j	D	D	D
	Firms with 1 establishment ...	330	330	12 047 716	420 318	103 348	10 704	1 088 155	864 905	913 848
	Firms with 2 establishments ..	78	156	4 517 347	130 280	31 724	3 265	267 491	189 239	188 006
	Firms with 3 or 4 establishments	34	111	17 008 896	184 664	44 188	4 257	364 535	773 162	733 393
	Firms with 5 to 9 establishments	10	62	D	D	D	f	D	D	D
	Firms with 10 to 24 establishments	2	30	D	D	D	e	D	D	D
	Firms with 25 establishments or more	-	-	-	-	-	-	-	-	-

See footnotes at end of table.

Table 3. Single Units and Multiunits: 1997—Con.

[Includes only firms and establishments with payroll. Excludes data for central administrative offices, auxiliary operations, or establishments of these firms that are classified in other categories than those specified in this table. For meaning of abbreviations and symbols, see introductory text. For explanation of terms, see Appendix A. For method of assignment to categories shown, see Appendix C]

NAICS code	Number of establishments by type of operation and specified kind of business	Firms (number)	Establishments (number)	Sales (\$1,000)	Annual payroll (\$1,000)	First-quarter payroll (\$1,000)	Paid employees for pay period including March 12 (number)	Operating expenses ¹ (\$1,000)	End-of-1996 inventories (\$1,000)	End-of-1997 inventories (\$1,000)
422	MERCHANT WHOLESALERS—Con.									
	Wholesale trade, nondurable goods—Con.									
4229901	Art goods whsle									
	All firms	3 920	3 976	7 426 099	888 512	196 526	30 205	2 271 032	1 182 362	1 344 462
	Single unit firms	3 773	3 773	5 458 446	676 454	144 783	24 472	1 583 584	819 807	964 894
	Multiunit firms	147	203	1 967 653	212 058	51 743	5 733	687 448	362 555	379 568
	Firms with 1 establishment ..	114	114	D	D	D	h	D	D	D
	Firms with 2 establishments ..	24	48	D	D	D	g	D	D	D
	Firms with 3 or 4 establishments	6	19	D	D	D	e	D	D	D
	Firms with 5 to 9 establishments	3	22	66 306	9 769	1 765	259	17 419	17 712	18 257
	Firms with 10 to 24 establishments	—	—	—	—	—	—	—	—	—
	Firms with 25 establishments or more	—	—	—	—	—	—	—	—	—
4229902	General merchandise (nondurable goods) whsle									
	All firms	2 777	2 842	33 181 350	653 859	152 784	18 841	1 315 798	1 498 263	1 564 291
	Single unit firms	2 683	2 683	3 545 527	284 804	62 155	11 262	630 705	321 199	407 457
	Multiunit firms	94	159	29 635 823	369 055	90 629	7 579	685 093	1 177 064	1 156 834
	Firms with 1 establishment ..	61	61	D	D	D	h	D	D	D
	Firms with 2 establishments ..	15	30	D	D	D	g	D	D	D
	Firms with 3 or 4 establishments	16	52	D	D	D	h	D	D	D
	Firms with 5 to 9 establishments	1	6	D	D	D	b	D	D	D
	Firms with 10 to 24 establishments	1	10	D	D	D	c	D	D	D
	Firms with 25 establishments or more	—	—	—	—	—	—	—	—	—
4229903	Textile bags, bagging, & burlap whsle									
	All firms	394	400	723 184	73 748	16 037	2 882	173 346	88 608	109 275
	Single unit firms	383	383	676 409	68 018	14 821	2 668	161 993	82 251	103 454
	Multiunit firms	11	17	46 775	5 730	1 216	214	11 353	6 357	5 821
	Firms with 1 establishment ..	7	7	D	D	D	c	D	D	D
	Firms with 2 establishments ..	3	6	D	D	D	b	D	D	D
	Firms with 3 or 4 establishments	1	4	D	D	D	b	D	D	D
	Firms with 5 to 9 establishments	—	—	—	—	—	—	—	—	—
	Firms with 10 to 24 establishments	—	—	—	—	—	—	—	—	—
	Firms with 25 establishments or more	—	—	—	—	—	—	—	—	—
4229904	Other nondurable goods whsle									
	All firms	5 600	5 702	9 926 592	903 808	199 591	33 031	1 959 708	1 221 456	1 427 308
	Single unit firms	5 392	5 392	D	D	D	k	D	D	D
	Multiunit firms	208	310	D	D	D	i	D	D	D
	Firms with 1 establishment ..	157	157	D	D	D	h	D	D	D
	Firms with 2 establishments ..	34	68	475 876	30 634	6 971	977	67 123	80 229	86 456
	Firms with 3 or 4 establishments	10	31	64 413	10 644	2 636	546	19 858	20 385	20 273
	Firms with 5 to 9 establishments	6	34	131 157	17 301	4 159	643	32 931	24 457	21 069
	Firms with 10 to 24 establishments	1	20	D	D	D	c	D	D	D
	Firms with 25 establishments or more	—	—	—	—	—	—	—	—	—
	MANUFACTURERS' SALES BRANCHES AND SALES OFFICES									
	All firms	4 082	29 305	1 258 874 769	45 911 766	11 963 217	922 208	95 051 279	39 467 315	40 758 311
	Single unit firms	—	—	—	—	—	—	—	—	—
	Multiunit firms	4 082	29 305	1 258 874 769	45 911 766	11 963 217	922 208	95 051 279	39 467 315	40 758 311
	Firms with 1 establishment ..	2 090	2 090	86 341 252	4 340 228	1 038 542	89 082	10 729 225	5 404 578	5 717 887
	Firms with 2 establishments ..	543	1 086	46 436 499	1 615 971	401 597	37 883	3 958 320	2 253 656	2 441 699
	Firms with 3 or 4 establishments	453	1 538	61 096 162	2 851 409	691 297	57 314	6 856 350	3 073 050	3 292 289
	Firms with 5 to 9 establishments	423	2 732	120 318 465	4 300 039	1 037 068	97 125	9 907 087	5 594 917	5 714 635
	Firms with 10 to 24 establishments	336	5 283	226 995 014	6 926 514	1 749 458	155 487	15 584 144	8 402 756	8 524 109
	Firms with 25 establishments or more	237	16 576	717 687 377	25 877 605	7 045 255	485 317	48 016 153	14 738 358	15 067 692

See footnotes at end of table.

Table 3. Single Units and Multiunits: 1997—Con.

[Includes only firms and establishments with payroll. Excludes data for central administrative offices, auxiliary operations, or establishments of these firms that are classified in other categories than those specified in this table. For meaning of abbreviations and symbols, see introductory text. For explanation of terms, see Appendix A. For method of assignment to categories shown, see Appendix C]

NAICS code	Number of establishments by type of operation and specified kind of business	Firms (number)	Establishments (number)	Sales (\$1,000)	Annual payroll (\$1,000)	First-quarter payroll (\$1,000)	Paid employees for pay period including March 12 (number)	Operating expenses ¹ (\$1,000)	End-of-1996 inventories (\$1,000)	End-of-1997 inventories (\$1,000)	
421	MANUFACTURERS' SALES BRANCHES AND SALES OFFICES—Con.										
	Wholesale trade, durable goods										
	All firms	2 580	'17 228	'707 565 616	'26 757 611	'7 167 566	'479 447	52 345 151	26 273 001	27 084 251	
	Single unit firms	—	—	—	—	—	—	—	—	—	
	Multiunit firms	2 580	17 228	707 565 616	26 757 611	7 167 566	479 447	52 345 151	26 273 001	27 084 251	
	Firms with 1 establishment ...	1 341	1 341	43 898 747	2 534 532	601 451	54 126	5 939 160	3 600 168	3 858 459	
	Firms with 2 establishments ..	352	704	14 681 232	890 055	225 601	20 485	2 001 073	1 532 354	1 623 115	
	Firms with 3 or 4 establishments	280	949	31 937 237	1 255 778	296 614	25 964	2 656 185	1 615 844	1 720 494	
	Firms with 5 to 9 establishments	270	1 762	73 163 631	1 949 559	477 247	39 968	4 540 049	4 029 169	4 129 820	
	Firms with 10 to 24 establishments	202	3 234	D	D	D	l	D	D	D	
	Firms with 25 establishments or more	135	9 238	D	D	D	m	D	D	D	
	4211	Motor vehicle & motor vehicle parts & supplies whsle									
		All firms	233	1 425	291 207 541	2 233 321	570 190	47 824	5 928 771	5 894 354	5 776 275
Single unit firms		—	—	—	—	—	—	—	—	—	
Multiunit firms		233	1 425	291 207 541	2 233 321	570 190	47 824	5 928 771	5 894 354	5 776 275	
Firms with 1 establishment ...		126	126	D	D	D	h	D	D	D	
Firms with 2 establishments ..		28	56	1 544 569	69 672	15 684	1 756	149 704	197 433	206 811	
Firms with 3 or 4 establishments		18	62	10 278 694	121 092	30 223	3 086	319 269	185 187	175 792	
Firms with 5 to 9 establishments		31	202	19 830 987	292 631	70 037	6 467	653 328	1 240 456	1 110 264	
Firms with 10 to 24 establishments		16	261	D	D	D	i	D	D	D	
Firms with 25 establishments or more		14	718	D	D	D	k	D	D	D	
42111		Automobile & other motor vehicle whsle									
		All firms	55	380	255 902 304	735 647	200 319	14 104	2 764 098	2 883 392	2 738 389
		Single unit firms	—	—	—	—	—	—	—	—	—
	Multiunit firms	55	380	255 902 304	735 647	200 319	14 104	2 764 098	2 883 392	2 738 389	
	Firms with 1 establishment ...	31	31	D	D	D	g	D	D	D	
	Firms with 2 establishments ..	4	8	D	D	D	b	D	D	D	
	Firms with 3 or 4 establishments	5	20	D	D	D	g	D	D	D	
	Firms with 5 to 9 establishments	7	40	D	D	D	g	D	D	D	
	Firms with 10 to 24 establishments	3	52	D	D	D	h	D	D	D	
	Firms with 25 establishments or more	5	229	D	D	D	i	D	D	D	
	421110	Automobile & other motor vehicle whsle									
		All firms	55	380	255 902 304	735 647	200 319	14 104	2 764 098	2 883 392	2 738 389
		Single unit firms	—	—	—	—	—	—	—	—	—
Multiunit firms		55	380	255 902 304	735 647	200 319	14 104	2 764 098	2 883 392	2 738 389	
Firms with 1 establishment ...		31	31	D	D	D	g	D	D	D	
Firms with 2 establishments ..		4	8	D	D	D	b	D	D	D	
Firms with 3 or 4 establishments		5	20	D	D	D	g	D	D	D	
Firms with 5 to 9 establishments		7	40	D	D	D	g	D	D	D	
Firms with 10 to 24 establishments		3	52	D	D	D	h	D	D	D	
Firms with 25 establishments or more		5	229	D	D	D	i	D	D	D	
4211101		Automobile & motorcycle whsle									
		All firms	14	124	95 851 919	298 709	71 122	5 211	1 890 320	2 196 413	1 935 877
		Single unit firms	—	—	—	—	—	—	—	—	—
	Multiunit firms	14	124	95 851 919	298 709	71 122	5 211	1 890 320	2 196 413	1 935 877	
	Firms with 1 establishment ...	5	5	D	D	D	c	D	D	D	
	Firms with 2 establishments ..	2	4	D	D	D	b	D	D	D	
	Firms with 3 or 4 establishments	1	4	D	D	D	e	D	D	D	
	Firms with 5 to 9 establishments	2	11	D	D	D	f	D	D	D	
	Firms with 10 to 24 establishments	3	51	34 280 304	167 122	35 586	2 968	1 525 269	1 579 709	1 419 422	
	Firms with 25 establishments or more	1	49	D	D	D	g	D	D	D	

See footnotes at end of table.

Table 3. Single Units and Multiunits: 1997—Con.

[Includes only firms and establishments with payroll. Excludes data for central administrative offices, auxiliary operations, or establishments of these firms that are classified in other categories than those specified in this table. For meaning of abbreviations and symbols, see introductory text. For explanation of terms, see Appendix A. For method of assignment to categories shown, see Appendix C]

NAICS code	Number of establishments by type of operation and specified kind of business	Firms (number)	Establishments (number)	Sales (\$1,000)	Annual payroll (\$1,000)	First-quarter payroll (\$1,000)	Paid employees for pay period including March 12 (number)	Operating expenses ¹ (\$1,000)	End-of-1996 inventories (\$1,000)	End-of-1997 inventories (\$1,000)
421	MANUFACTURERS' SALES BRANCHES AND SALES OFFICES—Con.									
	Wholesale trade, durable goods—Con.									
4211102	Bus & recreational vehicle whsle									
	All firms	7	14	D	D	D	c	D	D	D
	Single unit firms	—	—	—	—	—	—	—	—	—
	Multiunit firms	7	14	D	D	D	c	D	D	D
	Firms with 1 establishment ...	4	4	D	D	D	b	D	D	D
	Firms with 2 establishments ..	1	2	D	D	D	a	D	D	D
	Firms with 3 or 4 establishments	1	3	D	D	D	a	D	D	D
	Firms with 5 to 9 establishments	1	5	D	D	D	c	D	D	D
	Firms with 10 to 24 establishments	—	—	—	—	—	—	—	—	—
	Firms with 25 establishments or more	—	—	—	—	—	—	—	—	—
4211103	Light truck & van (14,000 lb or less) whsle									
	All firms	8	99	152 661 486	207 342	65 536	3 135	483 741	103 459	157 810
	Single unit firms	—	—	—	—	—	—	—	—	—
	Multiunit firms	8	99	152 661 486	207 342	65 536	3 135	483 741	103 459	157 810
	Firms with 1 establishment ...	4	4	D	D	D	f	D	D	D
	Firms with 2 establishments ..	1	2	D	D	D	b	D	D	D
	Firms with 3 or 4 establishments	—	—	—	—	—	—	—	—	—
	Firms with 5 to 9 establishments	—	—	—	—	—	—	—	—	—
	Firms with 10 to 24 establishments	1	18	D	D	D	f	D	D	D
	Firms with 25 establishments or more	2	75	D	D	D	g	D	D	D
4211104	Medium truck & tractor (14,001 lb to 26,000 lb) whsle									
	All firms	4	20	D	D	D	e	D	D	D
	Single unit firms	—	—	—	—	—	—	—	—	—
	Multiunit firms	4	20	D	D	D	e	D	D	D
	Firms with 1 establishment ...	3	3	D	D	D	c	D	D	D
	Firms with 2 establishments ..	—	—	—	—	—	—	—	—	—
	Firms with 3 or 4 establishments	—	—	—	—	—	—	—	—	—
	Firms with 5 to 9 establishments	—	—	—	—	—	—	—	—	—
	Firms with 10 to 24 establishments	1	17	D	D	D	e	D	D	D
	Firms with 25 establishments or more	—	—	—	—	—	—	—	—	—
4211105	Heavy truck & tractor (over 26,000 lb) whsle									
	All firms	28	123	D	D	D	i	D	D	D
	Single unit firms	—	—	—	—	—	—	—	—	—
	Multiunit firms	28	123	D	D	D	i	D	D	D
	Firms with 1 establishment ...	17	17	D	D	D	g	D	D	D
	Firms with 2 establishments ..	—	—	—	—	—	—	—	—	—
	Firms with 3 or 4 establishments	4	16	D	D	D	f	D	D	D
	Firms with 5 to 9 establishments	4	23	D	D	D	g	D	D	D
	Firms with 10 to 24 establishments	2	39	D	D	D	g	D	D	D
	Firms with 25 establishments or more	1	28	D	D	D	f	D	D	D
42112	Motor vehicle supplies & new parts whsle									
	All firms	169	895	25 607 316	1 287 094	316 689	29 268	2 684 657	2 815 454	2 830 859
	Single unit firms	—	—	—	—	—	—	—	—	—
	Multiunit firms	169	895	25 607 316	1 287 094	316 689	29 268	2 684 657	2 815 454	2 830 859
	Firms with 1 establishment ...	95	95	2 436 272	111 606	26 934	2 855	260 239	160 976	167 080
	Firms with 2 establishments ..	20	40	1 267 102	39 792	9 223	938	97 286	164 704	172 912
	Firms with 3 or 4 establishments	13	45	3 803 550	107 657	25 357	2 683	235 111	242 647	233 590
	Firms with 5 to 9 establishments	20	133	3 272 349	132 080	33 620	4 377	324 960	410 774	420 249
	Firms with 10 to 24 establishments	13	215	13 284 003	779 707	192 507	14 496	1 513 934	1 590 730	1 609 786
	Firms with 25 establishments or more	8	367	1 544 040	116 252	29 048	3 919	253 127	245 623	227 242
421120	Motor vehicle supplies & new parts whsle									

See footnotes at end of table.

Table 3. Single Units and Multiunits: 1997—Con.

[Includes only firms and establishments with payroll. Excludes data for central administrative offices, auxiliary operations, or establishments of these firms that are classified in other categories than those specified in this table. For meaning of abbreviations and symbols, see introductory text. For explanation of terms, see Appendix A. For method of assignment to categories shown, see Appendix C]

NAICS code	Number of establishments by type of operation and specified kind of business	Firms (number)	Establishments (number)	Sales (\$1,000)	Annual payroll (\$1,000)	First-quarter payroll (\$1,000)	Paid employees for pay period including March 12 (number)	Operating expenses ¹ (\$1,000)	End-of-1996 inventories (\$1,000)	End-of-1997 inventories (\$1,000)
421	MANUFACTURERS' SALES BRANCHES AND SALES OFFICES—Con.									
	Wholesale trade, durable goods—Con.									
421120	Motor vehicle supplies & new parts whsle—Con.									
	All firms	169	895	25 607 316	1 287 094	316 689	29 268	2 684 657	2 815 454	2 830 859
	Single unit firms	—	—	—	—	—	—	—	—	—
	Multiunit firms	169	895	25 607 316	1 287 094	316 689	29 268	2 684 657	2 815 454	2 830 859
	Firms with 1 establishment ...	95	95	2 436 272	111 606	26 934	2 855	260 239	160 976	167 080
	Firms with 2 establishments ..	20	40	1 267 102	39 792	9 223	938	97 286	164 704	172 912
	Firms with 3 or 4 establishments	13	45	3 803 550	107 657	25 357	2 683	235 111	242 647	233 590
	Firms with 5 to 9 establishments	20	133	3 272 349	132 080	33 620	4 377	324 960	410 774	420 249
	Firms with 10 to 24 establishments	13	215	13 284 003	779 707	192 507	14 496	1 513 934	1 590 730	1 609 786
	Firms with 25 establishments or more	8	367	1 544 040	116 252	29 048	3 919	253 127	245 623	227 242
4211201	Motor vehicle supplies & new parts—warehouse distributors									
	All firms	74	343	6 640 896	223 308	53 476	5 937	548 683	512 479	516 527
	Single unit firms	—	—	—	—	—	—	—	—	—
	Multiunit firms	74	343	6 640 896	223 308	53 476	5 937	548 683	512 479	516 527
	Firms with 1 establishment ...	45	45	1 434 672	40 709	9 055	1 012	133 049	128 111	138 694
	Firms with 2 establishments ..	11	22	D	D	D	f	D	D	D
	Firms with 3 or 4 establishments	4	14	D	D	D	f	D	D	D
	Firms with 5 to 9 establishments	6	37	1 041 292	24 712	6 510	678	63 663	19 749	27 059
	Firms with 10 to 24 establishments	5	99	1 232 118	33 724	8 998	918	84 829	68 639	69 992
	Firms with 25 establishments or more	3	126	634 015	49 313	12 238	1 834	89 358	101 985	103 214
4211202	Motor vehicle supplies & new parts—jobbers									
	All firms	124	541	18 824 469	1 057 445	261 684	23 182	2 124 144	2 297 437	2 308 531
	Single unit firms	—	—	—	—	—	—	—	—	—
	Multiunit firms	124	541	18 824 469	1 057 445	261 684	23 182	2 124 144	2 297 437	2 308 531
	Firms with 1 establishment ...	78	78	D	D	D	h	D	D	D
	Firms with 2 establishments ..	11	22	D	D	D	e	D	D	D
	Firms with 3 or 4 establishments	10	33	D	D	D	g	D	D	D
	Firms with 5 to 9 establishments	14	88	D	D	D	h	D	D	D
	Firms with 10 to 24 establishments	8	141	11 668 792	732 893	180 273	13 220	1 407 862	1 513 642	1 531 186
	Firms with 25 establishments or more	3	179	491 725	46 538	11 686	1 520	103 487	71 943	56 242
4211203	Petroleum products marketing equipment whsle									
	All firms	5	11	141 951	6 341	1 529	149	11 830	5 538	5 801
	Single unit firms	—	—	—	—	—	—	—	—	—
	Multiunit firms	5	11	141 951	6 341	1 529	149	11 830	5 538	5 801
	Firms with 1 establishment ...	3	3	D	D	D	c	D	D	D
	Firms with 2 establishments ..	—	—	—	—	—	—	—	—	—
	Firms with 3 or 4 establishments	1	3	D	D	D	b	D	D	D
	Firms with 5 to 9 establishments	1	5	D	D	D	a	D	D	D
	Firms with 10 to 24 establishments	—	—	—	—	—	—	—	—	—
	Firms with 25 establishments or more	—	—	—	—	—	—	—	—	—
42113	Tire & tube whsle									
	All firms	23	150	9 697 921	210 580	53 182	4 452	480 016	195 508	207 027
	Single unit firms	—	—	—	—	—	—	—	—	—
	Multiunit firms	23	150	9 697 921	210 580	53 182	4 452	480 016	195 508	207 027
	Firms with 1 establishment ...	11	11	D	D	D	e	D	D	D
	Firms with 2 establishments ..	3	6	D	D	D	c	D	D	D
	Firms with 3 or 4 establishments	3	10	D	D	D	c	D	D	D
	Firms with 5 to 9 establishments	3	16	D	D	D	g	D	D	D
	Firms with 10 to 24 establishments	2	32	D	D	D	f	D	D	D
	Firms with 25 establishments or more	1	75	D	D	D	g	D	D	D

See footnotes at end of table.

Table 3. Single Units and Multiunits: 1997—Con.

[Includes only firms and establishments with payroll. Excludes data for central administrative offices, auxiliary operations, or establishments of these firms that are classified in other categories than those specified in this table. For meaning of abbreviations and symbols, see introductory text. For explanation of terms, see Appendix A. For method of assignment to categories shown, see Appendix C]

NAICS code	Number of establishments by type of operation and specified kind of business	Firms (number)	Establishments (number)	Sales (\$1,000)	Annual payroll (\$1,000)	First-quarter payroll (\$1,000)	Paid employees for pay period including March 12 (number)	Operating expenses ¹ (\$1,000)	End-of-1996 inventories (\$1,000)	End-of-1997 inventories (\$1,000)
421	MANUFACTURERS' SALES BRANCHES AND SALES OFFICES—Con.									
	Wholesale trade, durable goods—Con.									
421130	Tire & tube whsle									
	All firms	23	150	9 697 921	210 580	53 182	4 452	480 016	195 508	207 027
	Single unit firms	—	—	—	—	—	—	—	—	—
	Multiunit firms	23	150	9 697 921	210 580	53 182	4 452	480 016	195 508	207 027
	Firms with 1 establishment ...	11	11	D	D	D	e	D	D	D
	Firms with 2 establishments ..	3	6	D	D	D	c	D	D	D
	Firms with 3 or 4 establishments	3	10	D	D	D	c	D	D	D
	Firms with 5 to 9 establishments	3	16	D	D	D	g	D	D	D
	Firms with 10 to 24 establishments	2	32	D	D	D	f	D	D	D
	Firms with 25 establishments or more	1	75	D	D	D	g	D	D	D
4212	Furniture & home furnishings whsle									
	All firms	147	485	21 729 080	646 395	162 255	16 119	1 835 902	727 049	852 893
	Single unit firms	—	—	—	—	—	—	—	—	—
	Multiunit firms	147	485	21 729 080	646 395	162 255	16 119	1 835 902	727 049	852 893
	Firms with 1 establishment ...	90	90	4 404 981	220 455	53 320	6 485	543 949	360 013	449 842
	Firms with 2 establishments ..	18	36	2 277 551	81 681	20 536	1 691	315 636	109 206	126 707
	Firms with 3 or 4 establishments	11	40	1 144 105	35 473	8 860	768	66 829	16 630	17 315
	Firms with 5 to 9 establishments	12	70	1 572 551	67 253	16 248	1 635	175 536	46 264	63 085
	Firms with 10 to 24 establishments	15	223	D	D	D	h	D	D	D
	Firms with 25 establishments or more	1	26	D	D	D	f	D	D	D
42121	Furniture whsle									
	All firms	54	247	7 242 080	228 139	56 666	4 486	733 330	232 588	234 624
	Single unit firms	—	—	—	—	—	—	—	—	—
	Multiunit firms	54	247	7 242 080	228 139	56 666	4 486	733 330	232 588	234 624
	Firms with 1 establishment ...	31	31	D	D	D	f	D	D	D
	Firms with 2 establishments ..	5	10	803 820	36 613	8 893	681	167 740	43 371	44 848
	Firms with 3 or 4 establishments	5	16	D	D	D	c	D	D	D
	Firms with 5 to 9 establishments	4	22	D	D	D	c	D	D	D
	Firms with 10 to 24 establishments	8	142	D	D	D	g	D	D	D
	Firms with 25 establishments or more	1	26	D	D	D	f	D	D	D
421210	Furniture whsle									
	All firms	54	247	7 242 080	228 139	56 666	4 486	733 330	232 588	234 624
	Single unit firms	—	—	—	—	—	—	—	—	—
	Multiunit firms	54	247	7 242 080	228 139	56 666	4 486	733 330	232 588	234 624
	Firms with 1 establishment ...	31	31	D	D	D	f	D	D	D
	Firms with 2 establishments ..	5	10	803 820	36 613	8 893	681	167 740	43 371	44 848
	Firms with 3 or 4 establishments	5	16	D	D	D	c	D	D	D
	Firms with 5 to 9 establishments	4	22	D	D	D	c	D	D	D
	Firms with 10 to 24 establishments	8	142	D	D	D	g	D	D	D
	Firms with 25 establishments or more	1	26	D	D	D	f	D	D	D
4212101	Household & lawn furniture whsle									
	All firms	24	91	1 584 873	59 681	15 306	1 472	149 871	142 636	145 393
	Single unit firms	—	—	—	—	—	—	—	—	—
	Multiunit firms	24	91	1 584 873	59 681	15 306	1 472	149 871	142 636	145 393
	Firms with 1 establishment ...	16	16	D	D	D	f	D	D	D
	Firms with 2 establishments ..	3	6	D	D	D	b	D	D	D
	Firms with 3 or 4 establishments	1	3	D	D	D	b	D	D	D
	Firms with 5 to 9 establishments	—	—	—	—	—	—	—	—	—
	Firms with 10 to 24 establishments	4	66	D	D	D	f	D	D	D
	Firms with 25 establishments or more	—	—	—	—	—	—	—	—	—

See footnotes at end of table.

Table 3. Single Units and Multiunits: 1997—Con.

[Includes only firms and establishments with payroll. Excludes data for central administrative offices, auxiliary operations, or establishments of these firms that are classified in other categories than those specified in this table. For meaning of abbreviations and symbols, see introductory text. For explanation of terms, see Appendix A. For method of assignment to categories shown, see Appendix C]

NAICS code	Number of establishments by type of operation and specified kind of business	Firms (number)	Establishments (number)	Sales (\$1,000)	Annual payroll (\$1,000)	First-quarter payroll (\$1,000)	Paid employees for pay period including March 12 (number)	Operating expenses ¹ (\$1,000)	End-of-1996 inventories (\$1,000)	End-of-1997 inventories (\$1,000)
421	MANUFACTURERS' SALES BRANCHES AND SALES OFFICES—Con.									
	Wholesale trade, durable goods—Con.									
4212102	Office & business furniture whsle									
	All firms	32	156	5 657 207	168 458	41 360	3 014	583 459	89 952	89 231
	Single unit firms	—	—	—	—	—	—	—	—	—
	Multiunit firms	32	156	5 657 207	168 458	41 360	3 014	583 459	89 952	89 231
	Firms with 1 establishment ..	17	17	D	D	D	f	D	D	D
	Firms with 2 establishments ..	1	2	D	D	D	a	D	D	D
	Firms with 3 or 4 establishments	5	16	D	D	D	c	D	D	D
	Firms with 5 to 9 establishments	4	22	D	D	D	c	D	D	D
	Firms with 10 to 24 establishments	4	73	D	D	D	g	D	D	D
	Firms with 25 establishments or more	1	26	D	D	D	f	D	D	D
42122	Home furnishings whsle									
	All firms	96	238	14 487 000	418 256	105 589	11 633	1 102 572	494 461	618 269
	Single unit firms	—	—	—	—	—	—	—	—	—
	Multiunit firms	96	238	14 487 000	418 256	105 589	11 633	1 102 572	494 461	618 269
	Firms with 1 establishment ..	62	62	D	D	D	i	D	D	D
	Firms with 2 establishments ..	13	26	1 473 731	45 068	11 643	1 010	147 896	65 835	81 859
	Firms with 3 or 4 establishments	6	23	D	D	D	f	D	D	D
	Firms with 5 to 9 establishments	8	48	D	D	D	g	D	D	D
	Firms with 10 to 24 establishments	7	79	D	D	D	h	D	D	D
	Firms with 25 establishments or more	—	—	—	—	—	—	—	—	—
421220	Home furnishings whsle									
	All firms	96	238	14 487 000	418 256	105 589	11 633	1 102 572	494 461	618 269
	Single unit firms	—	—	—	—	—	—	—	—	—
	Multiunit firms	96	238	14 487 000	418 256	105 589	11 633	1 102 572	494 461	618 269
	Firms with 1 establishment ..	62	62	D	D	D	i	D	D	D
	Firms with 2 establishments ..	13	26	1 473 731	45 068	11 643	1 010	147 896	65 835	81 859
	Firms with 3 or 4 establishments	6	23	D	D	D	f	D	D	D
	Firms with 5 to 9 establishments	8	48	D	D	D	g	D	D	D
	Firms with 10 to 24 establishments	7	79	D	D	D	h	D	D	D
	Firms with 25 establishments or more	—	—	—	—	—	—	—	—	—
4212201	Household china, glassware, & crockery whsle									
	All firms	8	14	597 661	45 630	11 679	3 156	185 733	113 060	116 905
	Single unit firms	—	—	—	—	—	—	—	—	—
	Multiunit firms	8	14	597 661	45 630	11 679	3 156	185 733	113 060	116 905
	Firms with 1 establishment ..	6	6	D	D	D	h	D	D	D
	Firms with 2 establishments ..	1	2	D	D	D	e	D	D	D
	Firms with 3 or 4 establishments	—	—	—	—	—	—	—	—	—
	Firms with 5 to 9 establishments	1	6	D	D	D	b	D	D	D
	Firms with 10 to 24 establishments	—	—	—	—	—	—	—	—	—
	Firms with 25 establishments or more	—	—	—	—	—	—	—	—	—
4212202	Linens, domestics, draperies, & curtains whsle									
	All firms	38	102	5 437 338	173 959	41 494	3 356	412 153	133 549	182 658
	Single unit firms	—	—	—	—	—	—	—	—	—
	Multiunit firms	38	102	5 437 338	173 959	41 494	3 356	412 153	133 549	182 658
	Firms with 1 establishment ..	25	25	D	D	D	g	D	D	D
	Firms with 2 establishments ..	4	8	D	D	D	e	D	D	D
	Firms with 3 or 4 establishments	1	4	D	D	D	c	D	D	D
	Firms with 5 to 9 establishments	5	31	D	D	D	g	D	D	D
	Firms with 10 to 24 establishments	3	34	1 289 521	12 983	3 541	252	22 670	9 386	9 677
	Firms with 25 establishments or more	—	—	—	—	—	—	—	—	—

See footnotes at end of table.

Table 3. Single Units and Multiunits: 1997—Con.

[Includes only firms and establishments with payroll. Excludes data for central administrative offices, auxiliary operations, or establishments of these firms that are classified in other categories than those specified in this table. For meaning of abbreviations and symbols, see introductory text. For explanation of terms, see Appendix A. For method of assignment to categories shown, see Appendix C]

NAICS code	Number of establishments by type of operation and specified kind of business	Firms (number)	Establishments (number)	Sales (\$1,000)	Annual payroll (\$1,000)	First-quarter payroll (\$1,000)	Paid employees for pay period including March 12 (number)	Operating expenses ¹ (\$1,000)	End-of-1996 inventories (\$1,000)	End-of-1997 inventories (\$1,000)
421	MANUFACTURERS' SALES BRANCHES AND SALES OFFICES—Con.									
	Wholesale trade, durable goods—Con.									
4212203	Floor coverings whsle									
	All firms	37	96	7 864 637	161 893	43 378	4 236	405 041	165 967	192 458
	Single unit firms	—	—	—	—	—	—	—	—	—
	Multiunit firms	37	96	7 864 637	161 893	43 378	4 236	405 041	165 967	192 458
	Firms with 1 establishment ...	22	22	1 741 479	51 627	15 335	1 110	122 245	57 820	81 773
	Firms with 2 establishments ..	6	12	535 458	13 590	3 246	223	20 588	3 269	3 187
	Firms with 3 or 4 establishments	4	15	634 052	23 924	4 929	420	43 980	11 679	12 207
	Firms with 5 to 9 establishments	2	14	D	D	D	c	D	D	D
	Firms with 10 to 24 establishments	3	33	D	D	D	g	D	D	D
	Firms with 25 establishments or more	—	—	—	—	—	—	—	—	—
4212204	Other home furnishings whsle									
	All firms	19	26	587 364	36 774	9 038	885	99 645	81 885	126 248
	Single unit firms	—	—	—	—	—	—	—	—	—
	Multiunit firms	19	26	587 364	36 774	9 038	885	99 645	81 885	126 248
	Firms with 1 establishment ...	14	14	355 165	19 558	4 631	419	51 728	47 200	76 440
	Firms with 2 establishments ..	4	8	D	D	D	e	D	D	D
	Firms with 3 or 4 establishments	1	4	D	D	D	b	D	D	D
	Firms with 5 to 9 establishments	—	—	—	—	—	—	—	—	—
	Firms with 10 to 24 establishments	—	—	—	—	—	—	—	—	—
	Firms with 25 establishments or more	—	—	—	—	—	—	—	—	—
4213	Lumber & other construction materials whsle									
	All firms	382	1 728	21 380 553	959 343	223 167	26 196	2 168 463	1 129 218	1 192 107
	Single unit firms	—	—	—	—	—	—	—	—	—
	Multiunit firms	382	1 728	21 380 553	959 343	223 167	26 196	2 168 463	1 129 218	1 192 107
	Firms with 1 establishment ...	210	210	5 592 341	264 874	55 289	5 870	544 770	273 051	275 929
	Firms with 2 establishments ..	52	104	D	D	D	g	D	D	D
	Firms with 3 or 4 establishments	43	147	D	D	D	g	D	D	D
	Firms with 5 to 9 establishments	47	286	4 298 125	196 659	46 162	5 230	437 874	193 724	193 469
	Firms with 10 to 24 establishments	21	333	4 280 519	169 904	42 475	5 036	424 032	168 800	180 267
	Firms with 25 establishments or more	9	648	4 774 847	182 723	44 504	5 961	461 342	310 090	345 359
42131	Lumber, plywood, millwork, & wood panel whsle									
	All firms	167	501	10 261 254	445 340	100 385	11 443	980 545	577 840	582 251
	Single unit firms	—	—	—	—	—	—	—	—	—
	Multiunit firms	167	501	10 261 254	445 340	100 385	11 443	980 545	577 840	582 251
	Firms with 1 establishment ...	103	103	4 423 631	178 136	36 354	3 886	368 791	199 202	204 088
	Firms with 2 establishments ..	22	44	D	D	D	g	D	D	D
	Firms with 3 or 4 establishments	15	54	D	D	D	g	D	D	D
	Firms with 5 to 9 establishments	17	101	1 302 643	86 663	19 367	2 429	183 604	94 737	93 604
	Firms with 10 to 24 establishments	7	91	D	D	D	g	D	D	D
	Firms with 25 establishments or more	3	108	D	D	D	g	D	D	D
421310	Lumber, plywood, millwork, & wood panel whsle									
	All firms	167	501	10 261 254	445 340	100 385	11 443	980 545	577 840	582 251
	Single unit firms	—	—	—	—	—	—	—	—	—
	Multiunit firms	167	501	10 261 254	445 340	100 385	11 443	980 545	577 840	582 251
	Firms with 1 establishment ...	103	103	4 423 631	178 136	36 354	3 886	368 791	199 202	204 088
	Firms with 2 establishments ..	22	44	D	D	D	g	D	D	D
	Firms with 3 or 4 establishments	15	54	D	D	D	g	D	D	D
	Firms with 5 to 9 establishments	17	101	1 302 643	86 663	19 367	2 429	183 604	94 737	93 604
	Firms with 10 to 24 establishments	7	91	D	D	D	g	D	D	D
	Firms with 25 establishments or more	3	108	D	D	D	g	D	D	D

See footnotes at end of table.

Table 3. Single Units and Multiunits: 1997—Con.

[Includes only firms and establishments with payroll. Excludes data for central administrative offices, auxiliary operations, or establishments of these firms that are classified in other categories than those specified in this table. For meaning of abbreviations and symbols, see introductory text. For explanation of terms, see Appendix A. For method of assignment to categories shown, see Appendix C]

NAICS code	Number of establishments by type of operation and specified kind of business	Firms (number)	Establishments (number)	Sales (\$1,000)	Annual payroll (\$1,000)	First-quarter payroll (\$1,000)	Paid employees for pay period including March 12 (number)	Operating expenses ¹ (\$1,000)	End-of-1996 inventories (\$1,000)	End-of-1997 inventories (\$1,000)
421	MANUFACTURERS' SALES BRANCHES AND SALES OFFICES—Con.									
	Wholesale trade, durable goods—Con.									
4213101	Lumber without yard whsle									
	All firms	35	42	2 568 618	73 903	17 069	1 261	154 834	44 241	42 086
	Single unit firms	—	—	—	—	—	—	—	—	—
	Multiunit firms	35	42	2 568 618	73 903	17 069	1 261	154 834	44 241	42 086
	Firms with 1 establishment ...	29	29	D	D	D	g	D	D	D
	Firms with 2 establishments ..	5	10	D	D	D	c	D	D	D
	Firms with 3 or 4 establishments	1	3	D	D	D	b	D	D	D
	Firms with 5 to 9 establishments	—	—	—	—	—	—	—	—	—
	Firms with 10 to 24 establishments	—	—	—	—	—	—	—	—	—
	Firms with 25 establishments or more	—	—	—	—	—	—	—	—	—
4213102	Lumber with yard whsle									
	All firms	52	96	2 240 878	108 796	26 767	3 064	215 313	193 666	204 645
	Single unit firms	—	—	—	—	—	—	—	—	—
	Multiunit firms	52	96	2 240 878	108 796	26 767	3 064	215 313	193 666	204 645
	Firms with 1 establishment ...	36	36	D	D	D	g	D	D	D
	Firms with 2 establishments ..	9	18	303 705	22 274	5 020	637	43 078	32 258	41 211
	Firms with 3 or 4 establishments	3	10	125 290	6 221	1 110	169	12 957	17 829	18 425
	Firms with 5 to 9 establishments	3	19	D	D	D	e	D	D	D
	Firms with 10 to 24 establishments	1	13	D	D	D	e	D	D	D
	Firms with 25 establishments or more	—	—	—	—	—	—	—	—	—
4213103	Plywood, veneer, millwork, & wood panel whsle									
	All firms	102	363	5 451 758	262 641	56 549	7 118	610 398	339 933	335 520
	Single unit firms	—	—	—	—	—	—	—	—	—
	Multiunit firms	102	363	5 451 758	262 641	56 549	7 118	610 398	339 933	335 520
	Firms with 1 establishment ...	58	58	D	D	D	g	D	D	D
	Firms with 2 establishments ..	10	20	D	D	D	e	D	D	D
	Firms with 3 or 4 establishments	13	48	881 706	38 969	9 457	1 035	84 826	33 410	29 806
	Firms with 5 to 9 establishments	13	80	D	D	D	g	D	D	D
	Firms with 10 to 24 establishments	6	75	1 265 772	44 243	11 124	1 143	144 018	93 371	91 495
	Firms with 25 establishments or more	2	82	D	D	D	e	D	D	D
42132	Brick, stone, & related construction materials whsle									
	All firms	126	761	5 848 872	243 871	60 393	7 587	566 136	315 377	322 020
	Single unit firms	—	—	—	—	—	—	—	—	—
	Multiunit firms	126	761	5 848 872	243 871	60 393	7 587	566 136	315 377	322 020
	Firms with 1 establishment ...	65	65	D	D	D	g	D	D	D
	Firms with 2 establishments ..	21	42	D	D	D	e	D	D	D
	Firms with 3 or 4 establishments	13	44	238 859	17 026	3 345	349	34 522	13 338	14 537
	Firms with 5 to 9 establishments	16	100	1 019 315	27 716	7 643	731	72 317	18 058	18 658
	Firms with 10 to 24 establishments	7	113	D	D	D	g	D	D	D
	Firms with 25 establishments or more	4	397	1 810 560	84 868	22 675	3 602	212 026	158 573	165 487
421320	Brick, stone, & related construction materials whsle									
	All firms	126	761	5 848 872	243 871	60 393	7 587	566 136	315 377	322 020
	Single unit firms	—	—	—	—	—	—	—	—	—
	Multiunit firms	126	761	5 848 872	243 871	60 393	7 587	566 136	315 377	322 020
	Firms with 1 establishment ...	65	65	D	D	D	g	D	D	D
	Firms with 2 establishments ..	21	42	D	D	D	e	D	D	D
	Firms with 3 or 4 establishments	13	44	238 859	17 026	3 345	349	34 522	13 338	14 537
	Firms with 5 to 9 establishments	16	100	1 019 315	27 716	7 643	731	72 317	18 058	18 658
	Firms with 10 to 24 establishments	7	113	D	D	D	g	D	D	D
	Firms with 25 establishments or more	4	397	1 810 560	84 868	22 675	3 602	212 026	158 573	165 487

See footnotes at end of table.

Table 3. Single Units and Multiunits: 1997—Con.

[Includes only firms and establishments with payroll. Excludes data for central administrative offices, auxiliary operations, or establishments of these firms that are classified in other categories than those specified in this table. For meaning of abbreviations and symbols, see introductory text. For explanation of terms, see Appendix A. For method of assignment to categories shown, see Appendix C]

NAICS code	Number of establishments by type of operation and specified kind of business	Firms (number)	Establishments (number)	Sales (\$1,000)	Annual payroll (\$1,000)	First-quarter payroll (\$1,000)	Paid employees for pay period including March 12 (number)	Operating expenses ¹ (\$1,000)	End-of-1996 inventories (\$1,000)	End-of-1997 inventories (\$1,000)
421	MANUFACTURERS' SALES BRANCHES AND SALES OFFICES—Con.									
	Wholesale trade, durable goods—Con.									
4213201	Brick, block, tile, clay/cement sewer pipe whsle									
	All firms	49	431	2 150 812	127 852	32 499	4 853	298 148	175 800	183 045
	Single unit firms	—	—	—	—	—	—	—	—	—
	Multiunit firms	49	431	2 150 812	127 852	32 499	4 853	298 148	175 800	183 045
	Firms with 1 establishment ...	31	31	D	D	D	f	D	D	D
	Firms with 2 establishments ..	4	8	D	D	D	b	D	D	D
	Firms with 3 or 4 establishments	5	18	62 692	8 208	1 586	222	15 778	8 952	9 309
	Firms with 5 to 9 establishments	4	23	D	D	D	c	D	D	D
	Firms with 10 to 24 establishments	1	14	D	D	D	e	D	D	D
	Firms with 25 establishments or more	4	337	D	D	D	h	D	D	D
4213202	Sand, gravel, & stone whsle									
	All firms	43	88	309 282	28 242	5 737	758	66 523	30 696	32 544
	Single unit firms	—	—	—	—	—	—	—	—	—
	Multiunit firms	43	88	309 282	28 242	5 737	758	66 523	30 696	32 544
	Firms with 1 establishment ...	23	23	123 522	17 136	3 269	376	30 550	12 222	13 362
	Firms with 2 establishments ..	11	22	88 335	4 719	1 041	177	19 742	5 921	6 322
	Firms with 3 or 4 establishments	6	20	51 190	3 783	802	115	9 565	7 195	7 858
	Firms with 5 to 9 establishments	3	23	46 235	2 604	625	90	6 666	5 358	5 002
	Firms with 10 to 24 establishments	—	—	—	—	—	—	—	—	—
	Firms with 25 establishments or more	—	—	—	—	—	—	—	—	—
4213203	Cement, lime, & related products whsle									
	All firms	51	242	3 388 778	87 777	22 157	1 976	201 465	108 881	106 431
	Single unit firms	—	—	—	—	—	—	—	—	—
	Multiunit firms	51	242	3 388 778	87 777	22 157	1 976	201 465	108 881	106 431
	Firms with 1 establishment ...	24	24	298 194	21 543	4 425	507	40 142	40 596	35 141
	Firms with 2 establishments ..	7	14	135 753	4 614	1 238	92	10 775	14 505	14 104
	Firms with 3 or 4 establishments	6	21	170 992	9 094	1 831	112	21 030	3 732	4 265
	Firms with 5 to 9 establishments	7	41	D	D	D	e	D	D	D
	Firms with 10 to 24 establishments	6	96	D	D	D	f	D	D	D
	Firms with 25 establishments or more	1	46	D	D	D	c	D	D	D
42133	Roofing, siding, & insulation material whsle									
	All firms	42	222	3 268 532	134 395	30 154	3 009	335 608	119 549	165 194
	Single unit firms	—	—	—	—	—	—	—	—	—
	Multiunit firms	42	222	3 268 532	134 395	30 154	3 009	335 608	119 549	165 194
	Firms with 1 establishment ...	27	27	581 326	20 217	4 747	483	45 203	18 047	18 681
	Firms with 2 establishments ..	2	4	D	D	D	c	D	D	D
	Firms with 3 or 4 establishments	4	15	89 308	7 592	1 764	182	14 483	9 629	8 569
	Firms with 5 to 9 establishments	5	30	1 288 485	50 366	11 310	1 242	124 484	49 094	49 558
	Firms with 10 to 24 establishments	2	25	D	D	D	c	D	D	D
	Firms with 25 establishments or more	2	121	D	D	D	f	D	D	D
421330	Roofing, siding, & insulation material whsle									
	All firms	42	222	3 268 532	134 395	30 154	3 009	335 608	119 549	165 194
	Single unit firms	—	—	—	—	—	—	—	—	—
	Multiunit firms	42	222	3 268 532	134 395	30 154	3 009	335 608	119 549	165 194
	Firms with 1 establishment ...	27	27	581 326	20 217	4 747	483	45 203	18 047	18 681
	Firms with 2 establishments ..	2	4	D	D	D	c	D	D	D
	Firms with 3 or 4 establishments	4	15	89 308	7 592	1 764	182	14 483	9 629	8 569
	Firms with 5 to 9 establishments	5	30	1 288 485	50 366	11 310	1 242	124 484	49 094	49 558
	Firms with 10 to 24 establishments	2	25	D	D	D	c	D	D	D
	Firms with 25 establishments or more	2	121	D	D	D	f	D	D	D

See footnotes at end of table.

Table 3. Single Units and Multiunits: 1997—Con.

[Includes only firms and establishments with payroll. Excludes data for central administrative offices, auxiliary operations, or establishments of these firms that are classified in other categories than those specified in this table. For meaning of abbreviations and symbols, see introductory text. For explanation of terms, see Appendix A. For method of assignment to categories shown, see Appendix C]

NAICS code	Number of establishments by type of operation and specified kind of business	Firms (number)	Establishments (number)	Sales (\$1,000)	Annual payroll (\$1,000)	First-quarter payroll (\$1,000)	Paid employees for pay period including March 12 (number)	Operating expenses ¹ (\$1,000)	End-of-1996 inventories (\$1,000)	End-of-1997 inventories (\$1,000)
421	MANUFACTURERS' SALES BRANCHES AND SALES OFFICES—Con.									
	Wholesale trade, durable goods—Con.									
4213301	Roofing, siding, & insulation material whsle									
	All firms	42	222	3 268 532	134 395	30 154	3 009	335 608	119 549	165 194
	Single unit firms	—	—	—	—	—	—	—	—	—
	Multiunit firms	42	222	3 268 532	134 395	30 154	3 009	335 608	119 549	165 194
	Firms with 1 establishment ...	27	27	581 326	20 217	4 747	483	45 203	18 047	18 681
	Firms with 2 establishments ..	2	4	D	D	D	c	D	D	D
	Firms with 3 or 4 establishments	4	15	89 308	7 592	1 764	182	14 483	9 629	8 569
	Firms with 5 to 9 establishments	5	30	1 288 485	50 366	11 310	1 242	124 484	49 094	49 558
	Firms with 10 to 24 establishments	2	25	D	D	D	c	D	D	D
	Firms with 25 establishments or more	2	121	D	D	D	f	D	D	D
42139	Other construction materials whsle									
	All firms	77	244	2 001 895	135 737	32 235	4 157	286 174	116 452	122 642
	Single unit firms	—	—	—	—	—	—	—	—	—
	Multiunit firms	77	244	2 001 895	135 737	32 235	4 157	286 174	116 452	122 642
	Firms with 1 establishment ...	39	39	D	D	D	f	D	D	D
	Firms with 2 establishments ..	7	14	D	D	D	c	D	D	D
	Firms with 3 or 4 establishments	17	56	D	D	D	f	D	D	D
	Firms with 5 to 9 establishments	9	54	668 421	24 062	5 448	747	47 730	21 012	21 664
	Firms with 10 to 24 establishments	5	81	D	D	D	g	D	D	D
	Firms with 25 establishments or more	—	—	—	—	—	—	—	—	—
421390	Other construction materials whsle									
	All firms	77	244	2 001 895	135 737	32 235	4 157	286 174	116 452	122 642
	Single unit firms	—	—	—	—	—	—	—	—	—
	Multiunit firms	77	244	2 001 895	135 737	32 235	4 157	286 174	116 452	122 642
	Firms with 1 establishment ...	39	39	D	D	D	f	D	D	D
	Firms with 2 establishments ..	7	14	D	D	D	c	D	D	D
	Firms with 3 or 4 establishments	17	56	D	D	D	f	D	D	D
	Firms with 5 to 9 establishments	9	54	668 421	24 062	5 448	747	47 730	21 012	21 664
	Firms with 10 to 24 establishments	5	81	D	D	D	g	D	D	D
	Firms with 25 establishments or more	—	—	—	—	—	—	—	—	—
4213901	Flat glass & other construction glass whsle									
	All firms	22	97	712 348	60 185	14 959	2 027	133 089	31 569	33 993
	Single unit firms	—	—	—	—	—	—	—	—	—
	Multiunit firms	22	97	712 348	60 185	14 959	2 027	133 089	31 569	33 993
	Firms with 1 establishment ...	10	10	125 061	11 766	3 548	283	33 034	2 312	2 487
	Firms with 2 establishments ..	1	2	D	D	D	b	D	D	D
	Firms with 3 or 4 establishments	5	18	D	D	D	e	D	D	D
	Firms with 5 to 9 establishments	4	26	D	D	D	c	D	D	D
	Firms with 10 to 24 establishments	2	41	D	D	D	g	D	D	D
	Firms with 25 establishments or more	—	—	—	—	—	—	—	—	—
4213902	Other construction materials whsle									
	All firms	57	147	1 289 547	75 552	17 276	2 130	153 085	84 883	88 649
	Single unit firms	—	—	—	—	—	—	—	—	—
	Multiunit firms	57	147	1 289 547	75 552	17 276	2 130	153 085	84 883	88 649
	Firms with 1 establishment ...	30	30	D	D	D	e	D	D	D
	Firms with 2 establishments ..	6	12	D	D	D	c	D	D	D
	Firms with 3 or 4 establishments	14	45	D	D	D	f	D	D	D
	Firms with 5 to 9 establishments	5	30	D	D	D	e	D	D	D
	Firms with 10 to 24 establishments	2	30	D	D	D	e	D	D	D
	Firms with 25 establishments or more	—	—	—	—	—	—	—	—	—
4214	Professional & commercial equipment & supplies whsle									

See footnotes at end of table.

Table 3. Single Units and Multiunits: 1997—Con.

[Includes only firms and establishments with payroll. Excludes data for central administrative offices, auxiliary operations, or establishments of these firms that are classified in other categories than those specified in this table. For meaning of abbreviations and symbols, see introductory text. For explanation of terms, see Appendix A. For method of assignment to categories shown, see Appendix C]

NAICS code	Number of establishments by type of operation and specified kind of business	Firms (number)	Establishments (number)	Sales (\$1,000)	Annual payroll (\$1,000)	First-quarter payroll (\$1,000)	Paid employees for pay period including March 12 (number)	Operating expenses ¹ (\$1,000)	End-of-1996 inventories (\$1,000)	End-of-1997 inventories (\$1,000)
	MANUFACTURERS' SALES BRANCHES AND SALES OFFICES—Con.									
421	Wholesale trade, durable goods—Con.									
4214	Professional & commercial equipment & supplies whse—Con.									
	All firms	373	3 160	112 786 674	11 179 271	3 185 154	168 896	20 269 644	6 208 920	6 462 776
	Single unit firms	—	—	—	—	—	—	—	—	—
	Multiunit firms	373	3 160	112 786 674	11 179 271	3 185 154	168 896	20 269 644	6 208 920	6 462 776
	Firms with 1 establishment ...	193	193	9 373 857	851 203	201 965	14 711	2 034 504	947 651	1 130 838
	Firms with 2 establishments ..	48	96	2 407 877	281 011	74 076	5 474	734 907	285 966	340 423
	Firms with 3 or 4 establishments	42	141	3 127 947	258 503	60 127	3 399	512 594	161 507	211 104
	Firms with 5 to 9 establishments	32	214	11 383 120	436 046	107 547	7 242	1 082 805	565 414	592 505
	Firms with 10 to 24 establishments	27	436	12 896 737	651 829	169 948	11 393	1 179 984	478 675	471 156
	Firms with 25 establishments or more	31	2 080	73 597 136	8 700 679	2 571 491	126 677	14 724 850	3 769 707	3 716 750
42141	Photographic equipment & supplies whse									
	All firms	20	74	8 103 149	265 078	66 723	4 684	551 818	300 597	300 374
	Single unit firms	—	—	—	—	—	—	—	—	—
	Multiunit firms	20	74	8 103 149	265 078	66 723	4 684	551 818	300 597	300 374
	Firms with 1 establishment ...	13	13	D	D	D	c	D	D	D
	Firms with 2 establishments ..	1	2	D	D	D	a	D	D	D
	Firms with 3 or 4 establishments	—	—	—	—	—	—	—	—	—
	Firms with 5 to 9 establishments	3	17	D	D	D	f	D	D	D
	Firms with 10 to 24 establishments	3	42	7 516 908	218 591	53 807	3 802	467 014	229 623	226 950
	Firms with 25 establishments or more	—	—	—	—	—	—	—	—	—
421410	Photographic equipment & supplies whse									
	All firms	20	74	8 103 149	265 078	66 723	4 684	551 818	300 597	300 374
	Single unit firms	—	—	—	—	—	—	—	—	—
	Multiunit firms	20	74	8 103 149	265 078	66 723	4 684	551 818	300 597	300 374
	Firms with 1 establishment ...	13	13	D	D	D	c	D	D	D
	Firms with 2 establishments ..	1	2	D	D	D	a	D	D	D
	Firms with 3 or 4 establishments	—	—	—	—	—	—	—	—	—
	Firms with 5 to 9 establishments	3	17	D	D	D	f	D	D	D
	Firms with 10 to 24 establishments	3	42	7 516 908	218 591	53 807	3 802	467 014	229 623	226 950
	Firms with 25 establishments or more	—	—	—	—	—	—	—	—	—
42142	Office equipment whse									
	All firms	34	624	10 554 896	1 648 110	496 155	30 895	2 537 175	396 474	407 557
	Single unit firms	—	—	—	—	—	—	—	—	—
	Multiunit firms	34	624	10 554 896	1 648 110	496 155	30 895	2 537 175	396 474	407 557
	Firms with 1 establishment ...	15	15	D	D	D	e	D	D	D
	Firms with 2 establishments ..	2	4	D	D	D	e	D	D	D
	Firms with 3 or 4 establishments	5	19	29 150	3 924	1 010	141	6 311	1 027	903
	Firms with 5 to 9 establishments	1	7	D	D	D	b	D	D	D
	Firms with 10 to 24 establishments	6	103	441 851	102 091	25 974	2 183	143 321	19 630	18 266
	Firms with 25 establishments or more	5	476	9 708 258	1 512 818	461 942	27 865	2 327 775	360 434	371 131
421420	Office equipment whse									
	All firms	34	624	10 554 896	1 648 110	496 155	30 895	2 537 175	396 474	407 557
	Single unit firms	—	—	—	—	—	—	—	—	—
	Multiunit firms	34	624	10 554 896	1 648 110	496 155	30 895	2 537 175	396 474	407 557
	Firms with 1 establishment ...	15	15	D	D	D	e	D	D	D
	Firms with 2 establishments ..	2	4	D	D	D	e	D	D	D
	Firms with 3 or 4 establishments	5	19	29 150	3 924	1 010	141	6 311	1 027	903
	Firms with 5 to 9 establishments	1	7	D	D	D	b	D	D	D
	Firms with 10 to 24 establishments	6	103	441 851	102 091	25 974	2 183	143 321	19 630	18 266
	Firms with 25 establishments or more	5	476	9 708 258	1 512 818	461 942	27 865	2 327 775	360 434	371 131

See footnotes at end of table.

Table 3. Single Units and Multiunits: 1997—Con.

[Includes only firms and establishments with payroll. Excludes data for central administrative offices, auxiliary operations, or establishments of these firms that are classified in other categories than those specified in this table. For meaning of abbreviations and symbols, see introductory text. For explanation of terms, see Appendix A. For method of assignment to categories shown, see Appendix C]

NAICS code	Number of establishments by type of operation and specified kind of business	Firms (number)	Establishments (number)	Sales (\$1,000)	Annual payroll (\$1,000)	First-quarter payroll (\$1,000)	Paid employees for pay period including March 12 (number)	Operating expenses ¹ (\$1,000)	End-of-1996 inventories (\$1,000)	End-of-1997 inventories (\$1,000)
421	MANUFACTURERS' SALES BRANCHES AND SALES OFFICES—Con.									
	Wholesale trade, durable goods—Con.									
42143	Computer & computer peripheral equipment & software whsle									
	All firms	114	1 713	72 042 268	7 477 349	2 172 050	103 625	13 060 865	3 902 435	3 862 572
	Single unit firms	—	—	—	—	—	—	—	—	—
	Multiunit firms	114	1 713	72 042 268	7 477 349	2 172 050	103 625	13 060 865	3 902 435	3 862 572
	Firms with 1 establishment ...	46	46	3 928 339	327 976	72 856	5 840	647 300	166 992	182 988
	Firms with 2 establishments ..	10	20	D	D	D	g	D	D	D
	Firms with 3 or 4 establishments	14	44	211 194	21 387	5 692	302	35 052	17 514	18 054
	Firms with 5 to 9 establishments	14	94	D	D	D	h	D	D	D
	Firms with 10 to 24 establishments	11	181	3 297 331	187 092	47 789	2 192	331 689	124 625	127 023
	Firms with 25 establishments or more	19	1 328	56 849 043	6 656 396	1 978 347	90 989	11 471 707	3 296 289	3 236 629
421430	Computer & computer peripheral equipment & software whsle									
	All firms	114	1 713	72 042 268	7 477 349	2 172 050	103 625	13 060 865	3 902 435	3 862 572
	Single unit firms	—	—	—	—	—	—	—	—	—
	Multiunit firms	114	1 713	72 042 268	7 477 349	2 172 050	103 625	13 060 865	3 902 435	3 862 572
	Firms with 1 establishment ...	46	46	3 928 339	327 976	72 856	5 840	647 300	166 992	182 988
	Firms with 2 establishments ..	10	20	D	D	D	g	D	D	D
	Firms with 3 or 4 establishments	14	44	211 194	21 387	5 692	302	35 052	17 514	18 054
	Firms with 5 to 9 establishments	14	94	D	D	D	h	D	D	D
	Firms with 10 to 24 establishments	11	181	3 297 331	187 092	47 789	2 192	331 689	124 625	127 023
	Firms with 25 establishments or more	19	1 328	56 849 043	6 656 396	1 978 347	90 989	11 471 707	3 296 289	3 236 629
4214301	Computer & peripheral equipment whsle									
	All firms	103	1 665	71 175 956	7 409 460	2 155 591	102 720	12 854 617	3 794 994	3 751 171
	Single unit firms	—	—	—	—	—	—	—	—	—
	Multiunit firms	103	1 665	71 175 956	7 409 460	2 155 591	102 720	12 854 617	3 794 994	3 751 171
	Firms with 1 establishment ...	44	44	D	D	D	D	D	D	D
	Firms with 2 establishments ..	8	16	D	D	D	f	D	D	D
	Firms with 3 or 4 establishments	9	29	116 241	10 862	2 695	120	20 483	14 194	14 631
	Firms with 5 to 9 establishments	13	88	D	D	D	h	D	D	D
	Firms with 10 to 24 establishments	10	164	D	D	D	g	D	D	D
	Firms with 25 establishments or more	19	1 324	56 824 610	6 654 338	1 977 677	90 921	11 466 174	3 292 539	3 234 994
42143011	Computers & peripheral equipment for resale									
	All firms	57	476	27 387 050	957 611	227 003	12 803	2 017 860	2 686 568	2 753 077
	Single unit firms	—	—	—	—	—	—	—	—	—
	Multiunit firms	57	476	27 387 050	957 611	227 003	12 803	2 017 860	2 686 568	2 753 077
	Firms with 1 establishment ...	24	24	D	D	D	i	D	D	D
	Firms with 2 establishments ..	6	12	D	D	D	b	D	D	D
	Firms with 3 or 4 establishments	8	25	D	D	D	g	D	D	D
	Firms with 5 to 9 establishments	7	51	D	D	D	f	D	D	D
	Firms with 10 to 24 establishments	6	95	D	D	D	g	D	D	D
	Firms with 25 establishments or more	6	269	D	D	D	h	D	D	D
42143012	Computers & peripheral equipment for end use									
	All firms	63	1 189	43 788 906	6 451 849	1 928 588	89 917	10 836 757	1 108 426	998 094
	Single unit firms	—	—	—	—	—	—	—	—	—
	Multiunit firms	63	1 189	43 788 906	6 451 849	1 928 588	89 917	10 836 757	1 108 426	998 094
	Firms with 1 establishment ...	24	24	D	D	D	h	D	D	D
	Firms with 2 establishments ..	7	14	D	D	D	f	D	D	D
	Firms with 3 or 4 establishments	3	9	D	D	D	b	D	D	D
	Firms with 5 to 9 establishments	7	44	D	D	D	g	D	D	D
	Firms with 10 to 24 establishments	7	106	D	D	D	f	D	D	D
	Firms with 25 establishments or more	15	992	D	D	D	l	D	D	D

See footnotes at end of table.

Table 3. Single Units and Multiunits: 1997—Con.

[Includes only firms and establishments with payroll. Excludes data for central administrative offices, auxiliary operations, or establishments of these firms that are classified in other categories than those specified in this table. For meaning of abbreviations and symbols, see introductory text. For explanation of terms, see Appendix A. For method of assignment to categories shown, see Appendix C]

NAICS code	Number of establishments by type of operation and specified kind of business	Firms (number)	Establishments (number)	Sales (\$1,000)	Annual payroll (\$1,000)	First-quarter payroll (\$1,000)	Paid employees for pay period including March 12 (number)	Operating expenses ¹ (\$1,000)	End-of-1996 inventories (\$1,000)	End-of-1997 inventories (\$1,000)
421	MANUFACTURERS' SALES BRANCHES AND SALES OFFICES—Con.									
	Wholesale trade, durable goods—Con.									
4214302	Computer software (packaged) whsle									
	All firms	22	48	866 312	67 889	16 459	905	206 248	107 441	111 401
	Single unit firms	—	—	—	—	—	—	—	—	—
	Multiunit firms	22	48	866 312	67 889	16 459	905	206 248	107 441	111 401
	Firms with 1 establishment ..	15	15	D	D	D	f	D	D	D
	Firms with 2 establishments ..	2	4	D	D	D	b	D	D	D
	Firms with 3 or 4 establishments ..	3	9	55 350	6 266	1 837	129	10 447	3 732	1 616
	Firms with 5 to 9 establishments ..	1	5	D	D	D	a	D	D	D
	Firms with 10 to 24 establishments ..	1	15	D	D	D	b	D	D	D
	Firms with 25 establishments or more ..	—	—	—	—	—	—	—	—	—
42144	Other commercial equipment whsle									
	All firms	53	128	1 012 149	99 000	23 292	2 664	204 053	50 710	45 143
	Single unit firms	—	—	—	—	—	—	—	—	—
	Multiunit firms	53	128	1 012 149	99 000	23 292	2 664	204 053	50 710	45 143
	Firms with 1 establishment ..	33	33	513 449	55 049	12 833	1 562	119 397	34 037	30 038
	Firms with 2 establishments ..	9	18	245 917	20 037	4 778	489	38 382	5 390	4 122
	Firms with 3 or 4 establishments ..	5	18	44 135	5 175	1 300	147	12 803	3 680	3 626
	Firms with 5 to 9 establishments ..	4	22	D	D	D	c	D	D	D
	Firms with 10 to 24 establishments ..	2	37	D	D	D	e	D	D	D
	Firms with 25 establishments or more ..	—	—	—	—	—	—	—	—	—
421440	Other commercial equipment whsle									
	All firms	53	128	1 012 149	99 000	23 292	2 664	204 053	50 710	45 143
	Single unit firms	—	—	—	—	—	—	—	—	—
	Multiunit firms	53	128	1 012 149	99 000	23 292	2 664	204 053	50 710	45 143
	Firms with 1 establishment ..	33	33	513 449	55 049	12 833	1 562	119 397	34 037	30 038
	Firms with 2 establishments ..	9	18	245 917	20 037	4 778	489	38 382	5 390	4 122
	Firms with 3 or 4 establishments ..	5	18	44 135	5 175	1 300	147	12 803	3 680	3 626
	Firms with 5 to 9 establishments ..	4	22	D	D	D	c	D	D	D
	Firms with 10 to 24 establishments ..	2	37	D	D	D	e	D	D	D
	Firms with 25 establishments or more ..	—	—	—	—	—	—	—	—	—
4214401	Restaurant & hotel equipment & supplies whsle									
	All firms	23	38	420 448	35 843	8 121	759	75 705	31 401	28 108
	Single unit firms	—	—	—	—	—	—	—	—	—
	Multiunit firms	23	38	420 448	35 843	8 121	759	75 705	31 401	28 108
	Firms with 1 establishment ..	18	18	297 830	24 837	5 800	495	53 750	25 867	22 687
	Firms with 2 establishments ..	2	4	D	D	D	c	D	D	D
	Firms with 3 or 4 establishments ..	1	4	D	D	D	a	D	D	D
	Firms with 5 to 9 establishments ..	2	12	D	D	D	c	D	D	D
	Firms with 10 to 24 establishments ..	—	—	—	—	—	—	—	—	—
	Firms with 25 establishments or more ..	—	—	—	—	—	—	—	—	—
4214402	Store machines & equipment whsle									
	All firms	30	90	591 701	63 157	15 171	1 905	128 348	19 309	17 035
	Single unit firms	—	—	—	—	—	—	—	—	—
	Multiunit firms	30	90	591 701	63 157	15 171	1 905	128 348	19 309	17 035
	Firms with 1 establishment ..	15	15	215 619	30 212	7 033	1 067	65 647	8 170	7 351
	Firms with 2 establishments ..	7	14	D	D	D	e	D	D	D
	Firms with 3 or 4 establishments ..	4	14	D	D	D	c	D	D	D
	Firms with 5 to 9 establishments ..	2	10	D	D	D	b	D	D	D
	Firms with 10 to 24 establishments ..	2	37	D	D	D	e	D	D	D
	Firms with 25 establishments or more ..	—	—	—	—	—	—	—	—	—

See footnotes at end of table.

Table 3. Single Units and Multiunits: 1997—Con.

[Includes only firms and establishments with payroll. Excludes data for central administrative offices, auxiliary operations, or establishments of these firms that are classified in other categories than those specified in this table. For meaning of abbreviations and symbols, see introductory text. For explanation of terms, see Appendix A. For method of assignment to categories shown, see Appendix C]

NAICS code	Number of establishments by type of operation and specified kind of business	Firms (number)	Establishments (number)	Sales (\$1,000)	Annual payroll (\$1,000)	First-quarter payroll (\$1,000)	Paid employees for pay period including March 12 (number)	Operating expenses ¹ (\$1,000)	End-of-1996 inventories (\$1,000)	End-of-1997 inventories (\$1,000)
421	MANUFACTURERS' SALES BRANCHES AND SALES OFFICES—Con.									
42145	Wholesale trade, durable goods—Con.									
	Medical, dental, & hospital equipment & supplies whsle									
	All firms	104	459	18 700 334	1 505 615	378 593	22 976	3 433 670	1 447 646	1 734 996
	Single unit firms	—	—	—	—	—	—	—	—	—
	Multiunit firms	104	459	18 700 334	1 505 615	378 593	22 976	3 433 670	1 447 646	1 734 996
	Firms with 1 establishment ...	65	65	4 248 861	433 137	107 839	6 220	1 137 506	695 613	866 961
	Firms with 2 establishments ..	11	22	D	D	D	g	D	D	D
	Firms with 3 or 4 establishments	11	37	D	D	D	g	D	D	D
	Firms with 5 to 9 establishments	6	35	D	D	D	h	D	D	D
	Firms with 10 to 24 establishments	5	82	1 554 558	135 490	39 783	2 832	220 992	120 748	116 566
	Firms with 25 establishments or more	6	218	6 490 394	451 492	108 905	6 410	807 836	63 451	66 408
421450	Medical, dental, & hospital equipment & supplies whsle									
	All firms	104	459	18 700 334	1 505 615	378 593	22 976	3 433 670	1 447 646	1 734 996
	Single unit firms	—	—	—	—	—	—	—	—	—
	Multiunit firms	104	459	18 700 334	1 505 615	378 593	22 976	3 433 670	1 447 646	1 734 996
	Firms with 1 establishment ...	65	65	4 248 861	433 137	107 839	6 220	1 137 506	695 613	866 961
	Firms with 2 establishments ..	11	22	D	D	D	g	D	D	D
	Firms with 3 or 4 establishments	11	37	D	D	D	g	D	D	D
	Firms with 5 to 9 establishments	6	35	D	D	D	h	D	D	D
	Firms with 10 to 24 establishments	5	82	1 554 558	135 490	39 783	2 832	220 992	120 748	116 566
	Firms with 25 establishments or more	6	218	6 490 394	451 492	108 905	6 410	807 836	63 451	66 408
4214501	Surgical, medical, & hospital supplies whsle									
	All firms	94	439	18 453 838	1 458 202	367 384	21 912	3 328 511	1 400 212	1 690 071
	Single unit firms	—	—	—	—	—	—	—	—	—
	Multiunit firms	94	439	18 453 838	1 458 202	367 384	21 912	3 328 511	1 400 212	1 690 071
	Firms with 1 establishment ...	57	57	4 190 216	430 702	107 590	5 938	1 126 726	679 884	910 786
	Firms with 2 establishments ..	10	20	D	D	D	g	D	D	D
	Firms with 3 or 4 establishments	10	33	D	D	D	g	D	D	D
	Firms with 5 to 9 establishments	6	35	D	D	D	h	D	D	D
	Firms with 10 to 24 establishments	5	76	1 541 381	134 412	39 552	2 809	218 526	119 679	115 463
	Firms with 25 establishments or more	6	218	6 490 394	451 492	108 905	6 410	807 836	63 451	66 408
4214502	Dental equipment & supplies whsle									
	All firms	12	20	246 496	47 413	11 209	1 064	105 159	47 434	44 925
	Single unit firms	—	—	—	—	—	—	—	—	—
	Multiunit firms	12	20	246 496	47 413	11 209	1 064	105 159	47 434	44 925
	Firms with 1 establishment ...	10	10	155 960	34 454	7 929	738	74 044	38 951	37 658
	Firms with 2 establishments ..	—	—	—	—	—	—	—	—	—
	Firms with 3 or 4 establishments	1	4	D	D	D	e	D	D	D
	Firms with 5 to 9 establishments	1	6	D	D	D	b	D	D	D
	Firms with 10 to 24 establishments	—	—	—	—	—	—	—	—	—
	Firms with 25 establishments or more	—	—	—	—	—	—	—	—	—
42146	Ophthalmic goods whsle									
	All firms	21	66	886 679	69 912	18 378	1 819	144 230	42 902	37 555
	Single unit firms	—	—	—	—	—	—	—	—	—
	Multiunit firms	21	66	886 679	69 912	18 378	1 819	144 230	42 902	37 555
	Firms with 1 establishment ...	11	11	65 023	9 906	2 669	295	17 200	12 777	13 629
	Firms with 2 establishments ..	4	8	96 382	11 635	2 864	430	20 171	11 584	11 434
	Firms with 3 or 4 establishments	3	9	D	D	D	e	D	D	D
	Firms with 5 to 9 establishments	1	7	D	D	D	e	D	D	D
	Firms with 10 to 24 establishments	2	31	D	D	D	e	D	D	D
	Firms with 25 establishments or more	—	—	—	—	—	—	—	—	—

See footnotes at end of table.

Table 3. Single Units and Multiunits: 1997—Con.

[Includes only firms and establishments with payroll. Excludes data for central administrative offices, auxiliary operations, or establishments of these firms that are classified in other categories than those specified in this table. For meaning of abbreviations and symbols, see introductory text. For explanation of terms, see Appendix A. For method of assignment to categories shown, see Appendix C]

NAICS code	Number of establishments by type of operation and specified kind of business	Firms (number)	Establishments (number)	Sales (\$1,000)	Annual payroll (\$1,000)	First-quarter payroll (\$1,000)	Paid employees for pay period including March 12 (number)	Operating expenses ¹ (\$1,000)	End-of-1996 inventories (\$1,000)	End-of-1997 inventories (\$1,000)
421	MANUFACTURERS' SALES BRANCHES AND SALES OFFICES—Con.									
	Wholesale trade, durable goods—Con.									
421460	Ophthalmic goods whsle									
	All firms	21	66	886 679	69 912	18 378	1 819	144 230	42 902	37 555
	Single unit firms	—	—	—	—	—	—	—	—	—
	Multiunit firms	21	66	886 679	69 912	18 378	1 819	144 230	42 902	37 555
	Firms with 1 establishment ...	11	11	65 023	9 906	2 669	295	17 200	12 777	13 629
	Firms with 2 establishments ..	4	8	96 382	11 635	2 864	430	20 171	11 584	11 434
	Firms with 3 or 4 establishments	3	9	D	D	D	e	D	D	D
	Firms with 5 to 9 establishments	1	7	D	D	D	e	D	D	D
	Firms with 10 to 24 establishments	2	31	D	D	D	e	D	D	D
	Firms with 25 establishments or more	—	—	—	—	—	—	—	—	—
42149	Other professional equipment & supplies whsle									
	All firms	56	96	1 487 199	114 207	29 963	2 233	337 833	68 156	74 579
	Single unit firms	—	—	—	—	—	—	—	—	—
	Multiunit firms	56	96	1 487 199	114 207	29 963	2 233	337 833	68 156	74 579
	Firms with 1 establishment ...	37	37	758 142	43 437	13 156	1 163	160 143	44 094	45 028
	Firms with 2 establishments ..	8	16	18 181	3 225	827	89	5 732	2 579	4 171
	Firms with 3 or 4 establishments	9	29	D	D	D	f	D	D	D
	Firms with 5 to 9 establishments	2	14	D	D	D	c	D	D	D
	Firms with 10 to 24 establishments	—	—	—	—	—	—	—	—	—
	Firms with 25 establishments or more	—	—	—	—	—	—	—	—	—
421490	Other professional equipment & supplies whsle									
	All firms	56	96	1 487 199	114 207	29 963	2 233	337 833	68 156	74 579
	Single unit firms	—	—	—	—	—	—	—	—	—
	Multiunit firms	56	96	1 487 199	114 207	29 963	2 233	337 833	68 156	74 579
	Firms with 1 establishment ...	37	37	758 142	43 437	13 156	1 163	160 143	44 094	45 028
	Firms with 2 establishments ..	8	16	18 181	3 225	827	89	5 732	2 579	4 171
	Firms with 3 or 4 establishments	9	29	D	D	D	f	D	D	D
	Firms with 5 to 9 establishments	2	14	D	D	D	c	D	D	D
	Firms with 10 to 24 establishments	—	—	—	—	—	—	—	—	—
	Firms with 25 establishments or more	—	—	—	—	—	—	—	—	—
4214901	Religious & school supplies whsle									
	All firms	6	9	211 078	5 843	1 584	254	42 117	5 184	5 377
	Single unit firms	—	—	—	—	—	—	—	—	—
	Multiunit firms	6	9	211 078	5 843	1 584	254	42 117	5 184	5 377
	Firms with 1 establishment ...	4	4	198 045	4 782	1 292	224	40 619	4 484	4 623
	Firms with 2 establishments ..	1	2	D	D	D	a	D	D	D
	Firms with 3 or 4 establishments	1	3	D	D	D	a	D	D	D
	Firms with 5 to 9 establishments	—	—	—	—	—	—	—	—	—
	Firms with 10 to 24 establishments	—	—	—	—	—	—	—	—	—
	Firms with 25 establishments or more	—	—	—	—	—	—	—	—	—
4214902	Other professional equipment & supplies whsle									
	All firms	50	87	1 276 121	108 364	28 379	1 979	295 716	62 972	69 202
	Single unit firms	—	—	—	—	—	—	—	—	—
	Multiunit firms	50	87	1 276 121	108 364	28 379	1 979	295 716	62 972	69 202
	Firms with 1 establishment ...	33	33	560 097	38 655	11 864	939	119 524	39 610	40 405
	Firms with 2 establishments ..	7	14	D	D	D	b	D	D	D
	Firms with 3 or 4 establishments	8	26	D	D	D	f	D	D	D
	Firms with 5 to 9 establishments	2	14	D	D	D	c	D	D	D
	Firms with 10 to 24 establishments	—	—	—	—	—	—	—	—	—
	Firms with 25 establishments or more	—	—	—	—	—	—	—	—	—

See footnotes at end of table.

Table 3. Single Units and Multiunits: 1997—Con.

[Includes only firms and establishments with payroll. Excludes data for central administrative offices, auxiliary operations, or establishments of these firms that are classified in other categories than those specified in this table. For meaning of abbreviations and symbols, see introductory text. For explanation of terms, see Appendix A. For method of assignment to categories shown, see Appendix C]

NAICS code	Number of establishments by type of operation and specified kind of business	Firms (number)	Establishments (number)	Sales (\$1,000)	Annual payroll (\$1,000)	First-quarter payroll (\$1,000)	Paid employees for pay period including March 12 (number)	Operating expenses ¹ (\$1,000)	End-of-1996 inventories (\$1,000)	End-of-1997 inventories (\$1,000)
421	MANUFACTURERS' SALES BRANCHES AND SALES OFFICES—Con.									
4215	Wholesale trade, durable goods—Con.									
	Metal & mineral (except petroleum) whsle									
	All firms	299	1 045	45 511 177	1 053 480	254 172	22 869	2 209 867	2 485 392	2 573 871
	Single unit firms	—	—	—	—	—	—	—	—	—
	Multiunit firms	299	1 045	45 511 177	1 053 480	254 172	22 869	2 209 867	2 485 392	2 573 871
	Firms with 1 establishment ..	166	166	6 837 758	234 373	60 789	5 281	518 280	523 125	476 469
	Firms with 2 establishments ..	51	102	4 095 126	128 331	31 206	2 810	277 906	423 183	426 130
	Firms with 3 or 4 establishments	29	99	D	D	D	h	D	D	D
	Firms with 5 to 9 establishments	29	196	D	D	D	i	D	D	D
	Firms with 10 to 24 establishments	18	251	8 396 042	191 206	53 033	4 274	434 811	514 207	559 788
	Firms with 25 establishments or more	6	231	6 491 446	74 659	18 164	1 990	142 041	152 212	152 298
42151	Metal service centers & offices									
	All firms	276	1 004	40 775 671	1 013 345	245 477	22 181	2 113 821	2 305 880	2 400 276
	Single unit firms	—	—	—	—	—	—	—	—	—
	Multiunit firms	276	1 004	40 775 671	1 013 345	245 477	22 181	2 113 821	2 305 880	2 400 276
	Firms with 1 establishment ..	151	151	D	D	D	h	D	D	D
	Firms with 2 establishments ..	46	92	2 695 830	115 410	28 864	2 696	252 599	364 291	362 044
	Firms with 3 or 4 establishments	28	96	D	D	D	h	D	D	D
	Firms with 5 to 9 establishments	27	183	D	D	D	h	D	D	D
	Firms with 10 to 24 establishments	18	251	8 396 042	191 206	53 033	4 274	434 811	514 207	559 788
	Firms with 25 establishments or more	6	231	6 491 446	74 659	18 164	1 990	142 041	152 212	152 298
421510	Metal service centers & offices									
	All firms	276	1 004	40 775 671	1 013 345	245 477	22 181	2 113 821	2 305 880	2 400 276
	Single unit firms	—	—	—	—	—	—	—	—	—
	Multiunit firms	276	1 004	40 775 671	1 013 345	245 477	22 181	2 113 821	2 305 880	2 400 276
	Firms with 1 establishment ..	151	151	D	D	D	h	D	D	D
	Firms with 2 establishments ..	46	92	2 695 830	115 410	28 864	2 696	252 599	364 291	362 044
	Firms with 3 or 4 establishments	28	96	D	D	D	h	D	D	D
	Firms with 5 to 9 establishments	27	183	D	D	D	h	D	D	D
	Firms with 10 to 24 establishments	18	251	8 396 042	191 206	53 033	4 274	434 811	514 207	559 788
	Firms with 25 establishments or more	6	231	6 491 446	74 659	18 164	1 990	142 041	152 212	152 298
4215101	Ferrous metal service centers & sales offices									
	All firms	203	785	30 866 626	674 331	153 261	15 365	1 406 341	1 487 008	1 555 328
	Single unit firms	—	—	—	—	—	—	—	—	—
	Multiunit firms	203	785	30 866 626	674 331	153 261	15 365	1 406 341	1 487 008	1 555 328
	Firms with 1 establishment ..	106	106	D	D	D	h	D	D	D
	Firms with 2 establishments ..	38	76	D	D	D	g	D	D	D
	Firms with 3 or 4 establishments	18	61	D	D	D	g	D	D	D
	Firms with 5 to 9 establishments	23	153	D	D	D	h	D	D	D
	Firms with 10 to 24 establishments	12	163	D	D	D	h	D	D	D
	Firms with 25 establishments or more	6	226	6 430 071	73 977	18 034	1 975	141 130	152 212	152 298
42151011	Ferrous metal service centers									
	All firms	162	517	8 999 281	556 503	122 134	13 236	1 169 111	1 487 008	1 555 328
	Single unit firms	—	—	—	—	—	—	—	—	—
	Multiunit firms	162	517	8 999 281	556 503	122 134	13 236	1 169 111	1 487 008	1 555 328
	Firms with 1 establishment ..	84	84	1 374 089	94 784	23 983	2 786	217 488	248 470	252 511
	Firms with 2 establishments ..	35	70	1 682 721	80 139	19 749	2 043	176 986	255 962	230 466
	Firms with 3 or 4 establishments	17	57	1 107 445	57 454	11 990	1 429	129 242	188 100	255 808
	Firms with 5 to 9 establishments	16	109	D	D	D	h	D	D	D
	Firms with 10 to 24 establishments	8	116	D	D	D	g	D	D	D
	Firms with 25 establishments or more	2	81	D	D	D	g	D	D	D

See footnotes at end of table.

Table 3. Single Units and Multiunits: 1997—Con.

[Includes only firms and establishments with payroll. Excludes data for central administrative offices, auxiliary operations, or establishments of these firms that are classified in other categories than those specified in this table. For meaning of abbreviations and symbols, see introductory text. For explanation of terms, see Appendix A. For method of assignment to categories shown, see Appendix C]

NAICS code	Number of establishments by type of operation and specified kind of business	Firms (number)	Establishments (number)	Sales (\$1,000)	Annual payroll (\$1,000)	First-quarter payroll (\$1,000)	Paid employees for pay period including March 12 (number)	Operating expenses ¹ (\$1,000)	End-of-1996 inventories (\$1,000)	End-of-1997 inventories (\$1,000)
421	MANUFACTURERS' SALES BRANCHES AND SALES OFFICES—Con.									
	Wholesale trade, durable goods—Con.									
42151012	Ferrous metal sales offices									
	All firms	62	268	21 867 345	117 828	31 127	2 129	237 230	—	—
	Single unit firms	—	—	—	—	—	—	—	—	—
	Multiunit firms	62	268	21 867 345	117 828	31 127	2 129	237 230	—	—
	Firms with 1 establishment ...	34	34	D	D	D	f	D	D	D
	Firms with 2 establishments ..	7	14	D	D	D	b	D	D	D
	Firms with 3 or 4 establishments	5	17	D	D	D	b	D	D	D
	Firms with 5 to 9 establishments	12	72	D	D	D	f	D	D	D
	Firms with 10 to 24 establishments	1	24	D	D	D	c	D	D	D
	Firms with 25 establishments or more	3	107	D	D	D	e	D	D	D
4215102	Nonferrous metal service centers & sales offices									
	All firms	84	219	9 909 045	339 014	92 216	6 816	707 480	818 872	844 948
	Single unit firms	—	—	—	—	—	—	—	—	—
	Multiunit firms	84	219	9 909 045	339 014	92 216	6 816	707 480	818 872	844 948
	Firms with 1 establishment ...	52	52	D	D	D	g	D	D	D
	Firms with 2 establishments ..	8	16	D	D	D	f	D	D	D
	Firms with 3 or 4 establishments	12	42	1 744 400	100 248	25 839	2 195	206 504	214 395	246 231
	Firms with 5 to 9 establishments	7	43	D	D	D	f	D	D	D
	Firms with 10 to 24 establishments	5	66	D	D	D	f	D	D	D
	Firms with 25 establishments or more	—	—	—	—	—	—	—	—	—
42151021	Nonferrous metal service centers									
	All firms	62	151	6 405 017	278 484	72 189	6 118	602 806	818 872	844 948
	Single unit firms	—	—	—	—	—	—	—	—	—
	Multiunit firms	62	151	6 405 017	278 484	72 189	6 118	602 806	818 872	844 948
	Firms with 1 establishment ...	36	36	2 926 201	101 099	26 366	2 284	207 097	312 854	268 049
	Firms with 2 establishments ..	8	16	966 943	37 583	10 348	661	83 385	138 236	160 211
	Firms with 3 or 4 establishments	9	31	D	D	D	g	D	D	D
	Firms with 5 to 9 establishments	7	45	D	D	D	f	D	D	D
	Firms with 10 to 24 establishments	2	23	D	D	D	c	D	D	D
	Firms with 25 establishments or more	—	—	—	—	—	—	—	—	—
42151022	Nonferrous metal sales offices									
	All firms	32	68	3 504 028	60 530	20 027	698	104 674	—	—
	Single unit firms	—	—	—	—	—	—	—	—	—
	Multiunit firms	32	68	3 504 028	60 530	20 027	698	104 674	—	—
	Firms with 1 establishment ...	21	21	D	D	D	e	D	D	D
	Firms with 2 establishments ..	6	12	D	D	D	c	D	D	D
	Firms with 3 or 4 establishments	2	8	D	D	D	b	D	D	D
	Firms with 5 to 9 establishments	1	5	D	D	D	a	D	D	D
	Firms with 10 to 24 establishments	2	22	D	D	D	e	D	D	D
	Firms with 25 establishments or more	—	—	—	—	—	—	—	—	—
42152	Coal & other mineral & ore whsle									
	All firms	28	41	4 735 506	40 135	8 695	688	96 046	179 512	173 595
	Single unit firms	—	—	—	—	—	—	—	—	—
	Multiunit firms	28	41	4 735 506	40 135	8 695	688	96 046	179 512	173 595
	Firms with 1 establishment ...	18	18	D	D	D	e	D	D	D
	Firms with 2 establishments ..	8	16	2 326 779	18 213	3 603	188	37 301	156 550	155 555
	Firms with 3 or 4 establishments	2	7	D	D	D	b	D	D	D
	Firms with 5 to 9 establishments	—	—	—	—	—	—	—	—	—
	Firms with 10 to 24 establishments	—	—	—	—	—	—	—	—	—
	Firms with 25 establishments or more	—	—	—	—	—	—	—	—	—

See footnotes at end of table.

Table 3. Single Units and Multiunits: 1997—Con.

[Includes only firms and establishments with payroll. Excludes data for central administrative offices, auxiliary operations, or establishments of these firms that are classified in other categories than those specified in this table. For meaning of abbreviations and symbols, see introductory text. For explanation of terms, see Appendix A. For method of assignment to categories shown, see Appendix C]

NAICS code	Number of establishments by type of operation and specified kind of business	Firms (number)	Establishments (number)	Sales (\$1,000)	Annual payroll (\$1,000)	First-quarter payroll (\$1,000)	Paid employees for pay period including March 12 (number)	Operating expenses ¹ (\$1,000)	End-of-1996 inventories (\$1,000)	End-of-1997 inventories (\$1,000)
421	MANUFACTURERS' SALES BRANCHES AND SALES OFFICES—Con.									
	Wholesale trade, durable goods—Con.									
421520	Coal & other mineral & ore whsle									
	All firms	28	41	4 735 506	40 135	8 695	688	96 046	179 512	173 595
	Single unit firms	—	—	—	—	—	—	—	—	—
	Multiunit firms	28	41	4 735 506	40 135	8 695	688	96 046	179 512	173 595
	Firms with 1 establishment ..	18	18	D	D	D	e	D	D	D
	Firms with 2 establishments ..	8	16	2 326 779	18 213	3 603	188	37 301	156 550	155 555
	Firms with 3 or 4 establishments	2	7	D	D	D	b	D	D	D
	Firms with 5 to 9 establishments	—	—	—	—	—	—	—	—	—
	Firms with 10 to 24 establishments	—	—	—	—	—	—	—	—	—
	Firms with 25 establishments or more	—	—	—	—	—	—	—	—	—
4215201	Coal whsle									
	All firms	23	33	D	D	D	f	D	D	D
	Single unit firms	—	—	—	—	—	—	—	—	—
	Multiunit firms	23	33	D	D	D	f	D	D	D
	Firms with 1 establishment ..	16	16	D	D	D	e	D	D	D
	Firms with 2 establishments ..	5	10	D	D	D	c	D	D	D
	Firms with 3 or 4 establishments	2	7	D	D	D	b	D	D	D
	Firms with 5 to 9 establishments	—	—	—	—	—	—	—	—	—
	Firms with 10 to 24 establishments	—	—	—	—	—	—	—	—	—
	Firms with 25 establishments or more	—	—	—	—	—	—	—	—	—
4215202	Other mineral & ore whsle									
	All firms	6	8	D	D	D	b	D	D	D
	Single unit firms	—	—	—	—	—	—	—	—	—
	Multiunit firms	6	8	D	D	D	b	D	D	D
	Firms with 1 establishment ..	4	4	D	D	D	b	D	D	D
	Firms with 2 establishments ..	2	4	D	D	D	a	D	D	D
	Firms with 3 or 4 establishments	—	—	—	—	—	—	—	—	—
	Firms with 5 to 9 establishments	—	—	—	—	—	—	—	—	—
	Firms with 10 to 24 establishments	—	—	—	—	—	—	—	—	—
	Firms with 25 establishments or more	—	—	—	—	—	—	—	—	—
4216	Electrical goods whsle									
	All firms	364	4 235	109 430 432	5 859 327	1 602 067	96 438	10 337 202	2 564 249	2 702 130
	Single unit firms	—	—	—	—	—	—	—	—	—
	Multiunit firms	364	4 235	109 430 432	5 859 327	1 602 067	96 438	10 337 202	2 564 249	2 702 130
	Firms with 1 establishment ..	174	174	4 850 475	281 746	71 231	6 626	613 238	239 470	280 965
	Firms with 2 establishments ..	45	90	2 974 183	108 829	25 815	2 190	230 212	145 824	121 615
	Firms with 3 or 4 establishments	44	149	3 798 946	224 173	53 343	5 591	496 720	205 196	204 711
	Firms with 5 to 9 establishments	38	245	D	D	D	i	D	D	D
	Firms with 10 to 24 establishments	35	503	D	D	D	i	D	D	D
	Firms with 25 establishments or more	28	3 074	D	D	D	l	D	D	D
42161	Electrical apparatus & equip, wiring supp, & const material whsle									
	All firms	176	1 608	25 132 554	1 527 424	376 644	27 155	2 754 559	1 065 246	1 133 762
	Single unit firms	—	—	—	—	—	—	—	—	—
	Multiunit firms	176	1 608	25 132 554	1 527 424	376 644	27 155	2 754 559	1 065 246	1 133 762
	Firms with 1 establishment ..	89	89	1 299 459	109 248	27 672	2 471	232 948	163 005	210 653
	Firms with 2 establishments ..	21	42	1 529 229	33 452	8 207	925	75 745	50 419	45 597
	Firms with 3 or 4 establishments	23	76	D	D	D	g	D	D	D
	Firms with 5 to 9 establishments	20	131	D	D	D	g	D	D	D
	Firms with 10 to 24 establishments	11	169	3 255 599	215 828	53 504	1 881	434 214	111 275	125 763
	Firms with 25 establishments or more	12	1 101	D	D	D	j	D	D	D

See footnotes at end of table.

Table 3. Single Units and Multiunits: 1997—Con.

[Includes only firms and establishments with payroll. Excludes data for central administrative offices, auxiliary operations, or establishments of these firms that are classified in other categories than those specified in this table. For meaning of abbreviations and symbols, see introductory text. For explanation of terms, see Appendix A. For method of assignment to categories shown, see Appendix C]

NAICS code	Number of establishments by type of operation and specified kind of business	Firms (number)	Establishments (number)	Sales (\$1,000)	Annual payroll (\$1,000)	First-quarter payroll (\$1,000)	Paid employees for pay period including March 12 (number)	Operating expenses ¹ (\$1,000)	End-of-1996 inventories (\$1,000)	End-of-1997 inventories (\$1,000)
421	MANUFACTURERS' SALES BRANCHES AND SALES OFFICES—Con.									
	Wholesale trade, durable goods—Con.									
421610	Electrical apparatus & equip, wiring supp, & const material whsle									
	All firms	176	1 608	25 132 554	1 527 424	376 644	27 155	2 754 559	1 065 246	1 133 762
	Single unit firms	—	—	—	—	—	—	—	—	—
	Multiunit firms	176	1 608	25 132 554	1 527 424	376 644	27 155	2 754 559	1 065 246	1 133 762
	Firms with 1 establishment ..	89	89	1 299 459	109 248	27 672	2 471	232 948	163 005	210 653
	Firms with 2 establishments ..	21	42	1 529 229	33 452	8 207	925	75 745	50 419	45 597
	Firms with 3 or 4 establishments	23	76	D	D	D	g	D	D	D
	Firms with 5 to 9 establishments	20	131	D	D	D	g	D	D	D
	Firms with 10 to 24 establishments	11	169	3 255 599	215 828	53 504	1 881	434 214	111 275	125 763
	Firms with 25 establishments or more	12	1 101	D	D	D	j	D	D	D
42162	Electrical appliance, television & radio set whsle									
	All firms	28	131	9 429 517	241 386	58 340	5 467	706 947	229 453	234 623
	Single unit firms	—	—	—	—	—	—	—	—	—
	Multiunit firms	28	131	9 429 517	241 386	58 340	5 467	706 947	229 453	234 623
	Firms with 1 establishment ..	15	15	807 494	53 310	14 367	1 338	172 266	35 300	35 757
	Firms with 2 establishments ..	5	10	587 062	29 561	7 203	557	58 125	27 615	28 013
	Firms with 3 or 4 establishments	2	6	D	D	D	f	D	D	D
	Firms with 5 to 9 establishments	1	5	D	D	D	b	D	D	D
	Firms with 10 to 24 establishments	4	53	D	D	D	g	D	D	D
	Firms with 25 establishments or more	1	42	D	D	D	g	D	D	D
421620	Electrical appliance, television & radio set whsle									
	All firms	28	131	9 429 517	241 386	58 340	5 467	706 947	229 453	234 623
	Single unit firms	—	—	—	—	—	—	—	—	—
	Multiunit firms	28	131	9 429 517	241 386	58 340	5 467	706 947	229 453	234 623
	Firms with 1 establishment ..	15	15	807 494	53 310	14 367	1 338	172 266	35 300	35 757
	Firms with 2 establishments ..	5	10	587 062	29 561	7 203	557	58 125	27 615	28 013
	Firms with 3 or 4 establishments	2	6	D	D	D	f	D	D	D
	Firms with 5 to 9 establishments	1	5	D	D	D	b	D	D	D
	Firms with 10 to 24 establishments	4	53	D	D	D	g	D	D	D
	Firms with 25 establishments or more	1	42	D	D	D	g	D	D	D
42169	Other electronic parts & equipment whsle									
	All firms	198	2 496	74 868 361	4 090 517	1 167 083	63 816	6 875 696	1 269 550	1 333 745
	Single unit firms	—	—	—	—	—	—	—	—	—
	Multiunit firms	198	2 496	74 868 361	4 090 517	1 167 083	63 816	6 875 696	1 269 550	1 333 745
	Firms with 1 establishment ..	95	95	3 435 346	188 345	46 148	3 884	386 620	140 344	165 013
	Firms with 2 establishments ..	27	54	1 434 392	66 074	15 281	1 058	117 492	81 985	60 955
	Firms with 3 or 4 establishments	21	73	2 722 416	168 131	39 000	4 030	324 792	92 908	141 566
	Firms with 5 to 9 establishments	20	125	5 666 603	334 102	80 219	4 518	652 713	52 995	77 511
	Firms with 10 to 24 establishments	21	303	6 349 513	267 586	68 279	4 688	513 589	356 416	339 703
	Firms with 25 establishments or more	14	1 846	55 260 091	3 066 279	918 156	45 638	4 880 490	544 902	548 997
421690	Other electronic parts & equipment whsle									
	All firms	198	2 496	74 868 361	4 090 517	1 167 083	63 816	6 875 696	1 269 550	1 333 745
	Single unit firms	—	—	—	—	—	—	—	—	—
	Multiunit firms	198	2 496	74 868 361	4 090 517	1 167 083	63 816	6 875 696	1 269 550	1 333 745
	Firms with 1 establishment ..	95	95	3 435 346	188 345	46 148	3 884	386 620	140 344	165 013
	Firms with 2 establishments ..	27	54	1 434 392	66 074	15 281	1 058	117 492	81 985	60 955
	Firms with 3 or 4 establishments	21	73	2 722 416	168 131	39 000	4 030	324 792	92 908	141 566
	Firms with 5 to 9 establishments	20	125	5 666 603	334 102	80 219	4 518	652 713	52 995	77 511
	Firms with 10 to 24 establishments	21	303	6 349 513	267 586	68 279	4 688	513 589	356 416	339 703
	Firms with 25 establishments or more	14	1 846	55 260 091	3 066 279	918 156	45 638	4 880 490	544 902	548 997
4216901	Communications equipment & supplies whsle									

See footnotes at end of table.

Table 3. Single Units and Multiunits: 1997—Con.

[Includes only firms and establishments with payroll. Excludes data for central administrative offices, auxiliary operations, or establishments of these firms that are classified in other categories than those specified in this table. For meaning of abbreviations and symbols, see introductory text. For explanation of terms, see Appendix A. For method of assignment to categories shown, see Appendix C]

NAICS code	Number of establishments by type of operation and specified kind of business	Firms (number)	Establishments (number)	Sales (\$1,000)	Annual payroll (\$1,000)	First-quarter payroll (\$1,000)	Paid employees for pay period including March 12 (number)	Operating expenses ¹ (\$1,000)	End-of-1996 inventories (\$1,000)	End-of-1997 inventories (\$1,000)
421	MANUFACTURERS' SALES BRANCHES AND SALES OFFICES—Con.									
	Wholesale trade, durable goods—Con.									
4216901	Communications equipment & supplies whsle—Con.									
	All firms	79	1 884	48 149 700	3 392 770	993 768	51 416	5 405 631	643 686	683 442
	Single unit firms	—	—	—	—	—	—	—	—	—
	Multiunit firms	79	1 884	48 149 700	3 392 770	993 768	51 416	5 405 631	643 686	683 442
	Firms with 1 establishment ...	37	37	1 008 522	92 348	23 373	1 615	220 534	48 928	48 931
	Firms with 2 establishments ..	10	20	440 863	36 341	7 854	565	59 331	8 625	6 304
	Firms with 3 or 4 establishments	10	35	1 724 077	252 872	60 806	3 744	439 969	42 424	84 590
	Firms with 5 to 9 establishments	5	29	429 991	31 238	8 005	312	54 308	268	1 155
	Firms with 10 to 24 establishments	10	158	2 334 746	171 749	40 037	2 854	270 452	34 803	29 719
	Firms with 25 establishments or more	7	1 605	42 211 501	2 808 222	853 693	42 326	4 361 037	508 638	512 743
4216902	Electronic parts (excluding communications equipment) whsle									
	All firms	136	612	26 718 661	697 747	173 315	12 400	1 470 065	625 864	650 303
	Single unit firms	—	—	—	—	—	—	—	—	—
	Multiunit firms	136	612	26 718 661	697 747	173 315	12 400	1 470 065	625 864	650 303
	Firms with 1 establishment ...	70	70	3 368 644	119 005	28 586	2 563	249 333	104 187	133 918
	Firms with 2 establishments ..	16	32	701 762	31 106	7 758	525	54 785	73 310	49 750
	Firms with 3 or 4 establishments	14	47	1 982 271	69 941	15 483	2 539	100 648	54 533	61 393
	Firms with 5 to 9 establishments	16	105	4 288 119	186 435	44 075	2 562	427 037	43 238	66 573
	Firms with 10 to 24 establishments	16	216	5 160 192	151 155	40 132	2 686	304 260	318 982	306 468
	Firms with 25 establishments or more	4	142	11 217 673	140 105	37 281	1 525	334 002	31 614	32 201
4217	Hardware, & plumbing & heating equipment & supplies whsle									
	All firms	195	767	D	D	D	j	D	D	D
	Single unit firms	—	—	—	—	—	—	—	—	—
	Multiunit firms	195	767	D	D	D	j	D	D	D
	Firms with 1 establishment ...	101	101	D	D	D	h	D	D	D
	Firms with 2 establishments ..	34	68	D	D	D	g	D	D	D
	Firms with 3 or 4 establishments	28	102	D	D	D	g	D	D	D
	Firms with 5 to 9 establishments	17	116	D	D	D	h	D	D	D
	Firms with 10 to 24 establishments	10	167	D	D	D	h	D	D	D
	Firms with 25 establishments or more	5	213	D	D	D	i	D	D	D
42171	Hardware whsle									
	All firms	87	255	7 531 815	361 083	81 902	7 244	706 728	400 220	454 610
	Single unit firms	—	—	—	—	—	—	—	—	—
	Multiunit firms	87	255	7 531 815	361 083	81 902	7 244	706 728	400 220	454 610
	Firms with 1 establishment ...	44	44	884 271	57 962	13 132	1 648	124 069	63 806	67 107
	Firms with 2 establishments ..	19	38	637 515	33 583	8 227	1 073	73 068	56 970	57 643
	Firms with 3 or 4 establishments	13	47	D	D	D	f	D	D	D
	Firms with 5 to 9 establishments	9	54	3 129 833	71 488	17 191	2 149	177 283	243 976	289 136
	Firms with 10 to 24 establishments	1	21	D	D	D	c	D	D	D
	Firms with 25 establishments or more	1	51	D	D	D	g	D	D	D
421710	Hardware whsle									
	All firms	87	255	7 531 815	361 083	81 902	7 244	706 728	400 220	454 610
	Single unit firms	—	—	—	—	—	—	—	—	—
	Multiunit firms	87	255	7 531 815	361 083	81 902	7 244	706 728	400 220	454 610
	Firms with 1 establishment ...	44	44	884 271	57 962	13 132	1 648	124 069	63 806	67 107
	Firms with 2 establishments ..	19	38	637 515	33 583	8 227	1 073	73 068	56 970	57 643
	Firms with 3 or 4 establishments	13	47	D	D	D	f	D	D	D
	Firms with 5 to 9 establishments	9	54	3 129 833	71 488	17 191	2 149	177 283	243 976	289 136
	Firms with 10 to 24 establishments	1	21	D	D	D	c	D	D	D
	Firms with 25 establishments or more	1	51	D	D	D	g	D	D	D
42172	Plumbing & heating equipment & supplies (hydronics) whsle									

See footnotes at end of table.

Table 3. Single Units and Multiunits: 1997—Con.

[Includes only firms and establishments with payroll. Excludes data for central administrative offices, auxiliary operations, or establishments of these firms that are classified in other categories than those specified in this table. For meaning of abbreviations and symbols, see introductory text. For explanation of terms, see Appendix A. For method of assignment to categories shown, see Appendix C]

NAICS code	Number of establishments by type of operation and specified kind of business	Firms (number)	Establishments (number)	Sales (\$1,000)	Annual payroll (\$1,000)	First-quarter payroll (\$1,000)	Paid employees for pay period including March 12 (number)	Operating expenses ¹ (\$1,000)	End-of-1996 inventories (\$1,000)	End-of-1997 inventories (\$1,000)
421	MANUFACTURERS' SALES BRANCHES AND SALES OFFICES—Con.									
42172	Wholesale trade, durable goods—Con.									
	Plumbing & heating equipment & supplies (hydronics) whsle—Con.									
	All firms	61	212	4 212 982	163 627	40 542	4 287	317 159	285 521	305 052
	Single unit firms	—	—	—	—	—	—	—	—	—
	Multiunit firms	61	212	4 212 982	163 627	40 542	4 287	317 159	285 521	305 052
	Firms with 1 establishment ...	37	37	1 071 103	56 048	13 378	1 436	108 319	97 527	104 027
	Firms with 2 establishments ..	7	14	203 464	10 565	2 453	329	19 741	18 041	8 256
	Firms with 3 or 4 establishments	8	29	602 815	15 126	3 321	482	28 852	42 366	63 889
	Firms with 5 to 9 establishments	4	32	D	D	D	f	D	D	D
	Firms with 10 to 24 establishments	4	68	1 401 082	31 686	8 653	679	59 095	11 207	11 674
	Firms with 25 establishments or more	1	32	D	D	D	f	D	D	D
421720	Plumbing & heating equipment & supplies (hydronics) whsle									
	All firms	61	212	4 212 982	163 627	40 542	4 287	317 159	285 521	305 052
	Single unit firms	—	—	—	—	—	—	—	—	—
	Multiunit firms	61	212	4 212 982	163 627	40 542	4 287	317 159	285 521	305 052
	Firms with 1 establishment ...	37	37	1 071 103	56 048	13 378	1 436	108 319	97 527	104 027
	Firms with 2 establishments ..	7	14	203 464	10 565	2 453	329	19 741	18 041	8 256
	Firms with 3 or 4 establishments	8	29	602 815	15 126	3 321	482	28 852	42 366	63 889
	Firms with 5 to 9 establishments	4	32	D	D	D	f	D	D	D
	Firms with 10 to 24 establishments	4	68	1 401 082	31 686	8 653	679	59 095	11 207	11 674
	Firms with 25 establishments or more	1	32	D	D	D	f	D	D	D
42173	Warm air heating & air-conditioning equipment & supplies whsle									
	All firms	39	221	3 572 401	305 086	77 313	6 036	746 481	302 260	306 643
	Single unit firms	—	—	—	—	—	—	—	—	—
	Multiunit firms	39	221	3 572 401	305 086	77 313	6 036	746 481	302 260	306 643
	Firms with 1 establishment ...	21	21	1 461 201	67 073	17 861	1 648	323 298	169 050	166 259
	Firms with 2 establishments ..	6	12	143 426	13 965	3 393	353	38 533	22 375	23 504
	Firms with 3 or 4 establishments	2	6	D	D	D	b	D	D	D
	Firms with 5 to 9 establishments	4	28	D	D	D	e	D	D	D
	Firms with 10 to 24 establishments	3	46	D	D	D	f	D	D	D
	Firms with 25 establishments or more	3	108	1 369 774	150 185	37 534	2 816	245 351	39 832	42 779
421730	Warm air heating & air-conditioning equipment & supplies whsle									
	All firms	39	221	3 572 401	305 086	77 313	6 036	746 481	302 260	306 643
	Single unit firms	—	—	—	—	—	—	—	—	—
	Multiunit firms	39	221	3 572 401	305 086	77 313	6 036	746 481	302 260	306 643
	Firms with 1 establishment ...	21	21	1 461 201	67 073	17 861	1 648	323 298	169 050	166 259
	Firms with 2 establishments ..	6	12	143 426	13 965	3 393	353	38 533	22 375	23 504
	Firms with 3 or 4 establishments	2	6	D	D	D	b	D	D	D
	Firms with 5 to 9 establishments	4	28	D	D	D	e	D	D	D
	Firms with 10 to 24 establishments	3	46	D	D	D	f	D	D	D
	Firms with 25 establishments or more	3	108	1 369 774	150 185	37 534	2 816	245 351	39 832	42 779
42174	Refrigeration equipment & supplies whsle									
	All firms	19	79	D	D	D	g	D	D	D
	Single unit firms	—	—	—	—	—	—	—	—	—
	Multiunit firms	19	79	D	D	D	g	D	D	D
	Firms with 1 establishment ...	8	8	D	D	D	c	D	D	D
	Firms with 2 establishments ..	4	8	D	D	D	b	D	D	D
	Firms with 3 or 4 establishments	3	10	D	D	D	c	D	D	D
	Firms with 5 to 9 establishments	1	7	D	D	D	b	D	D	D
	Firms with 10 to 24 establishments	3	46	D	D	D	g	D	D	D
	Firms with 25 establishments or more	—	—	—	—	—	—	—	—	—

See footnotes at end of table.

Table 3. Single Units and Multiunits: 1997—Con.

[Includes only firms and establishments with payroll. Excludes data for central administrative offices, auxiliary operations, or establishments of these firms that are classified in other categories than those specified in this table. For meaning of abbreviations and symbols, see introductory text. For explanation of terms, see Appendix A. For method of assignment to categories shown, see Appendix C]

NAICS code	Number of establishments by type of operation and specified kind of business	Firms (number)	Establishments (number)	Sales (\$1,000)	Annual payroll (\$1,000)	First-quarter payroll (\$1,000)	Paid employees for pay period including March 12 (number)	Operating expenses ¹ (\$1,000)	End-of-1996 inventories (\$1,000)	End-of-1997 inventories (\$1,000)
421	MANUFACTURERS' SALES BRANCHES AND SALES OFFICES—Con.									
	Wholesale trade, durable goods—Con.									
421740	Refrigeration equipment & supplies whsle									
	All firms	19	79	D	D	D	g	D	D	D
	Single unit firms	—	—	—	—	—	—	—	—	—
	Multiunit firms	19	79	D	D	D	g	D	D	D
	Firms with 1 establishment ..	8	8	D	D	D	c	D	D	D
	Firms with 2 establishments ..	4	8	D	D	D	b	D	D	D
	Firms with 3 or 4 establishments	3	10	D	D	D	c	D	D	D
	Firms with 5 to 9 establishments	1	7	D	D	D	b	D	D	D
	Firms with 10 to 24 establishments	3	46	D	D	D	g	D	D	D
	Firms with 25 establishments or more	—	—	—	—	—	—	—	—	—
4218	Machinery, equipment, & supplies whsle									
	All firms	834	4 120	75 691 801	3 381 032	824 894	72 156	6 466 552	5 425 245	5 652 296
	Single unit firms	—	—	—	—	—	—	—	—	—
	Multiunit firms	834	4 120	75 691 801	3 381 032	824 894	72 156	6 466 552	5 425 245	5 652 296
	Firms with 1 establishment ..	455	455	6 196 254	547 023	130 096	11 689	1 073 771	662 615	689 265
	Firms with 2 establishments ..	102	204	2 587 875	186 158	49 487	4 491	380 273	303 486	319 993
	Firms with 3 or 4 establishments	95	319	6 154 209	252 481	61 169	5 636	469 944	647 164	649 428
	Firms with 5 to 9 establishments	88	578	D	D	D	i	D	D	D
	Firms with 10 to 24 establishments	63	986	D	D	D	j	D	D	D
	Firms with 25 establishments or more	31	1 578	27 666 688	1 010 316	254 977	19 626	1 820 229	1 552 958	1 588 386
42181	Construction & mining (except petroleum) machinery & equip whsle									
	All firms	73	281	11 913 590	447 715	117 664	8 930	850 564	1 965 177	2 048 105
	Single unit firms	—	—	—	—	—	—	—	—	—
	Multiunit firms	73	281	11 913 590	447 715	117 664	8 930	850 564	1 965 177	2 048 105
	Firms with 1 establishment ..	38	38	D	D	D	g	D	D	D
	Firms with 2 establishments ..	7	14	D	D	D	e	D	D	D
	Firms with 3 or 4 establishments	9	31	D	D	D	f	D	D	D
	Firms with 5 to 9 establishments	9	54	673 796	49 001	13 306	1 305	85 682	187 902	190 617
	Firms with 10 to 24 establishments	9	118	2 973 021	102 697	24 353	2 045	192 176	518 409	517 395
	Firms with 25 establishments or more	1	26	D	D	D	h	D	D	D
421810	Construction & mining (except petroleum) machinery & equip whsle									
	All firms	73	281	11 913 590	447 715	117 664	8 930	850 564	1 965 177	2 048 105
	Single unit firms	—	—	—	—	—	—	—	—	—
	Multiunit firms	73	281	11 913 590	447 715	117 664	8 930	850 564	1 965 177	2 048 105
	Firms with 1 establishment ..	38	38	D	D	D	g	D	D	D
	Firms with 2 establishments ..	7	14	D	D	D	e	D	D	D
	Firms with 3 or 4 establishments	9	31	D	D	D	f	D	D	D
	Firms with 5 to 9 establishments	9	54	673 796	49 001	13 306	1 305	85 682	187 902	190 617
	Firms with 10 to 24 establishments	9	118	2 973 021	102 697	24 353	2 045	192 176	518 409	517 395
	Firms with 25 establishments or more	1	26	D	D	D	h	D	D	D
42182	Farm & garden machinery & equipment whsle									
	All firms	53	132	7 823 700	181 944	42 452	4 175	425 286	499 592	496 571
	Single unit firms	—	—	—	—	—	—	—	—	—
	Multiunit firms	53	132	7 823 700	181 944	42 452	4 175	425 286	499 592	496 571
	Firms with 1 establishment ..	32	32	D	D	D	f	D	D	D
	Firms with 2 establishments ..	6	12	D	D	D	e	D	D	D
	Firms with 3 or 4 establishments	9	32	D	D	D	f	D	D	D
	Firms with 5 to 9 establishments	4	26	D	D	D	c	D	D	D
	Firms with 10 to 24 establishments	2	30	D	D	D	g	D	D	D
	Firms with 25 establishments or more	—	—	—	—	—	—	—	—	—

See footnotes at end of table.

Table 3. Single Units and Multiunits: 1997—Con.

[Includes only firms and establishments with payroll. Excludes data for central administrative offices, auxiliary operations, or establishments of these firms that are classified in other categories than those specified in this table. For meaning of abbreviations and symbols, see introductory text. For explanation of terms, see Appendix A. For method of assignment to categories shown, see Appendix C]

NAICS code	Number of establishments by type of operation and specified kind of business	Firms (number)	Establishments (number)	Sales (\$1,000)	Annual payroll (\$1,000)	First-quarter payroll (\$1,000)	Paid employees for pay period including March 12 (number)	Operating expenses ¹ (\$1,000)	End-of-1996 inventories (\$1,000)	End-of-1997 inventories (\$1,000)
421	MANUFACTURERS' SALES BRANCHES AND SALES OFFICES—Con.									
	Wholesale trade, durable goods—Con.									
421820	Farm & garden machinery & equipment whsle									
	All firms	53	132	7 823 700	181 944	42 452	4 175	425 286	499 592	496 571
	Single unit firms	—	—	—	—	—	—	—	—	—
	Multiunit firms	53	132	7 823 700	181 944	42 452	4 175	425 286	499 592	496 571
	Firms with 1 establishment ...	32	32	D	D	D	f	D	D	D
	Firms with 2 establishments ..	6	12	D	D	D	e	D	D	D
	Firms with 3 or 4 establishments	9	32	D	D	D	f	D	D	D
	Firms with 5 to 9 establishments	4	26	D	D	D	c	D	D	D
	Firms with 10 to 24 establishments	2	30	D	D	D	g	D	D	D
	Firms with 25 establishments or more	—	—	—	—	—	—	—	—	—
4218201	Farm machinery & equipment—farm dealers									
	All firms	22	42	D	D	D	f	D	D	D
	Single unit firms	—	—	—	—	—	—	—	—	—
	Multiunit firms	22	42	D	D	D	f	D	D	D
	Firms with 1 establishment ...	17	17	D	D	D	e	D	D	D
	Firms with 2 establishments ..	1	2	D	D	D	b	D	D	D
	Firms with 3 or 4 establishments	3	11	D	D	D	c	D	D	D
	Firms with 5 to 9 establishments	—	—	—	—	—	—	—	—	—
	Firms with 10 to 24 establishments	1	12	D	D	D	c	D	D	D
	Firms with 25 establishments or more	—	—	—	—	—	—	—	—	—
4218202	Farm machinery & equipment—whsle distributors									
	All firms	30	70	D	D	D	h	D	D	D
	Single unit firms	—	—	—	—	—	—	—	—	—
	Multiunit firms	30	70	D	D	D	h	D	D	D
	Firms with 1 establishment ...	16	16	D	D	D	e	D	D	D
	Firms with 2 establishments ..	4	8	D	D	D	e	D	D	D
	Firms with 3 or 4 establishments	6	20	D	D	D	f	D	D	D
	Firms with 5 to 9 establishments	4	26	D	D	D	g	D	D	D
	Firms with 10 to 24 establishments	—	—	—	—	—	—	—	—	—
	Firms with 25 establishments or more	—	—	—	—	—	—	—	—	—
4218203	Lawn & garden machinery & equipment whsle									
	All firms	9	20	1 036 338	39 387	8 747	754	149 865	108 770	112 891
	Single unit firms	—	—	—	—	—	—	—	—	—
	Multiunit firms	9	20	1 036 338	39 387	8 747	754	149 865	108 770	112 891
	Firms with 1 establishment ...	5	5	D	D	D	c	D	D	D
	Firms with 2 establishments ..	2	4	D	D	D	f	D	D	D
	Firms with 3 or 4 establishments	1	4	D	D	D	b	D	D	D
	Firms with 5 to 9 establishments	1	7	D	D	D	b	D	D	D
	Firms with 10 to 24 establishments	—	—	—	—	—	—	—	—	—
	Firms with 25 establishments or more	—	—	—	—	—	—	—	—	—
42183	Industrial machinery & equipment whsle									
	All firms	491	2 332	25 170 814	1 793 155	423 140	38 160	3 307 795	1 546 022	1 621 644
	Single unit firms	—	—	—	—	—	—	—	—	—
	Multiunit firms	491	2 332	25 170 814	1 793 155	423 140	38 160	3 307 795	1 546 022	1 621 644
	Firms with 1 establishment ...	280	280	D	D	D	i	D	D	D
	Firms with 2 establishments ..	60	120	999 860	77 367	17 753	1 780	156 934	144 756	151 764
	Firms with 3 or 4 establishments	51	174	D	D	D	h	D	D	D
	Firms with 5 to 9 establishments	48	326	D	D	D	h	D	D	D
	Firms with 10 to 24 establishments	34	519	D	D	D	j	D	D	D
	Firms with 25 establishments or more	18	913	6 398 464	404 184	95 562	8 049	739 324	328 058	356 980
421830	Industrial machinery & equipment whsle									

See footnotes at end of table.

Table 3. Single Units and Multiunits: 1997—Con.

[Includes only firms and establishments with payroll. Excludes data for central administrative offices, auxiliary operations, or establishments of these firms that are classified in other categories than those specified in this table. For meaning of abbreviations and symbols, see introductory text. For explanation of terms, see Appendix A. For method of assignment to categories shown, see Appendix C]

NAICS code	Number of establishments by type of operation and specified kind of business	Firms (number)	Establishments (number)	Sales (\$1,000)	Annual payroll (\$1,000)	First-quarter payroll (\$1,000)	Paid employees for pay period including March 12 (number)	Operating expenses ¹ (\$1,000)	End-of-1996 inventories (\$1,000)	End-of-1997 inventories (\$1,000)
421	MANUFACTURERS' SALES BRANCHES AND SALES OFFICES—Con.									
	Wholesale trade, durable goods—Con.									
421830	Industrial machinery & equipment whsle—Con.									
	All firms	491	2 332	25 170 814	1 793 155	423 140	38 160	3 307 795	1 546 022	1 621 644
	Single unit firms	—	—	—	—	—	—	—	—	—
	Multiunit firms	491	2 332	25 170 814	1 793 155	423 140	38 160	3 307 795	1 546 022	1 621 644
	Firms with 1 establishment ...	280	280	D	D	D	i	D	D	D
	Firms with 2 establishments ..	60	120	999 860	77 367	17 753	1 780	156 934	144 756	151 764
	Firms with 3 or 4 establishments	51	174	D	D	D	h	D	D	D
	Firms with 5 to 9 establishments	48	326	D	D	D	h	D	D	D
	Firms with 10 to 24 establishments	34	519	D	D	D	j	D	D	D
	Firms with 25 establishments or more	18	913	6 398 464	404 184	95 562	8 049	739 324	328 058	356 980
4218301	Food-processing machinery & equipment whsle									
	All firms	21	33	337 285	31 261	7 266	771	52 689	28 248	34 065
	Single unit firms	—	—	—	—	—	—	—	—	—
	Multiunit firms	21	33	337 285	31 261	7 266	771	52 689	28 248	34 065
	Firms with 1 establishment ...	17	17	D	D	D	e	D	D	D
	Firms with 2 establishments ..	2	4	D	D	D	b	D	D	D
	Firms with 3 or 4 establishments	—	—	—	—	—	—	—	—	—
	Firms with 5 to 9 establishments	2	12	D	D	D	e	D	D	D
	Firms with 10 to 24 establishments	—	—	—	—	—	—	—	—	—
	Firms with 25 establishments or more	—	—	—	—	—	—	—	—	—
4218302	Hydraulic & pneumatic (fluid-power) machinery & equipment whsle									
	All firms	67	264	2 063 142	118 654	30 155	2 901	206 767	154 417	172 816
	Single unit firms	—	—	—	—	—	—	—	—	—
	Multiunit firms	67	264	2 063 142	118 654	30 155	2 901	206 767	154 417	172 816
	Firms with 1 establishment ...	33	33	336 764	18 694	4 918	470	40 826	20 348	20 358
	Firms with 2 establishments ..	17	34	516 082	28 315	6 216	615	48 068	55 331	70 932
	Firms with 3 or 4 establishments	5	18	34 997	3 287	1 119	73	5 591	3 109	3 260
	Firms with 5 to 9 establishments	2	11	D	D	D	c	D	D	D
	Firms with 10 to 24 establishments	8	106	809 552	36 910	9 781	1 035	60 282	59 511	59 751
	Firms with 25 establishments or more	2	62	D	D	D	f	D	D	D
42183021	Hydraulic & pneumatic pumps & motors whsle									
	All firms	41	204	1 185 714	77 648	20 182	1 799	133 488	92 070	108 041
	Single unit firms	—	—	—	—	—	—	—	—	—
	Multiunit firms	41	204	1 185 714	77 648	20 182	1 799	133 488	92 070	108 041
	Firms with 1 establishment ...	18	18	D	D	D	c	D	D	D
	Firms with 2 establishments ..	8	16	289 834	14 819	3 429	320	27 607	44 071	58 890
	Firms with 3 or 4 establishments	4	15	D	D	D	b	D	D	D
	Firms with 5 to 9 establishments	2	11	D	D	D	c	D	D	D
	Firms with 10 to 24 establishments	7	86	D	D	D	f	D	D	D
	Firms with 25 establishments or more	2	58	D	D	D	f	D	D	D
42183022	Hydraulic & pneumatic parts, accessories, & supplies whsle									
	All firms	31	60	877 428	41 006	9 973	1 102	73 279	62 347	64 775
	Single unit firms	—	—	—	—	—	—	—	—	—
	Multiunit firms	31	60	877 428	41 006	9 973	1 102	73 279	62 347	64 775
	Firms with 1 establishment ...	19	19	D	D	D	e	D	D	D
	Firms with 2 establishments ..	8	16	226 073	12 991	2 621	268	19 854	9 912	10 648
	Firms with 3 or 4 establishments	3	11	D	D	D	b	D	D	D
	Firms with 5 to 9 establishments	—	—	—	—	—	—	—	—	—
	Firms with 10 to 24 establishments	1	14	D	D	D	e	D	D	D
	Firms with 25 establishments or more	—	—	—	—	—	—	—	—	—

See footnotes at end of table.

Table 3. Single Units and Multiunits: 1997—Con.

[Includes only firms and establishments with payroll. Excludes data for central administrative offices, auxiliary operations, or establishments of these firms that are classified in other categories than those specified in this table. For meaning of abbreviations and symbols, see introductory text. For explanation of terms, see Appendix A. For method of assignment to categories shown, see Appendix C]

NAICS code	Number of establishments by type of operation and specified kind of business	Firms (number)	Establishments (number)	Sales (\$1,000)	Annual payroll (\$1,000)	First-quarter payroll (\$1,000)	Paid employees for pay period including March 12 (number)	Operating expenses ¹ (\$1,000)	End-of-1996 inventories (\$1,000)	End-of-1997 inventories (\$1,000)
421	MANUFACTURERS' SALES BRANCHES AND SALES OFFICES—Con.									
	Wholesale trade, durable goods—Con.									
4218303	General-purpose industrial machinery & equipment whsle									
	All firms	152	679	7 711 350	540 870	118 105	10 902	1 021 002	348 884	361 601
	Single unit firms	—	—	—	—	—	—	—	—	—
	Multiunit firms	152	679	7 711 350	540 870	118 105	10 902	1 021 002	348 884	361 601
	Firms with 1 establishment ...	88	88	1 177 113	176 979	37 414	3 558	331 534	142 676	154 637
	Firms with 2 establishments ..	13	26	140 272	12 957	3 194	321	29 944	17 545	17 503
	Firms with 3 or 4 establishments	16	54	446 957	19 369	4 772	444	37 216	18 018	22 355
	Firms with 5 to 9 establishments	20	132	D	D	D	h	D	D	D
	Firms with 10 to 24 establishments	8	133	D	D	D	g	D	D	D
	Firms with 25 establishments or more	7	246	D	D	D	g	D	D	D
4218304	Metalworking machinery & equipment whsle									
	All firms	58	133	2 386 799	146 132	36 850	3 061	289 639	214 923	209 410
	Single unit firms	—	—	—	—	—	—	—	—	—
	Multiunit firms	58	133	2 386 799	146 132	36 850	3 061	289 639	214 923	209 410
	Firms with 1 establishment ...	37	37	910 099	58 431	14 684	1 321	119 438	108 588	105 608
	Firms with 2 establishments ..	7	14	40 196	5 818	1 189	159	10 229	8 359	8 749
	Firms with 3 or 4 establishments	7	24	223 756	15 190	3 631	319	25 228	7 346	8 421
	Firms with 5 to 9 establishments	5	35	D	D	D	f	D	D	D
	Firms with 10 to 24 establishments	2	23	D	D	D	f	D	D	D
	Firms with 25 establishments or more	—	—	—	—	—	—	—	—	—
4218305	Materials handling equipment whsle									
	All firms	72	188	2 721 654	244 145	58 321	5 619	435 385	126 213	134 682
	Single unit firms	—	—	—	—	—	—	—	—	—
	Multiunit firms	72	188	2 721 654	244 145	58 321	5 619	435 385	126 213	134 682
	Firms with 1 establishment ...	55	55	1 477 026	105 756	25 358	2 728	200 939	63 586	66 916
	Firms with 2 establishments ..	3	6	12 796	2 006	490	61	3 874	1 831	1 888
	Firms with 3 or 4 establishments	4	13	215 747	22 229	4 602	402	40 383	14 968	13 696
	Firms with 5 to 9 establishments	6	43	270 035	23 481	5 986	508	46 852	6 708	7 003
	Firms with 10 to 24 establishments	4	71	746 050	90 673	21 885	1 920	143 337	39 120	45 179
	Firms with 25 establishments or more	—	—	—	—	—	—	—	—	—
4218306	Oilwell, oil refinery, & pipeline mach, equip, & supplies whsle									
	All firms	64	599	2 860 833	271 680	65 414	5 782	480 009	330 980	362 625
	Single unit firms	—	—	—	—	—	—	—	—	—
	Multiunit firms	64	599	2 860 833	271 680	65 414	5 782	480 009	330 980	362 625
	Firms with 1 establishment ...	30	30	D	D	D	e	D	D	D
	Firms with 2 establishments ..	4	8	D	D	D	b	D	D	D
	Firms with 3 or 4 establishments	5	17	D	D	D	e	D	D	D
	Firms with 5 to 9 establishments	11	75	281 039	26 784	6 359	659	48 301	31 233	36 683
	Firms with 10 to 24 establishments	9	143	591 746	53 262	13 017	1 189	91 175	61 509	65 642
	Firms with 25 establishments or more	5	326	1 616 655	149 546	35 444	3 052	264 006	195 314	215 943
4218307	Other industrial machinery & equipment whsle									
	All firms	151	436	7 089 751	440 413	107 029	9 124	822 304	342 357	346 445
	Single unit firms	—	—	—	—	—	—	—	—	—
	Multiunit firms	151	436	7 089 751	440 413	107 029	9 124	822 304	342 357	346 445
	Firms with 1 establishment ...	90	90	2 258 427	181 919	43 955	2 990	348 551	72 139	73 217
	Firms with 2 establishments ..	21	42	362 606	28 790	6 560	516	59 685	30 313	31 065
	Firms with 3 or 4 establishments	17	55	935 117	58 435	15 651	1 124	114 768	123 987	118 994
	Firms with 5 to 9 establishments	18	126	1 355 425	75 916	19 337	1 319	143 654	110 682	117 947
	Firms with 10 to 24 establishments	3	61	D	D	D	h	D	D	D
	Firms with 25 establishments or more	2	62	D	D	D	c	D	D	D
42184	Industrial supplies whsle									

See footnotes at end of table.

Table 3. Single Units and Multiunits: 1997—Con.

[Includes only firms and establishments with payroll. Excludes data for central administrative offices, auxiliary operations, or establishments of these firms that are classified in other categories than those specified in this table. For meaning of abbreviations and symbols, see introductory text. For explanation of terms, see Appendix A. For method of assignment to categories shown, see Appendix C]

NAICS code	Number of establishments by type of operation and specified kind of business	Firms (number)	Establishments (number)	Sales (\$1,000)	Annual payroll (\$1,000)	First-quarter payroll (\$1,000)	Paid employees for pay period including March 12 (number)	Operating expenses ¹ (\$1,000)	End-of-1996 inventories (\$1,000)	End-of-1997 inventories (\$1,000)
421	MANUFACTURERS' SALES BRANCHES AND SALES OFFICES—Con.									
	Wholesale trade, durable goods—Con.									
42184	Industrial supplies whse—Con.									
	All firms	206	1 097	23 846 292	643 575	160 535	14 411	1 193 017	644 254	632 329
	Single unit firms	—	—	—	—	—	—	—	—	—
	Multiunit firms	206	1 097	23 846 292	643 575	160 535	14 411	1 193 017	644 254	632 329
	Firms with 1 establishment ..	108	108	1 148 834	79 588	20 285	2 165	165 357	136 299	130 950
	Firms with 2 establishments ..	25	50	405 988	28 352	7 199	772	53 904	39 665	38 418
	Firms with 3 or 4 establishments	20	68	2 205 179	49 155	11 875	1 252	88 746	79 381	77 039
	Firms with 5 to 9 establishments	25	161	5 084 729	99 338	24 190	2 124	206 356	184 197	179 270
	Firms with 10 to 24 establishments	18	286	D	D	D	h	D	D	D
	Firms with 25 establishments or more	10	424	D	D	D	h	D	D	D
421840	Industrial supplies whse									
	All firms	206	1 097	23 846 292	643 575	160 535	14 411	1 193 017	644 254	632 329
	Single unit firms	—	—	—	—	—	—	—	—	—
	Multiunit firms	206	1 097	23 846 292	643 575	160 535	14 411	1 193 017	644 254	632 329
	Firms with 1 establishment ..	108	108	1 148 834	79 588	20 285	2 165	165 357	136 299	130 950
	Firms with 2 establishments ..	25	50	405 988	28 352	7 199	772	53 904	39 665	38 418
	Firms with 3 or 4 establishments	20	68	2 205 179	49 155	11 875	1 252	88 746	79 381	77 039
	Firms with 5 to 9 establishments	25	161	5 084 729	99 338	24 190	2 124	206 356	184 197	179 270
	Firms with 10 to 24 establishments	18	286	D	D	D	h	D	D	D
	Firms with 25 establishments or more	10	424	D	D	D	h	D	D	D
4218402	Mechanical power transmission supplies whse									
	All firms	42	301	5 311 517	165 934	38 789	3 993	336 861	216 268	209 539
	Single unit firms	—	—	—	—	—	—	—	—	—
	Multiunit firms	42	301	5 311 517	165 934	38 789	3 993	336 861	216 268	209 539
	Firms with 1 establishment ..	20	20	294 327	15 175	3 856	402	38 611	63 287	62 930
	Firms with 2 establishments ..	5	10	127 177	3 570	889	97	6 139	9 652	5 960
	Firms with 3 or 4 establishments	7	25	257 323	8 012	1 886	206	15 353	41 581	39 788
	Firms with 5 to 9 establishments	3	17	480 764	14 559	3 714	266	39 224	71 754	69 269
	Firms with 10 to 24 establishments	4	70	1 585 532	89 391	19 937	2 367	173 307	27 636	29 103
	Firms with 25 establishments or more	3	159	2 566 394	35 227	8 507	655	64 227	2 358	2 489
4218403	Welding supplies whse									
	All firms	17	241	451 429	55 031	12 847	1 663	112 763	41 513	41 544
	Single unit firms	—	—	—	—	—	—	—	—	—
	Multiunit firms	17	241	451 429	55 031	12 847	1 663	112 763	41 513	41 544
	Firms with 1 establishment ..	6	6	D	D	D	b	D	D	D
	Firms with 2 establishments ..	—	—	—	—	—	—	—	—	—
	Firms with 3 or 4 establishments	1	4	D	D	D	b	D	D	D
	Firms with 5 to 9 establishments	3	24	D	D	D	c	D	D	D
	Firms with 10 to 24 establishments	5	80	174 251	20 224	4 688	650	39 569	15 785	18 854
	Firms with 25 establishments or more	2	127	D	D	D	f	D	D	D
4218404	Industrial containers & supplies whse									
	All firms	32	57	4 145 874	26 872	7 133	618	56 518	9 278	9 963
	Single unit firms	—	—	—	—	—	—	—	—	—
	Multiunit firms	32	57	4 145 874	26 872	7 133	618	56 518	9 278	9 963
	Firms with 1 establishment ..	22	22	D	D	D	e	D	D	D
	Firms with 2 establishments ..	4	8	D	D	D	c	D	D	D
	Firms with 3 or 4 establishments	4	12	D	D	D	c	D	D	D
	Firms with 5 to 9 establishments	2	15	D	D	D	b	D	D	D
	Firms with 10 to 24 establishments	—	—	—	—	—	—	—	—	—
	Firms with 25 establishments or more	—	—	—	—	—	—	—	—	—

See footnotes at end of table.

Table 3. Single Units and Multiunits: 1997—Con.

[Includes only firms and establishments with payroll. Excludes data for central administrative offices, auxiliary operations, or establishments of these firms that are classified in other categories than those specified in this table. For meaning of abbreviations and symbols, see introductory text. For explanation of terms, see Appendix A. For method of assignment to categories shown, see Appendix C]

NAICS code	Number of establishments by type of operation and specified kind of business	Firms (number)	Establishments (number)	Sales (\$1,000)	Annual payroll (\$1,000)	First-quarter payroll (\$1,000)	Paid employees for pay period including March 12 (number)	Operating expenses ¹ (\$1,000)	End-of-1996 inventories (\$1,000)	End-of-1997 inventories (\$1,000)
421	MANUFACTURERS' SALES BRANCHES AND SALES OFFICES—Con.									
	Wholesale trade, durable goods—Con.									
4218405	Industrial valves & fittings (except fluid-power) whsle									
	All firms	25	98	654 866	67 124	17 160	1 422	111 682	53 102	53 498
	Single unit firms	—	—	—	—	—	—	—	—	—
	Multiunit firms	25	98	654 866	67 124	17 160	1 422	111 682	53 102	53 498
	Firms with 1 establishment ...	11	11	64 065	12 231	3 758	270	17 463	3 744	3 100
	Firms with 2 establishments ..	4	8	58 392	9 148	2 524	232	17 681	12 825	14 219
	Firms with 3 or 4 establishments	5	18	208 580	24 961	6 143	519	40 016	23 049	22 727
	Firms with 5 to 9 establishments	3	16	73 197	9 047	2 002	183	15 871	10 725	11 118
	Firms with 10 to 24 establishments	1	20	D	D	D	c	D	D	D
	Firms with 25 establishments or more	1	25	D	D	D	b	D	D	D
4218406	Other industrial supplies whsle									
	All firms	107	400	13 282 606	328 614	84 606	6 715	575 193	324 093	317 785
	Single unit firms	—	—	—	—	—	—	—	—	—
	Multiunit firms	107	400	13 282 606	328 614	84 606	6 715	575 193	324 093	317 785
	Firms with 1 establishment ...	65	65	679 604	45 111	11 145	1 320	89 631	67 667	63 698
	Firms with 2 establishments ..	13	26	D	D	D	e	D	D	D
	Firms with 3 or 4 establishments	4	14	528 423	18 735	4 599	455	26 847	8 494	10 081
	Firms with 5 to 9 establishments	13	80	744 949	51 912	12 360	1 146	112 723	95 864	91 376
	Firms with 10 to 24 establishments	9	132	D	D	D	g	D	D	D
	Firms with 25 establishments or more	3	83	D	D	D	g	D	D	D
42185	Service establishment equipment & supplies whsle									
	All firms	41	182	3 466 042	98 546	23 118	2 107	189 409	89 856	87 142
	Single unit firms	—	—	—	—	—	—	—	—	—
	Multiunit firms	41	182	3 466 042	98 546	23 118	2 107	189 409	89 856	87 142
	Firms with 1 establishment ...	26	26	191 375	22 052	5 127	508	45 012	9 121	11 857
	Firms with 2 establishments ..	7	14	62 530	8 443	2 086	245	14 844	9 461	9 278
	Firms with 3 or 4 establishments	2	8	D	D	D	b	D	D	D
	Firms with 5 to 9 establishments	2	15	D	D	D	c	D	D	D
	Firms with 10 to 24 establishments	3	46	D	D	D	f	D	D	D
	Firms with 25 establishments or more	1	73	D	D	D	e	D	D	D
421850	Service establishment equipment & supplies whsle									
	All firms	41	182	3 466 042	98 546	23 118	2 107	189 409	89 856	87 142
	Single unit firms	—	—	—	—	—	—	—	—	—
	Multiunit firms	41	182	3 466 042	98 546	23 118	2 107	189 409	89 856	87 142
	Firms with 1 establishment ...	26	26	191 375	22 052	5 127	508	45 012	9 121	11 857
	Firms with 2 establishments ..	7	14	62 530	8 443	2 086	245	14 844	9 461	9 278
	Firms with 3 or 4 establishments	2	8	D	D	D	b	D	D	D
	Firms with 5 to 9 establishments	2	15	D	D	D	c	D	D	D
	Firms with 10 to 24 establishments	3	46	D	D	D	f	D	D	D
	Firms with 25 establishments or more	1	73	D	D	D	e	D	D	D
4218501	Beauty & barber shop equipment & supplies whsle									
	All firms	2	3	D	D	D	c	D	D	D
	Single unit firms	—	—	—	—	—	—	—	—	—
	Multiunit firms	2	3	D	D	D	c	D	D	D
	Firms with 1 establishment ...	1	1	D	D	D	c	D	D	D
	Firms with 2 establishments ..	1	2	D	D	D	b	D	D	D
	Firms with 3 or 4 establishments	—	—	—	—	—	—	—	—	—
	Firms with 5 to 9 establishments	—	—	—	—	—	—	—	—	—
	Firms with 10 to 24 establishments	—	—	—	—	—	—	—	—	—
	Firms with 25 establishments or more	—	—	—	—	—	—	—	—	—

See footnotes at end of table.

Table 3. Single Units and Multiunits: 1997—Con.

[Includes only firms and establishments with payroll. Excludes data for central administrative offices, auxiliary operations, or establishments of these firms that are classified in other categories than those specified in this table. For meaning of abbreviations and symbols, see introductory text. For explanation of terms, see Appendix A. For method of assignment to categories shown, see Appendix C]

NAICS code	Number of establishments by type of operation and specified kind of business	Firms (number)	Establishments (number)	Sales (\$1,000)	Annual payroll (\$1,000)	First-quarter payroll (\$1,000)	Paid employees for pay period including March 12 (number)	Operating expenses ¹ (\$1,000)	End-of-1996 inventories (\$1,000)	End-of-1997 inventories (\$1,000)
421	MANUFACTURERS' SALES BRANCHES AND SALES OFFICES—Con.									
	Wholesale trade, durable goods—Con.									
4218502	Custodial, janitors' equipment & supplies whsle									
	All firms	9	12	39 925	4 969	1 208	153	8 231	3 843	5 230
	Single unit firms	—	—	—	—	—	—	—	—	—
	Multiunit firms	9	12	39 925	4 969	1 208	153	8 231	3 843	5 230
	Firms with 1 establishment ...	6	6	23 812	1 529	337	44	3 165	2 605	4 309
	Firms with 2 establishments ..	3	6	16 113	3 440	871	109	5 066	1 238	921
	Firms with 3 or 4 establishments	—	—	—	—	—	—	—	—	—
	Firms with 5 to 9 establishments	—	—	—	—	—	—	—	—	—
	Firms with 10 to 24 establishments	—	—	—	—	—	—	—	—	—
	Firms with 25 establishments or more	—	—	—	—	—	—	—	—	—
4218503	Laundry & dry-cleaning equipment & supplies whsle									
	All firms	6	27	D	D	D	f	D	D	D
	Single unit firms	—	—	—	—	—	—	—	—	—
	Multiunit firms	6	27	D	D	D	f	D	D	D
	Firms with 1 establishment ...	4	4	D	D	D	b	D	D	D
	Firms with 2 establishments ..	1	2	D	D	D	a	D	D	D
	Firms with 3 or 4 establishments	—	—	—	—	—	—	—	—	—
	Firms with 5 to 9 establishments	—	—	—	—	—	—	—	—	—
	Firms with 10 to 24 establishments	1	21	D	D	D	e	D	D	D
	Firms with 25 establishments or more	—	—	—	—	—	—	—	—	—
4218504	Other service establishment equipment & supplies whsle									
	All firms	24	140	D	D	D	g	D	D	D
	Single unit firms	—	—	—	—	—	—	—	—	—
	Multiunit firms	24	140	D	D	D	g	D	D	D
	Firms with 1 establishment ...	15	15	D	D	D	e	D	D	D
	Firms with 2 establishments ..	2	4	D	D	D	b	D	D	D
	Firms with 3 or 4 establishments	2	8	D	D	D	b	D	D	D
	Firms with 5 to 9 establishments	2	15	D	D	D	c	D	D	D
	Firms with 10 to 24 establishments	2	25	D	D	D	c	D	D	D
	Firms with 25 establishments or more	1	73	D	D	D	e	D	D	D
42186	Transportation equipment & supplies (exc motor vehicle) whsle									
	All firms	55	96	3 471 363	216 097	57 985	4 373	500 481	680 344	766 505
	Single unit firms	—	—	—	—	—	—	—	—	—
	Multiunit firms	55	96	3 471 363	216 097	57 985	4 373	500 481	680 344	766 505
	Firms with 1 establishment ...	32	32	2 119 936	85 696	21 422	1 702	172 085	516 051	599 993
	Firms with 2 establishments ..	13	26	633 980	51 535	16 858	1 030	110 103	37 085	44 610
	Firms with 3 or 4 establishments	8	25	D	D	D	f	D	D	D
	Firms with 5 to 9 establishments	2	13	D	D	D	f	D	D	D
	Firms with 10 to 24 establishments	—	—	—	—	—	—	—	—	—
	Firms with 25 establishments or more	—	—	—	—	—	—	—	—	—
421860	Transportation equipment & supplies (exc motor vehicle) whsle									
	All firms	55	96	3 471 363	216 097	57 985	4 373	500 481	680 344	766 505
	Single unit firms	—	—	—	—	—	—	—	—	—
	Multiunit firms	55	96	3 471 363	216 097	57 985	4 373	500 481	680 344	766 505
	Firms with 1 establishment ...	32	32	2 119 936	85 696	21 422	1 702	172 085	516 051	599 993
	Firms with 2 establishments ..	13	26	633 980	51 535	16 858	1 030	110 103	37 085	44 610
	Firms with 3 or 4 establishments	8	25	D	D	D	f	D	D	D
	Firms with 5 to 9 establishments	2	13	D	D	D	f	D	D	D
	Firms with 10 to 24 establishments	—	—	—	—	—	—	—	—	—
	Firms with 25 establishments or more	—	—	—	—	—	—	—	—	—

See footnotes at end of table.

Table 3. Single Units and Multiunits: 1997—Con.

[Includes only firms and establishments with payroll. Excludes data for central administrative offices, auxiliary operations, or establishments of these firms that are classified in other categories than those specified in this table. For meaning of abbreviations and symbols, see introductory text. For explanation of terms, see Appendix A. For method of assignment to categories shown, see Appendix C]

NAICS code	Number of establishments by type of operation and specified kind of business	Firms (number)	Establishments (number)	Sales (\$1,000)	Annual payroll (\$1,000)	First-quarter payroll (\$1,000)	Paid employees for pay period including March 12 (number)	Operating expenses ¹ (\$1,000)	End-of-1996 inventories (\$1,000)	End-of-1997 inventories (\$1,000)
421	MANUFACTURERS' SALES BRANCHES AND SALES OFFICES—Con.									
	Wholesale trade, durable goods—Con.									
4218601	Aircraft & aeronautical equipment & supplies whsle									
	All firms	40	62	2 824 449	183 159	49 328	3 634	360 828	617 388	707 682
	Single unit firms	—	—	—	—	—	—	—	—	—
	Multiunit firms	40	62	2 824 449	183 159	49 328	3 634	360 828	617 388	707 682
	Firms with 1 establishment ...	24	24	2 059 930	76 873	18 891	1 500	157 583	505 920	589 524
	Firms with 2 establishments ..	11	22	D	D	D	f	D	D	D
	Firms with 3 or 4 establishments	5	16	D	D	D	g	D	D	D
	Firms with 5 to 9 establishments	—	—	—	—	—	—	—	—	—
	Firms with 10 to 24 establishments	—	—	—	—	—	—	—	—	—
	Firms with 25 establishments or more	—	—	—	—	—	—	—	—	—
4218602	Marine machinery, equipment, & supplies whsle									
	All firms	12	27	D	D	D	f	D	D	D
	Single unit firms	—	—	—	—	—	—	—	—	—
	Multiunit firms	12	27	D	D	D	f	D	D	D
	Firms with 1 establishment ...	6	6	D	D	D	c	D	D	D
	Firms with 2 establishments ..	1	2	D	D	D	b	D	D	D
	Firms with 3 or 4 establishments	4	13	D	D	D	b	D	D	D
	Firms with 5 to 9 establishments	1	6	D	D	D	e	D	D	D
	Firms with 10 to 24 establishments	—	—	—	—	—	—	—	—	—
	Firms with 25 establishments or more	—	—	—	—	—	—	—	—	—
4218603	Other transportation equipment & supplies whsle									
	All firms	5	7	D	D	D	c	D	D	D
	Single unit firms	—	—	—	—	—	—	—	—	—
	Multiunit firms	5	7	D	D	D	c	D	D	D
	Firms with 1 establishment ...	4	4	D	D	D	b	D	D	D
	Firms with 2 establishments ..	—	—	—	—	—	—	—	—	—
	Firms with 3 or 4 establishments	1	3	D	D	D	b	D	D	D
	Firms with 5 to 9 establishments	—	—	—	—	—	—	—	—	—
	Firms with 10 to 24 establishments	—	—	—	—	—	—	—	—	—
	Firms with 25 establishments or more	—	—	—	—	—	—	—	—	—
4219	Miscellaneous durable goods whsle									
	All firms	116	'263	D	D	D	i	D	D	D
	Single unit firms	—	—	—	—	—	—	—	—	—
	Multiunit firms	116	'263	D	D	D	i	D	D	D
	Firms with 1 establishment ...	87	'87	D	D	D	i	D	D	D
	Firms with 2 establishments ..	13	'26	D	D	D	g	D	D	D
	Firms with 3 or 4 establishments	5	'17	D	D	D	b	D	D	D
	Firms with 5 to 9 establishments	6	'43	D	D	D	g	D	D	D
	Firms with 10 to 24 establishments	5	'90	D	D	D	g	D	D	D
	Firms with 25 establishments or more	—	—	—	—	—	—	—	—	—
42191	Sporting & recreational goods & supplies whsle									
	All firms	44	'53	'3 778 496	'171 399	'41 941	'2 746	406 005	211 454	205 552
	Single unit firms	—	—	—	—	—	—	—	—	—
	Multiunit firms	44	53	3 778 496	171 399	41 941	2 746	406 005	211 454	205 552
	Firms with 1 establishment ...	40	40	3 700 422	167 137	40 795	2 606	396 644	199 622	193 606
	Firms with 2 establishments ..	3	6	D	D	D	c	D	D	D
	Firms with 3 or 4 establishments	—	—	—	—	—	—	—	—	—
	Firms with 5 to 9 establishments	1	7	D	D	D	b	D	D	D
	Firms with 10 to 24 establishments	—	—	—	—	—	—	—	—	—
	Firms with 25 establishments or more	—	—	—	—	—	—	—	—	—

See footnotes at end of table.

Table 3. Single Units and Multiunits: 1997—Con.

[Includes only firms and establishments with payroll. Excludes data for central administrative offices, auxiliary operations, or establishments of these firms that are classified in other categories than those specified in this table. For meaning of abbreviations and symbols, see introductory text. For explanation of terms, see Appendix A. For method of assignment to categories shown, see Appendix C]

NAICS code	Number of establishments by type of operation and specified kind of business	Firms (number)	Establishments (number)	Sales (\$1,000)	Annual payroll (\$1,000)	First-quarter payroll (\$1,000)	Paid employees for pay period including March 12 (number)	Operating expenses ¹ (\$1,000)	End-of-1996 inventories (\$1,000)	End-of-1997 inventories (\$1,000)
421	MANUFACTURERS' SALES BRANCHES AND SALES OFFICES—Con.									
	Wholesale trade, durable goods—Con.									
421910	Sporting & recreational goods & supplies whsle									
	All firms	44	53	3 778 496	171 399	41 941	2 746	406 005	211 454	205 552
	Single unit firms	—	—	—	—	—	—	—	—	—
	Multiunit firms	44	53	3 778 496	171 399	41 941	2 746	406 005	211 454	205 552
	Firms with 1 establishment ..	40	40	3 700 422	167 137	40 795	2 606	396 644	199 622	193 606
	Firms with 2 establishments ..	3	6	D	D	D	c	D	D	D
	Firms with 3 or 4 establishments ..	—	—	—	—	—	—	—	—	—
	Firms with 5 to 9 establishments ..	1	7	D	D	D	b	D	D	D
	Firms with 10 to 24 establishments ..	—	—	—	—	—	—	—	—	—
	Firms with 25 establishments or more ..	—	—	—	—	—	—	—	—	—
42192	Toy & hobby goods & supplies whsle									
	All firms	15	24	D	D	D	g	D	D	D
	Single unit firms	—	—	—	—	—	—	—	—	—
	Multiunit firms	15	24	D	D	D	g	D	D	D
	Firms with 1 establishment ..	10	10	D	D	D	f	D	D	D
	Firms with 2 establishments ..	4	8	D	D	D	g	D	D	D
	Firms with 3 or 4 establishments ..	—	—	—	—	—	—	—	—	—
	Firms with 5 to 9 establishments ..	1	6	D	D	D	e	D	D	D
	Firms with 10 to 24 establishments ..	—	—	—	—	—	—	—	—	—
	Firms with 25 establishments or more ..	—	—	—	—	—	—	—	—	—
421920	Toy & hobby goods & supplies whsle									
	All firms	15	24	D	D	D	g	D	D	D
	Single unit firms	—	—	—	—	—	—	—	—	—
	Multiunit firms	15	24	D	D	D	g	D	D	D
	Firms with 1 establishment ..	10	10	D	D	D	f	D	D	D
	Firms with 2 establishments ..	4	8	D	D	D	g	D	D	D
	Firms with 3 or 4 establishments ..	—	—	—	—	—	—	—	—	—
	Firms with 5 to 9 establishments ..	1	6	D	D	D	e	D	D	D
	Firms with 10 to 24 establishments ..	—	—	—	—	—	—	—	—	—
	Firms with 25 establishments or more ..	—	—	—	—	—	—	—	—	—
42194	Jewelry/watch/silverware/precious stone, & precious metal whsle									
	All firms	24	55	669 717	51 069	11 808	912	102 466	63 719	61 151
	Single unit firms	—	—	—	—	—	—	—	—	—
	Multiunit firms	24	55	669 717	51 069	11 808	912	102 466	63 719	61 151
	Firms with 1 establishment ..	18	18	496 826	41 068	8 746	654	84 115	52 989	53 470
	Firms with 2 establishments ..	2	4	D	D	D	b	D	D	D
	Firms with 3 or 4 establishments ..	3	10	D	D	D	b	D	D	D
	Firms with 5 to 9 establishments ..	—	—	—	—	—	—	—	—	—
	Firms with 10 to 24 establishments ..	1	23	D	D	D	c	D	D	D
	Firms with 25 establishments or more ..	—	—	—	—	—	—	—	—	—
421940	Jewelry/watch/silverware/precious stone, & precious metal whsle									
	All firms	24	55	669 717	51 069	11 808	912	102 466	63 719	61 151
	Single unit firms	—	—	—	—	—	—	—	—	—
	Multiunit firms	24	55	669 717	51 069	11 808	912	102 466	63 719	61 151
	Firms with 1 establishment ..	18	18	496 826	41 068	8 746	654	84 115	52 989	53 470
	Firms with 2 establishments ..	2	4	D	D	D	b	D	D	D
	Firms with 3 or 4 establishments ..	3	10	D	D	D	b	D	D	D
	Firms with 5 to 9 establishments ..	—	—	—	—	—	—	—	—	—
	Firms with 10 to 24 establishments ..	1	23	D	D	D	c	D	D	D
	Firms with 25 establishments or more ..	—	—	—	—	—	—	—	—	—

See footnotes at end of table.

Table 3. Single Units and Multiunits: 1997—Con.

[Includes only firms and establishments with payroll. Excludes data for central administrative offices, auxiliary operations, or establishments of these firms that are classified in other categories than those specified in this table. For meaning of abbreviations and symbols, see introductory text. For explanation of terms, see Appendix A. For method of assignment to categories shown, see Appendix C]

NAICS code	Number of establishments by type of operation and specified kind of business	Firms (number)	Establishments (number)	Sales (\$1,000)	Annual payroll (\$1,000)	First-quarter payroll (\$1,000)	Paid employees for pay period including March 12 (number)	Operating expenses ¹ (\$1,000)	End-of-1996 inventories (\$1,000)	End-of-1997 inventories (\$1,000)
421	MANUFACTURERS' SALES BRANCHES AND SALES OFFICES—Con.									
	Wholesale trade, durable goods—Con.									
4219401	Jewelry, watch, diamonds, precious stone, & silverware whsle									
	All firms	19	46	D	D	D	f	D	D	D
	Single unit firms	—	—	—	—	—	f	—	—	—
	Multiunit firms	19	46	D	D	D	—	D	D	D
	Firms with 1 establishment ..	15	15	D	D	D	f	D	D	D
	Firms with 2 establishments ..	1	2	D	D	D	b	D	D	D
	Firms with 3 or 4 establishments	2	7	D	D	D	b	D	D	D
	Firms with 5 to 9 establishments	—	—	—	—	—	—	—	—	—
	Firms with 10 to 24 establishments	1	22	D	D	D	c	D	D	D
	Firms with 25 establishments or more	—	—	—	—	—	—	—	—	—
4219402	Precious metal (excluding ores) whsle									
	All firms	7	9	D	D	D	b	D	D	D
	Single unit firms	—	—	—	—	—	—	—	—	—
	Multiunit firms	7	9	D	D	D	b	D	D	D
	Firms with 1 establishment ..	5	5	D	D	D	b	D	D	D
	Firms with 2 establishments ..	2	4	D	D	D	a	D	D	D
	Firms with 3 or 4 establishments	—	—	—	—	—	—	—	—	—
	Firms with 5 to 9 establishments	—	—	—	—	—	—	—	—	—
	Firms with 10 to 24 establishments	—	—	—	—	—	—	—	—	—
	Firms with 25 establishments or more	—	—	—	—	—	—	—	—	—
42199	Other miscellaneous durable goods whsle									
	All firms	35	131	7 704 440	217 395	51 674	4 189	553 137	325 649	327 917
	Single unit firms	—	—	—	—	—	—	—	—	—
	Multiunit firms	35	131	7 704 440	217 395	51 674	4 189	553 137	325 649	327 917
	Firms with 1 establishment ..	22	22	604 956	46 058	10 336	1 170	108 390	54 029	64 919
	Firms with 2 establishments ..	3	6	D	D	D	a	D	D	D
	Firms with 3 or 4 establishments	2	7	D	D	D	a	D	D	D
	Firms with 5 to 9 establishments	4	29	D	D	D	g	D	D	D
	Firms with 10 to 24 establishments	4	67	D	D	D	g	D	D	D
	Firms with 25 establishments or more	—	—	—	—	—	—	—	—	—
421990	Other miscellaneous durable goods whsle									
	All firms	35	131	7 704 440	217 395	51 674	4 189	553 137	325 649	327 917
	Single unit firms	—	—	—	—	—	—	—	—	—
	Multiunit firms	35	131	7 704 440	217 395	51 674	4 189	553 137	325 649	327 917
	Firms with 1 establishment ..	22	22	604 956	46 058	10 336	1 170	108 390	54 029	64 919
	Firms with 2 establishments ..	3	6	D	D	D	a	D	D	D
	Firms with 3 or 4 establishments	2	7	D	D	D	a	D	D	D
	Firms with 5 to 9 establishments	4	29	D	D	D	g	D	D	D
	Firms with 10 to 24 establishments	4	67	D	D	D	g	D	D	D
	Firms with 25 establishments or more	—	—	—	—	—	—	—	—	—
4219901	Musical instruments & supplies whsle									
	All firms	4	4	198 784	14 756	3 571	304	33 950	17 435	18 896
	Single unit firms	—	—	—	—	—	—	—	—	—
	Multiunit firms	4	4	198 784	14 756	3 571	304	33 950	17 435	18 896
	Firms with 1 establishment ..	4	4	198 784	14 756	3 571	304	33 950	17 435	18 896
	Firms with 2 establishments ..	—	—	—	—	—	—	—	—	—
	Firms with 3 or 4 establishments	—	—	—	—	—	—	—	—	—
	Firms with 5 to 9 establishments	—	—	—	—	—	—	—	—	—
	Firms with 10 to 24 establishments	—	—	—	—	—	—	—	—	—
	Firms with 25 establishments or more	—	—	—	—	—	—	—	—	—
4219903	General merchandise (durable goods) whsle									

See footnotes at end of table.

Table 3. Single Units and Multiunits: 1997—Con.

[Includes only firms and establishments with payroll. Excludes data for central administrative offices, auxiliary operations, or establishments of these firms that are classified in other categories than those specified in this table. For meaning of abbreviations and symbols, see introductory text. For explanation of terms, see Appendix A. For method of assignment to categories shown, see Appendix C]

NAICS code	Number of establishments by type of operation and specified kind of business	Firms (number)	Establishments (number)	Sales (\$1,000)	Annual payroll (\$1,000)	First-quarter payroll (\$1,000)	Paid employees for pay period including March 12 (number)	Operating expenses ¹ (\$1,000)	End-of-1996 inventories (\$1,000)	End-of-1997 inventories (\$1,000)
421	MANUFACTURERS' SALES BRANCHES AND SALES OFFICES—Con.									
	Wholesale trade, durable goods—Con.									
4219903	General merchandise (durable goods) whsle—Con.									
	All firms	4	4	D	D	D	b	D	D	D
	Single unit firms	—	—	—	—	—	—	—	—	—
	Multiunit firms	4	4	D	D	D	b	D	D	D
	Firms with 1 establishment ...	4	4	D	D	D	b	D	D	D
	Firms with 2 establishments ..	—	—	—	—	—	—	—	—	—
	Firms with 3 or 4 establishments	—	—	—	—	—	—	—	—	—
	Firms with 5 to 9 establishments	—	—	—	—	—	—	—	—	—
	Firms with 10 to 24 establishments	—	—	—	—	—	—	—	—	—
	Firms with 25 establishments or more	—	—	—	—	—	—	—	—	—
4219904	Prerecorded media whsle									
	All firms	16	83	7 023 150	172 098	41 765	3 085	447 816	284 308	276 834
	Single unit firms	—	—	—	—	—	—	—	—	—
	Multiunit firms	16	83	7 023 150	172 098	41 765	3 085	447 816	284 308	276 834
	Firms with 1 establishment ...	8	8	246 608	13 244	3 430	375	34 858	17 076	17 604
	Firms with 2 establishments ..	2	4	D	D	D	a	D	D	D
	Firms with 3 or 4 establishments	1	4	D	D	D	e	D	D	D
	Firms with 5 to 9 establishments	2	17	D	D	D	e	D	D	D
	Firms with 10 to 24 establishments	3	50	D	D	D	g	D	D	D
	Firms with 25 establishments or more	—	—	—	—	—	—	—	—	—
42199041	Compact discs/prerecorded audio tapes, & phonograph records whsle									
	All firms	15	79	D	D	D	h	D	D	D
	Single unit firms	—	—	—	—	—	—	—	—	—
	Multiunit firms	15	79	D	D	D	h	D	D	D
	Firms with 1 establishment ...	8	8	D	D	D	e	D	D	D
	Firms with 2 establishments ..	1	2	D	D	D	a	D	D	D
	Firms with 3 or 4 establishments	1	4	D	D	D	e	D	D	D
	Firms with 5 to 9 establishments	2	16	D	D	D	e	D	D	D
	Firms with 10 to 24 establishments	3	49	D	D	D	g	D	D	D
	Firms with 25 establishments or more	—	—	—	—	—	—	—	—	—
42199042	Prerecorded video tapes whsle									
	All firms	4	4	D	D	D	b	D	D	D
	Single unit firms	—	—	—	—	—	—	—	—	—
	Multiunit firms	4	4	D	D	D	b	D	D	D
	Firms with 1 establishment ...	4	4	D	D	D	b	D	D	D
	Firms with 2 establishments ..	—	—	—	—	—	—	—	—	—
	Firms with 3 or 4 establishments	—	—	—	—	—	—	—	—	—
	Firms with 5 to 9 establishments	—	—	—	—	—	—	—	—	—
	Firms with 10 to 24 establishments	—	—	—	—	—	—	—	—	—
	Firms with 25 establishments or more	—	—	—	—	—	—	—	—	—
4219905	Fire extinguishers & fire safety equipment whsle									
	All firms	4	21	D	D	D	b	D	D	D
	Single unit firms	—	—	—	—	—	—	—	—	—
	Multiunit firms	4	21	D	D	D	b	D	D	D
	Firms with 1 establishment ...	2	2	D	D	D	a	D	D	D
	Firms with 2 establishments ..	1	2	D	D	D	a	D	D	D
	Firms with 3 or 4 establishments	—	—	—	—	—	—	—	—	—
	Firms with 5 to 9 establishments	—	—	—	—	—	—	—	—	—
	Firms with 10 to 24 establishments	1	17	D	D	D	b	D	D	D
	Firms with 25 establishments or more	—	—	—	—	—	—	—	—	—

See footnotes at end of table.

Table 3. Single Units and Multiunits: 1997—Con.

[Includes only firms and establishments with payroll. Excludes data for central administrative offices, auxiliary operations, or establishments of these firms that are classified in other categories than those specified in this table. For meaning of abbreviations and symbols, see introductory text. For explanation of terms, see Appendix A. For method of assignment to categories shown, see Appendix C]

NAICS code	Number of establishments by type of operation and specified kind of business	Firms (number)	Establishments (number)	Sales (\$1,000)	Annual payroll (\$1,000)	First-quarter payroll (\$1,000)	Paid employees for pay period including March 12 (number)	Operating expenses ¹ (\$1,000)	End-of-1996 inventories (\$1,000)	End-of-1997 inventories (\$1,000)
421	MANUFACTURERS' SALES BRANCHES AND SALES OFFICES—Con.									
	Wholesale trade, durable goods—Con.									
4219906	Other durable goods whsle									
	All firms	9	19	374 524	25 519	5 215	692	60 737	19 148	27 103
	Single unit firms	—	—	—	—	—	—	—	—	—
	Multiunit firms	9	19	374 524	25 519	5 215	692	60 737	19 148	27 103
	Firms with 1 establishment ...	6	6	135 939	15 525	2 735	423	34 459	16 522	24 538
	Firms with 2 establishments ..	—	—	—	—	—	—	—	—	—
	Firms with 3 or 4 establishments	2	6	D	D	D	a	D	D	D
	Firms with 5 to 9 establishments	1	7	D	D	D	e	D	D	D
	Firms with 10 to 24 establishments	—	—	—	—	—	—	—	—	—
	Firms with 25 establishments or more	—	—	—	—	—	—	—	—	—
422	Wholesale trade, nondurable goods									
	All firms	1 725	12 077	551 309 153	19 154 155	4 795 651	442 761	42 706 128	13 194 314	13 674 060
	Single unit firms	—	—	—	—	—	—	—	—	—
	Multiunit firms	1 725	12 077	551 309 153	19 154 155	4 795 651	442 761	42 706 128	13 194 314	13 674 060
	Firms with 1 establishment ...	906	906	48 815 205	2 117 889	517 971	43 546	5 620 785	2 215 334	2 264 307
	Firms with 2 establishments ..	213	426	32 361 489	776 949	196 095	18 907	2 063 985	761 127	867 878
	Firms with 3 or 4 establishments	198	676	33 562 689	1 849 085	455 473	34 862	5 094 804	1 458 189	1 597 639
	Firms with 5 to 9 establishments	169	1 111	61 581 932	2 425 911	578 344	59 230	5 182 404	1 759 833	1 780 720
	Firms with 10 to 24 establishments	147	2 305	D	D	D	l	D	D	D
	Firms with 25 establishments or more	92	6 653	D	D	D	m	D	D	D
4221	Paper & paper product whsle									
	All firms	197	1 596	42 967 916	1 646 092	410 886	50 760	3 279 924	633 637	667 898
	Single unit firms	—	—	—	—	—	—	—	—	—
	Multiunit firms	197	1 596	42 967 916	1 646 092	410 886	50 760	3 279 924	633 637	667 898
	Firms with 1 establishment ...	111	111	5 893 171	190 657	46 801	3 793	467 126	138 779	132 768
	Firms with 2 establishments ..	16	32	1 368 552	61 148	15 466	1 432	178 447	47 680	78 096
	Firms with 3 or 4 establishments	19	65	7 352 877	296 429	70 836	14 198	495 073	34 801	34 581
	Firms with 5 to 9 establishments	21	136	4 435 021	147 059	36 268	2 699	324 226	77 012	71 467
	Firms with 10 to 24 establishments	19	280	10 681 523	291 041	73 403	15 751	569 465	65 807	72 784
	Firms with 25 establishments or more	11	972	13 236 772	659 758	168 112	12 887	1 245 587	269 558	278 202
42211	Printing & writing paper whsle									
	All firms	48	294	16 541 542	310 695	77 028	5 935	645 393	203 981	197 089
	Single unit firms	—	—	—	—	—	—	—	—	—
	Multiunit firms	48	294	16 541 542	310 695	77 028	5 935	645 393	203 981	197 089
	Firms with 1 establishment ...	28	28	2 146 504	64 232	15 187	1 062	127 122	93 078	81 872
	Firms with 2 establishments ..	2	4	D	D	D	a	D	D	D
	Firms with 3 or 4 establishments	5	16	D	D	D	e	D	D	D
	Firms with 5 to 9 establishments	6	39	D	D	D	f	D	D	D
	Firms with 10 to 24 establishments	3	52	2 346 626	23 400	6 396	413	58 497	—	—
	Firms with 25 establishments or more	4	155	7 355 690	174 512	44 258	3 552	335 954	103 419	106 871
422110	Printing & writing paper whsle									
	All firms	48	294	16 541 542	310 695	77 028	5 935	645 393	203 981	197 089
	Single unit firms	—	—	—	—	—	—	—	—	—
	Multiunit firms	48	294	16 541 542	310 695	77 028	5 935	645 393	203 981	197 089
	Firms with 1 establishment ...	28	28	2 146 504	64 232	15 187	1 062	127 122	93 078	81 872
	Firms with 2 establishments ..	2	4	D	D	D	a	D	D	D
	Firms with 3 or 4 establishments	5	16	D	D	D	e	D	D	D
	Firms with 5 to 9 establishments	6	39	D	D	D	f	D	D	D
	Firms with 10 to 24 establishments	3	52	2 346 626	23 400	6 396	413	58 497	—	—
	Firms with 25 establishments or more	4	155	7 355 690	174 512	44 258	3 552	335 954	103 419	106 871

See footnotes at end of table.

Table 3. Single Units and Multiunits: 1997—Con.

[Includes only firms and establishments with payroll. Excludes data for central administrative offices, auxiliary operations, or establishments of these firms that are classified in other categories than those specified in this table. For meaning of abbreviations and symbols, see introductory text. For explanation of terms, see Appendix A. For method of assignment to categories shown, see Appendix C]

NAICS code	Number of establishments by type of operation and specified kind of business	Firms (number)	Establishments (number)	Sales (\$1,000)	Annual payroll (\$1,000)	First-quarter payroll (\$1,000)	Paid employees for pay period including March 12 (number)	Operating expenses ¹ (\$1,000)	End-of-1996 inventories (\$1,000)	End-of-1997 inventories (\$1,000)
422	MANUFACTURERS' SALES BRANCHES AND SALES OFFICES—Con.									
	Wholesale trade, nondurable goods—Con.									
42212	Stationery & office supplies whsle									
	All firms	92	1 051	11 496 650	910 139	226 621	36 505	1 707 716	251 732	249 391
	Single unit firms	—	—	—	—	—	—	—	—	—
	Multiunit firms	92	1 051	11 496 650	910 139	226 621	36 505	1 707 716	251 732	249 391
	Firms with 1 establishment ..	51	51	1 797 796	98 641	25 507	2 195	240 177	50 056	52 604
	Firms with 2 establishments ..	9	18	D	D	D	f	D	D	D
	Firms with 3 or 4 establishments	6	20	D	D	D	j	D	D	D
	Firms with 5 to 9 establishments	11	69	569 953	69 081	16 861	1 113	130 298	35 241	26 023
	Firms with 10 to 24 establishments	8	112	2 442 296	126 021	31 652	12 801	231 210	10 638	11 544
	Firms with 25 establishments or more	7	781	3 953 864	413 845	105 627	8 286	771 761	129 540	134 424
422120	Stationery & office supplies whsle									
	All firms	92	1 051	11 496 650	910 139	226 621	36 505	1 707 716	251 732	249 391
	Single unit firms	—	—	—	—	—	—	—	—	—
	Multiunit firms	92	1 051	11 496 650	910 139	226 621	36 505	1 707 716	251 732	249 391
	Firms with 1 establishment ..	51	51	1 797 796	98 641	25 507	2 195	240 177	50 056	52 604
	Firms with 2 establishments ..	9	18	D	D	D	f	D	D	D
	Firms with 3 or 4 establishments	6	20	D	D	D	j	D	D	D
	Firms with 5 to 9 establishments	11	69	569 953	69 081	16 861	1 113	130 298	35 241	26 023
	Firms with 10 to 24 establishments	8	112	2 442 296	126 021	31 652	12 801	231 210	10 638	11 544
	Firms with 25 establishments or more	7	781	3 953 864	413 845	105 627	8 286	771 761	129 540	134 424
42213	Industrial & personal service paper whsle									
	All firms	80	251	14 929 724	425 258	107 237	8 320	926 815	177 924	221 418
	Single unit firms	—	—	—	—	—	—	—	—	—
	Multiunit firms	80	251	14 929 724	425 258	107 237	8 320	926 815	177 924	221 418
	Firms with 1 establishment ..	43	43	2 398 357	50 511	12 642	1 048	144 825	25 595	27 443
	Firms with 2 establishments ..	11	22	D	D	D	g	D	D	D
	Firms with 3 or 4 establishments	10	34	D	D	D	h	D	D	D
	Firms with 5 to 9 establishments	11	73	D	D	D	g	D	D	D
	Firms with 10 to 24 establishments	5	79	3 536 884	141 830	34 950	2 170	270 192	65 680	72 067
	Firms with 25 establishments or more	—	—	—	—	—	—	—	—	—
422130	Industrial & personal service paper whsle									
	All firms	80	251	14 929 724	425 258	107 237	8 320	926 815	177 924	221 418
	Single unit firms	—	—	—	—	—	—	—	—	—
	Multiunit firms	80	251	14 929 724	425 258	107 237	8 320	926 815	177 924	221 418
	Firms with 1 establishment ..	43	43	2 398 357	50 511	12 642	1 048	144 825	25 595	27 443
	Firms with 2 establishments ..	11	22	D	D	D	g	D	D	D
	Firms with 3 or 4 establishments	10	34	D	D	D	h	D	D	D
	Firms with 5 to 9 establishments	11	73	D	D	D	g	D	D	D
	Firms with 10 to 24 establishments	5	79	3 536 884	141 830	34 950	2 170	270 192	65 680	72 067
	Firms with 25 establishments or more	—	—	—	—	—	—	—	—	—
4222	Drugs, & druggists' sundries whsle									
	All firms	83	358	90 317 145	3 827 803	948 944	58 960	8 666 126	2 517 364	2 756 060
	Single unit firms	—	—	—	—	—	—	—	—	—
	Multiunit firms	83	358	90 317 145	3 827 803	948 944	58 960	8 666 126	2 517 364	2 756 060
	Firms with 1 establishment ..	43	43	5 983 757	551 895	130 209	7 994	1 440 486	440 498	458 283
	Firms with 2 establishments ..	5	10	D	D	D	e	D	D	D
	Firms with 3 or 4 establishments	14	49	D	D	D	j	D	D	D
	Firms with 5 to 9 establishments	12	74	17 579 565	640 648	156 719	11 841	1 025 398	245 707	215 698
	Firms with 10 to 24 establishments	7	99	37 540 165	1 257 208	342 903	18 889	2 253 717	889 076	1 047 726
	Firms with 25 establishments or more	2	83	D	D	D	h	D	D	D

See footnotes at end of table.

Table 3. Single Units and Multiunits: 1997—Con.

[Includes only firms and establishments with payroll. Excludes data for central administrative offices, auxiliary operations, or establishments of these firms that are classified in other categories than those specified in this table. For meaning of abbreviations and symbols, see introductory text. For explanation of terms, see Appendix A. For method of assignment to categories shown, see Appendix C]

NAICS code	Number of establishments by type of operation and specified kind of business	Firms (number)	Establishments (number)	Sales (\$1,000)	Annual payroll (\$1,000)	First-quarter payroll (\$1,000)	Paid employees for pay period including March 12 (number)	Operating expenses ¹ (\$1,000)	End-of-1996 inventories (\$1,000)	End-of-1997 inventories (\$1,000)
422	MANUFACTURERS' SALES BRANCHES AND SALES OFFICES—Con.									
	Wholesale trade, nondurable goods—Con.									
42221	Drugs, & druggists' sundries whsle									
	All firms	83	358	90 317 145	3 827 803	948 944	58 960	8 666 126	2 517 364	2 756 060
	Single unit firms	—	—	—	—	—	—	—	—	—
	Multiunit firms	83	358	90 317 145	3 827 803	948 944	58 960	8 666 126	2 517 364	2 756 060
	Firms with 1 establishment ...	43	43	5 983 757	551 895	130 209	7 994	1 440 486	440 498	458 283
	Firms with 2 establishments ..	5	10	D	D	D	e	D	D	D
	Firms with 3 or 4 establishments	14	49	D	D	D	j	D	D	D
	Firms with 5 to 9 establishments	12	74	17 579 565	640 648	156 719	11 841	1 025 398	245 707	215 698
	Firms with 10 to 24 establishments	7	99	37 540 165	1 257 208	342 903	18 889	2 253 717	889 076	1 047 726
	Firms with 25 establishments or more	2	83	D	D	D	h	D	D	D
422210	Drugs, & druggists' sundries whsle									
	All firms	83	358	90 317 145	3 827 803	948 944	58 960	8 666 126	2 517 364	2 756 060
	Single unit firms	—	—	—	—	—	—	—	—	—
	Multiunit firms	83	358	90 317 145	3 827 803	948 944	58 960	8 666 126	2 517 364	2 756 060
	Firms with 1 establishment ...	43	43	5 983 757	551 895	130 209	7 994	1 440 486	440 498	458 283
	Firms with 2 establishments ..	5	10	D	D	D	e	D	D	D
	Firms with 3 or 4 establishments	14	49	D	D	D	j	D	D	D
	Firms with 5 to 9 establishments	12	74	17 579 565	640 648	156 719	11 841	1 025 398	245 707	215 698
	Firms with 10 to 24 establishments	7	99	37 540 165	1 257 208	342 903	18 889	2 253 717	889 076	1 047 726
	Firms with 25 establishments or more	2	83	D	D	D	h	D	D	D
4222102	Specialty-line drug, pharmaceutical, cosmetic, & toiletries whsle									
	All firms	83	358	90 317 145	3 827 803	948 944	58 960	8 666 126	2 517 364	2 756 060
	Single unit firms	—	—	—	—	—	—	—	—	—
	Multiunit firms	83	358	90 317 145	3 827 803	948 944	58 960	8 666 126	2 517 364	2 756 060
	Firms with 1 establishment ...	43	43	5 983 757	551 895	130 209	7 994	1 440 486	440 498	458 283
	Firms with 2 establishments ..	5	10	D	D	D	e	D	D	D
	Firms with 3 or 4 establishments	14	49	D	D	D	j	D	D	D
	Firms with 5 to 9 establishments	12	74	17 579 565	640 648	156 719	11 841	1 025 398	245 707	215 698
	Firms with 10 to 24 establishments	7	99	37 540 165	1 257 208	342 903	18 889	2 253 717	889 076	1 047 726
	Firms with 25 establishments or more	2	83	D	D	D	h	D	D	D
4223	Apparel, piece goods, & notions whsle									
	All firms	283	709	22 808 180	963 347	238 190	20 459	2 166 712	1 465 168	1 513 039
	Single unit firms	—	—	—	—	—	—	—	—	—
	Multiunit firms	283	709	22 808 180	963 347	238 190	20 459	2 166 712	1 465 168	1 513 039
	Firms with 1 establishment ...	199	199	8 295 386	446 431	103 990	7 685	912 811	581 720	597 440
	Firms with 2 establishments ..	35	70	2 347 651	120 701	33 995	2 780	286 597	161 811	177 458
	Firms with 3 or 4 establishments	21	71	D	D	D	g	D	D	D
	Firms with 5 to 9 establishments	18	113	D	D	D	h	D	D	D
	Firms with 10 to 24 establishments	8	115	D	D	D	g	D	D	D
	Firms with 25 establishments or more	2	141	D	D	D	g	D	D	D
42231	Piece goods, notions, & other dry goods whsle									
	All firms	112	245	6 592 566	246 518	61 096	4 657	520 679	166 724	163 647
	Single unit firms	—	—	—	—	—	—	—	—	—
	Multiunit firms	112	245	6 592 566	246 518	61 096	4 657	520 679	166 724	163 647
	Firms with 1 establishment ...	73	73	2 406 981	94 472	20 614	1 519	193 378	77 259	67 109
	Firms with 2 establishments ..	17	34	894 934	50 215	15 451	1 070	98 771	31 378	32 039
	Firms with 3 or 4 establishments	10	37	D	D	D	f	D	D	D
	Firms with 5 to 9 establishments	9	57	D	D	D	f	D	D	D
	Firms with 10 to 24 establishments	3	44	829 371	20 235	4 872	435	71 961	29 841	32 467
	Firms with 25 establishments or more	—	—	—	—	—	—	—	—	—
422310	Piece goods, notions, & other dry goods whsle									

See footnotes at end of table.

Table 3. Single Units and Multiunits: 1997—Con.

[Includes only firms and establishments with payroll. Excludes data for central administrative offices, auxiliary operations, or establishments of these firms that are classified in other categories than those specified in this table. For meaning of abbreviations and symbols, see introductory text. For explanation of terms, see Appendix A. For method of assignment to categories shown, see Appendix C]

NAICS code	Number of establishments by type of operation and specified kind of business	Firms (number)	Establishments (number)	Sales (\$1,000)	Annual payroll (\$1,000)	First-quarter payroll (\$1,000)	Paid employees for pay period including March 12 (number)	Operating expenses ¹ (\$1,000)	End-of-1996 inventories (\$1,000)	End-of-1997 inventories (\$1,000)
422	MANUFACTURERS' SALES BRANCHES AND SALES OFFICES—Con.									
	Wholesale trade, nondurable goods—Con.									
422310	Piece goods, notions, & other dry goods whsle—Con.									
	All firms	112	245	6 592 566	246 518	61 096	4 657	520 679	166 724	163 647
	Single unit firms	—	—	—	—	—	—	—	—	—
	Multiunit firms	112	245	6 592 566	246 518	61 096	4 657	520 679	166 724	163 647
	Firms with 1 establishment ..	73	73	2 406 981	94 472	20 614	1 519	193 378	77 259	67 109
	Firms with 2 establishments ..	17	34	894 934	50 215	15 451	1 070	98 771	31 378	32 039
	Firms with 3 or 4 establishments	10	37	D	D	D	f	D	D	D
	Firms with 5 to 9 establishments	9	57	D	D	D	f	D	D	D
	Firms with 10 to 24 establishments	3	44	829 371	20 235	4 872	435	71 961	29 841	32 467
	Firms with 25 establishments or more	—	—	—	—	—	—	—	—	—
4223101	Piece goods—jobbers									
	All firms	95	194	5 899 943	217 278	54 350	3 909	449 240	135 679	134 323
	Single unit firms	—	—	—	—	—	—	—	—	—
	Multiunit firms	95	194	5 899 943	217 278	54 350	3 909	449 240	135 679	134 323
	Firms with 1 establishment ..	63	63	2 115 173	83 735	17 929	1 190	169 484	65 132	58 476
	Firms with 2 establishments ..	14	28	846 896	48 894	15 159	1 040	96 527	31 057	31 708
	Firms with 3 or 4 establishments	9	34	D	D	D	f	D	D	D
	Firms with 5 to 9 establishments	7	45	D	D	D	f	D	D	D
	Firms with 10 to 24 establishments	2	24	D	D	D	c	D	D	D
	Firms with 25 establishments or more	—	—	—	—	—	—	—	—	—
4223102	Notions & other dry goods whsle									
	All firms	19	51	692 623	29 240	6 746	748	71 439	31 045	29 324
	Single unit firms	—	—	—	—	—	—	—	—	—
	Multiunit firms	19	51	692 623	29 240	6 746	748	71 439	31 045	29 324
	Firms with 1 establishment ..	11	11	293 393	10 914	2 726	336	24 299	12 403	8 918
	Firms with 2 establishments ..	4	8	75 486	2 296	515	44	3 973	2 247	2 767
	Firms with 3 or 4 establishments	2	7	D	D	D	b	D	D	D
	Firms with 5 to 9 establishments	1	5	D	D	D	b	D	D	D
	Firms with 10 to 24 establishments	1	20	D	D	D	e	D	D	D
	Firms with 25 establishments or more	—	—	—	—	—	—	—	—	—
42232	Men's & boys' clothing & furnishings whsle									
	All firms	78	202	7 748 425	345 408	83 096	8 449	763 011	745 747	754 794
	Single unit firms	—	—	—	—	—	—	—	—	—
	Multiunit firms	78	202	7 748 425	345 408	83 096	8 449	763 011	745 747	754 794
	Firms with 1 establishment ..	53	53	D	D	D	h	D	D	D
	Firms with 2 establishments ..	11	22	D	D	D	g	D	D	D
	Firms with 3 or 4 establishments	3	9	164 989	14 752	3 502	558	32 308	16 178	20 248
	Firms with 5 to 9 establishments	8	47	D	D	D	g	D	D	D
	Firms with 10 to 24 establishments	2	24	D	D	D	f	D	D	D
	Firms with 25 establishments or more	1	47	D	D	D	f	D	D	D
422320	Men's & boys' clothing & furnishings whsle									
	All firms	78	202	7 748 425	345 408	83 096	8 449	763 011	745 747	754 794
	Single unit firms	—	—	—	—	—	—	—	—	—
	Multiunit firms	78	202	7 748 425	345 408	83 096	8 449	763 011	745 747	754 794
	Firms with 1 establishment ..	53	53	D	D	D	h	D	D	D
	Firms with 2 establishments ..	11	22	D	D	D	g	D	D	D
	Firms with 3 or 4 establishments	3	9	164 989	14 752	3 502	558	32 308	16 178	20 248
	Firms with 5 to 9 establishments	8	47	D	D	D	g	D	D	D
	Firms with 10 to 24 establishments	2	24	D	D	D	f	D	D	D
	Firms with 25 establishments or more	1	47	D	D	D	f	D	D	D
42233	Women's, children's, & infants' clothing & accessories whsle									

See footnotes at end of table.

Table 3. Single Units and Multiunits: 1997—Con.

[Includes only firms and establishments with payroll. Excludes data for central administrative offices, auxiliary operations, or establishments of these firms that are classified in other categories than those specified in this table. For meaning of abbreviations and symbols, see introductory text. For explanation of terms, see Appendix A. For method of assignment to categories shown, see Appendix C]

NAICS code	Number of establishments by type of operation and specified kind of business	Firms (number)	Establishments (number)	Sales (\$1,000)	Annual payroll (\$1,000)	First-quarter payroll (\$1,000)	Paid employees for pay period including March 12 (number)	Operating expenses ¹ (\$1,000)	End-of-1996 inventories (\$1,000)	End-of-1997 inventories (\$1,000)
422	MANUFACTURERS' SALES BRANCHES AND SALES OFFICES—Con.									
	Wholesale trade, nondurable goods—Con.									
42233	Women's, children's, & infants' clothing & accessories whsle—Con.									
	All firms	86	233	6 347 552	248 975	63 198	5 248	589 565	294 159	290 081
	Single unit firms	—	—	—	—	—	—	—	—	—
	Multiunit firms	86	233	6 347 552	248 975	63 198	5 248	589 565	294 159	290 081
	Firms with 1 establishment ...	66	66	2 331 448	137 612	34 673	2 836	292 544	169 956	158 348
	Firms with 2 establishments ..	6	12	544 565	11 314	2 873	173	28 771	6 803	7 013
	Firms with 3 or 4 establishments	7	23	D	D	D	c	D	D	D
	Firms with 5 to 9 establishments	4	26	D	D	D	g	D	D	D
	Firms with 10 to 24 establishments	2	28	D	D	D	e	D	D	D
	Firms with 25 establishments or more	1	78	D	D	D	e	D	D	D
422330	Women's, children's, & infants' clothing & accessories whsle									
	All firms	86	233	6 347 552	248 975	63 198	5 248	589 565	294 159	290 081
	Single unit firms	—	—	—	—	—	—	—	—	—
	Multiunit firms	86	233	6 347 552	248 975	63 198	5 248	589 565	294 159	290 081
	Firms with 1 establishment ...	66	66	2 331 448	137 612	34 673	2 836	292 544	169 956	158 348
	Firms with 2 establishments ..	6	12	544 565	11 314	2 873	173	28 771	6 803	7 013
	Firms with 3 or 4 establishments	7	23	D	D	D	c	D	D	D
	Firms with 5 to 9 establishments	4	26	D	D	D	g	D	D	D
	Firms with 10 to 24 establishments	2	28	D	D	D	e	D	D	D
	Firms with 25 establishments or more	1	78	D	D	D	e	D	D	D
42234	Footwear whsle									
	All firms	22	29	2 119 637	122 446	30 800	2 105	293 457	258 538	304 517
	Single unit firms	—	—	—	—	—	—	—	—	—
	Multiunit firms	22	29	2 119 637	122 446	30 800	2 105	293 457	258 538	304 517
	Firms with 1 establishment ...	17	17	D	D	D	g	D	D	D
	Firms with 2 establishments ..	3	6	D	D	D	f	D	D	D
	Firms with 3 or 4 establishments	2	6	D	D	D	e	D	D	D
	Firms with 5 to 9 establishments	—	—	—	—	—	—	—	—	—
	Firms with 10 to 24 establishments	—	—	—	—	—	—	—	—	—
	Firms with 25 establishments or more	—	—	—	—	—	—	—	—	—
422340	Footwear whsle									
	All firms	22	29	2 119 637	122 446	30 800	2 105	293 457	258 538	304 517
	Single unit firms	—	—	—	—	—	—	—	—	—
	Multiunit firms	22	29	2 119 637	122 446	30 800	2 105	293 457	258 538	304 517
	Firms with 1 establishment ...	17	17	D	D	D	g	D	D	D
	Firms with 2 establishments ..	3	6	D	D	D	f	D	D	D
	Firms with 3 or 4 establishments	2	6	D	D	D	e	D	D	D
	Firms with 5 to 9 establishments	—	—	—	—	—	—	—	—	—
	Firms with 10 to 24 establishments	—	—	—	—	—	—	—	—	—
	Firms with 25 establishments or more	—	—	—	—	—	—	—	—	—
4224	Grocery & related products whsle									
	All firms	461	3 765	145 608 857	6 614 860	1 606 055	188 281	13 850 688	2 165 631	2 258 062
	Single unit firms	—	—	—	—	—	—	—	—	—
	Multiunit firms	461	3 765	145 608 857	6 614 860	1 606 055	188 281	13 850 688	2 165 631	2 258 062
	Firms with 1 establishment ...	207	207	9 957 890	629 371	156 743	14 303	1 744 822	542 051	542 345
	Firms with 2 establishments ..	62	124	21 916 599	311 863	70 354	7 562	776 321	278 861	332 581
	Firms with 3 or 4 establishments	61	208	D	D	D	i	D	D	D
	Firms with 5 to 9 establishments	48	312	7 294 622	290 848	67 778	9 000	711 892	135 004	137 569
	Firms with 10 to 24 establishments	57	884	D	D	D	k	D	D	D
	Firms with 25 establishments or more	26	2 030	D	D	D	m	D	D	D

See footnotes at end of table.

Table 3. Single Units and Multiunits: 1997—Con.

[Includes only firms and establishments with payroll. Excludes data for central administrative offices, auxiliary operations, or establishments of these firms that are classified in other categories than those specified in this table. For meaning of abbreviations and symbols, see introductory text. For explanation of terms, see Appendix A. For method of assignment to categories shown, see Appendix C]

NAICS code	Number of establishments by type of operation and specified kind of business	Firms (number)	Establishments (number)	Sales (\$1,000)	Annual payroll (\$1,000)	First-quarter payroll (\$1,000)	Paid employees for pay period including March 12 (number)	Operating expenses ¹ (\$1,000)	End-of-1996 inventories (\$1,000)	End-of-1997 inventories (\$1,000)
422	MANUFACTURERS' SALES BRANCHES AND SALES OFFICES—Con.									
	Wholesale trade, nondurable goods—Con.									
42242	Packaged frozen food whsle									
	All firms	49	262	7 449 295	227 226	59 433	6 436	766 248	258 770	287 963
	Single unit firms	—	—	—	—	—	—	—	—	—
	Multiunit firms	49	262	7 449 295	227 226	59 433	6 436	766 248	258 770	287 963
	Firms with 1 establishment ..	32	32	1 812 396	47 291	13 685	1 482	191 905	162 806	165 187
	Firms with 2 establishments ..	4	8	704 746	11 506	2 207	162	38 999	17 077	40 361
	Firms with 3 or 4 establishments	4	13	D	D	D	e	D	D	D
	Firms with 5 to 9 establishments	3	18	D	D	D	b	D	D	D
	Firms with 10 to 24 establishments	4	56	D	D	D	f	D	D	D
	Firms with 25 establishments or more	2	135	D	D	D	h	D	D	D
422420	Packaged frozen food whsle									
	All firms	49	262	7 449 295	227 226	59 433	6 436	766 248	258 770	287 963
	Single unit firms	—	—	—	—	—	—	—	—	—
	Multiunit firms	49	262	7 449 295	227 226	59 433	6 436	766 248	258 770	287 963
	Firms with 1 establishment ..	32	32	1 812 396	47 291	13 685	1 482	191 905	162 806	165 187
	Firms with 2 establishments ..	4	8	704 746	11 506	2 207	162	38 999	17 077	40 361
	Firms with 3 or 4 establishments	4	13	D	D	D	e	D	D	D
	Firms with 5 to 9 establishments	3	18	D	D	D	b	D	D	D
	Firms with 10 to 24 establishments	4	56	D	D	D	f	D	D	D
	Firms with 25 establishments or more	2	135	D	D	D	h	D	D	D
42243	Dairy products, (except dried or canned) whsle									
	All firms	88	507	12 804 977	757 461	175 830	19 409	1 849 552	343 331	350 438
	Single unit firms	—	—	—	—	—	—	—	—	—
	Multiunit firms	88	507	12 804 977	757 461	175 830	19 409	1 849 552	343 331	350 438
	Firms with 1 establishment ..	32	32	4 082 815	352 775	80 067	6 842	860 697	152 156	156 550
	Firms with 2 establishments ..	15	30	1 212 700	46 502	9 832	1 378	114 825	62 857	58 854
	Firms with 3 or 4 establishments	15	50	2 133 192	64 784	15 402	2 280	157 518	35 886	40 421
	Firms with 5 to 9 establishments	10	63	550 888	40 742	9 311	1 083	109 304	15 112	16 340
	Firms with 10 to 24 establishments	13	205	3 219 981	113 839	29 709	3 485	264 388	55 502	55 225
	Firms with 25 establishments or more	3	127	1 605 401	138 819	31 509	4 341	342 820	21 818	23 048
422430	Dairy products, (except dried or canned) whsle									
	All firms	88	507	12 804 977	757 461	175 830	19 409	1 849 552	343 331	350 438
	Single unit firms	—	—	—	—	—	—	—	—	—
	Multiunit firms	88	507	12 804 977	757 461	175 830	19 409	1 849 552	343 331	350 438
	Firms with 1 establishment ..	32	32	4 082 815	352 775	80 067	6 842	860 697	152 156	156 550
	Firms with 2 establishments ..	15	30	1 212 700	46 502	9 832	1 378	114 825	62 857	58 854
	Firms with 3 or 4 establishments	15	50	2 133 192	64 784	15 402	2 280	157 518	35 886	40 421
	Firms with 5 to 9 establishments	10	63	550 888	40 742	9 311	1 083	109 304	15 112	16 340
	Firms with 10 to 24 establishments	13	205	3 219 981	113 839	29 709	3 485	264 388	55 502	55 225
	Firms with 25 establishments or more	3	127	1 605 401	138 819	31 509	4 341	342 820	21 818	23 048
4224302	Dairy product (except raw milk) whsle									
	All firms	88	507	12 804 977	757 461	175 830	19 409	1 849 552	343 331	350 438
	Single unit firms	—	—	—	—	—	—	—	—	—
	Multiunit firms	88	507	12 804 977	757 461	175 830	19 409	1 849 552	343 331	350 438
	Firms with 1 establishment ..	32	32	4 082 815	352 775	80 067	6 842	860 697	152 156	156 550
	Firms with 2 establishments ..	15	30	1 212 700	46 502	9 832	1 378	114 825	62 857	58 854
	Firms with 3 or 4 establishments	15	50	2 133 192	64 784	15 402	2 280	157 518	35 886	40 421
	Firms with 5 to 9 establishments	10	63	550 888	40 742	9 311	1 083	109 304	15 112	16 340
	Firms with 10 to 24 establishments	13	205	3 219 981	113 839	29 709	3 485	264 388	55 502	55 225
	Firms with 25 establishments or more	3	127	1 605 401	138 819	31 509	4 341	342 820	21 818	23 048

See footnotes at end of table.

Table 3. Single Units and Multiunits: 1997—Con.

[Includes only firms and establishments with payroll. Excludes data for central administrative offices, auxiliary operations, or establishments of these firms that are classified in other categories than those specified in this table. For meaning of abbreviations and symbols, see introductory text. For explanation of terms, see Appendix A. For method of assignment to categories shown, see Appendix C]

NAICS code	Number of establishments by type of operation and specified kind of business	Firms (number)	Establishments (number)	Sales (\$1,000)	Annual payroll (\$1,000)	First-quarter payroll (\$1,000)	Paid employees for pay period including March 12 (number)	Operating expenses ¹ (\$1,000)	End-of-1996 inventories (\$1,000)	End-of-1997 inventories (\$1,000)
422	MANUFACTURERS' SALES BRANCHES AND SALES OFFICES—Con.									
	Wholesale trade, nondurable goods—Con.									
42244	Poultry & poultry product whsle									
	All firms	19	54	D	D	D	g	D	D	D
	Single unit firms	—	—	—	—	—	—	—	—	—
	Multiunit firms	19	54	D	D	D	g	D	D	D
	Firms with 1 establishment ..	10	10	D	D	D	e	D	D	D
	Firms with 2 establishments ..	2	4	D	D	D	b	D	D	D
	Firms with 3 or 4 establishments	3	10	D	D	D	e	D	D	D
	Firms with 5 to 9 establishments	3	19	D	D	D	f	D	D	D
	Firms with 10 to 24 establishments	1	11	D	D	D	e	D	D	D
	Firms with 25 establishments or more	—	—	—	—	—	—	—	—	—
422440	Poultry & poultry product whsle									
	All firms	19	54	D	D	D	g	D	D	D
	Single unit firms	—	—	—	—	—	—	—	—	—
	Multiunit firms	19	54	D	D	D	g	D	D	D
	Firms with 1 establishment ..	10	10	D	D	D	e	D	D	D
	Firms with 2 establishments ..	2	4	D	D	D	b	D	D	D
	Firms with 3 or 4 establishments	3	10	D	D	D	e	D	D	D
	Firms with 5 to 9 establishments	3	19	D	D	D	f	D	D	D
	Firms with 10 to 24 establishments	1	11	D	D	D	e	D	D	D
	Firms with 25 establishments or more	—	—	—	—	—	—	—	—	—
4224402	Poultry & poultry product (except live) whsle									
	All firms	19	54	D	D	D	g	D	D	D
	Single unit firms	—	—	—	—	—	—	—	—	—
	Multiunit firms	19	54	D	D	D	g	D	D	D
	Firms with 1 establishment ..	10	10	D	D	D	e	D	D	D
	Firms with 2 establishments ..	2	4	D	D	D	b	D	D	D
	Firms with 3 or 4 establishments	3	10	D	D	D	e	D	D	D
	Firms with 5 to 9 establishments	3	19	D	D	D	f	D	D	D
	Firms with 10 to 24 establishments	1	11	D	D	D	e	D	D	D
	Firms with 25 establishments or more	—	—	—	—	—	—	—	—	—
42245	Confectionery whsle									
	All firms	45	302	16 592 178	1 242 879	310 472	37 061	2 148 399	84 367	83 893
	Single unit firms	—	—	—	—	—	—	—	—	—
	Multiunit firms	45	302	16 592 178	1 242 879	310 472	37 061	2 148 399	84 367	83 893
	Firms with 1 establishment ..	22	22	3 900 942	125 079	32 373	3 182	307 603	42 950	43 010
	Firms with 2 establishments ..	4	8	632 513	22 334	4 600	735	68 389	16 556	16 463
	Firms with 3 or 4 establishments	4	13	91 970	8 455	2 245	388	23 127	2 951	2 918
	Firms with 5 to 9 establishments	8	54	D	D	D	g	D	D	D
	Firms with 10 to 24 establishments	6	95	D	D	D	h	D	D	D
	Firms with 25 establishments or more	1	110	D	D	D	k	D	D	D
422450	Confectionery whsle									
	All firms	45	302	16 592 178	1 242 879	310 472	37 061	2 148 399	84 367	83 893
	Single unit firms	—	—	—	—	—	—	—	—	—
	Multiunit firms	45	302	16 592 178	1 242 879	310 472	37 061	2 148 399	84 367	83 893
	Firms with 1 establishment ..	22	22	3 900 942	125 079	32 373	3 182	307 603	42 950	43 010
	Firms with 2 establishments ..	4	8	632 513	22 334	4 600	735	68 389	16 556	16 463
	Firms with 3 or 4 establishments	4	13	91 970	8 455	2 245	388	23 127	2 951	2 918
	Firms with 5 to 9 establishments	8	54	D	D	D	g	D	D	D
	Firms with 10 to 24 establishments	6	95	D	D	D	h	D	D	D
	Firms with 25 establishments or more	1	110	D	D	D	k	D	D	D

See footnotes at end of table.

Table 3. Single Units and Multiunits: 1997—Con.

[Includes only firms and establishments with payroll. Excludes data for central administrative offices, auxiliary operations, or establishments of these firms that are classified in other categories than those specified in this table. For meaning of abbreviations and symbols, see introductory text. For explanation of terms, see Appendix A. For method of assignment to categories shown, see Appendix C]

NAICS code	Number of establishments by type of operation and specified kind of business	Firms (number)	Establishments (number)	Sales (\$1,000)	Annual payroll (\$1,000)	First-quarter payroll (\$1,000)	Paid employees for pay period including March 12 (number)	Operating expenses ¹ (\$1,000)	End-of-1996 inventories (\$1,000)	End-of-1997 inventories (\$1,000)
422	MANUFACTURERS' SALES BRANCHES AND SALES OFFICES—Con.									
	Wholesale trade, nondurable goods—Con.									
42246	Fish & seafood whsle									
	All firms	16	24	334 555	18 934	5 492	654	65 754	33 405	29 959
	Single unit firms	—	—	—	—	—	—	—	—	—
	Multiunit firms	16	24	334 555	18 934	5 492	654	65 754	33 405	29 959
	Firms with 1 establishment ...	11	11	254 830	11 385	3 714	328	40 981	30 739	27 207
	Firms with 2 establishments ..	3	6	D	D	D	c	D	D	D
	Firms with 3 or 4 establishments	2	7	D	D	D	c	D	D	D
	Firms with 5 to 9 establishments	—	—	—	—	—	—	—	—	—
	Firms with 10 to 24 establishments	—	—	—	—	—	—	—	—	—
	Firms with 25 establishments or more	—	—	—	—	—	—	—	—	—
422460	Fish & seafood whsle									
	All firms	16	24	334 555	18 934	5 492	654	65 754	33 405	29 959
	Single unit firms	—	—	—	—	—	—	—	—	—
	Multiunit firms	16	24	334 555	18 934	5 492	654	65 754	33 405	29 959
	Firms with 1 establishment ...	11	11	254 830	11 385	3 714	328	40 981	30 739	27 207
	Firms with 2 establishments ..	3	6	D	D	D	c	D	D	D
	Firms with 3 or 4 establishments	2	7	D	D	D	c	D	D	D
	Firms with 5 to 9 establishments	—	—	—	—	—	—	—	—	—
	Firms with 10 to 24 establishments	—	—	—	—	—	—	—	—	—
	Firms with 25 establishments or more	—	—	—	—	—	—	—	—	—
42247	Meat & meat product whsle									
	All firms	36	112	20 272 965	121 017	26 471	3 094	370 753	86 322	100 511
	Single unit firms	—	—	—	—	—	—	—	—	—
	Multiunit firms	36	112	20 272 965	121 017	26 471	3 094	370 753	86 322	100 511
	Firms with 1 establishment ...	24	24	14 328 626	41 779	10 342	1 070	103 549	20 275	18 979
	Firms with 2 establishments ..	7	14	1 027 381	24 873	3 838	498	98 152	11 650	24 498
	Firms with 3 or 4 establishments	—	—	—	—	—	—	—	—	—
	Firms with 5 to 9 establishments	2	13	D	D	D	f	D	D	D
	Firms with 10 to 24 establishments	2	26	D	D	D	e	D	D	D
	Firms with 25 establishments or more	1	35	D	D	D	f	D	D	D
422470	Meat & meat product whsle									
	All firms	36	112	20 272 965	121 017	26 471	3 094	370 753	86 322	100 511
	Single unit firms	—	—	—	—	—	—	—	—	—
	Multiunit firms	36	112	20 272 965	121 017	26 471	3 094	370 753	86 322	100 511
	Firms with 1 establishment ...	24	24	14 328 626	41 779	10 342	1 070	103 549	20 275	18 979
	Firms with 2 establishments ..	7	14	1 027 381	24 873	3 838	498	98 152	11 650	24 498
	Firms with 3 or 4 establishments	—	—	—	—	—	—	—	—	—
	Firms with 5 to 9 establishments	2	13	D	D	D	f	D	D	D
	Firms with 10 to 24 establishments	2	26	D	D	D	e	D	D	D
	Firms with 25 establishments or more	1	35	D	D	D	f	D	D	D
42249	Other grocery & related products whsle									
	All firms	247	2 504	D	D	D	m	D	D	D
	Single unit firms	—	—	—	—	—	—	—	—	—
	Multiunit firms	247	2 504	D	D	D	m	D	D	D
	Firms with 1 establishment ...	107	107	D	D	D	h	D	D	D
	Firms with 2 establishments ..	27	54	D	D	D	h	D	D	D
	Firms with 3 or 4 establishments	33	112	D	D	D	h	D	D	D
	Firms with 5 to 9 establishments	23	151	D	D	D	h	D	D	D
	Firms with 10 to 24 establishments	40	632	D	D	D	k	D	D	D
	Firms with 25 establishments or more	17	1 448	D	D	D	l	D	D	D
422490	Other grocery & related products whsle									
	All firms	247	2 504	D	D	D	m	D	D	D
	Single unit firms	—	—	—	—	—	—	—	—	—

See footnotes at end of table.

Table 3. Single Units and Multiunits: 1997—Con.

[Includes only firms and establishments with payroll. Excludes data for central administrative offices, auxiliary operations, or establishments of these firms that are classified in other categories than those specified in this table. For meaning of abbreviations and symbols, see introductory text. For explanation of terms, see Appendix A. For method of assignment to categories shown, see Appendix C]

NAICS code	Number of establishments by type of operation and specified kind of business	Firms (number)	Establishments (number)	Sales (\$1,000)	Annual payroll (\$1,000)	First-quarter payroll (\$1,000)	Paid employees for pay period including March 12 (number)	Operating expenses ¹ (\$1,000)	End-of-1996 inventories (\$1,000)	End-of-1997 inventories (\$1,000)
422	MANUFACTURERS' SALES BRANCHES AND SALES OFFICES—Con.									
	Wholesale trade, nondurable goods—Con.									
422490	Other grocery & related products whlse—Con.									
	Multiunit firms	247	2 504	D	D	D	m	D	D	D
	Firms with 1 establishment ...	107	107	D	D	D	h	D	D	D
	Firms with 2 establishments ..	27	54	D	D	D	h	D	D	D
	Firms with 3 or 4 establishments	33	112	D	D	D	h	D	D	D
	Firms with 5 to 9 establishments	23	151	D	D	D	h	D	D	D
	Firms with 10 to 24 establishments	40	632	D	D	D	k	D	D	D
	Firms with 25 establishments or more	17	1 448	D	D	D	l	D	D	D
4224901	Coffee, tea, & spice whlse									
	All firms	22	253	4 860 320	163 182	39 202	4 600	388 513	61 694	64 578
	Single unit firms	—	—	—	—	—	—	—	—	—
	Multiunit firms	22	253	4 860 320	163 182	39 202	4 600	388 513	61 694	64 578
	Firms with 1 establishment ...	9	9	508 704	11 798	2 607	434	31 936	8 653	8 967
	Firms with 2 establishments ..	1	2	D	D	D	b	D	D	D
	Firms with 3 or 4 establishments	1	4	D	D	D	b	D	D	D
	Firms with 5 to 9 establishments	3	19	1 275 877	19 884	5 076	582	82 124	5 326	5 144
	Firms with 10 to 24 establishments	6	97	D	D	D	g	D	D	D
	Firms with 25 establishments or more	2	122	D	D	D	g	D	D	D
4224902	Bread & baked goods whlse									
	All firms	42	752	12 763 211	966 632	252 384	29 483	1 863 092	214 642	211 461
	Single unit firms	—	—	—	—	—	—	—	—	—
	Multiunit firms	42	752	12 763 211	966 632	252 384	29 483	1 863 092	214 642	211 461
	Firms with 1 establishment ...	17	17	54 541	8 809	2 358	444	16 248	4 136	3 077
	Firms with 2 establishments ..	2	4	D	D	D	b	D	D	D
	Firms with 3 or 4 establishments	3	9	13 813	2 429	543	92	5 018	160	161
	Firms with 5 to 9 establishments	6	38	1 242 183	19 951	4 812	587	33 954	292	303
	Firms with 10 to 24 establishments	8	137	D	D	D	h	D	D	D
	Firms with 25 establishments or more	6	547	D	D	D	j	D	D	D
4224903	Soft drinks whlse									
	All firms	80	1 034	21 211 495	2 347 120	541 564	70 809	4 713 914	403 133	447 032
	Single unit firms	—	—	—	—	—	—	—	—	—
	Multiunit firms	80	1 034	21 211 495	2 347 120	541 564	70 809	4 713 914	403 133	447 032
	Firms with 1 establishment ...	21	21	231 640	24 154	5 556	771	51 171	5 927	6 534
	Firms with 2 establishments ..	12	24	626 393	55 340	11 091	1 254	198 328	7 682	30 084
	Firms with 3 or 4 establishments	19	64	D	D	D	h	D	D	D
	Firms with 5 to 9 establishments	11	69	D	D	D	h	D	D	D
	Firms with 10 to 24 establishments	10	161	2 932 799	318 826	74 604	10 953	707 172	61 212	61 333
	Firms with 25 establishments or more	7	695	D	D	D	l	D	D	D
4224904	Canned goods whlse									
	All firms	26	88	10 565 606	160 492	40 791	3 527	326 577	97 224	98 113
	Single unit firms	—	—	—	—	—	—	—	—	—
	Multiunit firms	26	88	10 565 606	160 492	40 791	3 527	326 577	97 224	98 113
	Firms with 1 establishment ...	14	14	D	D	D	f	D	D	D
	Firms with 2 establishments ..	5	10	478 664	32 546	8 100	864	53 657	24 016	26 118
	Firms with 3 or 4 establishments	2	7	D	D	D	c	D	D	D
	Firms with 5 to 9 establishments	1	7	D	D	D	c	D	D	D
	Firms with 10 to 24 establishments	4	50	7 482 208	73 961	17 702	1 435	142 482	—	—
	Firms with 25 establishments or more	—	—	—	—	—	—	—	—	—
4224905	Food & beverage basic materials whlse									
	All firms	17	52	1 323 153	47 761	12 808	1 011	101 759	77 987	79 722
	Single unit firms	—	—	—	—	—	—	—	—	—

See footnotes at end of table.

Table 3. Single Units and Multiunits: 1997—Con.

[Includes only firms and establishments with payroll. Excludes data for central administrative offices, auxiliary operations, or establishments of these firms that are classified in other categories than those specified in this table. For meaning of abbreviations and symbols, see introductory text. For explanation of terms, see Appendix A. For method of assignment to categories shown, see Appendix C]

NAICS code	Number of establishments by type of operation and specified kind of business	Firms (number)	Establishments (number)	Sales (\$1,000)	Annual payroll (\$1,000)	First-quarter payroll (\$1,000)	Paid employees for pay period including March 12 (number)	Operating expenses ¹ (\$1,000)	End-of-1996 inventories (\$1,000)	End-of-1997 inventories (\$1,000)
422	MANUFACTURERS' SALES BRANCHES AND SALES OFFICES—Con.									
	Wholesale trade, nondurable goods—Con.									
4224905	Food & beverage basic materials whsle—Con.									
	Multiunit firms	17	52	1 323 153	47 761	12 808	1 011	101 759	77 987	79 722
	Firms with 1 establishment ...	7	7	D	D	D	c	D	D	D
	Firms with 2 establishments ..	3	6	534 524	13 610	3 375	240	21 852	31 670	33 622
	Firms with 3 or 4 establishments	4	14	D	D	D	c	D	D	D
	Firms with 5 to 9 establishments	2	10	D	D	D	b	D	D	D
	Firms with 10 to 24 establishments	1	15	D	D	D	f	D	D	D
	Firms with 25 establishments or more	—	—	—	—	—	—	—	—	—
4224906	Other grocery specialties whsle									
	All firms	81	325	D	D	D	j	D	D	D
	Single unit firms	—	—	—	—	—	—	—	—	—
	Multiunit firms	81	325	D	D	D	j	D	D	D
	Firms with 1 establishment ...	52	52	D	D	D	g	D	D	D
	Firms with 2 establishments ..	7	14	D	D	D	f	D	D	D
	Firms with 3 or 4 establishments	4	14	D	D	D	e	D	D	D
	Firms with 5 to 9 establishments	5	33	D	D	D	f	D	D	D
	Firms with 10 to 24 establishments	12	185	D	D	D	i	D	D	D
	Firms with 25 establishments or more	1	27	D	D	D	g	D	D	D
4226	Chemical & allied products whsle									
	All firms	361	2 281	66 366 082	2 396 085	626 620	46 112	5 063 180	1 911 816	1 928 366
	Single unit firms	—	—	—	—	—	—	—	—	—
	Multiunit firms	361	2 281	66 366 082	2 396 085	626 620	46 112	5 063 180	1 911 816	1 928 366
	Firms with 1 establishment ...	195	195	6 893 057	326 616	79 099	6 549	887 663	477 155	499 799
	Firms with 2 establishments ..	45	90	3 295 314	133 026	33 922	2 612	284 340	132 626	145 364
	Firms with 3 or 4 establishments	45	156	9 485 906	286 795	82 444	4 396	627 534	182 485	218 366
	Firms with 5 to 9 establishments	33	230	24 304 109	496 773	140 712	8 217	1 040 564	585 340	533 061
	Firms with 10 to 24 establishments	26	338	10 931 659	263 501	66 350	5 885	508 935	161 582	167 955
	Firms with 25 establishments or more	17	1 272	11 456 037	889 374	224 093	18 453	1 714 144	372 628	363 821
42261	Plastics materials & basic forms & shapes whsle									
	All firms	120	338	14 689 127	347 971	87 185	7 095	760 560	575 413	584 774
	Single unit firms	—	—	—	—	—	—	—	—	—
	Multiunit firms	120	338	14 689 127	347 971	87 185	7 095	760 560	575 413	584 774
	Firms with 1 establishment ...	69	69	2 431 568	96 566	23 012	2 336	217 520	235 522	226 963
	Firms with 2 establishments ..	17	34	1 174 465	52 545	13 494	918	110 224	90 948	94 188
	Firms with 3 or 4 establishments	15	53	D	D	D	f	D	D	D
	Firms with 5 to 9 establishments	12	88	5 235 279	81 580	21 145	1 790	153 381	64 184	61 167
	Firms with 10 to 24 establishments	6	68	2 238 303	56 955	13 832	1 048	132 264	114 717	101 313
	Firms with 25 establishments or more	1	26	D	D	D	c	D	D	D
422610	Plastics materials & basic forms & shapes whsle									
	All firms	120	338	14 689 127	347 971	87 185	7 095	760 560	575 413	584 774
	Single unit firms	—	—	—	—	—	—	—	—	—
	Multiunit firms	120	338	14 689 127	347 971	87 185	7 095	760 560	575 413	584 774
	Firms with 1 establishment ...	69	69	2 431 568	96 566	23 012	2 336	217 520	235 522	226 963
	Firms with 2 establishments ..	17	34	1 174 465	52 545	13 494	918	110 224	90 948	94 188
	Firms with 3 or 4 establishments	15	53	D	D	D	f	D	D	D
	Firms with 5 to 9 establishments	12	88	5 235 279	81 580	21 145	1 790	153 381	64 184	61 167
	Firms with 10 to 24 establishments	6	68	2 238 303	56 955	13 832	1 048	132 264	114 717	101 313
	Firms with 25 establishments or more	1	26	D	D	D	c	D	D	D

See footnotes at end of table.

Table 3. Single Units and Multiunits: 1997—Con.

[Includes only firms and establishments with payroll. Excludes data for central administrative offices, auxiliary operations, or establishments of these firms that are classified in other categories than those specified in this table. For meaning of abbreviations and symbols, see introductory text. For explanation of terms, see Appendix A. For method of assignment to categories shown, see Appendix C]

NAICS code	Number of establishments by type of operation and specified kind of business	Firms (number)	Establishments (number)	Sales (\$1,000)	Annual payroll (\$1,000)	First-quarter payroll (\$1,000)	Paid employees for pay period including March 12 (number)	Operating expenses ¹ (\$1,000)	End-of-1996 inventories (\$1,000)	End-of-1997 inventories (\$1,000)
422	MANUFACTURERS' SALES BRANCHES AND SALES OFFICES—Con.									
	Wholesale trade, nondurable goods—Con.									
42269	Other chemical & allied products whsle									
	All firms	256	1 943	51 676 955	2 048 114	539 435	39 017	4 302 620	1 336 403	1 343 592
	Single unit firms	—	—	—	—	—	—	—	—	—
	Multiunit firms	256	1 943	51 676 955	2 048 114	539 435	39 017	4 302 620	1 336 403	1 343 592
	Firms with 1 establishment ..	134	134	5 057 172	245 884	60 566	4 487	709 512	281 033	315 015
	Firms with 2 establishments ..	30	60	2 881 007	114 902	29 014	2 144	240 506	119 479	131 520
	Firms with 3 or 4 establishments	36	125	D	D	D	h	D	D	D
	Firms with 5 to 9 establishments	22	150	20 359 620	377 723	109 344	5 727	792 516	427 851	377 820
	Firms with 10 to 24 establishments	18	257	2 952 451	169 324	40 913	4 323	331 866	123 870	122 498
	Firms with 25 establishments or more	16	1 217	D	D	D	j	D	D	D
422690	Other chemical & allied products whsle									
	All firms	256	1 943	51 676 955	2 048 114	539 435	39 017	4 302 620	1 336 403	1 343 592
	Single unit firms	—	—	—	—	—	—	—	—	—
	Multiunit firms	256	1 943	51 676 955	2 048 114	539 435	39 017	4 302 620	1 336 403	1 343 592
	Firms with 1 establishment ..	134	134	5 057 172	245 884	60 566	4 487	709 512	281 033	315 015
	Firms with 2 establishments ..	30	60	2 881 007	114 902	29 014	2 144	240 506	119 479	131 520
	Firms with 3 or 4 establishments	36	125	D	D	D	h	D	D	D
	Firms with 5 to 9 establishments	22	150	20 359 620	377 723	109 344	5 727	792 516	427 851	377 820
	Firms with 10 to 24 establishments	18	257	2 952 451	169 324	40 913	4 323	331 866	123 870	122 498
	Firms with 25 establishments or more	16	1 217	D	D	D	j	D	D	D
4226901	Industrial gases (except LP) whsle									
	All firms	13	291	1 302 718	165 055	40 416	4 117	331 836	50 960	54 482
	Single unit firms	—	—	—	—	—	—	—	—	—
	Multiunit firms	13	291	1 302 718	165 055	40 416	4 117	331 836	50 960	54 482
	Firms with 1 establishment ..	5	5	102 567	8 029	1 990	139	20 124	535	647
	Firms with 2 establishments ..	1	2	D	D	D	b	D	D	D
	Firms with 3 or 4 establishments	—	—	—	—	—	—	—	—	—
	Firms with 5 to 9 establishments	—	—	—	—	—	—	—	—	—
	Firms with 10 to 24 establishments	2	25	D	D	D	e	D	D	D
	Firms with 25 establishments or more	5	259	D	D	D	h	D	D	D
4226902	Other chemical & allied products whsle									
	All firms	249	1 652	50 374 237	1 883 059	499 019	34 900	3 970 784	1 285 443	1 289 110
	Single unit firms	—	—	—	—	—	—	—	—	—
	Multiunit firms	249	1 652	50 374 237	1 883 059	499 019	34 900	3 970 784	1 285 443	1 289 110
	Firms with 1 establishment ..	131	131	5 018 009	243 200	59 871	4 410	703 883	280 498	314 368
	Firms with 2 establishments ..	33	66	D	D	D	g	D	D	D
	Firms with 3 or 4 establishments	34	119	D	D	D	h	D	D	D
	Firms with 5 to 9 establishments	22	150	20 359 620	377 723	109 344	5 727	792 516	427 851	377 820
	Firms with 10 to 24 establishments	18	269	D	D	D	h	D	D	D
	Firms with 25 establishments or more	11	917	D	D	D	j	D	D	D
4227	Petroleum & petroleum products whsle									
	All firms	86	1 271	116 162 796	992 475	263 868	20 311	3 286 159	2 527 355	2 513 198
	Single unit firms	—	—	—	—	—	—	—	—	—
	Multiunit firms	86	1 271	116 162 796	992 475	263 868	20 311	3 286 159	2 527 355	2 513 198
	Firms with 1 establishment ..	33	33	10 445 984	46 577	11 726	722	574 924	172 893	161 582
	Firms with 2 establishments ..	9	18	D	D	D	c	D	D	D
	Firms with 3 or 4 establishments	7	22	1 532 670	11 507	2 201	194	21 496	6 464	10 710
	Firms with 5 to 9 establishments	11	73	D	D	D	g	D	D	D
	Firms with 10 to 24 establishments	8	134	7 059 215	91 533	24 814	2 042	232 422	162 681	165 636
	Firms with 25 establishments or more	18	991	93 727 040	765 493	205 677	15 802	2 291 053	2 097 214	2 075 966

See footnotes at end of table.

Table 3. Single Units and Multiunits: 1997—Con.

[Includes only firms and establishments with payroll. Excludes data for central administrative offices, auxiliary operations, or establishments of these firms that are classified in other categories than those specified in this table. For meaning of abbreviations and symbols, see introductory text. For explanation of terms, see Appendix A. For method of assignment to categories shown, see Appendix C]

NAICS code	Number of establishments by type of operation and specified kind of business	Firms (number)	Establishments (number)	Sales (\$1,000)	Annual payroll (\$1,000)	First-quarter payroll (\$1,000)	Paid employees for pay period including March 12 (number)	Operating expenses ¹ (\$1,000)	End-of-1996 inventories (\$1,000)	End-of-1997 inventories (\$1,000)
422	MANUFACTURERS' SALES BRANCHES AND SALES OFFICES—Con.									
	Wholesale trade, nondurable goods—Con.									
42271	Petroleum bulk stations & terminals									
	All firms	51	892	83 944 314	655 953	171 350	14 691	1 981 725	2 205 866	2 198 570
	Single unit firms	—	—	—	—	—	—	—	—	—
	Multiunit firms	51	892	83 944 314	655 953	171 350	14 691	1 981 725	2 205 866	2 198 570
	Firms with 1 establishment ..	12	12	D	D	D	c	D	D	D
	Firms with 2 establishments ..	4	8	D	D	D	c	D	D	D
	Firms with 3 or 4 establishments	4	14	646 970	6 933	1 843	183	19 346	8 318	8 800
	Firms with 5 to 9 establishments	7	47	1 806 533	66 699	16 061	1 333	166 179	120 435	128 001
	Firms with 10 to 24 establishments	9	142	D	D	D	h	D	D	D
	Firms with 25 establishments or more	15	669	D	D	D	j	D	D	D
422710	Petroleum bulk stations & terminals									
	All firms	51	892	83 944 314	655 953	171 350	14 691	1 981 725	2 205 866	2 198 570
	Single unit firms	—	—	—	—	—	—	—	—	—
	Multiunit firms	51	892	83 944 314	655 953	171 350	14 691	1 981 725	2 205 866	2 198 570
	Firms with 1 establishment ..	12	12	D	D	D	c	D	D	D
	Firms with 2 establishments ..	4	8	D	D	D	c	D	D	D
	Firms with 3 or 4 establishments	4	14	646 970	6 933	1 843	183	19 346	8 318	8 800
	Firms with 5 to 9 establishments	7	47	1 806 533	66 699	16 061	1 333	166 179	120 435	128 001
	Firms with 10 to 24 establishments	9	142	D	D	D	h	D	D	D
	Firms with 25 establishments or more	15	669	D	D	D	j	D	D	D
4227101	Petroleum bulk stations & terminals (except LP)									
	All firms	49	865	D	D	D	j	D	D	D
	Single unit firms	—	—	—	—	—	—	—	—	—
	Multiunit firms	49	865	D	D	D	j	D	D	D
	Firms with 1 establishment ..	11	11	D	D	D	c	D	D	D
	Firms with 2 establishments ..	4	8	D	D	D	c	D	D	D
	Firms with 3 or 4 establishments	5	18	D	D	D	f	D	D	D
	Firms with 5 to 9 establishments	5	34	D	D	D	f	D	D	D
	Firms with 10 to 24 establishments	9	135	D	D	D	g	D	D	D
	Firms with 25 establishments or more	15	659	D	D	D	j	D	D	D
42271011	Petroleum bulk stations (except LP)									
	All firms	34	198	D	D	D	h	D	D	D
	Single unit firms	—	—	—	—	—	—	—	—	—
	Multiunit firms	34	198	D	D	D	h	D	D	D
	Firms with 1 establishment ..	11	11	D	D	D	b	D	D	D
	Firms with 2 establishments ..	5	10	D	D	D	c	D	D	D
	Firms with 3 or 4 establishments	6	20	D	D	D	c	D	D	D
	Firms with 5 to 9 establishments	6	40	D	D	D	f	D	D	D
	Firms with 10 to 24 establishments	5	80	D	D	D	g	D	D	D
	Firms with 25 establishments or more	1	37	D	D	D	c	D	D	D
42271012	Petroleum bulk terminals (except LP)									
	All firms	41	667	D	D	D	j	D	D	D
	Single unit firms	—	—	—	—	—	—	—	—	—
	Multiunit firms	41	667	D	D	D	j	D	D	D
	Firms with 1 establishment ..	11	11	D	D	D	f	D	D	D
	Firms with 2 establishments ..	4	8	D	D	D	b	D	D	D
	Firms with 3 or 4 establishments	2	7	D	D	D	b	D	D	D
	Firms with 5 to 9 establishments	3	19	D	D	D	f	D	D	D
	Firms with 10 to 24 establishments	9	144	D	D	D	h	D	D	D
	Firms with 25 establishments or more	12	478	D	D	D	i	D	D	D

See footnotes at end of table.

Table 3. Single Units and Multiunits: 1997—Con.

[Includes only firms and establishments with payroll. Excludes data for central administrative offices, auxiliary operations, or establishments of these firms that are classified in other categories than those specified in this table. For meaning of abbreviations and symbols, see introductory text. For explanation of terms, see Appendix A. For method of assignment to categories shown, see Appendix C]

NAICS code	Number of establishments by type of operation and specified kind of business	Firms (number)	Establishments (number)	Sales (\$1,000)	Annual payroll (\$1,000)	First-quarter payroll (\$1,000)	Paid employees for pay period including March 12 (number)	Operating expenses ¹ (\$1,000)	End-of-1996 inventories (\$1,000)	End-of-1997 inventories (\$1,000)
422	MANUFACTURERS' SALES BRANCHES AND SALES OFFICES—Con.									
	Wholesale trade, nondurable goods—Con.									
4227102	Liquefied petroleum bulk stations & terminals									
	All firms	12	27	D	D	D	e	D	D	D
	Single unit firms	—	—	—	—	—	—	—	—	—
	Multiunit firms	12	27	D	D	D	e	D	D	D
	Firms with 1 establishment ...	6	6	D	D	D	c	D	D	D
	Firms with 2 establishments ..	3	6	D	D	D	b	D	D	D
	Firms with 3 or 4 establishments	1	3	D	D	D	a	D	D	D
	Firms with 5 to 9 establishments	2	12	D	D	D	c	D	D	D
	Firms with 10 to 24 establishments	—	—	—	—	—	—	—	—	—
	Firms with 25 establishments or more	—	—	—	—	—	—	—	—	—
42272	Petroleum & petroleum prod whsle (exc bulk stations & terminals)									
	All firms	61	379	32 218 482	336 522	92 518	5 620	1 304 434	321 489	314 628
	Single unit firms	—	—	—	—	—	—	—	—	—
	Multiunit firms	61	379	32 218 482	336 522	92 518	5 620	1 304 434	321 489	314 628
	Firms with 1 establishment ...	27	27	D	D	D	f	D	D	D
	Firms with 2 establishments ..	9	18	D	D	D	c	D	D	D
	Firms with 3 or 4 establishments	7	24	2 212 482	32 463	7 215	618	62 581	63 178	69 198
	Firms with 5 to 9 establishments	11	72	D	D	D	g	D	D	D
	Firms with 10 to 24 establishments	3	38	D	D	D	f	D	D	D
	Firms with 25 establishments or more	4	200	D	D	D	g	D	D	D
422720	Petroleum & petroleum prod whsle (exc bulk stations & terminals)									
	All firms	61	379	32 218 482	336 522	92 518	5 620	1 304 434	321 489	314 628
	Single unit firms	—	—	—	—	—	—	—	—	—
	Multiunit firms	61	379	32 218 482	336 522	92 518	5 620	1 304 434	321 489	314 628
	Firms with 1 establishment ...	27	27	D	D	D	f	D	D	D
	Firms with 2 establishments ..	9	18	D	D	D	c	D	D	D
	Firms with 3 or 4 establishments	7	24	2 212 482	32 463	7 215	618	62 581	63 178	69 198
	Firms with 5 to 9 establishments	11	72	D	D	D	g	D	D	D
	Firms with 10 to 24 establishments	3	38	D	D	D	f	D	D	D
	Firms with 25 establishments or more	4	200	D	D	D	g	D	D	D
4228	Beer, wine, & distilled alcoholic beverage whsle									
	All firms	28	161	D	D	D	i	D	D	D
	Single unit firms	—	—	—	—	—	—	—	—	—
	Multiunit firms	28	161	D	D	D	i	D	D	D
	Firms with 1 establishment ...	15	15	D	D	D	f	D	D	D
	Firms with 2 establishments ..	2	4	D	D	D	c	D	D	D
	Firms with 3 or 4 establishments	2	7	D	D	D	c	D	D	D
	Firms with 5 to 9 establishments	4	28	D	D	D	g	D	D	D
	Firms with 10 to 24 establishments	4	53	D	D	D	h	D	D	D
	Firms with 25 establishments or more	1	54	D	D	D	g	D	D	D
42281	Beer & ale whsle									
	All firms	9	28	D	D	D	h	D	D	D
	Single unit firms	—	—	—	—	—	—	—	—	—
	Multiunit firms	9	28	D	D	D	h	D	D	D
	Firms with 1 establishment ...	5	5	D	D	D	e	D	D	D
	Firms with 2 establishments ..	1	2	D	D	D	b	D	D	D
	Firms with 3 or 4 establishments	1	3	D	D	D	b	D	D	D
	Firms with 5 to 9 establishments	1	6	D	D	D	f	D	D	D
	Firms with 10 to 24 establishments	1	12	D	D	D	g	D	D	D
	Firms with 25 establishments or more	—	—	—	—	—	—	—	—	—

See footnotes at end of table.

Table 3. Single Units and Multiunits: 1997—Con.

[Includes only firms and establishments with payroll. Excludes data for central administrative offices, auxiliary operations, or establishments of these firms that are classified in other categories than those specified in this table. For meaning of abbreviations and symbols, see introductory text. For explanation of terms, see Appendix A. For method of assignment to categories shown, see Appendix C]

NAICS code	Number of establishments by type of operation and specified kind of business	Firms (number)	Establishments (number)	Sales (\$1,000)	Annual payroll (\$1,000)	First-quarter payroll (\$1,000)	Paid employees for pay period including March 12 (number)	Operating expenses ¹ (\$1,000)	End-of-1996 inventories (\$1,000)	End-of-1997 inventories (\$1,000)
422	MANUFACTURERS' SALES BRANCHES AND SALES OFFICES—Con.									
	Wholesale trade, nondurable goods—Con.									
422810	Beer & ale whsle									
	All firms	9	28	D	D	D	h	D	D	D
	Single unit firms	—	—	—	—	—	—	—	—	—
	Multiunit firms	9	28	D	D	D	h	D	D	D
	Firms with 1 establishment ...	5	5	D	D	D	e	D	D	D
	Firms with 2 establishments ..	1	2	D	D	D	b	D	D	D
	Firms with 3 or 4 establishments	1	3	D	D	D	b	D	D	D
	Firms with 5 to 9 establishments	1	6	D	D	D	f	D	D	D
	Firms with 10 to 24 establishments	1	12	D	D	D	g	D	D	D
	Firms with 25 establishments or more	—	—	—	—	—	—	—	—	—
42282	Wine & distilled alcoholic beverage whsle									
	All firms	19	133	8 055 507	277 666	72 952	3 753	754 581	206 955	220 445
	Single unit firms	—	—	—	—	—	—	—	—	—
	Multiunit firms	19	133	8 055 507	277 666	72 952	3 753	754 581	206 955	220 445
	Firms with 1 establishment ...	10	10	D	D	D	f	D	D	D
	Firms with 2 establishments ..	1	2	D	D	D	c	D	D	D
	Firms with 3 or 4 establishments	1	4	D	D	D	a	D	D	D
	Firms with 5 to 9 establishments	3	22	1 491 444	59 669	15 087	861	188 627	79 628	83 951
	Firms with 10 to 24 establishments	3	41	3 879 037	58 271	15 746	821	89 307	173	178
	Firms with 25 establishments or more	1	54	D	D	D	g	D	D	D
422820	Wine & distilled alcoholic beverage whsle									
	All firms	19	133	8 055 507	277 666	72 952	3 753	754 581	206 955	220 445
	Single unit firms	—	—	—	—	—	—	—	—	—
	Multiunit firms	19	133	8 055 507	277 666	72 952	3 753	754 581	206 955	220 445
	Firms with 1 establishment ...	10	10	D	D	D	f	D	D	D
	Firms with 2 establishments ..	1	2	D	D	D	c	D	D	D
	Firms with 3 or 4 establishments	1	4	D	D	D	a	D	D	D
	Firms with 5 to 9 establishments	3	22	1 491 444	59 669	15 087	861	188 627	79 628	83 951
	Firms with 10 to 24 establishments	3	41	3 879 037	58 271	15 746	821	89 307	173	178
	Firms with 25 establishments or more	1	54	D	D	D	g	D	D	D
4228201	Wine & distilled alcoholic bev (licensed operation) whsle									
	All firms	19	133	8 055 507	277 666	72 952	3 753	754 581	206 955	220 445
	Single unit firms	—	—	—	—	—	—	—	—	—
	Multiunit firms	19	133	8 055 507	277 666	72 952	3 753	754 581	206 955	220 445
	Firms with 1 establishment ...	10	10	D	D	D	f	D	D	D
	Firms with 2 establishments ..	1	2	D	D	D	c	D	D	D
	Firms with 3 or 4 establishments	1	4	D	D	D	a	D	D	D
	Firms with 5 to 9 establishments	3	22	1 491 444	59 669	15 087	861	188 627	79 628	83 951
	Firms with 10 to 24 establishments	3	41	3 879 037	58 271	15 746	821	89 307	173	178
	Firms with 25 establishments or more	1	54	D	D	D	g	D	D	D
4229	Miscellaneous nondurable goods whsle									
	All firms	380	1 936	D	D	D	l	D	D	D
	Single unit firms	—	—	—	—	—	—	—	—	—
	Multiunit firms	380	1 936	D	D	D	l	D	D	D
	Firms with 1 establishment ...	207	207	D	D	D	j	D	D	D
	Firms with 2 establishments ..	50	100	D	D	D	h	D	D	D
	Firms with 3 or 4 establishments	43	148	D	D	D	h	D	D	D
	Firms with 5 to 9 establishments	40	263	D	D	D	j	D	D	D
	Firms with 10 to 24 establishments	27	447	D	D	D	j	D	D	D
	Firms with 25 establishments or more	13	771	D	D	D	i	D	D	D

See footnotes at end of table.

Table 3. Single Units and Multiunits: 1997—Con.

[Includes only firms and establishments with payroll. Excludes data for central administrative offices, auxiliary operations, or establishments of these firms that are classified in other categories than those specified in this table. For meaning of abbreviations and symbols, see introductory text. For explanation of terms, see Appendix A. For method of assignment to categories shown, see Appendix C]

NAICS code	Number of establishments by type of operation and specified kind of business	Firms (number)	Establishments (number)	Sales (\$1,000)	Annual payroll (\$1,000)	First-quarter payroll (\$1,000)	Paid employees for pay period including March 12 (number)	Operating expenses ¹ (\$1,000)	End-of-1996 inventories (\$1,000)	End-of-1997 inventories (\$1,000)
422	MANUFACTURERS' SALES BRANCHES AND SALES OFFICES—Con.									
	Wholesale trade, nondurable goods—Con.									
42291	Farm supplies whse									
	All firms	99	718	18 788 908	768 644	209 649	14 723	1 698 218	846 883	872 435
	Single unit firms	—	—	—	—	—	—	—	—	—
	Multiunit firms	99	718	18 788 908	768 644	209 649	14 723	1 698 218	846 883	872 435
	Firms with 1 establishment ...	41	41	D	D	D	g	D	D	D
	Firms with 2 establishments ..	16	32	D	D	D	f	D	D	D
	Firms with 3 or 4 establishments	11	37	D	D	D	g	D	D	D
	Firms with 5 to 9 establishments	18	122	10 500 771	390 033	108 524	6 463	696 353	81 926	79 205
	Firms with 10 to 24 establishments	8	139	1 205 205	38 669	9 849	1 279	133 696	234 354	239 851
	Firms with 25 establishments or more	5	347	1 557 270	77 952	18 981	2 548	177 575	198 597	216 002
422910	Farm supplies whse									
	All firms	99	718	18 788 908	768 644	209 649	14 723	1 698 218	846 883	872 435
	Single unit firms	—	—	—	—	—	—	—	—	—
	Multiunit firms	99	718	18 788 908	768 644	209 649	14 723	1 698 218	846 883	872 435
	Firms with 1 establishment ...	41	41	D	D	D	g	D	D	D
	Firms with 2 establishments ..	16	32	D	D	D	f	D	D	D
	Firms with 3 or 4 establishments	11	37	D	D	D	g	D	D	D
	Firms with 5 to 9 establishments	18	122	10 500 771	390 033	108 524	6 463	696 353	81 926	79 205
	Firms with 10 to 24 establishments	8	139	1 205 205	38 669	9 849	1 279	133 696	234 354	239 851
	Firms with 25 establishments or more	5	347	1 557 270	77 952	18 981	2 548	177 575	198 597	216 002
4229101	Farm supplies—farm dealers									
	All firms	57	510	3 131 362	175 680	47 898	5 749	432 124	307 739	315 598
	Single unit firms	—	—	—	—	—	—	—	—	—
	Multiunit firms	57	510	3 131 362	175 680	47 898	5 749	432 124	307 739	315 598
	Firms with 1 establishment ...	24	24	D	D	D	f	D	D	D
	Firms with 2 establishments ..	11	22	D	D	D	e	D	D	D
	Firms with 3 or 4 establishments	2	7	D	D	D	c	D	D	D
	Firms with 5 to 9 establishments	11	71	425 176	40 115	10 650	1 609	75 125	20 270	18 051
	Firms with 10 to 24 establishments	4	62	377 028	16 403	4 727	599	43 249	64 395	68 030
	Firms with 25 establishments or more	5	324	1 285 059	66 894	15 915	2 230	153 283	171 420	184 384
4229102	Farm supplies—whse distributors									
	All firms	65	208	15 657 546	592 964	161 751	8 974	1 266 094	539 144	556 837
	Single unit firms	—	—	—	—	—	—	—	—	—
	Multiunit firms	65	208	15 657 546	592 964	161 751	8 974	1 266 094	539 144	556 837
	Firms with 1 establishment ...	31	31	D	D	D	g	D	D	D
	Firms with 2 establishments ..	9	18	D	D	D	e	D	D	D
	Firms with 3 or 4 establishments	12	39	D	D	D	g	D	D	D
	Firms with 5 to 9 establishments	10	63	9 167 453	306 033	87 240	3 415	524 909	16 866	30 841
	Firms with 10 to 24 establishments	3	57	713 206	18 309	4 553	537	82 263	173 642	165 125
	Firms with 25 establishments or more	—	—	—	—	—	—	—	—	—
42292	Book, periodical, & newspaper whse									
	All firms	129	674	14 024 800	817 849	207 016	17 026	1 918 824	410 884	421 998
	Single unit firms	—	—	—	—	—	—	—	—	—
	Multiunit firms	129	674	14 024 800	817 849	207 016	17 026	1 918 824	410 884	421 998
	Firms with 1 establishment ...	66	66	1 642 517	150 652	36 776	3 800	355 174	84 009	85 431
	Firms with 2 establishments ..	11	22	D	D	D	e	D	D	D
	Firms with 3 or 4 establishments	20	71	540 036	50 636	11 747	1 525	143 106	62 146	52 711
	Firms with 5 to 9 establishments	15	103	D	D	D	h	D	D	D
	Firms with 10 to 24 establishments	12	178	D	D	D	h	D	D	D
	Firms with 25 establishments or more	5	234	D	D	D	h	D	D	D

See footnotes at end of table.

Table 3. Single Units and Multiunits: 1997—Con.

[Includes only firms and establishments with payroll. Excludes data for central administrative offices, auxiliary operations, or establishments of these firms that are classified in other categories than those specified in this table. For meaning of abbreviations and symbols, see introductory text. For explanation of terms, see Appendix A. For method of assignment to categories shown, see Appendix C]

NAICS code	Number of establishments by type of operation and specified kind of business	Firms (number)	Establishments (number)	Sales (\$1,000)	Annual payroll (\$1,000)	First-quarter payroll (\$1,000)	Paid employees for pay period including March 12 (number)	Operating expenses ¹ (\$1,000)	End-of-1996 inventories (\$1,000)	End-of-1997 inventories (\$1,000)
422	MANUFACTURERS' SALES BRANCHES AND SALES OFFICES—Con.									
	Wholesale trade, nondurable goods—Con.									
422920	Book, periodical, & newspaper whsle									
	All firms	129	674	14 024 800	817 849	207 016	17 026	1 918 824	410 884	421 998
	Single unit firms	—	—	—	—	—	—	—	—	—
	Multiunit firms	129	674	14 024 800	817 849	207 016	17 026	1 918 824	410 884	421 998
	Firms with 1 establishment ..	66	66	1 642 517	150 652	36 776	3 800	355 174	84 009	85 431
	Firms with 2 establishments ..	11	22	D	D	D	e	D	D	D
	Firms with 3 or 4 establishments	20	71	540 036	50 636	11 747	1 525	143 106	62 146	52 711
	Firms with 5 to 9 establishments	15	103	D	D	D	h	D	D	D
	Firms with 10 to 24 establishments	12	178	D	D	D	h	D	D	D
	Firms with 25 establishments or more	5	234	D	D	D	h	D	D	D
42293	Flower, nursery stock, & florists' supplies whsle									
	All firms	10	12	79 855	7 757	1 813	430	19 156	13 541	13 752
	Single unit firms	—	—	—	—	—	—	—	—	—
	Multiunit firms	10	12	79 855	7 757	1 813	430	19 156	13 541	13 752
	Firms with 1 establishment ..	8	8	D	D	D	e	D	D	D
	Firms with 2 establishments ..	2	4	D	D	D	a	D	D	D
	Firms with 3 or 4 establishments	—	—	—	—	—	—	—	—	—
	Firms with 5 to 9 establishments	—	—	—	—	—	—	—	—	—
	Firms with 10 to 24 establishments	—	—	—	—	—	—	—	—	—
	Firms with 25 establishments or more	—	—	—	—	—	—	—	—	—
422930	Flower, nursery stock, & florists' supplies whsle									
	All firms	10	12	79 855	7 757	1 813	430	19 156	13 541	13 752
	Single unit firms	—	—	—	—	—	—	—	—	—
	Multiunit firms	10	12	79 855	7 757	1 813	430	19 156	13 541	13 752
	Firms with 1 establishment ..	8	8	D	D	D	e	D	D	D
	Firms with 2 establishments ..	2	4	D	D	D	a	D	D	D
	Firms with 3 or 4 establishments	—	—	—	—	—	—	—	—	—
	Firms with 5 to 9 establishments	—	—	—	—	—	—	—	—	—
	Firms with 10 to 24 establishments	—	—	—	—	—	—	—	—	—
	Firms with 25 establishments or more	—	—	—	—	—	—	—	—	—
42294	Tobacco & tobacco product whsle									
	All firms	13	62	18 550 203	407 935	106 130	11 349	884 657	47 682	69 662
	Single unit firms	—	—	—	—	—	—	—	—	—
	Multiunit firms	13	62	18 550 203	407 935	106 130	11 349	884 657	47 682	69 662
	Firms with 1 establishment ..	7	7	3 946 485	127 395	31 030	3 952	239 884	1 511	15 741
	Firms with 2 establishments ..	3	6	1 872 228	99 716	29 298	3 127	248 302	42 220	49 847
	Firms with 3 or 4 establishments	1	3	D	D	D	b	D	D	D
	Firms with 5 to 9 establishments	—	—	—	—	—	—	—	—	—
	Firms with 10 to 24 establishments	2	46	D	D	D	h	D	D	D
	Firms with 25 establishments or more	—	—	—	—	—	—	—	—	—
422940	Tobacco & tobacco product whsle									
	All firms	13	62	18 550 203	407 935	106 130	11 349	884 657	47 682	69 662
	Single unit firms	—	—	—	—	—	—	—	—	—
	Multiunit firms	13	62	18 550 203	407 935	106 130	11 349	884 657	47 682	69 662
	Firms with 1 establishment ..	7	7	3 946 485	127 395	31 030	3 952	239 884	1 511	15 741
	Firms with 2 establishments ..	3	6	1 872 228	99 716	29 298	3 127	248 302	42 220	49 847
	Firms with 3 or 4 establishments	1	3	D	D	D	b	D	D	D
	Firms with 5 to 9 establishments	—	—	—	—	—	—	—	—	—
	Firms with 10 to 24 establishments	2	46	D	D	D	h	D	D	D
	Firms with 25 establishments or more	—	—	—	—	—	—	—	—	—

See footnotes at end of table.

Table 3. Single Units and Multiunits: 1997—Con.

[Includes only firms and establishments with payroll. Excludes data for central administrative offices, auxiliary operations, or establishments of these firms that are classified in other categories than those specified in this table. For meaning of abbreviations and symbols, see introductory text. For explanation of terms, see Appendix A. For method of assignment to categories shown, see Appendix C]

NAICS code	Number of establishments by type of operation and specified kind of business	Firms (number)	Establishments (number)	Sales (\$1,000)	Annual payroll (\$1,000)	First-quarter payroll (\$1,000)	Paid employees for pay period including March 12 (number)	Operating expenses ¹ (\$1,000)	End-of-1996 inventories (\$1,000)	End-of-1997 inventories (\$1,000)
422	MANUFACTURERS' SALES BRANCHES AND SALES OFFICES—Con.									
42295	Wholesale trade, nondurable goods—Con.									
	Paint, varnish, & supplies whsle									
	All firms	58	356	2 987 359	184 049	44 333	4 488	556 713	209 252	217 397
	Single unit firms	—	—	—	—	—	—	—	—	—
	Multiunit firms	58	356	2 987 359	184 049	44 333	4 488	556 713	209 252	217 397
	Firms with 1 establishment ..	30	30	D	D	D	f	D	D	D
	Firms with 2 establishments ..	9	18	D	D	D	b	D	D	D
	Firms with 3 or 4 establishments	8	27	D	D	D	f	D	D	D
	Firms with 5 to 9 establishments	4	22	449 285	19 460	5 439	449	99 557	10 429	11 703
	Firms with 10 to 24 establishments	4	69	879 144	39 541	8 759	866	82 908	38 034	40 809
	Firms with 25 establishments or more	3	190	D	D	D	g	D	D	D
422950	Paint, varnish, & supplies whsle									
	All firms	58	356	2 987 359	184 049	44 333	4 488	556 713	209 252	217 397
	Single unit firms	—	—	—	—	—	—	—	—	—
	Multiunit firms	58	356	2 987 359	184 049	44 333	4 488	556 713	209 252	217 397
	Firms with 1 establishment ..	30	30	D	D	D	f	D	D	D
	Firms with 2 establishments ..	9	18	D	D	D	b	D	D	D
	Firms with 3 or 4 establishments	8	27	D	D	D	f	D	D	D
	Firms with 5 to 9 establishments	4	22	449 285	19 460	5 439	449	99 557	10 429	11 703
	Firms with 10 to 24 establishments	4	69	879 144	39 541	8 759	866	82 908	38 034	40 809
	Firms with 25 establishments or more	3	190	D	D	D	g	D	D	D
4229501	Paint, varnish, & supplies whsle									
	All firms	58	356	2 987 359	184 049	44 333	4 488	556 713	209 252	217 397
	Single unit firms	—	—	—	—	—	—	—	—	—
	Multiunit firms	58	356	2 987 359	184 049	44 333	4 488	556 713	209 252	217 397
	Firms with 1 establishment ..	30	30	D	D	D	f	D	D	D
	Firms with 2 establishments ..	9	18	D	D	D	b	D	D	D
	Firms with 3 or 4 establishments	8	27	D	D	D	f	D	D	D
	Firms with 5 to 9 establishments	4	22	449 285	19 460	5 439	449	99 557	10 429	11 703
	Firms with 10 to 24 establishments	4	69	879 144	39 541	8 759	866	82 908	38 034	40 809
	Firms with 25 establishments or more	3	190	D	D	D	g	D	D	D
42299	Other miscellaneous nondurable goods whsle									
	All firms	82	114	D	D	D	h	D	D	D
	Single unit firms	—	—	—	—	—	—	—	—	—
	Multiunit firms	82	114	D	D	D	h	D	D	D
	Firms with 1 establishment ..	64	64	D	D	D	g	D	D	D
	Firms with 2 establishments ..	12	24	D	D	D	f	D	D	D
	Firms with 3 or 4 establishments	4	13	D	D	D	c	D	D	D
	Firms with 5 to 9 establishments	2	13	D	D	D	c	D	D	D
	Firms with 10 to 24 establishments	—	—	—	—	—	—	—	—	—
	Firms with 25 establishments or more	—	—	—	—	—	—	—	—	—
422990	Other miscellaneous nondurable goods whsle									
	All firms	82	114	D	D	D	h	D	D	D
	Single unit firms	—	—	—	—	—	—	—	—	—
	Multiunit firms	82	114	D	D	D	h	D	D	D
	Firms with 1 establishment ..	64	64	D	D	D	g	D	D	D
	Firms with 2 establishments ..	12	24	D	D	D	f	D	D	D
	Firms with 3 or 4 establishments	4	13	D	D	D	c	D	D	D
	Firms with 5 to 9 establishments	2	13	D	D	D	c	D	D	D
	Firms with 10 to 24 establishments	—	—	—	—	—	—	—	—	—
	Firms with 25 establishments or more	—	—	—	—	—	—	—	—	—

See footnotes at end of table.

Table 3. Single Units and Multiunits: 1997—Con.

[Includes only firms and establishments with payroll. Excludes data for central administrative offices, auxiliary operations, or establishments of these firms that are classified in other categories than those specified in this table. For meaning of abbreviations and symbols, see introductory text. For explanation of terms, see Appendix A. For method of assignment to categories shown, see Appendix C]

NAICS code	Number of establishments by type of operation and specified kind of business	Firms (number)	Establishments (number)	Sales (\$1,000)	Annual payroll (\$1,000)	First-quarter payroll (\$1,000)	Paid employees for pay period including March 12 (number)	Operating expenses ¹ (\$1,000)	End-of-1996 inventories (\$1,000)	End-of-1997 inventories (\$1,000)
422	MANUFACTURERS' SALES BRANCHES AND SALES OFFICES—Con.									
	Wholesale trade, nondurable goods—Con.									
4229901	Art goods whsle									
	All firms	14	16	652 548	27 576	6 680	918	68 401	31 984	34 468
	Single unit firms	—	—	—	—	—	—	—	—	—
	Multiunit firms	14	16	652 548	27 576	6 680	918	68 401	31 984	34 468
	Firms with 1 establishment ...	13	13	D	D	D	f	D	D	D
	Firms with 2 establishments ..	—	—	—	—	—	—	—	—	—
	Firms with 3 or 4 establishments	1	3	D	D	D	b	D	D	D
	Firms with 5 to 9 establishments	—	—	—	—	—	—	—	—	—
	Firms with 10 to 24 establishments	—	—	—	—	—	—	—	—	—
	Firms with 25 establishments or more	—	—	—	—	—	—	—	—	—
4229902	General merchandise (nondurable goods) whsle									
	All firms	7	8	630 129	38 929	10 597	648	84 433	12 259	20 528
	Single unit firms	—	—	—	—	—	—	—	—	—
	Multiunit firms	7	8	630 129	38 929	10 597	648	84 433	12 259	20 528
	Firms with 1 establishment ...	6	6	D	D	D	e	D	D	D
	Firms with 2 establishments ..	1	2	D	D	D	c	D	D	D
	Firms with 3 or 4 establishments	—	—	—	—	—	—	—	—	—
	Firms with 5 to 9 establishments	—	—	—	—	—	—	—	—	—
	Firms with 10 to 24 establishments	—	—	—	—	—	—	—	—	—
	Firms with 25 establishments or more	—	—	—	—	—	—	—	—	—
4229903	Textile bags, bagging, & burlap whsle									
	All firms	5	6	25 170	1 406	318	34	3 796	2 585	2 665
	Single unit firms	—	—	—	—	—	—	—	—	—
	Multiunit firms	5	6	25 170	1 406	318	34	3 796	2 585	2 665
	Firms with 1 establishment ...	4	4	D	D	D	b	D	D	D
	Firms with 2 establishments ..	1	2	D	D	D	a	D	D	D
	Firms with 3 or 4 establishments	—	—	—	—	—	—	—	—	—
	Firms with 5 to 9 establishments	—	—	—	—	—	—	—	—	—
	Firms with 10 to 24 establishments	—	—	—	—	—	—	—	—	—
	Firms with 25 establishments or more	—	—	—	—	—	—	—	—	—
4229904	Other nondurable goods whsle									
	All firms	59	84	D	D	D	g	D	D	D
	Single unit firms	—	—	—	—	—	—	—	—	—
	Multiunit firms	59	84	D	D	D	g	D	D	D
	Firms with 1 establishment ...	47	47	D	D	D	g	D	D	D
	Firms with 2 establishments ..	7	14	D	D	D	e	D	D	D
	Firms with 3 or 4 establishments	3	10	D	D	D	b	D	D	D
	Firms with 5 to 9 establishments	2	13	D	D	D	c	D	D	D
	Firms with 10 to 24 establishments	—	—	—	—	—	—	—	—	—
	Firms with 25 establishments or more	—	—	—	—	—	—	—	—	—
	AGENTS, BROKERS, AND COMMISSION MERCHANTS									
	All firms	45 437	'47 835	'467 651 822	'10 630 348	'2 403 680	'283 257	19 435 703	579 825	642 529
	Single unit firms	43 480	43 480	293 700 130	7 836 803	1 750 642	189 664	14 380 779	379 626	444 720
	Multiunit firms	1 957	4 355	173 951 692	2 793 545	653 038	93 593	5 054 924	200 199	197 809
	Firms with 1 establishment ...	787	787	23 806 388	513 617	117 424	12 596	958 875	89 144	99 059
	Firms with 2 establishments ..	722	1 444	35 810 283	622 783	141 507	14 321	1 081 676	36 441	31 254
	Firms with 3 or 4 establishments	348	1 137	22 634 818	486 658	110 185	11 547	810 990	63 989	57 558
	Firms with 5 to 9 establishments	77	475	15 451 443	278 221	68 751	8 445	498 056	6 165	5 371
	Firms with 10 to 24 establishments	15	224	17 596 648	232 851	57 658	9 531	420 308	1 209	1 264
	Firms with 25 establishments or more	8	288	58 652 112	659 415	157 513	37 153	1 285 019	3 251	3 303

See footnotes at end of table.

Table 3. Single Units and Multiunits: 1997—Con.

[Includes only firms and establishments with payroll. Excludes data for central administrative offices, auxiliary operations, or establishments of these firms that are classified in other categories than those specified in this table. For meaning of abbreviations and symbols, see introductory text. For explanation of terms, see Appendix A. For method of assignment to categories shown, see Appendix C]

NAICS code	Number of establishments by type of operation and specified kind of business	Firms (number)	Establishments (number)	Sales (\$1,000)	Annual payroll (\$1,000)	First-quarter payroll (\$1,000)	Paid employees for pay period including March 12 (number)	Operating expenses ¹ (\$1,000)	End-of-1996 inventories (\$1,000)	End-of-1997 inventories (\$1,000)	
421	AGENTS, BROKERS, AND COMMISSION MERCHANTS—Con.										
	Wholesale trade, durable goods										
	All firms	30 451	'32 022	'257 371 090	'6 770 114	'1 521 895	'162 155	12 275 926	433 137	471 467	
	Single unit firms	29 043	29 043	170 498 121	5 281 433	1 179 053	113 081	9 601 585	293 437	337 378	
	Multiunit firms	1 408	2 979	86 872 969	1 488 681	342 842	49 074	2 674 341	139 700	134 089	
	Firms with 1 establishment ..	545	545	11 980 113	300 491	68 258	6 333	526 731	69 716	72 540	
	Firms with 2 establishments ..	541	1 082	14 862 608	404 065	93 087	7 542	672 816	40 469	32 567	
	Firms with 3 or 4 establishments	266	875	10 246 044	273 410	58 781	4 344	454 441	20 339	20 555	
	Firms with 5 to 9 establishments	48	289	3 844 771	99 621	22 933	1 527	169 123	5 548	4 717	
	Firms with 10 to 24 establishments	5	73	D	D	D	h	D	D	D	
	Firms with 25 establishments or more	3	115	D	D	D	k	D	D	D	
	4211	Motor vehicle & motor vehicle parts & supplies whsle									
All firms		1 655	1 810	'75 470 396	'937 928	'213 493	45 938	1 828 337	47 179	50 185	
Single unit firms		1 576	1 576	23 655 740	458 568	101 399	14 629	852 000	17 078	20 345	
Multiunit firms		79	234	51 814 656	479 360	112 094	31 309	976 337	30 101	29 840	
Firms with 1 establishment ..		48	48	D	D	D	g	D	D	D	
Firms with 2 establishments ..		21	42	1 389 091	28 929	5 551	858	51 117	1 203	941	
Firms with 3 or 4 establishments		6	20	244 526	7 296	1 707	198	15 452	675	9 140	
Firms with 5 to 9 establishments		—	—	—	—	—	—	—	—	—	
Firms with 10 to 24 establishments		2	34	D	D	D	h	D	D	D	
Firms with 25 establishments or more		2	90	D	D	D	k	D	D	D	
42111		Automobile & other motor vehicle whsle									
		All firms	500	630	'58 536 229	'582 615	'134 698	40 663	1 202 452	22 706	26 216
	Single unit firms	466	466	8 561 536	142 402	31 119	9 991	291 040	6 105	8 851	
	Multiunit firms	34	164	49 974 693	440 213	103 579	30 672	911 412	16 601	17 365	
	Firms with 1 establishment ..	22	22	D	D	D	g	D	D	D	
	Firms with 2 establishments ..	7	14	D	D	D	f	D	D	D	
	Firms with 3 or 4 establishments	1	4	D	D	D	b	D	D	D	
	Firms with 5 to 9 establishments	—	—	—	—	—	—	—	—	—	
	Firms with 10 to 24 establishments	2	34	D	D	D	h	D	D	D	
	Firms with 25 establishments or more	2	90	D	D	D	k	D	D	D	
	421110	Automobile & other motor vehicle whsle									
		All firms	500	630	'58 536 229	'582 615	'134 698	40 663	1 202 452	22 706	26 216
Single unit firms		466	466	8 561 536	142 402	31 119	9 991	291 040	6 105	8 851	
Multiunit firms		34	164	49 974 693	440 213	103 579	30 672	911 412	16 601	17 365	
Firms with 1 establishment ..		22	22	D	D	D	g	D	D	D	
Firms with 2 establishments ..		7	14	D	D	D	f	D	D	D	
Firms with 3 or 4 establishments		1	4	D	D	D	b	D	D	D	
Firms with 5 to 9 establishments		—	—	—	—	—	—	—	—	—	
Firms with 10 to 24 establishments		2	34	D	D	D	h	D	D	D	
Firms with 25 establishments or more		2	90	D	D	D	k	D	D	D	
4211101		Automobile & motorcycle whsle									
		All firms	371	497	'57 491 226	'557 193	'129 815	39 692	1 149 865	17 685	12 488
	Single unit firms	347	347	7 816 381	124 310	27 444	9 175	253 846	4 245	6 040	
	Multiunit firms	24	150	49 674 845	432 883	102 371	30 517	896 019	13 440	6 448	
	Firms with 1 establishment ..	14	14	D	D	D	f	D	D	D	
	Firms with 2 establishments ..	6	12	702 021	10 084	1 882	588	21 746	—	—	
	Firms with 3 or 4 establishments	—	—	—	—	—	—	—	—	—	
	Firms with 5 to 9 establishments	—	—	—	—	—	—	—	—	—	
	Firms with 10 to 24 establishments	2	34	D	D	D	h	D	D	D	
	Firms with 25 establishments or more	2	90	D	D	D	k	D	D	D	

See footnotes at end of table.

Table 3. Single Units and Multiunits: 1997—Con.

[Includes only firms and establishments with payroll. Excludes data for central administrative offices, auxiliary operations, or establishments of these firms that are classified in other categories than those specified in this table. For meaning of abbreviations and symbols, see introductory text. For explanation of terms, see Appendix A. For method of assignment to categories shown, see Appendix C]

NAICS code	Number of establishments by type of operation and specified kind of business	Firms (number)	Establishments (number)	Sales (\$1,000)	Annual payroll (\$1,000)	First-quarter payroll (\$1,000)	Paid employees for pay period including March 12 (number)	Operating expenses ¹ (\$1,000)	End-of-1996 inventories (\$1,000)	End-of-1997 inventories (\$1,000)
421	AGENTS, BROKERS, AND COMMISSION MERCHANTS—Con.									
	Wholesale trade, durable goods—Con.									
4211102	Bus & recreational vehicle whsle									
	All firms	26	26	D	D	D	c	D	D	D
	Single unit firms	24	24	D	D	D	c	D	D	D
	Multiunit firms	2	2	D	D	D	a	D	D	D
	Firms with 1 establishment ..	2	2	D	D	D	a	D	D	D
	Firms with 2 establishments ..	—	—	—	—	—	—	—	—	—
	Firms with 3 or 4 establishments	—	—	—	—	—	—	—	—	—
	Firms with 5 to 9 establishments	—	—	—	—	—	—	—	—	—
	Firms with 10 to 24 establishments	—	—	—	—	—	—	—	—	—
	Firms with 25 establishments or more	—	—	—	—	—	—	—	—	—
4211103	Light truck & van (14,000 lb or less) whsle									
	All firms	21	21	196 491	3 630	748	229	7 278	709	1 689
	Single unit firms	20	20	D	D	D	c	D	D	D
	Multiunit firms	1	1	D	D	D	a	D	D	D
	Firms with 1 establishment ..	1	1	D	D	D	a	D	D	D
	Firms with 2 establishments ..	—	—	—	—	—	—	—	—	—
	Firms with 3 or 4 establishments	—	—	—	—	—	—	—	—	—
	Firms with 5 to 9 establishments	—	—	—	—	—	—	—	—	—
	Firms with 10 to 24 establishments	—	—	—	—	—	—	—	—	—
	Firms with 25 establishments or more	—	—	—	—	—	—	—	—	—
4211104	Medium truck & tractor (14,001 lb to 26,000 lb) whsle									
	All firms	16	16	D	D	D	b	D	D	D
	Single unit firms	15	15	D	D	D	b	D	D	D
	Multiunit firms	1	1	D	D	D	a	D	D	D
	Firms with 1 establishment ..	1	1	D	D	D	a	D	D	D
	Firms with 2 establishments ..	—	—	—	—	—	—	—	—	—
	Firms with 3 or 4 establishments	—	—	—	—	—	—	—	—	—
	Firms with 5 to 9 establishments	—	—	—	—	—	—	—	—	—
	Firms with 10 to 24 establishments	—	—	—	—	—	—	—	—	—
	Firms with 25 establishments or more	—	—	—	—	—	—	—	—	—
4211105	Heavy truck & tractor (over 26,000 lb) whsle									
	All firms	66	70	D	D	D	e	D	D	D
	Single unit firms	60	60	D	D	D	e	D	D	D
	Multiunit firms	6	10	D	D	D	c	D	D	D
	Firms with 1 establishment ..	4	4	D	D	D	b	D	D	D
	Firms with 2 establishments ..	1	2	D	D	D	a	D	D	D
	Firms with 3 or 4 establishments	1	4	D	D	D	b	D	D	D
	Firms with 5 to 9 establishments	—	—	—	—	—	—	—	—	—
	Firms with 10 to 24 establishments	—	—	—	—	—	—	—	—	—
	Firms with 25 establishments or more	—	—	—	—	—	—	—	—	—
42112	Motor vehicle supplies & new parts whsle									
	All firms	1 109	1 129	16 750 610	349 057	77 461	5 106	613 599	23 671	23 083
	Single unit firms	1 067	1 067	14 957 333	311 784	69 317	4 531	552 441	10 699	11 175
	Multiunit firms	42	62	1 793 277	37 273	8 144	575	61 158	12 972	11 908
	Firms with 1 establishment ..	26	26	1 091 183	17 286	4 084	265	29 881	12 928	11 857
	Firms with 2 establishments ..	12	24	569 341	15 597	2 998	191	23 890	44	51
	Firms with 3 or 4 establishments	4	12	132 753	4 390	1 062	119	7 387	—	—
	Firms with 5 to 9 establishments	—	—	—	—	—	—	—	—	—
	Firms with 10 to 24 establishments	—	—	—	—	—	—	—	—	—
	Firms with 25 establishments or more	—	—	—	—	—	—	—	—	—
421120	Motor vehicle supplies & new parts whsle									

See footnotes at end of table.

Table 3. Single Units and Multiunits: 1997—Con.

[Includes only firms and establishments with payroll. Excludes data for central administrative offices, auxiliary operations, or establishments of these firms that are classified in other categories than those specified in this table. For meaning of abbreviations and symbols, see introductory text. For explanation of terms, see Appendix A. For method of assignment to categories shown, see Appendix C]

NAICS code	Number of establishments by type of operation and specified kind of business	Firms (number)	Establishments (number)	Sales (\$1,000)	Annual payroll (\$1,000)	First-quarter payroll (\$1,000)	Paid employees for pay period including March 12 (number)	Operating expenses ¹ (\$1,000)	End-of-1996 inventories (\$1,000)	End-of-1997 inventories (\$1,000)
421	AGENTS, BROKERS, AND COMMISSION MERCHANTS—Con.									
	Wholesale trade, durable goods—Con.									
421120	Motor vehicle supplies & new parts whsle—Con.									
	All firms	1 109	1 129	16 750 610	349 057	77 461	5 106	613 599	23 671	23 083
	Single unit firms	1 067	1 067	14 957 333	311 784	69 317	4 531	552 441	10 699	11 175
	Multiunit firms	42	62	1 793 277	37 273	8 144	575	61 158	12 972	11 908
	Firms with 1 establishment ..	26	26	1 091 183	17 286	4 084	265	29 881	12 928	11 857
	Firms with 2 establishments ..	12	24	569 341	15 597	2 998	191	23 890	44	51
	Firms with 3 or 4 establishments	4	12	132 753	4 390	1 062	119	7 387	—	—
	Firms with 5 to 9 establishments	—	—	—	—	—	—	—	—	—
	Firms with 10 to 24 establishments	—	—	—	—	—	—	—	—	—
	Firms with 25 establishments or more	—	—	—	—	—	—	—	—	—
4211201	Motor vehicle supplies & new parts—warehouse distributors									
	All firms	388	395	4 646 827	101 692	22 176	1 861	179 893	13 029	11 326
	Single unit firms	375	375	3 848 893	90 880	19 973	1 665	162 328	2 779	2 920
	Multiunit firms	13	20	797 934	10 812	2 203	196	17 565	10 250	8 406
	Firms with 1 establishment ...	8	8	579 521	3 029	760	47	6 111	10 250	8 406
	Firms with 2 establishments ..	3	6	D	D	D	b	D	D	D
	Firms with 3 or 4 establishments	2	6	D	D	D	c	D	D	D
	Firms with 5 to 9 establishments	—	—	—	—	—	—	—	—	—
	Firms with 10 to 24 establishments	—	—	—	—	—	—	—	—	—
	Firms with 25 establishments or more	—	—	—	—	—	—	—	—	—
4211202	Motor vehicle supplies & new parts—jobbers									
	All firms	658	669	11 883 075	241 158	53 861	3 097	420 147	9 889	10 820
	Single unit firms	633	633	10 919 133	215 526	48 096	2 734	378 348	7 651	7 912
	Multiunit firms	25	36	963 942	25 632	5 765	363	41 799	2 238	2 908
	Firms with 1 establishment ...	15	15	D	D	D	c	D	D	D
	Firms with 2 establishments ..	9	18	D	D	D	c	D	D	D
	Firms with 3 or 4 establishments	1	3	D	D	D	a	D	D	D
	Firms with 5 to 9 establishments	—	—	—	—	—	—	—	—	—
	Firms with 10 to 24 establishments	—	—	—	—	—	—	—	—	—
	Firms with 25 establishments or more	—	—	—	—	—	—	—	—	—
4211203	Petroleum products marketing equipment whsle									
	All firms	63	65	220 708	6 207	1 424	148	13 559	753	937
	Single unit firms	59	59	189 307	5 378	1 248	132	11 765	269	343
	Multiunit firms	4	6	31 401	829	176	16	1 794	484	594
	Firms with 1 establishment ...	3	3	D	D	D	a	D	D	D
	Firms with 2 establishments ..	—	—	—	—	—	—	—	—	—
	Firms with 3 or 4 establishments	1	3	D	D	D	a	D	D	D
	Firms with 5 to 9 establishments	—	—	—	—	—	—	—	—	—
	Firms with 10 to 24 establishments	—	—	—	—	—	—	—	—	—
	Firms with 25 establishments or more	—	—	—	—	—	—	—	—	—
42113	Tire & tube whsle									
	All firms	47	51	183 557	6 256	1 334	169	12 286	802	886
	Single unit firms	43	43	136 871	4 382	963	107	8 519	274	319
	Multiunit firms	4	8	46 686	1 874	371	62	3 767	528	567
	Firms with 1 establishment ...	2	2	D	D	D	a	D	D	D
	Firms with 2 establishments ..	1	2	D	D	D	a	D	D	D
	Firms with 3 or 4 establishments	1	4	D	D	D	b	D	D	D
	Firms with 5 to 9 establishments	—	—	—	—	—	—	—	—	—
	Firms with 10 to 24 establishments	—	—	—	—	—	—	—	—	—
	Firms with 25 establishments or more	—	—	—	—	—	—	—	—	—

See footnotes at end of table.

Table 3. Single Units and Multiunits: 1997—Con.

[Includes only firms and establishments with payroll. Excludes data for central administrative offices, auxiliary operations, or establishments of these firms that are classified in other categories than those specified in this table. For meaning of abbreviations and symbols, see introductory text. For explanation of terms, see Appendix A. For method of assignment to categories shown, see Appendix C]

NAICS code	Number of establishments by type of operation and specified kind of business	Firms (number)	Establishments (number)	Sales (\$1,000)	Annual payroll (\$1,000)	First-quarter payroll (\$1,000)	Paid employees for pay period including March 12 (number)	Operating expenses ¹ (\$1,000)	End-of-1996 inventories (\$1,000)	End-of-1997 inventories (\$1,000)
421	AGENTS, BROKERS, AND COMMISSION MERCHANTS—Con.									
	Wholesale trade, durable goods—Con.									
421130	Tire & tube whsle									
	All firms	47	51	183 557	6 256	1 334	169	12 286	802	886
	Single unit firms	43	43	136 871	4 382	963	107	8 519	274	319
	Multiunit firms	4	8	46 686	1 874	371	62	3 767	528	567
	Firms with 1 establishment ...	2	2	D	D	D	a	D	D	D
	Firms with 2 establishments ..	1	2	D	D	D	a	D	D	D
	Firms with 3 or 4 establishments	1	4	D	D	D	b	D	D	D
	Firms with 5 to 9 establishments	—	—	—	—	—	—	—	—	—
	Firms with 10 to 24 establishments	—	—	—	—	—	—	—	—	—
	Firms with 25 establishments or more	—	—	—	—	—	—	—	—	—
4212	Furniture & home furnishings whsle									
	All firms	2 814	2 849	14 278 989	398 144	92 024	9 253	807 053	15 140	16 594
	Single unit firms	2 754	2 754	13 300 230	361 054	83 144	8 249	739 011	12 896	14 433
	Multiunit firms	60	95	978 759	37 090	8 880	1 004	68 042	2 244	2 161
	Firms with 1 establishment ...	30	30	224 726	10 434	2 653	285	18 333	2 244	2 058
	Firms with 2 establishments ..	26	52	722 828	25 654	6 004	687	47 133	—	103
	Firms with 3 or 4 establishments	4	13	31 205	1 002	223	32	2 576	—	—
	Firms with 5 to 9 establishments	—	—	—	—	—	—	—	—	—
	Firms with 10 to 24 establishments	—	—	—	—	—	—	—	—	—
	Firms with 25 establishments or more	—	—	—	—	—	—	—	—	—
42121	Furniture whsle									
	All firms	1 553	1 570	7 397 432	216 906	52 079	4 951	434 452	7 544	7 693
	Single unit firms	1 523	1 523	6 807 865	190 017	45 645	4 269	385 114	6 605	6 444
	Multiunit firms	30	47	589 567	26 889	6 434	682	49 338	939	1 249
	Firms with 1 establishment ...	14	14	D	D	D	c	D	D	D
	Firms with 2 establishments ..	15	30	474 809	19 059	4 409	483	35 728	—	103
	Firms with 3 or 4 establishments	1	3	D	D	D	a	D	D	D
	Firms with 5 to 9 establishments	—	—	—	—	—	—	—	—	—
	Firms with 10 to 24 establishments	—	—	—	—	—	—	—	—	—
	Firms with 25 establishments or more	—	—	—	—	—	—	—	—	—
421210	Furniture whsle									
	All firms	1 553	1 570	7 397 432	216 906	52 079	4 951	434 452	7 544	7 693
	Single unit firms	1 523	1 523	6 807 865	190 017	45 645	4 269	385 114	6 605	6 444
	Multiunit firms	30	47	589 567	26 889	6 434	682	49 338	939	1 249
	Firms with 1 establishment ...	14	14	D	D	D	c	D	D	D
	Firms with 2 establishments ..	15	30	474 809	19 059	4 409	483	35 728	—	103
	Firms with 3 or 4 establishments	1	3	D	D	D	a	D	D	D
	Firms with 5 to 9 establishments	—	—	—	—	—	—	—	—	—
	Firms with 10 to 24 establishments	—	—	—	—	—	—	—	—	—
	Firms with 25 establishments or more	—	—	—	—	—	—	—	—	—
4212101	Household & lawn furniture whsle									
	All firms	935	938	4 824 140	114 108	28 070	2 552	241 168	4 067	2 937
	Single unit firms	928	928	4 674 090	103 665	25 757	2 276	221 625	3 799	2 877
	Multiunit firms	7	10	150 050	10 443	2 313	276	19 543	268	60
	Firms with 1 establishment ...	4	4	29 868	983	236	19	1 684	268	60
	Firms with 2 establishments ..	3	6	120 182	9 460	2 077	257	17 859	—	—
	Firms with 3 or 4 establishments	—	—	—	—	—	—	—	—	—
	Firms with 5 to 9 establishments	—	—	—	—	—	—	—	—	—
	Firms with 10 to 24 establishments	—	—	—	—	—	—	—	—	—
	Firms with 25 establishments or more	—	—	—	—	—	—	—	—	—

See footnotes at end of table.

Table 3. Single Units and Multiunits: 1997—Con.

[Includes only firms and establishments with payroll. Excludes data for central administrative offices, auxiliary operations, or establishments of these firms that are classified in other categories than those specified in this table. For meaning of abbreviations and symbols, see introductory text. For explanation of terms, see Appendix A. For method of assignment to categories shown, see Appendix C]

NAICS code	Number of establishments by type of operation and specified kind of business	Firms (number)	Establishments (number)	Sales (\$1,000)	Annual payroll (\$1,000)	First-quarter payroll (\$1,000)	Paid employees for pay period including March 12 (number)	Operating expenses ¹ (\$1,000)	End-of-1996 inventories (\$1,000)	End-of-1997 inventories (\$1,000)
421	AGENTS, BROKERS, AND COMMISSION MERCHANTS—Con.									
	Wholesale trade, durable goods—Con.									
4212102	Office & business furniture whsle									
	All firms	618	632	2 573 292	102 798	24 009	2 399	193 284	3 477	4 756
	Single unit firms	595	595	2 133 775	86 352	19 888	1 993	163 489	2 806	3 567
	Multiunit firms	23	37	439 517	16 446	4 121	406	29 795	671	1 189
	Firms with 1 establishment ...	10	10	D	D	D	c	D	D	D
	Firms with 2 establishments ..	12	24	354 627	9 599	2 332	226	17 869	—	103
	Firms with 3 or 4 establishments	1	3	D	D	D	a	D	D	D
	Firms with 5 to 9 establishments	—	—	—	—	—	—	—	—	—
	Firms with 10 to 24 establishments	—	—	—	—	—	—	—	—	—
	Firms with 25 establishments or more	—	—	—	—	—	—	—	—	—
42122	Home furnishings whsle									
	All firms	1 261	1 279	6 881 557	181 238	39 945	4 302	372 601	7 596	8 901
	Single unit firms	1 231	1 231	6 492 365	171 037	37 499	3 980	353 897	6 291	7 989
	Multiunit firms	30	48	389 192	10 201	2 446	322	18 704	1 305	912
	Firms with 1 establishment ...	16	16	D	D	D	b	D	D	D
	Firms with 2 establishments ..	11	22	248 019	6 595	1 595	204	11 405	—	—
	Firms with 3 or 4 establishments	3	10	D	D	D	b	D	D	D
	Firms with 5 to 9 establishments	—	—	—	—	—	—	—	—	—
	Firms with 10 to 24 establishments	—	—	—	—	—	—	—	—	—
	Firms with 25 establishments or more	—	—	—	—	—	—	—	—	—
421220	Home furnishings whsle									
	All firms	1 261	1 279	6 881 557	181 238	39 945	4 302	372 601	7 596	8 901
	Single unit firms	1 231	1 231	6 492 365	171 037	37 499	3 980	353 897	6 291	7 989
	Multiunit firms	30	48	389 192	10 201	2 446	322	18 704	1 305	912
	Firms with 1 establishment ...	16	16	D	D	D	b	D	D	D
	Firms with 2 establishments ..	11	22	248 019	6 595	1 595	204	11 405	—	—
	Firms with 3 or 4 establishments	3	10	D	D	D	b	D	D	D
	Firms with 5 to 9 establishments	—	—	—	—	—	—	—	—	—
	Firms with 10 to 24 establishments	—	—	—	—	—	—	—	—	—
	Firms with 25 establishments or more	—	—	—	—	—	—	—	—	—
4212201	Household china, glassware, & crockery whsle									
	All firms	274	279	2 350 666	55 000	12 226	1 167	108 301	3 369	4 958
	Single unit firms	268	268	2 284 113	52 984	11 731	1 092	104 373	3 369	4 958
	Multiunit firms	6	11	66 553	2 016	495	75	3 928	—	—
	Firms with 1 establishment ...	2	2	D	D	D	a	D	D	D
	Firms with 2 establishments ..	3	6	D	D	D	b	D	D	D
	Firms with 3 or 4 establishments	1	3	D	D	D	a	D	D	D
	Firms with 5 to 9 establishments	—	—	—	—	—	—	—	—	—
	Firms with 10 to 24 establishments	—	—	—	—	—	—	—	—	—
	Firms with 25 establishments or more	—	—	—	—	—	—	—	—	—
4212202	Linens, domestics, draperies, & curtains whsle									
	All firms	241	242	1 461 021	35 906	7 567	742	70 901	403	394
	Single unit firms	238	238	1 449 131	35 367	7 432	723	70 134	403	394
	Multiunit firms	3	4	11 890	539	135	19	767	—	—
	Firms with 1 establishment ...	2	2	D	D	D	a	D	D	D
	Firms with 2 establishments ..	1	2	D	D	D	a	D	D	D
	Firms with 3 or 4 establishments	—	—	—	—	—	—	—	—	—
	Firms with 5 to 9 establishments	—	—	—	—	—	—	—	—	—
	Firms with 10 to 24 establishments	—	—	—	—	—	—	—	—	—
	Firms with 25 establishments or more	—	—	—	—	—	—	—	—	—

See footnotes at end of table.

Table 3. Single Units and Multiunits: 1997—Con.

[Includes only firms and establishments with payroll. Excludes data for central administrative offices, auxiliary operations, or establishments of these firms that are classified in other categories than those specified in this table. For meaning of abbreviations and symbols, see introductory text. For explanation of terms, see Appendix A. For method of assignment to categories shown, see Appendix C]

NAICS code	Number of establishments by type of operation and specified kind of business	Firms (number)	Establishments (number)	Sales (\$1,000)	Annual payroll (\$1,000)	First-quarter payroll (\$1,000)	Paid employees for pay period including March 12 (number)	Operating expenses ¹ (\$1,000)	End-of-1996 inventories (\$1,000)	End-of-1997 inventories (\$1,000)
421	AGENTS, BROKERS, AND COMMISSION MERCHANTS—Con.									
	Wholesale trade, durable goods—Con.									
4212203	Floor coverings whsle									
	All firms	225	225	660 505	20 246	4 414	574	43 448	768	615
	Single unit firms	220	220	629 434	19 239	4 137	540	41 367	763	603
	Multiunit firms	5	5	31 071	1 007	277	34	2 081	5	12
	Firms with 1 establishment ...	5	5	31 071	1 007	277	34	2 081	5	12
	Firms with 2 establishments ..	—	—	—	—	—	—	—	—	—
	Firms with 3 or 4 establishments	—	—	—	—	—	—	—	—	—
	Firms with 5 to 9 establishments	—	—	—	—	—	—	—	—	—
	Firms with 10 to 24 establishments	—	—	—	—	—	—	—	—	—
	Firms with 25 establishments or more	—	—	—	—	—	—	—	—	—
4212204	Other home furnishings whsle									
	All firms	521	533	2 409 365	70 086	15 738	1 819	149 951	3 056	2 934
	Single unit firms	505	505	2 129 687	63 447	14 199	1 625	138 023	1 756	2 034
	Multiunit firms	16	28	279 678	6 639	1 539	194	11 928	1 300	900
	Firms with 1 establishment ...	7	7	62 462	1 179	247	46	2 647	1 300	900
	Firms with 2 establishments ..	7	14	D	D	D	c	D	D	D
	Firms with 3 or 4 establishments	2	7	D	D	D	a	D	D	D
	Firms with 5 to 9 establishments	—	—	—	—	—	—	—	—	—
	Firms with 10 to 24 establishments	—	—	—	—	—	—	—	—	—
	Firms with 25 establishments or more	—	—	—	—	—	—	—	—	—
4213	Lumber & other construction materials whsle									
	All firms	1 384	1 397	6 492 752	169 286	35 851	3 765	312 694	13 645	16 535
	Single unit firms	1 360	1 360	5 939 695	157 261	33 290	3 545	292 673	13 175	16 095
	Multiunit firms	24	37	553 057	12 025	2 561	220	20 021	470	440
	Firms with 1 establishment ...	13	13	453 144	6 932	1 429	133	11 562	381	344
	Firms with 2 establishments ..	9	18	D	D	D	b	D	D	D
	Firms with 3 or 4 establishments	2	6	D	D	D	a	D	D	D
	Firms with 5 to 9 establishments	—	—	—	—	—	—	—	—	—
	Firms with 10 to 24 establishments	—	—	—	—	—	—	—	—	—
	Firms with 25 establishments or more	—	—	—	—	—	—	—	—	—
42131	Lumber, plywood, millwork, & wood panel whsle									
	All firms	626	630	3 768 321	82 730	17 369	1 732	152 102	11 178	14 273
	Single unit firms	617	617	3 341 021	77 217	16 297	1 637	143 394	11 040	14 179
	Multiunit firms	9	13	427 300	5 513	1 072	95	8 708	138	94
	Firms with 1 establishment ...	6	6	408 529	4 871	950	84	7 688	138	94
	Firms with 2 establishments ..	2	4	D	D	D	a	D	D	D
	Firms with 3 or 4 establishments	1	3	D	D	D	a	D	D	D
	Firms with 5 to 9 establishments	—	—	—	—	—	—	—	—	—
	Firms with 10 to 24 establishments	—	—	—	—	—	—	—	—	—
	Firms with 25 establishments or more	—	—	—	—	—	—	—	—	—
421310	Lumber, plywood, millwork, & wood panel whsle									
	All firms	626	630	3 768 321	82 730	17 369	1 732	152 102	11 178	14 273
	Single unit firms	617	617	3 341 021	77 217	16 297	1 637	143 394	11 040	14 179
	Multiunit firms	9	13	427 300	5 513	1 072	95	8 708	138	94
	Firms with 1 establishment ...	6	6	408 529	4 871	950	84	7 688	138	94
	Firms with 2 establishments ..	2	4	D	D	D	a	D	D	D
	Firms with 3 or 4 establishments	1	3	D	D	D	a	D	D	D
	Firms with 5 to 9 establishments	—	—	—	—	—	—	—	—	—
	Firms with 10 to 24 establishments	—	—	—	—	—	—	—	—	—
	Firms with 25 establishments or more	—	—	—	—	—	—	—	—	—

See footnotes at end of table.

Table 3. Single Units and Multiunits: 1997—Con.

[Includes only firms and establishments with payroll. Excludes data for central administrative offices, auxiliary operations, or establishments of these firms that are classified in other categories than those specified in this table. For meaning of abbreviations and symbols, see introductory text. For explanation of terms, see Appendix A. For method of assignment to categories shown, see Appendix C]

NAICS code	Number of establishments by type of operation and specified kind of business	Firms (number)	Establishments (number)	Sales (\$1,000)	Annual payroll (\$1,000)	First-quarter payroll (\$1,000)	Paid employees for pay period including March 12 (number)	Operating expenses ¹ (\$1,000)	End-of-1996 inventories (\$1,000)	End-of-1997 inventories (\$1,000)
421	AGENTS, BROKERS, AND COMMISSION MERCHANTS—Con.									
	Wholesale trade, durable goods—Con.									
4213101	Lumber without yard whsle									
	All firms	157	160	780 039	14 626	2 965	350	27 048	445	673
	Single unit firms	154	154	D	D	D	e	D	D	D
	Multiunit firms	3	6	D	D	D	a	D	D	D
	Firms with 1 establishment ..	1	1	D	D	D	a	D	D	D
	Firms with 2 establishments ..	1	2	D	D	D	a	D	D	D
	Firms with 3 or 4 establishments	1	3	D	D	D	a	D	D	D
	Firms with 5 to 9 establishments	—	—	—	—	—	—	—	—	—
	Firms with 10 to 24 establishments	—	—	—	—	—	—	—	—	—
	Firms with 25 establishments or more	—	—	—	—	—	—	—	—	—
4213102	Lumber with yard whsle									
	All firms	4	4	34 572	1 160	292	37	2 103	1 131	1 163
	Single unit firms	3	3	D	D	D	b	D	D	D
	Multiunit firms	1	1	D	D	D	a	D	D	D
	Firms with 1 establishment ..	1	1	D	D	D	a	D	D	D
	Firms with 2 establishments ..	—	—	—	—	—	—	—	—	—
	Firms with 3 or 4 establishments	—	—	—	—	—	—	—	—	—
	Firms with 5 to 9 establishments	—	—	—	—	—	—	—	—	—
	Firms with 10 to 24 establishments	—	—	—	—	—	—	—	—	—
	Firms with 25 establishments or more	—	—	—	—	—	—	—	—	—
4213103	Plywood, veneer, millwork, & wood panel whsle									
	All firms	465	466	2 953 710	66 944	14 112	1 345	122 951	9 602	12 437
	Single unit firms	460	460	2 659 125	62 710	13 301	1 277	116 340	9 464	12 343
	Multiunit firms	5	6	294 585	4 234	811	68	6 611	138	94
	Firms with 1 establishment ..	4	4	D	D	D	b	D	D	D
	Firms with 2 establishments ..	1	2	D	D	D	a	D	D	D
	Firms with 3 or 4 establishments	—	—	—	—	—	—	—	—	—
	Firms with 5 to 9 establishments	—	—	—	—	—	—	—	—	—
	Firms with 10 to 24 establishments	—	—	—	—	—	—	—	—	—
	Firms with 25 establishments or more	—	—	—	—	—	—	—	—	—
42132	Brick, stone, & related construction materials whsle									
	All firms	171	171	418 402	15 423	3 053	429	32 849	1 122	827
	Single unit firms	169	169	D	D	D	e	D	D	D
	Multiunit firms	2	2	D	D	D	a	D	D	D
	Firms with 1 establishment ..	2	2	D	D	D	a	D	D	D
	Firms with 2 establishments ..	—	—	—	—	—	—	—	—	—
	Firms with 3 or 4 establishments	—	—	—	—	—	—	—	—	—
	Firms with 5 to 9 establishments	—	—	—	—	—	—	—	—	—
	Firms with 10 to 24 establishments	—	—	—	—	—	—	—	—	—
	Firms with 25 establishments or more	—	—	—	—	—	—	—	—	—
421320	Brick, stone, & related construction materials whsle									
	All firms	171	171	418 402	15 423	3 053	429	32 849	1 122	827
	Single unit firms	169	169	D	D	D	e	D	D	D
	Multiunit firms	2	2	D	D	D	a	D	D	D
	Firms with 1 establishment ..	2	2	D	D	D	a	D	D	D
	Firms with 2 establishments ..	—	—	—	—	—	—	—	—	—
	Firms with 3 or 4 establishments	—	—	—	—	—	—	—	—	—
	Firms with 5 to 9 establishments	—	—	—	—	—	—	—	—	—
	Firms with 10 to 24 establishments	—	—	—	—	—	—	—	—	—
	Firms with 25 establishments or more	—	—	—	—	—	—	—	—	—

See footnotes at end of table.

Table 3. Single Units and Multiunits: 1997—Con.

[Includes only firms and establishments with payroll. Excludes data for central administrative offices, auxiliary operations, or establishments of these firms that are classified in other categories than those specified in this table. For meaning of abbreviations and symbols, see introductory text. For explanation of terms, see Appendix A. For method of assignment to categories shown, see Appendix C]

NAICS code	Number of establishments by type of operation and specified kind of business	Firms (number)	Establishments (number)	Sales (\$1,000)	Annual payroll (\$1,000)	First-quarter payroll (\$1,000)	Paid employees for pay period including March 12 (number)	Operating expenses ¹ (\$1,000)	End-of-1996 inventories (\$1,000)	End-of-1997 inventories (\$1,000)
421	AGENTS, BROKERS, AND COMMISSION MERCHANTS—Con.									
	Wholesale trade, durable goods—Con.									
4213201	Brick, block, tile, clay/cement sewer pipe whsle									
	All firms	74	74	75 029	3 643	757	120	8 098	588	343
	Single unit firms	73	73	D	D	D	c	D	D	D
	Multiunit firms	1	1	D	D	D	a	D	D	D
	Firms with 1 establishment ...	1	1	D	D	D	a	D	D	D
	Firms with 2 establishments ..	—	—	—	—	—	—	—	—	—
	Firms with 3 or 4 establishments	—	—	—	—	—	—	—	—	—
	Firms with 5 to 9 establishments	—	—	—	—	—	—	—	—	—
	Firms with 10 to 24 establishments	—	—	—	—	—	—	—	—	—
	Firms with 25 establishments or more	—	—	—	—	—	—	—	—	—
4213202	Sand, gravel, & stone whsle									
	All firms	38	38	117 711	5 191	916	139	10 036	4	4
	Single unit firms	37	37	D	D	D	c	D	D	D
	Multiunit firms	1	1	D	D	D	a	D	D	D
	Firms with 1 establishment ...	1	1	D	D	D	a	D	D	D
	Firms with 2 establishments ..	—	—	—	—	—	—	—	—	—
	Firms with 3 or 4 establishments	—	—	—	—	—	—	—	—	—
	Firms with 5 to 9 establishments	—	—	—	—	—	—	—	—	—
	Firms with 10 to 24 establishments	—	—	—	—	—	—	—	—	—
	Firms with 25 establishments or more	—	—	—	—	—	—	—	—	—
4213203	Cement, lime, & related products whsle									
	All firms	59	59	225 662	6 589	1 380	170	14 715	530	480
	Single unit firms	59	59	225 662	6 589	1 380	170	14 715	530	480
	Multiunit firms	—	—	—	—	—	—	—	—	—
	Firms with 1 establishment ...	—	—	—	—	—	—	—	—	—
	Firms with 2 establishments ..	—	—	—	—	—	—	—	—	—
	Firms with 3 or 4 establishments	—	—	—	—	—	—	—	—	—
	Firms with 5 to 9 establishments	—	—	—	—	—	—	—	—	—
	Firms with 10 to 24 establishments	—	—	—	—	—	—	—	—	—
	Firms with 25 establishments or more	—	—	—	—	—	—	—	—	—
42133	Roofing, siding, & insulation material whsle									
	All firms	288	293	1 339 534	36 950	7 707	732	66 232	744	679
	Single unit firms	279	279	1 254 724	32 932	6 801	650	59 376	412	333
	Multiunit firms	9	14	84 810	4 018	906	82	6 856	332	346
	Firms with 1 establishment ...	4	4	30 917	1 251	296	31	2 410	243	250
	Firms with 2 establishments ..	5	10	53 893	2 767	610	51	4 446	89	96
	Firms with 3 or 4 establishments	—	—	—	—	—	—	—	—	—
	Firms with 5 to 9 establishments	—	—	—	—	—	—	—	—	—
	Firms with 10 to 24 establishments	—	—	—	—	—	—	—	—	—
	Firms with 25 establishments or more	—	—	—	—	—	—	—	—	—
421330	Roofing, siding, & insulation material whsle									
	All firms	288	293	1 339 534	36 950	7 707	732	66 232	744	679
	Single unit firms	279	279	1 254 724	32 932	6 801	650	59 376	412	333
	Multiunit firms	9	14	84 810	4 018	906	82	6 856	332	346
	Firms with 1 establishment ...	4	4	30 917	1 251	296	31	2 410	243	250
	Firms with 2 establishments ..	5	10	53 893	2 767	610	51	4 446	89	96
	Firms with 3 or 4 establishments	—	—	—	—	—	—	—	—	—
	Firms with 5 to 9 establishments	—	—	—	—	—	—	—	—	—
	Firms with 10 to 24 establishments	—	—	—	—	—	—	—	—	—
	Firms with 25 establishments or more	—	—	—	—	—	—	—	—	—

See footnotes at end of table.

Table 3. Single Units and Multiunits: 1997—Con.

[Includes only firms and establishments with payroll. Excludes data for central administrative offices, auxiliary operations, or establishments of these firms that are classified in other categories than those specified in this table. For meaning of abbreviations and symbols, see introductory text. For explanation of terms, see Appendix A. For method of assignment to categories shown, see Appendix C]

NAICS code	Number of establishments by type of operation and specified kind of business	Firms (number)	Establishments (number)	Sales (\$1,000)	Annual payroll (\$1,000)	First-quarter payroll (\$1,000)	Paid employees for pay period including March 12 (number)	Operating expenses ¹ (\$1,000)	End-of-1996 inventories (\$1,000)	End-of-1997 inventories (\$1,000)
421	AGENTS, BROKERS, AND COMMISSION MERCHANTS—Con.									
	Wholesale trade, durable goods—Con.									
4213301	Roofing, siding, & insulation material whsle									
	All firms	288	293	1 339 534	36 950	7 707	732	66 232	744	679
	Single unit firms	279	279	1 254 724	32 932	6 801	650	59 376	412	333
	Multiunit firms	9	14	84 810	4 018	906	82	6 856	332	346
	Firms with 1 establishment ..	4	4	30 917	1 251	296	31	2 410	243	250
	Firms with 2 establishments ..	5	10	53 893	2 767	610	51	4 446	89	96
	Firms with 3 or 4 establishments	—	—	—	—	—	—	—	—	—
	Firms with 5 to 9 establishments	—	—	—	—	—	—	—	—	—
	Firms with 10 to 24 establishments	—	—	—	—	—	—	—	—	—
	Firms with 25 establishments or more	—	—	—	—	—	—	—	—	—
42139	Other construction materials whsle									
	All firms	299	303	966 495	34 183	7 722	872	61 511	601	756
	Single unit firms	295	295	D	D	D	f	D	D	D
	Multiunit firms	4	8	D	D	D	b	D	D	D
	Firms with 1 establishment ..	1	1	D	D	D	a	D	D	D
	Firms with 2 establishments ..	2	4	D	D	D	a	D	D	D
	Firms with 3 or 4 establishments	1	3	D	D	D	a	D	D	D
	Firms with 5 to 9 establishments	—	—	—	—	—	—	—	—	—
	Firms with 10 to 24 establishments	—	—	—	—	—	—	—	—	—
	Firms with 25 establishments or more	—	—	—	—	—	—	—	—	—
421390	Other construction materials whsle									
	All firms	299	303	966 495	34 183	7 722	872	61 511	601	756
	Single unit firms	295	295	D	D	D	f	D	D	D
	Multiunit firms	4	8	D	D	D	b	D	D	D
	Firms with 1 establishment ..	1	1	D	D	D	a	D	D	D
	Firms with 2 establishments ..	2	4	D	D	D	a	D	D	D
	Firms with 3 or 4 establishments	1	3	D	D	D	a	D	D	D
	Firms with 5 to 9 establishments	—	—	—	—	—	—	—	—	—
	Firms with 10 to 24 establishments	—	—	—	—	—	—	—	—	—
	Firms with 25 establishments or more	—	—	—	—	—	—	—	—	—
4213901	Flat glass & other construction glass whsle									
	All firms	49	49	220 957	6 052	1 425	120	11 040	188	192
	Single unit firms	49	49	220 957	6 052	1 425	120	11 040	188	192
	Multiunit firms	—	—	—	—	—	—	—	—	—
	Firms with 1 establishment ..	—	—	—	—	—	—	—	—	—
	Firms with 2 establishments ..	—	—	—	—	—	—	—	—	—
	Firms with 3 or 4 establishments	—	—	—	—	—	—	—	—	—
	Firms with 5 to 9 establishments	—	—	—	—	—	—	—	—	—
	Firms with 10 to 24 establishments	—	—	—	—	—	—	—	—	—
	Firms with 25 establishments or more	—	—	—	—	—	—	—	—	—
4213902	Other construction materials whsle									
	All firms	250	254	745 538	28 131	6 297	752	50 471	413	564
	Single unit firms	246	246	D	D	D	f	D	D	D
	Multiunit firms	4	8	D	D	D	b	D	D	D
	Firms with 1 establishment ..	1	1	D	D	D	a	D	D	D
	Firms with 2 establishments ..	2	4	D	D	D	a	D	D	D
	Firms with 3 or 4 establishments	1	3	D	D	D	a	D	D	D
	Firms with 5 to 9 establishments	—	—	—	—	—	—	—	—	—
	Firms with 10 to 24 establishments	—	—	—	—	—	—	—	—	—
	Firms with 25 establishments or more	—	—	—	—	—	—	—	—	—
4214	Professional & commercial equipment & supplies whsle									

See footnotes at end of table.

Table 3. Single Units and Multiunits: 1997—Con.

[Includes only firms and establishments with payroll. Excludes data for central administrative offices, auxiliary operations, or establishments of these firms that are classified in other categories than those specified in this table. For meaning of abbreviations and symbols, see introductory text. For explanation of terms, see Appendix A. For method of assignment to categories shown, see Appendix C]

NAICS code	Number of establishments by type of operation and specified kind of business	Firms (number)	Establishments (number)	Sales (\$1,000)	Annual payroll (\$1,000)	First-quarter payroll (\$1,000)	Paid employees for pay period including March 12 (number)	Operating expenses ¹ (\$1,000)	End-of-1996 inventories (\$1,000)	End-of-1997 inventories (\$1,000)
	AGENTS, BROKERS, AND COMMISSION MERCHANTS—Con.									
421	Wholesale trade, durable goods—Con.									
4214	Professional & commercial equipment & supplies whse—Con.									
	All firms	3 689	3 825	17 418 779	773 243	181 955	14 500	1 396 000	40 727	41 987
	Single unit firms	3 552	3 552	13 344 706	637 678	148 970	12 340	1 169 882	27 507	38 177
	Multiunit firms	137	273	4 074 073	135 565	32 985	2 160	226 118	13 220	3 810
	Firms with 1 establishment ...	56	56	1 476 670	54 621	13 632	904	84 055	1 718	1 787
	Firms with 2 establishments ..	50	100	995 169	35 790	8 635	665	60 400	635	540
	Firms with 3 or 4 establishments	25	81	1 081 313	22 509	4 847	344	40 944	10 867	1 483
	Firms with 5 to 9 establishments	6	36	520 921	22 645	5 871	247	40 719	—	—
	Firms with 10 to 24 establishments	—	—	—	—	—	—	—	—	—
	Firms with 25 establishments or more	—	—	—	—	—	—	—	—	—
42141	Photographic equipment & supplies whse									
	All firms	98	98	228 240	8 218	1 708	191	16 815	618	1 098
	Single unit firms	98	98	228 240	8 218	1 708	191	16 815	618	1 098
	Multiunit firms	—	—	—	—	—	—	—	—	—
	Firms with 1 establishment ...	—	—	—	—	—	—	—	—	—
	Firms with 2 establishments ..	—	—	—	—	—	—	—	—	—
	Firms with 3 or 4 establishments	—	—	—	—	—	—	—	—	—
	Firms with 5 to 9 establishments	—	—	—	—	—	—	—	—	—
	Firms with 10 to 24 establishments	—	—	—	—	—	—	—	—	—
	Firms with 25 establishments or more	—	—	—	—	—	—	—	—	—
421410	Photographic equipment & supplies whse									
	All firms	98	98	228 240	8 218	1 708	191	16 815	618	1 098
	Single unit firms	98	98	228 240	8 218	1 708	191	16 815	618	1 098
	Multiunit firms	—	—	—	—	—	—	—	—	—
	Firms with 1 establishment ...	—	—	—	—	—	—	—	—	—
	Firms with 2 establishments ..	—	—	—	—	—	—	—	—	—
	Firms with 3 or 4 establishments	—	—	—	—	—	—	—	—	—
	Firms with 5 to 9 establishments	—	—	—	—	—	—	—	—	—
	Firms with 10 to 24 establishments	—	—	—	—	—	—	—	—	—
	Firms with 25 establishments or more	—	—	—	—	—	—	—	—	—
42142	Office equipment whse									
	All firms	389	404	1 595 240	63 279	14 593	1 832	110 819	4 555	4 922
	Single unit firms	370	370	1 422 940	55 510	12 762	1 645	96 984	3 973	4 318
	Multiunit firms	19	34	172 300	7 769	1 831	187	13 835	582	604
	Firms with 1 establishment ...	8	8	35 390	2 014	500	63	3 973	460	440
	Firms with 2 establishments ..	8	16	118 272	4 187	1 012	88	7 378	122	164
	Firms with 3 or 4 establishments	3	10	18 638	1 568	319	36	2 484	—	—
	Firms with 5 to 9 establishments	—	—	—	—	—	—	—	—	—
	Firms with 10 to 24 establishments	—	—	—	—	—	—	—	—	—
	Firms with 25 establishments or more	—	—	—	—	—	—	—	—	—
421420	Office equipment whse									
	All firms	389	404	1 595 240	63 279	14 593	1 832	110 819	4 555	4 922
	Single unit firms	370	370	1 422 940	55 510	12 762	1 645	96 984	3 973	4 318
	Multiunit firms	19	34	172 300	7 769	1 831	187	13 835	582	604
	Firms with 1 establishment ...	8	8	35 390	2 014	500	63	3 973	460	440
	Firms with 2 establishments ..	8	16	118 272	4 187	1 012	88	7 378	122	164
	Firms with 3 or 4 establishments	3	10	18 638	1 568	319	36	2 484	—	—
	Firms with 5 to 9 establishments	—	—	—	—	—	—	—	—	—
	Firms with 10 to 24 establishments	—	—	—	—	—	—	—	—	—
	Firms with 25 establishments or more	—	—	—	—	—	—	—	—	—

See footnotes at end of table.

Table 3. Single Units and Multiunits: 1997—Con.

[Includes only firms and establishments with payroll. Excludes data for central administrative offices, auxiliary operations, or establishments of these firms that are classified in other categories than those specified in this table. For meaning of abbreviations and symbols, see introductory text. For explanation of terms, see Appendix A. For method of assignment to categories shown, see Appendix C]

NAICS code	Number of establishments by type of operation and specified kind of business	Firms (number)	Establishments (number)	Sales (\$1,000)	Annual payroll (\$1,000)	First-quarter payroll (\$1,000)	Paid employees for pay period including March 12 (number)	Operating expenses ¹ (\$1,000)	End-of-1996 inventories (\$1,000)	End-of-1997 inventories (\$1,000)
421	AGENTS, BROKERS, AND COMMISSION MERCHANTS—Con.									
	Wholesale trade, durable goods—Con.									
42143	Computer & computer peripheral equipment & software whsle									
	All firms	720	757	7 345 635	212 093	51 274	3 511	358 526	16 117	6 806
	Single unit firms	682	682	4 384 504	140 131	32 755	2 537	240 944	4 675	4 883
	Multiunit firms	38	75	2 961 131	71 962	18 519	974	117 582	11 442	1 923
	Firms with 1 establishment ...	16	16	1 142 554	32 022	7 895	439	45 518	334	331
	Firms with 2 establishments ..	15	30	D	D	D	c	D	D	D
	Firms with 3 or 4 establishments	6	21	863 319	9 228	2 593	142	18 632	10 853	1 479
	Firms with 5 to 9 establishments	1	8	D	D	D	c	D	D	D
	Firms with 10 to 24 establishments	—	—	—	—	—	—	—	—	—
	Firms with 25 establishments or more	—	—	—	—	—	—	—	—	—
421430	Computer & computer peripheral equipment & software whsle									
	All firms	720	757	7 345 635	212 093	51 274	3 511	358 526	16 117	6 806
	Single unit firms	682	682	4 384 504	140 131	32 755	2 537	240 944	4 675	4 883
	Multiunit firms	38	75	2 961 131	71 962	18 519	974	117 582	11 442	1 923
	Firms with 1 establishment ...	16	16	1 142 554	32 022	7 895	439	45 518	334	331
	Firms with 2 establishments ..	15	30	D	D	D	c	D	D	D
	Firms with 3 or 4 establishments	6	21	863 319	9 228	2 593	142	18 632	10 853	1 479
	Firms with 5 to 9 establishments	1	8	D	D	D	c	D	D	D
	Firms with 10 to 24 establishments	—	—	—	—	—	—	—	—	—
	Firms with 25 establishments or more	—	—	—	—	—	—	—	—	—
4214301	Computer & peripheral equipment whsle									
	All firms	574	609	6 670 157	183 321	44 830	3 031	309 608	15 404	6 142
	Single unit firms	545	545	3 778 602	117 848	27 845	2 163	202 703	3 989	4 231
	Multiunit firms	29	64	2 891 555	65 473	16 985	868	106 905	11 415	1 911
	Firms with 1 establishment ...	9	9	D	D	D	e	D	D	D
	Firms with 2 establishments ..	13	26	D	D	D	c	D	D	D
	Firms with 3 or 4 establishments	6	21	863 319	9 228	2 593	142	18 632	10 853	1 479
	Firms with 5 to 9 establishments	1	8	D	D	D	c	D	D	D
	Firms with 10 to 24 establishments	—	—	—	—	—	—	—	—	—
	Firms with 25 establishments or more	—	—	—	—	—	—	—	—	—
42143011	Computers & peripheral equipment for resale									
	All firms	308	320	4 896 105	102 413	25 812	1 708	172 422	13 537	3 833
	Single unit firms	292	292	2 549 964	62 632	15 511	1 146	110 295	2 475	2 297
	Multiunit firms	16	28	2 346 141	39 781	10 301	562	62 127	11 062	1 536
	Firms with 1 establishment ...	7	7	1 097 202	27 234	6 870	371	37 925	—	—
	Firms with 2 establishments ..	7	14	D	D	D	b	D	D	D
	Firms with 3 or 4 establishments	2	7	D	D	D	b	D	D	D
	Firms with 5 to 9 establishments	—	—	—	—	—	—	—	—	—
	Firms with 10 to 24 establishments	—	—	—	—	—	—	—	—	—
	Firms with 25 establishments or more	—	—	—	—	—	—	—	—	—
42143012	Computers & peripheral equipment for end use									
	All firms	266	289	1 774 052	80 908	19 018	1 323	137 186	1 867	2 309
	Single unit firms	253	253	1 228 638	55 216	12 334	1 017	92 408	1 514	1 934
	Multiunit firms	13	36	545 414	25 692	6 684	306	44 778	353	375
	Firms with 1 establishment ...	2	2	D	D	D	a	D	D	D
	Firms with 2 establishments ..	6	12	D	D	D	b	D	D	D
	Firms with 3 or 4 establishments	4	14	D	D	D	b	D	D	D
	Firms with 5 to 9 establishments	1	8	D	D	D	c	D	D	D
	Firms with 10 to 24 establishments	—	—	—	—	—	—	—	—	—
	Firms with 25 establishments or more	—	—	—	—	—	—	—	—	—

See footnotes at end of table.

Table 3. Single Units and Multiunits: 1997—Con.

[Includes only firms and establishments with payroll. Excludes data for central administrative offices, auxiliary operations, or establishments of these firms that are classified in other categories than those specified in this table. For meaning of abbreviations and symbols, see introductory text. For explanation of terms, see Appendix A. For method of assignment to categories shown, see Appendix C]

NAICS code	Number of establishments by type of operation and specified kind of business	Firms (number)	Establishments (number)	Sales (\$1,000)	Annual payroll (\$1,000)	First-quarter payroll (\$1,000)	Paid employees for pay period including March 12 (number)	Operating expenses ¹ (\$1,000)	End-of-1996 inventories (\$1,000)	End-of-1997 inventories (\$1,000)
421	AGENTS, BROKERS, AND COMMISSION MERCHANTS—Con.									
	Wholesale trade, durable goods—Con.									
4214302	Computer software (packaged) whsle									
	All firms	147	148	675 478	28 772	6 444	480	48 918	713	664
	Single unit firms	137	137	605 902	22 283	4 910	374	38 241	686	652
	Multiunit firms	10	11	69 576	6 489	1 534	106	10 677	27	12
	Firms with 1 establishment ..	9	9	D	D	D	c	D	D	D
	Firms with 2 establishments ..	1	2	D	D	D	a	D	D	D
	Firms with 3 or 4 establishments ..	—	—	—	—	—	—	—	—	—
	Firms with 5 to 9 establishments ..	—	—	—	—	—	—	—	—	—
	Firms with 10 to 24 establishments ..	—	—	—	—	—	—	—	—	—
	Firms with 25 establishments or more ..	—	—	—	—	—	—	—	—	—
42144	Other commercial equipment whsle									
	All firms	571	594	2 686 765	105 465	24 426	2 474	196 437	4 425	4 758
	Single unit firms	543	543	2 291 579	91 075	21 113	2 176	170 162	4 200	4 513
	Multiunit firms	28	51	395 186	14 390	3 313	298	26 275	225	245
	Firms with 1 establishment ..	11	11	127 091	4 580	1 062	84	9 221	—	—
	Firms with 2 establishments ..	11	22	182 658	7 267	1 705	169	12 430	211	241
	Firms with 3 or 4 establishments ..	6	18	85 437	2 543	546	45	4 624	14	4
	Firms with 5 to 9 establishments ..	—	—	—	—	—	—	—	—	—
	Firms with 10 to 24 establishments ..	—	—	—	—	—	—	—	—	—
	Firms with 25 establishments or more ..	—	—	—	—	—	—	—	—	—
421440	Other commercial equipment whsle									
	All firms	571	594	2 686 765	105 465	24 426	2 474	196 437	4 425	4 758
	Single unit firms	543	543	2 291 579	91 075	21 113	2 176	170 162	4 200	4 513
	Multiunit firms	28	51	395 186	14 390	3 313	298	26 275	225	245
	Firms with 1 establishment ..	11	11	127 091	4 580	1 062	84	9 221	—	—
	Firms with 2 establishments ..	11	22	182 658	7 267	1 705	169	12 430	211	241
	Firms with 3 or 4 establishments ..	6	18	85 437	2 543	546	45	4 624	14	4
	Firms with 5 to 9 establishments ..	—	—	—	—	—	—	—	—	—
	Firms with 10 to 24 establishments ..	—	—	—	—	—	—	—	—	—
	Firms with 25 establishments or more ..	—	—	—	—	—	—	—	—	—
4214401	Restaurant & hotel equipment & supplies whsle									
	All firms	415	438	2 172 270	77 586	18 041	1 723	145 614	2 804	3 090
	Single unit firms	390	390	1 828 998	65 121	15 239	1 466	123 376	2 579	2 845
	Multiunit firms	25	48	343 272	12 465	2 802	257	22 238	225	245
	Firms with 1 establishment ..	8	8	75 177	2 655	551	43	5 184	—	—
	Firms with 2 establishments ..	11	22	182 658	7 267	1 705	169	12 430	211	241
	Firms with 3 or 4 establishments ..	6	18	85 437	2 543	546	45	4 624	14	4
	Firms with 5 to 9 establishments ..	—	—	—	—	—	—	—	—	—
	Firms with 10 to 24 establishments ..	—	—	—	—	—	—	—	—	—
	Firms with 25 establishments or more ..	—	—	—	—	—	—	—	—	—
4214402	Store machines & equipment whsle									
	All firms	156	156	514 495	27 879	6 385	751	50 823	1 621	1 668
	Single unit firms	153	153	462 581	25 954	5 874	710	46 786	1 621	1 668
	Multiunit firms	3	3	51 914	1 925	511	41	4 037	—	—
	Firms with 1 establishment ..	3	3	51 914	1 925	511	41	4 037	—	—
	Firms with 2 establishments ..	—	—	—	—	—	—	—	—	—
	Firms with 3 or 4 establishments ..	—	—	—	—	—	—	—	—	—
	Firms with 5 to 9 establishments ..	—	—	—	—	—	—	—	—	—
	Firms with 10 to 24 establishments ..	—	—	—	—	—	—	—	—	—
	Firms with 25 establishments or more ..	—	—	—	—	—	—	—	—	—

See footnotes at end of table.

Table 3. Single Units and Multiunits: 1997—Con.

[Includes only firms and establishments with payroll. Excludes data for central administrative offices, auxiliary operations, or establishments of these firms that are classified in other categories than those specified in this table. For meaning of abbreviations and symbols, see introductory text. For explanation of terms, see Appendix A. For method of assignment to categories shown, see Appendix C]

NAICS code	Number of establishments by type of operation and specified kind of business	Firms (number)	Establishments (number)	Sales (\$1,000)	Annual payroll (\$1,000)	First-quarter payroll (\$1,000)	Paid employees for pay period including March 12 (number)	Operating expenses ¹ (\$1,000)	End-of-1996 inventories (\$1,000)	End-of-1997 inventories (\$1,000)
421	AGENTS, BROKERS, AND COMMISSION MERCHANTS—Con.									
42145	Wholesale trade, durable goods—Con.									
	Medical, dental, & hospital equipment & supplies whsle									
	All firms	1 434	1 473	4 492 032	322 532	75 514	5 076	601 004	12 517	20 881
	Single unit firms	1 399	1 399	4 136 689	291 869	68 926	4 653	550 636	11 952	20 438
	Multiunit firms	35	74	355 343	30 663	6 588	423	50 368	565	443
	Firms with 1 establishment ...	13	13	143 216	12 294	3 142	156	19 163	535	436
	Firms with 2 establishments ..	12	24	D	D	D	c	D	D	D
	Firms with 3 or 4 establishments	8	25	D	D	D	c	D	D	D
	Firms with 5 to 9 establishments	2	12	D	D	D	b	D	D	D
	Firms with 10 to 24 establishments	—	—	—	—	—	—	—	—	—
	Firms with 25 establishments or more	—	—	—	—	—	—	—	—	—
421450	Medical, dental, & hospital equipment & supplies whsle									
	All firms	1 434	1 473	4 492 032	322 532	75 514	5 076	601 004	12 517	20 881
	Single unit firms	1 399	1 399	4 136 689	291 869	68 926	4 653	550 636	11 952	20 438
	Multiunit firms	35	74	355 343	30 663	6 588	423	50 368	565	443
	Firms with 1 establishment ...	13	13	143 216	12 294	3 142	156	19 163	535	436
	Firms with 2 establishments ..	12	24	D	D	D	c	D	D	D
	Firms with 3 or 4 establishments	8	25	D	D	D	c	D	D	D
	Firms with 5 to 9 establishments	2	12	D	D	D	b	D	D	D
	Firms with 10 to 24 establishments	—	—	—	—	—	—	—	—	—
	Firms with 25 establishments or more	—	—	—	—	—	—	—	—	—
4214501	Surgical, medical, & hospital supplies whsle									
	All firms	1 384	1 423	4 284 750	303 636	70 445	4 751	559 942	11 508	19 973
	Single unit firms	1 351	1 351	D	D	D	h	D	D	D
	Multiunit firms	33	72	D	D	D	e	D	D	D
	Firms with 1 establishment ...	11	11	D	D	D	c	D	D	D
	Firms with 2 establishments ..	12	24	D	D	D	c	D	D	D
	Firms with 3 or 4 establishments	8	25	D	D	D	c	D	D	D
	Firms with 5 to 9 establishments	2	12	D	D	D	b	D	D	D
	Firms with 10 to 24 establishments	—	—	—	—	—	—	—	—	—
	Firms with 25 establishments or more	—	—	—	—	—	—	—	—	—
4214502	Dental equipment & supplies whsle									
	All firms	50	50	207 282	18 896	5 069	325	41 062	1 009	908
	Single unit firms	48	48	D	D	D	e	D	D	D
	Multiunit firms	2	2	D	D	D	b	D	D	D
	Firms with 1 establishment ...	2	2	D	D	D	b	D	D	D
	Firms with 2 establishments ..	—	—	—	—	—	—	—	—	—
	Firms with 3 or 4 establishments	—	—	—	—	—	—	—	—	—
	Firms with 5 to 9 establishments	—	—	—	—	—	—	—	—	—
	Firms with 10 to 24 establishments	—	—	—	—	—	—	—	—	—
	Firms with 25 establishments or more	—	—	—	—	—	—	—	—	—
42146	Ophthalmic goods whsle									
	All firms	164	164	264 765	14 399	3 437	419	28 558	590	731
	Single unit firms	163	163	D	D	D	e	D	D	D
	Multiunit firms	1	1	D	D	D	c	D	D	D
	Firms with 1 establishment ...	1	1	D	D	D	c	D	D	D
	Firms with 2 establishments ..	—	—	—	—	—	—	—	—	—
	Firms with 3 or 4 establishments	—	—	—	—	—	—	—	—	—
	Firms with 5 to 9 establishments	—	—	—	—	—	—	—	—	—
	Firms with 10 to 24 establishments	—	—	—	—	—	—	—	—	—
	Firms with 25 establishments or more	—	—	—	—	—	—	—	—	—

See footnotes at end of table.

Table 3. Single Units and Multiunits: 1997—Con.

[Includes only firms and establishments with payroll. Excludes data for central administrative offices, auxiliary operations, or establishments of these firms that are classified in other categories than those specified in this table. For meaning of abbreviations and symbols, see introductory text. For explanation of terms, see Appendix A. For method of assignment to categories shown, see Appendix C]

NAICS code	Number of establishments by type of operation and specified kind of business	Firms (number)	Establishments (number)	Sales (\$1,000)	Annual payroll (\$1,000)	First-quarter payroll (\$1,000)	Paid employees for pay period including March 12 (number)	Operating expenses ¹ (\$1,000)	End-of-1996 inventories (\$1,000)	End-of-1997 inventories (\$1,000)
421	AGENTS, BROKERS, AND COMMISSION MERCHANTS—Con.									
	Wholesale trade, durable goods—Con.									
421460	Ophthalmic goods whse									
	All firms	164	164	264 765	14 399	3 437	419	28 558	590	731
	Single unit firms	163	163	D	D	D	e	D	D	D
	Multiunit firms	1	1	D	D	D	c	D	D	D
	Firms with 1 establishment ...	1	1	D	D	D	c	D	D	D
	Firms with 2 establishments ..	—	—	—	—	—	—	—	—	—
	Firms with 3 or 4 establishments	—	—	—	—	—	—	—	—	—
	Firms with 5 to 9 establishments	—	—	—	—	—	—	—	—	—
	Firms with 10 to 24 establishments	—	—	—	—	—	—	—	—	—
	Firms with 25 establishments or more	—	—	—	—	—	—	—	—	—
42149	Other professional equipment & supplies whse									
	All firms	313	335	806 102	47 257	11 003	997	83 841	1 905	2 791
	Single unit firms	297	297	D	D	D	f	D	D	D
	Multiunit firms	16	38	D	D	D	c	D	D	D
	Firms with 1 establishment ...	7	7	D	D	D	b	D	D	D
	Firms with 2 establishments ..	4	8	85 470	3 142	748	65	6 153	17	15
	Firms with 3 or 4 establishments	2	7	D	D	D	b	D	D	D
	Firms with 5 to 9 establishments	3	16	D	D	D	b	D	D	D
	Firms with 10 to 24 establishments	—	—	—	—	—	—	—	—	—
	Firms with 25 establishments or more	—	—	—	—	—	—	—	—	—
421490	Other professional equipment & supplies whse									
	All firms	313	335	806 102	47 257	11 003	997	83 841	1 905	2 791
	Single unit firms	297	297	D	D	D	f	D	D	D
	Multiunit firms	16	38	D	D	D	c	D	D	D
	Firms with 1 establishment ...	7	7	D	D	D	b	D	D	D
	Firms with 2 establishments ..	4	8	85 470	3 142	748	65	6 153	17	15
	Firms with 3 or 4 establishments	2	7	D	D	D	b	D	D	D
	Firms with 5 to 9 establishments	3	16	D	D	D	b	D	D	D
	Firms with 10 to 24 establishments	—	—	—	—	—	—	—	—	—
	Firms with 25 establishments or more	—	—	—	—	—	—	—	—	—
4214901	Religious & school supplies whse									
	All firms	48	50	174 015	8 404	1 812	199	16 730	249	284
	Single unit firms	44	44	D	D	D	c	D	D	D
	Multiunit firms	4	6	D	D	D	b	D	D	D
	Firms with 1 establishment ...	2	2	D	D	D	a	D	D	D
	Firms with 2 establishments ..	2	4	D	D	D	b	D	D	D
	Firms with 3 or 4 establishments	—	—	—	—	—	—	—	—	—
	Firms with 5 to 9 establishments	—	—	—	—	—	—	—	—	—
	Firms with 10 to 24 establishments	—	—	—	—	—	—	—	—	—
	Firms with 25 establishments or more	—	—	—	—	—	—	—	—	—
4214902	Other professional equipment & supplies whse									
	All firms	265	285	632 087	38 853	9 191	798	67 111	1 656	2 507
	Single unit firms	253	253	D	D	D	f	D	D	D
	Multiunit firms	12	32	D	D	D	b	D	D	D
	Firms with 1 establishment ...	5	5	D	D	D	b	D	D	D
	Firms with 2 establishments ..	2	4	D	D	D	a	D	D	D
	Firms with 3 or 4 establishments	2	7	D	D	D	b	D	D	D
	Firms with 5 to 9 establishments	3	16	D	D	D	b	D	D	D
	Firms with 10 to 24 establishments	—	—	—	—	—	—	—	—	—
	Firms with 25 establishments or more	—	—	—	—	—	—	—	—	—

See footnotes at end of table.

Table 3. Single Units and Multiunits: 1997—Con.

[Includes only firms and establishments with payroll. Excludes data for central administrative offices, auxiliary operations, or establishments of these firms that are classified in other categories than those specified in this table. For meaning of abbreviations and symbols, see introductory text. For explanation of terms, see Appendix A. For method of assignment to categories shown, see Appendix C]

NAICS code	Number of establishments by type of operation and specified kind of business	Firms (number)	Establishments (number)	Sales (\$1,000)	Annual payroll (\$1,000)	First-quarter payroll (\$1,000)	Paid employees for pay period including March 12 (number)	Operating expenses ¹ (\$1,000)	End-of-1996 inventories (\$1,000)	End-of-1997 inventories (\$1,000)
421	AGENTS, BROKERS, AND COMMISSION MERCHANTS—Con.									
4215	Wholesale trade, durable goods—Con.									
	Metal & mineral (except petroleum) whsle									
	All firms	1 437	1 459	13 429 232	248 677	53 864	4 196	444 989	21 158	19 623
	Single unit firms	1 396	1 396	11 064 966	221 130	47 796	3 866	397 661	7 016	11 994
	Multiunit firms	41	63	2 364 266	27 547	6 068	330	47 328	14 142	7 629
	Firms with 1 establishment ..	24	24	1 368 786	12 604	2 963	173	23 743	13 394	6 927
	Firms with 2 establishments ..	13	26	877 159	12 675	2 531	121	19 690	—	—
	Firms with 3 or 4 establishments	4	13	118 321	2 268	574	36	3 895	748	702
	Firms with 5 to 9 establishments	—	—	—	—	—	—	—	—	—
	Firms with 10 to 24 establishments	—	—	—	—	—	—	—	—	—
	Firms with 25 establishments or more	—	—	—	—	—	—	—	—	—
42151	Metal service centers & offices									
	All firms	1 316	1 336	11 795 201	219 231	47 672	3 741	392 378	13 965	12 130
	Single unit firms	1 283	1 283	9 756 124	196 173	42 692	3 479	354 086	5 775	10 432
	Multiunit firms	33	53	2 039 077	23 058	4 980	262	38 292	8 190	1 698
	Firms with 1 establishment ..	17	17	D	D	D	c	D	D	D
	Firms with 2 establishments ..	13	26	877 159	12 675	2 531	121	19 690	—	—
	Firms with 3 or 4 establishments	3	10	D	D	D	b	D	D	D
	Firms with 5 to 9 establishments	—	—	—	—	—	—	—	—	—
	Firms with 10 to 24 establishments	—	—	—	—	—	—	—	—	—
	Firms with 25 establishments or more	—	—	—	—	—	—	—	—	—
421510	Metal service centers & offices									
	All firms	1 316	1 336	11 795 201	219 231	47 672	3 741	392 378	13 965	12 130
	Single unit firms	1 283	1 283	9 756 124	196 173	42 692	3 479	354 086	5 775	10 432
	Multiunit firms	33	53	2 039 077	23 058	4 980	262	38 292	8 190	1 698
	Firms with 1 establishment ..	17	17	D	D	D	c	D	D	D
	Firms with 2 establishments ..	13	26	877 159	12 675	2 531	121	19 690	—	—
	Firms with 3 or 4 establishments	3	10	D	D	D	b	D	D	D
	Firms with 5 to 9 establishments	—	—	—	—	—	—	—	—	—
	Firms with 10 to 24 establishments	—	—	—	—	—	—	—	—	—
	Firms with 25 establishments or more	—	—	—	—	—	—	—	—	—
4215101	Ferrous metal service centers & sales offices									
	All firms	1 040	1 057	9 516 171	178 379	38 688	2 916	318 034	12 108	6 735
	Single unit firms	1 014	1 014	7 849 377	157 755	34 269	2 691	284 209	3 918	5 037
	Multiunit firms	26	43	1 666 794	20 624	4 419	225	33 825	8 190	1 698
	Firms with 1 establishment ..	13	13	D	D	D	b	D	D	D
	Firms with 2 establishments ..	10	20	D	D	D	c	D	D	D
	Firms with 3 or 4 establishments	3	10	D	D	D	b	D	D	D
	Firms with 5 to 9 establishments	—	—	—	—	—	—	—	—	—
	Firms with 10 to 24 establishments	—	—	—	—	—	—	—	—	—
	Firms with 25 establishments or more	—	—	—	—	—	—	—	—	—
42151011	Ferrous metal service centers									
	All firms	68	68	1 245 827	21 454	4 853	381	41 470	12 108	6 735
	Single unit firms	64	64	526 829	18 197	4 228	346	34 904	3 918	5 037
	Multiunit firms	4	4	718 998	3 257	625	35	6 566	8 190	1 698
	Firms with 1 establishment ..	4	4	718 998	3 257	625	35	6 566	8 190	1 698
	Firms with 2 establishments ..	—	—	—	—	—	—	—	—	—
	Firms with 3 or 4 establishments	—	—	—	—	—	—	—	—	—
	Firms with 5 to 9 establishments	—	—	—	—	—	—	—	—	—
	Firms with 10 to 24 establishments	—	—	—	—	—	—	—	—	—
	Firms with 25 establishments or more	—	—	—	—	—	—	—	—	—

See footnotes at end of table.

Table 3. Single Units and Multiunits: 1997—Con.

[Includes only firms and establishments with payroll. Excludes data for central administrative offices, auxiliary operations, or establishments of these firms that are classified in other categories than those specified in this table. For meaning of abbreviations and symbols, see introductory text. For explanation of terms, see Appendix A. For method of assignment to categories shown, see Appendix C]

NAICS code	Number of establishments by type of operation and specified kind of business	Firms (number)	Establishments (number)	Sales (\$1,000)	Annual payroll (\$1,000)	First-quarter payroll (\$1,000)	Paid employees for pay period including March 12 (number)	Operating expenses ¹ (\$1,000)	End-of-1996 inventories (\$1,000)	End-of-1997 inventories (\$1,000)
421	AGENTS, BROKERS, AND COMMISSION MERCHANTS—Con.									
	Wholesale trade, durable goods—Con.									
42151012	Ferrous metal sales offices									
	All firms	972	989	8 270 344	156 925	33 835	2 535	276 564	—	—
	Single unit firms	950	950	7 322 548	139 558	30 041	2 345	249 305	—	—
	Multiunit firms	22	39	947 796	17 367	3 794	190	27 259	—	—
	Firms with 1 establishment ...	9	9	D	D	D	b	D	D	D
	Firms with 2 establishments ..	10	20	D	D	D	b	D	D	D
	Firms with 3 or 4 establishments	3	10	D	D	D	b	D	D	D
	Firms with 5 to 9 establishments	—	—	—	—	—	—	—	—	—
	Firms with 10 to 24 establishments	—	—	—	—	—	—	—	—	—
	Firms with 25 establishments or more	—	—	—	—	—	—	—	—	—
4215102	Nonferrous metal service centers & sales offices									
	All firms	277	279	2 279 030	40 852	8 984	825	74 344	1 857	5 395
	Single unit firms	269	269	1 906 747	38 418	8 423	788	69 877	1 857	5 395
	Multiunit firms	8	10	372 283	2 434	561	37	4 467	—	—
	Firms with 1 establishment ...	6	6	D	D	D	b	D	D	D
	Firms with 2 establishments ..	2	4	D	D	D	a	D	D	D
	Firms with 3 or 4 establishments	—	—	—	—	—	—	—	—	—
	Firms with 5 to 9 establishments	—	—	—	—	—	—	—	—	—
	Firms with 10 to 24 establishments	—	—	—	—	—	—	—	—	—
	Firms with 25 establishments or more	—	—	—	—	—	—	—	—	—
42151021	Nonferrous metal service centers									
	All firms	25	25	128 172	4 431	881	116	10 249	1 857	5 395
	Single unit firms	25	25	128 172	4 431	881	116	10 249	1 857	5 395
	Multiunit firms	—	—	—	—	—	—	—	—	—
	Firms with 1 establishment ...	—	—	—	—	—	—	—	—	—
	Firms with 2 establishments ..	—	—	—	—	—	—	—	—	—
	Firms with 3 or 4 establishments	—	—	—	—	—	—	—	—	—
	Firms with 5 to 9 establishments	—	—	—	—	—	—	—	—	—
	Firms with 10 to 24 establishments	—	—	—	—	—	—	—	—	—
	Firms with 25 establishments or more	—	—	—	—	—	—	—	—	—
42151022	Nonferrous metal sales offices									
	All firms	252	254	2 150 858	36 421	8 103	709	64 095	—	—
	Single unit firms	244	244	1 778 575	33 987	7 542	672	59 628	—	—
	Multiunit firms	8	10	372 283	2 434	561	37	4 467	—	—
	Firms with 1 establishment ...	6	6	D	D	D	b	D	D	D
	Firms with 2 establishments ..	2	4	D	D	D	a	D	D	D
	Firms with 3 or 4 establishments	—	—	—	—	—	—	—	—	—
	Firms with 5 to 9 establishments	—	—	—	—	—	—	—	—	—
	Firms with 10 to 24 establishments	—	—	—	—	—	—	—	—	—
	Firms with 25 establishments or more	—	—	—	—	—	—	—	—	—
42152	Coal & other mineral & ore whsle									
	All firms	121	123	1 634 031	29 446	6 192	455	52 611	7 193	7 493
	Single unit firms	113	113	1 308 842	24 957	5 104	387	43 575	1 241	1 562
	Multiunit firms	8	10	325 189	4 489	1 088	68	9 036	5 952	5 931
	Firms with 1 establishment ...	7	7	D	D	D	b	D	D	D
	Firms with 2 establishments ..	—	—	—	—	—	—	—	—	—
	Firms with 3 or 4 establishments	1	3	D	D	D	a	D	D	D
	Firms with 5 to 9 establishments	—	—	—	—	—	—	—	—	—
	Firms with 10 to 24 establishments	—	—	—	—	—	—	—	—	—
	Firms with 25 establishments or more	—	—	—	—	—	—	—	—	—

See footnotes at end of table.

Table 3. Single Units and Multiunits: 1997—Con.

[Includes only firms and establishments with payroll. Excludes data for central administrative offices, auxiliary operations, or establishments of these firms that are classified in other categories than those specified in this table. For meaning of abbreviations and symbols, see introductory text. For explanation of terms, see Appendix A. For method of assignment to categories shown, see Appendix C]

NAICS code	Number of establishments by type of operation and specified kind of business	Firms (number)	Establishments (number)	Sales (\$1,000)	Annual payroll (\$1,000)	First-quarter payroll (\$1,000)	Paid employees for pay period including March 12 (number)	Operating expenses ¹ (\$1,000)	End-of-1996 inventories (\$1,000)	End-of-1997 inventories (\$1,000)
421	AGENTS, BROKERS, AND COMMISSION MERCHANTS—Con.									
	Wholesale trade, durable goods—Con.									
421520	Coal & other mineral & ore whsle									
	All firms	121	123	1 634 031	29 446	6 192	455	52 611	7 193	7 493
	Single unit firms	113	113	1 308 842	24 957	5 104	387	43 575	1 241	1 562
	Multiunit firms	8	10	325 189	4 489	1 088	68	9 036	5 952	5 931
	Firms with 1 establishment ..	7	7	D	D	D	b	D	D	D
	Firms with 2 establishments ..	—	—	—	—	—	—	—	—	—
	Firms with 3 or 4 establishments	1	3	D	D	D	a	D	D	D
	Firms with 5 to 9 establishments	—	—	—	—	—	—	—	—	—
	Firms with 10 to 24 establishments	—	—	—	—	—	—	—	—	—
	Firms with 25 establishments or more	—	—	—	—	—	—	—	—	—
4215201	Coal whsle									
	All firms	84	86	D	D	D	e	D	D	D
	Single unit firms	77	77	D	D	D	c	D	D	D
	Multiunit firms	7	9	D	D	D	b	D	D	D
	Firms with 1 establishment ..	6	6	D	D	D	b	D	D	D
	Firms with 2 establishments ..	—	—	—	—	—	—	—	—	—
	Firms with 3 or 4 establishments	1	3	D	D	D	a	D	D	D
	Firms with 5 to 9 establishments	—	—	—	—	—	—	—	—	—
	Firms with 10 to 24 establishments	—	—	—	—	—	—	—	—	—
	Firms with 25 establishments or more	—	—	—	—	—	—	—	—	—
4215202	Other mineral & ore whsle									
	All firms	37	37	D	D	D	c	D	D	D
	Single unit firms	36	36	D	D	D	c	D	D	D
	Multiunit firms	1	1	D	D	D	a	D	D	D
	Firms with 1 establishment ..	1	1	D	D	D	a	D	D	D
	Firms with 2 establishments ..	—	—	—	—	—	—	—	—	—
	Firms with 3 or 4 establishments	—	—	—	—	—	—	—	—	—
	Firms with 5 to 9 establishments	—	—	—	—	—	—	—	—	—
	Firms with 10 to 24 establishments	—	—	—	—	—	—	—	—	—
	Firms with 25 establishments or more	—	—	—	—	—	—	—	—	—
4216	Electrical goods whsle									
	All firms	5 981	6 652	65 926 580	1 871 999	418 696	34 098	3 149 270	45 220	49 043
	Single unit firms	5 480	5 480	49 359 981	1 436 533	323 901	27 052	2 461 256	33 769	37 370
	Multiunit firms	501	1 172	16 566 599	435 466	94 795	7 046	688 014	11 451	11 673
	Firms with 1 establishment ..	132	132	2 050 966	59 447	13 377	1 089	101 148	3 920	4 861
	Firms with 2 establishments ..	213	426	5 697 028	157 408	35 515	2 565	250 392	2 539	2 394
	Firms with 3 or 4 establishments	127	420	6 519 497	154 856	32 481	2 281	235 903	2 615	3 164
	Firms with 5 to 9 establishments	27	159	D	D	D	f	D	D	D
	Firms with 10 to 24 establishments	1	10	D	D	D	b	D	D	D
	Firms with 25 establishments or more	1	25	D	D	D	c	D	D	D
42161	Electrical apparatus & equip, wiring supp. & const material whsle									
	All firms	2 726	2 966	22 378 291	744 714	162 077	15 691	1 281 219	19 422	22 414
	Single unit firms	2 526	2 526	18 595 439	600 838	130 140	12 731	1 041 201	13 784	15 589
	Multiunit firms	200	440	3 782 852	143 876	31 937	2 960	240 018	5 638	6 825
	Firms with 1 establishment ..	61	61	687 976	26 605	5 851	509	47 128	3 236	4 109
	Firms with 2 establishments ..	91	182	1 689 867	57 630	12 952	1 175	96 988	572	652
	Firms with 3 or 4 establishments	39	126	1 085 726	41 148	9 379	803	65 757	1 282	1 808
	Firms with 5 to 9 establishments	8	46	D	D	D	c	D	D	D
	Firms with 10 to 24 establishments	—	—	—	—	—	—	—	—	—
	Firms with 25 establishments or more	1	25	D	D	D	c	D	D	D

See footnotes at end of table.

Table 3. Single Units and Multiunits: 1997—Con.

[Includes only firms and establishments with payroll. Excludes data for central administrative offices, auxiliary operations, or establishments of these firms that are classified in other categories than those specified in this table. For meaning of abbreviations and symbols, see introductory text. For explanation of terms, see Appendix A. For method of assignment to categories shown, see Appendix C]

NAICS code	Number of establishments by type of operation and specified kind of business	Firms (number)	Establishments (number)	Sales (\$1,000)	Annual payroll (\$1,000)	First-quarter payroll (\$1,000)	Paid employees for pay period including March 12 (number)	Operating expenses ¹ (\$1,000)	End-of-1996 inventories (\$1,000)	End-of-1997 inventories (\$1,000)
421	AGENTS, BROKERS, AND COMMISSION MERCHANTS—Con.									
	Wholesale trade, durable goods—Con.									
421610	Electrical apparatus & equip, wiring supp, & const material whsle									
	All firms	2 726	2 966	22 378 291	744 714	162 077	15 691	1 281 219	19 422	22 414
	Single unit firms	2 526	2 526	18 595 439	600 838	130 140	12 731	1 041 201	13 784	15 589
	Multiunit firms	200	440	3 782 852	143 876	31 937	2 960	240 018	5 638	6 825
	Firms with 1 establishment ..	61	61	687 976	26 605	5 851	509	47 128	3 236	4 109
	Firms with 2 establishments ..	91	182	1 689 867	57 630	12 952	1 175	96 988	572	652
	Firms with 3 or 4 establishments	39	126	1 085 726	41 148	9 379	803	65 757	1 282	1 808
	Firms with 5 to 9 establishments	8	46	D	D	D	c	D	D	D
	Firms with 10 to 24 establishments	—	—	—	—	—	—	—	—	—
	Firms with 25 establishments or more	1	25	D	D	D	c	D	D	D
42162	Electrical appliance, television & radio set whsle									
	All firms	511	527	5 536 904	129 264	29 419	2 456	235 524	8 467	7 956
	Single unit firms	490	490	4 848 281	113 823	25 631	2 130	210 413	7 555	7 016
	Multiunit firms	21	37	688 623	15 441	3 788	326	25 111	912	940
	Firms with 1 establishment ..	8	8	232 155	5 683	1 284	114	8 335	—	—
	Firms with 2 establishments ..	10	20	239 467	5 936	1 757	127	10 228	912	940
	Firms with 3 or 4 establishments	3	9	217 001	3 822	747	85	6 548	—	—
	Firms with 5 to 9 establishments	—	—	—	—	—	—	—	—	—
	Firms with 10 to 24 establishments	—	—	—	—	—	—	—	—	—
	Firms with 25 establishments or more	—	—	—	—	—	—	—	—	—
421620	Electrical appliance, television & radio set whsle									
	All firms	511	527	5 536 904	129 264	29 419	2 456	235 524	8 467	7 956
	Single unit firms	490	490	4 848 281	113 823	25 631	2 130	210 413	7 555	7 016
	Multiunit firms	21	37	688 623	15 441	3 788	326	25 111	912	940
	Firms with 1 establishment ..	8	8	232 155	5 683	1 284	114	8 335	—	—
	Firms with 2 establishments ..	10	20	239 467	5 936	1 757	127	10 228	912	940
	Firms with 3 or 4 establishments	3	9	217 001	3 822	747	85	6 548	—	—
	Firms with 5 to 9 establishments	—	—	—	—	—	—	—	—	—
	Firms with 10 to 24 establishments	—	—	—	—	—	—	—	—	—
	Firms with 25 establishments or more	—	—	—	—	—	—	—	—	—
42169	Other electronic parts & equipment whsle									
	All firms	2 751	3 159	38 011 385	998 021	227 200	15 951	1 632 527	17 331	18 673
	Single unit firms	2 464	2 464	25 916 261	721 872	168 130	12 191	1 209 642	12 430	14 765
	Multiunit firms	287	695	12 095 124	276 149	59 070	3 760	422 885	4 901	3 908
	Firms with 1 establishment ..	72	72	1 281 469	32 836	7 406	541	53 880	684	752
	Firms with 2 establishments ..	112	224	3 717 929	90 808	20 153	1 247	139 015	1 055	802
	Firms with 3 or 4 establishments	83	277	5 131 381	107 524	21 914	1 341	160 045	1 333	1 356
	Firms with 5 to 9 establishments	19	112	D	D	D	f	D	D	D
	Firms with 10 to 24 establishments	1	10	D	D	D	b	D	D	D
	Firms with 25 establishments or more	—	—	—	—	—	—	—	—	—
421690	Other electronic parts & equipment whsle									
	All firms	2 751	3 159	38 011 385	998 021	227 200	15 951	1 632 527	17 331	18 673
	Single unit firms	2 464	2 464	25 916 261	721 872	168 130	12 191	1 209 642	12 430	14 765
	Multiunit firms	287	695	12 095 124	276 149	59 070	3 760	422 885	4 901	3 908
	Firms with 1 establishment ..	72	72	1 281 469	32 836	7 406	541	53 880	684	752
	Firms with 2 establishments ..	112	224	3 717 929	90 808	20 153	1 247	139 015	1 055	802
	Firms with 3 or 4 establishments	83	277	5 131 381	107 524	21 914	1 341	160 045	1 333	1 356
	Firms with 5 to 9 establishments	19	112	D	D	D	f	D	D	D
	Firms with 10 to 24 establishments	1	10	D	D	D	b	D	D	D
	Firms with 25 establishments or more	—	—	—	—	—	—	—	—	—
4216901	Communications equipment & supplies whsle									

See footnotes at end of table.

Table 3. Single Units and Multiunits: 1997—Con.

[Includes only firms and establishments with payroll. Excludes data for central administrative offices, auxiliary operations, or establishments of these firms that are classified in other categories than those specified in this table. For meaning of abbreviations and symbols, see introductory text. For explanation of terms, see Appendix A. For method of assignment to categories shown, see Appendix C]

NAICS code	Number of establishments by type of operation and specified kind of business	Firms (number)	Establishments (number)	Sales (\$1,000)	Annual payroll (\$1,000)	First-quarter payroll (\$1,000)	Paid employees for pay period including March 12 (number)	Operating expenses ¹ (\$1,000)	End-of-1996 inventories (\$1,000)	End-of-1997 inventories (\$1,000)
421	AGENTS, BROKERS, AND COMMISSION MERCHANTS—Con.									
	Wholesale trade, durable goods—Con.									
4216901	Communications equipment & supplies whsle—Con.									
	All firms	552	574	3 451 513	132 077	30 790	2 653	224 698	5 689	5 920
	Single unit firms	523	523	3 049 728	119 350	28 148	2 406	203 032	5 055	5 572
	Multiunit firms	29	51	401 785	12 727	2 642	247	21 666	634	348
	Firms with 1 establishment ...	16	16	D	D	D	b	D	D	D
	Firms with 2 establishments ..	9	18	D	D	D	b	D	D	D
	Firms with 3 or 4 establishments	3	10	D	D	D	b	D	D	D
	Firms with 5 to 9 establishments	1	7	D	D	D	b	D	D	D
	Firms with 10 to 24 establishments	—	—	—	—	—	—	—	—	—
	Firms with 25 establishments or more	—	—	—	—	—	—	—	—	—
4216902	Electronic parts (excluding communications equipment) whsle									
	All firms	2 200	2 585	34 559 872	865 944	196 410	13 298	1 407 829	11 642	12 753
	Single unit firms	1 941	1 941	22 866 533	602 522	139 982	9 785	1 006 610	7 375	9 193
	Multiunit firms	259	644	11 693 339	263 422	56 428	3 513	401 219	4 267	3 560
	Firms with 1 establishment ...	58	58	D	D	D	e	D	D	D
	Firms with 2 establishments ..	102	204	D	D	D	g	D	D	D
	Firms with 3 or 4 establishments	80	267	D	D	D	g	D	D	D
	Firms with 5 to 9 establishments	18	105	D	D	D	f	D	D	D
	Firms with 10 to 24 establishments	1	10	D	D	D	b	D	D	D
	Firms with 25 establishments or more	—	—	—	—	—	—	—	—	—
4217	Hardware, & plumbing & heating equipment & supplies whsle									
	All firms	2 786	2 894	D	D	D	j	D	D	D
	Single unit firms	2 634	2 634	D	D	D	j	D	D	D
	Multiunit firms	152	260	D	D	D	g	D	D	D
	Firms with 1 establishment ...	68	68	D	D	D	f	D	D	D
	Firms with 2 establishments ..	66	132	D	D	D	g	D	D	D
	Firms with 3 or 4 establishments	16	50	D	D	D	c	D	D	D
	Firms with 5 to 9 establishments	2	10	D	D	D	b	D	D	D
	Firms with 10 to 24 establishments	—	—	—	—	—	—	—	—	—
	Firms with 25 establishments or more	—	—	—	—	—	—	—	—	—
42171	Hardware whsle									
	All firms	1 023	1 048	7 750 213	211 319	46 252	4 381	373 340	13 207	17 207
	Single unit firms	978	978	6 660 333	180 882	39 735	3 719	322 200	7 773	8 905
	Multiunit firms	45	70	1 089 880	30 437	6 517	662	51 140	5 434	8 302
	Firms with 1 establishment ...	23	23	440 573	14 125	3 096	358	24 907	4 328	6 938
	Firms with 2 establishments ..	19	38	533 317	14 997	3 163	276	24 326	1 099	1 356
	Firms with 3 or 4 establishments	3	9	115 990	1 315	258	28	1 907	7	8
	Firms with 5 to 9 establishments	—	—	—	—	—	—	—	—	—
	Firms with 10 to 24 establishments	—	—	—	—	—	—	—	—	—
	Firms with 25 establishments or more	—	—	—	—	—	—	—	—	—
421710	Hardware whsle									
	All firms	1 023	1 048	7 750 213	211 319	46 252	4 381	373 340	13 207	17 207
	Single unit firms	978	978	6 660 333	180 882	39 735	3 719	322 200	7 773	8 905
	Multiunit firms	45	70	1 089 880	30 437	6 517	662	51 140	5 434	8 302
	Firms with 1 establishment ...	23	23	440 573	14 125	3 096	358	24 907	4 328	6 938
	Firms with 2 establishments ..	19	38	533 317	14 997	3 163	276	24 326	1 099	1 356
	Firms with 3 or 4 establishments	3	9	115 990	1 315	258	28	1 907	7	8
	Firms with 5 to 9 establishments	—	—	—	—	—	—	—	—	—
	Firms with 10 to 24 establishments	—	—	—	—	—	—	—	—	—
	Firms with 25 establishments or more	—	—	—	—	—	—	—	—	—
42172	Plumbing & heating equipment & supplies (hydronics) whsle									

See footnotes at end of table.

Table 3. Single Units and Multiunits: 1997—Con.

[Includes only firms and establishments with payroll. Excludes data for central administrative offices, auxiliary operations, or establishments of these firms that are classified in other categories than those specified in this table. For meaning of abbreviations and symbols, see introductory text. For explanation of terms, see Appendix A. For method of assignment to categories shown, see Appendix C]

NAICS code	Number of establishments by type of operation and specified kind of business	Firms (number)	Establishments (number)	Sales (\$1,000)	Annual payroll (\$1,000)	First-quarter payroll (\$1,000)	Paid employees for pay period including March 12 (number)	Operating expenses ¹ (\$1,000)	End-of-1996 inventories (\$1,000)	End-of-1997 inventories (\$1,000)
421	AGENTS, BROKERS, AND COMMISSION MERCHANTS—Con.									
42172	Wholesale trade, durable goods—Con.									
	Plumbing & heating equipment & supplies (hydronics) whsle—Con.									
	All firms	1 102	1 152	7 864 360	285 192	63 815	6 330	506 800	30 379	34 251
	Single unit firms	1 039	1 039	6 969 714	250 687	55 739	5 492	443 998	20 197	23 395
	Multiunit firms	63	113	894 646	34 505	8 076	838	62 802	10 182	10 856
	Firms with 1 establishment ..	26	26	227 808	10 758	2 520	270	20 470	4 443	4 655
	Firms with 2 establishments ..	29	58	454 706	15 518	3 593	433	28 068	1 872	2 081
	Firms with 3 or 4 establishments	6	19	D	D	D	b	D	D	D
	Firms with 5 to 9 establishments	2	10	D	D	D	b	D	D	D
	Firms with 10 to 24 establishments	—	—	—	—	—	—	—	—	—
	Firms with 25 establishments or more	—	—	—	—	—	—	—	—	—
421720	Plumbing & heating equipment & supplies (hydronics) whsle									
	All firms	1 102	1 152	7 864 360	285 192	63 815	6 330	506 800	30 379	34 251
	Single unit firms	1 039	1 039	6 969 714	250 687	55 739	5 492	443 998	20 197	23 395
	Multiunit firms	63	113	894 646	34 505	8 076	838	62 802	10 182	10 856
	Firms with 1 establishment ..	26	26	227 808	10 758	2 520	270	20 470	4 443	4 655
	Firms with 2 establishments ..	29	58	454 706	15 518	3 593	433	28 068	1 872	2 081
	Firms with 3 or 4 establishments	6	19	D	D	D	b	D	D	D
	Firms with 5 to 9 establishments	2	10	D	D	D	b	D	D	D
	Firms with 10 to 24 establishments	—	—	—	—	—	—	—	—	—
	Firms with 25 establishments or more	—	—	—	—	—	—	—	—	—
42173	Warm air heating & air-conditioning equipment & supplies whsle									
	All firms	531	559	2 304 902	149 169	35 398	2 705	249 424	8 045	7 518
	Single unit firms	491	491	1 904 119	113 584	26 873	2 140	192 961	6 813	6 270
	Multiunit firms	40	68	400 783	35 585	8 525	565	56 463	1 232	1 248
	Firms with 1 establishment ..	17	17	120 525	7 603	1 852	157	12 448	678	683
	Firms with 2 establishments ..	18	36	218 610	23 513	5 701	348	36 362	520	519
	Firms with 3 or 4 establishments	5	15	61 648	4 469	972	60	7 653	34	46
	Firms with 5 to 9 establishments	—	—	—	—	—	—	—	—	—
	Firms with 10 to 24 establishments	—	—	—	—	—	—	—	—	—
	Firms with 25 establishments or more	—	—	—	—	—	—	—	—	—
421730	Warm air heating & air-conditioning equipment & supplies whsle									
	All firms	531	559	2 304 902	149 169	35 398	2 705	249 424	8 045	7 518
	Single unit firms	491	491	1 904 119	113 584	26 873	2 140	192 961	6 813	6 270
	Multiunit firms	40	68	400 783	35 585	8 525	565	56 463	1 232	1 248
	Firms with 1 establishment ..	17	17	120 525	7 603	1 852	157	12 448	678	683
	Firms with 2 establishments ..	18	36	218 610	23 513	5 701	348	36 362	520	519
	Firms with 3 or 4 establishments	5	15	61 648	4 469	972	60	7 653	34	46
	Firms with 5 to 9 establishments	—	—	—	—	—	—	—	—	—
	Firms with 10 to 24 establishments	—	—	—	—	—	—	—	—	—
	Firms with 25 establishments or more	—	—	—	—	—	—	—	—	—
42174	Refrigeration equipment & supplies whsle									
	All firms	132	135	D	D	D	e	D	D	D
	Single unit firms	126	126	D	D	D	e	D	D	D
	Multiunit firms	6	9	D	D	D	b	D	D	D
	Firms with 1 establishment ..	4	4	D	D	D	a	D	D	D
	Firms with 2 establishments ..	1	2	D	D	D	a	D	D	D
	Firms with 3 or 4 establishments	1	3	D	D	D	b	D	D	D
	Firms with 5 to 9 establishments	—	—	—	—	—	—	—	—	—
	Firms with 10 to 24 establishments	—	—	—	—	—	—	—	—	—
	Firms with 25 establishments or more	—	—	—	—	—	—	—	—	—

See footnotes at end of table.

Table 3. Single Units and Multiunits: 1997—Con.

[Includes only firms and establishments with payroll. Excludes data for central administrative offices, auxiliary operations, or establishments of these firms that are classified in other categories than those specified in this table. For meaning of abbreviations and symbols, see introductory text. For explanation of terms, see Appendix A. For method of assignment to categories shown, see Appendix C]

NAICS code	Number of establishments by type of operation and specified kind of business	Firms (number)	Establishments (number)	Sales (\$1,000)	Annual payroll (\$1,000)	First-quarter payroll (\$1,000)	Paid employees for pay period including March 12 (number)	Operating expenses ¹ (\$1,000)	End-of-1996 inventories (\$1,000)	End-of-1997 inventories (\$1,000)
421	AGENTS, BROKERS, AND COMMISSION MERCHANTS—Con.									
	Wholesale trade, durable goods—Con.									
421740	Refrigeration equipment & supplies whsle									
	All firms	132	135	D	D	D	e	D	D	D
	Single unit firms	126	126	D	D	D	e	D	D	D
	Multiunit firms	6	9	D	D	D	b	D	D	D
	Firms with 1 establishment ..	4	4	D	D	D	a	D	D	D
	Firms with 2 establishments ..	1	2	D	D	D	a	D	D	D
	Firms with 3 or 4 establishments	1	3	D	D	D	b	D	D	D
	Firms with 5 to 9 establishments	—	—	—	—	—	—	—	—	—
	Firms with 10 to 24 establishments	—	—	—	—	—	—	—	—	—
	Firms with 25 establishments or more	—	—	—	—	—	—	—	—	—
4218	Machinery, equipment, & supplies whsle									
	All firms	7 266	7 572	29 427 233	1 253 888	277 216	26 107	2 259 835	141 800	160 065
	Single unit firms	6 895	6 895	24 042 803	1 045 202	227 832	22 294	1 892 907	111 455	124 526
	Multiunit firms	371	677	5 384 430	208 686	49 384	3 813	366 928	30 345	35 539
	Firms with 1 establishment ..	189	189	2 533 778	82 705	19 349	1 550	147 736	18 787	22 986
	Firms with 2 establishments ..	105	210	1 250 236	60 449	14 855	1 095	99 647	6 945	7 696
	Firms with 3 or 4 establishments	71	235	1 476 240	60 929	14 096	1 047	111 651	4 535	4 786
	Firms with 5 to 9 establishments	5	32	D	D	D	b	D	D	D
	Firms with 10 to 24 establishments	1	11	D	D	D	b	D	D	D
	Firms with 25 establishments or more	—	—	—	—	—	—	—	—	—
42181	Construction & mining (except petroleum) machinery & equip whsle									
	All firms	271	277	1 251 107	46 195	10 150	1 107	91 948	10 454	11 080
	Single unit firms	258	258	963 102	36 678	8 276	911	74 385	7 200	7 636
	Multiunit firms	13	19	288 005	9 517	1 874	196	17 563	3 254	3 444
	Firms with 1 establishment ..	8	8	D	D	D	c	D	D	D
	Firms with 2 establishments ..	4	8	D	D	D	b	D	D	D
	Firms with 3 or 4 establishments	1	3	D	D	D	b	D	D	D
	Firms with 5 to 9 establishments	—	—	—	—	—	—	—	—	—
	Firms with 10 to 24 establishments	—	—	—	—	—	—	—	—	—
	Firms with 25 establishments or more	—	—	—	—	—	—	—	—	—
421810	Construction & mining (except petroleum) machinery & equip whsle									
	All firms	271	277	1 251 107	46 195	10 150	1 107	91 948	10 454	11 080
	Single unit firms	258	258	963 102	36 678	8 276	911	74 385	7 200	7 636
	Multiunit firms	13	19	288 005	9 517	1 874	196	17 563	3 254	3 444
	Firms with 1 establishment ..	8	8	D	D	D	c	D	D	D
	Firms with 2 establishments ..	4	8	D	D	D	b	D	D	D
	Firms with 3 or 4 establishments	1	3	D	D	D	b	D	D	D
	Firms with 5 to 9 establishments	—	—	—	—	—	—	—	—	—
	Firms with 10 to 24 establishments	—	—	—	—	—	—	—	—	—
	Firms with 25 establishments or more	—	—	—	—	—	—	—	—	—
42182	Farm & garden machinery & equipment whsle									
	All firms	334	338	1 352 959	43 977	9 492	1 329	86 902	17 297	17 377
	Single unit firms	321	321	1 216 145	39 495	8 426	1 201	78 675	14 014	14 986
	Multiunit firms	13	17	136 814	4 482	1 066	128	8 227	3 283	2 391
	Firms with 1 establishment ..	10	10	D	D	D	b	D	D	D
	Firms with 2 establishments ..	2	4	D	D	D	b	D	D	D
	Firms with 3 or 4 establishments	1	3	D	D	D	a	D	D	D
	Firms with 5 to 9 establishments	—	—	—	—	—	—	—	—	—
	Firms with 10 to 24 establishments	—	—	—	—	—	—	—	—	—
	Firms with 25 establishments or more	—	—	—	—	—	—	—	—	—

See footnotes at end of table.

Table 3. Single Units and Multiunits: 1997—Con.

[Includes only firms and establishments with payroll. Excludes data for central administrative offices, auxiliary operations, or establishments of these firms that are classified in other categories than those specified in this table. For meaning of abbreviations and symbols, see introductory text. For explanation of terms, see Appendix A. For method of assignment to categories shown, see Appendix C]

NAICS code	Number of establishments by type of operation and specified kind of business	Firms (number)	Establishments (number)	Sales (\$1,000)	Annual payroll (\$1,000)	First-quarter payroll (\$1,000)	Paid employees for pay period including March 12 (number)	Operating expenses ¹ (\$1,000)	End-of-1996 inventories (\$1,000)	End-of-1997 inventories (\$1,000)
421	AGENTS, BROKERS, AND COMMISSION MERCHANTS—Con.									
	Wholesale trade, durable goods—Con.									
421820	Farm & garden machinery & equipment whsle									
	All firms	334	338	1 352 959	43 977	9 492	1 329	86 902	17 297	17 377
	Single unit firms	321	321	1 216 145	39 495	8 426	1 201	78 675	14 014	14 986
	Multiunit firms	13	17	136 814	4 482	1 066	128	8 227	3 283	2 391
	Firms with 1 establishment ...	10	10	D	D	D	b	D	D	D
	Firms with 2 establishments ..	2	4	D	D	D	b	D	D	D
	Firms with 3 or 4 establishments	1	3	D	D	D	a	D	D	D
	Firms with 5 to 9 establishments	—	—	—	—	—	—	—	—	—
	Firms with 10 to 24 establishments	—	—	—	—	—	—	—	—	—
	Firms with 25 establishments or more	—	—	—	—	—	—	—	—	—
4218201	Farm machinery & equipment—farm dealers									
	All firms	100	100	D	D	D	f	D	D	D
	Single unit firms	95	95	D	D	D	e	D	D	D
	Multiunit firms	5	5	D	D	D	b	D	D	D
	Firms with 1 establishment ...	5	5	D	D	D	b	D	D	D
	Firms with 2 establishments ..	—	—	—	—	—	—	—	—	—
	Firms with 3 or 4 establishments	—	—	—	—	—	—	—	—	—
	Firms with 5 to 9 establishments	—	—	—	—	—	—	—	—	—
	Firms with 10 to 24 establishments	—	—	—	—	—	—	—	—	—
	Firms with 25 establishments or more	—	—	—	—	—	—	—	—	—
4218202	Farm machinery & equipment—whsle distributors									
	All firms	160	161	D	D	D	e	D	D	D
	Single unit firms	156	156	D	D	D	e	D	D	D
	Multiunit firms	4	5	D	D	D	b	D	D	D
	Firms with 1 establishment ...	3	3	D	D	D	a	D	D	D
	Firms with 2 establishments ..	1	2	D	D	D	b	D	D	D
	Firms with 3 or 4 establishments	—	—	—	—	—	—	—	—	—
	Firms with 5 to 9 establishments	—	—	—	—	—	—	—	—	—
	Firms with 10 to 24 establishments	—	—	—	—	—	—	—	—	—
	Firms with 25 establishments or more	—	—	—	—	—	—	—	—	—
4218203	Lawn & garden machinery & equipment whsle									
	All firms	74	77	616 615	16 241	3 555	329	29 311	5 162	4 156
	Single unit firms	70	70	584 465	14 971	3 267	294	27 180	3 258	3 219
	Multiunit firms	4	7	32 150	1 270	288	35	2 131	1 904	937
	Firms with 1 establishment ...	2	2	D	D	D	b	D	D	D
	Firms with 2 establishments ..	1	2	D	D	D	a	D	D	D
	Firms with 3 or 4 establishments	1	3	D	D	D	a	D	D	D
	Firms with 5 to 9 establishments	—	—	—	—	—	—	—	—	—
	Firms with 10 to 24 establishments	—	—	—	—	—	—	—	—	—
	Firms with 25 establishments or more	—	—	—	—	—	—	—	—	—
42183	Industrial machinery & equipment whsle									
	All firms	4 796	5 021	17 593 135	850 632	187 382	17 116	1 498 706	81 132	93 384
	Single unit firms	4 532	4 532	14 403 182	712 396	154 950	14 662	1 262 049	67 655	78 270
	Multiunit firms	264	489	3 189 953	138 236	32 432	2 454	236 657	13 477	15 114
	Firms with 1 establishment ...	130	130	D	D	D	g	D	D	D
	Firms with 2 establishments ..	78	156	754 948	43 305	10 313	761	71 198	5 263	5 433
	Firms with 3 or 4 establishments	51	171	D	D	D	f	D	D	D
	Firms with 5 to 9 establishments	5	32	D	D	D	b	D	D	D
	Firms with 10 to 24 establishments	—	—	—	—	—	—	—	—	—
	Firms with 25 establishments or more	—	—	—	—	—	—	—	—	—
421830	Industrial machinery & equipment whsle									

See footnotes at end of table.

Table 3. Single Units and Multiunits: 1997—Con.

[Includes only firms and establishments with payroll. Excludes data for central administrative offices, auxiliary operations, or establishments of these firms that are classified in other categories than those specified in this table. For meaning of abbreviations and symbols, see introductory text. For explanation of terms, see Appendix A. For method of assignment to categories shown, see Appendix C]

NAICS code	Number of establishments by type of operation and specified kind of business	Firms (number)	Establishments (number)	Sales (\$1,000)	Annual payroll (\$1,000)	First-quarter payroll (\$1,000)	Paid employees for pay period including March 12 (number)	Operating expenses ¹ (\$1,000)	End-of-1996 inventories (\$1,000)	End-of-1997 inventories (\$1,000)
421	AGENTS, BROKERS, AND COMMISSION MERCHANTS—Con.									
421830	Wholesale trade, durable goods—Con.									
	Industrial machinery & equipment whsle—Con.									
	All firms	4 796	5 021	17 593 135	850 632	187 382	17 116	1 498 706	81 132	93 384
	Single unit firms	4 532	4 532	14 403 182	712 396	154 950	14 662	1 262 049	67 655	78 270
	Multiunit firms	264	489	3 189 953	138 236	32 432	2 454	236 657	13 477	15 114
	Firms with 1 establishment ...	130	130	D	D	D	g	D	D	D
	Firms with 2 establishments ..	78	156	754 948	43 305	10 313	761	71 198	5 263	5 433
	Firms with 3 or 4 establishments	51	171	D	D	D	f	D	D	D
	Firms with 5 to 9 establishments	5	32	D	D	D	b	D	D	D
	Firms with 10 to 24 establishments	—	—	—	—	—	—	—	—	—
	Firms with 25 establishments or more	—	—	—	—	—	—	—	—	—
4218301	Food-processing machinery & equipment whsle									
	All firms	237	244	977 042	54 490	12 039	1 054	95 597	5 387	5 036
	Single unit firms	228	228	886 236	49 773	11 008	963	86 698	5 107	4 749
	Multiunit firms	9	16	90 806	4 717	1 031	91	8 899	280	287
	Firms with 1 establishment ...	4	4	D	D	D	b	D	D	D
	Firms with 2 establishments ...	3	6	D	D	D	a	D	D	D
	Firms with 3 or 4 establishments	2	6	D	D	D	b	D	D	D
	Firms with 5 to 9 establishments	—	—	—	—	—	—	—	—	—
	Firms with 10 to 24 establishments	—	—	—	—	—	—	—	—	—
	Firms with 25 establishments or more	—	—	—	—	—	—	—	—	—
4218302	Hydraulic & pneumatic (fluid-power) machinery & equipment whsle									
	All firms	293	308	1 007 357	54 300	11 892	1 150	94 743	7 983	7 513
	Single unit firms	268	268	832 576	44 625	9 752	970	76 837	6 080	5 518
	Multiunit firms	25	40	174 781	9 675	2 140	180	17 906	1 903	1 995
	Firms with 1 establishment ...	17	17	82 500	4 546	1 028	101	8 858	1 206	1 365
	Firms with 2 establishments ..	3	6	39 170	2 530	506	30	3 852	416	372
	Firms with 3 or 4 establishments	5	17	53 111	2 599	606	49	5 196	281	258
	Firms with 5 to 9 establishments	—	—	—	—	—	—	—	—	—
	Firms with 10 to 24 establishments	—	—	—	—	—	—	—	—	—
	Firms with 25 establishments or more	—	—	—	—	—	—	—	—	—
42183021	Hydraulic & pneumatic pumps & motors whsle									
	All firms	151	157	531 948	28 432	6 507	633	49 175	3 426	3 575
	Single unit firms	141	141	432 151	23 637	5 510	543	40 274	2 434	2 576
	Multiunit firms	10	16	99 797	4 795	997	90	8 901	992	999
	Firms with 1 establishment ...	6	6	D	D	D	b	D	D	D
	Firms with 2 establishments ..	3	6	39 170	2 530	506	30	3 852	416	372
	Firms with 3 or 4 establishments	1	4	D	D	D	a	D	D	D
	Firms with 5 to 9 establishments	—	—	—	—	—	—	—	—	—
	Firms with 10 to 24 establishments	—	—	—	—	—	—	—	—	—
	Firms with 25 establishments or more	—	—	—	—	—	—	—	—	—
42183022	Hydraulic & pneumatic parts, accessories, & supplies whsle									
	All firms	142	151	475 409	25 868	5 385	517	45 568	4 557	3 938
	Single unit firms	127	127	400 425	20 988	4 242	427	36 563	3 646	2 942
	Multiunit firms	15	24	74 984	4 880	1 143	90	9 005	911	996
	Firms with 1 establishment ...	11	11	D	D	D	b	D	D	D
	Firms with 2 establishments ..	—	—	—	—	—	—	—	—	—
	Firms with 3 or 4 establishments	4	13	D	D	D	b	D	D	D
	Firms with 5 to 9 establishments	—	—	—	—	—	—	—	—	—
	Firms with 10 to 24 establishments	—	—	—	—	—	—	—	—	—
	Firms with 25 establishments or more	—	—	—	—	—	—	—	—	—

See footnotes at end of table.

Table 3. Single Units and Multiunits: 1997—Con.

[Includes only firms and establishments with payroll. Excludes data for central administrative offices, auxiliary operations, or establishments of these firms that are classified in other categories than those specified in this table. For meaning of abbreviations and symbols, see introductory text. For explanation of terms, see Appendix A. For method of assignment to categories shown, see Appendix C]

NAICS code	Number of establishments by type of operation and specified kind of business	Firms (number)	Establishments (number)	Sales (\$1,000)	Annual payroll (\$1,000)	First-quarter payroll (\$1,000)	Paid employees for pay period including March 12 (number)	Operating expenses ¹ (\$1,000)	End-of-1996 inventories (\$1,000)	End-of-1997 inventories (\$1,000)
421	AGENTS, BROKERS, AND COMMISSION MERCHANTS—Con.									
	Wholesale trade, durable goods—Con.									
4218303	General-purpose industrial machinery & equipment whsle									
	All firms	1 864	1 962	6 670 352	333 989	75 475	6 726	582 533	19 974	22 076
	Single unit firms	1 743	1 743	5 212 545	273 661	60 749	5 714	481 456	15 918	17 741
	Multiunit firms	121	219	1 457 807	60 328	14 726	1 012	101 077	4 056	4 335
	Firms with 1 establishment ..	59	59	800 995	24 691	5 764	428	40 656	2 252	2 362
	Firms with 2 establishments ..	38	76	339 929	20 680	5 111	313	34 375	1 430	1 557
	Firms with 3 or 4 establishments	22	72	D	D	D	c	D	D	D
	Firms with 5 to 9 establishments	2	12	D	D	D	b	D	D	D
	Firms with 10 to 24 establishments	—	—	—	—	—	—	—	—	—
	Firms with 25 establishments or more	—	—	—	—	—	—	—	—	—
4218304	Metalworking machinery & equipment whsle									
	All firms	708	727	2 696 380	119 589	26 645	2 500	211 159	10 994	14 783
	Single unit firms	683	683	2 308 927	100 968	22 322	2 121	178 742	9 339	12 451
	Multiunit firms	25	44	387 453	18 621	4 323	379	32 417	1 655	2 332
	Firms with 1 establishment ..	12	12	225 033	10 993	2 391	197	19 306	1 226	1 725
	Firms with 2 establishments ..	10	20	87 878	4 928	1 238	127	8 528	429	370
	Firms with 3 or 4 establishments	3	12	74 542	2 700	694	55	4 583	—	237
	Firms with 5 to 9 establishments	—	—	—	—	—	—	—	—	—
	Firms with 10 to 24 establishments	—	—	—	—	—	—	—	—	—
	Firms with 25 establishments or more	—	—	—	—	—	—	—	—	—
4218305	Materials handling equipment whsle									
	All firms	388	412	982 086	57 984	13 292	1 305	99 437	5 211	5 280
	Single unit firms	364	364	817 635	47 289	10 521	1 106	81 639	3 241	3 279
	Multiunit firms	24	48	164 451	10 695	2 771	199	17 798	1 970	2 001
	Firms with 1 establishment ..	13	13	47 894	3 099	966	82	5 721	493	397
	Firms with 2 establishments ..	6	12	53 375	3 716	870	72	6 281	1 477	1 604
	Firms with 3 or 4 establishments	4	14	D	D	D	b	D	D	D
	Firms with 5 to 9 establishments	1	9	D	D	D	a	D	D	D
	Firms with 10 to 24 establishments	—	—	—	—	—	—	—	—	—
	Firms with 25 establishments or more	—	—	—	—	—	—	—	—	—
4218306	Oilwell, oil refinery, & pipeline mach, equip, & supplies whsle									
	All firms	239	249	1 070 405	41 706	7 785	793	75 723	3 341	3 601
	Single unit firms	226	226	832 202	36 195	6 524	697	65 031	1 851	2 120
	Multiunit firms	13	23	238 203	5 511	1 261	96	10 692	1 490	1 481
	Firms with 1 establishment ..	5	5	D	D	D	a	D	D	D
	Firms with 2 establishments ..	6	12	D	D	D	b	D	D	D
	Firms with 3 or 4 establishments	2	6	D	D	D	b	D	D	D
	Firms with 5 to 9 establishments	—	—	—	—	—	—	—	—	—
	Firms with 10 to 24 establishments	—	—	—	—	—	—	—	—	—
	Firms with 25 establishments or more	—	—	—	—	—	—	—	—	—
4218307	Other industrial machinery & equipment whsle									
	All firms	1 072	1 119	4 189 513	188 574	40 254	3 588	339 514	28 242	35 095
	Single unit firms	1 020	1 020	3 513 061	159 885	34 074	3 091	291 646	26 119	32 412
	Multiunit firms	52	99	676 452	28 689	6 180	497	47 868	2 123	2 683
	Firms with 1 establishment ..	27	27	380 182	15 707	3 178	222	26 023	1 207	1 949
	Firms with 2 establishments ..	12	24	124 062	5 833	1 313	94	8 266	204	218
	Firms with 3 or 4 establishments	11	37	D	D	D	c	D	D	D
	Firms with 5 to 9 establishments	2	11	D	D	D	b	D	D	D
	Firms with 10 to 24 establishments	—	—	—	—	—	—	—	—	—
	Firms with 25 establishments or more	—	—	—	—	—	—	—	—	—
42184	Industrial supplies whsle									

See footnotes at end of table.

Table 3. Single Units and Multiunits: 1997—Con.

[Includes only firms and establishments with payroll. Excludes data for central administrative offices, auxiliary operations, or establishments of these firms that are classified in other categories than those specified in this table. For meaning of abbreviations and symbols, see introductory text. For explanation of terms, see Appendix A. For method of assignment to categories shown, see Appendix C]

NAICS code	Number of establishments by type of operation and specified kind of business	Firms (number)	Establishments (number)	Sales (\$1,000)	Annual payroll (\$1,000)	First-quarter payroll (\$1,000)	Paid employees for pay period including March 12 (number)	Operating expenses ¹ (\$1,000)	End-of-1996 inventories (\$1,000)	End-of-1997 inventories (\$1,000)
421	AGENTS, BROKERS, AND COMMISSION MERCHANTS—Con.									
	Wholesale trade, durable goods—Con.									
42184	Industrial supplies whse—Con.									
	All firms	1 052	1 090	4 126 000	177 181	41 969	3 872	321 647	17 208	22 568
	Single unit firms	997	997	3 273 952	135 492	31 136	3 083	245 266	7 311	8 534
	Multiunit firms	55	93	852 048	41 689	10 833	789	76 381	9 897	14 034
	Firms with 1 establishment ...	31	31	302 756	14 069	3 964	317	26 556	7 777	11 489
	Firms with 2 establishments ...	12	24	119 050	7 530	2 616	148	11 875	1 119	1 226
	Firms with 3 or 4 establishments	12	38	430 242	20 090	4 253	324	37 950	1 001	1 319
	Firms with 5 to 9 establishments	—	—	—	—	—	—	—	—	—
	Firms with 10 to 24 establishments	—	—	—	—	—	—	—	—	—
	Firms with 25 establishments or more	—	—	—	—	—	—	—	—	—
421840	Industrial supplies whse									
	All firms	1 052	1 090	4 126 000	177 181	41 969	3 872	321 647	17 208	22 568
	Single unit firms	997	997	3 273 952	135 492	31 136	3 083	245 266	7 311	8 534
	Multiunit firms	55	93	852 048	41 689	10 833	789	76 381	9 897	14 034
	Firms with 1 establishment ...	31	31	302 756	14 069	3 964	317	26 556	7 777	11 489
	Firms with 2 establishments ...	12	24	119 050	7 530	2 616	148	11 875	1 119	1 226
	Firms with 3 or 4 establishments	12	38	430 242	20 090	4 253	324	37 950	1 001	1 319
	Firms with 5 to 9 establishments	—	—	—	—	—	—	—	—	—
	Firms with 10 to 24 establishments	—	—	—	—	—	—	—	—	—
	Firms with 25 establishments or more	—	—	—	—	—	—	—	—	—
4218401	General-line industrial supplies whse									
	All firms	147	151	427 104	19 556	5 063	465	34 097	1 688	1 824
	Single unit firms	142	142	389 601	15 942	3 802	397	28 827	1 169	1 183
	Multiunit firms	5	9	37 503	3 614	1 261	68	5 270	519	641
	Firms with 1 establishment ...	2	2	D	D	D	b	D	D	D
	Firms with 2 establishments ...	2	4	D	D	D	a	D	D	D
	Firms with 3 or 4 establishments	1	3	D	D	D	a	D	D	D
	Firms with 5 to 9 establishments	—	—	—	—	—	—	—	—	—
	Firms with 10 to 24 establishments	—	—	—	—	—	—	—	—	—
	Firms with 25 establishments or more	—	—	—	—	—	—	—	—	—
4218402	Mechanical power transmission supplies whse									
	All firms	146	159	700 311	26 760	6 403	607	47 494	591	608
	Single unit firms	134	134	555 839	21 784	5 195	507	38 997	539	540
	Multiunit firms	12	25	144 472	4 976	1 208	100	8 497	52	68
	Firms with 1 establishment ...	4	4	17 529	799	140	20	1 456	52	68
	Firms with 2 establishments ...	4	8	34 297	1 128	340	29	1 913	—	—
	Firms with 3 or 4 establishments	4	13	92 646	3 049	728	51	5 128	—	—
	Firms with 5 to 9 establishments	—	—	—	—	—	—	—	—	—
	Firms with 10 to 24 establishments	—	—	—	—	—	—	—	—	—
	Firms with 25 establishments or more	—	—	—	—	—	—	—	—	—
4218403	Welding supplies whse									
	All firms	24	24	60 895	1 610	435	45	3 762	154	137
	Single unit firms	23	23	D	D	D	b	D	D	D
	Multiunit firms	1	1	D	D	D	a	D	D	D
	Firms with 1 establishment ...	1	1	D	D	D	a	D	D	D
	Firms with 2 establishments ...	—	—	—	—	—	—	—	—	—
	Firms with 3 or 4 establishments	—	—	—	—	—	—	—	—	—
	Firms with 5 to 9 establishments	—	—	—	—	—	—	—	—	—
	Firms with 10 to 24 establishments	—	—	—	—	—	—	—	—	—
	Firms with 25 establishments or more	—	—	—	—	—	—	—	—	—

See footnotes at end of table.

Table 3. Single Units and Multiunits: 1997—Con.

[Includes only firms and establishments with payroll. Excludes data for central administrative offices, auxiliary operations, or establishments of these firms that are classified in other categories than those specified in this table. For meaning of abbreviations and symbols, see introductory text. For explanation of terms, see Appendix A. For method of assignment to categories shown, see Appendix C]

NAICS code	Number of establishments by type of operation and specified kind of business	Firms (number)	Establishments (number)	Sales (\$1,000)	Annual payroll (\$1,000)	First-quarter payroll (\$1,000)	Paid employees for pay period including March 12 (number)	Operating expenses ¹ (\$1,000)	End-of-1996 inventories (\$1,000)	End-of-1997 inventories (\$1,000)
421	AGENTS, BROKERS, AND COMMISSION MERCHANTS—Con.									
	Wholesale trade, durable goods—Con.									
4218404	Industrial containers & supplies whsle									
	All firms	221	226	817 235	29 852	6 790	573	53 204	304	289
	Single unit firms	215	215	732 199	27 897	6 315	540	49 112	304	289
	Multiunit firms	6	11	85 036	1 955	475	33	4 092	—	—
	Firms with 1 establishment ..	4	4	D	D	D	a	D	D	D
	Firms with 2 establishments ..	—	—	—	—	—	—	—	—	—
	Firms with 3 or 4 establishments ..	2	7	D	D	D	a	D	D	D
	Firms with 5 to 9 establishments ..	—	—	—	—	—	—	—	—	—
	Firms with 10 to 24 establishments ..	—	—	—	—	—	—	—	—	—
	Firms with 25 establishments or more ..	—	—	—	—	—	—	—	—	—
4218405	Industrial valves & fittings (except fluid-power) whsle									
	All firms	162	175	873 594	52 884	12 139	1 080	99 155	6 563	7 804
	Single unit firms	138	138	498 387	27 373	6 159	625	49 882	2 825	3 345
	Multiunit firms	24	37	375 207	25 511	5 980	455	49 273	3 738	4 459
	Firms with 1 establishment ..	16	16	73 557	7 432	1 816	166	14 374	2 244	2 652
	Firms with 2 establishments ..	3	6	38 573	3 173	1 167	51	5 289	493	488
	Firms with 3 or 4 establishments ..	5	15	263 077	14 906	2 997	238	29 610	1 001	1 319
	Firms with 5 to 9 establishments ..	—	—	—	—	—	—	—	—	—
	Firms with 10 to 24 establishments ..	—	—	—	—	—	—	—	—	—
	Firms with 25 establishments or more ..	—	—	—	—	—	—	—	—	—
4218406	Other industrial supplies whsle									
	All firms	353	355	1 246 861	46 519	11 139	1 102	83 935	7 908	11 906
	Single unit firms	345	345	D	D	D	f	D	D	D
	Multiunit firms	8	10	D	D	D	c	D	D	D
	Firms with 1 establishment ..	6	6	D	D	D	c	D	D	D
	Firms with 2 establishments ..	2	4	D	D	D	a	D	D	D
	Firms with 3 or 4 establishments ..	—	—	—	—	—	—	—	—	—
	Firms with 5 to 9 establishments ..	—	—	—	—	—	—	—	—	—
	Firms with 10 to 24 establishments ..	—	—	—	—	—	—	—	—	—
	Firms with 25 establishments or more ..	—	—	—	—	—	—	—	—	—
42185	Service establishment equipment & supplies whsle									
	All firms	380	393	1 527 838	60 000	13 219	1 407	116 687	3 557	3 753
	Single unit firms	366	366	1 377 343	53 227	11 817	1 294	104 841	3 539	3 626
	Multiunit firms	14	27	150 495	6 773	1 402	113	11 846	18	127
	Firms with 1 establishment ..	6	6	8 709	467	114	8	888	18	18
	Firms with 2 establishments ..	4	8	34 923	2 726	602	61	4 392	—	109
	Firms with 3 or 4 establishments ..	4	13	106 863	3 580	686	44	6 566	—	—
	Firms with 5 to 9 establishments ..	—	—	—	—	—	—	—	—	—
	Firms with 10 to 24 establishments ..	—	—	—	—	—	—	—	—	—
	Firms with 25 establishments or more ..	—	—	—	—	—	—	—	—	—
421850	Service establishment equipment & supplies whsle									
	All firms	380	393	1 527 838	60 000	13 219	1 407	116 687	3 557	3 753
	Single unit firms	366	366	1 377 343	53 227	11 817	1 294	104 841	3 539	3 626
	Multiunit firms	14	27	150 495	6 773	1 402	113	11 846	18	127
	Firms with 1 establishment ..	6	6	8 709	467	114	8	888	18	18
	Firms with 2 establishments ..	4	8	34 923	2 726	602	61	4 392	—	109
	Firms with 3 or 4 establishments ..	4	13	106 863	3 580	686	44	6 566	—	—
	Firms with 5 to 9 establishments ..	—	—	—	—	—	—	—	—	—
	Firms with 10 to 24 establishments ..	—	—	—	—	—	—	—	—	—
	Firms with 25 establishments or more ..	—	—	—	—	—	—	—	—	—

See footnotes at end of table.

Table 3. Single Units and Multiunits: 1997—Con.

[Includes only firms and establishments with payroll. Excludes data for central administrative offices, auxiliary operations, or establishments of these firms that are classified in other categories than those specified in this table. For meaning of abbreviations and symbols, see introductory text. For explanation of terms, see Appendix A. For method of assignment to categories shown, see Appendix C]

NAICS code	Number of establishments by type of operation and specified kind of business	Firms (number)	Establishments (number)	Sales (\$1,000)	Annual payroll (\$1,000)	First-quarter payroll (\$1,000)	Paid employees for pay period including March 12 (number)	Operating expenses ¹ (\$1,000)	End-of-1996 inventories (\$1,000)	End-of-1997 inventories (\$1,000)
421	AGENTS, BROKERS, AND COMMISSION MERCHANTS—Con.									
	Wholesale trade, durable goods—Con.									
4218501	Beauty & barber shop equipment & supplies whsle									
	All firms	50	53	D	D	D	c	D	D	D
	Single unit firms	45	45	D	D	D	c	D	D	D
	Multiunit firms	5	8	D	D	D	a	D	D	D
	Firms with 1 establishment ..	3	3	D	D	D	a	D	D	D
	Firms with 2 establishments ..	1	2	D	D	D	a	D	D	D
	Firms with 3 or 4 establishments	1	3	D	D	D	a	D	D	D
	Firms with 5 to 9 establishments	—	—	—	—	—	—	—	—	—
	Firms with 10 to 24 establishments	—	—	—	—	—	—	—	—	—
	Firms with 25 establishments or more	—	—	—	—	—	—	—	—	—
4218502	Custodial, janitors' equipment & supplies whsle									
	All firms	152	155	645 361	23 339	5 232	540	42 849	919	832
	Single unit firms	150	150	D	D	D	e	D	D	D
	Multiunit firms	2	5	D	D	D	b	D	D	D
	Firms with 1 establishment ..	—	—	—	—	—	—	—	—	—
	Firms with 2 establishments ..	1	2	D	D	D	b	D	D	D
	Firms with 3 or 4 establishments	1	3	D	D	D	a	D	D	D
	Firms with 5 to 9 establishments	—	—	—	—	—	—	—	—	—
	Firms with 10 to 24 establishments	—	—	—	—	—	—	—	—	—
	Firms with 25 establishments or more	—	—	—	—	—	—	—	—	—
4218503	Laundry & dry-cleaning equipment & supplies whsle									
	All firms	17	17	26 904	1 064	239	34	2 604	211	216
	Single unit firms	16	16	D	D	D	b	D	D	D
	Multiunit firms	1	1	D	D	D	a	D	D	D
	Firms with 1 establishment ..	1	1	D	D	D	a	D	D	D
	Firms with 2 establishments ..	—	—	—	—	—	—	—	—	—
	Firms with 3 or 4 establishments	—	—	—	—	—	—	—	—	—
	Firms with 5 to 9 establishments	—	—	—	—	—	—	—	—	—
	Firms with 10 to 24 establishments	—	—	—	—	—	—	—	—	—
	Firms with 25 establishments or more	—	—	—	—	—	—	—	—	—
4218504	Other service establishment equipment & supplies whsle									
	All firms	161	168	D	D	D	f	D	D	D
	Single unit firms	155	155	D	D	D	f	D	D	D
	Multiunit firms	6	13	D	D	D	b	D	D	D
	Firms with 1 establishment ..	2	2	D	D	D	a	D	D	D
	Firms with 2 establishments ..	2	4	D	D	D	a	D	D	D
	Firms with 3 or 4 establishments	2	7	D	D	D	b	D	D	D
	Firms with 5 to 9 establishments	—	—	—	—	—	—	—	—	—
	Firms with 10 to 24 establishments	—	—	—	—	—	—	—	—	—
	Firms with 25 establishments or more	—	—	—	—	—	—	—	—	—
42186	Transportation equipment & supplies (exc motor vehicle) whsle									
	All firms	435	453	3 576 194	75 903	15 004	1 276	143 945	12 152	11 903
	Single unit firms	421	421	2 809 079	67 914	13 227	1 143	127 691	11 736	11 474
	Multiunit firms	14	32	767 115	7 989	1 777	133	16 254	416	429
	Firms with 1 establishment ..	6	6	419 970	2 643	516	33	5 932	416	429
	Firms with 2 establishments ..	6	12	224 570	2 818	684	51	5 131	—	—
	Firms with 3 or 4 establishments	1	3	D	D	D	a	D	D	D
	Firms with 5 to 9 establishments	—	—	—	—	—	—	—	—	—
	Firms with 10 to 24 establishments	—	—	—	—	—	—	—	—	—
	Firms with 25 establishments or more	1	11	D	D	D	b	D	D	D

See footnotes at end of table.

Table 3. Single Units and Multiunits: 1997—Con.

[Includes only firms and establishments with payroll. Excludes data for central administrative offices, auxiliary operations, or establishments of these firms that are classified in other categories than those specified in this table. For meaning of abbreviations and symbols, see introductory text. For explanation of terms, see Appendix A. For method of assignment to categories shown, see Appendix C]

NAICS code	Number of establishments by type of operation and specified kind of business	Firms (number)	Establishments (number)	Sales (\$1,000)	Annual payroll (\$1,000)	First-quarter payroll (\$1,000)	Paid employees for pay period including March 12 (number)	Operating expenses ¹ (\$1,000)	End-of-1996 inventories (\$1,000)	End-of-1997 inventories (\$1,000)
421	AGENTS, BROKERS, AND COMMISSION MERCHANTS—Con.									
	Wholesale trade, durable goods—Con.									
421860	Transportation equipment & supplies (exc motor vehicle) whsle									
	All firms	435	453	3 576 194	75 903	15 004	1 276	143 945	12 152	11 903
	Single unit firms	421	421	2 809 079	67 914	13 227	1 143	127 691	11 736	11 474
	Multiunit firms	14	32	767 115	7 989	1 777	133	16 254	416	429
	Firms with 1 establishment ..	6	6	419 970	2 643	516	33	5 932	416	429
	Firms with 2 establishments ..	6	12	224 570	2 818	684	51	5 131	—	—
	Firms with 3 or 4 establishments	1	3	D	D	D	a	D	D	D
	Firms with 5 to 9 establishments	—	—	—	—	—	—	—	—	—
	Firms with 10 to 24 establishments	1	11	D	D	D	b	D	D	D
	Firms with 25 establishments or more	—	—	—	—	—	—	—	—	—
4218601	Aircraft & aeronautical equipment & supplies whsle									
	All firms	259	274	2 670 245	49 794	9 139	756	94 828	11 427	10 882
	Single unit firms	248	248	1 968 633	43 509	7 729	661	81 441	11 011	10 453
	Multiunit firms	11	26	701 612	6 285	1 410	95	13 387	416	429
	Firms with 1 establishment ..	6	6	419 970	2 643	516	33	5 932	416	429
	Firms with 2 establishments ..	3	6	D	D	D	a	D	D	D
	Firms with 3 or 4 establishments	1	3	D	D	D	a	D	D	D
	Firms with 5 to 9 establishments	—	—	—	—	—	—	—	—	—
	Firms with 10 to 24 establishments	1	11	D	D	D	b	D	D	D
	Firms with 25 establishments or more	—	—	—	—	—	—	—	—	—
4218602	Marine machinery, equipment, & supplies whsle									
	All firms	99	100	D	D	D	e	D	D	D
	Single unit firms	98	98	D	D	D	e	D	D	D
	Multiunit firms	1	2	D	D	D	a	D	D	D
	Firms with 1 establishment ..	—	—	—	—	—	—	—	—	—
	Firms with 2 establishments ..	1	2	D	D	D	a	D	D	D
	Firms with 3 or 4 establishments	—	—	—	—	—	—	—	—	—
	Firms with 5 to 9 establishments	—	—	—	—	—	—	—	—	—
	Firms with 10 to 24 establishments	—	—	—	—	—	—	—	—	—
	Firms with 25 establishments or more	—	—	—	—	—	—	—	—	—
4218603	Other transportation equipment & supplies whsle									
	All firms	77	79	D	D	D	c	D	D	D
	Single unit firms	75	75	D	D	D	c	D	D	D
	Multiunit firms	2	4	D	D	D	b	D	D	D
	Firms with 1 establishment ..	—	—	—	—	—	—	—	—	—
	Firms with 2 establishments ..	2	4	D	D	D	b	D	D	D
	Firms with 3 or 4 establishments	—	—	—	—	—	—	—	—	—
	Firms with 5 to 9 establishments	—	—	—	—	—	—	—	—	—
	Firms with 10 to 24 establishments	—	—	—	—	—	—	—	—	—
	Firms with 25 establishments or more	—	—	—	—	—	—	—	—	—
4219	Miscellaneous durable goods whsle									
	All firms	3 470	3 564	D	D	D	j	D	D	D
	Single unit firms	3 396	3 396	D	D	D	i	D	D	D
	Multiunit firms	74	168	D	D	D	g	D	D	D
	Firms with 1 establishment ..	34	134	D	D	D	e	D	D	D
	Firms with 2 establishments ..	25	50	D	D	D	e	D	D	D
	Firms with 3 or 4 establishments	8	27	D	D	D	b	D	D	D
	Firms with 5 to 9 establishments	6	39	D	D	D	c	D	D	D
	Firms with 10 to 24 establishments	1	18	D	D	D	b	D	D	D
	Firms with 25 establishments or more	—	—	—	—	—	—	—	—	—

See footnotes at end of table.

Table 3. Single Units and Multiunits: 1997—Con.

[Includes only firms and establishments with payroll. Excludes data for central administrative offices, auxiliary operations, or establishments of these firms that are classified in other categories than those specified in this table. For meaning of abbreviations and symbols, see introductory text. For explanation of terms, see Appendix A. For method of assignment to categories shown, see Appendix C]

NAICS code	Number of establishments by type of operation and specified kind of business	Firms (number)	Establishments (number)	Sales (\$1,000)	Annual payroll (\$1,000)	First-quarter payroll (\$1,000)	Paid employees for pay period including March 12 (number)	Operating expenses ¹ (\$1,000)	End-of-1996 inventories (\$1,000)	End-of-1997 inventories (\$1,000)
421	AGENTS, BROKERS, AND COMMISSION MERCHANTS—Con.									
	Wholesale trade, durable goods—Con.									
42191	Sporting & recreational goods & supplies whlse									
	All firms	1 021	'1 066	'7 396 183	'179 242	'38 225	'3 495	358 894	30 078	33 795
	Single unit firms	992	992	6 071 447	152 834	32 323	3 065	302 795	11 737	12 743
	Multiunit firms	29	74	1 324 736	26 408	5 902	430	56 099	18 341	21 052
	Firms with 1 establishment ..	7	7	422 186	8 637	1 558	127	24 110	17 643	20 364
	Firms with 2 establishments ..	13	26	D	D	D	c	D	D	D
	Firms with 3 or 4 establishments	6	21	317 530	5 990	1 224	77	9 727	—	—
	Firms with 5 to 9 establishments	3	20	D	D	D	b	D	D	D
	Firms with 10 to 24 establishments	—	—	—	—	—	—	—	—	—
	Firms with 25 establishments or more	—	—	—	—	—	—	—	—	—
421910	Sporting & recreational goods & supplies whlse									
	All firms	1 021	'1 066	'7 396 183	'179 242	'38 225	'3 495	358 894	30 078	33 795
	Single unit firms	992	992	6 071 447	152 834	32 323	3 065	302 795	11 737	12 743
	Multiunit firms	29	74	1 324 736	26 408	5 902	430	56 099	18 341	21 052
	Firms with 1 establishment ..	7	7	422 186	8 637	1 558	127	24 110	17 643	20 364
	Firms with 2 establishments ..	13	26	D	D	D	c	D	D	D
	Firms with 3 or 4 establishments	6	21	317 530	5 990	1 224	77	9 727	—	—
	Firms with 5 to 9 establishments	3	20	D	D	D	b	D	D	D
	Firms with 10 to 24 establishments	—	—	—	—	—	—	—	—	—
	Firms with 25 establishments or more	—	—	—	—	—	—	—	—	—
42192	Toy & hobby goods & supplies whlse									
	All firms	408	413	D	D	D	g	D	D	D
	Single unit firms	398	398	D	D	D	g	D	D	D
	Multiunit firms	10	15	D	D	D	c	D	D	D
	Firms with 1 establishment ..	6	6	D	D	D	c	D	D	D
	Firms with 2 establishments ..	3	6	D	D	D	b	D	D	D
	Firms with 3 or 4 establishments	1	3	D	D	D	a	D	D	D
	Firms with 5 to 9 establishments	—	—	—	—	—	—	—	—	—
	Firms with 10 to 24 establishments	—	—	—	—	—	—	—	—	—
	Firms with 25 establishments or more	—	—	—	—	—	—	—	—	—
421920	Toy & hobby goods & supplies whlse									
	All firms	408	413	D	D	D	g	D	D	D
	Single unit firms	398	398	D	D	D	g	D	D	D
	Multiunit firms	10	15	D	D	D	c	D	D	D
	Firms with 1 establishment ..	6	6	D	D	D	c	D	D	D
	Firms with 2 establishments ..	3	6	D	D	D	b	D	D	D
	Firms with 3 or 4 establishments	1	3	D	D	D	a	D	D	D
	Firms with 5 to 9 establishments	—	—	—	—	—	—	—	—	—
	Firms with 10 to 24 establishments	—	—	—	—	—	—	—	—	—
	Firms with 25 establishments or more	—	—	—	—	—	—	—	—	—
42193	Recyclable material whlse									
	All firms	227	255	1 390 512	32 101	7 727	895	65 437	3 287	2 315
	Single unit firms	213	213	719 952	20 791	4 321	562	39 369	1 544	1 299
	Multiunit firms	14	42	670 560	11 310	3 406	333	26 068	1 743	1 016
	Firms with 1 establishment ..	10	10	D	D	D	c	D	D	D
	Firms with 2 establishments ..	1	2	D	D	D	a	D	D	D
	Firms with 3 or 4 establishments	—	—	—	—	—	—	—	—	—
	Firms with 5 to 9 establishments	—	—	—	—	—	—	—	—	—
	Firms with 10 to 24 establishments	2	12	D	D	D	c	D	D	D
	Firms with 25 establishments or more	1	18	D	D	D	b	D	D	D

See footnotes at end of table.

Table 3. Single Units and Multiunits: 1997—Con.

[Includes only firms and establishments with payroll. Excludes data for central administrative offices, auxiliary operations, or establishments of these firms that are classified in other categories than those specified in this table. For meaning of abbreviations and symbols, see introductory text. For explanation of terms, see Appendix A. For method of assignment to categories shown, see Appendix C]

NAICS code	Number of establishments by type of operation and specified kind of business	Firms (number)	Establishments (number)	Sales (\$1,000)	Annual payroll (\$1,000)	First-quarter payroll (\$1,000)	Paid employees for pay period including March 12 (number)	Operating expenses ¹ (\$1,000)	End-of-1996 inventories (\$1,000)	End-of-1997 inventories (\$1,000)
421	AGENTS, BROKERS, AND COMMISSION MERCHANTS—Con.									
	Wholesale trade, durable goods—Con.									
421930	Recyclable material whsle									
	All firms	227	255	1 390 512	32 101	7 727	895	65 437	3 287	2 315
	Single unit firms	213	213	719 952	20 791	4 321	562	39 369	1 544	1 299
	Multiunit firms	14	42	670 560	11 310	3 406	333	26 068	1 743	1 016
	Firms with 1 establishment ..	10	10	D	D	D	c	D	D	D
	Firms with 2 establishments ..	1	2	D	D	D	a	D	D	D
	Firms with 3 or 4 establishments	—	—	—	—	—	—	—	—	—
	Firms with 5 to 9 establishments	2	12	D	D	D	c	D	D	D
	Firms with 10 to 24 establishments	1	18	D	D	D	b	D	D	D
	Firms with 25 establishments or more	—	—	—	—	—	—	—	—	—
4219301	Iron & steel scrap processors & dealers									
	All firms	68	77	775 486	13 625	3 790	419	31 238	1 266	824
	Single unit firms	59	59	D	D	D	c	D	D	D
	Multiunit firms	9	18	D	D	D	e	D	D	D
	Firms with 1 establishment ...	7	7	47 676	2 415	740	99	5 111	30	42
	Firms with 2 establishments ..	—	—	—	—	—	—	—	—	—
	Firms with 3 or 4 establishments	—	—	—	—	—	—	—	—	—
	Firms with 5 to 9 establishments	2	11	D	D	D	c	D	D	D
	Firms with 10 to 24 establishments	—	—	—	—	—	—	—	—	—
	Firms with 25 establishments or more	—	—	—	—	—	—	—	—	—
42193011	Iron & steel scrap processors (using power processing equipment)									
	All firms	39	40	227 474	7 170	1 855	202	15 749	1 221	824
	Single unit firms	35	35	D	D	D	c	D	D	D
	Multiunit firms	4	5	D	D	D	b	D	D	D
	Firms with 1 establishment ...	3	3	D	D	D	b	D	D	D
	Firms with 2 establishments ..	1	2	D	D	D	b	D	D	D
	Firms with 3 or 4 establishments	—	—	—	—	—	—	—	—	—
	Firms with 5 to 9 establishments	—	—	—	—	—	—	—	—	—
	Firms with 10 to 24 establishments	—	—	—	—	—	—	—	—	—
	Firms with 25 establishments or more	—	—	—	—	—	—	—	—	—
42193012	Iron & steel scrap processors (not using power processing equip)									
	All firms	30	37	548 012	6 455	1 935	217	15 489	45	—
	Single unit firms	24	24	D	D	D	b	D	D	D
	Multiunit firms	6	13	D	D	D	c	D	D	D
	Firms with 1 establishment ...	4	4	D	D	D	b	D	D	D
	Firms with 2 establishments ..	—	—	—	—	—	—	—	—	—
	Firms with 3 or 4 establishments	1	4	D	D	D	a	D	D	D
	Firms with 5 to 9 establishments	1	5	D	D	D	c	D	D	D
	Firms with 10 to 24 establishments	—	—	—	—	—	—	—	—	—
	Firms with 25 establishments or more	—	—	—	—	—	—	—	—	—
4219302	Recyclable paper & paperboard whsle									
	All firms	49	49	207 845	6 689	1 595	191	11 867	162	187
	Single unit firms	47	47	D	D	D	c	D	D	D
	Multiunit firms	2	2	D	D	D	a	D	D	D
	Firms with 1 establishment ...	2	2	D	D	D	a	D	D	D
	Firms with 2 establishments ..	—	—	—	—	—	—	—	—	—
	Firms with 3 or 4 establishments	—	—	—	—	—	—	—	—	—
	Firms with 5 to 9 establishments	—	—	—	—	—	—	—	—	—
	Firms with 10 to 24 establishments	—	—	—	—	—	—	—	—	—
	Firms with 25 establishments or more	—	—	—	—	—	—	—	—	—
4219303	Other recyclable material whsle									

See footnotes at end of table.

Table 3. Single Units and Multiunits: 1997—Con.

[Includes only firms and establishments with payroll. Excludes data for central administrative offices, auxiliary operations, or establishments of these firms that are classified in other categories than those specified in this table. For meaning of abbreviations and symbols, see introductory text. For explanation of terms, see Appendix A. For method of assignment to categories shown, see Appendix C]

NAICS code	Number of establishments by type of operation and specified kind of business	Firms (number)	Establishments (number)	Sales (\$1,000)	Annual payroll (\$1,000)	First-quarter payroll (\$1,000)	Paid employees for pay period including March 12 (number)	Operating expenses ¹ (\$1,000)	End-of-1996 inventories (\$1,000)	End-of-1997 inventories (\$1,000)
421	AGENTS, BROKERS, AND COMMISSION MERCHANTS—Con.									
	Wholesale trade, durable goods—Con.									
4219303	Other recyclable material whsle—Con.									
	All firms	112	129	407 181	11 787	2 342	285	22 332	1 859	1 304
	Single unit firms	107	107	315 540	8 632	1 451	214	16 064	146	330
	Multiunit firms	5	22	91 641	3 155	891	71	6 268	1 713	974
	Firms with 1 establishment ...	3	3	D	D	D	a	D	D	D
	Firms with 2 establishments ..	1	2	D	D	D	a	D	D	D
	Firms with 3 or 4 establishments	—	—	—	—	—	—	—	—	—
	Firms with 5 to 9 establishments	—	—	—	—	—	—	—	—	—
	Firms with 10 to 24 establishments	—	—	—	—	—	—	—	—	—
	Firms with 25 establishments or more	1	17	D	D	D	b	D	D	D
	Firms with 25 establishments or more	—	—	—	—	—	—	—	—	—
42194	Jewelry/watch/silverware/precious stone, & precious metal whsle									
	All firms	450	451	904 350	37 942	8 646	998	79 046	10 225	10 366
	Single unit firms	447	447	D	D	D	f	D	D	D
	Multiunit firms	3	4	D	D	D	a	D	D	D
	Firms with 1 establishment ...	2	2	D	D	D	a	D	D	D
	Firms with 2 establishments ..	1	2	D	D	D	a	D	D	D
	Firms with 3 or 4 establishments	—	—	—	—	—	—	—	—	—
	Firms with 5 to 9 establishments	—	—	—	—	—	—	—	—	—
	Firms with 10 to 24 establishments	—	—	—	—	—	—	—	—	—
	Firms with 25 establishments or more	—	—	—	—	—	—	—	—	—
421940	Jewelry/watch/silverware/precious stone, & precious metal whsle									
	All firms	450	451	904 350	37 942	8 646	998	79 046	10 225	10 366
	Single unit firms	447	447	D	D	D	f	D	D	D
	Multiunit firms	3	4	D	D	D	a	D	D	D
	Firms with 1 establishment ...	2	2	D	D	D	a	D	D	D
	Firms with 2 establishments ..	1	2	D	D	D	a	D	D	D
	Firms with 3 or 4 establishments	—	—	—	—	—	—	—	—	—
	Firms with 5 to 9 establishments	—	—	—	—	—	—	—	—	—
	Firms with 10 to 24 establishments	—	—	—	—	—	—	—	—	—
	Firms with 25 establishments or more	—	—	—	—	—	—	—	—	—
4219401	Jewelry, watch, diamonds, precious stone, & silverware whsle									
	All firms	428	429	D	D	D	f	D	D	D
	Single unit firms	425	425	D	D	D	f	D	D	D
	Multiunit firms	3	4	D	D	D	a	D	D	D
	Firms with 1 establishment ...	2	2	D	D	D	a	D	D	D
	Firms with 2 establishments ..	1	2	D	D	D	a	D	D	D
	Firms with 3 or 4 establishments	—	—	—	—	—	—	—	—	—
	Firms with 5 to 9 establishments	—	—	—	—	—	—	—	—	—
	Firms with 10 to 24 establishments	—	—	—	—	—	—	—	—	—
	Firms with 25 establishments or more	—	—	—	—	—	—	—	—	—
4219402	Precious metal (excluding ores) whsle									
	All firms	22	22	D	D	D	b	D	D	D
	Single unit firms	22	22	D	D	D	b	D	D	D
	Multiunit firms	—	—	—	—	—	—	—	—	—
	Firms with 1 establishment ...	—	—	—	—	—	—	—	—	—
	Firms with 2 establishments ..	—	—	—	—	—	—	—	—	—
	Firms with 3 or 4 establishments	—	—	—	—	—	—	—	—	—
	Firms with 5 to 9 establishments	—	—	—	—	—	—	—	—	—
	Firms with 10 to 24 establishments	—	—	—	—	—	—	—	—	—
	Firms with 25 establishments or more	—	—	—	—	—	—	—	—	—

See footnotes at end of table.

Table 3. Single Units and Multiunits: 1997—Con.

[Includes only firms and establishments with payroll. Excludes data for central administrative offices, auxiliary operations, or establishments of these firms that are classified in other categories than those specified in this table. For meaning of abbreviations and symbols, see introductory text. For explanation of terms, see Appendix A. For method of assignment to categories shown, see Appendix C]

NAICS code	Number of establishments by type of operation and specified kind of business	Firms (number)	Establishments (number)	Sales (\$1,000)	Annual payroll (\$1,000)	First-quarter payroll (\$1,000)	Paid employees for pay period including March 12 (number)	Operating expenses ¹ (\$1,000)	End-of-1996 inventories (\$1,000)	End-of-1997 inventories (\$1,000)
421	AGENTS, BROKERS, AND COMMISSION MERCHANTS—Con.									
	Wholesale trade, durable goods—Con.									
42199	Other miscellaneous durable goods whsle									
	All firms	1 364	1 379	3 700 167	118 715	26 462	3 545	243 319	4 924	4 196
	Single unit firms	1 346	1 346	3 240 368	112 186	24 864	3 386	228 233	4 624	4 172
	Multiunit firms	18	33	459 799	6 529	1 598	159	15 086	300	24
	Firms with 1 establishment ..	9	9	343 970	3 800	974	88	10 497	293	14
	Firms with 2 establishments ..	7	14	D	D	D	b	D	D	D
	Firms with 3 or 4 establishments ..	1	3	D	D	D	a	D	D	D
	Firms with 5 to 9 establishments ..	1	7	D	D	D	a	D	D	D
	Firms with 10 to 24 establishments ..	—	—	—	—	—	—	—	—	—
	Firms with 25 establishments or more ..	—	—	—	—	—	—	—	—	—
421990	Other miscellaneous durable goods whsle									
	All firms	1 364	1 379	3 700 167	118 715	26 462	3 545	243 319	4 924	4 196
	Single unit firms	1 346	1 346	3 240 368	112 186	24 864	3 386	228 233	4 624	4 172
	Multiunit firms	18	33	459 799	6 529	1 598	159	15 086	300	24
	Firms with 1 establishment ..	9	9	343 970	3 800	974	88	10 497	293	14
	Firms with 2 establishments ..	7	14	D	D	D	b	D	D	D
	Firms with 3 or 4 establishments ..	1	3	D	D	D	a	D	D	D
	Firms with 5 to 9 establishments ..	1	7	D	D	D	a	D	D	D
	Firms with 10 to 24 establishments ..	—	—	—	—	—	—	—	—	—
	Firms with 25 establishments or more ..	—	—	—	—	—	—	—	—	—
4219901	Musical instruments & supplies whsle									
	All firms	64	64	120 890	4 958	1 212	137	13 136	121	80
	Single unit firms	63	63	D	D	D	c	D	D	D
	Multiunit firms	1	1	D	D	D	a	D	D	D
	Firms with 1 establishment ..	1	1	D	D	D	a	D	D	D
	Firms with 2 establishments ..	—	—	—	—	—	—	—	—	—
	Firms with 3 or 4 establishments ..	—	—	—	—	—	—	—	—	—
	Firms with 5 to 9 establishments ..	—	—	—	—	—	—	—	—	—
	Firms with 10 to 24 establishments ..	—	—	—	—	—	—	—	—	—
	Firms with 25 establishments or more ..	—	—	—	—	—	—	—	—	—
4219902	Forest products (except lumber) whsle									
	All firms	180	188	715 205	15 414	3 491	462	31 701	179	212
	Single unit firms	172	172	416 303	12 437	2 803	381	25 586	158	188
	Multiunit firms	8	16	298 902	2 977	688	81	6 115	21	24
	Firms with 1 establishment ..	5	5	D	D	D	b	D	D	D
	Firms with 2 establishments ..	2	4	D	D	D	a	D	D	D
	Firms with 3 or 4 establishments ..	—	—	—	—	—	—	—	—	—
	Firms with 5 to 9 establishments ..	1	7	D	D	D	a	D	D	D
	Firms with 10 to 24 establishments ..	—	—	—	—	—	—	—	—	—
	Firms with 25 establishments or more ..	—	—	—	—	—	—	—	—	—
4219903	General merchandise (durable goods) whsle									
	All firms	509	514	D	D	D	g	D	D	D
	Single unit firms	503	503	D	D	D	g	D	D	D
	Multiunit firms	6	11	D	D	D	b	D	D	D
	Firms with 1 establishment ..	1	1	D	D	D	a	D	D	D
	Firms with 2 establishments ..	5	10	D	D	D	b	D	D	D
	Firms with 3 or 4 establishments ..	—	—	—	—	—	—	—	—	—
	Firms with 5 to 9 establishments ..	—	—	—	—	—	—	—	—	—
	Firms with 10 to 24 establishments ..	—	—	—	—	—	—	—	—	—
	Firms with 25 establishments or more ..	—	—	—	—	—	—	—	—	—

See footnotes at end of table.

Table 3. Single Units and Multiunits: 1997—Con.

[Includes only firms and establishments with payroll. Excludes data for central administrative offices, auxiliary operations, or establishments of these firms that are classified in other categories than those specified in this table. For meaning of abbreviations and symbols, see introductory text. For explanation of terms, see Appendix A. For method of assignment to categories shown, see Appendix C]

NAICS code	Number of establishments by type of operation and specified kind of business	Firms (number)	Establishments (number)	Sales (\$1,000)	Annual payroll (\$1,000)	First-quarter payroll (\$1,000)	Paid employees for pay period including March 12 (number)	Operating expenses ¹ (\$1,000)	End-of-1996 inventories (\$1,000)	End-of-1997 inventories (\$1,000)
421	AGENTS, BROKERS, AND COMMISSION MERCHANTS—Con.									
	Wholesale trade, durable goods—Con.									
4219904	Prerecorded media whsle									
	All firms	140	140	321 738	11 830	3 438	416	28 590	511	615
	Single unit firms	140	140	321 738	11 830	3 438	416	28 590	511	615
	Multiunit firms	—	—	—	—	—	—	—	—	—
	Firms with 1 establishment ..	—	—	—	—	—	—	—	—	—
	Firms with 2 establishments ..	—	—	—	—	—	—	—	—	—
	Firms with 3 or 4 establishments	—	—	—	—	—	—	—	—	—
	Firms with 5 to 9 establishments	—	—	—	—	—	—	—	—	—
	Firms with 10 to 24 establishments	—	—	—	—	—	—	—	—	—
	Firms with 25 establishments or more	—	—	—	—	—	—	—	—	—
42199041	Compact discs/prerecorded audio tapes, & phonograph records whsle									
	All firms	124	124	D	D	D	e	D	D	D
	Single unit firms	124	124	D	D	D	e	D	D	D
	Multiunit firms	—	—	—	—	—	—	—	—	—
	Firms with 1 establishment ..	—	—	—	—	—	—	—	—	—
	Firms with 2 establishments ..	—	—	—	—	—	—	—	—	—
	Firms with 3 or 4 establishments	—	—	—	—	—	—	—	—	—
	Firms with 5 to 9 establishments	—	—	—	—	—	—	—	—	—
	Firms with 10 to 24 establishments	—	—	—	—	—	—	—	—	—
	Firms with 25 establishments or more	—	—	—	—	—	—	—	—	—
42199042	Prerecorded video tapes whsle									
	All firms	16	16	D	D	D	b	D	D	D
	Single unit firms	16	16	D	D	D	b	D	D	D
	Multiunit firms	—	—	—	—	—	—	—	—	—
	Firms with 1 establishment ..	—	—	—	—	—	—	—	—	—
	Firms with 2 establishments ..	—	—	—	—	—	—	—	—	—
	Firms with 3 or 4 establishments	—	—	—	—	—	—	—	—	—
	Firms with 5 to 9 establishments	—	—	—	—	—	—	—	—	—
	Firms with 10 to 24 establishments	—	—	—	—	—	—	—	—	—
	Firms with 25 establishments or more	—	—	—	—	—	—	—	—	—
4219905	Fire extinguishers & fire safety equipment whsle									
	All firms	72	72	D	D	D	c	D	D	D
	Single unit firms	72	72	D	D	D	c	D	D	D
	Multiunit firms	—	—	—	—	—	—	—	—	—
	Firms with 1 establishment ..	—	—	—	—	—	—	—	—	—
	Firms with 2 establishments ..	—	—	—	—	—	—	—	—	—
	Firms with 3 or 4 establishments	—	—	—	—	—	—	—	—	—
	Firms with 5 to 9 establishments	—	—	—	—	—	—	—	—	—
	Firms with 10 to 24 establishments	—	—	—	—	—	—	—	—	—
	Firms with 25 establishments or more	—	—	—	—	—	—	—	—	—
4219906	Other durable goods whsle									
	All firms	399	401	1 010 358	31 983	6 442	877	67 929	941	743
	Single unit firms	396	396	D	D	D	f	D	D	D
	Multiunit firms	3	5	D	D	D	b	D	D	D
	Firms with 1 establishment ..	2	2	D	D	D	b	D	D	D
	Firms with 2 establishments ..	—	—	—	—	—	—	—	—	—
	Firms with 3 or 4 establishments	1	3	D	D	D	a	D	D	D
	Firms with 5 to 9 establishments	—	—	—	—	—	—	—	—	—
	Firms with 10 to 24 establishments	—	—	—	—	—	—	—	—	—
	Firms with 25 establishments or more	—	—	—	—	—	—	—	—	—

See footnotes at end of table.

Table 3. Single Units and Multiunits: 1997—Con.

[Includes only firms and establishments with payroll. Excludes data for central administrative offices, auxiliary operations, or establishments of these firms that are classified in other categories than those specified in this table. For meaning of abbreviations and symbols, see introductory text. For explanation of terms, see Appendix A. For method of assignment to categories shown, see Appendix C]

NAICS code	Number of establishments by type of operation and specified kind of business	Firms (number)	Establishments (number)	Sales (\$1,000)	Annual payroll (\$1,000)	First-quarter payroll (\$1,000)	Paid employees for pay period including March 12 (number)	Operating expenses ¹ (\$1,000)	End-of-1996 inventories (\$1,000)	End-of-1997 inventories (\$1,000)	
422	AGENTS, BROKERS, AND COMMISSION MERCHANTS—Con.										
	Wholesale trade, nondurable goods										
	All firms	15 006	15 813	'210 280 732	3 860 234	881 785	121 102	7 159 777	146 688	171 062	
	Single unit firms	14 437	14 437	123 202 009	2 555 370	571 589	76 583	4 779 194	86 189	107 342	
	Multiunit firms	569	1 376	87 078 723	1 304 864	310 196	44 519	2 380 583	60 499	63 720	
	Firms with 1 establishment ..	270	270	13 416 910	226 754	52 621	6 566	458 290	30 901	31 941	
	Firms with 2 establishments ..	180	360	22 035 898	224 585	49 628	6 860	420 191	8 764	9 753	
	Firms with 3 or 4 establishments	74	237	9 710 281	193 780	46 756	6 822	319 114	19 385	20 515	
	Firms with 5 to 9 establishments	30	190	11 628 309	179 155	45 998	6 930	330 175	617	654	
	Firms with 10 to 24 establishments	10	146	D	D	D	i	D	D	D	
	Firms with 25 establishments or more	5	173	D	D	D	j	D	D	D	
	4221	Paper & paper product whsle									
All firms		1 521	1 566	7 602 771	242 505	56 581	5 335	452 024	17 175	18 681	
Single unit firms		1 463	1 463	6 139 026	206 568	47 991	4 459	385 347	3 693	4 220	
Multiunit firms		58	103	1 463 745	35 937	8 590	876	66 677	13 482	14 461	
Firms with 1 establishment ..		33	33	998 910	22 309	5 478	627	42 017	12 103	13 263	
Firms with 2 establishments ..		16	32	315 535	8 509	1 841	144	13 851	1 061	913	
Firms with 3 or 4 establishments		5	15	67 058	2 838	725	62	4 843	318	285	
Firms with 5 to 9 establishments		4	23	82 242	2 281	546	43	5 966	—	—	
Firms with 10 to 24 establishments		—	—	—	—	—	—	—	—	—	
Firms with 25 establishments or more		—	—	—	—	—	—	—	—	—	
42211		Printing & writing paper whsle									
		All firms	177	177	1 378 150	33 353	7 722	616	69 098	12 457	13 426
	Single unit firms	172	172	836 931	24 378	5 513	484	50 890	859	984	
	Multiunit firms	5	5	541 219	8 975	2 209	132	18 208	11 598	12 442	
	Firms with 1 establishment ..	5	5	541 219	8 975	2 209	132	18 208	11 598	12 442	
	Firms with 2 establishments ..	—	—	—	—	—	—	—	—	—	
	Firms with 3 or 4 establishments	—	—	—	—	—	—	—	—	—	
	Firms with 5 to 9 establishments	—	—	—	—	—	—	—	—	—	
	Firms with 10 to 24 establishments	—	—	—	—	—	—	—	—	—	
	Firms with 25 establishments or more	—	—	—	—	—	—	—	—	—	
	422110	Printing & writing paper whsle									
		All firms	177	177	1 378 150	33 353	7 722	616	69 098	12 457	13 426
Single unit firms		172	172	836 931	24 378	5 513	484	50 890	859	984	
Multiunit firms		5	5	541 219	8 975	2 209	132	18 208	11 598	12 442	
Firms with 1 establishment ..		5	5	541 219	8 975	2 209	132	18 208	11 598	12 442	
Firms with 2 establishments ..		—	—	—	—	—	—	—	—	—	
Firms with 3 or 4 establishments		—	—	—	—	—	—	—	—	—	
Firms with 5 to 9 establishments		—	—	—	—	—	—	—	—	—	
Firms with 10 to 24 establishments		—	—	—	—	—	—	—	—	—	
Firms with 25 establishments or more		—	—	—	—	—	—	—	—	—	
42212		Stationery & office supplies whsle									
		All firms	699	735	2 201 547	87 722	20 721	2 443	168 995	1 950	2 073
	Single unit firms	663	663	1 618 585	72 696	17 056	1 950	140 615	1 177	1 464	
	Multiunit firms	36	72	582 962	15 026	3 665	493	28 380	773	609	
	Firms with 1 establishment ..	19	19	314 748	6 801	1 748	344	12 044	95	64	
	Firms with 2 establishments ..	9	18	D	D	D	b	D	D	D	
	Firms with 3 or 4 establishments	4	12	D	D	D	b	D	D	D	
	Firms with 5 to 9 establishments	4	23	82 242	2 281	546	43	5 966	—	—	
	Firms with 10 to 24 establishments	—	—	—	—	—	—	—	—	—	
	Firms with 25 establishments or more	—	—	—	—	—	—	—	—	—	

See footnotes at end of table.

Table 3. Single Units and Multiunits: 1997—Con.

[Includes only firms and establishments with payroll. Excludes data for central administrative offices, auxiliary operations, or establishments of these firms that are classified in other categories than those specified in this table. For meaning of abbreviations and symbols, see introductory text. For explanation of terms, see Appendix A. For method of assignment to categories shown, see Appendix C]

NAICS code	Number of establishments by type of operation and specified kind of business	Firms (number)	Establishments (number)	Sales (\$1,000)	Annual payroll (\$1,000)	First-quarter payroll (\$1,000)	Paid employees for pay period including March 12 (number)	Operating expenses ¹ (\$1,000)	End-of-1996 inventories (\$1,000)	End-of-1997 inventories (\$1,000)
422	AGENTS, BROKERS, AND COMMISSION MERCHANTS—Con.									
	Wholesale trade, nondurable goods—Con.									
422120	Stationery & office supplies whsle									
	All firms	699	735	2 201 547	87 722	20 721	2 443	168 995	1 950	2 073
	Single unit firms	663	663	1 618 585	72 696	17 056	1 950	140 615	1 177	1 464
	Multiunit firms	36	72	582 962	15 026	3 665	493	28 380	773	609
	Firms with 1 establishment ..	19	19	314 748	6 801	1 748	344	12 044	95	64
	Firms with 2 establishments ..	9	18	D	D	D	b	D	D	D
	Firms with 3 or 4 establishments	4	12	D	D	D	b	D	D	D
	Firms with 5 to 9 establishments	4	23	82 242	2 281	546	43	5 966	—	—
	Firms with 10 to 24 establishments	—	—	—	—	—	—	—	—	—
	Firms with 25 establishments or more	—	—	—	—	—	—	—	—	—
42213	Industrial & personal service paper whsle									
	All firms	645	654	4 023 074	121 430	28 138	2 276	213 931	2 768	3 182
	Single unit firms	628	628	3 683 510	109 494	25 422	2 025	193 842	1 657	1 772
	Multiunit firms	17	26	339 564	11 936	2 716	251	20 089	1 111	1 410
	Firms with 1 establishment ..	9	9	142 943	6 533	1 521	151	11 765	410	757
	Firms with 2 establishments ..	7	14	D	D	D	b	D	D	D
	Firms with 3 or 4 establishments	1	3	D	D	D	b	D	D	D
	Firms with 5 to 9 establishments	—	—	—	—	—	—	—	—	—
	Firms with 10 to 24 establishments	—	—	—	—	—	—	—	—	—
	Firms with 25 establishments or more	—	—	—	—	—	—	—	—	—
422130	Industrial & personal service paper whsle									
	All firms	645	654	4 023 074	121 430	28 138	2 276	213 931	2 768	3 182
	Single unit firms	628	628	3 683 510	109 494	25 422	2 025	193 842	1 657	1 772
	Multiunit firms	17	26	339 564	11 936	2 716	251	20 089	1 111	1 410
	Firms with 1 establishment ..	9	9	142 943	6 533	1 521	151	11 765	410	757
	Firms with 2 establishments ..	7	14	D	D	D	b	D	D	D
	Firms with 3 or 4 establishments	1	3	D	D	D	b	D	D	D
	Firms with 5 to 9 establishments	—	—	—	—	—	—	—	—	—
	Firms with 10 to 24 establishments	—	—	—	—	—	—	—	—	—
	Firms with 25 establishments or more	—	—	—	—	—	—	—	—	—
4222	Drugs, & druggists' sundries whsle									
	All firms	413	445	5 451 128	113 644	23 300	2 526	234 947	5 047	5 164
	Single unit firms	401	401	4 372 345	88 246	17 720	1 939	182 057	4 255	4 348
	Multiunit firms	12	44	1 078 783	25 398	5 580	587	52 890	792	816
	Firms with 1 establishment ..	4	4	557 717	10 325	2 124	225	25 619	—	—
	Firms with 2 establishments ..	6	12	D	D	D	c	D	D	D
	Firms with 3 or 4 establishments	1	3	D	D	D	c	D	D	D
	Firms with 5 to 9 establishments	—	—	—	—	—	—	—	—	—
	Firms with 10 to 24 establishments	—	—	—	—	—	—	—	—	—
	Firms with 25 establishments or more	1	25	D	D	D	c	D	D	D
42221	Drugs, & druggists' sundries whsle									
	All firms	413	445	5 451 128	113 644	23 300	2 526	234 947	5 047	5 164
	Single unit firms	401	401	4 372 345	88 246	17 720	1 939	182 057	4 255	4 348
	Multiunit firms	12	44	1 078 783	25 398	5 580	587	52 890	792	816
	Firms with 1 establishment ..	4	4	557 717	10 325	2 124	225	25 619	—	—
	Firms with 2 establishments ..	6	12	D	D	D	c	D	D	D
	Firms with 3 or 4 establishments	1	3	D	D	D	c	D	D	D
	Firms with 5 to 9 establishments	—	—	—	—	—	—	—	—	—
	Firms with 10 to 24 establishments	—	—	—	—	—	—	—	—	—
	Firms with 25 establishments or more	1	25	D	D	D	c	D	D	D

See footnotes at end of table.

Table 3. Single Units and Multiunits: 1997—Con.

[Includes only firms and establishments with payroll. Excludes data for central administrative offices, auxiliary operations, or establishments of these firms that are classified in other categories than those specified in this table. For meaning of abbreviations and symbols, see introductory text. For explanation of terms, see Appendix A. For method of assignment to categories shown, see Appendix C]

NAICS code	Number of establishments by type of operation and specified kind of business	Firms (number)	Establishments (number)	Sales (\$1,000)	Annual payroll (\$1,000)	First-quarter payroll (\$1,000)	Paid employees for pay period including March 12 (number)	Operating expenses ¹ (\$1,000)	End-of-1996 inventories (\$1,000)	End-of-1997 inventories (\$1,000)
422	AGENTS, BROKERS, AND COMMISSION MERCHANTS—Con.									
	Wholesale trade, nondurable goods—Con.									
422210	Drugs, & druggists' sundries whsle									
	All firms	413	445	5 451 128	113 644	23 300	2 526	234 947	5 047	5 164
	Single unit firms	401	401	4 372 345	88 246	17 720	1 939	182 057	4 255	4 348
	Multiunit firms	12	44	1 078 783	25 398	5 580	587	52 890	792	816
	Firms with 1 establishment ...	4	4	557 717	10 325	2 124	225	25 619	-	-
	Firms with 2 establishments ..	6	12	D	D	D	c	D	D	D
	Firms with 3 or 4 establishments	1	3	D	D	D	c	D	D	D
	Firms with 5 to 9 establishments	-	-	-	-	-	-	-	-	-
	Firms with 10 to 24 establishments	-	-	-	-	-	-	-	-	-
	Firms with 25 establishments or more	1	25	D	D	D	c	D	D	D
4222102	Specialty-line drug, pharmaceutical, cosmetic, & toiletries whsle									
	All firms	413	445	5 451 128	113 644	23 300	2 526	234 947	5 047	5 164
	Single unit firms	401	401	4 372 345	88 246	17 720	1 939	182 057	4 255	4 348
	Multiunit firms	12	44	1 078 783	25 398	5 580	587	52 890	792	816
	Firms with 1 establishment ...	4	4	557 717	10 325	2 124	225	25 619	-	-
	Firms with 2 establishments ..	6	12	D	D	D	c	D	D	D
	Firms with 3 or 4 establishments	1	3	D	D	D	c	D	D	D
	Firms with 5 to 9 establishments	-	-	-	-	-	-	-	-	-
	Firms with 10 to 24 establishments	-	-	-	-	-	-	-	-	-
	Firms with 25 establishments or more	1	25	D	D	D	c	D	D	D
4223	Apparel, piece goods, & notions whsle									
	All firms	2 996	3 034	16 937 975	499 819	109 567	9 332	977 249	30 510	29 976
	Single unit firms	2 935	2 935	14 954 597	453 221	98 411	8 376	881 885	22 552	23 348
	Multiunit firms	61	99	1 983 378	46 598	11 156	956	95 364	7 958	6 628
	Firms with 1 establishment ...	36	36	1 134 780	23 908	5 670	423	53 912	7 558	6 060
	Firms with 2 establishments ..	19	38	378 155	13 180	3 229	325	25 689	107	213
	Firms with 3 or 4 establishments	5	18	D	D	D	c	D	D	D
	Firms with 5 to 9 establishments	1	7	D	D	D	b	D	D	D
	Firms with 10 to 24 establishments	-	-	-	-	-	-	-	-	-
	Firms with 25 establishments or more	-	-	-	-	-	-	-	-	-
42231	Piece goods, notions, & other dry goods whsle									
	All firms	770	793	5 032 811	133 335	29 237	2 562	249 219	9 009	5 708
	Single unit firms	746	746	4 157 186	112 849	24 342	2 116	211 006	4 386	3 061
	Multiunit firms	24	47	875 625	20 486	4 895	446	38 213	4 623	2 647
	Firms with 1 establishment ...	12	12	167 361	4 045	981	101	8 058	4 293	2 261
	Firms with 2 establishments ..	7	14	247 913	7 072	1 756	141	15 070	37	31
	Firms with 3 or 4 establishments	4	14	D	D	D	c	D	D	D
	Firms with 5 to 9 establishments	1	7	D	D	D	b	D	D	D
	Firms with 10 to 24 establishments	-	-	-	-	-	-	-	-	-
	Firms with 25 establishments or more	-	-	-	-	-	-	-	-	-
422310	Piece goods, notions, & other dry goods whsle									
	All firms	770	793	5 032 811	133 335	29 237	2 562	249 219	9 009	5 708
	Single unit firms	746	746	4 157 186	112 849	24 342	2 116	211 006	4 386	3 061
	Multiunit firms	24	47	875 625	20 486	4 895	446	38 213	4 623	2 647
	Firms with 1 establishment ...	12	12	167 361	4 045	981	101	8 058	4 293	2 261
	Firms with 2 establishments ..	7	14	247 913	7 072	1 756	141	15 070	37	31
	Firms with 3 or 4 establishments	4	14	D	D	D	c	D	D	D
	Firms with 5 to 9 establishments	1	7	D	D	D	b	D	D	D
	Firms with 10 to 24 establishments	-	-	-	-	-	-	-	-	-
	Firms with 25 establishments or more	-	-	-	-	-	-	-	-	-

See footnotes at end of table.

Table 3. Single Units and Multiunits: 1997—Con.

[Includes only firms and establishments with payroll. Excludes data for central administrative offices, auxiliary operations, or establishments of these firms that are classified in other categories than those specified in this table. For meaning of abbreviations and symbols, see introductory text. For explanation of terms, see Appendix A. For method of assignment to categories shown, see Appendix C]

NAICS code	Number of establishments by type of operation and specified kind of business	Firms (number)	Establishments (number)	Sales (\$1,000)	Annual payroll (\$1,000)	First-quarter payroll (\$1,000)	Paid employees for pay period including March 12 (number)	Operating expenses ¹ (\$1,000)	End-of-1996 inventories (\$1,000)	End-of-1997 inventories (\$1,000)
422	AGENTS, BROKERS, AND COMMISSION MERCHANTS—Con.									
	Wholesale trade, nondurable goods—Con.									
4223101	Piece goods—jobbers									
	All firms	629	652	4 499 955	110 080	24 467	2 138	207 094	8 494	5 442
	Single unit firms	608	608	3 642 820	90 710	19 772	1 713	170 757	4 127	2 795
	Multiunit firms	21	44	857 135	19 370	4 695	425	36 337	4 367	2 647
	Firms with 1 establishment ..	9	9	148 871	2 929	781	80	6 182	4 037	2 261
	Firms with 2 establishments ..	7	14	247 913	7 072	1 756	141	15 070	37	31
	Firms with 3 or 4 establishments	4	14	D	D	D	c	D	D	D
	Firms with 5 to 9 establishments	1	7	D	D	D	b	D	D	D
	Firms with 10 to 24 establishments	—	—	—	—	—	—	—	—	—
	Firms with 25 establishments or more	—	—	—	—	—	—	—	—	—
4223102	Notions & other dry goods whsle									
	All firms	141	141	532 856	23 255	4 770	424	42 125	515	266
	Single unit firms	138	138	514 366	22 139	4 570	403	40 249	259	266
	Multiunit firms	3	3	18 490	1 116	200	21	1 876	256	—
	Firms with 1 establishment ..	3	3	18 490	1 116	200	21	1 876	256	—
	Firms with 2 establishments ..	—	—	—	—	—	—	—	—	—
	Firms with 3 or 4 establishments	—	—	—	—	—	—	—	—	—
	Firms with 5 to 9 establishments	—	—	—	—	—	—	—	—	—
	Firms with 10 to 24 establishments	—	—	—	—	—	—	—	—	—
	Firms with 25 establishments or more	—	—	—	—	—	—	—	—	—
42232	Men's & boys' clothing & furnishings whsle									
	All firms	658	660	2 927 495	76 803	17 588	1 606	167 770	3 932	4 655
	Single unit firms	650	650	2 838 683	74 111	16 964	1 564	163 395	3 932	4 655
	Multiunit firms	8	10	88 812	2 692	624	42	4 375	—	—
	Firms with 1 establishment ..	6	6	D	D	D	b	D	D	D
	Firms with 2 establishments ..	2	4	D	D	D	a	D	D	D
	Firms with 3 or 4 establishments	—	—	—	—	—	—	—	—	—
	Firms with 5 to 9 establishments	—	—	—	—	—	—	—	—	—
	Firms with 10 to 24 establishments	—	—	—	—	—	—	—	—	—
	Firms with 25 establishments or more	—	—	—	—	—	—	—	—	—
422320	Men's & boys' clothing & furnishings whsle									
	All firms	658	660	2 927 495	76 803	17 588	1 606	167 770	3 932	4 655
	Single unit firms	650	650	2 838 683	74 111	16 964	1 564	163 395	3 932	4 655
	Multiunit firms	8	10	88 812	2 692	624	42	4 375	—	—
	Firms with 1 establishment ..	6	6	D	D	D	b	D	D	D
	Firms with 2 establishments ..	2	4	D	D	D	a	D	D	D
	Firms with 3 or 4 establishments	—	—	—	—	—	—	—	—	—
	Firms with 5 to 9 establishments	—	—	—	—	—	—	—	—	—
	Firms with 10 to 24 establishments	—	—	—	—	—	—	—	—	—
	Firms with 25 establishments or more	—	—	—	—	—	—	—	—	—
42233	Women's, children's, & infants' clothing & accessories whsle									
	All firms	1 195	1 203	4 735 312	147 928	31 213	3 132	289 901	6 423	7 722
	Single unit firms	1 173	1 173	4 417 677	137 393	28 640	2 882	271 105	3 109	3 797
	Multiunit firms	22	30	317 635	10 535	2 573	250	18 796	3 314	3 925
	Firms with 1 establishment ..	14	14	220 439	5 849	1 466	98	10 613	3 265	3 799
	Firms with 2 establishments ..	8	16	97 196	4 686	1 107	152	8 183	49	126
	Firms with 3 or 4 establishments	—	—	—	—	—	—	—	—	—
	Firms with 5 to 9 establishments	—	—	—	—	—	—	—	—	—
	Firms with 10 to 24 establishments	—	—	—	—	—	—	—	—	—
	Firms with 25 establishments or more	—	—	—	—	—	—	—	—	—
422330	Women's, children's, & infants' clothing & accessories whsle									

See footnotes at end of table.

Table 3. Single Units and Multiunits: 1997—Con.

[Includes only firms and establishments with payroll. Excludes data for central administrative offices, auxiliary operations, or establishments of these firms that are classified in other categories than those specified in this table. For meaning of abbreviations and symbols, see introductory text. For explanation of terms, see Appendix A. For method of assignment to categories shown, see Appendix C]

NAICS code	Number of establishments by type of operation and specified kind of business	Firms (number)	Establishments (number)	Sales (\$1,000)	Annual payroll (\$1,000)	First-quarter payroll (\$1,000)	Paid employees for pay period including March 12 (number)	Operating expenses ¹ (\$1,000)	End-of-1996 inventories (\$1,000)	End-of-1997 inventories (\$1,000)
422	AGENTS, BROKERS, AND COMMISSION MERCHANTS—Con.									
	Wholesale trade, nondurable goods—Con.									
422330	Women's, children's, & infants' clothing & accessories whsle—Con.									
	All firms	1 195	1 203	4 735 312	147 928	31 213	3 132	289 901	6 423	7 722
	Single unit firms	1 173	1 173	4 417 677	137 393	28 640	2 882	271 105	3 109	3 797
	Multiunit firms	22	30	317 635	10 535	2 573	250	18 796	3 314	3 925
	Firms with 1 establishment ...	14	14	220 439	5 849	1 466	98	10 613	3 265	3 799
	Firms with 2 establishments ..	8	16	97 196	4 686	1 107	152	8 183	49	126
	Firms with 3 or 4 establishments	—	—	—	—	—	—	—	—	—
	Firms with 5 to 9 establishments	—	—	—	—	—	—	—	—	—
	Firms with 10 to 24 establishments	—	—	—	—	—	—	—	—	—
	Firms with 25 establishments or more	—	—	—	—	—	—	—	—	—
42234	Footwear whsle									
	All firms	373	378	4 242 357	141 753	31 529	2 032	270 359	11 146	11 891
	Single unit firms	366	366	3 541 051	128 868	28 465	1 814	236 379	11 125	11 835
	Multiunit firms	7	12	701 306	12 885	3 064	218	33 980	21	56
	Firms with 1 establishment ...	4	4	D	D	D	c	D	D	D
	Firms with 2 establishments ..	2	4	D	D	D	a	D	D	D
	Firms with 3 or 4 establishments	1	4	D	D	D	a	D	D	D
	Firms with 5 to 9 establishments	—	—	—	—	—	—	—	—	—
	Firms with 10 to 24 establishments	—	—	—	—	—	—	—	—	—
	Firms with 25 establishments or more	—	—	—	—	—	—	—	—	—
422340	Footwear whsle									
	All firms	373	378	4 242 357	141 753	31 529	2 032	270 359	11 146	11 891
	Single unit firms	366	366	3 541 051	128 868	28 465	1 814	236 379	11 125	11 835
	Multiunit firms	7	12	701 306	12 885	3 064	218	33 980	21	56
	Firms with 1 establishment ...	4	4	D	D	D	c	D	D	D
	Firms with 2 establishments ..	2	4	D	D	D	a	D	D	D
	Firms with 3 or 4 establishments	1	4	D	D	D	a	D	D	D
	Firms with 5 to 9 establishments	—	—	—	—	—	—	—	—	—
	Firms with 10 to 24 establishments	—	—	—	—	—	—	—	—	—
	Firms with 25 establishments or more	—	—	—	—	—	—	—	—	—
4224	Grocery & related products whsle									
	All firms	4 164	4 652	113 150 470	2 043 803	476 829	62 493	3 587 796	42 628	47 860
	Single unit firms	3 931	3 931	56 318 241	1 069 137	246 500	28 999	1 875 172	19 407	23 872
	Multiunit firms	233	721	56 832 229	974 666	230 329	33 494	1 712 624	23 221	23 988
	Firms with 1 establishment ...	89	89	5 153 682	112 186	26 088	3 917	212 702	4 162	4 339
	Firms with 2 establishments ..	78	156	7 669 599	128 706	27 198	3 665	230 511	1 756	1 805
	Firms with 3 or 4 establishments	39	124	D	D	D	i	D	D	D
	Firms with 5 to 9 establishments	16	100	6 411 451	103 701	25 605	3 517	182 456	—	—
	Firms with 10 to 24 establishments	7	104	D	D	D	i	D	D	D
	Firms with 25 establishments or more	4	148	D	D	D	j	D	D	D
42241	General-line grocery whsle									
	All firms	507	748	52 747 762	858 200	200 812	28 597	1 458 131	19 548	20 161
	Single unit firms	447	447	19 539 456	326 554	74 318	8 688	529 769	1 045	1 117
	Multiunit firms	60	301	33 208 306	531 646	126 494	19 909	928 362	18 503	19 044
	Firms with 1 establishment ...	16	16	1 229 098	25 596	6 345	992	44 724	—	—
	Firms with 2 establishments ..	14	28	2 152 281	46 512	11 212	2 113	74 563	1 200	1 200
	Firms with 3 or 4 establishments	17	56	6 433 354	111 371	26 358	3 902	187 530	17 303	17 844
	Firms with 5 to 9 establishments	5	30	1 525 236	27 216	6 760	923	46 353	—	—
	Firms with 10 to 24 establishments	5	72	D	D	D	h	D	D	D
	Firms with 25 establishments or more	3	99	D	D	D	i	D	D	D

See footnotes at end of table.

Table 3. Single Units and Multiunits: 1997—Con.

[Includes only firms and establishments with payroll. Excludes data for central administrative offices, auxiliary operations, or establishments of these firms that are classified in other categories than those specified in this table. For meaning of abbreviations and symbols, see introductory text. For explanation of terms, see Appendix A. For method of assignment to categories shown, see Appendix C]

NAICS code	Number of establishments by type of operation and specified kind of business	Firms (number)	Establishments (number)	Sales (\$1,000)	Annual payroll (\$1,000)	First-quarter payroll (\$1,000)	Paid employees for pay period including March 12 (number)	Operating expenses ¹ (\$1,000)	End-of-1996 inventories (\$1,000)	End-of-1997 inventories (\$1,000)
422	AGENTS, BROKERS, AND COMMISSION MERCHANTS—Con.									
	Wholesale trade, nondurable goods—Con.									
422410	General-line grocery whsle									
	All firms	507	748	52 747 762	858 200	200 812	28 597	1 458 131	19 548	20 161
	Single unit firms	447	447	19 539 456	326 554	74 318	8 688	529 769	1 045	1 117
	Multiunit firms	60	301	33 208 306	531 646	126 494	19 909	928 362	18 503	19 044
	Firms with 1 establishment ..	16	16	1 229 098	25 596	6 345	992	44 724	—	—
	Firms with 2 establishments ..	14	28	2 152 281	46 512	11 212	2 113	74 563	1 200	1 200
	Firms with 3 or 4 establishments	17	56	6 433 354	111 371	26 358	3 902	187 530	17 303	17 844
	Firms with 5 to 9 establishments	5	30	1 525 236	27 216	6 760	923	46 353	—	—
	Firms with 10 to 24 establishments	5	72	D	D	D	h	D	D	D
	Firms with 25 establishments or more	3	99	D	D	D	i	D	D	D
4224103	Other general-line grocery whsle									
	All firms	507	748	52 747 762	858 200	200 812	28 597	1 458 131	19 548	20 161
	Single unit firms	447	447	19 539 456	326 554	74 318	8 688	529 769	1 045	1 117
	Multiunit firms	60	301	33 208 306	531 646	126 494	19 909	928 362	18 503	19 044
	Firms with 1 establishment ..	16	16	1 229 098	25 596	6 345	992	44 724	—	—
	Firms with 2 establishments ..	14	28	2 152 281	46 512	11 212	2 113	74 563	1 200	1 200
	Firms with 3 or 4 establishments	17	56	6 433 354	111 371	26 358	3 902	187 530	17 303	17 844
	Firms with 5 to 9 establishments	5	30	1 525 236	27 216	6 760	923	46 353	—	—
	Firms with 10 to 24 establishments	5	72	D	D	D	h	D	D	D
	Firms with 25 establishments or more	3	99	D	D	D	i	D	D	D
42242	Packaged frozen food whsle									
	All firms	623	679	16 882 856	275 080	64 048	7 368	476 464	2 632	2 959
	Single unit firms	563	563	10 883 084	182 976	42 316	4 877	313 428	1 236	1 814
	Multiunit firms	60	116	5 999 772	92 104	21 732	2 491	163 036	1 396	1 145
	Firms with 1 establishment ..	22	22	2 302 357	27 372	7 822	864	53 642	1 396	1 099
	Firms with 2 establishments ..	25	50	2 133 026	40 101	8 179	979	67 148	—	46
	Firms with 3 or 4 establishments	12	39	D	D	D	f	D	D	D
	Firms with 5 to 9 establishments	1	5	D	D	D	b	D	D	D
	Firms with 10 to 24 establishments	—	—	—	—	—	—	—	—	—
	Firms with 25 establishments or more	—	—	—	—	—	—	—	—	—
422420	Packaged frozen food whsle									
	All firms	623	679	16 882 856	275 080	64 048	7 368	476 464	2 632	2 959
	Single unit firms	563	563	10 883 084	182 976	42 316	4 877	313 428	1 236	1 814
	Multiunit firms	60	116	5 999 772	92 104	21 732	2 491	163 036	1 396	1 145
	Firms with 1 establishment ..	22	22	2 302 357	27 372	7 822	864	53 642	1 396	1 099
	Firms with 2 establishments ..	25	50	2 133 026	40 101	8 179	979	67 148	—	46
	Firms with 3 or 4 establishments	12	39	D	D	D	f	D	D	D
	Firms with 5 to 9 establishments	1	5	D	D	D	b	D	D	D
	Firms with 10 to 24 establishments	—	—	—	—	—	—	—	—	—
	Firms with 25 establishments or more	—	—	—	—	—	—	—	—	—
42243	Dairy products, (except dried or canned) whsle									
	All firms	181	181	1 474 278	30 193	7 844	737	61 064	700	799
	Single unit firms	180	180	D	D	D	f	D	D	D
	Multiunit firms	1	1	D	D	D	b	D	D	D
	Firms with 1 establishment ..	1	1	D	D	D	b	D	D	D
	Firms with 2 establishments ..	—	—	—	—	—	—	—	—	—
	Firms with 3 or 4 establishments	—	—	—	—	—	—	—	—	—
	Firms with 5 to 9 establishments	—	—	—	—	—	—	—	—	—
	Firms with 10 to 24 establishments	—	—	—	—	—	—	—	—	—
	Firms with 25 establishments or more	—	—	—	—	—	—	—	—	—

See footnotes at end of table.

Table 3. Single Units and Multiunits: 1997—Con.

[Includes only firms and establishments with payroll. Excludes data for central administrative offices, auxiliary operations, or establishments of these firms that are classified in other categories than those specified in this table. For meaning of abbreviations and symbols, see introductory text. For explanation of terms, see Appendix A. For method of assignment to categories shown, see Appendix C]

NAICS code	Number of establishments by type of operation and specified kind of business	Firms (number)	Establishments (number)	Sales (\$1,000)	Annual payroll (\$1,000)	First-quarter payroll (\$1,000)	Paid employees for pay period including March 12 (number)	Operating expenses ¹ (\$1,000)	End-of-1996 inventories (\$1,000)	End-of-1997 inventories (\$1,000)
422	AGENTS, BROKERS, AND COMMISSION MERCHANTS—Con.									
	Wholesale trade, nondurable goods—Con.									
422430	Dairy products, (except dried or canned) whsle									
	All firms	181	181	1 474 278	30 193	7 844	737	61 064	700	799
	Single unit firms	180	180	D	D	D	f	D	D	D
	Multiunit firms	1	1	D	D	D	b	D	D	D
	Firms with 1 establishment ..	1	1	D	D	D	b	D	D	D
	Firms with 2 establishments ..	—	—	—	—	—	—	—	—	—
	Firms with 3 or 4 establishments	—	—	—	—	—	—	—	—	—
	Firms with 5 to 9 establishments	—	—	—	—	—	—	—	—	—
	Firms with 10 to 24 establishments	—	—	—	—	—	—	—	—	—
	Firms with 25 establishments or more	—	—	—	—	—	—	—	—	—
4224301	Raw milk whsle									
	All firms	2	2	D	D	D	a	D	D	D
	Single unit firms	2	2	D	D	D	a	D	D	D
	Multiunit firms	—	—	—	—	—	—	—	—	—
	Firms with 1 establishment ..	—	—	—	—	—	—	—	—	—
	Firms with 2 establishments ..	—	—	—	—	—	—	—	—	—
	Firms with 3 or 4 establishments	—	—	—	—	—	—	—	—	—
	Firms with 5 to 9 establishments	—	—	—	—	—	—	—	—	—
	Firms with 10 to 24 establishments	—	—	—	—	—	—	—	—	—
	Firms with 25 establishments or more	—	—	—	—	—	—	—	—	—
4224302	Dairy product (except raw milk) whsle									
	All firms	179	179	D	D	D	f	D	D	D
	Single unit firms	178	178	D	D	D	f	D	D	D
	Multiunit firms	1	1	D	D	D	b	D	D	D
	Firms with 1 establishment ..	1	1	D	D	D	b	D	D	D
	Firms with 2 establishments ..	—	—	—	—	—	—	—	—	—
	Firms with 3 or 4 establishments	—	—	—	—	—	—	—	—	—
	Firms with 5 to 9 establishments	—	—	—	—	—	—	—	—	—
	Firms with 10 to 24 establishments	—	—	—	—	—	—	—	—	—
	Firms with 25 establishments or more	—	—	—	—	—	—	—	—	—
42244	Poultry & poultry product whsle									
	All firms	112	113	D	D	D	e	D	D	D
	Single unit firms	108	108	D	D	D	e	D	D	D
	Multiunit firms	4	5	D	D	D	a	D	D	D
	Firms with 1 establishment ..	3	3	D	D	D	a	D	D	D
	Firms with 2 establishments ..	1	2	D	D	D	a	D	D	D
	Firms with 3 or 4 establishments	—	—	—	—	—	—	—	—	—
	Firms with 5 to 9 establishments	—	—	—	—	—	—	—	—	—
	Firms with 10 to 24 establishments	—	—	—	—	—	—	—	—	—
	Firms with 25 establishments or more	—	—	—	—	—	—	—	—	—
422440	Poultry & poultry product whsle									
	All firms	112	113	D	D	D	e	D	D	D
	Single unit firms	108	108	D	D	D	e	D	D	D
	Multiunit firms	4	5	D	D	D	a	D	D	D
	Firms with 1 establishment ..	3	3	D	D	D	a	D	D	D
	Firms with 2 establishments ..	1	2	D	D	D	a	D	D	D
	Firms with 3 or 4 establishments	—	—	—	—	—	—	—	—	—
	Firms with 5 to 9 establishments	—	—	—	—	—	—	—	—	—
	Firms with 10 to 24 establishments	—	—	—	—	—	—	—	—	—
	Firms with 25 establishments or more	—	—	—	—	—	—	—	—	—

See footnotes at end of table.

Table 3. Single Units and Multiunits: 1997—Con.

[Includes only firms and establishments with payroll. Excludes data for central administrative offices, auxiliary operations, or establishments of these firms that are classified in other categories than those specified in this table. For meaning of abbreviations and symbols, see introductory text. For explanation of terms, see Appendix A. For method of assignment to categories shown, see Appendix C]

NAICS code	Number of establishments by type of operation and specified kind of business	Firms (number)	Establishments (number)	Sales (\$1,000)	Annual payroll (\$1,000)	First-quarter payroll (\$1,000)	Paid employees for pay period including March 12 (number)	Operating expenses ¹ (\$1,000)	End-of-1996 inventories (\$1,000)	End-of-1997 inventories (\$1,000)
422	AGENTS, BROKERS, AND COMMISSION MERCHANTS—Con.									
	Wholesale trade, nondurable goods—Con.									
4224401	Live poultry whsle									
	All firms	5	5	D	D	D	b	D	D	D
	Single unit firms	5	5	D	D	D	b	D	D	D
	Multiunit firms	—	—	—	—	—	—	—	—	—
	Firms with 1 establishment ...	—	—	—	—	—	—	—	—	—
	Firms with 2 establishments ..	—	—	—	—	—	—	—	—	—
	Firms with 3 or 4 establishments	—	—	—	—	—	—	—	—	—
	Firms with 5 to 9 establishments	—	—	—	—	—	—	—	—	—
	Firms with 10 to 24 establishments	—	—	—	—	—	—	—	—	—
	Firms with 25 establishments or more	—	—	—	—	—	—	—	—	—
4224402	Poultry & poultry product (except live) whsle									
	All firms	107	108	D	D	D	e	D	D	D
	Single unit firms	103	103	D	D	D	e	D	D	D
	Multiunit firms	4	5	D	D	D	a	D	D	D
	Firms with 1 establishment ...	3	3	D	D	D	a	D	D	D
	Firms with 2 establishments ..	1	2	D	D	D	a	D	D	D
	Firms with 3 or 4 establishments	—	—	—	—	—	—	—	—	—
	Firms with 5 to 9 establishments	—	—	—	—	—	—	—	—	—
	Firms with 10 to 24 establishments	—	—	—	—	—	—	—	—	—
	Firms with 25 establishments or more	—	—	—	—	—	—	—	—	—
42245	Confectionery whsle									
	All firms	335	357	3 037 847	69 013	16 381	2 286	122 608	731	931
	Single unit firms	318	318	2 546 653	57 875	13 724	1 878	104 447	660	864
	Multiunit firms	17	39	491 194	11 138	2 657	408	18 161	71	67
	Firms with 1 establishment ...	6	6	53 375	1 215	308	41	2 235	—	—
	Firms with 2 establishments ..	6	12	162 971	4 216	822	126	6 866	71	67
	Firms with 3 or 4 establishments	4	15	D	D	D	c	D	D	D
	Firms with 5 to 9 establishments	1	6	D	D	D	b	D	D	D
	Firms with 10 to 24 establishments	—	—	—	—	—	—	—	—	—
	Firms with 25 establishments or more	—	—	—	—	—	—	—	—	—
422450	Confectionery whsle									
	All firms	335	357	3 037 847	69 013	16 381	2 286	122 608	731	931
	Single unit firms	318	318	2 546 653	57 875	13 724	1 878	104 447	660	864
	Multiunit firms	17	39	491 194	11 138	2 657	408	18 161	71	67
	Firms with 1 establishment ...	6	6	53 375	1 215	308	41	2 235	—	—
	Firms with 2 establishments ..	6	12	162 971	4 216	822	126	6 866	71	67
	Firms with 3 or 4 establishments	4	15	D	D	D	c	D	D	D
	Firms with 5 to 9 establishments	1	6	D	D	D	b	D	D	D
	Firms with 10 to 24 establishments	—	—	—	—	—	—	—	—	—
	Firms with 25 establishments or more	—	—	—	—	—	—	—	—	—
42246	Fish & seafood whsle									
	All firms	108	108	832 985	16 294	3 402	444	30 039	472	1 129
	Single unit firms	104	104	769 214	15 839	3 267	432	29 000	472	1 129
	Multiunit firms	4	4	63 771	455	135	12	1 039	—	—
	Firms with 1 establishment ...	4	4	63 771	455	135	12	1 039	—	—
	Firms with 2 establishments ..	—	—	—	—	—	—	—	—	—
	Firms with 3 or 4 establishments	—	—	—	—	—	—	—	—	—
	Firms with 5 to 9 establishments	—	—	—	—	—	—	—	—	—
	Firms with 10 to 24 establishments	—	—	—	—	—	—	—	—	—
	Firms with 25 establishments or more	—	—	—	—	—	—	—	—	—
422460	Fish & seafood whsle									
	All firms	108	108	832 985	16 294	3 402	444	30 039	472	1 129
	Single unit firms	104	104	769 214	15 839	3 267	432	29 000	472	1 129

See footnotes at end of table.

Table 3. Single Units and Multiunits: 1997—Con.

[Includes only firms and establishments with payroll. Excludes data for central administrative offices, auxiliary operations, or establishments of these firms that are classified in other categories than those specified in this table. For meaning of abbreviations and symbols, see introductory text. For explanation of terms, see Appendix A. For method of assignment to categories shown, see Appendix C]

NAICS code	Number of establishments by type of operation and specified kind of business	Firms (number)	Establishments (number)	Sales (\$1,000)	Annual payroll (\$1,000)	First-quarter payroll (\$1,000)	Paid employees for pay period including March 12 (number)	Operating expenses ¹ (\$1,000)	End-of-1996 inventories (\$1,000)	End-of-1997 inventories (\$1,000)
422	AGENTS, BROKERS, AND COMMISSION MERCHANTS—Con.									
	Wholesale trade, nondurable goods—Con.									
422460	Fish & seafood whsle—Con.									
	Multiunit firms	4	4	63 771	455	135	12	1 039	—	—
	Firms with 1 establishment . . .	4	4	63 771	455	135	12	1 039	—	—
	Firms with 2 establishments . . .	—	—	—	—	—	—	—	—	—
	Firms with 3 or 4 establishments	—	—	—	—	—	—	—	—	—
	Firms with 5 to 9 establishments	—	—	—	—	—	—	—	—	—
	Firms with 10 to 24 establishments	—	—	—	—	—	—	—	—	—
	Firms with 25 establishments or more	—	—	—	—	—	—	—	—	—
42247	Meat & meat product whsle									
	All firms	289	298	4 154 013	64 989	15 916	1 641	116 647	2 917	3 444
	Single unit firms	274	274	3 257 753	52 023	11 942	1 266	92 882	2 114	2 616
	Multiunit firms	15	24	896 260	12 966	3 974	375	23 765	803	828
	Firms with 1 establishment . . .	9	9	146 662	2 118	444	41	3 860	803	828
	Firms with 2 establishments . . .	4	8	D	D	D	c	D	D	D
	Firms with 3 or 4 establishments	2	7	D	D	D	c	D	D	D
	Firms with 5 to 9 establishments	—	—	—	—	—	—	—	—	—
	Firms with 10 to 24 establishments	—	—	—	—	—	—	—	—	—
	Firms with 25 establishments or more	—	—	—	—	—	—	—	—	—
422470	Meat & meat product whsle									
	All firms	289	298	4 154 013	64 989	15 916	1 641	116 647	2 917	3 444
	Single unit firms	274	274	3 257 753	52 023	11 942	1 266	92 882	2 114	2 616
	Multiunit firms	15	24	896 260	12 966	3 974	375	23 765	803	828
	Firms with 1 establishment . . .	9	9	146 662	2 118	444	41	3 860	803	828
	Firms with 2 establishments . . .	4	8	D	D	D	c	D	D	D
	Firms with 3 or 4 establishments	2	7	D	D	D	c	D	D	D
	Firms with 5 to 9 establishments	—	—	—	—	—	—	—	—	—
	Firms with 10 to 24 establishments	—	—	—	—	—	—	—	—	—
	Firms with 25 establishments or more	—	—	—	—	—	—	—	—	—
42248	Fresh fruit & vegetable whsle									
	All firms	628	647	5 923 035	180 830	41 516	4 960	370 545	6 688	7 855
	Single unit firms	586	586	4 852 705	144 924	33 856	3 950	288 975	4 640	5 301
	Multiunit firms	42	61	1 070 330	35 906	7 660	1 010	81 570	2 048	2 554
	Firms with 1 establishment . . .	32	32	821 514	26 085	5 659	797	62 367	1 594	2 093
	Firms with 2 establishments . . .	8	16	D	D	D	c	D	D	D
	Firms with 3 or 4 establishments	—	—	—	—	—	—	—	—	—
	Firms with 5 to 9 establishments	2	13	D	D	D	b	D	D	D
	Firms with 10 to 24 establishments	—	—	—	—	—	—	—	—	—
	Firms with 25 establishments or more	—	—	—	—	—	—	—	—	—
422480	Fresh fruit & vegetable whsle									
	All firms	628	647	5 923 035	180 830	41 516	4 960	370 545	6 688	7 855
	Single unit firms	586	586	4 852 705	144 924	33 856	3 950	288 975	4 640	5 301
	Multiunit firms	42	61	1 070 330	35 906	7 660	1 010	81 570	2 048	2 554
	Firms with 1 establishment . . .	32	32	821 514	26 085	5 659	797	62 367	1 594	2 093
	Firms with 2 establishments . . .	8	16	D	D	D	c	D	D	D
	Firms with 3 or 4 establishments	—	—	—	—	—	—	—	—	—
	Firms with 5 to 9 establishments	2	13	D	D	D	b	D	D	D
	Firms with 10 to 24 establishments	—	—	—	—	—	—	—	—	—
	Firms with 25 establishments or more	—	—	—	—	—	—	—	—	—
42249	Other grocery & related products whsle									
	All firms	1 418	1 521	D	D	D	j	D	D	D
	Single unit firms	1 351	1 351	D	D	D	i	D	D	D

See footnotes at end of table.

Table 3. Single Units and Multiunits: 1997—Con.

[Includes only firms and establishments with payroll. Excludes data for central administrative offices, auxiliary operations, or establishments of these firms that are classified in other categories than those specified in this table. For meaning of abbreviations and symbols, see introductory text. For explanation of terms, see Appendix A. For method of assignment to categories shown, see Appendix C]

NAICS code	Number of establishments by type of operation and specified kind of business	Firms (number)	Establishments (number)	Sales (\$1,000)	Annual payroll (\$1,000)	First-quarter payroll (\$1,000)	Paid employees for pay period including March 12 (number)	Operating expenses ¹ (\$1,000)	End-of-1996 inventories (\$1,000)	End-of-1997 inventories (\$1,000)
422	AGENTS, BROKERS, AND COMMISSION MERCHANTS—Con.									
	Wholesale trade, nondurable goods—Con.									
42249	Other grocery & related products whsle—Con.									
	Multiunit firms	67	170	D	D	D	i	D	D	D
	Firms with 1 establishment ...	33	33	D	D	D	h	D	D	D
	Firms with 2 establishments ..	17	34	D	D	D	f	D	D	D
	Firms with 3 or 4 establishments	9	28	D	D	D	g	D	D	D
	Firms with 5 to 9 establishments	5	34	D	D	D	g	D	D	D
	Firms with 10 to 24 establishments	3	41	D	D	D	h	D	D	D
	Firms with 25 establishments or more	—	—	—	—	—	—	—	—	—
422490	Other grocery & related products whsle									
	All firms	1 418	1 521	D	D	D	j	D	D	D
	Single unit firms	1 351	1 351	D	D	D	i	D	D	D
	Multiunit firms	67	170	D	D	D	i	D	D	D
	Firms with 1 establishment ...	33	33	D	D	D	h	D	D	D
	Firms with 2 establishments ..	17	34	D	D	D	f	D	D	D
	Firms with 3 or 4 establishments	9	28	D	D	D	g	D	D	D
	Firms with 5 to 9 establishments	5	34	D	D	D	g	D	D	D
	Firms with 10 to 24 establishments	3	41	D	D	D	h	D	D	D
	Firms with 25 establishments or more	—	—	—	—	—	—	—	—	—
4224901	Coffee, tea, & spice whsle									
	All firms	115	115	1 472 900	26 226	5 662	654	47 505	390	321
	Single unit firms	111	111	958 312	19 704	4 506	456	34 222	390	321
	Multiunit firms	4	4	514 588	6 522	1 156	198	13 283	—	—
	Firms with 1 establishment ...	4	4	514 588	6 522	1 156	198	13 283	—	—
	Firms with 2 establishments ..	—	—	—	—	—	—	—	—	—
	Firms with 3 or 4 establishments	—	—	—	—	—	—	—	—	—
	Firms with 5 to 9 establishments	—	—	—	—	—	—	—	—	—
	Firms with 10 to 24 establishments	—	—	—	—	—	—	—	—	—
	Firms with 25 establishments or more	—	—	—	—	—	—	—	—	—
4224902	Bread & baked goods whsle									
	All firms	351	351	1 690 138	46 252	10 524	1 377	81 240	309	354
	Single unit firms	348	348	1 591 713	44 796	10 175	1 317	78 754	309	354
	Multiunit firms	3	3	98 425	1 456	349	60	2 486	—	—
	Firms with 1 establishment ...	3	3	98 425	1 456	349	60	2 486	—	—
	Firms with 2 establishments ..	—	—	—	—	—	—	—	—	—
	Firms with 3 or 4 establishments	—	—	—	—	—	—	—	—	—
	Firms with 5 to 9 establishments	—	—	—	—	—	—	—	—	—
	Firms with 10 to 24 establishments	—	—	—	—	—	—	—	—	—
	Firms with 25 establishments or more	—	—	—	—	—	—	—	—	—
4224903	Soft drinks whsle									
	All firms	90	90	423 591	9 289	1 942	280	16 377	65	66
	Single unit firms	90	90	423 591	9 289	1 942	280	16 377	65	66
	Multiunit firms	—	—	—	—	—	—	—	—	—
	Firms with 1 establishment ...	—	—	—	—	—	—	—	—	—
	Firms with 2 establishments ..	—	—	—	—	—	—	—	—	—
	Firms with 3 or 4 establishments	—	—	—	—	—	—	—	—	—
	Firms with 5 to 9 establishments	—	—	—	—	—	—	—	—	—
	Firms with 10 to 24 establishments	—	—	—	—	—	—	—	—	—
	Firms with 25 establishments or more	—	—	—	—	—	—	—	—	—
4224904	Canned goods whsle									
	All firms	222	238	6 882 311	126 819	27 953	3 166	217 916	4 580	6 395
	Single unit firms	202	202	2 944 454	54 212	12 468	1 427	94 865	4 393	6 258

See footnotes at end of table.

Table 3. Single Units and Multiunits: 1997—Con.

[Includes only firms and establishments with payroll. Excludes data for central administrative offices, auxiliary operations, or establishments of these firms that are classified in other categories than those specified in this table. For meaning of abbreviations and symbols, see introductory text. For explanation of terms, see Appendix A. For method of assignment to categories shown, see Appendix C]

NAICS code	Number of establishments by type of operation and specified kind of business	Firms (number)	Establishments (number)	Sales (\$1,000)	Annual payroll (\$1,000)	First-quarter payroll (\$1,000)	Paid employees for pay period including March 12 (number)	Operating expenses ¹ (\$1,000)	End-of-1996 inventories (\$1,000)	End-of-1997 inventories (\$1,000)
422	AGENTS, BROKERS, AND COMMISSION MERCHANTS—Con.									
	Wholesale trade, nondurable goods—Con.									
4224904	Canned goods whsle—Con.									
	Multiunit firms	20	36	3 937 857	72 607	15 485	1 739	123 051	187	137
	Firms with 1 establishment . . .	10	10	D	D	D	e	D	D	D
	Firms with 2 establishments . . .	6	12	781 783	11 811	2 598	370	18 163	—	—
	Firms with 3 or 4 establishments	3	9	D	D	D	f	D	D	D
	Firms with 5 to 9 establishments	1	5	D	D	D	b	D	D	D
	Firms with 10 to 24 establishments	—	—	—	—	—	—	—	—	—
	Firms with 25 establishments or more	—	—	—	—	—	—	—	—	—
4224905	Food & beverage basic materials whsle									
	All firms	131	139	2 320 600	43 807	9 758	1 120	77 455	190	330
	Single unit firms	122	122	1 135 822	22 179	4 331	430	37 743	172	307
	Multiunit firms	9	17	1 184 778	21 628	5 427	690	39 712	18	23
	Firms with 1 establishment . . .	3	3	D	D	D	f	D	D	D
	Firms with 2 establishments . . .	4	8	353 688	3 006	609	58	5 499	—	—
	Firms with 3 or 4 establishments	2	6	D	D	D	b	D	D	D
	Firms with 5 to 9 establishments	—	—	—	—	—	—	—	—	—
	Firms with 10 to 24 establishments	—	—	—	—	—	—	—	—	—
	Firms with 25 establishments or more	—	—	—	—	—	—	—	—	—
4224906	Other grocery specialties whsle									
	All firms	515	588	D	D	D	i	D	D	D
	Single unit firms	478	478	D	D	D	h	D	D	D
	Multiunit firms	37	110	D	D	D	i	D	D	D
	Firms with 1 establishment . . .	21	21	D	D	D	g	D	D	D
	Firms with 2 establishments . . .	4	8	D	D	D	c	D	D	D
	Firms with 3 or 4 establishments	5	16	D	D	D	f	D	D	D
	Firms with 5 to 9 establishments	5	34	D	D	D	g	D	D	D
	Firms with 10 to 24 establishments	2	31	D	D	D	g	D	D	D
	Firms with 25 establishments or more	—	—	—	—	—	—	—	—	—
4225	Farm-product raw material whsle									
	All firms	1 390	1 494	33 902 691	209 654	49 221	23 425	489 969	13 057	25 131
	Single unit firms	1 306	1 306	19 546 221	167 290	37 918	20 039	385 148	8 436	18 548
	Multiunit firms	84	188	14 356 470	42 364	11 303	3 386	104 821	4 621	6 583
	Firms with 1 establishment . . .	39	39	982 602	8 915	2 178	562	24 373	1 502	2 008
	Firms with 2 establishments . . .	28	56	11 690 800	16 484	4 465	1 074	43 016	2 444	3 114
	Firms with 3 or 4 establishments	10	30	D	D	D	e	D	D	D
	Firms with 5 to 9 establishments	5	32	565 836	6 431	1 875	858	13 011	575	611
	Firms with 10 to 24 establishments	2	31	D	D	D	e	D	D	D
	Firms with 25 establishments or more	—	—	—	—	—	—	—	—	—
42251	Grain & field bean whsle									
	All firms	131	135	15 045 234	22 566	4 323	478	44 921	1 739	2 541
	Single unit firms	121	121	4 722 837	17 799	3 256	378	32 668	269	365
	Multiunit firms	10	14	10 322 397	4 767	1 067	100	12 253	1 470	2 176
	Firms with 1 establishment . . .	7	7	D	D	D	b	D	D	D
	Firms with 2 establishments . . .	2	4	D	D	D	b	D	D	D
	Firms with 3 or 4 establishments	1	3	D	D	D	a	D	D	D
	Firms with 5 to 9 establishments	—	—	—	—	—	—	—	—	—
	Firms with 10 to 24 establishments	—	—	—	—	—	—	—	—	—
	Firms with 25 establishments or more	—	—	—	—	—	—	—	—	—
422510	Grain & field bean whsle									
	All firms	131	135	15 045 234	22 566	4 323	478	44 921	1 739	2 541
	Single unit firms	121	121	4 722 837	17 799	3 256	378	32 668	269	365

See footnotes at end of table.

Table 3. Single Units and Multiunits: 1997—Con.

[Includes only firms and establishments with payroll. Excludes data for central administrative offices, auxiliary operations, or establishments of these firms that are classified in other categories than those specified in this table. For meaning of abbreviations and symbols, see introductory text. For explanation of terms, see Appendix A. For method of assignment to categories shown, see Appendix C]

NAICS code	Number of establishments by type of operation and specified kind of business	Firms (number)	Establishments (number)	Sales (\$1,000)	Annual payroll (\$1,000)	First-quarter payroll (\$1,000)	Paid employees for pay period including March 12 (number)	Operating expenses ¹ (\$1,000)	End-of-1996 inventories (\$1,000)	End-of-1997 inventories (\$1,000)
422	AGENTS, BROKERS, AND COMMISSION MERCHANTS—Con.									
	Wholesale trade, nondurable goods—Con.									
422510	Grain & field bean whsle—Con.									
	Multiunit firms	10	14	10 322 397	4 767	1 067	100	12 253	1 470	2 176
	Firms with 1 establishment ...	7	7	D	D	D	b	D	D	D
	Firms with 2 establishments ..	2	4	D	D	D	b	D	D	D
	Firms with 3 or 4 establishments	1	3	D	D	D	a	D	D	D
	Firms with 5 to 9 establishments	—	—	—	—	—	—	—	—	—
	Firms with 10 to 24 establishments	—	—	—	—	—	—	—	—	—
	Firms with 25 establishments or more	—	—	—	—	—	—	—	—	—
42252	Livestock whsle									
	All firms	880	957	15 468 016	144 727	34 129	19 860	340 694	9 663	13 135
	Single unit firms	829	829	12 252 211	116 560	27 608	17 463	271 846	6 512	8 728
	Multiunit firms	51	128	3 215 805	28 167	6 521	2 397	68 848	3 151	4 407
	Firms with 1 establishment ...	23	23	D	D	D	e	D	D	D
	Firms with 2 establishments ..	17	34	D	D	D	f	D	D	D
	Firms with 3 or 4 establishments	5	15	D	D	D	e	D	D	D
	Firms with 5 to 9 establishments	4	25	D	D	D	f	D	D	D
	Firms with 10 to 24 establishments	2	31	D	D	D	e	D	D	D
	Firms with 25 establishments or more	—	—	—	—	—	—	—	—	—
422520	Livestock whsle									
	All firms	880	957	15 468 016	144 727	34 129	19 860	340 694	9 663	13 135
	Single unit firms	829	829	12 252 211	116 560	27 608	17 463	271 846	6 512	8 728
	Multiunit firms	51	128	3 215 805	28 167	6 521	2 397	68 848	3 151	4 407
	Firms with 1 establishment ...	23	23	D	D	D	e	D	D	D
	Firms with 2 establishments ..	17	34	D	D	D	f	D	D	D
	Firms with 3 or 4 establishments	5	15	D	D	D	e	D	D	D
	Firms with 5 to 9 establishments	4	25	D	D	D	f	D	D	D
	Firms with 10 to 24 establishments	2	31	D	D	D	e	D	D	D
	Firms with 25 establishments or more	—	—	—	—	—	—	—	—	—
42259	Other farm product raw material whsle									
	All firms	380	402	3 389 441	42 361	10 769	3 087	104 354	1 655	9 455
	Single unit firms	356	356	2 571 173	32 931	7 054	2 198	80 634	1 655	9 455
	Multiunit firms	24	46	818 268	9 430	3 715	889	23 720	—	—
	Firms with 1 establishment ...	11	11	165 594	1 767	470	82	4 921	—	—
	Firms with 2 establishments ..	8	16	188 399	3 256	1 500	370	8 204	—	—
	Firms with 3 or 4 establishments	4	12	D	D	D	c	D	D	D
	Firms with 5 to 9 establishments	1	7	D	D	D	e	D	D	D
	Firms with 10 to 24 establishments	—	—	—	—	—	—	—	—	—
	Firms with 25 establishments or more	—	—	—	—	—	—	—	—	—
422590	Other farm product raw material whsle									
	All firms	380	402	3 389 441	42 361	10 769	3 087	104 354	1 655	9 455
	Single unit firms	356	356	2 571 173	32 931	7 054	2 198	80 634	1 655	9 455
	Multiunit firms	24	46	818 268	9 430	3 715	889	23 720	—	—
	Firms with 1 establishment ...	11	11	165 594	1 767	470	82	4 921	—	—
	Firms with 2 establishments ..	8	16	188 399	3 256	1 500	370	8 204	—	—
	Firms with 3 or 4 establishments	4	12	D	D	D	c	D	D	D
	Firms with 5 to 9 establishments	1	7	D	D	D	e	D	D	D
	Firms with 10 to 24 establishments	—	—	—	—	—	—	—	—	—
	Firms with 25 establishments or more	—	—	—	—	—	—	—	—	—
4225901	Hides, skins, & pelts whsle									
	All firms	25	26	184 450	5 826	1 825	323	12 694	318	236
	Single unit firms	23	23	D	D	D	c	D	D	D

See footnotes at end of table.

Table 3. Single Units and Multiunits: 1997—Con.

[Includes only firms and establishments with payroll. Excludes data for central administrative offices, auxiliary operations, or establishments of these firms that are classified in other categories than those specified in this table. For meaning of abbreviations and symbols, see introductory text. For explanation of terms, see Appendix A. For method of assignment to categories shown, see Appendix C]

NAICS code	Number of establishments by type of operation and specified kind of business	Firms (number)	Establishments (number)	Sales (\$1,000)	Annual payroll (\$1,000)	First-quarter payroll (\$1,000)	Paid employees for pay period including March 12 (number)	Operating expenses ¹ (\$1,000)	End-of-1996 inventories (\$1,000)	End-of-1997 inventories (\$1,000)
422	AGENTS, BROKERS, AND COMMISSION MERCHANTS—Con.									
	Wholesale trade, nondurable goods—Con.									
4225901	Hides, skins, & pelts whsle—Con.									
	Multiunit firms	2	3	D	D	D	c	D	D	D
	Firms with 1 establishment ...	1	1	D	D	D	a	D	D	D
	Firms with 2 establishments ..	1	2	D	D	D	c	D	D	D
	Firms with 3 or 4 establishments	—	—	—	—	—	—	—	—	—
	Firms with 5 to 9 establishments	—	—	—	—	—	—	—	—	—
	Firms with 10 to 24 establishments	—	—	—	—	—	—	—	—	—
	Firms with 25 establishments or more	—	—	—	—	—	—	—	—	—
4225902	Leaf tobacco whsle									
	All firms	194	210	1 565 193	19 599	5 305	2 115	53 017	118	7 710
	Single unit firms	183	183	D	D	D	g	D	D	D
	Multiunit firms	11	27	D	D	D	f	D	D	D
	Firms with 1 establishment ...	2	2	D	D	D	a	D	D	D
	Firms with 2 establishments ..	6	12	D	D	D	e	D	D	D
	Firms with 3 or 4 establishments	2	6	D	D	D	b	D	D	D
	Firms with 5 to 9 establishments	1	7	D	D	D	e	D	D	D
	Firms with 10 to 24 establishments	—	—	—	—	—	—	—	—	—
	Firms with 25 establishments or more	—	—	—	—	—	—	—	—	—
4225903	Wool, wool tops, & mohair whsle									
	All firms	19	19	56 823	1 177	270	60	2 702	1 055	1 276
	Single unit firms	19	19	56 823	1 177	270	60	2 702	1 055	1 276
	Multiunit firms	—	—	—	—	—	—	—	—	—
	Firms with 1 establishment ...	—	—	—	—	—	—	—	—	—
	Firms with 2 establishments ..	—	—	—	—	—	—	—	—	—
	Firms with 3 or 4 establishments	—	—	—	—	—	—	—	—	—
	Firms with 5 to 9 establishments	—	—	—	—	—	—	—	—	—
	Firms with 10 to 24 establishments	—	—	—	—	—	—	—	—	—
	Firms with 25 establishments or more	—	—	—	—	—	—	—	—	—
4225904	Cotton whsle									
	All firms	50	53	695 960	3 493	535	98	6 343	32	95
	Single unit firms	47	47	D	D	D	b	D	D	D
	Multiunit firms	3	6	D	D	D	a	D	D	D
	Firms with 1 establishment ...	1	1	D	D	D	a	D	D	D
	Firms with 2 establishments ..	1	2	D	D	D	a	D	D	D
	Firms with 3 or 4 establishments	1	3	D	D	D	a	D	D	D
	Firms with 5 to 9 establishments	—	—	—	—	—	—	—	—	—
	Firms with 10 to 24 establishments	—	—	—	—	—	—	—	—	—
	Firms with 25 establishments or more	—	—	—	—	—	—	—	—	—
4225905	Other farm-product raw material whsle									
	All firms	92	94	887 015	12 266	2 834	491	29 598	132	138
	Single unit firms	84	84	667 309	8 885	1 932	366	19 157	132	138
	Multiunit firms	8	10	219 706	3 381	902	125	10 441	—	—
	Firms with 1 establishment ...	7	7	D	D	D	b	D	D	D
	Firms with 2 establishments ..	—	—	—	—	—	—	—	—	—
	Firms with 3 or 4 establishments	1	3	D	D	D	b	D	D	D
	Firms with 5 to 9 establishments	—	—	—	—	—	—	—	—	—
	Firms with 10 to 24 establishments	—	—	—	—	—	—	—	—	—
	Firms with 25 establishments or more	—	—	—	—	—	—	—	—	—
4226	Chemical & allied products whsle									
	All firms	1 372	1 390	6 509 052	194 592	41 323	3 687	354 566	22 043	26 585
	Single unit firms	1 332	1 332	5 701 880	170 101	36 546	3 341	310 414	13 902	17 486

See footnotes at end of table.

Table 3. Single Units and Multiunits: 1997—Con.

[Includes only firms and establishments with payroll. Excludes data for central administrative offices, auxiliary operations, or establishments of these firms that are classified in other categories than those specified in this table. For meaning of abbreviations and symbols, see introductory text. For explanation of terms, see Appendix A. For method of assignment to categories shown, see Appendix C]

NAICS code	Number of establishments by type of operation and specified kind of business	Firms (number)	Establishments (number)	Sales (\$1,000)	Annual payroll (\$1,000)	First-quarter payroll (\$1,000)	Paid employees for pay period including March 12 (number)	Operating expenses ¹ (\$1,000)	End-of-1996 inventories (\$1,000)	End-of-1997 inventories (\$1,000)
422	AGENTS, BROKERS, AND COMMISSION MERCHANTS—Con.									
4226	Wholesale trade, nondurable goods—Con.									
	Chemical & allied products whsle—Con.									
	Multiunit firms	40	58	807 172	24 491	4 777	346	44 152	8 141	9 099
	Firms with 1 establishment ...	26	26	416 454	9 304	1 823	146	18 210	4 822	5 623
	Firms with 2 establishments ..	11	22	281 126	12 407	2 518	163	21 342	3 319	3 476
	Firms with 3 or 4 establishments	3	10	109 592	2 780	436	37	4 600	—	—
	Firms with 5 to 9 establishments	—	—	—	—	—	—	—	—	—
	Firms with 10 to 24 establishments	—	—	—	—	—	—	—	—	—
	Firms with 25 establishments or more	—	—	—	—	—	—	—	—	—
42261	Plastics materials & basic forms & shapes whsle									
	All firms	646	654	3 770 919	99 796	21 450	1 741	180 912	3 978	6 095
	Single unit firms	628	628	3 401 783	91 968	19 886	1 648	166 821	3 438	5 110
	Multiunit firms	18	26	369 136	7 828	1 564	93	14 091	540	985
	Firms with 1 establishment ...	13	13	228 944	5 026	939	51	9 369	540	985
	Firms with 2 establishments ..	3	6	D	D	D	b	D	D	D
	Firms with 3 or 4 establishments	2	7	D	D	D	b	D	D	D
	Firms with 5 to 9 establishments	—	—	—	—	—	—	—	—	—
	Firms with 10 to 24 establishments	—	—	—	—	—	—	—	—	—
	Firms with 25 establishments or more	—	—	—	—	—	—	—	—	—
422610	Plastics materials & basic forms & shapes whsle									
	All firms	646	654	3 770 919	99 796	21 450	1 741	180 912	3 978	6 095
	Single unit firms	628	628	3 401 783	91 968	19 886	1 648	166 821	3 438	5 110
	Multiunit firms	18	26	369 136	7 828	1 564	93	14 091	540	985
	Firms with 1 establishment ...	13	13	228 944	5 026	939	51	9 369	540	985
	Firms with 2 establishments ..	3	6	D	D	D	b	D	D	D
	Firms with 3 or 4 establishments	2	7	D	D	D	b	D	D	D
	Firms with 5 to 9 establishments	—	—	—	—	—	—	—	—	—
	Firms with 10 to 24 establishments	—	—	—	—	—	—	—	—	—
	Firms with 25 establishments or more	—	—	—	—	—	—	—	—	—
42269	Other chemical & allied products whsle									
	All firms	726	736	2 738 133	94 796	19 873	1 946	173 654	18 065	20 490
	Single unit firms	704	704	2 300 097	78 133	16 660	1 693	143 593	10 464	12 376
	Multiunit firms	22	32	438 036	16 663	3 213	253	30 061	7 601	8 114
	Firms with 1 establishment ...	13	13	187 510	4 278	884	95	8 841	4 282	4 638
	Firms with 2 establishments ..	8	16	D	D	D	c	D	D	D
	Firms with 3 or 4 establishments	1	3	D	D	D	a	D	D	D
	Firms with 5 to 9 establishments	—	—	—	—	—	—	—	—	—
	Firms with 10 to 24 establishments	—	—	—	—	—	—	—	—	—
	Firms with 25 establishments or more	—	—	—	—	—	—	—	—	—
422690	Other chemical & allied products whsle									
	All firms	726	736	2 738 133	94 796	19 873	1 946	173 654	18 065	20 490
	Single unit firms	704	704	2 300 097	78 133	16 660	1 693	143 593	10 464	12 376
	Multiunit firms	22	32	438 036	16 663	3 213	253	30 061	7 601	8 114
	Firms with 1 establishment ...	13	13	187 510	4 278	884	95	8 841	4 282	4 638
	Firms with 2 establishments ..	8	16	D	D	D	c	D	D	D
	Firms with 3 or 4 establishments	1	3	D	D	D	a	D	D	D
	Firms with 5 to 9 establishments	—	—	—	—	—	—	—	—	—
	Firms with 10 to 24 establishments	—	—	—	—	—	—	—	—	—
	Firms with 25 establishments or more	—	—	—	—	—	—	—	—	—

See footnotes at end of table.

Table 3. Single Units and Multiunits: 1997—Con.

[Includes only firms and establishments with payroll. Excludes data for central administrative offices, auxiliary operations, or establishments of these firms that are classified in other categories than those specified in this table. For meaning of abbreviations and symbols, see introductory text. For explanation of terms, see Appendix A. For method of assignment to categories shown, see Appendix C]

NAICS code	Number of establishments by type of operation and specified kind of business	Firms (number)	Establishments (number)	Sales (\$1,000)	Annual payroll (\$1,000)	First-quarter payroll (\$1,000)	Paid employees for pay period including March 12 (number)	Operating expenses ¹ (\$1,000)	End-of-1996 inventories (\$1,000)	End-of-1997 inventories (\$1,000)
422	AGENTS, BROKERS, AND COMMISSION MERCHANTS—Con.									
	Wholesale trade, nondurable goods—Con.									
4226901	Industrial gases (except LP) whsle									
	All firms	9	11	71 241	2 852	489	48	4 830	—	—
	Single unit firms	8	8	D	D	D	b	D	D	D
	Multiunit firms	1	3	D	D	D	a	D	D	D
	Firms with 1 establishment ..	—	—	—	—	—	—	—	—	—
	Firms with 2 establishments ..	—	—	—	—	—	—	—	—	—
	Firms with 3 or 4 establishments	1	3	D	D	D	a	D	D	D
	Firms with 5 to 9 establishments	—	—	—	—	—	—	—	—	—
	Firms with 10 to 24 establishments	—	—	—	—	—	—	—	—	—
	Firms with 25 establishments or more	—	—	—	—	—	—	—	—	—
4226902	Other chemical & allied products whsle									
	All firms	717	725	2 666 892	91 944	19 384	1 898	168 824	18 065	20 490
	Single unit firms	696	696	D	D	D	g	D	D	D
	Multiunit firms	21	29	D	D	D	c	D	D	D
	Firms with 1 establishment ..	13	13	187 510	4 278	884	95	8 841	4 282	4 638
	Firms with 2 establishments ..	8	16	D	D	D	c	D	D	D
	Firms with 3 or 4 establishments	—	—	—	—	—	—	—	—	—
	Firms with 5 to 9 establishments	—	—	—	—	—	—	—	—	—
	Firms with 10 to 24 establishments	—	—	—	—	—	—	—	—	—
	Firms with 25 establishments or more	—	—	—	—	—	—	—	—	—
4227	Petroleum & petroleum products whsle									
	All firms	246	256	11 953 186	97 236	20 671	2 655	184 534	1 191	1 178
	Single unit firms	228	228	5 810 684	42 632	7 902	700	70 991	557	581
	Multiunit firms	18	28	6 142 502	54 604	12 769	1 955	113 543	634	597
	Firms with 1 establishment ..	13	13	2 125 995	10 708	2 540	106	30 051	395	305
	Firms with 2 establishments ..	4	8	D	D	D	b	D	D	D
	Firms with 3 or 4 establishments	—	—	—	—	—	—	—	—	—
	Firms with 5 to 9 establishments	—	—	—	—	—	—	—	—	—
	Firms with 10 to 24 establishments	1	7	D	D	D	g	D	D	D
	Firms with 25 establishments or more	—	—	—	—	—	—	—	—	—
42271	Petroleum bulk stations & terminals									
	All firms	68	69	331 386	12 025	3 033	266	33 642	527	548
	Single unit firms	58	58	D	D	D	c	D	D	D
	Multiunit firms	10	11	D	D	D	b	D	D	D
	Firms with 1 establishment ..	9	9	D	D	D	b	D	D	D
	Firms with 2 establishments ..	1	2	D	D	D	a	D	D	D
	Firms with 3 or 4 establishments	—	—	—	—	—	—	—	—	—
	Firms with 5 to 9 establishments	—	—	—	—	—	—	—	—	—
	Firms with 10 to 24 establishments	—	—	—	—	—	—	—	—	—
	Firms with 25 establishments or more	—	—	—	—	—	—	—	—	—
422710	Petroleum bulk stations & terminals									
	All firms	68	69	331 386	12 025	3 033	266	33 642	527	548
	Single unit firms	58	58	D	D	D	c	D	D	D
	Multiunit firms	10	11	D	D	D	b	D	D	D
	Firms with 1 establishment ..	9	9	D	D	D	b	D	D	D
	Firms with 2 establishments ..	1	2	D	D	D	a	D	D	D
	Firms with 3 or 4 establishments	—	—	—	—	—	—	—	—	—
	Firms with 5 to 9 establishments	—	—	—	—	—	—	—	—	—
	Firms with 10 to 24 establishments	—	—	—	—	—	—	—	—	—
	Firms with 25 establishments or more	—	—	—	—	—	—	—	—	—

See footnotes at end of table.

Table 3. Single Units and Multiunits: 1997—Con.

[Includes only firms and establishments with payroll. Excludes data for central administrative offices, auxiliary operations, or establishments of these firms that are classified in other categories than those specified in this table. For meaning of abbreviations and symbols, see introductory text. For explanation of terms, see Appendix A. For method of assignment to categories shown, see Appendix C]

NAICS code	Number of establishments by type of operation and specified kind of business	Firms (number)	Establishments (number)	Sales (\$1,000)	Annual payroll (\$1,000)	First-quarter payroll (\$1,000)	Paid employees for pay period including March 12 (number)	Operating expenses ¹ (\$1,000)	End-of-1996 inventories (\$1,000)	End-of-1997 inventories (\$1,000)
422	AGENTS, BROKERS, AND COMMISSION MERCHANTS—Con.									
	Wholesale trade, nondurable goods—Con.									
4227101	Petroleum bulk stations & terminals (except LP)									
	All firms	67	68	D	D	D	e	D	D	D
	Single unit firms	57	57	D	D	D	c	D	D	D
	Multiunit firms	10	11	D	D	D	b	D	D	D
	Firms with 1 establishment ..	9	9	D	D	D	b	D	D	D
	Firms with 2 establishments ..	1	2	D	D	D	a	D	D	D
	Firms with 3 or 4 establishments ..	—	—	—	—	—	—	—	—	—
	Firms with 5 to 9 establishments ..	—	—	—	—	—	—	—	—	—
	Firms with 10 to 24 establishments ..	—	—	—	—	—	—	—	—	—
	Firms with 25 establishments or more ..	—	—	—	—	—	—	—	—	—
42271011	Petroleum bulk stations (except LP)									
	All firms	62	63	D	D	D	c	D	D	D
	Single unit firms	53	53	D	D	D	c	D	D	D
	Multiunit firms	9	10	D	D	D	b	D	D	D
	Firms with 1 establishment ..	8	8	D	D	D	b	D	D	D
	Firms with 2 establishments ..	1	2	D	D	D	a	D	D	D
	Firms with 3 or 4 establishments ..	—	—	—	—	—	—	—	—	—
	Firms with 5 to 9 establishments ..	—	—	—	—	—	—	—	—	—
	Firms with 10 to 24 establishments ..	—	—	—	—	—	—	—	—	—
	Firms with 25 establishments or more ..	—	—	—	—	—	—	—	—	—
42271012	Petroleum bulk terminals (except LP)									
	All firms	5	5	D	D	D	b	D	D	D
	Single unit firms	4	4	D	D	D	a	D	D	D
	Multiunit firms	1	1	D	D	D	b	D	D	D
	Firms with 1 establishment ..	1	1	D	D	D	b	D	D	D
	Firms with 2 establishments ..	—	—	—	—	—	—	—	—	—
	Firms with 3 or 4 establishments ..	—	—	—	—	—	—	—	—	—
	Firms with 5 to 9 establishments ..	—	—	—	—	—	—	—	—	—
	Firms with 10 to 24 establishments ..	—	—	—	—	—	—	—	—	—
	Firms with 25 establishments or more ..	—	—	—	—	—	—	—	—	—
4227102	Liquefied petroleum bulk stations & terminals									
	All firms	1	1	D	D	D	a	D	D	D
	Single unit firms	1	1	D	D	D	a	D	D	D
	Multiunit firms	—	—	—	—	—	—	—	—	—
	Firms with 1 establishment ..	—	—	—	—	—	—	—	—	—
	Firms with 2 establishments ..	—	—	—	—	—	—	—	—	—
	Firms with 3 or 4 establishments ..	—	—	—	—	—	—	—	—	—
	Firms with 5 to 9 establishments ..	—	—	—	—	—	—	—	—	—
	Firms with 10 to 24 establishments ..	—	—	—	—	—	—	—	—	—
	Firms with 25 establishments or more ..	—	—	—	—	—	—	—	—	—
42272	Petroleum & petroleum products (exc bulk stations & terminals)									
	All firms	179	187	11 621 800	85 211	17 638	2 389	150 892	664	630
	Single unit firms	170	170	D	D	D	f	D	D	D
	Multiunit firms	9	17	D	D	D	g	D	D	D
	Firms with 1 establishment ..	6	6	D	D	D	b	D	D	D
	Firms with 2 establishments ..	2	4	D	D	D	b	D	D	D
	Firms with 3 or 4 establishments ..	—	—	—	—	—	—	—	—	—
	Firms with 5 to 9 establishments ..	—	—	—	—	—	—	—	—	—
	Firms with 10 to 24 establishments ..	1	7	D	D	D	g	D	D	D
	Firms with 25 establishments or more ..	—	—	—	—	—	—	—	—	—

See footnotes at end of table.

Table 3. Single Units and Multiunits: 1997—Con.

[Includes only firms and establishments with payroll. Excludes data for central administrative offices, auxiliary operations, or establishments of these firms that are classified in other categories than those specified in this table. For meaning of abbreviations and symbols, see introductory text. For explanation of terms, see Appendix A. For method of assignment to categories shown, see Appendix C]

NAICS code	Number of establishments by type of operation and specified kind of business	Firms (number)	Establishments (number)	Sales (\$1,000)	Annual payroll (\$1,000)	First-quarter payroll (\$1,000)	Paid employees for pay period including March 12 (number)	Operating expenses ¹ (\$1,000)	End-of-1996 inventories (\$1,000)	End-of-1997 inventories (\$1,000)
422	AGENTS, BROKERS, AND COMMISSION MERCHANTS—Con.									
	Wholesale trade, nondurable goods—Con.									
422720	Petroleum & petroleum prod whsle (exc bulk stations & terminals)									
	All firms	179	187	11 621 800	85 211	17 638	2 389	150 892	664	630
	Single unit firms	170	170	D	D	D	f	D	D	D
	Multiunit firms	9	17	D	D	D	g	D	D	D
	Firms with 1 establishment ...	6	6	D	D	D	b	D	D	D
	Firms with 2 establishments ..	2	4	D	D	D	b	D	D	D
	Firms with 3 or 4 establishments	—	—	—	—	—	—	—	—	—
	Firms with 5 to 9 establishments	1	7	D	D	D	g	D	D	D
	Firms with 10 to 24 establishments	—	—	—	—	—	—	—	—	—
	Firms with 25 establishments or more	—	—	—	—	—	—	—	—	—
4228	Beer, wine, & distilled alcoholic beverage whsle									
	All firms	210	213	D	D	D	g	D	D	D
	Single unit firms	205	205	D	D	D	g	D	D	D
	Multiunit firms	5	8	D	D	D	c	D	D	D
	Firms with 1 establishment ...	3	3	D	D	D	b	D	D	D
	Firms with 2 establishments ..	1	2	D	D	D	b	D	D	D
	Firms with 3 or 4 establishments	1	3	D	D	D	a	D	D	D
	Firms with 5 to 9 establishments	—	—	—	—	—	—	—	—	—
	Firms with 10 to 24 establishments	—	—	—	—	—	—	—	—	—
	Firms with 25 establishments or more	—	—	—	—	—	—	—	—	—
42281	Beer & ale whsle									
	All firms	37	40	D	D	D	c	D	D	D
	Single unit firms	35	35	D	D	D	c	D	D	D
	Multiunit firms	2	5	D	D	D	b	D	D	D
	Firms with 1 establishment ...	—	—	—	—	—	—	—	—	—
	Firms with 2 establishments ..	1	2	D	D	D	b	D	D	D
	Firms with 3 or 4 establishments	1	3	D	D	D	a	D	D	D
	Firms with 5 to 9 establishments	—	—	—	—	—	—	—	—	—
	Firms with 10 to 24 establishments	—	—	—	—	—	—	—	—	—
	Firms with 25 establishments or more	—	—	—	—	—	—	—	—	—
422810	Beer & ale whsle									
	All firms	37	40	D	D	D	c	D	D	D
	Single unit firms	35	35	D	D	D	c	D	D	D
	Multiunit firms	2	5	D	D	D	b	D	D	D
	Firms with 1 establishment ...	—	—	—	—	—	—	—	—	—
	Firms with 2 establishments ..	1	2	D	D	D	b	D	D	D
	Firms with 3 or 4 establishments	1	3	D	D	D	a	D	D	D
	Firms with 5 to 9 establishments	—	—	—	—	—	—	—	—	—
	Firms with 10 to 24 establishments	—	—	—	—	—	—	—	—	—
	Firms with 25 establishments or more	—	—	—	—	—	—	—	—	—
42282	Wine & distilled alcoholic beverage whsle									
	All firms	173	173	1 955 271	58 828	13 631	1 229	100 194	1 446	2 473
	Single unit firms	170	170	D	D	D	g	D	D	D
	Multiunit firms	3	3	D	D	D	b	D	D	D
	Firms with 1 establishment ...	3	3	D	D	D	b	D	D	D
	Firms with 2 establishments ..	—	—	—	—	—	—	—	—	—
	Firms with 3 or 4 establishments	—	—	—	—	—	—	—	—	—
	Firms with 5 to 9 establishments	—	—	—	—	—	—	—	—	—
	Firms with 10 to 24 establishments	—	—	—	—	—	—	—	—	—
	Firms with 25 establishments or more	—	—	—	—	—	—	—	—	—

See footnotes at end of table.

Table 3. Single Units and Multiunits: 1997—Con.

[Includes only firms and establishments with payroll. Excludes data for central administrative offices, auxiliary operations, or establishments of these firms that are classified in other categories than those specified in this table. For meaning of abbreviations and symbols, see introductory text. For explanation of terms, see Appendix A. For method of assignment to categories shown, see Appendix C]

NAICS code	Number of establishments by type of operation and specified kind of business	Firms (number)	Establishments (number)	Sales (\$1,000)	Annual payroll (\$1,000)	First-quarter payroll (\$1,000)	Paid employees for pay period including March 12 (number)	Operating expenses ¹ (\$1,000)	End-of-1996 inventories (\$1,000)	End-of-1997 inventories (\$1,000)
422	AGENTS, BROKERS, AND COMMISSION MERCHANTS—Con.									
	Wholesale trade, nondurable goods—Con.									
422820	Wine & distilled alcoholic beverage whsle									
	All firms	173	173	1 955 271	58 828	13 631	1 229	100 194	1 446	2 473
	Single unit firms	170	170	D	D	D	g	D	D	D
	Multiunit firms	3	3	D	D	D	b	D	D	D
	Firms with 1 establishment ..	3	3	D	D	D	b	D	D	D
	Firms with 2 establishments ..	—	—	—	—	—	—	—	—	—
	Firms with 3 or 4 establishments	—	—	—	—	—	—	—	—	—
	Firms with 5 to 9 establishments	—	—	—	—	—	—	—	—	—
	Firms with 10 to 24 establishments	—	—	—	—	—	—	—	—	—
	Firms with 25 establishments or more	—	—	—	—	—	—	—	—	—
4228201	Wine & distilled alcoholic bev (licensed operation) whsle									
	All firms	173	173	1 955 271	58 828	13 631	1 229	100 194	1 446	2 473
	Single unit firms	170	170	D	D	D	g	D	D	D
	Multiunit firms	3	3	D	D	D	b	D	D	D
	Firms with 1 establishment ..	3	3	D	D	D	b	D	D	D
	Firms with 2 establishments ..	—	—	—	—	—	—	—	—	—
	Firms with 3 or 4 establishments	—	—	—	—	—	—	—	—	—
	Firms with 5 to 9 establishments	—	—	—	—	—	—	—	—	—
	Firms with 10 to 24 establishments	—	—	—	—	—	—	—	—	—
	Firms with 25 establishments or more	—	—	—	—	—	—	—	—	—
4229	Miscellaneous nondurable goods whsle									
	All firms	2 701	2 763	D	D	D	j	D	D	D
	Single unit firms	2 636	2 636	D	D	D	i	D	D	D
	Multiunit firms	65	127	D	D	D	h	D	D	D
	Firms with 1 establishment ..	34	34	D	D	D	f	D	D	D
	Firms with 2 establishments ..	19	38	D	D	D	g	D	D	D
	Firms with 3 or 4 establishments	9	31	D	D	D	c	D	D	D
	Firms with 5 to 9 establishments	2	13	D	D	D	e	D	D	D
	Firms with 10 to 24 establishments	1	11	D	D	D	b	D	D	D
	Firms with 25 establishments or more	—	—	—	—	—	—	—	—	—
42291	Farm supplies whsle									
	All firms	219	223	2 238 242	27 321	5 985	554	53 381	1 523	1 091
	Single unit firms	211	211	1 035 465	25 173	5 558	505	45 842	1 041	546
	Multiunit firms	8	12	1 202 777	2 148	427	49	7 539	482	545
	Firms with 1 establishment ..	6	6	D	D	D	b	D	D	D
	Firms with 2 establishments ..	1	2	D	D	D	a	D	D	D
	Firms with 3 or 4 establishments	1	4	D	D	D	a	D	D	D
	Firms with 5 to 9 establishments	—	—	—	—	—	—	—	—	—
	Firms with 10 to 24 establishments	—	—	—	—	—	—	—	—	—
	Firms with 25 establishments or more	—	—	—	—	—	—	—	—	—
422910	Farm supplies whsle									
	All firms	219	223	2 238 242	27 321	5 985	554	53 381	1 523	1 091
	Single unit firms	211	211	1 035 465	25 173	5 558	505	45 842	1 041	546
	Multiunit firms	8	12	1 202 777	2 148	427	49	7 539	482	545
	Firms with 1 establishment ..	6	6	D	D	D	b	D	D	D
	Firms with 2 establishments ..	1	2	D	D	D	a	D	D	D
	Firms with 3 or 4 establishments	1	4	D	D	D	a	D	D	D
	Firms with 5 to 9 establishments	—	—	—	—	—	—	—	—	—
	Firms with 10 to 24 establishments	—	—	—	—	—	—	—	—	—
	Firms with 25 establishments or more	—	—	—	—	—	—	—	—	—

See footnotes at end of table.

Table 3. Single Units and Multiunits: 1997—Con.

[Includes only firms and establishments with payroll. Excludes data for central administrative offices, auxiliary operations, or establishments of these firms that are classified in other categories than those specified in this table. For meaning of abbreviations and symbols, see introductory text. For explanation of terms, see Appendix A. For method of assignment to categories shown, see Appendix C]

NAICS code	Number of establishments by type of operation and specified kind of business	Firms (number)	Establishments (number)	Sales (\$1,000)	Annual payroll (\$1,000)	First-quarter payroll (\$1,000)	Paid employees for pay period including March 12 (number)	Operating expenses ¹ (\$1,000)	End-of-1996 inventories (\$1,000)	End-of-1997 inventories (\$1,000)
422	AGENTS, BROKERS, AND COMMISSION MERCHANTS—Con.									
	Wholesale trade, nondurable goods—Con.									
4229102	Farm supplies—whsle distributors									
	All firms	219	223	2 238 242	27 321	5 985	554	53 381	1 523	1 091
	Single unit firms	211	211	1 035 465	25 173	5 558	505	45 842	1 041	546
	Multiunit firms	8	12	1 202 777	2 148	427	49	7 539	482	545
	Firms with 1 establishment ..	6	6	D	D	D	b	D	D	D
	Firms with 2 establishments ..	1	2	D	D	D	a	D	D	D
	Firms with 3 or 4 establishments	1	4	D	D	D	a	D	D	D
	Firms with 5 to 9 establishments	—	—	—	—	—	—	—	—	—
	Firms with 10 to 24 establishments	—	—	—	—	—	—	—	—	—
	Firms with 25 establishments or more	—	—	—	—	—	—	—	—	—
42292	Book, periodical, & newspaper whsle									
	All firms	313	334	2 583 212	103 022	25 474	3 173	195 343	1 806	1 834
	Single unit firms	300	300	857 596	46 873	10 395	1 318	89 517	1 580	1 721
	Multiunit firms	13	34	1 725 616	56 149	15 079	1 855	105 826	226	113
	Firms with 1 establishment ..	7	7	464 349	14 876	3 209	335	23 244	179	65
	Firms with 2 establishments ..	4	8	D	D	D	f	D	D	D
	Firms with 3 or 4 establishments	—	—	—	—	—	—	—	—	—
	Firms with 5 to 9 establishments	—	—	—	—	—	—	—	—	—
	Firms with 10 to 24 establishments	1	8	D	D	D	e	D	D	D
	Firms with 25 establishments or more	1	11	D	D	D	b	D	D	D
	Firms with 25 establishments or more	—	—	—	—	—	—	—	—	—
422920	Book, periodical, & newspaper whsle									
	All firms	313	334	2 583 212	103 022	25 474	3 173	195 343	1 806	1 834
	Single unit firms	300	300	857 596	46 873	10 395	1 318	89 517	1 580	1 721
	Multiunit firms	13	34	1 725 616	56 149	15 079	1 855	105 826	226	113
	Firms with 1 establishment ..	7	7	464 349	14 876	3 209	335	23 244	179	65
	Firms with 2 establishments ..	4	8	D	D	D	f	D	D	D
	Firms with 3 or 4 establishments	—	—	—	—	—	—	—	—	—
	Firms with 5 to 9 establishments	—	—	—	—	—	—	—	—	—
	Firms with 10 to 24 establishments	1	8	D	D	D	e	D	D	D
	Firms with 25 establishments or more	1	11	D	D	D	b	D	D	D
	Firms with 25 establishments or more	—	—	—	—	—	—	—	—	—
42293	Flower, nursery stock, & florists' supplies whsle									
	All firms	230	234	678 119	32 231	8 070	885	60 480	1 153	1 125
	Single unit firms	223	223	549 182	25 888	6 192	753	48 980	1 153	1 125
	Multiunit firms	7	11	128 937	6 343	1 878	132	11 500	—	—
	Firms with 1 establishment ..	4	4	D	D	D	c	D	D	D
	Firms with 2 establishments ..	2	4	D	D	D	a	D	D	D
	Firms with 3 or 4 establishments	1	3	D	D	D	a	D	D	D
	Firms with 5 to 9 establishments	—	—	—	—	—	—	—	—	—
	Firms with 10 to 24 establishments	—	—	—	—	—	—	—	—	—
	Firms with 25 establishments or more	—	—	—	—	—	—	—	—	—
422930	Flower, nursery stock, & florists' supplies whsle									
	All firms	230	234	678 119	32 231	8 070	885	60 480	1 153	1 125
	Single unit firms	223	223	549 182	25 888	6 192	753	48 980	1 153	1 125
	Multiunit firms	7	11	128 937	6 343	1 878	132	11 500	—	—
	Firms with 1 establishment ..	4	4	D	D	D	c	D	D	D
	Firms with 2 establishments ..	2	4	D	D	D	a	D	D	D
	Firms with 3 or 4 establishments	1	3	D	D	D	a	D	D	D
	Firms with 5 to 9 establishments	—	—	—	—	—	—	—	—	—
	Firms with 10 to 24 establishments	—	—	—	—	—	—	—	—	—
	Firms with 25 establishments or more	—	—	—	—	—	—	—	—	—

See footnotes at end of table.

Table 3. Single Units and Multiunits: 1997—Con.

[Includes only firms and establishments with payroll. Excludes data for central administrative offices, auxiliary operations, or establishments of these firms that are classified in other categories than those specified in this table. For meaning of abbreviations and symbols, see introductory text. For explanation of terms, see Appendix A. For method of assignment to categories shown, see Appendix C]

NAICS code	Number of establishments by type of operation and specified kind of business	Firms (number)	Establishments (number)	Sales (\$1,000)	Annual payroll (\$1,000)	First-quarter payroll (\$1,000)	Paid employees for pay period including March 12 (number)	Operating expenses ¹ (\$1,000)	End-of-1996 inventories (\$1,000)	End-of-1997 inventories (\$1,000)
422	AGENTS, BROKERS, AND COMMISSION MERCHANTS—Con.									
	Wholesale trade, nondurable goods—Con.									
42294	Tobacco & tobacco product whsle									
	All firms	33	33	62 175	2 945	680	95	5 653	616	628
	Single unit firms	33	33	62 175	2 945	680	95	5 653	616	628
	Multiunit firms	—	—	—	—	—	—	—	—	—
	Firms with 1 establishment ..	—	—	—	—	—	—	—	—	—
	Firms with 2 establishments ..	—	—	—	—	—	—	—	—	—
	Firms with 3 or 4 establishments	—	—	—	—	—	—	—	—	—
	Firms with 5 to 9 establishments	—	—	—	—	—	—	—	—	—
	Firms with 10 to 24 establishments	—	—	—	—	—	—	—	—	—
	Firms with 25 establishments or more	—	—	—	—	—	—	—	—	—
422940	Tobacco & tobacco product whsle									
	All firms	33	33	62 175	2 945	680	95	5 653	616	628
	Single unit firms	33	33	62 175	2 945	680	95	5 653	616	628
	Multiunit firms	—	—	—	—	—	—	—	—	—
	Firms with 1 establishment ..	—	—	—	—	—	—	—	—	—
	Firms with 2 establishments ..	—	—	—	—	—	—	—	—	—
	Firms with 3 or 4 establishments	—	—	—	—	—	—	—	—	—
	Firms with 5 to 9 establishments	—	—	—	—	—	—	—	—	—
	Firms with 10 to 24 establishments	—	—	—	—	—	—	—	—	—
	Firms with 25 establishments or more	—	—	—	—	—	—	—	—	—
42295	Paint, varnish, & supplies whsle									
	All firms	201	206	1 152 666	38 003	8 399	818	67 402	2 040	2 071
	Single unit firms	192	192	810 767	30 623	6 944	681	52 902	1 986	2 015
	Multiunit firms	9	14	341 899	7 380	1 455	137	14 500	54	56
	Firms with 1 establishment ..	6	6	D	D	D	b	D	D	D
	Firms with 2 establishments ..	2	4	D	D	D	b	D	D	D
	Firms with 3 or 4 establishments	1	4	D	D	D	b	D	D	D
	Firms with 5 to 9 establishments	—	—	—	—	—	—	—	—	—
	Firms with 10 to 24 establishments	—	—	—	—	—	—	—	—	—
	Firms with 25 establishments or more	—	—	—	—	—	—	—	—	—
422950	Paint, varnish, & supplies whsle									
	All firms	201	206	1 152 666	38 003	8 399	818	67 402	2 040	2 071
	Single unit firms	192	192	810 767	30 623	6 944	681	52 902	1 986	2 015
	Multiunit firms	9	14	341 899	7 380	1 455	137	14 500	54	56
	Firms with 1 establishment ..	6	6	D	D	D	b	D	D	D
	Firms with 2 establishments ..	2	4	D	D	D	b	D	D	D
	Firms with 3 or 4 establishments	1	4	D	D	D	b	D	D	D
	Firms with 5 to 9 establishments	—	—	—	—	—	—	—	—	—
	Firms with 10 to 24 establishments	—	—	—	—	—	—	—	—	—
	Firms with 25 establishments or more	—	—	—	—	—	—	—	—	—
4229501	Paint, varnish, & supplies whsle									
	All firms	201	206	1 152 666	38 003	8 399	818	67 402	2 040	2 071
	Single unit firms	192	192	810 767	30 623	6 944	681	52 902	1 986	2 015
	Multiunit firms	9	14	341 899	7 380	1 455	137	14 500	54	56
	Firms with 1 establishment ..	6	6	D	D	D	b	D	D	D
	Firms with 2 establishments ..	2	4	D	D	D	b	D	D	D
	Firms with 3 or 4 establishments	1	4	D	D	D	b	D	D	D
	Firms with 5 to 9 establishments	—	—	—	—	—	—	—	—	—
	Firms with 10 to 24 establishments	—	—	—	—	—	—	—	—	—
	Firms with 25 establishments or more	—	—	—	—	—	—	—	—	—

See footnotes at end of table.

Table 3. Single Units and Multiunits: 1997—Con.

[Includes only firms and establishments with payroll. Excludes data for central administrative offices, auxiliary operations, or establishments of these firms that are classified in other categories than those specified in this table. For meaning of abbreviations and symbols, see introductory text. For explanation of terms, see Appendix A. For method of assignment to categories shown, see Appendix C]

NAICS code	Number of establishments by type of operation and specified kind of business	Firms (number)	Establishments (number)	Sales (\$1,000)	Annual payroll (\$1,000)	First-quarter payroll (\$1,000)	Paid employees for pay period including March 12 (number)	Operating expenses ¹ (\$1,000)	End-of-1996 inventories (\$1,000)	End-of-1997 inventories (\$1,000)
422	AGENTS, BROKERS, AND COMMISSION MERCHANTS—Con.									
	Wholesale trade, nondurable goods—Con.									
42299	Other miscellaneous nondurable goods whlse									
	All firms	1 706	1 733	D	D	D	h	D	D	D
	Single unit firms	1 677	1 677	D	D	D	h	D	D	D
	Multiunit firms	29	56	D	D	D	f	D	D	D
	Firms with 1 establishment ..	13	13	D	D	D	e	D	D	D
	Firms with 2 establishments ..	9	18	D	D	D	c	D	D	D
	Firms with 3 or 4 establishments	6	20	D	D	D	c	D	D	D
	Firms with 5 to 9 establishments	1	5	D	D	D	a	D	D	D
	Firms with 10 to 24 establishments	—	—	—	—	—	—	—	—	—
	Firms with 25 establishments or more	—	—	—	—	—	—	—	—	—
422990	Other miscellaneous nondurable goods whlse									
	All firms	1 706	1 733	D	D	D	h	D	D	D
	Single unit firms	1 677	1 677	D	D	D	h	D	D	D
	Multiunit firms	29	56	D	D	D	f	D	D	D
	Firms with 1 establishment ..	13	13	D	D	D	e	D	D	D
	Firms with 2 establishments ..	9	18	D	D	D	c	D	D	D
	Firms with 3 or 4 establishments	6	20	D	D	D	c	D	D	D
	Firms with 5 to 9 establishments	1	5	D	D	D	a	D	D	D
	Firms with 10 to 24 establishments	—	—	—	—	—	—	—	—	—
	Firms with 25 establishments or more	—	—	—	—	—	—	—	—	—
4229901	Art goods whlse									
	All firms	575	591	1 517 846	69 437	15 307	1 896	156 505	1 122	1 072
	Single unit firms	556	556	1 241 142	58 033	12 555	1 587	133 952	1 004	972
	Multiunit firms	19	35	276 704	11 404	2 752	309	22 553	118	100
	Firms with 1 establishment ..	9	9	123 842	4 733	1 204	133	8 022	—	—
	Firms with 2 establishments ..	6	12	D	D	D	b	D	D	D
	Firms with 3 or 4 establishments	4	14	D	D	D	c	D	D	D
	Firms with 5 to 9 establishments	—	—	—	—	—	—	—	—	—
	Firms with 10 to 24 establishments	—	—	—	—	—	—	—	—	—
	Firms with 25 establishments or more	—	—	—	—	—	—	—	—	—
4229902	General merchandise (nondurable goods) whlse									
	All firms	398	398	785 925	36 541	7 747	988	67 179	1 235	1 634
	Single unit firms	394	394	722 627	31 864	6 839	819	59 921	1 225	1 623
	Multiunit firms	4	4	63 298	4 677	908	169	7 258	10	11
	Firms with 1 establishment ..	4	4	63 298	4 677	908	169	7 258	10	11
	Firms with 2 establishments ..	—	—	—	—	—	—	—	—	—
	Firms with 3 or 4 establishments	—	—	—	—	—	—	—	—	—
	Firms with 5 to 9 establishments	—	—	—	—	—	—	—	—	—
	Firms with 10 to 24 establishments	—	—	—	—	—	—	—	—	—
	Firms with 25 establishments or more	—	—	—	—	—	—	—	—	—
4229903	Textile bags, bagging, & burlap whlse									
	All firms	40	40	54 043	2 311	419	50	4 934	38	39
	Single unit firms	40	40	54 043	2 311	419	50	4 934	38	39
	Multiunit firms	—	—	—	—	—	—	—	—	—
	Firms with 1 establishment ..	—	—	—	—	—	—	—	—	—
	Firms with 2 establishments ..	—	—	—	—	—	—	—	—	—
	Firms with 3 or 4 establishments	—	—	—	—	—	—	—	—	—
	Firms with 5 to 9 establishments	—	—	—	—	—	—	—	—	—
	Firms with 10 to 24 establishments	—	—	—	—	—	—	—	—	—
	Firms with 25 establishments or more	—	—	—	—	—	—	—	—	—

See footnotes at end of table.

Table 3. Single Units and Multiunits: 1997—Con.

[Includes only firms and establishments with payroll. Excludes data for central administrative offices, auxiliary operations, or establishments of these firms that are classified in other categories than those specified in this table. For meaning of abbreviations and symbols, see introductory text. For explanation of terms, see Appendix A. For method of assignment to categories shown, see Appendix C]

NAICS code	Number of establishments by type of operation and specified kind of business	Firms (number)	Establishments (number)	Sales (\$1,000)	Annual payroll (\$1,000)	First-quarter payroll (\$1,000)	Paid employees for pay period including March 12 (number)	Operating expenses ¹ (\$1,000)	End-of-1996 inventories (\$1,000)	End-of-1997 inventories (\$1,000)
422 4229904	AGENTS, BROKERS, AND COMMISSION MERCHANTS—Con.									
	Wholesale trade, nondurable goods—Con.									
	Other nondurable goods whsle									
	All firms	694	704	D	D	D	g	D	D	D
	Single unit firms	687	687	D	D	D	g	D	D	D
	Multiunit firms	7	17	D	D	D	c	D	D	D
	Firms with 1 establishment ..	2	2	D	D	D	b	D	D	D
	Firms with 2 establishments ..	2	4	D	D	D	b	D	D	D
	Firms with 3 or 4 establishments	2	6	D	D	D	b	D	D	D
	Firms with 5 to 9 establishments	1	5	D	D	D	a	D	D	D
	Firms with 10 to 24 establishments	—	—	—	—	—	—	—	—	—
	Firms with 25 establishments or more	—	—	—	—	—	—	—	—	—

¹Includes payroll.

Table 4. Sales Size of Firms: 1997

[Includes only firms and establishments with payroll. Excludes data for central administrative offices, auxiliary operations, or establishments of these firms that are classified in other categories than those specified in this table. For meaning of abbreviations and symbols, see introductory text. For explanation of terms, see Appendix A. For method of assignment to categories shown, see Appendix C]

NAICS code	Sales sizes of firms by type of operation and kind of business	Firms (number)	Establishments (number)	Sales (\$1,000)	Annual payroll (\$1,000)	First-quarter payroll (\$1,000)	Paid employees for pay period including March 12 (number)	Operating expenses ¹ (\$1,000)	End-of-1996 inventories (\$1,000)	End-of-1997 inventories (\$1,000)
42	WHOLESALE TRADE									
	All firms	364 547	'453 470	'4 059 657 778	'214 915 405	'51 072 571	'5 796 557	443 572 909	254 668 624	272 240 419
	Firms operated for the entire year	315 208	403 569	3 998 773 783	211 293 305	50 260 100	5 678 359	435 402 459	253 152 203	265 255 766
	Firms with sales less than \$250,000	51 395	51 435	6 891 401	1 590 706	378 395	100 356	3 051 189	800 969	807 049
	Firms with sales of \$250,000 to \$499,999	40 846	40 949	14 809 494	2 691 480	620 969	131 680	5 445 657	1 657 823	1 693 064
	Firms with sales of \$500,000 to \$999,999	49 011	49 403	35 135 930	5 503 234	1 264 215	233 223	11 176 438	3 753 199	3 850 186
	Firms with sales of \$1,000,000 to \$2,499,999	65 234	67 050	104 384 166	13 793 447	3 137 182	493 912	27 586 880	10 430 756	10 824 929
	Firms with sales of \$2,500,000 to \$4,999,999	40 085	43 510	141 327 673	15 611 032	3 517 917	487 996	30 705 799	13 280 833	13 887 222
	Firms with sales of \$5,000,000 to \$9,999,999	29 796	35 774	208 187 164	19 532 775	4 384 326	558 347	38 258 732	18 991 477	20 040 259
	Firms with sales of \$10,000,000 to \$24,999,999 ..	23 152	34 417	354 382 845	27 632 656	6 258 210	744 134	54 428 654	30 140 998	31 934 002
	Firms with sales of \$25,000,000 to \$49,999,999 ..	8 374	17 093	288 886 318	19 119 442	4 380 154	492 328	39 025 429	24 153 885	25 420 611
	Firms with sales of \$50,000,000 to \$99,999,999 ..	3 787	12 161	258 614 775	15 878 557	3 731 204	401 161	33 146 037	21 958 145	23 146 158
	Firms with sales of \$100,000,000 or more	3 528	51 777	2 586 154 017	89 939 976	22 587 528	2 035 222	192 577 644	127 984 118	133 652 286
	Firms not operated for the entire year	49 339	49 901	60 883 995	3 622 100	812 471	118 198	8 170 450	1 516 421	6 984 653
421	Wholesale trade, durable goods									
	All firms	232 878	290 629	'2 179 717 376	'133 236 997	'31 746 275	'3 398 261	266 145 569	162 459 247	173 780 143
	Firms operated for the entire year	203 372	260 803	2 151 870 188	131 019 992	31 247 859	3 331 765	261 624 614	161 571 172	169 468 728
	Firms with sales less than \$250,000	33 359	33 385	4 518 938	1 066 778	254 029	64 679	2 020 214	568 941	573 713
	Firms with sales of \$250,000 to \$499,999	27 219	27 289	9 868 484	1 882 150	434 038	88 400	3 743 382	1 228 780	1 252 126
	Firms with sales of \$500,000 to \$999,999	32 536	32 832	23 311 095	3 860 428	886 291	156 592	7 681 093	2 771 411	2 842 162
	Firms with sales of \$1,000,000 to \$2,499,999	43 318	44 659	69 256 736	9 730 884	2 208 460	329 674	18 979 711	7 696 500	7 991 752
	Firms with sales of \$2,500,000 to \$4,999,999	26 223	28 825	92 368 807	10 999 366	2 473 070	325 181	21 020 601	9 869 825	10 321 874
	Firms with sales of \$5,000,000 to \$9,999,999	18 698	23 159	130 002 401	13 462 612	3 017 801	359 501	25 467 646	13 865 894	14 650 710
	Firms with sales of \$10,000,000 to \$24,999,999 ..	13 632	21 803	207 346 220	18 212 712	4 117 449	457 020	34 444 712	21 375 350	22 657 912
	Firms with sales of \$25,000,000 to \$49,999,999 ..	4 535	10 274	155 656 712	11 770 777	2 710 350	284 294	23 097 765	16 367 801	17 205 331
	Firms with sales of \$50,000,000 to \$99,999,999 ..	2 016	7 819	137 782 370	9 531 668	2 265 243	228 110	19 106 276	14 720 730	15 629 620
	Firms with sales of \$100,000,000 or more	1 836	30 758	1 321 758 425	50 502 617	12 881 128	1 038 314	106 063 214	73 105 940	76 343 528
	Firms not operated for the entire year	29 506	29 826	27 847 188	2 217 005	498 416	66 496	4 520 955	888 075	4 311 415
4211	Motor vehicle & motor vehicle parts & supplies whsle									
	All firms	24 258	'29 328	'533 352 124	'11 458 634	'2 717 906	'375 731	25 885 694	22 154 986	22 912 616
	Firms operated for the entire year	21 053	26 089	530 448 753	11 275 767	2 676 047	368 037	25 500 415	22 028 769	22 406 071
	Firms with sales less than \$250,000	4 555	4 559	616 002	134 225	32 172	9 525	273 340	114 292	115 420
	Firms with sales of \$250,000 to \$499,999	3 346	3 356	1 208 852	219 731	51 969	12 471	462 996	206 819	211 383
	Firms with sales of \$500,000 to \$999,999	3 453	3 496	2 465 891	409 320	97 407	20 393	843 441	400 415	410 880
	Firms with sales of \$1,000,000 to \$2,499,999	3 878	4 099	6 117 736	839 884	193 998	35 295	1 672 171	904 176	936 108
	Firms with sales of \$2,500,000 to \$4,999,999	2 003	2 295	7 040 258	770 108	175 094	28 305	1 523 718	943 843	975 898
	Firms with sales of \$5,000,000 to \$9,999,999	1 531	1 919	10 733 689	927 817	212 189	30 963	1 802 743	1 334 752	1 372 525
	Firms with sales of \$10,000,000 to \$24,999,999 ..	1 341	2 188	21 107 411	1 579 996	360 720	49 151	2 945 236	2 474 421	2 582 309
	Firms with sales of \$25,000,000 to \$49,999,999 ..	494	979	17 239 238	1 130 947	262 823	33 560	2 097 089	1 899 634	1 966 440
	Firms with sales of \$50,000,000 to \$99,999,999 ..	235	771	16 145 661	937 058	214 465	27 034	1 763 599	1 744 551	1 815 676
	Firms with sales of \$100,000,000 or more	217	2 427	447 774 015	4 326 681	1 075 210	121 340	12 116 082	12 005 866	12 019 432
	Firms not operated for the entire year	3 205	3 239	2 903 371	182 867	41 859	7 694	385 279	126 217	506 545
42111	Automobile & other motor vehicle whsle									
	All firms	6 543	7 664	'428 356 355	'4 638 901	'1 112 419	150 947	11 918 759	11 029 961	11 354 906

See footnotes at end of table.

Table 4. Sales Size of Firms: 1997—Con.

[Includes only firms and establishments with payroll. Excludes data for central administrative offices, auxiliary operations, or establishments of these firms that are classified in other categories than those specified in this table. For meaning of abbreviations and symbols, see introductory text. For explanation of terms, see Appendix A. For method of assignment to categories shown, see Appendix C]

NAICS code	Sales sizes of firms by type of operation and kind of business	Firms (number)	Establishments (number)	Sales (\$1,000)	Annual payroll (\$1,000)	First-quarter payroll (\$1,000)	Paid employees for pay period including March 12 (number)	Operating expenses ¹ (\$1,000)	End-of-1996 inventories (\$1,000)	End-of-1997 inventories (\$1,000)
42	WHOLESALE TRADE—Con.									
421	Wholesale trade, durable goods—Con.									
42111	Automobile & other motor vehicle whse—Con.									
	Firms operated for the entire year	5 628	6 742	426 591 373	4 573 330	1 095 276	148 050	11 779 514	10 958 013	11 129 538
	Firms with sales less than \$250,000	677	677	91 989	19 985	4 733	1 304	40 708	12 781	12 491
	Firms with sales of \$250,000 to \$499,999	464	464	169 157	23 268	5 247	1 324	53 929	23 352	23 509
	Firms with sales of \$500,000 to \$999,999	645	646	464 758	52 882	12 511	2 641	117 269	58 661	58 790
	Firms with sales of \$1,000,000 to \$2,499,999	1 105	1 114	1 811 416	152 421	35 146	6 980	334 396	214 080	229 740
	Firms with sales of \$2,500,000 to \$4,999,999	775	794	2 749 142	194 899	44 078	7 312	416 342	297 892	306 294
	Firms with sales of \$5,000,000 to \$9,999,999	737	779	5 230 088	337 637	78 262	11 948	664 359	588 024	613 881
	Firms with sales of \$10,000,000 to \$24,999,999	719	838	11 399 143	706 215	159 641	21 817	1 262 563	1 238 942	1 288 402
	Firms with sales of \$25,000,000 to \$49,999,999	277	394	9 720 603	597 969	139 688	17 705	1 024 723	1 089 900	1 136 098
	Firms with sales of \$50,000,000 to \$99,999,999	120	247	8 099 939	477 888	106 638	13 641	823 210	880 521	910 545
	Firms with sales of \$100,000,000 or more	109	789	386 855 138	2 010 166	509 332	63 378	7 042 015	6 553 860	6 549 788
	Firms not operated for the entire year	915	922	1 764 982	65 571	17 143	2 897	139 245	71 948	225 368
421110	Automobile & other motor vehicle whse									
	All firms	6 543	7 664	428 356 355	4 638 901	1 112 419	150 947	11 918 759	11 029 961	11 354 906
	Firms operated for the entire year	5 628	6 742	426 591 373	4 573 330	1 095 276	148 050	11 779 514	10 958 013	11 129 538
	Firms with sales less than \$250,000	677	677	91 989	19 985	4 733	1 304	40 708	12 781	12 491
	Firms with sales of \$250,000 to \$499,999	464	464	169 157	23 268	5 247	1 324	53 929	23 352	23 509
	Firms with sales of \$500,000 to \$999,999	645	646	464 758	52 882	12 511	2 641	117 269	58 661	58 790
	Firms with sales of \$1,000,000 to \$2,499,999	1 105	1 114	1 811 416	152 421	35 146	6 980	334 396	214 080	229 740
	Firms with sales of \$2,500,000 to \$4,999,999	775	794	2 749 142	194 899	44 078	7 312	416 342	297 892	306 294
	Firms with sales of \$5,000,000 to \$9,999,999	737	779	5 230 088	337 637	78 262	11 948	664 359	588 024	613 881
	Firms with sales of \$10,000,000 to \$24,999,999	719	838	11 399 143	706 215	159 641	21 817	1 262 563	1 238 942	1 288 402
	Firms with sales of \$25,000,000 to \$49,999,999	277	394	9 720 603	597 969	139 688	17 705	1 024 723	1 089 900	1 136 098
	Firms with sales of \$50,000,000 to \$99,999,999	120	247	8 099 939	477 888	106 638	13 641	823 210	880 521	910 545
	Firms with sales of \$100,000,000 or more	109	789	386 855 138	2 010 166	509 332	63 378	7 042 015	6 553 860	6 549 788
	Firms not operated for the entire year	915	922	1 764 982	65 571	17 143	2 897	139 245	71 948	225 368
4211101	Automobile & motorcycle whse									
	All firms	3 547	3 952	232 780 708	1 767 828	423 461	70 675	6 747 838	5 923 861	5 929 998
	Firms operated for the entire year	2 976	3 381	231 940 945	1 747 015	419 689	69 722	6 684 705	5 912 081	5 829 813
	Firms with sales less than \$250,000	451	451	59 965	13 091	3 162	900	28 084	7 558	7 311
	Firms with sales of \$250,000 to \$499,999	294	294	107 092	13 936	3 202	850	34 322	12 920	12 714
	Firms with sales of \$500,000 to \$999,999	394	395	283 578	29 274	7 035	1 575	71 306	30 468	30 458
	Firms with sales of \$1,000,000 to \$2,499,999	611	614	992 099	63 408	14 858	3 155	159 188	88 833	95 769
	Firms with sales of \$2,500,000 to \$4,999,999	421	426	1 482 306	70 234	16 120	2 987	180 435	111 931	112 678
	Firms with sales of \$5,000,000 to \$9,999,999	350	359	2 426 374	86 715	20 076	3 985	226 562	165 009	173 955
	Firms with sales of \$10,000,000 to \$24,999,999	278	299	4 340 444	116 622	25 742	4 800	285 743	238 024	243 247
	Firms with sales of \$25,000,000 to \$49,999,999	76	78	2 683 287	54 501	11 115	2 295	134 585	99 229	104 793
	Firms with sales of \$50,000,000 to \$99,999,999	38	57	D	D	D	g	D	D	D
	Firms with sales of \$100,000,000 or more	63	408	D	D	D	k	D	D	D
	Firms not operated for the entire year	571	571	839 763	20 813	3 772	953	63 133	11 780	100 185

See footnotes at end of table.

Table 4. Sales Size of Firms: 1997—Con.

[Includes only firms and establishments with payroll. Excludes data for central administrative offices, auxiliary operations, or establishments of these firms that are classified in other categories than those specified in this table. For meaning of abbreviations and symbols, see introductory text. For explanation of terms, see Appendix A. For method of assignment to categories shown, see Appendix C]

NAICS code	Sales sizes of firms by type of operation and kind of business	Firms (number)	Establishments (number)	Sales (\$1,000)	Annual payroll (\$1,000)	First-quarter payroll (\$1,000)	Paid employees for pay period including March 12 (number)	Operating expenses ¹ (\$1,000)	End-of-1996 inventories (\$1,000)	End-of-1997 inventories (\$1,000)
42	WHOLESALE TRADE—									
	Con.									
421	Wholesale trade, durable goods—Con.									
4211102	Bus & recreational vehicle whsle									
	All firms	364	387	3 059 157	152 468	33 148	5 047	296 287	314 572	330 134
	Firms operated for the entire year	318	341	2 993 674	149 045	32 486	4 914	288 676	310 867	321 619
	Firms with sales less than \$250,000	30	30	3 992	924	227	63	1 797	693	710
	Firms with sales of \$250,000 to \$499,999	30	30	10 817	1 318	262	72	3 291	1 580	1 618
	Firms with sales of \$500,000 to \$999,999	35	35	24 630	3 211	739	144	6 666	3 339	3 297
	Firms with sales of \$1,000,000 to \$2,499,999	53	53	83 712	11 450	2 454	563	23 294	13 929	15 301
	Firms with sales of \$2,500,000 to \$4,999,999	51	55	179 913	12 644	2 819	540	26 602	21 088	21 593
	Firms with sales of \$5,000,000 to \$9,999,999	43	45	310 677	20 687	4 994	716	38 920	41 806	42 838
	Firms with sales of \$10,000,000 to \$24,999,999 ..	48	52	717 613	41 200	8 196	1 122	78 029	76 467	76 366
	Firms with sales of \$25,000,000 to \$49,999,999 ..	19	24	607 445	35 927	8 208	1 203	66 265	88 538	74 732
	Firms with sales of \$50,000,000 to \$99,999,999 ..	6	10	D	D	D	e	D	D	D
	Firms with sales of \$100,000,000 or more	3	7	D	D	D	c	D	D	D
	Firms not operated for the entire year	46	46	65 483	3 423	662	133	7 611	3 705	8 515
4211103	Light truck & van (14,000 lb or less) whsle									
	All firms	441	548	159 991 093	427 702	115 721	9 552	1 084 059	639 350	693 992
	Firms operated for the entire year	378	485	159 628 189	422 618	112 974	9 219	1 074 796	619 378	680 293
	Firms with sales less than \$250,000	57	57	8 817	1 853	453	108	3 329	1 447	1 326
	Firms with sales of \$250,000 to \$499,999	23	23	8 310	1 008	228	63	1 934	1 641	1 737
	Firms with sales of \$500,000 to \$999,999	47	47	D	D	D	c	D	D	D
	Firms with sales of \$1,000,000 to \$2,499,999	71	71	117 671	9 127	2 343	415	17 824	15 252	15 836
	Firms with sales of \$2,500,000 to \$4,999,999	50	53	D	D	D	e	D	D	D
	Firms with sales of \$5,000,000 to \$9,999,999	46	47	339 793	21 006	4 995	661	37 196	36 402	39 022
	Firms with sales of \$10,000,000 to \$24,999,999 ..	48	50	817 485	47 876	10 402	1 459	87 203	94 523	97 725
	Firms with sales of \$25,000,000 to \$49,999,999 ..	21	21	758 547	53 766	13 480	1 560	88 896	109 007	128 796
	Firms with sales of \$50,000,000 to \$99,999,999 ..	7	7	463 257	29 130	5 834	904	55 210	51 776	53 530
	Firms with sales of \$100,000,000 or more	8	109	156 904 031	239 714	70 955	3 341	746 483	287 008	318 816
	Firms not operated for the entire year	63	63	362 904	5 084	2 747	333	9 263	19 972	13 699
4211104	Medium truck & tractor (14,001 lb to 26,000 lb) whsle									
	All firms	463	516	4 375 397	275 806	66 215	7 929	527 348	515 487	561 016
	Firms operated for the entire year	406	459	4 277 436	268 795	64 783	7 765	514 255	512 239	542 049
	Firms with sales less than \$250,000	38	38	4 948	962	228	67	1 955	806	823
	Firms with sales of \$250,000 to \$499,999	25	25	9 683	1 553	359	73	3 537	1 561	1 709
	Firms with sales of \$500,000 to \$999,999	39	39	D	D	D	c	D	D	D
	Firms with sales of \$1,000,000 to \$2,499,999	102	103	172 975	18 453	4 263	735	37 476	26 525	27 885
	Firms with sales of \$2,500,000 to \$4,999,999	61	63	D	D	D	f	D	D	D
	Firms with sales of \$5,000,000 to \$9,999,999	67	72	490 483	47 124	11 387	1 461	83 133	76 690	80 254
	Firms with sales of \$10,000,000 to \$24,999,999 ..	50	67	774 589	83 460	18 886	2 273	142 975	129 354	145 094
	Firms with sales of \$25,000,000 to \$49,999,999 ..	15	25	530 242	41 164	10 477	1 028	79 764	64 156	62 459
	Firms with sales of \$50,000,000 to \$99,999,999 ..	6	7	D	D	D	f	D	D	D
	Firms with sales of \$100,000,000 or more	3	20	D	D	D	f	D	D	D
	Firms not operated for the entire year	57	57	97 961	7 011	1 432	164	13 093	3 248	18 967

See footnotes at end of table.

Table 4. Sales Size of Firms: 1997—Con.

[Includes only firms and establishments with payroll. Excludes data for central administrative offices, auxiliary operations, or establishments of these firms that are classified in other categories than those specified in this table. For meaning of abbreviations and symbols, see introductory text. For explanation of terms, see Appendix A. For method of assignment to categories shown, see Appendix C]

NAICS code	Sales sizes of firms by type of operation and kind of business	Firms (number)	Establishments (number)	Sales (\$1,000)	Annual payroll (\$1,000)	First-quarter payroll (\$1,000)	Paid employees for pay period including March 12 (number)	Operating expenses ¹ (\$1,000)	End-of-1996 inventories (\$1,000)	End-of-1997 inventories (\$1,000)
42	WHOLESALE TRADE—									
	Con.									
421	Wholesale trade, durable goods—									
	Con.									
4211105	Heavy truck & tractor (over 26,000 lb) whsle									
	All firms	1 763	2 261	28 150 000	2 015 097	473 874	57 744	3 263 227	3 636 691	3 839 766
	Firms operated for the entire year	1 584	2 076	27 751 129	1 985 857	465 344	56 430	3 217 082	3 603 448	3 755 764
	Firms with sales less than \$250,000	103	103	14 601	3 258	700	169	5 704	2 315	2 360
	Firms with sales of \$250,000 to \$499,999	93	93	33 607	5 568	1 221	269	11 018	5 650	5 731
	Firms with sales of \$500,000 to \$999,999	132	135	93 957	12 922	2 841	540	24 076	14 308	14 827
	Firms with sales of \$1,000,000 to \$2,499,999	272	274	451 576	51 138	11 700	2 139	98 686	70 322	75 748
	Firms with sales of \$2,500,000 to \$4,999,999	196	200	703 501	75 166	17 420	2 555	138 629	114 558	119 781
	Firms with sales of \$5,000,000 to \$9,999,999	237	263	1 710 199	168 436	38 345	5 320	289 561	271 332	281 617
	Firms with sales of \$10,000,000 to \$24,999,999	300	365	4 803 180	418 347	96 372	12 168	672 724	709 393	739 573
	Firms with sales of \$25,000,000 to \$49,999,999	150	250	5 276 407	424 215	98 829	11 912	672 965	739 594	775 841
	Firms with sales of \$50,000,000 to \$99,999,999	63	163	4 319 133	360 833	79 166	9 164	577 182	618 463	639 156
	Firms with sales of \$100,000,000 or more	38	230	10 344 968	465 974	118 750	12 194	726 537	1 057 513	1 101 130
	Firms not operated for the entire year	179	185	398 871	29 240	8 530	1 314	46 145	33 243	84 002
42112	Motor vehicle supplies & new parts whsle									
	All firms	9 564	12 620	83 214 728	5 065 064	1 194 084	156 038	10 352 383	9 292 870	9 596 993
	Firms operated for the entire year	8 154	11 189	82 318 344	4 977 875	1 176 364	152 832	10 174 022	9 252 215	9 393 979
	Firms with sales less than \$250,000	1 422	1 424	D	D	D	h	D	D	D
	Firms with sales of \$250,000 to \$499,999	1 235	1 241	D	D	D	h	D	D	D
	Firms with sales of \$500,000 to \$999,999	1 402	1 430	1 009 689	160 077	38 141	7 589	317 413	195 530	200 491
	Firms with sales of \$1,000,000 to \$2,499,999	1 704	1 843	2 660 809	380 342	88 134	15 482	737 648	474 341	486 004
	Firms with sales of \$2,500,000 to \$4,999,999	884	1 086	3 138 870	393 136	89 459	14 086	753 344	511 921	529 921
	Firms with sales of \$5,000,000 to \$9,999,999	611	852	4 251 362	437 838	100 446	14 113	834 837	614 855	621 279
	Firms with sales of \$10,000,000 to \$24,999,999	492	1 061	7 754 904	669 734	155 273	20 496	1 281 637	1 007 769	1 056 727
	Firms with sales of \$25,000,000 to \$49,999,999	192	455	6 647 747	453 111	103 603	13 236	890 349	676 709	702 745
	Firms with sales of \$50,000,000 to \$99,999,999	101	444	6 968 504	376 899	88 518	10 592	777 401	673 881	703 754
	Firms with sales of \$100,000,000 or more	111	1 353	49 244 566	1 989 256	485 176	50 628	4 352 728	4 969 695	4 963 714
	Firms not operated for the entire year	1 410	1 431	896 384	87 189	17 720	3 206	178 361	40 655	203 014
421120	Motor vehicle supplies & new parts whsle									
	All firms	9 564	12 620	83 214 728	5 065 064	1 194 084	156 038	10 352 383	9 292 870	9 596 993
	Firms operated for the entire year	8 154	11 189	82 318 344	4 977 875	1 176 364	152 832	10 174 022	9 252 215	9 393 979
	Firms with sales less than \$250,000	1 422	1 424	D	D	D	h	D	D	D
	Firms with sales of \$250,000 to \$499,999	1 235	1 241	D	D	D	h	D	D	D
	Firms with sales of \$500,000 to \$999,999	1 402	1 430	1 009 689	160 077	38 141	7 589	317 413	195 530	200 491
	Firms with sales of \$1,000,000 to \$2,499,999	1 704	1 843	2 660 809	380 342	88 134	15 482	737 648	474 341	486 004
	Firms with sales of \$2,500,000 to \$4,999,999	884	1 086	3 138 870	393 136	89 459	14 086	753 344	511 921	529 921
	Firms with sales of \$5,000,000 to \$9,999,999	611	852	4 251 362	437 838	100 446	14 113	834 837	614 855	621 279
	Firms with sales of \$10,000,000 to \$24,999,999	492	1 061	7 754 904	669 734	155 273	20 496	1 281 637	1 007 769	1 056 727
	Firms with sales of \$25,000,000 to \$49,999,999	192	455	6 647 747	453 111	103 603	13 236	890 349	676 709	702 745
	Firms with sales of \$50,000,000 to \$99,999,999	101	444	6 968 504	376 899	88 518	10 592	777 401	673 881	703 754
	Firms with sales of \$100,000,000 or more	111	1 353	49 244 566	1 989 256	485 176	50 628	4 352 728	4 969 695	4 963 714
	Firms not operated for the entire year	1 410	1 431	896 384	87 189	17 720	3 206	178 361	40 655	203 014

See footnotes at end of table.

Table 4. Sales Size of Firms: 1997—Con.

[Includes only firms and establishments with payroll. Excludes data for central administrative offices, auxiliary operations, or establishments of these firms that are classified in other categories than those specified in this table. For meaning of abbreviations and symbols, see introductory text. For explanation of terms, see Appendix A. For method of assignment to categories shown, see Appendix C]

NAICS code	Sales sizes of firms by type of operation and kind of business	Firms (number)	Establishments (number)	Sales (\$1,000)	Annual payroll (\$1,000)	First-quarter payroll (\$1,000)	Paid employees for pay period including March 12 (number)	Operating expenses ¹ (\$1,000)	End-of-1996 inventories (\$1,000)	End-of-1997 inventories (\$1,000)
42	WHOLESALE TRADE—									
	Con.									
421	Wholesale trade, durable goods—									
	Con.									
4211201	Motor vehicle supplies & new parts—warehouse distributors									
	All firms	3 762	'5 095	'30 313 120	'2 002 699	'463 650	'67 362	4 263 504	3 664 092	3 782 062
	Firms operated for the entire year	3 311	4 639	29 848 929	1 966 633	456 490	66 276	4 189 871	3 642 551	3 684 180
	Firms with sales less than \$250,000	513	513	70 768	15 259	3 564	1 012	28 869	14 433	14 656
	Firms with sales of \$250,000 to \$499,999	434	435	156 062	27 967	6 563	1 502	56 959	32 212	32 286
	Firms with sales of \$500,000 to \$999,999	498	509	360 137	56 793	13 694	2 767	115 829	73 082	73 499
	Firms with sales of \$1,000,000 to \$2,499,999	727	766	1 130 737	161 186	37 788	6 685	320 864	214 068	217 375
	Firms with sales of \$2,500,000 to \$4,999,999	439	525	1 550 365	192 815	43 555	6 996	371 110	278 970	290 005
	Firms with sales of \$5,000,000 to \$9,999,999	284	377	1 953 180	193 560	44 245	6 598	382 913	322 595	326 926
	Firms with sales of \$10,000,000 to \$24,999,999 ..	246	550	3 894 007	369 813	86 434	11 641	725 252	620 368	653 034
	Firms with sales of \$25,000,000 to \$49,999,999 ..	81	220	D	D	D	i	D	D	D
	Firms with sales of \$50,000,000 to \$99,999,999 ..	49	382	D	D	D	i	D	D	D
	Firms with sales of \$100,000,000 or more	40	362	D	D	D	j	D	D	D
	Firms not operated for the entire year	451	456	464 191	36 066	7 160	1 086	73 633	21 541	97 882
4211202	Motor vehicle supplies & new parts—jobbers									
	All firms	5 423	6 942	51 468 506	2 905 299	693 404	84 003	5 811 842	5 501 479	5 674 111
	Firms operated for the entire year	4 526	6 019	51 002 055	2 854 849	682 248	81 733	5 709 903	5 476 387	5 565 346
	Firms with sales less than \$250,000	848	850	D	D	D	g	D	D	D
	Firms with sales of \$250,000 to \$499,999	747	752	D	D	D	g	D	D	D
	Firms with sales of \$500,000 to \$999,999	837	855	599 263	96 144	22 775	4 548	187 542	118 384	123 086
	Firms with sales of \$1,000,000 to \$2,499,999	911	1 021	1 425 435	205 460	47 313	8 304	391 699	258 380	268 082
	Firms with sales of \$2,500,000 to \$4,999,999	413	521	1 471 409	185 956	42 702	6 596	357 623	233 444	238 741
	Firms with sales of \$5,000,000 to \$9,999,999	285	415	2 005 479	206 662	47 747	6 482	390 737	268 895	269 872
	Firms with sales of \$10,000,000 to \$24,999,999 ..	238	465	3 708 176	289 142	66 783	8 634	546 273	385 325	397 904
	Firms with sales of \$25,000,000 to \$49,999,999 ..	112	247	3 933 972	228 969	51 727	6 744	462 659	326 923	340 805
	Firms with sales of \$50,000,000 to \$99,999,999 ..	65	177	4 453 066	186 097	46 142	4 615	371 189	362 604	380 580
	Firms with sales of \$100,000,000 or more	70	716	33 018 331	1 386 848	340 664	31 932	2 868 150	3 444 036	3 466 637
	Firms not operated for the entire year	897	923	466 451	50 450	11 156	2 270	101 939	25 092	108 765
4211203	Petroleum products marketing equipment whsle									
	All firms	508	583	1 433 102	157 066	37 030	4 673	277 037	127 299	140 820
	Firms operated for the entire year	436	508	1 377 855	149 880	35 401	4 468	263 451	124 824	129 567
	Firms with sales less than \$250,000	71	71	10 171	1 780	449	106	3 383	1 416	1 505
	Firms with sales of \$250,000 to \$499,999	59	59	21 206	3 580	811	152	6 757	2 360	2 562
	Firms with sales of \$500,000 to \$999,999	79	79	58 943	8 300	1 955	335	16 813	6 240	6 108
	Firms with sales of \$1,000,000 to \$2,499,999	97	99	153 567	22 195	5 045	818	41 428	16 637	16 522
	Firms with sales of \$2,500,000 to \$4,999,999	52	59	186 769	25 005	5 821	790	45 476	17 645	18 953
	Firms with sales of \$5,000,000 to \$9,999,999	53	77	368 445	46 755	10 711	1 263	79 113	37 762	39 490
	Firms with sales of \$10,000,000 to \$24,999,999 ..	19	45	301 518	28 682	6 863	713	48 051	31 179	31 774
	Firms with sales of \$25,000,000 to \$49,999,999 ..	4	9	D	D	D	c	D	D	D
	Firms with sales of \$50,000,000 to \$99,999,999 ..	1	5	D	D	D	b	D	D	D
	Firms with sales of \$100,000,000 or more	1	5	D	D	D	a	D	D	D
	Firms not operated for the entire year	72	75	55 247	7 186	1 629	205	13 586	2 475	11 253

See footnotes at end of table.

Table 4. Sales Size of Firms: 1997—Con.

[Includes only firms and establishments with payroll. Excludes data for central administrative offices, auxiliary operations, or establishments of these firms that are classified in other categories than those specified in this table. For meaning of abbreviations and symbols, see introductory text. For explanation of terms, see Appendix A. For method of assignment to categories shown, see Appendix C]

NAICS code	Sales sizes of firms by type of operation and kind of business	Firms (number)	Establishments (number)	Sales (\$1,000)	Annual payroll (\$1,000)	First-quarter payroll (\$1,000)	Paid employees for pay period including March 12 (number)	Operating expenses ¹ (\$1,000)	End-of-1996 inventories (\$1,000)	End-of-1997 inventories (\$1,000)
42	WHOLESALE TRADE—Con.									
421	Wholesale trade, durable goods—Con.									
42113	Tire & tube whsle									
	All firms	1 406	1 939	16 508 934	782 893	183 257	22 939	1 640 693	1 087 205	1 166 572
	Firms operated for the entire year	1 231	1 760	16 418 467	774 985	181 194	22 581	1 623 197	1 082 417	1 141 460
	Firms with sales less than \$250,000	171	171	D	D	D	e	D	D	D
	Firms with sales of \$250,000 to \$499,999	190	190	D	D	D	f	D	D	D
	Firms with sales of \$500,000 to \$999,999	180	181	131 784	18 650	4 308	818	39 212	14 866	15 392
	Firms with sales of \$1,000,000 to \$2,499,999	242	249	403 371	54 963	12 113	2 135	109 679	45 929	46 411
	Firms with sales of \$2,500,000 to \$4,999,999	171	194	578 483	72 153	16 475	2 556	141 220	67 582	71 060
	Firms with sales of \$5,000,000 to \$9,999,999	130	197	901 588	95 095	20 876	2 956	190 823	112 873	116 557
	Firms with sales of \$10,000,000 to \$24,999,999	98	215	1 459 615	129 355	29 484	4 082	251 433	182 988	188 067
	Firms with sales of \$25,000,000 to \$49,999,999	23	66	D	D	D	g	D	D	D
	Firms with sales of \$50,000,000 to \$99,999,999	14	82	D	D	D	g	D	D	D
	Firms with sales of \$100,000,000 or more	12	215	11 032 983	258 101	64 206	5 530	590 558	389 042	416 586
	Firms not operated for the entire year	175	179	90 467	7 908	2 063	358	17 496	4 788	25 112
421130	Tire & tube whsle									
	All firms	1 406	1 939	16 508 934	782 893	183 257	22 939	1 640 693	1 087 205	1 166 572
	Firms operated for the entire year	1 231	1 760	16 418 467	774 985	181 194	22 581	1 623 197	1 082 417	1 141 460
	Firms with sales less than \$250,000	171	171	D	D	D	e	D	D	D
	Firms with sales of \$250,000 to \$499,999	190	190	D	D	D	f	D	D	D
	Firms with sales of \$500,000 to \$999,999	180	181	131 784	18 650	4 308	818	39 212	14 866	15 392
	Firms with sales of \$1,000,000 to \$2,499,999	242	249	403 371	54 963	12 113	2 135	109 679	45 929	46 411
	Firms with sales of \$2,500,000 to \$4,999,999	171	194	578 483	72 153	16 475	2 556	141 220	67 582	71 060
	Firms with sales of \$5,000,000 to \$9,999,999	130	197	901 588	95 095	20 876	2 956	190 823	112 873	116 557
	Firms with sales of \$10,000,000 to \$24,999,999	98	215	1 459 615	129 355	29 484	4 082	251 433	182 988	188 067
	Firms with sales of \$25,000,000 to \$49,999,999	23	66	D	D	D	g	D	D	D
	Firms with sales of \$50,000,000 to \$99,999,999	14	82	D	D	D	g	D	D	D
	Firms with sales of \$100,000,000 or more	12	215	11 032 983	258 101	64 206	5 530	590 558	389 042	416 586
	Firms not operated for the entire year	175	179	90 467	7 908	2 063	358	17 496	4 788	25 112
42114	Motor vehicle parts, (used) whsle									
	All firms	6 877	7 105	5 272 107	971 776	228 146	45 807	1 973 859	744 950	794 145
	Firms operated for the entire year	6 166	6 392	5 067 811	946 435	221 876	44 395	1 918 705	717 393	731 587
	Firms with sales less than \$250,000	2 290	2 292	304 732	68 969	16 718	5 347	147 078	58 672	59 609
	Firms with sales of \$250,000 to \$499,999	1 468	1 472	527 195	108 835	26 261	6 542	234 363	89 466	91 989
	Firms with sales of \$500,000 to \$999,999	1 244	1 254	871 988	179 902	42 872	9 446	373 410	133 621	138 507
	Firms with sales of \$1,000,000 to \$2,499,999	855	920	1 288 163	259 011	60 382	10 960	503 863	177 223	181 371
	Firms with sales of \$2,500,000 to \$4,999,999	195	241	657 149	127 593	28 972	4 759	241 670	76 035	79 977
	Firms with sales of \$5,000,000 to \$9,999,999	66	90	432 461	71 669	16 742	2 345	138 158	41 320	43 138
	Firms with sales of \$10,000,000 to \$24,999,999	39	74	594 216	80 255	18 228	2 847	167 706	70 733	79 267
	Firms with sales of \$25,000,000 to \$49,999,999	7	44	D	D	D	g	D	D	D
	Firms with sales of \$50,000,000 to \$99,999,999	2	5	D	D	D	f	D	D	D
	Firms with sales of \$100,000,000 or more	—	—	—	—	—	—	—	—	—
	Firms not operated for the entire year	711	713	204 296	25 341	6 270	1 412	55 154	27 557	62 558

See footnotes at end of table.

Table 4. Sales Size of Firms: 1997—Con.

[Includes only firms and establishments with payroll. Excludes data for central administrative offices, auxiliary operations, or establishments of these firms that are classified in other categories than those specified in this table. For meaning of abbreviations and symbols, see introductory text. For explanation of terms, see Appendix A. For method of assignment to categories shown, see Appendix C]

NAICS code	Sales sizes of firms by type of operation and kind of business	Firms (number)	Establishments (number)	Sales (\$1,000)	Annual payroll (\$1,000)	First-quarter payroll (\$1,000)	Paid employees for pay period including March 12 (number)	Operating expenses ¹ (\$1,000)	End-of-1996 inventories (\$1,000)	End-of-1997 inventories (\$1,000)
42	WHOLESALE TRADE—									
	Con.									
421	Wholesale trade, durable goods—									
	Con.									
421140	Motor vehicle parts, (used) whsle									
	All firms	6 877	7 105	5 272 107	971 776	228 146	45 807	1 973 859	744 950	794 145
	Firms operated for the entire year	6 166	6 392	5 067 811	946 435	221 876	44 395	1 918 705	717 393	731 587
	Firms with sales less than \$250,000	2 290	2 292	304 732	68 969	16 718	5 347	147 078	58 672	59 609
	Firms with sales of \$250,000 to \$499,999	1 468	1 472	527 195	108 835	26 261	6 542	234 363	89 466	91 989
	Firms with sales of \$500,000 to \$999,999	1 244	1 254	871 988	179 902	42 872	9 446	373 410	133 621	138 507
	Firms with sales of \$1,000,000 to \$2,499,999	855	920	1 288 163	259 011	60 382	10 960	503 863	177 223	181 371
	Firms with sales of \$2,500,000 to \$4,999,999	195	241	657 149	127 593	28 972	4 759	241 670	76 035	79 977
	Firms with sales of \$5,000,000 to \$9,999,999	66	90	432 461	71 669	16 742	2 345	138 158	41 320	43 138
	Firms with sales of \$10,000,000 to \$24,999,999 ..	39	74	594 216	80 255	18 228	2 847	167 706	70 733	79 267
	Firms with sales of \$25,000,000 to \$49,999,999 ..	7	44	D	D	D	g	D	D	D
	Firms with sales of \$50,000,000 to \$99,999,999 ..	2	5	D	D	D	f	D	D	D
	Firms with sales of \$100,000,000 or more	—	—	—	—	—	—	—	—	—
	Firms not operated for the entire year	711	713	204 296	25 341	6 270	1 412	55 154	27 557	62 558
4212	Furniture & home furnishings whsle									
	All firms	13 831	15 246	75 006 478	5 316 976	1 225 440	157 465	11 697 560	5 472 358	6 007 773
	Firms operated for the entire year	11 998	13 405	73 546 771	5 204 909	1 204 495	153 847	11 454 954	5 439 720	5 754 786
	Firms with sales less than \$250,000	2 076	2 078	274 705	64 131	15 227	4 177	124 954	33 755	33 885
	Firms with sales of \$250,000 to \$499,999	1 550	1 559	559 217	101 300	23 217	5 247	215 231	74 552	76 747
	Firms with sales of \$500,000 to \$999,999	1 916	1 922	1 380 222	205 582	47 073	9 129	441 487	168 103	172 840
	Firms with sales of \$1,000,000 to \$2,499,999	2 510	2 558	3 988 292	464 233	105 462	17 310	997 011	411 822	429 385
	Firms with sales of \$2,500,000 to \$4,999,999	1 591	1 706	5 601 209	549 037	123 370	17 667	1 148 923	518 168	536 739
	Firms with sales of \$5,000,000 to \$9,999,999	1 110	1 274	7 626 592	657 987	147 454	19 537	1 383 720	662 329	689 270
	Firms with sales of \$10,000,000 to \$24,999,999 ..	816	1 072	12 405 889	974 005	224 850	26 833	2 017 107	1 075 227	1 142 672
	Firms with sales of \$25,000,000 to \$49,999,999 ..	255	466	8 611 395	694 857	158 058	17 095	1 424 733	727 907	768 134
	Firms with sales of \$50,000,000 to \$99,999,999 ..	105	327	7 265 923	529 275	123 960	12 583	1 136 845	688 288	706 303
	Firms with sales of \$100,000,000 or more	69	443	25 833 327	964 502	235 824	24 269	2 564 943	1 079 569	1 198 811
	Firms not operated for the entire year	1 833	1 841	1 459 707	112 067	20 945	3 618	242 606	32 638	252 987
42121	Furniture whsle									
	All firms	6 059	6 697	31 898 583	2 415 323	555 931	65 930	4 931 567	1 705 458	1 866 930
	Firms operated for the entire year	5 275	5 912	31 213 439	2 359 810	544 777	64 236	4 820 234	1 689 657	1 774 273
	Firms with sales less than \$250,000	812	812	112 718	27 662	6 502	1 494	51 592	11 091	11 235
	Firms with sales of \$250,000 to \$499,999	611	619	217 701	39 818	9 195	1 940	80 337	22 633	23 086
	Firms with sales of \$500,000 to \$999,999	791	794	573 150	85 621	19 589	3 591	176 880	57 476	59 282
	Firms with sales of \$1,000,000 to \$2,499,999	1 171	1 188	1 869 704	210 577	47 460	7 614	435 738	153 448	158 316
	Firms with sales of \$2,500,000 to \$4,999,999	794	832	2 791 443	268 054	60 553	8 586	527 909	191 539	200 168
	Firms with sales of \$5,000,000 to \$9,999,999	545	629	3 733 788	314 321	71 647	9 032	613 956	237 169	244 293
	Firms with sales of \$10,000,000 to \$24,999,999 ..	355	490	5 348 365	420 229	97 974	10 875	796 588	324 407	342 932
	Firms with sales of \$25,000,000 to \$49,999,999 ..	118	193	3 949 446	309 557	69 698	6 991	574 157	170 148	194 232
	Firms with sales of \$50,000,000 to \$99,999,999 ..	53	144	3 589 830	294 373	69 519	6 564	571 797	245 278	256 072
	Firms with sales of \$100,000,000 or more	25	211	9 027 294	389 598	92 640	7 549	991 280	276 468	284 657
	Firms not operated for the entire year	784	785	685 144	55 513	11 154	1 694	111 333	15 801	92 657

See footnotes at end of table.

Table 4. Sales Size of Firms: 1997—Con.

[Includes only firms and establishments with payroll. Excludes data for central administrative offices, auxiliary operations, or establishments of these firms that are classified in other categories than those specified in this table. For meaning of abbreviations and symbols, see introductory text. For explanation of terms, see Appendix A. For method of assignment to categories shown, see Appendix C]

NAICS code	Sales sizes of firms by type of operation and kind of business	Firms (number)	Establishments (number)	Sales (\$1,000)	Annual payroll (\$1,000)	First-quarter payroll (\$1,000)	Paid employees for pay period including March 12 (number)	Operating expenses ¹ (\$1,000)	End-of-1996 inventories (\$1,000)	End-of-1997 inventories (\$1,000)
42	WHOLESALE TRADE—									
	Con.									
421	Wholesale trade, durable goods—									
	Con.									
421210	Furniture whsle									
	All firms	6 059	6 697	31 898 583	2 415 323	555 931	65 930	4 931 567	1 705 458	1 866 930
	Firms operated for the entire year	5 275	5 912	31 213 439	2 359 810	544 777	64 236	4 820 234	1 689 657	1 774 273
	Firms with sales less than \$250,000	812	812	112 718	27 662	6 502	1 494	51 592	11 091	11 235
	Firms with sales of \$250,000 to \$499,999	611	619	217 701	39 818	9 195	1 940	80 337	22 633	23 086
	Firms with sales of \$500,000 to \$999,999	791	794	573 150	85 621	19 589	3 591	176 880	57 476	59 282
	Firms with sales of \$1,000,000 to \$2,499,999	1 171	1 188	1 869 704	210 577	47 460	7 614	435 738	153 448	158 316
	Firms with sales of \$2,500,000 to \$4,999,999	794	832	2 791 443	268 054	60 553	8 586	527 909	191 539	200 168
	Firms with sales of \$5,000,000 to \$9,999,999	545	629	3 733 788	314 321	71 647	9 032	613 956	237 169	244 293
	Firms with sales of \$10,000,000 to \$24,999,999	355	490	5 348 365	420 229	97 974	10 875	796 588	324 407	342 932
	Firms with sales of \$25,000,000 to \$49,999,999	118	193	3 949 446	309 557	69 698	6 991	574 157	170 148	194 232
	Firms with sales of \$50,000,000 to \$99,999,999	53	144	3 589 830	294 373	69 519	6 564	571 797	245 278	256 072
	Firms with sales of \$100,000,000 or more	25	211	9 027 294	389 598	92 640	7 549	991 280	276 468	284 657
	Firms not operated for the entire year	784	785	685 144	55 513	11 154	1 694	111 333	15 801	92 657
4212101	Household & lawn furniture whsle									
	All firms	3 123	3 304	12 079 496	698 636	166 690	23 346	1 597 351	918 762	995 971
	Firms operated for the entire year	2 701	2 881	11 729 214	682 313	163 473	22 729	1 558 113	909 887	945 687
	Firms with sales less than \$250,000	442	442	61 112	14 710	3 433	830	29 199	7 762	7 747
	Firms with sales of \$250,000 to \$499,999	312	318	110 383	18 863	4 403	991	40 189	16 502	16 415
	Firms with sales of \$500,000 to \$999,999	400	400	287 970	39 583	9 159	1 706	90 325	40 237	41 247
	Firms with sales of \$1,000,000 to \$2,499,999	622	627	992 941	91 832	20 552	3 589	214 497	106 438	110 302
	Firms with sales of \$2,500,000 to \$4,999,999	417	429	1 464 426	103 692	23 541	3 597	224 175	122 805	127 440
	Firms with sales of \$5,000,000 to \$9,999,999	279	301	1 910 830	109 410	24 877	3 430	247 874	141 937	143 497
	Firms with sales of \$10,000,000 to \$24,999,999	159	229	2 389 909	125 584	30 745	3 862	271 868	180 914	193 037
	Firms with sales of \$25,000,000 to \$49,999,999	40	48	D	D	D	g	D	D	D
	Firms with sales of \$50,000,000 to \$99,999,999	23	48	1 583 687	72 416	21 112	2 152	198 382	117 426	121 687
	Firms with sales of \$100,000,000 or more	7	39	D	D	D	f	D	D	D
	Firms not operated for the entire year	422	423	350 282	16 323	3 217	617	39 238	8 875	50 284
4212102	Office & business furniture whsle									
	All firms	2 940	3 393	19 819 087	1 716 687	389 241	42 584	3 334 216	786 696	870 959
	Firms operated for the entire year	2 577	3 030	19 483 743	1 677 424	381 281	41 503	3 261 908	779 370	828 586
	Firms with sales less than \$250,000	370	370	51 606	12 952	3 069	664	22 393	3 329	3 488
	Firms with sales of \$250,000 to \$499,999	299	301	107 318	20 955	4 792	949	40 148	6 131	6 671
	Firms with sales of \$500,000 to \$999,999	391	394	285 180	46 038	10 430	1 885	86 555	17 239	18 035
	Firms with sales of \$1,000,000 to \$2,499,999	549	561	876 763	118 745	26 908	4 025	221 241	47 010	48 014
	Firms with sales of \$2,500,000 to \$4,999,999	377	402	1 326 535	164 289	36 989	4 985	303 521	68 334	72 728
	Firms with sales of \$5,000,000 to \$9,999,999	267	329	1 828 674	205 454	46 942	5 616	367 399	96 627	102 234
	Firms with sales of \$10,000,000 to \$24,999,999	196	260	2 952 740	294 102	67 057	6 999	523 403	142 098	148 457
	Firms with sales of \$25,000,000 to \$49,999,999	79	148	D	D	D	i	D	D	D
	Firms with sales of \$50,000,000 to \$99,999,999	31	97	2 100 287	223 732	48 893	4 458	384 498	135 510	142 998
	Firms with sales of \$100,000,000 or more	18	168	D	D	D	i	D	D	D
	Firms not operated for the entire year	363	363	335 344	39 263	7 960	1 081	72 308	7 326	42 373

See footnotes at end of table.

Table 4. Sales Size of Firms: 1997—Con.

[Includes only firms and establishments with payroll. Excludes data for central administrative offices, auxiliary operations, or establishments of these firms that are classified in other categories than those specified in this table. For meaning of abbreviations and symbols, see introductory text. For explanation of terms, see Appendix A. For method of assignment to categories shown, see Appendix C]

NAICS code	Sales sizes of firms by type of operation and kind of business	Firms (number)	Establishments (number)	Sales (\$1,000)	Annual payroll (\$1,000)	First-quarter payroll (\$1,000)	Paid employees for pay period including March 12 (number)	Operating expenses ¹ (\$1,000)	End-of-1996 inventories (\$1,000)	End-of-1997 inventories (\$1,000)
42	WHOLESALE TRADE—									
	Con.									
421	Wholesale trade, durable goods—									
	Con.									
42122	Home furnishings whsle									
	All firms	7 787	8 549	43 107 895	2 901 653	669 509	91 535	6 765 993	3 766 900	4 140 843
	Firms operated for the entire year	6 738	7 493	42 333 332	2 845 099	659 718	89 611	6 634 720	3 750 063	3 980 513
	Firms with sales less than \$250,000	1 265	1 267	162 161	36 476	8 728	2 684	73 426	22 682	22 669
	Firms with sales of \$250,000 to \$499,999	939	940	341 516	61 482	14 022	3 307	134 894	51 919	53 661
	Firms with sales of \$500,000 to \$999,999	1 127	1 130	808 245	120 133	27 521	5 544	264 881	110 723	113 677
	Firms with sales of \$1,000,000 to \$2,499,999	1 345	1 378	2 129 076	256 139	58 700	9 846	565 015	259 604	272 156
	Firms with sales of \$2,500,000 to \$4,999,999	801	877	2 823 924	283 562	63 449	9 175	626 370	328 730	339 994
	Firms with sales of \$5,000,000 to \$9,999,999	565	642	3 893 316	342 810	75 595	10 477	767 371	422 849	441 423
	Firms with sales of \$10,000,000 to \$24,999,999 ..	463	599	7 073 999	553 607	126 753	15 890	1 220 929	751 613	800 710
	Firms with sales of \$25,000,000 to \$49,999,999 ..	137	250	4 662 155	384 558	87 913	10 076	848 364	558 300	574 535
	Firms with sales of \$50,000,000 to \$99,999,999 ..	52	183	3 676 093	234 902	54 441	6 019	565 048	443 010	450 231
	Firms with sales of \$100,000,000 or more	44	227	16 762 847	571 430	142 596	16 593	1 568 422	800 633	911 457
	Firms not operated for the entire year	1 049	1 056	774 563	56 554	9 791	1 924	131 273	16 837	160 330
421220	Home furnishings whsle									
	All firms	7 787	8 549	43 107 895	2 901 653	669 509	91 535	6 765 993	3 766 900	4 140 843
	Firms operated for the entire year	6 738	7 493	42 333 332	2 845 099	659 718	89 611	6 634 720	3 750 063	3 980 513
	Firms with sales less than \$250,000	1 265	1 267	162 161	36 476	8 728	2 684	73 426	22 682	22 669
	Firms with sales of \$250,000 to \$499,999	939	940	341 516	61 482	14 022	3 307	134 894	51 919	53 661
	Firms with sales of \$500,000 to \$999,999	1 127	1 130	808 245	120 133	27 521	5 544	264 881	110 723	113 677
	Firms with sales of \$1,000,000 to \$2,499,999	1 345	1 378	2 129 076	256 139	58 700	9 846	565 015	259 604	272 156
	Firms with sales of \$2,500,000 to \$4,999,999	801	877	2 823 924	283 562	63 449	9 175	626 370	328 730	339 994
	Firms with sales of \$5,000,000 to \$9,999,999	565	642	3 893 316	342 810	75 595	10 477	767 371	422 849	441 423
	Firms with sales of \$10,000,000 to \$24,999,999 ..	463	599	7 073 999	553 607	126 753	15 890	1 220 929	751 613	800 710
	Firms with sales of \$25,000,000 to \$49,999,999 ..	137	250	4 662 155	384 558	87 913	10 076	848 364	558 300	574 535
	Firms with sales of \$50,000,000 to \$99,999,999 ..	52	183	3 676 093	234 902	54 441	6 019	565 048	443 010	450 231
	Firms with sales of \$100,000,000 or more	44	227	16 762 847	571 430	142 596	16 593	1 568 422	800 633	911 457
	Firms not operated for the entire year	1 049	1 056	774 563	56 554	9 791	1 924	131 273	16 837	160 330
4212201	Household china, glassware, & crockery whsle									
	All firms	1 285	1 332	6 744 886	478 488	108 490	16 343	1 269 407	859 253	887 509
	Firms operated for the entire year	1 132	1 179	6 606 734	472 161	107 229	16 126	1 254 360	857 000	867 051
	Firms with sales less than \$250,000	208	208	26 535	5 909	1 487	491	12 303	4 842	4 787
	Firms with sales of \$250,000 to \$499,999	137	137	49 950	8 973	2 111	469	21 852	9 204	9 375
	Firms with sales of \$500,000 to \$999,999	182	183	131 276	16 810	3 871	818	41 353	21 597	22 044
	Firms with sales of \$1,000,000 to \$2,499,999	205	207	319 554	31 049	6 919	1 252	79 688	43 698	44 517
	Firms with sales of \$2,500,000 to \$4,999,999	153	160	544 423	44 203	9 453	1 377	114 967	74 282	77 243
	Firms with sales of \$5,000,000 to \$9,999,999	100	108	687 918	50 840	11 436	1 658	130 973	73 495	76 245
	Firms with sales of \$10,000,000 to \$24,999,999 ..	94	105	1 381 103	97 462	23 117	2 395	240 755	169 356	170 869
	Firms with sales of \$25,000,000 to \$49,999,999 ..	36	46	1 267 035	90 769	20 290	2 340	244 467	156 150	147 296
	Firms with sales of \$50,000,000 to \$99,999,999 ..	11	16	D	D	D	g	D	D	D
	Firms with sales of \$100,000,000 or more	6	9	D	D	D	h	D	D	D
	Firms not operated for the entire year	153	153	138 152	6 327	1 261	217	15 047	2 253	20 458
4212202	Linens, domestics, draperies, & curtains whsle									

See footnotes at end of table.

Table 4. Sales Size of Firms: 1997—Con.

[Includes only firms and establishments with payroll. Excludes data for central administrative offices, auxiliary operations, or establishments of these firms that are classified in other categories than those specified in this table. For meaning of abbreviations and symbols, see introductory text. For explanation of terms, see Appendix A. For method of assignment to categories shown, see Appendix C]

NAICS code	Sales sizes of firms by type of operation and kind of business	Firms (number)	Establishments (number)	Sales (\$1,000)	Annual payroll (\$1,000)	First-quarter payroll (\$1,000)	Paid employees for pay period including March 12 (number)	Operating expenses ¹ (\$1,000)	End-of-1996 inventories (\$1,000)	End-of-1997 inventories (\$1,000)
42	WHOLESALE TRADE—									
	Con.									
421	Wholesale trade, durable goods—									
	Con.									
4212202	Linens, domestics, draperies, & curtains whlse—Con.									
	All firms	1 744	1 876	11 337 298	658 252	152 175	20 019	1 440 515	704 761	805 239
	Firms operated for the entire year	1 530	1 660	11 199 387	648 666	150 084	19 567	1 418 348	702 036	785 325
	Firms with sales less than \$250,000	349	351	43 834	10 826	2 510	793	20 619	4 691	4 708
	Firms with sales of \$250,000 to \$499,999	234	234	84 938	18 530	4 219	982	36 096	11 054	11 412
	Firms with sales of \$500,000 to \$999,999	236	236	169 042	30 788	6 990	1 415	64 174	18 912	18 907
	Firms with sales of \$1,000,000 to \$2,499,999	271	277	429 565	58 420	13 807	2 368	118 648	40 623	43 530
	Firms with sales of \$2,500,000 to \$4,999,999	146	161	513 422	59 521	12 400	1 845	124 028	56 612	57 045
	Firms with sales of \$5,000,000 to \$9,999,999	119	137	826 480	70 454	15 169	2 176	150 939	78 978	79 742
	Firms with sales of \$10,000,000 to \$24,999,999	110	127	1 672 746	94 139	21 622	3 207	224 783	126 662	143 070
	Firms with sales of \$25,000,000 to \$49,999,999	35	45	1 160 176	85 242	19 009	2 362	166 996	128 754	131 368
	Firms with sales of \$50,000,000 to \$99,999,999	16	35	1 118 766	69 323	16 737	1 590	144 534	142 640	182 094
	Firms with sales of \$100,000,000 or more	14	57	5 180 418	151 423	37 621	2 829	367 531	93 110	113 449
	Firms not operated for the entire year	214	216	137 911	9 586	2 091	452	22 167	2 725	19 914
4212203	Floor coverings whlse									
	All firms	2 114	2 591	16 467 044	1 044 511	245 571	30 315	2 202 428	1 211 094	1 340 545
	Firms operated for the entire year	1 816	2 290	16 203 219	1 020 063	242 730	29 745	2 148 377	1 207 466	1 262 569
	Firms with sales less than \$250,000	222	222	28 246	5 862	1 395	391	11 445	3 470	3 346
	Firms with sales of \$250,000 to \$499,999	213	213	78 065	12 517	2 864	700	26 890	9 504	10 085
	Firms with sales of \$500,000 to \$999,999	318	318	227 232	30 882	7 068	1 380	64 943	26 851	27 305
	Firms with sales of \$1,000,000 to \$2,499,999	412	427	654 683	73 487	17 002	2 517	159 628	74 461	78 677
	Firms with sales of \$2,500,000 to \$4,999,999	264	298	923 857	97 666	22 821	3 105	204 770	115 723	117 436
	Firms with sales of \$5,000,000 to \$9,999,999	168	204	1 147 510	115 231	25 110	3 206	243 784	138 519	144 034
	Firms with sales of \$10,000,000 to \$24,999,999	142	236	2 238 668	239 189	55 122	6 854	459 095	297 381	315 308
	Firms with sales of \$25,000,000 to \$49,999,999	46	135	1 574 799	145 191	35 631	3 630	295 277	185 117	204 203
	Firms with sales of \$50,000,000 to \$99,999,999	17	131	D	D	D	h	D	D	D
	Firms with sales of \$100,000,000 or more	14	106	D	D	D	i	D	D	D
	Firms not operated for the entire year	298	301	263 825	24 448	2 841	570	54 051	3 628	77 976
4212204	Other home furnishings whlse									
	All firms	2 659	2 750	8 558 667	720 402	163 273	24 858	1 853 643	991 792	1 107 550
	Firms operated for the entire year	2 274	2 364	8 323 992	704 209	159 675	24 173	1 813 635	983 561	1 065 568
	Firms with sales less than \$250,000	487	487	63 766	13 901	3 350	1 010	29 126	9 829	9 985
	Firms with sales of \$250,000 to \$499,999	355	356	128 563	21 462	4 828	1 156	50 056	22 157	22 789
	Firms with sales of \$500,000 to \$999,999	392	394	281 252	41 680	9 599	1 932	94 506	43 365	45 422
	Firms with sales of \$1,000,000 to \$2,499,999	459	468	728 163	93 490	21 027	3 717	207 750	101 237	105 564
	Firms with sales of \$2,500,000 to \$4,999,999	241	261	852 902	84 630	19 007	2 887	188 041	86 050	92 669
	Firms with sales of \$5,000,000 to \$9,999,999	180	195	1 246 926	107 227	24 109	3 467	243 189	133 046	141 753
	Firms with sales of \$10,000,000 to \$24,999,999	117	130	1 782 817	122 476	26 818	3 417	295 495	157 336	170 405
	Firms with sales of \$25,000,000 to \$49,999,999	24	27	801 506	73 227	15 315	2 023	163 913	102 097	105 397
	Firms with sales of \$50,000,000 to \$99,999,999	10	13	D	D	D	f	D	D	D
	Firms with sales of \$100,000,000 or more	9	33	D	D	D	h	D	D	D
	Firms not operated for the entire year	385	386	234 675	16 193	3 598	685	40 008	8 231	41 982
4213	Lumber & other construction materials whlse									

See footnotes at end of table.

Table 4. Sales Size of Firms: 1997—Con.

[Includes only firms and establishments with payroll. Excludes data for central administrative offices, auxiliary operations, or establishments of these firms that are classified in other categories than those specified in this table. For meaning of abbreviations and symbols, see introductory text. For explanation of terms, see Appendix A. For method of assignment to categories shown, see Appendix C]

NAICS code	Sales sizes of firms by type of operation and kind of business	Firms (number)	Establishments (number)	Sales (\$1,000)	Annual payroll (\$1,000)	First-quarter payroll (\$1,000)	Paid employees for pay period including March 12 (number)	Operating expenses ¹ (\$1,000)	End-of-1996 inventories (\$1,000)	End-of-1997 inventories (\$1,000)
42	WHOLESALE TRADE—									
	Con.									
421	Wholesale trade, durable goods—									
	Con.									
4213	Lumber & other construction materials whsle—									
	Con.									
	All firms	11 118	14 267	89 175 875	5 296 176	1 227 622	155 535	10 717 929	6 367 862	6 764 054
	Firms operated for the entire year	9 296	12 441	87 829 345	5 196 392	1 208 360	152 240	10 513 530	6 335 050	6 585 306
	Firms with sales less than \$250,000	1 317	1 317	177 927	44 438	10 260	2 643	80 767	15 250	15 667
	Firms with sales of \$250,000 to \$499,999	1 103	1 103	401 453	76 741	17 252	3 790	150 064	37 212	38 267
	Firms with sales of \$500,000 to \$999,999	1 299	1 304	931 250	146 518	32 097	6 456	289 477	80 818	83 115
	Firms with sales of \$1,000,000 to \$2,499,999	1 978	2 024	3 177 440	383 560	84 375	14 425	764 501	276 486	287 713
	Firms with sales of \$2,500,000 to \$4,999,999	1 270	1 336	4 493 603	446 226	100 338	14 179	883 732	395 784	408 673
	Firms with sales of \$5,000,000 to \$9,999,999	974	1 133	6 793 828	597 850	131 211	17 936	1 174 997	608 531	634 216
	Firms with sales of \$10,000,000 to \$24,999,999 ..	816	1 157	12 373 010	854 236	191 202	23 047	1 658 500	962 185	1 028 583
	Firms with sales of \$25,000,000 to \$49,999,999 ..	291	753	9 946 955	628 753	142 840	16 666	1 279 309	862 944	914 169
	Firms with sales of \$50,000,000 to \$99,999,999 ..	147	570	10 175 547	586 405	137 009	16 489	1 168 199	931 785	956 925
	Firms with sales of \$100,000,000 or more	101	1 744	39 358 332	1 431 665	361 776	36 609	3 063 984	2 164 055	2 217 978
	Firms not operated for the entire year	1 822	1 826	1 346 530	99 784	19 262	3 295	204 399	32 812	178 748
42131	Lumber, plywood, millwork, & wood panel whsle									
	All firms	5 531	6 767	60 455 924	3 126 436	736 657	88 905	6 133 048	4 373 481	4 600 369
	Firms operated for the entire year	4 780	6 014	59 777 982	3 087 004	729 103	87 547	6 055 141	4 354 384	4 521 530
	Firms with sales less than \$250,000	529	529	71 294	17 325	4 046	1 105	31 052	5 920	6 414
	Firms with sales of \$250,000 to \$499,999	471	471	172 926	33 136	7 634	1 705	62 097	15 063	15 439
	Firms with sales of \$500,000 to \$999,999	566	568	406 348	60 328	13 616	2 934	116 691	36 126	37 563
	Firms with sales of \$1,000,000 to \$2,499,999	957	968	1 543 216	172 391	38 433	6 745	335 353	133 461	138 608
	Firms with sales of \$2,500,000 to \$4,999,999	714	736	2 538 864	222 403	49 992	7 359	435 071	210 847	221 296
	Firms with sales of \$5,000,000 to \$9,999,999	610	659	4 300 241	342 135	75 875	10 514	660 378	374 095	388 154
	Firms with sales of \$10,000,000 to \$24,999,999 ..	559	683	8 519 374	531 967	119 168	14 429	1 006 284	672 810	728 811
	Firms with sales of \$25,000,000 to \$49,999,999 ..	208	411	7 149 286	403 258	92 682	10 508	787 207	604 259	640 785
	Firms with sales of \$50,000,000 to \$99,999,999 ..	102	299	7 260 304	370 620	87 677	10 073	701 302	701 930	729 494
	Firms with sales of \$100,000,000 or more	64	690	27 816 129	933 441	239 980	22 175	1 919 706	1 599 873	1 614 966
	Firms not operated for the entire year	751	753	677 942	39 432	7 554	1 358	77 907	19 097	78 839
421310	Lumber, plywood, millwork, & wood panel whsle									
	All firms	5 531	6 767	60 455 924	3 126 436	736 657	88 905	6 133 048	4 373 481	4 600 369
	Firms operated for the entire year	4 780	6 014	59 777 982	3 087 004	729 103	87 547	6 055 141	4 354 384	4 521 530
	Firms with sales less than \$250,000	529	529	71 294	17 325	4 046	1 105	31 052	5 920	6 414
	Firms with sales of \$250,000 to \$499,999	471	471	172 926	33 136	7 634	1 705	62 097	15 063	15 439
	Firms with sales of \$500,000 to \$999,999	566	568	406 348	60 328	13 616	2 934	116 691	36 126	37 563
	Firms with sales of \$1,000,000 to \$2,499,999	957	968	1 543 216	172 391	38 433	6 745	335 353	133 461	138 608
	Firms with sales of \$2,500,000 to \$4,999,999	714	736	2 538 864	222 403	49 992	7 359	435 071	210 847	221 296
	Firms with sales of \$5,000,000 to \$9,999,999	610	659	4 300 241	342 135	75 875	10 514	660 378	374 095	388 154
	Firms with sales of \$10,000,000 to \$24,999,999 ..	559	683	8 519 374	531 967	119 168	14 429	1 006 284	672 810	728 811
	Firms with sales of \$25,000,000 to \$49,999,999 ..	208	411	7 149 286	403 258	92 682	10 508	787 207	604 259	640 785
	Firms with sales of \$50,000,000 to \$99,999,999 ..	102	299	7 260 304	370 620	87 677	10 073	701 302	701 930	729 494
	Firms with sales of \$100,000,000 or more	64	690	27 816 129	933 441	239 980	22 175	1 919 706	1 599 873	1 614 966
	Firms not operated for the entire year	751	753	677 942	39 432	7 554	1 358	77 907	19 097	78 839
4213101	Lumber without yard whsle									

See footnotes at end of table.

Table 4. Sales Size of Firms: 1997—Con.

[Includes only firms and establishments with payroll. Excludes data for central administrative offices, auxiliary operations, or establishments of these firms that are classified in other categories than those specified in this table. For meaning of abbreviations and symbols, see introductory text. For explanation of terms, see Appendix A. For method of assignment to categories shown, see Appendix C]

NAICS code	Sales sizes of firms by type of operation and kind of business	Firms (number)	Establishments (number)	Sales (\$1,000)	Annual payroll (\$1,000)	First-quarter payroll (\$1,000)	Paid employees for pay period including March 12 (number)	Operating expenses ¹ (\$1,000)	End-of-1996 inventories (\$1,000)	End-of-1997 inventories (\$1,000)
42	WHOLESALE TRADE—									
	Con.									
421	Wholesale trade, durable goods—									
	Con.									
4213101	Lumber without yard whsle—									
	Con.									
	All firms	1 504	1 627	17 143 755	529 208	131 340	12 611	991 480	614 336	636 263
	Firms operated for the entire year	1 333	1 456	16 955 683	521 586	129 899	12 367	976 232	610 936	624 887
	Firms with sales less than \$250,000	172	172	22 980	5 541	1 263	375	10 264	1 232	1 243
	Firms with sales of \$250,000 to \$499,999	133	133	49 241	7 707	1 814	451	15 630	1 405	1 511
	Firms with sales of \$500,000 to \$999,999	150	151	108 243	13 398	3 023	682	26 395	5 154	5 049
	Firms with sales of \$1,000,000 to \$2,499,999	259	260	416 299	32 113	7 388	1 202	63 466	16 185	17 591
	Firms with sales of \$2,500,000 to \$4,999,999	202	204	711 281	41 611	9 728	1 312	88 787	27 670	27 450
	Firms with sales of \$5,000,000 to \$9,999,999	159	169	1 117 318	58 203	12 913	1 562	111 808	41 371	42 188
	Firms with sales of \$10,000,000 to \$24,999,999	162	179	2 414 625	107 635	24 019	2 243	189 003	107 842	117 585
	Firms with sales of \$25,000,000 to \$49,999,999	56	78	1 916 721	62 895	14 423	1 213	126 715	97 045	103 688
	Firms with sales of \$50,000,000 to \$99,999,999	23	28	1 641 003	31 417	7 277	620	53 772	66 090	73 786
	Firms with sales of \$100,000,000 or more	17	82	8 557 972	161 066	48 051	2 707	290 392	246 942	234 796
	Firms not operated for the entire year	171	171	188 072	7 622	1 441	244	15 248	3 400	11 376
4213102	Lumber with yard whsle									
	All firms	1 328	1 599	15 464 304	890 605	203 841	27 481	1 801 201	1 603 086	1 728 437
	Firms operated for the entire year	1 172	1 443	D	D	D	k	D	D	D
	Firms with sales less than \$250,000	91	91	12 718	3 039	742	211	5 199	1 913	2 274
	Firms with sales of \$250,000 to \$499,999	72	72	26 199	4 598	1 010	261	9 742	3 765	4 021
	Firms with sales of \$500,000 to \$999,999	101	101	D	D	D	f	D	D	D
	Firms with sales of \$1,000,000 to \$2,499,999	229	231	D	D	D	g	D	D	D
	Firms with sales of \$2,500,000 to \$4,999,999	186	191	D	D	D	g	D	D	D
	Firms with sales of \$5,000,000 to \$9,999,999	173	180	1 233 116	112 348	24 373	3 819	220 898	179 256	192 317
	Firms with sales of \$10,000,000 to \$24,999,999	183	225	D	D	D	i	D	D	D
	Firms with sales of \$25,000,000 to \$49,999,999	78	120	2 669 876	158 657	36 546	4 566	300 499	302 779	333 008
	Firms with sales of \$50,000,000 to \$99,999,999	42	125	2 940 426	153 549	36 406	4 168	311 236	341 713	358 479
	Firms with sales of \$100,000,000 or more	17	107	4 473 447	125 057	30 773	3 087	290 366	271 251	281 516
	Firms not operated for the entire year	156	156	D	D	D	e	D	D	D
4213103	Plywood, veneer, millwork, & wood panel whsle									
	All firms	2 779	3 541	27 847 865	1 706 623	401 476	48 813	3 340 367	2 156 059	2 235 669
	Firms operated for the entire year	2 354	3 114	D	D	D	k	D	D	D
	Firms with sales less than \$250,000	267	268	35 756	8 836	2 060	523	15 683	2 780	2 902
	Firms with sales of \$250,000 to \$499,999	266	266	97 486	20 831	4 810	993	36 725	9 893	9 907
	Firms with sales of \$500,000 to \$999,999	318	320	D	D	D	g	D	D	D
	Firms with sales of \$1,000,000 to \$2,499,999	479	488	D	D	D	h	D	D	D
	Firms with sales of \$2,500,000 to \$4,999,999	333	345	D	D	D	h	D	D	D
	Firms with sales of \$5,000,000 to \$9,999,999	291	322	2 044 980	181 001	40 897	5 408	343 835	161 603	160 604
	Firms with sales of \$10,000,000 to \$24,999,999	239	303	D	D	D	i	D	D	D
	Firms with sales of \$25,000,000 to \$49,999,999	82	211	2 799 702	190 666	44 431	4 951	375 752	221 816	226 396
	Firms with sales of \$50,000,000 to \$99,999,999	45	166	3 140 082	195 942	47 354	5 697	369 930	324 043	322 075
	Firms with sales of \$100,000,000 or more	34	425	13 532 045	586 016	145 425	14 638	1 211 149	969 676	984 612
	Firms not operated for the entire year	425	427	D	D	D	f	D	D	D
42132	Brick, stone, & related construction materials whsle									

See footnotes at end of table.

Table 4. Sales Size of Firms: 1997—Con.

[Includes only firms and establishments with payroll. Excludes data for central administrative offices, auxiliary operations, or establishments of these firms that are classified in other categories than those specified in this table. For meaning of abbreviations and symbols, see introductory text. For explanation of terms, see Appendix A. For method of assignment to categories shown, see Appendix C]

NAICS code	Sales sizes of firms by type of operation and kind of business	Firms (number)	Establishments (number)	Sales (\$1,000)	Annual payroll (\$1,000)	First-quarter payroll (\$1,000)	Paid employees for pay period including March 12 (number)	Operating expenses ¹ (\$1,000)	End-of-1996 inventories (\$1,000)	End-of-1997 inventories (\$1,000)
42	WHOLESALE TRADE—									
	Con.									
421	Wholesale trade, durable goods—									
	Con.									
42132	Brick, stone, & related construction materials whsle—Con.									
	All firms	2 126	3 026	10 711 750	761 681	168 106	23 753	1 692 184	775 319	846 315
	Firms operated for the entire year	1 695	2 595	10 478 064	736 535	164 192	23 035	1 636 747	770 516	806 982
	Firms with sales less than \$250,000	288	288	40 450	10 259	2 312	648	19 704	4 112	4 069
	Firms with sales of \$250,000 to \$499,999	241	241	87 002	16 561	3 541	792	34 997	9 765	10 008
	Firms with sales of \$500,000 to \$999,999	286	287	203 259	33 752	6 942	1 378	71 495	19 937	20 482
	Firms with sales of \$1,000,000 to \$2,499,999	392	408	627 561	89 787	18 681	3 260	189 467	64 512	67 607
	Firms with sales of \$2,500,000 to \$4,999,999	222	245	772 220	99 058	21 183	3 058	204 170	91 086	97 193
	Firms with sales of \$5,000,000 to \$9,999,999	131	186	905 819	104 876	21 214	2 846	225 901	103 182	110 666
	Firms with sales of \$10,000,000 to \$24,999,999 ..	78	147	1 145 288	103 467	23 965	2 936	237 534	102 175	110 575
	Firms with sales of \$25,000,000 to \$49,999,999 ..	26	134	881 166	62 642	12 489	1 466	143 976	83 592	89 870
	Firms with sales of \$50,000,000 to \$99,999,999 ..	20	168	D	D	D	g	D	D	D
	Firms with sales of \$100,000,000 or more	11	491	D	D	D	h	D	D	D
	Firms not operated for the entire year	431	431	233 686	25 146	3 914	718	55 437	4 803	39 333
421320	Brick, stone, & related construction materials whsle									
	All firms	2 126	3 026	10 711 750	761 681	168 106	23 753	1 692 184	775 319	846 315
	Firms operated for the entire year	1 695	2 595	10 478 064	736 535	164 192	23 035	1 636 747	770 516	806 982
	Firms with sales less than \$250,000	288	288	40 450	10 259	2 312	648	19 704	4 112	4 069
	Firms with sales of \$250,000 to \$499,999	241	241	87 002	16 561	3 541	792	34 997	9 765	10 008
	Firms with sales of \$500,000 to \$999,999	286	287	203 259	33 752	6 942	1 378	71 495	19 937	20 482
	Firms with sales of \$1,000,000 to \$2,499,999	392	408	627 561	89 787	18 681	3 260	189 467	64 512	67 607
	Firms with sales of \$2,500,000 to \$4,999,999	222	245	772 220	99 058	21 183	3 058	204 170	91 086	97 193
	Firms with sales of \$5,000,000 to \$9,999,999	131	186	905 819	104 876	21 214	2 846	225 901	103 182	110 666
	Firms with sales of \$10,000,000 to \$24,999,999 ..	78	147	1 145 288	103 467	23 965	2 936	237 534	102 175	110 575
	Firms with sales of \$25,000,000 to \$49,999,999 ..	26	134	881 166	62 642	12 489	1 466	143 976	83 592	89 870
	Firms with sales of \$50,000,000 to \$99,999,999 ..	20	168	D	D	D	g	D	D	D
	Firms with sales of \$100,000,000 or more	11	491	D	D	D	h	D	D	D
	Firms not operated for the entire year	431	431	233 686	25 146	3 914	718	55 437	4 803	39 333
4213201	Brick, block, tile, clay/ cement sewer pipe whsle									
	All firms	716	1 184	3 546 360	284 096	66 310	9 941	619 783	333 266	357 316
	Firms operated for the entire year	571	1 039	3 466 913	277 740	65 446	9 778	604 225	330 511	344 130
	Firms with sales less than \$250,000	101	101	13 854	3 452	838	205	6 647	1 776	1 837
	Firms with sales of \$250,000 to \$499,999	87	87	31 907	6 067	1 338	269	11 888	4 182	4 489
	Firms with sales of \$500,000 to \$999,999	95	95	68 182	11 905	2 502	423	23 865	7 652	7 717
	Firms with sales of \$1,000,000 to \$2,499,999	126	130	199 702	25 979	5 651	963	51 619	25 112	25 652
	Firms with sales of \$2,500,000 to \$4,999,999	80	89	275 400	34 757	7 212	1 163	69 307	37 577	40 545
	Firms with sales of \$5,000,000 to \$9,999,999	43	72	283 687	31 848	7 020	867	65 225	35 979	37 620
	Firms with sales of \$10,000,000 to \$24,999,999 ..	24	44	335 129	36 857	8 322	1 048	78 892	33 217	33 848
	Firms with sales of \$25,000,000 to \$49,999,999 ..	5	44	162 006	13 039	3 108	389	24 972	15 289	15 433
	Firms with sales of \$50,000,000 to \$99,999,999 ..	7	62	D	D	D	g	D	D	D
	Firms with sales of \$100,000,000 or more	3	315	D	D	D	h	D	D	D
	Firms not operated for the entire year	145	145	79 447	6 356	864	163	15 558	2 755	13 186

See footnotes at end of table.

Table 4. Sales Size of Firms: 1997—Con.

[Includes only firms and establishments with payroll. Excludes data for central administrative offices, auxiliary operations, or establishments of these firms that are classified in other categories than those specified in this table. For meaning of abbreviations and symbols, see introductory text. For explanation of terms, see Appendix A. For method of assignment to categories shown, see Appendix C]

NAICS code	Sales sizes of firms by type of operation and kind of business	Firms (number)	Establishments (number)	Sales (\$1,000)	Annual payroll (\$1,000)	First-quarter payroll (\$1,000)	Paid employees for pay period including March 12 (number)	Operating expenses ¹ (\$1,000)	End-of-1996 inventories (\$1,000)	End-of-1997 inventories (\$1,000)
42	WHOLESALE TRADE—									
	Con.									
421	Wholesale trade, durable goods—									
	Con.									
4213202	Sand, gravel, & stone whsle									
	All firms	879	1 012	2 001 239	239 974	49 004	7 775	539 309	188 511	212 072
	Firms operated for the entire year	685	818	1 896 134	226 072	46 743	7 368	509 649	187 138	195 795
	Firms with sales less than \$250,000	127	127	18 687	4 670	981	324	9 175	1 590	1 605
	Firms with sales of \$250,000 to \$499,999	99	99	34 660	6 961	1 456	344	14 886	3 129	3 116
	Firms with sales of \$500,000 to \$999,999	128	130	91 710	14 723	2 948	641	33 343	8 260	8 894
	Firms with sales of \$1,000,000 to \$2,499,999	162	170	259 675	43 672	8 879	1 648	91 345	24 329	26 280
	Firms with sales of \$2,500,000 to \$4,999,999	75	85	D	D	D	g	D	D	D
	Firms with sales of \$5,000,000 to \$9,999,999	57	69	400 870	50 495	9 798	1 385	111 304	38 729	41 509
	Firms with sales of \$10,000,000 to \$24,999,999	27	50	403 823	33 608	7 297	982	85 091	29 412	32 579
	Firms with sales of \$25,000,000 to \$49,999,999	9	69	D	D	D	f	D	D	D
	Firms with sales of \$50,000,000 to \$99,999,999	1	19	D	D	D	b	D	D	D
	Firms with sales of \$100,000,000 or more	—	—	—	—	—	—	—	—	—
	Firms not operated for the entire year	194	194	105 105	13 902	2 261	407	29 660	1 373	16 277
4213203	Cement, lime, & related products whsle									
	All firms	569	830	5 164 151	237 611	52 792	6 037	533 092	253 542	276 927
	Firms operated for the entire year	476	737	5 114 408	232 646	51 986	5 887	522 691	252 765	266 952
	Firms with sales less than \$250,000	62	62	8 314	2 186	508	121	3 984	963	787
	Firms with sales of \$250,000 to \$499,999	57	57	21 148	3 589	763	182	8 498	2 567	2 520
	Firms with sales of \$500,000 to \$999,999	74	75	51 518	8 162	1 739	360	16 612	5 113	5 238
	Firms with sales of \$1,000,000 to \$2,499,999	110	113	178 734	21 315	4 484	677	48 683	17 344	18 954
	Firms with sales of \$2,500,000 to \$4,999,999	74	77	D	D	D	f	D	D	D
	Firms with sales of \$5,000,000 to \$9,999,999	33	51	231 670	23 024	4 692	625	51 060	31 903	34 445
	Firms with sales of \$10,000,000 to \$24,999,999	31	52	450 769	35 333	8 641	961	77 912	41 980	47 091
	Firms with sales of \$25,000,000 to \$49,999,999	16	44	D	D	D	f	D	D	D
	Firms with sales of \$50,000,000 to \$99,999,999	10	59	D	D	D	f	D	D	D
	Firms with sales of \$100,000,000 or more	9	147	D	D	D	g	D	D	D
	Firms not operated for the entire year	93	93	49 743	4 965	806	150	10 401	777	9 975
42133	Roofing, siding, & insulation material whsle									
	All firms	1 081	1 584	9 811 545	601 826	133 556	16 402	1 298 095	595 540	651 224
	Firms operated for the entire year	897	1 399	9 629 273	588 609	131 153	16 016	1 270 001	589 523	623 649
	Firms with sales less than \$250,000	118	118	15 113	3 958	913	184	7 185	1 140	1 120
	Firms with sales of \$250,000 to \$499,999	76	76	28 437	4 745	1 018	204	10 019	2 886	3 070
	Firms with sales of \$500,000 to \$999,999	113	114	83 223	11 814	2 527	445	24 060	5 576	5 486
	Firms with sales of \$1,000,000 to \$2,499,999	189	192	302 763	31 308	7 327	1 061	62 800	20 504	21 401
	Firms with sales of \$2,500,000 to \$4,999,999	129	131	462 660	33 356	7 282	907	70 802	25 866	26 334
	Firms with sales of \$5,000,000 to \$9,999,999	109	133	757 503	68 547	14 635	1 850	126 158	63 474	64 985
	Firms with sales of \$10,000,000 to \$24,999,999	103	158	1 574 465	97 544	20 656	2 348	194 601	96 036	96 463
	Firms with sales of \$25,000,000 to \$49,999,999	27	94	927 163	80 091	18 593	2 057	168 306	89 767	92 144
	Firms with sales of \$50,000,000 to \$99,999,999	18	62	1 150 327	75 028	16 514	2 465	156 940	83 505	87 234
	Firms with sales of \$100,000,000 or more	15	321	4 327 619	182 218	41 688	4 495	449 130	200 769	225 412
	Firms not operated for the entire year	184	185	182 272	13 217	2 403	386	28 094	6 017	27 575
421330	Roofing, siding, & insulation material whsle									

See footnotes at end of table.

Table 4. Sales Size of Firms: 1997—Con.

[Includes only firms and establishments with payroll. Excludes data for central administrative offices, auxiliary operations, or establishments of these firms that are classified in other categories than those specified in this table. For meaning of abbreviations and symbols, see introductory text. For explanation of terms, see Appendix A. For method of assignment to categories shown, see Appendix C]

NAICS code	Sales sizes of firms by type of operation and kind of business	Firms (number)	Establishments (number)	Sales (\$1,000)	Annual payroll (\$1,000)	First-quarter payroll (\$1,000)	Paid employees for pay period including March 12 (number)	Operating expenses ¹ (\$1,000)	End-of-1996 inventories (\$1,000)	End-of-1997 inventories (\$1,000)
42	WHOLESALE TRADE—									
	Con.									
421	Wholesale trade, durable goods—									
	Con.									
421330	Roofing, siding, & insulation material whsle—Con.									
	All firms	1 081	1 584	9 811 545	601 826	133 556	16 402	1 298 095	595 540	651 224
	Firms operated for the entire year	897	1 399	9 629 273	588 609	131 153	16 016	1 270 001	589 523	623 649
	Firms with sales less than \$250,000	118	118	15 113	3 958	913	184	7 185	1 140	1 120
	Firms with sales of \$250,000 to \$499,999	76	76	28 437	4 745	1 018	204	10 019	2 886	3 070
	Firms with sales of \$500,000 to \$999,999	113	114	83 223	11 814	2 527	445	24 060	5 576	5 486
	Firms with sales of \$1,000,000 to \$2,499,999	189	192	302 763	31 308	7 327	1 061	62 800	20 504	21 401
	Firms with sales of \$2,500,000 to \$4,999,999	129	131	462 660	33 356	7 282	907	70 802	25 866	26 334
	Firms with sales of \$5,000,000 to \$9,999,999	109	133	757 503	68 547	14 635	1 850	126 158	63 474	64 985
	Firms with sales of \$10,000,000 to \$24,999,999	103	158	1 574 465	97 544	20 656	2 348	194 601	96 036	96 463
	Firms with sales of \$25,000,000 to \$49,999,999	27	94	927 163	80 091	18 593	2 057	168 306	89 767	92 144
	Firms with sales of \$50,000,000 to \$99,999,999	18	62	1 150 327	75 028	16 514	2 465	156 940	83 505	87 234
	Firms with sales of \$100,000,000 or more	15	321	4 327 619	182 218	41 688	4 495	449 130	200 769	225 412
	Firms not operated for the entire year	184	185	182 272	13 217	2 403	386	28 094	6 017	27 575
4213301	Roofing, siding, & insulation material whsle									
	All firms	1 081	1 584	9 811 545	601 826	133 556	16 402	1 298 095	595 540	651 224
	Firms operated for the entire year	897	1 399	9 629 273	588 609	131 153	16 016	1 270 001	589 523	623 649
	Firms with sales less than \$250,000	118	118	15 113	3 958	913	184	7 185	1 140	1 120
	Firms with sales of \$250,000 to \$499,999	76	76	28 437	4 745	1 018	204	10 019	2 886	3 070
	Firms with sales of \$500,000 to \$999,999	113	114	83 223	11 814	2 527	445	24 060	5 576	5 486
	Firms with sales of \$1,000,000 to \$2,499,999	189	192	302 763	31 308	7 327	1 061	62 800	20 504	21 401
	Firms with sales of \$2,500,000 to \$4,999,999	129	131	462 660	33 356	7 282	907	70 802	25 866	26 334
	Firms with sales of \$5,000,000 to \$9,999,999	109	133	757 503	68 547	14 635	1 850	126 158	63 474	64 985
	Firms with sales of \$10,000,000 to \$24,999,999	103	158	1 574 465	97 544	20 656	2 348	194 601	96 036	96 463
	Firms with sales of \$25,000,000 to \$49,999,999	27	94	927 163	80 091	18 593	2 057	168 306	89 767	92 144
	Firms with sales of \$50,000,000 to \$99,999,999	18	62	1 150 327	75 028	16 514	2 465	156 940	83 505	87 234
	Firms with sales of \$100,000,000 or more	15	321	4 327 619	182 218	41 688	4 495	449 130	200 769	225 412
	Firms not operated for the entire year	184	185	182 272	13 217	2 403	386	28 094	6 017	27 575
42139	Other construction materials whsle									
	All firms	2 459	2 890	8 196 656	806 233	189 303	26 475	1 594 602	623 522	666 146
	Firms operated for the entire year	1 999	2 429	7 940 222	783 736	183 888	25 638	1 550 833	620 590	632 300
	Firms with sales less than \$250,000	385	385	51 483	13 010	3 014	714	23 060	4 168	4 158
	Firms with sales of \$250,000 to \$499,999	315	315	113 088	22 299	5 059	1 089	42 951	9 498	9 750
	Firms with sales of \$500,000 to \$999,999	341	342	243 697	41 192	9 144	1 722	78 661	19 860	20 160
	Firms with sales of \$1,000,000 to \$2,499,999	450	464	724 023	93 460	20 553	3 456	182 922	61 016	63 137
	Firms with sales of \$2,500,000 to \$4,999,999	217	237	762 777	94 795	22 801	2 968	180 609	72 668	68 857
	Firms with sales of \$5,000,000 to \$9,999,999	136	169	921 638	94 395	21 865	3 030	184 144	76 302	79 110
	Firms with sales of \$10,000,000 to \$24,999,999	95	221	1 433 011	142 640	32 782	3 958	270 400	122 293	123 271
	Firms with sales of \$25,000,000 to \$49,999,999	41	142	1 418 385	114 130	27 131	3 582	236 782	137 042	139 844
	Firms with sales of \$50,000,000 to \$99,999,999	12	66	D	D	D	g	D	D	D
	Firms with sales of \$100,000,000 or more	7	88	D	D	D	h	D	D	D
	Firms not operated for the entire year	460	461	256 434	22 497	5 415	837	43 769	2 932	33 846
421390	Other construction materials whsle									

See footnotes at end of table.

Table 4. Sales Size of Firms: 1997—Con.

[Includes only firms and establishments with payroll. Excludes data for central administrative offices, auxiliary operations, or establishments of these firms that are classified in other categories than those specified in this table. For meaning of abbreviations and symbols, see introductory text. For explanation of terms, see Appendix A. For method of assignment to categories shown, see Appendix C]

NAICS code	Sales sizes of firms by type of operation and kind of business	Firms (number)	Establishments (number)	Sales (\$1,000)	Annual payroll (\$1,000)	First-quarter payroll (\$1,000)	Paid employees for pay period including March 12 (number)	Operating expenses ¹ (\$1,000)	End-of-1996 inventories (\$1,000)	End-of-1997 inventories (\$1,000)
42	WHOLESALE TRADE—Con.									
421	Wholesale trade, durable goods—Con.									
421390	Other construction materials whsle—Con.									
	All firms	2 459	2 890	8 196 656	806 233	189 303	26 475	1 594 602	623 522	666 146
	Firms operated for the entire year	1 999	2 429	7 940 222	783 736	183 888	25 638	1 550 833	620 590	632 300
	Firms with sales less than \$250,000	385	385	51 483	13 010	3 014	714	23 060	4 168	4 158
	Firms with sales of \$250,000 to \$499,999	315	315	113 088	22 299	5 059	1 089	42 951	9 498	9 750
	Firms with sales of \$500,000 to \$999,999	341	342	243 697	41 192	9 144	1 722	78 661	19 860	20 160
	Firms with sales of \$1,000,000 to \$2,499,999	450	464	724 023	93 460	20 553	3 456	182 922	61 016	63 137
	Firms with sales of \$2,500,000 to \$4,999,999	217	237	762 777	94 795	22 801	2 968	180 609	72 668	68 857
	Firms with sales of \$5,000,000 to \$9,999,999	136	169	921 638	94 395	21 865	3 030	184 144	76 302	79 110
	Firms with sales of \$10,000,000 to \$24,999,999 ..	95	221	1 433 011	142 640	32 782	3 958	270 400	122 293	123 271
	Firms with sales of \$25,000,000 to \$49,999,999 ..	41	142	1 418 385	114 130	27 131	3 582	236 782	137 042	139 844
	Firms with sales of \$50,000,000 to \$99,999,999 ..	12	66	D	D	D	g	D	D	D
	Firms with sales of \$100,000,000 or more	7	88	D	D	D	h	D	D	D
	Firms not operated for the entire year	460	461	256 434	22 497	5 415	837	43 769	2 932	33 846
4213901	Flat glass & other construction glass whsle									
	All firms	547	669	1 950 805	235 834	57 069	8 197	456 813	130 217	134 854
	Firms operated for the entire year	462	583	1 922 080	230 968	54 860	7 927	448 243	129 085	130 548
	Firms with sales less than \$250,000	96	96	14 141	3 040	711	182	5 946	1 150	1 203
	Firms with sales of \$250,000 to \$499,999	89	89	31 164	7 677	1 736	342	13 751	2 498	2 536
	Firms with sales of \$500,000 to \$999,999	76	76	51 923	12 516	2 673	482	23 595	3 578	3 692
	Firms with sales of \$1,000,000 to \$2,499,999	81	86	127 192	19 928	4 499	783	36 695	10 130	10 780
	Firms with sales of \$2,500,000 to \$4,999,999	49	57	173 875	27 698	7 120	976	49 347	20 509	16 571
	Firms with sales of \$5,000,000 to \$9,999,999	39	44	271 933	28 212	6 921	891	53 721	13 169	13 192
	Firms with sales of \$10,000,000 to \$24,999,999 ..	22	41	335 617	34 019	7 814	1 134	62 572	21 677	23 401
	Firms with sales of \$25,000,000 to \$49,999,999 ..	4	18	129 565	16 873	4 215	521	34 272	11 484	11 948
	Firms with sales of \$50,000,000 to \$99,999,999 ..	3	11	D	D	D	f	D	D	D
	Firms with sales of \$100,000,000 or more	3	65	D	D	D	g	D	D	D
	Firms not operated for the entire year	85	86	28 725	4 866	2 209	270	8 570	1 132	4 306
4213902	Other construction materials whsle									
	All firms	1 915	2 221	6 245 851	570 399	132 234	18 278	1 137 789	493 305	531 292
	Firms operated for the entire year	1 540	1 846	6 018 142	552 768	129 028	17 711	1 102 590	491 505	501 752
	Firms with sales less than \$250,000	289	289	37 342	9 970	2 303	532	17 114	3 018	2 955
	Firms with sales of \$250,000 to \$499,999	226	226	81 924	14 622	3 323	747	29 200	7 000	7 214
	Firms with sales of \$500,000 to \$999,999	265	266	191 774	28 676	6 471	1 240	55 066	16 282	16 468
	Firms with sales of \$1,000,000 to \$2,499,999	369	378	596 831	73 532	16 054	2 673	146 227	50 886	52 357
	Firms with sales of \$2,500,000 to \$4,999,999	168	180	588 902	67 097	15 681	1 992	131 262	52 159	52 286
	Firms with sales of \$5,000,000 to \$9,999,999	97	125	649 705	66 183	14 944	2 139	130 423	63 133	65 918
	Firms with sales of \$10,000,000 to \$24,999,999 ..	77	195	1 174 199	116 067	26 960	3 116	222 744	107 459	106 718
	Firms with sales of \$25,000,000 to \$49,999,999 ..	36	115	1 255 541	93 741	22 155	2 882	194 655	121 294	123 492
	Firms with sales of \$50,000,000 to \$99,999,999 ..	9	55	614 807	42 796	11 389	1 417	94 330	49 735	52 876
	Firms with sales of \$100,000,000 or more	4	17	827 117	40 084	9 748	973	81 569	20 539	21 468
	Firms not operated for the entire year	375	375	227 709	17 631	3 206	567	35 199	1 800	29 540

See footnotes at end of table.

Table 4. Sales Size of Firms: 1997—Con.

[Includes only firms and establishments with payroll. Excludes data for central administrative offices, auxiliary operations, or establishments of these firms that are classified in other categories than those specified in this table. For meaning of abbreviations and symbols, see introductory text. For explanation of terms, see Appendix A. For method of assignment to categories shown, see Appendix C]

NAICS code	Sales sizes of firms by type of operation and kind of business	Firms (number)	Establishments (number)	Sales (\$1,000)	Annual payroll (\$1,000)	First-quarter payroll (\$1,000)	Paid employees for pay period including March 12 (number)	Operating expenses ¹ (\$1,000)	End-of-1996 inventories (\$1,000)	End-of-1997 inventories (\$1,000)
42	WHOLESALE TRADE—									
	Con.									
421	Wholesale trade, durable goods—									
	Con.									
4214	Professional & commercial equipment & supplies whsle									
	All firms	36 848	45 351	367 383 550	33 292 437	8 317 953	716 113	62 642 404	24 912 094	27 009 852
	Firms operated for the entire year	31 642	40 092	361 545 846	32 706 116	8 178 260	702 019	61 505 319	24 747 056	26 289 440
	Firms with sales less than \$250,000	5 784	5 791	781 748	209 565	50 073	10 937	374 483	71 682	71 838
	Firms with sales of \$250,000 to \$499,999	4 596	4 609	1 659 679	367 581	85 243	14 913	681 240	148 342	151 814
	Firms with sales of \$500,000 to \$999,999	5 289	5 337	3 769 084	741 827	170 357	26 272	1 383 056	320 853	329 105
	Firms with sales of \$1,000,000 to \$2,499,999	6 661	6 911	10 600 367	1 853 378	421 781	55 959	3 406 613	887 254	921 221
	Firms with sales of \$2,500,000 to \$4,999,999	3 655	4 051	12 788 975	1 919 853	432 101	51 706	3 496 272	995 019	1 036 233
	Firms with sales of \$5,000,000 to \$9,999,999	2 531	3 118	17 522 380	2 381 052	537 580	58 569	4 294 057	1 389 441	1 474 279
	Firms with sales of \$10,000,000 to \$24,999,999	1 853	2 796	28 121 483	3 290 185	751 021	75 340	5 954 341	2 196 778	2 362 106
	Firms with sales of \$25,000,000 to \$49,999,999	621	1 244	21 301 479	2 017 047	466 148	44 163	3 940 674	1 779 982	1 820 512
	Firms with sales of \$50,000,000 to \$99,999,999	304	873	20 762 668	1 944 779	462 535	40 382	3 802 917	1 534 429	1 742 421
	Firms with sales of \$100,000,000 or more	348	5 362	244 237 983	17 980 849	4 801 421	323 778	34 171 666	15 423 276	16 379 911
	Firms not operated for the entire year	5 206	5 259	5 837 704	586 321	139 693	14 094	1 137 085	165 038	720 412
42141	Photographic equipment & supplies whsle									
	All firms	1 126	1 379	16 679 051	929 865	217 200	21 195	2 170 358	1 200 133	1 222 355
	Firms operated for the entire year	999	1 252	16 582 745	920 463	216 087	21 002	2 151 838	1 197 720	1 211 186
	Firms with sales less than \$250,000	141	141	18 301	5 008	1 177	284	8 742	1 657	1 641
	Firms with sales of \$250,000 to \$499,999	133	133	48 725	9 916	2 123	409	19 316	5 683	6 068
	Firms with sales of \$500,000 to \$999,999	145	145	103 634	17 652	4 018	693	36 418	9 883	9 955
	Firms with sales of \$1,000,000 to \$2,499,999	222	229	364 135	55 855	12 363	1 705	112 148	42 061	44 073
	Firms with sales of \$2,500,000 to \$4,999,999	119	137	428 427	54 760	12 300	1 620	104 493	42 140	44 802
	Firms with sales of \$5,000,000 to \$9,999,999	99	118	717 245	81 988	17 300	2 119	162 707	93 226	96 440
	Firms with sales of \$10,000,000 to \$24,999,999	85	133	1 307 332	135 707	31 887	3 436	260 374	145 146	154 534
	Firms with sales of \$25,000,000 to \$49,999,999	29	55	1 033 727	94 238	21 205	2 022	204 941	135 367	142 275
	Firms with sales of \$50,000,000 to \$99,999,999	11	19	D	D	D	f	D	D	D
	Firms with sales of \$100,000,000 or more	15	142	D	D	D	i	D	D	D
	Firms not operated for the entire year	127	127	96 306	9 402	1 113	193	18 520	2 413	11 169
421410	Photographic equipment & supplies whsle									
	All firms	1 126	1 379	16 679 051	929 865	217 200	21 195	2 170 358	1 200 133	1 222 355
	Firms operated for the entire year	999	1 252	16 582 745	920 463	216 087	21 002	2 151 838	1 197 720	1 211 186
	Firms with sales less than \$250,000	141	141	18 301	5 008	1 177	284	8 742	1 657	1 641
	Firms with sales of \$250,000 to \$499,999	133	133	48 725	9 916	2 123	409	19 316	5 683	6 068
	Firms with sales of \$500,000 to \$999,999	145	145	103 634	17 652	4 018	693	36 418	9 883	9 955
	Firms with sales of \$1,000,000 to \$2,499,999	222	229	364 135	55 855	12 363	1 705	112 148	42 061	44 073
	Firms with sales of \$2,500,000 to \$4,999,999	119	137	428 427	54 760	12 300	1 620	104 493	42 140	44 802
	Firms with sales of \$5,000,000 to \$9,999,999	99	118	717 245	81 988	17 300	2 119	162 707	93 226	96 440
	Firms with sales of \$10,000,000 to \$24,999,999	85	133	1 307 332	135 707	31 887	3 436	260 374	145 146	154 534
	Firms with sales of \$25,000,000 to \$49,999,999	29	55	1 033 727	94 238	21 205	2 022	204 941	135 367	142 275
	Firms with sales of \$50,000,000 to \$99,999,999	11	19	D	D	D	f	D	D	D
	Firms with sales of \$100,000,000 or more	15	142	D	D	D	i	D	D	D
	Firms not operated for the entire year	127	127	96 306	9 402	1 113	193	18 520	2 413	11 169
42142	Office equipment whsle									

See footnotes at end of table.

Table 4. Sales Size of Firms: 1997—Con.

[Includes only firms and establishments with payroll. Excludes data for central administrative offices, auxiliary operations, or establishments of these firms that are classified in other categories than those specified in this table. For meaning of abbreviations and symbols, see introductory text. For explanation of terms, see Appendix A. For method of assignment to categories shown, see Appendix C]

NAICS code	Sales sizes of firms by type of operation and kind of business	Firms (number)	Establishments (number)	Sales (\$1,000)	Annual payroll (\$1,000)	First-quarter payroll (\$1,000)	Paid employees for pay period including March 12 (number)	Operating expenses ¹ (\$1,000)	End-of-1996 inventories (\$1,000)	End-of-1997 inventories (\$1,000)
42	WHOLESALE TRADE—Con.									
421	Wholesale trade, durable goods—Con.									
42142	Office equipment whsle—Con.									
	All firms	5 123	7 319	36 646 598	5 421 076	1 376 025	143 381	9 434 843	2 583 465	2 702 445
	Firms operated for the entire year	4 531	6 720	36 383 980	5 379 490	1 364 328	141 684	9 364 212	2 572 402	2 660 068
	Firms with sales less than \$250,000	1 059	1 062	148 802	40 423	9 664	2 362	72 392	15 658	15 633
	Firms with sales of \$250,000 to \$499,999	844	851	303 132	74 754	17 540	3 506	132 039	32 918	33 697
	Firms with sales of \$500,000 to \$999,999	855	868	601 837	140 990	32 622	5 778	246 219	64 257	66 273
	Firms with sales of \$1,000,000 to \$2,499,999	923	993	1 444 366	325 574	75 996	11 206	556 170	157 791	164 326
	Firms with sales of \$2,500,000 to \$4,999,999	426	576	1 451 463	319 597	74 661	10 093	530 823	154 889	161 108
	Firms with sales of \$5,000,000 to \$9,999,999	226	354	1 511 828	326 453	74 605	9 067	529 273	162 869	169 970
	Firms with sales of \$10,000,000 to \$24,999,999 ..	129	323	1 918 578	371 007	85 356	10 008	592 854	201 168	216 216
	Firms with sales of \$25,000,000 to \$49,999,999 ..	28	91	894 276	126 758	29 351	3 125	210 038	93 785	100 166
	Firms with sales of \$50,000,000 to \$99,999,999 ..	18	131	1 265 792	152 306	37 459	4 059	267 286	54 183	57 167
	Firms with sales of \$100,000,000 or more	23	1 471	26 843 906	3 501 628	927 074	82 480	6 227 118	1 634 884	1 675 512
	Firms not operated for the entire year	592	599	262 618	41 586	11 697	1 697	70 631	11 063	42 377
421420	Office equipment whsle									
	All firms	5 123	7 319	36 646 598	5 421 076	1 376 025	143 381	9 434 843	2 583 465	2 702 445
	Firms operated for the entire year	4 531	6 720	36 383 980	5 379 490	1 364 328	141 684	9 364 212	2 572 402	2 660 068
	Firms with sales less than \$250,000	1 059	1 062	148 802	40 423	9 664	2 362	72 392	15 658	15 633
	Firms with sales of \$250,000 to \$499,999	844	851	303 132	74 754	17 540	3 506	132 039	32 918	33 697
	Firms with sales of \$500,000 to \$999,999	855	868	601 837	140 990	32 622	5 778	246 219	64 257	66 273
	Firms with sales of \$1,000,000 to \$2,499,999	923	993	1 444 366	325 574	75 996	11 206	556 170	157 791	164 326
	Firms with sales of \$2,500,000 to \$4,999,999	426	576	1 451 463	319 597	74 661	10 093	530 823	154 889	161 108
	Firms with sales of \$5,000,000 to \$9,999,999	226	354	1 511 828	326 453	74 605	9 067	529 273	162 869	169 970
	Firms with sales of \$10,000,000 to \$24,999,999 ..	129	323	1 918 578	371 007	85 356	10 008	592 854	201 168	216 216
	Firms with sales of \$25,000,000 to \$49,999,999 ..	28	91	894 276	126 758	29 351	3 125	210 038	93 785	100 166
	Firms with sales of \$50,000,000 to \$99,999,999 ..	18	131	1 265 792	152 306	37 459	4 059	267 286	54 183	57 167
	Firms with sales of \$100,000,000 or more	23	1 471	26 843 906	3 501 628	927 074	82 480	6 227 118	1 634 884	1 675 512
	Firms not operated for the entire year	592	599	262 618	41 586	11 697	1 697	70 631	11 063	42 377
42143	Computer & computer peripheral equipment & software whsle									
	All firms	13 443	16 929	221 447 412	17 305 512	4 426 859	317 662	31 216 252	12 835 855	13 983 239
	Firms operated for the entire year	11 211	14 673	217 826 126	16 947 813	4 344 321	310 827	30 529 499	12 741 427	13 558 253
	Firms with sales less than \$250,000	1 602	1 602	213 677	63 179	15 502	3 003	105 525	13 859	13 857
	Firms with sales of \$250,000 to \$499,999	1 394	1 395	508 002	120 392	28 136	4 221	210 251	31 573	31 726
	Firms with sales of \$500,000 to \$999,999	1 779	1 796	1 271 292	258 058	59 511	8 071	457 201	70 874	72 585
	Firms with sales of \$1,000,000 to \$2,499,999	2 309	2 381	3 719 736	652 460	146 893	17 226	1 140 265	220 989	227 647
	Firms with sales of \$2,500,000 to \$4,999,999	1 416	1 504	5 007 645	701 292	158 208	17 028	1 236 195	285 328	286 707
	Firms with sales of \$5,000,000 to \$9,999,999	1 059	1 234	7 404 171	970 653	216 201	21 164	1 676 502	450 425	467 813
	Firms with sales of \$10,000,000 to \$24,999,999 ..	906	1 247	13 803 679	1 411 656	316 227	30 733	2 486 971	766 521	833 185
	Firms with sales of \$25,000,000 to \$49,999,999 ..	340	599	11 791 062	931 330	210 780	18 721	1 760 675	711 749	711 189
	Firms with sales of \$50,000,000 to \$99,999,999 ..	183	416	12 700 468	1 048 146	243 714	18 498	1 937 132	775 608	840 560
	Firms with sales of \$100,000,000 or more	223	2 499	161 406 394	10 790 647	2 949 149	172 162	19 518 782	9 414 501	10 072 984
	Firms not operated for the entire year	2 232	2 256	3 621 286	357 699	82 538	6 835	686 753	94 428	424 986

See footnotes at end of table.

Table 4. Sales Size of Firms: 1997—Con.

[Includes only firms and establishments with payroll. Excludes data for central administrative offices, auxiliary operations, or establishments of these firms that are classified in other categories than those specified in this table. For meaning of abbreviations and symbols, see introductory text. For explanation of terms, see Appendix A. For method of assignment to categories shown, see Appendix C]

NAICS code	Sales sizes of firms by type of operation and kind of business	Firms (number)	Establishments (number)	Sales (\$1,000)	Annual payroll (\$1,000)	First-quarter payroll (\$1,000)	Paid employees for pay period including March 12 (number)	Operating expenses ¹ (\$1,000)	End-of-1996 inventories (\$1,000)	End-of-1997 inventories (\$1,000)
42	WHOLESALE TRADE—									
	Con.									
421	Wholesale trade, durable goods—Con.									
421430	Computer & computer peripheral equipment & software whsle									
	All firms	13 443	16 929	221 447 412	17 305 512	4 426 859	317 662	31 216 252	12 835 855	13 983 239
	Firms operated for the entire year	11 211	14 673	217 826 126	16 947 813	4 344 321	310 827	30 529 499	12 741 427	13 558 253
	Firms with sales less than \$250,000	1 602	1 602	213 677	63 179	15 502	3 003	105 525	13 859	13 857
	Firms with sales of \$250,000 to \$499,999	1 394	1 395	508 002	120 392	28 136	4 221	210 251	31 573	31 726
	Firms with sales of \$500,000 to \$999,999	1 779	1 796	1 271 292	258 058	59 511	8 071	457 201	70 874	72 585
	Firms with sales of \$1,000,000 to \$2,499,999	2 309	2 381	3 719 736	652 460	146 893	17 226	1 140 265	220 989	227 647
	Firms with sales of \$2,500,000 to \$4,999,999	1 416	1 504	5 007 645	701 292	158 208	17 028	1 236 195	285 328	286 707
	Firms with sales of \$5,000,000 to \$9,999,999	1 059	1 234	7 404 171	970 653	216 201	21 164	1 676 502	450 425	467 813
	Firms with sales of \$10,000,000 to \$24,999,999 ..	906	1 247	13 803 679	1 411 656	316 227	30 733	2 486 971	766 521	833 185
	Firms with sales of \$25,000,000 to \$49,999,999 ..	340	599	11 791 062	931 330	210 780	18 721	1 760 675	711 749	711 189
	Firms with sales of \$50,000,000 to \$99,999,999 ..	183	416	12 700 468	1 048 146	243 714	18 498	1 937 132	775 608	840 560
	Firms with sales of \$100,000,000 or more	223	2 499	161 406 394	10 790 647	2 949 149	172 162	19 518 782	9 414 501	10 072 984
	Firms not operated for the entire year	2 232	2 256	3 621 286	357 699	82 538	6 835	686 753	94 428	424 986
4214301	Computer & peripheral equipment whsle									
	All firms	10 959	14 080	209 760 805	15 450 012	3 995 317	282 335	27 843 140	12 344 695	13 428 595
	Firms operated for the entire year	9 173	12 273	206 426 621	15 145 586	3 925 128	276 689	27 258 224	12 253 073	13 036 430
	Firms with sales less than \$250,000	1 134	1 134	152 559	41 130	10 259	2 097	70 219	11 764	11 769
	Firms with sales of \$250,000 to \$499,999	1 074	1 075	391 554	83 746	19 826	3 127	148 310	27 867	27 670
	Firms with sales of \$500,000 to \$999,999	1 421	1 430	1 020 792	182 931	42 188	6 138	330 755	63 598	64 708
	Firms with sales of \$1,000,000 to \$2,499,999	1 897	1 950	3 059 670	466 187	105 378	13 320	827 937	199 729	204 064
	Firms with sales of \$2,500,000 to \$4,999,999	1 232	1 284	4 351 214	537 117	120 541	13 897	965 451	262 786	265 029
	Firms with sales of \$5,000,000 to \$9,999,999	922	1 081	6 490 377	737 582	162 866	16 916	1 287 548	423 741	440 323
	Firms with sales of \$10,000,000 to \$24,999,999 ..	812	1 041	12 382 417	1 073 950	241 483	23 937	1 920 126	731 496	797 463
	Firms with sales of \$25,000,000 to \$49,999,999 ..	312	503	10 754 936	789 090	176 951	15 818	1 468 861	666 864	665 706
	Firms with sales of \$50,000,000 to \$99,999,999 ..	160	314	11 058 532	761 879	179 152	14 570	1 384 030	656 685	718 429
	Firms with sales of \$100,000,000 or more	209	2 461	156 764 570	10 471 974	2 866 484	166 869	18 854 987	9 208 543	9 841 269
	Firms not operated for the entire year	1 786	1 807	3 334 184	304 426	70 189	5 646	584 916	91 622	392 165
42143011	Computers & peripheral equipment for resale									
	All firms	4 700	5 657	115 317 362	4 275 564	1 035 136	91 857	9 030 685	8 708 957	9 594 264
	Firms operated for the entire year	3 906	4 846	113 352 308	4 148 170	1 006 648	89 208	8 760 185	8 637 309	9 336 758
	Firms with sales less than \$250,000	391	391	51 717	13 837	3 558	718	24 624	5 461	5 516
	Firms with sales of \$250,000 to \$499,999	403	404	147 236	30 667	7 417	1 152	56 812	13 553	13 440
	Firms with sales of \$500,000 to \$999,999	529	531	387 518	59 834	14 274	2 100	113 546	26 495	27 950
	Firms with sales of \$1,000,000 to \$2,499,999	763	789	1 227 521	154 798	34 811	4 750	298 729	94 066	99 607
	Firms with sales of \$2,500,000 to \$4,999,999	552	569	1 960 809	194 156	43 973	5 415	377 609	126 338	130 086
	Firms with sales of \$5,000,000 to \$9,999,999	418	464	2 913 782	255 174	56 627	6 311	488 788	202 879	214 031
	Firms with sales of \$10,000,000 to \$24,999,999 ..	441	521	6 698 898	443 758	102 361	11 105	877 888	438 274	490 040
	Firms with sales of \$25,000,000 to \$49,999,999 ..	180	272	6 244 620	325 026	74 848	7 296	686 041	420 121	423 990
	Firms with sales of \$50,000,000 to \$99,999,999 ..	91	157	6 326 444	331 253	82 950	6 860	662 521	392 891	442 697
	Firms with sales of \$100,000,000 or more	138	748	87 393 763	2 339 667	585 829	43 501	5 173 627	6 917 231	7 489 401
	Firms not operated for the entire year	794	811	1 965 054	127 394	28 488	2 649	270 500	71 648	257 506

See footnotes at end of table.

Table 4. Sales Size of Firms: 1997—Con.

[Includes only firms and establishments with payroll. Excludes data for central administrative offices, auxiliary operations, or establishments of these firms that are classified in other categories than those specified in this table. For meaning of abbreviations and symbols, see introductory text. For explanation of terms, see Appendix A. For method of assignment to categories shown, see Appendix C]

NAICS code	Sales sizes of firms by type of operation and kind of business	Firms (number)	Establishments (number)	Sales (\$1,000)	Annual payroll (\$1,000)	First-quarter payroll (\$1,000)	Paid employees for pay period including March 12 (number)	Operating expenses ¹ (\$1,000)	End-of-1996 inventories (\$1,000)	End-of-1997 inventories (\$1,000)
42	WHOLESALE TRADE—									
	Con.									
421	Wholesale trade, durable goods—									
	Con.									
42143012	Computers & peripheral equipment for end use									
	All firms	6 314	8 423	94 443 443	11 174 448	2 960 181	190 478	18 812 455	3 635 738	3 834 331
	Firms operated for the entire year	5 317	7 421	93 057 106	10 994 576	2 918 121	187 463	18 491 505	3 615 494	3 697 471
	Firms with sales less than \$250,000	743	743	100 842	27 293	6 701	1 379	45 595	6 303	6 253
	Firms with sales of \$250,000 to \$499,999	672	672	244 714	53 239	12 449	1 980	91 675	14 314	14 230
	Firms with sales of \$500,000 to \$999,999	896	904	636 310	123 800	28 130	4 057	218 508	37 569	37 229
	Firms with sales of \$1,000,000 to \$2,499,999	1 144	1 183	1 852 729	315 259	71 516	8 658	535 730	107 464	106 291
	Firms with sales of \$2,500,000 to \$4,999,999	683	717	2 400 865	343 192	76 622	8 489	588 426	136 460	134 843
	Firms with sales of \$5,000,000 to \$9,999,999	511	616	3 612 138	484 131	106 596	10 635	801 637	222 651	228 358
	Firms with sales of \$10,000,000 to \$24,999,999	377	514	5 788 995	641 841	141 935	12 977	1 067 310	307 597	318 231
	Firms with sales of \$25,000,000 to \$49,999,999	138	259	4 719 553	490 822	109 157	8 975	826 732	262 792	258 464
	Firms with sales of \$50,000,000 to \$99,999,999	70	135	4 797 045	429 915	95 813	7 696	726 550	270 728	282 611
	Firms with sales of \$100,000,000 or more	83	1 678	68 903 915	8 085 084	2 269 202	122 617	13 589 342	2 249 616	2 310 961
	Firms not operated for the entire year	997	1 002	1 386 337	179 872	42 060	3 015	320 950	20 244	136 860
4214302	Computer software (packaged) whsle									
	All firms	2 516	2 849	11 686 607	1 855 500	431 542	35 327	3 373 112	491 160	554 644
	Firms operated for the entire year	2 069	2 398	11 399 226	1 802 208	419 174	34 136	3 271 237	488 354	521 823
	Firms with sales less than \$250,000	470	470	61 462	22 122	5 262	908	35 480	2 167	2 118
	Firms with sales of \$250,000 to \$499,999	320	320	116 448	36 646	8 310	1 094	61 941	3 706	4 056
	Firms with sales of \$500,000 to \$999,999	363	372	254 262	75 981	17 495	1 943	127 965	7 544	8 153
	Firms with sales of \$1,000,000 to \$2,499,999	415	434	665 849	188 782	41 998	3 952	315 383	21 717	24 146
	Firms with sales of \$2,500,000 to \$4,999,999	190	228	673 901	170 876	39 155	3 258	280 768	22 389	21 521
	Firms with sales of \$5,000,000 to \$9,999,999	145	171	972 302	243 376	55 913	4 424	407 051	32 916	33 997
	Firms with sales of \$10,000,000 to \$24,999,999	96	200	1 451 644	330 623	73 300	6 684	564 128	40 038	40 995
	Firms with sales of \$25,000,000 to \$49,999,999	31	91	1 087 656	164 288	36 351	2 994	332 923	46 352	44 591
	Firms with sales of \$50,000,000 to \$99,999,999	23	91	1 619 841	276 808	62 032	3 804	529 320	112 210	115 210
	Firms with sales of \$100,000,000 or more	16	21	4 495 861	292 706	79 358	5 075	616 278	199 315	227 036
	Firms not operated for the entire year	447	451	287 381	53 292	12 368	1 191	101 875	2 806	32 821
42144	Other commercial equipment whsle									
	All firms	5 016	5 380	15 914 735	1 754 684	402 801	52 186	3 381 852	1 197 539	1 291 756
	Firms operated for the entire year	4 457	4 813	15 557 883	1 722 910	395 239	50 999	3 318 582	1 189 117	1 251 761
	Firms with sales less than \$250,000	749	750	103 981	21 774	5 117	1 409	44 607	11 345	11 406
	Firms with sales of \$250,000 to \$499,999	704	705	253 315	48 216	11 190	2 267	98 967	26 431	27 135
	Firms with sales of \$500,000 to \$999,999	797	806	573 342	100 186	22 667	4 062	200 231	57 728	58 626
	Firms with sales of \$1,000,000 to \$2,499,999	982	1 002	1 565 475	255 164	58 913	8 788	488 665	142 890	147 711
	Firms with sales of \$2,500,000 to \$4,999,999	526	564	1 825 765	246 900	54 684	7 399	467 898	154 878	162 313
	Firms with sales of \$5,000,000 to \$9,999,999	382	461	2 621 147	290 891	65 695	7 806	553 920	196 718	213 327
	Firms with sales of \$10,000,000 to \$24,999,999	231	339	3 423 552	348 267	78 951	8 268	633 801	253 789	269 480
	Firms with sales of \$25,000,000 to \$49,999,999	61	92	2 005 606	191 024	46 785	4 952	354 008	149 640	153 886
	Firms with sales of \$50,000,000 to \$99,999,999	16	46	D	D	D	g	D	D	D
	Firms with sales of \$100,000,000 or more	9	48	D	D	D	h	D	D	D
	Firms not operated for the entire year	559	567	356 852	31 774	7 562	1 187	63 270	8 422	39 995
421440	Other commercial equipment whsle									

See footnotes at end of table.

Table 4. Sales Size of Firms: 1997—Con.

[Includes only firms and establishments with payroll. Excludes data for central administrative offices, auxiliary operations, or establishments of these firms that are classified in other categories than those specified in this table. For meaning of abbreviations and symbols, see introductory text. For explanation of terms, see Appendix A. For method of assignment to categories shown, see Appendix C]

NAICS code	Sales sizes of firms by type of operation and kind of business	Firms (number)	Establishments (number)	Sales (\$1,000)	Annual payroll (\$1,000)	First-quarter payroll (\$1,000)	Paid employees for pay period including March 12 (number)	Operating expenses ¹ (\$1,000)	End-of-1996 inventories (\$1,000)	End-of-1997 inventories (\$1,000)
42	WHOLESALE TRADE—									
	Con.									
421	Wholesale trade, durable goods—Con.									
421440	Other commercial equipment whsle—Con.									
	All firms	5 016	'5 380	'15 914 735	'1 754 684	'402 801	'52 186	3 381 852	1 197 539	1 291 756
	Firms operated for the entire year	4 457	4 813	15 557 883	1 722 910	395 239	50 999	3 318 582	1 189 117	1 251 761
	Firms with sales less than \$250,000	749	750	103 981	21 774	5 117	1 409	44 607	11 345	11 406
	Firms with sales of \$250,000 to \$499,999	704	705	253 315	48 216	11 190	2 267	98 967	26 431	27 135
	Firms with sales of \$500,000 to \$999,999	797	806	573 342	100 186	22 667	4 062	200 231	57 728	58 626
	Firms with sales of \$1,000,000 to \$2,499,999	982	1 002	1 565 475	255 164	58 913	8 788	488 665	142 890	147 711
	Firms with sales of \$2,500,000 to \$4,999,999	526	564	1 825 765	246 900	54 684	7 399	467 898	154 878	162 313
	Firms with sales of \$5,000,000 to \$9,999,999	382	461	2 621 147	290 891	65 695	7 806	553 920	196 718	213 327
	Firms with sales of \$10,000,000 to \$24,999,999 ..	231	339	3 423 552	348 267	78 951	8 268	633 801	253 789	269 480
	Firms with sales of \$25,000,000 to \$49,999,999 ..	61	92	2 005 606	191 024	46 785	4 952	354 008	149 640	153 886
	Firms with sales of \$50,000,000 to \$99,999,999 ..	16	46	D	D	D	g	D	D	D
	Firms with sales of \$100,000,000 or more	9	48	D	D	D	h	D	D	D
	Firms not operated for the entire year	559	567	356 852	31 774	7 562	1 187	63 270	8 422	39 995
4214401	Restaurant & hotel equipment & supplies whsle									
	All firms	2 968	3 165	10 686 971	1 012 146	230 787	30 890	1 942 318	790 577	855 376
	Firms operated for the entire year	2 656	2 853	10 466 923	995 826	227 234	30 253	1 908 832	788 021	828 310
	Firms with sales less than \$250,000	413	414	58 844	11 954	2 829	771	24 371	7 324	7 297
	Firms with sales of \$250,000 to \$499,999	383	384	138 056	24 264	5 627	1 168	51 156	16 502	16 998
	Firms with sales of \$500,000 to \$999,999	450	454	323 832	50 676	11 818	2 221	103 450	35 969	36 574
	Firms with sales of \$1,000,000 to \$2,499,999	589	594	941 674	128 836	29 776	4 826	252 036	94 538	97 021
	Firms with sales of \$2,500,000 to \$4,999,999	333	351	1 148 737	132 642	29 409	4 040	249 534	95 640	97 732
	Firms with sales of \$5,000,000 to \$9,999,999	269	308	1 855 213	175 389	39 612	4 836	334 450	132 269	145 021
	Firms with sales of \$10,000,000 to \$24,999,999 ..	165	222	2 411 282	209 626	47 552	5 385	382 446	169 792	176 095
	Firms with sales of \$25,000,000 to \$49,999,999 ..	37	62	1 160 093	98 396	22 381	2 747	182 221	85 444	91 165
	Firms with sales of \$50,000,000 to \$99,999,999 ..	11	40	D	D	D	g	D	D	D
	Firms with sales of \$100,000,000 or more	6	24	D	D	D	h	D	D	D
	Firms not operated for the entire year	312	312	220 048	16 320	3 553	637	33 486	2 556	27 066
4214402	Store machines & equipment whsle									
	All firms	2 055	'2 215	'5 227 764	'742 538	'172 014	'21 296	1 439 534	406 962	436 380
	Firms operated for the entire year	1 808	1 960	5 090 960	727 084	168 005	20 746	1 409 750	401 096	423 451
	Firms with sales less than \$250,000	339	339	45 793	9 938	2 316	642	20 472	4 248	4 331
	Firms with sales of \$250,000 to \$499,999	322	322	115 568	24 039	5 594	1 103	48 019	9 930	10 138
	Firms with sales of \$500,000 to \$999,999	347	351	249 301	49 468	10 839	1 840	96 701	21 599	21 899
	Firms with sales of \$1,000,000 to \$2,499,999	397	413	630 096	127 922	29 313	4 011	238 846	49 789	52 177
	Firms with sales of \$2,500,000 to \$4,999,999	192	210	674 265	113 842	25 160	3 339	217 444	59 091	64 400
	Firms with sales of \$5,000,000 to \$9,999,999	113	150	763 351	114 332	26 009	2 940	218 126	63 333	67 167
	Firms with sales of \$10,000,000 to \$24,999,999 ..	66	115	1 010 565	138 470	31 363	2 877	251 038	83 755	93 148
	Firms with sales of \$25,000,000 to \$49,999,999 ..	24	30	845 513	92 628	24 404	2 205	171 787	64 196	62 721
	Firms with sales of \$50,000,000 to \$99,999,999 ..	5	6	D	D	D	f	D	D	D
	Firms with sales of \$100,000,000 or more	3	24	D	D	D	g	D	D	D
	Firms not operated for the entire year	247	255	136 804	15 454	4 009	550	29 784	5 866	12 929

See footnotes at end of table.

Table 4. Sales Size of Firms: 1997—Con.

[Includes only firms and establishments with payroll. Excludes data for central administrative offices, auxiliary operations, or establishments of these firms that are classified in other categories than those specified in this table. For meaning of abbreviations and symbols, see introductory text. For explanation of terms, see Appendix A. For method of assignment to categories shown, see Appendix C]

NAICS code	Sales sizes of firms by type of operation and kind of business	Firms (number)	Establishments (number)	Sales (\$1,000)	Annual payroll (\$1,000)	First-quarter payroll (\$1,000)	Paid employees for pay period including March 12 (number)	Operating expenses ¹ (\$1,000)	End-of-1996 inventories (\$1,000)	End-of-1997 inventories (\$1,000)
42	WHOLESALE TRADE—									
	Con.									
421	Wholesale trade, durable goods—									
	Con.									
42145	Medical, dental, & hospital equipment & supplies whsle									
	All firms	8 268	9 782	58 791 711	5 746 165	1 386 809	121 572	11 851 627	5 160 001	5 749 898
	Firms operated for the entire year	6 989	8 491	57 490 774	5 626 284	1 357 502	118 400	11 600 141	5 119 999	5 592 984
	Firms with sales less than \$250,000	1 535	1 538	208 147	57 054	13 428	2 626	101 247	19 262	19 360
	Firms with sales of \$250,000 to \$499,999	1 048	1 050	375 453	79 126	18 151	2 949	153 353	35 274	36 344
	Firms with sales of \$500,000 to \$999,999	1 104	1 106	781 877	146 483	32 909	4 546	283 923	68 467	71 031
	Firms with sales of \$1,000,000 to \$2,499,999	1 474	1 508	2 333 319	371 925	84 497	10 497	721 397	197 169	204 291
	Firms with sales of \$2,500,000 to \$4,999,999	758	823	2 650 321	380 651	83 186	8 972	723 194	208 703	221 691
	Firms with sales of \$5,000,000 to \$9,999,999	515	621	3 573 727	458 092	105 305	11 159	884 415	309 323	337 077
	Firms with sales of \$10,000,000 to \$24,999,999 ..	322	456	4 898 487	654 451	154 158	13 272	1 237 104	481 682	512 527
	Firms with sales of \$25,000,000 to \$49,999,999 ..	110	261	3 748 371	453 887	104 284	9 822	941 857	417 161	432 472
	Firms with sales of \$50,000,000 to \$99,999,999 ..	63	201	4 068 348	484 120	120 489	10 295	1 009 599	410 809	509 242
	Firms with sales of \$100,000,000 or more	60	927	34 852 724	2 540 495	641 095	44 262	5 544 052	2 972 149	3 248 949
	Firms not operated for the entire year	1 279	1 291	1 300 937	119 881	29 307	3 172	251 486	40 002	156 914
421450	Medical, dental, & hospital equipment & supplies whsle									
	All firms	8 268	9 782	58 791 711	5 746 165	1 386 809	121 572	11 851 627	5 160 001	5 749 898
	Firms operated for the entire year	6 989	8 491	57 490 774	5 626 284	1 357 502	118 400	11 600 141	5 119 999	5 592 984
	Firms with sales less than \$250,000	1 535	1 538	208 147	57 054	13 428	2 626	101 247	19 262	19 360
	Firms with sales of \$250,000 to \$499,999	1 048	1 050	375 453	79 126	18 151	2 949	153 353	35 274	36 344
	Firms with sales of \$500,000 to \$999,999	1 104	1 106	781 877	146 483	32 909	4 546	283 923	68 467	71 031
	Firms with sales of \$1,000,000 to \$2,499,999	1 474	1 508	2 333 319	371 925	84 497	10 497	721 397	197 169	204 291
	Firms with sales of \$2,500,000 to \$4,999,999	758	823	2 650 321	380 651	83 186	8 972	723 194	208 703	221 691
	Firms with sales of \$5,000,000 to \$9,999,999	515	621	3 573 727	458 092	105 305	11 159	884 415	309 323	337 077
	Firms with sales of \$10,000,000 to \$24,999,999 ..	322	456	4 898 487	654 451	154 158	13 272	1 237 104	481 682	512 527
	Firms with sales of \$25,000,000 to \$49,999,999 ..	110	261	3 748 371	453 887	104 284	9 822	941 857	417 161	432 472
	Firms with sales of \$50,000,000 to \$99,999,999 ..	63	201	4 068 348	484 120	120 489	10 295	1 009 599	410 809	509 242
	Firms with sales of \$100,000,000 or more	60	927	34 852 724	2 540 495	641 095	44 262	5 544 052	2 972 149	3 248 949
	Firms not operated for the entire year	1 279	1 291	1 300 937	119 881	29 307	3 172	251 486	40 002	156 914
4214501	Surgical, medical, & hospital supplies whsle									
	All firms	7 466	8 721	54 484 063	5 125 079	1 243 720	106 502	10 645 826	4 681 500	5 232 071
	Firms operated for the entire year	6 280	7 523	53 178 779	5 005 420	1 215 206	103 438	10 394 623	4 642 289	5 060 550
	Firms with sales less than \$250,000	1 355	1 358	184 699	50 728	11 911	2 276	89 706	16 739	16 758
	Firms with sales of \$250,000 to \$499,999	939	941	336 229	70 931	16 125	2 590	136 930	31 271	32 396
	Firms with sales of \$500,000 to \$999,999	1 003	1 005	708 939	135 034	30 425	4 100	260 472	61 576	64 060
	Firms with sales of \$1,000,000 to \$2,499,999	1 308	1 342	2 070 840	330 681	75 215	9 312	637 815	162 875	169 349
	Firms with sales of \$2,500,000 to \$4,999,999	693	754	2 429 005	349 252	75 940	8 127	657 804	190 488	202 491
	Firms with sales of \$5,000,000 to \$9,999,999	481	582	3 342 403	423 435	97 823	10 234	811 439	283 385	311 638
	Firms with sales of \$10,000,000 to \$24,999,999 ..	295	413	4 491 484	587 911	138 355	11 638	1 114 430	416 998	444 881
	Firms with sales of \$25,000,000 to \$49,999,999 ..	97	230	3 341 254	395 988	90 815	8 465	809 736	361 208	375 684
	Firms with sales of \$50,000,000 to \$99,999,999 ..	55	167	D	D	D	i	D	D	D
	Firms with sales of \$100,000,000 or more	54	731	D	D	D	k	D	D	D
	Firms not operated for the entire year	1 186	1 198	1 305 284	119 659	28 514	3 064	251 203	39 211	171 521

See footnotes at end of table.

Table 4. Sales Size of Firms: 1997—Con.

[Includes only firms and establishments with payroll. Excludes data for central administrative offices, auxiliary operations, or establishments of these firms that are classified in other categories than those specified in this table. For meaning of abbreviations and symbols, see introductory text. For explanation of terms, see Appendix A. For method of assignment to categories shown, see Appendix C]

NAICS code	Sales sizes of firms by type of operation and kind of business	Firms (number)	Establishments (number)	Sales (\$1,000)	Annual payroll (\$1,000)	First-quarter payroll (\$1,000)	Paid employees for pay period including March 12 (number)	Operating expenses ¹ (\$1,000)	End-of-1996 inventories (\$1,000)	End-of-1997 inventories (\$1,000)
42	WHOLESALE TRADE—									
	Con.									
421	Wholesale trade, durable goods—									
	Con.									
4214502	Dental equipment & supplies whsle									
	All firms	811	1 061	4 307 648	621 086	143 089	15 070	1 205 801	478 501	517 827
	Firms operated for the entire year	717	967	4 284 608	618 040	142 296	14 962	1 199 406	477 710	512 870
	Firms with sales less than \$250,000	180	180	23 448	6 326	1 517	350	11 541	2 523	2 602
	Firms with sales of \$250,000 to \$499,999	109	109	39 224	8 195	2 026	359	16 423	4 003	3 948
	Firms with sales of \$500,000 to \$999,999	101	101	72 938	11 449	2 484	446	23 451	6 891	6 971
	Firms with sales of \$1,000,000 to \$2,499,999	166	166	262 479	41 244	9 282	1 185	83 582	34 294	34 942
	Firms with sales of \$2,500,000 to \$4,999,999	68	72	230 403	32 296	7 468	871	67 475	19 003	20 012
	Firms with sales of \$5,000,000 to \$9,999,999	35	39	237 739	36 783	7 839	973	75 359	28 829	30 598
	Firms with sales of \$10,000,000 to \$24,999,999 ..	29	50	444 810	73 918	17 284	1 763	142 640	80 522	85 018
	Firms with sales of \$25,000,000 to \$49,999,999 ..	14	32	433 035	60 179	14 062	1 413	135 710	60 221	61 184
	Firms with sales of \$50,000,000 to \$99,999,999 ..	9	39	D	D	D	g	D	D	D
	Firms with sales of \$100,000,000 or more	6	179	D	D	D	i	D	D	D
	Firms not operated for the entire year	94	94	23 040	3 046	793	108	6 395	791	4 957
42146	Ophthalmic goods whsle									
	All firms	1 545	1 781	6 865 265	867 808	206 531	28 260	1 912 263	757 910	828 689
	Firms operated for the entire year	1 364	1 600	6 740 928	855 221	203 508	27 811	1 884 298	752 416	801 979
	Firms with sales less than \$250,000	321	321	40 356	11 116	2 541	585	20 630	4 238	4 292
	Firms with sales of \$250,000 to \$499,999	179	179	65 592	14 249	3 357	673	27 299	6 358	6 587
	Firms with sales of \$500,000 to \$999,999	220	220	159 239	29 656	7 075	1 324	59 956	18 983	18 989
	Firms with sales of \$1,000,000 to \$2,499,999	255	275	405 692	72 361	15 924	2 753	143 011	46 590	48 065
	Firms with sales of \$2,500,000 to \$4,999,999	153	161	534 940	86 114	20 008	3 006	179 171	61 552	65 252
	Firms with sales of \$5,000,000 to \$9,999,999	100	116	678 362	113 496	25 542	3 389	218 771	76 784	84 545
	Firms with sales of \$10,000,000 to \$24,999,999 ..	88	147	1 330 937	192 205	43 045	5 587	397 524	204 175	209 514
	Firms with sales of \$25,000,000 to \$49,999,999 ..	29	72	972 135	100 738	24 151	2 912	236 829	116 677	129 633
	Firms with sales of \$50,000,000 to \$99,999,999 ..	11	56	D	D	D	h	D	D	D
	Firms with sales of \$100,000,000 or more	8	53	D	D	D	h	D	D	D
	Firms not operated for the entire year	181	181	124 337	12 587	3 023	449	27 965	5 494	26 710
421460	Ophthalmic goods whsle									
	All firms	1 545	1 781	6 865 265	867 808	206 531	28 260	1 912 263	757 910	828 689
	Firms operated for the entire year	1 364	1 600	6 740 928	855 221	203 508	27 811	1 884 298	752 416	801 979
	Firms with sales less than \$250,000	321	321	40 356	11 116	2 541	585	20 630	4 238	4 292
	Firms with sales of \$250,000 to \$499,999	179	179	65 592	14 249	3 357	673	27 299	6 358	6 587
	Firms with sales of \$500,000 to \$999,999	220	220	159 239	29 656	7 075	1 324	59 956	18 983	18 989
	Firms with sales of \$1,000,000 to \$2,499,999	255	275	405 692	72 361	15 924	2 753	143 011	46 590	48 065
	Firms with sales of \$2,500,000 to \$4,999,999	153	161	534 940	86 114	20 008	3 006	179 171	61 552	65 252
	Firms with sales of \$5,000,000 to \$9,999,999	100	116	678 362	113 496	25 542	3 389	218 771	76 784	84 545
	Firms with sales of \$10,000,000 to \$24,999,999 ..	88	147	1 330 937	192 205	43 045	5 587	397 524	204 175	209 514
	Firms with sales of \$25,000,000 to \$49,999,999 ..	29	72	972 135	100 738	24 151	2 912	236 829	116 677	129 633
	Firms with sales of \$50,000,000 to \$99,999,999 ..	11	56	D	D	D	h	D	D	D
	Firms with sales of \$100,000,000 or more	8	53	D	D	D	h	D	D	D
	Firms not operated for the entire year	181	181	124 337	12 587	3 023	449	27 965	5 494	26 710
42149	Other professional equipment & supplies whsle									

See footnotes at end of table.

Table 4. Sales Size of Firms: 1997—Con.

[Includes only firms and establishments with payroll. Excludes data for central administrative offices, auxiliary operations, or establishments of these firms that are classified in other categories than those specified in this table. For meaning of abbreviations and symbols, see introductory text. For explanation of terms, see Appendix A. For method of assignment to categories shown, see Appendix C]

NAICS code	Sales sizes of firms by type of operation and kind of business	Firms (number)	Establishments (number)	Sales (\$1,000)	Annual payroll (\$1,000)	First-quarter payroll (\$1,000)	Paid employees for pay period including March 12 (number)	Operating expenses ¹ (\$1,000)	End-of-1996 inventories (\$1,000)	End-of-1997 inventories (\$1,000)
42	WHOLESALE TRADE—									
	Con.									
421	Wholesale trade, durable goods—									
	Con.									
42149	Other professional equipment & supplies whsle—Con.									
	All firms	2 447	2 781	11 038 778	1 267 327	301 728	31 857	2 675 209	1 177 191	1 231 470
	Firms operated for the entire year	2 203	2 535	10 931 344	1 246 683	293 560	30 993	2 635 568	1 162 588	1 207 301
	Firms with sales less than \$250,000	385	385	49 524	11 371	2 732	686	21 993	5 872	5 877
	Firms with sales of \$250,000 to \$499,999	297	298	106 482	21 082	4 776	887	40 398	10 115	10 257
	Firms with sales of \$500,000 to \$999,999	400	408	285 712	50 436	11 939	1 855	101 843	31 689	32 557
	Firms with sales of \$1,000,000 to \$2,499,999	515	537	800 771	129 497	29 439	4 065	260 816	84 873	90 432
	Firms with sales of \$2,500,000 to \$4,999,999	275	307	959 876	142 866	32 229	3 886	276 290	97 147	104 391
	Firms with sales of \$5,000,000 to \$9,999,999	168	236	1 130 771	158 092	37 122	4 219	304 192	111 424	114 808
	Firms with sales of \$10,000,000 to \$24,999,999 ..	106	157	1 625 686	211 738	49 017	4 584	409 493	152 591	176 821
	Firms with sales of \$25,000,000 to \$49,999,999 ..	30	77	1 058 018	133 261	32 294	2 890	263 321	166 698	161 317
	Firms with sales of \$50,000,000 to \$99,999,999 ..	11	19	784 685	84 738	20 120	1 937	172 253	82 239	93 682
	Firms with sales of \$100,000,000 or more	16	111	4 129 819	303 602	73 892	5 984	784 969	419 940	417 159
	Firms not operated for the entire year	244	246	107 434	20 644	8 168	864	39 641	14 603	24 169
421490	Other professional equipment & supplies whsle									
	All firms	2 447	2 781	11 038 778	1 267 327	301 728	31 857	2 675 209	1 177 191	1 231 470
	Firms operated for the entire year	2 203	2 535	10 931 344	1 246 683	293 560	30 993	2 635 568	1 162 588	1 207 301
	Firms with sales less than \$250,000	385	385	49 524	11 371	2 732	686	21 993	5 872	5 877
	Firms with sales of \$250,000 to \$499,999	297	298	106 482	21 082	4 776	887	40 398	10 115	10 257
	Firms with sales of \$500,000 to \$999,999	400	408	285 712	50 436	11 939	1 855	101 843	31 689	32 557
	Firms with sales of \$1,000,000 to \$2,499,999	515	537	800 771	129 497	29 439	4 065	260 816	84 873	90 432
	Firms with sales of \$2,500,000 to \$4,999,999	275	307	959 876	142 866	32 229	3 886	276 290	97 147	104 391
	Firms with sales of \$5,000,000 to \$9,999,999	168	236	1 130 771	158 092	37 122	4 219	304 192	111 424	114 808
	Firms with sales of \$10,000,000 to \$24,999,999 ..	106	157	1 625 686	211 738	49 017	4 584	409 493	152 591	176 821
	Firms with sales of \$25,000,000 to \$49,999,999 ..	30	77	1 058 018	133 261	32 294	2 890	263 321	166 698	161 317
	Firms with sales of \$50,000,000 to \$99,999,999 ..	11	19	784 685	84 738	20 120	1 937	172 253	82 239	93 682
	Firms with sales of \$100,000,000 or more	16	111	4 129 819	303 602	73 892	5 984	784 969	419 940	417 159
	Firms not operated for the entire year	244	246	107 434	20 644	8 168	864	39 641	14 603	24 169
4214901	Religious & school supplies whsle									
	All firms	435	456	1 495 661	175 321	39 860	5 811	383 381	147 111	164 528
	Firms operated for the entire year	398	419	1 485 179	174 018	39 702	5 768	380 620	146 600	161 189
	Firms with sales less than \$250,000	96	96	11 420	2 468	610	171	4 668	1 501	1 509
	Firms with sales of \$250,000 to \$499,999	53	53	18 252	3 590	782	175	7 420	2 040	2 180
	Firms with sales of \$500,000 to \$999,999	63	65	D	D	D	e	D	D	D
	Firms with sales of \$1,000,000 to \$2,499,999	79	79	123 887	19 347	4 567	797	41 004	16 955	17 165
	Firms with sales of \$2,500,000 to \$4,999,999	51	52	179 771	22 309	5 303	762	47 879	21 161	24 532
	Firms with sales of \$5,000,000 to \$9,999,999	28	31	187 542	25 644	6 633	710	57 430	20 503	21 189
	Firms with sales of \$10,000,000 to \$24,999,999 ..	19	26	300 939	41 956	8 406	1 124	78 564	35 388	39 100
	Firms with sales of \$25,000,000 to \$49,999,999 ..	4	5	173 402	19 541	4 216	505	38 157	19 146	24 936
	Firms with sales of \$50,000,000 to \$99,999,999 ..	3	4	D	D	D	f	D	D	D
	Firms with sales of \$100,000,000 or more	2	8	D	D	D	f	D	D	D
	Firms not operated for the entire year	37	37	10 482	1 303	158	43	2 761	511	3 339

See footnotes at end of table.

Table 4. Sales Size of Firms: 1997—Con.

[Includes only firms and establishments with payroll. Excludes data for central administrative offices, auxiliary operations, or establishments of these firms that are classified in other categories than those specified in this table. For meaning of abbreviations and symbols, see introductory text. For explanation of terms, see Appendix A. For method of assignment to categories shown, see Appendix C]

NAICS code	Sales sizes of firms by type of operation and kind of business	Firms (number)	Establishments (number)	Sales (\$1,000)	Annual payroll (\$1,000)	First-quarter payroll (\$1,000)	Paid employees for pay period including March 12 (number)	Operating expenses ¹ (\$1,000)	End-of-1996 inventories (\$1,000)	End-of-1997 inventories (\$1,000)
42	WHOLESALE TRADE—Con.									
421	Wholesale trade, durable goods—Con.									
4214902	Other professional equipment & supplies whsle									
	All firms	2 015	2 325	9 543 117	1 092 006	261 868	26 046	2 291 828	1 030 080	1 066 942
	Firms operated for the entire year	1 808	2 116	9 446 165	1 072 665	253 858	25 225	2 254 948	1 015 988	1 046 112
	Firms with sales less than \$250,000	289	289	38 104	8 903	2 122	515	17 325	4 371	4 368
	Firms with sales of \$250,000 to \$499,999	244	245	88 230	17 492	3 994	712	32 978	8 075	8 077
	Firms with sales of \$500,000 to \$999,999	337	343	D	D	D	g	D	D	D
	Firms with sales of \$1,000,000 to \$2,499,999	436	458	676 884	110 150	24 872	3 268	219 812	67 918	73 267
	Firms with sales of \$2,500,000 to \$4,999,999	225	256	784 217	120 929	27 013	3 136	229 872	76 488	80 377
	Firms with sales of \$5,000,000 to \$9,999,999	140	205	943 229	132 448	30 489	3 509	246 762	90 921	93 619
	Firms with sales of \$10,000,000 to \$24,999,999	92	138	1 426 383	181 479	43 469	3 820	358 039	135 021	155 158
	Firms with sales of \$25,000,000 to \$49,999,999	23	64	778 868	101 651	25 133	2 013	196 593	129 232	118 426
	Firms with sales of \$50,000,000 to \$99,999,999	8	15	D	D	D	g	D	D	D
	Firms with sales of \$100,000,000 or more	14	103	D	D	D	i	D	D	D
	Firms not operated for the entire year	207	209	96 952	19 341	8 010	821	36 880	14 092	20 830
4215	Metal & mineral (except petroleum) whsle									
	All firms	9 852	12 583	150 493 610	6 898 028	1 595 361	174 029	14 115 369	13 746 559	14 559 365
	Firms operated for the entire year	8 922	11 621	148 934 522	6 822 703	1 577 559	171 728	13 959 665	13 640 179	14 389 211
	Firms with sales less than \$250,000	924	926	126 717	30 441	7 254	1 782	57 287	9 871	9 916
	Firms with sales of \$250,000 to \$499,999	832	834	302 087	56 133	12 710	2 582	110 150	26 970	27 109
	Firms with sales of \$500,000 to \$999,999	1 127	1 132	809 396	128 585	29 702	5 076	252 980	69 789	71 585
	Firms with sales of \$1,000,000 to \$2,499,999	1 917	1 939	3 101 410	386 962	86 323	12 693	769 439	269 859	281 747
	Firms with sales of \$2,500,000 to \$4,999,999	1 278	1 342	4 540 019	486 946	108 664	13 855	939 026	395 342	415 045
	Firms with sales of \$5,000,000 to \$9,999,999	1 073	1 226	7 492 076	644 840	143 175	16 526	1 224 330	728 853	757 714
	Firms with sales of \$10,000,000 to \$24,999,999	951	1 270	14 561 144	1 065 641	240 226	26 519	2 082 319	1 465 669	1 521 368
	Firms with sales of \$25,000,000 to \$49,999,999	394	659	13 672 247	805 575	177 885	18 535	1 605 810	1 554 100	1 668 425
	Firms with sales of \$50,000,000 to \$99,999,999	213	587	14 555 147	727 954	167 073	17 359	1 571 537	1 707 717	1 799 885
	Firms with sales of \$100,000,000 or more	213	1 706	89 774 279	2 489 626	604 547	56 801	5 346 787	7 412 009	7 836 417
	Firms not operated for the entire year	930	962	1 559 088	75 325	17 802	2 301	155 704	106 380	170 154
42151	Metal service centers & offices									
	All firms	9 198	11 827	135 695 563	6 637 599	1 535 410	168 950	13 532 624	13 121 270	13 925 957
	Firms operated for the entire year	8 351	10 948	134 265 436	6 566 500	1 518 423	166 727	13 385 855	13 015 201	13 761 649
	Firms with sales less than \$250,000	855	857	118 530	28 112	6 716	1 641	53 115	9 148	9 204
	Firms with sales of \$250,000 to \$499,999	783	785	284 917	53 244	11 975	2 442	103 489	25 233	25 377
	Firms with sales of \$500,000 to \$999,999	1 076	1 080	773 052	122 738	28 330	4 875	240 633	66 332	67 628
	Firms with sales of \$1,000,000 to \$2,499,999	1 819	1 839	2 942 957	373 570	83 107	12 289	738 131	261 426	271 928
	Firms with sales of \$2,500,000 to \$4,999,999	1 204	1 266	4 274 259	467 486	104 183	13 328	897 320	385 491	404 725
	Firms with sales of \$5,000,000 to \$9,999,999	1 016	1 166	7 091 685	621 237	137 829	16 030	1 177 311	707 677	735 196
	Firms with sales of \$10,000,000 to \$24,999,999	869	1 170	13 241 676	1 020 171	229 931	25 663	1 961 959	1 416 803	1 473 488
	Firms with sales of \$25,000,000 to \$49,999,999	349	610	12 152 102	773 373	170 973	17 982	1 534 766	1 499 532	1 610 169
	Firms with sales of \$50,000,000 to \$99,999,999	190	546	13 010 888	695 280	159 105	16 799	1 510 693	1 574 304	1 690 854
	Firms with sales of \$100,000,000 or more	190	1 629	80 375 370	2 411 289	586 274	55 678	5 168 438	7 069 255	7 473 080
	Firms not operated for the entire year	847	879	1 430 127	71 099	16 987	2 223	146 769	106 069	164 308

See footnotes at end of table.

Table 4. Sales Size of Firms: 1997—Con.

[Includes only firms and establishments with payroll. Excludes data for central administrative offices, auxiliary operations, or establishments of these firms that are classified in other categories than those specified in this table. For meaning of abbreviations and symbols, see introductory text. For explanation of terms, see Appendix A. For method of assignment to categories shown, see Appendix C]

NAICS code	Sales sizes of firms by type of operation and kind of business	Firms (number)	Establishments (number)	Sales (\$1,000)	Annual payroll (\$1,000)	First-quarter payroll (\$1,000)	Paid employees for pay period including March 12 (number)	Operating expenses ¹ (\$1,000)	End-of-1996 inventories (\$1,000)	End-of-1997 inventories (\$1,000)
42	WHOLESALE TRADE—									
	Con.									
421	Wholesale trade, durable goods—									
	Con.									
421510	Metal service centers & offices									
	All firms	9 198	11 827	135 695 563	6 637 599	1 535 410	168 950	13 532 624	13 121 270	13 925 957
	Firms operated for the entire year	8 351	10 948	134 265 436	6 566 500	1 518 423	166 727	13 385 855	13 015 201	13 761 649
	Firms with sales less than \$250,000	855	857	118 530	28 112	6 716	1 641	53 115	9 148	9 204
	Firms with sales of \$250,000 to \$499,999	783	785	284 917	53 244	11 975	2 442	103 489	25 233	25 377
	Firms with sales of \$500,000 to \$999,999	1 076	1 080	773 052	122 738	28 330	4 875	240 633	66 332	67 628
	Firms with sales of \$1,000,000 to \$2,499,999	1 819	1 839	2 942 957	373 570	83 107	12 289	738 131	261 426	271 928
	Firms with sales of \$2,500,000 to \$4,999,999	1 204	1 266	4 274 259	467 486	104 183	13 328	897 320	385 491	404 725
	Firms with sales of \$5,000,000 to \$9,999,999	1 016	1 166	7 091 685	621 237	137 829	16 030	1 177 311	707 677	735 196
	Firms with sales of \$10,000,000 to \$24,999,999 ..	869	1 170	13 241 676	1 020 171	229 931	25 663	1 961 959	1 416 803	1 473 488
	Firms with sales of \$25,000,000 to \$49,999,999 ..	349	610	12 152 102	773 373	170 973	17 982	1 534 766	1 499 532	1 610 169
	Firms with sales of \$50,000,000 to \$99,999,999 ..	190	546	13 010 888	695 280	159 105	16 799	1 510 693	1 574 304	1 690 854
	Firms with sales of \$100,000,000 or more	190	1 629	80 375 370	2 411 289	586 274	55 678	5 168 438	7 069 255	7 473 080
	Firms not operated for the entire year	847	879	1 430 127	71 099	16 987	2 223	146 769	106 069	164 308
4215101	Ferrous metal service centers & sales offices									
	All firms	7 272	9 437	106 496 206	5 338 101	1 229 010	138 934	10 857 387	10 372 132	10 921 109
	Firms operated for the entire year	6 615	8 750	105 363 311	5 281 766	1 216 482	137 224	10 742 229	10 333 859	10 775 469
	Firms with sales less than \$250,000	648	650	89 198	21 227	5 006	1 233	40 107	6 556	6 566
	Firms with sales of \$250,000 to \$499,999	592	594	214 921	40 860	9 252	1 883	78 364	18 453	18 479
	Firms with sales of \$500,000 to \$999,999	846	848	604 727	97 413	22 440	3 925	191 844	54 055	55 161
	Firms with sales of \$1,000,000 to \$2,499,999	1 424	1 439	2 319 648	298 704	66 376	9 781	588 428	209 278	217 389
	Firms with sales of \$2,500,000 to \$4,999,999	969	1 023	3 449 222	384 322	85 738	11 033	741 531	319 234	332 478
	Firms with sales of \$5,000,000 to \$9,999,999	841	958	5 869 324	529 467	118 250	13 829	1 001 938	612 304	628 463
	Firms with sales of \$10,000,000 to \$24,999,999 ..	721	993	11 010 607	880 270	198 450	22 284	1 683 054	1 204 936	1 240 595
	Firms with sales of \$25,000,000 to \$49,999,999 ..	277	499	9 671 118	619 039	136 035	14 446	1 221 367	1 211 307	1 309 570
	Firms with sales of \$50,000,000 to \$99,999,999 ..	155	469	10 621 258	570 051	136 526	14 459	1 239 827	1 327 893	1 383 825
	Firms with sales of \$100,000,000 or more	142	1 277	61 513 288	1 840 413	438 409	44 351	3 955 769	5 369 843	5 582 943
	Firms not operated for the entire year	657	687	1 132 895	56 335	12 528	1 710	115 158	38 273	145 640
42151011	Ferrous metal service centers									
	All firms	4 648	6 412	69 014 037	4 683 412	1 078 180	123 914	9 551 100	10 372 132	10 921 109
	Firms operated for the entire year	4 319	6 053	68 527 870	4 645 647	1 068 898	122 618	9 474 878	10 333 859	10 775 469
	Firms with sales less than \$250,000	259	261	37 815	8 607	2 022	551	16 882	6 591	6 587
	Firms with sales of \$250,000 to \$499,999	327	327	119 302	22 954	5 105	1 127	44 444	18 418	18 458
	Firms with sales of \$500,000 to \$999,999	520	522	374 697	63 494	14 392	2 630	127 481	54 095	55 211
	Firms with sales of \$1,000,000 to \$2,499,999	956	969	1 573 822	229 213	50 439	7 730	449 296	209 914	218 035
	Firms with sales of \$2,500,000 to \$4,999,999	703	746	2 501 152	327 310	72 601	9 667	629 647	322 530	335 959
	Firms with sales of \$5,000,000 to \$9,999,999	601	707	4 223 362	468 754	105 823	12 636	889 398	617 301	633 392
	Firms with sales of \$10,000,000 to \$24,999,999 ..	515	750	7 865 422	792 744	179 219	20 630	1 510 881	1 238 447	1 278 371
	Firms with sales of \$25,000,000 to \$49,999,999 ..	211	440	7 324 181	557 796	122 755	13 376	1 102 555	1 240 748	1 337 767
	Firms with sales of \$50,000,000 to \$99,999,999 ..	120	371	8 232 189	495 704	119 486	12 948	1 079 228	1 387 732	1 442 908
	Firms with sales of \$100,000,000 or more	107	960	36 275 928	1 679 071	397 056	41 323	3 625 066	5 238 083	5 448 781
	Firms not operated for the entire year	329	359	486 167	37 765	9 282	1 296	76 222	38 273	145 640
42151012	Ferrous metal sales offices									

See footnotes at end of table.

Table 4. Sales Size of Firms: 1997—Con.

[Includes only firms and establishments with payroll. Excludes data for central administrative offices, auxiliary operations, or establishments of these firms that are classified in other categories than those specified in this table. For meaning of abbreviations and symbols, see introductory text. For explanation of terms, see Appendix A. For method of assignment to categories shown, see Appendix C]

NAICS code	Sales sizes of firms by type of operation and kind of business	Firms (number)	Establishments (number)	Sales (\$1,000)	Annual payroll (\$1,000)	First-quarter payroll (\$1,000)	Paid employees for pay period including March 12 (number)	Operating expenses ¹ (\$1,000)	End-of-1996 inventories (\$1,000)	End-of-1997 inventories (\$1,000)
42	WHOLESALE TRADE—									
	Con.									
421	Wholesale trade, durable goods—									
	Con.									
42151012	Ferrous metal sales offices—									
	Con.									
	All firms	2 701	3 025	37 482 169	654 689	150 830	15 020	1 306 287	—	—
	Firms operated for the entire year	2 371	2 695	36 824 497	635 869	147 466	14 600	1 266 532	—	—
	Firms with sales less than \$250,000	393	393	52 069	12 877	3 045	691	23 656	—	—
	Firms with sales of \$250,000 to \$499,999	266	267	95 983	17 949	4 154	754	34 044	—	—
	Firms with sales of \$500,000 to \$999,999	332	332	234 413	34 665	8 231	1 321	65 789	—	—
	Firms with sales of \$1,000,000 to \$2,499,999	477	479	760 017	72 528	16 919	2 128	143 845	—	—
	Firms with sales of \$2,500,000 to \$4,999,999	281	294	1 005 070	62 490	14 409	1 587	123 943	—	—
	Firms with sales of \$5,000,000 to \$9,999,999	252	269	1 733 590	66 261	13 903	1 315	124 923	—	—
	Firms with sales of \$10,000,000 to \$24,999,999	216	235	3 294 962	90 960	19 987	1 651	176 708	—	—
	Firms with sales of \$25,000,000 to \$49,999,999	77	119	2 714 919	86 373	19 024	1 729	175 708	—	—
	Firms with sales of \$50,000,000 to \$99,999,999	42	75	3 003 882	77 046	19 221	1 495	166 677	—	—
	Firms with sales of \$100,000,000 or more	35	232	23 929 592	114 720	28 573	1 929	231 239	—	—
	Firms not operated for the entire year	330	330	657 672	18 820	3 364	420	39 755	—	—
4215102	Nonferrous metal service centers & sales offices									
	All firms	1 972	2 390	29 199 357	1 299 498	306 400	30 016	2 675 237	2 749 138	3 004 848
	Firms operated for the entire year	1 779	2 196	28 893 674	1 284 424	301 858	29 494	2 643 011	2 681 342	2 986 180
	Firms with sales less than \$250,000	207	207	29 332	6 885	1 710	408	13 008	2 592	2 638
	Firms with sales of \$250,000 to \$499,999	192	192	70 316	12 412	2 732	560	25 179	6 780	6 898
	Firms with sales of \$500,000 to \$999,999	230	232	168 325	25 325	5 890	950	48 789	12 277	12 467
	Firms with sales of \$1,000,000 to \$2,499,999	399	404	629 643	75 756	16 893	2 533	151 627	52 148	54 740
	Firms with sales of \$2,500,000 to \$4,999,999	237	247	833 619	83 669	18 639	2 317	157 578	68 167	73 799
	Firms with sales of \$5,000,000 to \$9,999,999	183	213	1 274 611	96 128	20 492	2 298	185 930	106 558	118 313
	Firms with sales of \$10,000,000 to \$24,999,999	149	175	2 251 062	140 671	31 913	3 411	278 647	213 366	235 201
	Firms with sales of \$25,000,000 to \$49,999,999	83	155	2 885 201	173 413	39 555	3 992	353 118	366 281	380 136
	Firms with sales of \$50,000,000 to \$99,999,999	42	82	2 889 624	135 573	25 864	2 601	305 412	276 913	345 258
	Firms with sales of \$100,000,000 or more	57	289	17 861 941	534 592	138 170	10 424	1 123 723	1 576 260	1 756 730
	Firms not operated for the entire year	193	194	305 683	15 074	4 542	522	32 226	67 796	18 668
42151021	Nonferrous metal service centers									
	All firms	1 212	1 556	22 107 893	1 122 138	260 461	26 446	2 343 182	2 749 138	3 004 848
	Firms operated for the entire year	1 125	1 468	21 954 958	1 111 768	256 564	26 032	2 320 349	2 681 342	2 986 180
	Firms with sales less than \$250,000	85	85	12 919	3 122	812	195	5 868	2 592	2 638
	Firms with sales of \$250,000 to \$499,999	111	111	D	D	D	e	D	D	D
	Firms with sales of \$500,000 to \$999,999	144	144	D	D	D	f	D	D	D
	Firms with sales of \$1,000,000 to \$2,499,999	270	273	423 515	54 359	12 148	1 880	110 560	52 148	54 740
	Firms with sales of \$2,500,000 to \$4,999,999	152	161	535 634	65 272	14 321	1 924	123 659	68 167	73 799
	Firms with sales of \$5,000,000 to \$9,999,999	116	137	823 387	81 521	17 242	2 043	160 542	107 547	119 710
	Firms with sales of \$10,000,000 to \$24,999,999	97	118	1 452 875	123 564	28 109	2 958	245 785	214 915	236 420
	Firms with sales of \$25,000,000 to \$49,999,999	65	131	2 236 457	157 085	35 967	3 757	320 290	366 281	380 136
	Firms with sales of \$50,000,000 to \$99,999,999	37	74	2 552 167	135 886	26 530	2 783	299 149	313 850	384 917
	Firms with sales of \$100,000,000 or more	48	234	D	D	D	i	D	D	D
	Firms not operated for the entire year	87	88	152 935	10 370	3 897	414	22 833	67 796	18 668
42151022	Nonferrous metal sales offices									

See footnotes at end of table.

Table 4. Sales Size of Firms: 1997—Con.

[Includes only firms and establishments with payroll. Excludes data for central administrative offices, auxiliary operations, or establishments of these firms that are classified in other categories than those specified in this table. For meaning of abbreviations and symbols, see introductory text. For explanation of terms, see Appendix A. For method of assignment to categories shown, see Appendix C]

NAICS code	Sales sizes of firms by type of operation and kind of business	Firms (number)	Establishments (number)	Sales (\$1,000)	Annual payroll (\$1,000)	First-quarter payroll (\$1,000)	Paid employees for pay period including March 12 (number)	Operating expenses ¹ (\$1,000)	End-of-1996 inventories (\$1,000)	End-of-1997 inventories (\$1,000)
42	WHOLESALE TRADE—									
	Con.									
421	Wholesale trade, durable goods—									
	Con.									
42151022	Nonferrous metal sales offices—Con.									
	All firms	780	834	7 091 464	177 360	45 939	3 570	332 055	—	—
	Firms operated for the entire year	671	725	6 932 982	172 518	45 202	3 453	322 326	—	—
	Firms with sales less than \$250,000	122	122	16 413	3 763	898	213	7 140	—	—
	Firms with sales of \$250,000 to \$499,999	81	81	D	D	D	c	D	D	D
	Firms with sales of \$500,000 to \$999,999	87	89	D	D	D	e	D	D	D
	Firms with sales of \$1,000,000 to \$2,499,999	130	131	208 228	21 455	4 755	653	41 169	—	—
	Firms with sales of \$2,500,000 to \$4,999,999	88	89	309 297	19 731	4 656	436	36 753	—	—
	Firms with sales of \$5,000,000 to \$9,999,999	71	81	482 745	17 756	4 040	366	31 314	—	—
	Firms with sales of \$10,000,000 to \$24,999,999	53	57	807 087	15 361	3 260	362	29 725	—	—
	Firms with sales of \$25,000,000 to \$49,999,999	20	25	723 402	16 839	3 759	240	33 854	—	—
	Firms with sales of \$50,000,000 to \$99,999,999	9	17	650 441	16 864	4 015	242	37 871	—	—
	Firms with sales of \$100,000,000 or more	10	33	D	D	D	e	D	D	D
	Firms not operated for the entire year	109	109	158 482	4 842	737	117	9 729	—	—
42152	Coal & other mineral & ore whsle									
	All firms	664	756	14 798 047	260 429	59 951	5 079	582 745	625 289	633 408
	Firms operated for the entire year	581	673	14 669 086	256 203	59 136	5 001	573 810	624 978	627 562
	Firms with sales less than \$250,000	69	69	8 187	2 329	538	141	4 172	723	712
	Firms with sales of \$250,000 to \$499,999	50	50	17 516	2 909	737	144	6 821	1 787	1 784
	Firms with sales of \$500,000 to \$999,999	51	52	36 344	5 847	1 372	201	12 347	3 457	3 957
	Firms with sales of \$1,000,000 to \$2,499,999	98	100	158 453	13 392	3 216	404	31 308	8 433	9 819
	Firms with sales of \$2,500,000 to \$4,999,999	74	76	265 760	19 460	4 481	527	41 706	9 851	10 320
	Firms with sales of \$5,000,000 to \$9,999,999	58	61	405 902	23 924	5 428	501	47 751	24 032	25 462
	Firms with sales of \$10,000,000 to \$24,999,999	84	101	1 350 031	47 247	10 723	975	123 183	46 010	44 936
	Firms with sales of \$25,000,000 to \$49,999,999	47	57	1 596 009	35 419	7 692	632	85 625	60 967	68 191
	Firms with sales of \$50,000,000 to \$99,999,999	23	40	1 532 061	32 453	7 914	467	60 387	133 413	109 031
	Firms with sales of \$100,000,000 or more	27	67	9 298 823	73 223	17 035	1 009	160 510	336 305	353 350
	Firms not operated for the entire year	83	83	128 961	4 226	815	78	8 935	311	5 846
421520	Coal & other mineral & ore whsle									
	All firms	664	756	14 798 047	260 429	59 951	5 079	582 745	625 289	633 408
	Firms operated for the entire year	581	673	14 669 086	256 203	59 136	5 001	573 810	624 978	627 562
	Firms with sales less than \$250,000	69	69	8 187	2 329	538	141	4 172	723	712
	Firms with sales of \$250,000 to \$499,999	50	50	17 516	2 909	737	144	6 821	1 787	1 784
	Firms with sales of \$500,000 to \$999,999	51	52	36 344	5 847	1 372	201	12 347	3 457	3 957
	Firms with sales of \$1,000,000 to \$2,499,999	98	100	158 453	13 392	3 216	404	31 308	8 433	9 819
	Firms with sales of \$2,500,000 to \$4,999,999	74	76	265 760	19 460	4 481	527	41 706	9 851	10 320
	Firms with sales of \$5,000,000 to \$9,999,999	58	61	405 902	23 924	5 428	501	47 751	24 032	25 462
	Firms with sales of \$10,000,000 to \$24,999,999	84	101	1 350 031	47 247	10 723	975	123 183	46 010	44 936
	Firms with sales of \$25,000,000 to \$49,999,999	47	57	1 596 009	35 419	7 692	632	85 625	60 967	68 191
	Firms with sales of \$50,000,000 to \$99,999,999	23	40	1 532 061	32 453	7 914	467	60 387	133 413	109 031
	Firms with sales of \$100,000,000 or more	27	67	9 298 823	73 223	17 035	1 009	160 510	336 305	353 350
	Firms not operated for the entire year	83	83	128 961	4 226	815	78	8 935	311	5 846
4215201	Coal whsle									

See footnotes at end of table.

Table 4. Sales Size of Firms: 1997—Con.

[Includes only firms and establishments with payroll. Excludes data for central administrative offices, auxiliary operations, or establishments of these firms that are classified in other categories than those specified in this table. For meaning of abbreviations and symbols, see introductory text. For explanation of terms, see Appendix A. For method of assignment to categories shown, see Appendix C]

NAICS code	Sales sizes of firms by type of operation and kind of business	Firms (number)	Establishments (number)	Sales (\$1,000)	Annual payroll (\$1,000)	First-quarter payroll (\$1,000)	Paid employees for pay period including March 12 (number)	Operating expenses ¹ (\$1,000)	End-of-1996 inventories (\$1,000)	End-of-1997 inventories (\$1,000)
42	WHOLESALE TRADE—Con.									
421	Wholesale trade, durable goods—Con.									
4215201	Coal whsle—Con.									
	All firms	388	452	10 037 343	158 986	35 749	3 037	357 803	238 632	252 383
	Firms operated for the entire year	335	399	9 933 184	156 468	35 361	2 980	352 724	238 325	249 086
	Firms with sales less than \$250,000	35	35	4 378	1 237	274	72	2 150	111	96
	Firms with sales of \$250,000 to \$499,999	25	25	8 669	1 484	356	71	3 378	181	186
	Firms with sales of \$500,000 to \$999,999	23	24	15 811	2 571	634	100	5 012	536	555
	Firms with sales of \$1,000,000 to \$2,499,999	53	53	87 531	5 734	1 355	188	14 369	2 435	3 544
	Firms with sales of \$2,500,000 to \$4,999,999	36	37	131 996	9 248	2 082	292	19 430	1 749	1 824
	Firms with sales of \$5,000,000 to \$9,999,999	35	39	250 234	11 520	2 848	280	26 399	11 315	12 228
	Firms with sales of \$10,000,000 to \$24,999,999 ..	61	65	983 420	31 724	7 412	626	85 724	20 890	20 036
	Firms with sales of \$25,000,000 to \$49,999,999 ..	32	34	D	D	D	e	D	D	D
	Firms with sales of \$50,000,000 to \$99,999,999 ..	15	32	1 012 589	17 862	3 731	302	33 580	54 442	53 320
	Firms with sales of \$100,000,000 or more	20	55	D	D	D	f	D	D	D
	Firms not operated for the entire year	53	53	104 159	2 518	388	57	5 079	307	3 297
4215202	Other mineral & ore whsle									
	All firms	279	304	4 760 704	101 443	24 202	2 042	224 942	386 657	381 025
	Firms operated for the entire year	249	274	4 735 902	99 735	23 775	2 021	221 086	386 653	378 476
	Firms with sales less than \$250,000	34	34	3 809	1 092	264	69	2 022	612	616
	Firms with sales of \$250,000 to \$499,999	25	25	8 847	1 425	381	73	3 443	1 606	1 598
	Firms with sales of \$500,000 to \$999,999	28	28	20 533	3 276	738	101	7 335	2 921	3 402
	Firms with sales of \$1,000,000 to \$2,499,999	45	47	70 922	7 658	1 861	216	16 939	5 998	6 275
	Firms with sales of \$2,500,000 to \$4,999,999	38	39	133 764	10 212	2 399	235	22 276	8 102	8 496
	Firms with sales of \$5,000,000 to \$9,999,999	25	34	172 527	13 477	2 826	268	24 470	12 794	13 483
	Firms with sales of \$10,000,000 to \$24,999,999 ..	24	29	383 353	18 643	4 068	375	45 362	28 494	28 447
	Firms with sales of \$25,000,000 to \$49,999,999 ..	15	23	D	D	D	e	D	D	D
	Firms with sales of \$50,000,000 to \$99,999,999 ..	8	8	519 472	14 591	4 183	165	26 807	78 971	55 711
	Firms with sales of \$100,000,000 or more	7	7	D	D	D	c	D	D	D
	Firms not operated for the entire year	30	30	24 802	1 708	427	21	3 856	4	2 549
4216	Electrical goods whsle									
	All firms	27 648	38 234	357 691 888	22 524 717	5 483 454	475 766	43 723 893	19 795 782	21 462 916
	Firms operated for the entire year	24 330	34 808	352 279 591	22 122 198	5 384 934	465 831	42 937 063	19 678 733	20 830 932
	Firms with sales less than \$250,000	3 138	3 143	436 377	105 961	25 631	6 018	193 687	45 771	46 325
	Firms with sales of \$250,000 to \$499,999	2 795	2 806	1 013 113	216 823	49 753	8 805	404 680	103 332	104 676
	Firms with sales of \$500,000 to \$999,999	3 552	3 602	2 551 233	449 711	103 799	15 932	849 214	234 375	240 547
	Firms with sales of \$1,000,000 to \$2,499,999	5 098	5 275	8 223 664	1 229 910	278 335	37 480	2 298 073	706 172	740 265
	Firms with sales of \$2,500,000 to \$4,999,999	3 361	3 653	11 912 489	1 383 994	312 484	37 723	2 562 421	952 248	1 001 476
	Firms with sales of \$5,000,000 to \$9,999,999	2 635	3 151	18 444 764	1 712 797	385 024	40 826	3 151 299	1 256 374	1 338 174
	Firms with sales of \$10,000,000 to \$24,999,999 ..	2 199	3 176	33 607 549	2 459 610	549 306	54 676	4 583 552	2 002 630	2 126 634
	Firms with sales of \$25,000,000 to \$49,999,999 ..	837	1 606	28 495 729	1 710 970	397 250	36 617	3 288 900	1 733 563	1 857 273
	Firms with sales of \$50,000,000 to \$99,999,999 ..	364	1 146	25 162 506	1 414 396	335 670	28 288	2 826 041	1 694 996	1 835 836
	Firms with sales of \$100,000,000 or more	351	7 250	222 432 167	11 438 026	2 947 682	199 466	22 779 196	10 949 272	11 539 726
	Firms not operated for the entire year	3 318	3 426	5 412 297	402 519	98 520	9 935	786 830	117 049	631 984

See footnotes at end of table.

Table 4. Sales Size of Firms: 1997—Con.

[Includes only firms and establishments with payroll. Excludes data for central administrative offices, auxiliary operations, or establishments of these firms that are classified in other categories than those specified in this table. For meaning of abbreviations and symbols, see introductory text. For explanation of terms, see Appendix A. For method of assignment to categories shown, see Appendix C]

NAICS code	Sales sizes of firms by type of operation and kind of business	Firms (number)	Establishments (number)	Sales (\$1,000)	Annual payroll (\$1,000)	First-quarter payroll (\$1,000)	Paid employees for pay period including March 12 (number)	Operating expenses ¹ (\$1,000)	End-of-1996 inventories (\$1,000)	End-of-1997 inventories (\$1,000)
42	WHOLESALE TRADE—									
	Con.									
421	Wholesale trade, durable goods—									
	Con.									
42161	Electrical apparatus & equip, wiring supp. & const material whlse									
	All firms	9 618	13 431	85 861 019	6 028 387	1 426 667	144 585	11 038 538	5 675 640	6 029 976
	Firms operated for the entire year	8 604	12 394	84 597 125	5 935 452	1 408 095	142 371	10 869 527	5 651 620	5 862 867
	Firms with sales less than \$250,000	1 061	1 061	146 469	33 697	8 191	1 889	61 669	16 036	16 155
	Firms with sales of \$250,000 to \$499,999	925	926	334 748	66 629	15 011	2 687	123 492	34 562	34 983
	Firms with sales of \$500,000 to \$999,999	1 193	1 210	853 662	137 241	32 472	4 834	260 076	82 599	85 527
	Firms with sales of \$1,000,000 to \$2,499,999	1 858	1 912	3 015 012	413 519	94 035	12 723	767 786	260 655	272 094
	Firms with sales of \$2,500,000 to \$4,999,999	1 260	1 336	4 435 000	466 693	108 008	12 749	850 956	335 158	353 915
	Firms with sales of \$5,000,000 to \$9,999,999	1 009	1 214	7 066 088	605 573	136 656	14 425	1 101 994	467 900	487 407
	Firms with sales of \$10,000,000 to \$24,999,999 ..	831	1 274	12 861 603	879 348	196 224	19 954	1 588 518	690 217	719 407
	Firms with sales of \$25,000,000 to \$49,999,999 ..	285	611	9 803 838	626 248	142 464	13 453	1 177 539	633 761	689 942
	Firms with sales of \$50,000,000 to \$99,999,999 ..	109	439	7 340 158	506 668	125 991	11 087	977 268	591 938	684 282
	Firms with sales of \$100,000,000 or more	73	2 411	38 740 547	2 199 836	549 043	48 570	3 960 229	2 538 794	2 519 155
	Firms not operated for the entire year	1 014	1 037	1 263 894	92 935	18 572	2 214	169 011	24 020	167 109
421610	Electrical apparatus & equip, wiring supp. & const material whlse									
	All firms	9 618	13 431	85 861 019	6 028 387	1 426 667	144 585	11 038 538	5 675 640	6 029 976
	Firms operated for the entire year	8 604	12 394	84 597 125	5 935 452	1 408 095	142 371	10 869 527	5 651 620	5 862 867
	Firms with sales less than \$250,000	1 061	1 061	146 469	33 697	8 191	1 889	61 669	16 036	16 155
	Firms with sales of \$250,000 to \$499,999	925	926	334 748	66 629	15 011	2 687	123 492	34 562	34 983
	Firms with sales of \$500,000 to \$999,999	1 193	1 210	853 662	137 241	32 472	4 834	260 076	82 599	85 527
	Firms with sales of \$1,000,000 to \$2,499,999	1 858	1 912	3 015 012	413 519	94 035	12 723	767 786	260 655	272 094
	Firms with sales of \$2,500,000 to \$4,999,999	1 260	1 336	4 435 000	466 693	108 008	12 749	850 956	335 158	353 915
	Firms with sales of \$5,000,000 to \$9,999,999	1 009	1 214	7 066 088	605 573	136 656	14 425	1 101 994	467 900	487 407
	Firms with sales of \$10,000,000 to \$24,999,999 ..	831	1 274	12 861 603	879 348	196 224	19 954	1 588 518	690 217	719 407
	Firms with sales of \$25,000,000 to \$49,999,999 ..	285	611	9 803 838	626 248	142 464	13 453	1 177 539	633 761	689 942
	Firms with sales of \$50,000,000 to \$99,999,999 ..	109	439	7 340 158	506 668	125 991	11 087	977 268	591 938	684 282
	Firms with sales of \$100,000,000 or more	73	2 411	38 740 547	2 199 836	549 043	48 570	3 960 229	2 538 794	2 519 155
	Firms not operated for the entire year	1 014	1 037	1 263 894	92 935	18 572	2 214	169 011	24 020	167 109
42162	Electrical appliance, television & radio set whlse									
	All firms	3 295	3 895	54 683 947	2 079 747	481 012	50 922	6 073 720	3 953 254	4 265 594
	Firms operated for the entire year	2 908	3 507	53 926 864	2 054 925	476 388	50 249	6 002 359	3 907 057	4 126 214
	Firms with sales less than \$250,000	368	369	52 275	12 775	3 075	802	24 965	6 850	6 980
	Firms with sales of \$250,000 to \$499,999	298	301	109 024	22 667	5 411	1 001	45 228	16 195	16 227
	Firms with sales of \$500,000 to \$999,999	383	385	269 539	38 582	9 164	1 564	85 997	31 528	32 169
	Firms with sales of \$1,000,000 to \$2,499,999	575	598	930 937	109 932	25 527	4 133	238 447	111 440	115 848
	Firms with sales of \$2,500,000 to \$4,999,999	408	438	1 460 190	121 862	27 815	3 948	268 200	164 185	166 365
	Firms with sales of \$5,000,000 to \$9,999,999	338	409	2 362 866	174 520	39 588	4 786	374 520	228 108	243 693
	Firms with sales of \$10,000,000 to \$24,999,999 ..	292	392	4 533 928	260 282	59 751	6 899	574 503	389 935	403 202
	Firms with sales of \$25,000,000 to \$49,999,999 ..	134	223	4 536 516	213 440	51 260	5 267	468 069	365 960	377 472
	Firms with sales of \$50,000,000 to \$99,999,999 ..	56	131	3 968 649	149 543	33 213	3 695	399 500	381 214	402 634
	Firms with sales of \$100,000,000 or more	56	261	35 702 940	951 322	221 584	18 154	3 522 930	2 211 642	2 361 624
	Firms not operated for the entire year	387	388	757 083	24 822	4 624	673	71 361	46 197	139 380

See footnotes at end of table.

Table 4. Sales Size of Firms: 1997—Con.

[Includes only firms and establishments with payroll. Excludes data for central administrative offices, auxiliary operations, or establishments of these firms that are classified in other categories than those specified in this table. For meaning of abbreviations and symbols, see introductory text. For explanation of terms, see Appendix A. For method of assignment to categories shown, see Appendix C]

NAICS code	Sales sizes of firms by type of operation and kind of business	Firms (number)	Establishments (number)	Sales (\$1,000)	Annual payroll (\$1,000)	First-quarter payroll (\$1,000)	Paid employees for pay period including March 12 (number)	Operating expenses ¹ (\$1,000)	End-of-1996 inventories (\$1,000)	End-of-1997 inventories (\$1,000)
42	WHOLESALE TRADE—									
	Con.									
421	Wholesale trade, durable goods—									
	Con.									
421620	Electrical appliance, television & radio set whsle									
	All firms	3 295	3 895	54 683 947	2 079 747	481 012	50 922	6 073 720	3 953 254	4 265 594
	Firms operated for the entire year	2 908	3 507	53 926 864	2 054 925	476 388	50 249	6 002 359	3 907 057	4 126 214
	Firms with sales less than \$250,000	368	369	52 275	12 775	3 075	802	24 965	6 850	6 980
	Firms with sales of \$250,000 to \$499,999	298	301	109 024	22 667	5 411	1 001	45 228	16 195	16 227
	Firms with sales of \$500,000 to \$999,999	383	385	269 539	38 582	9 164	1 564	85 997	31 528	32 169
	Firms with sales of \$1,000,000 to \$2,499,999	575	598	930 937	109 932	25 527	4 133	238 447	111 440	115 848
	Firms with sales of \$2,500,000 to \$4,999,999	408	438	1 460 190	121 862	27 815	3 948	268 200	164 185	166 365
	Firms with sales of \$5,000,000 to \$9,999,999	338	409	2 362 866	174 520	39 588	4 786	374 520	228 108	243 693
	Firms with sales of \$10,000,000 to \$24,999,999	292	392	4 533 928	260 282	59 751	6 899	574 503	389 935	403 202
	Firms with sales of \$25,000,000 to \$49,999,999	134	223	4 536 516	213 440	51 260	5 267	468 069	365 960	377 472
	Firms with sales of \$50,000,000 to \$99,999,999	56	131	3 968 649	149 543	33 213	3 695	399 500	381 214	402 634
	Firms with sales of \$100,000,000 or more	56	261	35 702 940	951 322	221 584	18 154	3 522 930	2 211 642	2 361 624
	Firms not operated for the entire year	387	388	757 083	24 822	4 624	673	71 361	46 197	139 380
42169	Other electronic parts & equipment whsle									
	All firms	14 890	20 908	217 146 922	14 416 583	3 575 775	280 259	26 611 635	10 166 888	11 167 346
	Firms operated for the entire year	12 960	18 891	213 681 651	14 123 541	3 498 983	273 096	26 052 052	10 119 551	10 835 926
	Firms with sales less than \$250,000	1 713	1 717	238 344	59 639	14 397	3 337	107 349	23 172	23 489
	Firms with sales of \$250,000 to \$499,999	1 583	1 593	573 683	128 246	29 526	5 156	237 585	53 457	54 229
	Firms with sales of \$500,000 to \$999,999	1 985	2 015	1 434 759	275 073	62 402	9 566	505 044	120 769	123 471
	Firms with sales of \$1,000,000 to \$2,499,999	2 695	2 792	4 325 558	713 863	160 628	20 862	1 304 991	341 770	360 328
	Firms with sales of \$2,500,000 to \$4,999,999	1 709	1 887	6 062 326	802 596	178 607	21 218	1 455 468	459 676	489 215
	Firms with sales of \$5,000,000 to \$9,999,999	1 303	1 532	9 126 990	939 724	210 609	21 720	1 689 316	572 460	616 892
	Firms with sales of \$10,000,000 to \$24,999,999	1 097	1 573	16 550 541	1 347 144	299 890	28 585	2 471 846	972 464	1 053 212
	Firms with sales of \$25,000,000 to \$49,999,999	436	828	14 813 458	949 893	221 347	19 163	1 767 185	801 764	858 151
	Firms with sales of \$50,000,000 to \$99,999,999	202	552	14 116 650	805 777	188 389	14 511	1 572 693	807 983	862 982
	Firms with sales of \$100,000,000 or more	237	4 402	146 439 342	8 101 586	2 133 188	128 978	14 940 575	5 966 036	6 393 957
	Firms not operated for the entire year	1 930	2 017	3 465 271	293 042	76 792	7 163	559 583	47 337	331 420
421690	Other electronic parts & equipment whsle									
	All firms	14 890	20 908	217 146 922	14 416 583	3 575 775	280 259	26 611 635	10 166 888	11 167 346
	Firms operated for the entire year	12 960	18 891	213 681 651	14 123 541	3 498 983	273 096	26 052 052	10 119 551	10 835 926
	Firms with sales less than \$250,000	1 713	1 717	238 344	59 639	14 397	3 337	107 349	23 172	23 489
	Firms with sales of \$250,000 to \$499,999	1 583	1 593	573 683	128 246	29 526	5 156	237 585	53 457	54 229
	Firms with sales of \$500,000 to \$999,999	1 985	2 015	1 434 759	275 073	62 402	9 566	505 044	120 769	123 471
	Firms with sales of \$1,000,000 to \$2,499,999	2 695	2 792	4 325 558	713 863	160 628	20 862	1 304 991	341 770	360 328
	Firms with sales of \$2,500,000 to \$4,999,999	1 709	1 887	6 062 326	802 596	178 607	21 218	1 455 468	459 676	489 215
	Firms with sales of \$5,000,000 to \$9,999,999	1 303	1 532	9 126 990	939 724	210 609	21 720	1 689 316	572 460	616 892
	Firms with sales of \$10,000,000 to \$24,999,999	1 097	1 573	16 550 541	1 347 144	299 890	28 585	2 471 846	972 464	1 053 212
	Firms with sales of \$25,000,000 to \$49,999,999	436	828	14 813 458	949 893	221 347	19 163	1 767 185	801 764	858 151
	Firms with sales of \$50,000,000 to \$99,999,999	202	552	14 116 650	805 777	188 389	14 511	1 572 693	807 983	862 982
	Firms with sales of \$100,000,000 or more	237	4 402	146 439 342	8 101 586	2 133 188	128 978	14 940 575	5 966 036	6 393 957
	Firms not operated for the entire year	1 930	2 017	3 465 271	293 042	76 792	7 163	559 583	47 337	331 420
4216901	Communications equipment & supplies whsle									

See footnotes at end of table.

Table 4. Sales Size of Firms: 1997—Con.

[Includes only firms and establishments with payroll. Excludes data for central administrative offices, auxiliary operations, or establishments of these firms that are classified in other categories than those specified in this table. For meaning of abbreviations and symbols, see introductory text. For explanation of terms, see Appendix A. For method of assignment to categories shown, see Appendix C]

NAICS code	Sales sizes of firms by type of operation and kind of business	Firms (number)	Establishments (number)	Sales (\$1,000)	Annual payroll (\$1,000)	First-quarter payroll (\$1,000)	Paid employees for pay period including March 12 (number)	Operating expenses ¹ (\$1,000)	End-of-1996 inventories (\$1,000)	End-of-1997 inventories (\$1,000)
42	WHOLESALE TRADE—									
	Con.									
421	Wholesale trade, durable goods—									
	Con.									
4216901	Communications equipment & supplies whsle—Con.									
	All firms	5 935	9 180	88 413 555	8 091 469	2 116 989	152 279	14 076 505	3 692 360	4 129 201
	Firms operated for the entire year	5 125	8 319	87 005 835	7 898 385	2 062 136	147 697	13 716 713	3 683 257	4 037 363
	Firms with sales less than \$250,000	796	799	112 108	28 008	6 695	1 601	51 239	8 440	8 585
	Firms with sales of \$250,000 to \$499,999	747	752	269 662	65 403	14 921	2 700	121 479	20 753	21 426
	Firms with sales of \$500,000 to \$999,999	892	910	639 103	142 332	32 916	5 138	256 093	50 305	50 924
	Firms with sales of \$1,000,000 to \$2,499,999	1 143	1 189	1 816 567	372 331	84 872	10 827	660 617	136 223	144 080
	Firms with sales of \$2,500,000 to \$4,999,999	630	734	2 210 227	402 867	89 290	10 571	697 125	162 437	178 620
	Firms with sales of \$5,000,000 to \$9,999,999	379	477	2 654 891	385 477	88 331	8 914	661 157	182 979	196 865
	Firms with sales of \$10,000,000 to \$24,999,999 ..	313	455	4 672 511	579 118	127 211	11 924	1 021 536	336 731	386 819
	Firms with sales of \$25,000,000 to \$49,999,999 ..	110	262	3 614 001	340 442	78 690	7 049	657 745	235 347	246 867
	Firms with sales of \$50,000,000 to \$99,999,999 ..	47	124	3 228 288	318 928	77 205	5 795	649 954	320 646	342 051
	Firms with sales of \$100,000,000 or more	68	2 617	67 788 477	5 263 479	1 462 005	83 178	8 939 768	2 229 396	2 461 126
	Firms not operated for the entire year	810	861	1 407 720	193 084	54 853	4 582	359 792	9 103	91 838
4216902	Electronic parts (excluding communications equipment) whsle									
	All firms	8 996	11 728	128 733 367	6 325 114	1 458 786	127 980	12 535 130	6 474 528	7 038 145
	Firms operated for the entire year	7 875	10 569	126 636 509	6 223 792	1 436 270	125 377	12 330 540	6 436 294	6 798 563
	Firms with sales less than \$250,000	918	919	126 333	31 653	7 707	1 737	56 160	14 732	14 904
	Firms with sales of \$250,000 to \$499,999	836	841	304 021	62 843	14 605	2 456	116 106	32 704	32 803
	Firms with sales of \$500,000 to \$999,999	1 097	1 109	798 579	133 329	29 675	4 436	250 157	71 123	73 227
	Firms with sales of \$1,000,000 to \$2,499,999	1 557	1 609	2 519 724	343 762	76 265	10 081	648 237	207 723	218 576
	Firms with sales of \$2,500,000 to \$4,999,999	1 085	1 158	3 869 094	401 254	89 628	10 695	761 488	297 730	311 124
	Firms with sales of \$5,000,000 to \$9,999,999	931	1 064	6 517 504	559 986	123 841	12 928	1 039 446	398 732	428 474
	Firms with sales of \$10,000,000 to \$24,999,999 ..	789	1 114	11 977 071	775 742	174 451	16 752	1 459 415	647 020	676 658
	Firms with sales of \$25,000,000 to \$49,999,999 ..	327	563	11 255 274	613 778	143 666	12 266	1 134 174	568 059	612 185
	Firms with sales of \$50,000,000 to \$99,999,999 ..	162	484	11 404 882	557 641	127 809	9 915	1 068 414	524 114	567 917
	Firms with sales of \$100,000,000 or more	173	1 708	77 864 027	2 743 804	648 623	44 111	5 796 943	3 674 357	3 862 695
	Firms not operated for the entire year	1 121	1 159	2 096 858	101 322	22 516	2 603	204 590	38 234	239 582
4217	Hardware, & plumbing & heating equipment & supplies whsle									
	All firms	15 305	21 194	92 189 762	7 977 961	1 837 467	219 233	15 249 815	9 822 088	10 370 210
	Firms operated for the entire year	13 717	19 576	90 917 339	7 860 985	1 813 026	215 325	15 021 983	9 763 205	10 157 621
	Firms with sales less than \$250,000	1 784	1 786	252 836	55 422	12 862	3 162	104 852	38 946	39 344
	Firms with sales of \$250,000 to \$499,999	1 704	1 705	614 283	112 268	25 796	5 083	219 750	91 416	93 388
	Firms with sales of \$500,000 to \$999,999	2 093	2 116	1 498 333	257 152	58 819	9 767	495 504	211 820	215 934
	Firms with sales of \$1,000,000 to \$2,499,999	3 070	3 157	4 921 677	725 929	165 356	23 029	1 355 346	621 246	649 043
	Firms with sales of \$2,500,000 to \$4,999,999	2 005	2 280	7 076 593	868 735	197 195	24 940	1 607 028	795 121	835 029
	Firms with sales of \$5,000,000 to \$9,999,999	1 501	2 094	10 508 944	1 153 671	258 508	29 816	2 116 491	1 127 791	1 178 357
	Firms with sales of \$10,000,000 to \$24,999,999 ..	1 015	1 939	15 313 562	1 457 616	330 309	37 354	2 691 058	1 614 737	1 669 826
	Firms with sales of \$25,000,000 to \$49,999,999 ..	296	982	10 105 660	813 350	185 757	20 315	1 556 718	1 057 422	1 073 691
	Firms with sales of \$50,000,000 to \$99,999,999 ..	155	965	10 684 668	791 904	184 522	20 630	1 597 696	1 391 200	1 421 719
	Firms with sales of \$100,000,000 or more	94	2 552	29 940 783	1 624 938	393 902	41 229	3 277 540	2 813 506	2 981 290
	Firms not operated for the entire year	1 588	1 618	1 272 423	116 976	24 441	3 908	227 832	58 883	212 589

See footnotes at end of table.

Table 4. Sales Size of Firms: 1997—Con.

[Includes only firms and establishments with payroll. Excludes data for central administrative offices, auxiliary operations, or establishments of these firms that are classified in other categories than those specified in this table. For meaning of abbreviations and symbols, see introductory text. For explanation of terms, see Appendix A. For method of assignment to categories shown, see Appendix C]

NAICS code	Sales sizes of firms by type of operation and kind of business	Firms (number)	Establishments (number)	Sales (\$1,000)	Annual payroll (\$1,000)	First-quarter payroll (\$1,000)	Paid employees for pay period including March 12 (number)	Operating expenses ¹ (\$1,000)	End-of-1996 inventories (\$1,000)	End-of-1997 inventories (\$1,000)
42	WHOLESALE TRADE—									
	Con.									
421	Wholesale trade, durable goods—									
	Con.									
42171	Hardware whsle									
	All firms	7 369	9 473	44 063 674	3 865 008	879 374	110 963	7 342 028	4 938 173	5 298 245
	Firms operated for the entire year	6 703	8 796	43 508 050	3 813 753	866 923	108 932	7 242 882	4 901 394	5 180 297
	Firms with sales less than \$250,000	907	908	130 477	26 393	6 094	1 596	50 987	23 873	24 331
	Firms with sales of \$250,000 to \$499,999	928	929	334 242	57 837	13 414	2 709	114 087	57 167	58 190
	Firms with sales of \$500,000 to \$999,999	1 045	1 057	741 305	126 089	28 817	4 944	245 808	126 553	129 128
	Firms with sales of \$1,000,000 to \$2,499,999	1 472	1 510	2 354 599	365 716	82 751	11 914	693 861	345 960	360 442
	Firms with sales of \$2,500,000 to \$4,999,999	961	1 067	3 368 740	439 750	98 499	13 159	818 397	433 628	456 512
	Firms with sales of \$5,000,000 to \$9,999,999	715	967	5 032 905	597 119	133 551	15 699	1 107 325	627 023	657 487
	Firms with sales of \$10,000,000 to \$24,999,999	439	767	6 616 277	712 310	158 571	18 980	1 313 653	805 850	838 386
	Firms with sales of \$25,000,000 to \$49,999,999	128	362	4 337 872	353 878	79 163	9 213	707 146	441 726	463 576
	Firms with sales of \$50,000,000 to \$99,999,999	66	334	4 550 208	353 427	81 248	10 124	730 332	602 048	630 990
	Firms with sales of \$100,000,000 or more	42	895	16 041 425	781 234	184 815	20 594	1 461 286	1 437 566	1 561 255
	Firms not operated for the entire year	666	677	555 624	51 255	12 451	2 031	99 146	36 779	117 948
421710	Hardware whsle									
	All firms	7 369	9 473	44 063 674	3 865 008	879 374	110 963	7 342 028	4 938 173	5 298 245
	Firms operated for the entire year	6 703	8 796	43 508 050	3 813 753	866 923	108 932	7 242 882	4 901 394	5 180 297
	Firms with sales less than \$250,000	907	908	130 477	26 393	6 094	1 596	50 987	23 873	24 331
	Firms with sales of \$250,000 to \$499,999	928	929	334 242	57 837	13 414	2 709	114 087	57 167	58 190
	Firms with sales of \$500,000 to \$999,999	1 045	1 057	741 305	126 089	28 817	4 944	245 808	126 553	129 128
	Firms with sales of \$1,000,000 to \$2,499,999	1 472	1 510	2 354 599	365 716	82 751	11 914	693 861	345 960	360 442
	Firms with sales of \$2,500,000 to \$4,999,999	961	1 067	3 368 740	439 750	98 499	13 159	818 397	433 628	456 512
	Firms with sales of \$5,000,000 to \$9,999,999	715	967	5 032 905	597 119	133 551	15 699	1 107 325	627 023	657 487
	Firms with sales of \$10,000,000 to \$24,999,999	439	767	6 616 277	712 310	158 571	18 980	1 313 653	805 850	838 386
	Firms with sales of \$25,000,000 to \$49,999,999	128	362	4 337 872	353 878	79 163	9 213	707 146	441 726	463 576
	Firms with sales of \$50,000,000 to \$99,999,999	66	334	4 550 208	353 427	81 248	10 124	730 332	602 048	630 990
	Firms with sales of \$100,000,000 or more	42	895	16 041 425	781 234	184 815	20 594	1 461 286	1 437 566	1 561 255
	Firms not operated for the entire year	666	677	555 624	51 255	12 451	2 031	99 146	36 779	117 948
42172	Plumbing & heating equipment & supplies (hydronics) whsle									
	All firms	3 726	4 625	22 928 107	1 582 219	368 294	43 887	3 030 305	1 832 534	1 964 641
	Firms operated for the entire year	3 202	4 093	22 525 841	1 549 192	360 719	42 664	2 964 076	1 806 776	1 896 546
	Firms with sales less than \$250,000	405	405	55 478	12 812	3 064	696	23 010	6 919	7 117
	Firms with sales of \$250,000 to \$499,999	323	323	117 575	21 325	4 875	959	43 014	14 984	15 231
	Firms with sales of \$500,000 to \$999,999	466	471	336 708	53 707	12 201	2 056	105 928	38 324	38 532
	Firms with sales of \$1,000,000 to \$2,499,999	700	714	1 120 322	143 335	32 641	4 491	270 022	123 277	130 060
	Firms with sales of \$2,500,000 to \$4,999,999	476	527	1 690 036	163 547	38 585	4 795	314 593	146 155	151 364
	Firms with sales of \$5,000,000 to \$9,999,999	371	463	2 624 918	214 344	49 437	5 796	396 786	207 591	224 012
	Firms with sales of \$10,000,000 to \$24,999,999	302	452	4 648 869	322 652	76 058	7 960	592 288	349 069	364 720
	Firms with sales of \$25,000,000 to \$49,999,999	89	240	3 108 350	190 008	43 782	5 093	362 554	235 826	239 510
	Firms with sales of \$50,000,000 to \$99,999,999	47	164	2 976 462	192 808	42 525	4 632	371 006	260 446	269 063
	Firms with sales of \$100,000,000 or more	23	334	5 847 123	234 654	57 551	6 186	484 875	424 185	456 937
	Firms not operated for the entire year	524	532	402 266	33 027	7 575	1 223	66 229	25 758	68 095
421720	Plumbing & heating equipment & supplies (hydronics) whsle									

See footnotes at end of table.

Table 4. Sales Size of Firms: 1997—Con.

[Includes only firms and establishments with payroll. Excludes data for central administrative offices, auxiliary operations, or establishments of these firms that are classified in other categories than those specified in this table. For meaning of abbreviations and symbols, see introductory text. For explanation of terms, see Appendix A. For method of assignment to categories shown, see Appendix C]

NAICS code	Sales sizes of firms by type of operation and kind of business	Firms (number)	Establishments (number)	Sales (\$1,000)	Annual payroll (\$1,000)	First-quarter payroll (\$1,000)	Paid employees for pay period including March 12 (number)	Operating expenses ¹ (\$1,000)	End-of-1996 inventories (\$1,000)	End-of-1997 inventories (\$1,000)
42	WHOLESALE TRADE—									
	Con.									
421	Wholesale trade, durable goods—									
	Con.									
421720	Plumbing & heating equipment & supplies (hydronics) whsle—Con.									
	All firms	3 726	4 625	22 928 107	1 582 219	368 294	43 887	3 030 305	1 832 534	1 964 641
	Firms operated for the entire year	3 202	4 093	22 525 841	1 549 192	360 719	42 664	2 964 076	1 806 776	1 896 546
	Firms with sales less than \$250,000	405	405	55 478	12 812	3 064	696	23 010	6 919	7 117
	Firms with sales of \$250,000 to \$499,999	323	323	117 575	21 325	4 875	959	43 014	14 984	15 231
	Firms with sales of \$500,000 to \$999,999	466	471	336 708	53 707	12 201	2 056	105 928	38 324	38 532
	Firms with sales of \$1,000,000 to \$2,499,999	700	714	1 120 322	143 335	32 641	4 491	270 022	123 277	130 060
	Firms with sales of \$2,500,000 to \$4,999,999	476	527	1 690 036	163 547	38 585	4 795	314 593	146 155	151 364
	Firms with sales of \$5,000,000 to \$9,999,999	371	463	2 624 918	214 344	49 437	5 796	396 786	207 591	224 012
	Firms with sales of \$10,000,000 to \$24,999,999 ..	302	452	4 648 869	322 652	76 058	7 960	592 288	349 069	364 720
	Firms with sales of \$25,000,000 to \$49,999,999 ..	89	240	3 108 350	190 008	43 782	5 093	362 554	235 826	239 510
	Firms with sales of \$50,000,000 to \$99,999,999 ..	47	164	2 976 462	192 808	42 525	4 632	371 006	260 446	269 063
	Firms with sales of \$100,000,000 or more	23	334	5 847 123	234 654	57 551	6 186	484 875	424 185	456 937
	Firms not operated for the entire year	524	532	402 266	33 027	7 575	1 223	66 229	25 758	68 095
42173	Warm air heating & air-conditioning equipment & supplies whsle									
	All firms	3 307	5 524	20 062 710	2 013 489	471 804	51 252	3 932 992	2 446 751	2 498 546
	Firms operated for the entire year	2 992	5 196	19 805 050	1 994 061	466 991	50 585	3 891 936	2 437 493	2 467 398
	Firms with sales less than \$250,000	353	353	50 404	12 024	2 769	639	22 938	6 083	5 992
	Firms with sales of \$250,000 to \$499,999	339	339	121 402	23 970	5 371	1 043	45 798	14 022	14 401
	Firms with sales of \$500,000 to \$999,999	450	458	323 513	58 820	13 433	2 094	109 216	34 363	36 097
	Firms with sales of \$1,000,000 to \$2,499,999	722	748	1 169 240	173 535	39 854	5 290	314 909	124 811	130 842
	Firms with sales of \$2,500,000 to \$4,999,999	455	555	1 616 910	208 981	47 805	5 538	377 561	178 640	188 637
	Firms with sales of \$5,000,000 to \$9,999,999	318	483	2 174 168	264 176	58 647	6 223	480 726	234 074	237 815
	Firms with sales of \$10,000,000 to \$24,999,999 ..	222	558	3 280 255	335 277	76 840	8 231	618 341	362 580	359 857
	Firms with sales of \$25,000,000 to \$49,999,999 ..	74	400	2 502 390	262 341	60 184	6 242	470 513	347 417	337 662
	Firms with sales of \$50,000,000 to \$99,999,999 ..	35	273	D	D	D	h	D	D	D
	Firms with sales of \$100,000,000 or more	24	1 029	D	D	D	j	D	D	D
	Firms not operated for the entire year	315	328	257 660	19 428	4 813	667	41 056	9 258	31 148
421730	Warm air heating & air-conditioning equipment & supplies whsle									
	All firms	3 307	5 524	20 062 710	2 013 489	471 804	51 252	3 932 992	2 446 751	2 498 546
	Firms operated for the entire year	2 992	5 196	19 805 050	1 994 061	466 991	50 585	3 891 936	2 437 493	2 467 398
	Firms with sales less than \$250,000	353	353	50 404	12 024	2 769	639	22 938	6 083	5 992
	Firms with sales of \$250,000 to \$499,999	339	339	121 402	23 970	5 371	1 043	45 798	14 022	14 401
	Firms with sales of \$500,000 to \$999,999	450	458	323 513	58 820	13 433	2 094	109 216	34 363	36 097
	Firms with sales of \$1,000,000 to \$2,499,999	722	748	1 169 240	173 535	39 854	5 290	314 909	124 811	130 842
	Firms with sales of \$2,500,000 to \$4,999,999	455	555	1 616 910	208 981	47 805	5 538	377 561	178 640	188 637
	Firms with sales of \$5,000,000 to \$9,999,999	318	483	2 174 168	264 176	58 647	6 223	480 726	234 074	237 815
	Firms with sales of \$10,000,000 to \$24,999,999 ..	222	558	3 280 255	335 277	76 840	8 231	618 341	362 580	359 857
	Firms with sales of \$25,000,000 to \$49,999,999 ..	74	400	2 502 390	262 341	60 184	6 242	470 513	347 417	337 662
	Firms with sales of \$50,000,000 to \$99,999,999 ..	35	273	D	D	D	h	D	D	D
	Firms with sales of \$100,000,000 or more	24	1 029	D	D	D	j	D	D	D
	Firms not operated for the entire year	315	328	257 660	19 428	4 813	667	41 056	9 258	31 148

See footnotes at end of table.

Table 4. Sales Size of Firms: 1997—Con.

[Includes only firms and establishments with payroll. Excludes data for central administrative offices, auxiliary operations, or establishments of these firms that are classified in other categories than those specified in this table. For meaning of abbreviations and symbols, see introductory text. For explanation of terms, see Appendix A. For method of assignment to categories shown, see Appendix C]

NAICS code	Sales sizes of firms by type of operation and kind of business	Firms (number)	Establishments (number)	Sales (\$1,000)	Annual payroll (\$1,000)	First-quarter payroll (\$1,000)	Paid employees for pay period including March 12 (number)	Operating expenses ¹ (\$1,000)	End-of-1996 inventories (\$1,000)	End-of-1997 inventories (\$1,000)
42	WHOLESALE TRADE—Con.									
421	Wholesale trade, durable goods—Con.									
42174	Refrigeration equipment & supplies whsle									
	All firms	998	1 572	5 135 271	517 245	117 995	13 131	944 490	604 630	608 778
	Firms operated for the entire year	907	1 481	5 059 735	502 394	117 099	12 967	920 479	603 864	601 533
	Firms with sales less than \$250,000	119	120	16 477	4 193	935	231	7 917	2 071	1 904
	Firms with sales of \$250,000 to \$499,999	119	119	42 886	9 279	2 166	383	17 243	5 408	5 732
	Firms with sales of \$500,000 to \$999,999	140	141	102 293	19 344	4 557	701	36 077	14 004	13 623
	Firms with sales of \$1,000,000 to \$2,499,999	196	207	312 815	49 412	11 678	1 516	87 073	33 941	34 341
	Firms with sales of \$2,500,000 to \$4,999,999	125	141	442 133	60 067	13 198	1 590	103 939	45 042	46 843
	Firms with sales of \$5,000,000 to \$9,999,999	119	218	831 261	91 942	20 573	2 544	161 541	86 645	89 439
	Firms with sales of \$10,000,000 to \$24,999,999 ..	63	177	960 220	103 357	22 738	2 632	198 724	137 739	133 882
	Firms with sales of \$25,000,000 to \$49,999,999 ..	14	88	487 534	35 800	9 367	885	69 524	71 436	74 008
	Firms with sales of \$50,000,000 to \$99,999,999 ..	7	73	D	D	D	f	D	D	D
	Firms with sales of \$100,000,000 or more	5	197	D	D	D	g	D	D	D
	Firms not operated for the entire year	91	91	75 536	14 851	896	164	24 011	766	7 245
421740	Refrigeration equipment & supplies whsle									
	All firms	998	1 572	5 135 271	517 245	117 995	13 131	944 490	604 630	608 778
	Firms operated for the entire year	907	1 481	5 059 735	502 394	117 099	12 967	920 479	603 864	601 533
	Firms with sales less than \$250,000	119	120	16 477	4 193	935	231	7 917	2 071	1 904
	Firms with sales of \$250,000 to \$499,999	119	119	42 886	9 279	2 166	383	17 243	5 408	5 732
	Firms with sales of \$500,000 to \$999,999	140	141	102 293	19 344	4 557	701	36 077	14 004	13 623
	Firms with sales of \$1,000,000 to \$2,499,999	196	207	312 815	49 412	11 678	1 516	87 073	33 941	34 341
	Firms with sales of \$2,500,000 to \$4,999,999	125	141	442 133	60 067	13 198	1 590	103 939	45 042	46 843
	Firms with sales of \$5,000,000 to \$9,999,999	119	218	831 261	91 942	20 573	2 544	161 541	86 645	89 439
	Firms with sales of \$10,000,000 to \$24,999,999 ..	63	177	960 220	103 357	22 738	2 632	198 724	137 739	133 882
	Firms with sales of \$25,000,000 to \$49,999,999 ..	14	88	487 534	35 800	9 367	885	69 524	71 436	74 008
	Firms with sales of \$50,000,000 to \$99,999,999 ..	7	73	D	D	D	f	D	D	D
	Firms with sales of \$100,000,000 or more	5	197	D	D	D	g	D	D	D
	Firms not operated for the entire year	91	91	75 536	14 851	896	164	24 011	766	7 245
4218	Machinery, equipment, & supplies whsle									
	All firms	60 340	76 643	328 968 331	29 401 798	6 772 121	772 550	55 393 646	43 404 221	46 905 904
	Firms operated for the entire year	54 092	70 335	324 719 121	29 017 868	6 690 976	760 117	54 634 923	43 242 907	46 024 926
	Firms with sales less than \$250,000	7 467	7 469	1 029 216	235 913	55 937	13 464	435 888	133 363	133 920
	Firms with sales of \$250,000 to \$499,999	6 867	6 878	2 512 159	452 394	103 882	20 525	891 858	314 473	319 129
	Firms with sales of \$500,000 to \$999,999	8 997	9 078	6 475 853	1 022 358	232 549	40 188	2 022 696	819 365	845 906
	Firms with sales of \$1,000,000 to \$2,499,999	12 387	12 752	19 906 341	2 759 639	624 849	90 034	5 277 503	2 484 968	2 585 024
	Firms with sales of \$2,500,000 to \$4,999,999	7 891	8 828	27 835 466	3 495 223	780 826	97 628	6 445 007	3 642 473	3 836 353
	Firms with sales of \$5,000,000 to \$9,999,999	5 413	7 124	37 547 608	4 235 008	951 484	107 827	7 713 203	5 273 258	5 632 678
	Firms with sales of \$10,000,000 to \$24,999,999 ..	3 438	6 637	51 613 127	5 291 887	1 198 774	127 673	9 590 641	7 607 892	8 229 427
	Firms with sales of \$25,000,000 to \$49,999,999 ..	933	3 028	32 028 113	3 075 845	718 338	73 220	5 770 928	5 051 605	5 331 132
	Firms with sales of \$50,000,000 to \$99,999,999 ..	361	2 181	24 066 199	2 059 807	494 016	48 422	3 783 510	3 894 565	4 222 436
	Firms with sales of \$100,000,000 or more	338	6 360	121 705 039	6 389 794	1 530 321	141 136	12 703 689	14 020 945	14 888 921
	Firms not operated for the entire year	6 248	6 308	4 249 210	383 930	81 145	12 433	758 723	161 314	880 978

See footnotes at end of table.

Table 4. Sales Size of Firms: 1997—Con.

[Includes only firms and establishments with payroll. Excludes data for central administrative offices, auxiliary operations, or establishments of these firms that are classified in other categories than those specified in this table. For meaning of abbreviations and symbols, see introductory text. For explanation of terms, see Appendix A. For method of assignment to categories shown, see Appendix C]

NAICS code	Sales sizes of firms by type of operation and kind of business	Firms (number)	Establishments (number)	Sales (\$1,000)	Annual payroll (\$1,000)	First-quarter payroll (\$1,000)	Paid employees for pay period including March 12 (number)	Operating expenses ¹ (\$1,000)	End-of-1996 inventories (\$1,000)	End-of-1997 inventories (\$1,000)
42	WHOLESALE TRADE—									
	Con.									
421	Wholesale trade, durable goods—									
	Con.									
42181	Construction & mining (except petroleum) machinery & equip whsle									
	All firms	3 740	5 321	44 725 989	3 604 644	862 419	87 611	6 683 340	11 166 924	12 140 651
	Firms operated for the entire year	3 339	4 916	44 419 767	3 582 320	858 682	87 051	6 635 421	11 157 756	12 045 970
	Firms with sales less than \$250,000	334	334	46 095	10 849	2 530	591	19 667	9 101	9 299
	Firms with sales of \$250,000 to \$499,999	332	333	122 529	22 012	4 826	918	43 551	23 767	24 354
	Firms with sales of \$500,000 to \$999,999	486	490	355 343	53 525	11 949	2 074	109 785	70 071	72 771
	Firms with sales of \$1,000,000 to \$2,499,999	693	705	1 098 009	136 280	30 339	4 461	275 788	197 847	202 880
	Firms with sales of \$2,500,000 to \$4,999,999	508	567	1 799 200	210 468	47 904	5 922	408 384	365 718	379 898
	Firms with sales of \$5,000,000 to \$9,999,999	409	520	2 845 721	301 059	65 496	7 633	587 342	604 927	644 502
	Firms with sales of \$10,000,000 to \$24,999,999 ..	313	606	4 812 639	493 545	113 157	12 138	958 802	1 250 489	1 397 958
	Firms with sales of \$25,000,000 to \$49,999,999 ..	118	404	4 117 758	392 523	94 633	9 465	737 848	1 175 453	1 266 691
	Firms with sales of \$50,000,000 to \$99,999,999 ..	64	330	4 683 378	441 861	105 902	10 535	761 991	1 534 705	1 727 037
	Firms with sales of \$100,000,000 or more	82	627	24 539 095	1 520 198	381 946	33 314	2 732 263	5 925 678	6 320 580
	Firms not operated for the entire year	401	405	306 222	22 324	3 737	560	47 919	9 168	94 681
421810	Construction & mining (except petroleum) machinery & equip whsle									
	All firms	3 740	5 321	44 725 989	3 604 644	862 419	87 611	6 683 340	11 166 924	12 140 651
	Firms operated for the entire year	3 339	4 916	44 419 767	3 582 320	858 682	87 051	6 635 421	11 157 756	12 045 970
	Firms with sales less than \$250,000	334	334	46 095	10 849	2 530	591	19 667	9 101	9 299
	Firms with sales of \$250,000 to \$499,999	332	333	122 529	22 012	4 826	918	43 551	23 767	24 354
	Firms with sales of \$500,000 to \$999,999	486	490	355 343	53 525	11 949	2 074	109 785	70 071	72 771
	Firms with sales of \$1,000,000 to \$2,499,999	693	705	1 098 009	136 280	30 339	4 461	275 788	197 847	202 880
	Firms with sales of \$2,500,000 to \$4,999,999	508	567	1 799 200	210 468	47 904	5 922	408 384	365 718	379 898
	Firms with sales of \$5,000,000 to \$9,999,999	409	520	2 845 721	301 059	65 496	7 633	587 342	604 927	644 502
	Firms with sales of \$10,000,000 to \$24,999,999 ..	313	606	4 812 639	493 545	113 157	12 138	958 802	1 250 489	1 397 958
	Firms with sales of \$25,000,000 to \$49,999,999 ..	118	404	4 117 758	392 523	94 633	9 465	737 848	1 175 453	1 266 691
	Firms with sales of \$50,000,000 to \$99,999,999 ..	64	330	4 683 378	441 861	105 902	10 535	761 991	1 534 705	1 727 037
	Firms with sales of \$100,000,000 or more	82	627	24 539 095	1 520 198	381 946	33 314	2 732 263	5 925 678	6 320 580
	Firms not operated for the entire year	401	405	306 222	22 324	3 737	560	47 919	9 168	94 681
42182	Farm & garden machinery & equipment whsle									
	All firms	8 518	9 782	39 713 264	2 860 510	643 779	101 413	5 578 804	8 510 984	9 247 680
	Firms operated for the entire year	7 769	9 028	39 206 930	2 818 058	633 936	99 579	5 492 192	8 473 343	9 048 510
	Firms with sales less than \$250,000	951	951	132 056	21 994	5 071	1 698	46 122	35 780	35 745
	Firms with sales of \$250,000 to \$499,999	883	883	325 341	45 967	10 366	2 728	98 534	81 257	81 683
	Firms with sales of \$500,000 to \$999,999	1 174	1 178	837 078	105 912	24 623	5 604	219 744	210 308	214 658
	Firms with sales of \$1,000,000 to \$2,499,999	1 685	1 716	2 752 678	300 255	68 331	13 705	597 538	724 507	749 610
	Firms with sales of \$2,500,000 to \$4,999,999	1 281	1 381	4 554 373	435 425	95 921	16 870	810 303	1 215 296	1 288 830
	Firms with sales of \$5,000,000 to \$9,999,999	1 027	1 266	7 158 687	609 792	135 902	20 673	1 117 955	1 924 395	2 083 923
	Firms with sales of \$10,000,000 to \$24,999,999 ..	632	1 097	9 410 679	758 393	167 370	23 541	1 372 632	2 472 877	2 689 356
	Firms with sales of \$25,000,000 to \$49,999,999 ..	101	320	3 361 796	257 991	59 819	7 462	489 573	849 634	911 053
	Firms with sales of \$50,000,000 to \$99,999,999 ..	22	168	1 410 240	90 401	20 909	3 242	198 081	313 405	337 427
	Firms with sales of \$100,000,000 or more	13	68	9 264 002	191 928	45 624	4 056	541 710	645 884	656 225
	Firms not operated for the entire year	749	754	506 334	42 452	9 843	1 834	86 612	37 641	199 170

See footnotes at end of table.

Table 4. Sales Size of Firms: 1997—Con.

[Includes only firms and establishments with payroll. Excludes data for central administrative offices, auxiliary operations, or establishments of these firms that are classified in other categories than those specified in this table. For meaning of abbreviations and symbols, see introductory text. For explanation of terms, see Appendix A. For method of assignment to categories shown, see Appendix C]

NAICS code	Sales sizes of firms by type of operation and kind of business	Firms (number)	Establishments (number)	Sales (\$1,000)	Annual payroll (\$1,000)	First-quarter payroll (\$1,000)	Paid employees for pay period including March 12 (number)	Operating expenses ¹ (\$1,000)	End-of-1996 inventories (\$1,000)	End-of-1997 inventories (\$1,000)
42	WHOLESALE TRADE—									
	Con.									
421	Wholesale trade, durable goods—Con.									
421820	Farm & garden machinery & equipment whsle									
	All firms	8 518	9 782	39 713 264	2 860 510	643 779	101 413	5 578 804	8 510 984	9 247 680
	Firms operated for the entire year	7 769	9 028	39 206 930	2 818 058	633 936	99 579	5 492 192	8 473 343	9 048 510
	Firms with sales less than \$250,000	951	951	132 056	21 994	5 071	1 698	46 122	35 780	35 745
	Firms with sales of \$250,000 to \$499,999	883	883	325 341	45 967	10 366	2 728	98 534	81 257	81 683
	Firms with sales of \$500,000 to \$999,999	1 174	1 178	837 078	105 912	24 623	5 604	219 744	210 308	214 658
	Firms with sales of \$1,000,000 to \$2,499,999	1 685	1 716	2 752 678	300 255	68 331	13 705	597 538	724 507	749 610
	Firms with sales of \$2,500,000 to \$4,999,999	1 281	1 381	4 554 373	435 425	95 921	16 870	810 303	1 215 296	1 288 830
	Firms with sales of \$5,000,000 to \$9,999,999	1 027	1 266	7 158 687	609 792	135 902	20 673	1 117 955	1 924 395	2 083 923
	Firms with sales of \$10,000,000 to \$24,999,999 ..	632	1 097	9 410 679	758 393	167 370	23 541	1 372 632	2 472 877	2 689 356
	Firms with sales of \$25,000,000 to \$49,999,999 ..	101	320	3 361 796	257 991	59 819	7 462	489 573	849 634	911 053
	Firms with sales of \$50,000,000 to \$99,999,999 ..	22	168	1 410 240	90 401	20 909	3 242	198 081	313 405	337 427
	Firms with sales of \$100,000,000 or more	13	68	9 264 002	191 928	45 624	4 056	541 710	645 884	656 225
	Firms not operated for the entire year	749	754	506 334	42 452	9 843	1 834	86 612	37 641	199 170
4218201	Farm machinery & equipment—farm dealers									
	All firms	6 196	6 931	21 996 353	1 898 402	427 060	72 177	3 457 808	6 404 218	6 994 668
	Firms operated for the entire year	5 696	6 429	21 637 682	1 869 377	420 021	70 864	3 400 293	6 363 893	6 839 697
	Firms with sales less than \$250,000	656	656	91 949	14 641	3 333	1 187	30 185	27 741	27 574
	Firms with sales of \$250,000 to \$499,999	641	641	237 773	32 620	7 324	1 971	69 518	63 721	64 141
	Firms with sales of \$500,000 to \$999,999	850	851	607 000	74 845	17 408	4 079	154 468	162 645	166 058
	Firms with sales of \$1,000,000 to \$2,499,999	1 231	1 246	2 023 929	220 933	50 503	10 367	431 184	578 610	597 405
	Firms with sales of \$2,500,000 to \$4,999,999	984	1 059	3 509 710	332 582	74 188	13 450	606 808	1 023 762	1 082 875
	Firms with sales of \$5,000,000 to \$9,999,999	790	938	5 509 282	460 795	102 802	16 196	831 895	1 623 243	1 757 835
	Firms with sales of \$10,000,000 to \$24,999,999 ..	478	793	7 062 370	543 550	119 507	17 430	952 831	2 038 184	2 235 390
	Firms with sales of \$25,000,000 to \$49,999,999 ..	55	164	D	D	D	h	D	D	D
	Firms with sales of \$50,000,000 to \$99,999,999 ..	10	71	665 294	41 308	9 476	1 611	72 379	226 730	240 456
	Firms with sales of \$100,000,000 or more	1	10	D	D	D	e	D	D	D
	Firms not operated for the entire year	500	502	358 671	29 025	7 039	1 313	57 515	40 325	154 971
4218202	Farm machinery & equipment—whsle distributors									
	All firms	1 734	2 122	13 486 595	643 692	144 052	19 867	1 410 579	1 404 776	1 517 644
	Firms operated for the entire year	1 560	1 945	13 392 753	635 789	142 640	19 538	1 393 521	1 403 753	1 488 875
	Firms with sales less than \$250,000	221	221	29 720	5 532	1 334	393	12 306	5 768	5 863
	Firms with sales of \$250,000 to \$499,999	190	190	69 167	10 076	2 330	570	22 082	13 766	13 850
	Firms with sales of \$500,000 to \$999,999	252	255	179 350	23 933	5 507	1 199	50 893	36 273	37 445
	Firms with sales of \$1,000,000 to \$2,499,999	370	383	593 148	65 625	14 812	2 706	136 083	117 082	123 340
	Firms with sales of \$2,500,000 to \$4,999,999	225	242	790 122	74 923	15 961	2 462	151 290	143 131	156 507
	Firms with sales of \$5,000,000 to \$9,999,999	175	239	1 218 971	106 013	23 597	3 384	202 057	226 100	244 796
	Firms with sales of \$10,000,000 to \$24,999,999 ..	89	214	1 313 377	125 232	27 071	3 565	247 913	226 843	255 316
	Firms with sales of \$25,000,000 to \$49,999,999 ..	21	68	D	D	D	g	D	D	D
	Firms with sales of \$50,000,000 to \$99,999,999 ..	5	86	D	D	D	f	D	D	D
	Firms with sales of \$100,000,000 or more	12	47	D	D	D	h	D	D	D
	Firms not operated for the entire year	174	177	93 842	7 903	1 412	329	17 058	1 023	28 769

See footnotes at end of table.

Table 4. Sales Size of Firms: 1997—Con.

[Includes only firms and establishments with payroll. Excludes data for central administrative offices, auxiliary operations, or establishments of these firms that are classified in other categories than those specified in this table. For meaning of abbreviations and symbols, see introductory text. For explanation of terms, see Appendix A. For method of assignment to categories shown, see Appendix C]

NAICS code	Sales sizes of firms by type of operation and kind of business	Firms (number)	Establishments (number)	Sales (\$1,000)	Annual payroll (\$1,000)	First-quarter payroll (\$1,000)	Paid employees for pay period including March 12 (number)	Operating expenses ¹ (\$1,000)	End-of-1996 inventories (\$1,000)	End-of-1997 inventories (\$1,000)
42	WHOLESALE TRADE—									
	Con.									
421	Wholesale trade, durable goods—									
	Con.									
4218203	Lawn & garden machinery & equipment whsle									
	All firms	632	729	4 230 316	318 416	72 667	9 369	710 417	701 990	735 368
	Firms operated for the entire year	554	651	4 172 989	312 727	71 155	9 142	697 699	701 468	719 938
	Firms with sales less than \$250,000	76	76	10 799	1 945	436	124	3 870	2 300	2 337
	Firms with sales of \$250,000 to \$499,999	53	53	18 802	3 295	717	188	6 993	3 855	3 784
	Firms with sales of \$500,000 to \$999,999	78	78	54 875	7 683	1 816	350	15 419	12 210	12 045
	Firms with sales of \$1,000,000 to \$2,499,999	93	93	149 688	15 088	3 307	686	33 337	31 283	32 010
	Firms with sales of \$2,500,000 to \$4,999,999	81	88	284 658	31 051	6 534	1 045	57 915	54 563	56 033
	Firms with sales of \$5,000,000 to \$9,999,999	74	102	523 378	50 794	11 488	1 406	99 046	101 600	107 468
	Firms with sales of \$10,000,000 to \$24,999,999	68	111	1 067 542	96 802	22 620	2 753	188 265	228 492	223 941
	Firms with sales of \$25,000,000 to \$49,999,999	24	40	D	D	D	g	D	D	D
	Firms with sales of \$50,000,000 to \$99,999,999	6	8	D	D	D	f	D	D	D
	Firms with sales of \$100,000,000 or more	1	2	D	D	D	e	D	D	D
	Firms not operated for the entire year	78	78	57 327	5 689	1 512	227	12 718	522	15 430
42183	Industrial machinery & equipment whsle									
	All firms	29 234	35 674	139 946 952	14 167 699	3 238 229	342 008	26 426 084	13 953 455	14 863 422
	Firms operated for the entire year	26 266	32 684	137 956 136	13 973 169	3 196 566	335 900	26 051 223	13 893 636	14 519 502
	Firms with sales less than \$250,000	3 653	3 654	503 810	122 938	29 153	6 391	222 154	49 086	49 260
	Firms with sales of \$250,000 to \$499,999	3 250	3 251	1 188 659	222 463	51 070	9 189	430 787	113 345	115 417
	Firms with sales of \$500,000 to \$999,999	4 362	4 406	3 145 121	510 441	115 500	18 021	995 214	299 083	308 953
	Firms with sales of \$1,000,000 to \$2,499,999	6 208	6 382	9 952 431	1 437 126	324 183	42 254	2 708 898	910 457	956 438
	Firms with sales of \$2,500,000 to \$4,999,999	3 872	4 324	13 596 179	1 773 528	394 689	44 423	3 252 260	1 267 735	1 334 460
	Firms with sales of \$5,000,000 to \$9,999,999	2 529	3 277	17 537 097	2 088 814	476 106	48 050	3 763 479	1 709 102	1 812 376
	Firms with sales of \$10,000,000 to \$24,999,999	1 597	2 938	23 912 304	2 593 708	588 062	57 024	4 586 204	2 408 006	2 554 837
	Firms with sales of \$25,000,000 to \$49,999,999	468	1 308	15 893 750	1 617 241	376 095	34 948	2 965 757	1 969 770	2 080 467
	Firms with sales of \$50,000,000 to \$99,999,999	181	971	12 039 467	1 061 382	254 173	22 447	1 962 527	1 466 917	1 494 821
	Firms with sales of \$100,000,000 or more	146	2 173	40 187 318	2 545 528	587 535	53 153	5 163 943	3 700 135	3 812 473
	Firms not operated for the entire year	2 968	2 990	1 990 816	194 530	41 663	6 108	374 861	59 819	343 920
421830	Industrial machinery & equipment whsle									
	All firms	29 234	35 674	139 946 952	14 167 699	3 238 229	342 008	26 426 084	13 953 455	14 863 422
	Firms operated for the entire year	26 266	32 684	137 956 136	13 973 169	3 196 566	335 900	26 051 223	13 893 636	14 519 502
	Firms with sales less than \$250,000	3 653	3 654	503 810	122 938	29 153	6 391	222 154	49 086	49 260
	Firms with sales of \$250,000 to \$499,999	3 250	3 251	1 188 659	222 463	51 070	9 189	430 787	113 345	115 417
	Firms with sales of \$500,000 to \$999,999	4 362	4 406	3 145 121	510 441	115 500	18 021	995 214	299 083	308 953
	Firms with sales of \$1,000,000 to \$2,499,999	6 208	6 382	9 952 431	1 437 126	324 183	42 254	2 708 898	910 457	956 438
	Firms with sales of \$2,500,000 to \$4,999,999	3 872	4 324	13 596 179	1 773 528	394 689	44 423	3 252 260	1 267 735	1 334 460
	Firms with sales of \$5,000,000 to \$9,999,999	2 529	3 277	17 537 097	2 088 814	476 106	48 050	3 763 479	1 709 102	1 812 376
	Firms with sales of \$10,000,000 to \$24,999,999	1 597	2 938	23 912 304	2 593 708	588 062	57 024	4 586 204	2 408 006	2 554 837
	Firms with sales of \$25,000,000 to \$49,999,999	468	1 308	15 893 750	1 617 241	376 095	34 948	2 965 757	1 969 770	2 080 467
	Firms with sales of \$50,000,000 to \$99,999,999	181	971	12 039 467	1 061 382	254 173	22 447	1 962 527	1 466 917	1 494 821
	Firms with sales of \$100,000,000 or more	146	2 173	40 187 318	2 545 528	587 535	53 153	5 163 943	3 700 135	3 812 473
	Firms not operated for the entire year	2 968	2 990	1 990 816	194 530	41 663	6 108	374 861	59 819	343 920
4218301	Food-processing machinery & equipment whsle									

See footnotes at end of table.

Table 4. Sales Size of Firms: 1997—Con.

[Includes only firms and establishments with payroll. Excludes data for central administrative offices, auxiliary operations, or establishments of these firms that are classified in other categories than those specified in this table. For meaning of abbreviations and symbols, see introductory text. For explanation of terms, see Appendix A. For method of assignment to categories shown, see Appendix C]

NAICS code	Sales sizes of firms by type of operation and kind of business	Firms (number)	Establishments (number)	Sales (\$1,000)	Annual payroll (\$1,000)	First-quarter payroll (\$1,000)	Paid employees for pay period including March 12 (number)	Operating expenses ¹ (\$1,000)	End-of-1996 inventories (\$1,000)	End-of-1997 inventories (\$1,000)
42	WHOLESALE TRADE—Con.									
421	Wholesale trade, durable goods—Con.									
4218301	Food-processing machinery & equipment whsle—Con.									
	All firms	1 236	1 333	4 273 371	496 582	115 224	12 098	906 693	449 556	482 438
	Firms operated for the entire year	1 123	1 220	4 160 966	488 405	112 874	11 814	891 258	447 865	472 306
	Firms with sales less than \$250,000	146	146	20 180	4 943	1 118	278	9 150	2 184	2 246
	Firms with sales of \$250,000 to \$499,999	154	154	56 818	11 732	2 753	469	21 801	6 420	6 665
	Firms with sales of \$500,000 to \$999,999	191	192	135 616	21 296	4 925	775	41 863	12 604	12 887
	Firms with sales of \$1,000,000 to \$2,499,999	252	257	D	D	D	g	D	D	D
	Firms with sales of \$2,500,000 to \$4,999,999	168	178	571 446	79 093	18 128	2 098	142 626	60 479	63 928
	Firms with sales of \$5,000,000 to \$9,999,999	116	138	779 334	92 523	20 441	2 037	169 811	76 116	88 266
	Firms with sales of \$10,000,000 to \$24,999,999	74	105	1 120 053	98 395	22 605	2 079	173 056	82 833	84 353
	Firms with sales of \$25,000,000 to \$49,999,999	16	27	522 623	60 216	14 884	1 257	113 989	78 254	80 186
	Firms with sales of \$50,000,000 to \$99,999,999	4	14	245 189	31 453	7 603	462	47 357	47 864	46 904
	Firms with sales of \$100,000,000 or more	2	9	D	D	D	f	D	D	D
	Firms not operated for the entire year	113	113	112 405	8 177	2 350	284	15 435	1 691	10 132
4218302	Hydraulic & pneumatic (fluid-power) machinery & equipment whsle									
	All firms	2 981	3 866	13 016 250	1 637 232	378 722	40 348	2 960 404	1 300 399	1 412 054
	Firms operated for the entire year	2 713	3 598	12 823 163	1 617 055	374 976	39 746	2 922 892	1 294 872	1 370 438
	Firms with sales less than \$250,000	356	356	51 779	12 708	3 069	681	22 098	5 743	5 867
	Firms with sales of \$250,000 to \$499,999	285	286	104 430	21 719	4 983	896	39 615	10 296	10 912
	Firms with sales of \$500,000 to \$999,999	441	447	318 002	56 974	12 862	2 004	106 473	34 516	35 398
	Firms with sales of \$1,000,000 to \$2,499,999	699	722	D	D	D	i	D	D	D
	Firms with sales of \$2,500,000 to \$4,999,999	388	470	1 357 339	204 346	45 950	5 193	360 879	147 698	157 097
	Firms with sales of \$5,000,000 to \$9,999,999	294	440	2 027 343	285 265	66 719	6 670	492 184	221 834	235 556
	Firms with sales of \$10,000,000 to \$24,999,999	171	339	2 494 017	317 541	72 542	6 469	535 710	244 581	257 777
	Firms with sales of \$25,000,000 to \$49,999,999	56	257	1 940 609	232 096	53 918	4 977	384 552	239 250	255 620
	Firms with sales of \$50,000,000 to \$99,999,999	9	55	549 092	58 685	14 280	1 245	108 035	40 537	49 921
	Firms with sales of \$100,000,000 or more	14	226	D	D	D	i	D	D	D
	Firms not operated for the entire year	268	268	193 087	20 177	3 746	602	37 512	5 527	41 616
42183021	Hydraulic & pneumatic pumps & motors whsle									
	All firms	1 285	1 636	4 753 826	543 359	127 730	13 756	969 270	471 624	506 332
	Firms operated for the entire year	1 149	1 500	4 662 737	534 264	125 744	13 471	952 740	470 896	485 981
	Firms with sales less than \$250,000	182	182	25 915	6 230	1 518	341	10 768	2 478	2 484
	Firms with sales of \$250,000 to \$499,999	129	129	47 063	9 802	2 286	401	17 692	4 240	4 495
	Firms with sales of \$500,000 to \$999,999	215	215	154 722	27 367	6 093	935	51 494	15 205	15 635
	Firms with sales of \$1,000,000 to \$2,499,999	309	312	D	D	D	g	D	D	D
	Firms with sales of \$2,500,000 to \$4,999,999	129	144	443 556	64 218	14 946	1 589	117 606	46 129	47 550
	Firms with sales of \$5,000,000 to \$9,999,999	101	146	702 282	91 722	24 140	2 203	161 918	69 696	71 558
	Firms with sales of \$10,000,000 to \$24,999,999	52	106	780 463	96 983	21 822	1 958	165 868	84 785	83 661
	Firms with sales of \$25,000,000 to \$49,999,999	21	94	699 287	70 337	15 838	1 645	117 253	87 368	99 794
	Firms with sales of \$50,000,000 to \$99,999,999	5	56	D	D	D	f	D	D	D
	Firms with sales of \$100,000,000 or more	6	116	D	D	D	g	D	D	D
	Firms not operated for the entire year	136	136	91 089	9 095	1 986	285	16 530	728	20 351

See footnotes at end of table.

Table 4. Sales Size of Firms: 1997—Con.

[Includes only firms and establishments with payroll. Excludes data for central administrative offices, auxiliary operations, or establishments of these firms that are classified in other categories than those specified in this table. For meaning of abbreviations and symbols, see introductory text. For explanation of terms, see Appendix A. For method of assignment to categories shown, see Appendix C]

NAICS code	Sales sizes of firms by type of operation and kind of business	Firms (number)	Establishments (number)	Sales (\$1,000)	Annual payroll (\$1,000)	First-quarter payroll (\$1,000)	Paid employees for pay period including March 12 (number)	Operating expenses ¹ (\$1,000)	End-of-1996 inventories (\$1,000)	End-of-1997 inventories (\$1,000)
42	WHOLESALE TRADE—									
	Con.									
421	Wholesale trade, durable goods—									
	Con.									
42183022	Hydraulic & pneumatic parts, accessories, & supplies whsle									
	All firms	1 714	2 230	8 262 424	1 093 873	250 992	26 592	1 991 134	828 775	905 722
	Firms operated for the entire year	1 581	2 097	8 159 456	1 082 639	249 164	26 266	1 969 769	823 976	884 457
	Firms with sales less than \$250,000	174	174	25 864	6 478	1 551	340	11 330	3 265	3 383
	Firms with sales of \$250,000 to \$499,999	157	158	57 752	11 948	2 704	496	21 985	6 099	6 460
	Firms with sales of \$500,000 to \$999,999	227	233	164 119	29 742	6 803	1 074	55 289	19 468	19 925
	Firms with sales of \$1,000,000 to \$2,499,999	395	416	643 421	108 133	24 576	3 180	194 245	70 092	74 196
	Firms with sales of \$2,500,000 to \$4,999,999	260	324	916 613	141 174	31 238	3 612	244 610	102 212	110 048
	Firms with sales of \$5,000,000 to \$9,999,999	194	294	1 333 230	194 137	42 698	4 473	331 060	152 095	163 955
	Firms with sales of \$10,000,000 to \$24,999,999 ..	126	270	1 807 800	231 593	53 339	4 756	388 726	170 732	184 961
	Firms with sales of \$25,000,000 to \$49,999,999 ..	35	145	1 194 288	153 473	36 383	3 151	251 613	140 702	144 727
	Firms with sales of \$50,000,000 to \$99,999,999 ..	6	16	D	D	D	f	D	D	D
	Firms with sales of \$100,000,000 or more	7	67	D	D	D	h	D	D	D
	Firms not operated for the entire year	133	133	102 968	11 234	1 828	326	21 365	4 799	21 265
4218303	General-purpose industrial machinery & equipment whsle									
	All firms	9 308	11 101	42 641 534	4 279 378	965 711	102 295	8 140 762	3 902 321	4 203 829
	Firms operated for the entire year	8 567	10 349	42 194 710	4 235 835	956 358	101 022	8 054 196	3 884 595	4 122 511
	Firms with sales less than \$250,000	1 157	1 157	156 938	37 260	8 907	1 924	68 772	13 305	13 367
	Firms with sales of \$250,000 to \$499,999	1 033	1 033	377 852	67 318	15 478	2 827	132 838	33 034	33 750
	Firms with sales of \$500,000 to \$999,999	1 365	1 382	989 376	156 774	35 492	5 478	305 811	85 257	88 350
	Firms with sales of \$1,000,000 to \$2,499,999	2 116	2 179	3 393 086	475 791	108 195	13 926	887 891	277 714	295 498
	Firms with sales of \$2,500,000 to \$4,999,999	1 319	1 501	4 634 187	598 261	136 244	14 820	1 086 315	394 456	421 460
	Firms with sales of \$5,000,000 to \$9,999,999	860	1 096	5 891 336	680 972	153 874	15 211	1 199 671	556 064	576 044
	Firms with sales of \$10,000,000 to \$24,999,999 ..	498	949	7 336 770	795 660	180 794	17 655	1 467 160	765 017	815 382
	Firms with sales of \$25,000,000 to \$49,999,999 ..	125	345	4 183 943	429 265	100 480	9 331	788 360	564 324	588 509
	Firms with sales of \$50,000,000 to \$99,999,999 ..	53	280	3 617 779	283 599	65 578	6 288	546 868	423 745	458 543
	Firms with sales of \$100,000,000 or more	41	427	11 613 443	710 935	151 316	13 562	1 570 510	771 679	831 608
	Firms not operated for the entire year	741	752	446 824	43 543	9 353	1 273	86 566	17 726	81 318
4218304	Metalworking machinery & equipment whsle									
	All firms	3 603	4 092	19 008 973	1 603 844	363 648	35 524	3 130 563	2 381 201	2 366 943
	Firms operated for the entire year	3 256	3 745	18 774 150	1 582 175	358 970	34 950	3 086 243	2 376 630	2 332 201
	Firms with sales less than \$250,000	470	470	65 509	15 858	3 808	834	29 039	6 830	6 825
	Firms with sales of \$250,000 to \$499,999	417	417	153 896	29 095	6 691	1 115	56 447	16 322	16 333
	Firms with sales of \$500,000 to \$999,999	511	512	367 923	53 440	11 765	1 804	108 994	36 592	37 859
	Firms with sales of \$1,000,000 to \$2,499,999	717	725	1 148 420	148 389	33 248	4 187	291 480	110 323	115 610
	Firms with sales of \$2,500,000 to \$4,999,999	479	507	1 689 974	201 558	44 609	4 729	375 266	182 358	190 192
	Firms with sales of \$5,000,000 to \$9,999,999	319	381	2 258 723	226 996	52 958	4 978	429 819	240 630	253 979
	Firms with sales of \$10,000,000 to \$24,999,999 ..	212	292	3 188 594	266 746	58 815	4 820	474 151	307 003	334 153
	Firms with sales of \$25,000,000 to \$49,999,999 ..	78	171	2 625 541	209 619	46 902	3 884	409 093	383 545	388 371
	Firms with sales of \$50,000,000 to \$99,999,999 ..	27	103	1 715 409	134 929	32 485	2 510	254 005	212 322	197 863
	Firms with sales of \$100,000,000 or more	26	167	5 560 161	295 545	67 689	6 089	657 949	880 705	791 016
	Firms not operated for the entire year	347	347	234 823	21 669	4 678	574	44 320	4 571	34 742

See footnotes at end of table.

Table 4. Sales Size of Firms: 1997—Con.

[Includes only firms and establishments with payroll. Excludes data for central administrative offices, auxiliary operations, or establishments of these firms that are classified in other categories than those specified in this table. For meaning of abbreviations and symbols, see introductory text. For explanation of terms, see Appendix A. For method of assignment to categories shown, see Appendix C]

NAICS code	Sales sizes of firms by type of operation and kind of business	Firms (number)	Establishments (number)	Sales (\$1,000)	Annual payroll (\$1,000)	First-quarter payroll (\$1,000)	Paid employees for pay period including March 12 (number)	Operating expenses ¹ (\$1,000)	End-of-1996 inventories (\$1,000)	End-of-1997 inventories (\$1,000)
42	WHOLESALE TRADE—									
	Con.									
421	Wholesale trade, durable goods—									
	Con.									
4218305	Materials handling equipment whsle									
	All firms	3 830	4 642	18 803 215	2 371 197	559 533	63 169	4 079 742	1 785 899	1 883 410
	Firms operated for the entire year	3 434	4 241	18 531 316	2 335 235	550 093	61 998	4 015 350	1 776 509	1 841 714
	Firms with sales less than \$250,000	413	413	58 674	13 687	3 148	739	25 002	4 564	4 524
	Firms with sales of \$250,000 to \$499,999	434	434	157 556	29 314	6 637	1 291	57 022	12 558	12 581
	Firms with sales of \$500,000 to \$999,999	588	594	421 086	73 809	16 966	2 874	139 165	29 978	31 219
	Firms with sales of \$1,000,000 to \$2,499,999	784	807	D	D	D	i	D	D	D
	Firms with sales of \$2,500,000 to \$4,999,999	502	547	1 762 810	259 601	57 748	6 878	465 651	147 953	150 622
	Firms with sales of \$5,000,000 to \$9,999,999	332	428	2 348 626	345 297	81 126	8 929	591 550	235 126	251 676
	Firms with sales of \$10,000,000 to \$24,999,999 ..	264	526	4 148 361	585 073	136 637	14 646	958 308	423 653	444 471
	Firms with sales of \$25,000,000 to \$49,999,999 ..	86	260	2 950 741	401 211	95 899	9 946	671 890	321 265	339 363
	Firms with sales of \$50,000,000 to \$99,999,999 ..	17	76	1 072 755	135 884	31 785	3 158	241 815	92 755	92 885
	Firms with sales of \$100,000,000 or more	14	156	D	D	D	i	D	D	D
	Firms not operated for the entire year	396	401	271 899	35 962	9 440	1 171	64 392	9 390	41 696
4218306	Oilwell, oil refinery, & pipeline mach, equip, & supplies whsle									
	All firms	2 307	3 536	11 671 958	1 006 985	223 687	25 475	1 872 441	1 181 404	1 356 139
	Firms operated for the entire year	2 051	3 276	11 497 022	993 425	220 990	25 054	1 847 052	1 175 426	1 319 683
	Firms with sales less than \$250,000	273	273	36 540	8 786	2 123	495	16 257	4 657	4 726
	Firms with sales of \$250,000 to \$499,999	290	291	105 353	18 140	4 232	803	36 084	12 366	12 686
	Firms with sales of \$500,000 to \$999,999	400	402	287 683	43 156	9 983	1 613	88 812	35 334	37 060
	Firms with sales of \$1,000,000 to \$2,499,999	463	487	727 502	101 961	22 740	3 194	196 507	81 078	86 051
	Firms with sales of \$2,500,000 to \$4,999,999	292	350	1 025 937	121 797	24 157	3 120	237 036	92 297	106 914
	Firms with sales of \$5,000,000 to \$9,999,999	170	236	1 200 251	129 243	27 700	2 911	250 303	109 347	122 297
	Firms with sales of \$10,000,000 to \$24,999,999 ..	96	249	1 441 134	138 297	29 687	3 176	256 212	138 336	158 216
	Firms with sales of \$25,000,000 to \$49,999,999 ..	30	93	1 032 403	81 071	16 940	1 664	153 964	140 259	168 783
	Firms with sales of \$50,000,000 to \$99,999,999 ..	22	207	1 496 429	92 137	21 020	2 118	162 100	149 945	169 391
	Firms with sales of \$100,000,000 or more	15	688	4 143 790	258 837	62 408	5 960	449 777	411 807	453 559
	Firms not operated for the entire year	256	260	174 936	13 560	2 697	421	25 389	5 978	36 456
4218307	Other industrial machinery & equipment whsle									
	All firms	6 296	7 104	30 531 651	2 772 481	631 704	63 099	5 335 479	2 952 675	3 158 609
	Firms operated for the entire year	5 435	6 241	29 958 573	2 718 365	621 313	61 202	5 229 440	2 935 296	3 059 352
	Firms with sales less than \$250,000	849	849	115 936	30 155	7 092	1 456	52 572	11 953	11 853
	Firms with sales of \$250,000 to \$499,999	656	656	239 246	46 860	10 862	1 843	89 700	23 520	23 653
	Firms with sales of \$500,000 to \$999,999	888	895	641 193	107 959	24 259	3 583	209 211	67 354	68 690
	Firms with sales of \$1,000,000 to \$2,499,999	1 251	1 283	1 980 177	282 324	63 026	7 684	543 250	194 524	203 177
	Firms with sales of \$2,500,000 to \$4,999,999	783	840	2 774 151	336 422	74 593	8 190	634 976	268 332	271 374
	Firms with sales of \$5,000,000 to \$9,999,999	495	599	3 458 084	377 487	85 113	8 450	728 641	332 963	348 827
	Firms with sales of \$10,000,000 to \$24,999,999 ..	317	496	4 787 794	463 655	104 184	9 588	852 399	521 897	535 403
	Firms with sales of \$25,000,000 to \$49,999,999 ..	103	233	3 548 240	282 232	66 707	5 396	556 977	336 125	363 271
	Firms with sales of \$50,000,000 to \$99,999,999 ..	58	186	3 913 141	290 839	74 005	5 638	567 110	450 664	431 328
	Firms with sales of \$100,000,000 or more	35	204	8 500 611	500 432	111 472	9 374	994 604	727 964	801 776
	Firms not operated for the entire year	861	863	573 078	54 116	10 391	1 897	106 039	17 379	99 257
42184	Industrial supplies whsle									

See footnotes at end of table.

Table 4. Sales Size of Firms: 1997—Con.

[Includes only firms and establishments with payroll. Excludes data for central administrative offices, auxiliary operations, or establishments of these firms that are classified in other categories than those specified in this table. For meaning of abbreviations and symbols, see introductory text. For explanation of terms, see Appendix A. For method of assignment to categories shown, see Appendix C]

NAICS code	Sales sizes of firms by type of operation and kind of business	Firms (number)	Establishments (number)	Sales (\$1,000)	Annual payroll (\$1,000)	First-quarter payroll (\$1,000)	Paid employees for pay period including March 12 (number)	Operating expenses ¹ (\$1,000)	End-of-1996 inventories (\$1,000)	End-of-1997 inventories (\$1,000)
42	WHOLESALE TRADE—									
	Con.									
421	Wholesale trade, durable goods—									
	Con.									
42184	Industrial supplies whlse—									
	Con.									
	All firms	9 952	15 055	64 861 321	5 240 795	1 215 121	140 735	9 844 064	5 107 540	5 420 791
	Firms operated for the entire year	8 907	13 992	64 151 326	5 173 553	1 201 655	138 815	9 715 909	5 086 101	5 303 739
	Firms with sales less than \$250,000	1 116	1 116	156 547	34 981	8 281	1 962	64 104	16 042	16 187
	Firms with sales of \$250,000 to \$499,999	1 098	1 103	401 376	71 365	16 474	3 238	138 917	40 585	40 954
	Firms with sales of \$500,000 to \$999,999	1 472	1 488	1 066 041	170 038	38 401	6 494	332 307	111 791	116 387
	Firms with sales of \$1,000,000 to \$2,499,999	2 110	2 189	3 423 255	484 708	109 609	15 512	913 656	358 201	368 162
	Firms with sales of \$2,500,000 to \$4,999,999	1 337	1 572	4 765 005	640 724	145 419	17 290	1 166 190	502 439	529 466
	Firms with sales of \$5,000,000 to \$9,999,999	918	1 304	6 333 839	772 896	170 977	19 682	1 397 417	668 790	697 791
	Firms with sales of \$10,000,000 to \$24,999,999	581	1 372	8 750 624	961 901	222 002	22 855	1 778 005	908 481	947 154
	Firms with sales of \$25,000,000 to \$49,999,999	157	684	5 502 530	544 711	126 987	13 602	1 044 506	642 233	643 464
	Firms with sales of \$50,000,000 to \$99,999,999	63	560	4 203 025	344 416	80 928	8 912	650 185	474 717	495 006
	Firms with sales of \$100,000,000 or more	55	2 604	29 549 084	1 147 813	282 577	29 268	2 230 622	1 362 822	1 449 168
	Firms not operated for the entire year	1 045	1 063	709 995	67 242	13 466	1 920	128 155	21 439	117 052
421840	Industrial supplies whlse									
	All firms	9 952	15 055	64 861 321	5 240 795	1 215 121	140 735	9 844 064	5 107 540	5 420 791
	Firms operated for the entire year	8 907	13 992	64 151 326	5 173 553	1 201 655	138 815	9 715 909	5 086 101	5 303 739
	Firms with sales less than \$250,000	1 116	1 116	156 547	34 981	8 281	1 962	64 104	16 042	16 187
	Firms with sales of \$250,000 to \$499,999	1 098	1 103	401 376	71 365	16 474	3 238	138 917	40 585	40 954
	Firms with sales of \$500,000 to \$999,999	1 472	1 488	1 066 041	170 038	38 401	6 494	332 307	111 791	116 387
	Firms with sales of \$1,000,000 to \$2,499,999	2 110	2 189	3 423 255	484 708	109 609	15 512	913 656	358 201	368 162
	Firms with sales of \$2,500,000 to \$4,999,999	1 337	1 572	4 765 005	640 724	145 419	17 290	1 166 190	502 439	529 466
	Firms with sales of \$5,000,000 to \$9,999,999	918	1 304	6 333 839	772 896	170 977	19 682	1 397 417	668 790	697 791
	Firms with sales of \$10,000,000 to \$24,999,999	581	1 372	8 750 624	961 901	222 002	22 855	1 778 005	908 481	947 154
	Firms with sales of \$25,000,000 to \$49,999,999	157	684	5 502 530	544 711	126 987	13 602	1 044 506	642 233	643 464
	Firms with sales of \$50,000,000 to \$99,999,999	63	560	4 203 025	344 416	80 928	8 912	650 185	474 717	495 006
	Firms with sales of \$100,000,000 or more	55	2 604	29 549 084	1 147 813	282 577	29 268	2 230 622	1 362 822	1 449 168
	Firms not operated for the entire year	1 045	1 063	709 995	67 242	13 466	1 920	128 155	21 439	117 052
4218401	General-line industrial supplies whlse									
	All firms	1 944	2 176	4 367 291	554 823	129 777	16 136	1 004 860	474 631	504 136
	Firms operated for the entire year	1 759	1 990	4 294 264	548 484	128 214	15 900	993 155	472 611	492 263
	Firms with sales less than \$250,000	264	264	36 802	7 257	1 749	461	13 609	4 862	4 638
	Firms with sales of \$250,000 to \$499,999	284	284	104 224	16 867	3 887	809	32 758	11 441	11 584
	Firms with sales of \$500,000 to \$999,999	410	410	297 839	45 013	10 483	1 850	88 670	35 560	37 160
	Firms with sales of \$1,000,000 to \$2,499,999	417	426	659 295	84 940	19 074	3 011	161 972	73 676	75 093
	Firms with sales of \$2,500,000 to \$4,999,999	213	241	745 538	92 410	21 633	2 602	163 664	76 011	78 337
	Firms with sales of \$5,000,000 to \$9,999,999	93	134	625 117	76 085	16 686	1 959	134 982	73 394	75 801
	Firms with sales of \$10,000,000 to \$24,999,999	59	128	877 643	101 436	23 432	2 503	176 446	100 644	103 295
	Firms with sales of \$25,000,000 to \$49,999,999	14	44	D	D	D	g	D	D	D
	Firms with sales of \$50,000,000 to \$99,999,999	3	27	219 193	36 223	8 558	828	67 661	32 150	33 651
	Firms with sales of \$100,000,000 or more	2	32	D	D	D	f	D	D	D
	Firms not operated for the entire year	185	186	73 027	6 339	1 563	236	11 705	2 020	11 873
4218402	Mechanical power transmission supplies whlse									

See footnotes at end of table.

Table 4. Sales Size of Firms: 1997—Con.

[Includes only firms and establishments with payroll. Excludes data for central administrative offices, auxiliary operations, or establishments of these firms that are classified in other categories than those specified in this table. For meaning of abbreviations and symbols, see introductory text. For explanation of terms, see Appendix A. For method of assignment to categories shown, see Appendix C]

NAICS code	Sales sizes of firms by type of operation and kind of business	Firms (number)	Establishments (number)	Sales (\$1,000)	Annual payroll (\$1,000)	First-quarter payroll (\$1,000)	Paid employees for pay period including March 12 (number)	Operating expenses ¹ (\$1,000)	End-of-1996 inventories (\$1,000)	End-of-1997 inventories (\$1,000)
42	WHOLESALE TRADE—									
	Con.									
421	Wholesale trade, durable goods—									
	Con.									
4218402	Mechanical power transmission supplies whsle—Con.									
	All firms	1 100	2 917	13 895 428	1 027 321	239 619	28 097	1 968 660	1 404 407	1 531 024
	Firms operated for the entire year	976	2 788	13 786 749	1 017 694	237 799	27 839	1 950 876	1 401 389	1 508 272
	Firms with sales less than \$250,000	90	90	12 662	2 848	718	149	4 945	1 908	1 959
	Firms with sales of \$250,000 to \$499,999	83	83	30 423	4 939	1 178	224	9 486	4 563	4 384
	Firms with sales of \$500,000 to \$999,999	130	135	94 367	15 926	3 628	570	28 265	13 459	13 617
	Firms with sales of \$1,000,000 to \$2,499,999	251	274	411 885	56 398	13 244	1 786	107 298	55 676	55 681
	Firms with sales of \$2,500,000 to \$4,999,999	151	196	552 753	69 726	15 611	1 759	126 182	78 820	84 977
	Firms with sales of \$5,000,000 to \$9,999,999	140	211	983 192	113 304	24 096	2 782	202 599	136 247	140 985
	Firms with sales of \$10,000,000 to \$24,999,999	78	242	1 189 600	132 895	31 297	3 297	238 189	166 868	173 675
	Firms with sales of \$25,000,000 to \$49,999,999	24	108	D	D	D	g	D	D	D
	Firms with sales of \$50,000,000 to \$99,999,999	10	54	610 791	54 910	13 223	1 415	98 958	114 605	126 046
	Firms with sales of \$100,000,000 or more	19	1 395	D	D	D	j	D	D	D
	Firms not operated for the entire year	124	129	108 679	9 627	1 820	258	17 784	3 018	22 752
4218403	Welding supplies whsle									
	All firms	838	2 141	4 750 926	649 262	150 474	19 335	1 283 334	497 409	516 948
	Firms operated for the entire year	744	2 041	4 676 376	639 400	147 982	18 992	1 264 453	489 714	505 701
	Firms with sales less than \$250,000	84	84	12 841	2 753	663	168	5 405	1 472	1 502
	Firms with sales of \$250,000 to \$499,999	86	87	31 786	5 742	1 398	280	11 939	3 568	3 618
	Firms with sales of \$500,000 to \$999,999	119	124	84 164	14 962	3 394	597	30 006	10 278	10 729
	Firms with sales of \$1,000,000 to \$2,499,999	168	192	269 598	44 117	10 129	1 455	86 642	30 933	31 331
	Firms with sales of \$2,500,000 to \$4,999,999	122	194	436 015	74 476	17 061	2 138	142 212	46 078	48 099
	Firms with sales of \$5,000,000 to \$9,999,999	81	187	580 372	91 092	21 077	2 508	175 037	65 420	72 172
	Firms with sales of \$10,000,000 to \$24,999,999	58	269	859 556	123 989	28 935	3 378	248 151	87 814	92 131
	Firms with sales of \$25,000,000 to \$49,999,999	12	111	D	D	D	g	D	D	D
	Firms with sales of \$50,000,000 to \$99,999,999	9	199	687 738	70 451	14 271	2 205	134 761	52 759	58 852
	Firms with sales of \$100,000,000 or more	5	594	D	D	D	h	D	D	D
	Firms not operated for the entire year	94	100	74 550	9 862	2 492	343	18 881	7 695	11 247
4218404	Industrial containers & supplies whsle									
	All firms	1 593	1 763	9 931 630	574 198	125 587	15 879	1 114 467	308 136	322 520
	Firms operated for the entire year	1 377	1 547	9 749 486	559 354	123 106	15 557	1 085 523	307 713	310 162
	Firms with sales less than \$250,000	194	194	25 808	6 277	1 439	354	11 565	1 197	1 290
	Firms with sales of \$250,000 to \$499,999	171	171	61 304	12 269	2 773	584	24 543	2 946	3 028
	Firms with sales of \$500,000 to \$999,999	222	222	163 061	27 149	5 988	1 062	53 377	9 126	9 498
	Firms with sales of \$1,000,000 to \$2,499,999	313	314	509 863	69 489	15 138	2 272	130 685	25 684	27 418
	Firms with sales of \$2,500,000 to \$4,999,999	204	216	725 879	94 352	21 368	2 855	179 047	49 443	49 451
	Firms with sales of \$5,000,000 to \$9,999,999	139	150	950 840	95 413	20 116	2 570	174 761	47 184	51 306
	Firms with sales of \$10,000,000 to \$24,999,999	89	123	1 365 475	128 377	27 183	2 958	251 922	73 495	69 301
	Firms with sales of \$25,000,000 to \$49,999,999	26	57	D	D	D	g	D	D	D
	Firms with sales of \$50,000,000 to \$99,999,999	14	57	914 249	38 932	8 874	917	72 260	34 744	34 269
	Firms with sales of \$100,000,000 or more	5	43	D	D	D	e	D	D	D
	Firms not operated for the entire year	216	216	182 144	14 844	2 481	322	28 944	423	12 358
4218405	Industrial valves & fittings (except fluid-power) whsle									

See footnotes at end of table.

Table 4. Sales Size of Firms: 1997—Con.

[Includes only firms and establishments with payroll. Excludes data for central administrative offices, auxiliary operations, or establishments of these firms that are classified in other categories than those specified in this table. For meaning of abbreviations and symbols, see introductory text. For explanation of terms, see Appendix A. For method of assignment to categories shown, see Appendix C]

NAICS code	Sales sizes of firms by type of operation and kind of business	Firms (number)	Establishments (number)	Sales (\$1,000)	Annual payroll (\$1,000)	First-quarter payroll (\$1,000)	Paid employees for pay period including March 12 (number)	Operating expenses ¹ (\$1,000)	End-of-1996 inventories (\$1,000)	End-of-1997 inventories (\$1,000)
42	WHOLESALE TRADE—									
	Con.									
421	Wholesale trade, durable goods—									
	Con.									
4218405	Industrial valves & fittings (except fluid-power) whsle—Con.									
	All firms	1 096	1 552	6 805 404	731 411	169 645	16 740	1 355 872	859 508	882 080
	Firms operated for the entire year	995	1 450	6 729 204	722 421	167 208	16 421	1 341 460	853 538	868 086
	Firms with sales less than \$250,000	76	76	11 229	2 790	675	131	4 861	991	1 031
	Firms with sales of \$250,000 to \$499,999	81	81	30 110	6 028	1 411	227	11 648	3 177	3 158
	Firms with sales of \$500,000 to \$999,999	120	122	86 912	13 164	2 972	428	25 984	9 764	9 977
	Firms with sales of \$1,000,000 to \$2,499,999	250	258	417 138	57 489	12 722	1 584	106 664	48 478	50 044
	Firms with sales of \$2,500,000 to \$4,999,999	159	181	577 891	79 588	18 617	1 946	139 584	74 075	78 872
	Firms with sales of \$5,000,000 to \$9,999,999	142	180	972 171	118 218	26 766	2 600	208 821	119 738	121 235
	Firms with sales of \$10,000,000 to \$24,999,999 ..	116	243	1 764 612	186 462	44 294	3 806	331 506	208 863	214 639
	Firms with sales of \$25,000,000 to \$49,999,999 ..	31	133	D	D	D	h	D	D	D
	Firms with sales of \$50,000,000 to \$99,999,999 ..	17	114	1 093 522	110 526	26 122	2 330	213 730	178 664	181 036
	Firms with sales of \$100,000,000 or more	3	62	D	D	D	f	D	D	D
	Firms not operated for the entire year	101	102	76 200	8 990	2 437	319	14 412	5 970	13 994
4218406	Other industrial supplies whsle									
	All firms	3 502	4 506	25 110 642	1 703 780	400 019	44 548	3 116 871	1 563 449	1 664 083
	Firms operated for the entire year	3 172	4 169	24 902 810	1 684 880	396 726	44 058	3 078 531	1 560 227	1 618 344
	Firms with sales less than \$250,000	411	411	57 646	13 131	3 058	705	23 830	5 666	5 823
	Firms with sales of \$250,000 to \$499,999	398	403	145 264	25 811	5 886	1 131	49 193	15 243	15 589
	Firms with sales of \$500,000 to \$999,999	485	487	350 618	55 821	12 442	2 055	109 652	36 536	38 386
	Firms with sales of \$1,000,000 to \$2,499,999	746	761	1 210 056	179 888	40 998	5 659	334 327	131 649	137 204
	Firms with sales of \$2,500,000 to \$4,999,999	511	562	1 810 390	238 180	53 193	6 220	429 412	189 125	199 774
	Firms with sales of \$5,000,000 to \$9,999,999	338	441	2 311 946	286 811	64 328	7 454	518 465	236 706	245 855
	Firms with sales of \$10,000,000 to \$24,999,999 ..	196	388	2 932 617	311 031	71 883	7 461	577 042	304 784	326 215
	Firms with sales of \$25,000,000 to \$49,999,999 ..	53	223	1 813 904	170 715	41 895	4 426	332 305	193 324	187 665
	Firms with sales of \$50,000,000 to \$99,999,999 ..	16	150	1 106 004	97 716	24 408	2 540	166 111	110 858	116 188
	Firms with sales of \$100,000,000 or more	18	343	13 164 365	305 776	78 635	6 407	538 194	336 336	345 645
	Firms not operated for the entire year	330	337	207 832	18 900	3 293	490	38 340	3 222	45 739
42185	Service establishment equipment & supplies whsle									
	All firms	5 736	6 808	16 038 492	1 804 565	419 918	59 878	3 365 041	1 301 673	1 385 236
	Firms operated for the entire year	5 107	6 176	15 758 174	1 775 023	413 447	58 676	3 303 119	1 293 847	1 342 117
	Firms with sales less than \$250,000	1 044	1 045	140 863	31 873	7 587	2 174	60 404	16 415	16 436
	Firms with sales of \$250,000 to \$499,999	882	884	318 441	61 270	14 249	3 276	121 060	35 186	35 777
	Firms with sales of \$500,000 to \$999,999	1 008	1 019	712 573	124 039	29 219	5 990	246 581	80 130	81 873
	Firms with sales of \$1,000,000 to \$2,499,999	1 078	1 133	1 690 210	272 210	63 729	10 300	515 716	180 580	185 866
	Firms with sales of \$2,500,000 to \$4,999,999	562	641	1 949 923	299 419	68 678	9 904	549 309	188 278	194 820
	Firms with sales of \$5,000,000 to \$9,999,999	307	493	2 095 473	299 309	68 029	8 224	535 606	194 253	198 726
	Firms with sales of \$10,000,000 to \$24,999,999 ..	169	425	2 526 420	332 364	78 102	9 181	598 133	287 731	309 169
	Firms with sales of \$25,000,000 to \$49,999,999 ..	36	181	1 206 675	148 275	35 815	4 519	270 387	125 523	134 821
	Firms with sales of \$50,000,000 to \$99,999,999 ..	10	117	D	D	D	g	D	D	D
	Firms with sales of \$100,000,000 or more	11	238	D	D	D	h	D	D	D
	Firms not operated for the entire year	629	632	280 318	29 542	6 471	1 202	61 922	7 826	43 119

See footnotes at end of table.

Table 4. Sales Size of Firms: 1997—Con.

[Includes only firms and establishments with payroll. Excludes data for central administrative offices, auxiliary operations, or establishments of these firms that are classified in other categories than those specified in this table. For meaning of abbreviations and symbols, see introductory text. For explanation of terms, see Appendix A. For method of assignment to categories shown, see Appendix C]

NAICS code	Sales sizes of firms by type of operation and kind of business	Firms (number)	Establishments (number)	Sales (\$1,000)	Annual payroll (\$1,000)	First-quarter payroll (\$1,000)	Paid employees for pay period including March 12 (number)	Operating expenses ¹ (\$1,000)	End-of-1996 inventories (\$1,000)	End-of-1997 inventories (\$1,000)
42	WHOLESALE TRADE—									
	Con.									
421	Wholesale trade, durable goods—									
	Con.									
421850	Service establishment equipment & supplies whsle									
	All firms	5 736	6 808	16 038 492	1 804 565	419 918	59 878	3 365 041	1 301 673	1 385 236
	Firms operated for the entire year	5 107	6 176	15 758 174	1 775 023	413 447	58 676	3 303 119	1 293 847	1 342 117
	Firms with sales less than \$250,000	1 044	1 045	140 863	31 873	7 587	2 174	60 404	16 415	16 436
	Firms with sales of \$250,000 to \$499,999	882	884	318 441	61 270	14 249	3 276	121 060	35 186	35 777
	Firms with sales of \$500,000 to \$999,999	1 008	1 019	712 573	124 039	29 219	5 990	246 581	80 130	81 873
	Firms with sales of \$1,000,000 to \$2,499,999	1 078	1 133	1 690 210	272 210	63 729	10 300	515 716	180 580	185 866
	Firms with sales of \$2,500,000 to \$4,999,999	562	641	1 949 923	299 419	68 678	9 904	549 309	188 278	194 820
	Firms with sales of \$5,000,000 to \$9,999,999	307	493	2 095 473	299 309	68 029	8 224	535 606	194 253	198 726
	Firms with sales of \$10,000,000 to \$24,999,999 ..	169	425	2 526 420	332 364	78 102	9 181	598 133	287 731	309 169
	Firms with sales of \$25,000,000 to \$49,999,999 ..	36	181	1 206 675	148 275	35 815	4 519	270 387	125 523	134 821
	Firms with sales of \$50,000,000 to \$99,999,999 ..	10	117	D	D	D	g	D	D	D
	Firms with sales of \$100,000,000 or more	11	238	D	D	D	h	D	D	D
	Firms not operated for the entire year	629	632	280 318	29 542	6 471	1 202	61 922	7 826	43 119
4218501	Beauty & barber shop equipment & supplies whsle									
	All firms	833	1 296	2 416 390	372 536	87 826	14 071	699 942	305 220	335 666
	Firms operated for the entire year	746	1 209	2 382 553	368 936	86 656	13 876	691 585	304 557	324 435
	Firms with sales less than \$250,000	132	132	18 153	3 724	929	292	7 264	3 921	3 928
	Firms with sales of \$250,000 to \$499,999	116	118	42 838	6 914	1 598	426	14 552	8 285	8 527
	Firms with sales of \$500,000 to \$999,999	173	180	121 809	20 409	4 874	1 185	41 532	16 189	16 484
	Firms with sales of \$1,000,000 to \$2,499,999	149	166	229 976	36 834	8 798	1 606	74 012	29 306	30 020
	Firms with sales of \$2,500,000 to \$4,999,999	64	94	218 180	38 742	8 890	1 462	69 370	27 509	28 224
	Firms with sales of \$5,000,000 to \$9,999,999	54	172	377 120	64 516	14 584	2 114	115 157	44 516	45 736
	Firms with sales of \$10,000,000 to \$24,999,999 ..	42	184	658 561	111 470	26 326	3 741	198 896	102 021	113 144
	Firms with sales of \$25,000,000 to \$49,999,999 ..	11	84	D	D	D	g	D	D	D
	Firms with sales of \$50,000,000 to \$99,999,999 ..	4	78	242 841	20 137	4 949	800	45 512	27 674	27 663
	Firms with sales of \$100,000,000 or more	1	1	D	D	D	c	D	D	D
	Firms not operated for the entire year	87	87	33 837	3 600	1 170	195	8 357	663	11 231
4218502	Custodial, janitors' equipment & supplies whsle									
	All firms	2 127	2 356	4 430 938	654 149	153 460	22 107	1 195 973	387 593	409 881
	Firms operated for the entire year	1 897	2 125	4 324 922	642 760	150 922	21 583	1 172 663	383 070	398 893
	Firms with sales less than \$250,000	400	400	53 131	11 510	2 699	849	21 863	5 386	5 388
	Firms with sales of \$250,000 to \$499,999	341	341	122 640	22 285	5 161	1 256	43 431	11 026	11 377
	Firms with sales of \$500,000 to \$999,999	348	350	244 261	44 386	10 499	2 216	84 494	27 138	27 315
	Firms with sales of \$1,000,000 to \$2,499,999	417	441	664 249	111 726	26 316	4 400	203 831	67 631	69 285
	Firms with sales of \$2,500,000 to \$4,999,999	214	230	751 943	119 920	28 301	3 890	216 612	66 426	67 749
	Firms with sales of \$5,000,000 to \$9,999,999	103	135	672 945	102 177	23 093	2 811	176 334	54 876	55 802
	Firms with sales of \$10,000,000 to \$24,999,999 ..	59	111	855 832	112 353	26 232	2 816	200 938	65 642	72 401
	Firms with sales of \$25,000,000 to \$49,999,999 ..	10	25	D	D	D	g	D	D	D
	Firms with sales of \$50,000,000 to \$99,999,999 ..	3	28	256 219	28 238	6 616	842	53 293	24 737	26 544
	Firms with sales of \$100,000,000 or more	2	64	D	D	D	g	D	D	D
	Firms not operated for the entire year	230	231	106 016	11 389	2 538	524	23 310	4 523	10 988

See footnotes at end of table.

Table 4. Sales Size of Firms: 1997—Con.

[Includes only firms and establishments with payroll. Excludes data for central administrative offices, auxiliary operations, or establishments of these firms that are classified in other categories than those specified in this table. For meaning of abbreviations and symbols, see introductory text. For explanation of terms, see Appendix A. For method of assignment to categories shown, see Appendix C]

NAICS code	Sales sizes of firms by type of operation and kind of business	Firms (number)	Establishments (number)	Sales (\$1,000)	Annual payroll (\$1,000)	First-quarter payroll (\$1,000)	Paid employees for pay period including March 12 (number)	Operating expenses ¹ (\$1,000)	End-of-1996 inventories (\$1,000)	End-of-1997 inventories (\$1,000)
42	WHOLESALE TRADE—									
	Con.									
421	Wholesale trade, durable goods—									
	Con.									
4218503	Laundry & dry-cleaning equipment & supplies whsle									
	All firms	626	699	4 123 097	240 347	56 352	6 526	457 056	165 141	175 557
	Firms operated for the entire year	561	634	4 069 429	235 626	55 489	6 374	446 562	163 671	168 185
	Firms with sales less than \$250,000	84	84	10 260	2 468	596	173	4 373	1 356	1 394
	Firms with sales of \$250,000 to \$499,999	63	63	22 879	4 002	1 008	260	8 263	2 308	2 302
	Firms with sales of \$500,000 to \$999,999	108	108	79 501	11 530	2 789	495	25 592	7 891	8 110
	Firms with sales of \$1,000,000 to \$2,499,999	131	132	203 852	27 840	6 425	942	56 630	22 451	22 658
	Firms with sales of \$2,500,000 to \$4,999,999	89	101	312 628	43 940	10 076	1 308	86 369	32 322	34 133
	Firms with sales of \$5,000,000 to \$9,999,999	52	63	381 002	52 606	12 386	1 338	100 785	40 657	40 116
	Firms with sales of \$10,000,000 to \$24,999,999 ..	27	37	375 817	42 857	10 552	1 011	74 627	33 928	36 237
	Firms with sales of \$25,000,000 to \$49,999,999 ..	5	23	D	D	D	e	D	D	D
	Firms with sales of \$50,000,000 to \$99,999,999 ..	—	—	—	—	—	—	—	—	—
	Firms with sales of \$100,000,000 or more	2	23	D	D	D	e	D	D	D
	Firms not operated for the entire year	65	65	53 668	4 721	863	152	10 494	1 470	7 372
4218504	Other service establishment equipment & supplies whsle									
	All firms	2 156	2 457	5 068 067	537 533	122 280	17 174	1 012 070	443 719	464 132
	Firms operated for the entire year	1 909	2 208	4 981 270	527 701	120 380	16 843	992 309	442 549	450 604
	Firms with sales less than \$250,000	429	430	59 522	14 206	3 372	862	26 968	5 781	5 756
	Firms with sales of \$250,000 to \$499,999	362	362	130 084	28 069	6 482	1 334	54 814	13 567	13 571
	Firms with sales of \$500,000 to \$999,999	379	381	267 002	47 714	11 057	2 094	94 963	28 912	29 964
	Firms with sales of \$1,000,000 to \$2,499,999	383	396	595 716	96 336	22 353	3 373	182 262	61 762	64 284
	Firms with sales of \$2,500,000 to \$4,999,999	197	217	675 153	98 102	21 786	3 269	179 070	62 861	65 565
	Firms with sales of \$5,000,000 to \$9,999,999	100	136	679 733	81 961	18 328	2 074	146 978	57 386	59 841
	Firms with sales of \$10,000,000 to \$24,999,999 ..	41	89	638 804	67 339	15 385	1 638	126 383	87 275	89 293
	Firms with sales of \$25,000,000 to \$49,999,999 ..	9	36	309 462	30 603	7 744	734	50 959	33 411	35 022
	Firms with sales of \$50,000,000 to \$99,999,999 ..	3	11	D	D	D	c	D	D	D
	Firms with sales of \$100,000,000 or more	6	150	D	D	D	g	D	D	D
	Firms not operated for the entire year	247	249	86 797	9 832	1 900	331	19 761	1 170	13 528
42186	Transportation equipment & supplies (exc motor vehicle) whsle									
	All firms	3 660	4 003	23 682 313	1 723 585	392 655	40 905	3 496 313	3 363 645	3 848 124
	Firms operated for the entire year	3 190	3 524	23 195 497	1 690 848	385 093	39 893	3 428 361	3 336 122	3 759 791
	Firms with sales less than \$250,000	385	385	51 878	13 754	3 426	675	24 300	7 543	7 523
	Firms with sales of \$250,000 to \$499,999	436	437	160 555	30 987	7 314	1 229	61 183	21 136	21 881
	Firms with sales of \$500,000 to \$999,999	535	536	389 516	63 145	13 880	2 163	128 136	53 656	56 621
	Firms with sales of \$1,000,000 to \$2,499,999	705	723	1 148 263	151 620	34 018	4 475	307 554	144 530	153 517
	Firms with sales of \$2,500,000 to \$4,999,999	440	461	1 565 331	187 251	40 016	4 727	360 344	185 789	199 947
	Firms with sales of \$5,000,000 to \$9,999,999	314	351	2 179 444	221 606	49 039	5 292	427 854	284 750	317 231
	Firms with sales of \$10,000,000 to \$24,999,999 ..	212	286	3 305 377	276 620	61 281	5 879	520 731	483 126	537 824
	Firms with sales of \$25,000,000 to \$49,999,999 ..	87	124	3 002 013	196 872	45 264	4 531	406 072	459 519	486 649
	Firms with sales of \$50,000,000 to \$99,999,999 ..	44	107	D	D	D	h	D	D	D
	Firms with sales of \$100,000,000 or more	32	114	D	D	D	i	D	D	D
	Firms not operated for the entire year	470	479	486 816	32 737	7 562	1 012	67 952	27 523	88 333

See footnotes at end of table.

Table 4. Sales Size of Firms: 1997—Con.

[Includes only firms and establishments with payroll. Excludes data for central administrative offices, auxiliary operations, or establishments of these firms that are classified in other categories than those specified in this table. For meaning of abbreviations and symbols, see introductory text. For explanation of terms, see Appendix A. For method of assignment to categories shown, see Appendix C]

NAICS code	Sales sizes of firms by type of operation and kind of business	Firms (number)	Establishments (number)	Sales (\$1,000)	Annual payroll (\$1,000)	First-quarter payroll (\$1,000)	Paid employees for pay period including March 12 (number)	Operating expenses ¹ (\$1,000)	End-of-1996 inventories (\$1,000)	End-of-1997 inventories (\$1,000)
42	WHOLESALE TRADE—									
	Con.									
421	Wholesale trade, durable goods—									
	Con.									
421860	Transportation equipment & supplies (exc motor vehicle) whsle									
	All firms	3 660	4 003	23 682 313	1 723 585	392 655	40 905	3 496 313	3 363 645	3 848 124
	Firms operated for the entire year	3 190	3 524	23 195 497	1 690 848	385 093	39 893	3 428 361	3 336 122	3 759 791
	Firms with sales less than \$250,000	385	385	51 878	13 754	3 426	675	24 300	7 543	7 523
	Firms with sales of \$250,000 to \$499,999	436	437	160 555	30 987	7 314	1 229	61 183	21 136	21 881
	Firms with sales of \$500,000 to \$999,999	535	536	389 516	63 145	13 880	2 163	128 136	53 656	56 621
	Firms with sales of \$1,000,000 to \$2,499,999	705	723	1 148 263	151 620	34 018	4 475	307 554	144 530	153 517
	Firms with sales of \$2,500,000 to \$4,999,999	440	461	1 565 331	187 251	40 016	4 727	360 344	185 789	199 947
	Firms with sales of \$5,000,000 to \$9,999,999	314	351	2 179 444	221 606	49 039	5 292	427 854	284 750	317 231
	Firms with sales of \$10,000,000 to \$24,999,999 ..	212	286	3 305 377	276 620	61 281	5 879	520 731	483 126	537 824
	Firms with sales of \$25,000,000 to \$49,999,999 ..	87	124	3 002 013	196 872	45 264	4 531	406 072	459 519	486 649
	Firms with sales of \$50,000,000 to \$99,999,999 ..	44	107	D	D	D	h	D	D	D
	Firms with sales of \$100,000,000 or more	32	114	D	D	D	i	D	D	D
	Firms not operated for the entire year	470	479	486 816	32 737	7 562	1 012	67 952	27 523	88 333
4218601	Aircraft & aeronautical equipment & supplies whsle									
	All firms	2 222	2 428	17 709 438	1 162 838	264 642	25 666	2 349 636	2 691 851	3 095 765
	Firms operated for the entire year	1 943	2 140	17 376 157	1 140 063	258 860	24 905	2 302 475	2 665 848	3 032 922
	Firms with sales less than \$250,000	249	249	32 822	8 964	2 244	429	15 381	5 021	4 915
	Firms with sales of \$250,000 to \$499,999	245	245	90 602	18 497	4 238	704	35 686	12 262	12 398
	Firms with sales of \$500,000 to \$999,999	327	328	239 924	40 487	8 860	1 329	81 229	33 341	35 786
	Firms with sales of \$1,000,000 to \$2,499,999	389	392	641 655	90 154	20 015	2 406	186 246	87 602	94 082
	Firms with sales of \$2,500,000 to \$4,999,999	274	284	979 694	120 929	25 193	2 736	234 566	117 613	127 873
	Firms with sales of \$5,000,000 to \$9,999,999	200	223	1 408 014	140 804	30 808	3 430	276 683	198 940	224 672
	Firms with sales of \$10,000,000 to \$24,999,999 ..	139	181	2 202 106	179 468	39 202	3 434	340 575	342 669	378 315
	Firms with sales of \$25,000,000 to \$49,999,999 ..	59	66	2 026 076	115 352	26 840	2 424	250 651	333 330	342 908
	Firms with sales of \$50,000,000 to \$99,999,999 ..	34	73	2 233 285	178 697	45 661	3 409	313 168	295 713	373 935
	Firms with sales of \$100,000,000 or more	27	99	7 521 979	246 711	55 799	4 604	568 290	1 239 357	1 438 038
	Firms not operated for the entire year	279	288	333 281	22 775	5 782	761	47 161	26 003	62 843
4218602	Marine machinery, equipment, & supplies whsle									
	All firms	865	952	3 513 978	344 478	78 973	9 314	752 493	436 185	464 489
	Firms operated for the entire year	742	829	3 418 912	339 031	78 027	9 170	741 117	434 955	451 304
	Firms with sales less than \$250,000	83	83	11 346	3 027	723	149	5 409	1 791	1 857
	Firms with sales of \$250,000 to \$499,999	115	116	42 336	7 309	1 671	302	15 303	5 551	5 878
	Firms with sales of \$500,000 to \$999,999	125	125	88 071	12 670	2 876	462	26 903	12 774	12 961
	Firms with sales of \$1,000,000 to \$2,499,999	186	198	294 281	38 406	8 981	1 264	75 434	38 085	39 136
	Firms with sales of \$2,500,000 to \$4,999,999	105	118	369 050	42 574	9 159	1 194	83 948	47 793	50 039
	Firms with sales of \$5,000,000 to \$9,999,999	65	71	435 843	49 926	11 713	1 157	94 615	59 500	64 246
	Firms with sales of \$10,000,000 to \$24,999,999 ..	42	62	645 009	56 913	12 483	1 513	107 530	96 784	107 146
	Firms with sales of \$25,000,000 to \$49,999,999 ..	12	34	D	D	D	g	D	D	D
	Firms with sales of \$50,000,000 to \$99,999,999 ..	5	11	D	D	D	f	D	D	D
	Firms with sales of \$100,000,000 or more	4	11	776 149	55 326	13 479	1 249	192 573	57 371	49 923
	Firms not operated for the entire year	123	123	95 066	5 447	946	144	11 376	1 230	13 185

See footnotes at end of table.

Table 4. Sales Size of Firms: 1997—Con.

[Includes only firms and establishments with payroll. Excludes data for central administrative offices, auxiliary operations, or establishments of these firms that are classified in other categories than those specified in this table. For meaning of abbreviations and symbols, see introductory text. For explanation of terms, see Appendix A. For method of assignment to categories shown, see Appendix C]

NAICS code	Sales sizes of firms by type of operation and kind of business	Firms (number)	Establishments (number)	Sales (\$1,000)	Annual payroll (\$1,000)	First-quarter payroll (\$1,000)	Paid employees for pay period including March 12 (number)	Operating expenses ¹ (\$1,000)	End-of-1996 inventories (\$1,000)	End-of-1997 inventories (\$1,000)
42	WHOLESALE TRADE—									
	Con.									
421	Wholesale trade, durable goods—Con.									
4218603	Other transportation equipment & supplies whsle									
	All firms	581	623	2 458 897	216 269	49 040	5 925	394 184	235 609	287 870
	Firms operated for the entire year	513	555	2 400 428	211 754	48 206	5 818	384 769	235 319	275 565
	Firms with sales less than \$250,000	54	54	7 831	1 779	463	98	3 541	765	786
	Firms with sales of \$250,000 to \$499,999	76	76	27 617	5 181	1 405	223	10 194	3 323	3 605
	Firms with sales of \$500,000 to \$999,999	83	83	61 521	9 988	2 144	372	20 004	7 541	7 874
	Firms with sales of \$1,000,000 to \$2,499,999	131	134	214 522	23 256	5 070	806	46 279	19 317	20 788
	Firms with sales of \$2,500,000 to \$4,999,999	64	65	226 777	24 777	5 930	820	44 043	20 868	22 535
	Firms with sales of \$5,000,000 to \$9,999,999	50	57	339 574	31 298	6 596	715	57 301	26 317	28 843
	Firms with sales of \$10,000,000 to \$24,999,999	32	42	474 289	39 607	9 375	913	71 602	42 763	50 902
	Firms with sales of \$25,000,000 to \$49,999,999	16	24	D	D	D	g	D	D	D
	Firms with sales of \$50,000,000 to \$99,999,999	6	19	D	D	D	f	D	D	D
	Firms with sales of \$100,000,000 or more	1	1	D	D	D	b	D	D	D
	Firms not operated for the entire year	68	68	58 469	4 515	834	107	9 415	290	12 305
4219	Miscellaneous durable goods whsle									
	All firms	35 251	37 783	185 455 758	11 070 270	2 568 951	351 839	26 719 259	16 783 297	17 787 453
	Firms operated for the entire year	29 808	32 316	181 211 988	10 777 033	2 504 553	341 287	26 025 918	16 675 449	16 946 079
	Firms with sales less than \$250,000	6 355	6 360	829 634	188 495	45 063	13 080	377 851	106 999	108 428
	Firms with sales of \$250,000 to \$499,999	4 485	4 501	1 619 724	283 458	65 228	15 149	614 964	228 910	232 596
	Firms with sales of \$500,000 to \$999,999	4 954	4 989	3 537 142	520 657	119 604	24 131	1 143 733	490 855	495 352
	Firms with sales of \$1,000,000 to \$2,499,999	6 083	6 214	9 656 327	1 154 657	263 991	45 530	2 568 175	1 195 630	1 222 442
	Firms with sales of \$2,500,000 to \$4,999,999	3 398	3 588	11 908 637	1 186 405	269 361	42 288	2 621 642	1 361 914	1 413 349
	Firms with sales of \$5,000,000 to \$9,999,999	2 162	2 413	14 959 416	1 336 703	295 226	42 243	2 966 350	1 719 953	1 807 452
	Firms with sales of \$10,000,000 to \$24,999,999	1 449	1 841	22 092 467	1 583 275	355 056	44 995	3 635 083	2 455 046	2 507 484
	Firms with sales of \$25,000,000 to \$49,999,999	513	801	17 452 863	1 138 993	262 817	30 811	2 661 420	2 057 307	2 125 184
	Firms with sales of \$50,000,000 to \$99,999,999	207	525	13 886 738	767 625	193 697	20 772	2 007 181	1 498 085	1 519 583
	Firms with sales of \$100,000,000 or more	202	1 084	85 269 040	2 616 765	634 510	62 288	7 429 519	5 560 750	5 514 209
	Firms not operated for the entire year	5 443	5 467	4 243 770	293 237	64 398	10 552	693 341	107 848	841 374
42191	Sporting & recreational goods & supplies whsle									
	All firms	5 630	6 080	28 233 685	1 897 111	436 625	59 861	4 443 020	3 259 908	3 445 812
	Firms operated for the entire year	4 892	5 340	27 522 589	1 844 771	422 598	57 836	4 329 931	3 231 951	3 309 342
	Firms with sales less than \$250,000	785	786	104 763	22 047	5 163	1 496	45 871	17 081	17 563
	Firms with sales of \$250,000 to \$499,999	678	679	245 109	39 986	8 972	2 216	88 788	41 050	42 133
	Firms with sales of \$500,000 to \$999,999	769	774	549 900	77 368	17 173	3 481	174 151	89 095	89 309
	Firms with sales of \$1,000,000 to \$2,499,999	1 119	1 137	1 808 715	204 286	45 733	8 159	459 956	256 234	257 191
	Firms with sales of \$2,500,000 to \$4,999,999	630	664	2 201 938	230 942	50 945	8 020	484 583	282 937	286 880
	Firms with sales of \$5,000,000 to \$9,999,999	407	457	2 798 752	212 456	46 294	6 948	480 437	376 256	385 501
	Firms with sales of \$10,000,000 to \$24,999,999	310	369	4 745 995	300 324	66 219	8 590	710 086	541 175	561 947
	Firms with sales of \$25,000,000 to \$49,999,999	115	173	3 931 571	233 358	54 070	6 285	555 244	491 736	497 620
	Firms with sales of \$50,000,000 to \$99,999,999	41	99	2 754 471	132 416	32 189	3 549	378 486	334 085	338 051
	Firms with sales of \$100,000,000 or more	38	202	8 381 375	391 588	95 840	9 092	952 329	802 302	833 147
	Firms not operated for the entire year	738	740	711 096	52 340	14 027	2 025	113 089	27 957	136 470

See footnotes at end of table.

Table 4. Sales Size of Firms: 1997—Con.

[Includes only firms and establishments with payroll. Excludes data for central administrative offices, auxiliary operations, or establishments of these firms that are classified in other categories than those specified in this table. For meaning of abbreviations and symbols, see introductory text. For explanation of terms, see Appendix A. For method of assignment to categories shown, see Appendix C]

NAICS code	Sales sizes of firms by type of operation and kind of business	Firms (number)	Establishments (number)	Sales (\$1,000)	Annual payroll (\$1,000)	First-quarter payroll (\$1,000)	Paid employees for pay period including March 12 (number)	Operating expenses ¹ (\$1,000)	End-of-1996 inventories (\$1,000)	End-of-1997 inventories (\$1,000)
42	WHOLESALE TRADE—									
	Con.									
421	Wholesale trade, durable goods—									
	Con.									
421910	Sporting & recreational goods & supplies whsle									
	All firms	5 630	6 080	28 233 685	1 897 111	436 625	59 861	4 443 020	3 259 908	3 445 812
	Firms operated for the entire year	4 892	5 340	27 522 589	1 844 771	422 598	57 836	4 329 931	3 231 951	3 309 342
	Firms with sales less than \$250,000	785	786	104 763	22 047	5 163	1 496	45 871	17 081	17 563
	Firms with sales of \$250,000 to \$499,999	678	679	245 109	39 986	8 972	2 216	88 788	41 050	42 133
	Firms with sales of \$500,000 to \$999,999	769	774	549 900	77 368	17 173	3 481	174 151	89 095	89 309
	Firms with sales of \$1,000,000 to \$2,499,999	1 119	1 137	1 808 715	204 286	45 733	8 159	459 956	256 234	257 191
	Firms with sales of \$2,500,000 to \$4,999,999	630	664	2 201 938	230 942	50 945	8 020	484 583	282 937	286 880
	Firms with sales of \$5,000,000 to \$9,999,999	407	457	2 798 752	212 456	46 294	6 948	480 437	376 256	385 501
	Firms with sales of \$10,000,000 to \$24,999,999 ..	310	369	4 745 995	300 324	66 219	8 590	710 086	541 175	561 947
	Firms with sales of \$25,000,000 to \$49,999,999 ..	115	173	3 931 571	233 358	54 070	6 285	555 244	491 736	497 620
	Firms with sales of \$50,000,000 to \$99,999,999 ..	41	99	2 754 471	132 416	32 189	3 549	378 486	334 085	338 051
	Firms with sales of \$100,000,000 or more	38	202	8 381 375	391 588	95 840	9 092	952 329	802 302	833 147
	Firms not operated for the entire year	738	740	711 096	52 340	14 027	2 025	113 089	27 957	136 470
42192	Toy & hobby goods & supplies whsle									
	All firms	3 086	3 229	20 166 025	1 229 055	281 210	36 337	3 986 369	2 244 711	2 378 047
	Firms operated for the entire year	2 641	2 784	19 740 604	1 203 734	276 366	35 570	3 907 736	2 236 861	2 280 715
	Firms with sales less than \$250,000	509	509	63 992	13 661	3 395	1 123	29 155	12 328	12 215
	Firms with sales of \$250,000 to \$499,999	391	391	143 599	22 435	5 385	1 452	54 571	26 363	26 595
	Firms with sales of \$500,000 to \$999,999	394	395	280 538	36 461	8 677	1 872	91 951	47 915	48 118
	Firms with sales of \$1,000,000 to \$2,499,999	522	530	819 226	90 893	19 991	3 620	228 715	123 121	123 565
	Firms with sales of \$2,500,000 to \$4,999,999	328	343	1 149 649	94 546	21 400	3 580	242 077	160 600	168 522
	Firms with sales of \$5,000,000 to \$9,999,999	226	246	1 571 520	138 955	31 845	4 373	342 664	198 979	220 244
	Firms with sales of \$10,000,000 to \$24,999,999 ..	161	195	2 557 464	179 979	40 085	4 785	465 452	266 076	274 618
	Firms with sales of \$25,000,000 to \$49,999,999 ..	59	82	D	D	D	h	D	D	D
	Firms with sales of \$50,000,000 to \$99,999,999 ..	29	56	D	D	D	h	D	D	D
	Firms with sales of \$100,000,000 or more	22	37	D	D	D	i	D	D	D
	Firms not operated for the entire year	445	445	425 421	25 321	4 844	767	78 633	7 850	97 332
421920	Toy & hobby goods & supplies whsle									
	All firms	3 086	3 229	20 166 025	1 229 055	281 210	36 337	3 986 369	2 244 711	2 378 047
	Firms operated for the entire year	2 641	2 784	19 740 604	1 203 734	276 366	35 570	3 907 736	2 236 861	2 280 715
	Firms with sales less than \$250,000	509	509	63 992	13 661	3 395	1 123	29 155	12 328	12 215
	Firms with sales of \$250,000 to \$499,999	391	391	143 599	22 435	5 385	1 452	54 571	26 363	26 595
	Firms with sales of \$500,000 to \$999,999	394	395	280 538	36 461	8 677	1 872	91 951	47 915	48 118
	Firms with sales of \$1,000,000 to \$2,499,999	522	530	819 226	90 893	19 991	3 620	228 715	123 121	123 565
	Firms with sales of \$2,500,000 to \$4,999,999	328	343	1 149 649	94 546	21 400	3 580	242 077	160 600	168 522
	Firms with sales of \$5,000,000 to \$9,999,999	226	246	1 571 520	138 955	31 845	4 373	342 664	198 979	220 244
	Firms with sales of \$10,000,000 to \$24,999,999 ..	161	195	2 557 464	179 979	40 085	4 785	465 452	266 076	274 618
	Firms with sales of \$25,000,000 to \$49,999,999 ..	59	82	D	D	D	h	D	D	D
	Firms with sales of \$50,000,000 to \$99,999,999 ..	29	56	D	D	D	h	D	D	D
	Firms with sales of \$100,000,000 or more	22	37	D	D	D	i	D	D	D
	Firms not operated for the entire year	445	445	425 421	25 321	4 844	767	78 633	7 850	97 332
42193	Recyclable material whsle									

See footnotes at end of table.

Table 4. Sales Size of Firms: 1997—Con.

[Includes only firms and establishments with payroll. Excludes data for central administrative offices, auxiliary operations, or establishments of these firms that are classified in other categories than those specified in this table. For meaning of abbreviations and symbols, see introductory text. For explanation of terms, see Appendix A. For method of assignment to categories shown, see Appendix C]

NAICS code	Sales sizes of firms by type of operation and kind of business	Firms (number)	Establishments (number)	Sales (\$1,000)	Annual payroll (\$1,000)	First-quarter payroll (\$1,000)	Paid employees for pay period including March 12 (number)	Operating expenses ¹ (\$1,000)	End-of-1996 inventories (\$1,000)	End-of-1997 inventories (\$1,000)
42	WHOLESALE TRADE—									
	Con.									
421	Wholesale trade, durable goods—									
	Con.									
42193	Recyclable material whsle—									
	Con.									
	All firms	7 945	9 088	38 748 659	3 229 092	753 824	114 992	7 356 493	1 995 204	2 099 709
	Firms operated for the entire year	6 911	8 045	37 937 796	3 144 857	733 470	111 594	7 170 392	1 966 358	2 006 510
	Firms with sales less than \$250,000	1 360	1 364	176 848	43 879	10 437	3 385	84 309	11 177	11 485
	Firms with sales of \$250,000 to \$499,999	994	1 001	358 035	70 024	16 001	4 097	146 540	20 564	20 881
	Firms with sales of \$500,000 to \$999,999	1 187	1 197	850 381	157 156	35 985	8 111	325 573	48 442	48 556
	Firms with sales of \$1,000,000 to \$2,499,999	1 457	1 520	2 324 153	365 928	83 381	15 765	781 573	114 281	117 839
	Firms with sales of \$2,500,000 to \$4,999,999	753	831	2 642 184	361 634	82 027	14 623	784 733	144 785	153 917
	Firms with sales of \$5,000,000 to \$9,999,999	530	631	3 665 421	457 096	101 240	15 883	979 040	200 204	212 960
	Firms with sales of \$10,000,000 to \$24,999,999	373	579	5 789 069	556 208	126 745	17 213	1 260 352	369 607	375 356
	Firms with sales of \$25,000,000 to \$49,999,999	145	262	4 906 107	326 442	73 189	9 387	741 174	254 749	268 121
	Firms with sales of \$50,000,000 to \$99,999,999	61	202	D	D	D	i	D	D	D
	Firms with sales of \$100,000,000 or more	51	458	D	D	D	j	D	D	D
	Firms not operated for the entire year	1 034	1 043	810 863	84 235	20 354	3 398	186 101	28 846	93 199
421930	Recyclable material whsle									
	All firms	7 945	9 088	38 748 659	3 229 092	753 824	114 992	7 356 493	1 995 204	2 099 709
	Firms operated for the entire year	6 911	8 045	37 937 796	3 144 857	733 470	111 594	7 170 392	1 966 358	2 006 510
	Firms with sales less than \$250,000	1 360	1 364	176 848	43 879	10 437	3 385	84 309	11 177	11 485
	Firms with sales of \$250,000 to \$499,999	994	1 001	358 035	70 024	16 001	4 097	146 540	20 564	20 881
	Firms with sales of \$500,000 to \$999,999	1 187	1 197	850 381	157 156	35 985	8 111	325 573	48 442	48 556
	Firms with sales of \$1,000,000 to \$2,499,999	1 457	1 520	2 324 153	365 928	83 381	15 765	781 573	114 281	117 839
	Firms with sales of \$2,500,000 to \$4,999,999	753	831	2 642 184	361 634	82 027	14 623	784 733	144 785	153 917
	Firms with sales of \$5,000,000 to \$9,999,999	530	631	3 665 421	457 096	101 240	15 883	979 040	200 204	212 960
	Firms with sales of \$10,000,000 to \$24,999,999	373	579	5 789 069	556 208	126 745	17 213	1 260 352	369 607	375 356
	Firms with sales of \$25,000,000 to \$49,999,999	145	262	4 906 107	326 442	73 189	9 387	741 174	254 749	268 121
	Firms with sales of \$50,000,000 to \$99,999,999	61	202	D	D	D	i	D	D	D
	Firms with sales of \$100,000,000 or more	51	458	D	D	D	j	D	D	D
	Firms not operated for the entire year	1 034	1 043	810 863	84 235	20 354	3 398	186 101	28 846	93 199
4219301	Iron & steel scrap processors & dealers									
	All firms	3 044	3 480	18 205 778	1 296 382	312 027	43 789	3 264 863	1 010 200	1 055 403
	Firms operated for the entire year	2 655	3 090	17 875 421	1 259 725	302 283	42 219	3 182 857	985 859	992 713
	Firms with sales less than \$250,000	499	501	66 796	14 954	3 535	1 081	30 938	6 477	6 565
	Firms with sales of \$250,000 to \$499,999	397	398	141 036	24 444	5 427	1 451	55 225	11 521	11 679
	Firms with sales of \$500,000 to \$999,999	443	444	317 357	50 454	11 454	2 538	114 786	24 830	24 535
	Firms with sales of \$1,000,000 to \$2,499,999	554	570	878 404	116 934	27 024	5 278	275 918	58 418	58 760
	Firms with sales of \$2,500,000 to \$4,999,999	307	333	1 084 043	128 538	29 709	5 267	312 493	77 331	84 681
	Firms with sales of \$5,000,000 to \$9,999,999	213	239	1 461 615	174 937	39 222	5 714	397 392	95 036	102 341
	Firms with sales of \$10,000,000 to \$24,999,999	132	174	2 050 195	181 302	41 285	5 416	458 489	135 449	134 484
	Firms with sales of \$25,000,000 to \$49,999,999	54	88	1 784 907	126 243	29 100	3 576	305 440	94 279	100 024
	Firms with sales of \$50,000,000 to \$99,999,999	26	114	D	D	D	h	D	D	D
	Firms with sales of \$100,000,000 or more	30	229	D	D	D	i	D	D	D
	Firms not operated for the entire year	389	390	330 357	36 657	9 744	1 570	82 006	24 341	62 690
42193011	Iron & steel scrap processors (using power processing equipment)									

See footnotes at end of table.

Table 4. Sales Size of Firms: 1997—Con.

[Includes only firms and establishments with payroll. Excludes data for central administrative offices, auxiliary operations, or establishments of these firms that are classified in other categories than those specified in this table. For meaning of abbreviations and symbols, see introductory text. For explanation of terms, see Appendix A. For method of assignment to categories shown, see Appendix C]

NAICS code	Sales sizes of firms by type of operation and kind of business	Firms (number)	Establishments (number)	Sales (\$1,000)	Annual payroll (\$1,000)	First-quarter payroll (\$1,000)	Paid employees for pay period including March 12 (number)	Operating expenses ¹ (\$1,000)	End-of-1996 inventories (\$1,000)	End-of-1997 inventories (\$1,000)
42	WHOLESALE TRADE—									
	Con.									
421	Wholesale trade, durable goods—									
	Con.									
42193011	Iron & steel scrap processors (using power processing equipment)—Con.									
	All firms	1 962	2 308	12 550 221	1 100 834	258 643	36 303	2 811 604	882 998	899 925
	Firms operated for the entire year	1 726	2 070	12 308 195	1 072 878	251 493	35 164	2 744 039	860 024	863 701
	Firms with sales less than \$250,000	265	267	36 739	8 371	1 964	599	17 144	3 916	3 948
	Firms with sales of \$250,000 to \$499,999	197	197	70 514	13 750	2 986	770	29 833	6 059	6 254
	Firms with sales of \$500,000 to \$999,999	273	274	197 243	31 367	7 164	1 585	73 591	16 284	15 779
	Firms with sales of \$1,000,000 to \$2,499,999	377	382	600 597	84 979	19 474	3 839	204 499	41 845	43 332
	Firms with sales of \$2,500,000 to \$4,999,999	232	244	830 983	101 019	22 884	4 162	249 346	61 784	67 790
	Firms with sales of \$5,000,000 to \$9,999,999	180	205	1 233 094	155 106	34 552	5 086	349 446	83 662	89 363
	Firms with sales of \$10,000,000 to \$24,999,999	108	144	1 656 662	154 558	34 227	4 656	394 599	116 251	117 248
	Firms with sales of \$25,000,000 to \$49,999,999	48	80	1 588 370	120 675	26 343	3 479	291 358	91 076	97 503
	Firms with sales of \$50,000,000 to \$99,999,999	25	121	D	D	D	h	D	D	D
	Firms with sales of \$100,000,000 or more	21	156	D	D	D	i	D	D	D
	Firms not operated for the entire year	236	238	242 026	27 956	7 150	1 139	67 565	22 974	36 224
42193012	Iron & steel scrap processors (not using power processing equip)									
	All firms	1 109	1 172	5 655 557	195 548	53 384	7 486	453 259	127 202	155 478
	Firms operated for the entire year	954	1 017	5 502 323	180 018	47 055	6 846	421 727	125 835	129 012
	Firms with sales less than \$250,000	235	235	30 137	6 604	1 577	483	13 845	2 561	2 617
	Firms with sales of \$250,000 to \$499,999	201	202	70 845	10 734	2 451	683	25 511	5 463	5 426
	Firms with sales of \$500,000 to \$999,999	172	173	121 861	19 332	4 351	969	41 684	8 613	8 859
	Firms with sales of \$1,000,000 to \$2,499,999	186	197	294 004	33 342	7 864	1 499	75 080	17 741	16 833
	Firms with sales of \$2,500,000 to \$4,999,999	77	88	258 279	28 678	7 209	1 141	67 376	18 647	18 806
	Firms with sales of \$5,000,000 to \$9,999,999	36	38	254 099	22 415	5 272	729	55 062	14 242	15 712
	Firms with sales of \$10,000,000 to \$24,999,999	26	30	422 597	28 322	7 430	770	66 114	24 028	22 604
	Firms with sales of \$25,000,000 to \$49,999,999	9	10	280 199	8 293	3 624	141	19 284	2 451	1 476
	Firms with sales of \$50,000,000 to \$99,999,999	5	11	D	D	D	c	D	D	D
	Firms with sales of \$100,000,000 or more	7	33	D	D	D	e	D	D	D
	Firms not operated for the entire year	155	155	153 234	15 530	6 329	640	31 532	1 367	26 466
4219302	Recyclable paper & paperboard whsle									
	All firms	1 316	1 588	5 592 266	587 535	135 538	20 596	1 275 184	121 261	133 560
	Firms operated for the entire year	1 140	1 411	5 484 676	574 424	132 028	19 968	1 244 978	119 889	128 254
	Firms with sales less than \$250,000	248	250	29 944	8 431	2 002	717	15 524	857	882
	Firms with sales of \$250,000 to \$499,999	153	154	55 253	13 658	3 232	715	26 322	1 179	1 253
	Firms with sales of \$500,000 to \$999,999	171	172	120 652	27 641	6 463	1 409	54 247	4 253	3 418
	Firms with sales of \$1,000,000 to \$2,499,999	257	262	418 338	80 980	18 659	3 435	163 532	9 527	9 933
	Firms with sales of \$2,500,000 to \$4,999,999	121	129	408 347	69 221	15 747	2 613	138 531	9 920	10 606
	Firms with sales of \$5,000,000 to \$9,999,999	91	114	645 455	76 004	17 660	2 574	173 506	13 010	14 972
	Firms with sales of \$10,000,000 to \$24,999,999	62	139	946 217	111 296	24 598	3 057	234 135	32 448	34 846
	Firms with sales of \$25,000,000 to \$49,999,999	19	61	638 318	46 840	10 169	1 270	97 501	11 076	13 997
	Firms with sales of \$50,000,000 to \$99,999,999	8	19	D	D	D	e	D	D	D
	Firms with sales of \$100,000,000 or more	10	111	D	D	D	h	D	D	D
	Firms not operated for the entire year	176	177	107 590	13 111	3 510	628	30 206	1 372	5 306

See footnotes at end of table.

Table 4. Sales Size of Firms: 1997—Con.

[Includes only firms and establishments with payroll. Excludes data for central administrative offices, auxiliary operations, or establishments of these firms that are classified in other categories than those specified in this table. For meaning of abbreviations and symbols, see introductory text. For explanation of terms, see Appendix A. For method of assignment to categories shown, see Appendix C]

NAICS code	Sales sizes of firms by type of operation and kind of business	Firms (number)	Establishments (number)	Sales (\$1,000)	Annual payroll (\$1,000)	First-quarter payroll (\$1,000)	Paid employees for pay period including March 12 (number)	Operating expenses ¹ (\$1,000)	End-of-1996 inventories (\$1,000)	End-of-1997 inventories (\$1,000)
42	WHOLESALE TRADE—									
	Con.									
421	Wholesale trade, durable goods—									
	Con.									
4219303	Other recyclable material whsle									
	All firms	3 676	4 020	14 950 615	1 345 175	306 259	50 607	2 816 446	863 743	910 746
	Firms operated for the entire year	3 200	3 540	14 576 124	1 310 348	299 090	49 390	2 741 725	860 610	885 488
	Firms with sales less than \$250,000	620	621	81 194	20 817	4 973	1 604	38 367	4 057	4 218
	Firms with sales of \$250,000 to \$499,999	448	456	163 208	32 470	7 463	1 953	65 867	8 044	8 104
	Firms with sales of \$500,000 to \$999,999	580	584	417 109	79 672	18 189	4 199	158 139	19 528	20 715
	Firms with sales of \$1,000,000 to \$2,499,999	665	701	1 061 088	173 319	38 899	7 268	353 974	48 909	51 778
	Firms with sales of \$2,500,000 to \$4,999,999	348	392	1 233 424	177 700	39 827	7 209	362 957	62 527	64 524
	Firms with sales of \$5,000,000 to \$9,999,999	233	271	1 593 978	203 175	43 923	7 506	402 886	94 686	98 842
	Firms with sales of \$10,000,000 to \$24,999,999 ..	187	262	2 854 057	264 451	60 932	8 710	577 365	202 873	205 417
	Firms with sales of \$25,000,000 to \$49,999,999 ..	76	132	2 616 192	165 791	37 648	5 014	364 282	173 656	178 016
	Firms with sales of \$50,000,000 to \$99,999,999 ..	31	81	2 154 946	129 114	30 423	3 990	287 245	138 969	140 019
	Firms with sales of \$100,000,000 or more	12	40	2 400 928	63 839	16 813	1 937	130 643	107 361	113 855
	Firms not operated for the entire year	476	480	374 491	34 827	7 169	1 217	74 721	3 133	25 258
42194	Jewelry/watch/silverware/precious stone, & precious metal whsle									
	All firms	7 541	7 689	32 398 553	1 702 770	386 713	49 820	4 023 822	5 159 492	5 475 085
	Firms operated for the entire year	6 543	6 689	31 486 311	1 654 425	377 751	48 466	3 904 815	5 132 362	5 165 478
	Firms with sales less than \$250,000	1 213	1 213	162 028	33 309	7 915	2 229	69 275	34 932	35 335
	Firms with sales of \$250,000 to \$499,999	930	931	337 144	50 547	11 872	2 534	113 164	82 300	83 775
	Firms with sales of \$500,000 to \$999,999	1 126	1 133	805 614	92 170	22 104	4 030	213 900	186 595	188 539
	Firms with sales of \$1,000,000 to \$2,499,999	1 428	1 441	2 256 730	202 348	47 705	7 258	464 120	465 345	480 493
	Firms with sales of \$2,500,000 to \$4,999,999	865	887	3 025 420	215 642	49 981	6 681	500 626	539 873	563 066
	Firms with sales of \$5,000,000 to \$9,999,999	508	532	3 522 115	221 935	47 989	6 304	488 007	664 381	692 957
	Firms with sales of \$10,000,000 to \$24,999,999 ..	323	346	4 840 291	251 244	55 759	6 779	568 917	945 192	933 809
	Firms with sales of \$25,000,000 to \$49,999,999 ..	94	109	D	D	D	i	D	D	D
	Firms with sales of \$50,000,000 to \$99,999,999 ..	27	58	1 716 156	75 627	17 778	1 781	205 291	358 454	359 555
	Firms with sales of \$100,000,000 or more	29	39	D	D	D	i	D	D	D
	Firms not operated for the entire year	998	1 000	912 242	48 345	8 962	1 354	119 007	27 130	309 607
421940	Jewelry/watch/silverware/precious stone, & precious metal whsle									
	All firms	7 541	7 689	32 398 553	1 702 770	386 713	49 820	4 023 822	5 159 492	5 475 085
	Firms operated for the entire year	6 543	6 689	31 486 311	1 654 425	377 751	48 466	3 904 815	5 132 362	5 165 478
	Firms with sales less than \$250,000	1 213	1 213	162 028	33 309	7 915	2 229	69 275	34 932	35 335
	Firms with sales of \$250,000 to \$499,999	930	931	337 144	50 547	11 872	2 534	113 164	82 300	83 775
	Firms with sales of \$500,000 to \$999,999	1 126	1 133	805 614	92 170	22 104	4 030	213 900	186 595	188 539
	Firms with sales of \$1,000,000 to \$2,499,999	1 428	1 441	2 256 730	202 348	47 705	7 258	464 120	465 345	480 493
	Firms with sales of \$2,500,000 to \$4,999,999	865	887	3 025 420	215 642	49 981	6 681	500 626	539 873	563 066
	Firms with sales of \$5,000,000 to \$9,999,999	508	532	3 522 115	221 935	47 989	6 304	488 007	664 381	692 957
	Firms with sales of \$10,000,000 to \$24,999,999 ..	323	346	4 840 291	251 244	55 759	6 779	568 917	945 192	933 809
	Firms with sales of \$25,000,000 to \$49,999,999 ..	94	109	D	D	D	i	D	D	D
	Firms with sales of \$50,000,000 to \$99,999,999 ..	27	58	1 716 156	75 627	17 778	1 781	205 291	358 454	359 555
	Firms with sales of \$100,000,000 or more	29	39	D	D	D	i	D	D	D
	Firms not operated for the entire year	998	1 000	912 242	48 345	8 962	1 354	119 007	27 130	309 607

See footnotes at end of table.

Table 4. Sales Size of Firms: 1997—Con.

[Includes only firms and establishments with payroll. Excludes data for central administrative offices, auxiliary operations, or establishments of these firms that are classified in other categories than those specified in this table. For meaning of abbreviations and symbols, see introductory text. For explanation of terms, see Appendix A. For method of assignment to categories shown, see Appendix C]

NAICS code	Sales sizes of firms by type of operation and kind of business	Firms (number)	Establishments (number)	Sales (\$1,000)	Annual payroll (\$1,000)	First-quarter payroll (\$1,000)	Paid employees for pay period including March 12 (number)	Operating expenses ¹ (\$1,000)	End-of-1996 inventories (\$1,000)	End-of-1997 inventories (\$1,000)
42	WHOLESALE TRADE—Con.									
421	Wholesale trade, durable goods—Con.									
4219401	Jewelry, watch, diamonds, precious stone, & silverware whsle									
	All firms	6 985	7 116	22 519 342	1 579 391	357 866	46 813	3 757 465	4 412 551	4 749 183
	Firms operated for the entire year	6 061	6 190	21 680 158	1 532 930	349 246	45 508	3 643 216	4 387 111	4 461 640
	Firms with sales less than \$250,000	1 150	1 150	153 352	31 489	7 490	2 107	65 547	33 382	33 731
	Firms with sales of \$250,000 to \$499,999	883	884	319 217	48 093	11 346	2 425	107 930	77 718	79 143
	Firms with sales of \$500,000 to \$999,999	1 041	1 048	746 759	85 760	20 647	3 783	200 091	175 360	176 760
	Firms with sales of \$1,000,000 to \$2,499,999	1 317	1 329	2 080 029	191 245	45 158	6 882	438 931	436 521	450 395
	Firms with sales of \$2,500,000 to \$4,999,999	801	821	2 799 582	205 044	47 405	6 392	477 527	515 156	538 112
	Firms with sales of \$5,000,000 to \$9,999,999	457	478	3 181 548	210 866	45 557	5 947	460 074	620 284	646 330
	Firms with sales of \$10,000,000 to \$24,999,999	296	319	4 454 553	236 339	52 162	6 455	534 839	886 725	873 645
	Firms with sales of \$25,000,000 to \$49,999,999	77	108	D	D	D	i	D	D	D
	Firms with sales of \$50,000,000 to \$99,999,999	20	25	D	D	D	g	D	D	D
	Firms with sales of \$100,000,000 or more	19	28	D	D	D	h	D	D	D
	Firms not operated for the entire year	924	926	839 184	46 461	8 620	1 305	114 249	25 440	287 543
4219402	Precious metal (excluding ores) whsle									
	All firms	563	573	9 879 211	123 379	28 847	3 007	266 357	746 941	725 902
	Firms operated for the entire year	489	499	9 806 153	121 495	28 505	2 958	261 599	745 251	703 838
	Firms with sales less than \$250,000	63	63	8 676	1 820	425	122	3 728	1 550	1 604
	Firms with sales of \$250,000 to \$499,999	47	47	17 927	2 454	526	109	5 234	4 582	4 632
	Firms with sales of \$500,000 to \$999,999	86	86	59 441	6 476	1 473	252	13 959	11 594	12 174
	Firms with sales of \$1,000,000 to \$2,499,999	116	116	183 828	11 532	2 658	386	26 923	29 866	31 132
	Firms with sales of \$2,500,000 to \$4,999,999	64	67	227 893	10 833	2 631	300	23 343	26 327	26 669
	Firms with sales of \$5,000,000 to \$9,999,999	50	50	334 788	10 674	2 328	350	26 805	42 525	44 946
	Firms with sales of \$10,000,000 to \$24,999,999	30	32	441 145	17 158	4 169	430	38 250	61 859	62 649
	Firms with sales of \$25,000,000 to \$49,999,999	17	19	536 584	17 130	3 968	413	36 962	45 771	46 354
	Firms with sales of \$50,000,000 to \$99,999,999	6	8	D	D	D	c	D	D	D
	Firms with sales of \$100,000,000 or more	10	11	D	D	D	e	D	D	D
	Firms not operated for the entire year	74	74	73 058	1 884	342	49	4 758	1 690	22 064
42199	Other miscellaneous durable goods whsle									
	All firms	11 080	11 697	65 908 836	3 012 242	710 579	90 829	6 909 555	4 123 982	4 388 800
	Firms operated for the entire year	8 848	9 452	64 519 061	2 928 668	694 217	87 776	6 712 123	4 106 787	4 183 225
	Firms with sales less than \$250,000	2 489	2 489	322 178	75 609	18 156	4 848	149 286	31 644	32 000
	Firms with sales of \$250,000 to \$499,999	1 493	1 499	536 303	100 628	23 034	4 857	212 167	58 633	59 212
	Firms with sales of \$500,000 to \$999,999	1 482	1 494	1 053 255	158 038	35 792	6 655	339 089	118 976	121 021
	Firms with sales of \$1,000,000 to \$2,499,999	1 563	1 592	2 458 626	292 016	67 408	10 753	636 108	238 108	244 864
	Firms with sales of \$2,500,000 to \$4,999,999	826	865	2 902 023	284 637	65 295	9 422	612 743	235 831	243 296
	Firms with sales of \$5,000,000 to \$9,999,999	494	549	3 418 112	308 364	68 321	8 774	679 833	282 884	297 948
	Firms with sales of \$10,000,000 to \$24,999,999	287	353	4 235 027	302 916	68 342	7 854	659 230	344 198	372 725
	Firms with sales of \$25,000,000 to \$49,999,999	101	175	3 437 325	217 240	49 957	5 518	495 956	406 370	405 522
	Firms with sales of \$50,000,000 to \$99,999,999	50	104	3 271 563	193 617	53 164	4 529	476 189	285 787	289 051
	Firms with sales of \$100,000,000 or more	63	332	42 884 649	995 603	244 748	24 566	2 451 522	2 104 356	2 117 586
	Firms not operated for the entire year	2 232	2 245	1 389 775	83 574	16 362	3 053	197 432	17 195	205 575

See footnotes at end of table.

Table 4. Sales Size of Firms: 1997—Con.

[Includes only firms and establishments with payroll. Excludes data for central administrative offices, auxiliary operations, or establishments of these firms that are classified in other categories than those specified in this table. For meaning of abbreviations and symbols, see introductory text. For explanation of terms, see Appendix A. For method of assignment to categories shown, see Appendix C]

NAICS code	Sales sizes of firms by type of operation and kind of business	Firms (number)	Establishments (number)	Sales (\$1,000)	Annual payroll (\$1,000)	First-quarter payroll (\$1,000)	Paid employees for pay period including March 12 (number)	Operating expenses ¹ (\$1,000)	End-of-1996 inventories (\$1,000)	End-of-1997 inventories (\$1,000)
42	WHOLESALE TRADE—									
	Con.									
421	Wholesale trade, durable goods—									
	Con.									
421990	Other miscellaneous durable goods whsle									
	All firms	11 080	11 697	65 908 836	3 012 242	710 579	90 829	6 909 555	4 123 982	4 388 800
	Firms operated for the entire year	8 848	9 452	64 519 061	2 928 668	694 217	87 776	6 712 123	4 106 787	4 183 225
	Firms with sales less than \$250,000	2 489	2 489	322 178	75 609	18 156	4 848	149 286	31 644	32 000
	Firms with sales of \$250,000 to \$499,999	1 493	1 499	536 303	100 628	23 034	4 857	212 167	58 633	59 212
	Firms with sales of \$500,000 to \$999,999	1 482	1 494	1 053 255	158 038	35 792	6 655	339 089	118 976	121 021
	Firms with sales of \$1,000,000 to \$2,499,999	1 563	1 592	2 458 626	292 016	67 408	10 753	636 108	238 108	244 864
	Firms with sales of \$2,500,000 to \$4,999,999	826	865	2 902 023	284 637	65 295	9 422	612 743	235 831	243 296
	Firms with sales of \$5,000,000 to \$9,999,999	494	549	3 418 112	308 364	68 321	8 774	679 833	282 884	297 948
	Firms with sales of \$10,000,000 to \$24,999,999	287	353	4 235 027	302 916	68 342	7 854	659 230	344 198	372 725
	Firms with sales of \$25,000,000 to \$49,999,999	101	175	3 437 325	217 240	49 957	5 518	495 956	406 370	405 522
	Firms with sales of \$50,000,000 to \$99,999,999	50	104	3 271 563	193 617	53 164	4 529	476 189	285 787	289 051
	Firms with sales of \$100,000,000 or more	63	332	42 884 649	995 603	244 748	24 566	2 451 522	2 104 356	2 117 586
	Firms not operated for the entire year	2 232	2 245	1 389 775	83 574	16 362	3 053	197 432	17 195	205 575
4219901	Musical instruments & supplies whsle									
	All firms	493	512	2 474 693	180 103	41 714	4 906	442 398	337 463	344 022
	Firms operated for the entire year	410	429	2 432 045	177 779	41 333	4 815	436 400	336 609	337 484
	Firms with sales less than \$250,000	88	88	11 271	2 102	525	144	4 362	1 726	1 583
	Firms with sales of \$250,000 to \$499,999	65	66	23 968	4 237	955	221	9 504	5 094	5 186
	Firms with sales of \$500,000 to \$999,999	64	64	47 457	6 434	1 441	292	14 502	9 826	10 026
	Firms with sales of \$1,000,000 to \$2,499,999	71	71	113 091	14 156	2 914	501	30 201	21 781	22 317
	Firms with sales of \$2,500,000 to \$4,999,999	49	50	168 593	19 420	4 408	679	42 842	27 639	27 767
	Firms with sales of \$5,000,000 to \$9,999,999	31	35	212 347	22 221	5 143	631	51 267	31 535	28 183
	Firms with sales of \$10,000,000 to \$24,999,999	20	24	299 272	30 448	6 510	687	62 830	41 109	42 710
	Firms with sales of \$25,000,000 to \$49,999,999	13	16	404 843	27 380	6 133	650	69 039	65 790	68 704
	Firms with sales of \$50,000,000 to \$99,999,999	4	4	D	D	D	e	D	D	D
	Firms with sales of \$100,000,000 or more	5	11	D	D	D	f	D	D	D
	Firms not operated for the entire year	83	83	42 648	2 324	381	91	5 998	854	6 538
4219902	Forest products (except lumber) whsle									
	All firms	1 897	2 032	11 386 630	406 277	92 740	11 396	1 012 052	433 470	465 668
	Firms operated for the entire year	1 534	1 663	11 104 520	392 566	89 366	10 797	974 545	432 431	445 972
	Firms with sales less than \$250,000	327	327	41 167	9 217	2 212	683	20 080	2 088	2 110
	Firms with sales of \$250,000 to \$499,999	185	185	67 574	11 666	2 595	585	27 244	4 293	4 271
	Firms with sales of \$500,000 to \$999,999	212	214	150 058	20 675	4 762	918	51 224	16 104	15 100
	Firms with sales of \$1,000,000 to \$2,499,999	296	306	464 224	44 703	10 267	1 659	110 306	20 498	22 647
	Firms with sales of \$2,500,000 to \$4,999,999	225	240	789 758	50 111	11 588	1 704	132 379	36 885	39 621
	Firms with sales of \$5,000,000 to \$9,999,999	142	164	980 807	63 046	13 629	2 008	165 278	51 622	60 960
	Firms with sales of \$10,000,000 to \$24,999,999	88	117	1 338 445	54 768	11 598	1 246	136 405	59 129	65 762
	Firms with sales of \$25,000,000 to \$49,999,999	25	36	871 988	27 198	5 629	650	70 541	66 872	68 138
	Firms with sales of \$50,000,000 to \$99,999,999	11	29	D	D	D	e	D	D	D
	Firms with sales of \$100,000,000 or more	23	45	D	D	D	g	D	D	D
	Firms not operated for the entire year	363	369	282 110	13 711	3 374	599	37 507	1 039	19 696
4219903	General merchandise (durable goods) whsle									

See footnotes at end of table.

Table 4. Sales Size of Firms: 1997—Con.

[Includes only firms and establishments with payroll. Excludes data for central administrative offices, auxiliary operations, or establishments of these firms that are classified in other categories than those specified in this table. For meaning of abbreviations and symbols, see introductory text. For explanation of terms, see Appendix A. For method of assignment to categories shown, see Appendix C]

NAICS code	Sales sizes of firms by type of operation and kind of business	Firms (number)	Establishments (number)	Sales (\$1,000)	Annual payroll (\$1,000)	First-quarter payroll (\$1,000)	Paid employees for pay period including March 12 (number)	Operating expenses ¹ (\$1,000)	End-of-1996 inventories (\$1,000)	End-of-1997 inventories (\$1,000)
42	WHOLESALE TRADE—									
	Con.									
421	Wholesale trade, durable goods—									
	Con.									
4219903	General merchandise (durable goods) whsle—									
	Con.									
	All firms	3 301	3 382	21 595 797	525 213	123 862	18 027	1 051 224	1 043 974	1 048 329
	Firms operated for the entire year	2 590	2 664	21 192 918	504 475	120 149	17 312	1 005 361	1 037 794	969 495
	Firms with sales less than \$250,000	850	850	110 327	25 010	5 916	1 505	48 111	12 296	12 494
	Firms with sales of \$250,000 to \$499,999	503	506	180 704	27 121	6 063	1 391	60 770	25 919	26 486
	Firms with sales of \$500,000 to \$999,999	472	473	330 257	38 009	8 457	1 674	83 097	37 548	38 290
	Firms with sales of \$1,000,000 to \$2,499,999	431	431	667 466	59 548	13 667	2 536	129 692	79 693	83 317
	Firms with sales of \$2,500,000 to \$4,999,999	158	158	547 697	43 786	9 498	1 692	90 893	49 614	48 123
	Firms with sales of \$5,000,000 to \$9,999,999	102	114	690 383	49 755	11 333	1 363	100 074	56 883	61 095
	Firms with sales of \$10,000,000 to \$24,999,999	48	57	695 126	46 554	10 893	1 154	87 761	39 382	42 578
	Firms with sales of \$25,000,000 to \$49,999,999	11	26	388 599	32 189	7 629	822	59 498	44 439	46 469
	Firms with sales of \$50,000,000 to \$99,999,999	8	9	D	D	D	f	D	D	D
	Firms with sales of \$100,000,000 or more	7	40	D	D	D	h	D	D	D
	Firms not operated for the entire year	711	718	402 879	20 738	3 713	715	45 863	6 180	78 834
4219904	Prerecorded media whsle									
	All firms	1 847	2 075	23 424 629	1 176 057	283 668	34 103	2 803 239	1 706 750	1 847 403
	Firms operated for the entire year	1 514	1 742	23 095 323	1 151 976	278 343	33 239	2 745 899	1 702 045	1 793 958
	Firms with sales less than \$250,000	347	347	45 428	10 427	2 727	692	21 313	4 923	4 950
	Firms with sales of \$250,000 to \$499,999	204	204	72 068	12 853	2 949	634	27 535	6 856	6 699
	Firms with sales of \$500,000 to \$999,999	273	273	196 358	31 422	7 264	1 266	70 723	21 346	22 172
	Firms with sales of \$1,000,000 to \$2,499,999	311	319	495 713	69 705	17 062	2 468	159 363	48 086	48 170
	Firms with sales of \$2,500,000 to \$4,999,999	155	162	546 115	71 725	17 242	2 360	149 854	57 396	60 393
	Firms with sales of \$5,000,000 to \$9,999,999	105	108	754 821	77 189	17 668	2 278	170 351	69 098	69 658
	Firms with sales of \$10,000,000 to \$24,999,999	60	69	863 608	97 101	23 700	2 852	210 226	105 483	104 933
	Firms with sales of \$25,000,000 to \$49,999,999	21	23	719 184	55 467	14 495	1 568	120 873	106 826	105 075
	Firms with sales of \$50,000,000 to \$99,999,999	13	15	D	D	D	g	D	D	D
	Firms with sales of \$100,000,000 or more	25	222	D	D	D	j	D	D	D
	Firms not operated for the entire year	333	333	329 306	24 081	5 325	864	57 340	4 705	53 445
42199041	Compact discs/prerecorded audio tapes, & phonograph records whsle									
	All firms	1 285	1 418	15 602 913	825 788	196 901	23 540	1 965 640	1 221 711	1 294 830
	Firms operated for the entire year	1 008	1 141	15 403 628	808 296	193 946	23 055	1 923 087	1 217 425	1 268 626
	Firms with sales less than \$250,000	240	240	31 859	6 799	1 680	471	14 674	3 525	3 509
	Firms with sales of \$250,000 to \$499,999	135	135	46 519	8 319	1 960	407	17 577	4 583	4 423
	Firms with sales of \$500,000 to \$999,999	193	193	138 450	21 906	4 951	877	50 621	15 849	16 404
	Firms with sales of \$1,000,000 to \$2,499,999	193	197	315 045	41 970	10 337	1 543	96 933	32 777	32 255
	Firms with sales of \$2,500,000 to \$4,999,999	94	96	334 411	37 631	9 046	1 057	83 699	35 380	37 530
	Firms with sales of \$5,000,000 to \$9,999,999	70	70	503 765	52 644	12 158	1 556	116 511	47 210	49 712
	Firms with sales of \$10,000,000 to \$24,999,999	40	48	569 892	64 708	16 354	1 962	134 276	70 055	71 341
	Firms with sales of \$25,000,000 to \$49,999,999	16	18	569 413	51 497	13 510	1 468	108 690	67 368	75 242
	Firms with sales of \$50,000,000 to \$99,999,999	11	13	D	D	D	g	D	D	D
	Firms with sales of \$100,000,000 or more	16	131	D	D	D	j	D	D	D
	Firms not operated for the entire year	277	277	199 285	17 492	2 955	485	42 553	4 286	26 204

See footnotes at end of table.

Table 4. Sales Size of Firms: 1997—Con.

[Includes only firms and establishments with payroll. Excludes data for central administrative offices, auxiliary operations, or establishments of these firms that are classified in other categories than those specified in this table. For meaning of abbreviations and symbols, see introductory text. For explanation of terms, see Appendix A. For method of assignment to categories shown, see Appendix C]

NAICS code	Sales sizes of firms by type of operation and kind of business	Firms (number)	Establishments (number)	Sales (\$1,000)	Annual payroll (\$1,000)	First-quarter payroll (\$1,000)	Paid employees for pay period including March 12 (number)	Operating expenses ¹ (\$1,000)	End-of-1996 inventories (\$1,000)	End-of-1997 inventories (\$1,000)
42	WHOLESALE TRADE—									
	Con.									
421	Wholesale trade, durable goods—									
	Con.									
42199042	Prerecorded video tapes whsle									
	All firms	572	657	7 821 716	350 269	86 767	10 563	837 599	485 039	552 573
	Firms operated for the entire year	516	601	7 691 695	343 680	84 397	10 184	822 812	484 620	525 332
	Firms with sales less than \$250,000	107	107	13 569	3 628	1 047	221	6 639	1 398	1 441
	Firms with sales of \$250,000 to \$499,999	70	70	25 828	4 644	1 004	229	10 186	2 283	2 279
	Firms with sales of \$500,000 to \$999,999	81	81	58 550	9 591	2 330	390	20 267	5 497	5 768
	Firms with sales of \$1,000,000 to \$2,499,999	118	121	180 026	27 660	6 708	924	62 265	15 309	15 915
	Firms with sales of \$2,500,000 to \$4,999,999	62	67	214 693	34 319	8 252	1 306	66 842	22 457	23 318
	Firms with sales of \$5,000,000 to \$9,999,999	35	37	250 777	24 435	5 495	720	53 612	21 878	19 943
	Firms with sales of \$10,000,000 to \$24,999,999 ..	20	21	293 716	32 393	7 346	890	75 950	35 428	33 592
	Firms with sales of \$25,000,000 to \$49,999,999 ..	7	9	229 433	8 177	2 403	210	24 214	52 207	40 543
	Firms with sales of \$50,000,000 to \$99,999,999 ..	3	5	230 809	14 909	4 595	450	44 553	37 480	29 676
	Firms with sales of \$100,000,000 or more	13	83	6 194 294	183 924	45 217	4 844	458 284	290 683	352 857
	Firms not operated for the entire year	56	56	130 021	6 589	2 370	379	14 787	419	27 241
4219905	Fire extinguishers & fire safety equipment whsle									
	All firms	950	1 016	1 136 419	181 172	41 557	6 604	321 488	77 208	87 714
	Firms operated for the entire year	797	863	1 096 951	176 643	40 561	6 379	313 142	77 038	82 221
	Firms with sales less than \$250,000	284	284	37 649	10 687	2 581	737	19 730	2 252	2 255
	Firms with sales of \$250,000 to \$499,999	170	171	60 564	16 851	4 019	843	30 955	4 088	3 912
	Firms with sales of \$500,000 to \$999,999	119	122	85 498	21 325	5 047	910	38 019	5 017	4 998
	Firms with sales of \$1,000,000 to \$2,499,999	130	133	201 615	40 819	9 420	1 442	70 818	12 963	13 078
	Firms with sales of \$2,500,000 to \$4,999,999	59	65	200 097	35 985	8 088	1 065	65 757	14 212	14 893
	Firms with sales of \$5,000,000 to \$9,999,999	18	21	118 933	17 794	3 669	501	34 317	9 879	11 111
	Firms with sales of \$10,000,000 to \$24,999,999 ..	12	20	165 429	16 931	4 007	561	30 466	11 495	14 055
	Firms with sales of \$25,000,000 to \$49,999,999 ..	3	25	D	D	D	c	D	D	D
	Firms with sales of \$50,000,000 to \$99,999,999 ..	2	22	D	D	D	c	D	D	D
	Firms with sales of \$100,000,000 or more	—	—	—	—	—	—	—	—	—
	Firms not operated for the entire year	153	153	39 468	4 529	996	225	8 346	170	5 493
4219906	Other durable goods whsle									
	All firms	2 603	2 680	5 890 668	543 420	127 038	15 793	1 279 154	525 117	595 664
	Firms operated for the entire year	2 013	2 090	5 596 984	525 213	124 449	15 229	1 236 704	520 664	554 095
	Firms with sales less than \$250,000	595	595	76 706	18 267	4 219	1 089	35 904	8 403	8 653
	Firms with sales of \$250,000 to \$499,999	369	370	132 319	28 124	6 518	1 188	56 502	12 523	12 793
	Firms with sales of \$500,000 to \$999,999	342	347	243 477	40 094	8 802	1 594	81 402	29 132	30 432
	Firms with sales of \$1,000,000 to \$2,499,999	326	333	520 125	63 817	14 243	2 171	137 082	55 300	55 580
	Firms with sales of \$2,500,000 to \$4,999,999	180	188	649 790	62 956	14 310	1 892	129 762	49 804	52 409
	Firms with sales of \$5,000,000 to \$9,999,999	98	108	677 808	80 097	17 230	2 040	161 918	66 299	69 525
	Firms with sales of \$10,000,000 to \$24,999,999 ..	58	63	862 347	55 962	11 400	1 335	129 790	86 387	101 357
	Firms with sales of \$25,000,000 to \$49,999,999 ..	30	53	D	D	D	g	D	D	D
	Firms with sales of \$50,000,000 to \$99,999,999 ..	10	19	D	D	D	f	D	D	D
	Firms with sales of \$100,000,000 or more	5	14	D	D	D	g	D	D	D
	Firms not operated for the entire year	590	590	293 684	18 207	2 589	564	42 450	4 453	41 569
422	Wholesale trade, nondurable goods									

See footnotes at end of table.

Table 4. Sales Size of Firms: 1997—Con.

[Includes only firms and establishments with payroll. Excludes data for central administrative offices, auxiliary operations, or establishments of these firms that are classified in other categories than those specified in this table. For meaning of abbreviations and symbols, see introductory text. For explanation of terms, see Appendix A. For method of assignment to categories shown, see Appendix C]

NAICS code	Sales sizes of firms by type of operation and kind of business	Firms (number)	Establishments (number)	Sales (\$1,000)	Annual payroll (\$1,000)	First-quarter payroll (\$1,000)	Paid employees for pay period including March 12 (number)	Operating expenses ¹ (\$1,000)	End-of-1996 inventories (\$1,000)	End-of-1997 inventories (\$1,000)
42	WHOLESALE TRADE—									
	Con.									
422	Wholesale trade, nondurable goods—Con.									
	All firms	132 668	162 841	1 879 940 402	81 678 408	19 326 296	2 398 296	177 427 340	92 209 377	98 460 276
	Firms operated for the entire year	112 791	142 709	1 845 995 268	80 230 602	18 996 203	2 344 345	173 670 147	91 491 310	95 676 952
	Firms with sales less than \$250,000	18 075	18 090	2 377 060	525 298	124 679	35 774	1 033 384	232 759	234 027
	Firms with sales of \$250,000 to \$499,999	13 689	13 729	4 964 230	814 061	188 094	43 548	1 711 404	432 931	444 985
	Firms with sales of \$500,000 to \$999,999	16 568	16 665	11 893 175	1 655 416	380 998	77 088	3 519 422	993 921	1 019 834
	Firms with sales of \$1,000,000 to \$2,499,999	22 114	22 594	35 462 970	4 112 927	940 477	165 922	8 708 966	2 774 718	2 876 934
	Firms with sales of \$2,500,000 to \$4,999,999	13 988	14 776	49 395 084	4 668 674	1 059 188	164 468	9 796 748	3 472 569	3 624 226
	Firms with sales of \$5,000,000 to \$9,999,999	11 226	12 718	79 087 968	6 171 813	1 391 430	201 460	12 979 855	5 254 911	5 527 694
	Firms with sales of \$10,000,000 to \$24,999,999 ..	9 674	12 797	149 464 042	9 642 497	2 198 297	293 202	20 436 016	9 054 432	9 570 226
	Firms with sales of \$25,000,000 to \$49,999,999 ..	3 903	6 949	135 421 472	7 542 610	1 715 729	212 143	16 454 548	8 038 129	8 466 277
	Firms with sales of \$50,000,000 to \$99,999,999 ..	1 794	4 339	122 724 915	6 449 268	1 490 953	176 599	14 322 532	7 418 536	7 639 142
	Firms with sales of \$100,000,000 or more	1 760	20 052	1 255 204 352	38 648 038	9 506 358	974 141	84 707 272	53 818 404	56 273 607
	Firms not operated for the entire year	19 877	20 132	33 945 134	1 447 806	330 093	53 951	3 757 193	718 067	2 783 324
4221	Paper & paper product whsle									
	All firms	12 555	15 848	117 062 485	7 730 308	1 845 993	214 350	14 750 773	5 517 381	5 803 877
	Firms operated for the entire year	11 253	14 514	115 439 135	7 631 777	1 821 017	210 521	14 485 942	5 488 350	5 679 009
	Firms with sales less than \$250,000	1 901	1 903	255 042	52 333	12 591	3 371	100 319	18 901	18 648
	Firms with sales of \$250,000 to \$499,999	1 606	1 610	588 725	96 590	22 592	4 640	192 160	37 987	38 225
	Firms with sales of \$500,000 to \$999,999	2 147	2 156	1 526 614	236 952	55 009	9 500	466 762	95 047	96 288
	Firms with sales of \$1,000,000 to \$2,499,999	2 478	2 530	3 958 890	597 295	137 832	20 037	1 117 340	241 930	251 931
	Firms with sales of \$2,500,000 to \$4,999,999	1 301	1 399	4 507 641	631 433	143 992	18 202	1 140 331	286 517	296 916
	Firms with sales of \$5,000,000 to \$9,999,999	816	935	5 646 771	675 710	156 810	18 147	1 201 507	341 241	355 515
	Firms with sales of \$10,000,000 to \$24,999,999 ..	582	879	8 705 715	882 665	203 908	21 585	1 571 429	560 067	596 418
	Firms with sales of \$25,000,000 to \$49,999,999 ..	211	475	7 450 724	598 245	141 343	13 391	1 139 274	447 084	483 814
	Firms with sales of \$50,000,000 to \$99,999,999 ..	95	265	6 367 577	460 445	106 639	10 098	931 697	488 794	504 510
	Firms with sales of \$100,000,000 or more	116	2 362	76 431 436	3 400 109	840 301	91 550	6 625 123	2 970 782	3 036 744
	Firms not operated for the entire year	1 302	1 334	1 623 350	98 531	24 976	3 829	264 831	29 031	124 868
42211	Printing & writing paper whsle									
	All firms	1 554	2 309	38 397 487	1 547 334	377 117	33 135	3 037 226	1 488 311	1 502 976
	Firms operated for the entire year	1 406	2 161	38 278 754	1 541 661	376 018	32 916	3 024 088	1 487 975	1 495 796
	Firms with sales less than \$250,000	245	245	33 345	6 872	1 632	423	13 438	1 533	1 551
	Firms with sales of \$250,000 to \$499,999	231	231	83 966	15 621	3 755	646	30 112	4 249	4 284
	Firms with sales of \$500,000 to \$999,999	272	274	192 459	29 559	6 931	1 052	58 442	9 364	9 059
	Firms with sales of \$1,000,000 to \$2,499,999	247	253	390 448	59 911	13 693	1 840	111 157	17 693	18 910
	Firms with sales of \$2,500,000 to \$4,999,999	118	127	429 374	58 023	13 705	1 546	101 201	29 060	29 640
	Firms with sales of \$5,000,000 to \$9,999,999	96	108	692 060	70 874	16 823	1 671	128 380	46 131	48 813
	Firms with sales of \$10,000,000 to \$24,999,999 ..	71	91	1 164 237	79 082	18 149	1 684	155 626	73 185	72 375
	Firms with sales of \$25,000,000 to \$49,999,999 ..	49	74	1 754 341	102 140	25 153	1 978	207 929	96 963	110 805
	Firms with sales of \$50,000,000 to \$99,999,999 ..	25	101	1 584 126	75 832	18 196	1 549	138 455	112 392	113 402
	Firms with sales of \$100,000,000 or more	52	657	31 954 398	1 043 747	257 981	20 527	2 079 348	1 097 405	1 086 957
	Firms not operated for the entire year	148	148	118 733	5 673	1 099	219	13 138	336	7 180

See footnotes at end of table.

Table 4. Sales Size of Firms: 1997—Con.

[Includes only firms and establishments with payroll. Excludes data for central administrative offices, auxiliary operations, or establishments of these firms that are classified in other categories than those specified in this table. For meaning of abbreviations and symbols, see introductory text. For explanation of terms, see Appendix A. For method of assignment to categories shown, see Appendix C]

NAICS code	Sales sizes of firms by type of operation and kind of business	Firms (number)	Establishments (number)	Sales (\$1,000)	Annual payroll (\$1,000)	First-quarter payroll (\$1,000)	Paid employees for pay period including March 12 (number)	Operating expenses ¹ (\$1,000)	End-of-1996 inventories (\$1,000)	End-of-1997 inventories (\$1,000)
42	WHOLESALE TRADE—									
	Con.									
422	Wholesale trade,									
	nondurable goods—Con.									
422110	Printing & writing paper whsle									
	All firms	1 554	2 309	38 397 487	1 547 334	377 117	33 135	3 037 226	1 488 311	1 502 976
	Firms operated for the entire year	1 406	2 161	38 278 754	1 541 661	376 018	32 916	3 024 088	1 487 975	1 495 796
	Firms with sales less than \$250,000	245	245	33 345	6 872	1 632	423	13 438	1 533	1 551
	Firms with sales of \$250,000 to \$499,999	231	231	83 966	15 621	3 755	646	30 112	4 249	4 284
	Firms with sales of \$500,000 to \$999,999	272	274	192 459	29 559	6 931	1 052	58 442	9 364	9 059
	Firms with sales of \$1,000,000 to \$2,499,999	247	253	390 448	59 911	13 693	1 840	111 157	17 693	18 910
	Firms with sales of \$2,500,000 to \$4,999,999	118	127	429 374	58 023	13 705	1 546	101 201	29 060	29 640
	Firms with sales of \$5,000,000 to \$9,999,999	96	108	692 060	70 874	16 823	1 671	128 380	46 131	48 813
	Firms with sales of \$10,000,000 to \$24,999,999 ..	71	91	1 164 237	79 082	18 149	1 684	155 626	73 185	72 375
	Firms with sales of \$25,000,000 to \$49,999,999 ..	49	74	1 754 341	102 140	25 153	1 978	207 929	96 963	110 805
	Firms with sales of \$50,000,000 to \$99,999,999 ..	25	101	1 584 126	75 832	18 196	1 549	138 455	112 392	113 402
	Firms with sales of \$100,000,000 or more	52	657	31 954 398	1 043 747	257 981	20 527	2 079 348	1 097 405	1 086 957
	Firms not operated for the entire year	148	148	118 733	5 673	1 099	219	13 138	336	7 180
42212	Stationery & office supplies whsle									
	All firms	6 263	8 046	33 271 034	3 308 237	794 195	109 766	6 178 486	2 082 513	2 186 065
	Firms operated for the entire year	5 652	7 410	32 425 080	3 258 475	780 346	107 682	6 058 218	2 065 826	2 145 039
	Firms with sales less than \$250,000	1 103	1 104	149 659	29 298	7 109	1 940	57 486	11 979	11 850
	Firms with sales of \$250,000 to \$499,999	945	948	343 477	54 888	12 771	2 675	109 871	21 953	22 042
	Firms with sales of \$500,000 to \$999,999	1 170	1 177	830 498	135 977	31 323	5 460	262 378	53 346	54 818
	Firms with sales of \$1,000,000 to \$2,499,999	1 262	1 299	1 997 387	338 590	78 864	11 641	615 005	122 065	126 099
	Firms with sales of \$2,500,000 to \$4,999,999	573	639	1 948 927	321 563	73 853	9 493	568 555	127 636	131 892
	Firms with sales of \$5,000,000 to \$9,999,999	301	387	2 049 326	285 718	67 708	7 740	499 850	129 643	131 557
	Firms with sales of \$10,000,000 to \$24,999,999 ..	178	355	2 593 503	313 046	71 897	7 746	555 047	179 314	191 687
	Firms with sales of \$25,000,000 to \$49,999,999 ..	63	221	2 103 735	217 469	52 103	5 506	422 784	131 078	143 885
	Firms with sales of \$50,000,000 to \$99,999,999 ..	29	115	2 057 799	165 542	38 444	3 884	340 346	166 428	169 974
	Firms with sales of \$100,000,000 or more	28	1 165	18 350 769	1 396 384	346 274	51 597	2 626 896	1 122 384	1 161 235
	Firms not operated for the entire year	611	636	845 954	49 762	13 849	2 084	120 268	16 687	41 026
422120	Stationery & office supplies whsle									
	All firms	6 263	8 046	33 271 034	3 308 237	794 195	109 766	6 178 486	2 082 513	2 186 065
	Firms operated for the entire year	5 652	7 410	32 425 080	3 258 475	780 346	107 682	6 058 218	2 065 826	2 145 039
	Firms with sales less than \$250,000	1 103	1 104	149 659	29 298	7 109	1 940	57 486	11 979	11 850
	Firms with sales of \$250,000 to \$499,999	945	948	343 477	54 888	12 771	2 675	109 871	21 953	22 042
	Firms with sales of \$500,000 to \$999,999	1 170	1 177	830 498	135 977	31 323	5 460	262 378	53 346	54 818
	Firms with sales of \$1,000,000 to \$2,499,999	1 262	1 299	1 997 387	338 590	78 864	11 641	615 005	122 065	126 099
	Firms with sales of \$2,500,000 to \$4,999,999	573	639	1 948 927	321 563	73 853	9 493	568 555	127 636	131 892
	Firms with sales of \$5,000,000 to \$9,999,999	301	387	2 049 326	285 718	67 708	7 740	499 850	129 643	131 557
	Firms with sales of \$10,000,000 to \$24,999,999 ..	178	355	2 593 503	313 046	71 897	7 746	555 047	179 314	191 687
	Firms with sales of \$25,000,000 to \$49,999,999 ..	63	221	2 103 735	217 469	52 103	5 506	422 784	131 078	143 885
	Firms with sales of \$50,000,000 to \$99,999,999 ..	29	115	2 057 799	165 542	38 444	3 884	340 346	166 428	169 974
	Firms with sales of \$100,000,000 or more	28	1 165	18 350 769	1 396 384	346 274	51 597	2 626 896	1 122 384	1 161 235
	Firms not operated for the entire year	611	636	845 954	49 762	13 849	2 084	120 268	16 687	41 026
42213	Industrial & personal service paper whsle									

See footnotes at end of table.

Table 4. Sales Size of Firms: 1997—Con.

[Includes only firms and establishments with payroll. Excludes data for central administrative offices, auxiliary operations, or establishments of these firms that are classified in other categories than those specified in this table. For meaning of abbreviations and symbols, see introductory text. For explanation of terms, see Appendix A. For method of assignment to categories shown, see Appendix C]

NAICS code	Sales sizes of firms by type of operation and kind of business	Firms (number)	Establishments (number)	Sales (\$1,000)	Annual payroll (\$1,000)	First-quarter payroll (\$1,000)	Paid employees for pay period including March 12 (number)	Operating expenses ¹ (\$1,000)	End-of-1996 inventories (\$1,000)	End-of-1997 inventories (\$1,000)
42	WHOLESALE TRADE—									
	Con.									
422	Wholesale trade,									
	nondurable goods—Con.									
42213	Industrial & personal service paper whsle—Con.									
	All firms	4 797	5 493	45 393 964	2 874 737	674 681	71 449	5 535 061	1 946 557	2 114 836
	Firms operated for the entire year	4 252	4 941	44 735 002	2 831 620	664 636	69 918	5 403 568	1 934 403	2 038 174
	Firms with sales less than \$250,000	554	554	71 921	16 160	3 841	1 006	29 379	5 257	5 247
	Firms with sales of \$250,000 to \$499,999	432	433	162 006	26 234	6 103	1 322	52 467	11 785	11 899
	Firms with sales of \$500,000 to \$999,999	707	707	505 033	71 568	16 793	2 999	146 155	32 357	32 454
	Firms with sales of \$1,000,000 to \$2,499,999	976	986	1 583 822	200 973	45 783	6 623	394 624	103 662	108 606
	Firms with sales of \$2,500,000 to \$4,999,999	615	638	2 146 864	253 145	56 764	7 189	473 982	131 198	136 776
	Firms with sales of \$5,000,000 to \$9,999,999	429	466	2 971 275	324 690	73 781	8 895	587 582	168 626	178 436
	Firms with sales of \$10,000,000 to \$24,999,999	341	447	5 075 046	503 958	117 002	12 507	886 753	320 581	344 529
	Firms with sales of \$25,000,000 to \$49,999,999	102	186	3 697 952	296 000	68 499	6 102	531 525	229 757	240 782
	Firms with sales of \$50,000,000 to \$99,999,999	48	108	3 164 932	227 661	52 436	4 820	471 867	218 496	229 834
	Firms with sales of \$100,000,000 or more	48	416	25 356 151	911 231	223 634	18 455	1 829 234	712 684	749 611
	Firms not operated for the entire year	545	552	658 962	43 117	10 045	1 531	131 493	12 154	76 662
422130	Industrial & personal service paper whsle									
	All firms	4 797	5 493	45 393 964	2 874 737	674 681	71 449	5 535 061	1 946 557	2 114 836
	Firms operated for the entire year	4 252	4 941	44 735 002	2 831 620	664 636	69 918	5 403 568	1 934 403	2 038 174
	Firms with sales less than \$250,000	554	554	71 921	16 160	3 841	1 006	29 379	5 257	5 247
	Firms with sales of \$250,000 to \$499,999	432	433	162 006	26 234	6 103	1 322	52 467	11 785	11 899
	Firms with sales of \$500,000 to \$999,999	707	707	505 033	71 568	16 793	2 999	146 155	32 357	32 454
	Firms with sales of \$1,000,000 to \$2,499,999	976	986	1 583 822	200 973	45 783	6 623	394 624	103 662	108 606
	Firms with sales of \$2,500,000 to \$4,999,999	615	638	2 146 864	253 145	56 764	7 189	473 982	131 198	136 776
	Firms with sales of \$5,000,000 to \$9,999,999	429	466	2 971 275	324 690	73 781	8 895	587 582	168 626	178 436
	Firms with sales of \$10,000,000 to \$24,999,999	341	447	5 075 046	503 958	117 002	12 507	886 753	320 581	344 529
	Firms with sales of \$25,000,000 to \$49,999,999	102	186	3 697 952	296 000	68 499	6 102	531 525	229 757	240 782
	Firms with sales of \$50,000,000 to \$99,999,999	48	108	3 164 932	227 661	52 436	4 820	471 867	218 496	229 834
	Firms with sales of \$100,000,000 or more	48	416	25 356 151	911 231	223 634	18 455	1 829 234	712 684	749 611
	Firms not operated for the entire year	545	552	658 962	43 117	10 045	1 531	131 493	12 154	76 662
4222	Drugs, & druggists' sundries whsle									
	All firms	6 448	8 053	203 147 771	8 394 864	2 024 123	190 127	19 849 901	14 440 398	15 707 844
	Firms operated for the entire year	5 443	7 037	201 415 293	8 265 356	1 991 750	185 734	19 565 712	14 375 732	15 423 724
	Firms with sales less than \$250,000	1 039	1 039	131 543	29 959	7 145	1 949	62 639	16 677	17 114
	Firms with sales of \$250,000 to \$499,999	717	724	258 696	50 681	11 909	2 303	109 901	30 206	32 991
	Firms with sales of \$500,000 to \$999,999	828	829	597 252	104 849	24 054	4 138	225 193	65 951	69 166
	Firms with sales of \$1,000,000 to \$2,499,999	1 052	1 069	1 653 126	236 386	53 926	8 110	521 877	174 184	185 146
	Firms with sales of \$2,500,000 to \$4,999,999	610	643	2 156 364	266 405	61 940	8 298	601 269	210 710	221 529
	Firms with sales of \$5,000,000 to \$9,999,999	431	462	3 002 949	329 895	73 591	9 418	742 594	304 152	333 343
	Firms with sales of \$10,000,000 to \$24,999,999	352	400	5 430 309	499 510	111 630	12 623	1 132 890	516 492	545 879
	Firms with sales of \$25,000,000 to \$49,999,999	180	264	6 187 343	429 302	100 374	10 987	1 105 424	502 320	546 367
	Firms with sales of \$50,000,000 to \$99,999,999	89	180	6 330 188	456 906	108 899	11 025	1 152 723	750 679	772 910
	Firms with sales of \$100,000,000 or more	145	1 427	175 667 523	5 861 463	1 438 282	116 883	13 911 202	11 804 361	12 699 279
	Firms not operated for the entire year	1 005	1 016	1 732 478	129 508	32 373	4 393	284 189	64 666	284 120
42221	Drugs, & druggists' sundries whsle									

See footnotes at end of table.

Table 4. Sales Size of Firms: 1997—Con.

[Includes only firms and establishments with payroll. Excludes data for central administrative offices, auxiliary operations, or establishments of these firms that are classified in other categories than those specified in this table. For meaning of abbreviations and symbols, see introductory text. For explanation of terms, see Appendix A. For method of assignment to categories shown, see Appendix C]

NAICS code	Sales sizes of firms by type of operation and kind of business	Firms (number)	Establishments (number)	Sales (\$1,000)	Annual payroll (\$1,000)	First-quarter payroll (\$1,000)	Paid employees for pay period including March 12 (number)	Operating expenses ¹ (\$1,000)	End-of-1996 inventories (\$1,000)	End-of-1997 inventories (\$1,000)
42	WHOLESALE TRADE—									
	Con.									
422	Wholesale trade,									
	nondurable goods—Con.									
42221	Drugs, & druggists' sundries whse—Con.									
	All firms	6 448	8 053	203 147 771	8 394 864	2 024 123	190 127	19 849 901	14 440 398	15 707 844
	Firms operated for the entire year	5 443	7 037	201 415 293	8 265 356	1 991 750	185 734	19 565 712	14 375 732	15 423 724
	Firms with sales less than \$250,000	1 039	1 039	131 543	29 959	7 145	1 949	62 639	16 677	17 114
	Firms with sales of \$250,000 to \$499,999	717	724	258 696	50 681	11 909	2 303	109 901	30 206	32 991
	Firms with sales of \$500,000 to \$999,999	828	829	597 252	104 849	24 054	4 138	225 193	65 951	69 166
	Firms with sales of \$1,000,000 to \$2,499,999	1 052	1 069	1 653 126	236 386	53 926	8 110	521 877	174 184	185 146
	Firms with sales of \$2,500,000 to \$4,999,999	610	643	2 156 364	266 405	61 940	8 298	601 269	210 710	221 529
	Firms with sales of \$5,000,000 to \$9,999,999	431	462	3 002 949	329 895	73 591	9 418	742 594	304 152	333 343
	Firms with sales of \$10,000,000 to \$24,999,999 ..	352	400	5 430 309	499 510	111 630	12 623	1 132 890	516 492	545 879
	Firms with sales of \$25,000,000 to \$49,999,999 ..	180	264	6 187 343	429 302	100 374	10 987	1 105 424	502 320	546 367
	Firms with sales of \$50,000,000 to \$99,999,999 ..	89	180	6 330 188	456 906	108 899	11 025	1 152 723	750 679	772 910
	Firms with sales of \$100,000,000 or more	145	1 427	175 667 523	5 861 463	1 438 282	116 883	13 911 202	11 804 361	12 699 279
	Firms not operated for the entire year	1 005	1 016	1 732 478	129 508	32 373	4 393	284 189	64 666	284 120
422210	Drugs, & druggists' sundries whse									
	All firms	6 448	8 053	203 147 771	8 394 864	2 024 123	190 127	19 849 901	14 440 398	15 707 844
	Firms operated for the entire year	5 443	7 037	201 415 293	8 265 356	1 991 750	185 734	19 565 712	14 375 732	15 423 724
	Firms with sales less than \$250,000	1 039	1 039	131 543	29 959	7 145	1 949	62 639	16 677	17 114
	Firms with sales of \$250,000 to \$499,999	717	724	258 696	50 681	11 909	2 303	109 901	30 206	32 991
	Firms with sales of \$500,000 to \$999,999	828	829	597 252	104 849	24 054	4 138	225 193	65 951	69 166
	Firms with sales of \$1,000,000 to \$2,499,999	1 052	1 069	1 653 126	236 386	53 926	8 110	521 877	174 184	185 146
	Firms with sales of \$2,500,000 to \$4,999,999	610	643	2 156 364	266 405	61 940	8 298	601 269	210 710	221 529
	Firms with sales of \$5,000,000 to \$9,999,999	431	462	3 002 949	329 895	73 591	9 418	742 594	304 152	333 343
	Firms with sales of \$10,000,000 to \$24,999,999 ..	352	400	5 430 309	499 510	111 630	12 623	1 132 890	516 492	545 879
	Firms with sales of \$25,000,000 to \$49,999,999 ..	180	264	6 187 343	429 302	100 374	10 987	1 105 424	502 320	546 367
	Firms with sales of \$50,000,000 to \$99,999,999 ..	89	180	6 330 188	456 906	108 899	11 025	1 152 723	750 679	772 910
	Firms with sales of \$100,000,000 or more	145	1 427	175 667 523	5 861 463	1 438 282	116 883	13 911 202	11 804 361	12 699 279
	Firms not operated for the entire year	1 005	1 016	1 732 478	129 508	32 373	4 393	284 189	64 666	284 120
4222101	General-line drugs whse									
	All firms	2 783	3 283	79 946 995	2 290 715	546 162	70 977	5 352 458	9 238 904	9 838 713
	Firms operated for the entire year	2 475	2 970	79 287 756	2 232 431	526 626	68 169	5 238 740	9 187 630	9 725 762
	Firms with sales less than \$250,000	446	446	58 065	13 836	3 262	863	27 478	6 865	6 873
	Firms with sales of \$250,000 to \$499,999	315	318	112 765	21 835	5 033	981	47 187	12 341	13 217
	Firms with sales of \$500,000 to \$999,999	378	378	D	D	D	g	D	D	D
	Firms with sales of \$1,000,000 to \$2,499,999	509	518	800 121	119 104	27 842	4 204	256 582	77 611	81 829
	Firms with sales of \$2,500,000 to \$4,999,999	294	309	1 025 083	126 631	29 197	3 915	281 134	96 715	102 447
	Firms with sales of \$5,000,000 to \$9,999,999	192	207	1 335 115	138 487	30 832	4 151	306 130	120 858	135 775
	Firms with sales of \$10,000,000 to \$24,999,999 ..	156	186	2 409 583	206 728	44 545	5 453	447 550	252 699	269 658
	Firms with sales of \$25,000,000 to \$49,999,999 ..	75	92	2 653 442	166 959	38 816	4 492	405 730	251 927	282 343
	Firms with sales of \$50,000,000 to \$99,999,999 ..	42	72	2 983 138	177 041	41 095	5 127	428 380	340 513	334 461
	Firms with sales of \$100,000,000 or more	68	444	D	D	D	k	D	D	D
	Firms not operated for the entire year	308	313	659 239	58 284	19 536	2 808	113 718	51 274	112 951
4222102	Specialty-line drug, pharmaceutical, cosmetic, & toiletries whse									

See footnotes at end of table.

Table 4. Sales Size of Firms: 1997—Con.

[Includes only firms and establishments with payroll. Excludes data for central administrative offices, auxiliary operations, or establishments of these firms that are classified in other categories than those specified in this table. For meaning of abbreviations and symbols, see introductory text. For explanation of terms, see Appendix A. For method of assignment to categories shown, see Appendix C]

NAICS code	Sales sizes of firms by type of operation and kind of business	Firms (number)	Establishments (number)	Sales (\$1,000)	Annual payroll (\$1,000)	First-quarter payroll (\$1,000)	Paid employees for pay period including March 12 (number)	Operating expenses ¹ (\$1,000)	End-of-1996 inventories (\$1,000)	End-of-1997 inventories (\$1,000)
42	WHOLESALE TRADE—Con.									
422	Wholesale trade, nondurable goods—Con.									
4222102	Specialty-line drug, pharmaceutical, cosmetic, & toiletries whsle—Con.									
	All firms	3 715	4 770	123 200 776	6 104 149	1 477 961	119 150	14 497 443	5 201 494	5 869 131
	Firms operated for the entire year	3 014	4 065	122 117 966	6 031 213	1 464 571	117 495	14 325 124	5 188 029	5 697 282
	Firms with sales less than \$250,000	594	594	73 602	16 138	3 887	1 087	35 185	9 812	10 241
	Firms with sales of \$250,000 to \$499,999	403	407	146 389	28 868	6 880	1 323	62 749	17 925	19 836
	Firms with sales of \$500,000 to \$999,999	450	451	D	D	D	g	D	D	D
	Firms with sales of \$1,000,000 to \$2,499,999	547	557	859 672	118 332	26 296	3 930	267 265	96 934	103 689
	Firms with sales of \$2,500,000 to \$4,999,999	322	341	1 152 395	142 489	33 492	4 493	327 066	117 569	123 253
	Firms with sales of \$5,000,000 to \$9,999,999	246	263	1 719 123	195 981	43 759	5 393	449 229	188 967	203 132
	Firms with sales of \$10,000,000 to \$24,999,999	207	234	3 195 076	311 467	71 723	7 794	734 099	281 210	293 713
	Firms with sales of \$25,000,000 to \$49,999,999	106	156	3 557 749	258 843	60 433	6 439	688 875	256 680	268 415
	Firms with sales of \$50,000,000 to \$99,999,999	56	128	3 973 345	332 340	80 574	7 644	838 266	501 926	558 358
	Firms with sales of \$100,000,000 or more	83	934	D	D	D	I	D	D	D
	Firms not operated for the entire year	701	705	1 082 810	72 936	13 390	1 655	172 319	13 465	171 849
4223	Apparel, piece goods, & notions whsle									
	All firms	19 439	20 707	124 104 420	7 759 577	1 778 842	207 574	18 455 203	12 335 849	13 581 581
	Firms operated for the entire year	15 999	17 240	120 230 018	7 518 623	1 730 946	200 686	17 869 607	12 172 546	12 895 300
	Firms with sales less than \$250,000	2 731	2 732	367 936	81 939	19 619	5 568	164 571	50 615	50 526
	Firms with sales of \$250,000 to \$499,999	2 051	2 055	744 503	130 867	30 104	7 050	279 329	98 189	100 068
	Firms with sales of \$500,000 to \$999,999	2 503	2 512	1 801 215	245 601	57 106	10 968	543 822	218 526	220 060
	Firms with sales of \$1,000,000 to \$2,499,999	3 420	3 449	5 478 098	571 740	130 878	22 374	1 313 575	639 101	662 831
	Firms with sales of \$2,500,000 to \$4,999,999	1 989	2 042	6 993 959	591 271	134 384	19 673	1 366 856	731 535	765 827
	Firms with sales of \$5,000,000 to \$9,999,999	1 463	1 569	10 205 386	773 407	169 953	22 975	1 784 029	1 057 854	1 114 726
	Firms with sales of \$10,000,000 to \$24,999,999	1 049	1 247	15 947 582	1 139 563	261 754	29 435	2 590 413	1 690 247	1 824 123
	Firms with sales of \$25,000,000 to \$49,999,999	439	633	15 116 830	953 561	217 720	22 044	2 279 591	1 584 735	1 719 941
	Firms with sales of \$50,000,000 to \$99,999,999	196	351	13 095 867	817 071	181 611	19 191	1 954 665	1 549 127	1 631 232
	Firms with sales of \$100,000,000 or more	158	650	50 478 642	2 213 603	527 817	41 408	5 592 756	4 552 617	4 805 966
	Firms not operated for the entire year	3 440	3 467	3 874 402	240 954	47 896	6 888	585 596	163 303	686 281
42231	Piece goods, notions, & other dry goods whsle									
	All firms	5 238	5 666	25 776 927	1 611 443	367 889	45 435	3 416 105	2 013 882	2 231 275
	Firms operated for the entire year	4 373	4 797	24 838 496	1 564 929	360 347	43 987	3 313 675	1 997 981	2 095 581
	Firms with sales less than \$250,000	766	766	101 775	24 550	5 750	1 531	45 616	14 090	13 635
	Firms with sales of \$250,000 to \$499,999	553	556	200 688	39 217	9 008	2 062	77 645	26 700	27 476
	Firms with sales of \$500,000 to \$999,999	723	724	522 889	78 604	18 161	3 118	160 833	68 411	67 668
	Firms with sales of \$1,000,000 to \$2,499,999	903	908	1 468 717	166 436	38 705	5 760	363 002	176 203	182 840
	Firms with sales of \$2,500,000 to \$4,999,999	556	573	1 972 661	181 710	40 498	5 912	393 685	220 349	231 467
	Firms with sales of \$5,000,000 to \$9,999,999	402	436	2 848 084	222 547	49 039	5 991	469 894	297 347	307 302
	Firms with sales of \$10,000,000 to \$24,999,999	273	384	4 009 823	286 330	67 096	7 674	583 099	375 948	397 102
	Firms with sales of \$25,000,000 to \$49,999,999	116	205	3 998 391	204 226	47 212	4 401	447 971	354 926	376 426
	Firms with sales of \$50,000,000 to \$99,999,999	49	122	3 278 082	171 267	35 917	4 131	368 151	296 733	301 213
	Firms with sales of \$100,000,000 or more	32	123	6 437 386	190 042	48 961	3 407	403 779	167 274	190 452
	Firms not operated for the entire year	865	869	938 431	46 514	7 542	1 448	102 430	15 901	135 694

See footnotes at end of table.

Table 4. Sales Size of Firms: 1997—Con.

[Includes only firms and establishments with payroll. Excludes data for central administrative offices, auxiliary operations, or establishments of these firms that are classified in other categories than those specified in this table. For meaning of abbreviations and symbols, see introductory text. For explanation of terms, see Appendix A. For method of assignment to categories shown, see Appendix C]

NAICS code	Sales sizes of firms by type of operation and kind of business	Firms (number)	Establishments (number)	Sales (\$1,000)	Annual payroll (\$1,000)	First-quarter payroll (\$1,000)	Paid employees for pay period including March 12 (number)	Operating expenses ¹ (\$1,000)	End-of-1996 inventories (\$1,000)	End-of-1997 inventories (\$1,000)
42	WHOLESALE TRADE—									
	Con.									
422	Wholesale trade,									
	nondurable goods—Con.									
422310	Piece goods, notions, & other dry goods whsle									
	All firms	5 238	5 666	25 776 927	1 611 443	367 889	45 435	3 416 105	2 013 882	2 231 275
	Firms operated for the entire year	4 373	4 797	24 838 496	1 564 929	360 347	43 987	3 313 675	1 997 981	2 095 581
	Firms with sales less than \$250,000	766	766	101 775	24 550	5 750	1 531	45 616	14 090	13 635
	Firms with sales of \$250,000 to \$499,999	553	556	200 688	39 217	9 008	2 062	77 645	26 700	27 476
	Firms with sales of \$500,000 to \$999,999	723	724	522 889	78 604	18 161	3 118	160 833	68 411	67 668
	Firms with sales of \$1,000,000 to \$2,499,999	903	908	1 468 717	166 436	38 705	5 760	363 002	176 203	182 840
	Firms with sales of \$2,500,000 to \$4,999,999	556	573	1 972 661	181 710	40 498	5 912	393 685	220 349	231 467
	Firms with sales of \$5,000,000 to \$9,999,999	402	436	2 848 084	222 547	49 039	5 991	469 894	297 347	307 302
	Firms with sales of \$10,000,000 to \$24,999,999	273	384	4 009 823	286 330	67 096	7 674	583 099	375 948	397 102
	Firms with sales of \$25,000,000 to \$49,999,999	116	205	3 998 391	204 226	47 212	4 401	447 971	354 926	376 426
	Firms with sales of \$50,000,000 to \$99,999,999	49	122	3 278 082	171 267	35 917	4 131	368 151	296 733	301 213
	Firms with sales of \$100,000,000 or more	32	123	6 437 386	190 042	48 961	3 407	403 779	167 274	190 452
	Firms not operated for the entire year	865	869	938 431	46 514	7 542	1 448	102 430	15 901	135 694
4223101	Piece goods—jobbers									
	All firms	3 831	4 191	22 125 937	1 240 760	284 390	33 068	2 667 413	1 655 778	1 837 541
	Firms operated for the entire year	3 222	3 578	21 367 391	1 208 267	278 647	31 951	2 594 262	1 641 587	1 731 983
	Firms with sales less than \$250,000	505	505	68 555	16 591	3 861	998	31 104	9 876	9 515
	Firms with sales of \$250,000 to \$499,999	362	364	132 250	26 421	5 917	1 329	52 434	18 426	18 950
	Firms with sales of \$500,000 to \$999,999	523	524	377 244	56 149	12 984	2 144	115 749	51 376	51 683
	Firms with sales of \$1,000,000 to \$2,499,999	658	662	1 069 381	112 262	25 922	3 906	249 909	129 898	134 828
	Firms with sales of \$2,500,000 to \$4,999,999	435	447	1 537 969	130 152	28 633	4 253	289 843	169 971	179 663
	Firms with sales of \$5,000,000 to \$9,999,999	334	361	2 376 083	165 309	36 422	4 349	359 275	245 533	256 913
	Firms with sales of \$10,000,000 to \$24,999,999	223	312	3 277 781	202 672	48 000	5 219	428 721	287 907	304 914
	Firms with sales of \$25,000,000 to \$49,999,999	107	191	D	D	D	h	D	D	D
	Firms with sales of \$50,000,000 to \$99,999,999	47	120	3 128 280	152 258	32 046	3 135	331 916	267 249	269 544
	Firms with sales of \$100,000,000 or more	28	92	D	D	D	h	D	D	D
	Firms not operated for the entire year	609	613	758 546	32 493	5 743	1 117	73 151	14 191	105 558
4223102	Notions & other dry goods whsle									
	All firms	1 414	1 475	3 650 990	370 683	83 499	12 367	748 692	358 104	393 734
	Firms operated for the entire year	1 158	1 219	3 471 105	356 662	81 700	12 036	719 413	356 394	363 598
	Firms with sales less than \$250,000	262	262	33 388	7 987	1 898	538	14 567	4 258	4 165
	Firms with sales of \$250,000 to \$499,999	191	191	68 270	12 768	3 082	728	25 156	8 230	8 481
	Firms with sales of \$500,000 to \$999,999	200	200	145 645	22 455	5 177	974	45 084	17 035	15 985
	Firms with sales of \$1,000,000 to \$2,499,999	246	247	400 921	54 351	12 824	1 861	113 498	46 581	48 297
	Firms with sales of \$2,500,000 to \$4,999,999	122	127	437 348	51 997	11 973	1 672	104 600	50 796	52 229
	Firms with sales of \$5,000,000 to \$9,999,999	69	74	476 260	57 122	12 593	1 638	110 404	51 969	50 820
	Firms with sales of \$10,000,000 to \$24,999,999	52	75	774 457	90 869	20 431	2 680	168 566	97 691	102 728
	Firms with sales of \$25,000,000 to \$49,999,999	10	15	D	D	D	f	D	D	D
	Firms with sales of \$50,000,000 to \$99,999,999	3	6	213 329	18 309	4 052	911	36 292	23 351	25 816
	Firms with sales of \$100,000,000 or more	3	22	D	D	D	e	D	D	D
	Firms not operated for the entire year	256	256	179 885	14 021	1 799	331	29 279	1 710	30 136
42232	Men's & boys' clothing & furnishings whsle									

See footnotes at end of table.

Table 4. Sales Size of Firms: 1997—Con.

[Includes only firms and establishments with payroll. Excludes data for central administrative offices, auxiliary operations, or establishments of these firms that are classified in other categories than those specified in this table. For meaning of abbreviations and symbols, see introductory text. For explanation of terms, see Appendix A. For method of assignment to categories shown, see Appendix C]

NAICS code	Sales sizes of firms by type of operation and kind of business	Firms (number)	Establishments (number)	Sales (\$1,000)	Annual payroll (\$1,000)	First-quarter payroll (\$1,000)	Paid employees for pay period including March 12 (number)	Operating expenses ¹ (\$1,000)	End-of-1996 inventories (\$1,000)	End-of-1997 inventories (\$1,000)
42	WHOLESALE TRADE—									
	Con.									
422	Wholesale trade,									
	nondurable goods—Con.									
42232	Men's & boys' clothing & furnishings whsle—Con.									
	All firms	4 712	5 006	33 360 264	2 166 205	498 595	62 253	5 283 780	4 154 867	4 525 220
	Firms operated for the entire year	4 038	4 315	32 590 458	2 106 733	483 205	60 058	5 151 144	4 094 890	4 363 306
	Firms with sales less than \$250,000	606	606	81 900	17 667	4 323	1 211	36 157	9 535	9 885
	Firms with sales of \$250,000 to \$499,999	528	528	189 528	32 153	7 662	1 729	70 866	24 521	24 516
	Firms with sales of \$500,000 to \$999,999	591	592	424 257	57 476	13 085	2 728	128 600	46 690	46 650
	Firms with sales of \$1,000,000 to \$2,499,999	868	874	1 378 696	152 334	35 051	6 517	344 639	162 746	164 746
	Firms with sales of \$2,500,000 to \$4,999,999	523	539	1 824 821	153 967	34 619	5 340	350 146	204 888	209 865
	Firms with sales of \$5,000,000 to \$9,999,999	423	448	2 967 552	228 645	51 311	7 426	550 164	351 514	368 363
	Firms with sales of \$10,000,000 to \$24,999,999 ..	282	310	4 364 298	295 210	69 749	8 017	715 693	561 691	610 730
	Firms with sales of \$25,000,000 to \$49,999,999 ..	120	167	4 143 620	249 933	57 314	6 330	623 486	516 295	560 191
	Firms with sales of \$50,000,000 to \$99,999,999 ..	53	126	3 402 358	194 056	44 742	5 333	505 533	413 556	441 894
	Firms with sales of \$100,000,000 or more	44	125	13 813 428	725 292	165 349	15 427	1 825 860	1 803 454	1 926 466
	Firms not operated for the entire year	674	691	769 806	59 472	15 390	2 195	132 636	59 977	161 914
422320	Men's & boys' clothing & furnishings whsle									
	All firms	4 712	5 006	33 360 264	2 166 205	498 595	62 253	5 283 780	4 154 867	4 525 220
	Firms operated for the entire year	4 038	4 315	32 590 458	2 106 733	483 205	60 058	5 151 144	4 094 890	4 363 306
	Firms with sales less than \$250,000	606	606	81 900	17 667	4 323	1 211	36 157	9 535	9 885
	Firms with sales of \$250,000 to \$499,999	528	528	189 528	32 153	7 662	1 729	70 866	24 521	24 516
	Firms with sales of \$500,000 to \$999,999	591	592	424 257	57 476	13 085	2 728	128 600	46 690	46 650
	Firms with sales of \$1,000,000 to \$2,499,999	868	874	1 378 696	152 334	35 051	6 517	344 639	162 746	164 746
	Firms with sales of \$2,500,000 to \$4,999,999	523	539	1 824 821	153 967	34 619	5 340	350 146	204 888	209 865
	Firms with sales of \$5,000,000 to \$9,999,999	423	448	2 967 552	228 645	51 311	7 426	550 164	351 514	368 363
	Firms with sales of \$10,000,000 to \$24,999,999 ..	282	310	4 364 298	295 210	69 749	8 017	715 693	561 691	610 730
	Firms with sales of \$25,000,000 to \$49,999,999 ..	120	167	4 143 620	249 933	57 314	6 330	623 486	516 295	560 191
	Firms with sales of \$50,000,000 to \$99,999,999 ..	53	126	3 402 358	194 056	44 742	5 333	505 533	413 556	441 894
	Firms with sales of \$100,000,000 or more	44	125	13 813 428	725 292	165 349	15 427	1 825 860	1 803 454	1 926 466
	Firms not operated for the entire year	674	691	769 806	59 472	15 390	2 195	132 636	59 977	161 914
42233	Women's, children's, & infants' clothing & accessories whsle									
	All firms	7 843	8 217	40 603 484	2 799 463	632 897	76 256	6 694 729	3 658 306	4 184 804
	Firms operated for the entire year	6 207	6 576	38 450 129	2 660 527	606 510	73 192	6 348 718	3 570 688	3 851 704
	Firms with sales less than \$250,000	1 159	1 159	156 588	33 251	7 939	2 471	69 927	22 554	22 468
	Firms with sales of \$250,000 to \$499,999	842	842	307 654	52 105	11 849	2 895	113 019	39 489	40 402
	Firms with sales of \$500,000 to \$999,999	975	980	698 973	88 910	20 869	4 293	205 311	81 201	82 976
	Firms with sales of \$1,000,000 to \$2,499,999	1 350	1 367	2 142 699	209 843	47 171	8 482	496 411	229 279	239 514
	Firms with sales of \$2,500,000 to \$4,999,999	699	714	2 432 076	205 240	46 660	6 713	491 479	231 197	244 273
	Firms with sales of \$5,000,000 to \$9,999,999	503	538	3 454 002	262 539	57 033	8 200	608 258	313 827	344 168
	Firms with sales of \$10,000,000 to \$24,999,999 ..	395	450	6 133 643	476 135	104 222	12 084	1 084 242	594 082	642 282
	Firms with sales of \$25,000,000 to \$49,999,999 ..	164	226	5 732 757	423 029	95 516	10 089	1 004 377	606 416	669 556
	Firms with sales of \$50,000,000 to \$99,999,999 ..	76	124	5 188 619	380 040	85 831	8 992	892 449	642 917	709 472
	Firms with sales of \$100,000,000 or more	44	176	12 203 118	529 435	129 420	8 973	1 383 245	809 726	856 593
	Firms not operated for the entire year	1 636	1 641	2 153 355	138 936	26 387	3 064	346 011	87 618	333 100

See footnotes at end of table.

Table 4. Sales Size of Firms: 1997—Con.

[Includes only firms and establishments with payroll. Excludes data for central administrative offices, auxiliary operations, or establishments of these firms that are classified in other categories than those specified in this table. For meaning of abbreviations and symbols, see introductory text. For explanation of terms, see Appendix A. For method of assignment to categories shown, see Appendix C]

NAICS code	Sales sizes of firms by type of operation and kind of business	Firms (number)	Establishments (number)	Sales (\$1,000)	Annual payroll (\$1,000)	First-quarter payroll (\$1,000)	Paid employees for pay period including March 12 (number)	Operating expenses ¹ (\$1,000)	End-of-1996 inventories (\$1,000)	End-of-1997 inventories (\$1,000)
42	WHOLESALE TRADE—									
	Con.									
422	Wholesale trade,									
	nondurable goods—Con.									
422330	Women's, children's, & infants' clothing & accessories whsle									
	All firms	7 843	8 217	40 603 484	2 799 463	632 897	76 256	6 694 729	3 658 306	4 184 804
	Firms operated for the entire year	6 207	6 576	38 450 129	2 660 527	606 510	73 192	6 348 718	3 570 688	3 851 704
	Firms with sales less than \$250,000	1 159	1 159	156 588	33 251	7 939	2 471	69 927	22 554	22 468
	Firms with sales of \$250,000 to \$499,999	842	842	307 654	52 105	11 849	2 895	113 019	39 489	40 402
	Firms with sales of \$500,000 to \$999,999	975	980	698 973	88 910	20 869	4 293	205 311	81 201	82 976
	Firms with sales of \$1,000,000 to \$2,499,999	1 350	1 367	2 142 699	209 843	47 171	8 482	496 411	229 279	239 514
	Firms with sales of \$2,500,000 to \$4,999,999	699	714	2 432 076	205 240	46 660	6 713	491 479	231 197	244 273
	Firms with sales of \$5,000,000 to \$9,999,999	503	538	3 454 002	262 539	57 033	8 200	608 258	313 827	344 168
	Firms with sales of \$10,000,000 to \$24,999,999 ..	395	450	6 133 643	476 135	104 222	12 084	1 084 242	594 082	642 282
	Firms with sales of \$25,000,000 to \$49,999,999 ..	164	226	5 732 757	423 029	95 516	10 089	1 004 377	606 416	669 556
	Firms with sales of \$50,000,000 to \$99,999,999 ..	76	124	5 188 619	380 040	85 831	8 992	892 449	642 917	709 472
	Firms with sales of \$100,000,000 or more	44	176	12 203 118	529 435	129 420	8 973	1 383 245	809 726	856 593
	Firms not operated for the entire year	1 636	1 641	2 153 355	138 936	26 387	3 064	346 011	87 618	333 100
42234	Footwear whsle									
	All firms	1 691	1 818	24 363 745	1 182 466	279 461	23 630	3 060 589	2 508 794	2 640 282
	Firms operated for the entire year	1 420	1 547	24 054 800	1 171 115	277 335	23 284	3 029 532	2 502 776	2 584 689
	Firms with sales less than \$250,000	202	202	27 786	6 476	1 611	361	12 890	4 436	4 538
	Firms with sales of \$250,000 to \$499,999	128	128	46 558	7 344	1 585	364	17 738	7 479	7 654
	Firms with sales of \$500,000 to \$999,999	216	218	156 719	20 904	5 073	854	49 903	22 745	23 303
	Firms with sales of \$1,000,000 to \$2,499,999	301	302	490 928	43 547	10 058	1 622	110 109	71 154	76 021
	Firms with sales of \$2,500,000 to \$4,999,999	214	218	777 314	51 035	12 802	1 707	133 185	79 785	84 957
	Firms with sales of \$5,000,000 to \$9,999,999	142	157	990 786	63 543	13 631	1 510	166 003	100 458	102 073
	Firms with sales of \$10,000,000 to \$24,999,999 ..	107	114	1 588 322	88 307	22 405	1 806	221 594	176 009	189 127
	Firms with sales of \$25,000,000 to \$49,999,999 ..	43	46	1 409 125	93 063	22 004	1 687	239 526	132 310	139 594
	Firms with sales of \$50,000,000 to \$99,999,999 ..	28	43	1 887 029	111 330	24 910	2 131	313 294	250 811	260 391
	Firms with sales of \$100,000,000 or more	39	119	16 680 233	685 566	163 256	11 242	1 765 290	1 657 589	1 697 031
	Firms not operated for the entire year	271	271	308 945	11 351	2 126	346	31 057	6 018	55 593
422340	Footwear whsle									
	All firms	1 691	1 818	24 363 745	1 182 466	279 461	23 630	3 060 589	2 508 794	2 640 282
	Firms operated for the entire year	1 420	1 547	24 054 800	1 171 115	277 335	23 284	3 029 532	2 502 776	2 584 689
	Firms with sales less than \$250,000	202	202	27 786	6 476	1 611	361	12 890	4 436	4 538
	Firms with sales of \$250,000 to \$499,999	128	128	46 558	7 344	1 585	364	17 738	7 479	7 654
	Firms with sales of \$500,000 to \$999,999	216	218	156 719	20 904	5 073	854	49 903	22 745	23 303
	Firms with sales of \$1,000,000 to \$2,499,999	301	302	490 928	43 547	10 058	1 622	110 109	71 154	76 021
	Firms with sales of \$2,500,000 to \$4,999,999	214	218	777 314	51 035	12 802	1 707	133 185	79 785	84 957
	Firms with sales of \$5,000,000 to \$9,999,999	142	157	990 786	63 543	13 631	1 510	166 003	100 458	102 073
	Firms with sales of \$10,000,000 to \$24,999,999 ..	107	114	1 588 322	88 307	22 405	1 806	221 594	176 009	189 127
	Firms with sales of \$25,000,000 to \$49,999,999 ..	43	46	1 409 125	93 063	22 004	1 687	239 526	132 310	139 594
	Firms with sales of \$50,000,000 to \$99,999,999 ..	28	43	1 887 029	111 330	24 910	2 131	313 294	250 811	260 391
	Firms with sales of \$100,000,000 or more	39	119	16 680 233	685 566	163 256	11 242	1 765 290	1 657 589	1 697 031
	Firms not operated for the entire year	271	271	308 945	11 351	2 126	346	31 057	6 018	55 593
4224	Grocery & related products whsle									

See footnotes at end of table.

Table 4. Sales Size of Firms: 1997—Con.

[Includes only firms and establishments with payroll. Excludes data for central administrative offices, auxiliary operations, or establishments of these firms that are classified in other categories than those specified in this table. For meaning of abbreviations and symbols, see introductory text. For explanation of terms, see Appendix A. For method of assignment to categories shown, see Appendix C]

NAICS code	Sales sizes of firms by type of operation and kind of business	Firms (number)	Establishments (number)	Sales (\$1,000)	Annual payroll (\$1,000)	First-quarter payroll (\$1,000)	Paid employees for pay period including March 12 (number)	Operating expenses ¹ (\$1,000)	End-of-1996 inventories (\$1,000)	End-of-1997 inventories (\$1,000)
42	WHOLESALE TRADE—Con.									
422	Wholesale trade, nondurable goods—Con.									
4224	Grocery & related products whsle—Con.									
	All firms	35 088	41 760	588 970 062	26 778 099	6 317 278	854 919	55 236 142	18 818 462	20 042 559
	Firms operated for the entire year	29 902	36 538	580 369 774	26 334 940	6 218 656	836 661	54 262 913	18 722 082	19 623 177
	Firms with sales less than \$250,000	4 011	4 017	539 263	132 887	32 273	8 552	246 879	28 802	28 840
	Firms with sales of \$250,000 to \$499,999	3 388	3 395	1 226 473	177 404	41 059	11 017	369 189	51 682	52 977
	Firms with sales of \$500,000 to \$999,999	4 084	4 097	2 954 913	352 791	80 313	19 021	748 318	121 007	124 932
	Firms with sales of \$1,000,000 to \$2,499,999	5 875	5 957	9 467 775	946 125	217 623	46 236	1 998 532	393 144	406 132
	Firms with sales of \$2,500,000 to \$4,999,999	3 918	4 020	13 805 973	1 151 091	263 290	48 201	2 382 010	546 231	561 209
	Firms with sales of \$5,000,000 to \$9,999,999	3 289	3 489	23 272 332	1 688 213	381 083	62 735	3 468 405	915 281	951 627
	Firms with sales of \$10,000,000 to \$24,999,999	2 884	3 372	44 801 312	2 670 472	605 663	89 412	5 527 202	1 680 497	1 793 186
	Firms with sales of \$25,000,000 to \$49,999,999	1 234	1 685	43 106 660	2 256 921	510 505	68 275	4 629 650	1 545 868	1 634 118
	Firms with sales of \$50,000,000 to \$99,999,999	601	1 179	41 183 943	1 976 298	450 313	58 891	4 274 066	1 400 559	1 460 988
	Firms with sales of \$100,000,000 or more	618	5 327	400 011 130	14 982 738	3 636 534	424 321	30 618 662	12 039 011	12 609 168
	Firms not operated for the entire year	5 186	5 222	8 600 288	443 159	98 622	18 258	973 229	96 380	419 382
42241	General-line grocery whsle									
	All firms	3 304	4 138	146 689 286	5 541 000	1 336 143	168 190	10 385 724	5 638 569	5 760 246
	Firms operated for the entire year	2 697	3 518	144 437 280	5 463 908	1 317 990	165 120	10 248 210	5 619 474	5 689 564
	Firms with sales less than \$250,000	291	291	36 319	8 839	2 195	561	15 772	2 762	2 746
	Firms with sales of \$250,000 to \$499,999	269	269	98 341	13 780	3 209	906	25 892	6 730	6 845
	Firms with sales of \$500,000 to \$999,999	350	351	255 028	28 953	6 434	1 404	56 753	17 172	17 129
	Firms with sales of \$1,000,000 to \$2,499,999	537	537	872 528	74 098	17 128	3 514	151 178	58 094	58 784
	Firms with sales of \$2,500,000 to \$4,999,999	354	358	1 260 272	69 299	15 594	3 105	150 541	70 109	73 896
	Firms with sales of \$5,000,000 to \$9,999,999	274	282	1 905 915	109 227	25 404	4 242	219 692	105 276	108 699
	Firms with sales of \$10,000,000 to \$24,999,999	265	284	4 114 405	212 855	49 960	7 360	414 527	200 548	206 285
	Firms with sales of \$25,000,000 to \$49,999,999	134	154	4 706 158	263 720	61 733	8 820	481 067	254 503	253 221
	Firms with sales of \$50,000,000 to \$99,999,999	74	104	5 105 453	191 888	45 954	6 158	389 805	157 823	164 297
	Firms with sales of \$100,000,000 or more	149	888	126 082 861	4 491 249	1 090 379	129 050	8 342 983	4 746 457	4 797 662
	Firms not operated for the entire year	607	620	2 252 006	77 092	18 153	3 070	137 514	19 095	70 682
422410	General-line grocery whsle									
	All firms	3 304	4 138	146 689 286	5 541 000	1 336 143	168 190	10 385 724	5 638 569	5 760 246
	Firms operated for the entire year	2 697	3 518	144 437 280	5 463 908	1 317 990	165 120	10 248 210	5 619 474	5 689 564
	Firms with sales less than \$250,000	291	291	36 319	8 839	2 195	561	15 772	2 762	2 746
	Firms with sales of \$250,000 to \$499,999	269	269	98 341	13 780	3 209	906	25 892	6 730	6 845
	Firms with sales of \$500,000 to \$999,999	350	351	255 028	28 953	6 434	1 404	56 753	17 172	17 129
	Firms with sales of \$1,000,000 to \$2,499,999	537	537	872 528	74 098	17 128	3 514	151 178	58 094	58 784
	Firms with sales of \$2,500,000 to \$4,999,999	354	358	1 260 272	69 299	15 594	3 105	150 541	70 109	73 896
	Firms with sales of \$5,000,000 to \$9,999,999	274	282	1 905 915	109 227	25 404	4 242	219 692	105 276	108 699
	Firms with sales of \$10,000,000 to \$24,999,999	265	284	4 114 405	212 855	49 960	7 360	414 527	200 548	206 285
	Firms with sales of \$25,000,000 to \$49,999,999	134	154	4 706 158	263 720	61 733	8 820	481 067	254 503	253 221
	Firms with sales of \$50,000,000 to \$99,999,999	74	104	5 105 453	191 888	45 954	6 158	389 805	157 823	164 297
	Firms with sales of \$100,000,000 or more	149	888	126 082 861	4 491 249	1 090 379	129 050	8 342 983	4 746 457	4 797 662
	Firms not operated for the entire year	607	620	2 252 006	77 092	18 153	3 070	137 514	19 095	70 682

See footnotes at end of table.

Table 4. Sales Size of Firms: 1997—Con.

[Includes only firms and establishments with payroll. Excludes data for central administrative offices, auxiliary operations, or establishments of these firms that are classified in other categories than those specified in this table. For meaning of abbreviations and symbols, see introductory text. For explanation of terms, see Appendix A. For method of assignment to categories shown, see Appendix C]

NAICS code	Sales sizes of firms by type of operation and kind of business	Firms (number)	Establishments (number)	Sales (\$1,000)	Annual payroll (\$1,000)	First-quarter payroll (\$1,000)	Paid employees for pay period including March 12 (number)	Operating expenses ¹ (\$1,000)	End-of-1996 inventories (\$1,000)	End-of-1997 inventories (\$1,000)
42	WHOLESALE TRADE—									
	Con.									
422	Wholesale trade,									
	nondurable goods—Con.									
4224101	General-line grocery whsle, voluntary group									
	All firms	154	186	16 156 029	554 986	135 594	17 064	1 105 622	989 577	958 773
	Firms operated for the entire year	136	168	16 080 607	552 855	134 935	16 909	1 102 050	986 568	955 487
	Firms with sales less than \$250,000	13	13	1 434	244	60	18	594	57	58
	Firms with sales of \$250,000 to \$499,999	16	16	5 778	948	198	50	1 690	243	252
	Firms with sales of \$500,000 to \$999,999	14	14	10 444	841	193	68	2 490	560	577
	Firms with sales of \$1,000,000 to \$2,499,999	25	25	42 251	4 323	1 011	191	7 834	1 815	2 140
	Firms with sales of \$2,500,000 to \$4,999,999	16	16	D	D	D	c	D	D	D
	Firms with sales of \$5,000,000 to \$9,999,999	13	13	101 439	7 282	1 517	274	12 660	6 398	6 504
	Firms with sales of \$10,000,000 to \$24,999,999 ..	12	12	179 491	10 323	2 415	385	22 494	11 782	12 460
	Firms with sales of \$25,000,000 to \$49,999,999 ..	8	9	293 360	30 890	7 182	1 172	51 594	44 502	44 959
	Firms with sales of \$50,000,000 to \$99,999,999 ..	4	6	D	D	D	f	D	D	D
	Firms with sales of \$100,000,000 or more	15	44	D	D	D	j	D	D	D
	Firms not operated for the entire year	18	18	75 422	2 131	659	155	3 572	3 009	3 286
4224102	General-line grocery whsle, retail cooperative									
	All firms	158	211	16 142 440	467 726	112 330	13 882	884 413	926 900	945 354
	Firms operated for the entire year	136	189	15 996 448	462 271	109 846	13 481	874 362	923 221	942 806
	Firms with sales less than \$250,000	14	14	1 901	584	143	30	987	120	134
	Firms with sales of \$250,000 to \$499,999	11	11	3 631	590	119	36	1 308	207	214
	Firms with sales of \$500,000 to \$999,999	17	17	13 330	2 031	365	84	3 714	943	910
	Firms with sales of \$1,000,000 to \$2,499,999	23	23	40 042	2 827	691	132	5 873	2 214	2 364
	Firms with sales of \$2,500,000 to \$4,999,999	17	17	D	D	D	c	D	D	D
	Firms with sales of \$5,000,000 to \$9,999,999	12	12	84 981	5 983	1 294	232	13 640	8 690	9 338
	Firms with sales of \$10,000,000 to \$24,999,999 ..	10	11	133 045	12 253	2 407	317	22 269	8 796	9 457
	Firms with sales of \$25,000,000 to \$49,999,999 ..	9	10	304 392	15 676	3 771	535	30 375	13 825	15 126
	Firms with sales of \$50,000,000 to \$99,999,999 ..	2	3	D	D	D	c	D	D	D
	Firms with sales of \$100,000,000 or more	21	71	D	D	D	j	D	D	D
	Firms not operated for the entire year	22	22	145 992	5 455	2 484	401	10 051	3 679	2 548
4224103	Other general-line grocery whsle									
	All firms	3 004	3 741	114 390 817	4 518 288	1 088 219	137 244	8 395 689	3 722 092	3 856 119
	Firms operated for the entire year	2 436	3 160	112 266 411	4 445 369	1 071 314	134 472	8 266 644	3 709 685	3 791 271
	Firms with sales less than \$250,000	264	264	32 984	8 011	1 992	513	14 191	2 585	2 554
	Firms with sales of \$250,000 to \$499,999	242	242	88 932	12 242	2 892	820	22 894	6 280	6 379
	Firms with sales of \$500,000 to \$999,999	320	321	232 186	26 141	5 891	1 253	50 635	15 764	15 740
	Firms with sales of \$1,000,000 to \$2,499,999	489	489	790 235	66 948	15 426	3 191	137 471	54 065	54 280
	Firms with sales of \$2,500,000 to \$4,999,999	321	325	1 142 872	62 775	13 989	2 778	134 758	63 202	65 821
	Firms with sales of \$5,000,000 to \$9,999,999	250	258	1 727 313	96 131	22 635	3 743	193 676	90 785	93 472
	Firms with sales of \$10,000,000 to \$24,999,999 ..	243	260	3 800 937	190 219	45 123	6 657	369 678	179 875	184 270
	Firms with sales of \$25,000,000 to \$49,999,999 ..	120	138	4 208 910	221 217	51 677	7 169	405 432	198 833	195 875
	Firms with sales of \$50,000,000 to \$99,999,999 ..	69	97	4 760 328	171 122	39 646	5 475	336 573	121 818	125 177
	Firms with sales of \$100,000,000 or more	118	766	95 481 714	3 590 563	872 043	102 873	6 601 336	2 976 478	3 047 703
	Firms not operated for the entire year	568	581	2 124 406	72 919	16 905	2 772	129 045	12 407	64 848
42242	Packaged frozen food whsle									

See footnotes at end of table.

Table 4. Sales Size of Firms: 1997—Con.

[Includes only firms and establishments with payroll. Excludes data for central administrative offices, auxiliary operations, or establishments of these firms that are classified in other categories than those specified in this table. For meaning of abbreviations and symbols, see introductory text. For explanation of terms, see Appendix A. For method of assignment to categories shown, see Appendix C]

NAICS code	Sales sizes of firms by type of operation and kind of business	Firms (number)	Establishments (number)	Sales (\$1,000)	Annual payroll (\$1,000)	First-quarter payroll (\$1,000)	Paid employees for pay period including March 12 (number)	Operating expenses ¹ (\$1,000)	End-of-1996 inventories (\$1,000)	End-of-1997 inventories (\$1,000)
42	WHOLESALE TRADE—									
	Con.									
422	Wholesale trade,									
	nondurable goods—Con.									
42242	Packaged frozen food whsle—Con.									
	All firms	3 271	3 838	69 114 831	2 800 272	659 242	85 067	6 015 881	2 698 171	3 086 225
	Firms operated for the entire year	2 932	3 496	68 217 548	2 759 040	649 736	83 547	5 920 310	2 680 983	3 037 293
	Firms with sales less than \$250,000	264	264	36 019	7 101	1 666	626	14 896	1 792	1 910
	Firms with sales of \$250,000 to \$499,999	244	244	88 712	13 611	3 135	943	29 983	4 100	4 084
	Firms with sales of \$500,000 to \$999,999	319	319	235 984	29 497	6 565	1 494	62 284	9 763	9 572
	Firms with sales of \$1,000,000 to \$2,499,999	471	488	764 219	68 197	14 873	3 326	143 509	34 699	35 065
	Firms with sales of \$2,500,000 to \$4,999,999	396	401	1 377 711	104 096	24 267	4 419	213 620	71 680	71 879
	Firms with sales of \$5,000,000 to \$9,999,999	373	388	2 610 712	159 756	36 575	5 486	327 651	134 014	144 389
	Firms with sales of \$10,000,000 to \$24,999,999 ..	403	445	6 492 030	298 991	66 310	10 189	624 575	280 383	302 500
	Firms with sales of \$25,000,000 to \$49,999,999 ..	215	251	7 604 441	309 972	71 511	8 768	639 002	278 002	294 227
	Firms with sales of \$50,000,000 to \$99,999,999 ..	118	157	7 999 977	300 202	71 999	9 032	620 950	284 977	300 091
	Firms with sales of \$100,000,000 or more	129	539	41 007 743	1 467 617	352 835	39 264	3 243 840	1 581 573	1 873 576
	Firms not operated for the entire year	339	342	897 283	41 232	9 506	1 520	95 571	17 188	48 932
422420	Packaged frozen food whsle									
	All firms	3 271	3 838	69 114 831	2 800 272	659 242	85 067	6 015 881	2 698 171	3 086 225
	Firms operated for the entire year	2 932	3 496	68 217 548	2 759 040	649 736	83 547	5 920 310	2 680 983	3 037 293
	Firms with sales less than \$250,000	264	264	36 019	7 101	1 666	626	14 896	1 792	1 910
	Firms with sales of \$250,000 to \$499,999	244	244	88 712	13 611	3 135	943	29 983	4 100	4 084
	Firms with sales of \$500,000 to \$999,999	319	319	235 984	29 497	6 565	1 494	62 284	9 763	9 572
	Firms with sales of \$1,000,000 to \$2,499,999	471	488	764 219	68 197	14 873	3 326	143 509	34 699	35 065
	Firms with sales of \$2,500,000 to \$4,999,999	396	401	1 377 711	104 096	24 267	4 419	213 620	71 680	71 879
	Firms with sales of \$5,000,000 to \$9,999,999	373	388	2 610 712	159 756	36 575	5 486	327 651	134 014	144 389
	Firms with sales of \$10,000,000 to \$24,999,999 ..	403	445	6 492 030	298 991	66 310	10 189	624 575	280 383	302 500
	Firms with sales of \$25,000,000 to \$49,999,999 ..	215	251	7 604 441	309 972	71 511	8 768	639 002	278 002	294 227
	Firms with sales of \$50,000,000 to \$99,999,999 ..	118	157	7 999 977	300 202	71 999	9 032	620 950	284 977	300 091
	Firms with sales of \$100,000,000 or more	129	539	41 007 743	1 467 617	352 835	39 264	3 243 840	1 581 573	1 873 576
	Firms not operated for the entire year	339	342	897 283	41 232	9 506	1 520	95 571	17 188	48 932
42243	Dairy products, (except dried or canned) whsle									
	All firms	2 265	2 862	34 594 779	1 637 129	380 221	47 742	3 764 991	856 679	908 789
	Firms operated for the entire year	1 974	2 561	34 034 651	1 609 026	371 999	46 397	3 704 386	851 455	885 205
	Firms with sales less than \$250,000	240	240	32 270	6 582	1 564	409	12 805	1 341	1 319
	Firms with sales of \$250,000 to \$499,999	240	240	89 313	10 671	2 475	598	22 095	2 475	2 362
	Firms with sales of \$500,000 to \$999,999	302	303	217 997	19 028	4 524	1 018	43 336	4 632	4 921
	Firms with sales of \$1,000,000 to \$2,499,999	384	389	616 713	62 010	13 911	2 731	129 760	13 832	14 350
	Firms with sales of \$2,500,000 to \$4,999,999	231	237	801 570	67 035	14 972	2 455	142 401	23 355	23 475
	Firms with sales of \$5,000,000 to \$9,999,999	197	217	1 369 015	101 473	23 245	3 430	209 485	45 463	45 299
	Firms with sales of \$10,000,000 to \$24,999,999 ..	182	255	2 908 032	182 859	41 758	5 712	373 374	88 812	94 485
	Firms with sales of \$25,000,000 to \$49,999,999 ..	93	148	3 219 640	172 833	38 457	4 994	377 434	89 751	88 982
	Firms with sales of \$50,000,000 to \$99,999,999 ..	49	114	3 422 024	157 001	34 707	4 295	364 559	104 245	106 192
	Firms with sales of \$100,000,000 or more	56	418	21 358 077	829 534	196 386	20 755	2 029 137	477 549	503 820
	Firms not operated for the entire year	291	301	560 128	28 103	8 222	1 345	60 605	5 224	23 584
422430	Dairy products, (except dried or canned) whsle									

See footnotes at end of table.

Table 4. Sales Size of Firms: 1997—Con.

[Includes only firms and establishments with payroll. Excludes data for central administrative offices, auxiliary operations, or establishments of these firms that are classified in other categories than those specified in this table. For meaning of abbreviations and symbols, see introductory text. For explanation of terms, see Appendix A. For method of assignment to categories shown, see Appendix C]

NAICS code	Sales sizes of firms by type of operation and kind of business	Firms (number)	Establishments (number)	Sales (\$1,000)	Annual payroll (\$1,000)	First-quarter payroll (\$1,000)	Paid employees for pay period including March 12 (number)	Operating expenses ¹ (\$1,000)	End-of-1996 inventories (\$1,000)	End-of-1997 inventories (\$1,000)
42	WHOLESALE TRADE—									
	Con.									
422	Wholesale trade,									
	nondurable goods—									
	Con.									
422430	Dairy products, (except dried or canned) whsle—									
	Con.									
	All firms	2 265	2 862	34 594 779	1 637 129	380 221	47 742	3 764 991	856 679	908 789
	Firms operated for the entire year	1 974	2 561	34 034 651	1 609 026	371 999	46 397	3 704 386	851 455	885 205
	Firms with sales less than \$250,000	240	240	32 270	6 582	1 564	409	12 805	1 341	1 319
	Firms with sales of \$250,000 to \$499,999	240	240	89 313	10 671	2 475	598	22 095	2 475	2 362
	Firms with sales of \$500,000 to \$999,999	302	303	217 997	19 028	4 524	1 018	43 336	4 632	4 921
	Firms with sales of \$1,000,000 to \$2,499,999	384	389	616 713	62 010	13 911	2 731	129 760	13 832	14 350
	Firms with sales of \$2,500,000 to \$4,999,999	231	237	801 570	67 035	14 972	2 455	142 401	23 355	23 475
	Firms with sales of \$5,000,000 to \$9,999,999	197	217	1 369 015	101 473	23 245	3 430	209 485	45 463	45 299
	Firms with sales of \$10,000,000 to \$24,999,999	182	255	2 908 032	182 859	41 758	5 712	373 374	88 812	94 485
	Firms with sales of \$25,000,000 to \$49,999,999	93	148	3 219 640	172 833	38 457	4 994	377 434	89 751	88 982
	Firms with sales of \$50,000,000 to \$99,999,999	49	114	3 422 024	157 001	34 707	4 295	364 559	104 245	106 192
	Firms with sales of \$100,000,000 or more	56	418	21 358 077	829 534	196 386	20 755	2 029 137	477 549	503 820
	Firms not operated for the entire year	291	301	560 128	28 103	8 222	1 345	60 605	5 224	23 584
4224301	Raw milk whsle									
	All firms	133	140	4 900 769	49 043	12 268	1 642	157 610	19 880	23 534
	Firms operated for the entire year	114	121	D	D	D	g	D	D	D
	Firms with sales less than \$250,000	14	14	1 902	260	64	20	761	65	65
	Firms with sales of \$250,000 to \$499,999	15	15	D	D	D	b	D	D	D
	Firms with sales of \$500,000 to \$999,999	8	8	D	D	D	b	D	D	D
	Firms with sales of \$1,000,000 to \$2,499,999	16	16	D	D	D	b	D	D	D
	Firms with sales of \$2,500,000 to \$4,999,999	6	6	D	D	D	b	D	D	D
	Firms with sales of \$5,000,000 to \$9,999,999	11	11	D	D	D	c	D	D	D
	Firms with sales of \$10,000,000 to \$24,999,999	14	14	D	D	D	c	D	D	D
	Firms with sales of \$25,000,000 to \$49,999,999	13	13	449 743	5 970	1 467	205	19 480	3 166	4 483
	Firms with sales of \$50,000,000 to \$99,999,999	6	6	D	D	D	b	D	D	D
	Firms with sales of \$100,000,000 or more	11	18	D	D	D	f	D	D	D
	Firms not operated for the entire year	19	19	D	D	D	c	D	D	D
4224302	Dairy product (except raw milk) whsle									
	All firms	2 140	2 722	29 694 010	1 588 086	367 953	46 100	3 607 381	836 799	885 255
	Firms operated for the entire year	1 866	2 438	D	D	D	k	D	D	D
	Firms with sales less than \$250,000	226	226	30 368	6 322	1 500	389	12 044	1 276	1 254
	Firms with sales of \$250,000 to \$499,999	225	225	D	D	D	f	D	D	D
	Firms with sales of \$500,000 to \$999,999	295	296	D	D	D	f	D	D	D
	Firms with sales of \$1,000,000 to \$2,499,999	370	375	D	D	D	h	D	D	D
	Firms with sales of \$2,500,000 to \$4,999,999	225	231	D	D	D	g	D	D	D
	Firms with sales of \$5,000,000 to \$9,999,999	186	206	D	D	D	h	D	D	D
	Firms with sales of \$10,000,000 to \$24,999,999	169	242	D	D	D	i	D	D	D
	Firms with sales of \$25,000,000 to \$49,999,999	82	135	2 842 646	170 388	37 768	4 910	370 665	86 758	84 646
	Firms with sales of \$50,000,000 to \$99,999,999	42	106	D	D	D	h	D	D	D
	Firms with sales of \$100,000,000 or more	46	396	D	D	D	j	D	D	D
	Firms not operated for the entire year	274	284	D	D	D	g	D	D	D
42244	Poultry & poultry product whsle									

See footnotes at end of table.

Table 4. Sales Size of Firms: 1997—Con.

[Includes only firms and establishments with payroll. Excludes data for central administrative offices, auxiliary operations, or establishments of these firms that are classified in other categories than those specified in this table. For meaning of abbreviations and symbols, see introductory text. For explanation of terms, see Appendix A. For method of assignment to categories shown, see Appendix C]

NAICS code	Sales sizes of firms by type of operation and kind of business	Firms (number)	Establishments (number)	Sales (\$1,000)	Annual payroll (\$1,000)	First-quarter payroll (\$1,000)	Paid employees for pay period including March 12 (number)	Operating expenses ¹ (\$1,000)	End-of-1996 inventories (\$1,000)	End-of-1997 inventories (\$1,000)
42	WHOLESALE TRADE—									
	Con.									
422	Wholesale trade,									
	nondurable goods—Con.									
42244	Poultry & poultry product whsle—Con.									
	All firms	955	1 040	13 809 561	490 567	113 929	17 792	1 088 278	270 183	293 622
	Firms operated for the entire year	860	945	13 477 224	477 912	111 377	17 289	1 059 853	268 078	285 356
	Firms with sales less than \$250,000	50	50	6 829	1 528	369	120	2 832	180	174
	Firms with sales of \$250,000 to \$499,999	59	59	21 147	3 321	813	213	6 390	623	606
	Firms with sales of \$500,000 to \$999,999	78	78	57 808	5 812	1 364	321	12 863	1 131	1 086
	Firms with sales of \$1,000,000 to \$2,499,999	156	157	253 463	21 482	5 150	1 098	45 605	4 281	4 539
	Firms with sales of \$2,500,000 to \$4,999,999	144	144	508 875	34 755	8 315	1 588	71 989	10 403	10 542
	Firms with sales of \$5,000,000 to \$9,999,999	128	130	954 224	54 747	12 812	2 287	109 924	15 144	17 154
	Firms with sales of \$10,000,000 to \$24,999,999	120	132	1 894 578	82 847	18 200	3 005	179 050	38 476	40 080
	Firms with sales of \$25,000,000 to \$49,999,999	68	78	2 406 273	88 236	20 172	3 128	182 687	55 948	59 770
	Firms with sales of \$50,000,000 to \$99,999,999	31	50	2 009 155	85 018	18 885	3 026	161 553	26 845	28 411
	Firms with sales of \$100,000,000 or more	26	67	5 364 872	100 166	25 297	2 503	286 960	115 047	122 994
	Firms not operated for the entire year	95	95	332 337	12 655	2 552	503	28 425	2 105	8 266
422440	Poultry & poultry product whsle									
	All firms	955	1 040	13 809 561	490 567	113 929	17 792	1 088 278	270 183	293 622
	Firms operated for the entire year	860	945	13 477 224	477 912	111 377	17 289	1 059 853	268 078	285 356
	Firms with sales less than \$250,000	50	50	6 829	1 528	369	120	2 832	180	174
	Firms with sales of \$250,000 to \$499,999	59	59	21 147	3 321	813	213	6 390	623	606
	Firms with sales of \$500,000 to \$999,999	78	78	57 808	5 812	1 364	321	12 863	1 131	1 086
	Firms with sales of \$1,000,000 to \$2,499,999	156	157	253 463	21 482	5 150	1 098	45 605	4 281	4 539
	Firms with sales of \$2,500,000 to \$4,999,999	144	144	508 875	34 755	8 315	1 588	71 989	10 403	10 542
	Firms with sales of \$5,000,000 to \$9,999,999	128	130	954 224	54 747	12 812	2 287	109 924	15 144	17 154
	Firms with sales of \$10,000,000 to \$24,999,999	120	132	1 894 578	82 847	18 200	3 005	179 050	38 476	40 080
	Firms with sales of \$25,000,000 to \$49,999,999	68	78	2 406 273	88 236	20 172	3 128	182 687	55 948	59 770
	Firms with sales of \$50,000,000 to \$99,999,999	31	50	2 009 155	85 018	18 885	3 026	161 553	26 845	28 411
	Firms with sales of \$100,000,000 or more	26	67	5 364 872	100 166	25 297	2 503	286 960	115 047	122 994
	Firms not operated for the entire year	95	95	332 337	12 655	2 552	503	28 425	2 105	8 266
4224401	Live poultry whsle									
	All firms	50	50	317 047	17 713	4 160	595	36 894	1 853	2 169
	Firms operated for the entire year	43	43	288 569	16 052	3 843	546	32 421	1 853	1 718
	Firms with sales less than \$250,000	7	7	D	D	D	a	D	D	D
	Firms with sales of \$250,000 to \$499,999	4	4	D	D	D	a	D	D	D
	Firms with sales of \$500,000 to \$999,999	4	4	D	D	D	a	D	D	D
	Firms with sales of \$1,000,000 to \$2,499,999	8	8	D	D	D	b	D	D	D
	Firms with sales of \$2,500,000 to \$4,999,999	10	10	35 722	4 753	1 114	161	10 057	564	482
	Firms with sales of \$5,000,000 to \$9,999,999	7	7	D	D	D	c	D	D	D
	Firms with sales of \$10,000,000 to \$24,999,999	1	1	D	D	D	a	D	D	D
	Firms with sales of \$25,000,000 to \$49,999,999	1	1	D	D	D	b	D	D	D
	Firms with sales of \$50,000,000 to \$99,999,999	—	—	—	—	—	—	—	—	—
	Firms with sales of \$100,000,000 or more	1	1	D	D	D	b	D	D	D
	Firms not operated for the entire year	7	7	28 478	1 661	317	49	4 473	—	451
4224402	Poultry & poultry product (except live) whsle									

See footnotes at end of table.

Table 4. Sales Size of Firms: 1997—Con.

[Includes only firms and establishments with payroll. Excludes data for central administrative offices, auxiliary operations, or establishments of these firms that are classified in other categories than those specified in this table. For meaning of abbreviations and symbols, see introductory text. For explanation of terms, see Appendix A. For method of assignment to categories shown, see Appendix C]

NAICS code	Sales sizes of firms by type of operation and kind of business	Firms (number)	Establishments (number)	Sales (\$1,000)	Annual payroll (\$1,000)	First-quarter payroll (\$1,000)	Paid employees for pay period including March 12 (number)	Operating expenses ¹ (\$1,000)	End-of-1996 inventories (\$1,000)	End-of-1997 inventories (\$1,000)
42	WHOLESALE TRADE—									
	Con.									
422	Wholesale trade,									
	nondurable goods—Con.									
4224402	Poultry & poultry product (except live) whsle—Con.									
	All firms	907	990	13 492 514	472 854	109 769	17 197	1 051 384	268 330	291 453
	Firms operated for the entire year	819	902	13 188 655	461 860	107 534	16 743	1 027 432	266 225	283 638
	Firms with sales less than \$250,000	43	43	D	D	D	c	D	D	D
	Firms with sales of \$250,000 to \$499,999	56	56	D	D	D	c	D	D	D
	Firms with sales of \$500,000 to \$999,999	74	74	D	D	D	e	D	D	D
	Firms with sales of \$1,000,000 to \$2,499,999	148	149	D	D	D	g	D	D	D
	Firms with sales of \$2,500,000 to \$4,999,999	134	134	473 153	30 002	7 201	1 427	61 932	9 839	10 060
	Firms with sales of \$5,000,000 to \$9,999,999	122	124	D	D	D	g	D	D	D
	Firms with sales of \$10,000,000 to \$24,999,999	119	131	D	D	D	h	D	D	D
	Firms with sales of \$25,000,000 to \$49,999,999	67	77	D	D	D	h	D	D	D
	Firms with sales of \$50,000,000 to \$99,999,999	31	50	2 009 155	85 018	18 885	3 026	161 553	26 845	28 411
	Firms with sales of \$100,000,000 or more	25	64	D	D	D	g	D	D	D
	Firms not operated for the entire year	88	88	303 859	10 994	2 235	454	23 952	2 105	7 815
42245	Confectionery whsle									
	All firms	2 229	2 621	27 169 914	1 835 202	442 780	60 010	3 560 134	745 263	810 412
	Firms operated for the entire year	1 866	2 258	D	D	D	l	D	D	D
	Firms with sales less than \$250,000	322	322	44 466	7 272	1 681	602	15 521	3 447	3 554
	Firms with sales of \$250,000 to \$499,999	282	287	101 557	13 203	3 118	840	28 736	5 929	6 148
	Firms with sales of \$500,000 to \$999,999	306	308	224 865	26 816	5 912	1 476	60 677	14 389	14 593
	Firms with sales of \$1,000,000 to \$2,499,999	347	355	547 498	62 384	14 472	3 135	135 329	37 335	38 904
	Firms with sales of \$2,500,000 to \$4,999,999	222	229	D	D	D	h	D	D	D
	Firms with sales of \$5,000,000 to \$9,999,999	148	166	D	D	D	h	D	D	D
	Firms with sales of \$10,000,000 to \$24,999,999	128	157	1 910 522	124 664	28 072	4 180	278 414	111 934	118 583
	Firms with sales of \$25,000,000 to \$49,999,999	63	100	2 169 019	112 748	22 665	4 126	236 267	121 118	144 010
	Firms with sales of \$50,000,000 to \$99,999,999	24	69	1 553 622	60 022	14 815	1 871	131 435	48 211	47 971
	Firms with sales of \$100,000,000 or more	24	265	18 232 933	1 258 294	313 060	36 949	2 287 761	300 989	302 297
	Firms not operated for the entire year	363	363	D	D	D	g	D	D	D
422450	Confectionery whsle									
	All firms	2 229	2 621	27 169 914	1 835 202	442 780	60 010	3 560 134	745 263	810 412
	Firms operated for the entire year	1 866	2 258	D	D	D	l	D	D	D
	Firms with sales less than \$250,000	322	322	44 466	7 272	1 681	602	15 521	3 447	3 554
	Firms with sales of \$250,000 to \$499,999	282	287	101 557	13 203	3 118	840	28 736	5 929	6 148
	Firms with sales of \$500,000 to \$999,999	306	308	224 865	26 816	5 912	1 476	60 677	14 389	14 593
	Firms with sales of \$1,000,000 to \$2,499,999	347	355	547 498	62 384	14 472	3 135	135 329	37 335	38 904
	Firms with sales of \$2,500,000 to \$4,999,999	222	229	D	D	D	h	D	D	D
	Firms with sales of \$5,000,000 to \$9,999,999	148	166	D	D	D	h	D	D	D
	Firms with sales of \$10,000,000 to \$24,999,999	128	157	1 910 522	124 664	28 072	4 180	278 414	111 934	118 583
	Firms with sales of \$25,000,000 to \$49,999,999	63	100	2 169 019	112 748	22 665	4 126	236 267	121 118	144 010
	Firms with sales of \$50,000,000 to \$99,999,999	24	69	1 553 622	60 022	14 815	1 871	131 435	48 211	47 971
	Firms with sales of \$100,000,000 or more	24	265	18 232 933	1 258 294	313 060	36 949	2 287 761	300 989	302 297
	Firms not operated for the entire year	363	363	D	D	D	g	D	D	D

See footnotes at end of table.

Table 4. Sales Size of Firms: 1997—Con.

[Includes only firms and establishments with payroll. Excludes data for central administrative offices, auxiliary operations, or establishments of these firms that are classified in other categories than those specified in this table. For meaning of abbreviations and symbols, see introductory text. For explanation of terms, see Appendix A. For method of assignment to categories shown, see Appendix C]

NAICS code	Sales sizes of firms by type of operation and kind of business	Firms (number)	Establishments (number)	Sales (\$1,000)	Annual payroll (\$1,000)	First-quarter payroll (\$1,000)	Paid employees for pay period including March 12 (number)	Operating expenses ¹ (\$1,000)	End-of-1996 inventories (\$1,000)	End-of-1997 inventories (\$1,000)
42	WHOLESALE TRADE—									
	Con.									
422	Wholesale trade,									
	nondurable goods—Con.									
42246	Fish & seafood whsle									
	All firms	2 864	2 960	13 165 780	684 365	154 839	27 402	1 519 628	588 880	659 481
	Firms operated for the entire year	2 289	2 385	D	D	D	k	D	D	D
	Firms with sales less than \$250,000	218	219	30 324	5 899	1 295	484	12 610	1 399	1 381
	Firms with sales of \$250,000 to \$499,999	205	205	74 790	9 527	2 164	803	21 612	2 522	2 644
	Firms with sales of \$500,000 to \$999,999	345	345	253 496	22 901	5 018	1 603	54 903	8 029	7 902
	Firms with sales of \$1,000,000 to \$2,499,999	565	570	913 198	69 945	15 909	4 254	164 210	28 295	28 581
	Firms with sales of \$2,500,000 to \$4,999,999	386	392	D	D	D	h	D	D	D
	Firms with sales of \$5,000,000 to \$9,999,999	290	303	D	D	D	h	D	D	D
	Firms with sales of \$10,000,000 to \$24,999,999 ..	193	222	2 882 236	151 684	34 836	5 103	331 508	114 621	126 495
	Firms with sales of \$25,000,000 to \$49,999,999 ..	55	66	1 867 934	77 877	19 295	2 059	175 870	104 812	111 686
	Firms with sales of \$50,000,000 to \$99,999,999 ..	19	27	1 332 710	57 058	10 886	1 358	118 831	61 495	76 350
	Firms with sales of \$100,000,000 or more	13	36	1 894 885	50 823	11 886	1 452	114 324	134 741	141 307
	Firms not operated for the entire year	575	575	D	D	D	g	D	D	D
422460	Fish & seafood whsle									
	All firms	2 864	2 960	13 165 780	684 365	154 839	27 402	1 519 628	588 880	659 481
	Firms operated for the entire year	2 289	2 385	D	D	D	k	D	D	D
	Firms with sales less than \$250,000	218	219	30 324	5 899	1 295	484	12 610	1 399	1 381
	Firms with sales of \$250,000 to \$499,999	205	205	74 790	9 527	2 164	803	21 612	2 522	2 644
	Firms with sales of \$500,000 to \$999,999	345	345	253 496	22 901	5 018	1 603	54 903	8 029	7 902
	Firms with sales of \$1,000,000 to \$2,499,999	565	570	913 198	69 945	15 909	4 254	164 210	28 295	28 581
	Firms with sales of \$2,500,000 to \$4,999,999	386	392	D	D	D	h	D	D	D
	Firms with sales of \$5,000,000 to \$9,999,999	290	303	D	D	D	h	D	D	D
	Firms with sales of \$10,000,000 to \$24,999,999 ..	193	222	2 882 236	151 684	34 836	5 103	331 508	114 621	126 495
	Firms with sales of \$25,000,000 to \$49,999,999 ..	55	66	1 867 934	77 877	19 295	2 059	175 870	104 812	111 686
	Firms with sales of \$50,000,000 to \$99,999,999 ..	19	27	1 332 710	57 058	10 886	1 358	118 831	61 495	76 350
	Firms with sales of \$100,000,000 or more	13	36	1 894 885	50 823	11 886	1 452	114 324	134 741	141 307
	Firms not operated for the entire year	575	575	D	D	D	g	D	D	D
42247	Meat & meat product whsle									
	All firms	3 393	3 557	51 326 415	1 490 922	351 742	50 256	3 166 607	1 047 158	1 128 054
	Firms operated for the entire year	2 992	3 153	50 602 345	1 454 105	341 555	48 472	3 085 525	1 035 831	1 097 526
	Firms with sales less than \$250,000	237	237	32 350	27 458	7 177	728	38 612	1 088	1 031
	Firms with sales of \$250,000 to \$499,999	256	256	93 294	12 293	2 818	729	24 590	2 926	2 913
	Firms with sales of \$500,000 to \$999,999	431	431	312 030	30 830	7 125	1 619	63 271	7 143	7 553
	Firms with sales of \$1,000,000 to \$2,499,999	710	712	1 129 443	92 284	22 187	4 418	192 151	25 360	26 865
	Firms with sales of \$2,500,000 to \$4,999,999	424	428	1 508 602	108 302	25 504	4 720	215 111	41 080	42 416
	Firms with sales of \$5,000,000 to \$9,999,999	378	384	2 687 722	171 622	40 612	6 585	343 552	73 707	76 216
	Firms with sales of \$10,000,000 to \$24,999,999 ..	313	328	4 901 369	261 182	61 064	8 894	509 401	132 096	142 076
	Firms with sales of \$25,000,000 to \$49,999,999 ..	131	145	4 546 171	208 268	47 258	6 078	418 793	160 681	171 489
	Firms with sales of \$50,000,000 to \$99,999,999 ..	56	67	3 968 786	139 861	32 068	3 798	278 459	123 818	123 175
	Firms with sales of \$100,000,000 or more	56	165	31 422 578	402 005	95 742	10 903	1 001 585	467 932	503 792
	Firms not operated for the entire year	401	404	724 070	36 817	10 187	1 784	81 082	11 327	30 528
422470	Meat & meat product whsle									
	All firms	3 393	3 557	51 326 415	1 490 922	351 742	50 256	3 166 607	1 047 158	1 128 054

See footnotes at end of table.

Table 4. Sales Size of Firms: 1997—Con.

[Includes only firms and establishments with payroll. Excludes data for central administrative offices, auxiliary operations, or establishments of these firms that are classified in other categories than those specified in this table. For meaning of abbreviations and symbols, see introductory text. For explanation of terms, see Appendix A. For method of assignment to categories shown, see Appendix C]

NAICS code	Sales sizes of firms by type of operation and kind of business	Firms (number)	Establishments (number)	Sales (\$1,000)	Annual payroll (\$1,000)	First-quarter payroll (\$1,000)	Paid employees for pay period including March 12 (number)	Operating expenses ¹ (\$1,000)	End-of-1996 inventories (\$1,000)	End-of-1997 inventories (\$1,000)
42	WHOLESALE TRADE—									
	Con.									
422	Wholesale trade,									
	nondurable goods— Con.									
422470	Meat & meat product whsle									
	—Con.									
	Firms operated for the entire year	2 992	3 153	50 602 345	1 454 105	341 555	48 472	3 085 525	1 035 831	1 097 526
	Firms with sales less than \$250,000	237	237	32 350	27 458	7 177	728	38 612	1 088	1 031
	Firms with sales of \$250,000 to \$499,999	256	256	93 294	12 293	2 818	729	24 590	2 926	2 913
	Firms with sales of \$500,000 to \$999,999	431	431	312 030	30 830	7 125	1 619	63 271	7 143	7 553
	Firms with sales of \$1,000,000 to \$2,499,999	710	712	1 129 443	92 284	22 187	4 418	192 151	25 360	26 865
	Firms with sales of \$2,500,000 to \$4,999,999	424	428	1 508 602	108 302	25 504	4 720	215 111	41 080	42 416
	Firms with sales of \$5,000,000 to \$9,999,999	378	384	2 687 722	171 622	40 612	6 585	343 552	73 707	76 216
	Firms with sales of \$10,000,000 to \$24,999,999 ..	313	328	4 901 369	261 182	61 064	8 894	509 401	132 096	142 076
	Firms with sales of \$25,000,000 to \$49,999,999 ..	131	145	4 546 171	208 268	47 258	6 078	418 793	160 681	171 489
	Firms with sales of \$50,000,000 to \$99,999,999 ..	56	67	3 968 786	139 861	32 068	3 798	278 459	123 818	123 175
	Firms with sales of \$100,000,000 or more	56	165	31 422 578	402 005	95 742	10 903	1 001 585	467 932	503 792
	Firms not operated for the entire year	401	404	724 070	36 817	10 187	1 784	81 082	11 327	30 528
42248	Fresh fruit & vegetable whsle									
	All firms	5 657	6 121	46 340 833	3 021 175	682 431	109 771	6 240 214	568 953	648 741
	Firms operated for the entire year	4 811	5 271	44 619 395	2 917 868	660 246	105 380	6 014 600	565 325	593 182
	Firms with sales less than \$250,000	384	385	53 954	11 124	2 728	712	20 984	910	850
	Firms with sales of \$250,000 to \$499,999	380	380	139 950	19 366	4 494	1 085	40 321	1 816	1 778
	Firms with sales of \$500,000 to \$999,999	559	561	409 356	46 901	10 525	2 600	95 164	5 373	5 832
	Firms with sales of \$1,000,000 to \$2,499,999	966	969	1 601 718	147 621	33 517	8 123	310 289	23 127	24 432
	Firms with sales of \$2,500,000 to \$4,999,999	787	805	2 806 583	247 689	56 369	11 299	505 635	30 940	33 005
	Firms with sales of \$5,000,000 to \$9,999,999	770	793	5 456 900	433 654	93 447	17 541	876 855	84 752	83 739
	Firms with sales of \$10,000,000 to \$24,999,999 ..	606	669	9 485 743	638 718	141 136	23 027	1 306 615	117 225	125 022
	Firms with sales of \$25,000,000 to \$49,999,999 ..	226	293	7 969 609	540 806	119 206	17 399	1 069 325	112 510	112 864
	Firms with sales of \$50,000,000 to \$99,999,999 ..	90	136	6 148 811	358 637	79 456	9 624	778 381	86 044	92 878
	Firms with sales of \$100,000,000 or more	43	280	10 546 771	473 352	119 368	13 970	1 011 031	102 628	112 782
	Firms not operated for the entire year	846	850	1 721 438	103 307	22 185	4 391	225 614	3 628	55 559
422480	Fresh fruit & vegetable whsle									
	All firms	5 657	6 121	46 340 833	3 021 175	682 431	109 771	6 240 214	568 953	648 741
	Firms operated for the entire year	4 811	5 271	44 619 395	2 917 868	660 246	105 380	6 014 600	565 325	593 182
	Firms with sales less than \$250,000	384	385	53 954	11 124	2 728	712	20 984	910	850
	Firms with sales of \$250,000 to \$499,999	380	380	139 950	19 366	4 494	1 085	40 321	1 816	1 778
	Firms with sales of \$500,000 to \$999,999	559	561	409 356	46 901	10 525	2 600	95 164	5 373	5 832
	Firms with sales of \$1,000,000 to \$2,499,999	966	969	1 601 718	147 621	33 517	8 123	310 289	23 127	24 432
	Firms with sales of \$2,500,000 to \$4,999,999	787	805	2 806 583	247 689	56 369	11 299	505 635	30 940	33 005
	Firms with sales of \$5,000,000 to \$9,999,999	770	793	5 456 900	433 654	93 447	17 541	876 855	84 752	83 739
	Firms with sales of \$10,000,000 to \$24,999,999 ..	606	669	9 485 743	638 718	141 136	23 027	1 306 615	117 225	125 022
	Firms with sales of \$25,000,000 to \$49,999,999 ..	226	293	7 969 609	540 806	119 206	17 399	1 069 325	112 510	112 864
	Firms with sales of \$50,000,000 to \$99,999,999 ..	90	136	6 148 811	358 637	79 456	9 624	778 381	86 044	92 878
	Firms with sales of \$100,000,000 or more	43	280	10 546 771	473 352	119 368	13 970	1 011 031	102 628	112 782
	Firms not operated for the entire year	846	850	1 721 438	103 307	22 185	4 391	225 614	3 628	55 559

See footnotes at end of table.

Table 4. Sales Size of Firms: 1997—Con.

[Includes only firms and establishments with payroll. Excludes data for central administrative offices, auxiliary operations, or establishments of these firms that are classified in other categories than those specified in this table. For meaning of abbreviations and symbols, see introductory text. For explanation of terms, see Appendix A. For method of assignment to categories shown, see Appendix C]

NAICS code	Sales sizes of firms by type of operation and kind of business	Firms (number)	Establishments (number)	Sales (\$1,000)	Annual payroll (\$1,000)	First-quarter payroll (\$1,000)	Paid employees for pay period including March 12 (number)	Operating expenses ¹ (\$1,000)	End-of-1996 inventories (\$1,000)	End-of-1997 inventories (\$1,000)
42	WHOLESALE TRADE—Con.									
422	Wholesale trade, nondurable goods—Con.									
42249	Other grocery & related products whsle									
	All firms	11 464	14 623	186 758 663	9 277 467	2 195 951	288 689	19 494 685	6 404 606	6 746 989
	Firms operated for the entire year	9 776	12 931	185 161 861	9 164 404	2 173 257	284 372	19 253 865	6 363 653	6 608 062
	Firms with sales less than \$250,000	2 008	2 012	267 068	57 121	13 616	4 315	112 938	15 903	15 900
	Firms with sales of \$250,000 to \$499,999	1 454	1 455	519 834	81 849	18 878	4 909	169 943	24 678	25 718
	Firms with sales of \$500,000 to \$999,999	1 403	1 410	995 409	143 923	33 321	7 553	301 749	53 714	56 717
	Firms with sales of \$1,000,000 to \$2,499,999	1 765	1 807	2 807 517	355 074	82 202	15 969	738 642	172 227	178 067
	Firms with sales of \$2,500,000 to \$4,999,999	989	1 040	3 460 651	355 660	81 343	13 536	732 623	213 610	216 413
	Firms with sales of \$5,000,000 to \$9,999,999	770	862	5 474 239	494 475	112 776	16 729	1 016 977	340 095	356 665
	Firms with sales of \$10,000,000 to \$24,999,999 ..	739	947	11 312 673	769 310	176 286	23 517	1 656 903	669 125	715 595
	Firms with sales of \$25,000,000 to \$49,999,999 ..	280	473	9 638 817	547 836	125 379	15 325	1 195 211	406 405	430 699
	Firms with sales of \$50,000,000 to \$99,999,999 ..	167	480	11 352 665	707 800	163 188	22 473	1 561 798	586 179	597 258
	Firms with sales of \$100,000,000 or more	201	2 445	139 332 988	5 651 356	1 366 268	160 046	11 767 081	3 881 717	4 015 030
	Firms not operated for the entire year	1 688	1 692	1 596 802	113 063	22 694	4 317	240 820	40 953	138 927
422490	Other grocery & related products whsle									
	All firms	11 464	14 623	186 758 663	9 277 467	2 195 951	288 689	19 494 685	6 404 606	6 746 989
	Firms operated for the entire year	9 776	12 931	185 161 861	9 164 404	2 173 257	284 372	19 253 865	6 363 653	6 608 062
	Firms with sales less than \$250,000	2 008	2 012	267 068	57 121	13 616	4 315	112 938	15 903	15 900
	Firms with sales of \$250,000 to \$499,999	1 454	1 455	519 834	81 849	18 878	4 909	169 943	24 678	25 718
	Firms with sales of \$500,000 to \$999,999	1 403	1 410	995 409	143 923	33 321	7 553	301 749	53 714	56 717
	Firms with sales of \$1,000,000 to \$2,499,999	1 765	1 807	2 807 517	355 074	82 202	15 969	738 642	172 227	178 067
	Firms with sales of \$2,500,000 to \$4,999,999	989	1 040	3 460 651	355 660	81 343	13 536	732 623	213 610	216 413
	Firms with sales of \$5,000,000 to \$9,999,999	770	862	5 474 239	494 475	112 776	16 729	1 016 977	340 095	356 665
	Firms with sales of \$10,000,000 to \$24,999,999 ..	739	947	11 312 673	769 310	176 286	23 517	1 656 903	669 125	715 595
	Firms with sales of \$25,000,000 to \$49,999,999 ..	280	473	9 638 817	547 836	125 379	15 325	1 195 211	406 405	430 699
	Firms with sales of \$50,000,000 to \$99,999,999 ..	167	480	11 352 665	707 800	163 188	22 473	1 561 798	586 179	597 258
	Firms with sales of \$100,000,000 or more	201	2 445	139 332 988	5 651 356	1 366 268	160 046	11 767 081	3 881 717	4 015 030
	Firms not operated for the entire year	1 688	1 692	1 596 802	113 063	22 694	4 317	240 820	40 953	138 927
4224901	Coffee, tea, & spice whsle									
	All firms	1 461	1 788	13 421 054	587 048	136 127	19 037	1 288 846	550 095	691 110
	Firms operated for the entire year	1 293	1 620	13 173 396	577 890	134 188	18 704	1 268 064	549 354	677 568
	Firms with sales less than \$250,000	266	266	35 758	7 081	1 817	492	14 392	2 742	2 778
	Firms with sales of \$250,000 to \$499,999	196	196	70 890	11 436	2 632	656	25 256	5 263	5 268
	Firms with sales of \$500,000 to \$999,999	204	205	144 039	23 628	5 356	1 132	51 850	9 094	9 785
	Firms with sales of \$1,000,000 to \$2,499,999	268	278	429 979	63 106	15 145	2 581	134 224	31 110	33 885
	Firms with sales of \$2,500,000 to \$4,999,999	132	143	454 672	63 316	14 816	2 168	130 463	34 772	36 056
	Firms with sales of \$5,000,000 to \$9,999,999	96	113	664 350	73 803	17 175	2 538	144 827	54 347	62 240
	Firms with sales of \$10,000,000 to \$24,999,999 ..	77	121	1 183 643	99 330	23 566	2 989	204 041	79 034	98 343
	Firms with sales of \$25,000,000 to \$49,999,999 ..	17	30	619 420	31 354	6 121	802	59 334	28 573	33 128
	Firms with sales of \$50,000,000 to \$99,999,999 ..	14	77	1 096 368	54 610	11 297	1 235	111 610	44 259	46 022
	Firms with sales of \$100,000,000 or more	23	191	8 474 277	150 226	36 263	4 111	392 067	260 160	350 063
	Firms not operated for the entire year	168	168	247 658	9 158	1 939	333	20 782	741	13 542

See footnotes at end of table.

Table 4. Sales Size of Firms: 1997—Con.

[Includes only firms and establishments with payroll. Excludes data for central administrative offices, auxiliary operations, or establishments of these firms that are classified in other categories than those specified in this table. For meaning of abbreviations and symbols, see introductory text. For explanation of terms, see Appendix A. For method of assignment to categories shown, see Appendix C]

NAICS code	Sales sizes of firms by type of operation and kind of business	Firms (number)	Establishments (number)	Sales (\$1,000)	Annual payroll (\$1,000)	First-quarter payroll (\$1,000)	Paid employees for pay period including March 12 (number)	Operating expenses ¹ (\$1,000)	End-of-1996 inventories (\$1,000)	End-of-1997 inventories (\$1,000)
42	WHOLESALE TRADE—									
	Con.									
422	Wholesale trade,									
	nondurable goods—Con.									
4224902	Bread & baked goods whsle									
	All firms	2 490	3 290	20 275 213	1 607 505	400 066	55 337	3 052 927	477 128	479 087
	Firms operated for the entire year	2 067	2 867	20 103 681	1 590 751	395 564	54 378	3 020 676	472 332	469 619
	Firms with sales less than \$250,000	577	580	74 788	15 883	3 686	1 419	30 387	2 123	1 992
	Firms with sales of \$250,000 to \$499,999	490	491	174 767	27 091	6 403	1 933	51 828	3 460	3 415
	Firms with sales of \$500,000 to \$999,999	340	340	237 902	43 496	10 022	2 733	82 156	5 757	5 933
	Firms with sales of \$1,000,000 to \$2,499,999	328	343	513 695	87 028	20 280	4 584	166 191	16 681	16 419
	Firms with sales of \$2,500,000 to \$4,999,999	152	164	520 012	69 053	16 058	3 087	121 540	14 346	14 854
	Firms with sales of \$5,000,000 to \$9,999,999	73	92	508 165	63 338	13 975	2 280	113 101	16 481	19 290
	Firms with sales of \$10,000,000 to \$24,999,999	45	60	665 456	51 200	12 344	1 817	99 303	19 545	21 822
	Firms with sales of \$25,000,000 to \$49,999,999	26	40	934 121	53 111	12 638	1 567	105 690	15 275	15 118
	Firms with sales of \$50,000,000 to \$99,999,999	15	81	D	D	D	h	D	D	D
	Firms with sales of \$100,000,000 or more	21	676	D	D	D	k	D	D	D
	Firms not operated for the entire year	423	423	171 532	16 754	4 502	959	32 251	4 796	9 468
4224903	Soft drinks whsle									
	All firms	1 940	3 150	29 142 717	3 212 389	739 081	100 272	6 711 763	719 316	799 386
	Firms operated for the entire year	1 615	2 825	29 024 596	3 200 269	735 713	99 610	6 685 388	717 624	791 735
	Firms with sales less than \$250,000	358	358	49 513	11 133	2 668	683	23 143	2 199	2 198
	Firms with sales of \$250,000 to \$499,999	231	231	82 895	13 035	2 838	676	27 926	2 920	3 100
	Firms with sales of \$500,000 to \$999,999	256	257	187 583	25 758	5 870	1 172	57 721	7 718	8 300
	Firms with sales of \$1,000,000 to \$2,499,999	276	286	435 011	61 404	14 023	2 591	127 894	17 097	17 327
	Firms with sales of \$2,500,000 to \$4,999,999	156	166	528 067	74 842	16 927	2 824	153 618	22 025	22 528
	Firms with sales of \$5,000,000 to \$9,999,999	128	151	943 215	128 146	28 207	4 108	265 416	37 520	37 977
	Firms with sales of \$10,000,000 to \$24,999,999	107	173	1 645 129	214 576	47 488	6 949	451 183	52 518	56 280
	Firms with sales of \$25,000,000 to \$49,999,999	49	163	1 611 845	178 093	41 132	5 688	419 503	52 842	60 291
	Firms with sales of \$50,000,000 to \$99,999,999	29	123	D	D	D	i	D	D	D
	Firms with sales of \$100,000,000 or more	25	917	D	D	D	l	D	D	D
	Firms not operated for the entire year	325	325	118 121	12 120	3 368	662	26 375	1 692	7 651
4224904	Canned goods whsle									
	All firms	1 156	1 283	27 632 847	753 747	178 275	20 470	1 632 525	1 075 206	1 025 866
	Firms operated for the entire year	995	1 122	27 256 471	730 397	173 014	19 651	1 586 368	1 048 804	990 146
	Firms with sales less than \$250,000	119	119	16 274	3 490	851	217	6 491	1 881	1 769
	Firms with sales of \$250,000 to \$499,999	79	79	28 771	4 308	928	233	9 827	2 097	2 187
	Firms with sales of \$500,000 to \$999,999	113	113	81 547	8 894	2 222	460	18 466	7 236	8 122
	Firms with sales of \$1,000,000 to \$2,499,999	177	177	286 040	20 883	4 741	846	48 119	20 249	21 910
	Firms with sales of \$2,500,000 to \$4,999,999	121	124	443 845	27 349	6 141	964	65 142	31 002	31 310
	Firms with sales of \$5,000,000 to \$9,999,999	131	138	926 330	45 813	10 855	1 610	107 287	65 115	69 163
	Firms with sales of \$10,000,000 to \$24,999,999	139	153	2 111 495	94 680	22 400	2 724	229 884	172 503	170 024
	Firms with sales of \$25,000,000 to \$49,999,999	51	57	1 743 160	69 628	16 993	1 790	144 846	75 892	77 816
	Firms with sales of \$50,000,000 to \$99,999,999	29	43	1 931 003	78 301	19 054	2 215	185 809	109 563	116 336
	Firms with sales of \$100,000,000 or more	36	119	19 688 006	377 051	88 829	8 592	770 497	563 266	491 509
	Firms not operated for the entire year	161	161	376 376	23 350	5 261	819	46 157	26 402	35 720

See footnotes at end of table.

Table 4. Sales Size of Firms: 1997—Con.

[Includes only firms and establishments with payroll. Excludes data for central administrative offices, auxiliary operations, or establishments of these firms that are classified in other categories than those specified in this table. For meaning of abbreviations and symbols, see introductory text. For explanation of terms, see Appendix A. For method of assignment to categories shown, see Appendix C]

NAICS code	Sales sizes of firms by type of operation and kind of business	Firms (number)	Establishments (number)	Sales (\$1,000)	Annual payroll (\$1,000)	First-quarter payroll (\$1,000)	Paid employees for pay period including March 12 (number)	Operating expenses ¹ (\$1,000)	End-of-1996 inventories (\$1,000)	End-of-1997 inventories (\$1,000)
42	WHOLESALE TRADE—									
	Con.									
422	Wholesale trade,									
	nondurable goods—Con.									
4224905	Food & beverage basic materials whsle									
	All firms	606	703	6 331 021	266 495	61 485	7 303	599 825	307 851	309 381
	Firms operated for the entire year	540	637	6 225 555	254 263	60 691	7 172	569 367	282 807	298 622
	Firms with sales less than \$250,000	74	74	8 557	2 225	542	148	4 000	450	585
	Firms with sales of \$250,000 to \$499,999	53	53	19 467	3 064	796	133	6 960	1 178	1 214
	Firms with sales of \$500,000 to \$999,999	58	61	39 130	5 205	1 188	246	12 083	2 734	3 026
	Firms with sales of \$1,000,000 to \$2,499,999	95	96	155 707	17 340	3 744	570	36 381	10 306	11 071
	Firms with sales of \$2,500,000 to \$4,999,999	78	81	279 918	24 949	5 278	651	52 285	24 497	23 393
	Firms with sales of \$5,000,000 to \$9,999,999	66	67	448 705	30 369	7 087	908	65 448	26 377	27 423
	Firms with sales of \$10,000,000 to \$24,999,999	67	82	1 073 364	45 727	10 070	1 317	102 358	61 398	73 701
	Firms with sales of \$25,000,000 to \$49,999,999	27	49	929 107	30 519	6 736	688	71 842	33 856	33 311
	Firms with sales of \$50,000,000 to \$99,999,999	13	27	D	D	D	f	D	D	D
	Firms with sales of \$100,000,000 or more	9	47	D	D	D	g	D	D	D
	Firms not operated for the entire year	66	66	105 466	12 232	794	131	30 458	25 044	10 759
4224906	Other grocery specialties whsle									
	All firms	3 878	4 409	89 955 811	2 850 283	680 917	86 270	6 208 799	3 275 010	3 442 159
	Firms operated for the entire year	3 329	3 856	89 169 397	2 807 086	673 088	84 763	6 116 783	3 267 513	3 380 372
	Firms with sales less than \$250,000	616	617	82 608	17 494	4 095	1 365	34 778	6 533	6 600
	Firms with sales of \$250,000 to \$499,999	405	405	143 044	22 915	5 281	1 278	48 146	9 760	10 534
	Firms with sales of \$500,000 to \$999,999	438	440	309 172	37 753	8 876	1 840	80 751	21 455	21 945
	Firms with sales of \$1,000,000 to \$2,499,999	628	634	998 922	107 218	24 781	4 852	229 880	78 433	79 201
	Firms with sales of \$2,500,000 to \$4,999,999	356	366	1 253 200	96 905	22 412	3 836	212 329	88 992	91 145
	Firms with sales of \$5,000,000 to \$9,999,999	286	306	2 055 993	160 376	37 068	5 553	334 955	144 478	144 663
	Firms with sales of \$10,000,000 to \$24,999,999	311	374	4 796 552	268 496	61 669	7 837	591 612	296 593	307 848
	Firms with sales of \$25,000,000 to \$49,999,999	118	147	4 123 469	209 820	47 417	5 299	446 200	237 139	247 827
	Firms with sales of \$50,000,000 to \$99,999,999	70	118	4 598 117	228 934	52 216	7 566	527 036	287 323	285 448
	Firms with sales of \$100,000,000 or more	101	449	70 808 320	1 657 175	409 273	45 337	3 611 096	2 096 807	2 185 161
	Firms not operated for the entire year	549	553	786 414	43 197	7 829	1 507	92 016	7 497	61 787
4225	Farm-product raw material whsle									
	All firms	6 994	10 343	166 786 245	2 306 012	518 518	97 521	6 037 409	9 518 504	9 689 572
	Firms operated for the entire year	6 075	9 397	163 593 821	2 250 209	505 754	93 668	5 890 548	9 448 899	9 484 946
	Firms with sales less than \$250,000	443	443	56 541	12 334	2 851	1 140	24 842	5 604	5 613
	Firms with sales of \$250,000 to \$499,999	337	338	122 906	18 349	4 372	1 411	41 063	12 283	12 946
	Firms with sales of \$500,000 to \$999,999	504	512	366 104	36 652	8 977	2 680	87 522	39 008	40 052
	Firms with sales of \$1,000,000 to \$2,499,999	925	953	1 543 816	94 879	20 854	5 460	233 707	135 360	140 234
	Firms with sales of \$2,500,000 to \$4,999,999	857	892	3 072 459	122 382	26 612	6 596	314 388	252 579	265 374
	Firms with sales of \$5,000,000 to \$9,999,999	1 067	1 213	7 708 192	233 713	51 397	11 804	601 794	589 995	617 110
	Firms with sales of \$10,000,000 to \$24,999,999	1 164	1 655	18 207 399	443 097	98 332	21 149	1 130 140	1 174 540	1 200 964
	Firms with sales of \$25,000,000 to \$49,999,999	452	1 020	15 591 706	306 517	68 661	12 921	817 263	1 068 759	1 094 660
	Firms with sales of \$50,000,000 to \$99,999,999	199	609	13 346 945	218 564	48 873	8 569	600 628	752 610	730 102
	Firms with sales of \$100,000,000 or more	127	1 762	103 577 753	763 722	174 825	21 938	2 039 201	5 418 161	5 377 891
	Firms not operated for the entire year	919	946	3 192 424	55 803	12 764	3 853	146 861	69 605	204 626
42251	Grain & field bean whsle									

See footnotes at end of table.

Table 4. Sales Size of Firms: 1997—Con.

[Includes only firms and establishments with payroll. Excludes data for central administrative offices, auxiliary operations, or establishments of these firms that are classified in other categories than those specified in this table. For meaning of abbreviations and symbols, see introductory text. For explanation of terms, see Appendix A. For method of assignment to categories shown, see Appendix C]

NAICS code	Sales sizes of firms by type of operation and kind of business	Firms (number)	Establishments (number)	Sales (\$1,000)	Annual payroll (\$1,000)	First-quarter payroll (\$1,000)	Paid employees for pay period including March 12 (number)	Operating expenses ¹ (\$1,000)	End-of-1996 inventories (\$1,000)	End-of-1997 inventories (\$1,000)
42	WHOLESALE TRADE—									
	Con.									
422	Wholesale trade, nondurable goods—									
	Con.									
42251	Grain & field bean whsle—									
	Con.									
	All firms	3 785	6 569	120 312 556	1 642 921	370 403	56 368	4 384 826	6 828 225	6 982 213
	Firms operated for the entire year	3 493	6 262	119 539 569	1 623 171	365 400	55 469	4 329 307	6 783 491	6 868 426
	Firms with sales less than \$250,000	162	162	22 811	4 734	1 151	311	9 812	2 778	2 679
	Firms with sales of \$250,000 to \$499,999	148	149	54 293	7 487	1 821	419	17 188	6 811	7 336
	Firms with sales of \$500,000 to \$999,999	222	227	162 624	15 159	3 732	916	37 980	20 576	21 040
	Firms with sales of \$1,000,000 to \$2,499,999	527	553	897 524	55 950	12 178	2 776	137 170	98 929	103 297
	Firms with sales of \$2,500,000 to \$4,999,999	560	589	2 028 481	87 311	18 559	3 964	225 547	209 490	219 669
	Firms with sales of \$5,000,000 to \$9,999,999	709	837	5 089 806	167 853	36 666	6 625	438 565	502 788	522 444
	Firms with sales of \$10,000,000 to \$24,999,999	708	1 165	10 955 444	326 253	71 339	11 241	841 985	1 023 382	1 039 165
	Firms with sales of \$25,000,000 to \$49,999,999	272	816	9 291 175	238 980	53 340	7 811	626 906	935 936	942 339
	Firms with sales of \$50,000,000 to \$99,999,999	114	469	7 569 461	168 380	37 131	5 880	469 417	592 721	584 421
	Firms with sales of \$100,000,000 or more	71	1 295	83 467 950	551 064	129 483	15 526	1 524 737	3 390 080	3 426 036
	Firms not operated for the entire year	292	307	772 987	19 750	5 003	899	55 519	44 734	113 787
422510	Grain & field bean whsle									
	All firms	3 785	6 569	120 312 556	1 642 921	370 403	56 368	4 384 826	6 828 225	6 982 213
	Firms operated for the entire year	3 493	6 262	119 539 569	1 623 171	365 400	55 469	4 329 307	6 783 491	6 868 426
	Firms with sales less than \$250,000	162	162	22 811	4 734	1 151	311	9 812	2 778	2 679
	Firms with sales of \$250,000 to \$499,999	148	149	54 293	7 487	1 821	419	17 188	6 811	7 336
	Firms with sales of \$500,000 to \$999,999	222	227	162 624	15 159	3 732	916	37 980	20 576	21 040
	Firms with sales of \$1,000,000 to \$2,499,999	527	553	897 524	55 950	12 178	2 776	137 170	98 929	103 297
	Firms with sales of \$2,500,000 to \$4,999,999	560	589	2 028 481	87 311	18 559	3 964	225 547	209 490	219 669
	Firms with sales of \$5,000,000 to \$9,999,999	709	837	5 089 806	167 853	36 666	6 625	438 565	502 788	522 444
	Firms with sales of \$10,000,000 to \$24,999,999	708	1 165	10 955 444	326 253	71 339	11 241	841 985	1 023 382	1 039 165
	Firms with sales of \$25,000,000 to \$49,999,999	272	816	9 291 175	238 980	53 340	7 811	626 906	935 936	942 339
	Firms with sales of \$50,000,000 to \$99,999,999	114	469	7 569 461	168 380	37 131	5 880	469 417	592 721	584 421
	Firms with sales of \$100,000,000 or more	71	1 295	83 467 950	551 064	129 483	15 526	1 524 737	3 390 080	3 426 036
	Firms not operated for the entire year	292	307	772 987	19 750	5 003	899	55 519	44 734	113 787
42252	Livestock whsle									
	All firms	1 707	2 090	24 098 461	260 202	60 243	27 182	645 154	212 441	264 903
	Firms operated for the entire year	1 503	1 886	23 400 699	253 852	58 804	26 353	628 737	211 289	247 299
	Firms with sales less than \$250,000	132	132	14 561	3 152	733	434	6 347	1 189	1 256
	Firms with sales of \$250,000 to \$499,999	78	78	28 958	4 406	1 084	597	9 160	1 854	2 214
	Firms with sales of \$500,000 to \$999,999	125	126	90 404	8 084	1 970	1 052	18 551	7 497	8 035
	Firms with sales of \$1,000,000 to \$2,499,999	195	196	325 409	12 824	2 941	1 339	33 923	11 643	12 424
	Firms with sales of \$2,500,000 to \$4,999,999	176	179	624 861	13 254	3 016	1 795	35 070	11 437	13 840
	Firms with sales of \$5,000,000 to \$9,999,999	240	250	1 762 968	29 253	6 841	3 746	78 404	27 947	30 158
	Firms with sales of \$10,000,000 to \$24,999,999	343	355	5 436 667	65 978	15 458	8 254	161 575	34 021	39 099
	Firms with sales of \$25,000,000 to \$49,999,999	129	138	4 521 742	42 174	9 537	4 330	107 997	32 261	46 158
	Firms with sales of \$50,000,000 to \$99,999,999	57	118	3 891 965	33 947	7 585	2 322	91 363	24 578	28 157
	Firms with sales of \$100,000,000 or more	28	314	6 703 164	40 780	9 639	2 484	86 347	58 862	65 958
	Firms not operated for the entire year	204	204	697 762	6 350	1 439	829	16 417	1 152	17 604

See footnotes at end of table.

Table 4. Sales Size of Firms: 1997—Con.

[Includes only firms and establishments with payroll. Excludes data for central administrative offices, auxiliary operations, or establishments of these firms that are classified in other categories than those specified in this table. For meaning of abbreviations and symbols, see introductory text. For explanation of terms, see Appendix A. For method of assignment to categories shown, see Appendix C]

NAICS code	Sales sizes of firms by type of operation and kind of business	Firms (number)	Establishments (number)	Sales (\$1,000)	Annual payroll (\$1,000)	First-quarter payroll (\$1,000)	Paid employees for pay period including March 12 (number)	Operating expenses ¹ (\$1,000)	End-of-1996 inventories (\$1,000)	End-of-1997 inventories (\$1,000)
42	WHOLESALE TRADE—									
	Con.									
422	Wholesale trade, nondurable goods—Con.									
422520	Livestock whsle									
	All firms	1 707	2 090	24 098 461	260 202	60 243	27 182	645 154	212 441	264 903
	Firms operated for the entire year	1 503	1 886	23 400 699	253 852	58 804	26 353	628 737	211 289	247 299
	Firms with sales less than \$250,000	132	132	14 561	3 152	733	434	6 347	1 189	1 256
	Firms with sales of \$250,000 to \$499,999	78	78	28 958	4 406	1 084	597	9 160	1 854	2 214
	Firms with sales of \$500,000 to \$999,999	125	126	90 404	8 084	1 970	1 052	18 551	7 497	8 035
	Firms with sales of \$1,000,000 to \$2,499,999	195	196	325 409	12 824	2 941	1 339	33 923	11 643	12 424
	Firms with sales of \$2,500,000 to \$4,999,999	176	179	624 861	13 254	3 016	1 795	35 070	11 437	13 840
	Firms with sales of \$5,000,000 to \$9,999,999	240	250	1 762 968	29 253	6 841	3 746	78 404	27 947	30 158
	Firms with sales of \$10,000,000 to \$24,999,999	343	355	5 436 667	65 978	15 458	8 254	161 575	34 021	39 099
	Firms with sales of \$25,000,000 to \$49,999,999	129	138	4 521 742	42 174	9 537	4 330	107 997	32 261	46 158
	Firms with sales of \$50,000,000 to \$99,999,999	57	118	3 891 965	33 947	7 585	2 322	91 363	24 578	28 157
	Firms with sales of \$100,000,000 or more	28	314	6 703 164	40 780	9 639	2 484	86 347	58 862	65 958
	Firms not operated for the entire year	204	204	697 762	6 350	1 439	829	16 417	1 152	17 604
42259	Other farm product raw material whsle									
	All firms	1 533	1 684	22 375 228	402 889	87 872	13 971	1 007 429	2 477 838	2 442 456
	Firms operated for the entire year	1 108	1 247	20 652 926	373 148	81 549	11 844	932 412	2 454 119	2 369 118
	Firms with sales less than \$250,000	149	149	19 169	4 448	967	395	8 683	1 637	1 678
	Firms with sales of \$250,000 to \$499,999	112	112	40 037	6 467	1 468	398	14 740	3 618	3 619
	Firms with sales of \$500,000 to \$999,999	160	162	115 551	13 665	3 339	732	31 888	11 379	11 426
	Firms with sales of \$1,000,000 to \$2,499,999	208	209	327 646	26 587	5 865	1 368	64 019	25 171	24 692
	Firms with sales of \$2,500,000 to \$4,999,999	127	132	440 479	22 900	5 280	867	56 169	33 118	33 115
	Firms with sales of \$5,000,000 to \$9,999,999	121	129	873 517	37 214	8 006	1 470	86 392	62 095	68 347
	Firms with sales of \$10,000,000 to \$24,999,999	116	132	1 857 947	53 781	12 149	1 773	130 546	124 455	127 455
	Firms with sales of \$25,000,000 to \$49,999,999	51	59	1 785 315	24 813	5 686	739	81 734	103 425	107 384
	Firms with sales of \$50,000,000 to \$99,999,999	31	36	2 132 748	23 321	6 293	593	60 768	139 687	131 415
	Firms with sales of \$100,000,000 or more	33	127	13 060 517	159 952	32 496	3 509	397 473	1 949 534	1 859 987
	Firms not operated for the entire year	425	437	1 722 302	29 741	6 323	2 127	75 017	23 719	73 338
422590	Other farm product raw material whsle									
	All firms	1 533	1 684	22 375 228	402 889	87 872	13 971	1 007 429	2 477 838	2 442 456
	Firms operated for the entire year	1 108	1 247	20 652 926	373 148	81 549	11 844	932 412	2 454 119	2 369 118
	Firms with sales less than \$250,000	149	149	19 169	4 448	967	395	8 683	1 637	1 678
	Firms with sales of \$250,000 to \$499,999	112	112	40 037	6 467	1 468	398	14 740	3 618	3 619
	Firms with sales of \$500,000 to \$999,999	160	162	115 551	13 665	3 339	732	31 888	11 379	11 426
	Firms with sales of \$1,000,000 to \$2,499,999	208	209	327 646	26 587	5 865	1 368	64 019	25 171	24 692
	Firms with sales of \$2,500,000 to \$4,999,999	127	132	440 479	22 900	5 280	867	56 169	33 118	33 115
	Firms with sales of \$5,000,000 to \$9,999,999	121	129	873 517	37 214	8 006	1 470	86 392	62 095	68 347
	Firms with sales of \$10,000,000 to \$24,999,999	116	132	1 857 947	53 781	12 149	1 773	130 546	124 455	127 455
	Firms with sales of \$25,000,000 to \$49,999,999	51	59	1 785 315	24 813	5 686	739	81 734	103 425	107 384
	Firms with sales of \$50,000,000 to \$99,999,999	31	36	2 132 748	23 321	6 293	593	60 768	139 687	131 415
	Firms with sales of \$100,000,000 or more	33	127	13 060 517	159 952	32 496	3 509	397 473	1 949 534	1 859 987
	Firms not operated for the entire year	425	437	1 722 302	29 741	6 323	2 127	75 017	23 719	73 338

See footnotes at end of table.

Table 4. Sales Size of Firms: 1997—Con.

[Includes only firms and establishments with payroll. Excludes data for central administrative offices, auxiliary operations, or establishments of these firms that are classified in other categories than those specified in this table. For meaning of abbreviations and symbols, see introductory text. For explanation of terms, see Appendix A. For method of assignment to categories shown, see Appendix C]

NAICS code	Sales sizes of firms by type of operation and kind of business	Firms (number)	Establishments (number)	Sales (\$1,000)	Annual payroll (\$1,000)	First-quarter payroll (\$1,000)	Paid employees for pay period including March 12 (number)	Operating expenses ¹ (\$1,000)	End-of-1996 inventories (\$1,000)	End-of-1997 inventories (\$1,000)
42	WHOLESALE TRADE—Con.									
422	Wholesale trade, nondurable goods—Con.									
4225901	Hides, skins, & pelts whsle									
	All firms	246	260	2 096 303	54 276	13 637	1 983	138 079	111 982	120 784
	Firms operated for the entire year	205	218	2 024 385	53 101	13 354	1 879	135 503	109 261	111 001
	Firms with sales less than \$250,000	28	28	D	D	D	b	D	D	D
	Firms with sales of \$250,000 to \$499,999	15	15	D	D	D	b	D	D	D
	Firms with sales of \$500,000 to \$999,999	34	34	D	D	D	c	D	D	D
	Firms with sales of \$1,000,000 to \$2,499,999	40	41	65 433	4 586	1 086	182	10 618	6 832	6 360
	Firms with sales of \$2,500,000 to \$4,999,999	22	22	74 059	4 078	901	115	9 967	9 134	8 243
	Firms with sales of \$5,000,000 to \$9,999,999	25	28	185 501	11 066	2 706	529	23 256	12 508	12 529
	Firms with sales of \$10,000,000 to \$24,999,999	20	24	D	D	D	e	D	D	D
	Firms with sales of \$25,000,000 to \$49,999,999	10	10	D	D	D	b	D	D	D
	Firms with sales of \$50,000,000 to \$99,999,999	7	8	D	D	D	e	D	D	D
	Firms with sales of \$100,000,000 or more	4	8	478 640	5 204	1 246	179	21 921	15 201	15 250
	Firms not operated for the entire year	41	42	71 918	1 175	283	104	2 576	2 721	9 783
4225902	Leaf tobacco whsle									
	All firms	304	328	3 658 394	86 300	19 974	3 720	184 980	294 291	331 722
	Firms operated for the entire year	100	114	2 347 413	69 301	15 906	2 040	136 719	294 145	318 329
	Firms with sales less than \$250,000	13	13	D	D	D	b	D	D	D
	Firms with sales of \$250,000 to \$499,999	6	6	D	D	D	a	D	D	D
	Firms with sales of \$500,000 to \$999,999	15	17	D	D	D	c	D	D	D
	Firms with sales of \$1,000,000 to \$2,499,999	11	11	17 415	1 558	400	83	3 829	779	739
	Firms with sales of \$2,500,000 to \$4,999,999	15	16	52 596	1 689	590	134	4 279	2 901	2 341
	Firms with sales of \$5,000,000 to \$9,999,999	15	15	111 863	4 175	1 083	257	8 587	2 843	4 242
	Firms with sales of \$10,000,000 to \$24,999,999	13	15	D	D	D	c	D	D	D
	Firms with sales of \$25,000,000 to \$49,999,999	6	8	D	D	D	e	D	D	D
	Firms with sales of \$50,000,000 to \$99,999,999	2	3	D	D	D	b	D	D	D
	Firms with sales of \$100,000,000 or more	4	10	1 587 375	48 905	10 452	809	89 286	281 289	304 709
	Firms not operated for the entire year	204	214	1 310 981	16 999	4 068	1 680	48 261	146	13 393
4225903	Wool, wool tops, & mohair whsle									
	All firms	78	80	202 820	7 838	1 656	307	20 068	22 725	26 369
	Firms operated for the entire year	59	61	183 955	7 478	1 576	291	19 063	22 466	25 135
	Firms with sales less than \$250,000	6	6	737	188	40	11	289	126	151
	Firms with sales of \$250,000 to \$499,999	4	4	1 550	103	25	8	245	314	222
	Firms with sales of \$500,000 to \$999,999	4	4	D	D	D	a	D	D	D
	Firms with sales of \$1,000,000 to \$2,499,999	21	21	26 672	1 717	352	84	3 682	2 671	2 565
	Firms with sales of \$2,500,000 to \$4,999,999	14	14	47 005	1 933	503	92	5 168	4 167	4 831
	Firms with sales of \$5,000,000 to \$9,999,999	7	9	46 152	1 394	270	59	5 527	5 333	5 888
	Firms with sales of \$10,000,000 to \$24,999,999	3	3	D	D	D	b	D	D	D
	Firms with sales of \$25,000,000 to \$49,999,999	—	—	—	—	—	—	—	—	—
	Firms with sales of \$50,000,000 to \$99,999,999	—	—	—	—	—	—	—	—	—
	Firms with sales of \$100,000,000 or more	—	—	—	—	—	—	—	—	—
	Firms not operated for the entire year	19	19	18 865	360	80	16	1 005	259	1 234

See footnotes at end of table.

Table 4. Sales Size of Firms: 1997—Con.

[Includes only firms and establishments with payroll. Excludes data for central administrative offices, auxiliary operations, or establishments of these firms that are classified in other categories than those specified in this table. For meaning of abbreviations and symbols, see introductory text. For explanation of terms, see Appendix A. For method of assignment to categories shown, see Appendix C]

NAICS code	Sales sizes of firms by type of operation and kind of business	Firms (number)	Establishments (number)	Sales (\$1,000)	Annual payroll (\$1,000)	First-quarter payroll (\$1,000)	Paid employees for pay period including March 12 (number)	Operating expenses ¹ (\$1,000)	End-of-1996 inventories (\$1,000)	End-of-1997 inventories (\$1,000)
42	WHOLESALE TRADE—									
	Con.									
422	Wholesale trade,									
	nondurable goods—Con.									
4225904	Cotton whsle									
	All firms	248	297	10 618 437	110 196	21 147	2 595	336 390	1 702 714	1 616 882
	Firms operated for the entire year	208	256	10 453 923	108 241	20 616	2 525	330 761	1 701 080	1 605 351
	Firms with sales less than \$250,000	14	14	1 431	431	81	22	719	4	4
	Firms with sales of \$250,000 to \$499,999	6	6	2 189	589	75	10	1 243	102	106
	Firms with sales of \$500,000 to \$999,999	10	10	7 054	961	259	54	2 488	1 596	1 575
	Firms with sales of \$1,000,000 to \$2,499,999	26	26	44 845	2 605	453	149	7 059	1 620	1 294
	Firms with sales of \$2,500,000 to \$4,999,999	24	25	86 261	2 903	594	116	7 293	3 661	3 809
	Firms with sales of \$5,000,000 to \$9,999,999	36	36	261 135	5 381	933	164	13 574	14 877	18 233
	Firms with sales of \$10,000,000 to \$24,999,999 ..	35	37	564 251	6 807	1 340	213	23 198	33 343	30 966
	Firms with sales of \$25,000,000 to \$49,999,999 ..	24	28	818 874	7 147	1 381	181	35 730	61 086	65 197
	Firms with sales of \$50,000,000 to \$99,999,999 ..	16	18	D	D	D	c	D	D	D
	Firms with sales of \$100,000,000 or more	17	56	D	D	D	g	D	D	D
	Firms not operated for the entire year	40	41	164 514	1 955	531	70	5 629	1 634	11 531
4225905	Other farm-product raw material whsle									
	All firms	661	719	5 799 274	144 279	31 458	5 366	327 912	346 126	346 699
	Firms operated for the entire year	539	597	5 626 583	134 937	30 007	5 106	310 218	327 167	309 302
	Firms with sales less than \$250,000	89	89	11 962	2 522	538	268	5 260	1 233	1 249
	Firms with sales of \$250,000 to \$499,999	81	81	29 117	4 739	1 141	308	10 712	2 653	2 796
	Firms with sales of \$500,000 to \$999,999	97	97	71 402	8 128	1 926	426	19 109	4 651	4 592
	Firms with sales of \$1,000,000 to \$2,499,999	110	110	173 281	16 121	3 574	870	38 831	13 269	13 734
	Firms with sales of \$2,500,000 to \$4,999,999	52	55	180 558	12 297	2 692	410	29 462	13 255	13 891
	Firms with sales of \$5,000,000 to \$9,999,999	38	41	268 866	15 198	3 014	461	35 448	26 534	27 455
	Firms with sales of \$10,000,000 to \$24,999,999 ..	45	53	D	D	D	g	D	D	D
	Firms with sales of \$25,000,000 to \$49,999,999 ..	11	12	364 785	6 083	1 285	139	17 973	31 356	33 085
	Firms with sales of \$50,000,000 to \$99,999,999 ..	6	7	D	D	D	b	D	D	D
	Firms with sales of \$100,000,000 or more	10	52	D	D	D	g	D	D	D
	Firms not operated for the entire year	122	122	172 691	9 342	1 451	260	17 694	18 959	37 397
4226	Chemical & allied products whsle									
	All firms	11 799	15 920	128 923 496	7 241 315	1 741 474	165 768	14 924 310	6 112 219	6 425 438
	Firms operated for the entire year	10 518	14 626	127 455 167	7 143 710	1 716 231	162 880	14 722 795	6 081 789	6 316 494
	Firms with sales less than \$250,000	1 801	1 802	237 957	56 476	13 419	3 202	106 005	15 464	15 280
	Firms with sales of \$250,000 to \$499,999	1 385	1 388	495 726	98 242	22 413	4 008	195 900	31 934	33 549
	Firms with sales of \$500,000 to \$999,999	1 622	1 638	1 158 812	210 347	48 268	7 086	419 684	79 010	82 315
	Firms with sales of \$1,000,000 to \$2,499,999	2 117	2 181	3 372 292	520 242	117 220	15 633	1 020 352	225 231	236 411
	Firms with sales of \$2,500,000 to \$4,999,999	1 301	1 399	4 602 841	570 737	125 454	14 264	1 110 225	313 733	333 871
	Firms with sales of \$5,000,000 to \$9,999,999	977	1 168	6 810 748	713 290	161 840	16 348	1 409 334	473 002	507 718
	Firms with sales of \$10,000,000 to \$24,999,999 ..	741	1 099	11 196 340	909 653	208 392	20 155	1 845 813	775 263	842 907
	Firms with sales of \$25,000,000 to \$49,999,999 ..	270	700	9 251 442	625 707	143 250	13 520	1 343 395	636 163	655 861
	Firms with sales of \$50,000,000 to \$99,999,999 ..	137	564	9 656 497	639 121	152 029	14 125	1 370 237	660 333	711 316
	Firms with sales of \$100,000,000 or more	167	2 687	80 672 512	2 799 895	723 946	54 539	5 901 850	2 871 656	2 897 266
	Firms not operated for the entire year	1 281	1 294	1 468 329	97 605	25 243	2 888	201 515	30 430	108 944
42261	Plastics materials & basic forms & shapes whsle									

See footnotes at end of table.

Table 4. Sales Size of Firms: 1997—Con.

[Includes only firms and establishments with payroll. Excludes data for central administrative offices, auxiliary operations, or establishments of these firms that are classified in other categories than those specified in this table. For meaning of abbreviations and symbols, see introductory text. For explanation of terms, see Appendix A. For method of assignment to categories shown, see Appendix C]

NAICS code	Sales sizes of firms by type of operation and kind of business	Firms (number)	Establishments (number)	Sales (\$1,000)	Annual payroll (\$1,000)	First-quarter payroll (\$1,000)	Paid employees for pay period including March 12 (number)	Operating expenses ¹ (\$1,000)	End-of-1996 inventories (\$1,000)	End-of-1997 inventories (\$1,000)
42	WHOLESALE TRADE—									
	Con.									
422	Wholesale trade,									
	nondurable goods—Con.									
42261	Plastics materials & basic forms & shapes whsle—Con.									
	All firms	3 443	4 349	35 193 271	1 743 650	405 948	43 680	3 659 918	1 878 331	1 988 289
	Firms operated for the entire year	3 123	4 029	34 650 888	1 717 254	398 333	42 678	3 602 014	1 863 058	1 958 993
	Firms with sales less than \$250,000	382	382	49 877	12 042	2 890	687	22 222	3 857	3 836
	Firms with sales of \$250,000 to \$499,999	299	300	108 702	21 167	4 662	843	41 301	6 783	7 207
	Firms with sales of \$500,000 to \$999,999	393	395	282 182	46 565	10 556	1 506	88 801	20 804	21 372
	Firms with sales of \$1,000,000 to \$2,499,999	662	674	1 071 381	141 289	31 615	4 567	280 509	71 471	76 145
	Firms with sales of \$2,500,000 to \$4,999,999	476	497	1 691 742	181 855	41 382	4 933	354 192	117 927	123 191
	Firms with sales of \$5,000,000 to \$9,999,999	408	482	2 861 063	248 756	56 111	6 104	476 794	173 007	183 292
	Firms with sales of \$10,000,000 to \$24,999,999	313	419	4 612 278	304 949	68 939	6 920	617 196	276 682	299 735
	Firms with sales of \$25,000,000 to \$49,999,999	96	261	3 245 668	201 594	44 322	4 759	420 627	216 055	223 110
	Firms with sales of \$50,000,000 to \$99,999,999	50	216	3 480 409	208 017	49 401	5 326	467 596	251 968	261 358
	Firms with sales of \$100,000,000 or more	44	403	17 247 586	351 020	88 455	7 033	832 776	724 504	759 747
	Firms not operated for the entire year	320	320	542 383	26 396	7 615	1 002	57 904	15 273	29 296
422610	Plastics materials & basic forms & shapes whsle									
	All firms	3 443	4 349	35 193 271	1 743 650	405 948	43 680	3 659 918	1 878 331	1 988 289
	Firms operated for the entire year	3 123	4 029	34 650 888	1 717 254	398 333	42 678	3 602 014	1 863 058	1 958 993
	Firms with sales less than \$250,000	382	382	49 877	12 042	2 890	687	22 222	3 857	3 836
	Firms with sales of \$250,000 to \$499,999	299	300	108 702	21 167	4 662	843	41 301	6 783	7 207
	Firms with sales of \$500,000 to \$999,999	393	395	282 182	46 565	10 556	1 506	88 801	20 804	21 372
	Firms with sales of \$1,000,000 to \$2,499,999	662	674	1 071 381	141 289	31 615	4 567	280 509	71 471	76 145
	Firms with sales of \$2,500,000 to \$4,999,999	476	497	1 691 742	181 855	41 382	4 933	354 192	117 927	123 191
	Firms with sales of \$5,000,000 to \$9,999,999	408	482	2 861 063	248 756	56 111	6 104	476 794	173 007	183 292
	Firms with sales of \$10,000,000 to \$24,999,999	313	419	4 612 278	304 949	68 939	6 920	617 196	276 682	299 735
	Firms with sales of \$25,000,000 to \$49,999,999	96	261	3 245 668	201 594	44 322	4 759	420 627	216 055	223 110
	Firms with sales of \$50,000,000 to \$99,999,999	50	216	3 480 409	208 017	49 401	5 326	467 596	251 968	261 358
	Firms with sales of \$100,000,000 or more	44	403	17 247 586	351 020	88 455	7 033	832 776	724 504	759 747
	Firms not operated for the entire year	320	320	542 383	26 396	7 615	1 002	57 904	15 273	29 296
42269	Other chemical & allied products whsle									
	All firms	8 390	11 571	93 730 225	5 497 665	1 335 526	122 088	11 264 392	4 233 888	4 437 149
	Firms operated for the entire year	7 429	10 597	92 804 279	5 426 456	1 317 898	120 202	11 120 781	4 218 731	4 357 501
	Firms with sales less than \$250,000	1 419	1 420	188 080	44 434	10 529	2 515	83 783	11 607	11 444
	Firms with sales of \$250,000 to \$499,999	1 086	1 088	387 024	77 075	17 751	3 165	154 599	25 151	26 342
	Firms with sales of \$500,000 to \$999,999	1 229	1 243	876 630	163 782	37 712	5 580	330 883	58 206	60 943
	Firms with sales of \$1,000,000 to \$2,499,999	1 457	1 509	2 303 429	379 329	85 696	11 072	740 514	153 835	160 367
	Firms with sales of \$2,500,000 to \$4,999,999	831	912	2 935 183	393 391	85 108	9 414	765 258	197 503	212 351
	Firms with sales of \$5,000,000 to \$9,999,999	573	689	3 978 620	464 381	105 743	10 250	935 980	300 476	324 912
	Firms with sales of \$10,000,000 to \$24,999,999	434	689	6 678 837	615 385	142 279	13 489	1 247 081	506 098	550 489
	Firms with sales of \$25,000,000 to \$49,999,999	178	452	6 150 231	433 906	101 437	9 083	941 938	432 798	447 573
	Firms with sales of \$50,000,000 to \$99,999,999	91	341	6 407 540	422 258	100 213	8 470	887 834	420 062	461 073
	Firms with sales of \$100,000,000 or more	131	2 254	62 898 705	2 432 515	631 430	47 164	5 032 911	2 112 995	2 102 007
	Firms not operated for the entire year	961	974	925 946	71 209	17 628	1 886	143 611	15 157	79 648

See footnotes at end of table.

Table 4. Sales Size of Firms: 1997—Con.

[Includes only firms and establishments with payroll. Excludes data for central administrative offices, auxiliary operations, or establishments of these firms that are classified in other categories than those specified in this table. For meaning of abbreviations and symbols, see introductory text. For explanation of terms, see Appendix A. For method of assignment to categories shown, see Appendix C]

NAICS code	Sales sizes of firms by type of operation and kind of business	Firms (number)	Establishments (number)	Sales (\$1,000)	Annual payroll (\$1,000)	First-quarter payroll (\$1,000)	Paid employees for pay period including March 12 (number)	Operating expenses ¹ (\$1,000)	End-of-1996 inventories (\$1,000)	End-of-1997 inventories (\$1,000)
42	WHOLESALE TRADE—Con.									
422	Wholesale trade, nondurable goods—Con.									
422690	Other chemical & allied products whsle									
	All firms	8 390	11 571	93 730 225	5 497 665	1 335 526	122 088	11 264 392	4 233 888	4 437 149
	Firms operated for the entire year	7 429	10 597	92 804 279	5 426 456	1 317 898	120 202	11 120 781	4 218 731	4 357 501
	Firms with sales less than \$250,000	1 419	1 420	188 080	44 434	10 529	2 515	83 783	11 607	11 444
	Firms with sales of \$250,000 to \$499,999	1 086	1 088	387 024	77 075	17 751	3 165	154 599	25 151	26 342
	Firms with sales of \$500,000 to \$999,999	1 229	1 243	876 630	163 782	37 712	5 580	330 883	58 206	60 943
	Firms with sales of \$1,000,000 to \$2,499,999	1 457	1 509	2 303 429	379 329	85 696	11 072	740 514	153 835	160 367
	Firms with sales of \$2,500,000 to \$4,999,999	831	912	2 935 183	393 391	85 108	9 414	765 258	197 503	212 351
	Firms with sales of \$5,000,000 to \$9,999,999	573	689	3 978 620	464 381	105 743	10 250	935 980	300 476	324 912
	Firms with sales of \$10,000,000 to \$24,999,999	434	689	6 678 837	615 385	142 279	13 489	1 247 081	506 098	550 489
	Firms with sales of \$25,000,000 to \$49,999,999	178	452	6 150 231	433 906	101 437	9 083	941 938	432 798	447 573
	Firms with sales of \$50,000,000 to \$99,999,999	91	341	6 407 540	422 258	100 213	8 470	887 834	420 062	461 073
	Firms with sales of \$100,000,000 or more	131	2 254	62 898 705	2 432 515	631 430	47 164	5 032 911	2 112 995	2 102 007
	Firms not operated for the entire year	961	974	925 946	71 209	17 628	1 886	143 611	15 157	79 648
4226901	Industrial gases (except LP) whsle									
	All firms	528	1 106	2 806 880	407 882	97 550	11 505	820 782	167 580	181 052
	Firms operated for the entire year	462	1 040	2 751 786	403 580	96 204	11 279	812 639	166 927	178 101
	Firms with sales less than \$250,000	75	75	10 684	2 636	662	152	5 078	967	969
	Firms with sales of \$250,000 to \$499,999	87	88	31 938	7 102	1 595	332	14 864	2 875	3 096
	Firms with sales of \$500,000 to \$999,999	78	83	D	D	D	e	D	D	D
	Firms with sales of \$1,000,000 to \$2,499,999	107	116	165 762	33 112	7 455	1 066	66 309	13 642	13 962
	Firms with sales of \$2,500,000 to \$4,999,999	59	78	208 173	40 243	8 748	1 057	78 415	16 232	15 947
	Firms with sales of \$5,000,000 to \$9,999,999	19	28	127 803	19 748	4 708	594	38 486	10 178	10 545
	Firms with sales of \$10,000,000 to \$24,999,999	22	61	309 370	49 498	11 862	1 361	96 819	26 053	28 157
	Firms with sales of \$25,000,000 to \$49,999,999	8	82	267 510	31 562	7 496	892	76 376	16 063	17 640
	Firms with sales of \$50,000,000 to \$99,999,999	2	2	D	D	D	b	D	D	D
	Firms with sales of \$100,000,000 or more	5	427	D	D	D	i	D	D	D
	Firms not operated for the entire year	66	66	55 094	4 302	1 346	226	8 143	653	2 951
4226902	Other chemical & allied products whsle									
	All firms	7 881	10 465	90 923 345	5 089 783	1 237 976	110 583	10 443 610	4 066 308	4 256 097
	Firms operated for the entire year	6 986	9 557	90 052 493	5 022 876	1 221 694	108 923	10 308 142	4 051 804	4 179 400
	Firms with sales less than \$250,000	1 346	1 347	177 733	41 933	9 898	2 368	78 940	10 669	10 517
	Firms with sales of \$250,000 to \$499,999	999	1 000	355 086	69 973	16 156	2 833	139 735	22 276	23 246
	Firms with sales of \$500,000 to \$999,999	1 153	1 163	D	D	D	i	D	D	D
	Firms with sales of \$1,000,000 to \$2,499,999	1 354	1 397	2 144 637	348 022	78 712	10 047	677 351	140 593	146 951
	Firms with sales of \$2,500,000 to \$4,999,999	773	832	2 728 367	353 204	76 352	8 358	687 077	181 317	196 473
	Firms with sales of \$5,000,000 to \$9,999,999	555	659	3 854 420	447 111	101 654	9 711	900 905	291 898	315 991
	Firms with sales of \$10,000,000 to \$24,999,999	419	646	6 466 530	578 485	133 612	12 428	1 175 223	487 741	532 441
	Firms with sales of \$25,000,000 to \$49,999,999	170	373	5 884 859	397 618	92 564	8 042	861 357	414 844	425 678
	Firms with sales of \$50,000,000 to \$99,999,999	90	348	D	D	D	i	D	D	D
	Firms with sales of \$100,000,000 or more	127	1 792	D	D	D	k	D	D	D
	Firms not operated for the entire year	895	908	870 852	66 907	16 282	1 660	135 468	14 504	76 697
4227	Petroleum & petroleum products whsle									

See footnotes at end of table.

Table 4. Sales Size of Firms: 1997—Con.

[Includes only firms and establishments with payroll. Excludes data for central administrative offices, auxiliary operations, or establishments of these firms that are classified in other categories than those specified in this table. For meaning of abbreviations and symbols, see introductory text. For explanation of terms, see Appendix A. For method of assignment to categories shown, see Appendix C]

NAICS code	Sales sizes of firms by type of operation and kind of business	Firms (number)	Establishments (number)	Sales (\$1,000)	Annual payroll (\$1,000)	First-quarter payroll (\$1,000)	Paid employees for pay period including March 12 (number)	Operating expenses ¹ (\$1,000)	End-of-1996 inventories (\$1,000)	End-of-1997 inventories (\$1,000)
42	WHOLESALE TRADE—Con.									
422	Wholesale trade, nondurable goods—Con.									
4227	Petroleum & petroleum products wholes—Con.									
	All firms	8 130	'11 297	'267 623 942	'4 479 853	'1 081 580	'137 829	12 000 291	6 814 285	6 960 673
	Firms operated for the entire year	7 553	10 712	258 336 709	4 395 541	1 057 649	135 545	11 345 481	6 718 958	6 789 228
	Firms with sales less than \$250,000	518	519	63 682	18 429	4 211	1 132	38 084	8 005	7 863
	Firms with sales of \$250,000 to \$499,999	421	424	155 552	22 923	5 164	1 266	51 045	9 860	10 311
	Firms with sales of \$500,000 to \$999,999	668	675	486 002	53 466	12 545	2 530	127 472	25 416	25 632
	Firms with sales of \$1,000,000 to \$2,499,999	1 396	1 462	2 308 942	198 228	46 442	8 819	469 486	118 131	119 548
	Firms with sales of \$2,500,000 to \$4,999,999	1 320	1 428	4 736 459	295 600	70 140	11 785	711 887	206 576	207 370
	Firms with sales of \$5,000,000 to \$9,999,999	1 222	1 475	8 622 545	453 118	105 579	16 649	1 089 643	333 959	339 018
	Firms with sales of \$10,000,000 to \$24,999,999	1 175	1 571	18 363 142	765 613	177 788	26 951	1 905 462	608 697	620 559
	Firms with sales of \$25,000,000 to \$49,999,999	455	696	15 697 098	524 964	118 613	16 009	1 326 181	439 320	436 519
	Firms with sales of \$50,000,000 to \$99,999,999	173	408	11 803 606	307 486	72 204	9 393	801 216	300 239	307 705
	Firms with sales of \$100,000,000 or more	205	2 054	196 099 681	1 755 714	444 963	41 011	4 825 005	4 668 755	4 714 703
	Firms not operated for the entire year	577	585	9 287 233	84 312	23 931	2 284	654 810	95 327	171 445
42271	Petroleum bulk stations & terminals									
	All firms	5 331	'7 690	'176 719 246	'3 165 900	'754 255	'102 489	8 264 472	5 235 427	5 393 771
	Firms operated for the entire year	5 079	7 433	175 671 504	3 141 555	748 330	101 537	8 210 110	5 224 522	5 358 089
	Firms with sales less than \$250,000	152	153	19 564	8 325	1 739	474	19 629	6 087	6 041
	Firms with sales of \$250,000 to \$499,999	166	168	D	D	D	e	D	D	D
	Firms with sales of \$500,000 to \$999,999	365	370	D	D	D	g	D	D	D
	Firms with sales of \$1,000,000 to \$2,499,999	988	1 041	1 664 038	129 664	30 927	6 111	325 581	91 446	92 062
	Firms with sales of \$2,500,000 to \$4,999,999	985	1 067	D	D	D	i	D	D	D
	Firms with sales of \$5,000,000 to \$9,999,999	950	1 152	D	D	D	j	D	D	D
	Firms with sales of \$10,000,000 to \$24,999,999	904	1 225	14 020 480	614 593	142 586	22 012	1 553 130	489 897	497 596
	Firms with sales of \$25,000,000 to \$49,999,999	330	517	11 353 689	409 740	94 528	13 146	1 034 038	326 120	319 326
	Firms with sales of \$50,000,000 to \$99,999,999	112	260	7 725 033	212 878	50 025	7 207	586 645	210 186	210 021
	Firms with sales of \$100,000,000 or more	127	1 480	130 361 876	1 170 220	288 360	28 318	3 222 071	3 637 976	3 764 530
	Firms not operated for the entire year	252	257	1 047 742	24 345	5 925	952	54 362	10 905	35 682
422710	Petroleum bulk stations & terminals									
	All firms	5 331	'7 690	'176 719 246	'3 165 900	'754 255	'102 489	8 264 472	5 235 427	5 393 771
	Firms operated for the entire year	5 079	7 433	175 671 504	3 141 555	748 330	101 537	8 210 110	5 224 522	5 358 089
	Firms with sales less than \$250,000	152	153	19 564	8 325	1 739	474	19 629	6 087	6 041
	Firms with sales of \$250,000 to \$499,999	166	168	D	D	D	e	D	D	D
	Firms with sales of \$500,000 to \$999,999	365	370	D	D	D	g	D	D	D
	Firms with sales of \$1,000,000 to \$2,499,999	988	1 041	1 664 038	129 664	30 927	6 111	325 581	91 446	92 062
	Firms with sales of \$2,500,000 to \$4,999,999	985	1 067	D	D	D	i	D	D	D
	Firms with sales of \$5,000,000 to \$9,999,999	950	1 152	D	D	D	j	D	D	D
	Firms with sales of \$10,000,000 to \$24,999,999	904	1 225	14 020 480	614 593	142 586	22 012	1 553 130	489 897	497 596
	Firms with sales of \$25,000,000 to \$49,999,999	330	517	11 353 689	409 740	94 528	13 146	1 034 038	326 120	319 326
	Firms with sales of \$50,000,000 to \$99,999,999	112	260	7 725 033	212 878	50 025	7 207	586 645	210 186	210 021
	Firms with sales of \$100,000,000 or more	127	1 480	130 361 876	1 170 220	288 360	28 318	3 222 071	3 637 976	3 764 530
	Firms not operated for the entire year	252	257	1 047 742	24 345	5 925	952	54 362	10 905	35 682
4227101	Petroleum bulk stations & terminals (except LP)									

See footnotes at end of table.

Table 4. Sales Size of Firms: 1997—Con.

[Includes only firms and establishments with payroll. Excludes data for central administrative offices, auxiliary operations, or establishments of these firms that are classified in other categories than those specified in this table. For meaning of abbreviations and symbols, see introductory text. For explanation of terms, see Appendix A. For method of assignment to categories shown, see Appendix C]

NAICS code	Sales sizes of firms by type of operation and kind of business	Firms (number)	Establishments (number)	Sales (\$1,000)	Annual payroll (\$1,000)	First-quarter payroll (\$1,000)	Paid employees for pay period including March 12 (number)	Operating expenses ¹ (\$1,000)	End-of-1996 inventories (\$1,000)	End-of-1997 inventories (\$1,000)
42	WHOLESALE TRADE—Con.									
422	Wholesale trade, nondurable goods—Con.									
4227101	Petroleum bulk stations & terminals (except LP)—Con.									
	All firms	5 152	7 270	171 008 939	2 991 345	713 993	97 752	7 859 949	4 976 010	5 120 276
	Firms operated for the entire year	4 915	7 028	170 021 014	2 968 140	708 311	96 823	7 808 901	4 967 028	5 086 400
	Firms with sales less than \$250,000	139	140	18 114	7 119	1 494	430	16 605	4 848	4 766
	Firms with sales of \$250,000 to \$499,999	155	157	D	D	D	e	D	D	D
	Firms with sales of \$500,000 to \$999,999	346	350	D	D	D	g	D	D	D
	Firms with sales of \$1,000,000 to \$2,499,999	963	1 012	1 620 151	123 293	29 663	5 884	312 982	88 769	89 535
	Firms with sales of \$2,500,000 to \$4,999,999	958	1 037	D	D	D	i	D	D	D
	Firms with sales of \$5,000,000 to \$9,999,999	927	1 104	D	D	D	j	D	D	D
	Firms with sales of \$10,000,000 to \$24,999,999 ..	882	1 181	D	D	D	j	D	D	D
	Firms with sales of \$25,000,000 to \$49,999,999 ..	322	509	11 094 507	407 934	94 096	13 021	1 026 206	312 956	305 716
	Firms with sales of \$50,000,000 to \$99,999,999 ..	105	242	7 236 584	194 624	45 525	6 743	529 652	193 381	190 711
	Firms with sales of \$100,000,000 or more	118	1 296	126 171 510	1 070 867	266 230	25 952	3 005 641	3 455 050	3 573 474
	Firms not operated for the entire year	237	242	987 925	23 205	5 682	929	51 048	8 982	33 876
42271011	Petroleum bulk stations (except LP)									
	All firms	4 814	6 045	50 922 994	1 878 095	443 455	69 499	4 737 727	1 461 304	1 476 135
	Firms operated for the entire year	4 591	5 817	50 535 785	1 863 861	439 474	68 704	4 702 987	1 452 322	1 453 868
	Firms with sales less than \$250,000	134	135	17 751	4 848	1 116	305	11 514	2 959	2 812
	Firms with sales of \$250,000 to \$499,999	147	149	D	D	D	e	D	D	D
	Firms with sales of \$500,000 to \$999,999	329	334	D	D	D	g	D	D	D
	Firms with sales of \$1,000,000 to \$2,499,999	947	993	1 591 727	119 365	28 769	5 691	302 804	85 632	86 010
	Firms with sales of \$2,500,000 to \$4,999,999	931	1 007	D	D	D	i	D	D	D
	Firms with sales of \$5,000,000 to \$9,999,999	907	1 093	D	D	D	j	D	D	D
	Firms with sales of \$10,000,000 to \$24,999,999 ..	805	1 061	D	D	D	j	D	D	D
	Firms with sales of \$25,000,000 to \$49,999,999 ..	270	440	9 211 662	319 037	73 772	10 491	813 671	231 264	213 145
	Firms with sales of \$50,000,000 to \$99,999,999 ..	80	215	5 391 037	142 959	34 220	5 121	368 983	123 453	127 305
	Firms with sales of \$100,000,000 or more	41	390	11 946 259	202 522	52 190	5 739	511 875	209 704	209 965
	Firms not operated for the entire year	223	228	387 209	14 234	3 981	795	34 740	8 982	22 267
42271012	Petroleum bulk terminals (except LP)									
	All firms	437	1 225	120 085 945	1 113 250	270 538	28 253	3 122 222	3 514 706	3 644 141
	Firms operated for the entire year	423	1 211	119 485 229	1 104 279	268 837	28 119	3 105 914	3 514 706	3 632 532
	Firms with sales less than \$250,000	8	8	728	2 618	434	138	5 723	1 929	1 994
	Firms with sales of \$250,000 to \$499,999	12	12	4 388	1 522	389	65	4 841	185	196
	Firms with sales of \$500,000 to \$999,999	22	24	17 713	3 349	763	208	11 530	869	881
	Firms with sales of \$1,000,000 to \$2,499,999	32	34	53 902	5 822	1 346	324	13 843	5 481	5 586
	Firms with sales of \$2,500,000 to \$4,999,999	44	47	165 766	10 059	2 426	373	27 518	17 311	16 346
	Firms with sales of \$5,000,000 to \$9,999,999	40	51	261 988	17 528	3 800	740	37 335	17 345	16 017
	Firms with sales of \$10,000,000 to \$24,999,999 ..	87	99	1 422 723	70 360	17 759	2 550	179 520	93 148	92 662
	Firms with sales of \$25,000,000 to \$49,999,999 ..	56	65	1 995 744	92 110	20 932	2 585	221 832	81 860	92 220
	Firms with sales of \$50,000,000 to \$99,999,999 ..	38	44	2 599 873	68 443	15 740	2 202	200 225	99 259	93 369
	Firms with sales of \$100,000,000 or more	84	827	112 962 404	832 468	205 248	18 934	2 403 547	3 197 319	3 313 261
	Firms not operated for the entire year	14	14	600 716	8 971	1 701	134	16 308	—	11 609

See footnotes at end of table.

Table 4. Sales Size of Firms: 1997—Con.

[Includes only firms and establishments with payroll. Excludes data for central administrative offices, auxiliary operations, or establishments of these firms that are classified in other categories than those specified in this table. For meaning of abbreviations and symbols, see introductory text. For explanation of terms, see Appendix A. For method of assignment to categories shown, see Appendix C]

NAICS code	Sales sizes of firms by type of operation and kind of business	Firms (number)	Establishments (number)	Sales (\$1,000)	Annual payroll (\$1,000)	First-quarter payroll (\$1,000)	Paid employees for pay period including March 12 (number)	Operating expenses ¹ (\$1,000)	End-of-1996 inventories (\$1,000)	End-of-1997 inventories (\$1,000)
42	WHOLESALE TRADE—									
	Con.									
422	Wholesale trade,									
	nondurable goods—Con.									
4227102	Liquefied petroleum bulk stations & terminals									
	All firms	209	420	5 710 307	174 555	40 262	4 737	404 523	259 417	273 495
	Firms operated for the entire year	193	404	5 649 905	173 363	39 967	4 707	401 140	257 476	271 689
	Firms with sales less than \$250,000	15	15	D	D	D	b	D	D	D
	Firms with sales of \$250,000 to \$499,999	12	12	D	D	D	b	D	D	D
	Firms with sales of \$500,000 to \$999,999	22	23	D	D	D	c	D	D	D
	Firms with sales of \$1,000,000 to \$2,499,999	31	38	53 986	7 466	1 551	282	14 251	2 855	2 929
	Firms with sales of \$2,500,000 to \$4,999,999	33	43	122 042	8 235	2 020	318	19 507	7 644	7 348
	Firms with sales of \$5,000,000 to \$9,999,999	24	43	D	D	D	e	D	D	D
	Firms with sales of \$10,000,000 to \$24,999,999	25	45	D	D	D	f	D	D	D
	Firms with sales of \$25,000,000 to \$49,999,999	13	15	413 887	9 521	2 356	228	31 654	19 512	21 596
	Firms with sales of \$50,000,000 to \$99,999,999	7	8	455 428	11 006	2 811	324	40 368	11 098	12 896
	Firms with sales of \$100,000,000 or more	11	162	3 969 516	91 673	20 159	2 174	193 151	172 916	179 665
	Firms not operated for the entire year	16	16	60 402	1 192	295	30	3 383	1 941	1 806
42272	Petroleum & petroleum prod whsle (exc bulk stations & terminals)									
	All firms	3 002	3 607	90 904 696	1 313 953	327 325	35 340	3 735 819	1 578 858	1 566 902
	Firms operated for the entire year	2 665	3 266	82 623 760	1 252 921	308 901	33 954	3 132 825	1 493 615	1 429 763
	Firms with sales less than \$250,000	379	379	46 077	10 835	2 617	682	19 810	2 193	2 058
	Firms with sales of \$250,000 to \$499,999	270	274	D	D	D	f	D	D	D
	Firms with sales of \$500,000 to \$999,999	317	319	D	D	D	g	D	D	D
	Firms with sales of \$1,000,000 to \$2,499,999	453	473	719 984	75 051	17 134	3 014	160 930	31 008	30 789
	Firms with sales of \$2,500,000 to \$4,999,999	364	392	D	D	D	h	D	D	D
	Firms with sales of \$5,000,000 to \$9,999,999	294	334	D	D	D	h	D	D	D
	Firms with sales of \$10,000,000 to \$24,999,999	292	348	4 603 997	156 976	36 326	5 067	373 528	130 425	133 527
	Firms with sales of \$25,000,000 to \$49,999,999	133	151	4 601 041	121 009	26 765	2 985	300 976	110 108	112 428
	Firms with sales of \$50,000,000 to \$99,999,999	66	99	4 398 047	82 294	18 319	1 980	195 012	97 448	97 910
	Firms with sales of \$100,000,000 or more	97	497	64 499 947	556 259	149 435	11 606	1 526 602	994 005	923 205
	Firms not operated for the entire year	337	341	8 280 936	61 032	18 424	1 386	602 994	85 243	137 139
422720	Petroleum & petroleum prod whsle (exc bulk stations & terminals)									
	All firms	3 002	3 607	90 904 696	1 313 953	327 325	35 340	3 735 819	1 578 858	1 566 902
	Firms operated for the entire year	2 665	3 266	82 623 760	1 252 921	308 901	33 954	3 132 825	1 493 615	1 429 763
	Firms with sales less than \$250,000	379	379	46 077	10 835	2 617	682	19 810	2 193	2 058
	Firms with sales of \$250,000 to \$499,999	270	274	D	D	D	f	D	D	D
	Firms with sales of \$500,000 to \$999,999	317	319	D	D	D	g	D	D	D
	Firms with sales of \$1,000,000 to \$2,499,999	453	473	719 984	75 051	17 134	3 014	160 930	31 008	30 789
	Firms with sales of \$2,500,000 to \$4,999,999	364	392	D	D	D	h	D	D	D
	Firms with sales of \$5,000,000 to \$9,999,999	294	334	D	D	D	h	D	D	D
	Firms with sales of \$10,000,000 to \$24,999,999	292	348	4 603 997	156 976	36 326	5 067	373 528	130 425	133 527
	Firms with sales of \$25,000,000 to \$49,999,999	133	151	4 601 041	121 009	26 765	2 985	300 976	110 108	112 428
	Firms with sales of \$50,000,000 to \$99,999,999	66	99	4 398 047	82 294	18 319	1 980	195 012	97 448	97 910
	Firms with sales of \$100,000,000 or more	97	497	64 499 947	556 259	149 435	11 606	1 526 602	994 005	923 205
	Firms not operated for the entire year	337	341	8 280 936	61 032	18 424	1 386	602 994	85 243	137 139

See footnotes at end of table.

Table 4. Sales Size of Firms: 1997—Con.

[Includes only firms and establishments with payroll. Excludes data for central administrative offices, auxiliary operations, or establishments of these firms that are classified in other categories than those specified in this table. For meaning of abbreviations and symbols, see introductory text. For explanation of terms, see Appendix A. For method of assignment to categories shown, see Appendix C]

NAICS code	Sales sizes of firms by type of operation and kind of business	Firms (number)	Establishments (number)	Sales (\$1,000)	Annual payroll (\$1,000)	First-quarter payroll (\$1,000)	Paid employees for pay period including March 12 (number)	Operating expenses ¹ (\$1,000)	End-of-1996 inventories (\$1,000)	End-of-1997 inventories (\$1,000)
42	WHOLESALE TRADE—									
	Con.									
422	Wholesale trade, nondurable goods—Con.									
4228	Beer, wine, & distilled alcoholic beverage whsle									
	All firms	3 841	4 850	69 703 203	5 667 069	1 336 925	151 677	11 472 270	4 918 578	5 262 443
	Firms operated for the entire year	3 533	4 478	68 846 284	5 597 196	1 315 953	149 342	11 335 107	4 828 004	5 139 535
	Firms with sales less than \$250,000	234	234	31 214	5 904	1 408	395	12 006	3 677	3 664
	Firms with sales of \$250,000 to \$499,999	234	235	84 045	10 440	2 342	568	22 837	8 744	8 894
	Firms with sales of \$500,000 to \$999,999	307	308	220 318	24 672	5 621	1 241	56 040	25 947	27 253
	Firms with sales of \$1,000,000 to \$2,499,999	560	563	915 138	96 070	21 871	3 925	211 066	93 024	98 712
	Firms with sales of \$2,500,000 to \$4,999,999	529	545	1 881 684	201 855	44 977	6 880	412 242	149 491	156 745
	Firms with sales of \$5,000,000 to \$9,999,999	538	615	3 873 315	410 529	90 633	12 557	803 341	276 139	288 031
	Firms with sales of \$10,000,000 to \$24,999,999	613	757	9 600 983	961 043	216 893	27 312	1 881 012	622 920	652 755
	Firms with sales of \$25,000,000 to \$49,999,999	269	398	9 419 407	853 186	195 575	24 690	1 656 838	566 230	600 181
	Firms with sales of \$50,000,000 to \$99,999,999	159	313	10 987 586	1 007 930	230 870	25 982	2 001 940	675 516	683 020
	Firms with sales of \$100,000,000 or more	90	510	31 832 594	2 025 567	505 763	45 792	4 277 785	2 406 316	2 620 280
	Firms not operated for the entire year	308	372	856 919	69 873	20 972	2 335	137 163	90 574	122 908
42281	Beer & ale whsle									
	All firms	2 557	3 013	34 997 239	3 308 583	752 374	96 284	6 780 698	1 626 132	1 719 966
	Firms operated for the entire year	2 380	2 834	34 607 219	3 278 365	744 551	95 131	6 717 991	1 620 007	1 696 936
	Firms with sales less than \$250,000	112	112	15 114	2 426	578	169	4 859	847	760
	Firms with sales of \$250,000 to \$499,999	131	132	48 159	5 279	1 248	347	11 176	3 162	3 143
	Firms with sales of \$500,000 to \$999,999	173	173	124 756	12 193	2 732	640	27 091	8 060	7 556
	Firms with sales of \$1,000,000 to \$2,499,999	339	342	557 784	56 431	13 081	2 495	122 043	38 563	38 418
	Firms with sales of \$2,500,000 to \$4,999,999	375	388	1 346 834	150 277	33 630	5 280	306 445	85 097	84 728
	Firms with sales of \$5,000,000 to \$9,999,999	424	485	3 085 754	335 981	74 026	10 623	655 860	172 717	172 807
	Firms with sales of \$10,000,000 to \$24,999,999	480	578	7 580 081	783 265	176 456	22 496	1 542 684	359 877	371 031
	Firms with sales of \$25,000,000 to \$49,999,999	196	282	6 802 139	671 102	153 718	19 702	1 312 698	311 205	328 439
	Firms with sales of \$50,000,000 to \$99,999,999	116	210	8 009 674	761 113	173 012	20 138	1 515 815	346 157	351 629
	Firms with sales of \$100,000,000 or more	34	132	7 036 924	500 298	116 070	13 241	1 219 320	294 322	338 425
	Firms not operated for the entire year	177	179	390 020	30 218	7 823	1 153	62 707	6 125	23 030
422810	Beer & ale whsle									
	All firms	2 557	3 013	34 997 239	3 308 583	752 374	96 284	6 780 698	1 626 132	1 719 966
	Firms operated for the entire year	2 380	2 834	34 607 219	3 278 365	744 551	95 131	6 717 991	1 620 007	1 696 936
	Firms with sales less than \$250,000	112	112	15 114	2 426	578	169	4 859	847	760
	Firms with sales of \$250,000 to \$499,999	131	132	48 159	5 279	1 248	347	11 176	3 162	3 143
	Firms with sales of \$500,000 to \$999,999	173	173	124 756	12 193	2 732	640	27 091	8 060	7 556
	Firms with sales of \$1,000,000 to \$2,499,999	339	342	557 784	56 431	13 081	2 495	122 043	38 563	38 418
	Firms with sales of \$2,500,000 to \$4,999,999	375	388	1 346 834	150 277	33 630	5 280	306 445	85 097	84 728
	Firms with sales of \$5,000,000 to \$9,999,999	424	485	3 085 754	335 981	74 026	10 623	655 860	172 717	172 807
	Firms with sales of \$10,000,000 to \$24,999,999	480	578	7 580 081	783 265	176 456	22 496	1 542 684	359 877	371 031
	Firms with sales of \$25,000,000 to \$49,999,999	196	282	6 802 139	671 102	153 718	19 702	1 312 698	311 205	328 439
	Firms with sales of \$50,000,000 to \$99,999,999	116	210	8 009 674	761 113	173 012	20 138	1 515 815	346 157	351 629
	Firms with sales of \$100,000,000 or more	34	132	7 036 924	500 298	116 070	13 241	1 219 320	294 322	338 425
	Firms not operated for the entire year	177	179	390 020	30 218	7 823	1 153	62 707	6 125	23 030

See footnotes at end of table.

Table 4. Sales Size of Firms: 1997—Con.

[Includes only firms and establishments with payroll. Excludes data for central administrative offices, auxiliary operations, or establishments of these firms that are classified in other categories than those specified in this table. For meaning of abbreviations and symbols, see introductory text. For explanation of terms, see Appendix A. For method of assignment to categories shown, see Appendix C]

NAICS code	Sales sizes of firms by type of operation and kind of business	Firms (number)	Establishments (number)	Sales (\$1,000)	Annual payroll (\$1,000)	First-quarter payroll (\$1,000)	Paid employees for pay period including March 12 (number)	Operating expenses ¹ (\$1,000)	End-of-1996 inventories (\$1,000)	End-of-1997 inventories (\$1,000)
42	WHOLESALE TRADE—									
	Con.									
422	Wholesale trade,									
	nondurable goods—Con.									
42282	Wine & distilled alcoholic beverage whsle									
	All firms	1 315	1 837	34 705 964	2 358 486	584 551	55 393	4 691 572	3 292 446	3 542 477
	Firms operated for the entire year	1 182	1 642	34 238 453	2 318 727	571 342	54 201	4 616 860	3 207 717	3 442 550
	Firms with sales less than \$250,000	122	122	16 100	3 478	830	226	7 147	2 830	2 904
	Firms with sales of \$250,000 to \$499,999	104	104	36 228	5 162	1 095	223	11 667	5 582	5 751
	Firms with sales of \$500,000 to \$999,999	134	135	95 562	12 479	2 889	601	28 949	17 887	19 697
	Firms with sales of \$1,000,000 to \$2,499,999	226	227	366 188	40 678	9 062	1 484	91 812	55 424	61 287
	Firms with sales of \$2,500,000 to \$4,999,999	157	158	544 074	52 915	11 659	1 654	107 280	65 706	73 124
	Firms with sales of \$5,000,000 to \$9,999,999	122	137	840 463	79 624	17 842	2 111	156 853	107 024	118 957
	Firms with sales of \$10,000,000 to \$24,999,999 ..	142	184	2 158 217	190 800	42 966	5 186	363 214	273 193	291 569
	Firms with sales of \$25,000,000 to \$49,999,999 ..	74	110	2 680 389	187 718	43 783	5 083	355 522	261 944	280 073
	Firms with sales of \$50,000,000 to \$99,999,999 ..	45	113	3 118 769	254 463	60 046	6 161	498 322	335 958	340 306
	Firms with sales of \$100,000,000 or more	56	352	24 382 463	1 491 410	381 170	31 472	2 996 094	2 082 169	2 248 882
	Firms not operated for the entire year	133	195	467 511	39 759	13 209	1 192	74 712	84 729	99 927
422820	Wine & distilled alcoholic beverage whsle									
	All firms	1 315	1 837	34 705 964	2 358 486	584 551	55 393	4 691 572	3 292 446	3 542 477
	Firms operated for the entire year	1 182	1 642	34 238 453	2 318 727	571 342	54 201	4 616 860	3 207 717	3 442 550
	Firms with sales less than \$250,000	122	122	16 100	3 478	830	226	7 147	2 830	2 904
	Firms with sales of \$250,000 to \$499,999	104	104	36 228	5 162	1 095	223	11 667	5 582	5 751
	Firms with sales of \$500,000 to \$999,999	134	135	95 562	12 479	2 889	601	28 949	17 887	19 697
	Firms with sales of \$1,000,000 to \$2,499,999	226	227	366 188	40 678	9 062	1 484	91 812	55 424	61 287
	Firms with sales of \$2,500,000 to \$4,999,999	157	158	544 074	52 915	11 659	1 654	107 280	65 706	73 124
	Firms with sales of \$5,000,000 to \$9,999,999	122	137	840 463	79 624	17 842	2 111	156 853	107 024	118 957
	Firms with sales of \$10,000,000 to \$24,999,999 ..	142	184	2 158 217	190 800	42 966	5 186	363 214	273 193	291 569
	Firms with sales of \$25,000,000 to \$49,999,999 ..	74	110	2 680 389	187 718	43 783	5 083	355 522	261 944	280 073
	Firms with sales of \$50,000,000 to \$99,999,999 ..	45	113	3 118 769	254 463	60 046	6 161	498 322	335 958	340 306
	Firms with sales of \$100,000,000 or more	56	352	24 382 463	1 491 410	381 170	31 472	2 996 094	2 082 169	2 248 882
	Firms not operated for the entire year	133	195	467 511	39 759	13 209	1 192	74 712	84 729	99 927
4228201	Wine & distilled alcoholic bev (licensed operation) whsle									
	All firms	1 306	1 715	34 325 562	2 348 175	580 900	54 751	4 672 282	3 249 786	3 527 673
	Firms operated for the entire year	1 174	1 583	D	D	D	I	D	D	D
	Firms with sales less than \$250,000	122	122	16 100	3 478	830	226	7 147	2 830	2 904
	Firms with sales of \$250,000 to \$499,999	104	104	36 228	5 162	1 095	223	11 667	5 582	5 751
	Firms with sales of \$500,000 to \$999,999	134	135	95 562	12 479	2 889	601	28 949	17 887	19 697
	Firms with sales of \$1,000,000 to \$2,499,999	226	227	366 188	40 678	9 062	1 484	91 812	55 424	61 287
	Firms with sales of \$2,500,000 to \$4,999,999	157	158	544 074	52 915	11 659	1 654	107 280	65 706	73 124
	Firms with sales of \$5,000,000 to \$9,999,999	122	137	840 463	79 624	17 842	2 111	156 853	107 024	118 957
	Firms with sales of \$10,000,000 to \$24,999,999 ..	139	163	2 117 194	189 406	42 597	5 127	360 478	270 866	289 172
	Firms with sales of \$25,000,000 to \$49,999,999 ..	71	98	D	D	D	i	D	D	D
	Firms with sales of \$50,000,000 to \$99,999,999 ..	44	88	D	D	D	i	D	D	D
	Firms with sales of \$100,000,000 or more	55	351	D	D	D	k	D	D	D
	Firms not operated for the entire year	132	132	D	D	D	f	D	D	D

See footnotes at end of table.

Table 4. Sales Size of Firms: 1997—Con.

[Includes only firms and establishments with payroll. Excludes data for central administrative offices, auxiliary operations, or establishments of these firms that are classified in other categories than those specified in this table. For meaning of abbreviations and symbols, see introductory text. For explanation of terms, see Appendix A. For method of assignment to categories shown, see Appendix C]

NAICS code	Sales sizes of firms by type of operation and kind of business	Firms (number)	Establishments (number)	Sales (\$1,000)	Annual payroll (\$1,000)	First-quarter payroll (\$1,000)	Paid employees for pay period including March 12 (number)	Operating expenses ¹ (\$1,000)	End-of-1996 inventories (\$1,000)	End-of-1997 inventories (\$1,000)
42	WHOLESALE TRADE—									
	Con.									
422	Wholesale trade,									
	nondurable goods—Con.									
4228202	Wine & distilled alcoholic beverage (State operated) whsle									
	All firms	9	122	380 402	10 311	3 651	642	19 290	42 660	14 804
	Firms operated for the entire year	8	59	D	D	D	e	D	D	D
	Firms with sales less than \$250,000	—	—	—	—	—	—	—	—	—
	Firms with sales of \$250,000 to \$499,999	—	—	—	—	—	—	—	—	—
	Firms with sales of \$500,000 to \$999,999	—	—	—	—	—	—	—	—	—
	Firms with sales of \$1,000,000 to \$2,499,999	—	—	—	—	—	—	—	—	—
	Firms with sales of \$2,500,000 to \$4,999,999	—	—	—	—	—	—	—	—	—
	Firms with sales of \$5,000,000 to \$9,999,999	—	—	—	—	—	—	—	—	—
	Firms with sales of \$10,000,000 to \$24,999,999 .	3	21	41 023	1 394	369	59	2 736	2 327	2 397
	Firms with sales of \$25,000,000 to \$49,999,999 .	3	12	D	D	D	b	D	D	D
	Firms with sales of \$50,000,000 to \$99,999,999 .	1	25	D	D	D	c	D	D	D
	Firms with sales of \$100,000,000 or more	1	1	D	D	D	c	D	D	D
	Firms not operated for the entire year	1	63	D	D	D	e	D	D	D
4229	Miscellaneous nondurable goods whsle									
	All firms	29 228	34 063	213 618 778	11 321 311	2 681 563	378 531	24 701 041	13 733 701	14 986 289
	Firms operated for the entire year	23 333	28 135	210 138 906	11 082 297	2 633 866	368 684	24 173 847	13 650 956	14 317 813
	Firms with sales less than \$250,000	5 422	5 424	697 166	157 068	37 000	10 710	305 761	85 436	86 914
	Firms with sales of \$250,000 to \$499,999	3 567	3 578	1 293 738	209 437	48 333	11 320	451 671	152 464	155 593
	Firms with sales of \$500,000 to \$999,999	3 963	3 994	2 825 678	396 576	90 581	20 222	858 704	332 354	342 673
	Firms with sales of \$1,000,000 to \$2,499,999	4 425	4 576	6 991 757	876 959	199 610	36 291	1 874 685	781 229	803 411
	Firms with sales of \$2,500,000 to \$4,999,999	2 303	2 560	8 138 957	884 031	199 324	32 431	1 854 446	832 260	876 663
	Firms with sales of \$5,000,000 to \$9,999,999	1 538	1 929	10 759 877	958 878	216 046	32 528	2 014 758	1 048 733	1 104 658
	Firms with sales of \$10,000,000 to \$24,999,999 .	1 243	1 935	19 179 831	1 501 316	342 986	47 903	3 146 280	1 640 184	1 696 928
	Firms with sales of \$25,000,000 to \$49,999,999 .	429	998	14 805 319	1 018 535	227 881	31 456	2 236 434	1 365 748	1 423 748
	Firms with sales of \$50,000,000 to \$99,999,999 .	205	546	13 951 845	801 961	193 908	26 212	1 712 883	1 100 600	1 109 966
	Firms with sales of \$100,000,000 or more	238	2 595	131 494 738	4 277 536	1 078 197	119 611	9 718 225	6 311 948	6 717 259
	Firms not operated for the entire year	5 895	5 928	3 479 872	239 014	47 697	9 847	527 194	82 745	668 476
42291	Farm supplies whsle									
	All firms	5 162	7 378	53 634 309	2 562 527	618 653	74 508	5 777 566	4 103 160	4 400 820
	Firms operated for the entire year	4 292	6 497	52 971 742	2 525 915	610 230	72 775	5 694 106	4 081 307	4 288 286
	Firms with sales less than \$250,000	693	693	91 127	18 029	4 224	1 341	35 655	10 989	11 083
	Firms with sales of \$250,000 to \$499,999	539	541	D	D	D	g	D	D	D
	Firms with sales of \$500,000 to \$999,999	724	726	D	D	D	h	D	D	D
	Firms with sales of \$1,000,000 to \$2,499,999	882	912	1 406 197	132 855	30 404	5 845	298 077	144 802	148 666
	Firms with sales of \$2,500,000 to \$4,999,999	557	616	1 973 254	169 999	37 415	6 188	384 428	209 841	216 843
	Firms with sales of \$5,000,000 to \$9,999,999	386	578	2 667 884	204 148	45 231	6 807	468 232	281 586	296 581
	Firms with sales of \$10,000,000 to \$24,999,999 .	286	548	4 401 674	294 011	67 089	9 023	625 624	426 806	443 942
	Firms with sales of \$25,000,000 to \$49,999,999 .	101	314	3 467 811	217 051	46 962	6 529	440 471	417 482	425 512
	Firms with sales of \$50,000,000 to \$99,999,999 .	46	147	3 235 203	141 538	35 210	3 224	317 156	274 251	241 904
	Firms with sales of \$100,000,000 or more	78	1 422	35 007 561	1 264 052	324 569	29 254	2 933 465	2 240 688	2 426 356
	Firms not operated for the entire year	870	881	662 567	36 612	8 423	1 733	83 460	21 853	112 534
422910	Farm supplies whsle									

See footnotes at end of table.

Table 4. Sales Size of Firms: 1997—Con.

[Includes only firms and establishments with payroll. Excludes data for central administrative offices, auxiliary operations, or establishments of these firms that are classified in other categories than those specified in this table. For meaning of abbreviations and symbols, see introductory text. For explanation of terms, see Appendix A. For method of assignment to categories shown, see Appendix C]

NAICS code	Sales sizes of firms by type of operation and kind of business	Firms (number)	Establishments (number)	Sales (\$1,000)	Annual payroll (\$1,000)	First-quarter payroll (\$1,000)	Paid employees for pay period including March 12 (number)	Operating expenses ¹ (\$1,000)	End-of-1996 inventories (\$1,000)	End-of-1997 inventories (\$1,000)
42	WHOLESALE TRADE—									
	Con.									
422	Wholesale trade,									
	nondurable goods—Con.									
422910	Farm supplies whsle—Con.									
	All firms	5 162	7 378	53 634 309	2 562 527	618 653	74 508	5 777 566	4 103 160	4 400 820
	Firms operated for the entire year	4 292	6 497	52 971 742	2 525 915	610 230	72 775	5 694 106	4 081 307	4 288 286
	Firms with sales less than \$250,000	693	693	91 127	18 029	4 224	1 341	35 655	10 989	11 083
	Firms with sales of \$250,000 to \$499,999	539	541	D	D	D	g	D	D	D
	Firms with sales of \$500,000 to \$999,999	724	726	D	D	D	h	D	D	D
	Firms with sales of \$1,000,000 to \$2,499,999	882	912	1 406 197	132 855	30 404	5 845	298 077	144 802	148 666
	Firms with sales of \$2,500,000 to \$4,999,999	557	616	1 973 254	169 999	37 415	6 188	384 428	209 841	216 843
	Firms with sales of \$5,000,000 to \$9,999,999	386	578	2 667 884	204 148	45 231	6 807	468 232	281 586	296 581
	Firms with sales of \$10,000,000 to \$24,999,999 ..	286	548	4 401 674	294 011	67 089	9 023	625 624	426 806	443 942
	Firms with sales of \$25,000,000 to \$49,999,999 ..	101	314	3 467 811	217 051	46 962	6 529	440 471	417 482	425 512
	Firms with sales of \$50,000,000 to \$99,999,999 ..	46	147	3 235 203	141 538	35 210	3 224	317 156	274 251	241 904
	Firms with sales of \$100,000,000 or more	78	1 422	35 007 561	1 264 052	324 569	29 254	2 933 465	2 240 688	2 426 356
	Firms not operated for the entire year	870	881	662 567	36 612	8 423	1 733	83 460	21 853	112 534
4229101	Farm supplies—farm dealers									
	All firms	2 546	3 873	12 772 801	836 054	199 470	29 647	1 976 024	1 231 726	1 328 728
	Firms operated for the entire year	2 014	3 339	D	D	D	k	D	D	D
	Firms with sales less than \$250,000	347	347	D	D	D	f	D	D	D
	Firms with sales of \$250,000 to \$499,999	286	288	D	D	D	f	D	D	D
	Firms with sales of \$500,000 to \$999,999	354	355	D	D	D	g	D	D	D
	Firms with sales of \$1,000,000 to \$2,499,999	437	452	688 327	57 883	12 671	2 748	130 472	69 904	71 483
	Firms with sales of \$2,500,000 to \$4,999,999	246	294	853 379	75 757	16 588	2 929	170 995	91 285	94 305
	Firms with sales of \$5,000,000 to \$9,999,999	161	310	1 136 851	87 085	19 622	3 297	204 432	120 364	122 833
	Firms with sales of \$10,000,000 to \$24,999,999 ..	120	332	1 799 324	133 490	30 685	4 431	298 627	199 940	201 140
	Firms with sales of \$25,000,000 to \$49,999,999 ..	30	191	983 930	72 867	16 096	2 609	153 744	120 259	111 724
	Firms with sales of \$50,000,000 to \$99,999,999 ..	14	137	1 047 227	52 911	12 385	1 650	131 257	85 224	91 127
	Firms with sales of \$100,000,000 or more	19	633	D	D	D	i	D	D	D
	Firms not operated for the entire year	532	534	D	D	D	f	D	D	D
4229102	Farm supplies—whsle distributors									
	All firms	2 693	3 505	40 861 508	1 726 473	419 183	44 861	3 801 542	2 871 434	3 072 092
	Firms operated for the entire year	2 354	3 158	D	D	D	k	D	D	D
	Firms with sales less than \$250,000	346	346	D	D	D	f	D	D	D
	Firms with sales of \$250,000 to \$499,999	256	256	D	D	D	f	D	D	D
	Firms with sales of \$500,000 to \$999,999	372	373	D	D	D	g	D	D	D
	Firms with sales of \$1,000,000 to \$2,499,999	454	468	732 720	75 776	17 901	3 134	169 805	76 443	78 714
	Firms with sales of \$2,500,000 to \$4,999,999	324	347	1 170 964	99 611	22 073	3 441	225 711	126 648	130 987
	Firms with sales of \$5,000,000 to \$9,999,999	245	292	1 678 071	127 465	28 620	3 986	287 394	175 429	189 160
	Firms with sales of \$10,000,000 to \$24,999,999 ..	178	253	2 798 835	178 867	39 384	5 113	364 423	273 637	290 139
	Firms with sales of \$25,000,000 to \$49,999,999 ..	83	193	2 921 312	163 570	37 814	4 529	333 429	351 988	359 663
	Firms with sales of \$50,000,000 to \$99,999,999 ..	39	102	2 759 595	115 429	28 850	2 591	245 146	228 067	199 263
	Firms with sales of \$100,000,000 or more	57	528	D	D	D	j	D	D	D
	Firms not operated for the entire year	339	347	D	D	D	f	D	D	D
42292	Book, periodical, & newspaper whsle									

See footnotes at end of table.

Table 4. Sales Size of Firms: 1997—Con.

[Includes only firms and establishments with payroll. Excludes data for central administrative offices, auxiliary operations, or establishments of these firms that are classified in other categories than those specified in this table. For meaning of abbreviations and symbols, see introductory text. For explanation of terms, see Appendix A. For method of assignment to categories shown, see Appendix C]

NAICS code	Sales sizes of firms by type of operation and kind of business	Firms (number)	Establishments (number)	Sales (\$1,000)	Annual payroll (\$1,000)	First-quarter payroll (\$1,000)	Paid employees for pay period including March 12 (number)	Operating expenses ¹ (\$1,000)	End-of-1996 inventories (\$1,000)	End-of-1997 inventories (\$1,000)
42	WHOLESALE TRADE—									
	Con.									
422	Wholesale trade,									
	nondurable goods—Con.									
42292	Book, periodical, & newspaper whsle—Con.									
	All firms	3 277	4 265	33 630 300	2 618 123	641 744	89 309	5 567 689	2 289 015	2 445 853
	Firms operated for the entire year	2 868	3 844	33 344 897	2 586 094	633 850	87 972	5 501 467	2 278 143	2 390 123
	Firms with sales less than \$250,000	672	672	87 114	19 868	4 731	1 328	38 208	9 244	9 603
	Firms with sales of \$250,000 to \$499,999	451	451	166 006	32 668	7 685	1 580	64 209	16 725	16 972
	Firms with sales of \$500,000 to \$999,999	458	464	330 144	57 552	13 236	2 878	114 265	31 026	31 877
	Firms with sales of \$1,000,000 to \$2,499,999	503	536	D	D	D	h	D	D	D
	Firms with sales of \$2,500,000 to \$4,999,999	289	324	D	D	D	i	D	D	D
	Firms with sales of \$5,000,000 to \$9,999,999	180	204	1 251 166	163 170	37 789	5 609	309 208	132 412	137 297
	Firms with sales of \$10,000,000 to \$24,999,999	164	241	D	D	D	j	D	D	D
	Firms with sales of \$25,000,000 to \$49,999,999	59	181	2 046 377	214 003	52 336	7 267	445 357	194 361	213 648
	Firms with sales of \$50,000,000 to \$99,999,999	38	146	2 636 139	253 808	62 445	8 701	501 372	218 514	224 969
	Firms with sales of \$100,000,000 or more	54	625	22 414 122	1 240 225	310 767	39 860	2 780 123	1 250 985	1 322 280
	Firms not operated for the entire year	409	421	285 403	32 029	7 894	1 337	66 222	10 872	55 730
422920	Book, periodical, & newspaper whsle									
	All firms	3 277	4 265	33 630 300	2 618 123	641 744	89 309	5 567 689	2 289 015	2 445 853
	Firms operated for the entire year	2 868	3 844	33 344 897	2 586 094	633 850	87 972	5 501 467	2 278 143	2 390 123
	Firms with sales less than \$250,000	672	672	87 114	19 868	4 731	1 328	38 208	9 244	9 603
	Firms with sales of \$250,000 to \$499,999	451	451	166 006	32 668	7 685	1 580	64 209	16 725	16 972
	Firms with sales of \$500,000 to \$999,999	458	464	330 144	57 552	13 236	2 878	114 265	31 026	31 877
	Firms with sales of \$1,000,000 to \$2,499,999	503	536	D	D	D	h	D	D	D
	Firms with sales of \$2,500,000 to \$4,999,999	289	324	D	D	D	i	D	D	D
	Firms with sales of \$5,000,000 to \$9,999,999	180	204	1 251 166	163 170	37 789	5 609	309 208	132 412	137 297
	Firms with sales of \$10,000,000 to \$24,999,999	164	241	D	D	D	j	D	D	D
	Firms with sales of \$25,000,000 to \$49,999,999	59	181	2 046 377	214 003	52 336	7 267	445 357	194 361	213 648
	Firms with sales of \$50,000,000 to \$99,999,999	38	146	2 636 139	253 808	62 445	8 701	501 372	218 514	224 969
	Firms with sales of \$100,000,000 or more	54	625	22 414 122	1 240 225	310 767	39 860	2 780 123	1 250 985	1 322 280
	Firms not operated for the entire year	409	421	285 403	32 029	7 894	1 337	66 222	10 872	55 730
42293	Flower, nursery stock, & florists' supplies whsle									
	All firms	3 491	3 900	8 002 830	1 026 750	238 920	44 939	2 115 948	656 683	714 977
	Firms operated for the entire year	2 927	3 329	7 812 386	1 005 660	234 198	43 850	2 070 991	652 411	686 483
	Firms with sales less than \$250,000	632	633	85 095	17 792	4 148	1 531	36 300	9 354	9 844
	Firms with sales of \$250,000 to \$499,999	481	482	171 295	28 443	6 621	1 982	62 905	17 131	17 787
	Firms with sales of \$500,000 to \$999,999	569	573	404 765	64 415	14 782	3 957	137 264	39 296	39 117
	Firms with sales of \$1,000,000 to \$2,499,999	620	642	D	D	D	i	D	D	D
	Firms with sales of \$2,500,000 to \$4,999,999	295	336	1 060 194	147 341	32 972	6 480	285 914	81 039	83 368
	Firms with sales of \$5,000,000 to \$9,999,999	167	220	1 139 923	145 094	33 376	6 016	292 178	106 464	115 109
	Firms with sales of \$10,000,000 to \$24,999,999	119	259	1 794 069	219 223	50 405	7 757	435 049	137 779	145 935
	Firms with sales of \$25,000,000 to \$49,999,999	31	107	D	D	D	h	D	D	D
	Firms with sales of \$50,000,000 to \$99,999,999	11	75	744 928	73 088	18 807	3 243	158 728	52 099	57 396
	Firms with sales of \$100,000,000 or more	2	2	D	D	D	f	D	D	D
	Firms not operated for the entire year	564	571	190 444	21 090	4 722	1 089	44 957	4 272	28 494
422930	Flower, nursery stock, & florists' supplies whsle									

See footnotes at end of table.

Table 4. Sales Size of Firms: 1997—Con.

[Includes only firms and establishments with payroll. Excludes data for central administrative offices, auxiliary operations, or establishments of these firms that are classified in other categories than those specified in this table. For meaning of abbreviations and symbols, see introductory text. For explanation of terms, see Appendix A. For method of assignment to categories shown, see Appendix C]

NAICS code	Sales sizes of firms by type of operation and kind of business	Firms (number)	Establishments (number)	Sales (\$1,000)	Annual payroll (\$1,000)	First-quarter payroll (\$1,000)	Paid employees for pay period including March 12 (number)	Operating expenses ¹ (\$1,000)	End-of-1996 inventories (\$1,000)	End-of-1997 inventories (\$1,000)
42	WHOLESALE TRADE—Con.									
422	Wholesale trade, nondurable goods—Con.									
422930	Flower, nursery stock, & florists' supplies whsle—Con.									
	All firms	3 491	3 900	8 002 830	1 026 750	238 920	44 939	2 115 948	656 683	714 977
	Firms operated for the entire year	2 927	3 329	7 812 386	1 005 660	234 198	43 850	2 070 991	652 411	686 483
	Firms with sales less than \$250,000	632	633	85 095	17 792	4 148	1 531	36 300	9 354	9 844
	Firms with sales of \$250,000 to \$499,999	481	482	171 295	28 443	6 621	1 982	62 905	17 131	17 787
	Firms with sales of \$500,000 to \$999,999	569	573	404 765	64 415	14 782	3 957	137 264	39 296	39 117
	Firms with sales of \$1,000,000 to \$2,499,999	620	642	D	D	D	i	D	D	D
	Firms with sales of \$2,500,000 to \$4,999,999	295	336	1 060 194	147 341	32 972	6 480	285 914	81 039	83 368
	Firms with sales of \$5,000,000 to \$9,999,999	167	220	1 139 923	145 094	33 376	6 016	292 178	106 464	115 109
	Firms with sales of \$10,000,000 to \$24,999,999	119	259	1 794 069	219 223	50 405	7 757	435 049	137 779	145 935
	Firms with sales of \$25,000,000 to \$49,999,999	31	107	D	D	D	h	D	D	D
	Firms with sales of \$50,000,000 to \$99,999,999	11	75	744 928	73 088	18 807	3 243	158 728	52 099	57 396
	Firms with sales of \$100,000,000 or more	2	2	D	D	D	f	D	D	D
	Firms not operated for the entire year	564	571	190 444	21 090	4 722	1 089	44 957	4 272	28 494
42294	Tobacco & tobacco product whsle									
	All firms	1 324	1 561	50 268 772	1 589 663	383 163	57 046	3 219 183	1 841 101	2 112 620
	Firms operated for the entire year	1 158	1 394	49 933 733	1 577 818	380 002	56 395	3 194 793	1 834 480	2 087 565
	Firms with sales less than \$250,000	43	43	6 481	1 414	313	70	2 469	671	686
	Firms with sales of \$250,000 to \$499,999	67	67	D	D	D	c	D	D	D
	Firms with sales of \$500,000 to \$999,999	63	63	D	D	D	c	D	D	D
	Firms with sales of \$1,000,000 to \$2,499,999	163	163	261 228	16 883	3 851	806	34 381	18 942	21 929
	Firms with sales of \$2,500,000 to \$4,999,999	174	178	D	D	D	g	D	D	D
	Firms with sales of \$5,000,000 to \$9,999,999	188	194	1 346 723	53 875	12 774	2 416	105 242	84 978	86 695
	Firms with sales of \$10,000,000 to \$24,999,999	239	256	D	D	D	i	D	D	D
	Firms with sales of \$25,000,000 to \$49,999,999	109	129	D	D	D	i	D	D	D
	Firms with sales of \$50,000,000 to \$99,999,999	56	74	D	D	D	h	D	D	D
	Firms with sales of \$100,000,000 or more	56	227	D	D	D	k	D	D	D
	Firms not operated for the entire year	166	167	335 039	11 845	3 161	651	24 390	6 621	25 055
422940	Tobacco & tobacco product whsle									
	All firms	1 324	1 561	50 268 772	1 589 663	383 163	57 046	3 219 183	1 841 101	2 112 620
	Firms operated for the entire year	1 158	1 394	49 933 733	1 577 818	380 002	56 395	3 194 793	1 834 480	2 087 565
	Firms with sales less than \$250,000	43	43	6 481	1 414	313	70	2 469	671	686
	Firms with sales of \$250,000 to \$499,999	67	67	D	D	D	c	D	D	D
	Firms with sales of \$500,000 to \$999,999	63	63	D	D	D	c	D	D	D
	Firms with sales of \$1,000,000 to \$2,499,999	163	163	261 228	16 883	3 851	806	34 381	18 942	21 929
	Firms with sales of \$2,500,000 to \$4,999,999	174	178	D	D	D	g	D	D	D
	Firms with sales of \$5,000,000 to \$9,999,999	188	194	1 346 723	53 875	12 774	2 416	105 242	84 978	86 695
	Firms with sales of \$10,000,000 to \$24,999,999	239	256	D	D	D	i	D	D	D
	Firms with sales of \$25,000,000 to \$49,999,999	109	129	D	D	D	i	D	D	D
	Firms with sales of \$50,000,000 to \$99,999,999	56	74	D	D	D	h	D	D	D
	Firms with sales of \$100,000,000 or more	56	227	D	D	D	k	D	D	D
	Firms not operated for the entire year	166	167	335 039	11 845	3 161	651	24 390	6 621	25 055

See footnotes at end of table.

Table 4. Sales Size of Firms: 1997—Con.

[Includes only firms and establishments with payroll. Excludes data for central administrative offices, auxiliary operations, or establishments of these firms that are classified in other categories than those specified in this table. For meaning of abbreviations and symbols, see introductory text. For explanation of terms, see Appendix A. For method of assignment to categories shown, see Appendix C]

NAICS code	Sales sizes of firms by type of operation and kind of business	Firms (number)	Establishments (number)	Sales (\$1,000)	Annual payroll (\$1,000)	First-quarter payroll (\$1,000)	Paid employees for pay period including March 12 (number)	Operating expenses ¹ (\$1,000)	End-of-1996 inventories (\$1,000)	End-of-1997 inventories (\$1,000)
42	WHOLESALE TRADE—									
	Con.									
422	Wholesale trade,									
	nondurable goods—Con.									
42295	Paint, varnish, & supplies whsle									
	All firms	1 560	2 192	7 510 467	676 404	159 355	19 917	1 584 153	650 640	680 619
	Firms operated for the entire year	1 380	2 010	7 431 488	667 345	156 781	19 486	1 565 415	647 349	666 764
	Firms with sales less than \$250,000	204	204	28 096	6 625	1 641	370	12 311	3 486	3 424
	Firms with sales of \$250,000 to \$499,999	186	191	68 952	12 255	2 883	586	25 073	8 694	8 762
	Firms with sales of \$500,000 to \$999,999	242	251	177 765	27 095	6 437	1 194	56 304	22 506	22 927
	Firms with sales of \$1,000,000 to \$2,499,999	365	398	581 597	88 620	20 693	3 174	181 992	66 330	68 198
	Firms with sales of \$2,500,000 to \$4,999,999	165	252	564 703	73 670	17 133	2 421	147 313	64 756	67 962
	Firms with sales of \$5,000,000 to \$9,999,999	106	161	745 943	81 317	19 346	2 253	163 395	64 449	69 774
	Firms with sales of \$10,000,000 to \$24,999,999 .	64	201	963 196	89 663	21 143	2 281	185 123	91 283	92 056
	Firms with sales of \$25,000,000 to \$49,999,999 .	27	83	938 519	68 994	14 765	1 617	147 983	76 321	76 750
	Firms with sales of \$50,000,000 to \$99,999,999 .	12	44	D	D	D	g	D	D	D
	Firms with sales of \$100,000,000 or more	9	225	D	D	D	h	D	D	D
	Firms not operated for the entire year	180	182	78 979	9 059	2 574	431	18 738	3 291	13 855
422950	Paint, varnish, & supplies whsle									
	All firms	1 560	2 192	7 510 467	676 404	159 355	19 917	1 584 153	650 640	680 619
	Firms operated for the entire year	1 380	2 010	7 431 488	667 345	156 781	19 486	1 565 415	647 349	666 764
	Firms with sales less than \$250,000	204	204	28 096	6 625	1 641	370	12 311	3 486	3 424
	Firms with sales of \$250,000 to \$499,999	186	191	68 952	12 255	2 883	586	25 073	8 694	8 762
	Firms with sales of \$500,000 to \$999,999	242	251	177 765	27 095	6 437	1 194	56 304	22 506	22 927
	Firms with sales of \$1,000,000 to \$2,499,999	365	398	581 597	88 620	20 693	3 174	181 992	66 330	68 198
	Firms with sales of \$2,500,000 to \$4,999,999	165	252	564 703	73 670	17 133	2 421	147 313	64 756	67 962
	Firms with sales of \$5,000,000 to \$9,999,999	106	161	745 943	81 317	19 346	2 253	163 395	64 449	69 774
	Firms with sales of \$10,000,000 to \$24,999,999 .	64	201	963 196	89 663	21 143	2 281	185 123	91 283	92 056
	Firms with sales of \$25,000,000 to \$49,999,999 .	27	83	938 519	68 994	14 765	1 617	147 983	76 321	76 750
	Firms with sales of \$50,000,000 to \$99,999,999 .	12	44	D	D	D	g	D	D	D
	Firms with sales of \$100,000,000 or more	9	225	D	D	D	h	D	D	D
	Firms not operated for the entire year	180	182	78 979	9 059	2 574	431	18 738	3 291	13 855
4229501	Paint, varnish, & supplies whsle									
	All firms	1 560	2 192	7 510 467	676 404	159 355	19 917	1 584 153	650 640	680 619
	Firms operated for the entire year	1 380	2 010	7 431 488	667 345	156 781	19 486	1 565 415	647 349	666 764
	Firms with sales less than \$250,000	204	204	28 096	6 625	1 641	370	12 311	3 486	3 424
	Firms with sales of \$250,000 to \$499,999	186	191	68 952	12 255	2 883	586	25 073	8 694	8 762
	Firms with sales of \$500,000 to \$999,999	242	251	177 765	27 095	6 437	1 194	56 304	22 506	22 927
	Firms with sales of \$1,000,000 to \$2,499,999	365	398	581 597	88 620	20 693	3 174	181 992	66 330	68 198
	Firms with sales of \$2,500,000 to \$4,999,999	165	252	564 703	73 670	17 133	2 421	147 313	64 756	67 962
	Firms with sales of \$5,000,000 to \$9,999,999	106	161	745 943	81 317	19 346	2 253	163 395	64 449	69 774
	Firms with sales of \$10,000,000 to \$24,999,999 .	64	201	963 196	89 663	21 143	2 281	185 123	91 283	92 056
	Firms with sales of \$25,000,000 to \$49,999,999 .	27	83	938 519	68 994	14 765	1 617	147 983	76 321	76 750
	Firms with sales of \$50,000,000 to \$99,999,999 .	12	44	D	D	D	g	D	D	D
	Firms with sales of \$100,000,000 or more	9	225	D	D	D	h	D	D	D
	Firms not operated for the entire year	180	182	78 979	9 059	2 574	431	18 738	3 291	13 855
42299	Other miscellaneous nondurable goods whsle									

See footnotes at end of table.

Table 4. Sales Size of Firms: 1997—Con.

[Includes only firms and establishments with payroll. Excludes data for central administrative offices, auxiliary operations, or establishments of these firms that are classified in other categories than those specified in this table. For meaning of abbreviations and symbols, see introductory text. For explanation of terms, see Appendix A. For method of assignment to categories shown, see Appendix C]

NAICS code	Sales sizes of firms by type of operation and kind of business	Firms (number)	Establishments (number)	Sales (\$1,000)	Annual payroll (\$1,000)	First-quarter payroll (\$1,000)	Paid employees for pay period including March 12 (number)	Operating expenses ¹ (\$1,000)	End-of-1996 inventories (\$1,000)	End-of-1997 inventories (\$1,000)
42	WHOLESALE TRADE—									
	Con.									
422	Wholesale trade,									
	nondurable goods—Con.									
42299	Other miscellaneous nondurable goods whsle—Con.									
	All firms	14 459	14 767	60 572 100	2 847 844	639 728	92 812	6 436 502	4 193 102	4 631 400
	Firms operated for the entire year	10 748	11 055	58 632 555	2 716 186	617 809	88 044	6 141 682	4 154 438	4 198 592
	Firms with sales less than \$250,000	3 178	3 179	399 253	93 340	21 943	6 070	180 818	51 692	52 274
	Firms with sales of \$250,000 to \$499,999	1 844	1 847	665 055	107 297	24 549	5 410	235 695	87 120	88 501
	Firms with sales of \$500,000 to \$999,999	1 911	1 921	1 348 499	186 464	42 403	9 072	412 040	181 354	187 817
	Firms with sales of \$1,000,000 to \$2,499,999	1 900	1 936	2 984 075	359 963	79 315	14 549	802 811	389 178	398 032
	Firms with sales of \$2,500,000 to \$4,999,999	830	856	2 897 487	303 892	67 770	10 081	669 053	324 118	343 479
	Firms with sales of \$5,000,000 to \$9,999,999	521	581	3 678 633	319 179	69 479	9 644	694 056	384 235	404 142
	Firms with sales of \$10,000,000 to \$24,999,999 ..	371	430	5 541 252	437 722	95 904	12 785	936 682	521 166	541 131
	Firms with sales of \$25,000,000 to \$49,999,999 ..	106	172	3 609 263	268 357	56 920	6 475	701 479	408 066	406 303
	Firms with sales of \$50,000,000 to \$99,999,999 ..	44	65	2 926 829	156 386	36 371	4 491	366 116	287 474	301 814
	Firms with sales of \$100,000,000 or more	43	68	34 582 209	483 586	123 155	9 467	1 142 932	1 520 035	1 475 099
	Firms not operated for the entire year	3 711	3 712	1 939 545	131 658	21 919	4 768	294 820	38 664	432 808
422990	Other miscellaneous nondurable goods whsle									
	All firms	14 459	14 767	60 572 100	2 847 844	639 728	92 812	6 436 502	4 193 102	4 631 400
	Firms operated for the entire year	10 748	11 055	58 632 555	2 716 186	617 809	88 044	6 141 682	4 154 438	4 198 592
	Firms with sales less than \$250,000	3 178	3 179	399 253	93 340	21 943	6 070	180 818	51 692	52 274
	Firms with sales of \$250,000 to \$499,999	1 844	1 847	665 055	107 297	24 549	5 410	235 695	87 120	88 501
	Firms with sales of \$500,000 to \$999,999	1 911	1 921	1 348 499	186 464	42 403	9 072	412 040	181 354	187 817
	Firms with sales of \$1,000,000 to \$2,499,999	1 900	1 936	2 984 075	359 963	79 315	14 549	802 811	389 178	398 032
	Firms with sales of \$2,500,000 to \$4,999,999	830	856	2 897 487	303 892	67 770	10 081	669 053	324 118	343 479
	Firms with sales of \$5,000,000 to \$9,999,999	521	581	3 678 633	319 179	69 479	9 644	694 056	384 235	404 142
	Firms with sales of \$10,000,000 to \$24,999,999 ..	371	430	5 541 252	437 722	95 904	12 785	936 682	521 166	541 131
	Firms with sales of \$25,000,000 to \$49,999,999 ..	106	172	3 609 263	268 357	56 920	6 475	701 479	408 066	406 303
	Firms with sales of \$50,000,000 to \$99,999,999 ..	44	65	2 926 829	156 386	36 371	4 491	366 116	287 474	301 814
	Firms with sales of \$100,000,000 or more	43	68	34 582 209	483 586	123 155	9 467	1 142 932	1 520 035	1 475 099
	Firms not operated for the entire year	3 711	3 712	1 939 545	131 658	21 919	4 768	294 820	38 664	432 808
4229901	Art goods whsle									
	All firms	4 507	4 583	9 596 493	985 525	218 513	33 019	2 495 938	1 215 468	1 380 002
	Firms operated for the entire year	3 565	3 641	9 149 332	957 697	213 230	31 927	2 421 288	1 202 956	1 270 983
	Firms with sales less than \$250,000	1 009	1 009	125 411	27 473	6 555	2 045	57 560	19 421	19 830
	Firms with sales of \$250,000 to \$499,999	600	600	215 311	35 463	8 216	1 852	82 954	33 100	33 963
	Firms with sales of \$500,000 to \$999,999	667	672	471 112	68 253	15 631	3 349	158 317	72 966	75 446
	Firms with sales of \$1,000,000 to \$2,499,999	661	669	1 041 663	141 954	31 614	5 632	323 169	161 542	165 445
	Firms with sales of \$2,500,000 to \$4,999,999	288	296	1 001 604	119 092	26 798	3 986	276 594	130 895	142 127
	Firms with sales of \$5,000,000 to \$9,999,999	170	186	1 174 169	119 640	26 031	3 546	274 481	141 381	152 824
	Firms with sales of \$10,000,000 to \$24,999,999 ..	115	126	1 687 849	166 490	34 049	4 320	391 566	192 253	203 871
	Firms with sales of \$25,000,000 to \$49,999,999 ..	35	58	1 159 974	144 326	28 371	3 541	390 702	210 609	205 814
	Firms with sales of \$50,000,000 to \$99,999,999 ..	12	14	725 172	53 833	13 050	1 580	145 165	106 692	109 137
	Firms with sales of \$100,000,000 or more	8	11	1 547 067	81 173	22 915	2 076	320 780	134 097	162 526
	Firms not operated for the entire year	942	942	447 161	27 828	5 283	1 092	74 650	12 512	109 019
4229902	General merchandise (nondurable goods) whsle									

See footnotes at end of table.

Table 4. Sales Size of Firms: 1997—Con.

[Includes only firms and establishments with payroll. Excludes data for central administrative offices, auxiliary operations, or establishments of these firms that are classified in other categories than those specified in this table. For meaning of abbreviations and symbols, see introductory text. For explanation of terms, see Appendix A. For method of assignment to categories shown, see Appendix C]

NAICS code	Sales sizes of firms by type of operation and kind of business	Firms (number)	Establishments (number)	Sales (\$1,000)	Annual payroll (\$1,000)	First-quarter payroll (\$1,000)	Paid employees for pay period including March 12 (number)	Operating expenses ¹ (\$1,000)	End-of-1996 inventories (\$1,000)	End-of-1997 inventories (\$1,000)
42	WHOLESALE TRADE—									
	Con.									
422	Wholesale trade, nondurable goods—Con.									
4229902	General merchandise (nondurable goods) whsle—Con.									
	All firms	3 182	3 248	34 597 404	729 329	171 128	20 477	1 467 410	1 511 757	1 586 453
	Firms operated for the entire year	2 301	2 367	34 135 776	696 700	164 983	19 021	1 402 181	1 503 861	1 460 214
	Firms with sales less than \$250,000	762	762	95 360	22 898	5 241	1 371	41 254	12 780	12 764
	Firms with sales of \$250,000 to \$499,999	443	445	162 575	24 584	5 692	1 302	52 575	20 046	20 356
	Firms with sales of \$500,000 to \$999,999	393	394	276 213	34 941	8 068	1 695	73 918	35 329	36 648
	Firms with sales of \$1,000,000 to \$2,499,999	390	401	597 329	64 289	13 904	2 395	138 473	67 065	69 493
	Firms with sales of \$2,500,000 to \$4,999,999	137	140	472 449	44 185	9 599	1 320	90 032	40 712	43 879
	Firms with sales of \$5,000,000 to \$9,999,999	74	86	510 048	46 913	10 368	1 534	91 631	39 677	39 784
	Firms with sales of \$10,000,000 to \$24,999,999 ..	60	71	902 090	79 342	18 080	2 317	159 824	78 125	71 995
	Firms with sales of \$25,000,000 to \$49,999,999 ..	14	23	478 818	32 370	7 211	812	89 891	31 960	33 251
	Firms with sales of \$50,000,000 to \$99,999,999 ..	8	11	597 101	29 156	6 645	852	57 258	47 580	57 912
	Firms with sales of \$100,000,000 or more	20	34	30 043 793	318 022	80 175	5 423	607 325	1 130 587	1 074 132
	Firms not operated for the entire year	881	881	461 628	32 629	6 145	1 456	65 229	7 896	126 239
4229903	Textile bags, bagging, & burlap whsle									
	All firms	437	446	802 397	77 465	16 774	2 966	182 076	91 231	111 979
	Firms operated for the entire year	343	352	727 527	71 652	16 048	2 833	168 077	89 389	88 484
	Firms with sales less than \$250,000	89	89	11 908	2 863	675	198	5 698	1 709	1 655
	Firms with sales of \$250,000 to \$499,999	45	45	D	D	D	c	D	D	D
	Firms with sales of \$500,000 to \$999,999	60	60	42 354	5 461	1 108	241	11 875	5 828	5 674
	Firms with sales of \$1,000,000 to \$2,499,999	78	79	123 125	15 079	3 306	1 016	31 828	15 931	15 688
	Firms with sales of \$2,500,000 to \$4,999,999	33	35	D	D	D	c	D	D	D
	Firms with sales of \$5,000,000 to \$9,999,999	25	28	181 996	15 248	3 434	488	36 482	21 420	19 550
	Firms with sales of \$10,000,000 to \$24,999,999 ..	11	14	174 093	8 447	1 908	241	21 502	22 747	23 662
	Firms with sales of \$25,000,000 to \$49,999,999 ..	2	2	D	D	D	e	D	D	D
	Firms with sales of \$50,000,000 to \$99,999,999 ..	—	—	—	—	—	—	—	—	—
	Firms with sales of \$100,000,000 or more	—	—	—	—	—	—	—	—	—
	Firms not operated for the entire year	94	94	74 870	5 813	726	133	13 999	1 842	23 495
4229904	Other nondurable goods whsle									
	All firms	6 345	6 490	15 575 806	1 055 525	233 313	36 350	2 291 078	1 374 646	1 552 966
	Firms operated for the entire year	4 551	4 695	14 619 920	990 137	223 548	34 263	2 150 136	1 358 232	1 378 911
	Firms with sales less than \$250,000	1 320	1 320	166 592	40 107	9 473	2 457	76 308	17 782	18 025
	Firms with sales of \$250,000 to \$499,999	756	756	D	D	D	g	D	D	D
	Firms with sales of \$500,000 to \$999,999	796	800	562 063	78 653	17 991	3 838	169 627	68 075	70 918
	Firms with sales of \$1,000,000 to \$2,499,999	771	786	1 223 182	138 494	30 444	5 487	309 104	145 204	147 988
	Firms with sales of \$2,500,000 to \$4,999,999	373	386	D	D	D	h	D	D	D
	Firms with sales of \$5,000,000 to \$9,999,999	254	283	1 830 996	138 180	29 849	4 095	293 016	183 005	193 271
	Firms with sales of \$10,000,000 to \$24,999,999 ..	186	217	2 773 943	184 250	41 972	5 929	365 420	228 813	243 923
	Firms with sales of \$25,000,000 to \$49,999,999 ..	55	87	D	D	D	g	D	D	D
	Firms with sales of \$50,000,000 to \$99,999,999 ..	25	41	1 690 245	75 280	17 319	2 162	167 616	147 497	148 540
	Firms with sales of \$100,000,000 or more	15	19	2 882 959	80 593	18 958	1 815	207 276	238 490	221 058
	Firms not operated for the entire year	1 794	1 795	955 886	65 388	9 765	2 087	140 942	16 414	174 055

See footnotes at end of table.

Table 4. Sales Size of Firms: 1997—Con.

[Includes only firms and establishments with payroll. Excludes data for central administrative offices, auxiliary operations, or establishments of these firms that are classified in other categories than those specified in this table. For meaning of abbreviations and symbols, see introductory text. For explanation of terms, see Appendix A. For method of assignment to categories shown, see Appendix C]

NAICS code	Sales sizes of firms by type of operation and kind of business	Firms (number)	Establishments (number)	Sales (\$1,000)	Annual payroll (\$1,000)	First-quarter payroll (\$1,000)	Paid employees for pay period including March 12 (number)	Operating expenses ¹ (\$1,000)	End-of-1996 inventories (\$1,000)	End-of-1997 inventories (\$1,000)
	MERCHANT WHOLESALERS									
	All firms	316 930	'376 330	'2 333 131 187	'158 373 291	'36 705 674	'4 591 092	329 085 927	214 621 484	230 839 579
	Firms operated for the entire year	273 223	332 151	2 294 273 079	155 131 483	35 976 780	4 483 837	322 195 951	213 257 524	223 956 487
	Firms with sales less than \$250,000	46 211	46 251	6 203 612	1 433 284	341 030	92 696	2 756 541	795 446	801 705
	Firms with sales of \$250,000 to \$499,999	37 638	37 730	13 660 718	2 540 042	586 170	125 406	5 124 385	1 647 301	1 683 146
	Firms with sales of \$500,000 to \$999,999	44 724	45 078	32 072 181	5 205 692	1 195 215	222 532	10 557 809	3 732 222	3 826 998
	Firms with sales of \$1,000,000 to \$2,499,999	57 309	59 004	91 490 547	12 997 154	2 954 045	469 907	26 012 654	10 332 222	10 724 717
	Firms with sales of \$2,500,000 to \$4,999,999	33 568	36 748	118 254 306	14 594 381	3 290 508	461 490	28 782 801	13 129 530	13 725 599
	Firms with sales of \$5,000,000 to \$9,999,999	24 120	29 484	168 838 390	18 073 013	4 050 519	523 019	35 526 107	18 699 571	19 742 876
	Firms with sales of \$10,000,000 to \$24,999,999 ..	18 045	27 687	276 074 679	24 908 295	5 627 302	680 123	49 387 671	29 446 117	31 192 231
	Firms with sales of \$25,000,000 to \$49,999,999 ..	6 467	13 848	223 685 226	17 086 549	3 919 585	447 031	35 170 058	23 358 005	24 610 045
	Firms with sales of \$50,000,000 to \$99,999,999 ..	2 861	9 527	195 799 375	13 855 449	3 256 107	353 647	29 014 209	20 881 528	21 792 922
	Firms with sales of \$100,000,000 or more	2 280	26 794	1 168 194 045	44 437 624	10 756 299	1 107 986	99 863 716	91 235 582	95 856 248
	Firms not operated for the entire year	43 707	44 179	38 858 108	3 241 808	728 894	107 255	6 889 976	1 363 960	6 883 092
421	Wholesale trade, durable goods									
	All firms	201 033	241 379	1 214 780 670	99 709 272	23 056 814	2 756 659	201 524 492	135 753 109	146 224 425
	Firms operated for the entire year	174 875	214 950	1 193 970 790	97 674 381	22 599 504	2 694 517	197 367 720	134 981 260	141 932 237
	Firms with sales less than \$250,000	30 137	30 163	4 083 667	966 928	230 351	59 992	1 836 185	565 110	569 881
	Firms with sales of \$250,000 to \$499,999	25 102	25 168	9 110 519	1 779 310	410 345	84 254	3 527 313	1 220 611	1 244 498
	Firms with sales of \$500,000 to \$999,999	29 605	29 876	21 223 562	3 651 459	838 318	149 432	7 249 393	2 756 637	2 825 262
	Firms with sales of \$1,000,000 to \$2,499,999	37 632	38 876	59 986 584	9 131 988	2 071 038	312 642	17 817 816	7 616 342	7 909 680
	Firms with sales of \$2,500,000 to \$4,999,999	21 444	23 836	75 393 251	10 210 547	2 295 682	306 062	19 559 487	9 752 076	10 191 463
	Firms with sales of \$5,000,000 to \$9,999,999	14 696	18 677	102 370 552	12 364 603	2 767 468	335 890	23 444 201	13 649 734	14 428 017
	Firms with sales of \$10,000,000 to \$24,999,999 ..	10 202	17 209	155 023 161	16 196 348	3 653 369	416 202	30 840 820	20 858 580	22 106 291
	Firms with sales of \$25,000,000 to \$49,999,999 ..	3 391	8 215	116 848 721	10 506 897	2 424 677	259 588	20 779 365	15 795 893	16 579 227
	Firms with sales of \$50,000,000 to \$99,999,999 ..	1 491	6 049	102 112 499	8 339 107	1 980 499	202 705	16 702 186	13 910 410	14 690 138
	Firms with sales of \$100,000,000 or more	1 175	16 881	547 818 274	24 527 194	5 927 757	567 750	55 610 954	48 855 867	51 387 780
	Firms not operated for the entire year	26 158	26 429	20 809 880	2 034 891	457 310	62 142	4 156 772	771 849	4 292 188
4211	Motor vehicle & motor vehicle parts & supplies whsle									
	All firms	22 478	'26 093	'166 674 187	'8 287 385	'1 934 223	'281 969	18 128 586	16 213 453	17 086 156
	Firms operated for the entire year	19 481	23 065	164 592 946	8 115 343	1 896 302	274 749	17 766 086	16 109 378	16 574 514
	Firms with sales less than \$250,000	4 451	4 455	D	D	D	i	D	D	D
	Firms with sales of \$250,000 to \$499,999	3 244	3 253	D	D	D	j	D	D	D
	Firms with sales of \$500,000 to \$999,999	3 327	3 370	D	D	D	j	D	D	D
	Firms with sales of \$1,000,000 to \$2,499,999	3 618	3 838	5 694 702	820 916	189 770	34 457	1 630 031	899 410	931 221
	Firms with sales of \$2,500,000 to \$4,999,999	1 797	2 084	6 301 498	744 568	169 279	27 341	1 469 248	936 190	969 259
	Firms with sales of \$5,000,000 to \$9,999,999	1 312	1 682	9 159 083	885 163	201 966	29 109	1 712 810	1 312 100	1 350 347
	Firms with sales of \$10,000,000 to \$24,999,999 ..	1 083	1 821	17 033 383	1 431 241	326 103	44 453	2 663 487	2 393 949	2 503 011
	Firms with sales of \$25,000,000 to \$49,999,999 ..	385	843	13 482 520	1 046 241	245 149	31 172	1 932 936	1 911 655	1 972 508
	Firms with sales of \$50,000,000 to \$99,999,999 ..	157	524	10 735 469	805 051	182 591	22 641	1 504 530	1 629 067	1 687 728
	Firms with sales of \$100,000,000 or more	107	1 195	98 035 272	1 632 265	403 046	43 834	5 301 677	6 307 358	6 424 851
	Firms not operated for the entire year	2 997	3 028	2 081 241	172 042	37 921	7 220	362 500	104 075	511 642
42111	Automobile & other motor vehicle whsle									
	All firms	6 011	6 654	113 917 822	3 320 639	777 402	96 180	7 952 209	8 123 863	8 590 301

See footnotes at end of table.

Table 4. Sales Size of Firms: 1997—Con.

[Includes only firms and establishments with payroll. Excludes data for central administrative offices, auxiliary operations, or establishments of these firms that are classified in other categories than those specified in this table. For meaning of abbreviations and symbols, see introductory text. For explanation of terms, see Appendix A. For method of assignment to categories shown, see Appendix C]

NAICS code	Sales sizes of firms by type of operation and kind of business	Firms (number)	Establishments (number)	Sales (\$1,000)	Annual payroll (\$1,000)	First-quarter payroll (\$1,000)	Paid employees for pay period including March 12 (number)	Operating expenses ¹ (\$1,000)	End-of-1996 inventories (\$1,000)	End-of-1997 inventories (\$1,000)
421	MERCHANT WHOLESALERS—Con.									
	Wholesale trade, durable goods—Con.									
42111	Automobile & other motor vehicle whse—Con.									
	Firms operated for the entire year	5 187	5 825	112 685 857	3 260 158	763 024	93 641	7 824 407	8 074 057	8 359 836
	Firms with sales less than \$250,000	648	648	87 926	19 320	4 565	1 267	39 241	12 760	12 464
	Firms with sales of \$250,000 to \$499,999	451	451	164 457	23 109	5 207	1 317	53 682	23 340	23 501
	Firms with sales of \$500,000 to \$999,999	609	610	439 640	51 061	12 078	2 534	113 139	58 488	58 610
	Firms with sales of \$1,000,000 to \$2,499,999	1 026	1 035	1 676 213	147 036	34 034	6 536	320 805	212 707	228 139
	Firms with sales of \$2,500,000 to \$4,999,999	716	735	2 531 491	186 036	42 033	6 769	398 709	293 070	301 011
	Firms with sales of \$5,000,000 to \$9,999,999	678	716	4 810 582	322 309	75 000	10 875	633 266	578 892	604 920
	Firms with sales of \$10,000,000 to \$24,999,999	647	761	10 248 798	668 590	151 600	19 668	1 184 537	1 214 875	1 264 899
	Firms with sales of \$25,000,000 to \$49,999,999	253	372	8 872 307	587 645	138 167	16 516	999 865	1 110 268	1 149 223
	Firms with sales of \$50,000,000 to \$99,999,999	98	231	6 607 594	440 537	98 702	11 521	753 634	872 606	902 705
	Firms with sales of \$100,000,000 or more	61	266	77 246 849	814 515	201 638	16 638	3 327 529	3 697 051	3 814 364
	Firms not operated for the entire year	824	829	1 231 965	60 481	14 378	2 539	127 802	49 806	230 465
421110	Automobile & other motor vehicle whse									
	All firms	6 011	6 654	113 917 822	3 320 639	777 402	96 180	7 952 209	8 123 863	8 590 301
	Firms operated for the entire year	5 187	5 825	112 685 857	3 260 158	763 024	93 641	7 824 407	8 074 057	8 359 836
	Firms with sales less than \$250,000	648	648	87 926	19 320	4 565	1 267	39 241	12 760	12 464
	Firms with sales of \$250,000 to \$499,999	451	451	164 457	23 109	5 207	1 317	53 682	23 340	23 501
	Firms with sales of \$500,000 to \$999,999	609	610	439 640	51 061	12 078	2 534	113 139	58 488	58 610
	Firms with sales of \$1,000,000 to \$2,499,999	1 026	1 035	1 676 213	147 036	34 034	6 536	320 805	212 707	228 139
	Firms with sales of \$2,500,000 to \$4,999,999	716	735	2 531 491	186 036	42 033	6 769	398 709	293 070	301 011
	Firms with sales of \$5,000,000 to \$9,999,999	678	716	4 810 582	322 309	75 000	10 875	633 266	578 892	604 920
	Firms with sales of \$10,000,000 to \$24,999,999	647	761	10 248 798	668 590	151 600	19 668	1 184 537	1 214 875	1 264 899
	Firms with sales of \$25,000,000 to \$49,999,999	253	372	8 872 307	587 645	138 167	16 516	999 865	1 110 268	1 149 223
	Firms with sales of \$50,000,000 to \$99,999,999	98	231	6 607 594	440 537	98 702	11 521	753 634	872 606	902 705
	Firms with sales of \$100,000,000 or more	61	266	77 246 849	814 515	201 638	16 638	3 327 529	3 697 051	3 814 364
	Firms not operated for the entire year	824	829	1 231 965	60 481	14 378	2 539	127 802	49 806	230 465
4211101	Automobile & motorcycle whse									
	All firms	3 172	3 331	79 437 563	911 926	222 524	25 772	3 707 653	3 709 763	3 981 633
	Firms operated for the entire year	2 668	2 826	78 776 385	893 831	219 133	24 963	3 651 471	3 697 984	3 881 167
	Firms with sales less than \$250,000	434	434	57 665	12 821	3 083	877	27 312	7 537	7 284
	Firms with sales of \$250,000 to \$499,999	286	286	103 887	13 860	3 184	850	34 319	12 908	12 708
	Firms with sales of \$500,000 to \$999,999	370	371	D	D	D	g	D	D	D
	Firms with sales of \$1,000,000 to \$2,499,999	561	564	D	D	D	h	D	D	D
	Firms with sales of \$2,500,000 to \$4,999,999	384	388	D	D	D	h	D	D	D
	Firms with sales of \$5,000,000 to \$9,999,999	308	317	2 125 961	77 954	18 284	3 098	206 352	164 309	172 719
	Firms with sales of \$10,000,000 to \$24,999,999	222	239	D	D	D	h	D	D	D
	Firms with sales of \$25,000,000 to \$49,999,999	54	55	D	D	D	g	D	D	D
	Firms with sales of \$50,000,000 to \$99,999,999	20	45	D	D	D	f	D	D	D
	Firms with sales of \$100,000,000 or more	29	127	D	D	D	i	D	D	D
	Firms not operated for the entire year	504	505	661 178	18 095	3 391	809	56 182	11 779	100 466

See footnotes at end of table.

Table 4. Sales Size of Firms: 1997—Con.

[Includes only firms and establishments with payroll. Excludes data for central administrative offices, auxiliary operations, or establishments of these firms that are classified in other categories than those specified in this table. For meaning of abbreviations and symbols, see introductory text. For explanation of terms, see Appendix A. For method of assignment to categories shown, see Appendix C]

NAICS code	Sales sizes of firms by type of operation and kind of business	Firms (number)	Establishments (number)	Sales (\$1,000)	Annual payroll (\$1,000)	First-quarter payroll (\$1,000)	Paid employees for pay period including March 12 (number)	Operating expenses ¹ (\$1,000)	End-of-1996 inventories (\$1,000)	End-of-1997 inventories (\$1,000)
421	MERCHANT WHOLESALERS—Con.									
	Wholesale trade, durable goods—Con.									
4211102	Bus & recreational vehicle whsle									
	All firms	331	347	D	D	D	h	D	D	D
	Firms operated for the entire year	291	307	D	D	D	h	D	D	D
	Firms with sales less than \$250,000	28	28	D	D	D	b	D	D	D
	Firms with sales of \$250,000 to \$499,999	29	29	D	D	D	b	D	D	D
	Firms with sales of \$500,000 to \$999,999	34	34	D	D	D	c	D	D	D
	Firms with sales of \$1,000,000 to \$2,499,999	49	49	D	D	D	f	D	D	D
	Firms with sales of \$2,500,000 to \$4,999,999	45	49	D	D	D	f	D	D	D
	Firms with sales of \$5,000,000 to \$9,999,999	38	39	D	D	D	f	D	D	D
	Firms with sales of \$10,000,000 to \$24,999,999 ..	45	49	D	D	D	g	D	D	D
	Firms with sales of \$25,000,000 to \$49,999,999 ..	18	23	D	D	D	g	D	D	D
	Firms with sales of \$50,000,000 to \$99,999,999 ..	4	6	D	D	D	c	D	D	D
	Firms with sales of \$100,000,000 or more	1	1	D	D	D	b	D	D	D
	Firms not operated for the entire year	40	40	D	D	D	c	D	D	D
4211103	Light truck & van (14,000 lb or less) whsle									
	All firms	413	428	7 133 116	216 730	49 437	6 188	593 040	535 182	534 493
	Firms operated for the entire year	357	372	7 074 574	214 099	48 791	6 044	588 089	533 702	520 794
	Firms with sales less than \$250,000	57	57	8 817	1 853	453	108	3 329	1 447	1 326
	Firms with sales of \$250,000 to \$499,999	23	23	8 310	1 008	228	63	1 934	1 641	1 737
	Firms with sales of \$500,000 to \$999,999	45	45	D	D	D	c	D	D	D
	Firms with sales of \$1,000,000 to \$2,499,999	67	67	112 169	8 930	2 296	377	17 394	15 252	15 836
	Firms with sales of \$2,500,000 to \$4,999,999	46	48	159 680	14 420	3 088	460	28 268	16 657	18 013
	Firms with sales of \$5,000,000 to \$9,999,999	43	44	314 178	19 969	4 744	626	35 745	35 275	37 218
	Firms with sales of \$10,000,000 to \$24,999,999 ..	46	52	785 683	48 138	10 711	1 449	87 028	97 503	100 795
	Firms with sales of \$25,000,000 to \$49,999,999 ..	20	20	D	D	D	g	D	D	D
	Firms with sales of \$50,000,000 to \$99,999,999 ..	5	5	D	D	D	e	D	D	D
	Firms with sales of \$100,000,000 or more	5	11	D	D	D	f	D	D	D
	Firms not operated for the entire year	56	56	58 542	2 631	646	144	4 951	1 480	13 699
4211104	Medium truck & tractor (14,001 lb to 26,000 lb) whsle									
	All firms	444	480	D	D	D	i	D	D	D
	Firms operated for the entire year	392	428	D	D	D	i	D	D	D
	Firms with sales less than \$250,000	36	36	D	D	D	b	D	D	D
	Firms with sales of \$250,000 to \$499,999	25	25	D	D	D	b	D	D	D
	Firms with sales of \$500,000 to \$999,999	36	36	D	D	D	c	D	D	D
	Firms with sales of \$1,000,000 to \$2,499,999	100	101	D	D	D	f	D	D	D
	Firms with sales of \$2,500,000 to \$4,999,999	59	61	D	D	D	f	D	D	D
	Firms with sales of \$5,000,000 to \$9,999,999	65	70	D	D	D	g	D	D	D
	Firms with sales of \$10,000,000 to \$24,999,999 ..	49	66	D	D	D	g	D	D	D
	Firms with sales of \$25,000,000 to \$49,999,999 ..	14	24	D	D	D	g	D	D	D
	Firms with sales of \$50,000,000 to \$99,999,999 ..	6	7	D	D	D	f	D	D	D
	Firms with sales of \$100,000,000 or more	2	2	D	D	D	c	D	D	D
	Firms not operated for the entire year	52	52	D	D	D	c	D	D	D

See footnotes at end of table.

Table 4. Sales Size of Firms: 1997—Con.

[Includes only firms and establishments with payroll. Excludes data for central administrative offices, auxiliary operations, or establishments of these firms that are classified in other categories than those specified in this table. For meaning of abbreviations and symbols, see introductory text. For explanation of terms, see Appendix A. For method of assignment to categories shown, see Appendix C]

NAICS code	Sales sizes of firms by type of operation and kind of business	Firms (number)	Establishments (number)	Sales (\$1,000)	Annual payroll (\$1,000)	First-quarter payroll (\$1,000)	Paid employees for pay period including March 12 (number)	Operating expenses ¹ (\$1,000)	End-of-1996 inventories (\$1,000)	End-of-1997 inventories (\$1,000)
421	MERCHANT WHOLESALERS—Con.									
	Wholesale trade, durable goods—Con.									
4211105	Heavy truck & tractor (over 26,000 lb) whsle									
	All firms	1 679	2 068	22 058 292	1 799 190	415 301	52 127	2 898 790	3 107 815	3 262 391
	Firms operated for the entire year	1 506	1 892	21 663 654	1 768 986	406 918	50 822	2 851 272	3 078 221	3 173 573
	Firms with sales less than \$250,000	95	95	13 421	2 930	626	159	5 227	2 315	2 360
	Firms with sales of \$250,000 to \$499,999	89	89	32 386	5 488	1 200	263	10 797	5 650	5 729
	Firms with sales of \$500,000 to \$999,999	126	129	89 431	12 366	2 718	523	22 808	14 243	14 778
	Firms with sales of \$1,000,000 to \$2,499,999	252	254	417 767	48 285	11 124	1 906	93 076	70 191	75 700
	Firms with sales of \$2,500,000 to \$4,999,999	186	192	662 645	72 504	16 729	2 464	133 102	111 146	116 153
	Firms with sales of \$5,000,000 to \$9,999,999	229	252	1 655 295	164 179	37 373	5 186	283 008	267 824	277 596
	Firms with sales of \$10,000,000 to \$24,999,999	291	352	D	D	D	j	D	D	D
	Firms with sales of \$25,000,000 to \$49,999,999	151	254	D	D	D	j	D	D	D
	Firms with sales of \$50,000,000 to \$99,999,999	61	161	4 191 841	348 376	76 740	9 026	545 904	586 281	605 979
	Firms with sales of \$100,000,000 or more	26	114	4 634 358	277 354	66 342	7 483	422 210	569 080	564 284
	Firms not operated for the entire year	173	176	394 638	30 204	8 383	1 305	47 518	29 594	88 818
42112	Motor vehicle supplies & new parts whsle									
	All firms	8 350	10 596	40 856 802	3 428 913	799 934	121 664	7 054 127	6 453 745	6 743 051
	Firms operated for the entire year	7 053	9 279	40 242 181	3 347 420	783 387	118 574	6 887 004	6 413 090	6 540 037
	Firms with sales less than \$250,000	1 347	1 349	D	D	D	g	D	D	D
	Firms with sales of \$250,000 to \$499,999	1 157	1 162	D	D	D	h	D	D	D
	Firms with sales of \$500,000 to \$999,999	1 319	1 347	D	D	D	i	D	D	D
	Firms with sales of \$1,000,000 to \$2,499,999	1 527	1 665	2 376 651	366 100	84 729	15 056	707 891	468 596	480 248
	Firms with sales of \$2,500,000 to \$4,999,999	736	935	2 606 953	373 570	84 974	13 533	711 810	506 201	525 544
	Firms with sales of \$5,000,000 to \$9,999,999	451	676	3 100 401	401 291	91 866	13 243	762 987	596 875	602 838
	Firms with sales of \$10,000,000 to \$24,999,999	314	801	4 932 849	568 731	131 465	18 286	1 092 651	956 553	1 004 505
	Firms with sales of \$25,000,000 to \$49,999,999	111	356	D	D	D	j	D	D	D
	Firms with sales of \$50,000,000 to \$99,999,999	41	206	D	D	D	i	D	D	D
	Firms with sales of \$100,000,000 or more	50	782	D	D	D	j	D	D	D
	Firms not operated for the entire year	1 297	1 317	614 621	81 493	16 547	3 090	167 123	40 655	203 014
421120	Motor vehicle supplies & new parts whsle									
	All firms	8 350	10 596	40 856 802	3 428 913	799 934	121 664	7 054 127	6 453 745	6 743 051
	Firms operated for the entire year	7 053	9 279	40 242 181	3 347 420	783 387	118 574	6 887 004	6 413 090	6 540 037
	Firms with sales less than \$250,000	1 347	1 349	D	D	D	g	D	D	D
	Firms with sales of \$250,000 to \$499,999	1 157	1 162	D	D	D	h	D	D	D
	Firms with sales of \$500,000 to \$999,999	1 319	1 347	D	D	D	i	D	D	D
	Firms with sales of \$1,000,000 to \$2,499,999	1 527	1 665	2 376 651	366 100	84 729	15 056	707 891	468 596	480 248
	Firms with sales of \$2,500,000 to \$4,999,999	736	935	2 606 953	373 570	84 974	13 533	711 810	506 201	525 544
	Firms with sales of \$5,000,000 to \$9,999,999	451	676	3 100 401	401 291	91 866	13 243	762 987	596 875	602 838
	Firms with sales of \$10,000,000 to \$24,999,999	314	801	4 932 849	568 731	131 465	18 286	1 092 651	956 553	1 004 505
	Firms with sales of \$25,000,000 to \$49,999,999	111	356	D	D	D	j	D	D	D
	Firms with sales of \$50,000,000 to \$99,999,999	41	206	D	D	D	i	D	D	D
	Firms with sales of \$100,000,000 or more	50	782	D	D	D	j	D	D	D
	Firms not operated for the entire year	1 297	1 317	614 621	81 493	16 547	3 090	167 123	40 655	203 014

See footnotes at end of table.

Table 4. Sales Size of Firms: 1997—Con.

[Includes only firms and establishments with payroll. Excludes data for central administrative offices, auxiliary operations, or establishments of these firms that are classified in other categories than those specified in this table. For meaning of abbreviations and symbols, see introductory text. For explanation of terms, see Appendix A. For method of assignment to categories shown, see Appendix C]

NAICS code	Sales sizes of firms by type of operation and kind of business	Firms (number)	Establishments (number)	Sales (\$1,000)	Annual payroll (\$1,000)	First-quarter payroll (\$1,000)	Paid employees for pay period including March 12 (number)	Operating expenses ¹ (\$1,000)	End-of-1996 inventories (\$1,000)	End-of-1997 inventories (\$1,000)
421	MERCHANT WHOLESALERS—Con.									
	Wholesale trade, durable goods—Con.									
4211201	Motor vehicle supplies & new parts—warehouse distributors									
	All firms	3 323	4 357	19 025 397	1 677 699	387 998	59 564	3 534 928	3 138 584	3 254 209
	Firms operated for the entire year	2 920	3 949	18 744 707	1 644 985	381 905	58 557	3 466 898	3 117 062	3 156 327
	Firms with sales less than \$250,000	489	489	D	D	D	f	D	D	D
	Firms with sales of \$250,000 to \$499,999	417	418	D	D	D	g	D	D	D
	Firms with sales of \$500,000 to \$999,999	470	481	D	D	D	h	D	D	D
	Firms with sales of \$1,000,000 to \$2,499,999	666	705	1 032 697	157 092	36 827	6 556	311 736	210 267	213 467
	Firms with sales of \$2,500,000 to \$4,999,999	369	453	1 299 505	185 150	41 879	6 776	351 982	277 150	287 983
	Firms with sales of \$5,000,000 to \$9,999,999	218	302	1 484 054	177 170	40 165	6 108	351 194	309 702	313 191
	Firms with sales of \$10,000,000 to \$24,999,999	187	487	D	D	D	j	D	D	D
	Firms with sales of \$25,000,000 to \$49,999,999	59	197	D	D	D	i	D	D	D
	Firms with sales of \$50,000,000 to \$99,999,999	25	194	D	D	D	i	D	D	D
	Firms with sales of \$100,000,000 or more	20	223	D	D	D	j	D	D	D
	Firms not operated for the entire year	403	408	280 690	32 714	6 093	1 007	68 030	21 522	97 882
4211202	Motor vehicle supplies & new parts—jobbers									
	All firms	4 672	5 732	20 760 962	1 606 696	377 859	57 724	3 267 551	3 194 153	3 354 760
	Firms operated for the entire year	3 831	4 867	20 418 258	1 559 655	367 411	55 550	3 172 577	3 169 751	3 246 706
	Firms with sales less than \$250,000	802	804	D	D	D	g	D	D	D
	Firms with sales of \$250,000 to \$499,999	693	698	D	D	D	g	D	D	D
	Firms with sales of \$500,000 to \$999,999	782	800	D	D	D	h	D	D	D
	Firms with sales of \$1,000,000 to \$2,499,999	803	907	1 249 262	194 197	44 654	8 011	369 777	252 811	261 308
	Firms with sales of \$2,500,000 to \$4,999,999	340	438	1 209 903	173 297	39 543	6 191	333 400	226 963	233 573
	Firms with sales of \$5,000,000 to \$9,999,999	190	309	1 308 295	180 769	41 699	5 949	339 530	249 938	251 243
	Firms with sales of \$10,000,000 to \$24,999,999	123	290	1 910 444	223 776	51 363	7 112	425 621	359 739	372 593
	Firms with sales of \$25,000,000 to \$49,999,999	50	147	1 763 477	168 115	38 232	5 545	346 843	304 013	316 565
	Firms with sales of \$50,000,000 to \$99,999,999	20	78	D	D	D	h	D	D	D
	Firms with sales of \$100,000,000 or more	28	396	D	D	D	j	D	D	D
	Firms not operated for the entire year	841	865	342 704	47 041	10 448	2 174	94 974	24 402	108 054
4211203	Petroleum products marketing equipment whsle									
	All firms	442	507	1 070 443	144 518	34 077	4 376	251 648	121 008	134 082
	Firms operated for the entire year	382	444	1 027 052	137 605	32 451	4 172	238 702	118 533	122 829
	Firms with sales less than \$250,000	65	65	9 577	1 704	431	97	3 158	1 305	1 405
	Firms with sales of \$250,000 to \$499,999	52	52	18 948	3 349	764	142	6 256	2 360	2 562
	Firms with sales of \$500,000 to \$999,999	76	76	57 016	8 244	1 941	332	16 711	6 240	6 108
	Firms with sales of \$1,000,000 to \$2,499,999	83	86	132 887	21 571	4 852	789	39 225	16 506	16 566
	Firms with sales of \$2,500,000 to \$4,999,999	44	51	157 425	24 108	5 654	760	43 261	17 645	18 953
	Firms with sales of \$5,000,000 to \$9,999,999	44	64	305 800	43 029	9 890	1 178	71 839	33 424	34 702
	Firms with sales of \$10,000,000 to \$24,999,999	15	39	D	D	D	f	D	D	D
	Firms with sales of \$25,000,000 to \$49,999,999	3	11	D	D	D	c	D	D	D
	Firms with sales of \$50,000,000 to \$99,999,999	—	—	—	—	—	—	—	—	—
	Firms with sales of \$100,000,000 or more	—	—	—	—	—	—	—	—	—
	Firms not operated for the entire year	60	63	43 391	6 913	1 626	204	12 946	2 475	11 253

See footnotes at end of table.

Table 4. Sales Size of Firms: 1997—Con.

[Includes only firms and establishments with payroll. Excludes data for central administrative offices, auxiliary operations, or establishments of these firms that are classified in other categories than those specified in this table. For meaning of abbreviations and symbols, see introductory text. For explanation of terms, see Appendix A. For method of assignment to categories shown, see Appendix C]

NAICS code	Sales sizes of firms by type of operation and kind of business	Firms (number)	Establishments (number)	Sales (\$1,000)	Annual payroll (\$1,000)	First-quarter payroll (\$1,000)	Paid employees for pay period including March 12 (number)	Operating expenses ¹ (\$1,000)	End-of-1996 inventories (\$1,000)	End-of-1997 inventories (\$1,000)
421	MERCHANT WHOLESALERS—Con.									
	Wholesale trade, durable goods—Con.									
42113	Tire & tube whsle									
	All firms	1 348	1 738	6 627 456	566 057	128 741	18 318	1 148 391	890 895	958 659
	Firms operated for the entire year	1 177	1 563	6 544 339	558 188	126 678	17 960	1 130 993	886 107	933 547
	Firms with sales less than \$250,000	170	170	D	D	D	e	D	D	D
	Firms with sales of \$250,000 to \$499,999	179	179	D	D	D	f	D	D	D
	Firms with sales of \$500,000 to \$999,999	173	174	D	D	D	f	D	D	D
	Firms with sales of \$1,000,000 to \$2,499,999	232	239	388 515	53 956	11 912	2 107	107 826	45 717	46 216
	Firms with sales of \$2,500,000 to \$4,999,999	168	190	570 402	72 154	16 489	2 564	141 068	68 146	71 712
	Firms with sales of \$5,000,000 to \$9,999,999	124	188	862 352	92 909	20 399	2 836	185 650	112 957	116 404
	Firms with sales of \$10,000,000 to \$24,999,999	92	194	1 378 174	123 328	27 513	3 856	242 979	179 285	185 969
	Firms with sales of \$25,000,000 to \$49,999,999	20	60	679 431	52 808	12 397	1 391	111 315	96 150	93 856
	Firms with sales of \$50,000,000 to \$99,999,999	13	70	D	D	D	g	D	D	D
	Firms with sales of \$100,000,000 or more	6	99	D	D	D	g	D	D	D
	Firms not operated for the entire year	171	175	83 117	7 869	2 063	358	17 398	4 788	25 112
421130	Tire & tube whsle									
	All firms	1 348	1 738	6 627 456	566 057	128 741	18 318	1 148 391	890 895	958 659
	Firms operated for the entire year	1 177	1 563	6 544 339	558 188	126 678	17 960	1 130 993	886 107	933 547
	Firms with sales less than \$250,000	170	170	D	D	D	e	D	D	D
	Firms with sales of \$250,000 to \$499,999	179	179	D	D	D	f	D	D	D
	Firms with sales of \$500,000 to \$999,999	173	174	D	D	D	f	D	D	D
	Firms with sales of \$1,000,000 to \$2,499,999	232	239	388 515	53 956	11 912	2 107	107 826	45 717	46 216
	Firms with sales of \$2,500,000 to \$4,999,999	168	190	570 402	72 154	16 489	2 564	141 068	68 146	71 712
	Firms with sales of \$5,000,000 to \$9,999,999	124	188	862 352	92 909	20 399	2 836	185 650	112 957	116 404
	Firms with sales of \$10,000,000 to \$24,999,999	92	194	1 378 174	123 328	27 513	3 856	242 979	179 285	185 969
	Firms with sales of \$25,000,000 to \$49,999,999	20	60	679 431	52 808	12 397	1 391	111 315	96 150	93 856
	Firms with sales of \$50,000,000 to \$99,999,999	13	70	D	D	D	g	D	D	D
	Firms with sales of \$100,000,000 or more	6	99	D	D	D	g	D	D	D
	Firms not operated for the entire year	171	175	83 117	7 869	2 063	358	17 398	4 788	25 112
42114	Motor vehicle parts, (used) whsle									
	All firms	6 877	7 105	5 272 107	971 776	228 146	45 807	1 973 859	744 950	794 145
	Firms operated for the entire year	6 166	6 392	5 067 811	946 435	221 876	44 395	1 918 705	717 393	731 587
	Firms with sales less than \$250,000	2 290	2 292	304 732	68 969	16 718	5 347	147 078	58 672	59 609
	Firms with sales of \$250,000 to \$499,999	1 468	1 472	527 195	108 835	26 261	6 542	234 363	89 466	91 989
	Firms with sales of \$500,000 to \$999,999	1 244	1 254	871 988	179 902	42 872	9 446	373 410	133 621	138 507
	Firms with sales of \$1,000,000 to \$2,499,999	855	920	1 288 163	259 011	60 382	10 960	503 863	177 223	181 371
	Firms with sales of \$2,500,000 to \$4,999,999	195	241	657 149	127 593	28 972	4 759	241 670	76 035	79 977
	Firms with sales of \$5,000,000 to \$9,999,999	66	90	432 461	71 669	16 742	2 345	138 158	41 320	43 138
	Firms with sales of \$10,000,000 to \$24,999,999	39	74	594 216	80 255	18 228	2 847	167 706	70 733	79 267
	Firms with sales of \$25,000,000 to \$49,999,999	7	44	D	D	D	g	D	D	D
	Firms with sales of \$50,000,000 to \$99,999,999	2	5	D	D	D	f	D	D	D
	Firms with sales of \$100,000,000 or more	—	—	—	—	—	—	—	—	—
	Firms not operated for the entire year	711	713	204 296	25 341	6 270	1 412	55 154	27 557	62 558

See footnotes at end of table.

Table 4. Sales Size of Firms: 1997—Con.

[Includes only firms and establishments with payroll. Excludes data for central administrative offices, auxiliary operations, or establishments of these firms that are classified in other categories than those specified in this table. For meaning of abbreviations and symbols, see introductory text. For explanation of terms, see Appendix A. For method of assignment to categories shown, see Appendix C]

NAICS code	Sales sizes of firms by type of operation and kind of business	Firms (number)	Establishments (number)	Sales (\$1,000)	Annual payroll (\$1,000)	First-quarter payroll (\$1,000)	Paid employees for pay period including March 12 (number)	Operating expenses ¹ (\$1,000)	End-of-1996 inventories (\$1,000)	End-of-1997 inventories (\$1,000)
421	MERCHANT WHOLESALERS—Con.									
	Wholesale trade, durable goods—Con.									
421140	Motor vehicle parts, (used) whsle									
	All firms	6 877	7 105	5 272 107	971 776	228 146	45 807	1 973 859	744 950	794 145
	Firms operated for the entire year	6 166	6 392	5 067 811	946 435	221 876	44 395	1 918 705	717 393	731 587
	Firms with sales less than \$250,000	2 290	2 292	304 732	68 969	16 718	5 347	147 078	58 672	59 609
	Firms with sales of \$250,000 to \$499,999	1 468	1 472	527 195	108 835	26 261	6 542	234 363	89 466	91 989
	Firms with sales of \$500,000 to \$999,999	1 244	1 254	871 988	179 902	42 872	9 446	373 410	133 621	138 507
	Firms with sales of \$1,000,000 to \$2,499,999	855	920	1 288 163	259 011	60 382	10 960	503 863	177 223	181 371
	Firms with sales of \$2,500,000 to \$4,999,999	195	241	657 149	127 593	28 972	4 759	241 670	76 035	79 977
	Firms with sales of \$5,000,000 to \$9,999,999	66	90	432 461	71 669	16 742	2 345	138 158	41 320	43 138
	Firms with sales of \$10,000,000 to \$24,999,999	39	74	594 216	80 255	18 228	2 847	167 706	70 733	79 267
	Firms with sales of \$25,000,000 to \$49,999,999	7	44	D	D	D	g	D	D	D
	Firms with sales of \$50,000,000 to \$99,999,999	2	5	D	D	D	f	D	D	D
	Firms with sales of \$100,000,000 or more	—	—	—	—	—	—	—	—	—
	Firms not operated for the entire year	711	713	204 296	25 341	6 270	1 412	55 154	27 557	62 558
4212	Furniture & home furnishings whsle									
	All firms	10 907	11 912	38 998 409	4 272 437	971 161	132 093	9 054 605	4 730 169	5 138 286
	Firms operated for the entire year	9 360	10 360	38 071 180	4 174 808	952 754	128 781	8 843 680	4 693 815	4 913 917
	Firms with sales less than \$250,000	1 787	1 789	D	D	D	h	D	D	D
	Firms with sales of \$250,000 to \$499,999	1 353	1 362	D	D	D	h	D	D	D
	Firms with sales of \$500,000 to \$999,999	1 674	1 679	D	D	D	i	D	D	D
	Firms with sales of \$1,000,000 to \$2,499,999	1 920	1 969	3 018 215	418 619	95 097	15 933	898 319	408 143	426 240
	Firms with sales of \$2,500,000 to \$4,999,999	1 075	1 183	3 778 069	488 753	109 598	16 039	1 025 432	516 374	534 720
	Firms with sales of \$5,000,000 to \$9,999,999	740	888	5 076 885	589 064	132 301	18 008	1 243 642	657 863	683 108
	Firms with sales of \$10,000,000 to \$24,999,999	527	730	8 064 825	832 448	190 868	23 846	1 732 623	1 009 164	1 078 062
	Firms with sales of \$25,000,000 to \$49,999,999	184	350	6 223 663	613 399	139 059	15 467	1 253 497	702 216	745 262
	Firms with sales of \$50,000,000 to \$99,999,999	67	222	4 574 208	437 985	99 770	10 602	909 477	571 245	586 104
	Firms with sales of \$100,000,000 or more	33	188	D	D	D	j	D	D	D
	Firms not operated for the entire year	1 547	1 552	927 229	97 629	18 407	3 312	210 925	36 354	224 369
42121	Furniture whsle									
	All firms	4 466	4 880	17 259 071	1 970 278	447 186	56 493	3 763 785	1 465 326	1 624 613
	Firms operated for the entire year	3 844	4 258	16 838 069	1 922 082	437 359	54 967	3 668 993	1 450 116	1 531 969
	Firms with sales less than \$250,000	649	649	D	D	D	g	D	D	D
	Firms with sales of \$250,000 to \$499,999	510	518	D	D	D	g	D	D	D
	Firms with sales of \$500,000 to \$999,999	669	671	D	D	D	h	D	D	D
	Firms with sales of \$1,000,000 to \$2,499,999	839	856	1 322 912	182 426	41 157	6 780	379 274	150 684	155 925
	Firms with sales of \$2,500,000 to \$4,999,999	489	524	1 721 020	231 080	51 960	7 632	457 656	192 749	201 292
	Firms with sales of \$5,000,000 to \$9,999,999	337	409	2 305 621	279 268	63 741	8 390	545 683	237 253	244 175
	Firms with sales of \$10,000,000 to \$24,999,999	220	316	3 379 443	360 637	82 921	9 683	685 194	299 346	314 976
	Firms with sales of \$25,000,000 to \$49,999,999	83	151	2 808 867	281 770	63 522	6 412	519 101	170 312	194 959
	Firms with sales of \$50,000,000 to \$99,999,999	33	86	2 193 791	240 645	54 416	5 351	445 225	192 561	202 536
	Firms with sales of \$100,000,000 or more	15	78	D	D	D	h	D	D	D
	Firms not operated for the entire year	622	622	421 002	48 196	9 827	1 526	94 792	15 210	92 644

See footnotes at end of table.

Table 4. Sales Size of Firms: 1997—Con.

[Includes only firms and establishments with payroll. Excludes data for central administrative offices, auxiliary operations, or establishments of these firms that are classified in other categories than those specified in this table. For meaning of abbreviations and symbols, see introductory text. For explanation of terms, see Appendix A. For method of assignment to categories shown, see Appendix C]

NAICS code	Sales sizes of firms by type of operation and kind of business	Firms (number)	Establishments (number)	Sales (\$1,000)	Annual payroll (\$1,000)	First-quarter payroll (\$1,000)	Paid employees for pay period including March 12 (number)	Operating expenses ¹ (\$1,000)	End-of-1996 inventories (\$1,000)	End-of-1997 inventories (\$1,000)
421	MERCHANT WHOLESALERS—Con.									
	Wholesale trade, durable goods—Con.									
421210	Furniture whsle									
	All firms	4 466	4 880	17 259 071	1 970 278	447 186	56 493	3 763 785	1 465 326	1 624 613
	Firms operated for the entire year	3 844	4 258	16 838 069	1 922 082	437 359	54 967	3 668 993	1 450 116	1 531 969
	Firms with sales less than \$250,000	649	649	D	D	D	g	D	D	D
	Firms with sales of \$250,000 to \$499,999	510	518	D	D	D	g	D	D	D
	Firms with sales of \$500,000 to \$999,999	669	671	D	D	D	h	D	D	D
	Firms with sales of \$1,000,000 to \$2,499,999	839	856	1 322 912	182 426	41 157	6 780	379 274	150 684	155 925
	Firms with sales of \$2,500,000 to \$4,999,999	489	524	1 721 020	231 080	51 960	7 632	457 656	192 749	201 292
	Firms with sales of \$5,000,000 to \$9,999,999	337	409	2 305 621	279 268	63 741	8 390	545 683	237 253	244 175
	Firms with sales of \$10,000,000 to \$24,999,999	220	316	3 379 443	360 637	82 921	9 683	685 194	299 346	314 976
	Firms with sales of \$25,000,000 to \$49,999,999	83	151	2 808 867	281 770	63 522	6 412	519 101	170 312	194 959
	Firms with sales of \$50,000,000 to \$99,999,999	33	86	2 193 791	240 645	54 416	5 351	445 225	192 561	202 536
	Firms with sales of \$100,000,000 or more	15	78	D	D	D	h	D	D	D
	Firms not operated for the entire year	622	622	421 002	48 196	9 827	1 526	94 792	15 210	92 644
4212101	Household & lawn furniture whsle									
	All firms	2 167	2 275	5 670 483	524 847	123 314	19 322	1 206 312	772 059	847 641
	Firms operated for the entire year	1 835	1 943	5 510 918	512 172	120 552	18 780	1 175 536	763 775	797 370
	Firms with sales less than \$250,000	368	368	D	D	D	f	D	D	D
	Firms with sales of \$250,000 to \$499,999	258	264	91 903	17 050	3 913	896	35 249	16 246	16 400
	Firms with sales of \$500,000 to \$999,999	326	326	234 639	35 398	8 145	1 535	79 184	39 362	40 224
	Firms with sales of \$1,000,000 to \$2,499,999	419	425	D	D	D	h	D	D	D
	Firms with sales of \$2,500,000 to \$4,999,999	210	221	734 494	82 321	18 668	3 093	182 241	125 095	129 983
	Firms with sales of \$5,000,000 to \$9,999,999	143	167	975 091	92 562	21 171	3 170	213 127	143 609	145 276
	Firms with sales of \$10,000,000 to \$24,999,999	78	122	1 191 391	98 376	24 569	3 257	221 490	157 700	167 979
	Firms with sales of \$25,000,000 to \$49,999,999	22	30	D	D	D	g	D	D	D
	Firms with sales of \$50,000,000 to \$99,999,999	9	16	579 597	42 238	11 471	1 402	113 759	70 482	74 726
	Firms with sales of \$100,000,000 or more	2	4	D	D	D	c	D	D	D
	Firms not operated for the entire year	332	332	159 565	12 675	2 762	542	30 776	8 284	50 271
4212102	Office & business furniture whsle									
	All firms	2 301	2 605	11 588 588	1 445 431	323 872	37 171	2 557 473	693 267	776 972
	Firms operated for the entire year	2 010	2 314	11 326 669	1 409 837	316 784	36 183	2 493 244	685 941	734 599
	Firms with sales less than \$250,000	281	281	39 035	9 510	2 255	526	16 731	3 310	3 433
	Firms with sales of \$250,000 to \$499,999	252	254	D	D	D	f	D	D	D
	Firms with sales of \$500,000 to \$999,999	343	345	D	D	D	g	D	D	D
	Firms with sales of \$1,000,000 to \$2,499,999	420	431	D	D	D	h	D	D	D
	Firms with sales of \$2,500,000 to \$4,999,999	279	302	986 044	148 686	33 269	4 535	275 202	67 254	71 309
	Firms with sales of \$5,000,000 to \$9,999,999	195	243	1 336 246	187 249	42 742	5 234	333 873	95 039	100 337
	Firms with sales of \$10,000,000 to \$24,999,999	142	193	2 182 336	261 718	58 180	6 412	462 387	140 251	145 559
	Firms with sales of \$25,000,000 to \$49,999,999	61	121	D	D	D	i	D	D	D
	Firms with sales of \$50,000,000 to \$99,999,999	24	70	1 614 194	198 407	42 945	3 949	331 466	122 079	127 810
	Firms with sales of \$100,000,000 or more	13	74	2 033 184	200 297	46 230	4 243	343 925	85 968	97 750
	Firms not operated for the entire year	291	291	261 919	35 594	7 088	988	64 229	7 326	42 373

See footnotes at end of table.

Table 4. Sales Size of Firms: 1997—Con.

[Includes only firms and establishments with payroll. Excludes data for central administrative offices, auxiliary operations, or establishments of these firms that are classified in other categories than those specified in this table. For meaning of abbreviations and symbols, see introductory text. For explanation of terms, see Appendix A. For method of assignment to categories shown, see Appendix C]

NAICS code	Sales sizes of firms by type of operation and kind of business	Firms (number)	Establishments (number)	Sales (\$1,000)	Annual payroll (\$1,000)	First-quarter payroll (\$1,000)	Paid employees for pay period including March 12 (number)	Operating expenses ¹ (\$1,000)	End-of-1996 inventories (\$1,000)	End-of-1997 inventories (\$1,000)
421	MERCHANT WHOLESALERS—Con.									
	Wholesale trade, durable goods—Con.									
42122	Home furnishings whsle									
	All firms	6 452	7 032	21 739 338	2 302 159	523 975	75 600	5 290 820	3 264 843	3 513 673
	Firms operated for the entire year	5 527	6 102	21 233 111	2 252 726	515 395	73 814	5 174 687	3 243 699	3 381 948
	Firms with sales less than \$250,000	1 139	1 141	144 800	33 132	7 926	2 517	66 810	22 572	22 586
	Firms with sales of \$250,000 to \$499,999	843	844	D	D	D	h	D	D	D
	Firms with sales of \$500,000 to \$999,999	1 007	1 010	722 866	113 045	25 931	5 234	248 099	109 861	112 685
	Firms with sales of \$1,000,000 to \$2,499,999	1 085	1 117	1 701 530	237 854	54 361	9 224	521 459	258 267	271 147
	Firms with sales of \$2,500,000 to \$4,999,999	590	663	2 072 306	259 288	58 057	8 454	572 254	325 931	336 882
	Firms with sales of \$5,000,000 to \$9,999,999	403	475	2 770 271	308 910	68 323	9 588	695 512	418 299	435 379
	Firms with sales of \$10,000,000 to \$24,999,999	307	410	4 668 874	470 507	107 700	14 129	1 044 890	709 733	762 998
	Firms with sales of \$25,000,000 to \$49,999,999	101	197	3 411 545	330 680	75 241	9 003	732 745	531 573	550 037
	Firms with sales of \$50,000,000 to \$99,999,999	34	136	2 380 417	197 340	45 354	5 251	464 252	378 684	383 568
	Firms with sales of \$100,000,000 or more	18	109	D	D	D	i	D	D	D
	Firms not operated for the entire year	925	930	506 227	49 433	8 580	1 786	116 133	21 144	131 725
421220	Home furnishings whsle									
	All firms	6 452	7 032	21 739 338	2 302 159	523 975	75 600	5 290 820	3 264 843	3 513 673
	Firms operated for the entire year	5 527	6 102	21 233 111	2 252 726	515 395	73 814	5 174 687	3 243 699	3 381 948
	Firms with sales less than \$250,000	1 139	1 141	144 800	33 132	7 926	2 517	66 810	22 572	22 586
	Firms with sales of \$250,000 to \$499,999	843	844	D	D	D	h	D	D	D
	Firms with sales of \$500,000 to \$999,999	1 007	1 010	722 866	113 045	25 931	5 234	248 099	109 861	112 685
	Firms with sales of \$1,000,000 to \$2,499,999	1 085	1 117	1 701 530	237 854	54 361	9 224	521 459	258 267	271 147
	Firms with sales of \$2,500,000 to \$4,999,999	590	663	2 072 306	259 288	58 057	8 454	572 254	325 931	336 882
	Firms with sales of \$5,000,000 to \$9,999,999	403	475	2 770 271	308 910	68 323	9 588	695 512	418 299	435 379
	Firms with sales of \$10,000,000 to \$24,999,999	307	410	4 668 874	470 507	107 700	14 129	1 044 890	709 733	762 998
	Firms with sales of \$25,000,000 to \$49,999,999	101	197	3 411 545	330 680	75 241	9 003	732 745	531 573	550 037
	Firms with sales of \$50,000,000 to \$99,999,999	34	136	2 380 417	197 340	45 354	5 251	464 252	378 684	383 568
	Firms with sales of \$100,000,000 or more	18	109	D	D	D	i	D	D	D
	Firms not operated for the entire year	925	930	506 227	49 433	8 580	1 786	116 133	21 144	131 725
4212201	Household china, glassware, & crockery whsle									
	All firms	1 006	1 039	3 796 559	377 858	84 585	12 020	975 373	742 824	765 646
	Firms operated for the entire year	868	901	3 730 292	372 567	83 573	11 827	962 417	736 264	745 188
	Firms with sales less than \$250,000	190	190	24 042	5 546	1 398	465	11 576	4 842	4 787
	Firms with sales of \$250,000 to \$499,999	122	122	44 417	8 218	1 926	436	19 761	9 004	9 175
	Firms with sales of \$500,000 to \$999,999	156	157	113 154	15 764	3 625	768	38 987	21 569	22 020
	Firms with sales of \$1,000,000 to \$2,499,999	151	153	231 620	27 542	6 163	1 136	71 365	43 688	44 509
	Firms with sales of \$2,500,000 to \$4,999,999	101	108	358 762	37 828	8 041	1 185	100 684	73 083	76 028
	Firms with sales of \$5,000,000 to \$9,999,999	60	67	D	D	D	g	D	D	D
	Firms with sales of \$10,000,000 to \$24,999,999	55	61	D	D	D	g	D	D	D
	Firms with sales of \$25,000,000 to \$49,999,999	23	28	D	D	D	g	D	D	D
	Firms with sales of \$50,000,000 to \$99,999,999	7	11	472 007	44 368	10 165	1 162	111 688	87 904	77 907
	Firms with sales of \$100,000,000 or more	3	4	D	D	D	g	D	D	D
	Firms not operated for the entire year	138	138	66 267	5 291	1 012	193	12 956	6 560	20 458
4212202	Linens, domestics, draperies, & curtains whsle									

See footnotes at end of table.

Table 4. Sales Size of Firms: 1997—Con.

[Includes only firms and establishments with payroll. Excludes data for central administrative offices, auxiliary operations, or establishments of these firms that are classified in other categories than those specified in this table. For meaning of abbreviations and symbols, see introductory text. For explanation of terms, see Appendix A. For method of assignment to categories shown, see Appendix C]

NAICS code	Sales sizes of firms by type of operation and kind of business	Firms (number)	Establishments (number)	Sales (\$1,000)	Annual payroll (\$1,000)	First-quarter payroll (\$1,000)	Paid employees for pay period including March 12 (number)	Operating expenses ¹ (\$1,000)	End-of-1996 inventories (\$1,000)	End-of-1997 inventories (\$1,000)
421	MERCHANT WHOLESALERS—Con.									
	Wholesale trade, durable goods—Con.									
4212202	Linens, domestics, draperies, & curtains whlse—Con.									
	All firms	1 471	1 532	4 438 939	448 387	103 114	15 921	957 461	570 809	622 187
	Firms operated for the entire year	1 280	1 340	4 340 441	441 315	101 601	15 519	940 649	568 084	602 273
	Firms with sales less than \$250,000	324	326	40 370	10 027	2 341	762	19 226	4 684	4 696
	Firms with sales of \$250,000 to \$499,999	218	218	78 611	17 502	4 026	934	33 525	10 835	11 193
	Firms with sales of \$500,000 to \$999,999	226	226	162 306	30 063	6 850	1 385	62 299	19 184	19 174
	Firms with sales of \$1,000,000 to \$2,499,999	220	226	343 638	54 275	12 768	2 209	108 412	40 527	43 516
	Firms with sales of \$2,500,000 to \$4,999,999	110	125	D	D	D	g	D	D	D
	Firms with sales of \$5,000,000 to \$9,999,999	81	98	D	D	D	g	D	D	D
	Firms with sales of \$10,000,000 to \$24,999,999	65	76	D	D	D	h	D	D	D
	Firms with sales of \$25,000,000 to \$49,999,999	25	30	D	D	D	g	D	D	D
	Firms with sales of \$50,000,000 to \$99,999,999	8	12	546 088	38 039	8 905	962	85 768	115 491	126 378
	Firms with sales of \$100,000,000 or more	3	3	D	D	D	f	D	D	D
	Firms not operated for the entire year	191	192	98 498	7 072	1 513	402	16 812	2 725	19 914
4212203	Floor coverings whlse									
	All firms	1 861	2 270	7 941 902	862 372	197 779	25 505	1 753 939	1 044 359	1 147 472
	Firms operated for the entire year	1 588	1 994	7 729 209	839 494	195 011	24 943	1 702 675	1 040 731	1 098 101
	Firms with sales less than \$250,000	196	196	24 670	5 284	1 256	357	10 097	3 469	3 345
	Firms with sales of \$250,000 to \$499,999	193	193	D	D	D	f	D	D	D
	Firms with sales of \$500,000 to \$999,999	291	291	D	D	D	g	D	D	D
	Firms with sales of \$1,000,000 to \$2,499,999	354	369	559 518	69 017	15 893	2 381	149 857	73 626	78 065
	Firms with sales of \$2,500,000 to \$4,999,999	225	259	D	D	D	h	D	D	D
	Firms with sales of \$5,000,000 to \$9,999,999	150	187	D	D	D	h	D	D	D
	Firms with sales of \$10,000,000 to \$24,999,999	122	205	D	D	D	i	D	D	D
	Firms with sales of \$25,000,000 to \$49,999,999	36	117	1 247 357	129 875	32 163	3 239	263 743	167 640	185 050
	Firms with sales of \$50,000,000 to \$99,999,999	15	107	D	D	D	g	D	D	D
	Firms with sales of \$100,000,000 or more	6	70	D	D	D	g	D	D	D
	Firms not operated for the entire year	273	276	212 693	22 878	2 768	562	51 264	3 628	49 371
4212204	Other home furnishings whlse									
	All firms	2 121	2 191	5 561 938	613 542	138 497	22 154	1 604 047	906 851	978 368
	Firms operated for the entire year	1 797	1 867	5 433 169	599 350	135 210	21 525	1 568 946	898 620	936 386
	Firms with sales less than \$250,000	430	430	55 938	12 297	2 945	934	25 978	9 727	9 915
	Firms with sales of \$250,000 to \$499,999	310	311	112 747	19 644	4 441	1 079	45 713	21 812	22 529
	Firms with sales of \$500,000 to \$999,999	334	336	D	D	D	g	D	D	D
	Firms with sales of \$1,000,000 to \$2,499,999	361	370	568 366	87 212	19 565	3 502	192 299	100 714	105 057
	Firms with sales of \$2,500,000 to \$4,999,999	156	173	546 738	74 795	16 812	2 609	166 476	85 302	91 657
	Firms with sales of \$5,000,000 to \$9,999,999	114	126	787 659	94 667	21 287	3 156	214 574	133 690	142 667
	Firms with sales of \$10,000,000 to \$24,999,999	65	68	968 279	95 462	20 789	2 761	239 113	143 318	156 753
	Firms with sales of \$25,000,000 to \$49,999,999	17	19	590 771	62 144	12 411	1 697	147 440	95 828	99 897
	Firms with sales of \$50,000,000 to \$99,999,999	4	5	D	D	D	f	D	D	D
	Firms with sales of \$100,000,000 or more	6	29	D	D	D	h	D	D	D
	Firms not operated for the entire year	324	324	128 769	14 192	3 287	629	35 101	8 231	41 982
4213	Lumber & other construction materials whlse									

See footnotes at end of table.

Table 4. Sales Size of Firms: 1997—Con.

[Includes only firms and establishments with payroll. Excludes data for central administrative offices, auxiliary operations, or establishments of these firms that are classified in other categories than those specified in this table. For meaning of abbreviations and symbols, see introductory text. For explanation of terms, see Appendix A. For method of assignment to categories shown, see Appendix C]

NAICS code	Sales sizes of firms by type of operation and kind of business	Firms (number)	Establishments (number)	Sales (\$1,000)	Annual payroll (\$1,000)	First-quarter payroll (\$1,000)	Paid employees for pay period including March 12 (number)	Operating expenses ¹ (\$1,000)	End-of-1996 inventories (\$1,000)	End-of-1997 inventories (\$1,000)
421	MERCHANT WHOLESALERS—Con.									
	Wholesale trade, durable goods—Con.									
4213	Lumber & other construction materials whsle—Con.									
	All firms	9 443	11 142	61 302 570	4 167 547	968 604	125 574	8 236 772	5 224 999	5 555 412
	Firms operated for the entire year	7 790	9 486	60 296 018	4 078 229	951 677	122 593	8 054 123	5 193 945	5 383 934
	Firms with sales less than \$250,000	1 150	1 150	156 721	38 869	9 005	2 383	71 002	15 166	15 621
	Firms with sales of \$250,000 to \$499,999	1 012	1 012	369 805	72 276	16 257	3 609	140 872	36 664	37 667
	Firms with sales of \$500,000 to \$999,999	1 163	1 168	834 358	137 014	29 979	6 127	270 458	78 603	80 992
	Firms with sales of \$1,000,000 to \$2,499,999	1 657	1 692	2 650 088	352 300	77 574	13 417	701 575	266 283	277 100
	Firms with sales of \$2,500,000 to \$4,999,999	1 011	1 069	3 559 309	401 896	90 643	12 939	800 753	377 896	386 423
	Firms with sales of \$5,000,000 to \$9,999,999	758	877	5 274 917	536 150	117 414	16 391	1 049 577	576 723	603 068
	Firms with sales of \$10,000,000 to \$24,999,999 ..	637	902	9 714 200	738 579	165 621	20 365	1 440 760	893 114	955 879
	Firms with sales of \$25,000,000 to \$49,999,999 ..	241	550	8 259 275	541 135	122 107	14 367	1 086 216	743 164	789 113
	Firms with sales of \$50,000,000 to \$99,999,999 ..	101	341	7 045 502	428 029	99 025	12 164	839 462	722 205	750 137
	Firms with sales of \$100,000,000 or more	60	725	22 431 843	831 981	224 052	20 831	1 653 448	1 484 127	1 487 934
	Firms not operated for the entire year	1 653	1 656	1 006 552	89 318	16 927	2 981	182 649	31 054	171 478
42131	Lumber, plywood, millwork, & wood panel whsle									
	All firms	4 777	5 636	46 426 349	2 598 366	618 903	75 730	5 000 401	3 784 463	4 003 845
	Firms operated for the entire year	4 103	4 960	D	D	D	l	D	D	D
	Firms with sales less than \$250,000	479	479	64 662	16 018	3 750	1 024	28 520	5 872	6 371
	Firms with sales of \$250,000 to \$499,999	438	438	D	D	D	g	D	D	D
	Firms with sales of \$500,000 to \$999,999	514	516	368 711	57 005	12 858	2 798	110 086	35 934	37 414
	Firms with sales of \$1,000,000 to \$2,499,999	821	831	1 317 765	161 020	35 944	6 372	313 335	129 716	134 893
	Firms with sales of \$2,500,000 to \$4,999,999	598	617	2 104 574	201 696	45 303	6 739	397 013	201 439	208 464
	Firms with sales of \$5,000,000 to \$9,999,999	490	526	3 453 095	309 792	68 312	9 652	596 263	359 133	373 220
	Firms with sales of \$10,000,000 to \$24,999,999 ..	464	558	7 118 566	482 102	107 303	13 207	909 038	644 251	696 498
	Firms with sales of \$25,000,000 to \$49,999,999 ..	177	318	6 028 195	345 436	79 197	8 974	668 129	536 006	573 139
	Firms with sales of \$50,000,000 to \$99,999,999 ..	79	202	D	D	D	i	D	D	D
	Firms with sales of \$100,000,000 or more	43	475	D	D	D	j	D	D	D
	Firms not operated for the entire year	674	676	D	D	D	g	D	D	D
421310	Lumber, plywood, millwork, & wood panel whsle									
	All firms	4 777	5 636	46 426 349	2 598 366	618 903	75 730	5 000 401	3 784 463	4 003 845
	Firms operated for the entire year	4 103	4 960	D	D	D	l	D	D	D
	Firms with sales less than \$250,000	479	479	64 662	16 018	3 750	1 024	28 520	5 872	6 371
	Firms with sales of \$250,000 to \$499,999	438	438	D	D	D	g	D	D	D
	Firms with sales of \$500,000 to \$999,999	514	516	368 711	57 005	12 858	2 798	110 086	35 934	37 414
	Firms with sales of \$1,000,000 to \$2,499,999	821	831	1 317 765	161 020	35 944	6 372	313 335	129 716	134 893
	Firms with sales of \$2,500,000 to \$4,999,999	598	617	2 104 574	201 696	45 303	6 739	397 013	201 439	208 464
	Firms with sales of \$5,000,000 to \$9,999,999	490	526	3 453 095	309 792	68 312	9 652	596 263	359 133	373 220
	Firms with sales of \$10,000,000 to \$24,999,999 ..	464	558	7 118 566	482 102	107 303	13 207	909 038	644 251	696 498
	Firms with sales of \$25,000,000 to \$49,999,999 ..	177	318	6 028 195	345 436	79 197	8 974	668 129	536 006	573 139
	Firms with sales of \$50,000,000 to \$99,999,999 ..	79	202	D	D	D	i	D	D	D
	Firms with sales of \$100,000,000 or more	43	475	D	D	D	j	D	D	D
	Firms not operated for the entire year	674	676	D	D	D	g	D	D	D
4213101	Lumber without yard whsle									

See footnotes at end of table.

Table 4. Sales Size of Firms: 1997—Con.

[Includes only firms and establishments with payroll. Excludes data for central administrative offices, auxiliary operations, or establishments of these firms that are classified in other categories than those specified in this table. For meaning of abbreviations and symbols, see introductory text. For explanation of terms, see Appendix A. For method of assignment to categories shown, see Appendix C]

NAICS code	Sales sizes of firms by type of operation and kind of business	Firms (number)	Establishments (number)	Sales (\$1,000)	Annual payroll (\$1,000)	First-quarter payroll (\$1,000)	Paid employees for pay period including March 12 (number)	Operating expenses ¹ (\$1,000)	End-of-1996 inventories (\$1,000)	End-of-1997 inventories (\$1,000)
421	MERCHANT WHOLESALERS—Con.									
	Wholesale trade, durable goods—Con.									
4213101	Lumber without yard whsle—Con.									
	All firms	1 317	1 425	13 795 098	440 679	111 306	11 000	809 598	569 650	593 504
	Firms operated for the entire year	1 173	1 281	13 676 611	434 366	110 006	10 773	796 826	566 250	582 128
	Firms with sales less than \$250,000	159	159	21 336	5 064	1 172	349	9 404	1 190	1 200
	Firms with sales of \$250,000 to \$499,999	122	122	44 817	7 310	1 722	432	15 000	1 405	1 511
	Firms with sales of \$500,000 to \$999,999	136	136	97 953	12 800	2 836	647	25 016	4 622	4 910
	Firms with sales of \$1,000,000 to \$2,499,999	219	220	351 009	29 510	6 855	1 123	59 202	16 127	17 497
	Firms with sales of \$2,500,000 to \$4,999,999	179	181	626 740	38 715	9 125	1 245	83 116	27 120	26 905
	Firms with sales of \$5,000,000 to \$9,999,999	132	137	915 773	47 006	10 223	1 323	93 826	36 951	37 835
	Firms with sales of \$10,000,000 to \$24,999,999	148	162	2 216 508	103 703	23 380	2 154	182 288	107 439	117 261
	Firms with sales of \$25,000,000 to \$49,999,999	49	70	1 665 967	54 338	12 167	997	107 139	88 845	93 305
	Firms with sales of \$50,000,000 to \$99,999,999	17	20	D	D	D	f	D	D	D
	Firms with sales of \$100,000,000 or more	12	74	D	D	D	g	D	D	D
	Firms not operated for the entire year	144	144	118 487	6 313	1 300	227	12 772	3 400	11 376
4213102	Lumber with yard whsle									
	All firms	1 284	1 499	13 188 854	780 649	176 782	24 380	1 583 785	1 408 289	1 522 629
	Firms operated for the entire year	1 129	1 344	D	D	D	j	D	D	D
	Firms with sales less than \$250,000	91	91	12 718	3 039	742	211	5 199	1 913	2 274
	Firms with sales of \$250,000 to \$499,999	72	72	26 199	4 598	1 010	261	9 742	3 765	4 021
	Firms with sales of \$500,000 to \$999,999	100	100	D	D	D	f	D	D	D
	Firms with sales of \$1,000,000 to \$2,499,999	225	227	D	D	D	g	D	D	D
	Firms with sales of \$2,500,000 to \$4,999,999	181	186	D	D	D	g	D	D	D
	Firms with sales of \$5,000,000 to \$9,999,999	167	173	1 193 003	107 788	23 316	3 637	209 869	171 897	184 416
	Firms with sales of \$10,000,000 to \$24,999,999	174	209	D	D	D	i	D	D	D
	Firms with sales of \$25,000,000 to \$49,999,999	73	107	D	D	D	h	D	D	D
	Firms with sales of \$50,000,000 to \$99,999,999	33	103	2 318 209	113 116	26 327	2 995	224 898	280 719	295 650
	Firms with sales of \$100,000,000 or more	13	76	D	D	D	g	D	D	D
	Firms not operated for the entire year	155	155	D	D	D	e	D	D	D
4213103	Plywood, veneer, millwork, & wood panel whsle									
	All firms	2 233	2 712	19 442 397	1 377 038	330 815	40 350	2 607 018	1 806 524	1 887 712
	Firms operated for the entire year	1 857	2 334	D	D	D	k	D	D	D
	Firms with sales less than \$250,000	230	231	30 768	8 006	1 855	468	14 011	2 774	2 902
	Firms with sales of \$250,000 to \$499,999	244	244	D	D	D	f	D	D	D
	Firms with sales of \$500,000 to \$999,999	280	282	D	D	D	g	D	D	D
	Firms with sales of \$1,000,000 to \$2,499,999	385	393	D	D	D	h	D	D	D
	Firms with sales of \$2,500,000 to \$4,999,999	242	252	D	D	D	h	D	D	D
	Firms with sales of \$5,000,000 to \$9,999,999	198	221	1 400 687	159 217	35 781	4 850	301 532	156 878	156 398
	Firms with sales of \$10,000,000 to \$24,999,999	164	207	D	D	D	i	D	D	D
	Firms with sales of \$25,000,000 to \$49,999,999	59	138	D	D	D	h	D	D	D
	Firms with sales of \$50,000,000 to \$99,999,999	34	102	D	D	D	i	D	D	D
	Firms with sales of \$100,000,000 or more	21	264	D	D	D	j	D	D	D
	Firms not operated for the entire year	376	378	D	D	D	f	D	D	D
42132	Brick, stone, & related construction materials whsle									

See footnotes at end of table.

Table 4. Sales Size of Firms: 1997—Con.

[Includes only firms and establishments with payroll. Excludes data for central administrative offices, auxiliary operations, or establishments of these firms that are classified in other categories than those specified in this table. For meaning of abbreviations and symbols, see introductory text. For explanation of terms, see Appendix A. For method of assignment to categories shown, see Appendix C]

NAICS code	Sales sizes of firms by type of operation and kind of business	Firms (number)	Establishments (number)	Sales (\$1,000)	Annual payroll (\$1,000)	First-quarter payroll (\$1,000)	Paid employees for pay period including March 12 (number)	Operating expenses ¹ (\$1,000)	End-of-1996 inventories (\$1,000)	End-of-1997 inventories (\$1,000)
421	MERCHANT WHOLESALERS—Con.									
	Wholesale trade, durable goods—Con.									
42132	Brick, stone, & related construction materials whsle—Con.									
	All firms	1 863	2 094	4 444 476	502 387	104 660	15 737	1 093 199	458 820	523 468
	Firms operated for the entire year	1 463	1 694	4 240 897	479 672	101 197	15 088	1 042 440	454 170	484 643
	Firms with sales less than \$250,000	245	245	D	D	D	f	D	D	D
	Firms with sales of \$250,000 to \$499,999	222	222	80 672	15 722	3 368	753	33 046	9 643	9 843
	Firms with sales of \$500,000 to \$999,999	267	268	189 784	31 905	6 585	1 330	67 994	18 365	18 882
	Firms with sales of \$1,000,000 to \$2,499,999	345	358	548 469	83 623	17 327	3 048	175 414	59 544	62 182
	Firms with sales of \$2,500,000 to \$4,999,999	189	206	656 598	89 963	19 614	2 815	185 710	84 414	89 828
	Firms with sales of \$5,000,000 to \$9,999,999	110	151	756 783	92 909	18 959	2 579	200 982	95 497	104 044
	Firms with sales of \$10,000,000 to \$24,999,999 ..	59	114	832 005	82 403	19 563	2 421	195 800	85 798	92 948
	Firms with sales of \$25,000,000 to \$49,999,999 ..	20	87	678 260	53 826	9 555	1 045	110 764	61 153	66 425
	Firms with sales of \$50,000,000 to \$99,999,999 ..	5	32	D	D	D	e	D	D	D
	Firms with sales of \$100,000,000 or more	1	11	D	D	D	b	D	D	D
	Firms not operated for the entire year	400	400	203 579	22 715	3 463	649	50 759	4 650	38 825
421320	Brick, stone, & related construction materials whsle									
	All firms	1 863	2 094	4 444 476	502 387	104 660	15 737	1 093 199	458 820	523 468
	Firms operated for the entire year	1 463	1 694	4 240 897	479 672	101 197	15 088	1 042 440	454 170	484 643
	Firms with sales less than \$250,000	245	245	D	D	D	f	D	D	D
	Firms with sales of \$250,000 to \$499,999	222	222	80 672	15 722	3 368	753	33 046	9 643	9 843
	Firms with sales of \$500,000 to \$999,999	267	268	189 784	31 905	6 585	1 330	67 994	18 365	18 882
	Firms with sales of \$1,000,000 to \$2,499,999	345	358	548 469	83 623	17 327	3 048	175 414	59 544	62 182
	Firms with sales of \$2,500,000 to \$4,999,999	189	206	656 598	89 963	19 614	2 815	185 710	84 414	89 828
	Firms with sales of \$5,000,000 to \$9,999,999	110	151	756 783	92 909	18 959	2 579	200 982	95 497	104 044
	Firms with sales of \$10,000,000 to \$24,999,999 ..	59	114	832 005	82 403	19 563	2 421	195 800	85 798	92 948
	Firms with sales of \$25,000,000 to \$49,999,999 ..	20	87	678 260	53 826	9 555	1 045	110 764	61 153	66 425
	Firms with sales of \$50,000,000 to \$99,999,999 ..	5	32	D	D	D	e	D	D	D
	Firms with sales of \$100,000,000 or more	1	11	D	D	D	b	D	D	D
	Firms not operated for the entire year	400	400	203 579	22 715	3 463	649	50 759	4 650	38 825
4213201	Brick, block, tile, clay/ cement sewer pipe whsle									
	All firms	601	679	1 320 519	152 601	33 054	4 968	313 537	156 878	173 928
	Firms operated for the entire year	471	549	1 248 213	146 503	32 206	4 811	298 594	154 123	160 742
	Firms with sales less than \$250,000	81	81	D	D	D	c	D	D	D
	Firms with sales of \$250,000 to \$499,999	78	78	28 952	5 720	1 279	250	10 943	4 094	4 406
	Firms with sales of \$500,000 to \$999,999	83	83	59 630	10 764	2 282	397	21 927	7 379	7 429
	Firms with sales of \$1,000,000 to \$2,499,999	105	108	165 155	23 474	5 073	866	46 885	23 434	23 913
	Firms with sales of \$2,500,000 to \$4,999,999	65	73	225 092	31 388	6 571	1 072	61 701	35 235	37 759
	Firms with sales of \$5,000,000 to \$9,999,999	38	60	254 001	30 389	6 601	832	62 721	34 045	35 664
	Firms with sales of \$10,000,000 to \$24,999,999 ..	16	34	217 990	24 650	6 116	766	53 628	26 473	27 378
	Firms with sales of \$25,000,000 to \$49,999,999 ..	3	21	D	D	D	e	D	D	D
	Firms with sales of \$50,000,000 to \$99,999,999 ..	2	11	D	D	D	c	D	D	D
	Firms with sales of \$100,000,000 or more	—	—	—	—	—	—	—	—	—
	Firms not operated for the entire year	130	130	72 306	6 098	848	157	14 943	2 755	13 186

See footnotes at end of table.

Table 4. Sales Size of Firms: 1997—Con.

[Includes only firms and establishments with payroll. Excludes data for central administrative offices, auxiliary operations, or establishments of these firms that are classified in other categories than those specified in this table. For meaning of abbreviations and symbols, see introductory text. For explanation of terms, see Appendix A. For method of assignment to categories shown, see Appendix C]

NAICS code	Sales sizes of firms by type of operation and kind of business	Firms (number)	Establishments (number)	Sales (\$1,000)	Annual payroll (\$1,000)	First-quarter payroll (\$1,000)	Paid employees for pay period including March 12 (number)	Operating expenses ¹ (\$1,000)	End-of-1996 inventories (\$1,000)	End-of-1997 inventories (\$1,000)
421	MERCHANT WHOLESALERS—Con.									
	Wholesale trade, durable goods—Con.									
4213202	Sand, gravel, & stone whsle									
	All firms	804	886	1 574 246	206 541	42 351	6 878	462 750	157 811	179 524
	Firms operated for the entire year	622	704	1 486 952	194 735	40 513	6 532	436 972	156 591	163 755
	Firms with sales less than \$250,000	118	118	17 698	4 470	940	311	8 815	1 590	1 605
	Firms with sales of \$250,000 to \$499,999	94	94	33 014	6 722	1 398	336	14 331	3 036	3 019
	Firms with sales of \$500,000 to \$999,999	120	121	85 481	14 032	2 827	623	31 741	7 133	7 514
	Firms with sales of \$1,000,000 to \$2,499,999	153	157	243 146	41 571	8 387	1 573	86 942	21 888	23 447
	Firms with sales of \$2,500,000 to \$4,999,999	63	67	219 203	33 312	7 701	992	68 164	27 191	28 676
	Firms with sales of \$5,000,000 to \$9,999,999	48	54	D	D	D	g	D	D	D
	Firms with sales of \$10,000,000 to \$24,999,999 ..	18	31	D	D	D	f	D	D	D
	Firms with sales of \$25,000,000 to \$49,999,999 ..	7	52	D	D	D	f	D	D	D
	Firms with sales of \$50,000,000 to \$99,999,999 ..	1	10	D	D	D	b	D	D	D
	Firms with sales of \$100,000,000 or more	—	—	—	—	—	—	—	—	—
	Firms not operated for the entire year	182	182	87 294	11 806	1 838	346	25 778	1 220	15 769
4213203	Cement, lime, & related products whsle									
	All firms	474	529	1 549 711	143 245	29 255	3 891	316 912	144 131	170 016
	Firms operated for the entire year	385	440	1 505 123	138 357	28 461	3 743	306 692	143 354	160 041
	Firms with sales less than \$250,000	48	48	6 671	1 609	382	99	3 124	962	783
	Firms with sales of \$250,000 to \$499,999	50	50	18 706	3 280	691	167	7 772	2 513	2 418
	Firms with sales of \$500,000 to \$999,999	70	71	49 057	7 797	1 654	346	15 911	4 605	4 714
	Firms with sales of \$1,000,000 to \$2,499,999	90	93	146 337	19 155	4 023	613	42 691	14 470	15 296
	Firms with sales of \$2,500,000 to \$4,999,999	62	64	213 130	25 093	5 310	743	55 772	22 107	23 516
	Firms with sales of \$5,000,000 to \$9,999,999	26	40	D	D	D	f	D	D	D
	Firms with sales of \$10,000,000 to \$24,999,999 ..	26	44	386 492	32 071	7 603	827	74 575	41 500	45 871
	Firms with sales of \$25,000,000 to \$49,999,999 ..	12	24	D	D	D	e	D	D	D
	Firms with sales of \$50,000,000 to \$99,999,999 ..	1	6	D	D	D	a	D	D	D
	Firms with sales of \$100,000,000 or more	—	—	—	—	—	—	—	—	—
	Firms not operated for the entire year	89	89	44 588	4 888	794	148	10 220	777	9 975
42133	Roofing, siding, & insulation material whsle									
	All firms	757	1 069	5 203 479	430 481	95 695	12 661	896 255	475 247	485 351
	Firms operated for the entire year	597	909	5 081 596	420 094	94 258	12 403	874 891	470 663	464 519
	Firms with sales less than \$250,000	83	83	10 349	2 479	602	136	4 677	1 134	1 107
	Firms with sales of \$250,000 to \$499,999	63	63	23 798	4 196	902	188	8 862	2 761	2 964
	Firms with sales of \$500,000 to \$999,999	82	83	61 280	9 557	2 034	380	19 206	5 381	5 328
	Firms with sales of \$1,000,000 to \$2,499,999	128	131	205 874	26 643	6 316	919	52 737	19 904	20 871
	Firms with sales of \$2,500,000 to \$4,999,999	70	72	255 891	27 394	5 856	782	59 025	25 433	25 766
	Firms with sales of \$5,000,000 to \$9,999,999	65	86	453 161	57 724	12 338	1 613	105 847	59 149	60 515
	Firms with sales of \$10,000,000 to \$24,999,999 ..	61	105	956 500	75 185	16 095	1 894	155 263	80 885	82 415
	Firms with sales of \$25,000,000 to \$49,999,999 ..	23	70	835 983	74 072	17 411	2 240	157 226	82 177	83 633
	Firms with sales of \$50,000,000 to \$99,999,999 ..	12	47	D	D	D	g	D	D	D
	Firms with sales of \$100,000,000 or more	10	169	D	D	D	g	D	D	D
	Firms not operated for the entire year	160	160	121 883	10 387	1 437	258	21 364	4 584	20 832
421330	Roofing, siding, & insulation material whsle									

See footnotes at end of table.

Table 4. Sales Size of Firms: 1997—Con.

[Includes only firms and establishments with payroll. Excludes data for central administrative offices, auxiliary operations, or establishments of these firms that are classified in other categories than those specified in this table. For meaning of abbreviations and symbols, see introductory text. For explanation of terms, see Appendix A. For method of assignment to categories shown, see Appendix C]

NAICS code	Sales sizes of firms by type of operation and kind of business	Firms (number)	Establishments (number)	Sales (\$1,000)	Annual payroll (\$1,000)	First-quarter payroll (\$1,000)	Paid employees for pay period including March 12 (number)	Operating expenses ¹ (\$1,000)	End-of-1996 inventories (\$1,000)	End-of-1997 inventories (\$1,000)
421	MERCHANT WHOLESALERS—Con.									
	Wholesale trade, durable goods—Con.									
421330	Roofing, siding, & insulation material whsle—Con.									
	All firms	757	1 069	5 203 479	430 481	95 695	12 661	896 255	475 247	485 351
	Firms operated for the entire year	597	909	5 081 596	420 094	94 258	12 403	874 891	470 663	464 519
	Firms with sales less than \$250,000	83	83	10 349	2 479	602	136	4 677	1 134	1 107
	Firms with sales of \$250,000 to \$499,999	63	63	23 798	4 196	902	188	8 862	2 761	2 964
	Firms with sales of \$500,000 to \$999,999	82	83	61 280	9 557	2 034	380	19 206	5 381	5 328
	Firms with sales of \$1,000,000 to \$2,499,999	128	131	205 874	26 643	6 316	919	52 737	19 904	20 871
	Firms with sales of \$2,500,000 to \$4,999,999	70	72	255 891	27 394	5 856	782	59 025	25 433	25 766
	Firms with sales of \$5,000,000 to \$9,999,999	65	86	453 161	57 724	12 338	1 613	105 847	59 149	60 515
	Firms with sales of \$10,000,000 to \$24,999,999 ..	61	105	956 500	75 185	16 095	1 894	155 263	80 885	82 415
	Firms with sales of \$25,000,000 to \$49,999,999 ..	23	70	835 983	74 072	17 411	2 240	157 226	82 177	83 633
	Firms with sales of \$50,000,000 to \$99,999,999 ..	12	47	D	D	D	g	D	D	D
	Firms with sales of \$100,000,000 or more	10	169	D	D	D	g	D	D	D
	Firms not operated for the entire year	160	160	121 883	10 387	1 437	258	21 364	4 584	20 832
4213301	Roofing, siding, & insulation material whsle									
	All firms	757	1 069	5 203 479	430 481	95 695	12 661	896 255	475 247	485 351
	Firms operated for the entire year	597	909	5 081 596	420 094	94 258	12 403	874 891	470 663	464 519
	Firms with sales less than \$250,000	83	83	10 349	2 479	602	136	4 677	1 134	1 107
	Firms with sales of \$250,000 to \$499,999	63	63	23 798	4 196	902	188	8 862	2 761	2 964
	Firms with sales of \$500,000 to \$999,999	82	83	61 280	9 557	2 034	380	19 206	5 381	5 328
	Firms with sales of \$1,000,000 to \$2,499,999	128	131	205 874	26 643	6 316	919	52 737	19 904	20 871
	Firms with sales of \$2,500,000 to \$4,999,999	70	72	255 891	27 394	5 856	782	59 025	25 433	25 766
	Firms with sales of \$5,000,000 to \$9,999,999	65	86	453 161	57 724	12 338	1 613	105 847	59 149	60 515
	Firms with sales of \$10,000,000 to \$24,999,999 ..	61	105	956 500	75 185	16 095	1 894	155 263	80 885	82 415
	Firms with sales of \$25,000,000 to \$49,999,999 ..	23	70	835 983	74 072	17 411	2 240	157 226	82 177	83 633
	Firms with sales of \$50,000,000 to \$99,999,999 ..	12	47	D	D	D	g	D	D	D
	Firms with sales of \$100,000,000 or more	10	169	D	D	D	g	D	D	D
	Firms not operated for the entire year	160	160	121 883	10 387	1 437	258	21 364	4 584	20 832
42139	Other construction materials whsle									
	All firms	2 095	2 343	5 228 266	636 313	149 346	21 446	1 246 917	506 469	542 748
	Firms operated for the entire year	1 674	1 921	D	D	D	j	D	D	D
	Firms with sales less than \$250,000	345	345	D	D	D	f	D	D	D
	Firms with sales of \$250,000 to \$499,999	289	289	D	D	D	g	D	D	D
	Firms with sales of \$500,000 to \$999,999	303	304	216 670	38 744	8 542	1 626	73 721	19 060	19 509
	Firms with sales of \$1,000,000 to \$2,499,999	369	377	590 014	82 415	18 289	3 120	163 102	58 164	60 369
	Firms with sales of \$2,500,000 to \$4,999,999	161	181	567 601	84 814	20 506	2 683	163 167	69 893	65 704
	Firms with sales of \$5,000,000 to \$9,999,999	102	126	681 202	85 091	19 686	2 785	163 312	70 116	72 542
	Firms with sales of \$10,000,000 to \$24,999,999 ..	67	166	1 037 195	115 089	26 543	3 329	223 581	107 718	108 408
	Firms with sales of \$25,000,000 to \$49,999,999 ..	28	72	974 746	82 072	20 059	2 539	171 581	90 983	93 880
	Firms with sales of \$50,000,000 to \$99,999,999 ..	8	55	D	D	D	g	D	D	D
	Firms with sales of \$100,000,000 or more	2	6	D	D	D	f	D	D	D
	Firms not operated for the entire year	421	422	D	D	D	f	D	D	D
421390	Other construction materials whsle									

See footnotes at end of table.

Table 4. Sales Size of Firms: 1997—Con.

[Includes only firms and establishments with payroll. Excludes data for central administrative offices, auxiliary operations, or establishments of these firms that are classified in other categories than those specified in this table. For meaning of abbreviations and symbols, see introductory text. For explanation of terms, see Appendix A. For method of assignment to categories shown, see Appendix C]

NAICS code	Sales sizes of firms by type of operation and kind of business	Firms (number)	Establishments (number)	Sales (\$1,000)	Annual payroll (\$1,000)	First-quarter payroll (\$1,000)	Paid employees for pay period including March 12 (number)	Operating expenses ¹ (\$1,000)	End-of-1996 inventories (\$1,000)	End-of-1997 inventories (\$1,000)
421	MERCHANT WHOLESALERS—Con.									
	Wholesale trade, durable goods—Con.									
421390	Other construction materials whsle—Con.									
	All firms	2 095	2 343	5 228 266	636 313	149 346	21 446	1 246 917	506 469	542 748
	Firms operated for the entire year	1 674	1 921	D	D	D	j	D	D	D
	Firms with sales less than \$250,000	345	345	D	D	D	f	D	D	D
	Firms with sales of \$250,000 to \$499,999	289	289	D	D	D	g	D	D	D
	Firms with sales of \$500,000 to \$999,999	303	304	216 670	38 744	8 542	1 626	73 721	19 060	19 509
	Firms with sales of \$1,000,000 to \$2,499,999	369	377	590 014	82 415	18 289	3 120	163 102	58 164	60 369
	Firms with sales of \$2,500,000 to \$4,999,999	161	181	567 601	84 814	20 506	2 683	163 167	69 893	65 704
	Firms with sales of \$5,000,000 to \$9,999,999	102	126	681 202	85 091	19 686	2 785	163 312	70 116	72 542
	Firms with sales of \$10,000,000 to \$24,999,999 ..	67	166	1 037 195	115 089	26 543	3 329	223 581	107 718	108 408
	Firms with sales of \$25,000,000 to \$49,999,999 ..	28	72	974 746	82 072	20 059	2 539	171 581	90 983	93 880
	Firms with sales of \$50,000,000 to \$99,999,999 ..	8	55	D	D	D	g	D	D	D
	Firms with sales of \$100,000,000 or more	2	6	D	D	D	f	D	D	D
	Firms not operated for the entire year	421	422	D	D	D	f	D	D	D
4213901	Flat glass & other construction glass whsle									
	All firms	482	523	1 017 500	169 597	40 685	6 050	312 684	98 460	100 669
	Firms operated for the entire year	403	443	D	D	D	i	D	D	D
	Firms with sales less than \$250,000	94	94	D	D	D	c	D	D	D
	Firms with sales of \$250,000 to \$499,999	85	85	D	D	D	e	D	D	D
	Firms with sales of \$500,000 to \$999,999	74	74	50 375	12 323	2 628	472	23 217	3 219	3 378
	Firms with sales of \$1,000,000 to \$2,499,999	70	72	D	D	D	f	D	D	D
	Firms with sales of \$2,500,000 to \$4,999,999	40	50	141 146	25 659	6 666	908	45 303	19 649	15 573
	Firms with sales of \$5,000,000 to \$9,999,999	22	23	153 666	23 458	5 742	742	44 272	10 853	10 910
	Firms with sales of \$10,000,000 to \$24,999,999 ..	12	20	201 905	28 059	6 490	949	51 936	18 712	20 520
	Firms with sales of \$25,000,000 to \$49,999,999 ..	4	5	125 803	14 030	3 556	430	27 977	7 356	8 043
	Firms with sales of \$50,000,000 to \$99,999,999 ..	2	20	D	D	D	g	D	D	D
	Firms with sales of \$100,000,000 or more	—	—	—	—	—	—	—	—	—
	Firms not operated for the entire year	79	80	D	D	D	e	D	D	D
4213902	Other construction materials whsle									
	All firms	1 614	1 820	4 210 766	466 716	108 661	15 396	934 233	408 009	442 079
	Firms operated for the entire year	1 272	1 478	D	D	D	j	D	D	D
	Firms with sales less than \$250,000	251	251	32 687	8 522	1 961	468	14 790	2 975	2 955
	Firms with sales of \$250,000 to \$499,999	204	204	74 303	13 463	3 067	696	26 757	6 977	7 130
	Firms with sales of \$500,000 to \$999,999	229	230	166 295	26 421	5 914	1 154	50 504	15 841	16 131
	Firms with sales of \$1,000,000 to \$2,499,999	299	305	D	D	D	g	D	D	D
	Firms with sales of \$2,500,000 to \$4,999,999	121	131	426 455	59 155	13 840	1 775	117 864	50 244	50 131
	Firms with sales of \$5,000,000 to \$9,999,999	80	103	527 536	61 633	13 944	2 043	119 040	59 263	61 632
	Firms with sales of \$10,000,000 to \$24,999,999 ..	56	149	854 640	90 316	21 057	2 483	177 098	91 585	90 332
	Firms with sales of \$25,000,000 to \$49,999,999 ..	24	67	848 943	68 042	16 503	2 109	143 604	83 627	85 837
	Firms with sales of \$50,000,000 to \$99,999,999 ..	6	32	D	D	D	g	D	D	D
	Firms with sales of \$100,000,000 or more	2	6	D	D	D	f	D	D	D
	Firms not operated for the entire year	342	342	D	D	D	f	D	D	D

See footnotes at end of table.

Table 4. Sales Size of Firms: 1997—Con.

[Includes only firms and establishments with payroll. Excludes data for central administrative offices, auxiliary operations, or establishments of these firms that are classified in other categories than those specified in this table. For meaning of abbreviations and symbols, see introductory text. For explanation of terms, see Appendix A. For method of assignment to categories shown, see Appendix C]

NAICS code	Sales sizes of firms by type of operation and kind of business	Firms (number)	Establishments (number)	Sales (\$1,000)	Annual payroll (\$1,000)	First-quarter payroll (\$1,000)	Paid employees for pay period including March 12 (number)	Operating expenses ¹ (\$1,000)	End-of-1996 inventories (\$1,000)	End-of-1997 inventories (\$1,000)
421	MERCHANT WHOLESALERS—Con.									
	Wholesale trade, durable goods—Con.									
4214	Professional & commercial equipment & supplies whsle									
	All firms	32 919	38 366	237 178 097	21 339 923	4 950 844	532 717	40 976 760	18 662 447	20 505 089
	Firms operated for the entire year	28 236	33 637	232 576 920	20 807 982	4 823 912	519 616	39 947 928	18 513 705	19 802 799
	Firms with sales less than \$250,000	5 170	5 177	701 169	186 073	44 542	10 031	334 746	70 652	70 812
	Firms with sales of \$250,000 to \$499,999	4 260	4 273	1 539 065	348 019	80 696	14 212	643 419	147 614	150 841
	Firms with sales of \$500,000 to \$999,999	4 852	4 896	3 460 716	704 297	161 190	25 096	1 306 938	317 820	326 374
	Firms with sales of \$1,000,000 to \$2,499,999	5 993	6 216	9 515 257	1 755 795	398 349	53 601	3 225 698	874 916	909 822
	Firms with sales of \$2,500,000 to \$4,999,999	3 174	3 516	11 101 388	1 787 836	402 421	49 032	3 258 323	982 259	1 023 573
	Firms with sales of \$5,000,000 to \$9,999,999	2 151	2 652	14 941 543	2 217 776	499 289	55 646	3 991 845	1 368 279	1 453 187
	Firms with sales of \$10,000,000 to \$24,999,999	1 581	2 345	24 035 032	3 009 820	683 208	70 024	5 450 678	2 122 802	2 277 967
	Firms with sales of \$25,000,000 to \$49,999,999	541	1 053	18 576 035	1 881 968	432 931	41 407	3 658 494	1 700 030	1 747 850
	Firms with sales of \$50,000,000 to \$99,999,999	260	726	17 606 708	1 716 057	405 196	36 509	3 299 000	1 412 435	1 533 136
	Firms with sales of \$100,000,000 or more	254	2 783	131 100 007	7 200 341	1 716 090	164 058	14 778 787	9 516 898	10 309 237
	Firms not operated for the entire year	4 683	4 729	4 601 177	531 941	126 932	13 101	1 028 832	148 742	702 290
42141	Photographic equipment & supplies whsle									
	All firms	1 014	1 207	8 347 662	656 569	148 769	16 320	1 601 725	898 918	920 883
	Firms operated for the entire year	902	1 095	8 276 599	647 417	147 509	16 110	1 583 786	896 505	909 714
	Firms with sales less than \$250,000	118	118	15 680	4 159	982	248	7 332	1 653	1 637
	Firms with sales of \$250,000 to \$499,999	123	123	D	D	D	e	D	D	D
	Firms with sales of \$500,000 to \$999,999	134	135	D	D	D	f	D	D	D
	Firms with sales of \$1,000,000 to \$2,499,999	201	208	331 389	53 908	11 906	1 656	107 831	41 483	43 513
	Firms with sales of \$2,500,000 to \$4,999,999	107	123	384 170	51 900	11 645	1 546	99 638	41 549	43 834
	Firms with sales of \$5,000,000 to \$9,999,999	94	111	680 754	83 929	17 907	2 213	164 159	92 974	96 131
	Firms with sales of \$10,000,000 to \$24,999,999	76	119	1 163 411	128 689	30 062	3 216	247 289	141 051	150 376
	Firms with sales of \$25,000,000 to \$49,999,999	27	48	D	D	D	g	D	D	D
	Firms with sales of \$50,000,000 to \$99,999,999	11	19	D	D	D	f	D	D	D
	Firms with sales of \$100,000,000 or more	11	91	D	D	D	h	D	D	D
	Firms not operated for the entire year	112	112	71 063	9 152	1 260	210	17 939	2 413	11 169
421410	Photographic equipment & supplies whsle									
	All firms	1 014	1 207	8 347 662	656 569	148 769	16 320	1 601 725	898 918	920 883
	Firms operated for the entire year	902	1 095	8 276 599	647 417	147 509	16 110	1 583 786	896 505	909 714
	Firms with sales less than \$250,000	118	118	15 680	4 159	982	248	7 332	1 653	1 637
	Firms with sales of \$250,000 to \$499,999	123	123	D	D	D	e	D	D	D
	Firms with sales of \$500,000 to \$999,999	134	135	D	D	D	f	D	D	D
	Firms with sales of \$1,000,000 to \$2,499,999	201	208	331 389	53 908	11 906	1 656	107 831	41 483	43 513
	Firms with sales of \$2,500,000 to \$4,999,999	107	123	384 170	51 900	11 645	1 546	99 638	41 549	43 834
	Firms with sales of \$5,000,000 to \$9,999,999	94	111	680 754	83 929	17 907	2 213	164 159	92 974	96 131
	Firms with sales of \$10,000,000 to \$24,999,999	76	119	1 163 411	128 689	30 062	3 216	247 289	141 051	150 376
	Firms with sales of \$25,000,000 to \$49,999,999	27	48	D	D	D	g	D	D	D
	Firms with sales of \$50,000,000 to \$99,999,999	11	19	D	D	D	f	D	D	D
	Firms with sales of \$100,000,000 or more	11	91	D	D	D	h	D	D	D
	Firms not operated for the entire year	112	112	71 063	9 152	1 260	210	17 939	2 413	11 169
42142	Office equipment whsle									

See footnotes at end of table.

Table 4. Sales Size of Firms: 1997—Con.

[Includes only firms and establishments with payroll. Excludes data for central administrative offices, auxiliary operations, or establishments of these firms that are classified in other categories than those specified in this table. For meaning of abbreviations and symbols, see introductory text. For explanation of terms, see Appendix A. For method of assignment to categories shown, see Appendix C]

NAICS code	Sales sizes of firms by type of operation and kind of business	Firms (number)	Establishments (number)	Sales (\$1,000)	Annual payroll (\$1,000)	First-quarter payroll (\$1,000)	Paid employees for pay period including March 12 (number)	Operating expenses ¹ (\$1,000)	End-of-1996 inventories (\$1,000)	End-of-1997 inventories (\$1,000)
421	MERCHANT WHOLESALERS—Con.									
	Wholesale trade, durable goods—Con.									
42142	Office equipment whsle—Con.									
	All firms	4 719	'6 291	'24 496 462	'3 709 687	'865 277	'110 654	6 786 849	2 182 436	2 289 966
	Firms operated for the entire year	4 180	5 745	24 313 251	3 669 980	853 937	108 999	6 720 272	2 171 373	2 247 594
	Firms with sales less than \$250,000	1 007	1 010	D	D	D	g	D	D	D
	Firms with sales of \$250,000 to \$499,999	790	797	283 643	71 219	16 718	3 345	125 349	32 633	33 368
	Firms with sales of \$500,000 to \$999,999	792	805	D	D	D	i	D	D	D
	Firms with sales of \$1,000,000 to \$2,499,999	847	914	1 323 156	312 798	72 894	10 819	534 933	156 495	163 080
	Firms with sales of \$2,500,000 to \$4,999,999	384	507	1 306 772	304 498	71 579	9 687	506 053	153 513	159 651
	Firms with sales of \$5,000,000 to \$9,999,999	198	326	1 338 151	314 408	71 519	8 722	505 991	159 885	167 115
	Firms with sales of \$10,000,000 to \$24,999,999 ..	113	269	1 691 662	358 585	82 270	9 650	572 481	199 701	214 715
	Firms with sales of \$25,000,000 to \$49,999,999 ..	21	73	652 339	125 944	29 274	3 132	206 886	97 674	105 035
	Firms with sales of \$50,000,000 to \$99,999,999 ..	11	126	702 118	149 278	36 522	4 047	247 648	55 460	58 567
	Firms with sales of \$100,000,000 or more	17	918	16 315 456	1 859 432	432 670	51 815	3 717 660	1 236 944	1 265 160
	Firms not operated for the entire year	539	546	183 211	39 707	11 340	1 655	66 577	11 063	42 372
421420	Office equipment whsle									
	All firms	4 719	'6 291	'24 496 462	'3 709 687	'865 277	'110 654	6 786 849	2 182 436	2 289 966
	Firms operated for the entire year	4 180	5 745	24 313 251	3 669 980	853 937	108 999	6 720 272	2 171 373	2 247 594
	Firms with sales less than \$250,000	1 007	1 010	D	D	D	g	D	D	D
	Firms with sales of \$250,000 to \$499,999	790	797	283 643	71 219	16 718	3 345	125 349	32 633	33 368
	Firms with sales of \$500,000 to \$999,999	792	805	D	D	D	i	D	D	D
	Firms with sales of \$1,000,000 to \$2,499,999	847	914	1 323 156	312 798	72 894	10 819	534 933	156 495	163 080
	Firms with sales of \$2,500,000 to \$4,999,999	384	507	1 306 772	304 498	71 579	9 687	506 053	153 513	159 651
	Firms with sales of \$5,000,000 to \$9,999,999	198	326	1 338 151	314 408	71 519	8 722	505 991	159 885	167 115
	Firms with sales of \$10,000,000 to \$24,999,999 ..	113	269	1 691 662	358 585	82 270	9 650	572 481	199 701	214 715
	Firms with sales of \$25,000,000 to \$49,999,999 ..	21	73	652 339	125 944	29 274	3 132	206 886	97 674	105 035
	Firms with sales of \$50,000,000 to \$99,999,999 ..	11	126	702 118	149 278	36 522	4 047	247 648	55 460	58 567
	Firms with sales of \$100,000,000 or more	17	918	16 315 456	1 859 432	432 670	51 815	3 717 660	1 236 944	1 265 160
	Firms not operated for the entire year	539	546	183 211	39 707	11 340	1 655	66 577	11 063	42 372
42143	Computer & computer peripheral equipment & software whsle									
	All firms	12 654	14 459	142 059 509	9 616 070	2 203 535	210 526	17 796 861	8 917 303	10 113 861
	Firms operated for the entire year	10 563	12 343	138 880 120	9 273 413	2 124 734	204 013	17 139 888	8 840 539	9 706 946
	Firms with sales less than \$250,000	1 520	1 520	203 411	60 210	14 783	2 885	100 628	13 814	13 812
	Firms with sales of \$250,000 to \$499,999	1 333	1 334	D	D	D	h	D	D	D
	Firms with sales of \$500,000 to \$999,999	1 694	1 712	D	D	D	i	D	D	D
	Firms with sales of \$1,000,000 to \$2,499,999	2 191	2 253	3 531 963	633 798	142 324	16 727	1 106 200	218 586	225 310
	Firms with sales of \$2,500,000 to \$4,999,999	1 337	1 415	4 717 903	680 578	153 936	16 620	1 200 629	283 007	284 348
	Firms with sales of \$5,000,000 to \$9,999,999	995	1 133	6 970 070	931 444	206 535	20 410	1 611 126	447 642	465 630
	Firms with sales of \$10,000,000 to \$24,999,999 ..	841	1 146	12 798 253	1 365 675	306 027	30 075	2 403 848	763 420	825 162
	Firms with sales of \$25,000,000 to \$49,999,999 ..	314	515	10 880 469	908 869	206 340	18 366	1 721 130	715 126	718 662
	Firms with sales of \$50,000,000 to \$99,999,999 ..	163	359	11 166 696	953 129	219 395	17 205	1 719 212	738 399	786 506
	Firms with sales of \$100,000,000 or more	175	956	86 913 483	3 371 698	790 390	69 765	6 630 839	5 558 332	6 283 444
	Firms not operated for the entire year	2 091	2 116	3 179 389	342 657	78 801	6 513	656 973	76 764	406 915

See footnotes at end of table.

Table 4. Sales Size of Firms: 1997—Con.

[Includes only firms and establishments with payroll. Excludes data for central administrative offices, auxiliary operations, or establishments of these firms that are classified in other categories than those specified in this table. For meaning of abbreviations and symbols, see introductory text. For explanation of terms, see Appendix A. For method of assignment to categories shown, see Appendix C]

NAICS code	Sales sizes of firms by type of operation and kind of business	Firms (number)	Establishments (number)	Sales (\$1,000)	Annual payroll (\$1,000)	First-quarter payroll (\$1,000)	Paid employees for pay period including March 12 (number)	Operating expenses ¹ (\$1,000)	End-of-1996 inventories (\$1,000)	End-of-1997 inventories (\$1,000)
421	MERCHANT WHOLESALERS—Con.									
	Wholesale trade, durable goods—Con.									
421430	Computer & computer peripheral equipment & software whsle									
	All firms	12 654	14 459	142 059 509	9 616 070	2 203 535	210 526	17 796 861	8 917 303	10 113 861
	Firms operated for the entire year	10 563	12 343	138 880 120	9 273 413	2 124 734	204 013	17 139 888	8 840 539	9 706 946
	Firms with sales less than \$250,000	1 520	1 520	203 411	60 210	14 783	2 885	100 628	13 814	13 812
	Firms with sales of \$250,000 to \$499,999	1 333	1 334	D	D	D	h	D	D	D
	Firms with sales of \$500,000 to \$999,999	1 694	1 712	D	D	D	i	D	D	D
	Firms with sales of \$1,000,000 to \$2,499,999	2 191	2 253	3 531 963	633 798	142 324	16 727	1 106 200	218 586	225 310
	Firms with sales of \$2,500,000 to \$4,999,999	1 337	1 415	4 717 903	680 578	153 936	16 620	1 200 629	283 007	284 348
	Firms with sales of \$5,000,000 to \$9,999,999	995	1 133	6 970 070	931 444	206 535	20 410	1 611 126	447 642	465 630
	Firms with sales of \$10,000,000 to \$24,999,999	841	1 146	12 798 253	1 365 675	306 027	30 075	2 403 848	763 420	825 162
	Firms with sales of \$25,000,000 to \$49,999,999	314	515	10 880 469	908 869	206 340	18 366	1 721 130	715 126	718 662
	Firms with sales of \$50,000,000 to \$99,999,999	163	359	11 166 696	953 129	219 395	17 205	1 719 212	738 399	786 506
	Firms with sales of \$100,000,000 or more	175	956	86 913 483	3 371 698	790 390	69 765	6 630 839	5 558 332	6 283 444
	Firms not operated for the entire year	2 091	2 116	3 179 389	342 657	78 801	6 513	656 973	76 764	406 915
4214301	Computer & peripheral equipment whsle									
	All firms	10 318	11 806	131 914 692	7 857 231	1 794 896	176 584	14 678 915	8 534 297	9 671 282
	Firms operated for the entire year	8 654	10 121	129 009 231	7 569 195	1 728 034	171 245	14 125 816	8 460 330	9 297 204
	Firms with sales less than \$250,000	1 075	1 075	D	D	D	g	D	D	D
	Firms with sales of \$250,000 to \$499,999	1 031	1 032	D	D	D	h	D	D	D
	Firms with sales of \$500,000 to \$999,999	1 360	1 370	D	D	D	i	D	D	D
	Firms with sales of \$1,000,000 to \$2,499,999	1 804	1 842	2 913 040	452 801	102 145	12 955	802 474	198 432	203 007
	Firms with sales of \$2,500,000 to \$4,999,999	1 168	1 215	D	D	D	j	D	D	D
	Firms with sales of \$5,000,000 to \$9,999,999	866	992	6 104 063	706 693	155 385	16 295	1 233 899	420 605	437 589
	Firms with sales of \$10,000,000 to \$24,999,999	756	942	D	D	D	j	D	D	D
	Firms with sales of \$25,000,000 to \$49,999,999	289	451	D	D	D	j	D	D	D
	Firms with sales of \$50,000,000 to \$99,999,999	142	267	9 715 441	670 207	155 640	13 334	1 182 836	611 010	658 224
	Firms with sales of \$100,000,000 or more	163	935	D	D	D	l	D	D	D
	Firms not operated for the entire year	1 664	1 685	2 905 461	288 036	66 862	5 339	553 099	73 967	374 078
42143011	Computers & peripheral equipment for resale									
	All firms	4 348	4 861	83 034 207	3 215 540	782 321	77 346	6 840 403	6 008 852	6 837 354
	Firms operated for the entire year	3 622	4 118	81 408 996	3 101 467	756 585	74 954	6 596 245	5 954 859	6 597 935
	Firms with sales less than \$250,000	353	353	D	D	D	f	D	D	D
	Firms with sales of \$250,000 to \$499,999	384	385	D	D	D	g	D	D	D
	Firms with sales of \$500,000 to \$999,999	494	496	D	D	D	g	D	D	D
	Firms with sales of \$1,000,000 to \$2,499,999	722	741	1 163 168	148 973	33 467	4 562	287 760	92 875	98 698
	Firms with sales of \$2,500,000 to \$4,999,999	524	537	D	D	D	i	D	D	D
	Firms with sales of \$5,000,000 to \$9,999,999	390	422	2 726 793	240 454	52 780	5 960	463 885	201 353	213 051
	Firms with sales of \$10,000,000 to \$24,999,999	404	475	D	D	D	j	D	D	D
	Firms with sales of \$25,000,000 to \$49,999,999	167	239	D	D	D	i	D	D	D
	Firms with sales of \$50,000,000 to \$99,999,999	75	133	5 219 589	300 396	72 570	6 474	545 903	355 304	394 908
	Firms with sales of \$100,000,000 or more	109	337	D	D	D	k	D	D	D
	Firms not operated for the entire year	726	743	1 625 211	114 073	25 736	2 392	244 158	53 993	239 419

See footnotes at end of table.

Table 4. Sales Size of Firms: 1997—Con.

[Includes only firms and establishments with payroll. Excludes data for central administrative offices, auxiliary operations, or establishments of these firms that are classified in other categories than those specified in this table. For meaning of abbreviations and symbols, see introductory text. For explanation of terms, see Appendix A. For method of assignment to categories shown, see Appendix C]

NAICS code	Sales sizes of firms by type of operation and kind of business	Firms (number)	Establishments (number)	Sales (\$1,000)	Annual payroll (\$1,000)	First-quarter payroll (\$1,000)	Paid employees for pay period including March 12 (number)	Operating expenses ¹ (\$1,000)	End-of-1996 inventories (\$1,000)	End-of-1997 inventories (\$1,000)
421	MERCHANT WHOLESALERS—Con.									
	Wholesale trade, durable goods—Con.									
42143012	Computers & peripheral equipment for end use									
	All firms	6 011	6 945	48 880 485	4 641 691	1 012 575	99 238	7 838 512	2 525 445	2 833 928
	Firms operated for the entire year	5 069	5 999	47 583 527	4 465 033	971 177	96 275	7 523 203	2 505 471	2 697 144
	Firms with sales less than \$250,000	722	722	98 506	26 698	6 530	1 355	44 569	6 293	6 252
	Firms with sales of \$250,000 to \$499,999	649	649	D	D	D	g	D	D	D
	Firms with sales of \$500,000 to \$999,999	870	879	D	D	D	h	D	D	D
	Firms with sales of \$1,000,000 to \$2,499,999	1 091	1 115	1 768 418	307 467	69 569	8 473	520 849	107 358	106 143
	Firms with sales of \$2,500,000 to \$4,999,999	647	681	2 266 742	335 261	75 041	8 338	574 937	136 261	134 436
	Firms with sales of \$5,000,000 to \$9,999,999	483	570	3 413 526	468 235	103 030	10 369	773 325	221 102	226 667
	Firms with sales of \$10,000,000 to \$24,999,999	359	474	5 526 084	638 766	140 711	12 959	1 067 476	314 012	320 302
	Firms with sales of \$25,000,000 to \$49,999,999	125	208	4 273 999	464 486	103 354	8 611	785 054	258 290	257 746
	Firms with sales of \$50,000,000 to \$99,999,999	67	139	4 531 011	419 536	94 354	7 602	689 571	259 877	267 539
	Firms with sales of \$100,000,000 or more	56	562	24 850 435	1 630 903	338 898	32 644	2 763 447	1 150 243	1 326 540
	Firms not operated for the entire year	942	946	1 296 958	176 658	41 398	2 963	315 309	19 974	136 784
4214302	Computer software (packaged) whsle									
	All firms	2 359	2 653	10 144 817	1 758 839	408 639	33 942	3 117 946	383 006	442 579
	Firms operated for the entire year	1 931	2 220	9 870 610	1 704 199	396 681	32 766	3 014 034	380 209	409 742
	Firms with sales less than \$250,000	447	447	D	D	D	f	D	D	D
	Firms with sales of \$250,000 to \$499,999	302	302	109 796	35 508	8 049	1 057	59 824	3 692	4 044
	Firms with sales of \$500,000 to \$999,999	337	346	D	D	D	g	D	D	D
	Firms with sales of \$1,000,000 to \$2,499,999	389	411	621 996	182 371	40 400	3 789	305 344	20 428	22 570
	Firms with sales of \$2,500,000 to \$4,999,999	175	205	D	D	D	h	D	D	D
	Firms with sales of \$5,000,000 to \$9,999,999	134	155	905 763	232 616	53 117	4 255	390 553	32 565	33 635
	Firms with sales of \$10,000,000 to \$24,999,999	87	197	D	D	D	i	D	D	D
	Firms with sales of \$25,000,000 to \$49,999,999	27	65	D	D	D	h	D	D	D
	Firms with sales of \$50,000,000 to \$99,999,999	20	74	1 399 880	256 931	57 816	3 567	486 512	102 830	102 963
	Firms with sales of \$100,000,000 or more	13	18	D	D	D	h	D	D	D
	Firms not operated for the entire year	428	433	274 207	54 640	11 958	1 176	103 912	2 797	32 837
42144	Other commercial equipment whsle									
	All firms	4 404	4 658	12 215 821	1 550 219	355 083	47 048	2 981 362	1 142 404	1 241 855
	Firms operated for the entire year	3 916	4 164	11 986 274	1 522 752	348 534	45 969	2 926 279	1 135 037	1 201 860
	Firms with sales less than \$250,000	689	690	D	D	D	g	D	D	D
	Firms with sales of \$250,000 to \$499,999	667	668	D	D	D	g	D	D	D
	Firms with sales of \$500,000 to \$999,999	742	748	534 081	96 631	21 875	3 926	192 653	57 568	58 451
	Firms with sales of \$1,000,000 to \$2,499,999	895	916	1 422 315	245 027	56 763	8 522	468 508	142 281	147 235
	Firms with sales of \$2,500,000 to \$4,999,999	427	460	1 478 442	227 655	50 201	6 838	428 992	152 685	160 156
	Firms with sales of \$5,000,000 to \$9,999,999	276	338	1 892 634	261 663	58 956	7 129	497 894	195 295	211 581
	Firms with sales of \$10,000,000 to \$24,999,999	157	218	2 318 882	294 353	66 438	7 259	536 071	239 203	255 182
	Firms with sales of \$25,000,000 to \$49,999,999	44	68	1 460 576	159 129	38 876	4 195	298 177	133 428	137 636
	Firms with sales of \$50,000,000 to \$99,999,999	13	37	D	D	D	g	D	D	D
	Firms with sales of \$100,000,000 or more	6	21	D	D	D	h	D	D	D
	Firms not operated for the entire year	488	494	229 547	27 467	6 549	1 079	55 083	7 367	39 995
421440	Other commercial equipment whsle									

See footnotes at end of table.

Table 4. Sales Size of Firms: 1997—Con.

[Includes only firms and establishments with payroll. Excludes data for central administrative offices, auxiliary operations, or establishments of these firms that are classified in other categories than those specified in this table. For meaning of abbreviations and symbols, see introductory text. For explanation of terms, see Appendix A. For method of assignment to categories shown, see Appendix C]

NAICS code	Sales sizes of firms by type of operation and kind of business	Firms (number)	Establishments (number)	Sales (\$1,000)	Annual payroll (\$1,000)	First-quarter payroll (\$1,000)	Paid employees for pay period including March 12 (number)	Operating expenses ¹ (\$1,000)	End-of-1996 inventories (\$1,000)	End-of-1997 inventories (\$1,000)
421	MERCHANT WHOLESALERS—Con.									
	Wholesale trade, durable goods—Con.									
421440	Other commercial equipment whsle—Con.									
	All firms	4 404	'4 658	'12 215 821	'1 550 219	'355 083	'47 048	2 981 362	1 142 404	1 241 855
	Firms operated for the entire year	3 916	4 164	11 986 274	1 522 752	348 534	45 969	2 926 279	1 135 037	1 201 860
	Firms with sales less than \$250,000	689	690	D	D	D	g	D	D	D
	Firms with sales of \$250,000 to \$499,999	667	668	D	D	D	g	D	D	D
	Firms with sales of \$500,000 to \$999,999	742	748	534 081	96 631	21 875	3 926	192 653	57 568	58 451
	Firms with sales of \$1,000,000 to \$2,499,999	895	916	1 422 315	245 027	56 763	8 522	468 508	142 281	147 235
	Firms with sales of \$2,500,000 to \$4,999,999	427	460	1 478 442	227 655	50 201	6 838	428 992	152 685	160 156
	Firms with sales of \$5,000,000 to \$9,999,999	276	338	1 892 634	261 663	58 956	7 129	497 894	195 295	211 581
	Firms with sales of \$10,000,000 to \$24,999,999	157	218	2 318 882	294 353	66 438	7 259	536 071	239 203	255 182
	Firms with sales of \$25,000,000 to \$49,999,999	44	68	1 460 576	159 129	38 876	4 195	298 177	133 428	137 636
	Firms with sales of \$50,000,000 to \$99,999,999	13	37	D	D	D	g	D	D	D
	Firms with sales of \$100,000,000 or more	6	21	D	D	D	h	D	D	D
	Firms not operated for the entire year	488	494	229 547	27 467	6 549	1 079	55 083	7 367	39 995
4214401	Restaurant & hotel equipment & supplies whsle									
	All firms	2 535	2 689	8 094 253	898 717	204 625	28 408	1 720 999	756 372	824 178
	Firms operated for the entire year	2 262	2 416	7 958 844	884 046	201 315	27 798	1 691 436	753 816	797 112
	Firms with sales less than \$250,000	377	378	53 694	11 077	2 611	720	22 476	7 117	7 084
	Firms with sales of \$250,000 to \$499,999	360	361	D	D	D	g	D	D	D
	Firms with sales of \$500,000 to \$999,999	417	419	D	D	D	g	D	D	D
	Firms with sales of \$1,000,000 to \$2,499,999	523	527	D	D	D	h	D	D	D
	Firms with sales of \$2,500,000 to \$4,999,999	261	278	D	D	D	h	D	D	D
	Firms with sales of \$5,000,000 to \$9,999,999	178	212	1 223 695	152 216	34 379	4 330	289 609	130 973	143 529
	Firms with sales of \$10,000,000 to \$24,999,999	105	142	1 517 461	181 882	41 288	4 905	329 299	166 444	173 139
	Firms with sales of \$25,000,000 to \$49,999,999	26	45	D	D	D	g	D	D	D
	Firms with sales of \$50,000,000 to \$99,999,999	9	33	D	D	D	g	D	D	D
	Firms with sales of \$100,000,000 or more	6	21	D	D	D	h	D	D	D
	Firms not operated for the entire year	273	273	135 409	14 671	3 310	610	29 563	2 556	27 066
4214402	Store machines & equipment whsle									
	All firms	1 875	'1 969	'4 121 568	'651 502	'150 458	'18 640	1 260 363	386 032	417 677
	Firms operated for the entire year	1 660	1 748	4 027 430	638 706	147 219	18 171	1 234 843	381 221	404 748
	Firms with sales less than \$250,000	315	315	D	D	D	f	D	D	D
	Firms with sales of \$250,000 to \$499,999	307	307	110 523	23 488	5 482	1 074	46 903	9 862	10 078
	Firms with sales of \$500,000 to \$999,999	325	328	D	D	D	g	D	D	D
	Firms with sales of \$1,000,000 to \$2,499,999	375	392	D	D	D	h	D	D	D
	Firms with sales of \$2,500,000 to \$4,999,999	166	182	D	D	D	h	D	D	D
	Firms with sales of \$5,000,000 to \$9,999,999	98	123	666 356	108 277	24 503	2 769	206 941	63 206	66 913
	Firms with sales of \$10,000,000 to \$24,999,999	52	74	799 716	112 300	25 114	2 348	206 455	72 517	81 806
	Firms with sales of \$25,000,000 to \$49,999,999	18	23	D	D	D	g	D	D	D
	Firms with sales of \$50,000,000 to \$99,999,999	4	4	349 179	25 562	5 640	643	72 052	41 331	43 661
	Firms with sales of \$100,000,000 or more	—	—	—	—	—	—	—	—	—
	Firms not operated for the entire year	215	221	94 138	12 796	3 239	469	25 520	4 811	12 929

See footnotes at end of table.

Table 4. Sales Size of Firms: 1997—Con.

[Includes only firms and establishments with payroll. Excludes data for central administrative offices, auxiliary operations, or establishments of these firms that are classified in other categories than those specified in this table. For meaning of abbreviations and symbols, see introductory text. For explanation of terms, see Appendix A. For method of assignment to categories shown, see Appendix C]

NAICS code	Sales sizes of firms by type of operation and kind of business	Firms (number)	Establishments (number)	Sales (\$1,000)	Annual payroll (\$1,000)	First-quarter payroll (\$1,000)	Paid employees for pay period including March 12 (number)	Operating expenses ¹ (\$1,000)	End-of-1996 inventories (\$1,000)	End-of-1997 inventories (\$1,000)
421	MERCHANT WHOLESALERS—Con.									
	Wholesale trade, durable goods—Con.									
42145	Medical, dental, & hospital equipment & supplies whsle									
	All firms	6 759	7 850	35 599 345	3 918 018	932 702	93 520	7 816 953	3 699 838	3 994 021
	Firms operated for the entire year	5 667	6 751	34 842 264	3 827 612	911 052	90 860	7 625 038	3 659 746	3 837 107
	Firms with sales less than \$250,000	1 247	1 250	D	D	D	g	D	D	D
	Firms with sales of \$250,000 to \$499,999	920	922	D	D	D	h	D	D	D
	Firms with sales of \$500,000 to \$999,999	950	951	671 972	131 520	29 100	4 174	254 215	67 080	70 218
	Firms with sales of \$1,000,000 to \$2,499,999	1 198	1 222	1 881 836	329 322	73 990	9 666	643 667	191 676	199 685
	Firms with sales of \$2,500,000 to \$4,999,999	566	621	1 976 970	320 096	69 090	8 064	613 177	203 571	218 159
	Firms with sales of \$5,000,000 to \$9,999,999	378	470	2 633 585	388 818	89 312	10 182	755 952	300 673	327 757
	Firms with sales of \$10,000,000 to \$24,999,999 ..	241	356	3 721 793	520 485	122 429	11 096	998 073	454 704	481 710
	Firms with sales of \$25,000,000 to \$49,999,999 ..	87	220	D	D	D	i	D	D	D
	Firms with sales of \$50,000,000 to \$99,999,999 ..	47	156	3 001 127	356 890	88 040	7 996	739 088	316 083	335 245
	Firms with sales of \$100,000,000 or more	33	583	D	D	D	k	D	D	D
	Firms not operated for the entire year	1 092	1 099	757 081	90 406	21 650	2 660	191 915	40 092	156 914
421450	Medical, dental, & hospital equipment & supplies whsle									
	All firms	6 759	7 850	35 599 345	3 918 018	932 702	93 520	7 816 953	3 699 838	3 994 021
	Firms operated for the entire year	5 667	6 751	34 842 264	3 827 612	911 052	90 860	7 625 038	3 659 746	3 837 107
	Firms with sales less than \$250,000	1 247	1 250	D	D	D	g	D	D	D
	Firms with sales of \$250,000 to \$499,999	920	922	D	D	D	h	D	D	D
	Firms with sales of \$500,000 to \$999,999	950	951	671 972	131 520	29 100	4 174	254 215	67 080	70 218
	Firms with sales of \$1,000,000 to \$2,499,999	1 198	1 222	1 881 836	329 322	73 990	9 666	643 667	191 676	199 685
	Firms with sales of \$2,500,000 to \$4,999,999	566	621	1 976 970	320 096	69 090	8 064	613 177	203 571	218 159
	Firms with sales of \$5,000,000 to \$9,999,999	378	470	2 633 585	388 818	89 312	10 182	755 952	300 673	327 757
	Firms with sales of \$10,000,000 to \$24,999,999 ..	241	356	3 721 793	520 485	122 429	11 096	998 073	454 704	481 710
	Firms with sales of \$25,000,000 to \$49,999,999 ..	87	220	D	D	D	i	D	D	D
	Firms with sales of \$50,000,000 to \$99,999,999 ..	47	156	3 001 127	356 890	88 040	7 996	739 088	316 083	335 245
	Firms with sales of \$100,000,000 or more	33	583	D	D	D	k	D	D	D
	Firms not operated for the entire year	1 092	1 099	757 081	90 406	21 650	2 660	191 915	40 092	156 914
4214501	Surgical, medical, & hospital supplies whsle									
	All firms	6 014	6 859	31 745 475	3 363 241	805 891	79 839	6 757 373	3 269 780	3 522 027
	Firms operated for the entire year	5 009	5 847	30 932 861	3 267 802	783 173	77 151	6 554 572	3 223 493	3 350 506
	Firms with sales less than \$250,000	1 077	1 080	D	D	D	g	D	D	D
	Firms with sales of \$250,000 to \$499,999	819	821	D	D	D	g	D	D	D
	Firms with sales of \$500,000 to \$999,999	852	853	601 584	120 191	26 644	3 735	231 043	60 189	63 247
	Firms with sales of \$1,000,000 to \$2,499,999	1 045	1 069	1 645 154	290 235	65 276	8 536	564 454	157 728	164 768
	Firms with sales of \$2,500,000 to \$4,999,999	509	560	1 782 703	292 629	62 734	7 302	554 841	185 387	198 984
	Firms with sales of \$5,000,000 to \$9,999,999	345	432	2 407 261	354 311	81 892	9 259	683 201	274 735	302 318
	Firms with sales of \$10,000,000 to \$24,999,999 ..	217	316	3 357 373	463 471	108 826	9 708	893 946	394 046	418 036
	Firms with sales of \$25,000,000 to \$49,999,999 ..	77	192	D	D	D	i	D	D	D
	Firms with sales of \$50,000,000 to \$99,999,999 ..	41	129	D	D	D	i	D	D	D
	Firms with sales of \$100,000,000 or more	27	395	D	D	D	j	D	D	D
	Firms not operated for the entire year	1 005	1 012	812 614	95 439	22 718	2 688	202 801	46 287	171 521

See footnotes at end of table.

Table 4. Sales Size of Firms: 1997—Con.

[Includes only firms and establishments with payroll. Excludes data for central administrative offices, auxiliary operations, or establishments of these firms that are classified in other categories than those specified in this table. For meaning of abbreviations and symbols, see introductory text. For explanation of terms, see Appendix A. For method of assignment to categories shown, see Appendix C]

NAICS code	Sales sizes of firms by type of operation and kind of business	Firms (number)	Establishments (number)	Sales (\$1,000)	Annual payroll (\$1,000)	First-quarter payroll (\$1,000)	Paid employees for pay period including March 12 (number)	Operating expenses ¹ (\$1,000)	End-of-1996 inventories (\$1,000)	End-of-1997 inventories (\$1,000)
421	MERCHANT WHOLESALERS—Con.									
	Wholesale trade, durable goods—Con.									
4214502	Dental equipment & supplies whsle									
	All firms	752	991	3 853 870	554 777	126 811	13 681	1 059 580	430 058	471 994
	Firms operated for the entire year	663	902	3 834 312	552 067	126 123	13 590	1 053 708	429 267	467 037
	Firms with sales less than \$250,000	170	170	22 221	5 964	1 440	337	10 901	2 523	2 602
	Firms with sales of \$250,000 to \$499,999	101	101	36 349	7 489	1 855	339	15 254	3 979	3 924
	Firms with sales of \$500,000 to \$999,999	98	98	70 388	11 329	2 456	439	23 172	6 891	6 971
	Firms with sales of \$1,000,000 to \$2,499,999	153	153	236 682	39 087	8 714	1 130	79 213	33 948	34 917
	Firms with sales of \$2,500,000 to \$4,999,999	60	64	203 354	28 364	6 578	788	60 421	18 972	19 987
	Firms with sales of \$5,000,000 to \$9,999,999	34	38	232 739	36 633	7 777	971	75 134	28 829	30 598
	Firms with sales of \$10,000,000 to \$24,999,999	24	40	364 420	57 014	13 603	1 388	104 127	60 658	63 674
	Firms with sales of \$25,000,000 to \$49,999,999	11	29	331 988	48 595	10 929	1 216	101 291	52 521	55 484
	Firms with sales of \$50,000,000 to \$99,999,999	6	31	D	D	D	g	D	D	D
	Firms with sales of \$100,000,000 or more	6	178	D	D	D	i	D	D	D
	Firms not operated for the entire year	89	89	19 558	2 710	688	91	5 872	791	4 957
42146	Ophthalmic goods whsle									
	All firms	1 367	1 551	5 713 821	783 497	184 716	26 022	1 739 475	714 418	790 403
	Firms operated for the entire year	1 209	1 393	5 595 056	771 424	181 795	25 588	1 712 427	708 924	763 693
	Firms with sales less than \$250,000	266	266	34 257	8 906	2 067	503	16 922	4 183	4 223
	Firms with sales of \$250,000 to \$499,999	167	167	61 110	13 451	3 234	656	25 969	6 351	6 581
	Firms with sales of \$500,000 to \$999,999	198	198	D	D	D	g	D	D	D
	Firms with sales of \$1,000,000 to \$2,499,999	224	241	D	D	D	h	D	D	D
	Firms with sales of \$2,500,000 to \$4,999,999	139	147	484 224	82 149	19 067	2 891	170 674	60 257	63 074
	Firms with sales of \$5,000,000 to \$9,999,999	94	111	640 761	112 955	25 427	3 422	220 097	76 072	83 918
	Firms with sales of \$10,000,000 to \$24,999,999	78	120	1 167 857	171 823	37 628	4 855	359 900	191 382	196 618
	Firms with sales of \$25,000,000 to \$49,999,999	27	69	892 498	98 448	23 611	2 757	233 145	112 074	124 905
	Firms with sales of \$50,000,000 to \$99,999,999	10	37	D	D	D	h	D	D	D
	Firms with sales of \$100,000,000 or more	6	37	D	D	D	h	D	D	D
	Firms not operated for the entire year	158	158	118 765	12 073	2 921	434	27 048	5 494	26 710
421460	Ophthalmic goods whsle									
	All firms	1 367	1 551	5 713 821	783 497	184 716	26 022	1 739 475	714 418	790 403
	Firms operated for the entire year	1 209	1 393	5 595 056	771 424	181 795	25 588	1 712 427	708 924	763 693
	Firms with sales less than \$250,000	266	266	34 257	8 906	2 067	503	16 922	4 183	4 223
	Firms with sales of \$250,000 to \$499,999	167	167	61 110	13 451	3 234	656	25 969	6 351	6 581
	Firms with sales of \$500,000 to \$999,999	198	198	D	D	D	g	D	D	D
	Firms with sales of \$1,000,000 to \$2,499,999	224	241	D	D	D	h	D	D	D
	Firms with sales of \$2,500,000 to \$4,999,999	139	147	484 224	82 149	19 067	2 891	170 674	60 257	63 074
	Firms with sales of \$5,000,000 to \$9,999,999	94	111	640 761	112 955	25 427	3 422	220 097	76 072	83 918
	Firms with sales of \$10,000,000 to \$24,999,999	78	120	1 167 857	171 823	37 628	4 855	359 900	191 382	196 618
	Firms with sales of \$25,000,000 to \$49,999,999	27	69	892 498	98 448	23 611	2 757	233 145	112 074	124 905
	Firms with sales of \$50,000,000 to \$99,999,999	10	37	D	D	D	h	D	D	D
	Firms with sales of \$100,000,000 or more	6	37	D	D	D	h	D	D	D
	Firms not operated for the entire year	158	158	118 765	12 073	2 921	434	27 048	5 494	26 710
42149	Other professional equipment & supplies whsle									

See footnotes at end of table.

Table 4. Sales Size of Firms: 1997—Con.

[Includes only firms and establishments with payroll. Excludes data for central administrative offices, auxiliary operations, or establishments of these firms that are classified in other categories than those specified in this table. For meaning of abbreviations and symbols, see introductory text. For explanation of terms, see Appendix A. For method of assignment to categories shown, see Appendix C]

NAICS code	Sales sizes of firms by type of operation and kind of business	Firms (number)	Establishments (number)	Sales (\$1,000)	Annual payroll (\$1,000)	First-quarter payroll (\$1,000)	Paid employees for pay period including March 12 (number)	Operating expenses ¹ (\$1,000)	End-of-1996 inventories (\$1,000)	End-of-1997 inventories (\$1,000)
421	MERCHANT WHOLESALERS—Con.									
	Wholesale trade, durable goods—Con.									
42149	Other professional equipment & supplies whsle—Con.									
	All firms	2 090	2 350	8 745 477	1 105 863	260 762	28 627	2 253 535	1 107 130	1 154 100
	Firms operated for the entire year	1 881	2 141	8 665 074	1 089 262	255 232	27 946	2 225 357	1 100 911	1 135 758
	Firms with sales less than \$250,000	331	331	42 307	9 738	2 330	613	18 866	5 839	5 832
	Firms with sales of \$250,000 to \$499,999	262	263	D	D	D	f	D	D	D
	Firms with sales of \$500,000 to \$999,999	350	356	248 592	45 561	10 764	1 714	92 590	31 324	32 166
	Firms with sales of \$1,000,000 to \$2,499,999	453	475	D	D	D	h	D	D	D
	Firms with sales of \$2,500,000 to \$4,999,999	225	253	793 446	129 497	29 261	3 602	253 706	94 870	101 846
	Firms with sales of \$5,000,000 to \$9,999,999	133	179	890 562	141 430	33 286	3 875	269 865	107 170	110 866
	Firms with sales of \$10,000,000 to \$24,999,999	82	111	D	D	D	h	D	D	D
	Firms with sales of \$25,000,000 to \$49,999,999	24	56	816 564	116 607	27 906	2 623	231 408	158 561	152 233
	Firms with sales of \$50,000,000 to \$99,999,999	10	18	D	D	D	g	D	D	D
	Firms with sales of \$100,000,000 or more	11	99	D	D	D	h	D	D	D
	Firms not operated for the entire year	209	209	80 403	16 601	5 530	681	28 178	6 219	18 342
421490	Other professional equipment & supplies whsle									
	All firms	2 090	2 350	8 745 477	1 105 863	260 762	28 627	2 253 535	1 107 130	1 154 100
	Firms operated for the entire year	1 881	2 141	8 665 074	1 089 262	255 232	27 946	2 225 357	1 100 911	1 135 758
	Firms with sales less than \$250,000	331	331	42 307	9 738	2 330	613	18 866	5 839	5 832
	Firms with sales of \$250,000 to \$499,999	262	263	D	D	D	f	D	D	D
	Firms with sales of \$500,000 to \$999,999	350	356	248 592	45 561	10 764	1 714	92 590	31 324	32 166
	Firms with sales of \$1,000,000 to \$2,499,999	453	475	D	D	D	h	D	D	D
	Firms with sales of \$2,500,000 to \$4,999,999	225	253	793 446	129 497	29 261	3 602	253 706	94 870	101 846
	Firms with sales of \$5,000,000 to \$9,999,999	133	179	890 562	141 430	33 286	3 875	269 865	107 170	110 866
	Firms with sales of \$10,000,000 to \$24,999,999	82	111	D	D	D	h	D	D	D
	Firms with sales of \$25,000,000 to \$49,999,999	24	56	816 564	116 607	27 906	2 623	231 408	158 561	152 233
	Firms with sales of \$50,000,000 to \$99,999,999	10	18	D	D	D	g	D	D	D
	Firms with sales of \$100,000,000 or more	11	99	D	D	D	h	D	D	D
	Firms not operated for the entire year	209	209	80 403	16 601	5 530	681	28 178	6 219	18 342
4214901	Religious & school supplies whsle									
	All firms	382	397	1 110 568	161 074	36 464	5 358	324 534	141 678	158 867
	Firms operated for the entire year	348	363	1 102 265	159 823	36 306	5 315	321 901	141 167	155 528
	Firms with sales less than \$250,000	85	85	9 733	2 158	521	158	3 983	1 479	1 487
	Firms with sales of \$250,000 to \$499,999	47	47	D	D	D	c	D	D	D
	Firms with sales of \$500,000 to \$999,999	58	59	D	D	D	e	D	D	D
	Firms with sales of \$1,000,000 to \$2,499,999	71	71	D	D	D	f	D	D	D
	Firms with sales of \$2,500,000 to \$4,999,999	43	43	154 521	19 516	4 709	705	43 239	21 047	24 388
	Firms with sales of \$5,000,000 to \$9,999,999	23	26	156 822	24 742	6 424	681	55 574	20 503	21 189
	Firms with sales of \$10,000,000 to \$24,999,999	15	19	D	D	D	g	D	D	D
	Firms with sales of \$25,000,000 to \$49,999,999	3	3	D	D	D	e	D	D	D
	Firms with sales of \$50,000,000 to \$99,999,999	2	3	D	D	D	f	D	D	D
	Firms with sales of \$100,000,000 or more	1	7	D	D	D	e	D	D	D
	Firms not operated for the entire year	34	34	8 303	1 251	158	43	2 633	511	3 339

See footnotes at end of table.

Table 4. Sales Size of Firms: 1997—Con.

[Includes only firms and establishments with payroll. Excludes data for central administrative offices, auxiliary operations, or establishments of these firms that are classified in other categories than those specified in this table. For meaning of abbreviations and symbols, see introductory text. For explanation of terms, see Appendix A. For method of assignment to categories shown, see Appendix C]

NAICS code	Sales sizes of firms by type of operation and kind of business	Firms (number)	Establishments (number)	Sales (\$1,000)	Annual payroll (\$1,000)	First-quarter payroll (\$1,000)	Paid employees for pay period including March 12 (number)	Operating expenses ¹ (\$1,000)	End-of-1996 inventories (\$1,000)	End-of-1997 inventories (\$1,000)
421	MERCHANT WHOLESALERS—Con.									
	Wholesale trade, durable goods—Con.									
4214902	Other professional equipment & supplies whsle									
	All firms	1 711	1 953	7 634 909	944 789	224 298	23 269	1 929 001	965 452	995 233
	Firms operated for the entire year	1 536	1 778	7 562 809	929 439	218 926	22 631	1 903 456	959 744	980 230
	Firms with sales less than \$250,000	246	246	32 574	7 580	1 809	455	14 883	4 360	4 345
	Firms with sales of \$250,000 to \$499,999	215	216	D	D	D	f	D	D	D
	Firms with sales of \$500,000 to \$999,999	292	297	D	D	D	g	D	D	D
	Firms with sales of \$1,000,000 to \$2,499,999	382	404	D	D	D	h	D	D	D
	Firms with sales of \$2,500,000 to \$4,999,999	183	211	643 037	110 353	24 639	2 909	211 928	74 325	77 976
	Firms with sales of \$5,000,000 to \$9,999,999	110	153	733 740	116 688	26 862	3 194	214 291	86 667	89 677
	Firms with sales of \$10,000,000 to \$24,999,999	72	99	D	D	D	h	D	D	D
	Firms with sales of \$25,000,000 to \$49,999,999	18	45	D	D	D	g	D	D	D
	Firms with sales of \$50,000,000 to \$99,999,999	8	15	D	D	D	g	D	D	D
	Firms with sales of \$100,000,000 or more	10	92	2 976 012	221 153	54 250	4 423	528 152	375 999	367 246
	Firms not operated for the entire year	175	175	72 100	15 350	5 372	638	25 545	5 708	15 003
4215	Metal & mineral (except petroleum) whsle									
	All firms	8 201	10 079	91 553 201	5 595 871	1 287 325	146 964	11 460 513	11 240 009	11 965 871
	Firms operated for the entire year	7 397	9 245	90 411 198	5 528 811	1 272 762	144 958	11 321 922	11 201 950	11 797 397
	Firms with sales less than \$250,000	823	825	112 456	27 668	6 531	1 646	51 740	9 804	9 839
	Firms with sales of \$250,000 to \$499,999	758	759	276 005	52 967	11 984	2 462	103 158	26 648	26 778
	Firms with sales of \$500,000 to \$999,999	1 014	1 019	731 993	122 506	28 279	4 869	240 577	69 257	71 037
	Firms with sales of \$1,000,000 to \$2,499,999	1 645	1 663	2 643 197	360 620	80 377	11 977	717 038	263 712	275 634
	Firms with sales of \$2,500,000 to \$4,999,999	1 052	1 108	3 725 851	458 348	102 082	13 110	885 124	379 613	398 957
	Firms with sales of \$5,000,000 to \$9,999,999	826	971	5 800 167	595 282	131 661	15 478	1 134 525	718 850	746 927
	Firms with sales of \$10,000,000 to \$24,999,999	686	933	10 486 382	942 145	210 561	23 853	1 850 772	1 399 106	1 448 963
	Firms with sales of \$25,000,000 to \$49,999,999	290	509	10 075 744	705 968	156 481	16 720	1 421 476	1 403 731	1 512 743
	Firms with sales of \$50,000,000 to \$99,999,999	163	453	10 997 325	617 697	140 407	14 590	1 318 819	1 450 358	1 531 977
	Firms with sales of \$100,000,000 or more	140	1 005	45 562 078	1 645 610	404 399	40 253	3 598 693	5 480 871	5 774 542
	Firms not operated for the entire year	804	834	1 142 003	67 060	14 563	2 006	138 591	38 059	168 474
42151	Metal service centers & offices									
	All firms	7 686	9 487	83 124 691	5 405 023	1 242 261	143 028	11 026 425	10 801 425	11 513 551
	Firms operated for the entire year	6 950	8 721	82 057 929	5 341 173	1 228 407	141 090	10 894 853	10 763 673	11 350 923
	Firms with sales less than \$250,000	761	763	104 839	25 530	6 036	1 512	47 870	9 081	9 127
	Firms with sales of \$250,000 to \$499,999	717	718	261 845	50 352	11 311	2 335	97 129	24 911	25 046
	Firms with sales of \$500,000 to \$999,999	969	973	699 340	117 036	26 959	4 681	228 899	65 800	67 080
	Firms with sales of \$1,000,000 to \$2,499,999	1 564	1 580	2 513 865	349 112	77 685	11 623	688 784	255 588	266 051
	Firms with sales of \$2,500,000 to \$4,999,999	992	1 046	3 508 948	440 560	98 076	12 621	846 854	371 219	390 120
	Firms with sales of \$5,000,000 to \$9,999,999	785	927	5 513 367	576 807	127 509	15 041	1 096 886	695 627	722 636
	Firms with sales of \$10,000,000 to \$24,999,999	629	858	9 556 038	906 247	202 602	23 197	1 759 741	1 359 753	1 407 253
	Firms with sales of \$25,000,000 to \$49,999,999	262	480	9 133 458	683 646	151 358	16 340	1 372 163	1 360 981	1 464 715
	Firms with sales of \$50,000,000 to \$99,999,999	145	420	9 806 389	590 124	133 576	14 182	1 268 020	1 318 032	1 423 838
	Firms with sales of \$100,000,000 or more	126	956	40 959 840	1 601 759	393 295	39 558	3 488 507	5 302 681	5 575 057
	Firms not operated for the entire year	736	766	1 066 762	63 850	13 854	1 938	131 572	37 752	162 628

See footnotes at end of table.

Table 4. Sales Size of Firms: 1997—Con.

[Includes only firms and establishments with payroll. Excludes data for central administrative offices, auxiliary operations, or establishments of these firms that are classified in other categories than those specified in this table. For meaning of abbreviations and symbols, see introductory text. For explanation of terms, see Appendix A. For method of assignment to categories shown, see Appendix C]

NAICS code	Sales sizes of firms by type of operation and kind of business	Firms (number)	Establishments (number)	Sales (\$1,000)	Annual payroll (\$1,000)	First-quarter payroll (\$1,000)	Paid employees for pay period including March 12 (number)	Operating expenses ¹ (\$1,000)	End-of-1996 inventories (\$1,000)	End-of-1997 inventories (\$1,000)
421	MERCHANT WHOLESALERS—Con.									
	Wholesale trade, durable goods—Con.									
421510	Metal service centers & offices									
	All firms	7 686	9 487	83 124 691	5 405 023	1 242 261	143 028	11 026 425	10 801 425	11 513 551
	Firms operated for the entire year	6 950	8 721	82 057 929	5 341 173	1 228 407	141 090	10 894 853	10 763 673	11 350 923
	Firms with sales less than \$250,000	761	763	104 839	25 530	6 036	1 512	47 870	9 081	9 127
	Firms with sales of \$250,000 to \$499,999	717	718	261 845	50 352	11 311	2 335	97 129	24 911	25 046
	Firms with sales of \$500,000 to \$999,999	969	973	699 340	117 036	26 959	4 681	228 899	65 800	67 080
	Firms with sales of \$1,000,000 to \$2,499,999	1 564	1 580	2 513 865	349 112	77 685	11 623	688 784	255 588	266 051
	Firms with sales of \$2,500,000 to \$4,999,999	992	1 046	3 508 948	440 560	98 076	12 621	846 854	371 219	390 120
	Firms with sales of \$5,000,000 to \$9,999,999	785	927	5 513 367	576 807	127 509	15 041	1 096 886	695 627	722 636
	Firms with sales of \$10,000,000 to \$24,999,999 ..	629	858	9 556 038	906 247	202 602	23 197	1 759 741	1 359 753	1 407 253
	Firms with sales of \$25,000,000 to \$49,999,999 ..	262	480	9 133 458	683 646	151 358	16 340	1 372 163	1 360 981	1 464 715
	Firms with sales of \$50,000,000 to \$99,999,999 ..	145	420	9 806 389	590 124	133 576	14 182	1 268 020	1 318 032	1 423 838
	Firms with sales of \$100,000,000 or more	126	956	40 959 840	1 601 759	393 295	39 558	3 488 507	5 302 681	5 575 057
	Firms not operated for the entire year	736	766	1 066 762	63 850	13 854	1 938	131 572	37 752	162 628
4215101	Ferrous metal service centers & sales offices									
	All firms	6 094	7 595	66 113 409	4 485 391	1 037 061	120 653	9 133 012	8 873 016	9 359 046
	Firms operated for the entire year	5 524	6 995	65 218 612	4 433 368	1 025 998	119 065	9 026 026	8 838 364	9 215 062
	Firms with sales less than \$250,000	584	586	79 656	19 742	4 600	1 145	36 968	6 489	6 489
	Firms with sales of \$250,000 to \$499,999	536	537	195 389	38 554	8 714	1 790	73 153	18 292	18 303
	Firms with sales of \$500,000 to \$999,999	765	767	549 211	93 708	21 575	3 794	183 924	54 051	55 161
	Firms with sales of \$1,000,000 to \$2,499,999	1 223	1 236	1 983 456	280 637	62 594	9 310	552 335	205 509	213 597
	Firms with sales of \$2,500,000 to \$4,999,999	806	852	2 858 227	363 203	81 054	10 461	701 464	306 263	319 365
	Firms with sales of \$5,000,000 to \$9,999,999	657	771	4 609 027	494 357	110 170	13 000	937 935	601 992	617 624
	Firms with sales of \$10,000,000 to \$24,999,999 ..	528	740	8 036 943	794 212	177 633	20 537	1 526 724	1 157 417	1 194 131
	Firms with sales of \$25,000,000 to \$49,999,999 ..	210	397	7 344 862	554 660	122 100	13 280	1 106 863	1 128 328	1 222 665
	Firms with sales of \$50,000,000 to \$99,999,999 ..	115	361	7 780 458	478 383	113 423	12 310	1 016 956	1 101 923	1 148 617
	Firms with sales of \$100,000,000 or more	100	748	31 781 383	1 315 912	324 135	33 438	2 889 704	4 258 100	4 419 110
	Firms not operated for the entire year	570	600	894 797	52 023	11 063	1 588	106 986	34 652	143 984
42151011	Ferrous metal service centers									
	All firms	4 469	5 827	58 768 929	4 105 455	951 193	110 297	8 340 519	8 873 016	9 359 046
	Firms operated for the entire year	4 149	5 477	58 292 111	4 068 611	942 562	109 070	8 266 223	8 838 364	9 215 062
	Firms with sales less than \$250,000	255	257	D	D	D	f	D	D	D
	Firms with sales of \$250,000 to \$499,999	323	323	117 651	22 831	5 079	1 119	44 021	18 257	18 282
	Firms with sales of \$500,000 to \$999,999	515	517	371 388	63 238	14 338	2 623	126 945	54 091	55 211
	Firms with sales of \$1,000,000 to \$2,499,999	931	943	1 529 265	223 797	49 285	7 604	439 009	206 145	214 243
	Firms with sales of \$2,500,000 to \$4,999,999	681	716	2 423 085	320 281	71 073	9 422	614 134	309 559	322 846
	Firms with sales of \$5,000,000 to \$9,999,999	576	668	4 042 734	453 506	102 068	12 158	859 792	600 168	615 756
	Firms with sales of \$10,000,000 to \$24,999,999 ..	484	682	7 367 667	757 217	169 515	19 550	1 442 232	1 187 327	1 225 851
	Firms with sales of \$25,000,000 to \$49,999,999 ..	196	389	D	D	D	j	D	D	D
	Firms with sales of \$50,000,000 to \$99,999,999 ..	98	289	D	D	D	j	D	D	D
	Firms with sales of \$100,000,000 or more	90	693	D	D	D	k	D	D	D
	Firms not operated for the entire year	320	350	476 818	36 844	8 631	1 227	74 296	34 652	143 984
42151012	Ferrous metal sales offices									

See footnotes at end of table.

Table 4. Sales Size of Firms: 1997—Con.

[Includes only firms and establishments with payroll. Excludes data for central administrative offices, auxiliary operations, or establishments of these firms that are classified in other categories than those specified in this table. For meaning of abbreviations and symbols, see introductory text. For explanation of terms, see Appendix A. For method of assignment to categories shown, see Appendix C]

NAICS code	Sales sizes of firms by type of operation and kind of business	Firms (number)	Establishments (number)	Sales (\$1,000)	Annual payroll (\$1,000)	First-quarter payroll (\$1,000)	Paid employees for pay period including March 12 (number)	Operating expenses ¹ (\$1,000)	End-of-1996 inventories (\$1,000)	End-of-1997 inventories (\$1,000)
421	MERCHANT WHOLESALERS—Con.									
	Wholesale trade, durable goods—Con.									
42151012	Ferrous metal sales offices—Con.									
	All firms	1 679	1 768	7 344 480	379 936	85 868	10 356	792 493	—	—
	Firms operated for the entire year	1 428	1 517	6 926 459	364 737	83 425	9 993	759 776	—	—
	Firms with sales less than \$250,000	333	333	D	D	D	f	D	D	D
	Firms with sales of \$250,000 to \$499,999	213	213	77 752	15 697	3 626	668	29 096	—	—
	Firms with sales of \$500,000 to \$999,999	256	256	182 206	31 216	7 420	1 197	58 405	—	—
	Firms with sales of \$1,000,000 to \$2,499,999	300	302	467 129	59 916	14 299	1 783	118 129	—	—
	Firms with sales of \$2,500,000 to \$4,999,999	137	145	481 960	46 713	10 836	1 204	95 961	—	—
	Firms with sales of \$5,000,000 to \$9,999,999	89	107	625 925	43 042	8 692	871	83 031	—	—
	Firms with sales of \$10,000,000 to \$24,999,999	51	59	774 835	39 693	8 734	963	88 537	—	—
	Firms with sales of \$25,000,000 to \$49,999,999	24	59	D	D	D	g	D	D	D
	Firms with sales of \$50,000,000 to \$99,999,999	15	22	D	D	D	g	D	D	D
	Firms with sales of \$100,000,000 or more	10	21	D	D	D	e	D	D	D
	Firms not operated for the entire year	251	251	418 021	15 199	2 443	363	32 717	—	—
4215102	Nonferrous metal service centers & sales offices									
	All firms	1 624	1 892	17 011 282	919 632	205 200	22 375	1 893 413	1 928 409	2 154 505
	Firms operated for the entire year	1 458	1 726	16 839 317	907 805	202 409	22 025	1 868 827	1 925 309	2 135 861
	Firms with sales less than \$250,000	177	177	25 183	5 788	1 436	367	10 902	2 592	2 638
	Firms with sales of \$250,000 to \$499,999	182	182	66 776	11 826	2 606	546	24 030	6 619	6 743
	Firms with sales of \$500,000 to \$999,999	204	206	150 129	23 328	5 384	887	44 975	11 749	11 919
	Firms with sales of \$1,000,000 to \$2,499,999	343	346	533 946	69 143	15 197	2 335	137 786	50 079	52 655
	Firms with sales of \$2,500,000 to \$4,999,999	188	198	659 303	77 862	17 216	2 182	147 179	66 866	72 307
	Firms with sales of \$5,000,000 to \$9,999,999	135	161	949 923	86 515	18 116	2 131	167 771	102 520	114 221
	Firms with sales of \$10,000,000 to \$24,999,999	100	115	1 506 056	109 678	24 531	2 608	228 108	198 313	210 191
	Firms with sales of \$25,000,000 to \$49,999,999	60	118	2 062 844	138 017	31 595	3 290	287 095	282 627	293 420
	Firms with sales of \$50,000,000 to \$99,999,999	36	71	2 487 665	129 395	24 602	2 346	294 866	261 241	326 998
	Firms with sales of \$100,000,000 or more	33	152	8 397 492	256 253	61 726	5 333	526 115	942 703	1 044 769
	Firms not operated for the entire year	166	166	171 965	11 827	2 791	350	24 586	3 100	18 644
42151021	Nonferrous metal service centers									
	All firms	1 133	1 380	15 574 704	839 223	187 391	20 212	1 730 127	1 928 409	2 154 505
	Firms operated for the entire year	1 052	1 299	D	D	D	j	D	D	D
	Firms with sales less than \$250,000	85	85	12 919	3 122	812	195	5 868	2 592	2 638
	Firms with sales of \$250,000 to \$499,999	109	109	D	D	D	e	D	D	D
	Firms with sales of \$500,000 to \$999,999	140	140	D	D	D	f	D	D	D
	Firms with sales of \$1,000,000 to \$2,499,999	255	257	398 481	51 795	11 385	1 779	104 422	50 079	52 655
	Firms with sales of \$2,500,000 to \$4,999,999	148	157	522 525	63 875	13 981	1 894	121 181	66 866	72 307
	Firms with sales of \$5,000,000 to \$9,999,999	112	133	797 201	79 790	16 772	2 001	155 725	103 509	115 618
	Firms with sales of \$10,000,000 to \$24,999,999	86	99	D	D	D	g	D	D	D
	Firms with sales of \$25,000,000 to \$49,999,999	52	110	D	D	D	h	D	D	D
	Firms with sales of \$50,000,000 to \$99,999,999	34	69	D	D	D	g	D	D	D
	Firms with sales of \$100,000,000 or more	31	140	D	D	D	i	D	D	D
	Firms not operated for the entire year	81	81	D	D	D	e	D	D	D
42151022	Nonferrous metal sales offices									

See footnotes at end of table.

Table 4. Sales Size of Firms: 1997—Con.

[Includes only firms and establishments with payroll. Excludes data for central administrative offices, auxiliary operations, or establishments of these firms that are classified in other categories than those specified in this table. For meaning of abbreviations and symbols, see introductory text. For explanation of terms, see Appendix A. For method of assignment to categories shown, see Appendix C]

NAICS code	Sales sizes of firms by type of operation and kind of business	Firms (number)	Establishments (number)	Sales (\$1,000)	Annual payroll (\$1,000)	First-quarter payroll (\$1,000)	Paid employees for pay period including March 12 (number)	Operating expenses ¹ (\$1,000)	End-of-1996 inventories (\$1,000)	End-of-1997 inventories (\$1,000)
421	MERCHANT WHOLESALERS—Con.									
	Wholesale trade, durable goods—Con.									
42151022	Nonferrous metal sales offices—Con.									
	All firms	500	512	1 436 578	80 409	17 809	2 163	163 286	—	—
	Firms operated for the entire year	414	426	D	D	D	g	D	D	D
	Firms with sales less than \$250,000	92	92	12 264	2 666	624	172	5 034	—	—
	Firms with sales of \$250,000 to \$499,999	73	73	D	D	D	c	D	D	D
	Firms with sales of \$500,000 to \$999,999	65	67	D	D	D	c	D	D	D
	Firms with sales of \$1,000,000 to \$2,499,999	90	90	139 588	17 794	3 923	560	34 242	—	—
	Firms with sales of \$2,500,000 to \$4,999,999	42	43	144 678	15 263	3 559	330	28 685	—	—
	Firms with sales of \$5,000,000 to \$9,999,999	25	29	169 522	7 835	1 633	170	14 562	—	—
	Firms with sales of \$10,000,000 to \$24,999,999	14	16	D	D	D	c	D	D	D
	Firms with sales of \$25,000,000 to \$49,999,999	9	10	D	D	D	b	D	D	D
	Firms with sales of \$50,000,000 to \$99,999,999	3	5	D	D	D	c	D	D	D
	Firms with sales of \$100,000,000 or more	1	1	D	D	D	a	D	D	D
	Firms not operated for the entire year	86	86	D	D	D	b	D	D	D
42152	Coal & other mineral & ore whsle									
	All firms	522	'592	'8 428 510	'190 848	'45 064	'3 936	434 088	438 584	452 320
	Firms operated for the entire year	454	524	8 353 269	187 638	44 355	3 868	427 069	438 277	446 474
	Firms with sales less than \$250,000	62	62	7 617	2 138	495	134	3 870	723	712
	Firms with sales of \$250,000 to \$499,999	42	42	14 506	2 635	675	131	6 189	1 787	1 784
	Firms with sales of \$500,000 to \$999,999	45	46	32 653	5 470	1 320	188	11 678	3 457	3 957
	Firms with sales of \$1,000,000 to \$2,499,999	81	83	129 332	11 508	2 692	354	28 254	8 124	9 583
	Firms with sales of \$2,500,000 to \$4,999,999	60	62	216 903	17 788	4 006	489	38 270	8 394	8 837
	Firms with sales of \$5,000,000 to \$9,999,999	42	45	292 311	18 796	4 234	442	38 371	26 079	27 235
	Firms with sales of \$10,000,000 to \$24,999,999	57	74	924 833	35 577	7 877	651	90 299	36 497	38 766
	Firms with sales of \$25,000,000 to \$49,999,999	30	35	1 009 636	24 956	5 778	447	61 200	48 923	57 685
	Firms with sales of \$50,000,000 to \$99,999,999	19	35	1 276 308	28 543	7 062	425	51 923	134 722	111 554
	Firms with sales of \$100,000,000 or more	16	40	4 449 170	40 227	10 216	607	97 015	169 571	186 361
	Firms not operated for the entire year	68	68	75 241	3 210	709	68	7 019	307	5 846
421520	Coal & other mineral & ore whsle									
	All firms	522	'592	'8 428 510	'190 848	'45 064	'3 936	434 088	438 584	452 320
	Firms operated for the entire year	454	524	8 353 269	187 638	44 355	3 868	427 069	438 277	446 474
	Firms with sales less than \$250,000	62	62	7 617	2 138	495	134	3 870	723	712
	Firms with sales of \$250,000 to \$499,999	42	42	14 506	2 635	675	131	6 189	1 787	1 784
	Firms with sales of \$500,000 to \$999,999	45	46	32 653	5 470	1 320	188	11 678	3 457	3 957
	Firms with sales of \$1,000,000 to \$2,499,999	81	83	129 332	11 508	2 692	354	28 254	8 124	9 583
	Firms with sales of \$2,500,000 to \$4,999,999	60	62	216 903	17 788	4 006	489	38 270	8 394	8 837
	Firms with sales of \$5,000,000 to \$9,999,999	42	45	292 311	18 796	4 234	442	38 371	26 079	27 235
	Firms with sales of \$10,000,000 to \$24,999,999	57	74	924 833	35 577	7 877	651	90 299	36 497	38 766
	Firms with sales of \$25,000,000 to \$49,999,999	30	35	1 009 636	24 956	5 778	447	61 200	48 923	57 685
	Firms with sales of \$50,000,000 to \$99,999,999	19	35	1 276 308	28 543	7 062	425	51 923	134 722	111 554
	Firms with sales of \$100,000,000 or more	16	40	4 449 170	40 227	10 216	607	97 015	169 571	186 361
	Firms not operated for the entire year	68	68	75 241	3 210	709	68	7 019	307	5 846
4215201	Coal whsle									

See footnotes at end of table.

Table 4. Sales Size of Firms: 1997—Con.

[Includes only firms and establishments with payroll. Excludes data for central administrative offices, auxiliary operations, or establishments of these firms that are classified in other categories than those specified in this table. For meaning of abbreviations and symbols, see introductory text. For explanation of terms, see Appendix A. For method of assignment to categories shown, see Appendix C]

NAICS code	Sales sizes of firms by type of operation and kind of business	Firms (number)	Establishments (number)	Sales (\$1,000)	Annual payroll (\$1,000)	First-quarter payroll (\$1,000)	Paid employees for pay period including March 12 (number)	Operating expenses ¹ (\$1,000)	End-of-1996 inventories (\$1,000)	End-of-1997 inventories (\$1,000)
421	MERCHANT WHOLESALERS—Con.									
	Wholesale trade, durable goods—Con.									
4215201	Coal whsle—Con.									
	All firms	287	333	4 987 710	102 575	23 851	2 117	240 527	153 763	168 070
	Firms operated for the entire year	243	289	D	D	D	g	D	D	D
	Firms with sales less than \$250,000	32	32	D	D	D	b	D	D	D
	Firms with sales of \$250,000 to \$499,999	18	18	D	D	D	b	D	D	D
	Firms with sales of \$500,000 to \$999,999	18	19	D	D	D	b	D	D	D
	Firms with sales of \$1,000,000 to \$2,499,999	41	41	D	D	D	c	D	D	D
	Firms with sales of \$2,500,000 to \$4,999,999	28	29	D	D	D	e	D	D	D
	Firms with sales of \$5,000,000 to \$9,999,999	26	30	D	D	D	e	D	D	D
	Firms with sales of \$10,000,000 to \$24,999,999	38	42	D	D	D	e	D	D	D
	Firms with sales of \$25,000,000 to \$49,999,999	19	19	656 771	12 020	2 674	178	26 251	20 798	21 686
	Firms with sales of \$50,000,000 to \$99,999,999	13	29	D	D	D	e	D	D	D
	Firms with sales of \$100,000,000 or more	10	30	D	D	D	e	D	D	D
	Firms not operated for the entire year	44	44	D	D	D	b	D	D	D
4215202	Other mineral & ore whsle									
	All firms	237	259	3 440 800	88 273	21 213	1 819	193 561	284 821	284 250
	Firms operated for the entire year	213	235	D	D	D	g	D	D	D
	Firms with sales less than \$250,000	30	30	D	D	D	b	D	D	D
	Firms with sales of \$250,000 to \$499,999	24	24	D	D	D	b	D	D	D
	Firms with sales of \$500,000 to \$999,999	27	27	D	D	D	c	D	D	D
	Firms with sales of \$1,000,000 to \$2,499,999	40	42	D	D	D	c	D	D	D
	Firms with sales of \$2,500,000 to \$4,999,999	32	33	D	D	D	c	D	D	D
	Firms with sales of \$5,000,000 to \$9,999,999	18	27	D	D	D	c	D	D	D
	Firms with sales of \$10,000,000 to \$24,999,999	19	24	D	D	D	e	D	D	D
	Firms with sales of \$25,000,000 to \$49,999,999	11	16	352 865	12 936	3 104	269	34 949	28 125	35 999
	Firms with sales of \$50,000,000 to \$99,999,999	6	6	D	D	D	c	D	D	D
	Firms with sales of \$100,000,000 or more	6	6	D	D	D	c	D	D	D
	Firms not operated for the entire year	24	24	D	D	D	a	D	D	D
4216	Electrical goods whsle									
	All firms	21 478	27 347	182 334 876	14 793 391	3 462 691	345 230	30 237 421	17 186 313	18 711 743
	Firms operated for the entire year	18 640	24 444	178 672 488	14 427 954	3 373 682	336 425	29 519 933	17 077 319	18 087 062
	Firms with sales less than \$250,000	2 891	2 895	397 205	100 680	24 348	5 691	182 036	45 685	46 231
	Firms with sales of \$250,000 to \$499,999	2 537	2 546	919 838	205 832	47 199	8 292	381 814	102 700	104 204
	Firms with sales of \$500,000 to \$999,999	3 071	3 119	2 205 969	422 072	97 318	14 847	790 306	231 977	238 262
	Firms with sales of \$1,000,000 to \$2,499,999	4 126	4 292	6 632 407	1 145 048	258 992	34 837	2 137 442	698 227	730 587
	Firms with sales of \$2,500,000 to \$4,999,999	2 381	2 635	8 380 632	1 246 289	281 283	34 164	2 311 405	936 802	982 856
	Firms with sales of \$5,000,000 to \$9,999,999	1 647	2 065	11 585 454	1 467 490	327 929	35 471	2 712 336	1 227 445	1 305 771
	Firms with sales of \$10,000,000 to \$24,999,999	1 163	1 902	17 466 690	1 938 392	434 355	45 220	3 708 037	1 949 341	2 069 830
	Firms with sales of \$25,000,000 to \$49,999,999	434	1 046	14 954 038	1 300 260	303 831	29 657	2 587 003	1 707 500	1 818 054
	Firms with sales of \$50,000,000 to \$99,999,999	204	705	14 420 225	1 177 896	284 075	24 877	2 401 435	1 752 361	1 901 031
	Firms with sales of \$100,000,000 or more	186	3 239	101 710 030	5 423 995	1 314 352	103 369	12 308 119	8 425 281	8 890 236
	Firms not operated for the entire year	2 838	2 903	3 662 388	365 437	89 009	8 805	717 488	108 994	624 681

See footnotes at end of table.

Table 4. Sales Size of Firms: 1997—Con.

[Includes only firms and establishments with payroll. Excludes data for central administrative offices, auxiliary operations, or establishments of these firms that are classified in other categories than those specified in this table. For meaning of abbreviations and symbols, see introductory text. For explanation of terms, see Appendix A. For method of assignment to categories shown, see Appendix C]

NAICS code	Sales sizes of firms by type of operation and kind of business	Firms (number)	Establishments (number)	Sales (\$1,000)	Annual payroll (\$1,000)	First-quarter payroll (\$1,000)	Paid employees for pay period including March 12 (number)	Operating expenses ¹ (\$1,000)	End-of-1996 inventories (\$1,000)	End-of-1997 inventories (\$1,000)
421	MERCHANT WHOLESALERS—Con.									
	Wholesale trade, durable goods—Con.									
42161	Electrical apparatus & equip, wiring supp. & const material whsle									
	All firms	6 774	8 857	38 350 174	3 756 249	887 946	101 739	7 002 760	4 590 972	4 873 800
	Firms operated for the entire year	5 932	7 998	37 668 534	3 682 371	874 483	100 047	6 866 300	4 567 843	4 707 338
	Firms with sales less than \$250,000	922	922	125 569	30 749	7 482	1 710	55 150	15 987	16 105
	Firms with sales of \$250,000 to \$499,999	785	785	D	D	D	g	D	D	D
	Firms with sales of \$500,000 to \$999,999	971	987	D	D	D	h	D	D	D
	Firms with sales of \$1,000,000 to \$2,499,999	1 361	1 407	2 195 428	366 449	83 353	11 338	680 341	254 519	265 453
	Firms with sales of \$2,500,000 to \$4,999,999	781	840	D	D	D	j	D	D	D
	Firms with sales of \$5,000,000 to \$9,999,999	539	701	D	D	D	j	D	D	D
	Firms with sales of \$10,000,000 to \$24,999,999	359	690	D	D	D	j	D	D	D
	Firms with sales of \$25,000,000 to \$49,999,999	129	354	4 485 516	421 081	97 353	9 600	834 169	579 027	625 480
	Firms with sales of \$50,000,000 to \$99,999,999	60	272	4 206 895	392 850	99 610	8 827	726 556	550 103	618 610
	Firms with sales of \$100,000,000 or more	25	1 040	D	D	D	j	D	D	D
	Firms not operated for the entire year	842	859	681 640	73 878	13 463	1 692	136 460	23 129	166 462
421610	Electrical apparatus & equip, wiring supp. & const material whsle									
	All firms	6 774	8 857	38 350 174	3 756 249	887 946	101 739	7 002 760	4 590 972	4 873 800
	Firms operated for the entire year	5 932	7 998	37 668 534	3 682 371	874 483	100 047	6 866 300	4 567 843	4 707 338
	Firms with sales less than \$250,000	922	922	125 569	30 749	7 482	1 710	55 150	15 987	16 105
	Firms with sales of \$250,000 to \$499,999	785	785	D	D	D	g	D	D	D
	Firms with sales of \$500,000 to \$999,999	971	987	D	D	D	h	D	D	D
	Firms with sales of \$1,000,000 to \$2,499,999	1 361	1 407	2 195 428	366 449	83 353	11 338	680 341	254 519	265 453
	Firms with sales of \$2,500,000 to \$4,999,999	781	840	D	D	D	j	D	D	D
	Firms with sales of \$5,000,000 to \$9,999,999	539	701	D	D	D	j	D	D	D
	Firms with sales of \$10,000,000 to \$24,999,999	359	690	D	D	D	j	D	D	D
	Firms with sales of \$25,000,000 to \$49,999,999	129	354	4 485 516	421 081	97 353	9 600	834 169	579 027	625 480
	Firms with sales of \$50,000,000 to \$99,999,999	60	272	4 206 895	392 850	99 610	8 827	726 556	550 103	618 610
	Firms with sales of \$100,000,000 or more	25	1 040	D	D	D	j	D	D	D
	Firms not operated for the entire year	842	859	681 640	73 878	13 463	1 692	136 460	23 129	166 462
42162	Electrical appliance, television & radio set whsle									
	All firms	2 769	3 237	39 717 526	1 709 097	393 253	42 999	5 131 249	3 715 334	4 023 015
	Firms operated for the entire year	2 429	2 896	39 150 733	1 687 246	388 978	42 351	5 064 627	3 669 137	3 883 635
	Firms with sales less than \$250,000	354	355	D	D	D	f	D	D	D
	Firms with sales of \$250,000 to \$499,999	282	285	D	D	D	f	D	D	D
	Firms with sales of \$500,000 to \$999,999	350	352	D	D	D	g	D	D	D
	Firms with sales of \$1,000,000 to \$2,499,999	500	523	809 257	104 265	24 182	3 920	226 958	110 861	115 334
	Firms with sales of \$2,500,000 to \$4,999,999	322	351	D	D	D	h	D	D	D
	Firms with sales of \$5,000,000 to \$9,999,999	257	324	D	D	D	h	D	D	D
	Firms with sales of \$10,000,000 to \$24,999,999	193	287	D	D	D	i	D	D	D
	Firms with sales of \$25,000,000 to \$49,999,999	91	175	3 098 675	182 673	44 646	4 837	409 183	370 300	382 632
	Firms with sales of \$50,000,000 to \$99,999,999	41	115	2 956 257	129 722	29 024	3 411	369 797	399 064	421 105
	Firms with sales of \$100,000,000 or more	39	129	D	D	D	j	D	D	D
	Firms not operated for the entire year	340	341	566 793	21 851	4 275	648	66 622	46 197	139 380

See footnotes at end of table.

Table 4. Sales Size of Firms: 1997—Con.

[Includes only firms and establishments with payroll. Excludes data for central administrative offices, auxiliary operations, or establishments of these firms that are classified in other categories than those specified in this table. For meaning of abbreviations and symbols, see introductory text. For explanation of terms, see Appendix A. For method of assignment to categories shown, see Appendix C]

NAICS code	Sales sizes of firms by type of operation and kind of business	Firms (number)	Establishments (number)	Sales (\$1,000)	Annual payroll (\$1,000)	First-quarter payroll (\$1,000)	Paid employees for pay period including March 12 (number)	Operating expenses ¹ (\$1,000)	End-of-1996 inventories (\$1,000)	End-of-1997 inventories (\$1,000)
421	MERCHANT WHOLESALERS—Con.									
	Wholesale trade, durable goods—Con.									
421620	Electrical appliance, television & radio set whsle									
	All firms	2 769	3 237	39 717 526	1 709 097	393 253	42 999	5 131 249	3 715 334	4 023 015
	Firms operated for the entire year	2 429	2 896	39 150 733	1 687 246	388 978	42 351	5 064 627	3 669 137	3 883 635
	Firms with sales less than \$250,000	354	355	D	D	D	f	D	D	D
	Firms with sales of \$250,000 to \$499,999	282	285	D	D	D	f	D	D	D
	Firms with sales of \$500,000 to \$999,999	350	352	D	D	D	g	D	D	D
	Firms with sales of \$1,000,000 to \$2,499,999	500	523	809 257	104 265	24 182	3 920	226 958	110 861	115 334
	Firms with sales of \$2,500,000 to \$4,999,999	322	351	D	D	D	h	D	D	D
	Firms with sales of \$5,000,000 to \$9,999,999	257	324	D	D	D	h	D	D	D
	Firms with sales of \$10,000,000 to \$24,999,999	193	287	D	D	D	i	D	D	D
	Firms with sales of \$25,000,000 to \$49,999,999	91	175	3 098 675	182 673	44 646	4 837	409 183	370 300	382 632
	Firms with sales of \$50,000,000 to \$99,999,999	41	115	2 956 257	129 722	29 024	3 411	369 797	399 064	421 105
	Firms with sales of \$100,000,000 or more	39	129	D	D	D	j	D	D	D
	Firms not operated for the entire year	340	341	566 793	21 851	4 275	648	66 622	46 197	139 380
42169	Other electronic parts & equipment whsle									
	All firms	12 039	15 253	104 267 176	9 328 045	2 181 492	200 492	18 103 412	8 880 007	9 814 928
	Firms operated for the entire year	10 375	13 539	101 806 841	9 053 444	2 110 022	194 006	17 580 703	8 840 050	9 490 197
	Firms with sales less than \$250,000	1 619	1 622	D	D	D	h	D	D	D
	Firms with sales of \$250,000 to \$499,999	1 478	1 487	D	D	D	h	D	D	D
	Firms with sales of \$500,000 to \$999,999	1 756	1 786	D	D	D	i	D	D	D
	Firms with sales of \$1,000,000 to \$2,499,999	2 290	2 385	3 667 003	680 916	153 117	19 791	1 241 309	340 652	357 918
	Firms with sales of \$2,500,000 to \$4,999,999	1 286	1 439	D	D	D	j	D	D	D
	Firms with sales of \$5,000,000 to \$9,999,999	861	1 042	6 041 156	831 398	184 280	19 390	1 497 862	551 366	593 702
	Firms with sales of \$10,000,000 to \$24,999,999	630	978	9 316 142	1 125 529	249 154	24 902	2 103 103	957 262	1 037 713
	Firms with sales of \$25,000,000 to \$49,999,999	220	501	7 574 964	704 904	163 832	15 292	1 365 376	772 231	824 627
	Firms with sales of \$50,000,000 to \$99,999,999	103	290	7 268 080	645 386	152 784	12 303	1 291 436	789 212	841 283
	Firms with sales of \$100,000,000 or more	132	2 009	61 386 078	3 873 406	938 997	65 428	7 919 818	4 780 123	5 153 084
	Firms not operated for the entire year	1 664	1 714	2 460 335	274 601	71 470	6 486	522 709	39 957	324 731
421690	Other electronic parts & equipment whsle									
	All firms	12 039	15 253	104 267 176	9 328 045	2 181 492	200 492	18 103 412	8 880 007	9 814 928
	Firms operated for the entire year	10 375	13 539	101 806 841	9 053 444	2 110 022	194 006	17 580 703	8 840 050	9 490 197
	Firms with sales less than \$250,000	1 619	1 622	D	D	D	h	D	D	D
	Firms with sales of \$250,000 to \$499,999	1 478	1 487	D	D	D	h	D	D	D
	Firms with sales of \$500,000 to \$999,999	1 756	1 786	D	D	D	i	D	D	D
	Firms with sales of \$1,000,000 to \$2,499,999	2 290	2 385	3 667 003	680 916	153 117	19 791	1 241 309	340 652	357 918
	Firms with sales of \$2,500,000 to \$4,999,999	1 286	1 439	D	D	D	j	D	D	D
	Firms with sales of \$5,000,000 to \$9,999,999	861	1 042	6 041 156	831 398	184 280	19 390	1 497 862	551 366	593 702
	Firms with sales of \$10,000,000 to \$24,999,999	630	978	9 316 142	1 125 529	249 154	24 902	2 103 103	957 262	1 037 713
	Firms with sales of \$25,000,000 to \$49,999,999	220	501	7 574 964	704 904	163 832	15 292	1 365 376	772 231	824 627
	Firms with sales of \$50,000,000 to \$99,999,999	103	290	7 268 080	645 386	152 784	12 303	1 291 436	789 212	841 283
	Firms with sales of \$100,000,000 or more	132	2 009	61 386 078	3 873 406	938 997	65 428	7 919 818	4 780 123	5 153 084
	Firms not operated for the entire year	1 664	1 714	2 460 335	274 601	71 470	6 486	522 709	39 957	324 731
4216901	Communications equipment & supplies whsle									

See footnotes at end of table.

Table 4. Sales Size of Firms: 1997—Con.

[Includes only firms and establishments with payroll. Excludes data for central administrative offices, auxiliary operations, or establishments of these firms that are classified in other categories than those specified in this table. For meaning of abbreviations and symbols, see introductory text. For explanation of terms, see Appendix A. For method of assignment to categories shown, see Appendix C]

NAICS code	Sales sizes of firms by type of operation and kind of business	Firms (number)	Establishments (number)	Sales (\$1,000)	Annual payroll (\$1,000)	First-quarter payroll (\$1,000)	Paid employees for pay period including March 12 (number)	Operating expenses ¹ (\$1,000)	End-of-1996 inventories (\$1,000)	End-of-1997 inventories (\$1,000)
421	MERCHANT WHOLESALERS—Con.									
	Wholesale trade, durable goods—Con.									
4216901	Communications equipment & supplies whsle—Con.									
	All firms	5 339	6 722	36 812 342	4 566 622	1 092 431	98 210	8 446 176	3 042 985	3 439 839
	Firms operated for the entire year	4 595	5 934	35 603 114	4 376 982	1 038 640	93 738	8 093 586	3 033 963	3 348 038
	Firms with sales less than \$250,000	753	756	D	D	D	g	D	D	D
	Firms with sales of \$250,000 to \$499,999	706	711	D	D	D	h	D	D	D
	Firms with sales of \$500,000 to \$999,999	829	847	594 774	137 218	31 837	4 964	244 453	49 567	50 121
	Firms with sales of \$1,000,000 to \$2,499,999	1 047	1 091	D	D	D	j	D	D	D
	Firms with sales of \$2,500,000 to \$4,999,999	551	649	D	D	D	j	D	D	D
	Firms with sales of \$5,000,000 to \$9,999,999	304	391	2 116 065	356 692	81 759	8 354	614 739	180 183	193 282
	Firms with sales of \$10,000,000 to \$24,999,999 ..	238	364	3 553 174	542 081	118 780	11 336	958 112	337 372	387 370
	Firms with sales of \$25,000,000 to \$49,999,999 ..	82	212	2 719 783	299 983	68 324	6 460	588 347	233 987	244 972
	Firms with sales of \$50,000,000 to \$99,999,999 ..	39	84	D	D	D	i	D	D	D
	Firms with sales of \$100,000,000 or more	46	829	D	D	D	k	D	D	D
	Firms not operated for the entire year	744	788	1 209 228	189 640	53 791	4 472	352 590	9 022	91 801
4216902	Electronic parts (excluding communications equipment) whsle									
	All firms	6 724	8 531	67 454 834	4 761 423	1 089 061	102 282	9 657 236	5 837 022	6 375 089
	Firms operated for the entire year	5 803	7 605	66 203 727	4 676 462	1 071 382	100 268	9 487 117	5 806 087	6 142 159
	Firms with sales less than \$250,000	867	867	116 606	30 868	7 516	1 675	54 432	14 731	14 903
	Firms with sales of \$250,000 to \$499,999	772	776	D	D	D	g	D	D	D
	Firms with sales of \$500,000 to \$999,999	930	942	677 086	127 075	28 220	4 136	236 070	70 042	72 239
	Firms with sales of \$1,000,000 to \$2,499,999	1 247	1 298	D	D	D	i	D	D	D
	Firms with sales of \$2,500,000 to \$4,999,999	740	795	2 609 416	359 995	79 925	9 526	682 348	293 211	305 804
	Firms with sales of \$5,000,000 to \$9,999,999	562	657	3 958 381	477 347	103 322	11 113	890 050	380 021	408 442
	Firms with sales of \$10,000,000 to \$24,999,999 ..	392	604	5 768 872	584 054	130 444	13 552	1 142 015	623 896	653 304
	Firms with sales of \$25,000,000 to \$49,999,999 ..	141	293	4 973 607	416 280	98 048	9 094	815 801	552 010	592 916
	Firms with sales of \$50,000,000 to \$99,999,999 ..	64	205	D	D	D	i	D	D	D
	Firms with sales of \$100,000,000 or more	88	1 168	D	D	D	k	D	D	D
	Firms not operated for the entire year	921	926	1 251 107	84 961	17 679	2 014	170 119	30 935	232 930
4217	Hardware, & plumbing & heating equipment & supplies whsle									
	All firms	12 420	17 533	57 253 744	6 391 596	1 466 209	186 312	12 167 748	8 709 596	9 185 806
	Firms operated for the entire year	11 072	16 159	56 437 248	6 287 589	1 445 444	182 799	11 966 321	8 666 091	8 973 887
	Firms with sales less than \$250,000	1 550	1 552	218 616	48 092	11 133	2 800	91 682	38 679	39 217
	Firms with sales of \$250,000 to \$499,999	1 527	1 528	552 223	103 035	23 720	4 728	201 573	90 388	92 400
	Firms with sales of \$500,000 to \$999,999	1 850	1 869	1 322 456	237 467	54 281	9 140	456 855	210 578	215 044
	Firms with sales of \$1,000,000 to \$2,499,999	2 588	2 665	4 133 798	662 114	150 155	21 261	1 238 756	612 713	639 863
	Firms with sales of \$2,500,000 to \$4,999,999	1 518	1 777	5 348 056	794 755	179 943	23 091	1 476 686	785 914	825 882
	Firms with sales of \$5,000,000 to \$9,999,999	1 044	1 585	7 289 781	1 013 390	227 740	27 154	1 869 274	1 110 052	1 160 923
	Firms with sales of \$10,000,000 to \$24,999,999 ..	662	1 466	10 080 205	1 254 326	282 766	33 027	2 328 373	1 562 139	1 614 482
	Firms with sales of \$25,000,000 to \$49,999,999 ..	170	687	5 786 666	629 465	144 929	15 952	1 228 427	983 746	1 001 878
	Firms with sales of \$50,000,000 to \$99,999,999 ..	108	923	7 437 450	681 775	159 932	18 429	1 376 019	1 321 293	1 337 038
	Firms with sales of \$100,000,000 or more	55	2 107	14 267 997	863 170	210 845	27 217	1 698 676	1 950 589	2 047 160
	Firms not operated for the entire year	1 348	1 374	816 496	104 007	20 765	3 513	201 427	43 505	211 919

See footnotes at end of table.

Table 4. Sales Size of Firms: 1997—Con.

[Includes only firms and establishments with payroll. Excludes data for central administrative offices, auxiliary operations, or establishments of these firms that are classified in other categories than those specified in this table. For meaning of abbreviations and symbols, see introductory text. For explanation of terms, see Appendix A. For method of assignment to categories shown, see Appendix C]

NAICS code	Sales sizes of firms by type of operation and kind of business	Firms (number)	Establishments (number)	Sales (\$1,000)	Annual payroll (\$1,000)	First-quarter payroll (\$1,000)	Paid employees for pay period including March 12 (number)	Operating expenses ¹ (\$1,000)	End-of-1996 inventories (\$1,000)	End-of-1997 inventories (\$1,000)
421	MERCHANT WHOLESALERS—Con.									
	Wholesale trade, durable goods—Con.									
42171	Hardware whsle									
	All firms	6 288	8 170	28 781 646	3 292 606	751 220	99 338	6 261 960	4 524 746	4 826 428
	Firms operated for the entire year	5 708	7 580	28 394 116	3 244 140	739 441	97 405	6 168 894	4 490 345	4 708 480
	Firms with sales less than \$250,000	832	833	D	D	D	g	D	D	D
	Firms with sales of \$250,000 to \$499,999	849	850	306 730	55 150	12 790	2 585	108 252	56 611	57 649
	Firms with sales of \$500,000 to \$999,999	967	976	686 301	121 578	27 703	4 756	235 896	125 762	128 583
	Firms with sales of \$1,000,000 to \$2,499,999	1 299	1 335	2 070 704	350 123	79 107	11 395	664 086	342 268	356 317
	Firms with sales of \$2,500,000 to \$4,999,999	775	874	2 713 098	417 996	93 204	12 526	780 172	430 190	452 976
	Firms with sales of \$5,000,000 to \$9,999,999	535	769	3 767 513	551 960	123 905	14 855	1 023 719	616 079	646 724
	Firms with sales of \$10,000,000 to \$24,999,999 ..	306	599	4 663 695	636 075	141 385	17 375	1 178 624	777 347	809 797
	Firms with sales of \$25,000,000 to \$49,999,999 ..	75	256	2 520 509	291 179	65 129	7 695	594 885	417 539	437 167
	Firms with sales of \$50,000,000 to \$99,999,999 ..	45	303	3 035 748	310 034	73 201	9 186	639 268	580 096	604 068
	Firms with sales of \$100,000,000 or more	25	785	D	D	D	j	D	D	D
	Firms not operated for the entire year	580	590	387 530	48 466	11 779	1 933	93 066	34 401	117 948
421710	Hardware whsle									
	All firms	6 288	8 170	28 781 646	3 292 606	751 220	99 338	6 261 960	4 524 746	4 826 428
	Firms operated for the entire year	5 708	7 580	28 394 116	3 244 140	739 441	97 405	6 168 894	4 490 345	4 708 480
	Firms with sales less than \$250,000	832	833	D	D	D	g	D	D	D
	Firms with sales of \$250,000 to \$499,999	849	850	306 730	55 150	12 790	2 585	108 252	56 611	57 649
	Firms with sales of \$500,000 to \$999,999	967	976	686 301	121 578	27 703	4 756	235 896	125 762	128 583
	Firms with sales of \$1,000,000 to \$2,499,999	1 299	1 335	2 070 704	350 123	79 107	11 395	664 086	342 268	356 317
	Firms with sales of \$2,500,000 to \$4,999,999	775	874	2 713 098	417 996	93 204	12 526	780 172	430 190	452 976
	Firms with sales of \$5,000,000 to \$9,999,999	535	769	3 767 513	551 960	123 905	14 855	1 023 719	616 079	646 724
	Firms with sales of \$10,000,000 to \$24,999,999 ..	306	599	4 663 695	636 075	141 385	17 375	1 178 624	777 347	809 797
	Firms with sales of \$25,000,000 to \$49,999,999 ..	75	256	2 520 509	291 179	65 129	7 695	594 885	417 539	437 167
	Firms with sales of \$50,000,000 to \$99,999,999 ..	45	303	3 035 748	310 034	73 201	9 186	639 268	580 096	604 068
	Firms with sales of \$100,000,000 or more	25	785	D	D	D	j	D	D	D
	Firms not operated for the entire year	580	590	387 530	48 466	11 779	1 933	93 066	34 401	117 948
42172	Plumbing & heating equipment & supplies (hydronics) whsle									
	All firms	2 587	3 261	10 850 765	1 133 400	263 937	33 270	2 206 346	1 516 634	1 625 338
	Firms operated for the entire year	2 150	2 818	10 602 739	1 106 673	258 109	32 244	2 152 608	1 503 876	1 557 913
	Firms with sales less than \$250,000	315	315	43 407	9 824	2 326	553	17 830	6 792	7 087
	Firms with sales of \$250,000 to \$499,999	266	266	97 381	17 307	3 980	816	35 189	14 823	15 104
	Firms with sales of \$500,000 to \$999,999	375	380	270 093	45 336	10 334	1 787	89 419	38 053	38 339
	Firms with sales of \$1,000,000 to \$2,499,999	513	524	814 785	112 233	25 650	3 648	213 118	117 915	124 241
	Firms with sales of \$2,500,000 to \$4,999,999	278	325	987 105	131 490	31 324	3 980	255 712	140 640	145 222
	Firms with sales of \$5,000,000 to \$9,999,999	193	266	1 353 197	162 243	37 965	4 562	304 176	199 546	215 275
	Firms with sales of \$10,000,000 to \$24,999,999 ..	138	257	2 202 663	239 056	55 871	6 068	446 626	326 940	344 117
	Firms with sales of \$25,000,000 to \$49,999,999 ..	37	152	1 294 858	122 392	28 966	3 367	240 764	206 397	211 720
	Firms with sales of \$50,000,000 to \$99,999,999 ..	25	128	D	D	D	h	D	D	D
	Firms with sales of \$100,000,000 or more	10	205	D	D	D	h	D	D	D
	Firms not operated for the entire year	437	443	248 026	26 727	5 828	1 026	53 738	12 758	67 425
421720	Plumbing & heating equipment & supplies (hydronics) whsle									

See footnotes at end of table.

Table 4. Sales Size of Firms: 1997—Con.

[Includes only firms and establishments with payroll. Excludes data for central administrative offices, auxiliary operations, or establishments of these firms that are classified in other categories than those specified in this table. For meaning of abbreviations and symbols, see introductory text. For explanation of terms, see Appendix A. For method of assignment to categories shown, see Appendix C]

NAICS code	Sales sizes of firms by type of operation and kind of business	Firms (number)	Establishments (number)	Sales (\$1,000)	Annual payroll (\$1,000)	First-quarter payroll (\$1,000)	Paid employees for pay period including March 12 (number)	Operating expenses ¹ (\$1,000)	End-of-1996 inventories (\$1,000)	End-of-1997 inventories (\$1,000)
421	MERCHANT WHOLESALERS—Con.									
	Wholesale trade, durable goods—Con.									
421720	Plumbing & heating equipment & supplies (hydronics) whsle—Con.									
	All firms	2 587	3 261	10 850 765	1 133 400	263 937	33 270	2 206 346	1 516 634	1 625 338
	Firms operated for the entire year	2 150	2 818	10 602 739	1 106 673	258 109	32 244	2 152 608	1 503 876	1 557 913
	Firms with sales less than \$250,000	315	315	43 407	9 824	2 326	553	17 830	6 792	7 087
	Firms with sales of \$250,000 to \$499,999	266	266	97 381	17 307	3 980	816	35 189	14 823	15 104
	Firms with sales of \$500,000 to \$999,999	375	380	270 093	45 336	10 334	1 787	89 419	38 053	38 339
	Firms with sales of \$1,000,000 to \$2,499,999	513	524	814 785	112 233	25 650	3 648	213 118	117 915	124 241
	Firms with sales of \$2,500,000 to \$4,999,999	278	325	987 105	131 490	31 324	3 980	255 712	140 640	145 222
	Firms with sales of \$5,000,000 to \$9,999,999	193	266	1 353 197	162 243	37 965	4 562	304 176	199 546	215 275
	Firms with sales of \$10,000,000 to \$24,999,999	138	257	2 202 663	239 056	55 871	6 068	446 626	326 940	344 117
	Firms with sales of \$25,000,000 to \$49,999,999	37	152	1 294 858	122 392	28 966	3 367	240 764	206 397	211 720
	Firms with sales of \$50,000,000 to \$99,999,999	25	128	D	D	D	h	D	D	D
	Firms with sales of \$100,000,000 or more	10	205	D	D	D	h	D	D	D
	Firms not operated for the entire year	437	443	248 026	26 727	5 828	1 026	53 738	12 758	67 425
42173	Warm air heating & air-conditioning equipment & supplies whsle									
	All firms	2 769	4 744	14 185 407	1 559 234	359 093	42 511	2 937 087	2 136 446	2 184 385
	Firms operated for the entire year	2 510	4 473	14 044 077	1 543 239	355 485	41 939	2 903 051	2 127 188	2 153 237
	Firms with sales less than \$250,000	295	295	41 787	9 809	2 321	545	19 076	6 036	5 956
	Firms with sales of \$250,000 to \$499,999	305	305	109 517	21 853	4 938	977	41 909	14 081	14 462
	Firms with sales of \$500,000 to \$999,999	387	394	D	D	D	g	D	D	D
	Firms with sales of \$1,000,000 to \$2,499,999	621	642	1 001 664	157 831	35 809	4 932	287 835	124 348	130 313
	Firms with sales of \$2,500,000 to \$4,999,999	375	471	D	D	D	i	D	D	D
	Firms with sales of \$5,000,000 to \$9,999,999	250	404	1 704 941	227 504	50 433	5 746	420 172	233 032	236 009
	Firms with sales of \$10,000,000 to \$24,999,999	175	477	2 589 730	293 174	66 499	7 382	545 145	352 780	349 231
	Firms with sales of \$25,000,000 to \$49,999,999	55	315	1 896 160	207 769	48 252	4 815	374 631	329 165	319 068
	Firms with sales of \$50,000,000 to \$99,999,999	31	296	D	D	D	h	D	D	D
	Firms with sales of \$100,000,000 or more	16	874	D	D	D	i	D	D	D
	Firms not operated for the entire year	259	271	141 330	15 995	3 608	572	34 036	9 258	31 148
421730	Warm air heating & air-conditioning equipment & supplies whsle									
	All firms	2 769	4 744	14 185 407	1 559 234	359 093	42 511	2 937 087	2 136 446	2 184 385
	Firms operated for the entire year	2 510	4 473	14 044 077	1 543 239	355 485	41 939	2 903 051	2 127 188	2 153 237
	Firms with sales less than \$250,000	295	295	41 787	9 809	2 321	545	19 076	6 036	5 956
	Firms with sales of \$250,000 to \$499,999	305	305	109 517	21 853	4 938	977	41 909	14 081	14 462
	Firms with sales of \$500,000 to \$999,999	387	394	D	D	D	g	D	D	D
	Firms with sales of \$1,000,000 to \$2,499,999	621	642	1 001 664	157 831	35 809	4 932	287 835	124 348	130 313
	Firms with sales of \$2,500,000 to \$4,999,999	375	471	D	D	D	i	D	D	D
	Firms with sales of \$5,000,000 to \$9,999,999	250	404	1 704 941	227 504	50 433	5 746	420 172	233 032	236 009
	Firms with sales of \$10,000,000 to \$24,999,999	175	477	2 589 730	293 174	66 499	7 382	545 145	352 780	349 231
	Firms with sales of \$25,000,000 to \$49,999,999	55	315	1 896 160	207 769	48 252	4 815	374 631	329 165	319 068
	Firms with sales of \$50,000,000 to \$99,999,999	31	296	D	D	D	h	D	D	D
	Firms with sales of \$100,000,000 or more	16	874	D	D	D	i	D	D	D
	Firms not operated for the entire year	259	271	141 330	15 995	3 608	572	34 036	9 258	31 148

See footnotes at end of table.

Table 4. Sales Size of Firms: 1997—Con.

[Includes only firms and establishments with payroll. Excludes data for central administrative offices, auxiliary operations, or establishments of these firms that are classified in other categories than those specified in this table. For meaning of abbreviations and symbols, see introductory text. For explanation of terms, see Appendix A. For method of assignment to categories shown, see Appendix C]

NAICS code	Sales sizes of firms by type of operation and kind of business	Firms (number)	Establishments (number)	Sales (\$1,000)	Annual payroll (\$1,000)	First-quarter payroll (\$1,000)	Paid employees for pay period including March 12 (number)	Operating expenses ¹ (\$1,000)	End-of-1996 inventories (\$1,000)	End-of-1997 inventories (\$1,000)
421	MERCHANT WHOLESALERS—Con.									
	Wholesale trade, durable goods—Con.									
42174	Refrigeration equipment & supplies whsle									
	All firms	853	1 358	3 435 926	406 356	91 959	11 193	762 355	531 770	549 655
	Firms operated for the entire year	774	1 279	3 378 305	391 972	91 123	11 035	739 189	531 004	542 410
	Firms with sales less than \$250,000	108	109	D	D	D	c	D	D	D
	Firms with sales of \$250,000 to \$499,999	112	112	40 417	8 868	2 042	361	16 615	5 038	5 351
	Firms with sales of \$500,000 to \$999,999	128	129	D	D	D	f	D	D	D
	Firms with sales of \$1,000,000 to \$2,499,999	172	183	276 697	46 909	10 917	1 437	82 688	33 617	34 279
	Firms with sales of \$2,500,000 to \$4,999,999	100	115	D	D	D	g	D	D	D
	Firms with sales of \$5,000,000 to \$9,999,999	82	175	578 415	81 313	18 188	2 317	141 974	85 722	88 402
	Firms with sales of \$10,000,000 to \$24,999,999 ..	53	152	789 508	99 621	21 933	2 558	185 956	129 550	127 307
	Firms with sales of \$25,000,000 to \$49,999,999 ..	10	70	344 904	28 240	7 526	726	54 846	64 408	67 443
	Firms with sales of \$50,000,000 to \$99,999,999 ..	6	72	D	D	D	f	D	D	D
	Firms with sales of \$100,000,000 or more	3	162	D	D	D	f	D	D	D
	Firms not operated for the entire year	79	79	57 621	14 384	836	158	23 166	766	7 245
421740	Refrigeration equipment & supplies whsle									
	All firms	853	1 358	3 435 926	406 356	91 959	11 193	762 355	531 770	549 655
	Firms operated for the entire year	774	1 279	3 378 305	391 972	91 123	11 035	739 189	531 004	542 410
	Firms with sales less than \$250,000	108	109	D	D	D	c	D	D	D
	Firms with sales of \$250,000 to \$499,999	112	112	40 417	8 868	2 042	361	16 615	5 038	5 351
	Firms with sales of \$500,000 to \$999,999	128	129	D	D	D	f	D	D	D
	Firms with sales of \$1,000,000 to \$2,499,999	172	183	276 697	46 909	10 917	1 437	82 688	33 617	34 279
	Firms with sales of \$2,500,000 to \$4,999,999	100	115	D	D	D	g	D	D	D
	Firms with sales of \$5,000,000 to \$9,999,999	82	175	578 415	81 313	18 188	2 317	141 974	85 722	88 402
	Firms with sales of \$10,000,000 to \$24,999,999 ..	53	152	789 508	99 621	21 933	2 558	185 956	129 550	127 307
	Firms with sales of \$25,000,000 to \$49,999,999 ..	10	70	344 904	28 240	7 526	726	54 846	64 408	67 443
	Firms with sales of \$50,000,000 to \$99,999,999 ..	6	72	D	D	D	f	D	D	D
	Firms with sales of \$100,000,000 or more	3	162	D	D	D	f	D	D	D
	Firms not operated for the entire year	79	79	57 621	14 384	836	158	23 166	766	7 245
4218	Machinery, equipment, & supplies whsle									
	All firms	52 598	64 951	223 849 297	24 766 878	5 670 011	674 287	46 667 259	37 837 176	41 093 543
	Firms operated for the entire year	47 049	59 344	220 503 210	24 417 164	5 595 392	662 588	45 977 677	37 680 507	40 214 019
	Firms with sales less than \$250,000	6 533	6 535	906 017	205 222	48 762	12 068	382 050	132 236	132 702
	Firms with sales of \$250,000 to \$499,999	6 268	6 278	2 295 869	422 182	96 885	19 342	830 853	312 704	317 491
	Firms with sales of \$500,000 to \$999,999	8 164	8 232	5 879 660	952 830	216 816	37 996	1 886 527	809 996	836 247
	Firms with sales of \$1,000,000 to \$2,499,999	10 799	11 118	17 335 686	2 569 461	581 583	85 055	4 919 826	2 456 882	2 555 918
	Firms with sales of \$2,500,000 to \$4,999,999	6 656	7 501	23 485 249	3 242 162	724 741	91 972	5 994 364	3 595 705	3 784 148
	Firms with sales of \$5,000,000 to \$9,999,999	4 519	6 051	31 418 218	3 933 196	883 834	101 798	7 177 761	5 178 891	5 534 483
	Firms with sales of \$10,000,000 to \$24,999,999 ..	2 833	5 626	42 524 046	4 811 174	1 088 324	118 288	8 733 523	7 411 232	8 019 951
	Firms with sales of \$25,000,000 to \$49,999,999 ..	771	2 512	26 519 225	2 789 315	653 477	67 191	5 218 712	4 828 748	5 086 458
	Firms with sales of \$50,000,000 to \$99,999,999 ..	295	1 717	19 854 226	1 759 584	421 674	42 271	3 288 792	3 749 738	4 040 640
	Firms with sales of \$100,000,000 or more	211	3 774	50 285 014	3 732 038	879 296	86 607	7 545 269	9 204 375	9 905 981
	Firms not operated for the entire year	5 549	5 607	3 346 087	349 714	74 619	11 699	689 582	156 669	879 524

See footnotes at end of table.

Table 4. Sales Size of Firms: 1997—Con.

[Includes only firms and establishments with payroll. Excludes data for central administrative offices, auxiliary operations, or establishments of these firms that are classified in other categories than those specified in this table. For meaning of abbreviations and symbols, see introductory text. For explanation of terms, see Appendix A. For method of assignment to categories shown, see Appendix C]

NAICS code	Sales sizes of firms by type of operation and kind of business	Firms (number)	Establishments (number)	Sales (\$1,000)	Annual payroll (\$1,000)	First-quarter payroll (\$1,000)	Paid employees for pay period including March 12 (number)	Operating expenses ¹ (\$1,000)	End-of-1996 inventories (\$1,000)	End-of-1997 inventories (\$1,000)
421	MERCHANT WHOLESALERS—Con.									
	Wholesale trade, durable goods—Con.									
42181	Construction & mining (except petroleum) machinery & equip whsle									
	All firms	3 421	4 763	31 561 292	3 110 734	734 605	77 574	5 740 828	9 191 293	10 081 466
	Firms operated for the entire year	3 057	4 395	31 293 078	3 089 912	731 165	77 079	5 696 491	9 182 125	9 986 845
	Firms with sales less than \$250,000	300	300	D	D	D	f	D	D	D
	Firms with sales of \$250,000 to \$499,999	310	311	D	D	D	f	D	D	D
	Firms with sales of \$500,000 to \$999,999	461	465	336 575	51 799	11 548	2 014	106 566	68 786	71 784
	Firms with sales of \$1,000,000 to \$2,499,999	625	636	D	D	D	h	D	D	D
	Firms with sales of \$2,500,000 to \$4,999,999	463	517	1 648 443	203 687	46 448	5 718	393 626	364 185	377 952
	Firms with sales of \$5,000,000 to \$9,999,999	371	475	2 581 180	291 002	63 117	7 380	566 467	599 348	639 031
	Firms with sales of \$10,000,000 to \$24,999,999 ..	291	566	4 479 788	464 881	106 442	11 539	904 678	1 232 840	1 378 487
	Firms with sales of \$25,000,000 to \$49,999,999 ..	107	351	3 732 068	359 921	86 517	8 761	678 856	1 142 221	1 233 918
	Firms with sales of \$50,000,000 to \$99,999,999 ..	64	330	4 623 505	437 447	105 374	10 329	758 875	1 545 701	1 724 143
	Firms with sales of \$100,000,000 or more	65	444	D	D	D	k	D	D	D
	Firms not operated for the entire year	364	368	268 214	20 822	3 440	495	44 337	9 168	94 621
421810	Construction & mining (except petroleum) machinery & equip whsle									
	All firms	3 421	4 763	31 561 292	3 110 734	734 605	77 574	5 740 828	9 191 293	10 081 466
	Firms operated for the entire year	3 057	4 395	31 293 078	3 089 912	731 165	77 079	5 696 491	9 182 125	9 986 845
	Firms with sales less than \$250,000	300	300	D	D	D	f	D	D	D
	Firms with sales of \$250,000 to \$499,999	310	311	D	D	D	f	D	D	D
	Firms with sales of \$500,000 to \$999,999	461	465	336 575	51 799	11 548	2 014	106 566	68 786	71 784
	Firms with sales of \$1,000,000 to \$2,499,999	625	636	D	D	D	h	D	D	D
	Firms with sales of \$2,500,000 to \$4,999,999	463	517	1 648 443	203 687	46 448	5 718	393 626	364 185	377 952
	Firms with sales of \$5,000,000 to \$9,999,999	371	475	2 581 180	291 002	63 117	7 380	566 467	599 348	639 031
	Firms with sales of \$10,000,000 to \$24,999,999 ..	291	566	4 479 788	464 881	106 442	11 539	904 678	1 232 840	1 378 487
	Firms with sales of \$25,000,000 to \$49,999,999 ..	107	351	3 732 068	359 921	86 517	8 761	678 856	1 142 221	1 233 918
	Firms with sales of \$50,000,000 to \$99,999,999 ..	64	330	4 623 505	437 447	105 374	10 329	758 875	1 545 701	1 724 143
	Firms with sales of \$100,000,000 or more	65	444	D	D	D	k	D	D	D
	Firms not operated for the entire year	364	368	268 214	20 822	3 440	495	44 337	9 168	94 621
42182	Farm & garden machinery & equipment whsle									
	All firms	8 143	9 312	30 536 605	2 634 589	591 835	95 909	5 066 616	7 994 095	8 733 732
	Firms operated for the entire year	7 420	8 584	30 048 046	2 593 045	582 089	94 104	4 981 577	7 956 536	8 534 452
	Firms with sales less than \$250,000	903	903	D	D	D	g	D	D	D
	Firms with sales of \$250,000 to \$499,999	854	854	D	D	D	h	D	D	D
	Firms with sales of \$500,000 to \$999,999	1 130	1 133	807 112	102 260	23 748	5 448	212 272	208 059	212 343
	Firms with sales of \$1,000,000 to \$2,499,999	1 622	1 649	2 649 477	294 072	67 070	13 462	584 940	719 231	743 162
	Firms with sales of \$2,500,000 to \$4,999,999	1 218	1 316	4 339 378	426 228	93 980	16 551	792 254	1 206 038	1 279 252
	Firms with sales of \$5,000,000 to \$9,999,999	970	1 181	6 760 100	593 772	132 210	20 176	1 088 462	1 901 837	2 061 499
	Firms with sales of \$10,000,000 to \$24,999,999 ..	611	1 064	9 071 181	732 950	161 603	22 819	1 332 412	2 430 696	2 645 746
	Firms with sales of \$25,000,000 to \$49,999,999 ..	86	280	2 855 862	232 982	53 730	6 916	436 500	807 964	869 637
	Firms with sales of \$50,000,000 to \$99,999,999 ..	17	161	1 105 727	78 849	18 006	2 784	163 758	300 889	324 200
	Firms with sales of \$100,000,000 or more	9	43	D	D	D	g	D	D	D
	Firms not operated for the entire year	723	728	488 559	41 544	9 746	1 805	85 039	37 559	199 280

See footnotes at end of table.

Table 4. Sales Size of Firms: 1997—Con.

[Includes only firms and establishments with payroll. Excludes data for central administrative offices, auxiliary operations, or establishments of these firms that are classified in other categories than those specified in this table. For meaning of abbreviations and symbols, see introductory text. For explanation of terms, see Appendix A. For method of assignment to categories shown, see Appendix C]

NAICS code	Sales sizes of firms by type of operation and kind of business	Firms (number)	Establishments (number)	Sales (\$1,000)	Annual payroll (\$1,000)	First-quarter payroll (\$1,000)	Paid employees for pay period including March 12 (number)	Operating expenses ¹ (\$1,000)	End-of-1996 inventories (\$1,000)	End-of-1997 inventories (\$1,000)
421	MERCHANT WHOLESALERS—Con.									
	Wholesale trade, durable goods—Con.									
421820	Farm & garden machinery & equipment whlse									
	All firms	8 143	9 312	30 536 605	2 634 589	591 835	95 909	5 066 616	7 994 095	8 733 732
	Firms operated for the entire year	7 420	8 584	30 048 046	2 593 045	582 089	94 104	4 981 577	7 956 536	8 534 452
	Firms with sales less than \$250,000	903	903	D	D	D	g	D	D	D
	Firms with sales of \$250,000 to \$499,999	854	854	D	D	D	h	D	D	D
	Firms with sales of \$500,000 to \$999,999	1 130	1 133	807 112	102 260	23 748	5 448	212 272	208 059	212 343
	Firms with sales of \$1,000,000 to \$2,499,999	1 622	1 649	2 649 477	294 072	67 070	13 462	584 940	719 231	743 162
	Firms with sales of \$2,500,000 to \$4,999,999	1 218	1 316	4 339 378	426 228	93 980	16 551	792 254	1 206 038	1 279 252
	Firms with sales of \$5,000,000 to \$9,999,999	970	1 181	6 760 100	593 772	132 210	20 176	1 088 462	1 901 837	2 061 499
	Firms with sales of \$10,000,000 to \$24,999,999 ..	611	1 064	9 071 181	732 950	161 603	22 819	1 332 412	2 430 696	2 645 746
	Firms with sales of \$25,000,000 to \$49,999,999 ..	86	280	2 855 862	232 982	53 730	6 916	436 500	807 964	869 637
	Firms with sales of \$50,000,000 to \$99,999,999 ..	17	161	1 105 727	78 849	18 006	2 784	163 758	300 889	324 200
	Firms with sales of \$100,000,000 or more	9	43	D	D	D	g	D	D	D
	Firms not operated for the entire year	723	728	488 559	41 544	9 746	1 805	85 039	37 559	199 280
4218201	Farm machinery & equipment—farm dealers									
	All firms	6 082	6 789	21 521 310	1 863 969	418 663	70 910	3 390 688	6 317 759	6 911 632
	Firms operated for the entire year	5 589	6 294	D	D	D	l	D	D	D
	Firms with sales less than \$250,000	641	641	D	D	D	g	D	D	D
	Firms with sales of \$250,000 to \$499,999	627	627	D	D	D	g	D	D	D
	Firms with sales of \$500,000 to \$999,999	827	828	591 716	72 665	16 915	3 970	149 741	160 434	163 838
	Firms with sales of \$1,000,000 to \$2,499,999	1 214	1 229	1 994 102	218 758	50 103	10 264	426 412	574 783	592 891
	Firms with sales of \$2,500,000 to \$4,999,999	970	1 044	3 464 523	330 158	73 595	13 312	601 786	1 017 520	1 076 590
	Firms with sales of \$5,000,000 to \$9,999,999	778	920	5 422 299	457 169	101 888	16 051	824 013	1 611 728	1 747 508
	Firms with sales of \$10,000,000 to \$24,999,999 ..	469	766	6 894 139	527 956	115 663	16 947	925 149	1 994 319	2 189 406
	Firms with sales of \$25,000,000 to \$49,999,999 ..	53	159	D	D	D	h	D	D	D
	Firms with sales of \$50,000,000 to \$99,999,999 ..	9	70	613 690	40 944	9 385	1 595	71 052	226 505	240 131
	Firms with sales of \$100,000,000 or more	1	10	D	D	D	e	D	D	D
	Firms not operated for the entire year	493	495	D	D	D	g	D	D	D
4218202	Farm machinery & equipment—whlse distributors									
	All firms	1 547	1 891	6 437 932	507 832	112 807	16 713	1 144 687	1 088 278	1 203 779
	Firms operated for the entire year	1 390	1 731	D	D	D	j	D	D	D
	Firms with sales less than \$250,000	197	197	D	D	D	e	D	D	D
	Firms with sales of \$250,000 to \$499,999	179	179	64 922	9 763	2 249	554	21 240	13 603	13 837
	Firms with sales of \$500,000 to \$999,999	236	238	168 527	22 923	5 240	1 161	48 978	36 160	37 234
	Firms with sales of \$1,000,000 to \$2,499,999	328	337	526 342	61 863	14 011	2 578	128 619	115 633	121 406
	Firms with sales of \$2,500,000 to \$4,999,999	194	211	D	D	D	g	D	D	D
	Firms with sales of \$5,000,000 to \$9,999,999	146	196	D	D	D	h	D	D	D
	Firms with sales of \$10,000,000 to \$24,999,999 ..	82	197	D	D	D	h	D	D	D
	Firms with sales of \$25,000,000 to \$49,999,999 ..	16	62	D	D	D	g	D	D	D
	Firms with sales of \$50,000,000 to \$99,999,999 ..	4	84	260 557	20 250	4 255	619	54 579	26 781	33 574
	Firms with sales of \$100,000,000 or more	8	30	1 889 859	57 240	14 517	1 322	217 125	216 767	231 381
	Firms not operated for the entire year	157	160	D	D	D	e	D	D	D

See footnotes at end of table.

Table 4. Sales Size of Firms: 1997—Con.

[Includes only firms and establishments with payroll. Excludes data for central administrative offices, auxiliary operations, or establishments of these firms that are classified in other categories than those specified in this table. For meaning of abbreviations and symbols, see introductory text. For explanation of terms, see Appendix A. For method of assignment to categories shown, see Appendix C]

NAICS code	Sales sizes of firms by type of operation and kind of business	Firms (number)	Establishments (number)	Sales (\$1,000)	Annual payroll (\$1,000)	First-quarter payroll (\$1,000)	Paid employees for pay period including March 12 (number)	Operating expenses ¹ (\$1,000)	End-of-1996 inventories (\$1,000)	End-of-1997 inventories (\$1,000)
421	MERCHANT WHOLESALERS—Con.									
	Wholesale trade, durable goods—Con.									
4218203	Lawn & garden machinery & equipment whse									
	All firms	550	632	2 577 363	262 788	60 365	8 286	531 241	588 058	618 321
	Firms operated for the entire year	475	557	2 522 249	257 193	58 853	8 059	518 714	587 536	602 891
	Firms with sales less than \$250,000	67	67	9 676	1 555	383	112	3 243	2 281	2 317
	Firms with sales of \$250,000 to \$499,999	49	49	17 466	2 903	648	178	6 313	3 855	3 784
	Firms with sales of \$500,000 to \$999,999	72	72	50 400	7 154	1 684	338	14 430	12 210	12 045
	Firms with sales of \$1,000,000 to \$2,499,999	88	88	141 559	14 731	3 222	670	32 680	31 283	32 010
	Firms with sales of \$2,500,000 to \$4,999,999	63	69	D	D	D	f	D	D	D
	Firms with sales of \$5,000,000 to \$9,999,999	58	79	D	D	D	g	D	D	D
	Firms with sales of \$10,000,000 to \$24,999,999	60	101	D	D	D	h	D	D	D
	Firms with sales of \$25,000,000 to \$49,999,999	14	26	481 669	45 205	10 143	1 248	96 287	111 335	120 365
	Firms with sales of \$50,000,000 to \$99,999,999	4	6	230 435	17 549	4 346	567	37 842	47 603	50 304
	Firms with sales of \$100,000,000 or more	—	—	—	—	—	—	—	—	—
	Firms not operated for the entire year	75	75	55 114	5 595	1 512	227	12 527	522	15 430
42183	Industrial machinery & equipment whse									
	All firms	24 150	28 321	97 183 003	11 523 912	2 627 707	286 732	21 619 583	12 326 301	13 148 394
	Firms operated for the entire year	21 587	25 737	95 688 910	11 352 236	2 590 881	281 117	21 290 396	12 271 924	12 807 009
	Firms with sales less than \$250,000	3 037	3 038	422 469	101 568	24 218	5 467	185 879	48 636	48 665
	Firms with sales of \$250,000 to \$499,999	2 847	2 848	1 044 431	202 716	46 424	8 410	391 388	112 611	114 725
	Firms with sales of \$500,000 to \$999,999	3 780	3 810	2 727 831	462 787	104 643	16 545	902 176	293 152	302 832
	Firms with sales of \$1,000,000 to \$2,499,999	5 092	5 231	8 148 210	1 294 193	291 667	38 685	2 447 101	891 967	936 950
	Firms with sales of \$2,500,000 to \$4,999,999	3 031	3 396	10 624 632	1 582 761	352 739	40 366	2 911 837	1 232 539	1 296 543
	Firms with sales of \$5,000,000 to \$9,999,999	1 991	2 629	13 839 550	1 888 283	430 957	44 319	3 413 412	1 659 300	1 749 200
	Firms with sales of \$10,000,000 to \$24,999,999	1 205	2 287	18 068 263	2 295 190	521 536	51 822	4 059 956	2 317 975	2 460 770
	Firms with sales of \$25,000,000 to \$49,999,999	384	1 094	13 026 624	1 483 134	346 546	32 353	2 710 945	1 892 968	1 987 692
	Firms with sales of \$50,000,000 to \$99,999,999	141	621	9 315 264	856 546	207 201	18 397	1 594 917	1 287 150	1 302 252
	Firms with sales of \$100,000,000 or more	79	783	18 471 636	1 185 058	264 950	24 753	2 672 785	2 535 626	2 607 380
	Firms not operated for the entire year	2 563	2 584	1 494 093	171 676	36 826	5 615	329 187	54 377	341 385
421830	Industrial machinery & equipment whse									
	All firms	24 150	28 321	97 183 003	11 523 912	2 627 707	286 732	21 619 583	12 326 301	13 148 394
	Firms operated for the entire year	21 587	25 737	95 688 910	11 352 236	2 590 881	281 117	21 290 396	12 271 924	12 807 009
	Firms with sales less than \$250,000	3 037	3 038	422 469	101 568	24 218	5 467	185 879	48 636	48 665
	Firms with sales of \$250,000 to \$499,999	2 847	2 848	1 044 431	202 716	46 424	8 410	391 388	112 611	114 725
	Firms with sales of \$500,000 to \$999,999	3 780	3 810	2 727 831	462 787	104 643	16 545	902 176	293 152	302 832
	Firms with sales of \$1,000,000 to \$2,499,999	5 092	5 231	8 148 210	1 294 193	291 667	38 685	2 447 101	891 967	936 950
	Firms with sales of \$2,500,000 to \$4,999,999	3 031	3 396	10 624 632	1 582 761	352 739	40 366	2 911 837	1 232 539	1 296 543
	Firms with sales of \$5,000,000 to \$9,999,999	1 991	2 629	13 839 550	1 888 283	430 957	44 319	3 413 412	1 659 300	1 749 200
	Firms with sales of \$10,000,000 to \$24,999,999	1 205	2 287	18 068 263	2 295 190	521 536	51 822	4 059 956	2 317 975	2 460 770
	Firms with sales of \$25,000,000 to \$49,999,999	384	1 094	13 026 624	1 483 134	346 546	32 353	2 710 945	1 892 968	1 987 692
	Firms with sales of \$50,000,000 to \$99,999,999	141	621	9 315 264	856 546	207 201	18 397	1 594 917	1 287 150	1 302 252
	Firms with sales of \$100,000,000 or more	79	783	18 471 636	1 185 058	264 950	24 753	2 672 785	2 535 626	2 607 380
	Firms not operated for the entire year	2 563	2 584	1 494 093	171 676	36 826	5 615	329 187	54 377	341 385
4218301	Food-processing machinery & equipment whse									

See footnotes at end of table.

Table 4. Sales Size of Firms: 1997—Con.

[Includes only firms and establishments with payroll. Excludes data for central administrative offices, auxiliary operations, or establishments of these firms that are classified in other categories than those specified in this table. For meaning of abbreviations and symbols, see introductory text. For explanation of terms, see Appendix A. For method of assignment to categories shown, see Appendix C]

NAICS code	Sales sizes of firms by type of operation and kind of business	Firms (number)	Establishments (number)	Sales (\$1,000)	Annual payroll (\$1,000)	First-quarter payroll (\$1,000)	Paid employees for pay period including March 12 (number)	Operating expenses ¹ (\$1,000)	End-of-1996 inventories (\$1,000)	End-of-1997 inventories (\$1,000)
421	MERCHANT WHOLESALERS—Con.									
	Wholesale trade, durable goods—Con.									
4218301	Food-processing machinery & equipment whsle—Con.									
	All firms	982	1 056	2 959 044	410 831	95 919	10 273	758 407	415 921	443 337
	Firms operated for the entire year	891	965	D	D	D	j	D	D	D
	Firms with sales less than \$250,000	125	125	D	D	D	c	D	D	D
	Firms with sales of \$250,000 to \$499,999	138	138	D	D	D	e	D	D	D
	Firms with sales of \$500,000 to \$999,999	152	152	D	D	D	f	D	D	D
	Firms with sales of \$1,000,000 to \$2,499,999	214	218	D	D	D	g	D	D	D
	Firms with sales of \$2,500,000 to \$4,999,999	121	131	411 470	65 616	15 166	1 818	118 757	56 926	60 542
	Firms with sales of \$5,000,000 to \$9,999,999	81	98	559 628	76 673	16 764	1 718	142 378	73 730	78 195
	Firms with sales of \$10,000,000 to \$24,999,999 ..	42	63	628 015	71 736	16 773	1 590	127 201	76 215	79 102
	Firms with sales of \$25,000,000 to \$49,999,999 ..	13	23	437 628	53 715	13 465	1 137	103 817	72 684	75 647
	Firms with sales of \$50,000,000 to \$99,999,999 ..	4	13	231 189	28 523	6 893	420	41 497	46 434	45 559
	Firms with sales of \$100,000,000 or more	1	4	D	D	D	e	D	D	D
	Firms not operated for the entire year	91	91	D	D	D	e	D	D	D
4218302	Hydraulic & pneumatic (fluid-power) machinery & equipment whsle									
	All firms	2 648	3 294	9 945 751	1 464 278	336 675	36 297	2 658 894	1 137 999	1 231 725
	Firms operated for the entire year	2 409	3 055	D	D	D	k	D	D	D
	Firms with sales less than \$250,000	314	314	D	D	D	f	D	D	D
	Firms with sales of \$250,000 to \$499,999	270	271	D	D	D	f	D	D	D
	Firms with sales of \$500,000 to \$999,999	395	401	D	D	D	g	D	D	D
	Firms with sales of \$1,000,000 to \$2,499,999	624	643	D	D	D	i	D	D	D
	Firms with sales of \$2,500,000 to \$4,999,999	347	413	1 210 702	193 354	42 977	4 939	340 398	143 666	153 089
	Firms with sales of \$5,000,000 to \$9,999,999	260	405	1 794 762	275 104	63 553	6 373	473 013	218 536	230 370
	Firms with sales of \$10,000,000 to \$24,999,999 ..	139	274	2 007 113	285 465	65 569	5 927	482 549	220 364	234 358
	Firms with sales of \$25,000,000 to \$49,999,999 ..	47	209	1 593 992	211 733	49 353	4 555	349 464	226 489	233 879
	Firms with sales of \$50,000,000 to \$99,999,999 ..	7	23	D	D	D	g	D	D	D
	Firms with sales of \$100,000,000 or more	6	102	D	D	D	h	D	D	D
	Firms not operated for the entire year	239	239	D	D	D	f	D	D	D
42183021	Hydraulic & pneumatic pumps & motors whsle									
	All firms	1 102	1 275	3 036 164	437 279	101 041	11 324	786 607	376 128	394 716
	Firms operated for the entire year	980	1 153	2 966 248	428 668	99 172	11 051	771 079	375 400	374 366
	Firms with sales less than \$250,000	164	164	D	D	D	e	D	D	D
	Firms with sales of \$250,000 to \$499,999	122	122	44 685	9 509	2 219	382	17 007	4 240	4 495
	Firms with sales of \$500,000 to \$999,999	188	188	D	D	D	f	D	D	D
	Firms with sales of \$1,000,000 to \$2,499,999	261	262	D	D	D	g	D	D	D
	Firms with sales of \$2,500,000 to \$4,999,999	112	124	386 333	61 171	13 923	1 505	111 175	44 979	46 309
	Firms with sales of \$5,000,000 to \$9,999,999	78	109	543 789	82 346	21 300	1 989	144 002	66 420	67 772
	Firms with sales of \$10,000,000 to \$24,999,999 ..	37	70	547 788	79 718	18 042	1 641	140 291	72 497	72 612
	Firms with sales of \$25,000,000 to \$49,999,999 ..	15	64	483 369	64 533	14 344	1 496	105 127	83 577	86 549
	Firms with sales of \$50,000,000 to \$99,999,999 ..	1	7	D	D	D	c	D	D	D
	Firms with sales of \$100,000,000 or more	2	43	D	D	D	f	D	D	D
	Firms not operated for the entire year	122	122	69 916	8 611	1 869	273	15 528	728	20 350

See footnotes at end of table.

Table 4. Sales Size of Firms: 1997—Con.

[Includes only firms and establishments with payroll. Excludes data for central administrative offices, auxiliary operations, or establishments of these firms that are classified in other categories than those specified in this table. For meaning of abbreviations and symbols, see introductory text. For explanation of terms, see Appendix A. For method of assignment to categories shown, see Appendix C]

NAICS code	Sales sizes of firms by type of operation and kind of business	Firms (number)	Establishments (number)	Sales (\$1,000)	Annual payroll (\$1,000)	First-quarter payroll (\$1,000)	Paid employees for pay period including March 12 (number)	Operating expenses ¹ (\$1,000)	End-of-1996 inventories (\$1,000)	End-of-1997 inventories (\$1,000)
421	MERCHANT WHOLESALERS—Con.									
	Wholesale trade, durable goods—Con.									
42183022	Hydraulic & pneumatic parts, accessories, & supplies whsle									
	All firms	1 559	2 019	6 909 587	1 026 999	235 634	24 973	1 872 287	761 871	837 009
	Firms operated for the entire year	1 442	1 902	D	D	D	j	D	D	D
	Firms with sales less than \$250,000	151	151	22 923	5 791	1 382	303	9 980	3 239	3 353
	Firms with sales of \$250,000 to \$499,999	149	150	D	D	D	e	D	D	D
	Firms with sales of \$500,000 to \$999,999	208	214	D	D	D	g	D	D	D
	Firms with sales of \$1,000,000 to \$2,499,999	367	385	600 884	104 472	23 790	3 088	187 815	69 423	74 099
	Firms with sales of \$2,500,000 to \$4,999,999	236	289	828 713	133 410	29 332	3 448	230 890	99 500	107 448
	Firms with sales of \$5,000,000 to \$9,999,999	183	297	1 260 112	193 504	42 440	4 399	330 188	152 073	162 555
	Firms with sales of \$10,000,000 to \$24,999,999 ..	106	218	1 511 582	211 934	48 871	4 421	354 512	156 796	170 789
	Firms with sales of \$25,000,000 to \$49,999,999 ..	32	136	1 085 137	147 199	35 035	3 059	241 441	139 232	143 495
	Firms with sales of \$50,000,000 to \$99,999,999 ..	6	16	D	D	D	f	D	D	D
	Firms with sales of \$100,000,000 or more	4	46	D	D	D	h	D	D	D
	Firms not operated for the entire year	117	117	D	D	D	e	D	D	D
4218303	General-purpose industrial machinery & equipment whsle									
	All firms	7 351	8 460	28 259 832	3 404 519	772 131	84 667	6 537 227	3 533 463	3 820 152
	Firms operated for the entire year	6 695	7 794	D	D	D	l	D	D	D
	Firms with sales less than \$250,000	928	928	125 274	28 378	6 813	1 576	54 116	13 185	13 130
	Firms with sales of \$250,000 to \$499,999	869	869	319 825	59 056	13 635	2 484	116 385	32 665	33 464
	Firms with sales of \$500,000 to \$999,999	1 152	1 166	836 555	140 215	31 640	4 974	274 156	82 575	85 728
	Firms with sales of \$1,000,000 to \$2,499,999	1 639	1 686	2 616 666	418 303	94 579	12 485	785 218	273 416	290 652
	Firms with sales of \$2,500,000 to \$4,999,999	965	1 094	3 375 121	516 648	118 450	13 002	944 034	382 577	408 855
	Firms with sales of \$5,000,000 to \$9,999,999	635	848	4 349 627	587 917	132 771	13 614	1 040 924	529 921	548 019
	Firms with sales of \$10,000,000 to \$24,999,999 ..	354	715	5 253 490	694 978	157 060	15 732	1 282 189	701 449	752 076
	Firms with sales of \$25,000,000 to \$49,999,999 ..	97	262	3 276 067	379 870	89 686	8 434	691 598	494 067	506 426
	Firms with sales of \$50,000,000 to \$99,999,999 ..	35	147	D	D	D	h	D	D	D
	Firms with sales of \$100,000,000 or more	21	79	D	D	D	i	D	D	D
	Firms not operated for the entire year	656	666	D	D	D	g	D	D	D
4218304	Metalworking machinery & equipment whsle									
	All firms	2 863	3 232	13 925 794	1 338 123	300 153	29 963	2 629 765	2 155 284	2 142 750
	Firms operated for the entire year	2 587	2 956	D	D	D	k	D	D	D
	Firms with sales less than \$250,000	377	377	D	D	D	f	D	D	D
	Firms with sales of \$250,000 to \$499,999	353	353	D	D	D	g	D	D	D
	Firms with sales of \$500,000 to \$999,999	422	423	D	D	D	g	D	D	D
	Firms with sales of \$1,000,000 to \$2,499,999	546	551	869 707	127 408	28 757	3 661	251 817	107 738	112 574
	Firms with sales of \$2,500,000 to \$4,999,999	366	391	1 287 985	174 334	38 586	4 218	327 756	176 652	184 034
	Firms with sales of \$5,000,000 to \$9,999,999	255	298	1 792 720	204 801	47 720	4 540	389 506	233 118	244 642
	Firms with sales of \$10,000,000 to \$24,999,999 ..	163	222	2 458 883	229 955	49 978	4 074	409 829	313 389	340 771
	Firms with sales of \$25,000,000 to \$49,999,999 ..	68	148	2 245 118	184 483	41 357	3 314	365 179	372 806	373 943
	Firms with sales of \$50,000,000 to \$99,999,999 ..	19	75	D	D	D	g	D	D	D
	Firms with sales of \$100,000,000 or more	18	118	D	D	D	h	D	D	D
	Firms not operated for the entire year	276	276	D	D	D	e	D	D	D

See footnotes at end of table.

Table 4. Sales Size of Firms: 1997—Con.

[Includes only firms and establishments with payroll. Excludes data for central administrative offices, auxiliary operations, or establishments of these firms that are classified in other categories than those specified in this table. For meaning of abbreviations and symbols, see introductory text. For explanation of terms, see Appendix A. For method of assignment to categories shown, see Appendix C]

NAICS code	Sales sizes of firms by type of operation and kind of business	Firms (number)	Establishments (number)	Sales (\$1,000)	Annual payroll (\$1,000)	First-quarter payroll (\$1,000)	Paid employees for pay period including March 12 (number)	Operating expenses ¹ (\$1,000)	End-of-1996 inventories (\$1,000)	End-of-1997 inventories (\$1,000)
421	MERCHANT WHOLESALERS—Con.									
	Wholesale trade, durable goods—Con.									
4218305	Materials handling equipment whsle									
	All firms	3 388	4 042	15 099 475	2 069 068	487 920	56 245	3 544 920	1 654 475	1 743 448
	Firms operated for the entire year	3 040	3 688	14 868 083	2 036 721	479 158	55 150	3 486 892	1 645 085	1 701 753
	Firms with sales less than \$250,000	357	357	D	D	D	f	D	D	D
	Firms with sales of \$250,000 to \$499,999	389	389	D	D	D	g	D	D	D
	Firms with sales of \$500,000 to \$999,999	539	541	D	D	D	h	D	D	D
	Firms with sales of \$1,000,000 to \$2,499,999	694	711	1 146 927	187 584	43 809	6 288	343 464	108 288	108 206
	Firms with sales of \$2,500,000 to \$4,999,999	430	470	1 509 897	243 148	54 329	6 474	431 390	142 246	144 832
	Firms with sales of \$5,000,000 to \$9,999,999	289	378	2 055 622	323 104	75 517	8 441	552 556	227 789	243 162
	Firms with sales of \$10,000,000 to \$24,999,999 ..	244	475	3 801 666	565 611	133 034	14 323	924 222	412 820	430 393
	Firms with sales of \$25,000,000 to \$49,999,999 ..	77	229	2 614 465	369 335	87 870	9 142	615 235	304 313	321 947
	Firms with sales of \$50,000,000 to \$99,999,999 ..	14	54	D	D	D	h	D	D	D
	Firms with sales of \$100,000,000 or more	7	84	D	D	D	h	D	D	D
	Firms not operated for the entire year	348	354	231 392	32 347	8 762	1 095	58 028	9 390	41 695
4218306	Oilwell, oil refinery, & pipeline mach, equip, & supplies whsle									
	All firms	2 029	2 688	7 740 720	693 599	150 488	18 900	1 316 709	847 083	989 913
	Firms operated for the entire year	1 803	2 460	7 606 882	681 474	148 240	18 539	1 294 527	841 160	953 762
	Firms with sales less than \$250,000	234	234	D	D	D	e	D	D	D
	Firms with sales of \$250,000 to \$499,999	262	263	D	D	D	f	D	D	D
	Firms with sales of \$500,000 to \$999,999	371	372	266 876	40 527	9 391	1 523	83 095	34 874	36 435
	Firms with sales of \$1,000,000 to \$2,499,999	429	450	672 630	97 269	21 610	3 017	187 278	79 801	84 660
	Firms with sales of \$2,500,000 to \$4,999,999	257	313	909 093	116 912	23 243	3 030	227 472	92 104	106 713
	Firms with sales of \$5,000,000 to \$9,999,999	139	201	971 542	113 812	24 080	2 656	224 361	102 306	114 148
	Firms with sales of \$10,000,000 to \$24,999,999 ..	66	179	978 728	101 553	22 076	2 496	187 233	117 095	135 185
	Firms with sales of \$25,000,000 to \$49,999,999 ..	23	65	783 827	68 408	14 415	1 421	133 777	128 655	151 026
	Firms with sales of \$50,000,000 to \$99,999,999 ..	14	108	957 414	45 739	9 698	1 014	82 922	91 430	113 086
	Firms with sales of \$100,000,000 or more	8	275	1 939 927	73 069	17 991	2 198	121 288	178 011	195 249
	Firms not operated for the entire year	226	228	133 838	12 125	2 248	361	22 182	5 923	36 151
4218307	Other industrial machinery & equipment whsle									
	All firms	5 105	5 549	19 252 387	2 143 494	484 421	50 387	4 173 661	2 582 076	2 777 069
	Firms operated for the entire year	4 365	4 806	18 799 178	2 096 069	475 545	48 591	4 081 733	2 565 262	2 678 270
	Firms with sales less than \$250,000	708	708	97 801	25 333	6 033	1 247	44 579	11 763	11 665
	Firms with sales of \$250,000 to \$499,999	581	581	211 945	43 163	9 960	1 707	82 263	23 321	23 454
	Firms with sales of \$500,000 to \$999,999	769	772	555 939	97 577	21 892	3 282	188 923	66 650	67 950
	Firms with sales of \$1,000,000 to \$2,499,999	1 007	1 032	1 594 547	248 936	55 542	6 934	481 262	188 334	196 323
	Firms with sales of \$2,500,000 to \$4,999,999	584	619	2 064 240	293 845	65 197	7 329	558 276	259 570	261 023
	Firms with sales of \$5,000,000 to \$9,999,999	372	441	2 620 238	338 620	77 530	7 715	655 237	323 067	341 772
	Firms with sales of \$10,000,000 to \$24,999,999 ..	216	332	3 257 332	388 684	86 854	8 378	721 797	504 217	514 179
	Firms with sales of \$25,000,000 to \$49,999,999 ..	68	132	2 359 946	216 184	51 824	4 315	435 050	314 009	340 032
	Firms with sales of \$50,000,000 to \$99,999,999 ..	45	121	D	D	D	h	D	D	D
	Firms with sales of \$100,000,000 or more	15	68	D	D	D	h	D	D	D
	Firms not operated for the entire year	740	743	453 209	47 425	8 876	1 796	91 928	16 814	98 799
42184	Industrial supplies whsle									

See footnotes at end of table.

Table 4. Sales Size of Firms: 1997—Con.

[Includes only firms and establishments with payroll. Excludes data for central administrative offices, auxiliary operations, or establishments of these firms that are classified in other categories than those specified in this table. For meaning of abbreviations and symbols, see introductory text. For explanation of terms, see Appendix A. For method of assignment to categories shown, see Appendix C]

NAICS code	Sales sizes of firms by type of operation and kind of business	Firms (number)	Establishments (number)	Sales (\$1,000)	Annual payroll (\$1,000)	First-quarter payroll (\$1,000)	Paid employees for pay period including March 12 (number)	Operating expenses ¹ (\$1,000)	End-of-1996 inventories (\$1,000)	End-of-1997 inventories (\$1,000)
421	MERCHANT WHOLESALERS—Con.									
	Wholesale trade, durable goods—Con.									
42184	Industrial supplies whsle—Con.									
	All firms	8 764	12 868	36 889 029	4 420 039	1 012 617	122 452	8 329 400	4 446 078	4 765 894
	Firms operated for the entire year	7 840	11 926	36 317 472	4 359 163	1 000 824	120 740	8 211 880	4 425 660	4 650 018
	Firms with sales less than \$250,000	971	971	137 700	30 171	7 147	1 752	55 834	15 934	16 111
	Firms with sales of \$250,000 to \$499,999	1 016	1 020	371 501	66 907	15 464	3 082	130 211	40 065	40 360
	Firms with sales of \$500,000 to \$999,999	1 361	1 377	986 080	159 643	36 216	6 206	313 764	111 632	115 952
	Firms with sales of \$1,000,000 to \$2,499,999	1 893	1 965	3 066 763	460 400	103 724	14 816	866 552	350 362	361 260
	Firms with sales of \$2,500,000 to \$4,999,999	1 170	1 411	4 169 207	608 338	137 581	16 488	1 107 423	500 299	527 226
	Firms with sales of \$5,000,000 to \$9,999,999	767	1 143	5 326 466	730 242	161 492	18 676	1 317 669	657 856	685 681
	Firms with sales of \$10,000,000 to \$24,999,999	464	1 110	6 954 930	851 773	193 964	20 170	1 575 290	839 333	874 847
	Firms with sales of \$25,000,000 to \$49,999,999	124	535	4 366 166	471 529	109 420	11 891	888 810	570 142	573 948
	Firms with sales of \$50,000,000 to \$99,999,999	47	411	D	D	D	i	D	D	D
	Firms with sales of \$100,000,000 or more	27	1 983	D	D	D	j	D	D	D
	Firms not operated for the entire year	924	942	571 557	60 876	11 793	1 712	117 520	20 418	115 876
421840	Industrial supplies whsle									
	All firms	8 764	12 868	36 889 029	4 420 039	1 012 617	122 452	8 329 400	4 446 078	4 765 894
	Firms operated for the entire year	7 840	11 926	36 317 472	4 359 163	1 000 824	120 740	8 211 880	4 425 660	4 650 018
	Firms with sales less than \$250,000	971	971	137 700	30 171	7 147	1 752	55 834	15 934	16 111
	Firms with sales of \$250,000 to \$499,999	1 016	1 020	371 501	66 907	15 464	3 082	130 211	40 065	40 360
	Firms with sales of \$500,000 to \$999,999	1 361	1 377	986 080	159 643	36 216	6 206	313 764	111 632	115 952
	Firms with sales of \$1,000,000 to \$2,499,999	1 893	1 965	3 066 763	460 400	103 724	14 816	866 552	350 362	361 260
	Firms with sales of \$2,500,000 to \$4,999,999	1 170	1 411	4 169 207	608 338	137 581	16 488	1 107 423	500 299	527 226
	Firms with sales of \$5,000,000 to \$9,999,999	767	1 143	5 326 466	730 242	161 492	18 676	1 317 669	657 856	685 681
	Firms with sales of \$10,000,000 to \$24,999,999	464	1 110	6 954 930	851 773	193 964	20 170	1 575 290	839 333	874 847
	Firms with sales of \$25,000,000 to \$49,999,999	124	535	4 366 166	471 529	109 420	11 891	888 810	570 142	573 948
	Firms with sales of \$50,000,000 to \$99,999,999	47	411	D	D	D	i	D	D	D
	Firms with sales of \$100,000,000 or more	27	1 983	D	D	D	j	D	D	D
	Firms not operated for the entire year	924	942	571 557	60 876	11 793	1 712	117 520	20 418	115 876
4218401	General-line industrial supplies whsle									
	All firms	1 797	2 025	3 940 187	535 267	124 714	15 671	970 763	472 943	502 312
	Firms operated for the entire year	1 636	1 863	3 888 914	529 568	123 297	15 444	960 179	470 923	490 439
	Firms with sales less than \$250,000	241	241	33 953	6 771	1 625	427	12 719	4 813	4 603
	Firms with sales of \$250,000 to \$499,999	272	272	100 091	16 236	3 755	785	31 461	11 398	11 548
	Firms with sales of \$500,000 to \$999,999	390	390	283 419	42 906	10 025	1 790	84 713	35 436	37 037
	Firms with sales of \$1,000,000 to \$2,499,999	396	405	625 461	83 210	18 626	2 953	158 565	73 238	74 633
	Firms with sales of \$2,500,000 to \$4,999,999	188	215	659 650	87 683	20 348	2 494	154 883	75 672	77 951
	Firms with sales of \$5,000,000 to \$9,999,999	81	121	541 518	73 575	16 134	1 897	130 465	73 080	75 512
	Firms with sales of \$10,000,000 to \$24,999,999	51	118	D	D	D	g	D	D	D
	Firms with sales of \$25,000,000 to \$49,999,999	12	42	D	D	D	g	D	D	D
	Firms with sales of \$50,000,000 to \$99,999,999	3	27	219 193	36 223	8 558	828	67 661	32 150	33 651
	Firms with sales of \$100,000,000 or more	2	32	D	D	D	f	D	D	D
	Firms not operated for the entire year	161	162	51 273	5 699	1 417	227	10 584	2 020	11 873
4218402	Mechanical power transmission supplies whsle									

See footnotes at end of table.

Table 4. Sales Size of Firms: 1997—Con.

[Includes only firms and establishments with payroll. Excludes data for central administrative offices, auxiliary operations, or establishments of these firms that are classified in other categories than those specified in this table. For meaning of abbreviations and symbols, see introductory text. For explanation of terms, see Appendix A. For method of assignment to categories shown, see Appendix C]

NAICS code	Sales sizes of firms by type of operation and kind of business	Firms (number)	Establishments (number)	Sales (\$1,000)	Annual payroll (\$1,000)	First-quarter payroll (\$1,000)	Paid employees for pay period including March 12 (number)	Operating expenses ¹ (\$1,000)	End-of-1996 inventories (\$1,000)	End-of-1997 inventories (\$1,000)
421	MERCHANT WHOLESALERS—Con.									
	Wholesale trade, durable goods—Con.									
4218402	Mechanical power transmission supplies whsle—Con.									
	All firms	923	2 457	7 883 600	834 627	194 427	23 497	1 584 305	1 187 548	1 320 877
	Firms operated for the entire year	811	2 343	7 789 233	825 424	192 694	23 253	1 567 322	1 184 530	1 298 125
	Firms with sales less than \$250,000	76	76	10 486	2 301	555	123	4 133	1 880	1 933
	Firms with sales of \$250,000 to \$499,999	78	78	D	D	D	c	D	D	D
	Firms with sales of \$500,000 to \$999,999	122	127	88 356	14 919	3 451	547	26 871	13 459	13 617
	Firms with sales of \$1,000,000 to \$2,499,999	212	232	347 131	52 130	12 126	1 646	98 684	52 482	53 343
	Firms with sales of \$2,500,000 to \$4,999,999	119	164	431 212	63 411	14 191	1 626	115 291	77 002	83 140
	Firms with sales of \$5,000,000 to \$9,999,999	106	174	755 471	105 794	22 487	2 548	187 876	133 550	138 192
	Firms with sales of \$10,000,000 to \$24,999,999	63	214	970 938	123 820	29 099	3 119	223 286	164 768	172 645
	Firms with sales of \$25,000,000 to \$49,999,999	17	78	D	D	D	g	D	D	D
	Firms with sales of \$50,000,000 to \$99,999,999	10	55	D	D	D	g	D	D	D
	Firms with sales of \$100,000,000 or more	8	1 145	3 933 065	335 235	81 161	10 214	680 414	495 294	576 262
	Firms not operated for the entire year	112	114	94 367	9 203	1 733	244	16 983	3 018	22 752
4218403	Welding supplies whsle									
	All firms	807	1 876	4 238 602	592 621	137 192	17 627	1 166 809	455 742	475 267
	Firms operated for the entire year	719	1 782	4 171 168	582 930	134 716	17 290	1 148 405	448 047	464 020
	Firms with sales less than \$250,000	80	80	12 578	2 687	651	164	5 272	1 464	1 494
	Firms with sales of \$250,000 to \$499,999	85	86	D	D	D	e	D	D	D
	Firms with sales of \$500,000 to \$999,999	115	120	D	D	D	f	D	D	D
	Firms with sales of \$1,000,000 to \$2,499,999	165	188	265 161	43 803	10 058	1 446	85 998	30 902	31 321
	Firms with sales of \$2,500,000 to \$4,999,999	121	198	D	D	D	g	D	D	D
	Firms with sales of \$5,000,000 to \$9,999,999	79	191	D	D	D	h	D	D	D
	Firms with sales of \$10,000,000 to \$24,999,999	52	219	D	D	D	h	D	D	D
	Firms with sales of \$25,000,000 to \$49,999,999	11	98	D	D	D	g	D	D	D
	Firms with sales of \$50,000,000 to \$99,999,999	7	149	D	D	D	g	D	D	D
	Firms with sales of \$100,000,000 or more	4	453	1 082 189	125 101	30 849	3 791	258 197	113 875	114 736
	Firms not operated for the entire year	88	94	67 434	9 691	2 476	337	18 404	7 695	11 247
4218404	Industrial containers & supplies whsle									
	All firms	1 347	1 480	4 968 521	517 474	111 664	14 688	1 004 745	298 554	312 268
	Firms operated for the entire year	1 170	1 303	4 835 483	504 122	109 276	14 379	978 794	298 131	299 910
	Firms with sales less than \$250,000	161	161	21 499	4 983	1 150	311	9 325	1 195	1 289
	Firms with sales of \$250,000 to \$499,999	158	158	56 792	11 591	2 591	564	23 285	2 938	3 021
	Firms with sales of \$500,000 to \$999,999	197	197	D	D	D	g	D	D	D
	Firms with sales of \$1,000,000 to \$2,499,999	274	274	443 082	65 711	14 358	2 172	122 235	25 008	26 706
	Firms with sales of \$2,500,000 to \$4,999,999	166	177	D	D	D	h	D	D	D
	Firms with sales of \$5,000,000 to \$9,999,999	110	120	D	D	D	g	D	D	D
	Firms with sales of \$10,000,000 to \$24,999,999	70	100	D	D	D	h	D	D	D
	Firms with sales of \$25,000,000 to \$49,999,999	23	55	849 301	71 566	16 030	1 668	154 772	53 812	56 455
	Firms with sales of \$50,000,000 to \$99,999,999	9	35	621 245	24 798	6 135	733	51 017	32 089	31 532
	Firms with sales of \$100,000,000 or more	2	26	D	D	D	c	D	D	D
	Firms not operated for the entire year	177	177	133 038	13 352	2 388	309	25 951	423	12 358
4218405	Industrial valves & fittings (except fluid-power) whsle									

See footnotes at end of table.

Table 4. Sales Size of Firms: 1997—Con.

[Includes only firms and establishments with payroll. Excludes data for central administrative offices, auxiliary operations, or establishments of these firms that are classified in other categories than those specified in this table. For meaning of abbreviations and symbols, see introductory text. For explanation of terms, see Appendix A. For method of assignment to categories shown, see Appendix C]

NAICS code	Sales sizes of firms by type of operation and kind of business	Firms (number)	Establishments (number)	Sales (\$1,000)	Annual payroll (\$1,000)	First-quarter payroll (\$1,000)	Paid employees for pay period including March 12 (number)	Operating expenses ¹ (\$1,000)	End-of-1996 inventories (\$1,000)	End-of-1997 inventories (\$1,000)
421	MERCHANT WHOLESALERS—Con.									
	Wholesale trade, durable goods—Con.									
4218405	Industrial valves & fittings (except fluid-power) whsle—Con.									
	All firms	928	1 279	5 276 944	611 403	140 346	14 238	1 145 035	799 843	820 778
	Firms operated for the entire year	836	1 186	5 211 388	604 363	138 725	14 015	1 133 196	793 873	806 784
	Firms with sales less than \$250,000	64	64	9 621	2 352	570	109	4 052	986	1 029
	Firms with sales of \$250,000 to \$499,999	69	69	25 556	5 451	1 295	208	10 081	3 147	3 121
	Firms with sales of \$500,000 to \$999,999	102	103	73 992	11 655	2 601	375	23 378	9 710	9 941
	Firms with sales of \$1,000,000 to \$2,499,999	212	218	355 277	51 718	11 368	1 445	96 255	47 795	49 054
	Firms with sales of \$2,500,000 to \$4,999,999	144	166	521 570	76 352	17 875	1 867	134 377	73 602	78 501
	Firms with sales of \$5,000,000 to \$9,999,999	115	153	784 679	106 717	24 363	2 367	188 409	118 234	119 261
	Firms with sales of \$10,000,000 to \$24,999,999 ..	89	185	1 358 716	153 458	35 335	3 128	273 802	194 641	200 430
	Firms with sales of \$25,000,000 to \$49,999,999 ..	27	98	953 463	107 532	23 795	2 437	207 658	141 308	151 359
	Firms with sales of \$50,000,000 to \$99,999,999 ..	13	91	D	D	D	g	D	D	D
	Firms with sales of \$100,000,000 or more	1	39	D	D	D	e	D	D	D
	Firms not operated for the entire year	92	93	65 556	7 040	1 621	223	11 839	5 970	13 994
4218406	Other industrial supplies whsle									
	All firms	3 059	3 751	10 581 175	1 328 647	304 274	36 731	2 457 743	1 231 448	1 334 392
	Firms operated for the entire year	2 763	3 448	10 421 193	1 312 724	302 084	36 356	2 423 924	1 230 056	1 290 740
	Firms with sales less than \$250,000	351	351	49 814	11 124	2 609	622	20 409	5 650	5 819
	Firms with sales of \$250,000 to \$499,999	359	363	131 076	23 397	5 342	1 047	45 000	14 804	15 075
	Firms with sales of \$500,000 to \$999,999	449	452	324 703	52 531	11 757	1 971	103 354	36 750	38 294
	Firms with sales of \$1,000,000 to \$2,499,999	665	680	1 078 463	170 520	38 599	5 384	317 054	127 884	133 660
	Firms with sales of \$2,500,000 to \$4,999,999	448	497	1 595 557	227 087	50 586	5 946	410 304	188 414	198 780
	Firms with sales of \$5,000,000 to \$9,999,999	289	391	1 982 016	272 066	60 929	7 018	490 528	226 949	235 624
	Firms with sales of \$10,000,000 to \$24,999,999 ..	151	291	2 213 586	259 795	60 139	6 173	479 233	259 054	277 099
	Firms with sales of \$25,000,000 to \$49,999,999 ..	35	153	D	D	D	h	D	D	D
	Firms with sales of \$50,000,000 to \$99,999,999 ..	10	82	D	D	D	g	D	D	D
	Firms with sales of \$100,000,000 or more	6	188	D	D	D	h	D	D	D
	Firms not operated for the entire year	296	303	159 982	15 923	2 190	375	33 819	1 392	43 652
42185	Service establishment equipment & supplies whsle									
	All firms	5 327	6 233	11 044 612	1 646 019	383 581	56 364	3 058 945	1 208 260	1 294 341
	Firms operated for the entire year	4 741	5 644	D	D	D	l	D	D	D
	Firms with sales less than \$250,000	982	983	133 095	29 912	7 074	2 074	56 810	16 248	16 276
	Firms with sales of \$250,000 to \$499,999	845	847	D	D	D	h	D	D	D
	Firms with sales of \$500,000 to \$999,999	974	985	D	D	D	i	D	D	D
	Firms with sales of \$1,000,000 to \$2,499,999	1 014	1 068	1 587 007	264 201	61 862	10 067	500 686	179 724	184 942
	Firms with sales of \$2,500,000 to \$4,999,999	495	572	1 710 670	287 173	66 086	9 532	523 796	185 683	191 221
	Firms with sales of \$5,000,000 to \$9,999,999	248	421	1 697 519	283 482	64 518	7 862	508 487	192 055	196 888
	Firms with sales of \$10,000,000 to \$24,999,999 ..	140	390	2 079 725	308 773	72 664	8 698	557 752	280 899	300 908
	Firms with sales of \$25,000,000 to \$49,999,999 ..	30	162	980 030	134 177	32 396	4 246	248 430	116 279	125 133
	Firms with sales of \$50,000,000 to \$99,999,999 ..	7	115	D	D	D	g	D	D	D
	Firms with sales of \$100,000,000 or more	6	101	D	D	D	g	D	D	D
	Firms not operated for the entire year	586	589	D	D	D	g	D	D	D

See footnotes at end of table.

Table 4. Sales Size of Firms: 1997—Con.

[Includes only firms and establishments with payroll. Excludes data for central administrative offices, auxiliary operations, or establishments of these firms that are classified in other categories than those specified in this table. For meaning of abbreviations and symbols, see introductory text. For explanation of terms, see Appendix A. For method of assignment to categories shown, see Appendix C]

NAICS code	Sales sizes of firms by type of operation and kind of business	Firms (number)	Establishments (number)	Sales (\$1,000)	Annual payroll (\$1,000)	First-quarter payroll (\$1,000)	Paid employees for pay period including March 12 (number)	Operating expenses ¹ (\$1,000)	End-of-1996 inventories (\$1,000)	End-of-1997 inventories (\$1,000)
421	MERCHANT WHOLESALERS—Con.									
	Wholesale trade, durable goods—Con.									
421850	Service establishment equipment & supplies whsle									
	All firms	5 327	6 233	11 044 612	1 646 019	383 581	56 364	3 058 945	1 208 260	1 294 341
	Firms operated for the entire year	4 741	5 644	D	D	D	l	D	D	D
	Firms with sales less than \$250,000	982	983	133 095	29 912	7 074	2 074	56 810	16 248	16 276
	Firms with sales of \$250,000 to \$499,999	845	847	D	D	D	h	D	D	D
	Firms with sales of \$500,000 to \$999,999	974	985	D	D	D	i	D	D	D
	Firms with sales of \$1,000,000 to \$2,499,999	1 014	1 068	1 587 007	264 201	61 862	10 067	500 686	179 724	184 942
	Firms with sales of \$2,500,000 to \$4,999,999	495	572	1 710 670	287 173	66 086	9 532	523 796	185 683	191 221
	Firms with sales of \$5,000,000 to \$9,999,999	248	421	1 697 519	283 482	64 518	7 862	508 487	192 055	196 888
	Firms with sales of \$10,000,000 to \$24,999,999	140	390	2 079 725	308 773	72 664	8 698	557 752	280 899	300 908
	Firms with sales of \$25,000,000 to \$49,999,999	30	162	980 030	134 177	32 396	4 246	248 430	116 279	125 133
	Firms with sales of \$50,000,000 to \$99,999,999	7	115	D	D	D	g	D	D	D
	Firms with sales of \$100,000,000 or more	6	101	D	D	D	g	D	D	D
	Firms not operated for the entire year	586	589	D	D	D	g	D	D	D
4218501	Beauty & barber shop equipment & supplies whsle									
	All firms	784	1 240	2 016 050	351 378	82 788	13 671	649 637	297 828	328 061
	Firms operated for the entire year	703	1 159	D	D	D	j	D	D	D
	Firms with sales less than \$250,000	126	126	D	D	D	e	D	D	D
	Firms with sales of \$250,000 to \$499,999	114	116	D	D	D	e	D	D	D
	Firms with sales of \$500,000 to \$999,999	164	171	115 829	19 591	4 678	1 153	39 195	16 169	16 464
	Firms with sales of \$1,000,000 to \$2,499,999	143	160	D	D	D	g	D	D	D
	Firms with sales of \$2,500,000 to \$4,999,999	60	89	D	D	D	g	D	D	D
	Firms with sales of \$5,000,000 to \$9,999,999	45	161	D	D	D	g	D	D	D
	Firms with sales of \$10,000,000 to \$24,999,999	39	181	D	D	D	h	D	D	D
	Firms with sales of \$25,000,000 to \$49,999,999	9	78	D	D	D	g	D	D	D
	Firms with sales of \$50,000,000 to \$99,999,999	3	77	D	D	D	f	D	D	D
	Firms with sales of \$100,000,000 or more	—	—	—	—	—	—	—	—	—
	Firms not operated for the entire year	81	81	D	D	D	c	D	D	D
4218502	Custodial, janitors' equipment & supplies whsle									
	All firms	1 969	2 189	3 745 652	625 841	147 020	21 414	1 144 893	382 831	403 819
	Firms operated for the entire year	1 754	1 973	3 673 088	615 368	144 627	20 913	1 123 897	378 308	392 831
	Firms with sales less than \$250,000	379	379	50 646	10 887	2 532	817	20 766	5 361	5 363
	Firms with sales of \$250,000 to \$499,999	323	323	D	D	D	g	D	D	D
	Firms with sales of \$500,000 to \$999,999	341	343	239 570	43 738	10 360	2 195	82 630	26 948	27 077
	Firms with sales of \$1,000,000 to \$2,499,999	390	413	617 251	109 279	25 790	4 318	199 586	67 518	69 188
	Firms with sales of \$2,500,000 to \$4,999,999	187	203	D	D	D	h	D	D	D
	Firms with sales of \$5,000,000 to \$9,999,999	80	111	D	D	D	h	D	D	D
	Firms with sales of \$10,000,000 to \$24,999,999	41	90	598 021	101 717	23 730	2 604	181 207	61 413	66 724
	Firms with sales of \$25,000,000 to \$49,999,999	8	21	D	D	D	g	D	D	D
	Firms with sales of \$50,000,000 to \$99,999,999	3	28	256 219	28 238	6 616	842	53 293	24 737	26 544
	Firms with sales of \$100,000,000 or more	2	62	D	D	D	g	D	D	D
	Firms not operated for the entire year	215	216	72 564	10 473	2 393	501	20 996	4 523	10 988

See footnotes at end of table.

Table 4. Sales Size of Firms: 1997—Con.

[Includes only firms and establishments with payroll. Excludes data for central administrative offices, auxiliary operations, or establishments of these firms that are classified in other categories than those specified in this table. For meaning of abbreviations and symbols, see introductory text. For explanation of terms, see Appendix A. For method of assignment to categories shown, see Appendix C]

NAICS code	Sales sizes of firms by type of operation and kind of business	Firms (number)	Establishments (number)	Sales (\$1,000)	Annual payroll (\$1,000)	First-quarter payroll (\$1,000)	Paid employees for pay period including March 12 (number)	Operating expenses ¹ (\$1,000)	End-of-1996 inventories (\$1,000)	End-of-1997 inventories (\$1,000)
421	MERCHANT WHOLESALERS—Con.									
	Wholesale trade, durable goods—Con.									
4218503	Laundry & dry-cleaning equipment & supplies whsle									
	All firms	604	655	D	D	D	i	D	D	D
	Firms operated for the entire year	542	593	D	D	D	i	D	D	D
	Firms with sales less than \$250,000	81	81	D	D	D	c	D	D	D
	Firms with sales of \$250,000 to \$499,999	60	60	D	D	D	e	D	D	D
	Firms with sales of \$500,000 to \$999,999	106	106	D	D	D	e	D	D	D
	Firms with sales of \$1,000,000 to \$2,499,999	128	129	D	D	D	f	D	D	D
	Firms with sales of \$2,500,000 to \$4,999,999	85	96	D	D	D	g	D	D	D
	Firms with sales of \$5,000,000 to \$9,999,999	50	61	D	D	D	g	D	D	D
	Firms with sales of \$10,000,000 to \$24,999,999 ..	26	36	D	D	D	f	D	D	D
	Firms with sales of \$25,000,000 to \$49,999,999 ..	5	23	D	D	D	e	D	D	D
	Firms with sales of \$50,000,000 to \$99,999,999 ..	—	—	—	—	—	—	—	—	—
	Firms with sales of \$100,000,000 or more	1	1	D	D	D	a	D	D	D
	Firms not operated for the entire year	62	62	D	D	D	c	D	D	D
4218504	Other service establishment equipment & supplies whsle									
	All firms	1 976	2 149	D	D	D	j	D	D	D
	Firms operated for the entire year	1 748	1 919	D	D	D	j	D	D	D
	Firms with sales less than \$250,000	397	398	D	D	D	f	D	D	D
	Firms with sales of \$250,000 to \$499,999	348	348	D	D	D	g	D	D	D
	Firms with sales of \$500,000 to \$999,999	363	365	D	D	D	g	D	D	D
	Firms with sales of \$1,000,000 to \$2,499,999	355	368	D	D	D	h	D	D	D
	Firms with sales of \$2,500,000 to \$4,999,999	165	185	D	D	D	h	D	D	D
	Firms with sales of \$5,000,000 to \$9,999,999	75	101	D	D	D	g	D	D	D
	Firms with sales of \$10,000,000 to \$24,999,999 ..	34	79	D	D	D	g	D	D	D
	Firms with sales of \$25,000,000 to \$49,999,999 ..	7	27	D	D	D	f	D	D	D
	Firms with sales of \$50,000,000 to \$99,999,999 ..	1	10	D	D	D	b	D	D	D
	Firms with sales of \$100,000,000 or more	3	38	D	D	D	f	D	D	D
	Firms not operated for the entire year	228	230	D	D	D	e	D	D	D
42186	Transportation equipment & supplies (exc motor vehicle) whsle									
	All firms	3 186	3 454	16 634 756	1 431 585	319 666	35 256	2 851 887	2 671 149	3 069 716
	Firms operated for the entire year	2 787	3 046	D	D	D	k	D	D	D
	Firms with sales less than \$250,000	355	355	47 527	13 085	3 267	635	22 742	7 543	7 519
	Firms with sales of \$250,000 to \$499,999	404	405	148 196	29 470	6 943	1 175	58 120	21 110	21 832
	Firms with sales of \$500,000 to \$999,999	490	492	D	D	D	g	D	D	D
	Firms with sales of \$1,000,000 to \$2,499,999	626	642	D	D	D	h	D	D	D
	Firms with sales of \$2,500,000 to \$4,999,999	374	391	1 330 922	173 954	36 860	4 446	337 819	180 855	194 181
	Firms with sales of \$5,000,000 to \$9,999,999	253	285	1 750 715	205 613	45 953	5 024	396 503	276 715	309 265
	Firms with sales of \$10,000,000 to \$24,999,999 ..	172	238	2 709 882	257 027	56 617	5 592	482 037	471 718	526 038
	Firms with sales of \$25,000,000 to \$49,999,999 ..	64	97	2 236 570	173 589	40 702	4 223	362 068	439 337	461 926
	Firms with sales of \$50,000,000 to \$99,999,999 ..	29	61	D	D	D	h	D	D	D
	Firms with sales of \$100,000,000 or more	20	80	4 808 129	201 084	44 451	3 821	443 227	729 027	843 221
	Firms not operated for the entire year	399	408	D	D	D	f	D	D	D

See footnotes at end of table.

Table 4. Sales Size of Firms: 1997—Con.

[Includes only firms and establishments with payroll. Excludes data for central administrative offices, auxiliary operations, or establishments of these firms that are classified in other categories than those specified in this table. For meaning of abbreviations and symbols, see introductory text. For explanation of terms, see Appendix A. For method of assignment to categories shown, see Appendix C]

NAICS code	Sales sizes of firms by type of operation and kind of business	Firms (number)	Establishments (number)	Sales (\$1,000)	Annual payroll (\$1,000)	First-quarter payroll (\$1,000)	Paid employees for pay period including March 12 (number)	Operating expenses ¹ (\$1,000)	End-of-1996 inventories (\$1,000)	End-of-1997 inventories (\$1,000)
421	MERCHANT WHOLESALERS—Con.									
	Wholesale trade, durable goods—Con.									
421860	Transportation equipment & supplies (exc motor vehicle) whsle									
	All firms	3 186	3 454	16 634 756	1 431 585	319 666	35 256	2 851 887	2 671 149	3 069 716
	Firms operated for the entire year	2 787	3 046	D	D	D	k	D	D	D
	Firms with sales less than \$250,000	355	355	47 527	13 085	3 267	635	22 742	7 543	7 519
	Firms with sales of \$250,000 to \$499,999	404	405	148 196	29 470	6 943	1 175	58 120	21 110	21 832
	Firms with sales of \$500,000 to \$999,999	490	492	D	D	D	g	D	D	D
	Firms with sales of \$1,000,000 to \$2,499,999	626	642	D	D	D	h	D	D	D
	Firms with sales of \$2,500,000 to \$4,999,999	374	391	1 330 922	173 954	36 860	4 446	337 819	180 855	194 181
	Firms with sales of \$5,000,000 to \$9,999,999	253	285	1 750 715	205 613	45 953	5 024	396 503	276 715	309 265
	Firms with sales of \$10,000,000 to \$24,999,999 ..	172	238	2 709 882	257 027	56 617	5 592	482 037	471 718	526 038
	Firms with sales of \$25,000,000 to \$49,999,999 ..	64	97	2 236 570	173 589	40 702	4 223	362 068	439 337	461 926
	Firms with sales of \$50,000,000 to \$99,999,999 ..	29	61	D	D	D	h	D	D	D
	Firms with sales of \$100,000,000 or more	20	80	4 808 129	201 084	44 451	3 821	443 227	729 027	843 221
	Firms not operated for the entire year	399	408	D	D	D	f	D	D	D
4218601	Aircraft & aeronautical equipment & supplies whsle									
	All firms	1 935	2 092	12 214 744	929 885	206 175	21 276	1 893 980	2 063 036	2 377 201
	Firms operated for the entire year	1 703	1 851	12 001 200	909 992	200 560	20 539	1 852 734	2 037 073	2 314 399
	Firms with sales less than \$250,000	232	232	30 375	8 581	2 153	409	14 524	5 021	4 911
	Firms with sales of \$250,000 to \$499,999	225	225	82 587	17 352	3 955	669	33 450	12 236	12 350
	Firms with sales of \$500,000 to \$999,999	300	302	D	D	D	g	D	D	D
	Firms with sales of \$1,000,000 to \$2,499,999	353	356	D	D	D	g	D	D	D
	Firms with sales of \$2,500,000 to \$4,999,999	233	241	836 753	114 351	23 909	2 593	222 764	115 129	124 633
	Firms with sales of \$5,000,000 to \$9,999,999	163	182	1 141 249	130 479	28 947	3 250	252 996	190 191	216 346
	Firms with sales of \$10,000,000 to \$24,999,999 ..	115	151	1 816 236	167 589	36 576	3 298	319 119	338 245	373 049
	Firms with sales of \$25,000,000 to \$49,999,999 ..	44	49	1 533 413	99 415	23 834	2 265	220 500	326 332	332 769
	Firms with sales of \$50,000,000 to \$99,999,999 ..	21	38	D	D	D	g	D	D	D
	Firms with sales of \$100,000,000 or more	17	75	D	D	D	h	D	D	D
	Firms not operated for the entire year	232	241	213 544	19 893	5 615	737	41 246	25 963	62 802
4218602	Marine machinery, equipment, & supplies whsle									
	All firms	755	825	2 566 747	304 561	69 149	8 418	596 428	383 049	418 396
	Firms operated for the entire year	650	720	D	D	D	i	D	D	D
	Firms with sales less than \$250,000	78	78	D	D	D	c	D	D	D
	Firms with sales of \$250,000 to \$499,999	107	108	D	D	D	e	D	D	D
	Firms with sales of \$500,000 to \$999,999	114	114	D	D	D	e	D	D	D
	Firms with sales of \$1,000,000 to \$2,499,999	161	171	D	D	D	g	D	D	D
	Firms with sales of \$2,500,000 to \$4,999,999	89	97	309 762	39 828	8 574	1 118	77 723	45 343	47 513
	Firms with sales of \$5,000,000 to \$9,999,999	55	60	364 777	47 158	11 177	1 118	92 559	60 339	65 106
	Firms with sales of \$10,000,000 to \$24,999,999 ..	32	50	518 224	50 180	10 649	1 358	91 548	86 525	97 249
	Firms with sales of \$25,000,000 to \$49,999,999 ..	8	30	D	D	D	f	D	D	D
	Firms with sales of \$50,000,000 to \$99,999,999 ..	3	7	209 363	31 764	7 096	811	56 189	38 426	39 701
	Firms with sales of \$100,000,000 or more	3	5	D	D	D	f	D	D	D
	Firms not operated for the entire year	105	105	D	D	D	c	D	D	D

See footnotes at end of table.

Table 4. Sales Size of Firms: 1997—Con.

[Includes only firms and establishments with payroll. Excludes data for central administrative offices, auxiliary operations, or establishments of these firms that are classified in other categories than those specified in this table. For meaning of abbreviations and symbols, see introductory text. For explanation of terms, see Appendix A. For method of assignment to categories shown, see Appendix C]

NAICS code	Sales sizes of firms by type of operation and kind of business	Firms (number)	Establishments (number)	Sales (\$1,000)	Annual payroll (\$1,000)	First-quarter payroll (\$1,000)	Paid employees for pay period including March 12 (number)	Operating expenses ¹ (\$1,000)	End-of-1996 inventories (\$1,000)	End-of-1997 inventories (\$1,000)
421	MERCHANT WHOLESALERS—Con.									
	Wholesale trade, durable goods—Con.									
4218603	Other transportation equipment & supplies whsle									
	All firms	500	537	1 853 265	197 139	44 342	5 562	361 479	225 064	274 119
	Firms operated for the entire year	438	475	D	D	D	i	D	D	D
	Firms with sales less than \$250,000	46	46	D	D	D	b	D	D	D
	Firms with sales of \$250,000 to \$499,999	72	72	D	D	D	c	D	D	D
	Firms with sales of \$500,000 to \$999,999	76	76	D	D	D	e	D	D	D
	Firms with sales of \$1,000,000 to \$2,499,999	113	116	D	D	D	f	D	D	D
	Firms with sales of \$2,500,000 to \$4,999,999	53	54	186 907	20 281	4 527	748	38 157	20 868	22 535
	Firms with sales of \$5,000,000 to \$9,999,999	36	43	248 676	28 398	5 907	666	51 693	26 192	28 343
	Firms with sales of \$10,000,000 to \$24,999,999 ..	25	34	366 619	38 118	9 112	911	69 364	45 948	54 186
	Firms with sales of \$25,000,000 to \$49,999,999 ..	12	18	D	D	D	g	D	D	D
	Firms with sales of \$50,000,000 to \$99,999,999 ..	5	16	D	D	D	f	D	D	D
	Firms with sales of \$100,000,000 or more	—	—	—	—	—	—	—	—	—
	Firms not operated for the entire year	62	62	D	D	D	b	D	D	D
4219	Miscellaneous durable goods whsle									
	All firms	31 714	33 956	155 636 289	10 094 244	2 345 746	331 513	24 594 828	15 948 947	16 982 519
	Firms operated for the entire year	26 915	29 133	152 212 435	9 817 689	2 282 845	321 268	23 932 778	15 833 796	16 141 113
	Firms with sales less than \$250,000	5 815	5 820	760 388	173 665	41 438	12 298	347 698	106 476	107 919
	Firms with sales of \$250,000 to \$499,999	4 193	4 209	1 513 422	269 323	61 993	14 599	581 917	227 553	231 383
	Firms with sales of \$500,000 to \$999,999	4 611	4 644	3 294 418	498 852	114 947	23 352	1 095 627	487 058	491 439
	Firms with sales of \$1,000,000 to \$2,499,999	5 485	5 610	8 686 753	1 101 845	251 863	43 808	2 451 453	1 186 009	1 212 789
	Firms with sales of \$2,500,000 to \$4,999,999	2 972	3 157	10 406 577	1 134 147	257 602	40 911	2 512 032	1 356 053	1 407 260
	Firms with sales of \$5,000,000 to \$9,999,999	1 875	2 110	13 003 654	1 280 458	282 168	40 807	2 839 530	1 697 405	1 787 789
	Firms with sales of \$10,000,000 to \$24,999,999 ..	1 191	1 528	18 135 845	1 461 052	326 268	42 731	3 403 645	2 431 162	2 480 376
	Firms with sales of \$25,000,000 to \$49,999,999 ..	434	692	14 787 874	1 077 981	248 273	29 764	2 545 679	2 042 744	2 123 686
	Firms with sales of \$50,000,000 to \$99,999,999 ..	166	442	11 150 045	692 904	178 779	19 373	1 842 805	1 390 515	1 408 655
	Firms with sales of \$100,000,000 or more	173	921	70 473 459	2 127 462	519 514	53 625	6 312 392	4 908 821	4 889 817
	Firms not operated for the entire year	4 799	4 823	3 423 854	276 555	62 901	10 245	662 050	115 151	841 406
42191	Sporting & recreational goods & supplies whsle									
	All firms	4 579	4 961	17 059 006	1 546 470	356 459	53 620	3 678 121	3 018 376	3 206 465
	Firms operated for the entire year	3 968	4 348	16 624 851	1 498 751	343 355	51 713	3 573 362	2 995 994	3 069 583
	Firms with sales less than \$250,000	697	698	92 495	19 791	4 650	1 391	40 856	17 001	17 508
	Firms with sales of \$250,000 to \$499,999	613	614	220 899	36 794	8 271	2 093	81 323	40 651	41 866
	Firms with sales of \$500,000 to \$999,999	685	690	491 042	72 173	16 072	3 290	161 679	86 568	86 497
	Firms with sales of \$1,000,000 to \$2,499,999	900	918	1 456 078	186 812	41 902	7 609	421 732	252 711	253 044
	Firms with sales of \$2,500,000 to \$4,999,999	478	512	1 672 490	212 199	46 779	7 524	445 485	282 353	286 112
	Firms with sales of \$5,000,000 to \$9,999,999	285	325	1 965 801	190 001	41 123	6 326	431 805	369 414	379 131
	Firms with sales of \$10,000,000 to \$24,999,999 ..	185	230	2 805 401	250 217	54 700	7 661	609 922	523 568	542 530
	Firms with sales of \$25,000,000 to \$49,999,999 ..	74	111	D	D	D	i	D	D	D
	Firms with sales of \$50,000,000 to \$99,999,999 ..	28	93	D	D	D	h	D	D	D
	Firms with sales of \$100,000,000 or more	23	157	D	D	D	i	D	D	D
	Firms not operated for the entire year	611	613	434 155	47 719	13 104	1 907	104 759	22 382	136 882

See footnotes at end of table.

Table 4. Sales Size of Firms: 1997—Con.

[Includes only firms and establishments with payroll. Excludes data for central administrative offices, auxiliary operations, or establishments of these firms that are classified in other categories than those specified in this table. For meaning of abbreviations and symbols, see introductory text. For explanation of terms, see Appendix A. For method of assignment to categories shown, see Appendix C]

NAICS code	Sales sizes of firms by type of operation and kind of business	Firms (number)	Establishments (number)	Sales (\$1,000)	Annual payroll (\$1,000)	First-quarter payroll (\$1,000)	Paid employees for pay period including March 12 (number)	Operating expenses ¹ (\$1,000)	End-of-1996 inventories (\$1,000)	End-of-1997 inventories (\$1,000)
421	MERCHANT WHOLESALERS—Con.									
	Wholesale trade, durable goods—Con.									
421910	Sporting & recreational goods & supplies whsle									
	All firms	4 579	4 961	17 059 006	1 546 470	356 459	53 620	3 678 121	3 018 376	3 206 465
	Firms operated for the entire year	3 968	4 348	16 624 851	1 498 751	343 355	51 713	3 573 362	2 995 994	3 069 583
	Firms with sales less than \$250,000	697	698	92 495	19 791	4 650	1 391	40 856	17 001	17 508
	Firms with sales of \$250,000 to \$499,999	613	614	220 899	36 794	8 271	2 093	81 323	40 651	41 866
	Firms with sales of \$500,000 to \$999,999	685	690	491 042	72 173	16 072	3 290	161 679	86 568	86 497
	Firms with sales of \$1,000,000 to \$2,499,999	900	918	1 456 078	186 812	41 902	7 609	421 732	252 711	253 044
	Firms with sales of \$2,500,000 to \$4,999,999	478	512	1 672 490	212 199	46 779	7 524	445 485	282 353	286 112
	Firms with sales of \$5,000,000 to \$9,999,999	285	325	1 965 801	190 001	41 123	6 326	431 805	369 414	379 131
	Firms with sales of \$10,000,000 to \$24,999,999 ..	185	230	2 805 401	250 217	54 700	7 661	609 922	523 568	542 530
	Firms with sales of \$25,000,000 to \$49,999,999 ..	74	111	D	D	D	i	D	D	D
	Firms with sales of \$50,000,000 to \$99,999,999 ..	28	93	D	D	D	h	D	D	D
	Firms with sales of \$100,000,000 or more	23	157	D	D	D	i	D	D	D
	Firms not operated for the entire year	611	613	434 155	47 719	13 104	1 907	104 759	22 382	136 882
42192	Toy & hobby goods & supplies whsle									
	All firms	2 670	2 792	15 890 421	1 060 892	244 488	32 791	3 670 242	2 059 697	2 218 405
	Firms operated for the entire year	2 274	2 396	D	D	D	k	D	D	D
	Firms with sales less than \$250,000	480	480	60 203	13 016	3 217	1 085	27 557	12 327	12 214
	Firms with sales of \$250,000 to \$499,999	363	363	D	D	D	g	D	D	D
	Firms with sales of \$500,000 to \$999,999	349	350	247 501	32 931	7 918	1 771	84 321	47 758	47 994
	Firms with sales of \$1,000,000 to \$2,499,999	456	463	705 329	84 476	18 430	3 436	214 095	121 832	122 489
	Firms with sales of \$2,500,000 to \$4,999,999	264	276	926 175	87 464	19 879	3 376	226 054	158 389	166 410
	Firms with sales of \$5,000,000 to \$9,999,999	174	193	1 197 699	127 677	29 072	4 094	314 670	195 270	217 564
	Firms with sales of \$10,000,000 to \$24,999,999 ..	108	136	D	D	D	h	D	D	D
	Firms with sales of \$25,000,000 to \$49,999,999 ..	44	66	1 550 172	139 201	31 160	3 731	381 525	300 731	303 988
	Firms with sales of \$50,000,000 to \$99,999,999 ..	19	45	D	D	D	h	D	D	D
	Firms with sales of \$100,000,000 or more	17	24	D	D	D	h	D	D	D
	Firms not operated for the entire year	396	396	D	D	D	f	D	D	D
421920	Toy & hobby goods & supplies whsle									
	All firms	2 670	2 792	15 890 421	1 060 892	244 488	32 791	3 670 242	2 059 697	2 218 405
	Firms operated for the entire year	2 274	2 396	D	D	D	k	D	D	D
	Firms with sales less than \$250,000	480	480	60 203	13 016	3 217	1 085	27 557	12 327	12 214
	Firms with sales of \$250,000 to \$499,999	363	363	D	D	D	g	D	D	D
	Firms with sales of \$500,000 to \$999,999	349	350	247 501	32 931	7 918	1 771	84 321	47 758	47 994
	Firms with sales of \$1,000,000 to \$2,499,999	456	463	705 329	84 476	18 430	3 436	214 095	121 832	122 489
	Firms with sales of \$2,500,000 to \$4,999,999	264	276	926 175	87 464	19 879	3 376	226 054	158 389	166 410
	Firms with sales of \$5,000,000 to \$9,999,999	174	193	1 197 699	127 677	29 072	4 094	314 670	195 270	217 564
	Firms with sales of \$10,000,000 to \$24,999,999 ..	108	136	D	D	D	h	D	D	D
	Firms with sales of \$25,000,000 to \$49,999,999 ..	44	66	1 550 172	139 201	31 160	3 731	381 525	300 731	303 988
	Firms with sales of \$50,000,000 to \$99,999,999 ..	19	45	D	D	D	h	D	D	D
	Firms with sales of \$100,000,000 or more	17	24	D	D	D	h	D	D	D
	Firms not operated for the entire year	396	396	D	D	D	f	D	D	D
42193	Recyclable material whsle									

See footnotes at end of table.

Table 4. Sales Size of Firms: 1997—Con.

[Includes only firms and establishments with payroll. Excludes data for central administrative offices, auxiliary operations, or establishments of these firms that are classified in other categories than those specified in this table. For meaning of abbreviations and symbols, see introductory text. For explanation of terms, see Appendix A. For method of assignment to categories shown, see Appendix C]

NAICS code	Sales sizes of firms by type of operation and kind of business	Firms (number)	Establishments (number)	Sales (\$1,000)	Annual payroll (\$1,000)	First-quarter payroll (\$1,000)	Paid employees for pay period including March 12 (number)	Operating expenses ¹ (\$1,000)	End-of-1996 inventories (\$1,000)	End-of-1997 inventories (\$1,000)
421	MERCHANT WHOLESALERS—Con.									
	Wholesale trade, durable goods—Con.									
42193	Recyclable material whsle—Con.									
	All firms	7 727	8 833	37 358 147	3 196 991	746 097	114 097	7 291 056	1 991 917	2 097 394
	Firms operated for the entire year	6 737	7 834	36 608 716	3 114 607	725 895	110 730	7 108 990	1 963 071	2 004 435
	Firms with sales less than \$250,000	1 309	1 313	171 357	42 259	10 081	3 302	81 691	11 098	11 403
	Firms with sales of \$250,000 to \$499,999	973	980	350 521	69 211	15 773	4 059	144 904	20 491	20 852
	Firms with sales of \$500,000 to \$999,999	1 167	1 177	835 894	155 676	35 649	8 063	322 517	48 332	48 578
	Firms with sales of \$1,000,000 to \$2,499,999	1 425	1 487	2 272 447	361 784	82 491	15 578	773 141	113 941	117 435
	Firms with sales of \$2,500,000 to \$4,999,999	732	810	D	D	D	j	D	D	D
	Firms with sales of \$5,000,000 to \$9,999,999	517	617	3 580 471	454 068	100 460	15 764	973 392	200 151	212 905
	Firms with sales of \$10,000,000 to \$24,999,999 ..	366	553	5 686 365	550 943	125 346	17 121	1 249 534	368 950	374 679
	Firms with sales of \$25,000,000 to \$49,999,999 ..	140	254	4 718 239	323 743	72 551	9 343	735 005	252 588	267 194
	Firms with sales of \$50,000,000 to \$99,999,999 ..	58	198	D	D	D	i	D	D	D
	Firms with sales of \$100,000,000 or more	50	445	12 520 301	566 288	145 078	16 207	1 489 015	546 491	543 234
	Firms not operated for the entire year	990	999	749 431	82 384	20 202	3 367	182 066	28 846	92 959
421930	Recyclable material whsle									
	All firms	7 727	8 833	37 358 147	3 196 991	746 097	114 097	7 291 056	1 991 917	2 097 394
	Firms operated for the entire year	6 737	7 834	36 608 716	3 114 607	725 895	110 730	7 108 990	1 963 071	2 004 435
	Firms with sales less than \$250,000	1 309	1 313	171 357	42 259	10 081	3 302	81 691	11 098	11 403
	Firms with sales of \$250,000 to \$499,999	973	980	350 521	69 211	15 773	4 059	144 904	20 491	20 852
	Firms with sales of \$500,000 to \$999,999	1 167	1 177	835 894	155 676	35 649	8 063	322 517	48 332	48 578
	Firms with sales of \$1,000,000 to \$2,499,999	1 425	1 487	2 272 447	361 784	82 491	15 578	773 141	113 941	117 435
	Firms with sales of \$2,500,000 to \$4,999,999	732	810	D	D	D	j	D	D	D
	Firms with sales of \$5,000,000 to \$9,999,999	517	617	3 580 471	454 068	100 460	15 764	973 392	200 151	212 905
	Firms with sales of \$10,000,000 to \$24,999,999 ..	366	553	5 686 365	550 943	125 346	17 121	1 249 534	368 950	374 679
	Firms with sales of \$25,000,000 to \$49,999,999 ..	140	254	4 718 239	323 743	72 551	9 343	735 005	252 588	267 194
	Firms with sales of \$50,000,000 to \$99,999,999 ..	58	198	D	D	D	i	D	D	D
	Firms with sales of \$100,000,000 or more	50	445	12 520 301	566 288	145 078	16 207	1 489 015	546 491	543 234
	Firms not operated for the entire year	990	999	749 431	82 384	20 202	3 367	182 066	28 846	92 959
4219301	Iron & steel scrap processors & dealers									
	All firms	2 981	3 403	17 430 292	1 282 757	308 237	43 370	3 233 625	1 008 934	1 054 579
	Firms operated for the entire year	2 599	3 020	17 111 763	1 246 319	298 520	41 802	3 152 242	984 593	991 889
	Firms with sales less than \$250,000	486	488	64 903	14 588	3 444	1 064	30 233	6 427	6 513
	Firms with sales of \$250,000 to \$499,999	390	391	138 833	24 110	5 326	1 437	54 489	11 448	11 650
	Firms with sales of \$500,000 to \$999,999	438	439	314 043	50 059	11 355	2 520	113 990	24 756	24 590
	Firms with sales of \$1,000,000 to \$2,499,999	543	559	861 665	115 773	26 759	5 236	273 032	58 211	58 484
	Firms with sales of \$2,500,000 to \$4,999,999	299	324	D	D	D	i	D	D	D
	Firms with sales of \$5,000,000 to \$9,999,999	206	231	1 419 049	173 236	38 697	5 629	394 764	94 983	102 286
	Firms with sales of \$10,000,000 to \$24,999,999 ..	131	173	D	D	D	i	D	D	D
	Firms with sales of \$25,000,000 to \$49,999,999 ..	51	84	D	D	D	h	D	D	D
	Firms with sales of \$50,000,000 to \$99,999,999 ..	26	114	D	D	D	h	D	D	D
	Firms with sales of \$100,000,000 or more	29	217	D	D	D	i	D	D	D
	Firms not operated for the entire year	382	383	318 529	36 438	9 717	1 568	81 383	24 341	62 690
42193011	Iron & steel scrap processors (using power processing equipment)									

See footnotes at end of table.

Table 4. Sales Size of Firms: 1997—Con.

[Includes only firms and establishments with payroll. Excludes data for central administrative offices, auxiliary operations, or establishments of these firms that are classified in other categories than those specified in this table. For meaning of abbreviations and symbols, see introductory text. For explanation of terms, see Appendix A. For method of assignment to categories shown, see Appendix C]

NAICS code	Sales sizes of firms by type of operation and kind of business	Firms (number)	Establishments (number)	Sales (\$1,000)	Annual payroll (\$1,000)	First-quarter payroll (\$1,000)	Paid employees for pay period including March 12 (number)	Operating expenses ¹ (\$1,000)	End-of-1996 inventories (\$1,000)	End-of-1997 inventories (\$1,000)
421	MERCHANT WHOLESALERS—Con.									
	Wholesale trade, durable goods—Con.									
42193011	Iron & steel scrap processors (using power processing equipment)—Con.									
	All firms	1 926	2 268	12 322 747	1 093 664	256 788	36 101	2 795 855	881 777	899 101
	Firms operated for the entire year	1 693	2 033	12 090 848	1 065 811	249 653	34 963	2 728 632	858 803	862 877
	Firms with sales less than \$250,000	256	258	35 349	8 093	1 896	587	16 590	3 866	3 896
	Firms with sales of \$250,000 to \$499,999	192	192	D	D	D	f	D	D	D
	Firms with sales of \$500,000 to \$999,999	270	271	D	D	D	g	D	D	D
	Firms with sales of \$1,000,000 to \$2,499,999	373	378	594 459	84 024	19 268	3 807	202 723	41 608	43 014
	Firms with sales of \$2,500,000 to \$4,999,999	226	238	D	D	D	h	D	D	D
	Firms with sales of \$5,000,000 to \$9,999,999	176	200	1 210 799	154 064	34 219	5 033	348 201	83 609	89 308
	Firms with sales of \$10,000,000 to \$24,999,999	107	143	D	D	D	h	D	D	D
	Firms with sales of \$25,000,000 to \$49,999,999	47	78	D	D	D	h	D	D	D
	Firms with sales of \$50,000,000 to \$99,999,999	25	121	D	D	D	h	D	D	D
	Firms with sales of \$100,000,000 or more	21	154	D	D	D	i	D	D	D
	Firms not operated for the entire year	233	235	231 899	27 853	7 135	1 138	67 223	22 974	36 224
42193012	Iron & steel scrap processors (not using power processing equip)									
	All firms	1 080	1 135	5 107 545	189 093	51 449	7 269	437 770	127 157	155 478
	Firms operated for the entire year	929	984	4 956 012	173 679	45 132	6 630	406 519	125 790	129 012
	Firms with sales less than \$250,000	231	231	29 634	6 516	1 554	478	13 694	2 561	2 617
	Firms with sales of \$250,000 to \$499,999	199	200	D	D	D	f	D	D	D
	Firms with sales of \$500,000 to \$999,999	170	171	D	D	D	f	D	D	D
	Firms with sales of \$1,000,000 to \$2,499,999	177	188	278 893	32 861	7 741	1 479	73 346	17 741	16 833
	Firms with sales of \$2,500,000 to \$4,999,999	75	86	D	D	D	g	D	D	D
	Firms with sales of \$5,000,000 to \$9,999,999	33	35	233 828	21 756	5 080	697	53 679	14 242	15 712
	Firms with sales of \$10,000,000 to \$24,999,999	26	30	422 597	28 322	7 430	770	66 114	24 028	22 604
	Firms with sales of \$25,000,000 to \$49,999,999	7	8	D	D	D	c	D	D	D
	Firms with sales of \$50,000,000 to \$99,999,999	5	11	D	D	D	c	D	D	D
	Firms with sales of \$100,000,000 or more	6	24	D	D	D	c	D	D	D
	Firms not operated for the entire year	151	151	151 533	15 414	6 317	639	31 251	1 367	26 466
4219302	Recyclable paper & paperboard whsle									
	All firms	1 268	1 539	5 384 421	580 846	133 943	20 405	1 263 317	121 099	133 373
	Firms operated for the entire year	1 099	1 369	5 281 030	568 048	130 480	19 782	1 233 861	119 727	128 067
	Firms with sales less than \$250,000	235	237	28 686	8 042	1 925	695	14 956	828	852
	Firms with sales of \$250,000 to \$499,999	147	148	52 992	13 370	3 155	704	25 793	1 179	1 253
	Firms with sales of \$500,000 to \$999,999	166	167	117 148	27 389	6 398	1 401	53 800	4 225	3 397
	Firms with sales of \$1,000,000 to \$2,499,999	251	256	407 619	79 704	18 379	3 340	161 374	9 524	9 930
	Firms with sales of \$2,500,000 to \$4,999,999	117	125	393 157	68 918	15 674	2 601	137 763	9 818	10 473
	Firms with sales of \$5,000,000 to \$9,999,999	87	110	617 807	75 329	17 520	2 566	171 820	13 010	14 972
	Firms with sales of \$10,000,000 to \$24,999,999	61	138	D	D	D	h	D	D	D
	Firms with sales of \$25,000,000 to \$49,999,999	18	60	D	D	D	g	D	D	D
	Firms with sales of \$50,000,000 to \$99,999,999	7	17	D	D	D	e	D	D	D
	Firms with sales of \$100,000,000 or more	10	111	D	D	D	h	D	D	D
	Firms not operated for the entire year	169	170	103 391	12 798	3 463	623	29 456	1 372	5 306

See footnotes at end of table.

Table 4. Sales Size of Firms: 1997—Con.

[Includes only firms and establishments with payroll. Excludes data for central administrative offices, auxiliary operations, or establishments of these firms that are classified in other categories than those specified in this table. For meaning of abbreviations and symbols, see introductory text. For explanation of terms, see Appendix A. For method of assignment to categories shown, see Appendix C]

NAICS code	Sales sizes of firms by type of operation and kind of business	Firms (number)	Establishments (number)	Sales (\$1,000)	Annual payroll (\$1,000)	First-quarter payroll (\$1,000)	Paid employees for pay period including March 12 (number)	Operating expenses ¹ (\$1,000)	End-of-1996 inventories (\$1,000)	End-of-1997 inventories (\$1,000)
421	MERCHANT WHOLESALERS—Con.									
	Wholesale trade, durable goods—Con.									
4219303	Other recyclable material whsle									
	All firms	3 566	3 891	14 543 434	1 333 388	303 917	50 322	2 794 114	861 884	909 442
	Firms operated for the entire year	3 120	3 441	14 214 348	1 299 880	296 826	49 129	2 722 055	858 751	884 424
	Firms with sales less than \$250,000	594	595	78 611	19 917	4 775	1 559	36 964	4 057	4 218
	Firms with sales of \$250,000 to \$499,999	440	448	160 158	32 279	7 413	1 940	65 496	8 044	8 104
	Firms with sales of \$500,000 to \$999,999	570	574	409 440	78 839	18 017	4 177	156 326	19 520	20 703
	Firms with sales of \$1,000,000 to \$2,499,999	649	684	1 034 354	171 548	38 538	7 217	350 498	48 716	51 588
	Firms with sales of \$2,500,000 to \$4,999,999	338	382	1 199 204	176 515	39 658	7 188	360 503	62 527	64 524
	Firms with sales of \$5,000,000 to \$9,999,999	230	268	1 572 348	202 297	43 712	7 469	401 006	94 686	98 842
	Firms with sales of \$10,000,000 to \$24,999,999 .	182	241	D	D	D	i	D	D	D
	Firms with sales of \$25,000,000 to \$49,999,999 .	76	131	D	D	D	i	D	D	D
	Firms with sales of \$50,000,000 to \$99,999,999 .	30	82	D	D	D	h	D	D	D
	Firms with sales of \$100,000,000 or more	11	36	2 296 878	59 661	15 383	1 842	121 541	105 417	112 344
	Firms not operated for the entire year	446	450	329 086	33 508	7 091	1 193	72 059	3 133	25 018
42194	Jewelry/watch/silverware/precious stone, & precious metal whsle									
	All firms	7 070	7 183	30 824 486	1 613 759	366 259	47 910	3 842 310	5 085 548	5 403 568
	Firms operated for the entire year	6 151	6 262	29 983 481	1 567 242	357 619	46 604	3 727 620	5 058 604	5 093 965
	Firms with sales less than \$250,000	1 119	1 119	150 610	30 581	7 253	2 083	63 563	34 794	35 144
	Firms with sales of \$250,000 to \$499,999	880	881	D	D	D	g	D	D	D
	Firms with sales of \$500,000 to \$999,999	1 069	1 076	D	D	D	h	D	D	D
	Firms with sales of \$1,000,000 to \$2,499,999	1 346	1 359	2 130 408	194 449	45 666	7 007	446 640	462 777	477 591
	Firms with sales of \$2,500,000 to \$4,999,999	808	831	D	D	D	i	D	D	D
	Firms with sales of \$5,000,000 to \$9,999,999	483	502	3 364 586	215 992	46 645	6 197	474 048	650 807	679 262
	Firms with sales of \$10,000,000 to \$24,999,999 .	305	325	D	D	D	i	D	D	D
	Firms with sales of \$25,000,000 to \$49,999,999 .	90	103	3 002 672	209 638	50 174	5 590	451 369	591 208	650 551
	Firms with sales of \$50,000,000 to \$99,999,999 .	23	30	D	D	D	g	D	D	D
	Firms with sales of \$100,000,000 or more	28	36	D	D	D	h	D	D	D
	Firms not operated for the entire year	919	921	841 005	46 517	8 640	1 306	114 690	26 944	309 603
421940	Jewelry/watch/silverware/precious stone, & precious metal whsle									
	All firms	7 070	7 183	30 824 486	1 613 759	366 259	47 910	3 842 310	5 085 548	5 403 568
	Firms operated for the entire year	6 151	6 262	29 983 481	1 567 242	357 619	46 604	3 727 620	5 058 604	5 093 965
	Firms with sales less than \$250,000	1 119	1 119	150 610	30 581	7 253	2 083	63 563	34 794	35 144
	Firms with sales of \$250,000 to \$499,999	880	881	D	D	D	g	D	D	D
	Firms with sales of \$500,000 to \$999,999	1 069	1 076	D	D	D	h	D	D	D
	Firms with sales of \$1,000,000 to \$2,499,999	1 346	1 359	2 130 408	194 449	45 666	7 007	446 640	462 777	477 591
	Firms with sales of \$2,500,000 to \$4,999,999	808	831	D	D	D	i	D	D	D
	Firms with sales of \$5,000,000 to \$9,999,999	483	502	3 364 586	215 992	46 645	6 197	474 048	650 807	679 262
	Firms with sales of \$10,000,000 to \$24,999,999 .	305	325	D	D	D	i	D	D	D
	Firms with sales of \$25,000,000 to \$49,999,999 .	90	103	3 002 672	209 638	50 174	5 590	451 369	591 208	650 551
	Firms with sales of \$50,000,000 to \$99,999,999 .	23	30	D	D	D	g	D	D	D
	Firms with sales of \$100,000,000 or more	28	36	D	D	D	h	D	D	D
	Firms not operated for the entire year	919	921	841 005	46 517	8 640	1 306	114 690	26 944	309 603

See footnotes at end of table.

Table 4. Sales Size of Firms: 1997—Con.

[Includes only firms and establishments with payroll. Excludes data for central administrative offices, auxiliary operations, or establishments of these firms that are classified in other categories than those specified in this table. For meaning of abbreviations and symbols, see introductory text. For explanation of terms, see Appendix A. For method of assignment to categories shown, see Appendix C]

NAICS code	Sales sizes of firms by type of operation and kind of business	Firms (number)	Establishments (number)	Sales (\$1,000)	Annual payroll (\$1,000)	First-quarter payroll (\$1,000)	Paid employees for pay period including March 12 (number)	Operating expenses ¹ (\$1,000)	End-of-1996 inventories (\$1,000)	End-of-1997 inventories (\$1,000)
421	MERCHANT WHOLESALERS—Con.									
	Wholesale trade, durable goods—Con.									
4219401	Jewelry, watch, diamonds, precious stone, & silverware whsle									
	All firms	6 539	6 641	21 097 516	1 495 898	338 739	45 014	3 585 783	4 360 264	4 695 119
	Firms operated for the entire year	5 688	5 788	20 327 724	1 451 187	330 421	43 751	3 475 516	4 335 010	4 407 580
	Firms with sales less than \$250,000	1 061	1 061	D	D	D	g	D	D	D
	Firms with sales of \$250,000 to \$499,999	835	836	D	D	D	g	D	D	D
	Firms with sales of \$500,000 to \$999,999	985	992	D	D	D	h	D	D	D
	Firms with sales of \$1,000,000 to \$2,499,999	1 239	1 251	1 961 041	183 866	43 227	6 649	422 324	434 172	447 919
	Firms with sales of \$2,500,000 to \$4,999,999	748	768	D	D	D	i	D	D	D
	Firms with sales of \$5,000,000 to \$9,999,999	434	453	D	D	D	i	D	D	D
	Firms with sales of \$10,000,000 to \$24,999,999 ..	277	296	D	D	D	i	D	D	D
	Firms with sales of \$25,000,000 to \$49,999,999 ..	73	83	D	D	D	i	D	D	D
	Firms with sales of \$50,000,000 to \$99,999,999 ..	18	23	D	D	D	g	D	D	D
	Firms with sales of \$100,000,000 or more	18	25	D	D	D	h	D	D	D
	Firms not operated for the entire year	851	853	769 792	44 711	8 318	1 263	110 267	25 254	287 539
4219402	Precious metal (excluding ores) whsle									
	All firms	536	542	9 726 970	117 861	27 520	2 896	256 527	725 284	708 449
	Firms operated for the entire year	468	474	9 655 757	116 055	27 198	2 853	252 104	723 594	686 385
	Firms with sales less than \$250,000	58	58	D	D	D	c	D	D	D
	Firms with sales of \$250,000 to \$499,999	45	45	17 211	2 420	519	106	5 137	4 582	4 632
	Firms with sales of \$500,000 to \$999,999	85	85	D	D	D	e	D	D	D
	Firms with sales of \$1,000,000 to \$2,499,999	113	113	178 139	11 073	2 566	369	26 179	29 647	30 706
	Firms with sales of \$2,500,000 to \$4,999,999	58	59	D	D	D	e	D	D	D
	Firms with sales of \$5,000,000 to \$9,999,999	49	49	D	D	D	e	D	D	D
	Firms with sales of \$10,000,000 to \$24,999,999 ..	29	31	422 527	17 709	4 257	431	39 119	61 859	62 649
	Firms with sales of \$25,000,000 to \$49,999,999 ..	16	16	D	D	D	e	D	D	D
	Firms with sales of \$50,000,000 to \$99,999,999 ..	5	7	D	D	D	c	D	D	D
	Firms with sales of \$100,000,000 or more	10	11	D	D	D	e	D	D	D
	Firms not operated for the entire year	68	68	71 213	1 806	322	43	4 423	1 690	22 064
42199	Other miscellaneous durable goods whsle									
	All firms	9 693	10 187	54 504 229	2 676 132	632 443	83 095	6 113 099	3 793 409	4 056 687
	Firms operated for the entire year	7 806	8 287	D	D	D	l	D	D	D
	Firms with sales less than \$250,000	2 211	2 211	D	D	D	h	D	D	D
	Firms with sales of \$250,000 to \$499,999	1 365	1 371	D	D	D	h	D	D	D
	Firms with sales of \$500,000 to \$999,999	1 344	1 354	D	D	D	i	D	D	D
	Firms with sales of \$1,000,000 to \$2,499,999	1 363	1 388	2 131 964	274 973	63 561	10 195	597 952	236 207	243 740
	Firms with sales of \$2,500,000 to \$4,999,999	694	731	2 434 482	269 400	61 658	9 023	581 611	234 171	241 652
	Firms with sales of \$5,000,000 to \$9,999,999	417	473	2 900 506	293 686	65 042	8 439	647 238	283 763	299 495
	Firms with sales of \$10,000,000 to \$24,999,999 ..	231	284	D	D	D	i	D	D	D
	Firms with sales of \$25,000,000 to \$49,999,999 ..	86	157	D	D	D	i	D	D	D
	Firms with sales of \$50,000,000 to \$99,999,999 ..	39	73	2 578 193	170 790	47 836	3 830	424 062	265 631	267 557
	Firms with sales of \$100,000,000 or more	56	245	35 294 886	804 822	198 957	20 900	1 963 433	1 804 384	1 817 239
	Firms not operated for the entire year	1 887	1 900	D	D	D	h	D	D	D

See footnotes at end of table.

Table 4. Sales Size of Firms: 1997—Con.

[Includes only firms and establishments with payroll. Excludes data for central administrative offices, auxiliary operations, or establishments of these firms that are classified in other categories than those specified in this table. For meaning of abbreviations and symbols, see introductory text. For explanation of terms, see Appendix A. For method of assignment to categories shown, see Appendix C]

NAICS code	Sales sizes of firms by type of operation and kind of business	Firms (number)	Establishments (number)	Sales (\$1,000)	Annual payroll (\$1,000)	First-quarter payroll (\$1,000)	Paid employees for pay period including March 12 (number)	Operating expenses ¹ (\$1,000)	End-of-1996 inventories (\$1,000)	End-of-1997 inventories (\$1,000)
421	MERCHANT WHOLESALERS—Con.									
	Wholesale trade, durable goods—Con.									
421990	Other miscellaneous durable goods whsle									
	All firms	9 693	10 187	54 504 229	2 676 132	632 443	83 095	6 113 099	3 793 409	4 056 687
	Firms operated for the entire year	7 806	8 287	D	D	D	l	D	D	D
	Firms with sales less than \$250,000	2 211	2 211	D	D	D	h	D	D	D
	Firms with sales of \$250,000 to \$499,999	1 365	1 371	D	D	D	h	D	D	D
	Firms with sales of \$500,000 to \$999,999	1 344	1 354	D	D	D	i	D	D	D
	Firms with sales of \$1,000,000 to \$2,499,999	1 363	1 388	2 131 964	274 973	63 561	10 195	597 952	236 207	243 740
	Firms with sales of \$2,500,000 to \$4,999,999	694	731	2 434 482	269 400	61 658	9 023	581 611	234 171	241 652
	Firms with sales of \$5,000,000 to \$9,999,999	417	473	2 900 506	293 686	65 042	8 439	647 238	283 763	299 495
	Firms with sales of \$10,000,000 to \$24,999,999	231	284	D	D	D	i	D	D	D
	Firms with sales of \$25,000,000 to \$49,999,999	86	157	D	D	D	i	D	D	D
	Firms with sales of \$50,000,000 to \$99,999,999	39	73	2 578 193	170 790	47 836	3 830	424 062	265 631	267 557
	Firms with sales of \$100,000,000 or more	56	245	35 294 886	804 822	198 957	20 900	1 963 433	1 804 384	1 817 239
	Firms not operated for the entire year	1 887	1 900	D	D	D	h	D	D	D
4219901	Musical instruments & supplies whsle									
	All firms	425	444	2 155 019	160 389	36 931	4 465	395 312	319 907	325 046
	Firms operated for the entire year	359	378	2 130 435	158 395	36 586	4 389	390 269	319 053	318 540
	Firms with sales less than \$250,000	73	73	9 056	1 786	439	125	3 700	1 626	1 574
	Firms with sales of \$250,000 to \$499,999	61	62	22 426	4 060	916	217	9 055	5 094	5 186
	Firms with sales of \$500,000 to \$999,999	60	60	44 758	6 220	1 403	284	13 899	9 826	10 026
	Firms with sales of \$1,000,000 to \$2,499,999	63	63	101 845	13 601	2 791	480	28 886	21 776	22 310
	Firms with sales of \$2,500,000 to \$4,999,999	39	40	131 462	17 178	3 876	626	37 665	26 318	26 491
	Firms with sales of \$5,000,000 to \$9,999,999	26	30	180 387	21 099	4 790	606	47 819	31 522	28 155
	Firms with sales of \$10,000,000 to \$24,999,999	17	21	258 696	28 208	5 972	645	56 434	40 784	42 375
	Firms with sales of \$25,000,000 to \$49,999,999	13	16	404 843	27 380	6 133	650	69 039	65 790	68 704
	Firms with sales of \$50,000,000 to \$99,999,999	3	3	D	D	D	c	D	D	D
	Firms with sales of \$100,000,000 or more	4	10	D	D	D	f	D	D	D
	Firms not operated for the entire year	66	66	24 584	1 994	345	76	5 043	854	6 506
4219902	Forest products (except lumber) whsle									
	All firms	1 720	1 844	10 671 425	390 863	89 249	10 934	980 351	433 291	465 456
	Firms operated for the entire year	1 404	1 522	10 436 617	377 898	85 981	10 358	944 439	432 252	445 760
	Firms with sales less than \$250,000	303	303	38 277	8 782	2 082	651	18 979	2 046	2 070
	Firms with sales of \$250,000 to \$499,999	172	172	62 862	11 199	2 521	567	25 834	4 214	4 160
	Firms with sales of \$500,000 to \$999,999	192	194	135 984	19 573	4 524	885	48 723	16 080	15 073
	Firms with sales of \$1,000,000 to \$2,499,999	264	274	414 477	42 792	9 752	1 575	106 338	20 498	22 637
	Firms with sales of \$2,500,000 to \$4,999,999	207	220	D	D	D	g	D	D	D
	Firms with sales of \$5,000,000 to \$9,999,999	135	157	933 763	62 234	13 507	1 978	163 641	52 889	62 266
	Firms with sales of \$10,000,000 to \$24,999,999	76	97	1 169 403	50 195	10 504	1 144	127 357	59 122	65 752
	Firms with sales of \$25,000,000 to \$49,999,999	22	32	D	D	D	f	D	D	D
	Firms with sales of \$50,000,000 to \$99,999,999	11	29	D	D	D	e	D	D	D
	Firms with sales of \$100,000,000 or more	22	44	D	D	D	g	D	D	D
	Firms not operated for the entire year	316	322	234 808	12 965	3 268	576	35 912	1 039	19 696
4219903	General merchandise (durable goods) whsle									

See footnotes at end of table.

Table 4. Sales Size of Firms: 1997—Con.

[Includes only firms and establishments with payroll. Excludes data for central administrative offices, auxiliary operations, or establishments of these firms that are classified in other categories than those specified in this table. For meaning of abbreviations and symbols, see introductory text. For explanation of terms, see Appendix A. For method of assignment to categories shown, see Appendix C]

NAICS code	Sales sizes of firms by type of operation and kind of business	Firms (number)	Establishments (number)	Sales (\$1,000)	Annual payroll (\$1,000)	First-quarter payroll (\$1,000)	Paid employees for pay period including March 12 (number)	Operating expenses ¹ (\$1,000)	End-of-1996 inventories (\$1,000)	End-of-1997 inventories (\$1,000)
421	MERCHANT WHOLESALERS—Con.									
	Wholesale trade, durable goods—Con.									
4219903	General merchandise (durable goods) whsle—Con.									
	All firms	2 790	2 864	20 154 440	473 038	112 333	16 449	954 094	1 037 331	1 041 416
	Firms operated for the entire year	2 191	2 258	D	D	D	j	D	D	D
	Firms with sales less than \$250,000	723	723	D	D	D	g	D	D	D
	Firms with sales of \$250,000 to \$499,999	456	459	D	D	D	g	D	D	D
	Firms with sales of \$500,000 to \$999,999	416	417	D	D	D	g	D	D	D
	Firms with sales of \$1,000,000 to \$2,499,999	366	366	563 293	54 440	12 654	2 394	118 824	79 399	83 292
	Firms with sales of \$2,500,000 to \$4,999,999	117	117	405 218	38 989	8 426	1 557	81 529	49 363	47 858
	Firms with sales of \$5,000,000 to \$9,999,999	71	84	D	D	D	g	D	D	D
	Firms with sales of \$10,000,000 to \$24,999,999	25	27	D	D	D	f	D	D	D
	Firms with sales of \$25,000,000 to \$49,999,999	7	22	D	D	D	f	D	D	D
	Firms with sales of \$50,000,000 to \$99,999,999	3	3	D	D	D	e	D	D	D
	Firms with sales of \$100,000,000 or more	7	40	D	D	D	h	D	D	D
	Firms not operated for the entire year	599	606	D	D	D	f	D	D	D
4219904	Prerecorded media whsle									
	All firms	1 697	1 852	16 079 741	992 129	238 465	30 602	2 326 833	1 421 931	1 569 954
	Firms operated for the entire year	1 402	1 557	D	D	D	k	D	D	D
	Firms with sales less than \$250,000	321	321	41 506	9 862	2 581	657	20 111	4 906	4 933
	Firms with sales of \$250,000 to \$499,999	192	192	67 922	12 360	2 832	611	26 479	6 847	6 682
	Firms with sales of \$500,000 to \$999,999	260	260	D	D	D	g	D	D	D
	Firms with sales of \$1,000,000 to \$2,499,999	287	294	D	D	D	g	D	D	D
	Firms with sales of \$2,500,000 to \$4,999,999	142	149	503 021	70 292	16 801	2 333	146 059	57 395	60 392
	Firms with sales of \$5,000,000 to \$9,999,999	92	95	D	D	D	g	D	D	D
	Firms with sales of \$10,000,000 to \$24,999,999	55	65	D	D	D	h	D	D	D
	Firms with sales of \$25,000,000 to \$49,999,999	19	21	D	D	D	g	D	D	D
	Firms with sales of \$50,000,000 to \$99,999,999	12	14	845 389	64 565	16 607	1 801	179 189	92 549	92 669
	Firms with sales of \$100,000,000 or more	22	146	D	D	D	j	D	D	D
	Firms not operated for the entire year	295	295	D	D	D	f	D	D	D
42199041	Compact discs/prerecorded audio tapes, & phonograph records whsle									
	All firms	1 150	1 215	8 766 190	647 937	153 359	20 147	1 517 990	950 427	1 025 205
	Firms operated for the entire year	911	976	D	D	D	j	D	D	D
	Firms with sales less than \$250,000	216	216	D	D	D	e	D	D	D
	Firms with sales of \$250,000 to \$499,999	124	124	D	D	D	e	D	D	D
	Firms with sales of \$500,000 to \$999,999	180	180	D	D	D	f	D	D	D
	Firms with sales of \$1,000,000 to \$2,499,999	175	178	D	D	D	g	D	D	D
	Firms with sales of \$2,500,000 to \$4,999,999	84	86	301 288	36 823	8 875	1 041	80 619	34 939	37 075
	Firms with sales of \$5,000,000 to \$9,999,999	60	60	D	D	D	g	D	D	D
	Firms with sales of \$10,000,000 to \$24,999,999	35	43	D	D	D	g	D	D	D
	Firms with sales of \$25,000,000 to \$49,999,999	15	18	D	D	D	g	D	D	D
	Firms with sales of \$50,000,000 to \$99,999,999	10	12	D	D	D	g	D	D	D
	Firms with sales of \$100,000,000 or more	12	59	D	D	D	i	D	D	D
	Firms not operated for the entire year	239	239	D	D	D	e	D	D	D

See footnotes at end of table.

Table 4. Sales Size of Firms: 1997—Con.

[Includes only firms and establishments with payroll. Excludes data for central administrative offices, auxiliary operations, or establishments of these firms that are classified in other categories than those specified in this table. For meaning of abbreviations and symbols, see introductory text. For explanation of terms, see Appendix A. For method of assignment to categories shown, see Appendix C]

NAICS code	Sales sizes of firms by type of operation and kind of business	Firms (number)	Establishments (number)	Sales (\$1,000)	Annual payroll (\$1,000)	First-quarter payroll (\$1,000)	Paid employees for pay period including March 12 (number)	Operating expenses ¹ (\$1,000)	End-of-1996 inventories (\$1,000)	End-of-1997 inventories (\$1,000)
421	MERCHANT WHOLESALERS—Con.									
	Wholesale trade, durable goods—Con.									
42199042	Prerecorded video tapes whsle									
	All firms	554	637	7 313 551	344 192	85 106	10 455	808 843	471 504	544 749
	Firms operated for the entire year	498	581	7 183 530	337 603	82 736	10 076	794 056	471 085	517 508
	Firms with sales less than \$250,000	105	105	D	D	D	c	D	D	D
	Firms with sales of \$250,000 to \$499,999	69	69	D	D	D	c	D	D	D
	Firms with sales of \$500,000 to \$999,999	81	81	58 550	9 591	2 330	390	20 267	5 497	5 768
	Firms with sales of \$1,000,000 to \$2,499,999	112	115	D	D	D	f	D	D	D
	Firms with sales of \$2,500,000 to \$4,999,999	58	63	201 733	33 469	7 926	1 292	65 440	22 456	23 317
	Firms with sales of \$5,000,000 to \$9,999,999	32	34	D	D	D	f	D	D	D
	Firms with sales of \$10,000,000 to \$24,999,999	20	22	D	D	D	f	D	D	D
	Firms with sales of \$25,000,000 to \$49,999,999	7	9	D	D	D	c	D	D	D
	Firms with sales of \$50,000,000 to \$99,999,999	2	2	D	D	D	e	D	D	D
	Firms with sales of \$100,000,000 or more	12	81	5 826 057	183 048	44 913	4 814	454 138	290 683	352 857
	Firms not operated for the entire year	56	56	130 021	6 589	2 370	379	14 787	419	27 241
4219905	Fire extinguishers & fire safety equipment whsle									
	All firms	874	923	937 818	173 795	40 084	6 421	306 021	75 921	86 997
	Firms operated for the entire year	748	797	D	D	D	i	D	D	D
	Firms with sales less than \$250,000	269	269	D	D	D	f	D	D	D
	Firms with sales of \$250,000 to \$499,999	164	165	D	D	D	f	D	D	D
	Firms with sales of \$500,000 to \$999,999	113	116	80 670	21 008	4 980	895	37 023	5 017	4 998
	Firms with sales of \$1,000,000 to \$2,499,999	115	117	D	D	D	g	D	D	D
	Firms with sales of \$2,500,000 to \$4,999,999	57	63	D	D	D	g	D	D	D
	Firms with sales of \$5,000,000 to \$9,999,999	17	20	D	D	D	e	D	D	D
	Firms with sales of \$10,000,000 to \$24,999,999	10	18	D	D	D	f	D	D	D
	Firms with sales of \$25,000,000 to \$49,999,999	2	24	D	D	D	c	D	D	D
	Firms with sales of \$50,000,000 to \$99,999,999	1	5	D	D	D	c	D	D	D
	Firms with sales of \$100,000,000 or more	—	—	—	—	—	—	—	—	—
	Firms not operated for the entire year	126	126	D	D	D	c	D	D	D
4219906	Other durable goods whsle									
	All firms	2 197	2 260	4 505 786	485 918	115 381	14 224	1 150 488	505 028	567 818
	Firms operated for the entire year	1 711	1 774	4 310 921	471 358	113 088	13 707	1 115 858	500 605	526 249
	Firms with sales less than \$250,000	524	524	67 102	16 302	3 752	988	31 867	8 373	8 573
	Firms with sales of \$250,000 to \$499,999	323	324	115 428	25 616	5 902	1 104	50 807	12 455	12 771
	Firms with sales of \$500,000 to \$999,999	303	306	216 564	37 308	8 216	1 505	75 544	28 749	30 209
	Firms with sales of \$1,000,000 to \$2,499,999	270	275	425 753	58 584	13 011	2 016	125 110	54 895	55 215
	Firms with sales of \$2,500,000 to \$4,999,999	131	139	472 876	58 232	13 184	1 774	120 322	49 744	52 321
	Firms with sales of \$5,000,000 to \$9,999,999	78	88	536 702	76 738	16 442	1 961	155 773	66 299	69 525
	Firms with sales of \$10,000,000 to \$24,999,999	47	53	701 318	53 616	11 333	1 295	126 368	86 671	101 650
	Firms with sales of \$25,000,000 to \$49,999,999	24	43	D	D	D	g	D	D	D
	Firms with sales of \$50,000,000 to \$99,999,999	8	17	D	D	D	f	D	D	D
	Firms with sales of \$100,000,000 or more	3	5	D	D	D	f	D	D	D
	Firms not operated for the entire year	486	486	194 865	14 560	2 293	517	34 630	4 423	41 569
422	Wholesale trade, nondurable goods									

See footnotes at end of table.

Table 4. Sales Size of Firms: 1997—Con.

[Includes only firms and establishments with payroll. Excludes data for central administrative offices, auxiliary operations, or establishments of these firms that are classified in other categories than those specified in this table. For meaning of abbreviations and symbols, see introductory text. For explanation of terms, see Appendix A. For method of assignment to categories shown, see Appendix C]

NAICS code	Sales sizes of firms by type of operation and kind of business	Firms (number)	Establishments (number)	Sales (\$1,000)	Annual payroll (\$1,000)	First-quarter payroll (\$1,000)	Paid employees for pay period including March 12 (number)	Operating expenses ¹ (\$1,000)	End-of-1996 inventories (\$1,000)	End-of-1997 inventories (\$1,000)	
422	MERCHANT WHOLESALERS—Con.										
	Wholesale trade, nondurable goods—Con.										
	All firms	116 622	134 951	1 118 350 517	58 664 019	13 648 860	1 834 433	127 561 435	78 868 375	84 615 154	
	Firms operated for the entire year	99 035	117 152	1 099 900 215	57 418 294	13 363 219	1 787 373	124 749 827	78 205 272	81 914 126	
	Firms with sales less than \$250,000	16 107	16 122	2 124 048	467 577	110 960	32 794	922 490	231 031	232 480	
	Firms with sales of \$250,000 to \$499,999	12 593	12 626	4 571 567	765 382	176 959	41 395	1 606 008	430 074	442 172	
	Firms with sales of \$500,000 to \$999,999	15 199	15 284	10 907 300	1 564 516	359 399	73 454	3 328 503	985 566	1 011 840	
	Firms with sales of \$1,000,000 to \$2,499,999	19 833	20 276	31 773 356	3 905 415	892 461	158 710	8 278 470	2 750 104	2 851 667	
	Firms with sales of \$2,500,000 to \$4,999,999	12 227	12 972	43 212 459	4 428 868	1 005 609	156 762	9 312 790	3 430 193	3 584 337	
	Firms with sales of \$5,000,000 to \$9,999,999	9 529	10 895	67 225 103	5 795 805	1 304 537	189 322	12 240 501	5 171 168	5 440 290	
	Firms with sales of \$10,000,000 to \$24,999,999 ..	7 943	10 524	122 648 355	8 849 743	2 009 413	267 635	18 824 318	8 806 072	9 315 006	
	Firms with sales of \$25,000,000 to \$49,999,999 ..	3 097	5 588	107 555 966	6 653 358	1 511 510	189 014	14 629 322	7 652 103	8 095 969	
	Firms with sales of \$50,000,000 to \$99,999,999 ..	1 385	3 413	94 727 163	5 544 713	1 283 243	152 886	12 441 246	7 084 477	7 193 784	
	Firms with sales of \$100,000,000 or more	1 122	9 452	615 154 898	19 442 917	4 709 128	525 401	43 166 179	41 664 484	43 746 581	
	Firms not operated for the entire year	17 587	17 799	18 450 302	1 245 725	285 641	47 060	2 811 608	663 103	2 701 028	
	4221	Paper & paper product whsle									
		All firms	10 896	12 686	66 491 798	5 841 711	1 378 526	158 255	11 018 825	4 866 569	5 117 298
Firms operated for the entire year		9 772	11 531	65 867 473	5 769 936	1 359 558	155 097	10 875 392	4 841 654	5 031 378	
Firms with sales less than \$250,000		1 628	1 630	D	D	D	h	D	D	D	
Firms with sales of \$250,000 to \$499,999		1 453	1 458	D	D	D	h	D	D	D	
Firms with sales of \$500,000 to \$999,999		1 933	1 941	1 372 946	221 425	51 521	8 934	434 936	93 908	95 158	
Firms with sales of \$1,000,000 to \$2,499,999		2 223	2 273	3 536 998	562 129	129 518	19 056	1 049 192	239 009	248 602	
Firms with sales of \$2,500,000 to \$4,999,999		1 144	1 243	3 958 185	598 549	136 928	17 437	1 080 419	278 932	289 401	
Firms with sales of \$5,000,000 to \$9,999,999		653	760	4 495 566	628 172	145 347	17 172	1 119 806	329 597	343 414	
Firms with sales of \$10,000,000 to \$24,999,999 ..		448	657	6 655 263	792 781	182 891	19 421	1 387 797	508 518	553 015	
Firms with sales of \$25,000,000 to \$49,999,999 ..		154	284	5 367 763	491 957	116 110	11 290	933 915	408 008	444 834	
Firms with sales of \$50,000,000 to \$99,999,999 ..		73	239	4 966 465	436 639	100 934	9 584	866 741	451 922	461 924	
Firms with sales of \$100,000,000 or more		63	1 046	34 760 021	1 905 413	464 807	44 885	3 741 123	2 475 092	2 538 487	
Firms not operated for the entire year		1 124	1 155	624 325	71 775	18 968	3 158	143 433	24 915	85 920	
42211		Printing & writing paper whsle									
		All firms	1 346	1 838	20 477 795	1 203 286	292 367	26 584	2 322 735	1 271 873	1 292 461
		Firms operated for the entire year	1 222	1 714	D	D	D	k	D	D	D
	Firms with sales less than \$250,000	219	219	D	D	D	e	D	D	D	
	Firms with sales of \$250,000 to \$499,999	208	208	D	D	D	f	D	D	D	
	Firms with sales of \$500,000 to \$999,999	237	238	D	D	D	f	D	D	D	
	Firms with sales of \$1,000,000 to \$2,499,999	228	235	D	D	D	g	D	D	D	
	Firms with sales of \$2,500,000 to \$4,999,999	103	113	372 827	52 066	12 273	1 449	91 827	27 951	28 409	
	Firms with sales of \$5,000,000 to \$9,999,999	80	86	577 042	63 735	14 760	1 557	114 647	43 193	45 511	
	Firms with sales of \$10,000,000 to \$24,999,999 ..	55	77	929 051	70 787	16 754	1 582	129 963	66 144	73 885	
	Firms with sales of \$25,000,000 to \$49,999,999 ..	39	57	1 381 865	87 530	22 394	1 770	179 429	91 338	104 426	
	Firms with sales of \$50,000,000 to \$99,999,999 ..	20	82	1 218 560	62 064	14 835	1 324	118 125	100 160	100 792	
	Firms with sales of \$100,000,000 or more	33	399	D	D	D	j	D	D	D	
	Firms not operated for the entire year	124	124	D	D	D	c	D	D	D	

See footnotes at end of table.

Table 4. Sales Size of Firms: 1997—Con.

[Includes only firms and establishments with payroll. Excludes data for central administrative offices, auxiliary operations, or establishments of these firms that are classified in other categories than those specified in this table. For meaning of abbreviations and symbols, see introductory text. For explanation of terms, see Appendix A. For method of assignment to categories shown, see Appendix C]

NAICS code	Sales sizes of firms by type of operation and kind of business	Firms (number)	Establishments (number)	Sales (\$1,000)	Annual payroll (\$1,000)	First-quarter payroll (\$1,000)	Paid employees for pay period including March 12 (number)	Operating expenses ¹ (\$1,000)	End-of-1996 inventories (\$1,000)	End-of-1997 inventories (\$1,000)
422	MERCHANT WHOLESALERS—Con.									
	Wholesale trade, nondurable goods—Con.									
422110	Printing & writing paper whsle									
	All firms	1 346	1 838	20 477 795	1 203 286	292 367	26 584	2 322 735	1 271 873	1 292 461
	Firms operated for the entire year	1 222	1 714	D	D	D	k	D	D	D
	Firms with sales less than \$250,000	219	219	D	D	D	e	D	D	D
	Firms with sales of \$250,000 to \$499,999	208	208	D	D	D	f	D	D	D
	Firms with sales of \$500,000 to \$999,999	237	238	D	D	D	f	D	D	D
	Firms with sales of \$1,000,000 to \$2,499,999	228	235	D	D	D	g	D	D	D
	Firms with sales of \$2,500,000 to \$4,999,999	103	113	372 827	52 066	12 273	1 449	91 827	27 951	28 409
	Firms with sales of \$5,000,000 to \$9,999,999	80	86	577 042	63 735	14 760	1 557	114 647	43 193	45 511
	Firms with sales of \$10,000,000 to \$24,999,999	55	77	929 051	70 787	16 754	1 582	129 963	66 144	73 885
	Firms with sales of \$25,000,000 to \$49,999,999	39	57	1 381 865	87 530	22 394	1 770	179 429	91 338	104 426
	Firms with sales of \$50,000,000 to \$99,999,999	20	82	1 218 560	62 064	14 835	1 324	118 125	100 160	100 792
	Firms with sales of \$100,000,000 or more	33	399	D	D	D	j	D	D	D
	Firms not operated for the entire year	124	124	D	D	D	c	D	D	D
42212	Stationery & office supplies whsle									
	All firms	5 503	6 260	19 572 837	2 310 376	546 853	70 818	4 301 775	1 828 831	1 934 601
	Firms operated for the entire year	4 958	5 690	D	D	D	l	D	D	D
	Firms with sales less than \$250,000	937	938	D	D	D	g	D	D	D
	Firms with sales of \$250,000 to \$499,999	848	852	D	D	D	h	D	D	D
	Firms with sales of \$500,000 to \$999,999	1 054	1 061	748 318	126 368	29 183	5 127	242 247	52 717	54 254
	Firms with sales of \$1,000,000 to \$2,499,999	1 139	1 173	D	D	D	j	D	D	D
	Firms with sales of \$2,500,000 to \$4,999,999	525	590	1 783 827	309 392	71 336	9 174	546 240	123 277	127 729
	Firms with sales of \$5,000,000 to \$9,999,999	249	310	1 672 042	267 117	63 041	7 255	464 163	120 431	122 626
	Firms with sales of \$10,000,000 to \$24,999,999	133	259	1 926 591	269 922	61 425	6 614	471 055	161 364	173 090
	Firms with sales of \$25,000,000 to \$49,999,999	40	80	1 317 004	157 377	37 092	4 160	304 205	116 711	130 973
	Firms with sales of \$50,000,000 to \$99,999,999	22	131	1 620 112	172 515	40 068	4 010	342 414	147 148	149 243
	Firms with sales of \$100,000,000 or more	11	296	D	D	D	j	D	D	D
	Firms not operated for the entire year	545	570	D	D	D	g	D	D	D
422120	Stationery & office supplies whsle									
	All firms	5 503	6 260	19 572 837	2 310 376	546 853	70 818	4 301 775	1 828 831	1 934 601
	Firms operated for the entire year	4 958	5 690	D	D	D	l	D	D	D
	Firms with sales less than \$250,000	937	938	D	D	D	g	D	D	D
	Firms with sales of \$250,000 to \$499,999	848	852	D	D	D	h	D	D	D
	Firms with sales of \$500,000 to \$999,999	1 054	1 061	748 318	126 368	29 183	5 127	242 247	52 717	54 254
	Firms with sales of \$1,000,000 to \$2,499,999	1 139	1 173	D	D	D	j	D	D	D
	Firms with sales of \$2,500,000 to \$4,999,999	525	590	1 783 827	309 392	71 336	9 174	546 240	123 277	127 729
	Firms with sales of \$5,000,000 to \$9,999,999	249	310	1 672 042	267 117	63 041	7 255	464 163	120 431	122 626
	Firms with sales of \$10,000,000 to \$24,999,999	133	259	1 926 591	269 922	61 425	6 614	471 055	161 364	173 090
	Firms with sales of \$25,000,000 to \$49,999,999	40	80	1 317 004	157 377	37 092	4 160	304 205	116 711	130 973
	Firms with sales of \$50,000,000 to \$99,999,999	22	131	1 620 112	172 515	40 068	4 010	342 414	147 148	149 243
	Firms with sales of \$100,000,000 or more	11	296	D	D	D	j	D	D	D
	Firms not operated for the entire year	545	570	D	D	D	g	D	D	D
42213	Industrial & personal service paper whsle									

See footnotes at end of table.

Table 4. Sales Size of Firms: 1997—Con.

[Includes only firms and establishments with payroll. Excludes data for central administrative offices, auxiliary operations, or establishments of these firms that are classified in other categories than those specified in this table. For meaning of abbreviations and symbols, see introductory text. For explanation of terms, see Appendix A. For method of assignment to categories shown, see Appendix C]

NAICS code	Sales sizes of firms by type of operation and kind of business	Firms (number)	Establishments (number)	Sales (\$1,000)	Annual payroll (\$1,000)	First-quarter payroll (\$1,000)	Paid employees for pay period including March 12 (number)	Operating expenses ¹ (\$1,000)	End-of-1996 inventories (\$1,000)	End-of-1997 inventories (\$1,000)
422	MERCHANT WHOLESALERS—Con.									
	Wholesale trade, nondurable goods—Con.									
42213	Industrial & personal service paper whsle—Con.									
	All firms	4 086	4 588	26 441 166	2 328 049	539 306	60 853	4 394 315	1 765 865	1 890 236
	Firms operated for the entire year	3 628	4 123	26 182 500	2 301 459	533 099	59 762	4 338 446	1 757 931	1 851 470
	Firms with sales less than \$250,000	473	473	61 689	12 769	3 096	881	24 077	5 257	5 245
	Firms with sales of \$250,000 to \$499,999	397	398	D	D	D	g	D	D	D
	Firms with sales of \$500,000 to \$999,999	644	644	D	D	D	h	D	D	D
	Firms with sales of \$1,000,000 to \$2,499,999	861	871	1 390 475	188 187	42 829	6 299	368 394	102 587	107 298
	Firms with sales of \$2,500,000 to \$4,999,999	521	545	1 819 055	238 389	53 649	6 840	445 759	129 081	134 655
	Firms with sales of \$5,000,000 to \$9,999,999	328	363	2 267 246	298 767	67 898	8 427	544 673	167 571	177 050
	Firms with sales of \$10,000,000 to \$24,999,999	269	356	3 952 870	466 994	108 149	11 648	816 512	299 878	322 053
	Firms with sales of \$25,000,000 to \$49,999,999	75	142	2 674 308	256 806	58 644	5 385	463 758	210 586	221 003
	Firms with sales of \$50,000,000 to \$99,999,999	35	86	2 358 243	199 633	45 900	4 256	415 847	197 521	208 360
	Firms with sales of \$100,000,000 or more	25	245	D	D	D	j	D	D	D
	Firms not operated for the entire year	458	465	258 666	26 590	6 207	1 091	55 869	7 934	38 766
422130	Industrial & personal service paper whsle									
	All firms	4 086	4 588	26 441 166	2 328 049	539 306	60 853	4 394 315	1 765 865	1 890 236
	Firms operated for the entire year	3 628	4 123	26 182 500	2 301 459	533 099	59 762	4 338 446	1 757 931	1 851 470
	Firms with sales less than \$250,000	473	473	61 689	12 769	3 096	881	24 077	5 257	5 245
	Firms with sales of \$250,000 to \$499,999	397	398	D	D	D	g	D	D	D
	Firms with sales of \$500,000 to \$999,999	644	644	D	D	D	h	D	D	D
	Firms with sales of \$1,000,000 to \$2,499,999	861	871	1 390 475	188 187	42 829	6 299	368 394	102 587	107 298
	Firms with sales of \$2,500,000 to \$4,999,999	521	545	1 819 055	238 389	53 649	6 840	445 759	129 081	134 655
	Firms with sales of \$5,000,000 to \$9,999,999	328	363	2 267 246	298 767	67 898	8 427	544 673	167 571	177 050
	Firms with sales of \$10,000,000 to \$24,999,999	269	356	3 952 870	466 994	108 149	11 648	816 512	299 878	322 053
	Firms with sales of \$25,000,000 to \$49,999,999	75	142	2 674 308	256 806	58 644	5 385	463 758	210 586	221 003
	Firms with sales of \$50,000,000 to \$99,999,999	35	86	2 358 243	199 633	45 900	4 256	415 847	197 521	208 360
	Firms with sales of \$100,000,000 or more	25	245	D	D	D	j	D	D	D
	Firms not operated for the entire year	458	465	258 666	26 590	6 207	1 091	55 869	7 934	38 766
4222	Drugs, & druggists' sundries whsle									
	All firms	5 982	7 250	107 379 498	4 453 417	1 051 879	128 641	10 948 828	11 917 987	12 946 620
	Firms operated for the entire year	5 049	6 308	D	D	D	m	D	D	D
	Firms with sales less than \$250,000	1 002	1 002	D	D	D	g	D	D	D
	Firms with sales of \$250,000 to \$499,999	687	694	D	D	D	g	D	D	D
	Firms with sales of \$500,000 to \$999,999	782	783	D	D	D	h	D	D	D
	Firms with sales of \$1,000,000 to \$2,499,999	978	993	1 534 135	230 380	52 614	7 896	509 298	172 686	183 742
	Firms with sales of \$2,500,000 to \$4,999,999	565	598	1 991 568	261 106	60 619	8 125	589 478	208 191	220 052
	Firms with sales of \$5,000,000 to \$9,999,999	391	421	2 717 998	318 051	71 086	9 083	719 113	301 537	330 622
	Firms with sales of \$10,000,000 to \$24,999,999	315	365	4 848 843	483 124	107 731	12 267	1 107 045	506 215	537 641
	Firms with sales of \$25,000,000 to \$49,999,999	151	208	5 260 500	407 181	94 962	10 340	1 065 467	505 547	547 689
	Firms with sales of \$50,000,000 to \$99,999,999	75	145	5 317 530	398 899	94 572	9 507	1 016 077	654 786	670 337
	Firms with sales of \$100,000,000 or more	103	1 099	83 270 056	2 049 795	497 085	59 007	5 282 578	9 392 247	10 053 689
	Firms not operated for the entire year	933	942	D	D	D	h	D	D	D
42221	Drugs, & druggists' sundries whsle									

See footnotes at end of table.

Table 4. Sales Size of Firms: 1997—Con.

[Includes only firms and establishments with payroll. Excludes data for central administrative offices, auxiliary operations, or establishments of these firms that are classified in other categories than those specified in this table. For meaning of abbreviations and symbols, see introductory text. For explanation of terms, see Appendix A. For method of assignment to categories shown, see Appendix C]

NAICS code	Sales sizes of firms by type of operation and kind of business	Firms (number)	Establishments (number)	Sales (\$1,000)	Annual payroll (\$1,000)	First-quarter payroll (\$1,000)	Paid employees for pay period including March 12 (number)	Operating expenses ¹ (\$1,000)	End-of-1996 inventories (\$1,000)	End-of-1997 inventories (\$1,000)
422	MERCHANT WHOLESALERS—Con.									
	Wholesale trade, nondurable goods—Con.									
42221	Drugs, & druggists' sundries whsle—Con.									
	All firms	5 982	7 250	107 379 498	4 453 417	1 051 879	128 641	10 948 828	11 917 987	12 946 620
	Firms operated for the entire year	5 049	6 308	D	D	D	m	D	D	D
	Firms with sales less than \$250,000	1 002	1 002	D	D	D	g	D	D	D
	Firms with sales of \$250,000 to \$499,999	687	694	D	D	D	g	D	D	D
	Firms with sales of \$500,000 to \$999,999	782	783	D	D	D	h	D	D	D
	Firms with sales of \$1,000,000 to \$2,499,999	978	993	1 534 135	230 380	52 614	7 896	509 298	172 686	183 742
	Firms with sales of \$2,500,000 to \$4,999,999	565	598	1 991 568	261 106	60 619	8 125	589 478	208 191	220 052
	Firms with sales of \$5,000,000 to \$9,999,999	391	421	2 717 998	318 051	71 086	9 083	719 113	301 537	330 622
	Firms with sales of \$10,000,000 to \$24,999,999 ..	315	365	4 848 843	483 124	107 731	12 267	1 107 045	506 215	537 641
	Firms with sales of \$25,000,000 to \$49,999,999 ..	151	208	5 260 500	407 181	94 962	10 340	1 065 467	505 547	547 689
	Firms with sales of \$50,000,000 to \$99,999,999 ..	75	145	5 317 530	398 899	94 572	9 507	1 016 077	654 786	670 337
	Firms with sales of \$100,000,000 or more	103	1 099	83 270 056	2 049 795	497 085	59 007	5 282 578	9 392 247	10 053 689
	Firms not operated for the entire year	933	942	D	D	D	h	D	D	D
422210	Drugs, & druggists' sundries whsle									
	All firms	5 982	7 250	107 379 498	4 453 417	1 051 879	128 641	10 948 828	11 917 987	12 946 620
	Firms operated for the entire year	5 049	6 308	D	D	D	m	D	D	D
	Firms with sales less than \$250,000	1 002	1 002	D	D	D	g	D	D	D
	Firms with sales of \$250,000 to \$499,999	687	694	D	D	D	g	D	D	D
	Firms with sales of \$500,000 to \$999,999	782	783	D	D	D	h	D	D	D
	Firms with sales of \$1,000,000 to \$2,499,999	978	993	1 534 135	230 380	52 614	7 896	509 298	172 686	183 742
	Firms with sales of \$2,500,000 to \$4,999,999	565	598	1 991 568	261 106	60 619	8 125	589 478	208 191	220 052
	Firms with sales of \$5,000,000 to \$9,999,999	391	421	2 717 998	318 051	71 086	9 083	719 113	301 537	330 622
	Firms with sales of \$10,000,000 to \$24,999,999 ..	315	365	4 848 843	483 124	107 731	12 267	1 107 045	506 215	537 641
	Firms with sales of \$25,000,000 to \$49,999,999 ..	151	208	5 260 500	407 181	94 962	10 340	1 065 467	505 547	547 689
	Firms with sales of \$50,000,000 to \$99,999,999 ..	75	145	5 317 530	398 899	94 572	9 507	1 016 077	654 786	670 337
	Firms with sales of \$100,000,000 or more	103	1 099	83 270 056	2 049 795	497 085	59 007	5 282 578	9 392 247	10 053 689
	Firms not operated for the entire year	933	942	D	D	D	h	D	D	D
4222101	General-line drugs whsle									
	All firms	2 783	3 283	79 946 995	2 290 715	546 162	70 977	5 352 458	9 238 904	9 838 713
	Firms operated for the entire year	2 475	2 970	79 287 756	2 232 431	526 626	68 169	5 238 740	9 187 630	9 725 762
	Firms with sales less than \$250,000	446	446	58 065	13 836	3 262	863	27 478	6 865	6 873
	Firms with sales of \$250,000 to \$499,999	315	318	112 765	21 835	5 033	981	47 187	12 341	13 217
	Firms with sales of \$500,000 to \$999,999	378	378	D	D	D	g	D	D	D
	Firms with sales of \$1,000,000 to \$2,499,999	509	518	800 121	119 104	27 842	4 204	256 582	77 611	81 829
	Firms with sales of \$2,500,000 to \$4,999,999	294	309	1 025 083	126 631	29 197	3 915	281 134	96 715	102 447
	Firms with sales of \$5,000,000 to \$9,999,999	192	207	1 335 115	138 487	30 832	4 151	306 130	120 858	135 775
	Firms with sales of \$10,000,000 to \$24,999,999 ..	156	186	2 409 583	206 728	44 545	5 453	447 550	252 699	269 658
	Firms with sales of \$25,000,000 to \$49,999,999 ..	75	92	2 653 442	166 959	38 816	4 492	405 730	251 927	282 343
	Firms with sales of \$50,000,000 to \$99,999,999 ..	42	72	2 983 138	177 041	41 095	5 127	428 380	340 513	334 461
	Firms with sales of \$100,000,000 or more	68	444	D	D	D	k	D	D	D
	Firms not operated for the entire year	308	313	659 239	58 284	19 536	2 808	113 718	51 274	112 951
4222102	Specialty-line drug, pharmaceutical, cosmetic, & toiletries whsle									

See footnotes at end of table.

Table 4. Sales Size of Firms: 1997—Con.

[Includes only firms and establishments with payroll. Excludes data for central administrative offices, auxiliary operations, or establishments of these firms that are classified in other categories than those specified in this table. For meaning of abbreviations and symbols, see introductory text. For explanation of terms, see Appendix A. For method of assignment to categories shown, see Appendix C]

NAICS code	Sales sizes of firms by type of operation and kind of business	Firms (number)	Establishments (number)	Sales (\$1,000)	Annual payroll (\$1,000)	First-quarter payroll (\$1,000)	Paid employees for pay period including March 12 (number)	Operating expenses ¹ (\$1,000)	End-of-1996 inventories (\$1,000)	End-of-1997 inventories (\$1,000)
422	MERCHANT WHOLESALERS—Con.									
	Wholesale trade, nondurable goods—Con.									
4222102	Specialty-line drug, pharmaceutical, cosmetic, & toiletries whsle—Con.									
	All firms	3 240	3 967	27 432 503	2 162 702	505 717	57 664	5 596 370	2 679 083	3 107 907
	Firms operated for the entire year	2 611	3 336	D	D	D	l	D	D	D
	Firms with sales less than \$250,000	557	557	D	D	D	g	D	D	D
	Firms with sales of \$250,000 to \$499,999	373	377	D	D	D	g	D	D	D
	Firms with sales of \$500,000 to \$999,999	404	405	D	D	D	g	D	D	D
	Firms with sales of \$1,000,000 to \$2,499,999	471	479	736 905	112 123	24 936	3 710	254 334	95 075	101 913
	Firms with sales of \$2,500,000 to \$4,999,999	278	297	991 039	137 473	32 262	4 327	316 078	115 260	121 966
	Firms with sales of \$5,000,000 to \$9,999,999	205	220	1 425 972	183 301	40 998	5 041	422 867	185 541	199 587
	Firms with sales of \$10,000,000 to \$24,999,999	166	186	2 562 545	292 745	67 408	7 325	696 166	269 657	283 273
	Firms with sales of \$25,000,000 to \$49,999,999	78	113	2 681 911	239 997	55 735	5 882	659 836	263 384	274 222
	Firms with sales of \$50,000,000 to \$99,999,999	41	90	2 894 076	269 135	64 375	5 997	693 073	406 033	455 785
	Firms with sales of \$100,000,000 or more	38	612	D	D	D	j	D	D	D
	Firms not operated for the entire year	629	631	D	D	D	g	D	D	D
4223	Apparel, piece goods, & notions whsle									
	All firms	16 231	16 964	84 358 265	6 296 411	1 431 085	177 783	15 311 242	10 840 171	12 038 566
	Firms operated for the entire year	13 261	13 980	81 537 040	6 085 525	1 389 023	171 857	14 790 473	10 711 404	11 375 244
	Firms with sales less than \$250,000	2 375	2 376	319 704	71 878	17 102	5 042	143 404	49 854	50 042
	Firms with sales of \$250,000 to \$499,999	1 870	1 874	680 027	121 864	27 992	6 696	258 630	97 337	99 321
	Firms with sales of \$500,000 to \$999,999	2 200	2 206	1 581 082	225 815	52 426	10 334	501 434	217 061	218 946
	Firms with sales of \$1,000,000 to \$2,499,999	2 836	2 863	4 530 854	525 675	120 333	20 926	1 208 543	628 265	652 310
	Firms with sales of \$2,500,000 to \$4,999,999	1 530	1 574	5 407 725	542 270	122 810	18 407	1 259 174	721 511	756 162
	Firms with sales of \$5,000,000 to \$9,999,999	1 102	1 187	7 754 202	691 061	151 091	21 029	1 622 059	1 039 908	1 096 866
	Firms with sales of \$10,000,000 to \$24,999,999	793	946	12 121 141	1 008 937	230 106	27 325	2 325 360	1 642 170	1 773 208
	Firms with sales of \$25,000,000 to \$49,999,999	324	469	11 350 198	820 878	186 807	19 750	2 006 797	1 453 256	1 591 241
	Firms with sales of \$50,000,000 to \$99,999,999	139	249	9 183 197	648 493	142 478	15 630	1 615 293	1 369 715	1 437 726
	Firms with sales of \$100,000,000 or more	92	236	28 608 910	1 428 654	337 878	26 718	3 849 779	3 492 327	3 699 422
	Firms not operated for the entire year	2 970	2 984	2 821 225	210 886	42 062	5 926	520 769	128 767	663 322
42231	Piece goods, notions, & other dry goods whsle									
	All firms	4 380	4 628	14 151 550	1 231 590	277 556	38 216	2 646 207	1 838 149	2 061 920
	Firms operated for the entire year	3 621	3 865	13 638 571	1 194 737	270 494	36 820	2 563 574	1 822 248	1 926 285
	Firms with sales less than \$250,000	653	653	D	D	D	g	D	D	D
	Firms with sales of \$250,000 to \$499,999	519	522	188 674	37 305	8 585	2 000	73 917	26 531	27 320
	Firms with sales of \$500,000 to \$999,999	645	646	D	D	D	h	D	D	D
	Firms with sales of \$1,000,000 to \$2,499,999	772	776	D	D	D	i	D	D	D
	Firms with sales of \$2,500,000 to \$4,999,999	450	463	1 602 989	168 899	37 693	5 584	368 149	214 984	227 080
	Firms with sales of \$5,000,000 to \$9,999,999	303	324	2 161 082	192 966	42 599	5 347	416 474	291 339	301 960
	Firms with sales of \$10,000,000 to \$24,999,999	173	249	2 547 124	228 803	53 588	6 561	468 939	347 563	368 770
	Firms with sales of \$25,000,000 to \$49,999,999	69	125	2 412 764	152 181	34 949	3 543	349 438	324 841	348 336
	Firms with sales of \$50,000,000 to \$99,999,999	29	90	1 892 247	129 140	26 229	3 393	288 947	260 105	265 822
	Firms with sales of \$100,000,000 or more	8	17	1 025 165	37 809	9 594	683	73 009	101 354	125 584
	Firms not operated for the entire year	759	763	512 979	36 853	7 062	1 396	82 633	15 901	135 635

See footnotes at end of table.

Table 4. Sales Size of Firms: 1997—Con.

[Includes only firms and establishments with payroll. Excludes data for central administrative offices, auxiliary operations, or establishments of these firms that are classified in other categories than those specified in this table. For meaning of abbreviations and symbols, see introductory text. For explanation of terms, see Appendix A. For method of assignment to categories shown, see Appendix C]

NAICS code	Sales sizes of firms by type of operation and kind of business	Firms (number)	Establishments (number)	Sales (\$1,000)	Annual payroll (\$1,000)	First-quarter payroll (\$1,000)	Paid employees for pay period including March 12 (number)	Operating expenses ¹ (\$1,000)	End-of-1996 inventories (\$1,000)	End-of-1997 inventories (\$1,000)
422	MERCHANT WHOLESALERS—Con.									
	Wholesale trade, nondurable goods—Con.									
422310	Piece goods, notions, & other dry goods whsle									
	All firms	4 380	4 628	14 151 550	1 231 590	277 556	38 216	2 646 207	1 838 149	2 061 920
	Firms operated for the entire year	3 621	3 865	13 638 571	1 194 737	270 494	36 820	2 563 574	1 822 248	1 926 285
	Firms with sales less than \$250,000	653	653	D	D	D	g	D	D	D
	Firms with sales of \$250,000 to \$499,999	519	522	188 674	37 305	8 585	2 000	73 917	26 531	27 320
	Firms with sales of \$500,000 to \$999,999	645	646	D	D	D	h	D	D	D
	Firms with sales of \$1,000,000 to \$2,499,999	772	776	D	D	D	i	D	D	D
	Firms with sales of \$2,500,000 to \$4,999,999	450	463	1 602 989	168 899	37 693	5 584	368 149	214 984	227 080
	Firms with sales of \$5,000,000 to \$9,999,999	303	324	2 161 082	192 966	42 599	5 347	416 474	291 339	301 960
	Firms with sales of \$10,000,000 to \$24,999,999	173	249	2 547 124	228 803	53 588	6 561	468 939	347 563	368 770
	Firms with sales of \$25,000,000 to \$49,999,999	69	125	2 412 764	152 181	34 949	3 543	349 438	324 841	348 336
	Firms with sales of \$50,000,000 to \$99,999,999	29	90	1 892 247	129 140	26 229	3 393	288 947	260 105	265 822
	Firms with sales of \$100,000,000 or more	8	17	1 025 165	37 809	9 594	683	73 009	101 354	125 584
	Firms not operated for the entire year	759	763	512 979	36 853	7 062	1 396	82 633	15 901	135 635
4223101	Piece goods—jobbers									
	All firms	3 124	3 345	11 726 039	913 402	205 573	27 021	2 011 079	1 511 605	1 697 776
	Firms operated for the entire year	2 590	2 807	11 345 873	888 692	200 260	25 949	1 954 177	1 497 414	1 592 277
	Firms with sales less than \$250,000	415	415	D	D	D	f	D	D	D
	Firms with sales of \$250,000 to \$499,999	338	340	123 876	25 380	5 673	1 290	49 897	18 257	18 794
	Firms with sales of \$500,000 to \$999,999	465	466	D	D	D	g	D	D	D
	Firms with sales of \$1,000,000 to \$2,499,999	553	557	D	D	D	h	D	D	D
	Firms with sales of \$2,500,000 to \$4,999,999	336	344	1 193 550	118 095	26 049	3 964	265 427	165 262	175 688
	Firms with sales of \$5,000,000 to \$9,999,999	250	269	1 795 742	144 810	32 081	3 940	324 885	242 581	254 414
	Firms with sales of \$10,000,000 to \$24,999,999	136	197	2 019 440	155 023	36 734	4 306	334 491	263 638	281 197
	Firms with sales of \$25,000,000 to \$49,999,999	63	118	2 201 315	134 358	30 179	2 938	302 899	289 164	311 110
	Firms with sales of \$50,000,000 to \$99,999,999	26	84	1 694 168	106 271	21 423	2 341	243 507	228 994	232 006
	Firms with sales of \$100,000,000 or more	8	17	1 025 165	37 809	9 594	683	73 009	101 354	125 584
	Firms not operated for the entire year	534	538	380 166	24 710	5 313	1 072	56 902	14 191	105 499
4223102	Notions & other dry goods whsle									
	All firms	1 260	1 283	2 425 511	318 188	71 983	11 195	635 128	326 544	364 144
	Firms operated for the entire year	1 035	1 058	2 292 698	306 045	70 234	10 871	609 397	324 834	334 008
	Firms with sales less than \$250,000	239	239	30 413	7 248	1 725	504	13 356	4 254	4 160
	Firms with sales of \$250,000 to \$499,999	181	181	64 630	11 897	2 903	705	23 965	8 230	8 481
	Firms with sales of \$500,000 to \$999,999	180	180	130 976	21 576	4 992	940	43 194	16 995	15 956
	Firms with sales of \$1,000,000 to \$2,499,999	219	219	354 688	51 892	12 022	1 783	108 144	46 162	47 858
	Firms with sales of \$2,500,000 to \$4,999,999	115	120	412 095	51 243	11 752	1 633	103 480	50 140	51 817
	Firms with sales of \$5,000,000 to \$9,999,999	54	55	371 184	48 217	10 535	1 410	91 779	49 189	48 262
	Firms with sales of \$10,000,000 to \$24,999,999	39	55	570 099	80 991	18 189	2 480	148 636	93 575	98 113
	Firms with sales of \$25,000,000 to \$49,999,999	5	5	183 749	15 084	4 164	515	41 347	32 938	33 545
	Firms with sales of \$50,000,000 to \$99,999,999	3	4	174 864	17 897	3 952	901	35 496	23 351	25 816
	Firms with sales of \$100,000,000 or more	—	—	—	—	—	—	—	—	—
	Firms not operated for the entire year	225	225	132 813	12 143	1 749	324	25 731	1 710	30 136
42232	Men's & boys' clothing & furnishings whsle									

See footnotes at end of table.

Table 4. Sales Size of Firms: 1997—Con.

[Includes only firms and establishments with payroll. Excludes data for central administrative offices, auxiliary operations, or establishments of these firms that are classified in other categories than those specified in this table. For meaning of abbreviations and symbols, see introductory text. For explanation of terms, see Appendix A. For method of assignment to categories shown, see Appendix C]

NAICS code	Sales sizes of firms by type of operation and kind of business	Firms (number)	Establishments (number)	Sales (\$1,000)	Annual payroll (\$1,000)	First-quarter payroll (\$1,000)	Paid employees for pay period including March 12 (number)	Operating expenses ¹ (\$1,000)	End-of-1996 inventories (\$1,000)	End-of-1997 inventories (\$1,000)
422	MERCHANT WHOLESALERS—Con.									
	Wholesale trade, nondurable goods—Con.									
42232	Men's & boys' clothing & furnishings whsle—Con.									
	All firms	3 988	4 144	22 684 344	1 743 994	397 911	52 198	4 352 999	3 405 188	3 765 771
	Firms operated for the entire year	3 388	3 538	22 138 246	1 696 267	387 303	50 630	4 243 846	3 369 041	3 624 961
	Firms with sales less than \$250,000	539	539	D	D	D	g	D	D	D
	Firms with sales of \$250,000 to \$499,999	490	490	D	D	D	g	D	D	D
	Firms with sales of \$500,000 to \$999,999	525	526	D	D	D	h	D	D	D
	Firms with sales of \$1,000,000 to \$2,499,999	719	725	1 140 038	139 703	32 247	6 148	316 349	159 631	161 820
	Firms with sales of \$2,500,000 to \$4,999,999	406	420	1 419 960	142 222	31 713	4 985	322 829	198 484	203 760
	Firms with sales of \$5,000,000 to \$9,999,999	323	348	2 288 070	211 897	47 112	7 047	513 854	343 464	361 323
	Firms with sales of \$10,000,000 to \$24,999,999 ..	227	247	3 537 133	269 322	62 712	7 657	656 474	546 488	594 302
	Firms with sales of \$25,000,000 to \$49,999,999 ..	94	128	3 307 071	214 900	49 932	5 378	531 851	442 030	484 554
	Firms with sales of \$50,000,000 to \$99,999,999 ..	36	52	2 343 681	130 098	29 769	2 931	368 471	326 527	352 578
	Firms with sales of \$100,000,000 or more	29	63	7 477 383	488 381	110 571	11 114	1 316 084	1 272 112	1 385 957
	Firms not operated for the entire year	600	606	546 098	47 727	10 608	1 568	109 153	36 147	140 810
422320	Men's & boys' clothing & furnishings whsle									
	All firms	3 988	4 144	22 684 344	1 743 994	397 911	52 198	4 352 999	3 405 188	3 765 771
	Firms operated for the entire year	3 388	3 538	22 138 246	1 696 267	387 303	50 630	4 243 846	3 369 041	3 624 961
	Firms with sales less than \$250,000	539	539	D	D	D	g	D	D	D
	Firms with sales of \$250,000 to \$499,999	490	490	D	D	D	g	D	D	D
	Firms with sales of \$500,000 to \$999,999	525	526	D	D	D	h	D	D	D
	Firms with sales of \$1,000,000 to \$2,499,999	719	725	1 140 038	139 703	32 247	6 148	316 349	159 631	161 820
	Firms with sales of \$2,500,000 to \$4,999,999	406	420	1 419 960	142 222	31 713	4 985	322 829	198 484	203 760
	Firms with sales of \$5,000,000 to \$9,999,999	323	348	2 288 070	211 897	47 112	7 047	513 854	343 464	361 323
	Firms with sales of \$10,000,000 to \$24,999,999 ..	227	247	3 537 133	269 322	62 712	7 657	656 474	546 488	594 302
	Firms with sales of \$25,000,000 to \$49,999,999 ..	94	128	3 307 071	214 900	49 932	5 378	531 851	442 030	484 554
	Firms with sales of \$50,000,000 to \$99,999,999 ..	36	52	2 343 681	130 098	29 769	2 931	368 471	326 527	352 578
	Firms with sales of \$100,000,000 or more	29	63	7 477 383	488 381	110 571	11 114	1 316 084	1 272 112	1 385 957
	Firms not operated for the entire year	600	606	546 098	47 727	10 608	1 568	109 153	36 147	140 810
42233	Women's, children's, & infants' clothing & accessories whsle									
	All firms	6 581	6 781	29 520 620	2 402 560	538 486	67 876	5 815 263	3 357 724	3 887 001
	Firms operated for the entire year	5 187	5 383	27 957 091	2 285 101	515 788	65 211	5 511 419	3 287 023	3 555 697
	Firms with sales less than \$250,000	1 028	1 028	D	D	D	g	D	D	D
	Firms with sales of \$250,000 to \$499,999	754	754	D	D	D	h	D	D	D
	Firms with sales of \$500,000 to \$999,999	856	859	D	D	D	h	D	D	D
	Firms with sales of \$1,000,000 to \$2,499,999	1 100	1 117	1 738 806	192 733	43 456	7 920	456 844	224 287	234 276
	Firms with sales of \$2,500,000 to \$4,999,999	531	543	1 862 374	188 051	42 550	6 266	452 309	229 934	242 994
	Firms with sales of \$5,000,000 to \$9,999,999	379	407	D	D	D	i	D	D	D
	Firms with sales of \$10,000,000 to \$24,999,999 ..	318	363	D	D	D	j	D	D	D
	Firms with sales of \$25,000,000 to \$49,999,999 ..	133	187	4 688 936	382 112	84 685	9 392	919 652	559 332	622 159
	Firms with sales of \$50,000,000 to \$99,999,999 ..	57	72	3 842 887	323 645	72 046	7 702	786 834	591 435	647 148
	Firms with sales of \$100,000,000 or more	31	53	D	D	D	i	D	D	D
	Firms not operated for the entire year	1 394	1 398	1 563 529	117 459	22 698	2 665	303 844	70 701	331 304

See footnotes at end of table.

Table 4. Sales Size of Firms: 1997—Con.

[Includes only firms and establishments with payroll. Excludes data for central administrative offices, auxiliary operations, or establishments of these firms that are classified in other categories than those specified in this table. For meaning of abbreviations and symbols, see introductory text. For explanation of terms, see Appendix A. For method of assignment to categories shown, see Appendix C]

NAICS code	Sales sizes of firms by type of operation and kind of business	Firms (number)	Establishments (number)	Sales (\$1,000)	Annual payroll (\$1,000)	First-quarter payroll (\$1,000)	Paid employees for pay period including March 12 (number)	Operating expenses ¹ (\$1,000)	End-of-1996 inventories (\$1,000)	End-of-1997 inventories (\$1,000)
422	MERCHANT WHOLESALERS—Con.									
	Wholesale trade, nondurable goods—Con.									
422330	Women's, children's, & infants' clothing & accessories whsle									
	All firms	6 581	6 781	29 520 620	2 402 560	538 486	67 876	5 815 263	3 357 724	3 887 001
	Firms operated for the entire year	5 187	5 383	27 957 091	2 285 101	515 788	65 211	5 511 419	3 287 023	3 555 697
	Firms with sales less than \$250,000	1 028	1 028	D	D	D	g	D	D	D
	Firms with sales of \$250,000 to \$499,999	754	754	D	D	D	h	D	D	D
	Firms with sales of \$500,000 to \$999,999	856	859	D	D	D	h	D	D	D
	Firms with sales of \$1,000,000 to \$2,499,999	1 100	1 117	1 738 806	192 733	43 456	7 920	456 844	224 287	234 276
	Firms with sales of \$2,500,000 to \$4,999,999	531	543	1 862 374	188 051	42 550	6 266	452 309	229 934	242 994
	Firms with sales of \$5,000,000 to \$9,999,999	379	407	D	D	D	i	D	D	D
	Firms with sales of \$10,000,000 to \$24,999,999	318	363	D	D	D	j	D	D	D
	Firms with sales of \$25,000,000 to \$49,999,999	133	187	4 688 936	382 112	84 685	9 392	919 652	559 332	622 159
	Firms with sales of \$50,000,000 to \$99,999,999	57	72	3 842 887	323 645	72 046	7 702	786 834	591 435	647 148
	Firms with sales of \$100,000,000 or more	31	53	D	D	D	i	D	D	D
	Firms not operated for the entire year	1 394	1 398	1 563 529	117 459	22 698	2 665	303 844	70 701	331 304
42234	Footwear whsle									
	All firms	1 304	1 411	18 001 751	918 267	217 132	19 493	2 496 773	2 239 110	2 323 874
	Firms operated for the entire year	1 085	1 192	17 800 762	909 171	215 382	19 181	2 471 057	2 233 092	2 268 281
	Firms with sales less than \$250,000	157	157	21 239	5 167	1 272	303	10 162	4 436	4 538
	Firms with sales of \$250,000 to \$499,999	107	107	39 485	6 260	1 335	324	14 865	7 479	7 654
	Firms with sales of \$500,000 to \$999,999	176	177	127 866	17 829	4 408	770	42 078	22 535	23 086
	Firms with sales of \$1,000,000 to \$2,499,999	246	246	D	D	D	g	D	D	D
	Firms with sales of \$2,500,000 to \$4,999,999	144	148	528 023	43 142	10 878	1 550	116 648	79 242	84 113
	Firms with sales of \$5,000,000 to \$9,999,999	102	117	D	D	D	g	D	D	D
	Firms with sales of \$10,000,000 to \$24,999,999	77	84	D	D	D	g	D	D	D
	Firms with sales of \$25,000,000 to \$49,999,999	31	36	1 048 947	80 568	19 882	1 648	226 366	135 465	142 723
	Firms with sales of \$50,000,000 to \$99,999,999	19	34	1 268 556	73 079	15 875	1 673	230 002	201 773	206 769
	Firms with sales of \$100,000,000 or more	26	86	D	D	D	i	D	D	D
	Firms not operated for the entire year	219	219	200 989	9 096	1 750	312	25 716	6 018	55 593
422340	Footwear whsle									
	All firms	1 304	1 411	18 001 751	918 267	217 132	19 493	2 496 773	2 239 110	2 323 874
	Firms operated for the entire year	1 085	1 192	17 800 762	909 171	215 382	19 181	2 471 057	2 233 092	2 268 281
	Firms with sales less than \$250,000	157	157	21 239	5 167	1 272	303	10 162	4 436	4 538
	Firms with sales of \$250,000 to \$499,999	107	107	39 485	6 260	1 335	324	14 865	7 479	7 654
	Firms with sales of \$500,000 to \$999,999	176	177	127 866	17 829	4 408	770	42 078	22 535	23 086
	Firms with sales of \$1,000,000 to \$2,499,999	246	246	D	D	D	g	D	D	D
	Firms with sales of \$2,500,000 to \$4,999,999	144	148	528 023	43 142	10 878	1 550	116 648	79 242	84 113
	Firms with sales of \$5,000,000 to \$9,999,999	102	117	D	D	D	g	D	D	D
	Firms with sales of \$10,000,000 to \$24,999,999	77	84	D	D	D	g	D	D	D
	Firms with sales of \$25,000,000 to \$49,999,999	31	36	1 048 947	80 568	19 882	1 648	226 366	135 465	142 723
	Firms with sales of \$50,000,000 to \$99,999,999	19	34	1 268 556	73 079	15 875	1 673	230 002	201 773	206 769
	Firms with sales of \$100,000,000 or more	26	86	D	D	D	i	D	D	D
	Firms not operated for the entire year	219	219	200 989	9 096	1 750	312	25 716	6 018	55 593
4224	Grocery & related products whsle									

See footnotes at end of table.

Table 4. Sales Size of Firms: 1997—Con.

[Includes only firms and establishments with payroll. Excludes data for central administrative offices, auxiliary operations, or establishments of these firms that are classified in other categories than those specified in this table. For meaning of abbreviations and symbols, see introductory text. For explanation of terms, see Appendix A. For method of assignment to categories shown, see Appendix C]

NAICS code	Sales sizes of firms by type of operation and kind of business	Firms (number)	Establishments (number)	Sales (\$1,000)	Annual payroll (\$1,000)	First-quarter payroll (\$1,000)	Paid employees for pay period including March 12 (number)	Operating expenses ¹ (\$1,000)	End-of-1996 inventories (\$1,000)	End-of-1997 inventories (\$1,000)
422	MERCHANT WHOLESALERS—Con.									
	Wholesale trade, nondurable goods—Con.									
4224	Grocery & related products whsle—Con.									
	All firms	30 643	33 343	330 210 735	18 119 436	4 234 394	604 145	37 797 658	16 610 203	17 736 637
	Firms operated for the entire year	26 009	28 683	324 598 740	17 746 840	4 154 243	588 196	36 958 549	16 517 910	17 317 244
	Firms with sales less than \$250,000	3 645	3 651	489 922	124 785	30 328	8 026	228 007	28 630	28 699
	Firms with sales of \$250,000 to \$499,999	3 082	3 084	1 117 150	166 387	38 556	10 466	346 469	51 308	52 584
	Firms with sales of \$500,000 to \$999,999	3 766	3 777	2 727 890	334 475	75 978	18 226	710 523	119 826	123 769
	Firms with sales of \$1,000,000 to \$2,499,999	5 334	5 403	8 584 088	900 607	207 390	44 528	1 906 104	388 951	401 507
	Firms with sales of \$2,500,000 to \$4,999,999	3 459	3 542	12 181 704	1 095 547	251 005	46 135	2 269 991	543 006	559 525
	Firms with sales of \$5,000,000 to \$9,999,999	2 798	2 954	19 820 798	1 586 275	357 174	59 812	3 270 200	909 909	947 718
	Firms with sales of \$10,000,000 to \$24,999,999	2 273	2 576	35 138 044	2 397 456	542 258	81 080	4 983 904	1 636 978	1 744 846
	Firms with sales of \$25,000,000 to \$49,999,999	900	1 220	31 457 330	1 937 892	437 497	59 694	3 975 804	1 497 757	1 588 571
	Firms with sales of \$50,000,000 to \$99,999,999	398	636	27 330 013	1 494 593	340 210	44 297	3 308 935	1 282 952	1 338 480
	Firms with sales of \$100,000,000 or more	354	1 840	185 751 801	7 708 823	1 873 847	215 932	15 958 612	10 058 593	10 531 545
	Firms not operated for the entire year	4 634	4 660	5 611 995	372 596	80 151	15 949	839 109	92 293	419 393
42241	General-line grocery whsle									
	All firms	2 802	3 390	93 941 524	4 682 800	1 135 331	139 593	8 927 593	5 619 021	5 740 085
	Firms operated for the entire year	2 280	2 862	93 125 054	4 631 905	1 123 333	137 316	8 831 822	5 599 926	5 669 403
	Firms with sales less than \$250,000	291	291	36 319	8 839	2 195	561	15 772	2 762	2 746
	Firms with sales of \$250,000 to \$499,999	254	254	92 939	13 611	3 169	890	25 559	6 702	6 825
	Firms with sales of \$500,000 to \$999,999	333	334	241 400	29 140	6 441	1 395	56 784	17 058	17 019
	Firms with sales of \$1,000,000 to \$2,499,999	491	491	798 007	71 779	16 577	3 410	146 695	58 031	58 723
	Firms with sales of \$2,500,000 to \$4,999,999	296	300	1 051 712	65 211	14 771	2 942	142 620	69 318	73 020
	Firms with sales of \$5,000,000 to \$9,999,999	216	223	1 519 214	102 107	23 819	3 998	206 633	105 276	108 699
	Firms with sales of \$10,000,000 to \$24,999,999	182	198	2 781 914	186 874	43 842	6 541	369 435	200 499	206 235
	Firms with sales of \$25,000,000 to \$49,999,999	91	106	3 174 181	224 818	52 653	7 556	418 817	254 503	253 221
	Firms with sales of \$50,000,000 to \$99,999,999	36	56	2 291 751	142 995	34 851	4 863	312 634	164 388	171 065
	Firms with sales of \$100,000,000 or more	90	609	81 137 617	3 786 531	925 015	105 160	7 136 873	4 721 389	4 771 850
	Firms not operated for the entire year	522	528	816 470	50 895	11 998	2 277	95 771	19 095	70 682
422410	General-line grocery whsle									
	All firms	2 802	3 390	93 941 524	4 682 800	1 135 331	139 593	8 927 593	5 619 021	5 740 085
	Firms operated for the entire year	2 280	2 862	93 125 054	4 631 905	1 123 333	137 316	8 831 822	5 599 926	5 669 403
	Firms with sales less than \$250,000	291	291	36 319	8 839	2 195	561	15 772	2 762	2 746
	Firms with sales of \$250,000 to \$499,999	254	254	92 939	13 611	3 169	890	25 559	6 702	6 825
	Firms with sales of \$500,000 to \$999,999	333	334	241 400	29 140	6 441	1 395	56 784	17 058	17 019
	Firms with sales of \$1,000,000 to \$2,499,999	491	491	798 007	71 779	16 577	3 410	146 695	58 031	58 723
	Firms with sales of \$2,500,000 to \$4,999,999	296	300	1 051 712	65 211	14 771	2 942	142 620	69 318	73 020
	Firms with sales of \$5,000,000 to \$9,999,999	216	223	1 519 214	102 107	23 819	3 998	206 633	105 276	108 699
	Firms with sales of \$10,000,000 to \$24,999,999	182	198	2 781 914	186 874	43 842	6 541	369 435	200 499	206 235
	Firms with sales of \$25,000,000 to \$49,999,999	91	106	3 174 181	224 818	52 653	7 556	418 817	254 503	253 221
	Firms with sales of \$50,000,000 to \$99,999,999	36	56	2 291 751	142 995	34 851	4 863	312 634	164 388	171 065
	Firms with sales of \$100,000,000 or more	90	609	81 137 617	3 786 531	925 015	105 160	7 136 873	4 721 389	4 771 850
	Firms not operated for the entire year	522	528	816 470	50 895	11 998	2 277	95 771	19 095	70 682

See footnotes at end of table.

Table 4. Sales Size of Firms: 1997—Con.

[Includes only firms and establishments with payroll. Excludes data for central administrative offices, auxiliary operations, or establishments of these firms that are classified in other categories than those specified in this table. For meaning of abbreviations and symbols, see introductory text. For explanation of terms, see Appendix A. For method of assignment to categories shown, see Appendix C]

NAICS code	Sales sizes of firms by type of operation and kind of business	Firms (number)	Establishments (number)	Sales (\$1,000)	Annual payroll (\$1,000)	First-quarter payroll (\$1,000)	Paid employees for pay period including March 12 (number)	Operating expenses ¹ (\$1,000)	End-of-1996 inventories (\$1,000)	End-of-1997 inventories (\$1,000)
422	MERCHANT WHOLESALERS—Con.									
	Wholesale trade, nondurable goods—Con.									
4224101	General-line grocery whsle, voluntary group									
	All firms	154	186	16 156 029	554 986	135 594	17 064	1 105 622	989 577	958 773
	Firms operated for the entire year	136	168	16 080 607	552 855	134 935	16 909	1 102 050	986 568	955 487
	Firms with sales less than \$250,000	13	13	1 434	244	60	18	594	57	58
	Firms with sales of \$250,000 to \$499,999	16	16	5 778	948	198	50	1 690	243	252
	Firms with sales of \$500,000 to \$999,999	14	14	10 444	841	193	68	2 490	560	577
	Firms with sales of \$1,000,000 to \$2,499,999	25	25	42 251	4 323	1 011	191	7 834	1 815	2 140
	Firms with sales of \$2,500,000 to \$4,999,999	16	16	D	D	D	c	D	D	D
	Firms with sales of \$5,000,000 to \$9,999,999	13	13	101 439	7 282	1 517	274	12 660	6 398	6 504
	Firms with sales of \$10,000,000 to \$24,999,999 ..	12	12	179 491	10 323	2 415	385	22 494	11 782	12 460
	Firms with sales of \$25,000,000 to \$49,999,999 ..	8	9	293 360	30 890	7 182	1 172	51 594	44 502	44 959
	Firms with sales of \$50,000,000 to \$99,999,999 ..	4	6	D	D	D	f	D	D	D
	Firms with sales of \$100,000,000 or more	15	44	D	D	D	j	D	D	D
	Firms not operated for the entire year	18	18	75 422	2 131	659	155	3 572	3 009	3 286
4224102	General-line grocery whsle, retail cooperative									
	All firms	158	211	16 142 440	467 726	112 330	13 882	884 413	926 900	945 354
	Firms operated for the entire year	136	189	15 996 448	462 271	109 846	13 481	874 362	923 221	942 806
	Firms with sales less than \$250,000	14	14	1 901	584	143	30	987	120	134
	Firms with sales of \$250,000 to \$499,999	11	11	3 631	590	119	36	1 308	207	214
	Firms with sales of \$500,000 to \$999,999	17	17	13 330	2 031	365	84	3 714	943	910
	Firms with sales of \$1,000,000 to \$2,499,999	23	23	40 042	2 827	691	132	5 873	2 214	2 364
	Firms with sales of \$2,500,000 to \$4,999,999	17	17	D	D	D	c	D	D	D
	Firms with sales of \$5,000,000 to \$9,999,999	12	12	84 981	5 983	1 294	232	13 640	8 690	9 338
	Firms with sales of \$10,000,000 to \$24,999,999 ..	10	11	133 045	12 253	2 407	317	22 269	8 796	9 457
	Firms with sales of \$25,000,000 to \$49,999,999 ..	9	10	304 392	15 676	3 771	535	30 375	13 825	15 126
	Firms with sales of \$50,000,000 to \$99,999,999 ..	2	3	D	D	D	c	D	D	D
	Firms with sales of \$100,000,000 or more	21	71	D	D	D	j	D	D	D
	Firms not operated for the entire year	22	22	145 992	5 455	2 484	401	10 051	3 679	2 548
4224103	Other general-line grocery whsle									
	All firms	2 501	2 993	61 643 055	3 660 088	887 407	108 647	6 937 558	3 702 544	3 835 958
	Firms operated for the entire year	2 018	2 504	60 954 185	3 613 366	876 657	106 668	6 850 256	3 690 137	3 771 110
	Firms with sales less than \$250,000	264	264	32 984	8 011	1 992	513	14 191	2 585	2 554
	Firms with sales of \$250,000 to \$499,999	227	227	83 530	12 073	2 852	804	22 561	6 252	6 359
	Firms with sales of \$500,000 to \$999,999	303	304	218 558	26 328	5 898	1 244	50 666	15 650	15 630
	Firms with sales of \$1,000,000 to \$2,499,999	443	443	715 714	64 629	14 875	3 087	132 988	54 002	54 219
	Firms with sales of \$2,500,000 to \$4,999,999	263	267	934 312	58 687	13 166	2 615	126 837	62 411	64 945
	Firms with sales of \$5,000,000 to \$9,999,999	192	199	1 340 612	89 011	21 050	3 499	180 617	90 785	93 472
	Firms with sales of \$10,000,000 to \$24,999,999 ..	160	174	2 468 446	164 238	39 005	5 838	324 586	179 826	184 220
	Firms with sales of \$25,000,000 to \$49,999,999 ..	75	88	2 620 418	181 036	42 354	5 887	340 981	198 833	195 875
	Firms with sales of \$50,000,000 to \$99,999,999 ..	32	51	2 003 141	123 508	28 786	4 198	261 603	128 383	131 945
	Firms with sales of \$100,000,000 or more	59	487	50 536 470	2 885 845	706 679	78 983	5 395 226	2 951 410	3 021 891
	Firms not operated for the entire year	483	489	688 870	46 722	10 750	1 979	87 302	12 407	64 848
42242	Packaged frozen food whsle									

See footnotes at end of table.

Table 4. Sales Size of Firms: 1997—Con.

[Includes only firms and establishments with payroll. Excludes data for central administrative offices, auxiliary operations, or establishments of these firms that are classified in other categories than those specified in this table. For meaning of abbreviations and symbols, see introductory text. For explanation of terms, see Appendix A. For method of assignment to categories shown, see Appendix C]

NAICS code	Sales sizes of firms by type of operation and kind of business	Firms (number)	Establishments (number)	Sales (\$1,000)	Annual payroll (\$1,000)	First-quarter payroll (\$1,000)	Paid employees for pay period including March 12 (number)	Operating expenses ¹ (\$1,000)	End-of-1996 inventories (\$1,000)	End-of-1997 inventories (\$1,000)
422	MERCHANT WHOLESALERS—Con.									
	Wholesale trade, nondurable goods—Con.									
42242	Packaged frozen food whsle—Con.									
	All firms	2 620	2 897	44 782 680	2 297 966	535 761	71 263	4 773 169	2 436 769	2 795 303
	Firms operated for the entire year	2 328	2 605	44 180 962	2 263 656	530 032	70 199	4 690 510	2 425 096	2 746 386
	Firms with sales less than \$250,000	259	259	35 054	7 040	1 649	620	14 757	1 792	1 910
	Firms with sales of \$250,000 to \$499,999	228	228	82 791	13 510	3 113	928	29 620	4 100	4 084
	Firms with sales of \$500,000 to \$999,999	283	283	D	D	D	g	D	D	D
	Firms with sales of \$1,000,000 to \$2,499,999	399	411	D	D	D	h	D	D	D
	Firms with sales of \$2,500,000 to \$4,999,999	318	322	1 100 531	98 445	22 814	4 171	202 322	70 456	70 733
	Firms with sales of \$5,000,000 to \$9,999,999	283	290	1 983 085	141 794	32 198	4 906	295 202	131 825	142 095
	Firms with sales of \$10,000,000 to \$24,999,999	278	295	4 459 733	261 766	57 802	8 996	548 866	270 578	291 048
	Firms with sales of \$25,000,000 to \$49,999,999	134	158	4 754 316	253 404	58 883	7 388	523 564	269 664	287 162
	Firms with sales of \$50,000,000 to \$99,999,999	68	84	4 788 364	249 915	60 223	7 659	527 882	288 292	301 243
	Firms with sales of \$100,000,000 or more	78	275	D	D	D	k	D	D	D
	Firms not operated for the entire year	292	292	601 718	34 310	5 729	1 064	82 659	11 673	48 917
422420	Packaged frozen food whsle									
	All firms	2 620	2 897	44 782 680	2 297 966	535 761	71 263	4 773 169	2 436 769	2 795 303
	Firms operated for the entire year	2 328	2 605	44 180 962	2 263 656	530 032	70 199	4 690 510	2 425 096	2 746 386
	Firms with sales less than \$250,000	259	259	35 054	7 040	1 649	620	14 757	1 792	1 910
	Firms with sales of \$250,000 to \$499,999	228	228	82 791	13 510	3 113	928	29 620	4 100	4 084
	Firms with sales of \$500,000 to \$999,999	283	283	D	D	D	g	D	D	D
	Firms with sales of \$1,000,000 to \$2,499,999	399	411	D	D	D	h	D	D	D
	Firms with sales of \$2,500,000 to \$4,999,999	318	322	1 100 531	98 445	22 814	4 171	202 322	70 456	70 733
	Firms with sales of \$5,000,000 to \$9,999,999	283	290	1 983 085	141 794	32 198	4 906	295 202	131 825	142 095
	Firms with sales of \$10,000,000 to \$24,999,999	278	295	4 459 733	261 766	57 802	8 996	548 866	270 578	291 048
	Firms with sales of \$25,000,000 to \$49,999,999	134	158	4 754 316	253 404	58 883	7 388	523 564	269 664	287 162
	Firms with sales of \$50,000,000 to \$99,999,999	68	84	4 788 364	249 915	60 223	7 659	527 882	288 292	301 243
	Firms with sales of \$100,000,000 or more	78	275	D	D	D	k	D	D	D
	Firms not operated for the entire year	292	292	601 718	34 310	5 729	1 064	82 659	11 673	48 917
42243	Dairy products, (except dried or canned) whsle									
	All firms	2 019	2 174	20 315 524	849 475	196 547	27 596	1 854 375	512 648	557 552
	Firms operated for the entire year	1 748	1 893	19 834 939	824 522	189 860	26 292	1 798 925	507 688	533 699
	Firms with sales less than \$250,000	213	213	29 298	5 601	1 339	363	11 300	1 326	1 312
	Firms with sales of \$250,000 to \$499,999	222	222	D	D	D	f	D	D	D
	Firms with sales of \$500,000 to \$999,999	278	279	D	D	D	f	D	D	D
	Firms with sales of \$1,000,000 to \$2,499,999	358	363	D	D	D	h	D	D	D
	Firms with sales of \$2,500,000 to \$4,999,999	215	221	751 381	65 204	14 510	2 405	138 793	23 257	23 382
	Firms with sales of \$5,000,000 to \$9,999,999	174	181	1 210 357	91 952	20 946	3 083	189 480	44 605	44 431
	Firms with sales of \$10,000,000 to \$24,999,999	144	168	2 313 039	154 932	35 058	4 827	308 119	84 461	89 806
	Firms with sales of \$25,000,000 to \$49,999,999	74	102	2 586 138	139 445	31 392	3 975	295 558	83 772	82 680
	Firms with sales of \$50,000,000 to \$99,999,999	37	47	2 511 221	102 313	23 382	2 704	235 693	98 882	100 788
	Firms with sales of \$100,000,000 or more	33	97	D	D	D	h	D	D	D
	Firms not operated for the entire year	271	281	480 585	24 953	6 687	1 304	55 450	4 960	23 853
422430	Dairy products, (except dried or canned) whsle									

See footnotes at end of table.

Table 4. Sales Size of Firms: 1997—Con.

[Includes only firms and establishments with payroll. Excludes data for central administrative offices, auxiliary operations, or establishments of these firms that are classified in other categories than those specified in this table. For meaning of abbreviations and symbols, see introductory text. For explanation of terms, see Appendix A. For method of assignment to categories shown, see Appendix C]

NAICS code	Sales sizes of firms by type of operation and kind of business	Firms (number)	Establishments (number)	Sales (\$1,000)	Annual payroll (\$1,000)	First-quarter payroll (\$1,000)	Paid employees for pay period including March 12 (number)	Operating expenses ¹ (\$1,000)	End-of-1996 inventories (\$1,000)	End-of-1997 inventories (\$1,000)
422	MERCHANT WHOLESALERS—Con.									
	Wholesale trade, nondurable goods—Con.									
422430	Dairy products, (except dried or canned) whsle—Con.									
	All firms	2 019	2 174	20 315 524	849 475	196 547	27 596	1 854 375	512 648	557 552
	Firms operated for the entire year	1 748	1 893	19 834 939	824 522	189 860	26 292	1 798 925	507 688	533 699
	Firms with sales less than \$250,000	213	213	29 298	5 601	1 339	363	11 300	1 326	1 312
	Firms with sales of \$250,000 to \$499,999	222	222	D	D	D	f	D	D	D
	Firms with sales of \$500,000 to \$999,999	278	279	D	D	D	f	D	D	D
	Firms with sales of \$1,000,000 to \$2,499,999	358	363	D	D	D	h	D	D	D
	Firms with sales of \$2,500,000 to \$4,999,999	215	221	751 381	65 204	14 510	2 405	138 793	23 257	23 382
	Firms with sales of \$5,000,000 to \$9,999,999	174	181	1 210 357	91 952	20 946	3 083	189 480	44 605	44 431
	Firms with sales of \$10,000,000 to \$24,999,999	144	168	2 313 039	154 932	35 058	4 827	308 119	84 461	89 806
	Firms with sales of \$25,000,000 to \$49,999,999	74	102	2 586 138	139 445	31 392	3 975	295 558	83 772	82 680
	Firms with sales of \$50,000,000 to \$99,999,999	37	47	2 511 221	102 313	23 382	2 704	235 693	98 882	100 788
	Firms with sales of \$100,000,000 or more	33	97	D	D	D	h	D	D	D
	Firms not operated for the entire year	271	281	480 585	24 953	6 687	1 304	55 450	4 960	23 853
4224301	Raw milk whsle									
	All firms	131	138	D	D	D	g	D	D	D
	Firms operated for the entire year	112	119	D	D	D	g	D	D	D
	Firms with sales less than \$250,000	13	13	D	D	D	a	D	D	D
	Firms with sales of \$250,000 to \$499,999	15	15	D	D	D	b	D	D	D
	Firms with sales of \$500,000 to \$999,999	8	8	D	D	D	b	D	D	D
	Firms with sales of \$1,000,000 to \$2,499,999	16	16	D	D	D	b	D	D	D
	Firms with sales of \$2,500,000 to \$4,999,999	6	6	D	D	D	b	D	D	D
	Firms with sales of \$5,000,000 to \$9,999,999	11	11	D	D	D	c	D	D	D
	Firms with sales of \$10,000,000 to \$24,999,999	14	14	D	D	D	c	D	D	D
	Firms with sales of \$25,000,000 to \$49,999,999	12	12	D	D	D	c	D	D	D
	Firms with sales of \$50,000,000 to \$99,999,999	6	6	D	D	D	b	D	D	D
	Firms with sales of \$100,000,000 or more	11	18	D	D	D	f	D	D	D
	Firms not operated for the entire year	19	19	D	D	D	c	D	D	D
4224302	Dairy product (except raw milk) whsle									
	All firms	1 894	2 036	D	D	D	k	D	D	D
	Firms operated for the entire year	1 640	1 772	D	D	D	j	D	D	D
	Firms with sales less than \$250,000	200	200	D	D	D	e	D	D	D
	Firms with sales of \$250,000 to \$499,999	207	207	D	D	D	f	D	D	D
	Firms with sales of \$500,000 to \$999,999	271	272	D	D	D	f	D	D	D
	Firms with sales of \$1,000,000 to \$2,499,999	343	348	D	D	D	h	D	D	D
	Firms with sales of \$2,500,000 to \$4,999,999	209	215	D	D	D	g	D	D	D
	Firms with sales of \$5,000,000 to \$9,999,999	163	170	D	D	D	h	D	D	D
	Firms with sales of \$10,000,000 to \$24,999,999	131	155	D	D	D	h	D	D	D
	Firms with sales of \$25,000,000 to \$49,999,999	65	93	D	D	D	h	D	D	D
	Firms with sales of \$50,000,000 to \$99,999,999	29	37	D	D	D	g	D	D	D
	Firms with sales of \$100,000,000 or more	22	75	D	D	D	h	D	D	D
	Firms not operated for the entire year	254	264	D	D	D	g	D	D	D
42244	Poultry & poultry product whsle									

See footnotes at end of table.

Table 4. Sales Size of Firms: 1997—Con.

[Includes only firms and establishments with payroll. Excludes data for central administrative offices, auxiliary operations, or establishments of these firms that are classified in other categories than those specified in this table. For meaning of abbreviations and symbols, see introductory text. For explanation of terms, see Appendix A. For method of assignment to categories shown, see Appendix C]

NAICS code	Sales sizes of firms by type of operation and kind of business	Firms (number)	Establishments (number)	Sales (\$1,000)	Annual payroll (\$1,000)	First-quarter payroll (\$1,000)	Paid employees for pay period including March 12 (number)	Operating expenses ¹ (\$1,000)	End-of-1996 inventories (\$1,000)	End-of-1997 inventories (\$1,000)
422	MERCHANT WHOLESALERS—Con.									
	Wholesale trade, nondurable goods—Con.									
42244	Poultry & poultry product whsle—Con.									
	All firms	830	873	10 721 436	423 543	96 860	15 681	921 425	230 145	251 499
	Firms operated for the entire year	747	790	D	D	D	j	D	D	D
	Firms with sales less than \$250,000	50	50	6 829	1 528	369	120	2 832	180	174
	Firms with sales of \$250,000 to \$499,999	55	55	D	D	D	c	D	D	D
	Firms with sales of \$500,000 to \$999,999	74	74	D	D	D	e	D	D	D
	Firms with sales of \$1,000,000 to \$2,499,999	144	145	D	D	D	g	D	D	D
	Firms with sales of \$2,500,000 to \$4,999,999	125	125	D	D	D	g	D	D	D
	Firms with sales of \$5,000,000 to \$9,999,999	104	107	781 892	51 944	12 219	2 245	105 164	14 667	16 594
	Firms with sales of \$10,000,000 to \$24,999,999 ..	101	109	1 522 987	77 267	16 915	2 880	164 432	37 073	38 446
	Firms with sales of \$25,000,000 to \$49,999,999 ..	51	56	D	D	D	h	D	D	D
	Firms with sales of \$50,000,000 to \$99,999,999 ..	25	40	D	D	D	h	D	D	D
	Firms with sales of \$100,000,000 or more	18	29	D	D	D	g	D	D	D
	Firms not operated for the entire year	83	83	D	D	D	e	D	D	D
422440	Poultry & poultry product whsle									
	All firms	830	873	10 721 436	423 543	96 860	15 681	921 425	230 145	251 499
	Firms operated for the entire year	747	790	D	D	D	j	D	D	D
	Firms with sales less than \$250,000	50	50	6 829	1 528	369	120	2 832	180	174
	Firms with sales of \$250,000 to \$499,999	55	55	D	D	D	c	D	D	D
	Firms with sales of \$500,000 to \$999,999	74	74	D	D	D	e	D	D	D
	Firms with sales of \$1,000,000 to \$2,499,999	144	145	D	D	D	g	D	D	D
	Firms with sales of \$2,500,000 to \$4,999,999	125	125	D	D	D	g	D	D	D
	Firms with sales of \$5,000,000 to \$9,999,999	104	107	781 892	51 944	12 219	2 245	105 164	14 667	16 594
	Firms with sales of \$10,000,000 to \$24,999,999 ..	101	109	1 522 987	77 267	16 915	2 880	164 432	37 073	38 446
	Firms with sales of \$25,000,000 to \$49,999,999 ..	51	56	D	D	D	h	D	D	D
	Firms with sales of \$50,000,000 to \$99,999,999 ..	25	40	D	D	D	h	D	D	D
	Firms with sales of \$100,000,000 or more	18	29	D	D	D	g	D	D	D
	Firms not operated for the entire year	83	83	D	D	D	e	D	D	D
4224401	Live poultry whsle									
	All firms	45	45	D	D	D	f	D	D	D
	Firms operated for the entire year	40	40	D	D	D	f	D	D	D
	Firms with sales less than \$250,000	7	7	D	D	D	a	D	D	D
	Firms with sales of \$250,000 to \$499,999	4	4	D	D	D	a	D	D	D
	Firms with sales of \$500,000 to \$999,999	4	4	D	D	D	a	D	D	D
	Firms with sales of \$1,000,000 to \$2,499,999	8	8	D	D	D	b	D	D	D
	Firms with sales of \$2,500,000 to \$4,999,999	8	8	D	D	D	c	D	D	D
	Firms with sales of \$5,000,000 to \$9,999,999	7	7	D	D	D	c	D	D	D
	Firms with sales of \$10,000,000 to \$24,999,999 ..	1	1	D	D	D	a	D	D	D
	Firms with sales of \$25,000,000 to \$49,999,999 ..	1	1	D	D	D	b	D	D	D
	Firms with sales of \$50,000,000 to \$99,999,999 ..	—	—	—	—	—	—	—	—	—
	Firms with sales of \$100,000,000 or more	—	—	—	—	—	—	—	—	—
	Firms not operated for the entire year	5	5	D	D	D	b	D	D	D
4224402	Poultry & poultry product (except live) whsle									

See footnotes at end of table.

Table 4. Sales Size of Firms: 1997—Con.

[Includes only firms and establishments with payroll. Excludes data for central administrative offices, auxiliary operations, or establishments of these firms that are classified in other categories than those specified in this table. For meaning of abbreviations and symbols, see introductory text. For explanation of terms, see Appendix A. For method of assignment to categories shown, see Appendix C]

NAICS code	Sales sizes of firms by type of operation and kind of business	Firms (number)	Establishments (number)	Sales (\$1,000)	Annual payroll (\$1,000)	First-quarter payroll (\$1,000)	Paid employees for pay period including March 12 (number)	Operating expenses ¹ (\$1,000)	End-of-1996 inventories (\$1,000)	End-of-1997 inventories (\$1,000)
422	MERCHANT WHOLESALERS—Con.									
	Wholesale trade, nondurable goods—Con.									
4224402	Poultry & poultry product (except live) whsle—Con.									
	All firms	787	828	D	D	D	j	D	D	D
	Firms operated for the entire year	708	749	D	D	D	j	D	D	D
	Firms with sales less than \$250,000	43	43	D	D	D	c	D	D	D
	Firms with sales of \$250,000 to \$499,999	52	52	D	D	D	c	D	D	D
	Firms with sales of \$500,000 to \$999,999	70	70	D	D	D	e	D	D	D
	Firms with sales of \$1,000,000 to \$2,499,999	136	137	D	D	D	f	D	D	D
	Firms with sales of \$2,500,000 to \$4,999,999	117	117	D	D	D	g	D	D	D
	Firms with sales of \$5,000,000 to \$9,999,999	97	99	D	D	D	g	D	D	D
	Firms with sales of \$10,000,000 to \$24,999,999 ..	100	108	D	D	D	h	D	D	D
	Firms with sales of \$25,000,000 to \$49,999,999 ..	50	55	D	D	D	h	D	D	D
	Firms with sales of \$50,000,000 to \$99,999,999 ..	25	40	D	D	D	h	D	D	D
	Firms with sales of \$100,000,000 or more	18	28	D	D	D	g	D	D	D
	Firms not operated for the entire year	79	79	D	D	D	e	D	D	D
42245	Confectionery whsle									
	All firms	1 857	1 962	7 539 889	523 310	115 927	20 663	1 289 127	660 165	725 588
	Firms operated for the entire year	1 545	1 650	D	D	D	j	D	D	D
	Firms with sales less than \$250,000	288	288	D	D	D	f	D	D	D
	Firms with sales of \$250,000 to \$499,999	246	246	88 502	11 997	2 861	770	26 198	5 841	6 102
	Firms with sales of \$500,000 to \$999,999	275	277	D	D	D	g	D	D	D
	Firms with sales of \$1,000,000 to \$2,499,999	316	322	D	D	D	h	D	D	D
	Firms with sales of \$2,500,000 to \$4,999,999	183	189	D	D	D	h	D	D	D
	Firms with sales of \$5,000,000 to \$9,999,999	107	122	D	D	D	g	D	D	D
	Firms with sales of \$10,000,000 to \$24,999,999 ..	78	92	1 171 402	100 869	21 995	3 331	229 463	114 598	122 038
	Firms with sales of \$25,000,000 to \$49,999,999 ..	32	39	1 094 570	66 564	13 050	2 502	142 377	108 164	134 870
	Firms with sales of \$50,000,000 to \$99,999,999 ..	13	30	D	D	D	f	D	D	D
	Firms with sales of \$100,000,000 or more	7	45	D	D	D	g	D	D	D
	Firms not operated for the entire year	312	312	D	D	D	f	D	D	D
422450	Confectionery whsle									
	All firms	1 857	1 962	7 539 889	523 310	115 927	20 663	1 289 127	660 165	725 588
	Firms operated for the entire year	1 545	1 650	D	D	D	j	D	D	D
	Firms with sales less than \$250,000	288	288	D	D	D	f	D	D	D
	Firms with sales of \$250,000 to \$499,999	246	246	88 502	11 997	2 861	770	26 198	5 841	6 102
	Firms with sales of \$500,000 to \$999,999	275	277	D	D	D	g	D	D	D
	Firms with sales of \$1,000,000 to \$2,499,999	316	322	D	D	D	h	D	D	D
	Firms with sales of \$2,500,000 to \$4,999,999	183	189	D	D	D	h	D	D	D
	Firms with sales of \$5,000,000 to \$9,999,999	107	122	D	D	D	g	D	D	D
	Firms with sales of \$10,000,000 to \$24,999,999 ..	78	92	1 171 402	100 869	21 995	3 331	229 463	114 598	122 038
	Firms with sales of \$25,000,000 to \$49,999,999 ..	32	39	1 094 570	66 564	13 050	2 502	142 377	108 164	134 870
	Firms with sales of \$50,000,000 to \$99,999,999 ..	13	30	D	D	D	f	D	D	D
	Firms with sales of \$100,000,000 or more	7	45	D	D	D	g	D	D	D
	Firms not operated for the entire year	312	312	D	D	D	f	D	D	D

See footnotes at end of table.

Table 4. Sales Size of Firms: 1997—Con.

[Includes only firms and establishments with payroll. Excludes data for central administrative offices, auxiliary operations, or establishments of these firms that are classified in other categories than those specified in this table. For meaning of abbreviations and symbols, see introductory text. For explanation of terms, see Appendix A. For method of assignment to categories shown, see Appendix C]

NAICS code	Sales sizes of firms by type of operation and kind of business	Firms (number)	Establishments (number)	Sales (\$1,000)	Annual payroll (\$1,000)	First-quarter payroll (\$1,000)	Paid employees for pay period including March 12 (number)	Operating expenses ¹ (\$1,000)	End-of-1996 inventories (\$1,000)	End-of-1997 inventories (\$1,000)
422	MERCHANT WHOLESALERS—Con.									
	Wholesale trade, nondurable goods—Con.									
42246	Fish & seafood whsle									
	All firms	2 745	2 828	11 998 240	649 137	145 945	26 304	1 423 835	555 003	628 393
	Firms operated for the entire year	2 192	2 275	D	D	D	k	D	D	D
	Firms with sales less than \$250,000	208	209	29 136	5 683	1 245	471	12 119	1 399	1 381
	Firms with sales of \$250,000 to \$499,999	195	195	71 275	9 123	2 065	786	20 738	2 522	2 644
	Firms with sales of \$500,000 to \$999,999	335	335	D	D	D	g	D	D	D
	Firms with sales of \$1,000,000 to \$2,499,999	550	555	D	D	D	h	D	D	D
	Firms with sales of \$2,500,000 to \$4,999,999	372	377	D	D	D	h	D	D	D
	Firms with sales of \$5,000,000 to \$9,999,999	276	285	D	D	D	h	D	D	D
	Firms with sales of \$10,000,000 to \$24,999,999 ..	182	206	2 707 156	144 306	32 868	4 843	306 012	112 150	123 657
	Firms with sales of \$25,000,000 to \$49,999,999 ..	46	56	1 557 886	67 743	15 956	1 828	141 076	89 562	100 191
	Firms with sales of \$50,000,000 to \$99,999,999 ..	18	30	D	D	D	g	D	D	D
	Firms with sales of \$100,000,000 or more	10	27	D	D	D	g	D	D	D
	Firms not operated for the entire year	553	553	D	D	D	g	D	D	D
422460	Fish & seafood whsle									
	All firms	2 745	2 828	11 998 240	649 137	145 945	26 304	1 423 835	555 003	628 393
	Firms operated for the entire year	2 192	2 275	D	D	D	k	D	D	D
	Firms with sales less than \$250,000	208	209	29 136	5 683	1 245	471	12 119	1 399	1 381
	Firms with sales of \$250,000 to \$499,999	195	195	71 275	9 123	2 065	786	20 738	2 522	2 644
	Firms with sales of \$500,000 to \$999,999	335	335	D	D	D	g	D	D	D
	Firms with sales of \$1,000,000 to \$2,499,999	550	555	D	D	D	h	D	D	D
	Firms with sales of \$2,500,000 to \$4,999,999	372	377	D	D	D	h	D	D	D
	Firms with sales of \$5,000,000 to \$9,999,999	276	285	D	D	D	h	D	D	D
	Firms with sales of \$10,000,000 to \$24,999,999 ..	182	206	2 707 156	144 306	32 868	4 843	306 012	112 150	123 657
	Firms with sales of \$25,000,000 to \$49,999,999 ..	46	56	1 557 886	67 743	15 956	1 828	141 076	89 562	100 191
	Firms with sales of \$50,000,000 to \$99,999,999 ..	18	30	D	D	D	g	D	D	D
	Firms with sales of \$100,000,000 or more	10	27	D	D	D	g	D	D	D
	Firms not operated for the entire year	553	553	D	D	D	g	D	D	D
42247	Meat & meat product whsle									
	All firms	3 080	3 147	26 899 437	1 304 916	309 355	45 521	2 679 207	957 919	1 024 099
	Firms operated for the entire year	2 715	2 780	26 342 112	1 271 067	299 997	43 833	2 608 296	946 644	993 574
	Firms with sales less than \$250,000	214	214	29 640	26 862	7 013	694	37 387	1 087	1 030
	Firms with sales of \$250,000 to \$499,999	243	243	88 843	11 719	2 703	698	23 425	2 910	2 897
	Firms with sales of \$500,000 to \$999,999	407	407	D	D	D	g	D	D	D
	Firms with sales of \$1,000,000 to \$2,499,999	675	677	1 073 113	89 815	21 606	4 325	187 512	25 263	26 594
	Firms with sales of \$2,500,000 to \$4,999,999	392	395	1 399 515	104 639	24 623	4 599	207 571	40 874	42 204
	Firms with sales of \$5,000,000 to \$9,999,999	339	344	2 435 515	164 316	38 857	6 402	326 284	73 147	75 627
	Firms with sales of \$10,000,000 to \$24,999,999 ..	257	268	4 038 408	241 322	56 246	8 381	469 661	125 988	132 971
	Firms with sales of \$25,000,000 to \$49,999,999 ..	106	117	D	D	D	i	D	D	D
	Firms with sales of \$50,000,000 to \$99,999,999 ..	43	48	3 053 096	126 050	29 175	3 426	251 988	126 479	127 535
	Firms with sales of \$100,000,000 or more	39	67	10 212 982	285 755	69 711	8 087	652 984	383 369	405 876
	Firms not operated for the entire year	365	367	557 325	33 849	9 358	1 688	70 911	11 275	30 525
422470	Meat & meat product whsle									
	All firms	3 080	3 147	26 899 437	1 304 916	309 355	45 521	2 679 207	957 919	1 024 099

See footnotes at end of table.

Table 4. Sales Size of Firms: 1997—Con.

[Includes only firms and establishments with payroll. Excludes data for central administrative offices, auxiliary operations, or establishments of these firms that are classified in other categories than those specified in this table. For meaning of abbreviations and symbols, see introductory text. For explanation of terms, see Appendix A. For method of assignment to categories shown, see Appendix C]

NAICS code	Sales sizes of firms by type of operation and kind of business	Firms (number)	Establishments (number)	Sales (\$1,000)	Annual payroll (\$1,000)	First-quarter payroll (\$1,000)	Paid employees for pay period including March 12 (number)	Operating expenses ¹ (\$1,000)	End-of-1996 inventories (\$1,000)	End-of-1997 inventories (\$1,000)
422	MERCHANT WHOLESALERS—Con.									
	Wholesale trade, nondurable goods—Con.									
422470	Meat & meat product whsle —Con.									
	Firms operated for the entire year	2 715	2 780	26 342 112	1 271 067	299 997	43 833	2 608 296	946 644	993 574
	Firms with sales less than \$250,000	214	214	29 640	26 862	7 013	694	37 387	1 087	1 030
	Firms with sales of \$250,000 to \$499,999	243	243	88 843	11 719	2 703	698	23 425	2 910	2 897
	Firms with sales of \$500,000 to \$999,999	407	407	D	D	D	g	D	D	D
	Firms with sales of \$1,000,000 to \$2,499,999	675	677	1 073 113	89 815	21 606	4 325	187 512	25 263	26 594
	Firms with sales of \$2,500,000 to \$4,999,999	392	395	1 399 515	104 639	24 623	4 599	207 571	40 874	42 204
	Firms with sales of \$5,000,000 to \$9,999,999	339	344	2 435 515	164 316	38 857	6 402	326 284	73 147	75 627
	Firms with sales of \$10,000,000 to \$24,999,999 .	257	268	4 038 408	241 322	56 246	8 381	469 661	125 988	132 971
	Firms with sales of \$25,000,000 to \$49,999,999 .	106	117	D	D	D	i	D	D	D
	Firms with sales of \$50,000,000 to \$99,999,999 .	43	48	3 053 096	126 050	29 175	3 426	251 988	126 479	127 535
	Firms with sales of \$100,000,000 or more	39	67	10 212 982	285 755	69 711	8 087	652 984	383 369	405 876
	Firms not operated for the entire year	365	367	557 325	33 849	9 358	1 688	70 911	11 275	30 525
42248	Fresh fruit & vegetable whsle									
	All firms	5 049	5 474	40 417 798	2 840 345	640 915	104 811	5 869 669	562 265	640 886
	Firms operated for the entire year	4 332	4 753	39 102 180	2 748 447	620 806	100 704	5 672 861	558 849	585 294
	Firms with sales less than \$250,000	344	345	48 363	9 936	2 463	659	18 670	909	850
	Firms with sales of \$250,000 to \$499,999	363	363	133 754	18 781	4 370	1 068	38 779	1 796	1 753
	Firms with sales of \$500,000 to \$999,999	518	520	379 523	42 867	9 556	2 473	87 394	5 382	5 829
	Firms with sales of \$1,000,000 to \$2,499,999	870	872	1 439 302	138 042	31 463	7 790	290 124	23 020	24 342
	Firms with sales of \$2,500,000 to \$4,999,999	700	713	2 493 249	232 552	53 189	10 749	473 165	30 549	32 574
	Firms with sales of \$5,000,000 to \$9,999,999	699	719	4 943 487	417 286	89 401	17 209	840 778	84 159	82 844
	Firms with sales of \$10,000,000 to \$24,999,999 .	529	585	8 267 920	599 249	132 470	21 748	1 228 597	114 489	121 425
	Firms with sales of \$25,000,000 to \$49,999,999 .	198	259	6 951 286	516 523	114 012	17 133	1 021 652	111 792	112 201
	Firms with sales of \$50,000,000 to \$99,999,999 .	76	117	D	D	D	i	D	D	D
	Firms with sales of \$100,000,000 or more	35	260	D	D	D	j	D	D	D
	Firms not operated for the entire year	717	721	1 315 618	91 898	20 109	4 107	196 808	3 416	55 592
422480	Fresh fruit & vegetable whsle									
	All firms	5 049	5 474	40 417 798	2 840 345	640 915	104 811	5 869 669	562 265	640 886
	Firms operated for the entire year	4 332	4 753	39 102 180	2 748 447	620 806	100 704	5 672 861	558 849	585 294
	Firms with sales less than \$250,000	344	345	48 363	9 936	2 463	659	18 670	909	850
	Firms with sales of \$250,000 to \$499,999	363	363	133 754	18 781	4 370	1 068	38 779	1 796	1 753
	Firms with sales of \$500,000 to \$999,999	518	520	379 523	42 867	9 556	2 473	87 394	5 382	5 829
	Firms with sales of \$1,000,000 to \$2,499,999	870	872	1 439 302	138 042	31 463	7 790	290 124	23 020	24 342
	Firms with sales of \$2,500,000 to \$4,999,999	700	713	2 493 249	232 552	53 189	10 749	473 165	30 549	32 574
	Firms with sales of \$5,000,000 to \$9,999,999	699	719	4 943 487	417 286	89 401	17 209	840 778	84 159	82 844
	Firms with sales of \$10,000,000 to \$24,999,999 .	529	585	8 267 920	599 249	132 470	21 748	1 228 597	114 489	121 425
	Firms with sales of \$25,000,000 to \$49,999,999 .	198	259	6 951 286	516 523	114 012	17 133	1 021 652	111 792	112 201
	Firms with sales of \$50,000,000 to \$99,999,999 .	76	117	D	D	D	i	D	D	D
	Firms with sales of \$100,000,000 or more	35	260	D	D	D	j	D	D	D
	Firms not operated for the entire year	717	721	1 315 618	91 898	20 109	4 107	196 808	3 416	55 592

See footnotes at end of table.

Table 4. Sales Size of Firms: 1997—Con.

[Includes only firms and establishments with payroll. Excludes data for central administrative offices, auxiliary operations, or establishments of these firms that are classified in other categories than those specified in this table. For meaning of abbreviations and symbols, see introductory text. For explanation of terms, see Appendix A. For method of assignment to categories shown, see Appendix C]

NAICS code	Sales sizes of firms by type of operation and kind of business	Firms (number)	Establishments (number)	Sales (\$1,000)	Annual payroll (\$1,000)	First-quarter payroll (\$1,000)	Paid employees for pay period including March 12 (number)	Operating expenses ¹ (\$1,000)	End-of-1996 inventories (\$1,000)	End-of-1997 inventories (\$1,000)
422	MERCHANT WHOLESALERS—Con.									
	Wholesale trade, nondurable goods—Con.									
42249	Other grocery & related products whsle									
	All firms	9 869	10 598	73 594 207	4 547 944	1 057 753	152 713	10 059 258	5 076 268	5 373 232
	Firms operated for the entire year	8 335	9 060	72 494 707	4 455 208	1 038 934	149 045	9 853 334	5 036 828	5 234 328
	Firms with sales less than \$250,000	1 781	1 785	D	D	D	h	D	D	D
	Firms with sales of \$250,000 to \$499,999	1 277	1 278	457 153	74 855	17 275	4 572	156 298	24 468	25 444
	Firms with sales of \$500,000 to \$999,999	1 271	1 276	904 815	135 419	31 401	7 188	284 821	53 165	56 102
	Firms with sales of \$1,000,000 to \$2,499,999	1 556	1 594	2 475 219	334 179	77 449	15 279	695 516	168 321	174 354
	Firms with sales of \$2,500,000 to \$4,999,999	870	911	3 032 939	337 650	77 262	12 884	699 898	212 866	217 324
	Firms with sales of \$5,000,000 to \$9,999,999	631	709	4 477 652	459 792	104 259	15 754	956 286	340 575	358 866
	Firms with sales of \$10,000,000 to \$24,999,999	567	694	8 637 814	670 393	154 053	20 696	1 465 285	641 123	682 755
	Firms with sales of \$25,000,000 to \$49,999,999	190	334	6 531 411	451 737	102 484	12 561	1 004 188	397 918	418 721
	Firms with sales of \$50,000,000 to \$99,999,999	102	212	7 039 843	453 608	104 410	14 295	1 040 090	483 303	492 340
	Firms with sales of \$100,000,000 or more	90	267	D	D	D	k	D	D	D
	Firms not operated for the entire year	1 534	1 538	1 099 500	92 736	18 819	3 668	205 924	39 440	138 904
422490	Other grocery & related products whsle									
	All firms	9 869	10 598	73 594 207	4 547 944	1 057 753	152 713	10 059 258	5 076 268	5 373 232
	Firms operated for the entire year	8 335	9 060	72 494 707	4 455 208	1 038 934	149 045	9 853 334	5 036 828	5 234 328
	Firms with sales less than \$250,000	1 781	1 785	D	D	D	h	D	D	D
	Firms with sales of \$250,000 to \$499,999	1 277	1 278	457 153	74 855	17 275	4 572	156 298	24 468	25 444
	Firms with sales of \$500,000 to \$999,999	1 271	1 276	904 815	135 419	31 401	7 188	284 821	53 165	56 102
	Firms with sales of \$1,000,000 to \$2,499,999	1 556	1 594	2 475 219	334 179	77 449	15 279	695 516	168 321	174 354
	Firms with sales of \$2,500,000 to \$4,999,999	870	911	3 032 939	337 650	77 262	12 884	699 898	212 866	217 324
	Firms with sales of \$5,000,000 to \$9,999,999	631	709	4 477 652	459 792	104 259	15 754	956 286	340 575	358 866
	Firms with sales of \$10,000,000 to \$24,999,999	567	694	8 637 814	670 393	154 053	20 696	1 465 285	641 123	682 755
	Firms with sales of \$25,000,000 to \$49,999,999	190	334	6 531 411	451 737	102 484	12 561	1 004 188	397 918	418 721
	Firms with sales of \$50,000,000 to \$99,999,999	102	212	7 039 843	453 608	104 410	14 295	1 040 090	483 303	492 340
	Firms with sales of \$100,000,000 or more	90	267	D	D	D	k	D	D	D
	Firms not operated for the entire year	1 534	1 538	1 099 500	92 736	18 819	3 668	205 924	39 440	138 904
4224901	Coffee, tea, & spice whsle									
	All firms	1 328	1 420	7 087 834	397 640	91 263	13 783	852 828	488 011	626 211
	Firms operated for the entire year	1 172	1 264	7 011 937	390 660	89 211	13 439	836 207	487 270	612 669
	Firms with sales less than \$250,000	248	248	D	D	D	e	D	D	D
	Firms with sales of \$250,000 to \$499,999	182	182	65 773	10 882	2 498	613	24 110	5 165	5 165
	Firms with sales of \$500,000 to \$999,999	195	196	137 384	22 815	5 172	1 087	50 142	9 036	9 723
	Firms with sales of \$1,000,000 to \$2,499,999	250	260	399 254	61 737	14 868	2 547	131 054	31 009	33 782
	Firms with sales of \$2,500,000 to \$4,999,999	123	131	D	D	D	g	D	D	D
	Firms with sales of \$5,000,000 to \$9,999,999	80	97	D	D	D	g	D	D	D
	Firms with sales of \$10,000,000 to \$24,999,999	63	106	962 931	90 806	21 696	2 740	184 446	77 055	96 167
	Firms with sales of \$25,000,000 to \$49,999,999	12	24	457 939	25 477	5 141	570	53 585	29 329	31 625
	Firms with sales of \$50,000,000 to \$99,999,999	6	6	D	D	D	e	D	D	D
	Firms with sales of \$100,000,000 or more	13	14	D	D	D	f	D	D	D
	Firms not operated for the entire year	156	156	75 897	6 980	2 052	344	16 621	741	13 542

See footnotes at end of table.

Table 4. Sales Size of Firms: 1997—Con.

[Includes only firms and establishments with payroll. Excludes data for central administrative offices, auxiliary operations, or establishments of these firms that are classified in other categories than those specified in this table. For meaning of abbreviations and symbols, see introductory text. For explanation of terms, see Appendix A. For method of assignment to categories shown, see Appendix C]

NAICS code	Sales sizes of firms by type of operation and kind of business	Firms (number)	Establishments (number)	Sales (\$1,000)	Annual payroll (\$1,000)	First-quarter payroll (\$1,000)	Paid employees for pay period including March 12 (number)	Operating expenses ¹ (\$1,000)	End-of-1996 inventories (\$1,000)	End-of-1997 inventories (\$1,000)
422	MERCHANT WHOLESALERS—Con.									
	Wholesale trade, nondurable goods—Con.									
4224902	Bread & baked goods whsle									
	All firms	2 103	2 187	5 821 864	594 621	137 158	24 477	1 108 595	262 177	267 272
	Firms operated for the entire year	1 715	1 799	5 691 922	579 611	133 176	23 598	1 080 466	258 879	257 812
	Firms with sales less than \$250,000	510	513	D	D	D	g	D	D	D
	Firms with sales of \$250,000 to \$499,999	385	386	D	D	D	g	D	D	D
	Firms with sales of \$500,000 to \$999,999	297	297	209 830	40 763	9 407	2 619	77 335	5 690	5 856
	Firms with sales of \$1,000,000 to \$2,499,999	286	298	452 202	81 836	19 111	4 401	155 387	16 606	16 249
	Firms with sales of \$2,500,000 to \$4,999,999	130	140	447 267	63 321	14 725	2 799	112 192	14 148	14 622
	Firms with sales of \$5,000,000 to \$9,999,999	50	61	348 811	56 282	12 326	2 080	97 049	16 481	19 290
	Firms with sales of \$10,000,000 to \$24,999,999	26	36	386 824	40 710	9 846	1 461	80 502	18 029	19 823
	Firms with sales of \$25,000,000 to \$49,999,999	16	35	580 367	51 313	12 157	1 536	101 312	15 558	15 471
	Firms with sales of \$50,000,000 to \$99,999,999	8	24	570 201	66 353	15 991	2 036	114 943	43 623	43 976
	Firms with sales of \$100,000,000 or more	7	9	D	D	D	h	D	D	D
	Firms not operated for the entire year	388	388	129 942	15 010	3 982	879	28 129	3 298	9 460
4224903	Soft drinks whsle									
	All firms	1 791	2 026	7 507 631	855 980	195 575	29 183	1 981 472	316 118	352 288
	Firms operated for the entire year	1 481	1 716	7 393 586	844 101	192 335	28 537	1 955 517	314 426	344 637
	Firms with sales less than \$250,000	335	335	46 159	10 460	2 504	637	21 815	2 194	2 193
	Firms with sales of \$250,000 to \$499,999	219	219	78 525	12 483	2 703	652	26 780	2 910	3 090
	Firms with sales of \$500,000 to \$999,999	248	249	181 485	25 209	5 757	1 150	56 807	7 665	8 245
	Firms with sales of \$1,000,000 to \$2,499,999	253	262	397 490	59 325	13 569	2 523	123 309	17 106	17 264
	Firms with sales of \$2,500,000 to \$4,999,999	152	162	D	D	D	h	D	D	D
	Firms with sales of \$5,000,000 to \$9,999,999	121	141	887 815	125 376	27 714	4 052	261 523	37 159	37 437
	Firms with sales of \$10,000,000 to \$24,999,999	93	124	1 408 671	185 100	40 617	5 776	391 043	47 948	51 029
	Firms with sales of \$25,000,000 to \$49,999,999	39	122	1 250 845	137 538	31 736	4 243	336 562	47 035	54 768
	Firms with sales of \$50,000,000 to \$99,999,999	13	47	D	D	D	h	D	D	D
	Firms with sales of \$100,000,000 or more	8	55	1 640 990	111 773	27 035	3 151	331 818	105 330	118 813
	Firms not operated for the entire year	310	310	114 045	11 879	3 240	646	25 955	1 692	7 651
4224904	Canned goods whsle									
	All firms	913	957	10 184 930	466 436	109 531	13 777	1 088 032	973 402	921 358
	Firms operated for the entire year	781	825	9 927 345	451 545	105 633	13 094	1 056 576	947 000	885 638
	Firms with sales less than \$250,000	98	98	13 395	2 772	675	180	5 045	1 881	1 769
	Firms with sales of \$250,000 to \$499,999	68	68	24 915	3 291	753	211	7 874	2 097	2 187
	Firms with sales of \$500,000 to \$999,999	98	98	71 888	7 875	1 969	421	16 500	7 236	8 122
	Firms with sales of \$1,000,000 to \$2,499,999	148	148	D	D	D	f	D	D	D
	Firms with sales of \$2,500,000 to \$4,999,999	102	105	D	D	D	f	D	D	D
	Firms with sales of \$5,000,000 to \$9,999,999	107	114	D	D	D	g	D	D	D
	Firms with sales of \$10,000,000 to \$24,999,999	103	114	1 556 252	82 750	19 868	2 473	206 640	164 528	160 074
	Firms with sales of \$25,000,000 to \$49,999,999	31	32	1 050 220	58 345	14 243	1 496	124 623	72 517	74 521
	Firms with sales of \$50,000,000 to \$99,999,999	15	20	1 072 026	50 061	12 093	1 274	111 326	91 606	99 349
	Firms with sales of \$100,000,000 or more	11	28	4 771 750	158 517	35 707	3 808	377 501	489 370	415 386
	Firms not operated for the entire year	132	132	257 585	14 891	3 898	683	31 456	26 402	35 720

See footnotes at end of table.

Table 4. Sales Size of Firms: 1997—Con.

[Includes only firms and establishments with payroll. Excludes data for central administrative offices, auxiliary operations, or establishments of these firms that are classified in other categories than those specified in this table. For meaning of abbreviations and symbols, see introductory text. For explanation of terms, see Appendix A. For method of assignment to categories shown, see Appendix C]

NAICS code	Sales sizes of firms by type of operation and kind of business	Firms (number)	Establishments (number)	Sales (\$1,000)	Annual payroll (\$1,000)	First-quarter payroll (\$1,000)	Paid employees for pay period including March 12 (number)	Operating expenses ¹ (\$1,000)	End-of-1996 inventories (\$1,000)	End-of-1997 inventories (\$1,000)
422	MERCHANT WHOLESALERS—Con.									
	Wholesale trade, nondurable goods—Con.									
4224905	Food & beverage basic materials whsle									
	All firms	466	512	2 687 268	174 927	38 919	5 172	420 611	229 674	229 329
	Firms operated for the entire year	403	449	2 584 990	162 816	38 147	5 045	390 463	204 630	218 580
	Firms with sales less than \$250,000	59	59	6 637	1 609	418	126	3 008	447	583
	Firms with sales of \$250,000 to \$499,999	44	44	16 437	2 608	684	120	6 118	1 174	1 209
	Firms with sales of \$500,000 to \$999,999	49	50	33 537	4 598	1 022	207	10 187	2 408	2 656
	Firms with sales of \$1,000,000 to \$2,499,999	79	80	126 857	15 750	3 413	533	32 984	10 306	11 071
	Firms with sales of \$2,500,000 to \$4,999,999	62	63	220 883	22 065	4 715	602	48 295	24 858	23 765
	Firms with sales of \$5,000,000 to \$9,999,999	43	43	D	D	D	f	D	D	D
	Firms with sales of \$10,000,000 to \$24,999,999 ..	42	46	684 514	35 977	8 062	1 179	81 855	59 705	72 206
	Firms with sales of \$25,000,000 to \$49,999,999 ..	15	28	491 692	21 975	4 756	506	54 365	29 696	29 618
	Firms with sales of \$50,000,000 to \$99,999,999 ..	9	22	D	D	D	f	D	D	D
	Firms with sales of \$100,000,000 or more	1	14	D	D	D	e	D	D	D
	Firms not operated for the entire year	63	63	102 278	12 111	772	127	30 148	25 044	10 749
4224906	Other grocery specialties whsle									
	All firms	3 299	3 496	40 304 680	2 058 340	485 307	66 321	4 607 720	2 806 886	2 976 774
	Firms operated for the entire year	2 812	3 005	39 841 563	2 025 144	479 502	65 248	4 531 602	2 799 404	2 914 992
	Firms with sales less than \$250,000	532	533	D	D	D	g	D	D	D
	Firms with sales of \$250,000 to \$499,999	379	379	D	D	D	g	D	D	D
	Firms with sales of \$500,000 to \$999,999	388	390	273 161	34 759	8 232	1 726	74 714	21 345	21 794
	Firms with sales of \$1,000,000 to \$2,499,999	545	551	D	D	D	h	D	D	D
	Firms with sales of \$2,500,000 to \$4,999,999	306	314	D	D	D	h	D	D	D
	Firms with sales of \$5,000,000 to \$9,999,999	234	252	D	D	D	h	D	D	D
	Firms with sales of \$10,000,000 to \$24,999,999 ..	242	273	3 695 528	234 569	54 109	7 138	521 836	277 953	287 648
	Firms with sales of \$25,000,000 to \$49,999,999 ..	80	99	2 843 349	174 224	38 208	4 610	365 826	214 608	221 236
	Firms with sales of \$50,000,000 to \$99,999,999 ..	52	79	D	D	D	i	D	D	D
	Firms with sales of \$100,000,000 or more	54	135	D	D	D	k	D	D	D
	Firms not operated for the entire year	487	491	463 117	33 196	5 805	1 073	76 118	7 482	61 782
4225	Farm-product raw material whsle									
	All firms	5 628	8 849	132 883 554	2 096 358	469 297	74 096	5 547 440	9 505 447	9 664 441
	Firms operated for the entire year	4 976	8 180	131 306 387	2 057 434	460 590	72 303	5 447 718	9 435 849	9 467 288
	Firms with sales less than \$250,000	403	403	51 300	10 911	2 527	1 019	22 492	5 604	5 613
	Firms with sales of \$250,000 to \$499,999	303	304	110 235	17 282	4 170	1 317	38 910	12 277	12 939
	Firms with sales of \$500,000 to \$999,999	449	457	325 627	34 396	8 407	2 366	81 794	38 987	40 043
	Firms with sales of \$1,000,000 to \$2,499,999	802	830	1 339 279	89 320	19 471	4 734	219 595	134 390	139 367
	Firms with sales of \$2,500,000 to \$4,999,999	715	748	2 564 896	113 267	24 433	5 173	293 357	251 808	264 208
	Firms with sales of \$5,000,000 to \$9,999,999	865	1 007	6 209 139	212 472	46 239	8 587	553 242	591 754	618 606
	Firms with sales of \$10,000,000 to \$24,999,999 ..	863	1 343	13 391 221	390 101	86 227	13 599	1 012 456	1 170 437	1 194 635
	Firms with sales of \$25,000,000 to \$49,999,999 ..	328	882	11 256 506	268 013	59 416	8 778	725 438	1 064 137	1 089 370
	Firms with sales of \$50,000,000 to \$99,999,999 ..	143	535	9 575 802	191 064	42 145	6 590	532 267	751 424	728 441
	Firms with sales of \$100,000,000 or more	105	1 671	86 482 382	730 608	167 555	20 140	1 968 167	5 415 031	5 374 066
	Firms not operated for the entire year	652	669	1 577 167	38 924	8 707	1 793	99 722	69 598	197 153
42251	Grain & field bean whsle									

See footnotes at end of table.

Table 4. Sales Size of Firms: 1997—Con.

[Includes only firms and establishments with payroll. Excludes data for central administrative offices, auxiliary operations, or establishments of these firms that are classified in other categories than those specified in this table. For meaning of abbreviations and symbols, see introductory text. For explanation of terms, see Appendix A. For method of assignment to categories shown, see Appendix C]

NAICS code	Sales sizes of firms by type of operation and kind of business	Firms (number)	Establishments (number)	Sales (\$1,000)	Annual payroll (\$1,000)	First-quarter payroll (\$1,000)	Paid employees for pay period including March 12 (number)	Operating expenses ¹ (\$1,000)	End-of-1996 inventories (\$1,000)	End-of-1997 inventories (\$1,000)
422	MERCHANT WHOLESALERS—Con.									
	Wholesale trade, nondurable goods—Con.									
42251	Grain & field bean whsle—Con.									
	All firms	3 659	6 434	105 267 322	1 620 355	366 080	55 890	4 339 905	6 826 486	6 979 672
	Firms operated for the entire year	3 379	6 139	104 509 628	1 600 763	361 102	55 002	4 284 775	6 781 752	6 865 885
	Firms with sales less than \$250,000	146	146	20 850	3 969	972	285	8 635	2 778	2 679
	Firms with sales of \$250,000 to \$499,999	143	144	52 631	7 170	1 747	410	16 662	6 811	7 336
	Firms with sales of \$500,000 to \$999,999	214	219	156 512	14 724	3 650	893	36 920	20 453	20 913
	Firms with sales of \$1,000,000 to \$2,499,999	513	539	875 376	54 932	11 873	2 715	135 061	98 921	103 296
	Firms with sales of \$2,500,000 to \$4,999,999	543	572	1 969 158	86 352	18 329	3 928	223 114	209 480	219 615
	Firms with sales of \$5,000,000 to \$9,999,999	700	828	5 017 089	167 441	36 601	6 642	438 313	505 576	525 761
	Firms with sales of \$10,000,000 to \$24,999,999	688	1 146	10 606 418	323 101	70 716	11 154	836 109	1 022 177	1 036 233
	Firms with sales of \$25,000,000 to \$49,999,999	258	795	8 808 429	233 534	52 232	7 669	614 016	932 763	939 602
	Firms with sales of \$50,000,000 to \$99,999,999	108	463	D	D	D	i	D	D	D
	Firms with sales of \$100,000,000 or more	66	1 287	D	D	D	j	D	D	D
	Firms not operated for the entire year	280	295	757 694	19 592	4 978	888	55 130	44 734	113 787
422510	Grain & field bean whsle									
	All firms	3 659	6 434	105 267 322	1 620 355	366 080	55 890	4 339 905	6 826 486	6 979 672
	Firms operated for the entire year	3 379	6 139	104 509 628	1 600 763	361 102	55 002	4 284 775	6 781 752	6 865 885
	Firms with sales less than \$250,000	146	146	20 850	3 969	972	285	8 635	2 778	2 679
	Firms with sales of \$250,000 to \$499,999	143	144	52 631	7 170	1 747	410	16 662	6 811	7 336
	Firms with sales of \$500,000 to \$999,999	214	219	156 512	14 724	3 650	893	36 920	20 453	20 913
	Firms with sales of \$1,000,000 to \$2,499,999	513	539	875 376	54 932	11 873	2 715	135 061	98 921	103 296
	Firms with sales of \$2,500,000 to \$4,999,999	543	572	1 969 158	86 352	18 329	3 928	223 114	209 480	219 615
	Firms with sales of \$5,000,000 to \$9,999,999	700	828	5 017 089	167 441	36 601	6 642	438 313	505 576	525 761
	Firms with sales of \$10,000,000 to \$24,999,999	688	1 146	10 606 418	323 101	70 716	11 154	836 109	1 022 177	1 036 233
	Firms with sales of \$25,000,000 to \$49,999,999	258	795	8 808 429	233 534	52 232	7 669	614 016	932 763	939 602
	Firms with sales of \$50,000,000 to \$99,999,999	108	463	D	D	D	i	D	D	D
	Firms with sales of \$100,000,000 or more	66	1 287	D	D	D	j	D	D	D
	Firms not operated for the entire year	280	295	757 694	19 592	4 978	888	55 130	44 734	113 787
42252	Livestock whsle									
	All firms	841	1 133	8 630 445	115 475	26 114	7 322	304 460	202 778	251 768
	Firms operated for the entire year	704	996	8 276 802	111 200	25 316	6 973	293 483	201 633	234 164
	Firms with sales less than \$250,000	127	127	13 798	3 126	727	426	6 283	1 189	1 256
	Firms with sales of \$250,000 to \$499,999	60	60	22 047	4 245	1 041	544	8 661	1 848	2 207
	Firms with sales of \$500,000 to \$999,999	99	100	71 438	7 506	1 831	886	16 864	7 618	8 160
	Firms with sales of \$1,000,000 to \$2,499,999	121	122	198 812	9 960	2 277	824	27 044	11 650	12 403
	Firms with sales of \$2,500,000 to \$4,999,999	80	82	277 265	8 316	1 897	569	22 780	11 134	13 562
	Firms with sales of \$5,000,000 to \$9,999,999	74	81	531 964	14 064	3 175	844	41 252	27 029	28 439
	Firms with sales of \$10,000,000 to \$24,999,999	87	90	1 339 579	19 936	4 766	1 043	57 891	31 164	35 895
	Firms with sales of \$25,000,000 to \$49,999,999	29	33	1 013 521	11 802	2 265	433	35 858	30 869	43 606
	Firms with sales of \$50,000,000 to \$99,999,999	14	59	D	D	D	f	D	D	D
	Firms with sales of \$100,000,000 or more	13	242	D	D	D	f	D	D	D
	Firms not operated for the entire year	137	137	353 643	4 275	798	349	10 977	1 145	17 604

See footnotes at end of table.

Table 4. Sales Size of Firms: 1997—Con.

[Includes only firms and establishments with payroll. Excludes data for central administrative offices, auxiliary operations, or establishments of these firms that are classified in other categories than those specified in this table. For meaning of abbreviations and symbols, see introductory text. For explanation of terms, see Appendix A. For method of assignment to categories shown, see Appendix C]

NAICS code	Sales sizes of firms by type of operation and kind of business	Firms (number)	Establishments (number)	Sales (\$1,000)	Annual payroll (\$1,000)	First-quarter payroll (\$1,000)	Paid employees for pay period including March 12 (number)	Operating expenses ¹ (\$1,000)	End-of-1996 inventories (\$1,000)	End-of-1997 inventories (\$1,000)
422	MERCHANT WHOLESALERS—Con.									
	Wholesale trade, nondurable goods—Con.									
422520	Livestock whsle									
	All firms	841	1 133	8 630 445	115 475	26 114	7 322	304 460	202 778	251 768
	Firms operated for the entire year	704	996	8 276 802	111 200	25 316	6 973	293 483	201 633	234 164
	Firms with sales less than \$250,000	127	127	13 798	3 126	727	426	6 283	1 189	1 256
	Firms with sales of \$250,000 to \$499,999	60	60	22 047	4 245	1 041	544	8 661	1 848	2 207
	Firms with sales of \$500,000 to \$999,999	99	100	71 438	7 506	1 831	886	16 864	7 618	8 160
	Firms with sales of \$1,000,000 to \$2,499,999	121	122	198 812	9 960	2 277	824	27 044	11 650	12 403
	Firms with sales of \$2,500,000 to \$4,999,999	80	82	277 265	8 316	1 897	569	22 780	11 134	13 562
	Firms with sales of \$5,000,000 to \$9,999,999	74	81	531 964	14 064	3 175	844	41 252	27 029	28 439
	Firms with sales of \$10,000,000 to \$24,999,999	87	90	1 339 579	19 936	4 766	1 043	57 891	31 164	35 895
	Firms with sales of \$25,000,000 to \$49,999,999	29	33	1 013 521	11 802	2 265	433	35 858	30 869	43 606
	Firms with sales of \$50,000,000 to \$99,999,999	14	59	D	D	D	f	D	D	D
	Firms with sales of \$100,000,000 or more	13	242	D	D	D	f	D	D	D
	Firms not operated for the entire year	137	137	353 643	4 275	798	349	10 977	1 145	17 604
42259	Other farm product raw material whsle									
	All firms	1 157	1 282	18 985 787	360 528	77 103	10 884	903 075	2 476 183	2 433 001
	Firms operated for the entire year	920	1 043	18 519 330	345 433	74 171	10 326	869 368	2 452 464	2 367 136
	Firms with sales less than \$250,000	130	130	16 652	3 816	828	308	7 574	1 637	1 678
	Firms with sales of \$250,000 to \$499,999	101	101	35 939	5 878	1 383	366	13 612	3 618	3 619
	Firms with sales of \$500,000 to \$999,999	139	141	100 152	12 422	2 990	607	28 907	11 360	11 419
	Firms with sales of \$1,000,000 to \$2,499,999	172	173	270 695	24 906	5 449	1 210	58 887	24 202	23 847
	Firms with sales of \$2,500,000 to \$4,999,999	96	100	332 771	19 457	4 404	702	49 324	32 660	32 281
	Firms with sales of \$5,000,000 to \$9,999,999	95	103	685 249	31 799	6 625	1 142	75 781	61 984	68 245
	Firms with sales of \$10,000,000 to \$24,999,999	91	105	1 489 042	49 983	11 361	1 529	122 430	124 414	127 262
	Firms with sales of \$25,000,000 to \$49,999,999	41	47	1 441 082	22 127	4 821	635	74 938	103 368	107 383
	Firms with sales of \$50,000,000 to \$99,999,999	24	27	D	D	D	e	D	D	D
	Firms with sales of \$100,000,000 or more	31	116	D	D	D	h	D	D	D
	Firms not operated for the entire year	237	239	466 457	15 095	2 932	558	33 707	23 719	65 865
422590	Other farm product raw material whsle									
	All firms	1 157	1 282	18 985 787	360 528	77 103	10 884	903 075	2 476 183	2 433 001
	Firms operated for the entire year	920	1 043	18 519 330	345 433	74 171	10 326	869 368	2 452 464	2 367 136
	Firms with sales less than \$250,000	130	130	16 652	3 816	828	308	7 574	1 637	1 678
	Firms with sales of \$250,000 to \$499,999	101	101	35 939	5 878	1 383	366	13 612	3 618	3 619
	Firms with sales of \$500,000 to \$999,999	139	141	100 152	12 422	2 990	607	28 907	11 360	11 419
	Firms with sales of \$1,000,000 to \$2,499,999	172	173	270 695	24 906	5 449	1 210	58 887	24 202	23 847
	Firms with sales of \$2,500,000 to \$4,999,999	96	100	332 771	19 457	4 404	702	49 324	32 660	32 281
	Firms with sales of \$5,000,000 to \$9,999,999	95	103	685 249	31 799	6 625	1 142	75 781	61 984	68 245
	Firms with sales of \$10,000,000 to \$24,999,999	91	105	1 489 042	49 983	11 361	1 529	122 430	124 414	127 262
	Firms with sales of \$25,000,000 to \$49,999,999	41	47	1 441 082	22 127	4 821	635	74 938	103 368	107 383
	Firms with sales of \$50,000,000 to \$99,999,999	24	27	D	D	D	e	D	D	D
	Firms with sales of \$100,000,000 or more	31	116	D	D	D	h	D	D	D
	Firms not operated for the entire year	237	239	466 457	15 095	2 932	558	33 707	23 719	65 865

See footnotes at end of table.

Table 4. Sales Size of Firms: 1997—Con.

[Includes only firms and establishments with payroll. Excludes data for central administrative offices, auxiliary operations, or establishments of these firms that are classified in other categories than those specified in this table. For meaning of abbreviations and symbols, see introductory text. For explanation of terms, see Appendix A. For method of assignment to categories shown, see Appendix C]

NAICS code	Sales sizes of firms by type of operation and kind of business	Firms (number)	Establishments (number)	Sales (\$1,000)	Annual payroll (\$1,000)	First-quarter payroll (\$1,000)	Paid employees for pay period including March 12 (number)	Operating expenses ¹ (\$1,000)	End-of-1996 inventories (\$1,000)	End-of-1997 inventories (\$1,000)
422	MERCHANT WHOLESALERS—Con.									
	Wholesale trade, nondurable goods—Con.									
4225901	Hides, skins, & pelts whsle									
	All firms	221	234	1 911 853	48 450	11 812	1 660	125 385	111 664	120 548
	Firms operated for the entire year	185	197	1 843 486	47 345	11 547	1 573	122 971	108 943	110 765
	Firms with sales less than \$250,000	27	27	D	D	D	b	D	D	D
	Firms with sales of \$250,000 to \$499,999	14	14	D	D	D	b	D	D	D
	Firms with sales of \$500,000 to \$999,999	32	32	D	D	D	c	D	D	D
	Firms with sales of \$1,000,000 to \$2,499,999	35	36	57 341	4 349	1 041	163	10 039	6 832	6 360
	Firms with sales of \$2,500,000 to \$4,999,999	19	19	62 819	3 890	845	108	9 515	8 970	8 079
	Firms with sales of \$5,000,000 to \$9,999,999	20	23	148 031	7 769	1 751	386	17 178	12 412	12 459
	Firms with sales of \$10,000,000 to \$24,999,999	19	23	D	D	D	e	D	D	D
	Firms with sales of \$25,000,000 to \$49,999,999	9	9	D	D	D	b	D	D	D
	Firms with sales of \$50,000,000 to \$99,999,999	6	6	D	D	D	c	D	D	D
	Firms with sales of \$100,000,000 or more	4	8	478 640	5 204	1 246	179	21 921	15 201	15 250
	Firms not operated for the entire year	36	37	68 367	1 105	265	87	2 414	2 721	9 783
4225902	Leaf tobacco whsle									
	All firms	111	118	2 093 201	66 701	14 669	1 605	131 963	294 173	324 012
	Firms operated for the entire year	65	72	1 967 355	63 398	13 857	1 452	122 729	294 027	318 085
	Firms with sales less than \$250,000	12	12	D	D	D	b	D	D	D
	Firms with sales of \$250,000 to \$499,999	5	5	D	D	D	a	D	D	D
	Firms with sales of \$500,000 to \$999,999	10	12	D	D	D	b	D	D	D
	Firms with sales of \$1,000,000 to \$2,499,999	8	8	11 974	1 428	363	67	3 383	779	739
	Firms with sales of \$2,500,000 to \$4,999,999	8	8	28 133	970	259	53	2 806	2 792	2 257
	Firms with sales of \$5,000,000 to \$9,999,999	8	8	60 128	3 227	882	111	6 893	2 843	4 242
	Firms with sales of \$10,000,000 to \$24,999,999	5	5	D	D	D	b	D	D	D
	Firms with sales of \$25,000,000 to \$49,999,999	4	4	D	D	D	e	D	D	D
	Firms with sales of \$50,000,000 to \$99,999,999	1	1	D	D	D	a	D	D	D
	Firms with sales of \$100,000,000 or more	4	9	1 541 317	48 590	10 349	806	88 726	281 289	304 709
	Firms not operated for the entire year	46	46	125 846	3 303	812	153	9 234	146	5 927
4225903	Wool, wool tops, & mohair whsle									
	All firms	59	61	145 997	6 661	1 386	247	17 366	21 670	25 093
	Firms operated for the entire year	44	46	139 246	6 368	1 319	233	16 728	21 411	23 859
	Firms with sales less than \$250,000	5	5	D	D	D	a	D	D	D
	Firms with sales of \$250,000 to \$499,999	4	4	1 550	103	25	8	245	314	222
	Firms with sales of \$500,000 to \$999,999	3	3	D	D	D	a	D	D	D
	Firms with sales of \$1,000,000 to \$2,499,999	13	13	16 490	1 190	231	53	2 527	1 809	1 826
	Firms with sales of \$2,500,000 to \$4,999,999	12	12	D	D	D	b	D	D	D
	Firms with sales of \$5,000,000 to \$9,999,999	5	7	D	D	D	b	D	D	D
	Firms with sales of \$10,000,000 to \$24,999,999	2	2	D	D	D	a	D	D	D
	Firms with sales of \$25,000,000 to \$49,999,999	—	—	—	—	—	—	—	—	—
	Firms with sales of \$50,000,000 to \$99,999,999	—	—	—	—	—	—	—	—	—
	Firms with sales of \$100,000,000 or more	—	—	—	—	—	—	—	—	—
	Firms not operated for the entire year	15	15	6 751	293	67	14	638	259	1 234

See footnotes at end of table.

Table 4. Sales Size of Firms: 1997—Con.

[Includes only firms and establishments with payroll. Excludes data for central administrative offices, auxiliary operations, or establishments of these firms that are classified in other categories than those specified in this table. For meaning of abbreviations and symbols, see introductory text. For explanation of terms, see Appendix A. For method of assignment to categories shown, see Appendix C]

NAICS code	Sales sizes of firms by type of operation and kind of business	Firms (number)	Establishments (number)	Sales (\$1,000)	Annual payroll (\$1,000)	First-quarter payroll (\$1,000)	Paid employees for pay period including March 12 (number)	Operating expenses ¹ (\$1,000)	End-of-1996 inventories (\$1,000)	End-of-1997 inventories (\$1,000)
422	MERCHANT WHOLESALERS—Con.									
	Wholesale trade, nondurable goods—Con.									
4225904	Cotton whsle									
	All firms	200	244	9 922 477	106 703	20 612	2 497	330 047	1 702 682	1 616 787
	Firms operated for the entire year	170	213	9 789 866	105 142	20 160	2 437	325 393	1 701 048	1 605 263
	Firms with sales less than \$250,000	9	9	896	226	46	16	400	4	4
	Firms with sales of \$250,000 to \$499,999	4	4	D	D	D	a	D	D	D
	Firms with sales of \$500,000 to \$999,999	9	9	D	D	D	b	D	D	D
	Firms with sales of \$1,000,000 to \$2,499,999	20	20	34 246	2 519	435	129	6 756	1 620	1 294
	Firms with sales of \$2,500,000 to \$4,999,999	15	16	D	D	D	b	D	D	D
	Firms with sales of \$5,000,000 to \$9,999,999	29	29	D	D	D	c	D	D	D
	Firms with sales of \$10,000,000 to \$24,999,999	31	33	508 789	6 558	1 269	205	22 637	33 311	30 933
	Firms with sales of \$25,000,000 to \$49,999,999	22	26	754 271	6 963	1 353	178	35 486	61 086	65 197
	Firms with sales of \$50,000,000 to \$99,999,999	14	16	D	D	D	c	D	D	D
	Firms with sales of \$100,000,000 or more	17	51	D	D	D	g	D	D	D
	Firms not operated for the entire year	30	31	132 611	1 561	452	60	4 654	1 634	11 524
4225905	Other farm-product raw material whsle									
	All firms	570	625	4 912 259	132 013	28 624	4 875	298 314	345 994	346 561
	Firms operated for the entire year	459	514	4 762 710	123 090	27 198	4 628	281 399	327 035	309 164
	Firms with sales less than \$250,000	78	78	10 447	2 179	461	191	4 613	1 233	1 249
	Firms with sales of \$250,000 to \$499,999	74	74	26 391	4 396	1 071	281	9 969	2 653	2 796
	Firms with sales of \$500,000 to \$999,999	85	85	62 360	7 618	1 785	382	17 771	4 641	4 592
	Firms with sales of \$1,000,000 to \$2,499,999	96	96	150 644	15 420	3 379	798	36 182	13 162	13 628
	Firms with sales of \$2,500,000 to \$4,999,999	42	45	146 954	10 327	2 313	359	25 881	13 255	13 891
	Firms with sales of \$5,000,000 to \$9,999,999	33	36	230 977	14 572	2 838	441	33 505	26 519	27 423
	Firms with sales of \$10,000,000 to \$24,999,999	34	42	D	D	D	f	D	D	D
	Firms with sales of \$25,000,000 to \$49,999,999	6	7	185 428	4 508	880	122	14 523	31 356	33 085
	Firms with sales of \$50,000,000 to \$99,999,999	3	4	D	D	D	b	D	D	D
	Firms with sales of \$100,000,000 or more	8	47	D	D	D	g	D	D	D
	Firms not operated for the entire year	111	111	149 549	8 923	1 426	247	16 915	18 959	37 397
4226	Chemical & allied products whsle									
	All firms	10 172	12 249	56 048 362	4 650 638	1 073 531	115 969	9 506 564	4 178 360	4 470 487
	Firms operated for the entire year	9 039	11 095	54 941 474	4 566 936	1 051 942	113 325	9 326 788	4 160 465	4 353 937
	Firms with sales less than \$250,000	1 586	1 587	210 749	50 304	11 894	2 909	94 848	15 294	15 106
	Firms with sales of \$250,000 to \$499,999	1 293	1 296	D	D	D	h	D	D	D
	Firms with sales of \$500,000 to \$999,999	1 485	1 501	D	D	D	i	D	D	D
	Firms with sales of \$1,000,000 to \$2,499,999	1 845	1 902	D	D	D	j	D	D	D
	Firms with sales of \$2,500,000 to \$4,999,999	1 103	1 191	3 908 304	535 030	117 344	13 448	1 045 857	303 911	323 260
	Firms with sales of \$5,000,000 to \$9,999,999	773	956	5 410 984	658 846	149 865	15 291	1 312 007	451 193	482 553
	Firms with sales of \$10,000,000 to \$24,999,999	572	871	8 595 907	795 048	182 499	17 958	1 609 537	713 420	771 679
	Firms with sales of \$25,000,000 to \$49,999,999	209	569	7 173 621	526 785	120 578	11 553	1 115 073	539 026	569 005
	Firms with sales of \$50,000,000 to \$99,999,999	109	449	7 552 064	533 636	127 251	11 440	1 123 874	618 616	642 865
	Firms with sales of \$100,000,000 or more	64	773	D	D	D	j	D	D	D
	Firms not operated for the entire year	1 133	1 154	1 106 888	83 702	21 589	2 644	179 776	17 895	116 550
42261	Plastics materials & basic forms & shapes whsle									

See footnotes at end of table.

Table 4. Sales Size of Firms: 1997—Con.

[Includes only firms and establishments with payroll. Excludes data for central administrative offices, auxiliary operations, or establishments of these firms that are classified in other categories than those specified in this table. For meaning of abbreviations and symbols, see introductory text. For explanation of terms, see Appendix A. For method of assignment to categories shown, see Appendix C]

NAICS code	Sales sizes of firms by type of operation and kind of business	Firms (number)	Establishments (number)	Sales (\$1,000)	Annual payroll (\$1,000)	First-quarter payroll (\$1,000)	Paid employees for pay period including March 12 (number)	Operating expenses ¹ (\$1,000)	End-of-1996 inventories (\$1,000)	End-of-1997 inventories (\$1,000)
422	MERCHANT WHOLESALERS—Con.									
	Wholesale trade, nondurable goods—Con.									
42261	Plastics materials & basic forms & shapes whsle—Con.									
	All firms	2 700	3 357	16 733 225	1 295 883	297 313	34 844	2 718 446	1 298 940	1 397 420
	Firms operated for the entire year	2 443	3 100	16 442 677	1 274 400	291 310	34 026	2 670 129	1 295 086	1 368 124
	Firms with sales less than \$250,000	333	333	43 838	10 998	2 632	622	20 049	3 813	3 806
	Firms with sales of \$250,000 to \$499,999	272	273	D	D	D	f	D	D	D
	Firms with sales of \$500,000 to \$999,999	337	339	D	D	D	g	D	D	D
	Firms with sales of \$1,000,000 to \$2,499,999	541	551	D	D	D	h	D	D	D
	Firms with sales of \$2,500,000 to \$4,999,999	359	376	1 287 211	158 520	35 795	4 409	310 357	113 008	117 868
	Firms with sales of \$5,000,000 to \$9,999,999	278	352	1 958 818	220 977	50 319	5 601	425 899	161 143	169 998
	Firms with sales of \$10,000,000 to \$24,999,999 ..	200	287	2 973 504	242 679	54 821	5 806	499 173	250 826	272 862
	Firms with sales of \$25,000,000 to \$49,999,999 ..	68	200	D	D	D	h	D	D	D
	Firms with sales of \$50,000,000 to \$99,999,999 ..	38	188	D	D	D	h	D	D	D
	Firms with sales of \$100,000,000 or more	17	201	D	D	D	h	D	D	D
	Firms not operated for the entire year	257	257	290 548	21 483	6 003	818	48 317	3 854	29 296
422610	Plastics materials & basic forms & shapes whsle									
	All firms	2 700	3 357	16 733 225	1 295 883	297 313	34 844	2 718 446	1 298 940	1 397 420
	Firms operated for the entire year	2 443	3 100	16 442 677	1 274 400	291 310	34 026	2 670 129	1 295 086	1 368 124
	Firms with sales less than \$250,000	333	333	43 838	10 998	2 632	622	20 049	3 813	3 806
	Firms with sales of \$250,000 to \$499,999	272	273	D	D	D	f	D	D	D
	Firms with sales of \$500,000 to \$999,999	337	339	D	D	D	g	D	D	D
	Firms with sales of \$1,000,000 to \$2,499,999	541	551	D	D	D	h	D	D	D
	Firms with sales of \$2,500,000 to \$4,999,999	359	376	1 287 211	158 520	35 795	4 409	310 357	113 008	117 868
	Firms with sales of \$5,000,000 to \$9,999,999	278	352	1 958 818	220 977	50 319	5 601	425 899	161 143	169 998
	Firms with sales of \$10,000,000 to \$24,999,999 ..	200	287	2 973 504	242 679	54 821	5 806	499 173	250 826	272 862
	Firms with sales of \$25,000,000 to \$49,999,999 ..	68	200	D	D	D	h	D	D	D
	Firms with sales of \$50,000,000 to \$99,999,999 ..	38	188	D	D	D	h	D	D	D
	Firms with sales of \$100,000,000 or more	17	201	D	D	D	h	D	D	D
	Firms not operated for the entire year	257	257	290 548	21 483	6 003	818	48 317	3 854	29 296
42269	Other chemical & allied products whsle									
	All firms	7 487	8 892	39 315 137	3 354 755	776 218	81 125	6 788 118	2 879 420	3 073 067
	Firms operated for the entire year	6 611	7 995	38 498 797	3 292 536	760 632	79 299	6 656 659	2 865 379	2 985 813
	Firms with sales less than \$250,000	1 253	1 254	166 911	39 306	9 262	2 287	74 799	11 481	11 300
	Firms with sales of \$250,000 to \$499,999	1 021	1 023	364 210	73 786	17 010	3 041	147 576	24 830	25 965
	Firms with sales of \$500,000 to \$999,999	1 148	1 162	820 780	157 800	36 154	5 368	318 287	56 473	59 344
	Firms with sales of \$1,000,000 to \$2,499,999	1 305	1 352	2 063 605	362 282	81 763	10 648	707 075	152 295	158 445
	Firms with sales of \$2,500,000 to \$4,999,999	748	823	2 638 390	380 412	82 426	9 111	743 494	191 998	206 526
	Firms with sales of \$5,000,000 to \$9,999,999	498	606	3 477 130	437 391	99 526	9 693	886 564	289 480	312 026
	Firms with sales of \$10,000,000 to \$24,999,999 ..	374	587	5 651 872	555 888	128 553	12 261	1 118 359	466 758	502 273
	Firms with sales of \$25,000,000 to \$49,999,999 ..	143	370	D	D	D	i	D	D	D
	Firms with sales of \$50,000,000 to \$99,999,999 ..	73	255	D	D	D	i	D	D	D
	Firms with sales of \$100,000,000 or more	48	563	D	D	D	j	D	D	D
	Firms not operated for the entire year	876	897	816 340	62 219	15 586	1 826	131 459	14 041	87 254

See footnotes at end of table.

Table 4. Sales Size of Firms: 1997—Con.

[Includes only firms and establishments with payroll. Excludes data for central administrative offices, auxiliary operations, or establishments of these firms that are classified in other categories than those specified in this table. For meaning of abbreviations and symbols, see introductory text. For explanation of terms, see Appendix A. For method of assignment to categories shown, see Appendix C]

NAICS code	Sales sizes of firms by type of operation and kind of business	Firms (number)	Establishments (number)	Sales (\$1,000)	Annual payroll (\$1,000)	First-quarter payroll (\$1,000)	Paid employees for pay period including March 12 (number)	Operating expenses ¹ (\$1,000)	End-of-1996 inventories (\$1,000)	End-of-1997 inventories (\$1,000)
422	MERCHANT WHOLESALERS—Con.									
	Wholesale trade, nondurable goods—Con.									
422690	Other chemical & allied products whsle									
	All firms	7 487	8 892	39 315 137	3 354 755	776 218	81 125	6 788 118	2 879 420	3 073 067
	Firms operated for the entire year	6 611	7 995	38 498 797	3 292 536	760 632	79 299	6 656 659	2 865 379	2 985 813
	Firms with sales less than \$250,000	1 253	1 254	166 911	39 306	9 262	2 287	74 799	11 481	11 300
	Firms with sales of \$250,000 to \$499,999	1 021	1 023	364 210	73 786	17 010	3 041	147 576	24 830	25 965
	Firms with sales of \$500,000 to \$999,999	1 148	1 162	820 780	157 800	36 154	5 368	318 287	56 473	59 344
	Firms with sales of \$1,000,000 to \$2,499,999	1 305	1 352	2 063 605	362 282	81 763	10 648	707 075	152 295	158 445
	Firms with sales of \$2,500,000 to \$4,999,999	748	823	2 638 390	380 412	82 426	9 111	743 494	191 998	206 526
	Firms with sales of \$5,000,000 to \$9,999,999	498	606	3 477 130	437 391	99 526	9 693	886 564	289 480	312 026
	Firms with sales of \$10,000,000 to \$24,999,999	374	587	5 651 872	555 888	128 553	12 261	1 118 359	466 758	502 273
	Firms with sales of \$25,000,000 to \$49,999,999	143	370	D	D	D	i	D	D	D
	Firms with sales of \$50,000,000 to \$99,999,999	73	255	D	D	D	i	D	D	D
	Firms with sales of \$100,000,000 or more	48	563	D	D	D	j	D	D	D
	Firms not operated for the entire year	876	897	816 340	62 219	15 586	1 826	131 459	14 041	87 254
4226901	Industrial gases (except LP) whsle									
	All firms	515	804	1 432 921	239 975	56 645	7 340	484 116	116 620	126 570
	Firms operated for the entire year	452	741	1 381 285	235 808	55 362	7 119	476 253	115 967	123 619
	Firms with sales less than \$250,000	74	74	D	D	D	c	D	D	D
	Firms with sales of \$250,000 to \$499,999	87	88	31 938	7 102	1 595	332	14 864	2 875	3 096
	Firms with sales of \$500,000 to \$999,999	78	83	54 896	11 483	2 650	442	23 123	4 993	5 350
	Firms with sales of \$1,000,000 to \$2,499,999	107	117	D	D	D	g	D	D	D
	Firms with sales of \$2,500,000 to \$4,999,999	58	77	D	D	D	g	D	D	D
	Firms with sales of \$5,000,000 to \$9,999,999	20	29	135 323	20 670	4 938	630	40 401	10 456	10 870
	Firms with sales of \$10,000,000 to \$24,999,999	20	61	D	D	D	g	D	D	D
	Firms with sales of \$25,000,000 to \$49,999,999	5	87	D	D	D	f	D	D	D
	Firms with sales of \$50,000,000 to \$99,999,999	2	36	D	D	D	f	D	D	D
	Firms with sales of \$100,000,000 or more	1	89	D	D	D	f	D	D	D
	Firms not operated for the entire year	63	63	51 636	4 167	1 283	221	7 863	653	2 951
4226902	Other chemical & allied products whsle									
	All firms	6 986	8 088	37 882 216	3 114 780	719 573	73 785	6 304 002	2 762 800	2 946 497
	Firms operated for the entire year	6 173	7 254	37 117 512	3 056 728	705 270	72 180	6 180 406	2 749 412	2 862 194
	Firms with sales less than \$250,000	1 181	1 182	D	D	D	g	D	D	D
	Firms with sales of \$250,000 to \$499,999	934	935	332 272	66 684	15 415	2 709	132 712	21 955	22 869
	Firms with sales of \$500,000 to \$999,999	1 071	1 081	766 806	146 506	33 560	4 934	295 529	51 599	54 117
	Firms with sales of \$1,000,000 to \$2,499,999	1 204	1 243	D	D	D	i	D	D	D
	Firms with sales of \$2,500,000 to \$4,999,999	690	743	D	D	D	i	D	D	D
	Firms with sales of \$5,000,000 to \$9,999,999	479	575	3 345 410	419 199	95 207	9 118	849 574	280 624	302 780
	Firms with sales of \$10,000,000 to \$24,999,999	360	543	D	D	D	j	D	D	D
	Firms with sales of \$25,000,000 to \$49,999,999	137	275	D	D	D	i	D	D	D
	Firms with sales of \$50,000,000 to \$99,999,999	71	242	D	D	D	i	D	D	D
	Firms with sales of \$100,000,000 or more	46	435	D	D	D	j	D	D	D
	Firms not operated for the entire year	813	834	764 704	58 052	14 303	1 605	123 596	13 388	84 303
4227	Petroleum & petroleum products whsle									

See footnotes at end of table.

Table 4. Sales Size of Firms: 1997—Con.

[Includes only firms and establishments with payroll. Excludes data for central administrative offices, auxiliary operations, or establishments of these firms that are classified in other categories than those specified in this table. For meaning of abbreviations and symbols, see introductory text. For explanation of terms, see Appendix A. For method of assignment to categories shown, see Appendix C]

NAICS code	Sales sizes of firms by type of operation and kind of business	Firms (number)	Establishments (number)	Sales (\$1,000)	Annual payroll (\$1,000)	First-quarter payroll (\$1,000)	Paid employees for pay period including March 12 (number)	Operating expenses ¹ (\$1,000)	End-of-1996 inventories (\$1,000)	End-of-1997 inventories (\$1,000)
422	MERCHANT WHOLESALERS—Con.									
	Wholesale trade, nondurable goods—Con.									
4227	Petroleum & petroleum products wholes—Con.									
	All firms	7 843	'9 770	'139 507 960	'3 390 142	'797 041	'114 863	8 529 598	4 285 739	4 446 297
	Firms operated for the entire year	7 286	9 208	D	D	D	m	D	D	D
	Firms with sales less than \$250,000	465	467	D	D	D	g	D	D	D
	Firms with sales of \$250,000 to \$499,999	401	404	D	D	D	g	D	D	D
	Firms with sales of \$500,000 to \$999,999	645	652	D	D	D	g	D	D	D
	Firms with sales of \$1,000,000 to \$2,499,999	1 358	1 422	2 247 038	195 548	45 828	8 720	464 588	117 862	119 261
	Firms with sales of \$2,500,000 to \$4,999,999	1 295	1 401	4 645 515	293 988	69 666	11 747	706 658	207 421	208 266
	Firms with sales of \$5,000,000 to \$9,999,999	1 213	1 456	D	D	D	j	D	D	D
	Firms with sales of \$10,000,000 to \$24,999,999	1 149	1 525	17 967 111	756 363	175 390	26 621	1 886 712	600 574	610 534
	Firms with sales of \$25,000,000 to \$49,999,999	443	682	15 300 332	516 833	117 172	15 867	1 312 513	434 944	432 102
	Firms with sales of \$50,000,000 to \$99,999,999	163	388	11 062 325	290 030	69 624	9 261	777 836	304 392	317 389
	Firms with sales of \$100,000,000 or more	154	811	77 307 191	734 202	175 339	19 380	1 946 571	2 149 598	2 225 293
	Firms not operated for the entire year	557	562	D	D	D	g	D	D	D
42271	Petroleum bulk stations & terminals									
	All firms	5 232	'6 729	'92 443 546	'2 497 922	'579 872	'87 532	6 249 105	3 029 034	3 194 653
	Firms operated for the entire year	4 985	6 478	D	D	D	l	D	D	D
	Firms with sales less than \$250,000	148	149	D	D	D	e	D	D	D
	Firms with sales of \$250,000 to \$499,999	158	160	D	D	D	e	D	D	D
	Firms with sales of \$500,000 to \$999,999	355	360	D	D	D	g	D	D	D
	Firms with sales of \$1,000,000 to \$2,499,999	976	1 029	D	D	D	i	D	D	D
	Firms with sales of \$2,500,000 to \$4,999,999	974	1 055	D	D	D	i	D	D	D
	Firms with sales of \$5,000,000 to \$9,999,999	947	1 145	D	D	D	j	D	D	D
	Firms with sales of \$10,000,000 to \$24,999,999	895	1 205	D	D	D	j	D	D	D
	Firms with sales of \$25,000,000 to \$49,999,999	329	514	D	D	D	j	D	D	D
	Firms with sales of \$50,000,000 to \$99,999,999	112	259	7 742 063	212 810	49 937	7 192	586 632	235 712	247 387
	Firms with sales of \$100,000,000 or more	91	602	46 353 423	508 916	115 860	13 671	1 223 338	1 410 325	1 532 230
	Firms not operated for the entire year	247	251	D	D	D	f	D	D	D
422710	Petroleum bulk stations & terminals									
	All firms	5 232	'6 729	'92 443 546	'2 497 922	'579 872	'87 532	6 249 105	3 029 034	3 194 653
	Firms operated for the entire year	4 985	6 478	D	D	D	l	D	D	D
	Firms with sales less than \$250,000	148	149	D	D	D	e	D	D	D
	Firms with sales of \$250,000 to \$499,999	158	160	D	D	D	e	D	D	D
	Firms with sales of \$500,000 to \$999,999	355	360	D	D	D	g	D	D	D
	Firms with sales of \$1,000,000 to \$2,499,999	976	1 029	D	D	D	i	D	D	D
	Firms with sales of \$2,500,000 to \$4,999,999	974	1 055	D	D	D	i	D	D	D
	Firms with sales of \$5,000,000 to \$9,999,999	947	1 145	D	D	D	j	D	D	D
	Firms with sales of \$10,000,000 to \$24,999,999	895	1 205	D	D	D	j	D	D	D
	Firms with sales of \$25,000,000 to \$49,999,999	329	514	D	D	D	j	D	D	D
	Firms with sales of \$50,000,000 to \$99,999,999	112	259	7 742 063	212 810	49 937	7 192	586 632	235 712	247 387
	Firms with sales of \$100,000,000 or more	91	602	46 353 423	508 916	115 860	13 671	1 223 338	1 410 325	1 532 230
	Firms not operated for the entire year	247	251	D	D	D	f	D	D	D
4227101	Petroleum bulk stations & terminals (except LP)									

See footnotes at end of table.

Table 4. Sales Size of Firms: 1997—Con.

[Includes only firms and establishments with payroll. Excludes data for central administrative offices, auxiliary operations, or establishments of these firms that are classified in other categories than those specified in this table. For meaning of abbreviations and symbols, see introductory text. For explanation of terms, see Appendix A. For method of assignment to categories shown, see Appendix C]

NAICS code	Sales sizes of firms by type of operation and kind of business	Firms (number)	Establishments (number)	Sales (\$1,000)	Annual payroll (\$1,000)	First-quarter payroll (\$1,000)	Paid employees for pay period including March 12 (number)	Operating expenses ¹ (\$1,000)	End-of-1996 inventories (\$1,000)	End-of-1997 inventories (\$1,000)
422	MERCHANT WHOLESALERS—Con.									
	Wholesale trade, nondurable goods—Con.									
4227101	Petroleum bulk stations & terminals (except LP)—Con.									
	All firms	5 054	'6 337	'88 515 507	'2 340 748	'544 283	'83 154	5 893 722	2 892 396	3 059 356
	Firms operated for the entire year	4 822	6 101	D	D	D	I	D	D	D
	Firms with sales less than \$250,000	135	136	17 597	7 054	1 487	428	16 626	5 346	5 279
	Firms with sales of \$250,000 to \$499,999	147	149	57 365	7 671	1 769	438	20 018	4 705	4 760
	Firms with sales of \$500,000 to \$999,999	336	340	249 630	22 976	5 340	1 285	61 275	14 880	14 540
	Firms with sales of \$1,000,000 to \$2,499,999	950	999	D	D	D	i	D	D	D
	Firms with sales of \$2,500,000 to \$4,999,999	947	1 025	3 397 943	199 941	47 556	8 321	500 063	159 499	160 063
	Firms with sales of \$5,000,000 to \$9,999,999	925	1 099	D	D	D	j	D	D	D
	Firms with sales of \$10,000,000 to \$24,999,999 ..	873	1 161	D	D	D	j	D	D	D
	Firms with sales of \$25,000,000 to \$49,999,999 ..	321	506	D	D	D	j	D	D	D
	Firms with sales of \$50,000,000 to \$99,999,999 ..	105	241	D	D	D	i	D	D	D
	Firms with sales of \$100,000,000 or more	83	445	D	D	D	j	D	D	D
	Firms not operated for the entire year	232	236	D	D	D	f	D	D	D
42271011	Petroleum bulk stations (except LP)									
	All firms	4 729	5 784	43 727 608	1 768 043	414 479	66 627	4 472 315	1 334 004	1 355 290
	Firms operated for the entire year	4 510	5 561	43 347 664	1 753 908	410 569	65 841	4 437 966	1 325 244	1 333 023
	Firms with sales less than \$250,000	130	131	17 173	4 681	1 073	298	11 165	2 941	2 793
	Firms with sales of \$250,000 to \$499,999	140	142	D	D	D	e	D	D	D
	Firms with sales of \$500,000 to \$999,999	319	324	D	D	D	g	D	D	D
	Firms with sales of \$1,000,000 to \$2,499,999	933	979	1 567 333	118 584	28 576	5 654	301 296	85 294	85 615
	Firms with sales of \$2,500,000 to \$4,999,999	920	995	D	D	D	i	D	D	D
	Firms with sales of \$5,000,000 to \$9,999,999	899	1 072	D	D	D	j	D	D	D
	Firms with sales of \$10,000,000 to \$24,999,999 ..	799	1 054	D	D	D	j	D	D	D
	Firms with sales of \$25,000,000 to \$49,999,999 ..	268	432	D	D	D	j	D	D	D
	Firms with sales of \$50,000,000 to \$99,999,999 ..	73	194	4 942 672	134 000	32 099	4 822	347 522	132 974	143 048
	Firms with sales of \$100,000,000 or more	29	238	D	D	D	h	D	D	D
	Firms not operated for the entire year	219	223	379 944	14 135	3 910	786	34 349	8 760	22 267
42271012	Petroleum bulk terminals (except LP)									
	All firms	398	'553	'44 787 899	'572 705	'129 804	'16 527	1 421 407	1 558 392	1 704 066
	Firms operated for the entire year	385	540	D	D	D	j	D	D	D
	Firms with sales less than \$250,000	8	8	789	2 720	470	143	6 093	2 445	2 526
	Firms with sales of \$250,000 to \$499,999	11	11	D	D	D	b	D	D	D
	Firms with sales of \$500,000 to \$999,999	22	24	D	D	D	c	D	D	D
	Firms with sales of \$1,000,000 to \$2,499,999	32	34	53 902	5 822	1 346	324	13 843	5 481	5 586
	Firms with sales of \$2,500,000 to \$4,999,999	43	46	D	D	D	e	D	D	D
	Firms with sales of \$5,000,000 to \$9,999,999	39	49	D	D	D	f	D	D	D
	Firms with sales of \$10,000,000 to \$24,999,999 ..	85	97	1 400 028	69 783	17 623	2 539	178 370	93 051	92 429
	Firms with sales of \$25,000,000 to \$49,999,999 ..	55	64	D	D	D	h	D	D	D
	Firms with sales of \$50,000,000 to \$99,999,999 ..	38	43	D	D	D	g	D	D	D
	Firms with sales of \$100,000,000 or more	52	164	37 740 123	294 128	65 629	7 317	706 868	1 241 032	1 366 658
	Firms not operated for the entire year	13	13	D	D	D	c	D	D	D

See footnotes at end of table.

Table 4. Sales Size of Firms: 1997—Con.

[Includes only firms and establishments with payroll. Excludes data for central administrative offices, auxiliary operations, or establishments of these firms that are classified in other categories than those specified in this table. For meaning of abbreviations and symbols, see introductory text. For explanation of terms, see Appendix A. For method of assignment to categories shown, see Appendix C]

NAICS code	Sales sizes of firms by type of operation and kind of business	Firms (number)	Establishments (number)	Sales (\$1,000)	Annual payroll (\$1,000)	First-quarter payroll (\$1,000)	Paid employees for pay period including March 12 (number)	Operating expenses ¹ (\$1,000)	End-of-1996 inventories (\$1,000)	End-of-1997 inventories (\$1,000)
422	MERCHANT WHOLESALERS—Con.									
	Wholesale trade, nondurable goods—Con.									
4227102	Liquefied petroleum bulk stations & terminals									
	All firms	198	392	3 928 039	157 174	35 589	4 378	355 383	136 638	135 297
	Firms operated for the entire year	182	376	D	D	D	h	D	D	D
	Firms with sales less than \$250,000	15	15	D	D	D	b	D	D	D
	Firms with sales of \$250,000 to \$499,999	12	12	D	D	D	b	D	D	D
	Firms with sales of \$500,000 to \$999,999	22	23	D	D	D	c	D	D	D
	Firms with sales of \$1,000,000 to \$2,499,999	31	36	D	D	D	e	D	D	D
	Firms with sales of \$2,500,000 to \$4,999,999	33	43	D	D	D	e	D	D	D
	Firms with sales of \$5,000,000 to \$9,999,999	22	40	D	D	D	e	D	D	D
	Firms with sales of \$10,000,000 to \$24,999,999	25	45	D	D	D	f	D	D	D
	Firms with sales of \$25,000,000 to \$49,999,999	8	8	D	D	D	b	D	D	D
	Firms with sales of \$50,000,000 to \$99,999,999	6	6	D	D	D	e	D	D	D
	Firms with sales of \$100,000,000 or more	8	148	D	D	D	g	D	D	D
	Firms not operated for the entire year	16	16	D	D	D	b	D	D	D
42272	Petroleum & petroleum prod whsle (exc bulk stations & terminals)									
	All firms	2 782	3 041	47 064 414	892 220	217 169	27 331	2 280 493	1 256 705	1 251 644
	Firms operated for the entire year	2 462	2 719	D	D	D	k	D	D	D
	Firms with sales less than \$250,000	330	330	D	D	D	f	D	D	D
	Firms with sales of \$250,000 to \$499,999	256	260	D	D	D	f	D	D	D
	Firms with sales of \$500,000 to \$999,999	304	306	215 952	27 193	6 391	1 133	59 498	9 568	9 846
	Firms with sales of \$1,000,000 to \$2,499,999	426	445	677 265	72 821	16 622	2 943	156 487	30 795	30 606
	Firms with sales of \$2,500,000 to \$4,999,999	350	376	D	D	D	h	D	D	D
	Firms with sales of \$5,000,000 to \$9,999,999	285	316	D	D	D	h	D	D	D
	Firms with sales of \$10,000,000 to \$24,999,999	275	330	4 380 184	153 482	35 296	4 925	367 858	125 202	126 698
	Firms with sales of \$25,000,000 to \$49,999,999	119	132	4 133 688	110 545	24 637	2 793	282 287	104 666	107 395
	Firms with sales of \$50,000,000 to \$99,999,999	55	82	3 589 760	66 243	16 113	1 873	174 383	99 145	98 324
	Firms with sales of \$100,000,000 or more	62	142	29 894 680	199 233	53 185	4 704	652 905	683 060	640 724
	Firms not operated for the entire year	320	322	D	D	D	g	D	D	D
422720	Petroleum & petroleum prod whsle (exc bulk stations & terminals)									
	All firms	2 782	3 041	47 064 414	892 220	217 169	27 331	2 280 493	1 256 705	1 251 644
	Firms operated for the entire year	2 462	2 719	D	D	D	k	D	D	D
	Firms with sales less than \$250,000	330	330	D	D	D	f	D	D	D
	Firms with sales of \$250,000 to \$499,999	256	260	D	D	D	f	D	D	D
	Firms with sales of \$500,000 to \$999,999	304	306	215 952	27 193	6 391	1 133	59 498	9 568	9 846
	Firms with sales of \$1,000,000 to \$2,499,999	426	445	677 265	72 821	16 622	2 943	156 487	30 795	30 606
	Firms with sales of \$2,500,000 to \$4,999,999	350	376	D	D	D	h	D	D	D
	Firms with sales of \$5,000,000 to \$9,999,999	285	316	D	D	D	h	D	D	D
	Firms with sales of \$10,000,000 to \$24,999,999	275	330	4 380 184	153 482	35 296	4 925	367 858	125 202	126 698
	Firms with sales of \$25,000,000 to \$49,999,999	119	132	4 133 688	110 545	24 637	2 793	282 287	104 666	107 395
	Firms with sales of \$50,000,000 to \$99,999,999	55	82	3 589 760	66 243	16 113	1 873	174 383	99 145	98 324
	Firms with sales of \$100,000,000 or more	62	142	29 894 680	199 233	53 185	4 704	652 905	683 060	640 724
	Firms not operated for the entire year	320	322	D	D	D	g	D	D	D

See footnotes at end of table.

Table 4. Sales Size of Firms: 1997—Con.

[Includes only firms and establishments with payroll. Excludes data for central administrative offices, auxiliary operations, or establishments of these firms that are classified in other categories than those specified in this table. For meaning of abbreviations and symbols, see introductory text. For explanation of terms, see Appendix A. For method of assignment to categories shown, see Appendix C]

NAICS code	Sales sizes of firms by type of operation and kind of business	Firms (number)	Establishments (number)	Sales (\$1,000)	Annual payroll (\$1,000)	First-quarter payroll (\$1,000)	Paid employees for pay period including March 12 (number)	Operating expenses ¹ (\$1,000)	End-of-1996 inventories (\$1,000)	End-of-1997 inventories (\$1,000)
422	MERCHANT WHOLESALERS—Con.									
	Wholesale trade, nondurable goods—Con.									
4228	Beer, wine, & distilled alcoholic beverage whsle									
	All firms	3 618	4 476	58 311 981	5 212 268	1 223 883	143 544	10 376 684	4 667 991	4 996 576
	Firms operated for the entire year	3 333	4 127	D	D	D	m	D	D	D
	Firms with sales less than \$250,000	200	200	D	D	D	e	D	D	D
	Firms with sales of \$250,000 to \$499,999	211	212	D	D	D	f	D	D	D
	Firms with sales of \$500,000 to \$999,999	288	289	D	D	D	g	D	D	D
	Firms with sales of \$1,000,000 to \$2,499,999	525	528	D	D	D	h	D	D	D
	Firms with sales of \$2,500,000 to \$4,999,999	515	531	1 834 255	199 128	44 413	6 819	407 360	149 160	156 257
	Firms with sales of \$5,000,000 to \$9,999,999	514	590	D	D	D	j	D	D	D
	Firms with sales of \$10,000,000 to \$24,999,999	593	730	9 276 631	942 009	212 825	26 870	1 846 981	612 868	641 648
	Firms with sales of \$25,000,000 to \$49,999,999	256	380	8 917 063	840 266	192 528	24 428	1 632 515	556 291	588 258
	Firms with sales of \$50,000,000 to \$99,999,999	152	302	10 455 712	986 405	225 951	25 624	1 968 071	670 889	676 033
	Firms with sales of \$100,000,000 or more	79	365	D	D	D	k	D	D	D
	Firms not operated for the entire year	285	349	D	D	D	g	D	D	D
42281	Beer & ale whsle									
	All firms	2 515	2 945	33 616 795	3 190 276	725 915	93 133	6 539 887	1 583 946	1 677 017
	Firms operated for the entire year	2 342	2 770	D	D	D	l	D	D	D
	Firms with sales less than \$250,000	101	101	D	D	D	c	D	D	D
	Firms with sales of \$250,000 to \$499,999	128	129	D	D	D	e	D	D	D
	Firms with sales of \$500,000 to \$999,999	167	167	D	D	D	f	D	D	D
	Firms with sales of \$1,000,000 to \$2,499,999	335	338	D	D	D	g	D	D	D
	Firms with sales of \$2,500,000 to \$4,999,999	374	387	D	D	D	i	D	D	D
	Firms with sales of \$5,000,000 to \$9,999,999	420	481	D	D	D	j	D	D	D
	Firms with sales of \$10,000,000 to \$24,999,999	475	567	7 484 057	775 057	174 627	22 257	1 527 266	358 042	369 357
	Firms with sales of \$25,000,000 to \$49,999,999	195	281	D	D	D	j	D	D	D
	Firms with sales of \$50,000,000 to \$99,999,999	116	210	D	D	D	j	D	D	D
	Firms with sales of \$100,000,000 or more	31	109	D	D	D	j	D	D	D
	Firms not operated for the entire year	173	175	D	D	D	g	D	D	D
422810	Beer & ale whsle									
	All firms	2 515	2 945	33 616 795	3 190 276	725 915	93 133	6 539 887	1 583 946	1 677 017
	Firms operated for the entire year	2 342	2 770	D	D	D	l	D	D	D
	Firms with sales less than \$250,000	101	101	D	D	D	c	D	D	D
	Firms with sales of \$250,000 to \$499,999	128	129	D	D	D	e	D	D	D
	Firms with sales of \$500,000 to \$999,999	167	167	D	D	D	f	D	D	D
	Firms with sales of \$1,000,000 to \$2,499,999	335	338	D	D	D	g	D	D	D
	Firms with sales of \$2,500,000 to \$4,999,999	374	387	D	D	D	i	D	D	D
	Firms with sales of \$5,000,000 to \$9,999,999	420	481	D	D	D	j	D	D	D
	Firms with sales of \$10,000,000 to \$24,999,999	475	567	7 484 057	775 057	174 627	22 257	1 527 266	358 042	369 357
	Firms with sales of \$25,000,000 to \$49,999,999	195	281	D	D	D	j	D	D	D
	Firms with sales of \$50,000,000 to \$99,999,999	116	210	D	D	D	j	D	D	D
	Firms with sales of \$100,000,000 or more	31	109	D	D	D	j	D	D	D
	Firms not operated for the entire year	173	175	D	D	D	g	D	D	D

See footnotes at end of table.

Table 4. Sales Size of Firms: 1997—Con.

[Includes only firms and establishments with payroll. Excludes data for central administrative offices, auxiliary operations, or establishments of these firms that are classified in other categories than those specified in this table. For meaning of abbreviations and symbols, see introductory text. For explanation of terms, see Appendix A. For method of assignment to categories shown, see Appendix C]

NAICS code	Sales sizes of firms by type of operation and kind of business	Firms (number)	Establishments (number)	Sales (\$1,000)	Annual payroll (\$1,000)	First-quarter payroll (\$1,000)	Paid employees for pay period including March 12 (number)	Operating expenses ¹ (\$1,000)	End-of-1996 inventories (\$1,000)	End-of-1997 inventories (\$1,000)
422	MERCHANT WHOLESALERS—Con.									
	Wholesale trade, nondurable goods—Con.									
42282	Wine & distilled alcoholic beverage whsle									
	All firms	1 133	1 531	24 695 186	2 021 992	497 968	50 411	3 836 797	3 084 045	3 319 559
	Firms operated for the entire year	1 019	1 355	D	D	D	k	D	D	D
	Firms with sales less than \$250,000	99	99	12 871	2 566	602	183	5 233	2 745	2 816
	Firms with sales of \$250,000 to \$499,999	84	84	29 576	3 902	837	195	8 967	5 548	5 711
	Firms with sales of \$500,000 to \$999,999	121	122	86 498	11 836	2 737	576	27 364	17 786	19 404
	Firms with sales of \$1,000,000 to \$2,499,999	194	195	D	D	D	g	D	D	D
	Firms with sales of \$2,500,000 to \$4,999,999	144	145	D	D	D	g	D	D	D
	Firms with sales of \$5,000,000 to \$9,999,999	102	117	D	D	D	g	D	D	D
	Firms with sales of \$10,000,000 to \$24,999,999 ..	128	169	1 951 021	179 981	40 729	4 984	344 690	264 976	282 136
	Firms with sales of \$25,000,000 to \$49,999,999 ..	63	94	D	D	D	h	D	D	D
	Firms with sales of \$50,000,000 to \$99,999,999 ..	37	100	D	D	D	i	D	D	D
	Firms with sales of \$100,000,000 or more	47	230	D	D	D	k	D	D	D
	Firms not operated for the entire year	114	176	D	D	D	g	D	D	D
422820	Wine & distilled alcoholic beverage whsle									
	All firms	1 133	1 531	24 695 186	2 021 992	497 968	50 411	3 836 797	3 084 045	3 319 559
	Firms operated for the entire year	1 019	1 355	D	D	D	k	D	D	D
	Firms with sales less than \$250,000	99	99	12 871	2 566	602	183	5 233	2 745	2 816
	Firms with sales of \$250,000 to \$499,999	84	84	29 576	3 902	837	195	8 967	5 548	5 711
	Firms with sales of \$500,000 to \$999,999	121	122	86 498	11 836	2 737	576	27 364	17 786	19 404
	Firms with sales of \$1,000,000 to \$2,499,999	194	195	D	D	D	g	D	D	D
	Firms with sales of \$2,500,000 to \$4,999,999	144	145	D	D	D	g	D	D	D
	Firms with sales of \$5,000,000 to \$9,999,999	102	117	D	D	D	g	D	D	D
	Firms with sales of \$10,000,000 to \$24,999,999 ..	128	169	1 951 021	179 981	40 729	4 984	344 690	264 976	282 136
	Firms with sales of \$25,000,000 to \$49,999,999 ..	63	94	D	D	D	h	D	D	D
	Firms with sales of \$50,000,000 to \$99,999,999 ..	37	100	D	D	D	i	D	D	D
	Firms with sales of \$100,000,000 or more	47	230	D	D	D	k	D	D	D
	Firms not operated for the entire year	114	176	D	D	D	g	D	D	D
4228201	Wine & distilled alcoholic bev (licensed operation) whsle									
	All firms	1 124	1 409	24 314 784	2 011 681	494 317	49 769	3 817 507	3 041 385	3 304 755
	Firms operated for the entire year	1 011	1 296	D	D	D	k	D	D	D
	Firms with sales less than \$250,000	99	99	12 871	2 566	602	183	5 233	2 745	2 816
	Firms with sales of \$250,000 to \$499,999	84	84	29 576	3 902	837	195	8 967	5 548	5 711
	Firms with sales of \$500,000 to \$999,999	121	122	86 498	11 836	2 737	576	27 364	17 786	19 404
	Firms with sales of \$1,000,000 to \$2,499,999	194	195	D	D	D	g	D	D	D
	Firms with sales of \$2,500,000 to \$4,999,999	144	145	D	D	D	g	D	D	D
	Firms with sales of \$5,000,000 to \$9,999,999	102	117	D	D	D	g	D	D	D
	Firms with sales of \$10,000,000 to \$24,999,999 ..	125	148	D	D	D	h	D	D	D
	Firms with sales of \$25,000,000 to \$49,999,999 ..	60	82	D	D	D	h	D	D	D
	Firms with sales of \$50,000,000 to \$99,999,999 ..	36	75	D	D	D	i	D	D	D
	Firms with sales of \$100,000,000 or more	46	229	D	D	D	k	D	D	D
	Firms not operated for the entire year	113	113	D	D	D	f	D	D	D

See footnotes at end of table.

Table 4. Sales Size of Firms: 1997—Con.

[Includes only firms and establishments with payroll. Excludes data for central administrative offices, auxiliary operations, or establishments of these firms that are classified in other categories than those specified in this table. For meaning of abbreviations and symbols, see introductory text. For explanation of terms, see Appendix A. For method of assignment to categories shown, see Appendix C]

NAICS code	Sales sizes of firms by type of operation and kind of business	Firms (number)	Establishments (number)	Sales (\$1,000)	Annual payroll (\$1,000)	First-quarter payroll (\$1,000)	Paid employees for pay period including March 12 (number)	Operating expenses ¹ (\$1,000)	End-of-1996 inventories (\$1,000)	End-of-1997 inventories (\$1,000)
422	MERCHANT WHOLESALERS—Con.									
	Wholesale trade, nondurable goods—Con.									
4228202	Wine & distilled alcoholic beverage (State operated) whsle									
	All firms	9	122	380 402	10 311	3 651	642	19 290	42 660	14 804
	Firms operated for the entire year	8	59	D	D	D	e	D	D	D
	Firms with sales less than \$250,000	—	—	—	—	—	—	—	—	—
	Firms with sales of \$250,000 to \$499,999	—	—	—	—	—	—	—	—	—
	Firms with sales of \$500,000 to \$999,999	—	—	—	—	—	—	—	—	—
	Firms with sales of \$1,000,000 to \$2,499,999	—	—	—	—	—	—	—	—	—
	Firms with sales of \$2,500,000 to \$4,999,999	—	—	—	—	—	—	—	—	—
	Firms with sales of \$5,000,000 to \$9,999,999	—	—	—	—	—	—	—	—	—
	Firms with sales of \$10,000,000 to \$24,999,999 ..	3	21	D	D	D	b	D	D	D
	Firms with sales of \$25,000,000 to \$49,999,999 ..	3	12	109 232	1 687	435	77	4 166	6 087	5 944
	Firms with sales of \$50,000,000 to \$99,999,999 ..	1	25	D	D	D	c	D	D	D
	Firms with sales of \$100,000,000 or more	1	1	D	D	D	c	D	D	D
	Firms not operated for the entire year	1	63	D	D	D	e	D	D	D
4229	Miscellaneous nondurable goods whsle									
	All firms	26 267	29 364	143 158 364	8 603 638	1 989 224	317 137	18 524 596	11 995 908	13 198 232
	Firms operated for the entire year	20 937	24 014	140 384 043	8 384 981	1 943 484	307 761	18 036 919	11 912 640	12 530 435
	Firms with sales less than \$250,000	4 828	4 830	624 202	138 038	32 558	9 787	271 615	85 017	86 443
	Firms with sales of \$250,000 to \$499,999	3 308	3 316	1 199 246	196 059	45 281	10 732	422 563	151 520	154 685
	Firms with sales of \$500,000 to \$999,999	3 703	3 729	2 636 707	377 329	86 007	19 453	817 294	329 461	340 023
	Firms with sales of \$1,000,000 to \$2,499,999	4 042	4 172	6 390 241	838 352	190 626	34 954	1 794 217	776 400	798 867
	Firms with sales of \$2,500,000 to \$4,999,999	2 023	2 277	7 154 403	828 493	187 409	30 943	1 740 907	816 450	861 599
	Firms with sales of \$5,000,000 to \$9,999,999	1 310	1 664	9 175 125	890 255	199 896	30 753	1 873 482	1 018 863	1 077 433
	Firms with sales of \$10,000,000 to \$24,999,999 ..	1 035	1 574	16 048 962	1 365 702	309 194	44 615	2 853 839	1 586 471	1 647 745
	Firms with sales of \$25,000,000 to \$49,999,999 ..	361	800	12 450 864	888 779	198 724	28 317	1 963 933	1 258 092	1 324 992
	Firms with sales of \$50,000,000 to \$99,999,999 ..	171	498	11 748 923	721 189	176 661	25 555	1 587 771	1 196 192	1 144 901
	Firms with sales of \$100,000,000 or more	156	1 154	72 955 370	2 140 785	517 128	72 652	4 711 298	4 694 174	5 093 747
	Firms not operated for the entire year	5 330	5 350	2 774 321	218 657	45 740	9 376	487 677	83 268	667 797
42291	Farm supplies whsle									
	All firms	4 894	6 437	32 607 159	1 766 562	403 019	59 231	4 025 967	3 254 754	3 527 294
	Firms operated for the entire year	4 064	5 596	D	D	D	l	D	D	D
	Firms with sales less than \$250,000	652	652	86 265	16 748	3 913	1 271	33 245	10 989	11 083
	Firms with sales of \$250,000 to \$499,999	524	526	192 129	25 660	5 902	1 584	57 214	20 255	20 920
	Firms with sales of \$500,000 to \$999,999	698	700	503 650	56 206	12 640	2 891	128 560	54 017	55 901
	Firms with sales of \$1,000,000 to \$2,499,999	856	886	1 366 437	131 065	29 774	5 808	295 265	144 566	148 499
	Firms with sales of \$2,500,000 to \$4,999,999	525	582	1 852 130	166 020	36 623	6 064	374 914	205 515	214 045
	Firms with sales of \$5,000,000 to \$9,999,999	362	540	2 512 880	199 739	44 349	6 751	458 907	272 555	288 919
	Firms with sales of \$10,000,000 to \$24,999,999 ..	260	474	4 011 395	285 606	64 548	8 678	604 527	419 383	436 234
	Firms with sales of \$25,000,000 to \$49,999,999 ..	95	300	3 254 420	207 511	45 019	6 371	414 524	382 800	398 807
	Firms with sales of \$50,000,000 to \$99,999,999 ..	40	191	D	D	D	h	D	D	D
	Firms with sales of \$100,000,000 or more	52	745	D	D	D	j	D	D	D
	Firms not operated for the entire year	830	841	D	D	D	g	D	D	D
422910	Farm supplies whsle									

See footnotes at end of table.

Table 4. Sales Size of Firms: 1997—Con.

[Includes only firms and establishments with payroll. Excludes data for central administrative offices, auxiliary operations, or establishments of these firms that are classified in other categories than those specified in this table. For meaning of abbreviations and symbols, see introductory text. For explanation of terms, see Appendix A. For method of assignment to categories shown, see Appendix C]

NAICS code	Sales sizes of firms by type of operation and kind of business	Firms (number)	Establishments (number)	Sales (\$1,000)	Annual payroll (\$1,000)	First-quarter payroll (\$1,000)	Paid employees for pay period including March 12 (number)	Operating expenses ¹ (\$1,000)	End-of-1996 inventories (\$1,000)	End-of-1997 inventories (\$1,000)
422	MERCHANT WHOLESALERS—Con.									
	Wholesale trade, nondurable goods—Con.									
422910	Farm supplies whsle—Con.									
	All firms	4 894	6 437	32 607 159	1 766 562	403 019	59 231	4 025 967	3 254 754	3 527 294
	Firms operated for the entire year	4 064	5 596	D	D	D	I	D	D	D
	Firms with sales less than \$250,000	652	652	86 265	16 748	3 913	1 271	33 245	10 989	11 083
	Firms with sales of \$250,000 to \$499,999	524	526	192 129	25 660	5 902	1 584	57 214	20 255	20 920
	Firms with sales of \$500,000 to \$999,999	698	700	503 650	56 206	12 640	2 891	128 560	54 017	55 901
	Firms with sales of \$1,000,000 to \$2,499,999	856	886	1 366 437	131 065	29 774	5 808	295 265	144 566	148 499
	Firms with sales of \$2,500,000 to \$4,999,999	525	582	1 852 130	166 020	36 623	6 064	374 914	205 515	214 045
	Firms with sales of \$5,000,000 to \$9,999,999	362	540	2 512 880	199 739	44 349	6 751	458 907	272 555	288 919
	Firms with sales of \$10,000,000 to \$24,999,999 ..	260	474	4 011 395	285 606	64 548	8 678	604 527	419 383	436 234
	Firms with sales of \$25,000,000 to \$49,999,999 ..	95	300	3 254 420	207 511	45 019	6 371	414 524	382 800	398 807
	Firms with sales of \$50,000,000 to \$99,999,999 ..	40	191	D	D	D	h	D	D	D
	Firms with sales of \$100,000,000 or more	52	745	D	D	D	j	D	D	D
	Firms not operated for the entire year	830	841	D	D	D	g	D	D	D
4229101	Farm supplies—farm dealers									
	All firms	2 512	3 363	9 641 439	660 374	151 572	23 898	1 543 900	923 987	1 013 130
	Firms operated for the entire year	1 979	2 828	D	D	D	j	D	D	D
	Firms with sales less than \$250,000	346	346	D	D	D	f	D	D	D
	Firms with sales of \$250,000 to \$499,999	285	287	D	D	D	f	D	D	D
	Firms with sales of \$500,000 to \$999,999	352	353	D	D	D	g	D	D	D
	Firms with sales of \$1,000,000 to \$2,499,999	435	450	685 664	57 632	12 606	2 735	129 776	69 393	71 003
	Firms with sales of \$2,500,000 to \$4,999,999	246	290	852 526	76 012	16 596	2 923	170 296	90 073	94 022
	Firms with sales of \$5,000,000 to \$9,999,999	158	306	1 113 220	87 765	19 867	3 334	202 841	124 483	128 801
	Firms with sales of \$10,000,000 to \$24,999,999 ..	108	267	1 636 698	124 499	27 699	4 041	272 813	189 665	190 349
	Firms with sales of \$25,000,000 to \$49,999,999 ..	27	208	909 107	63 336	13 977	2 357	132 554	97 804	96 811
	Firms with sales of \$50,000,000 to \$99,999,999 ..	12	92	D	D	D	g	D	D	D
	Firms with sales of \$100,000,000 or more	10	229	D	D	D	h	D	D	D
	Firms not operated for the entire year	533	535	D	D	D	f	D	D	D
4229102	Farm supplies—whsle distributors									
	All firms	2 442	3 074	22 965 720	1 106 188	251 447	35 333	2 482 067	2 330 767	2 514 164
	Firms operated for the entire year	2 143	2 767	D	D	D	k	D	D	D
	Firms with sales less than \$250,000	306	306	D	D	D	f	D	D	D
	Firms with sales of \$250,000 to \$499,999	242	242	D	D	D	f	D	D	D
	Firms with sales of \$500,000 to \$999,999	348	349	D	D	D	g	D	D	D
	Firms with sales of \$1,000,000 to \$2,499,999	426	439	689 299	73 730	17 215	3 081	166 366	76 038	78 364
	Firms with sales of \$2,500,000 to \$4,999,999	292	312	1 047 855	95 593	21 277	3 317	216 145	121 837	127 423
	Firms with sales of \$5,000,000 to \$9,999,999	219	258	1 507 974	122 052	27 510	3 869	277 199	166 939	181 657
	Firms with sales of \$10,000,000 to \$24,999,999 ..	163	230	2 586 382	181 960	40 086	5 209	369 021	280 385	297 035
	Firms with sales of \$25,000,000 to \$49,999,999 ..	78	181	2 701 380	159 373	37 166	4 541	322 572	322 435	331 489
	Firms with sales of \$50,000,000 to \$99,999,999 ..	30	74	2 152 847	73 223	17 473	1 890	197 070	241 947	223 442
	Firms with sales of \$100,000,000 or more	39	376	11 506 541	326 094	73 489	9 587	766 959	1 061 673	1 163 609
	Firms not operated for the entire year	299	307	D	D	D	f	D	D	D
42292	Book, periodical, & newspaper whsle									

See footnotes at end of table.

Table 4. Sales Size of Firms: 1997—Con.

[Includes only firms and establishments with payroll. Excludes data for central administrative offices, auxiliary operations, or establishments of these firms that are classified in other categories than those specified in this table. For meaning of abbreviations and symbols, see introductory text. For explanation of terms, see Appendix A. For method of assignment to categories shown, see Appendix C]

NAICS code	Sales sizes of firms by type of operation and kind of business	Firms (number)	Establishments (number)	Sales (\$1,000)	Annual payroll (\$1,000)	First-quarter payroll (\$1,000)	Paid employees for pay period including March 12 (number)	Operating expenses ¹ (\$1,000)	End-of-1996 inventories (\$1,000)	End-of-1997 inventories (\$1,000)
422	MERCHANT WHOLESALERS—Con.									
	Wholesale trade, nondurable goods—Con.									
42292	Book, periodical, & newspaper whsle—Con.									
	All firms	2 866	3 257	17 022 288	1 697 252	409 254	69 110	3 453 522	1 876 325	2 022 021
	Firms operated for the entire year	2 492	2 883	16 768 095	1 669 493	402 689	67 940	3 397 315	1 866 809	1 966 291
	Firms with sales less than \$250,000	601	601	D	D	D	g	D	D	D
	Firms with sales of \$250,000 to \$499,999	418	418	154 291	30 914	7 310	1 496	60 339	16 678	16 878
	Firms with sales of \$500,000 to \$999,999	415	419	299 030	53 482	12 208	2 711	106 328	30 749	31 601
	Firms with sales of \$1,000,000 to \$2,499,999	436	459	D	D	D	h	D	D	D
	Firms with sales of \$2,500,000 to \$4,999,999	241	272	D	D	D	i	D	D	D
	Firms with sales of \$5,000,000 to \$9,999,999	146	159	1 013 958	140 230	32 313	4 953	263 797	121 330	129 249
	Firms with sales of \$10,000,000 to \$24,999,999	138	187	D	D	D	i	D	D	D
	Firms with sales of \$25,000,000 to \$49,999,999	44	102	1 516 202	147 649	36 921	5 558	314 327	176 377	201 149
	Firms with sales of \$50,000,000 to \$99,999,999	26	75	D	D	D	i	D	D	D
	Firms with sales of \$100,000,000 or more	27	191	8 201 092	537 772	130 381	25 600	1 102 841	896 466	947 076
	Firms not operated for the entire year	374	374	254 193	27 759	6 565	1 170	56 207	9 516	55 730
422920	Book, periodical, & newspaper whsle									
	All firms	2 866	3 257	17 022 288	1 697 252	409 254	69 110	3 453 522	1 876 325	2 022 021
	Firms operated for the entire year	2 492	2 883	16 768 095	1 669 493	402 689	67 940	3 397 315	1 866 809	1 966 291
	Firms with sales less than \$250,000	601	601	D	D	D	g	D	D	D
	Firms with sales of \$250,000 to \$499,999	418	418	154 291	30 914	7 310	1 496	60 339	16 678	16 878
	Firms with sales of \$500,000 to \$999,999	415	419	299 030	53 482	12 208	2 711	106 328	30 749	31 601
	Firms with sales of \$1,000,000 to \$2,499,999	436	459	D	D	D	h	D	D	D
	Firms with sales of \$2,500,000 to \$4,999,999	241	272	D	D	D	i	D	D	D
	Firms with sales of \$5,000,000 to \$9,999,999	146	159	1 013 958	140 230	32 313	4 953	263 797	121 330	129 249
	Firms with sales of \$10,000,000 to \$24,999,999	138	187	D	D	D	i	D	D	D
	Firms with sales of \$25,000,000 to \$49,999,999	44	102	1 516 202	147 649	36 921	5 558	314 327	176 377	201 149
	Firms with sales of \$50,000,000 to \$99,999,999	26	75	D	D	D	i	D	D	D
	Firms with sales of \$100,000,000 or more	27	191	8 201 092	537 772	130 381	25 600	1 102 841	896 466	947 076
	Firms not operated for the entire year	374	374	254 193	27 759	6 565	1 170	56 207	9 516	55 730
42293	Flower, nursery stock, & florists' supplies whsle									
	All firms	3 253	3 654	7 244 856	986 762	229 037	43 624	2 036 312	641 989	700 100
	Firms operated for the entire year	2 727	3 122	7 090 732	967 284	224 599	42 573	1 994 590	637 717	672 192
	Firms with sales less than \$250,000	583	584	D	D	D	g	D	D	D
	Firms with sales of \$250,000 to \$499,999	460	461	163 425	27 547	6 450	1 925	60 857	17 091	17 747
	Firms with sales of \$500,000 to \$999,999	548	552	389 682	62 982	14 463	3 904	134 611	38 800	38 624
	Firms with sales of \$1,000,000 to \$2,499,999	578	600	D	D	D	i	D	D	D
	Firms with sales of \$2,500,000 to \$4,999,999	266	308	955 841	141 740	31 636	6 288	275 968	79 277	81 839
	Firms with sales of \$5,000,000 to \$9,999,999	152	203	1 045 468	142 244	32 771	5 933	285 870	105 359	114 044
	Firms with sales of \$10,000,000 to \$24,999,999	99	237	D	D	D	i	D	D	D
	Firms with sales of \$25,000,000 to \$49,999,999	29	105	D	D	D	h	D	D	D
	Firms with sales of \$50,000,000 to \$99,999,999	10	70	D	D	D	h	D	D	D
	Firms with sales of \$100,000,000 or more	2	2	D	D	D	f	D	D	D
	Firms not operated for the entire year	526	532	154 124	19 478	4 438	1 051	41 722	4 272	27 908
422930	Flower, nursery stock, & florists' supplies whsle									

See footnotes at end of table.

Table 4. Sales Size of Firms: 1997—Con.

[Includes only firms and establishments with payroll. Excludes data for central administrative offices, auxiliary operations, or establishments of these firms that are classified in other categories than those specified in this table. For meaning of abbreviations and symbols, see introductory text. For explanation of terms, see Appendix A. For method of assignment to categories shown, see Appendix C]

NAICS code	Sales sizes of firms by type of operation and kind of business	Firms (number)	Establishments (number)	Sales (\$1,000)	Annual payroll (\$1,000)	First-quarter payroll (\$1,000)	Paid employees for pay period including March 12 (number)	Operating expenses ¹ (\$1,000)	End-of-1996 inventories (\$1,000)	End-of-1997 inventories (\$1,000)
422	MERCHANT WHOLESALERS—Con.									
	Wholesale trade, nondurable goods—Con.									
422930	Flower, nursery stock, & florists' supplies whsle—Con.									
	All firms	3 253	3 654	7 244 856	986 762	229 037	43 624	2 036 312	641 989	700 100
	Firms operated for the entire year	2 727	3 122	7 090 732	967 284	224 599	42 573	1 994 590	637 717	672 192
	Firms with sales less than \$250,000	583	584	D	D	D	g	D	D	D
	Firms with sales of \$250,000 to \$499,999	460	461	163 425	27 547	6 450	1 925	60 857	17 091	17 747
	Firms with sales of \$500,000 to \$999,999	548	552	389 682	62 982	14 463	3 904	134 611	38 800	38 624
	Firms with sales of \$1,000,000 to \$2,499,999	578	600	D	D	D	i	D	D	D
	Firms with sales of \$2,500,000 to \$4,999,999	266	308	955 841	141 740	31 636	6 288	275 968	79 277	81 839
	Firms with sales of \$5,000,000 to \$9,999,999	152	203	1 045 468	142 244	32 771	5 933	285 870	105 359	114 044
	Firms with sales of \$10,000,000 to \$24,999,999 ..	99	237	D	D	D	i	D	D	D
	Firms with sales of \$25,000,000 to \$49,999,999 ..	29	105	D	D	D	h	D	D	D
	Firms with sales of \$50,000,000 to \$99,999,999 ..	10	70	D	D	D	h	D	D	D
	Firms with sales of \$100,000,000 or more	2	2	D	D	D	f	D	D	D
	Firms not operated for the entire year	526	532	154 124	19 478	4 438	1 051	41 722	4 272	27 908
42294	Tobacco & tobacco product whsle									
	All firms	1 282	1 466	31 656 394	1 178 783	276 353	45 602	2 328 873	1 792 803	2 042 330
	Firms operated for the entire year	1 130	1 313	D	D	D	k	D	D	D
	Firms with sales less than \$250,000	36	36	5 444	1 161	267	58	2 034	641	618
	Firms with sales of \$250,000 to \$499,999	65	65	D	D	D	c	D	D	D
	Firms with sales of \$500,000 to \$999,999	62	62	D	D	D	c	D	D	D
	Firms with sales of \$1,000,000 to \$2,499,999	157	157	250 481	16 184	3 705	793	32 885	18 848	21 901
	Firms with sales of \$2,500,000 to \$4,999,999	173	177	D	D	D	g	D	D	D
	Firms with sales of \$5,000,000 to \$9,999,999	185	191	1 325 834	52 576	12 453	2 370	102 638	83 967	85 694
	Firms with sales of \$10,000,000 to \$24,999,999 ..	239	256	D	D	D	i	D	D	D
	Firms with sales of \$25,000,000 to \$49,999,999 ..	109	129	D	D	D	i	D	D	D
	Firms with sales of \$50,000,000 to \$99,999,999 ..	56	83	D	D	D	i	D	D	D
	Firms with sales of \$100,000,000 or more	48	157	17 617 431	641 607	151 535	23 134	1 287 259	958 212	1 194 193
	Firms not operated for the entire year	152	153	D	D	D	f	D	D	D
422940	Tobacco & tobacco product whsle									
	All firms	1 282	1 466	31 656 394	1 178 783	276 353	45 602	2 328 873	1 792 803	2 042 330
	Firms operated for the entire year	1 130	1 313	D	D	D	k	D	D	D
	Firms with sales less than \$250,000	36	36	5 444	1 161	267	58	2 034	641	618
	Firms with sales of \$250,000 to \$499,999	65	65	D	D	D	c	D	D	D
	Firms with sales of \$500,000 to \$999,999	62	62	D	D	D	c	D	D	D
	Firms with sales of \$1,000,000 to \$2,499,999	157	157	250 481	16 184	3 705	793	32 885	18 848	21 901
	Firms with sales of \$2,500,000 to \$4,999,999	173	177	D	D	D	g	D	D	D
	Firms with sales of \$5,000,000 to \$9,999,999	185	191	1 325 834	52 576	12 453	2 370	102 638	83 967	85 694
	Firms with sales of \$10,000,000 to \$24,999,999 ..	239	256	D	D	D	i	D	D	D
	Firms with sales of \$25,000,000 to \$49,999,999 ..	109	129	D	D	D	i	D	D	D
	Firms with sales of \$50,000,000 to \$99,999,999 ..	56	83	D	D	D	i	D	D	D
	Firms with sales of \$100,000,000 or more	48	157	17 617 431	641 607	151 535	23 134	1 287 259	958 212	1 194 193
	Firms not operated for the entire year	152	153	D	D	D	f	D	D	D

See footnotes at end of table.

Table 4. Sales Size of Firms: 1997—Con.

[Includes only firms and establishments with payroll. Excludes data for central administrative offices, auxiliary operations, or establishments of these firms that are classified in other categories than those specified in this table. For meaning of abbreviations and symbols, see introductory text. For explanation of terms, see Appendix A. For method of assignment to categories shown, see Appendix C]

NAICS code	Sales sizes of firms by type of operation and kind of business	Firms (number)	Establishments (number)	Sales (\$1,000)	Annual payroll (\$1,000)	First-quarter payroll (\$1,000)	Paid employees for pay period including March 12 (number)	Operating expenses ¹ (\$1,000)	End-of-1996 inventories (\$1,000)	End-of-1997 inventories (\$1,000)
422	MERCHANT WHOLESALERS—Con.									
	Wholesale trade, nondurable goods—Con.									
42295	Paint, varnish, & supplies whsle									
	All firms	1 315	1 630	3 370 442	454 352	106 623	14 611	960 038	439 348	461 151
	Firms operated for the entire year	1 153	1 466	3 278 457	442 690	103 304	14 176	933 574	436 057	447 296
	Firms with sales less than \$250,000	172	172	D	D	D	e	D	D	D
	Firms with sales of \$250,000 to \$499,999	170	173	D	D	D	f	D	D	D
	Firms with sales of \$500,000 to \$999,999	224	232	165 717	25 986	6 173	1 142	53 539	21 688	22 349
	Firms with sales of \$1,000,000 to \$2,499,999	316	346	500 194	84 148	19 585	3 042	172 621	63 628	65 604
	Firms with sales of \$2,500,000 to \$4,999,999	134	221	461 567	69 364	16 173	2 370	138 583	66 237	69 103
	Firms with sales of \$5,000,000 to \$9,999,999	79	130	551 381	71 669	16 785	1 986	145 591	61 479	66 040
	Firms with sales of \$10,000,000 to \$24,999,999	39	126	567 221	70 186	16 730	1 822	141 236	75 612	76 806
	Firms with sales of \$25,000,000 to \$49,999,999	12	32	D	D	D	g	D	D	D
	Firms with sales of \$50,000,000 to \$99,999,999	7	34	D	D	D	g	D	D	D
	Firms with sales of \$100,000,000 or more	—	—	—	—	—	—	—	—	—
	Firms not operated for the entire year	162	164	91 985	11 662	3 319	435	26 464	3 291	13 855
422950	Paint, varnish, & supplies whsle									
	All firms	1 315	1 630	3 370 442	454 352	106 623	14 611	960 038	439 348	461 151
	Firms operated for the entire year	1 153	1 466	3 278 457	442 690	103 304	14 176	933 574	436 057	447 296
	Firms with sales less than \$250,000	172	172	D	D	D	e	D	D	D
	Firms with sales of \$250,000 to \$499,999	170	173	D	D	D	f	D	D	D
	Firms with sales of \$500,000 to \$999,999	224	232	165 717	25 986	6 173	1 142	53 539	21 688	22 349
	Firms with sales of \$1,000,000 to \$2,499,999	316	346	500 194	84 148	19 585	3 042	172 621	63 628	65 604
	Firms with sales of \$2,500,000 to \$4,999,999	134	221	461 567	69 364	16 173	2 370	138 583	66 237	69 103
	Firms with sales of \$5,000,000 to \$9,999,999	79	130	551 381	71 669	16 785	1 986	145 591	61 479	66 040
	Firms with sales of \$10,000,000 to \$24,999,999	39	126	567 221	70 186	16 730	1 822	141 236	75 612	76 806
	Firms with sales of \$25,000,000 to \$49,999,999	12	32	D	D	D	g	D	D	D
	Firms with sales of \$50,000,000 to \$99,999,999	7	34	D	D	D	g	D	D	D
	Firms with sales of \$100,000,000 or more	—	—	—	—	—	—	—	—	—
	Firms not operated for the entire year	162	164	91 985	11 662	3 319	435	26 464	3 291	13 855
4229501	Paint, varnish, & supplies whsle									
	All firms	1 315	1 630	3 370 442	454 352	106 623	14 611	960 038	439 348	461 151
	Firms operated for the entire year	1 153	1 466	3 278 457	442 690	103 304	14 176	933 574	436 057	447 296
	Firms with sales less than \$250,000	172	172	D	D	D	e	D	D	D
	Firms with sales of \$250,000 to \$499,999	170	173	D	D	D	f	D	D	D
	Firms with sales of \$500,000 to \$999,999	224	232	165 717	25 986	6 173	1 142	53 539	21 688	22 349
	Firms with sales of \$1,000,000 to \$2,499,999	316	346	500 194	84 148	19 585	3 042	172 621	63 628	65 604
	Firms with sales of \$2,500,000 to \$4,999,999	134	221	461 567	69 364	16 173	2 370	138 583	66 237	69 103
	Firms with sales of \$5,000,000 to \$9,999,999	79	130	551 381	71 669	16 785	1 986	145 591	61 479	66 040
	Firms with sales of \$10,000,000 to \$24,999,999	39	126	567 221	70 186	16 730	1 822	141 236	75 612	76 806
	Firms with sales of \$25,000,000 to \$49,999,999	12	32	D	D	D	g	D	D	D
	Firms with sales of \$50,000,000 to \$99,999,999	7	34	D	D	D	g	D	D	D
	Firms with sales of \$100,000,000 or more	—	—	—	—	—	—	—	—	—
	Firms not operated for the entire year	162	164	91 985	11 662	3 319	435	26 464	3 291	13 855
42299	Other miscellaneous nondurable goods whsle									

See footnotes at end of table.

Table 4. Sales Size of Firms: 1997—Con.

[Includes only firms and establishments with payroll. Excludes data for central administrative offices, auxiliary operations, or establishments of these firms that are classified in other categories than those specified in this table. For meaning of abbreviations and symbols, see introductory text. For explanation of terms, see Appendix A. For method of assignment to categories shown, see Appendix C]

NAICS code	Sales sizes of firms by type of operation and kind of business	Firms (number)	Establishments (number)	Sales (\$1,000)	Annual payroll (\$1,000)	First-quarter payroll (\$1,000)	Paid employees for pay period including March 12 (number)	Operating expenses ¹ (\$1,000)	End-of-1996 inventories (\$1,000)	End-of-1997 inventories (\$1,000)
422	MERCHANT WHOLESALERS—Con.									
	Wholesale trade, nondurable goods—Con.									
42299	Other miscellaneous nondurable goods whsle—Con.									
	All firms	12 685	12 920	51 257 225	2 519 927	564 938	84 959	5 719 884	3 990 689	4 445 336
	Firms operated for the entire year	9 398	9 632	49 894 271	2 407 012	544 880	80 561	5 460 666	3 952 772	4 012 601
	Firms with sales less than \$250,000	2 784	2 785	351 522	80 897	19 066	5 472	157 874	51 493	52 059
	Firms with sales of \$250,000 to \$499,999	1 672	1 674	602 505	98 602	22 567	5 039	216 603	86 746	88 081
	Firms with sales of \$500,000 to \$999,999	1 760	1 768	1 238 097	175 560	39 856	8 637	387 827	180 391	186 845
	Firms with sales of \$1,000,000 to \$2,499,999	1 706	1 734	2 684 542	343 386	75 640	13 890	765 258	388 756	397 413
	Firms with sales of \$2,500,000 to \$4,999,999	689	717	2 409 739	279 372	62 414	9 425	617 019	317 707	336 441
	Firms with sales of \$5,000,000 to \$9,999,999	393	446	2 771 138	288 652	62 296	8 912	628 289	379 116	397 965
	Firms with sales of \$10,000,000 to \$24,999,999 ..	260	294	3 917 217	378 886	82 403	11 634	812 699	497 981	517 498
	Firms with sales of \$25,000,000 to \$49,999,999 ..	75	127	D	D	D	i	D	D	D
	Firms with sales of \$50,000,000 to \$99,999,999 ..	31	42	D	D	D	h	D	D	D
	Firms with sales of \$100,000,000 or more	28	45	D	D	D	i	D	D	D
	Firms not operated for the entire year	3 287	3 288	1 362 954	112 915	20 058	4 398	259 218	37 917	432 735
422990	Other miscellaneous nondurable goods whsle									
	All firms	12 685	12 920	51 257 225	2 519 927	564 938	84 959	5 719 884	3 990 689	4 445 336
	Firms operated for the entire year	9 398	9 632	49 894 271	2 407 012	544 880	80 561	5 460 666	3 952 772	4 012 601
	Firms with sales less than \$250,000	2 784	2 785	351 522	80 897	19 066	5 472	157 874	51 493	52 059
	Firms with sales of \$250,000 to \$499,999	1 672	1 674	602 505	98 602	22 567	5 039	216 603	86 746	88 081
	Firms with sales of \$500,000 to \$999,999	1 760	1 768	1 238 097	175 560	39 856	8 637	387 827	180 391	186 845
	Firms with sales of \$1,000,000 to \$2,499,999	1 706	1 734	2 684 542	343 386	75 640	13 890	765 258	388 756	397 413
	Firms with sales of \$2,500,000 to \$4,999,999	689	717	2 409 739	279 372	62 414	9 425	617 019	317 707	336 441
	Firms with sales of \$5,000,000 to \$9,999,999	393	446	2 771 138	288 652	62 296	8 912	628 289	379 116	397 965
	Firms with sales of \$10,000,000 to \$24,999,999 ..	260	294	3 917 217	378 886	82 403	11 634	812 699	497 981	517 498
	Firms with sales of \$25,000,000 to \$49,999,999 ..	75	127	D	D	D	i	D	D	D
	Firms with sales of \$50,000,000 to \$99,999,999 ..	31	42	D	D	D	h	D	D	D
	Firms with sales of \$100,000,000 or more	28	45	D	D	D	i	D	D	D
	Firms not operated for the entire year	3 287	3 288	1 362 954	112 915	20 058	4 398	259 218	37 917	432 735
4229901	Art goods whsle									
	All firms	3 920	3 976	7 426 099	888 512	196 526	30 205	2 271 032	1 182 362	1 344 462
	Firms operated for the entire year	3 088	3 144	7 134 199	863 750	191 559	29 168	2 203 575	1 169 850	1 235 443
	Firms with sales less than \$250,000	889	889	111 020	24 312	5 847	1 876	51 161	19 326	19 730
	Firms with sales of \$250,000 to \$499,999	537	537	D	D	D	g	D	D	D
	Firms with sales of \$500,000 to \$999,999	592	596	D	D	D	h	D	D	D
	Firms with sales of \$1,000,000 to \$2,499,999	578	584	D	D	D	i	D	D	D
	Firms with sales of \$2,500,000 to \$4,999,999	236	243	D	D	D	h	D	D	D
	Firms with sales of \$5,000,000 to \$9,999,999	128	143	D	D	D	h	D	D	D
	Firms with sales of \$10,000,000 to \$24,999,999 ..	84	89	D	D	D	h	D	D	D
	Firms with sales of \$25,000,000 to \$49,999,999 ..	29	46	D	D	D	h	D	D	D
	Firms with sales of \$50,000,000 to \$99,999,999 ..	10	12	D	D	D	g	D	D	D
	Firms with sales of \$100,000,000 or more	5	5	D	D	D	g	D	D	D
	Firms not operated for the entire year	832	832	291 900	24 762	4 967	1 037	67 457	12 512	109 019
4229902	General merchandise (nondurable goods) whsle									

See footnotes at end of table.

Table 4. Sales Size of Firms: 1997—Con.

[Includes only firms and establishments with payroll. Excludes data for central administrative offices, auxiliary operations, or establishments of these firms that are classified in other categories than those specified in this table. For meaning of abbreviations and symbols, see introductory text. For explanation of terms, see Appendix A. For method of assignment to categories shown, see Appendix C]

NAICS code	Sales sizes of firms by type of operation and kind of business	Firms (number)	Establishments (number)	Sales (\$1,000)	Annual payroll (\$1,000)	First-quarter payroll (\$1,000)	Paid employees for pay period including March 12 (number)	Operating expenses ¹ (\$1,000)	End-of-1996 inventories (\$1,000)	End-of-1997 inventories (\$1,000)
422	MERCHANT WHOLESALERS—Con.									
	Wholesale trade, nondurable goods—Con.									
4229902	General merchandise (nondurable goods) whsle —Con.									
	All firms	2 777	2 842	33 181 350	653 859	152 784	18 841	1 315 798	1 498 263	1 564 291
	Firms operated for the entire year	2 005	2 070	32 847 866	627 716	147 614	17 577	1 262 241	1 490 368	1 438 085
	Firms with sales less than \$250,000	647	647	81 633	18 946	4 342	1 192	34 366	12 720	12 692
	Firms with sales of \$250,000 to \$499,999	395	397	D	D	D	g	D	D	D
	Firms with sales of \$500,000 to \$999,999	367	368	D	D	D	g	D	D	D
	Firms with sales of \$1,000,000 to \$2,499,999	349	360	D	D	D	g	D	D	D
	Firms with sales of \$2,500,000 to \$4,999,999	110	113	383 661	38 625	8 450	1 220	80 932	39 764	42 613
	Firms with sales of \$5,000,000 to \$9,999,999	56	68	D	D	D	g	D	D	D
	Firms with sales of \$10,000,000 to \$24,999,999	47	58	D	D	D	g	D	D	D
	Firms with sales of \$25,000,000 to \$49,999,999	10	19	D	D	D	f	D	D	D
	Firms with sales of \$50,000,000 to \$99,999,999	7	10	D	D	D	f	D	D	D
	Firms with sales of \$100,000,000 or more	17	30	D	D	D	h	D	D	D
	Firms not operated for the entire year	772	772	333 484	26 143	5 170	1 264	53 557	7 895	126 206
4229903	Textile bags, bagging, & burlap whsle									
	All firms	394	400	723 184	73 748	16 037	2 882	173 346	88 608	109 275
	Firms operated for the entire year	313	319	659 278	68 299	15 288	2 751	160 264	86 220	85 779
	Firms with sales less than \$250,000	79	79	10 347	2 565	612	185	4 935	1 679	1 622
	Firms with sales of \$250,000 to \$499,999	43	43	D	D	D	c	D	D	D
	Firms with sales of \$500,000 to \$999,999	55	55	39 213	5 208	1 057	234	11 287	5 821	5 669
	Firms with sales of \$1,000,000 to \$2,499,999	75	76	117 811	14 918	3 266	1 009	31 499	15 930	15 687
	Firms with sales of \$2,500,000 to \$4,999,999	30	32	D	D	D	c	D	D	D
	Firms with sales of \$5,000,000 to \$9,999,999	18	18	132 993	13 475	2 996	441	32 728	19 260	17 323
	Firms with sales of \$10,000,000 to \$24,999,999	11	14	174 093	8 447	1 908	241	21 502	22 747	23 662
	Firms with sales of \$25,000,000 to \$49,999,999	2	2	D	D	D	e	D	D	D
	Firms with sales of \$50,000,000 to \$99,999,999	—	—	—	—	—	—	—	—	—
	Firms with sales of \$100,000,000 or more	—	—	—	—	—	—	—	—	—
	Firms not operated for the entire year	81	81	63 906	5 449	749	131	13 082	2 388	23 496
4229904	Other nondurable goods whsle									
	All firms	5 600	5 702	9 926 592	903 808	199 591	33 031	1 959 708	1 221 456	1 427 308
	Firms operated for the entire year	3 998	4 099	9 252 928	847 247	190 419	31 065	1 834 586	1 206 334	1 253 294
	Firms with sales less than \$250,000	1 170	1 170	148 522	35 074	8 265	2 219	67 412	17 768	18 015
	Firms with sales of \$250,000 to \$499,999	697	697	249 614	41 692	9 325	2 015	88 075	31 688	32 002
	Firms with sales of \$500,000 to \$999,999	750	753	528 930	75 230	17 139	3 689	163 376	67 470	70 282
	Firms with sales of \$1,000,000 to \$2,499,999	704	713	1 117 237	133 283	29 230	5 266	296 644	145 032	147 695
	Firms with sales of \$2,500,000 to \$4,999,999	312	327	1 101 382	121 361	27 089	4 255	259 272	136 323	139 829
	Firms with sales of \$5,000,000 to \$9,999,999	191	217	1 374 885	124 583	26 870	3 789	265 988	179 253	188 516
	Firms with sales of \$10,000,000 to \$24,999,999	119	135	1 775 064	155 808	35 290	5 335	310 046	214 456	229 954
	Firms with sales of \$25,000,000 to \$49,999,999	34	59	1 202 596	64 381	15 232	1 768	153 245	147 614	148 640
	Firms with sales of \$50,000,000 to \$99,999,999	15	21	D	D	D	g	D	D	D
	Firms with sales of \$100,000,000 or more	6	7	D	D	D	f	D	D	D
	Firms not operated for the entire year	1 602	1 603	673 664	56 561	9 172	1 966	125 122	15 122	174 014

See footnotes at end of table.

Table 4. Sales Size of Firms: 1997—Con.

[Includes only firms and establishments with payroll. Excludes data for central administrative offices, auxiliary operations, or establishments of these firms that are classified in other categories than those specified in this table. For meaning of abbreviations and symbols, see introductory text. For explanation of terms, see Appendix A. For method of assignment to categories shown, see Appendix C]

NAICS code	Sales sizes of firms by type of operation and kind of business	Firms (number)	Establishments (number)	Sales (\$1,000)	Annual payroll (\$1,000)	First-quarter payroll (\$1,000)	Paid employees for pay period including March 12 (number)	Operating expenses ¹ (\$1,000)	End-of-1996 inventories (\$1,000)	End-of-1997 inventories (\$1,000)
	MANUFACTURERS' SALES BRANCHES AND SALES OFFICES									
	All firms	4 082	'29 305	'1 258 874 769	'45 911 766	'11 963 217	'922 208	95 051 279	39 467 315	40 758 311
	Firms operated for the entire year	3 976	29 131	1 249 745 020	45 799 131	11 927 595	918 632	94 316 446	39 257 615	40 642 566
	Firms with sales less than \$250,000	57	57	7 737	2 201	527	108	3 606	940	1 090
	Firms with sales of \$250,000 to \$499,999	73	80	27 577	6 259	1 473	239	11 110	3 648	3 333
	Firms with sales of \$500,000 to \$999,999	144	177	107 286	17 368	4 259	734	35 966	13 706	12 999
	Firms with sales of \$1,000,000 to \$2,499,999	373	484	630 095	93 949	22 575	3 096	180 809	87 472	87 696
	Firms with sales of \$2,500,000 to \$4,999,999	405	544	1 471 644	191 806	45 555	5 966	371 845	176 550	181 251
	Firms with sales of \$5,000,000 to \$9,999,999	487	867	3 495 800	405 467	98 995	11 671	830 767	395 483	397 088
	Firms with sales of \$10,000,000 to \$24,999,999 ..	670	1 882	10 844 896	1 081 059	260 099	29 499	2 233 731	1 131 383	1 176 150
	Firms with sales of \$25,000,000 to \$49,999,999 ..	463	1 711	16 632 036	1 337 443	320 816	34 230	2 844 156	1 574 870	1 632 098
	Firms with sales of \$50,000,000 to \$99,999,999 ..	362	2 120	25 530 813	1 899 728	468 608	48 968	4 002 462	2 119 761	2 276 621
	Firms with sales of \$100,000,000 or more	942	21 209	1 190 997 136	40 763 851	10 704 688	784 121	83 801 994	33 753 802	34 874 240
	Firms not operated for the entire year	106	174	9 129 749	112 635	35 622	3 576	734 833	209 700	115 745
421	Wholesale trade, durable goods									
	All firms	2 580	'17 228	'707 565 616	'26 757 611	'7 167 566	'479 447	52 345 151	26 273 001	27 084 251
	Firms operated for the entire year	2 510	17 123	706 713 087	26 714 526	7 152 358	477 920	52 258 284	26 123 931	27 050 498
	Firms with sales less than \$250,000	39	39	5 064	1 523	358	73	2 285	707	861
	Firms with sales of \$250,000 to \$499,999	51	51	19 067	5 013	1 155	162	8 235	3 003	2 807
	Firms with sales of \$500,000 to \$999,999	96	118	70 356	11 398	2 665	411	22 939	9 660	9 075
	Firms with sales of \$1,000,000 to \$2,499,999	272	348	464 420	70 710	16 835	2 195	130 659	68 253	68 438
	Firms with sales of \$2,500,000 to \$4,999,999	287	410	1 047 907	138 100	33 354	4 117	264 149	134 465	141 336
	Firms with sales of \$5,000,000 to \$9,999,999	327	612	2 362 995	278 528	68 560	7 698	554 414	283 687	296 021
	Firms with sales of \$10,000,000 to \$24,999,999 ..	437	1 231	7 070 422	741 393	180 385	19 627	1 436 167	882 025	914 219
	Firms with sales of \$25,000,000 to \$49,999,999 ..	264	1 089	9 503 102	777 414	187 203	19 301	1 594 772	979 325	1 035 219
	Firms with sales of \$50,000,000 to \$99,999,999 ..	212	1 422	14 928 537	1 172 077	290 193	27 892	2 372 227	1 503 417	1 615 743
	Firms with sales of \$100,000,000 or more	525	11 803	671 241 217	23 518 370	6 371 650	396 444	45 872 437	22 259 389	22 966 779
	Firms not operated for the entire year	70	105	852 529	43 085	15 208	1 527	86 867	149 070	33 753
4211	Motor vehicle & motor vehicle parts & supplies whsle									
	All firms	233	1 425	291 207 541	2 233 321	570 190	47 824	5 928 771	5 894 354	5 776 275
	Firms operated for the entire year	226	1 412	290 892 737	2 229 717	567 448	47 539	5 922 477	5 871 921	5 776 275
	Firms with sales less than \$250,000	2	2	D	D	D	a	D	D	D
	Firms with sales of \$250,000 to \$499,999	7	7	D	D	D	b	D	D	D
	Firms with sales of \$500,000 to \$999,999	9	9	6 271	1 283	311	60	2 269	755	734
	Firms with sales of \$1,000,000 to \$2,499,999	19	24	29 791	5 432	1 343	146	10 995	7 012	7 488
	Firms with sales of \$2,500,000 to \$4,999,999	17	24	62 448	6 875	1 720	249	13 837	10 374	9 068
	Firms with sales of \$5,000,000 to \$9,999,999	34	58	250 670	26 159	6 270	803	54 229	39 971	41 169
	Firms with sales of \$10,000,000 to \$24,999,999 ..	43	142	700 580	72 615	18 539	2 400	139 979	117 381	117 288
	Firms with sales of \$25,000,000 to \$49,999,999 ..	17	64	596 871	40 053	9 446	1 119	84 858	64 928	67 416
	Firms with sales of \$50,000,000 to \$99,999,999 ..	20	189	1 429 882	64 318	14 623	2 129	158 734	144 282	154 074
	Firms with sales of \$100,000,000 or more	58	893	287 813 225	2 012 171	515 014	40 604	5 456 581	5 486 755	5 378 501
	Firms not operated for the entire year	7	13	314 804	3 604	2 742	285	6 294	22 433	-

See footnotes at end of table.

Table 4. Sales Size of Firms: 1997—Con.

[Includes only firms and establishments with payroll. Excludes data for central administrative offices, auxiliary operations, or establishments of these firms that are classified in other categories than those specified in this table. For meaning of abbreviations and symbols, see introductory text. For explanation of terms, see Appendix A. For method of assignment to categories shown, see Appendix C]

NAICS code	Sales sizes of firms by type of operation and kind of business	Firms (number)	Establishments (number)	Sales (\$1,000)	Annual payroll (\$1,000)	First-quarter payroll (\$1,000)	Paid employees for pay period including March 12 (number)	Operating expenses ¹ (\$1,000)	End-of-1996 inventories (\$1,000)	End-of-1997 inventories (\$1,000)
421	MANUFACTURERS' SALES BRANCHES AND SALES OFFICES—Con.									
42111	Wholesale trade, durable goods—Con.									
	Automobile & other motor vehicle whsle									
	All firms	55	380	255 902 304	735 647	200 319	14 104	2 764 098	2 883 392	2 738 389
	Firms operated for the entire year	52	374	D	D	D	j	D	D	D
	Firms with sales less than \$250,000	—	—	—	—	—	—	—	—	—
	Firms with sales of \$250,000 to \$499,999	—	—	—	—	—	—	—	—	—
	Firms with sales of \$500,000 to \$999,999	3	3	1 896	421	100	14	601	65	49
	Firms with sales of \$1,000,000 to \$2,499,999	4	4	7 950	1 342	377	33	3 232	1 365	1 631
	Firms with sales of \$2,500,000 to \$4,999,999	4	5	18 234	2 676	625	78	4 414	3 496	3 812
	Firms with sales of \$5,000,000 to \$9,999,999	5	9	33 179	3 812	851	107	6 681	7 000	6 429
	Firms with sales of \$10,000,000 to \$24,999,999	9	10	150 212	15 896	3 591	470	29 162	30 390	26 873
	Firms with sales of \$25,000,000 to \$49,999,999	4	9	D	D	D	c	D	D	D
	Firms with sales of \$50,000,000 to \$99,999,999	2	5	D	D	D	e	D	D	D
	Firms with sales of \$100,000,000 or more	21	329	D	D	D	j	D	D	D
	Firms not operated for the entire year	3	6	D	D	D	e	D	D	D
421110	Automobile & other motor vehicle whsle									
	All firms	55	380	255 902 304	735 647	200 319	14 104	2 764 098	2 883 392	2 738 389
	Firms operated for the entire year	52	374	D	D	D	j	D	D	D
	Firms with sales less than \$250,000	—	—	—	—	—	—	—	—	—
	Firms with sales of \$250,000 to \$499,999	—	—	—	—	—	—	—	—	—
	Firms with sales of \$500,000 to \$999,999	3	3	1 896	421	100	14	601	65	49
	Firms with sales of \$1,000,000 to \$2,499,999	4	4	7 950	1 342	377	33	3 232	1 365	1 631
	Firms with sales of \$2,500,000 to \$4,999,999	4	5	18 234	2 676	625	78	4 414	3 496	3 812
	Firms with sales of \$5,000,000 to \$9,999,999	5	9	33 179	3 812	851	107	6 681	7 000	6 429
	Firms with sales of \$10,000,000 to \$24,999,999	9	10	150 212	15 896	3 591	470	29 162	30 390	26 873
	Firms with sales of \$25,000,000 to \$49,999,999	4	9	D	D	D	c	D	D	D
	Firms with sales of \$50,000,000 to \$99,999,999	2	5	D	D	D	e	D	D	D
	Firms with sales of \$100,000,000 or more	21	329	D	D	D	j	D	D	D
	Firms not operated for the entire year	3	6	D	D	D	e	D	D	D
4211101	Automobile & motorcycle whsle									
	All firms	14	124	95 851 919	298 709	71 122	5 211	1 890 320	2 196 413	1 935 877
	Firms operated for the entire year	14	124	95 851 919	298 709	71 122	5 211	1 890 320	2 196 413	1 935 877
	Firms with sales less than \$250,000	—	—	—	—	—	—	—	—	—
	Firms with sales of \$250,000 to \$499,999	—	—	—	—	—	—	—	—	—
	Firms with sales of \$500,000 to \$999,999	1	1	D	D	D	a	D	D	D
	Firms with sales of \$1,000,000 to \$2,499,999	1	1	D	D	D	a	D	D	D
	Firms with sales of \$2,500,000 to \$4,999,999	1	1	D	D	D	a	D	D	D
	Firms with sales of \$5,000,000 to \$9,999,999	—	—	—	—	—	—	—	—	—
	Firms with sales of \$10,000,000 to \$24,999,999	1	2	D	D	D	b	D	D	D
	Firms with sales of \$25,000,000 to \$49,999,999	1	2	D	D	D	a	D	D	D
	Firms with sales of \$50,000,000 to \$99,999,999	—	—	—	—	—	—	—	—	—
	Firms with sales of \$100,000,000 or more	9	117	D	D	D	i	D	D	D
	Firms not operated for the entire year	—	—	—	—	—	—	—	—	—

See footnotes at end of table.

Table 4. Sales Size of Firms: 1997—Con.

[Includes only firms and establishments with payroll. Excludes data for central administrative offices, auxiliary operations, or establishments of these firms that are classified in other categories than those specified in this table. For meaning of abbreviations and symbols, see introductory text. For explanation of terms, see Appendix A. For method of assignment to categories shown, see Appendix C]

NAICS code	Sales sizes of firms by type of operation and kind of business	Firms (number)	Establishments (number)	Sales (\$1,000)	Annual payroll (\$1,000)	First-quarter payroll (\$1,000)	Paid employees for pay period including March 12 (number)	Operating expenses ¹ (\$1,000)	End-of-1996 inventories (\$1,000)	End-of-1997 inventories (\$1,000)
421	MANUFACTURERS' SALES BRANCHES AND SALES OFFICES—Con.									
	Wholesale trade, durable goods—Con.									
4211102	Bus & recreational vehicle whsle									
	All firms	7	14	D	D	D	c	D	D	D
	Firms operated for the entire year	7	14	D	D	D	c	D	D	D
	Firms with sales less than \$250,000	—	—	—	—	—	—	—	—	—
	Firms with sales of \$250,000 to \$499,999	—	—	—	—	—	—	—	—	—
	Firms with sales of \$500,000 to \$999,999	—	—	—	—	—	—	—	—	—
	Firms with sales of \$1,000,000 to \$2,499,999	2	2	D	D	D	a	D	D	D
	Firms with sales of \$2,500,000 to \$4,999,999	—	—	—	—	—	—	—	—	—
	Firms with sales of \$5,000,000 to \$9,999,999	2	3	D	D	D	a	D	D	D
	Firms with sales of \$10,000,000 to \$24,999,999 ..	1	1	D	D	D	a	D	D	D
	Firms with sales of \$25,000,000 to \$49,999,999 ..	—	—	—	—	—	—	—	—	—
	Firms with sales of \$50,000,000 to \$99,999,999 ..	1	3	D	D	D	a	D	D	D
	Firms with sales of \$100,000,000 or more	1	5	D	D	D	c	D	D	D
	Firms not operated for the entire year	—	—	—	—	—	—	—	—	—
4211103	Light truck & van (14,000 lb or less) whsle									
	All firms	8	99	152 661 486	207 342	65 536	3 135	483 741	103 459	157 810
	Firms operated for the entire year	6	97	D	D	D	h	D	D	D
	Firms with sales less than \$250,000	—	—	—	—	—	—	—	—	—
	Firms with sales of \$250,000 to \$499,999	—	—	—	—	—	—	—	—	—
	Firms with sales of \$500,000 to \$999,999	—	—	—	—	—	—	—	—	—
	Firms with sales of \$1,000,000 to \$2,499,999	—	—	—	—	—	—	—	—	—
	Firms with sales of \$2,500,000 to \$4,999,999	1	2	D	D	D	b	D	D	D
	Firms with sales of \$5,000,000 to \$9,999,999	1	1	D	D	D	b	D	D	D
	Firms with sales of \$10,000,000 to \$24,999,999 ..	—	—	—	—	—	—	—	—	—
	Firms with sales of \$25,000,000 to \$49,999,999 ..	—	—	—	—	—	—	—	—	—
	Firms with sales of \$50,000,000 to \$99,999,999 ..	1	1	D	D	D	e	D	D	D
	Firms with sales of \$100,000,000 or more	3	93	D	D	D	h	D	D	D
	Firms not operated for the entire year	2	2	D	D	D	c	D	D	D
4211104	Medium truck & tractor (14,001 lb to 26,000 lb) whsle									
	All firms	4	20	D	D	D	e	D	D	D
	Firms operated for the entire year	4	20	D	D	D	e	D	D	D
	Firms with sales less than \$250,000	—	—	—	—	—	—	—	—	—
	Firms with sales of \$250,000 to \$499,999	—	—	—	—	—	—	—	—	—
	Firms with sales of \$500,000 to \$999,999	—	—	—	—	—	—	—	—	—
	Firms with sales of \$1,000,000 to \$2,499,999	—	—	—	—	—	—	—	—	—
	Firms with sales of \$2,500,000 to \$4,999,999	—	—	—	—	—	—	—	—	—
	Firms with sales of \$5,000,000 to \$9,999,999	1	1	D	D	D	a	D	D	D
	Firms with sales of \$10,000,000 to \$24,999,999 ..	2	2	D	D	D	c	D	D	D
	Firms with sales of \$25,000,000 to \$49,999,999 ..	—	—	—	—	—	—	—	—	—
	Firms with sales of \$50,000,000 to \$99,999,999 ..	—	—	—	—	—	—	—	—	—
	Firms with sales of \$100,000,000 or more	1	17	D	D	D	e	D	D	D
	Firms not operated for the entire year	—	—	—	—	—	—	—	—	—

See footnotes at end of table.

Table 4. Sales Size of Firms: 1997—Con.

[Includes only firms and establishments with payroll. Excludes data for central administrative offices, auxiliary operations, or establishments of these firms that are classified in other categories than those specified in this table. For meaning of abbreviations and symbols, see introductory text. For explanation of terms, see Appendix A. For method of assignment to categories shown, see Appendix C]

NAICS code	Sales sizes of firms by type of operation and kind of business	Firms (number)	Establishments (number)	Sales (\$1,000)	Annual payroll (\$1,000)	First-quarter payroll (\$1,000)	Paid employees for pay period including March 12 (number)	Operating expenses ¹ (\$1,000)	End-of-1996 inventories (\$1,000)	End-of-1997 inventories (\$1,000)
421	MANUFACTURERS' SALES BRANCHES AND SALES OFFICES—Con.									
	Wholesale trade, durable goods—Con.									
4211105	Heavy truck & tractor (over 26,000 lb) whsle									
	All firms	28	123	D	D	D	i	D	D	D
	Firms operated for the entire year	27	119	D	D	D	i	D	D	D
	Firms with sales less than \$250,000	—	—	—	—	—	—	—	—	—
	Firms with sales of \$250,000 to \$499,999	—	—	—	—	—	—	—	—	—
	Firms with sales of \$500,000 to \$999,999	2	2	D	D	D	a	D	D	D
	Firms with sales of \$1,000,000 to \$2,499,999	1	1	D	D	D	a	D	D	D
	Firms with sales of \$2,500,000 to \$4,999,999	2	2	D	D	D	b	D	D	D
	Firms with sales of \$5,000,000 to \$9,999,999	2	5	D	D	D	b	D	D	D
	Firms with sales of \$10,000,000 to \$24,999,999 ..	5	5	D	D	D	e	D	D	D
	Firms with sales of \$25,000,000 to \$49,999,999 ..	3	7	D	D	D	c	D	D	D
	Firms with sales of \$50,000,000 to \$99,999,999 ..	2	5	D	D	D	e	D	D	D
	Firms with sales of \$100,000,000 or more	10	92	D	D	D	h	D	D	D
	Firms not operated for the entire year	1	4	D	D	D	b	D	D	D
42112	Motor vehicle supplies & new parts whsle									
	All firms	169	895	25 607 316	1 287 094	316 689	29 268	2 684 657	2 815 454	2 830 859
	Firms operated for the entire year	164	887	D	D	D	k	D	D	D
	Firms with sales less than \$250,000	2	2	D	D	D	a	D	D	D
	Firms with sales of \$250,000 to \$499,999	6	6	D	D	D	b	D	D	D
	Firms with sales of \$500,000 to \$999,999	5	5	D	D	D	b	D	D	D
	Firms with sales of \$1,000,000 to \$2,499,999	17	23	D	D	D	c	D	D	D
	Firms with sales of \$2,500,000 to \$4,999,999	13	20	D	D	D	c	D	D	D
	Firms with sales of \$5,000,000 to \$9,999,999	25	38	183 355	18 230	4 510	496	39 286	29 165	30 733
	Firms with sales of \$10,000,000 to \$24,999,999 ..	28	107	442 076	46 148	11 469	1 527	94 042	74 130	76 976
	Firms with sales of \$25,000,000 to \$49,999,999 ..	13	51	454 264	33 106	7 738	891	73 434	49 389	51 407
	Firms with sales of \$50,000,000 to \$99,999,999 ..	21	192	1 504 671	73 013	16 919	2 288	173 347	171 974	179 765
	Firms with sales of \$100,000,000 or more	34	443	D	D	D	j	D	D	D
	Firms not operated for the entire year	5	8	D	D	D	b	D	D	D
421120	Motor vehicle supplies & new parts whsle									
	All firms	169	895	25 607 316	1 287 094	316 689	29 268	2 684 657	2 815 454	2 830 859
	Firms operated for the entire year	164	887	D	D	D	k	D	D	D
	Firms with sales less than \$250,000	2	2	D	D	D	a	D	D	D
	Firms with sales of \$250,000 to \$499,999	6	6	D	D	D	b	D	D	D
	Firms with sales of \$500,000 to \$999,999	5	5	D	D	D	b	D	D	D
	Firms with sales of \$1,000,000 to \$2,499,999	17	23	D	D	D	c	D	D	D
	Firms with sales of \$2,500,000 to \$4,999,999	13	20	D	D	D	c	D	D	D
	Firms with sales of \$5,000,000 to \$9,999,999	25	38	183 355	18 230	4 510	496	39 286	29 165	30 733
	Firms with sales of \$10,000,000 to \$24,999,999 ..	28	107	442 076	46 148	11 469	1 527	94 042	74 130	76 976
	Firms with sales of \$25,000,000 to \$49,999,999 ..	13	51	454 264	33 106	7 738	891	73 434	49 389	51 407
	Firms with sales of \$50,000,000 to \$99,999,999 ..	21	192	1 504 671	73 013	16 919	2 288	173 347	171 974	179 765
	Firms with sales of \$100,000,000 or more	34	443	D	D	D	j	D	D	D
	Firms not operated for the entire year	5	8	D	D	D	b	D	D	D

See footnotes at end of table.

Table 4. Sales Size of Firms: 1997—Con.

[Includes only firms and establishments with payroll. Excludes data for central administrative offices, auxiliary operations, or establishments of these firms that are classified in other categories than those specified in this table. For meaning of abbreviations and symbols, see introductory text. For explanation of terms, see Appendix A. For method of assignment to categories shown, see Appendix C]

NAICS code	Sales sizes of firms by type of operation and kind of business	Firms (number)	Establishments (number)	Sales (\$1,000)	Annual payroll (\$1,000)	First-quarter payroll (\$1,000)	Paid employees for pay period including March 12 (number)	Operating expenses ¹ (\$1,000)	End-of-1996 inventories (\$1,000)	End-of-1997 inventories (\$1,000)
421	MANUFACTURERS' SALES BRANCHES AND SALES OFFICES—Con.									
	Wholesale trade, durable goods—Con.									
4211201	Motor vehicle supplies & new parts—warehouse distributors									
	All firms	74	343	6 640 896	223 308	53 476	5 937	548 683	512 479	516 527
	Firms operated for the entire year	72	340	D	D	D	i	D	D	D
	Firms with sales less than \$250,000	—	—	—	—	—	—	—	—	—
	Firms with sales of \$250,000 to \$499,999	2	2	D	D	D	a	D	D	D
	Firms with sales of \$500,000 to \$999,999	6	6	D	D	D	b	D	D	D
	Firms with sales of \$1,000,000 to \$2,499,999	4	7	D	D	D	b	D	D	D
	Firms with sales of \$2,500,000 to \$4,999,999	4	5	D	D	D	a	D	D	D
	Firms with sales of \$5,000,000 to \$9,999,999	10	16	74 699	5 098	1 236	178	11 236	16 072	17 223
	Firms with sales of \$10,000,000 to \$24,999,999	11	15	D	D	D	e	D	D	D
	Firms with sales of \$25,000,000 to \$49,999,999	5	7	148 085	13 382	3 027	277	32 024	12 273	12 250
	Firms with sales of \$50,000,000 to \$99,999,999	14	159	1 007 083	43 499	10 418	1 453	109 550	104 955	112 767
	Firms with sales of \$100,000,000 or more	16	123	5 174 266	144 144	34 536	3 572	360 381	340 400	334 036
	Firms not operated for the entire year	2	3	D	D	D	b	D	D	D
4211202	Motor vehicle supplies & new parts—jobbers									
	All firms	124	541	18 824 469	1 057 445	261 684	23 182	2 124 144	2 297 437	2 308 531
	Firms operated for the entire year	120	535	D	D	D	j	D	D	D
	Firms with sales less than \$250,000	2	2	D	D	D	a	D	D	D
	Firms with sales of \$250,000 to \$499,999	4	4	D	D	D	b	D	D	D
	Firms with sales of \$500,000 to \$999,999	5	5	D	D	D	a	D	D	D
	Firms with sales of \$1,000,000 to \$2,499,999	20	27	D	D	D	c	D	D	D
	Firms with sales of \$2,500,000 to \$4,999,999	15	29	D	D	D	e	D	D	D
	Firms with sales of \$5,000,000 to \$9,999,999	18	24	132 580	14 586	3 683	379	31 470	18 756	18 160
	Firms with sales of \$10,000,000 to \$24,999,999	16	76	245 856	30 319	7 709	1 051	61 823	33 177	31 700
	Firms with sales of \$25,000,000 to \$49,999,999	11	45	398 356	28 177	6 689	886	67 078	57 954	61 252
	Firms with sales of \$50,000,000 to \$99,999,999	11	52	802 398	47 357	11 315	1 411	93 611	90 238	89 781
	Firms with sales of \$100,000,000 or more	18	271	17 145 580	923 478	228 683	18 902	1 842 926	2 079 587	2 090 705
	Firms not operated for the entire year	4	6	D	D	D	b	D	D	D
4211203	Petroleum products marketing equipment whsle									
	All firms	5	11	141 951	6 341	1 529	149	11 830	5 538	5 801
	Firms operated for the entire year	5	11	141 951	6 341	1 529	149	11 830	5 538	5 801
	Firms with sales less than \$250,000	—	—	—	—	—	—	—	—	—
	Firms with sales of \$250,000 to \$499,999	—	—	—	—	—	—	—	—	—
	Firms with sales of \$500,000 to \$999,999	—	—	—	—	—	—	—	—	—
	Firms with sales of \$1,000,000 to \$2,499,999	—	—	—	—	—	—	—	—	—
	Firms with sales of \$2,500,000 to \$4,999,999	—	—	—	—	—	—	—	—	—
	Firms with sales of \$5,000,000 to \$9,999,999	3	5	23 541	2 623	600	64	5 052	4 338	4 501
	Firms with sales of \$10,000,000 to \$24,999,999	1	1	D	D	D	b	D	D	D
	Firms with sales of \$25,000,000 to \$49,999,999	—	—	—	—	—	—	—	—	—
	Firms with sales of \$50,000,000 to \$99,999,999	—	—	—	—	—	—	—	—	—
	Firms with sales of \$100,000,000 or more	1	5	D	D	D	a	D	D	D
	Firms not operated for the entire year	—	—	—	—	—	—	—	—	—

See footnotes at end of table.

Table 4. Sales Size of Firms: 1997—Con.

[Includes only firms and establishments with payroll. Excludes data for central administrative offices, auxiliary operations, or establishments of these firms that are classified in other categories than those specified in this table. For meaning of abbreviations and symbols, see introductory text. For explanation of terms, see Appendix A. For method of assignment to categories shown, see Appendix C]

NAICS code	Sales sizes of firms by type of operation and kind of business	Firms (number)	Establishments (number)	Sales (\$1,000)	Annual payroll (\$1,000)	First-quarter payroll (\$1,000)	Paid employees for pay period including March 12 (number)	Operating expenses ¹ (\$1,000)	End-of-1996 inventories (\$1,000)	End-of-1997 inventories (\$1,000)
421	MANUFACTURERS' SALES BRANCHES AND SALES OFFICES—Con.									
	Wholesale trade, durable goods—Con.									
42113	Tire & tube whsle									
	All firms	23	150	9 697 921	210 580	53 182	4 452	480 016	195 508	207 027
	Firms operated for the entire year	23	150	9 697 921	210 580	53 182	4 452	480 016	195 508	207 027
	Firms with sales less than \$250,000	—	—	—	—	—	—	—	—	—
	Firms with sales of \$250,000 to \$499,999	2	2	D	D	D	a	D	D	D
	Firms with sales of \$500,000 to \$999,999	1	1	D	D	D	a	D	D	D
	Firms with sales of \$1,000,000 to \$2,499,999	1	1	D	D	D	a	D	D	D
	Firms with sales of \$2,500,000 to \$4,999,999	2	2	D	D	D	a	D	D	D
	Firms with sales of \$5,000,000 to \$9,999,999	3	5	20 687	1 838	401	135	4 708	1 663	1 970
	Firms with sales of \$10,000,000 to \$24,999,999 ..	6	24	105 847	10 227	3 374	380	16 076	12 713	13 325
	Firms with sales of \$25,000,000 to \$49,999,999 ..	1	5	D	D	D	c	D	D	D
	Firms with sales of \$50,000,000 to \$99,999,999 ..	1	3	D	D	D	b	D	D	D
	Firms with sales of \$100,000,000 or more	6	107	D	D	D	h	D	D	D
	Firms not operated for the entire year	—	—	—	—	—	—	—	—	—
421130	Tire & tube whsle									
	All firms	23	150	9 697 921	210 580	53 182	4 452	480 016	195 508	207 027
	Firms operated for the entire year	23	150	9 697 921	210 580	53 182	4 452	480 016	195 508	207 027
	Firms with sales less than \$250,000	—	—	—	—	—	—	—	—	—
	Firms with sales of \$250,000 to \$499,999	2	2	D	D	D	a	D	D	D
	Firms with sales of \$500,000 to \$999,999	1	1	D	D	D	a	D	D	D
	Firms with sales of \$1,000,000 to \$2,499,999	1	1	D	D	D	a	D	D	D
	Firms with sales of \$2,500,000 to \$4,999,999	2	2	D	D	D	a	D	D	D
	Firms with sales of \$5,000,000 to \$9,999,999	3	5	20 687	1 838	401	135	4 708	1 663	1 970
	Firms with sales of \$10,000,000 to \$24,999,999 ..	6	24	105 847	10 227	3 374	380	16 076	12 713	13 325
	Firms with sales of \$25,000,000 to \$49,999,999 ..	1	5	D	D	D	c	D	D	D
	Firms with sales of \$50,000,000 to \$99,999,999 ..	1	3	D	D	D	b	D	D	D
	Firms with sales of \$100,000,000 or more	6	107	D	D	D	h	D	D	D
	Firms not operated for the entire year	—	—	—	—	—	—	—	—	—
4212	Furniture & home furnishings whsle									
	All firms	147	485	21 729 080	646 395	162 255	16 119	1 835 902	727 049	852 893
	Firms operated for the entire year	142	479	21 603 857	637 284	161 628	16 042	1 818 234	726 458	824 288
	Firms with sales less than \$250,000	1	1	D	D	D	a	D	D	D
	Firms with sales of \$250,000 to \$499,999	2	2	D	D	D	a	D	D	D
	Firms with sales of \$500,000 to \$999,999	4	4	D	D	D	a	D	D	D
	Firms with sales of \$1,000,000 to \$2,499,999	16	18	26 434	4 504	976	150	7 760	2 787	2 696
	Firms with sales of \$2,500,000 to \$4,999,999	8	12	30 436	2 488	538	93	6 333	2 551	2 298
	Firms with sales of \$5,000,000 to \$9,999,999	13	25	94 450	9 517	2 369	406	22 641	10 130	9 863
	Firms with sales of \$10,000,000 to \$24,999,999 ..	33	86	560 426	43 950	11 178	1 252	101 444	63 374	66 389
	Firms with sales of \$25,000,000 to \$49,999,999 ..	17	47	634 046	50 299	12 313	1 058	116 909	41 120	39 776
	Firms with sales of \$50,000,000 to \$99,999,999 ..	14	55	999 998	45 947	10 803	1 034	132 972	98 434	100 745
	Firms with sales of \$100,000,000 or more	34	229	19 254 215	480 044	123 311	12 030	1 428 875	507 120	601 642
	Firms not operated for the entire year	5	6	125 223	9 111	627	77	17 668	591	28 605

See footnotes at end of table.

Table 4. Sales Size of Firms: 1997—Con.

[Includes only firms and establishments with payroll. Excludes data for central administrative offices, auxiliary operations, or establishments of these firms that are classified in other categories than those specified in this table. For meaning of abbreviations and symbols, see introductory text. For explanation of terms, see Appendix A. For method of assignment to categories shown, see Appendix C]

NAICS code	Sales sizes of firms by type of operation and kind of business	Firms (number)	Establishments (number)	Sales (\$1,000)	Annual payroll (\$1,000)	First-quarter payroll (\$1,000)	Paid employees for pay period including March 12 (number)	Operating expenses ¹ (\$1,000)	End-of-1996 inventories (\$1,000)	End-of-1997 inventories (\$1,000)
421	MANUFACTURERS' SALES BRANCHES AND SALES OFFICES—Con.									
	Wholesale trade, durable goods—Con.									
42121	Furniture whsle									
	All firms	54	247	7 242 080	228 139	56 666	4 486	733 330	232 588	234 624
	Firms operated for the entire year	51	243	D	D	D	h	D	D	D
	Firms with sales less than \$250,000	1	1	D	D	D	a	D	D	D
	Firms with sales of \$250,000 to \$499,999	1	1	D	D	D	a	D	D	D
	Firms with sales of \$500,000 to \$999,999	1	1	D	D	D	a	D	D	D
	Firms with sales of \$1,000,000 to \$2,499,999	8	9	14 552	2 779	600	96	3 872	1 254	1 299
	Firms with sales of \$2,500,000 to \$4,999,999	4	5	14 029	1 263	235	32	3 361	1 164	1 048
	Firms with sales of \$5,000,000 to \$9,999,999	4	14	30 664	2 813	743	86	6 622	1 375	1 418
	Firms with sales of \$10,000,000 to \$24,999,999	12	41	182 949	14 732	4 298	398	28 509	22 702	25 101
	Firms with sales of \$25,000,000 to \$49,999,999	4	18	144 780	12 800	2 825	276	25 423	8 555	8 821
	Firms with sales of \$50,000,000 to \$99,999,999	7	26	D	D	D	f	D	D	D
	Firms with sales of \$100,000,000 or more	9	127	D	D	D	h	D	D	D
	Firms not operated for the entire year	3	4	D	D	D	b	D	D	D
421210	Furniture whsle									
	All firms	54	247	7 242 080	228 139	56 666	4 486	733 330	232 588	234 624
	Firms operated for the entire year	51	243	D	D	D	h	D	D	D
	Firms with sales less than \$250,000	1	1	D	D	D	a	D	D	D
	Firms with sales of \$250,000 to \$499,999	1	1	D	D	D	a	D	D	D
	Firms with sales of \$500,000 to \$999,999	1	1	D	D	D	a	D	D	D
	Firms with sales of \$1,000,000 to \$2,499,999	8	9	14 552	2 779	600	96	3 872	1 254	1 299
	Firms with sales of \$2,500,000 to \$4,999,999	4	5	14 029	1 263	235	32	3 361	1 164	1 048
	Firms with sales of \$5,000,000 to \$9,999,999	4	14	30 664	2 813	743	86	6 622	1 375	1 418
	Firms with sales of \$10,000,000 to \$24,999,999	12	41	182 949	14 732	4 298	398	28 509	22 702	25 101
	Firms with sales of \$25,000,000 to \$49,999,999	4	18	144 780	12 800	2 825	276	25 423	8 555	8 821
	Firms with sales of \$50,000,000 to \$99,999,999	7	26	D	D	D	f	D	D	D
	Firms with sales of \$100,000,000 or more	9	127	D	D	D	h	D	D	D
	Firms not operated for the entire year	3	4	D	D	D	b	D	D	D
4212101	Household & lawn furniture whsle									
	All firms	24	91	1 584 873	59 681	15 306	1 472	149 871	142 636	145 393
	Firms operated for the entire year	23	89	D	D	D	g	D	D	D
	Firms with sales less than \$250,000	1	1	D	D	D	a	D	D	D
	Firms with sales of \$250,000 to \$499,999	—	—	—	—	—	—	—	—	—
	Firms with sales of \$500,000 to \$999,999	—	—	—	—	—	—	—	—	—
	Firms with sales of \$1,000,000 to \$2,499,999	2	2	D	D	D	a	D	D	D
	Firms with sales of \$2,500,000 to \$4,999,999	4	5	14 029	1 263	235	32	3 361	1 164	1 048
	Firms with sales of \$5,000,000 to \$9,999,999	—	—	—	—	—	—	—	—	—
	Firms with sales of \$10,000,000 to \$24,999,999	6	27	100 837	7 185	1 670	256	13 649	19 541	21 248
	Firms with sales of \$25,000,000 to \$49,999,999	1	1	D	D	D	c	D	D	D
	Firms with sales of \$50,000,000 to \$99,999,999	5	19	349 037	11 054	2 870	354	42 894	44 991	44 728
	Firms with sales of \$100,000,000 or more	4	34	1 084 925	36 843	9 792	704	83 091	75 877	77 882
	Firms not operated for the entire year	1	2	D	D	D	a	D	D	D
4212102	Office & business furniture whsle									

See footnotes at end of table.

Table 4. Sales Size of Firms: 1997—Con.

[Includes only firms and establishments with payroll. Excludes data for central administrative offices, auxiliary operations, or establishments of these firms that are classified in other categories than those specified in this table. For meaning of abbreviations and symbols, see introductory text. For explanation of terms, see Appendix A. For method of assignment to categories shown, see Appendix C]

NAICS code	Sales sizes of firms by type of operation and kind of business	Firms (number)	Establishments (number)	Sales (\$1,000)	Annual payroll (\$1,000)	First-quarter payroll (\$1,000)	Paid employees for pay period including March 12 (number)	Operating expenses ¹ (\$1,000)	End-of-1996 inventories (\$1,000)	End-of-1997 inventories (\$1,000)
421	MANUFACTURERS' SALES BRANCHES AND SALES OFFICES—Con.									
	Wholesale trade, durable goods—Con.									
4212102	Office & business furniture whsle—Con.									
	All firms	32	156	5 657 207	168 458	41 360	3 014	583 459	89 952	89 231
	Firms operated for the entire year	30	154	D	D	D	h	D	D	D
	Firms with sales less than \$250,000	—	—	—	—	—	—	—	—	—
	Firms with sales of \$250,000 to \$499,999	1	1	D	D	D	a	D	D	D
	Firms with sales of \$500,000 to \$999,999	1	1	D	D	D	a	D	D	D
	Firms with sales of \$1,000,000 to \$2,499,999	6	7	D	D	D	b	D	D	D
	Firms with sales of \$2,500,000 to \$4,999,999	—	—	—	—	—	—	—	—	—
	Firms with sales of \$5,000,000 to \$9,999,999	4	14	30 664	2 813	743	86	6 622	1 375	1 418
	Firms with sales of \$10,000,000 to \$24,999,999	6	14	82 112	7 547	2 628	142	14 860	3 161	3 853
	Firms with sales of \$25,000,000 to \$49,999,999	4	20	D	D	D	c	D	D	D
	Firms with sales of \$50,000,000 to \$99,999,999	3	8	221 817	11 373	2 730	249	29 147	4 236	5 705
	Firms with sales of \$100,000,000 or more	5	89	D	D	D	g	D	D	D
	Firms not operated for the entire year	2	2	D	D	D	b	D	D	D
42122	Home furnishings whsle									
	All firms	96	238	14 487 000	418 256	105 589	11 633	1 102 572	494 461	618 269
	Firms operated for the entire year	94	236	D	D	D	j	D	D	D
	Firms with sales less than \$250,000	—	—	—	—	—	—	—	—	—
	Firms with sales of \$250,000 to \$499,999	1	1	D	D	D	a	D	D	D
	Firms with sales of \$500,000 to \$999,999	3	3	2 177	329	82	10	806	635	655
	Firms with sales of \$1,000,000 to \$2,499,999	10	13	16 078	1 953	448	63	4 449	1 955	1 652
	Firms with sales of \$2,500,000 to \$4,999,999	4	4	16 470	1 390	314	60	3 520	1 843	2 053
	Firms with sales of \$5,000,000 to \$9,999,999	9	11	63 786	6 704	1 626	320	16 019	8 755	8 445
	Firms with sales of \$10,000,000 to \$24,999,999	21	45	377 477	29 218	6 880	854	72 935	40 672	41 288
	Firms with sales of \$25,000,000 to \$49,999,999	14	30	516 091	39 858	9 790	877	94 060	33 525	31 945
	Firms with sales of \$50,000,000 to \$99,999,999	7	29	D	D	D	e	D	D	D
	Firms with sales of \$100,000,000 or more	25	100	D	D	D	i	D	D	D
	Firms not operated for the entire year	2	2	D	D	D	b	D	D	D
421220	Home furnishings whsle									
	All firms	96	238	14 487 000	418 256	105 589	11 633	1 102 572	494 461	618 269
	Firms operated for the entire year	94	236	D	D	D	j	D	D	D
	Firms with sales less than \$250,000	—	—	—	—	—	—	—	—	—
	Firms with sales of \$250,000 to \$499,999	1	1	D	D	D	a	D	D	D
	Firms with sales of \$500,000 to \$999,999	3	3	2 177	329	82	10	806	635	655
	Firms with sales of \$1,000,000 to \$2,499,999	10	13	16 078	1 953	448	63	4 449	1 955	1 652
	Firms with sales of \$2,500,000 to \$4,999,999	4	4	16 470	1 390	314	60	3 520	1 843	2 053
	Firms with sales of \$5,000,000 to \$9,999,999	9	11	63 786	6 704	1 626	320	16 019	8 755	8 445
	Firms with sales of \$10,000,000 to \$24,999,999	21	45	377 477	29 218	6 880	854	72 935	40 672	41 288
	Firms with sales of \$25,000,000 to \$49,999,999	14	30	516 091	39 858	9 790	877	94 060	33 525	31 945
	Firms with sales of \$50,000,000 to \$99,999,999	7	29	D	D	D	e	D	D	D
	Firms with sales of \$100,000,000 or more	25	100	D	D	D	i	D	D	D
	Firms not operated for the entire year	2	2	D	D	D	b	D	D	D
4212201	Household china, glassware, & crockery whsle									

See footnotes at end of table.

Table 4. Sales Size of Firms: 1997—Con.

[Includes only firms and establishments with payroll. Excludes data for central administrative offices, auxiliary operations, or establishments of these firms that are classified in other categories than those specified in this table. For meaning of abbreviations and symbols, see introductory text. For explanation of terms, see Appendix A. For method of assignment to categories shown, see Appendix C]

NAICS code	Sales sizes of firms by type of operation and kind of business	Firms (number)	Establishments (number)	Sales (\$1,000)	Annual payroll (\$1,000)	First-quarter payroll (\$1,000)	Paid employees for pay period including March 12 (number)	Operating expenses ¹ (\$1,000)	End-of-1996 inventories (\$1,000)	End-of-1997 inventories (\$1,000)
421	MANUFACTURERS' SALES BRANCHES AND SALES OFFICES—Con.									
	Wholesale trade, durable goods—Con.									
4212201	Household china, glassware, & crockery whsle—Con.									
	All firms	8	14	597 661	45 630	11 679	3 156	185 733	113 060	116 905
	Firms operated for the entire year	8	14	597 661	45 630	11 679	3 156	185 733	113 060	116 905
	Firms with sales less than \$250,000	—	—	—	—	—	—	—	—	—
	Firms with sales of \$250,000 to \$499,999	—	—	—	—	—	—	—	—	—
	Firms with sales of \$500,000 to \$999,999	—	—	—	—	—	—	—	—	—
	Firms with sales of \$1,000,000 to \$2,499,999	—	—	—	—	—	—	—	—	—
	Firms with sales of \$2,500,000 to \$4,999,999	1	1	D	D	D	a	D	D	D
	Firms with sales of \$5,000,000 to \$9,999,999	1	1	D	D	D	b	D	D	D
	Firms with sales of \$10,000,000 to \$24,999,999	1	1	D	D	D	b	D	D	D
	Firms with sales of \$25,000,000 to \$49,999,999	3	8	D	D	D	e	D	D	D
	Firms with sales of \$50,000,000 to \$99,999,999	—	—	—	—	—	—	—	—	—
	Firms with sales of \$100,000,000 or more	2	3	D	D	D	h	D	D	D
	Firms not operated for the entire year	—	—	—	—	—	—	—	—	—
4212202	Linens, domestics, draperies, & curtains whsle									
	All firms	38	102	5 437 338	173 959	41 494	3 356	412 153	133 549	182 658
	Firms operated for the entire year	37	101	D	D	D	h	D	D	D
	Firms with sales less than \$250,000	—	—	—	—	—	—	—	—	—
	Firms with sales of \$250,000 to \$499,999	—	—	—	—	—	—	—	—	—
	Firms with sales of \$500,000 to \$999,999	2	2	D	D	D	a	D	D	D
	Firms with sales of \$1,000,000 to \$2,499,999	3	3	3 330	512	129	18	1 714	402	334
	Firms with sales of \$2,500,000 to \$4,999,999	2	2	D	D	D	b	D	D	D
	Firms with sales of \$5,000,000 to \$9,999,999	2	2	D	D	D	c	D	D	D
	Firms with sales of \$10,000,000 to \$24,999,999	7	13	D	D	D	e	D	D	D
	Firms with sales of \$25,000,000 to \$49,999,999	4	8	D	D	D	c	D	D	D
	Firms with sales of \$50,000,000 to \$99,999,999	5	20	D	D	D	f	D	D	D
	Firms with sales of \$100,000,000 or more	12	51	D	D	D	g	D	D	D
	Firms not operated for the entire year	1	1	D	D	D	b	D	D	D
4212203	Floor coverings whsle									
	All firms	37	96	7 864 637	161 893	43 378	4 236	405 041	165 967	192 458
	Firms operated for the entire year	36	95	D	D	D	h	D	D	D
	Firms with sales less than \$250,000	—	—	—	—	—	—	—	—	—
	Firms with sales of \$250,000 to \$499,999	1	1	D	D	D	a	D	D	D
	Firms with sales of \$500,000 to \$999,999	—	—	—	—	—	—	—	—	—
	Firms with sales of \$1,000,000 to \$2,499,999	6	8	10 597	1 011	226	32	2 010	1 104	885
	Firms with sales of \$2,500,000 to \$4,999,999	1	1	D	D	D	a	D	D	D
	Firms with sales of \$5,000,000 to \$9,999,999	1	2	D	D	D	a	D	D	D
	Firms with sales of \$10,000,000 to \$24,999,999	8	22	D	D	D	e	D	D	D
	Firms with sales of \$25,000,000 to \$49,999,999	8	15	D	D	D	e	D	D	D
	Firms with sales of \$50,000,000 to \$99,999,999	2	10	D	D	D	c	D	D	D
	Firms with sales of \$100,000,000 or more	9	36	D	D	D	h	D	D	D
	Firms not operated for the entire year	1	1	D	D	D	a	D	D	D

See footnotes at end of table.

Table 4. Sales Size of Firms: 1997—Con.

[Includes only firms and establishments with payroll. Excludes data for central administrative offices, auxiliary operations, or establishments of these firms that are classified in other categories than those specified in this table. For meaning of abbreviations and symbols, see introductory text. For explanation of terms, see Appendix A. For method of assignment to categories shown, see Appendix C]

NAICS code	Sales sizes of firms by type of operation and kind of business	Firms (number)	Establishments (number)	Sales (\$1,000)	Annual payroll (\$1,000)	First-quarter payroll (\$1,000)	Paid employees for pay period including March 12 (number)	Operating expenses ¹ (\$1,000)	End-of-1996 inventories (\$1,000)	End-of-1997 inventories (\$1,000)
421	MANUFACTURERS' SALES BRANCHES AND SALES OFFICES—Con.									
	Wholesale trade, durable goods—Con.									
4212204	Other home furnishings whsle									
	All firms	19	26	587 364	36 774	9 038	885	99 645	81 885	126 248
	Firms operated for the entire year	19	26	587 364	36 774	9 038	885	99 645	81 885	126 248
	Firms with sales less than \$250,000	—	—	—	—	—	—	—	—	—
	Firms with sales of \$250,000 to \$499,999	—	—	—	—	—	—	—	—	—
	Firms with sales of \$500,000 to \$999,999	2	2	D	D	D	a	D	D	D
	Firms with sales of \$1,000,000 to \$2,499,999	1	1	D	D	D	a	D	D	D
	Firms with sales of \$2,500,000 to \$4,999,999	—	—	—	—	—	—	—	—	—
	Firms with sales of \$5,000,000 to \$9,999,999	5	6	35 314	2 556	694	97	7 167	775	857
	Firms with sales of \$10,000,000 to \$24,999,999	6	10	86 431	5 886	1 317	183	15 298	12 561	11 868
	Firms with sales of \$25,000,000 to \$49,999,999	2	3	D	D	D	c	D	D	D
	Firms with sales of \$50,000,000 to \$99,999,999	1	1	D	D	D	b	D	D	D
	Firms with sales of \$100,000,000 or more	2	3	D	D	D	e	D	D	D
	Firms not operated for the entire year	—	—	—	—	—	—	—	—	—
4213	Lumber & other construction materials whsle									
	All firms	382	1 728	21 380 553	959 343	223 167	26 196	2 168 463	1 129 218	1 192 107
	Firms operated for the entire year	371	1 716	21 338 427	954 581	221 646	25 985	2 158 459	1 126 669	1 184 838
	Firms with sales less than \$250,000	4	4	D	D	D	a	D	D	D
	Firms with sales of \$250,000 to \$499,999	7	7	D	D	D	b	D	D	D
	Firms with sales of \$500,000 to \$999,999	15	15	10 881	1 460	307	55	2 929	2 115	2 054
	Firms with sales of \$1,000,000 to \$2,499,999	43	55	71 971	9 992	2 234	346	19 271	10 883	11 234
	Firms with sales of \$2,500,000 to \$4,999,999	54	67	195 880	24 849	5 259	784	47 945	20 208	22 977
	Firms with sales of \$5,000,000 to \$9,999,999	49	95	367 613	40 933	9 990	1 270	86 554	43 015	41 860
	Firms with sales of \$10,000,000 to \$24,999,999	80	198	1 336 849	116 702	26 646	3 284	230 183	131 272	137 070
	Firms with sales of \$25,000,000 to \$49,999,999	43	163	1 496 178	92 351	21 648	2 471	211 384	123 100	128 012
	Firms with sales of \$50,000,000 to \$99,999,999	37	236	D	D	D	i	D	D	D
	Firms with sales of \$100,000,000 or more	39	876	D	D	D	j	D	D	D
	Firms not operated for the entire year	11	12	42 126	4 762	1 521	211	10 004	2 549	7 269
42131	Lumber, plywood, millwork, & wood panel whsle									
	All firms	167	501	10 261 254	445 340	100 385	11 443	980 545	577 840	582 251
	Firms operated for the entire year	160	494	D	D	D	j	D	D	D
	Firms with sales less than \$250,000	2	2	D	D	D	a	D	D	D
	Firms with sales of \$250,000 to \$499,999	2	2	D	D	D	a	D	D	D
	Firms with sales of \$500,000 to \$999,999	3	3	D	D	D	a	D	D	D
	Firms with sales of \$1,000,000 to \$2,499,999	13	14	22 311	3 081	736	109	5 728	4 690	4 724
	Firms with sales of \$2,500,000 to \$4,999,999	21	23	76 021	10 239	2 431	375	18 382	7 900	9 484
	Firms with sales of \$5,000,000 to \$9,999,999	23	34	167 996	21 703	5 315	682	42 122	20 383	20 623
	Firms with sales of \$10,000,000 to \$24,999,999	31	63	533 497	41 561	10 457	1 300	84 105	51 241	52 243
	Firms with sales of \$25,000,000 to \$49,999,999	23	81	849 929	57 191	13 648	1 569	120 124	69 955	71 738
	Firms with sales of \$50,000,000 to \$99,999,999	23	107	D	D	D	h	D	D	D
	Firms with sales of \$100,000,000 or more	19	165	D	D	D	h	D	D	D
	Firms not operated for the entire year	7	7	D	D	D	b	D	D	D

See footnotes at end of table.

Table 4. Sales Size of Firms: 1997—Con.

[Includes only firms and establishments with payroll. Excludes data for central administrative offices, auxiliary operations, or establishments of these firms that are classified in other categories than those specified in this table. For meaning of abbreviations and symbols, see introductory text. For explanation of terms, see Appendix A. For method of assignment to categories shown, see Appendix C]

NAICS code	Sales sizes of firms by type of operation and kind of business	Firms (number)	Establishments (number)	Sales (\$1,000)	Annual payroll (\$1,000)	First-quarter payroll (\$1,000)	Paid employees for pay period including March 12 (number)	Operating expenses ¹ (\$1,000)	End-of-1996 inventories (\$1,000)	End-of-1997 inventories (\$1,000)
421	MANUFACTURERS' SALES BRANCHES AND SALES OFFICES—Con.									
	Wholesale trade, durable goods—Con.									
421310	Lumber, plywood, millwork, & wood panel whsle									
	All firms	167	501	10 261 254	445 340	100 385	11 443	980 545	577 840	582 251
	Firms operated for the entire year	160	494	D	D	D	j	D	D	D
	Firms with sales less than \$250,000	2	2	D	D	D	a	D	D	D
	Firms with sales of \$250,000 to \$499,999	2	2	D	D	D	a	D	D	D
	Firms with sales of \$500,000 to \$999,999	3	3	D	D	D	a	D	D	D
	Firms with sales of \$1,000,000 to \$2,499,999	13	14	22 311	3 081	736	109	5 728	4 690	4 724
	Firms with sales of \$2,500,000 to \$4,999,999	21	23	76 021	10 239	2 431	375	18 382	7 900	9 484
	Firms with sales of \$5,000,000 to \$9,999,999	23	34	167 996	21 703	5 315	682	42 122	20 383	20 623
	Firms with sales of \$10,000,000 to \$24,999,999	31	63	533 497	41 561	10 457	1 300	84 105	51 241	52 243
	Firms with sales of \$25,000,000 to \$49,999,999	23	81	849 929	57 191	13 648	1 569	120 124	69 955	71 738
	Firms with sales of \$50,000,000 to \$99,999,999	23	107	D	D	D	h	D	D	D
	Firms with sales of \$100,000,000 or more	19	165	D	D	D	h	D	D	D
	Firms not operated for the entire year	7	7	D	D	D	b	D	D	D
4213101	Lumber without yard whsle									
	All firms	35	42	2 568 618	73 903	17 069	1 261	154 834	44 241	42 086
	Firms operated for the entire year	35	42	2 568 618	73 903	17 069	1 261	154 834	44 241	42 086
	Firms with sales less than \$250,000	2	2	D	D	D	a	D	D	D
	Firms with sales of \$250,000 to \$499,999	—	—	—	—	—	—	—	—	—
	Firms with sales of \$500,000 to \$999,999	3	4	D	D	D	a	D	D	D
	Firms with sales of \$1,000,000 to \$2,499,999	—	—	—	—	—	—	—	—	—
	Firms with sales of \$2,500,000 to \$4,999,999	5	5	D	D	D	b	D	D	D
	Firms with sales of \$5,000,000 to \$9,999,999	6	7	44 303	4 078	918	95	7 781	4 368	4 327
	Firms with sales of \$10,000,000 to \$24,999,999	6	7	83 878	2 258	418	64	5 074	2 285	2 598
	Firms with sales of \$25,000,000 to \$49,999,999	4	5	142 400	7 268	1 948	184	17 214	8 200	10 146
	Firms with sales of \$50,000,000 to \$99,999,999	4	5	D	D	D	c	D	D	D
	Firms with sales of \$100,000,000 or more	5	7	D	D	D	f	D	D	D
	Firms not operated for the entire year	—	—	—	—	—	—	—	—	—
4213102	Lumber with yard whsle									
	All firms	52	96	2 240 878	108 796	26 767	3 064	215 313	193 666	204 645
	Firms operated for the entire year	51	95	D	D	D	h	D	D	D
	Firms with sales less than \$250,000	—	—	—	—	—	—	—	—	—
	Firms with sales of \$250,000 to \$499,999	—	—	—	—	—	—	—	—	—
	Firms with sales of \$500,000 to \$999,999	1	1	D	D	D	a	D	D	D
	Firms with sales of \$1,000,000 to \$2,499,999	4	4	7 960	677	177	21	1 415	1 377	1 398
	Firms with sales of \$2,500,000 to \$4,999,999	4	4	16 299	3 254	851	159	5 733	5 454	6 733
	Firms with sales of \$5,000,000 to \$9,999,999	8	9	53 483	5 344	1 246	203	12 337	9 552	10 162
	Firms with sales of \$10,000,000 to \$24,999,999	13	20	232 163	12 929	3 015	397	25 435	24 207	27 583
	Firms with sales of \$25,000,000 to \$49,999,999	7	14	D	D	D	e	D	D	D
	Firms with sales of \$50,000,000 to \$99,999,999	9	19	580 725	36 029	8 900	1 071	78 460	56 884	59 009
	Firms with sales of \$100,000,000 or more	5	24	D	D	D	f	D	D	D
	Firms not operated for the entire year	1	1	D	D	D	a	D	D	D
4213103	Plywood, veneer, millwork, & wood panel whsle									

See footnotes at end of table.

Table 4. Sales Size of Firms: 1997—Con.

[Includes only firms and establishments with payroll. Excludes data for central administrative offices, auxiliary operations, or establishments of these firms that are classified in other categories than those specified in this table. For meaning of abbreviations and symbols, see introductory text. For explanation of terms, see Appendix A. For method of assignment to categories shown, see Appendix C]

NAICS code	Sales sizes of firms by type of operation and kind of business	Firms (number)	Establishments (number)	Sales (\$1,000)	Annual payroll (\$1,000)	First-quarter payroll (\$1,000)	Paid employees for pay period including March 12 (number)	Operating expenses ¹ (\$1,000)	End-of-1996 inventories (\$1,000)	End-of-1997 inventories (\$1,000)
421	MANUFACTURERS' SALES BRANCHES AND SALES OFFICES—Con.									
	Wholesale trade, durable goods—Con.									
4213103	Plywood, veneer, millwork, & wood panel whsle—Con.									
	All firms	102	363	5 451 758	262 641	56 549	7 118	610 398	339 933	335 520
	Firms operated for the entire year	96	357	D	D	D	i	D	D	D
	Firms with sales less than \$250,000	—	—	—	—	—	—	—	—	—
	Firms with sales of \$250,000 to \$499,999	2	2	D	D	D	a	D	D	D
	Firms with sales of \$500,000 to \$999,999	—	—	—	—	—	—	—	—	—
	Firms with sales of \$1,000,000 to \$2,499,999	9	10	14 351	2 404	559	88	4 313	3 313	3 326
	Firms with sales of \$2,500,000 to \$4,999,999	16	18	D	D	D	c	D	D	D
	Firms with sales of \$5,000,000 to \$9,999,999	13	21	96 459	9 885	2 437	323	20 996	6 687	5 917
	Firms with sales of \$10,000,000 to \$24,999,999	19	45	325 852	31 345	8 015	989	64 465	32 303	30 346
	Firms with sales of \$25,000,000 to \$49,999,999	17	70	D	D	D	g	D	D	D
	Firms with sales of \$50,000,000 to \$99,999,999	9	78	D	D	D	g	D	D	D
	Firms with sales of \$100,000,000 or more	11	113	D	D	D	h	D	D	D
	Firms not operated for the entire year	6	6	D	D	D	b	D	D	D
42132	Brick, stone, & related construction materials whsle									
	All firms	126	761	5 848 872	243 871	60 393	7 587	566 136	315 377	322 020
	Firms operated for the entire year	124	759	D	D	D	i	D	D	D
	Firms with sales less than \$250,000	2	2	D	D	D	a	D	D	D
	Firms with sales of \$250,000 to \$499,999	3	3	D	D	D	a	D	D	D
	Firms with sales of \$500,000 to \$999,999	7	7	4 912	740	130	22	1 444	1 690	1 722
	Firms with sales of \$1,000,000 to \$2,499,999	17	21	28 011	4 127	906	139	7 939	5 038	5 645
	Firms with sales of \$2,500,000 to \$4,999,999	19	29	71 729	9 561	1 739	247	20 171	8 211	9 082
	Firms with sales of \$5,000,000 to \$9,999,999	17	42	124 950	11 956	2 780	315	26 297	13 828	12 061
	Firms with sales of \$10,000,000 to \$24,999,999	30	70	D	D	D	f	D	D	D
	Firms with sales of \$25,000,000 to \$49,999,999	9	36	297 739	10 594	2 438	261	39 256	15 381	16 269
	Firms with sales of \$50,000,000 to \$99,999,999	10	90	D	D	D	g	D	D	D
	Firms with sales of \$100,000,000 or more	10	459	D	D	D	h	D	D	D
	Firms not operated for the entire year	2	2	D	D	D	b	D	D	D
421320	Brick, stone, & related construction materials whsle									
	All firms	126	761	5 848 872	243 871	60 393	7 587	566 136	315 377	322 020
	Firms operated for the entire year	124	759	D	D	D	i	D	D	D
	Firms with sales less than \$250,000	2	2	D	D	D	a	D	D	D
	Firms with sales of \$250,000 to \$499,999	3	3	D	D	D	a	D	D	D
	Firms with sales of \$500,000 to \$999,999	7	7	4 912	740	130	22	1 444	1 690	1 722
	Firms with sales of \$1,000,000 to \$2,499,999	17	21	28 011	4 127	906	139	7 939	5 038	5 645
	Firms with sales of \$2,500,000 to \$4,999,999	19	29	71 729	9 561	1 739	247	20 171	8 211	9 082
	Firms with sales of \$5,000,000 to \$9,999,999	17	42	124 950	11 956	2 780	315	26 297	13 828	12 061
	Firms with sales of \$10,000,000 to \$24,999,999	30	70	D	D	D	f	D	D	D
	Firms with sales of \$25,000,000 to \$49,999,999	9	36	297 739	10 594	2 438	261	39 256	15 381	16 269
	Firms with sales of \$50,000,000 to \$99,999,999	10	90	D	D	D	g	D	D	D
	Firms with sales of \$100,000,000 or more	10	459	D	D	D	h	D	D	D
	Firms not operated for the entire year	2	2	D	D	D	b	D	D	D

See footnotes at end of table.

Table 4. Sales Size of Firms: 1997—Con.

[Includes only firms and establishments with payroll. Excludes data for central administrative offices, auxiliary operations, or establishments of these firms that are classified in other categories than those specified in this table. For meaning of abbreviations and symbols, see introductory text. For explanation of terms, see Appendix A. For method of assignment to categories shown, see Appendix C]

NAICS code	Sales sizes of firms by type of operation and kind of business	Firms (number)	Establishments (number)	Sales (\$1,000)	Annual payroll (\$1,000)	First-quarter payroll (\$1,000)	Paid employees for pay period including March 12 (number)	Operating expenses ¹ (\$1,000)	End-of-1996 inventories (\$1,000)	End-of-1997 inventories (\$1,000)
421	MANUFACTURERS' SALES BRANCHES AND SALES OFFICES—Con.									
	Wholesale trade, durable goods—Con.									
4213201	Brick, block, tile, clay/ cement sewer pipe whsle									
	All firms	49	431	2 150 812	127 852	32 499	4 853	298 148	175 800	183 045
	Firms operated for the entire year	49	431	2 150 812	127 852	32 499	4 853	298 148	175 800	183 045
	Firms with sales less than \$250,000	1	1	D	D	D	a	D	D	D
	Firms with sales of \$250,000 to \$499,999	—	—	—	—	—	—	—	—	—
	Firms with sales of \$500,000 to \$999,999	5	5	3 624	363	84	13	834	273	288
	Firms with sales of \$1,000,000 to \$2,499,999	9	10	14 488	2 136	447	77	3 825	1 916	2 349
	Firms with sales of \$2,500,000 to \$4,999,999	9	9	29 979	3 129	700	83	6 857	1 836	2 155
	Firms with sales of \$5,000,000 to \$9,999,999	6	16	D	D	D	c	D	D	D
	Firms with sales of \$10,000,000 to \$24,999,999	10	27	155 232	15 817	3 370	407	32 322	11 445	11 108
	Firms with sales of \$25,000,000 to \$49,999,999	1	5	D	D	D	b	D	D	D
	Firms with sales of \$50,000,000 to \$99,999,999	5	48	D	D	D	f	D	D	D
	Firms with sales of \$100,000,000 or more	3	310	D	D	D	h	D	D	D
	Firms not operated for the entire year	—	—	—	—	—	—	—	—	—
4213202	Sand, gravel, & stone whsle									
	All firms	43	88	309 282	28 242	5 737	758	66 523	30 696	32 544
	Firms operated for the entire year	41	86	D	D	D	f	D	D	D
	Firms with sales less than \$250,000	2	2	D	D	D	a	D	D	D
	Firms with sales of \$250,000 to \$499,999	3	3	D	D	D	a	D	D	D
	Firms with sales of \$500,000 to \$999,999	4	5	D	D	D	a	D	D	D
	Firms with sales of \$1,000,000 to \$2,499,999	5	8	9 224	1 800	342	49	3 916	2 441	2 833
	Firms with sales of \$2,500,000 to \$4,999,999	10	19	40 536	6 340	986	163	13 083	5 497	5 687
	Firms with sales of \$5,000,000 to \$9,999,999	8	24	D	D	D	c	D	D	D
	Firms with sales of \$10,000,000 to \$24,999,999	6	13	D	D	D	c	D	D	D
	Firms with sales of \$25,000,000 to \$49,999,999	3	12	D	D	D	c	D	D	D
	Firms with sales of \$50,000,000 to \$99,999,999	—	—	—	—	—	—	—	—	—
	Firms with sales of \$100,000,000 or more	—	—	—	—	—	—	—	—	—
	Firms not operated for the entire year	2	2	D	D	D	b	D	D	D
4213203	Cement, lime, & related products whsle									
	All firms	51	242	3 388 778	87 777	22 157	1 976	201 465	108 881	106 431
	Firms operated for the entire year	51	242	3 388 778	87 777	22 157	1 976	201 465	108 881	106 431
	Firms with sales less than \$250,000	—	—	—	—	—	—	—	—	—
	Firms with sales of \$250,000 to \$499,999	1	1	D	D	D	a	D	D	D
	Firms with sales of \$500,000 to \$999,999	1	1	D	D	D	a	D	D	D
	Firms with sales of \$1,000,000 to \$2,499,999	6	6	9 268	983	219	33	2 187	2 700	3 445
	Firms with sales of \$2,500,000 to \$4,999,999	3	4	D	D	D	a	D	D	D
	Firms with sales of \$5,000,000 to \$9,999,999	5	10	D	D	D	b	D	D	D
	Firms with sales of \$10,000,000 to \$24,999,999	16	41	D	D	D	e	D	D	D
	Firms with sales of \$25,000,000 to \$49,999,999	7	26	D	D	D	c	D	D	D
	Firms with sales of \$50,000,000 to \$99,999,999	4	19	D	D	D	e	D	D	D
	Firms with sales of \$100,000,000 or more	8	134	D	D	D	g	D	D	D
	Firms not operated for the entire year	—	—	—	—	—	—	—	—	—
42133	Roofing, siding, & insulation material whsle									

See footnotes at end of table.

Table 4. Sales Size of Firms: 1997—Con.

[Includes only firms and establishments with payroll. Excludes data for central administrative offices, auxiliary operations, or establishments of these firms that are classified in other categories than those specified in this table. For meaning of abbreviations and symbols, see introductory text. For explanation of terms, see Appendix A. For method of assignment to categories shown, see Appendix C]

NAICS code	Sales sizes of firms by type of operation and kind of business	Firms (number)	Establishments (number)	Sales (\$1,000)	Annual payroll (\$1,000)	First-quarter payroll (\$1,000)	Paid employees for pay period including March 12 (number)	Operating expenses ¹ (\$1,000)	End-of-1996 inventories (\$1,000)	End-of-1997 inventories (\$1,000)
421	MANUFACTURERS' SALES BRANCHES AND SALES OFFICES—Con.									
	Wholesale trade, durable goods—Con.									
42133	Roofing, siding, & insulation material whsle—Con.									
	All firms	42	222	3 268 532	134 395	30 154	3 009	335 608	119 549	165 194
	Firms operated for the entire year	40	219	D	D	D	h	D	D	D
	Firms with sales less than \$250,000	—	—	—	—	—	—	—	—	—
	Firms with sales of \$250,000 to \$499,999	1	1	D	D	D	a	D	D	D
	Firms with sales of \$500,000 to \$999,999	3	3	2 232	237	60	9	642	189	152
	Firms with sales of \$1,000,000 to \$2,499,999	3	3	4 966	656	153	22	1 615	289	280
	Firms with sales of \$2,500,000 to \$4,999,999	6	6	19 933	1 203	261	30	2 301	971	1 168
	Firms with sales of \$5,000,000 to \$9,999,999	6	6	45 797	4 073	903	109	8 999	4 266	4 405
	Firms with sales of \$10,000,000 to \$24,999,999 ..	7	18	D	D	D	e	D	D	D
	Firms with sales of \$25,000,000 to \$49,999,999 ..	6	28	D	D	D	c	D	D	D
	Firms with sales of \$50,000,000 to \$99,999,999 ..	2	7	D	D	D	e	D	D	D
	Firms with sales of \$100,000,000 or more	6	147	D	D	D	g	D	D	D
	Firms not operated for the entire year	2	3	D	D	D	c	D	D	D
421330	Roofing, siding, & insulation material whsle									
	All firms	42	222	3 268 532	134 395	30 154	3 009	335 608	119 549	165 194
	Firms operated for the entire year	40	219	D	D	D	h	D	D	D
	Firms with sales less than \$250,000	—	—	—	—	—	—	—	—	—
	Firms with sales of \$250,000 to \$499,999	1	1	D	D	D	a	D	D	D
	Firms with sales of \$500,000 to \$999,999	3	3	2 232	237	60	9	642	189	152
	Firms with sales of \$1,000,000 to \$2,499,999	3	3	4 966	656	153	22	1 615	289	280
	Firms with sales of \$2,500,000 to \$4,999,999	6	6	19 933	1 203	261	30	2 301	971	1 168
	Firms with sales of \$5,000,000 to \$9,999,999	6	6	45 797	4 073	903	109	8 999	4 266	4 405
	Firms with sales of \$10,000,000 to \$24,999,999 ..	7	18	D	D	D	e	D	D	D
	Firms with sales of \$25,000,000 to \$49,999,999 ..	6	28	D	D	D	c	D	D	D
	Firms with sales of \$50,000,000 to \$99,999,999 ..	2	7	D	D	D	e	D	D	D
	Firms with sales of \$100,000,000 or more	6	147	D	D	D	g	D	D	D
	Firms not operated for the entire year	2	3	D	D	D	c	D	D	D
4213301	Roofing, siding, & insulation material whsle									
	All firms	42	222	3 268 532	134 395	30 154	3 009	335 608	119 549	165 194
	Firms operated for the entire year	40	219	D	D	D	h	D	D	D
	Firms with sales less than \$250,000	—	—	—	—	—	—	—	—	—
	Firms with sales of \$250,000 to \$499,999	1	1	D	D	D	a	D	D	D
	Firms with sales of \$500,000 to \$999,999	3	3	2 232	237	60	9	642	189	152
	Firms with sales of \$1,000,000 to \$2,499,999	3	3	4 966	656	153	22	1 615	289	280
	Firms with sales of \$2,500,000 to \$4,999,999	6	6	19 933	1 203	261	30	2 301	971	1 168
	Firms with sales of \$5,000,000 to \$9,999,999	6	6	45 797	4 073	903	109	8 999	4 266	4 405
	Firms with sales of \$10,000,000 to \$24,999,999 ..	7	18	D	D	D	e	D	D	D
	Firms with sales of \$25,000,000 to \$49,999,999 ..	6	28	D	D	D	c	D	D	D
	Firms with sales of \$50,000,000 to \$99,999,999 ..	2	7	D	D	D	e	D	D	D
	Firms with sales of \$100,000,000 or more	6	147	D	D	D	g	D	D	D
	Firms not operated for the entire year	2	3	D	D	D	c	D	D	D

See footnotes at end of table.

Table 4. Sales Size of Firms: 1997—Con.

[Includes only firms and establishments with payroll. Excludes data for central administrative offices, auxiliary operations, or establishments of these firms that are classified in other categories than those specified in this table. For meaning of abbreviations and symbols, see introductory text. For explanation of terms, see Appendix A. For method of assignment to categories shown, see Appendix C]

NAICS code	Sales sizes of firms by type of operation and kind of business	Firms (number)	Establishments (number)	Sales (\$1,000)	Annual payroll (\$1,000)	First-quarter payroll (\$1,000)	Paid employees for pay period including March 12 (number)	Operating expenses ¹ (\$1,000)	End-of-1996 inventories (\$1,000)	End-of-1997 inventories (\$1,000)
421	MANUFACTURERS' SALES BRANCHES AND SALES OFFICES—Con.									
	Wholesale trade, durable goods—Con.									
42139	Other construction materials whsle									
	All firms	77	244	2 001 895	135 737	32 235	4 157	286 174	116 452	122 642
	Firms operated for the entire year	75	242	D	D	D	h	D	D	D
	Firms with sales less than \$250,000	—	—	—	—	—	—	—	—	—
	Firms with sales of \$250,000 to \$499,999	1	1	D	D	D	a	D	D	D
	Firms with sales of \$500,000 to \$999,999	6	6	D	D	D	b	D	D	D
	Firms with sales of \$1,000,000 to \$2,499,999	14	20	24 146	4 013	733	127	6 816	2 730	2 407
	Firms with sales of \$2,500,000 to \$4,999,999	11	12	38 307	4 992	1 126	170	9 462	4 413	4 850
	Firms with sales of \$5,000,000 to \$9,999,999	8	18	65 385	7 339	1 707	255	16 081	7 212	7 575
	Firms with sales of \$10,000,000 to \$24,999,999 ..	18	57	284 367	33 548	7 653	1 025	59 546	30 852	31 715
	Firms with sales of \$25,000,000 to \$49,999,999 ..	7	38	D	D	D	e	D	D	D
	Firms with sales of \$50,000,000 to \$99,999,999 ..	7	53	D	D	D	g	D	D	D
	Firms with sales of \$100,000,000 or more	3	37	D	D	D	g	D	D	D
	Firms not operated for the entire year	2	2	D	D	D	a	D	D	D
421390	Other construction materials whsle									
	All firms	77	244	2 001 895	135 737	32 235	4 157	286 174	116 452	122 642
	Firms operated for the entire year	75	242	D	D	D	h	D	D	D
	Firms with sales less than \$250,000	—	—	—	—	—	—	—	—	—
	Firms with sales of \$250,000 to \$499,999	1	1	D	D	D	a	D	D	D
	Firms with sales of \$500,000 to \$999,999	6	6	D	D	D	b	D	D	D
	Firms with sales of \$1,000,000 to \$2,499,999	14	20	24 146	4 013	733	127	6 816	2 730	2 407
	Firms with sales of \$2,500,000 to \$4,999,999	11	12	38 307	4 992	1 126	170	9 462	4 413	4 850
	Firms with sales of \$5,000,000 to \$9,999,999	8	18	65 385	7 339	1 707	255	16 081	7 212	7 575
	Firms with sales of \$10,000,000 to \$24,999,999 ..	18	57	284 367	33 548	7 653	1 025	59 546	30 852	31 715
	Firms with sales of \$25,000,000 to \$49,999,999 ..	7	38	D	D	D	e	D	D	D
	Firms with sales of \$50,000,000 to \$99,999,999 ..	7	53	D	D	D	g	D	D	D
	Firms with sales of \$100,000,000 or more	3	37	D	D	D	g	D	D	D
	Firms not operated for the entire year	2	2	D	D	D	a	D	D	D
4213901	Flat glass & other construction glass whsle									
	All firms	22	97	712 348	60 185	14 959	2 027	133 089	31 569	33 993
	Firms operated for the entire year	21	96	D	D	D	g	D	D	D
	Firms with sales less than \$250,000	—	—	—	—	—	—	—	—	—
	Firms with sales of \$250,000 to \$499,999	1	1	D	D	D	a	D	D	D
	Firms with sales of \$500,000 to \$999,999	1	1	D	D	D	a	D	D	D
	Firms with sales of \$1,000,000 to \$2,499,999	2	5	D	D	D	a	D	D	D
	Firms with sales of \$2,500,000 to \$4,999,999	3	3	11 559	2 407	600	91	5 166	1 652	1 812
	Firms with sales of \$5,000,000 to \$9,999,999	4	12	D	D	D	c	D	D	D
	Firms with sales of \$10,000,000 to \$24,999,999 ..	5	20	D	D	D	e	D	D	D
	Firms with sales of \$25,000,000 to \$49,999,999 ..	—	—	—	—	—	—	—	—	—
	Firms with sales of \$50,000,000 to \$99,999,999 ..	3	25	D	D	D	f	D	D	D
	Firms with sales of \$100,000,000 or more	2	29	D	D	D	f	D	D	D
	Firms not operated for the entire year	1	1	D	D	D	a	D	D	D

See footnotes at end of table.

Table 4. Sales Size of Firms: 1997—Con.

[Includes only firms and establishments with payroll. Excludes data for central administrative offices, auxiliary operations, or establishments of these firms that are classified in other categories than those specified in this table. For meaning of abbreviations and symbols, see introductory text. For explanation of terms, see Appendix A. For method of assignment to categories shown, see Appendix C]

NAICS code	Sales sizes of firms by type of operation and kind of business	Firms (number)	Establishments (number)	Sales (\$1,000)	Annual payroll (\$1,000)	First-quarter payroll (\$1,000)	Paid employees for pay period including March 12 (number)	Operating expenses ¹ (\$1,000)	End-of-1996 inventories (\$1,000)	End-of-1997 inventories (\$1,000)
421	MANUFACTURERS' SALES BRANCHES AND SALES OFFICES—Con.									
	Wholesale trade, durable goods—Con.									
4213902	Other construction materials whsle									
	All firms	57	147	1 289 547	75 552	17 276	2 130	153 085	84 883	88 649
	Firms operated for the entire year	55	145	D	D	D	g	D	D	D
	Firms with sales less than \$250,000	—	—	—	—	—	—	—	—	—
	Firms with sales of \$250,000 to \$499,999	—	—	—	—	—	—	—	—	—
	Firms with sales of \$500,000 to \$999,999	5	5	D	D	D	a	D	D	D
	Firms with sales of \$1,000,000 to \$2,499,999	12	15	D	D	D	c	D	D	D
	Firms with sales of \$2,500,000 to \$4,999,999	8	9	26 748	2 585	526	79	4 296	2 761	3 038
	Firms with sales of \$5,000,000 to \$9,999,999	4	6	D	D	D	c	D	D	D
	Firms with sales of \$10,000,000 to \$24,999,999 ..	14	39	D	D	D	f	D	D	D
	Firms with sales of \$25,000,000 to \$49,999,999 ..	7	38	230 692	16 772	3 683	489	35 837	28 892	28 608
	Firms with sales of \$50,000,000 to \$99,999,999 ..	4	28	D	D	D	e	D	D	D
	Firms with sales of \$100,000,000 or more	1	5	D	D	D	c	D	D	D
	Firms not operated for the entire year	2	2	D	D	D	a	D	D	D
4214	Professional & commercial equipment & supplies whsle									
	All firms	373	3 160	112 786 674	11 179 271	3 185 154	168 896	20 269 644	6 208 920	6 462 776
	Firms operated for the entire year	359	3 144	112 668 194	11 165 272	3 181 060	168 560	20 242 928	6 187 448	6 444 678
	Firms with sales less than \$250,000	5	5	911	229	61	12	390	93	95
	Firms with sales of \$250,000 to \$499,999	4	4	1 414	398	111	15	620	164	180
	Firms with sales of \$500,000 to \$999,999	15	22	11 195	2 229	595	78	4 635	1 044	436
	Firms with sales of \$1,000,000 to \$2,499,999	35	54	64 485	8 913	2 166	255	17 801	6 008	5 803
	Firms with sales of \$2,500,000 to \$4,999,999	35	66	126 891	24 400	5 758	628	43 633	10 570	9 371
	Firms with sales of \$5,000,000 to \$9,999,999	55	132	380 992	65 599	15 999	1 505	121 261	32 490	33 459
	Firms with sales of \$10,000,000 to \$24,999,999 ..	57	189	903 928	148 139	38 530	3 531	271 707	82 884	88 791
	Firms with sales of \$25,000,000 to \$49,999,999 ..	29	89	1 023 781	106 956	25 498	2 340	225 205	114 869	106 201
	Firms with sales of \$50,000,000 to \$99,999,999 ..	35	206	2 556 614	361 254	92 291	6 368	722 703	251 956	304 576
	Firms with sales of \$100,000,000 or more	89	2 377	107 597 983	10 447 155	3 000 051	153 828	18 834 973	5 687 370	5 895 766
	Firms not operated for the entire year	14	16	118 480	13 999	4 094	336	26 716	21 472	18 098
42141	Photographic equipment & supplies whsle									
	All firms	20	74	8 103 149	265 078	66 723	4 684	551 818	300 597	300 374
	Firms operated for the entire year	20	74	8 103 149	265 078	66 723	4 684	551 818	300 597	300 374
	Firms with sales less than \$250,000	—	—	—	—	—	—	—	—	—
	Firms with sales of \$250,000 to \$499,999	1	1	D	D	D	a	D	D	D
	Firms with sales of \$500,000 to \$999,999	1	1	D	D	D	a	D	D	D
	Firms with sales of \$1,000,000 to \$2,499,999	4	4	D	D	D	a	D	D	D
	Firms with sales of \$2,500,000 to \$4,999,999	3	4	11 034	2 118	500	49	3 818	225	205
	Firms with sales of \$5,000,000 to \$9,999,999	1	1	D	D	D	a	D	D	D
	Firms with sales of \$10,000,000 to \$24,999,999 ..	4	8	D	D	D	b	D	D	D
	Firms with sales of \$25,000,000 to \$49,999,999 ..	2	6	D	D	D	c	D	D	D
	Firms with sales of \$50,000,000 to \$99,999,999 ..	—	—	—	—	—	—	—	—	—
	Firms with sales of \$100,000,000 or more	4	49	7 939 995	251 407	62 627	4 328	520 738	281 298	280 223
	Firms not operated for the entire year	—	—	—	—	—	—	—	—	—

See footnotes at end of table.

Table 4. Sales Size of Firms: 1997—Con.

[Includes only firms and establishments with payroll. Excludes data for central administrative offices, auxiliary operations, or establishments of these firms that are classified in other categories than those specified in this table. For meaning of abbreviations and symbols, see introductory text. For explanation of terms, see Appendix A. For method of assignment to categories shown, see Appendix C]

NAICS code	Sales sizes of firms by type of operation and kind of business	Firms (number)	Establishments (number)	Sales (\$1,000)	Annual payroll (\$1,000)	First-quarter payroll (\$1,000)	Paid employees for pay period including March 12 (number)	Operating expenses ¹ (\$1,000)	End-of-1996 inventories (\$1,000)	End-of-1997 inventories (\$1,000)
421	MANUFACTURERS' SALES BRANCHES AND SALES OFFICES—Con.									
	Wholesale trade, durable goods—Con.									
421410	Photographic equipment & supplies whsle									
	All firms	20	74	8 103 149	265 078	66 723	4 684	551 818	300 597	300 374
	Firms operated for the entire year	20	74	8 103 149	265 078	66 723	4 684	551 818	300 597	300 374
	Firms with sales less than \$250,000	—	—	—	—	—	—	—	—	—
	Firms with sales of \$250,000 to \$499,999	1	1	D	D	D	a	D	D	D
	Firms with sales of \$500,000 to \$999,999	1	1	D	D	D	a	D	D	D
	Firms with sales of \$1,000,000 to \$2,499,999	4	4	D	D	D	a	D	D	D
	Firms with sales of \$2,500,000 to \$4,999,999	3	4	11 034	2 118	500	49	3 818	225	205
	Firms with sales of \$5,000,000 to \$9,999,999	1	1	D	D	D	a	D	D	D
	Firms with sales of \$10,000,000 to \$24,999,999	4	8	D	D	D	b	D	D	D
	Firms with sales of \$25,000,000 to \$49,999,999	2	6	D	D	D	c	D	D	D
	Firms with sales of \$50,000,000 to \$99,999,999	—	—	—	—	—	—	—	—	—
	Firms with sales of \$100,000,000 or more	4	49	7 939 995	251 407	62 627	4 328	520 738	281 298	280 223
	Firms not operated for the entire year	—	—	—	—	—	—	—	—	—
42142	Office equipment whsle									
	All firms	34	624	10 554 896	1 648 110	496 155	30 895	2 537 175	396 474	407 557
	Firms operated for the entire year	34	624	10 554 896	1 648 110	496 155	30 895	2 537 175	396 474	407 557
	Firms with sales less than \$250,000	2	2	D	D	D	a	D	D	D
	Firms with sales of \$250,000 to \$499,999	—	—	—	—	—	—	—	—	—
	Firms with sales of \$500,000 to \$999,999	1	1	D	D	D	a	D	D	D
	Firms with sales of \$1,000,000 to \$2,499,999	1	1	D	D	D	a	D	D	D
	Firms with sales of \$2,500,000 to \$4,999,999	5	31	18 990	4 253	1 043	106	6 733	491	442
	Firms with sales of \$5,000,000 to \$9,999,999	8	14	50 625	16 506	4 156	486	25 686	9 120	8 695
	Firms with sales of \$10,000,000 to \$24,999,999	3	29	40 898	6 749	1 780	177	11 439	674	696
	Firms with sales of \$25,000,000 to \$49,999,999	3	17	D	D	D	e	D	D	D
	Firms with sales of \$50,000,000 to \$99,999,999	5	31	399 707	61 023	17 396	1 293	101 420	12 118	12 494
	Firms with sales of \$100,000,000 or more	6	498	D	D	D	k	D	D	D
	Firms not operated for the entire year	—	—	—	—	—	—	—	—	—
421420	Office equipment whsle									
	All firms	34	624	10 554 896	1 648 110	496 155	30 895	2 537 175	396 474	407 557
	Firms operated for the entire year	34	624	10 554 896	1 648 110	496 155	30 895	2 537 175	396 474	407 557
	Firms with sales less than \$250,000	2	2	D	D	D	a	D	D	D
	Firms with sales of \$250,000 to \$499,999	—	—	—	—	—	—	—	—	—
	Firms with sales of \$500,000 to \$999,999	1	1	D	D	D	a	D	D	D
	Firms with sales of \$1,000,000 to \$2,499,999	1	1	D	D	D	a	D	D	D
	Firms with sales of \$2,500,000 to \$4,999,999	5	31	18 990	4 253	1 043	106	6 733	491	442
	Firms with sales of \$5,000,000 to \$9,999,999	8	14	50 625	16 506	4 156	486	25 686	9 120	8 695
	Firms with sales of \$10,000,000 to \$24,999,999	3	29	40 898	6 749	1 780	177	11 439	674	696
	Firms with sales of \$25,000,000 to \$49,999,999	3	17	D	D	D	e	D	D	D
	Firms with sales of \$50,000,000 to \$99,999,999	5	31	399 707	61 023	17 396	1 293	101 420	12 118	12 494
	Firms with sales of \$100,000,000 or more	6	498	D	D	D	k	D	D	D
	Firms not operated for the entire year	—	—	—	—	—	—	—	—	—
42143	Computer & computer peripheral equipment & software whsle									

See footnotes at end of table.

Table 4. Sales Size of Firms: 1997—Con.

[Includes only firms and establishments with payroll. Excludes data for central administrative offices, auxiliary operations, or establishments of these firms that are classified in other categories than those specified in this table. For meaning of abbreviations and symbols, see introductory text. For explanation of terms, see Appendix A. For method of assignment to categories shown, see Appendix C]

NAICS code	Sales sizes of firms by type of operation and kind of business	Firms (number)	Establishments (number)	Sales (\$1,000)	Annual payroll (\$1,000)	First-quarter payroll (\$1,000)	Paid employees for pay period including March 12 (number)	Operating expenses ¹ (\$1,000)	End-of-1996 inventories (\$1,000)	End-of-1997 inventories (\$1,000)
421	MANUFACTURERS' SALES BRANCHES AND SALES OFFICES—Con.									
42143	Wholesale trade, durable goods—Con.									
	Computer & computer peripheral equipment & software whsle—Con.									
	All firms	114	1 713	72 042 268	7 477 349	2 172 050	103 625	13 060 865	3 902 435	3 862 572
	Firms operated for the entire year	107	1 706	71 934 845	7 465 585	2 169 131	103 390	13 037 681	3 884 717	3 844 474
	Firms with sales less than \$250,000	—	—	—	—	—	—	—	—	—
	Firms with sales of \$250,000 to \$499,999	1	1	D	D	D	a	D	D	D
	Firms with sales of \$500,000 to \$999,999	1	1	D	D	D	a	D	D	D
	Firms with sales of \$1,000,000 to \$2,499,999	6	14	10 831	2 268	494	50	3 719	1 274	1 338
	Firms with sales of \$2,500,000 to \$4,999,999	7	10	27 430	4 253	947	86	7 070	1 776	2 018
	Firms with sales of \$5,000,000 to \$9,999,999	18	51	124 010	23 189	5 941	411	39 187	6 319	4 948
	Firms with sales of \$10,000,000 to \$24,999,999	10	50	156 587	14 364	3 564	284	27 773	9 496	11 125
	Firms with sales of \$25,000,000 to \$49,999,999	10	45	330 874	28 325	6 473	423	46 144	19 098	18 909
	Firms with sales of \$50,000,000 to \$99,999,999	13	86	D	D	D	g	D	D	D
	Firms with sales of \$100,000,000 or more	41	1 448	70 307 010	7 259 651	2 120 210	100 023	12 641 486	3 798 630	3 741 627
	Firms not operated for the entire year	7	7	107 423	11 764	2 919	235	23 184	17 718	18 098
421430	Computer & computer peripheral equipment & software whsle									
	All firms	114	1 713	72 042 268	7 477 349	2 172 050	103 625	13 060 865	3 902 435	3 862 572
	Firms operated for the entire year	107	1 706	71 934 845	7 465 585	2 169 131	103 390	13 037 681	3 884 717	3 844 474
	Firms with sales less than \$250,000	—	—	—	—	—	—	—	—	—
	Firms with sales of \$250,000 to \$499,999	1	1	D	D	D	a	D	D	D
	Firms with sales of \$500,000 to \$999,999	1	1	D	D	D	a	D	D	D
	Firms with sales of \$1,000,000 to \$2,499,999	6	14	10 831	2 268	494	50	3 719	1 274	1 338
	Firms with sales of \$2,500,000 to \$4,999,999	7	10	27 430	4 253	947	86	7 070	1 776	2 018
	Firms with sales of \$5,000,000 to \$9,999,999	18	51	124 010	23 189	5 941	411	39 187	6 319	4 948
	Firms with sales of \$10,000,000 to \$24,999,999	10	50	156 587	14 364	3 564	284	27 773	9 496	11 125
	Firms with sales of \$25,000,000 to \$49,999,999	10	45	330 874	28 325	6 473	423	46 144	19 098	18 909
	Firms with sales of \$50,000,000 to \$99,999,999	13	86	D	D	D	g	D	D	D
	Firms with sales of \$100,000,000 or more	41	1 448	70 307 010	7 259 651	2 120 210	100 023	12 641 486	3 798 630	3 741 627
	Firms not operated for the entire year	7	7	107 423	11 764	2 919	235	23 184	17 718	18 098
4214301	Computer & peripheral equipment whsle									
	All firms	103	1 665	71 175 956	7 409 460	2 155 591	102 720	12 854 617	3 794 994	3 751 171
	Firms operated for the entire year	97	1 659	D	D	D	m	D	D	D
	Firms with sales less than \$250,000	—	—	—	—	—	—	—	—	—
	Firms with sales of \$250,000 to \$499,999	1	1	D	D	D	a	D	D	D
	Firms with sales of \$500,000 to \$999,999	2	2	D	D	D	a	D	D	D
	Firms with sales of \$1,000,000 to \$2,499,999	3	10	5 413	632	84	9	1 154	250	257
	Firms with sales of \$2,500,000 to \$4,999,999	9	12	D	D	D	c	D	D	D
	Firms with sales of \$5,000,000 to \$9,999,999	12	39	87 858	10 916	2 635	184	17 864	1 778	1 043
	Firms with sales of \$10,000,000 to \$24,999,999	10	48	D	D	D	e	D	D	D
	Firms with sales of \$25,000,000 to \$49,999,999	10	38	D	D	D	e	D	D	D
	Firms with sales of \$50,000,000 to \$99,999,999	10	67	728 455	111 344	26 741	1 836	221 459	35 611	49 032
	Firms with sales of \$100,000,000 or more	40	1 442	69 725 869	7 227 090	2 111 916	99 536	12 500 934	3 678 615	3 620 131
	Firms not operated for the entire year	6	6	D	D	D	c	D	D	D

See footnotes at end of table.

Table 4. Sales Size of Firms: 1997—Con.

[Includes only firms and establishments with payroll. Excludes data for central administrative offices, auxiliary operations, or establishments of these firms that are classified in other categories than those specified in this table. For meaning of abbreviations and symbols, see introductory text. For explanation of terms, see Appendix A. For method of assignment to categories shown, see Appendix C]

NAICS code	Sales sizes of firms by type of operation and kind of business	Firms (number)	Establishments (number)	Sales (\$1,000)	Annual payroll (\$1,000)	First-quarter payroll (\$1,000)	Paid employees for pay period including March 12 (number)	Operating expenses ¹ (\$1,000)	End-of-1996 inventories (\$1,000)	End-of-1997 inventories (\$1,000)
421	MANUFACTURERS' SALES BRANCHES AND SALES OFFICES—Con.									
	Wholesale trade, durable goods—Con.									
42143011	Computers & peripheral equipment for resale									
	All firms	57	476	27 387 050	957 611	227 003	12 803	2 017 860	2 686 568	2 753 077
	Firms operated for the entire year	54	473	D	D	D	j	D	D	D
	Firms with sales less than \$250,000	—	—	—	—	—	—	—	—	—
	Firms with sales of \$250,000 to \$499,999	—	—	—	—	—	—	—	—	—
	Firms with sales of \$500,000 to \$999,999	2	2	D	D	D	a	D	D	D
	Firms with sales of \$1,000,000 to \$2,499,999	1	8	D	D	D	a	D	D	D
	Firms with sales of \$2,500,000 to \$4,999,999	5	8	D	D	D	b	D	D	D
	Firms with sales of \$5,000,000 to \$9,999,999	7	21	50 228	3 576	978	80	5 608	797	309
	Firms with sales of \$10,000,000 to \$24,999,999 ..	6	11	D	D	D	e	D	D	D
	Firms with sales of \$25,000,000 to \$49,999,999 ..	5	30	D	D	D	c	D	D	D
	Firms with sales of \$50,000,000 to \$99,999,999 ..	7	14	D	D	D	g	D	D	D
	Firms with sales of \$100,000,000 or more	21	379	D	D	D	j	D	D	D
	Firms not operated for the entire year	3	3	D	D	D	c	D	D	D
42143012	Computers & peripheral equipment for end use									
	All firms	63	1 189	43 788 906	6 451 849	1 928 588	89 917	10 836 757	1 108 426	998 094
	Firms operated for the entire year	59	1 184	D	D	D	l	D	D	D
	Firms with sales less than \$250,000	—	—	—	—	—	—	—	—	—
	Firms with sales of \$250,000 to \$499,999	1	1	D	D	D	a	D	D	D
	Firms with sales of \$500,000 to \$999,999	1	1	D	D	D	a	D	D	D
	Firms with sales of \$1,000,000 to \$2,499,999	3	10	5 413	632	84	9	1 154	250	257
	Firms with sales of \$2,500,000 to \$4,999,999	5	6	18 953	2 181	482	36	4 162	1 545	889
	Firms with sales of \$5,000,000 to \$9,999,999	6	19	42 817	7 351	1 658	104	12 189	920	671
	Firms with sales of \$10,000,000 to \$24,999,999 ..	5	29	73 960	6 060	1 605	114	12 534	5 781	7 134
	Firms with sales of \$25,000,000 to \$49,999,999 ..	6	27	217 980	18 636	4 188	265	25 401	4 947	4 573
	Firms with sales of \$50,000,000 to \$99,999,999 ..	5	36	D	D	D	f	D	D	D
	Firms with sales of \$100,000,000 or more	27	1 055	D	D	D	l	D	D	D
	Firms not operated for the entire year	4	5	D	D	D	a	D	D	D
4214302	Computer software (packaged) whsle									
	All firms	22	48	866 312	67 889	16 459	905	206 248	107 441	111 401
	Firms operated for the entire year	20	46	D	D	D	f	D	D	D
	Firms with sales less than \$250,000	1	1	D	D	D	a	D	D	D
	Firms with sales of \$250,000 to \$499,999	—	—	—	—	—	—	—	—	—
	Firms with sales of \$500,000 to \$999,999	1	1	D	D	D	a	D	D	D
	Firms with sales of \$1,000,000 to \$2,499,999	4	5	7 332	2 449	595	65	3 654	1 360	1 535
	Firms with sales of \$2,500,000 to \$4,999,999	1	5	D	D	D	a	D	D	D
	Firms with sales of \$5,000,000 to \$9,999,999	6	9	34 687	10 535	2 858	191	18 174	369	387
	Firms with sales of \$10,000,000 to \$24,999,999 ..	2	4	D	D	D	c	D	D	D
	Firms with sales of \$25,000,000 to \$49,999,999 ..	1	3	D	D	D	a	D	D	D
	Firms with sales of \$50,000,000 to \$99,999,999 ..	3	17	219 961	19 877	4 216	237	42 808	9 380	12 247
	Firms with sales of \$100,000,000 or more	1	1	D	D	D	c	D	D	D
	Firms not operated for the entire year	2	2	D	D	D	a	D	D	D

See footnotes at end of table.

Table 4. Sales Size of Firms: 1997—Con.

[Includes only firms and establishments with payroll. Excludes data for central administrative offices, auxiliary operations, or establishments of these firms that are classified in other categories than those specified in this table. For meaning of abbreviations and symbols, see introductory text. For explanation of terms, see Appendix A. For method of assignment to categories shown, see Appendix C]

NAICS code	Sales sizes of firms by type of operation and kind of business	Firms (number)	Establishments (number)	Sales (\$1,000)	Annual payroll (\$1,000)	First-quarter payroll (\$1,000)	Paid employees for pay period including March 12 (number)	Operating expenses ¹ (\$1,000)	End-of-1996 inventories (\$1,000)	End-of-1997 inventories (\$1,000)
421	MANUFACTURERS' SALES BRANCHES AND SALES OFFICES—Con.									
	Wholesale trade, durable goods—Con.									
42144	Other commercial equipment whsle									
	All firms	53	128	1 012 149	99 000	23 292	2 664	204 053	50 710	45 143
	Firms operated for the entire year	49	123	1 005 803	97 766	22 796	2 615	202 549	49 613	45 143
	Firms with sales less than \$250,000	2	2	D	D	D	a	D	D	D
	Firms with sales of \$250,000 to \$499,999	1	1	D	D	D	a	D	D	D
	Firms with sales of \$500,000 to \$999,999	4	6	2 680	393	86	15	934	97	99
	Firms with sales of \$1,000,000 to \$2,499,999	3	3	5 700	275	61	8	951	—	—
	Firms with sales of \$2,500,000 to \$4,999,999	7	14	27 431	6 047	1 350	170	11 679	2 625	2 461
	Firms with sales of \$5,000,000 to \$9,999,999	10	22	67 788	9 668	2 291	242	20 106	3 908	3 862
	Firms with sales of \$10,000,000 to \$24,999,999 ..	13	39	204 957	25 084	5 888	564	44 658	13 788	13 699
	Firms with sales of \$25,000,000 to \$49,999,999 ..	3	4	126 254	11 660	2 815	272	22 625	12 457	12 408
	Firms with sales of \$50,000,000 to \$99,999,999 ..	2	7	D	D	D	c	D	D	D
	Firms with sales of \$100,000,000 or more	4	25	452 595	38 021	9 022	1 176	86 169	14 277	10 539
	Firms not operated for the entire year	4	5	6 346	1 234	496	49	1 504	1 097	—
421440	Other commercial equipment whsle									
	All firms	53	128	1 012 149	99 000	23 292	2 664	204 053	50 710	45 143
	Firms operated for the entire year	49	123	1 005 803	97 766	22 796	2 615	202 549	49 613	45 143
	Firms with sales less than \$250,000	2	2	D	D	D	a	D	D	D
	Firms with sales of \$250,000 to \$499,999	1	1	D	D	D	a	D	D	D
	Firms with sales of \$500,000 to \$999,999	4	6	2 680	393	86	15	934	97	99
	Firms with sales of \$1,000,000 to \$2,499,999	3	3	5 700	275	61	8	951	—	—
	Firms with sales of \$2,500,000 to \$4,999,999	7	14	27 431	6 047	1 350	170	11 679	2 625	2 461
	Firms with sales of \$5,000,000 to \$9,999,999	10	22	67 788	9 668	2 291	242	20 106	3 908	3 862
	Firms with sales of \$10,000,000 to \$24,999,999 ..	13	39	204 957	25 084	5 888	564	44 658	13 788	13 699
	Firms with sales of \$25,000,000 to \$49,999,999 ..	3	4	126 254	11 660	2 815	272	22 625	12 457	12 408
	Firms with sales of \$50,000,000 to \$99,999,999 ..	2	7	D	D	D	c	D	D	D
	Firms with sales of \$100,000,000 or more	4	25	452 595	38 021	9 022	1 176	86 169	14 277	10 539
	Firms not operated for the entire year	4	5	6 346	1 234	496	49	1 504	1 097	—
4214401	Restaurant & hotel equipment & supplies whsle									
	All firms	23	38	420 448	35 843	8 121	759	75 705	31 401	28 108
	Firms operated for the entire year	22	37	D	D	D	f	D	D	D
	Firms with sales less than \$250,000	—	—	—	—	—	—	—	—	—
	Firms with sales of \$250,000 to \$499,999	1	1	D	D	D	a	D	D	D
	Firms with sales of \$500,000 to \$999,999	1	1	D	D	D	a	D	D	D
	Firms with sales of \$1,000,000 to \$2,499,999	2	2	D	D	D	a	D	D	D
	Firms with sales of \$2,500,000 to \$4,999,999	2	2	D	D	D	b	D	D	D
	Firms with sales of \$5,000,000 to \$9,999,999	4	4	25 693	2 152	519	64	6 381	30	31
	Firms with sales of \$10,000,000 to \$24,999,999 ..	8	19	130 210	10 140	2 313	261	21 575	7 883	7 710
	Firms with sales of \$25,000,000 to \$49,999,999 ..	2	2	D	D	D	c	D	D	D
	Firms with sales of \$50,000,000 to \$99,999,999 ..	1	5	D	D	D	b	D	D	D
	Firms with sales of \$100,000,000 or more	1	1	D	D	D	c	D	D	D
	Firms not operated for the entire year	1	1	D	D	D	a	D	D	D

See footnotes at end of table.

Table 4. Sales Size of Firms: 1997—Con.

[Includes only firms and establishments with payroll. Excludes data for central administrative offices, auxiliary operations, or establishments of these firms that are classified in other categories than those specified in this table. For meaning of abbreviations and symbols, see introductory text. For explanation of terms, see Appendix A. For method of assignment to categories shown, see Appendix C]

NAICS code	Sales sizes of firms by type of operation and kind of business	Firms (number)	Establishments (number)	Sales (\$1,000)	Annual payroll (\$1,000)	First-quarter payroll (\$1,000)	Paid employees for pay period including March 12 (number)	Operating expenses ¹ (\$1,000)	End-of-1996 inventories (\$1,000)	End-of-1997 inventories (\$1,000)
421	MANUFACTURERS' SALES BRANCHES AND SALES OFFICES—Con.									
	Wholesale trade, durable goods—Con.									
4214402	Store machines & equipment whsle									
	All firms	30	90	591 701	63 157	15 171	1 905	128 348	19 309	17 035
	Firms operated for the entire year	27	86	D	D	D	g	D	D	D
	Firms with sales less than \$250,000	2	2	D	D	D	a	D	D	D
	Firms with sales of \$250,000 to \$499,999	—	—	—	—	—	—	—	—	—
	Firms with sales of \$500,000 to \$999,999	3	5	D	D	D	a	D	D	D
	Firms with sales of \$1,000,000 to \$2,499,999	1	1	D	D	D	a	D	D	D
	Firms with sales of \$2,500,000 to \$4,999,999	5	12	D	D	D	c	D	D	D
	Firms with sales of \$5,000,000 to \$9,999,999	6	18	42 095	7 516	1 772	178	13 725	3 878	3 831
	Firms with sales of \$10,000,000 to \$24,999,999 ..	5	20	74 747	14 944	3 575	303	23 083	5 905	5 989
	Firms with sales of \$25,000,000 to \$49,999,999 ..	1	2	D	D	D	b	D	D	D
	Firms with sales of \$50,000,000 to \$99,999,999 ..	1	2	D	D	D	b	D	D	D
	Firms with sales of \$100,000,000 or more	3	24	D	D	D	g	D	D	D
	Firms not operated for the entire year	3	4	D	D	D	b	D	D	D
42145	Medical, dental, & hospital equipment & supplies whsle									
	All firms	104	459	18 700 334	1 505 615	378 593	22 976	3 433 670	1 447 646	1 734 996
	Firms operated for the entire year	103	458	D	D	D	j	D	D	D
	Firms with sales less than \$250,000	1	1	D	D	D	a	D	D	D
	Firms with sales of \$250,000 to \$499,999	1	1	D	D	D	a	D	D	D
	Firms with sales of \$500,000 to \$999,999	4	5	3 008	861	254	29	1 272	746	132
	Firms with sales of \$1,000,000 to \$2,499,999	12	20	21 138	3 599	921	94	7 461	2 438	2 124
	Firms with sales of \$2,500,000 to \$4,999,999	7	7	26 890	3 535	851	83	7 033	3 270	1 315
	Firms with sales of \$5,000,000 to \$9,999,999	9	21	63 909	10 899	2 727	256	22 252	8 723	9 507
	Firms with sales of \$10,000,000 to \$24,999,999 ..	18	37	295 128	80 915	20 494	1 730	142 651	38 780	43 370
	Firms with sales of \$25,000,000 to \$49,999,999 ..	10	13	D	D	D	f	D	D	D
	Firms with sales of \$50,000,000 to \$99,999,999 ..	15	54	D	D	D	h	D	D	D
	Firms with sales of \$100,000,000 or more	26	299	D	D	D	j	D	D	D
	Firms not operated for the entire year	1	1	D	D	D	a	D	D	D
421450	Medical, dental, & hospital equipment & supplies whsle									
	All firms	104	459	18 700 334	1 505 615	378 593	22 976	3 433 670	1 447 646	1 734 996
	Firms operated for the entire year	103	458	D	D	D	j	D	D	D
	Firms with sales less than \$250,000	1	1	D	D	D	a	D	D	D
	Firms with sales of \$250,000 to \$499,999	1	1	D	D	D	a	D	D	D
	Firms with sales of \$500,000 to \$999,999	4	5	3 008	861	254	29	1 272	746	132
	Firms with sales of \$1,000,000 to \$2,499,999	12	20	21 138	3 599	921	94	7 461	2 438	2 124
	Firms with sales of \$2,500,000 to \$4,999,999	7	7	26 890	3 535	851	83	7 033	3 270	1 315
	Firms with sales of \$5,000,000 to \$9,999,999	9	21	63 909	10 899	2 727	256	22 252	8 723	9 507
	Firms with sales of \$10,000,000 to \$24,999,999 ..	18	37	295 128	80 915	20 494	1 730	142 651	38 780	43 370
	Firms with sales of \$25,000,000 to \$49,999,999 ..	10	13	D	D	D	f	D	D	D
	Firms with sales of \$50,000,000 to \$99,999,999 ..	15	54	D	D	D	h	D	D	D
	Firms with sales of \$100,000,000 or more	26	299	D	D	D	j	D	D	D
	Firms not operated for the entire year	1	1	D	D	D	a	D	D	D

See footnotes at end of table.

Table 4. Sales Size of Firms: 1997—Con.

[Includes only firms and establishments with payroll. Excludes data for central administrative offices, auxiliary operations, or establishments of these firms that are classified in other categories than those specified in this table. For meaning of abbreviations and symbols, see introductory text. For explanation of terms, see Appendix A. For method of assignment to categories shown, see Appendix C]

NAICS code	Sales sizes of firms by type of operation and kind of business	Firms (number)	Establishments (number)	Sales (\$1,000)	Annual payroll (\$1,000)	First-quarter payroll (\$1,000)	Paid employees for pay period including March 12 (number)	Operating expenses ¹ (\$1,000)	End-of-1996 inventories (\$1,000)	End-of-1997 inventories (\$1,000)
421	MANUFACTURERS' SALES BRANCHES AND SALES OFFICES—Con.									
	Wholesale trade, durable goods—Con.									
4214501	Surgical, medical, & hospital supplies whsle									
	All firms	94	439	18 453 838	1 458 202	367 384	21 912	3 328 511	1 400 212	1 690 071
	Firms operated for the entire year	93	438	D	D	D	j	D	D	D
	Firms with sales less than \$250,000	1	1	D	D	D	a	D	D	D
	Firms with sales of \$250,000 to \$499,999	1	1	D	D	D	a	D	D	D
	Firms with sales of \$500,000 to \$999,999	4	5	3 008	861	254	29	1 272	746	132
	Firms with sales of \$1,000,000 to \$2,499,999	9	17	14 790	2 119	540	58	4 813	2 048	2 124
	Firms with sales of \$2,500,000 to \$4,999,999	6	6	D	D	D	b	D	D	D
	Firms with sales of \$5,000,000 to \$9,999,999	8	20	D	D	D	c	D	D	D
	Firms with sales of \$10,000,000 to \$24,999,999 ..	16	35	D	D	D	g	D	D	D
	Firms with sales of \$25,000,000 to \$49,999,999 ..	9	12	D	D	D	f	D	D	D
	Firms with sales of \$50,000,000 to \$99,999,999 ..	13	48	D	D	D	g	D	D	D
	Firms with sales of \$100,000,000 or more	26	293	D	D	D	j	D	D	D
	Firms not operated for the entire year	1	1	D	D	D	a	D	D	D
4214502	Dental equipment & supplies whsle									
	All firms	12	20	246 496	47 413	11 209	1 064	105 159	47 434	44 925
	Firms operated for the entire year	12	20	246 496	47 413	11 209	1 064	105 159	47 434	44 925
	Firms with sales less than \$250,000	—	—	—	—	—	—	—	—	—
	Firms with sales of \$250,000 to \$499,999	—	—	—	—	—	—	—	—	—
	Firms with sales of \$500,000 to \$999,999	—	—	—	—	—	—	—	—	—
	Firms with sales of \$1,000,000 to \$2,499,999	3	3	6 348	1 480	381	36	2 648	390	—
	Firms with sales of \$2,500,000 to \$4,999,999	1	1	D	D	D	a	D	D	D
	Firms with sales of \$5,000,000 to \$9,999,999	1	1	D	D	D	b	D	D	D
	Firms with sales of \$10,000,000 to \$24,999,999 ..	4	9	D	D	D	e	D	D	D
	Firms with sales of \$25,000,000 to \$49,999,999 ..	1	1	D	D	D	b	D	D	D
	Firms with sales of \$50,000,000 to \$99,999,999 ..	2	5	D	D	D	f	D	D	D
	Firms with sales of \$100,000,000 or more	—	—	—	—	—	—	—	—	—
	Firms not operated for the entire year	—	—	—	—	—	—	—	—	—
42146	Ophthalmic goods whsle									
	All firms	21	66	886 679	69 912	18 378	1 819	144 230	42 902	37 555
	Firms operated for the entire year	20	65	D	D	D	g	D	D	D
	Firms with sales less than \$250,000	—	—	—	—	—	—	—	—	—
	Firms with sales of \$250,000 to \$499,999	—	—	—	—	—	—	—	—	—
	Firms with sales of \$500,000 to \$999,999	1	3	D	D	D	a	D	D	D
	Firms with sales of \$1,000,000 to \$2,499,999	3	3	5 527	649	155	27	1 004	193	190
	Firms with sales of \$2,500,000 to \$4,999,999	4	4	15 021	2 730	665	100	5 150	1 295	2 178
	Firms with sales of \$5,000,000 to \$9,999,999	2	3	D	D	D	b	D	D	D
	Firms with sales of \$10,000,000 to \$24,999,999 ..	4	18	75 088	15 200	4 000	517	26 213	12 627	12 623
	Firms with sales of \$25,000,000 to \$49,999,999 ..	2	4	D	D	D	c	D	D	D
	Firms with sales of \$50,000,000 to \$99,999,999 ..	1	17	D	D	D	c	D	D	D
	Firms with sales of \$100,000,000 or more	3	13	D	D	D	f	D	D	D
	Firms not operated for the entire year	1	1	D	D	D	a	D	D	D
421460	Ophthalmic goods whsle									

See footnotes at end of table.

Table 4. Sales Size of Firms: 1997—Con.

[Includes only firms and establishments with payroll. Excludes data for central administrative offices, auxiliary operations, or establishments of these firms that are classified in other categories than those specified in this table. For meaning of abbreviations and symbols, see introductory text. For explanation of terms, see Appendix A. For method of assignment to categories shown, see Appendix C]

NAICS code	Sales sizes of firms by type of operation and kind of business	Firms (number)	Establishments (number)	Sales (\$1,000)	Annual payroll (\$1,000)	First-quarter payroll (\$1,000)	Paid employees for pay period including March 12 (number)	Operating expenses ¹ (\$1,000)	End-of-1996 inventories (\$1,000)	End-of-1997 inventories (\$1,000)
421	MANUFACTURERS' SALES BRANCHES AND SALES OFFICES—Con.									
	Wholesale trade, durable goods—Con.									
421460	Ophthalmic goods whsle—Con.									
	All firms	21	66	886 679	69 912	18 378	1 819	144 230	42 902	37 555
	Firms operated for the entire year	20	65	D	D	D	g	D	D	D
	Firms with sales less than \$250,000	—	—	—	—	—	—	—	—	—
	Firms with sales of \$250,000 to \$499,999	—	—	—	—	—	—	—	—	—
	Firms with sales of \$500,000 to \$999,999	1	3	D	D	D	a	D	D	D
	Firms with sales of \$1,000,000 to \$2,499,999	3	3	5 527	649	155	27	1 004	193	190
	Firms with sales of \$2,500,000 to \$4,999,999	4	4	15 021	2 730	665	100	5 150	1 295	2 178
	Firms with sales of \$5,000,000 to \$9,999,999	2	3	D	D	D	b	D	D	D
	Firms with sales of \$10,000,000 to \$24,999,999	4	18	75 088	15 200	4 000	517	26 213	12 627	12 623
	Firms with sales of \$25,000,000 to \$49,999,999	2	4	D	D	D	c	D	D	D
	Firms with sales of \$50,000,000 to \$99,999,999	1	17	D	D	D	c	D	D	D
	Firms with sales of \$100,000,000 or more	3	13	D	D	D	f	D	D	D
	Firms not operated for the entire year	1	1	D	D	D	a	D	D	D
42149	Other professional equipment & supplies whsle									
	All firms	56	96	1 487 199	114 207	29 963	2 233	337 833	68 156	74 579
	Firms operated for the entire year	53	92	1 473 441	110 902	27 527	2 071	327 842	59 792	68 757
	Firms with sales less than \$250,000	—	—	—	—	—	—	—	—	—
	Firms with sales of \$250,000 to \$499,999	1	1	D	D	D	a	D	D	D
	Firms with sales of \$500,000 to \$999,999	4	6	D	D	D	b	D	D	D
	Firms with sales of \$1,000,000 to \$2,499,999	8	10	D	D	D	b	D	D	D
	Firms with sales of \$2,500,000 to \$4,999,999	11	13	37 146	6 239	1 463	159	11 495	4 072	4 056
	Firms with sales of \$5,000,000 to \$9,999,999	10	16	69 251	6 657	1 403	151	16 232	2 976	4 440
	Firms with sales of \$10,000,000 to \$24,999,999	9	22	D	D	D	e	D	D	D
	Firms with sales of \$25,000,000 to \$49,999,999	3	13	D	D	D	c	D	D	D
	Firms with sales of \$50,000,000 to \$99,999,999	2	4	D	D	D	c	D	D	D
	Firms with sales of \$100,000,000 or more	5	7	D	D	D	g	D	D	D
	Firms not operated for the entire year	3	4	13 758	3 305	2 436	162	9 991	8 364	5 822
421490	Other professional equipment & supplies whsle									
	All firms	56	96	1 487 199	114 207	29 963	2 233	337 833	68 156	74 579
	Firms operated for the entire year	53	92	1 473 441	110 902	27 527	2 071	327 842	59 792	68 757
	Firms with sales less than \$250,000	—	—	—	—	—	—	—	—	—
	Firms with sales of \$250,000 to \$499,999	1	1	D	D	D	a	D	D	D
	Firms with sales of \$500,000 to \$999,999	4	6	D	D	D	b	D	D	D
	Firms with sales of \$1,000,000 to \$2,499,999	8	10	D	D	D	b	D	D	D
	Firms with sales of \$2,500,000 to \$4,999,999	11	13	37 146	6 239	1 463	159	11 495	4 072	4 056
	Firms with sales of \$5,000,000 to \$9,999,999	10	16	69 251	6 657	1 403	151	16 232	2 976	4 440
	Firms with sales of \$10,000,000 to \$24,999,999	9	22	D	D	D	e	D	D	D
	Firms with sales of \$25,000,000 to \$49,999,999	3	13	D	D	D	c	D	D	D
	Firms with sales of \$50,000,000 to \$99,999,999	2	4	D	D	D	c	D	D	D
	Firms with sales of \$100,000,000 or more	5	7	D	D	D	g	D	D	D
	Firms not operated for the entire year	3	4	13 758	3 305	2 436	162	9 991	8 364	5 822

See footnotes at end of table.

Table 4. Sales Size of Firms: 1997—Con.

[Includes only firms and establishments with payroll. Excludes data for central administrative offices, auxiliary operations, or establishments of these firms that are classified in other categories than those specified in this table. For meaning of abbreviations and symbols, see introductory text. For explanation of terms, see Appendix A. For method of assignment to categories shown, see Appendix C]

NAICS code	Sales sizes of firms by type of operation and kind of business	Firms (number)	Establishments (number)	Sales (\$1,000)	Annual payroll (\$1,000)	First-quarter payroll (\$1,000)	Paid employees for pay period including March 12 (number)	Operating expenses ¹ (\$1,000)	End-of-1996 inventories (\$1,000)	End-of-1997 inventories (\$1,000)
421	MANUFACTURERS' SALES BRANCHES AND SALES OFFICES—Con.									
	Wholesale trade, durable goods—Con.									
4214901	Religious & school supplies whsle									
	All firms	6	9	211 078	5 843	1 584	254	42 117	5 184	5 377
	Firms operated for the entire year	6	9	211 078	5 843	1 584	254	42 117	5 184	5 377
	Firms with sales less than \$250,000	—	—	—	—	—	—	—	—	—
	Firms with sales of \$250,000 to \$499,999	—	—	—	—	—	—	—	—	—
	Firms with sales of \$500,000 to \$999,999	1	2	D	D	D	a	D	D	D
	Firms with sales of \$1,000,000 to \$2,499,999	2	2	D	D	D	b	D	D	D
	Firms with sales of \$2,500,000 to \$4,999,999	—	—	—	—	—	—	—	—	—
	Firms with sales of \$5,000,000 to \$9,999,999	—	—	—	—	—	—	—	—	—
	Firms with sales of \$10,000,000 to \$24,999,999 ..	1	3	D	D	D	a	D	D	D
	Firms with sales of \$25,000,000 to \$49,999,999 ..	—	—	—	—	—	—	—	—	—
	Firms with sales of \$50,000,000 to \$99,999,999 ..	1	1	D	D	D	b	D	D	D
	Firms with sales of \$100,000,000 or more	1	1	D	D	D	c	D	D	D
	Firms not operated for the entire year	—	—	—	—	—	—	—	—	—
4214902	Other professional equipment & supplies whsle									
	All firms	50	87	1 276 121	108 364	28 379	1 979	295 716	62 972	69 202
	Firms operated for the entire year	47	83	1 262 363	105 059	25 943	1 817	285 725	54 608	63 380
	Firms with sales less than \$250,000	—	—	—	—	—	—	—	—	—
	Firms with sales of \$250,000 to \$499,999	1	1	D	D	D	a	D	D	D
	Firms with sales of \$500,000 to \$999,999	3	4	D	D	D	a	D	D	D
	Firms with sales of \$1,000,000 to \$2,499,999	6	8	D	D	D	b	D	D	D
	Firms with sales of \$2,500,000 to \$4,999,999	11	13	37 146	6 239	1 463	159	11 495	4 072	4 056
	Firms with sales of \$5,000,000 to \$9,999,999	10	16	69 251	6 657	1 403	151	16 232	2 976	4 440
	Firms with sales of \$10,000,000 to \$24,999,999 ..	8	19	D	D	D	c	D	D	D
	Firms with sales of \$25,000,000 to \$49,999,999 ..	3	13	D	D	D	c	D	D	D
	Firms with sales of \$50,000,000 to \$99,999,999 ..	1	3	D	D	D	b	D	D	D
	Firms with sales of \$100,000,000 or more	4	6	D	D	D	f	D	D	D
	Firms not operated for the entire year	3	4	13 758	3 305	2 436	162	9 991	8 364	5 822
4215	Metal & mineral (except petroleum) whsle									
	All firms	299	1 045	45 511 177	1 053 480	254 172	22 869	2 209 867	2 485 392	2 573 871
	Firms operated for the entire year	289	1 032	45 426 093	1 048 928	251 347	22 605	2 200 256	2 415 227	2 572 216
	Firms with sales less than \$250,000	3	3	427	96	23	5	157	51	61
	Firms with sales of \$250,000 to \$499,999	6	6	2 312	366	79	17	888	166	165
	Firms with sales of \$500,000 to \$999,999	7	7	4 970	602	137	19	1 281	575	609
	Firms with sales of \$1,000,000 to \$2,499,999	22	26	40 090	4 854	1 214	149	9 858	5 617	5 504
	Firms with sales of \$2,500,000 to \$4,999,999	34	43	123 302	13 142	3 422	425	27 560	22 188	22 551
	Firms with sales of \$5,000,000 to \$9,999,999	22	33	163 060	18 668	4 631	538	36 588	23 423	24 556
	Firms with sales of \$10,000,000 to \$24,999,999 ..	53	117	811 557	81 704	20 732	2 337	163 466	129 928	136 412
	Firms with sales of \$25,000,000 to \$49,999,999 ..	39	104	1 350 182	78 623	19 833	1 981	165 786	209 291	205 511
	Firms with sales of \$50,000,000 to \$99,999,999 ..	30	67	D	D	D	g	D	D	D
	Firms with sales of \$100,000,000 or more	73	626	D	D	D	j	D	D	D
	Firms not operated for the entire year	10	13	85 084	4 552	2 825	264	9 611	70 165	1 655

See footnotes at end of table.

Table 4. Sales Size of Firms: 1997—Con.

[Includes only firms and establishments with payroll. Excludes data for central administrative offices, auxiliary operations, or establishments of these firms that are classified in other categories than those specified in this table. For meaning of abbreviations and symbols, see introductory text. For explanation of terms, see Appendix A. For method of assignment to categories shown, see Appendix C]

NAICS code	Sales sizes of firms by type of operation and kind of business	Firms (number)	Establishments (number)	Sales (\$1,000)	Annual payroll (\$1,000)	First-quarter payroll (\$1,000)	Paid employees for pay period including March 12 (number)	Operating expenses ¹ (\$1,000)	End-of-1996 inventories (\$1,000)	End-of-1997 inventories (\$1,000)
421	MANUFACTURERS' SALES BRANCHES AND SALES OFFICES—Con.									
	Wholesale trade, durable goods—Con.									
42151	Metal service centers & offices									
	All firms	276	1 004	40 775 671	1 013 345	245 477	22 181	2 113 821	2 305 880	2 400 276
	Firms operated for the entire year	266	991	40 690 587	1 008 793	242 652	21 917	2 104 210	2 235 715	2 398 621
	Firms with sales less than \$250,000	3	3	427	96	23	5	157	51	61
	Firms with sales of \$250,000 to \$499,999	4	4	D	D	D	a	D	D	D
	Firms with sales of \$500,000 to \$999,999	7	7	4 970	602	137	19	1 281	575	609
	Firms with sales of \$1,000,000 to \$2,499,999	22	26	40 090	4 854	1 214	149	9 858	5 617	5 504
	Firms with sales of \$2,500,000 to \$4,999,999	31	39	114 166	12 888	3 359	420	27 027	20 572	21 165
	Firms with sales of \$5,000,000 to \$9,999,999	21	32	D	D	D	f	D	D	D
	Firms with sales of \$10,000,000 to \$24,999,999 ..	51	115	D	D	D	g	D	D	D
	Firms with sales of \$25,000,000 to \$49,999,999 ..	34	96	D	D	D	g	D	D	D
	Firms with sales of \$50,000,000 to \$99,999,999 ..	29	65	D	D	D	g	D	D	D
	Firms with sales of \$100,000,000 or more	64	604	36 299 576	727 740	172 142	14 368	1 503 466	1 571 936	1 719 562
	Firms not operated for the entire year	10	13	85 084	4 552	2 825	264	9 611	70 165	1 655
421510	Metal service centers & offices									
	All firms	276	1 004	40 775 671	1 013 345	245 477	22 181	2 113 821	2 305 880	2 400 276
	Firms operated for the entire year	266	991	40 690 587	1 008 793	242 652	21 917	2 104 210	2 235 715	2 398 621
	Firms with sales less than \$250,000	3	3	427	96	23	5	157	51	61
	Firms with sales of \$250,000 to \$499,999	4	4	D	D	D	a	D	D	D
	Firms with sales of \$500,000 to \$999,999	7	7	4 970	602	137	19	1 281	575	609
	Firms with sales of \$1,000,000 to \$2,499,999	22	26	40 090	4 854	1 214	149	9 858	5 617	5 504
	Firms with sales of \$2,500,000 to \$4,999,999	31	39	114 166	12 888	3 359	420	27 027	20 572	21 165
	Firms with sales of \$5,000,000 to \$9,999,999	21	32	D	D	D	f	D	D	D
	Firms with sales of \$10,000,000 to \$24,999,999 ..	51	115	D	D	D	g	D	D	D
	Firms with sales of \$25,000,000 to \$49,999,999 ..	34	96	D	D	D	g	D	D	D
	Firms with sales of \$50,000,000 to \$99,999,999 ..	29	65	D	D	D	g	D	D	D
	Firms with sales of \$100,000,000 or more	64	604	36 299 576	727 740	172 142	14 368	1 503 466	1 571 936	1 719 562
	Firms not operated for the entire year	10	13	85 084	4 552	2 825	264	9 611	70 165	1 655
4215101	Ferrous metal service centers & sales offices									
	All firms	203	785	30 866 626	674 331	153 261	15 365	1 406 341	1 487 008	1 555 328
	Firms operated for the entire year	196	777	30 846 552	672 189	152 070	15 245	1 402 112	1 481 453	1 553 673
	Firms with sales less than \$250,000	3	3	427	96	23	5	157	51	61
	Firms with sales of \$250,000 to \$499,999	4	4	D	D	D	a	D	D	D
	Firms with sales of \$500,000 to \$999,999	4	4	2 889	195	44	9	473	106	126
	Firms with sales of \$1,000,000 to \$2,499,999	15	18	25 818	3 379	735	88	6 339	3 878	3 832
	Firms with sales of \$2,500,000 to \$4,999,999	27	34	98 042	11 717	2 995	393	25 174	19 980	20 513
	Firms with sales of \$5,000,000 to \$9,999,999	17	25	D	D	D	e	D	D	D
	Firms with sales of \$10,000,000 to \$24,999,999 ..	37	91	D	D	D	g	D	D	D
	Firms with sales of \$25,000,000 to \$49,999,999 ..	22	77	D	D	D	g	D	D	D
	Firms with sales of \$50,000,000 to \$99,999,999 ..	24	57	D	D	D	g	D	D	D
	Firms with sales of \$100,000,000 or more	43	464	D	D	D	i	D	D	D
	Firms not operated for the entire year	7	8	20 074	2 142	1 191	120	4 229	5 555	1 655

See footnotes at end of table.

Table 4. Sales Size of Firms: 1997—Con.

[Includes only firms and establishments with payroll. Excludes data for central administrative offices, auxiliary operations, or establishments of these firms that are classified in other categories than those specified in this table. For meaning of abbreviations and symbols, see introductory text. For explanation of terms, see Appendix A. For method of assignment to categories shown, see Appendix C]

NAICS code	Sales sizes of firms by type of operation and kind of business	Firms (number)	Establishments (number)	Sales (\$1,000)	Annual payroll (\$1,000)	First-quarter payroll (\$1,000)	Paid employees for pay period including March 12 (number)	Operating expenses ¹ (\$1,000)	End-of-1996 inventories (\$1,000)	End-of-1997 inventories (\$1,000)
421	MANUFACTURERS' SALES BRANCHES AND SALES OFFICES—Con.									
	Wholesale trade, durable goods—Con.									
42151011	Ferrous metal service centers									
	All firms	162	517	8 999 281	556 503	122 134	13 236	1 169 111	1 487 008	1 555 328
	Firms operated for the entire year	155	509	8 979 207	554 361	120 943	13 116	1 164 882	1 481 453	1 553 673
	Firms with sales less than \$250,000	2	2	D	D	D	a	D	D	D
	Firms with sales of \$250,000 to \$499,999	2	2	D	D	D	a	D	D	D
	Firms with sales of \$500,000 to \$999,999	1	1	D	D	D	a	D	D	D
	Firms with sales of \$1,000,000 to \$2,499,999	12	14	20 331	2 819	637	80	5 445	3 878	3 832
	Firms with sales of \$2,500,000 to \$4,999,999	23	30	82 613	8 903	2 147	306	19 052	19 980	20 513
	Firms with sales of \$5,000,000 to \$9,999,999	21	38	D	D	D	f	D	D	D
	Firms with sales of \$10,000,000 to \$24,999,999	30	68	D	D	D	g	D	D	D
	Firms with sales of \$25,000,000 to \$49,999,999	18	80	D	D	D	g	D	D	D
	Firms with sales of \$50,000,000 to \$99,999,999	22	47	D	D	D	g	D	D	D
	Firms with sales of \$100,000,000 or more	24	227	D	D	D	i	D	D	D
	Firms not operated for the entire year	7	8	20 074	2 142	1 191	120	4 229	5 555	1 655
42151012	Ferrous metal sales offices									
	All firms	62	268	21 867 345	117 828	31 127	2 129	237 230	—	—
	Firms operated for the entire year	62	268	21 867 345	117 828	31 127	2 129	237 230	—	—
	Firms with sales less than \$250,000	1	1	D	D	D	a	D	D	D
	Firms with sales of \$250,000 to \$499,999	3	3	D	D	D	a	D	D	D
	Firms with sales of \$500,000 to \$999,999	3	3	D	D	D	a	D	D	D
	Firms with sales of \$1,000,000 to \$2,499,999	4	4	6 740	521	90	8	804	—	—
	Firms with sales of \$2,500,000 to \$4,999,999	8	13	29 908	5 912	1 468	160	11 731	—	—
	Firms with sales of \$5,000,000 to \$9,999,999	—	—	—	—	—	—	—	—	—
	Firms with sales of \$10,000,000 to \$24,999,999	7	12	D	D	D	b	D	D	D
	Firms with sales of \$25,000,000 to \$49,999,999	7	10	D	D	D	c	D	D	D
	Firms with sales of \$50,000,000 to \$99,999,999	9	27	D	D	D	c	D	D	D
	Firms with sales of \$100,000,000 or more	20	195	20 786 837	79 998	20 822	1 414	156 691	—	—
	Firms not operated for the entire year	—	—	—	—	—	—	—	—	—
4215102	Nonferrous metal service centers & sales offices									
	All firms	84	219	9 909 045	339 014	92 216	6 816	707 480	818 872	844 948
	Firms operated for the entire year	79	213	9 838 751	336 559	90 564	6 670	702 020	754 262	844 948
	Firms with sales less than \$250,000	—	—	—	—	—	—	—	—	—
	Firms with sales of \$250,000 to \$499,999	—	—	—	—	—	—	—	—	—
	Firms with sales of \$500,000 to \$999,999	3	3	2 081	407	93	10	808	469	483
	Firms with sales of \$1,000,000 to \$2,499,999	8	9	15 392	1 589	499	63	3 654	1 739	1 672
	Firms with sales of \$2,500,000 to \$4,999,999	4	4	15 004	1 057	344	25	1 718	592	652
	Firms with sales of \$5,000,000 to \$9,999,999	4	7	31 518	2 562	665	49	6 184	3 969	4 012
	Firms with sales of \$10,000,000 to \$24,999,999	15	25	229 761	29 885	7 470	762	53 227	22 112	27 226
	Firms with sales of \$25,000,000 to \$49,999,999	14	27	476 358	27 760	6 466	622	51 897	89 894	92 566
	Firms with sales of \$50,000,000 to \$99,999,999	9	28	D	D	D	f	D	D	D
	Firms with sales of \$100,000,000 or more	22	110	D	D	D	h	D	D	D
	Firms not operated for the entire year	5	6	70 294	2 455	1 652	146	5 460	64 610	—
42151021	Nonferrous metal service centers									

See footnotes at end of table.

Table 4. Sales Size of Firms: 1997—Con.

[Includes only firms and establishments with payroll. Excludes data for central administrative offices, auxiliary operations, or establishments of these firms that are classified in other categories than those specified in this table. For meaning of abbreviations and symbols, see introductory text. For explanation of terms, see Appendix A. For method of assignment to categories shown, see Appendix C]

NAICS code	Sales sizes of firms by type of operation and kind of business	Firms (number)	Establishments (number)	Sales (\$1,000)	Annual payroll (\$1,000)	First-quarter payroll (\$1,000)	Paid employees for pay period including March 12 (number)	Operating expenses ¹ (\$1,000)	End-of-1996 inventories (\$1,000)	End-of-1997 inventories (\$1,000)
421	MANUFACTURERS' SALES BRANCHES AND SALES OFFICES—Con.									
	Wholesale trade, durable goods—Con.									
42151021	Nonferrous metal service centers—Con.									
	All firms	62	151	6 405 017	278 484	72 189	6 118	602 806	818 872	844 948
	Firms operated for the entire year	58	146	D	D	D	i	D	D	D
	Firms with sales less than \$250,000	—	—	—	—	—	—	—	—	—
	Firms with sales of \$250,000 to \$499,999	—	—	—	—	—	—	—	—	—
	Firms with sales of \$500,000 to \$999,999	1	1	D	D	D	a	D	D	D
	Firms with sales of \$1,000,000 to \$2,499,999	5	6	9 611	1 362	453	59	3 323	1 739	1 672
	Firms with sales of \$2,500,000 to \$4,999,999	2	2	D	D	D	a	D	D	D
	Firms with sales of \$5,000,000 to \$9,999,999	2	2	D	D	D	b	D	D	D
	Firms with sales of \$10,000,000 to \$24,999,999	11	19	D	D	D	f	D	D	D
	Firms with sales of \$25,000,000 to \$49,999,999	12	20	D	D	D	f	D	D	D
	Firms with sales of \$50,000,000 to \$99,999,999	6	20	D	D	D	f	D	D	D
	Firms with sales of \$100,000,000 or more	19	76	D	D	D	h	D	D	D
	Firms not operated for the entire year	4	5	D	D	D	c	D	D	D
42151022	Nonferrous metal sales offices									
	All firms	32	68	3 504 028	60 530	20 027	698	104 674	—	—
	Firms operated for the entire year	29	65	D	D	D	f	D	D	D
	Firms with sales less than \$250,000	—	—	—	—	—	—	—	—	—
	Firms with sales of \$250,000 to \$499,999	—	—	—	—	—	—	—	—	—
	Firms with sales of \$500,000 to \$999,999	2	2	D	D	D	a	D	D	D
	Firms with sales of \$1,000,000 to \$2,499,999	3	3	5 781	227	46	4	331	—	—
	Firms with sales of \$2,500,000 to \$4,999,999	3	3	D	D	D	a	D	D	D
	Firms with sales of \$5,000,000 to \$9,999,999	4	9	D	D	D	b	D	D	D
	Firms with sales of \$10,000,000 to \$24,999,999	6	8	D	D	D	c	D	D	D
	Firms with sales of \$25,000,000 to \$49,999,999	2	5	D	D	D	b	D	D	D
	Firms with sales of \$50,000,000 to \$99,999,999	3	7	D	D	D	b	D	D	D
	Firms with sales of \$100,000,000 or more	6	28	D	D	D	e	D	D	D
	Firms not operated for the entire year	3	3	D	D	D	a	D	D	D
42152	Coal & other mineral & ore whsle									
	All firms	28	41	4 735 506	40 135	8 695	688	96 046	179 512	173 595
	Firms operated for the entire year	28	41	4 735 506	40 135	8 695	688	96 046	179 512	173 595
	Firms with sales less than \$250,000	—	—	—	—	—	—	—	—	—
	Firms with sales of \$250,000 to \$499,999	2	2	D	D	D	a	D	D	D
	Firms with sales of \$500,000 to \$999,999	—	—	—	—	—	—	—	—	—
	Firms with sales of \$1,000,000 to \$2,499,999	—	—	—	—	—	—	—	—	—
	Firms with sales of \$2,500,000 to \$4,999,999	3	4	9 136	254	63	5	533	1 616	1 386
	Firms with sales of \$5,000,000 to \$9,999,999	2	3	D	D	D	b	D	D	D
	Firms with sales of \$10,000,000 to \$24,999,999	6	7	D	D	D	c	D	D	D
	Firms with sales of \$25,000,000 to \$49,999,999	4	5	D	D	D	b	D	D	D
	Firms with sales of \$50,000,000 to \$99,999,999	1	1	D	D	D	a	D	D	D
	Firms with sales of \$100,000,000 or more	10	19	D	D	D	e	D	D	D
	Firms not operated for the entire year	—	—	—	—	—	—	—	—	—

See footnotes at end of table.

Table 4. Sales Size of Firms: 1997—Con.

[Includes only firms and establishments with payroll. Excludes data for central administrative offices, auxiliary operations, or establishments of these firms that are classified in other categories than those specified in this table. For meaning of abbreviations and symbols, see introductory text. For explanation of terms, see Appendix A. For method of assignment to categories shown, see Appendix C]

NAICS code	Sales sizes of firms by type of operation and kind of business	Firms (number)	Establishments (number)	Sales (\$1,000)	Annual payroll (\$1,000)	First-quarter payroll (\$1,000)	Paid employees for pay period including March 12 (number)	Operating expenses ¹ (\$1,000)	End-of-1996 inventories (\$1,000)	End-of-1997 inventories (\$1,000)
421	MANUFACTURERS' SALES BRANCHES AND SALES OFFICES—Con.									
	Wholesale trade, durable goods—Con.									
421520	Coal & other mineral & ore whsle									
	All firms	28	41	4 735 506	40 135	8 695	688	96 046	179 512	173 595
	Firms operated for the entire year	28	41	4 735 506	40 135	8 695	688	96 046	179 512	173 595
	Firms with sales less than \$250,000	—	—	—	—	—	—	—	—	—
	Firms with sales of \$250,000 to \$499,999	2	2	D	D	D	a	D	D	D
	Firms with sales of \$500,000 to \$999,999	—	—	—	—	—	—	—	—	—
	Firms with sales of \$1,000,000 to \$2,499,999	—	—	—	—	—	—	—	—	—
	Firms with sales of \$2,500,000 to \$4,999,999	3	4	9 136	254	63	5	533	1 616	1 386
	Firms with sales of \$5,000,000 to \$9,999,999	2	3	D	D	D	b	D	D	D
	Firms with sales of \$10,000,000 to \$24,999,999	6	7	D	D	D	c	D	D	D
	Firms with sales of \$25,000,000 to \$49,999,999	4	5	D	D	D	b	D	D	D
	Firms with sales of \$50,000,000 to \$99,999,999	1	1	D	D	D	a	D	D	D
	Firms with sales of \$100,000,000 or more	10	19	D	D	D	e	D	D	D
	Firms not operated for the entire year	—	—	—	—	—	—	—	—	—
4215201	Coal whsle									
	All firms	23	33	D	D	D	f	D	D	D
	Firms operated for the entire year	23	33	D	D	D	f	D	D	D
	Firms with sales less than \$250,000	—	—	—	—	—	—	—	—	—
	Firms with sales of \$250,000 to \$499,999	2	2	D	D	D	a	D	D	D
	Firms with sales of \$500,000 to \$999,999	—	—	—	—	—	—	—	—	—
	Firms with sales of \$1,000,000 to \$2,499,999	—	—	—	—	—	—	—	—	—
	Firms with sales of \$2,500,000 to \$4,999,999	1	2	D	D	D	a	D	D	D
	Firms with sales of \$5,000,000 to \$9,999,999	1	1	D	D	D	a	D	D	D
	Firms with sales of \$10,000,000 to \$24,999,999	7	8	D	D	D	e	D	D	D
	Firms with sales of \$25,000,000 to \$49,999,999	2	2	D	D	D	b	D	D	D
	Firms with sales of \$50,000,000 to \$99,999,999	1	1	D	D	D	a	D	D	D
	Firms with sales of \$100,000,000 or more	9	17	D	D	D	e	D	D	D
	Firms not operated for the entire year	—	—	—	—	—	—	—	—	—
4215202	Other mineral & ore whsle									
	All firms	6	8	D	D	D	b	D	D	D
	Firms operated for the entire year	6	8	D	D	D	b	D	D	D
	Firms with sales less than \$250,000	—	—	—	—	—	—	—	—	—
	Firms with sales of \$250,000 to \$499,999	—	—	—	—	—	—	—	—	—
	Firms with sales of \$500,000 to \$999,999	—	—	—	—	—	—	—	—	—
	Firms with sales of \$1,000,000 to \$2,499,999	—	—	—	—	—	—	—	—	—
	Firms with sales of \$2,500,000 to \$4,999,999	—	—	—	—	—	—	—	—	—
	Firms with sales of \$5,000,000 to \$9,999,999	2	2	D	D	D	a	D	D	D
	Firms with sales of \$10,000,000 to \$24,999,999	1	2	D	D	D	a	D	D	D
	Firms with sales of \$25,000,000 to \$49,999,999	—	—	—	—	—	—	—	—	—
	Firms with sales of \$50,000,000 to \$99,999,999	2	3	D	D	D	b	D	D	D
	Firms with sales of \$100,000,000 or more	1	1	D	D	D	b	D	D	D
	Firms not operated for the entire year	—	—	—	—	—	—	—	—	—

See footnotes at end of table.

Table 4. Sales Size of Firms: 1997—Con.

[Includes only firms and establishments with payroll. Excludes data for central administrative offices, auxiliary operations, or establishments of these firms that are classified in other categories than those specified in this table. For meaning of abbreviations and symbols, see introductory text. For explanation of terms, see Appendix A. For method of assignment to categories shown, see Appendix C]

NAICS code	Sales sizes of firms by type of operation and kind of business	Firms (number)	Establishments (number)	Sales (\$1,000)	Annual payroll (\$1,000)	First-quarter payroll (\$1,000)	Paid employees for pay period including March 12 (number)	Operating expenses ¹ (\$1,000)	End-of-1996 inventories (\$1,000)	End-of-1997 inventories (\$1,000)
421	MANUFACTURERS' SALES BRANCHES AND SALES OFFICES—Con.									
4216	Wholesale trade, durable goods—Con.									
	Electrical goods whsle									
	All firms	364	4 235	109 430 432	5 859 327	1 602 067	96 438	10 337 202	2 564 249	2 702 130
	Firms operated for the entire year	348	4 186	109 257 757	5 852 146	1 597 940	95 936	10 320 959	2 555 717	2 695 062
	Firms with sales less than \$250,000	7	8	1 093	234	42	14	332	80	75
	Firms with sales of \$250,000 to \$499,999	7	7	2 943	1 240	243	26	1 815	399	403
	Firms with sales of \$500,000 to \$999,999	10	10	7 477	1 289	292	28	3 768	181	180
	Firms with sales of \$1,000,000 to \$2,499,999	36	44	62 162	9 698	2 467	306	17 096	5 192	5 562
	Firms with sales of \$2,500,000 to \$4,999,999	29	44	109 459	14 121	3 865	473	24 238	13 646	16 535
	Firms with sales of \$5,000,000 to \$9,999,999	36	50	272 876	28 832	6 919	694	61 391	31 543	32 737
	Firms with sales of \$10,000,000 to \$24,999,999 ..	49	102	800 731	69 120	17 805	1 585	126 466	72 570	69 785
	Firms with sales of \$25,000,000 to \$49,999,999 ..	43	115	1 576 098	136 561	32 626	3 186	267 413	94 355	101 566
	Firms with sales of \$50,000,000 to \$99,999,999 ..	24	157	1 743 210	153 982	37 152	3 936	248 253	114 955	123 841
	Firms with sales of \$100,000,000 or more	107	3 649	104 681 708	5 437 069	1 496 529	85 688	9 570 187	2 222 796	2 344 378
	Firms not operated for the entire year	16	49	172 675	7 181	4 127	502	16 243	8 532	7 068
42161	Electrical apparatus & equip, wiring supp. & const material whsle									
	All firms	176	1 608	25 132 554	1 527 424	376 644	27 155	2 754 559	1 065 246	1 133 762
	Firms operated for the entire year	166	1 594	D	D	D	k	D	D	D
	Firms with sales less than \$250,000	5	5	815	204	37	9	267	80	75
	Firms with sales of \$250,000 to \$499,999	2	2	D	D	D	a	D	D	D
	Firms with sales of \$500,000 to \$999,999	7	7	D	D	D	a	D	D	D
	Firms with sales of \$1,000,000 to \$2,499,999	22	25	D	D	D	c	D	D	D
	Firms with sales of \$2,500,000 to \$4,999,999	11	15	D	D	D	c	D	D	D
	Firms with sales of \$5,000,000 to \$9,999,999	20	32	D	D	D	e	D	D	D
	Firms with sales of \$10,000,000 to \$24,999,999 ..	28	69	D	D	D	f	D	D	D
	Firms with sales of \$25,000,000 to \$49,999,999 ..	22	83	829 495	76 136	17 866	1 795	138 335	67 953	75 210
	Firms with sales of \$50,000,000 to \$99,999,999 ..	11	65	790 775	63 785	16 400	1 115	144 249	88 812	119 326
	Firms with sales of \$100,000,000 or more	38	1 291	D	D	D	j	D	D	D
	Firms not operated for the entire year	10	14	D	D	D	c	D	D	D
421610	Electrical apparatus & equip, wiring supp. & const material whsle									
	All firms	176	1 608	25 132 554	1 527 424	376 644	27 155	2 754 559	1 065 246	1 133 762
	Firms operated for the entire year	166	1 594	D	D	D	k	D	D	D
	Firms with sales less than \$250,000	5	5	815	204	37	9	267	80	75
	Firms with sales of \$250,000 to \$499,999	2	2	D	D	D	a	D	D	D
	Firms with sales of \$500,000 to \$999,999	7	7	D	D	D	a	D	D	D
	Firms with sales of \$1,000,000 to \$2,499,999	22	25	D	D	D	c	D	D	D
	Firms with sales of \$2,500,000 to \$4,999,999	11	15	D	D	D	c	D	D	D
	Firms with sales of \$5,000,000 to \$9,999,999	20	32	D	D	D	e	D	D	D
	Firms with sales of \$10,000,000 to \$24,999,999 ..	28	69	D	D	D	f	D	D	D
	Firms with sales of \$25,000,000 to \$49,999,999 ..	22	83	829 495	76 136	17 866	1 795	138 335	67 953	75 210
	Firms with sales of \$50,000,000 to \$99,999,999 ..	11	65	790 775	63 785	16 400	1 115	144 249	88 812	119 326
	Firms with sales of \$100,000,000 or more	38	1 291	D	D	D	j	D	D	D
	Firms not operated for the entire year	10	14	D	D	D	c	D	D	D

See footnotes at end of table.

Table 4. Sales Size of Firms: 1997—Con.

[Includes only firms and establishments with payroll. Excludes data for central administrative offices, auxiliary operations, or establishments of these firms that are classified in other categories than those specified in this table. For meaning of abbreviations and symbols, see introductory text. For explanation of terms, see Appendix A. For method of assignment to categories shown, see Appendix C]

NAICS code	Sales sizes of firms by type of operation and kind of business	Firms (number)	Establishments (number)	Sales (\$1,000)	Annual payroll (\$1,000)	First-quarter payroll (\$1,000)	Paid employees for pay period including March 12 (number)	Operating expenses ¹ (\$1,000)	End-of-1996 inventories (\$1,000)	End-of-1997 inventories (\$1,000)
421	MANUFACTURERS' SALES BRANCHES AND SALES OFFICES—Con.									
42162	Wholesale trade, durable goods—Con.									
	Electrical appliance, television & radio set whsle									
	All firms	28	131	9 429 517	241 386	58 340	5 467	706 947	229 453	234 623
	Firms operated for the entire year	27	130	D	D	D	i	D	D	D
	Firms with sales less than \$250,000	1	1	D	D	D	a	D	D	D
	Firms with sales of \$250,000 to \$499,999	—	—	—	—	—	—	—	—	—
	Firms with sales of \$500,000 to \$999,999	—	—	—	—	—	—	—	—	—
	Firms with sales of \$1,000,000 to \$2,499,999	—	—	—	—	—	—	—	—	—
	Firms with sales of \$2,500,000 to \$4,999,999	2	2	D	D	D	b	D	D	D
	Firms with sales of \$5,000,000 to \$9,999,999	2	2	D	D	D	a	D	D	D
	Firms with sales of \$10,000,000 to \$24,999,999	2	4	D	D	D	b	D	D	D
	Firms with sales of \$25,000,000 to \$49,999,999	5	6	167 846	7 137	1 607	90	22 576	2 266	4 130
	Firms with sales of \$50,000,000 to \$99,999,999	—	—	—	—	—	—	—	—	—
	Firms with sales of \$100,000,000 or more	15	115	D	D	D	i	D	D	D
	Firms not operated for the entire year	1	1	D	D	D	a	D	D	D
421620	Electrical appliance, television & radio set whsle									
	All firms	28	131	9 429 517	241 386	58 340	5 467	706 947	229 453	234 623
	Firms operated for the entire year	27	130	D	D	D	i	D	D	D
	Firms with sales less than \$250,000	1	1	D	D	D	a	D	D	D
	Firms with sales of \$250,000 to \$499,999	—	—	—	—	—	—	—	—	—
	Firms with sales of \$500,000 to \$999,999	—	—	—	—	—	—	—	—	—
	Firms with sales of \$1,000,000 to \$2,499,999	—	—	—	—	—	—	—	—	—
	Firms with sales of \$2,500,000 to \$4,999,999	2	2	D	D	D	b	D	D	D
	Firms with sales of \$5,000,000 to \$9,999,999	2	2	D	D	D	a	D	D	D
	Firms with sales of \$10,000,000 to \$24,999,999	2	4	D	D	D	b	D	D	D
	Firms with sales of \$25,000,000 to \$49,999,999	5	6	167 846	7 137	1 607	90	22 576	2 266	4 130
	Firms with sales of \$50,000,000 to \$99,999,999	—	—	—	—	—	—	—	—	—
	Firms with sales of \$100,000,000 or more	15	115	D	D	D	i	D	D	D
	Firms not operated for the entire year	1	1	D	D	D	a	D	D	D
42169	Other electronic parts & equipment whsle									
	All firms	198	2 496	74 868 361	4 090 517	1 167 083	63 816	6 875 696	1 269 550	1 333 745
	Firms operated for the entire year	189	2 458	D	D	D	l	D	D	D
	Firms with sales less than \$250,000	1	2	D	D	D	a	D	D	D
	Firms with sales of \$250,000 to \$499,999	5	5	D	D	D	b	D	D	D
	Firms with sales of \$500,000 to \$999,999	5	5	D	D	D	b	D	D	D
	Firms with sales of \$1,000,000 to \$2,499,999	18	23	D	D	D	c	D	D	D
	Firms with sales of \$2,500,000 to \$4,999,999	18	30	D	D	D	e	D	D	D
	Firms with sales of \$5,000,000 to \$9,999,999	21	26	149 659	17 774	4 537	423	33 387	20 699	21 092
	Firms with sales of \$10,000,000 to \$24,999,999	25	51	417 674	34 070	9 448	746	60 265	24 514	21 852
	Firms with sales of \$25,000,000 to \$49,999,999	22	60	770 792	84 290	19 562	1 683	148 585	30 041	30 310
	Firms with sales of \$50,000,000 to \$99,999,999	17	101	1 271 453	133 933	31 940	3 650	214 921	101 505	111 936
	Firms with sales of \$100,000,000 or more	57	2 155	72 021 050	3 801 068	1 094 440	56 364	6 380 829	1 077 745	1 134 640
	Firms not operated for the entire year	9	38	D	D	D	e	D	D	D

See footnotes at end of table.

Table 4. Sales Size of Firms: 1997—Con.

[Includes only firms and establishments with payroll. Excludes data for central administrative offices, auxiliary operations, or establishments of these firms that are classified in other categories than those specified in this table. For meaning of abbreviations and symbols, see introductory text. For explanation of terms, see Appendix A. For method of assignment to categories shown, see Appendix C]

NAICS code	Sales sizes of firms by type of operation and kind of business	Firms (number)	Establishments (number)	Sales (\$1,000)	Annual payroll (\$1,000)	First-quarter payroll (\$1,000)	Paid employees for pay period including March 12 (number)	Operating expenses ¹ (\$1,000)	End-of-1996 inventories (\$1,000)	End-of-1997 inventories (\$1,000)
421	MANUFACTURERS' SALES BRANCHES AND SALES OFFICES—Con.									
	Wholesale trade, durable goods—Con.									
421690	Other electronic parts & equipment whsle									
	All firms	198	2 496	74 868 361	4 090 517	1 167 083	63 816	6 875 696	1 269 550	1 333 745
	Firms operated for the entire year	189	2 458	D	D	D	l	D	D	D
	Firms with sales less than \$250,000	1	2	D	D	D	a	D	D	D
	Firms with sales of \$250,000 to \$499,999	5	5	D	D	D	b	D	D	D
	Firms with sales of \$500,000 to \$999,999	5	5	D	D	D	b	D	D	D
	Firms with sales of \$1,000,000 to \$2,499,999	18	23	D	D	D	c	D	D	D
	Firms with sales of \$2,500,000 to \$4,999,999	18	30	D	D	D	e	D	D	D
	Firms with sales of \$5,000,000 to \$9,999,999	21	26	149 659	17 774	4 537	423	33 387	20 699	21 092
	Firms with sales of \$10,000,000 to \$24,999,999 ..	25	51	417 674	34 070	9 448	746	60 265	24 514	21 852
	Firms with sales of \$25,000,000 to \$49,999,999 ..	22	60	770 792	84 290	19 562	1 683	148 585	30 041	30 310
	Firms with sales of \$50,000,000 to \$99,999,999 ..	17	101	1 271 453	133 933	31 940	3 650	214 921	101 505	111 936
	Firms with sales of \$100,000,000 or more	57	2 155	72 021 050	3 801 068	1 094 440	56 364	6 380 829	1 077 745	1 134 640
	Firms not operated for the entire year	9	38	D	D	D	e	D	D	D
4216901	Communications equipment & supplies whsle									
	All firms	79	1 884	48 149 700	3 392 770	993 768	51 416	5 405 631	643 686	683 442
	Firms operated for the entire year	74	1 873	D	D	D	l	D	D	D
	Firms with sales less than \$250,000	—	—	—	—	—	—	—	—	—
	Firms with sales of \$250,000 to \$499,999	2	2	D	D	D	a	D	D	D
	Firms with sales of \$500,000 to \$999,999	3	3	1 799	661	147	17	2 219	140	126
	Firms with sales of \$1,000,000 to \$2,499,999	8	12	12 663	2 028	469	37	3 107	232	254
	Firms with sales of \$2,500,000 to \$4,999,999	5	9	16 689	4 409	1 302	170	6 420	376	249
	Firms with sales of \$5,000,000 to \$9,999,999	8	12	59 205	7 646	1 943	147	13 140	2 128	2 364
	Firms with sales of \$10,000,000 to \$24,999,999 ..	9	18	148 432	20 441	5 669	523	30 767	5 753	5 971
	Firms with sales of \$25,000,000 to \$49,999,999 ..	8	33	285 444	24 398	6 286	381	43 441	1 009	309
	Firms with sales of \$50,000,000 to \$99,999,999 ..	7	56	D	D	D	f	D	D	D
	Firms with sales of \$100,000,000 or more	24	1 728	D	D	D	k	D	D	D
	Firms not operated for the entire year	5	11	D	D	D	b	D	D	D
4216902	Electronic parts (excluding communications equipment) whsle									
	All firms	136	612	26 718 661	697 747	173 315	12 400	1 470 065	625 864	650 303
	Firms operated for the entire year	131	584	26 625 461	694 414	170 860	12 065	1 459 906	618 047	643 853
	Firms with sales less than \$250,000	1	2	D	D	D	a	D	D	D
	Firms with sales of \$250,000 to \$499,999	3	3	D	D	D	b	D	D	D
	Firms with sales of \$500,000 to \$999,999	4	4	2 941	516	119	8	1 297	399	405
	Firms with sales of \$1,000,000 to \$2,499,999	11	12	D	D	D	c	D	D	D
	Firms with sales of \$2,500,000 to \$4,999,999	13	20	D	D	D	c	D	D	D
	Firms with sales of \$5,000,000 to \$9,999,999	14	15	96 322	11 046	2 810	294	21 533	18 775	18 938
	Firms with sales of \$10,000,000 to \$24,999,999 ..	19	38	328 132	18 258	4 749	295	37 202	26 042	23 185
	Firms with sales of \$25,000,000 to \$49,999,999 ..	16	36	567 766	65 219	14 749	1 334	113 351	21 266	22 134
	Firms with sales of \$50,000,000 to \$99,999,999 ..	16	108	D	D	D	h	D	D	D
	Firms with sales of \$100,000,000 or more	34	346	D	D	D	i	D	D	D
	Firms not operated for the entire year	5	28	93 200	3 333	2 455	335	10 159	7 817	6 450

See footnotes at end of table.

Table 4. Sales Size of Firms: 1997—Con.

[Includes only firms and establishments with payroll. Excludes data for central administrative offices, auxiliary operations, or establishments of these firms that are classified in other categories than those specified in this table. For meaning of abbreviations and symbols, see introductory text. For explanation of terms, see Appendix A. For method of assignment to categories shown, see Appendix C]

NAICS code	Sales sizes of firms by type of operation and kind of business	Firms (number)	Establishments (number)	Sales (\$1,000)	Annual payroll (\$1,000)	First-quarter payroll (\$1,000)	Paid employees for pay period including March 12 (number)	Operating expenses ¹ (\$1,000)	End-of-1996 inventories (\$1,000)	End-of-1997 inventories (\$1,000)
	MANUFACTURERS' SALES BRANCHES AND SALES OFFICES—Con.									
421	Wholesale trade, durable goods—Con.									
4217	Hardware, & plumbing & heating equipment & supplies whsle									
	All firms	195	767	D	D	D	j	D	D	D
	Firms operated for the entire year	186	753	D	D	D	j	D	D	D
	Firms with sales less than \$250,000	3	3	D	D	D	a	D	D	D
	Firms with sales of \$250,000 to \$499,999	1	1	D	D	D	a	D	D	D
	Firms with sales of \$500,000 to \$999,999	5	10	D	D	D	b	D	D	D
	Firms with sales of \$1,000,000 to \$2,499,999	29	34	D	D	D	e	D	D	D
	Firms with sales of \$2,500,000 to \$4,999,999	20	27	D	D	D	e	D	D	D
	Firms with sales of \$5,000,000 to \$9,999,999	25	43	D	D	D	e	D	D	D
	Firms with sales of \$10,000,000 to \$24,999,999 ..	36	129	D	D	D	g	D	D	D
	Firms with sales of \$25,000,000 to \$49,999,999 ..	25	135	D	D	D	h	D	D	D
	Firms with sales of \$50,000,000 to \$99,999,999 ..	12	33	D	D	D	g	D	D	D
	Firms with sales of \$100,000,000 or more	30	338	D	D	D	j	D	D	D
	Firms not operated for the entire year	9	14	D	D	D	c	D	D	D
42171	Hardware whsle									
	All firms	87	255	7 531 815	361 083	81 902	7 244	706 728	400 220	454 610
	Firms operated for the entire year	86	253	D	D	D	i	D	D	D
	Firms with sales less than \$250,000	3	3	D	D	D	a	D	D	D
	Firms with sales of \$250,000 to \$499,999	—	—	—	—	—	—	—	—	—
	Firms with sales of \$500,000 to \$999,999	3	8	D	D	D	b	D	D	D
	Firms with sales of \$1,000,000 to \$2,499,999	14	17	25 596	2 619	649	88	4 890	2 341	2 591
	Firms with sales of \$2,500,000 to \$4,999,999	9	14	D	D	D	c	D	D	D
	Firms with sales of \$5,000,000 to \$9,999,999	13	21	91 377	10 372	2 511	271	20 198	9 939	9 867
	Firms with sales of \$10,000,000 to \$24,999,999 ..	17	43	264 409	23 174	5 532	668	52 017	38 639	39 088
	Firms with sales of \$25,000,000 to \$49,999,999 ..	12	48	429 880	33 203	7 976	1 105	60 115	26 608	29 927
	Firms with sales of \$50,000,000 to \$99,999,999 ..	3	7	220 407	10 131	1 514	213	34 080	15 181	15 084
	Firms with sales of \$100,000,000 or more	12	92	6 462 232	277 051	62 436	4 637	526 080	298 880	351 821
	Firms not operated for the entire year	1	2	D	D	D	b	D	D	D
421710	Hardware whsle									
	All firms	87	255	7 531 815	361 083	81 902	7 244	706 728	400 220	454 610
	Firms operated for the entire year	86	253	D	D	D	i	D	D	D
	Firms with sales less than \$250,000	3	3	D	D	D	a	D	D	D
	Firms with sales of \$250,000 to \$499,999	—	—	—	—	—	—	—	—	—
	Firms with sales of \$500,000 to \$999,999	3	8	D	D	D	b	D	D	D
	Firms with sales of \$1,000,000 to \$2,499,999	14	17	25 596	2 619	649	88	4 890	2 341	2 591
	Firms with sales of \$2,500,000 to \$4,999,999	9	14	D	D	D	c	D	D	D
	Firms with sales of \$5,000,000 to \$9,999,999	13	21	91 377	10 372	2 511	271	20 198	9 939	9 867
	Firms with sales of \$10,000,000 to \$24,999,999 ..	17	43	264 409	23 174	5 532	668	52 017	38 639	39 088
	Firms with sales of \$25,000,000 to \$49,999,999 ..	12	48	429 880	33 203	7 976	1 105	60 115	26 608	29 927
	Firms with sales of \$50,000,000 to \$99,999,999 ..	3	7	220 407	10 131	1 514	213	34 080	15 181	15 084
	Firms with sales of \$100,000,000 or more	12	92	6 462 232	277 051	62 436	4 637	526 080	298 880	351 821
	Firms not operated for the entire year	1	2	D	D	D	b	D	D	D

See footnotes at end of table.

Table 4. Sales Size of Firms: 1997—Con.

[Includes only firms and establishments with payroll. Excludes data for central administrative offices, auxiliary operations, or establishments of these firms that are classified in other categories than those specified in this table. For meaning of abbreviations and symbols, see introductory text. For explanation of terms, see Appendix A. For method of assignment to categories shown, see Appendix C]

NAICS code	Sales sizes of firms by type of operation and kind of business	Firms (number)	Establishments (number)	Sales (\$1,000)	Annual payroll (\$1,000)	First-quarter payroll (\$1,000)	Paid employees for pay period including March 12 (number)	Operating expenses ¹ (\$1,000)	End-of-1996 inventories (\$1,000)	End-of-1997 inventories (\$1,000)
421	MANUFACTURERS' SALES BRANCHES AND SALES OFFICES—Con.									
	Wholesale trade, durable goods—Con.									
42172	Plumbing & heating equipment & supplies (hydronics) whsle									
	All firms	61	212	4 212 982	163 627	40 542	4 287	317 159	285 521	305 052
	Firms operated for the entire year	55	204	4 132 684	159 510	39 029	4 141	308 962	269 528	304 385
	Firms with sales less than \$250,000	—	—	—	—	—	—	—	—	—
	Firms with sales of \$250,000 to \$499,999	—	—	—	—	—	—	—	—	—
	Firms with sales of \$500,000 to \$999,999	—	—	—	—	—	—	—	—	—
	Firms with sales of \$1,000,000 to \$2,499,999	12	13	19 695	5 553	1 309	160	8 099	3 245	3 244
	Firms with sales of \$2,500,000 to \$4,999,999	7	8	22 563	2 755	689	69	4 569	2 646	2 887
	Firms with sales of \$5,000,000 to \$9,999,999	7	14	53 337	5 135	1 359	162	9 122	6 669	7 360
	Firms with sales of \$10,000,000 to \$24,999,999 ..	6	20	110 109	9 032	2 162	345	17 202	21 950	21 635
	Firms with sales of \$25,000,000 to \$49,999,999 ..	9	38	356 471	31 003	7 785	1 123	60 717	28 016	32 132
	Firms with sales of \$50,000,000 to \$99,999,999 ..	4	6	D	D	D	e	D	D	D
	Firms with sales of \$100,000,000 or more	10	105	D	D	D	g	D	D	D
	Firms not operated for the entire year	6	8	80 298	4 117	1 513	146	8 197	15 993	667
421720	Plumbing & heating equipment & supplies (hydronics) whsle									
	All firms	61	212	4 212 982	163 627	40 542	4 287	317 159	285 521	305 052
	Firms operated for the entire year	55	204	4 132 684	159 510	39 029	4 141	308 962	269 528	304 385
	Firms with sales less than \$250,000	—	—	—	—	—	—	—	—	—
	Firms with sales of \$250,000 to \$499,999	—	—	—	—	—	—	—	—	—
	Firms with sales of \$500,000 to \$999,999	—	—	—	—	—	—	—	—	—
	Firms with sales of \$1,000,000 to \$2,499,999	12	13	19 695	5 553	1 309	160	8 099	3 245	3 244
	Firms with sales of \$2,500,000 to \$4,999,999	7	8	22 563	2 755	689	69	4 569	2 646	2 887
	Firms with sales of \$5,000,000 to \$9,999,999	7	14	53 337	5 135	1 359	162	9 122	6 669	7 360
	Firms with sales of \$10,000,000 to \$24,999,999 ..	6	20	110 109	9 032	2 162	345	17 202	21 950	21 635
	Firms with sales of \$25,000,000 to \$49,999,999 ..	9	38	356 471	31 003	7 785	1 123	60 717	28 016	32 132
	Firms with sales of \$50,000,000 to \$99,999,999 ..	4	6	D	D	D	e	D	D	D
	Firms with sales of \$100,000,000 or more	10	105	D	D	D	g	D	D	D
	Firms not operated for the entire year	6	8	80 298	4 117	1 513	146	8 197	15 993	667
42173	Warm air heating & air-conditioning equipment & supplies whsle									
	All firms	39	221	3 572 401	305 086	77 313	6 036	746 481	302 260	306 643
	Firms operated for the entire year	36	216	3 564 442	304 466	77 010	6 023	745 595	301 719	306 643
	Firms with sales less than \$250,000	—	—	—	—	—	—	—	—	—
	Firms with sales of \$250,000 to \$499,999	—	—	—	—	—	—	—	—	—
	Firms with sales of \$500,000 to \$999,999	2	2	D	D	D	a	D	D	D
	Firms with sales of \$1,000,000 to \$2,499,999	3	3	5 373	769	168	16	1 142	360	367
	Firms with sales of \$2,500,000 to \$4,999,999	2	2	D	D	D	b	D	D	D
	Firms with sales of \$5,000,000 to \$9,999,999	4	6	25 901	1 784	402	52	4 988	4 407	5 055
	Firms with sales of \$10,000,000 to \$24,999,999 ..	11	52	172 084	21 212	5 536	623	42 337	18 111	20 026
	Firms with sales of \$25,000,000 to \$49,999,999 ..	3	36	105 067	15 760	3 810	654	29 039	14 204	13 714
	Firms with sales of \$50,000,000 to \$99,999,999 ..	4	11	D	D	D	e	D	D	D
	Firms with sales of \$100,000,000 or more	7	104	D	D	D	h	D	D	D

See footnotes at end of table.

Table 4. Sales Size of Firms: 1997—Con.

[Includes only firms and establishments with payroll. Excludes data for central administrative offices, auxiliary operations, or establishments of these firms that are classified in other categories than those specified in this table. For meaning of abbreviations and symbols, see introductory text. For explanation of terms, see Appendix A. For method of assignment to categories shown, see Appendix C]

NAICS code	Sales sizes of firms by type of operation and kind of business	Firms (number)	Establishments (number)	Sales (\$1,000)	Annual payroll (\$1,000)	First-quarter payroll (\$1,000)	Paid employees for pay period including March 12 (number)	Operating expenses ¹ (\$1,000)	End-of-1996 inventories (\$1,000)	End-of-1997 inventories (\$1,000)
421	MANUFACTURERS' SALES BRANCHES AND SALES OFFICES—Con.									
	Wholesale trade, durable goods—Con.									
42173	Warm air heating & air-conditioning equipment & supplies whsle—Con.									
	Firms not operated for the entire year	3	5	7 959	620	303	13	886	541	—
421730	Warm air heating & air-conditioning equipment & supplies whsle									
	All firms	39	221	3 572 401	305 086	77 313	6 036	746 481	302 260	306 643
	Firms operated for the entire year	36	216	3 564 442	304 466	77 010	6 023	745 595	301 719	306 643
	Firms with sales less than \$250,000	—	—	—	—	—	—	—	—	—
	Firms with sales of \$250,000 to \$499,999	—	—	—	—	—	—	—	—	—
	Firms with sales of \$500,000 to \$999,999	2	2	D	D	D	a	D	D	D
	Firms with sales of \$1,000,000 to \$2,499,999	3	3	5 373	769	168	16	1 142	360	367
	Firms with sales of \$2,500,000 to \$4,999,999	2	2	D	D	D	b	D	D	D
	Firms with sales of \$5,000,000 to \$9,999,999	4	6	25 901	1 784	402	52	4 988	4 407	5 055
	Firms with sales of \$10,000,000 to \$24,999,999 ..	11	52	172 084	21 212	5 536	623	42 337	18 111	20 026
	Firms with sales of \$25,000,000 to \$49,999,999 ..	3	36	105 067	15 760	3 810	654	29 039	14 204	13 714
	Firms with sales of \$50,000,000 to \$99,999,999 ..	4	11	D	D	D	e	D	D	D
	Firms with sales of \$100,000,000 or more	7	104	D	D	D	h	D	D	D
	Firms not operated for the entire year	3	5	7 959	620	303	13	886	541	—
42174	Refrigeration equipment & supplies whsle									
	All firms	19	79	D	D	D	g	D	D	D
	Firms operated for the entire year	18	78	D	D	D	g	D	D	D
	Firms with sales less than \$250,000	—	—	—	—	—	—	—	—	—
	Firms with sales of \$250,000 to \$499,999	1	1	D	D	D	a	D	D	D
	Firms with sales of \$500,000 to \$999,999	—	—	—	—	—	—	—	—	—
	Firms with sales of \$1,000,000 to \$2,499,999	2	3	D	D	D	a	D	D	D
	Firms with sales of \$2,500,000 to \$4,999,999	2	3	D	D	D	b	D	D	D
	Firms with sales of \$5,000,000 to \$9,999,999	3	4	D	D	D	b	D	D	D
	Firms with sales of \$10,000,000 to \$24,999,999 ..	4	16	D	D	D	b	D	D	D
	Firms with sales of \$25,000,000 to \$49,999,999 ..	3	17	D	D	D	c	D	D	D
	Firms with sales of \$50,000,000 to \$99,999,999 ..	1	1	D	D	D	b	D	D	D
	Firms with sales of \$100,000,000 or more	2	33	D	D	D	g	D	D	D
	Firms not operated for the entire year	1	1	D	D	D	a	D	D	D
421740	Refrigeration equipment & supplies whsle									
	All firms	19	79	D	D	D	g	D	D	D
	Firms operated for the entire year	18	78	D	D	D	g	D	D	D
	Firms with sales less than \$250,000	—	—	—	—	—	—	—	—	—
	Firms with sales of \$250,000 to \$499,999	1	1	D	D	D	a	D	D	D
	Firms with sales of \$500,000 to \$999,999	—	—	—	—	—	—	—	—	—
	Firms with sales of \$1,000,000 to \$2,499,999	2	3	D	D	D	a	D	D	D
	Firms with sales of \$2,500,000 to \$4,999,999	2	3	D	D	D	b	D	D	D
	Firms with sales of \$5,000,000 to \$9,999,999	3	4	D	D	D	b	D	D	D
	Firms with sales of \$10,000,000 to \$24,999,999 ..	4	16	D	D	D	b	D	D	D
	Firms with sales of \$25,000,000 to \$49,999,999 ..	3	17	D	D	D	c	D	D	D

See footnotes at end of table.

Table 4. Sales Size of Firms: 1997—Con.

[Includes only firms and establishments with payroll. Excludes data for central administrative offices, auxiliary operations, or establishments of these firms that are classified in other categories than those specified in this table. For meaning of abbreviations and symbols, see introductory text. For explanation of terms, see Appendix A. For method of assignment to categories shown, see Appendix C]

NAICS code	Sales sizes of firms by type of operation and kind of business	Firms (number)	Establishments (number)	Sales (\$1,000)	Annual payroll (\$1,000)	First-quarter payroll (\$1,000)	Paid employees for pay period including March 12 (number)	Operating expenses ¹ (\$1,000)	End-of-1996 inventories (\$1,000)	End-of-1997 inventories (\$1,000)
421	MANUFACTURERS' SALES BRANCHES AND SALES OFFICES—Con.									
	Wholesale trade, durable goods—Con.									
421740	Refrigeration equipment & supplies whsle—Con.									
	Firms operated for the entire year—Con.									
	Firms with sales of \$50,000,000 to \$99,999,999	1	1	D	D	D	b	D	D	D
	Firms with sales of \$100,000,000 or more	2	33	D	D	D	g	D	D	D
	Firms not operated for the entire year	1	1	D	D	D	a	D	D	D
4218	Machinery, equipment, & supplies whsle									
	All firms	834	4 120	75 691 801	3 381 032	824 894	72 156	6 466 552	5 425 245	5 652 296
	Firms operated for the entire year	818	4 104	D	D	D	i	D	D	D
	Firms with sales less than \$250,000	21	21	D	D	D	b	D	D	D
	Firms with sales of \$250,000 to \$499,999	18	19	D	D	D	b	D	D	D
	Firms with sales of \$500,000 to \$999,999	43	53	32 535	5 563	1 347	179	10 057	4 836	4 572
	Firms with sales of \$1,000,000 to \$2,499,999	104	130	172 149	25 729	6 191	770	46 140	25 830	26 459
	Firms with sales of \$2,500,000 to \$4,999,999	118	164	430 014	58 203	13 987	1 506	112 515	54 498	57 956
	Firms with sales of \$5,000,000 to \$9,999,999	125	247	905 959	103 410	25 069	2 563	195 349	112 621	121 748
	Firms with sales of \$10,000,000 to \$24,999,999	146	429	2 311 052	257 405	60 708	6 207	479 251	311 722	328 858
	Firms with sales of \$25,000,000 to \$49,999,999	75	429	2 680 497	255 658	59 750	6 082	499 584	333 687	347 920
	Firms with sales of \$50,000,000 to \$99,999,999	57	441	3 867 417	328 856	84 246	6 836	573 177	318 039	355 047
	Firms with sales of \$100,000,000 or more	111	2 171	65 248 387	2 340 078	571 631	47 796	4 540 501	4 257 630	4 407 529
	Firms not operated for the entire year	16	16	D	D	D	c	D	D	D
42181	Construction & mining (except petroleum) machinery & equip whsle									
	All firms	73	281	11 913 590	447 715	117 664	8 930	850 564	1 965 177	2 048 105
	Firms operated for the entire year	72	280	D	D	D	i	D	D	D
	Firms with sales less than \$250,000	1	1	D	D	D	a	D	D	D
	Firms with sales of \$250,000 to \$499,999	2	2	D	D	D	a	D	D	D
	Firms with sales of \$500,000 to \$999,999	5	5	3 760	554	134	19	871	1 171	866
	Firms with sales of \$1,000,000 to \$2,499,999	5	7	D	D	D	b	D	D	D
	Firms with sales of \$2,500,000 to \$4,999,999	12	18	40 426	3 835	960	118	9 294	5 177	5 409
	Firms with sales of \$5,000,000 to \$9,999,999	6	11	39 166	4 992	1 147	129	9 251	3 859	3 978
	Firms with sales of \$10,000,000 to \$24,999,999	16	50	260 419	36 138	8 976	832	65 383	50 205	54 135
	Firms with sales of \$25,000,000 to \$49,999,999	6	33	207 336	21 963	5 578	534	42 736	46 530	58 360
	Firms with sales of \$50,000,000 to \$99,999,999	7	27	571 879	39 441	10 084	981	75 964	120 282	130 136
	Firms with sales of \$100,000,000 or more	12	126	D	D	D	i	D	D	D
	Firms not operated for the entire year	1	1	D	D	D	b	D	D	D
421810	Construction & mining (except petroleum) machinery & equip whsle									
	All firms	73	281	11 913 590	447 715	117 664	8 930	850 564	1 965 177	2 048 105
	Firms operated for the entire year	72	280	D	D	D	i	D	D	D
	Firms with sales less than \$250,000	1	1	D	D	D	a	D	D	D
	Firms with sales of \$250,000 to \$499,999	2	2	D	D	D	a	D	D	D
	Firms with sales of \$500,000 to \$999,999	5	5	3 760	554	134	19	871	1 171	866
	Firms with sales of \$1,000,000 to \$2,499,999	5	7	D	D	D	b	D	D	D
	Firms with sales of \$2,500,000 to \$4,999,999	12	18	40 426	3 835	960	118	9 294	5 177	5 409

See footnotes at end of table.

Table 4. Sales Size of Firms: 1997—Con.

[Includes only firms and establishments with payroll. Excludes data for central administrative offices, auxiliary operations, or establishments of these firms that are classified in other categories than those specified in this table. For meaning of abbreviations and symbols, see introductory text. For explanation of terms, see Appendix A. For method of assignment to categories shown, see Appendix C]

NAICS code	Sales sizes of firms by type of operation and kind of business	Firms (number)	Establishments (number)	Sales (\$1,000)	Annual payroll (\$1,000)	First-quarter payroll (\$1,000)	Paid employees for pay period including March 12 (number)	Operating expenses ¹ (\$1,000)	End-of-1996 inventories (\$1,000)	End-of-1997 inventories (\$1,000)
421	MANUFACTURERS' SALES BRANCHES AND SALES OFFICES—Con.									
	Wholesale trade, durable goods—Con.									
421810	Construction & mining (except petroleum) machinery & equip whsle—Con.									
	Firms operated for the entire year—Con.									
	Firms with sales of \$5,000,000 to \$9,999,999	6	11	39 166	4 992	1 147	129	9 251	3 859	3 978
	Firms with sales of \$10,000,000 to \$24,999,999	16	50	260 419	36 138	8 976	832	65 383	50 205	54 135
	Firms with sales of \$25,000,000 to \$49,999,999	6	33	207 336	21 963	5 578	534	42 736	46 530	58 360
	Firms with sales of \$50,000,000 to \$99,999,999	7	27	571 879	39 441	10 084	981	75 964	120 282	130 136
	Firms with sales of \$100,000,000 or more	12	126	D	D	D	i	D	D	D
	Firms not operated for the entire year	1	1	D	D	D	b	D	D	D
42182	Farm & garden machinery & equipment whsle									
	All firms	53	132	7 823 700	181 944	42 452	4 175	425 286	499 592	496 571
	Firms operated for the entire year	53	132	7 823 700	181 944	42 452	4 175	425 286	499 592	496 571
	Firms with sales less than \$250,000	1	1	D	D	D	a	D	D	D
	Firms with sales of \$250,000 to \$499,999	1	1	D	D	D	a	D	D	D
	Firms with sales of \$500,000 to \$999,999	3	4	1 937	190	41	5	471	—	—
	Firms with sales of \$1,000,000 to \$2,499,999	7	10	13 970	1 304	312	43	2 439	3 789	4 295
	Firms with sales of \$2,500,000 to \$4,999,999	6	6	22 099	2 274	458	70	3 767	5 261	5 372
	Firms with sales of \$5,000,000 to \$9,999,999	16	41	111 117	7 645	1 991	252	15 029	22 267	21 319
	Firms with sales of \$10,000,000 to \$24,999,999	8	17	D	D	D	f	D	D	D
	Firms with sales of \$25,000,000 to \$49,999,999	4	23	D	D	D	e	D	D	D
	Firms with sales of \$50,000,000 to \$99,999,999	3	5	D	D	D	e	D	D	D
	Firms with sales of \$100,000,000 or more	4	24	D	D	D	g	D	D	D
	Firms not operated for the entire year	—	—	—	—	—	—	—	—	—
421820	Farm & garden machinery & equipment whsle									
	All firms	53	132	7 823 700	181 944	42 452	4 175	425 286	499 592	496 571
	Firms operated for the entire year	53	132	7 823 700	181 944	42 452	4 175	425 286	499 592	496 571
	Firms with sales less than \$250,000	1	1	D	D	D	a	D	D	D
	Firms with sales of \$250,000 to \$499,999	1	1	D	D	D	a	D	D	D
	Firms with sales of \$500,000 to \$999,999	3	4	1 937	190	41	5	471	—	—
	Firms with sales of \$1,000,000 to \$2,499,999	7	10	13 970	1 304	312	43	2 439	3 789	4 295
	Firms with sales of \$2,500,000 to \$4,999,999	6	6	22 099	2 274	458	70	3 767	5 261	5 372
	Firms with sales of \$5,000,000 to \$9,999,999	16	41	111 117	7 645	1 991	252	15 029	22 267	21 319
	Firms with sales of \$10,000,000 to \$24,999,999	8	17	D	D	D	f	D	D	D
	Firms with sales of \$25,000,000 to \$49,999,999	4	23	D	D	D	e	D	D	D
	Firms with sales of \$50,000,000 to \$99,999,999	3	5	D	D	D	e	D	D	D
	Firms with sales of \$100,000,000 or more	4	24	D	D	D	g	D	D	D
	Firms not operated for the entire year	—	—	—	—	—	—	—	—	—
4218201	Farm machinery & equipment—farm dealers									
	All firms	22	42	D	D	D	f	D	D	D

See footnotes at end of table.

Table 4. Sales Size of Firms: 1997—Con.

[Includes only firms and establishments with payroll. Excludes data for central administrative offices, auxiliary operations, or establishments of these firms that are classified in other categories than those specified in this table. For meaning of abbreviations and symbols, see introductory text. For explanation of terms, see Appendix A. For method of assignment to categories shown, see Appendix C]

NAICS code	Sales sizes of firms by type of operation and kind of business	Firms (number)	Establishments (number)	Sales (\$1,000)	Annual payroll (\$1,000)	First-quarter payroll (\$1,000)	Paid employees for pay period including March 12 (number)	Operating expenses ¹ (\$1,000)	End-of-1996 inventories (\$1,000)	End-of-1997 inventories (\$1,000)
421	MANUFACTURERS' SALES BRANCHES AND SALES OFFICES—Con.									
	Wholesale trade, durable goods—Con.									
4218201	Farm machinery & equipment—farm dealers—Con.									
	Firms operated for the entire year	21	41	D	D	D	f	D	D	D
	Firms with sales less than \$250,000	—	—	—	—	—	—	—	—	—
	Firms with sales of \$250,000 to \$499,999	—	—	—	—	—	—	—	—	—
	Firms with sales of \$500,000 to \$999,999	1	1	D	D	D	a	D	D	D
	Firms with sales of \$1,000,000 to \$2,499,999	2	2	D	D	D	a	D	D	D
	Firms with sales of \$2,500,000 to \$4,999,999	4	4	D	D	D	b	D	D	D
	Firms with sales of \$5,000,000 to \$9,999,999	6	9	D	D	D	b	D	D	D
	Firms with sales of \$10,000,000 to \$24,999,999	6	20	D	D	D	e	D	D	D
	Firms with sales of \$25,000,000 to \$49,999,999	2	5	D	D	D	c	D	D	D
	Firms with sales of \$50,000,000 to \$99,999,999	—	—	—	—	—	—	—	—	—
	Firms with sales of \$100,000,000 or more	—	—	—	—	—	—	—	—	—
	Firms not operated for the entire year	1	1	D	D	D	b	D	D	D
4218202	Farm machinery & equipment—wholesale distributors									
	All firms	30	70	D	D	D	h	D	D	D
	Firms operated for the entire year	30	70	D	D	D	h	D	D	D
	Firms with sales less than \$250,000	—	—	—	—	—	—	—	—	—
	Firms with sales of \$250,000 to \$499,999	1	1	D	D	D	a	D	D	D
	Firms with sales of \$500,000 to \$999,999	3	4	D	D	D	a	D	D	D
	Firms with sales of \$1,000,000 to \$2,499,999	6	9	D	D	D	b	D	D	D
	Firms with sales of \$2,500,000 to \$4,999,999	1	1	D	D	D	a	D	D	D
	Firms with sales of \$5,000,000 to \$9,999,999	8	22	D	D	D	c	D	D	D
	Firms with sales of \$10,000,000 to \$24,999,999	4	13	D	D	D	e	D	D	D
	Firms with sales of \$25,000,000 to \$49,999,999	2	2	D	D	D	b	D	D	D
	Firms with sales of \$50,000,000 to \$99,999,999	1	2	D	D	D	e	D	D	D
	Firms with sales of \$100,000,000 or more	4	16	D	D	D	g	D	D	D
	Firms not operated for the entire year	—	—	—	—	—	—	—	—	—
4218203	Lawn & garden machinery & equipment wholesale									
	All firms	9	20	1 036 338	39 387	8 747	754	149 865	108 770	112 891
	Firms operated for the entire year	9	20	1 036 338	39 387	8 747	754	149 865	108 770	112 891
	Firms with sales less than \$250,000	1	1	D	D	D	a	D	D	D
	Firms with sales of \$250,000 to \$499,999	—	—	—	—	—	—	—	—	—
	Firms with sales of \$500,000 to \$999,999	—	—	—	—	—	—	—	—	—
	Firms with sales of \$1,000,000 to \$2,499,999	—	—	—	—	—	—	—	—	—
	Firms with sales of \$2,500,000 to \$4,999,999	1	1	D	D	D	b	D	D	D
	Firms with sales of \$5,000,000 to \$9,999,999	2	9	D	D	D	b	D	D	D
	Firms with sales of \$10,000,000 to \$24,999,999	1	4	D	D	D	b	D	D	D
	Firms with sales of \$25,000,000 to \$49,999,999	2	2	D	D	D	b	D	D	D
	Firms with sales of \$50,000,000 to \$99,999,999	1	1	D	D	D	b	D	D	D
	Firms with sales of \$100,000,000 or more	1	2	D	D	D	e	D	D	D
	Firms not operated for the entire year	—	—	—	—	—	—	—	—	—

See footnotes at end of table.

Table 4. Sales Size of Firms: 1997—Con.

[Includes only firms and establishments with payroll. Excludes data for central administrative offices, auxiliary operations, or establishments of these firms that are classified in other categories than those specified in this table. For meaning of abbreviations and symbols, see introductory text. For explanation of terms, see Appendix A. For method of assignment to categories shown, see Appendix C]

NAICS code	Sales sizes of firms by type of operation and kind of business	Firms (number)	Establishments (number)	Sales (\$1,000)	Annual payroll (\$1,000)	First-quarter payroll (\$1,000)	Paid employees for pay period including March 12 (number)	Operating expenses ¹ (\$1,000)	End-of-1996 inventories (\$1,000)	End-of-1997 inventories (\$1,000)
421	MANUFACTURERS' SALES BRANCHES AND SALES OFFICES—Con.									
42183	Wholesale trade, durable goods—Con.									
	Industrial machinery & equipment whsle									
	All firms	491	2 332	25 170 814	1 793 155	423 140	38 160	3 307 795	1 546 022	1 621 644
	Firms operated for the entire year	480	2 321	25 137 996	1 789 110	421 950	38 036	3 300 043	1 539 663	1 619 594
	Firms with sales less than \$250,000	13	13	1 625	677	172	23	819	137	278
	Firms with sales of \$250,000 to \$499,999	7	7	2 312	542	135	13	1 008	114	117
	Firms with sales of \$500,000 to \$999,999	29	38	22 042	4 049	994	130	7 327	3 882	3 942
	Firms with sales of \$1,000,000 to \$2,499,999	65	81	106 893	17 979	4 324	487	30 505	14 638	16 496
	Firms with sales of \$2,500,000 to \$4,999,999	75	109	278 977	39 813	8 973	990	77 661	37 835	38 010
	Firms with sales of \$5,000,000 to \$9,999,999	75	139	567 294	68 980	16 769	1 553	127 238	73 500	89 031
	Firms with sales of \$10,000,000 to \$24,999,999 ..	81	230	1 279 166	130 806	31 135	2 828	247 095	110 506	117 217
	Firms with sales of \$25,000,000 to \$49,999,999 ..	41	229	1 493 684	136 498	31 873	3 067	258 792	159 696	163 928
	Firms with sales of \$50,000,000 to \$99,999,999 ..	35	268	D	D	D	h	D	D	D
	Firms with sales of \$100,000,000 or more	59	1 207	D	D	D	k	D	D	D
	Firms not operated for the entire year	11	11	32 818	4 045	1 190	124	7 752	6 359	2 050
421830	Industrial machinery & equipment whsle									
	All firms	491	2 332	25 170 814	1 793 155	423 140	38 160	3 307 795	1 546 022	1 621 644
	Firms operated for the entire year	480	2 321	25 137 996	1 789 110	421 950	38 036	3 300 043	1 539 663	1 619 594
	Firms with sales less than \$250,000	13	13	1 625	677	172	23	819	137	278
	Firms with sales of \$250,000 to \$499,999	7	7	2 312	542	135	13	1 008	114	117
	Firms with sales of \$500,000 to \$999,999	29	38	22 042	4 049	994	130	7 327	3 882	3 942
	Firms with sales of \$1,000,000 to \$2,499,999	65	81	106 893	17 979	4 324	487	30 505	14 638	16 496
	Firms with sales of \$2,500,000 to \$4,999,999	75	109	278 977	39 813	8 973	990	77 661	37 835	38 010
	Firms with sales of \$5,000,000 to \$9,999,999	75	139	567 294	68 980	16 769	1 553	127 238	73 500	89 031
	Firms with sales of \$10,000,000 to \$24,999,999 ..	81	230	1 279 166	130 806	31 135	2 828	247 095	110 506	117 217
	Firms with sales of \$25,000,000 to \$49,999,999 ..	41	229	1 493 684	136 498	31 873	3 067	258 792	159 696	163 928
	Firms with sales of \$50,000,000 to \$99,999,999 ..	35	268	D	D	D	h	D	D	D
	Firms with sales of \$100,000,000 or more	59	1 207	D	D	D	k	D	D	D
	Firms not operated for the entire year	11	11	32 818	4 045	1 190	124	7 752	6 359	2 050
4218301	Food-processing machinery & equipment whsle									
	All firms	21	33	337 285	31 261	7 266	771	52 689	28 248	34 065
	Firms operated for the entire year	20	32	D	D	D	f	D	D	D
	Firms with sales less than \$250,000	—	—	—	—	—	—	—	—	—
	Firms with sales of \$250,000 to \$499,999	—	—	—	—	—	—	—	—	—
	Firms with sales of \$500,000 to \$999,999	2	2	D	D	D	a	D	D	D
	Firms with sales of \$1,000,000 to \$2,499,999	1	1	D	D	D	a	D	D	D
	Firms with sales of \$2,500,000 to \$4,999,999	5	5	18 779	3 631	736	73	7 151	2 481	2 274
	Firms with sales of \$5,000,000 to \$9,999,999	5	7	36 041	7 284	1 724	187	11 939	2 000	9 701
	Firms with sales of \$10,000,000 to \$24,999,999 ..	5	11	69 728	7 911	1 761	170	15 215	5 557	4 453
	Firms with sales of \$25,000,000 to \$49,999,999 ..	1	1	D	D	D	b	D	D	D
	Firms with sales of \$50,000,000 to \$99,999,999 ..	—	—	—	—	—	—	—	—	—
	Firms with sales of \$100,000,000 or more	1	5	D	D	D	e	D	D	D
	Firms not operated for the entire year	1	1	D	D	D	a	D	D	D

See footnotes at end of table.

Table 4. Sales Size of Firms: 1997—Con.

[Includes only firms and establishments with payroll. Excludes data for central administrative offices, auxiliary operations, or establishments of these firms that are classified in other categories than those specified in this table. For meaning of abbreviations and symbols, see introductory text. For explanation of terms, see Appendix A. For method of assignment to categories shown, see Appendix C]

NAICS code	Sales sizes of firms by type of operation and kind of business	Firms (number)	Establishments (number)	Sales (\$1,000)	Annual payroll (\$1,000)	First-quarter payroll (\$1,000)	Paid employees for pay period including March 12 (number)	Operating expenses ¹ (\$1,000)	End-of-1996 inventories (\$1,000)	End-of-1997 inventories (\$1,000)
421	MANUFACTURERS' SALES BRANCHES AND SALES OFFICES—Con.									
	Wholesale trade, durable goods—Con.									
4218302	Hydraulic & pneumatic (fluid-power) machinery & equipment whsle									
	All firms	67	264	2 063 142	118 654	30 155	2 901	206 767	154 417	172 816
	Firms operated for the entire year	66	263	D	D	D	h	D	D	D
	Firms with sales less than \$250,000	1	1	D	D	D	a	D	D	D
	Firms with sales of \$250,000 to \$499,999	2	2	D	D	D	a	D	D	D
	Firms with sales of \$500,000 to \$999,999	4	4	D	D	D	b	D	D	D
	Firms with sales of \$1,000,000 to \$2,499,999	12	15	D	D	D	b	D	D	D
	Firms with sales of \$2,500,000 to \$4,999,999	7	10	25 989	2 756	1 042	69	6 485	1 856	1 599
	Firms with sales of \$5,000,000 to \$9,999,999	13	26	92 863	9 785	2 655	264	17 213	8 677	10 084
	Firms with sales of \$10,000,000 to \$24,999,999	12	46	215 797	22 518	5 342	408	34 988	23 464	22 643
	Firms with sales of \$25,000,000 to \$49,999,999	6	30	D	D	D	e	D	D	D
	Firms with sales of \$50,000,000 to \$99,999,999	2	35	D	D	D	e	D	D	D
	Firms with sales of \$100,000,000 or more	7	94	D	D	D	g	D	D	D
	Firms not operated for the entire year	1	1	D	D	D	b	D	D	D
42183021	Hydraulic & pneumatic pumps & motors whsle									
	All firms	41	204	1 185 714	77 648	20 182	1 799	133 488	92 070	108 041
	Firms operated for the entire year	41	204	1 185 714	77 648	20 182	1 799	133 488	92 070	108 041
	Firms with sales less than \$250,000	1	1	D	D	D	a	D	D	D
	Firms with sales of \$250,000 to \$499,999	—	—	—	—	—	—	—	—	—
	Firms with sales of \$500,000 to \$999,999	3	3	2 437	401	108	12	841	238	241
	Firms with sales of \$1,000,000 to \$2,499,999	7	8	D	D	D	b	D	D	D
	Firms with sales of \$2,500,000 to \$4,999,999	3	3	9 974	1 345	624	37	3 356	784	819
	Firms with sales of \$5,000,000 to \$9,999,999	9	20	61 169	5 263	1 571	128	9 660	3 517	3 983
	Firms with sales of \$10,000,000 to \$24,999,999	7	39	135 430	15 144	3 470	271	23 253	15 795	14 305
	Firms with sales of \$25,000,000 to \$49,999,999	5	28	D	D	D	e	D	D	D
	Firms with sales of \$50,000,000 to \$99,999,999	3	57	220 338	16 858	4 634	444	26 128	8 323	7 463
	Firms with sales of \$100,000,000 or more	3	45	D	D	D	f	D	D	D
	Firms not operated for the entire year	—	—	—	—	—	—	—	—	—
42183022	Hydraulic & pneumatic parts, accessories, & supplies whsle									
	All firms	31	60	877 428	41 006	9 973	1 102	73 279	62 347	64 775
	Firms operated for the entire year	29	58	D	D	D	g	D	D	D
	Firms with sales less than \$250,000	—	—	—	—	—	—	—	—	—
	Firms with sales of \$250,000 to \$499,999	2	2	D	D	D	a	D	D	D
	Firms with sales of \$500,000 to \$999,999	2	2	D	D	D	a	D	D	D
	Firms with sales of \$1,000,000 to \$2,499,999	5	7	7 453	810	247	30	1 641	605	578
	Firms with sales of \$2,500,000 to \$4,999,999	4	6	15 385	1 346	403	30	3 016	992	702
	Firms with sales of \$5,000,000 to \$9,999,999	5	9	35 976	4 600	1 093	131	7 492	5 160	6 101
	Firms with sales of \$10,000,000 to \$24,999,999	6	9	91 157	7 968	2 019	148	13 024	7 751	8 422
	Firms with sales of \$25,000,000 to \$49,999,999	2	6	D	D	D	b	D	D	D
	Firms with sales of \$50,000,000 to \$99,999,999	—	—	—	—	—	—	—	—	—
	Firms with sales of \$100,000,000 or more	3	17	D	D	D	f	D	D	D
	Firms not operated for the entire year	2	2	D	D	D	b	D	D	D

See footnotes at end of table.

Table 4. Sales Size of Firms: 1997—Con.

[Includes only firms and establishments with payroll. Excludes data for central administrative offices, auxiliary operations, or establishments of these firms that are classified in other categories than those specified in this table. For meaning of abbreviations and symbols, see introductory text. For explanation of terms, see Appendix A. For method of assignment to categories shown, see Appendix C]

NAICS code	Sales sizes of firms by type of operation and kind of business	Firms (number)	Establishments (number)	Sales (\$1,000)	Annual payroll (\$1,000)	First-quarter payroll (\$1,000)	Paid employees for pay period including March 12 (number)	Operating expenses ¹ (\$1,000)	End-of-1996 inventories (\$1,000)	End-of-1997 inventories (\$1,000)
421	MANUFACTURERS' SALES BRANCHES AND SALES OFFICES—Con.									
	Wholesale trade, durable goods—Con.									
4218303	General-purpose industrial machinery & equipment whsle									
	All firms	152	679	7 711 350	540 870	118 105	10 902	1 021 002	348 884	361 601
	Firms operated for the entire year	150	675	D	D	D	j	D	D	D
	Firms with sales less than \$250,000	7	7	1 023	450	111	12	508	39	174
	Firms with sales of \$250,000 to \$499,999	—	—	—	—	—	—	—	—	—
	Firms with sales of \$500,000 to \$999,999	8	8	6 005	1 204	288	31	1 741	1 552	1 544
	Firms with sales of \$1,000,000 to \$2,499,999	19	23	31 639	6 073	1 503	179	9 938	3 461	3 194
	Firms with sales of \$2,500,000 to \$4,999,999	19	31	72 875	10 014	2 384	267	18 963	9 299	9 835
	Firms with sales of \$5,000,000 to \$9,999,999	25	37	188 762	23 356	5 741	510	42 194	28 312	32 849
	Firms with sales of \$10,000,000 to \$24,999,999 ..	28	81	437 391	41 481	9 953	1 000	85 326	60 645	61 229
	Firms with sales of \$25,000,000 to \$49,999,999 ..	13	38	445 347	39 273	8 976	843	78 169	75 565	80 237
	Firms with sales of \$50,000,000 to \$99,999,999 ..	13	115	D	D	D	g	D	D	D
	Firms with sales of \$100,000,000 or more	18	335	D	D	D	i	D	D	D
	Firms not operated for the entire year	2	4	D	D	D	a	D	D	D
4218304	Metalworking machinery & equipment whsle									
	All firms	58	133	2 386 799	146 132	36 850	3 061	289 639	214 923	209 410
	Firms operated for the entire year	55	130	D	D	D	h	D	D	D
	Firms with sales less than \$250,000	2	2	D	D	D	a	D	D	D
	Firms with sales of \$250,000 to \$499,999	1	1	D	D	D	a	D	D	D
	Firms with sales of \$500,000 to \$999,999	2	2	D	D	D	a	D	D	D
	Firms with sales of \$1,000,000 to \$2,499,999	10	12	16 163	2 026	456	56	3 573	2 782	4 126
	Firms with sales of \$2,500,000 to \$4,999,999	9	16	34 853	8 142	1 723	158	13 387	8 951	8 866
	Firms with sales of \$5,000,000 to \$9,999,999	9	16	62 958	5 824	1 456	139	11 748	8 205	8 459
	Firms with sales of \$10,000,000 to \$24,999,999 ..	7	18	113 478	12 460	3 075	350	26 150	7 391	7 628
	Firms with sales of \$25,000,000 to \$49,999,999 ..	3	6	114 002	18 448	4 565	471	30 303	30 839	30 143
	Firms with sales of \$50,000,000 to \$99,999,999 ..	5	18	D	D	D	e	D	D	D
	Firms with sales of \$100,000,000 or more	7	39	D	D	D	g	D	D	D
	Firms not operated for the entire year	3	3	D	D	D	a	D	D	D
4218305	Materials handling equipment whsle									
	All firms	72	188	2 721 654	244 145	58 321	5 619	435 385	126 213	134 682
	Firms operated for the entire year	69	185	2 718 179	243 735	58 289	5 615	434 236	126 213	134 682
	Firms with sales less than \$250,000	1	1	D	D	D	a	D	D	D
	Firms with sales of \$250,000 to \$499,999	3	3	D	D	D	a	D	D	D
	Firms with sales of \$500,000 to \$999,999	4	8	D	D	D	a	D	D	D
	Firms with sales of \$1,000,000 to \$2,499,999	10	12	16 360	2 868	633	80	4 571	1 497	1 458
	Firms with sales of \$2,500,000 to \$4,999,999	14	16	48 738	6 797	1 383	209	16 364	6 297	6 531
	Firms with sales of \$5,000,000 to \$9,999,999	10	11	74 531	10 437	2 593	266	20 125	7 767	8 980
	Firms with sales of \$10,000,000 to \$24,999,999 ..	9	17	156 841	14 677	2 792	310	24 776	12 003	13 671
	Firms with sales of \$25,000,000 to \$49,999,999 ..	7	27	D	D	D	f	D	D	D
	Firms with sales of \$50,000,000 to \$99,999,999 ..	3	22	D	D	D	c	D	D	D
	Firms with sales of \$100,000,000 or more	8	68	1 966 244	167 917	40 421	3 822	294 732	78 819	84 111
	Firms not operated for the entire year	3	3	3 475	410	32	4	1 149	—	—

See footnotes at end of table.

Table 4. Sales Size of Firms: 1997—Con.

[Includes only firms and establishments with payroll. Excludes data for central administrative offices, auxiliary operations, or establishments of these firms that are classified in other categories than those specified in this table. For meaning of abbreviations and symbols, see introductory text. For explanation of terms, see Appendix A. For method of assignment to categories shown, see Appendix C]

NAICS code	Sales sizes of firms by type of operation and kind of business	Firms (number)	Establishments (number)	Sales (\$1,000)	Annual payroll (\$1,000)	First-quarter payroll (\$1,000)	Paid employees for pay period including March 12 (number)	Operating expenses ¹ (\$1,000)	End-of-1996 inventories (\$1,000)	End-of-1997 inventories (\$1,000)
421	MANUFACTURERS' SALES BRANCHES AND SALES OFFICES—Con.									
	Wholesale trade, durable goods—Con.									
4218306	Oilwell, oil refinery, & pipeline mach, equip, & supplies whlse									
	All firms	64	599	2 860 833	271 680	65 414	5 782	480 009	330 980	362 625
	Firms operated for the entire year	63	596	D	D	D	i	D	D	D
	Firms with sales less than \$250,000	1	1	D	D	D	a	D	D	D
	Firms with sales of \$250,000 to \$499,999	2	2	D	D	D	a	D	D	D
	Firms with sales of \$500,000 to \$999,999	4	4	3 132	381	95	17	912	878	987
	Firms with sales of \$1,000,000 to \$2,499,999	8	10	13 158	2 361	593	75	3 901	2 036	2 108
	Firms with sales of \$2,500,000 to \$4,999,999	7	8	25 273	2 128	537	42	3 941	1 521	1 658
	Firms with sales of \$5,000,000 to \$9,999,999	10	23	83 224	12 225	3 155	250	23 469	12 230	13 177
	Firms with sales of \$10,000,000 to \$24,999,999 ..	12	71	209 119	26 835	6 113	591	49 852	26 051	27 352
	Firms with sales of \$25,000,000 to \$49,999,999 ..	7	78	281 969	34 187	8 171	804	58 264	38 618	44 408
	Firms with sales of \$50,000,000 to \$99,999,999 ..	5	30	D	D	D	e	D	D	D
	Firms with sales of \$100,000,000 or more	7	369	D	D	D	h	D	D	D
	Firms not operated for the entire year	1	3	D	D	D	b	D	D	D
4218307	Other industrial machinery & equipment whlse									
	All firms	151	436	7 089 751	440 413	107 029	9 124	822 304	342 357	346 445
	Firms operated for the entire year	148	433	7 083 689	438 842	106 452	9 080	820 336	341 491	346 395
	Firms with sales less than \$250,000	3	3	334	60	8	3	128	72	77
	Firms with sales of \$250,000 to \$499,999	3	3	939	297	64	8	440	124	103
	Firms with sales of \$500,000 to \$999,999	6	10	4 247	946	219	32	1 636	378	378
	Firms with sales of \$1,000,000 to \$2,499,999	21	26	34 520	5 027	1 249	116	8 592	4 603	5 252
	Firms with sales of \$2,500,000 to \$4,999,999	27	41	102 735	11 905	2 873	292	23 004	10 439	10 396
	Firms with sales of \$5,000,000 to \$9,999,999	19	40	135 758	14 170	3 165	285	27 433	13 588	13 524
	Firms with sales of \$10,000,000 to \$24,999,999 ..	27	61	415 193	33 548	8 499	603	63 783	18 655	21 990
	Firms with sales of \$25,000,000 to \$49,999,999 ..	12	62	462 608	40 282	9 114	681	74 802	15 559	16 979
	Firms with sales of \$50,000,000 to \$99,999,999 ..	12	62	D	D	D	g	D	D	D
	Firms with sales of \$100,000,000 or more	18	125	D	D	D	i	D	D	D
	Firms not operated for the entire year	3	3	6 062	1 571	577	44	1 968	866	50
42184	Industrial supplies whlse									
	All firms	206	1 097	23 846 292	643 575	160 535	14 411	1 193 017	644 254	632 329
	Firms operated for the entire year	200	1 091	D	D	D	j	D	D	D
	Firms with sales less than \$250,000	3	3	250	71	14	5	132	37	34
	Firms with sales of \$250,000 to \$499,999	6	7	D	D	D	b	D	D	D
	Firms with sales of \$500,000 to \$999,999	7	7	D	D	D	a	D	D	D
	Firms with sales of \$1,000,000 to \$2,499,999	24	28	41 635	5 212	1 262	181	10 142	7 279	5 686
	Firms with sales of \$2,500,000 to \$4,999,999	21	23	73 484	9 527	2 371	319	20 268	6 934	8 092
	Firms with sales of \$5,000,000 to \$9,999,999	30	55	196 925	18 700	4 451	570	36 894	16 255	16 694
	Firms with sales of \$10,000,000 to \$24,999,999 ..	47	169	D	D	D	g	D	D	D
	Firms with sales of \$25,000,000 to \$49,999,999 ..	24	141	858 563	69 080	16 510	1 737	142 616	74 935	75 833
	Firms with sales of \$50,000,000 to \$99,999,999 ..	12	150	D	D	D	g	D	D	D
	Firms with sales of \$100,000,000 or more	26	508	D	D	D	i	D	D	D
	Firms not operated for the entire year	6	6	D	D	D	c	D	D	D
421840	Industrial supplies whlse									

See footnotes at end of table.

Table 4. Sales Size of Firms: 1997—Con.

[Includes only firms and establishments with payroll. Excludes data for central administrative offices, auxiliary operations, or establishments of these firms that are classified in other categories than those specified in this table. For meaning of abbreviations and symbols, see introductory text. For explanation of terms, see Appendix A. For method of assignment to categories shown, see Appendix C]

NAICS code	Sales sizes of firms by type of operation and kind of business	Firms (number)	Establishments (number)	Sales (\$1,000)	Annual payroll (\$1,000)	First-quarter payroll (\$1,000)	Paid employees for pay period including March 12 (number)	Operating expenses ¹ (\$1,000)	End-of-1996 inventories (\$1,000)	End-of-1997 inventories (\$1,000)
421	MANUFACTURERS' SALES BRANCHES AND SALES OFFICES—Con.									
	Wholesale trade, durable goods—Con.									
421840	Industrial supplies whsle—Con.									
	All firms	206	1 097	23 846 292	643 575	160 535	14 411	1 193 017	644 254	632 329
	Firms operated for the entire year	200	1 091	D	D	D	j	D	D	D
	Firms with sales less than \$250,000	3	3	250	71	14	5	132	37	34
	Firms with sales of \$250,000 to \$499,999	6	7	D	D	D	b	D	D	D
	Firms with sales of \$500,000 to \$999,999	7	7	D	D	D	a	D	D	D
	Firms with sales of \$1,000,000 to \$2,499,999	24	28	41 635	5 212	1 262	181	10 142	7 279	5 686
	Firms with sales of \$2,500,000 to \$4,999,999	21	23	73 484	9 527	2 371	319	20 268	6 934	8 092
	Firms with sales of \$5,000,000 to \$9,999,999	30	55	196 925	18 700	4 451	570	36 894	16 255	16 694
	Firms with sales of \$10,000,000 to \$24,999,999	47	169	D	D	D	g	D	D	D
	Firms with sales of \$25,000,000 to \$49,999,999	24	141	858 563	69 080	16 510	1 737	142 616	74 935	75 833
	Firms with sales of \$50,000,000 to \$99,999,999	12	150	D	D	D	g	D	D	D
	Firms with sales of \$100,000,000 or more	26	508	D	D	D	i	D	D	D
	Firms not operated for the entire year	6	6	D	D	D	c	D	D	D
4218402	Mechanical power transmission supplies whsle									
	All firms	42	301	5 311 517	165 934	38 789	3 993	336 861	216 268	209 539
	Firms operated for the entire year	41	297	D	D	D	h	D	D	D
	Firms with sales less than \$250,000	1	1	D	D	D	a	D	D	D
	Firms with sales of \$250,000 to \$499,999	—	—	—	—	—	—	—	—	—
	Firms with sales of \$500,000 to \$999,999	—	—	—	—	—	—	—	—	—
	Firms with sales of \$1,000,000 to \$2,499,999	7	10	12 246	1 594	396	59	2 933	3 393	2 366
	Firms with sales of \$2,500,000 to \$4,999,999	6	6	18 626	2 421	495	52	4 315	3 333	3 348
	Firms with sales of \$5,000,000 to \$9,999,999	6	10	40 860	2 900	710	145	5 867	5 107	4 991
	Firms with sales of \$10,000,000 to \$24,999,999	5	14	58 958	5 179	1 220	158	9 131	16 400	16 161
	Firms with sales of \$25,000,000 to \$49,999,999	3	14	D	D	D	c	D	D	D
	Firms with sales of \$50,000,000 to \$99,999,999	2	3	D	D	D	b	D	D	D
	Firms with sales of \$100,000,000 or more	11	239	D	D	D	h	D	D	D
	Firms not operated for the entire year	1	4	D	D	D	a	D	D	D
4218403	Welding supplies whsle									
	All firms	17	241	451 429	55 031	12 847	1 663	112 763	41 513	41 544
	Firms operated for the entire year	17	241	451 429	55 031	12 847	1 663	112 763	41 513	41 544
	Firms with sales less than \$250,000	1	1	D	D	D	a	D	D	D
	Firms with sales of \$250,000 to \$499,999	1	1	D	D	D	a	D	D	D
	Firms with sales of \$500,000 to \$999,999	1	1	D	D	D	a	D	D	D
	Firms with sales of \$1,000,000 to \$2,499,999	—	—	—	—	—	—	—	—	—
	Firms with sales of \$2,500,000 to \$4,999,999	—	—	—	—	—	—	—	—	—
	Firms with sales of \$5,000,000 to \$9,999,999	3	9	23 631	2 314	484	70	5 038	1 617	1 458
	Firms with sales of \$10,000,000 to \$24,999,999	7	59	125 375	12 536	2 843	431	28 572	13 370	13 733
	Firms with sales of \$25,000,000 to \$49,999,999	1	24	D	D	D	c	D	D	D
	Firms with sales of \$50,000,000 to \$99,999,999	2	71	D	D	D	f	D	D	D
	Firms with sales of \$100,000,000 or more	1	75	D	D	D	e	D	D	D
	Firms not operated for the entire year	—	—	—	—	—	—	—	—	—

See footnotes at end of table.

Table 4. Sales Size of Firms: 1997—Con.

[Includes only firms and establishments with payroll. Excludes data for central administrative offices, auxiliary operations, or establishments of these firms that are classified in other categories than those specified in this table. For meaning of abbreviations and symbols, see introductory text. For explanation of terms, see Appendix A. For method of assignment to categories shown, see Appendix C]

NAICS code	Sales sizes of firms by type of operation and kind of business	Firms (number)	Establishments (number)	Sales (\$1,000)	Annual payroll (\$1,000)	First-quarter payroll (\$1,000)	Paid employees for pay period including March 12 (number)	Operating expenses ¹ (\$1,000)	End-of-1996 inventories (\$1,000)	End-of-1997 inventories (\$1,000)
421	MANUFACTURERS' SALES BRANCHES AND SALES OFFICES—Con.									
	Wholesale trade, durable goods—Con.									
4218404	Industrial containers & supplies whsle									
	All firms	32	57	4 145 874	26 872	7 133	618	56 518	9 278	9 963
	Firms operated for the entire year	32	57	4 145 874	26 872	7 133	618	56 518	9 278	9 963
	Firms with sales less than \$250,000	1	1	D	D	D	a	D	D	D
	Firms with sales of \$250,000 to \$499,999	—	—	—	—	—	—	—	—	—
	Firms with sales of \$500,000 to \$999,999	—	—	—	—	—	—	—	—	—
	Firms with sales of \$1,000,000 to \$2,499,999	5	6	8 197	1 216	271	32	2 596	724	792
	Firms with sales of \$2,500,000 to \$4,999,999	7	7	27 041	2 658	747	119	7 801	327	404
	Firms with sales of \$5,000,000 to \$9,999,999	7	8	41 110	4 172	916	106	8 803	1 101	1 391
	Firms with sales of \$10,000,000 to \$24,999,999	4	7	D	D	D	c	D	D	D
	Firms with sales of \$25,000,000 to \$49,999,999	3	8	D	D	D	b	D	D	D
	Firms with sales of \$50,000,000 to \$99,999,999	2	4	D	D	D	b	D	D	D
	Firms with sales of \$100,000,000 or more	3	16	D	D	D	b	D	D	D
	Firms not operated for the entire year	—	—	—	—	—	—	—	—	—
4218405	Industrial valves & fittings (except fluid-power) whsle									
	All firms	25	98	654 866	67 124	17 160	1 422	111 682	53 102	53 498
	Firms operated for the entire year	24	97	D	D	D	g	D	D	D
	Firms with sales less than \$250,000	—	—	—	—	—	—	—	—	—
	Firms with sales of \$250,000 to \$499,999	—	—	—	—	—	—	—	—	—
	Firms with sales of \$500,000 to \$999,999	—	—	—	—	—	—	—	—	—
	Firms with sales of \$1,000,000 to \$2,499,999	3	3	4 932	357	82	7	848	676	581
	Firms with sales of \$2,500,000 to \$4,999,999	4	5	15 898	1 528	400	42	2 564	1 910	2 466
	Firms with sales of \$5,000,000 to \$9,999,999	4	5	27 618	2 715	521	38	5 048	2 284	2 365
	Firms with sales of \$10,000,000 to \$24,999,999	6	21	100 350	18 167	4 816	394	29 590	12 917	11 955
	Firms with sales of \$25,000,000 to \$49,999,999	4	36	D	D	D	e	D	D	D
	Firms with sales of \$50,000,000 to \$99,999,999	2	7	D	D	D	e	D	D	D
	Firms with sales of \$100,000,000 or more	1	20	D	D	D	c	D	D	D
	Firms not operated for the entire year	1	1	D	D	D	b	D	D	D
4218406	Other industrial supplies whsle									
	All firms	107	400	13 282 606	328 614	84 606	6 715	575 193	324 093	317 785
	Firms operated for the entire year	99	392	D	D	D	i	D	D	D
	Firms with sales less than \$250,000	—	—	—	—	—	—	—	—	—
	Firms with sales of \$250,000 to \$499,999	5	6	1 716	654	149	19	757	359	399
	Firms with sales of \$500,000 to \$999,999	6	6	4 491	675	155	15	1 269	81	109
	Firms with sales of \$1,000,000 to \$2,499,999	12	12	21 474	2 710	664	103	4 946	3 434	3 099
	Firms with sales of \$2,500,000 to \$4,999,999	6	6	17 775	3 175	793	110	5 944	1 271	1 444
	Firms with sales of \$5,000,000 to \$9,999,999	14	22	96 403	8 049	2 045	259	15 932	10 221	10 653
	Firms with sales of \$10,000,000 to \$24,999,999	27	80	439 299	45 834	10 672	1 229	91 160	47 368	50 634
	Firms with sales of \$25,000,000 to \$49,999,999	13	46	D	D	D	f	D	D	D
	Firms with sales of \$50,000,000 to \$99,999,999	4	63	D	D	D	f	D	D	D
	Firms with sales of \$100,000,000 or more	12	151	D	D	D	h	D	D	D
	Firms not operated for the entire year	8	8	D	D	D	c	D	D	D

See footnotes at end of table.

Table 4. Sales Size of Firms: 1997—Con.

[Includes only firms and establishments with payroll. Excludes data for central administrative offices, auxiliary operations, or establishments of these firms that are classified in other categories than those specified in this table. For meaning of abbreviations and symbols, see introductory text. For explanation of terms, see Appendix A. For method of assignment to categories shown, see Appendix C]

NAICS code	Sales sizes of firms by type of operation and kind of business	Firms (number)	Establishments (number)	Sales (\$1,000)	Annual payroll (\$1,000)	First-quarter payroll (\$1,000)	Paid employees for pay period including March 12 (number)	Operating expenses ¹ (\$1,000)	End-of-1996 inventories (\$1,000)	End-of-1997 inventories (\$1,000)
421	MANUFACTURERS' SALES BRANCHES AND SALES OFFICES—Con.									
42185	Wholesale trade, durable goods—Con.									
	Service establishment equipment & supplies whsle									
	All firms	41	182	3 466 042	98 546	23 118	2 107	189 409	89 856	87 142
	Firms operated for the entire year	41	182	3 466 042	98 546	23 118	2 107	189 409	89 856	87 142
	Firms with sales less than \$250,000	3	3	D	D	D	a	D	D	D
	Firms with sales of \$250,000 to \$499,999	2	2	D	D	D	a	D	D	D
	Firms with sales of \$500,000 to \$999,999	2	2	D	D	D	a	D	D	D
	Firms with sales of \$1,000,000 to \$2,499,999	9	12	D	D	D	b	D	D	D
	Firms with sales of \$2,500,000 to \$4,999,999	9	10	31 165	3 822	937	119	9 089	4 244	5 301
	Firms with sales of \$5,000,000 to \$9,999,999	4	9	27 563	4 294	965	113	6 847	2 605	2 392
	Firms with sales of \$10,000,000 to \$24,999,999	3	3	39 706	7 369	1 651	197	9 711	3 702	5 303
	Firms with sales of \$25,000,000 to \$49,999,999	2	10	D	D	D	c	D	D	D
	Firms with sales of \$50,000,000 to \$99,999,999	2	19	D	D	D	c	D	D	D
	Firms with sales of \$100,000,000 or more	5	112	D	D	D	g	D	D	D
	Firms not operated for the entire year	—	—	—	—	—	—	—	—	—
421850	Service establishment equipment & supplies whsle									
	All firms	41	182	3 466 042	98 546	23 118	2 107	189 409	89 856	87 142
	Firms operated for the entire year	41	182	3 466 042	98 546	23 118	2 107	189 409	89 856	87 142
	Firms with sales less than \$250,000	3	3	D	D	D	a	D	D	D
	Firms with sales of \$250,000 to \$499,999	2	2	D	D	D	a	D	D	D
	Firms with sales of \$500,000 to \$999,999	2	2	D	D	D	a	D	D	D
	Firms with sales of \$1,000,000 to \$2,499,999	9	12	D	D	D	b	D	D	D
	Firms with sales of \$2,500,000 to \$4,999,999	9	10	31 165	3 822	937	119	9 089	4 244	5 301
	Firms with sales of \$5,000,000 to \$9,999,999	4	9	27 563	4 294	965	113	6 847	2 605	2 392
	Firms with sales of \$10,000,000 to \$24,999,999	3	3	39 706	7 369	1 651	197	9 711	3 702	5 303
	Firms with sales of \$25,000,000 to \$49,999,999	2	10	D	D	D	c	D	D	D
	Firms with sales of \$50,000,000 to \$99,999,999	2	19	D	D	D	c	D	D	D
	Firms with sales of \$100,000,000 or more	5	112	D	D	D	g	D	D	D
	Firms not operated for the entire year	—	—	—	—	—	—	—	—	—
4218501	Beauty & barber shop equipment & supplies whsle									
	All firms	2	3	D	D	D	c	D	D	D
	Firms operated for the entire year	2	3	D	D	D	c	D	D	D
	Firms with sales less than \$250,000	—	—	—	—	—	—	—	—	—
	Firms with sales of \$250,000 to \$499,999	—	—	—	—	—	—	—	—	—
	Firms with sales of \$500,000 to \$999,999	—	—	—	—	—	—	—	—	—
	Firms with sales of \$1,000,000 to \$2,499,999	—	—	—	—	—	—	—	—	—
	Firms with sales of \$2,500,000 to \$4,999,999	—	—	—	—	—	—	—	—	—
	Firms with sales of \$5,000,000 to \$9,999,999	—	—	—	—	—	—	—	—	—
	Firms with sales of \$10,000,000 to \$24,999,999	—	—	—	—	—	—	—	—	—
	Firms with sales of \$25,000,000 to \$49,999,999	1	2	D	D	D	b	D	D	D
	Firms with sales of \$50,000,000 to \$99,999,999	—	—	—	—	—	—	—	—	—
	Firms with sales of \$100,000,000 or more	1	1	D	D	D	c	D	D	D

See footnotes at end of table.

Table 4. Sales Size of Firms: 1997—Con.

[Includes only firms and establishments with payroll. Excludes data for central administrative offices, auxiliary operations, or establishments of these firms that are classified in other categories than those specified in this table. For meaning of abbreviations and symbols, see introductory text. For explanation of terms, see Appendix A. For method of assignment to categories shown, see Appendix C]

NAICS code	Sales sizes of firms by type of operation and kind of business	Firms (number)	Establishments (number)	Sales (\$1,000)	Annual payroll (\$1,000)	First-quarter payroll (\$1,000)	Paid employees for pay period including March 12 (number)	Operating expenses ¹ (\$1,000)	End-of-1996 inventories (\$1,000)	End-of-1997 inventories (\$1,000)
421	MANUFACTURERS' SALES BRANCHES AND SALES OFFICES—Con.									
	Wholesale trade, durable goods—Con.									
4218501	Beauty & barber shop equipment & supplies whsle—Con.									
	Firms not operated for the entire year	—	—	—	—	—	—	—	—	—
4218502	Custodial, janitors' equipment & supplies whsle									
	All firms	9	12	39 925	4 969	1 208	153	8 231	3 843	5 230
	Firms operated for the entire year	9	12	39 925	4 969	1 208	153	8 231	3 843	5 230
	Firms with sales less than \$250,000	—	—	—	—	—	—	—	—	—
	Firms with sales of \$250,000 to \$499,999	1	1	D	D	D	a	D	D	D
	Firms with sales of \$500,000 to \$999,999	—	—	—	—	—	—	—	—	—
	Firms with sales of \$1,000,000 to \$2,499,999	3	4	5 648	922	224	39	1 390	235	218
	Firms with sales of \$2,500,000 to \$4,999,999	2	2	D	D	D	b	D	D	D
	Firms with sales of \$5,000,000 to \$9,999,999	2	4	D	D	D	b	D	D	D
	Firms with sales of \$10,000,000 to \$24,999,999 ..	1	1	D	D	D	a	D	D	D
	Firms with sales of \$25,000,000 to \$49,999,999 ..	—	—	—	—	—	—	—	—	—
	Firms with sales of \$50,000,000 to \$99,999,999 ..	—	—	—	—	—	—	—	—	—
	Firms with sales of \$100,000,000 or more	—	—	—	—	—	—	—	—	—
	Firms not operated for the entire year	—	—	—	—	—	—	—	—	—
4218503	Laundry & dry-cleaning equipment & supplies whsle									
	All firms	6	27	D	D	D	f	D	D	D
	Firms operated for the entire year	6	27	D	D	D	f	D	D	D
	Firms with sales less than \$250,000	—	—	—	—	—	—	—	—	—
	Firms with sales of \$250,000 to \$499,999	—	—	—	—	—	—	—	—	—
	Firms with sales of \$500,000 to \$999,999	—	—	—	—	—	—	—	—	—
	Firms with sales of \$1,000,000 to \$2,499,999	—	—	—	—	—	—	—	—	—
	Firms with sales of \$2,500,000 to \$4,999,999	3	4	D	D	D	b	D	D	D
	Firms with sales of \$5,000,000 to \$9,999,999	1	1	D	D	D	a	D	D	D
	Firms with sales of \$10,000,000 to \$24,999,999 ..	1	1	D	D	D	b	D	D	D
	Firms with sales of \$25,000,000 to \$49,999,999 ..	—	—	—	—	—	—	—	—	—
	Firms with sales of \$50,000,000 to \$99,999,999 ..	—	—	—	—	—	—	—	—	—
	Firms with sales of \$100,000,000 or more	1	21	D	D	D	e	D	D	D
	Firms not operated for the entire year	—	—	—	—	—	—	—	—	—
4218504	Other service establishment equipment & supplies whsle									
	All firms	24	140	D	D	D	g	D	D	D
	Firms operated for the entire year	24	140	D	D	D	g	D	D	D
	Firms with sales less than \$250,000	3	3	D	D	D	a	D	D	D
	Firms with sales of \$250,000 to \$499,999	1	1	D	D	D	a	D	D	D
	Firms with sales of \$500,000 to \$999,999	2	2	D	D	D	a	D	D	D
	Firms with sales of \$1,000,000 to \$2,499,999	6	8	D	D	D	b	D	D	D
	Firms with sales of \$2,500,000 to \$4,999,999	4	4	D	D	D	b	D	D	D
	Firms with sales of \$5,000,000 to \$9,999,999	1	4	D	D	D	a	D	D	D
	Firms with sales of \$10,000,000 to \$24,999,999 ..	1	1	D	D	D	c	D	D	D

See footnotes at end of table.

Table 4. Sales Size of Firms: 1997—Con.

[Includes only firms and establishments with payroll. Excludes data for central administrative offices, auxiliary operations, or establishments of these firms that are classified in other categories than those specified in this table. For meaning of abbreviations and symbols, see introductory text. For explanation of terms, see Appendix A. For method of assignment to categories shown, see Appendix C]

NAICS code	Sales sizes of firms by type of operation and kind of business	Firms (number)	Establishments (number)	Sales (\$1,000)	Annual payroll (\$1,000)	First-quarter payroll (\$1,000)	Paid employees for pay period including March 12 (number)	Operating expenses ¹ (\$1,000)	End-of-1996 inventories (\$1,000)	End-of-1997 inventories (\$1,000)
421	MANUFACTURERS' SALES BRANCHES AND SALES OFFICES—Con.									
	Wholesale trade, durable goods—Con.									
4218504	Other service establishment equipment & supplies whsle—Con.									
	Firms operated for the entire year—Con.									
	Firms with sales of \$25,000,000 to \$49,999,999 .	1	8	D	D	D	c	D	D	D
	Firms with sales of \$50,000,000 to \$99,999,999 .	2	19	D	D	D	c	D	D	D
	Firms with sales of \$100,000,000 or more	3	90	D	D	D	f	D	D	D
	Firms not operated for the entire year	—	—	—	—	—	—	—	—	—
42186	Transportation equipment & supplies (exc motor vehicle) whsle									
	All firms	55	96	3 471 363	216 097	57 985	4 373	500 481	680 344	766 505
	Firms operated for the entire year	53	94	D	D	D	h	D	D	D
	Firms with sales less than \$250,000	—	—	—	—	—	—	—	—	—
	Firms with sales of \$250,000 to \$499,999	—	—	—	—	—	—	—	—	—
	Firms with sales of \$500,000 to \$999,999	1	1	D	D	D	a	D	D	D
	Firms with sales of \$1,000,000 to \$2,499,999	8	11	D	D	D	b	D	D	D
	Firms with sales of \$2,500,000 to \$4,999,999	5	8	19 912	4 445	1 551	97	6 920	3 877	3 997
	Firms with sales of \$5,000,000 to \$9,999,999	10	14	76 539	9 131	2 210	207	20 761	8 222	10 083
	Firms with sales of \$10,000,000 to \$24,999,999 .	9	16	138 103	11 461	2 666	226	26 127	22 401	23 268
	Firms with sales of \$25,000,000 to \$49,999,999 .	8	12	290 485	23 347	5 266	529	41 347	34 467	35 396
	Firms with sales of \$50,000,000 to \$99,999,999 .	5	15	D	D	D	g	D	D	D
	Firms with sales of \$100,000,000 or more	7	17	D	D	D	g	D	D	D
	Firms not operated for the entire year	2	2	D	D	D	a	D	D	D
421860	Transportation equipment & supplies (exc motor vehicle) whsle									
	All firms	55	96	3 471 363	216 097	57 985	4 373	500 481	680 344	766 505
	Firms operated for the entire year	53	94	D	D	D	h	D	D	D
	Firms with sales less than \$250,000	—	—	—	—	—	—	—	—	—
	Firms with sales of \$250,000 to \$499,999	—	—	—	—	—	—	—	—	—
	Firms with sales of \$500,000 to \$999,999	1	1	D	D	D	a	D	D	D
	Firms with sales of \$1,000,000 to \$2,499,999	8	11	D	D	D	b	D	D	D
	Firms with sales of \$2,500,000 to \$4,999,999	5	8	19 912	4 445	1 551	97	6 920	3 877	3 997
	Firms with sales of \$5,000,000 to \$9,999,999	10	14	76 539	9 131	2 210	207	20 761	8 222	10 083
	Firms with sales of \$10,000,000 to \$24,999,999 .	9	16	138 103	11 461	2 666	226	26 127	22 401	23 268
	Firms with sales of \$25,000,000 to \$49,999,999 .	8	12	290 485	23 347	5 266	529	41 347	34 467	35 396
	Firms with sales of \$50,000,000 to \$99,999,999 .	5	15	D	D	D	g	D	D	D
	Firms with sales of \$100,000,000 or more	7	17	D	D	D	g	D	D	D
	Firms not operated for the entire year	2	2	D	D	D	a	D	D	D
4218601	Aircraft & aeronautical equipment & supplies whsle									
	All firms	40	62	2 824 449	183 159	49 328	3 634	360 828	617 388	707 682
	Firms operated for the entire year	38	60	D	D	D	h	D	D	D
	Firms with sales less than \$250,000	—	—	—	—	—	—	—	—	—
	Firms with sales of \$250,000 to \$499,999	—	—	—	—	—	—	—	—	—
	Firms with sales of \$500,000 to \$999,999	1	1	D	D	D	a	D	D	D

See footnotes at end of table.

Table 4. Sales Size of Firms: 1997—Con.

[Includes only firms and establishments with payroll. Excludes data for central administrative offices, auxiliary operations, or establishments of these firms that are classified in other categories than those specified in this table. For meaning of abbreviations and symbols, see introductory text. For explanation of terms, see Appendix A. For method of assignment to categories shown, see Appendix C]

NAICS code	Sales sizes of firms by type of operation and kind of business	Firms (number)	Establishments (number)	Sales (\$1,000)	Annual payroll (\$1,000)	First-quarter payroll (\$1,000)	Paid employees for pay period including March 12 (number)	Operating expenses ¹ (\$1,000)	End-of-1996 inventories (\$1,000)	End-of-1997 inventories (\$1,000)
421	MANUFACTURERS' SALES BRANCHES AND SALES OFFICES—Con.									
	Wholesale trade, durable goods—Con.									
4218601	Aircraft & aeronautical equipment & supplies whsle—Con.									
	Firms operated for the entire year—Con.									
	Firms with sales of \$1,000,000 to \$2,499,999	3	4	D	D	D	a	D	D	D
	Firms with sales of \$2,500,000 to \$4,999,999	3	4	10 248	812	203	18	1 847	1 427	1 471
	Firms with sales of \$5,000,000 to \$9,999,999	9	13	D	D	D	c	D	D	D
	Firms with sales of \$10,000,000 to \$24,999,999 .	7	13	D	D	D	c	D	D	D
	Firms with sales of \$25,000,000 to \$49,999,999 .	6	8	225 170	18 936	4 332	426	33 298	21 295	20 825
	Firms with sales of \$50,000,000 to \$99,999,999 .	4	8	D	D	D	g	D	D	D
	Firms with sales of \$100,000,000 or more	5	9	D	D	D	g	D	D	D
	Firms not operated for the entire year	2	2	D	D	D	a	D	D	D
4218602	Marine machinery, equipment, & supplies whsle									
	All firms	12	27	D	D	D	f	D	D	D
	Firms operated for the entire year	12	27	D	D	D	f	D	D	D
	Firms with sales less than \$250,000	—	—	—	—	—	—	—	—	—
	Firms with sales of \$250,000 to \$499,999	—	—	—	—	—	—	—	—	—
	Firms with sales of \$500,000 to \$999,999	—	—	—	—	—	—	—	—	—
	Firms with sales of \$1,000,000 to \$2,499,999	4	6	D	D	D	a	D	D	D
	Firms with sales of \$2,500,000 to \$4,999,999	2	7	D	D	D	b	D	D	D
	Firms with sales of \$5,000,000 to \$9,999,999	1	1	D	D	D	b	D	D	D
	Firms with sales of \$10,000,000 to \$24,999,999 .	2	3	D	D	D	b	D	D	D
	Firms with sales of \$25,000,000 to \$49,999,999 .	1	1	D	D	D	b	D	D	D
	Firms with sales of \$50,000,000 to \$99,999,999 .	1	3	D	D	D	b	D	D	D
	Firms with sales of \$100,000,000 or more	1	6	D	D	D	e	D	D	D
	Firms not operated for the entire year	—	—	—	—	—	—	—	—	—
4218603	Other transportation equipment & supplies whsle									
	All firms	5	7	D	D	D	c	D	D	D
	Firms operated for the entire year	5	7	D	D	D	c	D	D	D
	Firms with sales less than \$250,000	—	—	—	—	—	—	—	—	—
	Firms with sales of \$250,000 to \$499,999	—	—	—	—	—	—	—	—	—
	Firms with sales of \$500,000 to \$999,999	—	—	—	—	—	—	—	—	—
	Firms with sales of \$1,000,000 to \$2,499,999	1	1	D	D	D	a	D	D	D
	Firms with sales of \$2,500,000 to \$4,999,999	2	2	D	D	D	b	D	D	D
	Firms with sales of \$5,000,000 to \$9,999,999	—	—	—	—	—	—	—	—	—
	Firms with sales of \$10,000,000 to \$24,999,999 .	—	—	—	—	—	—	—	—	—
	Firms with sales of \$25,000,000 to \$49,999,999 .	1	3	D	D	D	b	D	D	D
	Firms with sales of \$50,000,000 to \$99,999,999 .	—	—	—	—	—	—	—	—	—
	Firms with sales of \$100,000,000 or more	1	1	D	D	D	b	D	D	D
	Firms not operated for the entire year	—	—	—	—	—	—	—	—	—

See footnotes at end of table.

Table 4. Sales Size of Firms: 1997—Con.

[Includes only firms and establishments with payroll. Excludes data for central administrative offices, auxiliary operations, or establishments of these firms that are classified in other categories than those specified in this table. For meaning of abbreviations and symbols, see introductory text. For explanation of terms, see Appendix A. For method of assignment to categories shown, see Appendix C]

NAICS code	Sales sizes of firms by type of operation and kind of business	Firms (number)	Establishments (number)	Sales (\$1,000)	Annual payroll (\$1,000)	First-quarter payroll (\$1,000)	Paid employees for pay period including March 12 (number)	Operating expenses ¹ (\$1,000)	End-of-1996 inventories (\$1,000)	End-of-1997 inventories (\$1,000)
421	MANUFACTURERS' SALES BRANCHES AND SALES OFFICES—Con.									
4219	Wholesale trade, durable goods—Con.									
	Miscellaneous durable goods whlse									
	All firms	116	'263	D	D	D	i	D	D	D
	Firms operated for the entire year	111	'258	D	D	D	i	D	D	D
	Firms with sales less than \$250,000	3	'3	D	D	D	a	D	D	D
	Firms with sales of \$250,000 to \$499,999	2	'2	D	D	D	a	D	D	D
	Firms with sales of \$500,000 to \$999,999	8	'8	D	D	D	b	D	D	D
	Firms with sales of \$1,000,000 to \$2,499,999	15	'20	D	D	D	b	D	D	D
	Firms with sales of \$2,500,000 to \$4,999,999	13	'16	D	D	D	c	D	D	D
	Firms with sales of \$5,000,000 to \$9,999,999	17	'26	D	D	D	e	D	D	D
	Firms with sales of \$10,000,000 to \$24,999,999 ..	14	'19	D	D	D	e	D	D	D
	Firms with sales of \$25,000,000 to \$49,999,999 ..	7	'11	D	D	D	f	D	D	D
	Firms with sales of \$50,000,000 to \$99,999,999 ..	10	'51	D	D	D	g	D	D	D
	Firms with sales of \$100,000,000 or more	22	'102	D	D	D	i	D	D	D
	Firms not operated for the entire year	5	'5	D	D	D	b	D	D	D
42191	Sporting & recreational goods & supplies whlse									
	All firms	44	'53	'3 778 496	'171 399	'41 941	'2 746	406 005	211 454	205 552
	Firms operated for the entire year	43	52	D	D	D	h	D	D	D
	Firms with sales less than \$250,000	—	—	—	—	—	—	—	—	—
	Firms with sales of \$250,000 to \$499,999	1	1	D	D	D	a	D	D	D
	Firms with sales of \$500,000 to \$999,999	3	3	2 052	400	95	22	921	545	429
	Firms with sales of \$1,000,000 to \$2,499,999	7	7	11 785	1 580	264	50	4 004	3 955	4 317
	Firms with sales of \$2,500,000 to \$4,999,999	4	4	14 758	2 337	599	98	4 589	3 310	3 498
	Firms with sales of \$5,000,000 to \$9,999,999	6	12	37 176	3 427	944	213	9 415	4 026	3 306
	Firms with sales of \$10,000,000 to \$24,999,999 ..	10	12	158 595	9 077	1 931	253	23 149	12 698	14 351
	Firms with sales of \$25,000,000 to \$49,999,999 ..	4	5	D	D	D	e	D	D	D
	Firms with sales of \$50,000,000 to \$99,999,999 ..	2	2	D	D	D	f	D	D	D
	Firms with sales of \$100,000,000 or more	6	6	D	D	D	g	D	D	D
	Firms not operated for the entire year	1	1	D	D	D	b	D	D	D
421910	Sporting & recreational goods & supplies whlse									
	All firms	44	'53	'3 778 496	'171 399	'41 941	'2 746	406 005	211 454	205 552
	Firms operated for the entire year	43	52	D	D	D	h	D	D	D
	Firms with sales less than \$250,000	—	—	—	—	—	—	—	—	—
	Firms with sales of \$250,000 to \$499,999	1	1	D	D	D	a	D	D	D
	Firms with sales of \$500,000 to \$999,999	3	3	2 052	400	95	22	921	545	429
	Firms with sales of \$1,000,000 to \$2,499,999	7	7	11 785	1 580	264	50	4 004	3 955	4 317
	Firms with sales of \$2,500,000 to \$4,999,999	4	4	14 758	2 337	599	98	4 589	3 310	3 498
	Firms with sales of \$5,000,000 to \$9,999,999	6	12	37 176	3 427	944	213	9 415	4 026	3 306
	Firms with sales of \$10,000,000 to \$24,999,999 ..	10	12	158 595	9 077	1 931	253	23 149	12 698	14 351
	Firms with sales of \$25,000,000 to \$49,999,999 ..	4	5	D	D	D	e	D	D	D
	Firms with sales of \$50,000,000 to \$99,999,999 ..	2	2	D	D	D	f	D	D	D
	Firms with sales of \$100,000,000 or more	6	6	D	D	D	g	D	D	D
	Firms not operated for the entire year	1	1	D	D	D	b	D	D	D

See footnotes at end of table.

Table 4. Sales Size of Firms: 1997—Con.

[Includes only firms and establishments with payroll. Excludes data for central administrative offices, auxiliary operations, or establishments of these firms that are classified in other categories than those specified in this table. For meaning of abbreviations and symbols, see introductory text. For explanation of terms, see Appendix A. For method of assignment to categories shown, see Appendix C]

NAICS code	Sales sizes of firms by type of operation and kind of business	Firms (number)	Establishments (number)	Sales (\$1,000)	Annual payroll (\$1,000)	First-quarter payroll (\$1,000)	Paid employees for pay period including March 12 (number)	Operating expenses ¹ (\$1,000)	End-of-1996 inventories (\$1,000)	End-of-1997 inventories (\$1,000)
421	MANUFACTURERS' SALES BRANCHES AND SALES OFFICES—Con.									
42192	Wholesale trade, durable goods—Con.									
	Toy & hobby goods & supplies whsle									
	All firms	15	24	D	D	D	g	D	D	D
	Firms operated for the entire year	15	24	D	D	D	g	D	D	D
	Firms with sales less than \$250,000	1	1	D	D	D	a	D	D	D
	Firms with sales of \$250,000 to \$499,999	—	—	—	—	—	—	—	—	—
	Firms with sales of \$500,000 to \$999,999	3	3	D	D	D	a	D	D	D
	Firms with sales of \$1,000,000 to \$2,499,999	1	1	D	D	D	a	D	D	D
	Firms with sales of \$2,500,000 to \$4,999,999	3	5	D	D	D	a	D	D	D
	Firms with sales of \$5,000,000 to \$9,999,999	3	4	D	D	D	b	D	D	D
	Firms with sales of \$10,000,000 to \$24,999,999 ..	—	—	—	—	—	—	—	—	—
	Firms with sales of \$25,000,000 to \$49,999,999 ..	—	—	—	—	—	—	—	—	—
	Firms with sales of \$50,000,000 to \$99,999,999 ..	—	—	—	—	—	—	—	—	—
	Firms with sales of \$100,000,000 or more	4	10	D	D	D	g	D	D	D
	Firms not operated for the entire year	—	—	—	—	—	—	—	—	—
421920	Toy & hobby goods & supplies whsle									
	All firms	15	24	D	D	D	g	D	D	D
	Firms operated for the entire year	15	24	D	D	D	g	D	D	D
	Firms with sales less than \$250,000	1	1	D	D	D	a	D	D	D
	Firms with sales of \$250,000 to \$499,999	—	—	—	—	—	—	—	—	—
	Firms with sales of \$500,000 to \$999,999	3	3	D	D	D	a	D	D	D
	Firms with sales of \$1,000,000 to \$2,499,999	1	1	D	D	D	a	D	D	D
	Firms with sales of \$2,500,000 to \$4,999,999	3	5	D	D	D	a	D	D	D
	Firms with sales of \$5,000,000 to \$9,999,999	3	4	D	D	D	b	D	D	D
	Firms with sales of \$10,000,000 to \$24,999,999 ..	—	—	—	—	—	—	—	—	—
	Firms with sales of \$25,000,000 to \$49,999,999 ..	—	—	—	—	—	—	—	—	—
	Firms with sales of \$50,000,000 to \$99,999,999 ..	—	—	—	—	—	—	—	—	—
	Firms with sales of \$100,000,000 or more	4	10	D	D	D	g	D	D	D
	Firms not operated for the entire year	—	—	—	—	—	—	—	—	—
42194	Jewelry/watch/silverware/precious stone, & precious metal whsle									
	All firms	24	55	669 717	51 069	11 808	912	102 466	63 719	61 151
	Firms operated for the entire year	21	52	669 536	51 048	11 791	907	102 429	63 533	61 151
	Firms with sales less than \$250,000	—	—	—	—	—	—	—	—	—
	Firms with sales of \$250,000 to \$499,999	1	1	D	D	D	a	D	D	D
	Firms with sales of \$500,000 to \$999,999	2	2	D	D	D	a	D	D	D
	Firms with sales of \$1,000,000 to \$2,499,999	3	4	D	D	D	b	D	D	D
	Firms with sales of \$2,500,000 to \$4,999,999	1	1	D	D	D	a	D	D	D
	Firms with sales of \$5,000,000 to \$9,999,999	5	7	D	D	D	b	D	D	D
	Firms with sales of \$10,000,000 to \$24,999,999 ..	1	4	D	D	D	b	D	D	D
	Firms with sales of \$25,000,000 to \$49,999,999 ..	3	6	D	D	D	e	D	D	D
	Firms with sales of \$50,000,000 to \$99,999,999 ..	4	26	D	D	D	e	D	D	D
	Firms with sales of \$100,000,000 or more	1	1	D	D	D	c	D	D	D
	Firms not operated for the entire year	3	3	181	21	17	5	37	186	—

See footnotes at end of table.

Table 4. Sales Size of Firms: 1997—Con.

[Includes only firms and establishments with payroll. Excludes data for central administrative offices, auxiliary operations, or establishments of these firms that are classified in other categories than those specified in this table. For meaning of abbreviations and symbols, see introductory text. For explanation of terms, see Appendix A. For method of assignment to categories shown, see Appendix C]

NAICS code	Sales sizes of firms by type of operation and kind of business	Firms (number)	Establishments (number)	Sales (\$1,000)	Annual payroll (\$1,000)	First-quarter payroll (\$1,000)	Paid employees for pay period including March 12 (number)	Operating expenses ¹ (\$1,000)	End-of-1996 inventories (\$1,000)	End-of-1997 inventories (\$1,000)
421	MANUFACTURERS' SALES BRANCHES AND SALES OFFICES—Con.									
	Wholesale trade, durable goods—Con.									
421940	Jewelry/watch/silverware/precious stone, & precious metal whsle									
	All firms	24	55	669 717	51 069	11 808	912	102 466	63 719	61 151
	Firms operated for the entire year	21	52	669 536	51 048	11 791	907	102 429	63 533	61 151
	Firms with sales less than \$250,000	—	—	—	—	—	—	—	—	—
	Firms with sales of \$250,000 to \$499,999	1	1	D	D	D	a	D	D	D
	Firms with sales of \$500,000 to \$999,999	2	2	D	D	D	a	D	D	D
	Firms with sales of \$1,000,000 to \$2,499,999	3	4	D	D	D	b	D	D	D
	Firms with sales of \$2,500,000 to \$4,999,999	1	1	D	D	D	a	D	D	D
	Firms with sales of \$5,000,000 to \$9,999,999	5	7	D	D	D	b	D	D	D
	Firms with sales of \$10,000,000 to \$24,999,999	1	4	D	D	D	b	D	D	D
	Firms with sales of \$25,000,000 to \$49,999,999	3	6	D	D	D	e	D	D	D
	Firms with sales of \$50,000,000 to \$99,999,999	4	26	D	D	D	e	D	D	D
	Firms with sales of \$100,000,000 or more	1	1	D	D	D	c	D	D	D
	Firms not operated for the entire year	3	3	181	21	17	5	37	186	—
4219401	Jewelry, watch, diamonds, precious stone, & silverware whsle									
	All firms	19	46	D	D	D	f	D	D	D
	Firms operated for the entire year	18	45	D	D	D	f	D	D	D
	Firms with sales less than \$250,000	—	—	—	—	—	—	—	—	—
	Firms with sales of \$250,000 to \$499,999	1	1	D	D	D	a	D	D	D
	Firms with sales of \$500,000 to \$999,999	2	2	D	D	D	a	D	D	D
	Firms with sales of \$1,000,000 to \$2,499,999	1	1	D	D	D	a	D	D	D
	Firms with sales of \$2,500,000 to \$4,999,999	1	1	D	D	D	a	D	D	D
	Firms with sales of \$5,000,000 to \$9,999,999	5	7	D	D	D	b	D	D	D
	Firms with sales of \$10,000,000 to \$24,999,999	2	5	D	D	D	b	D	D	D
	Firms with sales of \$25,000,000 to \$49,999,999	3	25	D	D	D	e	D	D	D
	Firms with sales of \$50,000,000 to \$99,999,999	2	2	D	D	D	c	D	D	D
	Firms with sales of \$100,000,000 or more	1	1	D	D	D	c	D	D	D
	Firms not operated for the entire year	1	1	D	D	D	a	D	D	D
4219402	Precious metal (excluding ores) whsle									
	All firms	7	9	D	D	D	b	D	D	D
	Firms operated for the entire year	5	7	D	D	D	b	D	D	D
	Firms with sales less than \$250,000	—	—	—	—	—	—	—	—	—
	Firms with sales of \$250,000 to \$499,999	—	—	—	—	—	—	—	—	—
	Firms with sales of \$500,000 to \$999,999	—	—	—	—	—	—	—	—	—
	Firms with sales of \$1,000,000 to \$2,499,999	2	3	D	D	D	a	D	D	D
	Firms with sales of \$2,500,000 to \$4,999,999	—	—	—	—	—	—	—	—	—
	Firms with sales of \$5,000,000 to \$9,999,999	—	—	—	—	—	—	—	—	—
	Firms with sales of \$10,000,000 to \$24,999,999	1	2	D	D	D	a	D	D	D
	Firms with sales of \$25,000,000 to \$49,999,999	1	1	D	D	D	a	D	D	D
	Firms with sales of \$50,000,000 to \$99,999,999	1	1	D	D	D	b	D	D	D
	Firms with sales of \$100,000,000 or more	—	—	—	—	—	—	—	—	—
	Firms not operated for the entire year	2	2	D	D	D	a	D	D	D

See footnotes at end of table.

Table 4. Sales Size of Firms: 1997—Con.

[Includes only firms and establishments with payroll. Excludes data for central administrative offices, auxiliary operations, or establishments of these firms that are classified in other categories than those specified in this table. For meaning of abbreviations and symbols, see introductory text. For explanation of terms, see Appendix A. For method of assignment to categories shown, see Appendix C]

NAICS code	Sales sizes of firms by type of operation and kind of business	Firms (number)	Establishments (number)	Sales (\$1,000)	Annual payroll (\$1,000)	First-quarter payroll (\$1,000)	Paid employees for pay period including March 12 (number)	Operating expenses ¹ (\$1,000)	End-of-1996 inventories (\$1,000)	End-of-1997 inventories (\$1,000)
421	MANUFACTURERS' SALES BRANCHES AND SALES OFFICES—Con.									
	Wholesale trade, durable goods—Con.									
42199	Other miscellaneous durable goods whsle									
	All firms	35	131	7 704 440	217 395	51 674	4 189	553 137	325 649	327 917
	Firms operated for the entire year	34	130	D	D	D	h	D	D	D
	Firms with sales less than \$250,000	2	2	D	D	D	a	D	D	D
	Firms with sales of \$250,000 to \$499,999	—	—	—	—	—	—	—	—	—
	Firms with sales of \$500,000 to \$999,999	1	1	D	D	D	a	D	D	D
	Firms with sales of \$1,000,000 to \$2,499,999	4	8	6 689	348	81	12	813	791	201
	Firms with sales of \$2,500,000 to \$4,999,999	5	5	17 670	2 154	641	51	4 908	1 498	1 467
	Firms with sales of \$5,000,000 to \$9,999,999	3	3	19 966	2 125	564	36	6 128	1 119	2 083
	Firms with sales of \$10,000,000 to \$24,999,999	4	4	71 211	8 567	1 851	142	20 093	3 532	3 788
	Firms with sales of \$25,000,000 to \$49,999,999	—	—	—	—	—	—	—	—	—
	Firms with sales of \$50,000,000 to \$99,999,999	4	23	D	D	D	e	D	D	D
	Firms with sales of \$100,000,000 or more	11	84	D	D	D	h	D	D	D
	Firms not operated for the entire year	1	1	D	D	D	a	D	D	D
421990	Other miscellaneous durable goods whsle									
	All firms	35	131	7 704 440	217 395	51 674	4 189	553 137	325 649	327 917
	Firms operated for the entire year	34	130	D	D	D	h	D	D	D
	Firms with sales less than \$250,000	2	2	D	D	D	a	D	D	D
	Firms with sales of \$250,000 to \$499,999	—	—	—	—	—	—	—	—	—
	Firms with sales of \$500,000 to \$999,999	1	1	D	D	D	a	D	D	D
	Firms with sales of \$1,000,000 to \$2,499,999	4	8	6 689	348	81	12	813	791	201
	Firms with sales of \$2,500,000 to \$4,999,999	5	5	17 670	2 154	641	51	4 908	1 498	1 467
	Firms with sales of \$5,000,000 to \$9,999,999	3	3	19 966	2 125	564	36	6 128	1 119	2 083
	Firms with sales of \$10,000,000 to \$24,999,999	4	4	71 211	8 567	1 851	142	20 093	3 532	3 788
	Firms with sales of \$25,000,000 to \$49,999,999	—	—	—	—	—	—	—	—	—
	Firms with sales of \$50,000,000 to \$99,999,999	4	23	D	D	D	e	D	D	D
	Firms with sales of \$100,000,000 or more	11	84	D	D	D	h	D	D	D
	Firms not operated for the entire year	1	1	D	D	D	a	D	D	D
4219901	Musical instruments & supplies whsle									
	All firms	4	4	198 784	14 756	3 571	304	33 950	17 435	18 896
	Firms operated for the entire year	4	4	198 784	14 756	3 571	304	33 950	17 435	18 896
	Firms with sales less than \$250,000	—	—	—	—	—	—	—	—	—
	Firms with sales of \$250,000 to \$499,999	—	—	—	—	—	—	—	—	—
	Firms with sales of \$500,000 to \$999,999	—	—	—	—	—	—	—	—	—
	Firms with sales of \$1,000,000 to \$2,499,999	—	—	—	—	—	—	—	—	—
	Firms with sales of \$2,500,000 to \$4,999,999	1	1	D	D	D	a	D	D	D
	Firms with sales of \$5,000,000 to \$9,999,999	—	—	—	—	—	—	—	—	—
	Firms with sales of \$10,000,000 to \$24,999,999	1	1	D	D	D	b	D	D	D
	Firms with sales of \$25,000,000 to \$49,999,999	—	—	—	—	—	—	—	—	—
	Firms with sales of \$50,000,000 to \$99,999,999	1	1	D	D	D	c	D	D	D
	Firms with sales of \$100,000,000 or more	1	1	D	D	D	c	D	D	D
	Firms not operated for the entire year	—	—	—	—	—	—	—	—	—

See footnotes at end of table.

Table 4. Sales Size of Firms: 1997—Con.

[Includes only firms and establishments with payroll. Excludes data for central administrative offices, auxiliary operations, or establishments of these firms that are classified in other categories than those specified in this table. For meaning of abbreviations and symbols, see introductory text. For explanation of terms, see Appendix A. For method of assignment to categories shown, see Appendix C]

NAICS code	Sales sizes of firms by type of operation and kind of business	Firms (number)	Establishments (number)	Sales (\$1,000)	Annual payroll (\$1,000)	First-quarter payroll (\$1,000)	Paid employees for pay period including March 12 (number)	Operating expenses ¹ (\$1,000)	End-of-1996 inventories (\$1,000)	End-of-1997 inventories (\$1,000)
421	MANUFACTURERS' SALES BRANCHES AND SALES OFFICES—Con.									
	Wholesale trade, durable goods—Con.									
4219903	General merchandise (durable goods) whsle									
	All firms	4	4	D	D	D	b	D	D	D
	Firms operated for the entire year	4	4	D	D	D	b	D	D	D
	Firms with sales less than \$250,000	—	—	—	—	—	—	—	—	—
	Firms with sales of \$250,000 to \$499,999	—	—	—	—	—	—	—	—	—
	Firms with sales of \$500,000 to \$999,999	—	—	—	—	—	—	—	—	—
	Firms with sales of \$1,000,000 to \$2,499,999	—	—	—	—	—	—	—	—	—
	Firms with sales of \$2,500,000 to \$4,999,999	2	2	D	D	D	b	D	D	D
	Firms with sales of \$5,000,000 to \$9,999,999	1	1	D	D	D	a	D	D	D
	Firms with sales of \$10,000,000 to \$24,999,999	1	1	D	D	D	b	D	D	D
	Firms with sales of \$25,000,000 to \$49,999,999	—	—	—	—	—	—	—	—	—
	Firms with sales of \$50,000,000 to \$99,999,999	—	—	—	—	—	—	—	—	—
	Firms with sales of \$100,000,000 or more	—	—	—	—	—	—	—	—	—
	Firms not operated for the entire year	—	—	—	—	—	—	—	—	—
4219904	Prerecorded media whsle									
	All firms	16	83	7 023 150	172 098	41 765	3 085	447 816	284 308	276 834
	Firms operated for the entire year	16	83	7 023 150	172 098	41 765	3 085	447 816	284 308	276 834
	Firms with sales less than \$250,000	—	—	—	—	—	—	—	—	—
	Firms with sales of \$250,000 to \$499,999	—	—	—	—	—	—	—	—	—
	Firms with sales of \$500,000 to \$999,999	—	—	—	—	—	—	—	—	—
	Firms with sales of \$1,000,000 to \$2,499,999	1	2	D	D	D	a	D	D	D
	Firms with sales of \$2,500,000 to \$4,999,999	3	3	9 680	796	315	9	2 223	—	—
	Firms with sales of \$5,000,000 to \$9,999,999	2	2	D	D	D	a	D	D	D
	Firms with sales of \$10,000,000 to \$24,999,999	1	1	D	D	D	b	D	D	D
	Firms with sales of \$25,000,000 to \$49,999,999	—	—	—	—	—	—	—	—	—
	Firms with sales of \$50,000,000 to \$99,999,999	1	1	D	D	D	c	D	D	D
	Firms with sales of \$100,000,000 or more	8	74	6 934 058	160 812	38 808	2 839	417 879	279 440	271 816
	Firms not operated for the entire year	—	—	—	—	—	—	—	—	—
42199041	Compact discs/prerecorded audio tapes, & phonograph records whsle									
	All firms	15	79	D	D	D	h	D	D	D
	Firms operated for the entire year	15	79	D	D	D	h	D	D	D
	Firms with sales less than \$250,000	—	—	—	—	—	—	—	—	—
	Firms with sales of \$250,000 to \$499,999	—	—	—	—	—	—	—	—	—
	Firms with sales of \$500,000 to \$999,999	—	—	—	—	—	—	—	—	—
	Firms with sales of \$1,000,000 to \$2,499,999	1	2	D	D	D	a	D	D	D
	Firms with sales of \$2,500,000 to \$4,999,999	3	3	D	D	D	a	D	D	D
	Firms with sales of \$5,000,000 to \$9,999,999	2	2	D	D	D	a	D	D	D
	Firms with sales of \$10,000,000 to \$24,999,999	1	1	D	D	D	b	D	D	D
	Firms with sales of \$25,000,000 to \$49,999,999	—	—	—	—	—	—	—	—	—
	Firms with sales of \$50,000,000 to \$99,999,999	1	1	D	D	D	c	D	D	D
	Firms with sales of \$100,000,000 or more	7	70	D	D	D	h	D	D	D
	Firms not operated for the entire year	—	—	—	—	—	—	—	—	—

See footnotes at end of table.

Table 4. Sales Size of Firms: 1997—Con.

[Includes only firms and establishments with payroll. Excludes data for central administrative offices, auxiliary operations, or establishments of these firms that are classified in other categories than those specified in this table. For meaning of abbreviations and symbols, see introductory text. For explanation of terms, see Appendix A. For method of assignment to categories shown, see Appendix C]

NAICS code	Sales sizes of firms by type of operation and kind of business	Firms (number)	Establishments (number)	Sales (\$1,000)	Annual payroll (\$1,000)	First-quarter payroll (\$1,000)	Paid employees for pay period including March 12 (number)	Operating expenses ¹ (\$1,000)	End-of-1996 inventories (\$1,000)	End-of-1997 inventories (\$1,000)
421	MANUFACTURERS' SALES BRANCHES AND SALES OFFICES—Con.									
	Wholesale trade, durable goods—Con.									
42199042	Prerecorded video tapes whsle									
	All firms	4	4	D	D	D	b	D	D	D
	Firms operated for the entire year	4	4	D	D	D	b	D	D	D
	Firms with sales less than \$250,000	—	—	—	—	—	—	—	—	—
	Firms with sales of \$250,000 to \$499,999	—	—	—	—	—	—	—	—	—
	Firms with sales of \$500,000 to \$999,999	—	—	—	—	—	—	—	—	—
	Firms with sales of \$1,000,000 to \$2,499,999	—	—	—	—	—	—	—	—	—
	Firms with sales of \$2,500,000 to \$4,999,999	1	1	D	D	D	a	D	D	D
	Firms with sales of \$5,000,000 to \$9,999,999	—	—	—	—	—	—	—	—	—
	Firms with sales of \$10,000,000 to \$24,999,999	—	—	—	—	—	—	—	—	—
	Firms with sales of \$25,000,000 to \$49,999,999	—	—	—	—	—	—	—	—	—
	Firms with sales of \$50,000,000 to \$99,999,999	1	1	D	D	D	b	D	D	D
	Firms with sales of \$100,000,000 or more	2	2	D	D	D	b	D	D	D
	Firms not operated for the entire year	—	—	—	—	—	—	—	—	—
4219905	Fire extinguishers & fire safety equipment whsle									
	All firms	4	21	D	D	D	b	D	D	D
	Firms operated for the entire year	4	21	D	D	D	b	D	D	D
	Firms with sales less than \$250,000	—	—	—	—	—	—	—	—	—
	Firms with sales of \$250,000 to \$499,999	—	—	—	—	—	—	—	—	—
	Firms with sales of \$500,000 to \$999,999	1	1	D	D	D	a	D	D	D
	Firms with sales of \$1,000,000 to \$2,499,999	2	3	D	D	D	a	D	D	D
	Firms with sales of \$2,500,000 to \$4,999,999	—	—	—	—	—	—	—	—	—
	Firms with sales of \$5,000,000 to \$9,999,999	—	—	—	—	—	—	—	—	—
	Firms with sales of \$10,000,000 to \$24,999,999	—	—	—	—	—	—	—	—	—
	Firms with sales of \$25,000,000 to \$49,999,999	—	—	—	—	—	—	—	—	—
	Firms with sales of \$50,000,000 to \$99,999,999	1	17	D	D	D	b	D	D	D
	Firms with sales of \$100,000,000 or more	—	—	—	—	—	—	—	—	—
	Firms not operated for the entire year	—	—	—	—	—	—	—	—	—
4219906	Other durable goods whsle									
	All firms	9	19	374 524	25 519	5 215	692	60 737	19 148	27 103
	Firms operated for the entire year	8	18	D	D	D	f	D	D	D
	Firms with sales less than \$250,000	2	2	D	D	D	a	D	D	D
	Firms with sales of \$250,000 to \$499,999	—	—	—	—	—	—	—	—	—
	Firms with sales of \$500,000 to \$999,999	—	—	—	—	—	—	—	—	—
	Firms with sales of \$1,000,000 to \$2,499,999	1	3	D	D	D	a	D	D	D
	Firms with sales of \$2,500,000 to \$4,999,999	1	1	D	D	D	a	D	D	D
	Firms with sales of \$5,000,000 to \$9,999,999	—	—	—	—	—	—	—	—	—
	Firms with sales of \$10,000,000 to \$24,999,999	1	1	D	D	D	a	D	D	D
	Firms with sales of \$25,000,000 to \$49,999,999	1	3	D	D	D	a	D	D	D
	Firms with sales of \$50,000,000 to \$99,999,999	—	—	—	—	—	—	—	—	—
	Firms with sales of \$100,000,000 or more	2	8	D	D	D	f	D	D	D
	Firms not operated for the entire year	1	1	D	D	D	a	D	D	D
422	Wholesale trade, nondurable goods									

See footnotes at end of table.

Table 4. Sales Size of Firms: 1997—Con.

[Includes only firms and establishments with payroll. Excludes data for central administrative offices, auxiliary operations, or establishments of these firms that are classified in other categories than those specified in this table. For meaning of abbreviations and symbols, see introductory text. For explanation of terms, see Appendix A. For method of assignment to categories shown, see Appendix C]

NAICS code	Sales sizes of firms by type of operation and kind of business	Firms (number)	Establishments (number)	Sales (\$1,000)	Annual payroll (\$1,000)	First-quarter payroll (\$1,000)	Paid employees for pay period including March 12 (number)	Operating expenses ¹ (\$1,000)	End-of-1996 inventories (\$1,000)	End-of-1997 inventories (\$1,000)
422	MANUFACTURERS' SALES BRANCHES AND SALES OFFICES—Con.									
	Wholesale trade, nondurable goods—Con.									
	All firms	1 725	12 077	551 309 153	19 154 155	4 795 651	442 761	42 706 128	13 194 314	13 674 060
	Firms operated for the entire year	1 680	12 002	542 499 683	19 077 003	4 772 263	440 357	42 019 132	13 117 483	13 592 068
	Firms with sales less than \$250,000	20	20	2 792	704	175	37	1 381	240	236
	Firms with sales of \$250,000 to \$499,999	26	33	10 137	1 616	409	90	3 444	1 157	1 055
	Firms with sales of \$500,000 to \$999,999	56	66	43 090	7 422	1 963	373	15 483	5 280	4 980
	Firms with sales of \$1,000,000 to \$2,499,999	128	173	210 911	31 302	7 711	1 101	64 073	22 197	22 877
	Firms with sales of \$2,500,000 to \$4,999,999	145	181	523 600	70 789	16 953	2 327	142 200	55 372	53 438
	Firms with sales of \$5,000,000 to \$9,999,999	187	307	1 340 079	153 445	36 933	4 824	324 522	137 357	128 438
	Firms with sales of \$10,000,000 to \$24,999,999	274	731	4 425 848	403 349	95 145	11 290	931 589	307 727	323 519
	Firms with sales of \$25,000,000 to \$49,999,999	225	767	8 055 919	639 048	153 165	16 814	1 444 217	674 193	671 249
	Firms with sales of \$50,000,000 to \$99,999,999	168	751	12 012 656	806 405	195 697	22 915	1 809 931	685 951	742 573
	Firms with sales of \$100,000,000 or more	451	8 973	515 874 651	16 962 923	4 264 112	380 586	37 282 292	11 228 009	11 643 703
	Firms not operated for the entire year	45	75	8 809 470	77 152	23 388	2 404	686 996	76 831	81 992
4221	Paper & paper product whsle									
	All firms	197	1 596	42 967 916	1 646 092	410 886	50 760	3 279 924	633 637	667 898
	Firms operated for the entire year	190	1 588	42 222 127	1 626 626	406 449	50 243	3 173 499	629 426	628 952
	Firms with sales less than \$250,000	2	2	D	D	D	a	D	D	D
	Firms with sales of \$250,000 to \$499,999	3	3	D	D	D	a	D	D	D
	Firms with sales of \$500,000 to \$999,999	8	9	6 349	1 158	265	50	2 042	631	587
	Firms with sales of \$1,000,000 to \$2,499,999	14	14	23 080	3 509	865	129	5 382	1 504	1 505
	Firms with sales of \$2,500,000 to \$4,999,999	24	29	82 466	11 515	2 552	301	22 024	9 423	9 724
	Firms with sales of \$5,000,000 to \$9,999,999	19	31	148 324	22 021	6 081	620	38 622	22 347	14 217
	Firms with sales of \$10,000,000 to \$24,999,999	36	110	591 916	65 303	14 615	1 732	135 712	53 288	53 333
	Firms with sales of \$25,000,000 to \$49,999,999	18	109	675 148	75 074	17 576	1 761	156 093	52 351	51 346
	Firms with sales of \$50,000,000 to \$99,999,999	10	21	677 849	27 717	7 917	698	60 584	37 190	38 477
	Firms with sales of \$100,000,000 or more	56	1 260	40 015 608	1 420 149	356 534	44 940	2 752 595	452 600	459 671
	Firms not operated for the entire year	7	8	745 789	19 466	4 437	517	106 425	4 211	38 946
	42211	Printing & writing paper whsle								
All firms		48	294	16 541 542	310 695	77 028	5 935	645 393	203 981	197 089
Firms operated for the entire year		47	293	D	D	D	i	D	D	D
Firms with sales less than \$250,000		1	1	D	D	D	a	D	D	D
Firms with sales of \$250,000 to \$499,999		2	2	D	D	D	a	D	D	D
Firms with sales of \$500,000 to \$999,999		1	2	D	D	D	a	D	D	D
Firms with sales of \$1,000,000 to \$2,499,999		1	1	D	D	D	a	D	D	D
Firms with sales of \$2,500,000 to \$4,999,999		2	2	D	D	D	b	D	D	D
Firms with sales of \$5,000,000 to \$9,999,999		6	12	46 108	5 934	1 942	146	13 059	11 444	3 262
Firms with sales of \$10,000,000 to \$24,999,999		3	5	46 923	5 855	660	26	17 780	933	962
Firms with sales of \$25,000,000 to \$49,999,999		5	5	188 577	9 820	1 780	190	25 951	11 648	11 750
Firms with sales of \$50,000,000 to \$99,999,999		6	22	D	D	D	e	D	D	D
Firms with sales of \$100,000,000 or more		20	241	15 806 137	263 151	66 488	5 021	545 986	155 332	156 460
Firms not operated for the entire year		1	1	D	D	D	a	D	D	D

See footnotes at end of table.

Table 4. Sales Size of Firms: 1997—Con.

[Includes only firms and establishments with payroll. Excludes data for central administrative offices, auxiliary operations, or establishments of these firms that are classified in other categories than those specified in this table. For meaning of abbreviations and symbols, see introductory text. For explanation of terms, see Appendix A. For method of assignment to categories shown, see Appendix C]

NAICS code	Sales sizes of firms by type of operation and kind of business	Firms (number)	Establishments (number)	Sales (\$1,000)	Annual payroll (\$1,000)	First-quarter payroll (\$1,000)	Paid employees for pay period including March 12 (number)	Operating expenses ¹ (\$1,000)	End-of-1996 inventories (\$1,000)	End-of-1997 inventories (\$1,000)
422	MANUFACTURERS' SALES BRANCHES AND SALES OFFICES—Con.									
	Wholesale trade, nondurable goods—Con.									
422110	Printing & writing paper whsle									
	All firms	48	294	16 541 542	310 695	77 028	5 935	645 393	203 981	197 089
	Firms operated for the entire year	47	293	D	D	D	i	D	D	D
	Firms with sales less than \$250,000	1	1	D	D	D	a	D	D	D
	Firms with sales of \$250,000 to \$499,999	2	2	D	D	D	a	D	D	D
	Firms with sales of \$500,000 to \$999,999	1	2	D	D	D	a	D	D	D
	Firms with sales of \$1,000,000 to \$2,499,999	1	1	D	D	D	a	D	D	D
	Firms with sales of \$2,500,000 to \$4,999,999	2	2	D	D	D	b	D	D	D
	Firms with sales of \$5,000,000 to \$9,999,999	6	12	46 108	5 934	1 942	146	13 059	11 444	3 262
	Firms with sales of \$10,000,000 to \$24,999,999 ..	3	5	46 923	5 855	660	26	17 780	933	962
	Firms with sales of \$25,000,000 to \$49,999,999 ..	5	5	188 577	9 820	1 780	190	25 951	11 648	11 750
	Firms with sales of \$50,000,000 to \$99,999,999 ..	6	22	D	D	D	e	D	D	D
	Firms with sales of \$100,000,000 or more	20	241	15 806 137	263 151	66 488	5 021	545 986	155 332	156 460
	Firms not operated for the entire year	1	1	D	D	D	a	D	D	D
42212	Stationery & office supplies whsle									
	All firms	92	1 051	11 496 650	910 139	226 621	36 505	1 707 716	251 732	249 391
	Firms operated for the entire year	90	1 049	D	D	D	k	D	D	D
	Firms with sales less than \$250,000	1	1	D	D	D	a	D	D	D
	Firms with sales of \$250,000 to \$499,999	2	2	D	D	D	a	D	D	D
	Firms with sales of \$500,000 to \$999,999	5	5	D	D	D	b	D	D	D
	Firms with sales of \$1,000,000 to \$2,499,999	10	10	D	D	D	c	D	D	D
	Firms with sales of \$2,500,000 to \$4,999,999	13	17	D	D	D	c	D	D	D
	Firms with sales of \$5,000,000 to \$9,999,999	10	31	78 328	12 241	3 491	368	22 740	9 295	8 914
	Firms with sales of \$10,000,000 to \$24,999,999 ..	19	72	316 108	44 342	10 442	1 223	86 729	30 431	31 888
	Firms with sales of \$25,000,000 to \$49,999,999 ..	10	92	365 695	53 185	12 669	1 258	104 553	24 243	23 339
	Firms with sales of \$50,000,000 to \$99,999,999 ..	4	22	D	D	D	c	D	D	D
	Firms with sales of \$100,000,000 or more	16	797	D	D	D	k	D	D	D
	Firms not operated for the entire year	2	2	D	D	D	c	D	D	D
422120	Stationery & office supplies whsle									
	All firms	92	1 051	11 496 650	910 139	226 621	36 505	1 707 716	251 732	249 391
	Firms operated for the entire year	90	1 049	D	D	D	k	D	D	D
	Firms with sales less than \$250,000	1	1	D	D	D	a	D	D	D
	Firms with sales of \$250,000 to \$499,999	2	2	D	D	D	a	D	D	D
	Firms with sales of \$500,000 to \$999,999	5	5	D	D	D	b	D	D	D
	Firms with sales of \$1,000,000 to \$2,499,999	10	10	D	D	D	c	D	D	D
	Firms with sales of \$2,500,000 to \$4,999,999	13	17	D	D	D	c	D	D	D
	Firms with sales of \$5,000,000 to \$9,999,999	10	31	78 328	12 241	3 491	368	22 740	9 295	8 914
	Firms with sales of \$10,000,000 to \$24,999,999 ..	19	72	316 108	44 342	10 442	1 223	86 729	30 431	31 888
	Firms with sales of \$25,000,000 to \$49,999,999 ..	10	92	365 695	53 185	12 669	1 258	104 553	24 243	23 339
	Firms with sales of \$50,000,000 to \$99,999,999 ..	4	22	D	D	D	c	D	D	D
	Firms with sales of \$100,000,000 or more	16	797	D	D	D	k	D	D	D
	Firms not operated for the entire year	2	2	D	D	D	c	D	D	D

See footnotes at end of table.

Table 4. Sales Size of Firms: 1997—Con.

[Includes only firms and establishments with payroll. Excludes data for central administrative offices, auxiliary operations, or establishments of these firms that are classified in other categories than those specified in this table. For meaning of abbreviations and symbols, see introductory text. For explanation of terms, see Appendix A. For method of assignment to categories shown, see Appendix C]

NAICS code	Sales sizes of firms by type of operation and kind of business	Firms (number)	Establishments (number)	Sales (\$1,000)	Annual payroll (\$1,000)	First-quarter payroll (\$1,000)	Paid employees for pay period including March 12 (number)	Operating expenses ¹ (\$1,000)	End-of-1996 inventories (\$1,000)	End-of-1997 inventories (\$1,000)
422	MANUFACTURERS' SALES BRANCHES AND SALES OFFICES—Con.									
	Wholesale trade, nondurable goods—Con.									
42213	Industrial & personal service paper whsle									
	All firms	80	251	14 929 724	425 258	107 237	8 320	926 815	177 924	221 418
	Firms operated for the entire year	76	246	14 667 921	412 120	104 526	7 970	857 161	173 713	182 472
	Firms with sales less than \$250,000	—	—	—	—	—	—	—	—	—
	Firms with sales of \$250,000 to \$499,999	1	1	D	D	D	a	D	D	D
	Firms with sales of \$500,000 to \$999,999	2	2	D	D	D	a	D	D	D
	Firms with sales of \$1,000,000 to \$2,499,999	4	4	6 796	745	181	28	1 278	619	662
	Firms with sales of \$2,500,000 to \$4,999,999	9	10	31 147	3 458	884	95	7 759	2 753	2 660
	Firms with sales of \$5,000,000 to \$9,999,999	8	10	60 738	7 197	1 614	168	12 235	2 945	3 327
	Firms with sales of \$10,000,000 to \$24,999,999	16	23	250 984	16 371	3 885	492	32 737	21 552	20 068
	Firms with sales of \$25,000,000 to \$49,999,999	6	17	230 075	18 705	4 954	413	37 954	19 404	20 149
	Firms with sales of \$50,000,000 to \$99,999,999	5	13	332 329	15 541	4 367	405	30 416	18 867	19 136
	Firms with sales of \$100,000,000 or more	25	166	D	D	D	i	D	D	D
	Firms not operated for the entire year	4	5	261 803	13 138	2 711	350	69 654	4 211	38 946
422130	Industrial & personal service paper whsle									
	All firms	80	251	14 929 724	425 258	107 237	8 320	926 815	177 924	221 418
	Firms operated for the entire year	76	246	14 667 921	412 120	104 526	7 970	857 161	173 713	182 472
	Firms with sales less than \$250,000	—	—	—	—	—	—	—	—	—
	Firms with sales of \$250,000 to \$499,999	1	1	D	D	D	a	D	D	D
	Firms with sales of \$500,000 to \$999,999	2	2	D	D	D	a	D	D	D
	Firms with sales of \$1,000,000 to \$2,499,999	4	4	6 796	745	181	28	1 278	619	662
	Firms with sales of \$2,500,000 to \$4,999,999	9	10	31 147	3 458	884	95	7 759	2 753	2 660
	Firms with sales of \$5,000,000 to \$9,999,999	8	10	60 738	7 197	1 614	168	12 235	2 945	3 327
	Firms with sales of \$10,000,000 to \$24,999,999	16	23	250 984	16 371	3 885	492	32 737	21 552	20 068
	Firms with sales of \$25,000,000 to \$49,999,999	6	17	230 075	18 705	4 954	413	37 954	19 404	20 149
	Firms with sales of \$50,000,000 to \$99,999,999	5	13	332 329	15 541	4 367	405	30 416	18 867	19 136
	Firms with sales of \$100,000,000 or more	25	166	D	D	D	i	D	D	D
	Firms not operated for the entire year	4	5	261 803	13 138	2 711	350	69 654	4 211	38 946
4222	Drugs, & druggists' sundries whsle									
	All firms	83	358	90 317 145	3 827 803	948 944	58 960	8 666 126	2 517 364	2 756 060
	Firms operated for the entire year	82	357	D	D	D	l	D	D	D
	Firms with sales less than \$250,000	1	1	D	D	D	a	D	D	D
	Firms with sales of \$250,000 to \$499,999	2	2	D	D	D	a	D	D	D
	Firms with sales of \$500,000 to \$999,999	2	2	D	D	D	b	D	D	D
	Firms with sales of \$1,000,000 to \$2,499,999	8	9	13 153	1 446	315	54	2 928	1 176	1 188
	Firms with sales of \$2,500,000 to \$4,999,999	6	6	22 567	4 062	1 017	109	9 159	2 886	1 876
	Firms with sales of \$5,000,000 to \$9,999,999	5	7	38 280	5 008	1 203	207	12 568	3 797	4 170
	Firms with sales of \$10,000,000 to \$24,999,999	7	20	114 821	16 426	3 951	459	38 294	14 145	12 993
	Firms with sales of \$25,000,000 to \$49,999,999	4	18	D	D	D	c	D	D	D
	Firms with sales of \$50,000,000 to \$99,999,999	11	28	822 586	56 941	15 387	1 621	144 667	105 090	107 803
	Firms with sales of \$100,000,000 or more	36	264	D	D	D	l	D	D	D
	Firms not operated for the entire year	1	1	D	D	D	a	D	D	D

See footnotes at end of table.

Table 4. Sales Size of Firms: 1997—Con.

[Includes only firms and establishments with payroll. Excludes data for central administrative offices, auxiliary operations, or establishments of these firms that are classified in other categories than those specified in this table. For meaning of abbreviations and symbols, see introductory text. For explanation of terms, see Appendix A. For method of assignment to categories shown, see Appendix C]

NAICS code	Sales sizes of firms by type of operation and kind of business	Firms (number)	Establishments (number)	Sales (\$1,000)	Annual payroll (\$1,000)	First-quarter payroll (\$1,000)	Paid employees for pay period including March 12 (number)	Operating expenses ¹ (\$1,000)	End-of-1996 inventories (\$1,000)	End-of-1997 inventories (\$1,000)
422	MANUFACTURERS' SALES BRANCHES AND SALES OFFICES—Con.									
	Wholesale trade, nondurable goods—Con.									
42221	Drugs, & druggists' sundries whsle									
	All firms	83	358	90 317 145	3 827 803	948 944	58 960	8 666 126	2 517 364	2 756 060
	Firms operated for the entire year	82	357	D	D	D	l	D	D	D
	Firms with sales less than \$250,000	1	1	D	D	D	a	D	D	D
	Firms with sales of \$250,000 to \$499,999	2	2	D	D	D	a	D	D	D
	Firms with sales of \$500,000 to \$999,999	2	2	D	D	D	b	D	D	D
	Firms with sales of \$1,000,000 to \$2,499,999	8	9	13 153	1 446	315	54	2 928	1 176	1 188
	Firms with sales of \$2,500,000 to \$4,999,999	6	6	22 567	4 062	1 017	109	9 159	2 886	1 876
	Firms with sales of \$5,000,000 to \$9,999,999	5	7	38 280	5 008	1 203	207	12 568	3 797	4 170
	Firms with sales of \$10,000,000 to \$24,999,999 ..	7	20	114 821	16 426	3 951	459	38 294	14 145	12 993
	Firms with sales of \$25,000,000 to \$49,999,999 ..	4	18	D	D	D	c	D	D	D
	Firms with sales of \$50,000,000 to \$99,999,999 ..	11	28	822 586	56 941	15 387	1 621	144 667	105 090	107 803
	Firms with sales of \$100,000,000 or more	36	264	D	D	D	l	D	D	D
	Firms not operated for the entire year	1	1	D	D	D	a	D	D	D
422210	Drugs, & druggists' sundries whsle									
	All firms	83	358	90 317 145	3 827 803	948 944	58 960	8 666 126	2 517 364	2 756 060
	Firms operated for the entire year	82	357	D	D	D	l	D	D	D
	Firms with sales less than \$250,000	1	1	D	D	D	a	D	D	D
	Firms with sales of \$250,000 to \$499,999	2	2	D	D	D	a	D	D	D
	Firms with sales of \$500,000 to \$999,999	2	2	D	D	D	b	D	D	D
	Firms with sales of \$1,000,000 to \$2,499,999	8	9	13 153	1 446	315	54	2 928	1 176	1 188
	Firms with sales of \$2,500,000 to \$4,999,999	6	6	22 567	4 062	1 017	109	9 159	2 886	1 876
	Firms with sales of \$5,000,000 to \$9,999,999	5	7	38 280	5 008	1 203	207	12 568	3 797	4 170
	Firms with sales of \$10,000,000 to \$24,999,999 ..	7	20	114 821	16 426	3 951	459	38 294	14 145	12 993
	Firms with sales of \$25,000,000 to \$49,999,999 ..	4	18	D	D	D	c	D	D	D
	Firms with sales of \$50,000,000 to \$99,999,999 ..	11	28	822 586	56 941	15 387	1 621	144 667	105 090	107 803
	Firms with sales of \$100,000,000 or more	36	264	D	D	D	l	D	D	D
	Firms not operated for the entire year	1	1	D	D	D	a	D	D	D
4222102	Specialty-line drug, pharmaceutical, cosmetic, & toiletries whsle									
	All firms	83	358	90 317 145	3 827 803	948 944	58 960	8 666 126	2 517 364	2 756 060
	Firms operated for the entire year	82	357	D	D	D	l	D	D	D
	Firms with sales less than \$250,000	1	1	D	D	D	a	D	D	D
	Firms with sales of \$250,000 to \$499,999	2	2	D	D	D	a	D	D	D
	Firms with sales of \$500,000 to \$999,999	2	2	D	D	D	b	D	D	D
	Firms with sales of \$1,000,000 to \$2,499,999	8	9	13 153	1 446	315	54	2 928	1 176	1 188
	Firms with sales of \$2,500,000 to \$4,999,999	6	6	22 567	4 062	1 017	109	9 159	2 886	1 876
	Firms with sales of \$5,000,000 to \$9,999,999	5	7	38 280	5 008	1 203	207	12 568	3 797	4 170
	Firms with sales of \$10,000,000 to \$24,999,999 ..	7	20	114 821	16 426	3 951	459	38 294	14 145	12 993
	Firms with sales of \$25,000,000 to \$49,999,999 ..	4	18	D	D	D	c	D	D	D
	Firms with sales of \$50,000,000 to \$99,999,999 ..	11	28	822 586	56 941	15 387	1 621	144 667	105 090	107 803
	Firms with sales of \$100,000,000 or more	36	264	D	D	D	l	D	D	D
	Firms not operated for the entire year	1	1	D	D	D	a	D	D	D

See footnotes at end of table.

Table 4. Sales Size of Firms: 1997—Con.

[Includes only firms and establishments with payroll. Excludes data for central administrative offices, auxiliary operations, or establishments of these firms that are classified in other categories than those specified in this table. For meaning of abbreviations and symbols, see introductory text. For explanation of terms, see Appendix A. For method of assignment to categories shown, see Appendix C]

NAICS code	Sales sizes of firms by type of operation and kind of business	Firms (number)	Establishments (number)	Sales (\$1,000)	Annual payroll (\$1,000)	First-quarter payroll (\$1,000)	Paid employees for pay period including March 12 (number)	Operating expenses ¹ (\$1,000)	End-of-1996 inventories (\$1,000)	End-of-1997 inventories (\$1,000)
422	MANUFACTURERS' SALES BRANCHES AND SALES OFFICES—Con.									
4223	Wholesale trade, nondurable goods—Con.									
	Apparel, piece goods, & notions whsle									
	All firms	283	709	22 808 180	963 347	238 190	20 459	2 166 712	1 465 168	1 513 039
	Firms operated for the entire year	272	686	22 434 367	946 978	232 430	19 670	2 132 391	1 418 870	1 490 399
	Firms with sales less than \$250,000	3	3	458	64	8	4	151	98	90
	Firms with sales of \$250,000 to \$499,999	3	3	1 179	89	25	5	268	171	176
	Firms with sales of \$500,000 to \$999,999	7	9	5 327	428	127	27	917	1 130	1 076
	Firms with sales of \$1,000,000 to \$2,499,999	20	23	36 058	5 710	1 370	198	13 035	8 871	8 522
	Firms with sales of \$2,500,000 to \$4,999,999	21	24	76 872	5 728	1 509	222	14 145	10 071	10 511
	Firms with sales of \$5,000,000 to \$9,999,999	35	47	241 912	28 915	6 552	891	56 376	25 017	24 383
	Firms with sales of \$10,000,000 to \$24,999,999 ..	42	77	685 593	58 240	15 057	1 143	129 502	71 704	77 599
	Firms with sales of \$25,000,000 to \$49,999,999 ..	49	83	1 727 885	97 420	23 689	2 054	236 408	188 773	193 391
	Firms with sales of \$50,000,000 to \$99,999,999 ..	44	89	3 026 894	169 677	40 063	4 131	379 998	251 301	274 167
	Firms with sales of \$100,000,000 or more	48	328	16 632 189	580 707	144 030	10 995	1 301 591	861 734	900 484
	Firms not operated for the entire year	11	23	373 813	16 369	5 760	789	34 321	46 298	22 640
42231	Piece goods, notions, & other dry goods whsle									
	All firms	112	245	6 592 566	246 518	61 096	4 657	520 679	166 724	163 647
	Firms operated for the entire year	109	242	D	D	D	h	D	D	D
	Firms with sales less than \$250,000	1	1	D	D	D	a	D	D	D
	Firms with sales of \$250,000 to \$499,999	—	—	—	—	—	—	—	—	—
	Firms with sales of \$500,000 to \$999,999	3	3	D	D	D	a	D	D	D
	Firms with sales of \$1,000,000 to \$2,499,999	10	13	D	D	D	b	D	D	D
	Firms with sales of \$2,500,000 to \$4,999,999	6	8	23 259	1 585	332	40	3 455	3 407	3 641
	Firms with sales of \$5,000,000 to \$9,999,999	15	24	108 948	15 836	3 086	508	28 392	11 005	9 967
	Firms with sales of \$10,000,000 to \$24,999,999 ..	23	53	363 148	29 812	7 159	594	60 973	28 792	28 382
	Firms with sales of \$25,000,000 to \$49,999,999 ..	22	41	D	D	D	f	D	D	D
	Firms with sales of \$50,000,000 to \$99,999,999 ..	14	20	D	D	D	f	D	D	D
	Firms with sales of \$100,000,000 or more	15	79	4 084 086	118 503	32 008	2 128	254 545	50 717	49 954
	Firms not operated for the entire year	3	3	D	D	D	a	D	D	D
422310	Piece goods, notions, & other dry goods whsle									
	All firms	112	245	6 592 566	246 518	61 096	4 657	520 679	166 724	163 647
	Firms operated for the entire year	109	242	D	D	D	h	D	D	D
	Firms with sales less than \$250,000	1	1	D	D	D	a	D	D	D
	Firms with sales of \$250,000 to \$499,999	—	—	—	—	—	—	—	—	—
	Firms with sales of \$500,000 to \$999,999	3	3	D	D	D	a	D	D	D
	Firms with sales of \$1,000,000 to \$2,499,999	10	13	D	D	D	b	D	D	D
	Firms with sales of \$2,500,000 to \$4,999,999	6	8	23 259	1 585	332	40	3 455	3 407	3 641
	Firms with sales of \$5,000,000 to \$9,999,999	15	24	108 948	15 836	3 086	508	28 392	11 005	9 967
	Firms with sales of \$10,000,000 to \$24,999,999 ..	23	53	363 148	29 812	7 159	594	60 973	28 792	28 382
	Firms with sales of \$25,000,000 to \$49,999,999 ..	22	41	D	D	D	f	D	D	D
	Firms with sales of \$50,000,000 to \$99,999,999 ..	14	20	D	D	D	f	D	D	D
	Firms with sales of \$100,000,000 or more	15	79	4 084 086	118 503	32 008	2 128	254 545	50 717	49 954
	Firms not operated for the entire year	3	3	D	D	D	a	D	D	D
4223101	Piece goods—jobbers									

See footnotes at end of table.

Table 4. Sales Size of Firms: 1997—Con.

[Includes only firms and establishments with payroll. Excludes data for central administrative offices, auxiliary operations, or establishments of these firms that are classified in other categories than those specified in this table. For meaning of abbreviations and symbols, see introductory text. For explanation of terms, see Appendix A. For method of assignment to categories shown, see Appendix C]

NAICS code	Sales sizes of firms by type of operation and kind of business	Firms (number)	Establishments (number)	Sales (\$1,000)	Annual payroll (\$1,000)	First-quarter payroll (\$1,000)	Paid employees for pay period including March 12 (number)	Operating expenses ¹ (\$1,000)	End-of-1996 inventories (\$1,000)	End-of-1997 inventories (\$1,000)
422	MANUFACTURERS' SALES BRANCHES AND SALES OFFICES—Con.									
	Wholesale trade, nondurable goods—Con.									
4223101	Piece goods—jobbers—Con.									
	All firms	95	194	5 899 943	217 278	54 350	3 909	449 240	135 679	134 323
	Firms operated for the entire year	93	192	D	D	D	h	D	D	D
	Firms with sales less than \$250,000	1	1	D	D	D	a	D	D	D
	Firms with sales of \$250,000 to \$499,999	—	—	—	—	—	—	—	—	—
	Firms with sales of \$500,000 to \$999,999	3	3	D	D	D	a	D	D	D
	Firms with sales of \$1,000,000 to \$2,499,999	6	6	D	D	D	b	D	D	D
	Firms with sales of \$2,500,000 to \$4,999,999	6	8	23 259	1 585	332	40	3 455	3 407	3 641
	Firms with sales of \$5,000,000 to \$9,999,999	11	18	77 133	10 646	1 884	319	16 789	7 420	6 122
	Firms with sales of \$10,000,000 to \$24,999,999	20	47	314 213	25 246	5 999	492	51 024	25 290	24 771
	Firms with sales of \$25,000,000 to \$49,999,999	19	33	D	D	D	f	D	D	D
	Firms with sales of \$50,000,000 to \$99,999,999	15	26	D	D	D	f	D	D	D
	Firms with sales of \$100,000,000 or more	12	50	D	D	D	g	D	D	D
	Firms not operated for the entire year	2	2	D	D	D	a	D	D	D
4223102	Notions & other dry goods whsle									
	All firms	19	51	692 623	29 240	6 746	748	71 439	31 045	29 324
	Firms operated for the entire year	18	50	D	D	D	f	D	D	D
	Firms with sales less than \$250,000	—	—	—	—	—	—	—	—	—
	Firms with sales of \$250,000 to \$499,999	—	—	—	—	—	—	—	—	—
	Firms with sales of \$500,000 to \$999,999	—	—	—	—	—	—	—	—	—
	Firms with sales of \$1,000,000 to \$2,499,999	5	8	9 324	1 548	349	45	2 751	605	621
	Firms with sales of \$2,500,000 to \$4,999,999	—	—	—	—	—	—	—	—	—
	Firms with sales of \$5,000,000 to \$9,999,999	4	5	30 230	5 013	1 161	182	11 198	3 309	3 560
	Firms with sales of \$10,000,000 to \$24,999,999	3	6	48 935	4 566	1 160	102	9 949	3 502	3 611
	Firms with sales of \$25,000,000 to \$49,999,999	4	10	D	D	D	c	D	D	D
	Firms with sales of \$50,000,000 to \$99,999,999	—	—	—	—	—	—	—	—	—
	Firms with sales of \$100,000,000 or more	2	21	D	D	D	e	D	D	D
	Firms not operated for the entire year	1	1	D	D	D	a	D	D	D
42232	Men's & boys' clothing & furnishings whsle									
	All firms	78	202	7 748 425	345 408	83 096	8 449	763 011	745 747	754 794
	Firms operated for the entire year	75	189	7 662 824	336 412	78 863	7 878	746 092	721 917	733 946
	Firms with sales less than \$250,000	1	1	D	D	D	a	D	D	D
	Firms with sales of \$250,000 to \$499,999	2	2	D	D	D	a	D	D	D
	Firms with sales of \$500,000 to \$999,999	2	2	D	D	D	a	D	D	D
	Firms with sales of \$1,000,000 to \$2,499,999	4	4	6 958	1 118	311	31	2 771	2 187	1 828
	Firms with sales of \$2,500,000 to \$4,999,999	8	9	28 612	2 539	697	135	5 694	5 542	5 199
	Firms with sales of \$5,000,000 to \$9,999,999	8	8	61 959	4 860	1 271	136	14 185	10 556	9 402
	Firms with sales of \$10,000,000 to \$24,999,999	8	14	128 023	11 484	3 286	189	30 973	16 641	17 668
	Firms with sales of \$25,000,000 to \$49,999,999	12	26	D	D	D	g	D	D	D
	Firms with sales of \$50,000,000 to \$99,999,999	15	72	931 244	70 292	16 040	2 897	154 074	130 406	138 834
	Firms with sales of \$100,000,000 or more	15	51	6 078 082	211 701	49 247	3 443	442 041	462 881	460 751
	Firms not operated for the entire year	3	13	85 601	8 996	4 233	571	16 919	23 830	20 848

See footnotes at end of table.

Table 4. Sales Size of Firms: 1997—Con.

[Includes only firms and establishments with payroll. Excludes data for central administrative offices, auxiliary operations, or establishments of these firms that are classified in other categories than those specified in this table. For meaning of abbreviations and symbols, see introductory text. For explanation of terms, see Appendix A. For method of assignment to categories shown, see Appendix C]

NAICS code	Sales sizes of firms by type of operation and kind of business	Firms (number)	Establishments (number)	Sales (\$1,000)	Annual payroll (\$1,000)	First-quarter payroll (\$1,000)	Paid employees for pay period including March 12 (number)	Operating expenses ¹ (\$1,000)	End-of-1996 inventories (\$1,000)	End-of-1997 inventories (\$1,000)
422	MANUFACTURERS' SALES BRANCHES AND SALES OFFICES—Con.									
	Wholesale trade, nondurable goods—Con.									
422320	Men's & boys' clothing & furnishings whlse									
	All firms	78	202	7 748 425	345 408	83 096	8 449	763 011	745 747	754 794
	Firms operated for the entire year	75	189	7 662 824	336 412	78 863	7 878	746 092	721 917	733 946
	Firms with sales less than \$250,000	1	1	D	D	D	a	D	D	D
	Firms with sales of \$250,000 to \$499,999	2	2	D	D	D	a	D	D	D
	Firms with sales of \$500,000 to \$999,999	2	2	D	D	D	a	D	D	D
	Firms with sales of \$1,000,000 to \$2,499,999	4	4	6 958	1 118	311	31	2 771	2 187	1 828
	Firms with sales of \$2,500,000 to \$4,999,999	8	9	28 612	2 539	697	135	5 694	5 542	5 199
	Firms with sales of \$5,000,000 to \$9,999,999	8	8	61 959	4 860	1 271	136	14 185	10 556	9 402
	Firms with sales of \$10,000,000 to \$24,999,999	8	14	128 023	11 484	3 286	189	30 973	16 641	17 668
	Firms with sales of \$25,000,000 to \$49,999,999	12	26	D	D	D	g	D	D	D
	Firms with sales of \$50,000,000 to \$99,999,999	15	72	931 244	70 292	16 040	2 897	154 074	130 406	138 834
	Firms with sales of \$100,000,000 or more	15	51	6 078 082	211 701	49 247	3 443	442 041	462 881	460 751
	Firms not operated for the entire year	3	13	85 601	8 996	4 233	571	16 919	23 830	20 848
42233	Women's, children's, & infants' clothing & accessories whlse									
	All firms	86	233	6 347 552	248 975	63 198	5 248	589 565	294 159	290 081
	Firms operated for the entire year	79	225	D	D	D	h	D	D	D
	Firms with sales less than \$250,000	1	1	D	D	D	a	D	D	D
	Firms with sales of \$250,000 to \$499,999	1	1	D	D	D	a	D	D	D
	Firms with sales of \$500,000 to \$999,999	2	4	D	D	D	a	D	D	D
	Firms with sales of \$1,000,000 to \$2,499,999	6	6	11 516	1 419	346	71	3 378	3 955	3 838
	Firms with sales of \$2,500,000 to \$4,999,999	9	9	31 480	2 518	713	89	6 574	3 513	3 588
	Firms with sales of \$5,000,000 to \$9,999,999	9	12	D	D	D	c	D	D	D
	Firms with sales of \$10,000,000 to \$24,999,999	11	19	D	D	D	e	D	D	D
	Firms with sales of \$25,000,000 to \$49,999,999	13	15	446 624	22 613	5 542	324	55 515	50 107	48 706
	Firms with sales of \$50,000,000 to \$99,999,999	15	45	D	D	D	g	D	D	D
	Firms with sales of \$100,000,000 or more	12	113	D	D	D	h	D	D	D
	Firms not operated for the entire year	7	8	D	D	D	e	D	D	D
422330	Women's, children's, & infants' clothing & accessories whlse									
	All firms	86	233	6 347 552	248 975	63 198	5 248	589 565	294 159	290 081
	Firms operated for the entire year	79	225	D	D	D	h	D	D	D
	Firms with sales less than \$250,000	1	1	D	D	D	a	D	D	D
	Firms with sales of \$250,000 to \$499,999	1	1	D	D	D	a	D	D	D
	Firms with sales of \$500,000 to \$999,999	2	4	D	D	D	a	D	D	D
	Firms with sales of \$1,000,000 to \$2,499,999	6	6	11 516	1 419	346	71	3 378	3 955	3 838
	Firms with sales of \$2,500,000 to \$4,999,999	9	9	31 480	2 518	713	89	6 574	3 513	3 588
	Firms with sales of \$5,000,000 to \$9,999,999	9	12	D	D	D	c	D	D	D
	Firms with sales of \$10,000,000 to \$24,999,999	11	19	D	D	D	e	D	D	D
	Firms with sales of \$25,000,000 to \$49,999,999	13	15	446 624	22 613	5 542	324	55 515	50 107	48 706
	Firms with sales of \$50,000,000 to \$99,999,999	15	45	D	D	D	g	D	D	D
	Firms with sales of \$100,000,000 or more	12	113	D	D	D	h	D	D	D
	Firms not operated for the entire year	7	8	D	D	D	e	D	D	D

See footnotes at end of table.

Table 4. Sales Size of Firms: 1997—Con.

[Includes only firms and establishments with payroll. Excludes data for central administrative offices, auxiliary operations, or establishments of these firms that are classified in other categories than those specified in this table. For meaning of abbreviations and symbols, see introductory text. For explanation of terms, see Appendix A. For method of assignment to categories shown, see Appendix C]

NAICS code	Sales sizes of firms by type of operation and kind of business	Firms (number)	Establishments (number)	Sales (\$1,000)	Annual payroll (\$1,000)	First-quarter payroll (\$1,000)	Paid employees for pay period including March 12 (number)	Operating expenses ¹ (\$1,000)	End-of-1996 inventories (\$1,000)	End-of-1997 inventories (\$1,000)
422	MANUFACTURERS' SALES BRANCHES AND SALES OFFICES—Con.									
	Wholesale trade, nondurable goods—Con.									
42234	Footwear whsle									
	All firms	22	29	2 119 637	122 446	30 800	2 105	293 457	258 538	304 517
	Firms operated for the entire year	22	29	2 119 637	122 446	30 800	2 105	293 457	258 538	304 517
	Firms with sales less than \$250,000	—	—	—	—	—	—	—	—	—
	Firms with sales of \$250,000 to \$499,999	—	—	—	—	—	—	—	—	—
	Firms with sales of \$500,000 to \$999,999	—	—	—	—	—	—	—	—	—
	Firms with sales of \$1,000,000 to \$2,499,999	1	1	D	D	D	a	D	D	D
	Firms with sales of \$2,500,000 to \$4,999,999	—	—	—	—	—	—	—	—	—
	Firms with sales of \$5,000,000 to \$9,999,999	3	3	D	D	D	b	D	D	D
	Firms with sales of \$10,000,000 to \$24,999,999	3	3	D	D	D	b	D	D	D
	Firms with sales of \$25,000,000 to \$49,999,999	4	4	154 043	7 812	2 067	111	15 986	8 790	9 728
	Firms with sales of \$50,000,000 to \$99,999,999	5	9	418 656	42 891	10 309	759	106 544	101 148	112 551
	Firms with sales of \$100,000,000 or more	6	9	D	D	D	g	D	D	D
	Firms not operated for the entire year	—	—	—	—	—	—	—	—	—
422340	Footwear whsle									
	All firms	22	29	2 119 637	122 446	30 800	2 105	293 457	258 538	304 517
	Firms operated for the entire year	22	29	2 119 637	122 446	30 800	2 105	293 457	258 538	304 517
	Firms with sales less than \$250,000	—	—	—	—	—	—	—	—	—
	Firms with sales of \$250,000 to \$499,999	—	—	—	—	—	—	—	—	—
	Firms with sales of \$500,000 to \$999,999	—	—	—	—	—	—	—	—	—
	Firms with sales of \$1,000,000 to \$2,499,999	1	1	D	D	D	a	D	D	D
	Firms with sales of \$2,500,000 to \$4,999,999	—	—	—	—	—	—	—	—	—
	Firms with sales of \$5,000,000 to \$9,999,999	3	3	D	D	D	b	D	D	D
	Firms with sales of \$10,000,000 to \$24,999,999	3	3	D	D	D	b	D	D	D
	Firms with sales of \$25,000,000 to \$49,999,999	4	4	154 043	7 812	2 067	111	15 986	8 790	9 728
	Firms with sales of \$50,000,000 to \$99,999,999	5	9	418 656	42 891	10 309	759	106 544	101 148	112 551
	Firms with sales of \$100,000,000 or more	6	9	D	D	D	g	D	D	D
	Firms not operated for the entire year	—	—	—	—	—	—	—	—	—
4224	Grocery & related products whsle									
	All firms	461	3 765	145 608 857	6 614 860	1 606 055	188 281	13 850 688	2 165 631	2 258 062
	Firms operated for the entire year	454	3 757	145 537 968	6 609 603	1 602 939	187 966	13 835 742	2 160 495	2 258 060
	Firms with sales less than \$250,000	5	5	D	D	D	a	D	D	D
	Firms with sales of \$250,000 to \$499,999	4	9	D	D	D	a	D	D	D
	Firms with sales of \$500,000 to \$999,999	13	16	10 073	1 257	302	72	3 438	542	450
	Firms with sales of \$1,000,000 to \$2,499,999	24	36	43 485	5 782	1 384	194	11 803	3 046	3 223
	Firms with sales of \$2,500,000 to \$4,999,999	32	46	118 211	16 711	4 178	738	32 312	5 754	5 484
	Firms with sales of \$5,000,000 to \$9,999,999	49	84	345 504	33 688	7 897	1 189	80 789	12 939	13 402
	Firms with sales of \$10,000,000 to \$24,999,999	82	245	D	D	D	h	D	D	D
	Firms with sales of \$25,000,000 to \$49,999,999	64	192	2 336 247	166 942	40 510	5 708	410 918	98 761	92 734
	Firms with sales of \$50,000,000 to \$99,999,999	58	332	4 292 569	355 118	85 026	11 060	770 789	151 835	155 212
	Firms with sales of \$100,000,000 or more	123	2 792	137 078 833	5 901 959	1 433 904	164 411	12 226 079	1 829 047	1 926 595
	Firms not operated for the entire year	7	8	70 889	5 257	3 116	315	14 946	5 136	2

See footnotes at end of table.

Table 4. Sales Size of Firms: 1997—Con.

[Includes only firms and establishments with payroll. Excludes data for central administrative offices, auxiliary operations, or establishments of these firms that are classified in other categories than those specified in this table. For meaning of abbreviations and symbols, see introductory text. For explanation of terms, see Appendix A. For method of assignment to categories shown, see Appendix C]

NAICS code	Sales sizes of firms by type of operation and kind of business	Firms (number)	Establishments (number)	Sales (\$1,000)	Annual payroll (\$1,000)	First-quarter payroll (\$1,000)	Paid employees for pay period including March 12 (number)	Operating expenses ¹ (\$1,000)	End-of-1996 inventories (\$1,000)	End-of-1997 inventories (\$1,000)
422	MANUFACTURERS' SALES BRANCHES AND SALES OFFICES—Con.									
	Wholesale trade, nondurable goods—Con.									
42242	Packaged frozen food whsle									
	All firms	49	262	7 449 295	227 226	59 433	6 436	766 248	258 770	287 963
	Firms operated for the entire year	46	259	7 424 604	224 279	57 590	6 197	759 917	253 255	287 963
	Firms with sales less than \$250,000	—	—	—	—	—	—	—	—	—
	Firms with sales of \$250,000 to \$499,999	—	—	—	—	—	—	—	—	—
	Firms with sales of \$500,000 to \$999,999	2	2	D	D	D	a	D	D	D
	Firms with sales of \$1,000,000 to \$2,499,999	3	8	D	D	D	b	D	D	D
	Firms with sales of \$2,500,000 to \$4,999,999	3	3	10 984	3 543	1 128	139	4 533	1 702	1 798
	Firms with sales of \$5,000,000 to \$9,999,999	6	11	40 358	3 787	818	151	10 127	1 876	2 521
	Firms with sales of \$10,000,000 to \$24,999,999 ..	8	33	118 808	8 348	2 083	387	21 928	10 184	10 454
	Firms with sales of \$25,000,000 to \$49,999,999 ..	5	16	194 799	12 255	3 092	368	49 160	9 584	7 972
	Firms with sales of \$50,000,000 to \$99,999,999 ..	3	6	D	D	D	e	D	D	D
	Firms with sales of \$100,000,000 or more	16	180	D	D	D	h	D	D	D
	Firms not operated for the entire year	3	3	24 691	2 947	1 843	239	6 331	5 515	—
422420	Packaged frozen food whsle									
	All firms	49	262	7 449 295	227 226	59 433	6 436	766 248	258 770	287 963
	Firms operated for the entire year	46	259	7 424 604	224 279	57 590	6 197	759 917	253 255	287 963
	Firms with sales less than \$250,000	—	—	—	—	—	—	—	—	—
	Firms with sales of \$250,000 to \$499,999	—	—	—	—	—	—	—	—	—
	Firms with sales of \$500,000 to \$999,999	2	2	D	D	D	a	D	D	D
	Firms with sales of \$1,000,000 to \$2,499,999	3	8	D	D	D	b	D	D	D
	Firms with sales of \$2,500,000 to \$4,999,999	3	3	10 984	3 543	1 128	139	4 533	1 702	1 798
	Firms with sales of \$5,000,000 to \$9,999,999	6	11	40 358	3 787	818	151	10 127	1 876	2 521
	Firms with sales of \$10,000,000 to \$24,999,999 ..	8	33	118 808	8 348	2 083	387	21 928	10 184	10 454
	Firms with sales of \$25,000,000 to \$49,999,999 ..	5	16	194 799	12 255	3 092	368	49 160	9 584	7 972
	Firms with sales of \$50,000,000 to \$99,999,999 ..	3	6	D	D	D	e	D	D	D
	Firms with sales of \$100,000,000 or more	16	180	D	D	D	h	D	D	D
	Firms not operated for the entire year	3	3	24 691	2 947	1 843	239	6 331	5 515	—
42243	Dairy products, (except dried or canned) whsle									
	All firms	88	507	12 804 977	757 461	175 830	19 409	1 849 552	343 331	350 438
	Firms operated for the entire year	86	505	D	D	D	j	D	D	D
	Firms with sales less than \$250,000	—	—	—	—	—	—	—	—	—
	Firms with sales of \$250,000 to \$499,999	—	—	—	—	—	—	—	—	—
	Firms with sales of \$500,000 to \$999,999	2	3	D	D	D	b	D	D	D
	Firms with sales of \$1,000,000 to \$2,499,999	2	2	D	D	D	b	D	D	D
	Firms with sales of \$2,500,000 to \$4,999,999	4	4	13 900	1 177	273	35	3 760	397	401
	Firms with sales of \$5,000,000 to \$9,999,999	11	25	76 539	7 179	1 660	280	14 681	928	934
	Firms with sales of \$10,000,000 to \$24,999,999 ..	18	68	276 827	23 965	5 860	786	60 216	4 339	4 427
	Firms with sales of \$25,000,000 to \$49,999,999 ..	14	48	D	D	D	g	D	D	D
	Firms with sales of \$50,000,000 to \$99,999,999 ..	12	78	D	D	D	g	D	D	D
	Firms with sales of \$100,000,000 or more	23	277	D	D	D	j	D	D	D
	Firms not operated for the entire year	2	2	D	D	D	a	D	D	D
422430	Dairy products, (except dried or canned) whsle									

See footnotes at end of table.

Table 4. Sales Size of Firms: 1997—Con.

[Includes only firms and establishments with payroll. Excludes data for central administrative offices, auxiliary operations, or establishments of these firms that are classified in other categories than those specified in this table. For meaning of abbreviations and symbols, see introductory text. For explanation of terms, see Appendix A. For method of assignment to categories shown, see Appendix C]

NAICS code	Sales sizes of firms by type of operation and kind of business	Firms (number)	Establishments (number)	Sales (\$1,000)	Annual payroll (\$1,000)	First-quarter payroll (\$1,000)	Paid employees for pay period including March 12 (number)	Operating expenses ¹ (\$1,000)	End-of-1996 inventories (\$1,000)	End-of-1997 inventories (\$1,000)
422	MANUFACTURERS' SALES BRANCHES AND SALES OFFICES—Con.									
	Wholesale trade, nondurable goods—Con.									
422430	Dairy products, (except dried or canned) whsle—Con.									
	All firms	88	507	12 804 977	757 461	175 830	19 409	1 849 552	343 331	350 438
	Firms operated for the entire year	86	505	D	D	D	j	D	D	D
	Firms with sales less than \$250,000	—	—	—	—	—	—	—	—	—
	Firms with sales of \$250,000 to \$499,999	—	—	—	—	—	—	—	—	—
	Firms with sales of \$500,000 to \$999,999	2	3	D	D	D	b	D	D	D
	Firms with sales of \$1,000,000 to \$2,499,999	2	2	D	D	D	b	D	D	D
	Firms with sales of \$2,500,000 to \$4,999,999	4	4	13 900	1 177	273	35	3 760	397	401
	Firms with sales of \$5,000,000 to \$9,999,999	11	25	76 539	7 179	1 660	280	14 681	928	934
	Firms with sales of \$10,000,000 to \$24,999,999 ..	18	68	276 827	23 965	5 860	786	60 216	4 339	4 427
	Firms with sales of \$25,000,000 to \$49,999,999 ..	14	48	D	D	D	g	D	D	D
	Firms with sales of \$50,000,000 to \$99,999,999 ..	12	78	D	D	D	g	D	D	D
	Firms with sales of \$100,000,000 or more	23	277	D	D	D	j	D	D	D
	Firms not operated for the entire year	2	2	D	D	D	a	D	D	D
4224302	Dairy product (except raw milk) whsle									
	All firms	88	507	12 804 977	757 461	175 830	19 409	1 849 552	343 331	350 438
	Firms operated for the entire year	86	505	D	D	D	j	D	D	D
	Firms with sales less than \$250,000	—	—	—	—	—	—	—	—	—
	Firms with sales of \$250,000 to \$499,999	—	—	—	—	—	—	—	—	—
	Firms with sales of \$500,000 to \$999,999	2	3	D	D	D	b	D	D	D
	Firms with sales of \$1,000,000 to \$2,499,999	2	2	D	D	D	b	D	D	D
	Firms with sales of \$2,500,000 to \$4,999,999	4	4	13 900	1 177	273	35	3 760	397	401
	Firms with sales of \$5,000,000 to \$9,999,999	11	25	76 539	7 179	1 660	280	14 681	928	934
	Firms with sales of \$10,000,000 to \$24,999,999 ..	18	68	276 827	23 965	5 860	786	60 216	4 339	4 427
	Firms with sales of \$25,000,000 to \$49,999,999 ..	14	48	D	D	D	g	D	D	D
	Firms with sales of \$50,000,000 to \$99,999,999 ..	12	78	D	D	D	g	D	D	D
	Firms with sales of \$100,000,000 or more	23	277	D	D	D	j	D	D	D
	Firms not operated for the entire year	2	2	D	D	D	a	D	D	D
42244	Poultry & poultry product whsle									
	All firms	19	54	D	D	D	g	D	D	D
	Firms operated for the entire year	19	54	D	D	D	g	D	D	D
	Firms with sales less than \$250,000	—	—	—	—	—	—	—	—	—
	Firms with sales of \$250,000 to \$499,999	—	—	—	—	—	—	—	—	—
	Firms with sales of \$500,000 to \$999,999	—	—	—	—	—	—	—	—	—
	Firms with sales of \$1,000,000 to \$2,499,999	—	—	—	—	—	—	—	—	—
	Firms with sales of \$2,500,000 to \$4,999,999	—	—	—	—	—	—	—	—	—
	Firms with sales of \$5,000,000 to \$9,999,999	2	2	D	D	D	b	D	D	D
	Firms with sales of \$10,000,000 to \$24,999,999 ..	5	8	D	D	D	c	D	D	D
	Firms with sales of \$25,000,000 to \$49,999,999 ..	6	12	D	D	D	e	D	D	D
	Firms with sales of \$50,000,000 to \$99,999,999 ..	1	1	D	D	D	b	D	D	D
	Firms with sales of \$100,000,000 or more	5	31	D	D	D	f	D	D	D
	Firms not operated for the entire year	—	—	—	—	—	—	—	—	—

See footnotes at end of table.

Table 4. Sales Size of Firms: 1997—Con.

[Includes only firms and establishments with payroll. Excludes data for central administrative offices, auxiliary operations, or establishments of these firms that are classified in other categories than those specified in this table. For meaning of abbreviations and symbols, see introductory text. For explanation of terms, see Appendix A. For method of assignment to categories shown, see Appendix C]

NAICS code	Sales sizes of firms by type of operation and kind of business	Firms (number)	Establishments (number)	Sales (\$1,000)	Annual payroll (\$1,000)	First-quarter payroll (\$1,000)	Paid employees for pay period including March 12 (number)	Operating expenses ¹ (\$1,000)	End-of-1996 inventories (\$1,000)	End-of-1997 inventories (\$1,000)
422	MANUFACTURERS' SALES BRANCHES AND SALES OFFICES—Con.									
	Wholesale trade, nondurable goods—Con.									
422440	Poultry & poultry product whsle									
	All firms	19	54	D	D	D	g	D	D	D
	Firms operated for the entire year	19	54	D	D	D	g	D	D	D
	Firms with sales less than \$250,000	—	—	—	—	—	—	—	—	—
	Firms with sales of \$250,000 to \$499,999	—	—	—	—	—	—	—	—	—
	Firms with sales of \$500,000 to \$999,999	—	—	—	—	—	—	—	—	—
	Firms with sales of \$1,000,000 to \$2,499,999	—	—	—	—	—	—	—	—	—
	Firms with sales of \$2,500,000 to \$4,999,999	—	—	—	—	—	—	—	—	—
	Firms with sales of \$5,000,000 to \$9,999,999	2	2	D	D	D	b	D	D	D
	Firms with sales of \$10,000,000 to \$24,999,999 ..	5	8	D	D	D	c	D	D	D
	Firms with sales of \$25,000,000 to \$49,999,999 ..	6	12	D	D	D	e	D	D	D
	Firms with sales of \$50,000,000 to \$99,999,999 ..	1	1	D	D	D	b	D	D	D
	Firms with sales of \$100,000,000 or more	5	31	D	D	D	f	D	D	D
	Firms not operated for the entire year	—	—	—	—	—	—	—	—	—
4224402	Poultry & poultry product (except live) whsle									
	All firms	19	54	D	D	D	g	D	D	D
	Firms operated for the entire year	19	54	D	D	D	g	D	D	D
	Firms with sales less than \$250,000	—	—	—	—	—	—	—	—	—
	Firms with sales of \$250,000 to \$499,999	—	—	—	—	—	—	—	—	—
	Firms with sales of \$500,000 to \$999,999	—	—	—	—	—	—	—	—	—
	Firms with sales of \$1,000,000 to \$2,499,999	—	—	—	—	—	—	—	—	—
	Firms with sales of \$2,500,000 to \$4,999,999	—	—	—	—	—	—	—	—	—
	Firms with sales of \$5,000,000 to \$9,999,999	2	2	D	D	D	b	D	D	D
	Firms with sales of \$10,000,000 to \$24,999,999 ..	5	8	D	D	D	c	D	D	D
	Firms with sales of \$25,000,000 to \$49,999,999 ..	6	12	D	D	D	e	D	D	D
	Firms with sales of \$50,000,000 to \$99,999,999 ..	1	1	D	D	D	b	D	D	D
	Firms with sales of \$100,000,000 or more	5	31	D	D	D	f	D	D	D
	Firms not operated for the entire year	—	—	—	—	—	—	—	—	—
42245	Confectionery whsle									
	All firms	45	302	16 592 178	1 242 879	310 472	37 061	2 148 399	84 367	83 893
	Firms operated for the entire year	44	301	D	D	D	k	D	D	D
	Firms with sales less than \$250,000	—	—	—	—	—	—	—	—	—
	Firms with sales of \$250,000 to \$499,999	3	8	1 272	143	56	12	290	42	25
	Firms with sales of \$500,000 to \$999,999	1	1	D	D	D	a	D	D	D
	Firms with sales of \$1,000,000 to \$2,499,999	2	4	D	D	D	a	D	D	D
	Firms with sales of \$2,500,000 to \$4,999,999	2	2	D	D	D	b	D	D	D
	Firms with sales of \$5,000,000 to \$9,999,999	2	2	D	D	D	b	D	D	D
	Firms with sales of \$10,000,000 to \$24,999,999 ..	7	18	92 545	10 904	2 689	446	27 409	3 668	3 072
	Firms with sales of \$25,000,000 to \$49,999,999 ..	9	30	311 811	30 025	6 628	1 288	67 860	15 249	13 505
	Firms with sales of \$50,000,000 to \$99,999,999 ..	4	23	D	D	D	f	D	D	D
	Firms with sales of \$100,000,000 or more	14	213	D	D	D	k	D	D	D
	Firms not operated for the entire year	1	1	D	D	D	a	D	D	D
422450	Confectionery whsle									

See footnotes at end of table.

Table 4. Sales Size of Firms: 1997—Con.

[Includes only firms and establishments with payroll. Excludes data for central administrative offices, auxiliary operations, or establishments of these firms that are classified in other categories than those specified in this table. For meaning of abbreviations and symbols, see introductory text. For explanation of terms, see Appendix A. For method of assignment to categories shown, see Appendix C]

NAICS code	Sales sizes of firms by type of operation and kind of business	Firms (number)	Establishments (number)	Sales (\$1,000)	Annual payroll (\$1,000)	First-quarter payroll (\$1,000)	Paid employees for pay period including March 12 (number)	Operating expenses ¹ (\$1,000)	End-of-1996 inventories (\$1,000)	End-of-1997 inventories (\$1,000)
422	MANUFACTURERS' SALES BRANCHES AND SALES OFFICES—Con.									
	Wholesale trade, nondurable goods—Con.									
422450	Confectionery whsle—Con.									
	All firms	45	302	16 592 178	1 242 879	310 472	37 061	2 148 399	84 367	83 893
	Firms operated for the entire year	44	301	D	D	D	k	D	D	D
	Firms with sales less than \$250,000	—	—	—	—	—	—	—	—	—
	Firms with sales of \$250,000 to \$499,999	3	8	1 272	143	56	12	290	42	25
	Firms with sales of \$500,000 to \$999,999	1	1	D	D	D	a	D	D	D
	Firms with sales of \$1,000,000 to \$2,499,999	2	4	D	D	D	a	D	D	D
	Firms with sales of \$2,500,000 to \$4,999,999	2	2	D	D	D	b	D	D	D
	Firms with sales of \$5,000,000 to \$9,999,999	2	2	D	D	D	b	D	D	D
	Firms with sales of \$10,000,000 to \$24,999,999	7	18	92 545	10 904	2 689	446	27 409	3 668	3 072
	Firms with sales of \$25,000,000 to \$49,999,999	9	30	311 811	30 025	6 628	1 288	67 860	15 249	13 505
	Firms with sales of \$50,000,000 to \$99,999,999	4	23	D	D	D	f	D	D	D
	Firms with sales of \$100,000,000 or more	14	213	D	D	D	k	D	D	D
	Firms not operated for the entire year	1	1	D	D	D	a	D	D	D
42246	Fish & seafood whsle									
	All firms	16	24	334 555	18 934	5 492	654	65 754	33 405	29 959
	Firms operated for the entire year	16	24	334 555	18 934	5 492	654	65 754	33 405	29 959
	Firms with sales less than \$250,000	—	—	—	—	—	—	—	—	—
	Firms with sales of \$250,000 to \$499,999	—	—	—	—	—	—	—	—	—
	Firms with sales of \$500,000 to \$999,999	—	—	—	—	—	—	—	—	—
	Firms with sales of \$1,000,000 to \$2,499,999	2	2	D	D	D	a	D	D	D
	Firms with sales of \$2,500,000 to \$4,999,999	3	4	11 348	1 178	279	117	2 245	215	214
	Firms with sales of \$5,000,000 to \$9,999,999	2	5	D	D	D	b	D	D	D
	Firms with sales of \$10,000,000 to \$24,999,999	4	7	61 892	5 446	1 305	218	21 759	1 790	2 144
	Firms with sales of \$25,000,000 to \$49,999,999	4	5	D	D	D	c	D	D	D
	Firms with sales of \$50,000,000 to \$99,999,999	—	—	—	—	—	—	—	—	—
	Firms with sales of \$100,000,000 or more	1	1	D	D	D	b	D	D	D
	Firms not operated for the entire year	—	—	—	—	—	—	—	—	—
422460	Fish & seafood whsle									
	All firms	16	24	334 555	18 934	5 492	654	65 754	33 405	29 959
	Firms operated for the entire year	16	24	334 555	18 934	5 492	654	65 754	33 405	29 959
	Firms with sales less than \$250,000	—	—	—	—	—	—	—	—	—
	Firms with sales of \$250,000 to \$499,999	—	—	—	—	—	—	—	—	—
	Firms with sales of \$500,000 to \$999,999	—	—	—	—	—	—	—	—	—
	Firms with sales of \$1,000,000 to \$2,499,999	2	2	D	D	D	a	D	D	D
	Firms with sales of \$2,500,000 to \$4,999,999	3	4	11 348	1 178	279	117	2 245	215	214
	Firms with sales of \$5,000,000 to \$9,999,999	2	5	D	D	D	b	D	D	D
	Firms with sales of \$10,000,000 to \$24,999,999	4	7	61 892	5 446	1 305	218	21 759	1 790	2 144
	Firms with sales of \$25,000,000 to \$49,999,999	4	5	D	D	D	c	D	D	D
	Firms with sales of \$50,000,000 to \$99,999,999	—	—	—	—	—	—	—	—	—
	Firms with sales of \$100,000,000 or more	1	1	D	D	D	b	D	D	D
	Firms not operated for the entire year	—	—	—	—	—	—	—	—	—

See footnotes at end of table.

Table 4. Sales Size of Firms: 1997—Con.

[Includes only firms and establishments with payroll. Excludes data for central administrative offices, auxiliary operations, or establishments of these firms that are classified in other categories than those specified in this table. For meaning of abbreviations and symbols, see introductory text. For explanation of terms, see Appendix A. For method of assignment to categories shown, see Appendix C]

NAICS code	Sales sizes of firms by type of operation and kind of business	Firms (number)	Establishments (number)	Sales (\$1,000)	Annual payroll (\$1,000)	First-quarter payroll (\$1,000)	Paid employees for pay period including March 12 (number)	Operating expenses ¹ (\$1,000)	End-of-1996 inventories (\$1,000)	End-of-1997 inventories (\$1,000)
422	MANUFACTURERS' SALES BRANCHES AND SALES OFFICES—Con.									
	Wholesale trade, nondurable goods—Con.									
42247	Meat & meat product whsle									
	All firms	36	112	20 272 965	121 017	26 471	3 094	370 753	86 322	100 511
	Firms operated for the entire year	35	111	D	D	D	h	D	D	D
	Firms with sales less than \$250,000	—	—	—	—	—	—	—	—	—
	Firms with sales of \$250,000 to \$499,999	—	—	—	—	—	—	—	—	—
	Firms with sales of \$500,000 to \$999,999	1	1	D	D	D	a	D	D	D
	Firms with sales of \$1,000,000 to \$2,499,999	—	—	—	—	—	—	—	—	—
	Firms with sales of \$2,500,000 to \$4,999,999	3	3	9 552	2 671	813	58	3 573	134	146
	Firms with sales of \$5,000,000 to \$9,999,999	5	5	31 498	1 919	478	46	5 901	475	435
	Firms with sales of \$10,000,000 to \$24,999,999 ..	9	11	163 245	9 121	2 065	277	21 911	6 817	9 373
	Firms with sales of \$25,000,000 to \$49,999,999 ..	2	3	D	D	D	b	D	D	D
	Firms with sales of \$50,000,000 to \$99,999,999 ..	3	5	196 284	7 462	1 654	230	17 227	2 480	2 186
	Firms with sales of \$100,000,000 or more	12	83	D	D	D	g	D	D	D
	Firms not operated for the entire year	1	1	D	D	D	b	D	D	D
422470	Meat & meat product whsle									
	All firms	36	112	20 272 965	121 017	26 471	3 094	370 753	86 322	100 511
	Firms operated for the entire year	35	111	D	D	D	h	D	D	D
	Firms with sales less than \$250,000	—	—	—	—	—	—	—	—	—
	Firms with sales of \$250,000 to \$499,999	—	—	—	—	—	—	—	—	—
	Firms with sales of \$500,000 to \$999,999	1	1	D	D	D	a	D	D	D
	Firms with sales of \$1,000,000 to \$2,499,999	—	—	—	—	—	—	—	—	—
	Firms with sales of \$2,500,000 to \$4,999,999	3	3	9 552	2 671	813	58	3 573	134	146
	Firms with sales of \$5,000,000 to \$9,999,999	5	5	31 498	1 919	478	46	5 901	475	435
	Firms with sales of \$10,000,000 to \$24,999,999 ..	9	11	163 245	9 121	2 065	277	21 911	6 817	9 373
	Firms with sales of \$25,000,000 to \$49,999,999 ..	2	3	D	D	D	b	D	D	D
	Firms with sales of \$50,000,000 to \$99,999,999 ..	3	5	196 284	7 462	1 654	230	17 227	2 480	2 186
	Firms with sales of \$100,000,000 or more	12	83	D	D	D	g	D	D	D
	Firms not operated for the entire year	1	1	D	D	D	b	D	D	D
42249	Other grocery & related products whsle									
	All firms	247	2 504	D	D	D	m	D	D	D
	Firms operated for the entire year	244	2 501	D	D	D	m	D	D	D
	Firms with sales less than \$250,000	5	5	D	D	D	a	D	D	D
	Firms with sales of \$250,000 to \$499,999	1	1	D	D	D	a	D	D	D
	Firms with sales of \$500,000 to \$999,999	9	11	D	D	D	b	D	D	D
	Firms with sales of \$1,000,000 to \$2,499,999	16	20	D	D	D	c	D	D	D
	Firms with sales of \$2,500,000 to \$4,999,999	19	32	D	D	D	e	D	D	D
	Firms with sales of \$5,000,000 to \$9,999,999	25	38	D	D	D	f	D	D	D
	Firms with sales of \$10,000,000 to \$24,999,999 ..	35	103	D	D	D	g	D	D	D
	Firms with sales of \$25,000,000 to \$49,999,999 ..	29	87	D	D	D	h	D	D	D
	Firms with sales of \$50,000,000 to \$99,999,999 ..	37	217	D	D	D	i	D	D	D
	Firms with sales of \$100,000,000 or more	68	1 987	D	D	D	m	D	D	D
	Firms not operated for the entire year	3	3	D	D	D	c	D	D	D
422490	Other grocery & related products whsle									

See footnotes at end of table.

Table 4. Sales Size of Firms: 1997—Con.

[Includes only firms and establishments with payroll. Excludes data for central administrative offices, auxiliary operations, or establishments of these firms that are classified in other categories than those specified in this table. For meaning of abbreviations and symbols, see introductory text. For explanation of terms, see Appendix A. For method of assignment to categories shown, see Appendix C]

NAICS code	Sales sizes of firms by type of operation and kind of business	Firms (number)	Establishments (number)	Sales (\$1,000)	Annual payroll (\$1,000)	First-quarter payroll (\$1,000)	Paid employees for pay period including March 12 (number)	Operating expenses ¹ (\$1,000)	End-of-1996 inventories (\$1,000)	End-of-1997 inventories (\$1,000)
422	MANUFACTURERS' SALES BRANCHES AND SALES OFFICES—Con.									
	Wholesale trade, nondurable goods—Con.									
422490	Other grocery & related products whsle—Con.									
	All firms	247	2 504	D	D	D	m	D	D	D
	Firms operated for the entire year	244	2 501	D	D	D	m	D	D	D
	Firms with sales less than \$250,000	5	5	D	D	D	a	D	D	D
	Firms with sales of \$250,000 to \$499,999	1	1	D	D	D	a	D	D	D
	Firms with sales of \$500,000 to \$999,999	9	11	D	D	D	b	D	D	D
	Firms with sales of \$1,000,000 to \$2,499,999	16	20	D	D	D	c	D	D	D
	Firms with sales of \$2,500,000 to \$4,999,999	19	32	D	D	D	e	D	D	D
	Firms with sales of \$5,000,000 to \$9,999,999	25	38	D	D	D	f	D	D	D
	Firms with sales of \$10,000,000 to \$24,999,999	35	103	D	D	D	g	D	D	D
	Firms with sales of \$25,000,000 to \$49,999,999	29	87	D	D	D	h	D	D	D
	Firms with sales of \$50,000,000 to \$99,999,999	37	217	D	D	D	i	D	D	D
	Firms with sales of \$100,000,000 or more	68	1 987	D	D	D	m	D	D	D
	Firms not operated for the entire year	3	3	D	D	D	c	D	D	D
4224901	Coffee, tea, & spice whsle									
	All firms	22	253	4 860 320	163 182	39 202	4 600	388 513	61 694	64 578
	Firms operated for the entire year	22	253	4 860 320	163 182	39 202	4 600	388 513	61 694	64 578
	Firms with sales less than \$250,000	1	1	D	D	D	a	D	D	D
	Firms with sales of \$250,000 to \$499,999	—	—	—	—	—	—	—	—	—
	Firms with sales of \$500,000 to \$999,999	—	—	—	—	—	—	—	—	—
	Firms with sales of \$1,000,000 to \$2,499,999	—	—	—	—	—	—	—	—	—
	Firms with sales of \$2,500,000 to \$4,999,999	2	5	D	D	D	b	D	D	D
	Firms with sales of \$5,000,000 to \$9,999,999	3	3	D	D	D	c	D	D	D
	Firms with sales of \$10,000,000 to \$24,999,999	3	4	60 187	9 558	1 799	340	25 222	6 351	7 490
	Firms with sales of \$25,000,000 to \$49,999,999	—	—	—	—	—	—	—	—	—
	Firms with sales of \$50,000,000 to \$99,999,999	5	67	D	D	D	f	D	D	D
	Firms with sales of \$100,000,000 or more	8	173	4 354 007	111 169	27 468	3 163	274 676	42 113	43 946
	Firms not operated for the entire year	—	—	—	—	—	—	—	—	—
4224902	Bread & baked goods whsle									
	All firms	42	752	12 763 211	966 632	252 384	29 483	1 863 092	214 642	211 461
	Firms operated for the entire year	41	751	D	D	D	k	D	D	D
	Firms with sales less than \$250,000	2	2	D	D	D	a	D	D	D
	Firms with sales of \$250,000 to \$499,999	1	1	D	D	D	a	D	D	D
	Firms with sales of \$500,000 to \$999,999	3	3	2 187	319	82	10	577	14	9
	Firms with sales of \$1,000,000 to \$2,499,999	5	7	7 630	953	230	46	2 456	282	309
	Firms with sales of \$2,500,000 to \$4,999,999	5	7	16 448	3 952	939	218	6 400	171	207
	Firms with sales of \$5,000,000 to \$9,999,999	3	11	22 901	3 700	872	133	10 089	—	—
	Firms with sales of \$10,000,000 to \$24,999,999	4	9	61 248	7 030	1 751	268	11 792	2 341	2 733
	Firms with sales of \$25,000,000 to \$49,999,999	1	6	D	D	D	c	D	D	D
	Firms with sales of \$50,000,000 to \$99,999,999	4	52	D	D	D	g	D	D	D
	Firms with sales of \$100,000,000 or more	13	653	12 337 249	905 296	238 040	27 258	1 750 006	209 058	207 091
	Firms not operated for the entire year	1	1	D	D	D	b	D	D	D

See footnotes at end of table.

Table 4. Sales Size of Firms: 1997—Con.

[Includes only firms and establishments with payroll. Excludes data for central administrative offices, auxiliary operations, or establishments of these firms that are classified in other categories than those specified in this table. For meaning of abbreviations and symbols, see introductory text. For explanation of terms, see Appendix A. For method of assignment to categories shown, see Appendix C]

NAICS code	Sales sizes of firms by type of operation and kind of business	Firms (number)	Establishments (number)	Sales (\$1,000)	Annual payroll (\$1,000)	First-quarter payroll (\$1,000)	Paid employees for pay period including March 12 (number)	Operating expenses ¹ (\$1,000)	End-of-1996 inventories (\$1,000)	End-of-1997 inventories (\$1,000)
422	MANUFACTURERS' SALES BRANCHES AND SALES OFFICES—Con.									
	Wholesale trade, nondurable goods—Con.									
4224903	Soft drinks whlse									
	All firms	80	1 034	21 211 495	2 347 120	541 564	70 809	4 713 914	403 133	447 032
	Firms operated for the entire year	80	1 034	21 211 495	2 347 120	541 564	70 809	4 713 914	403 133	447 032
	Firms with sales less than \$250,000	1	1	D	D	D	a	D	D	D
	Firms with sales of \$250,000 to \$499,999	—	—	—	—	—	—	—	—	—
	Firms with sales of \$500,000 to \$999,999	1	1	D	D	D	a	D	D	D
	Firms with sales of \$1,000,000 to \$2,499,999	3	5	5 665	1 046	279	50	1 832	90	165
	Firms with sales of \$2,500,000 to \$4,999,999	8	12	D	D	D	c	D	D	D
	Firms with sales of \$5,000,000 to \$9,999,999	8	10	61 690	8 822	2 058	276	21 132	2 127	2 346
	Firms with sales of \$10,000,000 to \$24,999,999	14	45	D	D	D	g	D	D	D
	Firms with sales of \$25,000,000 to \$49,999,999	10	40	D	D	D	g	D	D	D
	Firms with sales of \$50,000,000 to \$99,999,999	17	70	D	D	D	h	D	D	D
	Firms with sales of \$100,000,000 or more	18	850	D	D	D	l	D	D	D
	Firms not operated for the entire year	—	—	—	—	—	—	—	—	—
4224904	Canned goods whlse									
	All firms	26	88	10 565 606	160 492	40 791	3 527	326 577	97 224	98 113
	Firms operated for the entire year	25	87	D	D	D	h	D	D	D
	Firms with sales less than \$250,000	—	—	—	—	—	—	—	—	—
	Firms with sales of \$250,000 to \$499,999	—	—	—	—	—	—	—	—	—
	Firms with sales of \$500,000 to \$999,999	—	—	—	—	—	—	—	—	—
	Firms with sales of \$1,000,000 to \$2,499,999	1	1	D	D	D	a	D	D	D
	Firms with sales of \$2,500,000 to \$4,999,999	1	1	D	D	D	a	D	D	D
	Firms with sales of \$5,000,000 to \$9,999,999	1	1	D	D	D	a	D	D	D
	Firms with sales of \$10,000,000 to \$24,999,999	3	5	48 236	2 879	540	40	7 916	6 730	7 046
	Firms with sales of \$25,000,000 to \$49,999,999	3	4	126 080	7 241	1 653	326	13 533	19 568	20 174
	Firms with sales of \$50,000,000 to \$99,999,999	4	9	245 496	12 905	3 420	458	36 624	11 022	11 363
	Firms with sales of \$100,000,000 or more	12	66	10 119 283	135 252	33 929	2 592	262 389	58 971	58 683
	Firms not operated for the entire year	1	1	D	D	D	b	D	D	D
4224905	Food & beverage basic materials whlse									
	All firms	17	52	1 323 153	47 761	12 808	1 011	101 759	77 987	79 722
	Firms operated for the entire year	17	52	1 323 153	47 761	12 808	1 011	101 759	77 987	79 722
	Firms with sales less than \$250,000	—	—	—	—	—	—	—	—	—
	Firms with sales of \$250,000 to \$499,999	—	—	—	—	—	—	—	—	—
	Firms with sales of \$500,000 to \$999,999	3	5	2 288	394	99	22	1 324	495	509
	Firms with sales of \$1,000,000 to \$2,499,999	—	—	—	—	—	—	—	—	—
	Firms with sales of \$2,500,000 to \$4,999,999	—	—	—	—	—	—	—	—	—
	Firms with sales of \$5,000,000 to \$9,999,999	2	3	D	D	D	b	D	D	D
	Firms with sales of \$10,000,000 to \$24,999,999	5	13	63 490	4 737	1 193	78	11 851	3 172	3 020
	Firms with sales of \$25,000,000 to \$49,999,999	3	12	D	D	D	c	D	D	D
	Firms with sales of \$50,000,000 to \$99,999,999	1	1	D	D	D	a	D	D	D
	Firms with sales of \$100,000,000 or more	3	18	D	D	D	f	D	D	D
	Firms not operated for the entire year	—	—	—	—	—	—	—	—	—
4224906	Other grocery specialties whlse									

See footnotes at end of table.

Table 4. Sales Size of Firms: 1997—Con.

[Includes only firms and establishments with payroll. Excludes data for central administrative offices, auxiliary operations, or establishments of these firms that are classified in other categories than those specified in this table. For meaning of abbreviations and symbols, see introductory text. For explanation of terms, see Appendix A. For method of assignment to categories shown, see Appendix C]

NAICS code	Sales sizes of firms by type of operation and kind of business	Firms (number)	Establishments (number)	Sales (\$1,000)	Annual payroll (\$1,000)	First-quarter payroll (\$1,000)	Paid employees for pay period including March 12 (number)	Operating expenses ¹ (\$1,000)	End-of-1996 inventories (\$1,000)	End-of-1997 inventories (\$1,000)
422	MANUFACTURERS' SALES BRANCHES AND SALES OFFICES—Con.									
	Wholesale trade, nondurable goods—Con.									
4224906	Other grocery specialties whsle—Con.									
	All firms	81	325	D	D	D	j	D	D	D
	Firms operated for the entire year	80	324	D	D	D	j	D	D	D
	Firms with sales less than \$250,000	1	1	D	D	D	a	D	D	D
	Firms with sales of \$250,000 to \$499,999	—	—	—	—	—	—	—	—	—
	Firms with sales of \$500,000 to \$999,999	4	4	D	D	D	a	D	D	D
	Firms with sales of \$1,000,000 to \$2,499,999	7	7	D	D	D	b	D	D	D
	Firms with sales of \$2,500,000 to \$4,999,999	3	6	D	D	D	b	D	D	D
	Firms with sales of \$5,000,000 to \$9,999,999	11	13	D	D	D	c	D	D	D
	Firms with sales of \$10,000,000 to \$24,999,999	11	37	D	D	D	e	D	D	D
	Firms with sales of \$25,000,000 to \$49,999,999	15	24	D	D	D	f	D	D	D
	Firms with sales of \$50,000,000 to \$99,999,999	7	21	D	D	D	f	D	D	D
	Firms with sales of \$100,000,000 or more	21	211	D	D	D	i	D	D	D
	Firms not operated for the entire year	1	1	D	D	D	a	D	D	D
4226	Chemical & allied products whsle									
	All firms	361	2 281	66 366 082	2 396 085	626 620	46 112	5 063 180	1 911 816	1 928 366
	Firms operated for the entire year	352	2 269	66 299 586	2 387 028	623 251	45 805	5 052 098	1 892 600	1 928 359
	Firms with sales less than \$250,000	4	4	495	147	53	5	261	24	24
	Firms with sales of \$250,000 to \$499,999	5	5	D	D	D	a	D	D	D
	Firms with sales of \$500,000 to \$999,999	14	14	D	D	D	b	D	D	D
	Firms with sales of \$1,000,000 to \$2,499,999	24	30	D	D	D	c	D	D	D
	Firms with sales of \$2,500,000 to \$4,999,999	29	37	106 848	18 548	4 591	488	31 961	11 659	11 914
	Firms with sales of \$5,000,000 to \$9,999,999	37	46	257 692	32 834	7 875	812	63 827	29 497	30 245
	Firms with sales of \$10,000,000 to \$24,999,999	63	110	1 097 457	89 780	19 906	2 007	204 967	76 508	79 666
	Firms with sales of \$25,000,000 to \$49,999,999	49	187	1 755 522	140 167	33 674	3 168	310 658	141 588	143 396
	Firms with sales of \$50,000,000 to \$99,999,999	28	129	1 989 107	109 859	28 383	2 844	267 719	91 444	113 056
	Firms with sales of \$100,000,000 or more	99	1 707	D	D	D	k	D	D	D
	Firms not operated for the entire year	9	12	66 496	9 057	3 369	307	11 082	19 216	7
42261	Plastics materials & basic forms & shapes whsle									
	All firms	120	338	14 689 127	347 971	87 185	7 095	760 560	575 413	584 774
	Firms operated for the entire year	116	334	14 637 567	346 179	85 725	6 861	758 388	557 308	584 774
	Firms with sales less than \$250,000	—	—	—	—	—	—	—	—	—
	Firms with sales of \$250,000 to \$499,999	1	1	D	D	D	a	D	D	D
	Firms with sales of \$500,000 to \$999,999	1	1	D	D	D	a	D	D	D
	Firms with sales of \$1,000,000 to \$2,499,999	11	13	D	D	D	c	D	D	D
	Firms with sales of \$2,500,000 to \$4,999,999	11	14	40 643	10 055	2 565	270	17 685	4 403	4 762
	Firms with sales of \$5,000,000 to \$9,999,999	14	15	95 602	8 190	1 933	223	18 116	14 793	14 584
	Firms with sales of \$10,000,000 to \$24,999,999	26	46	411 309	38 071	8 611	935	78 931	32 906	33 973
	Firms with sales of \$25,000,000 to \$49,999,999	18	68	D	D	D	g	D	D	D
	Firms with sales of \$50,000,000 to \$99,999,999	8	28	D	D	D	f	D	D	D
	Firms with sales of \$100,000,000 or more	26	148	D	D	D	h	D	D	D
	Firms not operated for the entire year	4	4	51 560	1 792	1 460	234	2 172	18 105	—

See footnotes at end of table.

Table 4. Sales Size of Firms: 1997—Con.

[Includes only firms and establishments with payroll. Excludes data for central administrative offices, auxiliary operations, or establishments of these firms that are classified in other categories than those specified in this table. For meaning of abbreviations and symbols, see introductory text. For explanation of terms, see Appendix A. For method of assignment to categories shown, see Appendix C]

NAICS code	Sales sizes of firms by type of operation and kind of business	Firms (number)	Establishments (number)	Sales (\$1,000)	Annual payroll (\$1,000)	First-quarter payroll (\$1,000)	Paid employees for pay period including March 12 (number)	Operating expenses ¹ (\$1,000)	End-of-1996 inventories (\$1,000)	End-of-1997 inventories (\$1,000)
422	MANUFACTURERS' SALES BRANCHES AND SALES OFFICES—Con.									
	Wholesale trade, nondurable goods—Con.									
422610	Plastics materials & basic forms & shapes whsle									
	All firms	120	338	14 689 127	347 971	87 185	7 095	760 560	575 413	584 774
	Firms operated for the entire year	116	334	14 637 567	346 179	85 725	6 861	758 388	557 308	584 774
	Firms with sales less than \$250,000	—	—	—	—	—	—	—	—	—
	Firms with sales of \$250,000 to \$499,999	1	1	D	D	D	a	D	D	D
	Firms with sales of \$500,000 to \$999,999	1	1	D	D	D	a	D	D	D
	Firms with sales of \$1,000,000 to \$2,499,999	11	13	D	D	D	c	D	D	D
	Firms with sales of \$2,500,000 to \$4,999,999	11	14	40 643	10 055	2 565	270	17 685	4 403	4 762
	Firms with sales of \$5,000,000 to \$9,999,999	14	15	95 602	8 190	1 933	223	18 116	14 793	14 584
	Firms with sales of \$10,000,000 to \$24,999,999	26	46	411 309	38 071	8 611	935	78 931	32 906	33 973
	Firms with sales of \$25,000,000 to \$49,999,999	18	68	D	D	D	g	D	D	D
	Firms with sales of \$50,000,000 to \$99,999,999	8	28	D	D	D	f	D	D	D
	Firms with sales of \$100,000,000 or more	26	148	D	D	D	h	D	D	D
	Firms not operated for the entire year	4	4	51 560	1 792	1 460	234	2 172	18 105	—
42269	Other chemical & allied products whsle									
	All firms	256	1 943	51 676 955	2 048 114	539 435	39 017	4 302 620	1 336 403	1 343 592
	Firms operated for the entire year	251	1 935	51 662 019	2 040 849	537 526	38 944	4 293 710	1 335 292	1 343 585
	Firms with sales less than \$250,000	4	4	495	147	53	5	261	24	24
	Firms with sales of \$250,000 to \$499,999	4	4	1 562	207	61	10	561	276	314
	Firms with sales of \$500,000 to \$999,999	13	13	9 896	1 731	482	57	3 637	1 452	1 315
	Firms with sales of \$1,000,000 to \$2,499,999	13	17	21 724	2 406	646	93	5 790	1 220	1 470
	Firms with sales of \$2,500,000 to \$4,999,999	19	24	70 257	8 991	2 151	227	15 275	7 256	7 152
	Firms with sales of \$5,000,000 to \$9,999,999	26	34	181 617	26 477	6 388	614	50 673	16 064	16 941
	Firms with sales of \$10,000,000 to \$24,999,999	38	65	712 183	56 498	12 627	1 180	131 719	43 754	45 987
	Firms with sales of \$25,000,000 to \$49,999,999	32	121	D	D	D	g	D	D	D
	Firms with sales of \$50,000,000 to \$99,999,999	20	105	D	D	D	g	D	D	D
	Firms with sales of \$100,000,000 or more	82	1 548	D	D	D	k	D	D	D
	Firms not operated for the entire year	5	8	14 936	7 265	1 909	73	8 910	1 111	7
422690	Other chemical & allied products whsle									
	All firms	256	1 943	51 676 955	2 048 114	539 435	39 017	4 302 620	1 336 403	1 343 592
	Firms operated for the entire year	251	1 935	51 662 019	2 040 849	537 526	38 944	4 293 710	1 335 292	1 343 585
	Firms with sales less than \$250,000	4	4	495	147	53	5	261	24	24
	Firms with sales of \$250,000 to \$499,999	4	4	1 562	207	61	10	561	276	314
	Firms with sales of \$500,000 to \$999,999	13	13	9 896	1 731	482	57	3 637	1 452	1 315
	Firms with sales of \$1,000,000 to \$2,499,999	13	17	21 724	2 406	646	93	5 790	1 220	1 470
	Firms with sales of \$2,500,000 to \$4,999,999	19	24	70 257	8 991	2 151	227	15 275	7 256	7 152
	Firms with sales of \$5,000,000 to \$9,999,999	26	34	181 617	26 477	6 388	614	50 673	16 064	16 941
	Firms with sales of \$10,000,000 to \$24,999,999	38	65	712 183	56 498	12 627	1 180	131 719	43 754	45 987
	Firms with sales of \$25,000,000 to \$49,999,999	32	121	D	D	D	g	D	D	D
	Firms with sales of \$50,000,000 to \$99,999,999	20	105	D	D	D	g	D	D	D
	Firms with sales of \$100,000,000 or more	82	1 548	D	D	D	k	D	D	D
	Firms not operated for the entire year	5	8	14 936	7 265	1 909	73	8 910	1 111	7

See footnotes at end of table.

Table 4. Sales Size of Firms: 1997—Con.

[Includes only firms and establishments with payroll. Excludes data for central administrative offices, auxiliary operations, or establishments of these firms that are classified in other categories than those specified in this table. For meaning of abbreviations and symbols, see introductory text. For explanation of terms, see Appendix A. For method of assignment to categories shown, see Appendix C]

NAICS code	Sales sizes of firms by type of operation and kind of business	Firms (number)	Establishments (number)	Sales (\$1,000)	Annual payroll (\$1,000)	First-quarter payroll (\$1,000)	Paid employees for pay period including March 12 (number)	Operating expenses ¹ (\$1,000)	End-of-1996 inventories (\$1,000)	End-of-1997 inventories (\$1,000)
422	MANUFACTURERS' SALES BRANCHES AND SALES OFFICES—Con.									
	Wholesale trade, nondurable goods—Con.									
4226901	Industrial gases (except LP) whsle									
	All firms	13	291	1 302 718	165 055	40 416	4 117	331 836	50 960	54 482
	Firms operated for the entire year	13	291	1 302 718	165 055	40 416	4 117	331 836	50 960	54 482
	Firms with sales less than \$250,000	—	—	—	—	—	—	—	—	—
	Firms with sales of \$250,000 to \$499,999	—	—	—	—	—	—	—	—	—
	Firms with sales of \$500,000 to \$999,999	1	1	D	D	D	a	D	D	D
	Firms with sales of \$1,000,000 to \$2,499,999	—	—	—	—	—	—	—	—	—
	Firms with sales of \$2,500,000 to \$4,999,999	1	1	D	D	D	b	D	D	D
	Firms with sales of \$5,000,000 to \$9,999,999	—	—	—	—	—	—	—	—	—
	Firms with sales of \$10,000,000 to \$24,999,999	3	4	47 526	2 802	726	81	7 133	714	832
	Firms with sales of \$25,000,000 to \$49,999,999	2	25	D	D	D	e	D	D	D
	Firms with sales of \$50,000,000 to \$99,999,999	2	29	D	D	D	e	D	D	D
	Firms with sales of \$100,000,000 or more	4	231	1 044 417	130 883	31 988	3 174	259 841	42 004	44 396
	Firms not operated for the entire year	—	—	—	—	—	—	—	—	—
4226902	Other chemical & allied products whsle									
	All firms	249	1 652	50 374 237	1 883 059	499 019	34 900	3 970 784	1 285 443	1 289 110
	Firms operated for the entire year	244	1 644	50 359 301	1 875 794	497 110	34 827	3 961 874	1 284 332	1 289 103
	Firms with sales less than \$250,000	4	4	495	147	53	5	261	24	24
	Firms with sales of \$250,000 to \$499,999	4	4	1 562	207	61	10	561	276	314
	Firms with sales of \$500,000 to \$999,999	13	13	D	D	D	b	D	D	D
	Firms with sales of \$1,000,000 to \$2,499,999	13	17	21 724	2 406	646	93	5 790	1 220	1 470
	Firms with sales of \$2,500,000 to \$4,999,999	18	23	D	D	D	c	D	D	D
	Firms with sales of \$5,000,000 to \$9,999,999	26	34	181 617	26 477	6 388	614	50 673	16 064	16 941
	Firms with sales of \$10,000,000 to \$24,999,999	37	64	691 671	57 279	12 830	1 163	132 276	43 219	45 340
	Firms with sales of \$25,000,000 to \$49,999,999	30	96	1 051 330	80 541	20 147	1 694	197 786	82 340	79 938
	Firms with sales of \$50,000,000 to \$99,999,999	21	125	D	D	D	g	D	D	D
	Firms with sales of \$100,000,000 or more	78	1 264	D	D	D	k	D	D	D
	Firms not operated for the entire year	5	8	14 936	7 265	1 909	73	8 910	1 111	7
4227	Petroleum & petroleum products whsle									
	All firms	86	1 271	116 162 796	992 475	263 868	20 311	3 286 159	2 527 355	2 513 198
	Firms operated for the entire year	82	1 265	D	D	D	j	D	D	D
	Firms with sales less than \$250,000	1	1	D	D	D	a	D	D	D
	Firms with sales of \$250,000 to \$499,999	1	1	D	D	D	a	D	D	D
	Firms with sales of \$500,000 to \$999,999	1	2	D	D	D	a	D	D	D
	Firms with sales of \$1,000,000 to \$2,499,999	3	3	D	D	D	b	D	D	D
	Firms with sales of \$2,500,000 to \$4,999,999	5	7	17 204	1 885	362	37	4 776	954	984
	Firms with sales of \$5,000,000 to \$9,999,999	7	16	57 722	4 002	926	99	10 077	2 667	2 821
	Firms with sales of \$10,000,000 to \$24,999,999	8	24	D	D	D	c	D	D	D
	Firms with sales of \$25,000,000 to \$49,999,999	5	10	179 218	6 267	1 558	160	13 770	6 430	7 847
	Firms with sales of \$50,000,000 to \$99,999,999	6	16	D	D	D	c	D	D	D
	Firms with sales of \$100,000,000 or more	45	1 185	D	D	D	j	D	D	D
	Firms not operated for the entire year	4	6	D	D	D	e	D	D	D

See footnotes at end of table.

Table 4. Sales Size of Firms: 1997—Con.

[Includes only firms and establishments with payroll. Excludes data for central administrative offices, auxiliary operations, or establishments of these firms that are classified in other categories than those specified in this table. For meaning of abbreviations and symbols, see introductory text. For explanation of terms, see Appendix A. For method of assignment to categories shown, see Appendix C]

NAICS code	Sales sizes of firms by type of operation and kind of business	Firms (number)	Establishments (number)	Sales (\$1,000)	Annual payroll (\$1,000)	First-quarter payroll (\$1,000)	Paid employees for pay period including March 12 (number)	Operating expenses ¹ (\$1,000)	End-of-1996 inventories (\$1,000)	End-of-1997 inventories (\$1,000)
422	MANUFACTURERS' SALES BRANCHES AND SALES OFFICES—Con.									
	Wholesale trade, nondurable goods—Con.									
42271	Petroleum bulk stations & terminals									
	All firms	51	892	83 944 314	655 953	171 350	14 691	1 981 725	2 205 866	2 198 570
	Firms operated for the entire year	49	890	D	D	D	j	D	D	D
	Firms with sales less than \$250,000	—	—	—	—	—	—	—	—	—
	Firms with sales of \$250,000 to \$499,999	1	1	D	D	D	a	D	D	D
	Firms with sales of \$500,000 to \$999,999	1	2	D	D	D	a	D	D	D
	Firms with sales of \$1,000,000 to \$2,499,999	—	—	—	—	—	—	—	—	—
	Firms with sales of \$2,500,000 to \$4,999,999	1	1	D	D	D	a	D	D	D
	Firms with sales of \$5,000,000 to \$9,999,999	—	—	—	—	—	—	—	—	—
	Firms with sales of \$10,000,000 to \$24,999,999	4	13	D	D	D	b	D	D	D
	Firms with sales of \$25,000,000 to \$49,999,999	2	3	D	D	D	b	D	D	D
	Firms with sales of \$50,000,000 to \$99,999,999	1	2	D	D	D	b	D	D	D
	Firms with sales of \$100,000,000 or more	39	868	D	D	D	j	D	D	D
	Firms not operated for the entire year	2	2	D	D	D	a	D	D	D
422710	Petroleum bulk stations & terminals									
	All firms	51	892	83 944 314	655 953	171 350	14 691	1 981 725	2 205 866	2 198 570
	Firms operated for the entire year	49	890	D	D	D	j	D	D	D
	Firms with sales less than \$250,000	—	—	—	—	—	—	—	—	—
	Firms with sales of \$250,000 to \$499,999	1	1	D	D	D	a	D	D	D
	Firms with sales of \$500,000 to \$999,999	1	2	D	D	D	a	D	D	D
	Firms with sales of \$1,000,000 to \$2,499,999	—	—	—	—	—	—	—	—	—
	Firms with sales of \$2,500,000 to \$4,999,999	1	1	D	D	D	a	D	D	D
	Firms with sales of \$5,000,000 to \$9,999,999	—	—	—	—	—	—	—	—	—
	Firms with sales of \$10,000,000 to \$24,999,999	4	13	D	D	D	b	D	D	D
	Firms with sales of \$25,000,000 to \$49,999,999	2	3	D	D	D	b	D	D	D
	Firms with sales of \$50,000,000 to \$99,999,999	1	2	D	D	D	b	D	D	D
	Firms with sales of \$100,000,000 or more	39	868	D	D	D	j	D	D	D
	Firms not operated for the entire year	2	2	D	D	D	a	D	D	D
4227101	Petroleum bulk stations & terminals (except LP)									
	All firms	49	865	D	D	D	j	D	D	D
	Firms operated for the entire year	48	864	D	D	D	j	D	D	D
	Firms with sales less than \$250,000	—	—	—	—	—	—	—	—	—
	Firms with sales of \$250,000 to \$499,999	1	1	D	D	D	a	D	D	D
	Firms with sales of \$500,000 to \$999,999	1	2	D	D	D	a	D	D	D
	Firms with sales of \$1,000,000 to \$2,499,999	—	—	—	—	—	—	—	—	—
	Firms with sales of \$2,500,000 to \$4,999,999	1	1	D	D	D	a	D	D	D
	Firms with sales of \$5,000,000 to \$9,999,999	—	—	—	—	—	—	—	—	—
	Firms with sales of \$10,000,000 to \$24,999,999	4	13	D	D	D	b	D	D	D
	Firms with sales of \$25,000,000 to \$49,999,999	2	3	D	D	D	b	D	D	D
	Firms with sales of \$50,000,000 to \$99,999,999	1	2	D	D	D	b	D	D	D
	Firms with sales of \$100,000,000 or more	38	842	D	D	D	j	D	D	D
	Firms not operated for the entire year	1	1	D	D	D	a	D	D	D

See footnotes at end of table.

Table 4. Sales Size of Firms: 1997—Con.

[Includes only firms and establishments with payroll. Excludes data for central administrative offices, auxiliary operations, or establishments of these firms that are classified in other categories than those specified in this table. For meaning of abbreviations and symbols, see introductory text. For explanation of terms, see Appendix A. For method of assignment to categories shown, see Appendix C]

NAICS code	Sales sizes of firms by type of operation and kind of business	Firms (number)	Establishments (number)	Sales (\$1,000)	Annual payroll (\$1,000)	First-quarter payroll (\$1,000)	Paid employees for pay period including March 12 (number)	Operating expenses ¹ (\$1,000)	End-of-1996 inventories (\$1,000)	End-of-1997 inventories (\$1,000)
422	MANUFACTURERS' SALES BRANCHES AND SALES OFFICES—Con.									
	Wholesale trade, nondurable goods—Con.									
42271011	Petroleum bulk stations (except LP)									
	All firms	34	198	D	D	D	h	D	D	D
	Firms operated for the entire year	33	197	D	D	D	h	D	D	D
	Firms with sales less than \$250,000	—	—	—	—	—	—	—	—	—
	Firms with sales of \$250,000 to \$499,999	—	—	—	—	—	—	—	—	—
	Firms with sales of \$500,000 to \$999,999	—	—	—	—	—	—	—	—	—
	Firms with sales of \$1,000,000 to \$2,499,999	1	1	D	D	D	a	D	D	D
	Firms with sales of \$2,500,000 to \$4,999,999	2	2	D	D	D	a	D	D	D
	Firms with sales of \$5,000,000 to \$9,999,999	5	14	D	D	D	b	D	D	D
	Firms with sales of \$10,000,000 to \$24,999,999	2	2	D	D	D	b	D	D	D
	Firms with sales of \$25,000,000 to \$49,999,999	3	9	D	D	D	c	D	D	D
	Firms with sales of \$50,000,000 to \$99,999,999	8	25	D	D	D	e	D	D	D
	Firms with sales of \$100,000,000 or more	12	144	D	D	D	g	D	D	D
	Firms not operated for the entire year	1	1	D	D	D	a	D	D	D
42271012	Petroleum bulk terminals (except LP)									
	All firms	41	667	D	D	D	j	D	D	D
	Firms operated for the entire year	41	667	D	D	D	j	D	D	D
	Firms with sales less than \$250,000	—	—	—	—	—	—	—	—	—
	Firms with sales of \$250,000 to \$499,999	1	1	D	D	D	a	D	D	D
	Firms with sales of \$500,000 to \$999,999	1	2	D	D	D	a	D	D	D
	Firms with sales of \$1,000,000 to \$2,499,999	—	—	—	—	—	—	—	—	—
	Firms with sales of \$2,500,000 to \$4,999,999	—	—	—	—	—	—	—	—	—
	Firms with sales of \$5,000,000 to \$9,999,999	1	2	D	D	D	b	D	D	D
	Firms with sales of \$10,000,000 to \$24,999,999	1	1	D	D	D	a	D	D	D
	Firms with sales of \$25,000,000 to \$49,999,999	1	1	D	D	D	b	D	D	D
	Firms with sales of \$50,000,000 to \$99,999,999	1	2	D	D	D	b	D	D	D
	Firms with sales of \$100,000,000 or more	35	658	D	D	D	j	D	D	D
	Firms not operated for the entire year	—	—	—	—	—	—	—	—	—
4227102	Liquefied petroleum bulk stations & terminals									
	All firms	12	27	D	D	D	e	D	D	D
	Firms operated for the entire year	11	26	D	D	D	e	D	D	D
	Firms with sales less than \$250,000	—	—	—	—	—	—	—	—	—
	Firms with sales of \$250,000 to \$499,999	—	—	—	—	—	—	—	—	—
	Firms with sales of \$500,000 to \$999,999	—	—	—	—	—	—	—	—	—
	Firms with sales of \$1,000,000 to \$2,499,999	1	3	D	D	D	a	D	D	D
	Firms with sales of \$2,500,000 to \$4,999,999	—	—	—	—	—	—	—	—	—
	Firms with sales of \$5,000,000 to \$9,999,999	1	1	D	D	D	a	D	D	D
	Firms with sales of \$10,000,000 to \$24,999,999	—	—	—	—	—	—	—	—	—
	Firms with sales of \$25,000,000 to \$49,999,999	5	7	D	D	D	c	D	D	D
	Firms with sales of \$50,000,000 to \$99,999,999	1	2	D	D	D	a	D	D	D
	Firms with sales of \$100,000,000 or more	3	13	D	D	D	c	D	D	D
	Firms not operated for the entire year	1	1	D	D	D	a	D	D	D

See footnotes at end of table.

Table 4. Sales Size of Firms: 1997—Con.

[Includes only firms and establishments with payroll. Excludes data for central administrative offices, auxiliary operations, or establishments of these firms that are classified in other categories than those specified in this table. For meaning of abbreviations and symbols, see introductory text. For explanation of terms, see Appendix A. For method of assignment to categories shown, see Appendix C]

NAICS code	Sales sizes of firms by type of operation and kind of business	Firms (number)	Establishments (number)	Sales (\$1,000)	Annual payroll (\$1,000)	First-quarter payroll (\$1,000)	Paid employees for pay period including March 12 (number)	Operating expenses ¹ (\$1,000)	End-of-1996 inventories (\$1,000)	End-of-1997 inventories (\$1,000)
422	MANUFACTURERS' SALES BRANCHES AND SALES OFFICES—Con.									
	Wholesale trade, nondurable goods—Con.									
42272	Petroleum & petroleum prod whsle (exc bulk stations & terminals)									
	All firms	61	379	32 218 482	336 522	92 518	5 620	1 304 434	321 489	314 628
	Firms operated for the entire year	58	374	D	D	D	i	D	D	D
	Firms with sales less than \$250,000	1	1	D	D	D	a	D	D	D
	Firms with sales of \$250,000 to \$499,999	1	1	D	D	D	a	D	D	D
	Firms with sales of \$500,000 to \$999,999	—	—	—	—	—	—	—	—	—
	Firms with sales of \$1,000,000 to \$2,499,999	4	4	D	D	D	b	D	D	D
	Firms with sales of \$2,500,000 to \$4,999,999	5	7	D	D	D	b	D	D	D
	Firms with sales of \$5,000,000 to \$9,999,999	7	16	57 722	4 002	926	99	10 077	2 667	2 821
	Firms with sales of \$10,000,000 to \$24,999,999 ..	4	10	D	D	D	b	D	D	D
	Firms with sales of \$25,000,000 to \$49,999,999 ..	6	14	D	D	D	c	D	D	D
	Firms with sales of \$50,000,000 to \$99,999,999 ..	6	16	414 619	7 537	1 911	144	14 244	2 878	4 290
	Firms with sales of \$100,000,000 or more	24	305	23 920 179	291 808	81 460	4 779	746 725	301 632	273 502
	Firms not operated for the entire year	3	5	D	D	D	e	D	D	D
422720	Petroleum & petroleum prod whsle (exc bulk stations & terminals)									
	All firms	61	379	32 218 482	336 522	92 518	5 620	1 304 434	321 489	314 628
	Firms operated for the entire year	58	374	D	D	D	i	D	D	D
	Firms with sales less than \$250,000	1	1	D	D	D	a	D	D	D
	Firms with sales of \$250,000 to \$499,999	1	1	D	D	D	a	D	D	D
	Firms with sales of \$500,000 to \$999,999	—	—	—	—	—	—	—	—	—
	Firms with sales of \$1,000,000 to \$2,499,999	4	4	D	D	D	b	D	D	D
	Firms with sales of \$2,500,000 to \$4,999,999	5	7	D	D	D	b	D	D	D
	Firms with sales of \$5,000,000 to \$9,999,999	7	16	57 722	4 002	926	99	10 077	2 667	2 821
	Firms with sales of \$10,000,000 to \$24,999,999 ..	4	10	D	D	D	b	D	D	D
	Firms with sales of \$25,000,000 to \$49,999,999 ..	6	14	D	D	D	c	D	D	D
	Firms with sales of \$50,000,000 to \$99,999,999 ..	6	16	414 619	7 537	1 911	144	14 244	2 878	4 290
	Firms with sales of \$100,000,000 or more	24	305	23 920 179	291 808	81 460	4 779	746 725	301 632	273 502
	Firms not operated for the entire year	3	5	D	D	D	e	D	D	D
4228	Beer, wine, & distilled alcoholic beverage whsle									
	All firms	28	161	D	D	D	i	D	D	D
	Firms operated for the entire year	27	160	D	D	D	i	D	D	D
	Firms with sales less than \$250,000	—	—	—	—	—	—	—	—	—
	Firms with sales of \$250,000 to \$499,999	—	—	—	—	—	—	—	—	—
	Firms with sales of \$500,000 to \$999,999	—	—	—	—	—	—	—	—	—
	Firms with sales of \$1,000,000 to \$2,499,999	2	2	D	D	D	a	D	D	D
	Firms with sales of \$2,500,000 to \$4,999,999	1	1	D	D	D	a	D	D	D
	Firms with sales of \$5,000,000 to \$9,999,999	3	3	D	D	D	b	D	D	D
	Firms with sales of \$10,000,000 to \$24,999,999 ..	6	12	D	D	D	e	D	D	D
	Firms with sales of \$25,000,000 to \$49,999,999 ..	3	4	D	D	D	c	D	D	D
	Firms with sales of \$50,000,000 to \$99,999,999 ..	1	5	D	D	D	e	D	D	D
	Firms with sales of \$100,000,000 or more	11	133	D	D	D	i	D	D	D
	Firms not operated for the entire year	1	1	D	D	D	a	D	D	D

See footnotes at end of table.

Table 4. Sales Size of Firms: 1997—Con.

[Includes only firms and establishments with payroll. Excludes data for central administrative offices, auxiliary operations, or establishments of these firms that are classified in other categories than those specified in this table. For meaning of abbreviations and symbols, see introductory text. For explanation of terms, see Appendix A. For method of assignment to categories shown, see Appendix C]

NAICS code	Sales sizes of firms by type of operation and kind of business	Firms (number)	Establishments (number)	Sales (\$1,000)	Annual payroll (\$1,000)	First-quarter payroll (\$1,000)	Paid employees for pay period including March 12 (number)	Operating expenses ¹ (\$1,000)	End-of-1996 inventories (\$1,000)	End-of-1997 inventories (\$1,000)
422	MANUFACTURERS' SALES BRANCHES AND SALES OFFICES—Con.									
	Wholesale trade, nondurable goods—Con.									
42281	Beer & ale whsle									
	All firms	9	28	D	D	D	h	D	D	D
	Firms operated for the entire year	9	28	D	D	D	h	D	D	D
	Firms with sales less than \$250,000	—	—	—	—	—	—	—	—	—
	Firms with sales of \$250,000 to \$499,999	—	—	—	—	—	—	—	—	—
	Firms with sales of \$500,000 to \$999,999	—	—	—	—	—	—	—	—	—
	Firms with sales of \$1,000,000 to \$2,499,999	—	—	—	—	—	—	—	—	—
	Firms with sales of \$2,500,000 to \$4,999,999	1	1	D	D	D	a	D	D	D
	Firms with sales of \$5,000,000 to \$9,999,999	2	2	D	D	D	b	D	D	D
	Firms with sales of \$10,000,000 to \$24,999,999	3	6	D	D	D	c	D	D	D
	Firms with sales of \$25,000,000 to \$49,999,999	—	—	—	—	—	—	—	—	—
	Firms with sales of \$50,000,000 to \$99,999,999	—	—	—	—	—	—	—	—	—
	Firms with sales of \$100,000,000 or more	3	19	D	D	D	h	D	D	D
	Firms not operated for the entire year	—	—	—	—	—	—	—	—	—
422810	Beer & ale whsle									
	All firms	9	28	D	D	D	h	D	D	D
	Firms operated for the entire year	9	28	D	D	D	h	D	D	D
	Firms with sales less than \$250,000	—	—	—	—	—	—	—	—	—
	Firms with sales of \$250,000 to \$499,999	—	—	—	—	—	—	—	—	—
	Firms with sales of \$500,000 to \$999,999	—	—	—	—	—	—	—	—	—
	Firms with sales of \$1,000,000 to \$2,499,999	—	—	—	—	—	—	—	—	—
	Firms with sales of \$2,500,000 to \$4,999,999	1	1	D	D	D	a	D	D	D
	Firms with sales of \$5,000,000 to \$9,999,999	2	2	D	D	D	b	D	D	D
	Firms with sales of \$10,000,000 to \$24,999,999	3	6	D	D	D	c	D	D	D
	Firms with sales of \$25,000,000 to \$49,999,999	—	—	—	—	—	—	—	—	—
	Firms with sales of \$50,000,000 to \$99,999,999	—	—	—	—	—	—	—	—	—
	Firms with sales of \$100,000,000 or more	3	19	D	D	D	h	D	D	D
	Firms not operated for the entire year	—	—	—	—	—	—	—	—	—
42282	Wine & distilled alcoholic beverage whsle									
	All firms	19	133	8 055 507	277 666	72 952	3 753	754 581	206 955	220 445
	Firms operated for the entire year	18	132	D	D	D	h	D	D	D
	Firms with sales less than \$250,000	—	—	—	—	—	—	—	—	—
	Firms with sales of \$250,000 to \$499,999	—	—	—	—	—	—	—	—	—
	Firms with sales of \$500,000 to \$999,999	—	—	—	—	—	—	—	—	—
	Firms with sales of \$1,000,000 to \$2,499,999	2	2	D	D	D	a	D	D	D
	Firms with sales of \$2,500,000 to \$4,999,999	—	—	—	—	—	—	—	—	—
	Firms with sales of \$5,000,000 to \$9,999,999	1	1	D	D	D	b	D	D	D
	Firms with sales of \$10,000,000 to \$24,999,999	3	6	38 047	3 681	825	114	6 407	13 616	15 426
	Firms with sales of \$25,000,000 to \$49,999,999	3	4	116 959	7 168	1 807	165	15 677	10 437	12 589
	Firms with sales of \$50,000,000 to \$99,999,999	1	5	D	D	D	e	D	D	D
	Firms with sales of \$100,000,000 or more	8	114	7 793 508	251 154	66 504	3 105	707 952	171 795	179 377
	Firms not operated for the entire year	1	1	D	D	D	a	D	D	D
422820	Wine & distilled alcoholic beverage whsle									

See footnotes at end of table.

Table 4. Sales Size of Firms: 1997—Con.

[Includes only firms and establishments with payroll. Excludes data for central administrative offices, auxiliary operations, or establishments of these firms that are classified in other categories than those specified in this table. For meaning of abbreviations and symbols, see introductory text. For explanation of terms, see Appendix A. For method of assignment to categories shown, see Appendix C]

NAICS code	Sales sizes of firms by type of operation and kind of business	Firms (number)	Establishments (number)	Sales (\$1,000)	Annual payroll (\$1,000)	First-quarter payroll (\$1,000)	Paid employees for pay period including March 12 (number)	Operating expenses ¹ (\$1,000)	End-of-1996 inventories (\$1,000)	End-of-1997 inventories (\$1,000)
422	MANUFACTURERS' SALES BRANCHES AND SALES OFFICES—Con.									
	Wholesale trade, nondurable goods—Con.									
422820	Wine & distilled alcoholic beverage whsle—Con.									
	All firms	19	133	8 055 507	277 666	72 952	3 753	754 581	206 955	220 445
	Firms operated for the entire year	18	132	D	D	D	h	D	D	D
	Firms with sales less than \$250,000	—	—	—	—	—	—	—	—	—
	Firms with sales of \$250,000 to \$499,999	—	—	—	—	—	—	—	—	—
	Firms with sales of \$500,000 to \$999,999	—	—	—	—	—	—	—	—	—
	Firms with sales of \$1,000,000 to \$2,499,999	2	2	D	D	D	a	D	D	D
	Firms with sales of \$2,500,000 to \$4,999,999	—	—	—	—	—	—	—	—	—
	Firms with sales of \$5,000,000 to \$9,999,999	1	1	D	D	D	b	D	D	D
	Firms with sales of \$10,000,000 to \$24,999,999 ..	3	6	38 047	3 681	825	114	6 407	13 616	15 426
	Firms with sales of \$25,000,000 to \$49,999,999 ..	3	4	116 959	7 168	1 807	165	15 677	10 437	12 589
	Firms with sales of \$50,000,000 to \$99,999,999 ..	1	5	D	D	D	e	D	D	D
	Firms with sales of \$100,000,000 or more	8	114	7 793 508	251 154	66 504	3 105	707 952	171 795	179 377
	Firms not operated for the entire year	1	1	D	D	D	a	D	D	D
4228201	Wine & distilled alcoholic bev (licensed operation) whsle									
	All firms	19	133	8 055 507	277 666	72 952	3 753	754 581	206 955	220 445
	Firms operated for the entire year	18	132	D	D	D	h	D	D	D
	Firms with sales less than \$250,000	—	—	—	—	—	—	—	—	—
	Firms with sales of \$250,000 to \$499,999	—	—	—	—	—	—	—	—	—
	Firms with sales of \$500,000 to \$999,999	—	—	—	—	—	—	—	—	—
	Firms with sales of \$1,000,000 to \$2,499,999	2	2	D	D	D	a	D	D	D
	Firms with sales of \$2,500,000 to \$4,999,999	—	—	—	—	—	—	—	—	—
	Firms with sales of \$5,000,000 to \$9,999,999	1	1	D	D	D	b	D	D	D
	Firms with sales of \$10,000,000 to \$24,999,999 ..	3	6	38 047	3 681	825	114	6 407	13 616	15 426
	Firms with sales of \$25,000,000 to \$49,999,999 ..	3	4	116 959	7 168	1 807	165	15 677	10 437	12 589
	Firms with sales of \$50,000,000 to \$99,999,999 ..	1	5	D	D	D	e	D	D	D
	Firms with sales of \$100,000,000 or more	8	114	7 793 508	251 154	66 504	3 105	707 952	171 795	179 377
	Firms not operated for the entire year	1	1	D	D	D	a	D	D	D
4229	Miscellaneous nondurable goods whsle									
	All firms	380	1 936	D	D	D	l	D	D	D
	Firms operated for the entire year	371	1 915	D	D	D	l	D	D	D
	Firms with sales less than \$250,000	5	5	D	D	D	a	D	D	D
	Firms with sales of \$250,000 to \$499,999	10	13	D	D	D	b	D	D	D
	Firms with sales of \$500,000 to \$999,999	16	20	D	D	D	c	D	D	D
	Firms with sales of \$1,000,000 to \$2,499,999	44	71	D	D	D	e	D	D	D
	Firms with sales of \$2,500,000 to \$4,999,999	45	63	D	D	D	f	D	D	D
	Firms with sales of \$5,000,000 to \$9,999,999	51	95	D	D	D	g	D	D	D
	Firms with sales of \$10,000,000 to \$24,999,999 ..	57	163	D	D	D	g	D	D	D
	Firms with sales of \$25,000,000 to \$49,999,999 ..	42	180	D	D	D	h	D	D	D
	Firms with sales of \$50,000,000 to \$99,999,999 ..	27	193	D	D	D	h	D	D	D
	Firms with sales of \$100,000,000 or more	74	1 112	D	D	D	k	D	D	D
	Firms not operated for the entire year	9	21	D	D	D	c	D	D	D

See footnotes at end of table.

Table 4. Sales Size of Firms: 1997—Con.

[Includes only firms and establishments with payroll. Excludes data for central administrative offices, auxiliary operations, or establishments of these firms that are classified in other categories than those specified in this table. For meaning of abbreviations and symbols, see introductory text. For explanation of terms, see Appendix A. For method of assignment to categories shown, see Appendix C]

NAICS code	Sales sizes of firms by type of operation and kind of business	Firms (number)	Establishments (number)	Sales (\$1,000)	Annual payroll (\$1,000)	First-quarter payroll (\$1,000)	Paid employees for pay period including March 12 (number)	Operating expenses ¹ (\$1,000)	End-of-1996 inventories (\$1,000)	End-of-1997 inventories (\$1,000)
422	MANUFACTURERS' SALES BRANCHES AND SALES OFFICES—Con.									
	Wholesale trade, nondurable goods—Con.									
42291	Farm supplies whlse									
	All firms	99	718	18 788 908	768 644	209 649	14 723	1 698 218	846 883	872 435
	Firms operated for the entire year	98	717	D	D	D	j	D	D	D
	Firms with sales less than \$250,000	2	2	D	D	D	a	D	D	D
	Firms with sales of \$250,000 to \$499,999	3	3	1 257	156	35	8	248	251	247
	Firms with sales of \$500,000 to \$999,999	3	3	2 810	406	88	17	864	226	233
	Firms with sales of \$1,000,000 to \$2,499,999	7	10	11 641	1 055	248	43	2 770	1 885	1 950
	Firms with sales of \$2,500,000 to \$4,999,999	11	21	43 651	2 442	617	128	8 153	7 939	6 407
	Firms with sales of \$5,000,000 to \$9,999,999	11	23	76 963	4 338	1 052	121	9 577	13 851	12 945
	Firms with sales of \$10,000,000 to \$24,999,999 ..	14	47	185 278	11 629	3 391	384	25 392	17 719	18 329
	Firms with sales of \$25,000,000 to \$49,999,999 ..	10	46	313 230	20 144	4 983	675	52 874	75 189	67 157
	Firms with sales of \$50,000,000 to \$99,999,999 ..	12	109	D	D	D	g	D	D	D
	Firms with sales of \$100,000,000 or more	25	453	D	D	D	j	D	D	D
	Firms not operated for the entire year	1	1	D	D	D	a	D	D	D
422910	Farm supplies whlse									
	All firms	99	718	18 788 908	768 644	209 649	14 723	1 698 218	846 883	872 435
	Firms operated for the entire year	98	717	D	D	D	j	D	D	D
	Firms with sales less than \$250,000	2	2	D	D	D	a	D	D	D
	Firms with sales of \$250,000 to \$499,999	3	3	1 257	156	35	8	248	251	247
	Firms with sales of \$500,000 to \$999,999	3	3	2 810	406	88	17	864	226	233
	Firms with sales of \$1,000,000 to \$2,499,999	7	10	11 641	1 055	248	43	2 770	1 885	1 950
	Firms with sales of \$2,500,000 to \$4,999,999	11	21	43 651	2 442	617	128	8 153	7 939	6 407
	Firms with sales of \$5,000,000 to \$9,999,999	11	23	76 963	4 338	1 052	121	9 577	13 851	12 945
	Firms with sales of \$10,000,000 to \$24,999,999 ..	14	47	185 278	11 629	3 391	384	25 392	17 719	18 329
	Firms with sales of \$25,000,000 to \$49,999,999 ..	10	46	313 230	20 144	4 983	675	52 874	75 189	67 157
	Firms with sales of \$50,000,000 to \$99,999,999 ..	12	109	D	D	D	g	D	D	D
	Firms with sales of \$100,000,000 or more	25	453	D	D	D	j	D	D	D
	Firms not operated for the entire year	1	1	D	D	D	a	D	D	D
4229101	Farm supplies—farm dealers									
	All firms	57	510	3 131 362	175 680	47 898	5 749	432 124	307 739	315 598
	Firms operated for the entire year	57	510	3 131 362	175 680	47 898	5 749	432 124	307 739	315 598
	Firms with sales less than \$250,000	1	1	D	D	D	a	D	D	D
	Firms with sales of \$250,000 to \$499,999	2	2	D	D	D	a	D	D	D
	Firms with sales of \$500,000 to \$999,999	2	2	D	D	D	a	D	D	D
	Firms with sales of \$1,000,000 to \$2,499,999	4	4	6 564	545	128	26	1 521	1 420	1 353
	Firms with sales of \$2,500,000 to \$4,999,999	7	16	27 174	1 674	428	92	4 548	3 536	3 169
	Firms with sales of \$5,000,000 to \$9,999,999	11	31	80 705	4 223	1 151	149	9 785	7 850	5 336
	Firms with sales of \$10,000,000 to \$24,999,999 ..	12	51	155 533	11 792	3 476	404	26 646	16 552	18 058
	Firms with sales of \$25,000,000 to \$49,999,999 ..	5	33	174 300	14 179	3 290	540	35 333	30 824	23 997
	Firms with sales of \$50,000,000 to \$99,999,999 ..	5	86	356 941	17 510	4 319	686	49 165	37 959	38 589
	Firms with sales of \$100,000,000 or more	8	284	2 327 170	125 362	35 015	3 835	304 483	209 291	224 778
	Firms not operated for the entire year	—	—	—	—	—	—	—	—	—
4229102	Farm supplies—whlse distributors									

See footnotes at end of table.

Table 4. Sales Size of Firms: 1997—Con.

[Includes only firms and establishments with payroll. Excludes data for central administrative offices, auxiliary operations, or establishments of these firms that are classified in other categories than those specified in this table. For meaning of abbreviations and symbols, see introductory text. For explanation of terms, see Appendix A. For method of assignment to categories shown, see Appendix C]

NAICS code	Sales sizes of firms by type of operation and kind of business	Firms (number)	Establishments (number)	Sales (\$1,000)	Annual payroll (\$1,000)	First-quarter payroll (\$1,000)	Paid employees for pay period including March 12 (number)	Operating expenses ¹ (\$1,000)	End-of-1996 inventories (\$1,000)	End-of-1997 inventories (\$1,000)
422	MANUFACTURERS' SALES BRANCHES AND SALES OFFICES—Con.									
	Wholesale trade, nondurable goods—Con.									
4229102	Farm supplies—wholesale distributors—Con.									
	All firms	65	208	15 657 546	592 964	161 751	8 974	1 266 094	539 144	556 837
	Firms operated for the entire year	63	206	D	D	D	i	D	D	D
	Firms with sales less than \$250,000	1	1	D	D	D	a	D	D	D
	Firms with sales of \$250,000 to \$499,999	2	2	D	D	D	a	D	D	D
	Firms with sales of \$500,000 to \$999,999	1	1	D	D	D	a	D	D	D
	Firms with sales of \$1,000,000 to \$2,499,999	7	10	11 514	923	220	31	2 127	615	728
	Firms with sales of \$2,500,000 to \$4,999,999	5	5	18 945	1 667	401	52	5 209	5 019	3 848
	Firms with sales of \$5,000,000 to \$9,999,999	8	13	57 090	3 350	789	90	7 540	12 860	12 186
	Firms with sales of \$10,000,000 to \$24,999,999	7	22	107 082	2 948	721	99	7 356	15 386	13 436
	Firms with sales of \$25,000,000 to \$49,999,999	8	25	270 266	15 707	3 833	436	32 765	46 951	47 269
	Firms with sales of \$50,000,000 to \$99,999,999	5	8	D	D	D	e	D	D	D
	Firms with sales of \$100,000,000 or more	19	119	D	D	D	i	D	D	D
	Firms not operated for the entire year	2	2	D	D	D	a	D	D	D
42292	Book, periodical, & newspaper wholesaler									
	All firms	129	674	14 024 800	817 849	207 016	17 026	1 918 824	410 884	421 998
	Firms operated for the entire year	124	658	D	D	D	j	D	D	D
	Firms with sales less than \$250,000	1	1	D	D	D	a	D	D	D
	Firms with sales of \$250,000 to \$499,999	3	3	1 165	395	76	19	702	—	—
	Firms with sales of \$500,000 to \$999,999	6	8	4 656	1 020	274	44	1 807	319	303
	Firms with sales of \$1,000,000 to \$2,499,999	16	26	D	D	D	c	D	D	D
	Firms with sales of \$2,500,000 to \$4,999,999	15	21	52 416	7 780	1 576	272	16 140	4 353	4 516
	Firms with sales of \$5,000,000 to \$9,999,999	12	21	84 656	16 925	4 123	513	33 671	10 455	7 389
	Firms with sales of \$10,000,000 to \$24,999,999	19	50	D	D	D	f	D	D	D
	Firms with sales of \$25,000,000 to \$49,999,999	13	71	477 102	69 525	16 866	1 572	128 089	24 650	21 987
	Firms with sales of \$50,000,000 to \$99,999,999	14	84	D	D	D	h	D	D	D
	Firms with sales of \$100,000,000 or more	25	373	12 006 406	584 214	152 048	10 769	1 448 514	327 627	339 960
	Firms not operated for the entire year	5	16	D	D	D	c	D	D	D
422920	Book, periodical, & newspaper wholesaler									
	All firms	129	674	14 024 800	817 849	207 016	17 026	1 918 824	410 884	421 998
	Firms operated for the entire year	124	658	D	D	D	j	D	D	D
	Firms with sales less than \$250,000	1	1	D	D	D	a	D	D	D
	Firms with sales of \$250,000 to \$499,999	3	3	1 165	395	76	19	702	—	—
	Firms with sales of \$500,000 to \$999,999	6	8	4 656	1 020	274	44	1 807	319	303
	Firms with sales of \$1,000,000 to \$2,499,999	16	26	D	D	D	c	D	D	D
	Firms with sales of \$2,500,000 to \$4,999,999	15	21	52 416	7 780	1 576	272	16 140	4 353	4 516
	Firms with sales of \$5,000,000 to \$9,999,999	12	21	84 656	16 925	4 123	513	33 671	10 455	7 389
	Firms with sales of \$10,000,000 to \$24,999,999	19	50	D	D	D	f	D	D	D
	Firms with sales of \$25,000,000 to \$49,999,999	13	71	477 102	69 525	16 866	1 572	128 089	24 650	21 987
	Firms with sales of \$50,000,000 to \$99,999,999	14	84	D	D	D	h	D	D	D
	Firms with sales of \$100,000,000 or more	25	373	12 006 406	584 214	152 048	10 769	1 448 514	327 627	339 960
	Firms not operated for the entire year	5	16	D	D	D	c	D	D	D

See footnotes at end of table.

Table 4. Sales Size of Firms: 1997—Con.

[Includes only firms and establishments with payroll. Excludes data for central administrative offices, auxiliary operations, or establishments of these firms that are classified in other categories than those specified in this table. For meaning of abbreviations and symbols, see introductory text. For explanation of terms, see Appendix A. For method of assignment to categories shown, see Appendix C]

NAICS code	Sales sizes of firms by type of operation and kind of business	Firms (number)	Establishments (number)	Sales (\$1,000)	Annual payroll (\$1,000)	First-quarter payroll (\$1,000)	Paid employees for pay period including March 12 (number)	Operating expenses ¹ (\$1,000)	End-of-1996 inventories (\$1,000)	End-of-1997 inventories (\$1,000)
422	MANUFACTURERS' SALES BRANCHES AND SALES OFFICES—Con.									
	Wholesale trade, nondurable goods—Con.									
42293	Flower, nursery stock, & florists' supplies whsle									
	All firms	10	12	79 855	7 757	1 813	430	19 156	13 541	13 752
	Firms operated for the entire year	9	10	D	D	D	e	D	D	D
	Firms with sales less than \$250,000	—	—	—	—	—	—	—	—	—
	Firms with sales of \$250,000 to \$499,999	—	—	—	—	—	—	—	—	—
	Firms with sales of \$500,000 to \$999,999	—	—	—	—	—	—	—	—	—
	Firms with sales of \$1,000,000 to \$2,499,999	1	1	D	D	D	b	D	D	D
	Firms with sales of \$2,500,000 to \$4,999,999	3	3	11 507	2 077	413	87	3 140	1 833	1 621
	Firms with sales of \$5,000,000 to \$9,999,999	3	4	25 003	1 797	518	183	3 428	2 672	2 680
	Firms with sales of \$10,000,000 to \$24,999,999 ..	2	2	D	D	D	c	D	D	D
	Firms with sales of \$25,000,000 to \$49,999,999 ..	—	—	—	—	—	—	—	—	—
	Firms with sales of \$50,000,000 to \$99,999,999 ..	—	—	—	—	—	—	—	—	—
	Firms with sales of \$100,000,000 or more	—	—	—	—	—	—	—	—	—
	Firms not operated for the entire year	1	2	D	D	D	a	D	D	D
422930	Flower, nursery stock, & florists' supplies whsle									
	All firms	10	12	79 855	7 757	1 813	430	19 156	13 541	13 752
	Firms operated for the entire year	9	10	D	D	D	e	D	D	D
	Firms with sales less than \$250,000	—	—	—	—	—	—	—	—	—
	Firms with sales of \$250,000 to \$499,999	—	—	—	—	—	—	—	—	—
	Firms with sales of \$500,000 to \$999,999	—	—	—	—	—	—	—	—	—
	Firms with sales of \$1,000,000 to \$2,499,999	1	1	D	D	D	b	D	D	D
	Firms with sales of \$2,500,000 to \$4,999,999	3	3	11 507	2 077	413	87	3 140	1 833	1 621
	Firms with sales of \$5,000,000 to \$9,999,999	3	4	25 003	1 797	518	183	3 428	2 672	2 680
	Firms with sales of \$10,000,000 to \$24,999,999 ..	2	2	D	D	D	c	D	D	D
	Firms with sales of \$25,000,000 to \$49,999,999 ..	—	—	—	—	—	—	—	—	—
	Firms with sales of \$50,000,000 to \$99,999,999 ..	—	—	—	—	—	—	—	—	—
	Firms with sales of \$100,000,000 or more	—	—	—	—	—	—	—	—	—
	Firms not operated for the entire year	1	2	D	D	D	a	D	D	D
42294	Tobacco & tobacco product whsle									
	All firms	13	62	18 550 203	407 935	106 130	11 349	884 657	47 682	69 662
	Firms operated for the entire year	13	62	18 550 203	407 935	106 130	11 349	884 657	47 682	69 662
	Firms with sales less than \$250,000	—	—	—	—	—	—	—	—	—
	Firms with sales of \$250,000 to \$499,999	—	—	—	—	—	—	—	—	—
	Firms with sales of \$500,000 to \$999,999	—	—	—	—	—	—	—	—	—
	Firms with sales of \$1,000,000 to \$2,499,999	—	—	—	—	—	—	—	—	—
	Firms with sales of \$2,500,000 to \$4,999,999	—	—	—	—	—	—	—	—	—
	Firms with sales of \$5,000,000 to \$9,999,999	2	2	D	D	D	b	D	D	D
	Firms with sales of \$10,000,000 to \$24,999,999 ..	—	—	—	—	—	—	—	—	—
	Firms with sales of \$25,000,000 to \$49,999,999 ..	1	3	D	D	D	b	D	D	D
	Firms with sales of \$50,000,000 to \$99,999,999 ..	1	1	D	D	D	b	D	D	D
	Firms with sales of \$100,000,000 or more	9	56	D	D	D	j	D	D	D
	Firms not operated for the entire year	—	—	—	—	—	—	—	—	—

See footnotes at end of table.

Table 4. Sales Size of Firms: 1997—Con.

[Includes only firms and establishments with payroll. Excludes data for central administrative offices, auxiliary operations, or establishments of these firms that are classified in other categories than those specified in this table. For meaning of abbreviations and symbols, see introductory text. For explanation of terms, see Appendix A. For method of assignment to categories shown, see Appendix C]

NAICS code	Sales sizes of firms by type of operation and kind of business	Firms (number)	Establishments (number)	Sales (\$1,000)	Annual payroll (\$1,000)	First-quarter payroll (\$1,000)	Paid employees for pay period including March 12 (number)	Operating expenses ¹ (\$1,000)	End-of-1996 inventories (\$1,000)	End-of-1997 inventories (\$1,000)
422	MANUFACTURERS' SALES BRANCHES AND SALES OFFICES—Con.									
	Wholesale trade, nondurable goods—Con.									
422940	Tobacco & tobacco product whsle									
	All firms	13	62	18 550 203	407 935	106 130	11 349	884 657	47 682	69 662
	Firms operated for the entire year	13	62	18 550 203	407 935	106 130	11 349	884 657	47 682	69 662
	Firms with sales less than \$250,000	—	—	—	—	—	—	—	—	—
	Firms with sales of \$250,000 to \$499,999	—	—	—	—	—	—	—	—	—
	Firms with sales of \$500,000 to \$999,999	—	—	—	—	—	—	—	—	—
	Firms with sales of \$1,000,000 to \$2,499,999	—	—	—	—	—	—	—	—	—
	Firms with sales of \$2,500,000 to \$4,999,999	—	—	—	—	—	—	—	—	—
	Firms with sales of \$5,000,000 to \$9,999,999	2	2	D	D	D	b	D	D	D
	Firms with sales of \$10,000,000 to \$24,999,999	—	—	—	—	—	—	—	—	—
	Firms with sales of \$25,000,000 to \$49,999,999	1	3	D	D	D	b	D	D	D
	Firms with sales of \$50,000,000 to \$99,999,999	1	1	D	D	D	b	D	D	D
	Firms with sales of \$100,000,000 or more	9	56	D	D	D	j	D	D	D
	Firms not operated for the entire year	—	—	—	—	—	—	—	—	—
42295	Paint, varnish, & supplies whsle									
	All firms	58	356	2 987 359	184 049	44 333	4 488	556 713	209 252	217 397
	Firms operated for the entire year	58	356	2 987 359	184 049	44 333	4 488	556 713	209 252	217 397
	Firms with sales less than \$250,000	1	1	D	D	D	a	D	D	D
	Firms with sales of \$250,000 to \$499,999	2	4	D	D	D	a	D	D	D
	Firms with sales of \$500,000 to \$999,999	3	4	2 082	296	81	17	666	292	293
	Firms with sales of \$1,000,000 to \$2,499,999	12	21	19 881	1 961	459	60	5 281	2 983	2 719
	Firms with sales of \$2,500,000 to \$4,999,999	5	5	15 294	1 681	522	58	5 286	2 915	3 240
	Firms with sales of \$5,000,000 to \$9,999,999	9	21	66 333	5 649	1 448	151	14 762	4 432	5 191
	Firms with sales of \$10,000,000 to \$24,999,999	5	44	74 758	7 269	1 821	258	19 999	13 076	12 384
	Firms with sales of \$25,000,000 to \$49,999,999	12	48	D	D	D	f	D	D	D
	Firms with sales of \$50,000,000 to \$99,999,999	2	2	D	D	D	c	D	D	D
	Firms with sales of \$100,000,000 or more	7	206	D	D	D	h	D	D	D
	Firms not operated for the entire year	—	—	—	—	—	—	—	—	—
422950	Paint, varnish, & supplies whsle									
	All firms	58	356	2 987 359	184 049	44 333	4 488	556 713	209 252	217 397
	Firms operated for the entire year	58	356	2 987 359	184 049	44 333	4 488	556 713	209 252	217 397
	Firms with sales less than \$250,000	1	1	D	D	D	a	D	D	D
	Firms with sales of \$250,000 to \$499,999	2	4	D	D	D	a	D	D	D
	Firms with sales of \$500,000 to \$999,999	3	4	2 082	296	81	17	666	292	293
	Firms with sales of \$1,000,000 to \$2,499,999	12	21	19 881	1 961	459	60	5 281	2 983	2 719
	Firms with sales of \$2,500,000 to \$4,999,999	5	5	15 294	1 681	522	58	5 286	2 915	3 240
	Firms with sales of \$5,000,000 to \$9,999,999	9	21	66 333	5 649	1 448	151	14 762	4 432	5 191
	Firms with sales of \$10,000,000 to \$24,999,999	5	44	74 758	7 269	1 821	258	19 999	13 076	12 384
	Firms with sales of \$25,000,000 to \$49,999,999	12	48	D	D	D	f	D	D	D
	Firms with sales of \$50,000,000 to \$99,999,999	2	2	D	D	D	c	D	D	D
	Firms with sales of \$100,000,000 or more	7	206	D	D	D	h	D	D	D
	Firms not operated for the entire year	—	—	—	—	—	—	—	—	—

See footnotes at end of table.

Table 4. Sales Size of Firms: 1997—Con.

[Includes only firms and establishments with payroll. Excludes data for central administrative offices, auxiliary operations, or establishments of these firms that are classified in other categories than those specified in this table. For meaning of abbreviations and symbols, see introductory text. For explanation of terms, see Appendix A. For method of assignment to categories shown, see Appendix C]

NAICS code	Sales sizes of firms by type of operation and kind of business	Firms (number)	Establishments (number)	Sales (\$1,000)	Annual payroll (\$1,000)	First-quarter payroll (\$1,000)	Paid employees for pay period including March 12 (number)	Operating expenses ¹ (\$1,000)	End-of-1996 inventories (\$1,000)	End-of-1997 inventories (\$1,000)
422	MANUFACTURERS' SALES BRANCHES AND SALES OFFICES—Con.									
	Wholesale trade, nondurable goods—Con.									
4229501	Paint, varnish, & supplies whsle									
	All firms	58	356	2 987 359	184 049	44 333	4 488	556 713	209 252	217 397
	Firms operated for the entire year	58	356	2 987 359	184 049	44 333	4 488	556 713	209 252	217 397
	Firms with sales less than \$250,000	1	1	D	D	D	a	D	D	D
	Firms with sales of \$250,000 to \$499,999	2	4	D	D	D	a	D	D	D
	Firms with sales of \$500,000 to \$999,999	3	4	2 082	296	81	17	666	292	293
	Firms with sales of \$1,000,000 to \$2,499,999	12	21	19 881	1 961	459	60	5 281	2 983	2 719
	Firms with sales of \$2,500,000 to \$4,999,999	5	5	15 294	1 681	522	58	5 286	2 915	3 240
	Firms with sales of \$5,000,000 to \$9,999,999	9	21	66 333	5 649	1 448	151	14 762	4 432	5 191
	Firms with sales of \$10,000,000 to \$24,999,999 ..	5	44	74 758	7 269	1 821	258	19 999	13 076	12 384
	Firms with sales of \$25,000,000 to \$49,999,999 ..	12	48	D	D	D	f	D	D	D
	Firms with sales of \$50,000,000 to \$99,999,999 ..	2	2	D	D	D	c	D	D	D
	Firms with sales of \$100,000,000 or more	7	206	D	D	D	h	D	D	D
	Firms not operated for the entire year	—	—	—	—	—	—	—	—	—
42299	Other miscellaneous nondurable goods whsle									
	All firms	82	114	D	D	D	h	D	D	D
	Firms operated for the entire year	79	111	D	D	D	h	D	D	D
	Firms with sales less than \$250,000	1	1	D	D	D	a	D	D	D
	Firms with sales of \$250,000 to \$499,999	2	3	D	D	D	a	D	D	D
	Firms with sales of \$500,000 to \$999,999	4	5	D	D	D	b	D	D	D
	Firms with sales of \$1,000,000 to \$2,499,999	10	16	D	D	D	b	D	D	D
	Firms with sales of \$2,500,000 to \$4,999,999	11	11	D	D	D	c	D	D	D
	Firms with sales of \$5,000,000 to \$9,999,999	15	25	D	D	D	e	D	D	D
	Firms with sales of \$10,000,000 to \$24,999,999 ..	18	21	D	D	D	e	D	D	D
	Firms with sales of \$25,000,000 to \$49,999,999 ..	8	14	D	D	D	f	D	D	D
	Firms with sales of \$50,000,000 to \$99,999,999 ..	—	—	—	—	—	—	—	—	—
	Firms with sales of \$100,000,000 or more	10	15	D	D	D	g	D	D	D
	Firms not operated for the entire year	3	3	D	D	D	b	D	D	D
422990	Other miscellaneous nondurable goods whsle									
	All firms	82	114	D	D	D	h	D	D	D
	Firms operated for the entire year	79	111	D	D	D	h	D	D	D
	Firms with sales less than \$250,000	1	1	D	D	D	a	D	D	D
	Firms with sales of \$250,000 to \$499,999	2	3	D	D	D	a	D	D	D
	Firms with sales of \$500,000 to \$999,999	4	5	D	D	D	b	D	D	D
	Firms with sales of \$1,000,000 to \$2,499,999	10	16	D	D	D	b	D	D	D
	Firms with sales of \$2,500,000 to \$4,999,999	11	11	D	D	D	c	D	D	D
	Firms with sales of \$5,000,000 to \$9,999,999	15	25	D	D	D	e	D	D	D
	Firms with sales of \$10,000,000 to \$24,999,999 ..	18	21	D	D	D	e	D	D	D
	Firms with sales of \$25,000,000 to \$49,999,999 ..	8	14	D	D	D	f	D	D	D
	Firms with sales of \$50,000,000 to \$99,999,999 ..	—	—	—	—	—	—	—	—	—
	Firms with sales of \$100,000,000 or more	10	15	D	D	D	g	D	D	D
	Firms not operated for the entire year	3	3	D	D	D	b	D	D	D
4229901	Art goods whsle									

See footnotes at end of table.

Table 4. Sales Size of Firms: 1997—Con.

[Includes only firms and establishments with payroll. Excludes data for central administrative offices, auxiliary operations, or establishments of these firms that are classified in other categories than those specified in this table. For meaning of abbreviations and symbols, see introductory text. For explanation of terms, see Appendix A. For method of assignment to categories shown, see Appendix C]

NAICS code	Sales sizes of firms by type of operation and kind of business	Firms (number)	Establishments (number)	Sales (\$1,000)	Annual payroll (\$1,000)	First-quarter payroll (\$1,000)	Paid employees for pay period including March 12 (number)	Operating expenses ¹ (\$1,000)	End-of-1996 inventories (\$1,000)	End-of-1997 inventories (\$1,000)
422	MANUFACTURERS' SALES BRANCHES AND SALES OFFICES—Con.									
	Wholesale trade, nondurable goods—Con.									
4229901	Art goods whsle—Con.									
	All firms	14	16	652 548	27 576	6 680	918	68 401	31 984	34 468
	Firms operated for the entire year	14	16	652 548	27 576	6 680	918	68 401	31 984	34 468
	Firms with sales less than \$250,000	—	—	—	—	—	—	—	—	—
	Firms with sales of \$250,000 to \$499,999	1	1	D	D	D	a	D	D	D
	Firms with sales of \$500,000 to \$999,999	1	1	D	D	D	b	D	D	D
	Firms with sales of \$1,000,000 to \$2,499,999	1	1	D	D	D	b	D	D	D
	Firms with sales of \$2,500,000 to \$4,999,999	2	2	D	D	D	b	D	D	D
	Firms with sales of \$5,000,000 to \$9,999,999	1	1	D	D	D	a	D	D	D
	Firms with sales of \$10,000,000 to \$24,999,999	4	4	D	D	D	c	D	D	D
	Firms with sales of \$25,000,000 to \$49,999,999	2	2	D	D	D	e	D	D	D
	Firms with sales of \$50,000,000 to \$99,999,999	—	—	—	—	—	—	—	—	—
	Firms with sales of \$100,000,000 or more	2	4	D	D	D	c	D	D	D
	Firms not operated for the entire year	—	—	—	—	—	—	—	—	—
4229902	General merchandise (nondurable goods) whsle									
	All firms	7	8	630 129	38 929	10 597	648	84 433	12 259	20 528
	Firms operated for the entire year	6	7	D	D	D	f	D	D	D
	Firms with sales less than \$250,000	—	—	—	—	—	—	—	—	—
	Firms with sales of \$250,000 to \$499,999	—	—	—	—	—	—	—	—	—
	Firms with sales of \$500,000 to \$999,999	—	—	—	—	—	—	—	—	—
	Firms with sales of \$1,000,000 to \$2,499,999	—	—	—	—	—	—	—	—	—
	Firms with sales of \$2,500,000 to \$4,999,999	—	—	—	—	—	—	—	—	—
	Firms with sales of \$5,000,000 to \$9,999,999	1	1	D	D	D	b	D	D	D
	Firms with sales of \$10,000,000 to \$24,999,999	1	1	D	D	D	a	D	D	D
	Firms with sales of \$25,000,000 to \$49,999,999	1	1	D	D	D	b	D	D	D
	Firms with sales of \$50,000,000 to \$99,999,999	—	—	—	—	—	—	—	—	—
	Firms with sales of \$100,000,000 or more	3	4	D	D	D	f	D	D	D
	Firms not operated for the entire year	1	1	D	D	D	a	D	D	D
4229903	Textile bags, bagging, & burlap whsle									
	All firms	5	6	25 170	1 406	318	34	3 796	2 585	2 665
	Firms operated for the entire year	5	6	25 170	1 406	318	34	3 796	2 585	2 665
	Firms with sales less than \$250,000	—	—	—	—	—	—	—	—	—
	Firms with sales of \$250,000 to \$499,999	—	—	—	—	—	—	—	—	—
	Firms with sales of \$500,000 to \$999,999	—	—	—	—	—	—	—	—	—
	Firms with sales of \$1,000,000 to \$2,499,999	—	—	—	—	—	—	—	—	—
	Firms with sales of \$2,500,000 to \$4,999,999	2	2	D	D	D	a	D	D	D
	Firms with sales of \$5,000,000 to \$9,999,999	3	4	D	D	D	b	D	D	D
	Firms with sales of \$10,000,000 to \$24,999,999	—	—	—	—	—	—	—	—	—
	Firms with sales of \$25,000,000 to \$49,999,999	—	—	—	—	—	—	—	—	—
	Firms with sales of \$50,000,000 to \$99,999,999	—	—	—	—	—	—	—	—	—
	Firms with sales of \$100,000,000 or more	—	—	—	—	—	—	—	—	—
	Firms not operated for the entire year	—	—	—	—	—	—	—	—	—
4229904	Other nondurable goods whsle									

See footnotes at end of table.

Table 4. Sales Size of Firms: 1997—Con.

[Includes only firms and establishments with payroll. Excludes data for central administrative offices, auxiliary operations, or establishments of these firms that are classified in other categories than those specified in this table. For meaning of abbreviations and symbols, see introductory text. For explanation of terms, see Appendix A. For method of assignment to categories shown, see Appendix C]

NAICS code	Sales sizes of firms by type of operation and kind of business	Firms (number)	Establishments (number)	Sales (\$1,000)	Annual payroll (\$1,000)	First-quarter payroll (\$1,000)	Paid employees for pay period including March 12 (number)	Operating expenses ¹ (\$1,000)	End-of-1996 inventories (\$1,000)	End-of-1997 inventories (\$1,000)
422	MANUFACTURERS' SALES BRANCHES AND SALES OFFICES—Con.									
	Wholesale trade, nondurable goods—Con.									
4229904	Other nondurable goods whsle—Con.									
	All firms	59	84	D	D	D	g	D	D	D
	Firms operated for the entire year	57	82	D	D	D	g	D	D	D
	Firms with sales less than \$250,000	2	2	D	D	D	a	D	D	D
	Firms with sales of \$250,000 to \$499,999	1	1	D	D	D	a	D	D	D
	Firms with sales of \$500,000 to \$999,999	4	5	D	D	D	b	D	D	D
	Firms with sales of \$1,000,000 to \$2,499,999	9	15	D	D	D	b	D	D	D
	Firms with sales of \$2,500,000 to \$4,999,999	8	8	D	D	D	c	D	D	D
	Firms with sales of \$5,000,000 to \$9,999,999	10	19	D	D	D	c	D	D	D
	Firms with sales of \$10,000,000 to \$24,999,999 ..	13	15	D	D	D	e	D	D	D
	Firms with sales of \$25,000,000 to \$49,999,999 ..	5	10	D	D	D	c	D	D	D
	Firms with sales of \$50,000,000 to \$99,999,999 ..	—	—	—	—	—	—	—	—	—
	Firms with sales of \$100,000,000 or more	5	7	D	D	D	f	D	D	D
	Firms not operated for the entire year	2	2	D	D	D	b	D	D	D
	AGENTS, BROKERS, AND COMMISSION MERCHANTS									
	All firms	45 437	47 835	467 651 822	10 630 348	2 403 680	283 257	19 435 703	579 825	642 529
	Firms operated for the entire year	39 809	42 164	453 936 135	10 309 401	2 340 931	274 464	18 783 072	578 437	632 134
	Firms with sales less than \$250,000	5 167	5 167	686 014	159 325	37 839	7 688	294 871	5 072	4 711
	Firms with sales of \$250,000 to \$499,999	3 201	3 205	1 145 906	150 413	34 620	6 230	319 510	8 139	7 959
	Firms with sales of \$500,000 to \$999,999	4 268	4 286	3 052 136	296 308	68 564	10 470	612 723	24 947	26 120
	Firms with sales of \$1,000,000 to \$2,499,999	7 854	7 910	12 764 762	765 325	176 197	22 786	1 516 840	62 598	66 383
	Firms with sales of \$2,500,000 to \$4,999,999	6 392	6 528	22 598 589	940 155	210 355	23 735	1 770 982	66 093	75 759
	Firms with sales of \$5,000,000 to \$9,999,999	5 449	5 719	37 728 208	1 231 014	276 952	28 586	2 266 016	71 089	79 249
	Firms with sales of \$10,000,000 to \$24,999,999 ..	4 705	5 216	71 679 411	1 958 012	444 290	42 999	3 491 669	95 491	107 381
	Firms with sales of \$25,000,000 to \$49,999,999 ..	1 654	2 026	56 006 282	1 291 684	285 399	26 167	2 254 521	78 231	87 869
	Firms with sales of \$50,000,000 to \$99,999,999 ..	687	970	45 765 102	881 568	200 356	17 368	1 526 040	27 060	37 097
	Firms with sales of \$100,000,000 or more	432	1 137	202 509 725	2 635 597	606 359	88 435	4 729 900	139 717	139 606
	Firms not operated for the entire year	5 628	5 671	13 715 687	320 947	62 749	8 793	652 631	1 388	10 395
421	Wholesale trade, durable goods									
	All firms	30 451	32 022	257 371 090	6 770 114	1 521 895	162 155	12 275 926	433 137	471 467
	Firms operated for the entire year	27 106	28 659	250 828 119	6 602 528	1 489 407	158 688	11 934 268	432 143	469 298
	Firms with sales less than \$250,000	3 208	3 208	434 399	99 618	23 620	4 669	183 541	3 435	3 248
	Firms with sales of \$250,000 to \$499,999	2 112	2 115	756 148	101 933	23 526	4 094	214 888	6 198	5 931
	Firms with sales of \$500,000 to \$999,999	2 924	2 938	2 085 506	209 141	48 035	7 060	429 741	19 524	20 887
	Firms with sales of \$1,000,000 to \$2,499,999	5 615	5 662	9 147 942	572 756	131 908	16 072	1 115 413	51 261	54 797
	Firms with sales of \$2,500,000 to \$4,999,999	4 681	4 795	16 595 484	735 461	164 589	17 210	1 358 676	52 828	62 023
	Firms with sales of \$5,000,000 to \$9,999,999	3 837	4 071	26 454 135	938 939	210 092	19 159	1 700 594	59 374	64 394
	Firms with sales of \$10,000,000 to \$24,999,999 ..	3 162	3 611	47 884 033	1 474 362	332 615	26 463	2 565 516	76 234	81 460
	Firms with sales of \$25,000,000 to \$49,999,999 ..	991	1 251	33 265 626	852 131	186 216	13 853	1 455 502	58 969	67 348
	Firms with sales of \$50,000,000 to \$99,999,999 ..	384	573	25 761 111	538 076	124 721	9 162	917 748	15 634	24 370
	Firms with sales of \$100,000,000 or more	192	435	88 443 735	1 080 111	244 085	40 946	1 992 649	88 686	84 840
	Firms not operated for the entire year	3 345	3 363	6 542 971	167 586	32 488	3 467	341 658	994	2 169

See footnotes at end of table.

Table 4. Sales Size of Firms: 1997—Con.

[Includes only firms and establishments with payroll. Excludes data for central administrative offices, auxiliary operations, or establishments of these firms that are classified in other categories than those specified in this table. For meaning of abbreviations and symbols, see introductory text. For explanation of terms, see Appendix A. For method of assignment to categories shown, see Appendix C]

NAICS code	Sales sizes of firms by type of operation and kind of business	Firms (number)	Establishments (number)	Sales (\$1,000)	Annual payroll (\$1,000)	First-quarter payroll (\$1,000)	Paid employees for pay period including March 12 (number)	Operating expenses ¹ (\$1,000)	End-of-1996 inventories (\$1,000)	End-of-1997 inventories (\$1,000)
421	AGENTS, BROKERS, AND COMMISSION MERCHANTS—Con.									
4211	Wholesale trade, durable goods—Con.									
	Motor vehicle & motor vehicle parts & supplies whsle									
	All firms	1 655	1 810	'75 470 396	'937 928	'213 493	45 938	1 828 337	47 179	50 185
	Firms operated for the entire year	1 447	1 602	74 945 588	927 757	211 716	45 648	1 807 095	47 159	50 185
	Firms with sales less than \$250,000	104	104	D	D	D	c	D	D	D
	Firms with sales of \$250,000 to \$499,999	99	99	D	D	D	c	D	D	D
	Firms with sales of \$500,000 to \$999,999	122	122	D	D	D	e	D	D	D
	Firms with sales of \$1,000,000 to \$2,499,999	259	259	420 825	18 301	4 102	831	39 116	3 219	3 477
	Firms with sales of \$2,500,000 to \$4,999,999	202	203	722 712	23 160	5 155	896	49 446	2 985	3 286
	Firms with sales of \$5,000,000 to \$9,999,999	203	209	1 453 681	39 860	8 952	1 640	78 201	5 807	6 677
	Firms with sales of \$10,000,000 to \$24,999,999	232	241	3 642 820	92 500	20 785	2 808	175 687	6 566	6 707
	Firms with sales of \$25,000,000 to \$49,999,999	104	122	3 579 036	77 496	16 347	2 113	139 360	1 156	1 220
	Firms with sales of \$50,000,000 to \$99,999,999	64	68	4 345 354	82 278	20 671	2 422	139 477	590	1 630
	Firms with sales of \$100,000,000 or more	58	175	60 644 881	582 099	132 865	34 339	1 158 788	24 841	25 044
	Firms not operated for the entire year	208	208	524 808	10 171	1 777	290	21 242	20	—
42111	Automobile & other motor vehicle whsle									
	All firms	500	630	'58 536 229	'582 615	'134 698	40 663	1 202 452	22 706	26 216
	Firms operated for the entire year	409	539	D	D	D	k	D	D	D
	Firms with sales less than \$250,000	29	29	4 063	665	168	37	1 467	21	27
	Firms with sales of \$250,000 to \$499,999	15	15	5 560	326	78	20	774	12	8
	Firms with sales of \$500,000 to \$999,999	33	33	23 222	1 400	333	93	3 529	108	131
	Firms with sales of \$1,000,000 to \$2,499,999	77	77	129 996	5 099	1 112	427	12 101	432	421
	Firms with sales of \$2,500,000 to \$4,999,999	57	57	203 917	6 173	1 496	468	13 029	1 029	1 165
	Firms with sales of \$5,000,000 to \$9,999,999	54	54	386 327	11 516	2 411	966	24 412	2 132	2 532
	Firms with sales of \$10,000,000 to \$24,999,999	66	69	1 030 729	22 886	4 826	1 714	51 456	3 030	2 896
	Firms with sales of \$25,000,000 to \$49,999,999	27	38	D	D	D	g	D	D	D
	Firms with sales of \$50,000,000 to \$99,999,999	22	23	D	D	D	g	D	D	D
	Firms with sales of \$100,000,000 or more	29	144	D	D	D	k	D	D	D
	Firms not operated for the entire year	91	91	D	D	D	c	D	D	D
421110	Automobile & other motor vehicle whsle									
	All firms	500	630	'58 536 229	'582 615	'134 698	40 663	1 202 452	22 706	26 216
	Firms operated for the entire year	409	539	D	D	D	k	D	D	D
	Firms with sales less than \$250,000	29	29	4 063	665	168	37	1 467	21	27
	Firms with sales of \$250,000 to \$499,999	15	15	5 560	326	78	20	774	12	8
	Firms with sales of \$500,000 to \$999,999	33	33	23 222	1 400	333	93	3 529	108	131
	Firms with sales of \$1,000,000 to \$2,499,999	77	77	129 996	5 099	1 112	427	12 101	432	421
	Firms with sales of \$2,500,000 to \$4,999,999	57	57	203 917	6 173	1 496	468	13 029	1 029	1 165
	Firms with sales of \$5,000,000 to \$9,999,999	54	54	386 327	11 516	2 411	966	24 412	2 132	2 532
	Firms with sales of \$10,000,000 to \$24,999,999	66	69	1 030 729	22 886	4 826	1 714	51 456	3 030	2 896
	Firms with sales of \$25,000,000 to \$49,999,999	27	38	D	D	D	g	D	D	D
	Firms with sales of \$50,000,000 to \$99,999,999	22	23	D	D	D	g	D	D	D
	Firms with sales of \$100,000,000 or more	29	144	D	D	D	k	D	D	D
	Firms not operated for the entire year	91	91	D	D	D	c	D	D	D

See footnotes at end of table.

Table 4. Sales Size of Firms: 1997—Con.

[Includes only firms and establishments with payroll. Excludes data for central administrative offices, auxiliary operations, or establishments of these firms that are classified in other categories than those specified in this table. For meaning of abbreviations and symbols, see introductory text. For explanation of terms, see Appendix A. For method of assignment to categories shown, see Appendix C]

NAICS code	Sales sizes of firms by type of operation and kind of business	Firms (number)	Establishments (number)	Sales (\$1,000)	Annual payroll (\$1,000)	First-quarter payroll (\$1,000)	Paid employees for pay period including March 12 (number)	Operating expenses ¹ (\$1,000)	End-of-1996 inventories (\$1,000)	End-of-1997 inventories (\$1,000)
421	AGENTS, BROKERS, AND COMMISSION MERCHANTS—Con.									
	Wholesale trade, durable goods—Con.									
4211101	Automobile & motorcycle whsle									
	All firms	371	497	57 491 226	557 193	129 815	39 692	1 149 865	17 685	12 488
	Firms operated for the entire year	303	429	57 308 354	553 800	129 434	39 548	1 141 975	17 684	12 488
	Firms with sales less than \$250,000	17	17	2 300	270	79	23	772	21	27
	Firms with sales of \$250,000 to \$499,999	10	10	4 065	243	56	13	530	12	6
	Firms with sales of \$500,000 to \$999,999	23	23	D	D	D	b	D	D	D
	Firms with sales of \$1,000,000 to \$2,499,999	50	50	D	D	D	c	D	D	D
	Firms with sales of \$2,500,000 to \$4,999,999	37	37	D	D	D	e	D	D	D
	Firms with sales of \$5,000,000 to \$9,999,999	42	42	300 413	8 761	1 792	887	20 210	700	1 236
	Firms with sales of \$10,000,000 to \$24,999,999	55	58	D	D	D	g	D	D	D
	Firms with sales of \$25,000,000 to \$49,999,999	24	35	D	D	D	g	D	D	D
	Firms with sales of \$50,000,000 to \$99,999,999	19	20	1 256 746	22 045	5 253	1 635	40 980	477	692
	Firms with sales of \$100,000,000 or more	26	137	53 791 109	477 451	112 371	33 471	978 109	14 212	7 775
	Firms not operated for the entire year	68	68	182 872	3 393	381	144	7 890	1	—
4211102	Bus & recreational vehicle whsle									
	All firms	26	26	D	D	D	c	D	D	D
	Firms operated for the entire year	20	20	D	D	D	c	D	D	D
	Firms with sales less than \$250,000	2	2	D	D	D	a	D	D	D
	Firms with sales of \$250,000 to \$499,999	1	1	D	D	D	a	D	D	D
	Firms with sales of \$500,000 to \$999,999	1	1	D	D	D	a	D	D	D
	Firms with sales of \$1,000,000 to \$2,499,999	2	2	D	D	D	a	D	D	D
	Firms with sales of \$2,500,000 to \$4,999,999	6	6	D	D	D	a	D	D	D
	Firms with sales of \$5,000,000 to \$9,999,999	3	3	D	D	D	a	D	D	D
	Firms with sales of \$10,000,000 to \$24,999,999	2	2	D	D	D	a	D	D	D
	Firms with sales of \$25,000,000 to \$49,999,999	1	1	D	D	D	a	D	D	D
	Firms with sales of \$50,000,000 to \$99,999,999	1	1	D	D	D	c	D	D	D
	Firms with sales of \$100,000,000 or more	1	1	D	D	D	a	D	D	D
	Firms not operated for the entire year	6	6	D	D	D	a	D	D	D
4211103	Light truck & van (14,000 lb or less) whsle									
	All firms	21	21	196 491	3 630	748	229	7 278	709	1 689
	Firms operated for the entire year	16	16	D	D	D	c	D	D	D
	Firms with sales less than \$250,000	—	—	—	—	—	—	—	—	—
	Firms with sales of \$250,000 to \$499,999	—	—	—	—	—	—	—	—	—
	Firms with sales of \$500,000 to \$999,999	2	2	D	D	D	a	D	D	D
	Firms with sales of \$1,000,000 to \$2,499,999	4	4	5 502	197	47	38	430	—	—
	Firms with sales of \$2,500,000 to \$4,999,999	3	3	D	D	D	a	D	D	D
	Firms with sales of \$5,000,000 to \$9,999,999	2	2	D	D	D	a	D	D	D
	Firms with sales of \$10,000,000 to \$24,999,999	3	3	43 587	498	111	15	1 465	—	—
	Firms with sales of \$25,000,000 to \$49,999,999	1	1	D	D	D	b	D	D	D
	Firms with sales of \$50,000,000 to \$99,999,999	1	1	D	D	D	c	D	D	D
	Firms with sales of \$100,000,000 or more	—	—	—	—	—	—	—	—	—
	Firms not operated for the entire year	5	5	D	D	D	a	D	D	D

See footnotes at end of table.

Table 4. Sales Size of Firms: 1997—Con.

[Includes only firms and establishments with payroll. Excludes data for central administrative offices, auxiliary operations, or establishments of these firms that are classified in other categories than those specified in this table. For meaning of abbreviations and symbols, see introductory text. For explanation of terms, see Appendix A. For method of assignment to categories shown, see Appendix C]

NAICS code	Sales sizes of firms by type of operation and kind of business	Firms (number)	Establishments (number)	Sales (\$1,000)	Annual payroll (\$1,000)	First-quarter payroll (\$1,000)	Paid employees for pay period including March 12 (number)	Operating expenses ¹ (\$1,000)	End-of-1996 inventories (\$1,000)	End-of-1997 inventories (\$1,000)
421	AGENTS, BROKERS, AND COMMISSION MERCHANTS—Con.									
	Wholesale trade, durable goods—Con.									
4211104	Medium truck & tractor (14,001 lb to 26,000 lb) whsle									
	All firms	16	16	D	D	D	b	D	D	D
	Firms operated for the entire year	11	11	D	D	D	b	D	D	D
	Firms with sales less than \$250,000	2	2	D	D	D	a	D	D	D
	Firms with sales of \$250,000 to \$499,999	—	—	—	—	—	—	—	—	—
	Firms with sales of \$500,000 to \$999,999	3	3	D	D	D	a	D	D	D
	Firms with sales of \$1,000,000 to \$2,499,999	2	2	D	D	D	a	D	D	D
	Firms with sales of \$2,500,000 to \$4,999,999	2	2	D	D	D	b	D	D	D
	Firms with sales of \$5,000,000 to \$9,999,999	1	1	D	D	D	a	D	D	D
	Firms with sales of \$10,000,000 to \$24,999,999	—	—	—	—	—	—	—	—	—
	Firms with sales of \$25,000,000 to \$49,999,999	1	1	D	D	D	a	D	D	D
	Firms with sales of \$50,000,000 to \$99,999,999	—	—	—	—	—	—	—	—	—
	Firms with sales of \$100,000,000 or more	—	—	—	—	—	—	—	—	—
	Firms not operated for the entire year	5	5	D	D	D	a	D	D	D
4211105	Heavy truck & tractor (over 26,000 lb) whsle									
	All firms	66	70	D	D	D	e	D	D	D
	Firms operated for the entire year	59	63	D	D	D	e	D	D	D
	Firms with sales less than \$250,000	8	8	D	D	D	a	D	D	D
	Firms with sales of \$250,000 to \$499,999	4	4	D	D	D	a	D	D	D
	Firms with sales of \$500,000 to \$999,999	4	4	D	D	D	a	D	D	D
	Firms with sales of \$1,000,000 to \$2,499,999	19	19	D	D	D	c	D	D	D
	Firms with sales of \$2,500,000 to \$4,999,999	9	9	D	D	D	b	D	D	D
	Firms with sales of \$5,000,000 to \$9,999,999	6	6	D	D	D	b	D	D	D
	Firms with sales of \$10,000,000 to \$24,999,999	6	6	D	D	D	b	D	D	D
	Firms with sales of \$25,000,000 to \$49,999,999	—	—	—	—	—	—	—	—	—
	Firms with sales of \$50,000,000 to \$99,999,999	1	1	D	D	D	b	D	D	D
	Firms with sales of \$100,000,000 or more	2	6	D	D	D	b	D	D	D
	Firms not operated for the entire year	7	7	D	D	D	a	D	D	D
42112	Motor vehicle supplies & new parts whsle									
	All firms	1 109	1 129	16 750 610	349 057	77 461	5 106	613 599	23 671	23 083
	Firms operated for the entire year	996	1 016	D	D	D	h	D	D	D
	Firms with sales less than \$250,000	74	74	D	D	D	c	D	D	D
	Firms with sales of \$250,000 to \$499,999	75	75	D	D	D	c	D	D	D
	Firms with sales of \$500,000 to \$999,999	82	82	D	D	D	c	D	D	D
	Firms with sales of \$1,000,000 to \$2,499,999	172	172	D	D	D	e	D	D	D
	Firms with sales of \$2,500,000 to \$4,999,999	142	142	D	D	D	e	D	D	D
	Firms with sales of \$5,000,000 to \$9,999,999	144	147	1 034 306	27 776	6 393	649	51 525	4 257	4 427
	Firms with sales of \$10,000,000 to \$24,999,999	160	165	2 534 474	66 167	15 162	1 004	118 664	2 377	2 921
	Firms with sales of \$25,000,000 to \$49,999,999	76	83	2 586 485	55 534	11 955	734	91 648	164	162
	Firms with sales of \$50,000,000 to \$99,999,999	42	45	D	D	D	f	D	D	D
	Firms with sales of \$100,000,000 or more	29	31	D	D	D	f	D	D	D
	Firms not operated for the entire year	113	113	D	D	D	c	D	D	D

See footnotes at end of table.

Table 4. Sales Size of Firms: 1997—Con.

[Includes only firms and establishments with payroll. Excludes data for central administrative offices, auxiliary operations, or establishments of these firms that are classified in other categories than those specified in this table. For meaning of abbreviations and symbols, see introductory text. For explanation of terms, see Appendix A. For method of assignment to categories shown, see Appendix C]

NAICS code	Sales sizes of firms by type of operation and kind of business	Firms (number)	Establishments (number)	Sales (\$1,000)	Annual payroll (\$1,000)	First-quarter payroll (\$1,000)	Paid employees for pay period including March 12 (number)	Operating expenses ¹ (\$1,000)	End-of-1996 inventories (\$1,000)	End-of-1997 inventories (\$1,000)
421	AGENTS, BROKERS, AND COMMISSION MERCHANTS—Con.									
421120	Wholesale trade, durable goods—Con.									
	Motor vehicle supplies & new parts whsle									
	All firms	1 109	1 129	16 750 610	349 057	77 461	5 106	613 599	23 671	23 083
	Firms operated for the entire year	996	1 016	D	D	D	h	D	D	D
	Firms with sales less than \$250,000	74	74	D	D	D	c	D	D	D
	Firms with sales of \$250,000 to \$499,999	75	75	D	D	D	c	D	D	D
	Firms with sales of \$500,000 to \$999,999	82	82	D	D	D	c	D	D	D
	Firms with sales of \$1,000,000 to \$2,499,999	172	172	D	D	D	e	D	D	D
	Firms with sales of \$2,500,000 to \$4,999,999	142	142	D	D	D	e	D	D	D
	Firms with sales of \$5,000,000 to \$9,999,999	144	147	1 034 306	27 776	6 393	649	51 525	4 257	4 427
	Firms with sales of \$10,000,000 to \$24,999,999 ..	160	165	2 534 474	66 167	15 162	1 004	118 664	2 377	2 921
	Firms with sales of \$25,000,000 to \$49,999,999 ..	76	83	2 586 485	55 534	11 955	734	91 648	164	162
	Firms with sales of \$50,000,000 to \$99,999,999 ..	42	45	D	D	D	f	D	D	D
	Firms with sales of \$100,000,000 or more	29	31	D	D	D	f	D	D	D
	Firms not operated for the entire year	113	113	D	D	D	c	D	D	D
4211201	Motor vehicle supplies & new parts—warehouse distributors									
	All firms	388	395	4 646 827	101 692	22 176	1 861	179 893	13 029	11 326
	Firms operated for the entire year	341	348	D	D	D	g	D	D	D
	Firms with sales less than \$250,000	24	24	D	D	D	b	D	D	D
	Firms with sales of \$250,000 to \$499,999	16	16	D	D	D	b	D	D	D
	Firms with sales of \$500,000 to \$999,999	26	26	D	D	D	b	D	D	D
	Firms with sales of \$1,000,000 to \$2,499,999	61	61	D	D	D	c	D	D	D
	Firms with sales of \$2,500,000 to \$4,999,999	69	69	D	D	D	c	D	D	D
	Firms with sales of \$5,000,000 to \$9,999,999	57	57	399 295	11 474	2 807	319	21 215	73	80
	Firms with sales of \$10,000,000 to \$24,999,999 ..	55	57	D	D	D	e	D	D	D
	Firms with sales of \$25,000,000 to \$49,999,999 ..	21	23	D	D	D	c	D	D	D
	Firms with sales of \$50,000,000 to \$99,999,999 ..	8	11	D	D	D	c	D	D	D
	Firms with sales of \$100,000,000 or more	4	4	D	D	D	c	D	D	D
	Firms not operated for the entire year	47	47	D	D	D	b	D	D	D
4211202	Motor vehicle supplies & new parts—jobbers									
	All firms	658	669	11 883 075	241 158	53 861	3 097	420 147	9 889	10 820
	Firms operated for the entire year	604	615	D	D	D	h	D	D	D
	Firms with sales less than \$250,000	44	44	D	D	D	b	D	D	D
	Firms with sales of \$250,000 to \$499,999	52	52	D	D	D	b	D	D	D
	Firms with sales of \$500,000 to \$999,999	53	53	D	D	D	c	D	D	D
	Firms with sales of \$1,000,000 to \$2,499,999	96	96	D	D	D	c	D	D	D
	Firms with sales of \$2,500,000 to \$4,999,999	65	65	D	D	D	c	D	D	D
	Firms with sales of \$5,000,000 to \$9,999,999	80	83	588 306	15 074	3 296	301	27 877	3 742	3 796
	Firms with sales of \$10,000,000 to \$24,999,999 ..	102	103	1 615 073	38 757	8 433	552	68 601	1 822	2 452
	Firms with sales of \$25,000,000 to \$49,999,999 ..	53	58	1 856 827	38 585	8 236	472	64 635	160	154
	Firms with sales of \$50,000,000 to \$99,999,999 ..	34	34	D	D	D	e	D	D	D
	Firms with sales of \$100,000,000 or more	25	27	D	D	D	f	D	D	D
	Firms not operated for the entire year	54	54	D	D	D	b	D	D	D

See footnotes at end of table.

Table 4. Sales Size of Firms: 1997—Con.

[Includes only firms and establishments with payroll. Excludes data for central administrative offices, auxiliary operations, or establishments of these firms that are classified in other categories than those specified in this table. For meaning of abbreviations and symbols, see introductory text. For explanation of terms, see Appendix A. For method of assignment to categories shown, see Appendix C]

NAICS code	Sales sizes of firms by type of operation and kind of business	Firms (number)	Establishments (number)	Sales (\$1,000)	Annual payroll (\$1,000)	First-quarter payroll (\$1,000)	Paid employees for pay period including March 12 (number)	Operating expenses ¹ (\$1,000)	End-of-1996 inventories (\$1,000)	End-of-1997 inventories (\$1,000)
421	AGENTS, BROKERS, AND COMMISSION MERCHANTS—Con.									
	Wholesale trade, durable goods—Con.									
4211203	Petroleum products marketing equipment whsle									
	All firms	63	65	220 708	6 207	1 424	148	13 559	753	937
	Firms operated for the entire year	51	53	208 852	5 934	1 421	147	12 919	753	937
	Firms with sales less than \$250,000	6	6	594	76	18	9	225	111	100
	Firms with sales of \$250,000 to \$499,999	7	7	2 258	231	47	10	501	—	—
	Firms with sales of \$500,000 to \$999,999	3	3	1 927	56	14	3	102	—	—
	Firms with sales of \$1,000,000 to \$2,499,999	15	15	22 068	811	197	30	2 549	131	243
	Firms with sales of \$2,500,000 to \$4,999,999	8	8	29 344	897	167	30	2 215	—	—
	Firms with sales of \$5,000,000 to \$9,999,999	7	7	46 705	1 228	290	29	2 433	442	551
	Firms with sales of \$10,000,000 to \$24,999,999	3	5	D	D	D	a	D	D	D
	Firms with sales of \$25,000,000 to \$49,999,999	2	2	D	D	D	b	D	D	D
	Firms with sales of \$50,000,000 to \$99,999,999	—	—	—	—	—	—	—	—	—
	Firms with sales of \$100,000,000 or more	—	—	—	—	—	—	—	—	—
	Firms not operated for the entire year	12	12	11 856	273	3	1	640	—	—
42113	Tire & tube whsle									
	All firms	47	51	183 557	6 256	1 334	169	12 286	802	886
	Firms operated for the entire year	43	47	176 207	6 217	1 334	169	12 188	802	886
	Firms with sales less than \$250,000	1	1	D	D	D	a	D	D	D
	Firms with sales of \$250,000 to \$499,999	9	9	D	D	D	a	D	D	D
	Firms with sales of \$500,000 to \$999,999	7	7	D	D	D	a	D	D	D
	Firms with sales of \$1,000,000 to \$2,499,999	10	10	D	D	D	b	D	D	D
	Firms with sales of \$2,500,000 to \$4,999,999	4	5	D	D	D	a	D	D	D
	Firms with sales of \$5,000,000 to \$9,999,999	6	9	41 429	1 782	439	58	3 688	278	287
	Firms with sales of \$10,000,000 to \$24,999,999	5	5	65 197	1 545	348	30	3 019	—	—
	Firms with sales of \$25,000,000 to \$49,999,999	1	1	D	D	D	a	D	D	D
	Firms with sales of \$50,000,000 to \$99,999,999	—	—	—	—	—	—	—	—	—
	Firms with sales of \$100,000,000 or more	—	—	—	—	—	—	—	—	—
	Firms not operated for the entire year	4	4	7 350	39	—	—	98	—	—
421130	Tire & tube whsle									
	All firms	47	51	183 557	6 256	1 334	169	12 286	802	886
	Firms operated for the entire year	43	47	176 207	6 217	1 334	169	12 188	802	886
	Firms with sales less than \$250,000	1	1	D	D	D	a	D	D	D
	Firms with sales of \$250,000 to \$499,999	9	9	D	D	D	a	D	D	D
	Firms with sales of \$500,000 to \$999,999	7	7	D	D	D	a	D	D	D
	Firms with sales of \$1,000,000 to \$2,499,999	10	10	D	D	D	b	D	D	D
	Firms with sales of \$2,500,000 to \$4,999,999	4	5	D	D	D	a	D	D	D
	Firms with sales of \$5,000,000 to \$9,999,999	6	9	41 429	1 782	439	58	3 688	278	287
	Firms with sales of \$10,000,000 to \$24,999,999	5	5	65 197	1 545	348	30	3 019	—	—
	Firms with sales of \$25,000,000 to \$49,999,999	1	1	D	D	D	a	D	D	D
	Firms with sales of \$50,000,000 to \$99,999,999	—	—	—	—	—	—	—	—	—
	Firms with sales of \$100,000,000 or more	—	—	—	—	—	—	—	—	—
	Firms not operated for the entire year	4	4	7 350	39	—	—	98	—	—
4212	Furniture & home furnishings whsle									

See footnotes at end of table.

Table 4. Sales Size of Firms: 1997—Con.

[Includes only firms and establishments with payroll. Excludes data for central administrative offices, auxiliary operations, or establishments of these firms that are classified in other categories than those specified in this table. For meaning of abbreviations and symbols, see introductory text. For explanation of terms, see Appendix A. For method of assignment to categories shown, see Appendix C]

NAICS code	Sales sizes of firms by type of operation and kind of business	Firms (number)	Establishments (number)	Sales (\$1,000)	Annual payroll (\$1,000)	First-quarter payroll (\$1,000)	Paid employees for pay period including March 12 (number)	Operating expenses ¹ (\$1,000)	End-of-1996 inventories (\$1,000)	End-of-1997 inventories (\$1,000)
421	AGENTS, BROKERS, AND COMMISSION MERCHANTS—Con.									
4212	Wholesale trade, durable goods—Con.									
	Furniture & home furnishings whsle—Con.									
	All firms	2 814	2 849	14 278 989	398 144	92 024	9 253	807 053	15 140	16 594
	Firms operated for the entire year	2 528	2 562	13 783 929	386 017	89 901	9 014	779 170	15 140	16 581
	Firms with sales less than \$250,000	289	289	D	D	D	e	D	D	D
	Firms with sales of \$250,000 to \$499,999	195	195	D	D	D	e	D	D	D
	Firms with sales of \$500,000 to \$999,999	242	243	D	D	D	f	D	D	D
	Firms with sales of \$1,000,000 to \$2,499,999	581	581	954 394	42 873	9 878	1 329	94 173	2 343	1 955
	Firms with sales of \$2,500,000 to \$4,999,999	512	517	1 807 139	59 368	13 634	1 604	119 166	3 124	3 722
	Firms with sales of \$5,000,000 to \$9,999,999	364	372	2 502 984	63 011	13 774	1 265	126 997	2 332	4 212
	Firms with sales of \$10,000,000 to \$24,999,999	262	273	3 841 095	101 960	23 634	1 828	191 109	1 141	1 356
	Firms with sales of \$25,000,000 to \$49,999,999	56	59	1 849 355	42 647	9 237	770	76 008	3 394	2 395
	Firms with sales of \$50,000,000 to \$99,999,999	24	30	1 663 952	36 572	11 006	682	77 672	80	257
	Firms with sales of \$100,000,000 or more	3	3	D	D	D	c	D	D	D
	Firms not operated for the entire year	286	287	495 060	12 127	2 123	239	27 883	—	13
42121	Furniture whsle									
	All firms	1 553	1 570	7 397 432	216 906	52 079	4 951	434 452	7 544	7 693
	Firms operated for the entire year	1 393	1 410	D	D	D	h	D	D	D
	Firms with sales less than \$250,000	163	163	D	D	D	c	D	D	D
	Firms with sales of \$250,000 to \$499,999	100	100	D	D	D	c	D	D	D
	Firms with sales of \$500,000 to \$999,999	124	125	D	D	D	e	D	D	D
	Firms with sales of \$1,000,000 to \$2,499,999	326	326	534 956	25 579	5 747	741	53 002	1 670	1 267
	Firms with sales of \$2,500,000 to \$4,999,999	304	306	1 067 732	36 091	8 473	935	67 461	1 290	1 605
	Firms with sales of \$5,000,000 to \$9,999,999	204	206	1 399 471	32 434	7 229	560	63 378	344	651
	Firms with sales of \$10,000,000 to \$24,999,999	126	131	1 805 252	47 937	11 546	860	88 304	719	1 154
	Firms with sales of \$25,000,000 to \$49,999,999	33	36	1 077 565	26 649	5 935	514	48 788	2 094	1 495
	Firms with sales of \$50,000,000 to \$99,999,999	12	16	D	D	D	e	D	D	D
	Firms with sales of \$100,000,000 or more	1	1	D	D	D	b	D	D	D
	Firms not operated for the entire year	160	160	D	D	D	c	D	D	D
421210	Furniture whsle									
	All firms	1 553	1 570	7 397 432	216 906	52 079	4 951	434 452	7 544	7 693
	Firms operated for the entire year	1 393	1 410	D	D	D	h	D	D	D
	Firms with sales less than \$250,000	163	163	D	D	D	c	D	D	D
	Firms with sales of \$250,000 to \$499,999	100	100	D	D	D	c	D	D	D
	Firms with sales of \$500,000 to \$999,999	124	125	D	D	D	e	D	D	D
	Firms with sales of \$1,000,000 to \$2,499,999	326	326	534 956	25 579	5 747	741	53 002	1 670	1 267
	Firms with sales of \$2,500,000 to \$4,999,999	304	306	1 067 732	36 091	8 473	935	67 461	1 290	1 605
	Firms with sales of \$5,000,000 to \$9,999,999	204	206	1 399 471	32 434	7 229	560	63 378	344	651
	Firms with sales of \$10,000,000 to \$24,999,999	126	131	1 805 252	47 937	11 546	860	88 304	719	1 154
	Firms with sales of \$25,000,000 to \$49,999,999	33	36	1 077 565	26 649	5 935	514	48 788	2 094	1 495
	Firms with sales of \$50,000,000 to \$99,999,999	12	16	D	D	D	e	D	D	D
	Firms with sales of \$100,000,000 or more	1	1	D	D	D	b	D	D	D
	Firms not operated for the entire year	160	160	D	D	D	c	D	D	D
4212101	Household & lawn furniture whsle									

See footnotes at end of table.

Table 4. Sales Size of Firms: 1997—Con.

[Includes only firms and establishments with payroll. Excludes data for central administrative offices, auxiliary operations, or establishments of these firms that are classified in other categories than those specified in this table. For meaning of abbreviations and symbols, see introductory text. For explanation of terms, see Appendix A. For method of assignment to categories shown, see Appendix C]

NAICS code	Sales sizes of firms by type of operation and kind of business	Firms (number)	Establishments (number)	Sales (\$1,000)	Annual payroll (\$1,000)	First-quarter payroll (\$1,000)	Paid employees for pay period including March 12 (number)	Operating expenses ¹ (\$1,000)	End-of-1996 inventories (\$1,000)	End-of-1997 inventories (\$1,000)
421	AGENTS, BROKERS, AND COMMISSION MERCHANTS—Con.									
	Wholesale trade, durable goods—Con.									
4212101	Household & lawn furniture whsle—Con.									
	All firms	935	938	4 824 140	114 108	28 070	2 552	241 168	4 067	2 937
	Firms operated for the entire year	846	849	D	D	D	g	D	D	D
	Firms with sales less than \$250,000	73	73	D	D	D	b	D	D	D
	Firms with sales of \$250,000 to \$499,999	54	54	18 480	1 813	490	95	4 940	256	15
	Firms with sales of \$500,000 to \$999,999	74	74	53 331	4 185	1 014	171	11 141	875	1 023
	Firms with sales of \$1,000,000 to \$2,499,999	202	202	D	D	D	e	D	D	D
	Firms with sales of \$2,500,000 to \$4,999,999	204	204	720 143	20 194	4 680	481	38 760	210	186
	Firms with sales of \$5,000,000 to \$9,999,999	137	137	945 553	17 710	3 913	286	37 355	203	246
	Firms with sales of \$10,000,000 to \$24,999,999 ..	75	77	1 091 725	19 768	4 434	338	36 190	9	33
	Firms with sales of \$25,000,000 to \$49,999,999 ..	17	17	D	D	D	c	D	D	D
	Firms with sales of \$50,000,000 to \$99,999,999 ..	9	10	645 239	18 262	6 564	370	39 121	78	208
	Firms with sales of \$100,000,000 or more	1	1	D	D	D	b	D	D	D
	Firms not operated for the entire year	89	89	D	D	D	b	D	D	D
4212102	Office & business furniture whsle									
	All firms	618	632	2 573 292	102 798	24 009	2 399	193 284	3 477	4 756
	Firms operated for the entire year	547	561	D	D	D	g	D	D	D
	Firms with sales less than \$250,000	90	90	12 807	3 465	819	139	5 700	24	63
	Firms with sales of \$250,000 to \$499,999	46	46	D	D	D	c	D	D	D
	Firms with sales of \$500,000 to \$999,999	50	51	D	D	D	c	D	D	D
	Firms with sales of \$1,000,000 to \$2,499,999	124	124	D	D	D	e	D	D	D
	Firms with sales of \$2,500,000 to \$4,999,999	100	102	347 589	15 897	3 793	454	28 701	1 080	1 419
	Firms with sales of \$5,000,000 to \$9,999,999	67	69	453 918	14 724	3 316	274	26 023	141	405
	Firms with sales of \$10,000,000 to \$24,999,999 ..	51	54	713 527	28 169	7 112	522	52 114	710	1 121
	Firms with sales of \$25,000,000 to \$49,999,999 ..	16	19	520 225	13 874	3 186	283	26 539	944	1 085
	Firms with sales of \$50,000,000 to \$99,999,999 ..	3	6	D	D	D	b	D	D	D
	Firms with sales of \$100,000,000 or more	—	—	—	—	—	—	—	—	—
	Firms not operated for the entire year	71	71	D	D	D	b	D	D	D
42122	Home furnishings whsle									
	All firms	1 261	1 279	6 881 557	181 238	39 945	4 302	372 601	7 596	8 901
	Firms operated for the entire year	1 135	1 152	D	D	D	h	D	D	D
	Firms with sales less than \$250,000	126	126	17 361	3 344	802	167	6 616	110	83
	Firms with sales of \$250,000 to \$499,999	95	95	D	D	D	c	D	D	D
	Firms with sales of \$500,000 to \$999,999	118	118	D	D	D	e	D	D	D
	Firms with sales of \$1,000,000 to \$2,499,999	255	255	419 438	17 294	4 131	588	41 171	673	688
	Firms with sales of \$2,500,000 to \$4,999,999	208	211	739 407	23 277	5 161	669	51 705	1 834	2 117
	Firms with sales of \$5,000,000 to \$9,999,999	160	166	1 103 513	30 577	6 545	705	63 619	1 988	3 561
	Firms with sales of \$10,000,000 to \$24,999,999 ..	136	142	2 035 843	54 023	12 088	968	102 805	422	202
	Firms with sales of \$25,000,000 to \$49,999,999 ..	23	23	771 790	15 998	3 302	256	27 220	1 300	900
	Firms with sales of \$50,000,000 to \$99,999,999 ..	12	14	D	D	D	c	D	D	D
	Firms with sales of \$100,000,000 or more	2	2	D	D	D	b	D	D	D
	Firms not operated for the entire year	126	127	D	D	D	c	D	D	D
421220	Home furnishings whsle									

See footnotes at end of table.

Table 4. Sales Size of Firms: 1997—Con.

[Includes only firms and establishments with payroll. Excludes data for central administrative offices, auxiliary operations, or establishments of these firms that are classified in other categories than those specified in this table. For meaning of abbreviations and symbols, see introductory text. For explanation of terms, see Appendix A. For method of assignment to categories shown, see Appendix C]

NAICS code	Sales sizes of firms by type of operation and kind of business	Firms (number)	Establishments (number)	Sales (\$1,000)	Annual payroll (\$1,000)	First-quarter payroll (\$1,000)	Paid employees for pay period including March 12 (number)	Operating expenses ¹ (\$1,000)	End-of-1996 inventories (\$1,000)	End-of-1997 inventories (\$1,000)
421	AGENTS, BROKERS, AND COMMISSION MERCHANTS—Con.									
	Wholesale trade, durable goods—Con.									
421220	Home furnishings whsle—Con.									
	All firms	1 261	1 279	6 881 557	181 238	39 945	4 302	372 601	7 596	8 901
	Firms operated for the entire year	1 135	1 152	D	D	D	h	D	D	D
	Firms with sales less than \$250,000	126	126	17 361	3 344	802	167	6 616	110	83
	Firms with sales of \$250,000 to \$499,999	95	95	D	D	D	c	D	D	D
	Firms with sales of \$500,000 to \$999,999	118	118	D	D	D	e	D	D	D
	Firms with sales of \$1,000,000 to \$2,499,999	255	255	419 438	17 294	4 131	588	41 171	673	688
	Firms with sales of \$2,500,000 to \$4,999,999	208	211	739 407	23 277	5 161	669	51 705	1 834	2 117
	Firms with sales of \$5,000,000 to \$9,999,999	160	166	1 103 513	30 577	6 545	705	63 619	1 988	3 561
	Firms with sales of \$10,000,000 to \$24,999,999 ..	136	142	2 035 843	54 023	12 088	968	102 805	422	202
	Firms with sales of \$25,000,000 to \$49,999,999 ..	23	23	771 790	15 998	3 302	256	27 220	1 300	900
	Firms with sales of \$50,000,000 to \$99,999,999 ..	12	14	D	D	D	c	D	D	D
	Firms with sales of \$100,000,000 or more	2	2	D	D	D	b	D	D	D
	Firms not operated for the entire year	126	127	D	D	D	c	D	D	D
4212201	Household china, glassware, & crockery whsle									
	All firms	274	279	2 350 666	55 000	12 226	1 167	108 301	3 369	4 958
	Firms operated for the entire year	258	263	2 273 742	53 593	11 801	1 136	105 000	3 369	4 958
	Firms with sales less than \$250,000	18	18	2 493	363	89	26	727	—	—
	Firms with sales of \$250,000 to \$499,999	15	15	5 533	755	185	33	2 091	200	200
	Firms with sales of \$500,000 to \$999,999	26	26	18 122	1 046	246	50	2 366	28	24
	Firms with sales of \$1,000,000 to \$2,499,999	54	54	87 934	3 507	756	116	8 323	10	8
	Firms with sales of \$2,500,000 to \$4,999,999	51	51	182 325	6 258	1 382	183	13 981	1 068	1 080
	Firms with sales of \$5,000,000 to \$9,999,999	40	41	272 445	7 826	1 719	167	17 110	1 875	3 461
	Firms with sales of \$10,000,000 to \$24,999,999 ..	39	43	567 140	20 241	4 926	368	36 587	188	185
	Firms with sales of \$25,000,000 to \$49,999,999 ..	10	10	376 883	7 999	1 572	119	14 860	—	—
	Firms with sales of \$50,000,000 to \$99,999,999 ..	4	4	D	D	D	b	D	D	D
	Firms with sales of \$100,000,000 or more	1	1	D	D	D	a	D	D	D
	Firms not operated for the entire year	16	16	76 924	1 407	425	31	3 301	—	—
4212202	Linens, domestics, draperies, & curtains whsle									
	All firms	241	242	1 461 021	35 906	7 567	742	70 901	403	394
	Firms operated for the entire year	217	218	D	D	D	f	D	D	D
	Firms with sales less than \$250,000	25	25	3 464	799	169	31	1 393	7	12
	Firms with sales of \$250,000 to \$499,999	16	16	6 327	1 028	193	48	2 571	219	219
	Firms with sales of \$500,000 to \$999,999	9	9	D	D	D	b	D	D	D
	Firms with sales of \$1,000,000 to \$2,499,999	49	49	84 257	3 806	953	146	8 991	84	82
	Firms with sales of \$2,500,000 to \$4,999,999	34	34	D	D	D	b	D	D	D
	Firms with sales of \$5,000,000 to \$9,999,999	37	38	257 275	7 541	1 589	164	13 560	75	53
	Firms with sales of \$10,000,000 to \$24,999,999 ..	38	38	556 891	9 780	1 936	122	18 128	—	—
	Firms with sales of \$25,000,000 to \$49,999,999 ..	6	6	204 092	3 389	660	42	5 389	—	—
	Firms with sales of \$50,000,000 to \$99,999,999 ..	3	3	D	D	D	b	D	D	D
	Firms with sales of \$100,000,000 or more	—	—	—	—	—	—	—	—	—
	Firms not operated for the entire year	24	24	D	D	D	b	D	D	D

See footnotes at end of table.

Table 4. Sales Size of Firms: 1997—Con.

[Includes only firms and establishments with payroll. Excludes data for central administrative offices, auxiliary operations, or establishments of these firms that are classified in other categories than those specified in this table. For meaning of abbreviations and symbols, see introductory text. For explanation of terms, see Appendix A. For method of assignment to categories shown, see Appendix C]

NAICS code	Sales sizes of firms by type of operation and kind of business	Firms (number)	Establishments (number)	Sales (\$1,000)	Annual payroll (\$1,000)	First-quarter payroll (\$1,000)	Paid employees for pay period including March 12 (number)	Operating expenses ¹ (\$1,000)	End-of-1996 inventories (\$1,000)	End-of-1997 inventories (\$1,000)
421	AGENTS, BROKERS, AND COMMISSION MERCHANTS—Con.									
	Wholesale trade, durable goods—Con.									
4212203	Floor coverings whsle									
	All firms	225	225	660 505	20 246	4 414	574	43 448	768	615
	Firms operated for the entire year	200	200	D	D	D	f	D	D	D
	Firms with sales less than \$250,000	26	26	3 576	578	139	34	1 348	1	1
	Firms with sales of \$250,000 to \$499,999	19	19	D	D	D	b	D	D	D
	Firms with sales of \$500,000 to \$999,999	27	27	19 549	1 129	344	79	2 575	28	26
	Firms with sales of \$1,000,000 to \$2,499,999	55	55	D	D	D	c	D	D	D
	Firms with sales of \$2,500,000 to \$4,999,999	38	38	D	D	D	c	D	D	D
	Firms with sales of \$5,000,000 to \$9,999,999	19	19	130 996	3 255	635	73	8 246	—	34
	Firms with sales of \$10,000,000 to \$24,999,999 ..	14	14	202 549	4 825	988	92	10 261	234	17
	Firms with sales of \$25,000,000 to \$49,999,999 ..	2	2	D	D	D	a	D	D	D
	Firms with sales of \$50,000,000 to \$99,999,999 ..	—	—	—	—	—	—	—	—	—
	Firms with sales of \$100,000,000 or more	—	—	—	—	—	—	—	—	—
	Firms not operated for the entire year	25	25	D	D	D	a	D	D	D
4212204	Other home furnishings whsle									
	All firms	521	533	2 409 365	70 086	15 738	1 819	149 951	3 056	2 934
	Firms operated for the entire year	460	471	2 303 459	68 085	15 427	1 763	145 044	3 056	2 934
	Firms with sales less than \$250,000	57	57	7 828	1 604	405	76	3 148	102	70
	Firms with sales of \$250,000 to \$499,999	45	45	15 816	1 818	387	77	4 343	345	260
	Firms with sales of \$500,000 to \$999,999	56	56	D	D	D	c	D	D	D
	Firms with sales of \$1,000,000 to \$2,499,999	97	97	D	D	D	c	D	D	D
	Firms with sales of \$2,500,000 to \$4,999,999	85	88	306 164	9 835	2 195	278	21 565	748	1 012
	Firms with sales of \$5,000,000 to \$9,999,999	64	68	442 797	11 955	2 602	301	24 703	38	13
	Firms with sales of \$10,000,000 to \$24,999,999 ..	45	47	709 263	19 177	4 238	386	37 829	—	—
	Firms with sales of \$25,000,000 to \$49,999,999 ..	5	5	D	D	D	b	D	D	D
	Firms with sales of \$50,000,000 to \$99,999,999 ..	5	7	D	D	D	c	D	D	D
	Firms with sales of \$100,000,000 or more	1	1	D	D	D	b	D	D	D
	Firms not operated for the entire year	61	62	105 906	2 001	311	56	4 907	—	—
4213	Lumber & other construction materials whsle									
	All firms	1 384	1 397	6 492 752	169 286	35 851	3 765	312 694	13 645	16 535
	Firms operated for the entire year	1 224	1 237	6 191 804	163 238	34 932	3 642	300 215	13 645	16 489
	Firms with sales less than \$250,000	165	165	D	D	D	e	D	D	D
	Firms with sales of \$250,000 to \$499,999	85	85	D	D	D	c	D	D	D
	Firms with sales of \$500,000 to \$999,999	123	123	87 442	8 148	1 821	276	16 375	218	191
	Firms with sales of \$1,000,000 to \$2,499,999	288	288	471 268	22 623	4 904	703	46 528	1 458	1 398
	Firms with sales of \$2,500,000 to \$4,999,999	225	226	807 568	25 305	5 758	607	47 970	2 246	4 095
	Firms with sales of \$5,000,000 to \$9,999,999	178	186	1 230 834	33 092	7 197	718	59 716	648	566
	Firms with sales of \$10,000,000 to \$24,999,999 ..	129	133	1 818 630	38 354	7 928	572	66 024	1 777	985
	Firms with sales of \$25,000,000 to \$49,999,999 ..	18	18	580 918	10 016	2 036	180	16 071	3 977	2 816
	Firms with sales of \$50,000,000 to \$99,999,999 ..	12	12	D	D	D	c	D	D	D
	Firms with sales of \$100,000,000 or more	1	1	D	D	D	b	D	D	D
	Firms not operated for the entire year	160	160	300 948	6 048	919	123	12 479	—	46
42131	Lumber, plywood, millwork, & wood panel whsle									

See footnotes at end of table.

Table 4. Sales Size of Firms: 1997—Con.

[Includes only firms and establishments with payroll. Excludes data for central administrative offices, auxiliary operations, or establishments of these firms that are classified in other categories than those specified in this table. For meaning of abbreviations and symbols, see introductory text. For explanation of terms, see Appendix A. For method of assignment to categories shown, see Appendix C]

NAICS code	Sales sizes of firms by type of operation and kind of business	Firms (number)	Establishments (number)	Sales (\$1,000)	Annual payroll (\$1,000)	First-quarter payroll (\$1,000)	Paid employees for pay period including March 12 (number)	Operating expenses ¹ (\$1,000)	End-of-1996 inventories (\$1,000)	End-of-1997 inventories (\$1,000)
421	AGENTS, BROKERS, AND COMMISSION MERCHANTS—Con.									
42131	Wholesale trade, durable goods—Con.									
	Lumber, plywood, millwork, & wood panel whsle—Con.									
	All firms	626	630	3 768 321	82 730	17 369	1 732	152 102	11 178	14 273
	Firms operated for the entire year	555	559	3 596 404	79 592	17 005	1 679	145 464	11 178	14 262
	Firms with sales less than \$250,000	48	48	D	D	D	b	D	D	D
	Firms with sales of \$250,000 to \$499,999	31	31	D	D	D	b	D	D	D
	Firms with sales of \$500,000 to \$999,999	49	49	D	D	D	c	D	D	D
	Firms with sales of \$1,000,000 to \$2,499,999	128	128	211 544	8 983	1 916	288	18 037	208	180
	Firms with sales of \$2,500,000 to \$4,999,999	100	100	373 908	11 662	2 555	282	21 854	2 140	4 040
	Firms with sales of \$5,000,000 to \$9,999,999	104	108	726 698	18 093	4 083	378	33 037	387	429
	Firms with sales of \$10,000,000 to \$24,999,999	75	75	1 047 624	20 212	4 187	289	34 834	1 415	605
	Firms with sales of \$25,000,000 to \$49,999,999	13	13	D	D	D	c	D	D	D
	Firms with sales of \$50,000,000 to \$99,999,999	6	6	D	D	D	b	D	D	D
	Firms with sales of \$100,000,000 or more	1	1	D	D	D	b	D	D	D
	Firms not operated for the entire year	71	71	171 917	3 138	364	53	6 638	—	11
421310	Lumber, plywood, millwork, & wood panel whsle									
	All firms	626	630	3 768 321	82 730	17 369	1 732	152 102	11 178	14 273
	Firms operated for the entire year	555	559	3 596 404	79 592	17 005	1 679	145 464	11 178	14 262
	Firms with sales less than \$250,000	48	48	D	D	D	b	D	D	D
	Firms with sales of \$250,000 to \$499,999	31	31	D	D	D	b	D	D	D
	Firms with sales of \$500,000 to \$999,999	49	49	D	D	D	c	D	D	D
	Firms with sales of \$1,000,000 to \$2,499,999	128	128	211 544	8 983	1 916	288	18 037	208	180
	Firms with sales of \$2,500,000 to \$4,999,999	100	100	373 908	11 662	2 555	282	21 854	2 140	4 040
	Firms with sales of \$5,000,000 to \$9,999,999	104	108	726 698	18 093	4 083	378	33 037	387	429
	Firms with sales of \$10,000,000 to \$24,999,999	75	75	1 047 624	20 212	4 187	289	34 834	1 415	605
	Firms with sales of \$25,000,000 to \$49,999,999	13	13	D	D	D	c	D	D	D
	Firms with sales of \$50,000,000 to \$99,999,999	6	6	D	D	D	b	D	D	D
	Firms with sales of \$100,000,000 or more	1	1	D	D	D	b	D	D	D
	Firms not operated for the entire year	71	71	171 917	3 138	364	53	6 638	—	11
4213101	Lumber without yard whsle									
	All firms	157	160	780 039	14 626	2 965	350	27 048	445	673
	Firms operated for the entire year	130	133	710 454	13 317	2 824	333	24 572	445	673
	Firms with sales less than \$250,000	11	11	D	D	D	a	D	D	D
	Firms with sales of \$250,000 to \$499,999	11	11	D	D	D	a	D	D	D
	Firms with sales of \$500,000 to \$999,999	11	11	D	D	D	b	D	D	D
	Firms with sales of \$1,000,000 to \$2,499,999	41	41	D	D	D	b	D	D	D
	Firms with sales of \$2,500,000 to \$4,999,999	20	20	72 202	2 196	457	57	4 659	304	291
	Firms with sales of \$5,000,000 to \$9,999,999	21	24	156 653	3 898	873	71	6 817	52	26
	Firms with sales of \$10,000,000 to \$24,999,999	10	10	D	D	D	b	D	D	D
	Firms with sales of \$25,000,000 to \$49,999,999	3	3	108 354	1 289	308	32	2 362	—	237
	Firms with sales of \$50,000,000 to \$99,999,999	2	2	D	D	D	a	D	D	D
	Firms with sales of \$100,000,000 or more	—	—	—	—	—	—	—	—	—
	Firms not operated for the entire year	27	27	69 585	1 309	141	17	2 476	—	—
4213102	Lumber with yard whsle									

See footnotes at end of table.

Table 4. Sales Size of Firms: 1997—Con.

[Includes only firms and establishments with payroll. Excludes data for central administrative offices, auxiliary operations, or establishments of these firms that are classified in other categories than those specified in this table. For meaning of abbreviations and symbols, see introductory text. For explanation of terms, see Appendix A. For method of assignment to categories shown, see Appendix C]

NAICS code	Sales sizes of firms by type of operation and kind of business	Firms (number)	Establishments (number)	Sales (\$1,000)	Annual payroll (\$1,000)	First-quarter payroll (\$1,000)	Paid employees for pay period including March 12 (number)	Operating expenses ¹ (\$1,000)	End-of-1996 inventories (\$1,000)	End-of-1997 inventories (\$1,000)
421	AGENTS, BROKERS, AND COMMISSION MERCHANTS—Con.									
	Wholesale trade, durable goods—Con.									
4213102	Lumber with yard whsle—Con.									
	All firms	4	4	34 572	1 160	292	37	2 103	1 131	1 163
	Firms operated for the entire year	4	4	34 572	1 160	292	37	2 103	1 131	1 163
	Firms with sales less than \$250,000	—	—	—	—	—	—	—	—	—
	Firms with sales of \$250,000 to \$499,999	—	—	—	—	—	—	—	—	—
	Firms with sales of \$500,000 to \$999,999	—	—	—	—	—	—	—	—	—
	Firms with sales of \$1,000,000 to \$2,499,999	1	1	D	D	D	a	D	D	D
	Firms with sales of \$2,500,000 to \$4,999,999	1	1	D	D	D	a	D	D	D
	Firms with sales of \$5,000,000 to \$9,999,999	—	—	—	—	—	—	—	—	—
	Firms with sales of \$10,000,000 to \$24,999,999	2	2	D	D	D	b	D	D	D
	Firms with sales of \$25,000,000 to \$49,999,999	—	—	—	—	—	—	—	—	—
	Firms with sales of \$50,000,000 to \$99,999,999	—	—	—	—	—	—	—	—	—
	Firms with sales of \$100,000,000 or more	—	—	—	—	—	—	—	—	—
	Firms not operated for the entire year	—	—	—	—	—	—	—	—	—
4213103	Plywood, veneer, millwork, & wood panel whsle									
	All firms	465	466	2 953 710	66 944	14 112	1 345	122 951	9 602	12 437
	Firms operated for the entire year	421	422	2 851 378	65 115	13 889	1 309	118 789	9 602	12 426
	Firms with sales less than \$250,000	37	37	4 988	830	205	55	1 672	6	—
	Firms with sales of \$250,000 to \$499,999	20	20	6 472	922	207	32	1 927	9	—
	Firms with sales of \$500,000 to \$999,999	38	38	27 630	2 638	562	97	5 398	38	113
	Firms with sales of \$1,000,000 to \$2,499,999	86	86	142 764	6 149	1 323	198	12 621	150	86
	Firms with sales of \$2,500,000 to \$4,999,999	79	79	D	D	D	c	D	D	D
	Firms with sales of \$5,000,000 to \$9,999,999	83	84	570 045	14 195	3 210	307	26 220	335	403
	Firms with sales of \$10,000,000 to \$24,999,999	63	63	888 188	17 752	3 750	239	30 656	1 284	480
	Firms with sales of \$25,000,000 to \$49,999,999	10	10	317 942	4 486	1 029	77	7 088	3 977	2 579
	Firms with sales of \$50,000,000 to \$99,999,999	4	4	326 574	5 801	1 059	42	11 416	2 998	6 079
	Firms with sales of \$100,000,000 or more	1	1	D	D	D	b	D	D	D
	Firms not operated for the entire year	44	44	102 332	1 829	223	36	4 162	—	11
42132	Brick, stone, & related construction materials whsle									
	All firms	171	171	418 402	15 423	3 053	429	32 849	1 122	827
	Firms operated for the entire year	142	142	D	D	D	e	D	D	D
	Firms with sales less than \$250,000	41	41	D	D	D	b	D	D	D
	Firms with sales of \$250,000 to \$499,999	17	17	D	D	D	b	D	D	D
	Firms with sales of \$500,000 to \$999,999	14	14	9 994	1 211	237	28	2 342	—	—
	Firms with sales of \$1,000,000 to \$2,499,999	35	35	57 938	2 599	599	86	7 039	817	607
	Firms with sales of \$2,500,000 to \$4,999,999	21	21	70 117	2 028	408	55	4 592	—	—
	Firms with sales of \$5,000,000 to \$9,999,999	9	9	63 274	3 657	667	112	7 117	187	57
	Firms with sales of \$10,000,000 to \$24,999,999	3	3	D	D	D	a	D	D	D
	Firms with sales of \$25,000,000 to \$49,999,999	—	—	—	—	—	—	—	—	—
	Firms with sales of \$50,000,000 to \$99,999,999	2	2	D	D	D	a	D	D	D
	Firms with sales of \$100,000,000 or more	—	—	—	—	—	—	—	—	—
	Firms not operated for the entire year	29	29	D	D	D	a	D	D	D

See footnotes at end of table.

Table 4. Sales Size of Firms: 1997—Con.

[Includes only firms and establishments with payroll. Excludes data for central administrative offices, auxiliary operations, or establishments of these firms that are classified in other categories than those specified in this table. For meaning of abbreviations and symbols, see introductory text. For explanation of terms, see Appendix A. For method of assignment to categories shown, see Appendix C]

NAICS code	Sales sizes of firms by type of operation and kind of business	Firms (number)	Establishments (number)	Sales (\$1,000)	Annual payroll (\$1,000)	First-quarter payroll (\$1,000)	Paid employees for pay period including March 12 (number)	Operating expenses ¹ (\$1,000)	End-of-1996 inventories (\$1,000)	End-of-1997 inventories (\$1,000)
421	AGENTS, BROKERS, AND COMMISSION MERCHANTS—Con.									
	Wholesale trade, durable goods—Con.									
421320	Brick, stone, & related construction materials whsle									
	All firms	171	171	418 402	15 423	3 053	429	32 849	1 122	827
	Firms operated for the entire year	142	142	D	D	D	e	D	D	D
	Firms with sales less than \$250,000	41	41	D	D	D	b	D	D	D
	Firms with sales of \$250,000 to \$499,999	17	17	D	D	D	b	D	D	D
	Firms with sales of \$500,000 to \$999,999	14	14	9 994	1 211	237	28	2 342	—	—
	Firms with sales of \$1,000,000 to \$2,499,999	35	35	57 938	2 599	599	86	7 039	817	607
	Firms with sales of \$2,500,000 to \$4,999,999	21	21	70 117	2 028	408	55	4 592	—	—
	Firms with sales of \$5,000,000 to \$9,999,999	9	9	63 274	3 657	667	112	7 117	187	57
	Firms with sales of \$10,000,000 to \$24,999,999 ..	3	3	D	D	D	a	D	D	D
	Firms with sales of \$25,000,000 to \$49,999,999 ..	—	—	—	—	—	—	—	—	—
	Firms with sales of \$50,000,000 to \$99,999,999 ..	2	2	D	D	D	a	D	D	D
	Firms with sales of \$100,000,000 or more	—	—	—	—	—	—	—	—	—
	Firms not operated for the entire year	29	29	D	D	D	a	D	D	D
4213201	Brick, block, tile, clay/ cement sewer pipe whsle									
	All firms	74	74	75 029	3 643	757	120	8 098	588	343
	Firms operated for the entire year	59	59	67 888	3 385	741	114	7 483	588	343
	Firms with sales less than \$250,000	19	19	D	D	D	b	D	D	D
	Firms with sales of \$250,000 to \$499,999	9	9	2 955	347	59	19	945	88	83
	Firms with sales of \$500,000 to \$999,999	7	7	4 928	778	136	13	1 104	—	—
	Firms with sales of \$1,000,000 to \$2,499,999	16	16	26 596	1 121	286	36	2 624	500	260
	Firms with sales of \$2,500,000 to \$4,999,999	6	6	19 352	489	94	15	1 442	—	—
	Firms with sales of \$5,000,000 to \$9,999,999	2	2	D	D	D	a	D	D	D
	Firms with sales of \$10,000,000 to \$24,999,999 ..	—	—	—	—	—	—	—	—	—
	Firms with sales of \$25,000,000 to \$49,999,999 ..	—	—	—	—	—	—	—	—	—
	Firms with sales of \$50,000,000 to \$99,999,999 ..	—	—	—	—	—	—	—	—	—
	Firms with sales of \$100,000,000 or more	—	—	—	—	—	—	—	—	—
	Firms not operated for the entire year	15	15	7 141	258	16	6	615	—	—
4213202	Sand, gravel, & stone whsle									
	All firms	38	38	117 711	5 191	916	139	10 036	4	4
	Firms operated for the entire year	28	28	D	D	D	c	D	D	D
	Firms with sales less than \$250,000	8	8	D	D	D	a	D	D	D
	Firms with sales of \$250,000 to \$499,999	2	2	D	D	D	a	D	D	D
	Firms with sales of \$500,000 to \$999,999	4	4	D	D	D	a	D	D	D
	Firms with sales of \$1,000,000 to \$2,499,999	4	4	7 170	195	44	16	379	—	—
	Firms with sales of \$2,500,000 to \$4,999,999	4	4	D	D	D	a	D	D	D
	Firms with sales of \$5,000,000 to \$9,999,999	3	3	D	D	D	b	D	D	D
	Firms with sales of \$10,000,000 to \$24,999,999 ..	3	3	D	D	D	a	D	D	D
	Firms with sales of \$25,000,000 to \$49,999,999 ..	—	—	—	—	—	—	—	—	—
	Firms with sales of \$50,000,000 to \$99,999,999 ..	—	—	—	—	—	—	—	—	—
	Firms with sales of \$100,000,000 or more	—	—	—	—	—	—	—	—	—
	Firms not operated for the entire year	10	10	D	D	D	a	D	D	D

See footnotes at end of table.

Table 4. Sales Size of Firms: 1997—Con.

[Includes only firms and establishments with payroll. Excludes data for central administrative offices, auxiliary operations, or establishments of these firms that are classified in other categories than those specified in this table. For meaning of abbreviations and symbols, see introductory text. For explanation of terms, see Appendix A. For method of assignment to categories shown, see Appendix C]

NAICS code	Sales sizes of firms by type of operation and kind of business	Firms (number)	Establishments (number)	Sales (\$1,000)	Annual payroll (\$1,000)	First-quarter payroll (\$1,000)	Paid employees for pay period including March 12 (number)	Operating expenses ¹ (\$1,000)	End-of-1996 inventories (\$1,000)	End-of-1997 inventories (\$1,000)
421	AGENTS, BROKERS, AND COMMISSION MERCHANTS—Con.									
	Wholesale trade, durable goods—Con.									
4213203	Cement, lime, & related products whsle									
	All firms	59	59	225 662	6 589	1 380	170	14 715	530	480
	Firms operated for the entire year	55	55	220 507	6 512	1 368	168	14 534	530	480
	Firms with sales less than \$250,000	14	14	1 643	577	126	22	860	1	4
	Firms with sales of \$250,000 to \$499,999	6	6	D	D	D	a	D	D	D
	Firms with sales of \$500,000 to \$999,999	3	3	D	D	D	a	D	D	D
	Firms with sales of \$1,000,000 to \$2,499,999	15	15	24 172	1 283	269	34	4 036	317	347
	Firms with sales of \$2,500,000 to \$4,999,999	11	11	36 480	1 129	254	27	2 378	—	—
	Firms with sales of \$5,000,000 to \$9,999,999	4	4	28 165	862	149	44	1 950	187	57
	Firms with sales of \$10,000,000 to \$24,999,999 ..	—	—	—	—	—	—	—	—	—
	Firms with sales of \$25,000,000 to \$49,999,999 ..	—	—	—	—	—	—	—	—	—
	Firms with sales of \$50,000,000 to \$99,999,999 ..	2	2	D	D	D	a	D	D	D
	Firms with sales of \$100,000,000 or more	—	—	—	—	—	—	—	—	—
	Firms not operated for the entire year	4	4	5 155	77	12	2	181	—	—
42133	Roofing, siding, & insulation material whsle									
	All firms	288	293	1 339 534	36 950	7 707	732	66 232	744	679
	Firms operated for the entire year	266	271	D	D	D	f	D	D	D
	Firms with sales less than \$250,000	35	35	4 764	1 479	311	48	2 508	6	13
	Firms with sales of \$250,000 to \$499,999	12	12	D	D	D	a	D	D	D
	Firms with sales of \$500,000 to \$999,999	28	28	19 711	2 020	433	56	4 212	6	6
	Firms with sales of \$1,000,000 to \$2,499,999	58	58	91 923	4 009	858	120	8 448	311	250
	Firms with sales of \$2,500,000 to \$4,999,999	56	56	196 599	5 164	1 247	105	10 346	55	11
	Firms with sales of \$5,000,000 to \$9,999,999	37	39	251 418	6 574	1 351	126	10 967	59	65
	Firms with sales of \$10,000,000 to \$24,999,999 ..	36	39	D	D	D	c	D	D	D
	Firms with sales of \$25,000,000 to \$49,999,999 ..	1	1	D	D	D	a	D	D	D
	Firms with sales of \$50,000,000 to \$99,999,999 ..	3	3	D	D	D	b	D	D	D
	Firms with sales of \$100,000,000 or more	—	—	—	—	—	—	—	—	—
	Firms not operated for the entire year	22	22	D	D	D	a	D	D	D
421330	Roofing, siding, & insulation material whsle									
	All firms	288	293	1 339 534	36 950	7 707	732	66 232	744	679
	Firms operated for the entire year	266	271	D	D	D	f	D	D	D
	Firms with sales less than \$250,000	35	35	4 764	1 479	311	48	2 508	6	13
	Firms with sales of \$250,000 to \$499,999	12	12	D	D	D	a	D	D	D
	Firms with sales of \$500,000 to \$999,999	28	28	19 711	2 020	433	56	4 212	6	6
	Firms with sales of \$1,000,000 to \$2,499,999	58	58	91 923	4 009	858	120	8 448	311	250
	Firms with sales of \$2,500,000 to \$4,999,999	56	56	196 599	5 164	1 247	105	10 346	55	11
	Firms with sales of \$5,000,000 to \$9,999,999	37	39	251 418	6 574	1 351	126	10 967	59	65
	Firms with sales of \$10,000,000 to \$24,999,999 ..	36	39	D	D	D	c	D	D	D
	Firms with sales of \$25,000,000 to \$49,999,999 ..	1	1	D	D	D	a	D	D	D
	Firms with sales of \$50,000,000 to \$99,999,999 ..	3	3	D	D	D	b	D	D	D
	Firms with sales of \$100,000,000 or more	—	—	—	—	—	—	—	—	—
	Firms not operated for the entire year	22	22	D	D	D	a	D	D	D

See footnotes at end of table.

Table 4. Sales Size of Firms: 1997—Con.

[Includes only firms and establishments with payroll. Excludes data for central administrative offices, auxiliary operations, or establishments of these firms that are classified in other categories than those specified in this table. For meaning of abbreviations and symbols, see introductory text. For explanation of terms, see Appendix A. For method of assignment to categories shown, see Appendix C]

NAICS code	Sales sizes of firms by type of operation and kind of business	Firms (number)	Establishments (number)	Sales (\$1,000)	Annual payroll (\$1,000)	First-quarter payroll (\$1,000)	Paid employees for pay period including March 12 (number)	Operating expenses ¹ (\$1,000)	End-of-1996 inventories (\$1,000)	End-of-1997 inventories (\$1,000)
421	AGENTS, BROKERS, AND COMMISSION MERCHANTS—Con.									
	Wholesale trade, durable goods—Con.									
4213301	Roofing, siding, & insulation material whsle									
	All firms	288	293	1 339 534	36 950	7 707	732	66 232	744	679
	Firms operated for the entire year	266	271	D	D	D	f	D	D	D
	Firms with sales less than \$250,000	35	35	4 764	1 479	311	48	2 508	6	13
	Firms with sales of \$250,000 to \$499,999	12	12	D	D	D	a	D	D	D
	Firms with sales of \$500,000 to \$999,999	28	28	19 711	2 020	433	56	4 212	6	6
	Firms with sales of \$1,000,000 to \$2,499,999	58	58	91 923	4 009	858	120	8 448	311	250
	Firms with sales of \$2,500,000 to \$4,999,999	56	56	196 599	5 164	1 247	105	10 346	55	11
	Firms with sales of \$5,000,000 to \$9,999,999	37	39	251 418	6 574	1 351	126	10 967	59	65
	Firms with sales of \$10,000,000 to \$24,999,999	36	39	D	D	D	c	D	D	D
	Firms with sales of \$25,000,000 to \$49,999,999	1	1	D	D	D	a	D	D	D
	Firms with sales of \$50,000,000 to \$99,999,999	3	3	D	D	D	b	D	D	D
	Firms with sales of \$100,000,000 or more	—	—	—	—	—	—	—	—	—
	Firms not operated for the entire year	22	22	D	D	D	a	D	D	D
42139	Other construction materials whsle									
	All firms	299	303	966 495	34 183	7 722	872	61 511	601	756
	Firms operated for the entire year	261	265	D	D	D	f	D	D	D
	Firms with sales less than \$250,000	41	41	5 224	1 540	359	69	2 534	43	—
	Firms with sales of \$250,000 to \$499,999	25	25	D	D	D	b	D	D	D
	Firms with sales of \$500,000 to \$999,999	32	32	D	D	D	b	D	D	D
	Firms with sales of \$1,000,000 to \$2,499,999	67	67	109 863	7 032	1 531	209	13 004	122	361
	Firms with sales of \$2,500,000 to \$4,999,999	48	49	166 944	6 451	1 548	165	11 178	51	44
	Firms with sales of \$5,000,000 to \$9,999,999	28	30	189 444	4 768	1 096	102	8 595	15	15
	Firms with sales of \$10,000,000 to \$24,999,999	15	16	201 319	5 098	1 196	75	9 363	173	175
	Firms with sales of \$25,000,000 to \$49,999,999	4	4	D	D	D	b	D	D	D
	Firms with sales of \$50,000,000 to \$99,999,999	1	1	D	D	D	a	D	D	D
	Firms with sales of \$100,000,000 or more	—	—	—	—	—	—	—	—	—
	Firms not operated for the entire year	38	38	D	D	D	b	D	D	D
421390	Other construction materials whsle									
	All firms	299	303	966 495	34 183	7 722	872	61 511	601	756
	Firms operated for the entire year	261	265	D	D	D	f	D	D	D
	Firms with sales less than \$250,000	41	41	5 224	1 540	359	69	2 534	43	—
	Firms with sales of \$250,000 to \$499,999	25	25	D	D	D	b	D	D	D
	Firms with sales of \$500,000 to \$999,999	32	32	D	D	D	b	D	D	D
	Firms with sales of \$1,000,000 to \$2,499,999	67	67	109 863	7 032	1 531	209	13 004	122	361
	Firms with sales of \$2,500,000 to \$4,999,999	48	49	166 944	6 451	1 548	165	11 178	51	44
	Firms with sales of \$5,000,000 to \$9,999,999	28	30	189 444	4 768	1 096	102	8 595	15	15
	Firms with sales of \$10,000,000 to \$24,999,999	15	16	201 319	5 098	1 196	75	9 363	173	175
	Firms with sales of \$25,000,000 to \$49,999,999	4	4	D	D	D	b	D	D	D
	Firms with sales of \$50,000,000 to \$99,999,999	1	1	D	D	D	a	D	D	D
	Firms with sales of \$100,000,000 or more	—	—	—	—	—	—	—	—	—
	Firms not operated for the entire year	38	38	D	D	D	b	D	D	D

See footnotes at end of table.

Table 4. Sales Size of Firms: 1997—Con.

[Includes only firms and establishments with payroll. Excludes data for central administrative offices, auxiliary operations, or establishments of these firms that are classified in other categories than those specified in this table. For meaning of abbreviations and symbols, see introductory text. For explanation of terms, see Appendix A. For method of assignment to categories shown, see Appendix C]

NAICS code	Sales sizes of firms by type of operation and kind of business	Firms (number)	Establishments (number)	Sales (\$1,000)	Annual payroll (\$1,000)	First-quarter payroll (\$1,000)	Paid employees for pay period including March 12 (number)	Operating expenses ¹ (\$1,000)	End-of-1996 inventories (\$1,000)	End-of-1997 inventories (\$1,000)
421	AGENTS, BROKERS, AND COMMISSION MERCHANTS—Con.									
	Wholesale trade, durable goods—Con.									
4213901	Flat glass & other construction glass whsle									
	All firms	49	49	220 957	6 052	1 425	120	11 040	188	192
	Firms operated for the entire year	43	43	D	D	D	c	D	D	D
	Firms with sales less than \$250,000	3	3	569	92	17	5	210	—	—
	Firms with sales of \$250,000 to \$499,999	3	3	D	D	D	a	D	D	D
	Firms with sales of \$500,000 to \$999,999	1	1	D	D	D	a	D	D	D
	Firms with sales of \$1,000,000 to \$2,499,999	9	9	D	D	D	a	D	D	D
	Firms with sales of \$2,500,000 to \$4,999,999	8	8	28 255	689	161	15	1 187	—	2
	Firms with sales of \$5,000,000 to \$9,999,999	13	13	D	D	D	b	D	D	D
	Firms with sales of \$10,000,000 to \$24,999,999 ..	6	6	D	D	D	b	D	D	D
	Firms with sales of \$25,000,000 to \$49,999,999 ..	—	—	—	—	—	—	—	—	—
	Firms with sales of \$50,000,000 to \$99,999,999 ..	—	—	—	—	—	—	—	—	—
	Firms with sales of \$100,000,000 or more	—	—	—	—	—	—	—	—	—
	Firms not operated for the entire year	6	6	D	D	D	a	D	D	D
4213902	Other construction materials whsle									
	All firms	250	254	745 538	28 131	6 297	752	50 471	413	564
	Firms operated for the entire year	218	222	D	D	D	f	D	D	D
	Firms with sales less than \$250,000	38	38	4 655	1 448	342	64	2 324	43	—
	Firms with sales of \$250,000 to \$499,999	22	22	7 621	1 159	256	51	2 443	23	84
	Firms with sales of \$500,000 to \$999,999	31	31	D	D	D	b	D	D	D
	Firms with sales of \$1,000,000 to \$2,499,999	58	58	D	D	D	c	D	D	D
	Firms with sales of \$2,500,000 to \$4,999,999	40	41	138 689	5 762	1 387	150	9 991	51	42
	Firms with sales of \$5,000,000 to \$9,999,999	15	17	D	D	D	b	D	D	D
	Firms with sales of \$10,000,000 to \$24,999,999 ..	9	10	D	D	D	b	D	D	D
	Firms with sales of \$25,000,000 to \$49,999,999 ..	4	4	128 894	3 279	578	63	5 359	—	—
	Firms with sales of \$50,000,000 to \$99,999,999 ..	1	1	D	D	D	a	D	D	D
	Firms with sales of \$100,000,000 or more	—	—	—	—	—	—	—	—	—
	Firms not operated for the entire year	32	32	D	D	D	b	D	D	D
4214	Professional & commercial equipment & supplies whsle									
	All firms	3 689	3 825	17 418 779	773 243	181 955	14 500	1 396 000	40 727	41 987
	Firms operated for the entire year	3 166	3 298	16 278 506	730 082	171 881	13 735	1 309 232	40 707	41 952
	Firms with sales less than \$250,000	611	611	80 105	23 508	5 520	901	39 616	957	952
	Firms with sales of \$250,000 to \$499,999	334	334	119 993	19 298	4 477	691	37 541	565	794
	Firms with sales of \$500,000 to \$999,999	436	438	308 723	36 893	9 019	1 143	74 548	2 663	2 990
	Firms with sales of \$1,000,000 to \$2,499,999	660	673	1 066 203	94 166	22 665	2 224	174 419	8 326	7 939
	Firms with sales of \$2,500,000 to \$4,999,999	463	482	1 622 167	116 503	26 148	2 212	213 032	5 912	7 146
	Firms with sales of \$5,000,000 to \$9,999,999	342	371	2 318 203	124 210	28 608	2 108	222 162	3 977	4 277
	Firms with sales of \$10,000,000 to \$24,999,999 ..	226	265	3 349 018	149 253	33 801	2 224	265 880	3 028	4 207
	Firms with sales of \$25,000,000 to \$49,999,999 ..	59	72	1 918 164	63 608	15 239	998	120 430	3 835	11 628
	Firms with sales of \$50,000,000 to \$99,999,999 ..	19	23	1 291 152	31 527	9 173	358	49 346	14	16
	Firms with sales of \$100,000,000 or more	16	29	4 204 778	71 116	17 231	876	112 258	11 430	2 003
	Firms not operated for the entire year	523	527	1 140 273	43 161	10 074	765	86 768	20	35

See footnotes at end of table.

Table 4. Sales Size of Firms: 1997—Con.

[Includes only firms and establishments with payroll. Excludes data for central administrative offices, auxiliary operations, or establishments of these firms that are classified in other categories than those specified in this table. For meaning of abbreviations and symbols, see introductory text. For explanation of terms, see Appendix A. For method of assignment to categories shown, see Appendix C]

NAICS code	Sales sizes of firms by type of operation and kind of business	Firms (number)	Establishments (number)	Sales (\$1,000)	Annual payroll (\$1,000)	First-quarter payroll (\$1,000)	Paid employees for pay period including March 12 (number)	Operating expenses ¹ (\$1,000)	End-of-1996 inventories (\$1,000)	End-of-1997 inventories (\$1,000)
421	AGENTS, BROKERS, AND COMMISSION MERCHANTS—Con.									
	Wholesale trade, durable goods—Con.									
42141	Photographic equipment & supplies whsle									
	All firms	98	98	228 240	8 218	1 708	191	16 815	618	1 098
	Firms operated for the entire year	82	82	201 269	7 406	1 655	185	15 260	618	1 098
	Firms with sales less than \$250,000	23	23	2 621	849	195	36	1 410	4	4
	Firms with sales of \$250,000 to \$499,999	9	9	D	D	D	a	D	D	D
	Firms with sales of \$500,000 to \$999,999	11	11	D	D	D	b	D	D	D
	Firms with sales of \$1,000,000 to \$2,499,999	18	18	D	D	D	b	D	D	D
	Firms with sales of \$2,500,000 to \$4,999,999	10	10	37 590	1 191	244	30	2 568	362	700
	Firms with sales of \$5,000,000 to \$9,999,999	6	6	D	D	D	a	D	D	D
	Firms with sales of \$10,000,000 to \$24,999,999 ..	5	5	D	D	D	b	D	D	D
	Firms with sales of \$25,000,000 to \$49,999,999 ..	—	—	—	—	—	—	—	—	—
	Firms with sales of \$50,000,000 to \$99,999,999 ..	—	—	—	—	—	—	—	—	—
	Firms with sales of \$100,000,000 or more	—	—	—	—	—	—	—	—	—
	Firms not operated for the entire year	16	16	26 971	812	53	6	1 555	—	—
421410	Photographic equipment & supplies whsle									
	All firms	98	98	228 240	8 218	1 708	191	16 815	618	1 098
	Firms operated for the entire year	82	82	201 269	7 406	1 655	185	15 260	618	1 098
	Firms with sales less than \$250,000	23	23	2 621	849	195	36	1 410	4	4
	Firms with sales of \$250,000 to \$499,999	9	9	D	D	D	a	D	D	D
	Firms with sales of \$500,000 to \$999,999	11	11	D	D	D	b	D	D	D
	Firms with sales of \$1,000,000 to \$2,499,999	18	18	D	D	D	b	D	D	D
	Firms with sales of \$2,500,000 to \$4,999,999	10	10	37 590	1 191	244	30	2 568	362	700
	Firms with sales of \$5,000,000 to \$9,999,999	6	6	D	D	D	a	D	D	D
	Firms with sales of \$10,000,000 to \$24,999,999 ..	5	5	D	D	D	b	D	D	D
	Firms with sales of \$25,000,000 to \$49,999,999 ..	—	—	—	—	—	—	—	—	—
	Firms with sales of \$50,000,000 to \$99,999,999 ..	—	—	—	—	—	—	—	—	—
	Firms with sales of \$100,000,000 or more	—	—	—	—	—	—	—	—	—
	Firms not operated for the entire year	16	16	26 971	812	53	6	1 555	—	—
42142	Office equipment whsle									
	All firms	389	404	1 595 240	63 279	14 593	1 832	110 819	4 555	4 922
	Firms operated for the entire year	335	350	1 515 383	61 374	14 219	1 789	106 719	4 555	4 917
	Firms with sales less than \$250,000	50	50	D	D	D	c	D	D	D
	Firms with sales of \$250,000 to \$499,999	54	54	19 489	3 535	822	161	6 690	285	329
	Firms with sales of \$500,000 to \$999,999	64	64	D	D	D	e	D	D	D
	Firms with sales of \$1,000,000 to \$2,499,999	77	79	D	D	D	e	D	D	D
	Firms with sales of \$2,500,000 to \$4,999,999	42	49	142 354	13 416	2 759	360	22 325	1 274	1 429
	Firms with sales of \$5,000,000 to \$9,999,999	23	24	144 879	5 548	1 406	138	10 610	216	240
	Firms with sales of \$10,000,000 to \$24,999,999 ..	14	18	199 714	7 778	1 787	221	11 586	569	596
	Firms with sales of \$25,000,000 to \$49,999,999 ..	6	6	D	D	D	b	D	D	D
	Firms with sales of \$50,000,000 to \$99,999,999 ..	4	5	294 038	5 803	1 362	63	9 288	14	16
	Firms with sales of \$100,000,000 or more	1	1	D	D	D	a	D	D	D
	Firms not operated for the entire year	54	54	79 857	1 905	374	43	4 100	—	5
421420	Office equipment whsle									

See footnotes at end of table.

Table 4. Sales Size of Firms: 1997—Con.

[Includes only firms and establishments with payroll. Excludes data for central administrative offices, auxiliary operations, or establishments of these firms that are classified in other categories than those specified in this table. For meaning of abbreviations and symbols, see introductory text. For explanation of terms, see Appendix A. For method of assignment to categories shown, see Appendix C]

NAICS code	Sales sizes of firms by type of operation and kind of business	Firms (number)	Establishments (number)	Sales (\$1,000)	Annual payroll (\$1,000)	First-quarter payroll (\$1,000)	Paid employees for pay period including March 12 (number)	Operating expenses ¹ (\$1,000)	End-of-1996 inventories (\$1,000)	End-of-1997 inventories (\$1,000)
421	AGENTS, BROKERS, AND COMMISSION MERCHANTS—Con.									
	Wholesale trade, durable goods—Con.									
421420	Office equipment whsle—Con.									
	All firms	389	404	1 595 240	63 279	14 593	1 832	110 819	4 555	4 922
	Firms operated for the entire year	335	350	1 515 383	61 374	14 219	1 789	106 719	4 555	4 917
	Firms with sales less than \$250,000	50	50	D	D	D	c	D	D	D
	Firms with sales of \$250,000 to \$499,999	54	54	19 489	3 535	822	161	6 690	285	329
	Firms with sales of \$500,000 to \$999,999	64	64	D	D	D	e	D	D	D
	Firms with sales of \$1,000,000 to \$2,499,999	77	79	D	D	D	e	D	D	D
	Firms with sales of \$2,500,000 to \$4,999,999	42	49	142 354	13 416	2 759	360	22 325	1 274	1 429
	Firms with sales of \$5,000,000 to \$9,999,999	23	24	144 879	5 548	1 406	138	10 610	216	240
	Firms with sales of \$10,000,000 to \$24,999,999	14	18	199 714	7 778	1 787	221	11 586	569	596
	Firms with sales of \$25,000,000 to \$49,999,999	6	6	D	D	D	b	D	D	D
	Firms with sales of \$50,000,000 to \$99,999,999	4	5	294 038	5 803	1 362	63	9 288	14	16
	Firms with sales of \$100,000,000 or more	1	1	D	D	D	a	D	D	D
	Firms not operated for the entire year	54	54	79 857	1 905	374	43	4 100	—	5
42143	Computer & computer peripheral equipment & software whsle									
	All firms	720	757	7 345 635	212 093	51 274	3 511	358 526	16 117	6 806
	Firms operated for the entire year	583	620	7 004 732	206 190	50 423	3 420	347 292	16 117	6 781
	Firms with sales less than \$250,000	83	83	10 503	3 093	741	119	5 043	45	45
	Firms with sales of \$250,000 to \$499,999	60	60	D	D	D	c	D	D	D
	Firms with sales of \$500,000 to \$999,999	88	88	D	D	D	c	D	D	D
	Firms with sales of \$1,000,000 to \$2,499,999	118	124	187 347	17 781	4 375	465	32 654	1 330	1 206
	Firms with sales of \$2,500,000 to \$4,999,999	79	82	288 648	19 086	3 977	368	34 471	1 587	1 602
	Firms with sales of \$5,000,000 to \$9,999,999	52	56	344 113	21 601	5 169	472	37 507	778	906
	Firms with sales of \$10,000,000 to \$24,999,999	58	63	906 696	31 745	7 189	416	54 595	562	626
	Firms with sales of \$25,000,000 to \$49,999,999	21	25	708 104	17 708	4 026	245	30 959	49	49
	Firms with sales of \$50,000,000 to \$99,999,999	10	12	D	D	D	c	D	D	D
	Firms with sales of \$100,000,000 or more	14	27	3 757 138	69 629	16 928	856	109 645	11 430	2 003
	Firms not operated for the entire year	137	137	340 903	5 903	851	91	11 234	—	25
421430	Computer & computer peripheral equipment & software whsle									
	All firms	720	757	7 345 635	212 093	51 274	3 511	358 526	16 117	6 806
	Firms operated for the entire year	583	620	7 004 732	206 190	50 423	3 420	347 292	16 117	6 781
	Firms with sales less than \$250,000	83	83	10 503	3 093	741	119	5 043	45	45
	Firms with sales of \$250,000 to \$499,999	60	60	D	D	D	c	D	D	D
	Firms with sales of \$500,000 to \$999,999	88	88	D	D	D	c	D	D	D
	Firms with sales of \$1,000,000 to \$2,499,999	118	124	187 347	17 781	4 375	465	32 654	1 330	1 206
	Firms with sales of \$2,500,000 to \$4,999,999	79	82	288 648	19 086	3 977	368	34 471	1 587	1 602
	Firms with sales of \$5,000,000 to \$9,999,999	52	56	344 113	21 601	5 169	472	37 507	778	906
	Firms with sales of \$10,000,000 to \$24,999,999	58	63	906 696	31 745	7 189	416	54 595	562	626
	Firms with sales of \$25,000,000 to \$49,999,999	21	25	708 104	17 708	4 026	245	30 959	49	49
	Firms with sales of \$50,000,000 to \$99,999,999	10	12	D	D	D	c	D	D	D
	Firms with sales of \$100,000,000 or more	14	27	3 757 138	69 629	16 928	856	109 645	11 430	2 003
	Firms not operated for the entire year	137	137	340 903	5 903	851	91	11 234	—	25

See footnotes at end of table.

Table 4. Sales Size of Firms: 1997—Con.

[Includes only firms and establishments with payroll. Excludes data for central administrative offices, auxiliary operations, or establishments of these firms that are classified in other categories than those specified in this table. For meaning of abbreviations and symbols, see introductory text. For explanation of terms, see Appendix A. For method of assignment to categories shown, see Appendix C]

NAICS code	Sales sizes of firms by type of operation and kind of business	Firms (number)	Establishments (number)	Sales (\$1,000)	Annual payroll (\$1,000)	First-quarter payroll (\$1,000)	Paid employees for pay period including March 12 (number)	Operating expenses ¹ (\$1,000)	End-of-1996 inventories (\$1,000)	End-of-1997 inventories (\$1,000)
421	AGENTS, BROKERS, AND COMMISSION MERCHANTS—Con.									
	Wholesale trade, durable goods—Con.									
4214301	Computer & peripheral equipment whsle									
	All firms	574	609	6 670 157	183 321	44 830	3 031	309 608	15 404	6 142
	Firms operated for the entire year	457	492	D	D	D	h	D	D	D
	Firms with sales less than \$250,000	61	61	D	D	D	b	D	D	D
	Firms with sales of \$250,000 to \$499,999	42	42	D	D	D	b	D	D	D
	Firms with sales of \$500,000 to \$999,999	61	61	D	D	D	c	D	D	D
	Firms with sales of \$1,000,000 to \$2,499,999	94	100	147 883	13 455	3 282	362	25 344	1 248	1 007
	Firms with sales of \$2,500,000 to \$4,999,999	63	65	226 928	13 972	3 048	293	25 510	1 093	1 242
	Firms with sales of \$5,000,000 to \$9,999,999	45	49	300 191	18 924	4 585	426	33 303	778	906
	Firms with sales of \$10,000,000 to \$24,999,999	50	55	789 560	28 551	6 496	376	49 000	535	614
	Firms with sales of \$25,000,000 to \$49,999,999	19	22	D	D	D	c	D	D	D
	Firms with sales of \$50,000,000 to \$99,999,999	10	12	718 332	14 746	5 281	147	20 913	—	—
	Firms with sales of \$100,000,000 or more	12	25	D	D	D	f	D	D	D
	Firms not operated for the entire year	117	117	D	D	D	b	D	D	D
42143011	Computers & peripheral equipment for resale									
	All firms	308	320	4 896 105	102 413	25 812	1 708	172 422	13 537	3 833
	Firms operated for the entire year	243	255	D	D	D	g	D	D	D
	Firms with sales less than \$250,000	39	39	D	D	D	b	D	D	D
	Firms with sales of \$250,000 to \$499,999	19	19	D	D	D	b	D	D	D
	Firms with sales of \$500,000 to \$999,999	34	34	D	D	D	b	D	D	D
	Firms with sales of \$1,000,000 to \$2,499,999	41	41	64 218	5 841	1 332	183	10 922	1 191	909
	Firms with sales of \$2,500,000 to \$4,999,999	25	26	85 911	4 757	981	119	9 361	501	429
	Firms with sales of \$5,000,000 to \$9,999,999	22	22	142 424	11 304	2 916	274	19 516	729	671
	Firms with sales of \$10,000,000 to \$24,999,999	33	36	529 529	18 998	4 071	247	33 214	65	114
	Firms with sales of \$25,000,000 to \$49,999,999	12	12	D	D	D	b	D	D	D
	Firms with sales of \$50,000,000 to \$99,999,999	9	11	D	D	D	b	D	D	D
	Firms with sales of \$100,000,000 or more	9	15	D	D	D	f	D	D	D
	Firms not operated for the entire year	65	65	D	D	D	b	D	D	D
42143012	Computers & peripheral equipment for end use									
	All firms	266	289	1 774 052	80 908	19 018	1 323	137 186	1 867	2 309
	Firms operated for the entire year	214	237	D	D	D	g	D	D	D
	Firms with sales less than \$250,000	22	22	2 504	643	181	25	1 142	10	1
	Firms with sales of \$250,000 to \$499,999	23	23	D	D	D	b	D	D	D
	Firms with sales of \$500,000 to \$999,999	27	27	D	D	D	b	D	D	D
	Firms with sales of \$1,000,000 to \$2,499,999	53	59	83 665	7 614	1 950	179	14 422	57	98
	Firms with sales of \$2,500,000 to \$4,999,999	38	39	141 017	9 215	2 067	174	16 149	592	813
	Firms with sales of \$5,000,000 to \$9,999,999	23	27	157 767	7 620	1 669	152	13 787	49	235
	Firms with sales of \$10,000,000 to \$24,999,999	17	19	260 031	9 553	2 425	129	15 786	470	500
	Firms with sales of \$25,000,000 to \$49,999,999	7	10	252 121	8 813	1 787	101	13 956	41	42
	Firms with sales of \$50,000,000 to \$99,999,999	1	1	D	D	D	b	D	D	D
	Firms with sales of \$100,000,000 or more	3	10	D	D	D	e	D	D	D
	Firms not operated for the entire year	52	52	D	D	D	b	D	D	D

See footnotes at end of table.

Table 4. Sales Size of Firms: 1997—Con.

[Includes only firms and establishments with payroll. Excludes data for central administrative offices, auxiliary operations, or establishments of these firms that are classified in other categories than those specified in this table. For meaning of abbreviations and symbols, see introductory text. For explanation of terms, see Appendix A. For method of assignment to categories shown, see Appendix C]

NAICS code	Sales sizes of firms by type of operation and kind of business	Firms (number)	Establishments (number)	Sales (\$1,000)	Annual payroll (\$1,000)	First-quarter payroll (\$1,000)	Paid employees for pay period including March 12 (number)	Operating expenses ¹ (\$1,000)	End-of-1996 inventories (\$1,000)	End-of-1997 inventories (\$1,000)
421	AGENTS, BROKERS, AND COMMISSION MERCHANTS—Con.									
	Wholesale trade, durable goods—Con.									
4214302	Computer software (packaged) whsle									
	All firms	147	148	675 478	28 772	6 444	480	48 918	713	664
	Firms operated for the entire year	127	128	D	D	D	e	D	D	D
	Firms with sales less than \$250,000	22	22	D	D	D	b	D	D	D
	Firms with sales of \$250,000 to \$499,999	18	18	6 652	1 138	261	37	2 117	14	12
	Firms with sales of \$500,000 to \$999,999	27	27	19 064	2 323	568	49	5 159	75	33
	Firms with sales of \$1,000,000 to \$2,499,999	25	25	41 755	4 868	1 227	111	8 142	82	199
	Firms with sales of \$2,500,000 to \$4,999,999	16	17	61 720	5 114	929	75	8 961	494	360
	Firms with sales of \$5,000,000 to \$9,999,999	7	7	43 922	2 677	584	46	4 204	—	—
	Firms with sales of \$10,000,000 to \$24,999,999 ..	8	8	117 136	3 194	693	40	5 595	27	12
	Firms with sales of \$25,000,000 to \$49,999,999 ..	2	2	D	D	D	b	D	D	D
	Firms with sales of \$50,000,000 to \$99,999,999 ..	—	—	—	—	—	—	—	—	—
	Firms with sales of \$100,000,000 or more	2	2	D	D	D	b	D	D	D
	Firms not operated for the entire year	20	20	D	D	D	a	D	D	D
42144	Other commercial equipment whsle									
	All firms	571	594	2 686 765	105 465	24 426	2 474	196 437	4 425	4 758
	Firms operated for the entire year	502	525	2 565 618	102 367	23 894	2 413	189 689	4 425	4 758
	Firms with sales less than \$250,000	58	58	D	D	D	b	D	D	D
	Firms with sales of \$250,000 to \$499,999	38	38	D	D	D	b	D	D	D
	Firms with sales of \$500,000 to \$999,999	52	54	37 379	3 285	743	123	6 887	167	183
	Firms with sales of \$1,000,000 to \$2,499,999	87	88	143 622	10 620	2 282	292	20 729	986	895
	Firms with sales of \$2,500,000 to \$4,999,999	94	95	329 260	14 704	3 491	431	30 354	651	965
	Firms with sales of \$5,000,000 to \$9,999,999	98	102	681 164	23 406	5 301	495	42 667	922	1 106
	Firms with sales of \$10,000,000 to \$24,999,999 ..	61	71	907 444	30 104	6 885	504	54 376	957	915
	Firms with sales of \$25,000,000 to \$49,999,999 ..	13	17	391 728	13 774	3 601	326	22 025	186	162
	Firms with sales of \$50,000,000 to \$99,999,999 ..	1	2	D	D	D	b	D	D	D
	Firms with sales of \$100,000,000 or more	—	—	—	—	—	—	—	—	—
	Firms not operated for the entire year	69	69	121 147	3 098	532	61	6 748	—	—
421440	Other commercial equipment whsle									
	All firms	571	594	2 686 765	105 465	24 426	2 474	196 437	4 425	4 758
	Firms operated for the entire year	502	525	2 565 618	102 367	23 894	2 413	189 689	4 425	4 758
	Firms with sales less than \$250,000	58	58	D	D	D	b	D	D	D
	Firms with sales of \$250,000 to \$499,999	38	38	D	D	D	b	D	D	D
	Firms with sales of \$500,000 to \$999,999	52	54	37 379	3 285	743	123	6 887	167	183
	Firms with sales of \$1,000,000 to \$2,499,999	87	88	143 622	10 620	2 282	292	20 729	986	895
	Firms with sales of \$2,500,000 to \$4,999,999	94	95	329 260	14 704	3 491	431	30 354	651	965
	Firms with sales of \$5,000,000 to \$9,999,999	98	102	681 164	23 406	5 301	495	42 667	922	1 106
	Firms with sales of \$10,000,000 to \$24,999,999 ..	61	71	907 444	30 104	6 885	504	54 376	957	915
	Firms with sales of \$25,000,000 to \$49,999,999 ..	13	17	391 728	13 774	3 601	326	22 025	186	162
	Firms with sales of \$50,000,000 to \$99,999,999 ..	1	2	D	D	D	b	D	D	D
	Firms with sales of \$100,000,000 or more	—	—	—	—	—	—	—	—	—
	Firms not operated for the entire year	69	69	121 147	3 098	532	61	6 748	—	—

See footnotes at end of table.

Table 4. Sales Size of Firms: 1997—Con.

[Includes only firms and establishments with payroll. Excludes data for central administrative offices, auxiliary operations, or establishments of these firms that are classified in other categories than those specified in this table. For meaning of abbreviations and symbols, see introductory text. For explanation of terms, see Appendix A. For method of assignment to categories shown, see Appendix C]

NAICS code	Sales sizes of firms by type of operation and kind of business	Firms (number)	Establishments (number)	Sales (\$1,000)	Annual payroll (\$1,000)	First-quarter payroll (\$1,000)	Paid employees for pay period including March 12 (number)	Operating expenses ¹ (\$1,000)	End-of-1996 inventories (\$1,000)	End-of-1997 inventories (\$1,000)
421	AGENTS, BROKERS, AND COMMISSION MERCHANTS—Con.									
	Wholesale trade, durable goods—Con.									
4214401	Restaurant & hotel equipment & supplies whsle									
	All firms	415	438	2 172 270	77 586	18 041	1 723	145 614	2 804	3 090
	Firms operated for the entire year	376	399	D	D	D	g	D	D	D
	Firms with sales less than \$250,000	36	36	5 150	877	218	51	1 895	207	213
	Firms with sales of \$250,000 to \$499,999	22	22	D	D	D	b	D	D	D
	Firms with sales of \$500,000 to \$999,999	32	34	D	D	D	b	D	D	D
	Firms with sales of \$1,000,000 to \$2,499,999	65	66	D	D	D	c	D	D	D
	Firms with sales of \$2,500,000 to \$4,999,999	71	72	D	D	D	e	D	D	D
	Firms with sales of \$5,000,000 to \$9,999,999	86	90	598 826	20 482	4 582	430	37 375	922	1 106
	Firms with sales of \$10,000,000 to \$24,999,999 ..	55	65	808 902	25 245	5 693	419	44 856	596	580
	Firms with sales of \$25,000,000 to \$49,999,999 ..	8	12	D	D	D	b	D	D	D
	Firms with sales of \$50,000,000 to \$99,999,999 ..	1	2	D	D	D	b	D	D	D
	Firms with sales of \$100,000,000 or more	—	—	—	—	—	—	—	—	—
	Firms not operated for the entire year	39	39	D	D	D	b	D	D	D
4214402	Store machines & equipment whsle									
	All firms	156	156	514 495	27 879	6 385	751	50 823	1 621	1 668
	Firms operated for the entire year	126	126	D	D	D	f	D	D	D
	Firms with sales less than \$250,000	22	22	D	D	D	b	D	D	D
	Firms with sales of \$250,000 to \$499,999	16	16	5 529	598	122	30	1 248	68	60
	Firms with sales of \$500,000 to \$999,999	20	20	D	D	D	b	D	D	D
	Firms with sales of \$1,000,000 to \$2,499,999	22	22	D	D	D	b	D	D	D
	Firms with sales of \$2,500,000 to \$4,999,999	23	23	D	D	D	c	D	D	D
	Firms with sales of \$5,000,000 to \$9,999,999	12	12	82 338	2 924	719	65	5 292	—	—
	Firms with sales of \$10,000,000 to \$24,999,999 ..	6	6	98 542	4 859	1 192	85	9 520	361	335
	Firms with sales of \$25,000,000 to \$49,999,999 ..	5	5	D	D	D	c	D	D	D
	Firms with sales of \$50,000,000 to \$99,999,999 ..	—	—	—	—	—	—	—	—	—
	Firms with sales of \$100,000,000 or more	—	—	—	—	—	—	—	—	—
	Firms not operated for the entire year	30	30	D	D	D	b	D	D	D
42145	Medical, dental, & hospital equipment & supplies whsle									
	All firms	1 434	1 473	4 492 032	322 532	75 514	5 076	601 004	12 517	20 881
	Firms operated for the entire year	1 243	1 278	D	D	D	h	D	D	D
	Firms with sales less than \$250,000	287	287	D	D	D	e	D	D	D
	Firms with sales of \$250,000 to \$499,999	127	127	D	D	D	c	D	D	D
	Firms with sales of \$500,000 to \$999,999	152	152	108 488	14 335	3 658	352	28 894	941	990
	Firms with sales of \$1,000,000 to \$2,499,999	271	275	442 092	40 582	10 031	779	74 129	3 283	2 903
	Firms with sales of \$2,500,000 to \$4,999,999	186	193	647 699	57 359	13 279	821	103 725	1 862	2 217
	Firms with sales of \$5,000,000 to \$9,999,999	133	143	908 440	63 081	14 286	827	113 229	1 635	1 538
	Firms with sales of \$10,000,000 to \$24,999,999 ..	67	81	960 504	65 878	14 556	768	121 517	893	1 352
	Firms with sales of \$25,000,000 to \$49,999,999 ..	15	15	D	D	D	e	D	D	D
	Firms with sales of \$50,000,000 to \$99,999,999 ..	4	4	225 777	7 965	1 793	69	13 643	—	—
	Firms with sales of \$100,000,000 or more	1	1	D	D	D	a	D	D	D
	Firms not operated for the entire year	191	195	D	D	D	f	D	D	D

See footnotes at end of table.

Table 4. Sales Size of Firms: 1997—Con.

[Includes only firms and establishments with payroll. Excludes data for central administrative offices, auxiliary operations, or establishments of these firms that are classified in other categories than those specified in this table. For meaning of abbreviations and symbols, see introductory text. For explanation of terms, see Appendix A. For method of assignment to categories shown, see Appendix C]

NAICS code	Sales sizes of firms by type of operation and kind of business	Firms (number)	Establishments (number)	Sales (\$1,000)	Annual payroll (\$1,000)	First-quarter payroll (\$1,000)	Paid employees for pay period including March 12 (number)	Operating expenses ¹ (\$1,000)	End-of-1996 inventories (\$1,000)	End-of-1997 inventories (\$1,000)
421	AGENTS, BROKERS, AND COMMISSION MERCHANTS—Con.									
	Wholesale trade, durable goods—Con.									
421450	Medical, dental, & hospital equipment & supplies whsle									
	All firms	1 434	1 473	4 492 032	322 532	75 514	5 076	601 004	12 517	20 881
	Firms operated for the entire year	1 243	1 278	D	D	D	h	D	D	D
	Firms with sales less than \$250,000	287	287	D	D	D	e	D	D	D
	Firms with sales of \$250,000 to \$499,999	127	127	D	D	D	c	D	D	D
	Firms with sales of \$500,000 to \$999,999	152	152	108 488	14 335	3 658	352	28 894	941	990
	Firms with sales of \$1,000,000 to \$2,499,999	271	275	442 092	40 582	10 031	779	74 129	3 283	2 903
	Firms with sales of \$2,500,000 to \$4,999,999	186	193	647 699	57 359	13 279	821	103 725	1 862	2 217
	Firms with sales of \$5,000,000 to \$9,999,999	133	143	908 440	63 081	14 286	827	113 229	1 635	1 538
	Firms with sales of \$10,000,000 to \$24,999,999 ..	67	81	960 504	65 878	14 556	768	121 517	893	1 352
	Firms with sales of \$25,000,000 to \$49,999,999 ..	15	15	D	D	D	e	D	D	D
	Firms with sales of \$50,000,000 to \$99,999,999 ..	4	4	225 777	7 965	1 793	69	13 643	—	—
	Firms with sales of \$100,000,000 or more	1	1	D	D	D	a	D	D	D
	Firms not operated for the entire year	191	195	D	D	D	f	D	D	D
4214501	Surgical, medical, & hospital supplies whsle									
	All firms	1 384	1 423	4 284 750	303 636	70 445	4 751	559 942	11 508	19 973
	Firms operated for the entire year	1 198	1 233	D	D	D	h	D	D	D
	Firms with sales less than \$250,000	277	277	D	D	D	e	D	D	D
	Firms with sales of \$250,000 to \$499,999	119	119	D	D	D	c	D	D	D
	Firms with sales of \$500,000 to \$999,999	149	149	105 938	14 215	3 630	345	28 615	941	990
	Firms with sales of \$1,000,000 to \$2,499,999	259	263	419 463	39 352	9 674	745	70 885	3 037	2 534
	Firms with sales of \$2,500,000 to \$4,999,999	179	186	D	D	D	f	D	D	D
	Firms with sales of \$5,000,000 to \$9,999,999	132	142	D	D	D	f	D	D	D
	Firms with sales of \$10,000,000 to \$24,999,999 ..	66	80	D	D	D	f	D	D	D
	Firms with sales of \$25,000,000 to \$49,999,999 ..	13	13	D	D	D	c	D	D	D
	Firms with sales of \$50,000,000 to \$99,999,999 ..	3	3	D	D	D	b	D	D	D
	Firms with sales of \$100,000,000 or more	1	1	D	D	D	a	D	D	D
	Firms not operated for the entire year	186	190	D	D	D	f	D	D	D
4214502	Dental equipment & supplies whsle									
	All firms	50	50	207 282	18 896	5 069	325	41 062	1 009	908
	Firms operated for the entire year	45	45	203 800	18 560	4 964	308	40 539	1 009	908
	Firms with sales less than \$250,000	10	10	1 227	362	77	13	640	—	—
	Firms with sales of \$250,000 to \$499,999	8	8	2 875	706	171	20	1 169	24	24
	Firms with sales of \$500,000 to \$999,999	3	3	2 550	120	28	7	279	—	—
	Firms with sales of \$1,000,000 to \$2,499,999	12	12	22 629	1 230	357	34	3 244	246	369
	Firms with sales of \$2,500,000 to \$4,999,999	7	7	D	D	D	b	D	D	D
	Firms with sales of \$5,000,000 to \$9,999,999	1	1	D	D	D	a	D	D	D
	Firms with sales of \$10,000,000 to \$24,999,999 ..	1	1	D	D	D	a	D	D	D
	Firms with sales of \$25,000,000 to \$49,999,999 ..	2	2	D	D	D	c	D	D	D
	Firms with sales of \$50,000,000 to \$99,999,999 ..	1	1	D	D	D	b	D	D	D
	Firms with sales of \$100,000,000 or more	—	—	—	—	—	—	—	—	—
	Firms not operated for the entire year	5	5	3 482	336	105	17	523	—	—

See footnotes at end of table.

Table 4. Sales Size of Firms: 1997—Con.

[Includes only firms and establishments with payroll. Excludes data for central administrative offices, auxiliary operations, or establishments of these firms that are classified in other categories than those specified in this table. For meaning of abbreviations and symbols, see introductory text. For explanation of terms, see Appendix A. For method of assignment to categories shown, see Appendix C]

NAICS code	Sales sizes of firms by type of operation and kind of business	Firms (number)	Establishments (number)	Sales (\$1,000)	Annual payroll (\$1,000)	First-quarter payroll (\$1,000)	Paid employees for pay period including March 12 (number)	Operating expenses ¹ (\$1,000)	End-of-1996 inventories (\$1,000)	End-of-1997 inventories (\$1,000)
421	AGENTS, BROKERS, AND COMMISSION MERCHANTS—Con.									
	Wholesale trade, durable goods—Con.									
42146	Ophthalmic goods whsle									
	All firms	164	164	264 765	14 399	3 437	419	28 558	590	731
	Firms operated for the entire year	141	141	D	D	D	e	D	D	D
	Firms with sales less than \$250,000	55	55	6 099	2 210	474	82	3 708	55	69
	Firms with sales of \$250,000 to \$499,999	12	12	4 482	798	123	17	1 330	7	6
	Firms with sales of \$500,000 to \$999,999	22	22	D	D	D	b	D	D	D
	Firms with sales of \$1,000,000 to \$2,499,999	29	29	44 164	2 812	750	63	6 355	249	240
	Firms with sales of \$2,500,000 to \$4,999,999	10	10	35 695	1 235	276	15	3 347	—	—
	Firms with sales of \$5,000,000 to \$9,999,999	6	6	D	D	D	a	D	D	D
	Firms with sales of \$10,000,000 to \$24,999,999	6	6	79 950	3 854	1 092	158	6 968	30	125
	Firms with sales of \$25,000,000 to \$49,999,999	1	1	D	D	D	a	D	D	D
	Firms with sales of \$50,000,000 to \$99,999,999	—	—	—	—	—	—	—	—	—
	Firms with sales of \$100,000,000 or more	—	—	—	—	—	—	—	—	—
	Firms not operated for the entire year	23	23	D	D	D	a	D	D	D
421460	Ophthalmic goods whsle									
	All firms	164	164	264 765	14 399	3 437	419	28 558	590	731
	Firms operated for the entire year	141	141	D	D	D	e	D	D	D
	Firms with sales less than \$250,000	55	55	6 099	2 210	474	82	3 708	55	69
	Firms with sales of \$250,000 to \$499,999	12	12	4 482	798	123	17	1 330	7	6
	Firms with sales of \$500,000 to \$999,999	22	22	D	D	D	b	D	D	D
	Firms with sales of \$1,000,000 to \$2,499,999	29	29	44 164	2 812	750	63	6 355	249	240
	Firms with sales of \$2,500,000 to \$4,999,999	10	10	35 695	1 235	276	15	3 347	—	—
	Firms with sales of \$5,000,000 to \$9,999,999	6	6	D	D	D	a	D	D	D
	Firms with sales of \$10,000,000 to \$24,999,999	6	6	79 950	3 854	1 092	158	6 968	30	125
	Firms with sales of \$25,000,000 to \$49,999,999	1	1	D	D	D	a	D	D	D
	Firms with sales of \$50,000,000 to \$99,999,999	—	—	—	—	—	—	—	—	—
	Firms with sales of \$100,000,000 or more	—	—	—	—	—	—	—	—	—
	Firms not operated for the entire year	23	23	D	D	D	a	D	D	D
42149	Other professional equipment & supplies whsle									
	All firms	313	335	806 102	47 257	11 003	997	83 841	1 905	2 791
	Firms operated for the entire year	280	302	792 829	46 519	10 801	976	82 369	1 885	2 786
	Firms with sales less than \$250,000	55	55	7 417	1 754	430	79	3 250	53	66
	Firms with sales of \$250,000 to \$499,999	34	34	D	D	D	b	D	D	D
	Firms with sales of \$500,000 to \$999,999	47	47	D	D	D	c	D	D	D
	Firms with sales of \$1,000,000 to \$2,499,999	60	60	98 574	7 825	1 702	192	15 424	973	1 220
	Firms with sales of \$2,500,000 to \$4,999,999	42	43	140 921	9 512	2 122	187	16 242	176	233
	Firms with sales of \$5,000,000 to \$9,999,999	24	34	159 637	8 569	2 010	146	14 468	385	367
	Firms with sales of \$10,000,000 to \$24,999,999	15	21	D	D	D	c	D	D	D
	Firms with sales of \$25,000,000 to \$49,999,999	3	8	D	D	D	b	D	D	D
	Firms with sales of \$50,000,000 to \$99,999,999	—	—	—	—	—	—	—	—	—
	Firms with sales of \$100,000,000 or more	—	—	—	—	—	—	—	—	—
	Firms not operated for the entire year	33	33	13 273	738	202	21	1 472	20	5

See footnotes at end of table.

Table 4. Sales Size of Firms: 1997—Con.

[Includes only firms and establishments with payroll. Excludes data for central administrative offices, auxiliary operations, or establishments of these firms that are classified in other categories than those specified in this table. For meaning of abbreviations and symbols, see introductory text. For explanation of terms, see Appendix A. For method of assignment to categories shown, see Appendix C]

NAICS code	Sales sizes of firms by type of operation and kind of business	Firms (number)	Establishments (number)	Sales (\$1,000)	Annual payroll (\$1,000)	First-quarter payroll (\$1,000)	Paid employees for pay period including March 12 (number)	Operating expenses ¹ (\$1,000)	End-of-1996 inventories (\$1,000)	End-of-1997 inventories (\$1,000)
421	AGENTS, BROKERS, AND COMMISSION MERCHANTS—Con.									
	Wholesale trade, durable goods—Con.									
421490	Other professional equipment & supplies whsle									
	All firms	313	335	806 102	47 257	11 003	997	83 841	1 905	2 791
	Firms operated for the entire year	280	302	792 829	46 519	10 801	976	82 369	1 885	2 786
	Firms with sales less than \$250,000	55	55	7 417	1 754	430	79	3 250	53	66
	Firms with sales of \$250,000 to \$499,999	34	34	D	D	D	b	D	D	D
	Firms with sales of \$500,000 to \$999,999	47	47	D	D	D	c	D	D	D
	Firms with sales of \$1,000,000 to \$2,499,999	60	60	98 574	7 825	1 702	192	15 424	973	1 220
	Firms with sales of \$2,500,000 to \$4,999,999	42	43	140 921	9 512	2 122	187	16 242	176	233
	Firms with sales of \$5,000,000 to \$9,999,999	24	34	159 637	8 569	2 010	146	14 468	385	367
	Firms with sales of \$10,000,000 to \$24,999,999	15	21	D	D	D	c	D	D	D
	Firms with sales of \$25,000,000 to \$49,999,999	3	8	D	D	D	b	D	D	D
	Firms with sales of \$50,000,000 to \$99,999,999	—	—	—	—	—	—	—	—	—
	Firms with sales of \$100,000,000 or more	—	—	—	—	—	—	—	—	—
	Firms not operated for the entire year	33	33	13 273	738	202	21	1 472	20	5
4214901	Religious & school supplies whsle									
	All firms	48	50	174 015	8 404	1 812	199	16 730	249	284
	Firms operated for the entire year	45	47	171 836	8 352	1 812	199	16 602	249	284
	Firms with sales less than \$250,000	12	12	1 887	431	117	19	808	42	43
	Firms with sales of \$250,000 to \$499,999	6	6	D	D	D	a	D	D	D
	Firms with sales of \$500,000 to \$999,999	4	4	D	D	D	a	D	D	D
	Firms with sales of \$1,000,000 to \$2,499,999	6	6	9 835	1 143	207	23	2 037	8	10
	Firms with sales of \$2,500,000 to \$4,999,999	8	8	25 050	2 672	566	51	4 517	94	123
	Firms with sales of \$5,000,000 to \$9,999,999	5	5	30 720	902	209	29	1 856	—	—
	Firms with sales of \$10,000,000 to \$24,999,999	3	4	D	D	D	b	D	D	D
	Firms with sales of \$25,000,000 to \$49,999,999	1	2	D	D	D	b	D	D	D
	Firms with sales of \$50,000,000 to \$99,999,999	—	—	—	—	—	—	—	—	—
	Firms with sales of \$100,000,000 or more	—	—	—	—	—	—	—	—	—
	Firms not operated for the entire year	3	3	2 179	52	—	—	128	—	—
4214902	Other professional equipment & supplies whsle									
	All firms	265	285	632 087	38 853	9 191	798	67 111	1 656	2 507
	Firms operated for the entire year	235	255	620 993	38 167	8 989	777	65 767	1 636	2 502
	Firms with sales less than \$250,000	43	43	5 530	1 323	313	60	2 442	11	23
	Firms with sales of \$250,000 to \$499,999	28	28	D	D	D	b	D	D	D
	Firms with sales of \$500,000 to \$999,999	43	43	31 701	3 866	952	114	7 322	157	179
	Firms with sales of \$1,000,000 to \$2,499,999	54	54	88 739	6 682	1 495	169	13 387	965	1 210
	Firms with sales of \$2,500,000 to \$4,999,999	34	35	115 871	6 840	1 556	136	11 725	82	110
	Firms with sales of \$5,000,000 to \$9,999,999	19	29	128 917	7 667	1 801	117	12 612	385	367
	Firms with sales of \$10,000,000 to \$24,999,999	12	17	164 826	7 251	1 722	107	11 347	17	593
	Firms with sales of \$25,000,000 to \$49,999,999	2	6	D	D	D	b	D	D	D
	Firms with sales of \$50,000,000 to \$99,999,999	—	—	—	—	—	—	—	—	—
	Firms with sales of \$100,000,000 or more	—	—	—	—	—	—	—	—	—
	Firms not operated for the entire year	30	30	11 094	686	202	21	1 344	20	5

See footnotes at end of table.

Table 4. Sales Size of Firms: 1997—Con.

[Includes only firms and establishments with payroll. Excludes data for central administrative offices, auxiliary operations, or establishments of these firms that are classified in other categories than those specified in this table. For meaning of abbreviations and symbols, see introductory text. For explanation of terms, see Appendix A. For method of assignment to categories shown, see Appendix C]

NAICS code	Sales sizes of firms by type of operation and kind of business	Firms (number)	Establishments (number)	Sales (\$1,000)	Annual payroll (\$1,000)	First-quarter payroll (\$1,000)	Paid employees for pay period including March 12 (number)	Operating expenses ¹ (\$1,000)	End-of-1996 inventories (\$1,000)	End-of-1997 inventories (\$1,000)
421	AGENTS, BROKERS, AND COMMISSION MERCHANTS—Con.									
4215	Wholesale trade, durable goods—Con.									
	Metal & mineral (except petroleum) whsle									
	All firms	1 437	1 459	13 429 232	248 677	53 864	4 196	444 989	21 158	19 623
	Firms operated for the entire year	1 318	1 340	13 071 886	243 207	52 725	4 100	433 752	21 031	19 598
	Firms with sales less than \$250,000	98	98	13 834	2 677	700	131	5 390	16	16
	Firms with sales of \$250,000 to \$499,999	69	70	24 188	2 835	657	104	6 239	176	186
	Firms with sales of \$500,000 to \$999,999	107	107	73 202	5 563	1 312	192	11 314	125	166
	Firms with sales of \$1,000,000 to \$2,499,999	255	256	428 134	22 170	4 902	586	43 931	1 382	1 566
	Firms with sales of \$2,500,000 to \$4,999,999	207	207	739 760	21 804	4 896	516	39 263	1 710	1 961
	Firms with sales of \$5,000,000 to \$9,999,999	237	238	1 616 577	36 591	8 369	676	65 525	327	854
	Firms with sales of \$10,000,000 to \$24,999,999 ..	234	242	3 608 815	71 016	15 956	1 053	122 876	1 790	6 008
	Firms with sales of \$25,000,000 to \$49,999,999 ..	78	85	2 749 169	43 248	8 140	515	71 938	1 894	1 716
	Firms with sales of \$50,000,000 to \$99,999,999 ..	23	24	D	D	D	c	D	D	D
	Firms with sales of \$100,000,000 or more	10	13	D	D	D	c	D	D	D
	Firms not operated for the entire year	119	119	357 346	5 470	1 139	96	11 237	127	25
42151	Metal service centers & offices									
	All firms	1 316	1 336	11 795 201	219 231	47 672	3 741	392 378	13 965	12 130
	Firms operated for the entire year	1 212	1 232	11 491 575	214 777	46 639	3 655	383 057	13 842	12 105
	Firms with sales less than \$250,000	91	91	13 264	2 486	657	124	5 088	16	16
	Firms with sales of \$250,000 to \$499,999	63	64	D	D	D	b	D	D	D
	Firms with sales of \$500,000 to \$999,999	101	101	69 511	5 186	1 260	179	10 645	125	166
	Firms with sales of \$1,000,000 to \$2,499,999	238	239	399 013	20 286	4 378	536	40 877	1 073	1 330
	Firms with sales of \$2,500,000 to \$4,999,999	195	195	696 985	20 277	4 454	480	36 084	1 379	1 587
	Firms with sales of \$5,000,000 to \$9,999,999	221	222	D	D	D	f	D	D	D
	Firms with sales of \$10,000,000 to \$24,999,999 ..	211	219	D	D	D	f	D	D	D
	Firms with sales of \$25,000,000 to \$49,999,999 ..	65	70	D	D	D	e	D	D	D
	Firms with sales of \$50,000,000 to \$99,999,999 ..	19	20	D	D	D	c	D	D	D
	Firms with sales of \$100,000,000 or more	8	11	1 907 742	15 692	3 136	129	25 857	7 810	1 281
	Firms not operated for the entire year	104	104	303 626	4 454	1 033	86	9 321	123	25
421510	Metal service centers & offices									
	All firms	1 316	1 336	11 795 201	219 231	47 672	3 741	392 378	13 965	12 130
	Firms operated for the entire year	1 212	1 232	11 491 575	214 777	46 639	3 655	383 057	13 842	12 105
	Firms with sales less than \$250,000	91	91	13 264	2 486	657	124	5 088	16	16
	Firms with sales of \$250,000 to \$499,999	63	64	D	D	D	b	D	D	D
	Firms with sales of \$500,000 to \$999,999	101	101	69 511	5 186	1 260	179	10 645	125	166
	Firms with sales of \$1,000,000 to \$2,499,999	238	239	399 013	20 286	4 378	536	40 877	1 073	1 330
	Firms with sales of \$2,500,000 to \$4,999,999	195	195	696 985	20 277	4 454	480	36 084	1 379	1 587
	Firms with sales of \$5,000,000 to \$9,999,999	221	222	D	D	D	f	D	D	D
	Firms with sales of \$10,000,000 to \$24,999,999 ..	211	219	D	D	D	f	D	D	D
	Firms with sales of \$25,000,000 to \$49,999,999 ..	65	70	D	D	D	e	D	D	D
	Firms with sales of \$50,000,000 to \$99,999,999 ..	19	20	D	D	D	c	D	D	D
	Firms with sales of \$100,000,000 or more	8	11	1 907 742	15 692	3 136	129	25 857	7 810	1 281
	Firms not operated for the entire year	104	104	303 626	4 454	1 033	86	9 321	123	25

See footnotes at end of table.

Table 4. Sales Size of Firms: 1997—Con.

[Includes only firms and establishments with payroll. Excludes data for central administrative offices, auxiliary operations, or establishments of these firms that are classified in other categories than those specified in this table. For meaning of abbreviations and symbols, see introductory text. For explanation of terms, see Appendix A. For method of assignment to categories shown, see Appendix C]

NAICS code	Sales sizes of firms by type of operation and kind of business	Firms (number)	Establishments (number)	Sales (\$1,000)	Annual payroll (\$1,000)	First-quarter payroll (\$1,000)	Paid employees for pay period including March 12 (number)	Operating expenses ¹ (\$1,000)	End-of-1996 inventories (\$1,000)	End-of-1997 inventories (\$1,000)
421	AGENTS, BROKERS, AND COMMISSION MERCHANTS—Con.									
	Wholesale trade, durable goods—Con.									
4215101	Ferrous metal service centers & sales offices									
	All firms	1 040	1 057	9 516 171	178 379	38 688	2 916	318 034	12 108	6 735
	Firms operated for the entire year	958	975	9 275 969	174 717	37 754	2 856	310 893	12 071	6 734
	Firms with sales less than \$250,000	61	61	9 115	1 389	383	83	2 982	16	16
	Firms with sales of \$250,000 to \$499,999	53	54	D	D	D	b	D	D	D
	Firms with sales of \$500,000 to \$999,999	78	78	53 396	3 596	847	126	7 639	66	101
	Firms with sales of \$1,000,000 to \$2,499,999	189	189	316 532	15 206	3 167	400	30 578	743	917
	Firms with sales of \$2,500,000 to \$4,999,999	150	150	537 673	15 527	3 375	370	27 403	670	747
	Firms with sales of \$5,000,000 to \$9,999,999	177	178	D	D	D	f	D	D	D
	Firms with sales of \$10,000,000 to \$24,999,999	173	180	D	D	D	f	D	D	D
	Firms with sales of \$25,000,000 to \$49,999,999	55	60	D	D	D	e	D	D	D
	Firms with sales of \$50,000,000 to \$99,999,999	16	17	D	D	D	b	D	D	D
	Firms with sales of \$100,000,000 or more	6	8	D	D	D	b	D	D	D
	Firms not operated for the entire year	82	82	240 202	3 662	934	60	7 141	37	1
42151011	Ferrous metal service centers									
	All firms	68	68	1 245 827	21 454	4 853	381	41 470	12 108	6 735
	Firms operated for the entire year	65	65	1 245 276	21 413	4 840	378	41 367	12 071	6 734
	Firms with sales less than \$250,000	2	2	D	D	D	a	D	D	D
	Firms with sales of \$250,000 to \$499,999	3	3	D	D	D	a	D	D	D
	Firms with sales of \$500,000 to \$999,999	5	5	D	D	D	a	D	D	D
	Firms with sales of \$1,000,000 to \$2,499,999	15	15	28 759	3 075	624	62	5 593	743	917
	Firms with sales of \$2,500,000 to \$4,999,999	9	9	29 749	1 985	358	57	4 131	670	747
	Firms with sales of \$5,000,000 to \$9,999,999	11	11	D	D	D	b	D	D	D
	Firms with sales of \$10,000,000 to \$24,999,999	13	13	D	D	D	c	D	D	D
	Firms with sales of \$25,000,000 to \$49,999,999	6	6	D	D	D	b	D	D	D
	Firms with sales of \$50,000,000 to \$99,999,999	—	—	—	—	—	—	—	—	—
	Firms with sales of \$100,000,000 or more	1	1	D	D	D	a	D	D	D
	Firms not operated for the entire year	3	3	551	41	13	3	103	37	1
42151012	Ferrous metal sales offices									
	All firms	972	989	8 270 344	156 925	33 835	2 535	276 564	—	—
	Firms operated for the entire year	893	910	8 030 693	153 304	32 914	2 478	269 526	—	—
	Firms with sales less than \$250,000	59	59	D	D	D	b	D	D	D
	Firms with sales of \$250,000 to \$499,999	50	51	D	D	D	b	D	D	D
	Firms with sales of \$500,000 to \$999,999	73	73	D	D	D	c	D	D	D
	Firms with sales of \$1,000,000 to \$2,499,999	174	174	287 773	12 131	2 543	338	24 985	—	—
	Firms with sales of \$2,500,000 to \$4,999,999	141	141	507 924	13 542	3 017	313	23 272	—	—
	Firms with sales of \$5,000,000 to \$9,999,999	166	167	1 132 028	23 874	5 393	453	42 734	—	—
	Firms with sales of \$10,000,000 to \$24,999,999	160	167	D	D	D	f	D	D	D
	Firms with sales of \$25,000,000 to \$49,999,999	49	54	D	D	D	e	D	D	D
	Firms with sales of \$50,000,000 to \$99,999,999	16	17	D	D	D	b	D	D	D
	Firms with sales of \$100,000,000 or more	5	7	D	D	D	b	D	D	D
	Firms not operated for the entire year	79	79	239 651	3 621	921	57	7 038	—	—
4215102	Nonferrous metal service centers & sales offices									

See footnotes at end of table.

Table 4. Sales Size of Firms: 1997—Con.

[Includes only firms and establishments with payroll. Excludes data for central administrative offices, auxiliary operations, or establishments of these firms that are classified in other categories than those specified in this table. For meaning of abbreviations and symbols, see introductory text. For explanation of terms, see Appendix A. For method of assignment to categories shown, see Appendix C]

NAICS code	Sales sizes of firms by type of operation and kind of business	Firms (number)	Establishments (number)	Sales (\$1,000)	Annual payroll (\$1,000)	First-quarter payroll (\$1,000)	Paid employees for pay period including March 12 (number)	Operating expenses ¹ (\$1,000)	End-of-1996 inventories (\$1,000)	End-of-1997 inventories (\$1,000)
421	AGENTS, BROKERS, AND COMMISSION MERCHANTS—Con.									
	Wholesale trade, durable goods—Con.									
4215102	Nonferrous metal service centers & sales offices—Con.									
	All firms	277	279	2 279 030	40 852	8 984	825	74 344	1 857	5 395
	Firms operated for the entire year	255	257	2 215 606	40 060	8 885	799	72 164	1 771	5 371
	Firms with sales less than \$250,000	30	30	4 149	1 097	274	41	2 106	—	—
	Firms with sales of \$250,000 to \$499,999	10	10	3 540	586	126	14	1 149	161	155
	Firms with sales of \$500,000 to \$999,999	23	23	16 115	1 590	413	53	3 006	59	65
	Firms with sales of \$1,000,000 to \$2,499,999	49	50	82 481	5 080	1 211	136	10 299	330	413
	Firms with sales of \$2,500,000 to \$4,999,999	45	45	159 312	4 750	1 079	110	8 681	709	840
	Firms with sales of \$5,000,000 to \$9,999,999	44	44	290 994	6 995	1 697	117	11 863	69	80
	Firms with sales of \$10,000,000 to \$24,999,999	38	39	585 672	9 264	1 799	212	15 791	107	3 692
	Firms with sales of \$25,000,000 to \$49,999,999	10	10	391 532	4 488	807	48	8 347	336	126
	Firms with sales of \$50,000,000 to \$99,999,999	3	3	D	D	D	b	D	D	D
	Firms with sales of \$100,000,000 or more	3	3	D	D	D	b	D	D	D
	Firms not operated for the entire year	22	22	63 424	792	99	26	2 180	86	24
42151021	Nonferrous metal service centers									
	All firms	25	25	128 172	4 431	881	116	10 249	1 857	5 395
	Firms operated for the entire year	23	23	D	D	D	c	D	D	D
	Firms with sales less than \$250,000	—	—	—	—	—	—	—	—	—
	Firms with sales of \$250,000 to \$499,999	2	2	D	D	D	a	D	D	D
	Firms with sales of \$500,000 to \$999,999	3	3	D	D	D	a	D	D	D
	Firms with sales of \$1,000,000 to \$2,499,999	10	10	15 423	1 202	310	42	2 815	330	413
	Firms with sales of \$2,500,000 to \$4,999,999	2	2	D	D	D	a	D	D	D
	Firms with sales of \$5,000,000 to \$9,999,999	2	2	D	D	D	a	D	D	D
	Firms with sales of \$10,000,000 to \$24,999,999	2	2	D	D	D	a	D	D	D
	Firms with sales of \$25,000,000 to \$49,999,999	2	2	D	D	D	a	D	D	D
	Firms with sales of \$50,000,000 to \$99,999,999	—	—	—	—	—	—	—	—	—
	Firms with sales of \$100,000,000 or more	—	—	—	—	—	—	—	—	—
	Firms not operated for the entire year	2	2	D	D	D	a	D	D	D
42151022	Nonferrous metal sales offices									
	All firms	252	254	2 150 858	36 421	8 103	709	64 095	—	—
	Firms operated for the entire year	232	234	D	D	D	f	D	D	D
	Firms with sales less than \$250,000	30	30	4 149	1 097	274	41	2 106	—	—
	Firms with sales of \$250,000 to \$499,999	8	8	D	D	D	a	D	D	D
	Firms with sales of \$500,000 to \$999,999	20	20	D	D	D	b	D	D	D
	Firms with sales of \$1,000,000 to \$2,499,999	39	40	67 058	3 878	901	94	7 484	—	—
	Firms with sales of \$2,500,000 to \$4,999,999	43	43	D	D	D	b	D	D	D
	Firms with sales of \$5,000,000 to \$9,999,999	42	42	D	D	D	c	D	D	D
	Firms with sales of \$10,000,000 to \$24,999,999	36	37	D	D	D	c	D	D	D
	Firms with sales of \$25,000,000 to \$49,999,999	8	8	D	D	D	b	D	D	D
	Firms with sales of \$50,000,000 to \$99,999,999	3	3	D	D	D	b	D	D	D
	Firms with sales of \$100,000,000 or more	3	3	D	D	D	b	D	D	D
	Firms not operated for the entire year	20	20	D	D	D	a	D	D	D

See footnotes at end of table.

Table 4. Sales Size of Firms: 1997—Con.

[Includes only firms and establishments with payroll. Excludes data for central administrative offices, auxiliary operations, or establishments of these firms that are classified in other categories than those specified in this table. For meaning of abbreviations and symbols, see introductory text. For explanation of terms, see Appendix A. For method of assignment to categories shown, see Appendix C]

NAICS code	Sales sizes of firms by type of operation and kind of business	Firms (number)	Establishments (number)	Sales (\$1,000)	Annual payroll (\$1,000)	First-quarter payroll (\$1,000)	Paid employees for pay period including March 12 (number)	Operating expenses ¹ (\$1,000)	End-of-1996 inventories (\$1,000)	End-of-1997 inventories (\$1,000)
421	AGENTS, BROKERS, AND COMMISSION MERCHANTS—Con.									
42152	Wholesale trade, durable goods—Con.									
	Coal & other mineral & ore whsle									
	All firms	121	123	1 634 031	29 446	6 192	455	52 611	7 193	7 493
	Firms operated for the entire year	106	108	1 580 311	28 430	6 086	445	50 695	7 189	7 493
	Firms with sales less than \$250,000	7	7	570	191	43	7	302	—	—
	Firms with sales of \$250,000 to \$499,999	6	6	D	D	D	a	D	D	D
	Firms with sales of \$500,000 to \$999,999	6	6	3 691	377	52	13	669	—	—
	Firms with sales of \$1,000,000 to \$2,499,999	17	17	29 121	1 884	524	50	3 054	309	236
	Firms with sales of \$2,500,000 to \$4,999,999	12	12	42 775	1 527	442	36	3 179	331	374
	Firms with sales of \$5,000,000 to \$9,999,999	16	16	D	D	D	b	D	D	D
	Firms with sales of \$10,000,000 to \$24,999,999	23	23	D	D	D	b	D	D	D
	Firms with sales of \$25,000,000 to \$49,999,999	13	15	D	D	D	c	D	D	D
	Firms with sales of \$50,000,000 to \$99,999,999	4	4	D	D	D	b	D	D	D
	Firms with sales of \$100,000,000 or more	2	2	D	D	D	b	D	D	D
	Firms not operated for the entire year	15	15	53 720	1 016	106	10	1 916	4	—
421520	Coal & other mineral & ore whsle									
	All firms	121	123	1 634 031	29 446	6 192	455	52 611	7 193	7 493
	Firms operated for the entire year	106	108	1 580 311	28 430	6 086	445	50 695	7 189	7 493
	Firms with sales less than \$250,000	7	7	570	191	43	7	302	—	—
	Firms with sales of \$250,000 to \$499,999	6	6	D	D	D	a	D	D	D
	Firms with sales of \$500,000 to \$999,999	6	6	3 691	377	52	13	669	—	—
	Firms with sales of \$1,000,000 to \$2,499,999	17	17	29 121	1 884	524	50	3 054	309	236
	Firms with sales of \$2,500,000 to \$4,999,999	12	12	42 775	1 527	442	36	3 179	331	374
	Firms with sales of \$5,000,000 to \$9,999,999	16	16	D	D	D	b	D	D	D
	Firms with sales of \$10,000,000 to \$24,999,999	23	23	D	D	D	b	D	D	D
	Firms with sales of \$25,000,000 to \$49,999,999	13	15	D	D	D	c	D	D	D
	Firms with sales of \$50,000,000 to \$99,999,999	4	4	D	D	D	b	D	D	D
	Firms with sales of \$100,000,000 or more	2	2	D	D	D	b	D	D	D
	Firms not operated for the entire year	15	15	53 720	1 016	106	10	1 916	4	—
4215201	Coal whsle									
	All firms	84	86	D	D	D	e	D	D	D
	Firms operated for the entire year	75	77	D	D	D	e	D	D	D
	Firms with sales less than \$250,000	3	3	D	D	D	a	D	D	D
	Firms with sales of \$250,000 to \$499,999	5	5	D	D	D	a	D	D	D
	Firms with sales of \$500,000 to \$999,999	5	5	D	D	D	a	D	D	D
	Firms with sales of \$1,000,000 to \$2,499,999	12	12	D	D	D	b	D	D	D
	Firms with sales of \$2,500,000 to \$4,999,999	8	8	D	D	D	a	D	D	D
	Firms with sales of \$5,000,000 to \$9,999,999	9	9	D	D	D	b	D	D	D
	Firms with sales of \$10,000,000 to \$24,999,999	18	18	D	D	D	b	D	D	D
	Firms with sales of \$25,000,000 to \$49,999,999	11	13	D	D	D	b	D	D	D
	Firms with sales of \$50,000,000 to \$99,999,999	2	2	D	D	D	a	D	D	D
	Firms with sales of \$100,000,000 or more	2	2	D	D	D	b	D	D	D
	Firms not operated for the entire year	9	9	D	D	D	a	D	D	D
4215202	Other mineral & ore whsle									

See footnotes at end of table.

Table 4. Sales Size of Firms: 1997—Con.

[Includes only firms and establishments with payroll. Excludes data for central administrative offices, auxiliary operations, or establishments of these firms that are classified in other categories than those specified in this table. For meaning of abbreviations and symbols, see introductory text. For explanation of terms, see Appendix A. For method of assignment to categories shown, see Appendix C]

NAICS code	Sales sizes of firms by type of operation and kind of business	Firms (number)	Establishments (number)	Sales (\$1,000)	Annual payroll (\$1,000)	First-quarter payroll (\$1,000)	Paid employees for pay period including March 12 (number)	Operating expenses ¹ (\$1,000)	End-of-1996 inventories (\$1,000)	End-of-1997 inventories (\$1,000)
421	AGENTS, BROKERS, AND COMMISSION MERCHANTS—Con.									
	Wholesale trade, durable goods—Con.									
4215202	Other mineral & ore whsle—Con.									
	All firms	37	37	D	D	D	c	D	D	D
	Firms operated for the entire year	31	31	D	D	D	c	D	D	D
	Firms with sales less than \$250,000	4	4	D	D	D	a	D	D	D
	Firms with sales of \$250,000 to \$499,999	1	1	D	D	D	a	D	D	D
	Firms with sales of \$500,000 to \$999,999	1	1	D	D	D	a	D	D	D
	Firms with sales of \$1,000,000 to \$2,499,999	5	5	D	D	D	b	D	D	D
	Firms with sales of \$2,500,000 to \$4,999,999	4	4	D	D	D	a	D	D	D
	Firms with sales of \$5,000,000 to \$9,999,999	7	7	D	D	D	b	D	D	D
	Firms with sales of \$10,000,000 to \$24,999,999	5	5	D	D	D	a	D	D	D
	Firms with sales of \$25,000,000 to \$49,999,999	2	2	D	D	D	a	D	D	D
	Firms with sales of \$50,000,000 to \$99,999,999	2	2	D	D	D	b	D	D	D
	Firms with sales of \$100,000,000 or more	—	—	—	—	—	—	—	—	—
	Firms not operated for the entire year	6	6	D	D	D	a	D	D	D
4216	Electrical goods whsle									
	All firms	5 981	6 652	65 926 580	1 871 999	418 696	34 098	3 149 270	45 220	49 043
	Firms operated for the entire year	5 500	6 161	64 263 265	1 839 614	412 188	33 394	3 089 480	44 644	47 963
	Firms with sales less than \$250,000	244	244	38 749	5 134	1 262	322	11 489	129	128
	Firms with sales of \$250,000 to \$499,999	261	263	94 267	10 635	2 528	505	22 404	387	229
	Firms with sales of \$500,000 to \$999,999	480	482	345 031	27 158	6 376	1 072	56 516	2 543	2 442
	Firms with sales of \$1,000,000 to \$2,499,999	963	968	1 574 743	81 277	18 584	2 489	154 686	5 411	6 633
	Firms with sales of \$2,500,000 to \$4,999,999	974	994	3 508 153	135 282	30 500	3 344	244 830	5 537	6 926
	Firms with sales of \$5,000,000 to \$9,999,999	975	1 069	6 778 778	231 881	52 586	4 847	406 606	11 920	12 932
	Firms with sales of \$10,000,000 to \$24,999,999	1 007	1 192	15 635 643	476 385	105 181	8 628	800 524	9 608	10 621
	Firms with sales of \$25,000,000 to \$49,999,999	382	517	12 801 351	338 858	75 256	4 941	546 179	5 131	5 137
	Firms with sales of \$50,000,000 to \$99,999,999	146	284	9 764 295	234 898	51 295	3 345	375 009	2 544	1 986
	Firms with sales of \$100,000,000 or more	68	148	13 722 255	298 106	68 620	3 901	471 237	1 434	929
	Firms not operated for the entire year	481	491	1 663 315	32 385	6 508	704	59 790	576	1 080
42161	Electrical apparatus & equip, wiring supp, & const material whsle									
	All firms	2 726	2 966	22 378 291	744 714	162 077	15 691	1 281 219	19 422	22 414
	Firms operated for the entire year	2 557	2 796	D	D	D	j	D	D	D
	Firms with sales less than \$250,000	136	136	20 437	2 813	691	177	6 382	92	84
	Firms with sales of \$250,000 to \$499,999	141	142	D	D	D	e	D	D	D
	Firms with sales of \$500,000 to \$999,999	218	219	D	D	D	f	D	D	D
	Firms with sales of \$1,000,000 to \$2,499,999	485	487	D	D	D	g	D	D	D
	Firms with sales of \$2,500,000 to \$4,999,999	472	484	D	D	D	g	D	D	D
	Firms with sales of \$5,000,000 to \$9,999,999	463	508	D	D	D	h	D	D	D
	Firms with sales of \$10,000,000 to \$24,999,999	453	540	D	D	D	h	D	D	D
	Firms with sales of \$25,000,000 to \$49,999,999	139	171	4 669 527	140 402	29 795	2 229	224 227	1 260	1 796
	Firms with sales of \$50,000,000 to \$99,999,999	40	95	2 494 034	74 290	16 824	1 453	128 470	1 875	1 481
	Firms with sales of \$100,000,000 or more	10	14	D	D	D	f	D	D	D
	Firms not operated for the entire year	169	170	D	D	D	e	D	D	D

See footnotes at end of table.

Table 4. Sales Size of Firms: 1997—Con.

[Includes only firms and establishments with payroll. Excludes data for central administrative offices, auxiliary operations, or establishments of these firms that are classified in other categories than those specified in this table. For meaning of abbreviations and symbols, see introductory text. For explanation of terms, see Appendix A. For method of assignment to categories shown, see Appendix C]

NAICS code	Sales sizes of firms by type of operation and kind of business	Firms (number)	Establishments (number)	Sales (\$1,000)	Annual payroll (\$1,000)	First-quarter payroll (\$1,000)	Paid employees for pay period including March 12 (number)	Operating expenses ¹ (\$1,000)	End-of-1996 inventories (\$1,000)	End-of-1997 inventories (\$1,000)
421	AGENTS, BROKERS, AND COMMISSION MERCHANTS—Con.									
	Wholesale trade, durable goods—Con.									
421610	Electrical apparatus & equip, wiring supp, & const material whsle									
	All firms	2 726	2 966	22 378 291	744 714	162 077	15 691	1 281 219	19 422	22 414
	Firms operated for the entire year	2 557	2 796	D	D	D	j	D	D	D
	Firms with sales less than \$250,000	136	136	20 437	2 813	691	177	6 382	92	84
	Firms with sales of \$250,000 to \$499,999	141	142	D	D	D	e	D	D	D
	Firms with sales of \$500,000 to \$999,999	218	219	D	D	D	f	D	D	D
	Firms with sales of \$1,000,000 to \$2,499,999	485	487	D	D	D	g	D	D	D
	Firms with sales of \$2,500,000 to \$4,999,999	472	484	D	D	D	g	D	D	D
	Firms with sales of \$5,000,000 to \$9,999,999	463	508	D	D	D	h	D	D	D
	Firms with sales of \$10,000,000 to \$24,999,999	453	540	D	D	D	h	D	D	D
	Firms with sales of \$25,000,000 to \$49,999,999	139	171	4 669 527	140 402	29 795	2 229	224 227	1 260	1 796
	Firms with sales of \$50,000,000 to \$99,999,999	40	95	2 494 034	74 290	16 824	1 453	128 470	1 875	1 481
	Firms with sales of \$100,000,000 or more	10	14	D	D	D	f	D	D	D
	Firms not operated for the entire year	169	170	D	D	D	e	D	D	D
42162	Electrical appliance, television & radio set whsle									
	All firms	511	527	5 536 904	129 264	29 419	2 456	235 524	8 467	7 956
	Firms operated for the entire year	464	480	D	D	D	g	D	D	D
	Firms with sales less than \$250,000	14	14	D	D	D	b	D	D	D
	Firms with sales of \$250,000 to \$499,999	16	16	D	D	D	b	D	D	D
	Firms with sales of \$500,000 to \$999,999	33	33	D	D	D	b	D	D	D
	Firms with sales of \$1,000,000 to \$2,499,999	75	75	121 680	5 667	1 345	213	11 489	579	514
	Firms with sales of \$2,500,000 to \$4,999,999	87	87	D	D	D	e	D	D	D
	Firms with sales of \$5,000,000 to \$9,999,999	80	83	D	D	D	e	D	D	D
	Firms with sales of \$10,000,000 to \$24,999,999	98	102	D	D	D	f	D	D	D
	Firms with sales of \$25,000,000 to \$49,999,999	42	46	1 404 232	27 761	6 077	406	51 351	2 408	1 778
	Firms with sales of \$50,000,000 to \$99,999,999	17	20	1 179 013	23 085	5 002	336	37 691	333	275
	Firms with sales of \$100,000,000 or more	2	4	D	D	D	b	D	D	D
	Firms not operated for the entire year	47	47	D	D	D	b	D	D	D
421620	Electrical appliance, television & radio set whsle									
	All firms	511	527	5 536 904	129 264	29 419	2 456	235 524	8 467	7 956
	Firms operated for the entire year	464	480	D	D	D	g	D	D	D
	Firms with sales less than \$250,000	14	14	D	D	D	b	D	D	D
	Firms with sales of \$250,000 to \$499,999	16	16	D	D	D	b	D	D	D
	Firms with sales of \$500,000 to \$999,999	33	33	D	D	D	b	D	D	D
	Firms with sales of \$1,000,000 to \$2,499,999	75	75	121 680	5 667	1 345	213	11 489	579	514
	Firms with sales of \$2,500,000 to \$4,999,999	87	87	D	D	D	e	D	D	D
	Firms with sales of \$5,000,000 to \$9,999,999	80	83	D	D	D	e	D	D	D
	Firms with sales of \$10,000,000 to \$24,999,999	98	102	D	D	D	f	D	D	D
	Firms with sales of \$25,000,000 to \$49,999,999	42	46	1 404 232	27 761	6 077	406	51 351	2 408	1 778
	Firms with sales of \$50,000,000 to \$99,999,999	17	20	1 179 013	23 085	5 002	336	37 691	333	275
	Firms with sales of \$100,000,000 or more	2	4	D	D	D	b	D	D	D
	Firms not operated for the entire year	47	47	D	D	D	b	D	D	D

See footnotes at end of table.

Table 4. Sales Size of Firms: 1997—Con.

[Includes only firms and establishments with payroll. Excludes data for central administrative offices, auxiliary operations, or establishments of these firms that are classified in other categories than those specified in this table. For meaning of abbreviations and symbols, see introductory text. For explanation of terms, see Appendix A. For method of assignment to categories shown, see Appendix C]

NAICS code	Sales sizes of firms by type of operation and kind of business	Firms (number)	Establishments (number)	Sales (\$1,000)	Annual payroll (\$1,000)	First-quarter payroll (\$1,000)	Paid employees for pay period including March 12 (number)	Operating expenses ¹ (\$1,000)	End-of-1996 inventories (\$1,000)	End-of-1997 inventories (\$1,000)
421	AGENTS, BROKERS, AND COMMISSION MERCHANTS—Con.									
42169	Wholesale trade, durable goods—Con.									
	Other electronic parts & equipment whsle									
	All firms	2 751	3 159	38 011 385	998 021	227 200	15 951	1 632 527	17 331	18 673
	Firms operated for the entire year	2 486	2 885	D	D	D	j	D	D	D
	Firms with sales less than \$250,000	94	94	D	D	D	c	D	D	D
	Firms with sales of \$250,000 to \$499,999	104	105	D	D	D	c	D	D	D
	Firms with sales of \$500,000 to \$999,999	230	231	166 396	10 924	2 446	463	23 359	1 605	1 597
	Firms with sales of \$1,000,000 to \$2,499,999	404	407	D	D	D	g	D	D	D
	Firms with sales of \$2,500,000 to \$4,999,999	417	427	D	D	D	g	D	D	D
	Firms with sales of \$5,000,000 to \$9,999,999	433	476	3 028 948	97 249	22 055	1 917	171 021	4 113	4 419
	Firms with sales of \$10,000,000 to \$24,999,999 ..	458	552	7 047 444	207 674	47 638	3 501	344 243	4 072	3 733
	Firms with sales of \$25,000,000 to \$49,999,999 ..	202	297	6 749 775	172 993	39 828	2 312	273 451	1 463	1 563
	Firms with sales of \$50,000,000 to \$99,999,999 ..	88	166	6 019 520	134 068	28 736	1 524	204 211	336	230
	Firms with sales of \$100,000,000 or more	56	130	11 843 144	265 134	61 739	3 202	407 229	1 423	892
	Firms not operated for the entire year	265	274	D	D	D	e	D	D	D
421690	Other electronic parts & equipment whsle									
	All firms	2 751	3 159	38 011 385	998 021	227 200	15 951	1 632 527	17 331	18 673
	Firms operated for the entire year	2 486	2 885	D	D	D	j	D	D	D
	Firms with sales less than \$250,000	94	94	D	D	D	c	D	D	D
	Firms with sales of \$250,000 to \$499,999	104	105	D	D	D	c	D	D	D
	Firms with sales of \$500,000 to \$999,999	230	231	166 396	10 924	2 446	463	23 359	1 605	1 597
	Firms with sales of \$1,000,000 to \$2,499,999	404	407	D	D	D	g	D	D	D
	Firms with sales of \$2,500,000 to \$4,999,999	417	427	D	D	D	g	D	D	D
	Firms with sales of \$5,000,000 to \$9,999,999	433	476	3 028 948	97 249	22 055	1 917	171 021	4 113	4 419
	Firms with sales of \$10,000,000 to \$24,999,999 ..	458	552	7 047 444	207 674	47 638	3 501	344 243	4 072	3 733
	Firms with sales of \$25,000,000 to \$49,999,999 ..	202	297	6 749 775	172 993	39 828	2 312	273 451	1 463	1 563
	Firms with sales of \$50,000,000 to \$99,999,999 ..	88	166	6 019 520	134 068	28 736	1 524	204 211	336	230
	Firms with sales of \$100,000,000 or more	56	130	11 843 144	265 134	61 739	3 202	407 229	1 423	892
	Firms not operated for the entire year	265	274	D	D	D	e	D	D	D
4216901	Communications equipment & supplies whsle									
	All firms	552	574	3 451 513	132 077	30 790	2 653	224 698	5 689	5 920
	Firms operated for the entire year	488	510	D	D	D	h	D	D	D
	Firms with sales less than \$250,000	43	43	5 852	1 125	273	66	2 402	11	—
	Firms with sales of \$250,000 to \$499,999	41	41	D	D	D	b	D	D	D
	Firms with sales of \$500,000 to \$999,999	64	64	45 581	5 034	1 089	165	10 293	849	937
	Firms with sales of \$1,000,000 to \$2,499,999	94	95	D	D	D	e	D	D	D
	Firms with sales of \$2,500,000 to \$4,999,999	79	81	D	D	D	e	D	D	D
	Firms with sales of \$5,000,000 to \$9,999,999	68	76	488 558	19 569	3 999	383	33 414	1 829	1 687
	Firms with sales of \$10,000,000 to \$24,999,999 ..	71	78	1 058 392	34 989	7 516	579	61 216	1 250	1 061
	Firms with sales of \$25,000,000 to \$49,999,999 ..	24	28	744 317	20 339	4 468	232	31 648	24	12
	Firms with sales of \$50,000,000 to \$99,999,999 ..	2	2	D	D	D	a	D	D	D
	Firms with sales of \$100,000,000 or more	2	2	D	D	D	e	D	D	D
	Firms not operated for the entire year	64	64	D	D	D	b	D	D	D

See footnotes at end of table.

Table 4. Sales Size of Firms: 1997—Con.

[Includes only firms and establishments with payroll. Excludes data for central administrative offices, auxiliary operations, or establishments of these firms that are classified in other categories than those specified in this table. For meaning of abbreviations and symbols, see introductory text. For explanation of terms, see Appendix A. For method of assignment to categories shown, see Appendix C]

NAICS code	Sales sizes of firms by type of operation and kind of business	Firms (number)	Establishments (number)	Sales (\$1,000)	Annual payroll (\$1,000)	First-quarter payroll (\$1,000)	Paid employees for pay period including March 12 (number)	Operating expenses ¹ (\$1,000)	End-of-1996 inventories (\$1,000)	End-of-1997 inventories (\$1,000)
421	AGENTS, BROKERS, AND COMMISSION MERCHANTS—Con.									
	Wholesale trade, durable goods—Con.									
4216902	Electronic parts (excluding communications equipment) whsle									
	All firms	2 200	2 585	34 559 872	865 944	196 410	13 298	1 407 829	11 642	12 753
	Firms operated for the entire year	1 999	2 375	33 801 490	852 704	193 945	13 038	1 383 080	11 642	12 488
	Firms with sales less than \$250,000	51	51	D	D	D	b	D	D	D
	Firms with sales of \$250,000 to \$499,999	63	64	D	D	D	b	D	D	D
	Firms with sales of \$500,000 to \$999,999	166	167	120 815	5 890	1 357	298	13 066	756	660
	Firms with sales of \$1,000,000 to \$2,499,999	310	312	D	D	D	f	D	D	D
	Firms with sales of \$2,500,000 to \$4,999,999	339	347	D	D	D	g	D	D	D
	Firms with sales of \$5,000,000 to \$9,999,999	365	400	2 540 390	77 680	18 056	1 534	137 607	2 284	2 732
	Firms with sales of \$10,000,000 to \$24,999,999 ..	388	475	6 011 952	173 431	40 324	2 930	284 177	2 822	2 672
	Firms with sales of \$25,000,000 to \$49,999,999 ..	177	267	5 979 164	151 830	35 132	2 071	240 486	1 439	1 551
	Firms with sales of \$50,000,000 to \$99,999,999 ..	86	164	D	D	D	g	D	D	D
	Firms with sales of \$100,000,000 or more	54	128	D	D	D	h	D	D	D
	Firms not operated for the entire year	201	210	758 382	13 240	2 465	260	24 749	—	265
4217	Hardware, & plumbing & heating equipment & supplies whsle									
	All firms	2 786	2 894	D	D	D	j	D	D	D
	Firms operated for the entire year	2 552	2 659	D	D	D	j	D	D	D
	Firms with sales less than \$250,000	233	233	D	D	D	e	D	D	D
	Firms with sales of \$250,000 to \$499,999	179	179	D	D	D	e	D	D	D
	Firms with sales of \$500,000 to \$999,999	247	248	D	D	D	f	D	D	D
	Firms with sales of \$1,000,000 to \$2,499,999	473	476	D	D	D	g	D	D	D
	Firms with sales of \$2,500,000 to \$4,999,999	493	502	D	D	D	g	D	D	D
	Firms with sales of \$5,000,000 to \$9,999,999	446	471	D	D	D	g	D	D	D
	Firms with sales of \$10,000,000 to \$24,999,999 ..	329	369	D	D	D	h	D	D	D
	Firms with sales of \$25,000,000 to \$49,999,999 ..	105	127	D	D	D	g	D	D	D
	Firms with sales of \$50,000,000 to \$99,999,999 ..	37	41	D	D	D	f	D	D	D
	Firms with sales of \$100,000,000 or more	10	13	D	D	D	e	D	D	D
	Firms not operated for the entire year	234	235	D	D	D	c	D	D	D
42171	Hardware whsle									
	All firms	1 023	1 048	7 750 213	211 319	46 252	4 381	373 340	13 207	17 207
	Firms operated for the entire year	937	962	D	D	D	h	D	D	D
	Firms with sales less than \$250,000	72	72	11 559	1 459	383	100	3 094	28	3
	Firms with sales of \$250,000 to \$499,999	79	79	27 512	2 687	624	124	5 835	556	541
	Firms with sales of \$500,000 to \$999,999	79	79	D	D	D	c	D	D	D
	Firms with sales of \$1,000,000 to \$2,499,999	166	166	271 629	13 740	3 204	467	27 211	2 403	2 660
	Firms with sales of \$2,500,000 to \$4,999,999	184	184	D	D	D	f	D	D	D
	Firms with sales of \$5,000,000 to \$9,999,999	170	179	1 190 650	36 624	7 749	640	63 685	1 223	948
	Firms with sales of \$10,000,000 to \$24,999,999 ..	119	125	1 743 351	53 923	11 734	971	90 662	1 646	1 929
	Firms with sales of \$25,000,000 to \$49,999,999 ..	43	50	1 450 467	36 880	7 767	667	61 041	842	2 301
	Firms with sales of \$50,000,000 to \$99,999,999 ..	18	18	1 232 741	22 059	4 101	396	37 171	56	58
	Firms with sales of \$100,000,000 or more	7	10	D	D	D	c	D	D	D
	Firms not operated for the entire year	86	86	D	D	D	b	D	D	D

See footnotes at end of table.

Table 4. Sales Size of Firms: 1997—Con.

[Includes only firms and establishments with payroll. Excludes data for central administrative offices, auxiliary operations, or establishments of these firms that are classified in other categories than those specified in this table. For meaning of abbreviations and symbols, see introductory text. For explanation of terms, see Appendix A. For method of assignment to categories shown, see Appendix C]

NAICS code	Sales sizes of firms by type of operation and kind of business	Firms (number)	Establishments (number)	Sales (\$1,000)	Annual payroll (\$1,000)	First-quarter payroll (\$1,000)	Paid employees for pay period including March 12 (number)	Operating expenses ¹ (\$1,000)	End-of-1996 inventories (\$1,000)	End-of-1997 inventories (\$1,000)
421	AGENTS, BROKERS, AND COMMISSION MERCHANTS—Con.									
	Wholesale trade, durable goods—Con.									
421710	Hardware whsle									
	All firms	1 023	1 048	7 750 213	211 319	46 252	4 381	373 340	13 207	17 207
	Firms operated for the entire year	937	962	D	D	D	h	D	D	D
	Firms with sales less than \$250,000	72	72	11 559	1 459	383	100	3 094	28	3
	Firms with sales of \$250,000 to \$499,999	79	79	27 512	2 687	624	124	5 835	556	541
	Firms with sales of \$500,000 to \$999,999	79	79	D	D	D	c	D	D	D
	Firms with sales of \$1,000,000 to \$2,499,999	166	166	271 629	13 740	3 204	467	27 211	2 403	2 660
	Firms with sales of \$2,500,000 to \$4,999,999	184	184	D	D	D	f	D	D	D
	Firms with sales of \$5,000,000 to \$9,999,999	170	179	1 190 650	36 624	7 749	640	63 685	1 223	948
	Firms with sales of \$10,000,000 to \$24,999,999	119	125	1 743 351	53 923	11 734	971	90 662	1 646	1 929
	Firms with sales of \$25,000,000 to \$49,999,999	43	50	1 450 467	36 880	7 767	667	61 041	842	2 301
	Firms with sales of \$50,000,000 to \$99,999,999	18	18	1 232 741	22 059	4 101	396	37 171	56	58
	Firms with sales of \$100,000,000 or more	7	10	D	D	D	c	D	D	D
	Firms not operated for the entire year	86	86	D	D	D	b	D	D	D
42172	Plumbing & heating equipment & supplies (hydronics) whsle									
	All firms	1 102	1 152	7 864 360	285 192	63 815	6 330	506 800	30 379	34 251
	Firms operated for the entire year	1 020	1 070	7 786 690	282 188	63 173	6 245	501 232	30 337	34 248
	Firms with sales less than \$250,000	91	91	12 246	3 025	739	144	5 265	132	34
	Firms with sales of \$250,000 to \$499,999	58	58	20 594	4 068	907	144	7 911	261	227
	Firms with sales of \$500,000 to \$999,999	91	91	66 615	8 371	1 867	269	16 509	271	193
	Firms with sales of \$1,000,000 to \$2,499,999	180	181	295 708	26 561	5 884	704	50 410	3 038	3 514
	Firms with sales of \$2,500,000 to \$4,999,999	195	198	694 165	30 445	6 800	773	56 455	3 674	4 095
	Firms with sales of \$5,000,000 to \$9,999,999	177	189	1 252 012	50 009	10 961	1 144	88 858	4 849	5 871
	Firms with sales of \$10,000,000 to \$24,999,999	162	180	2 411 552	78 315	18 854	1 627	135 818	7 962	8 860
	Firms with sales of \$25,000,000 to \$49,999,999	46	58	1 562 342	43 273	9 066	816	76 493	5 817	6 375
	Firms with sales of \$50,000,000 to \$99,999,999	17	21	D	D	D	e	D	D	D
	Firms with sales of \$100,000,000 or more	3	3	D	D	D	c	D	D	D
	Firms not operated for the entire year	82	82	77 670	3 004	642	85	5 568	42	3
421720	Plumbing & heating equipment & supplies (hydronics) whsle									
	All firms	1 102	1 152	7 864 360	285 192	63 815	6 330	506 800	30 379	34 251
	Firms operated for the entire year	1 020	1 070	7 786 690	282 188	63 173	6 245	501 232	30 337	34 248
	Firms with sales less than \$250,000	91	91	12 246	3 025	739	144	5 265	132	34
	Firms with sales of \$250,000 to \$499,999	58	58	20 594	4 068	907	144	7 911	261	227
	Firms with sales of \$500,000 to \$999,999	91	91	66 615	8 371	1 867	269	16 509	271	193
	Firms with sales of \$1,000,000 to \$2,499,999	180	181	295 708	26 561	5 884	704	50 410	3 038	3 514
	Firms with sales of \$2,500,000 to \$4,999,999	195	198	694 165	30 445	6 800	773	56 455	3 674	4 095
	Firms with sales of \$5,000,000 to \$9,999,999	177	189	1 252 012	50 009	10 961	1 144	88 858	4 849	5 871
	Firms with sales of \$10,000,000 to \$24,999,999	162	180	2 411 552	78 315	18 854	1 627	135 818	7 962	8 860
	Firms with sales of \$25,000,000 to \$49,999,999	46	58	1 562 342	43 273	9 066	816	76 493	5 817	6 375
	Firms with sales of \$50,000,000 to \$99,999,999	17	21	D	D	D	e	D	D	D
	Firms with sales of \$100,000,000 or more	3	3	D	D	D	c	D	D	D
	Firms not operated for the entire year	82	82	77 670	3 004	642	85	5 568	42	3

See footnotes at end of table.

Table 4. Sales Size of Firms: 1997—Con.

[Includes only firms and establishments with payroll. Excludes data for central administrative offices, auxiliary operations, or establishments of these firms that are classified in other categories than those specified in this table. For meaning of abbreviations and symbols, see introductory text. For explanation of terms, see Appendix A. For method of assignment to categories shown, see Appendix C]

NAICS code	Sales sizes of firms by type of operation and kind of business	Firms (number)	Establishments (number)	Sales (\$1,000)	Annual payroll (\$1,000)	First-quarter payroll (\$1,000)	Paid employees for pay period including March 12 (number)	Operating expenses ¹ (\$1,000)	End-of-1996 inventories (\$1,000)	End-of-1997 inventories (\$1,000)
421	AGENTS, BROKERS, AND COMMISSION MERCHANTS—Con.									
42173	Wholesale trade, durable goods—Con.									
	Warm air heating & air-conditioning equipment & supplies whsle									
	All firms	531	559	2 304 902	149 169	35 398	2 705	249 424	8 045	7 518
	Firms operated for the entire year	476	503	2 194 470	146 218	34 468	2 619	242 938	8 045	7 518
	Firms with sales less than \$250,000	59	59	8 708	2 243	459	95	3 907	47	36
	Firms with sales of \$250,000 to \$499,999	36	36	12 532	2 281	474	70	4 161	2	2
	Firms with sales of \$500,000 to \$999,999	64	65	D	D	D	c	D	D	D
	Firms with sales of \$1,000,000 to \$2,499,999	103	105	170 645	15 718	4 066	357	27 066	681	864
	Firms with sales of \$2,500,000 to \$4,999,999	91	96	D	D	D	e	D	D	D
	Firms with sales of \$5,000,000 to \$9,999,999	66	70	451 328	32 607	7 637	442	54 913	647	661
	Firms with sales of \$10,000,000 to \$24,999,999 .	40	52	565 322	29 831	6 921	496	48 976	1 582	1 666
	Firms with sales of \$25,000,000 to \$49,999,999 .	15	18	506 000	34 112	8 183	526	52 978	4 302	3 413
	Firms with sales of \$50,000,000 to \$99,999,999 .	2	2	D	D	D	b	D	D	D
	Firms with sales of \$100,000,000 or more	—	—	—	—	—	—	—	—	—
	Firms not operated for the entire year	55	56	110 432	2 951	930	86	6 486	—	—
421730	Warm air heating & air-conditioning equipment & supplies whsle									
	All firms	531	559	2 304 902	149 169	35 398	2 705	249 424	8 045	7 518
	Firms operated for the entire year	476	503	2 194 470	146 218	34 468	2 619	242 938	8 045	7 518
	Firms with sales less than \$250,000	59	59	8 708	2 243	459	95	3 907	47	36
	Firms with sales of \$250,000 to \$499,999	36	36	12 532	2 281	474	70	4 161	2	2
	Firms with sales of \$500,000 to \$999,999	64	65	D	D	D	c	D	D	D
	Firms with sales of \$1,000,000 to \$2,499,999	103	105	170 645	15 718	4 066	357	27 066	681	864
	Firms with sales of \$2,500,000 to \$4,999,999	91	96	D	D	D	e	D	D	D
	Firms with sales of \$5,000,000 to \$9,999,999	66	70	451 328	32 607	7 637	442	54 913	647	661
	Firms with sales of \$10,000,000 to \$24,999,999 .	40	52	565 322	29 831	6 921	496	48 976	1 582	1 666
	Firms with sales of \$25,000,000 to \$49,999,999 .	15	18	506 000	34 112	8 183	526	52 978	4 302	3 413
	Firms with sales of \$50,000,000 to \$99,999,999 .	2	2	D	D	D	b	D	D	D
	Firms with sales of \$100,000,000 or more	—	—	—	—	—	—	—	—	—
	Firms not operated for the entire year	55	56	110 432	2 951	930	86	6 486	—	—
42174	Refrigeration equipment & supplies whsle									
	All firms	132	135	D	D	D	e	D	D	D
	Firms operated for the entire year	120	123	D	D	D	e	D	D	D
	Firms with sales less than \$250,000	11	11	D	D	D	a	D	D	D
	Firms with sales of \$250,000 to \$499,999	6	6	D	D	D	a	D	D	D
	Firms with sales of \$500,000 to \$999,999	13	13	D	D	D	b	D	D	D
	Firms with sales of \$1,000,000 to \$2,499,999	24	24	D	D	D	b	D	D	D
	Firms with sales of \$2,500,000 to \$4,999,999	24	25	D	D	D	b	D	D	D
	Firms with sales of \$5,000,000 to \$9,999,999	34	36	D	D	D	c	D	D	D
	Firms with sales of \$10,000,000 to \$24,999,999 .	7	7	D	D	D	b	D	D	D
	Firms with sales of \$25,000,000 to \$49,999,999 .	1	1	D	D	D	a	D	D	D
	Firms with sales of \$50,000,000 to \$99,999,999 .	—	—	—	—	—	—	—	—	—
	Firms with sales of \$100,000,000 or more	—	—	—	—	—	—	—	—	—
	Firms not operated for the entire year	12	12	D	D	D	a	D	D	D

See footnotes at end of table.

Table 4. Sales Size of Firms: 1997—Con.

[Includes only firms and establishments with payroll. Excludes data for central administrative offices, auxiliary operations, or establishments of these firms that are classified in other categories than those specified in this table. For meaning of abbreviations and symbols, see introductory text. For explanation of terms, see Appendix A. For method of assignment to categories shown, see Appendix C]

NAICS code	Sales sizes of firms by type of operation and kind of business	Firms (number)	Establishments (number)	Sales (\$1,000)	Annual payroll (\$1,000)	First-quarter payroll (\$1,000)	Paid employees for pay period including March 12 (number)	Operating expenses ¹ (\$1,000)	End-of-1996 inventories (\$1,000)	End-of-1997 inventories (\$1,000)
421	AGENTS, BROKERS, AND COMMISSION MERCHANTS—Con.									
	Wholesale trade, durable goods—Con.									
421740	Refrigeration equipment & supplies whsle									
	All firms	132	135	D	D	D	e	D	D	D
	Firms operated for the entire year	120	123	D	D	D	e	D	D	D
	Firms with sales less than \$250,000	11	11	D	D	D	a	D	D	D
	Firms with sales of \$250,000 to \$499,999	6	6	D	D	D	a	D	D	D
	Firms with sales of \$500,000 to \$999,999	13	13	D	D	D	b	D	D	D
	Firms with sales of \$1,000,000 to \$2,499,999	24	24	D	D	D	b	D	D	D
	Firms with sales of \$2,500,000 to \$4,999,999	24	25	D	D	D	b	D	D	D
	Firms with sales of \$5,000,000 to \$9,999,999	34	36	D	D	D	c	D	D	D
	Firms with sales of \$10,000,000 to \$24,999,999 ..	7	7	D	D	D	b	D	D	D
	Firms with sales of \$25,000,000 to \$49,999,999 ..	1	1	D	D	D	a	D	D	D
	Firms with sales of \$50,000,000 to \$99,999,999 ..	—	—	—	—	—	—	—	—	—
	Firms with sales of \$100,000,000 or more	—	—	—	—	—	—	—	—	—
	Firms not operated for the entire year	12	12	D	D	D	a	D	D	D
4218	Machinery, equipment, & supplies whsle									
	All firms	7 266	7 572	29 427 233	1 253 888	277 216	26 107	2 259 835	141 800	160 065
	Firms operated for the entire year	6 571	6 876	D	D	D	k	D	D	D
	Firms with sales less than \$250,000	926	926	D	D	D	g	D	D	D
	Firms with sales of \$250,000 to \$499,999	601	601	D	D	D	g	D	D	D
	Firms with sales of \$500,000 to \$999,999	830	836	593 901	68 177	15 342	2 115	134 009	6 657	7 365
	Firms with sales of \$1,000,000 to \$2,499,999	1 553	1 578	2 514 599	182 298	41 232	4 662	342 378	18 011	19 328
	Firms with sales of \$2,500,000 to \$4,999,999	1 189	1 242	4 175 163	227 255	49 930	4 947	402 042	22 340	25 685
	Firms with sales of \$5,000,000 to \$9,999,999	817	869	5 567 284	234 105	51 385	4 357	414 385	22 855	23 086
	Firms with sales of \$10,000,000 to \$24,999,999 ..	499	607	7 354 171	273 039	61 507	4 367	467 044	32 447	30 970
	Firms with sales of \$25,000,000 to \$49,999,999 ..	114	150	3 709 854	107 257	23 022	1 517	194 232	15 627	18 021
	Firms with sales of \$50,000,000 to \$99,999,999 ..	27	47	1 655 897	33 880	7 981	451	59 048	3 848	8 015
	Firms with sales of \$100,000,000 or more	15	20	2 641 252	35 894	7 242	489	67 848	17 331	24 481
	Firms not operated for the entire year	695	696	D	D	D	f	D	D	D
42181	Construction & mining (except petroleum) machinery & equip whsle									
	All firms	271	277	1 251 107	46 195	10 150	1 107	91 948	10 454	11 080
	Firms operated for the entire year	235	241	D	D	D	g	D	D	D
	Firms with sales less than \$250,000	33	33	D	D	D	b	D	D	D
	Firms with sales of \$250,000 to \$499,999	20	20	D	D	D	b	D	D	D
	Firms with sales of \$500,000 to \$999,999	21	21	15 848	1 252	287	43	2 478	114	121
	Firms with sales of \$1,000,000 to \$2,499,999	64	65	98 491	5 899	1 318	181	13 295	1 047	1 107
	Firms with sales of \$2,500,000 to \$4,999,999	39	39	130 778	5 866	1 162	156	11 471	1 055	1 277
	Firms with sales of \$5,000,000 to \$9,999,999	35	36	242 379	7 917	1 876	189	16 229	1 769	1 498
	Firms with sales of \$10,000,000 to \$24,999,999 ..	16	18	211 187	9 239	1 995	190	16 768	3 038	3 357
	Firms with sales of \$25,000,000 to \$49,999,999 ..	5	7	188 433	4 546	1 017	81	8 326	3 027	3 284
	Firms with sales of \$50,000,000 to \$99,999,999 ..	—	—	—	—	—	—	—	—	—
	Firms with sales of \$100,000,000 or more	2	2	D	D	D	c	D	D	D
	Firms not operated for the entire year	36	36	D	D	D	b	D	D	D

See footnotes at end of table.

Table 4. Sales Size of Firms: 1997—Con.

[Includes only firms and establishments with payroll. Excludes data for central administrative offices, auxiliary operations, or establishments of these firms that are classified in other categories than those specified in this table. For meaning of abbreviations and symbols, see introductory text. For explanation of terms, see Appendix A. For method of assignment to categories shown, see Appendix C]

NAICS code	Sales sizes of firms by type of operation and kind of business	Firms (number)	Establishments (number)	Sales (\$1,000)	Annual payroll (\$1,000)	First-quarter payroll (\$1,000)	Paid employees for pay period including March 12 (number)	Operating expenses ¹ (\$1,000)	End-of-1996 inventories (\$1,000)	End-of-1997 inventories (\$1,000)
421	AGENTS, BROKERS, AND COMMISSION MERCHANTS—Con.									
421810	Wholesale trade, durable goods—Con.									
	Construction & mining (except petroleum) machinery & equip whsle									
	All firms	271	277	1 251 107	46 195	10 150	1 107	91 948	10 454	11 080
	Firms operated for the entire year	235	241	D	D	D	g	D	D	D
	Firms with sales less than \$250,000	33	33	D	D	D	b	D	D	D
	Firms with sales of \$250,000 to \$499,999	20	20	D	D	D	b	D	D	D
	Firms with sales of \$500,000 to \$999,999	21	21	15 848	1 252	287	43	2 478	114	121
	Firms with sales of \$1,000,000 to \$2,499,999	64	65	98 491	5 899	1 318	181	13 295	1 047	1 107
	Firms with sales of \$2,500,000 to \$4,999,999	39	39	130 778	5 866	1 162	156	11 471	1 055	1 277
	Firms with sales of \$5,000,000 to \$9,999,999	35	36	242 379	7 917	1 876	189	16 229	1 769	1 498
	Firms with sales of \$10,000,000 to \$24,999,999	16	18	211 187	9 239	1 995	190	16 768	3 038	3 357
	Firms with sales of \$25,000,000 to \$49,999,999	5	7	188 433	4 546	1 017	81	8 326	3 027	3 284
	Firms with sales of \$50,000,000 to \$99,999,999	—	—	—	—	—	—	—	—	—
	Firms with sales of \$100,000,000 or more	2	2	D	D	D	c	D	D	D
	Firms not operated for the entire year	36	36	D	D	D	b	D	D	D
42182	Farm & garden machinery & equipment whsle									
	All firms	334	338	1 352 959	43 977	9 492	1 329	86 902	17 297	17 377
	Firms operated for the entire year	307	311	1 335 043	43 057	9 387	1 299	85 307	17 215	17 377
	Firms with sales less than \$250,000	47	47	D	D	D	b	D	D	D
	Firms with sales of \$250,000 to \$499,999	28	28	D	D	D	b	D	D	D
	Firms with sales of \$500,000 to \$999,999	44	44	30 080	3 653	877	155	7 597	2 452	2 524
	Firms with sales of \$1,000,000 to \$2,499,999	58	58	92 528	5 399	1 079	218	10 835	3 466	4 193
	Firms with sales of \$2,500,000 to \$4,999,999	60	61	205 272	7 831	1 700	270	16 262	5 798	6 001
	Firms with sales of \$5,000,000 to \$9,999,999	43	43	297 834	8 864	1 804	246	15 063	1 120	1 264
	Firms with sales of \$10,000,000 to \$24,999,999	14	16	D	D	D	c	D	D	D
	Firms with sales of \$25,000,000 to \$49,999,999	11	12	D	D	D	c	D	D	D
	Firms with sales of \$50,000,000 to \$99,999,999	2	2	D	D	D	b	D	D	D
	Firms with sales of \$100,000,000 or more	—	—	—	—	—	—	—	—	—
	Firms not operated for the entire year	27	27	17 916	920	105	30	1 595	82	—
421820	Farm & garden machinery & equipment whsle									
	All firms	334	338	1 352 959	43 977	9 492	1 329	86 902	17 297	17 377
	Firms operated for the entire year	307	311	1 335 043	43 057	9 387	1 299	85 307	17 215	17 377
	Firms with sales less than \$250,000	47	47	D	D	D	b	D	D	D
	Firms with sales of \$250,000 to \$499,999	28	28	D	D	D	b	D	D	D
	Firms with sales of \$500,000 to \$999,999	44	44	30 080	3 653	877	155	7 597	2 452	2 524
	Firms with sales of \$1,000,000 to \$2,499,999	58	58	92 528	5 399	1 079	218	10 835	3 466	4 193
	Firms with sales of \$2,500,000 to \$4,999,999	60	61	205 272	7 831	1 700	270	16 262	5 798	6 001
	Firms with sales of \$5,000,000 to \$9,999,999	43	43	297 834	8 864	1 804	246	15 063	1 120	1 264
	Firms with sales of \$10,000,000 to \$24,999,999	14	16	D	D	D	c	D	D	D
	Firms with sales of \$25,000,000 to \$49,999,999	11	12	D	D	D	c	D	D	D
	Firms with sales of \$50,000,000 to \$99,999,999	2	2	D	D	D	b	D	D	D
	Firms with sales of \$100,000,000 or more	—	—	—	—	—	—	—	—	—
	Firms not operated for the entire year	27	27	17 916	920	105	30	1 595	82	—

See footnotes at end of table.

Table 4. Sales Size of Firms: 1997—Con.

[Includes only firms and establishments with payroll. Excludes data for central administrative offices, auxiliary operations, or establishments of these firms that are classified in other categories than those specified in this table. For meaning of abbreviations and symbols, see introductory text. For explanation of terms, see Appendix A. For method of assignment to categories shown, see Appendix C]

NAICS code	Sales sizes of firms by type of operation and kind of business	Firms (number)	Establishments (number)	Sales (\$1,000)	Annual payroll (\$1,000)	First-quarter payroll (\$1,000)	Paid employees for pay period including March 12 (number)	Operating expenses ¹ (\$1,000)	End-of-1996 inventories (\$1,000)	End-of-1997 inventories (\$1,000)
421	AGENTS, BROKERS, AND COMMISSION MERCHANTS—Con.									
	Wholesale trade, durable goods—Con.									
4218201	Farm machinery & equipment—farm dealers									
	All firms	100	100	D	D	D	f	D	D	D
	Firms operated for the entire year	93	93	D	D	D	f	D	D	D
	Firms with sales less than \$250,000	15	15	D	D	D	b	D	D	D
	Firms with sales of \$250,000 to \$499,999	14	14	D	D	D	b	D	D	D
	Firms with sales of \$500,000 to \$999,999	23	23	D	D	D	c	D	D	D
	Firms with sales of \$1,000,000 to \$2,499,999	18	18	D	D	D	c	D	D	D
	Firms with sales of \$2,500,000 to \$4,999,999	12	12	D	D	D	c	D	D	D
	Firms with sales of \$5,000,000 to \$9,999,999	8	8	D	D	D	b	D	D	D
	Firms with sales of \$10,000,000 to \$24,999,999 ..	2	2	D	D	D	b	D	D	D
	Firms with sales of \$25,000,000 to \$49,999,999 ..	—	—	—	—	—	—	—	—	—
	Firms with sales of \$50,000,000 to \$99,999,999 ..	1	1	D	D	D	a	D	D	D
	Firms with sales of \$100,000,000 or more	—	—	—	—	—	—	—	—	—
	Firms not operated for the entire year	7	7	D	D	D	a	D	D	D
4218202	Farm machinery & equipment—whsle distributors									
	All firms	160	161	D	D	D	e	D	D	D
	Firms operated for the entire year	143	144	D	D	D	e	D	D	D
	Firms with sales less than \$250,000	24	24	D	D	D	b	D	D	D
	Firms with sales of \$250,000 to \$499,999	10	10	D	D	D	a	D	D	D
	Firms with sales of \$500,000 to \$999,999	15	15	D	D	D	b	D	D	D
	Firms with sales of \$1,000,000 to \$2,499,999	35	35	D	D	D	b	D	D	D
	Firms with sales of \$2,500,000 to \$4,999,999	31	31	D	D	D	b	D	D	D
	Firms with sales of \$5,000,000 to \$9,999,999	21	21	D	D	D	c	D	D	D
	Firms with sales of \$10,000,000 to \$24,999,999 ..	4	4	D	D	D	b	D	D	D
	Firms with sales of \$25,000,000 to \$49,999,999 ..	3	4	D	D	D	b	D	D	D
	Firms with sales of \$50,000,000 to \$99,999,999 ..	—	—	—	—	—	—	—	—	—
	Firms with sales of \$100,000,000 or more	—	—	—	—	—	—	—	—	—
	Firms not operated for the entire year	17	17	D	D	D	a	D	D	D
4218203	Lawn & garden machinery & equipment whsle									
	All firms	74	77	616 615	16 241	3 555	329	29 311	5 162	4 156
	Firms operated for the entire year	71	74	614 402	16 147	3 555	329	29 120	5 162	4 156
	Firms with sales less than \$250,000	8	8	D	D	D	a	D	D	D
	Firms with sales of \$250,000 to \$499,999	4	4	1 336	392	69	10	680	—	—
	Firms with sales of \$500,000 to \$999,999	6	6	4 475	529	132	12	989	—	—
	Firms with sales of \$1,000,000 to \$2,499,999	5	5	8 129	357	85	16	657	—	—
	Firms with sales of \$2,500,000 to \$4,999,999	17	18	D	D	D	b	D	D	D
	Firms with sales of \$5,000,000 to \$9,999,999	14	14	D	D	D	b	D	D	D
	Firms with sales of \$10,000,000 to \$24,999,999 ..	8	10	D	D	D	b	D	D	D
	Firms with sales of \$25,000,000 to \$49,999,999 ..	8	8	D	D	D	b	D	D	D
	Firms with sales of \$50,000,000 to \$99,999,999 ..	1	1	D	D	D	a	D	D	D
	Firms with sales of \$100,000,000 or more	—	—	—	—	—	—	—	—	—
	Firms not operated for the entire year	3	3	2 213	94	—	—	191	—	—

See footnotes at end of table.

Table 4. Sales Size of Firms: 1997—Con.

[Includes only firms and establishments with payroll. Excludes data for central administrative offices, auxiliary operations, or establishments of these firms that are classified in other categories than those specified in this table. For meaning of abbreviations and symbols, see introductory text. For explanation of terms, see Appendix A. For method of assignment to categories shown, see Appendix C]

NAICS code	Sales sizes of firms by type of operation and kind of business	Firms (number)	Establishments (number)	Sales (\$1,000)	Annual payroll (\$1,000)	First-quarter payroll (\$1,000)	Paid employees for pay period including March 12 (number)	Operating expenses ¹ (\$1,000)	End-of-1996 inventories (\$1,000)	End-of-1997 inventories (\$1,000)
421	AGENTS, BROKERS, AND COMMISSION MERCHANTS—Con.									
42183	Wholesale trade, durable goods—Con.									
	Industrial machinery & equipment whsle									
	All firms	4 796	5 021	17 593 135	850 632	187 382	17 116	1 498 706	81 132	93 384
	Firms operated for the entire year	4 394	4 618	17 123 861	831 379	183 571	16 718	1 460 014	81 117	92 899
	Firms with sales less than \$250,000	611	611	81 184	21 273	4 900	920	36 201	348	357
	Firms with sales of \$250,000 to \$499,999	404	404	144 786	19 662	4 636	778	39 236	735	694
	Firms with sales of \$500,000 to \$999,999	575	580	412 003	45 944	10 408	1 404	89 968	3 166	3 334
	Firms with sales of \$1,000,000 to \$2,499,999	1 097	1 121	D	D	D	h	D	D	D
	Firms with sales of \$2,500,000 to \$4,999,999	810	858	2 840 208	168 702	37 114	3 472	294 497	13 200	14 683
	Firms with sales of \$5,000,000 to \$9,999,999	494	534	3 350 992	156 982	35 003	2 652	272 239	13 287	12 262
	Firms with sales of \$10,000,000 to \$24,999,999 ..	324	406	4 744 100	185 341	40 410	2 827	311 061	17 449	19 355
	Firms with sales of \$25,000,000 to \$49,999,999 ..	63	81	1 991 672	61 431	12 894	831	108 119	8 865	10 954
	Firms with sales of \$50,000,000 to \$99,999,999 ..	10	15	D	D	D	c	D	D	D
	Firms with sales of \$100,000,000 or more	6	8	D	D	D	e	D	D	D
	Firms not operated for the entire year	402	403	469 274	19 253	3 811	398	38 692	15	485
421830	Industrial machinery & equipment whsle									
	All firms	4 796	5 021	17 593 135	850 632	187 382	17 116	1 498 706	81 132	93 384
	Firms operated for the entire year	4 394	4 618	17 123 861	831 379	183 571	16 718	1 460 014	81 117	92 899
	Firms with sales less than \$250,000	611	611	81 184	21 273	4 900	920	36 201	348	357
	Firms with sales of \$250,000 to \$499,999	404	404	144 786	19 662	4 636	778	39 236	735	694
	Firms with sales of \$500,000 to \$999,999	575	580	412 003	45 944	10 408	1 404	89 968	3 166	3 334
	Firms with sales of \$1,000,000 to \$2,499,999	1 097	1 121	D	D	D	h	D	D	D
	Firms with sales of \$2,500,000 to \$4,999,999	810	858	2 840 208	168 702	37 114	3 472	294 497	13 200	14 683
	Firms with sales of \$5,000,000 to \$9,999,999	494	534	3 350 992	156 982	35 003	2 652	272 239	13 287	12 262
	Firms with sales of \$10,000,000 to \$24,999,999 ..	324	406	4 744 100	185 341	40 410	2 827	311 061	17 449	19 355
	Firms with sales of \$25,000,000 to \$49,999,999 ..	63	81	1 991 672	61 431	12 894	831	108 119	8 865	10 954
	Firms with sales of \$50,000,000 to \$99,999,999 ..	10	15	D	D	D	c	D	D	D
	Firms with sales of \$100,000,000 or more	6	8	D	D	D	e	D	D	D
	Firms not operated for the entire year	402	403	469 274	19 253	3 811	398	38 692	15	485
4218301	Food-processing machinery & equipment whsle									
	All firms	237	244	977 042	54 490	12 039	1 054	95 597	5 387	5 036
	Firms operated for the entire year	216	223	D	D	D	g	D	D	D
	Firms with sales less than \$250,000	21	21	D	D	D	b	D	D	D
	Firms with sales of \$250,000 to \$499,999	17	17	D	D	D	b	D	D	D
	Firms with sales of \$500,000 to \$999,999	37	38	D	D	D	b	D	D	D
	Firms with sales of \$1,000,000 to \$2,499,999	38	38	D	D	D	c	D	D	D
	Firms with sales of \$2,500,000 to \$4,999,999	42	42	141 197	9 846	2 226	207	16 718	1 072	1 112
	Firms with sales of \$5,000,000 to \$9,999,999	31	34	188 933	8 872	2 035	141	16 752	1 533	1 444
	Firms with sales of \$10,000,000 to \$24,999,999 ..	28	31	434 898	21 624	4 767	360	36 304	2 491	2 143
	Firms with sales of \$25,000,000 to \$49,999,999 ..	2	2	D	D	D	b	D	D	D
	Firms with sales of \$50,000,000 to \$99,999,999 ..	—	—	—	—	—	—	—	—	—
	Firms with sales of \$100,000,000 or more	—	—	—	—	—	—	—	—	—
	Firms not operated for the entire year	21	21	D	D	D	a	D	D	D

See footnotes at end of table.

Table 4. Sales Size of Firms: 1997—Con.

[Includes only firms and establishments with payroll. Excludes data for central administrative offices, auxiliary operations, or establishments of these firms that are classified in other categories than those specified in this table. For meaning of abbreviations and symbols, see introductory text. For explanation of terms, see Appendix A. For method of assignment to categories shown, see Appendix C]

NAICS code	Sales sizes of firms by type of operation and kind of business	Firms (number)	Establishments (number)	Sales (\$1,000)	Annual payroll (\$1,000)	First-quarter payroll (\$1,000)	Paid employees for pay period including March 12 (number)	Operating expenses ¹ (\$1,000)	End-of-1996 inventories (\$1,000)	End-of-1997 inventories (\$1,000)
421	AGENTS, BROKERS, AND COMMISSION MERCHANTS—Con.									
	Wholesale trade, durable goods—Con.									
4218302	Hydraulic & pneumatic (fluid-power) machinery & equipment whsle									
	All firms	293	308	1 007 357	54 300	11 892	1 150	94 743	7 983	7 513
	Firms operated for the entire year	264	279	D	D	D	g	D	D	D
	Firms with sales less than \$250,000	42	42	D	D	D	b	D	D	D
	Firms with sales of \$250,000 to \$499,999	13	13	D	D	D	b	D	D	D
	Firms with sales of \$500,000 to \$999,999	49	49	35 296	4 532	1 061	137	8 562	367	492
	Firms with sales of \$1,000,000 to \$2,499,999	69	72	108 908	10 711	2 316	256	18 959	830	264
	Firms with sales of \$2,500,000 to \$4,999,999	38	44	134 402	9 198	2 454	190	16 565	1 616	1 850
	Firms with sales of \$5,000,000 to \$9,999,999	26	26	176 860	6 358	1 444	133	11 516	579	693
	Firms with sales of \$10,000,000 to \$24,999,999 ..	22	26	312 067	12 993	2 565	204	21 397	2 934	2 750
	Firms with sales of \$25,000,000 to \$49,999,999 ..	4	6	D	D	D	c	D	D	D
	Firms with sales of \$50,000,000 to \$99,999,999 ..	1	1	D	D	D	a	D	D	D
	Firms with sales of \$100,000,000 or more	—	—	—	—	—	—	—	—	—
	Firms not operated for the entire year	29	29	D	D	D	b	D	D	D
42183021	Hydraulic & pneumatic pumps & motors whsle									
	All firms	151	157	531 948	28 432	6 507	633	49 175	3 426	3 575
	Firms operated for the entire year	137	143	510 775	27 948	6 390	621	48 173	3 426	3 574
	Firms with sales less than \$250,000	18	18	D	D	D	b	D	D	D
	Firms with sales of \$250,000 to \$499,999	7	7	2 378	293	67	19	685	—	—
	Firms with sales of \$500,000 to \$999,999	26	26	D	D	D	b	D	D	D
	Firms with sales of \$1,000,000 to \$2,499,999	41	41	63 155	6 521	1 408	155	11 437	188	198
	Firms with sales of \$2,500,000 to \$4,999,999	17	21	59 642	3 353	1 088	82	6 848	366	422
	Firms with sales of \$5,000,000 to \$9,999,999	14	14	92 206	2 990	699	64	5 356	92	93
	Firms with sales of \$10,000,000 to \$24,999,999 ..	11	13	156 434	9 048	1 841	151	13 611	2 342	2 278
	Firms with sales of \$25,000,000 to \$49,999,999 ..	2	2	D	D	D	b	D	D	D
	Firms with sales of \$50,000,000 to \$99,999,999 ..	1	1	D	D	D	a	D	D	D
	Firms with sales of \$100,000,000 or more	—	—	—	—	—	—	—	—	—
	Firms not operated for the entire year	14	14	21 173	484	117	12	1 002	—	1
42183022	Hydraulic & pneumatic parts, accessories, & supplies whsle									
	All firms	142	151	475 409	25 868	5 385	517	45 568	4 557	3 938
	Firms operated for the entire year	127	136	D	D	D	f	D	D	D
	Firms with sales less than \$250,000	24	24	3 138	767	172	39	1 510	26	30
	Firms with sales of \$250,000 to \$499,999	6	6	D	D	D	a	D	D	D
	Firms with sales of \$500,000 to \$999,999	23	23	D	D	D	b	D	D	D
	Firms with sales of \$1,000,000 to \$2,499,999	28	31	45 753	4 190	908	101	7 522	642	66
	Firms with sales of \$2,500,000 to \$4,999,999	21	23	74 760	5 845	1 366	108	9 717	1 250	1 428
	Firms with sales of \$5,000,000 to \$9,999,999	12	12	84 654	3 368	745	69	6 160	487	600
	Firms with sales of \$10,000,000 to \$24,999,999 ..	11	13	155 633	3 945	724	53	7 786	592	472
	Firms with sales of \$25,000,000 to \$49,999,999 ..	2	4	D	D	D	b	D	D	D
	Firms with sales of \$50,000,000 to \$99,999,999 ..	—	—	—	—	—	—	—	—	—
	Firms with sales of \$100,000,000 or more	—	—	—	—	—	—	—	—	—
	Firms not operated for the entire year	15	15	D	D	D	a	D	D	D

See footnotes at end of table.

Table 4. Sales Size of Firms: 1997—Con.

[Includes only firms and establishments with payroll. Excludes data for central administrative offices, auxiliary operations, or establishments of these firms that are classified in other categories than those specified in this table. For meaning of abbreviations and symbols, see introductory text. For explanation of terms, see Appendix A. For method of assignment to categories shown, see Appendix C]

NAICS code	Sales sizes of firms by type of operation and kind of business	Firms (number)	Establishments (number)	Sales (\$1,000)	Annual payroll (\$1,000)	First-quarter payroll (\$1,000)	Paid employees for pay period including March 12 (number)	Operating expenses ¹ (\$1,000)	End-of-1996 inventories (\$1,000)	End-of-1997 inventories (\$1,000)
421	AGENTS, BROKERS, AND COMMISSION MERCHANTS—Con.									
	Wholesale trade, durable goods—Con.									
4218303	General-purpose industrial machinery & equipment whsle									
	All firms	1 864	1 962	6 670 352	333 989	75 475	6 726	582 533	19 974	22 076
	Firms operated for the entire year	1 776	1 873	D	D	D	i	D	D	D
	Firms with sales less than \$250,000	225	225	31 152	8 696	2 042	347	14 425	92	81
	Firms with sales of \$250,000 to \$499,999	165	165	58 292	8 342	1 860	345	16 559	369	286
	Firms with sales of \$500,000 to \$999,999	210	213	150 826	15 987	3 718	490	31 290	1 264	1 216
	Firms with sales of \$1,000,000 to \$2,499,999	480	491	781 439	57 279	13 326	1 419	102 170	3 607	4 377
	Firms with sales of \$2,500,000 to \$4,999,999	346	376	1 218 270	72 929	15 725	1 540	126 809	4 971	5 462
	Firms with sales of \$5,000,000 to \$9,999,999	205	218	1 384 132	72 737	16 268	1 160	122 441	4 893	4 486
	Firms with sales of \$10,000,000 to \$24,999,999 ..	121	149	1 698 954	62 493	14 489	985	108 216	4 480	5 795
	Firms with sales of \$25,000,000 to \$49,999,999 ..	19	27	585 748	14 678	3 218	164	25 882	298	356
	Firms with sales of \$50,000,000 to \$99,999,999 ..	3	7	D	D	D	b	D	D	D
	Firms with sales of \$100,000,000 or more	2	2	D	D	D	b	D	D	D
	Firms not operated for the entire year	88	89	D	D	D	b	D	D	D
4218304	Metalworking machinery & equipment whsle									
	All firms	708	727	2 696 380	119 589	26 645	2 500	211 159	10 994	14 783
	Firms operated for the entire year	640	659	D	D	D	g	D	D	D
	Firms with sales less than \$250,000	91	91	D	D	D	c	D	D	D
	Firms with sales of \$250,000 to \$499,999	64	64	D	D	D	c	D	D	D
	Firms with sales of \$500,000 to \$999,999	90	90	D	D	D	c	D	D	D
	Firms with sales of \$1,000,000 to \$2,499,999	167	168	271 999	20 247	4 307	504	38 401	1 310	1 436
	Firms with sales of \$2,500,000 to \$4,999,999	110	112	390 233	21 784	5 106	414	38 852	1 488	1 861
	Firms with sales of \$5,000,000 to \$9,999,999	58	61	417 283	17 021	3 884	296	30 741	958	884
	Firms with sales of \$10,000,000 to \$24,999,999 ..	47	57	695 124	26 950	6 314	437	44 381	3 082	3 463
	Firms with sales of \$25,000,000 to \$49,999,999 ..	10	13	360 175	14 246	2 909	251	23 264	3 047	5 227
	Firms with sales of \$50,000,000 to \$99,999,999 ..	2	2	D	D	D	b	D	D	D
	Firms with sales of \$100,000,000 or more	1	1	D	D	D	b	D	D	D
	Firms not operated for the entire year	68	68	D	D	D	b	D	D	D
4218305	Materials handling equipment whsle									
	All firms	388	412	982 086	57 984	13 292	1 305	99 437	5 211	5 280
	Firms operated for the entire year	342	366	944 609	54 727	12 628	1 230	94 167	5 211	5 279
	Firms with sales less than \$250,000	56	56	D	D	D	b	D	D	D
	Firms with sales of \$250,000 to \$499,999	44	44	D	D	D	b	D	D	D
	Firms with sales of \$500,000 to \$999,999	46	46	D	D	D	c	D	D	D
	Firms with sales of \$1,000,000 to \$2,499,999	83	88	139 639	10 824	2 453	283	20 360	1 007	923
	Firms with sales of \$2,500,000 to \$4,999,999	63	63	220 833	13 226	2 913	294	22 897	856	682
	Firms with sales of \$5,000,000 to \$9,999,999	34	38	225 790	12 084	3 043	220	19 698	369	362
	Firms with sales of \$10,000,000 to \$24,999,999 ..	13	28	202 952	8 013	1 775	101	13 619	1 002	1 166
	Firms with sales of \$25,000,000 to \$49,999,999 ..	3	3	D	D	D	b	D	D	D
	Firms with sales of \$50,000,000 to \$99,999,999 ..	—	—	—	—	—	—	—	—	—
	Firms with sales of \$100,000,000 or more	—	—	—	—	—	—	—	—	—
	Firms not operated for the entire year	46	46	37 477	3 257	664	75	5 270	—	1

See footnotes at end of table.

Table 4. Sales Size of Firms: 1997—Con.

[Includes only firms and establishments with payroll. Excludes data for central administrative offices, auxiliary operations, or establishments of these firms that are classified in other categories than those specified in this table. For meaning of abbreviations and symbols, see introductory text. For explanation of terms, see Appendix A. For method of assignment to categories shown, see Appendix C]

NAICS code	Sales sizes of firms by type of operation and kind of business	Firms (number)	Establishments (number)	Sales (\$1,000)	Annual payroll (\$1,000)	First-quarter payroll (\$1,000)	Paid employees for pay period including March 12 (number)	Operating expenses ¹ (\$1,000)	End-of-1996 inventories (\$1,000)	End-of-1997 inventories (\$1,000)
421	AGENTS, BROKERS, AND COMMISSION MERCHANTS—Con.									
	Wholesale trade, durable goods—Con.									
4218306	Oilwell, oil refinery, & pipeline mach, equip, & supplies whlse									
	All firms	239	249	1 070 405	41 706	7 785	793	75 723	3 341	3 601
	Firms operated for the entire year	210	220	D	D	D	f	D	D	D
	Firms with sales less than \$250,000	38	38	D	D	D	b	D	D	D
	Firms with sales of \$250,000 to \$499,999	26	26	D	D	D	b	D	D	D
	Firms with sales of \$500,000 to \$999,999	28	29	20 192	2 617	575	82	5 495	209	280
	Firms with sales of \$1,000,000 to \$2,499,999	33	35	51 968	3 990	912	142	8 566	869	897
	Firms with sales of \$2,500,000 to \$4,999,999	33	34	108 637	6 341	1 180	127	10 838	590	655
	Firms with sales of \$5,000,000 to \$9,999,999	26	29	189 787	8 140	1 713	130	13 378	1 020	1 047
	Firms with sales of \$10,000,000 to \$24,999,999 .	20	21	288 138	11 431	1 732	129	20 559	545	555
	Firms with sales of \$25,000,000 to \$49,999,999 .	4	4	129 717	2 400	417	17	3 892	—	—
	Firms with sales of \$50,000,000 to \$99,999,999 .	1	1	D	D	D	a	D	D	D
	Firms with sales of \$100,000,000 or more	1	3	D	D	D	a	D	D	D
	Firms not operated for the entire year	29	29	D	D	D	b	D	D	D
4218307	Other industrial machinery & equipment whlse									
	All firms	1 072	1 119	4 189 513	188 574	40 254	3 588	339 514	28 242	35 095
	Firms operated for the entire year	951	998	4 072 558	183 168	39 144	3 503	326 905	28 240	34 687
	Firms with sales less than \$250,000	139	139	17 992	4 771	1 056	207	7 912	135	129
	Firms with sales of \$250,000 to \$499,999	75	75	27 434	3 569	879	133	7 207	75	96
	Firms with sales of \$500,000 to \$999,999	116	116	83 143	9 783	2 248	276	19 251	500	541
	Firms with sales of \$1,000,000 to \$2,499,999	227	229	357 483	28 983	6 366	649	54 850	1 999	2 018
	Firms with sales of \$2,500,000 to \$4,999,999	182	193	641 884	36 281	7 721	723	63 246	2 610	3 064
	Firms with sales of \$5,000,000 to \$9,999,999	112	121	752 916	30 844	6 399	548	56 256	3 932	3 343
	Firms with sales of \$10,000,000 to \$24,999,999 .	73	93	1 111 339	41 781	8 754	609	66 517	2 915	3 483
	Firms with sales of \$25,000,000 to \$49,999,999 .	23	28	702 490	18 774	4 234	241	36 789	2 130	2 032
	Firms with sales of \$50,000,000 to \$99,999,999 .	2	2	D	D	D	a	D	D	D
	Firms with sales of \$100,000,000 or more	2	2	D	D	D	c	D	D	D
	Firms not operated for the entire year	121	121	116 955	5 406	1 110	85	12 609	2	408
42184	Industrial supplies whlse									
	All firms	1 052	1 090	4 126 000	177 181	41 969	3 872	321 647	17 208	22 568
	Firms operated for the entire year	935	973	D	D	D	h	D	D	D
	Firms with sales less than \$250,000	145	145	19 231	4 848	1 144	209	8 310	86	47
	Firms with sales of \$250,000 to \$499,999	82	82	30 074	4 286	971	152	8 850	254	314
	Firms with sales of \$500,000 to \$999,999	110	110	79 442	10 165	2 155	282	17 912	450	672
	Firms with sales of \$1,000,000 to \$2,499,999	203	203	331 605	22 062	5 445	580	41 774	2 412	2 706
	Firms with sales of \$2,500,000 to \$4,999,999	160	162	574 284	28 754	6 985	627	49 684	1 091	1 648
	Firms with sales of \$5,000,000 to \$9,999,999	133	138	908 732	32 241	6 865	737	60 054	2 447	2 627
	Firms with sales of \$10,000,000 to \$24,999,999 .	84	100	D	D	D	f	D	D	D
	Firms with sales of \$25,000,000 to \$49,999,999 .	13	23	433 533	19 586	4 446	306	36 056	2 273	2 580
	Firms with sales of \$50,000,000 to \$99,999,999 .	4	7	D	D	D	b	D	D	D
	Firms with sales of \$100,000,000 or more	1	3	D	D	D	b	D	D	D
	Firms not operated for the entire year	117	117	D	D	D	b	D	D	D
421840	Industrial supplies whlse									

See footnotes at end of table.

Table 4. Sales Size of Firms: 1997—Con.

[Includes only firms and establishments with payroll. Excludes data for central administrative offices, auxiliary operations, or establishments of these firms that are classified in other categories than those specified in this table. For meaning of abbreviations and symbols, see introductory text. For explanation of terms, see Appendix A. For method of assignment to categories shown, see Appendix C]

NAICS code	Sales sizes of firms by type of operation and kind of business	Firms (number)	Establishments (number)	Sales (\$1,000)	Annual payroll (\$1,000)	First-quarter payroll (\$1,000)	Paid employees for pay period including March 12 (number)	Operating expenses ¹ (\$1,000)	End-of-1996 inventories (\$1,000)	End-of-1997 inventories (\$1,000)
421	AGENTS, BROKERS, AND COMMISSION MERCHANTS—Con.									
421840	Wholesale trade, durable goods—Con.									
	Industrial supplies whsle—Con.									
	All firms	1 052	1 090	4 126 000	177 181	41 969	3 872	321 647	17 208	22 568
	Firms operated for the entire year	935	973	D	D	D	h	D	D	D
	Firms with sales less than \$250,000	145	145	19 231	4 848	1 144	209	8 310	86	47
	Firms with sales of \$250,000 to \$499,999	82	82	30 074	4 286	971	152	8 850	254	314
	Firms with sales of \$500,000 to \$999,999	110	110	79 442	10 165	2 155	282	17 912	450	672
	Firms with sales of \$1,000,000 to \$2,499,999	203	203	331 605	22 062	5 445	580	41 774	2 412	2 706
	Firms with sales of \$2,500,000 to \$4,999,999	160	162	574 284	28 754	6 985	627	49 684	1 091	1 648
	Firms with sales of \$5,000,000 to \$9,999,999	133	138	908 732	32 241	6 865	737	60 054	2 447	2 627
	Firms with sales of \$10,000,000 to \$24,999,999	84	100	D	D	D	f	D	D	D
	Firms with sales of \$25,000,000 to \$49,999,999	13	23	433 533	19 586	4 446	306	36 056	2 273	2 580
	Firms with sales of \$50,000,000 to \$99,999,999	4	7	D	D	D	b	D	D	D
	Firms with sales of \$100,000,000 or more	1	3	D	D	D	b	D	D	D
	Firms not operated for the entire year	117	117	D	D	D	b	D	D	D
4218401	General-line industrial supplies whsle									
	All firms	147	151	427 104	19 556	5 063	465	34 097	1 688	1 824
	Firms operated for the entire year	123	127	405 350	18 916	4 917	456	32 976	1 688	1 824
	Firms with sales less than \$250,000	23	23	2 849	486	124	34	890	49	35
	Firms with sales of \$250,000 to \$499,999	12	12	4 133	631	132	24	1 297	43	36
	Firms with sales of \$500,000 to \$999,999	20	20	14 420	2 107	458	60	3 957	124	123
	Firms with sales of \$1,000,000 to \$2,499,999	21	21	33 834	1 730	448	58	3 407	438	460
	Firms with sales of \$2,500,000 to \$4,999,999	25	26	85 888	4 727	1 285	108	8 781	339	386
	Firms with sales of \$5,000,000 to \$9,999,999	12	13	83 599	2 510	552	62	4 517	314	289
	Firms with sales of \$10,000,000 to \$24,999,999	8	10	D	D	D	b	D	D	D
	Firms with sales of \$25,000,000 to \$49,999,999	2	2	D	D	D	a	D	D	D
	Firms with sales of \$50,000,000 to \$99,999,999	—	—	—	—	—	—	—	—	—
	Firms with sales of \$100,000,000 or more	—	—	—	—	—	—	—	—	—
	Firms not operated for the entire year	24	24	21 754	640	146	9	1 121	—	—
4218402	Mechanical power transmission supplies whsle									
	All firms	146	159	700 311	26 760	6 403	607	47 494	591	608
	Firms operated for the entire year	135	148	D	D	D	f	D	D	D
	Firms with sales less than \$250,000	13	13	D	D	D	b	D	D	D
	Firms with sales of \$250,000 to \$499,999	6	6	D	D	D	a	D	D	D
	Firms with sales of \$500,000 to \$999,999	8	8	6 011	1 007	177	23	1 394	—	—
	Firms with sales of \$1,000,000 to \$2,499,999	33	33	54 573	2 860	772	86	6 118	250	225
	Firms with sales of \$2,500,000 to \$4,999,999	29	30	111 418	5 361	1 231	122	9 268	139	143
	Firms with sales of \$5,000,000 to \$9,999,999	30	32	202 347	6 566	1 388	144	12 621	178	215
	Firms with sales of \$10,000,000 to \$24,999,999	13	19	209 472	7 216	1 802	142	11 556	24	25
	Firms with sales of \$25,000,000 to \$49,999,999	3	7	D	D	D	b	D	D	D
	Firms with sales of \$50,000,000 to \$99,999,999	—	—	—	—	—	—	—	—	—
	Firms with sales of \$100,000,000 or more	—	—	—	—	—	—	—	—	—
	Firms not operated for the entire year	11	11	D	D	D	a	D	D	D

See footnotes at end of table.

Table 4. Sales Size of Firms: 1997—Con.

[Includes only firms and establishments with payroll. Excludes data for central administrative offices, auxiliary operations, or establishments of these firms that are classified in other categories than those specified in this table. For meaning of abbreviations and symbols, see introductory text. For explanation of terms, see Appendix A. For method of assignment to categories shown, see Appendix C]

NAICS code	Sales sizes of firms by type of operation and kind of business	Firms (number)	Establishments (number)	Sales (\$1,000)	Annual payroll (\$1,000)	First-quarter payroll (\$1,000)	Paid employees for pay period including March 12 (number)	Operating expenses ¹ (\$1,000)	End-of-1996 inventories (\$1,000)	End-of-1997 inventories (\$1,000)
421	AGENTS, BROKERS, AND COMMISSION MERCHANTS—Con.									
	Wholesale trade, durable goods—Con.									
4218403	Welding supplies whsle									
	All firms	24	24	60 895	1 610	435	45	3 762	154	137
	Firms operated for the entire year	18	18	53 779	1 439	419	39	3 285	154	137
	Firms with sales less than \$250,000	4	4	D	D	D	a	D	D	D
	Firms with sales of \$250,000 to \$499,999	1	1	D	D	D	a	D	D	D
	Firms with sales of \$500,000 to \$999,999	4	4	D	D	D	a	D	D	D
	Firms with sales of \$1,000,000 to \$2,499,999	3	3	4 237	278	65	8	596	16	5
	Firms with sales of \$2,500,000 to \$4,999,999	2	2	D	D	D	a	D	D	D
	Firms with sales of \$5,000,000 to \$9,999,999	2	2	D	D	D	a	D	D	D
	Firms with sales of \$10,000,000 to \$24,999,999	2	2	D	D	D	a	D	D	D
	Firms with sales of \$25,000,000 to \$49,999,999	—	—	—	—	—	—	—	—	—
	Firms with sales of \$50,000,000 to \$99,999,999	—	—	—	—	—	—	—	—	—
	Firms with sales of \$100,000,000 or more	—	—	—	—	—	—	—	—	—
	Firms not operated for the entire year	6	6	7 116	171	16	6	477	—	—
4218404	Industrial containers & supplies whsle									
	All firms	221	226	817 235	29 852	6 790	573	53 204	304	289
	Firms operated for the entire year	182	187	768 129	28 360	6 697	560	50 211	304	289
	Firms with sales less than \$250,000	32	32	4 257	1 273	288	42	2 190	—	—
	Firms with sales of \$250,000 to \$499,999	14	14	4 788	738	197	21	1 330	8	7
	Firms with sales of \$500,000 to \$999,999	25	25	D	D	D	b	D	D	D
	Firms with sales of \$1,000,000 to \$2,499,999	36	36	61 849	3 703	791	94	7 353	63	34
	Firms with sales of \$2,500,000 to \$4,999,999	30	30	D	D	D	c	D	D	D
	Firms with sales of \$5,000,000 to \$9,999,999	24	24	D	D	D	b	D	D	D
	Firms with sales of \$10,000,000 to \$24,999,999	18	20	D	D	D	c	D	D	D
	Firms with sales of \$25,000,000 to \$49,999,999	1	1	D	D	D	a	D	D	D
	Firms with sales of \$50,000,000 to \$99,999,999	2	5	D	D	D	b	D	D	D
	Firms with sales of \$100,000,000 or more	—	—	—	—	—	—	—	—	—
	Firms not operated for the entire year	39	39	49 106	1 492	93	13	2 993	—	—
4218405	Industrial valves & fittings (except fluid-power) whsle									
	All firms	162	175	873 594	52 884	12 139	1 080	99 155	6 563	7 804
	Firms operated for the entire year	154	167	D	D	D	g	D	D	D
	Firms with sales less than \$250,000	13	13	1 852	483	115	23	898	5	2
	Firms with sales of \$250,000 to \$499,999	14	14	5 282	876	180	29	2 085	123	156
	Firms with sales of \$500,000 to \$999,999	20	20	14 730	1 654	420	53	2 690	107	68
	Firms with sales of \$1,000,000 to \$2,499,999	38	38	62 428	6 151	1 443	144	10 815	810	1 045
	Firms with sales of \$2,500,000 to \$4,999,999	17	17	63 793	5 391	1 324	117	8 849	619	1 065
	Firms with sales of \$5,000,000 to \$9,999,999	27	28	191 178	9 245	1 949	198	16 792	1 006	1 094
	Firms with sales of \$10,000,000 to \$24,999,999	21	25	276 691	14 996	3 954	293	28 580	3 258	3 467
	Firms with sales of \$25,000,000 to \$49,999,999	3	9	D	D	D	c	D	D	D
	Firms with sales of \$50,000,000 to \$99,999,999	—	—	—	—	—	—	—	—	—
	Firms with sales of \$100,000,000 or more	1	3	D	D	D	b	D	D	D
	Firms not operated for the entire year	8	8	D	D	D	a	D	D	D
4218406	Other industrial supplies whsle									

See footnotes at end of table.

Table 4. Sales Size of Firms: 1997—Con.

[Includes only firms and establishments with payroll. Excludes data for central administrative offices, auxiliary operations, or establishments of these firms that are classified in other categories than those specified in this table. For meaning of abbreviations and symbols, see introductory text. For explanation of terms, see Appendix A. For method of assignment to categories shown, see Appendix C]

NAICS code	Sales sizes of firms by type of operation and kind of business	Firms (number)	Establishments (number)	Sales (\$1,000)	Annual payroll (\$1,000)	First-quarter payroll (\$1,000)	Paid employees for pay period including March 12 (number)	Operating expenses ¹ (\$1,000)	End-of-1996 inventories (\$1,000)	End-of-1997 inventories (\$1,000)
421	AGENTS, BROKERS, AND COMMISSION MERCHANTS—Con.									
	Wholesale trade, durable goods—Con.									
4218406	Other industrial supplies whsle—Con.									
	All firms	353	355	1 246 861	46 519	11 139	1 102	83 935	7 908	11 906
	Firms operated for the entire year	324	326	D	D	D	g	D	D	D
	Firms with sales less than \$250,000	60	60	7 832	2 007	449	83	3 421	16	4
	Firms with sales of \$250,000 to \$499,999	35	35	12 971	1 817	409	66	3 569	80	115
	Firms with sales of \$500,000 to \$999,999	33	33	23 586	2 915	606	78	5 583	24	297
	Firms with sales of \$1,000,000 to \$2,499,999	72	72	114 684	7 340	1 926	190	13 485	835	937
	Firms with sales of \$2,500,000 to \$4,999,999	58	58	201 737	8 390	1 904	180	14 422	96	120
	Firms with sales of \$5,000,000 to \$9,999,999	38	39	255 541	8 456	1 746	241	15 825	930	1 015
	Firms with sales of \$10,000,000 to \$24,999,999 ..	22	23	338 860	8 944	1 863	146	15 857	1 049	1 255
	Firms with sales of \$25,000,000 to \$49,999,999 ..	4	4	D	D	D	b	D	D	D
	Firms with sales of \$50,000,000 to \$99,999,999 ..	2	2	D	D	D	b	D	D	D
	Firms with sales of \$100,000,000 or more	—	—	—	—	—	—	—	—	—
	Firms not operated for the entire year	29	29	D	D	D	a	D	D	D
42185	Service establishment equipment & supplies whsle									
	All firms	380	393	1 527 838	60 000	13 219	1 407	116 687	3 557	3 753
	Firms operated for the entire year	337	350	D	D	D	g	D	D	D
	Firms with sales less than \$250,000	60	60	D	D	D	b	D	D	D
	Firms with sales of \$250,000 to \$499,999	35	35	D	D	D	b	D	D	D
	Firms with sales of \$500,000 to \$999,999	34	35	D	D	D	c	D	D	D
	Firms with sales of \$1,000,000 to \$2,499,999	59	59	D	D	D	c	D	D	D
	Firms with sales of \$2,500,000 to \$4,999,999	61	64	217 501	8 653	1 705	260	17 064	332	506
	Firms with sales of \$5,000,000 to \$9,999,999	56	59	380 506	13 993	3 173	300	24 493	925	742
	Firms with sales of \$10,000,000 to \$24,999,999 ..	25	27	396 139	14 386	3 348	249	27 031	1 285	1 104
	Firms with sales of \$25,000,000 to \$49,999,999 ..	4	6	D	D	D	b	D	D	D
	Firms with sales of \$50,000,000 to \$99,999,999 ..	3	5	D	D	D	b	D	D	D
	Firms with sales of \$100,000,000 or more	—	—	—	—	—	—	—	—	—
	Firms not operated for the entire year	43	43	D	D	D	b	D	D	D
421850	Service establishment equipment & supplies whsle									
	All firms	380	393	1 527 838	60 000	13 219	1 407	116 687	3 557	3 753
	Firms operated for the entire year	337	350	D	D	D	g	D	D	D
	Firms with sales less than \$250,000	60	60	D	D	D	b	D	D	D
	Firms with sales of \$250,000 to \$499,999	35	35	D	D	D	b	D	D	D
	Firms with sales of \$500,000 to \$999,999	34	35	D	D	D	c	D	D	D
	Firms with sales of \$1,000,000 to \$2,499,999	59	59	D	D	D	c	D	D	D
	Firms with sales of \$2,500,000 to \$4,999,999	61	64	217 501	8 653	1 705	260	17 064	332	506
	Firms with sales of \$5,000,000 to \$9,999,999	56	59	380 506	13 993	3 173	300	24 493	925	742
	Firms with sales of \$10,000,000 to \$24,999,999 ..	25	27	396 139	14 386	3 348	249	27 031	1 285	1 104
	Firms with sales of \$25,000,000 to \$49,999,999 ..	4	6	D	D	D	b	D	D	D
	Firms with sales of \$50,000,000 to \$99,999,999 ..	3	5	D	D	D	b	D	D	D
	Firms with sales of \$100,000,000 or more	—	—	—	—	—	—	—	—	—
	Firms not operated for the entire year	43	43	D	D	D	b	D	D	D

See footnotes at end of table.

Table 4. Sales Size of Firms: 1997—Con.

[Includes only firms and establishments with payroll. Excludes data for central administrative offices, auxiliary operations, or establishments of these firms that are classified in other categories than those specified in this table. For meaning of abbreviations and symbols, see introductory text. For explanation of terms, see Appendix A. For method of assignment to categories shown, see Appendix C]

NAICS code	Sales sizes of firms by type of operation and kind of business	Firms (number)	Establishments (number)	Sales (\$1,000)	Annual payroll (\$1,000)	First-quarter payroll (\$1,000)	Paid employees for pay period including March 12 (number)	Operating expenses ¹ (\$1,000)	End-of-1996 inventories (\$1,000)	End-of-1997 inventories (\$1,000)
421	AGENTS, BROKERS, AND COMMISSION MERCHANTS—Con.									
	Wholesale trade, durable goods—Con.									
4218501	Beauty & barber shop equipment & supplies whsle									
	All firms	50	53	D	D	D	c	D	D	D
	Firms operated for the entire year	44	47	D	D	D	c	D	D	D
	Firms with sales less than \$250,000	6	6	D	D	D	a	D	D	D
	Firms with sales of \$250,000 to \$499,999	2	2	D	D	D	a	D	D	D
	Firms with sales of \$500,000 to \$999,999	11	12	D	D	D	b	D	D	D
	Firms with sales of \$1,000,000 to \$2,499,999	6	6	D	D	D	b	D	D	D
	Firms with sales of \$2,500,000 to \$4,999,999	5	5	D	D	D	a	D	D	D
	Firms with sales of \$5,000,000 to \$9,999,999	9	11	D	D	D	b	D	D	D
	Firms with sales of \$10,000,000 to \$24,999,999 ..	3	3	D	D	D	a	D	D	D
	Firms with sales of \$25,000,000 to \$49,999,999 ..	1	1	D	D	D	a	D	D	D
	Firms with sales of \$50,000,000 to \$99,999,999 ..	1	1	D	D	D	a	D	D	D
	Firms with sales of \$100,000,000 or more	—	—	—	—	—	—	—	—	—
	Firms not operated for the entire year	6	6	D	D	D	a	D	D	D
4218502	Custodial, janitors' equipment & supplies whsle									
	All firms	152	155	645 361	23 339	5 232	540	42 849	919	832
	Firms operated for the entire year	137	140	611 909	22 423	5 087	517	40 535	919	832
	Firms with sales less than \$250,000	21	21	2 485	623	167	32	1 097	25	25
	Firms with sales of \$250,000 to \$499,999	17	17	D	D	D	b	D	D	D
	Firms with sales of \$500,000 to \$999,999	7	7	4 691	648	139	21	1 864	190	238
	Firms with sales of \$1,000,000 to \$2,499,999	25	25	43 587	1 980	415	54	3 543	60	80
	Firms with sales of \$2,500,000 to \$4,999,999	26	26	D	D	D	b	D	D	D
	Firms with sales of \$5,000,000 to \$9,999,999	23	23	D	D	D	c	D	D	D
	Firms with sales of \$10,000,000 to \$24,999,999 ..	16	17	234 920	8 376	1 977	172	14 855	455	326
	Firms with sales of \$25,000,000 to \$49,999,999 ..	2	4	D	D	D	a	D	D	D
	Firms with sales of \$50,000,000 to \$99,999,999 ..	—	—	—	—	—	—	—	—	—
	Firms with sales of \$100,000,000 or more	—	—	—	—	—	—	—	—	—
	Firms not operated for the entire year	15	15	33 452	916	145	23	2 314	—	—
4218503	Laundry & dry-cleaning equipment & supplies whsle									
	All firms	17	17	26 904	1 064	239	34	2 604	211	216
	Firms operated for the entire year	14	14	D	D	D	b	D	D	D
	Firms with sales less than \$250,000	3	3	D	D	D	a	D	D	D
	Firms with sales of \$250,000 to \$499,999	3	3	D	D	D	a	D	D	D
	Firms with sales of \$500,000 to \$999,999	2	2	D	D	D	a	D	D	D
	Firms with sales of \$1,000,000 to \$2,499,999	4	4	D	D	D	a	D	D	D
	Firms with sales of \$2,500,000 to \$4,999,999	1	1	D	D	D	a	D	D	D
	Firms with sales of \$5,000,000 to \$9,999,999	1	1	D	D	D	a	D	D	D
	Firms with sales of \$10,000,000 to \$24,999,999 ..	—	—	—	—	—	—	—	—	—
	Firms with sales of \$25,000,000 to \$49,999,999 ..	—	—	—	—	—	—	—	—	—
	Firms with sales of \$50,000,000 to \$99,999,999 ..	—	—	—	—	—	—	—	—	—
	Firms with sales of \$100,000,000 or more	—	—	—	—	—	—	—	—	—

See footnotes at end of table.

Table 4. Sales Size of Firms: 1997—Con.

[Includes only firms and establishments with payroll. Excludes data for central administrative offices, auxiliary operations, or establishments of these firms that are classified in other categories than those specified in this table. For meaning of abbreviations and symbols, see introductory text. For explanation of terms, see Appendix A. For method of assignment to categories shown, see Appendix C]

NAICS code	Sales sizes of firms by type of operation and kind of business	Firms (number)	Establishments (number)	Sales (\$1,000)	Annual payroll (\$1,000)	First-quarter payroll (\$1,000)	Paid employees for pay period including March 12 (number)	Operating expenses ¹ (\$1,000)	End-of-1996 inventories (\$1,000)	End-of-1997 inventories (\$1,000)
421	AGENTS, BROKERS, AND COMMISSION MERCHANTS—Con.									
	Wholesale trade, durable goods—Con.									
4218503	Laundry & dry-cleaning equipment & supplies whsle—Con.									
	Firms not operated for the entire year	3	3	D	D	D	a	D	D	D
4218504	Other service establishment equipment & supplies whsle									
	All firms	161	168	D	D	D	f	D	D	D
	Firms operated for the entire year	142	149	D	D	D	f	D	D	D
	Firms with sales less than \$250,000	30	30	D	D	D	b	D	D	D
	Firms with sales of \$250,000 to \$499,999	13	13	D	D	D	b	D	D	D
	Firms with sales of \$500,000 to \$999,999	14	14	D	D	D	b	D	D	D
	Firms with sales of \$1,000,000 to \$2,499,999	24	24	D	D	D	b	D	D	D
	Firms with sales of \$2,500,000 to \$4,999,999	29	32	D	D	D	c	D	D	D
	Firms with sales of \$5,000,000 to \$9,999,999	23	24	D	D	D	c	D	D	D
	Firms with sales of \$10,000,000 to \$24,999,999 ..	6	7	D	D	D	b	D	D	D
	Firms with sales of \$25,000,000 to \$49,999,999 ..	1	1	D	D	D	a	D	D	D
	Firms with sales of \$50,000,000 to \$99,999,999 ..	2	4	D	D	D	b	D	D	D
	Firms with sales of \$100,000,000 or more	—	—	—	—	—	—	—	—	—
	Firms not operated for the entire year	19	19	D	D	D	a	D	D	D
42186	Transportation equipment & supplies (exc motor vehicle) whsle									
	All firms	435	453	3 576 194	75 903	15 004	1 276	143 945	12 152	11 903
	Firms operated for the entire year	365	383	D	D	D	g	D	D	D
	Firms with sales less than \$250,000	30	30	4 351	669	159	40	1 558	—	4
	Firms with sales of \$250,000 to \$499,999	32	32	12 359	1 517	371	54	3 063	26	49
	Firms with sales of \$500,000 to \$999,999	46	46	D	D	D	c	D	D	D
	Firms with sales of \$1,000,000 to \$2,499,999	72	72	D	D	D	c	D	D	D
	Firms with sales of \$2,500,000 to \$4,999,999	62	62	217 118	8 945	1 626	184	15 786	864	1 570
	Firms with sales of \$5,000,000 to \$9,999,999	55	56	379 366	13 725	2 568	228	25 645	3 307	4 693
	Firms with sales of \$10,000,000 to \$24,999,999 ..	36	39	556 031	12 098	2 902	156	22 070	3 432	215
	Firms with sales of \$25,000,000 to \$49,999,999 ..	18	21	598 278	10 892	1 841	134	20 209	12	13
	Firms with sales of \$50,000,000 to \$99,999,999 ..	8	18	503 802	7 058	1 627	94	13 629	—	—
	Firms with sales of \$100,000,000 or more	6	7	D	D	D	b	D	D	D
	Firms not operated for the entire year	70	70	D	D	D	b	D	D	D
421860	Transportation equipment & supplies (exc motor vehicle) whsle									
	All firms	435	453	3 576 194	75 903	15 004	1 276	143 945	12 152	11 903
	Firms operated for the entire year	365	383	D	D	D	g	D	D	D
	Firms with sales less than \$250,000	30	30	4 351	669	159	40	1 558	—	4
	Firms with sales of \$250,000 to \$499,999	32	32	12 359	1 517	371	54	3 063	26	49
	Firms with sales of \$500,000 to \$999,999	46	46	D	D	D	c	D	D	D
	Firms with sales of \$1,000,000 to \$2,499,999	72	72	D	D	D	c	D	D	D
	Firms with sales of \$2,500,000 to \$4,999,999	62	62	217 118	8 945	1 626	184	15 786	864	1 570
	Firms with sales of \$5,000,000 to \$9,999,999	55	56	379 366	13 725	2 568	228	25 645	3 307	4 693
	Firms with sales of \$10,000,000 to \$24,999,999 ..	36	39	556 031	12 098	2 902	156	22 070	3 432	215

See footnotes at end of table.

Table 4. Sales Size of Firms: 1997—Con.

[Includes only firms and establishments with payroll. Excludes data for central administrative offices, auxiliary operations, or establishments of these firms that are classified in other categories than those specified in this table. For meaning of abbreviations and symbols, see introductory text. For explanation of terms, see Appendix A. For method of assignment to categories shown, see Appendix C]

NAICS code	Sales sizes of firms by type of operation and kind of business	Firms (number)	Establishments (number)	Sales (\$1,000)	Annual payroll (\$1,000)	First-quarter payroll (\$1,000)	Paid employees for pay period including March 12 (number)	Operating expenses ¹ (\$1,000)	End-of-1996 inventories (\$1,000)	End-of-1997 inventories (\$1,000)
421	AGENTS, BROKERS, AND COMMISSION MERCHANTS—Con.									
	Wholesale trade, durable goods—Con.									
421860	Transportation equipment & supplies (exc motor vehicle) whsle—Con.									
	Firms operated for the entire year—Con.									
	Firms with sales of \$25,000,000 to \$49,999,999 .	18	21	598 278	10 892	1 841	134	20 209	12	13
	Firms with sales of \$50,000,000 to \$99,999,999 .	8	18	503 802	7 058	1 627	94	13 629	—	—
	Firms with sales of \$100,000,000 or more	6	7	D	D	D	b	D	D	D
	Firms not operated for the entire year	70	70	D	D	D	b	D	D	D
4218601	Aircraft & aeronautical equipment & supplies whsle									
	All firms	259	274	2 670 245	49 794	9 139	756	94 828	11 427	10 882
	Firms operated for the entire year	213	228	D	D	D	f	D	D	D
	Firms with sales less than \$250,000	17	17	2 447	383	91	20	857	—	4
	Firms with sales of \$250,000 to \$499,999	20	20	8 015	1 145	283	35	2 236	26	48
	Firms with sales of \$500,000 to \$999,999	28	28	D	D	D	b	D	D	D
	Firms with sales of \$1,000,000 to \$2,499,999	34	34	D	D	D	b	D	D	D
	Firms with sales of \$2,500,000 to \$4,999,999	39	39	135 314	5 859	1 102	125	10 136	864	1 570
	Firms with sales of \$5,000,000 to \$9,999,999	30	30	D	D	D	c	D	D	D
	Firms with sales of \$10,000,000 to \$24,999,999 .	21	23	D	D	D	b	D	D	D
	Firms with sales of \$25,000,000 to \$49,999,999 .	11	13	348 389	6 923	1 002	68	12 662	—	—
	Firms with sales of \$50,000,000 to \$99,999,999 .	7	17	D	D	D	b	D	D	D
	Firms with sales of \$100,000,000 or more	6	7	D	D	D	b	D	D	D
	Firms not operated for the entire year	46	46	D	D	D	b	D	D	D
4218602	Marine machinery, equipment, & supplies whsle									
	All firms	99	100	D	D	D	e	D	D	D
	Firms operated for the entire year	81	82	D	D	D	e	D	D	D
	Firms with sales less than \$250,000	5	5	D	D	D	a	D	D	D
	Firms with sales of \$250,000 to \$499,999	8	8	D	D	D	a	D	D	D
	Firms with sales of \$500,000 to \$999,999	11	11	D	D	D	b	D	D	D
	Firms with sales of \$1,000,000 to \$2,499,999	21	21	D	D	D	b	D	D	D
	Firms with sales of \$2,500,000 to \$4,999,999	14	14	D	D	D	b	D	D	D
	Firms with sales of \$5,000,000 to \$9,999,999	11	12	D	D	D	b	D	D	D
	Firms with sales of \$10,000,000 to \$24,999,999 .	7	7	D	D	D	b	D	D	D
	Firms with sales of \$25,000,000 to \$49,999,999 .	3	3	D	D	D	b	D	D	D
	Firms with sales of \$50,000,000 to \$99,999,999 .	1	1	D	D	D	a	D	D	D
	Firms with sales of \$100,000,000 or more	—	—	—	—	—	—	—	—	—
	Firms not operated for the entire year	18	18	D	D	D	b	D	D	D
4218603	Other transportation equipment & supplies whsle									
	All firms	77	79	D	D	D	c	D	D	D
	Firms operated for the entire year	71	73	D	D	D	c	D	D	D
	Firms with sales less than \$250,000	8	8	D	D	D	a	D	D	D
	Firms with sales of \$250,000 to \$499,999	4	4	D	D	D	a	D	D	D
	Firms with sales of \$500,000 to \$999,999	7	7	D	D	D	a	D	D	D

See footnotes at end of table.

Table 4. Sales Size of Firms: 1997—Con.

[Includes only firms and establishments with payroll. Excludes data for central administrative offices, auxiliary operations, or establishments of these firms that are classified in other categories than those specified in this table. For meaning of abbreviations and symbols, see introductory text. For explanation of terms, see Appendix A. For method of assignment to categories shown, see Appendix C]

NAICS code	Sales sizes of firms by type of operation and kind of business	Firms (number)	Establishments (number)	Sales (\$1,000)	Annual payroll (\$1,000)	First-quarter payroll (\$1,000)	Paid employees for pay period including March 12 (number)	Operating expenses ¹ (\$1,000)	End-of-1996 inventories (\$1,000)	End-of-1997 inventories (\$1,000)
421	AGENTS, BROKERS, AND COMMISSION MERCHANTS—Con.									
	Wholesale trade, durable goods—Con.									
4218603	Other transportation equipment & supplies whsle—Con.									
	Firms operated for the entire year—Con.									
	Firms with sales of \$1,000,000 to \$2,499,999	17	17	D	D	D	b	D	D	D
	Firms with sales of \$2,500,000 to \$4,999,999	9	9	D	D	D	b	D	D	D
	Firms with sales of \$5,000,000 to \$9,999,999	14	14	D	D	D	b	D	D	D
	Firms with sales of \$10,000,000 to \$24,999,999 ..	8	9	D	D	D	b	D	D	D
	Firms with sales of \$25,000,000 to \$49,999,999 ..	4	5	D	D	D	b	D	D	D
	Firms with sales of \$50,000,000 to \$99,999,999 ..	—	—	—	—	—	—	—	—	—
	Firms with sales of \$100,000,000 or more	—	—	—	—	—	—	—	—	—
	Firms not operated for the entire year	6	6	D	D	D	b	D	D	D
4219	Miscellaneous durable goods whsle									
	All firms	3 470	'3 564	D	D	D	j	D	D	D
	Firms operated for the entire year	2 829	'2 923	D	D	D	j	D	D	D
	Firms with sales less than \$250,000	538	'538	D	D	D	f	D	D	D
	Firms with sales of \$250,000 to \$499,999	291	'291	D	D	D	f	D	D	D
	Firms with sales of \$500,000 to \$999,999	338	'340	D	D	D	f	D	D	D
	Firms with sales of \$1,000,000 to \$2,499,999	591	'592	D	D	D	g	D	D	D
	Firms with sales of \$2,500,000 to \$4,999,999	420	'423	D	D	D	g	D	D	D
	Firms with sales of \$5,000,000 to \$9,999,999	281	'287	D	D	D	g	D	D	D
	Firms with sales of \$10,000,000 to \$24,999,999 ..	251	'293	D	D	D	g	D	D	D
	Firms with sales of \$25,000,000 to \$49,999,999 ..	73	'87	D	D	D	f	D	D	D
	Firms with sales of \$50,000,000 to \$99,999,999 ..	33	'44	D	D	D	f	D	D	D
	Firms with sales of \$100,000,000 or more	13	'28	D	D	D	f	D	D	D
	Firms not operated for the entire year	641	'641	D	D	D	e	D	D	D
42191	Sporting & recreational goods & supplies whsle									
	All firms	1 021	'1 066	'7 396 183	'179 242	'38 225	'3 495	358 894	30 078	33 795
	Firms operated for the entire year	894	939	D	D	D	h	D	D	D
	Firms with sales less than \$250,000	88	88	12 268	2 256	513	105	5 015	80	55
	Firms with sales of \$250,000 to \$499,999	64	64	D	D	D	c	D	D	D
	Firms with sales of \$500,000 to \$999,999	81	81	56 806	4 795	1 006	169	11 551	1 982	2 383
	Firms with sales of \$1,000,000 to \$2,499,999	215	215	345 553	16 311	3 671	519	35 219	1 350	1 539
	Firms with sales of \$2,500,000 to \$4,999,999	151	152	525 098	17 945	3 958	435	38 001	151	236
	Firms with sales of \$5,000,000 to \$9,999,999	118	122	806 924	19 354	4 221	432	39 221	3 571	3 708
	Firms with sales of \$10,000,000 to \$24,999,999 ..	116	128	1 802 729	41 563	9 723	677	81 654	4 115	4 285
	Firms with sales of \$25,000,000 to \$49,999,999 ..	39	53	1 300 217	27 775	6 431	359	48 712	1 674	1 804
	Firms with sales of \$50,000,000 to \$99,999,999 ..	14	24	D	D	D	c	D	D	D
	Firms with sales of \$100,000,000 or more	8	12	1 365 312	28 087	4 163	361	53 513	16 222	18 913
	Firms not operated for the entire year	127	127	D	D	D	b	D	D	D
421910	Sporting & recreational goods & supplies whsle									
	All firms	1 021	'1 066	'7 396 183	'179 242	'38 225	'3 495	358 894	30 078	33 795

See footnotes at end of table.

Table 4. Sales Size of Firms: 1997—Con.

[Includes only firms and establishments with payroll. Excludes data for central administrative offices, auxiliary operations, or establishments of these firms that are classified in other categories than those specified in this table. For meaning of abbreviations and symbols, see introductory text. For explanation of terms, see Appendix A. For method of assignment to categories shown, see Appendix C]

NAICS code	Sales sizes of firms by type of operation and kind of business	Firms (number)	Establishments (number)	Sales (\$1,000)	Annual payroll (\$1,000)	First-quarter payroll (\$1,000)	Paid employees for pay period including March 12 (number)	Operating expenses ¹ (\$1,000)	End-of-1996 inventories (\$1,000)	End-of-1997 inventories (\$1,000)
421	AGENTS, BROKERS, AND COMMISSION MERCHANTS—Con.									
	Wholesale trade, durable goods—Con.									
421910	Sporting & recreational goods & supplies whsle—Con.									
	Firms operated for the entire year	894	939	D	D	D	h	D	D	D
	Firms with sales less than \$250,000	88	88	12 268	2 256	513	105	5 015	80	55
	Firms with sales of \$250,000 to \$499,999	64	64	D	D	D	c	D	D	D
	Firms with sales of \$500,000 to \$999,999	81	81	56 806	4 795	1 006	169	11 551	1 982	2 383
	Firms with sales of \$1,000,000 to \$2,499,999	215	215	345 553	16 311	3 671	519	35 219	1 350	1 539
	Firms with sales of \$2,500,000 to \$4,999,999	151	152	525 098	17 945	3 958	435	38 001	151	236
	Firms with sales of \$5,000,000 to \$9,999,999	118	122	806 924	19 354	4 221	432	39 221	3 571	3 708
	Firms with sales of \$10,000,000 to \$24,999,999 ..	116	128	1 802 729	41 563	9 723	677	81 654	4 115	4 285
	Firms with sales of \$25,000,000 to \$49,999,999 ..	39	53	1 300 217	27 775	6 431	359	48 712	1 674	1 804
	Firms with sales of \$50,000,000 to \$99,999,999 ..	14	24	D	D	D	c	D	D	D
	Firms with sales of \$100,000,000 or more	8	12	1 365 312	28 087	4 163	361	53 513	16 222	18 913
	Firms not operated for the entire year	127	127	D	D	D	b	D	D	D
42192	Toy & hobby goods & supplies whsle									
	All firms	408	413	D	D	D	g	D	D	D
	Firms operated for the entire year	358	363	D	D	D	g	D	D	D
	Firms with sales less than \$250,000	28	28	D	D	D	b	D	D	D
	Firms with sales of \$250,000 to \$499,999	29	29	D	D	D	b	D	D	D
	Firms with sales of \$500,000 to \$999,999	44	44	D	D	D	b	D	D	D
	Firms with sales of \$1,000,000 to \$2,499,999	65	65	D	D	D	c	D	D	D
	Firms with sales of \$2,500,000 to \$4,999,999	61	61	D	D	D	c	D	D	D
	Firms with sales of \$5,000,000 to \$9,999,999	50	50	D	D	D	c	D	D	D
	Firms with sales of \$10,000,000 to \$24,999,999 ..	55	59	D	D	D	e	D	D	D
	Firms with sales of \$25,000,000 to \$49,999,999 ..	15	15	D	D	D	c	D	D	D
	Firms with sales of \$50,000,000 to \$99,999,999 ..	9	9	D	D	D	b	D	D	D
	Firms with sales of \$100,000,000 or more	2	3	D	D	D	b	D	D	D
	Firms not operated for the entire year	50	50	D	D	D	b	D	D	D
421920	Toy & hobby goods & supplies whsle									
	All firms	408	413	D	D	D	g	D	D	D
	Firms operated for the entire year	358	363	D	D	D	g	D	D	D
	Firms with sales less than \$250,000	28	28	D	D	D	b	D	D	D
	Firms with sales of \$250,000 to \$499,999	29	29	D	D	D	b	D	D	D
	Firms with sales of \$500,000 to \$999,999	44	44	D	D	D	b	D	D	D
	Firms with sales of \$1,000,000 to \$2,499,999	65	65	D	D	D	c	D	D	D
	Firms with sales of \$2,500,000 to \$4,999,999	61	61	D	D	D	c	D	D	D
	Firms with sales of \$5,000,000 to \$9,999,999	50	50	D	D	D	c	D	D	D
	Firms with sales of \$10,000,000 to \$24,999,999 ..	55	59	D	D	D	e	D	D	D
	Firms with sales of \$25,000,000 to \$49,999,999 ..	15	15	D	D	D	c	D	D	D
	Firms with sales of \$50,000,000 to \$99,999,999 ..	9	9	D	D	D	b	D	D	D
	Firms with sales of \$100,000,000 or more	2	3	D	D	D	b	D	D	D
	Firms not operated for the entire year	50	50	D	D	D	b	D	D	D
42193	Recyclable material whsle									

See footnotes at end of table.

Table 4. Sales Size of Firms: 1997—Con.

[Includes only firms and establishments with payroll. Excludes data for central administrative offices, auxiliary operations, or establishments of these firms that are classified in other categories than those specified in this table. For meaning of abbreviations and symbols, see introductory text. For explanation of terms, see Appendix A. For method of assignment to categories shown, see Appendix C]

NAICS code	Sales sizes of firms by type of operation and kind of business	Firms (number)	Establishments (number)	Sales (\$1,000)	Annual payroll (\$1,000)	First-quarter payroll (\$1,000)	Paid employees for pay period including March 12 (number)	Operating expenses ¹ (\$1,000)	End-of-1996 inventories (\$1,000)	End-of-1997 inventories (\$1,000)
421	AGENTS, BROKERS, AND COMMISSION MERCHANTS—Con.									
42193	Wholesale trade, durable goods—Con.									
	Recyclable material whse—Con.									
	All firms	227	255	1 390 512	32 101	7 727	895	65 437	3 287	2 315
	Firms operated for the entire year	183	211	1 329 080	30 250	7 575	864	61 402	3 287	2 075
	Firms with sales less than \$250,000	51	51	5 491	1 620	356	83	2 618	79	82
	Firms with sales of \$250,000 to \$499,999	21	21	7 514	813	228	38	1 636	73	29
	Firms with sales of \$500,000 to \$999,999	21	21	15 251	1 551	347	50	3 245	163	33
	Firms with sales of \$1,000,000 to \$2,499,999	35	36	58 702	4 483	970	198	9 144	433	511
	Firms with sales of \$2,500,000 to \$4,999,999	22	22	D	D	D	b	D	D	D
	Firms with sales of \$5,000,000 to \$9,999,999	16	16	105 217	3 515	931	132	6 700	1 034	638
	Firms with sales of \$10,000,000 to \$24,999,999 ..	8	25	137 796	5 443	1 422	86	10 670	624	224
	Firms with sales of \$25,000,000 to \$49,999,999 ..	4	4	132 550	1 356	284	21	2 773	440	—
	Firms with sales of \$50,000,000 to \$99,999,999 ..	3	3	D	D	D	b	D	D	D
	Firms with sales of \$100,000,000 or more	2	12	D	D	D	c	D	D	D
	Firms not operated for the entire year	44	44	61 432	1 851	152	31	4 035	—	240
421930	Recyclable material whse									
	All firms	227	255	1 390 512	32 101	7 727	895	65 437	3 287	2 315
	Firms operated for the entire year	183	211	1 329 080	30 250	7 575	864	61 402	3 287	2 075
	Firms with sales less than \$250,000	51	51	5 491	1 620	356	83	2 618	79	82
	Firms with sales of \$250,000 to \$499,999	21	21	7 514	813	228	38	1 636	73	29
	Firms with sales of \$500,000 to \$999,999	21	21	15 251	1 551	347	50	3 245	163	33
	Firms with sales of \$1,000,000 to \$2,499,999	35	36	58 702	4 483	970	198	9 144	433	511
	Firms with sales of \$2,500,000 to \$4,999,999	22	22	D	D	D	b	D	D	D
	Firms with sales of \$5,000,000 to \$9,999,999	16	16	105 217	3 515	931	132	6 700	1 034	638
	Firms with sales of \$10,000,000 to \$24,999,999 ..	8	25	137 796	5 443	1 422	86	10 670	624	224
	Firms with sales of \$25,000,000 to \$49,999,999 ..	4	4	132 550	1 356	284	21	2 773	440	—
	Firms with sales of \$50,000,000 to \$99,999,999 ..	3	3	D	D	D	b	D	D	D
	Firms with sales of \$100,000,000 or more	2	12	D	D	D	c	D	D	D
	Firms not operated for the entire year	44	44	61 432	1 851	152	31	4 035	—	240
4219301	Iron & steel scrap processors & dealers									
	All firms	68	77	775 486	13 625	3 790	419	31 238	1 266	824
	Firms operated for the entire year	61	70	763 658	13 406	3 763	417	30 615	1 266	824
	Firms with sales less than \$250,000	13	13	1 893	366	91	17	705	50	52
	Firms with sales of \$250,000 to \$499,999	7	7	2 203	334	101	14	736	73	29
	Firms with sales of \$500,000 to \$999,999	6	6	4 078	466	110	20	985	127	—
	Firms with sales of \$1,000,000 to \$2,499,999	13	13	21 249	1 436	329	52	3 510	237	318
	Firms with sales of \$2,500,000 to \$4,999,999	8	8	31 677	1 396	355	35	2 578	339	425
	Firms with sales of \$5,000,000 to \$9,999,999	7	7	41 802	1 630	514	83	2 439	—	—
	Firms with sales of \$10,000,000 to \$24,999,999 ..	2	2	D	D	D	b	D	D	D
	Firms with sales of \$25,000,000 to \$49,999,999 ..	3	3	D	D	D	a	D	D	D
	Firms with sales of \$50,000,000 to \$99,999,999 ..	—	—	—	—	—	—	—	—	—
	Firms with sales of \$100,000,000 or more	2	11	D	D	D	c	D	D	D
	Firms not operated for the entire year	7	7	11 828	219	27	2	623	—	—

See footnotes at end of table.

Table 4. Sales Size of Firms: 1997—Con.

[Includes only firms and establishments with payroll. Excludes data for central administrative offices, auxiliary operations, or establishments of these firms that are classified in other categories than those specified in this table. For meaning of abbreviations and symbols, see introductory text. For explanation of terms, see Appendix A. For method of assignment to categories shown, see Appendix C]

NAICS code	Sales sizes of firms by type of operation and kind of business	Firms (number)	Establishments (number)	Sales (\$1,000)	Annual payroll (\$1,000)	First-quarter payroll (\$1,000)	Paid employees for pay period including March 12 (number)	Operating expenses ¹ (\$1,000)	End-of-1996 inventories (\$1,000)	End-of-1997 inventories (\$1,000)
421	AGENTS, BROKERS, AND COMMISSION MERCHANTS—Con.									
	Wholesale trade, durable goods—Con.									
42193011	Iron & steel scrap processors (using power processing equipment)									
	All firms	39	40	227 474	7 170	1 855	202	15 749	1 221	824
	Firms operated for the entire year	36	37	217 347	7 067	1 840	201	15 407	1 221	824
	Firms with sales less than \$250,000	9	9	1 390	278	68	12	554	50	52
	Firms with sales of \$250,000 to \$499,999	5	5	D	D	D	a	D	D	D
	Firms with sales of \$500,000 to \$999,999	4	4	D	D	D	a	D	D	D
	Firms with sales of \$1,000,000 to \$2,499,999	4	4	6 138	955	206	32	1 776	237	318
	Firms with sales of \$2,500,000 to \$4,999,999	6	6	D	D	D	b	D	D	D
	Firms with sales of \$5,000,000 to \$9,999,999	4	4	21 531	971	322	51	1 056	—	—
	Firms with sales of \$10,000,000 to \$24,999,999	2	2	D	D	D	b	D	D	D
	Firms with sales of \$25,000,000 to \$49,999,999	1	1	D	D	D	a	D	D	D
	Firms with sales of \$50,000,000 to \$99,999,999	1	2	D	D	D	b	D	D	D
	Firms with sales of \$100,000,000 or more	—	—	—	—	—	—	—	—	—
	Firms not operated for the entire year	3	3	10 127	103	15	1	342	—	—
42193012	Iron & steel scrap processors (not using power processing equip)									
	All firms	30	37	548 012	6 455	1 935	217	15 489	45	—
	Firms operated for the entire year	26	33	546 311	6 339	1 923	216	15 208	45	—
	Firms with sales less than \$250,000	4	4	503	88	23	5	151	—	—
	Firms with sales of \$250,000 to \$499,999	2	2	D	D	D	a	D	D	D
	Firms with sales of \$500,000 to \$999,999	2	2	D	D	D	a	D	D	D
	Firms with sales of \$1,000,000 to \$2,499,999	9	9	15 111	481	123	20	1 734	—	—
	Firms with sales of \$2,500,000 to \$4,999,999	2	2	D	D	D	a	D	D	D
	Firms with sales of \$5,000,000 to \$9,999,999	3	3	20 271	659	192	32	1 383	—	—
	Firms with sales of \$10,000,000 to \$24,999,999	—	—	—	—	—	—	—	—	—
	Firms with sales of \$25,000,000 to \$49,999,999	2	2	D	D	D	a	D	D	D
	Firms with sales of \$50,000,000 to \$99,999,999	—	—	—	—	—	—	—	—	—
	Firms with sales of \$100,000,000 or more	2	9	D	D	D	c	D	D	D
	Firms not operated for the entire year	4	4	1 701	116	12	1	281	—	—
4219302	Recyclable paper & paperboard whsle									
	All firms	49	49	207 845	6 689	1 595	191	11 867	162	187
	Firms operated for the entire year	42	42	203 646	6 376	1 548	186	11 117	162	187
	Firms with sales less than \$250,000	13	13	1 258	389	77	22	568	29	30
	Firms with sales of \$250,000 to \$499,999	6	6	2 261	288	77	11	529	—	—
	Firms with sales of \$500,000 to \$999,999	5	5	3 504	252	65	8	447	28	21
	Firms with sales of \$1,000,000 to \$2,499,999	6	6	10 719	1 276	280	95	2 158	3	3
	Firms with sales of \$2,500,000 to \$4,999,999	4	4	15 190	303	73	12	768	102	133
	Firms with sales of \$5,000,000 to \$9,999,999	5	5	35 035	855	168	11	2 060	—	—
	Firms with sales of \$10,000,000 to \$24,999,999	1	1	D	D	D	a	D	D	D
	Firms with sales of \$25,000,000 to \$49,999,999	1	1	D	D	D	a	D	D	D
	Firms with sales of \$50,000,000 to \$99,999,999	1	1	D	D	D	a	D	D	D
	Firms with sales of \$100,000,000 or more	—	—	—	—	—	—	—	—	—
	Firms not operated for the entire year	7	7	4 199	313	47	5	750	—	—

See footnotes at end of table.

Table 4. Sales Size of Firms: 1997—Con.

[Includes only firms and establishments with payroll. Excludes data for central administrative offices, auxiliary operations, or establishments of these firms that are classified in other categories than those specified in this table. For meaning of abbreviations and symbols, see introductory text. For explanation of terms, see Appendix A. For method of assignment to categories shown, see Appendix C]

NAICS code	Sales sizes of firms by type of operation and kind of business	Firms (number)	Establishments (number)	Sales (\$1,000)	Annual payroll (\$1,000)	First-quarter payroll (\$1,000)	Paid employees for pay period including March 12 (number)	Operating expenses ¹ (\$1,000)	End-of-1996 inventories (\$1,000)	End-of-1997 inventories (\$1,000)
421	AGENTS, BROKERS, AND COMMISSION MERCHANTS—Con.									
	Wholesale trade, durable goods—Con.									
4219303	Other recyclable material whsle									
	All firms	112	129	407 181	11 787	2 342	285	22 332	1 859	1 304
	Firms operated for the entire year	82	99	361 776	10 468	2 264	261	19 670	1 859	1 064
	Firms with sales less than \$250,000	26	26	2 583	900	198	45	1 403	—	—
	Firms with sales of \$250,000 to \$499,999	8	8	3 050	191	50	13	371	—	—
	Firms with sales of \$500,000 to \$999,999	10	10	7 669	833	172	22	1 813	8	12
	Firms with sales of \$1,000,000 to \$2,499,999	16	17	26 734	1 771	361	51	3 476	193	190
	Firms with sales of \$2,500,000 to \$4,999,999	10	10	34 220	1 185	169	21	2 454	—	—
	Firms with sales of \$5,000,000 to \$9,999,999	4	4	28 380	1 030	249	38	2 201	1 034	638
	Firms with sales of \$10,000,000 to \$24,999,999 .	5	21	D	D	D	b	D	D	D
	Firms with sales of \$25,000,000 to \$49,999,999 .	1	1	D	D	D	a	D	D	D
	Firms with sales of \$50,000,000 to \$99,999,999 .	2	2	D	D	D	a	D	D	D
	Firms with sales of \$100,000,000 or more	—	—	—	—	—	—	—	—	—
	Firms not operated for the entire year	30	30	45 405	1 319	78	24	2 662	—	240
42194	Jewelry/watch/silverware/precious stone, & precious metal whsle									
	All firms	450	451	904 350	37 942	8 646	998	79 046	10 225	10 366
	Firms operated for the entire year	374	375	833 294	36 135	8 341	955	74 766	10 225	10 362
	Firms with sales less than \$250,000	94	94	11 418	2 728	662	146	5 712	138	191
	Firms with sales of \$250,000 to \$499,999	49	49	D	D	D	c	D	D	D
	Firms with sales of \$500,000 to \$999,999	55	55	D	D	D	c	D	D	D
	Firms with sales of \$1,000,000 to \$2,499,999	80	80	D	D	D	c	D	D	D
	Firms with sales of \$2,500,000 to \$4,999,999	57	57	D	D	D	c	D	D	D
	Firms with sales of \$5,000,000 to \$9,999,999	19	19	D	D	D	b	D	D	D
	Firms with sales of \$10,000,000 to \$24,999,999 .	18	19	D	D	D	b	D	D	D
	Firms with sales of \$25,000,000 to \$49,999,999 .	2	2	D	D	D	a	D	D	D
	Firms with sales of \$50,000,000 to \$99,999,999 .	—	—	—	—	—	—	—	—	—
	Firms with sales of \$100,000,000 or more	—	—	—	—	—	—	—	—	—
	Firms not operated for the entire year	76	76	71 056	1 807	305	43	4 280	—	4
421940	Jewelry/watch/silverware/precious stone, & precious metal whsle									
	All firms	450	451	904 350	37 942	8 646	998	79 046	10 225	10 366
	Firms operated for the entire year	374	375	833 294	36 135	8 341	955	74 766	10 225	10 362
	Firms with sales less than \$250,000	94	94	11 418	2 728	662	146	5 712	138	191
	Firms with sales of \$250,000 to \$499,999	49	49	D	D	D	c	D	D	D
	Firms with sales of \$500,000 to \$999,999	55	55	D	D	D	c	D	D	D
	Firms with sales of \$1,000,000 to \$2,499,999	80	80	D	D	D	c	D	D	D
	Firms with sales of \$2,500,000 to \$4,999,999	57	57	D	D	D	c	D	D	D
	Firms with sales of \$5,000,000 to \$9,999,999	19	19	D	D	D	b	D	D	D
	Firms with sales of \$10,000,000 to \$24,999,999 .	18	19	D	D	D	b	D	D	D
	Firms with sales of \$25,000,000 to \$49,999,999 .	2	2	D	D	D	a	D	D	D
	Firms with sales of \$50,000,000 to \$99,999,999 .	—	—	—	—	—	—	—	—	—
	Firms with sales of \$100,000,000 or more	—	—	—	—	—	—	—	—	—
	Firms not operated for the entire year	76	76	71 056	1 807	305	43	4 280	—	4

See footnotes at end of table.

Table 4. Sales Size of Firms: 1997—Con.

[Includes only firms and establishments with payroll. Excludes data for central administrative offices, auxiliary operations, or establishments of these firms that are classified in other categories than those specified in this table. For meaning of abbreviations and symbols, see introductory text. For explanation of terms, see Appendix A. For method of assignment to categories shown, see Appendix C]

NAICS code	Sales sizes of firms by type of operation and kind of business	Firms (number)	Establishments (number)	Sales (\$1,000)	Annual payroll (\$1,000)	First-quarter payroll (\$1,000)	Paid employees for pay period including March 12 (number)	Operating expenses ¹ (\$1,000)	End-of-1996 inventories (\$1,000)	End-of-1997 inventories (\$1,000)
421	AGENTS, BROKERS, AND COMMISSION MERCHANTS—Con.									
	Wholesale trade, durable goods—Con.									
4219401	Jewelry, watch, diamonds, precious stone, & silverware whsle									
	All firms	428	429	D	D	D	f	D	D	D
	Firms operated for the entire year	356	357	D	D	D	f	D	D	D
	Firms with sales less than \$250,000	89	89	D	D	D	c	D	D	D
	Firms with sales of \$250,000 to \$499,999	47	47	D	D	D	b	D	D	D
	Firms with sales of \$500,000 to \$999,999	54	54	D	D	D	c	D	D	D
	Firms with sales of \$1,000,000 to \$2,499,999	77	77	D	D	D	c	D	D	D
	Firms with sales of \$2,500,000 to \$4,999,999	52	52	D	D	D	c	D	D	D
	Firms with sales of \$5,000,000 to \$9,999,999	18	18	D	D	D	b	D	D	D
	Firms with sales of \$10,000,000 to \$24,999,999	17	18	D	D	D	b	D	D	D
	Firms with sales of \$25,000,000 to \$49,999,999	2	2	D	D	D	a	D	D	D
	Firms with sales of \$50,000,000 to \$99,999,999	—	—	—	—	—	—	—	—	—
	Firms with sales of \$100,000,000 or more	—	—	—	—	—	—	—	—	—
	Firms not operated for the entire year	72	72	D	D	D	b	D	D	D
4219402	Precious metal (excluding ores) whsle									
	All firms	22	22	D	D	D	b	D	D	D
	Firms operated for the entire year	18	18	D	D	D	b	D	D	D
	Firms with sales less than \$250,000	5	5	D	D	D	a	D	D	D
	Firms with sales of \$250,000 to \$499,999	2	2	D	D	D	a	D	D	D
	Firms with sales of \$500,000 to \$999,999	1	1	D	D	D	a	D	D	D
	Firms with sales of \$1,000,000 to \$2,499,999	3	3	D	D	D	a	D	D	D
	Firms with sales of \$2,500,000 to \$4,999,999	5	5	D	D	D	a	D	D	D
	Firms with sales of \$5,000,000 to \$9,999,999	1	1	D	D	D	a	D	D	D
	Firms with sales of \$10,000,000 to \$24,999,999	1	1	D	D	D	a	D	D	D
	Firms with sales of \$25,000,000 to \$49,999,999	—	—	—	—	—	—	—	—	—
	Firms with sales of \$50,000,000 to \$99,999,999	—	—	—	—	—	—	—	—	—
	Firms with sales of \$100,000,000 or more	—	—	—	—	—	—	—	—	—
	Firms not operated for the entire year	4	4	D	D	D	a	D	D	D
42199	Other miscellaneous durable goods whsle									
	All firms	1 364	1 379	3 700 167	118 715	26 462	3 545	243 319	4 924	4 196
	Firms operated for the entire year	1 020	1 035	D	D	D	h	D	D	D
	Firms with sales less than \$250,000	277	277	D	D	D	e	D	D	D
	Firms with sales of \$250,000 to \$499,999	128	128	46 381	6 428	1 479	234	15 270	261	265
	Firms with sales of \$500,000 to \$999,999	137	139	D	D	D	e	D	D	D
	Firms with sales of \$1,000,000 to \$2,499,999	196	196	319 973	16 695	3 766	546	37 343	1 110	923
	Firms with sales of \$2,500,000 to \$4,999,999	129	131	458 214	13 415	3 089	353	27 095	162	177
	Firms with sales of \$5,000,000 to \$9,999,999	78	80	525 698	14 450	3 158	339	30 969	19	39
	Firms with sales of \$10,000,000 to \$24,999,999	54	62	D	D	D	f	D	D	D
	Firms with sales of \$25,000,000 to \$49,999,999	13	13	D	D	D	c	D	D	D
	Firms with sales of \$50,000,000 to \$99,999,999	7	8	D	D	D	e	D	D	D
	Firms with sales of \$100,000,000 or more	1	1	D	D	D	b	D	D	D
	Firms not operated for the entire year	344	344	D	D	D	c	D	D	D

See footnotes at end of table.

Table 4. Sales Size of Firms: 1997—Con.

[Includes only firms and establishments with payroll. Excludes data for central administrative offices, auxiliary operations, or establishments of these firms that are classified in other categories than those specified in this table. For meaning of abbreviations and symbols, see introductory text. For explanation of terms, see Appendix A. For method of assignment to categories shown, see Appendix C]

NAICS code	Sales sizes of firms by type of operation and kind of business	Firms (number)	Establishments (number)	Sales (\$1,000)	Annual payroll (\$1,000)	First-quarter payroll (\$1,000)	Paid employees for pay period including March 12 (number)	Operating expenses ¹ (\$1,000)	End-of-1996 inventories (\$1,000)	End-of-1997 inventories (\$1,000)
421	AGENTS, BROKERS, AND COMMISSION MERCHANTS—Con.									
	Wholesale trade, durable goods—Con.									
421990	Other miscellaneous durable goods whsle									
	All firms	1 364	1 379	3 700 167	118 715	26 462	3 545	243 319	4 924	4 196
	Firms operated for the entire year	1 020	1 035	D	D	D	h	D	D	D
	Firms with sales less than \$250,000	277	277	D	D	D	e	D	D	D
	Firms with sales of \$250,000 to \$499,999	128	128	46 381	6 428	1 479	234	15 270	261	265
	Firms with sales of \$500,000 to \$999,999	137	139	D	D	D	e	D	D	D
	Firms with sales of \$1,000,000 to \$2,499,999	196	196	319 973	16 695	3 766	546	37 343	1 110	923
	Firms with sales of \$2,500,000 to \$4,999,999	129	131	458 214	13 415	3 089	353	27 095	162	177
	Firms with sales of \$5,000,000 to \$9,999,999	78	80	525 698	14 450	3 158	339	30 969	19	39
	Firms with sales of \$10,000,000 to \$24,999,999 ..	54	62	D	D	D	f	D	D	D
	Firms with sales of \$25,000,000 to \$49,999,999 ..	13	13	D	D	D	c	D	D	D
	Firms with sales of \$50,000,000 to \$99,999,999 ..	7	8	D	D	D	e	D	D	D
	Firms with sales of \$100,000,000 or more	1	1	D	D	D	b	D	D	D
	Firms not operated for the entire year	344	344	D	D	D	c	D	D	D
4219901	Musical instruments & supplies whsle									
	All firms	64	64	120 890	4 958	1 212	137	13 136	121	80
	Firms operated for the entire year	47	47	102 826	4 628	1 176	122	12 181	121	48
	Firms with sales less than \$250,000	15	15	2 215	316	86	19	662	100	9
	Firms with sales of \$250,000 to \$499,999	4	4	1 542	177	39	4	449	—	—
	Firms with sales of \$500,000 to \$999,999	4	4	2 699	214	38	8	603	—	—
	Firms with sales of \$1,000,000 to \$2,499,999	8	8	11 246	555	123	21	1 315	5	7
	Firms with sales of \$2,500,000 to \$4,999,999	9	9	D	D	D	b	D	D	D
	Firms with sales of \$5,000,000 to \$9,999,999	5	5	31 960	1 122	353	25	3 448	13	28
	Firms with sales of \$10,000,000 to \$24,999,999 ..	2	2	D	D	D	a	D	D	D
	Firms with sales of \$25,000,000 to \$49,999,999 ..	—	—	—	—	—	—	—	—	—
	Firms with sales of \$50,000,000 to \$99,999,999 ..	—	—	—	—	—	—	—	—	—
	Firms with sales of \$100,000,000 or more	—	—	—	—	—	—	—	—	—
	Firms not operated for the entire year	17	17	18 064	330	36	15	955	—	32
4219902	Forest products (except lumber) whsle									
	All firms	180	188	715 205	15 414	3 491	462	31 701	179	212
	Firms operated for the entire year	133	141	667 903	14 668	3 385	439	30 106	179	212
	Firms with sales less than \$250,000	25	25	3 108	478	141	34	1 157	42	40
	Firms with sales of \$250,000 to \$499,999	13	13	4 712	467	74	18	1 410	79	111
	Firms with sales of \$500,000 to \$999,999	20	20	14 074	1 102	238	33	2 501	24	27
	Firms with sales of \$1,000,000 to \$2,499,999	32	32	49 747	1 911	515	84	3 968	—	10
	Firms with sales of \$2,500,000 to \$4,999,999	19	20	D	D	D	b	D	D	D
	Firms with sales of \$5,000,000 to \$9,999,999	9	10	60 284	1 388	253	45	2 712	—	—
	Firms with sales of \$10,000,000 to \$24,999,999 ..	12	18	182 434	4 802	1 096	113	9 143	7	10
	Firms with sales of \$25,000,000 to \$49,999,999 ..	2	2	D	D	D	b	D	D	D
	Firms with sales of \$50,000,000 to \$99,999,999 ..	—	—	—	—	—	—	—	—	—
	Firms with sales of \$100,000,000 or more	1	1	D	D	D	b	D	D	D
	Firms not operated for the entire year	47	47	47 302	746	106	23	1 595	—	—

See footnotes at end of table.

Table 4. Sales Size of Firms: 1997—Con.

[Includes only firms and establishments with payroll. Excludes data for central administrative offices, auxiliary operations, or establishments of these firms that are classified in other categories than those specified in this table. For meaning of abbreviations and symbols, see introductory text. For explanation of terms, see Appendix A. For method of assignment to categories shown, see Appendix C]

NAICS code	Sales sizes of firms by type of operation and kind of business	Firms (number)	Establishments (number)	Sales (\$1,000)	Annual payroll (\$1,000)	First-quarter payroll (\$1,000)	Paid employees for pay period including March 12 (number)	Operating expenses ¹ (\$1,000)	End-of-1996 inventories (\$1,000)	End-of-1997 inventories (\$1,000)
421	AGENTS, BROKERS, AND COMMISSION MERCHANTS—Con.									
	Wholesale trade, durable goods—Con.									
4219903	General merchandise (durable goods) whsle									
	All firms	509	514	D	D	D	g	D	D	D
	Firms operated for the entire year	397	402	D	D	D	g	D	D	D
	Firms with sales less than \$250,000	127	127	D	D	D	c	D	D	D
	Firms with sales of \$250,000 to \$499,999	47	47	D	D	D	b	D	D	D
	Firms with sales of \$500,000 to \$999,999	56	56	D	D	D	c	D	D	D
	Firms with sales of \$1,000,000 to \$2,499,999	65	65	D	D	D	c	D	D	D
	Firms with sales of \$2,500,000 to \$4,999,999	40	41	D	D	D	c	D	D	D
	Firms with sales of \$5,000,000 to \$9,999,999	32	33	D	D	D	c	D	D	D
	Firms with sales of \$10,000,000 to \$24,999,999	21	23	D	D	D	e	D	D	D
	Firms with sales of \$25,000,000 to \$49,999,999	4	4	D	D	D	b	D	D	D
	Firms with sales of \$50,000,000 to \$99,999,999	5	6	D	D	D	e	D	D	D
	Firms with sales of \$100,000,000 or more	—	—	—	—	—	—	—	—	—
	Firms not operated for the entire year	112	112	D	D	D	b	D	D	D
4219904	Prerecorded media whsle									
	All firms	140	140	321 738	11 830	3 438	416	28 590	511	615
	Firms operated for the entire year	102	102	D	D	D	e	D	D	D
	Firms with sales less than \$250,000	26	26	3 922	565	146	35	1 202	17	17
	Firms with sales of \$250,000 to \$499,999	12	12	4 146	493	117	23	1 056	9	17
	Firms with sales of \$500,000 to \$999,999	13	13	D	D	D	b	D	D	D
	Firms with sales of \$1,000,000 to \$2,499,999	23	23	D	D	D	b	D	D	D
	Firms with sales of \$2,500,000 to \$4,999,999	10	10	33 414	637	126	18	1 572	1	1
	Firms with sales of \$5,000,000 to \$9,999,999	11	11	D	D	D	b	D	D	D
	Firms with sales of \$10,000,000 to \$24,999,999	5	5	D	D	D	b	D	D	D
	Firms with sales of \$25,000,000 to \$49,999,999	2	2	D	D	D	a	D	D	D
	Firms with sales of \$50,000,000 to \$99,999,999	—	—	—	—	—	—	—	—	—
	Firms with sales of \$100,000,000 or more	—	—	—	—	—	—	—	—	—
	Firms not operated for the entire year	38	38	D	D	D	b	D	D	D
42199041	Compact discs/prerecorded audio tapes, & phonograph records whsle									
	All firms	124	124	D	D	D	e	D	D	D
	Firms operated for the entire year	86	86	D	D	D	e	D	D	D
	Firms with sales less than \$250,000	24	24	D	D	D	b	D	D	D
	Firms with sales of \$250,000 to \$499,999	11	11	D	D	D	b	D	D	D
	Firms with sales of \$500,000 to \$999,999	13	13	D	D	D	b	D	D	D
	Firms with sales of \$1,000,000 to \$2,499,999	17	17	D	D	D	b	D	D	D
	Firms with sales of \$2,500,000 to \$4,999,999	7	7	D	D	D	a	D	D	D
	Firms with sales of \$5,000,000 to \$9,999,999	8	8	D	D	D	b	D	D	D
	Firms with sales of \$10,000,000 to \$24,999,999	4	4	D	D	D	b	D	D	D
	Firms with sales of \$25,000,000 to \$49,999,999	2	2	D	D	D	a	D	D	D
	Firms with sales of \$50,000,000 to \$99,999,999	—	—	—	—	—	—	—	—	—
	Firms with sales of \$100,000,000 or more	—	—	—	—	—	—	—	—	—
	Firms not operated for the entire year	38	38	D	D	D	b	D	D	D

See footnotes at end of table.

Table 4. Sales Size of Firms: 1997—Con.

[Includes only firms and establishments with payroll. Excludes data for central administrative offices, auxiliary operations, or establishments of these firms that are classified in other categories than those specified in this table. For meaning of abbreviations and symbols, see introductory text. For explanation of terms, see Appendix A. For method of assignment to categories shown, see Appendix C]

NAICS code	Sales sizes of firms by type of operation and kind of business	Firms (number)	Establishments (number)	Sales (\$1,000)	Annual payroll (\$1,000)	First-quarter payroll (\$1,000)	Paid employees for pay period including March 12 (number)	Operating expenses ¹ (\$1,000)	End-of-1996 inventories (\$1,000)	End-of-1997 inventories (\$1,000)
421	AGENTS, BROKERS, AND COMMISSION MERCHANTS—Con.									
	Wholesale trade, durable goods—Con.									
42199042	Prerecorded video tapes whsle									
	All firms	16	16	D	D	D	b	D	D	D
	Firms operated for the entire year	16	16	D	D	D	b	D	D	D
	Firms with sales less than \$250,000	2	2	D	D	D	a	D	D	D
	Firms with sales of \$250,000 to \$499,999	1	1	D	D	D	a	D	D	D
	Firms with sales of \$500,000 to \$999,999	—	—	—	—	—	—	—	—	—
	Firms with sales of \$1,000,000 to \$2,499,999	6	6	D	D	D	a	D	D	D
	Firms with sales of \$2,500,000 to \$4,999,999	3	3	D	D	D	a	D	D	D
	Firms with sales of \$5,000,000 to \$9,999,999	3	3	D	D	D	a	D	D	D
	Firms with sales of \$10,000,000 to \$24,999,999 ..	1	1	D	D	D	a	D	D	D
	Firms with sales of \$25,000,000 to \$49,999,999 ..	—	—	—	—	—	—	—	—	—
	Firms with sales of \$50,000,000 to \$99,999,999 ..	—	—	—	—	—	—	—	—	—
	Firms with sales of \$100,000,000 or more	—	—	—	—	—	—	—	—	—
	Firms not operated for the entire year	—	—	—	—	—	—	—	—	—
4219905	Fire extinguishers & fire safety equipment whsle									
	All firms	72	72	D	D	D	c	D	D	D
	Firms operated for the entire year	45	45	D	D	D	c	D	D	D
	Firms with sales less than \$250,000	15	15	D	D	D	b	D	D	D
	Firms with sales of \$250,000 to \$499,999	6	6	D	D	D	a	D	D	D
	Firms with sales of \$500,000 to \$999,999	5	5	D	D	D	a	D	D	D
	Firms with sales of \$1,000,000 to \$2,499,999	13	13	D	D	D	b	D	D	D
	Firms with sales of \$2,500,000 to \$4,999,999	2	2	D	D	D	a	D	D	D
	Firms with sales of \$5,000,000 to \$9,999,999	1	1	D	D	D	a	D	D	D
	Firms with sales of \$10,000,000 to \$24,999,999 ..	2	2	D	D	D	a	D	D	D
	Firms with sales of \$25,000,000 to \$49,999,999 ..	1	1	D	D	D	a	D	D	D
	Firms with sales of \$50,000,000 to \$99,999,999 ..	—	—	—	—	—	—	—	—	—
	Firms with sales of \$100,000,000 or more	—	—	—	—	—	—	—	—	—
	Firms not operated for the entire year	27	27	D	D	D	a	D	D	D
4219906	Other durable goods whsle									
	All firms	399	401	1 010 358	31 983	6 442	877	67 929	941	743
	Firms operated for the entire year	296	298	D	D	D	f	D	D	D
	Firms with sales less than \$250,000	69	69	9 334	1 850	439	98	3 889	30	80
	Firms with sales of \$250,000 to \$499,999	46	46	16 891	2 508	616	84	5 695	68	22
	Firms with sales of \$500,000 to \$999,999	39	41	26 913	2 786	586	89	5 858	383	223
	Firms with sales of \$1,000,000 to \$2,499,999	55	55	D	D	D	c	D	D	D
	Firms with sales of \$2,500,000 to \$4,999,999	49	49	D	D	D	c	D	D	D
	Firms with sales of \$5,000,000 to \$9,999,999	20	20	141 106	3 359	788	79	6 145	—	—
	Firms with sales of \$10,000,000 to \$24,999,999 ..	12	12	D	D	D	b	D	D	D
	Firms with sales of \$25,000,000 to \$49,999,999 ..	4	4	D	D	D	b	D	D	D
	Firms with sales of \$50,000,000 to \$99,999,999 ..	2	2	D	D	D	c	D	D	D
	Firms with sales of \$100,000,000 or more	—	—	—	—	—	—	—	—	—
	Firms not operated for the entire year	103	103	D	D	D	b	D	D	D
422	Wholesale trade, nondurable goods									

See footnotes at end of table.

Table 4. Sales Size of Firms: 1997—Con.

[Includes only firms and establishments with payroll. Excludes data for central administrative offices, auxiliary operations, or establishments of these firms that are classified in other categories than those specified in this table. For meaning of abbreviations and symbols, see introductory text. For explanation of terms, see Appendix A. For method of assignment to categories shown, see Appendix C]

NAICS code	Sales sizes of firms by type of operation and kind of business	Firms (number)	Establishments (number)	Sales (\$1,000)	Annual payroll (\$1,000)	First-quarter payroll (\$1,000)	Paid employees for pay period including March 12 (number)	Operating expenses ¹ (\$1,000)	End-of-1996 inventories (\$1,000)	End-of-1997 inventories (\$1,000)	
422	AGENTS, BROKERS, AND COMMISSION MERCHANTS—Con.										
	Wholesale trade, nondurable goods—Con.										
	All firms	15 006	15 813	'210 280 732	3 860 234	881 785	121 102	7 159 777	146 688	171 062	
	Firms operated for the entire year	12 722	13 504	203 107 771	3 706 868	851 519	115 774	6 848 797	146 294	162 836	
	Firms with sales less than \$250,000	1 959	1 959	251 615	59 707	14 219	3 019	111 330	1 637	1 463	
	Firms with sales of \$250,000 to \$499,999	1 092	1 093	390 837	48 594	11 131	2 141	104 884	1 941	2 028	
	Firms with sales of \$500,000 to \$999,999	1 344	1 347	966 306	87 160	20 527	3 409	182 974	5 423	5 233	
	Firms with sales of \$1,000,000 to \$2,499,999	2 241	2 250	3 621 313	192 730	44 354	6 716	401 718	11 347	11 597	
	Firms with sales of \$2,500,000 to \$4,999,999	1 714	1 736	6 015 018	204 968	45 834	6 529	413 044	13 265	13 736	
	Firms with sales of \$5,000,000 to \$9,999,999	1 615	1 649	11 290 846	292 567	67 033	9 438	565 827	11 705	14 844	
	Firms with sales of \$10,000,000 to \$24,999,999	1 550	1 632	23 892 952	489 661	113 537	16 753	936 706	19 402	26 187	
	Firms with sales of \$25,000,000 to \$49,999,999	661	746	22 657 437	433 930	97 408	12 102	789 082	19 117	20 255	
	Firms with sales of \$50,000,000 to \$99,999,999	305	397	20 157 273	343 865	75 638	8 210	609 986	11 880	13 601	
	Firms with sales of \$100,000,000 or more	241	695	113 864 174	1 553 686	361 838	47 457	2 733 246	50 577	53 892	
	Firms not operated for the entire year	2 284	2 309	7 172 961	153 366	30 266	5 328	310 980	394	8 226	
	4221	Paper & paper product whsle									
		All firms	1 521	1 566	7 602 771	242 505	56 581	5 335	452 024	17 175	18 681
Firms operated for the entire year		1 349	1 394	7 348 733	235 110	54 952	5 176	436 726	17 166	18 679	
Firms with sales less than \$250,000		275	275	D	D	D	e	D	D	D	
Firms with sales of \$250,000 to \$499,999		153	153	D	D	D	e	D	D	D	
Firms with sales of \$500,000 to \$999,999		211	211	151 815	15 185	3 454	539	31 086	564	592	
Firms with sales of \$1,000,000 to \$2,499,999		249	252	411 318	32 832	7 728	873	65 218	1 554	2 077	
Firms with sales of \$2,500,000 to \$4,999,999		142	148	497 943	24 840	5 342	542	44 737	1 414	1 177	
Firms with sales of \$5,000,000 to \$9,999,999		154	161	1 082 274	33 654	7 635	605	58 969	888	1 327	
Firms with sales of \$10,000,000 to \$24,999,999		106	123	1 604 809	36 351	8 635	610	68 177	841	656	
Firms with sales of \$25,000,000 to \$49,999,999		41	52	1 514 879	37 014	8 863	564	69 460	34	21	
Firms with sales of \$50,000,000 to \$99,999,999		14	15	857 058	18 343	3 822	235	28 425	—	—	
Firms with sales of \$100,000,000 or more		4	4	1 138 547	20 723	5 748	514	39 519	11 598	12 442	
Firms not operated for the entire year		172	172	254 038	7 395	1 629	159	15 298	9	2	
42211		Printing & writing paper whsle									
		All firms	177	177	1 378 150	33 353	7 722	616	69 098	12 457	13 426
		Firms operated for the entire year	154	154	1 317 314	32 487	7 675	603	66 069	12 457	13 426
	Firms with sales less than \$250,000	27	27	D	D	D	b	D	D	D	
	Firms with sales of \$250,000 to \$499,999	21	21	D	D	D	b	D	D	D	
	Firms with sales of \$500,000 to \$999,999	35	35	D	D	D	b	D	D	D	
	Firms with sales of \$1,000,000 to \$2,499,999	21	21	D	D	D	b	D	D	D	
	Firms with sales of \$2,500,000 to \$4,999,999	13	13	D	D	D	b	D	D	D	
	Firms with sales of \$5,000,000 to \$9,999,999	11	11	78 111	2 424	460	29	3 843	—	40	
	Firms with sales of \$10,000,000 to \$24,999,999	16	16	230 556	3 764	949	42	9 335	28	29	
	Firms with sales of \$25,000,000 to \$49,999,999	6	6	233 321	4 841	1 054	64	12 632	—	—	
	Firms with sales of \$50,000,000 to \$99,999,999	3	3	D	D	D	b	D	D	D	
	Firms with sales of \$100,000,000 or more	1	1	D	D	D	b	D	D	D	
	Firms not operated for the entire year	23	23	60 836	866	47	13	3 029	—	—	

See footnotes at end of table.

Table 4. Sales Size of Firms: 1997—Con.

[Includes only firms and establishments with payroll. Excludes data for central administrative offices, auxiliary operations, or establishments of these firms that are classified in other categories than those specified in this table. For meaning of abbreviations and symbols, see introductory text. For explanation of terms, see Appendix A. For method of assignment to categories shown, see Appendix C]

NAICS code	Sales sizes of firms by type of operation and kind of business	Firms (number)	Establishments (number)	Sales (\$1,000)	Annual payroll (\$1,000)	First-quarter payroll (\$1,000)	Paid employees for pay period including March 12 (number)	Operating expenses ¹ (\$1,000)	End-of-1996 inventories (\$1,000)	End-of-1997 inventories (\$1,000)
422	AGENTS, BROKERS, AND COMMISSION MERCHANTS—Con.									
422110	Wholesale trade, nondurable goods—Con.									
	Printing & writing paper whsle									
	All firms	177	177	1 378 150	33 353	7 722	616	69 098	12 457	13 426
	Firms operated for the entire year	154	154	1 317 314	32 487	7 675	603	66 069	12 457	13 426
	Firms with sales less than \$250,000	27	27	D	D	D	b	D	D	D
	Firms with sales of \$250,000 to \$499,999	21	21	D	D	D	b	D	D	D
	Firms with sales of \$500,000 to \$999,999	35	35	D	D	D	b	D	D	D
	Firms with sales of \$1,000,000 to \$2,499,999	21	21	D	D	D	b	D	D	D
	Firms with sales of \$2,500,000 to \$4,999,999	13	13	D	D	D	b	D	D	D
	Firms with sales of \$5,000,000 to \$9,999,999	11	11	78 111	2 424	460	29	3 843	—	40
	Firms with sales of \$10,000,000 to \$24,999,999	16	16	230 556	3 764	949	42	9 335	28	29
	Firms with sales of \$25,000,000 to \$49,999,999	6	6	233 321	4 841	1 054	64	12 632	—	—
	Firms with sales of \$50,000,000 to \$99,999,999	3	3	D	D	D	b	D	D	D
	Firms with sales of \$100,000,000 or more	1	1	D	D	D	b	D	D	D
	Firms not operated for the entire year	23	23	60 836	866	47	13	3 029	—	—
42212	Stationery & office supplies whsle									
	All firms	699	735	2 201 547	87 722	20 721	2 443	168 995	1 950	2 073
	Firms operated for the entire year	634	670	2 153 630	85 430	20 266	2 387	164 496	1 950	2 073
	Firms with sales less than \$250,000	167	167	D	D	D	c	D	D	D
	Firms with sales of \$250,000 to \$499,999	98	98	D	D	D	c	D	D	D
	Firms with sales of \$500,000 to \$999,999	115	115	D	D	D	e	D	D	D
	Firms with sales of \$1,000,000 to \$2,499,999	116	119	D	D	D	e	D	D	D
	Firms with sales of \$2,500,000 to \$4,999,999	42	47	D	D	D	c	D	D	D
	Firms with sales of \$5,000,000 to \$9,999,999	46	53	332 402	10 261	2 363	208	18 739	52	27
	Firms with sales of \$10,000,000 to \$24,999,999	32	44	491 841	12 725	2 872	220	23 273	—	—
	Firms with sales of \$25,000,000 to \$49,999,999	13	21	444 393	9 412	2 685	188	20 001	—	—
	Firms with sales of \$50,000,000 to \$99,999,999	4	5	D	D	D	b	D	D	D
	Firms with sales of \$100,000,000 or more	1	1	D	D	D	e	D	D	D
	Firms not operated for the entire year	65	65	47 917	2 292	455	56	4 499	—	—
422120	Stationery & office supplies whsle									
	All firms	699	735	2 201 547	87 722	20 721	2 443	168 995	1 950	2 073
	Firms operated for the entire year	634	670	2 153 630	85 430	20 266	2 387	164 496	1 950	2 073
	Firms with sales less than \$250,000	167	167	D	D	D	c	D	D	D
	Firms with sales of \$250,000 to \$499,999	98	98	D	D	D	c	D	D	D
	Firms with sales of \$500,000 to \$999,999	115	115	D	D	D	e	D	D	D
	Firms with sales of \$1,000,000 to \$2,499,999	116	119	D	D	D	e	D	D	D
	Firms with sales of \$2,500,000 to \$4,999,999	42	47	D	D	D	c	D	D	D
	Firms with sales of \$5,000,000 to \$9,999,999	46	53	332 402	10 261	2 363	208	18 739	52	27
	Firms with sales of \$10,000,000 to \$24,999,999	32	44	491 841	12 725	2 872	220	23 273	—	—
	Firms with sales of \$25,000,000 to \$49,999,999	13	21	444 393	9 412	2 685	188	20 001	—	—
	Firms with sales of \$50,000,000 to \$99,999,999	4	5	D	D	D	b	D	D	D
	Firms with sales of \$100,000,000 or more	1	1	D	D	D	e	D	D	D
	Firms not operated for the entire year	65	65	47 917	2 292	455	56	4 499	—	—

See footnotes at end of table.

Table 4. Sales Size of Firms: 1997—Con.

[Includes only firms and establishments with payroll. Excludes data for central administrative offices, auxiliary operations, or establishments of these firms that are classified in other categories than those specified in this table. For meaning of abbreviations and symbols, see introductory text. For explanation of terms, see Appendix A. For method of assignment to categories shown, see Appendix C]

NAICS code	Sales sizes of firms by type of operation and kind of business	Firms (number)	Establishments (number)	Sales (\$1,000)	Annual payroll (\$1,000)	First-quarter payroll (\$1,000)	Paid employees for pay period including March 12 (number)	Operating expenses ¹ (\$1,000)	End-of-1996 inventories (\$1,000)	End-of-1997 inventories (\$1,000)
422	AGENTS, BROKERS, AND COMMISSION MERCHANTS—Con.									
42213	Wholesale trade, nondurable goods—Con.									
	Industrial & personal service paper whsle									
	All firms	645	654	4 023 074	121 430	28 138	2 276	213 931	2 768	3 182
	Firms operated for the entire year	561	570	3 877 789	117 193	27 011	2 186	206 161	2 759	3 180
	Firms with sales less than \$250,000	81	81	10 232	3 391	745	125	5 302	—	2
	Firms with sales of \$250,000 to \$499,999	34	34	D	D	D	b	D	D	D
	Firms with sales of \$500,000 to \$999,999	61	61	D	D	D	c	D	D	D
	Firms with sales of \$1,000,000 to \$2,499,999	112	112	188 101	12 115	2 792	299	25 031	456	646
	Firms with sales of \$2,500,000 to \$4,999,999	87	88	304 830	12 156	2 464	272	22 660	514	494
	Firms with sales of \$5,000,000 to \$9,999,999	97	97	671 761	20 969	4 812	368	36 387	836	1 260
	Firms with sales of \$10,000,000 to \$24,999,999	58	63	882 412	19 862	4 814	348	35 569	813	627
	Firms with sales of \$25,000,000 to \$49,999,999	22	25	837 165	22 761	5 124	312	36 827	34	21
	Firms with sales of \$50,000,000 to \$99,999,999	7	7	398 630	8 431	1 467	94	13 766	—	—
	Firms with sales of \$100,000,000 or more	2	2	D	D	D	c	D	D	D
	Firms not operated for the entire year	84	84	145 285	4 237	1 127	90	7 770	9	2
422130	Industrial & personal service paper whsle									
	All firms	645	654	4 023 074	121 430	28 138	2 276	213 931	2 768	3 182
	Firms operated for the entire year	561	570	3 877 789	117 193	27 011	2 186	206 161	2 759	3 180
	Firms with sales less than \$250,000	81	81	10 232	3 391	745	125	5 302	—	2
	Firms with sales of \$250,000 to \$499,999	34	34	D	D	D	b	D	D	D
	Firms with sales of \$500,000 to \$999,999	61	61	D	D	D	c	D	D	D
	Firms with sales of \$1,000,000 to \$2,499,999	112	112	188 101	12 115	2 792	299	25 031	456	646
	Firms with sales of \$2,500,000 to \$4,999,999	87	88	304 830	12 156	2 464	272	22 660	514	494
	Firms with sales of \$5,000,000 to \$9,999,999	97	97	671 761	20 969	4 812	368	36 387	836	1 260
	Firms with sales of \$10,000,000 to \$24,999,999	58	63	882 412	19 862	4 814	348	35 569	813	627
	Firms with sales of \$25,000,000 to \$49,999,999	22	25	837 165	22 761	5 124	312	36 827	34	21
	Firms with sales of \$50,000,000 to \$99,999,999	7	7	398 630	8 431	1 467	94	13 766	—	—
	Firms with sales of \$100,000,000 or more	2	2	D	D	D	c	D	D	D
	Firms not operated for the entire year	84	84	145 285	4 237	1 127	90	7 770	9	2
4222	Drugs, & druggists' sundries whsle									
	All firms	413	445	5 451 128	113 644	23 300	2 526	234 947	5 047	5 164
	Firms operated for the entire year	341	372	D	D	D	g	D	D	D
	Firms with sales less than \$250,000	36	36	D	D	D	b	D	D	D
	Firms with sales of \$250,000 to \$499,999	29	29	D	D	D	b	D	D	D
	Firms with sales of \$500,000 to \$999,999	44	44	D	D	D	b	D	D	D
	Firms with sales of \$1,000,000 to \$2,499,999	69	69	109 614	4 763	1 045	166	10 003	683	588
	Firms with sales of \$2,500,000 to \$4,999,999	43	43	157 042	4 146	1 016	144	9 977	153	106
	Firms with sales of \$5,000,000 to \$9,999,999	38	38	271 477	8 022	1 642	154	15 459	550	704
	Firms with sales of \$10,000,000 to \$24,999,999	37	38	586 203	11 601	2 755	224	21 754	323	337
	Firms with sales of \$25,000,000 to \$49,999,999	27	29	D	D	D	f	D	D	D
	Firms with sales of \$50,000,000 to \$99,999,999	9	35	519 109	19 661	3 956	390	31 325	1 127	1 161
	Firms with sales of \$100,000,000 or more	9	11	D	D	D	f	D	D	D
	Firms not operated for the entire year	72	73	D	D	D	c	D	D	D

See footnotes at end of table.

Table 4. Sales Size of Firms: 1997—Con.

[Includes only firms and establishments with payroll. Excludes data for central administrative offices, auxiliary operations, or establishments of these firms that are classified in other categories than those specified in this table. For meaning of abbreviations and symbols, see introductory text. For explanation of terms, see Appendix A. For method of assignment to categories shown, see Appendix C]

NAICS code	Sales sizes of firms by type of operation and kind of business	Firms (number)	Establishments (number)	Sales (\$1,000)	Annual payroll (\$1,000)	First-quarter payroll (\$1,000)	Paid employees for pay period including March 12 (number)	Operating expenses ¹ (\$1,000)	End-of-1996 inventories (\$1,000)	End-of-1997 inventories (\$1,000)
422	AGENTS, BROKERS, AND COMMISSION MERCHANTS—Con.									
	Wholesale trade, nondurable goods—Con.									
42221	Drugs, & druggists' sundries whsle									
	All firms	413	445	5 451 128	113 644	23 300	2 526	234 947	5 047	5 164
	Firms operated for the entire year	341	372	D	D	D	g	D	D	D
	Firms with sales less than \$250,000	36	36	D	D	D	b	D	D	D
	Firms with sales of \$250,000 to \$499,999	29	29	D	D	D	b	D	D	D
	Firms with sales of \$500,000 to \$999,999	44	44	D	D	D	b	D	D	D
	Firms with sales of \$1,000,000 to \$2,499,999	69	69	109 614	4 763	1 045	166	10 003	683	588
	Firms with sales of \$2,500,000 to \$4,999,999	43	43	157 042	4 146	1 016	144	9 977	153	106
	Firms with sales of \$5,000,000 to \$9,999,999	38	38	271 477	8 022	1 642	154	15 459	550	704
	Firms with sales of \$10,000,000 to \$24,999,999 ..	37	38	586 203	11 601	2 755	224	21 754	323	337
	Firms with sales of \$25,000,000 to \$49,999,999 ..	27	29	D	D	D	f	D	D	D
	Firms with sales of \$50,000,000 to \$99,999,999 ..	9	35	519 109	19 661	3 956	390	31 325	1 127	1 161
	Firms with sales of \$100,000,000 or more	9	11	D	D	D	f	D	D	D
	Firms not operated for the entire year	72	73	D	D	D	c	D	D	D
422210	Drugs, & druggists' sundries whsle									
	All firms	413	445	5 451 128	113 644	23 300	2 526	234 947	5 047	5 164
	Firms operated for the entire year	341	372	D	D	D	g	D	D	D
	Firms with sales less than \$250,000	36	36	D	D	D	b	D	D	D
	Firms with sales of \$250,000 to \$499,999	29	29	D	D	D	b	D	D	D
	Firms with sales of \$500,000 to \$999,999	44	44	D	D	D	b	D	D	D
	Firms with sales of \$1,000,000 to \$2,499,999	69	69	109 614	4 763	1 045	166	10 003	683	588
	Firms with sales of \$2,500,000 to \$4,999,999	43	43	157 042	4 146	1 016	144	9 977	153	106
	Firms with sales of \$5,000,000 to \$9,999,999	38	38	271 477	8 022	1 642	154	15 459	550	704
	Firms with sales of \$10,000,000 to \$24,999,999 ..	37	38	586 203	11 601	2 755	224	21 754	323	337
	Firms with sales of \$25,000,000 to \$49,999,999 ..	27	29	D	D	D	f	D	D	D
	Firms with sales of \$50,000,000 to \$99,999,999 ..	9	35	519 109	19 661	3 956	390	31 325	1 127	1 161
	Firms with sales of \$100,000,000 or more	9	11	D	D	D	f	D	D	D
	Firms not operated for the entire year	72	73	D	D	D	c	D	D	D
4222102	Specialty-line drug, pharmaceutical, cosmetic, & toiletries whsle									
	All firms	413	445	5 451 128	113 644	23 300	2 526	234 947	5 047	5 164
	Firms operated for the entire year	341	372	D	D	D	g	D	D	D
	Firms with sales less than \$250,000	36	36	D	D	D	b	D	D	D
	Firms with sales of \$250,000 to \$499,999	29	29	D	D	D	b	D	D	D
	Firms with sales of \$500,000 to \$999,999	44	44	D	D	D	b	D	D	D
	Firms with sales of \$1,000,000 to \$2,499,999	69	69	109 614	4 763	1 045	166	10 003	683	588
	Firms with sales of \$2,500,000 to \$4,999,999	43	43	157 042	4 146	1 016	144	9 977	153	106
	Firms with sales of \$5,000,000 to \$9,999,999	38	38	271 477	8 022	1 642	154	15 459	550	704
	Firms with sales of \$10,000,000 to \$24,999,999 ..	37	38	586 203	11 601	2 755	224	21 754	323	337
	Firms with sales of \$25,000,000 to \$49,999,999 ..	27	29	D	D	D	f	D	D	D
	Firms with sales of \$50,000,000 to \$99,999,999 ..	9	35	519 109	19 661	3 956	390	31 325	1 127	1 161
	Firms with sales of \$100,000,000 or more	9	11	D	D	D	f	D	D	D
	Firms not operated for the entire year	72	73	D	D	D	c	D	D	D

See footnotes at end of table.

Table 4. Sales Size of Firms: 1997—Con.

[Includes only firms and establishments with payroll. Excludes data for central administrative offices, auxiliary operations, or establishments of these firms that are classified in other categories than those specified in this table. For meaning of abbreviations and symbols, see introductory text. For explanation of terms, see Appendix A. For method of assignment to categories shown, see Appendix C]

NAICS code	Sales sizes of firms by type of operation and kind of business	Firms (number)	Establishments (number)	Sales (\$1,000)	Annual payroll (\$1,000)	First-quarter payroll (\$1,000)	Paid employees for pay period including March 12 (number)	Operating expenses ¹ (\$1,000)	End-of-1996 inventories (\$1,000)	End-of-1997 inventories (\$1,000)
422	AGENTS, BROKERS, AND COMMISSION MERCHANTS—Con.									
	Wholesale trade, nondurable goods—Con.									
4223	Apparel, piece goods, & notions whsle									
	All firms	2 996	3 034	16 937 975	499 819	109 567	9 332	977 249	30 510	29 976
	Firms operated for the entire year	2 530	2 565	15 970 930	473 114	106 426	9 054	924 388	30 510	29 657
	Firms with sales less than \$250,000	354	354	47 827	10 000	2 512	523	21 022	663	394
	Firms with sales of \$250,000 to \$499,999	179	179	63 666	8 947	2 095	350	20 464	681	571
	Firms with sales of \$500,000 to \$999,999	302	303	218 765	19 729	4 670	632	42 405	1 429	1 167
	Firms with sales of \$1,000,000 to \$2,499,999	572	573	922 404	42 960	9 850	1 306	96 124	3 090	2 841
	Firms with sales of \$2,500,000 to \$4,999,999	445	449	1 537 410	45 685	10 700	1 085	97 434	3 515	3 089
	Firms with sales of \$5,000,000 to \$9,999,999	337	342	2 287 112	57 884	13 088	1 250	117 900	1 344	1 375
	Firms with sales of \$10,000,000 to \$24,999,999	226	239	3 341 941	85 471	19 810	1 333	163 956	2 194	2 859
	Firms with sales of \$25,000,000 to \$49,999,999	75	77	2 378 803	57 077	12 957	723	109 969	4 323	2 650
	Firms with sales of \$50,000,000 to \$99,999,999	23	26	1 486 589	42 637	9 598	574	76 836	293	355
	Firms with sales of \$100,000,000 or more	17	23	3 686 413	102 724	21 146	1 278	178 278	12 978	14 356
	Firms not operated for the entire year	466	469	967 045	26 705	3 141	278	52 861	—	319
42231	Piece goods, notions, & other dry goods whsle									
	All firms	770	793	5 032 811	133 335	29 237	2 562	249 219	9 009	5 708
	Firms operated for the entire year	665	688	D	D	D	h	D	D	D
	Firms with sales less than \$250,000	112	112	D	D	D	c	D	D	D
	Firms with sales of \$250,000 to \$499,999	35	35	12 383	1 945	431	63	3 761	169	156
	Firms with sales of \$500,000 to \$999,999	76	76	D	D	D	c	D	D	D
	Firms with sales of \$1,000,000 to \$2,499,999	128	128	D	D	D	e	D	D	D
	Firms with sales of \$2,500,000 to \$4,999,999	101	102	351 879	11 635	2 551	286	22 955	1 484	521
	Firms with sales of \$5,000,000 to \$9,999,999	90	92	618 122	17 119	3 800	311	31 319	604	646
	Firms with sales of \$10,000,000 to \$24,999,999	81	91	1 165 124	32 016	7 514	617	61 022	1 113	1 172
	Firms with sales of \$25,000,000 to \$49,999,999	27	28	D	D	D	c	D	D	D
	Firms with sales of \$50,000,000 to \$99,999,999	7	10	D	D	D	c	D	D	D
	Firms with sales of \$100,000,000 or more	8	14	1 112 310	20 119	4 289	244	33 627	—	—
	Firms not operated for the entire year	105	105	D	D	D	b	D	D	D
422310	Piece goods, notions, & other dry goods whsle									
	All firms	770	793	5 032 811	133 335	29 237	2 562	249 219	9 009	5 708
	Firms operated for the entire year	665	688	D	D	D	h	D	D	D
	Firms with sales less than \$250,000	112	112	D	D	D	c	D	D	D
	Firms with sales of \$250,000 to \$499,999	35	35	12 383	1 945	431	63	3 761	169	156
	Firms with sales of \$500,000 to \$999,999	76	76	D	D	D	c	D	D	D
	Firms with sales of \$1,000,000 to \$2,499,999	128	128	D	D	D	e	D	D	D
	Firms with sales of \$2,500,000 to \$4,999,999	101	102	351 879	11 635	2 551	286	22 955	1 484	521
	Firms with sales of \$5,000,000 to \$9,999,999	90	92	618 122	17 119	3 800	311	31 319	604	646
	Firms with sales of \$10,000,000 to \$24,999,999	81	91	1 165 124	32 016	7 514	617	61 022	1 113	1 172
	Firms with sales of \$25,000,000 to \$49,999,999	27	28	D	D	D	c	D	D	D
	Firms with sales of \$50,000,000 to \$99,999,999	7	10	D	D	D	c	D	D	D
	Firms with sales of \$100,000,000 or more	8	14	1 112 310	20 119	4 289	244	33 627	—	—
	Firms not operated for the entire year	105	105	D	D	D	b	D	D	D
4223101	Piece goods—jobbers									

See footnotes at end of table.

Table 4. Sales Size of Firms: 1997—Con.

[Includes only firms and establishments with payroll. Excludes data for central administrative offices, auxiliary operations, or establishments of these firms that are classified in other categories than those specified in this table. For meaning of abbreviations and symbols, see introductory text. For explanation of terms, see Appendix A. For method of assignment to categories shown, see Appendix C]

NAICS code	Sales sizes of firms by type of operation and kind of business	Firms (number)	Establishments (number)	Sales (\$1,000)	Annual payroll (\$1,000)	First-quarter payroll (\$1,000)	Paid employees for pay period including March 12 (number)	Operating expenses ¹ (\$1,000)	End-of-1996 inventories (\$1,000)	End-of-1997 inventories (\$1,000)
422	AGENTS, BROKERS, AND COMMISSION MERCHANTS—Con.									
	Wholesale trade, nondurable goods—Con.									
4223101	Piece goods—jobbers—Con.									
	All firms	629	652	4 499 955	110 080	24 467	2 138	207 094	8 494	5 442
	Firms operated for the entire year	555	578	D	D	D	g	D	D	D
	Firms with sales less than \$250,000	89	89	D	D	D	c	D	D	D
	Firms with sales of \$250,000 to \$499,999	25	25	8 743	1 074	252	40	2 570	169	156
	Firms with sales of \$500,000 to \$999,999	56	56	D	D	D	c	D	D	D
	Firms with sales of \$1,000,000 to \$2,499,999	103	103	D	D	D	e	D	D	D
	Firms with sales of \$2,500,000 to \$4,999,999	93	94	321 149	10 470	2 252	249	20 955	1 302	334
	Firms with sales of \$5,000,000 to \$9,999,999	78	80	536 110	13 252	2 925	249	23 910	603	644
	Firms with sales of \$10,000,000 to \$24,999,999 ..	72	82	1 027 852	28 322	6 744	557	53 688	1 113	1 172
	Firms with sales of \$25,000,000 to \$49,999,999 ..	25	26	D	D	D	c	D	D	D
	Firms with sales of \$50,000,000 to \$99,999,999 ..	7	10	D	D	D	c	D	D	D
	Firms with sales of \$100,000,000 or more	7	13	D	D	D	c	D	D	D
	Firms not operated for the entire year	74	74	D	D	D	b	D	D	D
4223102	Notions & other dry goods whsle									
	All firms	141	141	532 856	23 255	4 770	424	42 125	515	266
	Firms operated for the entire year	110	110	D	D	D	e	D	D	D
	Firms with sales less than \$250,000	23	23	2 975	739	173	34	1 211	4	5
	Firms with sales of \$250,000 to \$499,999	10	10	3 640	871	179	23	1 191	—	—
	Firms with sales of \$500,000 to \$999,999	20	20	14 669	879	185	34	1 890	40	29
	Firms with sales of \$1,000,000 to \$2,499,999	25	25	41 780	2 130	696	55	4 344	288	43
	Firms with sales of \$2,500,000 to \$4,999,999	8	8	30 730	1 165	299	37	2 000	182	187
	Firms with sales of \$5,000,000 to \$9,999,999	12	12	82 012	3 867	875	62	7 409	1	2
	Firms with sales of \$10,000,000 to \$24,999,999 ..	9	9	137 272	3 694	770	60	7 334	—	—
	Firms with sales of \$25,000,000 to \$49,999,999 ..	2	2	D	D	D	a	D	D	D
	Firms with sales of \$50,000,000 to \$99,999,999 ..	—	—	—	—	—	—	—	—	—
	Firms with sales of \$100,000,000 or more	1	1	D	D	D	b	D	D	D
	Firms not operated for the entire year	31	31	D	D	D	a	D	D	D
42232	Men's & boys' clothing & furnishings whsle									
	All firms	658	660	2 927 495	76 803	17 588	1 606	167 770	3 932	4 655
	Firms operated for the entire year	586	588	2 789 388	74 054	17 039	1 550	161 206	3 932	4 399
	Firms with sales less than \$250,000	66	66	D	D	D	b	D	D	D
	Firms with sales of \$250,000 to \$499,999	36	36	D	D	D	b	D	D	D
	Firms with sales of \$500,000 to \$999,999	66	66	D	D	D	c	D	D	D
	Firms with sales of \$1,000,000 to \$2,499,999	145	145	231 700	11 513	2 493	338	25 519	928	1 098
	Firms with sales of \$2,500,000 to \$4,999,999	111	111	383 708	10 197	2 462	259	23 156	1 394	1 617
	Firms with sales of \$5,000,000 to \$9,999,999	93	93	627 372	13 058	3 220	269	25 853	282	238
	Firms with sales of \$10,000,000 to \$24,999,999 ..	48	50	711 703	15 039	3 861	208	31 343	539	703
	Firms with sales of \$25,000,000 to \$49,999,999 ..	17	17	D	D	D	c	D	D	D
	Firms with sales of \$50,000,000 to \$99,999,999 ..	4	4	236 850	7 173	1 275	79	15 577	—	—
	Firms with sales of \$100,000,000 or more	—	—	—	—	—	—	—	—	—
	Firms not operated for the entire year	72	72	138 107	2 749	549	56	6 564	—	256

See footnotes at end of table.

Table 4. Sales Size of Firms: 1997—Con.

[Includes only firms and establishments with payroll. Excludes data for central administrative offices, auxiliary operations, or establishments of these firms that are classified in other categories than those specified in this table. For meaning of abbreviations and symbols, see introductory text. For explanation of terms, see Appendix A. For method of assignment to categories shown, see Appendix C]

NAICS code	Sales sizes of firms by type of operation and kind of business	Firms (number)	Establishments (number)	Sales (\$1,000)	Annual payroll (\$1,000)	First-quarter payroll (\$1,000)	Paid employees for pay period including March 12 (number)	Operating expenses ¹ (\$1,000)	End-of-1996 inventories (\$1,000)	End-of-1997 inventories (\$1,000)
422	AGENTS, BROKERS, AND COMMISSION MERCHANTS—Con.									
	Wholesale trade, nondurable goods—Con.									
422320	Men's & boys' clothing & furnishings whsle									
	All firms	658	660	2 927 495	76 803	17 588	1 606	167 770	3 932	4 655
	Firms operated for the entire year	586	588	2 789 388	74 054	17 039	1 550	161 206	3 932	4 399
	Firms with sales less than \$250,000	66	66	D	D	D	b	D	D	D
	Firms with sales of \$250,000 to \$499,999	36	36	D	D	D	b	D	D	D
	Firms with sales of \$500,000 to \$999,999	66	66	D	D	D	c	D	D	D
	Firms with sales of \$1,000,000 to \$2,499,999	145	145	231 700	11 513	2 493	338	25 519	928	1 098
	Firms with sales of \$2,500,000 to \$4,999,999	111	111	383 708	10 197	2 462	259	23 156	1 394	1 617
	Firms with sales of \$5,000,000 to \$9,999,999	93	93	627 372	13 058	3 220	269	25 853	282	238
	Firms with sales of \$10,000,000 to \$24,999,999	48	50	711 703	15 039	3 861	208	31 343	539	703
	Firms with sales of \$25,000,000 to \$49,999,999	17	17	D	D	D	c	D	D	D
	Firms with sales of \$50,000,000 to \$99,999,999	4	4	236 850	7 173	1 275	79	15 577	—	—
	Firms with sales of \$100,000,000 or more	—	—	—	—	—	—	—	—	—
	Firms not operated for the entire year	72	72	138 107	2 749	549	56	6 564	—	256
42233	Women's, children's, & infants' clothing & accessories whsle									
	All firms	1 195	1 203	4 735 312	147 928	31 213	3 132	289 901	6 423	7 722
	Firms operated for the entire year	959	967	D	D	D	h	D	D	D
	Firms with sales less than \$250,000	131	131	D	D	D	c	D	D	D
	Firms with sales of \$250,000 to \$499,999	87	87	D	D	D	c	D	D	D
	Firms with sales of \$500,000 to \$999,999	120	120	D	D	D	c	D	D	D
	Firms with sales of \$1,000,000 to \$2,499,999	245	245	393 577	16 417	3 578	505	37 030	1 037	1 400
	Firms with sales of \$2,500,000 to \$4,999,999	163	166	552 532	15 960	3 763	383	34 786	94	107
	Firms with sales of \$5,000,000 to \$9,999,999	117	120	D	D	D	f	D	D	D
	Firms with sales of \$10,000,000 to \$24,999,999	69	70	D	D	D	e	D	D	D
	Firms with sales of \$25,000,000 to \$49,999,999	21	22	693 836	19 309	5 743	285	34 071	286	389
	Firms with sales of \$50,000,000 to \$99,999,999	4	4	D	D	D	c	D	D	D
	Firms with sales of \$100,000,000 or more	2	2	D	D	D	b	D	D	D
	Firms not operated for the entire year	236	236	D	D	D	c	D	D	D
422330	Women's, children's, & infants' clothing & accessories whsle									
	All firms	1 195	1 203	4 735 312	147 928	31 213	3 132	289 901	6 423	7 722
	Firms operated for the entire year	959	967	D	D	D	h	D	D	D
	Firms with sales less than \$250,000	131	131	D	D	D	c	D	D	D
	Firms with sales of \$250,000 to \$499,999	87	87	D	D	D	c	D	D	D
	Firms with sales of \$500,000 to \$999,999	120	120	D	D	D	c	D	D	D
	Firms with sales of \$1,000,000 to \$2,499,999	245	245	393 577	16 417	3 578	505	37 030	1 037	1 400
	Firms with sales of \$2,500,000 to \$4,999,999	163	166	552 532	15 960	3 763	383	34 786	94	107
	Firms with sales of \$5,000,000 to \$9,999,999	117	120	D	D	D	f	D	D	D
	Firms with sales of \$10,000,000 to \$24,999,999	69	70	D	D	D	e	D	D	D
	Firms with sales of \$25,000,000 to \$49,999,999	21	22	693 836	19 309	5 743	285	34 071	286	389
	Firms with sales of \$50,000,000 to \$99,999,999	4	4	D	D	D	c	D	D	D
	Firms with sales of \$100,000,000 or more	2	2	D	D	D	b	D	D	D
	Firms not operated for the entire year	236	236	D	D	D	c	D	D	D

See footnotes at end of table.

Table 4. Sales Size of Firms: 1997—Con.

[Includes only firms and establishments with payroll. Excludes data for central administrative offices, auxiliary operations, or establishments of these firms that are classified in other categories than those specified in this table. For meaning of abbreviations and symbols, see introductory text. For explanation of terms, see Appendix A. For method of assignment to categories shown, see Appendix C]

NAICS code	Sales sizes of firms by type of operation and kind of business	Firms (number)	Establishments (number)	Sales (\$1,000)	Annual payroll (\$1,000)	First-quarter payroll (\$1,000)	Paid employees for pay period including March 12 (number)	Operating expenses ¹ (\$1,000)	End-of-1996 inventories (\$1,000)	End-of-1997 inventories (\$1,000)
422	AGENTS, BROKERS, AND COMMISSION MERCHANTS—Con.									
	Wholesale trade, nondurable goods—Con.									
42234	Footwear whsle									
	All firms	373	378	4 242 357	141 753	31 529	2 032	270 359	11 146	11 891
	Firms operated for the entire year	320	322	4 124 309	139 357	31 054	1 994	264 340	11 146	11 891
	Firms with sales less than \$250,000	45	45	6 547	1 309	339	58	2 728	—	—
	Firms with sales of \$250,000 to \$499,999	21	21	7 073	1 084	250	40	2 873	—	—
	Firms with sales of \$500,000 to \$999,999	40	41	28 853	3 075	665	84	7 825	210	217
	Firms with sales of \$1,000,000 to \$2,499,999	54	55	D	D	D	c	D	D	D
	Firms with sales of \$2,500,000 to \$4,999,999	70	70	249 291	7 893	1 924	157	16 537	543	844
	Firms with sales of \$5,000,000 to \$9,999,999	37	37	D	D	D	c	D	D	D
	Firms with sales of \$10,000,000 to \$24,999,999	28	28	D	D	D	c	D	D	D
	Firms with sales of \$25,000,000 to \$49,999,999	10	10	287 045	12 007	2 047	121	22 798	—	—
	Firms with sales of \$50,000,000 to \$99,999,999	8	8	523 012	20 764	4 993	202	37 880	—	—
	Firms with sales of \$100,000,000 or more	7	7	D	D	D	f	D	D	D
	Firms not operated for the entire year	53	56	118 048	2 396	475	38	6 019	—	—
422340	Footwear whsle									
	All firms	373	378	4 242 357	141 753	31 529	2 032	270 359	11 146	11 891
	Firms operated for the entire year	320	322	4 124 309	139 357	31 054	1 994	264 340	11 146	11 891
	Firms with sales less than \$250,000	45	45	6 547	1 309	339	58	2 728	—	—
	Firms with sales of \$250,000 to \$499,999	21	21	7 073	1 084	250	40	2 873	—	—
	Firms with sales of \$500,000 to \$999,999	40	41	28 853	3 075	665	84	7 825	210	217
	Firms with sales of \$1,000,000 to \$2,499,999	54	55	D	D	D	c	D	D	D
	Firms with sales of \$2,500,000 to \$4,999,999	70	70	249 291	7 893	1 924	157	16 537	543	844
	Firms with sales of \$5,000,000 to \$9,999,999	37	37	D	D	D	c	D	D	D
	Firms with sales of \$10,000,000 to \$24,999,999	28	28	D	D	D	c	D	D	D
	Firms with sales of \$25,000,000 to \$49,999,999	10	10	287 045	12 007	2 047	121	22 798	—	—
	Firms with sales of \$50,000,000 to \$99,999,999	8	8	523 012	20 764	4 993	202	37 880	—	—
	Firms with sales of \$100,000,000 or more	7	7	D	D	D	f	D	D	D
	Firms not operated for the entire year	53	56	118 048	2 396	475	38	6 019	—	—
4224	Grocery & related products whsle									
	All firms	4 164	4 652	113 150 470	2 043 803	476 829	62 493	3 587 796	42 628	47 860
	Firms operated for the entire year	3 609	4 087	110 128 825	1 974 497	459 838	60 296	3 460 581	42 349	47 564
	Firms with sales less than \$250,000	365	365	49 087	10 375	2 514	582	19 845	145	117
	Firms with sales of \$250,000 to \$499,999	308	309	D	D	D	f	D	D	D
	Firms with sales of \$500,000 to \$999,999	311	311	221 956	18 091	4 221	770	36 046	769	808
	Firms with sales of \$1,000,000 to \$2,499,999	538	538	876 681	43 363	9 841	1 635	88 634	2 073	2 306
	Firms with sales of \$2,500,000 to \$4,999,999	457	466	1 614 066	50 083	10 935	1 662	100 982	2 794	2 495
	Firms with sales of \$5,000,000 to \$9,999,999	465	470	3 259 582	83 890	20 063	2 374	155 668	2 456	2 528
	Firms with sales of \$10,000,000 to \$24,999,999	555	570	D	D	D	h	D	D	D
	Firms with sales of \$25,000,000 to \$49,999,999	298	339	10 282 954	203 003	46 050	5 000	347 376	3 320	3 922
	Firms with sales of \$50,000,000 to \$99,999,999	157	195	10 487 577	181 381	40 957	4 304	312 206	4 724	5 582
	Firms with sales of \$100,000,000 or more	155	524	74 417 672	1 204 067	284 074	38 668	2 064 009	19 930	20 174
	Firms not operated for the entire year	555	565	3 021 645	69 306	16 991	2 197	127 215	279	296

See footnotes at end of table.

Table 4. Sales Size of Firms: 1997—Con.

[Includes only firms and establishments with payroll. Excludes data for central administrative offices, auxiliary operations, or establishments of these firms that are classified in other categories than those specified in this table. For meaning of abbreviations and symbols, see introductory text. For explanation of terms, see Appendix A. For method of assignment to categories shown, see Appendix C]

NAICS code	Sales sizes of firms by type of operation and kind of business	Firms (number)	Establishments (number)	Sales (\$1,000)	Annual payroll (\$1,000)	First-quarter payroll (\$1,000)	Paid employees for pay period including March 12 (number)	Operating expenses ¹ (\$1,000)	End-of-1996 inventories (\$1,000)	End-of-1997 inventories (\$1,000)
422	AGENTS, BROKERS, AND COMMISSION MERCHANTS—Con.									
	Wholesale trade, nondurable goods—Con.									
42241	General-line grocery whsle									
	All firms	507	748	52 747 762	858 200	200 812	28 597	1 458 131	19 548	20 161
	Firms operated for the entire year	420	654	51 260 047	830 753	193 794	27 690	1 414 132	19 548	20 161
	Firms with sales less than \$250,000	—	—	—	—	—	—	—	—	—
	Firms with sales of \$250,000 to \$499,999	15	15	5 402	169	40	16	333	28	20
	Firms with sales of \$500,000 to \$999,999	18	18	14 474	343	77	24	660	114	110
	Firms with sales of \$1,000,000 to \$2,499,999	46	46	74 521	2 319	551	104	4 483	63	61
	Firms with sales of \$2,500,000 to \$4,999,999	58	58	208 560	4 088	823	163	7 921	791	876
	Firms with sales of \$5,000,000 to \$9,999,999	58	59	386 701	7 120	1 585	244	13 059	—	—
	Firms with sales of \$10,000,000 to \$24,999,999	83	85	1 331 645	25 451	6 034	804	44 401	49	50
	Firms with sales of \$25,000,000 to \$49,999,999	45	50	1 588 492	40 181	9 323	1 282	64 451	—	—
	Firms with sales of \$50,000,000 to \$99,999,999	38	47	2 822 697	51 760	12 057	1 460	82 686	—	—
	Firms with sales of \$100,000,000 or more	59	276	44 827 555	699 322	163 304	23 593	1 196 138	18 503	19 044
	Firms not operated for the entire year	87	94	1 487 715	27 447	7 018	907	43 999	—	—
422410	General-line grocery whsle									
	All firms	507	748	52 747 762	858 200	200 812	28 597	1 458 131	19 548	20 161
	Firms operated for the entire year	420	654	51 260 047	830 753	193 794	27 690	1 414 132	19 548	20 161
	Firms with sales less than \$250,000	—	—	—	—	—	—	—	—	—
	Firms with sales of \$250,000 to \$499,999	15	15	5 402	169	40	16	333	28	20
	Firms with sales of \$500,000 to \$999,999	18	18	14 474	343	77	24	660	114	110
	Firms with sales of \$1,000,000 to \$2,499,999	46	46	74 521	2 319	551	104	4 483	63	61
	Firms with sales of \$2,500,000 to \$4,999,999	58	58	208 560	4 088	823	163	7 921	791	876
	Firms with sales of \$5,000,000 to \$9,999,999	58	59	386 701	7 120	1 585	244	13 059	—	—
	Firms with sales of \$10,000,000 to \$24,999,999	83	85	1 331 645	25 451	6 034	804	44 401	49	50
	Firms with sales of \$25,000,000 to \$49,999,999	45	50	1 588 492	40 181	9 323	1 282	64 451	—	—
	Firms with sales of \$50,000,000 to \$99,999,999	38	47	2 822 697	51 760	12 057	1 460	82 686	—	—
	Firms with sales of \$100,000,000 or more	59	276	44 827 555	699 322	163 304	23 593	1 196 138	18 503	19 044
	Firms not operated for the entire year	87	94	1 487 715	27 447	7 018	907	43 999	—	—
4224103	Other general-line grocery whsle									
	All firms	507	748	52 747 762	858 200	200 812	28 597	1 458 131	19 548	20 161
	Firms operated for the entire year	420	654	51 260 047	830 753	193 794	27 690	1 414 132	19 548	20 161
	Firms with sales less than \$250,000	—	—	—	—	—	—	—	—	—
	Firms with sales of \$250,000 to \$499,999	15	15	5 402	169	40	16	333	28	20
	Firms with sales of \$500,000 to \$999,999	18	18	14 474	343	77	24	660	114	110
	Firms with sales of \$1,000,000 to \$2,499,999	46	46	74 521	2 319	551	104	4 483	63	61
	Firms with sales of \$2,500,000 to \$4,999,999	58	58	208 560	4 088	823	163	7 921	791	876
	Firms with sales of \$5,000,000 to \$9,999,999	58	59	386 701	7 120	1 585	244	13 059	—	—
	Firms with sales of \$10,000,000 to \$24,999,999	83	85	1 331 645	25 451	6 034	804	44 401	49	50
	Firms with sales of \$25,000,000 to \$49,999,999	45	50	1 588 492	40 181	9 323	1 282	64 451	—	—
	Firms with sales of \$50,000,000 to \$99,999,999	38	47	2 822 697	51 760	12 057	1 460	82 686	—	—
	Firms with sales of \$100,000,000 or more	59	276	44 827 555	699 322	163 304	23 593	1 196 138	18 503	19 044
	Firms not operated for the entire year	87	94	1 487 715	27 447	7 018	907	43 999	—	—

See footnotes at end of table.

Table 4. Sales Size of Firms: 1997—Con.

[Includes only firms and establishments with payroll. Excludes data for central administrative offices, auxiliary operations, or establishments of these firms that are classified in other categories than those specified in this table. For meaning of abbreviations and symbols, see introductory text. For explanation of terms, see Appendix A. For method of assignment to categories shown, see Appendix C]

NAICS code	Sales sizes of firms by type of operation and kind of business	Firms (number)	Establishments (number)	Sales (\$1,000)	Annual payroll (\$1,000)	First-quarter payroll (\$1,000)	Paid employees for pay period including March 12 (number)	Operating expenses ¹ (\$1,000)	End-of-1996 inventories (\$1,000)	End-of-1997 inventories (\$1,000)
422	AGENTS, BROKERS, AND COMMISSION MERCHANTS—Con.									
	Wholesale trade, nondurable goods—Con.									
42242	Packaged frozen food whsle									
	All firms	623	679	16 882 856	275 080	64 048	7 368	476 464	2 632	2 959
	Firms operated for the entire year	577	631	16 601 876	270 243	61 581	7 088	468 026	2 632	2 944
	Firms with sales less than \$250,000	5	5	965	61	17	6	139	—	—
	Firms with sales of \$250,000 to \$499,999	17	17	6 226	241	60	19	560	—	—
	Firms with sales of \$500,000 to \$999,999	34	34	D	D	D	b	D	D	D
	Firms with sales of \$1,000,000 to \$2,499,999	72	72	D	D	D	c	D	D	D
	Firms with sales of \$2,500,000 to \$4,999,999	78	79	278 299	5 372	1 291	219	10 374	611	471
	Firms with sales of \$5,000,000 to \$9,999,999	86	87	597 155	11 949	2 851	344	20 917	115	156
	Firms with sales of \$10,000,000 to \$24,999,999 ..	119	121	1 940 043	30 448	6 745	880	57 360	289	940
	Firms with sales of \$25,000,000 to \$49,999,999 ..	78	88	2 737 031	48 827	10 668	1 179	81 676	195	236
	Firms with sales of \$50,000,000 to \$99,999,999 ..	50	64	3 228 105	51 684	12 286	1 321	88 530	—	—
	Firms with sales of \$100,000,000 or more	38	64	7 664 389	117 441	26 647	2 899	199 676	1 396	1 099
	Firms not operated for the entire year	46	48	280 980	4 837	2 467	280	8 438	—	15
422420	Packaged frozen food whsle									
	All firms	623	679	16 882 856	275 080	64 048	7 368	476 464	2 632	2 959
	Firms operated for the entire year	577	631	16 601 876	270 243	61 581	7 088	468 026	2 632	2 944
	Firms with sales less than \$250,000	5	5	965	61	17	6	139	—	—
	Firms with sales of \$250,000 to \$499,999	17	17	6 226	241	60	19	560	—	—
	Firms with sales of \$500,000 to \$999,999	34	34	D	D	D	b	D	D	D
	Firms with sales of \$1,000,000 to \$2,499,999	72	72	D	D	D	c	D	D	D
	Firms with sales of \$2,500,000 to \$4,999,999	78	79	278 299	5 372	1 291	219	10 374	611	471
	Firms with sales of \$5,000,000 to \$9,999,999	86	87	597 155	11 949	2 851	344	20 917	115	156
	Firms with sales of \$10,000,000 to \$24,999,999 ..	119	121	1 940 043	30 448	6 745	880	57 360	289	940
	Firms with sales of \$25,000,000 to \$49,999,999 ..	78	88	2 737 031	48 827	10 668	1 179	81 676	195	236
	Firms with sales of \$50,000,000 to \$99,999,999 ..	50	64	3 228 105	51 684	12 286	1 321	88 530	—	—
	Firms with sales of \$100,000,000 or more	38	64	7 664 389	117 441	26 647	2 899	199 676	1 396	1 099
	Firms not operated for the entire year	46	48	280 980	4 837	2 467	280	8 438	—	15
42243	Dairy products, (except dried or canned) whsle									
	All firms	181	181	1 474 278	30 193	7 844	737	61 064	700	799
	Firms operated for the entire year	161	161	D	D	D	f	D	D	D
	Firms with sales less than \$250,000	27	27	2 972	981	225	46	1 505	15	7
	Firms with sales of \$250,000 to \$499,999	18	18	D	D	D	b	D	D	D
	Firms with sales of \$500,000 to \$999,999	23	23	D	D	D	b	D	D	D
	Firms with sales of \$1,000,000 to \$2,499,999	27	27	D	D	D	b	D	D	D
	Firms with sales of \$2,500,000 to \$4,999,999	15	15	D	D	D	b	D	D	D
	Firms with sales of \$5,000,000 to \$9,999,999	14	14	D	D	D	b	D	D	D
	Firms with sales of \$10,000,000 to \$24,999,999 ..	23	23	D	D	D	c	D	D	D
	Firms with sales of \$25,000,000 to \$49,999,999 ..	8	8	D	D	D	b	D	D	D
	Firms with sales of \$50,000,000 to \$99,999,999 ..	4	4	D	D	D	b	D	D	D
	Firms with sales of \$100,000,000 or more	2	2	D	D	D	b	D	D	D
	Firms not operated for the entire year	20	20	D	D	D	b	D	D	D
422430	Dairy products, (except dried or canned) whsle									

See footnotes at end of table.

Table 4. Sales Size of Firms: 1997—Con.

[Includes only firms and establishments with payroll. Excludes data for central administrative offices, auxiliary operations, or establishments of these firms that are classified in other categories than those specified in this table. For meaning of abbreviations and symbols, see introductory text. For explanation of terms, see Appendix A. For method of assignment to categories shown, see Appendix C]

NAICS code	Sales sizes of firms by type of operation and kind of business	Firms (number)	Establishments (number)	Sales (\$1,000)	Annual payroll (\$1,000)	First-quarter payroll (\$1,000)	Paid employees for pay period including March 12 (number)	Operating expenses ¹ (\$1,000)	End-of-1996 inventories (\$1,000)	End-of-1997 inventories (\$1,000)
422	AGENTS, BROKERS, AND COMMISSION MERCHANTS—Con.									
	Wholesale trade, nondurable goods—Con.									
422430	Dairy products, (except dried or canned) whsle—Con.									
	All firms	181	181	1 474 278	30 193	7 844	737	61 064	700	799
	Firms operated for the entire year	161	161	D	D	D	f	D	D	D
	Firms with sales less than \$250,000	27	27	2 972	981	225	46	1 505	15	7
	Firms with sales of \$250,000 to \$499,999	18	18	D	D	D	b	D	D	D
	Firms with sales of \$500,000 to \$999,999	23	23	D	D	D	b	D	D	D
	Firms with sales of \$1,000,000 to \$2,499,999	27	27	D	D	D	b	D	D	D
	Firms with sales of \$2,500,000 to \$4,999,999	15	15	D	D	D	b	D	D	D
	Firms with sales of \$5,000,000 to \$9,999,999	14	14	D	D	D	b	D	D	D
	Firms with sales of \$10,000,000 to \$24,999,999 ..	23	23	D	D	D	c	D	D	D
	Firms with sales of \$25,000,000 to \$49,999,999 ..	8	8	D	D	D	b	D	D	D
	Firms with sales of \$50,000,000 to \$99,999,999 ..	4	4	D	D	D	b	D	D	D
	Firms with sales of \$100,000,000 or more	2	2	D	D	D	b	D	D	D
	Firms not operated for the entire year	20	20	D	D	D	b	D	D	D
4224301	Raw milk whsle									
	All firms	2	2	D	D	D	a	D	D	D
	Firms operated for the entire year	2	2	D	D	D	a	D	D	D
	Firms with sales less than \$250,000	1	1	D	D	D	a	D	D	D
	Firms with sales of \$250,000 to \$499,999	—	—	—	—	—	—	—	—	—
	Firms with sales of \$500,000 to \$999,999	—	—	—	—	—	—	—	—	—
	Firms with sales of \$1,000,000 to \$2,499,999	—	—	—	—	—	—	—	—	—
	Firms with sales of \$2,500,000 to \$4,999,999	—	—	—	—	—	—	—	—	—
	Firms with sales of \$5,000,000 to \$9,999,999	—	—	—	—	—	—	—	—	—
	Firms with sales of \$10,000,000 to \$24,999,999 ..	—	—	—	—	—	—	—	—	—
	Firms with sales of \$25,000,000 to \$49,999,999 ..	1	1	D	D	D	a	D	D	D
	Firms with sales of \$50,000,000 to \$99,999,999 ..	—	—	—	—	—	—	—	—	—
	Firms with sales of \$100,000,000 or more	—	—	—	—	—	—	—	—	—
	Firms not operated for the entire year	—	—	—	—	—	—	—	—	—
4224302	Dairy product (except raw milk) whsle									
	All firms	179	179	D	D	D	f	D	D	D
	Firms operated for the entire year	159	159	D	D	D	f	D	D	D
	Firms with sales less than \$250,000	26	26	D	D	D	b	D	D	D
	Firms with sales of \$250,000 to \$499,999	18	18	D	D	D	b	D	D	D
	Firms with sales of \$500,000 to \$999,999	23	23	D	D	D	b	D	D	D
	Firms with sales of \$1,000,000 to \$2,499,999	27	27	D	D	D	b	D	D	D
	Firms with sales of \$2,500,000 to \$4,999,999	15	15	D	D	D	b	D	D	D
	Firms with sales of \$5,000,000 to \$9,999,999	14	14	D	D	D	b	D	D	D
	Firms with sales of \$10,000,000 to \$24,999,999 ..	23	23	D	D	D	c	D	D	D
	Firms with sales of \$25,000,000 to \$49,999,999 ..	7	7	D	D	D	b	D	D	D
	Firms with sales of \$50,000,000 to \$99,999,999 ..	4	4	D	D	D	b	D	D	D
	Firms with sales of \$100,000,000 or more	2	2	D	D	D	b	D	D	D
	Firms not operated for the entire year	20	20	D	D	D	b	D	D	D

See footnotes at end of table.

Table 4. Sales Size of Firms: 1997—Con.

[Includes only firms and establishments with payroll. Excludes data for central administrative offices, auxiliary operations, or establishments of these firms that are classified in other categories than those specified in this table. For meaning of abbreviations and symbols, see introductory text. For explanation of terms, see Appendix A. For method of assignment to categories shown, see Appendix C]

NAICS code	Sales sizes of firms by type of operation and kind of business	Firms (number)	Establishments (number)	Sales (\$1,000)	Annual payroll (\$1,000)	First-quarter payroll (\$1,000)	Paid employees for pay period including March 12 (number)	Operating expenses ¹ (\$1,000)	End-of-1996 inventories (\$1,000)	End-of-1997 inventories (\$1,000)
422	AGENTS, BROKERS, AND COMMISSION MERCHANTS—Con.									
	Wholesale trade, nondurable goods—Con.									
42244	Poultry & poultry product whsle									
	All firms	112	113	D	D	D	e	D	D	D
	Firms operated for the entire year	100	101	D	D	D	e	D	D	D
	Firms with sales less than \$250,000	—	—	—	—	—	—	—	—	—
	Firms with sales of \$250,000 to \$499,999	4	4	D	D	D	a	D	D	D
	Firms with sales of \$500,000 to \$999,999	4	4	D	D	D	a	D	D	D
	Firms with sales of \$1,000,000 to \$2,499,999	12	12	D	D	D	b	D	D	D
	Firms with sales of \$2,500,000 to \$4,999,999	21	21	D	D	D	b	D	D	D
	Firms with sales of \$5,000,000 to \$9,999,999	24	24	D	D	D	b	D	D	D
	Firms with sales of \$10,000,000 to \$24,999,999	17	17	D	D	D	b	D	D	D
	Firms with sales of \$25,000,000 to \$49,999,999	11	12	D	D	D	c	D	D	D
	Firms with sales of \$50,000,000 to \$99,999,999	4	4	D	D	D	b	D	D	D
	Firms with sales of \$100,000,000 or more	3	3	D	D	D	b	D	D	D
	Firms not operated for the entire year	12	12	D	D	D	a	D	D	D
422440	Poultry & poultry product whsle									
	All firms	112	113	D	D	D	e	D	D	D
	Firms operated for the entire year	100	101	D	D	D	e	D	D	D
	Firms with sales less than \$250,000	—	—	—	—	—	—	—	—	—
	Firms with sales of \$250,000 to \$499,999	4	4	D	D	D	a	D	D	D
	Firms with sales of \$500,000 to \$999,999	4	4	D	D	D	a	D	D	D
	Firms with sales of \$1,000,000 to \$2,499,999	12	12	D	D	D	b	D	D	D
	Firms with sales of \$2,500,000 to \$4,999,999	21	21	D	D	D	b	D	D	D
	Firms with sales of \$5,000,000 to \$9,999,999	24	24	D	D	D	b	D	D	D
	Firms with sales of \$10,000,000 to \$24,999,999	17	17	D	D	D	b	D	D	D
	Firms with sales of \$25,000,000 to \$49,999,999	11	12	D	D	D	c	D	D	D
	Firms with sales of \$50,000,000 to \$99,999,999	4	4	D	D	D	b	D	D	D
	Firms with sales of \$100,000,000 or more	3	3	D	D	D	b	D	D	D
	Firms not operated for the entire year	12	12	D	D	D	a	D	D	D
4224401	Live poultry whsle									
	All firms	5	5	D	D	D	b	D	D	D
	Firms operated for the entire year	3	3	D	D	D	b	D	D	D
	Firms with sales less than \$250,000	—	—	—	—	—	—	—	—	—
	Firms with sales of \$250,000 to \$499,999	—	—	—	—	—	—	—	—	—
	Firms with sales of \$500,000 to \$999,999	—	—	—	—	—	—	—	—	—
	Firms with sales of \$1,000,000 to \$2,499,999	—	—	—	—	—	—	—	—	—
	Firms with sales of \$2,500,000 to \$4,999,999	2	2	D	D	D	a	D	D	D
	Firms with sales of \$5,000,000 to \$9,999,999	—	—	—	—	—	—	—	—	—
	Firms with sales of \$10,000,000 to \$24,999,999	—	—	—	—	—	—	—	—	—
	Firms with sales of \$25,000,000 to \$49,999,999	—	—	—	—	—	—	—	—	—
	Firms with sales of \$50,000,000 to \$99,999,999	—	—	—	—	—	—	—	—	—
	Firms with sales of \$100,000,000 or more	1	1	D	D	D	b	D	D	D
	Firms not operated for the entire year	2	2	D	D	D	a	D	D	D
4224402	Poultry & poultry product (except live) whsle									

See footnotes at end of table.

Table 4. Sales Size of Firms: 1997—Con.

[Includes only firms and establishments with payroll. Excludes data for central administrative offices, auxiliary operations, or establishments of these firms that are classified in other categories than those specified in this table. For meaning of abbreviations and symbols, see introductory text. For explanation of terms, see Appendix A. For method of assignment to categories shown, see Appendix C]

NAICS code	Sales sizes of firms by type of operation and kind of business	Firms (number)	Establishments (number)	Sales (\$1,000)	Annual payroll (\$1,000)	First-quarter payroll (\$1,000)	Paid employees for pay period including March 12 (number)	Operating expenses ¹ (\$1,000)	End-of-1996 inventories (\$1,000)	End-of-1997 inventories (\$1,000)
422	AGENTS, BROKERS, AND COMMISSION MERCHANTS—Con.									
	Wholesale trade, nondurable goods—Con.									
4224402	Poultry & poultry product (except live) whsle—Con.									
	All firms	107	108	D	D	D	e	D	D	D
	Firms operated for the entire year	97	98	D	D	D	e	D	D	D
	Firms with sales less than \$250,000	—	—	—	—	—	—	—	—	—
	Firms with sales of \$250,000 to \$499,999	4	4	D	D	D	a	D	D	D
	Firms with sales of \$500,000 to \$999,999	4	4	D	D	D	a	D	D	D
	Firms with sales of \$1,000,000 to \$2,499,999	12	12	D	D	D	b	D	D	D
	Firms with sales of \$2,500,000 to \$4,999,999	19	19	D	D	D	b	D	D	D
	Firms with sales of \$5,000,000 to \$9,999,999	24	24	D	D	D	b	D	D	D
	Firms with sales of \$10,000,000 to \$24,999,999	17	17	D	D	D	b	D	D	D
	Firms with sales of \$25,000,000 to \$49,999,999	11	12	D	D	D	c	D	D	D
	Firms with sales of \$50,000,000 to \$99,999,999	4	4	D	D	D	b	D	D	D
	Firms with sales of \$100,000,000 or more	2	2	D	D	D	b	D	D	D
	Firms not operated for the entire year	10	10	D	D	D	a	D	D	D
42245	Confectionery whsle									
	All firms	335	357	3 037 847	69 013	16 381	2 286	122 608	731	931
	Firms operated for the entire year	285	307	D	D	D	g	D	D	D
	Firms with sales less than \$250,000	34	34	D	D	D	b	D	D	D
	Firms with sales of \$250,000 to \$499,999	35	36	12 754	1 153	220	61	2 446	68	44
	Firms with sales of \$500,000 to \$999,999	30	30	D	D	D	b	D	D	D
	Firms with sales of \$1,000,000 to \$2,499,999	29	29	D	D	D	b	D	D	D
	Firms with sales of \$2,500,000 to \$4,999,999	40	41	D	D	D	c	D	D	D
	Firms with sales of \$5,000,000 to \$9,999,999	40	41	D	D	D	c	D	D	D
	Firms with sales of \$10,000,000 to \$24,999,999	43	46	657 195	14 917	3 559	441	26 143	114	118
	Firms with sales of \$25,000,000 to \$49,999,999	23	30	788 658	14 879	3 061	400	24 932	219	245
	Firms with sales of \$50,000,000 to \$99,999,999	9	18	585 082	12 403	2 780	348	21 546	—	—
	Firms with sales of \$100,000,000 or more	2	2	D	D	D	b	D	D	D
	Firms not operated for the entire year	50	50	D	D	D	e	D	D	D
422450	Confectionery whsle									
	All firms	335	357	3 037 847	69 013	16 381	2 286	122 608	731	931
	Firms operated for the entire year	285	307	D	D	D	g	D	D	D
	Firms with sales less than \$250,000	34	34	D	D	D	b	D	D	D
	Firms with sales of \$250,000 to \$499,999	35	36	12 754	1 153	220	61	2 446	68	44
	Firms with sales of \$500,000 to \$999,999	30	30	D	D	D	b	D	D	D
	Firms with sales of \$1,000,000 to \$2,499,999	29	29	D	D	D	b	D	D	D
	Firms with sales of \$2,500,000 to \$4,999,999	40	41	D	D	D	c	D	D	D
	Firms with sales of \$5,000,000 to \$9,999,999	40	41	D	D	D	c	D	D	D
	Firms with sales of \$10,000,000 to \$24,999,999	43	46	657 195	14 917	3 559	441	26 143	114	118
	Firms with sales of \$25,000,000 to \$49,999,999	23	30	788 658	14 879	3 061	400	24 932	219	245
	Firms with sales of \$50,000,000 to \$99,999,999	9	18	585 082	12 403	2 780	348	21 546	—	—
	Firms with sales of \$100,000,000 or more	2	2	D	D	D	b	D	D	D
	Firms not operated for the entire year	50	50	D	D	D	e	D	D	D

See footnotes at end of table.

Table 4. Sales Size of Firms: 1997—Con.

[Includes only firms and establishments with payroll. Excludes data for central administrative offices, auxiliary operations, or establishments of these firms that are classified in other categories than those specified in this table. For meaning of abbreviations and symbols, see introductory text. For explanation of terms, see Appendix A. For method of assignment to categories shown, see Appendix C]

NAICS code	Sales sizes of firms by type of operation and kind of business	Firms (number)	Establishments (number)	Sales (\$1,000)	Annual payroll (\$1,000)	First-quarter payroll (\$1,000)	Paid employees for pay period including March 12 (number)	Operating expenses ¹ (\$1,000)	End-of-1996 inventories (\$1,000)	End-of-1997 inventories (\$1,000)
422	AGENTS, BROKERS, AND COMMISSION MERCHANTS—Con.									
	Wholesale trade, nondurable goods—Con.									
42246	Fish & seafood whsle									
	All firms	108	108	832 985	16 294	3 402	444	30 039	472	1 129
	Firms operated for the entire year	86	86	788 302	15 514	3 207	427	28 531	472	1 129
	Firms with sales less than \$250,000	10	10	1 188	216	50	13	491	—	—
	Firms with sales of \$250,000 to \$499,999	10	10	3 515	404	99	17	874	—	—
	Firms with sales of \$500,000 to \$999,999	10	10	D	D	D	a	D	D	D
	Firms with sales of \$1,000,000 to \$2,499,999	15	15	D	D	D	c	D	D	D
	Firms with sales of \$2,500,000 to \$4,999,999	13	13	D	D	D	b	D	D	D
	Firms with sales of \$5,000,000 to \$9,999,999	13	13	D	D	D	b	D	D	D
	Firms with sales of \$10,000,000 to \$24,999,999 ..	6	6	95 932	1 129	301	24	1 837	—	—
	Firms with sales of \$25,000,000 to \$49,999,999 ..	6	6	D	D	D	b	D	D	D
	Firms with sales of \$50,000,000 to \$99,999,999 ..	2	2	D	D	D	b	D	D	D
	Firms with sales of \$100,000,000 or more	1	1	D	D	D	b	D	D	D
	Firms not operated for the entire year	22	22	44 683	780	195	17	1 508	—	—
422460	Fish & seafood whsle									
	All firms	108	108	832 985	16 294	3 402	444	30 039	472	1 129
	Firms operated for the entire year	86	86	788 302	15 514	3 207	427	28 531	472	1 129
	Firms with sales less than \$250,000	10	10	1 188	216	50	13	491	—	—
	Firms with sales of \$250,000 to \$499,999	10	10	3 515	404	99	17	874	—	—
	Firms with sales of \$500,000 to \$999,999	10	10	D	D	D	a	D	D	D
	Firms with sales of \$1,000,000 to \$2,499,999	15	15	D	D	D	c	D	D	D
	Firms with sales of \$2,500,000 to \$4,999,999	13	13	D	D	D	b	D	D	D
	Firms with sales of \$5,000,000 to \$9,999,999	13	13	D	D	D	b	D	D	D
	Firms with sales of \$10,000,000 to \$24,999,999 ..	6	6	95 932	1 129	301	24	1 837	—	—
	Firms with sales of \$25,000,000 to \$49,999,999 ..	6	6	D	D	D	b	D	D	D
	Firms with sales of \$50,000,000 to \$99,999,999 ..	2	2	D	D	D	b	D	D	D
	Firms with sales of \$100,000,000 or more	1	1	D	D	D	b	D	D	D
	Firms not operated for the entire year	22	22	44 683	780	195	17	1 508	—	—
42247	Meat & meat product whsle									
	All firms	289	298	4 154 013	64 989	15 916	1 641	116 647	2 917	3 444
	Firms operated for the entire year	254	262	D	D	D	g	D	D	D
	Firms with sales less than \$250,000	24	24	2 825	627	172	36	1 262	1	1
	Firms with sales of \$250,000 to \$499,999	13	13	4 451	574	115	31	1 165	16	16
	Firms with sales of \$500,000 to \$999,999	23	23	D	D	D	b	D	D	D
	Firms with sales of \$1,000,000 to \$2,499,999	36	36	57 459	2 499	588	94	4 720	97	271
	Firms with sales of \$2,500,000 to \$4,999,999	31	32	105 134	3 139	752	96	6 191	72	66
	Firms with sales of \$5,000,000 to \$9,999,999	36	36	236 303	5 688	1 348	146	11 840	143	154
	Firms with sales of \$10,000,000 to \$24,999,999 ..	49	49	741 574	11 434	2 731	284	20 523	614	1 096
	Firms with sales of \$25,000,000 to \$49,999,999 ..	24	24	D	D	D	e	D	D	D
	Firms with sales of \$50,000,000 to \$99,999,999 ..	12	16	861 910	10 091	2 117	261	17 301	1 028	953
	Firms with sales of \$100,000,000 or more	6	9	D	D	D	e	D	D	D
	Firms not operated for the entire year	35	36	D	D	D	b	D	D	D

See footnotes at end of table.

Table 4. Sales Size of Firms: 1997—Con.

[Includes only firms and establishments with payroll. Excludes data for central administrative offices, auxiliary operations, or establishments of these firms that are classified in other categories than those specified in this table. For meaning of abbreviations and symbols, see introductory text. For explanation of terms, see Appendix A. For method of assignment to categories shown, see Appendix C]

NAICS code	Sales sizes of firms by type of operation and kind of business	Firms (number)	Establishments (number)	Sales (\$1,000)	Annual payroll (\$1,000)	First-quarter payroll (\$1,000)	Paid employees for pay period including March 12 (number)	Operating expenses ¹ (\$1,000)	End-of-1996 inventories (\$1,000)	End-of-1997 inventories (\$1,000)
422	AGENTS, BROKERS, AND COMMISSION MERCHANTS—Con.									
	Wholesale trade, nondurable goods—Con.									
422470	Meat & meat product whsle									
	All firms	289	298	4 154 013	64 989	15 916	1 641	116 647	2 917	3 444
	Firms operated for the entire year	254	262	D	D	D	g	D	D	D
	Firms with sales less than \$250,000	24	24	2 825	627	172	36	1 262	1	1
	Firms with sales of \$250,000 to \$499,999	13	13	4 451	574	115	31	1 165	16	16
	Firms with sales of \$500,000 to \$999,999	23	23	D	D	D	b	D	D	D
	Firms with sales of \$1,000,000 to \$2,499,999	36	36	57 459	2 499	588	94	4 720	97	271
	Firms with sales of \$2,500,000 to \$4,999,999	31	32	105 134	3 139	752	96	6 191	72	66
	Firms with sales of \$5,000,000 to \$9,999,999	36	36	236 303	5 688	1 348	146	11 840	143	154
	Firms with sales of \$10,000,000 to \$24,999,999 ..	49	49	741 574	11 434	2 731	284	20 523	614	1 096
	Firms with sales of \$25,000,000 to \$49,999,999 ..	24	24	D	D	D	e	D	D	D
	Firms with sales of \$50,000,000 to \$99,999,999 ..	12	16	861 910	10 091	2 117	261	17 301	1 028	953
	Firms with sales of \$100,000,000 or more	6	9	D	D	D	e	D	D	D
	Firms not operated for the entire year	35	36	D	D	D	b	D	D	D
42248	Fresh fruit & vegetable whsle									
	All firms	628	647	5 923 035	180 830	41 516	4 960	370 545	6 688	7 855
	Firms operated for the entire year	495	514	5 503 016	168 075	39 318	4 651	338 829	6 476	7 601
	Firms with sales less than \$250,000	40	40	5 591	1 188	265	53	2 314	1	—
	Firms with sales of \$250,000 to \$499,999	20	20	7 317	884	204	40	2 050	20	25
	Firms with sales of \$500,000 to \$999,999	42	42	30 688	4 242	1 004	133	8 160	30	62
	Firms with sales of \$1,000,000 to \$2,499,999	97	97	164 255	9 632	2 092	335	20 378	94	53
	Firms with sales of \$2,500,000 to \$4,999,999	92	96	329 895	15 720	3 382	563	33 407	391	431
	Firms with sales of \$5,000,000 to \$9,999,999	72	72	516 910	18 116	4 574	475	39 930	989	1 261
	Firms with sales of \$10,000,000 to \$24,999,999 ..	78	83	1 227 974	38 813	8 614	1 246	78 049	2 908	3 487
	Firms with sales of \$25,000,000 to \$49,999,999 ..	33	42	1 152 393	31 243	7 777	673	63 358	968	896
	Firms with sales of \$50,000,000 to \$99,999,999 ..	14	15	D	D	D	e	D	D	D
	Firms with sales of \$100,000,000 or more	7	7	D	D	D	f	D	D	D
	Firms not operated for the entire year	133	133	420 019	12 755	2 198	309	31 716	212	254
422480	Fresh fruit & vegetable whsle									
	All firms	628	647	5 923 035	180 830	41 516	4 960	370 545	6 688	7 855
	Firms operated for the entire year	495	514	5 503 016	168 075	39 318	4 651	338 829	6 476	7 601
	Firms with sales less than \$250,000	40	40	5 591	1 188	265	53	2 314	1	—
	Firms with sales of \$250,000 to \$499,999	20	20	7 317	884	204	40	2 050	20	25
	Firms with sales of \$500,000 to \$999,999	42	42	30 688	4 242	1 004	133	8 160	30	62
	Firms with sales of \$1,000,000 to \$2,499,999	97	97	164 255	9 632	2 092	335	20 378	94	53
	Firms with sales of \$2,500,000 to \$4,999,999	92	96	329 895	15 720	3 382	563	33 407	391	431
	Firms with sales of \$5,000,000 to \$9,999,999	72	72	516 910	18 116	4 574	475	39 930	989	1 261
	Firms with sales of \$10,000,000 to \$24,999,999 ..	78	83	1 227 974	38 813	8 614	1 246	78 049	2 908	3 487
	Firms with sales of \$25,000,000 to \$49,999,999 ..	33	42	1 152 393	31 243	7 777	673	63 358	968	896
	Firms with sales of \$50,000,000 to \$99,999,999 ..	14	15	D	D	D	e	D	D	D
	Firms with sales of \$100,000,000 or more	7	7	D	D	D	f	D	D	D
	Firms not operated for the entire year	133	133	420 019	12 755	2 198	309	31 716	212	254
42249	Other grocery & related products whsle									

See footnotes at end of table.

Table 4. Sales Size of Firms: 1997—Con.

[Includes only firms and establishments with payroll. Excludes data for central administrative offices, auxiliary operations, or establishments of these firms that are classified in other categories than those specified in this table. For meaning of abbreviations and symbols, see introductory text. For explanation of terms, see Appendix A. For method of assignment to categories shown, see Appendix C]

NAICS code	Sales sizes of firms by type of operation and kind of business	Firms (number)	Establishments (number)	Sales (\$1,000)	Annual payroll (\$1,000)	First-quarter payroll (\$1,000)	Paid employees for pay period including March 12 (number)	Operating expenses ¹ (\$1,000)	End-of-1996 inventories (\$1,000)	End-of-1997 inventories (\$1,000)
422	AGENTS, BROKERS, AND COMMISSION MERCHANTS—Con.									
42249	Wholesale trade, nondurable goods—Con.									
	Other grocery & related products whse—Con.									
	All firms	1 418	1 521	D	D	D	j	D	D	D
	Firms operated for the entire year	1 264	1 367	D	D	D	j	D	D	D
	Firms with sales less than \$250,000	225	225	D	D	D	e	D	D	D
	Firms with sales of \$250,000 to \$499,999	176	176	D	D	D	e	D	D	D
	Firms with sales of \$500,000 to \$999,999	127	127	D	D	D	e	D	D	D
	Firms with sales of \$1,000,000 to \$2,499,999	204	204	D	D	D	f	D	D	D
	Firms with sales of \$2,500,000 to \$4,999,999	110	112	D	D	D	e	D	D	D
	Firms with sales of \$5,000,000 to \$9,999,999	126	128	D	D	D	f	D	D	D
	Firms with sales of \$10,000,000 to \$24,999,999 ..	145	147	D	D	D	f	D	D	D
	Firms with sales of \$25,000,000 to \$49,999,999 ..	74	81	D	D	D	f	D	D	D
	Firms with sales of \$50,000,000 to \$99,999,999 ..	32	37	D	D	D	f	D	D	D
	Firms with sales of \$100,000,000 or more	45	130	D	D	D	j	D	D	D
	Firms not operated for the entire year	154	154	D	D	D	f	D	D	D
422490	Other grocery & related products whse									
	All firms	1 418	1 521	D	D	D	j	D	D	D
	Firms operated for the entire year	1 264	1 367	D	D	D	j	D	D	D
	Firms with sales less than \$250,000	225	225	D	D	D	e	D	D	D
	Firms with sales of \$250,000 to \$499,999	176	176	D	D	D	e	D	D	D
	Firms with sales of \$500,000 to \$999,999	127	127	D	D	D	e	D	D	D
	Firms with sales of \$1,000,000 to \$2,499,999	204	204	D	D	D	f	D	D	D
	Firms with sales of \$2,500,000 to \$4,999,999	110	112	D	D	D	e	D	D	D
	Firms with sales of \$5,000,000 to \$9,999,999	126	128	D	D	D	f	D	D	D
	Firms with sales of \$10,000,000 to \$24,999,999 ..	145	147	D	D	D	f	D	D	D
	Firms with sales of \$25,000,000 to \$49,999,999 ..	74	81	D	D	D	f	D	D	D
	Firms with sales of \$50,000,000 to \$99,999,999 ..	32	37	D	D	D	f	D	D	D
	Firms with sales of \$100,000,000 or more	45	130	D	D	D	j	D	D	D
	Firms not operated for the entire year	154	154	D	D	D	f	D	D	D
4224901	Coffee, tea, & spice whse									
	All firms	115	115	1 472 900	26 226	5 662	654	47 505	390	321
	Firms operated for the entire year	102	102	1 299 139	23 642	5 592	643	42 586	390	321
	Firms with sales less than \$250,000	17	17	D	D	D	b	D	D	D
	Firms with sales of \$250,000 to \$499,999	14	14	5 117	554	134	43	1 146	98	103
	Firms with sales of \$500,000 to \$999,999	9	9	6 655	813	184	45	1 708	58	62
	Firms with sales of \$1,000,000 to \$2,499,999	18	18	30 725	1 369	277	34	3 170	101	103
	Firms with sales of \$2,500,000 to \$4,999,999	7	7	D	D	D	a	D	D	D
	Firms with sales of \$5,000,000 to \$9,999,999	14	14	D	D	D	b	D	D	D
	Firms with sales of \$10,000,000 to \$24,999,999 ..	12	12	183 797	3 914	1 012	138	6 137	—	—
	Firms with sales of \$25,000,000 to \$49,999,999 ..	5	5	173 300	4 666	892	66	7 239	—	—
	Firms with sales of \$50,000,000 to \$99,999,999 ..	3	3	211 973	1 722	469	21	3 763	—	—
	Firms with sales of \$100,000,000 or more	3	3	D	D	D	c	D	D	D
	Firms not operated for the entire year	13	13	173 761	2 584	70	11	4 919	—	—
4224902	Bread & baked goods whse									

See footnotes at end of table.

Table 4. Sales Size of Firms: 1997—Con.

[Includes only firms and establishments with payroll. Excludes data for central administrative offices, auxiliary operations, or establishments of these firms that are classified in other categories than those specified in this table. For meaning of abbreviations and symbols, see introductory text. For explanation of terms, see Appendix A. For method of assignment to categories shown, see Appendix C]

NAICS code	Sales sizes of firms by type of operation and kind of business	Firms (number)	Establishments (number)	Sales (\$1,000)	Annual payroll (\$1,000)	First-quarter payroll (\$1,000)	Paid employees for pay period including March 12 (number)	Operating expenses ¹ (\$1,000)	End-of-1996 inventories (\$1,000)	End-of-1997 inventories (\$1,000)
422	AGENTS, BROKERS, AND COMMISSION MERCHANTS—Con.									
	Wholesale trade, nondurable goods—Con.									
4224902	Bread & baked goods whsle—Con.									
	All firms	351	351	1 690 138	46 252	10 524	1 377	81 240	309	354
	Firms operated for the entire year	316	316	D	D	D	g	D	D	D
	Firms with sales less than \$250,000	65	65	D	D	D	c	D	D	D
	Firms with sales of \$250,000 to \$499,999	104	104	D	D	D	c	D	D	D
	Firms with sales of \$500,000 to \$999,999	41	41	26 479	2 480	553	107	4 360	53	68
	Firms with sales of \$1,000,000 to \$2,499,999	38	38	54 985	4 541	1 017	146	8 903	3	77
	Firms with sales of \$2,500,000 to \$4,999,999	17	17	56 297	1 780	394	70	2 948	27	25
	Firms with sales of \$5,000,000 to \$9,999,999	20	20	136 453	3 356	777	67	5 963	—	—
	Firms with sales of \$10,000,000 to \$24,999,999	16	16	228 762	4 610	1 034	120	8 766	—	—
	Firms with sales of \$25,000,000 to \$49,999,999	11	11	D	D	D	c	D	D	D
	Firms with sales of \$50,000,000 to \$99,999,999	3	3	D	D	D	b	D	D	D
	Firms with sales of \$100,000,000 or more	1	1	D	D	D	c	D	D	D
	Firms not operated for the entire year	35	35	D	D	D	b	D	D	D
4224903	Soft drinks whsle									
	All firms	90	90	423 591	9 289	1 942	280	16 377	65	66
	Firms operated for the entire year	75	75	419 515	9 048	1 814	264	15 957	65	66
	Firms with sales less than \$250,000	22	22	3 204	665	162	45	1 310	2	1
	Firms with sales of \$250,000 to \$499,999	12	12	4 370	552	135	24	1 146	10	10
	Firms with sales of \$500,000 to \$999,999	8	8	6 098	549	113	22	914	53	55
	Firms with sales of \$1,000,000 to \$2,499,999	22	22	34 949	1 729	375	57	4 043	—	—
	Firms with sales of \$2,500,000 to \$4,999,999	2	2	D	D	D	a	D	D	D
	Firms with sales of \$5,000,000 to \$9,999,999	4	4	34 046	919	134	19	1 568	—	—
	Firms with sales of \$10,000,000 to \$24,999,999	2	2	D	D	D	a	D	D	D
	Firms with sales of \$25,000,000 to \$49,999,999	2	2	D	D	D	b	D	D	D
	Firms with sales of \$50,000,000 to \$99,999,999	—	—	—	—	—	—	—	—	—
	Firms with sales of \$100,000,000 or more	1	1	D	D	D	a	D	D	D
	Firms not operated for the entire year	15	15	4 076	241	128	16	420	—	—
4224904	Canned goods whsle									
	All firms	222	238	6 882 311	126 819	27 953	3 166	217 916	4 580	6 395
	Firms operated for the entire year	194	210	D	D	D	h	D	D	D
	Firms with sales less than \$250,000	21	21	2 879	718	176	37	1 446	—	—
	Firms with sales of \$250,000 to \$499,999	11	11	3 856	1 017	175	22	1 953	—	—
	Firms with sales of \$500,000 to \$999,999	15	15	9 659	1 019	253	39	1 966	—	—
	Firms with sales of \$1,000,000 to \$2,499,999	30	30	D	D	D	b	D	D	D
	Firms with sales of \$2,500,000 to \$4,999,999	18	18	D	D	D	b	D	D	D
	Firms with sales of \$5,000,000 to \$9,999,999	24	25	D	D	D	b	D	D	D
	Firms with sales of \$10,000,000 to \$24,999,999	33	34	507 007	9 051	1 992	211	15 328	1 245	2 904
	Firms with sales of \$25,000,000 to \$49,999,999	18	23	610 233	9 832	2 357	243	17 243	215	37
	Firms with sales of \$50,000,000 to \$99,999,999	11	11	733 494	10 831	2 571	211	28 961	2 388	2 990
	Firms with sales of \$100,000,000 or more	13	22	4 621 128	80 500	18 602	2 135	125 521	—	—
	Firms not operated for the entire year	28	28	D	D	D	b	D	D	D
4224905	Food & beverage basic materials whsle									

See footnotes at end of table.

Table 4. Sales Size of Firms: 1997—Con.

[Includes only firms and establishments with payroll. Excludes data for central administrative offices, auxiliary operations, or establishments of these firms that are classified in other categories than those specified in this table. For meaning of abbreviations and symbols, see introductory text. For explanation of terms, see Appendix A. For method of assignment to categories shown, see Appendix C]

NAICS code	Sales sizes of firms by type of operation and kind of business	Firms (number)	Establishments (number)	Sales (\$1,000)	Annual payroll (\$1,000)	First-quarter payroll (\$1,000)	Paid employees for pay period including March 12 (number)	Operating expenses ¹ (\$1,000)	End-of-1996 inventories (\$1,000)	End-of-1997 inventories (\$1,000)
422	AGENTS, BROKERS, AND COMMISSION MERCHANTS—Con.									
	Wholesale trade, nondurable goods—Con.									
4224905	Food & beverage basic materials whse—Con.									
	All firms	131	139	2 320 600	43 807	9 758	1 120	77 455	190	330
	Firms operated for the entire year	128	136	2 317 412	43 686	9 736	1 116	77 145	190	320
	Firms with sales less than \$250,000	16	16	2 023	629	127	24	1 028	3	2
	Firms with sales of \$250,000 to \$499,999	9	9	3 030	456	112	13	842	4	5
	Firms with sales of \$500,000 to \$999,999	7	7	4 163	316	92	19	1 034	—	35
	Firms with sales of \$1,000,000 to \$2,499,999	17	17	30 190	1 689	349	39	3 612	18	23
	Firms with sales of \$2,500,000 to \$4,999,999	17	19	63 809	3 099	613	59	5 138	—	—
	Firms with sales of \$5,000,000 to \$9,999,999	21	21	D	D	D	b	D	D	D
	Firms with sales of \$10,000,000 to \$24,999,999	22	23	340 760	5 613	1 022	107	9 315	—	—
	Firms with sales of \$25,000,000 to \$49,999,999	11	13	D	D	D	b	D	D	D
	Firms with sales of \$50,000,000 to \$99,999,999	4	4	D	D	D	b	D	D	D
	Firms with sales of \$100,000,000 or more	4	7	1 095 671	19 003	4 926	636	35 329	—	—
	Firms not operated for the entire year	3	3	3 188	121	22	4	310	—	10
4224906	Other grocery specialties whse									
	All firms	515	588	D	D	D	i	D	D	D
	Firms operated for the entire year	453	526	D	D	D	i	D	D	D
	Firms with sales less than \$250,000	84	84	D	D	D	c	D	D	D
	Firms with sales of \$250,000 to \$499,999	26	26	D	D	D	b	D	D	D
	Firms with sales of \$500,000 to \$999,999	47	47	D	D	D	c	D	D	D
	Firms with sales of \$1,000,000 to \$2,499,999	79	79	D	D	D	e	D	D	D
	Firms with sales of \$2,500,000 to \$4,999,999	49	49	D	D	D	c	D	D	D
	Firms with sales of \$5,000,000 to \$9,999,999	43	44	D	D	D	e	D	D	D
	Firms with sales of \$10,000,000 to \$24,999,999	60	60	D	D	D	e	D	D	D
	Firms with sales of \$25,000,000 to \$49,999,999	28	30	D	D	D	e	D	D	D
	Firms with sales of \$50,000,000 to \$99,999,999	13	15	D	D	D	e	D	D	D
	Firms with sales of \$100,000,000 or more	24	92	D	D	D	i	D	D	D
	Firms not operated for the entire year	62	62	D	D	D	e	D	D	D
4225	Farm-product raw material whse									
	All firms	1 390	1 494	33 902 691	209 654	49 221	23 425	489 969	13 057	25 131
	Firms operated for the entire year	1 122	1 215	32 286 303	192 755	45 152	21 363	442 801	13 050	17 658
	Firms with sales less than \$250,000	42	42	5 541	1 430	326	123	2 382	—	—
	Firms with sales of \$250,000 to \$499,999	35	35	12 945	1 126	216	95	2 365	6	7
	Firms with sales of \$500,000 to \$999,999	56	56	40 977	2 306	582	318	5 828	142	134
	Firms with sales of \$1,000,000 to \$2,499,999	127	128	210 743	5 957	1 485	802	15 037	999	910
	Firms with sales of \$2,500,000 to \$4,999,999	145	146	519 219	9 399	2 243	1 428	21 912	1 136	1 543
	Firms with sales of \$5,000,000 to \$9,999,999	204	208	1 512 122	21 585	5 222	3 273	49 984	1 029	1 854
	Firms with sales of \$10,000,000 to \$24,999,999	305	316	4 847 672	53 746	12 318	7 530	119 063	3 128	4 411
	Firms with sales of \$25,000,000 to \$49,999,999	128	135	4 478 262	38 785	9 356	4 144	91 315	2 332	3 422
	Firms with sales of \$50,000,000 to \$99,999,999	55	70	3 690 570	26 814	6 562	1 935	66 732	1 180	1 599
	Firms with sales of \$100,000,000 or more	25	79	16 968 252	31 607	6 842	1 715	68 183	3 098	3 778
	Firms not operated for the entire year	268	279	1 616 388	16 899	4 069	2 062	47 168	7	7 473
42251	Grain & field bean whse									

See footnotes at end of table.

Table 4. Sales Size of Firms: 1997—Con.

[Includes only firms and establishments with payroll. Excludes data for central administrative offices, auxiliary operations, or establishments of these firms that are classified in other categories than those specified in this table. For meaning of abbreviations and symbols, see introductory text. For explanation of terms, see Appendix A. For method of assignment to categories shown, see Appendix C]

NAICS code	Sales sizes of firms by type of operation and kind of business	Firms (number)	Establishments (number)	Sales (\$1,000)	Annual payroll (\$1,000)	First-quarter payroll (\$1,000)	Paid employees for pay period including March 12 (number)	Operating expenses ¹ (\$1,000)	End-of-1996 inventories (\$1,000)	End-of-1997 inventories (\$1,000)
422	AGENTS, BROKERS, AND COMMISSION MERCHANTS—Con.									
	Wholesale trade, nondurable goods—Con.									
42251	Grain & field bean whsle—Con.									
	All firms	131	135	15 045 234	22 566	4 323	478	44 921	1 739	2 541
	Firms operated for the entire year	119	123	15 029 941	22 408	4 298	467	44 532	1 739	2 541
	Firms with sales less than \$250,000	17	17	2 160	769	180	27	1 185	—	—
	Firms with sales of \$250,000 to \$499,999	5	5	1 662	317	74	9	526	—	—
	Firms with sales of \$500,000 to \$999,999	8	8	6 112	435	82	23	1 060	123	127
	Firms with sales of \$1,000,000 to \$2,499,999	14	14	22 148	1 018	305	61	2 109	8	1
	Firms with sales of \$2,500,000 to \$4,999,999	18	18	62 673	1 000	240	37	2 938	493	552
	Firms with sales of \$5,000,000 to \$9,999,999	10	10	80 233	655	103	21	1 487	—	33
	Firms with sales of \$10,000,000 to \$24,999,999	22	24	363 403	3 842	816	86	6 903	228	1 000
	Firms with sales of \$25,000,000 to \$49,999,999	14	14	499 414	4 756	977	111	10 589	879	821
	Firms with sales of \$50,000,000 to \$99,999,999	6	6	D	D	D	b	D	D	D
	Firms with sales of \$100,000,000 or more	5	7	D	D	D	b	D	D	D
	Firms not operated for the entire year	12	12	15 293	158	25	11	389	—	—
422510	Grain & field bean whsle									
	All firms	131	135	15 045 234	22 566	4 323	478	44 921	1 739	2 541
	Firms operated for the entire year	119	123	15 029 941	22 408	4 298	467	44 532	1 739	2 541
	Firms with sales less than \$250,000	17	17	2 160	769	180	27	1 185	—	—
	Firms with sales of \$250,000 to \$499,999	5	5	1 662	317	74	9	526	—	—
	Firms with sales of \$500,000 to \$999,999	8	8	6 112	435	82	23	1 060	123	127
	Firms with sales of \$1,000,000 to \$2,499,999	14	14	22 148	1 018	305	61	2 109	8	1
	Firms with sales of \$2,500,000 to \$4,999,999	18	18	62 673	1 000	240	37	2 938	493	552
	Firms with sales of \$5,000,000 to \$9,999,999	10	10	80 233	655	103	21	1 487	—	33
	Firms with sales of \$10,000,000 to \$24,999,999	22	24	363 403	3 842	816	86	6 903	228	1 000
	Firms with sales of \$25,000,000 to \$49,999,999	14	14	499 414	4 756	977	111	10 589	879	821
	Firms with sales of \$50,000,000 to \$99,999,999	6	6	D	D	D	b	D	D	D
	Firms with sales of \$100,000,000 or more	5	7	D	D	D	b	D	D	D
	Firms not operated for the entire year	12	12	15 293	158	25	11	389	—	—
42252	Livestock whsle									
	All firms	880	957	15 468 016	144 727	34 129	19 860	340 694	9 663	13 135
	Firms operated for the entire year	812	888	15 122 766	142 632	33 476	19 378	335 225	9 656	13 135
	Firms with sales less than \$250,000	6	6	864	29	7	9	88	—	—
	Firms with sales of \$250,000 to \$499,999	18	18	6 911	161	43	53	499	6	7
	Firms with sales of \$500,000 to \$999,999	27	27	19 466	628	151	170	1 787	—	—
	Firms with sales of \$1,000,000 to \$2,499,999	77	78	131 644	3 258	764	583	7 796	22	64
	Firms with sales of \$2,500,000 to \$4,999,999	98	98	355 902	5 181	1 173	1 230	12 666	185	157
	Firms with sales of \$5,000,000 to \$9,999,999	167	170	1 236 557	15 290	3 692	2 920	37 349	918	1 719
	Firms with sales of \$10,000,000 to \$24,999,999	258	265	4 115 364	46 106	10 714	7 200	104 044	2 859	3 218
	Firms with sales of \$25,000,000 to \$49,999,999	102	106	3 562 264	30 844	7 378	3 921	73 122	1 396	2 600
	Firms with sales of \$50,000,000 to \$99,999,999	42	55	D	D	D	g	D	D	D
	Firms with sales of \$100,000,000 or more	17	65	D	D	D	g	D	D	D
	Firms not operated for the entire year	68	69	345 250	2 095	653	482	5 469	7	—

See footnotes at end of table.

Table 4. Sales Size of Firms: 1997—Con.

[Includes only firms and establishments with payroll. Excludes data for central administrative offices, auxiliary operations, or establishments of these firms that are classified in other categories than those specified in this table. For meaning of abbreviations and symbols, see introductory text. For explanation of terms, see Appendix A. For method of assignment to categories shown, see Appendix C]

NAICS code	Sales sizes of firms by type of operation and kind of business	Firms (number)	Establishments (number)	Sales (\$1,000)	Annual payroll (\$1,000)	First-quarter payroll (\$1,000)	Paid employees for pay period including March 12 (number)	Operating expenses ¹ (\$1,000)	End-of-1996 inventories (\$1,000)	End-of-1997 inventories (\$1,000)
422	AGENTS, BROKERS, AND COMMISSION MERCHANTS—Con.									
	Wholesale trade, nondurable goods—Con.									
422520	Livestock whsle									
	All firms	880	957	15 468 016	144 727	34 129	19 860	340 694	9 663	13 135
	Firms operated for the entire year	812	888	15 122 766	142 632	33 476	19 378	335 225	9 656	13 135
	Firms with sales less than \$250,000	6	6	864	29	7	9	88	—	—
	Firms with sales of \$250,000 to \$499,999	18	18	6 911	161	43	53	499	6	7
	Firms with sales of \$500,000 to \$999,999	27	27	19 466	628	151	170	1 787	—	—
	Firms with sales of \$1,000,000 to \$2,499,999	77	78	131 644	3 258	764	583	7 796	22	64
	Firms with sales of \$2,500,000 to \$4,999,999	98	98	355 902	5 181	1 173	1 230	12 666	185	157
	Firms with sales of \$5,000,000 to \$9,999,999	167	170	1 236 557	15 290	3 692	2 920	37 349	918	1 719
	Firms with sales of \$10,000,000 to \$24,999,999	258	265	4 115 364	46 106	10 714	7 200	104 044	2 859	3 218
	Firms with sales of \$25,000,000 to \$49,999,999	102	106	3 562 264	30 844	7 378	3 921	73 122	1 396	2 600
	Firms with sales of \$50,000,000 to \$99,999,999	42	55	D	D	D	g	D	D	D
	Firms with sales of \$100,000,000 or more	17	65	D	D	D	g	D	D	D
	Firms not operated for the entire year	68	69	345 250	2 095	653	482	5 469	7	—
42259	Other farm product raw material whsle									
	All firms	380	402	3 389 441	42 361	10 769	3 087	104 354	1 655	9 455
	Firms operated for the entire year	192	204	2 133 596	27 715	7 378	1 518	63 044	1 655	1 982
	Firms with sales less than \$250,000	19	19	2 517	632	139	87	1 109	—	—
	Firms with sales of \$250,000 to \$499,999	12	12	4 372	648	99	33	1 340	—	—
	Firms with sales of \$500,000 to \$999,999	21	21	15 399	1 243	349	125	2 981	19	7
	Firms with sales of \$1,000,000 to \$2,499,999	36	36	56 951	1 681	416	158	5 132	969	845
	Firms with sales of \$2,500,000 to \$4,999,999	31	32	107 708	3 443	876	165	6 845	458	834
	Firms with sales of \$5,000,000 to \$9,999,999	26	26	188 268	5 415	1 381	328	10 611	111	102
	Firms with sales of \$10,000,000 to \$24,999,999	25	27	368 905	3 798	788	244	8 116	41	193
	Firms with sales of \$25,000,000 to \$49,999,999	12	15	416 584	3 185	1 001	112	7 604	57	1
	Firms with sales of \$50,000,000 to \$99,999,999	7	9	D	D	D	c	D	D	D
	Firms with sales of \$100,000,000 or more	3	7	D	D	D	b	D	D	D
	Firms not operated for the entire year	188	198	1 255 845	14 646	3 391	1 569	41 310	—	7 473
422590	Other farm product raw material whsle									
	All firms	380	402	3 389 441	42 361	10 769	3 087	104 354	1 655	9 455
	Firms operated for the entire year	192	204	2 133 596	27 715	7 378	1 518	63 044	1 655	1 982
	Firms with sales less than \$250,000	19	19	2 517	632	139	87	1 109	—	—
	Firms with sales of \$250,000 to \$499,999	12	12	4 372	648	99	33	1 340	—	—
	Firms with sales of \$500,000 to \$999,999	21	21	15 399	1 243	349	125	2 981	19	7
	Firms with sales of \$1,000,000 to \$2,499,999	36	36	56 951	1 681	416	158	5 132	969	845
	Firms with sales of \$2,500,000 to \$4,999,999	31	32	107 708	3 443	876	165	6 845	458	834
	Firms with sales of \$5,000,000 to \$9,999,999	26	26	188 268	5 415	1 381	328	10 611	111	102
	Firms with sales of \$10,000,000 to \$24,999,999	25	27	368 905	3 798	788	244	8 116	41	193
	Firms with sales of \$25,000,000 to \$49,999,999	12	15	416 584	3 185	1 001	112	7 604	57	1
	Firms with sales of \$50,000,000 to \$99,999,999	7	9	D	D	D	c	D	D	D
	Firms with sales of \$100,000,000 or more	3	7	D	D	D	b	D	D	D
	Firms not operated for the entire year	188	198	1 255 845	14 646	3 391	1 569	41 310	—	7 473
4225901	Hides, skins, & pelts whsle									

See footnotes at end of table.

Table 4. Sales Size of Firms: 1997—Con.

[Includes only firms and establishments with payroll. Excludes data for central administrative offices, auxiliary operations, or establishments of these firms that are classified in other categories than those specified in this table. For meaning of abbreviations and symbols, see introductory text. For explanation of terms, see Appendix A. For method of assignment to categories shown, see Appendix C]

NAICS code	Sales sizes of firms by type of operation and kind of business	Firms (number)	Establishments (number)	Sales (\$1,000)	Annual payroll (\$1,000)	First-quarter payroll (\$1,000)	Paid employees for pay period including March 12 (number)	Operating expenses ¹ (\$1,000)	End-of-1996 inventories (\$1,000)	End-of-1997 inventories (\$1,000)
422	AGENTS, BROKERS, AND COMMISSION MERCHANTS—Con.									
	Wholesale trade, nondurable goods—Con.									
4225901	Hides, skins, & pelts whsle—Con.									
	All firms	25	26	184 450	5 826	1 825	323	12 694	318	236
	Firms operated for the entire year	20	21	180 899	5 756	1 807	306	12 532	318	236
	Firms with sales less than \$250,000	1	1	D	D	D	a	D	D	D
	Firms with sales of \$250,000 to \$499,999	1	1	D	D	D	a	D	D	D
	Firms with sales of \$500,000 to \$999,999	2	2	D	D	D	a	D	D	D
	Firms with sales of \$1,000,000 to \$2,499,999	5	5	8 092	237	45	19	579	—	—
	Firms with sales of \$2,500,000 to \$4,999,999	3	3	11 240	188	56	7	452	164	164
	Firms with sales of \$5,000,000 to \$9,999,999	5	5	37 470	3 297	955	143	6 078	96	70
	Firms with sales of \$10,000,000 to \$24,999,999 ..	1	1	D	D	D	a	D	D	D
	Firms with sales of \$25,000,000 to \$49,999,999 ..	1	1	D	D	D	b	D	D	D
	Firms with sales of \$50,000,000 to \$99,999,999 ..	1	2	D	D	D	c	D	D	D
	Firms with sales of \$100,000,000 or more	—	—	—	—	—	—	—	—	—
	Firms not operated for the entire year	5	5	3 551	70	18	17	162	—	—
4225902	Leaf tobacco whsle									
	All firms	194	210	1 565 193	19 599	5 305	2 115	53 017	118	7 710
	Firms operated for the entire year	36	42	380 058	5 903	2 049	588	13 990	118	244
	Firms with sales less than \$250,000	1	1	D	D	D	a	D	D	D
	Firms with sales of \$250,000 to \$499,999	1	1	D	D	D	a	D	D	D
	Firms with sales of \$500,000 to \$999,999	5	5	D	D	D	b	D	D	D
	Firms with sales of \$1,000,000 to \$2,499,999	3	3	5 441	130	37	16	446	—	—
	Firms with sales of \$2,500,000 to \$4,999,999	7	8	24 463	719	331	81	1 473	109	84
	Firms with sales of \$5,000,000 to \$9,999,999	7	7	51 735	948	201	146	1 694	—	—
	Firms with sales of \$10,000,000 to \$24,999,999 ..	8	10	D	D	D	c	D	D	D
	Firms with sales of \$25,000,000 to \$49,999,999 ..	3	5	D	D	D	b	D	D	D
	Firms with sales of \$50,000,000 to \$99,999,999 ..	1	2	D	D	D	b	D	D	D
	Firms with sales of \$100,000,000 or more	—	—	—	—	—	—	—	—	—
	Firms not operated for the entire year	158	168	1 185 135	13 696	3 256	1 527	39 027	—	7 466
4225903	Wool, wool tops, & mohair whsle									
	All firms	19	19	56 823	1 177	270	60	2 702	1 055	1 276
	Firms operated for the entire year	15	15	44 709	1 110	257	58	2 335	1 055	1 276
	Firms with sales less than \$250,000	1	1	D	D	D	a	D	D	D
	Firms with sales of \$250,000 to \$499,999	—	—	—	—	—	—	—	—	—
	Firms with sales of \$500,000 to \$999,999	1	1	D	D	D	a	D	D	D
	Firms with sales of \$1,000,000 to \$2,499,999	8	8	10 182	527	121	31	1 155	862	739
	Firms with sales of \$2,500,000 to \$4,999,999	2	2	D	D	D	a	D	D	D
	Firms with sales of \$5,000,000 to \$9,999,999	2	2	D	D	D	a	D	D	D
	Firms with sales of \$10,000,000 to \$24,999,999 ..	1	1	D	D	D	a	D	D	D
	Firms with sales of \$25,000,000 to \$49,999,999 ..	—	—	—	—	—	—	—	—	—
	Firms with sales of \$50,000,000 to \$99,999,999 ..	—	—	—	—	—	—	—	—	—
	Firms with sales of \$100,000,000 or more	—	—	—	—	—	—	—	—	—
	Firms not operated for the entire year	4	4	12 114	67	13	2	367	—	—
4225904	Cotton whsle									

See footnotes at end of table.

Table 4. Sales Size of Firms: 1997—Con.

[Includes only firms and establishments with payroll. Excludes data for central administrative offices, auxiliary operations, or establishments of these firms that are classified in other categories than those specified in this table. For meaning of abbreviations and symbols, see introductory text. For explanation of terms, see Appendix A. For method of assignment to categories shown, see Appendix C]

NAICS code	Sales sizes of firms by type of operation and kind of business	Firms (number)	Establishments (number)	Sales (\$1,000)	Annual payroll (\$1,000)	First-quarter payroll (\$1,000)	Paid employees for pay period including March 12 (number)	Operating expenses ¹ (\$1,000)	End-of-1996 inventories (\$1,000)	End-of-1997 inventories (\$1,000)
422	AGENTS, BROKERS, AND COMMISSION MERCHANTS—Con.									
	Wholesale trade, nondurable goods—Con.									
4225904	Cotton whsle—Con.									
	All firms	50	53	695 960	3 493	535	98	6 343	32	95
	Firms operated for the entire year	40	43	664 057	3 099	456	88	5 368	32	88
	Firms with sales less than \$250,000	5	5	535	205	35	6	319	—	—
	Firms with sales of \$250,000 to \$499,999	2	2	D	D	D	a	D	D	D
	Firms with sales of \$500,000 to \$999,999	1	1	D	D	D	a	D	D	D
	Firms with sales of \$1,000,000 to \$2,499,999	6	6	10 599	86	18	20	303	—	—
	Firms with sales of \$2,500,000 to \$4,999,999	9	9	D	D	D	a	D	D	D
	Firms with sales of \$5,000,000 to \$9,999,999	7	7	D	D	D	a	D	D	D
	Firms with sales of \$10,000,000 to \$24,999,999	4	4	55 462	249	71	8	561	32	33
	Firms with sales of \$25,000,000 to \$49,999,999	3	4	90 896	368	61	8	492	—	—
	Firms with sales of \$50,000,000 to \$99,999,999	2	2	D	D	D	a	D	D	D
	Firms with sales of \$100,000,000 or more	1	3	D	D	D	a	D	D	D
	Firms not operated for the entire year	10	10	31 903	394	79	10	975	—	7
4225905	Other farm-product raw material whsle									
	All firms	92	94	887 015	12 266	2 834	491	29 598	132	138
	Firms operated for the entire year	81	83	863 873	11 847	2 809	478	28 819	132	138
	Firms with sales less than \$250,000	11	11	1 515	343	77	77	647	—	—
	Firms with sales of \$250,000 to \$499,999	8	8	3 000	402	84	28	955	—	—
	Firms with sales of \$500,000 to \$999,999	12	12	9 042	510	141	44	1 338	10	—
	Firms with sales of \$1,000,000 to \$2,499,999	14	14	22 637	701	195	72	2 649	107	106
	Firms with sales of \$2,500,000 to \$4,999,999	10	10	33 604	1 970	379	51	3 581	—	—
	Firms with sales of \$5,000,000 to \$9,999,999	5	5	37 889	626	176	20	1 943	15	32
	Firms with sales of \$10,000,000 to \$24,999,999	11	11	144 472	1 499	319	68	2 645	—	—
	Firms with sales of \$25,000,000 to \$49,999,999	5	5	179 357	1 575	405	17	3 450	—	—
	Firms with sales of \$50,000,000 to \$99,999,999	3	3	D	D	D	b	D	D	D
	Firms with sales of \$100,000,000 or more	2	4	D	D	D	b	D	D	D
	Firms not operated for the entire year	11	11	23 142	419	25	13	779	—	—
4226	Chemical & allied products whsle									
	All firms	1 372	1 390	6 509 052	194 592	41 323	3 687	354 566	22 043	26 585
	Firms operated for the entire year	1 228	1 246	6 198 943	188 360	40 299	3 593	341 353	22 038	26 566
	Firms with sales less than \$250,000	211	211	26 713	6 025	1 472	288	10 896	146	150
	Firms with sales of \$250,000 to \$499,999	92	92	D	D	D	c	D	D	D
	Firms with sales of \$500,000 to \$999,999	130	130	D	D	D	e	D	D	D
	Firms with sales of \$1,000,000 to \$2,499,999	258	259	D	D	D	f	D	D	D
	Firms with sales of \$2,500,000 to \$4,999,999	185	186	645 184	21 653	4 708	445	42 190	1 342	1 531
	Firms with sales of \$5,000,000 to \$9,999,999	186	187	1 277 594	36 109	7 622	587	62 062	1 934	3 595
	Firms with sales of \$10,000,000 to \$24,999,999	122	127	1 754 843	44 257	10 344	657	80 959	5 153	6 213
	Firms with sales of \$25,000,000 to \$49,999,999	32	38	1 018 151	27 814	4 973	298	46 435	7 244	8 536
	Firms with sales of \$50,000,000 to \$99,999,999	10	14	645 081	10 512	1 588	96	17 355	3 272	3 297
	Firms with sales of \$100,000,000 or more	2	2	D	D	D	c	D	D	D
	Firms not operated for the entire year	144	144	310 109	6 232	1 024	94	13 213	5	19
42261	Plastics materials & basic forms & shapes whsle									

See footnotes at end of table.

Table 4. Sales Size of Firms: 1997—Con.

[Includes only firms and establishments with payroll. Excludes data for central administrative offices, auxiliary operations, or establishments of these firms that are classified in other categories than those specified in this table. For meaning of abbreviations and symbols, see introductory text. For explanation of terms, see Appendix A. For method of assignment to categories shown, see Appendix C]

NAICS code	Sales sizes of firms by type of operation and kind of business	Firms (number)	Establishments (number)	Sales (\$1,000)	Annual payroll (\$1,000)	First-quarter payroll (\$1,000)	Paid employees for pay period including March 12 (number)	Operating expenses ¹ (\$1,000)	End-of-1996 inventories (\$1,000)	End-of-1997 inventories (\$1,000)
422	AGENTS, BROKERS, AND COMMISSION MERCHANTS—Con.									
	Wholesale trade, nondurable goods—Con.									
42261	Plastics materials & basic forms & shapes whsle—Con.									
	All firms	646	654	3 770 919	99 796	21 450	1 741	180 912	3 978	6 095
	Firms operated for the entire year	586	594	3 566 946	96 342	20 965	1 711	173 024	3 978	6 095
	Firms with sales less than \$250,000	49	49	6 039	1 044	258	65	2 173	44	30
	Firms with sales of \$250,000 to \$499,999	27	27	D	D	D	b	D	D	D
	Firms with sales of \$500,000 to \$999,999	55	55	D	D	D	c	D	D	D
	Firms with sales of \$1,000,000 to \$2,499,999	112	112	D	D	D	e	D	D	D
	Firms with sales of \$2,500,000 to \$4,999,999	107	107	368 711	12 553	2 870	252	24 499	516	561
	Firms with sales of \$5,000,000 to \$9,999,999	125	126	867 332	23 073	4 741	374	38 714	772	2 014
	Firms with sales of \$10,000,000 to \$24,999,999	89	93	1 256 255	29 985	7 038	426	52 652	1 411	1 476
	Firms with sales of \$25,000,000 to \$49,999,999	17	17	553 444	10 799	1 970	109	19 556	231	526
	Firms with sales of \$50,000,000 to \$99,999,999	5	8	D	D	D	b	D	D	D
	Firms with sales of \$100,000,000 or more	—	—	—	—	—	—	—	—	—
	Firms not operated for the entire year	60	60	203 973	3 454	485	30	7 888	—	—
422610	Plastics materials & basic forms & shapes whsle									
	All firms	646	654	3 770 919	99 796	21 450	1 741	180 912	3 978	6 095
	Firms operated for the entire year	586	594	3 566 946	96 342	20 965	1 711	173 024	3 978	6 095
	Firms with sales less than \$250,000	49	49	6 039	1 044	258	65	2 173	44	30
	Firms with sales of \$250,000 to \$499,999	27	27	D	D	D	b	D	D	D
	Firms with sales of \$500,000 to \$999,999	55	55	D	D	D	c	D	D	D
	Firms with sales of \$1,000,000 to \$2,499,999	112	112	D	D	D	e	D	D	D
	Firms with sales of \$2,500,000 to \$4,999,999	107	107	368 711	12 553	2 870	252	24 499	516	561
	Firms with sales of \$5,000,000 to \$9,999,999	125	126	867 332	23 073	4 741	374	38 714	772	2 014
	Firms with sales of \$10,000,000 to \$24,999,999	89	93	1 256 255	29 985	7 038	426	52 652	1 411	1 476
	Firms with sales of \$25,000,000 to \$49,999,999	17	17	553 444	10 799	1 970	109	19 556	231	526
	Firms with sales of \$50,000,000 to \$99,999,999	5	8	D	D	D	b	D	D	D
	Firms with sales of \$100,000,000 or more	—	—	—	—	—	—	—	—	—
	Firms not operated for the entire year	60	60	203 973	3 454	485	30	7 888	—	—
42269	Other chemical & allied products whsle									
	All firms	726	736	2 738 133	94 796	19 873	1 946	173 654	18 065	20 490
	Firms operated for the entire year	642	652	2 631 997	92 018	19 334	1 882	168 329	18 060	20 471
	Firms with sales less than \$250,000	162	162	20 674	4 981	1 214	223	8 723	102	120
	Firms with sales of \$250,000 to \$499,999	65	65	22 832	3 279	744	132	7 009	249	300
	Firms with sales of \$500,000 to \$999,999	75	75	51 286	4 766	1 193	169	10 176	553	571
	Firms with sales of \$1,000,000 to \$2,499,999	146	147	229 187	15 710	3 571	373	30 006	1 067	1 157
	Firms with sales of \$2,500,000 to \$4,999,999	78	79	276 473	9 100	1 838	193	17 691	826	970
	Firms with sales of \$5,000,000 to \$9,999,999	61	61	410 262	13 036	2 881	213	23 348	1 162	1 581
	Firms with sales of \$10,000,000 to \$24,999,999	33	34	498 588	14 272	3 306	231	28 307	3 742	4 737
	Firms with sales of \$25,000,000 to \$49,999,999	15	21	464 707	17 015	3 003	189	26 879	7 013	8 010
	Firms with sales of \$50,000,000 to \$99,999,999	5	6	D	D	D	b	D	D	D
	Firms with sales of \$100,000,000 or more	2	2	D	D	D	c	D	D	D
	Firms not operated for the entire year	84	84	106 136	2 778	539	64	5 325	5	19

See footnotes at end of table.

Table 4. Sales Size of Firms: 1997—Con.

[Includes only firms and establishments with payroll. Excludes data for central administrative offices, auxiliary operations, or establishments of these firms that are classified in other categories than those specified in this table. For meaning of abbreviations and symbols, see introductory text. For explanation of terms, see Appendix A. For method of assignment to categories shown, see Appendix C]

NAICS code	Sales sizes of firms by type of operation and kind of business	Firms (number)	Establishments (number)	Sales (\$1,000)	Annual payroll (\$1,000)	First-quarter payroll (\$1,000)	Paid employees for pay period including March 12 (number)	Operating expenses ¹ (\$1,000)	End-of-1996 inventories (\$1,000)	End-of-1997 inventories (\$1,000)
422	AGENTS, BROKERS, AND COMMISSION MERCHANTS—Con.									
	Wholesale trade, nondurable goods—Con.									
422690	Other chemical & allied products whsle									
	All firms	726	736	2 738 133	94 796	19 873	1 946	173 654	18 065	20 490
	Firms operated for the entire year	642	652	2 631 997	92 018	19 334	1 882	168 329	18 060	20 471
	Firms with sales less than \$250,000	162	162	20 674	4 981	1 214	223	8 723	102	120
	Firms with sales of \$250,000 to \$499,999	65	65	22 832	3 279	744	132	7 009	249	300
	Firms with sales of \$500,000 to \$999,999	75	75	51 286	4 766	1 193	169	10 176	553	571
	Firms with sales of \$1,000,000 to \$2,499,999	146	147	229 187	15 710	3 571	373	30 006	1 067	1 157
	Firms with sales of \$2,500,000 to \$4,999,999	78	79	276 473	9 100	1 838	193	17 691	826	970
	Firms with sales of \$5,000,000 to \$9,999,999	61	61	410 262	13 036	2 881	213	23 348	1 162	1 581
	Firms with sales of \$10,000,000 to \$24,999,999 ..	33	34	498 588	14 272	3 306	231	28 307	3 742	4 737
	Firms with sales of \$25,000,000 to \$49,999,999 ..	15	21	464 707	17 015	3 003	189	26 879	7 013	8 010
	Firms with sales of \$50,000,000 to \$99,999,999 ..	5	6	D	D	D	b	D	D	D
	Firms with sales of \$100,000,000 or more	2	2	D	D	D	c	D	D	D
	Firms not operated for the entire year	84	84	106 136	2 778	539	64	5 325	5	19
4226901	Industrial gases (except LP) whsle									
	All firms	9	11	71 241	2 852	489	48	4 830	—	—
	Firms operated for the entire year	6	8	67 783	2 717	426	43	4 550	—	—
	Firms with sales less than \$250,000	1	1	D	D	D	a	D	D	D
	Firms with sales of \$250,000 to \$499,999	—	—	—	—	—	—	—	—	—
	Firms with sales of \$500,000 to \$999,999	—	—	—	—	—	—	—	—	—
	Firms with sales of \$1,000,000 to \$2,499,999	1	1	D	D	D	a	D	D	D
	Firms with sales of \$2,500,000 to \$4,999,999	2	2	D	D	D	a	D	D	D
	Firms with sales of \$5,000,000 to \$9,999,999	—	—	—	—	—	—	—	—	—
	Firms with sales of \$10,000,000 to \$24,999,999 ..	1	1	D	D	D	a	D	D	D
	Firms with sales of \$25,000,000 to \$49,999,999 ..	1	3	D	D	D	a	D	D	D
	Firms with sales of \$50,000,000 to \$99,999,999 ..	—	—	—	—	—	—	—	—	—
	Firms with sales of \$100,000,000 or more	—	—	—	—	—	—	—	—	—
	Firms not operated for the entire year	3	3	3 458	135	63	5	280	—	—
4226902	Other chemical & allied products whsle									
	All firms	717	725	2 666 892	91 944	19 384	1 898	168 824	18 065	20 490
	Firms operated for the entire year	636	644	2 564 214	89 301	18 908	1 839	163 779	18 060	20 471
	Firms with sales less than \$250,000	161	161	D	D	D	c	D	D	D
	Firms with sales of \$250,000 to \$499,999	65	65	22 832	3 279	744	132	7 009	249	300
	Firms with sales of \$500,000 to \$999,999	75	75	51 286	4 766	1 193	169	10 176	553	571
	Firms with sales of \$1,000,000 to \$2,499,999	145	146	D	D	D	e	D	D	D
	Firms with sales of \$2,500,000 to \$4,999,999	76	77	D	D	D	c	D	D	D
	Firms with sales of \$5,000,000 to \$9,999,999	61	61	410 262	13 036	2 881	213	23 348	1 162	1 581
	Firms with sales of \$10,000,000 to \$24,999,999 ..	32	33	D	D	D	c	D	D	D
	Firms with sales of \$25,000,000 to \$49,999,999 ..	14	18	D	D	D	c	D	D	D
	Firms with sales of \$50,000,000 to \$99,999,999 ..	5	6	D	D	D	b	D	D	D
	Firms with sales of \$100,000,000 or more	2	2	D	D	D	c	D	D	D
	Firms not operated for the entire year	81	81	102 678	2 643	476	59	5 045	5	19

See footnotes at end of table.

Table 4. Sales Size of Firms: 1997—Con.

[Includes only firms and establishments with payroll. Excludes data for central administrative offices, auxiliary operations, or establishments of these firms that are classified in other categories than those specified in this table. For meaning of abbreviations and symbols, see introductory text. For explanation of terms, see Appendix A. For method of assignment to categories shown, see Appendix C]

NAICS code	Sales sizes of firms by type of operation and kind of business	Firms (number)	Establishments (number)	Sales (\$1,000)	Annual payroll (\$1,000)	First-quarter payroll (\$1,000)	Paid employees for pay period including March 12 (number)	Operating expenses ¹ (\$1,000)	End-of-1996 inventories (\$1,000)	End-of-1997 inventories (\$1,000)
422	AGENTS, BROKERS, AND COMMISSION MERCHANTS—Con.									
4227	Wholesale trade, nondurable goods—Con.									
	Petroleum & petroleum products whsle									
	All firms	246	256	11 953 186	97 236	20 671	2 655	184 534	1 191	1 178
	Firms operated for the entire year	225	235	D	D	D	h	D	D	D
	Firms with sales less than \$250,000	53	53	D	D	D	b	D	D	D
	Firms with sales of \$250,000 to \$499,999	21	21	D	D	D	b	D	D	D
	Firms with sales of \$500,000 to \$999,999	24	25	D	D	D	b	D	D	D
	Firms with sales of \$1,000,000 to \$2,499,999	40	40	64 932	2 320	540	95	4 777	412	454
	Firms with sales of \$2,500,000 to \$4,999,999	26	26	94 552	2 690	860	85	5 523	108	87
	Firms with sales of \$5,000,000 to \$9,999,999	8	9	D	D	D	b	D	D	D
	Firms with sales of \$10,000,000 to \$24,999,999	20	20	285 553	5 219	1 465	158	9 676	—	—
	Firms with sales of \$25,000,000 to \$49,999,999	9	9	D	D	D	b	D	D	D
	Firms with sales of \$50,000,000 to \$99,999,999	8	8	D	D	D	b	D	D	D
	Firms with sales of \$100,000,000 or more	16	24	D	D	D	g	D	D	D
	Firms not operated for the entire year	21	21	D	D	D	a	D	D	D
42271	Petroleum bulk stations & terminals									
	All firms	68	69	331 386	12 025	3 033	266	33 642	527	548
	Firms operated for the entire year	62	63	D	D	D	e	D	D	D
	Firms with sales less than \$250,000	6	6	D	D	D	a	D	D	D
	Firms with sales of \$250,000 to \$499,999	8	8	D	D	D	a	D	D	D
	Firms with sales of \$500,000 to \$999,999	10	10	D	D	D	b	D	D	D
	Firms with sales of \$1,000,000 to \$2,499,999	16	16	D	D	D	b	D	D	D
	Firms with sales of \$2,500,000 to \$4,999,999	13	13	49 924	852	239	54	1 939	46	48
	Firms with sales of \$5,000,000 to \$9,999,999	2	3	D	D	D	b	D	D	D
	Firms with sales of \$10,000,000 to \$24,999,999	5	5	D	D	D	b	D	D	D
	Firms with sales of \$25,000,000 to \$49,999,999	—	—	—	—	—	—	—	—	—
	Firms with sales of \$50,000,000 to \$99,999,999	1	1	D	D	D	a	D	D	D
	Firms with sales of \$100,000,000 or more	1	1	D	D	D	b	D	D	D
	Firms not operated for the entire year	6	6	D	D	D	a	D	D	D
422710	Petroleum bulk stations & terminals									
	All firms	68	69	331 386	12 025	3 033	266	33 642	527	548
	Firms operated for the entire year	62	63	D	D	D	e	D	D	D
	Firms with sales less than \$250,000	6	6	D	D	D	a	D	D	D
	Firms with sales of \$250,000 to \$499,999	8	8	D	D	D	a	D	D	D
	Firms with sales of \$500,000 to \$999,999	10	10	D	D	D	b	D	D	D
	Firms with sales of \$1,000,000 to \$2,499,999	16	16	D	D	D	b	D	D	D
	Firms with sales of \$2,500,000 to \$4,999,999	13	13	49 924	852	239	54	1 939	46	48
	Firms with sales of \$5,000,000 to \$9,999,999	2	3	D	D	D	b	D	D	D
	Firms with sales of \$10,000,000 to \$24,999,999	5	5	D	D	D	b	D	D	D
	Firms with sales of \$25,000,000 to \$49,999,999	—	—	—	—	—	—	—	—	—
	Firms with sales of \$50,000,000 to \$99,999,999	1	1	D	D	D	a	D	D	D
	Firms with sales of \$100,000,000 or more	1	1	D	D	D	b	D	D	D
	Firms not operated for the entire year	6	6	D	D	D	a	D	D	D

See footnotes at end of table.

Table 4. Sales Size of Firms: 1997—Con.

[Includes only firms and establishments with payroll. Excludes data for central administrative offices, auxiliary operations, or establishments of these firms that are classified in other categories than those specified in this table. For meaning of abbreviations and symbols, see introductory text. For explanation of terms, see Appendix A. For method of assignment to categories shown, see Appendix C]

NAICS code	Sales sizes of firms by type of operation and kind of business	Firms (number)	Establishments (number)	Sales (\$1,000)	Annual payroll (\$1,000)	First-quarter payroll (\$1,000)	Paid employees for pay period including March 12 (number)	Operating expenses ¹ (\$1,000)	End-of-1996 inventories (\$1,000)	End-of-1997 inventories (\$1,000)
422	AGENTS, BROKERS, AND COMMISSION MERCHANTS—Con.									
	Wholesale trade, nondurable goods—Con.									
4227101	Petroleum bulk stations & terminals (except LP)									
	All firms	67	68	D	D	D	e	D	D	D
	Firms operated for the entire year	61	62	D	D	D	e	D	D	D
	Firms with sales less than \$250,000	6	6	D	D	D	a	D	D	D
	Firms with sales of \$250,000 to \$499,999	8	8	D	D	D	a	D	D	D
	Firms with sales of \$500,000 to \$999,999	10	10	D	D	D	b	D	D	D
	Firms with sales of \$1,000,000 to \$2,499,999	16	16	D	D	D	b	D	D	D
	Firms with sales of \$2,500,000 to \$4,999,999	12	12	D	D	D	b	D	D	D
	Firms with sales of \$5,000,000 to \$9,999,999	2	3	D	D	D	b	D	D	D
	Firms with sales of \$10,000,000 to \$24,999,999 ..	5	5	D	D	D	b	D	D	D
	Firms with sales of \$25,000,000 to \$49,999,999 ..	—	—	—	—	—	—	—	—	—
	Firms with sales of \$50,000,000 to \$99,999,999 ..	1	1	D	D	D	a	D	D	D
	Firms with sales of \$100,000,000 or more	1	1	D	D	D	b	D	D	D
	Firms not operated for the entire year	6	6	D	D	D	a	D	D	D
42271011	Petroleum bulk stations (except LP)									
	All firms	62	63	D	D	D	c	D	D	D
	Firms operated for the entire year	57	58	D	D	D	c	D	D	D
	Firms with sales less than \$250,000	5	5	D	D	D	a	D	D	D
	Firms with sales of \$250,000 to \$499,999	8	8	D	D	D	a	D	D	D
	Firms with sales of \$500,000 to \$999,999	10	10	D	D	D	b	D	D	D
	Firms with sales of \$1,000,000 to \$2,499,999	16	16	D	D	D	b	D	D	D
	Firms with sales of \$2,500,000 to \$4,999,999	11	11	D	D	D	b	D	D	D
	Firms with sales of \$5,000,000 to \$9,999,999	2	3	D	D	D	b	D	D	D
	Firms with sales of \$10,000,000 to \$24,999,999 ..	4	4	D	D	D	a	D	D	D
	Firms with sales of \$25,000,000 to \$49,999,999 ..	—	—	—	—	—	—	—	—	—
	Firms with sales of \$50,000,000 to \$99,999,999 ..	1	1	D	D	D	a	D	D	D
	Firms with sales of \$100,000,000 or more	—	—	—	—	—	—	—	—	—
	Firms not operated for the entire year	5	5	D	D	D	a	D	D	D
42271012	Petroleum bulk terminals (except LP)									
	All firms	5	5	D	D	D	b	D	D	D
	Firms operated for the entire year	4	4	D	D	D	b	D	D	D
	Firms with sales less than \$250,000	1	1	D	D	D	a	D	D	D
	Firms with sales of \$250,000 to \$499,999	—	—	—	—	—	—	—	—	—
	Firms with sales of \$500,000 to \$999,999	—	—	—	—	—	—	—	—	—
	Firms with sales of \$1,000,000 to \$2,499,999	—	—	—	—	—	—	—	—	—
	Firms with sales of \$2,500,000 to \$4,999,999	1	1	D	D	D	a	D	D	D
	Firms with sales of \$5,000,000 to \$9,999,999	—	—	—	—	—	—	—	—	—
	Firms with sales of \$10,000,000 to \$24,999,999 ..	1	1	D	D	D	a	D	D	D
	Firms with sales of \$25,000,000 to \$49,999,999 ..	—	—	—	—	—	—	—	—	—
	Firms with sales of \$50,000,000 to \$99,999,999 ..	—	—	—	—	—	—	—	—	—
	Firms with sales of \$100,000,000 or more	1	1	D	D	D	b	D	D	D
	Firms not operated for the entire year	1	1	D	D	D	a	D	D	D

See footnotes at end of table.

Table 4. Sales Size of Firms: 1997—Con.

[Includes only firms and establishments with payroll. Excludes data for central administrative offices, auxiliary operations, or establishments of these firms that are classified in other categories than those specified in this table. For meaning of abbreviations and symbols, see introductory text. For explanation of terms, see Appendix A. For method of assignment to categories shown, see Appendix C]

NAICS code	Sales sizes of firms by type of operation and kind of business	Firms (number)	Establishments (number)	Sales (\$1,000)	Annual payroll (\$1,000)	First-quarter payroll (\$1,000)	Paid employees for pay period including March 12 (number)	Operating expenses ¹ (\$1,000)	End-of-1996 inventories (\$1,000)	End-of-1997 inventories (\$1,000)
422	AGENTS, BROKERS, AND COMMISSION MERCHANTS—Con.									
	Wholesale trade, nondurable goods—Con.									
4227102	Liquefied petroleum bulk stations & terminals									
	All firms	1	1	D	D	D	a	D	D	D
	Firms operated for the entire year	1	1	D	D	D	a	D	D	D
	Firms with sales less than \$250,000	—	—	—	—	—	—	—	—	—
	Firms with sales of \$250,000 to \$499,999	—	—	—	—	—	—	—	—	—
	Firms with sales of \$500,000 to \$999,999	—	—	—	—	—	—	—	—	—
	Firms with sales of \$1,000,000 to \$2,499,999	—	—	—	—	—	—	—	—	—
	Firms with sales of \$2,500,000 to \$4,999,999	1	1	D	D	D	a	D	D	D
	Firms with sales of \$5,000,000 to \$9,999,999	—	—	—	—	—	—	—	—	—
	Firms with sales of \$10,000,000 to \$24,999,999	—	—	—	—	—	—	—	—	—
	Firms with sales of \$25,000,000 to \$49,999,999	—	—	—	—	—	—	—	—	—
	Firms with sales of \$50,000,000 to \$99,999,999	—	—	—	—	—	—	—	—	—
	Firms with sales of \$100,000,000 or more	—	—	—	—	—	—	—	—	—
	Firms not operated for the entire year	—	—	—	—	—	—	—	—	—
42272	Petroleum & petroleum prod whse (exc bulk stations & terminals)									
	All firms	179	187	11 621 800	85 211	17 638	2 389	150 892	664	630
	Firms operated for the entire year	164	172	D	D	D	g	D	D	D
	Firms with sales less than \$250,000	48	48	D	D	D	b	D	D	D
	Firms with sales of \$250,000 to \$499,999	14	14	D	D	D	b	D	D	D
	Firms with sales of \$500,000 to \$999,999	13	13	9 737	1 443	345	33	2 261	—	6
	Firms with sales of \$1,000,000 to \$2,499,999	24	24	D	D	D	b	D	D	D
	Firms with sales of \$2,500,000 to \$4,999,999	13	13	44 628	1 838	621	31	3 584	62	39
	Firms with sales of \$5,000,000 to \$9,999,999	6	6	38 027	759	154	19	1 309	—	—
	Firms with sales of \$10,000,000 to \$24,999,999	15	15	D	D	D	c	D	D	D
	Firms with sales of \$25,000,000 to \$49,999,999	9	9	D	D	D	b	D	D	D
	Firms with sales of \$50,000,000 to \$99,999,999	7	7	516 259	11 152	1 074	48	19 715	—	—
	Firms with sales of \$100,000,000 or more	15	23	10 443 269	56 845	12 626	1 929	101 423	314	323
	Firms not operated for the entire year	15	15	D	D	D	a	D	D	D
422720	Petroleum & petroleum prod whse (exc bulk stations & terminals)									
	All firms	179	187	11 621 800	85 211	17 638	2 389	150 892	664	630
	Firms operated for the entire year	164	172	D	D	D	g	D	D	D
	Firms with sales less than \$250,000	48	48	D	D	D	b	D	D	D
	Firms with sales of \$250,000 to \$499,999	14	14	D	D	D	b	D	D	D
	Firms with sales of \$500,000 to \$999,999	13	13	9 737	1 443	345	33	2 261	—	6
	Firms with sales of \$1,000,000 to \$2,499,999	24	24	D	D	D	b	D	D	D
	Firms with sales of \$2,500,000 to \$4,999,999	13	13	44 628	1 838	621	31	3 584	62	39
	Firms with sales of \$5,000,000 to \$9,999,999	6	6	38 027	759	154	19	1 309	—	—
	Firms with sales of \$10,000,000 to \$24,999,999	15	15	D	D	D	c	D	D	D
	Firms with sales of \$25,000,000 to \$49,999,999	9	9	D	D	D	b	D	D	D
	Firms with sales of \$50,000,000 to \$99,999,999	7	7	516 259	11 152	1 074	48	19 715	—	—
	Firms with sales of \$100,000,000 or more	15	23	10 443 269	56 845	12 626	1 929	101 423	314	323
	Firms not operated for the entire year	15	15	D	D	D	a	D	D	D

See footnotes at end of table.

Table 4. Sales Size of Firms: 1997—Con.

[Includes only firms and establishments with payroll. Excludes data for central administrative offices, auxiliary operations, or establishments of these firms that are classified in other categories than those specified in this table. For meaning of abbreviations and symbols, see introductory text. For explanation of terms, see Appendix A. For method of assignment to categories shown, see Appendix C]

NAICS code	Sales sizes of firms by type of operation and kind of business	Firms (number)	Establishments (number)	Sales (\$1,000)	Annual payroll (\$1,000)	First-quarter payroll (\$1,000)	Paid employees for pay period including March 12 (number)	Operating expenses ¹ (\$1,000)	End-of-1996 inventories (\$1,000)	End-of-1997 inventories (\$1,000)
422	AGENTS, BROKERS, AND COMMISSION MERCHANTS—Con.									
4228	Wholesale trade, nondurable goods—Con.									
	Beer, wine, & distilled alcoholic beverage whsle									
	All firms	210	213	D	D	D	g	D	D	D
	Firms operated for the entire year	188	191	D	D	D	g	D	D	D
	Firms with sales less than \$250,000	34	34	D	D	D	b	D	D	D
	Firms with sales of \$250,000 to \$499,999	23	23	D	D	D	b	D	D	D
	Firms with sales of \$500,000 to \$999,999	19	19	D	D	D	b	D	D	D
	Firms with sales of \$1,000,000 to \$2,499,999	34	34	D	D	D	c	D	D	D
	Firms with sales of \$2,500,000 to \$4,999,999	13	13	D	D	D	b	D	D	D
	Firms with sales of \$5,000,000 to \$9,999,999	24	24	D	D	D	c	D	D	D
	Firms with sales of \$10,000,000 to \$24,999,999	18	21	D	D	D	c	D	D	D
	Firms with sales of \$25,000,000 to \$49,999,999	11	11	D	D	D	c	D	D	D
	Firms with sales of \$50,000,000 to \$99,999,999	9	9	D	D	D	c	D	D	D
	Firms with sales of \$100,000,000 or more	3	3	D	D	D	e	D	D	D
	Firms not operated for the entire year	22	22	D	D	D	a	D	D	D
42281	Beer & ale whsle									
	All firms	37	40	D	D	D	c	D	D	D
	Firms operated for the entire year	33	36	D	D	D	c	D	D	D
	Firms with sales less than \$250,000	11	11	D	D	D	a	D	D	D
	Firms with sales of \$250,000 to \$499,999	3	3	D	D	D	a	D	D	D
	Firms with sales of \$500,000 to \$999,999	6	6	D	D	D	b	D	D	D
	Firms with sales of \$1,000,000 to \$2,499,999	4	4	D	D	D	b	D	D	D
	Firms with sales of \$2,500,000 to \$4,999,999	—	—	—	—	—	—	—	—	—
	Firms with sales of \$5,000,000 to \$9,999,999	3	3	D	D	D	a	D	D	D
	Firms with sales of \$10,000,000 to \$24,999,999	4	7	D	D	D	c	D	D	D
	Firms with sales of \$25,000,000 to \$49,999,999	1	1	D	D	D	a	D	D	D
	Firms with sales of \$50,000,000 to \$99,999,999	1	1	D	D	D	b	D	D	D
	Firms with sales of \$100,000,000 or more	—	—	—	—	—	—	—	—	—
	Firms not operated for the entire year	4	4	D	D	D	a	D	D	D
422810	Beer & ale whsle									
	All firms	37	40	D	D	D	c	D	D	D
	Firms operated for the entire year	33	36	D	D	D	c	D	D	D
	Firms with sales less than \$250,000	11	11	D	D	D	a	D	D	D
	Firms with sales of \$250,000 to \$499,999	3	3	D	D	D	a	D	D	D
	Firms with sales of \$500,000 to \$999,999	6	6	D	D	D	b	D	D	D
	Firms with sales of \$1,000,000 to \$2,499,999	4	4	D	D	D	b	D	D	D
	Firms with sales of \$2,500,000 to \$4,999,999	—	—	—	—	—	—	—	—	—
	Firms with sales of \$5,000,000 to \$9,999,999	3	3	D	D	D	a	D	D	D
	Firms with sales of \$10,000,000 to \$24,999,999	4	7	D	D	D	c	D	D	D
	Firms with sales of \$25,000,000 to \$49,999,999	1	1	D	D	D	a	D	D	D
	Firms with sales of \$50,000,000 to \$99,999,999	1	1	D	D	D	b	D	D	D
	Firms with sales of \$100,000,000 or more	—	—	—	—	—	—	—	—	—
	Firms not operated for the entire year	4	4	D	D	D	a	D	D	D
42282	Wine & distilled alcoholic beverage whsle									

See footnotes at end of table.

Table 4. Sales Size of Firms: 1997—Con.

[Includes only firms and establishments with payroll. Excludes data for central administrative offices, auxiliary operations, or establishments of these firms that are classified in other categories than those specified in this table. For meaning of abbreviations and symbols, see introductory text. For explanation of terms, see Appendix A. For method of assignment to categories shown, see Appendix C]

NAICS code	Sales sizes of firms by type of operation and kind of business	Firms (number)	Establishments (number)	Sales (\$1,000)	Annual payroll (\$1,000)	First-quarter payroll (\$1,000)	Paid employees for pay period including March 12 (number)	Operating expenses ¹ (\$1,000)	End-of-1996 inventories (\$1,000)	End-of-1997 inventories (\$1,000)
422	AGENTS, BROKERS, AND COMMISSION MERCHANTS—Con.									
	Wholesale trade, nondurable goods—Con.									
42282	Wine & distilled alcoholic beverage whsle—Con.									
	All firms	173	173	1 955 271	58 828	13 631	1 229	100 194	1 446	2 473
	Firms operated for the entire year	155	155	1 938 474	57 952	13 561	1 213	98 325	1 446	2 450
	Firms with sales less than \$250,000	23	23	3 229	912	228	43	1 914	85	88
	Firms with sales of \$250,000 to \$499,999	20	20	6 652	1 260	258	28	2 700	34	40
	Firms with sales of \$500,000 to \$999,999	13	13	9 064	643	152	25	1 585	101	293
	Firms with sales of \$1,000,000 to \$2,499,999	30	30	D	D	D	b	D	D	D
	Firms with sales of \$2,500,000 to \$4,999,999	13	13	D	D	D	b	D	D	D
	Firms with sales of \$5,000,000 to \$9,999,999	21	21	D	D	D	b	D	D	D
	Firms with sales of \$10,000,000 to \$24,999,999 ..	14	14	211 276	7 955	1 617	96	13 668	199	318
	Firms with sales of \$25,000,000 to \$49,999,999 ..	10	10	D	D	D	c	D	D	D
	Firms with sales of \$50,000,000 to \$99,999,999 ..	8	8	D	D	D	c	D	D	D
	Firms with sales of \$100,000,000 or more	3	3	D	D	D	e	D	D	D
	Firms not operated for the entire year	18	18	16 797	876	70	16	1 869	—	23
422820	Wine & distilled alcoholic beverage whsle									
	All firms	173	173	1 955 271	58 828	13 631	1 229	100 194	1 446	2 473
	Firms operated for the entire year	155	155	1 938 474	57 952	13 561	1 213	98 325	1 446	2 450
	Firms with sales less than \$250,000	23	23	3 229	912	228	43	1 914	85	88
	Firms with sales of \$250,000 to \$499,999	20	20	6 652	1 260	258	28	2 700	34	40
	Firms with sales of \$500,000 to \$999,999	13	13	9 064	643	152	25	1 585	101	293
	Firms with sales of \$1,000,000 to \$2,499,999	30	30	D	D	D	b	D	D	D
	Firms with sales of \$2,500,000 to \$4,999,999	13	13	D	D	D	b	D	D	D
	Firms with sales of \$5,000,000 to \$9,999,999	21	21	D	D	D	b	D	D	D
	Firms with sales of \$10,000,000 to \$24,999,999 ..	14	14	211 276	7 955	1 617	96	13 668	199	318
	Firms with sales of \$25,000,000 to \$49,999,999 ..	10	10	D	D	D	c	D	D	D
	Firms with sales of \$50,000,000 to \$99,999,999 ..	8	8	D	D	D	c	D	D	D
	Firms with sales of \$100,000,000 or more	3	3	D	D	D	e	D	D	D
	Firms not operated for the entire year	18	18	16 797	876	70	16	1 869	—	23
4228201	Wine & distilled alcoholic bev (licensed operation) whsle									
	All firms	173	173	1 955 271	58 828	13 631	1 229	100 194	1 446	2 473
	Firms operated for the entire year	155	155	1 938 474	57 952	13 561	1 213	98 325	1 446	2 450
	Firms with sales less than \$250,000	23	23	3 229	912	228	43	1 914	85	88
	Firms with sales of \$250,000 to \$499,999	20	20	6 652	1 260	258	28	2 700	34	40
	Firms with sales of \$500,000 to \$999,999	13	13	9 064	643	152	25	1 585	101	293
	Firms with sales of \$1,000,000 to \$2,499,999	30	30	D	D	D	b	D	D	D
	Firms with sales of \$2,500,000 to \$4,999,999	13	13	D	D	D	b	D	D	D
	Firms with sales of \$5,000,000 to \$9,999,999	21	21	D	D	D	b	D	D	D
	Firms with sales of \$10,000,000 to \$24,999,999 ..	14	14	211 276	7 955	1 617	96	13 668	199	318
	Firms with sales of \$25,000,000 to \$49,999,999 ..	10	10	D	D	D	c	D	D	D
	Firms with sales of \$50,000,000 to \$99,999,999 ..	8	8	D	D	D	c	D	D	D
	Firms with sales of \$100,000,000 or more	3	3	D	D	D	e	D	D	D
	Firms not operated for the entire year	18	18	16 797	876	70	16	1 869	—	23

See footnotes at end of table.

Table 4. Sales Size of Firms: 1997—Con.

[Includes only firms and establishments with payroll. Excludes data for central administrative offices, auxiliary operations, or establishments of these firms that are classified in other categories than those specified in this table. For meaning of abbreviations and symbols, see introductory text. For explanation of terms, see Appendix A. For method of assignment to categories shown, see Appendix C]

NAICS code	Sales sizes of firms by type of operation and kind of business	Firms (number)	Establishments (number)	Sales (\$1,000)	Annual payroll (\$1,000)	First-quarter payroll (\$1,000)	Paid employees for pay period including March 12 (number)	Operating expenses ¹ (\$1,000)	End-of-1996 inventories (\$1,000)	End-of-1997 inventories (\$1,000)
422	AGENTS, BROKERS, AND COMMISSION MERCHANTS—Con.									
4229	Wholesale trade, nondurable goods—Con.									
	Miscellaneous nondurable goods whsle									
	All firms	2 701	2 763	D	D	D	j	D	D	D
	Firms operated for the entire year	2 136	2 198	D	D	D	i	D	D	D
	Firms with sales less than \$250,000	589	589	D	D	D	f	D	D	D
	Firms with sales of \$250,000 to \$499,999	252	252	D	D	D	f	D	D	D
	Firms with sales of \$500,000 to \$999,999	247	248	D	D	D	f	D	D	D
	Firms with sales of \$1,000,000 to \$2,499,999	354	357	D	D	D	g	D	D	D
	Firms with sales of \$2,500,000 to \$4,999,999	260	261	D	D	D	g	D	D	D
	Firms with sales of \$5,000,000 to \$9,999,999	202	214	D	D	D	g	D	D	D
	Firms with sales of \$10,000,000 to \$24,999,999	160	178	D	D	D	g	D	D	D
	Firms with sales of \$25,000,000 to \$49,999,999	41	51	D	D	D	f	D	D	D
	Firms with sales of \$50,000,000 to \$99,999,999	20	25	D	D	D	e	D	D	D
	Firms with sales of \$100,000,000 or more	11	23	D	D	D	g	D	D	D
	Firms not operated for the entire year	565	565	D	D	D	f	D	D	D
42291	Farm supplies whsle									
	All firms	219	223	2 238 242	27 321	5 985	554	53 381	1 523	1 091
	Firms operated for the entire year	179	183	D	D	D	f	D	D	D
	Firms with sales less than \$250,000	39	39	D	D	D	b	D	D	D
	Firms with sales of \$250,000 to \$499,999	12	12	D	D	D	b	D	D	D
	Firms with sales of \$500,000 to \$999,999	23	23	D	D	D	b	D	D	D
	Firms with sales of \$1,000,000 to \$2,499,999	26	26	41 151	1 937	656	52	3 811	223	9
	Firms with sales of \$2,500,000 to \$4,999,999	31	32	115 661	3 579	685	94	6 434	169	260
	Firms with sales of \$5,000,000 to \$9,999,999	22	22	146 913	4 125	860	74	7 423	126	151
	Firms with sales of \$10,000,000 to \$24,999,999	17	20	259 036	5 614	1 502	79	10 474	321	298
	Firms with sales of \$25,000,000 to \$49,999,999	5	5	197 900	3 599	719	40	6 431	571	275
	Firms with sales of \$50,000,000 to \$99,999,999	2	2	D	D	D	b	D	D	D
	Firms with sales of \$100,000,000 or more	2	2	D	D	D	a	D	D	D
	Firms not operated for the entire year	40	40	D	D	D	a	D	D	D
422910	Farm supplies whsle									
	All firms	219	223	2 238 242	27 321	5 985	554	53 381	1 523	1 091
	Firms operated for the entire year	179	183	D	D	D	f	D	D	D
	Firms with sales less than \$250,000	39	39	D	D	D	b	D	D	D
	Firms with sales of \$250,000 to \$499,999	12	12	D	D	D	b	D	D	D
	Firms with sales of \$500,000 to \$999,999	23	23	D	D	D	b	D	D	D
	Firms with sales of \$1,000,000 to \$2,499,999	26	26	41 151	1 937	656	52	3 811	223	9
	Firms with sales of \$2,500,000 to \$4,999,999	31	32	115 661	3 579	685	94	6 434	169	260
	Firms with sales of \$5,000,000 to \$9,999,999	22	22	146 913	4 125	860	74	7 423	126	151
	Firms with sales of \$10,000,000 to \$24,999,999	17	20	259 036	5 614	1 502	79	10 474	321	298
	Firms with sales of \$25,000,000 to \$49,999,999	5	5	197 900	3 599	719	40	6 431	571	275
	Firms with sales of \$50,000,000 to \$99,999,999	2	2	D	D	D	b	D	D	D
	Firms with sales of \$100,000,000 or more	2	2	D	D	D	a	D	D	D
	Firms not operated for the entire year	40	40	D	D	D	a	D	D	D
4229102	Farm supplies—whsle distributors									

See footnotes at end of table.

Table 4. Sales Size of Firms: 1997—Con.

[Includes only firms and establishments with payroll. Excludes data for central administrative offices, auxiliary operations, or establishments of these firms that are classified in other categories than those specified in this table. For meaning of abbreviations and symbols, see introductory text. For explanation of terms, see Appendix A. For method of assignment to categories shown, see Appendix C]

NAICS code	Sales sizes of firms by type of operation and kind of business	Firms (number)	Establishments (number)	Sales (\$1,000)	Annual payroll (\$1,000)	First-quarter payroll (\$1,000)	Paid employees for pay period including March 12 (number)	Operating expenses ¹ (\$1,000)	End-of-1996 inventories (\$1,000)	End-of-1997 inventories (\$1,000)
422	AGENTS, BROKERS, AND COMMISSION MERCHANTS—Con.									
	Wholesale trade, nondurable goods—Con.									
4229102	Farm supplies—whsle distributors—Con.									
	All firms	219	223	2 238 242	27 321	5 985	554	53 381	1 523	1 091
	Firms operated for the entire year	179	183	D	D	D	f	D	D	D
	Firms with sales less than \$250,000	39	39	D	D	D	b	D	D	D
	Firms with sales of \$250,000 to \$499,999	12	12	D	D	D	b	D	D	D
	Firms with sales of \$500,000 to \$999,999	23	23	D	D	D	b	D	D	D
	Firms with sales of \$1,000,000 to \$2,499,999	26	26	41 151	1 937	656	52	3 811	223	9
	Firms with sales of \$2,500,000 to \$4,999,999	31	32	115 661	3 579	685	94	6 434	169	260
	Firms with sales of \$5,000,000 to \$9,999,999	22	22	146 913	4 125	860	74	7 423	126	151
	Firms with sales of \$10,000,000 to \$24,999,999 ..	17	20	259 036	5 614	1 502	79	10 474	321	298
	Firms with sales of \$25,000,000 to \$49,999,999 ..	5	5	197 900	3 599	719	40	6 431	571	275
	Firms with sales of \$50,000,000 to \$99,999,999 ..	2	2	D	D	D	b	D	D	D
	Firms with sales of \$100,000,000 or more	2	2	D	D	D	a	D	D	D
	Firms not operated for the entire year	40	40	D	D	D	a	D	D	D
42292	Book, periodical, & newspaper whsle									
	All firms	313	334	2 583 212	103 022	25 474	3 173	195 343	1 806	1 834
	Firms operated for the entire year	280	301	D	D	D	h	D	D	D
	Firms with sales less than \$250,000	70	70	D	D	D	c	D	D	D
	Firms with sales of \$250,000 to \$499,999	31	31	11 021	1 519	343	76	3 358	61	107
	Firms with sales of \$500,000 to \$999,999	39	39	28 077	3 193	788	130	6 444	104	124
	Firms with sales of \$1,000,000 to \$2,499,999	56	57	87 230	7 888	1 847	237	15 727	71	83
	Firms with sales of \$2,500,000 to \$4,999,999	37	37	136 369	11 207	2 352	249	20 814	35	42
	Firms with sales of \$5,000,000 to \$9,999,999	27	37	192 903	8 429	1 926	249	19 010	1 351	1 405
	Firms with sales of \$10,000,000 to \$24,999,999 ..	10	10	D	D	D	b	D	D	D
	Firms with sales of \$25,000,000 to \$49,999,999 ..	4	5	131 496	6 198	1 534	188	10 240	106	5
	Firms with sales of \$50,000,000 to \$99,999,999 ..	2	3	D	D	D	b	D	D	D
	Firms with sales of \$100,000,000 or more	4	12	1 668 887	53 199	14 006	1 719	96 113	—	—
	Firms not operated for the entire year	33	33	D	D	D	b	D	D	D
422920	Book, periodical, & newspaper whsle									
	All firms	313	334	2 583 212	103 022	25 474	3 173	195 343	1 806	1 834
	Firms operated for the entire year	280	301	D	D	D	h	D	D	D
	Firms with sales less than \$250,000	70	70	D	D	D	c	D	D	D
	Firms with sales of \$250,000 to \$499,999	31	31	11 021	1 519	343	76	3 358	61	107
	Firms with sales of \$500,000 to \$999,999	39	39	28 077	3 193	788	130	6 444	104	124
	Firms with sales of \$1,000,000 to \$2,499,999	56	57	87 230	7 888	1 847	237	15 727	71	83
	Firms with sales of \$2,500,000 to \$4,999,999	37	37	136 369	11 207	2 352	249	20 814	35	42
	Firms with sales of \$5,000,000 to \$9,999,999	27	37	192 903	8 429	1 926	249	19 010	1 351	1 405
	Firms with sales of \$10,000,000 to \$24,999,999 ..	10	10	D	D	D	b	D	D	D
	Firms with sales of \$25,000,000 to \$49,999,999 ..	4	5	131 496	6 198	1 534	188	10 240	106	5
	Firms with sales of \$50,000,000 to \$99,999,999 ..	2	3	D	D	D	b	D	D	D
	Firms with sales of \$100,000,000 or more	4	12	1 668 887	53 199	14 006	1 719	96 113	—	—
	Firms not operated for the entire year	33	33	D	D	D	b	D	D	D

See footnotes at end of table.

Table 4. Sales Size of Firms: 1997—Con.

[Includes only firms and establishments with payroll. Excludes data for central administrative offices, auxiliary operations, or establishments of these firms that are classified in other categories than those specified in this table. For meaning of abbreviations and symbols, see introductory text. For explanation of terms, see Appendix A. For method of assignment to categories shown, see Appendix C]

NAICS code	Sales sizes of firms by type of operation and kind of business	Firms (number)	Establishments (number)	Sales (\$1,000)	Annual payroll (\$1,000)	First-quarter payroll (\$1,000)	Paid employees for pay period including March 12 (number)	Operating expenses ¹ (\$1,000)	End-of-1996 inventories (\$1,000)	End-of-1997 inventories (\$1,000)
422	AGENTS, BROKERS, AND COMMISSION MERCHANTS—Con.									
42293	Wholesale trade, nondurable goods—Con.									
	Flower, nursery stock, & florists' supplies whsle									
	All firms	230	234	678 119	32 231	8 070	885	60 480	1 153	1 125
	Firms operated for the entire year	193	197	D	D	D	f	D	D	D
	Firms with sales less than \$250,000	49	49	D	D	D	b	D	D	D
	Firms with sales of \$250,000 to \$499,999	21	21	7 870	896	171	57	2 048	40	40
	Firms with sales of \$500,000 to \$999,999	21	21	15 083	1 433	319	53	2 653	496	493
	Firms with sales of \$1,000,000 to \$2,499,999	41	41	65 875	3 278	637	112	6 269	467	449
	Firms with sales of \$2,500,000 to \$4,999,999	27	27	96 665	4 043	1 050	118	7 437	99	93
	Firms with sales of \$5,000,000 to \$9,999,999	13	14	77 637	2 459	465	65	5 087	—	—
	Firms with sales of \$10,000,000 to \$24,999,999 ..	18	21	D	D	D	e	D	D	D
	Firms with sales of \$25,000,000 to \$49,999,999 ..	3	3	D	D	D	b	D	D	D
	Firms with sales of \$50,000,000 to \$99,999,999 ..	—	—	—	—	—	—	—	—	—
	Firms with sales of \$100,000,000 or more	—	—	—	—	—	—	—	—	—
	Firms not operated for the entire year	37	37	D	D	D	b	D	D	D
422930	Flower, nursery stock, & florists' supplies whsle									
	All firms	230	234	678 119	32 231	8 070	885	60 480	1 153	1 125
	Firms operated for the entire year	193	197	D	D	D	f	D	D	D
	Firms with sales less than \$250,000	49	49	D	D	D	b	D	D	D
	Firms with sales of \$250,000 to \$499,999	21	21	7 870	896	171	57	2 048	40	40
	Firms with sales of \$500,000 to \$999,999	21	21	15 083	1 433	319	53	2 653	496	493
	Firms with sales of \$1,000,000 to \$2,499,999	41	41	65 875	3 278	637	112	6 269	467	449
	Firms with sales of \$2,500,000 to \$4,999,999	27	27	96 665	4 043	1 050	118	7 437	99	93
	Firms with sales of \$5,000,000 to \$9,999,999	13	14	77 637	2 459	465	65	5 087	—	—
	Firms with sales of \$10,000,000 to \$24,999,999 ..	18	21	D	D	D	e	D	D	D
	Firms with sales of \$25,000,000 to \$49,999,999 ..	3	3	D	D	D	b	D	D	D
	Firms with sales of \$50,000,000 to \$99,999,999 ..	—	—	—	—	—	—	—	—	—
	Firms with sales of \$100,000,000 or more	—	—	—	—	—	—	—	—	—
	Firms not operated for the entire year	37	37	D	D	D	b	D	D	D
42294	Tobacco & tobacco product whsle									
	All firms	33	33	62 175	2 945	680	95	5 653	616	628
	Firms operated for the entire year	19	19	D	D	D	b	D	D	D
	Firms with sales less than \$250,000	7	7	1 037	253	46	12	435	30	68
	Firms with sales of \$250,000 to \$499,999	2	2	D	D	D	a	D	D	D
	Firms with sales of \$500,000 to \$999,999	1	1	D	D	D	a	D	D	D
	Firms with sales of \$1,000,000 to \$2,499,999	6	6	10 747	699	146	13	1 496	94	28
	Firms with sales of \$2,500,000 to \$4,999,999	1	1	D	D	D	a	D	D	D
	Firms with sales of \$5,000,000 to \$9,999,999	1	1	D	D	D	a	D	D	D
	Firms with sales of \$10,000,000 to \$24,999,999 ..	1	1	D	D	D	a	D	D	D
	Firms with sales of \$25,000,000 to \$49,999,999 ..	—	—	—	—	—	—	—	—	—
	Firms with sales of \$50,000,000 to \$99,999,999 ..	—	—	—	—	—	—	—	—	—
	Firms with sales of \$100,000,000 or more	—	—	—	—	—	—	—	—	—
	Firms not operated for the entire year	14	14	D	D	D	b	D	D	D

See footnotes at end of table.

Table 4. Sales Size of Firms: 1997—Con.

[Includes only firms and establishments with payroll. Excludes data for central administrative offices, auxiliary operations, or establishments of these firms that are classified in other categories than those specified in this table. For meaning of abbreviations and symbols, see introductory text. For explanation of terms, see Appendix A. For method of assignment to categories shown, see Appendix C]

NAICS code	Sales sizes of firms by type of operation and kind of business	Firms (number)	Establishments (number)	Sales (\$1,000)	Annual payroll (\$1,000)	First-quarter payroll (\$1,000)	Paid employees for pay period including March 12 (number)	Operating expenses ¹ (\$1,000)	End-of-1996 inventories (\$1,000)	End-of-1997 inventories (\$1,000)
422	AGENTS, BROKERS, AND COMMISSION MERCHANTS—Con.									
422940	Wholesale trade, nondurable goods—Con.									
	Tobacco & tobacco product whsle									
	All firms	33	33	62 175	2 945	680	95	5 653	616	628
	Firms operated for the entire year	19	19	D	D	D	b	D	D	D
	Firms with sales less than \$250,000	7	7	1 037	253	46	12	435	30	68
	Firms with sales of \$250,000 to \$499,999	2	2	D	D	D	a	D	D	D
	Firms with sales of \$500,000 to \$999,999	1	1	D	D	D	a	D	D	D
	Firms with sales of \$1,000,000 to \$2,499,999	6	6	10 747	699	146	13	1 496	94	28
	Firms with sales of \$2,500,000 to \$4,999,999	1	1	D	D	D	a	D	D	D
	Firms with sales of \$5,000,000 to \$9,999,999	1	1	D	D	D	a	D	D	D
	Firms with sales of \$10,000,000 to \$24,999,999 ..	1	1	D	D	D	a	D	D	D
	Firms with sales of \$25,000,000 to \$49,999,999 ..	—	—	—	—	—	—	—	—	—
	Firms with sales of \$50,000,000 to \$99,999,999 ..	—	—	—	—	—	—	—	—	—
	Firms with sales of \$100,000,000 or more	—	—	—	—	—	—	—	—	—
	Firms not operated for the entire year	14	14	D	D	D	b	D	D	D
42295	Paint, varnish, & supplies whsle									
	All firms	201	206	1 152 666	38 003	8 399	818	67 402	2 040	2 071
	Firms operated for the entire year	182	187	1 130 381	37 082	8 121	774	65 681	2 040	2 071
	Firms with sales less than \$250,000	31	31	D	D	D	b	D	D	D
	Firms with sales of \$250,000 to \$499,999	15	15	D	D	D	b	D	D	D
	Firms with sales of \$500,000 to \$999,999	15	15	9 966	813	183	35	2 099	526	285
	Firms with sales of \$1,000,000 to \$2,499,999	40	40	67 696	3 686	830	103	7 049	9	20
	Firms with sales of \$2,500,000 to \$4,999,999	31	31	106 535	4 799	1 039	106	8 884	366	377
	Firms with sales of \$5,000,000 to \$9,999,999	22	22	162 221	6 652	1 674	119	11 903	60	—
	Firms with sales of \$10,000,000 to \$24,999,999 ..	18	19	295 560	9 339	2 015	140	14 961	709	816
	Firms with sales of \$25,000,000 to \$49,999,999 ..	6	6	194 511	4 228	746	83	8 227	292	501
	Firms with sales of \$50,000,000 to \$99,999,999 ..	3	4	D	D	D	b	D	D	D
	Firms with sales of \$100,000,000 or more	1	4	D	D	D	b	D	D	D
	Firms not operated for the entire year	19	19	22 285	921	278	44	1 721	—	—
422950	Paint, varnish, & supplies whsle									
	All firms	201	206	1 152 666	38 003	8 399	818	67 402	2 040	2 071
	Firms operated for the entire year	182	187	1 130 381	37 082	8 121	774	65 681	2 040	2 071
	Firms with sales less than \$250,000	31	31	D	D	D	b	D	D	D
	Firms with sales of \$250,000 to \$499,999	15	15	D	D	D	b	D	D	D
	Firms with sales of \$500,000 to \$999,999	15	15	9 966	813	183	35	2 099	526	285
	Firms with sales of \$1,000,000 to \$2,499,999	40	40	67 696	3 686	830	103	7 049	9	20
	Firms with sales of \$2,500,000 to \$4,999,999	31	31	106 535	4 799	1 039	106	8 884	366	377
	Firms with sales of \$5,000,000 to \$9,999,999	22	22	162 221	6 652	1 674	119	11 903	60	—
	Firms with sales of \$10,000,000 to \$24,999,999 ..	18	19	295 560	9 339	2 015	140	14 961	709	816
	Firms with sales of \$25,000,000 to \$49,999,999 ..	6	6	194 511	4 228	746	83	8 227	292	501
	Firms with sales of \$50,000,000 to \$99,999,999 ..	3	4	D	D	D	b	D	D	D
	Firms with sales of \$100,000,000 or more	1	4	D	D	D	b	D	D	D
	Firms not operated for the entire year	19	19	22 285	921	278	44	1 721	—	—

See footnotes at end of table.

Table 4. Sales Size of Firms: 1997—Con.

[Includes only firms and establishments with payroll. Excludes data for central administrative offices, auxiliary operations, or establishments of these firms that are classified in other categories than those specified in this table. For meaning of abbreviations and symbols, see introductory text. For explanation of terms, see Appendix A. For method of assignment to categories shown, see Appendix C]

NAICS code	Sales sizes of firms by type of operation and kind of business	Firms (number)	Establishments (number)	Sales (\$1,000)	Annual payroll (\$1,000)	First-quarter payroll (\$1,000)	Paid employees for pay period including March 12 (number)	Operating expenses ¹ (\$1,000)	End-of-1996 inventories (\$1,000)	End-of-1997 inventories (\$1,000)
422	AGENTS, BROKERS, AND COMMISSION MERCHANTS—Con.									
	Wholesale trade, nondurable goods—Con.									
4229501	Paint, varnish, & supplies whsle									
	All firms	201	206	1 152 666	38 003	8 399	818	67 402	2 040	2 071
	Firms operated for the entire year	182	187	1 130 381	37 082	8 121	774	65 681	2 040	2 071
	Firms with sales less than \$250,000	31	31	D	D	D	b	D	D	D
	Firms with sales of \$250,000 to \$499,999	15	15	D	D	D	b	D	D	D
	Firms with sales of \$500,000 to \$999,999	15	15	9 966	813	183	35	2 099	526	285
	Firms with sales of \$1,000,000 to \$2,499,999	40	40	67 696	3 686	830	103	7 049	9	20
	Firms with sales of \$2,500,000 to \$4,999,999	31	31	106 535	4 799	1 039	106	8 884	366	377
	Firms with sales of \$5,000,000 to \$9,999,999	22	22	162 221	6 652	1 674	119	11 903	60	—
	Firms with sales of \$10,000,000 to \$24,999,999 ..	18	19	295 560	9 339	2 015	140	14 961	709	816
	Firms with sales of \$25,000,000 to \$49,999,999 ..	6	6	194 511	4 228	746	83	8 227	292	501
	Firms with sales of \$50,000,000 to \$99,999,999 ..	3	4	D	D	D	b	D	D	D
	Firms with sales of \$100,000,000 or more	1	4	D	D	D	b	D	D	D
	Firms not operated for the entire year	19	19	22 285	921	278	44	1 721	—	—
42299	Other miscellaneous nondurable goods whsle									
	All firms	1 706	1 733	D	D	D	h	D	D	D
	Firms operated for the entire year	1 284	1 311	D	D	D	h	D	D	D
	Firms with sales less than \$250,000	393	393	D	D	D	f	D	D	D
	Firms with sales of \$250,000 to \$499,999	171	171	D	D	D	e	D	D	D
	Firms with sales of \$500,000 to \$999,999	148	149	D	D	D	e	D	D	D
	Firms with sales of \$1,000,000 to \$2,499,999	185	187	D	D	D	f	D	D	D
	Firms with sales of \$2,500,000 to \$4,999,999	133	133	D	D	D	f	D	D	D
	Firms with sales of \$5,000,000 to \$9,999,999	118	119	D	D	D	f	D	D	D
	Firms with sales of \$10,000,000 to \$24,999,999 ..	96	107	D	D	D	f	D	D	D
	Firms with sales of \$25,000,000 to \$49,999,999 ..	23	31	D	D	D	e	D	D	D
	Firms with sales of \$50,000,000 to \$99,999,999 ..	13	16	D	D	D	c	D	D	D
	Firms with sales of \$100,000,000 or more	4	5	D	D	D	c	D	D	D
	Firms not operated for the entire year	422	422	D	D	D	e	D	D	D
422990	Other miscellaneous nondurable goods whsle									
	All firms	1 706	1 733	D	D	D	h	D	D	D
	Firms operated for the entire year	1 284	1 311	D	D	D	h	D	D	D
	Firms with sales less than \$250,000	393	393	D	D	D	f	D	D	D
	Firms with sales of \$250,000 to \$499,999	171	171	D	D	D	e	D	D	D
	Firms with sales of \$500,000 to \$999,999	148	149	D	D	D	e	D	D	D
	Firms with sales of \$1,000,000 to \$2,499,999	185	187	D	D	D	f	D	D	D
	Firms with sales of \$2,500,000 to \$4,999,999	133	133	D	D	D	f	D	D	D
	Firms with sales of \$5,000,000 to \$9,999,999	118	119	D	D	D	f	D	D	D
	Firms with sales of \$10,000,000 to \$24,999,999 ..	96	107	D	D	D	f	D	D	D
	Firms with sales of \$25,000,000 to \$49,999,999 ..	23	31	D	D	D	e	D	D	D
	Firms with sales of \$50,000,000 to \$99,999,999 ..	13	16	D	D	D	c	D	D	D
	Firms with sales of \$100,000,000 or more	4	5	D	D	D	c	D	D	D
	Firms not operated for the entire year	422	422	D	D	D	e	D	D	D
4229901	Art goods whsle									

See footnotes at end of table.

Table 4. Sales Size of Firms: 1997—Con.

[Includes only firms and establishments with payroll. Excludes data for central administrative offices, auxiliary operations, or establishments of these firms that are classified in other categories than those specified in this table. For meaning of abbreviations and symbols, see introductory text. For explanation of terms, see Appendix A. For method of assignment to categories shown, see Appendix C]

NAICS code	Sales sizes of firms by type of operation and kind of business	Firms (number)	Establishments (number)	Sales (\$1,000)	Annual payroll (\$1,000)	First-quarter payroll (\$1,000)	Paid employees for pay period including March 12 (number)	Operating expenses ¹ (\$1,000)	End-of-1996 inventories (\$1,000)	End-of-1997 inventories (\$1,000)
422	AGENTS, BROKERS, AND COMMISSION MERCHANTS—Con.									
	Wholesale trade, nondurable goods—Con.									
4229901	Art goods whsle—Con.									
	All firms	575	591	1 517 846	69 437	15 307	1 896	156 505	1 122	1 072
	Firms operated for the entire year	465	481	1 362 585	66 371	14 991	1 841	149 312	1 122	1 072
	Firms with sales less than \$250,000	120	120	14 391	3 161	708	169	6 399	95	100
	Firms with sales of \$250,000 to \$499,999	62	62	D	D	D	c	D	D	D
	Firms with sales of \$500,000 to \$999,999	75	76	D	D	D	c	D	D	D
	Firms with sales of \$1,000,000 to \$2,499,999	82	84	D	D	D	e	D	D	D
	Firms with sales of \$2,500,000 to \$4,999,999	50	50	D	D	D	c	D	D	D
	Firms with sales of \$5,000,000 to \$9,999,999	41	42	D	D	D	e	D	D	D
	Firms with sales of \$10,000,000 to \$24,999,999	28	34	D	D	D	e	D	D	D
	Firms with sales of \$25,000,000 to \$49,999,999	4	10	D	D	D	c	D	D	D
	Firms with sales of \$50,000,000 to \$99,999,999	3	3	D	D	D	b	D	D	D
	Firms with sales of \$100,000,000 or more	—	—	—	—	—	—	—	—	—
	Firms not operated for the entire year	110	110	155 261	3 066	316	55	7 193	—	—
4229902	General merchandise (nondurable goods) whsle									
	All firms	398	398	785 925	36 541	7 747	988	67 179	1 235	1 634
	Firms operated for the entire year	290	290	D	D	D	f	D	D	D
	Firms with sales less than \$250,000	115	115	13 727	3 952	899	179	6 888	60	72
	Firms with sales of \$250,000 to \$499,999	48	48	D	D	D	c	D	D	D
	Firms with sales of \$500,000 to \$999,999	26	26	D	D	D	b	D	D	D
	Firms with sales of \$1,000,000 to \$2,499,999	41	41	D	D	D	c	D	D	D
	Firms with sales of \$2,500,000 to \$4,999,999	27	27	D	D	D	c	D	D	D
	Firms with sales of \$5,000,000 to \$9,999,999	17	17	D	D	D	b	D	D	D
	Firms with sales of \$10,000,000 to \$24,999,999	12	12	D	D	D	b	D	D	D
	Firms with sales of \$25,000,000 to \$49,999,999	3	3	D	D	D	b	D	D	D
	Firms with sales of \$50,000,000 to \$99,999,999	1	1	D	D	D	b	D	D	D
	Firms with sales of \$100,000,000 or more	—	—	—	—	—	—	—	—	—
	Firms not operated for the entire year	108	108	D	D	D	c	D	D	D
4229903	Textile bags, bagging, & burlap whsle									
	All firms	40	40	54 043	2 311	419	50	4 934	38	39
	Firms operated for the entire year	26	26	42 218	1 877	412	46	3 922	38	39
	Firms with sales less than \$250,000	10	10	1 561	298	63	13	763	30	33
	Firms with sales of \$250,000 to \$499,999	2	2	D	D	D	a	D	D	D
	Firms with sales of \$500,000 to \$999,999	5	5	3 141	253	51	7	588	7	5
	Firms with sales of \$1,000,000 to \$2,499,999	3	3	5 314	161	40	7	329	1	1
	Firms with sales of \$2,500,000 to \$4,999,999	2	2	D	D	D	a	D	D	D
	Firms with sales of \$5,000,000 to \$9,999,999	4	4	D	D	D	a	D	D	D
	Firms with sales of \$10,000,000 to \$24,999,999	—	—	—	—	—	—	—	—	—
	Firms with sales of \$25,000,000 to \$49,999,999	—	—	—	—	—	—	—	—	—
	Firms with sales of \$50,000,000 to \$99,999,999	—	—	—	—	—	—	—	—	—
	Firms with sales of \$100,000,000 or more	—	—	—	—	—	—	—	—	—
	Firms not operated for the entire year	14	14	11 825	434	7	4	1 012	—	—
4229904	Other nondurable goods whsle									

See footnotes at end of table.

Table 4. Sales Size of Firms: 1997—Con.

[Includes only firms and establishments with payroll. Excludes data for central administrative offices, auxiliary operations, or establishments of these firms that are classified in other categories than those specified in this table. For meaning of abbreviations and symbols, see introductory text. For explanation of terms, see Appendix A. For method of assignment to categories shown, see Appendix C]

NAICS code	Sales sizes of firms by type of operation and kind of business	Firms (number)	Establishments (number)	Sales (\$1,000)	Annual payroll (\$1,000)	First-quarter payroll (\$1,000)	Paid employees for pay period including March 12 (number)	Operating expenses ¹ (\$1,000)	End-of-1996 inventories (\$1,000)	End-of-1997 inventories (\$1,000)
422 4229904	AGENTS, BROKERS, AND COMMISSION MERCHANTS—Con.									
	Wholesale trade, nondurable goods—Con.									
	Other nondurable goods whsle—Con.									
	All firms	694	704	D	D	D	g	D	D	D
	Firms operated for the entire year	504	514	D	D	D	g	D	D	D
	Firms with sales less than \$250,000	148	148	D	D	D	c	D	D	D
	Firms with sales of \$250,000 to \$499,999	59	59	D	D	D	c	D	D	D
	Firms with sales of \$500,000 to \$999,999	42	42	D	D	D	b	D	D	D
	Firms with sales of \$1,000,000 to \$2,499,999	59	59	D	D	D	c	D	D	D
	Firms with sales of \$2,500,000 to \$4,999,999	55	55	D	D	D	c	D	D	D
	Firms with sales of \$5,000,000 to \$9,999,999	56	56	D	D	D	c	D	D	D
	Firms with sales of \$10,000,000 to \$24,999,999 .	56	60	D	D	D	e	D	D	D
	Firms with sales of \$25,000,000 to \$49,999,999 .	16	18	D	D	D	c	D	D	D
	Firms with sales of \$50,000,000 to \$99,999,999 .	9	12	D	D	D	b	D	D	D
	Firms with sales of \$100,000,000 or more	4	5	D	D	D	c	D	D	D
Firms not operated for the entire year	190	190	D	D	D	b	D	D	D	

¹Includes payroll.

Table 5. Employment Size of Firms: 1997

[Includes only firms and establishments with payroll. Excludes data for central administrative offices, auxiliary operations, or establishments of these firms that are classified in other categories than those specified in this table. For meaning of abbreviations and symbols, see introductory text. For explanation of terms, see Appendix A. For method of assignment to categories shown, see Appendix C]

NAICS code	Employment sizes of firms by type of operation and kind of business ¹	Firms (number)	Establishments (number)	Sales (\$1,000)	Annual payroll (\$1,000)	First-quarter payroll (\$1,000)	Paid employees for pay period including March 12 (number)	Operating expenses ¹ (\$1,000)	End-of-1996 inventories (\$1,000)	End-of-1997 inventories (\$1,000)
42	WHOLESALE TRADE									
	All firms	364 547	'453 470	'4 059 657 778	'214 915 405	'51 072 571	'5 796 557	443 572 909	254 668 624	272 240 419
	Firms operated for the entire year	315 208	403 569	3 998 773 783	211 293 305	50 260 100	5 678 359	435 402 459	253 152 203	265 255 766
	Firms with less than 5 employees	156 015	156 534	226 344 063	10 939 952	2 391 876	330 328	24 464 947	10 184 112	10 617 728
	Firms with 5 to 9 employees ..	66 214	67 963	231 425 743	14 302 265	3 170 177	436 526	29 819 189	13 966 188	14 547 322
	Firms with 10 to 19 employees	45 877	50 863	287 388 079	20 823 466	4 654 160	617 194	41 896 496	21 571 056	22 787 309
	Firms with 20 to 49 employees	30 924	42 943	439 369 457	32 200 703	7 294 077	924 282	63 875 706	35 939 825	37 731 998
	Firms with 50 to 99 employees	9 338	19 572	308 402 547	22 472 882	5 196 062	638 091	45 327 251	27 813 606	29 456 227
	Firms with 100 employees or more	6 840	65 694	2 505 843 894	110 554 037	27 553 748	2 731 938	230 018 870	143 677 416	150 115 182
	Firms not operated for the entire year	49 339	49 901	60 883 995	3 622 100	812 471	118 198	8 170 450	1 516 421	6 984 653
421	Wholesale trade, durable goods									
	All firms	232 878	290 629	'2 179 717 376	'133 236 997	'31 746 275	'3 398 261	266 145 569	162 459 247	173 780 143
	Firms operated for the entire year	203 372	260 803	2 151 870 188	131 019 992	31 247 859	3 331 765	261 624 614	161 571 172	169 468 728
	Firms with less than 5 employees	100 107	100 496	132 711 447	7 197 078	1 565 891	214 473	15 621 941	6 783 541	7 045 172
	Firms with 5 to 9 employees ..	44 105	45 305	135 143 687	9 806 900	2 174 135	291 130	19 719 663	9 357 109	9 743 972
	Firms with 10 to 19 employees	30 092	33 359	166 385 107	14 210 158	3 175 918	403 938	27 404 396	15 025 432	15 885 476
	Firms with 20 to 49 employees	19 454	27 790	231 286 738	21 372 394	4 833 763	579 342	40 696 364	24 719 227	26 243 426
	Firms with 50 to 99 employees	5 650	12 865	173 875 041	14 369 280	3 333 772	384 647	27 689 466	19 421 475	20 498 429
	Firms with 100 employees or more	3 964	40 988	1 312 468 168	64 064 182	16 164 380	1 458 235	130 492 784	86 264 388	90 052 253
	Firms not operated for the entire year	29 506	29 826	27 847 188	2 217 005	498 416	66 496	4 520 955	888 075	4 311 415
4211	Motor vehicle & motor vehicle parts & supplies whsle									
	All firms	24 258	'29 328	'533 352 124	'11 458 634	'2 717 906	'375 731	25 885 694	22 154 986	22 912 616
	Firms operated for the entire year	21 053	26 089	530 448 753	11 275 767	2 676 047	368 037	25 500 415	22 028 769	22 406 071
	Firms with less than 5 employees	10 318	10 335	13 765 229	569 925	127 221	22 248	1 341 050	814 991	849 066
	Firms with 5 to 9 employees ..	4 635	4 722	12 936 386	786 012	182 998	30 603	1 658 318	988 703	1 020 438
	Firms with 10 to 19 employees	3 046	3 307	12 860 966	1 102 169	250 589	40 660	2 186 649	1 346 399	1 379 912
	Firms with 20 to 49 employees	1 929	2 678	24 001 529	1 791 149	407 701	59 131	3 386 627	2 578 673	2 673 006
	Firms with 50 to 99 employees	668	1 393	24 755 577	1 467 382	340 107	46 238	2 650 420	2 540 182	2 691 543
	Firms with 100 employees or more	457	3 654	442 129 066	5 559 130	1 367 431	169 157	14 277 351	13 759 821	13 792 106
	Firms not operated for the entire year	3 205	3 239	2 903 371	182 867	41 859	7 694	385 279	126 217	506 545
42111	Automobile & other motor vehicle whsle									
	All firms	6 543	7 664	'428 356 355	'4 638 901	'1 112 419	150 947	11 918 759	11 029 961	11 354 906
	Firms operated for the entire year	5 628	6 742	426 591 373	4 573 330	1 095 276	148 050	11 779 514	10 958 013	11 129 538
	Firms with less than 5 employees	2 741	2 744	6 027 057	155 865	34 365	5 559	440 575	396 700	415 555
	Firms with 5 to 9 employees ..	946	956	4 515 399	177 550	40 195	6 222	428 326	355 486	371 661
	Firms with 10 to 19 employees	677	703	4 681 308	260 921	59 131	9 163	540 137	466 176	480 672
	Firms with 20 to 49 employees	723	817	13 527 350	717 317	164 507	23 067	1 287 180	1 214 227	1 266 336
	Firms with 50 to 99 employees	331	473	14 442 686	749 010	169 884	23 217	1 281 795	1 474 087	1 556 235
	Firms with 100 employees or more	210	1 049	383 397 573	2 512 667	627 194	80 822	7 801 501	7 051 337	7 039 079
	Firms not operated for the entire year	915	922	1 764 982	65 571	17 143	2 897	139 245	71 948	225 368
421110	Automobile & other motor vehicle whsle									
	All firms	6 543	7 664	'428 356 355	'4 638 901	'1 112 419	150 947	11 918 759	11 029 961	11 354 906
	Firms operated for the entire year	5 628	6 742	426 591 373	4 573 330	1 095 276	148 050	11 779 514	10 958 013	11 129 538
	Firms with less than 5 employees	2 741	2 744	6 027 057	155 865	34 365	5 559	440 575	396 700	415 555
	Firms with 5 to 9 employees ..	946	956	4 515 399	177 550	40 195	6 222	428 326	355 486	371 661
	Firms with 10 to 19 employees	677	703	4 681 308	260 921	59 131	9 163	540 137	466 176	480 672
	Firms with 20 to 49 employees	723	817	13 527 350	717 317	164 507	23 067	1 287 180	1 214 227	1 266 336

See footnotes at end of table.

Table 5. Employment Size of Firms: 1997—Con.

[Includes only firms and establishments with payroll. Excludes data for central administrative offices, auxiliary operations, or establishments of these firms that are classified in other categories than those specified in this table. For meaning of abbreviations and symbols, see introductory text. For explanation of terms, see Appendix A. For method of assignment to categories shown, see Appendix C]

NAICS code	Employment sizes of firms by type of operation and kind of business ¹	Firms (number)	Establishments (number)	Sales (\$1,000)	Annual payroll (\$1,000)	First-quarter payroll (\$1,000)	Paid employees for pay period including March 12 (number)	Operating expenses ¹ (\$1,000)	End-of-1996 inventories (\$1,000)	End-of-1997 inventories (\$1,000)
42	WHOLESALE TRADE—									
	Con.									
421	Wholesale trade, durable goods—									
	Con.									
421110	Automobile & other motor vehicle whsle—									
	Con.									
	Firms operated for the entire year—									
	Con.									
	Firms with 50 to 99 employees.....	331	473	14 442 686	749 010	169 884	23 217	1 281 795	1 474 087	1 556 235
	Firms with 100 employees or more.....	210	1 049	383 397 573	2 512 667	627 194	80 822	7 801 501	7 051 337	7 039 079
	Firms not operated for the entire year	915	922	1 764 982	65 571	17 143	2 897	139 245	71 948	225 368
4211101	Automobile & motorcycle whsle									
	All firms	3 547	3 952	232 780 708	1 767 828	423 461	70 675	6 747 838	5 923 861	5 929 998
	Firms operated for the entire year	2 976	3 381	231 940 945	1 747 015	419 689	69 722	6 684 705	5 912 081	5 829 813
	Firms with less than 5 employees.....	1 881	1 881	4 714 750	102 763	23 083	3 728	315 425	286 624	296 982
	Firms with 5 to 9 employees ..	521	523	2 997 362	92 566	21 495	3 421	251 950	194 645	202 659
	Firms with 10 to 19 employees.....	275	284	2 492 510	88 104	20 450	3 661	208 407	149 248	152 512
	Firms with 20 to 49 employees.....	160	185	6 033 855	119 141	27 834	5 035	265 977	165 971	164 623
	Firms with 50 to 99 employees.....	71	82	6 377 206	100 308	19 714	4 980	221 333	298 506	320 482
	Firms with 100 employees or more.....	68	426	209 325 262	1 244 133	307 113	48 897	5 421 613	4 817 087	4 692 555
	Firms not operated for the entire year	571	571	839 763	20 813	3 772	953	63 133	11 780	100 185
4211102	Bus & recreational vehicle whsle									
	All firms	364	387	3 059 157	152 468	33 148	5 047	296 287	314 572	330 134
	Firms operated for the entire year	318	341	2 993 674	149 045	32 486	4 914	288 676	310 867	321 619
	Firms with less than 5 employees.....	124	127	281 800	8 123	1 647	266	19 061	13 379	13 727
	Firms with 5 to 9 employees ..	63	65	258 073	14 194	3 023	424	30 634	24 133	25 570
	Firms with 10 to 19 employees.....	53	57	483 834	23 785	5 192	686	47 678	49 866	50 621
	Firms with 20 to 49 employees.....	60	63	D	D	D	g	D	D	D
	Firms with 50 to 99 employees.....	11	17	D	D	D	f	D	D	D
	Firms with 100 employees or more.....	7	12	D	D	D	f	D	D	D
	Firms not operated for the entire year	46	46	65 483	3 423	662	133	7 611	3 705	8 515
4211103	Light truck & van (14,000 lb or less) whsle									
	All firms	441	548	159 991 093	427 702	115 721	9 552	1 084 059	639 350	693 992
	Firms operated for the entire year	378	485	159 628 189	422 618	112 974	9 219	1 074 796	619 378	680 293
	Firms with less than 5 employees.....	177	177	340 181	9 326	2 089	363	20 812	23 425	25 681
	Firms with 5 to 9 employees ..	72	72	322 553	12 792	2 939	468	27 030	20 121	22 561
	Firms with 10 to 19 employees.....	49	52	314 120	20 088	4 729	678	41 740	55 759	57 408
	Firms with 20 to 49 employees.....	36	37	471 825	35 940	7 952	1 161	57 637	49 681	53 918
	Firms with 50 to 99 employees.....	28	29	1 731 996	76 546	15 856	1 937	159 892	130 779	152 096
	Firms with 100 employees or more.....	16	118	156 447 514	267 926	79 409	4 612	767 685	339 613	368 629
	Firms not operated for the entire year	63	63	362 904	5 084	2 747	333	9 263	19 972	13 699
4211104	Medium truck & tractor (14,001 lb to 26,000 lb) whsle									
	All firms	463	516	4 375 397	275 806	66 215	7 929	527 348	515 487	561 016
	Firms operated for the entire year	406	459	4 277 436	268 795	64 783	7 765	514 255	512 239	542 049
	Firms with less than 5 employees.....	131	132	176 901	8 223	1 769	296	20 315	20 751	21 862
	Firms with 5 to 9 employees ..	79	80	180 783	14 963	3 468	522	32 636	25 133	26 761
	Firms with 10 to 19 employees.....	78	80	349 885	32 501	7 080	1 058	64 789	50 817	52 451
	Firms with 20 to 49 employees.....	82	93	D	D	D	h	D	D	D
	Firms with 50 to 99 employees.....	29	38	D	D	D	g	D	D	D

See footnotes at end of table.

Table 5. Employment Size of Firms: 1997—Con.

[Includes only firms and establishments with payroll. Excludes data for central administrative offices, auxiliary operations, or establishments of these firms that are classified in other categories than those specified in this table. For meaning of abbreviations and symbols, see introductory text. For explanation of terms, see Appendix A. For method of assignment to categories shown, see Appendix C]

NAICS code	Employment sizes of firms by type of operation and kind of business ¹	Firms (number)	Establishments (number)	Sales (\$1,000)	Annual payroll (\$1,000)	First-quarter payroll (\$1,000)	Paid employees for pay period including March 12 (number)	Operating expenses ¹ (\$1,000)	End-of-1996 inventories (\$1,000)	End-of-1997 inventories (\$1,000)
42	WHOLESALE TRADE—Con.									
421	Wholesale trade, durable goods—Con.									
4211104	Medium truck & tractor (14,001 lb to 26,000 lb) whsle—Con.									
	Firms operated for the entire year—Con.									
	Firms with 100 employess or more.....	7	36	D	D	D	g	D	D	D
	Firms not operated for the entire year	57	57	97 961	7 011	1 432	164	13 093	3 248	18 967
4211105	Heavy truck & tractor (over 26,000 lb) whsle									
	All firms	1 763	2 261	28 150 000	2 015 097	473 874	57 744	3 263 227	3 636 691	3 839 766
	Firms operated for the entire year									
	Firms with less than 5 employees.....	1 584	2 076	27 751 129	1 985 857	465 344	56 430	3 217 082	3 603 448	3 755 764
	Firms with 5 to 9 employees ..	433	434	583 595	28 034	5 932	919	66 049	53 280	58 085
	Firms with 10 to 19 employees.....	216	221	765 350	44 342	9 793	1 424	88 959	92 345	95 019
	Firms with 20 to 49 employees.....	226	234	1 065 837	98 563	22 186	3 141	181 188	163 772	173 147
	Firms with 50 to 99 employees.....	399	451	5 169 705	431 376	98 829	12 937	719 680	741 905	777 963
	Firms with 100 employess or more.....	194	300	5 890 454	476 978	109 582	13 520	749 767	811 591	853 934
	Firms not operated for the entire year	116	436	14 276 188	906 564	219 022	24 489	1 411 439	1 740 555	1 797 616
	Firms not operated for the entire year	179	185	398 871	29 240	8 530	1 314	46 145	33 243	84 002
42112	Motor vehicle supplies & new parts whsle									
	All firms	9 564	*12 620	*83 214 728	*5 065 064	*1 194 084	*156 038	10 352 383	9 292 870	9 596 993
	Firms operated for the entire year									
	Firms with less than 5 employees.....	8 154	11 189	82 318 344	4 977 875	1 176 364	152 832	10 174 022	9 252 215	9 393 979
	Firms with 5 to 9 employees ..	3 878	3 890	6 539 297	265 427	58 498	8 288	547 628	264 597	273 331
	Firms with 10 to 19 employees.....	1 750	1 807	6 822 021	349 412	83 050	11 626	692 460	416 955	430 377
	Firms with 20 to 49 employees.....	1 272	1 432	6 054 114	505 549	113 792	17 073	988 364	653 975	661 634
	Firms with 50 to 99 employees.....	793	1 265	10 960 099	763 214	172 883	24 193	1 504 683	1 132 868	1 171 144
	Firms with 100 employess or more.....	250	664	8 660 863	543 028	129 275	17 153	1 023 323	836 342	884 619
	Firms not operated for the entire year	211	2 131	43 281 950	2 551 245	618 866	74 499	5 417 564	5 947 478	5 972 874
	Firms not operated for the entire year	1 410	1 431	896 384	87 189	17 720	3 206	178 361	40 655	203 014
421120	Motor vehicle supplies & new parts whsle									
	All firms	9 564	*12 620	*83 214 728	*5 065 064	*1 194 084	*156 038	10 352 383	9 292 870	9 596 993
	Firms operated for the entire year									
	Firms with less than 5 employees.....	8 154	11 189	82 318 344	4 977 875	1 176 364	152 832	10 174 022	9 252 215	9 393 979
	Firms with 5 to 9 employees ..	3 878	3 890	6 539 297	265 427	58 498	8 288	547 628	264 597	273 331
	Firms with 10 to 19 employees.....	1 750	1 807	6 822 021	349 412	83 050	11 626	692 460	416 955	430 377
	Firms with 20 to 49 employees.....	1 272	1 432	6 054 114	505 549	113 792	17 073	988 364	653 975	661 634
	Firms with 50 to 99 employees.....	793	1 265	10 960 099	763 214	172 883	24 193	1 504 683	1 132 868	1 171 144
	Firms with 100 employess or more.....	250	664	8 660 863	543 028	129 275	17 153	1 023 323	836 342	884 619
	Firms not operated for the entire year	211	2 131	43 281 950	2 551 245	618 866	74 499	5 417 564	5 947 478	5 972 874
	Firms not operated for the entire year	1 410	1 431	896 384	87 189	17 720	3 206	178 361	40 655	203 014
4211201	Motor vehicle supplies & new parts—warehouse distributors									
	All firms	3 762	*5 095	*30 313 120	*2 002 699	*463 650	*67 362	4 263 504	3 664 092	3 782 062
	Firms operated for the entire year									
	Firms with less than 5 employees.....	3 311	4 639	29 848 929	1 966 633	456 490	66 276	4 189 871	3 642 551	3 684 180
	Firms with 5 to 9 employees ..	1 391	1 395	1 710 886	88 872	19 326	3 039	194 080	112 183	114 841
	Firms with 10 to 19 employees.....	736	750	2 926 854	146 983	34 559	4 910	303 820	225 850	232 339
	Firms with 20 to 49 employees.....	560	620	2 457 236	216 710	47 688	7 499	442 740	335 699	339 133
	Firms with 50 to 99 employees.....	371	570	5 775 650	357 170	82 717	11 606	733 556	611 682	644 551
	Firms with 100 employess or more.....	148	378	3 720 129	299 941	70 653	10 026	592 664	476 214	503 392

See footnotes at end of table.

Table 5. Employment Size of Firms: 1997—Con.

[Includes only firms and establishments with payroll. Excludes data for central administrative offices, auxiliary operations, or establishments of these firms that are classified in other categories than those specified in this table. For meaning of abbreviations and symbols, see introductory text. For explanation of terms, see Appendix A. For method of assignment to categories shown, see Appendix C]

NAICS code	Employment sizes of firms by type of operation and kind of business ¹	Firms (number)	Establishments (number)	Sales (\$1,000)	Annual payroll (\$1,000)	First-quarter payroll (\$1,000)	Paid employees for pay period including March 12 (number)	Operating expenses ¹ (\$1,000)	End-of-1996 inventories (\$1,000)	End-of-1997 inventories (\$1,000)
42	WHOLESALE TRADE—									
	Con.									
421	Wholesale trade, durable goods—									
	Con.									
4211201	Motor vehicle supplies & new parts—warehouse distributors—Con.									
	Firms operated for the entire year—Con.									
	Firms with 100 employees or more	105	926	13 258 174	856 957	201 547	29 196	1 923 011	1 880 923	1 849 924
	Firms not operated for the entire year	451	456	464 191	36 066	7 160	1 086	73 633	21 541	97 882
4211202	Motor vehicle supplies & new parts—jobbers									
	All firms	5 423	6 942	51 468 506	2 905 299	693 404	84 003	5 811 842	5 501 479	5 674 111
	Firms operated for the entire year	4 526	6 019	51 002 055	2 854 849	682 248	81 733	5 709 903	5 476 387	5 565 346
	Firms with less than 5 employees	2 311	2 322	4 699 356	168 050	37 230	4 923	336 386	148 495	154 523
	Firms with 5 to 9 employees ..	956	999	3 996 761	192 989	46 309	6 336	373 372	207 743	217 775
	Firms with 10 to 19 employees ..	655	770	3 461 741	262 170	59 319	8 745	500 120	296 566	298 129
	Firms with 20 to 49 employees ..	390	610	5 330 460	375 020	85 333	11 651	728 766	515 324	521 504
	Firms with 50 to 99 employees ..	105	281	D	D	D	i	D	D	D
	Firms with 100 employees or more	109	1 037	D	D	D	k	D	D	D
	Firms not operated for the entire year	897	923	466 451	50 450	11 156	2 270	101 939	25 092	108 765
4211203	Petroleum products marketing equipment whsle									
	All firms	508	583	1 433 102	157 066	37 030	4 673	277 037	127 299	140 820
	Firms operated for the entire year	436	508	1 377 855	149 880	35 401	4 468	263 451	124 824	129 567
	Firms with less than 5 employees	202	202	153 473	10 600	2 419	384	22 205	7 341	7 498
	Firms with 5 to 9 employees ..	84	89	176 931	16 175	3 707	551	31 521	10 726	11 493
	Firms with 10 to 19 employees ..	87	97	459 621	40 113	10 144	1 210	75 690	35 826	37 980
	Firms with 20 to 49 employees ..	50	79	329 432	49 679	11 231	1 396	84 496	36 573	37 471
	Firms with 50 to 99 employees ..	12	35	D	D	D	f	D	D	D
	Firms with 100 employees or more	1	6	D	D	D	c	D	D	D
	Firms not operated for the entire year	72	75	55 247	7 186	1 629	205	13 586	2 475	11 253
42113	Tire & tube whsle									
	All firms	1 406	1 939	16 508 934	782 893	183 257	22 939	1 640 693	1 087 205	1 166 572
	Firms operated for the entire year	1 231	1 760	16 418 467	774 985	181 194	22 581	1 623 197	1 082 417	1 141 460
	Firms with less than 5 employees	506	507	432 610	27 935	6 109	1 061	63 072	28 493	29 661
	Firms with 5 to 9 employees ..	261	268	531 881	48 754	10 189	1 716	99 343	52 458	52 090
	Firms with 10 to 19 employees ..	216	236	968 973	88 024	19 200	2 949	177 768	104 141	109 380
	Firms with 20 to 49 employees ..	173	284	1 476 464	157 849	35 557	5 229	319 999	201 744	207 971
	Firms with 50 to 99 employees ..	47	155	1 414 067	107 279	25 135	3 256	211 849	212 521	223 643
	Firms with 100 employees or more	28	310	11 594 472	345 144	85 004	8 370	751 166	483 060	518 715
	Firms not operated for the entire year	175	179	90 467	7 908	2 063	358	17 496	4 788	25 112
421130	Tire & tube whsle									
	All firms	1 406	1 939	16 508 934	782 893	183 257	22 939	1 640 693	1 087 205	1 166 572
	Firms operated for the entire year	1 231	1 760	16 418 467	774 985	181 194	22 581	1 623 197	1 082 417	1 141 460
	Firms with less than 5 employees	506	507	432 610	27 935	6 109	1 061	63 072	28 493	29 661
	Firms with 5 to 9 employees ..	261	268	531 881	48 754	10 189	1 716	99 343	52 458	52 090
	Firms with 10 to 19 employees ..	216	236	968 973	88 024	19 200	2 949	177 768	104 141	109 380
	Firms with 20 to 49 employees ..	173	284	1 476 464	157 849	35 557	5 229	319 999	201 744	207 971
	Firms with 50 to 99 employees ..	47	155	1 414 067	107 279	25 135	3 256	211 849	212 521	223 643
	Firms with 100 employees or more	28	310	11 594 472	345 144	85 004	8 370	751 166	483 060	518 715

See footnotes at end of table.

Table 5. Employment Size of Firms: 1997—Con.

[Includes only firms and establishments with payroll. Excludes data for central administrative offices, auxiliary operations, or establishments of these firms that are classified in other categories than those specified in this table. For meaning of abbreviations and symbols, see introductory text. For explanation of terms, see Appendix A. For method of assignment to categories shown, see Appendix C]

NAICS code	Employment sizes of firms by type of operation and kind of business ¹	Firms (number)	Establishments (number)	Sales (\$1,000)	Annual payroll (\$1,000)	First-quarter payroll (\$1,000)	Paid employees for pay period including March 12 (number)	Operating expenses ¹ (\$1,000)	End-of-1996 inventories (\$1,000)	End-of-1997 inventories (\$1,000)
42	WHOLESALE TRADE—Con.									
421	Wholesale trade, durable goods—Con.									
421130	Tire & tube whsle—Con.									
	Firms not operated for the entire year	175	179	90 467	7 908	2 063	358	17 496	4 788	25 112
42114	Motor vehicle parts, (used) whsle									
	All firms	6 877	7 105	5 272 107	971 776	228 146	45 807	1 973 859	744 950	794 145
	Firms operated for the entire year	6 166	6 392	5 067 811	946 435	221 876	44 395	1 918 705	717 393	731 587
	Firms with less than 5 employees.....	3 224	3 227	799 060	123 319	28 797	7 428	295 571	129 114	134 697
	Firms with 5 to 9 employees ..	1 701	1 714	1 120 913	214 432	50 589	11 187	447 070	174 108	176 740
	Firms with 10 to 19 employees.....	912	958	1 278 354	260 554	61 683	11 895	507 907	165 729	171 377
	Firms with 20 to 49 employees.....	269	338	956 911	192 415	44 985	7 576	361 586	109 744	114 041
	Firms with 50 to 99 employees.....	42	72	413 229	74 951	17 217	2 853	136 150	55 062	63 531
	Firms with 100 employees or more.....	18	83	499 344	80 764	18 605	3 456	170 421	83 636	71 201
	Firms not operated for the entire year	711	713	204 296	25 341	6 270	1 412	55 154	27 557	62 558
421140	Motor vehicle parts, (used) whsle									
	All firms	6 877	7 105	5 272 107	971 776	228 146	45 807	1 973 859	744 950	794 145
	Firms operated for the entire year	6 166	6 392	5 067 811	946 435	221 876	44 395	1 918 705	717 393	731 587
	Firms with less than 5 employees.....	3 224	3 227	799 060	123 319	28 797	7 428	295 571	129 114	134 697
	Firms with 5 to 9 employees ..	1 701	1 714	1 120 913	214 432	50 589	11 187	447 070	174 108	176 740
	Firms with 10 to 19 employees.....	912	958	1 278 354	260 554	61 683	11 895	507 907	165 729	171 377
	Firms with 20 to 49 employees.....	269	338	956 911	192 415	44 985	7 576	361 586	109 744	114 041
	Firms with 50 to 99 employees.....	42	72	413 229	74 951	17 217	2 853	136 150	55 062	63 531
	Firms with 100 employees or more.....	18	83	499 344	80 764	18 605	3 456	170 421	83 636	71 201
	Firms not operated for the entire year	711	713	204 296	25 341	6 270	1 412	55 154	27 557	62 558
4212	Furniture & home furnishings whsle									
	All firms	13 831	15 246	75 006 478	5 316 976	1 225 440	157 465	11 697 560	5 472 358	6 007 773
	Firms operated for the entire year	11 998	13 405	73 546 771	5 204 909	1 204 495	153 847	11 454 954	5 439 720	5 754 786
	Firms with less than 5 employees.....	6 636	6 661	10 818 141	458 528	100 241	13 534	1 090 653	397 824	414 876
	Firms with 5 to 9 employees ..	2 273	2 327	6 622 931	473 071	104 908	14 944	1 053 761	448 908	475 874
	Firms with 10 to 19 employees.....	1 489	1 617	7 590 429	640 483	145 796	20 205	1 357 236	656 333	685 229
	Firms with 20 to 49 employees.....	1 043	1 309	10 962 533	1 042 498	240 166	31 411	2 188 528	1 098 762	1 156 178
	Firms with 50 to 99 employees.....	336	602	7 696 866	805 162	187 508	23 309	1 626 809	921 153	942 344
	Firms with 100 employees or more.....	221	889	29 855 871	1 785 167	425 876	50 444	4 137 967	1 916 740	2 080 285
	Firms not operated for the entire year	1 833	1 841	1 459 707	112 067	20 945	3 618	242 606	32 638	252 987
42121	Furniture whsle									
	All firms	6 059	6 697	31 898 583	2 415 323	555 931	65 930	4 931 567	1 705 458	1 866 930
	Firms operated for the entire year	5 275	5 912	31 213 439	2 359 810	544 777	64 236	4 820 234	1 689 657	1 774 273
	Firms with less than 5 employees.....	2 967	2 978	5 435 601	212 939	47 302	5 935	471 603	136 487	140 556
	Firms with 5 to 9 employees ..	948	973	2 998 594	211 176	46 982	6 205	453 715	152 491	159 933
	Firms with 10 to 19 employees.....	645	694	3 048 303	284 312	66 039	8 780	574 590	233 074	241 370
	Firms with 20 to 49 employees.....	468	614	4 947 326	487 405	113 442	14 087	953 515	380 225	409 732
	Firms with 50 to 99 employees.....	155	256	3 392 473	381 144	88 187	10 745	704 071	286 697	290 095
	Firms with 100 employees or more.....	92	397	11 391 142	782 834	182 825	18 484	1 662 740	500 683	532 587
	Firms not operated for the entire year	784	785	685 144	55 513	11 154	1 694	111 333	15 801	92 657

See footnotes at end of table.

Table 5. Employment Size of Firms: 1997—Con.

[Includes only firms and establishments with payroll. Excludes data for central administrative offices, auxiliary operations, or establishments of these firms that are classified in other categories than those specified in this table. For meaning of abbreviations and symbols, see introductory text. For explanation of terms, see Appendix A. For method of assignment to categories shown, see Appendix C]

NAICS code	Employment sizes of firms by type of operation and kind of business ¹	Firms (number)	Establishments (number)	Sales (\$1,000)	Annual payroll (\$1,000)	First-quarter payroll (\$1,000)	Paid employees for pay period including March 12 (number)	Operating expenses ¹ (\$1,000)	End-of-1996 inventories (\$1,000)	End-of-1997 inventories (\$1,000)
42	WHOLESALE TRADE—Con.									
421	Wholesale trade, durable goods—Con.									
421210	Furniture whsle									
	All firms	6 059	6 697	31 898 583	2 415 323	555 931	65 930	4 931 567	1 705 458	1 866 930
	Firms operated for the entire year	5 275	5 912	31 213 439	2 359 810	544 777	64 236	4 820 234	1 689 657	1 774 273
	Firms with less than 5 employees	2 967	2 978	5 435 601	212 939	47 302	5 935	471 603	136 487	140 556
	Firms with 5 to 9 employees ..	948	973	2 998 594	211 176	46 982	6 205	453 715	152 491	159 933
	Firms with 10 to 19 employees	645	694	3 048 303	284 312	66 039	8 780	574 590	233 074	241 370
	Firms with 20 to 49 employees	468	614	4 947 326	487 405	113 442	14 087	953 515	380 225	409 732
	Firms with 50 to 99 employees	155	256	3 392 473	381 144	88 187	10 745	704 071	286 697	290 095
	Firms with 100 employees or more	92	397	11 391 142	782 834	182 825	18 484	1 662 740	500 683	532 587
	Firms not operated for the entire year	784	785	685 144	55 513	11 154	1 694	111 333	15 801	92 657
4212101	Household & lawn furniture whsle									
	All firms	3 123	3 304	12 079 496	698 636	166 690	23 346	1 597 351	918 762	995 971
	Firms operated for the entire year	2 701	2 881	11 729 214	682 313	163 473	22 729	1 558 113	909 887	945 687
	Firms with less than 5 employees	1 741	1 744	3 908 392	122 502	27 572	3 374	289 704	100 857	104 443
	Firms with 5 to 9 employees ..	449	456	1 430 633	92 170	19 874	2 940	224 749	113 469	118 630
	Firms with 10 to 19 employees	270	288	1 372 704	109 861	26 897	3 624	258 775	159 340	165 533
	Firms with 20 to 49 employees	168	234	2 204 270	141 325	35 517	4 995	332 487	221 765	241 873
	Firms with 50 to 99 employees	50	75	1 052 474	87 588	21 855	3 712	195 556	155 049	147 451
	Firms with 100 employees or more	23	84	1 760 741	128 867	31 758	4 084	256 842	159 407	167 757
	Firms not operated for the entire year	422	423	350 282	16 323	3 217	617	39 238	8 875	50 284
4212102	Office & business furniture whsle									
	All firms	2 940	3 393	19 819 087	1 716 687	389 241	42 584	3 334 216	786 696	870 959
	Firms operated for the entire year	2 577	3 030	19 483 743	1 677 424	381 281	41 503	3 261 908	779 370	828 586
	Firms with less than 5 employees	1 226	1 234	1 527 209	90 437	19 730	2 561	181 899	35 630	36 113
	Firms with 5 to 9 employees ..	499	517	1 567 961	119 006	27 108	3 265	228 966	39 022	41 303
	Firms with 10 to 19 employees	376	406	1 680 833	174 921	39 291	5 166	316 919	74 729	77 275
	Firms with 20 to 49 employees	301	381	2 837 200	347 855	78 411	9 138	632 111	166 118	176 472
	Firms with 50 to 99 employees	106	183	2 379 533	294 831	66 600	7 088	511 102	136 585	147 723
	Firms with 100 employees or more	69	309	9 491 007	650 374	150 141	14 285	1 390 911	327 286	349 700
	Firms not operated for the entire year	363	363	335 344	39 263	7 960	1 081	72 308	7 326	42 373
42122	Home furnishings whsle									
	All firms	7 787	8 549	43 107 895	2 901 653	669 509	91 535	6 765 993	3 766 900	4 140 843
	Firms operated for the entire year	6 738	7 493	42 333 332	2 845 099	659 718	89 611	6 634 720	3 750 063	3 980 513
	Firms with less than 5 employees	3 674	3 687	5 394 146	246 297	53 058	7 610	620 702	262 494	275 516
	Firms with 5 to 9 employees ..	1 329	1 359	3 629 229	262 538	58 109	8 764	601 688	298 078	318 005
	Firms with 10 to 19 employees	847	926	4 569 856	358 089	80 077	11 477	786 625	425 026	445 954
	Firms with 20 to 49 employees	576	710	6 028 053	555 190	126 863	17 344	1 236 352	718 086	746 028
	Firms with 50 to 99 employees	184	329	4 305 780	427 512	100 305	12 730	929 353	637 148	653 401
	Firms with 100 employees or more	128	482	18 406 268	995 473	241 306	31 686	2 460 000	1 409 231	1 541 609
	Firms not operated for the entire year	1 049	1 056	774 563	56 554	9 791	1 924	131 273	16 837	160 330
421220	Home furnishings whsle									
	All firms	7 787	8 549	43 107 895	2 901 653	669 509	91 535	6 765 993	3 766 900	4 140 843

See footnotes at end of table.

Table 5. Employment Size of Firms: 1997—Con.

[Includes only firms and establishments with payroll. Excludes data for central administrative offices, auxiliary operations, or establishments of these firms that are classified in other categories than those specified in this table. For meaning of abbreviations and symbols, see introductory text. For explanation of terms, see Appendix A. For method of assignment to categories shown, see Appendix C]

NAICS code	Employment sizes of firms by type of operation and kind of business ¹	Firms (number)	Establishments (number)	Sales (\$1,000)	Annual payroll (\$1,000)	First-quarter payroll (\$1,000)	Paid employees for pay period including March 12 (number)	Operating expenses ¹ (\$1,000)	End-of-1996 inventories (\$1,000)	End-of-1997 inventories (\$1,000)
42	WHOLESALE TRADE—Con.									
421	Wholesale trade, durable goods—Con.									
421220	Home furnishings whsle—Con.									
	Firms operated for the entire year	6 738	7 493	42 333 332	2 845 099	659 718	89 611	6 634 720	3 750 063	3 980 513
	Firms with less than 5 employees	3 674	3 687	5 394 146	246 297	53 058	7 610	620 702	262 494	275 516
	Firms with 5 to 9 employees ..	1 329	1 359	3 629 229	262 538	58 109	8 764	601 688	298 078	318 005
	Firms with 10 to 19 employees	847	926	4 569 856	358 089	80 077	11 477	786 625	425 026	445 954
	Firms with 20 to 49 employees	576	710	6 028 053	555 190	126 863	17 344	1 236 352	718 086	746 028
	Firms with 50 to 99 employees	184	329	4 305 780	427 512	100 305	12 730	929 353	637 148	653 401
	Firms with 100 employees or more	128	482	18 406 268	995 473	241 306	31 686	2 460 000	1 409 231	1 541 609
	Firms not operated for the entire year	1 049	1 056	774 563	56 554	9 791	1 924	131 273	16 837	160 330
4212201	Household china, glassware, & crockery whsle									
	All firms	1 285	1 332	6 744 886	478 488	108 490	16 343	1 269 407	859 253	887 509
	Firms operated for the entire year	1 132	1 179	6 606 734	472 161	107 229	16 126	1 254 360	857 000	867 051
	Firms with less than 5 employees	647	650	1 223 603	47 106	9 706	1 403	122 573	52 895	56 459
	Firms with 5 to 9 employees ..	219	222	867 429	44 950	10 370	1 435	111 108	57 816	60 845
	Firms with 10 to 19 employees	135	139	1 286 830	62 034	13 354	1 793	158 392	97 366	102 045
	Firms with 20 to 49 employees	79	97	867 978	77 997	18 393	2 404	223 618	162 777	149 188
	Firms with 50 to 99 employees	30	44	718 527	76 733	18 288	2 006	178 961	146 031	143 586
	Firms with 100 employees or more	22	27	1 642 367	163 341	37 118	7 085	459 708	340 115	354 928
	Firms not operated for the entire year	153	153	138 152	6 327	1 261	217	15 047	2 253	20 458
4212202	Linens, domestics, draperies, & curtains whsle									
	All firms	1 744	1 876	11 337 298	658 252	152 175	20 019	1 440 515	704 761	805 239
	Firms operated for the entire year	1 530	1 660	11 199 387	648 666	150 084	19 567	1 418 348	702 036	785 325
	Firms with less than 5 employees	836	838	1 516 811	61 001	13 071	1 738	142 832	50 143	50 965
	Firms with 5 to 9 employees ..	299	302	760 797	58 356	12 736	1 988	124 579	52 694	58 938
	Firms with 10 to 19 employees	197	219	1 071 873	81 353	17 656	2 652	162 646	86 783	88 029
	Firms with 20 to 49 employees	126	148	1 777 845	125 469	28 957	3 785	281 938	117 889	125 973
	Firms with 50 to 99 employees	38	60	1 069 136	77 950	18 322	2 616	160 373	132 698	134 825
	Firms with 100 employees or more	34	93	5 002 925	244 537	59 342	6 788	545 980	261 829	326 595
	Firms not operated for the entire year	214	216	137 911	9 586	2 091	452	22 167	2 725	19 914
4212203	Floor coverings whsle									
	All firms	2 114	2 591	16 467 044	1 044 511	245 571	30 315	2 202 428	1 211 094	1 340 545
	Firms operated for the entire year	1 816	2 290	16 203 219	1 020 063	242 730	29 745	2 148 377	1 207 466	1 262 569
	Firms with less than 5 employees	889	891	1 106 321	59 407	13 135	1 867	143 913	70 450	74 111
	Firms with 5 to 9 employees ..	355	371	820 063	73 781	16 299	2 360	163 104	89 919	95 313
	Firms with 10 to 19 employees	262	297	1 167 991	117 088	26 674	3 578	248 985	130 988	137 305
	Firms with 20 to 49 employees	191	265	2 104 449	199 687	45 271	5 689	404 377	252 721	268 505
	Firms with 50 to 99 employees	74	181	1 797 300	194 795	44 708	5 285	395 168	263 815	279 773
	Firms with 100 employees or more	45	285	9 207 095	375 305	96 643	10 966	792 830	399 573	407 562
	Firms not operated for the entire year	298	301	263 825	24 448	2 841	570	54 051	3 628	77 976
4212204	Other home furnishings whsle									
	All firms	2 659	2 750	8 558 667	720 402	163 273	24 858	1 853 643	991 792	1 107 550

See footnotes at end of table.

Table 5. Employment Size of Firms: 1997—Con.

[Includes only firms and establishments with payroll. Excludes data for central administrative offices, auxiliary operations, or establishments of these firms that are classified in other categories than those specified in this table. For meaning of abbreviations and symbols, see introductory text. For explanation of terms, see Appendix A. For method of assignment to categories shown, see Appendix C]

NAICS code	Employment sizes of firms by type of operation and kind of business ¹	Firms (number)	Establishments (number)	Sales (\$1,000)	Annual payroll (\$1,000)	First-quarter payroll (\$1,000)	Paid employees for pay period including March 12 (number)	Operating expenses ¹ (\$1,000)	End-of-1996 inventories (\$1,000)	End-of-1997 inventories (\$1,000)
42	WHOLESALE TRADE—Con.									
421	Wholesale trade, durable goods—Con.									
4212204	Other home furnishings whsle—Con.									
	Firms operated for the entire year	2 274	2 364	8 323 992	704 209	159 675	24 173	1 813 635	983 561	1 065 568
	Firms with less than 5 employees.....	1 307	1 313	1 591 964	79 616	17 341	2 612	213 309	89 446	94 139
	Firms with 5 to 9 employees ..	458	465	1 186 476	85 959	18 814	2 993	204 231	98 654	104 099
	Firms with 10 to 19 employees.....	254	270	1 042 303	98 835	22 346	3 457	218 421	110 671	119 226
	Firms with 20 to 49 employees.....	184	206	1 455 299	159 838	35 752	5 585	343 518	188 620	205 429
	Firms with 50 to 99 employees.....	45	56	853 781	88 019	20 609	3 027	213 756	104 278	105 190
	Firms with 100 employees or more.....	26	54	2 194 169	191 942	44 813	6 499	620 400	391 892	437 485
	Firms not operated for the entire year	385	386	234 675	16 193	3 598	685	40 008	8 231	41 982
4213	Lumber & other construction materials whsle									
	All firms	11 118	14 267	89 175 875	5 296 176	1 227 622	155 535	10 717 929	6 367 862	6 764 054
	Firms operated for the entire year	9 296	12 441	87 829 345	5 196 392	1 208 360	152 240	10 513 530	6 335 050	6 585 306
	Firms with less than 5 employees.....	4 487	4 513	7 693 150	328 178	68 961	9 394	699 117	252 989	259 018
	Firms with 5 to 9 employees ..	1 901	1 957	7 115 452	409 762	87 119	12 517	830 570	418 315	442 054
	Firms with 10 to 19 employees.....	1 360	1 503	8 565 612	610 554	136 622	18 454	1 213 669	657 085	696 708
	Firms with 20 to 49 employees.....	1 021	1 403	14 185 248	1 028 157	228 727	30 367	2 028 972	1 225 069	1 293 762
	Firms with 50 to 99 employees.....	313	676	9 326 895	712 289	164 644	21 182	1 370 414	828 521	863 759
	Firms with 100 employees or more.....	214	2 389	40 942 988	2 107 452	522 287	60 326	4 370 788	2 953 071	3 030 005
	Firms not operated for the entire year	1 822	1 826	1 346 530	99 784	19 262	3 295	204 399	32 812	178 748
42131	Lumber, plywood, millwork, & wood panel whsle									
	All firms	5 531	6 767	60 455 924	3 126 436	736 657	88 905	6 133 048	4 373 481	4 600 369
	Firms operated for the entire year	4 780	6 014	59 777 982	3 087 004	729 103	87 547	6 055 141	4 354 384	4 521 530
	Firms with less than 5 employees.....	2 159	2 169	4 944 735	168 353	36 427	4 538	349 110	147 793	150 960
	Firms with 5 to 9 employees ..	939	962	4 753 803	216 727	46 101	6 190	417 695	259 603	278 228
	Firms with 10 to 19 employees.....	743	801	5 940 909	344 494	77 559	10 168	670 002	421 676	451 760
	Firms with 20 to 49 employees.....	625	776	9 866 567	625 654	139 422	18 641	1 200 262	890 305	943 576
	Firms with 50 to 99 employees.....	190	329	5 964 898	419 575	99 468	12 877	787 317	541 643	577 333
	Firms with 100 employees or more.....	124	977	28 307 070	1 312 201	330 126	35 133	2 630 755	2 093 364	2 119 673
	Firms not operated for the entire year	751	753	677 942	39 432	7 554	1 358	77 907	19 097	78 839
421310	Lumber, plywood, millwork, & wood panel whsle									
	All firms	5 531	6 767	60 455 924	3 126 436	736 657	88 905	6 133 048	4 373 481	4 600 369
	Firms operated for the entire year	4 780	6 014	59 777 982	3 087 004	729 103	87 547	6 055 141	4 354 384	4 521 530
	Firms with less than 5 employees.....	2 159	2 169	4 944 735	168 353	36 427	4 538	349 110	147 793	150 960
	Firms with 5 to 9 employees ..	939	962	4 753 803	216 727	46 101	6 190	417 695	259 603	278 228
	Firms with 10 to 19 employees.....	743	801	5 940 909	344 494	77 559	10 168	670 002	421 676	451 760
	Firms with 20 to 49 employees.....	625	776	9 866 567	625 654	139 422	18 641	1 200 262	890 305	943 576
	Firms with 50 to 99 employees.....	190	329	5 964 898	419 575	99 468	12 877	787 317	541 643	577 333
	Firms with 100 employees or more.....	124	977	28 307 070	1 312 201	330 126	35 133	2 630 755	2 093 364	2 119 673
	Firms not operated for the entire year	751	753	677 942	39 432	7 554	1 358	77 907	19 097	78 839
4213101	Lumber without yard whsle									
	All firms	1 504	1 627	17 143 755	529 208	131 340	12 611	991 480	614 336	636 263

See footnotes at end of table.

Table 5. Employment Size of Firms: 1997—Con.

[Includes only firms and establishments with payroll. Excludes data for central administrative offices, auxiliary operations, or establishments of these firms that are classified in other categories than those specified in this table. For meaning of abbreviations and symbols, see introductory text. For explanation of terms, see Appendix A. For method of assignment to categories shown, see Appendix C]

NAICS code	Employment sizes of firms by type of operation and kind of business ¹	Firms (number)	Establishments (number)	Sales (\$1,000)	Annual payroll (\$1,000)	First-quarter payroll (\$1,000)	Paid employees for pay period including March 12 (number)	Operating expenses ¹ (\$1,000)	End-of-1996 inventories (\$1,000)	End-of-1997 inventories (\$1,000)
42	WHOLESALE TRADE—Con.									
421	Wholesale trade, durable goods—Con.									
4213101	Lumber without yard whsle—Con.									
	Firms operated for the entire year	1 333	1 456	16 955 683	521 586	129 899	12 367	976 232	610 936	624 887
	Firms with less than 5 employees	803	808	2 282 202	66 158	14 596	1 651	137 973	48 105	49 688
	Firms with 5 to 9 employees ..	270	285	2 246 349	75 467	16 218	1 780	143 070	79 671	80 654
	Firms with 10 to 19 employees	130	143	2 280 336	72 971	16 468	1 768	133 541	86 150	94 617
	Firms with 20 to 49 employees	96	113	2 304 973	94 511	23 218	2 741	188 900	120 893	130 884
	Firms with 50 to 99 employees	26	36	1 814 081	64 130	16 969	1 716	116 668	77 109	81 120
	Firms with 100 employees or more	8	71	6 027 742	148 349	42 430	2 711	256 080	199 008	187 924
	Firms not operated for the entire year	171	171	188 072	7 622	1 441	244	15 248	3 400	11 376
4213102	Lumber with yard whsle									
	All firms	1 328	1 599	15 464 304	890 605	203 841	27 481	1 801 201	1 603 086	1 728 437
	Firms operated for the entire year	1 172	1 443	D	D	D	k	D	D	D
	Firms with less than 5 employees	295	297	D	D	D	f	D	D	D
	Firms with 5 to 9 employees ..	225	225	819 640	46 826	9 520	1 487	95 720	98 326	104 545
	Firms with 10 to 19 employees	265	279	1 853 148	116 317	26 687	3 601	239 374	193 696	204 202
	Firms with 20 to 49 employees	263	314	4 176 050	260 884	55 278	7 983	496 858	460 003	493 645
	Firms with 50 to 99 employees	85	143	D	D	D	i	D	D	D
	Firms with 100 employees or more	39	185	4 916 168	255 377	61 765	7 643	551 750	495 686	527 886
	Firms not operated for the entire year	156	156	D	D	D	e	D	D	D
4213103	Plywood, veneer, millwork, & wood panel whsle									
	All firms	2 779	3 541	27 847 865	1 706 623	401 476	48 813	3 340 367	2 156 059	2 235 669
	Firms operated for the entire year	2 354	3 114	D	D	D	k	D	D	D
	Firms with less than 5 employees	1 074	1 080	D	D	D	g	D	D	D
	Firms with 5 to 9 employees ..	458	466	1 868 089	98 379	21 257	3 009	185 918	86 213	96 503
	Firms with 10 to 19 employees	364	392	1 986 863	163 077	36 299	5 003	317 169	162 335	175 528
	Firms with 20 to 49 employees	285	356	4 041 275	290 744	66 144	8 467	558 351	353 677	370 634
	Firms with 50 to 99 employees	91	173	D	D	D	i	D	D	D
	Firms with 100 employees or more	82	647	14 877 167	844 396	207 300	23 252	1 696 060	1 279 049	1 287 531
	Firms not operated for the entire year	425	427	D	D	D	f	D	D	D
42132	Brick, stone, & related construction materials whsle									
	All firms	2 126	3 026	10 711 750	761 681	168 106	23 753	1 692 184	775 319	846 315
	Firms operated for the entire year	1 695	2 595	10 478 064	736 535	164 192	23 035	1 636 747	770 516	806 982
	Firms with less than 5 employees	812	821	705 356	54 822	10 392	1 738	131 832	49 868	51 657
	Firms with 5 to 9 employees ..	374	390	906 694	77 154	15 801	2 489	177 601	75 895	79 599
	Firms with 10 to 19 employees	268	315	1 017 414	115 658	24 571	3 639	252 414	111 963	121 167
	Firms with 20 to 49 employees	171	292	1 784 475	174 669	37 095	4 893	379 020	151 238	162 315
	Firms with 50 to 99 employees	46	163	1 374 510	107 481	23 978	3 059	223 484	116 460	110 133
	Firms with 100 employees or more	24	614	4 689 615	206 751	52 355	7 217	472 396	265 092	282 111
	Firms not operated for the entire year	431	431	233 686	25 146	3 914	718	55 437	4 803	39 333
421320	Brick, stone, & related construction materials whsle									
	All firms	2 126	3 026	10 711 750	761 681	168 106	23 753	1 692 184	775 319	846 315

See footnotes at end of table.

Table 5. Employment Size of Firms: 1997—Con.

[Includes only firms and establishments with payroll. Excludes data for central administrative offices, auxiliary operations, or establishments of these firms that are classified in other categories than those specified in this table. For meaning of abbreviations and symbols, see introductory text. For explanation of terms, see Appendix A. For method of assignment to categories shown, see Appendix C]

NAICS code	Employment sizes of firms by type of operation and kind of business ¹	Firms (number)	Establishments (number)	Sales (\$1,000)	Annual payroll (\$1,000)	First-quarter payroll (\$1,000)	Paid employees for pay period including March 12 (number)	Operating expenses ¹ (\$1,000)	End-of-1996 inventories (\$1,000)	End-of-1997 inventories (\$1,000)
42	WHOLESALE TRADE—									
	Con.									
421	Wholesale trade, durable goods—Con.									
421320	Brick, stone, & related construction materials whsle—Con.									
	Firms operated for the entire year	1 695	2 595	10 478 064	736 535	164 192	23 035	1 636 747	770 516	806 982
	Firms with less than 5 employees	812	821	705 356	54 822	10 392	1 738	131 832	49 868	51 657
	Firms with 5 to 9 employees ..	374	390	906 694	77 154	15 801	2 489	177 601	75 895	79 599
	Firms with 10 to 19 employees	268	315	1 017 414	115 658	24 571	3 639	252 414	111 963	121 167
	Firms with 20 to 49 employees	171	292	1 784 475	174 669	37 095	4 893	379 020	151 238	162 315
	Firms with 50 to 99 employees	46	163	1 374 510	107 481	23 978	3 059	223 484	116 460	110 133
	Firms with 100 employees or more	24	614	4 689 615	206 751	52 355	7 217	472 396	265 092	282 111
	Firms not operated for the entire year	431	431	233 686	25 146	3 914	718	55 437	4 803	39 333
4213201	Brick, block, tile, clay/ cement sewer pipe whsle									
	All firms	716	1 184	3 546 360	284 096	66 310	9 941	619 783	333 266	357 316
	Firms operated for the entire year	571	1 039	3 466 913	277 740	65 446	9 778	604 225	330 511	344 130
	Firms with less than 5 employees	290	291	203 008	18 212	3 836	613	40 183	16 801	17 210
	Firms with 5 to 9 employees ..	115	117	246 261	23 934	4 962	777	51 816	24 898	25 836
	Firms with 10 to 19 employees	87	105	290 076	40 244	8 423	1 165	76 421	42 243	44 887
	Firms with 20 to 49 employees	57	97	432 605	53 463	11 472	1 622	109 525	50 400	52 973
	Firms with 50 to 99 employees	10	28	204 025	20 766	5 399	669	47 092	15 874	15 339
	Firms with 100 employees or more	12	401	2 090 938	121 121	31 354	4 932	279 188	180 295	187 885
	Firms not operated for the entire year	145	145	79 447	6 356	864	163	15 558	2 755	13 186
4213202	Sand, gravel, & stone whsle									
	All firms	879	1 012	2 001 239	239 974	49 004	7 775	539 309	188 511	212 072
	Firms operated for the entire year	685	818	1 896 134	226 072	46 743	7 368	509 649	187 138	195 795
	Firms with less than 5 employees	309	312	205 026	20 209	3 687	656	48 390	18 560	19 889
	Firms with 5 to 9 employees ..	168	177	386 313	32 481	6 359	1 114	75 133	32 471	34 466
	Firms with 10 to 19 employees	119	138	387 651	49 203	10 775	1 628	119 546	32 851	36 071
	Firms with 20 to 49 employees	63	83	361 098	58 469	11 884	1 838	117 820	41 056	44 271
	Firms with 50 to 99 employees	21	78	358 762	42 738	9 147	1 368	91 387	42 137	39 997
	Firms with 100 employees or more	5	30	197 284	22 972	4 891	764	57 373	20 063	21 101
	Firms not operated for the entire year	194	194	105 105	13 902	2 261	407	29 660	1 373	16 277
4213203	Cement, lime, & related products whsle									
	All firms	569	830	5 164 151	237 611	52 792	6 037	533 092	253 542	276 927
	Firms operated for the entire year	476	737	5 114 408	232 646	51 986	5 887	522 691	252 765	266 952
	Firms with less than 5 employees	229	235	322 664	17 634	3 136	500	46 027	16 152	16 485
	Firms with 5 to 9 employees ..	106	114	347 667	24 244	5 375	713	58 947	22 532	24 229
	Firms with 10 to 19 employees	65	77	377 151	28 198	5 872	863	68 814	40 218	43 263
	Firms with 20 to 49 employees	55	129	1 104 148	67 634	14 593	1 576	158 755	69 086	75 875
	Firms with 50 to 99 employees	13	38	662 895	38 765	8 266	871	69 371	47 177	41 444
	Firms with 100 employees or more	8	144	2 299 883	56 171	14 744	1 364	120 777	57 600	65 656
	Firms not operated for the entire year	93	93	49 743	4 965	806	150	10 401	777	9 975
42133	Roofing, siding, & insulation material whsle									
	All firms	1 081	1 584	9 811 545	601 826	133 556	16 402	1 298 095	595 540	651 224

See footnotes at end of table.

Table 5. Employment Size of Firms: 1997—Con.

[Includes only firms and establishments with payroll. Excludes data for central administrative offices, auxiliary operations, or establishments of these firms that are classified in other categories than those specified in this table. For meaning of abbreviations and symbols, see introductory text. For explanation of terms, see Appendix A. For method of assignment to categories shown, see Appendix C]

NAICS code	Employment sizes of firms by type of operation and kind of business ¹	Firms (number)	Establishments (number)	Sales (\$1,000)	Annual payroll (\$1,000)	First-quarter payroll (\$1,000)	Paid employees for pay period including March 12 (number)	Operating expenses ¹ (\$1,000)	End-of-1996 inventories (\$1,000)	End-of-1997 inventories (\$1,000)
42	WHOLESALE TRADE—									
	Con.									
421	Wholesale trade, durable goods—Con.									
42133	Roofing, siding, & insulation material whsle—Con.									
	Firms operated for the entire year	897	1 399	9 629 273	588 609	131 153	16 016	1 270 001	589 523	623 649
	Firms with less than 5 employees	475	478	956 114	36 735	7 929	913	76 560	14 313	14 735
	Firms with 5 to 9 employees ..	163	167	654 932	38 742	8 473	1 082	80 161	27 403	27 687
	Firms with 10 to 19 employees	113	125	858 156	60 136	13 010	1 475	122 997	55 154	56 097
	Firms with 20 to 49 employees	81	147	1 447 668	87 212	19 232	2 434	182 838	89 194	91 431
	Firms with 50 to 99 employees	37	100	1 384 637	96 875	21 203	2 612	192 912	104 360	107 309
	Firms with 100 employees or more	28	382	4 327 766	268 909	61 306	7 500	614 533	299 099	326 390
	Firms not operated for the entire year	184	185	182 272	13 217	2 403	386	28 094	6 017	27 575
421330	Roofing, siding, & insulation material whsle									
	All firms	1 081	1 584	9 811 545	601 826	133 556	16 402	1 298 095	595 540	651 224
	Firms operated for the entire year	897	1 399	9 629 273	588 609	131 153	16 016	1 270 001	589 523	623 649
	Firms with less than 5 employees	475	478	956 114	36 735	7 929	913	76 560	14 313	14 735
	Firms with 5 to 9 employees ..	163	167	654 932	38 742	8 473	1 082	80 161	27 403	27 687
	Firms with 10 to 19 employees	113	125	858 156	60 136	13 010	1 475	122 997	55 154	56 097
	Firms with 20 to 49 employees	81	147	1 447 668	87 212	19 232	2 434	182 838	89 194	91 431
	Firms with 50 to 99 employees	37	100	1 384 637	96 875	21 203	2 612	192 912	104 360	107 309
	Firms with 100 employees or more	28	382	4 327 766	268 909	61 306	7 500	614 533	299 099	326 390
	Firms not operated for the entire year	184	185	182 272	13 217	2 403	386	28 094	6 017	27 575
4213301	Roofing, siding, & insulation material whsle									
	All firms	1 081	1 584	9 811 545	601 826	133 556	16 402	1 298 095	595 540	651 224
	Firms operated for the entire year	897	1 399	9 629 273	588 609	131 153	16 016	1 270 001	589 523	623 649
	Firms with less than 5 employees	475	478	956 114	36 735	7 929	913	76 560	14 313	14 735
	Firms with 5 to 9 employees ..	163	167	654 932	38 742	8 473	1 082	80 161	27 403	27 687
	Firms with 10 to 19 employees	113	125	858 156	60 136	13 010	1 475	122 997	55 154	56 097
	Firms with 20 to 49 employees	81	147	1 447 668	87 212	19 232	2 434	182 838	89 194	91 431
	Firms with 50 to 99 employees	37	100	1 384 637	96 875	21 203	2 612	192 912	104 360	107 309
	Firms with 100 employees or more	28	382	4 327 766	268 909	61 306	7 500	614 533	299 099	326 390
	Firms not operated for the entire year	184	185	182 272	13 217	2 403	386	28 094	6 017	27 575
42139	Other construction materials whsle									
	All firms	2 459	2 890	8 196 656	806 233	189 303	26 475	1 594 602	623 522	666 146
	Firms operated for the entire year	1 999	2 429	7 940 222	783 736	183 888	25 638	1 550 833	620 590	632 300
	Firms with less than 5 employees	1 057	1 062	1 123 844	69 798	14 576	2 247	146 162	42 514	43 221
	Firms with 5 to 9 employees ..	434	445	838 941	79 135	17 236	2 816	159 163	57 701	58 980
	Firms with 10 to 19 employees	250	277	861 193	99 177	23 109	3 353	186 250	79 347	77 430
	Firms with 20 to 49 employees	168	244	1 682 381	165 878	39 176	5 149	325 465	126 745	128 381
	Firms with 50 to 99 employees	54	132	1 135 021	123 755	29 276	3 736	240 245	124 285	128 159
	Firms with 100 employees or more	36	269	2 298 842	245 993	60 515	8 337	493 548	189 998	196 129
	Firms not operated for the entire year	460	461	256 434	22 497	5 415	837	43 769	2 932	33 846
421390	Other construction materials whsle									
	All firms	2 459	2 890	8 196 656	806 233	189 303	26 475	1 594 602	623 522	666 146

See footnotes at end of table.

Table 5. Employment Size of Firms: 1997—Con.

[Includes only firms and establishments with payroll. Excludes data for central administrative offices, auxiliary operations, or establishments of these firms that are classified in other categories than those specified in this table. For meaning of abbreviations and symbols, see introductory text. For explanation of terms, see Appendix A. For method of assignment to categories shown, see Appendix C]

NAICS code	Employment sizes of firms by type of operation and kind of business ¹	Firms (number)	Establishments (number)	Sales (\$1,000)	Annual payroll (\$1,000)	First-quarter payroll (\$1,000)	Paid employees for pay period including March 12 (number)	Operating expenses ¹ (\$1,000)	End-of-1996 inventories (\$1,000)	End-of-1997 inventories (\$1,000)
42	WHOLESALE TRADE—									
	Con.									
421	Wholesale trade, durable goods—Con.									
421390	Other construction materials whsle—Con.									
	Firms operated for the entire year	1 999	2 429	7 940 222	783 736	183 888	25 638	1 550 833	620 590	632 300
	Firms with less than 5 employees	1 057	1 062	1 123 844	69 798	14 576	2 247	146 162	42 514	43 221
	Firms with 5 to 9 employees ..	434	445	838 941	79 135	17 236	2 816	159 163	57 701	58 980
	Firms with 10 to 19 employees	250	277	861 193	99 177	23 109	3 353	186 250	79 347	77 430
	Firms with 20 to 49 employees	168	244	1 682 381	165 878	39 176	5 149	325 465	126 745	128 381
	Firms with 50 to 99 employees	54	132	1 135 021	123 755	29 276	3 736	240 245	124 285	128 159
	Firms with 100 employees or more	36	269	2 298 842	245 993	60 515	8 337	493 548	189 998	196 129
	Firms not operated for the entire year	460	461	256 434	22 497	5 415	837	43 769	2 932	33 846
4213901	Flat glass & other construction glass whsle									
	All firms	547	669	1 950 805	235 834	57 069	8 197	456 813	130 217	134 854
	Firms operated for the entire year	462	583	1 922 080	230 968	54 860	7 927	448 243	129 085	130 548
	Firms with less than 5 employees	222	223	240 150	13 753	3 098	478	28 360	5 358	5 582
	Firms with 5 to 9 employees ..	103	103	158 342	18 359	3 768	657	34 771	8 052	8 545
	Firms with 10 to 19 employees	66	78	359 777	25 091	6 055	898	45 276	19 174	15 825
	Firms with 20 to 49 employees	48	73	342 669	44 268	11 121	1 405	81 114	22 537	22 527
	Firms with 50 to 99 employees	12	18	158 545	21 757	5 225	755	37 765	14 529	15 921
	Firms with 100 employees or more	11	88	662 597	107 740	25 593	3 734	220 957	59 435	62 148
	Firms not operated for the entire year	85	86	28 725	4 866	2 209	270	8 570	1 132	4 306
4213902	Other construction materials whsle									
	All firms	1 915	2 221	6 245 851	570 399	132 234	18 278	1 137 789	493 305	531 292
	Firms operated for the entire year	1 540	1 846	6 018 142	552 768	129 028	17 711	1 102 590	491 505	501 752
	Firms with less than 5 employees	835	839	883 694	56 045	11 478	1 769	117 802	37 156	37 639
	Firms with 5 to 9 employees ..	331	342	680 599	60 776	13 468	2 159	124 392	49 649	50 435
	Firms with 10 to 19 employees	186	209	720 041	75 569	17 570	2 477	144 287	60 173	61 605
	Firms with 20 to 49 employees	120	166	1 136 231	121 549	27 896	3 760	244 522	105 930	107 638
	Firms with 50 to 99 employees	42	114	976 476	101 998	24 051	2 981	202 480	109 756	112 238
	Firms with 100 employees or more	26	176	1 621 101	136 831	34 565	4 565	269 107	128 841	132 197
	Firms not operated for the entire year	375	375	227 709	17 631	3 206	567	35 199	1 800	29 540
4214	Professional & commercial equipment & supplies whsle									
	All firms	36 848	45 351	367 383 550	33 292 437	8 317 953	716 113	62 642 404	24 912 094	27 009 852
	Firms operated for the entire year	31 642	40 092	361 545 846	32 706 116	8 178 260	702 019	61 505 319	24 747 056	26 289 440
	Firms with less than 5 employees	15 325	15 394	14 791 030	1 171 057	253 344	32 787	2 419 639	648 914	674 957
	Firms with 5 to 9 employees ..	6 809	6 975	16 088 346	1 610 733	354 662	45 156	3 104 593	907 994	962 745
	Firms with 10 to 19 employees	4 711	5 153	22 831 401	2 387 736	534 934	63 111	4 422 845	1 499 031	1 573 156
	Firms with 20 to 49 employees	3 087	4 031	34 016 021	3 706 311	841 370	91 970	6 822 298	2 575 828	2 762 466
	Firms with 50 to 99 employees	951	1 664	23 961 592	2 719 393	637 599	64 540	5 000 036	1 982 518	2 146 046
	Firms with 100 employees or more	759	6 875	249 857 456	21 110 886	5 556 351	404 455	39 735 908	17 132 771	18 170 070
	Firms not operated for the entire year	5 206	5 259	5 837 704	586 321	139 693	14 094	1 137 085	165 038	720 412
42141	Photographic equipment & supplies whsle									
	All firms	1 126	1 379	16 679 051	929 865	217 200	21 195	2 170 358	1 200 133	1 222 355

See footnotes at end of table.

Table 5. Employment Size of Firms: 1997—Con.

[Includes only firms and establishments with payroll. Excludes data for central administrative offices, auxiliary operations, or establishments of these firms that are classified in other categories than those specified in this table. For meaning of abbreviations and symbols, see introductory text. For explanation of terms, see Appendix A. For method of assignment to categories shown, see Appendix C]

NAICS code	Employment sizes of firms by type of operation and kind of business ¹	Firms (number)	Establishments (number)	Sales (\$1,000)	Annual payroll (\$1,000)	First-quarter payroll (\$1,000)	Paid employees for pay period including March 12 (number)	Operating expenses ¹ (\$1,000)	End-of-1996 inventories (\$1,000)	End-of-1997 inventories (\$1,000)
42	WHOLESALE TRADE—Con.									
421	Wholesale trade, durable goods—Con.									
42141	Photographic equipment & supplies whsle—Con.									
	Firms operated for the entire year	999	1 252	16 582 745	920 463	216 087	21 002	2 151 838	1 197 720	1 211 186
	Firms with less than 5 employees.....	448	449	448 143	33 766	6 909	964	74 360	27 733	29 726
	Firms with 5 to 9 employees ..	212	217	628 194	48 902	10 881	1 441	105 399	56 118	58 572
	Firms with 10 to 19 employees.....	145	167	761 625	78 513	15 866	2 004	161 612	75 944	79 386
	Firms with 20 to 49 employees.....	118	151	1 281 530	132 458	30 214	3 543	264 273	153 039	160 240
	Firms with 50 to 99 employees.....	46	80	1 487 986	137 091	33 977	3 204	274 948	162 030	169 424
	Firms with 100 employees or more.....	30	188	11 975 267	489 733	118 240	9 846	1 271 246	722 856	713 838
	Firms not operated for the entire year	127	127	96 306	9 402	1 113	193	18 520	2 413	11 169
421410	Photographic equipment & supplies whsle									
	All firms	1 126	1 379	16 679 051	929 865	217 200	21 195	2 170 358	1 200 133	1 222 355
	Firms operated for the entire year	999	1 252	16 582 745	920 463	216 087	21 002	2 151 838	1 197 720	1 211 186
	Firms with less than 5 employees.....	448	449	448 143	33 766	6 909	964	74 360	27 733	29 726
	Firms with 5 to 9 employees ..	212	217	628 194	48 902	10 881	1 441	105 399	56 118	58 572
	Firms with 10 to 19 employees.....	145	167	761 625	78 513	15 866	2 004	161 612	75 944	79 386
	Firms with 20 to 49 employees.....	118	151	1 281 530	132 458	30 214	3 543	264 273	153 039	160 240
	Firms with 50 to 99 employees.....	46	80	1 487 986	137 091	33 977	3 204	274 948	162 030	169 424
	Firms with 100 employees or more.....	30	188	11 975 267	489 733	118 240	9 846	1 271 246	722 856	713 838
	Firms not operated for the entire year	127	127	96 306	9 402	1 113	193	18 520	2 413	11 169
42142	Office equipment whsle									
	All firms	5 123	7 319	36 646 598	5 421 076	1 376 025	143 381	9 434 843	2 583 465	2 702 445
	Firms operated for the entire year	4 531	6 720	36 383 980	5 379 490	1 364 328	141 684	9 364 212	2 572 402	2 660 068
	Firms with less than 5 employees.....	1 896	1 911	800 153	114 663	25 345	4 410	219 391	54 385	56 351
	Firms with 5 to 9 employees ..	1 139	1 167	1 280 293	207 583	47 632	7 618	368 314	95 084	98 522
	Firms with 10 to 19 employees.....	769	838	2 101 687	304 085	71 983	10 391	517 195	156 228	161 405
	Firms with 20 to 49 employees.....	497	674	2 424 192	480 873	111 251	14 758	800 154	240 568	255 045
	Firms with 50 to 99 employees.....	143	316	1 600 899	358 357	81 325	9 776	583 742	192 561	206 534
	Firms with 100 employees or more.....	87	1 814	28 176 756	3 913 929	1 026 792	94 731	6 875 416	1 833 576	1 882 211
	Firms not operated for the entire year	592	599	262 618	41 586	11 697	1 697	70 631	11 063	42 377
421420	Office equipment whsle									
	All firms	5 123	7 319	36 646 598	5 421 076	1 376 025	143 381	9 434 843	2 583 465	2 702 445
	Firms operated for the entire year	4 531	6 720	36 383 980	5 379 490	1 364 328	141 684	9 364 212	2 572 402	2 660 068
	Firms with less than 5 employees.....	1 896	1 911	800 153	114 663	25 345	4 410	219 391	54 385	56 351
	Firms with 5 to 9 employees ..	1 139	1 167	1 280 293	207 583	47 632	7 618	368 314	95 084	98 522
	Firms with 10 to 19 employees.....	769	838	2 101 687	304 085	71 983	10 391	517 195	156 228	161 405
	Firms with 20 to 49 employees.....	497	674	2 424 192	480 873	111 251	14 758	800 154	240 568	255 045
	Firms with 50 to 99 employees.....	143	316	1 600 899	358 357	81 325	9 776	583 742	192 561	206 534
	Firms with 100 employees or more.....	87	1 814	28 176 756	3 913 929	1 026 792	94 731	6 875 416	1 833 576	1 882 211
	Firms not operated for the entire year	592	599	262 618	41 586	11 697	1 697	70 631	11 063	42 377
42143	Computer & computer peripheral equipment & software whsle									
	All firms	13 443	16 929	221 447 412	17 305 512	4 426 859	317 662	31 216 252	12 835 855	13 983 239

See footnotes at end of table.

Table 5. Employment Size of Firms: 1997—Con.

[Includes only firms and establishments with payroll. Excludes data for central administrative offices, auxiliary operations, or establishments of these firms that are classified in other categories than those specified in this table. For meaning of abbreviations and symbols, see introductory text. For explanation of terms, see Appendix A. For method of assignment to categories shown, see Appendix C]

NAICS code	Employment sizes of firms by type of operation and kind of business ¹	Firms (number)	Establishments (number)	Sales (\$1,000)	Annual payroll (\$1,000)	First-quarter payroll (\$1,000)	Paid employees for pay period including March 12 (number)	Operating expenses ¹ (\$1,000)	End-of-1996 inventories (\$1,000)	End-of-1997 inventories (\$1,000)
42	WHOLESALE TRADE—Con.									
421	Wholesale trade, durable goods—Con.									
42143	Computer & computer peripheral equipment & software whsle—Con.									
	Firms operated for the entire year	11 211	14 673	217 826 126	16 947 813	4 344 321	310 827	30 529 499	12 741 427	13 558 253
	Firms with less than 5 employees.....	5 161	5 190	6 586 246	436 496	92 993	11 134	859 778	245 206	251 912
	Firms with 5 to 9 employees ..	2 373	2 451	7 802 166	632 775	135 751	15 805	1 173 761	323 552	345 408
	Firms with 10 to 19 employees.....	1 751	1 911	11 938 612	989 509	216 919	23 324	1 788 051	584 585	620 120
	Firms with 20 to 49 employees.....	1 234	1 639	20 154 981	1 724 052	387 441	37 088	3 105 209	1 149 356	1 215 985
	Firms with 50 to 99 employees.....	364	616	13 991 413	1 191 571	275 537	24 631	2 069 024	753 773	817 278
	Firms with 100 employees or more.....	328	2 866	157 352 708	11 973 410	3 235 680	198 845	21 533 676	9 684 955	10 307 550
	Firms not operated for the entire year	2 232	2 256	3 621 286	357 699	82 538	6 835	686 753	94 428	424 986
421430	Computer & computer peripheral equipment & software whsle									
	All firms	13 443	16 929	221 447 412	17 305 512	4 426 859	317 662	31 216 252	12 835 855	13 983 239
	Firms operated for the entire year	11 211	14 673	217 826 126	16 947 813	4 344 321	310 827	30 529 499	12 741 427	13 558 253
	Firms with less than 5 employees.....	5 161	5 190	6 586 246	436 496	92 993	11 134	859 778	245 206	251 912
	Firms with 5 to 9 employees ..	2 373	2 451	7 802 166	632 775	135 751	15 805	1 173 761	323 552	345 408
	Firms with 10 to 19 employees.....	1 751	1 911	11 938 612	989 509	216 919	23 324	1 788 051	584 585	620 120
	Firms with 20 to 49 employees.....	1 234	1 639	20 154 981	1 724 052	387 441	37 088	3 105 209	1 149 356	1 215 985
	Firms with 50 to 99 employees.....	364	616	13 991 413	1 191 571	275 537	24 631	2 069 024	753 773	817 278
	Firms with 100 employees or more.....	328	2 866	157 352 708	11 973 410	3 235 680	198 845	21 533 676	9 684 955	10 307 550
	Firms not operated for the entire year	2 232	2 256	3 621 286	357 699	82 538	6 835	686 753	94 428	424 986
4214301	Computer & peripheral equipment whsle									
	All firms	10 959	14 080	209 760 805	15 450 012	3 995 317	282 335	27 843 140	12 344 695	13 428 595
	Firms operated for the entire year	9 173	12 273	206 426 621	15 145 586	3 925 128	276 689	27 258 224	12 253 073	13 036 430
	Firms with less than 5 employees.....	4 118	4 144	5 867 628	335 415	71 192	8 931	668 382	228 907	234 653
	Firms with 5 to 9 employees ..	1 978	2 036	6 973 156	509 224	109 891	13 178	952 003	306 699	325 841
	Firms with 10 to 19 employees.....	1 471	1 592	10 860 409	810 139	176 597	19 594	1 477 242	553 842	588 501
	Firms with 20 to 49 employees.....	1 039	1 344	18 256 480	1 385 915	312 290	31 004	2 520 423	1 086 302	1 129 350
	Firms with 50 to 99 employees.....	297	489	12 668 049	936 614	214 252	20 231	1 648 552	714 931	777 732
	Firms with 100 employees or more.....	270	2 668	151 800 899	11 168 279	3 040 906	183 751	19 991 622	9 362 392	9 980 353
	Firms not operated for the entire year	1 786	1 807	3 334 184	304 426	70 189	5 646	584 916	91 622	392 165
42143011	Computers & peripheral equipment for resale									
	All firms	4 700	5 657	115 317 362	4 275 564	1 035 136	91 857	9 030 685	8 708 957	9 594 264
	Firms operated for the entire year	3 906	4 846	113 352 308	4 148 170	1 006 648	89 208	8 760 185	8 637 309	9 336 758
	Firms with less than 5 employees.....	1 761	1 777	3 693 381	146 356	31 213	3 838	311 563	134 228	139 601
	Firms with 5 to 9 employees ..	809	843	3 887 453	197 305	43 502	5 383	399 610	154 953	173 871
	Firms with 10 to 19 employees.....	614	673	6 986 679	325 411	70 958	8 239	654 025	332 940	369 332
	Firms with 20 to 49 employees.....	459	562	11 329 327	578 711	133 379	13 762	1 186 100	709 251	746 945
	Firms with 50 to 99 employees.....	129	202	7 146 308	356 828	83 426	8 860	694 871	412 984	459 475
	Firms with 100 employees or more.....	134	789	80 309 160	2 543 559	644 170	49 126	5 514 016	6 892 953	7 447 534
	Firms not operated for the entire year	794	811	1 965 054	127 394	28 488	2 649	270 500	71 648	257 506

See footnotes at end of table.

Table 5. Employment Size of Firms: 1997—Con.

[Includes only firms and establishments with payroll. Excludes data for central administrative offices, auxiliary operations, or establishments of these firms that are classified in other categories than those specified in this table. For meaning of abbreviations and symbols, see introductory text. For explanation of terms, see Appendix A. For method of assignment to categories shown, see Appendix C]

NAICS code	Employment sizes of firms by type of operation and kind of business ¹	Firms (number)	Establishments (number)	Sales (\$1,000)	Annual payroll (\$1,000)	First-quarter payroll (\$1,000)	Paid employees for pay period including March 12 (number)	Operating expenses ¹ (\$1,000)	End-of-1996 inventories (\$1,000)	End-of-1997 inventories (\$1,000)
42	WHOLESALE TRADE—									
	Con.									
421	Wholesale trade, durable goods—Con.									
42143012	Computers & peripheral equipment for end use									
	All firms	6 314	8 423	94 443 443	11 174 448	2 960 181	190 478	18 812 455	3 635 738	3 834 331
	Firms operated for the entire year	5 317	7 421	93 057 106	10 994 576	2 918 121	187 463	18 491 505	3 615 494	3 697 471
	Firms with less than 5 employees.....	2 367	2 380	2 213 972	191 531	40 520	5 122	362 068	96 722	97 225
	Firms with 5 to 9 employees ..	1 183	1 221	3 177 353	316 403	67 618	7 890	560 664	154 737	154 986
	Firms with 10 to 19 employees.....	861	921	4 110 377	489 283	106 678	11 424	832 092	225 906	224 894
	Firms with 20 to 49 employees.....	589	777	7 190 092	820 793	182 133	17 475	1 356 978	397 003	403 146
	Firms with 50 to 99 employees.....	172	322	5 821 734	612 510	138 862	11 744	1 004 357	302 969	315 231
	Firms with 100 employees or more.....	145	1 800	70 543 578	8 564 056	2 382 310	133 808	14 375 346	2 438 157	2 501 989
	Firms not operated for the entire year	997	1 002	1 386 337	179 872	42 060	3 015	320 950	20 244	136 860
4214302	Computer software (packaged) whsle									
	All firms	2 516	2 849	11 686 607	1 855 500	431 542	35 327	3 373 112	491 160	554 644
	Firms operated for the entire year	2 069	2 398	11 399 226	1 802 208	419 174	34 136	3 271 237	488 354	521 823
	Firms with less than 5 employees.....	1 052	1 059	731 304	102 542	22 180	2 220	194 057	16 717	17 645
	Firms with 5 to 9 employees ..	396	412	841 135	124 333	26 169	2 639	222 872	16 853	19 567
	Firms with 10 to 19 employees.....	288	331	1 182 440	187 473	41 857	3 855	325 031	32 379	33 478
	Firms with 20 to 49 employees.....	206	314	1 995 980	361 251	78 645	6 340	628 808	80 147	104 259
	Firms with 50 to 99 employees.....	69	132	1 403 009	269 452	64 208	4 497	455 790	35 195	33 659
	Firms with 100 employees or more.....	58	150	5 245 358	757 157	186 115	14 585	1 444 679	307 063	313 215
	Firms not operated for the entire year	447	451	287 381	53 292	12 368	1 191	101 875	2 806	32 821
42144	Other commercial equipment whsle									
	All firms	5 016	5 380	15 914 735	1 754 684	402 801	52 186	3 381 852	1 197 539	1 291 756
	Firms operated for the entire year	4 457	4 813	15 557 883	1 722 910	395 239	50 999	3 318 582	1 189 117	1 251 761
	Firms with less than 5 employees.....	2 101	2 109	1 855 302	134 593	29 656	4 668	298 856	80 048	82 219
	Firms with 5 to 9 employees ..	1 054	1 073	2 402 712	218 420	48 510	6 958	436 299	122 074	130 372
	Firms with 10 to 19 employees.....	730	781	2 693 290	317 013	72 195	9 729	612 926	207 043	211 191
	Firms with 20 to 49 employees.....	413	500	3 004 687	417 767	94 626	11 961	776 495	303 272	327 099
	Firms with 50 to 99 employees.....	107	182	2 033 967	270 387	65 629	7 168	497 173	209 138	219 958
	Firms with 100 employees or more.....	52	168	3 567 925	364 730	84 623	10 515	696 833	267 542	280 922
	Firms not operated for the entire year	559	567	356 852	31 774	7 562	1 187	63 270	8 422	39 995
421440	Other commercial equipment whsle									
	All firms	5 016	5 380	15 914 735	1 754 684	402 801	52 186	3 381 852	1 197 539	1 291 756
	Firms operated for the entire year	4 457	4 813	15 557 883	1 722 910	395 239	50 999	3 318 582	1 189 117	1 251 761
	Firms with less than 5 employees.....	2 101	2 109	1 855 302	134 593	29 656	4 668	298 856	80 048	82 219
	Firms with 5 to 9 employees ..	1 054	1 073	2 402 712	218 420	48 510	6 958	436 299	122 074	130 372
	Firms with 10 to 19 employees.....	730	781	2 693 290	317 013	72 195	9 729	612 926	207 043	211 191
	Firms with 20 to 49 employees.....	413	500	3 004 687	417 767	94 626	11 961	776 495	303 272	327 099
	Firms with 50 to 99 employees.....	107	182	2 033 967	270 387	65 629	7 168	497 173	209 138	219 958
	Firms with 100 employees or more.....	52	168	3 567 925	364 730	84 623	10 515	696 833	267 542	280 922
	Firms not operated for the entire year	559	567	356 852	31 774	7 562	1 187	63 270	8 422	39 995

See footnotes at end of table.

Table 5. Employment Size of Firms: 1997—Con.

[Includes only firms and establishments with payroll. Excludes data for central administrative offices, auxiliary operations, or establishments of these firms that are classified in other categories than those specified in this table. For meaning of abbreviations and symbols, see introductory text. For explanation of terms, see Appendix A. For method of assignment to categories shown, see Appendix C]

NAICS code	Employment sizes of firms by type of operation and kind of business ¹	Firms (number)	Establishments (number)	Sales (\$1,000)	Annual payroll (\$1,000)	First-quarter payroll (\$1,000)	Paid employees for pay period including March 12 (number)	Operating expenses ¹ (\$1,000)	End-of-1996 inventories (\$1,000)	End-of-1997 inventories (\$1,000)
42	WHOLESALE TRADE—Con.									
421	Wholesale trade, durable goods—Con.									
4214401	Restaurant & hotel equipment & supplies whsle									
	All firms	2 968	3 165	10 686 971	1 012 146	230 787	30 890	1 942 318	790 577	855 376
	Firms operated for the entire year	2 656	2 853	10 466 923	995 826	227 234	30 253	1 908 832	788 021	828 310
	Firms with less than 5 employees	1 252	1 257	1 291 337	79 099	17 879	2 843	177 275	55 222	56 097
	Firms with 5 to 9 employees ..	657	674	1 781 057	132 300	29 818	4 309	261 779	79 907	83 742
	Firms with 10 to 19 employees	414	442	1 660 143	173 059	39 249	5 531	333 090	133 915	135 849
	Firms with 20 to 49 employees	239	276	1 855 656	237 617	53 396	6 863	434 004	199 523	213 787
	Firms with 50 to 99 employees	63	102	1 312 998	143 234	33 392	4 168	273 148	134 501	144 846
	Firms with 100 employees or more	31	102	2 565 732	230 517	53 500	6 539	429 536	184 953	193 989
	Firms not operated for the entire year	312	312	220 048	16 320	3 553	637	33 486	2 556	27 066
4214402	Store machines & equipment whsle									
	All firms	2 055	2 215	5 227 764	742 538	172 014	21 296	1 439 534	406 962	436 380
	Firms operated for the entire year	1 808	1 960	5 090 960	727 084	168 005	20 746	1 409 750	401 096	423 451
	Firms with less than 5 employees	855	858	567 434	55 893	11 878	1 840	122 437	25 445	26 724
	Firms with 5 to 9 employees ..	397	398	621 446	86 078	18 682	2 648	174 440	42 007	46 477
	Firms with 10 to 19 employees	317	341	1 035 601	144 283	33 030	4 214	280 548	73 274	75 522
	Firms with 20 to 49 employees	174	220	1 146 359	180 706	41 141	5 100	342 413	104 286	113 848
	Firms with 50 to 99 employees	44	78	718 158	125 967	32 164	2 970	222 700	73 536	73 989
	Firms with 100 employees or more	21	65	1 001 962	134 157	31 110	3 974	267 212	82 548	86 891
	Firms not operated for the entire year	247	255	136 804	15 454	4 009	550	29 784	5 866	12 929
42145	Medical, dental, & hospital equipment & supplies whsle									
	All firms	8 268	9 782	58 791 711	5 746 165	1 386 809	121 572	11 851 627	5 160 001	5 749 898
	Firms operated for the entire year	6 989	8 491	57 490 774	5 626 284	1 357 502	118 400	11 600 141	5 119 999	5 592 984
	Firms with less than 5 employees	4 026	4 039	3 681 626	333 330	72 659	8 085	700 590	159 891	167 520
	Firms with 5 to 9 employees ..	1 302	1 321	2 775 136	341 895	74 636	8 543	692 830	198 688	209 047
	Firms with 10 to 19 employees	808	873	3 609 906	463 139	104 841	10 835	872 997	277 337	299 932
	Firms with 20 to 49 employees	509	665	4 613 207	613 457	141 464	14 946	1 175 954	455 386	499 248
	Firms with 50 to 99 employees	174	261	3 561 460	512 303	124 574	12 052	1 049 729	456 057	503 873
	Firms with 100 employees or more	170	1 332	39 249 439	3 362 160	839 328	63 939	7 108 041	3 572 640	3 913 364
	Firms not operated for the entire year	1 279	1 291	1 300 937	119 881	29 307	3 172	251 486	40 002	156 914
421450	Medical, dental, & hospital equipment & supplies whsle									
	All firms	8 268	9 782	58 791 711	5 746 165	1 386 809	121 572	11 851 627	5 160 001	5 749 898
	Firms operated for the entire year	6 989	8 491	57 490 774	5 626 284	1 357 502	118 400	11 600 141	5 119 999	5 592 984
	Firms with less than 5 employees	4 026	4 039	3 681 626	333 330	72 659	8 085	700 590	159 891	167 520
	Firms with 5 to 9 employees ..	1 302	1 321	2 775 136	341 895	74 636	8 543	692 830	198 688	209 047
	Firms with 10 to 19 employees	808	873	3 609 906	463 139	104 841	10 835	872 997	277 337	299 932
	Firms with 20 to 49 employees	509	665	4 613 207	613 457	141 464	14 946	1 175 954	455 386	499 248
	Firms with 50 to 99 employees	174	261	3 561 460	512 303	124 574	12 052	1 049 729	456 057	503 873
	Firms with 100 employees or more	170	1 332	39 249 439	3 362 160	839 328	63 939	7 108 041	3 572 640	3 913 364
	Firms not operated for the entire year	1 279	1 291	1 300 937	119 881	29 307	3 172	251 486	40 002	156 914

See footnotes at end of table.

Table 5. Employment Size of Firms: 1997—Con.

[Includes only firms and establishments with payroll. Excludes data for central administrative offices, auxiliary operations, or establishments of these firms that are classified in other categories than those specified in this table. For meaning of abbreviations and symbols, see introductory text. For explanation of terms, see Appendix A. For method of assignment to categories shown, see Appendix C]

NAICS code	Employment sizes of firms by type of operation and kind of business ¹	Firms (number)	Establishments (number)	Sales (\$1,000)	Annual payroll (\$1,000)	First-quarter payroll (\$1,000)	Paid employees for pay period including March 12 (number)	Operating expenses ¹ (\$1,000)	End-of-1996 inventories (\$1,000)	End-of-1997 inventories (\$1,000)
42	WHOLESALE TRADE—									
	Con.									
421	Wholesale trade, durable goods—Con.									
4214501	Surgical, medical, & hospital supplies whsle									
	All firms	7 466	8 721	54 484 063	5 125 079	1 243 720	106 502	10 645 826	4 681 500	5 232 071
	Firms operated for the entire year	6 280	7 523	53 178 779	5 005 420	1 215 206	103 438	10 394 623	4 642 289	5 060 550
	Firms with less than 5 employees	3 638	3 651	3 449 748	308 263	67 291	7 273	646 308	142 515	149 908
	Firms with 5 to 9 employees ..	1 157	1 175	2 531 330	310 425	67 667	7 574	625 520	173 724	183 041
	Firms with 10 to 19 employees	722	785	3 362 646	424 269	95 916	9 701	793 440	238 378	261 820
	Firms with 20 to 49 employees	458	607	4 169 930	555 948	127 971	13 548	1 058 525	419 374	461 560
	Firms with 50 to 99 employees	155	224	3 142 994	448 749	109 916	10 601	911 498	395 786	422 579
	Firms with 100 employees or more	150	1 081	36 522 131	2 957 766	746 445	54 741	6 359 332	3 272 512	3 581 642
	Firms not operated for the entire year	1 186	1 198	1 305 284	119 659	28 514	3 064	251 203	39 211	171 521
4214502	Dental equipment & supplies whsle									
	All firms	811	1 061	4 307 648	621 086	143 089	15 070	1 205 801	478 501	517 827
	Firms operated for the entire year	717	967	4 284 608	618 040	142 296	14 962	1 199 406	477 710	512 870
	Firms with less than 5 employees	389	389	235 052	25 212	5 404	814	54 609	17 376	17 612
	Firms with 5 to 9 employees ..	145	146	243 806	31 470	6 969	969	67 310	24 964	26 006
	Firms with 10 to 19 employees	88	90	253 173	39 622	9 111	1 158	81 315	39 747	38 924
	Firms with 20 to 49 employees	53	64	462 869	60 713	14 081	1 469	122 278	39 972	43 950
	Firms with 50 to 99 employees	19	36	391 079	60 730	14 658	1 451	132 119	60 271	61 730
	Firms with 100 employees or more	23	242	2 698 629	400 293	92 073	9 101	741 775	295 380	324 648
	Firms not operated for the entire year	94	94	23 040	3 046	793	108	6 395	791	4 957
42146	Ophthalmic goods whsle									
	All firms	1 545	1 781	6 865 265	867 808	206 531	28 260	1 912 263	757 910	828 689
	Firms operated for the entire year	1 364	1 600	6 740 928	855 221	203 508	27 811	1 884 298	752 416	801 979
	Firms with less than 5 employees	648	649	570 840	43 115	9 183	1 284	107 545	32 544	35 653
	Firms with 5 to 9 employees ..	240	240	372 154	46 164	11 069	1 579	98 989	43 054	46 467
	Firms with 10 to 19 employees	197	218	643 518	86 530	19 184	2 663	181 887	86 714	90 360
	Firms with 20 to 49 employees	157	179	1 113 652	154 278	33 182	4 858	324 549	130 937	141 450
	Firms with 50 to 99 employees	67	90	842 973	139 234	31 994	4 483	293 709	117 267	120 544
	Firms with 100 employees or more	55	224	3 197 791	385 900	98 896	12 944	877 619	341 900	367 505
	Firms not operated for the entire year	181	181	124 337	12 587	3 023	449	27 965	5 494	26 710
421460	Ophthalmic goods whsle									
	All firms	1 545	1 781	6 865 265	867 808	206 531	28 260	1 912 263	757 910	828 689
	Firms operated for the entire year	1 364	1 600	6 740 928	855 221	203 508	27 811	1 884 298	752 416	801 979
	Firms with less than 5 employees	648	649	570 840	43 115	9 183	1 284	107 545	32 544	35 653
	Firms with 5 to 9 employees ..	240	240	372 154	46 164	11 069	1 579	98 989	43 054	46 467
	Firms with 10 to 19 employees	197	218	643 518	86 530	19 184	2 663	181 887	86 714	90 360
	Firms with 20 to 49 employees	157	179	1 113 652	154 278	33 182	4 858	324 549	130 937	141 450
	Firms with 50 to 99 employees	67	90	842 973	139 234	31 994	4 483	293 709	117 267	120 544
	Firms with 100 employees or more	55	224	3 197 791	385 900	98 896	12 944	877 619	341 900	367 505
	Firms not operated for the entire year	181	181	124 337	12 587	3 023	449	27 965	5 494	26 710
42149	Other professional equipment & supplies whsle									
	All firms	2 447	2 781	11 038 778	1 267 327	301 728	31 857	2 675 209	1 177 191	1 231 470

See footnotes at end of table.

Table 5. Employment Size of Firms: 1997—Con.

[Includes only firms and establishments with payroll. Excludes data for central administrative offices, auxiliary operations, or establishments of these firms that are classified in other categories than those specified in this table. For meaning of abbreviations and symbols, see introductory text. For explanation of terms, see Appendix A. For method of assignment to categories shown, see Appendix C]

NAICS code	Employment sizes of firms by type of operation and kind of business ¹	Firms (number)	Establishments (number)	Sales (\$1,000)	Annual payroll (\$1,000)	First-quarter payroll (\$1,000)	Paid employees for pay period including March 12 (number)	Operating expenses ¹ (\$1,000)	End-of-1996 inventories (\$1,000)	End-of-1997 inventories (\$1,000)
42	WHOLESALE TRADE—Con.									
421	Wholesale trade, durable goods—Con.									
42149	Other professional equipment & supplies whsle—Con.									
	Firms operated for the entire year	2 203	2 535	10 931 344	1 246 683	293 560	30 993	2 635 568	1 162 588	1 207 301
	Firms with less than 5 employees.....	1 070	1 077	887 572	77 345	17 170	2 300	164 413	50 996	53 545
	Firms with 5 to 9 employees ..	507	531	960 809	122 274	27 866	3 342	245 294	74 005	79 114
	Firms with 10 to 19 employees.....	332	381	1 235 911	163 720	37 615	4 471	316 404	121 428	121 313
	Firms with 20 to 49 employees.....	182	254	1 598 063	208 328	49 160	5 517	417 892	159 083	176 784
	Firms with 50 to 99 employees.....	67	107	1 173 471	179 055	41 914	4 480	354 336	134 910	153 724
	Firms with 100 employees or more.....	45	185	5 075 518	495 961	119 835	10 883	1 137 229	622 166	622 821
	Firms not operated for the entire year	244	246	107 434	20 644	8 168	864	39 641	14 603	24 169
421490	Other professional equipment & supplies whsle									
	All firms	2 447	2 781	11 038 778	1 267 327	301 728	31 857	2 675 209	1 177 191	1 231 470
	Firms operated for the entire year	2 203	2 535	10 931 344	1 246 683	293 560	30 993	2 635 568	1 162 588	1 207 301
	Firms with less than 5 employees.....	1 070	1 077	887 572	77 345	17 170	2 300	164 413	50 996	53 545
	Firms with 5 to 9 employees ..	507	531	960 809	122 274	27 866	3 342	245 294	74 005	79 114
	Firms with 10 to 19 employees.....	332	381	1 235 911	163 720	37 615	4 471	316 404	121 428	121 313
	Firms with 20 to 49 employees.....	182	254	1 598 063	208 328	49 160	5 517	417 892	159 083	176 784
	Firms with 50 to 99 employees.....	67	107	1 173 471	179 055	41 914	4 480	354 336	134 910	153 724
	Firms with 100 employees or more.....	45	185	5 075 518	495 961	119 835	10 883	1 137 229	622 166	622 821
	Firms not operated for the entire year	244	246	107 434	20 644	8 168	864	39 641	14 603	24 169
4214901	Religious & school supplies whsle									
	All firms	435	456	1 495 661	175 321	39 860	5 811	383 381	147 111	164 528
	Firms operated for the entire year	398	419	1 485 179	174 018	39 702	5 768	380 620	146 600	161 189
	Firms with less than 5 employees.....	203	203	136 906	11 695	2 568	428	26 402	8 543	9 043
	Firms with 5 to 9 employees ..	71	72	130 835	15 837	3 843	466	33 855	10 761	11 166
	Firms with 10 to 19 employees.....	67	72	211 861	28 150	7 500	955	58 647	21 876	22 050
	Firms with 20 to 49 employees.....	37	40	266 448	31 474	6 903	1 147	69 487	33 268	37 512
	Firms with 50 to 99 employees.....	8	10	139 059	16 452	3 703	543	44 602	13 880	15 139
	Firms with 100 employees or more.....	12	22	600 070	70 410	15 185	2 229	147 627	58 272	66 279
	Firms not operated for the entire year	37	37	10 482	1 303	158	43	2 761	511	3 339
4214902	Other professional equipment & supplies whsle									
	All firms	2 015	2 325	9 543 117	1 092 006	261 868	26 046	2 291 828	1 030 080	1 066 942
	Firms operated for the entire year	1 808	2 116	9 446 165	1 072 665	253 858	25 225	2 254 948	1 015 988	1 046 112
	Firms with less than 5 employees.....	867	874	750 666	65 650	14 602	1 872	138 011	42 453	44 502
	Firms with 5 to 9 employees ..	436	459	829 974	106 437	24 023	2 876	211 439	63 244	67 948
	Firms with 10 to 19 employees.....	266	310	1 028 162	135 942	30 202	3 528	259 218	100 054	99 781
	Firms with 20 to 49 employees.....	146	215	1 344 036	178 266	42 607	4 408	351 647	125 815	139 272
	Firms with 50 to 99 employees.....	61	98	1 075 444	167 770	39 355	4 069	319 638	126 654	143 892
	Firms with 100 employees or more.....	32	160	4 417 883	418 600	103 069	8 472	974 995	557 768	550 717
	Firms not operated for the entire year	207	209	96 952	19 341	8 010	821	36 880	14 092	20 830

See footnotes at end of table.

Table 5. Employment Size of Firms: 1997—Con.

[Includes only firms and establishments with payroll. Excludes data for central administrative offices, auxiliary operations, or establishments of these firms that are classified in other categories than those specified in this table. For meaning of abbreviations and symbols, see introductory text. For explanation of terms, see Appendix A. For method of assignment to categories shown, see Appendix C]

NAICS code	Employment sizes of firms by type of operation and kind of business ¹	Firms (number)	Establishments (number)	Sales (\$1,000)	Annual payroll (\$1,000)	First-quarter payroll (\$1,000)	Paid employees for pay period including March 12 (number)	Operating expenses ¹ (\$1,000)	End-of-1996 inventories (\$1,000)	End-of-1997 inventories (\$1,000)
42	WHOLESALE TRADE—Con.									
421	Wholesale trade, durable goods—Con.									
4215	Metal & mineral (except petroleum) whsle									
	All firms	9 852	'12 583	'150 493 610	'6 898 028	'1 595 361	'174 029	14 115 369	13 746 559	14 559 365
	Firms operated for the entire year	8 922	11 621	148 934 522	6 822 703	1 577 559	171 728	13 959 665	13 640 179	14 389 211
	Firms with less than 5 employees.....	4 144	4 165	12 033 195	388 735	83 306	8 881	806 770	344 966	359 496
	Firms with 5 to 9 employees ..	1 816	1 866	11 053 812	486 730	106 171	12 081	967 588	664 807	645 492
	Firms with 10 to 19 employees.....	1 341	1 444	15 550 235	702 075	154 755	17 969	1 419 421	1 213 153	1 317 967
	Firms with 20 to 49 employees.....	995	1 390	23 381 301	1 223 074	267 960	30 201	2 398 140	1 954 942	2 145 133
	Firms with 50 to 99 employees.....	351	750	23 680 093	955 768	221 916	23 896	1 993 664	2 177 401	2 281 452
	Firms with 100 employees or more.....	275	2 006	63 235 886	3 066 321	743 451	78 700	6 374 082	7 284 910	7 639 671
	Firms not operated for the entire year	930	962	1 559 088	75 325	17 802	2 301	155 704	106 380	170 154
42151	Metal service centers & offices									
	All firms	9 198	11 827	135 695 563	6 637 599	1 535 410	168 950	13 532 624	13 121 270	13 925 957
	Firms operated for the entire year	8 351	10 948	134 265 436	6 566 500	1 518 423	166 727	13 385 855	13 015 201	13 761 649
	Firms with less than 5 employees.....	3 811	3 829	10 149 104	353 198	75 274	8 201	723 797	287 133	296 730
	Firms with 5 to 9 employees ..	1 700	1 747	9 355 294	449 171	98 243	11 350	883 007	564 368	573 588
	Firms with 10 to 19 employees.....	1 267	1 360	11 680 826	646 964	141 382	16 991	1 293 409	1 048 567	1 138 272
	Firms with 20 to 49 employees.....	963	1 336	D	D	D	k	D	D	D
	Firms with 50 to 99 employees.....	338	699	20 522 304	916 081	212 552	22 966	1 893 677	1 978 313	2 080 115
	Firms with 100 employees or more.....	272	1 977	D	D	D	l	D	D	D
	Firms not operated for the entire year	847	879	1 430 127	71 099	16 987	2 223	146 769	106 069	164 308
421510	Metal service centers & offices									
	All firms	9 198	11 827	135 695 563	6 637 599	1 535 410	168 950	13 532 624	13 121 270	13 925 957
	Firms operated for the entire year	8 351	10 948	134 265 436	6 566 500	1 518 423	166 727	13 385 855	13 015 201	13 761 649
	Firms with less than 5 employees.....	3 811	3 829	10 149 104	353 198	75 274	8 201	723 797	287 133	296 730
	Firms with 5 to 9 employees ..	1 700	1 747	9 355 294	449 171	98 243	11 350	883 007	564 368	573 588
	Firms with 10 to 19 employees.....	1 267	1 360	11 680 826	646 964	141 382	16 991	1 293 409	1 048 567	1 138 272
	Firms with 20 to 49 employees.....	963	1 336	D	D	D	k	D	D	D
	Firms with 50 to 99 employees.....	338	699	20 522 304	916 081	212 552	22 966	1 893 677	1 978 313	2 080 115
	Firms with 100 employees or more.....	272	1 977	D	D	D	l	D	D	D
	Firms not operated for the entire year	847	879	1 430 127	71 099	16 987	2 223	146 769	106 069	164 308
4215101	Ferrous metal service centers & sales offices									
	All firms	7 272	9 437	106 496 206	5 338 101	1 229 010	138 934	10 857 387	10 372 132	10 921 109
	Firms operated for the entire year	6 615	8 750	105 363 311	5 281 766	1 216 482	137 224	10 742 229	10 333 859	10 775 469
	Firms with less than 5 employees.....	2 923	2 940	7 620 187	273 145	58 239	6 299	559 904	217 774	225 910
	Firms with 5 to 9 employees ..	1 315	1 348	6 963 990	352 823	77 094	8 785	683 879	367 694	368 778
	Firms with 10 to 19 employees.....	1 046	1 120	9 022 852	535 640	115 827	14 061	1 065 336	798 459	840 480
	Firms with 20 to 49 employees.....	816	1 135	15 192 507	959 406	213 718	24 813	1 873 959	1 563 368	1 698 320
	Firms with 50 to 99 employees.....	291	598	17 220 128	756 427	178 337	19 603	1 546 067	1 578 009	1 649 608
	Firms with 100 employees or more.....	224	1 609	49 343 647	2 404 325	573 267	63 663	5 013 084	5 808 555	5 992 373
	Firms not operated for the entire year	657	687	1 132 895	56 335	12 528	1 710	115 158	38 273	145 640

See footnotes at end of table.

Table 5. Employment Size of Firms: 1997—Con.

[Includes only firms and establishments with payroll. Excludes data for central administrative offices, auxiliary operations, or establishments of these firms that are classified in other categories than those specified in this table. For meaning of abbreviations and symbols, see introductory text. For explanation of terms, see Appendix A. For method of assignment to categories shown, see Appendix C]

NAICS code	Employment sizes of firms by type of operation and kind of business ¹	Firms (number)	Establishments (number)	Sales (\$1,000)	Annual payroll (\$1,000)	First-quarter payroll (\$1,000)	Paid employees for pay period including March 12 (number)	Operating expenses ¹ (\$1,000)	End-of-1996 inventories (\$1,000)	End-of-1997 inventories (\$1,000)
42	WHOLESALE TRADE—									
	Con.									
421	Wholesale trade, durable goods—Con.									
42151011	Ferrous metal service centers									
	All firms	4 648	6 412	69 014 037	4 683 412	1 078 180	123 914	9 551 100	10 372 132	10 921 109
	Firms operated for the entire year	4 319	6 053	68 527 870	4 645 647	1 068 898	122 618	9 474 878	10 333 859	10 775 469
	Firms with less than 5 employees.....	1 238	1 245	1 946 904	119 693	24 368	3 036	260 776	217 895	226 035
	Firms with 5 to 9 employees ..	960	979	3 226 061	253 938	54 572	6 558	500 959	390 062	443 136
	Firms with 10 to 19 employees.....	893	959	6 232 300	457 262	98 064	12 106	912 320	872 232	916 775
	Firms with 20 to 49 employees.....	745	984	10 778 374	873 183	195 365	22 780	1 690 911	1 602 951	1 689 594
	Firms with 50 to 99 employees.....	282	568	11 524 800	727 776	170 666	19 090	1 490 905	1 513 634	1 582 048
	Firms with 100 employees or more.....	201	1 318	34 819 431	2 213 795	525 863	59 048	4 619 007	5 737 085	5 917 881
	Firms not operated for the entire year	329	359	486 167	37 765	9 282	1 296	76 222	38 273	145 640
42151012	Ferrous metal sales offices									
	All firms	2 701	3 025	37 482 169	654 689	150 830	15 020	1 306 287	—	—
	Firms operated for the entire year	2 371	2 695	36 824 497	635 869	147 466	14 600	1 266 532	—	—
	Firms with less than 5 employees.....	1 707	1 721	5 844 871	156 492	34 569	3 313	305 850	—	—
	Firms with 5 to 9 employees ..	374	402	4 047 841	115 009	24 854	2 359	216 629	—	—
	Firms with 10 to 19 employees.....	169	207	3 631 539	88 453	20 373	2 163	175 377	—	—
	Firms with 20 to 49 employees.....	86	140	4 489 710	92 899	21 635	2 455	197 451	—	—
	Firms with 50 to 99 employees.....	18	84	5 723 536	50 380	13 931	1 128	94 222	—	—
	Firms with 100 employees or more.....	17	141	13 087 000	132 636	32 104	3 182	277 003	—	—
	Firms not operated for the entire year	330	330	657 672	18 820	3 364	420	39 755	—	—
4215102	Nonferrous metal service centers & sales offices									
	All firms	1 972	2 390	29 199 357	1 299 498	306 400	30 016	2 675 237	2 749 138	3 004 848
	Firms operated for the entire year	1 779	2 196	28 893 674	1 284 424	301 858	29 494	2 643 011	2 681 342	2 986 180
	Firms with less than 5 employees.....	895	899	2 594 570	81 390	17 348	1 920	166 616	71 314	72 777
	Firms with 5 to 9 employees ..	390	402	2 575 298	97 955	21 547	2 599	204 190	199 551	207 852
	Firms with 10 to 19 employees.....	231	254	3 150 467	118 261	27 079	3 062	244 116	266 052	315 895
	Firms with 20 to 49 employees.....	156	216	D	D	D	h	D	D	D
	Firms with 50 to 99 employees.....	55	142	3 405 113	171 051	37 120	3 775	371 168	397 800	433 728
	Firms with 100 employees or more.....	52	283	D	D	D	j	D	D	D
	Firms not operated for the entire year	193	194	305 683	15 074	4 542	522	32 226	67 796	18 668
42151021	Nonferrous metal service centers									
	All firms	1 212	1 556	22 107 893	1 122 138	260 461	26 446	2 343 182	2 749 138	3 004 848
	Firms operated for the entire year	1 125	1 468	21 954 958	1 111 768	256 564	26 032	2 320 349	2 681 342	2 986 180
	Firms with less than 5 employees.....	409	411	1 029 418	38 388	8 115	973	81 189	72 316	73 810
	Firms with 5 to 9 employees ..	280	281	1 462 019	66 909	14 586	1 901	147 594	199 935	208 069
	Firms with 10 to 19 employees.....	193	203	2 323 051	100 815	22 796	2 552	213 318	267 204	317 261
	Firms with 20 to 49 employees.....	139	193	D	D	D	h	D	D	D
	Firms with 50 to 99 employees.....	54	132	D	D	D	h	D	D	D
	Firms with 100 employees or more.....	50	248	D	D	D	j	D	D	D
	Firms not operated for the entire year	87	88	152 935	10 370	3 897	414	22 833	67 796	18 668
42151022	Nonferrous metal sales offices									
	All firms	780	834	7 091 464	177 360	45 939	3 570	332 055	—	—

See footnotes at end of table.

Table 5. Employment Size of Firms: 1997—Con.

[Includes only firms and establishments with payroll. Excludes data for central administrative offices, auxiliary operations, or establishments of these firms that are classified in other categories than those specified in this table. For meaning of abbreviations and symbols, see introductory text. For explanation of terms, see Appendix A. For method of assignment to categories shown, see Appendix C]

NAICS code	Employment sizes of firms by type of operation and kind of business ¹	Firms (number)	Establishments (number)	Sales (\$1,000)	Annual payroll (\$1,000)	First-quarter payroll (\$1,000)	Paid employees for pay period including March 12 (number)	Operating expenses ¹ (\$1,000)	End-of-1996 inventories (\$1,000)	End-of-1997 inventories (\$1,000)
42	WHOLESALE TRADE—									
	Con.									
421	Wholesale trade, durable goods—									
	Con.									
42151022	Nonferrous metal sales offices—									
	Con.									
	Firms operated for the entire year	671	725	6 932 982	172 518	45 202	3 453	322 326	—	—
	Firms with less than 5 employees.....	495	500	1 841 912	44 449	9 602	970	88 433	—	—
	Firms with 5 to 9 employees ..	112	122	1 087 715	31 628	7 100	711	58 064	—	—
	Firms with 10 to 19 employees.....	39	50	716 780	18 345	4 441	522	32 469	—	—
	Firms with 20 to 49 employees.....	19	31	D	D	D	f	D	D	D
	Firms with 50 to 99 employees.....	4	9	D	D	D	e	D	D	D
	Firms with 100 employees or more.....	2	13	D	D	D	e	D	D	D
	Firms not operated for the entire year	109	109	158 482	4 842	737	117	9 729	—	—
42152	Coal & other mineral & ore whsle									
	All firms	664	756	14 798 047	260 429	59 951	5 079	582 745	625 289	633 408
	Firms operated for the entire year	581	673	14 669 086	256 203	59 136	5 001	573 810	624 978	627 562
	Firms with less than 5 employees.....	334	337	1 884 437	35 557	8 034	684	83 133	57 883	62 818
	Firms with 5 to 9 employees ..	118	121	1 741 789	38 469	8 134	743	86 623	106 313	80 218
	Firms with 10 to 19 employees.....	75	86	4 203 409	56 200	13 644	992	128 104	162 514	177 559
	Firms with 20 to 49 employees.....	36	67	D	D	D	g	D	D	D
	Firms with 50 to 99 employees.....	16	54	3 325 104	46 103	10 996	1 107	121 730	203 596	206 817
	Firms with 100 employees or more.....	2	8	D	D	D	e	D	D	D
	Firms not operated for the entire year	83	83	128 961	4 226	815	78	8 935	311	5 846
421520	Coal & other mineral & ore whsle									
	All firms	664	756	14 798 047	260 429	59 951	5 079	582 745	625 289	633 408
	Firms operated for the entire year	581	673	14 669 086	256 203	59 136	5 001	573 810	624 978	627 562
	Firms with less than 5 employees.....	334	337	1 884 437	35 557	8 034	684	83 133	57 883	62 818
	Firms with 5 to 9 employees ..	118	121	1 741 789	38 469	8 134	743	86 623	106 313	80 218
	Firms with 10 to 19 employees.....	75	86	4 203 409	56 200	13 644	992	128 104	162 514	177 559
	Firms with 20 to 49 employees.....	36	67	D	D	D	g	D	D	D
	Firms with 50 to 99 employees.....	16	54	3 325 104	46 103	10 996	1 107	121 730	203 596	206 817
	Firms with 100 employees or more.....	2	8	D	D	D	e	D	D	D
	Firms not operated for the entire year	83	83	128 961	4 226	815	78	8 935	311	5 846
4215201	Coal whsle									
	All firms	388	452	10 037 343	158 986	35 749	3 037	357 803	238 632	252 383
	Firms operated for the entire year	335	399	9 933 184	156 468	35 361	2 980	352 724	238 325	249 086
	Firms with less than 5 employees.....	194	194	1 349 171	20 479	4 604	398	49 044	25 797	27 938
	Firms with 5 to 9 employees ..	73	76	1 416 392	25 970	5 343	473	58 389	36 048	32 900
	Firms with 10 to 19 employees.....	38	45	2 986 481	27 649	6 471	512	74 563	58 394	64 200
	Firms with 20 to 49 employees.....	19	51	D	D	D	f	D	D	D
	Firms with 50 to 99 employees.....	9	25	D	D	D	f	D	D	D
	Firms with 100 employees or more.....	2	8	D	D	D	e	D	D	D
	Firms not operated for the entire year	53	53	104 159	2 518	388	57	5 079	307	3 297
4215202	Other mineral & ore whsle									
	All firms	279	304	4 760 704	101 443	24 202	2 042	224 942	386 657	381 025
	Firms operated for the entire year	249	274	4 735 902	99 735	23 775	2 021	221 086	386 653	378 476
	Firms with less than 5 employees.....	140	143	535 266	15 078	3 430	286	34 089	32 086	34 880
	Firms with 5 to 9 employees ..	45	45	325 397	12 499	2 791	270	28 234	70 265	47 318
	Firms with 10 to 19 employees.....	37	41	1 216 928	28 551	7 173	480	53 541	104 120	113 359

See footnotes at end of table.

Table 5. Employment Size of Firms: 1997—Con.

[Includes only firms and establishments with payroll. Excludes data for central administrative offices, auxiliary operations, or establishments of these firms that are classified in other categories than those specified in this table. For meaning of abbreviations and symbols, see introductory text. For explanation of terms, see Appendix A. For method of assignment to categories shown, see Appendix C]

NAICS code	Employment sizes of firms by type of operation and kind of business ¹	Firms (number)	Establishments (number)	Sales (\$1,000)	Annual payroll (\$1,000)	First-quarter payroll (\$1,000)	Paid employees for pay period including March 12 (number)	Operating expenses ¹ (\$1,000)	End-of-1996 inventories (\$1,000)	End-of-1997 inventories (\$1,000)
42	WHOLESALE TRADE—									
	Con.									
421	Wholesale trade, durable goods—									
	Con.									
4215202	Other mineral & ore whsle—									
	Con.									
	Firms operated for the entire year—Con.									
	Firms with 20 to 49 employees.....	22	34	D	D	D	f	D	D	D
	Firms with 50 to 99 employees.....	5	11	D	D	D	e	D	D	D
	Firms with 100 employees or more.....	—	—	—	—	—	—	—	—	—
	Firms not operated for the entire year	30	30	24 802	1 708	427	21	3 856	4	2 549
4216	Electrical goods whsle									
	All firms	27 648	38 234	357 691 888	22 524 717	5 483 454	475 766	43 723 893	19 795 782	21 462 916
	Firms operated for the entire year	24 330	34 808	352 279 591	22 122 198	5 384 934	465 831	42 937 063	19 678 733	20 830 932
	Firms with less than 5 employees.....	11 616	11 699	20 410 481	972 157	211 265	25 512	1 987 407	585 461	617 359
	Firms with 5 to 9 employees ..	5 581	5 859	25 960 152	1 457 234	322 396	36 565	2 777 712	928 389	981 015
	Firms with 10 to 19 employees.....	3 675	4 256	33 065 888	2 103 060	468 942	49 177	3 918 834	1 449 816	1 536 434
	Firms with 20 to 49 employees.....	2 298	3 513	40 661 960	2 910 127	658 782	67 990	5 490 121	2 560 584	2 675 153
	Firms with 50 to 99 employees.....	661	1 539	28 300 620	1 893 568	443 855	45 158	3 840 865	2 284 782	2 486 230
	Firms with 100 employees or more.....	499	7 942	203 880 490	12 786 052	3 279 694	241 429	24 922 124	11 869 701	12 534 741
	Firms not operated for the entire year	3 318	3 426	5 412 297	402 519	98 520	9 935	786 830	117 049	631 984
42161	Electrical apparatus & equip, wiring supp. & const material whsle									
	All firms	9 618	13 431	85 861 019	6 028 387	1 426 667	144 585	11 038 538	5 675 640	6 029 976
	Firms operated for the entire year	8 604	12 394	84 597 125	5 935 452	1 408 095	142 371	10 869 527	5 651 620	5 862 867
	Firms with less than 5 employees.....	4 115	4 150	6 905 742	335 693	73 069	9 032	652 232	172 223	176 900
	Firms with 5 to 9 employees ..	2 030	2 130	8 627 077	525 628	116 067	13 272	985 928	300 945	323 821
	Firms with 10 to 19 employees.....	1 286	1 487	10 138 905	696 898	156 293	17 157	1 264 758	452 689	475 039
	Firms with 20 to 49 employees.....	812	1 323	12 777 097	1 009 194	232 520	23 994	1 849 272	848 586	890 987
	Firms with 50 to 99 employees.....	211	507	9 509 252	598 871	140 695	14 556	1 229 263	709 884	768 064
	Firms with 100 employees or more.....	150	2 797	36 639 052	2 769 168	689 451	64 360	4 888 074	3 167 293	3 228 056
	Firms not operated for the entire year	1 014	1 037	1 263 894	92 935	18 572	2 214	169 011	24 020	167 109
421610	Electrical apparatus & equip, wiring supp. & const material whsle									
	All firms	9 618	13 431	85 861 019	6 028 387	1 426 667	144 585	11 038 538	5 675 640	6 029 976
	Firms operated for the entire year	8 604	12 394	84 597 125	5 935 452	1 408 095	142 371	10 869 527	5 651 620	5 862 867
	Firms with less than 5 employees.....	4 115	4 150	6 905 742	335 693	73 069	9 032	652 232	172 223	176 900
	Firms with 5 to 9 employees ..	2 030	2 130	8 627 077	525 628	116 067	13 272	985 928	300 945	323 821
	Firms with 10 to 19 employees.....	1 286	1 487	10 138 905	696 898	156 293	17 157	1 264 758	452 689	475 039
	Firms with 20 to 49 employees.....	812	1 323	12 777 097	1 009 194	232 520	23 994	1 849 272	848 586	890 987
	Firms with 50 to 99 employees.....	211	507	9 509 252	598 871	140 695	14 556	1 229 263	709 884	768 064
	Firms with 100 employees or more.....	150	2 797	36 639 052	2 769 168	689 451	64 360	4 888 074	3 167 293	3 228 056
	Firms not operated for the entire year	1 014	1 037	1 263 894	92 935	18 572	2 214	169 011	24 020	167 109
42162	Electrical appliance, television & radio set whsle									
	All firms	3 295	3 895	54 683 947	2 079 747	481 012	50 922	6 073 720	3 953 254	4 265 594
	Firms operated for the entire year	2 908	3 507	53 926 864	2 054 925	476 388	50 249	6 002 359	3 907 057	4 126 214
	Firms with less than 5 employees.....	1 357	1 363	2 854 881	104 051	23 206	3 042	245 666	122 144	128 587
	Firms with 5 to 9 employees ..	660	677	3 599 372	148 365	34 218	4 352	328 804	198 331	212 928
	Firms with 10 to 19 employees.....	445	492	3 837 836	220 209	49 001	5 885	486 449	313 389	329 781
	Firms with 20 to 49 employees.....	289	423	5 797 081	313 808	73 877	8 704	761 315	553 583	574 617

See footnotes at end of table.

Table 5. Employment Size of Firms: 1997—Con.

[Includes only firms and establishments with payroll. Excludes data for central administrative offices, auxiliary operations, or establishments of these firms that are classified in other categories than those specified in this table. For meaning of abbreviations and symbols, see introductory text. For explanation of terms, see Appendix A. For method of assignment to categories shown, see Appendix C]

NAICS code	Employment sizes of firms by type of operation and kind of business ¹	Firms (number)	Establishments (number)	Sales (\$1,000)	Annual payroll (\$1,000)	First-quarter payroll (\$1,000)	Paid employees for pay period including March 12 (number)	Operating expenses ¹ (\$1,000)	End-of-1996 inventories (\$1,000)	End-of-1997 inventories (\$1,000)
42	WHOLESALE TRADE—									
	Con.									
421	Wholesale trade, durable goods—									
	Con.									
42162	Electrical appliance, television & radio set whsle— Con.									
	Firms operated for the entire year—Con.									
	Firms with 50 to 99 employees.....	94	198	4 669 113	248 430	59 403	6 341	640 971	558 565	599 197
	Firms with 100 employees or more.....	63	354	33 168 581	1 020 062	236 683	21 925	3 539 154	2 161 045	2 281 104
	Firms not operated for the entire year	387	388	757 083	24 822	4 624	673	71 361	46 197	139 380
421620	Electrical appliance, television & radio set whsle									
	All firms	3 295	3 895	54 683 947	2 079 747	481 012	50 922	6 073 720	3 953 254	4 265 594
	Firms operated for the entire year	2 908	3 507	53 926 864	2 054 925	476 388	50 249	6 002 359	3 907 057	4 126 214
	Firms with less than 5 employees.....	1 357	1 363	2 854 881	104 051	23 206	3 042	245 666	122 144	128 587
	Firms with 5 to 9 employees ..	660	677	3 599 372	148 365	34 218	4 352	328 804	198 331	212 928
	Firms with 10 to 19 employees.....	445	492	3 837 836	220 209	49 001	5 885	486 449	313 389	329 781
	Firms with 20 to 49 employees.....	289	423	5 797 081	313 808	73 877	8 704	761 315	553 583	574 617
	Firms with 50 to 99 employees.....	94	198	4 669 113	248 430	59 403	6 341	640 971	558 565	599 197
	Firms with 100 employees or more.....	63	354	33 168 581	1 020 062	236 683	21 925	3 539 154	2 161 045	2 281 104
	Firms not operated for the entire year	387	388	757 083	24 822	4 624	673	71 361	46 197	139 380
42169	Other electronic parts & equipment whsle									
	All firms	14 890	20 908	217 146 922	14 416 583	3 575 775	280 259	26 611 635	10 166 888	11 167 346
	Firms operated for the entire year	12 960	18 891	213 681 651	14 123 541	3 498 983	273 096	26 052 052	10 119 551	10 835 926
	Firms with less than 5 employees.....	6 180	6 226	10 765 046	537 182	116 144	13 518	1 098 222	295 606	315 910
	Firms with 5 to 9 employees ..	2 923	3 085	13 886 630	790 902	173 889	19 158	1 478 581	440 371	455 704
	Firms with 10 to 19 employees.....	1 966	2 305	19 173 655	1 196 900	266 472	26 435	2 188 013	694 875	742 650
	Firms with 20 to 49 employees.....	1 225	1 886	24 207 135	1 636 412	364 940	36 170	2 977 736	1 219 895	1 275 408
	Firms with 50 to 99 employees.....	365	775	14 319 026	1 081 033	251 860	24 922	2 073 494	1 106 931	1 201 717
	Firms with 100 employees or more.....	301	4 614	131 330 159	8 881 112	2 325 678	152 893	16 236 006	6 361 873	6 844 537
	Firms not operated for the entire year	1 930	2 017	3 465 271	293 042	76 792	7 163	559 583	47 337	331 420
421690	Other electronic parts & equipment whsle									
	All firms	14 890	20 908	217 146 922	14 416 583	3 575 775	280 259	26 611 635	10 166 888	11 167 346
	Firms operated for the entire year	12 960	18 891	213 681 651	14 123 541	3 498 983	273 096	26 052 052	10 119 551	10 835 926
	Firms with less than 5 employees.....	6 180	6 226	10 765 046	537 182	116 144	13 518	1 098 222	295 606	315 910
	Firms with 5 to 9 employees ..	2 923	3 085	13 886 630	790 902	173 889	19 158	1 478 581	440 371	455 704
	Firms with 10 to 19 employees.....	1 966	2 305	19 173 655	1 196 900	266 472	26 435	2 188 013	694 875	742 650
	Firms with 20 to 49 employees.....	1 225	1 886	24 207 135	1 636 412	364 940	36 170	2 977 736	1 219 895	1 275 408
	Firms with 50 to 99 employees.....	365	775	14 319 026	1 081 033	251 860	24 922	2 073 494	1 106 931	1 201 717
	Firms with 100 employees or more.....	301	4 614	131 330 159	8 881 112	2 325 678	152 893	16 236 006	6 361 873	6 844 537
	Firms not operated for the entire year	1 930	2 017	3 465 271	293 042	76 792	7 163	559 583	47 337	331 420
4216901	Communications equipment & supplies whsle									
	All firms	5 935	9 180	88 413 555	8 091 469	2 116 989	152 279	14 076 505	3 692 360	4 129 201
	Firms operated for the entire year	5 125	8 319	87 005 835	7 898 385	2 062 136	147 697	13 716 713	3 683 257	4 037 363
	Firms with less than 5 employees.....	2 224	2 236	2 493 370	177 197	37 118	4 933	372 728	79 481	85 880
	Firms with 5 to 9 employees ..	1 204	1 241	2 896 900	292 705	63 910	7 999	544 277	131 022	138 181
	Firms with 10 to 19 employees.....	849	941	3 723 668	459 676	102 354	11 463	833 821	235 157	249 229
	Firms with 20 to 49 employees.....	549	781	5 210 308	678 702	156 544	16 278	1 199 623	388 011	408 593
	Firms with 50 to 99 employees.....	163	312	4 438 200	490 062	111 484	11 426	965 475	318 485	380 668

See footnotes at end of table.

Table 5. Employment Size of Firms: 1997—Con.

[Includes only firms and establishments with payroll. Excludes data for central administrative offices, auxiliary operations, or establishments of these firms that are classified in other categories than those specified in this table. For meaning of abbreviations and symbols, see introductory text. For explanation of terms, see Appendix A. For method of assignment to categories shown, see Appendix C]

NAICS code	Employment sizes of firms by type of operation and kind of business ¹	Firms (number)	Establishments (number)	Sales (\$1,000)	Annual payroll (\$1,000)	First-quarter payroll (\$1,000)	Paid employees for pay period including March 12 (number)	Operating expenses ¹ (\$1,000)	End-of-1996 inventories (\$1,000)	End-of-1997 inventories (\$1,000)
42	WHOLESALE TRADE—									
	Con.									
421	Wholesale trade, durable goods—Con.									
4216901	Communications equipment & supplies whsle—Con.									
	Firms operated for the entire year—Con.									
	Firms with 100 employees or more.....	136	2 808	68 243 389	5 800 043	1 590 726	95 598	9 800 789	2 531 101	2 774 812
	Firms not operated for the entire year	810	861	1 407 720	193 084	54 853	4 582	359 792	9 103	91 838
4216902	Electronic parts (excluding communications equipment) whsle									
	All firms	8 996	11 728	128 733 367	6 325 114	1 458 786	127 980	12 535 130	6 474 528	7 038 145
	Firms operated for the entire year	7 875	10 569	126 636 509	6 223 792	1 436 270	125 377	12 330 540	6 436 294	6 798 563
	Firms with less than 5 employees.....	3 966	4 002	8 292 997	361 463	79 445	8 610	728 370	217 199	231 063
	Firms with 5 to 9 employees ..	1 725	1 849	11 057 541	500 025	110 300	11 198	937 830	312 630	320 840
	Firms with 10 to 19 employees.....	1 127	1 391	15 695 830	744 991	166 075	15 108	1 369 195	463 995	497 683
	Firms with 20 to 49 employees.....	680	1 093	19 044 215	970 759	211 711	20 054	1 795 567	843 141	878 103
	Firms with 50 to 99 employees.....	208	482	10 859 535	630 072	149 389	14 003	1 227 154	811 851	847 238
	Firms with 100 employees or more.....	169	1 752	61 686 391	3 016 482	719 350	56 404	6 272 424	3 787 478	4 023 636
	Firms not operated for the entire year	1 121	1 159	2 096 858	101 322	22 516	2 603	204 590	38 234	239 582
4217	Hardware, & plumbing & heating equipment & supplies whsle									
	All firms	15 305	21 194	92 189 762	7 977 961	1 837 467	219 233	15 249 815	9 822 088	10 370 210
	Firms operated for the entire year	13 717	19 576	90 917 339	7 860 985	1 813 026	215 325	15 021 983	9 763 205	10 157 621
	Firms with less than 5 employees.....	6 106	6 142	7 676 730	458 665	99 699	13 608	917 975	355 321	369 768
	Firms with 5 to 9 employees ..	3 133	3 234	8 963 075	738 958	164 617	20 770	1 404 182	608 275	631 824
	Firms with 10 to 19 employees.....	2 273	2 621	11 143 111	1 104 464	248 970	30 280	2 066 249	1 015 916	1 074 961
	Firms with 20 to 49 employees.....	1 493	2 433	16 547 422	1 722 005	385 389	45 030	3 167 644	1 878 513	1 947 445
	Firms with 50 to 99 employees.....	419	1 226	9 746 246	1 044 337	242 280	28 122	1 995 583	1 378 886	1 425 389
	Firms with 100 employees or more.....	293	3 920	36 840 755	2 792 556	672 071	77 515	5 470 350	4 526 294	4 708 234
	Firms not operated for the entire year	1 588	1 618	1 272 423	116 976	24 441	3 908	227 832	58 883	212 589
42171	Hardware whsle									
	All firms	7 369	9 473	44 063 674	3 865 008	879 374	110 963	7 342 028	4 938 173	5 298 245
	Firms operated for the entire year	6 703	8 796	43 508 050	3 813 753	866 923	108 932	7 242 882	4 901 394	5 180 297
	Firms with less than 5 employees.....	3 003	3 013	3 660 689	213 331	46 180	6 524	432 092	200 971	209 474
	Firms with 5 to 9 employees ..	1 449	1 486	3 872 802	323 147	71 692	9 565	626 251	312 669	326 409
	Firms with 10 to 19 employees.....	1 103	1 207	4 812 992	514 326	114 765	14 736	980 406	530 445	559 896
	Firms with 20 to 49 employees.....	795	1 152	7 439 916	885 256	198 321	24 052	1 614 159	936 367	973 443
	Firms with 50 to 99 employees.....	216	503	4 682 596	525 703	117 998	14 610	1 025 918	677 101	720 955
	Firms with 100 employees or more.....	137	1 435	19 039 055	1 351 990	317 967	39 445	2 564 056	2 243 841	2 390 120
	Firms not operated for the entire year	666	677	555 624	51 255	12 451	2 031	99 146	36 779	117 948
421710	Hardware whsle									
	All firms	7 369	9 473	44 063 674	3 865 008	879 374	110 963	7 342 028	4 938 173	5 298 245
	Firms operated for the entire year	6 703	8 796	43 508 050	3 813 753	866 923	108 932	7 242 882	4 901 394	5 180 297
	Firms with less than 5 employees.....	3 003	3 013	3 660 689	213 331	46 180	6 524	432 092	200 971	209 474
	Firms with 5 to 9 employees ..	1 449	1 486	3 872 802	323 147	71 692	9 565	626 251	312 669	326 409
	Firms with 10 to 19 employees.....	1 103	1 207	4 812 992	514 326	114 765	14 736	980 406	530 445	559 896
	Firms with 20 to 49 employees.....	795	1 152	7 439 916	885 256	198 321	24 052	1 614 159	936 367	973 443
	Firms with 50 to 99 employees.....	216	503	4 682 596	525 703	117 998	14 610	1 025 918	677 101	720 955
	Firms with 100 employees or more.....	137	1 435	19 039 055	1 351 990	317 967	39 445	2 564 056	2 243 841	2 390 120

See footnotes at end of table.

Table 5. Employment Size of Firms: 1997—Con.

[Includes only firms and establishments with payroll. Excludes data for central administrative offices, auxiliary operations, or establishments of these firms that are classified in other categories than those specified in this table. For meaning of abbreviations and symbols, see introductory text. For explanation of terms, see Appendix A. For method of assignment to categories shown, see Appendix C]

NAICS code	Employment sizes of firms by type of operation and kind of business ¹	Firms (number)	Establishments (number)	Sales (\$1,000)	Annual payroll (\$1,000)	First-quarter payroll (\$1,000)	Paid employees for pay period including March 12 (number)	Operating expenses ¹ (\$1,000)	End-of-1996 inventories (\$1,000)	End-of-1997 inventories (\$1,000)
42	WHOLESALE TRADE—Con.									
421	Wholesale trade, durable goods—Con.									
421710	Hardware whsle—Con. Firms not operated for the entire year	666	677	555 624	51 255	12 451	2 031	99 146	36 779	117 948
42172	Plumbing & heating equipment & supplies (hydronics) whsle All firms	3 726	4 625	22 928 107	1 582 219	368 294	43 887	3 030 305	1 832 534	1 964 641
	Firms operated for the entire year	3 202	4 093	22 525 841	1 549 192	360 719	42 664	2 964 076	1 806 776	1 896 546
	Firms with less than 5 employees	1 501	1 514	2 307 525	116 401	25 727	3 398	233 703	75 190	76 978
	Firms with 5 to 9 employees ..	774	801	2 874 660	184 155	42 153	5 169	351 715	123 366	129 001
	Firms with 10 to 19 employees	498	578	3 398 105	243 186	55 914	6 599	458 064	203 282	218 013
	Firms with 20 to 49 employees	289	441	4 756 718	354 782	78 912	8 708	664 317	390 860	422 453
	Firms with 50 to 99 employees	78	202	2 526 655	199 756	48 630	5 206	392 383	269 107	270 483
	Firms with 100 employees or more	62	557	6 662 178	450 912	109 383	13 584	863 894	744 971	779 618
	Firms not operated for the entire year	524	532	402 266	33 027	7 575	1 223	66 229	25 758	68 095
421720	Plumbing & heating equipment & supplies (hydronics) whsle All firms	3 726	4 625	22 928 107	1 582 219	368 294	43 887	3 030 305	1 832 534	1 964 641
	Firms operated for the entire year	3 202	4 093	22 525 841	1 549 192	360 719	42 664	2 964 076	1 806 776	1 896 546
	Firms with less than 5 employees	1 501	1 514	2 307 525	116 401	25 727	3 398	233 703	75 190	76 978
	Firms with 5 to 9 employees ..	774	801	2 874 660	184 155	42 153	5 169	351 715	123 366	129 001
	Firms with 10 to 19 employees	498	578	3 398 105	243 186	55 914	6 599	458 064	203 282	218 013
	Firms with 20 to 49 employees	289	441	4 756 718	354 782	78 912	8 708	664 317	390 860	422 453
	Firms with 50 to 99 employees	78	202	2 526 655	199 756	48 630	5 206	392 383	269 107	270 483
	Firms with 100 employees or more	62	557	6 662 178	450 912	109 383	13 584	863 894	744 971	779 618
	Firms not operated for the entire year	524	532	402 266	33 027	7 575	1 223	66 229	25 758	68 095
42173	Warm air heating & air-conditioning equipment & supplies whsle All firms	3 307	5 524	20 062 710	2 013 489	471 804	51 252	3 932 992	2 446 751	2 498 546
	Firms operated for the entire year	2 992	5 196	19 805 050	1 994 061	466 991	50 585	3 891 936	2 437 493	2 467 398
	Firms with less than 5 employees	1 223	1 236	1 267 623	101 490	21 907	2 801	197 784	63 050	66 873
	Firms with 5 to 9 employees ..	724	754	1 715 587	186 077	40 499	4 793	339 117	134 355	137 963
	Firms with 10 to 19 employees	542	679	2 473 915	282 144	63 904	7 171	512 843	226 586	240 544
	Firms with 20 to 49 employees	321	634	3 197 557	376 740	84 553	9 642	690 801	408 785	403 992
	Firms with 50 to 99 employees	101	438	2 347 245	266 688	64 522	6 763	481 598	363 950	357 184
	Firms with 100 employees or more	81	1 455	8 803 123	780 922	191 606	19 415	1 669 793	1 240 767	1 260 842
	Firms not operated for the entire year	315	328	257 660	19 428	4 813	667	41 056	9 258	31 148
421730	Warm air heating & air-conditioning equipment & supplies whsle All firms	3 307	5 524	20 062 710	2 013 489	471 804	51 252	3 932 992	2 446 751	2 498 546
	Firms operated for the entire year	2 992	5 196	19 805 050	1 994 061	466 991	50 585	3 891 936	2 437 493	2 467 398
	Firms with less than 5 employees	1 223	1 236	1 267 623	101 490	21 907	2 801	197 784	63 050	66 873
	Firms with 5 to 9 employees ..	724	754	1 715 587	186 077	40 499	4 793	339 117	134 355	137 963
	Firms with 10 to 19 employees	542	679	2 473 915	282 144	63 904	7 171	512 843	226 586	240 544
	Firms with 20 to 49 employees	321	634	3 197 557	376 740	84 553	9 642	690 801	408 785	403 992
	Firms with 50 to 99 employees	101	438	2 347 245	266 688	64 522	6 763	481 598	363 950	357 184
	Firms with 100 employees or more	81	1 455	8 803 123	780 922	191 606	19 415	1 669 793	1 240 767	1 260 842
	Firms not operated for the entire year	315	328	257 660	19 428	4 813	667	41 056	9 258	31 148

See footnotes at end of table.

Table 5. Employment Size of Firms: 1997—Con.

[Includes only firms and establishments with payroll. Excludes data for central administrative offices, auxiliary operations, or establishments of these firms that are classified in other categories than those specified in this table. For meaning of abbreviations and symbols, see introductory text. For explanation of terms, see Appendix A. For method of assignment to categories shown, see Appendix C]

NAICS code	Employment sizes of firms by type of operation and kind of business ¹	Firms (number)	Establishments (number)	Sales (\$1,000)	Annual payroll (\$1,000)	First-quarter payroll (\$1,000)	Paid employees for pay period including March 12 (number)	Operating expenses ¹ (\$1,000)	End-of-1996 inventories (\$1,000)	End-of-1997 inventories (\$1,000)
42	WHOLESALE TRADE—Con.									
421	Wholesale trade, durable goods—Con.									
42174	Refrigeration equipment & supplies whsle									
	All firms	998	1 572	5 135 271	517 245	117 995	13 131	944 490	604 630	608 778
	Firms operated for the entire year	907	1 481	5 059 735	502 394	117 099	12 967	920 479	603 864	601 533
	Firms with less than 5 employees.....	398	399	471 009	29 638	6 396	932	58 813	19 277	19 738
	Firms with 5 to 9 employees ..	206	216	570 490	50 103	11 351	1 373	96 787	44 961	45 920
	Firms with 10 to 19 employees.....	146	177	534 377	72 017	16 106	1 981	131 166	69 011	71 179
	Firms with 20 to 49 employees.....	110	268	1 545 056	126 580	29 485	3 365	244 386	187 302	190 735
	Firms with 50 to 99 employees.....	37	149	658 961	88 445	20 460	2 489	167 579	130 220	126 321
	Firms with 100 employees or more.....	10	272	1 279 842	135 611	33 301	2 827	221 748	153 093	147 640
	Firms not operated for the entire year	91	91	75 536	14 851	896	164	24 011	766	7 245
421740	Refrigeration equipment & supplies whsle									
	All firms	998	1 572	5 135 271	517 245	117 995	13 131	944 490	604 630	608 778
	Firms operated for the entire year	907	1 481	5 059 735	502 394	117 099	12 967	920 479	603 864	601 533
	Firms with less than 5 employees.....	398	399	471 009	29 638	6 396	932	58 813	19 277	19 738
	Firms with 5 to 9 employees ..	206	216	570 490	50 103	11 351	1 373	96 787	44 961	45 920
	Firms with 10 to 19 employees.....	146	177	534 377	72 017	16 106	1 981	131 166	69 011	71 179
	Firms with 20 to 49 employees.....	110	268	1 545 056	126 580	29 485	3 365	244 386	187 302	190 735
	Firms with 50 to 99 employees.....	37	149	658 961	88 445	20 460	2 489	167 579	130 220	126 321
	Firms with 100 employees or more.....	10	272	1 279 842	135 611	33 301	2 827	221 748	153 093	147 640
	Firms not operated for the entire year	91	91	75 536	14 851	896	164	24 011	766	7 245
4218	Machinery, equipment, & supplies whsle									
	All firms	60 340	76 643	328 968 331	29 401 798	6 772 121	772 550	55 393 646	43 404 221	46 905 904
	Firms operated for the entire year	54 092	70 335	324 719 121	29 017 868	6 690 976	760 117	54 634 923	43 242 907	46 024 926
	Firms with less than 5 employees.....	24 888	24 985	26 501 196	1 871 011	405 630	54 495	3 890 164	1 549 322	1 614 184
	Firms with 5 to 9 employees ..	12 351	12 711	29 828 788	2 816 932	621 313	82 002	5 495 872	2 781 864	2 955 766
	Firms with 10 to 19 employees.....	8 842	9 934	39 455 394	4 269 575	952 421	119 229	7 979 058	5 526 150	5 893 658
	Firms with 20 to 49 employees.....	5 646	8 721	59 246 782	6 322 209	1 442 233	165 723	11 470 625	8 930 481	9 553 907
	Firms with 50 to 99 employees.....	1 452	4 246	35 674 303	3 815 069	880 405	98 510	6 925 715	5 955 571	6 361 063
	Firms with 100 employees or more.....	913	9 738	134 012 658	9 923 072	2 388 974	240 158	18 873 489	18 499 519	19 646 348
	Firms not operated for the entire year	6 248	6 308	4 249 210	383 930	81 145	12 433	758 723	161 314	880 978
42181	Construction & mining (except petroleum) machinery & equip whsle									
	All firms	3 740	5 321	44 725 989	3 604 644	862 419	87 611	6 683 340	11 166 924	12 140 651
	Firms operated for the entire year	3 339	4 916	44 419 767	3 582 320	858 682	87 051	6 635 421	11 157 756	12 045 970
	Firms with less than 5 employees.....	1 346	1 346	1 434 759	100 947	21 644	2 943	225 729	180 852	188 718
	Firms with 5 to 9 employees ..	651	670	1 813 025	144 418	31 694	4 280	295 380	257 357	284 513
	Firms with 10 to 19 employees.....	590	687	2 815 469	297 458	65 709	8 054	594 235	592 259	636 084
	Firms with 20 to 49 employees.....	425	653	4 605 589	498 522	113 699	12 925	969 987	1 245 492	1 352 729
	Firms with 50 to 99 employees.....	161	460	4 781 928	455 600	106 786	11 063	876 853	1 313 676	1 455 298
	Firms with 100 employees or more.....	166	1 100	28 968 997	2 085 375	519 150	47 786	3 673 237	7 568 120	8 128 628
	Firms not operated for the entire year	401	405	306 222	22 324	3 737	560	47 919	9 168	94 681

See footnotes at end of table.

Table 5. Employment Size of Firms: 1997—Con.

[Includes only firms and establishments with payroll. Excludes data for central administrative offices, auxiliary operations, or establishments of these firms that are classified in other categories than those specified in this table. For meaning of abbreviations and symbols, see introductory text. For explanation of terms, see Appendix A. For method of assignment to categories shown, see Appendix C]

NAICS code	Employment sizes of firms by type of operation and kind of business ¹	Firms (number)	Establishments (number)	Sales (\$1,000)	Annual payroll (\$1,000)	First-quarter payroll (\$1,000)	Paid employees for pay period including March 12 (number)	Operating expenses ¹ (\$1,000)	End-of-1996 inventories (\$1,000)	End-of-1997 inventories (\$1,000)
42	WHOLESALE TRADE—Con.									
421	Wholesale trade, durable goods—Con.									
421810	Construction & mining (except petroleum) machinery & equip whsle									
	All firms	3 740	5 321	44 725 989	3 604 644	862 419	87 611	6 683 340	11 166 924	12 140 651
	Firms operated for the entire year	3 339	4 916	44 419 767	3 582 320	858 682	87 051	6 635 421	11 157 756	12 045 970
	Firms with less than 5 employees.....	1 346	1 346	1 434 759	100 947	21 644	2 943	225 729	180 852	188 718
	Firms with 5 to 9 employees ..	651	670	1 813 025	144 418	31 694	4 280	295 380	257 357	284 513
	Firms with 10 to 19 employees.....	590	687	2 815 469	297 458	65 709	8 054	594 235	592 259	636 084
	Firms with 20 to 49 employees.....	425	653	4 605 589	498 522	113 699	12 925	969 987	1 245 492	1 352 729
	Firms with 50 to 99 employees.....	161	460	4 781 928	455 600	106 786	11 063	876 853	1 313 676	1 455 298
	Firms with 100 employees or more.....	166	1 100	28 968 997	2 085 375	519 150	47 786	3 673 237	7 568 120	8 128 628
	Firms not operated for the entire year	401	405	306 222	22 324	3 737	560	47 919	9 168	94 681
42182	Farm & garden machinery & equipment whsle									
	All firms	8 518	9 782	39 713 264	2 860 510	643 779	101 413	5 578 804	8 510 984	9 247 680
	Firms operated for the entire year	7 769	9 028	39 206 930	2 818 058	633 936	99 579	5 492 192	8 473 343	9 048 510
	Firms with less than 5 employees.....	2 691	2 695	1 832 000	126 349	27 624	6 030	290 756	295 794	307 780
	Firms with 5 to 9 employees ..	1 869	1 885	3 384 912	291 644	66 124	12 748	589 164	754 926	780 854
	Firms with 10 to 19 employees.....	1 844	1 983	7 901 963	663 733	146 937	25 390	1 252 998	2 056 226	2 197 875
	Firms with 20 to 49 employees.....	1 123	1 571	11 179 240	959 194	212 972	31 690	1 747 125	3 010 466	3 281 866
	Firms with 50 to 99 employees.....	185	524	4 571 860	379 000	86 748	12 244	686 628	1 238 703	1 312 397
	Firms with 100 employees or more.....	57	370	10 336 955	398 138	93 531	11 477	925 521	1 117 228	1 167 738
	Firms not operated for the entire year	749	754	506 334	42 452	9 843	1 834	86 612	37 641	199 170
421820	Farm & garden machinery & equipment whsle									
	All firms	8 518	9 782	39 713 264	2 860 510	643 779	101 413	5 578 804	8 510 984	9 247 680
	Firms operated for the entire year	7 769	9 028	39 206 930	2 818 058	633 936	99 579	5 492 192	8 473 343	9 048 510
	Firms with less than 5 employees.....	2 691	2 695	1 832 000	126 349	27 624	6 030	290 756	295 794	307 780
	Firms with 5 to 9 employees ..	1 869	1 885	3 384 912	291 644	66 124	12 748	589 164	754 926	780 854
	Firms with 10 to 19 employees.....	1 844	1 983	7 901 963	663 733	146 937	25 390	1 252 998	2 056 226	2 197 875
	Firms with 20 to 49 employees.....	1 123	1 571	11 179 240	959 194	212 972	31 690	1 747 125	3 010 466	3 281 866
	Firms with 50 to 99 employees.....	185	524	4 571 860	379 000	86 748	12 244	686 628	1 238 703	1 312 397
	Firms with 100 employees or more.....	57	370	10 336 955	398 138	93 531	11 477	925 521	1 117 228	1 167 738
	Firms not operated for the entire year	749	754	506 334	42 452	9 843	1 834	86 612	37 641	199 170
4218201	Farm machinery & equipment—farm dealers									
	All firms	6 196	6 931	21 996 353	1 898 402	427 060	72 177	3 457 808	6 404 218	6 994 668
	Firms operated for the entire year	5 696	6 429	21 637 682	1 869 377	420 021	70 864	3 400 293	6 363 893	6 839 697
	Firms with less than 5 employees.....	1 794	1 795	925 118	75 693	16 753	4 107	173 871	214 469	220 155
	Firms with 5 to 9 employees ..	1 401	1 407	2 178 047	207 196	47 271	9 642	410 473	595 822	614 474
	Firms with 10 to 19 employees.....	1 464	1 535	6 112 610	518 333	114 401	20 331	946 622	1 739 664	1 861 476
	Firms with 20 to 49 employees.....	890	1 228	8 657 355	726 946	162 332	25 061	1 276 250	2 520 045	2 759 440
	Firms with 50 to 99 employees.....	122	319	2 608 040	231 412	53 166	7 871	404 968	876 831	942 778
	Firms with 100 employees or more.....	25	145	1 156 512	109 797	26 098	3 852	188 109	417 062	441 374
	Firms not operated for the entire year	500	502	358 671	29 025	7 039	1 313	57 515	40 325	154 971

See footnotes at end of table.

Table 5. Employment Size of Firms: 1997—Con.

[Includes only firms and establishments with payroll. Excludes data for central administrative offices, auxiliary operations, or establishments of these firms that are classified in other categories than those specified in this table. For meaning of abbreviations and symbols, see introductory text. For explanation of terms, see Appendix A. For method of assignment to categories shown, see Appendix C]

NAICS code	Employment sizes of firms by type of operation and kind of business ¹	Firms (number)	Establishments (number)	Sales (\$1,000)	Annual payroll (\$1,000)	First-quarter payroll (\$1,000)	Paid employees for pay period including March 12 (number)	Operating expenses ¹ (\$1,000)	End-of-1996 inventories (\$1,000)	End-of-1997 inventories (\$1,000)
42	WHOLESALE TRADE—Con.									
421	Wholesale trade, durable goods—Con.									
4218202	Farm machinery & equipment—whsle distributors									
	All firms	1 734	2 122	13 486 595	643 692	144 052	19 867	1 410 579	1 404 776	1 517 644
	Firms operated for the entire year	1 560	1 945	13 392 753	635 789	142 640	19 538	1 393 521	1 403 753	1 488 875
	Firms with less than 5 employees.....	681	684	629 429	37 532	7 929	1 456	88 198	58 965	64 014
	Firms with 5 to 9 employees ..	377	384	843 544	65 294	14 525	2 500	140 620	133 891	141 685
	Firms with 10 to 19 employees.....	291	351	1 314 939	109 402	23 951	3 860	235 905	235 635	252 290
	Firms with 20 to 49 employees.....	156	243	1 535 788	141 381	31 220	4 311	285 037	282 761	313 388
	Firms with 50 to 99 employees.....	32	118	1 473 525	73 274	16 878	2 115	135 899	204 209	206 298
	Firms with 100 employees or more.....	23	165	7 595 528	208 906	48 137	5 296	507 862	488 292	511 200
	Firms not operated for the entire year	174	177	93 842	7 903	1 412	329	17 058	1 023	28 769
4218203	Lawn & garden machinery & equipment whsle									
	All firms	632	729	4 230 316	318 416	72 667	9 369	710 417	701 990	735 368
	Firms operated for the entire year	554	651	4 172 989	312 727	71 155	9 142	697 699	701 468	719 938
	Firms with less than 5 employees.....	227	227	286 378	13 971	3 114	497	30 458	23 315	24 841
	Firms with 5 to 9 employees ..	102	105	424 145	23 421	4 785	678	44 716	27 897	27 609
	Firms with 10 to 19 employees.....	103	111	594 184	42 552	10 192	1 396	90 228	98 912	103 014
	Firms with 20 to 49 employees.....	83	116	1 017 272	95 985	20 609	2 510	188 285	224 498	224 035
	Firms with 50 to 99 employees.....	31	67	653 304	73 426	17 166	2 217	146 813	155 308	161 090
	Firms with 100 employees or more.....	8	25	1 197 706	63 372	15 289	1 844	197 199	171 538	179 349
	Firms not operated for the entire year	78	78	57 327	5 689	1 512	227	12 718	522	15 430
42183	Industrial machinery & equipment whsle									
	All firms	29 234	35 674	139 946 952	14 167 699	3 238 229	342 008	26 426 084	13 953 455	14 863 422
	Firms operated for the entire year	26 266	32 684	137 956 136	13 973 169	3 196 566	335 900	26 051 223	13 893 636	14 519 502
	Firms with less than 5 employees.....	12 948	13 025	14 893 324	1 059 902	229 765	27 970	2 156 354	608 185	643 073
	Firms with 5 to 9 employees ..	5 924	6 139	15 731 634	1 518 903	331 830	39 189	2 910 159	1 054 971	1 122 934
	Firms with 10 to 19 employees.....	3 865	4 442	17 668 902	2 092 637	469 397	51 824	3 865 016	1 774 869	1 891 729
	Firms with 20 to 49 employees.....	2 439	3 831	25 645 481	3 020 406	694 164	72 021	5 431 664	2 944 611	3 072 394
	Firms with 50 to 99 employees.....	672	1 713	17 744 516	1 957 962	453 187	46 149	3 479 224	2 319 687	2 413 374
	Firms with 100 employees or more.....	418	3 534	46 272 279	4 323 359	1 018 223	98 747	8 208 806	5 191 313	5 375 998
	Firms not operated for the entire year	2 968	2 990	1 990 816	194 530	41 663	6 108	374 861	59 819	343 920
421830	Industrial machinery & equipment whsle									
	All firms	29 234	35 674	139 946 952	14 167 699	3 238 229	342 008	26 426 084	13 953 455	14 863 422
	Firms operated for the entire year	26 266	32 684	137 956 136	13 973 169	3 196 566	335 900	26 051 223	13 893 636	14 519 502
	Firms with less than 5 employees.....	12 948	13 025	14 893 324	1 059 902	229 765	27 970	2 156 354	608 185	643 073
	Firms with 5 to 9 employees ..	5 924	6 139	15 731 634	1 518 903	331 830	39 189	2 910 159	1 054 971	1 122 934
	Firms with 10 to 19 employees.....	3 865	4 442	17 668 902	2 092 637	469 397	51 824	3 865 016	1 774 869	1 891 729
	Firms with 20 to 49 employees.....	2 439	3 831	25 645 481	3 020 406	694 164	72 021	5 431 664	2 944 611	3 072 394
	Firms with 50 to 99 employees.....	672	1 713	17 744 516	1 957 962	453 187	46 149	3 479 224	2 319 687	2 413 374
	Firms with 100 employees or more.....	418	3 534	46 272 279	4 323 359	1 018 223	98 747	8 208 806	5 191 313	5 375 998
	Firms not operated for the entire year	2 968	2 990	1 990 816	194 530	41 663	6 108	374 861	59 819	343 920

See footnotes at end of table.

Table 5. Employment Size of Firms: 1997—Con.

[Includes only firms and establishments with payroll. Excludes data for central administrative offices, auxiliary operations, or establishments of these firms that are classified in other categories than those specified in this table. For meaning of abbreviations and symbols, see introductory text. For explanation of terms, see Appendix A. For method of assignment to categories shown, see Appendix C]

NAICS code	Employment sizes of firms by type of operation and kind of business ¹	Firms (number)	Establishments (number)	Sales (\$1,000)	Annual payroll (\$1,000)	First-quarter payroll (\$1,000)	Paid employees for pay period including March 12 (number)	Operating expenses ¹ (\$1,000)	End-of-1996 inventories (\$1,000)	End-of-1997 inventories (\$1,000)
42	WHOLESALE TRADE—Con.									
421	Wholesale trade, durable goods—Con.									
4218301	Food-processing machinery & equipment whsle									
	All firms	1 236	1 333	4 273 371	496 582	115 224	12 098	906 693	449 556	482 438
	Firms operated for the entire year	1 123	1 220	4 160 966	488 405	112 874	11 814	891 258	447 865	472 306
	Firms with less than 5 employees.....	556	558	627 161	50 750	10 859	1 219	103 888	28 166	29 978
	Firms with 5 to 9 employees ..	257	265	684 704	66 505	14 552	1 708	129 303	45 774	49 066
	Firms with 10 to 19 employees.....	163	186	806 352	88 759	19 982	2 174	163 727	65 475	74 387
	Firms with 20 to 49 employees.....	110	135	926 810	133 997	31 220	3 276	237 555	128 322	137 403
	Firms with 50 to 99 employees.....	27	46	457 433	66 203	15 371	1 765	107 960	65 329	67 095
	Firms with 100 employees or more.....	10	30	658 506	82 191	20 890	1 672	148 825	114 799	114 377
	Firms not operated for the entire year	113	113	112 405	8 177	2 350	284	15 435	1 691	10 132
4218302	Hydraulic & pneumatic (fluid-power) machinery & equipment whsle									
	All firms	2 981	3 866	13 016 250	1 637 232	378 722	40 348	2 960 404	1 300 399	1 412 054
	Firms operated for the entire year	2 713	3 598	12 823 163	1 617 055	374 976	39 746	2 922 892	1 294 872	1 370 438
	Firms with less than 5 employees.....	1 066	1 075	904 753	82 300	18 199	2 446	161 407	46 563	49 073
	Firms with 5 to 9 employees ..	688	711	1 399 422	170 763	37 400	4 579	320 220	113 759	118 799
	Firms with 10 to 19 employees.....	475	560	1 724 593	252 665	56 830	6 337	449 753	180 940	194 021
	Firms with 20 to 49 employees.....	366	635	3 465 695	463 867	108 147	10 791	798 537	357 934	375 552
	Firms with 50 to 99 employees.....	81	250	1 959 710	248 067	55 622	5 552	399 626	235 554	259 438
	Firms with 100 employees or more.....	37	367	3 368 990	399 393	98 778	10 041	793 349	360 122	373 555
	Firms not operated for the entire year	268	268	193 087	20 177	3 746	602	37 512	5 527	41 616
42183021	Hydraulic & pneumatic pumps & motors whsle									
	All firms	1 285	1 636	4 753 826	543 359	127 730	13 756	969 270	471 624	506 332
	Firms operated for the entire year	1 149	1 500	4 662 737	534 264	125 744	13 471	952 740	470 896	485 981
	Firms with less than 5 employees.....	527	529	416 165	40 594	8 701	1 185	77 699	20 510	22 265
	Firms with 5 to 9 employees ..	314	325	631 099	75 435	16 671	2 081	141 238	49 366	51 626
	Firms with 10 to 19 employees.....	157	190	562 254	77 597	18 168	2 073	144 797	56 678	58 796
	Firms with 20 to 49 employees.....	106	189	1 223 400	137 809	34 080	3 082	242 583	108 780	106 624
	Firms with 50 to 99 employees.....	30	81	678 306	85 333	19 070	1 982	136 393	114 088	131 728
	Firms with 100 employees or more.....	15	186	1 151 513	117 496	29 054	3 068	210 030	121 474	114 942
	Firms not operated for the entire year	136	136	91 089	9 095	1 986	285	16 530	728	20 351
42183022	Hydraulic & pneumatic parts, accessories, & supplies whsle									
	All firms	1 714	2 230	8 262 424	1 093 873	250 992	26 592	1 991 134	828 775	905 722
	Firms operated for the entire year	1 581	2 097	8 159 456	1 082 639	249 164	26 266	1 969 769	823 976	884 457
	Firms with less than 5 employees.....	541	548	490 049	41 860	9 548	1 265	84 016	26 221	26 980
	Firms with 5 to 9 employees ..	379	392	776 981	96 275	20 966	2 532	181 243	65 760	68 592
	Firms with 10 to 19 employees.....	322	373	1 191 599	177 963	39 354	4 321	308 482	125 996	136 742
	Firms with 20 to 49 employees.....	265	486	2 389 628	335 068	76 296	7 862	573 573	254 722	274 652
	Firms with 50 to 99 employees.....	51	142	1 191 513	158 683	35 492	3 542	253 628	121 265	127 730
	Firms with 100 employees or more.....	23	156	2 119 686	272 790	67 508	6 744	568 827	230 012	249 761
	Firms not operated for the entire year	133	133	102 968	11 234	1 828	326	21 365	4 799	21 265

See footnotes at end of table.

Table 5. Employment Size of Firms: 1997—Con.

[Includes only firms and establishments with payroll. Excludes data for central administrative offices, auxiliary operations, or establishments of these firms that are classified in other categories than those specified in this table. For meaning of abbreviations and symbols, see introductory text. For explanation of terms, see Appendix A. For method of assignment to categories shown, see Appendix C]

NAICS code	Employment sizes of firms by type of operation and kind of business ¹	Firms (number)	Establishments (number)	Sales (\$1,000)	Annual payroll (\$1,000)	First-quarter payroll (\$1,000)	Paid employees for pay period including March 12 (number)	Operating expenses ¹ (\$1,000)	End-of-1996 inventories (\$1,000)	End-of-1997 inventories (\$1,000)
42	WHOLESALE TRADE—									
	Con.									
421	Wholesale trade, durable goods—Con.									
4218303	General-purpose industrial machinery & equipment whsle									
	All firms	9 308	11 101	42 641 534	4 279 378	965 711	102 295	8 140 762	3 902 321	4 203 829
	Firms operated for the entire year	8 567	10 349	42 194 710	4 235 835	956 358	101 022	8 054 196	3 884 595	4 122 511
	Firms with less than 5 employees.....	4 241	4 272	4 968 331	337 724	74 293	9 082	682 143	150 939	162 600
	Firms with 5 to 9 employees ..	1 989	2 076	5 437 821	515 672	114 453	13 130	975 282	308 064	331 178
	Firms with 10 to 19 employees.....	1 264	1 448	5 527 119	671 934	151 953	16 961	1 234 700	545 887	569 583
	Firms with 20 to 49 employees.....	768	1 304	8 395 710	951 983	220 746	22 582	1 696 015	846 471	876 541
	Firms with 50 to 99 employees.....	194	508	5 155 947	562 337	130 759	13 297	1 078 368	690 390	760 227
	Firms with 100 employees or more.....	111	741	12 709 782	1 196 185	264 154	25 970	2 387 688	1 342 844	1 422 382
	Firms not operated for the entire year	741	752	446 824	43 543	9 353	1 273	86 566	17 726	81 318
4218304	Metalworking machinery & equipment whsle									
	All firms	3 603	4 092	19 008 973	1 603 844	363 648	35 524	3 130 563	2 381 201	2 366 943
	Firms operated for the entire year	3 256	3 745	18 774 150	1 582 175	358 970	34 950	3 086 243	2 376 630	2 332 201
	Firms with less than 5 employees.....	1 726	1 732	2 018 133	142 593	31 039	3 639	293 123	85 993	87 158
	Firms with 5 to 9 employees ..	700	714	2 019 396	189 617	40 484	4 593	368 441	167 647	174 119
	Firms with 10 to 19 employees.....	459	513	3 057 441	287 099	63 589	6 113	538 438	317 165	345 060
	Firms with 20 to 49 employees.....	274	396	4 207 640	372 910	86 574	7 919	686 017	569 334	583 710
	Firms with 50 to 99 employees.....	58	159	2 437 156	197 245	45 133	3 914	364 142	381 859	339 685
	Firms with 100 employees or more.....	39	231	5 034 384	392 711	92 151	8 772	836 082	854 632	802 469
	Firms not operated for the entire year	347	347	234 823	21 669	4 678	574	44 320	4 571	34 742
4218305	Materials handling equipment whsle									
	All firms	3 830	4 642	18 803 215	2 371 197	559 533	63 169	4 079 742	1 785 899	1 883 410
	Firms operated for the entire year	3 434	4 241	18 531 316	2 335 235	550 093	61 998	4 015 350	1 776 509	1 841 714
	Firms with less than 5 employees.....	1 462	1 473	1 414 444	117 402	25 677	3 214	235 387	56 283	58 095
	Firms with 5 to 9 employees ..	715	734	1 452 054	169 450	38 398	4 790	316 970	84 665	89 645
	Firms with 10 to 19 employees.....	562	625	2 042 170	281 857	62 444	7 532	505 594	191 260	202 606
	Firms with 20 to 49 employees.....	415	582	3 394 469	474 754	109 401	12 745	835 862	355 265	365 140
	Firms with 50 to 99 employees.....	164	325	2 604 222	433 994	103 716	11 323	684 132	317 762	335 114
	Firms with 100 employees or more.....	116	502	7 623 957	857 778	210 457	22 394	1 437 405	771 274	791 114
	Firms not operated for the entire year	396	401	271 899	35 962	9 440	1 171	64 392	9 390	41 696
4218306	Oilwell, oil refinery, & pipeline mach, equip, & supplies whsle									
	All firms	2 307	3 536	11 671 958	1 006 985	223 687	25 475	1 872 441	1 181 404	1 356 139
	Firms operated for the entire year	2 051	3 276	11 497 022	993 425	220 990	25 054	1 847 052	1 175 426	1 319 683
	Firms with less than 5 employees.....	1 071	1 076	1 420 365	85 178	17 848	2 378	181 313	79 319	85 535
	Firms with 5 to 9 employees ..	507	523	1 587 473	125 670	24 963	3 332	245 248	121 919	141 100
	Firms with 10 to 19 employees.....	255	339	1 300 117	130 201	28 139	3 448	254 955	139 417	158 189
	Firms with 20 to 49 employees.....	146	267	1 571 987	166 667	36 396	4 209	304 391	143 132	176 337
	Firms with 50 to 99 employees.....	42	161	1 221 679	114 638	25 541	2 823	218 948	198 080	221 185
	Firms with 100 employees or more.....	30	910	4 395 401	371 071	88 103	8 864	642 197	493 559	537 337
	Firms not operated for the entire year	256	260	174 936	13 560	2 697	421	25 389	5 978	36 456

See footnotes at end of table.

Table 5. Employment Size of Firms: 1997—Con.

[Includes only firms and establishments with payroll. Excludes data for central administrative offices, auxiliary operations, or establishments of these firms that are classified in other categories than those specified in this table. For meaning of abbreviations and symbols, see introductory text. For explanation of terms, see Appendix A. For method of assignment to categories shown, see Appendix C]

NAICS code	Employment sizes of firms by type of operation and kind of business ¹	Firms (number)	Establishments (number)	Sales (\$1,000)	Annual payroll (\$1,000)	First-quarter payroll (\$1,000)	Paid employees for pay period including March 12 (number)	Operating expenses ¹ (\$1,000)	End-of-1996 inventories (\$1,000)	End-of-1997 inventories (\$1,000)
42	WHOLESALE TRADE—									
	Con.									
421	Wholesale trade, durable goods—Con.									
4218307	Other industrial machinery & equipment whlse									
	All firms	6 296	7 104	30 531 651	2 772 481	631 704	63 099	5 335 479	2 952 675	3 158 609
	Firms operated for the entire year	5 435	6 241	29 958 573	2 718 365	621 313	61 202	5 229 440	2 935 296	3 059 352
	Firms with less than 5 employees	2 908	2 925	3 742 164	253 554	54 105	6 192	516 582	168 709	179 512
	Firms with 5 to 9 employees ..	1 146	1 203	3 542 870	305 025	66 984	7 577	607 027	247 157	255 411
	Firms with 10 to 19 employees	757	859	4 065 811	427 552	97 137	10 229	814 356	379 657	391 406
	Firms with 20 to 49 employees	416	605	4 647 643	531 101	121 161	12 105	1 005 811	626 418	639 673
	Firms with 50 to 99 employees	130	264	4 449 486	411 265	96 651	8 907	762 307	541 700	565 614
	Firms with 100 employees or more	78	385	9 510 599	789 868	185 275	16 192	1 523 357	971 655	1 027 736
	Firms not operated for the entire year	861	863	573 078	54 116	10 391	1 897	106 039	17 379	99 257
42184	Industrial supplies whlse									
	All firms	9 952	15 055	64 861 321	5 240 795	1 215 121	140 735	9 844 064	5 107 540	5 420 791
	Firms operated for the entire year	8 907	13 992	64 151 326	5 173 553	1 201 655	138 815	9 715 909	5 086 101	5 303 739
	Firms with less than 5 employees	3 923	3 938	3 921 088	297 644	65 210	8 728	603 404	194 605	201 697
	Firms with 5 to 9 employees ..	2 075	2 152	4 914 566	486 857	108 645	13 804	935 690	376 473	402 173
	Firms with 10 to 19 employees	1 435	1 627	5 944 940	720 251	160 007	19 290	1 327 774	646 770	671 566
	Firms with 20 to 49 employees	1 016	1 741	12 755 464	1 161 041	265 071	29 843	2 084 739	1 066 295	1 094 220
	Firms with 50 to 99 employees	302	1 180	7 267 783	761 360	179 104	20 272	1 427 960	869 580	897 505
	Firms with 100 employees or more	156	3 354	29 347 485	1 746 400	423 618	46 878	3 336 342	1 932 378	2 036 578
	Firms not operated for the entire year	1 045	1 063	709 995	67 242	13 466	1 920	128 155	21 439	117 052
421840	Industrial supplies whlse									
	All firms	9 952	15 055	64 861 321	5 240 795	1 215 121	140 735	9 844 064	5 107 540	5 420 791
	Firms operated for the entire year	8 907	13 992	64 151 326	5 173 553	1 201 655	138 815	9 715 909	5 086 101	5 303 739
	Firms with less than 5 employees	3 923	3 938	3 921 088	297 644	65 210	8 728	603 404	194 605	201 697
	Firms with 5 to 9 employees ..	2 075	2 152	4 914 566	486 857	108 645	13 804	935 690	376 473	402 173
	Firms with 10 to 19 employees	1 435	1 627	5 944 940	720 251	160 007	19 290	1 327 774	646 770	671 566
	Firms with 20 to 49 employees	1 016	1 741	12 755 464	1 161 041	265 071	29 843	2 084 739	1 066 295	1 094 220
	Firms with 50 to 99 employees	302	1 180	7 267 783	761 360	179 104	20 272	1 427 960	869 580	897 505
	Firms with 100 employees or more	156	3 354	29 347 485	1 746 400	423 618	46 878	3 336 342	1 932 378	2 036 578
	Firms not operated for the entire year	1 045	1 063	709 995	67 242	13 466	1 920	128 155	21 439	117 052
4218401	General-line industrial supplies whlse									
	All firms	1 944	2 176	4 367 291	554 823	129 777	16 136	1 004 860	474 631	504 136
	Firms operated for the entire year	1 759	1 990	4 294 264	548 484	128 214	15 900	993 155	472 611	492 263
	Firms with less than 5 employees	902	904	649 967	58 953	13 019	2 053	122 258	43 061	45 612
	Firms with 5 to 9 employees ..	470	483	D	D	D	h	D	D	D
	Firms with 10 to 19 employees	226	243	D	D	D	h	D	D	D
	Firms with 20 to 49 employees	123	194	925 555	131 618	31 233	3 582	220 080	117 888	121 601
	Firms with 50 to 99 employees	25	79	386 323	55 685	13 222	1 621	96 759	61 735	62 811
	Firms with 100 employees or more	13	87	736 882	115 974	28 525	2 589	203 397	83 007	89 768
	Firms not operated for the entire year	185	186	73 027	6 339	1 563	236	11 705	2 020	11 873
4218402	Mechanical power transmission supplies whlse									
	All firms	1 100	2 917	13 895 428	1 027 321	239 619	28 097	1 968 660	1 404 407	1 531 024

See footnotes at end of table.

Table 5. Employment Size of Firms: 1997—Con.

[Includes only firms and establishments with payroll. Excludes data for central administrative offices, auxiliary operations, or establishments of these firms that are classified in other categories than those specified in this table. For meaning of abbreviations and symbols, see introductory text. For explanation of terms, see Appendix A. For method of assignment to categories shown, see Appendix C]

NAICS code	Employment sizes of firms by type of operation and kind of business ¹	Firms (number)	Establishments (number)	Sales (\$1,000)	Annual payroll (\$1,000)	First-quarter payroll (\$1,000)	Paid employees for pay period including March 12 (number)	Operating expenses ¹ (\$1,000)	End-of-1996 inventories (\$1,000)	End-of-1997 inventories (\$1,000)
42	WHOLESALE TRADE—									
	Con.									
421	Wholesale trade, durable goods—									
	Con.									
4218402	Mechanical power transmission supplies whsle—									
	Con.									
	Firms operated for the entire year	976	2 788	13 786 749	1 017 694	237 799	27 839	1 950 876	1 401 389	1 508 272
	Firms with less than 5 employees	353	354	413 874	26 720	6 183	814	50 499	21 521	22 019
	Firms with 5 to 9 employees ..	250	270	635 538	62 428	13 832	1 688	117 136	57 084	59 239
	Firms with 10 to 19 employees	172	224	836 586	90 673	20 188	2 398	166 069	113 969	115 870
	Firms with 20 to 49 employees	125	259	1 420 078	154 531	35 117	3 785	272 331	203 466	212 832
	Firms with 50 to 99 employees	45	210	1 342 033	116 410	27 575	2 971	213 615	212 214	218 317
	Firms with 100 employees or more	31	1 471	9 138 640	566 932	134 904	16 183	1 131 226	793 135	879 995
	Firms not operated for the entire year	124	129	108 679	9 627	1 820	258	17 784	3 018	22 752
4218403	Welding supplies whsle									
	All firms	838	2 141	4 750 926	649 262	150 474	19 335	1 283 334	497 409	516 948
	Firms operated for the entire year	744	2 041	4 676 376	639 400	147 982	18 992	1 264 453	489 714	505 701
	Firms with less than 5 employees	246	250	178 450	16 229	3 701	599	34 508	12 847	13 297
	Firms with 5 to 9 employees ..	164	173	D	D	D	g	D	D	D
	Firms with 10 to 19 employees	141	179	D	D	D	g	D	D	D
	Firms with 20 to 49 employees	121	286	834 512	128 021	29 025	3 571	248 411	94 031	102 083
	Firms with 50 to 99 employees	45	246	618 461	103 382	24 524	2 950	199 757	65 491	66 964
	Firms with 100 employees or more	27	907	2 334 936	292 442	67 812	8 856	585 743	244 418	248 025
	Firms not operated for the entire year	94	100	74 550	9 862	2 492	343	18 881	7 695	11 247
4218404	Industrial containers & supplies whsle									
	All firms	1 593	1 763	9 931 630	574 198	125 587	15 879	1 114 467	308 136	322 520
	Firms operated for the entire year	1 377	1 547	9 749 486	559 354	123 106	15 557	1 085 523	307 713	310 162
	Firms with less than 5 employees	681	681	897 008	57 619	12 474	1 414	118 697	26 074	26 441
	Firms with 5 to 9 employees ..	295	303	1 321 317	75 273	15 651	1 960	144 885	35 014	37 943
	Firms with 10 to 19 employees	198	203	946 045	98 096	20 847	2 610	187 686	55 364	55 860
	Firms with 20 to 49 employees	143	205	4 968 456	157 434	33 339	4 207	305 165	98 091	98 154
	Firms with 50 to 99 employees	43	84	923 848	92 724	21 822	2 895	188 204	54 762	56 661
	Firms with 100 employees or more	17	71	692 812	78 208	18 973	2 471	140 886	38 408	35 103
	Firms not operated for the entire year	216	216	182 144	14 844	2 481	322	28 944	423	12 358
4218405	Industrial valves & fittings (except fluid-power) whsle									
	All firms	1 096	1 552	6 805 404	731 411	169 645	16 740	1 355 872	859 508	882 080
	Firms operated for the entire year	995	1 450	6 729 204	722 421	167 208	16 421	1 341 460	853 538	868 086
	Firms with less than 5 employees	352	354	411 305	31 884	6 916	831	61 897	20 057	20 462
	Firms with 5 to 9 employees ..	226	236	609 348	59 585	12 945	1 477	115 322	54 560	58 804
	Firms with 10 to 19 employees	202	234	1 090 003	120 299	28 067	2 767	220 094	132 201	137 521
	Firms with 20 to 49 employees	151	277	1 800 216	210 648	49 255	4 427	365 614	223 439	221 989
	Firms with 50 to 99 employees	38	143	1 166 858	123 766	27 366	2 658	239 757	228 147	244 763
	Firms with 100 employees or more	26	206	1 651 474	176 239	42 659	4 261	338 776	195 134	184 547
	Firms not operated for the entire year	101	102	76 200	8 990	2 437	319	14 412	5 970	13 994
4218406	Other industrial supplies whsle									
	All firms	3 502	4 506	25 110 642	1 703 780	400 019	44 548	3 116 871	1 563 449	1 664 083

See footnotes at end of table.

Table 5. Employment Size of Firms: 1997—Con.

[Includes only firms and establishments with payroll. Excludes data for central administrative offices, auxiliary operations, or establishments of these firms that are classified in other categories than those specified in this table. For meaning of abbreviations and symbols, see introductory text. For explanation of terms, see Appendix A. For method of assignment to categories shown, see Appendix C]

NAICS code	Employment sizes of firms by type of operation and kind of business ¹	Firms (number)	Establishments (number)	Sales (\$1,000)	Annual payroll (\$1,000)	First-quarter payroll (\$1,000)	Paid employees for pay period including March 12 (number)	Operating expenses ¹ (\$1,000)	End-of-1996 inventories (\$1,000)	End-of-1997 inventories (\$1,000)
42	WHOLESALE TRADE—Con.									
421	Wholesale trade, durable goods—Con.									
4218406	Other industrial supplies whsle—Con.									
	Firms operated for the entire year	3 172	4 169	24 902 810	1 684 880	396 726	44 058	3 078 531	1 560 227	1 618 344
	Firms with less than 5 employees.....	1 417	1 424	1 414 900	109 159	23 633	3 104	221 594	74 143	76 880
	Firms with 5 to 9 employees ..	711	730	1 801 455	176 455	40 097	4 786	337 613	145 179	159 056
	Firms with 10 to 19 employees.....	523	578	1 959 737	261 495	57 121	7 019	476 775	222 835	233 281
	Firms with 20 to 49 employees.....	366	512	3 109 727	393 353	90 740	10 606	694 860	348 387	357 693
	Firms with 50 to 99 employees.....	111	431	2 969 063	281 955	67 877	7 498	536 796	267 357	272 860
	Firms with 100 employees or more.....	44	494	13 647 928	462 463	117 258	11 045	810 893	502 326	518 574
	Firms not operated for the entire year	330	337	207 832	18 900	3 293	490	38 340	3 222	45 739
42185	Service establishment equipment & supplies whsle									
	All firms	5 736	6 808	16 038 492	1 804 565	419 918	59 878	3 365 041	1 301 673	1 385 236
	Firms operated for the entire year	5 107	6 176	15 758 174	1 775 023	413 447	58 676	3 303 119	1 293 847	1 342 117
	Firms with less than 5 employees.....	2 377	2 382	1 527 899	139 554	30 736	5 353	303 329	95 935	97 715
	Firms with 5 to 9 employees ..	1 287	1 306	1 949 293	223 553	50 664	8 454	445 650	153 458	165 731
	Firms with 10 to 19 employees.....	790	852	2 622 250	307 452	70 747	10 473	581 743	236 264	236 543
	Firms with 20 to 49 employees.....	471	669	2 587 758	439 937	104 073	13 783	776 129	292 255	306 076
	Firms with 50 to 99 employees.....	117	340	1 846 415	265 787	60 259	7 932	465 008	205 120	216 121
	Firms with 100 employees or more.....	65	627	5 224 559	398 740	96 968	12 681	731 260	310 815	319 931
	Firms not operated for the entire year	629	632	280 318	29 542	6 471	1 202	61 922	7 826	43 119
421850	Service establishment equipment & supplies whsle									
	All firms	5 736	6 808	16 038 492	1 804 565	419 918	59 878	3 365 041	1 301 673	1 385 236
	Firms operated for the entire year	5 107	6 176	15 758 174	1 775 023	413 447	58 676	3 303 119	1 293 847	1 342 117
	Firms with less than 5 employees.....	2 377	2 382	1 527 899	139 554	30 736	5 353	303 329	95 935	97 715
	Firms with 5 to 9 employees ..	1 287	1 306	1 949 293	223 553	50 664	8 454	445 650	153 458	165 731
	Firms with 10 to 19 employees.....	790	852	2 622 250	307 452	70 747	10 473	581 743	236 264	236 543
	Firms with 20 to 49 employees.....	471	669	2 587 758	439 937	104 073	13 783	776 129	292 255	306 076
	Firms with 50 to 99 employees.....	117	340	1 846 415	265 787	60 259	7 932	465 008	205 120	216 121
	Firms with 100 employees or more.....	65	627	5 224 559	398 740	96 968	12 681	731 260	310 815	319 931
	Firms not operated for the entire year	629	632	280 318	29 542	6 471	1 202	61 922	7 826	43 119
4218501	Beauty & barber shop equipment & supplies whsle									
	All firms	833	1 296	2 416 390	372 536	87 826	14 071	699 942	305 220	335 666
	Firms operated for the entire year	746	1 209	2 382 553	368 936	86 656	13 876	691 585	304 557	324 435
	Firms with less than 5 employees.....	304	306	233 671	16 862	3 726	687	41 338	18 548	19 073
	Firms with 5 to 9 employees ..	176	181	259 042	24 117	5 701	1 153	52 236	20 588	21 133
	Firms with 10 to 19 employees.....	116	129	234 107	35 548	8 207	1 524	70 150	27 696	27 443
	Firms with 20 to 49 employees.....	80	150	396 337	67 441	15 801	2 325	124 267	56 453	65 307
	Firms with 50 to 99 employees.....	38	143	D	D	D	h	D	D	D
	Firms with 100 employees or more.....	32	300	D	D	D	i	D	D	D
	Firms not operated for the entire year	87	87	33 837	3 600	1 170	195	8 357	663	11 231

See footnotes at end of table.

Table 5. Employment Size of Firms: 1997—Con.

[Includes only firms and establishments with payroll. Excludes data for central administrative offices, auxiliary operations, or establishments of these firms that are classified in other categories than those specified in this table. For meaning of abbreviations and symbols, see introductory text. For explanation of terms, see Appendix A. For method of assignment to categories shown, see Appendix C]

NAICS code	Employment sizes of firms by type of operation and kind of business ¹	Firms (number)	Establishments (number)	Sales (\$1,000)	Annual payroll (\$1,000)	First-quarter payroll (\$1,000)	Paid employees for pay period including March 12 (number)	Operating expenses ¹ (\$1,000)	End-of-1996 inventories (\$1,000)	End-of-1997 inventories (\$1,000)
42	WHOLESALE TRADE—									
	Con.									
421	Wholesale trade, durable goods—									
	Con.									
4218502	Custodial, janitors' equipment & supplies whsle									
	All firms	2 127	2 356	4 430 938	654 149	153 460	22 107	1 195 973	387 593	409 881
	Firms operated for the entire year	1 897	2 125	4 324 922	642 760	150 922	21 583	1 172 663	383 070	398 893
	Firms with less than 5 employees	861	863	531 249	46 983	10 492	1 912	96 303	24 423	25 342
	Firms with 5 to 9 employees ..	480	484	721 874	83 713	19 150	3 171	165 361	52 064	58 726
	Firms with 10 to 19 employees	312	329	868 009	121 017	28 478	4 158	219 015	71 057	71 488
	Firms with 20 to 49 employees	187	242	874 918	171 564	40 106	5 460	291 873	93 094	94 124
	Firms with 50 to 99 employees	37	80	417 740	85 381	19 827	2 528	149 464	50 859	53 246
	Firms with 100 employees or more	20	127	911 132	134 102	32 869	4 354	250 647	91 573	95 967
	Firms not operated for the entire year	230	231	106 016	11 389	2 538	524	23 310	4 523	10 988
4218503	Laundry & dry-cleaning equipment & supplies whsle									
	All firms	626	699	4 123 097	240 347	56 352	6 526	457 056	165 141	175 557
	Firms operated for the entire year	561	634	4 069 429	235 626	55 489	6 374	446 562	163 671	168 185
	Firms with less than 5 employees	235	235	163 629	14 374	3 293	539	34 729	13 811	13 287
	Firms with 5 to 9 employees ..	138	138	206 627	26 166	5 800	910	52 771	20 057	21 405
	Firms with 10 to 19 employees	101	107	718 672	47 609	10 754	1 332	95 809	40 617	41 537
	Firms with 20 to 49 employees	73	98	D	D	D	g	D	D	D
	Firms with 50 to 99 employees	12	25	D	D	D	f	D	D	D
	Firms with 100 employees or more	2	31	D	D	D	f	D	D	D
	Firms not operated for the entire year	65	65	53 668	4 721	863	152	10 494	1 470	7 372
4218504	Other service establishment equipment & supplies whsle									
	All firms	2 156	2 457	5 068 067	537 533	122 280	17 174	1 012 070	443 719	464 132
	Firms operated for the entire year	1 909	2 208	4 981 270	527 701	120 380	16 843	992 309	442 549	450 604
	Firms with less than 5 employees	979	980	603 224	61 607	13 273	2 220	131 402	39 278	40 082
	Firms with 5 to 9 employees ..	494	504	763 593	89 837	20 102	3 229	175 795	61 087	64 848
	Firms with 10 to 19 employees	263	289	809 076	104 089	23 499	3 486	198 433	97 598	96 562
	Firms with 20 to 49 employees	133	184	D	D	D	h	D	D	D
	Firms with 50 to 99 employees	29	83	733 786	76 504	16 485	1 956	132 521	67 163	70 214
	Firms with 100 employees or more	11	168	D	D	D	g	D	D	D
	Firms not operated for the entire year	247	249	86 797	9 832	1 900	331	19 761	1 170	13 528
42186	Transportation equipment & supplies (exc motor vehicle) whsle									
	All firms	3 660	4 003	23 682 313	1 723 585	392 655	40 905	3 496 313	3 363 645	3 848 124
	Firms operated for the entire year	3 190	3 524	23 195 497	1 690 848	385 093	39 893	3 428 361	3 336 122	3 759 791
	Firms with less than 5 employees	1 700	1 703	3 042 855	156 179	32 825	3 706	330 057	187 032	188 174
	Firms with 5 to 9 employees ..	649	672	2 493 272	177 106	38 425	4 240	371 221	227 711	247 365
	Firms with 10 to 19 employees	442	489	3 732 867	261 326	56 049	5 918	506 837	350 374	407 496
	Firms with 20 to 49 employees	273	336	4 799 933	354 978	81 805	8 388	680 167	640 832	724 803
	Firms with 50 to 99 employees	73	130	2 198 522	197 485	43 279	4 984	378 620	334 626	423 271
	Firms with 100 employees or more	53	194	6 928 048	543 774	132 710	12 657	1 161 459	1 595 547	1 768 682
	Firms not operated for the entire year	470	479	486 816	32 737	7 562	1 012	67 952	27 523	88 333
421860	Transportation equipment & supplies (exc motor vehicle) whsle									

See footnotes at end of table.

Table 5. Employment Size of Firms: 1997—Con.

[Includes only firms and establishments with payroll. Excludes data for central administrative offices, auxiliary operations, or establishments of these firms that are classified in other categories than those specified in this table. For meaning of abbreviations and symbols, see introductory text. For explanation of terms, see Appendix A. For method of assignment to categories shown, see Appendix C]

NAICS code	Employment sizes of firms by type of operation and kind of business ¹	Firms (number)	Establishments (number)	Sales (\$1,000)	Annual payroll (\$1,000)	First-quarter payroll (\$1,000)	Paid employees for pay period including March 12 (number)	Operating expenses ¹ (\$1,000)	End-of-1996 inventories (\$1,000)	End-of-1997 inventories (\$1,000)
42	WHOLESALE TRADE—Con.									
421	Wholesale trade, durable goods—Con.									
421860	Transportation equipment & supplies (exc motor vehicle) whsle—Con.									
	All firms	3 660	4 003	23 682 313	1 723 585	392 655	40 905	3 496 313	3 363 645	3 848 124
	Firms operated for the entire year	3 190	3 524	23 195 497	1 690 848	385 093	39 893	3 428 361	3 336 122	3 759 791
	Firms with less than 5 employees.....	1 700	1 703	3 042 855	156 179	32 825	3 706	330 057	187 032	188 174
	Firms with 5 to 9 employees ..	649	672	2 493 272	177 106	38 425	4 240	371 221	227 711	247 365
	Firms with 10 to 19 employees.....	442	489	3 732 867	261 326	56 049	5 918	506 837	350 374	407 496
	Firms with 20 to 49 employees.....	273	336	4 799 933	354 978	81 805	8 388	680 167	640 832	724 803
	Firms with 50 to 99 employees.....	73	130	2 198 522	197 485	43 279	4 984	378 620	334 626	423 271
	Firms with 100 employees or more.....	53	194	6 928 048	543 774	132 710	12 657	1 161 459	1 595 547	1 768 682
	Firms not operated for the entire year	470	479	486 816	32 737	7 562	1 012	67 952	27 523	88 333
4218601	Aircraft & aeronautical equipment & supplies whsle									
	All firms	2 222	2 428	17 709 438	1 162 838	264 642	25 666	2 349 636	2 691 851	3 095 765
	Firms operated for the entire year	1 943	2 140	17 376 157	1 140 063	258 860	24 905	2 302 475	2 665 848	3 032 922
	Firms with less than 5 employees.....	1 037	1 038	2 098 500	103 400	21 159	2 267	218 850	139 473	138 306
	Firms with 5 to 9 employees ..	397	412	1 812 269	121 166	25 416	2 593	260 679	165 495	180 013
	Firms with 10 to 19 employees.....	256	274	2 788 056	162 719	34 089	3 386	324 364	240 095	293 406
	Firms with 20 to 49 employees.....	173	211	3 685 456	237 823	55 219	5 351	461 937	482 774	542 228
	Firms with 50 to 99 employees.....	47	83	1 567 007	131 666	29 027	3 154	255 424	243 947	317 190
	Firms with 100 employees or more.....	33	122	5 424 869	383 289	93 950	8 154	781 221	1 394 064	1 561 779
	Firms not operated for the entire year	279	288	333 281	22 775	5 782	761	47 161	26 003	62 843
4218602	Marine machinery, equipment, & supplies whsle									
	All firms	865	952	3 513 978	344 478	78 973	9 314	752 493	436 185	464 489
	Firms operated for the entire year	742	829	3 418 912	339 031	78 027	9 170	741 117	434 955	451 304
	Firms with less than 5 employees.....	384	384	431 254	28 021	6 116	844	60 319	29 446	29 772
	Firms with 5 to 9 employees ..	157	163	448 539	36 508	8 616	1 034	71 352	38 826	41 228
	Firms with 10 to 19 employees.....	120	140	605 880	64 275	14 572	1 634	120 531	79 815	83 371
	Firms with 20 to 49 employees.....	53	64	456 986	59 672	13 112	1 591	119 906	92 286	99 026
	Firms with 50 to 99 employees.....	16	34	321 018	37 933	7 840	1 152	67 144	46 484	49 562
	Firms with 100 employees or more.....	12	44	1 155 235	112 622	27 771	2 915	301 865	148 098	148 345
	Firms not operated for the entire year	123	123	95 066	5 447	946	144	11 376	1 230	13 185
4218603	Other transportation equipment & supplies whsle									
	All firms	581	623	2 458 897	216 269	49 040	5 925	394 184	235 609	287 870
	Firms operated for the entire year	513	555	2 400 428	211 754	48 206	5 818	384 769	235 319	275 565
	Firms with less than 5 employees.....	282	284	519 084	25 192	5 664	601	52 003	18 621	20 620
	Firms with 5 to 9 employees ..	97	101	259 001	20 029	4 454	623	40 445	22 972	25 693
	Firms with 10 to 19 employees.....	69	77	334 751	35 303	7 901	932	63 608	33 280	34 145
	Firms with 20 to 49 employees.....	46	58	635 795	56 304	12 994	1 416	95 853	63 385	80 565
	Firms with 50 to 99 employees.....	10	12	307 997	27 380	6 262	665	55 227	43 710	56 019
	Firms with 100 employees or more.....	9	23	343 800	47 546	10 931	1 581	77 633	53 351	58 523
	Firms not operated for the entire year	68	68	58 469	4 515	834	107	9 415	290	12 305
4219	Miscellaneous durable goods whsle									

See footnotes at end of table.

Table 5. Employment Size of Firms: 1997—Con.

[Includes only firms and establishments with payroll. Excludes data for central administrative offices, auxiliary operations, or establishments of these firms that are classified in other categories than those specified in this table. For meaning of abbreviations and symbols, see introductory text. For explanation of terms, see Appendix A. For method of assignment to categories shown, see Appendix C]

NAICS code	Employment sizes of firms by type of operation and kind of business ¹	Firms (number)	Establishments (number)	Sales (\$1,000)	Annual payroll (\$1,000)	First-quarter payroll (\$1,000)	Paid employees for pay period including March 12 (number)	Operating expenses ¹ (\$1,000)	End-of-1996 inventories (\$1,000)	End-of-1997 inventories (\$1,000)
42	WHOLESALE TRADE—Con.									
421	Wholesale trade, durable goods—Con.									
4219	Miscellaneous durable goods whsle—Con.									
	All firms	35 251	37 783	185 455 758	11 070 270	2 568 951	351 839	26 719 259	16 783 297	17 787 453
	Firms operated for the entire year	29 808	32 316	181 211 988	10 777 033	2 504 553	341 287	26 025 918	16 675 449	16 946 079
	Firms with less than 5 employees.....	16 915	16 967	20 106 948	1 019 114	225 519	34 838	2 552 182	1 889 774	1 944 560
	Firms with 5 to 9 employees ..	5 909	6 017	18 403 959	1 113 149	250 310	38 533	2 616 381	1 716 125	1 743 802
	Firms with 10 to 19 employees.....	3 671	3 898	19 610 429	1 471 666	325 520	49 267	3 242 984	1 965 957	2 036 540
	Firms with 20 to 49 employees.....	2 257	2 771	24 424 840	2 031 342	463 572	66 991	4 686 564	2 687 341	2 792 464
	Firms with 50 to 99 employees.....	646	975	20 762 782	1 418 038	326 776	43 908	3 226 195	2 282 897	2 268 289
	Firms with 100 employees or more.....	410	1 688	77 903 030	3 723 724	912 856	107 750	9 701 612	6 133 355	6 160 424
	Firms not operated for the entire year	5 443	5 467	4 243 770	293 237	64 398	10 552	693 341	107 848	841 374
42191	Sporting & recreational goods & supplies whsle									
	All firms	5 630	6 080	28 233 685	1 897 111	436 625	59 861	4 443 020	3 259 908	3 445 812
	Firms operated for the entire year	4 892	5 340	27 522 589	1 844 771	422 598	57 836	4 329 931	3 231 951	3 309 342
	Firms with less than 5 employees.....	2 570	2 581	3 777 889	165 811	35 466	5 305	414 748	185 937	190 966
	Firms with 5 to 9 employees ..	1 037	1 064	3 413 121	209 281	46 343	6 844	469 888	261 911	262 021
	Firms with 10 to 19 employees.....	666	706	3 801 611	280 327	60 970	8 930	603 116	410 935	425 203
	Firms with 20 to 49 employees.....	430	534	5 045 416	379 203	85 397	12 630	895 946	761 596	758 698
	Firms with 50 to 99 employees.....	117	165	2 720 176	226 225	50 585	7 889	582 745	473 063	483 819
	Firms with 100 employees or more.....	72	290	8 764 376	583 924	143 837	16 238	1 363 488	1 138 509	1 188 635
	Firms not operated for the entire year	738	740	711 096	52 340	14 027	2 025	113 089	27 957	136 470
421910	Sporting & recreational goods & supplies whsle									
	All firms	5 630	6 080	28 233 685	1 897 111	436 625	59 861	4 443 020	3 259 908	3 445 812
	Firms operated for the entire year	4 892	5 340	27 522 589	1 844 771	422 598	57 836	4 329 931	3 231 951	3 309 342
	Firms with less than 5 employees.....	2 570	2 581	3 777 889	165 811	35 466	5 305	414 748	185 937	190 966
	Firms with 5 to 9 employees ..	1 037	1 064	3 413 121	209 281	46 343	6 844	469 888	261 911	262 021
	Firms with 10 to 19 employees.....	666	706	3 801 611	280 327	60 970	8 930	603 116	410 935	425 203
	Firms with 20 to 49 employees.....	430	534	5 045 416	379 203	85 397	12 630	895 946	761 596	758 698
	Firms with 50 to 99 employees.....	117	165	2 720 176	226 225	50 585	7 889	582 745	473 063	483 819
	Firms with 100 employees or more.....	72	290	8 764 376	583 924	143 837	16 238	1 363 488	1 138 509	1 188 635
	Firms not operated for the entire year	738	740	711 096	52 340	14 027	2 025	113 089	27 957	136 470
42192	Toy & hobby goods & supplies whsle									
	All firms	3 086	3 229	20 166 025	1 229 055	281 210	36 337	3 986 369	2 244 711	2 378 047
	Firms operated for the entire year	2 641	2 784	19 740 604	1 203 734	276 366	35 570	3 907 736	2 236 861	2 280 715
	Firms with less than 5 employees.....	1 439	1 443	1 905 372	94 226	21 463	3 055	248 643	141 406	143 737
	Firms with 5 to 9 employees ..	545	552	2 284 186	107 565	22 827	3 468	295 851	156 879	162 884
	Firms with 10 to 19 employees.....	339	366	2 234 152	136 447	30 593	4 488	360 001	210 149	222 770
	Firms with 20 to 49 employees.....	210	237	2 503 588	211 272	47 891	6 352	572 282	351 648	373 807
	Firms with 50 to 99 employees.....	59	74	2 170 540	152 547	34 145	4 051	382 180	345 623	344 098
	Firms with 100 employees or more.....	49	112	8 642 766	501 677	119 447	14 156	2 048 779	1 031 156	1 033 419
	Firms not operated for the entire year	445	445	425 421	25 321	4 844	767	78 633	7 850	97 332

See footnotes at end of table.

Table 5. Employment Size of Firms: 1997—Con.

[Includes only firms and establishments with payroll. Excludes data for central administrative offices, auxiliary operations, or establishments of these firms that are classified in other categories than those specified in this table. For meaning of abbreviations and symbols, see introductory text. For explanation of terms, see Appendix A. For method of assignment to categories shown, see Appendix C]

NAICS code	Employment sizes of firms by type of operation and kind of business ¹	Firms (number)	Establishments (number)	Sales (\$1,000)	Annual payroll (\$1,000)	First-quarter payroll (\$1,000)	Paid employees for pay period including March 12 (number)	Operating expenses ¹ (\$1,000)	End-of-1996 inventories (\$1,000)	End-of-1997 inventories (\$1,000)
42	WHOLESALE TRADE—Con.									
421	Wholesale trade, durable goods—Con.									
421920	Toy & hobby goods & supplies whsle									
	All firms	3 086	3 229	20 166 025	1 229 055	281 210	36 337	3 986 369	2 244 711	2 378 047
	Firms operated for the entire year	2 641	2 784	19 740 604	1 203 734	276 366	35 570	3 907 736	2 236 861	2 280 715
	Firms with less than 5 employees.....	1 439	1 443	1 905 372	94 226	21 463	3 055	248 643	141 406	143 737
	Firms with 5 to 9 employees ..	545	552	2 284 186	107 565	22 827	3 468	295 851	156 879	162 884
	Firms with 10 to 19 employees.....	339	366	2 234 152	136 447	30 593	4 488	360 001	210 149	222 770
	Firms with 20 to 49 employees.....	210	237	2 503 588	211 272	47 891	6 352	572 282	351 648	373 807
	Firms with 50 to 99 employees.....	59	74	2 170 540	152 547	34 145	4 051	382 180	345 623	344 098
	Firms with 100 employees or more.....	49	112	8 642 766	501 677	119 447	14 156	2 048 779	1 031 156	1 033 419
	Firms not operated for the entire year	445	445	425 421	25 321	4 844	767	78 633	7 850	97 332
42193	Recyclable material whsle									
	All firms	7 945	9 088	38 748 659	3 229 092	753 824	114 992	7 356 493	1 995 204	2 099 709
	Firms operated for the entire year	6 911	8 045	37 937 796	3 144 857	733 470	111 594	7 170 392	1 966 358	2 006 510
	Firms with less than 5 employees.....	2 913	2 930	2 692 556	175 249	37 125	6 440	428 556	85 460	81 919
	Firms with 5 to 9 employees ..	1 435	1 461	2 907 008	236 184	53 041	9 515	547 103	122 232	127 840
	Firms with 10 to 19 employees.....	1 251	1 315	5 147 221	453 338	100 007	16 987	971 230	226 874	246 306
	Firms with 20 to 49 employees.....	902	1 106	7 651 450	760 903	175 307	26 983	1 688 767	471 807	483 816
	Firms with 50 to 99 employees.....	267	439	5 834 287	539 712	124 827	18 041	1 160 530	340 498	333 615
	Firms with 100 employees or more.....	143	794	13 705 274	979 471	243 163	33 628	2 374 206	719 487	733 014
	Firms not operated for the entire year	1 034	1 043	810 863	84 235	20 354	3 398	186 101	28 846	93 199
421930	Recyclable material whsle									
	All firms	7 945	9 088	38 748 659	3 229 092	753 824	114 992	7 356 493	1 995 204	2 099 709
	Firms operated for the entire year	6 911	8 045	37 937 796	3 144 857	733 470	111 594	7 170 392	1 966 358	2 006 510
	Firms with less than 5 employees.....	2 913	2 930	2 692 556	175 249	37 125	6 440	428 556	85 460	81 919
	Firms with 5 to 9 employees ..	1 435	1 461	2 907 008	236 184	53 041	9 515	547 103	122 232	127 840
	Firms with 10 to 19 employees.....	1 251	1 315	5 147 221	453 338	100 007	16 987	971 230	226 874	246 306
	Firms with 20 to 49 employees.....	902	1 106	7 651 450	760 903	175 307	26 983	1 688 767	471 807	483 816
	Firms with 50 to 99 employees.....	267	439	5 834 287	539 712	124 827	18 041	1 160 530	340 498	333 615
	Firms with 100 employees or more.....	143	794	13 705 274	979 471	243 163	33 628	2 374 206	719 487	733 014
	Firms not operated for the entire year	1 034	1 043	810 863	84 235	20 354	3 398	186 101	28 846	93 199
4219301	Iron & steel scrap processors & dealers									
	All firms	3 044	3 480	18 205 778	1 296 382	312 027	43 789	3 264 863	1 010 200	1 055 403
	Firms operated for the entire year	2 655	3 090	17 875 421	1 259 725	302 283	42 219	3 182 857	985 859	992 713
	Firms with less than 5 employees.....	1 142	1 147	1 014 974	62 134	13 521	2 555	164 366	40 443	39 223
	Firms with 5 to 9 employees ..	561	569	930 365	85 128	20 712	3 723	213 575	40 897	42 559
	Firms with 10 to 19 employees.....	466	486	1 800 645	163 011	36 824	6 397	380 750	105 127	112 881
	Firms with 20 to 49 employees.....	340	387	3 182 071	286 109	67 294	9 958	697 341	186 900	195 664
	Firms with 50 to 99 employees.....	93	148	2 311 391	213 340	47 521	6 292	488 122	170 147	168 428
	Firms with 100 employees or more.....	53	353	8 635 975	450 003	116 411	13 294	1 238 703	442 345	433 958
	Firms not operated for the entire year	389	390	330 357	36 657	9 744	1 570	82 006	24 341	62 690
42193011	Iron & steel scrap processors (using power processing equipment)									
	All firms	1 962	2 308	12 550 221	1 100 834	258 643	36 303	2 811 604	882 998	899 925

See footnotes at end of table.

Table 5. Employment Size of Firms: 1997—Con.

[Includes only firms and establishments with payroll. Excludes data for central administrative offices, auxiliary operations, or establishments of these firms that are classified in other categories than those specified in this table. For meaning of abbreviations and symbols, see introductory text. For explanation of terms, see Appendix A. For method of assignment to categories shown, see Appendix C]

NAICS code	Employment sizes of firms by type of operation and kind of business ¹	Firms (number)	Establishments (number)	Sales (\$1,000)	Annual payroll (\$1,000)	First-quarter payroll (\$1,000)	Paid employees for pay period including March 12 (number)	Operating expenses ¹ (\$1,000)	End-of-1996 inventories (\$1,000)	End-of-1997 inventories (\$1,000)
42	WHOLESALE TRADE—Con.									
421	Wholesale trade, durable goods—Con.									
42193011	Iron & steel scrap processors (using power processing equipment)—Con.									
	Firms operated for the entire year	1 726	2 070	12 308 195	1 072 878	251 493	35 164	2 744 039	860 024	863 701
	Firms with less than 5 employees.....	593	596	461 284	35 221	7 568	1 370	96 258	24 923	23 078
	Firms with 5 to 9 employees ..	364	368	583 917	56 216	12 583	2 448	140 813	27 856	29 352
	Firms with 10 to 19 employees.....	356	363	1 159 483	127 680	28 008	4 930	306 182	80 332	85 497
	Firms with 20 to 49 employees.....	278	315	D	D	D	i	D	D	D
	Firms with 50 to 99 employees.....	85	128	1 835 806	194 933	43 522	5 711	450 542	137 310	134 105
	Firms with 100 employees or more.....	50	300	D	D	D	j	D	D	D
	Firms not operated for the entire year	236	238	242 026	27 956	7 150	1 139	67 565	22 974	36 224
42193012	Iron & steel scrap processors (not using power processing equip)									
	All firms	1 109	1 172	5 655 557	195 548	53 384	7 486	453 259	127 202	155 478
	Firms operated for the entire year	954	1 017	5 502 323	180 018	47 055	6 846	421 727	125 835	129 012
	Firms with less than 5 employees.....	555	558	561 586	27 268	6 019	1 198	69 126	15 574	16 363
	Firms with 5 to 9 employees ..	205	210	399 345	31 277	8 633	1 331	78 275	17 067	16 133
	Firms with 10 to 19 employees.....	115	129	784 463	37 760	9 429	1 527	81 045	31 675	33 904
	Firms with 20 to 49 employees.....	67	84	D	D	D	g	D	D	D
	Firms with 50 to 99 employees.....	11	31	2 422 483	27 346	8 075	720	61 272	27 683	29 267
	Firms with 100 employees or more.....	1	5	D	D	D	c	D	D	D
	Firms not operated for the entire year	155	155	153 234	15 530	6 329	640	31 532	1 367	26 466
4219302	Recyclable paper & paperboard whsle									
	All firms	1 316	1 588	5 592 266	587 535	135 538	20 596	1 275 184	121 261	133 560
	Firms operated for the entire year	1 140	1 411	5 484 676	574 424	132 028	19 968	1 244 978	119 889	128 254
	Firms with less than 5 employees.....	453	454	441 410	30 512	6 584	1 017	68 828	6 125	6 601
	Firms with 5 to 9 employees ..	222	228	337 326	38 308	8 455	1 477	83 006	7 514	7 484
	Firms with 10 to 19 employees.....	227	231	981 087	91 859	19 275	3 082	190 409	17 019	21 819
	Firms with 20 to 49 employees.....	161	203	1 212 918	138 783	32 538	4 840	282 649	34 391	34 185
	Firms with 50 to 99 employees.....	56	89	1 082 424	106 661	25 560	3 744	227 279	33 510	35 238
	Firms with 100 employees or more.....	21	206	1 429 511	168 301	39 616	5 808	392 807	21 330	22 927
	Firms not operated for the entire year	176	177	107 590	13 111	3 510	628	30 206	1 372	5 306
4219303	Other recyclable material whsle									
	All firms	3 676	4 020	14 950 615	1 345 175	306 259	50 607	2 816 446	863 743	910 746
	Firms operated for the entire year	3 200	3 540	14 576 124	1 310 348	299 090	49 390	2 741 725	860 610	885 488
	Firms with less than 5 employees.....	1 335	1 348	1 283 923	84 133	17 337	2 912	198 770	43 911	39 573
	Firms with 5 to 9 employees ..	670	686	1 677 562	116 454	24 734	4 445	259 314	76 553	81 225
	Firms with 10 to 19 employees.....	584	616	2 457 034	207 222	46 003	7 881	428 652	109 046	117 113
	Firms with 20 to 49 employees.....	419	530	3 702 494	353 432	79 400	12 685	747 987	255 930	260 374
	Firms with 50 to 99 employees.....	121	187	2 330 241	228 656	54 542	8 235	453 534	154 912	144 979
	Firms with 100 employees or more.....	71	173	3 124 870	320 451	77 074	13 232	653 468	220 258	242 224
	Firms not operated for the entire year	476	480	374 491	34 827	7 169	1 217	74 721	3 133	25 258

See footnotes at end of table.

Table 5. Employment Size of Firms: 1997—Con.

[Includes only firms and establishments with payroll. Excludes data for central administrative offices, auxiliary operations, or establishments of these firms that are classified in other categories than those specified in this table. For meaning of abbreviations and symbols, see introductory text. For explanation of terms, see Appendix A. For method of assignment to categories shown, see Appendix C]

NAICS code	Employment sizes of firms by type of operation and kind of business ¹	Firms (number)	Establishments (number)	Sales (\$1,000)	Annual payroll (\$1,000)	First-quarter payroll (\$1,000)	Paid employees for pay period including March 12 (number)	Operating expenses ¹ (\$1,000)	End-of-1996 inventories (\$1,000)	End-of-1997 inventories (\$1,000)
42	WHOLESALE TRADE—Con.									
421	Wholesale trade, durable goods—Con.									
42194	Jewelry/watch/silverware/precious stone, & precious metal whsle									
	All firms	7 541	7 689	32 398 553	1 702 770	386 713	49 820	4 023 822	5 159 492	5 475 085
	Firms operated for the entire year	6 543	6 689	31 486 311	1 654 425	377 751	48 466	3 904 815	5 132 362	5 165 478
	Firms with less than 5 employees	4 394	4 401	6 730 982	277 428	63 664	8 894	700 238	1 172 597	1 210 382
	Firms with 5 to 9 employees ..	1 205	1 220	5 124 274	251 084	57 577	7 747	587 995	868 826	873 772
	Firms with 10 to 19 employees.....	565	590	4 634 926	250 706	55 494	7 576	560 972	799 395	818 571
	Firms with 20 to 49 employees.....	247	284	3 368 443	250 140	58 382	7 361	572 718	695 719	752 388
	Firms with 50 to 99 employees.....	78	92	4 866 027	178 510	40 385	5 416	381 991	621 202	598 306
	Firms with 100 employees or more.....	54	102	6 761 659	446 557	102 249	11 472	1 100 901	974 623	912 059
	Firms not operated for the entire year	998	1 000	912 242	48 345	8 962	1 354	119 007	27 130	309 607
421940	Jewelry/watch/silverware/precious stone, & precious metal whsle									
	All firms	7 541	7 689	32 398 553	1 702 770	386 713	49 820	4 023 822	5 159 492	5 475 085
	Firms operated for the entire year	6 543	6 689	31 486 311	1 654 425	377 751	48 466	3 904 815	5 132 362	5 165 478
	Firms with less than 5 employees	4 394	4 401	6 730 982	277 428	63 664	8 894	700 238	1 172 597	1 210 382
	Firms with 5 to 9 employees ..	1 205	1 220	5 124 274	251 084	57 577	7 747	587 995	868 826	873 772
	Firms with 10 to 19 employees.....	565	590	4 634 926	250 706	55 494	7 576	560 972	799 395	818 571
	Firms with 20 to 49 employees.....	247	284	3 368 443	250 140	58 382	7 361	572 718	695 719	752 388
	Firms with 50 to 99 employees.....	78	92	4 866 027	178 510	40 385	5 416	381 991	621 202	598 306
	Firms with 100 employees or more.....	54	102	6 761 659	446 557	102 249	11 472	1 100 901	974 623	912 059
	Firms not operated for the entire year	998	1 000	912 242	48 345	8 962	1 354	119 007	27 130	309 607
4219401	Jewelry, watch, diamonds, precious stone, & silverware whsle									
	All firms	6 985	7 116	22 519 342	1 579 391	357 866	46 813	3 757 465	4 412 551	4 749 183
	Firms operated for the entire year	6 061	6 190	21 680 158	1 532 930	349 246	45 508	3 643 216	4 387 111	4 461 640
	Firms with less than 5 employees	4 053	4 060	5 824 369	253 865	58 360	8 193	642 905	1 077 468	1 109 546
	Firms with 5 to 9 employees ..	1 118	1 124	3 920 770	229 339	52 523	7 201	537 955	751 550	782 817
	Firms with 10 to 19 employees.....	536	561	3 567 516	237 640	52 502	7 226	533 079	725 753	747 971
	Firms with 20 to 49 employees.....	231	267	D	D	D	i	D	D	D
	Firms with 50 to 99 employees.....	73	87	D	D	D	i	D	D	D
	Firms with 100 employees or more.....	50	91	4 367 899	428 741	97 608	10 949	1 063 839	925 682	860 321
	Firms not operated for the entire year	924	926	839 184	46 461	8 620	1 305	114 249	25 440	287 543
4219402	Precious metal (excluding ores) whsle									
	All firms	563	573	9 879 211	123 379	28 847	3 007	266 357	746 941	725 902
	Firms operated for the entire year	489	499	9 806 153	121 495	28 505	2 958	261 599	745 251	703 838
	Firms with less than 5 employees	348	349	948 521	24 513	5 564	722	60 060	96 530	102 265
	Firms with 5 to 9 employees ..	86	90	1 163 182	20 992	4 842	536	47 740	116 398	90 090
	Firms with 10 to 19 employees.....	29	29	1 069 813	13 204	3 022	358	28 466	74 558	71 499
	Firms with 20 to 49 employees.....	17	20	D	D	D	f	D	D	D
	Firms with 50 to 99 employees.....	5	5	D	D	D	e	D	D	D
	Firms with 100 employees or more.....	4	6	2 345 449	15 010	4 014	472	31 701	47 502	50 275
	Firms not operated for the entire year	74	74	73 058	1 884	342	49	4 758	1 690	22 064

See footnotes at end of table.

Table 5. Employment Size of Firms: 1997—Con.

[Includes only firms and establishments with payroll. Excludes data for central administrative offices, auxiliary operations, or establishments of these firms that are classified in other categories than those specified in this table. For meaning of abbreviations and symbols, see introductory text. For explanation of terms, see Appendix A. For method of assignment to categories shown, see Appendix C]

NAICS code	Employment sizes of firms by type of operation and kind of business ¹	Firms (number)	Establishments (number)	Sales (\$1,000)	Annual payroll (\$1,000)	First-quarter payroll (\$1,000)	Paid employees for pay period including March 12 (number)	Operating expenses ¹ (\$1,000)	End-of-1996 inventories (\$1,000)	End-of-1997 inventories (\$1,000)
42	WHOLESALE TRADE—Con.									
421	Wholesale trade, durable goods—Con.									
42199	Other miscellaneous durable goods whsle									
	All firms	11 080	11 697	65 908 836	3 012 242	710 579	90 829	6 909 555	4 123 982	4 388 800
	Firms operated for the entire year	8 848	9 452	64 519 061	2 928 668	694 217	87 776	6 712 123	4 106 787	4 183 225
	Firms with less than 5 employees.....	5 606	5 619	5 010 806	307 075	68 023	11 160	762 100	306 121	319 280
	Firms with 5 to 9 employees ..	1 702	1 738	4 748 701	312 243	71 308	11 076	724 634	312 174	323 394
	Firms with 10 to 19 employees.....	849	913	4 022 550	353 209	78 945	11 289	751 203	320 339	328 853
	Firms with 20 to 49 employees.....	475	616	6 139 178	440 718	99 351	13 877	985 248	452 392	463 939
	Firms with 50 to 99 employees.....	125	195	5 629 126	328 989	79 346	8 533	732 110	485 153	489 806
	Firms with 100 employees or more.....	91	371	38 968 700	1 186 434	297 244	31 841	2 756 828	2 230 608	2 257 953
	Firms not operated for the entire year	2 232	2 245	1 389 775	83 574	16 362	3 053	197 432	17 195	205 575
421990	Other miscellaneous durable goods whsle									
	All firms	11 080	11 697	65 908 836	3 012 242	710 579	90 829	6 909 555	4 123 982	4 388 800
	Firms operated for the entire year	8 848	9 452	64 519 061	2 928 668	694 217	87 776	6 712 123	4 106 787	4 183 225
	Firms with less than 5 employees.....	5 606	5 619	5 010 806	307 075	68 023	11 160	762 100	306 121	319 280
	Firms with 5 to 9 employees ..	1 702	1 738	4 748 701	312 243	71 308	11 076	724 634	312 174	323 394
	Firms with 10 to 19 employees.....	849	913	4 022 550	353 209	78 945	11 289	751 203	320 339	328 853
	Firms with 20 to 49 employees.....	475	616	6 139 178	440 718	99 351	13 877	985 248	452 392	463 939
	Firms with 50 to 99 employees.....	125	195	5 629 126	328 989	79 346	8 533	732 110	485 153	489 806
	Firms with 100 employees or more.....	91	371	38 968 700	1 186 434	297 244	31 841	2 756 828	2 230 608	2 257 953
	Firms not operated for the entire year	2 232	2 245	1 389 775	83 574	16 362	3 053	197 432	17 195	205 575
4219901	Musical instruments & supplies whsle									
	All firms	493	512	2 474 693	180 103	41 714	4 906	442 398	337 463	344 022
	Firms operated for the entire year	410	429	2 432 045	177 779	41 333	4 815	436 400	336 609	337 484
	Firms with less than 5 employees.....	228	228	178 642	12 781	2 774	479	32 861	20 574	21 561
	Firms with 5 to 9 employees ..	75	76	226 281	15 371	3 612	504	41 446	28 346	30 066
	Firms with 10 to 19 employees.....	51	52	238 029	24 166	5 339	728	57 829	38 809	40 419
	Firms with 20 to 49 employees.....	28	31	361 072	29 802	6 379	828	66 462	32 932	33 074
	Firms with 50 to 99 employees.....	23	30	965 069	57 651	13 335	1 424	154 853	145 009	140 809
	Firms with 100 employees or more.....	5	12	462 952	38 008	9 894	852	82 949	70 939	71 555
	Firms not operated for the entire year	83	83	42 648	2 324	381	91	5 998	854	6 538
4219902	Forest products (except lumber) whsle									
	All firms	1 897	2 032	11 386 630	406 277	92 740	11 396	1 012 052	433 470	465 668
	Firms operated for the entire year	1 534	1 663	11 104 520	392 566	89 366	10 797	974 545	432 431	445 972
	Firms with less than 5 employees.....	909	914	1 459 452	56 310	12 200	1 874	160 168	55 712	61 918
	Firms with 5 to 9 employees ..	344	360	D	D	D	g	D	D	D
	Firms with 10 to 19 employees.....	168	208	1 493 356	76 705	16 835	2 232	169 113	56 681	59 564
	Firms with 20 to 49 employees.....	85	135	2 945 848	81 741	18 708	2 426	242 987	129 984	128 177
	Firms with 50 to 99 employees.....	26	40	2 380 887	64 408	15 301	1 653	141 594	86 988	85 375
	Firms with 100 employees or more.....	2	6	D	D	D	e	D	D	D
	Firms not operated for the entire year	363	369	282 110	13 711	3 374	599	37 507	1 039	19 696

See footnotes at end of table.

Table 5. Employment Size of Firms: 1997—Con.

[Includes only firms and establishments with payroll. Excludes data for central administrative offices, auxiliary operations, or establishments of these firms that are classified in other categories than those specified in this table. For meaning of abbreviations and symbols, see introductory text. For explanation of terms, see Appendix A. For method of assignment to categories shown, see Appendix C]

NAICS code	Employment sizes of firms by type of operation and kind of business ¹	Firms (number)	Establishments (number)	Sales (\$1,000)	Annual payroll (\$1,000)	First-quarter payroll (\$1,000)	Paid employees for pay period including March 12 (number)	Operating expenses ¹ (\$1,000)	End-of-1996 inventories (\$1,000)	End-of-1997 inventories (\$1,000)
42	WHOLESALE TRADE—Con.									
421	Wholesale trade, durable goods—Con.									
4219903	General merchandise (durable goods) whsle									
	All firms	3 301	3 382	21 595 797	525 213	123 862	18 027	1 051 224	1 043 974	1 048 329
	Firms operated for the entire year	2 590	2 664	21 192 918	504 475	120 149	17 312	1 005 361	1 037 794	969 495
	Firms with less than 5 employees.....	1 949	1 951	1 412 895	91 849	20 508	3 692	213 651	104 901	109 428
	Firms with 5 to 9 employees ..	391	396	972 131	65 281	14 759	2 516	134 776	68 150	70 153
	Firms with 10 to 19 employees.....	147	148	588 073	54 062	11 883	1 978	105 801	56 936	57 093
	Firms with 20 to 49 employees.....	72	90	522 355	59 628	13 530	2 023	109 360	55 941	60 258
	Firms with 50 to 99 employees.....	15	24	D	D	D	g	D	D	D
	Firms with 100 employees or more.....	16	55	D	D	D	i	D	D	D
	Firms not operated for the entire year	711	718	402 879	20 738	3 713	715	45 863	6 180	78 834
4219904	Prerecorded media whsle									
	All firms	1 847	2 075	23 424 629	1 176 057	283 668	34 103	2 803 239	1 706 750	1 847 403
	Firms operated for the entire year	1 514	1 742	23 095 323	1 151 976	278 343	33 239	2 745 899	1 702 045	1 793 958
	Firms with less than 5 employees.....	806	807	611 809	49 016	11 199	1 671	128 465	43 696	43 847
	Firms with 5 to 9 employees ..	320	324	633 305	64 074	15 542	2 085	151 851	68 850	64 089
	Firms with 10 to 19 employees.....	176	179	646 693	74 250	17 061	2 300	166 997	79 467	74 154
	Firms with 20 to 49 employees.....	134	158	1 179 415	121 253	28 024	3 998	261 456	119 449	122 515
	Firms with 50 to 99 employees.....	29	32	D	D	D	g	D	D	D
	Firms with 100 employees or more.....	49	242	D	D	D	j	D	D	D
	Firms not operated for the entire year	333	333	329 306	24 081	5 325	864	57 340	4 705	53 445
42199041	Compact discs/prerecorded audio tapes, & phonograph records whsle									
	All firms	1 285	1 418	15 602 913	825 788	196 901	23 540	1 965 640	1 221 711	1 294 830
	Firms operated for the entire year	1 008	1 141	15 403 628	808 296	193 946	23 055	1 923 087	1 217 425	1 268 626
	Firms with less than 5 employees.....	563	564	444 062	33 627	7 502	1 158	90 839	31 784	31 208
	Firms with 5 to 9 employees ..	200	203	396 636	39 614	9 498	1 328	93 016	36 282	37 775
	Firms with 10 to 19 employees.....	105	105	355 470	43 603	10 260	1 383	101 967	41 673	42 714
	Firms with 20 to 49 employees.....	82	90	783 582	70 088	16 420	2 435	165 865	77 032	76 678
	Firms with 50 to 99 employees.....	23	26	445 935	58 618	16 330	1 658	143 705	50 585	54 789
	Firms with 100 employees or more.....	35	153	12 977 943	562 746	133 936	15 093	1 327 695	980 069	1 025 462
	Firms not operated for the entire year	277	277	199 285	17 492	2 955	485	42 553	4 286	26 204
42199042	Prerecorded video tapes whsle									
	All firms	572	657	7 821 716	350 269	86 767	10 563	837 599	485 039	552 573
	Firms operated for the entire year	516	601	7 691 695	343 680	84 397	10 184	822 812	484 620	525 332
	Firms with less than 5 employees.....	246	246	171 657	15 799	3 785	519	38 706	12 363	13 097
	Firms with 5 to 9 employees ..	120	121	236 669	24 460	6 044	757	58 835	32 568	26 314
	Firms with 10 to 19 employees.....	72	74	295 731	31 113	6 857	934	65 978	38 397	31 638
	Firms with 20 to 49 employees.....	55	72	870 922	58 199	14 127	1 686	133 617	67 898	64 297
	Firms with 50 to 99 employees.....	8	10	D	D	D	f	D	D	D
	Firms with 100 employees or more.....	15	78	D	D	D	i	D	D	D
	Firms not operated for the entire year	56	56	130 021	6 589	2 370	379	14 787	419	27 241

See footnotes at end of table.

Table 5. Employment Size of Firms: 1997—Con.

[Includes only firms and establishments with payroll. Excludes data for central administrative offices, auxiliary operations, or establishments of these firms that are classified in other categories than those specified in this table. For meaning of abbreviations and symbols, see introductory text. For explanation of terms, see Appendix A. For method of assignment to categories shown, see Appendix C]

NAICS code	Employment sizes of firms by type of operation and kind of business ¹	Firms (number)	Establishments (number)	Sales (\$1,000)	Annual payroll (\$1,000)	First-quarter payroll (\$1,000)	Paid employees for pay period including March 12 (number)	Operating expenses ¹ (\$1,000)	End-of-1996 inventories (\$1,000)	End-of-1997 inventories (\$1,000)
42	WHOLESALE TRADE—Con.									
421	Wholesale trade, durable goods—Con.									
4219905	Fire extinguishers & fire safety equipment whsle									
	All firms	950	1 016	1 136 419	181 172	41 557	6 604	321 488	77 208	87 714
	Firms operated for the entire year	797	863	1 096 951	176 643	40 561	6 379	313 142	77 038	82 221
	Firms with less than 5 employees.....	399	400	172 850	18 676	4 363	892	40 550	8 102	7 596
	Firms with 5 to 9 employees ..	200	202	D	D	D	g	D	D	D
	Firms with 10 to 19 employees.....	133	136	217 731	45 582	10 480	1 732	78 806	15 458	16 228
	Firms with 20 to 49 employees.....	55	83	312 469	50 981	11 631	1 600	92 168	26 565	28 022
	Firms with 50 to 99 employees.....	8	36	113 133	20 676	4 912	597	32 904	12 117	13 023
	Firms with 100 employees or more.....	2	6	D	D	D	e	D	D	D
	Firms not operated for the entire year	153	153	39 468	4 529	996	225	8 346	170	5 493
4219906	Other durable goods whsle									
	All firms	2 603	2 680	5 890 668	543 420	127 038	15 793	1 279 154	525 117	595 664
	Firms operated for the entire year	2 013	2 090	5 596 984	525 213	124 449	15 229	1 236 704	520 664	554 095
	Firms with less than 5 employees.....	1 322	1 325	1 180 720	78 844	17 082	2 560	187 192	73 519	75 328
	Firms with 5 to 9 employees ..	373	381	760 827	65 406	14 574	2 429	147 500	64 280	66 272
	Firms with 10 to 19 employees.....	173	183	831 621	77 885	17 210	2 302	171 465	72 296	80 678
	Firms with 20 to 49 employees.....	103	120	1 029 184	104 619	22 871	3 049	227 695	111 087	116 401
	Firms with 50 to 99 employees.....	25	36	738 669	71 305	14 613	1 773	149 122	90 936	94 881
	Firms with 100 employees or more.....	17	45	1 055 963	127 154	38 099	3 116	353 730	108 546	120 535
	Firms not operated for the entire year	590	590	293 684	18 207	2 589	564	42 450	4 453	41 569
422	Wholesale trade, nondurable goods									
	All firms	132 668	162 841	1 879 940 402	81 678 408	19 326 296	2 398 296	177 427 340	92 209 377	98 460 276
	Firms operated for the entire year	112 791	142 709	1 845 995 268	80 230 602	18 996 203	2 344 345	173 670 147	91 491 310	95 676 952
	Firms with less than 5 employees.....	56 156	56 303	94 547 015	3 770 508	832 472	116 505	8 910 242	3 439 771	3 615 904
	Firms with 5 to 9 employees ..	22 313	22 881	97 831 501	4 550 704	1 009 036	146 805	10 308 510	4 720 781	4 914 233
	Firms with 10 to 19 employees.....	15 976	17 724	124 113 494	6 724 074	1 504 771	215 930	14 736 052	6 715 452	7 067 532
	Firms with 20 to 49 employees.....	11 633	15 279	212 612 261	11 026 828	2 509 075	349 785	23 623 495	11 546 852	11 814 754
	Firms with 50 to 99 employees.....	3 786	6 915	142 070 847	8 392 405	1 934 195	260 284	18 269 467	8 727 718	9 265 260
	Firms with 100 employees or more.....	2 927	23 607	1 174 820 150	45 766 083	11 206 654	1 255 036	97 822 381	56 340 736	58 999 269
	Firms not operated for the entire year	19 877	20 132	33 945 134	1 447 806	330 093	53 951	3 757 193	718 067	2 783 324
4221	Paper & paper product whsle									
	All firms	12 555	15 848	117 062 485	7 730 308	1 845 993	214 350	14 750 773	5 517 381	5 803 877
	Firms operated for the entire year	11 253	14 514	115 439 135	7 631 777	1 821 017	210 521	14 485 942	5 488 350	5 679 009
	Firms with less than 5 employees.....	5 784	5 796	6 184 413	427 076	96 244	12 196	886 737	170 146	177 256
	Firms with 5 to 9 employees ..	2 340	2 388	6 403 932	521 564	119 007	15 304	996 455	250 497	268 704
	Firms with 10 to 19 employees.....	1 585	1 741	8 311 185	756 612	172 179	21 443	1 410 320	433 781	443 592
	Firms with 20 to 49 employees.....	1 039	1 374	13 092 637	1 136 246	261 536	30 708	2 009 574	686 926	715 214
	Firms with 50 to 99 employees.....	307	613	11 298 457	791 660	188 723	21 142	1 526 801	576 435	612 838
	Firms with 100 employees or more.....	198	2 602	70 148 511	3 998 619	983 328	109 728	7 656 055	3 370 565	3 461 405
	Firms not operated for the entire year	1 302	1 334	1 623 350	98 531	24 976	3 829	264 831	29 031	124 868
42211	Printing & writing paper whsle									
	All firms	1 554	2 309	38 397 487	1 547 334	377 117	33 135	3 037 226	1 488 311	1 502 976

See footnotes at end of table.

Table 5. Employment Size of Firms: 1997—Con.

[Includes only firms and establishments with payroll. Excludes data for central administrative offices, auxiliary operations, or establishments of these firms that are classified in other categories than those specified in this table. For meaning of abbreviations and symbols, see introductory text. For explanation of terms, see Appendix A. For method of assignment to categories shown, see Appendix C]

NAICS code	Employment sizes of firms by type of operation and kind of business ¹	Firms (number)	Establishments (number)	Sales (\$1,000)	Annual payroll (\$1,000)	First-quarter payroll (\$1,000)	Paid employees for pay period including March 12 (number)	Operating expenses ¹ (\$1,000)	End-of-1996 inventories (\$1,000)	End-of-1997 inventories (\$1,000)
42	WHOLESALE TRADE—Con.									
422	Wholesale trade, nondurable goods—Con.									
42211	Printing & writing paper whsle—Con.									
	Firms operated for the entire year	1 406	2 161	38 278 754	1 541 661	376 018	32 916	3 024 088	1 487 975	1 495 796
	Firms with less than 5 employees	790	792	990 599	65 462	15 145	1 673	129 028	24 738	26 272
	Firms with 5 to 9 employees ..	261	271	1 421 267	63 544	14 851	1 677	125 387	34 332	36 689
	Firms with 10 to 19 employees	162	180	1 931 238	105 621	24 340	2 214	212 743	118 914	116 840
	Firms with 20 to 49 employees	112	177	4 725 808	152 795	35 875	3 326	270 468	169 884	166 650
	Firms with 50 to 99 employees	40	132	4 505 655	129 382	31 389	2 862	251 694	90 261	87 903
	Firms with 100 employees or more	41	609	24 704 187	1 024 857	254 418	21 164	2 034 768	1 049 846	1 061 442
	Firms not operated for the entire year	148	148	118 733	5 673	1 099	219	13 138	336	7 180
422110	Printing & writing paper whsle									
	All firms	1 554	2 309	38 397 487	1 547 334	377 117	33 135	3 037 226	1 488 311	1 502 976
	Firms operated for the entire year	1 406	2 161	38 278 754	1 541 661	376 018	32 916	3 024 088	1 487 975	1 495 796
	Firms with less than 5 employees	790	792	990 599	65 462	15 145	1 673	129 028	24 738	26 272
	Firms with 5 to 9 employees ..	261	271	1 421 267	63 544	14 851	1 677	125 387	34 332	36 689
	Firms with 10 to 19 employees	162	180	1 931 238	105 621	24 340	2 214	212 743	118 914	116 840
	Firms with 20 to 49 employees	112	177	4 725 808	152 795	35 875	3 326	270 468	169 884	166 650
	Firms with 50 to 99 employees	40	132	4 505 655	129 382	31 389	2 862	251 694	90 261	87 903
	Firms with 100 employees or more	41	609	24 704 187	1 024 857	254 418	21 164	2 034 768	1 049 846	1 061 442
	Firms not operated for the entire year	148	148	118 733	5 673	1 099	219	13 138	336	7 180
42212	Stationery & office supplies whsle									
	All firms	6 263	8 046	33 271 034	3 308 237	794 195	109 766	6 178 486	2 082 513	2 186 065
	Firms operated for the entire year	5 652	7 410	32 425 080	3 258 475	780 346	107 682	6 058 218	2 065 826	2 145 039
	Firms with less than 5 employees	2 940	2 948	1 992 897	187 764	41 899	6 203	385 757	75 704	77 823
	Firms with 5 to 9 employees ..	1 230	1 265	2 074 034	256 417	59 781	8 105	476 972	97 859	105 754
	Firms with 10 to 19 employees	807	905	2 600 835	357 537	82 333	10 863	641 370	140 360	143 535
	Firms with 20 to 49 employees	486	674	3 558 052	485 921	112 289	14 295	843 538	221 537	235 187
	Firms with 50 to 99 employees	105	221	2 486 542	242 352	58 312	6 970	493 842	164 896	175 851
	Firms with 100 employees or more	84	1 397	19 712 720	1 728 484	425 732	61 246	3 216 739	1 365 470	1 406 889
	Firms not operated for the entire year	611	636	845 954	49 762	13 849	2 084	120 268	16 687	41 026
422120	Stationery & office supplies whsle									
	All firms	6 263	8 046	33 271 034	3 308 237	794 195	109 766	6 178 486	2 082 513	2 186 065
	Firms operated for the entire year	5 652	7 410	32 425 080	3 258 475	780 346	107 682	6 058 218	2 065 826	2 145 039
	Firms with less than 5 employees	2 940	2 948	1 992 897	187 764	41 899	6 203	385 757	75 704	77 823
	Firms with 5 to 9 employees ..	1 230	1 265	2 074 034	256 417	59 781	8 105	476 972	97 859	105 754
	Firms with 10 to 19 employees	807	905	2 600 835	357 537	82 333	10 863	641 370	140 360	143 535
	Firms with 20 to 49 employees	486	674	3 558 052	485 921	112 289	14 295	843 538	221 537	235 187
	Firms with 50 to 99 employees	105	221	2 486 542	242 352	58 312	6 970	493 842	164 896	175 851
	Firms with 100 employees or more	84	1 397	19 712 720	1 728 484	425 732	61 246	3 216 739	1 365 470	1 406 889
	Firms not operated for the entire year	611	636	845 954	49 762	13 849	2 084	120 268	16 687	41 026
42213	Industrial & personal service paper whsle									
	All firms	4 797	5 493	45 393 964	2 874 737	674 681	71 449	5 535 061	1 946 557	2 114 836

See footnotes at end of table.

Table 5. Employment Size of Firms: 1997—Con.

[Includes only firms and establishments with payroll. Excludes data for central administrative offices, auxiliary operations, or establishments of these firms that are classified in other categories than those specified in this table. For meaning of abbreviations and symbols, see introductory text. For explanation of terms, see Appendix A. For method of assignment to categories shown, see Appendix C]

NAICS code	Employment sizes of firms by type of operation and kind of business ¹	Firms (number)	Establishments (number)	Sales (\$1,000)	Annual payroll (\$1,000)	First-quarter payroll (\$1,000)	Paid employees for pay period including March 12 (number)	Operating expenses ¹ (\$1,000)	End-of-1996 inventories (\$1,000)	End-of-1997 inventories (\$1,000)
42	WHOLESALE TRADE—Con.									
422	Wholesale trade, nondurable goods—Con.									
42213	Industrial & personal service paper whsle—Con.									
	Firms operated for the entire year	4 252	4 941	44 735 002	2 831 620	664 636	69 918	5 403 568	1 934 403	2 038 174
	Firms with less than 5 employees	2 064	2 067	3 250 427	174 816	39 438	4 345	374 403	70 004	73 512
	Firms with 5 to 9 employees ..	859	868	3 002 459	204 982	45 253	5 599	400 921	120 944	129 148
	Firms with 10 to 19 employees	628	678	3 963 089	302 852	67 860	8 556	578 620	180 947	189 199
	Firms with 20 to 49 employees	452	540	5 258 462	517 201	118 230	13 494	928 285	322 187	340 568
	Firms with 50 to 99 employees	168	302	7 023 379	454 016	107 355	11 791	851 870	321 505	350 727
	Firms with 100 employees or more	81	486	22 237 186	1 177 753	286 500	26 133	2 269 469	918 816	955 020
	Firms not operated for the entire year	545	552	658 962	43 117	10 045	1 531	131 493	12 154	76 662
422130	Industrial & personal service paper whsle									
	All firms	4 797	5 493	45 393 964	2 874 737	674 681	71 449	5 535 061	1 946 557	2 114 836
	Firms operated for the entire year	4 252	4 941	44 735 002	2 831 620	664 636	69 918	5 403 568	1 934 403	2 038 174
	Firms with less than 5 employees	2 064	2 067	3 250 427	174 816	39 438	4 345	374 403	70 004	73 512
	Firms with 5 to 9 employees ..	859	868	3 002 459	204 982	45 253	5 599	400 921	120 944	129 148
	Firms with 10 to 19 employees	628	678	3 963 089	302 852	67 860	8 556	578 620	180 947	189 199
	Firms with 20 to 49 employees	452	540	5 258 462	517 201	118 230	13 494	928 285	322 187	340 568
	Firms with 50 to 99 employees	168	302	7 023 379	454 016	107 355	11 791	851 870	321 505	350 727
	Firms with 100 employees or more	81	486	22 237 186	1 177 753	286 500	26 133	2 269 469	918 816	955 020
	Firms not operated for the entire year	545	552	658 962	43 117	10 045	1 531	131 493	12 154	76 662
4222	Drugs, & druggists' sundries whsle									
	All firms	6 448	8 053	203 147 771	8 394 864	2 024 123	190 127	19 849 901	14 440 398	15 707 844
	Firms operated for the entire year	5 443	7 037	201 415 293	8 265 356	1 991 750	185 734	19 565 712	14 375 732	15 423 724
	Firms with less than 5 employees	2 805	2 810	3 632 399	207 491	44 717	5 712	506 874	206 266	211 822
	Firms with 5 to 9 employees ..	1 002	1 018	4 552 058	234 442	50 492	6 604	541 848	292 868	323 993
	Firms with 10 to 19 employees	691	732	4 485 801	349 877	76 711	9 343	812 045	407 762	441 036
	Firms with 20 to 49 employees	536	617	7 825 051	581 200	132 062	16 227	1 348 497	620 368	667 317
	Firms with 50 to 99 employees	189	237	8 337 193	493 325	114 582	13 135	1 279 240	660 281	737 506
	Firms with 100 employees or more	220	1 623	172 582 791	6 399 021	1 573 186	134 713	15 077 208	12 188 187	13 042 050
	Firms not operated for the entire year	1 005	1 016	1 732 478	129 508	32 373	4 393	284 189	64 666	284 120
42221	Drugs, & druggists' sundries whsle									
	All firms	6 448	8 053	203 147 771	8 394 864	2 024 123	190 127	19 849 901	14 440 398	15 707 844
	Firms operated for the entire year	5 443	7 037	201 415 293	8 265 356	1 991 750	185 734	19 565 712	14 375 732	15 423 724
	Firms with less than 5 employees	2 805	2 810	3 632 399	207 491	44 717	5 712	506 874	206 266	211 822
	Firms with 5 to 9 employees ..	1 002	1 018	4 552 058	234 442	50 492	6 604	541 848	292 868	323 993
	Firms with 10 to 19 employees	691	732	4 485 801	349 877	76 711	9 343	812 045	407 762	441 036
	Firms with 20 to 49 employees	536	617	7 825 051	581 200	132 062	16 227	1 348 497	620 368	667 317
	Firms with 50 to 99 employees	189	237	8 337 193	493 325	114 582	13 135	1 279 240	660 281	737 506
	Firms with 100 employees or more	220	1 623	172 582 791	6 399 021	1 573 186	134 713	15 077 208	12 188 187	13 042 050
	Firms not operated for the entire year	1 005	1 016	1 732 478	129 508	32 373	4 393	284 189	64 666	284 120
422210	Drugs, & druggists' sundries whsle									
	All firms	6 448	8 053	203 147 771	8 394 864	2 024 123	190 127	19 849 901	14 440 398	15 707 844

See footnotes at end of table.

Table 5. Employment Size of Firms: 1997—Con.

[Includes only firms and establishments with payroll. Excludes data for central administrative offices, auxiliary operations, or establishments of these firms that are classified in other categories than those specified in this table. For meaning of abbreviations and symbols, see introductory text. For explanation of terms, see Appendix A. For method of assignment to categories shown, see Appendix C]

NAICS code	Employment sizes of firms by type of operation and kind of business ¹	Firms (number)	Establishments (number)	Sales (\$1,000)	Annual payroll (\$1,000)	First-quarter payroll (\$1,000)	Paid employees for pay period including March 12 (number)	Operating expenses ¹ (\$1,000)	End-of-1996 inventories (\$1,000)	End-of-1997 inventories (\$1,000)
42	WHOLESALE TRADE—Con.									
422	Wholesale trade, nondurable goods—Con.									
422210	Drugs, & druggists' sundries whse—Con.									
	Firms operated for the entire year	5 443	7 037	201 415 293	8 265 356	1 991 750	185 734	19 565 712	14 375 732	15 423 724
	Firms with less than 5 employees	2 805	2 810	3 632 399	207 491	44 717	5 712	506 874	206 266	211 822
	Firms with 5 to 9 employees ..	1 002	1 018	4 552 058	234 442	50 492	6 604	541 848	292 868	323 993
	Firms with 10 to 19 employees	691	732	4 485 801	349 877	76 711	9 343	812 045	407 762	441 036
	Firms with 20 to 49 employees	536	617	7 825 051	581 200	132 062	16 227	1 348 497	620 368	667 317
	Firms with 50 to 99 employees	189	237	8 337 193	493 325	114 582	13 135	1 279 240	660 281	737 506
	Firms with 100 employees or more	220	1 623	172 582 791	6 399 021	1 573 186	134 713	15 077 208	12 188 187	13 042 050
	Firms not operated for the entire year	1 005	1 016	1 732 478	129 508	32 373	4 393	284 189	64 666	284 120
4222101	General-line drugs whse									
	All firms	2 783	3 283	79 946 995	2 290 715	546 162	70 977	5 352 458	9 238 904	9 838 713
	Firms operated for the entire year	2 475	2 970	79 287 756	2 232 431	526 626	68 169	5 238 740	9 187 630	9 725 762
	Firms with less than 5 employees	1 215	1 218	1 465 015	82 347	18 441	2 566	198 649	87 981	92 549
	Firms with 5 to 9 employees ..	467	471	1 574 268	110 363	23 328	3 096	243 937	130 711	141 248
	Firms with 10 to 19 employees	372	399	2 551 369	186 066	42 342	5 072	429 128	250 491	270 718
	Firms with 20 to 49 employees	244	271	2 577 319	239 523	53 018	7 418	536 404	251 118	276 052
	Firms with 50 to 99 employees	79	96	4 673 831	184 336	43 480	5 371	438 763	437 933	469 199
	Firms with 100 employees or more	98	515	66 445 954	1 429 796	346 017	44 646	3 391 859	8 029 396	8 475 996
	Firms not operated for the entire year	308	313	659 239	58 284	19 536	2 808	113 718	51 274	112 951
4222102	Specialty-line drug, pharmaceutical, cosmetic, & toiletries whse									
	All firms	3 715	4 770	123 200 776	6 104 149	1 477 961	119 150	14 497 443	5 201 494	5 869 131
	Firms operated for the entire year	3 014	4 065	122 117 966	6 031 213	1 464 571	117 495	14 325 124	5 188 029	5 697 282
	Firms with less than 5 employees	1 597	1 600	2 300 711	126 317	26 510	3 165	312 291	119 194	121 308
	Firms with 5 to 9 employees ..	538	549	2 988 968	124 941	27 343	3 527	300 797	163 092	184 068
	Firms with 10 to 19 employees	329	349	2 023 851	170 730	35 905	4 411	403 877	167 332	181 506
	Firms with 20 to 49 employees	301	351	5 393 452	352 680	81 513	9 103	839 859	402 015	419 697
	Firms with 50 to 99 employees	112	141	4 363 967	316 227	73 203	7 924	852 767	284 264	356 860
	Firms with 100 employees or more	137	1 075	105 047 017	4 940 318	1 220 097	89 365	11 615 533	4 052 132	4 433 843
	Firms not operated for the entire year	701	705	1 082 810	72 936	13 390	1 655	172 319	13 465	171 849
4223	Apparel, piece goods, & notions whse									
	All firms	19 439	20 707	124 104 420	7 759 577	1 778 842	207 574	18 455 203	12 335 849	13 581 581
	Firms operated for the entire year	15 999	17 240	120 230 018	7 518 623	1 730 946	200 686	17 869 607	12 172 546	12 895 300
	Firms with less than 5 employees	9 256	9 273	15 800 948	681 514	149 904	18 481	1 693 752	841 972	880 102
	Firms with 5 to 9 employees ..	2 949	2 986	11 027 173	649 014	142 281	19 250	1 593 338	958 745	986 045
	Firms with 10 to 19 employees	1 796	1 900	11 503 730	820 523	183 173	23 934	1 945 894	1 165 131	1 249 793
	Firms with 20 to 49 employees	1 296	1 522	18 633 750	1 397 180	318 106	38 727	3 236 795	1 985 709	2 119 084
	Firms with 50 to 99 employees	414	610	14 556 924	1 110 461	254 336	28 671	2 546 687	1 687 159	1 830 427
	Firms with 100 employees or more	288	949	48 707 493	2 859 931	683 146	71 623	6 853 141	5 533 830	5 829 849
	Firms not operated for the entire year	3 440	3 467	3 874 402	240 954	47 896	6 888	585 596	163 303	686 281
42231	Piece goods, notions, & other dry goods whse									
	All firms	5 238	5 666	25 776 927	1 611 443	367 889	45 435	3 416 105	2 013 882	2 231 275

See footnotes at end of table.

Table 5. Employment Size of Firms: 1997—Con.

[Includes only firms and establishments with payroll. Excludes data for central administrative offices, auxiliary operations, or establishments of these firms that are classified in other categories than those specified in this table. For meaning of abbreviations and symbols, see introductory text. For explanation of terms, see Appendix A. For method of assignment to categories shown, see Appendix C]

NAICS code	Employment sizes of firms by type of operation and kind of business ¹	Firms (number)	Establishments (number)	Sales (\$1,000)	Annual payroll (\$1,000)	First-quarter payroll (\$1,000)	Paid employees for pay period including March 12 (number)	Operating expenses ¹ (\$1,000)	End-of-1996 inventories (\$1,000)	End-of-1997 inventories (\$1,000)
42	WHOLESALE TRADE—Con.									
422	Wholesale trade, nondurable goods—Con.									
42231	Piece goods, notions, & other dry goods whsle—Con.									
	Firms operated for the entire year	4 373	4 797	24 838 496	1 564 929	360 347	43 987	3 313 675	1 997 981	2 095 581
	Firms with less than 5 employees	2 434	2 437	4 329 001	180 782	39 567	4 922	418 383	218 438	228 181
	Firms with 5 to 9 employees ..	955	967	3 598 538	210 622	46 947	6 233	469 161	293 071	294 363
	Firms with 10 to 19 employees	503	548	4 026 838	251 033	56 054	6 649	552 058	339 850	361 411
	Firms with 20 to 49 employees	328	406	5 430 927	353 284	80 859	9 723	693 508	443 752	470 242
	Firms with 50 to 99 employees	104	179	3 047 706	268 085	62 795	7 160	540 744	341 418	345 205
	Firms with 100 employees or more	49	260	4 405 486	301 123	74 125	9 300	639 821	361 452	396 179
	Firms not operated for the entire year	865	869	938 431	46 514	7 542	1 448	102 430	15 901	135 694
422310	Piece goods, notions, & other dry goods whsle									
	All firms	5 238	5 666	25 776 927	1 611 443	367 889	45 435	3 416 105	2 013 882	2 231 275
	Firms operated for the entire year	4 373	4 797	24 838 496	1 564 929	360 347	43 987	3 313 675	1 997 981	2 095 581
	Firms with less than 5 employees	2 434	2 437	4 329 001	180 782	39 567	4 922	418 383	218 438	228 181
	Firms with 5 to 9 employees ..	955	967	3 598 538	210 622	46 947	6 233	469 161	293 071	294 363
	Firms with 10 to 19 employees	503	548	4 026 838	251 033	56 054	6 649	552 058	339 850	361 411
	Firms with 20 to 49 employees	328	406	5 430 927	353 284	80 859	9 723	693 508	443 752	470 242
	Firms with 50 to 99 employees	104	179	3 047 706	268 085	62 795	7 160	540 744	341 418	345 205
	Firms with 100 employees or more	49	260	4 405 486	301 123	74 125	9 300	639 821	361 452	396 179
	Firms not operated for the entire year	865	869	938 431	46 514	7 542	1 448	102 430	15 901	135 694
4223101	Piece goods—jobbers									
	All firms	3 831	4 191	22 125 937	1 240 760	284 390	33 068	2 667 413	1 655 778	1 837 541
	Firms operated for the entire year	3 222	3 578	21 367 391	1 208 267	278 647	31 951	2 594 262	1 641 587	1 731 983
	Firms with less than 5 employees	1 804	1 806	3 815 507	143 381	31 216	3 639	331 906	182 780	191 649
	Firms with 5 to 9 employees ..	698	708	3 134 549	162 514	35 656	4 548	366 711	242 530	243 565
	Firms with 10 to 19 employees	372	408	3 567 154	191 770	43 049	4 927	440 411	292 906	314 834
	Firms with 20 to 49 employees	237	305	4 610 660	271 738	61 695	7 030	539 634	359 454	387 905
	Firms with 50 to 99 employees	75	140	2 714 396	207 841	49 293	5 177	427 392	291 232	291 918
	Firms with 100 employees or more	36	211	3 525 125	231 023	57 738	6 630	488 208	272 685	302 112
	Firms not operated for the entire year	609	613	758 546	32 493	5 743	1 117	73 151	14 191	105 558
4223102	Notions & other dry goods whsle									
	All firms	1 414	1 475	3 650 990	370 683	83 499	12 367	748 692	358 104	393 734
	Firms operated for the entire year	1 158	1 219	3 471 105	356 662	81 700	12 036	719 413	356 394	363 598
	Firms with less than 5 employees	631	632	513 747	37 429	8 352	1 287	86 663	35 707	36 558
	Firms with 5 to 9 employees ..	258	259	465 321	48 257	11 331	1 688	102 669	50 768	51 057
	Firms with 10 to 19 employees	134	143	496 703	61 000	13 420	1 758	114 677	49 861	50 294
	Firms with 20 to 49 employees	92	101	848 583	82 593	19 393	2 712	160 583	90 869	88 434
	Firms with 50 to 99 employees	30	40	478 879	65 708	15 048	2 032	126 192	47 411	49 710
	Firms with 100 employees or more	13	44	667 872	61 675	14 156	2 559	128 629	81 778	87 545
	Firms not operated for the entire year	256	256	179 885	14 021	1 799	331	29 279	1 710	30 136
42232	Men's & boys' clothing & furnishings whsle									
	All firms	4 712	5 006	33 360 264	2 166 205	498 595	62 253	5 283 780	4 154 867	4 525 220

See footnotes at end of table.

Table 5. Employment Size of Firms: 1997—Con.

[Includes only firms and establishments with payroll. Excludes data for central administrative offices, auxiliary operations, or establishments of these firms that are classified in other categories than those specified in this table. For meaning of abbreviations and symbols, see introductory text. For explanation of terms, see Appendix A. For method of assignment to categories shown, see Appendix C]

NAICS code	Employment sizes of firms by type of operation and kind of business ¹	Firms (number)	Establishments (number)	Sales (\$1,000)	Annual payroll (\$1,000)	First-quarter payroll (\$1,000)	Paid employees for pay period including March 12 (number)	Operating expenses ¹ (\$1,000)	End-of-1996 inventories (\$1,000)	End-of-1997 inventories (\$1,000)
42	WHOLESALE TRADE—Con.									
422	Wholesale trade, nondurable goods—Con.									
42232	Men's & boys' clothing & furnishings whsle—Con.									
	Firms operated for the entire year	4 038	4 315	32 590 458	2 106 733	483 205	60 058	5 151 144	4 094 890	4 363 306
	Firms with less than 5 employees	2 231	2 234	3 954 165	163 072	36 095	4 506	416 714	201 967	212 772
	Firms with 5 to 9 employees ..	736	749	3 072 776	163 465	35 618	4 815	414 782	287 055	277 707
	Firms with 10 to 19 employees	479	506	2 663 953	202 177	45 545	6 405	494 373	331 714	355 630
	Firms with 20 to 49 employees	377	421	5 100 266	386 906	88 477	11 230	963 145	701 477	745 493
	Firms with 50 to 99 employees	121	168	4 277 640	286 781	68 880	8 358	664 792	409 156	445 905
	Firms with 100 employees or more	94	237	13 521 658	904 332	208 590	24 744	2 197 338	2 163 521	2 325 799
	Firms not operated for the entire year	674	691	769 806	59 472	15 390	2 195	132 636	59 977	161 914
422320	Men's & boys' clothing & furnishings whsle									
	All firms	4 712	5 006	33 360 264	2 166 205	498 595	62 253	5 283 780	4 154 867	4 525 220
	Firms operated for the entire year	4 038	4 315	32 590 458	2 106 733	483 205	60 058	5 151 144	4 094 890	4 363 306
	Firms with less than 5 employees	2 231	2 234	3 954 165	163 072	36 095	4 506	416 714	201 967	212 772
	Firms with 5 to 9 employees ..	736	749	3 072 776	163 465	35 618	4 815	414 782	287 055	277 707
	Firms with 10 to 19 employees	479	506	2 663 953	202 177	45 545	6 405	494 373	331 714	355 630
	Firms with 20 to 49 employees	377	421	5 100 266	386 906	88 477	11 230	963 145	701 477	745 493
	Firms with 50 to 99 employees	121	168	4 277 640	286 781	68 880	8 358	664 792	409 156	445 905
	Firms with 100 employees or more	94	237	13 521 658	904 332	208 590	24 744	2 197 338	2 163 521	2 325 799
	Firms not operated for the entire year	674	691	769 806	59 472	15 390	2 195	132 636	59 977	161 914
42233	Women's, children's, & infants' clothing & accessories whsle									
	All firms	7 843	8 217	40 603 484	2 799 463	632 897	76 256	6 694 729	3 658 306	4 184 804
	Firms operated for the entire year	6 207	6 576	38 450 129	2 660 527	606 510	73 192	6 348 718	3 570 688	3 851 704
	Firms with less than 5 employees	3 769	3 776	5 531 400	260 733	57 556	7 416	675 019	329 843	341 455
	Firms with 5 to 9 employees ..	1 018	1 030	3 385 946	215 182	46 281	6 668	545 577	275 612	303 175
	Firms with 10 to 19 employees	659	686	3 887 881	289 768	64 715	8 853	700 001	371 483	408 850
	Firms with 20 to 49 employees	491	582	6 941 051	546 555	120 713	14 822	1 291 426	671 009	734 804
	Firms with 50 to 99 employees	157	229	5 082 756	421 366	94 706	10 928	986 101	631 890	699 039
	Firms with 100 employees or more	113	273	13 621 095	926 923	222 539	24 505	2 150 594	1 290 851	1 364 381
	Firms not operated for the entire year	1 636	1 641	2 153 355	138 936	26 387	3 064	346 011	87 618	333 100
422330	Women's, children's, & infants' clothing & accessories whsle									
	All firms	7 843	8 217	40 603 484	2 799 463	632 897	76 256	6 694 729	3 658 306	4 184 804
	Firms operated for the entire year	6 207	6 576	38 450 129	2 660 527	606 510	73 192	6 348 718	3 570 688	3 851 704
	Firms with less than 5 employees	3 769	3 776	5 531 400	260 733	57 556	7 416	675 019	329 843	341 455
	Firms with 5 to 9 employees ..	1 018	1 030	3 385 946	215 182	46 281	6 668	545 577	275 612	303 175
	Firms with 10 to 19 employees	659	686	3 887 881	289 768	64 715	8 853	700 001	371 483	408 850
	Firms with 20 to 49 employees	491	582	6 941 051	546 555	120 713	14 822	1 291 426	671 009	734 804
	Firms with 50 to 99 employees	157	229	5 082 756	421 366	94 706	10 928	986 101	631 890	699 039
	Firms with 100 employees or more	113	273	13 621 095	926 923	222 539	24 505	2 150 594	1 290 851	1 364 381
	Firms not operated for the entire year	1 636	1 641	2 153 355	138 936	26 387	3 064	346 011	87 618	333 100
42234	Footwear whsle									
	All firms	1 691	1 818	24 363 745	1 182 466	279 461	23 630	3 060 589	2 508 794	2 640 282

See footnotes at end of table.

Table 5. Employment Size of Firms: 1997—Con.

[Includes only firms and establishments with payroll. Excludes data for central administrative offices, auxiliary operations, or establishments of these firms that are classified in other categories than those specified in this table. For meaning of abbreviations and symbols, see introductory text. For explanation of terms, see Appendix A. For method of assignment to categories shown, see Appendix C]

NAICS code	Employment sizes of firms by type of operation and kind of business ¹	Firms (number)	Establishments (number)	Sales (\$1,000)	Annual payroll (\$1,000)	First-quarter payroll (\$1,000)	Paid employees for pay period including March 12 (number)	Operating expenses ¹ (\$1,000)	End-of-1996 inventories (\$1,000)	End-of-1997 inventories (\$1,000)
42	WHOLESALE TRADE—									
	Con.									
422	Wholesale trade,									
	nondurable goods—Con.									
42234	Footwear whsle—Con.									
	Firms operated for the entire year	1 420	1 547	24 054 800	1 171 115	277 335	23 284	3 029 532	2 502 776	2 584 689
	Firms with less than 5 employees	829	830	1 781 325	73 340	16 959	1 656	177 797	97 358	101 309
	Firms with 5 to 9 employees ..	246	250	1 012 160	61 215	13 790	1 570	167 176	105 837	112 444
	Firms with 10 to 19 employees	161	166	1 158 439	81 126	17 824	2 115	208 146	134 388	141 117
	Firms with 20 to 49 employees	107	125	1 747 623	125 577	31 357	3 171	319 536	189 557	189 209
	Firms with 50 to 99 employees	39	44	2 865 862	159 310	35 091	2 717	441 247	328 172	362 109
	Firms with 100 employees or more	38	132	15 489 391	670 547	162 314	12 055	1 715 630	1 647 464	1 678 501
	Firms not operated for the entire year	271	271	308 945	11 351	2 126	346	31 057	6 018	55 593
422340	Footwear whsle									
	All firms	1 691	1 818	24 363 745	1 182 466	279 461	23 630	3 060 589	2 508 794	2 640 282
	Firms operated for the entire year	1 420	1 547	24 054 800	1 171 115	277 335	23 284	3 029 532	2 502 776	2 584 689
	Firms with less than 5 employees	829	830	1 781 325	73 340	16 959	1 656	177 797	97 358	101 309
	Firms with 5 to 9 employees ..	246	250	1 012 160	61 215	13 790	1 570	167 176	105 837	112 444
	Firms with 10 to 19 employees	161	166	1 158 439	81 126	17 824	2 115	208 146	134 388	141 117
	Firms with 20 to 49 employees	107	125	1 747 623	125 577	31 357	3 171	319 536	189 557	189 209
	Firms with 50 to 99 employees	39	44	2 865 862	159 310	35 091	2 717	441 247	328 172	362 109
	Firms with 100 employees or more	38	132	15 489 391	670 547	162 314	12 055	1 715 630	1 647 464	1 678 501
	Firms not operated for the entire year	271	271	308 945	11 351	2 126	346	31 057	6 018	55 593
4224	Grocery & related products whsle									
	All firms	35 088	41 760	588 970 062	26 778 099	6 317 278	854 919	55 236 142	18 818 462	20 042 559
	Firms operated for the entire year	29 902	36 538	580 369 774	26 334 940	6 218 656	836 661	54 262 913	18 722 082	19 623 177
	Firms with less than 5 employees	14 002	14 030	26 262 798	854 543	187 617	29 016	2 006 009	538 180	571 627
	Firms with 5 to 9 employees ..	5 818	5 901	29 985 352	1 123 140	249 460	38 396	2 449 414	822 446	860 573
	Firms with 10 to 19 employees	4 491	4 701	37 200 524	1 726 135	390 742	60 747	3 673 903	1 265 903	1 354 550
	Firms with 20 to 49 employees	3 360	3 849	57 192 327	2 955 854	672 333	101 168	6 259 914	2 343 573	2 394 590
	Firms with 50 to 99 employees	1 189	1 705	37 836 914	2 327 706	532 476	81 697	5 004 032	1 386 241	1 450 939
	Firms with 100 employees or more	1 042	6 352	391 891 859	17 347 562	4 186 028	525 637	34 869 641	12 365 739	12 990 898
	Firms not operated for the entire year	5 186	5 222	8 600 288	443 159	98 622	18 258	973 229	96 380	419 382
42241	General-line grocery whsle									
	All firms	3 304	4 138	146 689 286	5 541 000	1 336 143	168 190	10 385 724	5 638 569	5 760 246
	Firms operated for the entire year	2 697	3 518	144 437 280	5 463 908	1 317 990	165 120	10 248 210	5 619 474	5 689 564
	Firms with less than 5 employees	1 213	1 216	2 111 420	68 867	15 128	2 519	151 344	62 519	64 762
	Firms with 5 to 9 employees ..	541	545	2 453 630	90 156	20 500	3 592	187 552	77 648	80 720
	Firms with 10 to 19 employees	373	385	3 069 467	126 715	29 275	5 040	263 778	115 374	118 307
	Firms with 20 to 49 employees	277	296	7 123 167	243 167	56 020	8 335	481 549	239 259	237 313
	Firms with 50 to 99 employees	113	151	6 066 180	240 164	56 053	8 005	493 566	218 531	220 581
	Firms with 100 employees or more	180	925	123 613 416	4 694 839	1 141 014	137 629	8 670 421	4 906 143	4 967 881
	Firms not operated for the entire year	607	620	2 252 006	77 092	18 153	3 070	137 514	19 095	70 682
422410	General-line grocery whsle									
	All firms	3 304	4 138	146 689 286	5 541 000	1 336 143	168 190	10 385 724	5 638 569	5 760 246
	Firms operated for the entire year	2 697	3 518	144 437 280	5 463 908	1 317 990	165 120	10 248 210	5 619 474	5 689 564
	Firms with less than 5 employees	1 213	1 216	2 111 420	68 867	15 128	2 519	151 344	62 519	64 762
	Firms with 5 to 9 employees ..	541	545	2 453 630	90 156	20 500	3 592	187 552	77 648	80 720
	Firms with 10 to 19 employees	373	385	3 069 467	126 715	29 275	5 040	263 778	115 374	118 307
	Firms with 20 to 49 employees	277	296	7 123 167	243 167	56 020	8 335	481 549	239 259	237 313

See footnotes at end of table.

Table 5. Employment Size of Firms: 1997—Con.

[Includes only firms and establishments with payroll. Excludes data for central administrative offices, auxiliary operations, or establishments of these firms that are classified in other categories than those specified in this table. For meaning of abbreviations and symbols, see introductory text. For explanation of terms, see Appendix A. For method of assignment to categories shown, see Appendix C]

NAICS code	Employment sizes of firms by type of operation and kind of business ¹	Firms (number)	Establishments (number)	Sales (\$1,000)	Annual payroll (\$1,000)	First-quarter payroll (\$1,000)	Paid employees for pay period including March 12 (number)	Operating expenses ¹ (\$1,000)	End-of-1996 inventories (\$1,000)	End-of-1997 inventories (\$1,000)
42	WHOLESALE TRADE—Con.									
422	Wholesale trade, nondurable goods—Con.									
422410	General-line grocery whsle—Con.									
	Firms operated for the entire year—Con.									
	Firms with 50 to 99 employees.....	113	151	6 066 180	240 164	56 053	8 005	493 566	218 531	220 581
	Firms with 100 employees or more.....	180	925	123 613 416	4 694 839	1 141 014	137 629	8 670 421	4 906 143	4 967 881
	Firms not operated for the entire year	607	620	2 252 006	77 092	18 153	3 070	137 514	19 095	70 682
4224101	General-line grocery whsle, voluntary group									
	All firms	154	186	16 156 029	554 986	135 594	17 064	1 105 622	989 577	958 773
	Firms operated for the entire year	136	168	16 080 607	552 855	134 935	16 909	1 102 050	986 568	955 487
	Firms with less than 5 employees.....	51	51	53 424	2 289	471	107	6 359	1 590	1 807
	Firms with 5 to 9 employees ..	19	19	40 714	2 623	639	125	6 250	2 986	3 091
	Firms with 10 to 19 employees.....	21	21	137 017	7 407	1 789	329	14 438	6 257	6 646
	Firms with 20 to 49 employees.....	21	21	632 570	17 389	3 863	663	33 354	16 893	17 003
	Firms with 50 to 99 employees.....	7	7	791 159	15 223	3 844	540	45 446	18 147	18 123
	Firms with 100 employees or more.....	17	49	14 425 723	507 924	124 329	15 145	996 203	940 695	908 817
	Firms not operated for the entire year	18	18	75 422	2 131	659	155	3 572	3 009	3 286
4224102	General-line grocery whsle, retail cooperative									
	All firms	158	211	16 142 440	467 726	112 330	13 882	884 413	926 900	945 354
	Firms operated for the entire year	136	189	15 996 448	462 271	109 846	13 481	874 362	923 221	942 806
	Firms with less than 5 employees.....	50	50	55 725	2 909	617	102	6 563	2 864	2 967
	Firms with 5 to 9 employees ..	25	25	92 447	3 431	727	168	8 611	4 294	4 417
	Firms with 10 to 19 employees.....	19	19	120 344	5 722	1 301	263	14 409	9 604	11 656
	Firms with 20 to 49 employees.....	12	14	202 832	13 186	2 897	366	23 067	9 059	9 298
	Firms with 50 to 99 employees.....	7	8	446 700	14 971	3 393	492	30 645	15 447	15 797
	Firms with 100 employees or more.....	23	73	15 078 400	422 052	100 911	12 090	791 067	881 953	898 671
	Firms not operated for the entire year	22	22	145 992	5 455	2 484	401	10 051	3 679	2 548
4224103	Other general-line grocery whsle									
	All firms	3 004	3 741	114 390 817	4 518 288	1 088 219	137 244	8 395 689	3 722 092	3 856 119
	Firms operated for the entire year	2 436	3 160	112 266 411	4 445 369	1 071 314	134 472	8 266 644	3 709 685	3 791 271
	Firms with less than 5 employees.....	1 113	1 116	2 003 203	63 729	14 055	2 311	138 508	58 160	60 086
	Firms with 5 to 9 employees ..	499	503	2 356 802	84 675	19 270	3 311	173 676	70 965	73 827
	Firms with 10 to 19 employees.....	333	344	2 783 591	113 182	26 091	4 443	234 230	99 513	100 005
	Firms with 20 to 49 employees.....	245	261	6 330 822	215 316	49 899	7 343	429 175	215 869	213 653
	Firms with 50 to 99 employees.....	101	140	4 968 765	216 253	50 243	7 142	431 908	191 977	193 647
	Firms with 100 employees or more.....	145	796	93 823 228	3 752 214	911 756	109 922	6 859 147	3 073 201	3 150 053
	Firms not operated for the entire year	568	581	2 124 406	72 919	16 905	2 772	129 045	12 407	64 848
42242	Packaged frozen food whsle									
	All firms	3 271	3 838	69 114 831	2 800 272	659 242	85 067	6 015 881	2 698 171	3 086 225
	Firms operated for the entire year	2 932	3 496	68 217 548	2 759 040	649 736	83 547	5 920 310	2 680 983	3 037 293
	Firms with less than 5 employees.....	1 202	1 206	3 755 315	86 167	19 156	2 563	212 500	113 479	113 697
	Firms with 5 to 9 employees ..	597	608	4 872 590	128 893	28 553	3 888	282 153	160 863	177 465
	Firms with 10 to 19 employees.....	464	496	7 019 227	206 079	46 410	6 297	451 634	324 935	335 024
	Firms with 20 to 49 employees.....	382	467	10 887 165	367 097	82 666	11 675	763 606	441 891	429 609
	Firms with 50 to 99 employees.....	132	178	5 933 513	264 540	62 791	8 867	553 885	235 092	235 281
	Firms with 100 employees or more.....	155	541	35 749 738	1 706 264	410 160	50 257	3 656 532	1 404 723	1 746 217

See footnotes at end of table.

Table 5. Employment Size of Firms: 1997—Con.

[Includes only firms and establishments with payroll. Excludes data for central administrative offices, auxiliary operations, or establishments of these firms that are classified in other categories than those specified in this table. For meaning of abbreviations and symbols, see introductory text. For explanation of terms, see Appendix A. For method of assignment to categories shown, see Appendix C]

NAICS code	Employment sizes of firms by type of operation and kind of business ¹	Firms (number)	Establishments (number)	Sales (\$1,000)	Annual payroll (\$1,000)	First-quarter payroll (\$1,000)	Paid employees for pay period including March 12 (number)	Operating expenses ¹ (\$1,000)	End-of-1996 inventories (\$1,000)	End-of-1997 inventories (\$1,000)
42	WHOLESALE TRADE—									
	Con.									
422	Wholesale trade, nondurable goods—									
	Con.									
42242	Packaged frozen food whsle—									
	Con.									
	Firms not operated for the entire year	339	342	897 283	41 232	9 506	1 520	95 571	17 188	48 932
422420	Packaged frozen food whsle									
	All firms	3 271	3 838	69 114 831	2 800 272	659 242	85 067	6 015 881	2 698 171	3 086 225
	Firms operated for the entire year	2 932	3 496	68 217 548	2 759 040	649 736	83 547	5 920 310	2 680 983	3 037 293
	Firms with less than 5 employees.....	1 202	1 206	3 755 315	86 167	19 156	2 563	212 500	113 479	113 697
	Firms with 5 to 9 employees ..	597	608	4 872 590	128 893	28 553	3 888	282 153	160 863	177 465
	Firms with 10 to 19 employees.....	464	496	7 019 227	206 079	46 410	6 297	451 634	324 935	335 024
	Firms with 20 to 49 employees.....	382	467	10 887 165	367 097	82 666	11 675	763 606	441 891	429 609
	Firms with 50 to 99 employees.....	132	178	5 933 513	264 540	62 791	8 867	553 885	235 092	235 281
	Firms with 100 employess or more.....	155	541	35 749 738	1 706 264	410 160	50 257	3 656 532	1 404 723	1 746 217
	Firms not operated for the entire year	339	342	897 283	41 232	9 506	1 520	95 571	17 188	48 932
42243	Dairy products, (except dried or canned) whsle									
	All firms	2 265	2 862	34 594 779	1 637 129	380 221	47 742	3 764 991	856 679	908 789
	Firms operated for the entire year	1 974	2 561	34 034 651	1 609 026	371 999	46 397	3 704 386	851 455	885 205
	Firms with less than 5 employees.....	941	943	2 010 851	53 718	11 892	1 928	123 851	27 371	29 986
	Firms with 5 to 9 employees ..	404	406	2 422 912	78 533	17 516	2 665	181 846	50 555	46 614
	Firms with 10 to 19 employees.....	265	273	2 244 058	108 852	24 042	3 515	237 202	43 708	48 594
	Firms with 20 to 49 employees.....	204	282	3 732 309	200 997	46 001	6 329	444 690	133 120	140 190
	Firms with 50 to 99 employees.....	83	156	4 971 437	187 545	44 101	5 500	415 796	101 177	103 272
	Firms with 100 employess or more.....	77	501	18 653 084	979 381	228 447	26 460	2 301 001	495 524	516 549
	Firms not operated for the entire year	291	301	560 128	28 103	8 222	1 345	60 605	5 224	23 584
422430	Dairy products, (except dried or canned) whsle									
	All firms	2 265	2 862	34 594 779	1 637 129	380 221	47 742	3 764 991	856 679	908 789
	Firms operated for the entire year	1 974	2 561	34 034 651	1 609 026	371 999	46 397	3 704 386	851 455	885 205
	Firms with less than 5 employees.....	941	943	2 010 851	53 718	11 892	1 928	123 851	27 371	29 986
	Firms with 5 to 9 employees ..	404	406	2 422 912	78 533	17 516	2 665	181 846	50 555	46 614
	Firms with 10 to 19 employees.....	265	273	2 244 058	108 852	24 042	3 515	237 202	43 708	48 594
	Firms with 20 to 49 employees.....	204	282	3 732 309	200 997	46 001	6 329	444 690	133 120	140 190
	Firms with 50 to 99 employees.....	83	156	4 971 437	187 545	44 101	5 500	415 796	101 177	103 272
	Firms with 100 employess or more.....	77	501	18 653 084	979 381	228 447	26 460	2 301 001	495 524	516 549
	Firms not operated for the entire year	291	301	560 128	28 103	8 222	1 345	60 605	5 224	23 584
4224301	Raw milk whsle									
	All firms	133	140	4 900 769	49 043	12 268	1 642	157 610	19 880	23 534
	Firms operated for the entire year	114	121	D	D	D	g	D	D	D
	Firms with less than 5 employees.....	55	55	325 824	2 953	708	125	8 530	2 321	2 452
	Firms with 5 to 9 employees ..	28	28	D	D	D	c	D	D	D
	Firms with 10 to 19 employees.....	15	15	601 097	5 104	1 270	193	13 423	1 561	1 561
	Firms with 20 to 49 employees.....	8	8	D	D	D	c	D	D	D
	Firms with 50 to 99 employees.....	5	8	D	D	D	e	D	D	D
	Firms with 100 employess or more.....	3	7	D	D	D	e	D	D	D
	Firms not operated for the entire year	19	19	D	D	D	c	D	D	D

See footnotes at end of table.

Table 5. Employment Size of Firms: 1997—Con.

[Includes only firms and establishments with payroll. Excludes data for central administrative offices, auxiliary operations, or establishments of these firms that are classified in other categories than those specified in this table. For meaning of abbreviations and symbols, see introductory text. For explanation of terms, see Appendix A. For method of assignment to categories shown, see Appendix C]

NAICS code	Employment sizes of firms by type of operation and kind of business ¹	Firms (number)	Establishments (number)	Sales (\$1,000)	Annual payroll (\$1,000)	First-quarter payroll (\$1,000)	Paid employees for pay period including March 12 (number)	Operating expenses ¹ (\$1,000)	End-of-1996 inventories (\$1,000)	End-of-1997 inventories (\$1,000)
42	WHOLESALE TRADE—									
	Con.									
422	Wholesale trade, nondurable goods—Con.									
4224302	Dairy product (except raw milk) whsle									
	All firms	2 140	2 722	29 694 010	1 588 086	367 953	46 100	3 607 381	836 799	885 255
	Firms operated for the entire year	1 866	2 438	D	D	D	k	D	D	D
	Firms with less than 5 employees.....	889	891	1 689 519	50 880	11 211	1 808	115 638	25 160	27 648
	Firms with 5 to 9 employees ..	377	379	D	D	D	g	D	D	D
	Firms with 10 to 19 employees.....	250	258	1 642 961	103 748	22 772	3 322	223 779	42 147	47 033
	Firms with 20 to 49 employees.....	197	274	D	D	D	i	D	D	D
	Firms with 50 to 99 employees.....	80	148	D	D	D	i	D	D	D
	Firms with 100 employees or more.....	73	488	D	D	D	k	D	D	D
	Firms not operated for the entire year	274	284	D	D	D	g	D	D	D
42244	Poultry & poultry product whsle									
	All firms	955	1 040	13 809 561	490 567	113 929	17 792	1 088 278	270 183	293 622
	Firms operated for the entire year	860	945	13 477 224	477 912	111 377	17 289	1 059 853	268 078	285 356
	Firms with less than 5 employees.....	312	312	1 089 033	21 773	5 036	693	54 927	5 950	6 295
	Firms with 5 to 9 employees ..	178	179	1 642 661	37 164	8 121	1 177	80 416	15 401	16 032
	Firms with 10 to 19 employees.....	160	167	1 855 132	64 218	13 921	2 168	143 272	35 843	41 553
	Firms with 20 to 49 employees.....	131	148	2 747 054	111 660	25 830	4 013	232 291	43 542	43 872
	Firms with 50 to 99 employees.....	41	57	1 520 402	68 741	16 077	2 738	154 221	28 917	29 864
	Firms with 100 employees or more.....	38	82	4 622 942	174 356	42 392	6 500	394 726	138 425	147 740
	Firms not operated for the entire year	95	95	332 337	12 655	2 552	503	28 425	2 105	8 266
422440	Poultry & poultry product whsle									
	All firms	955	1 040	13 809 561	490 567	113 929	17 792	1 088 278	270 183	293 622
	Firms operated for the entire year	860	945	13 477 224	477 912	111 377	17 289	1 059 853	268 078	285 356
	Firms with less than 5 employees.....	312	312	1 089 033	21 773	5 036	693	54 927	5 950	6 295
	Firms with 5 to 9 employees ..	178	179	1 642 661	37 164	8 121	1 177	80 416	15 401	16 032
	Firms with 10 to 19 employees.....	160	167	1 855 132	64 218	13 921	2 168	143 272	35 843	41 553
	Firms with 20 to 49 employees.....	131	148	2 747 054	111 660	25 830	4 013	232 291	43 542	43 872
	Firms with 50 to 99 employees.....	41	57	1 520 402	68 741	16 077	2 738	154 221	28 917	29 864
	Firms with 100 employees or more.....	38	82	4 622 942	174 356	42 392	6 500	394 726	138 425	147 740
	Firms not operated for the entire year	95	95	332 337	12 655	2 552	503	28 425	2 105	8 266
4224401	Live poultry whsle									
	All firms	50	50	317 047	17 713	4 160	595	36 894	1 853	2 169
	Firms operated for the entire year	43	43	288 569	16 052	3 843	546	32 421	1 853	1 718
	Firms with less than 5 employees.....	16	16	19 614	641	162	30	1 570	107	123
	Firms with 5 to 9 employees ..	7	7	D	D	D	b	D	D	D
	Firms with 10 to 19 employees.....	13	13	D	D	D	c	D	D	D
	Firms with 20 to 49 employees.....	6	6	D	D	D	c	D	D	D
	Firms with 50 to 99 employees.....	1	1	D	D	D	b	D	D	D
	Firms with 100 employees or more.....	—	—	—	—	—	—	—	—	—
	Firms not operated for the entire year	7	7	28 478	1 661	317	49	4 473	—	451
4224402	Poultry & poultry product (except live) whsle									
	All firms	907	990	13 492 514	472 854	109 769	17 197	1 051 384	268 330	291 453

See footnotes at end of table.

Table 5. Employment Size of Firms: 1997—Con.

[Includes only firms and establishments with payroll. Excludes data for central administrative offices, auxiliary operations, or establishments of these firms that are classified in other categories than those specified in this table. For meaning of abbreviations and symbols, see introductory text. For explanation of terms, see Appendix A. For method of assignment to categories shown, see Appendix C]

NAICS code	Employment sizes of firms by type of operation and kind of business ¹	Firms (number)	Establishments (number)	Sales (\$1,000)	Annual payroll (\$1,000)	First-quarter payroll (\$1,000)	Paid employees for pay period including March 12 (number)	Operating expenses ¹ (\$1,000)	End-of-1996 inventories (\$1,000)	End-of-1997 inventories (\$1,000)
42	WHOLESALE TRADE—									
	Con.									
422	Wholesale trade,									
	nondurable goods—Con.									
4224402	Poultry & poultry product (except live) whsle—Con.									
	Firms operated for the entire year	819	902	13 188 655	461 860	107 534	16 743	1 027 432	266 225	283 638
	Firms with less than 5 employees.....	297	297	1 069 869	21 174	4 883	664	53 532	5 843	6 187
	Firms with 5 to 9 employees ..	171	172	D	D	D	g	D	D	D
	Firms with 10 to 19 employees.....	148	155	D	D	D	g	D	D	D
	Firms with 20 to 49 employees.....	125	142	D	D	D	h	D	D	D
	Firms with 50 to 99 employees.....	40	55	D	D	D	h	D	D	D
	Firms with 100 employees or more.....	38	81	4 622 492	174 314	42 383	6 499	394 551	138 425	147 725
	Firms not operated for the entire year	88	88	303 859	10 994	2 235	454	23 952	2 105	7 815
42245	Confectionery whsle									
	All firms	2 229	2 621	27 169 914	1 835 202	442 780	60 010	3 560 134	745 263	810 412
	Firms operated for the entire year	1 866	2 258	D	D	D	l	D	D	D
	Firms with less than 5 employees.....	948	952	1 224 660	47 058	10 234	1 944	113 158	33 762	35 935
	Firms with 5 to 9 employees ..	350	364	1 423 582	64 516	14 148	2 346	145 408	53 389	57 848
	Firms with 10 to 19 employees.....	288	304	1 655 681	92 978	21 648	3 908	226 571	70 487	71 469
	Firms with 20 to 49 employees.....	183	223	2 243 505	147 962	32 489	5 358	338 929	216 944	232 502
	Firms with 50 to 99 employees.....	48	65	D	D	D	h	D	D	D
	Firms with 100 employees or more.....	49	350	D	D	D	k	D	D	D
	Firms not operated for the entire year	363	363	D	D	D	g	D	D	D
422450	Confectionery whsle									
	All firms	2 229	2 621	27 169 914	1 835 202	442 780	60 010	3 560 134	745 263	810 412
	Firms operated for the entire year	1 866	2 258	D	D	D	l	D	D	D
	Firms with less than 5 employees.....	948	952	1 224 660	47 058	10 234	1 944	113 158	33 762	35 935
	Firms with 5 to 9 employees ..	350	364	1 423 582	64 516	14 148	2 346	145 408	53 389	57 848
	Firms with 10 to 19 employees.....	288	304	1 655 681	92 978	21 648	3 908	226 571	70 487	71 469
	Firms with 20 to 49 employees.....	183	223	2 243 505	147 962	32 489	5 358	338 929	216 944	232 502
	Firms with 50 to 99 employees.....	48	65	D	D	D	h	D	D	D
	Firms with 100 employees or more.....	49	350	D	D	D	k	D	D	D
	Firms not operated for the entire year	363	363	D	D	D	g	D	D	D
42246	Fish & seafood whsle									
	All firms	2 864	2 960	13 165 780	684 365	154 839	27 402	1 519 628	588 880	659 481
	Firms operated for the entire year	2 289	2 385	D	D	D	k	D	D	D
	Firms with less than 5 employees.....	1 126	1 127	2 114 279	70 287	15 002	2 411	182 123	53 518	57 748
	Firms with 5 to 9 employees ..	481	487	2 164 480	81 293	18 164	3 148	194 156	72 028	78 662
	Firms with 10 to 19 employees.....	346	364	2 477 479	119 430	26 813	4 677	265 296	98 891	109 085
	Firms with 20 to 49 employees.....	243	261	3 340 418	181 848	41 478	7 430	378 965	190 994	198 663
	Firms with 50 to 99 employees.....	70	94	D	D	D	h	D	D	D
	Firms with 100 employees or more.....	23	52	D	D	D	h	D	D	D
	Firms not operated for the entire year	575	575	D	D	D	g	D	D	D
422460	Fish & seafood whsle									
	All firms	2 864	2 960	13 165 780	684 365	154 839	27 402	1 519 628	588 880	659 481
	Firms operated for the entire year	2 289	2 385	D	D	D	k	D	D	D
	Firms with less than 5 employees.....	1 126	1 127	2 114 279	70 287	15 002	2 411	182 123	53 518	57 748
	Firms with 5 to 9 employees ..	481	487	2 164 480	81 293	18 164	3 148	194 156	72 028	78 662
	Firms with 10 to 19 employees.....	346	364	2 477 479	119 430	26 813	4 677	265 296	98 891	109 085
	Firms with 20 to 49 employees.....	243	261	3 340 418	181 848	41 478	7 430	378 965	190 994	198 663

See footnotes at end of table.

Table 5. Employment Size of Firms: 1997—Con.

[Includes only firms and establishments with payroll. Excludes data for central administrative offices, auxiliary operations, or establishments of these firms that are classified in other categories than those specified in this table. For meaning of abbreviations and symbols, see introductory text. For explanation of terms, see Appendix A. For method of assignment to categories shown, see Appendix C]

NAICS code	Employment sizes of firms by type of operation and kind of business ¹	Firms (number)	Establishments (number)	Sales (\$1,000)	Annual payroll (\$1,000)	First-quarter payroll (\$1,000)	Paid employees for pay period including March 12 (number)	Operating expenses ¹ (\$1,000)	End-of-1996 inventories (\$1,000)	End-of-1997 inventories (\$1,000)
42	WHOLESALE TRADE—Con.									
422	Wholesale trade, nondurable goods—Con.									
422460	Fish & seafood whsle—Con. Firms operated for the entire year—Con. Firms with 50 to 99 employees..... Firms with 100 employees or more..... Firms not operated for the entire year.....	70 23 575	94 52 575	D D D	D D D	D D D	h h g	D D D	D D D	D D D
42247	Meat & meat product whsle All firms Firms operated for the entire year..... Firms with less than 5 employees..... Firms with 5 to 9 employees .. Firms with 10 to 19 employees..... Firms with 20 to 49 employees..... Firms with 50 to 99 employees..... Firms with 100 employees or more..... Firms not operated for the entire year.....	3 393 2 992 1 297 643 482 372 125 73 401	3 557 3 153 1 297 649 494 389 142 182 404	51 326 415 50 602 345 2 695 844 3 493 128 3 923 145 6 472 732 4 384 963 29 632 533 724 070	1 490 922 1 454 105 73 787 115 055 172 229 316 711 250 080 526 243 36 817	351 742 341 555 16 937 26 689 40 978 71 677 57 290 127 984 10 187	50 256 48 472 2 717 4 230 6 545 342 030 10 971 622 273 15 580 1 784	3 166 607 3 085 525 169 587 242 454 342 030 622 273 498 860 1 210 321 81 082	1 047 158 1 035 831 31 907 83 135 101 057 143 836 149 589 526 307 11 327	1 128 054 1 097 526 35 482 86 310 102 614 169 074 152 212 551 834 30 528
422470	Meat & meat product whsle All firms Firms operated for the entire year..... Firms with less than 5 employees..... Firms with 5 to 9 employees .. Firms with 10 to 19 employees..... Firms with 20 to 49 employees..... Firms with 50 to 99 employees..... Firms with 100 employees or more..... Firms not operated for the entire year.....	3 393 2 992 1 297 643 482 372 125 73 401	3 557 3 153 1 297 649 494 389 142 182 404	51 326 415 50 602 345 2 695 844 3 493 128 3 923 145 6 472 732 4 384 963 29 632 533 724 070	1 490 922 1 454 105 73 787 115 055 172 229 316 711 250 080 526 243 36 817	351 742 341 555 16 937 26 689 40 978 71 677 57 290 127 984 10 187	50 256 48 472 2 717 4 230 6 545 342 030 10 971 622 273 15 580 1 784	3 166 607 3 085 525 169 587 242 454 342 030 622 273 498 860 1 210 321 81 082	1 047 158 1 035 831 31 907 83 135 101 057 143 836 149 589 526 307 11 327	1 128 054 1 097 526 35 482 86 310 102 614 169 074 152 212 551 834 30 528
42248	Fresh fruit & vegetable whsle All firms Firms operated for the entire year..... Firms with less than 5 employees..... Firms with 5 to 9 employees .. Firms with 10 to 19 employees..... Firms with 20 to 49 employees..... Firms with 50 to 99 employees..... Firms with 100 employees or more..... Firms not operated for the entire year.....	5 657 4 811 1 909 949 801 681 270 201 846	6 121 5 271 1 917 963 836 732 308 515 850	46 340 833 44 619 395 4 048 226 5 150 728 6 057 306 9 165 761 5 779 261 14 418 113 1 721 438	3 021 175 2 917 868 149 954 221 990 332 878 616 702 498 559 1 097 785 103 307	682 431 660 246 31 913 47 045 73 688 136 910 106 790 263 900 22 185	109 771 105 380 4 254 6 275 10 880 20 846 18 667 44 458 4 391	6 240 214 6 014 600 343 403 464 945 682 395 1 212 703 1 045 757 2 265 397 225 614	568 953 565 325 22 667 28 362 55 271 125 803 73 030 260 192 3 628	648 741 593 182 24 219 29 745 55 373 133 942 77 278 272 625 55 559
422480	Fresh fruit & vegetable whsle All firms Firms operated for the entire year..... Firms with less than 5 employees..... Firms with 5 to 9 employees .. Firms with 10 to 19 employees..... Firms with 20 to 49 employees..... Firms with 50 to 99 employees..... Firms with 100 employees or more..... Firms not operated for the entire year.....	5 657 4 811 1 909 949 801 681 270 201 846	6 121 5 271 1 917 963 836 732 308 515 850	46 340 833 44 619 395 4 048 226 5 150 728 6 057 306 9 165 761 5 779 261 14 418 113 1 721 438	3 021 175 2 917 868 149 954 221 990 332 878 616 702 498 559 1 097 785 103 307	682 431 660 246 31 913 47 045 73 688 136 910 106 790 263 900 22 185	109 771 105 380 4 254 6 275 10 880 20 846 18 667 44 458 4 391	6 240 214 6 014 600 343 403 464 945 682 395 1 212 703 1 045 757 2 265 397 225 614	568 953 565 325 22 667 28 362 55 271 125 803 73 030 260 192 3 628	648 741 593 182 24 219 29 745 55 373 133 942 77 278 272 625 55 559

See footnotes at end of table.

Table 5. Employment Size of Firms: 1997—Con.

[Includes only firms and establishments with payroll. Excludes data for central administrative offices, auxiliary operations, or establishments of these firms that are classified in other categories than those specified in this table. For meaning of abbreviations and symbols, see introductory text. For explanation of terms, see Appendix A. For method of assignment to categories shown, see Appendix C]

NAICS code	Employment sizes of firms by type of operation and kind of business ¹	Firms (number)	Establishments (number)	Sales (\$1,000)	Annual payroll (\$1,000)	First-quarter payroll (\$1,000)	Paid employees for pay period including March 12 (number)	Operating expenses ¹ (\$1,000)	End-of-1996 inventories (\$1,000)	End-of-1997 inventories (\$1,000)
42	WHOLESALE TRADE—Con.									
422	Wholesale trade, nondurable goods—Con.									
42249	Other grocery & related products whsle									
	All firms	11 464	14 623	186 758 663	9 277 467	2 195 951	288 689	19 494 685	6 404 606	6 746 989
	Firms operated for the entire year	9 776	12 931	185 161 861	9 164 404	2 173 257	284 372	19 253 865	6 363 653	6 608 062
	Firms with less than 5 employees.....	5 091	5 099	7 548 507	287 447	63 452	10 091	669 065	195 037	210 226
	Firms with 5 to 9 employees ..	1 708	1 731	6 883 558	313 907	70 725	11 295	692 088	323 637	323 820
	Firms with 10 to 19 employees.....	1 359	1 421	9 850 027	526 056	119 312	18 360	1 143 040	478 104	517 920
	Firms with 20 to 49 employees.....	953	1 132	14 073 472	847 525	195 313	28 352	1 973 935	910 439	952 105
	Firms with 50 to 99 employees.....	343	593	9 604 460	700 320	164 770	23 758	1 669 999	491 238	524 866
	Firms with 100 employees or more.....	322	2 955	137 201 837	6 489 149	1 559 685	192 516	13 105 738	3 965 198	4 079 125
	Firms not operated for the entire year	1 688	1 692	1 596 802	113 063	22 694	4 317	240 820	40 953	138 927
422490	Other grocery & related products whsle									
	All firms	11 464	14 623	186 758 663	9 277 467	2 195 951	288 689	19 494 685	6 404 606	6 746 989
	Firms operated for the entire year	9 776	12 931	185 161 861	9 164 404	2 173 257	284 372	19 253 865	6 363 653	6 608 062
	Firms with less than 5 employees.....	5 091	5 099	7 548 507	287 447	63 452	10 091	669 065	195 037	210 226
	Firms with 5 to 9 employees ..	1 708	1 731	6 883 558	313 907	70 725	11 295	692 088	323 637	323 820
	Firms with 10 to 19 employees.....	1 359	1 421	9 850 027	526 056	119 312	18 360	1 143 040	478 104	517 920
	Firms with 20 to 49 employees.....	953	1 132	14 073 472	847 525	195 313	28 352	1 973 935	910 439	952 105
	Firms with 50 to 99 employees.....	343	593	9 604 460	700 320	164 770	23 758	1 669 999	491 238	524 866
	Firms with 100 employees or more.....	322	2 955	137 201 837	6 489 149	1 559 685	192 516	13 105 738	3 965 198	4 079 125
	Firms not operated for the entire year	1 688	1 692	1 596 802	113 063	22 694	4 317	240 820	40 953	138 927
4224901	Coffee, tea, & spice whsle									
	All firms	1 461	1 788	13 421 054	587 048	136 127	19 037	1 288 846	550 095	691 110
	Firms operated for the entire year	1 293	1 620	13 173 396	577 890	134 188	18 704	1 268 064	549 354	677 568
	Firms with less than 5 employees.....	635	637	822 794	38 024	8 419	1 312	86 563	27 687	32 721
	Firms with 5 to 9 employees ..	243	249	898 021	47 572	11 155	1 608	107 381	40 759	44 801
	Firms with 10 to 19 employees.....	218	223	1 707 435	86 586	20 435	2 929	175 513	75 052	99 763
	Firms with 20 to 49 employees.....	132	159	2 207 396	119 292	25 771	3 742	243 032	184 024	209 873
	Firms with 50 to 99 employees.....	40	92	1 957 964	78 834	18 195	2 692	175 340	101 570	166 338
	Firms with 100 employees or more.....	25	260	5 579 786	207 582	50 213	6 421	480 235	120 262	124 072
	Firms not operated for the entire year	168	168	247 658	9 158	1 939	333	20 782	741	13 542
4224902	Bread & baked goods whsle									
	All firms	2 490	3 290	20 275 213	1 607 505	400 066	55 337	3 052 927	477 128	479 087
	Firms operated for the entire year	2 067	2 867	20 103 681	1 590 751	395 564	54 378	3 020 676	472 332	469 619
	Firms with less than 5 employees.....	1 177	1 178	869 758	50 355	11 323	2 177	109 820	12 204	12 322
	Firms with 5 to 9 employees ..	335	340	628 216	43 070	9 892	2 242	90 872	18 738	20 672
	Firms with 10 to 19 employees.....	277	283	679 325	73 259	16 872	3 675	136 485	15 234	16 961
	Firms with 20 to 49 employees.....	175	202	910 458	105 076	24 895	5 170	201 334	20 170	20 109
	Firms with 50 to 99 employees.....	56	87	615 819	82 751	19 155	3 815	132 517	23 975	23 833
	Firms with 100 employees or more.....	47	777	16 400 105	1 236 240	313 427	37 299	2 349 648	382 011	375 722
	Firms not operated for the entire year	423	423	171 532	16 754	4 502	959	32 251	4 796	9 468
4224903	Soft drinks whsle									
	All firms	1 940	3 150	29 142 717	3 212 389	739 081	100 272	6 711 763	719 316	799 386

See footnotes at end of table.

Table 5. Employment Size of Firms: 1997—Con.

[Includes only firms and establishments with payroll. Excludes data for central administrative offices, auxiliary operations, or establishments of these firms that are classified in other categories than those specified in this table. For meaning of abbreviations and symbols, see introductory text. For explanation of terms, see Appendix A. For method of assignment to categories shown, see Appendix C]

NAICS code	Employment sizes of firms by type of operation and kind of business ¹	Firms (number)	Establishments (number)	Sales (\$1,000)	Annual payroll (\$1,000)	First-quarter payroll (\$1,000)	Paid employees for pay period including March 12 (number)	Operating expenses ¹ (\$1,000)	End-of-1996 inventories (\$1,000)	End-of-1997 inventories (\$1,000)
42	WHOLESALE TRADE—									
	Con.									
422	Wholesale trade,									
	nondurable goods—Con.									
4224903	Soft drinks whsle—Con.									
	Firms operated for the entire year	1 615	2 825	29 024 596	3 200 269	735 713	99 610	6 685 388	717 624	791 735
	Firms with less than 5 employees	804	805	507 901	37 366	8 388	1 548	92 937	13 883	14 342
	Firms with 5 to 9 employees ..	226	229	427 207	36 184	8 249	1 492	76 820	14 037	15 334
	Firms with 10 to 19 employees	215	221	837 531	78 441	17 175	2 980	171 104	29 173	30 673
	Firms with 20 to 49 employees	185	221	1 351 586	174 991	38 272	5 755	388 703	49 285	53 280
	Firms with 50 to 99 employees	87	135	1 430 489	185 184	42 320	6 178	394 834	45 986	47 310
	Firms with 100 employees or more	98	1 214	24 469 882	2 688 103	621 309	81 657	5 560 990	565 260	630 796
	Firms not operated for the entire year	325	325	118 121	12 120	3 368	662	26 375	1 692	7 651
4224904	Canned goods whsle									
	All firms	1 156	1 283	27 632 847	753 747	178 275	20 470	1 632 525	1 075 206	1 025 866
	Firms operated for the entire year	995	1 122	27 256 471	730 397	173 014	19 651	1 586 368	1 048 804	990 146
	Firms with less than 5 employees	498	498	1 290 569	35 436	7 859	1 033	87 311	41 091	47 049
	Firms with 5 to 9 employees ..	192	192	1 806 404	44 126	10 117	1 283	109 094	67 727	64 234
	Firms with 10 to 19 employees	148	157	1 897 937	66 991	15 901	2 011	157 513	123 658	126 852
	Firms with 20 to 49 employees	81	97	2 017 767	80 660	17 353	2 429	221 070	159 324	160 563
	Firms with 50 to 99 employees	42	58	2 337 364	102 898	26 610	2 976	232 241	117 928	116 018
	Firms with 100 employees or more	34	120	17 906 430	400 286	95 174	9 919	779 139	539 076	475 430
	Firms not operated for the entire year	161	161	376 376	23 350	5 261	819	46 157	26 402	35 720
4224905	Food & beverage basic materials whsle									
	All firms	606	703	6 331 021	266 495	61 485	7 303	599 825	307 851	309 381
	Firms operated for the entire year	540	637	6 225 555	254 263	60 691	7 172	569 367	282 807	298 622
	Firms with less than 5 employees	285	286	715 053	22 851	4 983	571	50 970	17 533	17 395
	Firms with 5 to 9 employees ..	107	111	1 114 866	32 339	6 623	695	68 361	44 812	46 505
	Firms with 10 to 19 employees	78	96	757 897	41 035	8 879	1 050	87 851	44 011	44 879
	Firms with 20 to 49 employees	44	52	1 370 324	52 131	13 789	1 333	110 865	60 355	70 737
	Firms with 50 to 99 employees	17	38	618 551	35 508	8 762	1 187	92 153	29 285	28 782
	Firms with 100 employees or more	9	54	1 648 864	70 399	17 655	2 336	159 167	86 811	90 324
	Firms not operated for the entire year	66	66	105 466	12 232	794	131	30 458	25 044	10 759
4224906	Other grocery specialties whsle									
	All firms	3 878	4 409	89 955 811	2 850 283	680 917	86 270	6 208 799	3 275 010	3 442 159
	Firms operated for the entire year	3 329	3 856	89 169 397	2 807 086	673 088	84 763	6 116 783	3 267 513	3 380 372
	Firms with less than 5 employees	1 703	1 706	3 412 404	105 096	22 945	3 478	245 988	84 507	89 391
	Firms with 5 to 9 employees ..	620	627	2 620 164	114 348	25 666	4 061	263 442	144 892	139 397
	Firms with 10 to 19 employees	432	455	3 939 353	186 186	41 553	5 833	417 432	208 024	215 819
	Firms with 20 to 49 employees	344	399	6 186 527	330 651	79 365	10 185	844 137	446 173	445 080
	Firms with 50 to 99 employees	108	187	5 054 249	233 706	54 962	7 333	675 615	241 076	262 429
	Firms with 100 employees or more	122	482	67 956 700	1 837 099	448 597	53 873	3 670 169	2 142 841	2 228 256
	Firms not operated for the entire year	549	553	786 414	43 197	7 829	1 507	92 016	7 497	61 787
4225	Farm-product raw material whsle									
	All firms	6 994	10 343	166 786 245	2 306 012	518 518	97 521	6 037 409	9 518 504	9 689 572
	Firms operated for the entire year	6 075	9 397	163 593 821	2 250 209	505 754	93 668	5 890 548	9 448 899	9 484 946
	Firms with less than 5 employees	2 307	2 319	9 988 114	148 007	32 823	5 425	409 895	409 938	438 561
	Firms with 5 to 9 employees ..	1 443	1 547	11 705 820	241 257	52 543	9 530	664 997	741 521	780 616
	Firms with 10 to 19 employees	1 111	1 517	15 299 953	341 847	73 532	15 206	893 733	1 064 699	1 063 080

See footnotes at end of table.

Table 5. Employment Size of Firms: 1997—Con.

[Includes only firms and establishments with payroll. Excludes data for central administrative offices, auxiliary operations, or establishments of these firms that are classified in other categories than those specified in this table. For meaning of abbreviations and symbols, see introductory text. For explanation of terms, see Appendix A. For method of assignment to categories shown, see Appendix C]

NAICS code	Employment sizes of firms by type of operation and kind of business ¹	Firms (number)	Establishments (number)	Sales (\$1,000)	Annual payroll (\$1,000)	First-quarter payroll (\$1,000)	Paid employees for pay period including March 12 (number)	Operating expenses ¹ (\$1,000)	End-of-1996 inventories (\$1,000)	End-of-1997 inventories (\$1,000)
42	WHOLESALE TRADE—									
	Con.									
422	Wholesale trade,									
	nondurable goods—Con.									
4225	Farm-product raw material whsle—Con.									
	Firms operated for the entire year—Con.									
	Firms with 20 to 49 employees.....	938	1 729	42 204 390	547 806	121 829	28 217	1 390 629	1 586 264	1 562 078
	Firms with 50 to 99 employees.....	207	570	13 320 309	299 366	66 867	13 558	722 660	892 392	960 063
	Firms with 100 employees or more.....	69	1 715	71 075 235	671 926	158 160	21 732	1 808 634	4 754 085	4 680 548
	Firms not operated for the entire year.....	919	946	3 192 424	55 803	12 764	3 853	146 861	69 605	204 626
42251	Grain & field bean whsle									
	All firms	3 785	6 569	120 312 556	1 642 921	370 403	56 368	4 384 826	6 828 225	6 982 213
	Firms operated for the entire year	3 493	6 262	119 539 569	1 623 171	365 400	55 469	4 329 307	6 783 491	6 868 426
	Firms with less than 5 employees.....	1 141	1 152	4 077 131	72 630	16 274	2 891	201 615	233 018	239 359
	Firms with 5 to 9 employees ..	1 021	1 115	7 804 363	178 346	38 591	6 784	473 248	573 021	601 072
	Firms with 10 to 19 employees.....	733	1 108	10 813 946	270 601	57 740	9 918	707 457	899 632	900 348
	Firms with 20 to 49 employees.....	451	1 191	29 765 348	390 025	87 014	13 400	1 007 263	1 303 423	1 346 696
	Firms with 50 to 99 employees.....	104	430	8 020 988	207 712	45 344	7 055	526 836	677 120	656 448
	Firms with 100 employees or more.....	43	1 266	59 057 793	503 857	120 437	15 421	1 412 888	3 097 277	3 124 503
	Firms not operated for the entire year	292	307	772 987	19 750	5 003	899	55 519	44 734	113 787
422510	Grain & field bean whsle									
	All firms	3 785	6 569	120 312 556	1 642 921	370 403	56 368	4 384 826	6 828 225	6 982 213
	Firms operated for the entire year	3 493	6 262	119 539 569	1 623 171	365 400	55 469	4 329 307	6 783 491	6 868 426
	Firms with less than 5 employees.....	1 141	1 152	4 077 131	72 630	16 274	2 891	201 615	233 018	239 359
	Firms with 5 to 9 employees ..	1 021	1 115	7 804 363	178 346	38 591	6 784	473 248	573 021	601 072
	Firms with 10 to 19 employees.....	733	1 108	10 813 946	270 601	57 740	9 918	707 457	899 632	900 348
	Firms with 20 to 49 employees.....	451	1 191	29 765 348	390 025	87 014	13 400	1 007 263	1 303 423	1 346 696
	Firms with 50 to 99 employees.....	104	430	8 020 988	207 712	45 344	7 055	526 836	677 120	656 448
	Firms with 100 employees or more.....	43	1 266	59 057 793	503 857	120 437	15 421	1 412 888	3 097 277	3 124 503
	Firms not operated for the entire year	292	307	772 987	19 750	5 003	899	55 519	44 734	113 787
42252	Livestock whsle									
	All firms	1 707	2 090	24 098 461	260 202	60 243	27 182	645 154	212 441	264 903
	Firms operated for the entire year	1 503	1 886	23 400 699	253 852	58 804	26 353	628 737	211 289	247 299
	Firms with less than 5 employees.....	526	526	2 501 089	23 702	5 608	1 110	76 077	56 591	75 239
	Firms with 5 to 9 employees ..	209	213	1 786 301	23 277	5 391	1 379	65 633	30 723	34 176
	Firms with 10 to 19 employees.....	261	285	3 197 328	34 669	8 143	3 765	97 611	20 271	24 634
	Firms with 20 to 49 employees.....	417	435	9 154 019	95 149	21 901	12 757	228 777	32 372	36 728
	Firms with 50 to 99 employees.....	77	220	4 398 444	49 427	11 083	4 894	101 495	60 087	64 946
	Firms with 100 employees or more.....	13	207	2 363 518	27 628	6 678	2 448	59 144	11 245	11 576
	Firms not operated for the entire year	204	204	697 762	6 350	1 439	829	16 417	1 152	17 604
422520	Livestock whsle									
	All firms	1 707	2 090	24 098 461	260 202	60 243	27 182	645 154	212 441	264 903
	Firms operated for the entire year	1 503	1 886	23 400 699	253 852	58 804	26 353	628 737	211 289	247 299
	Firms with less than 5 employees.....	526	526	2 501 089	23 702	5 608	1 110	76 077	56 591	75 239
	Firms with 5 to 9 employees ..	209	213	1 786 301	23 277	5 391	1 379	65 633	30 723	34 176
	Firms with 10 to 19 employees.....	261	285	3 197 328	34 669	8 143	3 765	97 611	20 271	24 634
	Firms with 20 to 49 employees.....	417	435	9 154 019	95 149	21 901	12 757	228 777	32 372	36 728
	Firms with 50 to 99 employees.....	77	220	4 398 444	49 427	11 083	4 894	101 495	60 087	64 946
	Firms with 100 employees or more.....	13	207	2 363 518	27 628	6 678	2 448	59 144	11 245	11 576
	Firms not operated for the entire year	204	204	697 762	6 350	1 439	829	16 417	1 152	17 604

See footnotes at end of table.

Table 5. Employment Size of Firms: 1997—Con.

[Includes only firms and establishments with payroll. Excludes data for central administrative offices, auxiliary operations, or establishments of these firms that are classified in other categories than those specified in this table. For meaning of abbreviations and symbols, see introductory text. For explanation of terms, see Appendix A. For method of assignment to categories shown, see Appendix C]

NAICS code	Employment sizes of firms by type of operation and kind of business ¹	Firms (number)	Establishments (number)	Sales (\$1,000)	Annual payroll (\$1,000)	First-quarter payroll (\$1,000)	Paid employees for pay period including March 12 (number)	Operating expenses ¹ (\$1,000)	End-of-1996 inventories (\$1,000)	End-of-1997 inventories (\$1,000)
42	WHOLESALE TRADE—Con.									
422	Wholesale trade, nondurable goods—Con.									
42259	Other farm product raw material whsle									
	All firms	1 533	1 684	22 375 228	402 889	87 872	13 971	1 007 429	2 477 838	2 442 456
	Firms operated for the entire year	1 108	1 247	20 652 926	373 148	81 549	11 844	932 412	2 454 119	2 369 118
	Firms with less than 5 employees.....	648	648	3 425 367	52 137	11 070	1 446	133 326	120 765	125 956
	Firms with 5 to 9 employees ..	222	229	2 466 887	41 124	8 888	1 429	129 961	146 787	147 782
	Firms with 10 to 19 employees.....	123	134	1 531 418	39 974	8 471	1 604	99 914	168 477	157 236
	Firms with 20 to 49 employees.....	70	88	2 979 097	63 483	13 745	2 031	153 306	237 475	171 044
	Firms with 50 to 99 employees.....	30	52	1 767 436	47 148	11 185	1 884	101 233	252 270	293 786
	Firms with 100 employees or more.....	15	96	8 482 721	129 282	28 190	3 450	314 672	1 528 345	1 473 314
	Firms not operated for the entire year	425	437	1 722 302	29 741	6 323	2 127	75 017	23 719	73 338
422590	Other farm product raw material whsle									
	All firms	1 533	1 684	22 375 228	402 889	87 872	13 971	1 007 429	2 477 838	2 442 456
	Firms operated for the entire year	1 108	1 247	20 652 926	373 148	81 549	11 844	932 412	2 454 119	2 369 118
	Firms with less than 5 employees.....	648	648	3 425 367	52 137	11 070	1 446	133 326	120 765	125 956
	Firms with 5 to 9 employees ..	222	229	2 466 887	41 124	8 888	1 429	129 961	146 787	147 782
	Firms with 10 to 19 employees.....	123	134	1 531 418	39 974	8 471	1 604	99 914	168 477	157 236
	Firms with 20 to 49 employees.....	70	88	2 979 097	63 483	13 745	2 031	153 306	237 475	171 044
	Firms with 50 to 99 employees.....	30	52	1 767 436	47 148	11 185	1 884	101 233	252 270	293 786
	Firms with 100 employees or more.....	15	96	8 482 721	129 282	28 190	3 450	314 672	1 528 345	1 473 314
	Firms not operated for the entire year	425	437	1 722 302	29 741	6 323	2 127	75 017	23 719	73 338
4225901	Hides, skins, & pelts whsle									
	All firms	246	260	2 096 303	54 276	13 637	1 983	138 079	111 982	120 784
	Firms operated for the entire year	205	218	2 024 385	53 101	13 354	1 879	135 503	109 261	111 001
	Firms with less than 5 employees.....	126	126	586 690	11 552	2 853	278	30 293	23 164	26 590
	Firms with 5 to 9 employees ..	38	39	243 960	7 741	1 898	237	20 521	23 484	22 680
	Firms with 10 to 19 employees.....	19	20	373 371	7 015	1 539	219	15 301	24 066	24 307
	Firms with 20 to 49 employees.....	11	14	352 928	12 097	2 845	327	30 453	16 563	13 574
	Firms with 50 to 99 employees.....	9	15	D	D	D	f	D	D	D
	Firms with 100 employees or more.....	2	4	D	D	D	e	D	D	D
	Firms not operated for the entire year	41	42	71 918	1 175	283	104	2 576	2 721	9 783
4225902	Leaf tobacco whsle									
	All firms	304	328	3 658 394	86 300	19 974	3 720	184 980	294 291	331 722
	Firms operated for the entire year	100	114	2 347 413	69 301	15 906	2 040	136 719	294 145	318 329
	Firms with less than 5 employees.....	49	49	269 730	5 278	1 104	108	10 947	4 465	4 029
	Firms with 5 to 9 employees ..	17	19	115 179	2 705	711	104	9 590	4 096	3 979
	Firms with 10 to 19 employees.....	15	15	D	D	D	c	D	D	D
	Firms with 20 to 49 employees.....	11	13	D	D	D	e	D	D	D
	Firms with 50 to 99 employees.....	5	9	D	D	D	e	D	D	D
	Firms with 100 employees or more.....	3	9	D	D	D	g	D	D	D
	Firms not operated for the entire year	204	214	1 310 981	16 999	4 068	1 680	48 261	146	13 393
4225903	Wool, wool tops, & mohair whsle									
	All firms	78	80	202 820	7 838	1 656	307	20 068	22 725	26 369

See footnotes at end of table.

Table 5. Employment Size of Firms: 1997—Con.

[Includes only firms and establishments with payroll. Excludes data for central administrative offices, auxiliary operations, or establishments of these firms that are classified in other categories than those specified in this table. For meaning of abbreviations and symbols, see introductory text. For explanation of terms, see Appendix A. For method of assignment to categories shown, see Appendix C]

NAICS code	Employment sizes of firms by type of operation and kind of business ¹	Firms (number)	Establishments (number)	Sales (\$1,000)	Annual payroll (\$1,000)	First-quarter payroll (\$1,000)	Paid employees for pay period including March 12 (number)	Operating expenses ¹ (\$1,000)	End-of-1996 inventories (\$1,000)	End-of-1997 inventories (\$1,000)
42	WHOLESALE TRADE—									
	Con.									
422	Wholesale trade, nondurable goods—									
	Con.									
4225903	Wool, wool tops, & mohair whsle—Con.									
	Firms operated for the entire year	59	61	183 955	7 478	1 576	291	19 063	22 466	25 135
	Firms with less than 5 employees.....	39	39	103 527	2 649	615	86	6 668	9 931	10 465
	Firms with 5 to 9 employees ..	14	14	40 383	1 517	367	87	4 634	3 142	3 776
	Firms with 10 to 19 employees.....	4	4	D	D	D	b	D	D	D
	Firms with 20 to 49 employees.....	2	4	D	D	D	b	D	D	D
	Firms with 50 to 99 employees.....	—	—	—	—	—	—	—	—	—
	Firms with 100 employees or more.....	—	—	—	—	—	—	—	—	—
	Firms not operated for the entire year	19	19	18 865	360	80	16	1 005	259	1 234
4225904	Cotton whsle									
	All firms	248	297	10 618 437	110 196	21 147	2 595	336 390	1 702 714	1 616 882
	Firms operated for the entire year	208	256	10 453 923	108 241	20 616	2 525	330 761	1 701 080	1 605 351
	Firms with less than 5 employees.....	122	122	1 338 281	11 526	1 738	268	32 852	54 740	54 509
	Firms with 5 to 9 employees ..	37	39	1 292 031	10 397	1 887	238	46 957	74 360	78 699
	Firms with 10 to 19 employees.....	28	32	633 807	10 067	1 899	378	30 305	113 995	101 551
	Firms with 20 to 49 employees.....	10	14	888 501	9 731	2 017	268	28 486	93 537	104 393
	Firms with 50 to 99 employees.....	4	10	1 000 347	11 451	1 742	230	22 876	206 728	243 808
	Firms with 100 employees or more.....	7	39	5 300 956	55 069	11 333	1 143	169 285	1 157 720	1 022 391
	Firms not operated for the entire year	40	41	164 514	1 955	531	70	5 629	1 634	11 531
4225905	Other farm-product raw material whsle									
	All firms	661	719	5 799 274	144 279	31 458	5 366	327 912	346 126	346 699
	Firms operated for the entire year	539	597	5 626 583	134 937	30 007	5 106	310 218	327 167	309 302
	Firms with less than 5 employees.....	313	313	1 127 348	21 150	4 764	709	52 617	28 511	30 401
	Firms with 5 to 9 employees ..	116	117	775 125	18 746	4 021	760	48 208	41 659	38 610
	Firms with 10 to 19 employees.....	58	63	870 787	16 661	3 644	755	38 826	22 334	21 484
	Firms with 20 to 49 employees.....	36	43	1 473 728	36 657	7 397	1 053	85 288	55 687	50 856
	Firms with 50 to 99 employees.....	12	18	291 699	21 348	5 275	800	40 804	22 810	24 001
	Firms with 100 employees or more.....	4	43	1 087 896	20 375	4 906	1 029	44 475	156 166	143 950
	Firms not operated for the entire year	122	122	172 691	9 342	1 451	260	17 694	18 959	37 397
4226	Chemical & allied products whsle									
	All firms	11 799	15 920	128 923 496	7 241 315	1 741 474	165 768	14 924 310	6 112 219	6 425 438
	Firms operated for the entire year	10 518	14 626	127 455 167	7 143 710	1 716 231	162 880	14 722 795	6 081 789	6 316 494
	Firms with less than 5 employees.....	5 592	5 616	8 597 020	485 679	106 211	11 542	1 031 675	262 492	287 020
	Firms with 5 to 9 employees ..	2 079	2 155	8 135 841	559 776	120 237	13 577	1 141 363	433 002	443 488
	Firms with 10 to 19 employees.....	1 449	1 667	10 547 497	817 030	181 376	19 532	1 662 118	624 306	653 918
	Firms with 20 to 49 employees.....	923	1 395	22 385 362	1 210 462	280 236	27 794	2 567 007	1 334 667	1 402 148
	Firms with 50 to 99 employees.....	270	719	16 363 648	774 470	182 784	18 422	1 579 365	706 008	793 039
	Firms with 100 employees or more.....	205	3 074	61 425 799	3 296 293	845 387	72 013	6 741 267	2 721 314	2 736 881
	Firms not operated for the entire year	1 281	1 294	1 468 329	97 605	25 243	2 888	201 515	30 430	108 944
42261	Plastics materials & basic forms & shapes whsle									
	All firms	3 443	4 349	35 193 271	1 743 650	405 948	43 680	3 659 918	1 878 331	1 988 289

See footnotes at end of table.

Table 5. Employment Size of Firms: 1997—Con.

[Includes only firms and establishments with payroll. Excludes data for central administrative offices, auxiliary operations, or establishments of these firms that are classified in other categories than those specified in this table. For meaning of abbreviations and symbols, see introductory text. For explanation of terms, see Appendix A. For method of assignment to categories shown, see Appendix C]

NAICS code	Employment sizes of firms by type of operation and kind of business ¹	Firms (number)	Establishments (number)	Sales (\$1,000)	Annual payroll (\$1,000)	First-quarter payroll (\$1,000)	Paid employees for pay period including March 12 (number)	Operating expenses ¹ (\$1,000)	End-of-1996 inventories (\$1,000)	End-of-1997 inventories (\$1,000)
42	WHOLESALE TRADE—									
	Con.									
422	Wholesale trade,									
	nondurable goods—									
	Con.									
42261	Plastics materials & basic forms & shapes whsle— Con.									
	Firms operated for the entire year	3 123	4 029	34 650 888	1 717 254	398 333	42 678	3 602 014	1 863 058	1 958 993
	Firms with less than 5 employees	1 633	1 641	3 921 753	162 915	34 874	3 339	337 365	78 917	81 400
	Firms with 5 to 9 employees ..	584	610	3 048 211	165 222	35 337	3 829	335 646	114 320	123 997
	Firms with 10 to 19 employees	441	512	3 493 887	254 072	56 548	6 084	507 056	228 931	244 058
	Firms with 20 to 49 employees	312	438	5 756 620	370 542	86 918	9 592	755 744	424 900	442 306
	Firms with 50 to 99 employees	92	266	6 018 003	257 234	59 807	6 515	560 686	276 311	324 466
	Firms with 100 employees or more	61	562	12 412 414	507 269	124 849	13 319	1 105 517	739 679	742 766
	Firms not operated for the entire year	320	320	542 383	26 396	7 615	1 002	57 904	15 273	29 296
422610	Plastics materials & basic forms & shapes whsle									
	All firms	3 443	4 349	35 193 271	1 743 650	405 948	43 680	3 659 918	1 878 331	1 988 289
	Firms operated for the entire year	3 123	4 029	34 650 888	1 717 254	398 333	42 678	3 602 014	1 863 058	1 958 993
	Firms with less than 5 employees	1 633	1 641	3 921 753	162 915	34 874	3 339	337 365	78 917	81 400
	Firms with 5 to 9 employees ..	584	610	3 048 211	165 222	35 337	3 829	335 646	114 320	123 997
	Firms with 10 to 19 employees	441	512	3 493 887	254 072	56 548	6 084	507 056	228 931	244 058
	Firms with 20 to 49 employees	312	438	5 756 620	370 542	86 918	9 592	755 744	424 900	442 306
	Firms with 50 to 99 employees	92	266	6 018 003	257 234	59 807	6 515	560 686	276 311	324 466
	Firms with 100 employees or more	61	562	12 412 414	507 269	124 849	13 319	1 105 517	739 679	742 766
	Firms not operated for the entire year	320	320	542 383	26 396	7 615	1 002	57 904	15 273	29 296
42269	Other chemical & allied products whsle									
	All firms	8 390	11 571	93 730 225	5 497 665	1 335 526	122 088	11 264 392	4 233 888	4 437 149
	Firms operated for the entire year	7 429	10 597	92 804 279	5 426 456	1 317 898	120 202	11 120 781	4 218 731	4 357 501
	Firms with less than 5 employees	3 965	3 982	4 697 757	323 903	71 614	8 222	697 404	184 807	206 860
	Firms with 5 to 9 employees ..	1 501	1 558	5 192 393	397 164	85 551	9 793	812 298	322 479	323 715
	Firms with 10 to 19 employees	1 012	1 157	7 569 071	566 336	126 098	13 499	1 163 965	394 357	408 406
	Firms with 20 to 49 employees	621	987	17 396 773	854 766	196 858	18 491	1 842 643	936 703	986 048
	Firms with 50 to 99 employees	185	470	11 243 883	545 430	129 812	12 370	1 087 888	514 832	559 670
	Firms with 100 employees or more	145	2 443	46 704 402	2 738 857	707 965	57 827	5 516 583	1 865 553	1 872 802
	Firms not operated for the entire year	961	974	925 946	71 209	17 628	1 886	143 611	15 157	79 648
422690	Other chemical & allied products whsle									
	All firms	8 390	11 571	93 730 225	5 497 665	1 335 526	122 088	11 264 392	4 233 888	4 437 149
	Firms operated for the entire year	7 429	10 597	92 804 279	5 426 456	1 317 898	120 202	11 120 781	4 218 731	4 357 501
	Firms with less than 5 employees	3 965	3 982	4 697 757	323 903	71 614	8 222	697 404	184 807	206 860
	Firms with 5 to 9 employees ..	1 501	1 558	5 192 393	397 164	85 551	9 793	812 298	322 479	323 715
	Firms with 10 to 19 employees	1 012	1 157	7 569 071	566 336	126 098	13 499	1 163 965	394 357	408 406
	Firms with 20 to 49 employees	621	987	17 396 773	854 766	196 858	18 491	1 842 643	936 703	986 048
	Firms with 50 to 99 employees	185	470	11 243 883	545 430	129 812	12 370	1 087 888	514 832	559 670
	Firms with 100 employees or more	145	2 443	46 704 402	2 738 857	707 965	57 827	5 516 583	1 865 553	1 872 802
	Firms not operated for the entire year	961	974	925 946	71 209	17 628	1 886	143 611	15 157	79 648
4226901	Industrial gases (except LP) whsle									
	All firms	528	1 106	2 806 880	407 882	97 550	11 505	820 782	167 580	181 052

See footnotes at end of table.

Table 5. Employment Size of Firms: 1997—Con.

[Includes only firms and establishments with payroll. Excludes data for central administrative offices, auxiliary operations, or establishments of these firms that are classified in other categories than those specified in this table. For meaning of abbreviations and symbols, see introductory text. For explanation of terms, see Appendix A. For method of assignment to categories shown, see Appendix C]

NAICS code	Employment sizes of firms by type of operation and kind of business ¹	Firms (number)	Establishments (number)	Sales (\$1,000)	Annual payroll (\$1,000)	First-quarter payroll (\$1,000)	Paid employees for pay period including March 12 (number)	Operating expenses ¹ (\$1,000)	End-of-1996 inventories (\$1,000)	End-of-1997 inventories (\$1,000)
42	WHOLESALE TRADE—Con.									
422	Wholesale trade, nondurable goods—Con.									
4226901	Industrial gases (except LP) whsle—Con.									
	Firms operated for the entire year	462	1 040	2 751 786	403 580	96 204	11 279	812 639	166 927	178 101
	Firms with less than 5 employees	176	177	105 967	11 669	2 570	423	25 598	5 127	5 478
	Firms with 5 to 9 employees ..	121	129	158 580	21 968	5 076	786	45 815	8 783	8 765
	Firms with 10 to 19 employees	88	97	301 613	39 633	8 847	1 152	78 324	14 529	14 992
	Firms with 20 to 49 employees	48	78	246 381	45 263	10 099	1 306	88 530	24 983	25 473
	Firms with 50 to 99 employees	16	46	261 186	41 799	10 052	1 128	87 860	14 831	14 971
	Firms with 100 employees or more	13	513	1 678 059	243 248	59 560	6 484	486 512	98 674	108 422
	Firms not operated for the entire year	66	66	55 094	4 302	1 346	226	8 143	653	2 951
4226902	Other chemical & allied products whsle									
	All firms	7 881	10 465	90 923 345	5 089 783	1 237 976	110 583	10 443 610	4 066 308	4 256 097
	Firms operated for the entire year	6 986	9 557	90 052 493	5 022 876	1 221 694	108 923	10 308 142	4 051 804	4 179 400
	Firms with less than 5 employees	3 793	3 809	4 595 436	312 692	69 155	7 811	672 765	179 814	201 544
	Firms with 5 to 9 employees ..	1 384	1 435	5 054 677	376 432	80 805	9 038	769 390	316 868	320 205
	Firms with 10 to 19 employees	926	1 061	7 273 867	528 711	117 636	12 382	1 089 654	380 924	394 554
	Firms with 20 to 49 employees	576	914	17 183 876	811 866	187 446	17 267	1 760 888	913 181	962 866
	Firms with 50 to 99 employees	175	441	11 128 349	525 758	125 081	11 611	1 044 231	506 217	548 350
	Firms with 100 employees or more	132	1 897	44 816 288	2 467 417	641 571	50 814	4 971 214	1 754 800	1 751 881
	Firms not operated for the entire year	895	908	870 852	66 907	16 282	1 660	135 468	14 504	76 697
4227	Petroleum & petroleum products whsle									
	All firms	8 130	'11 297	'267 623 942	'4 479 853	'1 081 580	'137 829	12 000 291	6 814 285	6 960 673
	Firms operated for the entire year	7 553	10 712	258 336 709	4 395 541	1 057 649	135 545	11 345 481	6 718 958	6 789 228
	Firms with less than 5 employees	2 666	2 701	9 831 274	185 896	42 719	6 127	502 797	159 001	158 500
	Firms with 5 to 9 employees ..	1 894	1 979	14 904 408	364 208	83 900	12 735	951 411	305 383	316 461
	Firms with 10 to 19 employees	1 551	1 874	24 629 160	640 824	144 522	20 973	1 652 981	586 424	633 766
	Firms with 20 to 49 employees	1 013	1 526	33 793 932	908 258	211 807	29 920	2 239 202	1 176 318	1 104 047
	Firms with 50 to 99 employees	278	643	20 082 696	587 030	140 515	19 049	1 416 428	865 767	707 950
	Firms with 100 employees or more	151	1 989	155 095 239	1 709 325	434 186	46 741	4 582 662	3 626 065	3 868 504
	Firms not operated for the entire year	577	585	9 287 233	84 312	23 931	2 284	654 810	95 327	171 445
42271	Petroleum bulk stations & terminals									
	All firms	5 331	'7 690	'176 719 246	'3 165 900	'754 255	'102 489	8 264 472	5 235 427	5 393 771
	Firms operated for the entire year	5 079	7 433	175 671 504	3 141 555	748 330	101 537	8 210 110	5 224 522	5 358 089
	Firms with less than 5 employees	1 344	1 365	3 634 852	87 868	20 189	3 288	261 537	98 833	96 577
	Firms with 5 to 9 employees ..	1 378	1 447	8 089 905	252 136	58 129	9 380	692 527	230 593	242 355
	Firms with 10 to 19 employees	1 216	1 497	16 321 831	487 791	110 408	16 618	1 284 238	462 458	502 090
	Firms with 20 to 49 employees	798	1 175	24 989 640	682 934	159 554	23 413	1 687 115	1 013 530	844 219
	Firms with 50 to 99 employees	221	471	11 523 139	438 500	106 972	14 957	1 065 793	435 332	417 181
	Firms with 100 employees or more	122	1 478	111 112 137	1 192 326	293 078	33 881	3 218 900	2 983 776	3 255 667
	Firms not operated for the entire year	252	257	1 047 742	24 345	5 925	952	54 362	10 905	35 682
422710	Petroleum bulk stations & terminals									
	All firms	5 331	'7 690	'176 719 246	'3 165 900	'754 255	'102 489	8 264 472	5 235 427	5 393 771

See footnotes at end of table.

Table 5. Employment Size of Firms: 1997—Con.

[Includes only firms and establishments with payroll. Excludes data for central administrative offices, auxiliary operations, or establishments of these firms that are classified in other categories than those specified in this table. For meaning of abbreviations and symbols, see introductory text. For explanation of terms, see Appendix A. For method of assignment to categories shown, see Appendix C]

NAICS code	Employment sizes of firms by type of operation and kind of business ¹	Firms (number)	Establishments (number)	Sales (\$1,000)	Annual payroll (\$1,000)	First-quarter payroll (\$1,000)	Paid employees for pay period including March 12 (number)	Operating expenses ¹ (\$1,000)	End-of-1996 inventories (\$1,000)	End-of-1997 inventories (\$1,000)
42	WHOLESALE TRADE—Con.									
422	Wholesale trade, nondurable goods—Con.									
422710	Petroleum bulk stations & terminals—Con.									
	Firms operated for the entire year	5 079	7 433	175 671 504	3 141 555	748 330	101 537	8 210 110	5 224 522	5 358 089
	Firms with less than 5 employees	1 344	1 365	3 634 852	87 868	20 189	3 288	261 537	98 833	96 577
	Firms with 5 to 9 employees ..	1 378	1 447	8 089 905	252 136	58 129	9 380	692 527	230 593	242 355
	Firms with 10 to 19 employees	1 216	1 497	16 321 831	487 791	110 408	16 618	1 284 238	462 458	502 090
	Firms with 20 to 49 employees	798	1 175	24 989 640	682 934	159 554	23 413	1 687 115	1 013 530	844 219
	Firms with 50 to 99 employees	221	471	11 523 139	438 500	106 972	14 957	1 065 793	435 332	417 181
	Firms with 100 employees or more	122	1 478	111 112 137	1 192 326	293 078	33 881	3 218 900	2 983 776	3 255 667
	Firms not operated for the entire year	252	257	1 047 742	24 345	5 925	952	54 362	10 905	35 682
4227101	Petroleum bulk stations & terminals (except LP)									
	All firms	5 152	7 270	171 008 939	2 991 345	713 993	97 752	7 859 949	4 976 010	5 120 276
	Firms operated for the entire year	4 915	7 028	170 021 014	2 968 140	708 311	96 823	7 808 901	4 967 028	5 086 400
	Firms with less than 5 employees	1 293	1 313	3 438 374	83 000	19 213	3 171	248 567	94 407	92 030
	Firms with 5 to 9 employees ..	1 344	1 414	7 753 199	242 952	56 093	9 152	674 866	217 818	227 926
	Firms with 10 to 19 employees	1 179	1 438	15 595 378	465 348	104 884	16 080	1 230 937	440 047	474 354
	Firms with 20 to 49 employees	770	1 123	24 590 532	656 973	153 058	22 611	1 632 688	989 423	819 332
	Firms with 50 to 99 employees	215	448	10 082 468	423 027	103 868	14 556	1 022 869	409 326	395 005
	Firms with 100 employees or more	114	1 292	108 561 063	1 096 840	271 195	31 253	2 998 974	2 816 007	3 077 753
	Firms not operated for the entire year	237	242	987 925	23 205	5 682	929	51 048	8 982	33 876
42271011	Petroleum bulk stations (except LP)									
	All firms	4 814	6 045	50 922 994	1 878 095	443 455	69 499	4 737 727	1 461 304	1 476 135
	Firms operated for the entire year	4 591	5 817	50 535 785	1 863 861	439 474	68 704	4 702 987	1 452 322	1 453 868
	Firms with less than 5 employees	1 268	1 289	2 801 284	79 431	18 364	3 108	232 525	83 201	84 062
	Firms with 5 to 9 employees ..	1 284	1 359	6 767 702	227 812	52 697	8 765	622 009	178 166	176 878
	Firms with 10 to 19 employees	1 133	1 360	11 157 576	427 982	97 626	15 382	1 144 457	312 249	315 680
	Firms with 20 to 49 employees	677	1 011	13 434 290	559 304	130 563	19 923	1 365 801	440 940	426 219
	Firms with 50 to 99 employees	168	356	6 248 103	302 280	72 407	11 421	716 449	189 048	200 432
	Firms with 100 employees or more	61	442	10 126 830	267 052	67 817	10 105	621 746	248 718	250 597
	Firms not operated for the entire year	223	228	387 209	14 234	3 981	795	34 740	8 982	22 267
42271012	Petroleum bulk terminals (except LP)									
	All firms	437	1 225	120 085 945	1 113 250	270 538	28 253	3 122 222	3 514 706	3 644 141
	Firms operated for the entire year	423	1 211	119 485 229	1 104 279	268 837	28 119	3 105 914	3 514 706	3 632 532
	Firms with less than 5 employees	39	39	692 000	4 528	1 062	95	18 939	13 290	10 096
	Firms with 5 to 9 employees ..	103	110	1 513 559	24 245	5 449	680	74 857	54 897	64 969
	Firms with 10 to 19 employees	68	92	4 725 513	45 988	9 181	962	109 648	134 732	166 655
	Firms with 20 to 49 employees	109	132	12 151 889	122 473	28 456	3 316	320 607	570 747	415 266
	Firms with 50 to 99 employees	46	85	4 279 794	116 594	31 810	3 030	309 787	237 698	216 595
	Firms with 100 employees or more	58	753	96 122 474	790 451	192 879	20 036	2 272 076	2 503 342	2 758 951
	Firms not operated for the entire year	14	14	600 716	8 971	1 701	134	16 308	—	11 609
4227102	Liquefied petroleum bulk stations & terminals									
	All firms	209	420	5 710 307	174 555	40 262	4 737	404 523	259 417	273 495

See footnotes at end of table.

Table 5. Employment Size of Firms: 1997—Con.

[Includes only firms and establishments with payroll. Excludes data for central administrative offices, auxiliary operations, or establishments of these firms that are classified in other categories than those specified in this table. For meaning of abbreviations and symbols, see introductory text. For explanation of terms, see Appendix A. For method of assignment to categories shown, see Appendix C]

NAICS code	Employment sizes of firms by type of operation and kind of business ¹	Firms (number)	Establishments (number)	Sales (\$1,000)	Annual payroll (\$1,000)	First-quarter payroll (\$1,000)	Paid employees for pay period including March 12 (number)	Operating expenses ¹ (\$1,000)	End-of-1996 inventories (\$1,000)	End-of-1997 inventories (\$1,000)
42	WHOLESALE TRADE—									
	Con.									
422	Wholesale trade, nondurable goods—									
	Con.									
4227102	Liquefied petroleum bulk stations & terminals—Con.									
	Firms operated for the entire year	193	404	5 649 905	173 363	39 967	4 707	401 140	257 476	271 689
	Firms with less than 5 employees	61	62	244 237	5 864	1 236	151	15 630	10 908	11 494
	Firms with 5 to 9 employees ..	42	44	425 697	10 913	2 465	284	23 536	17 643	19 486
	Firms with 10 to 19 employees	44	67	1 023 649	26 038	6 422	636	61 017	47 613	58 797
	Firms with 20 to 49 employees	32	60	1 549 756	32 371	8 422	944	70 576	62 276	71 325
	Firms with 50 to 99 employees	9	32	1 531 905	26 861	5 776	640	72 301	30 140	26 102
	Firms with 100 employees or more	5	139	874 661	71 316	15 646	2 052	158 080	88 896	84 485
	Firms not operated for the entire year	16	16	60 402	1 192	295	30	3 383	1 941	1 806
42272	Petroleum & petroleum prod whsle (exc bulk stations & terminals)									
	All firms	3 002	3 607	90 904 696	1 313 953	327 325	35 340	3 735 819	1 578 858	1 566 902
	Firms operated for the entire year	2 665	3 266	82 623 760	1 252 921	308 901	33 954	3 132 825	1 493 615	1 429 763
	Firms with less than 5 employees	1 390	1 402	6 453 478	102 345	23 619	2 989	253 274	64 381	66 742
	Firms with 5 to 9 employees ..	569	598	7 324 194	123 227	28 366	3 716	290 785	88 715	87 815
	Firms with 10 to 19 employees	387	441	9 759 836	178 393	40 091	5 086	433 192	159 837	159 904
	Firms with 20 to 49 employees	221	311	11 649 095	235 333	54 247	6 637	566 667	360 629	350 140
	Firms with 50 to 99 employees	61	131	9 685 628	166 613	37 462	4 249	412 696	340 872	296 186
	Firms with 100 employees or more	37	383	37 751 529	447 010	125 116	11 277	1 176 211	479 181	468 976
	Firms not operated for the entire year	337	341	8 280 936	61 032	18 424	1 386	602 994	85 243	137 139
422720	Petroleum & petroleum prod whsle (exc bulk stations & terminals)									
	All firms	3 002	3 607	90 904 696	1 313 953	327 325	35 340	3 735 819	1 578 858	1 566 902
	Firms operated for the entire year	2 665	3 266	82 623 760	1 252 921	308 901	33 954	3 132 825	1 493 615	1 429 763
	Firms with less than 5 employees	1 390	1 402	6 453 478	102 345	23 619	2 989	253 274	64 381	66 742
	Firms with 5 to 9 employees ..	569	598	7 324 194	123 227	28 366	3 716	290 785	88 715	87 815
	Firms with 10 to 19 employees	387	441	9 759 836	178 393	40 091	5 086	433 192	159 837	159 904
	Firms with 20 to 49 employees	221	311	11 649 095	235 333	54 247	6 637	566 667	360 629	350 140
	Firms with 50 to 99 employees	61	131	9 685 628	166 613	37 462	4 249	412 696	340 872	296 186
	Firms with 100 employees or more	37	383	37 751 529	447 010	125 116	11 277	1 176 211	479 181	468 976
	Firms not operated for the entire year	337	341	8 280 936	61 032	18 424	1 386	602 994	85 243	137 139
4228	Beer, wine, & distilled alcoholic beverage whsle									
	All firms	3 841	4 850	69 703 203	5 667 069	1 336 925	151 677	11 472 270	4 918 578	5 262 443
	Firms operated for the entire year	3 533	4 478	68 846 284	5 597 196	1 315 953	149 342	11 335 107	4 828 004	5 139 535
	Firms with less than 5 employees	915	917	1 173 641	55 869	12 358	1 968	142 321	68 508	76 926
	Firms with 5 to 9 employees ..	539	551	1 701 945	114 104	26 254	3 643	244 284	104 931	107 339
	Firms with 10 to 19 employees	622	651	3 131 676	282 489	62 086	8 711	591 578	235 727	259 327
	Firms with 20 to 49 employees	757	905	8 803 356	826 472	183 005	23 997	1 642 515	584 175	600 810
	Firms with 50 to 99 employees	354	462	8 730 574	872 053	198 072	24 639	1 731 333	577 153	602 963
	Firms with 100 employees or more	346	992	45 305 092	3 446 209	834 178	86 384	6 983 076	3 257 510	3 492 170
	Firms not operated for the entire year	308	372	856 919	69 873	20 972	2 335	137 163	90 574	122 908
42281	Beer & ale whsle									
	All firms	2 557	3 013	34 997 239	3 308 583	752 374	96 284	6 780 698	1 626 132	1 719 966

See footnotes at end of table.

Table 5. Employment Size of Firms: 1997—Con.

[Includes only firms and establishments with payroll. Excludes data for central administrative offices, auxiliary operations, or establishments of these firms that are classified in other categories than those specified in this table. For meaning of abbreviations and symbols, see introductory text. For explanation of terms, see Appendix A. For method of assignment to categories shown, see Appendix C]

NAICS code	Employment sizes of firms by type of operation and kind of business ¹	Firms (number)	Establishments (number)	Sales (\$1,000)	Annual payroll (\$1,000)	First-quarter payroll (\$1,000)	Paid employees for pay period including March 12 (number)	Operating expenses ¹ (\$1,000)	End-of-1996 inventories (\$1,000)	End-of-1997 inventories (\$1,000)
42	WHOLESALE TRADE—Con.									
422	Wholesale trade, nondurable goods—Con.									
42281	Beer & ale whsle—Con.									
	Firms operated for the entire year	2 380	2 834	34 607 219	3 278 365	744 551	95 131	6 717 991	1 620 007	1 696 936
	Firms with less than 5 employees	446	447	406 886	21 504	4 900	997	54 255	16 728	17 223
	Firms with 5 to 9 employees ..	325	331	787 349	62 366	14 653	2 217	129 950	39 151	37 489
	Firms with 10 to 19 employees	458	475	1 918 804	195 743	43 692	6 470	397 310	108 749	110 452
	Firms with 20 to 49 employees	626	729	6 578 831	676 424	149 337	19 975	1 332 880	325 434	329 946
	Firms with 50 to 99 employees	285	355	7 305 196	702 859	156 528	19 848	1 433 793	334 418	362 449
	Firms with 100 employees or more	240	497	17 610 153	1 619 469	375 441	45 624	3 369 803	795 527	839 377
	Firms not operated for the entire year	177	179	390 020	30 218	7 823	1 153	62 707	6 125	23 030
422810	Beer & ale whsle									
	All firms	2 557	3 013	34 997 239	3 308 583	752 374	96 284	6 780 698	1 626 132	1 719 966
	Firms operated for the entire year	2 380	2 834	34 607 219	3 278 365	744 551	95 131	6 717 991	1 620 007	1 696 936
	Firms with less than 5 employees	446	447	406 886	21 504	4 900	997	54 255	16 728	17 223
	Firms with 5 to 9 employees ..	325	331	787 349	62 366	14 653	2 217	129 950	39 151	37 489
	Firms with 10 to 19 employees	458	475	1 918 804	195 743	43 692	6 470	397 310	108 749	110 452
	Firms with 20 to 49 employees	626	729	6 578 831	676 424	149 337	19 975	1 332 880	325 434	329 946
	Firms with 50 to 99 employees	285	355	7 305 196	702 859	156 528	19 848	1 433 793	334 418	362 449
	Firms with 100 employees or more	240	497	17 610 153	1 619 469	375 441	45 624	3 369 803	795 527	839 377
	Firms not operated for the entire year	177	179	390 020	30 218	7 823	1 153	62 707	6 125	23 030
42282	Wine & distilled alcoholic beverage whsle									
	All firms	1 315	1 837	34 705 964	2 358 486	584 551	55 393	4 691 572	3 292 446	3 542 477
	Firms operated for the entire year	1 182	1 642	34 238 453	2 318 727	571 342	54 201	4 616 860	3 207 717	3 442 550
	Firms with less than 5 employees	470	471	767 097	34 366	7 459	973	88 072	51 780	59 703
	Firms with 5 to 9 employees ..	218	225	946 716	53 025	11 944	1 457	117 155	66 690	70 790
	Firms with 10 to 19 employees	170	180	1 239 739	88 851	18 923	2 329	197 719	129 379	151 471
	Firms with 20 to 49 employees	144	189	2 320 005	161 799	36 446	4 410	331 345	267 839	279 707
	Firms with 50 to 99 employees	74	106	1 979 047	185 752	45 125	5 126	364 224	272 312	283 731
	Firms with 100 employees or more	106	471	26 985 849	1 794 934	451 445	39 906	3 518 345	2 419 717	2 597 148
	Firms not operated for the entire year	133	195	467 511	39 759	13 209	1 192	74 712	84 729	99 927
422820	Wine & distilled alcoholic beverage whsle									
	All firms	1 315	1 837	34 705 964	2 358 486	584 551	55 393	4 691 572	3 292 446	3 542 477
	Firms operated for the entire year	1 182	1 642	34 238 453	2 318 727	571 342	54 201	4 616 860	3 207 717	3 442 550
	Firms with less than 5 employees	470	471	767 097	34 366	7 459	973	88 072	51 780	59 703
	Firms with 5 to 9 employees ..	218	225	946 716	53 025	11 944	1 457	117 155	66 690	70 790
	Firms with 10 to 19 employees	170	180	1 239 739	88 851	18 923	2 329	197 719	129 379	151 471
	Firms with 20 to 49 employees	144	189	2 320 005	161 799	36 446	4 410	331 345	267 839	279 707
	Firms with 50 to 99 employees	74	106	1 979 047	185 752	45 125	5 126	364 224	272 312	283 731
	Firms with 100 employees or more	106	471	26 985 849	1 794 934	451 445	39 906	3 518 345	2 419 717	2 597 148
	Firms not operated for the entire year	133	195	467 511	39 759	13 209	1 192	74 712	84 729	99 927
4228201	Wine & distilled alcoholic bev (licensed operation) whsle									
	All firms	1 306	1 715	34 325 562	2 348 175	580 900	54 751	4 672 282	3 249 786	3 527 673

See footnotes at end of table.

Table 5. Employment Size of Firms: 1997—Con.

[Includes only firms and establishments with payroll. Excludes data for central administrative offices, auxiliary operations, or establishments of these firms that are classified in other categories than those specified in this table. For meaning of abbreviations and symbols, see introductory text. For explanation of terms, see Appendix A. For method of assignment to categories shown, see Appendix C]

NAICS code	Employment sizes of firms by type of operation and kind of business ¹	Firms (number)	Establishments (number)	Sales (\$1,000)	Annual payroll (\$1,000)	First-quarter payroll (\$1,000)	Paid employees for pay period including March 12 (number)	Operating expenses ¹ (\$1,000)	End-of-1996 inventories (\$1,000)	End-of-1997 inventories (\$1,000)
42	WHOLESALE TRADE—Con.									
422	Wholesale trade, nondurable goods—Con.									
4228201	Wine & distilled alcoholic bev (licensed operation) whsle—Con.									
	Firms operated for the entire year	1 174	1 583	D	D	D	l	D	D	D
	Firms with less than 5 employees	470	471	767 097	34 366	7 459	973	88 072	51 780	59 703
	Firms with 5 to 9 employees ..	216	219	D	D	D	g	D	D	D
	Firms with 10 to 19 employees	169	176	D	D	D	g	D	D	D
	Firms with 20 to 49 employees	141	166	D	D	D	h	D	D	D
	Firms with 50 to 99 employees	74	106	1 979 047	185 752	45 125	5 126	364 224	272 312	283 731
	Firms with 100 employees or more	104	445	D	D	D	k	D	D	D
	Firms not operated for the entire year	132	132	D	D	D	f	D	D	D
4228202	Wine & distilled alcoholic beverage (State operated) whsle									
	All firms	9	122	380 402	10 311	3 651	642	19 290	42 660	14 804
	Firms operated for the entire year	8	59	D	D	D	e	D	D	D
	Firms with less than 5 employees	—	—	—	—	—	—	—	—	—
	Firms with 5 to 9 employees ..	2	6	D	D	D	a	D	D	D
	Firms with 10 to 19 employees	1	4	D	D	D	a	D	D	D
	Firms with 20 to 49 employees	3	23	D	D	D	c	D	D	D
	Firms with 50 to 99 employees	—	—	—	—	—	—	—	—	—
	Firms with 100 employees or more	2	26	D	D	D	c	D	D	D
	Firms not operated for the entire year	1	63	D	D	D	e	D	D	D
4229	Miscellaneous nondurable goods whsle									
	All firms	29 228	34 063	213 618 778	11 321 311	2 681 563	378 531	24 701 041	13 733 701	14 986 289
	Firms operated for the entire year	23 333	28 135	210 138 906	11 082 297	2 633 866	368 684	24 173 847	13 650 956	14 317 813
	Firms with less than 5 employees	13 039	13 060	14 002 361	747 703	165 228	26 571	1 786 205	827 456	859 516
	Firms with 5 to 9 employees ..	4 419	4 546	12 272 574	786 941	174 716	28 897	1 828 342	903 094	922 164
	Firms with 10 to 19 employees	2 853	3 189	14 090 612	1 077 416	243 025	38 380	2 308 773	1 181 631	1 197 100
	Firms with 20 to 49 employees	1 926	2 636	21 381 557	1 667 024	378 371	57 962	3 514 494	1 897 538	1 982 571
	Firms with 50 to 99 employees	601	1 176	17 657 293	1 213 761	274 748	41 346	2 557 570	1 614 801	1 732 599
	Firms with 100 employees or more	495	3 528	130 734 509	5 589 452	1 397 778	175 528	12 178 463	7 226 436	7 623 863
	Firms not operated for the entire year	5 895	5 928	3 479 872	239 014	47 697	9 847	527 194	82 745	668 476
42291	Farm supplies whsle									
	All firms	5 162	7 378	53 634 309	2 562 527	618 653	74 508	5 777 566	4 103 160	4 400 820
	Firms operated for the entire year	4 292	6 497	52 971 742	2 525 915	610 230	72 775	5 694 106	4 081 307	4 288 286
	Firms with less than 5 employees	2 127	2 133	3 953 970	117 890	26 749	4 554	300 722	139 275	148 154
	Firms with 5 to 9 employees ..	972	1 010	3 851 673	167 809	37 097	6 370	379 407	226 147	224 100
	Firms with 10 to 19 employees	598	746	4 209 219	241 428	53 378	8 169	549 384	358 344	341 007
	Firms with 20 to 49 employees	401	726	6 260 634	369 400	81 628	12 117	831 797	639 873	642 123
	Firms with 50 to 99 employees	95	326	3 771 854	209 605	46 593	6 449	425 937	368 022	414 045
	Firms with 100 employees or more	99	1 556	30 924 392	1 419 783	364 785	35 116	3 206 859	2 349 646	2 518 857
	Firms not operated for the entire year	870	881	662 567	36 612	8 423	1 733	83 460	21 853	112 534
422910	Farm supplies whsle									
	All firms	5 162	7 378	53 634 309	2 562 527	618 653	74 508	5 777 566	4 103 160	4 400 820

See footnotes at end of table.

Table 5. Employment Size of Firms: 1997—Con.

[Includes only firms and establishments with payroll. Excludes data for central administrative offices, auxiliary operations, or establishments of these firms that are classified in other categories than those specified in this table. For meaning of abbreviations and symbols, see introductory text. For explanation of terms, see Appendix A. For method of assignment to categories shown, see Appendix C]

NAICS code	Employment sizes of firms by type of operation and kind of business ¹	Firms (number)	Establishments (number)	Sales (\$1,000)	Annual payroll (\$1,000)	First-quarter payroll (\$1,000)	Paid employees for pay period including March 12 (number)	Operating expenses ¹ (\$1,000)	End-of-1996 inventories (\$1,000)	End-of-1997 inventories (\$1,000)
42	WHOLESALE TRADE—									
	Con.									
422	Wholesale trade, nondurable goods—Con.									
422910	Farm supplies whsle—Con.									
	Firms operated for the entire year	4 292	6 497	52 971 742	2 525 915	610 230	72 775	5 694 106	4 081 307	4 288 286
	Firms with less than 5 employees	2 127	2 133	3 953 970	117 890	26 749	4 554	300 722	139 275	148 154
	Firms with 5 to 9 employees ..	972	1 010	3 851 673	167 809	37 097	6 370	379 407	226 147	224 100
	Firms with 10 to 19 employees	598	746	4 209 219	241 428	53 378	8 169	549 384	358 344	341 007
	Firms with 20 to 49 employees	401	726	6 260 634	369 400	81 628	12 117	831 797	639 873	642 123
	Firms with 50 to 99 employees	95	326	3 771 854	209 605	46 593	6 449	425 937	368 022	414 045
	Firms with 100 employees or more	99	1 556	30 924 392	1 419 783	364 785	35 116	3 206 859	2 349 646	2 518 857
	Firms not operated for the entire year	870	881	662 567	36 612	8 423	1 733	83 460	21 853	112 534
4229101	Farm supplies—farm dealers									
	All firms	2 546	3 873	12 772 801	836 054	199 470	29 647	1 976 024	1 231 726	1 328 728
	Firms operated for the entire year	2 014	3 339	D	D	D	k	D	D	D
	Firms with less than 5 employees	997	1 001	708 138	42 114	9 189	2 098	106 142	59 685	62 786
	Firms with 5 to 9 employees ..	495	519	1 083 033	70 476	15 438	3 224	163 903	92 989	94 919
	Firms with 10 to 19 employees	265	386	D	D	D	h	D	D	D
	Firms with 20 to 49 employees	170	357	2 045 811	145 095	32 576	5 120	333 763	195 940	194 934
	Firms with 50 to 99 employees	49	205	1 356 112	88 585	20 903	3 287	198 803	128 647	129 386
	Firms with 100 employees or more	38	871	6 131 910	377 947	96 661	11 493	916 217	626 106	674 717
	Firms not operated for the entire year	532	534	D	D	D	f	D	D	D
4229102	Farm supplies—whsle distributors									
	All firms	2 693	3 505	40 861 508	1 726 473	419 183	44 861	3 801 542	2 871 434	3 072 092
	Firms operated for the entire year	2 354	3 158	D	D	D	k	D	D	D
	Firms with less than 5 employees	1 144	1 147	3 287 680	77 457	17 884	2 493	198 713	80 812	86 453
	Firms with 5 to 9 employees ..	491	509	2 885 949	101 412	22 511	3 251	227 146	145 610	141 729
	Firms with 10 to 19 employees	350	386	D	D	D	h	D	D	D
	Firms with 20 to 49 employees	240	387	4 395 904	233 057	50 960	7 209	522 102	464 220	470 586
	Firms with 50 to 99 employees	66	192	3 858 528	167 745	36 511	4 437	331 423	384 244	420 464
	Firms with 100 employees or more	63	537	22 882 336	973 809	252 818	21 738	2 132 359	1 533 139	1 658 869
	Firms not operated for the entire year	339	347	D	D	D	f	D	D	D
42292	Book, periodical, & newspaper whsle									
	All firms	3 277	4 265	33 630 300	2 618 123	641 744	89 309	5 567 689	2 289 015	2 445 853
	Firms operated for the entire year	2 868	3 844	33 344 897	2 586 094	633 850	87 972	5 501 467	2 278 143	2 390 123
	Firms with less than 5 employees	1 490	1 493	1 143 168	97 765	22 438	3 055	211 481	59 095	62 427
	Firms with 5 to 9 employees ..	483	507	1 068 346	103 233	23 446	3 164	207 587	60 655	67 401
	Firms with 10 to 19 employees	349	384	1 479 775	156 275	36 550	4 684	333 589	114 017	120 135
	Firms with 20 to 49 employees	275	357	2 883 114	257 736	62 116	8 468	532 887	201 540	207 505
	Firms with 50 to 99 employees	130	211	2 444 670	256 803	61 390	8 792	543 923	180 064	196 321
	Firms with 100 employees or more	141	892	24 325 824	1 714 282	427 910	59 809	3 672 000	1 662 772	1 736 334
	Firms not operated for the entire year	409	421	285 403	32 029	7 894	1 337	66 222	10 872	55 730
422920	Book, periodical, & newspaper whsle									
	All firms	3 277	4 265	33 630 300	2 618 123	641 744	89 309	5 567 689	2 289 015	2 445 853

See footnotes at end of table.

Table 5. Employment Size of Firms: 1997—Con.

[Includes only firms and establishments with payroll. Excludes data for central administrative offices, auxiliary operations, or establishments of these firms that are classified in other categories than those specified in this table. For meaning of abbreviations and symbols, see introductory text. For explanation of terms, see Appendix A. For method of assignment to categories shown, see Appendix C]

NAICS code	Employment sizes of firms by type of operation and kind of business ¹	Firms (number)	Establishments (number)	Sales (\$1,000)	Annual payroll (\$1,000)	First-quarter payroll (\$1,000)	Paid employees for pay period including March 12 (number)	Operating expenses ¹ (\$1,000)	End-of-1996 inventories (\$1,000)	End-of-1997 inventories (\$1,000)
42	WHOLESALE TRADE—Con.									
422	Wholesale trade, nondurable goods—Con.									
422920	Book, periodical, & newspaper whsle—Con.									
	Firms operated for the entire year	2 868	3 844	33 344 897	2 586 094	633 850	87 972	5 501 467	2 278 143	2 390 123
	Firms with less than 5 employees	1 490	1 493	1 143 168	97 765	22 438	3 055	211 481	59 095	62 427
	Firms with 5 to 9 employees ..	483	507	1 068 346	103 233	23 446	3 164	207 587	60 655	67 401
	Firms with 10 to 19 employees	349	384	1 479 775	156 275	36 550	4 684	333 589	114 017	120 135
	Firms with 20 to 49 employees	275	357	2 883 114	257 736	62 116	8 468	532 887	201 540	207 505
	Firms with 50 to 99 employees	130	211	2 444 670	256 803	61 390	8 792	543 923	180 064	196 321
	Firms with 100 employees or more	141	892	24 325 824	1 714 282	427 910	59 809	3 672 000	1 662 772	1 736 334
	Firms not operated for the entire year	409	421	285 403	32 029	7 894	1 337	66 222	10 872	55 730
42293	Flower, nursery stock, & florists' supplies whsle									
	All firms	3 491	3 900	8 002 830	1 026 750	238 920	44 939	2 115 948	656 683	714 977
	Firms operated for the entire year	2 927	3 329	7 812 386	1 005 660	234 198	43 850	2 070 991	652 411	686 483
	Firms with less than 5 employees	1 324	1 328	774 767	64 542	14 116	2 926	157 043	43 895	45 792
	Firms with 5 to 9 employees ..	627	639	880 783	90 967	20 375	4 153	196 889	59 611	62 314
	Firms with 10 to 19 employees	484	515	1 105 415	147 216	32 747	6 517	298 203	98 242	102 801
	Firms with 20 to 49 employees	320	385	1 734 285	240 393	54 268	9 705	471 441	124 420	132 685
	Firms with 50 to 99 employees	113	199	1 380 237	183 388	43 973	8 038	377 927	143 081	152 369
	Firms with 100 employees or more	59	263	1 936 899	279 154	68 719	12 511	569 488	183 162	190 522
	Firms not operated for the entire year	564	571	190 444	21 090	4 722	1 089	44 957	4 272	28 494
422930	Flower, nursery stock, & florists' supplies whsle									
	All firms	3 491	3 900	8 002 830	1 026 750	238 920	44 939	2 115 948	656 683	714 977
	Firms operated for the entire year	2 927	3 329	7 812 386	1 005 660	234 198	43 850	2 070 991	652 411	686 483
	Firms with less than 5 employees	1 324	1 328	774 767	64 542	14 116	2 926	157 043	43 895	45 792
	Firms with 5 to 9 employees ..	627	639	880 783	90 967	20 375	4 153	196 889	59 611	62 314
	Firms with 10 to 19 employees	484	515	1 105 415	147 216	32 747	6 517	298 203	98 242	102 801
	Firms with 20 to 49 employees	320	385	1 734 285	240 393	54 268	9 705	471 441	124 420	132 685
	Firms with 50 to 99 employees	113	199	1 380 237	183 388	43 973	8 038	377 927	143 081	152 369
	Firms with 100 employees or more	59	263	1 936 899	279 154	68 719	12 511	569 488	183 162	190 522
	Firms not operated for the entire year	564	571	190 444	21 090	4 722	1 089	44 957	4 272	28 494
42294	Tobacco & tobacco product whsle									
	All firms	1 324	1 561	50 268 772	1 589 663	383 163	57 046	3 219 183	1 841 101	2 112 620
	Firms operated for the entire year	1 158	1 394	49 933 733	1 577 818	380 002	56 395	3 194 793	1 834 480	2 087 565
	Firms with less than 5 employees	329	329	605 786	19 323	4 181	730	42 158	36 881	38 452
	Firms with 5 to 9 employees ..	214	215	1 296 803	37 721	8 362	1 449	80 199	67 765	73 204
	Firms with 10 to 19 employees	219	228	2 095 904	73 059	16 387	3 000	150 887	122 278	125 573
	Firms with 20 to 49 employees	233	265	4 946 109	182 412	40 867	7 127	344 608	271 016	294 371
	Firms with 50 to 99 employees	85	104	3 615 846	140 615	31 796	5 834	279 430	170 917	205 639
	Firms with 100 employees or more	78	253	37 373 285	1 124 688	278 409	38 255	2 297 511	1 165 623	1 350 326
	Firms not operated for the entire year	166	167	335 039	11 845	3 161	651	24 390	6 621	25 055
422940	Tobacco & tobacco product whsle									
	All firms	1 324	1 561	50 268 772	1 589 663	383 163	57 046	3 219 183	1 841 101	2 112 620

See footnotes at end of table.

Table 5. Employment Size of Firms: 1997—Con.

[Includes only firms and establishments with payroll. Excludes data for central administrative offices, auxiliary operations, or establishments of these firms that are classified in other categories than those specified in this table. For meaning of abbreviations and symbols, see introductory text. For explanation of terms, see Appendix A. For method of assignment to categories shown, see Appendix C]

NAICS code	Employment sizes of firms by type of operation and kind of business ¹	Firms (number)	Establishments (number)	Sales (\$1,000)	Annual payroll (\$1,000)	First-quarter payroll (\$1,000)	Paid employees for pay period including March 12 (number)	Operating expenses ¹ (\$1,000)	End-of-1996 inventories (\$1,000)	End-of-1997 inventories (\$1,000)
42	WHOLESALE TRADE—									
	Con.									
422	Wholesale trade, nondurable goods—Con.									
422940	Tobacco & tobacco product whsle—Con.									
	Firms operated for the entire year	1 158	1 394	49 933 733	1 577 818	380 002	56 395	3 194 793	1 834 480	2 087 565
	Firms with less than 5 employees	329	329	605 786	19 323	4 181	730	42 158	36 881	38 452
	Firms with 5 to 9 employees ..	214	215	1 296 803	37 721	8 362	1 449	80 199	67 765	73 204
	Firms with 10 to 19 employees	219	228	2 095 904	73 059	16 387	3 000	150 887	122 278	125 573
	Firms with 20 to 49 employees	233	265	4 946 109	182 412	40 867	7 127	344 608	271 016	294 371
	Firms with 50 to 99 employees	85	104	3 615 846	140 615	31 796	5 834	279 430	170 917	205 639
	Firms with 100 employees or more	78	253	37 373 285	1 124 688	278 409	38 255	2 297 511	1 165 623	1 350 326
	Firms not operated for the entire year	166	167	335 039	11 845	3 161	651	24 390	6 621	25 055
42295	Paint, varnish, & supplies whsle									
	All firms	1 560	2 192	7 510 467	676 404	159 355	19 917	1 584 153	650 640	680 619
	Firms operated for the entire year	1 380	2 010	7 431 488	667 345	156 781	19 486	1 565 415	647 349	666 764
	Firms with less than 5 employees	589	593	542 715	40 381	9 124	1 337	88 700	25 456	26 601
	Firms with 5 to 9 employees ..	358	382	756 965	70 818	16 863	2 353	147 275	53 626	56 272
	Firms with 10 to 19 employees	242	306	1 005 820	100 387	23 660	3 234	203 419	87 566	90 610
	Firms with 20 to 49 employees	139	264	1 295 936	135 934	31 010	4 115	280 567	129 496	137 631
	Firms with 50 to 99 employees	31	121	731 624	76 126	17 427	2 075	159 863	61 419	61 812
	Firms with 100 employees or more	21	344	3 098 428	243 699	58 697	6 372	685 591	289 786	293 838
	Firms not operated for the entire year	180	182	78 979	9 059	2 574	431	18 738	3 291	13 855
422950	Paint, varnish, & supplies whsle									
	All firms	1 560	2 192	7 510 467	676 404	159 355	19 917	1 584 153	650 640	680 619
	Firms operated for the entire year	1 380	2 010	7 431 488	667 345	156 781	19 486	1 565 415	647 349	666 764
	Firms with less than 5 employees	589	593	542 715	40 381	9 124	1 337	88 700	25 456	26 601
	Firms with 5 to 9 employees ..	358	382	756 965	70 818	16 863	2 353	147 275	53 626	56 272
	Firms with 10 to 19 employees	242	306	1 005 820	100 387	23 660	3 234	203 419	87 566	90 610
	Firms with 20 to 49 employees	139	264	1 295 936	135 934	31 010	4 115	280 567	129 496	137 631
	Firms with 50 to 99 employees	31	121	731 624	76 126	17 427	2 075	159 863	61 419	61 812
	Firms with 100 employees or more	21	344	3 098 428	243 699	58 697	6 372	685 591	289 786	293 838
	Firms not operated for the entire year	180	182	78 979	9 059	2 574	431	18 738	3 291	13 855
4229501	Paint, varnish, & supplies whsle									
	All firms	1 560	2 192	7 510 467	676 404	159 355	19 917	1 584 153	650 640	680 619
	Firms operated for the entire year	1 380	2 010	7 431 488	667 345	156 781	19 486	1 565 415	647 349	666 764
	Firms with less than 5 employees	589	593	542 715	40 381	9 124	1 337	88 700	25 456	26 601
	Firms with 5 to 9 employees ..	358	382	756 965	70 818	16 863	2 353	147 275	53 626	56 272
	Firms with 10 to 19 employees	242	306	1 005 820	100 387	23 660	3 234	203 419	87 566	90 610
	Firms with 20 to 49 employees	139	264	1 295 936	135 934	31 010	4 115	280 567	129 496	137 631
	Firms with 50 to 99 employees	31	121	731 624	76 126	17 427	2 075	159 863	61 419	61 812
	Firms with 100 employees or more	21	344	3 098 428	243 699	58 697	6 372	685 591	289 786	293 838
	Firms not operated for the entire year	180	182	78 979	9 059	2 574	431	18 738	3 291	13 855
42299	Other miscellaneous nondurable goods whsle									
	All firms	14 459	14 767	60 572 100	2 847 844	639 728	92 812	6 436 502	4 193 102	4 631 400

See footnotes at end of table.

Table 5. Employment Size of Firms: 1997—Con.

[Includes only firms and establishments with payroll. Excludes data for central administrative offices, auxiliary operations, or establishments of these firms that are classified in other categories than those specified in this table. For meaning of abbreviations and symbols, see introductory text. For explanation of terms, see Appendix A. For method of assignment to categories shown, see Appendix C]

NAICS code	Employment sizes of firms by type of operation and kind of business ¹	Firms (number)	Establishments (number)	Sales (\$1,000)	Annual payroll (\$1,000)	First-quarter payroll (\$1,000)	Paid employees for pay period including March 12 (number)	Operating expenses ¹ (\$1,000)	End-of-1996 inventories (\$1,000)	End-of-1997 inventories (\$1,000)
42	WHOLESALE TRADE—Con.									
422	Wholesale trade, nondurable goods—Con.									
42299	Other miscellaneous nondurable goods whsle—Con.									
	Firms operated for the entire year	10 748	11 055	58 632 555	2 716 186	617 809	88 044	6 141 682	4 154 438	4 198 592
	Firms with less than 5 employees	7 187	7 192	7 010 794	409 046	88 873	13 989	988 725	523 872	539 422
	Firms with 5 to 9 employees ..	1 773	1 803	4 497 802	317 713	68 901	11 465	820 501	438 030	441 689
	Firms with 10 to 19 employees	974	1 024	4 270 757	364 193	81 602	12 949	785 259	414 682	430 192
	Firms with 20 to 49 employees	565	637	4 727 173	494 660	112 398	16 749	1 084 820	558 153	596 738
	Firms with 50 to 99 employees	148	209	5 869 016	352 613	74 772	10 231	775 632	671 194	680 090
	Firms with 100 employees or more	101	190	32 257 013	777 961	191 263	22 661	1 686 745	1 548 507	1 510 461
	Firms not operated for the entire year	3 711	3 712	1 939 545	131 658	21 919	4 768	294 820	38 664	432 808
422990	Other miscellaneous nondurable goods whsle									
	All firms	14 459	14 767	60 572 100	2 847 844	639 728	92 812	6 436 502	4 193 102	4 631 400
	Firms operated for the entire year	10 748	11 055	58 632 555	2 716 186	617 809	88 044	6 141 682	4 154 438	4 198 592
	Firms with less than 5 employees	7 187	7 192	7 010 794	409 046	88 873	13 989	988 725	523 872	539 422
	Firms with 5 to 9 employees ..	1 773	1 803	4 497 802	317 713	68 901	11 465	820 501	438 030	441 689
	Firms with 10 to 19 employees	974	1 024	4 270 757	364 193	81 602	12 949	785 259	414 682	430 192
	Firms with 20 to 49 employees	565	637	4 727 173	494 660	112 398	16 749	1 084 820	558 153	596 738
	Firms with 50 to 99 employees	148	209	5 869 016	352 613	74 772	10 231	775 632	671 194	680 090
	Firms with 100 employees or more	101	190	32 257 013	777 961	191 263	22 661	1 686 745	1 548 507	1 510 461
	Firms not operated for the entire year	3 711	3 712	1 939 545	131 658	21 919	4 768	294 820	38 664	432 808
4229901	Art goods whsle									
	All firms	4 507	4 583	9 596 493	985 525	218 513	33 019	2 495 938	1 215 468	1 380 002
	Firms operated for the entire year	3 565	3 641	9 149 332	957 697	213 230	31 927	2 421 288	1 202 956	1 270 983
	Firms with less than 5 employees	2 245	2 246	1 736 484	129 348	27 931	4 452	345 023	183 660	190 836
	Firms with 5 to 9 employees ..	610	621	1 165 641	108 438	23 389	4 011	350 477	166 248	159 004
	Firms with 10 to 19 employees	366	372	D	D	D	h	D	D	D
	Firms with 20 to 49 employees	250	273	1 561 137	213 200	48 162	7 424	459 775	227 582	248 515
	Firms with 50 to 99 employees	61	82	D	D	D	h	D	D	D
	Firms with 100 employees or more	33	47	1 883 353	201 177	50 007	6 775	547 361	310 479	344 751
	Firms not operated for the entire year	942	942	447 161	27 828	5 283	1 092	74 650	12 512	109 019
4229902	General merchandise (nondurable goods) whsle									
	All firms	3 182	3 248	34 597 404	729 329	171 128	20 477	1 467 410	1 511 757	1 586 453
	Firms operated for the entire year	2 301	2 367	34 135 776	696 700	164 983	19 021	1 402 181	1 503 861	1 460 214
	Firms with less than 5 employees	1 629	1 629	1 204 813	77 339	17 150	3 070	182 063	102 939	101 599
	Firms with 5 to 9 employees ..	381	390	740 007	59 130	13 131	2 407	130 146	62 530	66 540
	Firms with 10 to 19 employees	156	162	814 787	55 331	12 506	2 073	102 523	47 355	47 714
	Firms with 20 to 49 employees	81	89	676 241	72 043	15 463	2 498	168 788	56 518	60 520
	Firms with 50 to 99 employees	25	38	2 741 936	56 972	12 673	1 694	101 556	249 890	280 180
	Firms with 100 employees or more	29	59	27 957 992	375 885	94 060	7 279	717 105	984 629	903 661
	Firms not operated for the entire year	881	881	461 628	32 629	6 145	1 456	65 229	7 896	126 239
4229903	Textile bags, bagging, & burlap whsle									
	All firms	437	446	802 397	77 465	16 774	2 966	182 076	91 231	111 979

See footnotes at end of table.

Table 5. Employment Size of Firms: 1997—Con.

[Includes only firms and establishments with payroll. Excludes data for central administrative offices, auxiliary operations, or establishments of these firms that are classified in other categories than those specified in this table. For meaning of abbreviations and symbols, see introductory text. For explanation of terms, see Appendix A. For method of assignment to categories shown, see Appendix C]

NAICS code	Employment sizes of firms by type of operation and kind of business ¹	Firms (number)	Establishments (number)	Sales (\$1,000)	Annual payroll (\$1,000)	First-quarter payroll (\$1,000)	Paid employees for pay period including March 12 (number)	Operating expenses ¹ (\$1,000)	End-of-1996 inventories (\$1,000)	End-of-1997 inventories (\$1,000)
42	WHOLESALE TRADE—Con.									
422	Wholesale trade, nondurable goods—Con.									
4229903	Textile bags, bagging, & burlap whsle—Con.									
	Firms operated for the entire year	343	352	727 527	71 652	16 048	2 833	168 077	89 389	88 484
	Firms with less than 5 employees	220	221	225 430	13 725	2 887	440	34 820	23 598	22 026
	Firms with 5 to 9 employees ..	67	68	152 340	12 820	2 757	432	32 426	16 848	17 151
	Firms with 10 to 19 employees	33	37	D	D	D	e	D	D	D
	Firms with 20 to 49 employees	18	21	158 257	20 924	4 647	593	50 677	20 218	20 508
	Firms with 50 to 99 employees	2	2	D	D	D	c	D	D	D
	Firms with 100 employees or more	3	3	41 275	10 280	2 692	825	18 295	7 281	7 212
	Firms not operated for the entire year	94	94	74 870	5 813	726	133	13 999	1 842	23 495
4229904	Other nondurable goods whsle									
	All firms	6 345	6 490	15 575 806	1 055 525	233 313	36 350	2 291 078	1 374 646	1 552 966
	Firms operated for the entire year	4 551	4 695	14 619 920	990 137	223 548	34 263	2 150 136	1 358 232	1 378 911
	Firms with less than 5 employees	3 100	3 104	3 859 926	189 496	41 108	6 049	428 279	214 896	225 671
	Firms with 5 to 9 employees ..	718	726	2 463 223	137 902	29 854	4 635	308 386	192 421	199 000
	Firms with 10 to 19 employees	421	452	2 205 756	163 315	37 444	5 574	351 607	213 656	223 677
	Firms with 20 to 49 employees	215	250	2 313 663	187 520	43 718	6 218	402 887	251 631	265 886
	Firms with 50 to 99 employees	60	86	1 426 230	123 229	27 392	4 058	258 699	242 141	213 515
	Firms with 100 employees or more	37	77	2 351 122	188 675	44 032	7 729	400 278	243 487	251 162
	Firms not operated for the entire year	1 794	1 795	955 886	65 388	9 765	2 087	140 942	16 414	174 055
	MERCHANT WHOLESALERS									
	All firms	316 930	'376 330	'2 333 131 187	'158 373 291	'36 705 674	'4 591 092	329 085 927	214 621 484	230 839 579
	Firms operated for the entire year	273 223	332 151	2 294 273 079	155 131 483	35 976 780	4 483 837	322 195 951	213 257 524	223 956 487
	Firms with less than 5 employees	127 250	127 572	128 560 128	8 413 704	1 835 559	274 996	19 466 098	10 054 561	10 490 094
	Firms with 5 to 9 employees ..	59 598	60 753	158 375 344	12 191 945	2 699 827	394 116	26 020 266	13 836 680	14 401 055
	Firms with 10 to 19 employees	42 814	46 803	219 226 784	18 869 226	4 211 351	576 728	38 386 229	21 151 517	22 345 510
	Firms with 20 to 49 employees	29 057	39 525	343 909 798	29 976 741	6 774 540	867 965	59 490 761	34 971 788	36 542 022
	Firms with 50 to 99 employees	8 723	17 211	247 137 221	20 753 442	4 788 325	595 647	41 779 890	25 943 625	27 658 251
	Firms with 100 employees or more	5 781	40 287	1 197 063 804	64 926 425	15 667 178	1 774 385	137 052 707	107 299 353	112 519 555
	Firms not operated for the entire year	43 707	44 179	38 858 108	3 241 808	728 894	107 255	6 889 976	1 363 960	6 883 092
421	Wholesale trade, durable goods									
	All firms	201 033	241 379	1 214 780 670	99 709 272	23 056 814	2 756 659	201 524 492	135 753 109	146 224 425
	Firms operated for the entire year	174 875	214 950	1 193 970 790	97 674 381	22 599 504	2 694 517	197 367 720	134 981 260	141 932 237
	Firms with less than 5 employees	80 490	80 715	69 560 806	5 397 266	1 171 779	176 141	12 113 176	6 684 707	6 948 784
	Firms with 5 to 9 employees ..	39 178	39 879	84 932 004	8 166 221	1 808 630	259 487	16 795 093	9 246 263	9 611 863
	Firms with 10 to 19 employees	28 013	30 536	123 249 796	12 789 295	2 851 492	376 944	24 940 284	14 780 350	15 608 633
	Firms with 20 to 49 employees	18 491	25 771	187 562 336	19 944 394	4 505 590	550 514	38 015 652	24 106 888	25 542 810
	Firms with 50 to 99 employees	5 325	11 380	140 567 587	13 399 677	3 100 244	361 799	25 684 635	18 144 921	19 214 971
	Firms with 100 employees or more	3 378	26 669	588 098 261	37 977 528	9 161 769	969 632	79 818 880	62 018 131	65 005 176
	Firms not operated for the entire year	26 158	26 429	20 809 880	2 034 891	457 310	62 142	4 156 772	771 849	4 292 188
4211	Motor vehicle & motor vehicle parts & supplies whsle									
	All firms	22 478	'26 093	'166 674 187	'8 287 385	'1 934 223	'281 969	18 128 586	16 213 453	17 086 156

See footnotes at end of table.

Table 5. Employment Size of Firms: 1997—Con.

[Includes only firms and establishments with payroll. Excludes data for central administrative offices, auxiliary operations, or establishments of these firms that are classified in other categories than those specified in this table. For meaning of abbreviations and symbols, see introductory text. For explanation of terms, see Appendix A. For method of assignment to categories shown, see Appendix C]

NAICS code	Employment sizes of firms by type of operation and kind of business ¹	Firms (number)	Establishments (number)	Sales (\$1,000)	Annual payroll (\$1,000)	First-quarter payroll (\$1,000)	Paid employees for pay period including March 12 (number)	Operating expenses ¹ (\$1,000)	End-of-1996 inventories (\$1,000)	End-of-1997 inventories (\$1,000)
421	MERCHANT WHOLESALERS—Con.									
	Wholesale trade, durable goods—Con.									
4211	Motor vehicle & motor vehicle parts & supplies whsle—Con.									
	Firms operated for the entire year	19 481	23 065	164 592 946	8 115 343	1 896 302	274 749	17 766 086	16 109 378	16 574 514
	Firms with less than 5 employees	9 368	9 382	8 069 479	464 383	104 292	20 453	1 130 597	806 692	839 854
	Firms with 5 to 9 employees ..	4 398	4 479	8 001 361	686 902	159 755	29 102	1 477 976	1 007 871	1 032 883
	Firms with 10 to 19 employees	2 923	3 177	9 619 374	1 015 900	232 439	39 026	2 021 419	1 323 785	1 360 667
	Firms with 20 to 49 employees	1 823	2 516	19 141 345	1 673 680	381 918	55 748	3 130 257	2 455 281	2 538 891
	Firms with 50 to 99 employees	604	1 262	18 212 496	1 349 430	311 728	41 684	2 410 903	2 363 563	2 505 161
	Firms with 100 employees or more	365	2 249	101 548 891	2 925 048	706 170	88 736	7 594 934	8 152 186	8 297 058
	Firms not operated for the entire year	2 997	3 028	2 081 241	172 042	37 921	7 220	362 500	104 075	511 642
42111	Automobile & other motor vehicle whsle									
	All firms	6 011	6 654	113 917 822	3 320 639	777 402	96 180	7 952 209	8 123 863	8 590 301
	Firms operated for the entire year	5 187	5 825	112 685 857	3 260 158	763 024	93 641	7 824 407	8 074 057	8 359 836
	Firms with less than 5 employees	2 533	2 537	5 249 823	142 199	31 686	5 191	407 507	394 482	412 365
	Firms with 5 to 9 employees ..	900	914	4 115 237	168 861	38 802	5 936	405 044	380 527	389 938
	Firms with 10 to 19 employees	639	665	4 240 585	249 675	56 881	8 618	516 713	462 046	478 057
	Firms with 20 to 49 employees	666	744	11 038 659	678 588	156 241	21 161	1 200 111	1 164 247	1 217 342
	Firms with 50 to 99 employees	292	450	11 316 301	708 986	159 866	20 513	1 194 457	1 351 327	1 424 872
	Firms with 100 employees or more	157	515	76 725 252	1 311 849	319 548	32 222	4 100 575	4 321 428	4 437 262
	Firms not operated for the entire year	824	829	1 231 965	60 481	14 378	2 539	127 802	49 806	230 465
421110	Automobile & other motor vehicle whsle									
	All firms	6 011	6 654	113 917 822	3 320 639	777 402	96 180	7 952 209	8 123 863	8 590 301
	Firms operated for the entire year	5 187	5 825	112 685 857	3 260 158	763 024	93 641	7 824 407	8 074 057	8 359 836
	Firms with less than 5 employees	2 533	2 537	5 249 823	142 199	31 686	5 191	407 507	394 482	412 365
	Firms with 5 to 9 employees ..	900	914	4 115 237	168 861	38 802	5 936	405 044	380 527	389 938
	Firms with 10 to 19 employees	639	665	4 240 585	249 675	56 881	8 618	516 713	462 046	478 057
	Firms with 20 to 49 employees	666	744	11 038 659	678 588	156 241	21 161	1 200 111	1 164 247	1 217 342
	Firms with 50 to 99 employees	292	450	11 316 301	708 986	159 866	20 513	1 194 457	1 351 327	1 424 872
	Firms with 100 employees or more	157	515	76 725 252	1 311 849	319 548	32 222	4 100 575	4 321 428	4 437 262
	Firms not operated for the entire year	824	829	1 231 965	60 481	14 378	2 539	127 802	49 806	230 465
4211101	Automobile & motorcycle whsle									
	All firms	3 172	3 331	79 437 563	911 926	222 524	25 772	3 707 653	3 709 763	3 981 633
	Firms operated for the entire year	2 668	2 826	78 776 385	893 831	219 133	24 963	3 651 471	3 697 984	3 881 167
	Firms with less than 5 employees	1 746	1 746	4 178 304	94 276	21 371	3 490	294 690	286 342	295 992
	Firms with 5 to 9 employees ..	493	495	2 792 552	88 000	20 431	3 245	239 364	194 568	202 579
	Firms with 10 to 19 employees	245	253	2 186 746	81 262	19 019	3 218	192 760	148 539	151 491
	Firms with 20 to 49 employees	116	137	3 978 011	95 016	22 486	3 534	211 882	145 466	150 824
	Firms with 50 to 99 employees	39	70	3 391 106	74 156	13 299	2 757	155 781	205 438	218 178
	Firms with 100 employees or more	29	125	62 249 666	461 121	122 527	8 719	2 556 994	2 717 631	2 862 103
	Firms not operated for the entire year	504	505	661 178	18 095	3 391	809	56 182	11 779	100 466
4211102	Bus & recreational vehicle whsle									
	All firms	331	347	D	D	D	h	D	D	D

See footnotes at end of table.

Table 5. Employment Size of Firms: 1997—Con.

[Includes only firms and establishments with payroll. Excludes data for central administrative offices, auxiliary operations, or establishments of these firms that are classified in other categories than those specified in this table. For meaning of abbreviations and symbols, see introductory text. For explanation of terms, see Appendix A. For method of assignment to categories shown, see Appendix C]

NAICS code	Employment sizes of firms by type of operation and kind of business ¹	Firms (number)	Establishments (number)	Sales (\$1,000)	Annual payroll (\$1,000)	First-quarter payroll (\$1,000)	Paid employees for pay period including March 12 (number)	Operating expenses ¹ (\$1,000)	End-of-1996 inventories (\$1,000)	End-of-1997 inventories (\$1,000)
421	MERCHANT WHOLESALERS—Con.									
	Wholesale trade, durable goods—Con.									
4211102	Bus & recreational vehicle whsle—Con.									
	Firms operated for the entire year	291	307	D	D	D	h	D	D	D
	Firms with less than 5 employees	108	108	D	D	D	c	D	D	D
	Firms with 5 to 9 employees ..	58	60	D	D	D	e	D	D	D
	Firms with 10 to 19 employees	49	53	D	D	D	f	D	D	D
	Firms with 20 to 49 employees	60	63	D	D	D	g	D	D	D
	Firms with 50 to 99 employees	11	17	D	D	D	f	D	D	D
	Firms with 100 employees or more	5	6	D	D	D	f	D	D	D
	Firms not operated for the entire year	40	40	D	D	D	c	D	D	D
4211103	Light truck & van (14,000 lb or less) whsle									
	All firms	413	428	7 133 116	216 730	49 437	6 188	593 040	535 182	534 493
	Firms operated for the entire year	357	372	7 074 574	214 099	48 791	6 044	588 089	533 702	520 794
	Firms with less than 5 employees	167	167	304 351	8 910	1 994	347	20 039	22 829	24 930
	Firms with 5 to 9 employees ..	70	74	294 576	12 993	3 240	455	26 711	23 101	25 631
	Firms with 10 to 19 employees	49	52	314 120	20 088	4 729	678	41 740	55 759	57 408
	Firms with 20 to 49 employees	32	32	415 364	33 456	7 387	1 026	54 031	48 578	52 150
	Firms with 50 to 99 employees	28	29	1 731 996	76 546	15 856	1 937	159 892	130 779	152 096
	Firms with 100 employees or more	11	18	4 014 167	62 106	15 585	1 601	285 676	252 656	208 579
	Firms not operated for the entire year	56	56	58 542	2 631	646	144	4 951	1 480	13 699
4211104	Medium truck & tractor (14,001 lb to 26,000 lb) whsle									
	All firms	444	480	D	D	D	i	D	D	D
	Firms operated for the entire year	392	428	D	D	D	i	D	D	D
	Firms with less than 5 employees	124	125	D	D	D	e	D	D	D
	Firms with 5 to 9 employees ..	77	78	D	D	D	f	D	D	D
	Firms with 10 to 19 employees	76	78	D	D	D	g	D	D	D
	Firms with 20 to 49 employees	81	92	D	D	D	h	D	D	D
	Firms with 50 to 99 employees	29	38	D	D	D	g	D	D	D
	Firms with 100 employees or more	5	17	D	D	D	f	D	D	D
	Firms not operated for the entire year	52	52	D	D	D	c	D	D	D
4211105	Heavy truck & tractor (over 26,000 lb) whsle									
	All firms	1 679	2 068	22 058 292	1 799 190	415 301	52 127	2 898 790	3 107 815	3 262 391
	Firms operated for the entire year	1 506	1 892	21 663 654	1 768 986	406 918	50 822	2 851 272	3 078 221	3 173 573
	Firms with less than 5 employees	392	395	481 055	25 366	5 377	843	59 670	52 906	57 728
	Firms with 5 to 9 employees ..	206	211	664 203	41 789	9 258	1 360	84 221	115 609	111 453
	Firms with 10 to 19 employees	224	233	D	D	D	h	D	D	D
	Firms with 20 to 49 employees	391	432	D	D	D	j	D	D	D
	Firms with 50 to 99 employees	187	290	5 751 289	463 729	106 317	13 046	728 759	782 026	825 020
	Firms with 100 employees or more	106	331	8 892 073	719 935	167 270	19 774	1 104 515	1 247 019	1 258 307
	Firms not operated for the entire year	173	176	394 638	30 204	8 383	1 305	47 518	29 594	88 818
42112	Motor vehicle supplies & new parts whsle									
	All firms	8 350	10 596	140 856 802	13 428 913	1799 934	121 664	7 054 127	6 453 745	6 743 051

See footnotes at end of table.

Table 5. Employment Size of Firms: 1997—Con.

[Includes only firms and establishments with payroll. Excludes data for central administrative offices, auxiliary operations, or establishments of these firms that are classified in other categories than those specified in this table. For meaning of abbreviations and symbols, see introductory text. For explanation of terms, see Appendix A. For method of assignment to categories shown, see Appendix C]

NAICS code	Employment sizes of firms by type of operation and kind of business ¹	Firms (number)	Establishments (number)	Sales (\$1,000)	Annual payroll (\$1,000)	First-quarter payroll (\$1,000)	Paid employees for pay period including March 12 (number)	Operating expenses ¹ (\$1,000)	End-of-1996 inventories (\$1,000)	End-of-1997 inventories (\$1,000)
421	MERCHANT WHOLESALERS—Con.									
	Wholesale trade, durable goods—Con.									
42112	Motor vehicle supplies & new parts whsle—Con.									
	Firms operated for the entire year	7 053	9 279	40 242 181	3 347 420	783 387	118 574	6 887 004	6 413 090	6 540 037
	Firms with less than 5 employees.....	3 169	3 179	1 708 749	176 490	38 883	6 923	375 083	257 754	266 374
	Firms with 5 to 9 employees ..	1 564	1 614	2 348 813	261 102	61 863	10 441	539 748	416 034	429 298
	Firms with 10 to 19 employees.....	1 187	1 342	3 310 053	432 124	97 997	15 988	848 551	633 828	643 855
	Firms with 20 to 49 employees.....	729	1 147	6 851 110	665 872	151 155	22 238	1 300 992	1 023 633	1 057 493
	Firms with 50 to 99 employees.....	232	601	6 361 787	482 382	114 821	15 814	904 940	800 667	842 964
	Firms with 100 employees or more.....	172	1 396	19 661 669	1 329 450	318 668	47 170	2 917 690	3 281 174	3 300 053
	Firms not operated for the entire year	1 297	1 317	614 621	81 493	16 547	3 090	167 123	40 655	203 014
421120	Motor vehicle supplies & new parts whsle									
	All firms	8 350	10 596	40 856 802	3 428 913	799 934	121 664	7 054 127	6 453 745	6 743 051
	Firms operated for the entire year	7 053	9 279	40 242 181	3 347 420	783 387	118 574	6 887 004	6 413 090	6 540 037
	Firms with less than 5 employees.....	3 169	3 179	1 708 749	176 490	38 883	6 923	375 083	257 754	266 374
	Firms with 5 to 9 employees ..	1 564	1 614	2 348 813	261 102	61 863	10 441	539 748	416 034	429 298
	Firms with 10 to 19 employees.....	1 187	1 342	3 310 053	432 124	97 997	15 988	848 551	633 828	643 855
	Firms with 20 to 49 employees.....	729	1 147	6 851 110	665 872	151 155	22 238	1 300 992	1 023 633	1 057 493
	Firms with 50 to 99 employees.....	232	601	6 361 787	482 382	114 821	15 814	904 940	800 667	842 964
	Firms with 100 employees or more.....	172	1 396	19 661 669	1 329 450	318 668	47 170	2 917 690	3 281 174	3 300 053
	Firms not operated for the entire year	1 297	1 317	614 621	81 493	16 547	3 090	167 123	40 655	203 014
4211201	Motor vehicle supplies & new parts—warehouse distributors									
	All firms	3 323	4 357	19 025 397	1 677 699	387 998	59 564	3 534 928	3 138 584	3 254 209
	Firms operated for the entire year	2 920	3 949	18 744 707	1 644 985	381 905	58 557	3 466 898	3 117 062	3 156 327
	Firms with less than 5 employees.....	1 155	1 159	661 338	67 535	14 789	2 568	148 561	109 637	112 073
	Firms with 5 to 9 employees ..	665	677	1 098 549	111 928	26 602	4 437	246 429	212 926	217 074
	Firms with 10 to 19 employees.....	526	587	1 612 468	192 679	42 628	7 068	391 736	325 361	329 783
	Firms with 20 to 49 employees.....	347	516	3 751 232	319 770	74 656	10 787	639 820	534 821	563 588
	Firms with 50 to 99 employees.....	139	361	2 647 854	267 294	63 167	9 299	506 463	438 215	465 338
	Firms with 100 employees or more.....	88	649	8 973 266	685 779	160 063	24 398	1 533 889	1 496 102	1 468 471
	Firms not operated for the entire year	403	408	280 690	32 714	6 093	1 007	68 030	21 522	97 882
4211202	Motor vehicle supplies & new parts—jobbers									
	All firms	4 672	5 732	20 760 962	1 606 696	377 859	57 724	3 267 551	3 194 153	3 354 760
	Firms operated for the entire year	3 831	4 867	20 418 258	1 559 655	367 411	55 550	3 172 577	3 169 751	3 246 706
	Firms with less than 5 employees.....	1 867	1 874	986 355	101 173	22 378	4 068	211 313	143 742	149 576
	Firms with 5 to 9 employees ..	845	883	1 224 889	139 554	32 872	5 637	277 602	202 075	210 977
	Firms with 10 to 19 employees.....	603	712	1 517 570	211 547	48 347	8 084	406 927	284 768	287 720
	Firms with 20 to 49 employees.....	344	531	D	D	D	j	D	D	D
	Firms with 50 to 99 employees.....	91	211	D	D	D	i	D	D	D
	Firms with 100 employees or more.....	81	656	D	D	D	j	D	D	D
	Firms not operated for the entire year	841	865	342 704	47 041	10 448	2 174	94 974	24 402	108 054

See footnotes at end of table.

Table 5. Employment Size of Firms: 1997—Con.

[Includes only firms and establishments with payroll. Excludes data for central administrative offices, auxiliary operations, or establishments of these firms that are classified in other categories than those specified in this table. For meaning of abbreviations and symbols, see introductory text. For explanation of terms, see Appendix A. For method of assignment to categories shown, see Appendix C]

NAICS code	Employment sizes of firms by type of operation and kind of business ¹	Firms (number)	Establishments (number)	Sales (\$1,000)	Annual payroll (\$1,000)	First-quarter payroll (\$1,000)	Paid employees for pay period including March 12 (number)	Operating expenses ¹ (\$1,000)	End-of-1996 inventories (\$1,000)	End-of-1997 inventories (\$1,000)
421	MERCHANT WHOLESALERS—Con.									
	Wholesale trade, durable goods—Con.									
4211203	Petroleum products marketing equipment whsle									
	All firms	442	507	1 070 443	144 518	34 077	4 376	251 648	121 008	134 082
	Firms operated for the entire year	382	444	1 027 052	137 605	32 451	4 172	238 702	118 533	122 829
	Firms with less than 5 employees	165	166	73 512	9 053	2 013	326	18 382	7 189	7 642
	Firms with 5 to 9 employees ..	73	76	105 961	13 829	3 182	487	25 537	10 490	11 174
	Firms with 10 to 19 employees	84	90	303 383	37 386	9 353	1 171	70 889	35 822	37 972
	Firms with 20 to 49 employees	48	73	D	D	D	g	D	D	D
	Firms with 50 to 99 employees	11	33	D	D	D	f	D	D	D
	Firms with 100 employees or more	1	6	D	D	D	c	D	D	D
	Firms not operated for the entire year	60	63	43 391	6 913	1 626	204	12 946	2 475	11 253
42113	Tire & tube whsle									
	All firms	1 348	1 738	6 627 456	566 057	128 741	18 318	1 148 391	890 895	958 659
	Firms operated for the entire year	1 177	1 563	6 544 339	558 188	126 678	17 960	1 130 993	886 107	933 547
	Firms with less than 5 employees	471	472	345 635	24 887	5 465	996	57 547	28 431	29 537
	Firms with 5 to 9 employees ..	255	262	499 590	47 278	9 823	1 682	96 361	51 970	51 612
	Firms with 10 to 19 employees	213	232	914 616	86 524	18 976	2 914	175 055	103 199	107 908
	Firms with 20 to 49 employees	176	290	1 525 848	161 610	36 482	5 319	327 163	207 709	215 943
	Firms with 50 to 99 employees	42	126	1 292 754	95 090	22 043	2 844	188 090	199 906	209 453
	Firms with 100 employees or more	20	181	1 965 896	142 799	33 889	4 205	286 777	294 892	319 094
	Firms not operated for the entire year	171	175	83 117	7 869	2 063	358	17 398	4 788	25 112
421130	Tire & tube whsle									
	All firms	1 348	1 738	6 627 456	566 057	128 741	18 318	1 148 391	890 895	958 659
	Firms operated for the entire year	1 177	1 563	6 544 339	558 188	126 678	17 960	1 130 993	886 107	933 547
	Firms with less than 5 employees	471	472	345 635	24 887	5 465	996	57 547	28 431	29 537
	Firms with 5 to 9 employees ..	255	262	499 590	47 278	9 823	1 682	96 361	51 970	51 612
	Firms with 10 to 19 employees	213	232	914 616	86 524	18 976	2 914	175 055	103 199	107 908
	Firms with 20 to 49 employees	176	290	1 525 848	161 610	36 482	5 319	327 163	207 709	215 943
	Firms with 50 to 99 employees	42	126	1 292 754	95 090	22 043	2 844	188 090	199 906	209 453
	Firms with 100 employees or more	20	181	1 965 896	142 799	33 889	4 205	286 777	294 892	319 094
	Firms not operated for the entire year	171	175	83 117	7 869	2 063	358	17 398	4 788	25 112
42114	Motor vehicle parts, (used) whsle									
	All firms	6 877	7 105	5 272 107	971 776	228 146	45 807	1 973 859	744 950	794 145
	Firms operated for the entire year	6 166	6 392	5 067 811	946 435	221 876	44 395	1 918 705	717 393	731 587
	Firms with less than 5 employees	3 224	3 227	799 060	123 319	28 797	7 428	295 571	129 114	134 697
	Firms with 5 to 9 employees ..	1 701	1 714	1 120 913	214 432	50 589	11 187	447 070	174 108	176 740
	Firms with 10 to 19 employees	912	958	1 278 354	260 554	61 683	11 895	507 907	165 729	171 377
	Firms with 20 to 49 employees	269	338	956 911	192 415	44 985	7 576	361 586	109 744	114 041
	Firms with 50 to 99 employees	42	72	413 229	74 951	17 217	2 853	136 150	55 062	63 531
	Firms with 100 employees or more	18	83	499 344	80 764	18 605	3 456	170 421	83 636	71 201
	Firms not operated for the entire year	711	713	204 296	25 341	6 270	1 412	55 154	27 557	62 558
421140	Motor vehicle parts, (used) whsle									
	All firms	6 877	7 105	5 272 107	971 776	228 146	45 807	1 973 859	744 950	794 145

See footnotes at end of table.

Table 5. Employment Size of Firms: 1997—Con.

[Includes only firms and establishments with payroll. Excludes data for central administrative offices, auxiliary operations, or establishments of these firms that are classified in other categories than those specified in this table. For meaning of abbreviations and symbols, see introductory text. For explanation of terms, see Appendix A. For method of assignment to categories shown, see Appendix C]

NAICS code	Employment sizes of firms by type of operation and kind of business ¹	Firms (number)	Establishments (number)	Sales (\$1,000)	Annual payroll (\$1,000)	First-quarter payroll (\$1,000)	Paid employees for pay period including March 12 (number)	Operating expenses ¹ (\$1,000)	End-of-1996 inventories (\$1,000)	End-of-1997 inventories (\$1,000)
421	MERCHANT WHOLESALERS—Con.									
	Wholesale trade, durable goods—Con.									
421140	Motor vehicle parts, (used) whsle—Con.									
	Firms operated for the entire year	6 166	6 392	5 067 811	946 435	221 876	44 395	1 918 705	717 393	731 587
	Firms with less than 5 employees.....	3 224	3 227	799 060	123 319	28 797	7 428	295 571	129 114	134 697
	Firms with 5 to 9 employees ..	1 701	1 714	1 120 913	214 432	50 589	11 187	447 070	174 108	176 740
	Firms with 10 to 19 employees.....	912	958	1 278 354	260 554	61 683	11 895	507 907	165 729	171 377
	Firms with 20 to 49 employees.....	269	338	956 911	192 415	44 985	7 576	361 586	109 744	114 041
	Firms with 50 to 99 employees.....	42	72	413 229	74 951	17 217	2 853	136 150	55 062	63 531
	Firms with 100 employees or more.....	18	83	499 344	80 764	18 605	3 456	170 421	83 636	71 201
	Firms not operated for the entire year	711	713	204 296	25 341	6 270	1 412	55 154	27 557	62 558
4212	Furniture & home furnishings whsle									
	All firms	10 907	11 912	38 998 409	4 272 437	971 161	132 093	9 054 605	4 730 169	5 138 286
	Firms operated for the entire year	9 360	10 360	38 071 180	4 174 808	952 754	128 781	8 843 680	4 693 815	4 913 917
	Firms with less than 5 employees.....	4 533	4 551	3 497 970	286 147	62 441	9 724	724 492	392 084	409 535
	Firms with 5 to 9 employees ..	1 970	2 000	3 712 671	379 065	83 401	13 020	865 932	444 860	472 887
	Firms with 10 to 19 employees.....	1 390	1 495	5 069 883	581 893	131 284	18 898	1 247 857	647 439	675 745
	Firms with 20 to 49 employees.....	972	1 201	7 899 464	949 028	214 515	29 170	1 958 708	1 040 204	1 100 518
	Firms with 50 to 99 employees.....	311	526	6 464 936	736 009	171 591	21 471	1 471 856	840 820	868 014
	Firms with 100 employees or more.....	184	587	11 426 256	1 242 666	289 522	36 498	2 574 835	1 328 408	1 387 218
	Firms not operated for the entire year	1 547	1 552	927 229	97 629	18 407	3 312	210 925	36 354	224 369
42121	Furniture whsle									
	All firms	4 466	4 880	17 259 071	1 970 278	447 186	56 493	3 763 785	1 465 326	1 624 613
	Firms operated for the entire year	3 844	4 258	16 838 069	1 922 082	437 359	54 967	3 668 993	1 450 116	1 531 969
	Firms with less than 5 employees.....	1 801	1 810	1 508 911	120 244	26 237	3 885	281 748	133 524	137 853
	Firms with 5 to 9 employees ..	784	792	1 583 504	159 969	34 882	5 159	353 051	150 234	158 462
	Firms with 10 to 19 employees.....	601	646	2 167 637	259 338	59 483	8 236	530 512	233 556	242 031
	Firms with 20 to 49 employees.....	434	542	3 649 846	443 106	100 311	13 041	839 020	346 574	372 174
	Firms with 50 to 99 employees.....	144	233	2 863 673	351 205	82 351	9 914	646 070	256 630	262 164
	Firms with 100 employees or more.....	80	235	5 064 498	588 220	134 095	14 732	1 018 592	329 598	359 285
	Firms not operated for the entire year	622	622	421 002	48 196	9 827	1 526	94 792	15 210	92 644
421210	Furniture whsle									
	All firms	4 466	4 880	17 259 071	1 970 278	447 186	56 493	3 763 785	1 465 326	1 624 613
	Firms operated for the entire year	3 844	4 258	16 838 069	1 922 082	437 359	54 967	3 668 993	1 450 116	1 531 969
	Firms with less than 5 employees.....	1 801	1 810	1 508 911	120 244	26 237	3 885	281 748	133 524	137 853
	Firms with 5 to 9 employees ..	784	792	1 583 504	159 969	34 882	5 159	353 051	150 234	158 462
	Firms with 10 to 19 employees.....	601	646	2 167 637	259 338	59 483	8 236	530 512	233 556	242 031
	Firms with 20 to 49 employees.....	434	542	3 649 846	443 106	100 311	13 041	839 020	346 574	372 174
	Firms with 50 to 99 employees.....	144	233	2 863 673	351 205	82 351	9 914	646 070	256 630	262 164
	Firms with 100 employees or more.....	80	235	5 064 498	588 220	134 095	14 732	1 018 592	329 598	359 285
	Firms not operated for the entire year	622	622	421 002	48 196	9 827	1 526	94 792	15 210	92 644
4212101	Household & lawn furniture whsle									
	All firms	2 167	2 275	5 670 483	524 847	123 314	19 322	1 206 312	772 059	847 641
	Firms operated for the entire year	1 835	1 943	5 510 918	512 172	120 552	18 780	1 175 536	763 775	797 370
	Firms with less than 5 employees.....	973	977	914 895	61 377	13 499	2 069	160 785	98 636	102 607
	Firms with 5 to 9 employees ..	394	400	832 110	72 915	15 728	2 577	183 220	111 983	118 212
	Firms with 10 to 19 employees.....	255	273	D	D	D	h	D	D	D

See footnotes at end of table.

Table 5. Employment Size of Firms: 1997—Con.

[Includes only firms and establishments with payroll. Excludes data for central administrative offices, auxiliary operations, or establishments of these firms that are classified in other categories than those specified in this table. For meaning of abbreviations and symbols, see introductory text. For explanation of terms, see Appendix A. For method of assignment to categories shown, see Appendix C]

NAICS code	Employment sizes of firms by type of operation and kind of business ¹	Firms (number)	Establishments (number)	Sales (\$1,000)	Annual payroll (\$1,000)	First-quarter payroll (\$1,000)	Paid employees for pay period including March 12 (number)	Operating expenses ¹ (\$1,000)	End-of-1996 inventories (\$1,000)	End-of-1997 inventories (\$1,000)
421	MERCHANT WHOLESALERS—Con.									
	Wholesale trade, durable goods—Con.									
4212101	Household & lawn furniture whsle—Con.									
	Firms operated for the entire year—Con.									
	Firms with 20 to 49 employees.....	152	195	1 194 925	118 617	27 691	4 507	258 546	185 145	201 141
	Firms with 50 to 99 employees.....	44	67	775 773	76 670	18 831	3 241	174 327	127 301	122 729
	Firms with 100 employees or more.....	17	31	D	D	D	h	D	D	D
	Firms not operated for the entire year	332	332	159 565	12 675	2 762	542	30 776	8 284	50 271
4212102	Office & business furniture whsle									
	All firms	2 301	2 605	11 588 588	1 445 431	323 872	37 171	2 557 473	693 267	776 972
	Firms operated for the entire year	2 010	2 314	11 326 669	1 409 837	316 784	36 183	2 493 244	685 941	734 599
	Firms with less than 5 employees.....	828	833	594 016	58 867	12 738	1 816	120 963	34 888	35 246
	Firms with 5 to 9 employees ..	390	392	751 394	87 054	19 154	2 582	169 831	38 251	40 250
	Firms with 10 to 19 employees.....	347	373	D	D	D	h	D	D	D
	Firms with 20 to 49 employees.....	282	347	2 454 921	324 489	72 620	8 534	580 474	161 429	171 033
	Firms with 50 to 99 employees.....	100	165	2 082 184	273 992	63 348	6 659	470 426	127 934	137 997
	Firms with 100 employees or more.....	63	204	D	D	D	j	D	D	D
	Firms not operated for the entire year	291	291	261 919	35 594	7 088	988	64 229	7 326	42 373
42122	Home furnishings whsle									
	All firms	6 452	7 032	21 739 338	2 302 159	523 975	75 600	5 290 820	3 264 843	3 513 673
	Firms operated for the entire year	5 527	6 102	21 233 111	2 252 726	515 395	73 814	5 174 687	3 243 699	3 381 948
	Firms with less than 5 employees.....	2 737	2 746	1 999 976	166 641	36 323	5 849	444 496	259 481	272 631
	Firms with 5 to 9 employees ..	1 190	1 214	2 136 464	219 878	48 732	7 889	514 775	296 523	316 736
	Firms with 10 to 19 employees.....	792	852	2 923 113	324 456	72 108	10 714	720 681	414 857	434 839
	Firms with 20 to 49 employees.....	536	649	4 219 255	503 365	113 783	16 062	1 114 359	690 339	724 475
	Firms with 50 to 99 employees.....	169	294	3 622 974	388 637	90 191	11 671	833 298	586 882	607 002
	Firms with 100 employees or more.....	103	347	6 331 329	649 749	154 258	21 629	1 547 078	995 617	1 026 265
	Firms not operated for the entire year	925	930	506 227	49 433	8 580	1 786	116 133	21 144	131 725
421220	Home furnishings whsle									
	All firms	6 452	7 032	21 739 338	2 302 159	523 975	75 600	5 290 820	3 264 843	3 513 673
	Firms operated for the entire year	5 527	6 102	21 233 111	2 252 726	515 395	73 814	5 174 687	3 243 699	3 381 948
	Firms with less than 5 employees.....	2 737	2 746	1 999 976	166 641	36 323	5 849	444 496	259 481	272 631
	Firms with 5 to 9 employees ..	1 190	1 214	2 136 464	219 878	48 732	7 889	514 775	296 523	316 736
	Firms with 10 to 19 employees.....	792	852	2 923 113	324 456	72 108	10 714	720 681	414 857	434 839
	Firms with 20 to 49 employees.....	536	649	4 219 255	503 365	113 783	16 062	1 114 359	690 339	724 475
	Firms with 50 to 99 employees.....	169	294	3 622 974	388 637	90 191	11 671	833 298	586 882	607 002
	Firms with 100 employees or more.....	103	347	6 331 329	649 749	154 258	21 629	1 547 078	995 617	1 026 265
	Firms not operated for the entire year	925	930	506 227	49 433	8 580	1 786	116 133	21 144	131 725
4212201	Household china, glassware, & crockery whsle									
	All firms	1 006	1 039	3 796 559	377 858	84 585	12 020	975 373	742 824	765 646
	Firms operated for the entire year	868	901	3 730 292	372 567	83 573	11 827	962 417	736 264	745 188
	Firms with less than 5 employees.....	449	451	391 447	28 342	6 020	975	79 711	52 649	56 146
	Firms with 5 to 9 employees ..	178	178	D	D	D	g	D	D	D
	Firms with 10 to 19 employees.....	121	125	536 803	49 990	10 764	1 599	137 190	95 275	98 509
	Firms with 20 to 49 employees.....	72	84	622 577	70 553	16 405	2 165	200 971	151 715	145 380
	Firms with 50 to 99 employees.....	28	41	D	D	D	g	D	D	D

See footnotes at end of table.

Table 5. Employment Size of Firms: 1997—Con.

[Includes only firms and establishments with payroll. Excludes data for central administrative offices, auxiliary operations, or establishments of these firms that are classified in other categories than those specified in this table. For meaning of abbreviations and symbols, see introductory text. For explanation of terms, see Appendix A. For method of assignment to categories shown, see Appendix C]

NAICS code	Employment sizes of firms by type of operation and kind of business ¹	Firms (number)	Establishments (number)	Sales (\$1,000)	Annual payroll (\$1,000)	First-quarter payroll (\$1,000)	Paid employees for pay period including March 12 (number)	Operating expenses ¹ (\$1,000)	End-of-1996 inventories (\$1,000)	End-of-1997 inventories (\$1,000)
421	MERCHANT WHOLESALERS—Con.									
	Wholesale trade, durable goods—Con.									
4212201	Household china, glassware, & crockery whlse—Con.									
	Firms operated for the entire year—Con.									
	Firms with 100 employees or more.....	20	22	1 141 454	121 710	26 599	4 034	289 997	233 941	241 966
	Firms not operated for the entire year	138	138	66 267	5 291	1 012	193	12 956	6 560	20 458
4212202	Linens, domestics, draperies, & curtains whlse									
	All firms	1 471	1 532	4 438 939	448 387	103 114	15 921	957 461	570 809	622 187
	Firms operated for the entire year									
	Firms with less than 5 employees.....	1 280	1 340	4 340 441	441 315	101 601	15 519	940 649	568 084	602 273
	Firms with 5 to 9 employees ..	651	653	480 285	41 805	9 019	1 391	102 207	49 974	50 854
	Firms with 10 to 19 employees.....	272	274	480 154	49 593	10 782	1 815	106 599	52 886	59 141
	Firms with 20 to 49 employees.....	188	205	626 871	75 754	16 275	2 524	152 709	87 380	89 060
	Firms with 50 to 99 employees.....	112	127	925 186	101 766	22 962	3 366	222 526	114 187	122 185
	Firms with 100 employees or more.....	35	46	866 729	69 092	15 954	2 403	143 214	125 135	125 190
	Firms not operated for the entire year	22	35	961 216	103 305	26 609	4 020	213 394	138 522	155 843
	Firms not operated for the entire year	191	192	98 498	7 072	1 513	402	16 812	2 725	19 914
4212203	Floor coverings whlse									
	All firms	1 861	2 270	7 941 902	862 372	197 779	25 505	1 753 939	1 044 359	1 147 472
	Firms operated for the entire year									
	Firms with less than 5 employees.....	1 588	1 994	7 729 209	839 494	195 011	24 943	1 702 675	1 040 731	1 098 101
	Firms with 5 to 9 employees ..	704	705	561 338	46 084	10 123	1 531	113 695	69 588	73 300
	Firms with 10 to 19 employees.....	342	360	699 990	69 482	15 488	2 273	154 873	89 366	94 991
	Firms with 20 to 49 employees.....	252	278	D	D	D	h	D	D	D
	Firms with 50 to 99 employees.....	186	257	1 607 056	192 056	43 579	5 502	390 966	247 705	262 868
	Firms with 100 employees or more.....	66	158	D	D	D	h	D	D	D
	Firms not operated for the entire year	38	236	2 386 545	251 836	61 277	7 530	481 450	294 043	299 558
	Firms not operated for the entire year	273	276	212 693	22 878	2 768	562	51 264	3 628	49 371
4212204	Other home furnishings whlse									
	All firms	2 121	2 191	5 561 938	613 542	138 497	22 154	1 604 047	906 851	978 368
	Firms operated for the entire year									
	Firms with less than 5 employees.....	1 797	1 867	5 433 169	599 350	135 210	21 525	1 568 946	898 620	936 386
	Firms with 5 to 9 employees ..	935	939	568 738	50 624	11 203	1 957	149 424	87 708	92 488
	Firms with 10 to 19 employees.....	398	402	D	D	D	h	D	D	D
	Firms with 20 to 49 employees.....	232	244	D	D	D	h	D	D	D
	Firms with 50 to 99 employees.....	169	186	1 080 490	140 919	31 222	5 090	303 890	180 101	196 830
	Firms with 100 employees or more.....	40	47	D	D	D	h	D	D	D
	Firms not operated for the entire year	23	49	1 826 532	169 941	39 422	5 989	556 500	324 425	325 049
	Firms not operated for the entire year	324	324	128 769	14 192	3 287	629	35 101	8 231	41 982
4213	Lumber & other construction materials whlse									
	All firms	9 443	11 142	61 302 570	4 167 547	968 604	125 574	8 236 772	5 224 999	5 555 412
	Firms operated for the entire year									
	Firms with less than 5 employees.....	7 790	9 486	60 296 018	4 078 229	951 677	122 593	8 054 123	5 193 945	5 383 934
	Firms with 5 to 9 employees ..	3 427	3 438	4 170 546	238 352	49 615	7 375	524 468	243 170	250 459
	Firms with 10 to 19 employees.....	1 716	1 759	5 331 327	357 397	75 920	11 361	733 758	397 255	417 824
	Firms with 20 to 49 employees.....	1 282	1 383	7 551 073	564 625	126 317	17 422	1 126 010	630 455	667 884
	Firms with 50 to 99 employees.....	927	1 194	11 162 615	908 947	202 487	27 328	1 765 192	1 096 039	1 154 978
	Firms with 100 employees or more.....	285	567	7 271 353	629 527	144 839	19 235	1 208 566	743 966	787 121
	Firms not operated for the entire year	153	1 145	24 809 104	1 379 381	352 499	39 872	2 696 129	2 083 060	2 105 668

See footnotes at end of table.

Table 5. Employment Size of Firms: 1997—Con.

[Includes only firms and establishments with payroll. Excludes data for central administrative offices, auxiliary operations, or establishments of these firms that are classified in other categories than those specified in this table. For meaning of abbreviations and symbols, see introductory text. For explanation of terms, see Appendix A. For method of assignment to categories shown, see Appendix C]

NAICS code	Employment sizes of firms by type of operation and kind of business ¹	Firms (number)	Establishments (number)	Sales (\$1,000)	Annual payroll (\$1,000)	First-quarter payroll (\$1,000)	Paid employees for pay period including March 12 (number)	Operating expenses ¹ (\$1,000)	End-of-1996 inventories (\$1,000)	End-of-1997 inventories (\$1,000)
421	MERCHANT WHOLESALERS—Con.									
	Wholesale trade, durable goods—Con.									
4213	Lumber & other construction materials whsle—Con.									
	Firms not operated for the entire year	1 653	1 656	1 006 552	89 318	16 927	2 981	182 649	31 054	171 478
42131	Lumber, plywood, millwork, & wood panel whsle									
	All firms	4 777	5 636	46 426 349	2 598 366	618 903	75 730	5 000 401	3 784 463	4 003 845
	Firms operated for the entire year	4 103	4 960	D	D	D	l	D	D	D
	Firms with less than 5 employees	1 695	1 703	2 979 972	125 581	27 092	3 643	269 217	146 498	150 697
	Firms with 5 to 9 employees ..	852	869	3 745 601	192 300	40 857	5 661	371 370	243 335	259 013
	Firms with 10 to 19 employees	710	753	D	D	D	i	D	D	D
	Firms with 20 to 49 employees	576	683	D	D	D	j	D	D	D
	Firms with 50 to 99 employees	177	302	D	D	D	j	D	D	D
	Firms with 100 employees or more	93	650	20 890 184	970 314	255 059	26 445	1 869 654	1 647 633	1 678 038
	Firms not operated for the entire year	674	676	D	D	D	g	D	D	D
421310	Lumber, plywood, millwork, & wood panel whsle									
	All firms	4 777	5 636	46 426 349	2 598 366	618 903	75 730	5 000 401	3 784 463	4 003 845
	Firms operated for the entire year	4 103	4 960	D	D	D	l	D	D	D
	Firms with less than 5 employees	1 695	1 703	2 979 972	125 581	27 092	3 643	269 217	146 498	150 697
	Firms with 5 to 9 employees ..	852	869	3 745 601	192 300	40 857	5 661	371 370	243 335	259 013
	Firms with 10 to 19 employees	710	753	D	D	D	i	D	D	D
	Firms with 20 to 49 employees	576	683	D	D	D	j	D	D	D
	Firms with 50 to 99 employees	177	302	D	D	D	j	D	D	D
	Firms with 100 employees or more	93	650	20 890 184	970 314	255 059	26 445	1 869 654	1 647 633	1 678 038
	Firms not operated for the entire year	674	676	D	D	D	g	D	D	D
4213101	Lumber without yard whsle									
	All firms	1 317	1 425	13 795 098	440 679	111 306	11 000	809 598	569 650	593 504
	Firms operated for the entire year	1 173	1 281	13 676 611	434 366	110 006	10 773	796 826	566 250	582 128
	Firms with less than 5 employees	686	690	D	D	D	g	D	D	D
	Firms with 5 to 9 employees ..	250	260	1 966 488	69 257	14 882	1 651	130 722	76 106	77 632
	Firms with 10 to 19 employees	123	135	2 191 551	69 024	15 562	1 667	127 125	85 465	94 105
	Firms with 20 to 49 employees	85	99	1 482 018	82 028	20 725	2 464	156 239	98 349	105 189
	Firms with 50 to 99 employees	23	28	D	D	D	g	D	D	D
	Firms with 100 employees or more	6	69	D	D	D	g	D	D	D
	Firms not operated for the entire year	144	144	118 487	6 313	1 300	227	12 772	3 400	11 376
4213102	Lumber with yard whsle									
	All firms	1 284	1 499	13 188 854	780 649	176 782	24 380	1 583 785	1 408 289	1 522 629
	Firms operated for the entire year	1 129	1 344	D	D	D	j	D	D	D
	Firms with less than 5 employees	294	296	D	D	D	f	D	D	D
	Firms with 5 to 9 employees ..	220	220	802 277	45 991	9 275	1 452	93 511	95 055	101 018
	Firms with 10 to 19 employees	258	270	D	D	D	h	D	D	D
	Firms with 20 to 49 employees	247	290	D	D	D	i	D	D	D
	Firms with 50 to 99 employees	80	133	D	D	D	i	D	D	D
	Firms with 100 employees or more	30	135	3 291 770	182 497	43 672	5 630	407 106	371 998	398 599
	Firms not operated for the entire year	155	155	D	D	D	e	D	D	D

See footnotes at end of table.

Table 5. Employment Size of Firms: 1997—Con.

[Includes only firms and establishments with payroll. Excludes data for central administrative offices, auxiliary operations, or establishments of these firms that are classified in other categories than those specified in this table. For meaning of abbreviations and symbols, see introductory text. For explanation of terms, see Appendix A. For method of assignment to categories shown, see Appendix C]

NAICS code	Employment sizes of firms by type of operation and kind of business ¹	Firms (number)	Establishments (number)	Sales (\$1,000)	Annual payroll (\$1,000)	First-quarter payroll (\$1,000)	Paid employees for pay period including March 12 (number)	Operating expenses ¹ (\$1,000)	End-of-1996 inventories (\$1,000)	End-of-1997 inventories (\$1,000)
421	MERCHANT WHOLESALERS—Con.									
	Wholesale trade, durable goods—Con.									
4213103	Plywood, veneer, millwork, & wood panel whsle									
	All firms	2 233	2 712	19 442 397	1 377 038	330 815	40 350	2 607 018	1 806 524	1 887 712
	Firms operated for the entire year	1 857	2 334	D	D	D	k	D	D	D
	Firms with less than 5 employees.....	723	727	862 183	48 930	10 409	1 563	103 956	56 319	59 459
	Firms with 5 to 9 employees ..	391	397	1 040 138	79 279	17 136	2 612	150 698	76 049	83 572
	Firms with 10 to 19 employees.....	340	357	1 574 918	147 487	32 868	4 681	287 028	156 087	168 057
	Firms with 20 to 49 employees.....	262	308	3 160 604	266 908	60 388	7 779	499 899	334 178	348 157
	Firms with 50 to 99 employees.....	81	150	D	D	D	i	D	D	D
	Firms with 100 employees or more.....	60	395	D	D	D	j	D	D	D
	Firms not operated for the entire year	376	378	D	D	D	f	D	D	D
42132	Brick, stone, & related construction materials whsle									
	All firms	1 863	2 094	4 444 476	502 387	104 660	15 737	1 093 199	458 820	523 468
	Firms operated for the entire year	1 463	1 694	4 240 897	479 672	101 197	15 088	1 042 440	454 170	484 643
	Firms with less than 5 employees.....	673	674	454 190	45 805	8 563	1 482	109 224	43 257	45 190
	Firms with 5 to 9 employees ..	350	366	716 361	70 964	14 500	2 334	165 109	73 751	77 453
	Firms with 10 to 19 employees.....	245	276	905 726	102 890	21 926	3 335	232 235	97 180	105 399
	Firms with 20 to 49 employees.....	148	237	1 181 045	141 191	29 607	4 122	297 052	130 755	138 751
	Firms with 50 to 99 employees.....	39	98	679 133	83 540	18 848	2 578	167 194	76 016	83 195
	Firms with 100 employees or more.....	8	43	304 442	35 282	7 753	1 237	71 626	33 211	34 655
	Firms not operated for the entire year	400	400	203 579	22 715	3 463	649	50 759	4 650	38 825
421320	Brick, stone, & related construction materials whsle									
	All firms	1 863	2 094	4 444 476	502 387	104 660	15 737	1 093 199	458 820	523 468
	Firms operated for the entire year	1 463	1 694	4 240 897	479 672	101 197	15 088	1 042 440	454 170	484 643
	Firms with less than 5 employees.....	673	674	454 190	45 805	8 563	1 482	109 224	43 257	45 190
	Firms with 5 to 9 employees ..	350	366	716 361	70 964	14 500	2 334	165 109	73 751	77 453
	Firms with 10 to 19 employees.....	245	276	905 726	102 890	21 926	3 335	232 235	97 180	105 399
	Firms with 20 to 49 employees.....	148	237	1 181 045	141 191	29 607	4 122	297 052	130 755	138 751
	Firms with 50 to 99 employees.....	39	98	679 133	83 540	18 848	2 578	167 194	76 016	83 195
	Firms with 100 employees or more.....	8	43	304 442	35 282	7 753	1 237	71 626	33 211	34 655
	Firms not operated for the entire year	400	400	203 579	22 715	3 463	649	50 759	4 650	38 825
4213201	Brick, block, tile, clay/ cement sewer pipe whsle									
	All firms	601	679	1 320 519	152 601	33 054	4 968	313 537	156 878	173 928
	Firms operated for the entire year	471	549	1 248 213	146 503	32 206	4 811	298 594	154 123	160 742
	Firms with less than 5 employees.....	228	228	130 866	14 763	3 095	508	33 086	16 438	17 085
	Firms with 5 to 9 employees ..	103	108	192 645	21 730	4 429	698	46 614	23 497	24 377
	Firms with 10 to 19 employees.....	78	84	255 375	36 427	7 546	1 055	69 610	37 958	40 133
	Firms with 20 to 49 employees.....	50	77	334 151	43 588	9 463	1 366	88 016	44 163	46 327
	Firms with 50 to 99 employees.....	8	31	182 058	15 909	4 163	560	36 646	17 132	17 423
	Firms with 100 employees or more.....	4	21	153 118	14 086	3 510	624	24 622	14 935	15 397
	Firms not operated for the entire year	130	130	72 306	6 098	848	157	14 943	2 755	13 186

See footnotes at end of table.

Table 5. Employment Size of Firms: 1997—Con.

[Includes only firms and establishments with payroll. Excludes data for central administrative offices, auxiliary operations, or establishments of these firms that are classified in other categories than those specified in this table. For meaning of abbreviations and symbols, see introductory text. For explanation of terms, see Appendix A. For method of assignment to categories shown, see Appendix C]

NAICS code	Employment sizes of firms by type of operation and kind of business ¹	Firms (number)	Establishments (number)	Sales (\$1,000)	Annual payroll (\$1,000)	First-quarter payroll (\$1,000)	Paid employees for pay period including March 12 (number)	Operating expenses ¹ (\$1,000)	End-of-1996 inventories (\$1,000)	End-of-1997 inventories (\$1,000)
421	MERCHANT WHOLESALERS—Con.									
	Wholesale trade, durable goods—Con.									
4213202	Sand, gravel, & stone whsle									
	All firms	804	886	1 574 246	206 541	42 351	6 878	462 750	157 811	179 524
	Firms operated for the entire year	622	704	1 486 952	194 735	40 513	6 532	436 972	156 591	163 755
	Firms with less than 5 employees.....	280	280	176 383	18 255	3 396	605	44 344	16 011	17 071
	Firms with 5 to 9 employees ..	160	168	312 895	29 820	5 942	1 061	73 684	29 918	31 691
	Firms with 10 to 19 employees.....	103	107	262 986	39 230	8 615	1 397	91 530	24 562	27 089
	Firms with 20 to 49 employees.....	56	88	356 731	49 887	10 311	1 608	108 815	43 635	43 664
	Firms with 50 to 99 employees.....	19	40	228 778	36 647	8 061	1 255	72 158	24 523	25 326
	Firms with 100 employees or more.....	4	21	149 179	20 896	4 188	606	46 441	17 942	18 914
	Firms not operated for the entire year	182	182	87 294	11 806	1 838	346	25 778	1 220	15 769
4213203	Cement, lime, & related products whsle									
	All firms	474	529	1 549 711	143 245	29 255	3 891	316 912	144 131	170 016
	Firms operated for the entire year	385	440	1 505 123	138 357	28 461	3 743	306 692	143 354	160 041
	Firms with less than 5 employees.....	171	171	157 691	13 175	2 159	380	32 902	11 687	11 999
	Firms with 5 to 9 employees ..	99	104	260 046	22 290	4 867	668	54 954	23 217	24 580
	Firms with 10 to 19 employees.....	60	73	356 350	25 404	5 284	816	63 240	33 218	36 571
	Firms with 20 to 49 employees.....	43	72	500 171	48 194	9 862	1 141	101 420	43 211	48 857
	Firms with 50 to 99 employees.....	12	20	230 865	29 294	6 289	738	54 176	32 021	38 034
	Firms with 100 employees or more.....	—	—	—	—	—	—	—	—	—
	Firms not operated for the entire year	89	89	44 588	4 888	794	148	10 220	777	9 975
42133	Roofing, siding, & insulation material whsle									
	All firms	757	1 069	5 203 479	430 481	95 695	12 661	896 255	475 247	485 351
	Firms operated for the entire year	597	909	5 081 596	420 094	94 258	12 403	874 891	470 663	464 519
	Firms with less than 5 employees.....	242	242	218 555	17 461	3 891	505	39 968	13 616	14 192
	Firms with 5 to 9 employees ..	129	132	321 093	27 201	6 154	871	60 867	26 841	26 941
	Firms with 10 to 19 employees.....	97	106	586 880	50 570	10 933	1 273	97 688	46 396	49 683
	Firms with 20 to 49 employees.....	76	128	1 310 727	80 425	17 914	2 304	170 059	86 489	88 840
	Firms with 50 to 99 employees.....	31	84	900 042	80 920	17 396	2 236	161 812	88 098	88 822
	Firms with 100 employees or more.....	22	217	1 744 299	163 517	37 970	5 214	344 497	209 223	196 041
	Firms not operated for the entire year	160	160	121 883	10 387	1 437	258	21 364	4 584	20 832
421330	Roofing, siding, & insulation material whsle									
	All firms	757	1 069	5 203 479	430 481	95 695	12 661	896 255	475 247	485 351
	Firms operated for the entire year	597	909	5 081 596	420 094	94 258	12 403	874 891	470 663	464 519
	Firms with less than 5 employees.....	242	242	218 555	17 461	3 891	505	39 968	13 616	14 192
	Firms with 5 to 9 employees ..	129	132	321 093	27 201	6 154	871	60 867	26 841	26 941
	Firms with 10 to 19 employees.....	97	106	586 880	50 570	10 933	1 273	97 688	46 396	49 683
	Firms with 20 to 49 employees.....	76	128	1 310 727	80 425	17 914	2 304	170 059	86 489	88 840
	Firms with 50 to 99 employees.....	31	84	900 042	80 920	17 396	2 236	161 812	88 098	88 822
	Firms with 100 employees or more.....	22	217	1 744 299	163 517	37 970	5 214	344 497	209 223	196 041
	Firms not operated for the entire year	160	160	121 883	10 387	1 437	258	21 364	4 584	20 832
4213301	Roofing, siding, & insulation material whsle									
	All firms	757	1 069	5 203 479	430 481	95 695	12 661	896 255	475 247	485 351

See footnotes at end of table.

Table 5. Employment Size of Firms: 1997—Con.

[Includes only firms and establishments with payroll. Excludes data for central administrative offices, auxiliary operations, or establishments of these firms that are classified in other categories than those specified in this table. For meaning of abbreviations and symbols, see introductory text. For explanation of terms, see Appendix A. For method of assignment to categories shown, see Appendix C]

NAICS code	Employment sizes of firms by type of operation and kind of business ¹	Firms (number)	Establishments (number)	Sales (\$1,000)	Annual payroll (\$1,000)	First-quarter payroll (\$1,000)	Paid employees for pay period including March 12 (number)	Operating expenses ¹ (\$1,000)	End-of-1996 inventories (\$1,000)	End-of-1997 inventories (\$1,000)
421	MERCHANT WHOLESALERS—Con.									
	Wholesale trade, durable goods—Con.									
4213301	Roofing, siding, & insulation material whsle—Con.									
	Firms operated for the entire year	597	909	5 081 596	420 094	94 258	12 403	874 891	470 663	464 519
	Firms with less than 5 employees	242	242	218 555	17 461	3 891	505	39 968	13 616	14 192
	Firms with 5 to 9 employees ..	129	132	321 093	27 201	6 154	871	60 867	26 841	26 941
	Firms with 10 to 19 employees	97	106	586 880	50 570	10 933	1 273	97 688	46 396	49 683
	Firms with 20 to 49 employees	76	128	1 310 727	80 425	17 914	2 304	170 059	86 489	88 840
	Firms with 50 to 99 employees	31	84	900 042	80 920	17 396	2 236	161 812	88 098	88 822
	Firms with 100 employees or more	22	217	1 744 299	163 517	37 970	5 214	344 497	209 223	196 041
	Firms not operated for the entire year	160	160	121 883	10 387	1 437	258	21 364	4 584	20 832
42139	Other construction materials whsle									
	All firms	2 095	2 343	5 228 266	636 313	149 346	21 446	1 246 917	506 469	542 748
	Firms operated for the entire year	1 674	1 921	D	D	D	j	D	D	D
	Firms with less than 5 employees	826	828	539 613	50 468	10 284	1 771	108 546	41 113	41 814
	Firms with 5 to 9 employees ..	391	397	563 708	68 185	14 713	2 536	139 131	54 939	56 013
	Firms with 10 to 19 employees	236	254	D	D	D	h	D	D	D
	Firms with 20 to 49 employees	149	196	D	D	D	h	D	D	D
	Firms with 50 to 99 employees	44	80	D	D	D	h	D	D	D
	Firms with 100 employees or more	28	166	1 239 398	162 961	40 029	5 565	311 355	129 744	132 529
	Firms not operated for the entire year	421	422	D	D	D	f	D	D	D
421390	Other construction materials whsle									
	All firms	2 095	2 343	5 228 266	636 313	149 346	21 446	1 246 917	506 469	542 748
	Firms operated for the entire year	1 674	1 921	D	D	D	j	D	D	D
	Firms with less than 5 employees	826	828	539 613	50 468	10 284	1 771	108 546	41 113	41 814
	Firms with 5 to 9 employees ..	391	397	563 708	68 185	14 713	2 536	139 131	54 939	56 013
	Firms with 10 to 19 employees	236	254	D	D	D	h	D	D	D
	Firms with 20 to 49 employees	149	196	D	D	D	h	D	D	D
	Firms with 50 to 99 employees	44	80	D	D	D	h	D	D	D
	Firms with 100 employees or more	28	166	1 239 398	162 961	40 029	5 565	311 355	129 744	132 529
	Firms not operated for the entire year	421	422	D	D	D	f	D	D	D
4213901	Flat glass & other construction glass whsle									
	All firms	482	523	1 017 500	169 597	40 685	6 050	312 684	98 460	100 669
	Firms operated for the entire year	403	443	D	D	D	i	D	D	D
	Firms with less than 5 employees	185	186	81 052	9 960	2 239	396	21 362	5 270	5 483
	Firms with 5 to 9 employees ..	94	94	91 350	15 836	3 127	602	30 209	7 480	8 015
	Firms with 10 to 19 employees	65	70	D	D	D	f	D	D	D
	Firms with 20 to 49 employees	39	45	D	D	D	g	D	D	D
	Firms with 50 to 99 employees	11	14	D	D	D	f	D	D	D
	Firms with 100 employees or more	9	34	321 064	59 359	13 547	2 095	111 257	37 086	37 548
	Firms not operated for the entire year	79	80	D	D	D	e	D	D	D
4213902	Other construction materials whsle									
	All firms	1 614	1 820	4 210 766	466 716	108 661	15 396	934 233	408 009	442 079

See footnotes at end of table.

Table 5. Employment Size of Firms: 1997—Con.

[Includes only firms and establishments with payroll. Excludes data for central administrative offices, auxiliary operations, or establishments of these firms that are classified in other categories than those specified in this table. For meaning of abbreviations and symbols, see introductory text. For explanation of terms, see Appendix A. For method of assignment to categories shown, see Appendix C]

NAICS code	Employment sizes of firms by type of operation and kind of business ¹	Firms (number)	Establishments (number)	Sales (\$1,000)	Annual payroll (\$1,000)	First-quarter payroll (\$1,000)	Paid employees for pay period including March 12 (number)	Operating expenses ¹ (\$1,000)	End-of-1996 inventories (\$1,000)	End-of-1997 inventories (\$1,000)
421	MERCHANT WHOLESALERS—Con.									
	Wholesale trade, durable goods—Con.									
4213902	Other construction materials whsle—Con.									
	Firms operated for the entire year	1 272	1 478	D	D	D	j	D	D	D
	Firms with less than 5 employees	641	642	458 561	40 508	8 045	1 375	87 184	35 843	36 331
	Firms with 5 to 9 employees ..	297	303	472 358	52 349	11 586	1 934	108 922	47 459	47 998
	Firms with 10 to 19 employees	171	184	D	D	D	g	D	D	D
	Firms with 20 to 49 employees	110	151	D	D	D	h	D	D	D
	Firms with 50 to 99 employees	33	66	D	D	D	g	D	D	D
	Firms with 100 employees or more	20	132	918 334	103 602	26 482	3 470	200 098	92 658	94 981
	Firms not operated for the entire year	342	342	D	D	D	f	D	D	D
4214	Professional & commercial equipment & supplies whsle									
	All firms	32 919	38 366	237 178 097	21 339 923	4 950 844	532 717	40 976 760	18 662 447	20 505 089
	Firms operated for the entire year	28 236	33 637	232 576 920	20 807 982	4 823 912	519 616	39 947 928	18 513 705	19 802 799
	Firms with less than 5 employees	12 969	13 012	9 646 393	954 555	204 380	28 435	1 994 433	639 165	665 387
	Firms with 5 to 9 employees ..	6 271	6 374	12 216 523	1 424 477	313 397	41 686	2 773 479	905 515	960 518
	Firms with 10 to 19 employees	4 456	4 788	18 733 993	2 199 047	489 544	59 763	4 091 793	1 456 558	1 524 830
	Firms with 20 to 49 employees	2 982	3 801	31 913 478	3 558 857	804 557	88 872	6 539 473	2 522 369	2 703 312
	Firms with 50 to 99 employees	910	1 506	D	D	D	l	D	D	D
	Firms with 100 employees or more	648	4 156	D	D	D	m	D	D	D
	Firms not operated for the entire year	4 683	4 729	4 601 177	531 941	126 932	13 101	1 028 832	148 742	702 290
42141	Photographic equipment & supplies whsle									
	All firms	1 014	1 207	8 347 662	656 569	148 769	16 320	1 601 725	898 918	920 883
	Firms operated for the entire year	902	1 095	8 276 599	647 417	147 509	16 110	1 583 786	896 505	909 714
	Firms with less than 5 employees	372	374	300 467	28 662	5 779	838	63 280	27 209	29 174
	Firms with 5 to 9 employees ..	201	204	558 566	45 987	10 200	1 374	99 831	55 563	57 894
	Firms with 10 to 19 employees	143	159	742 746	77 538	15 650	1 971	158 810	74 664	77 832
	Firms with 20 to 49 employees	116	149	D	D	D	h	D	D	D
	Firms with 50 to 99 employees	45	79	D	D	D	h	D	D	D
	Firms with 100 employees or more	25	130	D	D	D	i	D	D	D
	Firms not operated for the entire year	112	112	71 063	9 152	1 260	210	17 939	2 413	11 169
421410	Photographic equipment & supplies whsle									
	All firms	1 014	1 207	8 347 662	656 569	148 769	16 320	1 601 725	898 918	920 883
	Firms operated for the entire year	902	1 095	8 276 599	647 417	147 509	16 110	1 583 786	896 505	909 714
	Firms with less than 5 employees	372	374	300 467	28 662	5 779	838	63 280	27 209	29 174
	Firms with 5 to 9 employees ..	201	204	558 566	45 987	10 200	1 374	99 831	55 563	57 894
	Firms with 10 to 19 employees	143	159	742 746	77 538	15 650	1 971	158 810	74 664	77 832
	Firms with 20 to 49 employees	116	149	D	D	D	h	D	D	D
	Firms with 50 to 99 employees	45	79	D	D	D	h	D	D	D
	Firms with 100 employees or more	25	130	D	D	D	i	D	D	D
	Firms not operated for the entire year	112	112	71 063	9 152	1 260	210	17 939	2 413	11 169
42142	Office equipment whsle									
	All firms	4 719	'6 291	'24 496 462	'3 709 687	'865 277	'110 654	6 786 849	2 182 436	2 289 966

See footnotes at end of table.

Table 5. Employment Size of Firms: 1997—Con.

[Includes only firms and establishments with payroll. Excludes data for central administrative offices, auxiliary operations, or establishments of these firms that are classified in other categories than those specified in this table. For meaning of abbreviations and symbols, see introductory text. For explanation of terms, see Appendix A. For method of assignment to categories shown, see Appendix C]

NAICS code	Employment sizes of firms by type of operation and kind of business ¹	Firms (number)	Establishments (number)	Sales (\$1,000)	Annual payroll (\$1,000)	First-quarter payroll (\$1,000)	Paid employees for pay period including March 12 (number)	Operating expenses ¹ (\$1,000)	End-of-1996 inventories (\$1,000)	End-of-1997 inventories (\$1,000)
421	MERCHANT WHOLESALERS—Con.									
	Wholesale trade, durable goods—Con.									
42142	Office equipment whsle—Con.									
	Firms operated for the entire year	4 180	5 745	24 313 251	3 669 980	853 937	108 999	6 720 272	2 171 373	2 247 594
	Firms with less than 5 employees.....	1 695	1 706	547 903	100 821	22 257	3 998	192 586	53 394	55 318
	Firms with 5 to 9 employees ..	1 057	1 078	924 987	190 516	43 613	7 072	336 754	94 149	97 437
	Firms with 10 to 19 employees.....	728	785	1 356 387	284 376	67 270	9 866	484 969	154 536	159 657
	Firms with 20 to 49 employees.....	479	641	2 118 593	459 128	106 250	14 262	762 797	236 462	250 790
	Firms with 50 to 99 employees.....	141	291	1 422 261	353 241	80 081	9 634	567 192	191 363	205 299
	Firms with 100 employees or more.....	80	1 244	17 943 120	2 281 898	534 466	64 167	4 375 974	1 441 469	1 479 093
	Firms not operated for the entire year	539	546	183 211	39 707	11 340	1 655	66 577	11 063	42 372
421420	Office equipment whsle									
	All firms	4 719	6 291	24 496 462	3 709 687	865 277	110 654	6 786 849	2 182 436	2 289 966
	Firms operated for the entire year	4 180	5 745	24 313 251	3 669 980	853 937	108 999	6 720 272	2 171 373	2 247 594
	Firms with less than 5 employees.....	1 695	1 706	547 903	100 821	22 257	3 998	192 586	53 394	55 318
	Firms with 5 to 9 employees ..	1 057	1 078	924 987	190 516	43 613	7 072	336 754	94 149	97 437
	Firms with 10 to 19 employees.....	728	785	1 356 387	284 376	67 270	9 866	484 969	154 536	159 657
	Firms with 20 to 49 employees.....	479	641	2 118 593	459 128	106 250	14 262	762 797	236 462	250 790
	Firms with 50 to 99 employees.....	141	291	1 422 261	353 241	80 081	9 634	567 192	191 363	205 299
	Firms with 100 employees or more.....	80	1 244	17 943 120	2 281 898	534 466	64 167	4 375 974	1 441 469	1 479 093
	Firms not operated for the entire year	539	546	183 211	39 707	11 340	1 655	66 577	11 063	42 372
42143	Computer & computer peripheral equipment & software whsle									
	All firms	12 654	14 459	142 059 509	9 616 070	2 203 535	210 526	17 796 861	8 917 303	10 113 861
	Firms operated for the entire year	10 563	12 343	138 880 120	9 273 413	2 124 734	204 013	17 139 888	8 840 539	9 706 946
	Firms with less than 5 employees.....	4 752	4 771	5 135 429	398 262	84 735	10 357	788 265	244 254	251 219
	Firms with 5 to 9 employees ..	2 261	2 305	6 340 492	585 683	125 331	15 062	1 095 215	322 646	344 850
	Firms with 10 to 19 employees.....	1 709	1 859	10 600 247	951 961	207 768	22 769	1 722 083	576 621	615 512
	Firms with 20 to 49 employees.....	1 206	1 537	19 264 343	1 676 739	374 728	36 250	3 021 065	1 148 590	1 213 099
	Firms with 50 to 99 employees.....	349	562	12 483 536	1 124 572	258 740	23 700	1 953 335	721 661	789 065
	Firms with 100 employees or more.....	286	1 309	85 056 073	4 536 196	1 073 432	95 875	8 559 925	5 826 767	6 493 201
	Firms not operated for the entire year	2 091	2 116	3 179 389	342 657	78 801	6 513	656 973	76 764	406 915
421430	Computer & computer peripheral equipment & software whsle									
	All firms	12 654	14 459	142 059 509	9 616 070	2 203 535	210 526	17 796 861	8 917 303	10 113 861
	Firms operated for the entire year	10 563	12 343	138 880 120	9 273 413	2 124 734	204 013	17 139 888	8 840 539	9 706 946
	Firms with less than 5 employees.....	4 752	4 771	5 135 429	398 262	84 735	10 357	788 265	244 254	251 219
	Firms with 5 to 9 employees ..	2 261	2 305	6 340 492	585 683	125 331	15 062	1 095 215	322 646	344 850
	Firms with 10 to 19 employees.....	1 709	1 859	10 600 247	951 961	207 768	22 769	1 722 083	576 621	615 512
	Firms with 20 to 49 employees.....	1 206	1 537	19 264 343	1 676 739	374 728	36 250	3 021 065	1 148 590	1 213 099
	Firms with 50 to 99 employees.....	349	562	12 483 536	1 124 572	258 740	23 700	1 953 335	721 661	789 065
	Firms with 100 employees or more.....	286	1 309	85 056 073	4 536 196	1 073 432	95 875	8 559 925	5 826 767	6 493 201
	Firms not operated for the entire year	2 091	2 116	3 179 389	342 657	78 801	6 513	656 973	76 764	406 915
4214301	Computer & peripheral equipment whsle									
	All firms	10 318	11 806	131 914 692	7 857 231	1 794 896	176 584	14 678 915	8 534 297	9 671 282

See footnotes at end of table.

Table 5. Employment Size of Firms: 1997—Con.

[Includes only firms and establishments with payroll. Excludes data for central administrative offices, auxiliary operations, or establishments of these firms that are classified in other categories than those specified in this table. For meaning of abbreviations and symbols, see introductory text. For explanation of terms, see Appendix A. For method of assignment to categories shown, see Appendix C]

NAICS code	Employment sizes of firms by type of operation and kind of business ¹	Firms (number)	Establishments (number)	Sales (\$1,000)	Annual payroll (\$1,000)	First-quarter payroll (\$1,000)	Paid employees for pay period including March 12 (number)	Operating expenses ¹ (\$1,000)	End-of-1996 inventories (\$1,000)	End-of-1997 inventories (\$1,000)
421	MERCHANT WHOLESALERS—Con.									
	Wholesale trade, durable goods—Con.									
4214301	Computer & peripheral equipment whsle—Con.									
	Firms operated for the entire year	8 654	10 121	129 009 231	7 569 195	1 728 034	171 245	14 125 816	8 460 330	9 297 204
	Firms with less than 5 employees	3 804	3 821	4 571 720	306 019	65 047	8 331	613 588	228 558	234 272
	Firms with 5 to 9 employees ..	1 885	1 908	D	D	D	j	D	D	D
	Firms with 10 to 19 employees	1 433	1 534	9 731 416	775 667	168 413	19 081	1 415 653	547 201	585 168
	Firms with 20 to 49 employees	1 015	1 261	17 492 750	1 348 973	301 685	30 287	2 454 217	1 078 018	1 121 352
	Firms with 50 to 99 employees	287	459	11 274 251	888 398	201 694	19 605	1 567 739	687 607	754 664
	Firms with 100 employees or more	230	1 138	D	D	D	l	D	D	D
	Firms not operated for the entire year	1 664	1 685	2 905 461	288 036	66 862	5 339	553 099	73 967	374 078
42143011	Computers & peripheral equipment for resale									
	All firms	4 348	4 861	83 034 207	3 215 540	782 321	77 346	6 840 403	6 008 852	6 837 354
	Firms operated for the entire year	3 622	4 118	81 408 996	3 101 467	756 585	74 954	6 596 245	5 954 859	6 597 935
	Firms with less than 5 employees	1 595	1 607	2 777 887	129 942	27 993	3 501	281 776	133 666	139 016
	Firms with 5 to 9 employees ..	758	773	D	D	D	i	D	D	D
	Firms with 10 to 19 employees	593	635	6 069 522	306 795	66 871	7 960	618 126	331 883	369 006
	Firms with 20 to 49 employees	444	533	10 679 222	556 040	125 572	13 354	1 143 304	704 175	742 155
	Firms with 50 to 99 employees	122	178	D	D	D	i	D	D	D
	Firms with 100 employees or more	110	392	D	D	D	k	D	D	D
	Firms not operated for the entire year	726	743	1 625 211	114 073	25 736	2 392	244 158	53 993	239 419
42143012	Computers & peripheral equipment for end use									
	All firms	6 011	6 945	48 880 485	4 641 691	1 012 575	99 238	7 838 512	2 525 445	2 833 928
	Firms operated for the entire year	5 069	5 999	47 583 527	4 465 033	971 177	96 275	7 523 203	2 505 471	2 697 144
	Firms with less than 5 employees	2 218	2 225	1 821 337	178 110	37 477	4 855	336 243	97 091	97 522
	Firms with 5 to 9 employees ..	1 141	1 157	D	D	D	i	D	D	D
	Firms with 10 to 19 employees	845	910	3 873 733	474 671	102 859	11 204	807 282	219 557	221 367
	Firms with 20 to 49 employees	579	722	6 993 361	806 291	179 102	17 182	1 330 348	396 869	403 107
	Firms with 50 to 99 employees	165	271	D	D	D	j	D	D	D
	Firms with 100 employees or more	121	714	D	D	D	k	D	D	D
	Firms not operated for the entire year	942	946	1 296 958	176 658	41 398	2 963	315 309	19 974	136 784
4214302	Computer software (packaged) whsle									
	All firms	2 359	2 653	10 144 817	1 758 839	408 639	33 942	3 117 946	383 006	442 579
	Firms operated for the entire year	1 931	2 220	9 870 610	1 704 199	396 681	32 766	3 014 034	380 209	409 742
	Firms with less than 5 employees	955	961	569 816	93 346	19 929	2 039	176 626	16 096	17 314
	Firms with 5 to 9 employees ..	376	392	D	D	D	h	D	D	D
	Firms with 10 to 19 employees	282	333	949 581	181 776	40 582	3 773	315 447	31 928	32 916
	Firms with 20 to 49 employees	199	283	1 833 715	346 383	75 212	6 121	598 410	78 668	99 987
	Firms with 50 to 99 employees	63	104	1 235 652	245 110	58 670	4 118	406 190	30 046	30 374
	Firms with 100 employees or more	56	147	D	D	D	j	D	D	D
	Firms not operated for the entire year	428	433	274 207	54 640	11 958	1 176	103 912	2 797	32 837
42144	Other commercial equipment whsle									
	All firms	4 404	4 658	12 215 821	1 550 219	355 083	47 048	2 981 362	1 142 404	1 241 855

See footnotes at end of table.

Table 5. Employment Size of Firms: 1997—Con.

[Includes only firms and establishments with payroll. Excludes data for central administrative offices, auxiliary operations, or establishments of these firms that are classified in other categories than those specified in this table. For meaning of abbreviations and symbols, see introductory text. For explanation of terms, see Appendix A. For method of assignment to categories shown, see Appendix C]

NAICS code	Employment sizes of firms by type of operation and kind of business ¹	Firms (number)	Establishments (number)	Sales (\$1,000)	Annual payroll (\$1,000)	First-quarter payroll (\$1,000)	Paid employees for pay period including March 12 (number)	Operating expenses ¹ (\$1,000)	End-of-1996 inventories (\$1,000)	End-of-1997 inventories (\$1,000)
421	MERCHANT WHOLESALERS—Con.									
	Wholesale trade, durable goods—Con.									
42144	Other commercial equipment whsle—Con.									
	Firms operated for the entire year	3 916	4 164	11 986 274	1 522 752	348 534	45 969	2 926 279	1 135 037	1 201 860
	Firms with less than 5 employees.....	1 765	1 769	970 954	107 200	23 462	3 976	241 854	79 118	81 390
	Firms with 5 to 9 employees ..	928	933	1 411 768	179 787	39 998	6 159	364 487	121 127	129 186
	Firms with 10 to 19 employees.....	686	725	2 082 671	293 512	66 622	9 214	567 320	204 302	208 535
	Firms with 20 to 49 employees.....	393	460	2 801 521	395 844	89 050	11 365	732 461	289 675	313 615
	Firms with 50 to 99 employees.....	99	157	1 735 053	244 691	59 679	6 591	448 574	196 845	208 890
	Firms with 100 employees or more.....	45	120	2 984 307	301 718	69 723	8 664	571 583	243 970	260 244
	Firms not operated for the entire year	488	494	229 547	27 467	6 549	1 079	55 083	7 367	39 995
421440	Other commercial equipment whsle									
	All firms	4 404	4 658	12 215 821	1 550 219	355 083	47 048	2 981 362	1 142 404	1 241 855
	Firms operated for the entire year	3 916	4 164	11 986 274	1 522 752	348 534	45 969	2 926 279	1 135 037	1 201 860
	Firms with less than 5 employees.....	1 765	1 769	970 954	107 200	23 462	3 976	241 854	79 118	81 390
	Firms with 5 to 9 employees ..	928	933	1 411 768	179 787	39 998	6 159	364 487	121 127	129 186
	Firms with 10 to 19 employees.....	686	725	2 082 671	293 512	66 622	9 214	567 320	204 302	208 535
	Firms with 20 to 49 employees.....	393	460	2 801 521	395 844	89 050	11 365	732 461	289 675	313 615
	Firms with 50 to 99 employees.....	99	157	1 735 053	244 691	59 679	6 591	448 574	196 845	208 890
	Firms with 100 employees or more.....	45	120	2 984 307	301 718	69 723	8 664	571 583	243 970	260 244
	Firms not operated for the entire year	488	494	229 547	27 467	6 549	1 079	55 083	7 367	39 995
4214401	Restaurant & hotel equipment & supplies whsle									
	All firms	2 535	2 689	8 094 253	898 717	204 625	28 408	1 720 999	756 372	824 178
	Firms operated for the entire year	2 262	2 416	7 958 844	884 046	201 315	27 798	1 691 436	753 816	797 112
	Firms with less than 5 employees.....	1 008	1 010	578 367	57 611	12 995	2 311	131 876	54 698	55 558
	Firms with 5 to 9 employees ..	555	558	D	D	D	h	D	D	D
	Firms with 10 to 19 employees.....	381	400	1 213 769	155 515	35 040	5 134	298 689	131 163	133 121
	Firms with 20 to 49 employees.....	228	259	1 723 424	226 547	50 397	6 559	410 696	193 954	208 612
	Firms with 50 to 99 employees.....	61	94	1 165 764	134 277	31 424	4 018	255 326	129 468	139 845
	Firms with 100 employees or more.....	29	95	D	D	D	i	D	D	D
	Firms not operated for the entire year	273	273	135 409	14 671	3 310	610	29 563	2 556	27 066
4214402	Store machines & equipment whsle									
	All firms	1 875	1 969	4 121 568	651 502	150 458	18 640	1 260 363	386 032	417 677
	Firms operated for the entire year	1 660	1 748	4 027 430	638 706	147 219	18 171	1 234 843	381 221	404 748
	Firms with less than 5 employees.....	762	764	395 747	49 901	10 537	1 676	110 626	25 038	26 433
	Firms with 5 to 9 employees ..	373	374	D	D	D	g	D	D	D
	Firms with 10 to 19 employees.....	305	325	868 902	137 997	31 582	4 080	268 631	73 139	75 414
	Firms with 20 to 49 employees.....	166	200	1 078 188	170 269	38 679	4 828	322 607	96 405	105 720
	Firms with 50 to 99 employees.....	38	61	566 478	109 228	28 182	2 543	191 923	66 276	67 922
	Firms with 100 employees or more.....	16	24	D	D	D	h	D	D	D
	Firms not operated for the entire year	215	221	94 138	12 796	3 239	469	25 520	4 811	12 929

See footnotes at end of table.

Table 5. Employment Size of Firms: 1997—Con.

[Includes only firms and establishments with payroll. Excludes data for central administrative offices, auxiliary operations, or establishments of these firms that are classified in other categories than those specified in this table. For meaning of abbreviations and symbols, see introductory text. For explanation of terms, see Appendix A. For method of assignment to categories shown, see Appendix C]

NAICS code	Employment sizes of firms by type of operation and kind of business ¹	Firms (number)	Establishments (number)	Sales (\$1,000)	Annual payroll (\$1,000)	First-quarter payroll (\$1,000)	Paid employees for pay period including March 12 (number)	Operating expenses ¹ (\$1,000)	End-of-1996 inventories (\$1,000)	End-of-1997 inventories (\$1,000)
421	MERCHANT WHOLESALERS—Con.									
	Wholesale trade, durable goods—Con.									
42145	Medical, dental, & hospital equipment & supplies whsle									
	All firms	6 759	7 850	35 599 345	3 918 018	932 702	93 520	7 816 953	3 699 838	3 994 021
	Firms operated for the entire year	5 667	6 751	34 842 264	3 827 612	911 052	90 860	7 625 038	3 659 746	3 837 107
	Firms with less than 5 employees.....	3 036	3 044	1 824 620	228 067	48 342	6 344	495 371	154 027	161 772
	Firms with 5 to 9 employees ..	1 146	1 159	1 961 055	276 747	60 205	7 526	572 638	195 242	205 703
	Firms with 10 to 19 employees.....	715	749	2 536 920	377 454	84 339	9 582	728 533	266 741	281 545
	Firms with 20 to 49 employees.....	484	634	D	D	D	j	D	D	D
	Firms with 50 to 99 employees.....	157	232	D	D	D	j	D	D	D
	Firms with 100 employees or more.....	129	933	D	D	D	k	D	D	D
	Firms not operated for the entire year	1 092	1 099	757 081	90 406	21 650	2 660	191 915	40 092	156 914
421450	Medical, dental, & hospital equipment & supplies whsle									
	All firms	6 759	7 850	35 599 345	3 918 018	932 702	93 520	7 816 953	3 699 838	3 994 021
	Firms operated for the entire year	5 667	6 751	34 842 264	3 827 612	911 052	90 860	7 625 038	3 659 746	3 837 107
	Firms with less than 5 employees.....	3 036	3 044	1 824 620	228 067	48 342	6 344	495 371	154 027	161 772
	Firms with 5 to 9 employees ..	1 146	1 159	1 961 055	276 747	60 205	7 526	572 638	195 242	205 703
	Firms with 10 to 19 employees.....	715	749	2 536 920	377 454	84 339	9 582	728 533	266 741	281 545
	Firms with 20 to 49 employees.....	484	634	D	D	D	j	D	D	D
	Firms with 50 to 99 employees.....	157	232	D	D	D	j	D	D	D
	Firms with 100 employees or more.....	129	933	D	D	D	k	D	D	D
	Firms not operated for the entire year	1 092	1 099	757 081	90 406	21 650	2 660	191 915	40 092	156 914
4214501	Surgical, medical, & hospital supplies whsle									
	All firms	6 014	6 859	31 745 475	3 363 241	805 891	79 839	6 757 373	3 269 780	3 522 027
	Firms operated for the entire year	5 009	5 847	30 932 861	3 267 802	783 173	77 151	6 554 572	3 223 493	3 350 506
	Firms with less than 5 employees.....	2 684	2 692	1 651 506	205 834	43 709	5 591	446 803	137 160	144 352
	Firms with 5 to 9 employees ..	1 005	1 017	1 723 460	246 090	53 454	6 581	506 929	170 309	179 722
	Firms with 10 to 19 employees.....	631	663	2 293 527	339 886	75 746	8 481	651 181	227 782	243 433
	Firms with 20 to 49 employees.....	437	581	D	D	D	j	D	D	D
	Firms with 50 to 99 employees.....	141	198	D	D	D	i	D	D	D
	Firms with 100 employees or more.....	111	696	D	D	D	k	D	D	D
	Firms not operated for the entire year	1 005	1 012	812 614	95 439	22 718	2 688	202 801	46 287	171 521
4214502	Dental equipment & supplies whsle									
	All firms	752	991	3 853 870	554 777	126 811	13 681	1 059 580	430 058	471 994
	Firms operated for the entire year	663	902	3 834 312	552 067	126 123	13 590	1 053 708	429 267	467 037
	Firms with less than 5 employees.....	353	353	176 288	22 378	4 669	755	48 895	16 867	17 420
	Firms with 5 to 9 employees ..	141	142	237 595	30 657	6 751	945	65 709	24 933	25 981
	Firms with 10 to 19 employees.....	86	88	249 306	38 320	8 779	1 125	79 110	39 747	38 924
	Firms with 20 to 49 employees.....	48	53	352 876	49 974	11 555	1 315	104 827	38 166	42 332
	Firms with 50 to 99 employees.....	16	33	300 078	47 346	11 048	1 210	93 583	51 354	54 374
	Firms with 100 employees or more.....	19	233	2 518 169	363 392	83 321	8 240	661 584	258 200	288 006
	Firms not operated for the entire year	89	89	19 558	2 710	688	91	5 872	791	4 957

See footnotes at end of table.

Table 5. Employment Size of Firms: 1997—Con.

[Includes only firms and establishments with payroll. Excludes data for central administrative offices, auxiliary operations, or establishments of these firms that are classified in other categories than those specified in this table. For meaning of abbreviations and symbols, see introductory text. For explanation of terms, see Appendix A. For method of assignment to categories shown, see Appendix C]

NAICS code	Employment sizes of firms by type of operation and kind of business ¹	Firms (number)	Establishments (number)	Sales (\$1,000)	Annual payroll (\$1,000)	First-quarter payroll (\$1,000)	Paid employees for pay period including March 12 (number)	Operating expenses ¹ (\$1,000)	End-of-1996 inventories (\$1,000)	End-of-1997 inventories (\$1,000)
421	MERCHANT WHOLESALERS—Con.									
	Wholesale trade, durable goods—Con.									
42146	Ophthalmic goods whsle									
	All firms	1 367	1 551	5 713 821	783 497	184 716	26 022	1 739 475	714 418	790 403
	Firms operated for the entire year	1 209	1 393	5 595 056	771 424	181 795	25 588	1 712 427	708 924	763 693
	Firms with less than 5 employees.....	516	517	371 061	33 557	7 060	1 090	87 203	32 060	35 119
	Firms with 5 to 9 employees ..	235	235	376 993	46 033	11 056	1 550	100 445	48 532	52 397
	Firms with 10 to 19 employees.....	190	206	547 647	83 087	18 331	2 576	172 144	72 273	75 290
	Firms with 20 to 49 employees.....	152	174	1 075 043	149 364	31 989	4 688	316 035	130 099	139 757
	Firms with 50 to 99 employees.....	69	94	881 055	143 702	33 083	4 612	303 611	121 098	124 501
	Firms with 100 employess or more.....	47	167	2 343 257	315 681	80 276	11 072	732 989	304 862	336 629
	Firms not operated for the entire year	158	158	118 765	12 073	2 921	434	27 048	5 494	26 710
421460	Ophthalmic goods whsle									
	All firms	1 367	1 551	5 713 821	783 497	184 716	26 022	1 739 475	714 418	790 403
	Firms operated for the entire year	1 209	1 393	5 595 056	771 424	181 795	25 588	1 712 427	708 924	763 693
	Firms with less than 5 employees.....	516	517	371 061	33 557	7 060	1 090	87 203	32 060	35 119
	Firms with 5 to 9 employees ..	235	235	376 993	46 033	11 056	1 550	100 445	48 532	52 397
	Firms with 10 to 19 employees.....	190	206	547 647	83 087	18 331	2 576	172 144	72 273	75 290
	Firms with 20 to 49 employees.....	152	174	1 075 043	149 364	31 989	4 688	316 035	130 099	139 757
	Firms with 50 to 99 employees.....	69	94	881 055	143 702	33 083	4 612	303 611	121 098	124 501
	Firms with 100 employess or more.....	47	167	2 343 257	315 681	80 276	11 072	732 989	304 862	336 629
	Firms not operated for the entire year	158	158	118 765	12 073	2 921	434	27 048	5 494	26 710
42149	Other professional equipment & supplies whsle									
	All firms	2 090	2 350	8 745 477	1 105 863	260 762	28 627	2 253 535	1 107 130	1 154 100
	Firms operated for the entire year	1 881	2 141	8 665 074	1 089 262	255 232	27 946	2 225 357	1 100 911	1 135 758
	Firms with less than 5 employees.....	850	852	513 756	59 478	13 117	1 872	129 257	50 467	52 868
	Firms with 5 to 9 employees ..	455	468	709 247	104 386	24 019	3 033	214 007	72 561	77 518
	Firms with 10 to 19 employees.....	303	328	958 115	143 614	32 861	4 056	282 981	116 186	115 440
	Firms with 20 to 49 employees.....	170	229	1 321 344	195 528	45 763	5 160	385 549	151 828	168 602
	Firms with 50 to 99 employees.....	62	98	946 252	163 542	38 118	4 162	315 152	129 383	147 435
	Firms with 100 employess or more.....	41	166	4 216 360	422 714	101 354	9 663	898 411	580 486	573 895
	Firms not operated for the entire year	209	209	80 403	16 601	5 530	681	28 178	6 219	18 342
421490	Other professional equipment & supplies whsle									
	All firms	2 090	2 350	8 745 477	1 105 863	260 762	28 627	2 253 535	1 107 130	1 154 100
	Firms operated for the entire year	1 881	2 141	8 665 074	1 089 262	255 232	27 946	2 225 357	1 100 911	1 135 758
	Firms with less than 5 employees.....	850	852	513 756	59 478	13 117	1 872	129 257	50 467	52 868
	Firms with 5 to 9 employees ..	455	468	709 247	104 386	24 019	3 033	214 007	72 561	77 518
	Firms with 10 to 19 employees.....	303	328	958 115	143 614	32 861	4 056	282 981	116 186	115 440
	Firms with 20 to 49 employees.....	170	229	1 321 344	195 528	45 763	5 160	385 549	151 828	168 602
	Firms with 50 to 99 employees.....	62	98	946 252	163 542	38 118	4 162	315 152	129 383	147 435
	Firms with 100 employess or more.....	41	166	4 216 360	422 714	101 354	9 663	898 411	580 486	573 895
	Firms not operated for the entire year	209	209	80 403	16 601	5 530	681	28 178	6 219	18 342

See footnotes at end of table.

Table 5. Employment Size of Firms: 1997—Con.

[Includes only firms and establishments with payroll. Excludes data for central administrative offices, auxiliary operations, or establishments of these firms that are classified in other categories than those specified in this table. For meaning of abbreviations and symbols, see introductory text. For explanation of terms, see Appendix A. For method of assignment to categories shown, see Appendix C]

NAICS code	Employment sizes of firms by type of operation and kind of business ¹	Firms (number)	Establishments (number)	Sales (\$1,000)	Annual payroll (\$1,000)	First-quarter payroll (\$1,000)	Paid employees for pay period including March 12 (number)	Operating expenses ¹ (\$1,000)	End-of-1996 inventories (\$1,000)	End-of-1997 inventories (\$1,000)
421	MERCHANT WHOLESALERS—Con.									
	Wholesale trade, durable goods—Con.									
4214901	Religious & school supplies whsle									
	All firms	382	397	1 110 568	161 074	36 464	5 358	324 534	141 678	158 867
	Firms operated for the entire year	348	363	1 102 265	159 823	36 306	5 315	321 901	141 167	155 528
	Firms with less than 5 employees.....	171	171	83 807	9 292	2 087	367	20 242	8 386	8 882
	Firms with 5 to 9 employees ..	63	64	D	D	D	e	D	D	D
	Firms with 10 to 19 employees.....	61	61	163 931	24 969	6 717	858	54 139	21 142	21 262
	Firms with 20 to 49 employees.....	35	37	215 821	29 934	6 444	1 074	65 320	32 496	36 716
	Firms with 50 to 99 employees.....	7	9	D	D	D	e	D	D	D
	Firms with 100 employees or more.....	11	21	D	D	D	g	D	D	D
	Firms not operated for the entire year	34	34	8 303	1 251	158	43	2 633	511	3 339
4214902	Other professional equipment & supplies whsle									
	All firms	1 711	1 953	7 634 909	944 789	224 298	23 269	1 929 001	965 452	995 233
	Firms operated for the entire year	1 536	1 778	7 562 809	929 439	218 926	22 631	1 903 456	959 744	980 230
	Firms with less than 5 employees.....	679	681	429 949	50 186	11 030	1 505	109 015	42 081	43 986
	Firms with 5 to 9 employees ..	392	404	D	D	D	h	D	D	D
	Firms with 10 to 19 employees.....	243	268	798 296	119 017	26 231	3 210	230 303	95 546	94 696
	Firms with 20 to 49 employees.....	136	193	1 117 944	167 006	39 669	4 124	323 471	119 332	131 886
	Firms with 50 to 99 employees.....	57	90	D	D	D	h	D	D	D
	Firms with 100 employees or more.....	29	142	D	D	D	i	D	D	D
	Firms not operated for the entire year	175	175	72 100	15 350	5 372	638	25 545	5 708	15 003
4215	Metal & mineral (except petroleum) whsle									
	All firms	8 201	10 079	91 553 201	5 595 871	1 287 325	146 964	11 460 513	11 240 009	11 965 871
	Firms operated for the entire year	7 397	9 245	90 411 198	5 528 811	1 272 762	144 958	11 321 922	11 201 950	11 797 397
	Firms with less than 5 employees.....	3 040	3 052	5 631 287	270 609	58 315	6 784	588 664	334 575	349 167
	Firms with 5 to 9 employees ..	1 613	1 649	6 819 986	404 699	89 022	10 794	822 231	653 097	630 056
	Firms with 10 to 19 employees.....	1 265	1 340	11 521 408	646 187	141 590	16 959	1 308 732	1 157 993	1 260 459
	Firms with 20 to 49 employees.....	949	1 251	17 036 270	1 144 149	250 537	28 970	2 255 092	1 852 212	1 982 765
	Firms with 50 to 99 employees.....	311	619	D	D	D	j	D	D	D
	Firms with 100 employees or more.....	219	1 334	D	D	D	l	D	D	D
	Firms not operated for the entire year	804	834	1 142 003	67 060	14 563	2 006	138 591	38 059	168 474
42151	Metal service centers & offices									
	All firms	7 686	9 487	83 124 691	5 405 023	1 242 261	143 028	11 026 425	10 801 425	11 513 551
	Firms operated for the entire year	6 950	8 721	82 057 929	5 341 173	1 228 407	141 090	10 894 853	10 763 673	11 350 923
	Firms with less than 5 employees.....	2 787	2 797	4 445 680	243 580	52 326	6 257	523 143	282 347	291 828
	Firms with 5 to 9 employees ..	1 518	1 553	5 486 505	376 154	82 783	10 193	752 473	553 871	559 261
	Firms with 10 to 19 employees.....	1 204	1 269	9 321 482	603 778	130 773	16 168	1 209 591	1 010 723	1 099 799
	Firms with 20 to 49 employees.....	923	1 208	D	D	D	k	D	D	D
	Firms with 50 to 99 employees.....	302	578	D	D	D	j	D	D	D
	Firms with 100 employees or more.....	216	1 316	D	D	D	l	D	D	D
	Firms not operated for the entire year	736	766	1 066 762	63 850	13 854	1 938	131 572	37 752	162 628

See footnotes at end of table.

Table 5. Employment Size of Firms: 1997—Con.

[Includes only firms and establishments with payroll. Excludes data for central administrative offices, auxiliary operations, or establishments of these firms that are classified in other categories than those specified in this table. For meaning of abbreviations and symbols, see introductory text. For explanation of terms, see Appendix A. For method of assignment to categories shown, see Appendix C]

NAICS code	Employment sizes of firms by type of operation and kind of business ¹	Firms (number)	Establishments (number)	Sales (\$1,000)	Annual payroll (\$1,000)	First-quarter payroll (\$1,000)	Paid employees for pay period including March 12 (number)	Operating expenses ¹ (\$1,000)	End-of-1996 inventories (\$1,000)	End-of-1997 inventories (\$1,000)
421	MERCHANT WHOLESALERS—Con.									
	Wholesale trade, durable goods—Con.									
421510	Metal service centers & offices									
	All firms	7 686	9 487	83 124 691	5 405 023	1 242 261	143 028	11 026 425	10 801 425	11 513 551
	Firms operated for the entire year	6 950	8 721	82 057 929	5 341 173	1 228 407	141 090	10 894 853	10 763 673	11 350 923
	Firms with less than 5 employees	2 787	2 797	4 445 680	243 580	52 326	6 257	523 143	282 347	291 828
	Firms with 5 to 9 employees ..	1 518	1 553	5 486 505	376 154	82 783	10 193	752 473	553 871	559 261
	Firms with 10 to 19 employees	1 204	1 269	9 321 482	603 778	130 773	16 168	1 209 591	1 010 723	1 099 799
	Firms with 20 to 49 employees	923	1 208	D	D	D	k	D	D	D
	Firms with 50 to 99 employees	302	578	D	D	D	j	D	D	D
	Firms with 100 employees or more	216	1 316	D	D	D	l	D	D	D
	Firms not operated for the entire year	736	766	1 066 762	63 850	13 854	1 938	131 572	37 752	162 628
4215101	Ferrous metal service centers & sales offices									
	All firms	6 094	7 595	66 113 409	4 485 391	1 037 061	120 653	9 133 012	8 873 016	9 359 046
	Firms operated for the entire year	5 524	6 995	65 218 612	4 433 368	1 025 998	119 065	9 026 026	8 838 364	9 215 062
	Firms with less than 5 employees	2 116	2 125	3 096 520	185 850	39 920	4 760	399 880	214 251	222 060
	Firms with 5 to 9 employees ..	1 178	1 208	3 862 894	296 729	65 182	7 921	585 000	369 594	371 689
	Firms with 10 to 19 employees	992	1 046	7 036 833	499 113	107 162	13 365	991 080	757 448	799 320
	Firms with 20 to 49 employees	791	1 036	D	D	D	j	D	D	D
	Firms with 50 to 99 employees	262	510	D	D	D	j	D	D	D
	Firms with 100 employees or more	185	1 070	D	D	D	l	D	D	D
	Firms not operated for the entire year	570	600	894 797	52 023	11 063	1 588	106 986	34 652	143 984
42151011	Ferrous metal service centers									
	All firms	4 469	5 827	58 768 929	4 105 455	951 193	110 297	8 340 519	8 873 016	9 359 046
	Firms operated for the entire year	4 149	5 477	58 292 111	4 068 611	942 562	109 070	8 266 223	8 838 364	9 215 062
	Firms with less than 5 employees	1 192	1 198	1 756 325	113 895	23 304	2 934	248 537	214 251	222 060
	Firms with 5 to 9 employees ..	941	957	2 883 945	238 408	52 670	6 429	471 209	370 471	372 697
	Firms with 10 to 19 employees	860	905	5 748 349	437 978	93 733	11 654	867 254	825 670	869 678
	Firms with 20 to 49 employees	727	947	D	D	D	j	D	D	D
	Firms with 50 to 99 employees	260	510	D	D	D	j	D	D	D
	Firms with 100 employees or more	169	960	D	D	D	k	D	D	D
	Firms not operated for the entire year	320	350	476 818	36 844	8 631	1 227	74 296	34 652	143 984
42151012	Ferrous metal sales offices									
	All firms	1 679	1 768	7 344 480	379 936	85 868	10 356	792 493	—	—
	Firms operated for the entire year	1 428	1 517	6 926 459	364 737	83 425	9 993	759 776	—	—
	Firms with less than 5 employees	942	949	1 472 475	74 599	17 216	1 868	157 242	—	—
	Firms with 5 to 9 employees ..	253	274	1 124 627	63 495	13 923	1 603	125 986	—	—
	Firms with 10 to 19 employees	142	156	1 568 810	67 449	15 078	1 832	137 592	—	—
	Firms with 20 to 49 employees	71	90	D	D	D	g	D	D	D
	Firms with 50 to 99 employees	10	29	D	D	D	f	D	D	D
	Firms with 100 employees or more	10	19	D	D	D	g	D	D	D
	Firms not operated for the entire year	251	251	418 021	15 199	2 443	363	32 717	—	—
4215102	Nonferrous metal service centers & sales offices									
	All firms	1 624	1 892	17 011 282	919 632	205 200	22 375	1 893 413	1 928 409	2 154 505

See footnotes at end of table.

Table 5. Employment Size of Firms: 1997—Con.

[Includes only firms and establishments with payroll. Excludes data for central administrative offices, auxiliary operations, or establishments of these firms that are classified in other categories than those specified in this table. For meaning of abbreviations and symbols, see introductory text. For explanation of terms, see Appendix A. For method of assignment to categories shown, see Appendix C]

NAICS code	Employment sizes of firms by type of operation and kind of business ¹	Firms (number)	Establishments (number)	Sales (\$1,000)	Annual payroll (\$1,000)	First-quarter payroll (\$1,000)	Paid employees for pay period including March 12 (number)	Operating expenses ¹ (\$1,000)	End-of-1996 inventories (\$1,000)	End-of-1997 inventories (\$1,000)
421	MERCHANT WHOLESALERS—Con.									
	Wholesale trade, durable goods—Con.									
4215102	Nonferrous metal service centers & sales offices—Con.									
	Firms operated for the entire year	1 458	1 726	16 839 317	907 805	202 409	22 025	1 868 827	1 925 309	2 135 861
	Firms with less than 5 employees	675	677	1 406 112	58 697	12 612	1 508	125 072	70 051	71 725
	Firms with 5 to 9 employees ..	344	351	1 685 691	80 404	17 823	2 296	170 547	184 854	188 243
	Firms with 10 to 19 employees	218	229	2 419 079	108 484	24 380	2 883	228 536	267 322	316 626
	Firms with 20 to 49 employees	142	189	5 416 375	205 583	40 608	4 275	412 676	461 617	519 683
	Firms with 50 to 99 employees	45	99	D	D	D	h	D	D	D
	Firms with 100 employees or more	34	181	D	D	D	i	D	D	D
	Firms not operated for the entire year	166	166	171 965	11 827	2 791	350	24 586	3 100	18 644
42151021	Nonferrous metal service centers									
	All firms	1 133	1 380	15 574 704	839 223	187 391	20 212	1 730 127	1 928 409	2 154 505
	Firms operated for the entire year	1 052	1 299	D	D	D	j	D	D	D
	Firms with less than 5 employees	390	391	836 680	36 061	7 689	926	76 159	70 269	71 950
	Firms with 5 to 9 employees ..	266	266	1 307 986	62 249	13 444	1 801	136 154	185 238	188 460
	Firms with 10 to 19 employees	190	200	D	D	D	h	D	D	D
	Firms with 20 to 49 employees	129	171	5 274 464	193 371	37 810	3 866	389 061	461 617	519 683
	Firms with 50 to 99 employees	44	95	D	D	D	h	D	D	D
	Firms with 100 employees or more	33	176	D	D	D	i	D	D	D
	Firms not operated for the entire year	81	81	D	D	D	e	D	D	D
42151022	Nonferrous metal sales offices									
	All firms	500	512	1 436 578	80 409	17 809	2 163	163 286	—	—
	Firms operated for the entire year	414	426	D	D	D	g	D	D	D
	Firms with less than 5 employees	291	293	688 521	23 691	5 219	596	51 111	—	—
	Firms with 5 to 9 employees ..	78	84	305 815	17 966	4 328	499	34 274	—	—
	Firms with 10 to 19 employees	29	29	D	D	D	e	D	D	D
	Firms with 20 to 49 employees	14	16	99 991	12 529	2 832	430	24 101	—	—
	Firms with 50 to 99 employees	2	4	D	D	D	c	D	D	D
	Firms with 100 employees or more	—	—	—	—	—	—	—	—	—
	Firms not operated for the entire year	86	86	D	D	D	b	D	D	D
42152	Coal & other mineral & ore whsle									
	All firms	522	592	8 428 510	190 848	45 064	3 936	434 088	438 584	452 320
	Firms operated for the entire year	454	524	8 353 269	187 638	44 355	3 868	427 069	438 277	446 474
	Firms with less than 5 employees	254	256	1 185 953	27 049	5 991	531	65 681	52 278	57 391
	Firms with 5 to 9 employees ..	97	98	1 376 752	29 455	6 445	613	71 800	105 100	79 109
	Firms with 10 to 19 employees	62	72	2 279 787	43 058	10 966	803	99 533	146 810	161 131
	Firms with 20 to 49 employees	29	49	D	D	D	f	D	D	D
	Firms with 50 to 99 employees	10	41	D	D	D	f	D	D	D
	Firms with 100 employees or more	2	8	D	D	D	e	D	D	D
	Firms not operated for the entire year	68	68	75 241	3 210	709	68	7 019	307	5 846
421520	Coal & other mineral & ore whsle									
	All firms	522	592	8 428 510	190 848	45 064	3 936	434 088	438 584	452 320

See footnotes at end of table.

Table 5. Employment Size of Firms: 1997—Con.

[Includes only firms and establishments with payroll. Excludes data for central administrative offices, auxiliary operations, or establishments of these firms that are classified in other categories than those specified in this table. For meaning of abbreviations and symbols, see introductory text. For explanation of terms, see Appendix A. For method of assignment to categories shown, see Appendix C]

NAICS code	Employment sizes of firms by type of operation and kind of business ¹	Firms (number)	Establishments (number)	Sales (\$1,000)	Annual payroll (\$1,000)	First-quarter payroll (\$1,000)	Paid employees for pay period including March 12 (number)	Operating expenses ¹ (\$1,000)	End-of-1996 inventories (\$1,000)	End-of-1997 inventories (\$1,000)
421	MERCHANT WHOLESALERS—Con.									
	Wholesale trade, durable goods—Con.									
421520	Coal & other mineral & ore whsle—Con.									
	Firms operated for the entire year	454	524	8 353 269	187 638	44 355	3 868	427 069	438 277	446 474
	Firms with less than 5 employees.....	254	256	1 185 953	27 049	5 991	531	65 681	52 278	57 391
	Firms with 5 to 9 employees ..	97	98	1 376 752	29 455	6 445	613	71 800	105 100	79 109
	Firms with 10 to 19 employees.....	62	72	2 279 787	43 058	10 966	803	99 533	146 810	161 131
	Firms with 20 to 49 employees.....	29	49	D	D	D	f	D	D	D
	Firms with 50 to 99 employees.....	10	41	D	D	D	f	D	D	D
	Firms with 100 employees or more.....	2	8	D	D	D	e	D	D	D
	Firms not operated for the entire year	68	68	75 241	3 210	709	68	7 019	307	5 846
4215201	Coal whsle									
	All firms	287	333	4 987 710	102 575	23 851	2 117	240 527	153 763	168 070
	Firms operated for the entire year	243	289	D	D	D	g	D	D	D
	Firms with less than 5 employees.....	136	136	798 538	14 708	3 201	284	37 333	25 797	27 938
	Firms with 5 to 9 employees ..	60	61	D	D	D	e	D	D	D
	Firms with 10 to 19 employees.....	28	34	1 159 766	17 271	4 373	359	50 817	43 287	48 724
	Firms with 20 to 49 employees.....	13	34	D	D	D	e	D	D	D
	Firms with 50 to 99 employees.....	4	16	D	D	D	e	D	D	D
	Firms with 100 employees or more.....	2	8	D	D	D	e	D	D	D
	Firms not operated for the entire year	44	44	D	D	D	b	D	D	D
4215202	Other mineral & ore whsle									
	All firms	237	259	3 440 800	188 273	21 213	1 819	193 561	284 821	284 250
	Firms operated for the entire year	213	235	D	D	D	g	D	D	D
	Firms with less than 5 employees.....	118	120	387 415	12 341	2 790	247	28 348	26 481	29 453
	Firms with 5 to 9 employees ..	37	37	D	D	D	c	D	D	D
	Firms with 10 to 19 employees.....	34	38	1 120 021	25 787	6 593	444	48 716	103 523	112 407
	Firms with 20 to 49 employees.....	19	31	D	D	D	f	D	D	D
	Firms with 50 to 99 employees.....	5	9	D	D	D	e	D	D	D
	Firms with 100 employees or more.....	—	—	—	—	—	—	—	—	—
	Firms not operated for the entire year	24	24	D	D	D	a	D	D	D
4216	Electrical goods whsle									
	All firms	21 478	27 347	182 334 876	14 793 391	3 462 691	345 230	30 237 421	17 186 313	18 711 743
	Firms operated for the entire year	18 640	24 444	178 672 488	14 427 954	3 373 682	336 425	29 519 933	17 077 319	18 087 062
	Firms with less than 5 employees.....	8 331	8 362	7 744 764	638 475	138 012	18 461	1 363 378	568 934	599 856
	Firms with 5 to 9 employees ..	4 256	4 368	10 211 943	1 002 409	221 202	27 981	2 004 822	909 490	956 988
	Firms with 10 to 19 employees.....	2 982	3 299	15 102 219	1 576 083	350 574	40 109	3 052 134	1 454 811	1 536 714
	Firms with 20 to 49 employees.....	2 048	2 940	24 405 662	2 451 746	555 194	60 716	4 691 563	2 427 074	2 560 517
	Firms with 50 to 99 employees.....	615	1 285	21 227 170	1 720 339	399 900	41 990	3 485 167	2 198 150	2 394 082
	Firms with 100 employees or more.....	408	4 190	99 980 730	7 038 902	1 708 800	147 168	14 922 869	9 518 860	10 038 905
	Firms not operated for the entire year	2 838	2 903	3 662 388	365 437	89 009	8 805	717 488	108 994	624 681
42161	Electrical apparatus & equip, wiring supp. & const material whsle									
	All firms	6 774	8 857	38 350 174	3 756 249	887 946	101 739	7 002 760	4 590 972	4 873 800
	Firms operated for the entire year	5 932	7 998	37 668 534	3 682 371	874 483	100 047	6 866 300	4 567 843	4 707 338
	Firms with less than 5 employees.....	2 605	2 616	1 917 257	190 324	42 504	5 792	388 269	169 573	174 401
	Firms with 5 to 9 employees ..	1 399	1 435	2 893 303	328 357	72 958	9 148	647 728	289 851	309 152
	Firms with 10 to 19 employees.....	945	1 048	4 153 326	482 669	109 609	12 729	907 080	443 467	463 699

See footnotes at end of table.

Table 5. Employment Size of Firms: 1997—Con.

[Includes only firms and establishments with payroll. Excludes data for central administrative offices, auxiliary operations, or establishments of these firms that are classified in other categories than those specified in this table. For meaning of abbreviations and symbols, see introductory text. For explanation of terms, see Appendix A. For method of assignment to categories shown, see Appendix C]

NAICS code	Employment sizes of firms by type of operation and kind of business ¹	Firms (number)	Establishments (number)	Sales (\$1,000)	Annual payroll (\$1,000)	First-quarter payroll (\$1,000)	Paid employees for pay period including March 12 (number)	Operating expenses ¹ (\$1,000)	End-of-1996 inventories (\$1,000)	End-of-1997 inventories (\$1,000)
421	MERCHANT WHOLESALERS—Con.									
	Wholesale trade, durable goods—Con.									
42161	Electrical apparatus & equip, wiring supp. & const material whsle—Con.									
	Firms operated for the entire year—Con.									
	Firms with 20 to 49 employees.....	680	1 023	6 806 712	799 999	184 690	19 988	1 466 450	779 581	814 309
	Firms with 50 to 99 employees.....	194	457	7 471 043	548 907	128 818	13 364	1 100 016	650 320	705 993
	Firms with 100 employees or more.....	109	1 419	14 426 893	1 332 115	335 904	39 026	2 356 757	2 235 051	2 239 784
	Firms not operated for the entire year	842	859	681 640	73 878	13 463	1 692	136 460	23 129	166 462
421610	Electrical apparatus & equip, wiring supp. & const material whsle									
	All firms	6 774	8 857	38 350 174	3 756 249	887 946	101 739	7 002 760	4 590 972	4 873 800
	Firms operated for the entire year	5 932	7 998	37 668 534	3 682 371	874 483	100 047	6 866 300	4 567 843	4 707 338
	Firms with less than 5 employees.....	2 605	2 616	1 917 257	190 324	42 504	5 792	388 269	169 573	174 401
	Firms with 5 to 9 employees ..	1 399	1 435	2 893 303	328 357	72 958	9 148	647 728	289 851	309 152
	Firms with 10 to 19 employees.....	945	1 048	4 153 326	482 669	109 609	12 729	907 080	443 467	463 699
	Firms with 20 to 49 employees.....	680	1 023	6 806 712	799 999	184 690	19 988	1 466 450	779 581	814 309
	Firms with 50 to 99 employees.....	194	457	7 471 043	548 907	128 818	13 364	1 100 016	650 320	705 993
	Firms with 100 employees or more.....	109	1 419	14 426 893	1 332 115	335 904	39 026	2 356 757	2 235 051	2 239 784
	Firms not operated for the entire year	842	859	681 640	73 878	13 463	1 692	136 460	23 129	166 462
42162	Electrical appliance, television & radio set whsle									
	All firms	2 769	3 237	39 717 526	1 709 097	393 253	42 999	5 131 249	3 715 334	4 023 015
	Firms operated for the entire year	2 429	2 896	39 150 733	1 687 246	388 978	42 351	5 064 627	3 669 137	3 883 635
	Firms with less than 5 employees.....	1 072	1 076	D	D	D	g	D	D	D
	Firms with 5 to 9 employees ..	540	554	D	D	D	h	D	D	D
	Firms with 10 to 19 employees.....	399	438	2 581 359	188 227	41 856	5 313	432 593	330 125	346 926
	Firms with 20 to 49 employees.....	278	402	5 213 950	291 576	68 626	8 399	700 399	544 959	566 333
	Firms with 50 to 99 employees.....	86	177	3 949 944	222 626	52 905	5 791	571 230	537 745	577 604
	Firms with 100 employees or more.....	54	249	D	D	D	j	D	D	D
	Firms not operated for the entire year	340	341	566 793	21 851	4 275	648	66 622	46 197	139 380
421620	Electrical appliance, television & radio set whsle									
	All firms	2 769	3 237	39 717 526	1 709 097	393 253	42 999	5 131 249	3 715 334	4 023 015
	Firms operated for the entire year	2 429	2 896	39 150 733	1 687 246	388 978	42 351	5 064 627	3 669 137	3 883 635
	Firms with less than 5 employees.....	1 072	1 076	D	D	D	g	D	D	D
	Firms with 5 to 9 employees ..	540	554	D	D	D	h	D	D	D
	Firms with 10 to 19 employees.....	399	438	2 581 359	188 227	41 856	5 313	432 593	330 125	346 926
	Firms with 20 to 49 employees.....	278	402	5 213 950	291 576	68 626	8 399	700 399	544 959	566 333
	Firms with 50 to 99 employees.....	86	177	3 949 944	222 626	52 905	5 791	571 230	537 745	577 604
	Firms with 100 employees or more.....	54	249	D	D	D	j	D	D	D
	Firms not operated for the entire year	340	341	566 793	21 851	4 275	648	66 622	46 197	139 380
42169	Other electronic parts & equipment whsle									
	All firms	12 039	15 253	104 267 176	9 328 045	2 181 492	200 492	18 103 412	8 880 007	9 814 928
	Firms operated for the entire year	10 375	13 539	101 806 841	9 053 444	2 110 022	194 006	17 580 703	8 840 050	9 490 197
	Firms with less than 5 employees.....	4 681	4 704	D	D	D	j	D	D	D
	Firms with 5 to 9 employees ..	2 338	2 400	D	D	D	j	D	D	D
	Firms with 10 to 19 employees.....	1 654	1 827	8 527 826	913 595	201 256	22 298	1 729 163	686 826	732 281

See footnotes at end of table.

Table 5. Employment Size of Firms: 1997—Con.

[Includes only firms and establishments with payroll. Excludes data for central administrative offices, auxiliary operations, or establishments of these firms that are classified in other categories than those specified in this table. For meaning of abbreviations and symbols, see introductory text. For explanation of terms, see Appendix A. For method of assignment to categories shown, see Appendix C]

NAICS code	Employment sizes of firms by type of operation and kind of business ¹	Firms (number)	Establishments (number)	Sales (\$1,000)	Annual payroll (\$1,000)	First-quarter payroll (\$1,000)	Paid employees for pay period including March 12 (number)	Operating expenses ¹ (\$1,000)	End-of-1996 inventories (\$1,000)	End-of-1997 inventories (\$1,000)
421	MERCHANT WHOLESALERS—Con.									
	Wholesale trade, durable goods—Con.									
42169	Other electronic parts & equipment whsle—Con.									
	Firms operated for the entire year—Con.									
	Firms with 20 to 49 employees.....	1 107	1 530	12 914 120	1 378 140	306 397	32 801	2 561 740	1 139 961	1 218 329
	Firms with 50 to 99 employees.....	344	685	11 216 040	993 872	228 610	23 522	1 921 856	1 091 495	1 188 800
	Firms with 100 employees or more.....	251	2 393	D	D	D	I	D	D	D
	Firms not operated for the entire year	1 664	1 714	2 460 335	274 601	71 470	6 486	522 709	39 957	324 731
421690	Other electronic parts & equipment whsle									
	All firms	12 039	15 253	104 267 176	9 328 045	2 181 492	200 492	18 103 412	8 880 007	9 814 928
	Firms operated for the entire year	10 375	13 539	101 806 841	9 053 444	2 110 022	194 006	17 580 703	8 840 050	9 490 197
	Firms with less than 5 employees.....	4 681	4 704	D	D	D	J	D	D	D
	Firms with 5 to 9 employees ..	2 338	2 400	D	D	D	J	D	D	D
	Firms with 10 to 19 employees.....	1 654	1 827	8 527 826	913 595	201 256	22 298	1 729 163	686 826	732 281
	Firms with 20 to 49 employees.....	1 107	1 530	12 914 120	1 378 140	306 397	32 801	2 561 740	1 139 961	1 218 329
	Firms with 50 to 99 employees.....	344	685	11 216 040	993 872	228 610	23 522	1 921 856	1 091 495	1 188 800
	Firms with 100 employees or more.....	251	2 393	D	D	D	I	D	D	D
	Firms not operated for the entire year	1 664	1 714	2 460 335	274 601	71 470	6 486	522 709	39 957	324 731
4216901	Communications equipment & supplies whsle									
	All firms	5 339	6 722	36 812 342	4 566 622	1 092 431	98 210	8 446 176	3 042 985	3 439 839
	Firms operated for the entire year	4 595	5 934	35 603 114	4 376 982	1 038 640	93 738	8 093 586	3 033 963	3 348 038
	Firms with less than 5 employees.....	1 913	1 925	D	D	D	H	D	D	D
	Firms with 5 to 9 employees ..	1 079	1 099	D	D	D	I	D	D	D
	Firms with 10 to 19 employees.....	799	869	2 800 636	421 108	93 099	10 828	768 729	233 883	247 362
	Firms with 20 to 49 employees.....	533	736	4 419 745	642 626	146 908	15 759	1 139 189	382 926	403 588
	Firms with 50 to 99 employees.....	156	293	3 419 902	463 020	102 914	10 922	874 970	316 751	380 473
	Firms with 100 employees or more.....	115	1 012	D	D	D	K	D	D	D
	Firms not operated for the entire year	744	788	1 209 228	189 640	53 791	4 472	352 590	9 022	91 801
4216902	Electronic parts (excluding communications equipment) whsle									
	All firms	6 724	8 531	67 454 834	4 761 423	1 089 061	102 282	9 657 236	5 837 022	6 375 089
	Firms operated for the entire year	5 803	7 605	66 203 727	4 676 462	1 071 382	100 268	9 487 117	5 806 087	6 142 159
	Firms with less than 5 employees.....	2 776	2 788	3 147 021	235 302	50 067	6 022	489 968	206 435	219 424
	Firms with 5 to 9 employees ..	1 264	1 306	3 831 094	319 312	69 587	8 217	633 807	304 854	311 726
	Firms with 10 to 19 employees.....	858	958	5 760 565	494 136	108 580	11 504	964 220	453 706	485 738
	Firms with 20 to 49 employees.....	577	795	8 519 441	738 723	160 398	17 158	1 431 105	768 362	826 062
	Firms with 50 to 99 employees.....	190	389	7 946 015	546 094	129 025	12 766	1 082 869	789 997	826 297
	Firms with 100 employees or more.....	138	1 369	36 999 591	2 342 895	553 725	44 601	4 885 148	3 282 733	3 472 912
	Firms not operated for the entire year	921	926	1 251 107	84 961	17 679	2 014	170 119	30 935	232 930
4217	Hardware, & plumbing & heating equipment & supplies whsle									
	All firms	12 420	17 533	57 253 744	6 391 596	1 466 209	186 312	12 167 748	8 709 596	9 185 806
	Firms operated for the entire year	11 072	16 159	56 437 248	6 287 589	1 445 444	182 799	11 966 321	8 666 091	8 973 887
	Firms with less than 5 employees.....	4 455	4 473	2 660 424	301 305	64 923	10 117	627 953	348 751	362 891
	Firms with 5 to 9 employees ..	2 580	2 643	4 336 650	564 843	125 664	17 192	1 096 075	590 824	615 085
	Firms with 10 to 19 employees.....	2 029	2 301	6 934 195	955 055	215 391	27 198	1 800 614	992 056	1 049 018

See footnotes at end of table.

Table 5. Employment Size of Firms: 1997—Con.

[Includes only firms and establishments with payroll. Excludes data for central administrative offices, auxiliary operations, or establishments of these firms that are classified in other categories than those specified in this table. For meaning of abbreviations and symbols, see introductory text. For explanation of terms, see Appendix A. For method of assignment to categories shown, see Appendix C]

NAICS code	Employment sizes of firms by type of operation and kind of business ¹	Firms (number)	Establishments (number)	Sales (\$1,000)	Annual payroll (\$1,000)	First-quarter payroll (\$1,000)	Paid employees for pay period including March 12 (number)	Operating expenses ¹ (\$1,000)	End-of-1996 inventories (\$1,000)	End-of-1997 inventories (\$1,000)
421	MERCHANT WHOLESALERS—Con.									
	Wholesale trade, durable goods—Con.									
4217	Hardware, & plumbing & heating equipment & supplies whsle—Con.									
	Firms operated for the entire year—Con.									
	Firms with 20 to 49 employees.....	1 365	2 204	11 625 227	1 538 066	344 029	41 299	2 831 687	1 792 932	1 849 635
	Firms with 50 to 99 employees.....	394	1 150	8 491 529	976 071	226 486	26 703	1 868 284	1 388 323	1 427 732
	Firms with 100 employees or more.....	249	3 388	22 389 223	1 952 249	468 951	60 290	3 741 708	3 553 205	3 669 526
	Firms not operated for the entire year.....	1 348	1 374	816 496	104 007	20 765	3 513	201 427	43 505	211 919
42171	Hardware whsle									
	All firms	6 288	8 170	28 781 646	3 292 606	751 220	99 338	6 261 960	4 524 746	4 826 428
	Firms operated for the entire year.....	5 708	7 580	28 394 116	3 244 140	739 441	97 405	6 168 894	4 490 345	4 708 480
	Firms with less than 5 employees.....	2 324	2 329	1 290 676	150 209	32 546	5 186	315 446	197 379	205 926
	Firms with 5 to 9 employees ..	1 269	1 289	1 909 402	263 764	58 940	8 402	518 843	304 810	318 970
	Firms with 10 to 19 employees.....	1 035	1 115	3 241 618	471 666	105 458	13 864	901 824	513 675	541 276
	Firms with 20 to 49 employees.....	754	1 080	5 631 858	830 019	184 922	22 766	1 507 659	912 326	947 597
	Firms with 50 to 99 employees.....	204	471	3 996 426	491 874	110 296	13 832	962 674	670 611	708 084
	Firms with 100 employees or more.....	122	1 296	12 324 136	1 036 608	247 279	33 355	1 962 448	1 891 544	1 986 627
	Firms not operated for the entire year.....	580	590	387 530	48 466	11 779	1 933	93 066	34 401	117 948
421710	Hardware whsle									
	All firms	6 288	8 170	28 781 646	3 292 606	751 220	99 338	6 261 960	4 524 746	4 826 428
	Firms operated for the entire year.....	5 708	7 580	28 394 116	3 244 140	739 441	97 405	6 168 894	4 490 345	4 708 480
	Firms with less than 5 employees.....	2 324	2 329	1 290 676	150 209	32 546	5 186	315 446	197 379	205 926
	Firms with 5 to 9 employees ..	1 269	1 289	1 909 402	263 764	58 940	8 402	518 843	304 810	318 970
	Firms with 10 to 19 employees.....	1 035	1 115	3 241 618	471 666	105 458	13 864	901 824	513 675	541 276
	Firms with 20 to 49 employees.....	754	1 080	5 631 858	830 019	184 922	22 766	1 507 659	912 326	947 597
	Firms with 50 to 99 employees.....	204	471	3 996 426	491 874	110 296	13 832	962 674	670 611	708 084
	Firms with 100 employees or more.....	122	1 296	12 324 136	1 036 608	247 279	33 355	1 962 448	1 891 544	1 986 627
	Firms not operated for the entire year.....	580	590	387 530	48 466	11 779	1 933	93 066	34 401	117 948
42172	Plumbing & heating equipment & supplies (hydronics) whsle									
	All firms	2 587	3 261	10 850 765	1 133 400	263 937	33 270	2 206 346	1 516 634	1 625 338
	Firms operated for the entire year.....	2 150	2 818	10 602 739	1 106 673	258 109	32 244	2 152 608	1 503 876	1 557 913
	Firms with less than 5 employees.....	930	937	599 809	62 656	13 655	2 111	131 946	72 432	73 820
	Firms with 5 to 9 employees ..	510	525	907 049	108 220	25 050	3 451	213 932	114 260	119 256
	Firms with 10 to 19 employees.....	366	418	1 490 169	169 712	39 563	4 954	330 115	200 743	215 083
	Firms with 20 to 49 employees.....	228	351	2 298 967	268 921	60 161	6 999	513 453	342 796	364 632
	Firms with 50 to 99 employees.....	67	181	1 827 942	167 778	40 704	4 550	331 746	253 910	257 228
	Firms with 100 employees or more.....	49	406	3 478 803	329 386	78 976	10 179	631 416	519 735	527 894
	Firms not operated for the entire year.....	437	443	248 026	26 727	5 828	1 026	53 738	12 758	67 425
421720	Plumbing & heating equipment & supplies (hydronics) whsle									
	All firms	2 587	3 261	10 850 765	1 133 400	263 937	33 270	2 206 346	1 516 634	1 625 338
	Firms operated for the entire year.....	2 150	2 818	10 602 739	1 106 673	258 109	32 244	2 152 608	1 503 876	1 557 913
	Firms with less than 5 employees.....	930	937	599 809	62 656	13 655	2 111	131 946	72 432	73 820
	Firms with 5 to 9 employees ..	510	525	907 049	108 220	25 050	3 451	213 932	114 260	119 256
	Firms with 10 to 19 employees.....	366	418	1 490 169	169 712	39 563	4 954	330 115	200 743	215 083
	Firms with 20 to 49 employees.....	228	351	2 298 967	268 921	60 161	6 999	513 453	342 796	364 632

See footnotes at end of table.

Table 5. Employment Size of Firms: 1997—Con.

[Includes only firms and establishments with payroll. Excludes data for central administrative offices, auxiliary operations, or establishments of these firms that are classified in other categories than those specified in this table. For meaning of abbreviations and symbols, see introductory text. For explanation of terms, see Appendix A. For method of assignment to categories shown, see Appendix C]

NAICS code	Employment sizes of firms by type of operation and kind of business ¹	Firms (number)	Establishments (number)	Sales (\$1,000)	Annual payroll (\$1,000)	First-quarter payroll (\$1,000)	Paid employees for pay period including March 12 (number)	Operating expenses ¹ (\$1,000)	End-of-1996 inventories (\$1,000)	End-of-1997 inventories (\$1,000)
421	MERCHANT WHOLESALERS—Con.									
	Wholesale trade, durable goods—Con.									
421720	Plumbing & heating equipment & supplies (hydronics) whsle—Con.									
	Firms operated for the entire year—Con.									
	Firms with 50 to 99 employees.....	67	181	1 827 942	167 778	40 704	4 550	331 746	253 910	257 228
	Firms with 100 employees or more.....	49	406	3 478 803	329 386	78 976	10 179	631 416	519 735	527 894
	Firms not operated for the entire year.....	437	443	248 026	26 727	5 828	1 026	53 738	12 758	67 425
42173	Warm air heating & air-conditioning equipment & supplies whsle									
	All firms	2 769	4 744	14 185 407	1 559 234	359 093	42 511	2 937 087	2 136 446	2 184 385
	Firms operated for the entire year.....	2 510	4 473	14 044 077	1 543 239	355 485	41 939	2 903 051	2 127 188	2 153 237
	Firms with less than 5 employees.....	911	915	613 182	69 499	14 648	2 126	141 199	63 123	66 925
	Firms with 5 to 9 employees ..	631	655	1 141 304	152 477	32 712	4 192	282 965	133 388	137 681
	Firms with 10 to 19 employees.....	507	631	1 844 294	254 807	57 440	6 734	465 167	225 598	238 602
	Firms with 20 to 49 employees.....	299	594	2 750 062	341 546	76 420	9 038	628 658	402 353	397 856
	Firms with 50 to 99 employees.....	95	398	D	D	D	i	D	D	D
	Firms with 100 employees or more.....	67	1 280	D	D	D	j	D	D	D
	Firms not operated for the entire year.....	259	271	141 330	15 995	3 608	572	34 036	9 258	31 148
421730	Warm air heating & air-conditioning equipment & supplies whsle									
	All firms	2 769	4 744	14 185 407	1 559 234	359 093	42 511	2 937 087	2 136 446	2 184 385
	Firms operated for the entire year.....	2 510	4 473	14 044 077	1 543 239	355 485	41 939	2 903 051	2 127 188	2 153 237
	Firms with less than 5 employees.....	911	915	613 182	69 499	14 648	2 126	141 199	63 123	66 925
	Firms with 5 to 9 employees ..	631	655	1 141 304	152 477	32 712	4 192	282 965	133 388	137 681
	Firms with 10 to 19 employees.....	507	631	1 844 294	254 807	57 440	6 734	465 167	225 598	238 602
	Firms with 20 to 49 employees.....	299	594	2 750 062	341 546	76 420	9 038	628 658	402 353	397 856
	Firms with 50 to 99 employees.....	95	398	D	D	D	i	D	D	D
	Firms with 100 employees or more.....	67	1 280	D	D	D	j	D	D	D
	Firms not operated for the entire year.....	259	271	141 330	15 995	3 608	572	34 036	9 258	31 148
42174	Refrigeration equipment & supplies whsle									
	All firms	853	1 358	3 435 926	406 356	91 959	11 193	762 355	531 770	549 655
	Firms operated for the entire year.....	774	1 279	3 378 305	391 972	91 123	11 035	739 189	531 004	542 410
	Firms with less than 5 employees.....	307	310	181 683	20 920	4 561	737	42 863	18 984	19 515
	Firms with 5 to 9 employees ..	184	189	401 577	42 695	9 600	1 244	86 075	44 698	45 892
	Firms with 10 to 19 employees.....	137	161	478 522	66 650	14 823	1 869	120 632	65 800	67 476
	Firms with 20 to 49 employees.....	100	219	1 130 966	111 587	25 897	3 036	212 507	168 361	173 436
	Firms with 50 to 99 employees.....	37	148	D	D	D	h	D	D	D
	Firms with 100 employees or more.....	9	252	D	D	D	g	D	D	D
	Firms not operated for the entire year.....	79	79	57 621	14 384	836	158	23 166	766	7 245
421740	Refrigeration equipment & supplies whsle									
	All firms	853	1 358	3 435 926	406 356	91 959	11 193	762 355	531 770	549 655
	Firms operated for the entire year.....	774	1 279	3 378 305	391 972	91 123	11 035	739 189	531 004	542 410
	Firms with less than 5 employees.....	307	310	181 683	20 920	4 561	737	42 863	18 984	19 515
	Firms with 5 to 9 employees ..	184	189	401 577	42 695	9 600	1 244	86 075	44 698	45 892
	Firms with 10 to 19 employees.....	137	161	478 522	66 650	14 823	1 869	120 632	65 800	67 476
	Firms with 20 to 49 employees.....	100	219	1 130 966	111 587	25 897	3 036	212 507	168 361	173 436

See footnotes at end of table.

Table 5. Employment Size of Firms: 1997—Con.

[Includes only firms and establishments with payroll. Excludes data for central administrative offices, auxiliary operations, or establishments of these firms that are classified in other categories than those specified in this table. For meaning of abbreviations and symbols, see introductory text. For explanation of terms, see Appendix A. For method of assignment to categories shown, see Appendix C]

NAICS code	Employment sizes of firms by type of operation and kind of business ¹	Firms (number)	Establishments (number)	Sales (\$1,000)	Annual payroll (\$1,000)	First-quarter payroll (\$1,000)	Paid employees for pay period including March 12 (number)	Operating expenses ¹ (\$1,000)	End-of-1996 inventories (\$1,000)	End-of-1997 inventories (\$1,000)
421	MERCHANT WHOLESALERS—Con.									
	Wholesale trade, durable goods—Con.									
421740	Refrigeration equipment & supplies whsle—Con.									
	Firms operated for the entire year—Con.									
	Firms with 50 to 99 employees.....	37	148	D	D	D	h	D	D	D
	Firms with 100 employees or more.....	9	252	D	D	D	g	D	D	D
	Firms not operated for the entire year	79	79	57 621	14 384	836	158	23 166	766	7 245
4218	Machinery, equipment, & supplies whsle									
	All firms	52 598	64 951	223 849 297	24 766 878	5 670 011	674 287	46 667 259	37 837 176	41 093 543
	Firms operated for the entire year	47 049	59 344	220 503 210	24 417 164	5 595 392	662 588	45 977 677	37 680 507	40 214 019
	Firms with less than 5 employees.....	19 976	20 027	14 428 529	1 416 839	307 485	44 686	3 036 505	1 518 122	1 584 684
	Firms with 5 to 9 employees ..	11 097	11 286	21 262 629	2 418 909	532 504	73 908	4 784 445	2 741 074	2 911 021
	Firms with 10 to 19 employees.....	8 399	9 317	34 656 041	4 013 643	894 159	113 539	7 537 572	5 463 007	5 817 038
	Firms with 20 to 49 employees.....	5 434	8 134	49 720 914	6 004 406	1 365 915	159 261	10 885 666	8 722 062	9 342 151
	Firms with 50 to 99 employees.....	1 373	3 710	30 441 520	3 548 231	821 911	92 845	6 403 422	5 521 333	5 877 074
	Firms with 100 employees or more.....	770	6 870	69 993 577	7 015 136	1 673 418	178 349	13 330 067	13 714 909	14 682 051
	Firms not operated for the entire year	5 549	5 607	3 346 087	349 714	74 619	11 699	689 582	156 669	879 524
42181	Construction & mining (except petroleum) machinery & equip whsle									
	All firms	3 421	4 763	31 561 292	3 110 734	734 605	77 574	5 740 828	9 191 293	10 081 466
	Firms operated for the entire year	3 057	4 395	31 293 078	3 089 912	731 165	77 079	5 696 491	9 182 125	9 986 845
	Firms with less than 5 employees.....	1 163	1 163	1 063 413	87 782	18 739	2 580	195 699	175 642	183 706
	Firms with 5 to 9 employees ..	603	615	D	D	D	h	D	D	D
	Firms with 10 to 19 employees.....	572	661	2 603 801	286 543	63 171	7 812	572 771	586 522	629 657
	Firms with 20 to 49 employees.....	418	632	D	D	D	j	D	D	D
	Firms with 50 to 99 employees.....	156	453	D	D	D	j	D	D	D
	Firms with 100 employees or more.....	145	871	D	D	D	k	D	D	D
	Firms not operated for the entire year	364	368	268 214	20 822	3 440	495	44 337	9 168	94 621
421810	Construction & mining (except petroleum) machinery & equip whsle									
	All firms	3 421	4 763	31 561 292	3 110 734	734 605	77 574	5 740 828	9 191 293	10 081 466
	Firms operated for the entire year	3 057	4 395	31 293 078	3 089 912	731 165	77 079	5 696 491	9 182 125	9 986 845
	Firms with less than 5 employees.....	1 163	1 163	1 063 413	87 782	18 739	2 580	195 699	175 642	183 706
	Firms with 5 to 9 employees ..	603	615	D	D	D	h	D	D	D
	Firms with 10 to 19 employees.....	572	661	2 603 801	286 543	63 171	7 812	572 771	586 522	629 657
	Firms with 20 to 49 employees.....	418	632	D	D	D	j	D	D	D
	Firms with 50 to 99 employees.....	156	453	D	D	D	j	D	D	D
	Firms with 100 employees or more.....	145	871	D	D	D	k	D	D	D
	Firms not operated for the entire year	364	368	268 214	20 822	3 440	495	44 337	9 168	94 621
42182	Farm & garden machinery & equipment whsle									
	All firms	8 143	9 312	30 536 605	2 634 589	591 835	95 909	5 066 616	7 994 095	8 733 732
	Firms operated for the entire year	7 420	8 584	30 048 046	2 593 045	582 089	94 104	4 981 577	7 956 536	8 534 452
	Firms with less than 5 employees.....	2 472	2 473	1 337 582	110 521	24 368	5 603	258 652	290 873	302 275
	Firms with 5 to 9 employees ..	1 804	1 812	2 926 865	276 798	62 598	12 325	559 064	746 110	772 275
	Firms with 10 to 19 employees.....	1 810	1 934	7 539 466	652 733	144 488	24 958	1 230 784	2 044 146	2 184 722
	Firms with 20 to 49 employees.....	1 107	1 543	10 921 326	944 348	209 576	31 286	1 714 863	2 988 165	3 260 667

See footnotes at end of table.

Table 5. Employment Size of Firms: 1997—Con.

[Includes only firms and establishments with payroll. Excludes data for central administrative offices, auxiliary operations, or establishments of these firms that are classified in other categories than those specified in this table. For meaning of abbreviations and symbols, see introductory text. For explanation of terms, see Appendix A. For method of assignment to categories shown, see Appendix C]

NAICS code	Employment sizes of firms by type of operation and kind of business ¹	Firms (number)	Establishments (number)	Sales (\$1,000)	Annual payroll (\$1,000)	First-quarter payroll (\$1,000)	Paid employees for pay period including March 12 (number)	Operating expenses ¹ (\$1,000)	End-of-1996 inventories (\$1,000)	End-of-1997 inventories (\$1,000)
421	MERCHANT WHOLESALERS—Con.									
	Wholesale trade, durable goods—Con.									
42182	Farm & garden machinery & equipment whsle—Con.									
	Firms operated for the entire year—Con.									
	Firms with 50 to 99 employees.....	178	508	3 782 812	358 954	82 250	11 721	651 457	1 118 696	1 201 047
	Firms with 100 employees or more.....	49	314	3 539 995	249 691	58 809	8 211	566 757	768 546	813 466
	Firms not operated for the entire year	723	728	488 559	41 544	9 746	1 805	85 039	37 559	199 280
421820	Farm & garden machinery & equipment whsle									
	All firms	8 143	9 312	30 536 605	2 634 589	591 835	95 909	5 066 616	7 994 095	8 733 732
	Firms operated for the entire year	7 420	8 584	30 048 046	2 593 045	582 089	94 104	4 981 577	7 956 536	8 534 452
	Firms with less than 5 employees.....	2 472	2 473	1 337 582	110 521	24 368	5 603	258 652	290 873	302 275
	Firms with 5 to 9 employees ..	1 804	1 812	2 926 865	276 798	62 598	12 325	559 064	746 110	772 275
	Firms with 10 to 19 employees.....	1 810	1 934	7 539 466	652 733	144 488	24 958	1 230 784	2 044 146	2 184 722
	Firms with 20 to 49 employees.....	1 107	1 543	10 921 326	944 348	209 576	31 286	1 714 863	2 988 165	3 260 667
	Firms with 50 to 99 employees.....	178	508	3 782 812	358 954	82 250	11 721	651 457	1 118 696	1 201 047
	Firms with 100 employees or more.....	49	314	3 539 995	249 691	58 809	8 211	566 757	768 546	813 466
	Firms not operated for the entire year	723	728	488 559	41 544	9 746	1 805	85 039	37 559	199 280
4218201	Farm machinery & equipment—farm dealers									
	All firms	6 082	6 789	21 521 310	1 863 969	418 663	70 910	3 390 688	6 317 759	6 911 632
	Firms operated for the entire year	5 589	6 294	D	D	D	l	D	D	D
	Firms with less than 5 employees.....	1 745	1 745	877 605	73 197	16 139	3 998	168 198	212 258	217 834
	Firms with 5 to 9 employees ..	1 373	1 379	2 117 119	203 473	46 453	9 457	402 108	590 488	609 656
	Firms with 10 to 19 employees.....	1 448	1 518	5 994 475	514 089	113 477	20 122	937 711	1 731 380	1 852 039
	Firms with 20 to 49 employees.....	882	1 212	8 545 710	719 320	160 441	24 851	1 264 465	2 502 465	2 743 969
	Firms with 50 to 99 employees.....	118	309	D	D	D	i	D	D	D
	Firms with 100 employees or more.....	23	131	D	D	D	h	D	D	D
	Firms not operated for the entire year	493	495	D	D	D	g	D	D	D
4218202	Farm machinery & equipment—whsle distributors									
	All firms	1 547	1 891	6 437 932	507 832	112 807	16 713	1 144 687	1 088 278	1 203 779
	Firms operated for the entire year	1 390	1 731	D	D	D	j	D	D	D
	Firms with less than 5 employees.....	557	558	359 219	28 582	6 208	1 221	69 637	57 505	62 080
	Firms with 5 to 9 employees ..	355	357	670 979	59 461	13 108	2 356	127 997	130 409	137 924
	Firms with 10 to 19 employees.....	279	326	1 190 931	105 287	22 964	3 710	221 268	231 149	247 354
	Firms with 20 to 49 employees.....	152	238	1 479 914	138 430	30 418	4 205	278 830	278 189	308 120
	Firms with 50 to 99 employees.....	29	107	D	D	D	g	D	D	D
	Firms with 100 employees or more.....	18	145	D	D	D	h	D	D	D
	Firms not operated for the entire year	157	160	D	D	D	e	D	D	D
4218203	Lawn & garden machinery & equipment whsle									
	All firms	550	632	2 577 363	262 788	60 365	8 286	531 241	588 058	618 321
	Firms operated for the entire year	475	557	2 522 249	257 193	58 853	8 059	518 714	587 536	602 891
	Firms with less than 5 employees.....	179	179	107 506	9 411	2 151	407	22 134	21 990	23 475
	Firms with 5 to 9 employees ..	86	86	157 763	15 654	3 422	578	32 843	27 897	27 609
	Firms with 10 to 19 employees.....	96	103	427 240	39 423	9 485	1 310	83 547	97 927	101 853
	Firms with 20 to 49 employees.....	78	107	947 967	90 575	19 691	2 389	179 475	217 924	219 473
	Firms with 50 to 99 employees.....	30	66	D	D	D	g	D	D	D

See footnotes at end of table.

Table 5. Employment Size of Firms: 1997—Con.

[Includes only firms and establishments with payroll. Excludes data for central administrative offices, auxiliary operations, or establishments of these firms that are classified in other categories than those specified in this table. For meaning of abbreviations and symbols, see introductory text. For explanation of terms, see Appendix A. For method of assignment to categories shown, see Appendix C]

NAICS code	Employment sizes of firms by type of operation and kind of business ¹	Firms (number)	Establishments (number)	Sales (\$1,000)	Annual payroll (\$1,000)	First-quarter payroll (\$1,000)	Paid employees for pay period including March 12 (number)	Operating expenses ¹ (\$1,000)	End-of-1996 inventories (\$1,000)	End-of-1997 inventories (\$1,000)
421	MERCHANT WHOLESALERS—Con.									
	Wholesale trade, durable goods—Con.									
4218203	Lawn & garden machinery & equipment whsle—Con.									
	Firms operated for the entire year—Con.									
	Firms with 100 employees or more.....	6	16	D	D	D	g	D	D	D
	Firms not operated for the entire year	75	75	55 114	5 595	1 512	227	12 527	522	15 430
42183	Industrial machinery & equipment whsle									
	All firms	24 150	28 321	97 183 003	11 523 912	2 627 707	286 732	21 619 583	12 326 301	13 148 394
	Firms operated for the entire year	21 587	25 737	95 688 910	11 352 236	2 590 881	281 117	21 290 396	12 271 924	12 807 009
	Firms with less than 5 employees.....	9 659	9 694	7 438 025	748 923	161 930	21 331	1 583 281	591 536	625 788
	Firms with 5 to 9 employees ..	5 076	5 167	10 485 327	1 242 174	270 921	33 721	2 425 165	1 040 241	1 109 119
	Firms with 10 to 19 employees.....	3 573	4 013	14 810 698	1 904 219	427 282	48 058	3 546 744	1 730 491	1 830 153
	Firms with 20 to 49 employees.....	2 310	3 453	22 068 434	2 820 448	647 347	68 059	5 068 179	2 849 443	2 969 093
	Firms with 50 to 99 employees.....	627	1 432	14 616 199	1 797 941	418 511	42 899	3 159 251	2 077 094	2 140 786
	Firms with 100 employees or more.....	342	1 978	26 270 227	2 838 531	664 890	67 049	5 507 776	3 983 119	4 132 070
	Firms not operated for the entire year	2 563	2 584	1 494 093	171 676	36 826	5 615	329 187	54 377	341 385
421830	Industrial machinery & equipment whsle									
	All firms	24 150	28 321	97 183 003	11 523 912	2 627 707	286 732	21 619 583	12 326 301	13 148 394
	Firms operated for the entire year	21 587	25 737	95 688 910	11 352 236	2 590 881	281 117	21 290 396	12 271 924	12 807 009
	Firms with less than 5 employees.....	9 659	9 694	7 438 025	748 923	161 930	21 331	1 583 281	591 536	625 788
	Firms with 5 to 9 employees ..	5 076	5 167	10 485 327	1 242 174	270 921	33 721	2 425 165	1 040 241	1 109 119
	Firms with 10 to 19 employees.....	3 573	4 013	14 810 698	1 904 219	427 282	48 058	3 546 744	1 730 491	1 830 153
	Firms with 20 to 49 employees.....	2 310	3 453	22 068 434	2 820 448	647 347	68 059	5 068 179	2 849 443	2 969 093
	Firms with 50 to 99 employees.....	627	1 432	14 616 199	1 797 941	418 511	42 899	3 159 251	2 077 094	2 140 786
	Firms with 100 employees or more.....	342	1 978	26 270 227	2 838 531	664 890	67 049	5 507 776	3 983 119	4 132 070
	Firms not operated for the entire year	2 563	2 584	1 494 093	171 676	36 826	5 615	329 187	54 377	341 385
4218301	Food-processing machinery & equipment whsle									
	All firms	982	1 056	2 959 044	410 831	95 919	10 273	758 407	415 921	443 337
	Firms operated for the entire year	891	965	D	D	D	j	D	D	D
	Firms with less than 5 employees.....	404	404	300 168	35 264	7 399	907	75 732	27 729	29 566
	Firms with 5 to 9 employees ..	213	217	404 574	51 967	11 373	1 411	103 650	44 995	48 427
	Firms with 10 to 19 employees.....	141	155	D	D	D	g	D	D	D
	Firms with 20 to 49 employees.....	102	126	836 212	121 415	28 240	3 020	217 782	123 931	133 225
	Firms with 50 to 99 employees.....	23	40	D	D	D	g	D	D	D
	Firms with 100 employees or more.....	8	23	D	D	D	g	D	D	D
	Firms not operated for the entire year	91	91	D	D	D	e	D	D	D
4218302	Hydraulic & pneumatic (fluid-power) machinery & equipment whsle									
	All firms	2 648	3 294	9 945 751	1 464 278	336 675	36 297	2 658 894	1 137 999	1 231 725
	Firms operated for the entire year	2 409	3 055	D	D	D	k	D	D	D
	Firms with less than 5 employees.....	883	886	511 578	67 107	14 895	2 080	131 783	45 420	47 894
	Firms with 5 to 9 employees ..	620	634	1 060 238	150 571	32 614	4 143	285 160	106 947	111 964
	Firms with 10 to 19 employees.....	456	520	D	D	D	i	D	D	D
	Firms with 20 to 49 employees.....	345	574	2 908 592	434 512	101 278	10 167	746 176	335 387	354 303
	Firms with 50 to 99 employees.....	74	198	1 468 033	225 808	49 711	5 066	358 793	184 177	192 347
	Firms with 100 employees or more.....	31	243	D	D	D	i	D	D	D

See footnotes at end of table.

Table 5. Employment Size of Firms: 1997—Con.

[Includes only firms and establishments with payroll. Excludes data for central administrative offices, auxiliary operations, or establishments of these firms that are classified in other categories than those specified in this table. For meaning of abbreviations and symbols, see introductory text. For explanation of terms, see Appendix A. For method of assignment to categories shown, see Appendix C]

NAICS code	Employment sizes of firms by type of operation and kind of business ¹	Firms (number)	Establishments (number)	Sales (\$1,000)	Annual payroll (\$1,000)	First-quarter payroll (\$1,000)	Paid employees for pay period including March 12 (number)	Operating expenses ¹ (\$1,000)	End-of-1996 inventories (\$1,000)	End-of-1997 inventories (\$1,000)
421	MERCHANT WHOLESALERS—Con.									
	Wholesale trade, durable goods—Con.									
4218302	Hydraulic & pneumatic (fluid-power) machinery & equipment whsle—Con.									
	Firms not operated for the entire year	239	239	D	D	D	f	D	D	D
42183021	Hydraulic & pneumatic pumps & motors whsle									
	All firms	1 102	1 275	3 036 164	437 279	101 041	11 324	786 607	376 128	394 716
	Firms operated for the entire year	980	1 153	2 966 248	428 668	99 172	11 051	771 079	375 400	374 366
	Firms with less than 5 employees	433	433	251 968	32 591	6 955	993	63 044	20 005	21 785
	Firms with 5 to 9 employees ..	271	274	414 881	63 064	13 526	1 803	119 236	44 478	46 163
	Firms with 10 to 19 employees	147	169	485 173	71 997	16 972	1 937	134 667	55 322	57 344
	Firms with 20 to 49 employees	93	128	854 763	118 047	29 261	2 692	209 101	97 116	96 227
	Firms with 50 to 99 employees	26	59	461 676	74 923	16 236	1 734	117 503	67 696	70 419
	Firms with 100 employees or more	10	90	497 787	68 046	16 222	1 892	127 528	90 783	82 428
	Firms not operated for the entire year	122	122	69 916	8 611	1 869	273	15 528	728	20 350
42183022	Hydraulic & pneumatic parts, accessories, & supplies whsle									
	All firms	1 559	2 019	6 909 587	1 026 999	235 634	24 973	1 872 287	761 871	837 009
	Firms operated for the entire year	1 442	1 902	D	D	D	j	D	D	D
	Firms with less than 5 employees	453	456	261 294	34 705	8 005	1 092	69 115	25 583	26 281
	Firms with 5 to 9 employees ..	352	363	649 060	87 953	19 201	2 359	167 051	63 166	66 533
	Firms with 10 to 19 employees	312	354	D	D	D	h	D	D	D
	Firms with 20 to 49 employees	255	456	2 095 984	321 007	72 950	7 564	547 110	244 214	264 169
	Firms with 50 to 99 employees	48	135	990 751	148 706	32 937	3 311	235 896	115 567	121 444
	Firms with 100 employees or more	22	138	D	D	D	i	D	D	D
	Firms not operated for the entire year	117	117	D	D	D	e	D	D	D
4218303	General-purpose industrial machinery & equipment whsle									
	All firms	7 351	8 460	28 259 832	3 404 519	772 131	84 667	6 537 227	3 533 463	3 820 152
	Firms operated for the entire year	6 695	7 794	D	D	D	l	D	D	D
	Firms with less than 5 employees	2 928	2 944	2 124 550	213 697	46 495	6 363	455 806	143 841	154 870
	Firms with 5 to 9 employees ..	1 629	1 667	3 250 583	395 431	87 936	10 838	769 988	300 042	322 816
	Firms with 10 to 19 employees	1 155	1 288	D	D	D	j	D	D	D
	Firms with 20 to 49 employees	725	1 123	6 742 648	884 286	203 815	21 255	1 560 523	816 295	846 224
	Firms with 50 to 99 employees	169	378	D	D	D	j	D	D	D
	Firms with 100 employees or more	89	394	7 465 219	791 235	176 096	17 885	1 635 419	1 166 867	1 244 916
	Firms not operated for the entire year	656	666	D	D	D	g	D	D	D
4218304	Metalworking machinery & equipment whsle									
	All firms	2 863	3 232	13 925 794	1 338 123	300 153	29 963	2 629 765	2 155 284	2 142 750
	Firms operated for the entire year	2 587	2 956	D	D	D	k	D	D	D
	Firms with less than 5 employees	1 239	1 241	1 014 663	98 935	21 724	2 718	208 586	84 371	85 863
	Firms with 5 to 9 employees ..	593	598	1 471 402	159 033	33 266	3 912	314 059	168 879	174 538
	Firms with 10 to 19 employees	420	469	D	D	D	i	D	D	D
	Firms with 20 to 49 employees	255	348	3 409 661	346 709	80 444	7 341	639 522	557 273	571 925
	Firms with 50 to 99 employees	50	122	1 968 230	169 493	38 488	3 326	317 208	342 110	296 148
	Firms with 100 employees or more	30	178	D	D	D	i	D	D	D
	Firms not operated for the entire year	276	276	D	D	D	e	D	D	D

See footnotes at end of table.

Table 5. Employment Size of Firms: 1997—Con.

[Includes only firms and establishments with payroll. Excludes data for central administrative offices, auxiliary operations, or establishments of these firms that are classified in other categories than those specified in this table. For meaning of abbreviations and symbols, see introductory text. For explanation of terms, see Appendix A. For method of assignment to categories shown, see Appendix C]

NAICS code	Employment sizes of firms by type of operation and kind of business ¹	Firms (number)	Establishments (number)	Sales (\$1,000)	Annual payroll (\$1,000)	First-quarter payroll (\$1,000)	Paid employees for pay period including March 12 (number)	Operating expenses ¹ (\$1,000)	End-of-1996 inventories (\$1,000)	End-of-1997 inventories (\$1,000)
421	MERCHANT WHOLESALERS—Con.									
	Wholesale trade, durable goods—Con.									
4218305	Materials handling equipment whsle									
	All firms	3 388	4 042	15 099 475	2 069 068	487 920	56 245	3 544 920	1 654 475	1 743 448
	Firms operated for the entire year	3 040	3 688	14 868 083	2 036 721	479 158	55 150	3 486 892	1 645 085	1 701 753
	Firms with less than 5 employees	1 192	1 199	916 987	94 211	20 583	2 708	194 892	53 558	54 942
	Firms with 5 to 9 employees ..	649	654	1 119 524	148 931	33 979	4 353	281 232	82 759	87 148
	Firms with 10 to 19 employees	533	577	1 825 634	264 529	58 014	7 158	474 650	192 626	202 068
	Firms with 20 to 49 employees	401	548	3 334 954	456 988	105 254	12 305	804 639	346 997	349 186
	Firms with 50 to 99 employees	163	306	2 530 091	424 903	102 377	11 239	667 850	315 688	331 157
	Firms with 100 employees or more	102	404	5 140 893	647 159	158 951	17 387	1 063 629	653 457	677 252
	Firms not operated for the entire year	348	354	231 392	32 347	8 762	1 095	58 028	9 390	41 695
4218306	Oilwell, oil refinery, & pipeline mach, equip, & supplies whsle									
	All firms	2 029	2 688	7 740 720	693 599	150 488	18 900	1 316 709	847 083	989 913
	Firms operated for the entire year	1 803	2 460	7 606 882	681 474	148 240	18 539	1 294 527	841 160	953 762
	Firms with less than 5 employees	912	916	934 685	70 445	14 936	2 045	152 024	78 466	84 446
	Firms with 5 to 9 employees ..	459	471	1 189 806	108 310	21 823	3 029	216 183	119 415	138 665
	Firms with 10 to 19 employees	243	319	1 091 953	123 906	26 564	3 298	242 911	137 440	154 832
	Firms with 20 to 49 employees	137	251	1 447 335	145 103	31 460	3 907	268 371	131 827	164 625
	Firms with 50 to 99 employees	34	105	943 025	90 757	19 823	2 236	172 066	153 936	174 824
	Firms with 100 employees or more	18	398	2 000 078	142 953	33 634	4 024	242 972	220 076	236 370
	Firms not operated for the entire year	226	228	133 838	12 125	2 248	361	22 182	5 923	36 151
4218307	Other industrial machinery & equipment whsle									
	All firms	5 105	5 549	19 252 387	2 143 494	484 421	50 387	4 173 661	2 582 076	2 777 069
	Firms operated for the entire year	4 365	4 806	18 799 178	2 096 069	475 545	48 591	4 081 733	2 565 262	2 678 270
	Firms with less than 5 employees	2 155	2 158	1 721 272	175 537	37 484	4 641	376 223	163 073	174 110
	Firms with 5 to 9 employees ..	971	983	2 216 688	243 909	53 812	6 430	492 608	245 289	255 298
	Firms with 10 to 19 employees	683	752	3 087 011	375 226	85 816	9 258	725 423	358 721	371 052
	Firms with 20 to 49 employees	385	507	4 011 873	487 017	110 885	11 228	922 856	608 597	617 780
	Firms with 50 to 99 employees	114	194	3 245 332	349 353	80 710	7 748	637 104	472 883	488 335
	Firms with 100 employees or more	57	212	4 517 002	465 027	106 838	9 286	927 519	716 699	771 695
	Firms not operated for the entire year	740	743	453 209	47 425	8 876	1 796	91 928	16 814	98 799
42184	Industrial supplies whsle									
	All firms	8 764	12 868	36 889 029	4 420 039	1 012 617	122 452	8 329 400	4 446 078	4 765 894
	Firms operated for the entire year	7 840	11 926	36 317 472	4 359 163	1 000 824	120 740	8 211 880	4 425 660	4 650 018
	Firms with less than 5 employees	3 226	3 239	2 278 110	238 647	51 488	7 412	493 746	191 835	198 881
	Firms with 5 to 9 employees ..	1 896	1 960	3 590 212	432 690	95 857	12 655	839 909	371 495	394 469
	Firms with 10 to 19 employees	1 353	1 520	5 186 940	678 036	149 618	18 242	1 254 067	624 273	648 679
	Firms with 20 to 49 employees	980	1 642	8 200 447	1 105 096	250 392	28 746	1 980 945	1 031 181	1 060 430
	Firms with 50 to 99 employees	261	881	5 181 349	656 437	153 974	17 409	1 204 618	743 194	773 174
	Firms with 100 employees or more	124	2 684	11 880 414	1 248 257	299 495	36 276	2 438 595	1 463 682	1 574 385
	Firms not operated for the entire year	924	942	571 557	60 876	11 793	1 712	117 520	20 418	115 876
421840	Industrial supplies whsle									
	All firms	8 764	12 868	36 889 029	4 420 039	1 012 617	122 452	8 329 400	4 446 078	4 765 894

See footnotes at end of table.

Table 5. Employment Size of Firms: 1997—Con.

[Includes only firms and establishments with payroll. Excludes data for central administrative offices, auxiliary operations, or establishments of these firms that are classified in other categories than those specified in this table. For meaning of abbreviations and symbols, see introductory text. For explanation of terms, see Appendix A. For method of assignment to categories shown, see Appendix C]

NAICS code	Employment sizes of firms by type of operation and kind of business ¹	Firms (number)	Establishments (number)	Sales (\$1,000)	Annual payroll (\$1,000)	First-quarter payroll (\$1,000)	Paid employees for pay period including March 12 (number)	Operating expenses ¹ (\$1,000)	End-of-1996 inventories (\$1,000)	End-of-1997 inventories (\$1,000)
421	MERCHANT WHOLESALERS—Con.									
	Wholesale trade, durable goods—Con.									
421840	Industrial supplies whsle—Con.									
	Firms operated for the entire year	7 840	11 926	36 317 472	4 359 163	1 000 824	120 740	8 211 880	4 425 660	4 650 018
	Firms with less than 5 employees	3 226	3 239	2 278 110	238 647	51 488	7 412	493 746	191 835	198 881
	Firms with 5 to 9 employees ..	1 896	1 960	3 590 212	432 690	95 857	12 655	839 909	371 495	394 469
	Firms with 10 to 19 employees	1 353	1 520	5 186 940	678 036	149 618	18 242	1 254 067	624 273	648 679
	Firms with 20 to 49 employees	980	1 642	8 200 447	1 105 096	250 392	28 746	1 980 945	1 031 181	1 060 430
	Firms with 50 to 99 employees	261	881	5 181 349	656 437	153 974	17 409	1 204 618	743 194	773 174
	Firms with 100 employees or more	124	2 684	11 880 414	1 248 257	299 495	36 276	2 438 595	1 463 682	1 574 385
	Firms not operated for the entire year	924	942	571 557	60 876	11 793	1 712	117 520	20 418	115 876
4218401	General-line industrial supplies whsle									
	All firms	1 797	2 025	3 940 187	535 267	124 714	15 671	970 763	472 943	502 312
	Firms operated for the entire year	1 636	1 863	3 888 914	529 568	123 297	15 444	960 179	470 923	490 439
	Firms with less than 5 employees	813	815	481 252	52 614	11 552	1 885	111 377	42 715	45 291
	Firms with 5 to 9 employees ..	444	456	D	D	D	h	D	D	D
	Firms with 10 to 19 employees	220	234	D	D	D	h	D	D	D
	Firms with 20 to 49 employees	121	192	D	D	D	h	D	D	D
	Firms with 50 to 99 employees	25	79	386 323	55 685	13 222	1 621	96 759	61 735	62 811
	Firms with 100 employees or more	13	87	736 882	115 974	28 525	2 589	203 397	83 007	89 768
	Firms not operated for the entire year	161	162	51 273	5 699	1 417	227	10 584	2 020	11 873
4218402	Mechanical power transmission supplies whsle									
	All firms	923	2 457	7 883 600	834 627	194 427	23 497	1 584 305	1 187 548	1 320 877
	Firms operated for the entire year	811	2 343	7 789 233	825 424	192 694	23 253	1 567 322	1 184 530	1 298 125
	Firms with less than 5 employees	260	260	164 536	18 341	4 199	607	34 949	20 794	21 329
	Firms with 5 to 9 employees ..	216	232	400 354	51 910	11 465	1 455	98 534	59 780	62 967
	Firms with 10 to 19 employees	150	187	564 656	78 801	17 248	2 110	145 642	104 221	106 489
	Firms with 20 to 49 employees	121	252	1 107 775	148 871	33 716	3 648	262 757	194 537	205 480
	Firms with 50 to 99 employees	40	165	904 280	103 735	24 578	2 641	188 554	172 368	184 342
	Firms with 100 employees or more	24	1 247	4 647 632	423 766	101 488	12 792	836 886	632 830	717 518
	Firms not operated for the entire year	112	114	94 367	9 203	1 733	244	16 983	3 018	22 752
4218403	Welding supplies whsle									
	All firms	807	1 876	4 238 602	592 621	137 192	17 627	1 166 809	455 742	475 267
	Firms operated for the entire year	719	1 782	4 171 168	582 930	134 716	17 290	1 148 405	448 047	464 020
	Firms with less than 5 employees	228	232	116 082	14 709	3 322	561	31 053	12 658	13 102
	Firms with 5 to 9 employees ..	164	177	D	D	D	g	D	D	D
	Firms with 10 to 19 employees	140	178	D	D	D	g	D	D	D
	Firms with 20 to 49 employees	122	291	D	D	D	h	D	D	D
	Firms with 50 to 99 employees	43	216	585 628	102 330	24 312	2 843	195 203	67 283	67 963
	Firms with 100 employees or more	22	688	1 927 289	237 595	54 949	7 254	477 217	202 867	206 366
	Firms not operated for the entire year	88	94	67 434	9 691	2 476	337	18 404	7 695	11 247
4218404	Industrial containers & supplies whsle									
	All firms	1 347	1 480	4 968 521	517 474	111 664	14 688	1 004 745	298 554	312 268

See footnotes at end of table.

Table 5. Employment Size of Firms: 1997—Con.

[Includes only firms and establishments with payroll. Excludes data for central administrative offices, auxiliary operations, or establishments of these firms that are classified in other categories than those specified in this table. For meaning of abbreviations and symbols, see introductory text. For explanation of terms, see Appendix A. For method of assignment to categories shown, see Appendix C]

NAICS code	Employment sizes of firms by type of operation and kind of business ¹	Firms (number)	Establishments (number)	Sales (\$1,000)	Annual payroll (\$1,000)	First-quarter payroll (\$1,000)	Paid employees for pay period including March 12 (number)	Operating expenses ¹ (\$1,000)	End-of-1996 inventories (\$1,000)	End-of-1997 inventories (\$1,000)
421	MERCHANT WHOLESALERS—Con.									
	Wholesale trade, durable goods—Con.									
4218404	Industrial containers & supplies whsle—Con.									
	Firms operated for the entire year	1 170	1 303	4 835 483	504 122	109 276	14 379	978 794	298 131	299 910
	Firms with less than 5 employees.....	535	535	515 805	44 678	9 052	1 163	94 037	25 996	26 368
	Firms with 5 to 9 employees ..	258	263	617 929	63 240	13 138	1 722	124 706	33 746	36 521
	Firms with 10 to 19 employees.....	188	194	876 064	95 922	19 784	2 495	179 749	54 388	54 780
	Firms with 20 to 49 employees.....	133	167	1 286 188	136 212	28 339	3 907	268 938	95 344	95 087
	Firms with 50 to 99 employees.....	40	83	906 772	91 916	21 503	2 723	179 641	52 904	54 788
	Firms with 100 employees or more.....	16	61	632 725	72 154	17 460	2 369	131 723	35 753	32 366
	Firms not operated for the entire year	177	177	133 038	13 352	2 388	309	25 951	423	12 358
4218405	Industrial valves & fittings (except fluid-power) whsle									
	All firms	928	1 279	5 276 944	611 403	140 346	14 238	1 145 035	799 843	820 778
	Firms operated for the entire year	836	1 186	5 211 388	604 363	138 725	14 015	1 133 196	793 873	806 784
	Firms with less than 5 employees.....	266	269	234 463	24 228	5 303	641	47 605	19 391	19 774
	Firms with 5 to 9 employees ..	197	204	440 459	50 953	10 943	1 299	98 782	52 906	57 072
	Firms with 10 to 19 employees.....	178	208	875 821	105 961	24 834	2 449	195 065	129 378	134 441
	Firms with 20 to 49 employees.....	143	243	1 534 713	197 730	45 488	4 177	337 960	221 195	219 973
	Firms with 50 to 99 employees.....	33	102	973 241	107 122	23 390	2 314	210 568	216 671	231 993
	Firms with 100 employees or more.....	19	160	1 152 691	118 369	28 767	3 135	243 216	154 332	143 531
	Firms not operated for the entire year	92	93	65 556	7 040	1 621	223	11 839	5 970	13 994
4218406	Other industrial supplies whsle									
	All firms	3 059	3 751	10 581 175	1 328 647	304 274	36 731	2 457 743	1 231 448	1 334 392
	Firms operated for the entire year	2 763	3 448	10 421 193	1 312 724	302 084	36 356	2 423 924	1 230 056	1 290 740
	Firms with less than 5 employees.....	1 145	1 151	782 231	86 099	18 538	2 624	178 819	72 758	75 404
	Firms with 5 to 9 employees ..	651	665	1 285 207	158 192	35 633	4 389	305 532	137 935	147 914
	Firms with 10 to 19 employees.....	504	555	1 832 987	251 747	54 934	6 773	460 158	219 397	229 490
	Firms with 20 to 49 employees.....	348	484	2 644 926	373 805	85 573	10 087	660 061	318 915	327 658
	Firms with 50 to 99 employees.....	84	248	1 547 515	205 709	49 467	5 534	376 999	190 435	194 229
	Firms with 100 employees or more.....	31	345	2 328 327	237 172	57 939	6 949	442 355	290 616	316 045
	Firms not operated for the entire year	296	303	159 982	15 923	2 190	375	33 819	1 392	43 652
42185	Service establishment equipment & supplies whsle									
	All firms	5 327	6 233	11 044 612	1 646 019	383 581	56 364	3 058 945	1 208 260	1 294 341
	Firms operated for the entire year	4 741	5 644	D	D	D	i	D	D	D
	Firms with less than 5 employees.....	2 129	2 135	947 637	116 929	25 939	4 825	256 754	97 074	99 050
	Firms with 5 to 9 employees ..	1 215	1 224	D	D	D	i	D	D	D
	Firms with 10 to 19 employees.....	760	813	D	D	D	j	D	D	D
	Firms with 20 to 49 employees.....	464	659	2 528 957	432 899	102 095	13 578	764 957	290 124	304 237
	Firms with 50 to 99 employees.....	115	323	1 661 300	257 524	58 179	7 741	449 414	193 483	205 938
	Firms with 100 employees or more.....	58	490	2 012 708	317 127	77 888	11 036	575 291	239 806	252 349
	Firms not operated for the entire year	586	589	D	D	D	g	D	D	D

See footnotes at end of table.

Table 5. Employment Size of Firms: 1997—Con.

[Includes only firms and establishments with payroll. Excludes data for central administrative offices, auxiliary operations, or establishments of these firms that are classified in other categories than those specified in this table. For meaning of abbreviations and symbols, see introductory text. For explanation of terms, see Appendix A. For method of assignment to categories shown, see Appendix C]

NAICS code	Employment sizes of firms by type of operation and kind of business ¹	Firms (number)	Establishments (number)	Sales (\$1,000)	Annual payroll (\$1,000)	First-quarter payroll (\$1,000)	Paid employees for pay period including March 12 (number)	Operating expenses ¹ (\$1,000)	End-of-1996 inventories (\$1,000)	End-of-1997 inventories (\$1,000)
421	MERCHANT WHOLESALERS—Con.									
	Wholesale trade, durable goods—Con.									
421850	Service establishment equipment & supplies whsle									
	All firms	5 327	6 233	11 044 612	1 646 019	383 581	56 364	3 058 945	1 208 260	1 294 341
	Firms operated for the entire year	4 741	5 644	D	D	D	l	D	D	D
	Firms with less than 5 employees	2 129	2 135	947 637	116 929	25 939	4 825	256 754	97 074	99 050
	Firms with 5 to 9 employees ..	1 215	1 224	D	D	D	i	D	D	D
	Firms with 10 to 19 employees	760	813	D	D	D	j	D	D	D
	Firms with 20 to 49 employees	464	659	2 528 957	432 899	102 095	13 578	764 957	290 124	304 237
	Firms with 50 to 99 employees	115	323	1 661 300	257 524	58 179	7 741	449 414	193 483	205 938
	Firms with 100 employees or more	58	490	2 012 708	317 127	77 888	11 036	575 291	239 806	252 349
	Firms not operated for the entire year	586	589	D	D	D	g	D	D	D
4218501	Beauty & barber shop equipment & supplies whsle									
	All firms	784	1 240	2 016 050	351 378	82 788	13 671	649 637	297 828	328 061
	Firms operated for the entire year	703	1 159	D	D	D	j	D	D	D
	Firms with less than 5 employees	274	276	D	D	D	f	D	D	D
	Firms with 5 to 9 employees ..	168	171	D	D	D	g	D	D	D
	Firms with 10 to 19 employees	113	126	D	D	D	g	D	D	D
	Firms with 20 to 49 employees	80	149	395 653	67 353	15 780	2 322	124 085	56 453	65 307
	Firms with 50 to 99 employees	38	143	D	D	D	h	D	D	D
	Firms with 100 employees or more	30	294	D	D	D	i	D	D	D
	Firms not operated for the entire year	81	81	D	D	D	c	D	D	D
4218502	Custodial, janitors' equipment & supplies whsle									
	All firms	1 969	2 189	3 745 652	625 841	147 020	21 414	1 144 893	382 831	403 819
	Firms operated for the entire year	1 754	1 973	3 673 088	615 368	144 627	20 913	1 123 897	378 308	392 831
	Firms with less than 5 employees	759	761	D	D	D	g	D	D	D
	Firms with 5 to 9 employees ..	448	451	477 406	74 547	17 051	2 954	148 093	49 230	54 324
	Firms with 10 to 19 employees	306	321	746 146	116 761	27 541	4 074	212 194	70 709	71 044
	Firms with 20 to 49 employees	185	238	867 244	170 320	39 776	5 406	289 919	92 544	93 835
	Firms with 50 to 99 employees	36	77	D	D	D	g	D	D	D
	Firms with 100 employees or more	20	125	898 503	132 471	32 454	4 311	248 142	91 573	95 967
	Firms not operated for the entire year	215	216	72 564	10 473	2 393	501	20 996	4 523	10 988
4218503	Laundry & dry-cleaning equipment & supplies whsle									
	All firms	604	655	D	D	D	i	D	D	D
	Firms operated for the entire year	542	593	D	D	D	i	D	D	D
	Firms with less than 5 employees	224	224	D	D	D	f	D	D	D
	Firms with 5 to 9 employees ..	135	135	D	D	D	f	D	D	D
	Firms with 10 to 19 employees	98	103	D	D	D	g	D	D	D
	Firms with 20 to 49 employees	72	97	D	D	D	g	D	D	D
	Firms with 50 to 99 employees	12	25	D	D	D	f	D	D	D
	Firms with 100 employees or more	1	9	D	D	D	c	D	D	D
	Firms not operated for the entire year	62	62	D	D	D	c	D	D	D
4218504	Other service establishment equipment & supplies whsle									

See footnotes at end of table.

Table 5. Employment Size of Firms: 1997—Con.

[Includes only firms and establishments with payroll. Excludes data for central administrative offices, auxiliary operations, or establishments of these firms that are classified in other categories than those specified in this table. For meaning of abbreviations and symbols, see introductory text. For explanation of terms, see Appendix A. For method of assignment to categories shown, see Appendix C]

NAICS code	Employment sizes of firms by type of operation and kind of business ¹	Firms (number)	Establishments (number)	Sales (\$1,000)	Annual payroll (\$1,000)	First-quarter payroll (\$1,000)	Paid employees for pay period including March 12 (number)	Operating expenses ¹ (\$1,000)	End-of-1996 inventories (\$1,000)	End-of-1997 inventories (\$1,000)
421	MERCHANT WHOLESALERS—Con.									
	Wholesale trade, durable goods—Con.									
4218504	Other service establishment equipment & supplies whsle—Con.									
	All firms	1 976	2 149	D	D	D	j	D	D	D
	Firms operated for the entire year	1 748	1 919	D	D	D	j	D	D	D
	Firms with less than 5 employees	874	876	D	D	D	g	D	D	D
	Firms with 5 to 9 employees ..	465	468	D	D	D	h	D	D	D
	Firms with 10 to 19 employees	245	265	D	D	D	h	D	D	D
	Firms with 20 to 49 employees	129	180	D	D	D	h	D	D	D
	Firms with 50 to 99 employees	28	69	D	D	D	g	D	D	D
	Firms with 100 employees or more	7	61	D	D	D	g	D	D	D
	Firms not operated for the entire year	228	230	D	D	D	e	D	D	D
42186	Transportation equipment & supplies (exc motor vehicle) whsle									
	All firms	3 186	3 454	16 634 756	1 431 585	319 666	35 256	2 851 887	2 671 149	3 069 716
	Firms operated for the entire year	2 787	3 046	D	D	D	k	D	D	D
	Firms with less than 5 employees	1 397	1 399	1 458 018	121 131	26 494	3 109	263 401	181 648	184 775
	Firms with 5 to 9 employees ..	594	606	1 729 468	155 981	33 743	3 888	329 201	224 327	243 931
	Firms with 10 to 19 employees	427	470	D	D	D	i	D	D	D
	Firms with 20 to 49 employees	253	299	D	D	D	i	D	D	D
	Firms with 50 to 99 employees	72	122	D	D	D	h	D	D	D
	Firms with 100 employees or more	44	150	D	D	D	i	D	D	D
	Firms not operated for the entire year	399	408	D	D	D	f	D	D	D
421860	Transportation equipment & supplies (exc motor vehicle) whsle									
	All firms	3 186	3 454	16 634 756	1 431 585	319 666	35 256	2 851 887	2 671 149	3 069 716
	Firms operated for the entire year	2 787	3 046	D	D	D	k	D	D	D
	Firms with less than 5 employees	1 397	1 399	1 458 018	121 131	26 494	3 109	263 401	181 648	184 775
	Firms with 5 to 9 employees ..	594	606	1 729 468	155 981	33 743	3 888	329 201	224 327	243 931
	Firms with 10 to 19 employees	427	470	D	D	D	i	D	D	D
	Firms with 20 to 49 employees	253	299	D	D	D	i	D	D	D
	Firms with 50 to 99 employees	72	122	D	D	D	h	D	D	D
	Firms with 100 employees or more	44	150	D	D	D	i	D	D	D
	Firms not operated for the entire year	399	408	D	D	D	f	D	D	D
4218601	Aircraft & aeronautical equipment & supplies whsle									
	All firms	1 935	2 092	12 214 744	929 885	206 175	21 276	1 893 980	2 063 036	2 377 201
	Firms operated for the entire year	1 703	1 851	12 001 200	909 992	200 560	20 539	1 852 734	2 037 073	2 314 399
	Firms with less than 5 employees	862	863	970 058	81 109	17 385	1 916	175 894	134 648	135 462
	Firms with 5 to 9 employees ..	361	367	1 207 320	105 624	22 230	2 360	228 787	163 025	177 435
	Firms with 10 to 19 employees	248	264	2 097 649	155 808	32 529	3 286	310 021	236 258	289 450
	Firms with 20 to 49 employees	160	190	3 242 280	219 669	50 908	5 010	423 973	450 998	510 711
	Firms with 50 to 99 employees	48	78	D	D	D	h	D	D	D
	Firms with 100 employees or more	24	89	D	D	D	h	D	D	D
	Firms not operated for the entire year	232	241	213 544	19 893	5 615	737	41 246	25 963	62 802
4218602	Marine machinery, equipment, & supplies whsle									

See footnotes at end of table.

Table 5. Employment Size of Firms: 1997—Con.

[Includes only firms and establishments with payroll. Excludes data for central administrative offices, auxiliary operations, or establishments of these firms that are classified in other categories than those specified in this table. For meaning of abbreviations and symbols, see introductory text. For explanation of terms, see Appendix A. For method of assignment to categories shown, see Appendix C]

NAICS code	Employment sizes of firms by type of operation and kind of business ¹	Firms (number)	Establishments (number)	Sales (\$1,000)	Annual payroll (\$1,000)	First-quarter payroll (\$1,000)	Paid employees for pay period including March 12 (number)	Operating expenses ¹ (\$1,000)	End-of-1996 inventories (\$1,000)	End-of-1997 inventories (\$1,000)
421	MERCHANT WHOLESALERS—Con.									
	Wholesale trade, durable goods—Con.									
4218602	Marine machinery, equipment, & supplies whsle—Con.									
	All firms	755	825	2 566 747	304 561	69 149	8 418	596 428	383 049	418 396
	Firms operated for the entire year	650	720	D	D	D	i	D	D	D
	Firms with less than 5 employees.....	319	319	265 439	23 017	5 120	718	49 919	29 136	29 456
	Firms with 5 to 9 employees ..	141	142	321 824	31 492	7 242	939	62 139	37 868	40 327
	Firms with 10 to 19 employees.....	116	135	D	D	D	g	D	D	D
	Firms with 20 to 49 employees.....	48	53	D	D	D	g	D	D	D
	Firms with 50 to 99 employees.....	15	33	D	D	D	g	D	D	D
	Firms with 100 employees or more.....	11	38	D	D	D	h	D	D	D
	Firms not operated for the entire year	105	105	D	D	D	c	D	D	D
4218603	Other transportation equipment & supplies whsle									
	All firms	500	537	1 853 265	197 139	44 342	5 562	361 479	225 064	274 119
	Firms operated for the entire year	438	475	D	D	D	i	D	D	D
	Firms with less than 5 employees.....	218	219	224 837	17 217	4 041	477	38 024	18 372	20 381
	Firms with 5 to 9 employees ..	92	96	198 129	18 669	4 223	588	37 870	22 960	25 680
	Firms with 10 to 19 employees.....	66	74	D	D	D	f	D	D	D
	Firms with 20 to 49 employees.....	44	54	D	D	D	g	D	D	D
	Firms with 50 to 99 employees.....	9	9	252 369	24 672	5 656	604	50 428	40 523	52 733
	Firms with 100 employees or more.....	9	23	343 800	47 546	10 931	1 581	77 633	53 351	58 523
	Firms not operated for the entire year	62	62	D	D	D	b	D	D	D
4219	Miscellaneous durable goods whsle									
	All firms	31 714	33 956	155 636 289	10 094 244	2 345 746	331 513	24 594 828	15 948 947	16 982 519
	Firms operated for the entire year	26 915	29 133	152 212 435	9 817 689	2 282 845	321 268	23 932 778	15 833 796	16 141 113
	Firms with less than 5 employees.....	14 625	14 666	14 311 794	853 773	188 437	30 701	2 182 193	1 873 195	1 929 352
	Firms with 5 to 9 employees ..	5 518	5 591	14 166 743	992 387	223 072	36 080	2 381 237	1 701 692	1 729 957
	Firms with 10 to 19 employees.....	3 542	3 736	16 605 035	1 386 171	306 626	47 582	3 069 872	1 913 620	1 979 952
	Firms with 20 to 49 employees.....	2 211	2 677	22 485 563	1 981 272	452 775	65 617	4 587 804	2 645 109	2 758 974
	Firms with 50 to 99 employees.....	634	939	20 308 415	1 386 391	319 600	43 050	3 152 912	2 259 318	2 241 204
	Firms with 100 employees or more.....	385	1 524	64 334 885	3 217 695	792 335	98 238	8 558 760	5 440 862	5 501 674
	Firms not operated for the entire year	4 799	4 823	3 423 854	276 555	62 901	10 245	662 050	115 151	841 406
42191	Sporting & recreational goods & supplies whsle									
	All firms	4 579	4 961	17 059 006	1 546 470	356 459	53 620	3 678 121	3 018 376	3 206 465
	Firms operated for the entire year	3 968	4 348	16 624 851	1 498 751	343 355	51 713	3 573 362	2 995 994	3 069 583
	Firms with less than 5 employees.....	1 880	1 887	1 318 521	109 798	23 199	4 011	282 229	182 750	187 573
	Firms with 5 to 9 employees ..	898	909	1 722 648	165 048	36 162	5 953	385 408	255 112	254 773
	Firms with 10 to 19 employees.....	600	619	2 172 966	233 732	50 785	8 069	520 380	394 550	408 691
	Firms with 20 to 49 employees.....	412	497	4 020 743	355 744	80 068	12 061	847 545	749 937	746 967
	Firms with 50 to 99 employees.....	113	159	2 522 457	217 313	48 532	7 583	555 820	450 104	457 553
	Firms with 100 employees or more.....	65	277	4 867 516	417 116	104 609	14 036	981 980	963 541	1 014 026
	Firms not operated for the entire year	611	613	434 155	47 719	13 104	1 907	104 759	22 382	136 882

See footnotes at end of table.

Table 5. Employment Size of Firms: 1997—Con.

[Includes only firms and establishments with payroll. Excludes data for central administrative offices, auxiliary operations, or establishments of these firms that are classified in other categories than those specified in this table. For meaning of abbreviations and symbols, see introductory text. For explanation of terms, see Appendix A. For method of assignment to categories shown, see Appendix C]

NAICS code	Employment sizes of firms by type of operation and kind of business ¹	Firms (number)	Establishments (number)	Sales (\$1,000)	Annual payroll (\$1,000)	First-quarter payroll (\$1,000)	Paid employees for pay period including March 12 (number)	Operating expenses ¹ (\$1,000)	End-of-1996 inventories (\$1,000)	End-of-1997 inventories (\$1,000)
421	MERCHANT WHOLESALERS—Con.									
	Wholesale trade, durable goods—Con.									
421910	Sporting & recreational goods & supplies whsle									
	All firms	4 579	4 961	17 059 006	1 546 470	356 459	53 620	3 678 121	3 018 376	3 206 465
	Firms operated for the entire year	3 968	4 348	16 624 851	1 498 751	343 355	51 713	3 573 362	2 995 994	3 069 583
	Firms with less than 5 employees.....	1 880	1 887	1 318 521	109 798	23 199	4 011	282 229	182 750	187 573
	Firms with 5 to 9 employees ..	898	909	1 722 648	165 048	36 162	5 953	385 408	255 112	254 773
	Firms with 10 to 19 employees.....	600	619	2 172 966	233 732	50 785	8 069	520 380	394 550	408 691
	Firms with 20 to 49 employees.....	412	497	4 020 743	355 744	80 068	12 061	847 545	749 937	746 967
	Firms with 50 to 99 employees.....	113	159	2 522 457	217 313	48 532	7 583	555 820	450 104	457 553
	Firms with 100 employees or more.....	65	277	4 867 516	417 116	104 609	14 036	981 980	963 541	1 014 026
	Firms not operated for the entire year	611	613	434 155	47 719	13 104	1 907	104 759	22 382	136 882
42192	Toy & hobby goods & supplies whsle									
	All firms	2 670	2 792	15 890 421	1 060 892	244 488	32 791	3 670 242	2 059 697	2 218 405
	Firms operated for the entire year	2 274	2 396	D	D	D	k	D	D	D
	Firms with less than 5 employees.....	1 177	1 179	865 717	66 732	15 055	2 549	188 718	139 086	142 161
	Firms with 5 to 9 employees ..	469	472	1 127 069	78 470	17 080	2 997	236 387	153 729	160 495
	Firms with 10 to 19 employees.....	321	347	1 563 577	120 542	27 064	4 268	333 935	210 138	222 751
	Firms with 20 to 49 employees.....	205	228	2 305 111	210 231	47 939	6 200	571 473	326 644	357 829
	Firms with 50 to 99 employees.....	57	71	D	D	D	h	D	D	D
	Firms with 100 employees or more.....	45	99	D	D	D	j	D	D	D
	Firms not operated for the entire year	396	396	D	D	D	f	D	D	D
421920	Toy & hobby goods & supplies whsle									
	All firms	2 670	2 792	15 890 421	1 060 892	244 488	32 791	3 670 242	2 059 697	2 218 405
	Firms operated for the entire year	2 274	2 396	D	D	D	k	D	D	D
	Firms with less than 5 employees.....	1 177	1 179	865 717	66 732	15 055	2 549	188 718	139 086	142 161
	Firms with 5 to 9 employees ..	469	472	1 127 069	78 470	17 080	2 997	236 387	153 729	160 495
	Firms with 10 to 19 employees.....	321	347	1 563 577	120 542	27 064	4 268	333 935	210 138	222 751
	Firms with 20 to 49 employees.....	205	228	2 305 111	210 231	47 939	6 200	571 473	326 644	357 829
	Firms with 50 to 99 employees.....	57	71	D	D	D	h	D	D	D
	Firms with 100 employees or more.....	45	99	D	D	D	j	D	D	D
	Firms not operated for the entire year	396	396	D	D	D	f	D	D	D
42193	Recyclable material whsle									
	All firms	7 727	8 833	37 358 147	3 196 991	746 097	114 097	7 291 056	1 991 917	2 097 394
	Firms operated for the entire year	6 737	7 834	36 608 716	3 114 607	725 895	110 730	7 108 990	1 963 071	2 004 435
	Firms with less than 5 employees.....	2 769	2 786	2 297 145	163 726	34 735	6 188	406 963	85 171	81 711
	Firms with 5 to 9 employees ..	1 417	1 441	2 751 706	232 227	52 130	9 401	539 430	120 157	126 448
	Firms with 10 to 19 employees.....	1 246	1 309	5 020 453	450 882	99 361	16 919	968 030	226 661	246 563
	Firms with 20 to 49 employees.....	898	1 099	D	D	D	k	D	D	D
	Firms with 50 to 99 employees.....	265	420	D	D	D	j	D	D	D
	Firms with 100 employees or more.....	142	779	D	D	D	k	D	D	D
	Firms not operated for the entire year	990	999	749 431	82 384	20 202	3 367	182 066	28 846	92 959
421930	Recyclable material whsle									
	All firms	7 727	8 833	37 358 147	3 196 991	746 097	114 097	7 291 056	1 991 917	2 097 394

See footnotes at end of table.

Table 5. Employment Size of Firms: 1997—Con.

[Includes only firms and establishments with payroll. Excludes data for central administrative offices, auxiliary operations, or establishments of these firms that are classified in other categories than those specified in this table. For meaning of abbreviations and symbols, see introductory text. For explanation of terms, see Appendix A. For method of assignment to categories shown, see Appendix C]

NAICS code	Employment sizes of firms by type of operation and kind of business ¹	Firms (number)	Establishments (number)	Sales (\$1,000)	Annual payroll (\$1,000)	First-quarter payroll (\$1,000)	Paid employees for pay period including March 12 (number)	Operating expenses ¹ (\$1,000)	End-of-1996 inventories (\$1,000)	End-of-1997 inventories (\$1,000)
421	MERCHANT WHOLESALERS—Con.									
	Wholesale trade, durable goods—Con.									
421930	Recyclable material whse—Con.									
	Firms operated for the entire year	6 737	7 834	36 608 716	3 114 607	725 895	110 730	7 108 990	1 963 071	2 004 435
	Firms with less than 5 employees.....	2 769	2 786	2 297 145	163 726	34 735	6 188	406 963	85 171	81 711
	Firms with 5 to 9 employees ..	1 417	1 441	2 751 706	232 227	52 130	9 401	539 430	120 157	126 448
	Firms with 10 to 19 employees.....	1 246	1 309	5 020 453	450 882	99 361	16 919	968 030	226 661	246 563
	Firms with 20 to 49 employees.....	898	1 099	D	D	D	k	D	D	D
	Firms with 50 to 99 employees.....	265	420	D	D	D	j	D	D	D
	Firms with 100 employees or more.....	142	779	D	D	D	k	D	D	D
	Firms not operated for the entire year	990	999	749 431	82 384	20 202	3 367	182 066	28 846	92 959
4219301	Iron & steel scrap processors & dealers									
	All firms	2 981	3 403	17 430 292	1 282 757	308 237	43 370	3 233 625	1 008 934	1 054 579
	Firms operated for the entire year	2 599	3 020	17 111 763	1 246 319	298 520	41 802	3 152 242	984 593	991 889
	Firms with less than 5 employees.....	1 102	1 107	914 055	59 572	12 826	2 486	158 857	40 373	39 197
	Firms with 5 to 9 employees ..	553	561	882 911	83 302	20 317	3 674	210 047	40 569	42 124
	Firms with 10 to 19 employees.....	461	480	1 748 241	161 560	36 486	6 337	377 710	104 312	112 573
	Firms with 20 to 49 employees.....	338	384	D	D	D	i	D	D	D
	Firms with 50 to 99 employees.....	93	148	2 311 391	213 340	47 521	6 292	488 122	170 147	168 428
	Firms with 100 employees or more.....	52	340	D	D	D	j	D	D	D
	Firms not operated for the entire year	382	383	318 529	36 438	9 717	1 568	81 383	24 341	62 690
42193011	Iron & steel scrap processors (using power processing equipment)									
	All firms	1 926	2 268	12 322 747	1 093 664	256 788	36 101	2 795 855	881 777	899 101
	Firms operated for the entire year	1 693	2 033	12 090 848	1 065 811	249 653	34 963	2 728 632	858 803	862 877
	Firms with less than 5 employees.....	570	573	419 443	33 467	7 081	1 330	92 773	24 898	23 052
	Firms with 5 to 9 employees ..	358	362	569 433	54 753	12 333	2 406	138 089	27 498	28 875
	Firms with 10 to 19 employees.....	353	360	D	D	D	h	D	D	D
	Firms with 20 to 49 employees.....	277	313	D	D	D	i	D	D	D
	Firms with 50 to 99 employees.....	85	128	1 835 806	194 933	43 522	5 711	450 542	137 310	134 105
	Firms with 100 employees or more.....	50	297	D	D	D	j	D	D	D
	Firms not operated for the entire year	233	235	231 899	27 853	7 135	1 138	67 223	22 974	36 224
42193012	Iron & steel scrap processors (not using power processing equip)									
	All firms	1 080	1 135	5 107 545	189 093	51 449	7 269	437 770	127 157	155 478
	Firms operated for the entire year	929	984	4 956 012	173 679	45 132	6 630	406 519	125 790	129 012
	Firms with less than 5 employees.....	536	539	497 620	26 310	5 779	1 164	66 788	15 529	16 363
	Firms with 5 to 9 employees ..	202	207	364 153	30 714	8 438	1 315	77 042	17 067	16 133
	Firms with 10 to 19 employees.....	114	128	D	D	D	g	D	D	D
	Firms with 20 to 49 employees.....	66	83	D	D	D	g	D	D	D
	Firms with 50 to 99 employees.....	11	27	2 234 623	25 843	7 479	704	58 108	27 683	29 267
	Firms with 100 employees or more.....	—	—	—	—	—	—	—	—	—
	Firms not operated for the entire year	151	151	151 533	15 414	6 317	639	31 251	1 367	26 466

See footnotes at end of table.

Table 5. Employment Size of Firms: 1997—Con.

[Includes only firms and establishments with payroll. Excludes data for central administrative offices, auxiliary operations, or establishments of these firms that are classified in other categories than those specified in this table. For meaning of abbreviations and symbols, see introductory text. For explanation of terms, see Appendix A. For method of assignment to categories shown, see Appendix C]

NAICS code	Employment sizes of firms by type of operation and kind of business ¹	Firms (number)	Establishments (number)	Sales (\$1,000)	Annual payroll (\$1,000)	First-quarter payroll (\$1,000)	Paid employees for pay period including March 12 (number)	Operating expenses ¹ (\$1,000)	End-of-1996 inventories (\$1,000)	End-of-1997 inventories (\$1,000)
421	MERCHANT WHOLESALERS—Con.									
	Wholesale trade, durable goods—Con.									
4219302	Recyclable paper & paperboard whsle									
	All firms	1 268	1 539	5 384 421	580 846	133 943	20 405	1 263 317	121 099	133 373
	Firms operated for the entire year	1 099	1 369	5 281 030	568 048	130 480	19 782	1 233 861	119 727	128 067
	Firms with less than 5 employees.....	416	417	334 398	26 765	5 743	948	62 114	5 963	6 414
	Firms with 5 to 9 employees ..	220	226	D	D	D	g	D	D	D
	Firms with 10 to 19 employees.....	226	230	D	D	D	h	D	D	D
	Firms with 20 to 49 employees.....	161	203	1 212 918	138 783	32 538	4 840	282 649	34 391	34 185
	Firms with 50 to 99 employees.....	55	88	D	D	D	h	D	D	D
	Firms with 100 employees or more.....	21	205	1 422 124	168 121	39 588	5 805	392 433	21 330	22 927
	Firms not operated for the entire year	169	170	103 391	12 798	3 463	623	29 456	1 372	5 306
4219303	Other recyclable material whsle									
	All firms	3 566	3 891	14 543 434	1 333 388	303 917	50 322	2 794 114	861 884	909 442
	Firms operated for the entire year	3 120	3 441	14 214 348	1 299 880	296 826	49 129	2 722 055	858 751	884 424
	Firms with less than 5 employees.....	1 265	1 278	1 070 725	78 450	16 379	2 792	188 645	43 167	39 289
	Firms with 5 to 9 employees ..	663	678	D	D	D	h	D	D	D
	Firms with 10 to 19 employees.....	583	614	D	D	D	i	D	D	D
	Firms with 20 to 49 employees.....	417	512	D	D	D	j	D	D	D
	Firms with 50 to 99 employees.....	121	186	2 293 112	228 624	54 527	8 234	453 324	154 912	144 979
	Firms with 100 employees or more.....	71	173	3 124 870	320 451	77 074	13 232	653 468	220 258	242 224
	Firms not operated for the entire year	446	450	329 086	33 508	7 091	1 193	72 059	3 133	25 018
42194	Jewelry/watch/silverware/precious stone, & precious metal whsle									
	All firms	7 070	7 183	30 824 486	1 613 759	366 259	47 910	3 842 310	5 085 548	5 403 568
	Firms operated for the entire year	6 151	6 262	29 983 481	1 567 242	357 619	46 604	3 727 620	5 058 604	5 093 965
	Firms with less than 5 employees.....	4 065	4 071	6 182 373	256 505	58 686	8 338	653 476	1 163 448	1 200 845
	Firms with 5 to 9 employees ..	1 161	1 170	4 833 620	239 383	55 053	7 476	564 966	866 869	871 423
	Firms with 10 to 19 employees.....	554	580	4 496 134	244 621	54 114	7 420	531 779	764 248	778 882
	Firms with 20 to 49 employees.....	244	281	D	D	D	i	D	D	D
	Firms with 50 to 99 employees.....	76	87	D	D	D	i	D	D	D
	Firms with 100 employees or more.....	51	73	D	D	D	j	D	D	D
	Firms not operated for the entire year	919	921	841 005	46 517	8 640	1 306	114 690	26 944	309 603
421940	Jewelry/watch/silverware/precious stone, & precious metal whsle									
	All firms	7 070	7 183	30 824 486	1 613 759	366 259	47 910	3 842 310	5 085 548	5 403 568
	Firms operated for the entire year	6 151	6 262	29 983 481	1 567 242	357 619	46 604	3 727 620	5 058 604	5 093 965
	Firms with less than 5 employees.....	4 065	4 071	6 182 373	256 505	58 686	8 338	653 476	1 163 448	1 200 845
	Firms with 5 to 9 employees ..	1 161	1 170	4 833 620	239 383	55 053	7 476	564 966	866 869	871 423
	Firms with 10 to 19 employees.....	554	580	4 496 134	244 621	54 114	7 420	531 779	764 248	778 882
	Firms with 20 to 49 employees.....	244	281	D	D	D	i	D	D	D
	Firms with 50 to 99 employees.....	76	87	D	D	D	i	D	D	D
	Firms with 100 employees or more.....	51	73	D	D	D	j	D	D	D
	Firms not operated for the entire year	919	921	841 005	46 517	8 640	1 306	114 690	26 944	309 603

See footnotes at end of table.

Table 5. Employment Size of Firms: 1997—Con.

[Includes only firms and establishments with payroll. Excludes data for central administrative offices, auxiliary operations, or establishments of these firms that are classified in other categories than those specified in this table. For meaning of abbreviations and symbols, see introductory text. For explanation of terms, see Appendix A. For method of assignment to categories shown, see Appendix C]

NAICS code	Employment sizes of firms by type of operation and kind of business ¹	Firms (number)	Establishments (number)	Sales (\$1,000)	Annual payroll (\$1,000)	First-quarter payroll (\$1,000)	Paid employees for pay period including March 12 (number)	Operating expenses ¹ (\$1,000)	End-of-1996 inventories (\$1,000)	End-of-1997 inventories (\$1,000)
421	MERCHANT WHOLESALERS—Con.									
	Wholesale trade, durable goods—Con.									
4219401	Jewelry, watch, diamonds, precious stone, & silverware whsle									
	All firms	6 539	6 641	21 097 516	1 495 898	338 739	45 014	3 585 783	4 360 264	4 695 119
	Firms operated for the entire year	5 688	5 788	20 327 724	1 451 187	330 421	43 751	3 475 516	4 335 010	4 407 580
	Firms with less than 5 employees	3 739	3 744	5 290 488	233 422	53 471	7 665	597 383	1 068 549	1 100 457
	Firms with 5 to 9 employees ..	1 077	1 082	3 681 640	218 677	50 276	6 952	517 236	751 165	782 149
	Firms with 10 to 19 employees	525	550	3 415 048	230 880	50 979	7 068	502 582	690 606	708 282
	Firms with 20 to 49 employees	229	265	D	D	D	i	D	D	D
	Firms with 50 to 99 employees	71	82	D	D	D	h	D	D	D
	Firms with 100 employees or more	47	65	D	D	D	j	D	D	D
	Firms not operated for the entire year	851	853	769 792	44 711	8 318	1 263	110 267	25 254	287 539
4219402	Precious metal (excluding ores) whsle									
	All firms	536	542	9 726 970	117 861	27 520	2 896	256 527	725 284	708 449
	Firms operated for the entire year	468	474	9 655 757	116 055	27 198	2 853	252 104	723 594	686 385
	Firms with less than 5 employees	331	331	897 691	23 473	5 313	687	57 711	96 300	101 817
	Firms with 5 to 9 employees ..	84	86	1 147 760	20 513	4 727	521	46 539	114 826	88 409
	Firms with 10 to 19 employees	29	30	1 083 489	13 879	3 165	360	29 770	74 558	71 499
	Firms with 20 to 49 employees	15	16	D	D	D	e	D	D	D
	Firms with 50 to 99 employees	5	5	D	D	D	e	D	D	D
	Firms with 100 employees or more	4	6	2 345 449	15 010	4 014	472	31 701	47 502	50 275
	Firms not operated for the entire year	68	68	71 213	1 806	322	43	4 423	1 690	22 064
42199	Other miscellaneous durable goods whsle									
	All firms	9 693	10 187	54 504 229	2 676 132	632 443	83 095	6 113 099	3 793 409	4 056 687
	Firms operated for the entire year	7 806	8 287	D	D	D	l	D	D	D
	Firms with less than 5 employees	4 740	4 749	3 658 013	257 624	56 974	9 630	652 697	304 487	318 786
	Firms with 5 to 9 employees ..	1 584	1 613	3 784 600	279 618	63 230	10 340	661 691	311 623	322 819
	Firms with 10 to 19 employees	820	874	3 580 548	338 193	75 648	10 907	718 726	319 007	326 638
	Firms with 20 to 49 employees	458	577	5 461 109	419 483	95 010	13 415	943 966	447 757	459 104
	Firms with 50 to 99 employees	123	193	D	D	D	i	D	D	D
	Firms with 100 employees or more	81	281	D	D	D	k	D	D	D
	Firms not operated for the entire year	1 887	1 900	D	D	D	h	D	D	D
421990	Other miscellaneous durable goods whsle									
	All firms	9 693	10 187	54 504 229	2 676 132	632 443	83 095	6 113 099	3 793 409	4 056 687
	Firms operated for the entire year	7 806	8 287	D	D	D	l	D	D	D
	Firms with less than 5 employees	4 740	4 749	3 658 013	257 624	56 974	9 630	652 697	304 487	318 786
	Firms with 5 to 9 employees ..	1 584	1 613	3 784 600	279 618	63 230	10 340	661 691	311 623	322 819
	Firms with 10 to 19 employees	820	874	3 580 548	338 193	75 648	10 907	718 726	319 007	326 638
	Firms with 20 to 49 employees	458	577	5 461 109	419 483	95 010	13 415	943 966	447 757	459 104
	Firms with 50 to 99 employees	123	193	D	D	D	i	D	D	D
	Firms with 100 employees or more	81	281	D	D	D	k	D	D	D
	Firms not operated for the entire year	1 887	1 900	D	D	D	h	D	D	D

See footnotes at end of table.

Table 5. Employment Size of Firms: 1997—Con.

[Includes only firms and establishments with payroll. Excludes data for central administrative offices, auxiliary operations, or establishments of these firms that are classified in other categories than those specified in this table. For meaning of abbreviations and symbols, see introductory text. For explanation of terms, see Appendix A. For method of assignment to categories shown, see Appendix C]

NAICS code	Employment sizes of firms by type of operation and kind of business ¹	Firms (number)	Establishments (number)	Sales (\$1,000)	Annual payroll (\$1,000)	First-quarter payroll (\$1,000)	Paid employees for pay period including March 12 (number)	Operating expenses ¹ (\$1,000)	End-of-1996 inventories (\$1,000)	End-of-1997 inventories (\$1,000)
421	MERCHANT WHOLESALERS—Con.									
	Wholesale trade, durable goods—Con.									
4219901	Musical instruments & supplies whsle									
	All firms	425	444	2 155 019	160 389	36 931	4 465	395 312	319 907	325 046
	Firms operated for the entire year	359	378	2 130 435	158 395	36 586	4 389	390 269	319 053	318 540
	Firms with less than 5 employees.....	187	187	110 721	10 467	2 222	410	26 455	20 466	21 541
	Firms with 5 to 9 employees ..	71	72	D	D	D	e	D	D	D
	Firms with 10 to 19 employees.....	48	49	D	D	D	f	D	D	D
	Firms with 20 to 49 employees.....	27	30	D	D	D	f	D	D	D
	Firms with 50 to 99 employees.....	23	30	965 069	57 651	13 335	1 424	154 853	145 009	140 809
	Firms with 100 employees or more.....	3	10	D	D	D	f	D	D	D
	Firms not operated for the entire year	66	66	24 584	1 994	345	76	5 043	854	6 506
4219902	Forest products (except lumber) whsle									
	All firms	1 720	1 844	10 671 425	390 863	89 249	10 934	980 351	433 291	465 456
	Firms operated for the entire year	1 404	1 522	10 436 617	377 898	85 981	10 358	944 439	432 252	445 760
	Firms with less than 5 employees.....	805	810	1 296 593	51 072	11 022	1 701	149 121	55 544	61 730
	Firms with 5 to 9 employees ..	329	343	D	D	D	g	D	D	D
	Firms with 10 to 19 employees.....	160	192	D	D	D	g	D	D	D
	Firms with 20 to 49 employees.....	82	131	D	D	D	g	D	D	D
	Firms with 50 to 99 employees.....	26	40	2 380 887	64 408	15 301	1 653	141 594	86 988	85 375
	Firms with 100 employees or more.....	2	6	D	D	D	e	D	D	D
	Firms not operated for the entire year	316	322	234 808	12 965	3 268	576	35 912	1 039	19 696
4219903	General merchandise (durable goods) whsle									
	All firms	2 790	2 864	20 154 440	473 038	112 333	16 449	954 094	1 037 331	1 041 416
	Firms operated for the entire year	2 191	2 258	D	D	D	j	D	D	D
	Firms with less than 5 employees.....	1 611	1 611	D	D	D	h	D	D	D
	Firms with 5 to 9 employees ..	347	351	D	D	D	g	D	D	D
	Firms with 10 to 19 employees.....	137	138	445 279	46 915	10 275	1 845	94 631	55 987	55 288
	Firms with 20 to 49 employees.....	67	81	337 395	52 056	11 863	1 861	95 264	52 647	56 893
	Firms with 50 to 99 employees.....	15	24	D	D	D	g	D	D	D
	Firms with 100 employees or more.....	14	53	D	D	D	i	D	D	D
	Firms not operated for the entire year	599	606	D	D	D	f	D	D	D
4219904	Prerecorded media whsle									
	All firms	1 697	1 852	16 079 741	992 129	238 465	30 602	2 326 833	1 421 931	1 569 954
	Firms operated for the entire year	1 402	1 557	D	D	D	k	D	D	D
	Firms with less than 5 employees.....	724	724	D	D	D	g	D	D	D
	Firms with 5 to 9 employees ..	302	306	510 541	59 298	13 529	1 975	139 845	68 849	64 088
	Firms with 10 to 19 employees.....	173	176	629 743	73 136	16 812	2 263	163 429	79 099	73 661
	Firms with 20 to 49 employees.....	130	155	D	D	D	h	D	D	D
	Firms with 50 to 99 employees.....	28	31	D	D	D	g	D	D	D
	Firms with 100 employees or more.....	45	165	D	D	D	j	D	D	D
	Firms not operated for the entire year	295	295	D	D	D	f	D	D	D

See footnotes at end of table.

Table 5. Employment Size of Firms: 1997—Con.

[Includes only firms and establishments with payroll. Excludes data for central administrative offices, auxiliary operations, or establishments of these firms that are classified in other categories than those specified in this table. For meaning of abbreviations and symbols, see introductory text. For explanation of terms, see Appendix A. For method of assignment to categories shown, see Appendix C]

NAICS code	Employment sizes of firms by type of operation and kind of business ¹	Firms (number)	Establishments (number)	Sales (\$1,000)	Annual payroll (\$1,000)	First-quarter payroll (\$1,000)	Paid employees for pay period including March 12 (number)	Operating expenses ¹ (\$1,000)	End-of-1996 inventories (\$1,000)	End-of-1997 inventories (\$1,000)
421	MERCHANT WHOLESALERS—Con.									
	Wholesale trade, durable goods—Con.									
42199041	Compact discs/prerecorded audio tapes, & phonograph records whsle									
	All firms	1 150	1 215	8 766 190	647 937	153 359	20 147	1 517 990	950 427	1 025 205
	Firms operated for the entire year	911	976	D	D	D	j	D	D	D
	Firms with less than 5 employees.....	491	491	D	D	D	g	D	D	D
	Firms with 5 to 9 employees ..	188	191	D	D	D	g	D	D	D
	Firms with 10 to 19 employees.....	102	102	338 520	42 489	10 011	1 346	98 399	41 305	42 221
	Firms with 20 to 49 employees.....	77	85	D	D	D	g	D	D	D
	Firms with 50 to 99 employees.....	22	25	D	D	D	g	D	D	D
	Firms with 100 employees or more.....	31	82	D	D	D	j	D	D	D
	Firms not operated for the entire year	239	239	D	D	D	e	D	D	D
42199042	Prerecorded video tapes whsle									
	All firms	554	637	7 313 551	344 192	85 106	10 455	808 843	471 504	544 749
	Firms operated for the entire year	498	581	7 183 530	337 603	82 736	10 076	794 056	471 085	517 508
	Firms with less than 5 employees.....	235	235	144 764	15 302	3 671	499	37 039	12 331	13 055
	Firms with 5 to 9 employees ..	114	115	D	D	D	f	D	D	D
	Firms with 10 to 19 employees.....	72	74	295 731	31 113	6 857	934	65 978	38 397	31 638
	Firms with 20 to 49 employees.....	54	70	D	D	D	g	D	D	D
	Firms with 50 to 99 employees.....	8	10	D	D	D	f	D	D	D
	Firms with 100 employees or more.....	15	77	D	D	D	i	D	D	D
	Firms not operated for the entire year	56	56	130 021	6 589	2 370	379	14 787	419	27 241
4219905	Fire extinguishers & fire safety equipment whsle									
	All firms	874	923	937 818	173 795	40 084	6 421	306 021	75 921	86 997
	Firms operated for the entire year	748	797	D	D	D	i	D	D	D
	Firms with less than 5 employees.....	357	357	118 044	16 549	3 848	805	35 156	7 299	7 378
	Firms with 5 to 9 employees ..	196	198	D	D	D	g	D	D	D
	Firms with 10 to 19 employees.....	132	135	D	D	D	g	D	D	D
	Firms with 20 to 49 employees.....	53	65	235 116	48 419	11 105	1 548	86 954	26 081	27 523
	Firms with 50 to 99 employees.....	8	36	113 133	20 676	4 912	597	32 904	12 117	13 023
	Firms with 100 employees or more.....	2	6	D	D	D	e	D	D	D
	Firms not operated for the entire year	126	126	D	D	D	c	D	D	D
4219906	Other durable goods whsle									
	All firms	2 197	2 260	4 505 786	485 918	115 381	14 224	1 150 488	505 028	567 818
	Firms operated for the entire year	1 711	1 774	4 310 921	471 358	113 088	13 707	1 115 858	500 605	526 249
	Firms with less than 5 employees.....	1 062	1 065	698 544	61 094	13 165	2 082	149 880	72 849	74 819
	Firms with 5 to 9 employees ..	340	344	580 203	58 151	12 981	2 234	134 714	64 245	66 237
	Firms with 10 to 19 employees.....	169	178	644 433	75 849	17 014	2 248	163 017	72 339	80 737
	Firms with 20 to 49 employees.....	101	116	D	D	D	h	D	D	D
	Firms with 50 to 99 employees.....	24	34	D	D	D	g	D	D	D
	Firms with 100 employees or more.....	15	37	D	D	D	g	D	D	D
	Firms not operated for the entire year	486	486	194 865	14 560	2 293	517	34 630	4 423	41 569

See footnotes at end of table.

Table 5. Employment Size of Firms: 1997—Con.

[Includes only firms and establishments with payroll. Excludes data for central administrative offices, auxiliary operations, or establishments of these firms that are classified in other categories than those specified in this table. For meaning of abbreviations and symbols, see introductory text. For explanation of terms, see Appendix A. For method of assignment to categories shown, see Appendix C]

NAICS code	Employment sizes of firms by type of operation and kind of business ¹	Firms (number)	Establishments (number)	Sales (\$1,000)	Annual payroll (\$1,000)	First-quarter payroll (\$1,000)	Paid employees for pay period including March 12 (number)	Operating expenses ¹ (\$1,000)	End-of-1996 inventories (\$1,000)	End-of-1997 inventories (\$1,000)
422	MERCHANT WHOLESALERS—Con.									
	Wholesale trade, nondurable goods									
	All firms	116 622	134 951	1 118 350 517	58 664 019	13 648 860	1 834 433	127 561 435	78 868 375	84 615 154
	Firms operated for the entire year	99 035	117 152	1 099 900 215	57 418 294	13 363 219	1 787 373	124 749 827	78 205 272	81 914 126
	Firms with less than 5 employees	46 948	47 054	59 404 425	3 034 778	668 135	99 355	7 405 532	3 401 076	3 575 441
	Firms with 5 to 9 employees ..	20 579	21 054	74 060 481	4 066 015	900 381	135 725	9 394 422	4 672 313	4 866 354
	Firms with 10 to 19 employees	14 959	16 425	98 071 928	6 170 917	1 381 351	201 994	13 646 639	6 521 466	6 878 394
	Firms with 20 to 49 employees	10 690	13 799	158 689 509	10 166 203	2 301 110	321 021	21 782 292	11 168 830	11 293 945
	Firms with 50 to 99 employees	3 453	5 904	111 284 679	7 501 165	1 725 573	237 682	16 331 591	8 144 584	8 812 222
	Firms with 100 employees or more	2 406	12 916	598 389 193	26 479 216	6 386 669	791 596	56 189 351	44 297 003	46 487 770
	Firms not operated for the entire year	17 587	17 799	18 450 302	1 245 725	285 641	47 060	2 811 608	663 103	2 701 028
4221	Paper & paper product whsle									
	All firms	10 896	12 686	66 491 798	5 841 711	1 378 526	158 255	11 018 825	4 866 569	5 117 298
	Firms operated for the entire year	9 772	11 531	65 867 473	5 769 936	1 359 558	155 097	10 875 392	4 841 654	5 031 378
	Firms with less than 5 employees	4 719	4 726	3 452 444	337 682	75 687	10 186	717 607	167 774	174 003
	Firms with 5 to 9 employees ..	2 131	2 172	4 118 577	460 805	104 819	13 987	888 740	244 289	262 474
	Firms with 10 to 19 employees	1 507	1 608	6 751 896	699 029	160 118	20 406	1 299 717	414 074	425 562
	Firms with 20 to 49 employees	981	1 206	9 141 564	1 067 361	243 977	29 107	1 882 415	624 814	652 422
	Firms with 50 to 99 employees	279	464	6 235 399	678 765	160 791	19 108	1 257 013	516 060	554 956
	Firms with 100 employees or more	155	1 355	36 167 593	2 526 294	614 166	62 303	4 829 900	2 874 643	2 961 961
	Firms not operated for the entire year	1 124	1 155	624 325	71 775	18 968	3 158	143 433	24 915	85 920
	42211	Printing & writing paper whsle								
All firms		1 346	1 838	20 477 795	1 203 286	292 367	26 584	2 322 735	1 271 873	1 292 461
Firms operated for the entire year		1 222	1 714	D	D	D	k	D	D	D
Firms with less than 5 employees		668	668	583 161	53 309	12 350	1 455	114 868	24 362	25 839
Firms with 5 to 9 employees ..		237	248	724 342	57 127	13 333	1 526	111 523	31 399	33 595
Firms with 10 to 19 employees		151	165	1 460 555	92 110	21 413	2 059	175 530	100 062	99 865
Firms with 20 to 49 employees		101	131	D	D	D	h	D	D	D
Firms with 50 to 99 employees		30	42	D	D	D	g	D	D	D
Firms with 100 employees or more		35	460	14 196 731	776 165	191 897	16 211	1 520 492	908 408	916 748
Firms not operated for the entire year		124	124	D	D	D	c	D	D	D
422110		Printing & writing paper whsle								
	All firms	1 346	1 838	20 477 795	1 203 286	292 367	26 584	2 322 735	1 271 873	1 292 461
	Firms operated for the entire year	1 222	1 714	D	D	D	k	D	D	D
	Firms with less than 5 employees	668	668	583 161	53 309	12 350	1 455	114 868	24 362	25 839
	Firms with 5 to 9 employees ..	237	248	724 342	57 127	13 333	1 526	111 523	31 399	33 595
	Firms with 10 to 19 employees	151	165	1 460 555	92 110	21 413	2 059	175 530	100 062	99 865
	Firms with 20 to 49 employees	101	131	D	D	D	h	D	D	D
	Firms with 50 to 99 employees	30	42	D	D	D	g	D	D	D
	Firms with 100 employees or more	35	460	14 196 731	776 165	191 897	16 211	1 520 492	908 408	916 748
	Firms not operated for the entire year	124	124	D	D	D	c	D	D	D
	42212	Stationery & office supplies whsle								
All firms		5 503	6 260	19 572 837	2 310 376	546 853	70 818	4 301 775	1 828 831	1 934 601

See footnotes at end of table.

Table 5. Employment Size of Firms: 1997—Con.

[Includes only firms and establishments with payroll. Excludes data for central administrative offices, auxiliary operations, or establishments of these firms that are classified in other categories than those specified in this table. For meaning of abbreviations and symbols, see introductory text. For explanation of terms, see Appendix A. For method of assignment to categories shown, see Appendix C]

NAICS code	Employment sizes of firms by type of operation and kind of business ¹	Firms (number)	Establishments (number)	Sales (\$1,000)	Annual payroll (\$1,000)	First-quarter payroll (\$1,000)	Paid employees for pay period including March 12 (number)	Operating expenses ¹ (\$1,000)	End-of-1996 inventories (\$1,000)	End-of-1997 inventories (\$1,000)
422	MERCHANT WHOLESALERS—Con.									
	Wholesale trade, nondurable goods—Con.									
42212	Stationery & office supplies whsle—Con.									
	Firms operated for the entire year	4 958	5 690	D	D	D	I	D	D	D
	Firms with less than 5 employees	2 439	2 445	1 249 854	153 567	34 089	5 249	313 051	74 945	76 868
	Firms with 5 to 9 employees ..	1 128	1 149	1 508 420	228 526	53 133	7 440	427 482	95 611	103 559
	Firms with 10 to 19 employees	773	828	2 152 966	336 875	77 836	10 395	602 080	138 017	141 036
	Firms with 20 to 49 employees	463	613	D	D	D	J	D	D	D
	Firms with 50 to 99 employees	94	167	D	D	D	I	D	D	D
	Firms with 100 employees or more	61	488	9 855 932	888 753	217 747	26 015	1 693 213	1 143 762	1 187 128
	Firms not operated for the entire year	545	570	D	D	D	G	D	D	D
422120	Stationery & office supplies whsle									
	All firms	5 503	6 260	19 572 837	2 310 376	546 853	70 818	4 301 775	1 828 831	1 934 601
	Firms operated for the entire year	4 958	5 690	D	D	D	I	D	D	D
	Firms with less than 5 employees	2 439	2 445	1 249 854	153 567	34 089	5 249	313 051	74 945	76 868
	Firms with 5 to 9 employees ..	1 128	1 149	1 508 420	228 526	53 133	7 440	427 482	95 611	103 559
	Firms with 10 to 19 employees	773	828	2 152 966	336 875	77 836	10 395	602 080	138 017	141 036
	Firms with 20 to 49 employees	463	613	D	D	D	J	D	D	D
	Firms with 50 to 99 employees	94	167	D	D	D	I	D	D	D
	Firms with 100 employees or more	61	488	9 855 932	888 753	217 747	26 015	1 693 213	1 143 762	1 187 128
	Firms not operated for the entire year	545	570	D	D	D	G	D	D	D
42213	Industrial & personal service paper whsle									
	All firms	4 086	4 588	26 441 166	2 328 049	539 306	60 853	4 394 315	1 765 865	1 890 236
	Firms operated for the entire year	3 628	4 123	26 182 500	2 301 459	533 099	59 762	4 338 446	1 757 931	1 851 470
	Firms with less than 5 employees	1 617	1 618	1 625 437	131 260	29 364	3 495	290 601	68 514	71 386
	Firms with 5 to 9 employees ..	773	783	1 956 421	177 395	38 909	5 077	354 014	117 914	126 134
	Firms with 10 to 19 employees	593	634	3 229 869	277 551	62 676	8 112	538 797	184 594	189 572
	Firms with 20 to 49 employees	426	484	3 866 504	482 452	110 004	12 808	869 261	310 537	328 142
	Firms with 50 to 99 employees	154	244	3 880 190	400 098	94 157	10 743	722 530	286 042	313 900
	Firms with 100 employees or more	65	360	11 624 079	832 703	197 989	19 527	1 563 243	790 330	822 336
	Firms not operated for the entire year	458	465	258 666	26 590	6 207	1 091	55 869	7 934	38 766
422130	Industrial & personal service paper whsle									
	All firms	4 086	4 588	26 441 166	2 328 049	539 306	60 853	4 394 315	1 765 865	1 890 236
	Firms operated for the entire year	3 628	4 123	26 182 500	2 301 459	533 099	59 762	4 338 446	1 757 931	1 851 470
	Firms with less than 5 employees	1 617	1 618	1 625 437	131 260	29 364	3 495	290 601	68 514	71 386
	Firms with 5 to 9 employees ..	773	783	1 956 421	177 395	38 909	5 077	354 014	117 914	126 134
	Firms with 10 to 19 employees	593	634	3 229 869	277 551	62 676	8 112	538 797	184 594	189 572
	Firms with 20 to 49 employees	426	484	3 866 504	482 452	110 004	12 808	869 261	310 537	328 142
	Firms with 50 to 99 employees	154	244	3 880 190	400 098	94 157	10 743	722 530	286 042	313 900
	Firms with 100 employees or more	65	360	11 624 079	832 703	197 989	19 527	1 563 243	790 330	822 336
	Firms not operated for the entire year	458	465	258 666	26 590	6 207	1 091	55 869	7 934	38 766
4222	Drugs, & druggists' sundries whsle									
	All firms	5 982	7 250	107 379 498	4 453 417	1 051 879	128 641	10 948 828	11 917 987	12 946 620

See footnotes at end of table.

Table 5. Employment Size of Firms: 1997—Con.

[Includes only firms and establishments with payroll. Excludes data for central administrative offices, auxiliary operations, or establishments of these firms that are classified in other categories than those specified in this table. For meaning of abbreviations and symbols, see introductory text. For explanation of terms, see Appendix A. For method of assignment to categories shown, see Appendix C]

NAICS code	Employment sizes of firms by type of operation and kind of business ¹	Firms (number)	Establishments (number)	Sales (\$1,000)	Annual payroll (\$1,000)	First-quarter payroll (\$1,000)	Paid employees for pay period including March 12 (number)	Operating expenses ¹ (\$1,000)	End-of-1996 inventories (\$1,000)	End-of-1997 inventories (\$1,000)
422	MERCHANT WHOLESALERS—Con.									
	Wholesale trade, nondurable goods—Con.									
4222	Drugs, & druggists' sundries whsle—Con.									
	Firms operated for the entire year	5 049	6 308	D	D	D	m	D	D	D
	Firms with less than 5 employees	2 554	2 559	2 795 911	184 501	40 110	5 269	461 880	205 199	210 660
	Firms with 5 to 9 employees ..	944	957	3 711 636	217 806	46 428	6 249	509 535	291 931	322 913
	Firms with 10 to 19 employees	674	703	3 926 583	336 007	73 897	9 130	795 614	406 592	440 126
	Firms with 20 to 49 employees	518	586	5 536 358	554 755	124 349	15 649	1 286 289	576 864	619 612
	Firms with 50 to 99 employees	180	213	D	D	D	j	D	D	D
	Firms with 100 employees or more	179	1 290	D	D	D	l	D	D	D
	Firms not operated for the entire year	933	942	D	D	D	h	D	D	D
42221	Drugs, & druggists' sundries whsle									
	All firms	5 982	7 250	107 379 498	4 453 417	1 051 879	128 641	10 948 828	11 917 987	12 946 620
	Firms operated for the entire year	5 049	6 308	D	D	D	m	D	D	D
	Firms with less than 5 employees	2 554	2 559	2 795 911	184 501	40 110	5 269	461 880	205 199	210 660
	Firms with 5 to 9 employees ..	944	957	3 711 636	217 806	46 428	6 249	509 535	291 931	322 913
	Firms with 10 to 19 employees	674	703	3 926 583	336 007	73 897	9 130	795 614	406 592	440 126
	Firms with 20 to 49 employees	518	586	5 536 358	554 755	124 349	15 649	1 286 289	576 864	619 612
	Firms with 50 to 99 employees	180	213	D	D	D	j	D	D	D
	Firms with 100 employees or more	179	1 290	D	D	D	l	D	D	D
	Firms not operated for the entire year	933	942	D	D	D	h	D	D	D
422210	Drugs, & druggists' sundries whsle									
	All firms	5 982	7 250	107 379 498	4 453 417	1 051 879	128 641	10 948 828	11 917 987	12 946 620
	Firms operated for the entire year	5 049	6 308	D	D	D	m	D	D	D
	Firms with less than 5 employees	2 554	2 559	2 795 911	184 501	40 110	5 269	461 880	205 199	210 660
	Firms with 5 to 9 employees ..	944	957	3 711 636	217 806	46 428	6 249	509 535	291 931	322 913
	Firms with 10 to 19 employees	674	703	3 926 583	336 007	73 897	9 130	795 614	406 592	440 126
	Firms with 20 to 49 employees	518	586	5 536 358	554 755	124 349	15 649	1 286 289	576 864	619 612
	Firms with 50 to 99 employees	180	213	D	D	D	j	D	D	D
	Firms with 100 employees or more	179	1 290	D	D	D	l	D	D	D
	Firms not operated for the entire year	933	942	D	D	D	h	D	D	D
4222101	General-line drugs whsle									
	All firms	2 783	3 283	79 946 995	2 290 715	546 162	70 977	5 352 458	9 238 904	9 838 713
	Firms operated for the entire year	2 475	2 970	79 287 756	2 232 431	526 626	68 169	5 238 740	9 187 630	9 725 762
	Firms with less than 5 employees	1 215	1 218	1 465 015	82 347	18 441	2 566	198 649	87 981	92 549
	Firms with 5 to 9 employees ..	467	471	1 574 268	110 363	23 328	3 096	243 937	130 711	141 248
	Firms with 10 to 19 employees	372	399	2 551 369	186 066	42 342	5 072	429 128	250 491	270 718
	Firms with 20 to 49 employees	244	271	2 577 319	239 523	53 018	7 418	536 404	251 118	276 052
	Firms with 50 to 99 employees	79	96	4 673 831	184 336	43 480	5 371	438 763	437 933	469 199
	Firms with 100 employees or more	98	515	66 445 954	1 429 796	346 017	44 646	3 391 859	8 029 396	8 475 996
	Firms not operated for the entire year	308	313	659 239	58 284	19 536	2 808	113 718	51 274	112 951
4222102	Specialty-line drug, pharmaceutical, cosmetic, & toiletries whsle									
	All firms	3 240	3 967	27 432 503	2 162 702	505 717	57 664	5 596 370	2 679 083	3 107 907

See footnotes at end of table.

Table 5. Employment Size of Firms: 1997—Con.

[Includes only firms and establishments with payroll. Excludes data for central administrative offices, auxiliary operations, or establishments of these firms that are classified in other categories than those specified in this table. For meaning of abbreviations and symbols, see introductory text. For explanation of terms, see Appendix A. For method of assignment to categories shown, see Appendix C]

NAICS code	Employment sizes of firms by type of operation and kind of business ¹	Firms (number)	Establishments (number)	Sales (\$1,000)	Annual payroll (\$1,000)	First-quarter payroll (\$1,000)	Paid employees for pay period including March 12 (number)	Operating expenses ¹ (\$1,000)	End-of-1996 inventories (\$1,000)	End-of-1997 inventories (\$1,000)
422	MERCHANT WHOLESALERS—Con.									
	Wholesale trade, nondurable goods—Con.									
4222102	Specialty-line drug, pharmaceutical, cosmetic, & toiletries whsle—Con.									
	Firms operated for the entire year	2 611	3 336	D	D	D	l	D	D	D
	Firms with less than 5 employees	1 343	1 346	1 338 102	102 785	21 793	2 713	265 945	117 766	119 774
	Firms with 5 to 9 employees ..	482	490	2 165 810	110 516	23 865	3 188	273 487	164 504	185 383
	Firms with 10 to 19 employees	308	313	1 418 354	152 997	32 200	4 134	374 004	162 719	176 604
	Firms with 20 to 49 employees	282	323	3 231 705	327 229	74 042	8 523	778 061	360 211	373 846
	Firms with 50 to 99 employees	102	119	D	D	D	i	D	D	D
	Firms with 100 employees or more	94	745	D	D	D	k	D	D	D
	Firms not operated for the entire year	629	631	D	D	D	g	D	D	D
4223	Apparel, piece goods, & notions whsle									
	All firms	16 231	16 964	84 358 265	6 296 411	1 431 085	177 783	15 311 242	10 840 171	12 038 566
	Firms operated for the entire year	13 261	13 980	81 537 040	6 085 525	1 389 023	171 857	14 790 473	10 711 404	11 375 244
	Firms with less than 5 employees	7 078	7 086	7 671 760	487 911	106 182	14 601	1 278 664	831 044	869 062
	Firms with 5 to 9 employees ..	2 682	2 708	7 726 053	564 662	123 883	17 558	1 419 229	931 459	952 400
	Firms with 10 to 19 employees	1 680	1 751	8 867 909	730 320	161 972	22 390	1 764 375	1 140 272	1 224 702
	Firms with 20 to 49 employees	1 211	1 374	14 678 935	1 244 350	281 555	36 020	2 928 986	1 887 712	2 025 392
	Firms with 50 to 99 employees	368	480	10 238 402	902 393	207 162	25 516	2 140 845	1 507 996	1 651 425
	Firms with 100 employees or more	242	581	32 353 981	2 155 889	508 269	55 772	5 258 374	4 412 921	4 652 263
	Firms not operated for the entire year	2 970	2 984	2 821 225	210 886	42 062	5 926	520 769	128 767	663 322
42231	Piece goods, notions, & other dry goods whsle									
	All firms	4 380	4 628	14 151 550	1 231 590	277 556	38 216	2 646 207	1 838 149	2 061 920
	Firms operated for the entire year	3 621	3 865	13 638 571	1 194 737	270 494	36 820	2 563 574	1 822 248	1 926 285
	Firms with less than 5 employees	1 885	1 886	2 000 792	130 955	28 190	3 932	318 452	217 134	228 061
	Firms with 5 to 9 employees ..	869	877	2 363 131	181 690	40 589	5 696	412 696	285 135	287 902
	Firms with 10 to 19 employees	452	469	2 691 205	210 396	47 225	5 969	467 472	326 337	348 694
	Firms with 20 to 49 employees	288	316	2 952 860	272 852	62 134	8 376	552 915	401 911	431 757
	Firms with 50 to 99 employees	88	129	1 974 834	200 250	47 064	5 997	414 027	289 660	294 242
	Firms with 100 employees or more	39	188	1 655 749	198 594	45 292	6 850	398 012	302 071	335 629
	Firms not operated for the entire year	759	763	512 979	36 853	7 062	1 396	82 633	15 901	135 635
422310	Piece goods, notions, & other dry goods whsle									
	All firms	4 380	4 628	14 151 550	1 231 590	277 556	38 216	2 646 207	1 838 149	2 061 920
	Firms operated for the entire year	3 621	3 865	13 638 571	1 194 737	270 494	36 820	2 563 574	1 822 248	1 926 285
	Firms with less than 5 employees	1 885	1 886	2 000 792	130 955	28 190	3 932	318 452	217 134	228 061
	Firms with 5 to 9 employees ..	869	877	2 363 131	181 690	40 589	5 696	412 696	285 135	287 902
	Firms with 10 to 19 employees	452	469	2 691 205	210 396	47 225	5 969	467 472	326 337	348 694
	Firms with 20 to 49 employees	288	316	2 952 860	272 852	62 134	8 376	552 915	401 911	431 757
	Firms with 50 to 99 employees	88	129	1 974 834	200 250	47 064	5 997	414 027	289 660	294 242
	Firms with 100 employees or more	39	188	1 655 749	198 594	45 292	6 850	398 012	302 071	335 629
	Firms not operated for the entire year	759	763	512 979	36 853	7 062	1 396	82 633	15 901	135 635
4223101	Piece goods—jobbers									
	All firms	3 124	3 345	11 726 039	913 402	205 573	27 021	2 011 079	1 511 605	1 697 776

See footnotes at end of table.

Table 5. Employment Size of Firms: 1997—Con.

[Includes only firms and establishments with payroll. Excludes data for central administrative offices, auxiliary operations, or establishments of these firms that are classified in other categories than those specified in this table. For meaning of abbreviations and symbols, see introductory text. For explanation of terms, see Appendix A. For method of assignment to categories shown, see Appendix C]

NAICS code	Employment sizes of firms by type of operation and kind of business ¹	Firms (number)	Establishments (number)	Sales (\$1,000)	Annual payroll (\$1,000)	First-quarter payroll (\$1,000)	Paid employees for pay period including March 12 (number)	Operating expenses ¹ (\$1,000)	End-of-1996 inventories (\$1,000)	End-of-1997 inventories (\$1,000)
422	MERCHANT WHOLESALERS—Con.									
	Wholesale trade, nondurable goods—Con.									
4223101	Piece goods—jobbers—Con.									
	Firms operated for the entire year	2 590	2 807	11 345 873	888 692	200 260	25 949	1 954 177	1 497 414	1 592 277
	Firms with less than 5 employees	1 348	1 349	1 692 784	100 329	21 538	2 808	246 020	181 872	191 953
	Firms with 5 to 9 employees ..	620	625	1 975 938	135 693	29 831	4 067	313 988	234 568	237 057
	Firms with 10 to 19 employees	329	344	2 335 229	157 672	35 543	4 359	366 911	279 613	301 623
	Firms with 20 to 49 employees	203	227	2 426 576	198 798	44 945	5 870	409 202	319 880	348 970
	Firms with 50 to 99 employees	62	95	D	D	D	h	D	D	D
	Firms with 100 employees or more	28	167	D	D	D	h	D	D	D
	Firms not operated for the entire year	534	538	380 166	24 710	5 313	1 072	56 902	14 191	105 499
4223102	Notions & other dry goods whsle									
	All firms	1 260	1 283	2 425 511	318 188	71 983	11 195	635 128	326 544	364 144
	Firms operated for the entire year	1 035	1 058	2 292 698	306 045	70 234	10 871	609 397	324 834	334 008
	Firms with less than 5 employees	538	538	308 261	30 654	6 653	1 128	72 618	35 311	36 134
	Firms with 5 to 9 employees ..	249	251	386 940	45 969	10 757	1 625	98 522	50 518	50 819
	Firms with 10 to 19 employees	125	127	367 132	53 663	11 915	1 639	102 267	47 991	48 637
	Firms with 20 to 49 employees	85	88	523 628	73 615	17 081	2 493	142 955	81 613	82 362
	Firms with 50 to 99 employees	26	33	D	D	D	g	D	D	D
	Firms with 100 employees or more	12	21	D	D	D	g	D	D	D
	Firms not operated for the entire year	225	225	132 813	12 143	1 749	324	25 731	1 710	30 136
42232	Men's & boys' clothing & furnishings whsle									
	All firms	3 988	4 144	22 684 344	1 743 994	397 911	52 198	4 352 999	3 405 188	3 765 771
	Firms operated for the entire year	3 388	3 538	22 138 246	1 696 267	387 303	50 630	4 243 846	3 369 041	3 624 961
	Firms with less than 5 employees	1 708	1 710	2 030 836	117 853	25 574	3 559	319 634	198 134	209 219
	Firms with 5 to 9 employees ..	674	680	2 030 078	142 893	31 087	4 410	365 471	276 684	267 795
	Firms with 10 to 19 employees	461	486	2 404 344	190 741	43 060	6 172	469 368	324 583	347 808
	Firms with 20 to 49 employees	360	402	4 242 843	355 366	80 310	10 751	877 333	662 257	706 957
	Firms with 50 to 99 employees	111	132	2 763 480	239 458	57 787	7 663	579 521	384 182	425 516
	Firms with 100 employees or more	74	128	8 666 665	649 956	149 485	18 075	1 632 519	1 523 201	1 667 666
	Firms not operated for the entire year	600	606	546 098	47 727	10 608	1 568	109 153	36 147	140 810
422320	Men's & boys' clothing & furnishings whsle									
	All firms	3 988	4 144	22 684 344	1 743 994	397 911	52 198	4 352 999	3 405 188	3 765 771
	Firms operated for the entire year	3 388	3 538	22 138 246	1 696 267	387 303	50 630	4 243 846	3 369 041	3 624 961
	Firms with less than 5 employees	1 708	1 710	2 030 836	117 853	25 574	3 559	319 634	198 134	209 219
	Firms with 5 to 9 employees ..	674	680	2 030 078	142 893	31 087	4 410	365 471	276 684	267 795
	Firms with 10 to 19 employees	461	486	2 404 344	190 741	43 060	6 172	469 368	324 583	347 808
	Firms with 20 to 49 employees	360	402	4 242 843	355 366	80 310	10 751	877 333	662 257	706 957
	Firms with 50 to 99 employees	111	132	2 763 480	239 458	57 787	7 663	579 521	384 182	425 516
	Firms with 100 employees or more	74	128	8 666 665	649 956	149 485	18 075	1 632 519	1 523 201	1 667 666
	Firms not operated for the entire year	600	606	546 098	47 727	10 608	1 568	109 153	36 147	140 810
42233	Women's, children's, & infants' clothing & accessories whsle									
	All firms	6 581	6 781	29 520 620	2 402 560	538 486	67 876	5 815 263	3 357 724	3 887 001

See footnotes at end of table.

Table 5. Employment Size of Firms: 1997—Con.

[Includes only firms and establishments with payroll. Excludes data for central administrative offices, auxiliary operations, or establishments of these firms that are classified in other categories than those specified in this table. For meaning of abbreviations and symbols, see introductory text. For explanation of terms, see Appendix A. For method of assignment to categories shown, see Appendix C]

NAICS code	Employment sizes of firms by type of operation and kind of business ¹	Firms (number)	Establishments (number)	Sales (\$1,000)	Annual payroll (\$1,000)	First-quarter payroll (\$1,000)	Paid employees for pay period including March 12 (number)	Operating expenses ¹ (\$1,000)	End-of-1996 inventories (\$1,000)	End-of-1997 inventories (\$1,000)
422	MERCHANT WHOLESALERS—Con.									
	Wholesale trade, nondurable goods—Con.									
42233	Women's, children's, & infants' clothing & accessories whsle—Con.									
	Firms operated for the entire year	5 187	5 383	27 957 091	2 285 101	515 788	65 211	5 511 419	3 287 023	3 555 697
	Firms with less than 5 employees	2 927	2 930	2 948 094	194 559	42 121	5 920	523 313	322 893	333 490
	Firms with 5 to 9 employees ..	929	937	2 651 392	192 127	41 308	6 098	504 409	270 204	292 047
	Firms with 10 to 19 employees	625	649	3 103 326	264 190	57 616	8 387	651 537	364 214	400 166
	Firms with 20 to 49 employees	459	535	5 731 561	495 656	109 177	13 835	1 183 779	621 518	683 225
	Firms with 50 to 99 employees	144	187	3 996 763	366 347	82 244	10 071	874 208	556 719	625 763
	Firms with 100 employees or more	103	145	9 525 955	772 222	183 322	20 900	1 774 173	1 151 475	1 221 006
	Firms not operated for the entire year	1 394	1 398	1 563 529	117 459	22 698	2 665	303 844	70 701	331 304
422330	Women's, children's, & infants' clothing & accessories whsle									
	All firms	6 581	6 781	29 520 620	2 402 560	538 486	67 876	5 815 263	3 357 724	3 887 001
	Firms operated for the entire year	5 187	5 383	27 957 091	2 285 101	515 788	65 211	5 511 419	3 287 023	3 555 697
	Firms with less than 5 employees	2 927	2 930	2 948 094	194 559	42 121	5 920	523 313	322 893	333 490
	Firms with 5 to 9 employees ..	929	937	2 651 392	192 127	41 308	6 098	504 409	270 204	292 047
	Firms with 10 to 19 employees	625	649	3 103 326	264 190	57 616	8 387	651 537	364 214	400 166
	Firms with 20 to 49 employees	459	535	5 731 561	495 656	109 177	13 835	1 183 779	621 518	683 225
	Firms with 50 to 99 employees	144	187	3 996 763	366 347	82 244	10 071	874 208	556 719	625 763
	Firms with 100 employees or more	103	145	9 525 955	772 222	183 322	20 900	1 774 173	1 151 475	1 221 006
	Firms not operated for the entire year	1 394	1 398	1 563 529	117 459	22 698	2 665	303 844	70 701	331 304
42234	Footwear whsle									
	All firms	1 304	1 411	18 001 751	918 267	217 132	19 493	2 496 773	2 239 110	2 323 874
	Firms operated for the entire year	1 085	1 192	17 800 762	909 171	215 382	19 181	2 471 057	2 233 092	2 268 281
	Firms with less than 5 employees	564	564	723 181	45 414	10 518	1 204	120 205	96 658	100 701
	Firms with 5 to 9 employees ..	215	219	725 754	49 728	11 487	1 386	140 269	102 266	106 300
	Firms with 10 to 19 employees	144	148	832 582	66 277	14 443	1 888	180 237	134 327	141 010
	Firms with 20 to 49 employees	103	121	1 579 459	118 877	29 484	3 038	310 436	191 956	191 193
	Firms with 50 to 99 employees	30	35	1 706 760	111 418	24 099	2 125	341 302	288 781	316 515
	Firms with 100 employees or more	29	105	12 233 026	517 457	125 351	9 540	1 378 608	1 419 104	1 412 562
	Firms not operated for the entire year	219	219	200 989	9 096	1 750	312	25 716	6 018	55 593
422340	Footwear whsle									
	All firms	1 304	1 411	18 001 751	918 267	217 132	19 493	2 496 773	2 239 110	2 323 874
	Firms operated for the entire year	1 085	1 192	17 800 762	909 171	215 382	19 181	2 471 057	2 233 092	2 268 281
	Firms with less than 5 employees	564	564	723 181	45 414	10 518	1 204	120 205	96 658	100 701
	Firms with 5 to 9 employees ..	215	219	725 754	49 728	11 487	1 386	140 269	102 266	106 300
	Firms with 10 to 19 employees	144	148	832 582	66 277	14 443	1 888	180 237	134 327	141 010
	Firms with 20 to 49 employees	103	121	1 579 459	118 877	29 484	3 038	310 436	191 956	191 193
	Firms with 50 to 99 employees	30	35	1 706 760	111 418	24 099	2 125	341 302	288 781	316 515
	Firms with 100 employees or more	29	105	12 233 026	517 457	125 351	9 540	1 378 608	1 419 104	1 412 562
	Firms not operated for the entire year	219	219	200 989	9 096	1 750	312	25 716	6 018	55 593
4224	Grocery & related products whsle									
	All firms	30 643	33 343	330 210 735	18 119 436	4 234 394	604 145	37 797 658	16 610 203	17 736 637

See footnotes at end of table.

Table 5. Employment Size of Firms: 1997—Con.

[Includes only firms and establishments with payroll. Excludes data for central administrative offices, auxiliary operations, or establishments of these firms that are classified in other categories than those specified in this table. For meaning of abbreviations and symbols, see introductory text. For explanation of terms, see Appendix A. For method of assignment to categories shown, see Appendix C]

NAICS code	Employment sizes of firms by type of operation and kind of business ¹	Firms (number)	Establishments (number)	Sales (\$1,000)	Annual payroll (\$1,000)	First-quarter payroll (\$1,000)	Paid employees for pay period including March 12 (number)	Operating expenses ¹ (\$1,000)	End-of-1996 inventories (\$1,000)	End-of-1997 inventories (\$1,000)
422	MERCHANT WHOLESALERS—Con.									
	Wholesale trade, nondurable goods—Con.									
4224	Grocery & related products whsle—Con.									
	Firms operated for the entire year	26 009	28 683	324 598 740	17 746 840	4 154 243	588 196	36 958 549	16 517 910	17 317 244
	Firms with less than 5 employees.....	11 729	11 746	17 100 461	690 590	151 920	24 578	1 672 745	525 463	559 711
	Firms with 5 to 9 employees ..	5 198	5 259	20 900 729	951 495	211 469	34 370	2 136 600	821 405	861 222
	Firms with 10 to 19 employees.....	4 118	4 268	26 951 401	1 519 434	344 042	55 710	3 290 560	1 209 390	1 302 962
	Firms with 20 to 49 employees.....	3 075	3 366	41 436 353	2 616 895	591 422	92 401	5 521 488	2 205 132	2 233 145
	Firms with 50 to 99 employees.....	1 077	1 381	28 274 487	2 059 165	469 678	73 785	4 406 611	1 309 113	1 369 465
	Firms with 100 employees or more.....	812	2 663	189 935 309	9 909 261	2 385 712	307 352	19 930 545	10 447 407	10 990 739
	Firms not operated for the entire year	4 634	4 660	5 611 995	372 596	80 151	15 949	839 109	92 293	419 393
42241	General-line grocery whsle									
	All firms	2 802	3 390	93 941 524	4 682 800	1 135 331	139 593	8 927 593	5 619 021	5 740 085
	Firms operated for the entire year	2 280	2 862	93 125 054	4 631 905	1 123 333	137 316	8 831 822	5 599 926	5 669 403
	Firms with less than 5 employees.....	1 037	1 039	1 251 382	55 789	12 308	2 167	125 692	62 265	64 493
	Firms with 5 to 9 employees ..	462	465	1 477 242	72 717	16 598	3 068	155 650	76 857	79 872
	Firms with 10 to 19 employees.....	330	339	1 802 329	104 271	24 140	4 412	227 114	115 374	118 307
	Firms with 20 to 49 employees.....	220	229	3 704 783	177 677	41 051	6 533	376 405	239 259	237 313
	Firms with 50 to 99 employees.....	94	106	4 010 046	200 791	46 610	6 577	426 572	218 531	220 581
	Firms with 100 employees or more.....	137	684	80 879 272	4 020 660	982 626	114 559	7 520 389	4 887 640	4 948 837
	Firms not operated for the entire year	522	528	816 470	50 895	11 998	2 277	95 771	19 095	70 682
422410	General-line grocery whsle									
	All firms	2 802	3 390	93 941 524	4 682 800	1 135 331	139 593	8 927 593	5 619 021	5 740 085
	Firms operated for the entire year	2 280	2 862	93 125 054	4 631 905	1 123 333	137 316	8 831 822	5 599 926	5 669 403
	Firms with less than 5 employees.....	1 037	1 039	1 251 382	55 789	12 308	2 167	125 692	62 265	64 493
	Firms with 5 to 9 employees ..	462	465	1 477 242	72 717	16 598	3 068	155 650	76 857	79 872
	Firms with 10 to 19 employees.....	330	339	1 802 329	104 271	24 140	4 412	227 114	115 374	118 307
	Firms with 20 to 49 employees.....	220	229	3 704 783	177 677	41 051	6 533	376 405	239 259	237 313
	Firms with 50 to 99 employees.....	94	106	4 010 046	200 791	46 610	6 577	426 572	218 531	220 581
	Firms with 100 employees or more.....	137	684	80 879 272	4 020 660	982 626	114 559	7 520 389	4 887 640	4 948 837
	Firms not operated for the entire year	522	528	816 470	50 895	11 998	2 277	95 771	19 095	70 682
4224101	General-line grocery whsle, voluntary group									
	All firms	154	186	16 156 029	554 986	135 594	17 064	1 105 622	989 577	958 773
	Firms operated for the entire year	136	168	16 080 607	552 855	134 935	16 909	1 102 050	986 568	955 487
	Firms with less than 5 employees.....	51	51	53 424	2 289	471	107	6 359	1 590	1 807
	Firms with 5 to 9 employees ..	19	19	40 714	2 623	639	125	6 250	2 986	3 091
	Firms with 10 to 19 employees.....	21	21	137 017	7 407	1 789	329	14 438	6 257	6 646
	Firms with 20 to 49 employees.....	21	21	632 570	17 389	3 863	663	33 354	16 893	17 003
	Firms with 50 to 99 employees.....	7	7	791 159	15 223	3 844	540	45 446	18 147	18 123
	Firms with 100 employees or more.....	17	49	14 425 723	507 924	124 329	15 145	996 203	940 695	908 817
	Firms not operated for the entire year	18	18	75 422	2 131	659	155	3 572	3 009	3 286
4224102	General-line grocery whsle, retail cooperative									
	All firms	158	211	16 142 440	467 726	112 330	13 882	884 413	926 900	945 354
	Firms operated for the entire year	136	189	15 996 448	462 271	109 846	13 481	874 362	923 221	942 806
	Firms with less than 5 employees.....	50	50	55 725	2 909	617	102	6 563	2 864	2 967
	Firms with 5 to 9 employees ..	25	25	92 447	3 431	727	168	8 611	4 294	4 417
	Firms with 10 to 19 employees.....	19	19	120 344	5 722	1 301	263	14 409	9 604	11 656

See footnotes at end of table.

Table 5. Employment Size of Firms: 1997—Con.

[Includes only firms and establishments with payroll. Excludes data for central administrative offices, auxiliary operations, or establishments of these firms that are classified in other categories than those specified in this table. For meaning of abbreviations and symbols, see introductory text. For explanation of terms, see Appendix A. For method of assignment to categories shown, see Appendix C]

NAICS code	Employment sizes of firms by type of operation and kind of business ¹	Firms (number)	Establishments (number)	Sales (\$1,000)	Annual payroll (\$1,000)	First-quarter payroll (\$1,000)	Paid employees for pay period including March 12 (number)	Operating expenses ¹ (\$1,000)	End-of-1996 inventories (\$1,000)	End-of-1997 inventories (\$1,000)
422	MERCHANT WHOLESALERS—Con.									
	Wholesale trade, nondurable goods—Con.									
4224102	General-line grocery whsle, retail cooperative—Con.									
	Firms operated for the entire year—Con.									
	Firms with 20 to 49 employees.....	12	14	202 832	13 186	2 897	366	23 067	9 059	9 298
	Firms with 50 to 99 employees.....	7	8	446 700	14 971	3 393	492	30 645	15 447	15 797
	Firms with 100 employees or more.....	23	73	15 078 400	422 052	100 911	12 090	791 067	881 953	898 671
	Firms not operated for the entire year	22	22	145 992	5 455	2 484	401	10 051	3 679	2 548
4224103	Other general-line grocery whsle									
	All firms	2 501	2 993	61 643 055	3 660 088	887 407	108 647	6 937 558	3 702 544	3 835 958
	Firms operated for the entire year	2 018	2 504	60 954 185	3 613 366	876 657	106 668	6 850 256	3 690 137	3 771 110
	Firms with less than 5 employees.....	937	939	1 143 165	50 651	11 235	1 959	112 856	57 906	59 817
	Firms with 5 to 9 employees ..	419	422	1 351 899	66 832	15 274	2 782	141 073	70 174	72 979
	Firms with 10 to 19 employees.....	290	299	1 544 968	91 142	21 050	3 820	198 267	99 513	100 005
	Firms with 20 to 49 employees.....	188	194	2 912 438	149 826	34 930	5 541	324 031	215 869	213 653
	Firms with 50 to 99 employees.....	82	95	2 912 631	176 880	40 800	5 714	364 914	191 977	193 647
	Firms with 100 employees or more.....	102	555	51 089 084	3 078 035	753 368	86 852	5 709 115	3 054 698	3 131 009
	Firms not operated for the entire year	483	489	688 870	46 722	10 750	1 979	87 302	12 407	64 848
42242	Packaged frozen food whsle									
	All firms	2 620	2 897	44 782 680	2 297 966	535 761	71 263	4 773 169	2 436 769	2 795 303
	Firms operated for the entire year	2 328	2 605	44 180 962	2 263 656	530 032	70 199	4 690 510	2 425 096	2 746 386
	Firms with less than 5 employees.....	925	931	2 395 627	67 222	14 812	2 002	171 591	108 320	110 315
	Firms with 5 to 9 employees ..	483	491	2 969 750	100 082	22 047	3 141	226 268	158 789	175 185
	Firms with 10 to 19 employees.....	362	373	3 798 632	149 107	33 911	4 876	347 180	278 433	295 333
	Firms with 20 to 49 employees.....	307	339	4 992 319	273 358	60 995	9 501	558 713	372 586	325 789
	Firms with 50 to 99 employees.....	113	135	3 435 245	219 538	52 663	7 571	467 376	226 393	226 181
	Firms with 100 employees or more.....	138	336	26 589 389	1 454 349	345 604	43 108	2 919 382	1 280 575	1 613 583
	Firms not operated for the entire year	292	292	601 718	34 310	5 729	1 064	82 659	11 673	48 917
422420	Packaged frozen food whsle									
	All firms	2 620	2 897	44 782 680	2 297 966	535 761	71 263	4 773 169	2 436 769	2 795 303
	Firms operated for the entire year	2 328	2 605	44 180 962	2 263 656	530 032	70 199	4 690 510	2 425 096	2 746 386
	Firms with less than 5 employees.....	925	931	2 395 627	67 222	14 812	2 002	171 591	108 320	110 315
	Firms with 5 to 9 employees ..	483	491	2 969 750	100 082	22 047	3 141	226 268	158 789	175 185
	Firms with 10 to 19 employees.....	362	373	3 798 632	149 107	33 911	4 876	347 180	278 433	295 333
	Firms with 20 to 49 employees.....	307	339	4 992 319	273 358	60 995	9 501	558 713	372 586	325 789
	Firms with 50 to 99 employees.....	113	135	3 435 245	219 538	52 663	7 571	467 376	226 393	226 181
	Firms with 100 employees or more.....	138	336	26 589 389	1 454 349	345 604	43 108	2 919 382	1 280 575	1 613 583
	Firms not operated for the entire year	292	292	601 718	34 310	5 729	1 064	82 659	11 673	48 917
42243	Dairy products, (except dried or canned) whsle									
	All firms	2 019	2 174	20 315 524	849 475	196 547	27 596	1 854 375	512 648	557 552
	Firms operated for the entire year	1 748	1 893	19 834 939	824 522	189 860	26 292	1 798 925	507 688	533 699
	Firms with less than 5 employees.....	821	823	1 474 936	44 307	9 716	1 679	105 520	26 930	29 499
	Firms with 5 to 9 employees ..	370	375	1 935 863	69 763	15 342	2 446	160 428	50 057	46 083
	Firms with 10 to 19 employees.....	256	262	1 981 013	101 009	22 175	3 378	221 133	43 770	48 651
	Firms with 20 to 49 employees.....	183	205	3 163 571	174 198	39 395	5 485	366 058	129 826	136 792
	Firms with 50 to 99 employees.....	72	103	3 698 762	158 481	37 080	4 843	315 697	85 431	92 583
	Firms with 100 employees or more.....	46	125	7 580 794	276 764	66 152	8 461	630 089	171 674	180 091

See footnotes at end of table.

Table 5. Employment Size of Firms: 1997—Con.

[Includes only firms and establishments with payroll. Excludes data for central administrative offices, auxiliary operations, or establishments of these firms that are classified in other categories than those specified in this table. For meaning of abbreviations and symbols, see introductory text. For explanation of terms, see Appendix A. For method of assignment to categories shown, see Appendix C]

NAICS code	Employment sizes of firms by type of operation and kind of business ¹	Firms (number)	Establishments (number)	Sales (\$1,000)	Annual payroll (\$1,000)	First-quarter payroll (\$1,000)	Paid employees for pay period including March 12 (number)	Operating expenses ¹ (\$1,000)	End-of-1996 inventories (\$1,000)	End-of-1997 inventories (\$1,000)
422	MERCHANT WHOLESALERS—Con.									
	Wholesale trade, nondurable goods—Con.									
42243	Dairy products, (except dried or canned) whsle—Con.									
	Firms not operated for the entire year	271	281	480 585	24 953	6 687	1 304	55 450	4 960	23 853
422430	Dairy products, (except dried or canned) whsle									
	All firms	2 019	2 174	20 315 524	849 475	196 547	27 596	1 854 375	512 648	557 552
	Firms operated for the entire year	1 748	1 893	19 834 939	824 522	189 860	26 292	1 798 925	507 688	533 699
	Firms with less than 5 employees	821	823	1 474 936	44 307	9 716	1 679	105 520	26 930	29 499
	Firms with 5 to 9 employees ..	370	375	1 935 863	69 763	15 342	2 446	160 428	50 057	46 083
	Firms with 10 to 19 employees	256	262	1 981 013	101 009	22 175	3 378	221 133	43 770	48 651
	Firms with 20 to 49 employees	183	205	3 163 571	174 198	39 395	5 485	366 058	129 826	136 792
	Firms with 50 to 99 employees	72	103	3 698 762	158 481	37 080	4 843	315 697	85 431	92 583
	Firms with 100 employees or more	46	125	7 580 794	276 764	66 152	8 461	630 089	171 674	180 091
	Firms not operated for the entire year	271	281	480 585	24 953	6 687	1 304	55 450	4 960	23 853
4224301	Raw milk whsle									
	All firms	131	138	D	D	D	g	D	D	D
	Firms operated for the entire year	112	119	D	D	D	g	D	D	D
	Firms with less than 5 employees	54	54	D	D	D	c	D	D	D
	Firms with 5 to 9 employees ..	28	28	D	D	D	c	D	D	D
	Firms with 10 to 19 employees	14	14	D	D	D	c	D	D	D
	Firms with 20 to 49 employees	8	8	D	D	D	c	D	D	D
	Firms with 50 to 99 employees	5	8	D	D	D	e	D	D	D
	Firms with 100 employees or more	3	7	D	D	D	e	D	D	D
	Firms not operated for the entire year	19	19	D	D	D	c	D	D	D
4224302	Dairy product (except raw milk) whsle									
	All firms	1 894	2 036	D	D	D	k	D	D	D
	Firms operated for the entire year	1 640	1 772	D	D	D	j	D	D	D
	Firms with less than 5 employees	769	771	D	D	D	g	D	D	D
	Firms with 5 to 9 employees ..	343	348	D	D	D	g	D	D	D
	Firms with 10 to 19 employees	243	249	D	D	D	h	D	D	D
	Firms with 20 to 49 employees	175	197	D	D	D	i	D	D	D
	Firms with 50 to 99 employees	69	97	D	D	D	h	D	D	D
	Firms with 100 employees or more	41	110	D	D	D	i	D	D	D
	Firms not operated for the entire year	254	264	D	D	D	g	D	D	D
42244	Poultry & poultry product whsle									
	All firms	830	873	10 721 436	423 543	96 860	15 681	921 425	230 145	251 499
	Firms operated for the entire year	747	790	D	D	D	j	D	D	D
	Firms with less than 5 employees	245	245	D	D	D	f	D	D	D
	Firms with 5 to 9 employees ..	155	155	1 138 312	31 011	6 839	1 041	66 989	14 629	14 918
	Firms with 10 to 19 employees	154	161	D	D	D	g	D	D	D
	Firms with 20 to 49 employees	124	137	2 167 398	103 228	23 879	3 789	219 856	42 970	43 056
	Firms with 50 to 99 employees	37	46	D	D	D	g	D	D	D
	Firms with 100 employees or more	32	46	D	D	D	i	D	D	D
	Firms not operated for the entire year	83	83	D	D	D	e	D	D	D
422440	Poultry & poultry product whsle									

See footnotes at end of table.

Table 5. Employment Size of Firms: 1997—Con.

[Includes only firms and establishments with payroll. Excludes data for central administrative offices, auxiliary operations, or establishments of these firms that are classified in other categories than those specified in this table. For meaning of abbreviations and symbols, see introductory text. For explanation of terms, see Appendix A. For method of assignment to categories shown, see Appendix C]

NAICS code	Employment sizes of firms by type of operation and kind of business ¹	Firms (number)	Establishments (number)	Sales (\$1,000)	Annual payroll (\$1,000)	First-quarter payroll (\$1,000)	Paid employees for pay period including March 12 (number)	Operating expenses ¹ (\$1,000)	End-of-1996 inventories (\$1,000)	End-of-1997 inventories (\$1,000)
422	MERCHANT WHOLESALERS—Con.									
	Wholesale trade, nondurable goods—Con.									
422440	Poultry & poultry product whsle—Con.									
	All firms	830	873	10 721 436	423 543	96 860	15 681	921 425	230 145	251 499
	Firms operated for the entire year	747	790	D	D	D	j	D	D	D
	Firms with less than 5 employees.....	245	245	D	D	D	f	D	D	D
	Firms with 5 to 9 employees ..	155	155	1 138 312	31 011	6 839	1 041	66 989	14 629	14 918
	Firms with 10 to 19 employees.....	154	161	D	D	D	g	D	D	D
	Firms with 20 to 49 employees.....	124	137	2 167 398	103 228	23 879	3 789	219 856	42 970	43 056
	Firms with 50 to 99 employees.....	37	46	D	D	D	g	D	D	D
	Firms with 100 employees or more.....	32	46	D	D	D	i	D	D	D
	Firms not operated for the entire year	83	83	D	D	D	e	D	D	D
4224401	Live poultry whsle									
	All firms	45	45	D	D	D	f	D	D	D
	Firms operated for the entire year	40	40	D	D	D	f	D	D	D
	Firms with less than 5 employees.....	14	14	D	D	D	b	D	D	D
	Firms with 5 to 9 employees ..	7	7	D	D	D	b	D	D	D
	Firms with 10 to 19 employees.....	13	13	D	D	D	c	D	D	D
	Firms with 20 to 49 employees.....	5	5	D	D	D	c	D	D	D
	Firms with 50 to 99 employees.....	1	1	D	D	D	b	D	D	D
	Firms with 100 employees or more.....	—	—	—	—	—	—	—	—	—
	Firms not operated for the entire year	5	5	D	D	D	b	D	D	D
4224402	Poultry & poultry product (except live) whsle									
	All firms	787	828	D	D	D	j	D	D	D
	Firms operated for the entire year	708	749	D	D	D	j	D	D	D
	Firms with less than 5 employees.....	232	232	D	D	D	f	D	D	D
	Firms with 5 to 9 employees ..	148	148	D	D	D	f	D	D	D
	Firms with 10 to 19 employees.....	142	149	D	D	D	g	D	D	D
	Firms with 20 to 49 employees.....	118	130	D	D	D	h	D	D	D
	Firms with 50 to 99 employees.....	36	45	D	D	D	g	D	D	D
	Firms with 100 employees or more.....	32	45	D	D	D	i	D	D	D
	Firms not operated for the entire year	79	79	D	D	D	e	D	D	D
42245	Confectionery whsle									
	All firms	1 857	1 962	7 539 889	523 310	115 927	20 663	1 289 127	660 165	725 588
	Firms operated for the entire year	1 545	1 650	D	D	D	j	D	D	D
	Firms with less than 5 employees.....	763	764	619 426	36 289	8 015	1 590	91 315	33 216	35 264
	Firms with 5 to 9 employees ..	303	311	752 207	50 965	11 471	2 038	119 298	53 231	57 704
	Firms with 10 to 19 employees.....	251	263	D	D	D	h	D	D	D
	Firms with 20 to 49 employees.....	164	184	1 680 433	131 955	28 667	4 800	311 110	220 655	237 168
	Firms with 50 to 99 employees.....	39	50	D	D	D	h	D	D	D
	Firms with 100 employees or more.....	25	78	D	D	D	i	D	D	D
	Firms not operated for the entire year	312	312	D	D	D	f	D	D	D
422450	Confectionery whsle									
	All firms	1 857	1 962	7 539 889	523 310	115 927	20 663	1 289 127	660 165	725 588

See footnotes at end of table.

Table 5. Employment Size of Firms: 1997—Con.

[Includes only firms and establishments with payroll. Excludes data for central administrative offices, auxiliary operations, or establishments of these firms that are classified in other categories than those specified in this table. For meaning of abbreviations and symbols, see introductory text. For explanation of terms, see Appendix A. For method of assignment to categories shown, see Appendix C]

NAICS code	Employment sizes of firms by type of operation and kind of business ¹	Firms (number)	Establishments (number)	Sales (\$1,000)	Annual payroll (\$1,000)	First-quarter payroll (\$1,000)	Paid employees for pay period including March 12 (number)	Operating expenses ¹ (\$1,000)	End-of-1996 inventories (\$1,000)	End-of-1997 inventories (\$1,000)
422	MERCHANT WHOLESALERS—Con.									
	Wholesale trade, nondurable goods—Con.									
422450	Confectionery whsle—Con.									
	Firms operated for the entire year	1 545	1 650	D	D	D	j	D	D	D
	Firms with less than 5 employees	763	764	619 426	36 289	8 015	1 590	91 315	33 216	35 264
	Firms with 5 to 9 employees ..	303	311	752 207	50 965	11 471	2 038	119 298	53 231	57 704
	Firms with 10 to 19 employees	251	263	D	D	D	h	D	D	D
	Firms with 20 to 49 employees	164	184	1 680 433	131 955	28 667	4 800	311 110	220 655	237 168
	Firms with 50 to 99 employees	39	50	D	D	D	h	D	D	D
	Firms with 100 employees or more	25	78	D	D	D	i	D	D	D
	Firms not operated for the entire year	312	312	D	D	D	f	D	D	D
42246	Fish & seafood whsle									
	All firms	2 745	2 828	11 998 240	649 137	145 945	26 304	1 423 835	555 003	628 393
	Firms operated for the entire year	2 192	2 275	D	D	D	k	D	D	D
	Firms with less than 5 employees	1 059	1 060	D	D	D	g	D	D	D
	Firms with 5 to 9 employees ..	470	474	1 944 454	78 353	17 425	3 076	188 087	70 625	77 958
	Firms with 10 to 19 employees	342	359	2 429 065	117 412	26 492	4 621	261 165	98 239	107 972
	Firms with 20 to 49 employees	234	250	2 913 292	170 682	39 042	7 137	348 237	174 597	181 332
	Firms with 50 to 99 employees	66	85	D	D	D	h	D	D	D
	Firms with 100 employees or more	21	47	D	D	D	h	D	D	D
	Firms not operated for the entire year	553	553	D	D	D	g	D	D	D
422460	Fish & seafood whsle									
	All firms	2 745	2 828	11 998 240	649 137	145 945	26 304	1 423 835	555 003	628 393
	Firms operated for the entire year	2 192	2 275	D	D	D	k	D	D	D
	Firms with less than 5 employees	1 059	1 060	D	D	D	g	D	D	D
	Firms with 5 to 9 employees ..	470	474	1 944 454	78 353	17 425	3 076	188 087	70 625	77 958
	Firms with 10 to 19 employees	342	359	2 429 065	117 412	26 492	4 621	261 165	98 239	107 972
	Firms with 20 to 49 employees	234	250	2 913 292	170 682	39 042	7 137	348 237	174 597	181 332
	Firms with 50 to 99 employees	66	85	D	D	D	h	D	D	D
	Firms with 100 employees or more	21	47	D	D	D	h	D	D	D
	Firms not operated for the entire year	553	553	D	D	D	g	D	D	D
42247	Meat & meat product whsle									
	All firms	3 080	3 147	26 899 437	1 304 916	309 355	45 521	2 679 207	957 919	1 024 099
	Firms operated for the entire year	2 715	2 780	26 342 112	1 271 067	299 997	43 833	2 608 296	946 644	993 574
	Firms with less than 5 employees	1 139	1 139	1 934 790	62 018	14 333	2 396	145 667	31 577	35 050
	Firms with 5 to 9 employees ..	586	590	2 334 296	99 426	23 258	3 866	213 593	81 346	84 017
	Firms with 10 to 19 employees	452	461	3 045 652	153 647	36 559	6 126	306 425	99 044	99 995
	Firms with 20 to 49 employees	356	368	5 170 823	291 398	67 882	10 508	567 195	139 387	149 407
	Firms with 50 to 99 employees	119	130	4 046 224	238 211	54 191	8 104	473 426	154 500	157 346
	Firms with 100 employees or more	63	92	9 810 327	426 367	103 774	12 833	901 990	440 790	467 759
	Firms not operated for the entire year	365	367	557 325	33 849	9 358	1 688	70 911	11 275	30 525
422470	Meat & meat product whsle									
	All firms	3 080	3 147	26 899 437	1 304 916	309 355	45 521	2 679 207	957 919	1 024 099
	Firms operated for the entire year	2 715	2 780	26 342 112	1 271 067	299 997	43 833	2 608 296	946 644	993 574
	Firms with less than 5 employees	1 139	1 139	1 934 790	62 018	14 333	2 396	145 667	31 577	35 050
	Firms with 5 to 9 employees ..	586	590	2 334 296	99 426	23 258	3 866	213 593	81 346	84 017
	Firms with 10 to 19 employees	452	461	3 045 652	153 647	36 559	6 126	306 425	99 044	99 995
	Firms with 20 to 49 employees	356	368	5 170 823	291 398	67 882	10 508	567 195	139 387	149 407
	Firms with 50 to 99 employees	119	130	4 046 224	238 211	54 191	8 104	473 426	154 500	157 346

See footnotes at end of table.

Table 5. Employment Size of Firms: 1997—Con.

[Includes only firms and establishments with payroll. Excludes data for central administrative offices, auxiliary operations, or establishments of these firms that are classified in other categories than those specified in this table. For meaning of abbreviations and symbols, see introductory text. For explanation of terms, see Appendix A. For method of assignment to categories shown, see Appendix C]

NAICS code	Employment sizes of firms by type of operation and kind of business ¹	Firms (number)	Establishments (number)	Sales (\$1,000)	Annual payroll (\$1,000)	First-quarter payroll (\$1,000)	Paid employees for pay period including March 12 (number)	Operating expenses ¹ (\$1,000)	End-of-1996 inventories (\$1,000)	End-of-1997 inventories (\$1,000)
422	MERCHANT WHOLESALERS—Con.									
	Wholesale trade, nondurable goods—Con.									
422470	Meat & meat product whsle—Con.									
	Firms operated for the entire year—Con.									
	Firms with 100 employess or more.....	63	92	9 810 327	426 367	103 774	12 833	901 990	440 790	467 759
	Firms not operated for the entire year	365	367	557 325	33 849	9 358	1 688	70 911	11 275	30 525
42248	Fresh fruit & vegetable whsle									
	All firms	5 049	5 474	40 417 798	2 840 345	640 915	104 811	5 869 669	562 265	640 886
	Firms operated for the entire year	4 332	4 753	39 102 180	2 748 447	620 806	100 704	5 672 861	558 849	585 294
	Firms with less than 5 employees.....	1 621	1 623	2 945 905	122 560	26 180	3 627	283 046	22 405	23 906
	Firms with 5 to 9 employees ..	852	863	4 058 426	189 864	39 790	5 641	408 041	27 302	28 732
	Firms with 10 to 19 employees.....	755	786	5 270 017	309 165	67 866	10 311	635 036	54 343	54 216
	Firms with 20 to 49 employees.....	649	690	8 143 153	581 223	128 393	19 941	1 141 296	123 801	130 918
	Firms with 50 to 99 employees.....	259	295	4 895 597	466 962	99 403	17 942	976 528	71 702	76 079
	Firms with 100 employess or more.....	196	496	13 789 082	1 078 673	259 174	43 242	2 228 914	259 296	271 443
	Firms not operated for the entire year	717	721	1 315 618	91 898	20 109	4 107	196 808	3 416	55 592
422480	Fresh fruit & vegetable whsle									
	All firms	5 049	5 474	40 417 798	2 840 345	640 915	104 811	5 869 669	562 265	640 886
	Firms operated for the entire year	4 332	4 753	39 102 180	2 748 447	620 806	100 704	5 672 861	558 849	585 294
	Firms with less than 5 employees.....	1 621	1 623	2 945 905	122 560	26 180	3 627	283 046	22 405	23 906
	Firms with 5 to 9 employees ..	852	863	4 058 426	189 864	39 790	5 641	408 041	27 302	28 732
	Firms with 10 to 19 employees.....	755	786	5 270 017	309 165	67 866	10 311	635 036	54 343	54 216
	Firms with 20 to 49 employees.....	649	690	8 143 153	581 223	128 393	19 941	1 141 296	123 801	130 918
	Firms with 50 to 99 employees.....	259	295	4 895 597	466 962	99 403	17 942	976 528	71 702	76 079
	Firms with 100 employess or more.....	196	496	13 789 082	1 078 673	259 174	43 242	2 228 914	259 296	271 443
	Firms not operated for the entire year	717	721	1 315 618	91 898	20 109	4 107	196 808	3 416	55 592
42249	Other grocery & related products whsle									
	All firms	9 869	10 598	73 594 207	4 547 944	1 057 753	152 713	10 059 258	5 076 268	5 373 232
	Firms operated for the entire year	8 335	9 060	72 494 707	4 455 208	1 038 934	149 045	9 853 334	5 036 828	5 234 328
	Firms with less than 5 employees.....	4 149	4 155	4 194 710	222 885	49 502	8 344	543 090	189 175	203 916
	Firms with 5 to 9 employees ..	1 537	1 554	4 529 427	263 757	59 766	10 185	608 775	329 487	331 662
	Firms with 10 to 19 employees.....	1 253	1 296	6 724 319	467 091	106 245	16 979	1 024 449	468 939	506 467
	Firms with 20 to 49 employees.....	887	1 018	10 948 535	761 899	173 254	26 362	1 736 923	840 519	889 253
	Firms with 50 to 99 employees.....	310	446	6 779 910	616 498	144 733	21 242	1 419 587	478 682	513 864
	Firms with 100 employess or more.....	199	591	39 317 806	2 123 078	505 434	65 933	4 520 510	2 730 026	2 789 166
	Firms not operated for the entire year	1 534	1 538	1 099 500	92 736	18 819	3 668	205 924	39 440	138 904
422490	Other grocery & related products whsle									
	All firms	9 869	10 598	73 594 207	4 547 944	1 057 753	152 713	10 059 258	5 076 268	5 373 232
	Firms operated for the entire year	8 335	9 060	72 494 707	4 455 208	1 038 934	149 045	9 853 334	5 036 828	5 234 328
	Firms with less than 5 employees.....	4 149	4 155	4 194 710	222 885	49 502	8 344	543 090	189 175	203 916
	Firms with 5 to 9 employees ..	1 537	1 554	4 529 427	263 757	59 766	10 185	608 775	329 487	331 662
	Firms with 10 to 19 employees.....	1 253	1 296	6 724 319	467 091	106 245	16 979	1 024 449	468 939	506 467
	Firms with 20 to 49 employees.....	887	1 018	10 948 535	761 899	173 254	26 362	1 736 923	840 519	889 253
	Firms with 50 to 99 employees.....	310	446	6 779 910	616 498	144 733	21 242	1 419 587	478 682	513 864
	Firms with 100 employess or more.....	199	591	39 317 806	2 123 078	505 434	65 933	4 520 510	2 730 026	2 789 166

See footnotes at end of table.

Table 5. Employment Size of Firms: 1997—Con.

[Includes only firms and establishments with payroll. Excludes data for central administrative offices, auxiliary operations, or establishments of these firms that are classified in other categories than those specified in this table. For meaning of abbreviations and symbols, see introductory text. For explanation of terms, see Appendix A. For method of assignment to categories shown, see Appendix C]

NAICS code	Employment sizes of firms by type of operation and kind of business ¹	Firms (number)	Establishments (number)	Sales (\$1,000)	Annual payroll (\$1,000)	First-quarter payroll (\$1,000)	Paid employees for pay period including March 12 (number)	Operating expenses ¹ (\$1,000)	End-of-1996 inventories (\$1,000)	End-of-1997 inventories (\$1,000)
422	MERCHANT WHOLESALERS—Con.									
	Wholesale trade, nondurable goods—Con.									
422490	Other grocery & related products whsle—Con.									
	Firms not operated for the entire year	1 534	1 538	1 099 500	92 736	18 819	3 668	205 924	39 440	138 904
4224901	Coffee, tea, & spice whsle									
	All firms	1 328	1 420	7 087 834	397 640	91 263	13 783	852 828	488 011	626 211
	Firms operated for the entire year	1 172	1 264	7 011 937	390 660	89 211	13 439	836 207	487 270	612 669
	Firms with less than 5 employees	562	564	499 427	31 954	7 114	1 184	75 078	27 493	32 605
	Firms with 5 to 9 employees ..	227	233	631 635	41 901	9 928	1 499	98 084	40 599	44 634
	Firms with 10 to 19 employees	207	212	D	D	D	h	D	D	D
	Firms with 20 to 49 employees	125	149	1 988 624	112 071	23 928	3 524	223 628	181 715	207 298
	Firms with 50 to 99 employees	39	89	D	D	D	h	D	D	D
	Firms with 100 employees or more	12	17	840 616	46 234	10 982	1 824	93 579	58 508	60 833
	Firms not operated for the entire year	156	156	75 897	6 980	2 052	344	16 621	741	13 542
4224902	Bread & baked goods whsle									
	All firms	2 103	2 187	5 821 864	594 621	137 158	24 477	1 108 595	262 177	267 272
	Firms operated for the entire year	1 715	1 799	5 691 922	579 611	133 176	23 598	1 080 466	258 879	257 812
	Firms with less than 5 employees	910	911	521 821	38 253	8 493	1 729	86 517	12 025	12 060
	Firms with 5 to 9 employees ..	305	307	401 774	36 641	8 389	2 041	79 185	18 392	20 355
	Firms with 10 to 19 employees	258	264	451 788	65 380	15 033	3 446	122 582	15 376	17 106
	Firms with 20 to 49 employees	163	186	599 114	94 889	22 440	4 840	182 018	20 124	20 030
	Firms with 50 to 99 employees	50	64	495 042	73 765	16 963	3 403	116 911	23 617	23 462
	Firms with 100 employees or more	29	67	3 222 383	270 683	61 858	8 139	493 253	169 345	164 799
	Firms not operated for the entire year	388	388	129 942	15 010	3 982	879	28 129	3 298	9 460
4224903	Soft drinks whsle									
	All firms	1 791	2 026	7 507 631	855 980	195 575	29 183	1 981 472	316 118	352 288
	Firms operated for the entire year	1 481	1 716	7 393 586	844 101	192 335	28 537	1 955 517	314 426	344 637
	Firms with less than 5 employees	738	738	431 696	33 795	7 622	1 420	85 212	13 815	14 272
	Firms with 5 to 9 employees ..	220	223	347 776	33 790	7 796	1 453	73 405	14 071	15 368
	Firms with 10 to 19 employees	209	215	D	D	D	h	D	D	D
	Firms with 20 to 49 employees	179	207	1 254 006	168 455	36 842	5 574	368 747	49 088	53 091
	Firms with 50 to 99 employees	78	104	D	D	D	i	D	D	D
	Firms with 100 employees or more	57	229	3 554 352	369 056	86 152	11 742	912 785	166 477	188 388
	Firms not operated for the entire year	310	310	114 045	11 879	3 240	646	25 955	1 692	7 651
4224904	Canned goods whsle									
	All firms	913	957	10 184 930	466 436	109 531	13 777	1 088 032	973 402	921 358
	Firms operated for the entire year	781	825	9 927 345	451 545	105 633	13 094	1 056 576	947 000	885 638
	Firms with less than 5 employees	380	380	760 307	24 979	5 703	789	66 083	39 068	43 762
	Firms with 5 to 9 employees ..	155	155	775 446	33 587	7 578	1 045	80 580	66 952	63 562
	Firms with 10 to 19 employees	122	124	1 132 768	52 417	12 831	1 663	130 189	116 712	119 627
	Firms with 20 to 49 employees	75	89	1 673 321	72 510	15 275	2 207	199 334	167 837	170 864
	Firms with 50 to 99 employees	32	36	1 052 509	78 497	20 926	2 322	164 314	107 005	102 470
	Firms with 100 employees or more	17	41	4 532 994	189 555	43 320	5 068	416 076	449 426	385 353
	Firms not operated for the entire year	132	132	257 585	14 891	3 898	683	31 456	26 402	35 720

See footnotes at end of table.

Table 5. Employment Size of Firms: 1997—Con.

[Includes only firms and establishments with payroll. Excludes data for central administrative offices, auxiliary operations, or establishments of these firms that are classified in other categories than those specified in this table. For meaning of abbreviations and symbols, see introductory text. For explanation of terms, see Appendix A. For method of assignment to categories shown, see Appendix C]

NAICS code	Employment sizes of firms by type of operation and kind of business ¹	Firms (number)	Establishments (number)	Sales (\$1,000)	Annual payroll (\$1,000)	First-quarter payroll (\$1,000)	Paid employees for pay period including March 12 (number)	Operating expenses ¹ (\$1,000)	End-of-1996 inventories (\$1,000)	End-of-1997 inventories (\$1,000)
422	MERCHANT WHOLESALERS—Con.									
	Wholesale trade, nondurable goods—Con.									
4224905	Food & beverage basic materials whsle									
	All firms	466	512	2 687 268	174 927	38 919	5 172	420 611	229 674	229 329
	Firms operated for the entire year	403	449	2 584 990	162 816	38 147	5 045	390 463	204 630	218 580
	Firms with less than 5 employees.....	199	200	274 365	15 004	3 332	395	36 613	17 516	17 343
	Firms with 5 to 9 employees ..	80	80	549 933	21 527	4 599	527	52 363	44 812	46 505
	Firms with 10 to 19 employees.....	65	68	455 768	32 829	7 077	882	70 754	40 376	41 669
	Firms with 20 to 49 employees.....	38	41	636 680	39 461	10 473	1 172	97 224	43 426	51 736
	Firms with 50 to 99 employees.....	15	27	316 123	26 391	6 287	1 027	58 489	19 334	21 518
	Firms with 100 employees or more.....	6	33	352 121	27 604	6 379	1 042	75 020	39 166	39 809
	Firms not operated for the entire year	63	63	102 278	12 111	772	127	30 148	25 044	10 749
4224906	Other grocery specialties whsle									
	All firms	3 299	3 496	40 304 680	2 058 340	485 307	66 321	4 607 720	2 806 886	2 976 774
	Firms operated for the entire year	2 812	3 005	39 841 563	2 025 144	479 502	65 248	4 531 602	2 799 404	2 914 992
	Firms with less than 5 employees.....	1 365	1 367	1 717 782	79 309	17 326	2 838	194 624	79 786	84 521
	Firms with 5 to 9 employees ..	557	565	1 841 613	97 421	21 774	3 658	228 057	146 381	143 103
	Firms with 10 to 19 employees.....	397	415	2 697 207	164 211	36 660	5 365	378 049	195 195	200 408
	Firms with 20 to 49 employees.....	311	345	4 979 114	278 217	64 988	9 172	672 663	394 899	405 068
	Firms with 50 to 99 employees.....	101	131	3 136 068	209 945	49 239	6 727	582 101	243 350	258 583
	Firms with 100 employees or more.....	81	182	25 469 779	1 196 041	289 515	37 488	2 476 108	1 739 793	1 823 309
	Firms not operated for the entire year	487	491	463 117	33 196	5 805	1 073	76 118	7 482	61 782
4225	Farm-product raw material whsle									
	All firms	5 628	8 849	132 883 554	2 096 358	469 297	74 096	5 547 440	9 505 447	9 664 441
	Firms operated for the entire year	4 976	8 180	131 306 387	2 057 434	460 590	72 303	5 447 718	9 435 849	9 467 288
	Firms with less than 5 employees.....	1 964	1 975	7 216 647	124 103	27 432	4 713	358 349	407 426	435 137
	Firms with 5 to 9 employees ..	1 321	1 423	10 070 687	226 214	49 285	8 726	631 947	740 297	779 637
	Firms with 10 to 19 employees.....	912	1 313	13 273 473	321 310	68 487	12 294	842 615	1 064 051	1 062 505
	Firms with 20 to 49 employees.....	577	1 345	20 896 923	466 283	103 084	17 072	1 194 343	1 579 101	1 551 356
	Firms with 50 to 99 employees.....	141	486	10 431 588	262 750	58 015	9 441	644 897	891 857	959 310
	Firms with 100 employees or more.....	61	1 638	69 417 069	656 774	154 287	20 057	1 775 567	4 753 117	4 679 343
	Firms not operated for the entire year	652	669	1 577 167	38 924	8 707	1 793	99 722	69 598	197 153
42251	Grain & field bean whsle									
	All firms	3 659	6 434	105 267 322	1 620 355	366 080	55 890	4 339 905	6 826 486	6 979 672
	Firms operated for the entire year	3 379	6 139	104 509 628	1 600 763	361 102	55 002	4 284 775	6 781 752	6 865 885
	Firms with less than 5 employees.....	1 052	1 063	D	D	D	h	D	D	D
	Firms with 5 to 9 employees ..	1 003	1 096	7 005 916	172 330	37 493	6 672	462 949	572 776	600 823
	Firms with 10 to 19 employees.....	730	1 104	D	D	D	i	D	D	D
	Firms with 20 to 49 employees.....	447	1 181	D	D	D	j	D	D	D
	Firms with 50 to 99 employees.....	104	430	8 020 988	207 712	45 344	7 055	526 836	677 120	656 448
	Firms with 100 employees or more.....	43	1 265	59 015 683	503 569	120 326	15 413	1 412 414	3 097 277	3 124 503
	Firms not operated for the entire year	280	295	757 694	19 592	4 978	888	55 130	44 734	113 787
422510	Grain & field bean whsle									
	All firms	3 659	6 434	105 267 322	1 620 355	366 080	55 890	4 339 905	6 826 486	6 979 672

See footnotes at end of table.

Table 5. Employment Size of Firms: 1997—Con.

[Includes only firms and establishments with payroll. Excludes data for central administrative offices, auxiliary operations, or establishments of these firms that are classified in other categories than those specified in this table. For meaning of abbreviations and symbols, see introductory text. For explanation of terms, see Appendix A. For method of assignment to categories shown, see Appendix C]

NAICS code	Employment sizes of firms by type of operation and kind of business ¹	Firms (number)	Establishments (number)	Sales (\$1,000)	Annual payroll (\$1,000)	First-quarter payroll (\$1,000)	Paid employees for pay period including March 12 (number)	Operating expenses ¹ (\$1,000)	End-of-1996 inventories (\$1,000)	End-of-1997 inventories (\$1,000)
422	MERCHANT WHOLESALERS—Con.									
	Wholesale trade, nondurable goods—Con.									
422510	Grain & field bean whsle—Con.									
	Firms operated for the entire year	3 379	6 139	104 509 628	1 600 763	361 102	55 002	4 284 775	6 781 752	6 865 885
	Firms with less than 5 employees.....	1 052	1 063	D	D	D	h	D	D	D
	Firms with 5 to 9 employees ..	1 003	1 096	7 005 916	172 330	37 493	6 672	462 949	572 776	600 823
	Firms with 10 to 19 employees.....	730	1 104	D	D	D	i	D	D	D
	Firms with 20 to 49 employees.....	447	1 181	D	D	D	j	D	D	D
	Firms with 50 to 99 employees.....	104	430	8 020 988	207 712	45 344	7 055	526 836	677 120	656 448
	Firms with 100 employees or more.....	43	1 265	59 015 683	503 569	120 326	15 413	1 412 414	3 097 277	3 124 503
	Firms not operated for the entire year	280	295	757 694	19 592	4 978	888	55 130	44 734	113 787
42252	Livestock whsle									
	All firms	841	1 133	8 630 445	115 475	26 114	7 322	304 460	202 778	251 768
	Firms operated for the entire year	704	996	8 276 802	111 200	25 316	6 973	293 483	201 633	234 164
	Firms with less than 5 employees.....	400	400	D	D	D	f	D	D	D
	Firms with 5 to 9 employees ..	129	132	1 082 194	17 446	4 028	844	52 052	30 251	33 966
	Firms with 10 to 19 employees.....	78	99	1 377 645	16 500	3 662	1 077	51 050	19 623	24 059
	Firms with 20 to 49 employees.....	73	76	1 143 971	23 550	5 321	2 116	54 800	26 728	28 176
	Firms with 50 to 99 employees.....	18	148	1 709 913	18 949	4 163	1 183	37 857	59 566	64 207
	Firms with 100 employees or more.....	6	141	D	D	D	f	D	D	D
	Firms not operated for the entire year	137	137	353 643	4 275	798	349	10 977	1 145	17 604
422520	Livestock whsle									
	All firms	841	1 133	8 630 445	115 475	26 114	7 322	304 460	202 778	251 768
	Firms operated for the entire year	704	996	8 276 802	111 200	25 316	6 973	293 483	201 633	234 164
	Firms with less than 5 employees.....	400	400	D	D	D	f	D	D	D
	Firms with 5 to 9 employees ..	129	132	1 082 194	17 446	4 028	844	52 052	30 251	33 966
	Firms with 10 to 19 employees.....	78	99	1 377 645	16 500	3 662	1 077	51 050	19 623	24 059
	Firms with 20 to 49 employees.....	73	76	1 143 971	23 550	5 321	2 116	54 800	26 728	28 176
	Firms with 50 to 99 employees.....	18	148	1 709 913	18 949	4 163	1 183	37 857	59 566	64 207
	Firms with 100 employees or more.....	6	141	D	D	D	f	D	D	D
	Firms not operated for the entire year	137	137	353 643	4 275	798	349	10 977	1 145	17 604
42259	Other farm product raw material whsle									
	All firms	1 157	1 282	18 985 787	360 528	77 103	10 884	903 075	2 476 183	2 433 001
	Firms operated for the entire year	920	1 043	18 519 330	345 433	74 171	10 326	869 368	2 452 464	2 367 136
	Firms with less than 5 employees.....	519	519	2 308 212	40 601	8 723	1 180	109 842	119 688	124 509
	Firms with 5 to 9 employees ..	196	203	2 321 614	37 811	8 059	1 255	120 503	146 280	147 262
	Firms with 10 to 19 employees.....	111	122	D	D	D	g	D	D	D
	Firms with 20 to 49 employees.....	57	73	D	D	D	g	D	D	D
	Firms with 50 to 99 employees.....	23	38	1 566 115	40 990	9 241	1 476	87 079	252 256	293 772
	Firms with 100 employees or more.....	14	88	D	D	D	h	D	D	D
	Firms not operated for the entire year	237	239	466 457	15 095	2 932	558	33 707	23 719	65 865
422590	Other farm product raw material whsle									
	All firms	1 157	1 282	18 985 787	360 528	77 103	10 884	903 075	2 476 183	2 433 001
	Firms operated for the entire year	920	1 043	18 519 330	345 433	74 171	10 326	869 368	2 452 464	2 367 136
	Firms with less than 5 employees.....	519	519	2 308 212	40 601	8 723	1 180	109 842	119 688	124 509
	Firms with 5 to 9 employees ..	196	203	2 321 614	37 811	8 059	1 255	120 503	146 280	147 262
	Firms with 10 to 19 employees.....	111	122	D	D	D	g	D	D	D

See footnotes at end of table.

Table 5. Employment Size of Firms: 1997—Con.

[Includes only firms and establishments with payroll. Excludes data for central administrative offices, auxiliary operations, or establishments of these firms that are classified in other categories than those specified in this table. For meaning of abbreviations and symbols, see introductory text. For explanation of terms, see Appendix A. For method of assignment to categories shown, see Appendix C]

NAICS code	Employment sizes of firms by type of operation and kind of business ¹	Firms (number)	Establishments (number)	Sales (\$1,000)	Annual payroll (\$1,000)	First-quarter payroll (\$1,000)	Paid employees for pay period including March 12 (number)	Operating expenses ¹ (\$1,000)	End-of-1996 inventories (\$1,000)	End-of-1997 inventories (\$1,000)
422	MERCHANT WHOLESALERS—Con.									
	Wholesale trade, nondurable goods—Con.									
422590	Other farm product raw material whsle—Con.									
	Firms operated for the entire year—Con.									
	Firms with 20 to 49 employees.....	57	73	D	D	D	g	D	D	D
	Firms with 50 to 99 employees.....	23	38	1 566 115	40 990	9 241	1 476	87 079	252 256	293 772
	Firms with 100 employees or more.....	14	88	D	D	D	h	D	D	D
	Firms not operated for the entire year.....	237	239	466 457	15 095	2 932	558	33 707	23 719	65 865
4225901	Hides, skins, & pelts whsle									
	All firms.....	221	234	1 911 853	48 450	11 812	1 660	125 385	111 664	120 548
	Firms operated for the entire year.....	185	197	1 843 486	47 345	11 547	1 573	122 971	108 943	110 765
	Firms with less than 5 employees.....	111	111	524 106	10 668	2 632	245	27 920	22 917	26 369
	Firms with 5 to 9 employees ..	37	38	D	D	D	c	D	D	D
	Firms with 10 to 19 employees.....	19	20	373 371	7 015	1 539	219	15 301	24 066	24 307
	Firms with 20 to 49 employees.....	10	13	D	D	D	e	D	D	D
	Firms with 50 to 99 employees.....	7	13	D	D	D	e	D	D	D
	Firms with 100 employees or more.....	1	2	D	D	D	c	D	D	D
	Firms not operated for the entire year.....	36	37	68 367	1 105	265	87	2 414	2 721	9 783
4225902	Leaf tobacco whsle									
	All firms.....	111	118	2 093 201	66 701	14 669	1 605	131 963	294 173	324 012
	Firms operated for the entire year.....	65	72	1 967 355	63 398	13 857	1 452	122 729	294 027	318 085
	Firms with less than 5 employees.....	35	35	175 646	3 425	757	79	7 342	4 456	3 869
	Firms with 5 to 9 employees ..	12	14	D	D	D	b	D	D	D
	Firms with 10 to 19 employees.....	11	11	D	D	D	c	D	D	D
	Firms with 20 to 49 employees.....	3	3	D	D	D	b	D	D	D
	Firms with 50 to 99 employees.....	1	1	D	D	D	b	D	D	D
	Firms with 100 employees or more.....	3	8	D	D	D	g	D	D	D
	Firms not operated for the entire year.....	46	46	125 846	3 303	812	153	9 234	146	5 927
4225903	Wool, wool tops, & mohair whsle									
	All firms.....	59	61	145 997	6 661	1 386	247	17 366	21 670	25 093
	Firms operated for the entire year.....	44	46	139 246	6 368	1 319	233	16 728	21 411	23 859
	Firms with less than 5 employees.....	30	30	D	D	D	b	D	D	D
	Firms with 5 to 9 employees ..	8	8	D	D	D	b	D	D	D
	Firms with 10 to 19 employees.....	4	4	D	D	D	b	D	D	D
	Firms with 20 to 49 employees.....	2	4	D	D	D	b	D	D	D
	Firms with 50 to 99 employees.....	—	—	—	—	—	—	—	—	—
	Firms with 100 employees or more.....	—	—	—	—	—	—	—	—	—
	Firms not operated for the entire year.....	15	15	6 751	293	67	14	638	259	1 234
4225904	Cotton whsle									
	All firms.....	200	244	9 922 477	106 703	20 612	2 497	330 047	1 702 682	1 616 787
	Firms operated for the entire year.....	170	213	9 789 866	105 142	20 160	2 437	325 393	1 701 048	1 605 263
	Firms with less than 5 employees.....	85	85	D	D	D	c	D	D	D
	Firms with 5 to 9 employees ..	37	39	D	D	D	c	D	D	D
	Firms with 10 to 19 employees.....	27	31	D	D	D	e	D	D	D
	Firms with 20 to 49 employees.....	10	14	888 501	9 731	2 017	268	28 486	93 537	104 393
	Firms with 50 to 99 employees.....	4	10	1 000 347	11 451	1 742	230	22 876	206 728	243 808
	Firms with 100 employees or more.....	7	34	5 004 772	54 175	11 181	1 129	167 863	1 157 720	1 022 391

See footnotes at end of table.

Table 5. Employment Size of Firms: 1997—Con.

[Includes only firms and establishments with payroll. Excludes data for central administrative offices, auxiliary operations, or establishments of these firms that are classified in other categories than those specified in this table. For meaning of abbreviations and symbols, see introductory text. For explanation of terms, see Appendix A. For method of assignment to categories shown, see Appendix C]

NAICS code	Employment sizes of firms by type of operation and kind of business ¹	Firms (number)	Establishments (number)	Sales (\$1,000)	Annual payroll (\$1,000)	First-quarter payroll (\$1,000)	Paid employees for pay period including March 12 (number)	Operating expenses ¹ (\$1,000)	End-of-1996 inventories (\$1,000)	End-of-1997 inventories (\$1,000)
422	MERCHANT WHOLESALERS—Con.									
	Wholesale trade, nondurable goods—Con.									
4225904	Cotton whsle—Con.									
	Firms not operated for the entire year	30	31	132 611	1 561	452	60	4 654	1 634	11 524
4225905	Other farm-product raw material whsle									
	All firms	570	625	4 912 259	132 013	28 624	4 875	298 314	345 994	346 561
	Firms operated for the entire year	459	514	4 762 710	123 090	27 198	4 628	281 399	327 035	309 164
	Firms with less than 5 employees.....	259	259	563 269	15 148	3 433	585	40 273	28 492	30 399
	Firms with 5 to 9 employees ..	102	103	D	D	D	f	D	D	D
	Firms with 10 to 19 employees.....	51	56	841 327	16 179	3 518	660	37 699	22 334	21 484
	Firms with 20 to 49 employees.....	32	39	1 385 092	35 504	7 111	942	81 412	55 687	50 856
	Firms with 50 to 99 employees.....	11	14	D	D	D	f	D	D	D
	Firms with 100 employess or more.....	4	43	1 087 896	20 375	4 906	1 029	44 475	156 166	143 950
	Firms not operated for the entire year	111	111	149 549	8 923	1 426	247	16 915	18 959	37 397
4226	Chemical & allied products whsle									
	All firms	10 172	12 249	56 048 362	4 650 638	1 073 531	115 969	9 506 564	4 178 360	4 470 487
	Firms operated for the entire year	9 039	11 095	54 941 474	4 566 936	1 051 942	113 325	9 326 788	4 160 465	4 353 937
	Firms with less than 5 employees.....	4 536	4 553	5 120 446	390 833	85 199	9 636	866 834	272 631	295 762
	Firms with 5 to 9 employees ..	1 930	1 984	6 140 707	502 496	108 158	12 638	1 041 787	420 736	434 428
	Firms with 10 to 19 employees.....	1 362	1 513	8 378 195	753 280	167 013	18 365	1 529 954	582 224	605 866
	Firms with 20 to 49 employees.....	852	1 188	13 075 073	1 090 110	249 910	25 521	2 160 605	1 024 239	1 066 395
	Firms with 50 to 99 employees.....	234	588	8 234 493	622 632	146 898	15 808	1 242 705	585 983	632 770
	Firms with 100 employess or more.....	125	1 269	13 992 560	1 207 585	294 764	31 357	2 484 903	1 274 652	1 318 716
	Firms not operated for the entire year	1 133	1 154	1 106 888	83 702	21 589	2 644	179 776	17 895	116 550
42261	Plastics materials & basic forms & shapes whsle									
	All firms	2 700	3 357	16 733 225	1 295 883	297 313	34 844	2 718 446	1 298 940	1 397 420
	Firms operated for the entire year	2 443	3 100	16 442 677	1 274 400	291 310	34 026	2 670 129	1 295 086	1 368 124
	Firms with less than 5 employees.....	1 140	1 144	1 661 956	108 083	23 094	2 430	239 038	78 303	78 763
	Firms with 5 to 9 employees ..	501	509	1 812 780	132 402	28 192	3 305	273 257	107 419	116 654
	Firms with 10 to 19 employees.....	398	446	2 691 080	224 197	49 599	5 490	450 533	208 609	218 038
	Firms with 20 to 49 employees.....	282	374	3 339 536	320 854	74 003	8 678	639 722	307 737	326 517
	Firms with 50 to 99 employees.....	81	234	3 193 881	206 922	48 231	5 659	432 719	207 089	229 650
	Firms with 100 employess or more.....	41	393	3 743 444	281 942	68 191	8 464	634 860	385 929	398 502
	Firms not operated for the entire year	257	257	290 548	21 483	6 003	818	48 317	3 854	29 296
422610	Plastics materials & basic forms & shapes whsle									
	All firms	2 700	3 357	16 733 225	1 295 883	297 313	34 844	2 718 446	1 298 940	1 397 420
	Firms operated for the entire year	2 443	3 100	16 442 677	1 274 400	291 310	34 026	2 670 129	1 295 086	1 368 124
	Firms with less than 5 employees.....	1 140	1 144	1 661 956	108 083	23 094	2 430	239 038	78 303	78 763
	Firms with 5 to 9 employees ..	501	509	1 812 780	132 402	28 192	3 305	273 257	107 419	116 654
	Firms with 10 to 19 employees.....	398	446	2 691 080	224 197	49 599	5 490	450 533	208 609	218 038
	Firms with 20 to 49 employees.....	282	374	3 339 536	320 854	74 003	8 678	639 722	307 737	326 517
	Firms with 50 to 99 employees.....	81	234	3 193 881	206 922	48 231	5 659	432 719	207 089	229 650
	Firms with 100 employess or more.....	41	393	3 743 444	281 942	68 191	8 464	634 860	385 929	398 502
	Firms not operated for the entire year	257	257	290 548	21 483	6 003	818	48 317	3 854	29 296
42269	Other chemical & allied products whsle									

See footnotes at end of table.

Table 5. Employment Size of Firms: 1997—Con.

[Includes only firms and establishments with payroll. Excludes data for central administrative offices, auxiliary operations, or establishments of these firms that are classified in other categories than those specified in this table. For meaning of abbreviations and symbols, see introductory text. For explanation of terms, see Appendix A. For method of assignment to categories shown, see Appendix C]

NAICS code	Employment sizes of firms by type of operation and kind of business ¹	Firms (number)	Establishments (number)	Sales (\$1,000)	Annual payroll (\$1,000)	First-quarter payroll (\$1,000)	Paid employees for pay period including March 12 (number)	Operating expenses ¹ (\$1,000)	End-of-1996 inventories (\$1,000)	End-of-1997 inventories (\$1,000)
422	MERCHANT WHOLESALERS—Con.									
	Wholesale trade, nondurable goods—Con.									
42269	Other chemical & allied products whsle—Con.									
	All firms	7 487	8 892	39 315 137	3 354 755	776 218	81 125	6 788 118	2 879 420	3 073 067
	Firms operated for the entire year	6 611	7 995	38 498 797	3 292 536	760 632	79 299	6 656 659	2 865 379	2 985 813
	Firms with less than 5 employees.....	3 399	3 412	3 471 518	283 424	62 265	7 217	629 158	194 767	217 505
	Firms with 5 to 9 employees ..	1 432	1 479	4 348 572	371 309	80 286	9 355	770 602	313 553	318 075
	Firms with 10 to 19 employees.....	967	1 070	6 138 774	531 694	118 180	12 918	1 088 463	381 474	395 742
	Firms with 20 to 49 employees.....	574	818	9 508 704	773 772	176 841	16 957	1 530 587	727 446	749 585
	Firms with 50 to 99 employees.....	155	356	4 941 506	417 576	99 233	10 257	813 334	373 171	398 586
	Firms with 100 employees or more.....	84	860	10 089 723	914 761	223 827	22 595	1 824 515	874 968	906 320
	Firms not operated for the entire year	876	897	816 340	62 219	15 586	1 826	131 459	14 041	87 254
422690	Other chemical & allied products whsle									
	All firms	7 487	8 892	39 315 137	3 354 755	776 218	81 125	6 788 118	2 879 420	3 073 067
	Firms operated for the entire year	6 611	7 995	38 498 797	3 292 536	760 632	79 299	6 656 659	2 865 379	2 985 813
	Firms with less than 5 employees.....	3 399	3 412	3 471 518	283 424	62 265	7 217	629 158	194 767	217 505
	Firms with 5 to 9 employees ..	1 432	1 479	4 348 572	371 309	80 286	9 355	770 602	313 553	318 075
	Firms with 10 to 19 employees.....	967	1 070	6 138 774	531 694	118 180	12 918	1 088 463	381 474	395 742
	Firms with 20 to 49 employees.....	574	818	9 508 704	773 772	176 841	16 957	1 530 587	727 446	749 585
	Firms with 50 to 99 employees.....	155	356	4 941 506	417 576	99 233	10 257	813 334	373 171	398 586
	Firms with 100 employees or more.....	84	860	10 089 723	914 761	223 827	22 595	1 824 515	874 968	906 320
	Firms not operated for the entire year	876	897	816 340	62 219	15 586	1 826	131 459	14 041	87 254
4226901	Industrial gases (except LP) whsle									
	All firms	515	804	1 432 921	239 975	56 645	7 340	484 116	116 620	126 570
	Firms operated for the entire year	452	741	1 381 285	235 808	55 362	7 119	476 253	115 967	123 619
	Firms with less than 5 employees.....	174	176	101 702	11 502	2 525	420	25 158	5 132	5 484
	Firms with 5 to 9 employees ..	121	129	D	D	D	f	D	D	D
	Firms with 10 to 19 employees.....	86	93	243 817	37 845	8 627	1 118	75 339	14 529	14 992
	Firms with 20 to 49 employees.....	47	74	D	D	D	g	D	D	D
	Firms with 50 to 99 employees.....	15	49	D	D	D	g	D	D	D
	Firms with 100 employees or more.....	9	220	458 707	82 973	20 357	2 443	168 574	44 781	51 014
	Firms not operated for the entire year	63	63	51 636	4 167	1 283	221	7 863	653	2 951
4226902	Other chemical & allied products whsle									
	All firms	6 986	8 088	37 882 216	3 114 780	719 573	73 785	6 304 002	2 762 800	2 946 497
	Firms operated for the entire year	6 173	7 254	37 117 512	3 056 728	705 270	72 180	6 180 406	2 749 412	2 862 194
	Firms with less than 5 employees.....	3 229	3 241	3 374 146	272 369	59 842	6 808	604 874	189 769	212 185
	Firms with 5 to 9 employees ..	1 315	1 356	D	D	D	i	D	D	D
	Firms with 10 to 19 employees.....	882	977	5 898 058	495 141	109 752	11 818	1 015 697	367 759	381 589
	Firms with 20 to 49 employees.....	530	747	D	D	D	j	D	D	D
	Firms with 50 to 99 employees.....	145	326	D	D	D	i	D	D	D
	Firms with 100 employees or more.....	72	607	9 491 724	809 854	198 195	19 690	1 613 883	814 959	839 572
	Firms not operated for the entire year	813	834	764 704	58 052	14 303	1 605	123 596	13 388	84 303

See footnotes at end of table.

Table 5. Employment Size of Firms: 1997—Con.

[Includes only firms and establishments with payroll. Excludes data for central administrative offices, auxiliary operations, or establishments of these firms that are classified in other categories than those specified in this table. For meaning of abbreviations and symbols, see introductory text. For explanation of terms, see Appendix A. For method of assignment to categories shown, see Appendix C]

NAICS code	Employment sizes of firms by type of operation and kind of business ¹	Firms (number)	Establishments (number)	Sales (\$1,000)	Annual payroll (\$1,000)	First-quarter payroll (\$1,000)	Paid employees for pay period including March 12 (number)	Operating expenses ¹ (\$1,000)	End-of-1996 inventories (\$1,000)	End-of-1997 inventories (\$1,000)
422	MERCHANT WHOLESALERS—Con.									
	Wholesale trade, nondurable goods—Con.									
4227	Petroleum & petroleum products whsle									
	All firms	7 843	'9 770	'139 507 960	'3 390 142	'797 041	'114 863	8 529 598	4 285 739	4 446 297
	Firms operated for the entire year	7 286	9 208	D	D	D	m	D	D	D
	Firms with less than 5 employees.....	2 490	2 521	7 289 219	170 938	39 090	5 797	473 000	155 022	156 542
	Firms with 5 to 9 employees ..	1 863	1 946	12 079 991	353 980	81 040	12 543	926 643	297 177	308 091
	Firms with 10 to 19 employees.....	1 530	1 836	19 858 872	620 169	140 714	20 726	1 614 391	560 824	616 574
	Firms with 20 to 49 employees.....	1 008	1 507	34 932 119	901 454	211 121	29 834	2 239 321	1 391 801	1 209 765
	Firms with 50 to 99 employees.....	274	624	D	D	D	j	D	D	D
	Firms with 100 employees or more.....	121	774	D	D	D	k	D	D	D
	Firms not operated for the entire year	557	562	D	D	D	g	D	D	D
42271	Petroleum bulk stations & terminals									
	All firms	5 232	'6 729	'92 443 546	'2 497 922	'579 872	'87 532	6 249 105	3 029 034	3 194 653
	Firms operated for the entire year	4 985	6 478	D	D	D	l	D	D	D
	Firms with less than 5 employees.....	1 301	1 321	3 153 940	85 895	19 735	3 202	254 375	118 990	123 856
	Firms with 5 to 9 employees ..	1 366	1 435	7 599 645	249 490	57 445	9 306	680 684	220 655	232 061
	Firms with 10 to 19 employees.....	1 212	1 481	16 123 297	488 214	110 161	16 582	1 283 722	464 599	511 005
	Firms with 20 to 49 employees.....	794	1 153	D	D	D	j	D	D	D
	Firms with 50 to 99 employees.....	219	470	D	D	D	j	D	D	D
	Firms with 100 employees or more.....	93	618	D	D	D	j	D	D	D
	Firms not operated for the entire year	247	251	D	D	D	f	D	D	D
422710	Petroleum bulk stations & terminals									
	All firms	5 232	'6 729	'92 443 546	'2 497 922	'579 872	'87 532	6 249 105	3 029 034	3 194 653
	Firms operated for the entire year	4 985	6 478	D	D	D	l	D	D	D
	Firms with less than 5 employees.....	1 301	1 321	3 153 940	85 895	19 735	3 202	254 375	118 990	123 856
	Firms with 5 to 9 employees ..	1 366	1 435	7 599 645	249 490	57 445	9 306	680 684	220 655	232 061
	Firms with 10 to 19 employees.....	1 212	1 481	16 123 297	488 214	110 161	16 582	1 283 722	464 599	511 005
	Firms with 20 to 49 employees.....	794	1 153	D	D	D	j	D	D	D
	Firms with 50 to 99 employees.....	219	470	D	D	D	j	D	D	D
	Firms with 100 employees or more.....	93	618	D	D	D	j	D	D	D
	Firms not operated for the entire year	247	251	D	D	D	f	D	D	D
4227101	Petroleum bulk stations & terminals (except LP)									
	All firms	5 054	'6 337	'88 515 507	'2 340 748	'544 283	'83 154	5 893 722	2 892 396	3 059 356
	Firms operated for the entire year	4 822	6 101	D	D	D	l	D	D	D
	Firms with less than 5 employees.....	1 251	1 270	2 961 881	81 055	18 766	3 086	241 465	114 564	119 309
	Firms with 5 to 9 employees ..	1 332	1 402	D	D	D	i	D	D	D
	Firms with 10 to 19 employees.....	1 175	1 423	D	D	D	j	D	D	D
	Firms with 20 to 49 employees.....	765	1 100	D	D	D	j	D	D	D
	Firms with 50 to 99 employees.....	213	447	D	D	D	j	D	D	D
	Firms with 100 employees or more.....	86	459	D	D	D	j	D	D	D
	Firms not operated for the entire year	232	236	D	D	D	f	D	D	D

See footnotes at end of table.

Table 5. Employment Size of Firms: 1997—Con.

[Includes only firms and establishments with payroll. Excludes data for central administrative offices, auxiliary operations, or establishments of these firms that are classified in other categories than those specified in this table. For meaning of abbreviations and symbols, see introductory text. For explanation of terms, see Appendix A. For method of assignment to categories shown, see Appendix C]

NAICS code	Employment sizes of firms by type of operation and kind of business ¹	Firms (number)	Establishments (number)	Sales (\$1,000)	Annual payroll (\$1,000)	First-quarter payroll (\$1,000)	Paid employees for pay period including March 12 (number)	Operating expenses ¹ (\$1,000)	End-of-1996 inventories (\$1,000)	End-of-1997 inventories (\$1,000)
422	MERCHANT WHOLESALERS—Con.									
	Wholesale trade, nondurable goods—Con.									
42271011	Petroleum bulk stations (except LP)									
	All firms	4 729	5 784	43 727 608	1 768 043	414 479	66 627	4 472 315	1 334 004	1 355 290
	Firms operated for the entire year	4 510	5 561	43 347 664	1 753 908	410 569	65 841	4 437 966	1 325 244	1 333 023
	Firms with less than 5 employees.....	1 228	1 248	2 713 801	77 844	17 987	3 029	228 882	106 537	112 496
	Firms with 5 to 9 employees ..	1 270	1 337	6 617 057	225 092	52 098	8 678	615 297	175 456	175 200
	Firms with 10 to 19 employees.....	1 123	1 340	10 694 068	424 010	96 612	15 260	1 133 961	306 051	309 258
	Firms with 20 to 49 employees.....	671	995	D	D	D	j	D	D	D
	Firms with 50 to 99 employees.....	167	350	D	D	D	j	D	D	D
	Firms with 100 employees or more.....	51	291	D	D	D	i	D	D	D
	Firms not operated for the entire year	219	223	379 944	14 135	3 910	786	34 349	8 760	22 267
42271012	Petroleum bulk terminals (except LP)									
	All firms	398	553	44 787 899	572 705	129 804	16 527	1 421 407	1 558 392	1 704 066
	Firms operated for the entire year	385	540	D	D	D	j	D	D	D
	Firms with less than 5 employees.....	35	35	291 990	3 978	947	85	15 050	9 791	8 611
	Firms with 5 to 9 employees ..	97	103	D	D	D	f	D	D	D
	Firms with 10 to 19 employees.....	69	93	D	D	D	f	D	D	D
	Firms with 20 to 49 employees.....	107	122	D	D	D	h	D	D	D
	Firms with 50 to 99 employees.....	41	55	3 092 560	97 188	26 033	2 681	251 710	167 258	142 950
	Firms with 100 employees or more.....	36	132	D	D	D	i	D	D	D
	Firms not operated for the entire year	13	13	D	D	D	c	D	D	D
4227102	Liquefied petroleum bulk stations & terminals									
	All firms	198	392	3 928 039	157 174	35 589	4 378	355 383	136 638	135 297
	Firms operated for the entire year	182	376	D	D	D	h	D	D	D
	Firms with less than 5 employees.....	58	59	208 181	5 518	1 156	143	14 693	7 503	7 719
	Firms with 5 to 9 employees ..	41	42	D	D	D	e	D	D	D
	Firms with 10 to 19 employees.....	40	55	D	D	D	f	D	D	D
	Firms with 20 to 49 employees.....	31	58	D	D	D	f	D	D	D
	Firms with 50 to 99 employees.....	8	31	D	D	D	f	D	D	D
	Firms with 100 employees or more.....	4	131	D	D	D	g	D	D	D
	Firms not operated for the entire year	16	16	D	D	D	b	D	D	D
42272	Petroleum & petroleum prod whsle (exc bulk stations & terminals)									
	All firms	2 782	3 041	47 064 414	892 220	217 169	27 331	2 280 493	1 256 705	1 251 644
	Firms operated for the entire year	2 462	2 719	D	D	D	k	D	D	D
	Firms with less than 5 employees.....	1 251	1 260	4 403 340	88 889	20 296	2 733	229 390	64 028	66 398
	Firms with 5 to 9 employees ..	547	571	4 677 611	113 803	25 739	3 569	268 013	85 483	84 438
	Firms with 10 to 19 employees.....	368	414	4 864 165	155 978	36 088	4 838	392 407	131 963	133 917
	Firms with 20 to 49 employees.....	216	297	D	D	D	i	D	D	D
	Firms with 50 to 99 employees.....	56	107	D	D	D	h	D	D	D
	Firms with 100 employees or more.....	24	70	D	D	D	h	D	D	D
	Firms not operated for the entire year	320	322	D	D	D	g	D	D	D

See footnotes at end of table.

Table 5. Employment Size of Firms: 1997—Con.

[Includes only firms and establishments with payroll. Excludes data for central administrative offices, auxiliary operations, or establishments of these firms that are classified in other categories than those specified in this table. For meaning of abbreviations and symbols, see introductory text. For explanation of terms, see Appendix A. For method of assignment to categories shown, see Appendix C]

NAICS code	Employment sizes of firms by type of operation and kind of business ¹	Firms (number)	Establishments (number)	Sales (\$1,000)	Annual payroll (\$1,000)	First-quarter payroll (\$1,000)	Paid employees for pay period including March 12 (number)	Operating expenses ¹ (\$1,000)	End-of-1996 inventories (\$1,000)	End-of-1997 inventories (\$1,000)
422	MERCHANT WHOLESALERS—Con.									
	Wholesale trade, nondurable goods—Con.									
422720	Petroleum & petroleum prod whsle (exc bulk stations & terminals)									
	All firms	2 782	3 041	47 064 414	892 220	217 169	27 331	2 280 493	1 256 705	1 251 644
	Firms operated for the entire year	2 462	2 719	D	D	D	k	D	D	D
	Firms with less than 5 employees	1 251	1 260	4 403 340	88 889	20 296	2 733	229 390	64 028	66 398
	Firms with 5 to 9 employees ..	547	571	4 677 611	113 803	25 739	3 569	268 013	85 483	84 438
	Firms with 10 to 19 employees ..	368	414	4 864 165	155 978	36 088	4 838	392 407	131 963	133 917
	Firms with 20 to 49 employees ..	216	297	D	D	D	i	D	D	D
	Firms with 50 to 99 employees ..	56	107	D	D	D	h	D	D	D
	Firms with 100 employees or more	24	70	D	D	D	h	D	D	D
	Firms not operated for the entire year	320	322	D	D	D	g	D	D	D
4228	Beer, wine, & distilled alcoholic beverage whsle									
	All firms	3 618	4 476	58 311 981	5 212 268	1 223 883	143 544	10 376 684	4 667 991	4 996 576
	Firms operated for the entire year	3 333	4 127	D	D	D	m	D	D	D
	Firms with less than 5 employees	786	788	829 066	46 697	10 287	1 733	122 104	68 168	76 381
	Firms with 5 to 9 employees ..	510	520	1 349 382	104 682	24 106	3 462	228 342	104 361	106 482
	Firms with 10 to 19 employees ..	606	634	2 779 553	269 023	59 136	8 495	566 467	231 054	252 670
	Firms with 20 to 49 employees ..	746	888	8 318 689	815 076	180 607	23 663	1 625 205	531 553	547 548
	Firms with 50 to 99 employees ..	352	459	9 202 893	872 380	198 172	24 494	1 776 450	592 345	627 356
	Firms with 100 employees or more	333	838	D	D	D	l	D	D	D
	Firms not operated for the entire year	285	349	D	D	D	g	D	D	D
42281	Beer & ale whsle									
	All firms	2 515	2 945	33 616 795	3 190 276	725 915	93 133	6 539 887	1 583 946	1 677 017
	Firms operated for the entire year	2 342	2 770	D	D	D	l	D	D	D
	Firms with less than 5 employees	423	424	D	D	D	f	D	D	D
	Firms with 5 to 9 employees ..	319	323	D	D	D	g	D	D	D
	Firms with 10 to 19 employees ..	456	473	1 891 964	194 517	43 407	6 440	395 212	108 558	110 299
	Firms with 20 to 49 employees ..	624	726	D	D	D	j	D	D	D
	Firms with 50 to 99 employees ..	283	350	D	D	D	j	D	D	D
	Firms with 100 employees or more	237	474	D	D	D	k	D	D	D
	Firms not operated for the entire year	173	175	D	D	D	g	D	D	D
422810	Beer & ale whsle									
	All firms	2 515	2 945	33 616 795	3 190 276	725 915	93 133	6 539 887	1 583 946	1 677 017
	Firms operated for the entire year	2 342	2 770	D	D	D	l	D	D	D
	Firms with less than 5 employees	423	424	D	D	D	f	D	D	D
	Firms with 5 to 9 employees ..	319	323	D	D	D	g	D	D	D
	Firms with 10 to 19 employees ..	456	473	1 891 964	194 517	43 407	6 440	395 212	108 558	110 299
	Firms with 20 to 49 employees ..	624	726	D	D	D	j	D	D	D
	Firms with 50 to 99 employees ..	283	350	D	D	D	j	D	D	D
	Firms with 100 employees or more	237	474	D	D	D	k	D	D	D
	Firms not operated for the entire year	173	175	D	D	D	g	D	D	D
42282	Wine & distilled alcoholic beverage whsle									
	All firms	1 133	1 531	24 695 186	2 021 992	497 968	50 411	3 836 797	3 084 045	3 319 559

See footnotes at end of table.

Table 5. Employment Size of Firms: 1997—Con.

[Includes only firms and establishments with payroll. Excludes data for central administrative offices, auxiliary operations, or establishments of these firms that are classified in other categories than those specified in this table. For meaning of abbreviations and symbols, see introductory text. For explanation of terms, see Appendix A. For method of assignment to categories shown, see Appendix C]

NAICS code	Employment sizes of firms by type of operation and kind of business ¹	Firms (number)	Establishments (number)	Sales (\$1,000)	Annual payroll (\$1,000)	First-quarter payroll (\$1,000)	Paid employees for pay period including March 12 (number)	Operating expenses ¹ (\$1,000)	End-of-1996 inventories (\$1,000)	End-of-1997 inventories (\$1,000)
422	MERCHANT WHOLESALERS—Con.									
	Wholesale trade, nondurable goods—Con.									
42282	Wine & distilled alcoholic beverage whsle—Con.									
	Firms operated for the entire year	1 019	1 355	D	D	D	k	D	D	D
	Firms with less than 5 employees.....	366	367	D	D	D	f	D	D	D
	Firms with 5 to 9 employees ..	195	202	D	D	D	g	D	D	D
	Firms with 10 to 19 employees.....	154	163	907 240	75 854	16 071	2 110	172 709	124 295	144 430
	Firms with 20 to 49 employees.....	136	177	D	D	D	h	D	D	D
	Firms with 50 to 99 employees.....	72	103	D	D	D	h	D	D	D
	Firms with 100 employees or more.....	96	343	D	D	D	k	D	D	D
	Firms not operated for the entire year	114	176	D	D	D	g	D	D	D
422820	Wine & distilled alcoholic beverage whsle									
	All firms	1 133	1 531	24 695 186	2 021 992	497 968	50 411	3 836 797	3 084 045	3 319 559
	Firms operated for the entire year	1 019	1 355	D	D	D	k	D	D	D
	Firms with less than 5 employees.....	366	367	D	D	D	f	D	D	D
	Firms with 5 to 9 employees ..	195	202	D	D	D	g	D	D	D
	Firms with 10 to 19 employees.....	154	163	907 240	75 854	16 071	2 110	172 709	124 295	144 430
	Firms with 20 to 49 employees.....	136	177	D	D	D	h	D	D	D
	Firms with 50 to 99 employees.....	72	103	D	D	D	h	D	D	D
	Firms with 100 employees or more.....	96	343	D	D	D	k	D	D	D
	Firms not operated for the entire year	114	176	D	D	D	g	D	D	D
4228201	Wine & distilled alcoholic bev (licensed operation) whsle									
	All firms	1 124	1 409	24 314 784	2 011 681	494 317	49 769	3 817 507	3 041 385	3 304 755
	Firms operated for the entire year	1 011	1 296	D	D	D	k	D	D	D
	Firms with less than 5 employees.....	366	367	D	D	D	f	D	D	D
	Firms with 5 to 9 employees ..	193	196	D	D	D	g	D	D	D
	Firms with 10 to 19 employees.....	153	159	D	D	D	g	D	D	D
	Firms with 20 to 49 employees.....	133	154	D	D	D	h	D	D	D
	Firms with 50 to 99 employees.....	72	103	D	D	D	h	D	D	D
	Firms with 100 employees or more.....	94	317	D	D	D	k	D	D	D
	Firms not operated for the entire year	113	113	D	D	D	f	D	D	D
4228202	Wine & distilled alcoholic beverage (State operated) whsle									
	All firms	9	122	380 402	10 311	3 651	642	19 290	42 660	14 804
	Firms operated for the entire year	8	59	D	D	D	e	D	D	D
	Firms with less than 5 employees.....	—	—	—	—	—	—	—	—	—
	Firms with 5 to 9 employees ..	2	6	D	D	D	a	D	D	D
	Firms with 10 to 19 employees.....	1	4	D	D	D	a	D	D	D
	Firms with 20 to 49 employees.....	3	23	D	D	D	c	D	D	D
	Firms with 50 to 99 employees.....	—	—	—	—	—	—	—	—	—
	Firms with 100 employees or more.....	2	26	D	D	D	c	D	D	D
	Firms not operated for the entire year	1	63	D	D	D	e	D	D	D

See footnotes at end of table.

Table 5. Employment Size of Firms: 1997—Con.

[Includes only firms and establishments with payroll. Excludes data for central administrative offices, auxiliary operations, or establishments of these firms that are classified in other categories than those specified in this table. For meaning of abbreviations and symbols, see introductory text. For explanation of terms, see Appendix A. For method of assignment to categories shown, see Appendix C]

NAICS code	Employment sizes of firms by type of operation and kind of business ¹	Firms (number)	Establishments (number)	Sales (\$1,000)	Annual payroll (\$1,000)	First-quarter payroll (\$1,000)	Paid employees for pay period including March 12 (number)	Operating expenses ¹ (\$1,000)	End-of-1996 inventories (\$1,000)	End-of-1997 inventories (\$1,000)
422	MERCHANT WHOLESALERS—Con.									
	Wholesale trade, nondurable goods—Con.									
4229	Miscellaneous nondurable goods whsle									
	All firms	26 267	29 364	143 158 364	8 603 638	1 989 224	317 137	18 524 596	11 995 908	13 198 232
	Firms operated for the entire year	20 937	24 014	140 384 043	8 384 981	1 943 484	307 761	18 036 919	11 912 640	12 530 435
	Firms with less than 5 employees.....	11 272	11 288	8 721 359	622 630	136 662	23 298	1 516 322	818 525	850 515
	Firms with 5 to 9 employees ..	4 142	4 231	9 922 031	713 959	158 176	27 162	1 681 717	878 813	899 625
	Firms with 10 to 19 employees.....	2 712	3 008	11 717 984	991 920	223 545	36 464	2 120 316	1 163 923	1 177 385
	Firms with 20 to 49 employees.....	1 834	2 431	18 691 688	1 553 516	349 836	55 151	3 276 716	1 814 499	1 909 110
	Firms with 50 to 99 employees.....	562	1 033	15 117 413	1 091 551	246 555	38 752	2 269 259	1 506 400	1 639 682
	Firms with 100 employees or more.....	415	2 023	76 213 568	3 411 405	828 710	126 934	7 172 589	5 730 480	6 054 118
	Firms not operated for the entire year	5 330	5 350	2 774 321	218 657	45 740	9 376	487 677	83 268	667 797
42291	Farm supplies whsle									
	All firms	4 894	6 437	32 607 159	1 766 562	403 019	59 231	4 025 967	3 254 754	3 527 294
	Firms operated for the entire year	4 064	5 596	D	D	D	I	D	D	D
	Firms with less than 5 employees.....	1 964	1 969	2 242 219	104 376	23 247	4 220	270 270	139 465	148 523
	Firms with 5 to 9 employees ..	947	978	3 557 502	158 211	35 038	6 199	359 705	213 318	211 875
	Firms with 10 to 19 employees.....	594	742	D	D	D	i	D	D	D
	Firms with 20 to 49 employees.....	387	660	5 500 895	352 607	77 800	11 689	783 002	564 878	570 844
	Firms with 50 to 99 employees.....	94	299	3 722 214	204 805	45 273	6 421	429 859	408 404	461 046
	Firms with 100 employees or more.....	78	948	13 224 370	673 542	160 515	20 848	1 565 705	1 547 088	1 679 332
	Firms not operated for the entire year	830	841	D	D	D	g	D	D	D
422910	Farm supplies whsle									
	All firms	4 894	6 437	32 607 159	1 766 562	403 019	59 231	4 025 967	3 254 754	3 527 294
	Firms operated for the entire year	4 064	5 596	D	D	D	I	D	D	D
	Firms with less than 5 employees.....	1 964	1 969	2 242 219	104 376	23 247	4 220	270 270	139 465	148 523
	Firms with 5 to 9 employees ..	947	978	3 557 502	158 211	35 038	6 199	359 705	213 318	211 875
	Firms with 10 to 19 employees.....	594	742	D	D	D	i	D	D	D
	Firms with 20 to 49 employees.....	387	660	5 500 895	352 607	77 800	11 689	783 002	564 878	570 844
	Firms with 50 to 99 employees.....	94	299	3 722 214	204 805	45 273	6 421	429 859	408 404	461 046
	Firms with 100 employees or more.....	78	948	13 224 370	673 542	160 515	20 848	1 565 705	1 547 088	1 679 332
	Firms not operated for the entire year	830	841	D	D	D	g	D	D	D
4229101	Farm supplies—farm dealers									
	All firms	2 512	3 363	9 641 439	660 374	151 572	23 898	1 543 900	923 987	1 013 130
	Firms operated for the entire year	1 979	2 828	D	D	D	j	D	D	D
	Firms with less than 5 employees.....	991	994	689 936	41 467	9 030	2 079	104 276	59 623	63 092
	Firms with 5 to 9 employees ..	490	510	1 047 852	68 922	15 081	3 183	159 639	90 900	92 421
	Firms with 10 to 19 employees.....	260	375	D	D	D	h	D	D	D
	Firms with 20 to 49 employees.....	171	355	D	D	D	i	D	D	D
	Firms with 50 to 99 employees.....	39	137	900 574	70 131	15 724	2 626	146 047	107 333	108 452
	Firms with 100 employees or more.....	28	457	3 602 359	222 829	54 352	6 424	552 564	342 504	379 437
	Firms not operated for the entire year	533	535	D	D	D	f	D	D	D
4229102	Farm supplies—whsle distributors									
	All firms	2 442	3 074	22 965 720	1 106 188	251 447	35 333	2 482 067	2 330 767	2 514 164

See footnotes at end of table.

Table 5. Employment Size of Firms: 1997—Con.

[Includes only firms and establishments with payroll. Excludes data for central administrative offices, auxiliary operations, or establishments of these firms that are classified in other categories than those specified in this table. For meaning of abbreviations and symbols, see introductory text. For explanation of terms, see Appendix A. For method of assignment to categories shown, see Appendix C]

NAICS code	Employment sizes of firms by type of operation and kind of business ¹	Firms (number)	Establishments (number)	Sales (\$1,000)	Annual payroll (\$1,000)	First-quarter payroll (\$1,000)	Paid employees for pay period including March 12 (number)	Operating expenses ¹ (\$1,000)	End-of-1996 inventories (\$1,000)	End-of-1997 inventories (\$1,000)
422	MERCHANT WHOLESALERS—Con.									
	Wholesale trade, nondurable goods—Con.									
4229102	Farm supplies—wholesale distributors—Con.									
	Firms operated for the entire year	2 143	2 767	D	D	D	k	D	D	D
	Firms with less than 5 employees	981	983	1 565 112	63 762	14 340	2 161	168 041	80 715	86 208
	Firms with 5 to 9 employees ..	470	482	2 622 323	93 036	20 691	3 108	210 800	134 569	131 732
	Firms with 10 to 19 employees	347	384	D	D	D	h	D	D	D
	Firms with 20 to 49 employees	229	338	D	D	D	i	D	D	D
	Firms with 50 to 99 employees	66	182	3 260 024	157 197	34 244	4 393	327 525	408 019	450 674
	Firms with 100 employees or more	50	398	8 707 192	404 373	96 370	13 137	911 672	1 053 994	1 151 670
	Firms not operated for the entire year	299	307	D	D	D	f	D	D	D
42292	Book, periodical, & newspaper wholesaler									
	All firms	2 866	3 257	17 022 288	1 697 252	409 254	69 110	3 453 522	1 876 325	2 022 021
	Firms operated for the entire year	2 492	2 883	16 768 095	1 669 493	402 689	67 940	3 397 315	1 866 809	1 966 291
	Firms with less than 5 employees	1 273	1 276	713 742	81 533	18 957	2 661	176 950	59 036	62 226
	Firms with 5 to 9 employees ..	437	447	735 341	89 394	20 343	2 856	183 887	59 127	66 215
	Firms with 10 to 19 employees	315	337	1 088 825	134 658	31 053	4 198	273 856	109 137	113 826
	Firms with 20 to 49 employees	247	294	1 999 708	215 504	51 470	7 539	458 831	193 542	202 820
	Firms with 50 to 99 employees	114	169	1 635 663	206 244	50 010	7 739	425 713	168 661	184 085
	Firms with 100 employees or more	106	360	10 594 816	942 160	230 856	42 947	1 878 078	1 277 306	1 337 119
	Firms not operated for the entire year	374	374	254 193	27 759	6 565	1 170	56 207	9 516	55 730
422920	Book, periodical, & newspaper wholesaler									
	All firms	2 866	3 257	17 022 288	1 697 252	409 254	69 110	3 453 522	1 876 325	2 022 021
	Firms operated for the entire year	2 492	2 883	16 768 095	1 669 493	402 689	67 940	3 397 315	1 866 809	1 966 291
	Firms with less than 5 employees	1 273	1 276	713 742	81 533	18 957	2 661	176 950	59 036	62 226
	Firms with 5 to 9 employees ..	437	447	735 341	89 394	20 343	2 856	183 887	59 127	66 215
	Firms with 10 to 19 employees	315	337	1 088 825	134 658	31 053	4 198	273 856	109 137	113 826
	Firms with 20 to 49 employees	247	294	1 999 708	215 504	51 470	7 539	458 831	193 542	202 820
	Firms with 50 to 99 employees	114	169	1 635 663	206 244	50 010	7 739	425 713	168 661	184 085
	Firms with 100 employees or more	106	360	10 594 816	942 160	230 856	42 947	1 878 078	1 277 306	1 337 119
	Firms not operated for the entire year	374	374	254 193	27 759	6 565	1 170	56 207	9 516	55 730
42293	Flower, nursery stock, & florists' supplies wholesaler									
	All firms	3 253	3 654	7 244 856	986 762	229 037	43 624	2 036 312	641 989	700 100
	Firms operated for the entire year	2 727	3 122	7 090 732	967 284	224 599	42 573	1 994 590	637 717	672 192
	Firms with less than 5 employees	1 179	1 183	567 214	56 231	12 212	2 670	141 011	43 354	45 218
	Firms with 5 to 9 employees ..	597	604	D	D	D	h	D	D	D
	Firms with 10 to 19 employees	471	503	1 018 394	142 456	31 714	6 349	287 825	96 604	101 363
	Firms with 20 to 49 employees	312	380	1 601 158	230 690	50 986	9 458	454 740	125 919	134 196
	Firms with 50 to 99 employees	111	193	D	D	D	i	D	D	D
	Firms with 100 employees or more	57	259	D	D	D	j	D	D	D
	Firms not operated for the entire year	526	532	154 124	19 478	4 438	1 051	41 722	4 272	27 908
422930	Flower, nursery stock, & florists' supplies wholesaler									
	All firms	3 253	3 654	7 244 856	986 762	229 037	43 624	2 036 312	641 989	700 100

See footnotes at end of table.

Table 5. Employment Size of Firms: 1997—Con.

[Includes only firms and establishments with payroll. Excludes data for central administrative offices, auxiliary operations, or establishments of these firms that are classified in other categories than those specified in this table. For meaning of abbreviations and symbols, see introductory text. For explanation of terms, see Appendix A. For method of assignment to categories shown, see Appendix C]

NAICS code	Employment sizes of firms by type of operation and kind of business ¹	Firms (number)	Establishments (number)	Sales (\$1,000)	Annual payroll (\$1,000)	First-quarter payroll (\$1,000)	Paid employees for pay period including March 12 (number)	Operating expenses ¹ (\$1,000)	End-of-1996 inventories (\$1,000)	End-of-1997 inventories (\$1,000)
422	MERCHANT WHOLESALERS—Con.									
	Wholesale trade, nondurable goods—Con.									
422930	Flower, nursery stock, & florists' supplies whsle—Con.									
	Firms operated for the entire year	2 727	3 122	7 090 732	967 284	224 599	42 573	1 994 590	637 717	672 192
	Firms with less than 5 employees	1 179	1 183	567 214	56 231	12 212	2 670	141 011	43 354	45 218
	Firms with 5 to 9 employees ..	597	604	D	D	D	h	D	D	D
	Firms with 10 to 19 employees ..	471	503	1 018 394	142 456	31 714	6 349	287 825	96 604	101 363
	Firms with 20 to 49 employees ..	312	380	1 601 158	230 690	50 986	9 458	454 740	125 919	134 196
	Firms with 50 to 99 employees ..	111	193	D	D	D	i	D	D	D
	Firms with 100 employees or more	57	259	D	D	D	j	D	D	D
	Firms not operated for the entire year	526	532	154 124	19 478	4 438	1 051	41 722	4 272	27 908
42294	Tobacco & tobacco product whsle									
	All firms	1 282	1 466	31 656 394	1 178 783	276 353	45 602	2 328 873	1 792 803	2 042 330
	Firms operated for the entire year	1 130	1 313	D	D	D	k	D	D	D
	Firms with less than 5 employees ..	312	312	589 716	18 158	3 934	700	39 690	36 757	38 356
	Firms with 5 to 9 employees ..	213	214	D	D	D	g	D	D	D
	Firms with 10 to 19 employees ..	216	225	D	D	D	h	D	D	D
	Firms with 20 to 49 employees ..	235	268	5 071 572	186 564	41 555	7 186	354 617	277 345	306 611
	Firms with 50 to 99 employees ..	83	102	D	D	D	i	D	D	D
	Firms with 100 employees or more	71	192	D	D	D	k	D	D	D
	Firms not operated for the entire year	152	153	D	D	D	f	D	D	D
422940	Tobacco & tobacco product whsle									
	All firms	1 282	1 466	31 656 394	1 178 783	276 353	45 602	2 328 873	1 792 803	2 042 330
	Firms operated for the entire year	1 130	1 313	D	D	D	k	D	D	D
	Firms with less than 5 employees ..	312	312	589 716	18 158	3 934	700	39 690	36 757	38 356
	Firms with 5 to 9 employees ..	213	214	D	D	D	g	D	D	D
	Firms with 10 to 19 employees ..	216	225	D	D	D	h	D	D	D
	Firms with 20 to 49 employees ..	235	268	5 071 572	186 564	41 555	7 186	354 617	277 345	306 611
	Firms with 50 to 99 employees ..	83	102	D	D	D	i	D	D	D
	Firms with 100 employees or more	71	192	D	D	D	k	D	D	D
	Firms not operated for the entire year	152	153	D	D	D	f	D	D	D
42295	Paint, varnish, & supplies whsle									
	All firms	1 315	1 630	3 370 442	454 352	106 623	14 611	960 038	439 348	461 151
	Firms operated for the entire year	1 153	1 466	3 278 457	442 690	103 304	14 176	933 574	436 057	447 296
	Firms with less than 5 employees ..	454	457	243 184	29 020	6 501	1 059	66 855	25 936	27 110
	Firms with 5 to 9 employees ..	316	332	457 800	58 736	13 928	2 104	125 556	51 255	54 215
	Firms with 10 to 19 employees ..	220	278	607 819	88 499	20 772	2 963	177 012	81 072	83 049
	Firms with 20 to 49 employees ..	127	242	849 713	116 714	26 837	3 717	236 623	109 951	117 127
	Firms with 50 to 99 employees ..	24	84	470 148	55 231	12 256	1 599	110 624	56 064	56 685
	Firms with 100 employees or more	12	73	649 793	94 490	23 010	2 734	216 904	111 779	109 110
	Firms not operated for the entire year	162	164	91 985	11 662	3 319	435	26 464	3 291	13 855
422950	Paint, varnish, & supplies whsle									
	All firms	1 315	1 630	3 370 442	454 352	106 623	14 611	960 038	439 348	461 151

See footnotes at end of table.

Table 5. Employment Size of Firms: 1997—Con.

[Includes only firms and establishments with payroll. Excludes data for central administrative offices, auxiliary operations, or establishments of these firms that are classified in other categories than those specified in this table. For meaning of abbreviations and symbols, see introductory text. For explanation of terms, see Appendix A. For method of assignment to categories shown, see Appendix C]

NAICS code	Employment sizes of firms by type of operation and kind of business ¹	Firms (number)	Establishments (number)	Sales (\$1,000)	Annual payroll (\$1,000)	First-quarter payroll (\$1,000)	Paid employees for pay period including March 12 (number)	Operating expenses ¹ (\$1,000)	End-of-1996 inventories (\$1,000)	End-of-1997 inventories (\$1,000)
422	MERCHANT WHOLESALERS—Con.									
	Wholesale trade, nondurable goods—Con.									
422950	Paint, varnish, & supplies whsle—Con.									
	Firms operated for the entire year	1 153	1 466	3 278 457	442 690	103 304	14 176	933 574	436 057	447 296
	Firms with less than 5 employees.....	454	457	243 184	29 020	6 501	1 059	66 855	25 936	27 110
	Firms with 5 to 9 employees ..	316	332	457 800	58 736	13 928	2 104	125 556	51 255	54 215
	Firms with 10 to 19 employees.....	220	278	607 819	88 499	20 772	2 963	177 012	81 072	83 049
	Firms with 20 to 49 employees.....	127	242	849 713	116 714	26 837	3 717	236 623	109 951	117 127
	Firms with 50 to 99 employees.....	24	84	470 148	55 231	12 256	1 599	110 624	56 064	56 685
	Firms with 100 employees or more.....	12	73	649 793	94 490	23 010	2 734	216 904	111 779	109 110
	Firms not operated for the entire year	162	164	91 985	11 662	3 319	435	26 464	3 291	13 855
4229501	Paint, varnish, & supplies whsle									
	All firms	1 315	1 630	3 370 442	454 352	106 623	14 611	960 038	439 348	461 151
	Firms operated for the entire year	1 153	1 466	3 278 457	442 690	103 304	14 176	933 574	436 057	447 296
	Firms with less than 5 employees.....	454	457	243 184	29 020	6 501	1 059	66 855	25 936	27 110
	Firms with 5 to 9 employees ..	316	332	457 800	58 736	13 928	2 104	125 556	51 255	54 215
	Firms with 10 to 19 employees.....	220	278	607 819	88 499	20 772	2 963	177 012	81 072	83 049
	Firms with 20 to 49 employees.....	127	242	849 713	116 714	26 837	3 717	236 623	109 951	117 127
	Firms with 50 to 99 employees.....	24	84	470 148	55 231	12 256	1 599	110 624	56 064	56 685
	Firms with 100 employees or more.....	12	73	649 793	94 490	23 010	2 734	216 904	111 779	109 110
	Firms not operated for the entire year	162	164	91 985	11 662	3 319	435	26 464	3 291	13 855
42299	Other miscellaneous nondurable goods whsle									
	All firms	12 685	12 920	51 257 225	2 519 927	564 938	84 959	5 719 884	3 990 689	4 445 336
	Firms operated for the entire year	9 398	9 632	49 894 271	2 407 012	544 880	80 561	5 460 666	3 952 772	4 012 601
	Firms with less than 5 employees.....	6 098	6 100	4 393 344	334 613	72 100	12 012	824 882	518 510	533 778
	Firms with 5 to 9 employees ..	1 637	1 662	3 269 264	286 338	61 672	10 622	751 770	435 441	439 098
	Firms with 10 to 19 employees.....	907	936	3 244 542	321 837	72 341	12 017	707 704	407 843	422 943
	Firms with 20 to 49 employees.....	527	576	3 772 933	452 174	101 452	15 660	991 681	548 179	583 704
	Firms with 50 to 99 employees.....	137	183	D	D	D	i	D	D	D
	Firms with 100 employees or more.....	92	175	D	D	D	j	D	D	D
	Firms not operated for the entire year	3 287	3 288	1 362 954	112 915	20 058	4 398	259 218	37 917	432 735
422990	Other miscellaneous nondurable goods whsle									
	All firms	12 685	12 920	51 257 225	2 519 927	564 938	84 959	5 719 884	3 990 689	4 445 336
	Firms operated for the entire year	9 398	9 632	49 894 271	2 407 012	544 880	80 561	5 460 666	3 952 772	4 012 601
	Firms with less than 5 employees.....	6 098	6 100	4 393 344	334 613	72 100	12 012	824 882	518 510	533 778
	Firms with 5 to 9 employees ..	1 637	1 662	3 269 264	286 338	61 672	10 622	751 770	435 441	439 098
	Firms with 10 to 19 employees.....	907	936	3 244 542	321 837	72 341	12 017	707 704	407 843	422 943
	Firms with 20 to 49 employees.....	527	576	3 772 933	452 174	101 452	15 660	991 681	548 179	583 704
	Firms with 50 to 99 employees.....	137	183	D	D	D	i	D	D	D
	Firms with 100 employees or more.....	92	175	D	D	D	j	D	D	D
	Firms not operated for the entire year	3 287	3 288	1 362 954	112 915	20 058	4 398	259 218	37 917	432 735
4229901	Art goods whsle									
	All firms	3 920	3 976	7 426 099	888 512	196 526	30 205	2 271 032	1 182 362	1 344 462

See footnotes at end of table.

Table 5. Employment Size of Firms: 1997—Con.

[Includes only firms and establishments with payroll. Excludes data for central administrative offices, auxiliary operations, or establishments of these firms that are classified in other categories than those specified in this table. For meaning of abbreviations and symbols, see introductory text. For explanation of terms, see Appendix A. For method of assignment to categories shown, see Appendix C]

NAICS code	Employment sizes of firms by type of operation and kind of business ¹	Firms (number)	Establishments (number)	Sales (\$1,000)	Annual payroll (\$1,000)	First-quarter payroll (\$1,000)	Paid employees for pay period including March 12 (number)	Operating expenses ¹ (\$1,000)	End-of-1996 inventories (\$1,000)	End-of-1997 inventories (\$1,000)
422	MERCHANT WHOLESALERS—Con.									
	Wholesale trade, nondurable goods—Con.									
4229901	Art goods whsle—Con.									
	Firms operated for the entire year	3 088	3 144	7 134 199	863 750	191 559	29 168	2 203 575	1 169 850	1 235 443
	Firms with less than 5 employees	1 874	1 874	1 202 896	107 689	23 249	3 782	289 721	183 097	190 248
	Firms with 5 to 9 employees ..	558	565	899 816	97 729	20 737	3 676	319 993	165 426	158 227
	Firms with 10 to 19 employees	338	343	D	D	D	h	D	D	D
	Firms with 20 to 49 employees	229	241	1 208 847	191 760	42 621	6 806	420 539	221 293	241 415
	Firms with 50 to 99 employees	59	78	D	D	D	h	D	D	D
	Firms with 100 employees or more	30	43	1 633 764	184 234	45 888	6 156	504 408	288 715	321 815
	Firms not operated for the entire year	832	832	291 900	24 762	4 967	1 037	67 457	12 512	109 019
4229902	General merchandise (nondurable goods) whsle									
	All firms	2 777	2 842	33 181 350	653 859	152 784	18 841	1 315 798	1 498 263	1 564 291
	Firms operated for the entire year	2 005	2 070	32 847 866	627 716	147 614	17 577	1 262 241	1 490 368	1 438 085
	Firms with less than 5 employees	1 376	1 376	835 651	61 931	13 675	2 618	149 453	101 875	100 166
	Firms with 5 to 9 employees ..	356	365	641 510	55 071	12 160	2 263	122 183	62 530	66 540
	Firms with 10 to 19 employees	146	152	727 936	47 053	10 690	1 944	91 705	46 970	47 048
	Firms with 20 to 49 employees	76	84	514 176	65 488	13 722	2 346	147 203	56 348	60 352
	Firms with 50 to 99 employees	25	38	2 741 936	56 972	12 673	1 694	101 556	249 890	280 180
	Firms with 100 employees or more	26	55	27 386 657	341 201	84 694	6 712	650 141	972 755	883 799
	Firms not operated for the entire year	772	772	333 484	26 143	5 170	1 264	53 557	7 895	126 206
4229903	Textile bags, bagging, & burlap whsle									
	All firms	394	400	723 184	73 748	16 037	2 882	173 346	88 608	109 275
	Firms operated for the entire year	313	319	659 278	68 299	15 288	2 751	160 264	86 220	85 779
	Firms with less than 5 employees	193	193	179 912	11 745	2 461	394	29 948	22 589	21 548
	Firms with 5 to 9 employees ..	67	69	153 186	12 788	2 761	435	32 261	16 848	17 151
	Firms with 10 to 19 employees	30	31	D	D	D	e	D	D	D
	Firms with 20 to 49 employees	18	21	158 257	20 924	4 647	593	50 677	20 218	20 508
	Firms with 50 to 99 employees	2	2	D	D	D	c	D	D	D
	Firms with 100 employees or more	3	3	41 275	10 280	2 692	825	18 295	7 281	7 212
	Firms not operated for the entire year	81	81	63 906	5 449	749	131	13 082	2 388	23 496
4229904	Other nondurable goods whsle									
	All firms	5 600	5 702	9 926 592	903 808	199 591	33 031	1 959 708	1 221 456	1 427 308
	Firms operated for the entire year	3 998	4 099	9 252 928	847 247	190 419	31 065	1 834 586	1 206 334	1 253 294
	Firms with less than 5 employees	2 657	2 659	2 177 369	153 540	32 774	5 225	356 430	211 552	222 438
	Firms with 5 to 9 employees ..	658	665	1 575 476	120 841	26 052	4 260	277 609	190 661	197 206
	Firms with 10 to 19 employees	394	410	1 542 857	146 808	33 274	5 194	320 715	206 190	215 489
	Firms with 20 to 49 employees	204	229	1 901 242	174 690	40 635	5 925	374 093	251 034	263 128
	Firms with 50 to 99 employees	51	64	D	D	D	h	D	D	D
	Firms with 100 employees or more	34	72	D	D	D	i	D	D	D
	Firms not operated for the entire year	1 602	1 603	673 664	56 561	9 172	1 966	125 122	15 122	174 014
	MANUFACTURERS' SALES BRANCHES AND SALES OFFICES									
	All firms	4 082	29 305	1 258 874 769	45 911 766	11 963 217	922 208	95 051 279	39 467 315	40 758 311

See footnotes at end of table.

Table 5. Employment Size of Firms: 1997—Con.

[Includes only firms and establishments with payroll. Excludes data for central administrative offices, auxiliary operations, or establishments of these firms that are classified in other categories than those specified in this table. For meaning of abbreviations and symbols, see introductory text. For explanation of terms, see Appendix A. For method of assignment to categories shown, see Appendix C]

NAICS code	Employment sizes of firms by type of operation and kind of business ¹	Firms (number)	Establishments (number)	Sales (\$1,000)	Annual payroll (\$1,000)	First-quarter payroll (\$1,000)	Paid employees for pay period including March 12 (number)	Operating expenses ¹ (\$1,000)	End-of-1996 inventories (\$1,000)	End-of-1997 inventories (\$1,000)	
421	MANUFACTURERS' SALES BRANCHES AND SALES OFFICES—Con.										
	Firms operated for the entire year	3 976	29 131	1 249 745 020	45 799 131	11 927 595	918 632	94 316 446	39 257 615	40 642 566	
	Firms with less than 5 employees.....	551	644	3 083 531	72 262	16 947	1 392	184 775	99 259	92 468	
	Firms with 5 to 9 employees ..	445	648	5 888 288	153 370	35 938	3 030	342 505	167 428	170 413	
	Firms with 10 to 19 employees.....	556	1 019	12 023 674	355 034	82 981	7 761	837 345	514 860	534 719	
	Firms with 20 to 49 employees.....	814	2 051	40 045 254	1 221 003	296 775	26 319	2 890 892	1 942 386	2 057 624	
	Firms with 50 to 99 employees.....	539	2 325	55 614 378	1 707 556	414 297	37 974	3 749 222	2 537 555	2 580 857	
	Firms with 100 employees or more.....	1 071	22 444	1 133 089 895	42 289 906	11 080 657	842 156	86 311 707	33 996 127	35 206 485	
	Firms not operated for the entire year	106	174	9 129 749	112 635	35 622	3 576	734 833	209 700	115 745	
	Wholesale trade, durable goods										
	All firms	2 580	17 228	707 565 616	26 757 611	7 167 566	479 447	52 345 151	26 273 001	27 084 251	
	Firms operated for the entire year	2 510	17 123	706 713 087	26 714 526	7 152 358	477 920	52 258 284	26 123 931	27 050 498	
	Firms with less than 5 employees.....	383	457	1 811 999	48 354	11 685	936	112 899	74 302	70 502	
	Firms with 5 to 9 employees ..	307	469	2 941 731	103 824	24 602	2 102	221 256	108 139	114 768	
	Firms with 10 to 19 employees.....	362	662	6 411 887	219 171	52 360	5 006	490 801	328 147	347 565	
Firms with 20 to 49 employees.....	508	1 293	23 892 481	748 937	177 121	16 456	1 637 622	1 127 042	1 190 088		
Firms with 50 to 99 employees.....	335	1 593	29 445 546	1 034 518	252 741	23 665	2 156 331	1 846 920	1 855 173		
Firms with 100 employees or more.....	615	12 649	642 209 443	24 559 722	6 633 849	429 755	47 639 375	22 639 381	23 472 402		
Firms not operated for the entire year	70	105	852 529	43 085	15 208	1 527	86 867	149 070	33 753		
4211	Motor vehicle & motor vehicle parts & supplies whse										
	All firms	233	1 425	291 207 541	2 233 321	570 190	47 824	5 928 771	5 894 354	5 776 275	
	Firms operated for the entire year	226	1 412	290 892 737	2 229 717	567 448	47 539	5 922 477	5 871 921	5 776 275	
	Firms with less than 5 employees.....	28	31	293 683	3 408	783	73	10 362	6 587	6 040	
	Firms with 5 to 9 employees ..	25	30	145 459	6 835	1 681	154	16 840	9 292	9 765	
	Firms with 10 to 19 employees.....	30	33	408 229	19 039	4 575	422	51 206	42 698	42 676	
	Firms with 20 to 49 employees.....	44	86	1 824 558	54 500	12 958	1 428	142 332	145 761	146 312	
	Firms with 50 to 99 employees.....	36	136	3 727 079	99 435	24 485	2 586	220 646	247 413	263 680	
	Firms with 100 employees or more.....	63	1 096	284 493 729	2 046 500	522 966	42 876	5 481 091	5 420 170	5 307 802	
	Firms not operated for the entire year	7	13	314 804	3 604	2 742	285	6 294	22 433	—	
	42111	Automobile & other motor vehicle whse									
		All firms	55	380	255 902 304	735 647	200 319	14 104	2 764 098	2 883 392	2 738 389
		Firms operated for the entire year	52	374	D	D	D	j	D	D	D
		Firms with less than 5 employees.....	2	3	D	D	D	a	D	D	D
		Firms with 5 to 9 employees ..	8	9	83 634	3 042	644	49	7 158	2 495	2 807
Firms with 10 to 19 employees.....		4	4	D	D	D	b	D	D	D	
Firms with 20 to 49 employees.....		9	14	D	D	D	e	D	D	D	
Firms with 50 to 99 employees.....		8	12	D	D	D	f	D	D	D	
Firms with 100 employees or more.....		21	332	D	D	D	j	D	D	D	
Firms not operated for the entire year		3	6	D	D	D	e	D	D	D	
421110		Automobile & other motor vehicle whse									
		All firms	55	380	255 902 304	735 647	200 319	14 104	2 764 098	2 883 392	2 738 389
		Firms operated for the entire year	52	374	D	D	D	j	D	D	D
		Firms with less than 5 employees.....	2	3	D	D	D	a	D	D	D
		Firms with 5 to 9 employees ..	8	9	83 634	3 042	644	49	7 158	2 495	2 807
	Firms with 10 to 19 employees.....	4	4	D	D	D	b	D	D	D	
	Firms with 20 to 49 employees.....	9	14	D	D	D	e	D	D	D	

See footnotes at end of table.

Table 5. Employment Size of Firms: 1997—Con.

[Includes only firms and establishments with payroll. Excludes data for central administrative offices, auxiliary operations, or establishments of these firms that are classified in other categories than those specified in this table. For meaning of abbreviations and symbols, see introductory text. For explanation of terms, see Appendix A. For method of assignment to categories shown, see Appendix C]

NAICS code	Employment sizes of firms by type of operation and kind of business ¹	Firms (number)	Establishments (number)	Sales (\$1,000)	Annual payroll (\$1,000)	First-quarter payroll (\$1,000)	Paid employees for pay period including March 12 (number)	Operating expenses ¹ (\$1,000)	End-of-1996 inventories (\$1,000)	End-of-1997 inventories (\$1,000)
421	MANUFACTURERS' SALES BRANCHES AND SALES OFFICES—Con.									
	Wholesale trade, durable goods—Con.									
421110	Automobile & other motor vehicle whsle—Con.									
	Firms operated for the entire year—Con.									
	Firms with 50 to 99 employees.....	8	12	D	D	D	f	D	D	D
	Firms with 100 employees or more.....	21	332	D	D	D	j	D	D	D
	Firms not operated for the entire year.....	3	6	D	D	D	e	D	D	D
4211101	Automobile & motorcycle whsle									
	All firms.....	14	124	95 851 919	298 709	71 122	5 211	1 890 320	2 196 413	1 935 877
	Firms operated for the entire year.....	14	124	95 851 919	298 709	71 122	5 211	1 890 320	2 196 413	1 935 877
	Firms with less than 5 employees.....	—	—	—	—	—	—	—	—	—
	Firms with 5 to 9 employees ..	2	3	D	D	D	a	D	D	D
	Firms with 10 to 19 employees.....	2	2	D	D	D	b	D	D	D
	Firms with 20 to 49 employees.....	1	1	D	D	D	b	D	D	D
	Firms with 50 to 99 employees.....	2	3	D	D	D	c	D	D	D
	Firms with 100 employees or more.....	7	115	93 901 791	287 047	68 066	5 028	1 852 334	2 073 344	1 803 033
	Firms not operated for the entire year.....	—	—	—	—	—	—	—	—	—
4211102	Bus & recreational vehicle whsle									
	All firms.....	7	14	D	D	D	c	D	D	D
	Firms operated for the entire year.....	7	14	D	D	D	c	D	D	D
	Firms with less than 5 employees.....	2	5	D	D	D	a	D	D	D
	Firms with 5 to 9 employees ..	3	3	D	D	D	a	D	D	D
	Firms with 10 to 19 employees.....	1	1	D	D	D	a	D	D	D
	Firms with 20 to 49 employees.....	—	—	—	—	—	—	—	—	—
	Firms with 50 to 99 employees.....	—	—	—	—	—	—	—	—	—
	Firms with 100 employees or more.....	1	5	D	D	D	c	D	D	D
	Firms not operated for the entire year.....	—	—	—	—	—	—	—	—	—
4211103	Light truck & van (14,000 lb or less) whsle									
	All firms.....	8	99	152 661 486	207 342	65 536	3 135	483 741	103 459	157 810
	Firms operated for the entire year.....	6	97	D	D	D	h	D	D	D
	Firms with less than 5 employees.....	—	—	—	—	—	—	—	—	—
	Firms with 5 to 9 employees ..	—	—	—	—	—	—	—	—	—
	Firms with 10 to 19 employees.....	—	—	—	—	—	—	—	—	—
	Firms with 20 to 49 employees.....	2	3	D	D	D	b	D	D	D
	Firms with 50 to 99 employees.....	—	—	—	—	—	—	—	—	—
	Firms with 100 employees or more.....	4	94	D	D	D	h	D	D	D
	Firms not operated for the entire year.....	2	2	D	D	D	c	D	D	D
4211104	Medium truck & tractor (14,001 lb to 26,000 lb) whsle									
	All firms.....	4	20	D	D	D	e	D	D	D
	Firms operated for the entire year.....	4	20	D	D	D	e	D	D	D
	Firms with less than 5 employees.....	—	—	—	—	—	—	—	—	—
	Firms with 5 to 9 employees ..	—	—	—	—	—	—	—	—	—
	Firms with 10 to 19 employees.....	1	1	D	D	D	a	D	D	D
	Firms with 20 to 49 employees.....	1	1	D	D	D	b	D	D	D

See footnotes at end of table.

Table 5. Employment Size of Firms: 1997—Con.

[Includes only firms and establishments with payroll. Excludes data for central administrative offices, auxiliary operations, or establishments of these firms that are classified in other categories than those specified in this table. For meaning of abbreviations and symbols, see introductory text. For explanation of terms, see Appendix A. For method of assignment to categories shown, see Appendix C]

NAICS code	Employment sizes of firms by type of operation and kind of business ¹	Firms (number)	Establishments (number)	Sales (\$1,000)	Annual payroll (\$1,000)	First-quarter payroll (\$1,000)	Paid employees for pay period including March 12 (number)	Operating expenses ¹ (\$1,000)	End-of-1996 inventories (\$1,000)	End-of-1997 inventories (\$1,000)
421	MANUFACTURERS' SALES BRANCHES AND SALES OFFICES—Con.									
	Wholesale trade, durable goods—Con.									
4211104	Medium truck & tractor (14,001 lb to 26,000 lb) whsle—Con.									
	Firms operated for the entire year—Con.									
	Firms with 50 to 99 employees.....	—	—	—	—	—	—	—	—	—
	Firms with 100 employees or more.....	2	18	D	D	D	e	D	D	D
	Firms not operated for the entire year.....	—	—	—	—	—	—	—	—	—
4211105	Heavy truck & tractor (over 26,000 lb) whsle									
	All firms.....	28	123	D	D	D	i	D	D	D
	Firms operated for the entire year.....	27	119	D	D	D	i	D	D	D
	Firms with less than 5 employees.....	1	1	D	D	D	a	D	D	D
	Firms with 5 to 9 employees ..	3	3	D	D	D	a	D	D	D
	Firms with 10 to 19 employees.....	—	—	—	—	—	—	—	—	—
	Firms with 20 to 49 employees.....	6	10	D	D	D	c	D	D	D
	Firms with 50 to 99 employees.....	6	9	D	D	D	e	D	D	D
	Firms with 100 employees or more.....	11	96	D	D	D	h	D	D	D
	Firms not operated for the entire year.....	1	4	D	D	D	b	D	D	D
42112	Motor vehicle supplies & new parts whsle									
	All firms.....	169	895	25 607 316	1 287 094	316 689	29 268	2 684 657	2 815 454	2 830 859
	Firms operated for the entire year.....	164	887	D	D	D	k	D	D	D
	Firms with less than 5 employees.....	24	26	284 085	2 745	643	62	8 963	5 854	5 285
	Firms with 5 to 9 employees ..	16	21	61 461	3 803	1 038	99	9 745	7 094	6 810
	Firms with 10 to 19 employees.....	25	27	374 450	15 958	3 820	351	44 915	37 203	38 058
	Firms with 20 to 49 employees.....	35	72	1 439 410	42 378	10 225	1 126	112 980	92 037	97 602
	Firms with 50 to 99 employees.....	23	94	D	D	D	g	D	D	D
	Firms with 100 employees or more.....	41	647	D	D	D	k	D	D	D
	Firms not operated for the entire year.....	5	8	D	D	D	b	D	D	D
421120	Motor vehicle supplies & new parts whsle									
	All firms.....	169	895	25 607 316	1 287 094	316 689	29 268	2 684 657	2 815 454	2 830 859
	Firms operated for the entire year.....	164	887	D	D	D	k	D	D	D
	Firms with less than 5 employees.....	24	26	284 085	2 745	643	62	8 963	5 854	5 285
	Firms with 5 to 9 employees ..	16	21	61 461	3 803	1 038	99	9 745	7 094	6 810
	Firms with 10 to 19 employees.....	25	27	374 450	15 958	3 820	351	44 915	37 203	38 058
	Firms with 20 to 49 employees.....	35	72	1 439 410	42 378	10 225	1 126	112 980	92 037	97 602
	Firms with 50 to 99 employees.....	23	94	D	D	D	g	D	D	D
	Firms with 100 employees or more.....	41	647	D	D	D	k	D	D	D
	Firms not operated for the entire year.....	5	8	D	D	D	b	D	D	D
4211201	Motor vehicle supplies & new parts—warehouse distributors									
	All firms.....	74	343	6 640 896	223 308	53 476	5 937	548 683	512 479	516 527
	Firms operated for the entire year.....	72	340	D	D	D	i	D	D	D
	Firms with less than 5 employees.....	10	11	121 707	1 222	278	28	3 012	2 322	2 372
	Firms with 5 to 9 employees ..	9	13	D	D	D	b	D	D	D
	Firms with 10 to 19 employees.....	13	13	232 155	8 909	2 187	175	24 254	15 499	15 566
	Firms with 20 to 49 employees.....	14	28	D	D	D	e	D	D	D

See footnotes at end of table.

Table 5. Employment Size of Firms: 1997—Con.

[Includes only firms and establishments with payroll. Excludes data for central administrative offices, auxiliary operations, or establishments of these firms that are classified in other categories than those specified in this table. For meaning of abbreviations and symbols, see introductory text. For explanation of terms, see Appendix A. For method of assignment to categories shown, see Appendix C]

NAICS code	Employment sizes of firms by type of operation and kind of business ¹	Firms (number)	Establishments (number)	Sales (\$1,000)	Annual payroll (\$1,000)	First-quarter payroll (\$1,000)	Paid employees for pay period including March 12 (number)	Operating expenses ¹ (\$1,000)	End-of-1996 inventories (\$1,000)	End-of-1997 inventories (\$1,000)
421	MANUFACTURERS' SALES BRANCHES AND SALES OFFICES—Con.									
	Wholesale trade, durable goods—Con.									
4211201	Motor vehicle supplies & new parts—warehouse distributors—Con.									
	Firms operated for the entire year—Con.									
	Firms with 50 to 99 employees.....	10	21	D	D	D	f	D	D	D
	Firms with 100 employees or more.....	16	254	4 126 095	156 307	38 070	4 437	362 411	356 585	348 368
	Firms not operated for the entire year	2	3	D	D	D	b	D	D	D
4211202	Motor vehicle supplies & new parts—jobbers									
	All firms	124	541	18 824 469	1 057 445	261 684	23 182	2 124 144	2 297 437	2 308 531
	Firms operated for the entire year	120	535	D	D	D	j	D	D	D
	Firms with less than 5 employees.....	21	22	174 424	2 018	495	46	7 302	4 058	3 423
	Firms with 5 to 9 employees ..	14	19	47 475	3 222	908	86	8 250	6 343	6 826
	Firms with 10 to 19 employees.....	16	17	D	D	D	c	D	D	D
	Firms with 20 to 49 employees.....	27	59	D	D	D	f	D	D	D
	Firms with 50 to 99 employees.....	13	73	D	D	D	f	D	D	D
	Firms with 100 employees or more.....	29	345	D	D	D	j	D	D	D
	Firms not operated for the entire year	4	6	D	D	D	b	D	D	D
4211203	Petroleum products marketing equipment whsle									
	All firms	5	11	141 951	6 341	1 529	149	11 830	5 538	5 801
	Firms operated for the entire year	5	11	141 951	6 341	1 529	149	11 830	5 538	5 801
	Firms with less than 5 employees.....	—	—	—	—	—	—	—	—	—
	Firms with 5 to 9 employees ..	1	1	D	D	D	a	D	D	D
	Firms with 10 to 19 employees.....	1	5	D	D	D	a	D	D	D
	Firms with 20 to 49 employees.....	2	4	D	D	D	b	D	D	D
	Firms with 50 to 99 employees.....	1	1	D	D	D	b	D	D	D
	Firms with 100 employees or more.....	—	—	—	—	—	—	—	—	—
	Firms not operated for the entire year	—	—	—	—	—	—	—	—	—
421113	Tire & tube whsle									
	All firms	23	150	9 697 921	210 580	53 182	4 452	480 016	195 508	207 027
	Firms operated for the entire year	23	150	9 697 921	210 580	53 182	4 452	480 016	195 508	207 027
	Firms with less than 5 employees.....	2	2	D	D	D	a	D	D	D
	Firms with 5 to 9 employees ..	3	3	4 210	449	100	19	801	560	577
	Firms with 10 to 19 employees.....	2	2	D	D	D	b	D	D	D
	Firms with 20 to 49 employees.....	3	4	D	D	D	c	D	D	D
	Firms with 50 to 99 employees.....	5	25	131 490	10 782	3 177	365	21 821	15 194	15 673
	Firms with 100 employees or more.....	8	114	9 506 602	195 721	49 085	3 916	451 222	174 171	184 576
	Firms not operated for the entire year	—	—	—	—	—	—	—	—	—
421130	Tire & tube whsle									
	All firms	23	150	9 697 921	210 580	53 182	4 452	480 016	195 508	207 027
	Firms operated for the entire year	23	150	9 697 921	210 580	53 182	4 452	480 016	195 508	207 027
	Firms with less than 5 employees.....	2	2	D	D	D	a	D	D	D
	Firms with 5 to 9 employees ..	3	3	4 210	449	100	19	801	560	577
	Firms with 10 to 19 employees.....	2	2	D	D	D	b	D	D	D
	Firms with 20 to 49 employees.....	3	4	D	D	D	c	D	D	D
	Firms with 50 to 99 employees.....	5	25	131 490	10 782	3 177	365	21 821	15 194	15 673
	Firms with 100 employees or more.....	8	114	9 506 602	195 721	49 085	3 916	451 222	174 171	184 576
	Firms not operated for the entire year	—	—	—	—	—	—	—	—	—

See footnotes at end of table.

Table 5. Employment Size of Firms: 1997—Con.

[Includes only firms and establishments with payroll. Excludes data for central administrative offices, auxiliary operations, or establishments of these firms that are classified in other categories than those specified in this table. For meaning of abbreviations and symbols, see introductory text. For explanation of terms, see Appendix A. For method of assignment to categories shown, see Appendix C]

NAICS code	Employment sizes of firms by type of operation and kind of business ¹	Firms (number)	Establishments (number)	Sales (\$1,000)	Annual payroll (\$1,000)	First-quarter payroll (\$1,000)	Paid employees for pay period including March 12 (number)	Operating expenses ¹ (\$1,000)	End-of-1996 inventories (\$1,000)	End-of-1997 inventories (\$1,000)
421	MANUFACTURERS' SALES BRANCHES AND SALES OFFICES—Con.									
421130	Wholesale trade, durable goods—Con.									
	Tire & tube whsle—Con.									
	Firms operated for the entire year—Con.									
	Firms with 100 employees or more.....	8	114	9 506 602	195 721	49 085	3 916	451 222	174 171	184 576
	Firms not operated for the entire year	—	—	—	—	—	—	—	—	—
4212	Furniture & home furnishings whsle									
	All firms	147	485	21 729 080	646 395	162 255	16 119	1 835 902	727 049	852 893
	Firms operated for the entire year	142	479	21 603 857	637 284	161 628	16 042	1 818 234	726 458	824 288
	Firms with less than 5 employees.....	19	21	112 548	2 618	570	48	5 585	1 643	1 191
	Firms with 5 to 9 employees ..	22	37	296 582	9 991	3 161	163	24 992	6 149	5 022
	Firms with 10 to 19 employees.....	12	22	453 125	9 362	2 411	163	17 744	18 431	21 515
	Firms with 20 to 49 employees.....	36	109	D	D	D	g	D	D	D
	Firms with 50 to 99 employees.....	16	41	719 103	37 093	9 276	1 188	96 528	85 213	79 088
	Firms with 100 employees or more.....	37	249	D	D	D	j	D	D	D
	Firms not operated for the entire year	5	6	125 223	9 111	627	77	17 668	591	28 605
42121	Furniture whsle									
	All firms	54	247	7 242 080	228 139	56 666	4 486	733 330	232 588	234 624
	Firms operated for the entire year	51	243	D	D	D	h	D	D	D
	Firms with less than 5 employees.....	7	8	9 043	675	166	17	1 282	604	630
	Firms with 5 to 9 employees ..	11	22	152 473	6 314	2 123	82	15 964	4 976	3 990
	Firms with 10 to 19 employees.....	2	2	D	D	D	b	D	D	D
	Firms with 20 to 49 employees.....	13	43	502 795	20 564	5 317	406	58 983	19 731	20 027
	Firms with 50 to 99 employees.....	6	15	275 695	11 240	2 827	462	23 291	28 445	26 268
	Firms with 100 employees or more.....	12	153	D	D	D	h	D	D	D
	Firms not operated for the entire year	3	4	D	D	D	b	D	D	D
421210	Furniture whsle									
	All firms	54	247	7 242 080	228 139	56 666	4 486	733 330	232 588	234 624
	Firms operated for the entire year	51	243	D	D	D	h	D	D	D
	Firms with less than 5 employees.....	7	8	9 043	675	166	17	1 282	604	630
	Firms with 5 to 9 employees ..	11	22	152 473	6 314	2 123	82	15 964	4 976	3 990
	Firms with 10 to 19 employees.....	2	2	D	D	D	b	D	D	D
	Firms with 20 to 49 employees.....	13	43	502 795	20 564	5 317	406	58 983	19 731	20 027
	Firms with 50 to 99 employees.....	6	15	275 695	11 240	2 827	462	23 291	28 445	26 268
	Firms with 100 employees or more.....	12	153	D	D	D	h	D	D	D
	Firms not operated for the entire year	3	4	D	D	D	b	D	D	D
4212101	Household & lawn furniture whsle									
	All firms	24	91	1 584 873	59 681	15 306	1 472	149 871	142 636	145 393
	Firms operated for the entire year	23	89	D	D	D	g	D	D	D
	Firms with less than 5 employees.....	3	3	4 953	316	80	9	688	472	487
	Firms with 5 to 9 employees ..	5	6	72 301	2 958	677	41	10 614	4 502	3 501
	Firms with 10 to 19 employees.....	1	1	D	D	D	a	D	D	D
	Firms with 20 to 49 employees.....	5	25	420 992	9 958	2 680	162	40 969	23 840	24 382
	Firms with 50 to 99 employees.....	4	6	D	D	D	e	D	D	D
	Firms with 100 employees or more.....	5	48	D	D	D	f	D	D	D
	Firms not operated for the entire year	1	2	D	D	D	a	D	D	D

See footnotes at end of table.

Table 5. Employment Size of Firms: 1997—Con.

[Includes only firms and establishments with payroll. Excludes data for central administrative offices, auxiliary operations, or establishments of these firms that are classified in other categories than those specified in this table. For meaning of abbreviations and symbols, see introductory text. For explanation of terms, see Appendix A. For method of assignment to categories shown, see Appendix C]

NAICS code	Employment sizes of firms by type of operation and kind of business ¹	Firms (number)	Establishments (number)	Sales (\$1,000)	Annual payroll (\$1,000)	First-quarter payroll (\$1,000)	Paid employees for pay period including March 12 (number)	Operating expenses ¹ (\$1,000)	End-of-1996 inventories (\$1,000)	End-of-1997 inventories (\$1,000)
421	MANUFACTURERS' SALES BRANCHES AND SALES OFFICES—Con.									
	Wholesale trade, durable goods—Con.									
4212102	Office & business furniture whsle									
	All firms	32	156	5 657 207	168 458	41 360	3 014	583 459	89 952	89 231
	Firms operated for the entire year	30	154	D	D	D	h	D	D	D
	Firms with less than 5 employees.....	4	5	4 090	359	86	8	594	132	143
	Firms with 5 to 9 employees ..	6	16	80 172	3 356	1 446	41	5 350	474	489
	Firms with 10 to 19 employees.....	1	1	D	D	D	a	D	D	D
	Firms with 20 to 49 employees.....	9	19	175 947	12 381	3 123	290	29 097	3 549	4 258
	Firms with 50 to 99 employees.....	3	12	D	D	D	c	D	D	D
	Firms with 100 employees or more.....	7	101	D	D	D	g	D	D	D
	Firms not operated for the entire year	2	2	D	D	D	b	D	D	D
42122	Home furnishings whsle									
	All firms	96	238	14 487 000	418 256	105 589	11 633	1 102 572	494 461	618 269
	Firms operated for the entire year	94	236	D	D	D	j	D	D	D
	Firms with less than 5 employees.....	13	14	105 910	2 082	434	34	4 555	1 275	808
	Firms with 5 to 9 employees ..	12	15	145 963	3 931	1 091	86	9 885	1 815	1 843
	Firms with 10 to 19 employees.....	10	20	D	D	D	c	D	D	D
	Firms with 20 to 49 employees.....	23	66	D	D	D	f	D	D	D
	Firms with 50 to 99 employees.....	11	27	470 233	28 212	6 751	821	75 811	57 728	53 810
	Firms with 100 employees or more.....	25	94	10 786 268	327 439	83 412	9 693	878 703	394 337	495 592
	Firms not operated for the entire year	2	2	D	D	D	b	D	D	D
421220	Home furnishings whsle									
	All firms	96	238	14 487 000	418 256	105 589	11 633	1 102 572	494 461	618 269
	Firms operated for the entire year	94	236	D	D	D	j	D	D	D
	Firms with less than 5 employees.....	13	14	105 910	2 082	434	34	4 555	1 275	808
	Firms with 5 to 9 employees ..	12	15	145 963	3 931	1 091	86	9 885	1 815	1 843
	Firms with 10 to 19 employees.....	10	20	D	D	D	c	D	D	D
	Firms with 20 to 49 employees.....	23	66	D	D	D	f	D	D	D
	Firms with 50 to 99 employees.....	11	27	470 233	28 212	6 751	821	75 811	57 728	53 810
	Firms with 100 employees or more.....	25	94	10 786 268	327 439	83 412	9 693	878 703	394 337	495 592
	Firms not operated for the entire year	2	2	D	D	D	b	D	D	D
4212201	Household china, glassware, & crockery whsle									
	All firms	8	14	597 661	45 630	11 679	3 156	185 733	113 060	116 905
	Firms operated for the entire year	8	14	597 661	45 630	11 679	3 156	185 733	113 060	116 905
	Firms with less than 5 employees.....	—	—	—	—	—	—	—	—	—
	Firms with 5 to 9 employees ..	1	1	D	D	D	a	D	D	D
	Firms with 10 to 19 employees.....	—	—	—	—	—	—	—	—	—
	Firms with 20 to 49 employees.....	4	9	D	D	D	c	D	D	D
	Firms with 50 to 99 employees.....	—	—	—	—	—	—	—	—	—
	Firms with 100 employees or more.....	3	4	482 463	39 684	10 086	3 020	165 370	100 946	107 572
	Firms not operated for the entire year	—	—	—	—	—	—	—	—	—

See footnotes at end of table.

Table 5. Employment Size of Firms: 1997—Con.

[Includes only firms and establishments with payroll. Excludes data for central administrative offices, auxiliary operations, or establishments of these firms that are classified in other categories than those specified in this table. For meaning of abbreviations and symbols, see introductory text. For explanation of terms, see Appendix A. For method of assignment to categories shown, see Appendix C]

NAICS code	Employment sizes of firms by type of operation and kind of business ¹	Firms (number)	Establishments (number)	Sales (\$1,000)	Annual payroll (\$1,000)	First-quarter payroll (\$1,000)	Paid employees for pay period including March 12 (number)	Operating expenses ¹ (\$1,000)	End-of-1996 inventories (\$1,000)	End-of-1997 inventories (\$1,000)
421	MANUFACTURERS' SALES BRANCHES AND SALES OFFICES—Con.									
	Wholesale trade, durable goods—Con.									
4212202	Linens, domestics, draperies, & curtains whsle									
	All firms	38	102	5 437 338	173 959	41 494	3 356	412 153	133 549	182 658
	Firms operated for the entire year	37	101	D	D	D	h	D	D	D
	Firms with less than 5 employees.....	4	4	24 382	291	74	10	858	345	274
	Firms with 5 to 9 employees ..	5	6	103 999	2 019	663	33	5 319	59	61
	Firms with 10 to 19 employees.....	4	10	D	D	D	b	D	D	D
	Firms with 20 to 49 employees.....	9	23	D	D	D	e	D	D	D
	Firms with 50 to 99 employees.....	3	13	200 747	8 685	2 325	208	16 690	7 173	9 233
	Firms with 100 employees or more.....	12	45	2 964 249	136 942	31 682	2 707	326 152	121 503	169 013
	Firms not operated for the entire year	1	1	D	D	D	b	D	D	D
4212203	Floor coverings whsle									
	All firms	37	96	7 864 637	161 893	43 378	4 236	405 041	165 967	192 458
	Firms operated for the entire year	36	95	D	D	D	h	D	D	D
	Firms with less than 5 employees.....	7	8	81 931	1 322	307	20	2 439	360	249
	Firms with 5 to 9 employees ..	4	5	28 860	1 124	269	29	2 439	1 075	1 081
	Firms with 10 to 19 employees.....	5	9	D	D	D	b	D	D	D
	Firms with 20 to 49 employees.....	5	26	D	D	D	c	D	D	D
	Firms with 50 to 99 employees.....	7	11	D	D	D	f	D	D	D
	Firms with 100 employees or more.....	8	36	6 790 968	121 824	34 938	3 376	307 497	103 088	105 487
	Firms not operated for the entire year	1	1	D	D	D	a	D	D	D
4212204	Other home furnishings whsle									
	All firms	19	26	587 364	36 774	9 038	885	99 645	81 885	126 248
	Firms operated for the entire year	19	26	587 364	36 774	9 038	885	99 645	81 885	126 248
	Firms with less than 5 employees.....	5	5	42 318	1 088	206	9	2 642	572	286
	Firms with 5 to 9 employees ..	2	2	D	D	D	a	D	D	D
	Firms with 10 to 19 employees.....	1	1	D	D	D	a	D	D	D
	Firms with 20 to 49 employees.....	7	11	155 951	11 567	2 983	276	28 102	9 964	10 371
	Firms with 50 to 99 employees.....	1	2	D	D	D	b	D	D	D
	Firms with 100 employees or more.....	3	5	367 637	22 001	5 391	510	63 900	67 467	112 436
	Firms not operated for the entire year	—	—	—	—	—	—	—	—	—
4213	Lumber & other construction materials whsle									
	All firms	382	1 728	21 380 553	959 343	223 167	26 196	2 168 463	1 129 218	1 192 107
	Firms operated for the entire year	371	1 716	21 338 427	954 581	221 646	25 985	2 158 459	1 126 669	1 184 838
	Firms with less than 5 employees.....	59	69	248 635	7 556	1 580	150	20 256	12 262	12 406
	Firms with 5 to 9 employees ..	45	57	381 672	11 388	2 655	307	27 336	16 615	17 387
	Firms with 10 to 19 employees.....	64	124	D	D	D	f	D	D	D
	Firms with 20 to 49 employees.....	96	231	D	D	D	h	D	D	D
	Firms with 50 to 99 employees.....	45	175	D	D	D	h	D	D	D
	Firms with 100 employees or more.....	62	1 060	14 632 766	651 606	152 133	18 327	1 500 767	766 756	820 891
	Firms not operated for the entire year	11	12	42 126	4 762	1 521	211	10 004	2 549	7 269

See footnotes at end of table.

Table 5. Employment Size of Firms: 1997—Con.

[Includes only firms and establishments with payroll. Excludes data for central administrative offices, auxiliary operations, or establishments of these firms that are classified in other categories than those specified in this table. For meaning of abbreviations and symbols, see introductory text. For explanation of terms, see Appendix A. For method of assignment to categories shown, see Appendix C]

NAICS code	Employment sizes of firms by type of operation and kind of business ¹	Firms (number)	Establishments (number)	Sales (\$1,000)	Annual payroll (\$1,000)	First-quarter payroll (\$1,000)	Paid employees for pay period including March 12 (number)	Operating expenses ¹ (\$1,000)	End-of-1996 inventories (\$1,000)	End-of-1997 inventories (\$1,000)
421	MANUFACTURERS' SALES BRANCHES AND SALES OFFICES—Con.									
42131	Wholesale trade, durable goods—Con.									
	Lumber, plywood, millwork, & wood panel whsle									
	All firms	167	501	10 261 254	445 340	100 385	11 443	980 545	577 840	582 251
	Firms operated for the entire year	160	494	D	D	D	j	D	D	D
	Firms with less than 5 employees	15	15	71 485	2 071	473	37	4 911	2 886	2 970
	Firms with 5 to 9 employees ..	19	22	213 861	4 950	1 174	126	12 368	9 710	10 313
	Firms with 10 to 19 employees	20	32	D	D	D	e	D	D	D
	Firms with 20 to 49 employees	51	94	D	D	D	g	D	D	D
	Firms with 50 to 99 employees	21	53	D	D	D	g	D	D	D
	Firms with 100 employees or more	34	278	6 879 836	311 446	67 736	7 840	699 692	403 459	400 402
	Firms not operated for the entire year	7	7	D	D	D	b	D	D	D
421310	Lumber, plywood, millwork, & wood panel whsle									
	All firms	167	501	10 261 254	445 340	100 385	11 443	980 545	577 840	582 251
	Firms operated for the entire year	160	494	D	D	D	j	D	D	D
	Firms with less than 5 employees	15	15	71 485	2 071	473	37	4 911	2 886	2 970
	Firms with 5 to 9 employees ..	19	22	213 861	4 950	1 174	126	12 368	9 710	10 313
	Firms with 10 to 19 employees	20	32	D	D	D	e	D	D	D
	Firms with 20 to 49 employees	51	94	D	D	D	g	D	D	D
	Firms with 50 to 99 employees	21	53	D	D	D	g	D	D	D
	Firms with 100 employees or more	34	278	6 879 836	311 446	67 736	7 840	699 692	403 459	400 402
	Firms not operated for the entire year	7	7	D	D	D	b	D	D	D
4213101	Lumber without yard whsle									
	All firms	35	42	2 568 618	73 903	17 069	1 261	154 834	44 241	42 086
	Firms operated for the entire year	35	42	2 568 618	73 903	17 069	1 261	154 834	44 241	42 086
	Firms with less than 5 employees	8	8	D	D	D	b	D	D	D
	Firms with 5 to 9 employees ..	8	10	D	D	D	b	D	D	D
	Firms with 10 to 19 employees	3	3	D	D	D	b	D	D	D
	Firms with 20 to 49 employees	12	15	910 940	13 269	2 943	325	34 503	23 401	26 579
	Firms with 50 to 99 employees	2	4	D	D	D	c	D	D	D
	Firms with 100 employees or more	2	2	D	D	D	f	D	D	D
	Firms not operated for the entire year	—	—	—	—	—	—	—	—	—
4213102	Lumber with yard whsle									
	All firms	52	96	2 240 878	108 796	26 767	3 064	215 313	193 666	204 645
	Firms operated for the entire year	51	95	D	D	D	h	D	D	D
	Firms with less than 5 employees	2	2	D	D	D	a	D	D	D
	Firms with 5 to 9 employees ..	5	5	D	D	D	b	D	D	D
	Firms with 10 to 19 employees	9	11	D	D	D	c	D	D	D
	Firms with 20 to 49 employees	18	24	D	D	D	f	D	D	D
	Firms with 50 to 99 employees	7	14	D	D	D	e	D	D	D
	Firms with 100 employees or more	10	39	1 312 935	63 778	15 876	1 800	122 766	102 712	106 629
	Firms not operated for the entire year	1	1	D	D	D	a	D	D	D
4213103	Plywood, veneer, millwork, & wood panel whsle									
	All firms	102	363	5 451 758	262 641	56 549	7 118	610 398	339 933	335 520

See footnotes at end of table.

Table 5. Employment Size of Firms: 1997—Con.

[Includes only firms and establishments with payroll. Excludes data for central administrative offices, auxiliary operations, or establishments of these firms that are classified in other categories than those specified in this table. For meaning of abbreviations and symbols, see introductory text. For explanation of terms, see Appendix A. For method of assignment to categories shown, see Appendix C]

NAICS code	Employment sizes of firms by type of operation and kind of business ¹	Firms (number)	Establishments (number)	Sales (\$1,000)	Annual payroll (\$1,000)	First-quarter payroll (\$1,000)	Paid employees for pay period including March 12 (number)	Operating expenses ¹ (\$1,000)	End-of-1996 inventories (\$1,000)	End-of-1997 inventories (\$1,000)
421	MANUFACTURERS' SALES BRANCHES AND SALES OFFICES—Con.									
	Wholesale trade, durable goods—Con.									
4213103	Plywood, veneer, millwork, & wood panel whsle—Con.									
	Firms operated for the entire year	96	357	D	D	D	i	D	D	D
	Firms with less than 5 employees.....	8	8	D	D	D	a	D	D	D
	Firms with 5 to 9 employees ..	10	12	41 458	2 436	562	63	7 216	3 740	3 732
	Firms with 10 to 19 employees.....	12	23	93 401	7 095	1 739	174	13 921	5 362	5 494
	Firms with 20 to 49 employees.....	26	54	702 725	26 190	6 525	766	63 789	31 534	34 106
	Firms with 50 to 99 employees.....	16	42	871 877	39 803	10 039	1 086	74 364	29 625	24 883
	Firms with 100 employees or more.....	24	218	D	D	D	h	D	D	D
	Firms not operated for the entire year	6	6	D	D	D	b	D	D	D
42132	Brick, stone, & related construction materials whsle									
	All firms	126	761	5 848 872	243 871	60 393	7 587	566 136	315 377	322 020
	Firms operated for the entire year	124	759	D	D	D	i	D	D	D
	Firms with less than 5 employees.....	29	39	146 716	4 017	852	78	12 181	8 397	8 382
	Firms with 5 to 9 employees ..	13	18	64 532	3 176	727	92	8 264	3 733	3 949
	Firms with 10 to 19 employees.....	32	64	D	D	D	e	D	D	D
	Firms with 20 to 49 employees.....	28	94	D	D	D	f	D	D	D
	Firms with 50 to 99 employees.....	10	46	D	D	D	f	D	D	D
	Firms with 100 employees or more.....	12	498	3 690 420	142 191	38 044	5 206	331 450	197 696	209 706
	Firms not operated for the entire year	2	2	D	D	D	b	D	D	D
421320	Brick, stone, & related construction materials whsle									
	All firms	126	761	5 848 872	243 871	60 393	7 587	566 136	315 377	322 020
	Firms operated for the entire year	124	759	D	D	D	i	D	D	D
	Firms with less than 5 employees.....	29	39	146 716	4 017	852	78	12 181	8 397	8 382
	Firms with 5 to 9 employees ..	13	18	64 532	3 176	727	92	8 264	3 733	3 949
	Firms with 10 to 19 employees.....	32	64	D	D	D	e	D	D	D
	Firms with 20 to 49 employees.....	28	94	D	D	D	f	D	D	D
	Firms with 50 to 99 employees.....	10	46	D	D	D	f	D	D	D
	Firms with 100 employees or more.....	12	498	3 690 420	142 191	38 044	5 206	331 450	197 696	209 706
	Firms not operated for the entire year	2	2	D	D	D	b	D	D	D
4213201	Brick, block, tile, clay/ cement sewer pipe whsle									
	All firms	49	431	2 150 812	127 852	32 499	4 853	298 148	175 800	183 045
	Firms operated for the entire year	49	431	2 150 812	127 852	32 499	4 853	298 148	175 800	183 045
	Firms with less than 5 employees.....	9	10	14 914	823	206	19	1 558	276	292
	Firms with 5 to 9 employees ..	11	12	56 348	2 672	607	76	6 363	1 638	1 819
	Firms with 10 to 19 employees.....	9	15	33 560	3 865	933	126	6 788	4 484	4 850
	Firms with 20 to 49 employees.....	9	28	122 394	11 967	2 557	299	25 928	8 220	8 480
	Firms with 50 to 99 employees.....	5	14	154 344	13 041	3 030	349	29 219	12 608	12 421
	Firms with 100 employees or more.....	6	352	1 769 252	95 484	25 166	3 984	228 292	148 574	155 183
	Firms not operated for the entire year	—	—	—	—	—	—	—	—	—

See footnotes at end of table.

Table 5. Employment Size of Firms: 1997—Con.

[Includes only firms and establishments with payroll. Excludes data for central administrative offices, auxiliary operations, or establishments of these firms that are classified in other categories than those specified in this table. For meaning of abbreviations and symbols, see introductory text. For explanation of terms, see Appendix A. For method of assignment to categories shown, see Appendix C]

NAICS code	Employment sizes of firms by type of operation and kind of business ¹	Firms (number)	Establishments (number)	Sales (\$1,000)	Annual payroll (\$1,000)	First-quarter payroll (\$1,000)	Paid employees for pay period including March 12 (number)	Operating expenses ¹ (\$1,000)	End-of-1996 inventories (\$1,000)	End-of-1997 inventories (\$1,000)
421	MANUFACTURERS' SALES BRANCHES AND SALES OFFICES—Con.									
	Wholesale trade, durable goods—Con.									
4213202	Sand, gravel, & stone whsle									
	All firms	43	88	309 282	28 242	5 737	758	66 523	30 696	32 544
	Firms operated for the entire year	41	86	D	D	D	f	D	D	D
	Firms with less than 5 employees.....	10	13	9 350	1 276	156	23	2 212	2 740	3 015
	Firms with 5 to 9 employees ..	4	7	13 689	962	180	28	3 252	2 672	2 880
	Firms with 10 to 19 employees.....	15	27	D	D	D	c	D	D	D
	Firms with 20 to 49 employees.....	11	37	127 751	13 710	2 737	365	25 837	14 934	15 183
	Firms with 50 to 99 employees.....	1	2	D	D	D	b	D	D	D
	Firms with 100 employees or more.....	—	—	—	—	—	—	—	—	—
	Firms not operated for the entire year	2	2	D	D	D	b	D	D	D
4213203	Cement, lime, & related products whsle									
	All firms	51	242	3 388 778	87 777	22 157	1 976	201 465	108 881	106 431
	Firms operated for the entire year	51	242	3 388 778	87 777	22 157	1 976	201 465	108 881	106 431
	Firms with less than 5 employees.....	15	22	129 841	2 435	609	48	9 186	5 683	5 632
	Firms with 5 to 9 employees ..	5	11	55 551	1 654	416	34	4 512	962	1 315
	Firms with 10 to 19 employees.....	11	26	D	D	D	c	D	D	D
	Firms with 20 to 49 employees.....	8	25	D	D	D	e	D	D	D
	Firms with 50 to 99 employees.....	5	41	846 872	21 275	4 360	363	38 986	26 202	17 305
	Firms with 100 employees or more.....	7	117	1 866 564	42 845	12 048	1 108	94 290	45 659	50 838
	Firms not operated for the entire year	—	—	—	—	—	—	—	—	—
42133	Roofing, siding, & insulation material whsle									
	All firms	42	222	3 268 532	134 395	30 154	3 009	335 608	119 549	165 194
	Firms operated for the entire year	40	219	D	D	D	h	D	D	D
	Firms with less than 5 employees.....	7	7	11 996	550	132	15	1 356	196	159
	Firms with 5 to 9 employees ..	6	6	32 392	1 515	355	41	2 739	1 139	1 341
	Firms with 10 to 19 employees.....	9	14	D	D	D	c	D	D	D
	Firms with 20 to 49 employees.....	4	18	D	D	D	c	D	D	D
	Firms with 50 to 99 employees.....	7	18	532 624	17 827	4 222	437	37 269	18 895	21 202
	Firms with 100 employees or more.....	7	156	2 481 948	100 928	22 317	2 168	257 299	85 380	125 714
	Firms not operated for the entire year	2	3	D	D	D	c	D	D	D
421330	Roofing, siding, & insulation material whsle									
	All firms	42	222	3 268 532	134 395	30 154	3 009	335 608	119 549	165 194
	Firms operated for the entire year	40	219	D	D	D	h	D	D	D
	Firms with less than 5 employees.....	7	7	11 996	550	132	15	1 356	196	159
	Firms with 5 to 9 employees ..	6	6	32 392	1 515	355	41	2 739	1 139	1 341
	Firms with 10 to 19 employees.....	9	14	D	D	D	c	D	D	D
	Firms with 20 to 49 employees.....	4	18	D	D	D	c	D	D	D
	Firms with 50 to 99 employees.....	7	18	532 624	17 827	4 222	437	37 269	18 895	21 202
	Firms with 100 employees or more.....	7	156	2 481 948	100 928	22 317	2 168	257 299	85 380	125 714
	Firms not operated for the entire year	2	3	D	D	D	c	D	D	D

See footnotes at end of table.

Table 5. Employment Size of Firms: 1997—Con.

[Includes only firms and establishments with payroll. Excludes data for central administrative offices, auxiliary operations, or establishments of these firms that are classified in other categories than those specified in this table. For meaning of abbreviations and symbols, see introductory text. For explanation of terms, see Appendix A. For method of assignment to categories shown, see Appendix C]

NAICS code	Employment sizes of firms by type of operation and kind of business ¹	Firms (number)	Establishments (number)	Sales (\$1,000)	Annual payroll (\$1,000)	First-quarter payroll (\$1,000)	Paid employees for pay period including March 12 (number)	Operating expenses ¹ (\$1,000)	End-of-1996 inventories (\$1,000)	End-of-1997 inventories (\$1,000)
421	MANUFACTURERS' SALES BRANCHES AND SALES OFFICES—Con.									
	Wholesale trade, durable goods—Con.									
4213301	Roofing, siding, & insulation material whsle									
	All firms	42	222	3 268 532	134 395	30 154	3 009	335 608	119 549	165 194
	Firms operated for the entire year	40	219	D	D	D	h	D	D	D
	Firms with less than 5 employees.....	7	7	11 996	550	132	15	1 356	196	159
	Firms with 5 to 9 employees ..	6	6	32 392	1 515	355	41	2 739	1 139	1 341
	Firms with 10 to 19 employees.....	9	14	D	D	D	c	D	D	D
	Firms with 20 to 49 employees.....	4	18	D	D	D	c	D	D	D
	Firms with 50 to 99 employees.....	7	18	532 624	17 827	4 222	437	37 269	18 895	21 202
	Firms with 100 employees or more.....	7	156	2 481 948	100 928	22 317	2 168	257 299	85 380	125 714
	Firms not operated for the entire year	2	3	D	D	D	c	D	D	D
42139	Other construction materials whsle									
	All firms	77	244	2 001 895	135 737	32 235	4 157	286 174	116 452	122 642
	Firms operated for the entire year	75	242	D	D	D	h	D	D	D
	Firms with less than 5 employees.....	14	16	34 568	1 536	281	37	3 997	1 099	1 151
	Firms with 5 to 9 employees ..	9	12	92 675	2 325	548	61	4 944	2 480	2 490
	Firms with 10 to 19 employees.....	11	21	D	D	D	c	D	D	D
	Firms with 20 to 49 employees.....	20	51	D	D	D	f	D	D	D
	Firms with 50 to 99 employees.....	11	55	D	D	D	f	D	D	D
	Firms with 100 employees or more.....	10	87	976 863	74 834	18 522	2 524	165 911	53 930	57 132
	Firms not operated for the entire year	2	2	D	D	D	a	D	D	D
421390	Other construction materials whsle									
	All firms	77	244	2 001 895	135 737	32 235	4 157	286 174	116 452	122 642
	Firms operated for the entire year	75	242	D	D	D	h	D	D	D
	Firms with less than 5 employees.....	14	16	34 568	1 536	281	37	3 997	1 099	1 151
	Firms with 5 to 9 employees ..	9	12	92 675	2 325	548	61	4 944	2 480	2 490
	Firms with 10 to 19 employees.....	11	21	D	D	D	c	D	D	D
	Firms with 20 to 49 employees.....	20	51	D	D	D	f	D	D	D
	Firms with 50 to 99 employees.....	11	55	D	D	D	f	D	D	D
	Firms with 100 employees or more.....	10	87	976 863	74 834	18 522	2 524	165 911	53 930	57 132
	Firms not operated for the entire year	2	2	D	D	D	a	D	D	D
4213901	Flat glass & other construction glass whsle									
	All firms	22	97	712 348	60 185	14 959	2 027	133 089	31 569	33 993
	Firms operated for the entire year	21	96	D	D	D	g	D	D	D
	Firms with less than 5 employees.....	2	2	D	D	D	a	D	D	D
	Firms with 5 to 9 employees ..	2	2	D	D	D	a	D	D	D
	Firms with 10 to 19 employees.....	3	12	D	D	D	b	D	D	D
	Firms with 20 to 49 employees.....	8	23	D	D	D	e	D	D	D
	Firms with 50 to 99 employees.....	2	11	D	D	D	c	D	D	D
	Firms with 100 employees or more.....	4	46	331 564	46 158	11 527	1 557	106 510	21 528	23 805
	Firms not operated for the entire year	1	1	D	D	D	a	D	D	D

See footnotes at end of table.

Table 5. Employment Size of Firms: 1997—Con.

[Includes only firms and establishments with payroll. Excludes data for central administrative offices, auxiliary operations, or establishments of these firms that are classified in other categories than those specified in this table. For meaning of abbreviations and symbols, see introductory text. For explanation of terms, see Appendix A. For method of assignment to categories shown, see Appendix C]

NAICS code	Employment sizes of firms by type of operation and kind of business ¹	Firms (number)	Establishments (number)	Sales (\$1,000)	Annual payroll (\$1,000)	First-quarter payroll (\$1,000)	Paid employees for pay period including March 12 (number)	Operating expenses ¹ (\$1,000)	End-of-1996 inventories (\$1,000)	End-of-1997 inventories (\$1,000)
421	MANUFACTURERS' SALES BRANCHES AND SALES OFFICES—Con.									
	Wholesale trade, durable goods—Con.									
4213902	Other construction materials whsle									
	All firms	57	147	1 289 547	75 552	17 276	2 130	153 085	84 883	88 649
	Firms operated for the entire year	55	145	D	D	D	g	D	D	D
	Firms with less than 5 employees.....	12	14	D	D	D	b	D	D	D
	Firms with 5 to 9 employees ..	7	10	D	D	D	b	D	D	D
	Firms with 10 to 19 employees.....	10	19	D	D	D	c	D	D	D
	Firms with 20 to 49 employees.....	11	18	D	D	D	e	D	D	D
	Firms with 50 to 99 employees.....	9	44	D	D	D	f	D	D	D
	Firms with 100 employees or more.....	6	40	645 279	28 675	6 995	967	59 399	32 402	33 319
	Firms not operated for the entire year	2	2	D	D	D	a	D	D	D
4214	Professional & commercial equipment & supplies whsle									
	All firms	373	3 160	112 786 674	11 179 271	3 185 154	168 896	20 269 644	6 208 920	6 462 776
	Firms operated for the entire year	359	3 144	112 668 194	11 165 272	3 181 060	168 560	20 242 928	6 187 448	6 444 678
	Firms with less than 5 employees.....	53	74	152 572	7 558	1 775	130	15 322	2 702	2 346
	Firms with 5 to 9 employees ..	32	65	204 082	14 655	3 257	225	31 044	8 611	5 218
	Firms with 10 to 19 employees.....	42	93	530 815	27 311	7 189	603	60 202	25 570	25 191
	Firms with 20 to 49 employees.....	62	154	989 468	93 798	22 366	2 038	200 333	84 968	90 965
	Firms with 50 to 99 employees.....	39	135	D	D	D	h	D	D	D
	Firms with 100 employees or more.....	131	2 623	D	D	D	m	D	D	D
	Firms not operated for the entire year	14	16	118 480	13 999	4 094	336	26 716	21 472	18 098
42141	Photographic equipment & supplies whsle									
	All firms	20	74	8 103 149	265 078	66 723	4 684	551 818	300 597	300 374
	Firms operated for the entire year	20	74	8 103 149	265 078	66 723	4 684	551 818	300 597	300 374
	Firms with less than 5 employees.....	6	7	19 135	668	152	12	1 542	705	654
	Firms with 5 to 9 employees ..	3	3	D	D	D	a	D	D	D
	Firms with 10 to 19 employees.....	3	7	D	D	D	b	D	D	D
	Firms with 20 to 49 employees.....	2	2	D	D	D	b	D	D	D
	Firms with 50 to 99 employees.....	1	1	D	D	D	b	D	D	D
	Firms with 100 employees or more.....	5	54	D	D	D	h	D	D	D
	Firms not operated for the entire year	—	—	—	—	—	—	—	—	—
421410	Photographic equipment & supplies whsle									
	All firms	20	74	8 103 149	265 078	66 723	4 684	551 818	300 597	300 374
	Firms operated for the entire year	20	74	8 103 149	265 078	66 723	4 684	551 818	300 597	300 374
	Firms with less than 5 employees.....	6	7	19 135	668	152	12	1 542	705	654
	Firms with 5 to 9 employees ..	3	3	D	D	D	a	D	D	D
	Firms with 10 to 19 employees.....	3	7	D	D	D	b	D	D	D
	Firms with 20 to 49 employees.....	2	2	D	D	D	b	D	D	D
	Firms with 50 to 99 employees.....	1	1	D	D	D	b	D	D	D
	Firms with 100 employees or more.....	5	54	D	D	D	h	D	D	D
	Firms not operated for the entire year	—	—	—	—	—	—	—	—	—

See footnotes at end of table.

Table 5. Employment Size of Firms: 1997—Con.

[Includes only firms and establishments with payroll. Excludes data for central administrative offices, auxiliary operations, or establishments of these firms that are classified in other categories than those specified in this table. For meaning of abbreviations and symbols, see introductory text. For explanation of terms, see Appendix A. For method of assignment to categories shown, see Appendix C]

NAICS code	Employment sizes of firms by type of operation and kind of business ¹	Firms (number)	Establishments (number)	Sales (\$1,000)	Annual payroll (\$1,000)	First-quarter payroll (\$1,000)	Paid employees for pay period including March 12 (number)	Operating expenses ¹ (\$1,000)	End-of-1996 inventories (\$1,000)	End-of-1997 inventories (\$1,000)
421	MANUFACTURERS' SALES BRANCHES AND SALES OFFICES—Con.									
	Wholesale trade, durable goods—Con.									
42142	Office equipment whsle									
	All firms	34	624	10 554 896	1 648 110	496 155	30 895	2 537 175	396 474	407 557
	Firms operated for the entire year	34	624	10 554 896	1 648 110	496 155	30 895	2 537 175	396 474	407 557
	Firms with less than 5 employees.....	7	10	43 316	1 007	290	19	1 712	146	151
	Firms with 5 to 9 employees ..	2	5	D	D	D	a	D	D	D
	Firms with 10 to 19 employees.....	2	7	D	D	D	b	D	D	D
	Firms with 20 to 49 employees.....	7	13	113 660	11 160	2 690	225	21 457	2 989	3 068
	Firms with 50 to 99 employees.....	3	26	109 842	5 967	1 450	227	14 182	1 630	1 575
	Firms with 100 employees or more.....	13	563	10 204 705	1 627 270	491 024	30 376	2 491 943	391 114	402 200
	Firms not operated for the entire year	—	—	—	—	—	—	—	—	—
421420	Office equipment whsle									
	All firms	34	624	10 554 896	1 648 110	496 155	30 895	2 537 175	396 474	407 557
	Firms operated for the entire year	34	624	10 554 896	1 648 110	496 155	30 895	2 537 175	396 474	407 557
	Firms with less than 5 employees.....	7	10	43 316	1 007	290	19	1 712	146	151
	Firms with 5 to 9 employees ..	2	5	D	D	D	a	D	D	D
	Firms with 10 to 19 employees.....	2	7	D	D	D	b	D	D	D
	Firms with 20 to 49 employees.....	7	13	113 660	11 160	2 690	225	21 457	2 989	3 068
	Firms with 50 to 99 employees.....	3	26	109 842	5 967	1 450	227	14 182	1 630	1 575
	Firms with 100 employees or more.....	13	563	10 204 705	1 627 270	491 024	30 376	2 491 943	391 114	402 200
	Firms not operated for the entire year	—	—	—	—	—	—	—	—	—
42143	Computer & computer peripheral equipment & software whsle									
	All firms	114	1 713	72 042 268	7 477 349	2 172 050	103 625	13 060 865	3 902 435	3 862 572
	Firms operated for the entire year	107	1 706	71 934 845	7 465 585	2 169 131	103 390	13 037 681	3 884 717	3 844 474
	Firms with less than 5 employees.....	8	14	27 929	1 560	275	17	2 785	161	166
	Firms with 5 to 9 employees ..	13	39	133 760	7 428	1 675	99	14 669	5 659	2 122
	Firms with 10 to 19 employees.....	10	26	140 260	8 543	2 326	142	14 808	3 409	3 441
	Firms with 20 to 49 employees.....	16	73	379 281	34 580	8 317	526	69 790	25 441	27 295
	Firms with 50 to 99 employees.....	10	38	820 374	42 548	11 047	673	64 780	1 732	6 549
	Firms with 100 employees or more.....	50	1 516	70 433 241	7 370 926	2 145 491	101 933	12 870 849	3 848 315	3 804 901
	Firms not operated for the entire year	7	7	107 423	11 764	2 919	235	23 184	17 718	18 098
421430	Computer & computer peripheral equipment & software whsle									
	All firms	114	1 713	72 042 268	7 477 349	2 172 050	103 625	13 060 865	3 902 435	3 862 572
	Firms operated for the entire year	107	1 706	71 934 845	7 465 585	2 169 131	103 390	13 037 681	3 884 717	3 844 474
	Firms with less than 5 employees.....	8	14	27 929	1 560	275	17	2 785	161	166
	Firms with 5 to 9 employees ..	13	39	133 760	7 428	1 675	99	14 669	5 659	2 122
	Firms with 10 to 19 employees.....	10	26	140 260	8 543	2 326	142	14 808	3 409	3 441
	Firms with 20 to 49 employees.....	16	73	379 281	34 580	8 317	526	69 790	25 441	27 295
	Firms with 50 to 99 employees.....	10	38	820 374	42 548	11 047	673	64 780	1 732	6 549
	Firms with 100 employees or more.....	50	1 516	70 433 241	7 370 926	2 145 491	101 933	12 870 849	3 848 315	3 804 901
	Firms not operated for the entire year	7	7	107 423	11 764	2 919	235	23 184	17 718	18 098

See footnotes at end of table.

Table 5. Employment Size of Firms: 1997—Con.

[Includes only firms and establishments with payroll. Excludes data for central administrative offices, auxiliary operations, or establishments of these firms that are classified in other categories than those specified in this table. For meaning of abbreviations and symbols, see introductory text. For explanation of terms, see Appendix A. For method of assignment to categories shown, see Appendix C]

NAICS code	Employment sizes of firms by type of operation and kind of business ¹	Firms (number)	Establishments (number)	Sales (\$1,000)	Annual payroll (\$1,000)	First-quarter payroll (\$1,000)	Paid employees for pay period including March 12 (number)	Operating expenses ¹ (\$1,000)	End-of-1996 inventories (\$1,000)	End-of-1997 inventories (\$1,000)
421	MANUFACTURERS' SALES BRANCHES AND SALES OFFICES—Con.									
	Wholesale trade, durable goods—Con.									
4214301	Computer & peripheral equipment whsle									
	All firms	103	1 665	71 175 956	7 409 460	2 155 591	102 720	12 854 617	3 794 994	3 751 171
	Firms operated for the entire year	97	1 659	D	D	D	m	D	D	D
	Firms with less than 5 employees.....	9	14	31 038	1 604	305	19	2 793	1 210	357
	Firms with 5 to 9 employees ..	13	40	D	D	D	c	D	D	D
	Firms with 10 to 19 employees.....	9	21	132 918	8 203	2 057	137	14 441	3 409	3 441
	Firms with 20 to 49 employees.....	11	59	258 800	23 209	5 553	357	48 215	25 867	25 877
	Firms with 50 to 99 employees.....	7	32	788 195	33 306	8 725	497	47 804	1 250	5 885
	Firms with 100 employees or more.....	48	1 493	D	D	D	m	D	D	D
	Firms not operated for the entire year	6	6	D	D	D	c	D	D	D
42143011	Computers & peripheral equipment for resale									
	All firms	57	476	27 387 050	957 611	227 003	12 803	2 017 860	2 686 568	2 753 077
	Firms operated for the entire year	54	473	D	D	D	j	D	D	D
	Firms with less than 5 employees.....	6	11	37 716	1 436	339	18	2 296	61	63
	Firms with 5 to 9 employees ..	5	23	D	D	D	b	D	D	D
	Firms with 10 to 19 employees.....	6	18	124 857	4 746	1 238	82	9 658	2 375	2 400
	Firms with 20 to 49 employees.....	8	19	204 564	17 019	4 438	236	40 153	20 482	20 603
	Firms with 50 to 99 employees.....	2	11	D	D	D	c	D	D	D
	Firms with 100 employees or more.....	27	391	D	D	D	j	D	D	D
	Firms not operated for the entire year	3	3	D	D	D	c	D	D	D
42143012	Computers & peripheral equipment for end use									
	All firms	63	1 189	43 788 906	6 451 849	1 928 588	89 917	10 836 757	1 108 426	998 094
	Firms operated for the entire year	59	1 184	D	D	D	l	D	D	D
	Firms with less than 5 employees.....	6	8	11 832	1 056	191	12	1 950	1 210	357
	Firms with 5 to 9 employees ..	9	23	D	D	D	b	D	D	D
	Firms with 10 to 19 employees.....	4	4	59 961	4 393	1 053	65	8 429	1 268	1 282
	Firms with 20 to 49 employees.....	5	36	164 641	9 364	2 125	158	14 492	5 324	5 211
	Firms with 50 to 99 employees.....	7	53	D	D	D	e	D	D	D
	Firms with 100 employees or more.....	28	1 060	D	D	D	l	D	D	D
	Firms not operated for the entire year	4	5	D	D	D	a	D	D	D
4214302	Computer software (packaged) whsle									
	All firms	22	48	866 312	67 889	16 459	905	206 248	107 441	111 401
	Firms operated for the entire year	20	46	D	D	D	f	D	D	D
	Firms with less than 5 employees.....	3	3	6 581	565	169	6	1 023	179	185
	Firms with 5 to 9 employees ..	2	3	D	D	D	a	D	D	D
	Firms with 10 to 19 employees.....	3	9	32 989	2 345	518	38	3 671	351	362
	Firms with 20 to 49 employees.....	5	6	103 767	10 506	2 575	158	23 569	1 326	4 114
	Firms with 50 to 99 employees.....	5	23	120 418	18 601	4 744	323	39 211	5 088	3 181
	Firms with 100 employees or more.....	2	2	D	D	D	e	D	D	D
	Firms not operated for the entire year	2	2	D	D	D	a	D	D	D

See footnotes at end of table.

Table 5. Employment Size of Firms: 1997—Con.

[Includes only firms and establishments with payroll. Excludes data for central administrative offices, auxiliary operations, or establishments of these firms that are classified in other categories than those specified in this table. For meaning of abbreviations and symbols, see introductory text. For explanation of terms, see Appendix A. For method of assignment to categories shown, see Appendix C]

NAICS code	Employment sizes of firms by type of operation and kind of business ¹	Firms (number)	Establishments (number)	Sales (\$1,000)	Annual payroll (\$1,000)	First-quarter payroll (\$1,000)	Paid employees for pay period including March 12 (number)	Operating expenses ¹ (\$1,000)	End-of-1996 inventories (\$1,000)	End-of-1997 inventories (\$1,000)
421	MANUFACTURERS' SALES BRANCHES AND SALES OFFICES—Con.									
42144	Wholesale trade, durable goods—Con.									
	Other commercial equipment whsle									
	All firms	53	128	1 012 149	99 000	23 292	2 664	204 053	50 710	45 143
	Firms operated for the entire year	49	123	1 005 803	97 766	22 796	2 615	202 549	49 613	45 143
	Firms with less than 5 employees.....	9	10	8 083	644	144	23	1 681	61	75
	Firms with 5 to 9 employees ..	5	12	47 521	2 550	573	35	7 637	—	—
	Firms with 10 to 19 employees.....	7	8	58 838	3 308	720	86	8 825	1 987	1 935
	Firms with 20 to 49 employees.....	15	36	140 689	17 852	4 067	502	36 420	15 168	14 899
	Firms with 50 to 99 employees.....	7	15	D	D	D	f	D	D	D
	Firms with 100 employees or more.....	6	42	D	D	D	g	D	D	D
	Firms not operated for the entire year	4	5	6 346	1 234	496	49	1 504	1 097	—
421440	Other commercial equipment whsle									
	All firms	53	128	1 012 149	99 000	23 292	2 664	204 053	50 710	45 143
	Firms operated for the entire year	49	123	1 005 803	97 766	22 796	2 615	202 549	49 613	45 143
	Firms with less than 5 employees.....	9	10	8 083	644	144	23	1 681	61	75
	Firms with 5 to 9 employees ..	5	12	47 521	2 550	573	35	7 637	—	—
	Firms with 10 to 19 employees.....	7	8	58 838	3 308	720	86	8 825	1 987	1 935
	Firms with 20 to 49 employees.....	15	36	140 689	17 852	4 067	502	36 420	15 168	14 899
	Firms with 50 to 99 employees.....	7	15	D	D	D	f	D	D	D
	Firms with 100 employees or more.....	6	42	D	D	D	g	D	D	D
	Firms not operated for the entire year	4	5	6 346	1 234	496	49	1 504	1 097	—
4214401	Restaurant & hotel equipment & supplies whsle									
	All firms	23	38	420 448	35 843	8 121	759	75 705	31 401	28 108
	Firms operated for the entire year	22	37	D	D	D	f	D	D	D
	Firms with less than 5 employees.....	4	4	4 748	282	74	11	808	32	46
	Firms with 5 to 9 employees ..	2	5	D	D	D	a	D	D	D
	Firms with 10 to 19 employees.....	4	4	48 919	2 050	454	56	6 410	1 299	1 227
	Firms with 20 to 49 employees.....	7	14	D	D	D	c	D	D	D
	Firms with 50 to 99 employees.....	3	8	D	D	D	c	D	D	D
	Firms with 100 employees or more.....	2	2	D	D	D	c	D	D	D
	Firms not operated for the entire year	1	1	D	D	D	a	D	D	D
4214402	Store machines & equipment whsle									
	All firms	30	90	591 701	63 157	15 171	1 905	128 348	19 309	17 035
	Firms operated for the entire year	27	86	D	D	D	g	D	D	D
	Firms with less than 5 employees.....	5	6	3 335	362	70	12	873	29	29
	Firms with 5 to 9 employees ..	3	7	D	D	D	b	D	D	D
	Firms with 10 to 19 employees.....	3	4	9 919	1 258	266	30	2 415	688	708
	Firms with 20 to 49 employees.....	8	22	D	D	D	e	D	D	D
	Firms with 50 to 99 employees.....	4	7	D	D	D	e	D	D	D
	Firms with 100 employees or more.....	4	40	D	D	D	g	D	D	D
	Firms not operated for the entire year	3	4	D	D	D	b	D	D	D

See footnotes at end of table.

Table 5. Employment Size of Firms: 1997—Con.

[Includes only firms and establishments with payroll. Excludes data for central administrative offices, auxiliary operations, or establishments of these firms that are classified in other categories than those specified in this table. For meaning of abbreviations and symbols, see introductory text. For explanation of terms, see Appendix A. For method of assignment to categories shown, see Appendix C]

NAICS code	Employment sizes of firms by type of operation and kind of business ¹	Firms (number)	Establishments (number)	Sales (\$1,000)	Annual payroll (\$1,000)	First-quarter payroll (\$1,000)	Paid employees for pay period including March 12 (number)	Operating expenses ¹ (\$1,000)	End-of-1996 inventories (\$1,000)	End-of-1997 inventories (\$1,000)
421	MANUFACTURERS' SALES BRANCHES AND SALES OFFICES—Con.									
42145	Wholesale trade, durable goods—Con.									
	Medical, dental, & hospital equipment & supplies whsle									
	All firms	104	459	18 700 334	1 505 615	378 593	22 976	3 433 670	1 447 646	1 734 996
	Firms operated for the entire year	103	458	D	D	D	j	D	D	D
	Firms with less than 5 employees.....	13	16	25 567	1 859	452	34	4 132	1 385	1 020
	Firms with 5 to 9 employees ..	5	5	14 482	1 518	353	32	3 083	1 438	1 475
	Firms with 10 to 19 employees.....	12	22	219 264	8 052	2 398	176	19 497	6 424	5 923
	Firms with 20 to 49 employees.....	12	14	D	D	D	e	D	D	D
	Firms with 50 to 99 employees.....	15	34	441 425	50 559	12 131	1 017	127 895	51 420	48 705
	Firms with 100 employees or more.....	46	367	D	D	D	j	D	D	D
	Firms not operated for the entire year	1	1	D	D	D	a	D	D	D
421450	Medical, dental, & hospital equipment & supplies whsle									
	All firms	104	459	18 700 334	1 505 615	378 593	22 976	3 433 670	1 447 646	1 734 996
	Firms operated for the entire year	103	458	D	D	D	j	D	D	D
	Firms with less than 5 employees.....	13	16	25 567	1 859	452	34	4 132	1 385	1 020
	Firms with 5 to 9 employees ..	5	5	14 482	1 518	353	32	3 083	1 438	1 475
	Firms with 10 to 19 employees.....	12	22	219 264	8 052	2 398	176	19 497	6 424	5 923
	Firms with 20 to 49 employees.....	12	14	D	D	D	e	D	D	D
	Firms with 50 to 99 employees.....	15	34	441 425	50 559	12 131	1 017	127 895	51 420	48 705
	Firms with 100 employees or more.....	46	367	D	D	D	j	D	D	D
	Firms not operated for the entire year	1	1	D	D	D	a	D	D	D
4214501	Surgical, medical, & hospital supplies whsle									
	All firms	94	439	18 453 838	1 458 202	367 384	21 912	3 328 511	1 400 212	1 690 071
	Firms operated for the entire year	93	438	D	D	D	j	D	D	D
	Firms with less than 5 employees.....	12	15	D	D	D	b	D	D	D
	Firms with 5 to 9 employees ..	4	4	D	D	D	b	D	D	D
	Firms with 10 to 19 employees.....	10	20	D	D	D	c	D	D	D
	Firms with 20 to 49 employees.....	11	13	D	D	D	e	D	D	D
	Firms with 50 to 99 employees.....	13	32	D	D	D	f	D	D	D
	Firms with 100 employees or more.....	43	354	D	D	D	j	D	D	D
	Firms not operated for the entire year	1	1	D	D	D	a	D	D	D
4214502	Dental equipment & supplies whsle									
	All firms	12	20	246 496	47 413	11 209	1 064	105 159	47 434	44 925
	Firms operated for the entire year	12	20	246 496	47 413	11 209	1 064	105 159	47 434	44 925
	Firms with less than 5 employees.....	1	1	D	D	D	a	D	D	D
	Firms with 5 to 9 employees ..	1	1	D	D	D	a	D	D	D
	Firms with 10 to 19 employees.....	2	2	D	D	D	b	D	D	D
	Firms with 20 to 49 employees.....	2	7	D	D	D	b	D	D	D
	Firms with 50 to 99 employees.....	2	2	D	D	D	c	D	D	D
	Firms with 100 employees or more.....	4	7	172 205	35 661	8 427	827	77 497	36 824	36 271
	Firms not operated for the entire year	—	—	—	—	—	—	—	—	—

See footnotes at end of table.

Table 5. Employment Size of Firms: 1997—Con.

[Includes only firms and establishments with payroll. Excludes data for central administrative offices, auxiliary operations, or establishments of these firms that are classified in other categories than those specified in this table. For meaning of abbreviations and symbols, see introductory text. For explanation of terms, see Appendix A. For method of assignment to categories shown, see Appendix C]

NAICS code	Employment sizes of firms by type of operation and kind of business ¹	Firms (number)	Establishments (number)	Sales (\$1,000)	Annual payroll (\$1,000)	First-quarter payroll (\$1,000)	Paid employees for pay period including March 12 (number)	Operating expenses ¹ (\$1,000)	End-of-1996 inventories (\$1,000)	End-of-1997 inventories (\$1,000)
421	MANUFACTURERS' SALES BRANCHES AND SALES OFFICES—Con.									
	Wholesale trade, durable goods—Con.									
42146	Ophthalmic goods whsle									
	All firms	21	66	886 679	69 912	18 378	1 819	144 230	42 902	37 555
	Firms operated for the entire year	20	65	D	D	D	g	D	D	D
	Firms with less than 5 employees.....	4	6	6 378	368	81	8	757	121	130
	Firms with 5 to 9 employees ..	—	—	—	—	—	—	—	—	—
	Firms with 10 to 19 employees.....	3	4	55 010	1 744	438	39	4 731	8 766	8 938
	Firms with 20 to 49 employees.....	5	6	D	D	D	c	D	D	D
	Firms with 50 to 99 employees.....	—	—	—	—	—	—	—	—	—
	Firms with 100 employees or more.....	8	49	D	D	D	g	D	D	D
	Firms not operated for the entire year	1	1	D	D	D	a	D	D	D
421460	Ophthalmic goods whsle									
	All firms	21	66	886 679	69 912	18 378	1 819	144 230	42 902	37 555
	Firms operated for the entire year	20	65	D	D	D	g	D	D	D
	Firms with less than 5 employees.....	4	6	6 378	368	81	8	757	121	130
	Firms with 5 to 9 employees ..	—	—	—	—	—	—	—	—	—
	Firms with 10 to 19 employees.....	3	4	55 010	1 744	438	39	4 731	8 766	8 938
	Firms with 20 to 49 employees.....	5	6	D	D	D	c	D	D	D
	Firms with 50 to 99 employees.....	—	—	—	—	—	—	—	—	—
	Firms with 100 employees or more.....	8	49	D	D	D	g	D	D	D
	Firms not operated for the entire year	1	1	D	D	D	a	D	D	D
42149	Other professional equipment & supplies whsle									
	All firms	56	96	1 487 199	114 207	29 963	2 233	337 833	68 156	74 579
	Firms operated for the entire year	53	92	1 473 441	110 902	27 527	2 071	327 842	59 792	68 757
	Firms with less than 5 employees.....	11	16	40 661	1 930	516	27	3 486	492	530
	Firms with 5 to 9 employees ..	9	9	D	D	D	b	D	D	D
	Firms with 10 to 19 employees.....	11	20	93 937	6 819	1 420	160	12 160	4 717	4 784
	Firms with 20 to 49 employees.....	14	27	D	D	D	e	D	D	D
	Firms with 50 to 99 employees.....	4	6	270 826	13 424	3 286	251	32 132	10 243	13 175
	Firms with 100 employees or more.....	4	14	780 869	69 712	17 591	1 159	232 114	30 897	35 191
	Firms not operated for the entire year	3	4	13 758	3 305	2 436	162	9 991	8 364	5 822
421490	Other professional equipment & supplies whsle									
	All firms	56	96	1 487 199	114 207	29 963	2 233	337 833	68 156	74 579
	Firms operated for the entire year	53	92	1 473 441	110 902	27 527	2 071	327 842	59 792	68 757
	Firms with less than 5 employees.....	11	16	40 661	1 930	516	27	3 486	492	530
	Firms with 5 to 9 employees ..	9	9	D	D	D	b	D	D	D
	Firms with 10 to 19 employees.....	11	20	93 937	6 819	1 420	160	12 160	4 717	4 784
	Firms with 20 to 49 employees.....	14	27	D	D	D	e	D	D	D
	Firms with 50 to 99 employees.....	4	6	270 826	13 424	3 286	251	32 132	10 243	13 175
	Firms with 100 employees or more.....	4	14	780 869	69 712	17 591	1 159	232 114	30 897	35 191
	Firms not operated for the entire year	3	4	13 758	3 305	2 436	162	9 991	8 364	5 822

See footnotes at end of table.

Table 5. Employment Size of Firms: 1997—Con.

[Includes only firms and establishments with payroll. Excludes data for central administrative offices, auxiliary operations, or establishments of these firms that are classified in other categories than those specified in this table. For meaning of abbreviations and symbols, see introductory text. For explanation of terms, see Appendix A. For method of assignment to categories shown, see Appendix C]

NAICS code	Employment sizes of firms by type of operation and kind of business ¹	Firms (number)	Establishments (number)	Sales (\$1,000)	Annual payroll (\$1,000)	First-quarter payroll (\$1,000)	Paid employees for pay period including March 12 (number)	Operating expenses ¹ (\$1,000)	End-of-1996 inventories (\$1,000)	End-of-1997 inventories (\$1,000)
421	MANUFACTURERS' SALES BRANCHES AND SALES OFFICES—Con.									
	Wholesale trade, durable goods—Con.									
4214901	Religious & school supplies whsle									
	All firms	6	9	211 078	5 843	1 584	254	42 117	5 184	5 377
	Firms operated for the entire year	6	9	211 078	5 843	1 584	254	42 117	5 184	5 377
	Firms with less than 5 employees.....	1	1	D	D	D	a	D	D	D
	Firms with 5 to 9 employees ..	—	—	—	—	—	—	—	—	—
	Firms with 10 to 19 employees.....	2	5	D	D	D	b	D	D	D
	Firms with 20 to 49 employees.....	1	1	D	D	D	b	D	D	D
	Firms with 50 to 99 employees.....	1	1	D	D	D	b	D	D	D
	Firms with 100 employees or more.....	1	1	D	D	D	c	D	D	D
	Firms not operated for the entire year	—	—	—	—	—	—	—	—	—
4214902	Other professional equipment & supplies whsle									
	All firms	50	87	1 276 121	108 364	28 379	1 979	295 716	62 972	69 202
	Firms operated for the entire year	47	83	1 262 363	105 059	25 943	1 817	285 725	54 608	63 380
	Firms with less than 5 employees.....	10	15	D	D	D	b	D	D	D
	Firms with 5 to 9 employees ..	9	9	D	D	D	b	D	D	D
	Firms with 10 to 19 employees.....	9	15	D	D	D	c	D	D	D
	Firms with 20 to 49 employees.....	13	26	D	D	D	e	D	D	D
	Firms with 50 to 99 employees.....	3	5	D	D	D	c	D	D	D
	Firms with 100 employees or more.....	3	13	D	D	D	g	D	D	D
	Firms not operated for the entire year	3	4	13 758	3 305	2 436	162	9 991	8 364	5 822
4215	Metal & mineral (except petroleum) whsle									
	All firms	299	1 045	45 511 177	1 053 480	254 172	22 869	2 209 867	2 485 392	2 573 871
	Firms operated for the entire year	289	1 032	45 426 093	1 048 928	251 347	22 605	2 200 256	2 415 227	2 572 216
	Firms with less than 5 employees.....	48	57	416 495	5 522	1 392	109	13 052	11 807	11 890
	Firms with 5 to 9 employees ..	28	34	580 922	11 436	2 646	194	23 921	21 777	22 193
	Firms with 10 to 19 employees.....	43	79	D	D	D	f	D	D	D
	Firms with 20 to 49 employees.....	55	132	D	D	D	g	D	D	D
	Firms with 50 to 99 employees.....	59	186	D	D	D	h	D	D	D
	Firms with 100 employees or more.....	56	544	D	D	D	j	D	D	D
	Firms not operated for the entire year	10	13	85 084	4 552	2 825	264	9 611	70 165	1 655
42151	Metal service centers & offices									
	All firms	276	1 004	40 775 671	1 013 345	245 477	22 181	2 113 821	2 305 880	2 400 276
	Firms operated for the entire year	266	991	40 690 587	1 008 793	242 652	21 917	2 104 210	2 235 715	2 398 621
	Firms with less than 5 employees.....	41	48	327 004	4 818	1 220	93	10 418	5 887	6 389
	Firms with 5 to 9 employees ..	29	35	596 823	11 720	2 715	200	24 454	23 016	22 954
	Firms with 10 to 19 employees.....	34	67	D	D	D	e	D	D	D
	Firms with 20 to 49 employees.....	52	132	D	D	D	g	D	D	D
	Firms with 50 to 99 employees.....	55	177	D	D	D	h	D	D	D
	Firms with 100 employees or more.....	55	532	D	D	D	j	D	D	D
	Firms not operated for the entire year	10	13	85 084	4 552	2 825	264	9 611	70 165	1 655

See footnotes at end of table.

Table 5. Employment Size of Firms: 1997—Con.

[Includes only firms and establishments with payroll. Excludes data for central administrative offices, auxiliary operations, or establishments of these firms that are classified in other categories than those specified in this table. For meaning of abbreviations and symbols, see introductory text. For explanation of terms, see Appendix A. For method of assignment to categories shown, see Appendix C]

NAICS code	Employment sizes of firms by type of operation and kind of business ¹	Firms (number)	Establishments (number)	Sales (\$1,000)	Annual payroll (\$1,000)	First-quarter payroll (\$1,000)	Paid employees for pay period including March 12 (number)	Operating expenses ¹ (\$1,000)	End-of-1996 inventories (\$1,000)	End-of-1997 inventories (\$1,000)
421	MANUFACTURERS' SALES BRANCHES AND SALES OFFICES—Con.									
	Wholesale trade, durable goods—Con.									
421510	Metal service centers & offices									
	All firms	276	1 004	40 775 671	1 013 345	245 477	22 181	2 113 821	2 305 880	2 400 276
	Firms operated for the entire year	266	991	40 690 587	1 008 793	242 652	21 917	2 104 210	2 235 715	2 398 621
	Firms with less than 5 employees.....	41	48	327 004	4 818	1 220	93	10 418	5 887	6 389
	Firms with 5 to 9 employees ..	29	35	596 823	11 720	2 715	200	24 454	23 016	22 954
	Firms with 10 to 19 employees.....	34	67	D	D	D	e	D	D	D
	Firms with 20 to 49 employees.....	52	132	D	D	D	g	D	D	D
	Firms with 50 to 99 employees.....	55	177	D	D	D	h	D	D	D
	Firms with 100 employees or more.....	55	532	D	D	D	j	D	D	D
	Firms not operated for the entire year	10	13	85 084	4 552	2 825	264	9 611	70 165	1 655
4215101	Ferrous metal service centers & sales offices									
	All firms	203	785	30 866 626	674 331	153 261	15 365	1 406 341	1 487 008	1 555 328
	Firms operated for the entire year	196	777	30 846 552	672 189	152 070	15 245	1 402 112	1 481 453	1 553 673
	Firms with less than 5 employees.....	30	34	164 909	3 495	958	71	8 208	5 262	5 694
	Firms with 5 to 9 employees ..	17	22	360 123	5 124	1 227	117	11 048	8 733	7 505
	Firms with 10 to 19 employees.....	29	60	D	D	D	e	D	D	D
	Firms with 20 to 49 employees.....	40	111	D	D	D	g	D	D	D
	Firms with 50 to 99 employees.....	43	123	D	D	D	h	D	D	D
	Firms with 100 employees or more.....	37	427	D	D	D	j	D	D	D
	Firms not operated for the entire year	7	8	20 074	2 142	1 191	120	4 229	5 555	1 655
42151011	Ferrous metal service centers									
	All firms	162	517	8 999 281	556 503	122 134	13 236	1 169 111	1 487 008	1 555 328
	Firms operated for the entire year	155	509	8 979 207	554 361	120 943	13 116	1 164 882	1 481 453	1 553 673
	Firms with less than 5 employees.....	16	17	39 007	1 955	481	43	4 637	5 383	5 819
	Firms with 5 to 9 employees ..	13	19	214 452	13 213	1 436	90	26 255	27 796	78 347
	Firms with 10 to 19 employees.....	26	49	D	D	D	e	D	D	D
	Firms with 20 to 49 employees.....	33	75	D	D	D	f	D	D	D
	Firms with 50 to 99 employees.....	36	86	D	D	D	g	D	D	D
	Firms with 100 employees or more.....	31	263	D	D	D	i	D	D	D
	Firms not operated for the entire year	7	8	20 074	2 142	1 191	120	4 229	5 555	1 655
42151012	Ferrous metal sales offices									
	All firms	62	268	21 867 345	117 828	31 127	2 129	237 230	—	—
	Firms operated for the entire year	62	268	21 867 345	117 828	31 127	2 129	237 230	—	—
	Firms with less than 5 employees.....	19	22	173 389	2 023	597	38	4 513	—	—
	Firms with 5 to 9 employees ..	6	11	304 736	2 206	525	41	4 914	—	—
	Firms with 10 to 19 employees.....	9	32	D	D	D	c	D	D	D
	Firms with 20 to 49 employees.....	15	43	D	D	D	e	D	D	D
	Firms with 50 to 99 employees.....	6	41	D	D	D	e	D	D	D
	Firms with 100 employees or more.....	7	119	D	D	D	g	D	D	D
	Firms not operated for the entire year	—	—	—	—	—	—	—	—	—

See footnotes at end of table.

Table 5. Employment Size of Firms: 1997—Con.

[Includes only firms and establishments with payroll. Excludes data for central administrative offices, auxiliary operations, or establishments of these firms that are classified in other categories than those specified in this table. For meaning of abbreviations and symbols, see introductory text. For explanation of terms, see Appendix A. For method of assignment to categories shown, see Appendix C]

NAICS code	Employment sizes of firms by type of operation and kind of business ¹	Firms (number)	Establishments (number)	Sales (\$1,000)	Annual payroll (\$1,000)	First-quarter payroll (\$1,000)	Paid employees for pay period including March 12 (number)	Operating expenses ¹ (\$1,000)	End-of-1996 inventories (\$1,000)	End-of-1997 inventories (\$1,000)
421	MANUFACTURERS' SALES BRANCHES AND SALES OFFICES—Con.									
	Wholesale trade, durable goods—Con.									
4215102	Nonferrous metal service centers & sales offices									
	All firms	84	219	9 909 045	339 014	92 216	6 816	707 480	818 872	844 948
	Firms operated for the entire year	79	213	9 838 751	336 559	90 564	6 670	702 020	754 262	844 948
	Firms with less than 5 employees.....	12	14	162 095	1 323	262	22	2 210	625	695
	Firms with 5 to 9 employees ..	12	13	236 700	6 596	1 488	83	13 406	14 283	15 449
	Firms with 10 to 19 employees.....	7	19	466 027	6 584	1 657	105	11 419	2 626	2 625
	Firms with 20 to 49 employees.....	16	42	D	D	D	f	D	D	D
	Firms with 50 to 99 employees.....	12	36	D	D	D	f	D	D	D
	Firms with 100 employees or more.....	20	89	D	D	D	i	D	D	D
	Firms not operated for the entire year	5	6	70 294	2 455	1 652	146	5 460	64 610	—
42151021	Nonferrous metal service centers									
	All firms	62	151	6 405 017	278 484	72 189	6 118	602 806	818 872	844 948
	Firms operated for the entire year	58	146	D	D	D	i	D	D	D
	Firms with less than 5 employees.....	4	5	131 341	744	166	13	1 448	1 409	1 503
	Firms with 5 to 9 employees ..	8	9	D	D	D	b	D	D	D
	Firms with 10 to 19 employees.....	2	2	D	D	D	b	D	D	D
	Firms with 20 to 49 employees.....	13	37	D	D	D	e	D	D	D
	Firms with 50 to 99 employees.....	12	31	D	D	D	f	D	D	D
	Firms with 100 employees or more.....	19	62	D	D	D	h	D	D	D
	Firms not operated for the entire year	4	5	D	D	D	c	D	D	D
42151022	Nonferrous metal sales offices									
	All firms	32	68	3 504 028	60 530	20 027	698	104 674	—	—
	Firms operated for the entire year	29	65	D	D	D	f	D	D	D
	Firms with less than 5 employees.....	12	15	190 448	1 359	270	22	2 346	—	—
	Firms with 5 to 9 employees ..	4	4	D	D	D	b	D	D	D
	Firms with 10 to 19 employees.....	6	18	D	D	D	b	D	D	D
	Firms with 20 to 49 employees.....	4	14	D	D	D	c	D	D	D
	Firms with 50 to 99 employees.....	1	2	D	D	D	b	D	D	D
	Firms with 100 employees or more.....	2	12	D	D	D	e	D	D	D
	Firms not operated for the entire year	3	3	D	D	D	a	D	D	D
42152	Coal & other mineral & ore whsle									
	All firms	28	41	4 735 506	40 135	8 695	688	96 046	179 512	173 595
	Firms operated for the entire year	28	41	4 735 506	40 135	8 695	688	96 046	179 512	173 595
	Firms with less than 5 employees.....	7	9	89 491	704	172	16	2 634	5 920	5 501
	Firms with 5 to 9 employees ..	—	—	—	—	—	—	—	—	—
	Firms with 10 to 19 employees.....	11	16	D	D	D	c	D	D	D
	Firms with 20 to 49 employees.....	5	9	D	D	D	c	D	D	D
	Firms with 50 to 99 employees.....	5	7	D	D	D	e	D	D	D
	Firms with 100 employees or more.....	—	—	—	—	—	—	—	—	—
	Firms not operated for the entire year	—	—	—	—	—	—	—	—	—

See footnotes at end of table.

Table 5. Employment Size of Firms: 1997—Con.

[Includes only firms and establishments with payroll. Excludes data for central administrative offices, auxiliary operations, or establishments of these firms that are classified in other categories than those specified in this table. For meaning of abbreviations and symbols, see introductory text. For explanation of terms, see Appendix A. For method of assignment to categories shown, see Appendix C]

NAICS code	Employment sizes of firms by type of operation and kind of business ¹	Firms (number)	Establishments (number)	Sales (\$1,000)	Annual payroll (\$1,000)	First-quarter payroll (\$1,000)	Paid employees for pay period including March 12 (number)	Operating expenses ¹ (\$1,000)	End-of-1996 inventories (\$1,000)	End-of-1997 inventories (\$1,000)
421	MANUFACTURERS' SALES BRANCHES AND SALES OFFICES—Con.									
	Wholesale trade, durable goods—Con.									
421520	Coal & other mineral & ore whsle									
	All firms	28	41	4 735 506	40 135	8 695	688	96 046	179 512	173 595
	Firms operated for the entire year	28	41	4 735 506	40 135	8 695	688	96 046	179 512	173 595
	Firms with less than 5 employees	7	9	89 491	704	172	16	2 634	5 920	5 501
	Firms with 5 to 9 employees ..	—	—	—	—	—	—	—	—	—
	Firms with 10 to 19 employees ..	11	16	D	D	D	c	D	D	D
	Firms with 20 to 49 employees ..	5	9	D	D	D	c	D	D	D
	Firms with 50 to 99 employees ..	5	7	D	D	D	e	D	D	D
	Firms with 100 employees or more	—	—	—	—	—	—	—	—	—
	Firms not operated for the entire year	—	—	—	—	—	—	—	—	—
4215201	Coal whsle									
	All firms	23	33	D	D	D	f	D	D	D
	Firms operated for the entire year	23	33	D	D	D	f	D	D	D
	Firms with less than 5 employees	4	5	D	D	D	a	D	D	D
	Firms with 5 to 9 employees ..	—	—	—	—	—	—	—	—	—
	Firms with 10 to 19 employees ..	10	14	D	D	D	c	D	D	D
	Firms with 20 to 49 employees ..	5	9	D	D	D	c	D	D	D
	Firms with 50 to 99 employees ..	4	5	D	D	D	e	D	D	D
	Firms with 100 employees or more	—	—	—	—	—	—	—	—	—
	Firms not operated for the entire year	—	—	—	—	—	—	—	—	—
4215202	Other mineral & ore whsle									
	All firms	6	8	D	D	D	b	D	D	D
	Firms operated for the entire year	6	8	D	D	D	b	D	D	D
	Firms with less than 5 employees	3	4	D	D	D	a	D	D	D
	Firms with 5 to 9 employees ..	—	—	—	—	—	—	—	—	—
	Firms with 10 to 19 employees ..	1	2	D	D	D	a	D	D	D
	Firms with 20 to 49 employees ..	2	2	D	D	D	b	D	D	D
	Firms with 50 to 99 employees ..	—	—	—	—	—	—	—	—	—
	Firms with 100 employees or more	—	—	—	—	—	—	—	—	—
	Firms not operated for the entire year	—	—	—	—	—	—	—	—	—
4216	Electrical goods whsle									
	All firms	364	4 235	109 430 432	5 859 327	1 602 067	96 438	10 337 202	2 564 249	2 702 130
	Firms operated for the entire year	348	4 186	109 257 757	5 852 146	1 597 940	95 936	10 320 959	2 555 717	2 695 062
	Firms with less than 5 employees	57	71	181 412	8 299	2 544	125	16 105	17 461	15 080
	Firms with 5 to 9 employees ..	35	60	611 148	13 428	3 341	241	27 690	10 315	13 706
	Firms with 10 to 19 employees ..	42	78	1 096 008	28 882	6 316	565	60 628	15 622	16 431
	Firms with 20 to 49 employees ..	74	214	4 112 794	122 768	29 276	2 320	277 334	144 996	137 640
	Firms with 50 to 99 employees ..	48	252	5 489 844	195 871	48 892	3 503	397 749	284 047	299 416
	Firms with 100 employees or more	92	3 511	97 766 551	5 482 898	1 507 571	89 182	9 541 453	2 083 276	2 212 789
	Firms not operated for the entire year	16	49	172 675	7 181	4 127	502	16 243	8 532	7 068
42161	Electrical apparatus & equip, wiring supp, & const material whsle									
	All firms	176	1 608	25 132 554	1 527 424	376 644	27 155	2 754 559	1 065 246	1 133 762

See footnotes at end of table.

Table 5. Employment Size of Firms: 1997—Con.

[Includes only firms and establishments with payroll. Excludes data for central administrative offices, auxiliary operations, or establishments of these firms that are classified in other categories than those specified in this table. For meaning of abbreviations and symbols, see introductory text. For explanation of terms, see Appendix A. For method of assignment to categories shown, see Appendix C]

NAICS code	Employment sizes of firms by type of operation and kind of business ¹	Firms (number)	Establishments (number)	Sales (\$1,000)	Annual payroll (\$1,000)	First-quarter payroll (\$1,000)	Paid employees for pay period including March 12 (number)	Operating expenses ¹ (\$1,000)	End-of-1996 inventories (\$1,000)	End-of-1997 inventories (\$1,000)
421	MANUFACTURERS' SALES BRANCHES AND SALES OFFICES—Con.									
	Wholesale trade, durable goods—Con.									
42161	Electrical apparatus & equip, wiring supp, & const material whsle—Con.									
	Firms operated for the entire year	166	1 594	D	D	D	k	D	D	D
	Firms with less than 5 employees.....	27	36	D	D	D	b	D	D	D
	Firms with 5 to 9 employees ..	24	43	225 900	9 045	2 412	164	18 527	7 457	10 395
	Firms with 10 to 19 employees.....	17	42	697 188	11 200	2 613	242	19 775	4 771	4 995
	Firms with 20 to 49 employees.....	44	149	1 745 110	71 369	16 835	1 386	148 288	73 354	82 026
	Firms with 50 to 99 employees.....	18	66	D	D	D	g	D	D	D
	Firms with 100 employees or more.....	36	1 258	D	D	D	j	D	D	D
	Firms not operated for the entire year	10	14	D	D	D	c	D	D	D
421610	Electrical apparatus & equip, wiring supp, & const material whsle									
	All firms	176	1 608	25 132 554	1 527 424	376 644	27 155	2 754 559	1 065 246	1 133 762
	Firms operated for the entire year	166	1 594	D	D	D	k	D	D	D
	Firms with less than 5 employees.....	27	36	D	D	D	b	D	D	D
	Firms with 5 to 9 employees ..	24	43	225 900	9 045	2 412	164	18 527	7 457	10 395
	Firms with 10 to 19 employees.....	17	42	697 188	11 200	2 613	242	19 775	4 771	4 995
	Firms with 20 to 49 employees.....	44	149	1 745 110	71 369	16 835	1 386	148 288	73 354	82 026
	Firms with 50 to 99 employees.....	18	66	D	D	D	g	D	D	D
	Firms with 100 employees or more.....	36	1 258	D	D	D	j	D	D	D
	Firms not operated for the entire year	10	14	D	D	D	c	D	D	D
42162	Electrical appliance, television & radio set whsle									
	All firms	28	131	9 429 517	241 386	58 340	5 467	706 947	229 453	234 623
	Firms operated for the entire year	27	130	D	D	D	i	D	D	D
	Firms with less than 5 employees.....	1	1	D	D	D	a	D	D	D
	Firms with 5 to 9 employees ..	1	1	D	D	D	a	D	D	D
	Firms with 10 to 19 employees.....	6	7	113 270	4 131	854	68	12 974	5 387	7 593
	Firms with 20 to 49 employees.....	5	15	321 730	10 168	2 520	145	40 936	4 891	5 042
	Firms with 50 to 99 employees.....	3	8	332 785	14 136	3 761	238	47 406	14 318	14 761
	Firms with 100 employees or more.....	11	98	D	D	D	h	D	D	D
	Firms not operated for the entire year	1	1	D	D	D	a	D	D	D
421620	Electrical appliance, television & radio set whsle									
	All firms	28	131	9 429 517	241 386	58 340	5 467	706 947	229 453	234 623
	Firms operated for the entire year	27	130	D	D	D	i	D	D	D
	Firms with less than 5 employees.....	1	1	D	D	D	a	D	D	D
	Firms with 5 to 9 employees ..	1	1	D	D	D	a	D	D	D
	Firms with 10 to 19 employees.....	6	7	113 270	4 131	854	68	12 974	5 387	7 593
	Firms with 20 to 49 employees.....	5	15	321 730	10 168	2 520	145	40 936	4 891	5 042
	Firms with 50 to 99 employees.....	3	8	332 785	14 136	3 761	238	47 406	14 318	14 761
	Firms with 100 employees or more.....	11	98	D	D	D	h	D	D	D
	Firms not operated for the entire year	1	1	D	D	D	a	D	D	D

See footnotes at end of table.

Table 5. Employment Size of Firms: 1997—Con.

[Includes only firms and establishments with payroll. Excludes data for central administrative offices, auxiliary operations, or establishments of these firms that are classified in other categories than those specified in this table. For meaning of abbreviations and symbols, see introductory text. For explanation of terms, see Appendix A. For method of assignment to categories shown, see Appendix C]

NAICS code	Employment sizes of firms by type of operation and kind of business ¹	Firms (number)	Establishments (number)	Sales (\$1,000)	Annual payroll (\$1,000)	First-quarter payroll (\$1,000)	Paid employees for pay period including March 12 (number)	Operating expenses ¹ (\$1,000)	End-of-1996 inventories (\$1,000)	End-of-1997 inventories (\$1,000)
421	MANUFACTURERS' SALES BRANCHES AND SALES OFFICES—Con.									
	Wholesale trade, durable goods—Con.									
42169	Other electronic parts & equipment whsle									
	All firms	198	2 496	74 868 361	4 090 517	1 167 083	63 816	6 875 696	1 269 550	1 333 745
	Firms operated for the entire year	189	2 458	D	D	D	l	D	D	D
	Firms with less than 5 employees.....	34	40	D	D	D	b	D	D	D
	Firms with 5 to 9 employees ..	17	29	D	D	D	c	D	D	D
	Firms with 10 to 19 employees.....	26	50	847 938	19 734	4 573	357	41 092	8 824	8 964
	Firms with 20 to 49 employees.....	34	117	2 797 532	63 080	15 083	1 070	129 840	83 443	67 780
	Firms with 50 to 99 employees.....	29	126	D	D	D	g	D	D	D
	Firms with 100 employees or more.....	49	2 096	D	D	D	l	D	D	D
	Firms not operated for the entire year	9	38	D	D	D	e	D	D	D
421690	Other electronic parts & equipment whsle									
	All firms	198	2 496	74 868 361	4 090 517	1 167 083	63 816	6 875 696	1 269 550	1 333 745
	Firms operated for the entire year	189	2 458	D	D	D	l	D	D	D
	Firms with less than 5 employees.....	34	40	D	D	D	b	D	D	D
	Firms with 5 to 9 employees ..	17	29	D	D	D	c	D	D	D
	Firms with 10 to 19 employees.....	26	50	847 938	19 734	4 573	357	41 092	8 824	8 964
	Firms with 20 to 49 employees.....	34	117	2 797 532	63 080	15 083	1 070	129 840	83 443	67 780
	Firms with 50 to 99 employees.....	29	126	D	D	D	g	D	D	D
	Firms with 100 employees or more.....	49	2 096	D	D	D	l	D	D	D
	Firms not operated for the entire year	9	38	D	D	D	e	D	D	D
4216901	Communications equipment & supplies whsle									
	All firms	79	1 884	48 149 700	3 392 770	993 768	51 416	5 405 631	643 686	683 442
	Firms operated for the entire year	74	1 873	D	D	D	l	D	D	D
	Firms with less than 5 employees.....	10	10	D	D	D	a	D	D	D
	Firms with 5 to 9 employees ..	5	12	D	D	D	b	D	D	D
	Firms with 10 to 19 employees.....	10	25	203 805	6 851	1 789	131	12 829	921	999
	Firms with 20 to 49 employees.....	13	35	828 975	35 948	8 524	445	55 534	5 091	5 162
	Firms with 50 to 99 employees.....	14	59	1 424 896	58 634	15 081	1 072	137 688	14 914	12 101
	Firms with 100 employees or more.....	22	1 732	D	D	D	k	D	D	D
	Firms not operated for the entire year	5	11	D	D	D	b	D	D	D
4216902	Electronic parts (excluding communications equipment) whsle									
	All firms	136	612	26 718 661	697 747	173 315	12 400	1 470 065	625 864	650 303
	Firms operated for the entire year	131	584	26 625 461	694 414	170 860	12 065	1 459 906	618 047	643 853
	Firms with less than 5 employees.....	26	32	105 838	4 572	1 567	66	8 824	16 219	13 780
	Firms with 5 to 9 employees ..	12	17	D	D	D	b	D	D	D
	Firms with 10 to 19 employees.....	23	52	856 601	19 001	4 318	328	39 480	11 417	11 408
	Firms with 20 to 49 employees.....	23	77	2 116 285	42 759	10 372	729	96 147	82 414	66 845
	Firms with 50 to 99 employees.....	19	91	D	D	D	g	D	D	D
	Firms with 100 employees or more.....	28	315	D	D	D	i	D	D	D
	Firms not operated for the entire year	5	28	93 200	3 333	2 455	335	10 159	7 817	6 450

See footnotes at end of table.

Table 5. Employment Size of Firms: 1997—Con.

[Includes only firms and establishments with payroll. Excludes data for central administrative offices, auxiliary operations, or establishments of these firms that are classified in other categories than those specified in this table. For meaning of abbreviations and symbols, see introductory text. For explanation of terms, see Appendix A. For method of assignment to categories shown, see Appendix C]

NAICS code	Employment sizes of firms by type of operation and kind of business ¹	Firms (number)	Establishments (number)	Sales (\$1,000)	Annual payroll (\$1,000)	First-quarter payroll (\$1,000)	Paid employees for pay period including March 12 (number)	Operating expenses ¹ (\$1,000)	End-of-1996 inventories (\$1,000)	End-of-1997 inventories (\$1,000)
421	MANUFACTURERS' SALES BRANCHES AND SALES OFFICES—Con.									
4217	Wholesale trade, durable goods—Con.									
	Hardware, & plumbing & heating equipment & supplies whsle									
	All firms	195	767	D	D	D	j	D	D	D
	Firms operated for the entire year	186	753	D	D	D	j	D	D	D
	Firms with less than 5 employees.....	22	26	D	D	D	b	D	D	D
	Firms with 5 to 9 employees ..	25	39	D	D	D	c	D	D	D
	Firms with 10 to 19 employees.....	38	67	D	D	D	f	D	D	D
	Firms with 20 to 49 employees.....	37	89	D	D	D	g	D	D	D
	Firms with 50 to 99 employees.....	24	107	D	D	D	g	D	D	D
	Firms with 100 employees or more.....	40	425	D	D	D	j	D	D	D
	Firms not operated for the entire year	9	14	D	D	D	c	D	D	D
42171	Hardware whsle									
	All firms	87	255	7 531 815	361 083	81 902	7 244	706 728	400 220	454 610
	Firms operated for the entire year	86	253	D	D	D	i	D	D	D
	Firms with less than 5 employees.....	11	11	21 160	1 160	285	25	2 676	1 662	1 690
	Firms with 5 to 9 employees ..	14	24	154 086	4 406	910	99	12 485	5 830	5 895
	Firms with 10 to 19 employees.....	19	34	233 629	9 352	2 230	274	23 933	19 761	21 069
	Firms with 20 to 49 employees.....	14	30	D	D	D	e	D	D	D
	Firms with 50 to 99 employees.....	14	42	635 790	34 955	8 638	970	68 368	36 410	36 375
	Firms with 100 employees or more.....	14	112	D	D	D	i	D	D	D
	Firms not operated for the entire year	1	2	D	D	D	b	D	D	D
421710	Hardware whsle									
	All firms	87	255	7 531 815	361 083	81 902	7 244	706 728	400 220	454 610
	Firms operated for the entire year	86	253	D	D	D	i	D	D	D
	Firms with less than 5 employees.....	11	11	21 160	1 160	285	25	2 676	1 662	1 690
	Firms with 5 to 9 employees ..	14	24	154 086	4 406	910	99	12 485	5 830	5 895
	Firms with 10 to 19 employees.....	19	34	233 629	9 352	2 230	274	23 933	19 761	21 069
	Firms with 20 to 49 employees.....	14	30	D	D	D	e	D	D	D
	Firms with 50 to 99 employees.....	14	42	635 790	34 955	8 638	970	68 368	36 410	36 375
	Firms with 100 employees or more.....	14	112	D	D	D	i	D	D	D
	Firms not operated for the entire year	1	2	D	D	D	b	D	D	D
42172	Plumbing & heating equipment & supplies (hydronics) whsle									
	All firms	61	212	4 212 982	163 627	40 542	4 287	317 159	285 521	305 052
	Firms operated for the entire year	55	204	4 132 684	159 510	39 029	4 141	308 962	269 528	304 385
	Firms with less than 5 employees.....	7	11	48 580	1 034	226	21	2 259	1 706	1 696
	Firms with 5 to 9 employees ..	7	12	36 921	2 106	508	54	3 947	1 881	1 976
	Firms with 10 to 19 employees.....	9	12	36 563	4 045	1 138	111	7 119	3 387	3 631
	Firms with 20 to 49 employees.....	13	20	683 453	23 566	5 045	425	46 079	39 349	47 436
	Firms with 50 to 99 employees.....	5	13	218 292	12 851	3 091	286	27 548	10 776	10 611
	Firms with 100 employees or more.....	14	136	3 108 875	115 908	29 021	3 244	222 010	212 429	239 035
	Firms not operated for the entire year	6	8	80 298	4 117	1 513	146	8 197	15 993	667

See footnotes at end of table.

Table 5. Employment Size of Firms: 1997—Con.

[Includes only firms and establishments with payroll. Excludes data for central administrative offices, auxiliary operations, or establishments of these firms that are classified in other categories than those specified in this table. For meaning of abbreviations and symbols, see introductory text. For explanation of terms, see Appendix A. For method of assignment to categories shown, see Appendix C]

NAICS code	Employment sizes of firms by type of operation and kind of business ¹	Firms (number)	Establishments (number)	Sales (\$1,000)	Annual payroll (\$1,000)	First-quarter payroll (\$1,000)	Paid employees for pay period including March 12 (number)	Operating expenses ¹ (\$1,000)	End-of-1996 inventories (\$1,000)	End-of-1997 inventories (\$1,000)
421	MANUFACTURERS' SALES BRANCHES AND SALES OFFICES—Con.									
	Wholesale trade, durable goods—Con.									
421720	Plumbing & heating equipment & supplies (hydronics) whsle									
	All firms	61	212	4 212 982	163 627	40 542	4 287	317 159	285 521	305 052
	Firms operated for the entire year	55	204	4 132 684	159 510	39 029	4 141	308 962	269 528	304 385
	Firms with less than 5 employees.....	7	11	48 580	1 034	226	21	2 259	1 706	1 696
	Firms with 5 to 9 employees ..	7	12	36 921	2 106	508	54	3 947	1 881	1 976
	Firms with 10 to 19 employees.....	9	12	36 563	4 045	1 138	111	7 119	3 387	3 631
	Firms with 20 to 49 employees.....	13	20	683 453	23 566	5 045	425	46 079	39 349	47 436
	Firms with 50 to 99 employees.....	5	13	218 292	12 851	3 091	286	27 548	10 776	10 611
	Firms with 100 employees or more.....	14	136	3 108 875	115 908	29 021	3 244	222 010	212 429	239 035
	Firms not operated for the entire year	6	8	80 298	4 117	1 513	146	8 197	15 993	667
42173	Warm air heating & air-conditioning equipment & supplies whsle									
	All firms	39	221	3 572 401	305 086	77 313	6 036	746 481	302 260	306 643
	Firms operated for the entire year	36	216	3 564 442	304 466	77 010	6 023	745 595	301 719	306 643
	Firms with less than 5 employees.....	3	3	7 332	569	114	7	1 043	—	—
	Firms with 5 to 9 employees ..	4	5	9 553	883	195	23	1 370	514	520
	Firms with 10 to 19 employees.....	6	7	D	D	D	b	D	D	D
	Firms with 20 to 49 employees.....	6	16	D	D	D	c	D	D	D
	Firms with 50 to 99 employees.....	6	52	D	D	D	e	D	D	D
	Firms with 100 employees or more.....	11	133	D	D	D	i	D	D	D
	Firms not operated for the entire year	3	5	7 959	620	303	13	886	541	—
421730	Warm air heating & air-conditioning equipment & supplies whsle									
	All firms	39	221	3 572 401	305 086	77 313	6 036	746 481	302 260	306 643
	Firms operated for the entire year	36	216	3 564 442	304 466	77 010	6 023	745 595	301 719	306 643
	Firms with less than 5 employees.....	3	3	7 332	569	114	7	1 043	—	—
	Firms with 5 to 9 employees ..	4	5	9 553	883	195	23	1 370	514	520
	Firms with 10 to 19 employees.....	6	7	D	D	D	b	D	D	D
	Firms with 20 to 49 employees.....	6	16	D	D	D	c	D	D	D
	Firms with 50 to 99 employees.....	6	52	D	D	D	e	D	D	D
	Firms with 100 employees or more.....	11	133	D	D	D	i	D	D	D
	Firms not operated for the entire year	3	5	7 959	620	303	13	886	541	—
42174	Refrigeration equipment & supplies whsle									
	All firms	19	79	D	D	D	g	D	D	D
	Firms operated for the entire year	18	78	D	D	D	g	D	D	D
	Firms with less than 5 employees.....	3	3	D	D	D	a	D	D	D
	Firms with 5 to 9 employees ..	2	3	D	D	D	a	D	D	D
	Firms with 10 to 19 employees.....	4	9	D	D	D	b	D	D	D
	Firms with 20 to 49 employees.....	7	42	D	D	D	c	D	D	D
	Firms with 50 to 99 employees.....	1	3	D	D	D	b	D	D	D
	Firms with 100 employees or more.....	1	18	D	D	D	g	D	D	D
	Firms not operated for the entire year	1	1	D	D	D	a	D	D	D
421740	Refrigeration equipment & supplies whsle									

See footnotes at end of table.

Table 5. Employment Size of Firms: 1997—Con.

[Includes only firms and establishments with payroll. Excludes data for central administrative offices, auxiliary operations, or establishments of these firms that are classified in other categories than those specified in this table. For meaning of abbreviations and symbols, see introductory text. For explanation of terms, see Appendix A. For method of assignment to categories shown, see Appendix C]

NAICS code	Employment sizes of firms by type of operation and kind of business ¹	Firms (number)	Establishments (number)	Sales (\$1,000)	Annual payroll (\$1,000)	First-quarter payroll (\$1,000)	Paid employees for pay period including March 12 (number)	Operating expenses ¹ (\$1,000)	End-of-1996 inventories (\$1,000)	End-of-1997 inventories (\$1,000)
421	MANUFACTURERS' SALES BRANCHES AND SALES OFFICES—Con.									
421740	Wholesale trade, durable goods—Con.									
	Refrigeration equipment & supplies whsle—Con.									
	All firms	19	79	D	D	D	g	D	D	D
	Firms operated for the entire year	18	78	D	D	D	g	D	D	D
	Firms with less than 5 employees.....	3	3	D	D	D	a	D	D	D
	Firms with 5 to 9 employees ..	2	3	D	D	D	a	D	D	D
	Firms with 10 to 19 employees.....	4	9	D	D	D	b	D	D	D
	Firms with 20 to 49 employees.....	7	42	D	D	D	c	D	D	D
	Firms with 50 to 99 employees.....	1	3	D	D	D	b	D	D	D
	Firms with 100 employees or more.....	1	18	D	D	D	g	D	D	D
	Firms not operated for the entire year	1	1	D	D	D	a	D	D	D
4218	Machinery, equipment, & supplies whsle									
	All firms	834	4 120	75 691 801	3 381 032	824 894	72 156	6 466 552	5 425 245	5 652 296
	Firms operated for the entire year	818	4 104	D	D	D	i	D	D	D
	Firms with less than 5 employees.....	144	163	501 232	16 157	3 773	345	32 601	16 879	18 274
	Firms with 5 to 9 employees ..	127	189	726 027	40 217	9 199	870	81 552	36 569	40 071
	Firms with 10 to 19 employees.....	133	227	D	D	D	g	D	D	D
	Firms with 20 to 49 employees.....	164	495	D	D	D	i	D	D	D
	Firms with 50 to 99 employees.....	105	581	5 793 675	331 381	76 773	7 529	673 508	556 073	583 917
	Firms with 100 employees or more.....	145	2 449	60 532 611	2 672 710	657 441	56 206	5 053 764	4 399 502	4 581 015
	Firms not operated for the entire year	16	16	D	D	D	c	D	D	D
42181	Construction & mining (except petroleum) machinery & equip whsle									
	All firms	73	281	11 913 590	447 715	117 664	8 930	850 564	1 965 177	2 048 105
	Firms operated for the entire year	72	280	D	D	D	i	D	D	D
	Firms with less than 5 employees.....	13	15	22 188	1 272	329	32	3 261	3 662	3 715
	Firms with 5 to 9 employees ..	9	15	D	D	D	b	D	D	D
	Firms with 10 to 19 employees.....	8	13	D	D	D	c	D	D	D
	Firms with 20 to 49 employees.....	13	29	D	D	D	e	D	D	D
	Firms with 50 to 99 employees.....	9	41	D	D	D	f	D	D	D
	Firms with 100 employees or more.....	20	167	D	D	D	i	D	D	D
	Firms not operated for the entire year	1	1	D	D	D	b	D	D	D
421810	Construction & mining (except petroleum) machinery & equip whsle									
	All firms	73	281	11 913 590	447 715	117 664	8 930	850 564	1 965 177	2 048 105
	Firms operated for the entire year	72	280	D	D	D	i	D	D	D
	Firms with less than 5 employees.....	13	15	22 188	1 272	329	32	3 261	3 662	3 715
	Firms with 5 to 9 employees ..	9	15	D	D	D	b	D	D	D
	Firms with 10 to 19 employees.....	8	13	D	D	D	c	D	D	D
	Firms with 20 to 49 employees.....	13	29	D	D	D	e	D	D	D
	Firms with 50 to 99 employees.....	9	41	D	D	D	f	D	D	D
	Firms with 100 employees or more.....	20	167	D	D	D	i	D	D	D
	Firms not operated for the entire year	1	1	D	D	D	b	D	D	D

See footnotes at end of table.

Table 5. Employment Size of Firms: 1997—Con.

[Includes only firms and establishments with payroll. Excludes data for central administrative offices, auxiliary operations, or establishments of these firms that are classified in other categories than those specified in this table. For meaning of abbreviations and symbols, see introductory text. For explanation of terms, see Appendix A. For method of assignment to categories shown, see Appendix C]

NAICS code	Employment sizes of firms by type of operation and kind of business ¹	Firms (number)	Establishments (number)	Sales (\$1,000)	Annual payroll (\$1,000)	First-quarter payroll (\$1,000)	Paid employees for pay period including March 12 (number)	Operating expenses ¹ (\$1,000)	End-of-1996 inventories (\$1,000)	End-of-1997 inventories (\$1,000)
421	MANUFACTURERS' SALES BRANCHES AND SALES OFFICES—Con.									
42182	Wholesale trade, durable goods—Con.									
	Farm & garden machinery & equipment whsle									
	All firms	53	132	7 823 700	181 944	42 452	4 175	425 286	499 592	496 571
	Firms operated for the entire year	53	132	7 823 700	181 944	42 452	4 175	425 286	499 592	496 571
	Firms with less than 5 employees.....	8	9	10 646	643	127	16	1 682	2 210	2 571
	Firms with 5 to 9 employees ..	9	14	37 530	2 208	564	64	4 465	5 700	6 030
	Firms with 10 to 19 employees.....	13	29	93 432	5 146	1 250	165	8 996	14 781	13 626
	Firms with 20 to 49 employees.....	9	17	150 176	9 803	2 290	276	25 029	49 158	46 331
	Firms with 50 to 99 employees.....	7	16	796 116	21 604	4 873	538	37 660	119 242	110 914
	Firms with 100 employees or more.....	7	47	6 735 800	142 540	33 348	3 116	347 454	308 501	317 099
	Firms not operated for the entire year	—	—	—	—	—	—	—	—	—
421820	Farm & garden machinery & equipment whsle									
	All firms	53	132	7 823 700	181 944	42 452	4 175	425 286	499 592	496 571
	Firms operated for the entire year	53	132	7 823 700	181 944	42 452	4 175	425 286	499 592	496 571
	Firms with less than 5 employees.....	8	9	10 646	643	127	16	1 682	2 210	2 571
	Firms with 5 to 9 employees ..	9	14	37 530	2 208	564	64	4 465	5 700	6 030
	Firms with 10 to 19 employees.....	13	29	93 432	5 146	1 250	165	8 996	14 781	13 626
	Firms with 20 to 49 employees.....	9	17	150 176	9 803	2 290	276	25 029	49 158	46 331
	Firms with 50 to 99 employees.....	7	16	796 116	21 604	4 873	538	37 660	119 242	110 914
	Firms with 100 employees or more.....	7	47	6 735 800	142 540	33 348	3 116	347 454	308 501	317 099
	Firms not operated for the entire year	—	—	—	—	—	—	—	—	—
4218201	Farm machinery & equipment—farm dealers									
	All firms	22	42	D	D	D	f	D	D	D
	Firms operated for the entire year	21	41	D	D	D	f	D	D	D
	Firms with less than 5 employees.....	2	2	D	D	D	a	D	D	D
	Firms with 5 to 9 employees ..	4	4	D	D	D	b	D	D	D
	Firms with 10 to 19 employees.....	6	9	D	D	D	b	D	D	D
	Firms with 20 to 49 employees.....	4	7	D	D	D	c	D	D	D
	Firms with 50 to 99 employees.....	3	6	D	D	D	c	D	D	D
	Firms with 100 employees or more.....	2	13	D	D	D	c	D	D	D
	Firms not operated for the entire year	1	1	D	D	D	b	D	D	D
4218202	Farm machinery & equipment—whsle distributors									
	All firms	30	70	D	D	D	h	D	D	D
	Firms operated for the entire year	30	70	D	D	D	h	D	D	D
	Firms with less than 5 employees.....	7	8	D	D	D	a	D	D	D
	Firms with 5 to 9 employees ..	5	10	D	D	D	b	D	D	D
	Firms with 10 to 19 employees.....	7	19	D	D	D	b	D	D	D
	Firms with 20 to 49 employees.....	3	3	D	D	D	b	D	D	D
	Firms with 50 to 99 employees.....	3	11	D	D	D	c	D	D	D
	Firms with 100 employees or more.....	5	19	D	D	D	g	D	D	D
	Firms not operated for the entire year	—	—	—	—	—	—	—	—	—

See footnotes at end of table.

Table 5. Employment Size of Firms: 1997—Con.

[Includes only firms and establishments with payroll. Excludes data for central administrative offices, auxiliary operations, or establishments of these firms that are classified in other categories than those specified in this table. For meaning of abbreviations and symbols, see introductory text. For explanation of terms, see Appendix A. For method of assignment to categories shown, see Appendix C]

NAICS code	Employment sizes of firms by type of operation and kind of business ¹	Firms (number)	Establishments (number)	Sales (\$1,000)	Annual payroll (\$1,000)	First-quarter payroll (\$1,000)	Paid employees for pay period including March 12 (number)	Operating expenses ¹ (\$1,000)	End-of-1996 inventories (\$1,000)	End-of-1997 inventories (\$1,000)
421	MANUFACTURERS' SALES BRANCHES AND SALES OFFICES—Con.									
4218203	Wholesale trade, durable goods—Con.									
	Lawn & garden machinery & equipment whsle									
	All firms	9	20	1 036 338	39 387	8 747	754	149 865	108 770	112 891
	Firms operated for the entire year	9	20	1 036 338	39 387	8 747	754	149 865	108 770	112 891
	Firms with less than 5 employees.....	1	1	D	D	D	a	D	D	D
	Firms with 5 to 9 employees ..	1	1	D	D	D	a	D	D	D
	Firms with 10 to 19 employees.....	1	2	D	D	D	a	D	D	D
	Firms with 20 to 49 employees.....	3	9	46 197	3 959	734	93	7 339	6 718	6 628
	Firms with 50 to 99 employees.....	2	5	D	D	D	c	D	D	D
	Firms with 100 employees or more.....	1	2	D	D	D	e	D	D	D
	Firms not operated for the entire year	—	—	—	—	—	—	—	—	—
42183	Industrial machinery & equipment whsle									
	All firms	491	2 332	25 170 814	1 793 155	423 140	38 160	3 307 795	1 546 022	1 621 644
	Firms operated for the entire year	480	2 321	25 137 996	1 789 110	421 950	38 036	3 300 043	1 539 663	1 619 594
	Firms with less than 5 employees.....	90	102	347 002	10 592	2 447	214	20 248	9 505	11 128
	Firms with 5 to 9 employees ..	74	115	438 461	25 393	5 844	497	50 032	15 198	15 724
	Firms with 10 to 19 employees.....	90	153	665 691	55 773	12 722	1 205	102 113	60 313	68 770
	Firms with 20 to 49 employees.....	92	318	2 230 944	139 789	34 072	2 936	271 029	121 599	133 650
	Firms with 50 to 99 employees.....	57	326	3 240 348	196 002	44 414	4 071	375 057	251 890	268 064
	Firms with 100 employees or more.....	77	1 307	18 215 550	1 361 561	322 451	29 113	2 481 564	1 081 158	1 122 258
	Firms not operated for the entire year	11	11	32 818	4 045	1 190	124	7 752	6 359	2 050
421830	Industrial machinery & equipment whsle									
	All firms	491	2 332	25 170 814	1 793 155	423 140	38 160	3 307 795	1 546 022	1 621 644
	Firms operated for the entire year	480	2 321	25 137 996	1 789 110	421 950	38 036	3 300 043	1 539 663	1 619 594
	Firms with less than 5 employees.....	90	102	347 002	10 592	2 447	214	20 248	9 505	11 128
	Firms with 5 to 9 employees ..	74	115	438 461	25 393	5 844	497	50 032	15 198	15 724
	Firms with 10 to 19 employees.....	90	153	665 691	55 773	12 722	1 205	102 113	60 313	68 770
	Firms with 20 to 49 employees.....	92	318	2 230 944	139 789	34 072	2 936	271 029	121 599	133 650
	Firms with 50 to 99 employees.....	57	326	3 240 348	196 002	44 414	4 071	375 057	251 890	268 064
	Firms with 100 employees or more.....	77	1 307	18 215 550	1 361 561	322 451	29 113	2 481 564	1 081 158	1 122 258
	Firms not operated for the entire year	11	11	32 818	4 045	1 190	124	7 752	6 359	2 050
4218301	Food-processing machinery & equipment whsle									
	All firms	21	33	337 285	31 261	7 266	771	52 689	28 248	34 065
	Firms operated for the entire year	20	32	D	D	D	f	D	D	D
	Firms with less than 5 employees.....	2	2	D	D	D	a	D	D	D
	Firms with 5 to 9 employees ..	4	4	19 954	724	144	24	1 375	125	87
	Firms with 10 to 19 employees.....	5	12	D	D	D	b	D	D	D
	Firms with 20 to 49 employees.....	5	5	54 887	8 787	2 081	166	13 811	8 609	7 424
	Firms with 50 to 99 employees.....	3	4	D	D	D	c	D	D	D
	Firms with 100 employees or more.....	1	5	D	D	D	e	D	D	D
	Firms not operated for the entire year	1	1	D	D	D	a	D	D	D

See footnotes at end of table.

Table 5. Employment Size of Firms: 1997—Con.

[Includes only firms and establishments with payroll. Excludes data for central administrative offices, auxiliary operations, or establishments of these firms that are classified in other categories than those specified in this table. For meaning of abbreviations and symbols, see introductory text. For explanation of terms, see Appendix A. For method of assignment to categories shown, see Appendix C]

NAICS code	Employment sizes of firms by type of operation and kind of business ¹	Firms (number)	Establishments (number)	Sales (\$1,000)	Annual payroll (\$1,000)	First-quarter payroll (\$1,000)	Paid employees for pay period including March 12 (number)	Operating expenses ¹ (\$1,000)	End-of-1996 inventories (\$1,000)	End-of-1997 inventories (\$1,000)
421	MANUFACTURERS' SALES BRANCHES AND SALES OFFICES—Con.									
	Wholesale trade, durable goods—Con.									
4218302	Hydraulic & pneumatic (fluid-power) machinery & equipment whsle									
	All firms	67	264	2 063 142	118 654	30 155	2 901	206 767	154 417	172 816
	Firms operated for the entire year	66	263	D	D	D	h	D	D	D
	Firms with less than 5 employees.....	15	18	D	D	D	b	D	D	D
	Firms with 5 to 9 employees ..	10	16	52 121	3 602	912	71	7 741	4 856	5 265
	Firms with 10 to 19 employees.....	10	19	D	D	D	c	D	D	D
	Firms with 20 to 49 employees.....	17	73	465 408	23 506	6 269	504	43 550	21 007	19 761
	Firms with 50 to 99 employees.....	8	28	455 144	25 261	5 483	546	43 066	52 983	68 246
	Firms with 100 employees or more.....	6	109	D	D	D	g	D	D	D
	Firms not operated for the entire year	1	1	D	D	D	b	D	D	D
42183021	Hydraulic & pneumatic pumps & motors whsle									
	All firms	41	204	1 185 714	77 648	20 182	1 799	133 488	92 070	108 041
	Firms operated for the entire year	41	204	1 185 714	77 648	20 182	1 799	133 488	92 070	108 041
	Firms with less than 5 employees.....	9	11	D	D	D	a	D	D	D
	Firms with 5 to 9 employees ..	6	12	24 683	2 446	613	43	4 625	4 105	4 586
	Firms with 10 to 19 employees.....	6	11	40 030	3 580	816	87	5 672	1 634	1 699
	Firms with 20 to 49 employees.....	11	60	D	D	D	e	D	D	D
	Firms with 50 to 99 employees.....	4	21	230 767	11 485	2 699	259	19 414	44 684	59 283
	Firms with 100 employees or more.....	5	89	599 850	41 631	11 116	1 048	70 306	25 536	27 965
	Firms not operated for the entire year	—	—	—	—	—	—	—	—	—
42183022	Hydraulic & pneumatic parts, accessories, & supplies whsle									
	All firms	31	60	877 428	41 006	9 973	1 102	73 279	62 347	64 775
	Firms operated for the entire year	29	58	D	D	D	g	D	D	D
	Firms with less than 5 employees.....	8	12	D	D	D	a	D	D	D
	Firms with 5 to 9 employees ..	5	5	30 879	1 476	379	37	3 920	1 251	1 199
	Firms with 10 to 19 employees.....	5	9	D	D	D	b	D	D	D
	Firms with 20 to 49 employees.....	6	11	D	D	D	c	D	D	D
	Firms with 50 to 99 employees.....	4	7	224 377	13 776	2 784	287	23 652	8 299	8 963
	Firms with 100 employees or more.....	1	14	D	D	D	e	D	D	D
	Firms not operated for the entire year	2	2	D	D	D	b	D	D	D
4218303	General-purpose industrial machinery & equipment whsle									
	All firms	152	679	7 711 350	540 870	118 105	10 902	1 021 002	348 884	361 601
	Firms operated for the entire year	150	675	D	D	D	j	D	D	D
	Firms with less than 5 employees.....	25	25	59 411	2 818	698	65	5 409	2 870	2 947
	Firms with 5 to 9 employees ..	19	24	92 702	5 424	1 209	122	10 201	4 069	3 905
	Firms with 10 to 19 employees.....	30	54	D	D	D	e	D	D	D
	Firms with 20 to 49 employees.....	31	129	964 412	47 709	11 403	999	103 001	39 123	44 740
	Firms with 50 to 99 employees.....	23	116	D	D	D	g	D	D	D
	Firms with 100 employees or more.....	22	327	5 027 425	393 029	85 008	7 808	729 455	169 560	168 488
	Firms not operated for the entire year	2	4	D	D	D	a	D	D	D
4218304	Metalworking machinery & equipment whsle									

See footnotes at end of table.

Table 5. Employment Size of Firms: 1997—Con.

[Includes only firms and establishments with payroll. Excludes data for central administrative offices, auxiliary operations, or establishments of these firms that are classified in other categories than those specified in this table. For meaning of abbreviations and symbols, see introductory text. For explanation of terms, see Appendix A. For method of assignment to categories shown, see Appendix C]

NAICS code	Employment sizes of firms by type of operation and kind of business ¹	Firms (number)	Establishments (number)	Sales (\$1,000)	Annual payroll (\$1,000)	First-quarter payroll (\$1,000)	Paid employees for pay period including March 12 (number)	Operating expenses ¹ (\$1,000)	End-of-1996 inventories (\$1,000)	End-of-1997 inventories (\$1,000)
421	MANUFACTURERS' SALES BRANCHES AND SALES OFFICES—Con.									
	Wholesale trade, durable goods—Con.									
4218304	Metalworking machinery & equipment whsle—Con.									
	All firms	58	133	2 386 799	146 132	36 850	3 061	289 639	214 923	209 410
	Firms operated for the entire year	55	130	D	D	D	h	D	D	D
	Firms with less than 5 employees.....	10	12	12 245	963	234	27	1 947	455	1 511
	Firms with 5 to 9 employees ..	8	12	27 488	3 811	653	50	8 195	4 504	4 688
	Firms with 10 to 19 employees.....	12	20	D	D	D	c	D	D	D
	Firms with 20 to 49 employees.....	11	25	399 819	16 598	4 056	359	30 597	23 788	23 689
	Firms with 50 to 99 employees.....	3	15	177 056	11 254	2 654	264	21 950	17 001	17 446
	Firms with 100 employees or more.....	11	46	D	D	D	g	D	D	D
	Firms not operated for the entire year	3	3	D	D	D	a	D	D	D
4218305	Materials handling equipment whsle									
	All firms	72	188	2 721 654	244 145	58 321	5 619	435 385	126 213	134 682
	Firms operated for the entire year	69	185	2 718 179	243 735	58 289	5 615	434 236	126 213	134 682
	Firms with less than 5 employees.....	16	17	55 390	1 845	503	41	3 324	2 225	2 711
	Firms with 5 to 9 employees ..	14	20	102 572	4 385	972	94	9 471	1 246	1 803
	Firms with 10 to 19 employees.....	9	10	32 388	5 605	1 144	118	9 909	4 400	4 285
	Firms with 20 to 49 employees.....	11	26	245 605	14 935	3 546	344	26 770	9 575	11 870
	Firms with 50 to 99 employees.....	6	26	151 181	23 030	4 996	443	39 518	14 454	14 348
	Firms with 100 employees or more.....	13	86	2 131 043	193 935	47 128	4 575	345 244	94 313	99 665
	Firms not operated for the entire year	3	3	3 475	410	32	4	1 149	—	—
4218306	Oilwell, oil refinery, & pipeline mach, equip, & supplies whsle									
	All firms	64	599	2 860 833	271 680	65 414	5 782	480 009	330 980	362 625
	Firms operated for the entire year	63	596	D	D	D	i	D	D	D
	Firms with less than 5 employees.....	12	12	82 202	1 042	235	30	2 138	1 454	1 672
	Firms with 5 to 9 employees ..	6	8	23 789	1 831	509	39	3 752	1 918	1 847
	Firms with 10 to 19 employees.....	9	17	D	D	D	c	D	D	D
	Firms with 20 to 49 employees.....	14	58	D	D	D	e	D	D	D
	Firms with 50 to 99 employees.....	10	84	424 336	33 298	8 096	806	63 051	47 787	53 199
	Firms with 100 employees or more.....	12	417	2 108 946	206 768	49 358	4 318	360 233	252 898	277 808
	Firms not operated for the entire year	1	3	D	D	D	b	D	D	D
4218307	Other industrial machinery & equipment whsle									
	All firms	151	436	7 089 751	440 413	107 029	9 124	822 304	342 357	346 445
	Firms operated for the entire year	148	433	7 083 689	438 842	106 452	9 080	820 336	341 491	346 395
	Firms with less than 5 employees.....	33	41	212 710	4 567	1 015	77	8 269	4 223	4 191
	Firms with 5 to 9 employees ..	30	56	271 447	12 315	2 720	213	21 894	4 422	4 476
	Firms with 10 to 19 employees.....	24	37	256 556	14 197	3 167	314	27 787	16 472	16 853
	Firms with 20 to 49 employees.....	25	101	D	D	D	f	D	D	D
	Firms with 50 to 99 employees.....	16	66	D	D	D	g	D	D	D
	Firms with 100 employees or more.....	20	132	4 805 315	312 135	75 011	6 666	572 457	238 274	237 158
	Firms not operated for the entire year	3	3	6 062	1 571	577	44	1 968	866	50

See footnotes at end of table.

Table 5. Employment Size of Firms: 1997—Con.

[Includes only firms and establishments with payroll. Excludes data for central administrative offices, auxiliary operations, or establishments of these firms that are classified in other categories than those specified in this table. For meaning of abbreviations and symbols, see introductory text. For explanation of terms, see Appendix A. For method of assignment to categories shown, see Appendix C]

NAICS code	Employment sizes of firms by type of operation and kind of business ¹	Firms (number)	Establishments (number)	Sales (\$1,000)	Annual payroll (\$1,000)	First-quarter payroll (\$1,000)	Paid employees for pay period including March 12 (number)	Operating expenses ¹ (\$1,000)	End-of-1996 inventories (\$1,000)	End-of-1997 inventories (\$1,000)
421	MANUFACTURERS' SALES BRANCHES AND SALES OFFICES—Con.									
	Wholesale trade, durable goods—Con.									
42184	Industrial supplies whsle									
	All firms	206	1 097	23 846 292	643 575	160 535	14 411	1 193 017	644 254	632 329
	Firms operated for the entire year	200	1 091	D	D	D	j	D	D	D
	Firms with less than 5 employees.....	33	36	102 542	3 866	965	77	7 758	2 806	2 603
	Firms with 5 to 9 employees ..	28	39	237 919	8 330	1 910	186	15 850	5 797	6 125
	Firms with 10 to 19 employees.....	29	42	D	D	D	e	D	D	D
	Firms with 20 to 49 employees.....	34	88	D	D	D	g	D	D	D
	Firms with 50 to 99 employees.....	46	307	D	D	D	h	D	D	D
	Firms with 100 employees or more.....	30	579	16 984 877	446 773	112 563	9 389	803 956	414 960	404 075
	Firms not operated for the entire year	6	6	D	D	D	c	D	D	D
421840	Industrial supplies whsle									
	All firms	206	1 097	23 846 292	643 575	160 535	14 411	1 193 017	644 254	632 329
	Firms operated for the entire year	200	1 091	D	D	D	j	D	D	D
	Firms with less than 5 employees.....	33	36	102 542	3 866	965	77	7 758	2 806	2 603
	Firms with 5 to 9 employees ..	28	39	237 919	8 330	1 910	186	15 850	5 797	6 125
	Firms with 10 to 19 employees.....	29	42	D	D	D	e	D	D	D
	Firms with 20 to 49 employees.....	34	88	D	D	D	g	D	D	D
	Firms with 50 to 99 employees.....	46	307	D	D	D	h	D	D	D
	Firms with 100 employees or more.....	30	579	16 984 877	446 773	112 563	9 389	803 956	414 960	404 075
	Firms not operated for the entire year	6	6	D	D	D	c	D	D	D
4218402	Mechanical power transmission supplies whsle									
	All firms	42	301	5 311 517	165 934	38 789	3 993	336 861	216 268	209 539
	Firms operated for the entire year	41	297	D	D	D	h	D	D	D
	Firms with less than 5 employees.....	4	4	D	D	D	a	D	D	D
	Firms with 5 to 9 employees ..	5	6	15 691	1 278	293	41	2 525	1 477	1 150
	Firms with 10 to 19 employees.....	11	17	D	D	D	c	D	D	D
	Firms with 20 to 49 employees.....	8	20	D	D	D	e	D	D	D
	Firms with 50 to 99 employees.....	5	35	452 917	13 897	3 432	325	24 165	38 835	37 198
	Firms with 100 employees or more.....	8	215	4 393 287	135 431	31 471	3 219	282 148	144 463	145 186
	Firms not operated for the entire year	1	4	D	D	D	a	D	D	D
4218403	Welding supplies whsle									
	All firms	17	241	451 429	55 031	12 847	1 663	112 763	41 513	41 544
	Firms operated for the entire year	17	241	451 429	55 031	12 847	1 663	112 763	41 513	41 544
	Firms with less than 5 employees.....	4	4	D	D	D	a	D	D	D
	Firms with 5 to 9 employees ..	—	—	—	—	—	—	—	—	—
	Firms with 10 to 19 employees.....	2	2	D	D	D	b	D	D	D
	Firms with 20 to 49 employees.....	1	9	D	D	D	b	D	D	D
	Firms with 50 to 99 employees.....	5	41	79 711	8 887	2 091	328	19 483	6 135	6 478
	Firms with 100 employees or more.....	5	185	321 779	42 208	10 088	1 257	84 034	28 424	28 383
	Firms not operated for the entire year	—	—	—	—	—	—	—	—	—
4218404	Industrial containers & supplies whsle									
	All firms	32	57	4 145 874	26 872	7 133	618	56 518	9 278	9 963

See footnotes at end of table.

Table 5. Employment Size of Firms: 1997—Con.

[Includes only firms and establishments with payroll. Excludes data for central administrative offices, auxiliary operations, or establishments of these firms that are classified in other categories than those specified in this table. For meaning of abbreviations and symbols, see introductory text. For explanation of terms, see Appendix A. For method of assignment to categories shown, see Appendix C]

NAICS code	Employment sizes of firms by type of operation and kind of business ¹	Firms (number)	Establishments (number)	Sales (\$1,000)	Annual payroll (\$1,000)	First-quarter payroll (\$1,000)	Paid employees for pay period including March 12 (number)	Operating expenses ¹ (\$1,000)	End-of-1996 inventories (\$1,000)	End-of-1997 inventories (\$1,000)
421	MANUFACTURERS' SALES BRANCHES AND SALES OFFICES—Con.									
	Wholesale trade, durable goods—Con.									
4218404	Industrial containers & supplies whsle—Con.									
	Firms operated for the entire year	32	57	4 145 874	26 872	7 133	618	56 518	9 278	9 963
	Firms with less than 5 employees.....	5	5	16 737	764	167	15	1 712	2	1
	Firms with 5 to 9 employees ..	11	13	D	D	D	b	D	D	D
	Firms with 10 to 19 employees.....	5	6	24 102	2 805	619	63	5 536	976	1 080
	Firms with 20 to 49 employees.....	7	26	D	D	D	c	D	D	D
	Firms with 50 to 99 employees.....	4	7	59 017	6 007	1 634	258	16 413	4 513	4 610
	Firms with 100 employees or more.....	—	—	—	—	—	—	—	—	—
	Firms not operated for the entire year	—	—	—	—	—	—	—	—	—
4218405	Industrial valves & fittings (except fluid-power) whsle									
	All firms	25	98	654 866	67 124	17 160	1 422	111 682	53 102	53 498
	Firms operated for the entire year	24	97	D	D	D	g	D	D	D
	Firms with less than 5 employees.....	6	6	19 259	828	193	16	1 841	772	712
	Firms with 5 to 9 employees ..	1	1	D	D	D	a	D	D	D
	Firms with 10 to 19 employees.....	4	9	31 967	3 066	660	53	4 567	3 511	4 240
	Firms with 20 to 49 employees.....	4	14	57 632	5 419	1 163	126	9 647	8 486	7 504
	Firms with 50 to 99 employees.....	4	35	D	D	D	e	D	D	D
	Firms with 100 employees or more.....	5	32	384 118	43 579	11 049	865	68 291	29 313	29 370
	Firms not operated for the entire year	1	1	D	D	D	b	D	D	D
4218406	Other industrial supplies whsle									
	All firms	107	400	13 282 606	328 614	84 606	6 715	575 193	324 093	317 785
	Firms operated for the entire year	99	392	D	D	D	i	D	D	D
	Firms with less than 5 employees.....	18	20	69 940	2 043	548	36	3 803	1 475	1 369
	Firms with 5 to 9 employees ..	15	18	D	D	D	b	D	D	D
	Firms with 10 to 19 employees.....	9	11	46 119	4 389	1 063	114	8 287	2 497	2 688
	Firms with 20 to 49 employees.....	17	27	D	D	D	e	D	D	D
	Firms with 50 to 99 employees.....	28	186	D	D	D	g	D	D	D
	Firms with 100 employees or more.....	12	130	11 234 203	219 230	58 167	3 890	356 104	206 562	194 998
	Firms not operated for the entire year	8	8	D	D	D	c	D	D	D
42185	Service establishment equipment & supplies whsle									
	All firms	41	182	3 466 042	98 546	23 118	2 107	189 409	89 856	87 142
	Firms operated for the entire year	41	182	3 466 042	98 546	23 118	2 107	189 409	89 856	87 142
	Firms with less than 5 employees.....	9	9	8 520	601	130	20	1 299	331	439
	Firms with 5 to 9 employees ..	7	8	25 016	2 007	491	53	4 208	3 863	6 239
	Firms with 10 to 19 employees.....	10	15	34 923	4 809	1 068	148	10 872	4 219	4 429
	Firms with 20 to 49 employees.....	5	10	134 064	4 688	1 148	151	9 097	3 642	3 570
	Firms with 50 to 99 employees.....	4	23	173 411	14 871	3 669	326	27 590	26 660	25 522
	Firms with 100 employees or more.....	6	117	3 090 108	71 570	16 612	1 409	136 343	51 141	46 943
	Firms not operated for the entire year	—	—	—	—	—	—	—	—	—

See footnotes at end of table.

Table 5. Employment Size of Firms: 1997—Con.

[Includes only firms and establishments with payroll. Excludes data for central administrative offices, auxiliary operations, or establishments of these firms that are classified in other categories than those specified in this table. For meaning of abbreviations and symbols, see introductory text. For explanation of terms, see Appendix A. For method of assignment to categories shown, see Appendix C]

NAICS code	Employment sizes of firms by type of operation and kind of business ¹	Firms (number)	Establishments (number)	Sales (\$1,000)	Annual payroll (\$1,000)	First-quarter payroll (\$1,000)	Paid employees for pay period including March 12 (number)	Operating expenses ¹ (\$1,000)	End-of-1996 inventories (\$1,000)	End-of-1997 inventories (\$1,000)
421	MANUFACTURERS' SALES BRANCHES AND SALES OFFICES—Con.									
421850	Wholesale trade, durable goods—Con.									
	Service establishment equipment & supplies whsle									
	All firms	41	182	3 466 042	98 546	23 118	2 107	189 409	89 856	87 142
	Firms operated for the entire year	41	182	3 466 042	98 546	23 118	2 107	189 409	89 856	87 142
	Firms with less than 5 employees	9	9	8 520	601	130	20	1 299	331	439
	Firms with 5 to 9 employees ..	7	8	25 016	2 007	491	53	4 208	3 863	6 239
	Firms with 10 to 19 employees	10	15	34 923	4 809	1 068	148	10 872	4 219	4 429
	Firms with 20 to 49 employees	5	10	134 064	4 688	1 148	151	9 097	3 642	3 570
	Firms with 50 to 99 employees	4	23	173 411	14 871	3 669	326	27 590	26 660	25 522
	Firms with 100 employees or more	6	117	3 090 108	71 570	16 612	1 409	136 343	51 141	46 943
	Firms not operated for the entire year	—	—	—	—	—	—	—	—	—
4218501	Beauty & barber shop equipment & supplies whsle									
	All firms	2	3	D	D	D	c	D	D	D
	Firms operated for the entire year	2	3	D	D	D	c	D	D	D
	Firms with less than 5 employees	—	—	—	—	—	—	—	—	—
	Firms with 5 to 9 employees ..	—	—	—	—	—	—	—	—	—
	Firms with 10 to 19 employees	—	—	—	—	—	—	—	—	—
	Firms with 20 to 49 employees	—	—	—	—	—	—	—	—	—
	Firms with 50 to 99 employees	1	2	D	D	D	b	D	D	D
	Firms with 100 employees or more	1	1	D	D	D	c	D	D	D
	Firms not operated for the entire year	—	—	—	—	—	—	—	—	—
4218502	Custodial, janitors' equipment & supplies whsle									
	All firms	9	12	39 925	4 969	1 208	153	8 231	3 843	5 230
	Firms operated for the entire year	9	12	39 925	4 969	1 208	153	8 231	3 843	5 230
	Firms with less than 5 employees	2	2	D	D	D	a	D	D	D
	Firms with 5 to 9 employees ..	3	3	16 339	857	188	23	1 888	2 280	3 875
	Firms with 10 to 19 employees	1	1	D	D	D	a	D	D	D
	Firms with 20 to 49 employees	2	4	D	D	D	b	D	D	D
	Firms with 50 to 99 employees	1	2	D	D	D	b	D	D	D
	Firms with 100 employees or more	—	—	—	—	—	—	—	—	—
	Firms not operated for the entire year	—	—	—	—	—	—	—	—	—
4218503	Laundry & dry-cleaning equipment & supplies whsle									
	All firms	6	27	D	D	D	f	D	D	D
	Firms operated for the entire year	6	27	D	D	D	f	D	D	D
	Firms with less than 5 employees	—	—	—	—	—	—	—	—	—
	Firms with 5 to 9 employees ..	1	1	D	D	D	a	D	D	D
	Firms with 10 to 19 employees	3	4	D	D	D	b	D	D	D
	Firms with 20 to 49 employees	1	1	D	D	D	b	D	D	D
	Firms with 50 to 99 employees	—	—	—	—	—	—	—	—	—
	Firms with 100 employees or more	1	21	D	D	D	e	D	D	D
	Firms not operated for the entire year	—	—	—	—	—	—	—	—	—

See footnotes at end of table.

Table 5. Employment Size of Firms: 1997—Con.

[Includes only firms and establishments with payroll. Excludes data for central administrative offices, auxiliary operations, or establishments of these firms that are classified in other categories than those specified in this table. For meaning of abbreviations and symbols, see introductory text. For explanation of terms, see Appendix A. For method of assignment to categories shown, see Appendix C]

NAICS code	Employment sizes of firms by type of operation and kind of business ¹	Firms (number)	Establishments (number)	Sales (\$1,000)	Annual payroll (\$1,000)	First-quarter payroll (\$1,000)	Paid employees for pay period including March 12 (number)	Operating expenses ¹ (\$1,000)	End-of-1996 inventories (\$1,000)	End-of-1997 inventories (\$1,000)
421	MANUFACTURERS' SALES BRANCHES AND SALES OFFICES—Con.									
	Wholesale trade, durable goods—Con.									
4218504	Other service establishment equipment & supplies whsle									
	All firms	24	140	D	D	D	g	D	D	D
	Firms operated for the entire year	24	140	D	D	D	g	D	D	D
	Firms with less than 5 employees	7	7	D	D	D	a	D	D	D
	Firms with 5 to 9 employees ..	3	4	D	D	D	b	D	D	D
	Firms with 10 to 19 employees ..	6	10	D	D	D	b	D	D	D
	Firms with 20 to 49 employees ..	2	5	D	D	D	b	D	D	D
	Firms with 50 to 99 employees ..	2	19	D	D	D	c	D	D	D
	Firms with 100 employees or more ..	4	95	D	D	D	f	D	D	D
	Firms not operated for the entire year	—	—	—	—	—	—	—	—	—
42186	Transportation equipment & supplies (exc motor vehicle) whsle									
	All firms	55	96	3 471 363	216 097	57 985	4 373	500 481	680 344	766 505
	Firms operated for the entire year	53	94	D	D	D	h	D	D	D
	Firms with less than 5 employees ..	7	7	48 848	860	151	19	1 529	285	299
	Firms with 5 to 9 employees ..	12	18	D	D	D	b	D	D	D
	Firms with 10 to 19 employees ..	3	6	D	D	D	b	D	D	D
	Firms with 20 to 49 employees ..	19	33	D	D	D	f	D	D	D
	Firms with 50 to 99 employees ..	4	5	D	D	D	e	D	D	D
	Firms with 100 employees or more ..	8	25	D	D	D	h	D	D	D
	Firms not operated for the entire year	2	2	D	D	D	a	D	D	D
421860	Transportation equipment & supplies (exc motor vehicle) whsle									
	All firms	55	96	3 471 363	216 097	57 985	4 373	500 481	680 344	766 505
	Firms operated for the entire year	53	94	D	D	D	h	D	D	D
	Firms with less than 5 employees ..	7	7	48 848	860	151	19	1 529	285	299
	Firms with 5 to 9 employees ..	12	18	D	D	D	b	D	D	D
	Firms with 10 to 19 employees ..	3	6	D	D	D	b	D	D	D
	Firms with 20 to 49 employees ..	19	33	D	D	D	f	D	D	D
	Firms with 50 to 99 employees ..	4	5	D	D	D	e	D	D	D
	Firms with 100 employees or more ..	8	25	D	D	D	h	D	D	D
	Firms not operated for the entire year	2	2	D	D	D	a	D	D	D
4218601	Aircraft & aeronautical equipment & supplies whsle									
	All firms	40	62	2 824 449	183 159	49 328	3 634	360 828	617 388	707 682
	Firms operated for the entire year	38	60	D	D	D	h	D	D	D
	Firms with less than 5 employees ..	5	5	46 028	875	158	17	1 760	—	—
	Firms with 5 to 9 employees ..	9	13	60 913	3 271	702	61	8 552	3 233	3 095
	Firms with 10 to 19 employees ..	3	6	D	D	D	b	D	D	D
	Firms with 20 to 49 employees ..	11	17	D	D	D	e	D	D	D
	Firms with 50 to 99 employees ..	3	4	D	D	D	c	D	D	D
	Firms with 100 employees or more ..	7	15	D	D	D	h	D	D	D
	Firms not operated for the entire year	2	2	D	D	D	a	D	D	D

See footnotes at end of table.

Table 5. Employment Size of Firms: 1997—Con.

[Includes only firms and establishments with payroll. Excludes data for central administrative offices, auxiliary operations, or establishments of these firms that are classified in other categories than those specified in this table. For meaning of abbreviations and symbols, see introductory text. For explanation of terms, see Appendix A. For method of assignment to categories shown, see Appendix C]

NAICS code	Employment sizes of firms by type of operation and kind of business ¹	Firms (number)	Establishments (number)	Sales (\$1,000)	Annual payroll (\$1,000)	First-quarter payroll (\$1,000)	Paid employees for pay period including March 12 (number)	Operating expenses ¹ (\$1,000)	End-of-1996 inventories (\$1,000)	End-of-1997 inventories (\$1,000)
421	MANUFACTURERS' SALES BRANCHES AND SALES OFFICES—Con.									
	Wholesale trade, durable goods—Con.									
4218602	Marine machinery, equipment, & supplies whsle									
	All firms	12	27	D	D	D	f	D	D	D
	Firms operated for the entire year	12	27	D	D	D	f	D	D	D
	Firms with less than 5 employees	2	2	D	D	D	a	D	D	D
	Firms with 5 to 9 employees ..	3	8	D	D	D	b	D	D	D
	Firms with 10 to 19 employees	—	—	—	—	—	—	—	—	—
	Firms with 20 to 49 employees	5	10	D	D	D	c	D	D	D
	Firms with 50 to 99 employees	1	1	D	D	D	b	D	D	D
	Firms with 100 employees or more	1	6	D	D	D	e	D	D	D
	Firms not operated for the entire year	—	—	—	—	—	—	—	—	—
4218603	Other transportation equipment & supplies whsle									
	All firms	5	7	D	D	D	c	D	D	D
	Firms operated for the entire year	5	7	D	D	D	c	D	D	D
	Firms with less than 5 employees	1	1	D	D	D	a	D	D	D
	Firms with 5 to 9 employees ..	1	1	D	D	D	a	D	D	D
	Firms with 10 to 19 employees	—	—	—	—	—	—	—	—	—
	Firms with 20 to 49 employees	3	5	D	D	D	c	D	D	D
	Firms with 50 to 99 employees	—	—	—	—	—	—	—	—	—
	Firms with 100 employees or more	—	—	—	—	—	—	—	—	—
	Firms not operated for the entire year	—	—	—	—	—	—	—	—	—
4219	Miscellaneous durable goods whsle									
	All firms	116	'263	D	D	D	i	D	D	D
	Firms operated for the entire year	111	'258	D	D	D	i	D	D	D
	Firms with less than 5 employees	23	'28	D	D	D	b	D	D	D
	Firms with 5 to 9 employees ..	16	'23	D	D	D	c	D	D	D
	Firms with 10 to 19 employees	21	'26	D	D	D	e	D	D	D
	Firms with 20 to 49 employees	17	'42	D	D	D	f	D	D	D
	Firms with 50 to 99 employees	7	'11	D	D	D	e	D	D	D
	Firms with 100 employees or more	27	'128	D	D	D	i	D	D	D
	Firms not operated for the entire year	5	'5	D	D	D	b	D	D	D
42191	Sporting & recreational goods & supplies whsle									
	All firms	44	'53	'3 778 496	'171 399	'41 941	'2 746	406 005	211 454	205 552
	Firms operated for the entire year	43	52	D	D	D	h	D	D	D
	Firms with less than 5 employees	3	3	D	D	D	a	D	D	D
	Firms with 5 to 9 employees ..	9	9	34 232	1 804	379	59	5 284	2 711	2 807
	Firms with 10 to 19 employees	9	11	125 092	4 420	854	131	11 054	14 610	13 265
	Firms with 20 to 49 employees	9	15	96 630	7 759	1 934	271	18 992	12 004	12 244
	Firms with 50 to 99 employees	4	5	D	D	D	e	D	D	D
	Firms with 100 employees or more	9	9	D	D	D	g	D	D	D
	Firms not operated for the entire year	1	1	D	D	D	b	D	D	D

See footnotes at end of table.

Table 5. Employment Size of Firms: 1997—Con.

[Includes only firms and establishments with payroll. Excludes data for central administrative offices, auxiliary operations, or establishments of these firms that are classified in other categories than those specified in this table. For meaning of abbreviations and symbols, see introductory text. For explanation of terms, see Appendix A. For method of assignment to categories shown, see Appendix C]

NAICS code	Employment sizes of firms by type of operation and kind of business ¹	Firms (number)	Establishments (number)	Sales (\$1,000)	Annual payroll (\$1,000)	First-quarter payroll (\$1,000)	Paid employees for pay period including March 12 (number)	Operating expenses ¹ (\$1,000)	End-of-1996 inventories (\$1,000)	End-of-1997 inventories (\$1,000)
421	MANUFACTURERS' SALES BRANCHES AND SALES OFFICES—Con.									
	Wholesale trade, durable goods—Con.									
421910	Sporting & recreational goods & supplies whsle									
	All firms	44	'53	'3 778 496	'171 399	'41 941	'2 746	406 005	211 454	205 552
	Firms operated for the entire year	43	52	D	D	D	h	D	D	D
	Firms with less than 5 employees.....	3	3	D	D	D	a	D	D	D
	Firms with 5 to 9 employees ..	9	9	34 232	1 804	379	59	5 284	2 711	2 807
	Firms with 10 to 19 employees.....	9	11	125 092	4 420	854	131	11 054	14 610	13 265
	Firms with 20 to 49 employees.....	9	15	96 630	7 759	1 934	271	18 992	12 004	12 244
	Firms with 50 to 99 employees.....	4	5	D	D	D	e	D	D	D
	Firms with 100 employees or more.....	9	9	D	D	D	g	D	D	D
	Firms not operated for the entire year	1	1	D	D	D	b	D	D	D
42192	Toy & hobby goods & supplies whsle									
	All firms	15	24	D	D	D	g	D	D	D
	Firms operated for the entire year	15	24	D	D	D	g	D	D	D
	Firms with less than 5 employees.....	7	8	D	D	D	a	D	D	D
	Firms with 5 to 9 employees ..	1	2	D	D	D	a	D	D	D
	Firms with 10 to 19 employees.....	1	1	D	D	D	a	D	D	D
	Firms with 20 to 49 employees.....	3	4	D	D	D	c	D	D	D
	Firms with 50 to 99 employees.....	—	—	—	—	—	—	—	—	—
	Firms with 100 employees or more.....	3	9	D	D	D	g	D	D	D
	Firms not operated for the entire year	—	—	—	—	—	—	—	—	—
421920	Toy & hobby goods & supplies whsle									
	All firms	15	24	D	D	D	g	D	D	D
	Firms operated for the entire year	15	24	D	D	D	g	D	D	D
	Firms with less than 5 employees.....	7	8	D	D	D	a	D	D	D
	Firms with 5 to 9 employees ..	1	2	D	D	D	a	D	D	D
	Firms with 10 to 19 employees.....	1	1	D	D	D	a	D	D	D
	Firms with 20 to 49 employees.....	3	4	D	D	D	c	D	D	D
	Firms with 50 to 99 employees.....	—	—	—	—	—	—	—	—	—
	Firms with 100 employees or more.....	3	9	D	D	D	g	D	D	D
	Firms not operated for the entire year	—	—	—	—	—	—	—	—	—
42194	Jewelry/watch/silverware/precious stone, & precious metal whsle									
	All firms	24	55	669 717	51 069	11 808	912	102 466	63 719	61 151
	Firms operated for the entire year	21	52	669 536	51 048	11 791	907	102 429	63 533	61 151
	Firms with less than 5 employees.....	6	8	19 622	959	219	14	1 967	7 545	7 610
	Firms with 5 to 9 employees ..	3	6	37 299	768	206	19	1 837	1 572	1 681
	Firms with 10 to 19 employees.....	5	5	D	D	D	b	D	D	D
	Firms with 20 to 49 employees.....	2	3	D	D	D	b	D	D	D
	Firms with 50 to 99 employees.....	2	5	D	D	D	c	D	D	D
	Firms with 100 employees or more.....	3	25	D	D	D	f	D	D	D
	Firms not operated for the entire year	3	3	181	21	17	5	37	186	—

See footnotes at end of table.

Table 5. Employment Size of Firms: 1997—Con.

[Includes only firms and establishments with payroll. Excludes data for central administrative offices, auxiliary operations, or establishments of these firms that are classified in other categories than those specified in this table. For meaning of abbreviations and symbols, see introductory text. For explanation of terms, see Appendix A. For method of assignment to categories shown, see Appendix C]

NAICS code	Employment sizes of firms by type of operation and kind of business ¹	Firms (number)	Establishments (number)	Sales (\$1,000)	Annual payroll (\$1,000)	First-quarter payroll (\$1,000)	Paid employees for pay period including March 12 (number)	Operating expenses ¹ (\$1,000)	End-of-1996 inventories (\$1,000)	End-of-1997 inventories (\$1,000)
421	MANUFACTURERS' SALES BRANCHES AND SALES OFFICES—Con.									
	Wholesale trade, durable goods—Con.									
421940	Jewelry/watch/silverware/precious stone, & precious metal whsle									
	All firms	24	55	669 717	51 069	11 808	912	102 466	63 719	61 151
	Firms operated for the entire year	21	52	669 536	51 048	11 791	907	102 429	63 533	61 151
	Firms with less than 5 employees.....	6	8	19 622	959	219	14	1 967	7 545	7 610
	Firms with 5 to 9 employees ..	3	6	37 299	768	206	19	1 837	1 572	1 681
	Firms with 10 to 19 employees.....	5	5	D	D	D	b	D	D	D
	Firms with 20 to 49 employees.....	2	3	D	D	D	b	D	D	D
	Firms with 50 to 99 employees.....	2	5	D	D	D	c	D	D	D
	Firms with 100 employees or more.....	3	25	D	D	D	f	D	D	D
	Firms not operated for the entire year	3	3	181	21	17	5	37	186	—
4219401	Jewelry, watch, diamonds, precious stone, & silverware whsle									
	All firms	19	46	D	D	D	f	D	D	D
	Firms operated for the entire year	18	45	D	D	D	f	D	D	D
	Firms with less than 5 employees.....	6	8	D	D	D	a	D	D	D
	Firms with 5 to 9 employees ..	1	1	D	D	D	a	D	D	D
	Firms with 10 to 19 employees.....	5	5	D	D	D	b	D	D	D
	Firms with 20 to 49 employees.....	1	2	D	D	D	b	D	D	D
	Firms with 50 to 99 employees.....	2	5	D	D	D	c	D	D	D
	Firms with 100 employees or more.....	3	24	D	D	D	f	D	D	D
	Firms not operated for the entire year	1	1	D	D	D	a	D	D	D
4219402	Precious metal (excluding ores) whsle									
	All firms	7	9	D	D	D	b	D	D	D
	Firms operated for the entire year	5	7	D	D	D	b	D	D	D
	Firms with less than 5 employees.....	2	3	D	D	D	a	D	D	D
	Firms with 5 to 9 employees ..	1	2	D	D	D	a	D	D	D
	Firms with 10 to 19 employees.....	1	1	D	D	D	a	D	D	D
	Firms with 20 to 49 employees.....	1	1	D	D	D	b	D	D	D
	Firms with 50 to 99 employees.....	—	—	—	—	—	—	—	—	—
	Firms with 100 employees or more.....	—	—	—	—	—	—	—	—	—
	Firms not operated for the entire year	2	2	D	D	D	a	D	D	D
42199	Other miscellaneous durable goods whsle									
	All firms	35	131	7 704 440	217 395	51 674	4 189	553 137	325 649	327 917
	Firms operated for the entire year	34	130	D	D	D	h	D	D	D
	Firms with less than 5 employees.....	8	10	18 485	939	246	16	5 242	756	166
	Firms with 5 to 9 employees ..	4	7	159 791	2 756	462	27	6 667	476	490
	Firms with 10 to 19 employees.....	6	9	D	D	D	b	D	D	D
	Firms with 20 to 49 employees.....	3	19	111 814	4 705	1 046	91	12 094	3 396	3 468
	Firms with 50 to 99 employees.....	1	1	D	D	D	b	D	D	D
	Firms with 100 employees or more.....	12	84	D	D	D	h	D	D	D
	Firms not operated for the entire year	1	1	D	D	D	a	D	D	D

See footnotes at end of table.

Table 5. Employment Size of Firms: 1997—Con.

[Includes only firms and establishments with payroll. Excludes data for central administrative offices, auxiliary operations, or establishments of these firms that are classified in other categories than those specified in this table. For meaning of abbreviations and symbols, see introductory text. For explanation of terms, see Appendix A. For method of assignment to categories shown, see Appendix C]

NAICS code	Employment sizes of firms by type of operation and kind of business ¹	Firms (number)	Establishments (number)	Sales (\$1,000)	Annual payroll (\$1,000)	First-quarter payroll (\$1,000)	Paid employees for pay period including March 12 (number)	Operating expenses ¹ (\$1,000)	End-of-1996 inventories (\$1,000)	End-of-1997 inventories (\$1,000)
421	MANUFACTURERS' SALES BRANCHES AND SALES OFFICES—Con.									
	Wholesale trade, durable goods—Con.									
421990	Other miscellaneous durable goods whlse									
	All firms	35	131	7 704 440	217 395	51 674	4 189	553 137	325 649	327 917
	Firms operated for the entire year	34	130	D	D	D	h	D	D	D
	Firms with less than 5 employees.....	8	10	18 485	939	246	16	5 242	756	166
	Firms with 5 to 9 employees ..	4	7	159 791	2 756	462	27	6 667	476	490
	Firms with 10 to 19 employees.....	6	9	D	D	D	b	D	D	D
	Firms with 20 to 49 employees.....	3	19	111 814	4 705	1 046	91	12 094	3 396	3 468
	Firms with 50 to 99 employees.....	1	1	D	D	D	b	D	D	D
	Firms with 100 employees or more.....	12	84	D	D	D	h	D	D	D
	Firms not operated for the entire year	1	1	D	D	D	a	D	D	D
4219901	Musical instruments & supplies whlse									
	All firms	4	4	198 784	14 756	3 571	304	33 950	17 435	18 896
	Firms operated for the entire year	4	4	198 784	14 756	3 571	304	33 950	17 435	18 896
	Firms with less than 5 employees.....	—	—	—	—	—	—	—	—	—
	Firms with 5 to 9 employees ..	—	—	—	—	—	—	—	—	—
	Firms with 10 to 19 employees.....	1	1	D	D	D	a	D	D	D
	Firms with 20 to 49 employees.....	1	1	D	D	D	b	D	D	D
	Firms with 50 to 99 employees.....	—	—	—	—	—	—	—	—	—
	Firms with 100 employees or more.....	2	2	D	D	D	e	D	D	D
	Firms not operated for the entire year	—	—	—	—	—	—	—	—	—
4219903	General merchandise (durable goods) whlse									
	All firms	4	4	D	D	D	b	D	D	D
	Firms operated for the entire year	4	4	D	D	D	b	D	D	D
	Firms with less than 5 employees.....	—	—	—	—	—	—	—	—	—
	Firms with 5 to 9 employees ..	—	—	—	—	—	—	—	—	—
	Firms with 10 to 19 employees.....	3	3	D	D	D	b	D	D	D
	Firms with 20 to 49 employees.....	1	1	D	D	D	b	D	D	D
	Firms with 50 to 99 employees.....	—	—	—	—	—	—	—	—	—
	Firms with 100 employees or more.....	—	—	—	—	—	—	—	—	—
	Firms not operated for the entire year	—	—	—	—	—	—	—	—	—
4219904	Prerecorded media whlse									
	All firms	16	83	7 023 150	172 098	41 765	3 085	447 816	284 308	276 834
	Firms operated for the entire year	16	83	7 023 150	172 098	41 765	3 085	447 816	284 308	276 834
	Firms with less than 5 employees.....	4	5	D	D	D	a	D	D	D
	Firms with 5 to 9 employees ..	2	3	D	D	D	a	D	D	D
	Firms with 10 to 19 employees.....	1	1	D	D	D	a	D	D	D
	Firms with 20 to 49 employees.....	—	—	—	—	—	—	—	—	—
	Firms with 50 to 99 employees.....	1	1	D	D	D	b	D	D	D
	Firms with 100 employees or more.....	8	73	D	D	D	h	D	D	D
	Firms not operated for the entire year	—	—	—	—	—	—	—	—	—

See footnotes at end of table.

Table 5. Employment Size of Firms: 1997—Con.

[Includes only firms and establishments with payroll. Excludes data for central administrative offices, auxiliary operations, or establishments of these firms that are classified in other categories than those specified in this table. For meaning of abbreviations and symbols, see introductory text. For explanation of terms, see Appendix A. For method of assignment to categories shown, see Appendix C]

NAICS code	Employment sizes of firms by type of operation and kind of business ¹	Firms (number)	Establishments (number)	Sales (\$1,000)	Annual payroll (\$1,000)	First-quarter payroll (\$1,000)	Paid employees for pay period including March 12 (number)	Operating expenses ¹ (\$1,000)	End-of-1996 inventories (\$1,000)	End-of-1997 inventories (\$1,000)
421	MANUFACTURERS' SALES BRANCHES AND SALES OFFICES—Con.									
	Wholesale trade, durable goods—Con.									
42199041	Compact discs/prerecorded audio tapes, & phonograph records whsle									
	All firms	15	79	D	D	D	h	D	D	D
	Firms operated for the entire year	15	79	D	D	D	h	D	D	D
	Firms with less than 5 employees.....	5	6	D	D	D	a	D	D	D
	Firms with 5 to 9 employees ..	—	—	—	—	—	—	—	—	—
	Firms with 10 to 19 employees.....	1	1	D	D	D	a	D	D	D
	Firms with 20 to 49 employees.....	—	—	—	—	—	—	—	—	—
	Firms with 50 to 99 employees.....	1	1	D	D	D	b	D	D	D
	Firms with 100 employees or more.....	8	71	D	D	D	h	D	D	D
	Firms not operated for the entire year	—	—	—	—	—	—	—	—	—
42199042	Prerecorded video tapes whsle									
	All firms	4	4	D	D	D	b	D	D	D
	Firms operated for the entire year	4	4	D	D	D	b	D	D	D
	Firms with less than 5 employees.....	1	1	D	D	D	a	D	D	D
	Firms with 5 to 9 employees ..	1	1	D	D	D	a	D	D	D
	Firms with 10 to 19 employees.....	—	—	—	—	—	—	—	—	—
	Firms with 20 to 49 employees.....	2	2	D	D	D	b	D	D	D
	Firms with 50 to 99 employees.....	—	—	—	—	—	—	—	—	—
	Firms with 100 employees or more.....	—	—	—	—	—	—	—	—	—
	Firms not operated for the entire year	—	—	—	—	—	—	—	—	—
4219905	Fire extinguishers & fire safety equipment whsle									
	All firms	4	21	D	D	D	b	D	D	D
	Firms operated for the entire year	4	21	D	D	D	b	D	D	D
	Firms with less than 5 employees.....	3	4	D	D	D	a	D	D	D
	Firms with 5 to 9 employees ..	—	—	—	—	—	—	—	—	—
	Firms with 10 to 19 employees.....	—	—	—	—	—	—	—	—	—
	Firms with 20 to 49 employees.....	1	17	D	D	D	b	D	D	D
	Firms with 50 to 99 employees.....	—	—	—	—	—	—	—	—	—
	Firms with 100 employees or more.....	—	—	—	—	—	—	—	—	—
	Firms not operated for the entire year	—	—	—	—	—	—	—	—	—
4219906	Other durable goods whsle									
	All firms	9	19	374 524	25 519	5 215	692	60 737	19 148	27 103
	Firms operated for the entire year	8	18	D	D	D	f	D	D	D
	Firms with less than 5 employees.....	2	2	D	D	D	a	D	D	D
	Firms with 5 to 9 employees ..	3	5	D	D	D	a	D	D	D
	Firms with 10 to 19 employees.....	1	3	D	D	D	a	D	D	D
	Firms with 20 to 49 employees.....	—	—	—	—	—	—	—	—	—
	Firms with 50 to 99 employees.....	—	—	—	—	—	—	—	—	—
	Firms with 100 employees or more.....	2	8	D	D	D	f	D	D	D
	Firms not operated for the entire year	1	1	D	D	D	a	D	D	D

See footnotes at end of table.

Table 5. Employment Size of Firms: 1997—Con.

[Includes only firms and establishments with payroll. Excludes data for central administrative offices, auxiliary operations, or establishments of these firms that are classified in other categories than those specified in this table. For meaning of abbreviations and symbols, see introductory text. For explanation of terms, see Appendix A. For method of assignment to categories shown, see Appendix C]

NAICS code	Employment sizes of firms by type of operation and kind of business ¹	Firms (number)	Establishments (number)	Sales (\$1,000)	Annual payroll (\$1,000)	First-quarter payroll (\$1,000)	Paid employees for pay period including March 12 (number)	Operating expenses ¹ (\$1,000)	End-of-1996 inventories (\$1,000)	End-of-1997 inventories (\$1,000)	
422	MANUFACTURERS' SALES BRANCHES AND SALES OFFICES—Con.										
	Wholesale trade, nondurable goods										
	All firms	1 725	12 077	551 309 153	19 154 155	4 795 651	442 761	42 706 128	13 194 314	13 674 060	
	Firms operated for the entire year	1 680	12 002	542 499 683	19 077 003	4 772 263	440 357	42 019 132	13 117 483	13 592 068	
	Firms with less than 5 employees	204	225	1 594 654	29 361	6 619	540	83 393	28 792	25 661	
	Firms with 5 to 9 employees ..	175	242	3 717 999	62 282	14 733	1 192	154 670	82 217	80 460	
	Firms with 10 to 19 employees	232	425	6 697 674	161 700	37 300	3 306	413 810	218 414	222 298	
	Firms with 20 to 49 employees	347	817	21 539 571	547 499	138 876	11 244	1 412 544	869 857	923 125	
	Firms with 50 to 99 employees	233	857	25 324 980	756 038	182 922	16 349	1 826 775	794 849	830 048	
	Firms with 100 employees or more	489	9 436	483 624 805	17 520 123	4 391 813	407 726	38 127 940	11 123 354	11 510 476	
	Firms not operated for the entire year	45	75	8 809 470	77 152	23 388	2 404	686 996	76 831	81 992	
	4221	Paper & paper product whsle									
		All firms	197	1 596	42 967 916	1 646 092	410 886	50 760	3 279 924	633 637	667 898
		Firms operated for the entire year	190	1 588	42 222 127	1 626 626	406 449	50 243	3 173 499	629 426	628 952
Firms with less than 5 employees		21	23	87 397	3 305	939	47	6 021	547	573	
Firms with 5 to 9 employees ..		26	28	818 585	7 989	1 797	187	14 547	7 297	7 374	
Firms with 10 to 19 employees		29	62	1 705 055	25 020	5 110	429	54 804	25 997	24 263	
Firms with 20 to 49 employees		37	131	D	D	D	g	D	D	D	
Firms with 50 to 99 employees		28	130	D	D	D	g	D	D	D	
Firms with 100 employees or more		49	1 214	32 621 742	1 435 957	359 743	46 496	2 752 460	467 029	474 415	
Firms not operated for the entire year		7	8	745 789	19 466	4 437	517	106 425	4 211	38 946	
42211		Printing & writing paper whsle									
		All firms	48	294	16 541 542	310 695	77 028	5 935	645 393	203 981	197 089
		Firms operated for the entire year	47	293	D	D	D	i	D	D	D
		Firms with less than 5 employees	5	7	18 024	412	111	9	930	34	35
	Firms with 5 to 9 employees ..	7	8	614 483	2 392	610	48	4 028	2 620	2 707	
	Firms with 10 to 19 employees	6	10	1 318 407	9 528	1 966	89	27 012	18 793	16 925	
	Firms with 20 to 49 employees	10	46	D	D	D	e	D	D	D	
	Firms with 50 to 99 employees	10	83	D	D	D	f	D	D	D	
	Firms with 100 employees or more	9	139	9 931 186	239 104	60 109	4 767	488 422	133 823	137 682	
	Firms not operated for the entire year	1	1	D	D	D	a	D	D	D	
	422110	Printing & writing paper whsle									
		All firms	48	294	16 541 542	310 695	77 028	5 935	645 393	203 981	197 089
		Firms operated for the entire year	47	293	D	D	D	i	D	D	D
		Firms with less than 5 employees	5	7	18 024	412	111	9	930	34	35
Firms with 5 to 9 employees ..		7	8	614 483	2 392	610	48	4 028	2 620	2 707	
Firms with 10 to 19 employees		6	10	1 318 407	9 528	1 966	89	27 012	18 793	16 925	
Firms with 20 to 49 employees		10	46	D	D	D	e	D	D	D	
Firms with 50 to 99 employees		10	83	D	D	D	f	D	D	D	
Firms with 100 employees or more		9	139	9 931 186	239 104	60 109	4 767	488 422	133 823	137 682	
Firms not operated for the entire year		1	1	D	D	D	a	D	D	D	
42212		Stationery & office supplies whsle									
		All firms	92	1 051	11 496 650	910 139	226 621	36 505	1 707 716	251 732	249 391

See footnotes at end of table.

Table 5. Employment Size of Firms: 1997—Con.

[Includes only firms and establishments with payroll. Excludes data for central administrative offices, auxiliary operations, or establishments of these firms that are classified in other categories than those specified in this table. For meaning of abbreviations and symbols, see introductory text. For explanation of terms, see Appendix A. For method of assignment to categories shown, see Appendix C]

NAICS code	Employment sizes of firms by type of operation and kind of business ¹	Firms (number)	Establishments (number)	Sales (\$1,000)	Annual payroll (\$1,000)	First-quarter payroll (\$1,000)	Paid employees for pay period including March 12 (number)	Operating expenses ¹ (\$1,000)	End-of-1996 inventories (\$1,000)	End-of-1997 inventories (\$1,000)
422	MANUFACTURERS' SALES BRANCHES AND SALES OFFICES—Con.									
	Wholesale trade, nondurable goods—Con.									
42212	Stationery & office supplies whsle—Con.									
	Firms operated for the entire year	90	1 049	D	D	D	k	D	D	D
	Firms with less than 5 employees	11	11	19 612	1 576	473	24	2 517	234	208
	Firms with 5 to 9 employees ..	11	17	39 107	3 128	808	85	6 373	1 740	1 768
	Firms with 10 to 19 employees	15	40	89 619	8 688	1 745	228	18 543	6 689	6 508
	Firms with 20 to 49 employees	15	49	D	D	D	e	D	D	D
	Firms with 50 to 99 employees	14	46	D	D	D	f	D	D	D
	Firms with 100 employees or more	24	886	D	D	D	k	D	D	D
	Firms not operated for the entire year	2	2	D	D	D	c	D	D	D
422120	Stationery & office supplies whsle									
	All firms	92	1 051	11 496 650	910 139	226 621	36 505	1 707 716	251 732	249 391
	Firms operated for the entire year	90	1 049	D	D	D	k	D	D	D
	Firms with less than 5 employees	11	11	19 612	1 576	473	24	2 517	234	208
	Firms with 5 to 9 employees ..	11	17	39 107	3 128	808	85	6 373	1 740	1 768
	Firms with 10 to 19 employees	15	40	89 619	8 688	1 745	228	18 543	6 689	6 508
	Firms with 20 to 49 employees	15	49	D	D	D	e	D	D	D
	Firms with 50 to 99 employees	14	46	D	D	D	f	D	D	D
	Firms with 100 employees or more	24	886	D	D	D	k	D	D	D
	Firms not operated for the entire year	2	2	D	D	D	c	D	D	D
42213	Industrial & personal service paper whsle									
	All firms	80	251	14 929 724	425 258	107 237	8 320	926 815	177 924	221 418
	Firms operated for the entire year	76	246	14 667 921	412 120	104 526	7 970	857 161	173 713	182 472
	Firms with less than 5 employees	9	10	90 784	1 739	454	22	3 560	279	330
	Firms with 5 to 9 employees ..	11	11	272 438	4 026	781	76	7 065	4 512	4 523
	Firms with 10 to 19 employees	11	17	218 682	8 004	1 814	156	15 413	2 299	2 674
	Firms with 20 to 49 employees	15	35	930 940	18 775	5 000	405	35 958	10 320	11 277
	Firms with 50 to 99 employees	11	51	D	D	D	f	D	D	D
	Firms with 100 employees or more	19	122	D	D	D	i	D	D	D
	Firms not operated for the entire year	4	5	261 803	13 138	2 711	350	69 654	4 211	38 946
422130	Industrial & personal service paper whsle									
	All firms	80	251	14 929 724	425 258	107 237	8 320	926 815	177 924	221 418
	Firms operated for the entire year	76	246	14 667 921	412 120	104 526	7 970	857 161	173 713	182 472
	Firms with less than 5 employees	9	10	90 784	1 739	454	22	3 560	279	330
	Firms with 5 to 9 employees ..	11	11	272 438	4 026	781	76	7 065	4 512	4 523
	Firms with 10 to 19 employees	11	17	218 682	8 004	1 814	156	15 413	2 299	2 674
	Firms with 20 to 49 employees	15	35	930 940	18 775	5 000	405	35 958	10 320	11 277
	Firms with 50 to 99 employees	11	51	D	D	D	f	D	D	D
	Firms with 100 employees or more	19	122	D	D	D	i	D	D	D
	Firms not operated for the entire year	4	5	261 803	13 138	2 711	350	69 654	4 211	38 946
4222	Drugs, & druggists' sundries whsle									
	All firms	83	358	90 317 145	3 827 803	948 944	58 960	8 666 126	2 517 364	2 756 060

See footnotes at end of table.

Table 5. Employment Size of Firms: 1997—Con.

[Includes only firms and establishments with payroll. Excludes data for central administrative offices, auxiliary operations, or establishments of these firms that are classified in other categories than those specified in this table. For meaning of abbreviations and symbols, see introductory text. For explanation of terms, see Appendix A. For method of assignment to categories shown, see Appendix C]

NAICS code	Employment sizes of firms by type of operation and kind of business ¹	Firms (number)	Establishments (number)	Sales (\$1,000)	Annual payroll (\$1,000)	First-quarter payroll (\$1,000)	Paid employees for pay period including March 12 (number)	Operating expenses ¹ (\$1,000)	End-of-1996 inventories (\$1,000)	End-of-1997 inventories (\$1,000)
422	MANUFACTURERS' SALES BRANCHES AND SALES OFFICES—Con.									
4222	Wholesale trade, nondurable goods—Con.									
	Drugs, & druggists' sundries whsle—Con.									
	Firms operated for the entire year	82	357	D	D	D	l	D	D	D
	Firms with less than 5 employees.....	10	10	26 557	1 240	271	22	3 412	741	1 444
	Firms with 5 to 9 employees ..	4	5	10 979	718	172	24	2 433	1 409	1 544
	Firms with 10 to 19 employees.....	4	15	50 522	1 821	563	52	3 349	2 413	2 488
	Firms with 20 to 49 employees.....	18	30	2 006 177	30 290	8 361	555	73 113	58 392	61 993
	Firms with 50 to 99 employees.....	7	21	D	D	D	e	D	D	D
	Firms with 100 employees or more.....	39	276	D	D	D	l	D	D	D
	Firms not operated for the entire year	1	1	D	D	D	a	D	D	D
42221	Drugs, & druggists' sundries whsle									
	All firms	83	358	90 317 145	3 827 803	948 944	58 960	8 666 126	2 517 364	2 756 060
	Firms operated for the entire year	82	357	D	D	D	l	D	D	D
	Firms with less than 5 employees.....	10	10	26 557	1 240	271	22	3 412	741	1 444
	Firms with 5 to 9 employees ..	4	5	10 979	718	172	24	2 433	1 409	1 544
	Firms with 10 to 19 employees.....	4	15	50 522	1 821	563	52	3 349	2 413	2 488
	Firms with 20 to 49 employees.....	18	30	2 006 177	30 290	8 361	555	73 113	58 392	61 993
	Firms with 50 to 99 employees.....	7	21	D	D	D	e	D	D	D
	Firms with 100 employees or more.....	39	276	D	D	D	l	D	D	D
	Firms not operated for the entire year	1	1	D	D	D	a	D	D	D
422210	Drugs, & druggists' sundries whsle									
	All firms	83	358	90 317 145	3 827 803	948 944	58 960	8 666 126	2 517 364	2 756 060
	Firms operated for the entire year	82	357	D	D	D	l	D	D	D
	Firms with less than 5 employees.....	10	10	26 557	1 240	271	22	3 412	741	1 444
	Firms with 5 to 9 employees ..	4	5	10 979	718	172	24	2 433	1 409	1 544
	Firms with 10 to 19 employees.....	4	15	50 522	1 821	563	52	3 349	2 413	2 488
	Firms with 20 to 49 employees.....	18	30	2 006 177	30 290	8 361	555	73 113	58 392	61 993
	Firms with 50 to 99 employees.....	7	21	D	D	D	e	D	D	D
	Firms with 100 employees or more.....	39	276	D	D	D	l	D	D	D
	Firms not operated for the entire year	1	1	D	D	D	a	D	D	D
4222102	Specialty-line drug, pharmaceutical, cosmetic, & toiletries whsle									
	All firms	83	358	90 317 145	3 827 803	948 944	58 960	8 666 126	2 517 364	2 756 060
	Firms operated for the entire year	82	357	D	D	D	l	D	D	D
	Firms with less than 5 employees.....	10	10	26 557	1 240	271	22	3 412	741	1 444
	Firms with 5 to 9 employees ..	4	5	10 979	718	172	24	2 433	1 409	1 544
	Firms with 10 to 19 employees.....	4	15	50 522	1 821	563	52	3 349	2 413	2 488
	Firms with 20 to 49 employees.....	18	30	2 006 177	30 290	8 361	555	73 113	58 392	61 993
	Firms with 50 to 99 employees.....	7	21	D	D	D	e	D	D	D
	Firms with 100 employees or more.....	39	276	D	D	D	l	D	D	D
	Firms not operated for the entire year	1	1	D	D	D	a	D	D	D

See footnotes at end of table.

Table 5. Employment Size of Firms: 1997—Con.

[Includes only firms and establishments with payroll. Excludes data for central administrative offices, auxiliary operations, or establishments of these firms that are classified in other categories than those specified in this table. For meaning of abbreviations and symbols, see introductory text. For explanation of terms, see Appendix A. For method of assignment to categories shown, see Appendix C]

NAICS code	Employment sizes of firms by type of operation and kind of business ¹	Firms (number)	Establishments (number)	Sales (\$1,000)	Annual payroll (\$1,000)	First-quarter payroll (\$1,000)	Paid employees for pay period including March 12 (number)	Operating expenses ¹ (\$1,000)	End-of-1996 inventories (\$1,000)	End-of-1997 inventories (\$1,000)
422	MANUFACTURERS' SALES BRANCHES AND SALES OFFICES—Con.									
4223	Wholesale trade, nondurable goods—Con.									
	Apparel, piece goods, & notions whsle									
	All firms	283	709	22 808 180	963 347	238 190	20 459	2 166 712	1 465 168	1 513 039
	Firms operated for the entire year	272	686	22 434 367	946 978	232 430	19 670	2 132 391	1 418 870	1 490 399
	Firms with less than 5 employees.....	43	46	322 344	7 318	1 657	110	20 003	7 619	7 995
	Firms with 5 to 9 employees ..	31	40	1 058 987	15 921	3 406	204	37 952	27 120	34 883
	Firms with 10 to 19 employees.....	47	68	1 332 875	39 206	9 217	660	86 121	26 569	29 305
	Firms with 20 to 49 employees.....	64	111	2 911 477	125 188	30 428	2 121	289 919	166 076	166 800
	Firms with 50 to 99 employees.....	41	118	3 655 713	177 229	43 415	2 857	377 657	196 672	204 385
	Firms with 100 employees or more.....	46	303	13 152 971	582 116	144 307	13 718	1 320 739	994 814	1 047 031
	Firms not operated for the entire year	11	23	373 813	16 369	5 760	789	34 321	46 298	22 640
42231	Piece goods, notions, & other dry goods whsle									
	All firms	112	245	6 592 566	246 518	61 096	4 657	520 679	166 724	163 647
	Firms operated for the entire year	109	242	D	D	D	h	D	D	D
	Firms with less than 5 employees.....	18	19	190 829	2 411	547	45	7 755	1 430	1 424
	Firms with 5 to 9 employees ..	13	19	337 037	5 539	1 379	88	12 632	7 611	7 230
	Firms with 10 to 19 employees.....	26	44	733 816	21 384	4 804	357	48 718	13 091	13 158
	Firms with 20 to 49 employees.....	29	69	1 767 750	63 853	14 905	1 041	116 490	44 342	39 929
	Firms with 50 to 99 employees.....	15	39	D	D	D	g	D	D	D
	Firms with 100 employees or more.....	8	52	D	D	D	g	D	D	D
	Firms not operated for the entire year	3	3	D	D	D	a	D	D	D
422310	Piece goods, notions, & other dry goods whsle									
	All firms	112	245	6 592 566	246 518	61 096	4 657	520 679	166 724	163 647
	Firms operated for the entire year	109	242	D	D	D	h	D	D	D
	Firms with less than 5 employees.....	18	19	190 829	2 411	547	45	7 755	1 430	1 424
	Firms with 5 to 9 employees ..	13	19	337 037	5 539	1 379	88	12 632	7 611	7 230
	Firms with 10 to 19 employees.....	26	44	733 816	21 384	4 804	357	48 718	13 091	13 158
	Firms with 20 to 49 employees.....	29	69	1 767 750	63 853	14 905	1 041	116 490	44 342	39 929
	Firms with 50 to 99 employees.....	15	39	D	D	D	g	D	D	D
	Firms with 100 employees or more.....	8	52	D	D	D	g	D	D	D
	Firms not operated for the entire year	3	3	D	D	D	a	D	D	D
4223101	Piece goods—jobbers									
	All firms	95	194	5 899 943	217 278	54 350	3 909	449 240	135 679	134 323
	Firms operated for the entire year	93	192	D	D	D	h	D	D	D
	Firms with less than 5 employees.....	15	15	181 428	2 123	475	39	6 743	1 101	1 088
	Firms with 5 to 9 employees ..	12	16	D	D	D	b	D	D	D
	Firms with 10 to 19 employees.....	24	39	685 828	20 063	4 514	322	46 482	12 815	12 873
	Firms with 20 to 49 employees.....	23	59	1 457 122	55 917	12 805	852	100 522	35 616	34 861
	Firms with 50 to 99 employees.....	12	31	D	D	D	f	D	D	D
	Firms with 100 employees or more.....	7	32	D	D	D	g	D	D	D
	Firms not operated for the entire year	2	2	D	D	D	a	D	D	D

See footnotes at end of table.

Table 5. Employment Size of Firms: 1997—Con.

[Includes only firms and establishments with payroll. Excludes data for central administrative offices, auxiliary operations, or establishments of these firms that are classified in other categories than those specified in this table. For meaning of abbreviations and symbols, see introductory text. For explanation of terms, see Appendix A. For method of assignment to categories shown, see Appendix C]

NAICS code	Employment sizes of firms by type of operation and kind of business ¹	Firms (number)	Establishments (number)	Sales (\$1,000)	Annual payroll (\$1,000)	First-quarter payroll (\$1,000)	Paid employees for pay period including March 12 (number)	Operating expenses ¹ (\$1,000)	End-of-1996 inventories (\$1,000)	End-of-1997 inventories (\$1,000)
422	MANUFACTURERS' SALES BRANCHES AND SALES OFFICES—Con.									
	Wholesale trade, nondurable goods—Con.									
4223102	Notions & other dry goods whsle									
	All firms	19	51	692 623	29 240	6 746	748	71 439	31 045	29 324
	Firms operated for the entire year	18	50	D	D	D	f	D	D	D
	Firms with less than 5 employees.....	3	4	9 401	288	72	6	1 012	329	336
	Firms with 5 to 9 employees ..	2	4	D	D	D	a	D	D	D
	Firms with 10 to 19 employees.....	3	6	73 851	2 119	472	42	3 560	1 926	2 436
	Firms with 20 to 49 employees.....	6	10	310 628	7 936	2 100	189	15 968	8 726	5 068
	Firms with 50 to 99 employees.....	3	6	D	D	D	c	D	D	D
	Firms with 100 employees or more.....	1	20	D	D	D	e	D	D	D
	Firms not operated for the entire year	1	1	D	D	D	a	D	D	D
42232	Men's & boys' clothing & furnishings whsle									
	All firms	78	202	7 748 425	345 408	83 096	8 449	763 011	745 747	754 794
	Firms operated for the entire year	75	189	7 662 824	336 412	78 863	7 878	746 092	721 917	733 946
	Firms with less than 5 employees.....	9	9	D	D	D	b	D	D	D
	Firms with 5 to 9 employees ..	12	18	D	D	D	b	D	D	D
	Firms with 10 to 19 employees.....	3	3	23 644	1 433	387	38	3 433	5 200	5 548
	Firms with 20 to 49 employees.....	19	22	D	D	D	f	D	D	D
	Firms with 50 to 99 employees.....	11	36	1 568 823	50 498	11 882	768	91 909	30 733	32 005
	Firms with 100 employees or more.....	21	101	4 640 455	241 012	55 998	6 386	522 853	605 765	613 167
	Firms not operated for the entire year	3	13	85 601	8 996	4 233	571	16 919	23 830	20 848
422320	Men's & boys' clothing & furnishings whsle									
	All firms	78	202	7 748 425	345 408	83 096	8 449	763 011	745 747	754 794
	Firms operated for the entire year	75	189	7 662 824	336 412	78 863	7 878	746 092	721 917	733 946
	Firms with less than 5 employees.....	9	9	D	D	D	b	D	D	D
	Firms with 5 to 9 employees ..	12	18	D	D	D	b	D	D	D
	Firms with 10 to 19 employees.....	3	3	23 644	1 433	387	38	3 433	5 200	5 548
	Firms with 20 to 49 employees.....	19	22	D	D	D	f	D	D	D
	Firms with 50 to 99 employees.....	11	36	1 568 823	50 498	11 882	768	91 909	30 733	32 005
	Firms with 100 employees or more.....	21	101	4 640 455	241 012	55 998	6 386	522 853	605 765	613 167
	Firms not operated for the entire year	3	13	85 601	8 996	4 233	571	16 919	23 830	20 848
42233	Women's, children's, & infants' clothing & accessories whsle									
	All firms	86	233	6 347 552	248 975	63 198	5 248	589 565	294 159	290 081
	Firms operated for the entire year	79	225	D	D	D	h	D	D	D
	Firms with less than 5 employees.....	17	19	118 180	3 816	834	48	9 850	5 200	5 552
	Firms with 5 to 9 employees ..	5	6	139 720	3 662	774	32	4 691	7 255	13 013
	Firms with 10 to 19 employees.....	16	20	575 541	14 126	3 445	233	29 536	8 278	10 599
	Firms with 20 to 49 employees.....	20	31	777 193	35 110	8 329	627	84 616	62 246	64 201
	Firms with 50 to 99 employees.....	10	33	D	D	D	f	D	D	D
	Firms with 100 employees or more.....	11	116	D	D	D	h	D	D	D
	Firms not operated for the entire year	7	8	D	D	D	e	D	D	D

See footnotes at end of table.

Table 5. Employment Size of Firms: 1997—Con.

[Includes only firms and establishments with payroll. Excludes data for central administrative offices, auxiliary operations, or establishments of these firms that are classified in other categories than those specified in this table. For meaning of abbreviations and symbols, see introductory text. For explanation of terms, see Appendix A. For method of assignment to categories shown, see Appendix C]

NAICS code	Employment sizes of firms by type of operation and kind of business ¹	Firms (number)	Establishments (number)	Sales (\$1,000)	Annual payroll (\$1,000)	First-quarter payroll (\$1,000)	Paid employees for pay period including March 12 (number)	Operating expenses ¹ (\$1,000)	End-of-1996 inventories (\$1,000)	End-of-1997 inventories (\$1,000)
422	MANUFACTURERS' SALES BRANCHES AND SALES OFFICES—Con.									
	Wholesale trade, nondurable goods—Con.									
422330	Women's, children's, & infants' clothing & accessories whsle									
	All firms	86	233	6 347 552	248 975	63 198	5 248	589 565	294 159	290 081
	Firms operated for the entire year	79	225	D	D	D	h	D	D	D
	Firms with less than 5 employees	17	19	118 180	3 816	834	48	9 850	5 200	5 552
	Firms with 5 to 9 employees ..	5	6	139 720	3 662	774	32	4 691	7 255	13 013
	Firms with 10 to 19 employees	16	20	575 541	14 126	3 445	233	29 536	8 278	10 599
	Firms with 20 to 49 employees	20	31	777 193	35 110	8 329	627	84 616	62 246	64 201
	Firms with 50 to 99 employees	10	33	D	D	D	f	D	D	D
	Firms with 100 employees or more	11	116	D	D	D	h	D	D	D
	Firms not operated for the entire year	7	8	D	D	D	e	D	D	D
42234	Footwear whsle									
	All firms	22	29	2 119 637	122 446	30 800	2 105	293 457	258 538	304 517
	Firms operated for the entire year	22	29	2 119 637	122 446	30 800	2 105	293 457	258 538	304 517
	Firms with less than 5 employees	1	1	D	D	D	a	D	D	D
	Firms with 5 to 9 employees ..	2	2	D	D	D	a	D	D	D
	Firms with 10 to 19 employees	4	4	95 327	4 365	1 132	63	9 012	—	—
	Firms with 20 to 49 employees	2	2	D	D	D	b	D	D	D
	Firms with 50 to 99 employees	5	7	632 869	24 828	6 530	390	67 060	53 250	58 047
	Firms with 100 employees or more	8	13	1 303 351	89 820	22 243	1 567	207 318	191 499	229 722
	Firms not operated for the entire year	—	—	—	—	—	—	—	—	—
422340	Footwear whsle									
	All firms	22	29	2 119 637	122 446	30 800	2 105	293 457	258 538	304 517
	Firms operated for the entire year	22	29	2 119 637	122 446	30 800	2 105	293 457	258 538	304 517
	Firms with less than 5 employees	1	1	D	D	D	a	D	D	D
	Firms with 5 to 9 employees ..	2	2	D	D	D	a	D	D	D
	Firms with 10 to 19 employees	4	4	95 327	4 365	1 132	63	9 012	—	—
	Firms with 20 to 49 employees	2	2	D	D	D	b	D	D	D
	Firms with 50 to 99 employees	5	7	632 869	24 828	6 530	390	67 060	53 250	58 047
	Firms with 100 employees or more	8	13	1 303 351	89 820	22 243	1 567	207 318	191 499	229 722
	Firms not operated for the entire year	—	—	—	—	—	—	—	—	—
4224	Grocery & related products whsle									
	All firms	461	3 765	145 608 857	6 614 860	1 606 055	188 281	13 850 688	2 165 631	2 258 062
	Firms operated for the entire year	454	3 757	145 537 968	6 609 603	1 602 939	187 966	13 835 742	2 160 495	2 258 060
	Firms with less than 5 employees	41	45	312 532	4 917	1 119	108	19 320	9 072	6 863
	Firms with 5 to 9 employees ..	30	41	357 061	8 523	1 979	212	18 617	4 297	4 026
	Firms with 10 to 19 employees	49	78	1 059 561	27 434	6 429	715	75 621	75 844	69 873
	Firms with 20 to 49 employees	86	210	3 394 060	110 635	29 075	2 850	373 904	134 890	155 493
	Firms with 50 to 99 employees	69	206	3 968 399	158 101	37 972	4 842	449 785	129 992	131 822
	Firms with 100 employees or more	179	3 177	136 446 355	6 299 993	1 526 365	179 239	12 898 495	1 806 400	1 889 983
	Firms not operated for the entire year	7	8	70 889	5 257	3 116	315	14 946	5 136	2
42242	Packaged frozen food whsle									
	All firms	49	262	7 449 295	227 226	59 433	6 436	766 248	258 770	287 963

See footnotes at end of table.

Table 5. Employment Size of Firms: 1997—Con.

[Includes only firms and establishments with payroll. Excludes data for central administrative offices, auxiliary operations, or establishments of these firms that are classified in other categories than those specified in this table. For meaning of abbreviations and symbols, see introductory text. For explanation of terms, see Appendix A. For method of assignment to categories shown, see Appendix C]

NAICS code	Employment sizes of firms by type of operation and kind of business ¹	Firms (number)	Establishments (number)	Sales (\$1,000)	Annual payroll (\$1,000)	First-quarter payroll (\$1,000)	Paid employees for pay period including March 12 (number)	Operating expenses ¹ (\$1,000)	End-of-1996 inventories (\$1,000)	End-of-1997 inventories (\$1,000)
422	MANUFACTURERS' SALES BRANCHES AND SALES OFFICES—Con.									
	Wholesale trade, nondurable goods—Con.									
42242	Packaged frozen food whsle—Con.									
	Firms operated for the entire year	46	259	7 424 604	224 279	57 590	6 197	759 917	253 255	287 963
	Firms with less than 5 employees.....	5	5	43 132	390	95	10	5 374	4 543	2 339
	Firms with 5 to 9 employees ..	6	6	199 314	1 830	418	38	7 586	1 873	2 560
	Firms with 10 to 19 employees.....	5	16	180 215	3 048	732	68	14 312	51 980	44 780
	Firms with 20 to 49 employees.....	12	34	807 595	15 081	3 564	340	74 145	67 518	101 944
	Firms with 50 to 99 employees.....	7	16	962 279	22 287	4 789	545	58 345	19 603	21 013
	Firms with 100 employees or more.....	11	182	5 232 069	181 643	47 992	5 196	600 155	107 738	115 327
	Firms not operated for the entire year	3	3	24 691	2 947	1 843	239	6 331	5 515	—
422420	Packaged frozen food whsle									
	All firms	49	262	7 449 295	227 226	59 433	6 436	766 248	258 770	287 963
	Firms operated for the entire year	46	259	7 424 604	224 279	57 590	6 197	759 917	253 255	287 963
	Firms with less than 5 employees.....	5	5	43 132	390	95	10	5 374	4 543	2 339
	Firms with 5 to 9 employees ..	6	6	199 314	1 830	418	38	7 586	1 873	2 560
	Firms with 10 to 19 employees.....	5	16	180 215	3 048	732	68	14 312	51 980	44 780
	Firms with 20 to 49 employees.....	12	34	807 595	15 081	3 564	340	74 145	67 518	101 944
	Firms with 50 to 99 employees.....	7	16	962 279	22 287	4 789	545	58 345	19 603	21 013
	Firms with 100 employees or more.....	11	182	5 232 069	181 643	47 992	5 196	600 155	107 738	115 327
	Firms not operated for the entire year	3	3	24 691	2 947	1 843	239	6 331	5 515	—
42243	Dairy products, (except dried or canned) whsle									
	All firms	88	507	12 804 977	757 461	175 830	19 409	1 849 552	343 331	350 438
	Firms operated for the entire year	86	505	D	D	D	j	D	D	D
	Firms with less than 5 employees.....	3	3	18 118	527	132	12	2 440	246	247
	Firms with 5 to 9 employees ..	5	6	D	D	D	b	D	D	D
	Firms with 10 to 19 employees.....	10	15	363 354	6 833	1 656	156	15 960	822	848
	Firms with 20 to 49 employees.....	20	77	D	D	D	f	D	D	D
	Firms with 50 to 99 employees.....	15	50	D	D	D	f	D	D	D
	Firms with 100 employees or more.....	33	354	8 789 071	685 694	158 167	17 503	1 636 191	306 413	318 297
	Firms not operated for the entire year	2	2	D	D	D	a	D	D	D
422430	Dairy products, (except dried or canned) whsle									
	All firms	88	507	12 804 977	757 461	175 830	19 409	1 849 552	343 331	350 438
	Firms operated for the entire year	86	505	D	D	D	j	D	D	D
	Firms with less than 5 employees.....	3	3	18 118	527	132	12	2 440	246	247
	Firms with 5 to 9 employees ..	5	6	D	D	D	b	D	D	D
	Firms with 10 to 19 employees.....	10	15	363 354	6 833	1 656	156	15 960	822	848
	Firms with 20 to 49 employees.....	20	77	D	D	D	f	D	D	D
	Firms with 50 to 99 employees.....	15	50	D	D	D	f	D	D	D
	Firms with 100 employees or more.....	33	354	8 789 071	685 694	158 167	17 503	1 636 191	306 413	318 297
	Firms not operated for the entire year	2	2	D	D	D	a	D	D	D
4224302	Dairy product (except raw milk) whsle									
	All firms	88	507	12 804 977	757 461	175 830	19 409	1 849 552	343 331	350 438

See footnotes at end of table.

Table 5. Employment Size of Firms: 1997—Con.

[Includes only firms and establishments with payroll. Excludes data for central administrative offices, auxiliary operations, or establishments of these firms that are classified in other categories than those specified in this table. For meaning of abbreviations and symbols, see introductory text. For explanation of terms, see Appendix A. For method of assignment to categories shown, see Appendix C]

NAICS code	Employment sizes of firms by type of operation and kind of business ¹	Firms (number)	Establishments (number)	Sales (\$1,000)	Annual payroll (\$1,000)	First-quarter payroll (\$1,000)	Paid employees for pay period including March 12 (number)	Operating expenses ¹ (\$1,000)	End-of-1996 inventories (\$1,000)	End-of-1997 inventories (\$1,000)
422	MANUFACTURERS' SALES BRANCHES AND SALES OFFICES—Con.									
	Wholesale trade, nondurable goods—Con.									
4224302	Dairy product (except raw milk) whsle—Con.									
	Firms operated for the entire year	86	505	D	D	D	j	D	D	D
	Firms with less than 5 employees	3	3	18 118	527	132	12	2 440	246	247
	Firms with 5 to 9 employees ..	5	6	20 568	1 186	279	41	2 635	244	245
	Firms with 10 to 19 employees	10	15	363 354	6 833	1 656	156	15 960	822	848
	Firms with 20 to 49 employees	20	77	D	D	D	f	D	D	D
	Firms with 50 to 99 employees	15	50	D	D	D	f	D	D	D
	Firms with 100 employees or more	33	354	8 789 071	685 694	158 167	17 503	1 636 191	306 413	318 297
	Firms not operated for the entire year	2	2	D	D	D	a	D	D	D
42244	Poultry & poultry product whsle									
	All firms	19	54	D	D	D	g	D	D	D
	Firms operated for the entire year	19	54	D	D	D	g	D	D	D
	Firms with less than 5 employees	—	—	—	—	—	—	—	—	—
	Firms with 5 to 9 employees ..	2	2	D	D	D	a	D	D	D
	Firms with 10 to 19 employees	1	1	D	D	D	a	D	D	D
	Firms with 20 to 49 employees	6	10	D	D	D	c	D	D	D
	Firms with 50 to 99 employees	5	9	D	D	D	e	D	D	D
	Firms with 100 employees or more	5	32	D	D	D	g	D	D	D
	Firms not operated for the entire year	—	—	—	—	—	—	—	—	—
422440	Poultry & poultry product whsle									
	All firms	19	54	D	D	D	g	D	D	D
	Firms operated for the entire year	19	54	D	D	D	g	D	D	D
	Firms with less than 5 employees	—	—	—	—	—	—	—	—	—
	Firms with 5 to 9 employees ..	2	2	D	D	D	a	D	D	D
	Firms with 10 to 19 employees	1	1	D	D	D	a	D	D	D
	Firms with 20 to 49 employees	6	10	D	D	D	c	D	D	D
	Firms with 50 to 99 employees	5	9	D	D	D	e	D	D	D
	Firms with 100 employees or more	5	32	D	D	D	g	D	D	D
	Firms not operated for the entire year	—	—	—	—	—	—	—	—	—
4224402	Poultry & poultry product (except live) whsle									
	All firms	19	54	D	D	D	g	D	D	D
	Firms operated for the entire year	19	54	D	D	D	g	D	D	D
	Firms with less than 5 employees	—	—	—	—	—	—	—	—	—
	Firms with 5 to 9 employees ..	2	2	D	D	D	a	D	D	D
	Firms with 10 to 19 employees	1	1	D	D	D	a	D	D	D
	Firms with 20 to 49 employees	6	10	D	D	D	c	D	D	D
	Firms with 50 to 99 employees	5	9	D	D	D	e	D	D	D
	Firms with 100 employees or more	5	32	D	D	D	g	D	D	D
	Firms not operated for the entire year	—	—	—	—	—	—	—	—	—
42245	Confectionery whsle									
	All firms	45	302	16 592 178	1 242 879	310 472	37 061	2 148 399	84 367	83 893

See footnotes at end of table.

Table 5. Employment Size of Firms: 1997—Con.

[Includes only firms and establishments with payroll. Excludes data for central administrative offices, auxiliary operations, or establishments of these firms that are classified in other categories than those specified in this table. For meaning of abbreviations and symbols, see introductory text. For explanation of terms, see Appendix A. For method of assignment to categories shown, see Appendix C]

NAICS code	Employment sizes of firms by type of operation and kind of business ¹	Firms (number)	Establishments (number)	Sales (\$1,000)	Annual payroll (\$1,000)	First-quarter payroll (\$1,000)	Paid employees for pay period including March 12 (number)	Operating expenses ¹ (\$1,000)	End-of-1996 inventories (\$1,000)	End-of-1997 inventories (\$1,000)
422	MANUFACTURERS' SALES BRANCHES AND SALES OFFICES—Con.									
	Wholesale trade, nondurable goods—Con.									
42245	Confectionery whsle—Con.									
	Firms operated for the entire year	44	301	D	D	D	k	D	D	D
	Firms with less than 5 employees.....	5	7	5 331	337	81	11	839	68	25
	Firms with 5 to 9 employees ..	3	8	15 709	626	173	20	1 095	158	144
	Firms with 10 to 19 employees.....	1	1	D	D	D	a	D	D	D
	Firms with 20 to 49 employees.....	4	10	66 184	3 351	809	106	7 922	2 650	1 898
	Firms with 50 to 99 employees.....	7	11	D	D	D	f	D	D	D
	Firms with 100 employees or more.....	24	264	D	D	D	k	D	D	D
	Firms not operated for the entire year	1	1	D	D	D	a	D	D	D
422450	Confectionery whsle									
	All firms	45	302	16 592 178	1 242 879	310 472	37 061	2 148 399	84 367	83 893
	Firms operated for the entire year	44	301	D	D	D	k	D	D	D
	Firms with less than 5 employees.....	5	7	5 331	337	81	11	839	68	25
	Firms with 5 to 9 employees ..	3	8	15 709	626	173	20	1 095	158	144
	Firms with 10 to 19 employees.....	1	1	D	D	D	a	D	D	D
	Firms with 20 to 49 employees.....	4	10	66 184	3 351	809	106	7 922	2 650	1 898
	Firms with 50 to 99 employees.....	7	11	D	D	D	f	D	D	D
	Firms with 100 employees or more.....	24	264	D	D	D	k	D	D	D
	Firms not operated for the entire year	1	1	D	D	D	a	D	D	D
42246	Fish & seafood whsle									
	All firms	16	24	334 555	18 934	5 492	654	65 754	33 405	29 959
	Firms operated for the entire year	16	24	334 555	18 934	5 492	654	65 754	33 405	29 959
	Firms with less than 5 employees.....	2	2	D	D	D	a	D	D	D
	Firms with 5 to 9 employees ..	2	2	D	D	D	a	D	D	D
	Firms with 10 to 19 employees.....	2	2	D	D	D	b	D	D	D
	Firms with 20 to 49 employees.....	5	9	184 218	6 989	1 750	183	24 193	17 460	17 999
	Firms with 50 to 99 employees.....	3	6	D	D	D	c	D	D	D
	Firms with 100 employees or more.....	2	3	D	D	D	c	D	D	D
	Firms not operated for the entire year	—	—	—	—	—	—	—	—	—
422460	Fish & seafood whsle									
	All firms	16	24	334 555	18 934	5 492	654	65 754	33 405	29 959
	Firms operated for the entire year	16	24	334 555	18 934	5 492	654	65 754	33 405	29 959
	Firms with less than 5 employees.....	2	2	D	D	D	a	D	D	D
	Firms with 5 to 9 employees ..	2	2	D	D	D	a	D	D	D
	Firms with 10 to 19 employees.....	2	2	D	D	D	b	D	D	D
	Firms with 20 to 49 employees.....	5	9	184 218	6 989	1 750	183	24 193	17 460	17 999
	Firms with 50 to 99 employees.....	3	6	D	D	D	c	D	D	D
	Firms with 100 employees or more.....	2	3	D	D	D	c	D	D	D
	Firms not operated for the entire year	—	—	—	—	—	—	—	—	—
42247	Meat & meat product whsle									
	All firms	36	112	20 272 965	121 017	26 471	3 094	370 753	86 322	100 511
	Firms operated for the entire year	35	111	D	D	D	h	D	D	D
	Firms with less than 5 employees.....	2	2	D	D	D	a	D	D	D
	Firms with 5 to 9 employees ..	2	2	D	D	D	a	D	D	D
	Firms with 10 to 19 employees.....	10	12	169 407	5 678	1 296	144	15 213	2 121	2 790
	Firms with 20 to 49 employees.....	7	9	585 817	16 912	1 926	214	45 455	7 861	24 151

See footnotes at end of table.

Table 5. Employment Size of Firms: 1997—Con.

[Includes only firms and establishments with payroll. Excludes data for central administrative offices, auxiliary operations, or establishments of these firms that are classified in other categories than those specified in this table. For meaning of abbreviations and symbols, see introductory text. For explanation of terms, see Appendix A. For method of assignment to categories shown, see Appendix C]

NAICS code	Employment sizes of firms by type of operation and kind of business ¹	Firms (number)	Establishments (number)	Sales (\$1,000)	Annual payroll (\$1,000)	First-quarter payroll (\$1,000)	Paid employees for pay period including March 12 (number)	Operating expenses ¹ (\$1,000)	End-of-1996 inventories (\$1,000)	End-of-1997 inventories (\$1,000)
422	MANUFACTURERS' SALES BRANCHES AND SALES OFFICES—Con.									
	Wholesale trade, nondurable goods—Con.									
42247	Meat & meat product whsle —Con.									
	Firms operated for the entire year—Con.									
	Firms with 50 to 99 employees.....	4	5	D	D	D	e	D	D	D
	Firms with 100 employees or more.....	10	81	D	D	D	g	D	D	D
	Firms not operated for the entire year.....	1	1	D	D	D	b	D	D	D
422470	Meat & meat product whsle									
	All firms	36	112	20 272 965	121 017	26 471	3 094	370 753	86 322	100 511
	Firms operated for the entire year.....	35	111	D	D	D	h	D	D	D
	Firms with less than 5 employees.....	2	2	D	D	D	a	D	D	D
	Firms with 5 to 9 employees ..	2	2	D	D	D	a	D	D	D
	Firms with 10 to 19 employees.....	10	12	169 407	5 678	1 296	144	15 213	2 121	2 790
	Firms with 20 to 49 employees.....	7	9	585 817	16 912	1 926	214	45 455	7 861	24 151
	Firms with 50 to 99 employees.....	4	5	D	D	D	e	D	D	D
	Firms with 100 employees or more.....	10	81	D	D	D	g	D	D	D
	Firms not operated for the entire year.....	1	1	D	D	D	b	D	D	D
42249	Other grocery & related products whsle									
	All firms	247	2 504	D	D	D	m	D	D	D
	Firms operated for the entire year.....	244	2 501	D	D	D	m	D	D	D
	Firms with less than 5 employees.....	26	27	D	D	D	b	D	D	D
	Firms with 5 to 9 employees ..	15	20	D	D	D	c	D	D	D
	Firms with 10 to 19 employees.....	25	38	D	D	D	e	D	D	D
	Firms with 20 to 49 employees.....	42	77	D	D	D	g	D	D	D
	Firms with 50 to 99 employees.....	31	123	D	D	D	g	D	D	D
	Firms with 100 employees or more.....	105	2 216	D	D	D	m	D	D	D
	Firms not operated for the entire year.....	3	3	D	D	D	c	D	D	D
422490	Other grocery & related products whsle									
	All firms	247	2 504	D	D	D	m	D	D	D
	Firms operated for the entire year.....	244	2 501	D	D	D	m	D	D	D
	Firms with less than 5 employees.....	26	27	D	D	D	b	D	D	D
	Firms with 5 to 9 employees ..	15	20	D	D	D	c	D	D	D
	Firms with 10 to 19 employees.....	25	38	D	D	D	e	D	D	D
	Firms with 20 to 49 employees.....	42	77	D	D	D	g	D	D	D
	Firms with 50 to 99 employees.....	31	123	D	D	D	g	D	D	D
	Firms with 100 employees or more.....	105	2 216	D	D	D	m	D	D	D
	Firms not operated for the entire year.....	3	3	D	D	D	c	D	D	D
4224901	Coffee, tea, & spice whsle									
	All firms	22	253	4 860 320	163 182	39 202	4 600	388 513	61 694	64 578
	Firms operated for the entire year.....	22	253	4 860 320	163 182	39 202	4 600	388 513	61 694	64 578
	Firms with less than 5 employees.....	1	1	D	D	D	a	D	D	D
	Firms with 5 to 9 employees ..	1	1	D	D	D	a	D	D	D
	Firms with 10 to 19 employees.....	1	1	D	D	D	a	D	D	D
	Firms with 20 to 49 employees.....	5	8	139 853	5 594	1 383	151	16 970	2 840	2 575
	Firms with 50 to 99 employees.....	2	3	D	D	D	c	D	D	D
	Firms with 100 employees or more.....	12	239	D	D	D	h	D	D	D

See footnotes at end of table.

Table 5. Employment Size of Firms: 1997—Con.

[Includes only firms and establishments with payroll. Excludes data for central administrative offices, auxiliary operations, or establishments of these firms that are classified in other categories than those specified in this table. For meaning of abbreviations and symbols, see introductory text. For explanation of terms, see Appendix A. For method of assignment to categories shown, see Appendix C]

NAICS code	Employment sizes of firms by type of operation and kind of business ¹	Firms (number)	Establishments (number)	Sales (\$1,000)	Annual payroll (\$1,000)	First-quarter payroll (\$1,000)	Paid employees for pay period including March 12 (number)	Operating expenses ¹ (\$1,000)	End-of-1996 inventories (\$1,000)	End-of-1997 inventories (\$1,000)
422	MANUFACTURERS' SALES BRANCHES AND SALES OFFICES—Con.									
	Wholesale trade, nondurable goods—Con.									
4224901	Coffee, tea, & spice whsle—Con.									
	Firms not operated for the entire year	—	—	—	—	—	—	—	—	—
4224902	Bread & baked goods whsle									
	All firms	42	752	12 763 211	966 632	252 384	29 483	1 863 092	214 642	211 461
	Firms operated for the entire year	41	751	D	D	D	k	D	D	D
	Firms with less than 5 employees	4	4	2 312	334	85	11	592	14	9
	Firms with 5 to 9 employees ..	5	7	5 118	621	157	34	1 198	241	266
	Firms with 10 to 19 employees	2	2	D	D	D	b	D	D	D
	Firms with 20 to 49 employees	6	10	46 786	4 603	1 168	162	10 413	853	794
	Firms with 50 to 99 employees	6	23	120 777	8 986	2 192	412	15 606	358	371
	Firms with 100 employees or more	18	705	D	D	D	k	D	D	D
	Firms not operated for the entire year	1	1	D	D	D	b	D	D	D
4224903	Soft drinks whsle									
	All firms	80	1 034	21 211 495	2 347 120	541 564	70 809	4 713 914	403 133	447 032
	Firms operated for the entire year	80	1 034	21 211 495	2 347 120	541 564	70 809	4 713 914	403 133	447 032
	Firms with less than 5 employees	3	4	2 159	236	58	8	494	24	26
	Firms with 5 to 9 employees ..	1	1	D	D	D	a	D	D	D
	Firms with 10 to 19 employees	7	8	D	D	D	c	D	D	D
	Firms with 20 to 49 employees	12	21	141 129	12 567	2 910	396	33 204	2 062	2 112
	Firms with 50 to 99 employees	10	25	D	D	D	f	D	D	D
	Firms with 100 employees or more	47	975	20 823 271	2 308 943	532 797	69 524	4 627 172	395 579	439 231
	Firms not operated for the entire year	—	—	—	—	—	—	—	—	—
4224904	Canned goods whsle									
	All firms	26	88	10 565 606	160 492	40 791	3 527	326 577	97 224	98 113
	Firms operated for the entire year	25	87	D	D	D	h	D	D	D
	Firms with less than 5 employees	1	1	D	D	D	a	D	D	D
	Firms with 5 to 9 employees ..	3	3	45 819	962	201	21	2 859	465	533
	Firms with 10 to 19 employees	3	5	48 236	2 879	540	40	7 916	6 730	7 046
	Firms with 20 to 49 employees	3	5	156 869	3 983	1 044	134	11 971	6 866	7 079
	Firms with 50 to 99 employees	3	6	438 682	6 522	1 822	200	39 013	10 923	13 548
	Firms with 100 employees or more	12	67	D	D	D	h	D	D	D
	Firms not operated for the entire year	1	1	D	D	D	b	D	D	D
4224905	Food & beverage basic materials whsle									
	All firms	17	52	1 323 153	47 761	12 808	1 011	101 759	77 987	79 722
	Firms operated for the entire year	17	52	1 323 153	47 761	12 808	1 011	101 759	77 987	79 722
	Firms with less than 5 employees	1	1	D	D	D	a	D	D	D
	Firms with 5 to 9 employees ..	2	5	D	D	D	a	D	D	D
	Firms with 10 to 19 employees	8	19	93 944	3 708	908	104	11 477	6 097	5 458
	Firms with 20 to 49 employees	3	7	244 281	8 613	2 811	87	20 032	22 041	21 710
	Firms with 50 to 99 employees	1	3	D	D	D	b	D	D	D
	Firms with 100 employees or more	2	17	D	D	D	f	D	D	D
	Firms not operated for the entire year	—	—	—	—	—	—	—	—	—

See footnotes at end of table.

Table 5. Employment Size of Firms: 1997—Con.

[Includes only firms and establishments with payroll. Excludes data for central administrative offices, auxiliary operations, or establishments of these firms that are classified in other categories than those specified in this table. For meaning of abbreviations and symbols, see introductory text. For explanation of terms, see Appendix A. For method of assignment to categories shown, see Appendix C]

NAICS code	Employment sizes of firms by type of operation and kind of business ¹	Firms (number)	Establishments (number)	Sales (\$1,000)	Annual payroll (\$1,000)	First-quarter payroll (\$1,000)	Paid employees for pay period including March 12 (number)	Operating expenses ¹ (\$1,000)	End-of-1996 inventories (\$1,000)	End-of-1997 inventories (\$1,000)
422	MANUFACTURERS' SALES BRANCHES AND SALES OFFICES—Con.									
	Wholesale trade, nondurable goods—Con.									
4224906	Other grocery specialties whsle									
	All firms	81	325	D	D	D	j	D	D	D
	Firms operated for the entire year	80	324	D	D	D	j	D	D	D
	Firms with less than 5 employees.....	18	19	D	D	D	b	D	D	D
	Firms with 5 to 9 employees ..	6	6	D	D	D	b	D	D	D
	Firms with 10 to 19 employees.....	7	8	D	D	D	b	D	D	D
	Firms with 20 to 49 employees.....	20	38	D	D	D	f	D	D	D
	Firms with 50 to 99 employees.....	8	52	D	D	D	f	D	D	D
	Firms with 100 employees or more.....	21	201	D	D	D	i	D	D	D
	Firms not operated for the entire year	1	1	D	D	D	a	D	D	D
4226	Chemical & allied products whsle									
	All firms	361	2 281	66 366 082	2 396 085	626 620	46 112	5 063 180	1 911 816	1 928 366
	Firms operated for the entire year	352	2 269	66 299 586	2 387 028	623 251	45 805	5 052 098	1 892 600	1 928 359
	Firms with less than 5 employees.....	45	53	328 395	7 157	1 596	118	14 602	3 554	4 102
	Firms with 5 to 9 employees ..	36	53	D	D	D	e	D	D	D
	Firms with 10 to 19 employees.....	54	108	1 461 360	42 309	9 539	752	96 872	36 427	42 335
	Firms with 20 to 49 employees.....	93	243	D	D	D	h	D	D	D
	Firms with 50 to 99 employees.....	43	142	D	D	D	h	D	D	D
	Firms with 100 employees or more.....	81	1 670	45 621 275	1 987 594	526 230	38 498	4 032 072	1 313 571	1 280 097
	Firms not operated for the entire year	9	12	66 496	9 057	3 369	307	11 082	19 216	7
42261	Plastics materials & basic forms & shapes whsle									
	All firms	120	338	14 689 127	347 971	87 185	7 095	760 560	575 413	584 774
	Firms operated for the entire year	116	334	14 637 567	346 179	85 725	6 861	758 388	557 308	584 774
	Firms with less than 5 employees.....	9	12	117 793	2 173	324	25	4 795	287	1 094
	Firms with 5 to 9 employees ..	18	29	316 148	7 499	1 909	127	16 177	6 288	6 377
	Firms with 10 to 19 employees.....	21	42	466 653	16 714	4 081	294	37 398	21 125	26 490
	Firms with 20 to 49 employees.....	32	76	2 444 948	53 953	13 994	1 050	126 406	127 362	127 197
	Firms with 50 to 99 employees.....	15	43	2 922 784	59 376	13 524	1 142	148 546	78 396	109 173
	Firms with 100 employees or more.....	21	132	8 369 241	206 464	51 893	4 223	425 066	323 850	314 443
	Firms not operated for the entire year	4	4	51 560	1 792	1 460	234	2 172	18 105	—
422610	Plastics materials & basic forms & shapes whsle									
	All firms	120	338	14 689 127	347 971	87 185	7 095	760 560	575 413	584 774
	Firms operated for the entire year	116	334	14 637 567	346 179	85 725	6 861	758 388	557 308	584 774
	Firms with less than 5 employees.....	9	12	117 793	2 173	324	25	4 795	287	1 094
	Firms with 5 to 9 employees ..	18	29	316 148	7 499	1 909	127	16 177	6 288	6 377
	Firms with 10 to 19 employees.....	21	42	466 653	16 714	4 081	294	37 398	21 125	26 490
	Firms with 20 to 49 employees.....	32	76	2 444 948	53 953	13 994	1 050	126 406	127 362	127 197
	Firms with 50 to 99 employees.....	15	43	2 922 784	59 376	13 524	1 142	148 546	78 396	109 173
	Firms with 100 employees or more.....	21	132	8 369 241	206 464	51 893	4 223	425 066	323 850	314 443
	Firms not operated for the entire year	4	4	51 560	1 792	1 460	234	2 172	18 105	—

See footnotes at end of table.

Table 5. Employment Size of Firms: 1997—Con.

[Includes only firms and establishments with payroll. Excludes data for central administrative offices, auxiliary operations, or establishments of these firms that are classified in other categories than those specified in this table. For meaning of abbreviations and symbols, see introductory text. For explanation of terms, see Appendix A. For method of assignment to categories shown, see Appendix C]

NAICS code	Employment sizes of firms by type of operation and kind of business ¹	Firms (number)	Establishments (number)	Sales (\$1,000)	Annual payroll (\$1,000)	First-quarter payroll (\$1,000)	Paid employees for pay period including March 12 (number)	Operating expenses ¹ (\$1,000)	End-of-1996 inventories (\$1,000)	End-of-1997 inventories (\$1,000)
422	MANUFACTURERS' SALES BRANCHES AND SALES OFFICES—Con.									
	Wholesale trade, nondurable goods—Con.									
42269	Other chemical & allied products whsle									
	All firms	256	1 943	51 676 955	2 048 114	539 435	39 017	4 302 620	1 336 403	1 343 592
	Firms operated for the entire year	251	1 935	51 662 019	2 040 849	537 526	38 944	4 293 710	1 335 292	1 343 585
	Firms with less than 5 employees.....	36	41	210 602	4 984	1 272	93	9 807	3 267	3 008
	Firms with 5 to 9 employees ..	22	34	D	D	D	c	D	D	D
	Firms with 10 to 19 employees.....	34	66	1 096 134	26 145	5 892	465	60 759	15 302	15 845
	Firms with 20 to 49 employees.....	63	188	D	D	D	g	D	D	D
	Firms with 50 to 99 employees.....	34	118	D	D	D	g	D	D	D
	Firms with 100 employees or more.....	62	1 488	35 303 710	1 745 732	465 346	33 752	3 526 800	898 160	869 561
	Firms not operated for the entire year	5	8	14 936	7 265	1 909	73	8 910	1 111	7
422690	Other chemical & allied products whsle									
	All firms	256	1 943	51 676 955	2 048 114	539 435	39 017	4 302 620	1 336 403	1 343 592
	Firms operated for the entire year	251	1 935	51 662 019	2 040 849	537 526	38 944	4 293 710	1 335 292	1 343 585
	Firms with less than 5 employees.....	36	41	210 602	4 984	1 272	93	9 807	3 267	3 008
	Firms with 5 to 9 employees ..	22	34	D	D	D	c	D	D	D
	Firms with 10 to 19 employees.....	34	66	1 096 134	26 145	5 892	465	60 759	15 302	15 845
	Firms with 20 to 49 employees.....	63	188	D	D	D	g	D	D	D
	Firms with 50 to 99 employees.....	34	118	D	D	D	g	D	D	D
	Firms with 100 employees or more.....	62	1 488	35 303 710	1 745 732	465 346	33 752	3 526 800	898 160	869 561
	Firms not operated for the entire year	5	8	14 936	7 265	1 909	73	8 910	1 111	7
4226901	Industrial gases (except LP) whsle									
	All firms	13	291	1 302 718	165 055	40 416	4 117	331 836	50 960	54 482
	Firms operated for the entire year	13	291	1 302 718	165 055	40 416	4 117	331 836	50 960	54 482
	Firms with less than 5 employees.....	1	1	D	D	D	a	D	D	D
	Firms with 5 to 9 employees ..	—	—	—	—	—	—	—	—	—
	Firms with 10 to 19 employees.....	1	1	D	D	D	a	D	D	D
	Firms with 20 to 49 employees.....	3	4	D	D	D	b	D	D	D
	Firms with 50 to 99 employees.....	1	1	D	D	D	b	D	D	D
	Firms with 100 employees or more.....	7	284	1 189 259	156 109	38 162	3 946	309 324	50 246	53 650
	Firms not operated for the entire year	—	—	—	—	—	—	—	—	—
4226902	Other chemical & allied products whsle									
	All firms	249	1 652	50 374 237	1 883 059	499 019	34 900	3 970 784	1 285 443	1 289 110
	Firms operated for the entire year	244	1 644	50 359 301	1 875 794	497 110	34 827	3 961 874	1 284 332	1 289 103
	Firms with less than 5 employees.....	36	41	D	D	D	b	D	D	D
	Firms with 5 to 9 employees ..	22	34	D	D	D	c	D	D	D
	Firms with 10 to 19 employees.....	33	65	D	D	D	e	D	D	D
	Firms with 20 to 49 employees.....	62	188	D	D	D	g	D	D	D
	Firms with 50 to 99 employees.....	34	117	D	D	D	g	D	D	D
	Firms with 100 employees or more.....	57	1 199	34 024 033	1 580 695	424 960	29 680	3 195 291	847 735	815 726
	Firms not operated for the entire year	5	8	14 936	7 265	1 909	73	8 910	1 111	7

See footnotes at end of table.

Table 5. Employment Size of Firms: 1997—Con.

[Includes only firms and establishments with payroll. Excludes data for central administrative offices, auxiliary operations, or establishments of these firms that are classified in other categories than those specified in this table. For meaning of abbreviations and symbols, see introductory text. For explanation of terms, see Appendix A. For method of assignment to categories shown, see Appendix C]

NAICS code	Employment sizes of firms by type of operation and kind of business ¹	Firms (number)	Establishments (number)	Sales (\$1,000)	Annual payroll (\$1,000)	First-quarter payroll (\$1,000)	Paid employees for pay period including March 12 (number)	Operating expenses ¹ (\$1,000)	End-of-1996 inventories (\$1,000)	End-of-1997 inventories (\$1,000)
422	MANUFACTURERS' SALES BRANCHES AND SALES OFFICES—Con.									
4227	Wholesale trade, nondurable goods—Con.									
	Petroleum & petroleum products whlse									
	All firms	86	1 271	116 162 796	992 475	263 868	20 311	3 286 159	2 527 355	2 513 198
	Firms operated for the entire year	82	1 265	D	D	D	j	D	D	D
	Firms with less than 5 employees.....	9	10	482 061	998	278	22	5 208	5 919	4 402
	Firms with 5 to 9 employees ..	11	15	902 051	5 731	1 430	74	23 009	11 549	11 889
	Firms with 10 to 19 employees.....	13	33	680 136	6 867	1 557	172	20 740	30 595	29 415
	Firms with 20 to 49 employees.....	15	37	D	D	D	e	D	D	D
	Firms with 50 to 99 employees.....	5	30	D	D	D	e	D	D	D
	Firms with 100 employees or more.....	29	1 140	D	D	D	j	D	D	D
	Firms not operated for the entire year	4	6	D	D	D	e	D	D	D
42271	Petroleum bulk stations & terminals									
	All firms	51	892	83 944 314	655 953	171 350	14 691	1 981 725	2 205 866	2 198 570
	Firms operated for the entire year	49	890	D	D	D	j	D	D	D
	Firms with less than 5 employees.....	3	3	D	D	D	a	D	D	D
	Firms with 5 to 9 employees ..	4	4	D	D	D	b	D	D	D
	Firms with 10 to 19 employees.....	4	16	D	D	D	b	D	D	D
	Firms with 20 to 49 employees.....	9	28	D	D	D	e	D	D	D
	Firms with 50 to 99 employees.....	—	—	—	—	—	—	—	—	—
	Firms with 100 employees or more.....	29	839	D	D	D	j	D	D	D
	Firms not operated for the entire year	2	2	D	D	D	a	D	D	D
422710	Petroleum bulk stations & terminals									
	All firms	51	892	83 944 314	655 953	171 350	14 691	1 981 725	2 205 866	2 198 570
	Firms operated for the entire year	49	890	D	D	D	j	D	D	D
	Firms with less than 5 employees.....	3	3	D	D	D	a	D	D	D
	Firms with 5 to 9 employees ..	4	4	D	D	D	b	D	D	D
	Firms with 10 to 19 employees.....	4	16	D	D	D	b	D	D	D
	Firms with 20 to 49 employees.....	9	28	D	D	D	e	D	D	D
	Firms with 50 to 99 employees.....	—	—	—	—	—	—	—	—	—
	Firms with 100 employees or more.....	29	839	D	D	D	j	D	D	D
	Firms not operated for the entire year	2	2	D	D	D	a	D	D	D
4227101	Petroleum bulk stations & terminals (except LP)									
	All firms	49	865	D	D	D	j	D	D	D
	Firms operated for the entire year	48	864	D	D	D	j	D	D	D
	Firms with less than 5 employees.....	3	3	D	D	D	a	D	D	D
	Firms with 5 to 9 employees ..	4	4	D	D	D	b	D	D	D
	Firms with 10 to 19 employees.....	4	16	D	D	D	b	D	D	D
	Firms with 20 to 49 employees.....	9	28	D	D	D	e	D	D	D
	Firms with 50 to 99 employees.....	—	—	—	—	—	—	—	—	—
	Firms with 100 employees or more.....	28	813	D	D	D	j	D	D	D
	Firms not operated for the entire year	1	1	D	D	D	a	D	D	D

See footnotes at end of table.

Table 5. Employment Size of Firms: 1997—Con.

[Includes only firms and establishments with payroll. Excludes data for central administrative offices, auxiliary operations, or establishments of these firms that are classified in other categories than those specified in this table. For meaning of abbreviations and symbols, see introductory text. For explanation of terms, see Appendix A. For method of assignment to categories shown, see Appendix C]

NAICS code	Employment sizes of firms by type of operation and kind of business ¹	Firms (number)	Establishments (number)	Sales (\$1,000)	Annual payroll (\$1,000)	First-quarter payroll (\$1,000)	Paid employees for pay period including March 12 (number)	Operating expenses ¹ (\$1,000)	End-of-1996 inventories (\$1,000)	End-of-1997 inventories (\$1,000)
422	MANUFACTURERS' SALES BRANCHES AND SALES OFFICES—Con.									
	Wholesale trade, nondurable goods—Con.									
42271011	Petroleum bulk stations (except LP)									
	All firms	34	198	D	D	D	h	D	D	D
	Firms operated for the entire year	33	197	D	D	D	h	D	D	D
	Firms with less than 5 employees.....	2	2	D	D	D	a	D	D	D
	Firms with 5 to 9 employees ..	7	15	D	D	D	b	D	D	D
	Firms with 10 to 19 employees.....	6	12	D	D	D	b	D	D	D
	Firms with 20 to 49 employees.....	6	16	D	D	D	c	D	D	D
	Firms with 50 to 99 employees.....	2	9	D	D	D	c	D	D	D
	Firms with 100 employees or more.....	10	143	D	D	D	g	D	D	D
	Firms not operated for the entire year	1	1	D	D	D	a	D	D	D
42271012	Petroleum bulk terminals (except LP)									
	All firms	41	667	D	D	D	j	D	D	D
	Firms operated for the entire year	41	667	D	D	D	j	D	D	D
	Firms with less than 5 employees.....	3	3	D	D	D	a	D	D	D
	Firms with 5 to 9 employees ..	5	6	D	D	D	b	D	D	D
	Firms with 10 to 19 employees.....	1	2	D	D	D	a	D	D	D
	Firms with 20 to 49 employees.....	6	18	D	D	D	c	D	D	D
	Firms with 50 to 99 employees.....	3	26	D	D	D	c	D	D	D
	Firms with 100 employees or more.....	23	612	D	D	D	j	D	D	D
	Firms not operated for the entire year	—	—	—	—	—	—	—	—	—
4227102	Liquefied petroleum bulk stations & terminals									
	All firms	12	27	D	D	D	e	D	D	D
	Firms operated for the entire year	11	26	D	D	D	e	D	D	D
	Firms with less than 5 employees.....	2	2	D	D	D	a	D	D	D
	Firms with 5 to 9 employees ..	1	2	D	D	D	a	D	D	D
	Firms with 10 to 19 employees.....	4	11	D	D	D	b	D	D	D
	Firms with 20 to 49 employees.....	2	3	D	D	D	b	D	D	D
	Firms with 50 to 99 employees.....	1	1	D	D	D	b	D	D	D
	Firms with 100 employees or more.....	1	7	D	D	D	c	D	D	D
	Firms not operated for the entire year	1	1	D	D	D	a	D	D	D
42272	Petroleum & petroleum prod whse (exc bulk stations & terminals)									
	All firms	61	379	32 218 482	336 522	92 518	5 620	1 304 434	321 489	314 628
	Firms operated for the entire year	58	374	D	D	D	i	D	D	D
	Firms with less than 5 employees.....	11	13	D	D	D	b	D	D	D
	Firms with 5 to 9 employees ..	9	14	D	D	D	b	D	D	D
	Firms with 10 to 19 employees.....	11	21	D	D	D	c	D	D	D
	Firms with 20 to 49 employees.....	9	32	D	D	D	e	D	D	D
	Firms with 50 to 99 employees.....	6	33	D	D	D	e	D	D	D
	Firms with 100 employees or more.....	12	261	D	D	D	h	D	D	D
	Firms not operated for the entire year	3	5	D	D	D	e	D	D	D

See footnotes at end of table.

Table 5. Employment Size of Firms: 1997—Con.

[Includes only firms and establishments with payroll. Excludes data for central administrative offices, auxiliary operations, or establishments of these firms that are classified in other categories than those specified in this table. For meaning of abbreviations and symbols, see introductory text. For explanation of terms, see Appendix A. For method of assignment to categories shown, see Appendix C]

NAICS code	Employment sizes of firms by type of operation and kind of business ¹	Firms (number)	Establishments (number)	Sales (\$1,000)	Annual payroll (\$1,000)	First-quarter payroll (\$1,000)	Paid employees for pay period including March 12 (number)	Operating expenses ¹ (\$1,000)	End-of-1996 inventories (\$1,000)	End-of-1997 inventories (\$1,000)
422	MANUFACTURERS' SALES BRANCHES AND SALES OFFICES—Con.									
	Wholesale trade, nondurable goods—Con.									
422720	Petroleum & petroleum prod whsle (exc bulk stations & terminals)									
	All firms	61	379	32 218 482	336 522	92 518	5 620	1 304 434	321 489	314 628
	Firms operated for the entire year	58	374	D	D	D	i	D	D	D
	Firms with less than 5 employees.....	11	13	D	D	D	b	D	D	D
	Firms with 5 to 9 employees ..	9	14	617 013	4 442	1 123	61	13 929	1 419	1 205
	Firms with 10 to 19 employees.....	11	21	744 640	6 554	1 580	148	19 633	28 569	27 069
	Firms with 20 to 49 employees.....	9	32	D	D	D	e	D	D	D
	Firms with 50 to 99 employees.....	6	33	D	D	D	e	D	D	D
	Firms with 100 employees or more.....	12	261	D	D	D	h	D	D	D
	Firms not operated for the entire year	3	5	D	D	D	e	D	D	D
4228	Beer, wine, & distilled alcoholic beverage whsle									
	All firms	28	161	D	D	D	i	D	D	D
	Firms operated for the entire year	27	160	D	D	D	i	D	D	D
	Firms with less than 5 employees.....	1	1	D	D	D	a	D	D	D
	Firms with 5 to 9 employees ..	1	1	D	D	D	a	D	D	D
	Firms with 10 to 19 employees.....	5	8	D	D	D	b	D	D	D
	Firms with 20 to 49 employees.....	6	7	D	D	D	c	D	D	D
	Firms with 50 to 99 employees.....	2	4	D	D	D	c	D	D	D
	Firms with 100 employees or more.....	12	139	D	D	D	i	D	D	D
	Firms not operated for the entire year	1	1	D	D	D	a	D	D	D
42281	Beer & ale whsle									
	All firms	9	28	D	D	D	h	D	D	D
	Firms operated for the entire year	9	28	D	D	D	h	D	D	D
	Firms with less than 5 employees.....	—	—	—	—	—	—	—	—	—
	Firms with 5 to 9 employees ..	—	—	—	—	—	—	—	—	—
	Firms with 10 to 19 employees.....	2	2	D	D	D	b	D	D	D
	Firms with 20 to 49 employees.....	3	4	D	D	D	b	D	D	D
	Firms with 50 to 99 employees.....	1	3	D	D	D	b	D	D	D
	Firms with 100 employees or more.....	3	19	D	D	D	h	D	D	D
	Firms not operated for the entire year	—	—	—	—	—	—	—	—	—
422810	Beer & ale whsle									
	All firms	9	28	D	D	D	h	D	D	D
	Firms operated for the entire year	9	28	D	D	D	h	D	D	D
	Firms with less than 5 employees.....	—	—	—	—	—	—	—	—	—
	Firms with 5 to 9 employees ..	—	—	—	—	—	—	—	—	—
	Firms with 10 to 19 employees.....	2	2	D	D	D	b	D	D	D
	Firms with 20 to 49 employees.....	3	4	D	D	D	b	D	D	D
	Firms with 50 to 99 employees.....	1	3	D	D	D	b	D	D	D
	Firms with 100 employees or more.....	3	19	D	D	D	h	D	D	D
	Firms not operated for the entire year	—	—	—	—	—	—	—	—	—

See footnotes at end of table.

Table 5. Employment Size of Firms: 1997—Con.

[Includes only firms and establishments with payroll. Excludes data for central administrative offices, auxiliary operations, or establishments of these firms that are classified in other categories than those specified in this table. For meaning of abbreviations and symbols, see introductory text. For explanation of terms, see Appendix A. For method of assignment to categories shown, see Appendix C]

NAICS code	Employment sizes of firms by type of operation and kind of business ¹	Firms (number)	Establishments (number)	Sales (\$1,000)	Annual payroll (\$1,000)	First-quarter payroll (\$1,000)	Paid employees for pay period including March 12 (number)	Operating expenses ¹ (\$1,000)	End-of-1996 inventories (\$1,000)	End-of-1997 inventories (\$1,000)
422	MANUFACTURERS' SALES BRANCHES AND SALES OFFICES—Con.									
	Wholesale trade, nondurable goods—Con.									
42282	Wine & distilled alcoholic beverage whsle									
	All firms	19	133	8 055 507	277 666	72 952	3 753	754 581	206 955	220 445
	Firms operated for the entire year	18	132	D	D	D	h	D	D	D
	Firms with less than 5 employees.....	1	1	D	D	D	a	D	D	D
	Firms with 5 to 9 employees ..	1	1	D	D	D	a	D	D	D
	Firms with 10 to 19 employees.....	3	6	43 191	2 056	595	41	8 135	7 632	9 521
	Firms with 20 to 49 employees.....	3	3	173 295	4 420	950	103	19 946	50 955	51 506
	Firms with 50 to 99 employees.....	1	1	D	D	D	b	D	D	D
	Firms with 100 employees or more.....	9	120	7 814 813	268 231	70 717	3 504	721 557	137 564	146 892
	Firms not operated for the entire year	1	1	D	D	D	a	D	D	D
422820	Wine & distilled alcoholic beverage whsle									
	All firms	19	133	8 055 507	277 666	72 952	3 753	754 581	206 955	220 445
	Firms operated for the entire year	18	132	D	D	D	h	D	D	D
	Firms with less than 5 employees.....	1	1	D	D	D	a	D	D	D
	Firms with 5 to 9 employees ..	1	1	D	D	D	a	D	D	D
	Firms with 10 to 19 employees.....	3	6	43 191	2 056	595	41	8 135	7 632	9 521
	Firms with 20 to 49 employees.....	3	3	173 295	4 420	950	103	19 946	50 955	51 506
	Firms with 50 to 99 employees.....	1	1	D	D	D	b	D	D	D
	Firms with 100 employees or more.....	9	120	7 814 813	268 231	70 717	3 504	721 557	137 564	146 892
	Firms not operated for the entire year	1	1	D	D	D	a	D	D	D
4228201	Wine & distilled alcoholic bev (licensed operation) whsle									
	All firms	19	133	8 055 507	277 666	72 952	3 753	754 581	206 955	220 445
	Firms operated for the entire year	18	132	D	D	D	h	D	D	D
	Firms with less than 5 employees.....	1	1	D	D	D	a	D	D	D
	Firms with 5 to 9 employees ..	1	1	D	D	D	a	D	D	D
	Firms with 10 to 19 employees.....	3	6	43 191	2 056	595	41	8 135	7 632	9 521
	Firms with 20 to 49 employees.....	3	3	173 295	4 420	950	103	19 946	50 955	51 506
	Firms with 50 to 99 employees.....	1	1	D	D	D	b	D	D	D
	Firms with 100 employees or more.....	9	120	7 814 813	268 231	70 717	3 504	721 557	137 564	146 892
	Firms not operated for the entire year	1	1	D	D	D	a	D	D	D
4229	Miscellaneous nondurable goods whsle									
	All firms	380	1 936	D	D	D	l	D	D	D
	Firms operated for the entire year	371	1 915	D	D	D	l	D	D	D
	Firms with less than 5 employees.....	63	72	D	D	D	c	D	D	D
	Firms with 5 to 9 employees ..	53	82	D	D	D	e	D	D	D
	Firms with 10 to 19 employees.....	56	96	D	D	D	f	D	D	D
	Firms with 20 to 49 employees.....	63	166	D	D	D	g	D	D	D
	Firms with 50 to 99 employees.....	44	166	D	D	D	h	D	D	D
	Firms with 100 employees or more.....	92	1 333	D	D	D	k	D	D	D
	Firms not operated for the entire year	9	21	D	D	D	c	D	D	D

See footnotes at end of table.

Table 5. Employment Size of Firms: 1997—Con.

[Includes only firms and establishments with payroll. Excludes data for central administrative offices, auxiliary operations, or establishments of these firms that are classified in other categories than those specified in this table. For meaning of abbreviations and symbols, see introductory text. For explanation of terms, see Appendix A. For method of assignment to categories shown, see Appendix C]

NAICS code	Employment sizes of firms by type of operation and kind of business ¹	Firms (number)	Establishments (number)	Sales (\$1,000)	Annual payroll (\$1,000)	First-quarter payroll (\$1,000)	Paid employees for pay period including March 12 (number)	Operating expenses ¹ (\$1,000)	End-of-1996 inventories (\$1,000)	End-of-1997 inventories (\$1,000)
422	MANUFACTURERS' SALES BRANCHES AND SALES OFFICES—Con.									
	Wholesale trade, nondurable goods—Con.									
42291	Farm supplies whlse									
	All firms	99	718	18 788 908	768 644	209 649	14 723	1 698 218	846 883	872 435
	Firms operated for the entire year	98	717	D	D	D	j	D	D	D
	Firms with less than 5 employees.....	14	15	98 530	1 283	296	45	4 079	1 561	1 820
	Firms with 5 to 9 employees ..	16	25	130 817	4 587	1 110	103	10 887	13 841	13 139
	Firms with 10 to 19 employees.....	12	23	D	D	D	c	D	D	D
	Firms with 20 to 49 employees.....	19	72	D	D	D	f	D	D	D
	Firms with 50 to 99 employees.....	10	71	924 155	31 727	7 781	708	69 488	45 290	63 756
	Firms with 100 employees or more.....	27	511	16 497 002	707 467	194 650	13 194	1 537 199	699 435	714 164
	Firms not operated for the entire year	1	1	D	D	D	a	D	D	D
422910	Farm supplies whlse									
	All firms	99	718	18 788 908	768 644	209 649	14 723	1 698 218	846 883	872 435
	Firms operated for the entire year	98	717	D	D	D	j	D	D	D
	Firms with less than 5 employees.....	14	15	98 530	1 283	296	45	4 079	1 561	1 820
	Firms with 5 to 9 employees ..	16	25	130 817	4 587	1 110	103	10 887	13 841	13 139
	Firms with 10 to 19 employees.....	12	23	D	D	D	c	D	D	D
	Firms with 20 to 49 employees.....	19	72	D	D	D	f	D	D	D
	Firms with 50 to 99 employees.....	10	71	924 155	31 727	7 781	708	69 488	45 290	63 756
	Firms with 100 employees or more.....	27	511	16 497 002	707 467	194 650	13 194	1 537 199	699 435	714 164
	Firms not operated for the entire year	1	1	D	D	D	a	D	D	D
4229101	Farm supplies—farm dealers									
	All firms	57	510	3 131 362	175 680	47 898	5 749	432 124	307 739	315 598
	Firms operated for the entire year	57	510	3 131 362	175 680	47 898	5 749	432 124	307 739	315 598
	Firms with less than 5 employees.....	8	9	22 686	833	194	23	2 171	527	476
	Firms with 5 to 9 employees ..	10	13	53 052	2 376	531	73	6 151	3 551	3 620
	Firms with 10 to 19 employees.....	8	15	D	D	D	c	D	D	D
	Firms with 20 to 49 employees.....	10	45	D	D	D	e	D	D	D
	Firms with 50 to 99 employees.....	9	48	522 938	21 126	5 865	590	60 844	36 575	39 007
	Firms with 100 employees or more.....	12	380	2 307 645	142 236	38 945	4 694	332 184	251 387	260 730
	Firms not operated for the entire year	—	—	—	—	—	—	—	—	—
4229102	Farm supplies—whlse distributors									
	All firms	65	208	15 657 546	592 964	161 751	8 974	1 266 094	539 144	556 837
	Firms operated for the entire year	63	206	D	D	D	i	D	D	D
	Firms with less than 5 employees.....	13	14	104 194	1 324	314	38	3 701	1 180	1 511
	Firms with 5 to 9 employees ..	7	12	85 906	2 191	560	45	5 160	17 402	15 940
	Firms with 10 to 19 employees.....	11	20	D	D	D	c	D	D	D
	Firms with 20 to 49 employees.....	12	39	D	D	D	e	D	D	D
	Firms with 50 to 99 employees.....	3	17	601 365	17 312	3 670	238	27 602	—	—
	Firms with 100 employees or more.....	17	104	13 768 961	553 077	152 654	8 197	1 172 137	435 926	442 594
	Firms not operated for the entire year	2	2	D	D	D	a	D	D	D
42292	Book, periodical, & newspaper whlse									
	All firms	129	674	14 024 800	817 849	207 016	17 026	1 918 824	410 884	421 998

See footnotes at end of table.

Table 5. Employment Size of Firms: 1997—Con.

[Includes only firms and establishments with payroll. Excludes data for central administrative offices, auxiliary operations, or establishments of these firms that are classified in other categories than those specified in this table. For meaning of abbreviations and symbols, see introductory text. For explanation of terms, see Appendix A. For method of assignment to categories shown, see Appendix C]

NAICS code	Employment sizes of firms by type of operation and kind of business ¹	Firms (number)	Establishments (number)	Sales (\$1,000)	Annual payroll (\$1,000)	First-quarter payroll (\$1,000)	Paid employees for pay period including March 12 (number)	Operating expenses ¹ (\$1,000)	End-of-1996 inventories (\$1,000)	End-of-1997 inventories (\$1,000)
422	MANUFACTURERS' SALES BRANCHES AND SALES OFFICES—Con.									
	Wholesale trade, nondurable goods—Con.									
42292	Book, periodical, & newspaper whsle—Con.									
	Firms operated for the entire year	124	658	D	D	D	j	D	D	D
	Firms with less than 5 employees	18	19	131 987	2 334	546	50	5 125	450	124
	Firms with 5 to 9 employees ..	12	20	193 262	5 887	1 328	85	9 583	973	978
	Firms with 10 to 19 employees	17	32	167 973	12 191	3 322	259	40 255	5 313	6 913
	Firms with 20 to 49 employees	23	61	D	D	D	f	D	D	D
	Firms with 50 to 99 employees	15	41	D	D	D	f	D	D	D
	Firms with 100 employees or more	39	485	11 981 299	706 633	179 734	14 770	1 665 384	384 435	398 099
	Firms not operated for the entire year	5	16	D	D	D	c	D	D	D
422920	Book, periodical, & newspaper whsle									
	All firms	129	674	14 024 800	817 849	207 016	17 026	1 918 824	410 884	421 998
	Firms operated for the entire year	124	658	D	D	D	j	D	D	D
	Firms with less than 5 employees	18	19	131 987	2 334	546	50	5 125	450	124
	Firms with 5 to 9 employees ..	12	20	193 262	5 887	1 328	85	9 583	973	978
	Firms with 10 to 19 employees	17	32	167 973	12 191	3 322	259	40 255	5 313	6 913
	Firms with 20 to 49 employees	23	61	D	D	D	f	D	D	D
	Firms with 50 to 99 employees	15	41	D	D	D	f	D	D	D
	Firms with 100 employees or more	39	485	11 981 299	706 633	179 734	14 770	1 665 384	384 435	398 099
	Firms not operated for the entire year	5	16	D	D	D	c	D	D	D
42293	Flower, nursery stock, & florists' supplies whsle									
	All firms	10	12	79 855	7 757	1 813	430	19 156	13 541	13 752
	Firms operated for the entire year	9	10	D	D	D	e	D	D	D
	Firms with less than 5 employees	—	—	—	—	—	—	—	—	—
	Firms with 5 to 9 employees ..	2	3	D	D	D	a	D	D	D
	Firms with 10 to 19 employees	3	3	16 726	780	228	36	1 797	1 436	1 267
	Firms with 20 to 49 employees	1	1	D	D	D	b	D	D	D
	Firms with 50 to 99 employees	1	1	D	D	D	b	D	D	D
	Firms with 100 employees or more	2	2	D	D	D	e	D	D	D
	Firms not operated for the entire year	1	2	D	D	D	a	D	D	D
422930	Flower, nursery stock, & florists' supplies whsle									
	All firms	10	12	79 855	7 757	1 813	430	19 156	13 541	13 752
	Firms operated for the entire year	9	10	D	D	D	e	D	D	D
	Firms with less than 5 employees	—	—	—	—	—	—	—	—	—
	Firms with 5 to 9 employees ..	2	3	D	D	D	a	D	D	D
	Firms with 10 to 19 employees	3	3	16 726	780	228	36	1 797	1 436	1 267
	Firms with 20 to 49 employees	1	1	D	D	D	b	D	D	D
	Firms with 50 to 99 employees	1	1	D	D	D	b	D	D	D
	Firms with 100 employees or more	2	2	D	D	D	e	D	D	D
	Firms not operated for the entire year	1	2	D	D	D	a	D	D	D
42294	Tobacco & tobacco product whsle									
	All firms	13	62	18 550 203	407 935	106 130	11 349	884 657	47 682	69 662

See footnotes at end of table.

Table 5. Employment Size of Firms: 1997—Con.

[Includes only firms and establishments with payroll. Excludes data for central administrative offices, auxiliary operations, or establishments of these firms that are classified in other categories than those specified in this table. For meaning of abbreviations and symbols, see introductory text. For explanation of terms, see Appendix A. For method of assignment to categories shown, see Appendix C]

NAICS code	Employment sizes of firms by type of operation and kind of business ¹	Firms (number)	Establishments (number)	Sales (\$1,000)	Annual payroll (\$1,000)	First-quarter payroll (\$1,000)	Paid employees for pay period including March 12 (number)	Operating expenses ¹ (\$1,000)	End-of-1996 inventories (\$1,000)	End-of-1997 inventories (\$1,000)
422	MANUFACTURERS' SALES BRANCHES AND SALES OFFICES—Con.									
42294	Wholesale trade, nondurable goods—Con.									
	Tobacco & tobacco product whsle—Con.									
	Firms operated for the entire year	13	62	18 550 203	407 935	106 130	11 349	884 657	47 682	69 662
	Firms with less than 5 employees	—	—	—	—	—	—	—	—	—
	Firms with 5 to 9 employees ..	—	—	—	—	—	—	—	—	—
	Firms with 10 to 19 employees ..	2	2	D	D	D	b	D	D	D
	Firms with 20 to 49 employees ..	—	—	—	—	—	—	—	—	—
	Firms with 50 to 99 employees ..	3	5	D	D	D	e	D	D	D
	Firms with 100 employees or more	8	55	D	D	D	j	D	D	D
	Firms not operated for the entire year	—	—	—	—	—	—	—	—	—
422940	Tobacco & tobacco product whsle									
	All firms	13	62	18 550 203	407 935	106 130	11 349	884 657	47 682	69 662
	Firms operated for the entire year	13	62	18 550 203	407 935	106 130	11 349	884 657	47 682	69 662
	Firms with less than 5 employees	—	—	—	—	—	—	—	—	—
	Firms with 5 to 9 employees ..	—	—	—	—	—	—	—	—	—
	Firms with 10 to 19 employees ..	2	2	D	D	D	b	D	D	D
	Firms with 20 to 49 employees ..	—	—	—	—	—	—	—	—	—
	Firms with 50 to 99 employees ..	3	5	D	D	D	e	D	D	D
	Firms with 100 employees or more	8	55	D	D	D	j	D	D	D
	Firms not operated for the entire year	—	—	—	—	—	—	—	—	—
42295	Paint, varnish, & supplies whsle									
	All firms	58	356	2 987 359	184 049	44 333	4 488	556 713	209 252	217 397
	Firms operated for the entire year	58	356	2 987 359	184 049	44 333	4 488	556 713	209 252	217 397
	Firms with less than 5 employees	11	16	64 509	1 375	318	35	3 991	1 498	1 716
	Firms with 5 to 9 employees ..	11	19	29 136	1 850	582	67	6 470	2 474	2 196
	Firms with 10 to 19 employees ..	11	20	81 299	4 805	1 348	146	18 229	6 890	7 428
	Firms with 20 to 49 employees ..	8	11	194 380	12 831	3 051	266	30 447	20 596	21 617
	Firms with 50 to 99 employees ..	7	31	252 794	18 640	4 409	482	40 583	13 270	13 089
	Firms with 100 employees or more	10	259	2 365 241	144 548	34 625	3 492	456 993	164 524	171 351
	Firms not operated for the entire year	—	—	—	—	—	—	—	—	—
422950	Paint, varnish, & supplies whsle									
	All firms	58	356	2 987 359	184 049	44 333	4 488	556 713	209 252	217 397
	Firms operated for the entire year	58	356	2 987 359	184 049	44 333	4 488	556 713	209 252	217 397
	Firms with less than 5 employees	11	16	64 509	1 375	318	35	3 991	1 498	1 716
	Firms with 5 to 9 employees ..	11	19	29 136	1 850	582	67	6 470	2 474	2 196
	Firms with 10 to 19 employees ..	11	20	81 299	4 805	1 348	146	18 229	6 890	7 428
	Firms with 20 to 49 employees ..	8	11	194 380	12 831	3 051	266	30 447	20 596	21 617
	Firms with 50 to 99 employees ..	7	31	252 794	18 640	4 409	482	40 583	13 270	13 089
	Firms with 100 employees or more	10	259	2 365 241	144 548	34 625	3 492	456 993	164 524	171 351
	Firms not operated for the entire year	—	—	—	—	—	—	—	—	—
4229501	Paint, varnish, & supplies whsle									
	All firms	58	356	2 987 359	184 049	44 333	4 488	556 713	209 252	217 397

See footnotes at end of table.

Table 5. Employment Size of Firms: 1997—Con.

[Includes only firms and establishments with payroll. Excludes data for central administrative offices, auxiliary operations, or establishments of these firms that are classified in other categories than those specified in this table. For meaning of abbreviations and symbols, see introductory text. For explanation of terms, see Appendix A. For method of assignment to categories shown, see Appendix C]

NAICS code	Employment sizes of firms by type of operation and kind of business ¹	Firms (number)	Establishments (number)	Sales (\$1,000)	Annual payroll (\$1,000)	First-quarter payroll (\$1,000)	Paid employees for pay period including March 12 (number)	Operating expenses ¹ (\$1,000)	End-of-1996 inventories (\$1,000)	End-of-1997 inventories (\$1,000)
422	MANUFACTURERS' SALES BRANCHES AND SALES OFFICES—Con.									
4229501	Wholesale trade, nondurable goods—Con.									
	Paint, varnish, & supplies whsle—Con.									
	Firms operated for the entire year	58	356	2 987 359	184 049	44 333	4 488	556 713	209 252	217 397
	Firms with less than 5 employees	11	16	64 509	1 375	318	35	3 991	1 498	1 716
	Firms with 5 to 9 employees ..	11	19	29 136	1 850	582	67	6 470	2 474	2 196
	Firms with 10 to 19 employees	11	20	81 299	4 805	1 348	146	18 229	6 890	7 428
	Firms with 20 to 49 employees	8	11	194 380	12 831	3 051	266	30 447	20 596	21 617
	Firms with 50 to 99 employees	7	31	252 794	18 640	4 409	482	40 583	13 270	13 089
	Firms with 100 employees or more	10	259	2 365 241	144 548	34 625	3 492	456 993	164 524	171 351
	Firms not operated for the entire year	—	—	—	—	—	—	—	—	—
42299	Other miscellaneous nondurable goods whsle									
	All firms	82	114	D	D	D	h	D	D	D
	Firms operated for the entire year	79	111	D	D	D	h	D	D	D
	Firms with less than 5 employees	20	22	D	D	D	b	D	D	D
	Firms with 5 to 9 employees ..	13	16	D	D	D	b	D	D	D
	Firms with 10 to 19 employees	13	19	D	D	D	c	D	D	D
	Firms with 20 to 49 employees	15	25	D	D	D	e	D	D	D
	Firms with 50 to 99 employees	9	17	D	D	D	f	D	D	D
	Firms with 100 employees or more	9	12	D	D	D	g	D	D	D
	Firms not operated for the entire year	3	3	D	D	D	b	D	D	D
422990	Other miscellaneous nondurable goods whsle									
	All firms	82	114	D	D	D	h	D	D	D
	Firms operated for the entire year	79	111	D	D	D	h	D	D	D
	Firms with less than 5 employees	20	22	D	D	D	b	D	D	D
	Firms with 5 to 9 employees ..	13	16	D	D	D	b	D	D	D
	Firms with 10 to 19 employees	13	19	D	D	D	c	D	D	D
	Firms with 20 to 49 employees	15	25	D	D	D	e	D	D	D
	Firms with 50 to 99 employees	9	17	D	D	D	f	D	D	D
	Firms with 100 employees or more	9	12	D	D	D	g	D	D	D
	Firms not operated for the entire year	3	3	D	D	D	b	D	D	D
4229901	Art goods whsle									
	All firms	14	16	652 548	27 576	6 680	918	68 401	31 984	34 468
	Firms operated for the entire year	14	16	652 548	27 576	6 680	918	68 401	31 984	34 468
	Firms with less than 5 employees	1	1	D	D	D	a	D	D	D
	Firms with 5 to 9 employees ..	2	2	D	D	D	a	D	D	D
	Firms with 10 to 19 employees	1	1	D	D	D	a	D	D	D
	Firms with 20 to 49 employees	5	5	31 791	4 242	1 063	163	9 699	6 245	7 064
	Firms with 50 to 99 employees	2	4	D	D	D	c	D	D	D
	Firms with 100 employees or more	3	3	231 234	16 653	4 043	614	42 056	21 764	22 936
	Firms not operated for the entire year	—	—	—	—	—	—	—	—	—
4229902	General merchandise (nondurable goods) whsle									
	All firms	7	8	630 129	38 929	10 597	648	84 433	12 259	20 528

See footnotes at end of table.

Table 5. Employment Size of Firms: 1997—Con.

[Includes only firms and establishments with payroll. Excludes data for central administrative offices, auxiliary operations, or establishments of these firms that are classified in other categories than those specified in this table. For meaning of abbreviations and symbols, see introductory text. For explanation of terms, see Appendix A. For method of assignment to categories shown, see Appendix C]

NAICS code	Employment sizes of firms by type of operation and kind of business ¹	Firms (number)	Establishments (number)	Sales (\$1,000)	Annual payroll (\$1,000)	First-quarter payroll (\$1,000)	Paid employees for pay period including March 12 (number)	Operating expenses ¹ (\$1,000)	End-of-1996 inventories (\$1,000)	End-of-1997 inventories (\$1,000)
422	MANUFACTURERS' SALES BRANCHES AND SALES OFFICES—Con.									
	Wholesale trade, nondurable goods—Con.									
4229902	General merchandise (nondurable goods) whsle—Con.									
	Firms operated for the entire year	6	7	D	D	D	f	D	D	D
	Firms with less than 5 employees.....	—	—	—	—	—	—	—	—	—
	Firms with 5 to 9 employees ..	—	—	—	—	—	—	—	—	—
	Firms with 10 to 19 employees.....	1	1	D	D	D	a	D	D	D
	Firms with 20 to 49 employees.....	2	2	D	D	D	b	D	D	D
	Firms with 50 to 99 employees.....	—	—	—	—	—	—	—	—	—
	Firms with 100 employees or more.....	3	4	571 335	34 684	9 366	567	66 964	11 874	19 862
	Firms not operated for the entire year	1	1	D	D	D	a	D	D	D
4229903	Textile bags, bagging, & burlap whsle									
	All firms	5	6	25 170	1 406	318	34	3 796	2 585	2 665
	Firms operated for the entire year	5	6	25 170	1 406	318	34	3 796	2 585	2 665
	Firms with less than 5 employees.....	2	2	D	D	D	a	D	D	D
	Firms with 5 to 9 employees ..	1	1	D	D	D	a	D	D	D
	Firms with 10 to 19 employees.....	2	3	D	D	D	b	D	D	D
	Firms with 20 to 49 employees.....	—	—	—	—	—	—	—	—	—
	Firms with 50 to 99 employees.....	—	—	—	—	—	—	—	—	—
	Firms with 100 employees or more.....	—	—	—	—	—	—	—	—	—
	Firms not operated for the entire year	—	—	—	—	—	—	—	—	—
4229904	Other nondurable goods whsle									
	All firms	59	84	D	D	D	g	D	D	D
	Firms operated for the entire year	57	82	D	D	D	g	D	D	D
	Firms with less than 5 employees.....	21	23	D	D	D	b	D	D	D
	Firms with 5 to 9 employees ..	9	10	D	D	D	b	D	D	D
	Firms with 10 to 19 employees.....	9	14	D	D	D	c	D	D	D
	Firms with 20 to 49 employees.....	8	18	D	D	D	e	D	D	D
	Firms with 50 to 99 employees.....	7	13	D	D	D	f	D	D	D
	Firms with 100 employees or more.....	3	4	D	D	D	f	D	D	D
	Firms not operated for the entire year	2	2	D	D	D	b	D	D	D
	AGENTS, BROKERS, AND COMMISSION MERCHANTS									
	All firms	45 437	47 835	467 651 822	10 630 348	2 403 680	283 257	19 435 703	579 825	642 529
	Firms operated for the entire year	39 809	42 164	453 936 135	10 309 401	2 340 931	274 464	18 783 072	578 437	632 134
	Firms with less than 5 employees.....	28 751	28 911	96 554 421	2 517 646	555 825	55 235	4 957 146	95 505	100 278
	Firms with 5 to 9 employees ..	6 497	6 923	70 442 006	2 065 432	459 759	41 563	3 702 779	120 473	136 304
	Firms with 10 to 19 employees.....	2 801	3 358	62 543 349	1 782 635	399 707	36 656	3 065 774	121 758	142 738
	Firms with 20 to 49 employees.....	1 330	1 819	69 929 796	1 396 536	323 609	39 028	2 473 380	92 914	103 683
	Firms with 50 to 99 employees.....	264	405	23 443 691	549 049	125 801	17 633	1 033 451	103 951	104 843
	Firms with 100 employees or more.....	166	748	131 022 872	1 998 103	476 230	84 349	3 550 542	43 836	44 288
	Firms not operated for the entire year	5 628	5 671	13 715 687	320 947	62 749	8 793	652 631	1 388	10 395

See footnotes at end of table.

Table 5. Employment Size of Firms: 1997—Con.

[Includes only firms and establishments with payroll. Excludes data for central administrative offices, auxiliary operations, or establishments of these firms that are classified in other categories than those specified in this table. For meaning of abbreviations and symbols, see introductory text. For explanation of terms, see Appendix A. For method of assignment to categories shown, see Appendix C]

NAICS code	Employment sizes of firms by type of operation and kind of business ¹	Firms (number)	Establishments (number)	Sales (\$1,000)	Annual payroll (\$1,000)	First-quarter payroll (\$1,000)	Paid employees for pay period including March 12 (number)	Operating expenses ¹ (\$1,000)	End-of-1996 inventories (\$1,000)	End-of-1997 inventories (\$1,000)
421	AGENTS, BROKERS, AND COMMISSION MERCHANTS—Con.									
	Wholesale trade, durable goods									
	All firms	30 451	'32 022	'257 371 090	'6 770 114	'1 521 895	'162 155	12 275 926	433 137	471 467
	Firms operated for the entire year	27 106	28 659	250 828 119	6 602 528	1 489 407	158 688	11 934 268	432 143	469 298
	Firms with less than 5 employees	19 591	19 726	62 573 044	1 797 612	393 490	38 237	3 491 206	66 672	65 782
	Firms with 5 to 9 employees ..	4 831	5 198	49 144 734	1 609 698	358 164	30 963	2 844 903	95 779	112 203
	Firms with 10 to 19 employees	1 901	2 366	39 956 101	1 319 478	298 467	24 470	2 230 133	97 355	115 065
	Firms with 20 to 49 employees	612	972	31 502 379	889 795	207 556	17 453	1 530 141	98 316	95 598
	Firms with 50 to 99 employees	113	169	8 213 395	263 395	61 920	7 572	477 547	59 293	65 725
	Firms with 100 employees or more	58	228	59 438 466	722 550	169 810	39 993	1 360 338	14 728	14 925
	Firms not operated for the entire year	3 345	3 363	6 542 971	167 586	32 488	3 467	341 658	994	2 169
4211	Motor vehicle & motor vehicle parts & supplies whsle									
	All firms	1 655	1 810	'75 470 396	'937 928	'213 493	45 938	1 828 337	47 179	50 185
	Firms operated for the entire year	1 447	1 602	74 945 588	927 757	211 716	45 648	1 807 095	47 159	50 185
	Firms with less than 5 employees	941	943	5 430 572	104 272	22 523	1 772	204 981	4 278	5 659
	Firms with 5 to 9 employees ..	228	233	4 930 118	97 315	23 052	1 466	174 934	3 126	3 110
	Firms with 10 to 19 employees	118	127	3 239 874	82 699	16 705	1 563	141 924	6 195	6 260
	Firms with 20 to 49 employees	81	92	4 894 164	82 709	18 005	2 544	158 220	23 663	23 132
	Firms with 50 to 99 employees	42	48	2 531 316	52 671	11 911	2 910	97 738	2 796	3 257
	Firms with 100 employees or more	37	159	53 919 544	508 091	119 520	35 393	1 029 298	7 101	8 767
	Firms not operated for the entire year	208	208	524 808	10 171	1 777	290	21 242	20	—
	42111	Automobile & other motor vehicle whsle								
All firms		500	630	'58 536 229	'582 615	'134 698	40 663	1 202 452	22 706	26 216
Firms operated for the entire year		409	539	D	D	D	k	D	D	D
Firms with less than 5 employees		208	208	D	D	D	e	D	D	D
Firms with 5 to 9 employees ..		44	45	430 826	9 065	1 948	283	22 506	636	517
Firms with 10 to 19 employees		38	39	D	D	D	f	D	D	D
Firms with 20 to 49 employees		50	54	D	D	D	g	D	D	D
Firms with 50 to 99 employees		33	35	D	D	D	g	D	D	D
Firms with 100 employees or more		36	158	D	D	D	k	D	D	D
Firms not operated for the entire year		91	91	D	D	D	c	D	D	D
421110		Automobile & other motor vehicle whsle								
	All firms	500	630	'58 536 229	'582 615	'134 698	40 663	1 202 452	22 706	26 216
	Firms operated for the entire year	409	539	D	D	D	k	D	D	D
	Firms with less than 5 employees	208	208	D	D	D	e	D	D	D
	Firms with 5 to 9 employees ..	44	45	430 826	9 065	1 948	283	22 506	636	517
	Firms with 10 to 19 employees	38	39	D	D	D	f	D	D	D
	Firms with 20 to 49 employees	50	54	D	D	D	g	D	D	D
	Firms with 50 to 99 employees	33	35	D	D	D	g	D	D	D
	Firms with 100 employees or more	36	158	D	D	D	k	D	D	D
	Firms not operated for the entire year	91	91	D	D	D	c	D	D	D
	4211101	Automobile & motorcycle whsle								
All firms		371	497	'57 491 226	'557 193	'129 815	39 692	1 149 865	17 685	12 488

See footnotes at end of table.

Table 5. Employment Size of Firms: 1997—Con.

[Includes only firms and establishments with payroll. Excludes data for central administrative offices, auxiliary operations, or establishments of these firms that are classified in other categories than those specified in this table. For meaning of abbreviations and symbols, see introductory text. For explanation of terms, see Appendix A. For method of assignment to categories shown, see Appendix C]

NAICS code	Employment sizes of firms by type of operation and kind of business ¹	Firms (number)	Establishments (number)	Sales (\$1,000)	Annual payroll (\$1,000)	First-quarter payroll (\$1,000)	Paid employees for pay period including March 12 (number)	Operating expenses ¹ (\$1,000)	End-of-1996 inventories (\$1,000)	End-of-1997 inventories (\$1,000)
421	AGENTS, BROKERS, AND COMMISSION MERCHANTS—Con.									
	Wholesale trade, durable goods—Con.									
4211101	Automobile & motorcycle whsle—Con.									
	Firms operated for the entire year	303	429	57 308 354	553 800	129 434	39 548	1 141 975	17 684	12 488
	Firms with less than 5 employees.....	136	136	536 845	8 559	1 728	241	20 886	282	990
	Firms with 5 to 9 employees ..	29	29	D	D	D	c	D	D	D
	Firms with 10 to 19 employees.....	30	31	D	D	D	e	D	D	D
	Firms with 20 to 49 employees.....	43	44	D	D	D	g	D	D	D
	Firms with 50 to 99 employees.....	32	34	D	D	D	g	D	D	D
	Firms with 100 employees or more.....	33	155	52 978 195	488 052	114 892	34 908	992 602	6 988	7 829
	Firms not operated for the entire year	68	68	182 872	3 393	381	144	7 890	1	—
4211102	Bus & recreational vehicle whsle									
	All firms	26	26	D	D	D	c	D	D	D
	Firms operated for the entire year	20	20	D	D	D	c	D	D	D
	Firms with less than 5 employees.....	14	14	D	D	D	b	D	D	D
	Firms with 5 to 9 employees ..	2	2	D	D	D	a	D	D	D
	Firms with 10 to 19 employees.....	3	3	D	D	D	b	D	D	D
	Firms with 20 to 49 employees.....	—	—	—	—	—	—	—	—	—
	Firms with 50 to 99 employees.....	—	—	—	—	—	—	—	—	—
	Firms with 100 employees or more.....	1	1	D	D	D	c	D	D	D
	Firms not operated for the entire year	6	6	D	D	D	a	D	D	D
4211103	Light truck & van (14,000 lb or less) whsle									
	All firms	21	21	196 491	3 630	748	229	7 278	709	1 689
	Firms operated for the entire year	16	16	D	D	D	c	D	D	D
	Firms with less than 5 employees.....	10	10	35 830	416	95	16	773	596	751
	Firms with 5 to 9 employees ..	3	3	39 762	559	119	18	1 609	—	—
	Firms with 10 to 19 employees.....	—	—	—	—	—	—	—	—	—
	Firms with 20 to 49 employees.....	2	2	D	D	D	b	D	D	D
	Firms with 50 to 99 employees.....	—	—	—	—	—	—	—	—	—
	Firms with 100 employees or more.....	1	1	D	D	D	c	D	D	D
	Firms not operated for the entire year	5	5	D	D	D	a	D	D	D
4211104	Medium truck & tractor (14,001 lb to 26,000 lb) whsle									
	All firms	16	16	D	D	D	b	D	D	D
	Firms operated for the entire year	11	11	D	D	D	b	D	D	D
	Firms with less than 5 employees.....	7	7	D	D	D	a	D	D	D
	Firms with 5 to 9 employees ..	2	2	D	D	D	a	D	D	D
	Firms with 10 to 19 employees.....	1	1	D	D	D	a	D	D	D
	Firms with 20 to 49 employees.....	1	1	D	D	D	b	D	D	D
	Firms with 50 to 99 employees.....	—	—	—	—	—	—	—	—	—
	Firms with 100 employees or more.....	—	—	—	—	—	—	—	—	—
	Firms not operated for the entire year	5	5	D	D	D	a	D	D	D

See footnotes at end of table.

Table 5. Employment Size of Firms: 1997—Con.

[Includes only firms and establishments with payroll. Excludes data for central administrative offices, auxiliary operations, or establishments of these firms that are classified in other categories than those specified in this table. For meaning of abbreviations and symbols, see introductory text. For explanation of terms, see Appendix A. For method of assignment to categories shown, see Appendix C]

NAICS code	Employment sizes of firms by type of operation and kind of business ¹	Firms (number)	Establishments (number)	Sales (\$1,000)	Annual payroll (\$1,000)	First-quarter payroll (\$1,000)	Paid employees for pay period including March 12 (number)	Operating expenses ¹ (\$1,000)	End-of-1996 inventories (\$1,000)	End-of-1997 inventories (\$1,000)
421	AGENTS, BROKERS, AND COMMISSION MERCHANTS—Con.									
	Wholesale trade, durable goods—Con.									
4211105	Heavy truck & tractor (over 26,000 lb) whsle									
	All firms	66	70	D	D	D	e	D	D	D
	Firms operated for the entire year	59	63	D	D	D	e	D	D	D
	Firms with less than 5 employees.....	41	41	D	D	D	b	D	D	D
	Firms with 5 to 9 employees ..	8	9	D	D	D	b	D	D	D
	Firms with 10 to 19 employees.....	4	4	D	D	D	b	D	D	D
	Firms with 20 to 49 employees.....	4	7	D	D	D	c	D	D	D
	Firms with 50 to 99 employees.....	1	1	D	D	D	b	D	D	D
	Firms with 100 employees or more.....	1	1	D	D	D	c	D	D	D
	Firms not operated for the entire year	7	7	D	D	D	a	D	D	D
42112	Motor vehicle supplies & new parts whsle									
	All firms	1 109	1 129	16 750 610	349 057	77 461	5 106	613 599	23 671	23 083
	Firms operated for the entire year	996	1 016	D	D	D	h	D	D	D
	Firms with less than 5 employees.....	699	701	4 569 340	87 852	19 261	1 340	166 953	2 731	3 100
	Firms with 5 to 9 employees ..	179	183	4 467 431	86 895	20 769	1 152	149 553	2 278	2 398
	Firms with 10 to 19 employees.....	77	84	2 726 064	70 375	14 508	978	116 854	3 223	3 572
	Firms with 20 to 49 employees.....	32	36	2 715 958	55 998	12 140	867	97 986	14 403	12 662
	Firms with 50 to 99 employees.....	8	11	D	D	D	e	D	D	D
	Firms with 100 employees or more.....	1	1	D	D	D	c	D	D	D
	Firms not operated for the entire year	113	113	D	D	D	c	D	D	D
421120	Motor vehicle supplies & new parts whsle									
	All firms	1 109	1 129	16 750 610	349 057	77 461	5 106	613 599	23 671	23 083
	Firms operated for the entire year	996	1 016	D	D	D	h	D	D	D
	Firms with less than 5 employees.....	699	701	4 569 340	87 852	19 261	1 340	166 953	2 731	3 100
	Firms with 5 to 9 employees ..	179	183	4 467 431	86 895	20 769	1 152	149 553	2 278	2 398
	Firms with 10 to 19 employees.....	77	84	2 726 064	70 375	14 508	978	116 854	3 223	3 572
	Firms with 20 to 49 employees.....	32	36	2 715 958	55 998	12 140	867	97 986	14 403	12 662
	Firms with 50 to 99 employees.....	8	11	D	D	D	e	D	D	D
	Firms with 100 employees or more.....	1	1	D	D	D	c	D	D	D
	Firms not operated for the entire year	113	113	D	D	D	c	D	D	D
4211201	Motor vehicle supplies & new parts—warehouse distributors									
	All firms	388	395	4 646 827	101 692	22 176	1 861	179 893	13 029	11 326
	Firms operated for the entire year	341	348	D	D	D	g	D	D	D
	Firms with less than 5 employees.....	230	230	934 361	20 522	4 361	456	43 332	490	639
	Firms with 5 to 9 employees ..	66	66	D	D	D	e	D	D	D
	Firms with 10 to 19 employees.....	32	35	779 522	24 174	4 647	407	41 979	731	748
	Firms with 20 to 49 employees.....	11	13	D	D	D	e	D	D	D
	Firms with 50 to 99 employees.....	2	4	D	D	D	c	D	D	D
	Firms with 100 employees or more.....	—	—	—	—	—	—	—	—	—
	Firms not operated for the entire year	47	47	D	D	D	b	D	D	D

See footnotes at end of table.

Table 5. Employment Size of Firms: 1997—Con.

[Includes only firms and establishments with payroll. Excludes data for central administrative offices, auxiliary operations, or establishments of these firms that are classified in other categories than those specified in this table. For meaning of abbreviations and symbols, see introductory text. For explanation of terms, see Appendix A. For method of assignment to categories shown, see Appendix C]

NAICS code	Employment sizes of firms by type of operation and kind of business ¹	Firms (number)	Establishments (number)	Sales (\$1,000)	Annual payroll (\$1,000)	First-quarter payroll (\$1,000)	Paid employees for pay period including March 12 (number)	Operating expenses ¹ (\$1,000)	End-of-1996 inventories (\$1,000)	End-of-1997 inventories (\$1,000)
421	AGENTS, BROKERS, AND COMMISSION MERCHANTS—Con.									
	Wholesale trade, durable goods—Con.									
4211202	Motor vehicle supplies & new parts—jobbers									
	All firms	658	669	11 883 075	241 158	53 861	3 097	420 147	9 889	10 820
	Firms operated for the entire year	604	615	D	D	D	h	D	D	D
	Firms with less than 5 employees.....	431	433	3 553 630	65 596	14 490	825	119 452	2 089	2 318
	Firms with 5 to 9 employees ..	102	104	2 733 633	50 848	12 710	648	89 160	858	836
	Firms with 10 to 19 employees.....	43	47	D	D	D	f	D	D	D
	Firms with 20 to 49 employees.....	21	23	D	D	D	f	D	D	D
	Firms with 50 to 99 employees.....	6	7	D	D	D	e	D	D	D
	Firms with 100 employees or more.....	1	1	D	D	D	c	D	D	D
	Firms not operated for the entire year	54	54	D	D	D	b	D	D	D
4211203	Petroleum products marketing equipment whsle									
	All firms	63	65	220 708	6 207	1 424	148	13 559	753	937
	Firms operated for the entire year	51	53	208 852	5 934	1 421	147	12 919	753	937
	Firms with less than 5 employees.....	38	38	81 349	1 734	410	59	4 169	152	143
	Firms with 5 to 9 employees ..	11	13	D	D	D	b	D	D	D
	Firms with 10 to 19 employees.....	2	2	D	D	D	b	D	D	D
	Firms with 20 to 49 employees.....	—	—	—	—	—	—	—	—	—
	Firms with 50 to 99 employees.....	—	—	—	—	—	—	—	—	—
	Firms with 100 employees or more.....	—	—	—	—	—	—	—	—	—
	Firms not operated for the entire year	12	12	11 856	273	3	1	640	—	—
42113	Tire & tube whsle									
	All firms	47	51	183 557	6 256	1 334	169	12 286	802	886
	Firms operated for the entire year	43	47	176 207	6 217	1 334	169	12 188	802	886
	Firms with less than 5 employees.....	34	34	D	D	D	b	D	D	D
	Firms with 5 to 9 employees ..	5	5	31 861	1 355	335	31	2 875	212	195
	Firms with 10 to 19 employees.....	3	4	D	D	D	b	D	D	D
	Firms with 20 to 49 employees.....	1	4	D	D	D	b	D	D	D
	Firms with 50 to 99 employees.....	—	—	—	—	—	—	—	—	—
	Firms with 100 employees or more.....	—	—	—	—	—	—	—	—	—
	Firms not operated for the entire year	4	4	7 350	39	—	—	98	—	—
421130	Tire & tube whsle									
	All firms	47	51	183 557	6 256	1 334	169	12 286	802	886
	Firms operated for the entire year	43	47	176 207	6 217	1 334	169	12 188	802	886
	Firms with less than 5 employees.....	34	34	D	D	D	b	D	D	D
	Firms with 5 to 9 employees ..	5	5	31 861	1 355	335	31	2 875	212	195
	Firms with 10 to 19 employees.....	3	4	D	D	D	b	D	D	D
	Firms with 20 to 49 employees.....	1	4	D	D	D	b	D	D	D
	Firms with 50 to 99 employees.....	—	—	—	—	—	—	—	—	—
	Firms with 100 employees or more.....	—	—	—	—	—	—	—	—	—
	Firms not operated for the entire year	4	4	7 350	39	—	—	98	—	—

See footnotes at end of table.

Table 5. Employment Size of Firms: 1997—Con.

[Includes only firms and establishments with payroll. Excludes data for central administrative offices, auxiliary operations, or establishments of these firms that are classified in other categories than those specified in this table. For meaning of abbreviations and symbols, see introductory text. For explanation of terms, see Appendix A. For method of assignment to categories shown, see Appendix C]

NAICS code	Employment sizes of firms by type of operation and kind of business ¹	Firms (number)	Establishments (number)	Sales (\$1,000)	Annual payroll (\$1,000)	First-quarter payroll (\$1,000)	Paid employees for pay period including March 12 (number)	Operating expenses ¹ (\$1,000)	End-of-1996 inventories (\$1,000)	End-of-1997 inventories (\$1,000)
421	AGENTS, BROKERS, AND COMMISSION MERCHANTS—Con.									
4212	Wholesale trade, durable goods—Con.									
	Furniture & home furnishings whsle									
	All firms	2 814	2 849	14 278 989	398 144	92 024	9 253	807 053	15 140	16 594
	Firms operated for the entire year	2 528	2 562	13 783 929	386 017	89 901	9 014	779 170	15 140	16 581
	Firms with less than 5 employees	2 092	2 096	7 227 042	170 485	37 412	3 780	362 003	4 538	4 618
	Firms with 5 to 9 employees ..	291	303	2 663 944	86 882	19 113	1 830	168 709	2 854	3 073
	Firms with 10 to 19 employees ..	91	99	2 073 720	50 575	12 473	1 189	93 373	4 021	4 948
	Firms with 20 to 49 employees ..	42	49	D	D	D	g	D	D	D
	Firms with 50 to 99 employees ..	11	13	452 252	27 733	7 218	743	51 569	2 405	2 460
	Firms with 100 employees or more	1	2	D	D	D	c	D	D	D
	Firms not operated for the entire year	286	287	495 060	12 127	2 123	239	27 883	—	13
42121	Furniture whsle									
	All firms	1 553	1 570	7 397 432	216 906	52 079	4 951	434 452	7 544	7 693
	Firms operated for the entire year	1 393	1 410	D	D	D	h	D	D	D
	Firms with less than 5 employees	1 165	1 166	3 921 799	92 433	20 995	2 043	189 353	2 524	2 256
	Firms with 5 to 9 employees ..	156	162	1 289 328	46 155	10 306	988	87 140	945	1 258
	Firms with 10 to 19 employees ..	45	49	D	D	D	f	D	D	D
	Firms with 20 to 49 employees ..	20	24	773 205	23 217	7 688	609	55 807	1 146	1 331
	Firms with 50 to 99 employees ..	6	7	187 558	14 355	3 519	433	25 791	2 405	2 460
	Firms with 100 employees or more	1	2	D	D	D	c	D	D	D
	Firms not operated for the entire year	160	160	D	D	D	c	D	D	D
421210	Furniture whsle									
	All firms	1 553	1 570	7 397 432	216 906	52 079	4 951	434 452	7 544	7 693
	Firms operated for the entire year	1 393	1 410	D	D	D	h	D	D	D
	Firms with less than 5 employees	1 165	1 166	3 921 799	92 433	20 995	2 043	189 353	2 524	2 256
	Firms with 5 to 9 employees ..	156	162	1 289 328	46 155	10 306	988	87 140	945	1 258
	Firms with 10 to 19 employees ..	45	49	D	D	D	f	D	D	D
	Firms with 20 to 49 employees ..	20	24	773 205	23 217	7 688	609	55 807	1 146	1 331
	Firms with 50 to 99 employees ..	6	7	187 558	14 355	3 519	433	25 791	2 405	2 460
	Firms with 100 employees or more	1	2	D	D	D	c	D	D	D
	Firms not operated for the entire year	160	160	D	D	D	c	D	D	D
4212101	Household & lawn furniture whsle									
	All firms	935	938	4 824 140	114 108	28 070	2 552	241 168	4 067	2 937
	Firms operated for the entire year	846	849	D	D	D	g	D	D	D
	Firms with less than 5 employees	766	766	2 990 260	60 978	14 023	1 298	128 583	1 749	1 349
	Firms with 5 to 9 employees ..	51	51	530 462	16 383	3 511	331	31 102	648	694
	Firms with 10 to 19 employees ..	15	15	D	D	D	c	D	D	D
	Firms with 20 to 49 employees ..	11	13	576 397	13 072	5 179	325	34 587	78	224
	Firms with 50 to 99 employees ..	2	2	D	D	D	c	D	D	D
	Firms with 100 employees or more	1	2	D	D	D	c	D	D	D
	Firms not operated for the entire year	89	89	D	D	D	b	D	D	D
4212102	Office & business furniture whsle									
	All firms	618	632	2 573 292	102 798	24 009	2 399	193 284	3 477	4 756

See footnotes at end of table.

Table 5. Employment Size of Firms: 1997—Con.

[Includes only firms and establishments with payroll. Excludes data for central administrative offices, auxiliary operations, or establishments of these firms that are classified in other categories than those specified in this table. For meaning of abbreviations and symbols, see introductory text. For explanation of terms, see Appendix A. For method of assignment to categories shown, see Appendix C]

NAICS code	Employment sizes of firms by type of operation and kind of business ¹	Firms (number)	Establishments (number)	Sales (\$1,000)	Annual payroll (\$1,000)	First-quarter payroll (\$1,000)	Paid employees for pay period including March 12 (number)	Operating expenses ¹ (\$1,000)	End-of-1996 inventories (\$1,000)	End-of-1997 inventories (\$1,000)
421	AGENTS, BROKERS, AND COMMISSION MERCHANTS—Con.									
4212102	Wholesale trade, durable goods—Con.									
	Office & business furniture whsle—Con.									
	Firms operated for the entire year	547	561	D	D	D	g	D	D	D
	Firms with less than 5 employees	399	400	931 539	31 455	6 972	745	60 770	775	907
	Firms with 5 to 9 employees ..	105	111	758 866	29 772	6 795	657	56 038	297	564
	Firms with 10 to 19 employees	30	34	D	D	D	e	D	D	D
	Firms with 20 to 49 employees	9	11	196 808	10 145	2 509	284	21 220	1 068	1 107
	Firms with 50 to 99 employees	4	5	D	D	D	e	D	D	D
	Firms with 100 employees or more	—	—	—	—	—	—	—	—	—
	Firms not operated for the entire year	71	71	D	D	D	b	D	D	D
42122	Home furnishings whsle									
	All firms	1 261	1 279	6 881 557	181 238	39 945	4 302	372 601	7 596	8 901
	Firms operated for the entire year	1 135	1 152	D	D	D	h	D	D	D
	Firms with less than 5 employees	927	930	3 305 243	78 052	16 417	1 737	172 650	2 014	2 362
	Firms with 5 to 9 employees ..	135	141	1 374 616	40 727	8 807	842	81 569	1 909	1 815
	Firms with 10 to 19 employees	46	50	D	D	D	f	D	D	D
	Firms with 20 to 49 employees	22	25	D	D	D	f	D	D	D
	Firms with 50 to 99 employees	5	6	264 694	13 378	3 699	310	25 778	—	—
	Firms with 100 employees or more	—	—	—	—	—	—	—	—	—
	Firms not operated for the entire year	126	127	D	D	D	c	D	D	D
421220	Home furnishings whsle									
	All firms	1 261	1 279	6 881 557	181 238	39 945	4 302	372 601	7 596	8 901
	Firms operated for the entire year	1 135	1 152	D	D	D	h	D	D	D
	Firms with less than 5 employees	927	930	3 305 243	78 052	16 417	1 737	172 650	2 014	2 362
	Firms with 5 to 9 employees ..	135	141	1 374 616	40 727	8 807	842	81 569	1 909	1 815
	Firms with 10 to 19 employees	46	50	D	D	D	f	D	D	D
	Firms with 20 to 49 employees	22	25	D	D	D	f	D	D	D
	Firms with 50 to 99 employees	5	6	264 694	13 378	3 699	310	25 778	—	—
	Firms with 100 employees or more	—	—	—	—	—	—	—	—	—
	Firms not operated for the entire year	126	127	D	D	D	c	D	D	D
4212201	Household china, glassware, & crockery whsle									
	All firms	274	279	2 350 666	55 000	12 226	1 167	108 301	3 369	4 958
	Firms operated for the entire year	258	263	2 273 742	53 593	11 801	1 136	105 000	3 369	4 958
	Firms with less than 5 employees	198	199	832 156	18 764	3 686	428	42 862	246	313
	Firms with 5 to 9 employees ..	40	43	D	D	D	e	D	D	D
	Firms with 10 to 19 employees	14	14	750 027	12 044	2 590	194	21 202	2 091	3 536
	Firms with 20 to 49 employees	4	4	D	D	D	c	D	D	D
	Firms with 50 to 99 employees	2	3	D	D	D	c	D	D	D
	Firms with 100 employees or more	—	—	—	—	—	—	—	—	—
	Firms not operated for the entire year	16	16	76 924	1 407	425	31	3 301	—	—
4212202	Linens, domestics, draperies, & curtains whsle									
	All firms	241	242	1 461 021	35 906	7 567	742	70 901	403	394

See footnotes at end of table.

Table 5. Employment Size of Firms: 1997—Con.

[Includes only firms and establishments with payroll. Excludes data for central administrative offices, auxiliary operations, or establishments of these firms that are classified in other categories than those specified in this table. For meaning of abbreviations and symbols, see introductory text. For explanation of terms, see Appendix A. For method of assignment to categories shown, see Appendix C]

NAICS code	Employment sizes of firms by type of operation and kind of business ¹	Firms (number)	Establishments (number)	Sales (\$1,000)	Annual payroll (\$1,000)	First-quarter payroll (\$1,000)	Paid employees for pay period including March 12 (number)	Operating expenses ¹ (\$1,000)	End-of-1996 inventories (\$1,000)	End-of-1997 inventories (\$1,000)
421	AGENTS, BROKERS, AND COMMISSION MERCHANTS—Con.									
4212202	Wholesale trade, durable goods—Con.									
	Linens, domestics, draperies, & curtains whsle—Con.									
	Firms operated for the entire year	217	218	D	D	D	f	D	D	D
	Firms with less than 5 employees	182	182	1 013 094	19 042	4 006	339	39 973	100	122
	Firms with 5 to 9 employees ..	23	23	178 304	6 917	1 334	145	13 130	139	138
	Firms with 10 to 19 employees	7	8	D	D	D	c	D	D	D
	Firms with 20 to 49 employees	5	5	D	D	D	c	D	D	D
	Firms with 50 to 99 employees	—	—	—	—	—	—	—	—	—
	Firms with 100 employees or more	—	—	—	—	—	—	—	—	—
	Firms not operated for the entire year	24	24	D	D	D	b	D	D	D
4212203	Floor coverings whsle									
	All firms	225	225	660 505	20 246	4 414	574	43 448	768	615
	Firms operated for the entire year	200	200	D	D	D	f	D	D	D
	Firms with less than 5 employees	179	179	473 052	12 182	2 751	320	28 229	502	562
	Firms with 5 to 9 employees ..	13	13	100 742	4 117	812	85	7 693	250	37
	Firms with 10 to 19 employees	5	5	D	D	D	b	D	D	D
	Firms with 20 to 49 employees	3	3	D	D	D	b	D	D	D
	Firms with 50 to 99 employees	—	—	—	—	—	—	—	—	—
	Firms with 100 employees or more	—	—	—	—	—	—	—	—	—
	Firms not operated for the entire year	25	25	D	D	D	a	D	D	D
4212204	Other home furnishings whsle									
	All firms	521	533	2 409 365	70 086	15 738	1 819	149 951	3 056	2 934
	Firms operated for the entire year	460	471	2 303 459	68 085	15 427	1 763	145 044	3 056	2 934
	Firms with less than 5 employees	368	370	986 941	28 064	5 974	650	61 586	1 166	1 365
	Firms with 5 to 9 employees ..	59	62	D	D	D	e	D	D	D
	Firms with 10 to 19 employees	20	23	D	D	D	e	D	D	D
	Firms with 20 to 49 employees	10	13	231 669	9 143	1 979	302	14 438	12	12
	Firms with 50 to 99 employees	3	3	D	D	D	c	D	D	D
	Firms with 100 employees or more	—	—	—	—	—	—	—	—	—
	Firms not operated for the entire year	61	62	105 906	2 001	311	56	4 907	—	—
4213	Lumber & other construction materials whsle									
	All firms	1 384	1 397	6 492 752	169 286	35 851	3 765	312 694	13 645	16 535
	Firms operated for the entire year	1 224	1 237	6 191 804	163 238	34 932	3 642	300 215	13 645	16 489
	Firms with less than 5 employees	1 025	1 030	3 366 475	84 681	18 304	1 922	162 612	3 118	1 753
	Firms with 5 to 9 employees ..	154	159	1 584 543	45 249	9 612	949	79 065	9 019	12 342
	Firms with 10 to 19 employees	35	37	D	D	D	e	D	D	D
	Firms with 20 to 49 employees	9	10	D	D	D	e	D	D	D
	Firms with 50 to 99 employees	1	1	D	D	D	b	D	D	D
	Firms with 100 employees or more	—	—	—	—	—	—	—	—	—
	Firms not operated for the entire year	160	160	300 948	6 048	919	123	12 479	—	46
42131	Lumber, plywood, millwork, & wood panel whsle									
	All firms	626	630	3 768 321	82 730	17 369	1 732	152 102	11 178	14 273

See footnotes at end of table.

Table 5. Employment Size of Firms: 1997—Con.

[Includes only firms and establishments with payroll. Excludes data for central administrative offices, auxiliary operations, or establishments of these firms that are classified in other categories than those specified in this table. For meaning of abbreviations and symbols, see introductory text. For explanation of terms, see Appendix A. For method of assignment to categories shown, see Appendix C]

NAICS code	Employment sizes of firms by type of operation and kind of business ¹	Firms (number)	Establishments (number)	Sales (\$1,000)	Annual payroll (\$1,000)	First-quarter payroll (\$1,000)	Paid employees for pay period including March 12 (number)	Operating expenses ¹ (\$1,000)	End-of-1996 inventories (\$1,000)	End-of-1997 inventories (\$1,000)
421	AGENTS, BROKERS, AND COMMISSION MERCHANTS—Con.									
42131	Wholesale trade, durable goods—Con.									
	Lumber, plywood, millwork, & wood panel whsle—Con.									
	Firms operated for the entire year	555	559	3 596 404	79 592	17 005	1 679	145 464	11 178	14 262
	Firms with less than 5 employees.....	457	459	1 931 804	41 689	9 016	880	78 962	1 639	624
	Firms with 5 to 9 employees ..	76	78	952 712	22 150	4 779	461	38 156	8 445	11 550
	Firms with 10 to 19 employees.....	18	18	411 871	10 982	2 266	230	20 707	1 039	2 055
	Firms with 20 to 49 employees.....	4	4	300 017	4 771	944	108	7 639	55	33
	Firms with 50 to 99 employees.....	—	—	—	—	—	—	—	—	—
	Firms with 100 employees or more.....	—	—	—	—	—	—	—	—	—
	Firms not operated for the entire year	71	71	171 917	3 138	364	53	6 638	—	11
421310	Lumber, plywood, millwork, & wood panel whsle									
	All firms	626	630	3 768 321	82 730	17 369	1 732	152 102	11 178	14 273
	Firms operated for the entire year	555	559	3 596 404	79 592	17 005	1 679	145 464	11 178	14 262
	Firms with less than 5 employees.....	457	459	1 931 804	41 689	9 016	880	78 962	1 639	624
	Firms with 5 to 9 employees ..	76	78	952 712	22 150	4 779	461	38 156	8 445	11 550
	Firms with 10 to 19 employees.....	18	18	411 871	10 982	2 266	230	20 707	1 039	2 055
	Firms with 20 to 49 employees.....	4	4	300 017	4 771	944	108	7 639	55	33
	Firms with 50 to 99 employees.....	—	—	—	—	—	—	—	—	—
	Firms with 100 employees or more.....	—	—	—	—	—	—	—	—	—
	Firms not operated for the entire year	71	71	171 917	3 138	364	53	6 638	—	11
4213101	Lumber without yard whsle									
	All firms	157	160	780 039	14 626	2 965	350	27 048	445	673
	Firms operated for the entire year	130	133	710 454	13 317	2 824	333	24 572	445	673
	Firms with less than 5 employees.....	112	113	499 682	7 463	1 549	188	14 444	261	333
	Firms with 5 to 9 employees ..	13	15	D	D	D	b	D	D	D
	Firms with 10 to 19 employees.....	5	5	D	D	D	b	D	D	D
	Firms with 20 to 49 employees.....	—	—	—	—	—	—	—	—	—
	Firms with 50 to 99 employees.....	—	—	—	—	—	—	—	—	—
	Firms with 100 employees or more.....	—	—	—	—	—	—	—	—	—
	Firms not operated for the entire year	27	27	69 585	1 309	141	17	2 476	—	—
4213102	Lumber with yard whsle									
	All firms	4	4	34 572	1 160	292	37	2 103	1 131	1 163
	Firms operated for the entire year	4	4	34 572	1 160	292	37	2 103	1 131	1 163
	Firms with less than 5 employees.....	—	—	—	—	—	—	—	—	—
	Firms with 5 to 9 employees ..	3	3	D	D	D	b	D	D	D
	Firms with 10 to 19 employees.....	1	1	D	D	D	a	D	D	D
	Firms with 20 to 49 employees.....	—	—	—	—	—	—	—	—	—
	Firms with 50 to 99 employees.....	—	—	—	—	—	—	—	—	—
	Firms with 100 employees or more.....	—	—	—	—	—	—	—	—	—
	Firms not operated for the entire year	—	—	—	—	—	—	—	—	—
4213103	Plywood, veneer, millwork, & wood panel whsle									
	All firms	465	466	2 953 710	66 944	14 112	1 345	122 951	9 602	12 437

See footnotes at end of table.

Table 5. Employment Size of Firms: 1997—Con.

[Includes only firms and establishments with payroll. Excludes data for central administrative offices, auxiliary operations, or establishments of these firms that are classified in other categories than those specified in this table. For meaning of abbreviations and symbols, see introductory text. For explanation of terms, see Appendix A. For method of assignment to categories shown, see Appendix C]

NAICS code	Employment sizes of firms by type of operation and kind of business ¹	Firms (number)	Establishments (number)	Sales (\$1,000)	Annual payroll (\$1,000)	First-quarter payroll (\$1,000)	Paid employees for pay period including March 12 (number)	Operating expenses ¹ (\$1,000)	End-of-1996 inventories (\$1,000)	End-of-1997 inventories (\$1,000)
421	AGENTS, BROKERS, AND COMMISSION MERCHANTS—Con.									
	Wholesale trade, durable goods—Con.									
4213103	Plywood, veneer, millwork, & wood panel whsle—Con.									
	Firms operated for the entire year	421	422	2 851 378	65 115	13 889	1 309	118 789	9 602	12 426
	Firms with less than 5 employees.....	345	346	1 432 122	34 226	7 467	692	64 518	1 378	291
	Firms with 5 to 9 employees ..	60	60	800 695	17 623	3 786	361	30 412	7 283	10 125
	Firms with 10 to 19 employees.....	12	12	318 544	8 495	1 692	148	16 220	886	1 977
	Firms with 20 to 49 employees.....	4	4	300 017	4 771	944	108	7 639	55	33
	Firms with 50 to 99 employees.....	—	—	—	—	—	—	—	—	—
	Firms with 100 employees or more.....	—	—	—	—	—	—	—	—	—
	Firms not operated for the entire year	44	44	102 332	1 829	223	36	4 162	—	11
42132	Brick, stone, & related construction materials whsle									
	All firms	171	171	418 402	15 423	3 053	429	32 849	1 122	827
	Firms operated for the entire year	142	142	D	D	D	e	D	D	D
	Firms with less than 5 employees.....	123	123	159 208	6 422	1 361	209	14 716	659	471
	Firms with 5 to 9 employees ..	15	15	145 190	4 219	855	91	8 741	276	299
	Firms with 10 to 19 employees.....	2	2	D	D	D	b	D	D	D
	Firms with 20 to 49 employees.....	1	1	D	D	D	b	D	D	D
	Firms with 50 to 99 employees.....	1	1	D	D	D	b	D	D	D
	Firms with 100 employees or more.....	—	—	—	—	—	—	—	—	—
	Firms not operated for the entire year	29	29	D	D	D	a	D	D	D
421320	Brick, stone, & related construction materials whsle									
	All firms	171	171	418 402	15 423	3 053	429	32 849	1 122	827
	Firms operated for the entire year	142	142	D	D	D	e	D	D	D
	Firms with less than 5 employees.....	123	123	159 208	6 422	1 361	209	14 716	659	471
	Firms with 5 to 9 employees ..	15	15	145 190	4 219	855	91	8 741	276	299
	Firms with 10 to 19 employees.....	2	2	D	D	D	b	D	D	D
	Firms with 20 to 49 employees.....	1	1	D	D	D	b	D	D	D
	Firms with 50 to 99 employees.....	1	1	D	D	D	b	D	D	D
	Firms with 100 employees or more.....	—	—	—	—	—	—	—	—	—
	Firms not operated for the entire year	29	29	D	D	D	a	D	D	D
4213201	Brick, block, tile, clay/ cement sewer pipe whsle									
	All firms	74	74	75 029	3 643	757	120	8 098	588	343
	Firms operated for the entire year	59	59	67 888	3 385	741	114	7 483	588	343
	Firms with less than 5 employees.....	55	55	60 288	2 901	615	91	5 959	319	72
	Firms with 5 to 9 employees ..	4	4	7 600	484	126	23	1 524	269	271
	Firms with 10 to 19 employees.....	—	—	—	—	—	—	—	—	—
	Firms with 20 to 49 employees.....	—	—	—	—	—	—	—	—	—
	Firms with 50 to 99 employees.....	—	—	—	—	—	—	—	—	—
	Firms with 100 employees or more.....	—	—	—	—	—	—	—	—	—
	Firms not operated for the entire year	15	15	7 141	258	16	6	615	—	—

See footnotes at end of table.

Table 5. Employment Size of Firms: 1997—Con.

[Includes only firms and establishments with payroll. Excludes data for central administrative offices, auxiliary operations, or establishments of these firms that are classified in other categories than those specified in this table. For meaning of abbreviations and symbols, see introductory text. For explanation of terms, see Appendix A. For method of assignment to categories shown, see Appendix C]

NAICS code	Employment sizes of firms by type of operation and kind of business ¹	Firms (number)	Establishments (number)	Sales (\$1,000)	Annual payroll (\$1,000)	First-quarter payroll (\$1,000)	Paid employees for pay period including March 12 (number)	Operating expenses ¹ (\$1,000)	End-of-1996 inventories (\$1,000)	End-of-1997 inventories (\$1,000)
421	AGENTS, BROKERS, AND COMMISSION MERCHANTS—Con.									
4213202	Wholesale trade, durable goods—Con.									
	Sand, gravel, & stone whsle									
	All firms	38	38	117 711	5 191	916	139	10 036	4	4
	Firms operated for the entire year	28	28	D	D	D	c	D	D	D
	Firms with less than 5 employees.....	20	20	20 898	808	168	31	2 002	4	4
	Firms with 5 to 9 employees ..	6	6	76 367	2 165	353	38	3 426	—	—
	Firms with 10 to 19 employees.....	1	1	D	D	D	a	D	D	D
	Firms with 20 to 49 employees.....	—	—	—	—	—	—	—	—	—
	Firms with 50 to 99 employees.....	1	1	D	D	D	b	D	D	D
	Firms with 100 employees or more.....	—	—	—	—	—	—	—	—	—
	Firms not operated for the entire year	10	10	D	D	D	a	D	D	D
4213203	Cement, lime, & related products whsle									
	All firms	59	59	225 662	6 589	1 380	170	14 715	530	480
	Firms operated for the entire year	55	55	220 507	6 512	1 368	168	14 534	530	480
	Firms with less than 5 employees.....	48	48	78 022	2 713	578	87	6 755	336	395
	Firms with 5 to 9 employees ..	5	5	61 223	1 570	376	30	3 791	7	28
	Firms with 10 to 19 employees.....	1	1	D	D	D	a	D	D	D
	Firms with 20 to 49 employees.....	1	1	D	D	D	b	D	D	D
	Firms with 50 to 99 employees.....	—	—	—	—	—	—	—	—	—
	Firms with 100 employees or more.....	—	—	—	—	—	—	—	—	—
	Firms not operated for the entire year	4	4	5 155	77	12	2	181	—	—
42133	Roofing, siding, & insulation material whsle									
	All firms	288	293	1 339 534	36 950	7 707	732	66 232	744	679
	Firms operated for the entire year	266	271	D	D	D	f	D	D	D
	Firms with less than 5 employees.....	227	229	725 563	18 724	3 906	393	35 236	501	384
	Firms with 5 to 9 employees ..	29	30	304 083	10 255	2 003	178	17 080	16	16
	Firms with 10 to 19 employees.....	8	9	D	D	D	b	D	D	D
	Firms with 20 to 49 employees.....	2	3	D	D	D	b	D	D	D
	Firms with 50 to 99 employees.....	—	—	—	—	—	—	—	—	—
	Firms with 100 employees or more.....	—	—	—	—	—	—	—	—	—
	Firms not operated for the entire year	22	22	D	D	D	a	D	D	D
421330	Roofing, siding, & insulation material whsle									
	All firms	288	293	1 339 534	36 950	7 707	732	66 232	744	679
	Firms operated for the entire year	266	271	D	D	D	f	D	D	D
	Firms with less than 5 employees.....	227	229	725 563	18 724	3 906	393	35 236	501	384
	Firms with 5 to 9 employees ..	29	30	304 083	10 255	2 003	178	17 080	16	16
	Firms with 10 to 19 employees.....	8	9	D	D	D	b	D	D	D
	Firms with 20 to 49 employees.....	2	3	D	D	D	b	D	D	D
	Firms with 50 to 99 employees.....	—	—	—	—	—	—	—	—	—
	Firms with 100 employees or more.....	—	—	—	—	—	—	—	—	—
	Firms not operated for the entire year	22	22	D	D	D	a	D	D	D

See footnotes at end of table.

Table 5. Employment Size of Firms: 1997—Con.

[Includes only firms and establishments with payroll. Excludes data for central administrative offices, auxiliary operations, or establishments of these firms that are classified in other categories than those specified in this table. For meaning of abbreviations and symbols, see introductory text. For explanation of terms, see Appendix A. For method of assignment to categories shown, see Appendix C]

NAICS code	Employment sizes of firms by type of operation and kind of business ¹	Firms (number)	Establishments (number)	Sales (\$1,000)	Annual payroll (\$1,000)	First-quarter payroll (\$1,000)	Paid employees for pay period including March 12 (number)	Operating expenses ¹ (\$1,000)	End-of-1996 inventories (\$1,000)	End-of-1997 inventories (\$1,000)
421	AGENTS, BROKERS, AND COMMISSION MERCHANTS—Con.									
	Wholesale trade, durable goods—Con.									
4213301	Roofing, siding, & insulation material whsle									
	All firms	288	293	1 339 534	36 950	7 707	732	66 232	744	679
	Firms operated for the entire year	266	271	D	D	D	f	D	D	D
	Firms with less than 5 employees.....	227	229	725 563	18 724	3 906	393	35 236	501	384
	Firms with 5 to 9 employees ..	29	30	304 083	10 255	2 003	178	17 080	16	16
	Firms with 10 to 19 employees.....	8	9	D	D	D	b	D	D	D
	Firms with 20 to 49 employees.....	2	3	D	D	D	b	D	D	D
	Firms with 50 to 99 employees.....	—	—	—	—	—	—	—	—	—
	Firms with 100 employees or more.....	—	—	—	—	—	—	—	—	—
	Firms not operated for the entire year	22	22	D	D	D	a	D	D	D
42139	Other construction materials whsle									
	All firms	299	303	966 495	34 183	7 722	872	61 511	601	756
	Firms operated for the entire year	261	265	D	D	D	f	D	D	D
	Firms with less than 5 employees.....	218	219	549 900	17 846	4 021	440	33 698	319	274
	Firms with 5 to 9 employees ..	34	36	182 558	8 625	1 975	219	15 088	282	477
	Firms with 10 to 19 employees.....	7	8	D	D	D	b	D	D	D
	Firms with 20 to 49 employees.....	2	2	D	D	D	b	D	D	D
	Firms with 50 to 99 employees.....	—	—	—	—	—	—	—	—	—
	Firms with 100 employees or more.....	—	—	—	—	—	—	—	—	—
	Firms not operated for the entire year	38	38	D	D	D	b	D	D	D
421390	Other construction materials whsle									
	All firms	299	303	966 495	34 183	7 722	872	61 511	601	756
	Firms operated for the entire year	261	265	D	D	D	f	D	D	D
	Firms with less than 5 employees.....	218	219	549 900	17 846	4 021	440	33 698	319	274
	Firms with 5 to 9 employees ..	34	36	182 558	8 625	1 975	219	15 088	282	477
	Firms with 10 to 19 employees.....	7	8	D	D	D	b	D	D	D
	Firms with 20 to 49 employees.....	2	2	D	D	D	b	D	D	D
	Firms with 50 to 99 employees.....	—	—	—	—	—	—	—	—	—
	Firms with 100 employees or more.....	—	—	—	—	—	—	—	—	—
	Firms not operated for the entire year	38	38	D	D	D	b	D	D	D
4213901	Flat glass & other construction glass whsle									
	All firms	49	49	220 957	6 052	1 425	120	11 040	188	192
	Firms operated for the entire year	43	43	D	D	D	c	D	D	D
	Firms with less than 5 employees.....	36	36	D	D	D	b	D	D	D
	Firms with 5 to 9 employees ..	7	7	D	D	D	b	D	D	D
	Firms with 10 to 19 employees.....	—	—	—	—	—	—	—	—	—
	Firms with 20 to 49 employees.....	—	—	—	—	—	—	—	—	—
	Firms with 50 to 99 employees.....	—	—	—	—	—	—	—	—	—
	Firms with 100 employees or more.....	—	—	—	—	—	—	—	—	—
	Firms not operated for the entire year	6	6	D	D	D	a	D	D	D

See footnotes at end of table.

Table 5. Employment Size of Firms: 1997—Con.

[Includes only firms and establishments with payroll. Excludes data for central administrative offices, auxiliary operations, or establishments of these firms that are classified in other categories than those specified in this table. For meaning of abbreviations and symbols, see introductory text. For explanation of terms, see Appendix A. For method of assignment to categories shown, see Appendix C]

NAICS code	Employment sizes of firms by type of operation and kind of business ¹	Firms (number)	Establishments (number)	Sales (\$1,000)	Annual payroll (\$1,000)	First-quarter payroll (\$1,000)	Paid employees for pay period including March 12 (number)	Operating expenses ¹ (\$1,000)	End-of-1996 inventories (\$1,000)	End-of-1997 inventories (\$1,000)
421	AGENTS, BROKERS, AND COMMISSION MERCHANTS—Con.									
	Wholesale trade, durable goods—Con.									
4213902	Other construction materials whsle									
	All firms	250	254	745 538	28 131	6 297	752	50 471	413	564
	Firms operated for the entire year	218	222	D	D	D	f	D	D	D
	Firms with less than 5 employees.....	182	183	D	D	D	e	D	D	D
	Firms with 5 to 9 employees ..	27	29	D	D	D	c	D	D	D
	Firms with 10 to 19 employees.....	7	8	D	D	D	b	D	D	D
	Firms with 20 to 49 employees.....	2	2	D	D	D	b	D	D	D
	Firms with 50 to 99 employees.....	—	—	—	—	—	—	—	—	—
	Firms with 100 employees or more.....	—	—	—	—	—	—	—	—	—
	Firms not operated for the entire year	32	32	D	D	D	b	D	D	D
4214	Professional & commercial equipment & supplies whsle									
	All firms	3 689	3 825	17 418 779	773 243	181 955	14 500	1 396 000	40 727	41 987
	Firms operated for the entire year	3 166	3 298	16 278 506	730 082	171 881	13 735	1 309 232	40 707	41 952
	Firms with less than 5 employees.....	2 347	2 363	5 108 681	215 501	48 666	4 326	422 567	8 601	8 753
	Firms with 5 to 9 employees ..	522	557	3 746 589	178 679	39 885	3 363	316 136	6 789	7 425
	Firms with 10 to 19 employees.....	223	275	3 606 996	165 169	38 982	2 867	275 747	10 484	20 090
	Firms with 20 to 49 employees.....	58	76	1 277 705	80 828	21 201	1 503	140 495	3 047	3 263
	Firms with 50 to 99 employees.....	11	15	976 439	37 711	9 642	733	73 984	11 214	1 814
	Firms with 100 employees or more.....	5	12	1 562 096	52 194	13 505	943	80 303	572	607
	Firms not operated for the entire year	523	527	1 140 273	43 161	10 074	765	86 768	20	35
42141	Photographic equipment & supplies whsle									
	All firms	98	98	228 240	8 218	1 708	191	16 815	618	1 098
	Firms operated for the entire year	82	82	201 269	7 406	1 655	185	15 260	618	1 098
	Firms with less than 5 employees.....	72	72	132 384	4 654	1 020	120	10 088	30	87
	Firms with 5 to 9 employees ..	9	9	D	D	D	b	D	D	D
	Firms with 10 to 19 employees.....	1	1	D	D	D	a	D	D	D
	Firms with 20 to 49 employees.....	—	—	—	—	—	—	—	—	—
	Firms with 50 to 99 employees.....	—	—	—	—	—	—	—	—	—
	Firms with 100 employees or more.....	—	—	—	—	—	—	—	—	—
	Firms not operated for the entire year	16	16	26 971	812	53	6	1 555	—	—
421410	Photographic equipment & supplies whsle									
	All firms	98	98	228 240	8 218	1 708	191	16 815	618	1 098
	Firms operated for the entire year	82	82	201 269	7 406	1 655	185	15 260	618	1 098
	Firms with less than 5 employees.....	72	72	132 384	4 654	1 020	120	10 088	30	87
	Firms with 5 to 9 employees ..	9	9	D	D	D	b	D	D	D
	Firms with 10 to 19 employees.....	1	1	D	D	D	a	D	D	D
	Firms with 20 to 49 employees.....	—	—	—	—	—	—	—	—	—
	Firms with 50 to 99 employees.....	—	—	—	—	—	—	—	—	—
	Firms with 100 employees or more.....	—	—	—	—	—	—	—	—	—
	Firms not operated for the entire year	16	16	26 971	812	53	6	1 555	—	—

See footnotes at end of table.

Table 5. Employment Size of Firms: 1997—Con.

[Includes only firms and establishments with payroll. Excludes data for central administrative offices, auxiliary operations, or establishments of these firms that are classified in other categories than those specified in this table. For meaning of abbreviations and symbols, see introductory text. For explanation of terms, see Appendix A. For method of assignment to categories shown, see Appendix C]

NAICS code	Employment sizes of firms by type of operation and kind of business ¹	Firms (number)	Establishments (number)	Sales (\$1,000)	Annual payroll (\$1,000)	First-quarter payroll (\$1,000)	Paid employees for pay period including March 12 (number)	Operating expenses ¹ (\$1,000)	End-of-1996 inventories (\$1,000)	End-of-1997 inventories (\$1,000)
421	AGENTS, BROKERS, AND COMMISSION MERCHANTS—Con.									
	Wholesale trade, durable goods—Con.									
42142	Office equipment whsle									
	All firms	389	404	1 595 240	63 279	14 593	1 832	110 819	4 555	4 922
	Firms operated for the entire year	335	350	1 515 383	61 374	14 219	1 789	106 719	4 555	4 917
	Firms with less than 5 employees.....	199	200	245 900	13 591	3 011	407	26 434	845	882
	Firms with 5 to 9 employees ..	83	88	D	D	D	f	D	D	D
	Firms with 10 to 19 employees.....	41	47	D	D	D	f	D	D	D
	Firms with 20 to 49 employees.....	12	15	193 182	11 551	2 690	307	17 561	1 569	1 650
	Firms with 50 to 99 employees.....	—	—	—	—	—	—	—	—	—
	Firms with 100 employees or more.....	—	—	—	—	—	—	—	—	—
	Firms not operated for the entire year	54	54	79 857	1 905	374	43	4 100	—	5
421420	Office equipment whsle									
	All firms	389	404	1 595 240	63 279	14 593	1 832	110 819	4 555	4 922
	Firms operated for the entire year	335	350	1 515 383	61 374	14 219	1 789	106 719	4 555	4 917
	Firms with less than 5 employees.....	199	200	245 900	13 591	3 011	407	26 434	845	882
	Firms with 5 to 9 employees ..	83	88	D	D	D	f	D	D	D
	Firms with 10 to 19 employees.....	41	47	D	D	D	f	D	D	D
	Firms with 20 to 49 employees.....	12	15	193 182	11 551	2 690	307	17 561	1 569	1 650
	Firms with 50 to 99 employees.....	—	—	—	—	—	—	—	—	—
	Firms with 100 employees or more.....	—	—	—	—	—	—	—	—	—
	Firms not operated for the entire year	54	54	79 857	1 905	374	43	4 100	—	5
42143	Computer & computer peripheral equipment & software whsle									
	All firms	720	757	7 345 635	212 093	51 274	3 511	358 526	16 117	6 806
	Firms operated for the entire year	583	620	7 004 732	206 190	50 423	3 420	347 292	16 117	6 781
	Firms with less than 5 employees.....	416	423	1 450 708	39 394	8 604	794	73 831	1 094	839
	Firms with 5 to 9 employees ..	103	107	1 370 003	41 354	9 185	669	68 056	1 134	1 295
	Firms with 10 to 19 employees.....	37	46	1 257 635	33 728	7 810	483	57 502	2 174	2 109
	Firms with 20 to 49 employees.....	18	25	592 052	27 444	7 986	472	44 293	320	577
	Firms with 50 to 99 employees.....	6	9	811 675	19 743	5 223	367	34 658	10 853	1 479
	Firms with 100 employees or more.....	3	10	1 522 659	44 527	11 615	635	68 952	542	482
	Firms not operated for the entire year	137	137	340 903	5 903	851	91	11 234	—	25
421430	Computer & computer peripheral equipment & software whsle									
	All firms	720	757	7 345 635	212 093	51 274	3 511	358 526	16 117	6 806
	Firms operated for the entire year	583	620	7 004 732	206 190	50 423	3 420	347 292	16 117	6 781
	Firms with less than 5 employees.....	416	423	1 450 708	39 394	8 604	794	73 831	1 094	839
	Firms with 5 to 9 employees ..	103	107	1 370 003	41 354	9 185	669	68 056	1 134	1 295
	Firms with 10 to 19 employees.....	37	46	1 257 635	33 728	7 810	483	57 502	2 174	2 109
	Firms with 20 to 49 employees.....	18	25	592 052	27 444	7 986	472	44 293	320	577
	Firms with 50 to 99 employees.....	6	9	811 675	19 743	5 223	367	34 658	10 853	1 479
	Firms with 100 employees or more.....	3	10	1 522 659	44 527	11 615	635	68 952	542	482
	Firms not operated for the entire year	137	137	340 903	5 903	851	91	11 234	—	25

See footnotes at end of table.

Table 5. Employment Size of Firms: 1997—Con.

[Includes only firms and establishments with payroll. Excludes data for central administrative offices, auxiliary operations, or establishments of these firms that are classified in other categories than those specified in this table. For meaning of abbreviations and symbols, see introductory text. For explanation of terms, see Appendix A. For method of assignment to categories shown, see Appendix C]

NAICS code	Employment sizes of firms by type of operation and kind of business ¹	Firms (number)	Establishments (number)	Sales (\$1,000)	Annual payroll (\$1,000)	First-quarter payroll (\$1,000)	Paid employees for pay period including March 12 (number)	Operating expenses ¹ (\$1,000)	End-of-1996 inventories (\$1,000)	End-of-1997 inventories (\$1,000)
421	AGENTS, BROKERS, AND COMMISSION MERCHANTS—Con.									
	Wholesale trade, durable goods—Con.									
4214301	Computer & peripheral equipment whsle									
	All firms	574	609	6 670 157	183 321	44 830	3 031	309 608	15 404	6 142
	Firms operated for the entire year	457	492	D	D	D	h	D	D	D
	Firms with less than 5 employees.....	317	323	1 286 552	29 777	6 296	608	55 173	591	630
	Firms with 5 to 9 employees ..	84	88	D	D	D	f	D	D	D
	Firms with 10 to 19 employees.....	32	41	1 013 596	28 152	6 637	416	48 798	2 074	1 909
	Firms with 20 to 49 employees.....	16	23	581 196	25 353	7 572	431	41 243	320	577
	Firms with 50 to 99 employees.....	5	7	774 384	16 746	4 457	315	29 937	10 853	1 479
	Firms with 100 employees or more.....	3	10	1 522 659	44 527	11 615	635	68 952	542	482
	Firms not operated for the entire year	117	117	D	D	D	b	D	D	D
42143011	Computers & peripheral equipment for resale									
	All firms	308	320	4 896 105	102 413	25 812	1 708	172 422	13 537	3 833
	Firms operated for the entire year	243	255	D	D	D	g	D	D	D
	Firms with less than 5 employees.....	163	163	885 814	15 633	3 018	327	28 344	501	522
	Firms with 5 to 9 employees ..	48	49	773 536	19 700	4 558	311	32 084	881	867
	Firms with 10 to 19 employees.....	17	23	827 645	15 208	3 224	217	28 386	1 033	619
	Firms with 20 to 49 employees.....	10	13	491 812	17 697	6 093	260	27 904	269	346
	Firms with 50 to 99 employees.....	4	6	D	D	D	c	D	D	D
	Firms with 100 employees or more.....	1	1	D	D	D	e	D	D	D
	Firms not operated for the entire year	65	65	D	D	D	b	D	D	D
42143012	Computers & peripheral equipment for end use									
	All firms	266	289	1 774 052	80 908	19 018	1 323	137 186	1 867	2 309
	Firms operated for the entire year	214	237	D	D	D	g	D	D	D
	Firms with less than 5 employees.....	154	160	400 738	14 144	3 278	281	26 829	90	108
	Firms with 5 to 9 employees ..	36	39	D	D	D	c	D	D	D
	Firms with 10 to 19 employees.....	15	18	185 951	12 944	3 413	199	20 412	1 041	1 290
	Firms with 20 to 49 employees.....	6	10	89 384	7 656	1 479	171	13 339	51	231
	Firms with 50 to 99 employees.....	1	1	D	D	D	b	D	D	D
	Firms with 100 employees or more.....	2	9	D	D	D	e	D	D	D
	Firms not operated for the entire year	52	52	D	D	D	b	D	D	D
4214302	Computer software (packaged) whsle									
	All firms	147	148	675 478	28 772	6 444	480	48 918	713	664
	Firms operated for the entire year	127	128	D	D	D	e	D	D	D
	Firms with less than 5 employees.....	99	100	164 156	9 617	2 308	186	18 658	503	209
	Firms with 5 to 9 employees ..	20	20	D	D	D	c	D	D	D
	Firms with 10 to 19 employees.....	5	5	244 039	5 576	1 173	67	8 704	100	200
	Firms with 20 to 49 employees.....	3	3	45 856	4 546	1 046	85	6 939	—	—
	Firms with 50 to 99 employees.....	—	—	—	—	—	—	—	—	—
	Firms with 100 employees or more.....	—	—	—	—	—	—	—	—	—
	Firms not operated for the entire year	20	20	D	D	D	a	D	D	D

See footnotes at end of table.

Table 5. Employment Size of Firms: 1997—Con.

[Includes only firms and establishments with payroll. Excludes data for central administrative offices, auxiliary operations, or establishments of these firms that are classified in other categories than those specified in this table. For meaning of abbreviations and symbols, see introductory text. For explanation of terms, see Appendix A. For method of assignment to categories shown, see Appendix C]

NAICS code	Employment sizes of firms by type of operation and kind of business ¹	Firms (number)	Establishments (number)	Sales (\$1,000)	Annual payroll (\$1,000)	First-quarter payroll (\$1,000)	Paid employees for pay period including March 12 (number)	Operating expenses ¹ (\$1,000)	End-of-1996 inventories (\$1,000)	End-of-1997 inventories (\$1,000)
421	AGENTS, BROKERS, AND COMMISSION MERCHANTS—Con.									
42144	Wholesale trade, durable goods—Con.									
	Other commercial equipment whsle									
	All firms	571	594	2 686 765	105 465	24 426	2 474	196 437	4 425	4 758
	Firms operated for the entire year	502	525	2 565 618	102 367	23 894	2 413	189 689	4 425	4 758
	Firms with less than 5 employees.....	331	334	879 510	26 997	6 127	678	55 850	974	862
	Firms with 5 to 9 employees ..	123	134	957 769	37 863	8 363	781	67 715	1 291	1 541
	Firms with 10 to 19 employees.....	38	46	541 842	19 463	4 687	454	35 560	1 488	1 674
	Firms with 20 to 49 employees.....	7	7	88 619	6 761	2 085	170	12 481	311	346
	Firms with 50 to 99 employees.....	2	3	D	D	D	c	D	D	D
	Firms with 100 employees or more.....	1	1	D	D	D	c	D	D	D
	Firms not operated for the entire year	69	69	121 147	3 098	532	61	6 748	—	—
421440	Other commercial equipment whsle									
	All firms	571	594	2 686 765	105 465	24 426	2 474	196 437	4 425	4 758
	Firms operated for the entire year	502	525	2 565 618	102 367	23 894	2 413	189 689	4 425	4 758
	Firms with less than 5 employees.....	331	334	879 510	26 997	6 127	678	55 850	974	862
	Firms with 5 to 9 employees ..	123	134	957 769	37 863	8 363	781	67 715	1 291	1 541
	Firms with 10 to 19 employees.....	38	46	541 842	19 463	4 687	454	35 560	1 488	1 674
	Firms with 20 to 49 employees.....	7	7	88 619	6 761	2 085	170	12 481	311	346
	Firms with 50 to 99 employees.....	2	3	D	D	D	c	D	D	D
	Firms with 100 employees or more.....	1	1	D	D	D	c	D	D	D
	Firms not operated for the entire year	69	69	121 147	3 098	532	61	6 748	—	—
4214401	Restaurant & hotel equipment & supplies whsle									
	All firms	415	438	2 172 270	77 586	18 041	1 723	145 614	2 804	3 090
	Firms operated for the entire year	376	399	D	D	D	g	D	D	D
	Firms with less than 5 employees.....	241	244	710 360	21 244	4 819	524	44 669	492	493
	Firms with 5 to 9 employees ..	101	112	D	D	D	f	D	D	D
	Firms with 10 to 19 employees.....	28	36	390 456	14 955	3 623	329	26 906	1 109	1 146
	Firms with 20 to 49 employees.....	5	5	D	D	D	c	D	D	D
	Firms with 50 to 99 employees.....	1	2	D	D	D	b	D	D	D
	Firms with 100 employees or more.....	—	—	—	—	—	—	—	—	—
	Firms not operated for the entire year	39	39	D	D	D	b	D	D	D
4214402	Store machines & equipment whsle									
	All firms	156	156	514 495	27 879	6 385	751	50 823	1 621	1 668
	Firms operated for the entire year	126	126	D	D	D	f	D	D	D
	Firms with less than 5 employees.....	90	90	169 150	5 753	1 308	154	11 181	482	369
	Firms with 5 to 9 employees ..	22	22	D	D	D	c	D	D	D
	Firms with 10 to 19 employees.....	10	10	151 386	4 508	1 064	125	8 654	379	528
	Firms with 20 to 49 employees.....	2	2	D	D	D	b	D	D	D
	Firms with 50 to 99 employees.....	1	1	D	D	D	b	D	D	D
	Firms with 100 employees or more.....	1	1	D	D	D	c	D	D	D
	Firms not operated for the entire year	30	30	D	D	D	b	D	D	D

See footnotes at end of table.

Table 5. Employment Size of Firms: 1997—Con.

[Includes only firms and establishments with payroll. Excludes data for central administrative offices, auxiliary operations, or establishments of these firms that are classified in other categories than those specified in this table. For meaning of abbreviations and symbols, see introductory text. For explanation of terms, see Appendix A. For method of assignment to categories shown, see Appendix C]

NAICS code	Employment sizes of firms by type of operation and kind of business ¹	Firms (number)	Establishments (number)	Sales (\$1,000)	Annual payroll (\$1,000)	First-quarter payroll (\$1,000)	Paid employees for pay period including March 12 (number)	Operating expenses ¹ (\$1,000)	End-of-1996 inventories (\$1,000)	End-of-1997 inventories (\$1,000)
421	AGENTS, BROKERS, AND COMMISSION MERCHANTS—Con.									
42145	Wholesale trade, durable goods—Con.									
	Medical, dental, & hospital equipment & supplies whsle									
	All firms	1 434	1 473	4 492 032	322 532	75 514	5 076	601 004	12 517	20 881
	Firms operated for the entire year	1 243	1 278	D	D	D	h	D	D	D
	Firms with less than 5 employees.....	983	987	1 849 326	104 679	24 046	1 719	203 134	4 745	5 007
	Firms with 5 to 9 employees ..	154	161	806 585	64 109	14 247	1 005	118 031	2 008	1 869
	Firms with 10 to 19 employees.....	85	102	854 175	78 797	18 528	1 117	128 847	5 067	13 565
	Firms with 20 to 49 employees.....	18	25	D	D	D	e	D	D	D
	Firms with 50 to 99 employees.....	3	3	D	D	D	c	D	D	D
	Firms with 100 employees or more.....	—	—	—	—	—	—	—	—	—
	Firms not operated for the entire year	191	195	D	D	D	f	D	D	D
421450	Medical, dental, & hospital equipment & supplies whsle									
	All firms	1 434	1 473	4 492 032	322 532	75 514	5 076	601 004	12 517	20 881
	Firms operated for the entire year	1 243	1 278	D	D	D	h	D	D	D
	Firms with less than 5 employees.....	983	987	1 849 326	104 679	24 046	1 719	203 134	4 745	5 007
	Firms with 5 to 9 employees ..	154	161	806 585	64 109	14 247	1 005	118 031	2 008	1 869
	Firms with 10 to 19 employees.....	85	102	854 175	78 797	18 528	1 117	128 847	5 067	13 565
	Firms with 20 to 49 employees.....	18	25	D	D	D	e	D	D	D
	Firms with 50 to 99 employees.....	3	3	D	D	D	c	D	D	D
	Firms with 100 employees or more.....	—	—	—	—	—	—	—	—	—
	Firms not operated for the entire year	191	195	D	D	D	f	D	D	D
4214501	Surgical, medical, & hospital supplies whsle									
	All firms	1 384	1 423	4 284 750	303 636	70 445	4 751	559 942	11 508	19 973
	Firms operated for the entire year	1 198	1 233	D	D	D	h	D	D	D
	Firms with less than 5 employees.....	947	951	D	D	D	g	D	D	D
	Firms with 5 to 9 employees ..	151	158	D	D	D	f	D	D	D
	Firms with 10 to 19 employees.....	84	101	D	D	D	g	D	D	D
	Firms with 20 to 49 employees.....	14	21	D	D	D	e	D	D	D
	Firms with 50 to 99 employees.....	2	2	D	D	D	c	D	D	D
	Firms with 100 employees or more.....	—	—	—	—	—	—	—	—	—
	Firms not operated for the entire year	186	190	D	D	D	f	D	D	D
4214502	Dental equipment & supplies whsle									
	All firms	50	50	207 282	18 896	5 069	325	41 062	1 009	908
	Firms operated for the entire year	45	45	203 800	18 560	4 964	308	40 539	1 009	908
	Firms with less than 5 employees.....	36	36	D	D	D	b	D	D	D
	Firms with 5 to 9 employees ..	3	3	D	D	D	a	D	D	D
	Firms with 10 to 19 employees.....	1	1	D	D	D	a	D	D	D
	Firms with 20 to 49 employees.....	4	4	D	D	D	c	D	D	D
	Firms with 50 to 99 employees.....	1	1	D	D	D	b	D	D	D
	Firms with 100 employees or more.....	—	—	—	—	—	—	—	—	—
	Firms not operated for the entire year	5	5	3 482	336	105	17	523	—	—

See footnotes at end of table.

Table 5. Employment Size of Firms: 1997—Con.

[Includes only firms and establishments with payroll. Excludes data for central administrative offices, auxiliary operations, or establishments of these firms that are classified in other categories than those specified in this table. For meaning of abbreviations and symbols, see introductory text. For explanation of terms, see Appendix A. For method of assignment to categories shown, see Appendix C]

NAICS code	Employment sizes of firms by type of operation and kind of business ¹	Firms (number)	Establishments (number)	Sales (\$1,000)	Annual payroll (\$1,000)	First-quarter payroll (\$1,000)	Paid employees for pay period including March 12 (number)	Operating expenses ¹ (\$1,000)	End-of-1996 inventories (\$1,000)	End-of-1997 inventories (\$1,000)
421	AGENTS, BROKERS, AND COMMISSION MERCHANTS—Con.									
42146	Wholesale trade, durable goods—Con.									
	Ophthalmic goods whsle									
	All firms	164	164	264 765	14 399	3 437	419	28 558	590	731
	Firms operated for the entire year	141	141	D	D	D	e	D	D	D
	Firms with less than 5 employees.....	130	130	195 406	9 330	2 070	191	19 843	440	484
	Firms with 5 to 9 employees ..	6	6	12 411	693	166	38	1 183	70	72
	Firms with 10 to 19 employees.....	3	3	21 606	997	234	34	2 115	50	50
	Firms with 20 to 49 employees.....	1	1	D	D	D	b	D	D	D
	Firms with 50 to 99 employees.....	—	—	—	—	—	—	—	—	—
	Firms with 100 employees or more.....	1	1	D	D	D	c	D	D	D
	Firms not operated for the entire year	23	23	D	D	D	a	D	D	D
421460	Ophthalmic goods whsle									
	All firms	164	164	264 765	14 399	3 437	419	28 558	590	731
	Firms operated for the entire year	141	141	D	D	D	e	D	D	D
	Firms with less than 5 employees.....	130	130	195 406	9 330	2 070	191	19 843	440	484
	Firms with 5 to 9 employees ..	6	6	12 411	693	166	38	1 183	70	72
	Firms with 10 to 19 employees.....	3	3	21 606	997	234	34	2 115	50	50
	Firms with 20 to 49 employees.....	1	1	D	D	D	b	D	D	D
	Firms with 50 to 99 employees.....	—	—	—	—	—	—	—	—	—
	Firms with 100 employees or more.....	1	1	D	D	D	c	D	D	D
	Firms not operated for the entire year	23	23	D	D	D	a	D	D	D
42149	Other professional equipment & supplies whsle									
	All firms	313	335	806 102	47 257	11 003	997	83 841	1 905	2 791
	Firms operated for the entire year	280	302	792 829	46 519	10 801	976	82 369	1 885	2 786
	Firms with less than 5 employees.....	216	217	355 447	16 856	3 788	417	33 387	473	592
	Firms with 5 to 9 employees ..	44	52	D	D	D	e	D	D	D
	Firms with 10 to 19 employees.....	18	30	177 829	12 705	3 155	246	19 940	228	786
	Firms with 20 to 49 employees.....	2	3	D	D	D	b	D	D	D
	Firms with 50 to 99 employees.....	—	—	—	—	—	—	—	—	—
	Firms with 100 employees or more.....	—	—	—	—	—	—	—	—	—
	Firms not operated for the entire year	33	33	13 273	738	202	21	1 472	20	5
421490	Other professional equipment & supplies whsle									
	All firms	313	335	806 102	47 257	11 003	997	83 841	1 905	2 791
	Firms operated for the entire year	280	302	792 829	46 519	10 801	976	82 369	1 885	2 786
	Firms with less than 5 employees.....	216	217	355 447	16 856	3 788	417	33 387	473	592
	Firms with 5 to 9 employees ..	44	52	D	D	D	e	D	D	D
	Firms with 10 to 19 employees.....	18	30	177 829	12 705	3 155	246	19 940	228	786
	Firms with 20 to 49 employees.....	2	3	D	D	D	b	D	D	D
	Firms with 50 to 99 employees.....	—	—	—	—	—	—	—	—	—
	Firms with 100 employees or more.....	—	—	—	—	—	—	—	—	—
	Firms not operated for the entire year	33	33	13 273	738	202	21	1 472	20	5

See footnotes at end of table.

Table 5. Employment Size of Firms: 1997—Con.

[Includes only firms and establishments with payroll. Excludes data for central administrative offices, auxiliary operations, or establishments of these firms that are classified in other categories than those specified in this table. For meaning of abbreviations and symbols, see introductory text. For explanation of terms, see Appendix A. For method of assignment to categories shown, see Appendix C]

NAICS code	Employment sizes of firms by type of operation and kind of business ¹	Firms (number)	Establishments (number)	Sales (\$1,000)	Annual payroll (\$1,000)	First-quarter payroll (\$1,000)	Paid employees for pay period including March 12 (number)	Operating expenses ¹ (\$1,000)	End-of-1996 inventories (\$1,000)	End-of-1997 inventories (\$1,000)
421	AGENTS, BROKERS, AND COMMISSION MERCHANTS—Con.									
	Wholesale trade, durable goods—Con.									
4214901	Religious & school supplies whsle									
	All firms	48	50	174 015	8 404	1 812	199	16 730	249	284
	Firms operated for the entire year	45	47	171 836	8 352	1 812	199	16 602	249	284
	Firms with less than 5 employees.....	31	31	D	D	D	b	D	D	D
	Firms with 5 to 9 employees ..	9	9	D	D	D	b	D	D	D
	Firms with 10 to 19 employees.....	4	5	D	D	D	b	D	D	D
	Firms with 20 to 49 employees.....	1	2	D	D	D	b	D	D	D
	Firms with 50 to 99 employees.....	—	—	—	—	—	—	—	—	—
	Firms with 100 employees or more.....	—	—	—	—	—	—	—	—	—
	Firms not operated for the entire year	3	3	2 179	52	—	—	128	—	—
4214902	Other professional equipment & supplies whsle									
	All firms	265	285	632 087	38 853	9 191	798	67 111	1 656	2 507
	Firms operated for the entire year	235	255	620 993	38 167	8 989	777	65 767	1 636	2 502
	Firms with less than 5 employees.....	185	186	D	D	D	e	D	D	D
	Firms with 5 to 9 employees ..	35	43	D	D	D	c	D	D	D
	Firms with 10 to 19 employees.....	14	25	D	D	D	c	D	D	D
	Firms with 20 to 49 employees.....	1	1	D	D	D	b	D	D	D
	Firms with 50 to 99 employees.....	—	—	—	—	—	—	—	—	—
	Firms with 100 employees or more.....	—	—	—	—	—	—	—	—	—
	Firms not operated for the entire year	30	30	11 094	686	202	21	1 344	20	5
4215	Metal & mineral (except petroleum) whsle									
	All firms	1 437	1 459	13 429 232	248 677	53 864	4 196	444 989	21 158	19 623
	Firms operated for the entire year	1 318	1 340	13 071 886	243 207	52 725	4 100	433 752	21 031	19 598
	Firms with less than 5 employees.....	1 073	1 076	6 168 353	114 492	24 115	2 026	209 962	1 878	1 846
	Firms with 5 to 9 employees ..	192	202	3 836 866	76 736	16 031	1 211	134 058	3 164	6 996
	Firms with 10 to 19 employees.....	43	50	D	D	D	f	D	D	D
	Firms with 20 to 49 employees.....	8	10	D	D	D	c	D	D	D
	Firms with 50 to 99 employees.....	2	2	D	D	D	c	D	D	D
	Firms with 100 employees or more.....	—	—	—	—	—	—	—	—	—
	Firms not operated for the entire year	119	119	357 346	5 470	1 139	96	11 237	127	25
42151	Metal service centers & offices									
	All firms	1 316	1 336	11 795 201	219 231	47 672	3 741	392 378	13 965	12 130
	Firms operated for the entire year	1 212	1 232	11 491 575	214 777	46 639	3 655	383 057	13 842	12 105
	Firms with less than 5 employees.....	999	1 002	5 556 306	106 579	22 214	1 886	194 868	1 703	1 643
	Firms with 5 to 9 employees ..	170	178	3 458 224	67 183	14 188	1 072	118 617	1 951	5 887
	Firms with 10 to 19 employees.....	36	43	D	D	D	e	D	D	D
	Firms with 20 to 49 employees.....	5	7	D	D	D	c	D	D	D
	Firms with 50 to 99 employees.....	2	2	D	D	D	c	D	D	D
	Firms with 100 employees or more.....	—	—	—	—	—	—	—	—	—
	Firms not operated for the entire year	104	104	303 626	4 454	1 033	86	9 321	123	25

See footnotes at end of table.

Table 5. Employment Size of Firms: 1997—Con.

[Includes only firms and establishments with payroll. Excludes data for central administrative offices, auxiliary operations, or establishments of these firms that are classified in other categories than those specified in this table. For meaning of abbreviations and symbols, see introductory text. For explanation of terms, see Appendix A. For method of assignment to categories shown, see Appendix C]

NAICS code	Employment sizes of firms by type of operation and kind of business ¹	Firms (number)	Establishments (number)	Sales (\$1,000)	Annual payroll (\$1,000)	First-quarter payroll (\$1,000)	Paid employees for pay period including March 12 (number)	Operating expenses ¹ (\$1,000)	End-of-1996 inventories (\$1,000)	End-of-1997 inventories (\$1,000)
421	AGENTS, BROKERS, AND COMMISSION MERCHANTS—Con.									
	Wholesale trade, durable goods—Con.									
421510	Metal service centers & offices									
	All firms	1 316	1 336	11 795 201	219 231	47 672	3 741	392 378	13 965	12 130
	Firms operated for the entire year	1 212	1 232	11 491 575	214 777	46 639	3 655	383 057	13 842	12 105
	Firms with less than 5 employees.....	999	1 002	5 556 306	106 579	22 214	1 886	194 868	1 703	1 643
	Firms with 5 to 9 employees ..	170	178	3 458 224	67 183	14 188	1 072	118 617	1 951	5 887
	Firms with 10 to 19 employees.....	36	43	D	D	D	e	D	D	D
	Firms with 20 to 49 employees.....	5	7	D	D	D	c	D	D	D
	Firms with 50 to 99 employees.....	2	2	D	D	D	c	D	D	D
	Firms with 100 employees or more.....	—	—	—	—	—	—	—	—	—
	Firms not operated for the entire year	104	104	303 626	4 454	1 033	86	9 321	123	25
4215101	Ferrous metal service centers & sales offices									
	All firms	1 040	1 057	9 516 171	178 379	38 688	2 916	318 034	12 108	6 735
	Firms operated for the entire year	958	975	9 275 969	174 717	37 754	2 856	310 893	12 071	6 734
	Firms with less than 5 employees.....	788	790	4 407 824	84 990	17 686	1 492	154 680	1 065	1 286
	Firms with 5 to 9 employees ..	135	142	2 869 457	56 032	11 910	850	97 899	1 537	1 727
	Firms with 10 to 19 employees.....	31	38	D	D	D	e	D	D	D
	Firms with 20 to 49 employees.....	3	4	D	D	D	b	D	D	D
	Firms with 50 to 99 employees.....	1	1	D	D	D	b	D	D	D
	Firms with 100 employees or more.....	—	—	—	—	—	—	—	—	—
	Firms not operated for the entire year	82	82	240 202	3 662	934	60	7 141	37	1
42151011	Ferrous metal service centers									
	All firms	68	68	1 245 827	21 454	4 853	381	41 470	12 108	6 735
	Firms operated for the entire year	65	65	1 245 276	21 413	4 840	378	41 367	12 071	6 734
	Firms with less than 5 employees.....	36	36	170 888	4 592	804	77	9 471	1 065	1 286
	Firms with 5 to 9 employees ..	17	17	201 158	5 413	1 179	118	10 074	1 537	1 727
	Firms with 10 to 19 employees.....	10	10	D	D	D	c	D	D	D
	Firms with 20 to 49 employees.....	2	2	D	D	D	b	D	D	D
	Firms with 50 to 99 employees.....	—	—	—	—	—	—	—	—	—
	Firms with 100 employees or more.....	—	—	—	—	—	—	—	—	—
	Firms not operated for the entire year	3	3	551	41	13	3	103	37	1
42151012	Ferrous metal sales offices									
	All firms	972	989	8 270 344	156 925	33 835	2 535	276 564	—	—
	Firms operated for the entire year	893	910	8 030 693	153 304	32 914	2 478	269 526	—	—
	Firms with less than 5 employees.....	752	754	4 236 936	80 398	16 882	1 415	145 209	—	—
	Firms with 5 to 9 employees ..	118	125	2 668 299	50 619	10 731	732	87 825	—	—
	Firms with 10 to 19 employees.....	21	28	D	D	D	e	D	D	D
	Firms with 20 to 49 employees.....	1	2	D	D	D	b	D	D	D
	Firms with 50 to 99 employees.....	1	1	D	D	D	b	D	D	D
	Firms with 100 employees or more.....	—	—	—	—	—	—	—	—	—
	Firms not operated for the entire year	79	79	239 651	3 621	921	57	7 038	—	—

See footnotes at end of table.

Table 5. Employment Size of Firms: 1997—Con.

[Includes only firms and establishments with payroll. Excludes data for central administrative offices, auxiliary operations, or establishments of these firms that are classified in other categories than those specified in this table. For meaning of abbreviations and symbols, see introductory text. For explanation of terms, see Appendix A. For method of assignment to categories shown, see Appendix C]

NAICS code	Employment sizes of firms by type of operation and kind of business ¹	Firms (number)	Establishments (number)	Sales (\$1,000)	Annual payroll (\$1,000)	First-quarter payroll (\$1,000)	Paid employees for pay period including March 12 (number)	Operating expenses ¹ (\$1,000)	End-of-1996 inventories (\$1,000)	End-of-1997 inventories (\$1,000)
421	AGENTS, BROKERS, AND COMMISSION MERCHANTS—Con.									
	Wholesale trade, durable goods—Con.									
4215102	Nonferrous metal service centers & sales offices									
	All firms	277	279	2 279 030	40 852	8 984	825	74 344	1 857	5 395
	Firms operated for the entire year	255	257	2 215 606	40 060	8 885	799	72 164	1 771	5 371
	Firms with less than 5 employees.....	211	212	1 148 482	21 589	4 528	394	40 188	638	357
	Firms with 5 to 9 employees ..	35	36	588 767	11 151	2 278	222	20 718	414	4 160
	Firms with 10 to 19 employees.....	7	7	285 030	3 705	1 151	86	6 085	719	854
	Firms with 20 to 49 employees.....	1	1	D	D	D	b	D	D	D
	Firms with 50 to 99 employees.....	1	1	D	D	D	b	D	D	D
	Firms with 100 employees or more.....	—	—	—	—	—	—	—	—	—
	Firms not operated for the entire year	22	22	63 424	792	99	26	2 180	86	24
42151021	Nonferrous metal service centers									
	All firms	25	25	128 172	4 431	881	116	10 249	1 857	5 395
	Firms operated for the entire year	23	23	D	D	D	c	D	D	D
	Firms with less than 5 employees.....	15	15	61 397	1 583	260	34	3 582	638	357
	Firms with 5 to 9 employees ..	6	6	D	D	D	b	D	D	D
	Firms with 10 to 19 employees.....	2	2	D	D	D	b	D	D	D
	Firms with 20 to 49 employees.....	—	—	—	—	—	—	—	—	—
	Firms with 50 to 99 employees.....	—	—	—	—	—	—	—	—	—
	Firms with 100 employees or more.....	—	—	—	—	—	—	—	—	—
	Firms not operated for the entire year	2	2	D	D	D	a	D	D	D
42151022	Nonferrous metal sales offices									
	All firms	252	254	2 150 858	36 421	8 103	709	64 095	—	—
	Firms operated for the entire year	232	234	D	D	D	f	D	D	D
	Firms with less than 5 employees.....	196	197	1 087 085	20 006	4 268	360	36 606	—	—
	Firms with 5 to 9 employees ..	29	30	D	D	D	c	D	D	D
	Firms with 10 to 19 employees.....	5	5	D	D	D	b	D	D	D
	Firms with 20 to 49 employees.....	1	1	D	D	D	b	D	D	D
	Firms with 50 to 99 employees.....	1	1	D	D	D	b	D	D	D
	Firms with 100 employees or more.....	—	—	—	—	—	—	—	—	—
	Firms not operated for the entire year	20	20	D	D	D	a	D	D	D
42152	Coal & other mineral & ore whsle									
	All firms	121	123	1 634 031	29 446	6 192	455	52 611	7 193	7 493
	Firms operated for the entire year	106	108	1 580 311	28 430	6 086	445	50 695	7 189	7 493
	Firms with less than 5 employees.....	74	74	612 047	7 913	1 901	140	15 094	175	203
	Firms with 5 to 9 employees ..	22	24	378 642	9 553	1 843	139	15 441	1 213	1 109
	Firms with 10 to 19 employees.....	7	7	D	D	D	b	D	D	D
	Firms with 20 to 49 employees.....	3	3	D	D	D	b	D	D	D
	Firms with 50 to 99 employees.....	—	—	—	—	—	—	—	—	—
	Firms with 100 employees or more.....	—	—	—	—	—	—	—	—	—
	Firms not operated for the entire year	15	15	53 720	1 016	106	10	1 916	4	—

See footnotes at end of table.

Table 5. Employment Size of Firms: 1997—Con.

[Includes only firms and establishments with payroll. Excludes data for central administrative offices, auxiliary operations, or establishments of these firms that are classified in other categories than those specified in this table. For meaning of abbreviations and symbols, see introductory text. For explanation of terms, see Appendix A. For method of assignment to categories shown, see Appendix C]

NAICS code	Employment sizes of firms by type of operation and kind of business ¹	Firms (number)	Establishments (number)	Sales (\$1,000)	Annual payroll (\$1,000)	First-quarter payroll (\$1,000)	Paid employees for pay period including March 12 (number)	Operating expenses ¹ (\$1,000)	End-of-1996 inventories (\$1,000)	End-of-1997 inventories (\$1,000)
421	AGENTS, BROKERS, AND COMMISSION MERCHANTS—Con.									
	Wholesale trade, durable goods—Con.									
421520	Coal & other mineral & ore whsle									
	All firms	121	123	1 634 031	29 446	6 192	455	52 611	7 193	7 493
	Firms operated for the entire year	106	108	1 580 311	28 430	6 086	445	50 695	7 189	7 493
	Firms with less than 5 employees	74	74	612 047	7 913	1 901	140	15 094	175	203
	Firms with 5 to 9 employees ..	22	24	378 642	9 553	1 843	139	15 441	1 213	1 109
	Firms with 10 to 19 employees ..	7	7	D	D	D	b	D	D	D
	Firms with 20 to 49 employees ..	3	3	D	D	D	b	D	D	D
	Firms with 50 to 99 employees ..	—	—	—	—	—	—	—	—	—
	Firms with 100 employees or more	—	—	—	—	—	—	—	—	—
	Firms not operated for the entire year	15	15	53 720	1 016	106	10	1 916	4	—
4215201	Coal whsle									
	All firms	84	86	D	D	D	e	D	D	D
	Firms operated for the entire year	75	77	D	D	D	e	D	D	D
	Firms with less than 5 employees	55	55	D	D	D	c	D	D	D
	Firms with 5 to 9 employees ..	14	16	D	D	D	b	D	D	D
	Firms with 10 to 19 employees ..	4	4	D	D	D	b	D	D	D
	Firms with 20 to 49 employees ..	2	2	D	D	D	b	D	D	D
	Firms with 50 to 99 employees ..	—	—	—	—	—	—	—	—	—
	Firms with 100 employees or more	—	—	—	—	—	—	—	—	—
	Firms not operated for the entire year	9	9	D	D	D	a	D	D	D
4215202	Other mineral & ore whsle									
	All firms	37	37	D	D	D	c	D	D	D
	Firms operated for the entire year	31	31	D	D	D	c	D	D	D
	Firms with less than 5 employees	19	19	D	D	D	b	D	D	D
	Firms with 5 to 9 employees ..	8	8	D	D	D	b	D	D	D
	Firms with 10 to 19 employees ..	3	3	D	D	D	b	D	D	D
	Firms with 20 to 49 employees ..	1	1	D	D	D	b	D	D	D
	Firms with 50 to 99 employees ..	—	—	—	—	—	—	—	—	—
	Firms with 100 employees or more	—	—	—	—	—	—	—	—	—
	Firms not operated for the entire year	6	6	D	D	D	a	D	D	D
4216	Electrical goods whsle									
	All firms	5 981	6 652	65 926 580	1 871 999	418 696	34 098	3 149 270	45 220	49 043
	Firms operated for the entire year	5 500	6 161	64 263 265	1 839 614	412 188	33 394	3 089 480	44 644	47 963
	Firms with less than 5 employees	3 284	3 323	12 647 430	333 388	72 951	7 042	622 437	6 720	7 556
	Firms with 5 to 9 employees ..	1 321	1 462	15 513 507	452 408	100 664	8 547	765 954	13 084	15 397
	Firms with 10 to 19 employees ..	671	889	17 240 944	511 844	115 235	8 723	834 376	12 563	13 856
	Firms with 20 to 49 employees ..	200	408	13 570 619	370 704	83 553	5 647	599 616	9 687	8 758
	Firms with 50 to 99 employees ..	15	35	2 283 188	49 710	11 160	959	82 080	841	881
	Firms with 100 employees or more	9	44	3 007 577	121 560	28 625	2 476	185 017	1 749	1 515
	Firms not operated for the entire year	481	491	1 663 315	32 385	6 508	704	59 790	576	1 080
42161	Electrical apparatus & equip, wiring supp, & const material whsle									
	All firms	2 726	2 966	22 378 291	744 714	162 077	15 691	1 281 219	19 422	22 414

See footnotes at end of table.

Table 5. Employment Size of Firms: 1997—Con.

[Includes only firms and establishments with payroll. Excludes data for central administrative offices, auxiliary operations, or establishments of these firms that are classified in other categories than those specified in this table. For meaning of abbreviations and symbols, see introductory text. For explanation of terms, see Appendix A. For method of assignment to categories shown, see Appendix C]

NAICS code	Employment sizes of firms by type of operation and kind of business ¹	Firms (number)	Establishments (number)	Sales (\$1,000)	Annual payroll (\$1,000)	First-quarter payroll (\$1,000)	Paid employees for pay period including March 12 (number)	Operating expenses ¹ (\$1,000)	End-of-1996 inventories (\$1,000)	End-of-1997 inventories (\$1,000)
421	AGENTS, BROKERS, AND COMMISSION MERCHANTS—Con.									
42161	Wholesale trade, durable goods—Con.									
	Electrical apparatus & equip, wiring supp. & const material whsle—Con.									
	Firms operated for the entire year	2 557	2 796	D	D	D	j	D	D	D
	Firms with less than 5 employees.....	1 503	1 523	D	D	D	h	D	D	D
	Firms with 5 to 9 employees ..	620	671	5 661 087	192 851	41 931	4 055	328 023	5 454	6 617
	Firms with 10 to 19 employees.....	327	397	5 842 095	206 138	44 958	4 233	344 506	7 056	7 668
	Firms with 20 to 49 employees.....	94	154	3 955 996	141 824	31 812	2 719	242 566	3 288	3 798
	Firms with 50 to 99 employees.....	10	21	D	D	D	f	D	D	D
	Firms with 100 employees or more.....	3	30	D	D	D	e	D	D	D
	Firms not operated for the entire year	169	170	D	D	D	e	D	D	D
421610	Electrical apparatus & equip, wiring supp. & const material whsle									
	All firms	2 726	2 966	22 378 291	744 714	162 077	15 691	1 281 219	19 422	22 414
	Firms operated for the entire year	2 557	2 796	D	D	D	j	D	D	D
	Firms with less than 5 employees.....	1 503	1 523	D	D	D	h	D	D	D
	Firms with 5 to 9 employees ..	620	671	5 661 087	192 851	41 931	4 055	328 023	5 454	6 617
	Firms with 10 to 19 employees.....	327	397	5 842 095	206 138	44 958	4 233	344 506	7 056	7 668
	Firms with 20 to 49 employees.....	94	154	3 955 996	141 824	31 812	2 719	242 566	3 288	3 798
	Firms with 50 to 99 employees.....	10	21	D	D	D	f	D	D	D
	Firms with 100 employees or more.....	3	30	D	D	D	e	D	D	D
	Firms not operated for the entire year	169	170	D	D	D	e	D	D	D
42162	Electrical appliance, television & radio set whsle									
	All firms	511	527	5 536 904	129 264	29 419	2 456	235 524	8 467	7 956
	Firms operated for the entire year	464	480	D	D	D	g	D	D	D
	Firms with less than 5 employees.....	286	287	D	D	D	f	D	D	D
	Firms with 5 to 9 employees ..	120	122	D	D	D	f	D	D	D
	Firms with 10 to 19 employees.....	45	55	1 315 050	31 924	7 291	567	55 772	2 178	2 354
	Firms with 20 to 49 employees.....	10	11	377 759	16 815	3 905	266	29 701	2 616	2 359
	Firms with 50 to 99 employees.....	3	5	255 834	6 308	1 406	199	10 349	390	—
	Firms with 100 employees or more.....	—	—	—	—	—	—	—	—	—
	Firms not operated for the entire year	47	47	D	D	D	b	D	D	D
421620	Electrical appliance, television & radio set whsle									
	All firms	511	527	5 536 904	129 264	29 419	2 456	235 524	8 467	7 956
	Firms operated for the entire year	464	480	D	D	D	g	D	D	D
	Firms with less than 5 employees.....	286	287	D	D	D	f	D	D	D
	Firms with 5 to 9 employees ..	120	122	D	D	D	f	D	D	D
	Firms with 10 to 19 employees.....	45	55	1 315 050	31 924	7 291	567	55 772	2 178	2 354
	Firms with 20 to 49 employees.....	10	11	377 759	16 815	3 905	266	29 701	2 616	2 359
	Firms with 50 to 99 employees.....	3	5	255 834	6 308	1 406	199	10 349	390	—
	Firms with 100 employees or more.....	—	—	—	—	—	—	—	—	—
	Firms not operated for the entire year	47	47	D	D	D	b	D	D	D

See footnotes at end of table.

Table 5. Employment Size of Firms: 1997—Con.

[Includes only firms and establishments with payroll. Excludes data for central administrative offices, auxiliary operations, or establishments of these firms that are classified in other categories than those specified in this table. For meaning of abbreviations and symbols, see introductory text. For explanation of terms, see Appendix A. For method of assignment to categories shown, see Appendix C]

NAICS code	Employment sizes of firms by type of operation and kind of business ¹	Firms (number)	Establishments (number)	Sales (\$1,000)	Annual payroll (\$1,000)	First-quarter payroll (\$1,000)	Paid employees for pay period including March 12 (number)	Operating expenses ¹ (\$1,000)	End-of-1996 inventories (\$1,000)	End-of-1997 inventories (\$1,000)
421	AGENTS, BROKERS, AND COMMISSION MERCHANTS—Con.									
42169	Wholesale trade, durable goods—Con.									
	Other electronic parts & equipment whsle									
	All firms	2 751	3 159	38 011 385	998 021	227 200	15 951	1 632 527	17 331	18 673
	Firms operated for the entire year	2 486	2 885	D	D	D	j	D	D	D
	Firms with less than 5 employees.....	1 499	1 519	D	D	D	h	D	D	D
	Firms with 5 to 9 employees ..	585	673	D	D	D	h	D	D	D
	Firms with 10 to 19 employees.....	299	432	10 068 978	273 374	62 789	3 918	433 840	3 290	3 804
	Firms with 20 to 49 employees.....	95	238	9 172 936	210 428	47 569	2 624	324 622	3 783	2 601
	Firms with 50 to 99 employees.....	2	9	D	D	D	c	D	D	D
	Firms with 100 employees or more.....	6	14	D	D	D	g	D	D	D
	Firms not operated for the entire year	265	274	D	D	D	e	D	D	D
421690	Other electronic parts & equipment whsle									
	All firms	2 751	3 159	38 011 385	998 021	227 200	15 951	1 632 527	17 331	18 673
	Firms operated for the entire year	2 486	2 885	D	D	D	j	D	D	D
	Firms with less than 5 employees.....	1 499	1 519	D	D	D	h	D	D	D
	Firms with 5 to 9 employees ..	585	673	D	D	D	h	D	D	D
	Firms with 10 to 19 employees.....	299	432	10 068 978	273 374	62 789	3 918	433 840	3 290	3 804
	Firms with 20 to 49 employees.....	95	238	9 172 936	210 428	47 569	2 624	324 622	3 783	2 601
	Firms with 50 to 99 employees.....	2	9	D	D	D	c	D	D	D
	Firms with 100 employees or more.....	6	14	D	D	D	g	D	D	D
	Firms not operated for the entire year	265	274	D	D	D	e	D	D	D
4216901	Communications equipment & supplies whsle									
	All firms	552	574	3 451 513	132 077	30 790	2 653	224 698	5 689	5 920
	Firms operated for the entire year	488	510	D	D	D	h	D	D	D
	Firms with less than 5 employees.....	313	314	D	D	D	f	D	D	D
	Firms with 5 to 9 employees ..	122	129	1 106 454	39 928	8 940	766	64 854	2 749	3 132
	Firms with 10 to 19 employees.....	43	48	705 488	33 033	7 805	538	55 262	1 925	1 726
	Firms with 20 to 49 employees.....	9	18	372 555	10 603	3 835	270	21 695	339	159
	Firms with 50 to 99 employees.....	—	—	—	—	—	—	—	—	—
	Firms with 100 employees or more.....	1	1	D	D	D	e	D	D	D
	Firms not operated for the entire year	64	64	D	D	D	b	D	D	D
4216902	Electronic parts (excluding communications equipment) whsle									
	All firms	2 200	2 585	34 559 872	865 944	196 410	13 298	1 407 829	11 642	12 753
	Firms operated for the entire year	1 999	2 375	33 801 490	852 704	193 945	13 038	1 383 080	11 642	12 488
	Firms with less than 5 employees.....	1 187	1 206	5 139 792	125 849	29 170	2 577	237 088	2 424	2 718
	Firms with 5 to 9 employees ..	463	543	D	D	D	h	D	D	D
	Firms with 10 to 19 employees.....	256	384	9 363 490	240 341	54 984	3 380	378 578	1 365	2 078
	Firms with 20 to 49 employees.....	86	220	8 800 381	199 825	43 734	2 354	302 927	3 444	2 442
	Firms with 50 to 99 employees.....	2	9	D	D	D	c	D	D	D
	Firms with 100 employees or more.....	5	13	D	D	D	g	D	D	D
	Firms not operated for the entire year	201	210	758 382	13 240	2 465	260	24 749	—	265

See footnotes at end of table.

Table 5. Employment Size of Firms: 1997—Con.

[Includes only firms and establishments with payroll. Excludes data for central administrative offices, auxiliary operations, or establishments of these firms that are classified in other categories than those specified in this table. For meaning of abbreviations and symbols, see introductory text. For explanation of terms, see Appendix A. For method of assignment to categories shown, see Appendix C]

NAICS code	Employment sizes of firms by type of operation and kind of business ¹	Firms (number)	Establishments (number)	Sales (\$1,000)	Annual payroll (\$1,000)	First-quarter payroll (\$1,000)	Paid employees for pay period including March 12 (number)	Operating expenses ¹ (\$1,000)	End-of-1996 inventories (\$1,000)	End-of-1997 inventories (\$1,000)
421	AGENTS, BROKERS, AND COMMISSION MERCHANTS—Con.									
4217	Wholesale trade, durable goods—Con.									
	Hardware, & plumbing & heating equipment & supplies whsle									
	All firms	2 786	2 894	D	D	D	j	D	D	D
	Firms operated for the entire year	2 552	2 659	D	D	D	j	D	D	D
	Firms with less than 5 employees.....	1 658	1 672	D	D	D	h	D	D	D
	Firms with 5 to 9 employees ..	550	574	D	D	D	h	D	D	D
	Firms with 10 to 19 employees.....	236	275	D	D	D	h	D	D	D
	Firms with 20 to 49 employees.....	92	120	D	D	D	g	D	D	D
	Firms with 50 to 99 employees.....	14	16	D	D	D	f	D	D	D
	Firms with 100 employees or more.....	2	2	D	D	D	e	D	D	D
	Firms not operated for the entire year	234	235	D	D	D	c	D	D	D
42171	Hardware whsle									
	All firms	1 023	1 048	7 750 213	211 319	46 252	4 381	373 340	13 207	17 207
	Firms operated for the entire year	937	962	D	D	D	h	D	D	D
	Firms with less than 5 employees.....	677	683	2 380 373	63 442	13 653	1 332	117 414	2 613	2 533
	Firms with 5 to 9 employees ..	170	175	1 820 038	55 800	11 997	1 087	95 992	3 199	2 818
	Firms with 10 to 19 employees.....	58	67	1 379 275	37 974	8 316	711	67 119	1 721	2 242
	Firms with 20 to 49 employees.....	27	32	D	D	D	f	D	D	D
	Firms with 50 to 99 employees.....	4	4	355 484	9 283	1 769	218	15 127	4 290	6 907
	Firms with 100 employees or more.....	1	1	D	D	D	c	D	D	D
	Firms not operated for the entire year	86	86	D	D	D	b	D	D	D
421710	Hardware whsle									
	All firms	1 023	1 048	7 750 213	211 319	46 252	4 381	373 340	13 207	17 207
	Firms operated for the entire year	937	962	D	D	D	h	D	D	D
	Firms with less than 5 employees.....	677	683	2 380 373	63 442	13 653	1 332	117 414	2 613	2 533
	Firms with 5 to 9 employees ..	170	175	1 820 038	55 800	11 997	1 087	95 992	3 199	2 818
	Firms with 10 to 19 employees.....	58	67	1 379 275	37 974	8 316	711	67 119	1 721	2 242
	Firms with 20 to 49 employees.....	27	32	D	D	D	f	D	D	D
	Firms with 50 to 99 employees.....	4	4	355 484	9 283	1 769	218	15 127	4 290	6 907
	Firms with 100 employees or more.....	1	1	D	D	D	c	D	D	D
	Firms not operated for the entire year	86	86	D	D	D	b	D	D	D
42172	Plumbing & heating equipment & supplies (hydronics) whsle									
	All firms	1 102	1 152	7 864 360	285 192	63 815	6 330	506 800	30 379	34 251
	Firms operated for the entire year	1 020	1 070	7 786 690	282 188	63 173	6 245	501 232	30 337	34 248
	Firms with less than 5 employees.....	570	571	1 669 034	53 279	11 973	1 282	100 692	2 072	2 505
	Firms with 5 to 9 employees ..	263	275	2 020 509	78 456	17 666	1 703	140 538	10 786	11 856
	Firms with 10 to 19 employees.....	133	156	1 966 181	75 694	16 922	1 671	132 282	7 980	9 033
	Firms with 20 to 49 employees.....	48	62	1 776 635	60 200	13 094	1 244	100 690	5 236	5 794
	Firms with 50 to 99 employees.....	6	6	354 331	14 559	3 518	345	27 030	4 263	5 060
	Firms with 100 employees or more.....	—	—	—	—	—	—	—	—	—
	Firms not operated for the entire year	82	82	77 670	3 004	642	85	5 568	42	3

See footnotes at end of table.

Table 5. Employment Size of Firms: 1997—Con.

[Includes only firms and establishments with payroll. Excludes data for central administrative offices, auxiliary operations, or establishments of these firms that are classified in other categories than those specified in this table. For meaning of abbreviations and symbols, see introductory text. For explanation of terms, see Appendix A. For method of assignment to categories shown, see Appendix C]

NAICS code	Employment sizes of firms by type of operation and kind of business ¹	Firms (number)	Establishments (number)	Sales (\$1,000)	Annual payroll (\$1,000)	First-quarter payroll (\$1,000)	Paid employees for pay period including March 12 (number)	Operating expenses ¹ (\$1,000)	End-of-1996 inventories (\$1,000)	End-of-1997 inventories (\$1,000)
421	AGENTS, BROKERS, AND COMMISSION MERCHANTS—Con.									
	Wholesale trade, durable goods—Con.									
421720	Plumbing & heating equipment & supplies (hydronics) whsle									
	All firms	1 102	1 152	7 864 360	285 192	63 815	6 330	506 800	30 379	34 251
	Firms operated for the entire year	1 020	1 070	7 786 690	282 188	63 173	6 245	501 232	30 337	34 248
	Firms with less than 5 employees.....	570	571	1 669 034	53 279	11 973	1 282	100 692	2 072	2 505
	Firms with 5 to 9 employees ..	263	275	2 020 509	78 456	17 666	1 703	140 538	10 786	11 856
	Firms with 10 to 19 employees.....	133	156	1 966 181	75 694	16 922	1 671	132 282	7 980	9 033
	Firms with 20 to 49 employees.....	48	62	1 776 635	60 200	13 094	1 244	100 690	5 236	5 794
	Firms with 50 to 99 employees.....	6	6	354 331	14 559	3 518	345	27 030	4 263	5 060
	Firms with 100 employees or more.....	—	—	—	—	—	—	—	—	—
	Firms not operated for the entire year	82	82	77 670	3 004	642	85	5 568	42	3
42173	Warm air heating & air-conditioning equipment & supplies whsle									
	All firms	531	559	2 304 902	149 169	35 398	2 705	249 424	8 045	7 518
	Firms operated for the entire year	476	503	2 194 470	146 218	34 468	2 619	242 938	8 045	7 518
	Firms with less than 5 employees.....	320	327	671 206	32 657	7 448	692	57 381	293	401
	Firms with 5 to 9 employees ..	97	102	580 912	35 976	8 223	634	60 010	1 157	1 286
	Firms with 10 to 19 employees.....	39	46	D	D	D	e	D	D	D
	Firms with 20 to 49 employees.....	15	21	D	D	D	e	D	D	D
	Firms with 50 to 99 employees.....	4	6	D	D	D	e	D	D	D
	Firms with 100 employees or more.....	1	1	D	D	D	c	D	D	D
	Firms not operated for the entire year	55	56	110 432	2 951	930	86	6 486	—	—
421730	Warm air heating & air-conditioning equipment & supplies whsle									
	All firms	531	559	2 304 902	149 169	35 398	2 705	249 424	8 045	7 518
	Firms operated for the entire year	476	503	2 194 470	146 218	34 468	2 619	242 938	8 045	7 518
	Firms with less than 5 employees.....	320	327	671 206	32 657	7 448	692	57 381	293	401
	Firms with 5 to 9 employees ..	97	102	580 912	35 976	8 223	634	60 010	1 157	1 286
	Firms with 10 to 19 employees.....	39	46	D	D	D	e	D	D	D
	Firms with 20 to 49 employees.....	15	21	D	D	D	e	D	D	D
	Firms with 50 to 99 employees.....	4	6	D	D	D	e	D	D	D
	Firms with 100 employees or more.....	1	1	D	D	D	c	D	D	D
	Firms not operated for the entire year	55	56	110 432	2 951	930	86	6 486	—	—
42174	Refrigeration equipment & supplies whsle									
	All firms	132	135	D	D	D	e	D	D	D
	Firms operated for the entire year	120	123	D	D	D	e	D	D	D
	Firms with less than 5 employees.....	92	92	D	D	D	c	D	D	D
	Firms with 5 to 9 employees ..	20	21	D	D	D	c	D	D	D
	Firms with 10 to 19 employees.....	6	6	D	D	D	b	D	D	D
	Firms with 20 to 49 employees.....	2	4	D	D	D	b	D	D	D
	Firms with 50 to 99 employees.....	—	—	—	—	—	—	—	—	—
	Firms with 100 employees or more.....	—	—	—	—	—	—	—	—	—
	Firms not operated for the entire year	12	12	D	D	D	a	D	D	D
421740	Refrigeration equipment & supplies whsle									

See footnotes at end of table.

Table 5. Employment Size of Firms: 1997—Con.

[Includes only firms and establishments with payroll. Excludes data for central administrative offices, auxiliary operations, or establishments of these firms that are classified in other categories than those specified in this table. For meaning of abbreviations and symbols, see introductory text. For explanation of terms, see Appendix A. For method of assignment to categories shown, see Appendix C]

NAICS code	Employment sizes of firms by type of operation and kind of business ¹	Firms (number)	Establishments (number)	Sales (\$1,000)	Annual payroll (\$1,000)	First-quarter payroll (\$1,000)	Paid employees for pay period including March 12 (number)	Operating expenses ¹ (\$1,000)	End-of-1996 inventories (\$1,000)	End-of-1997 inventories (\$1,000)
421	AGENTS, BROKERS, AND COMMISSION MERCHANTS—Con.									
	Wholesale trade, durable goods—Con.									
421740	Refrigeration equipment & supplies whsle—Con.									
	All firms	132	135	D	D	D	e	D	D	D
	Firms operated for the entire year	120	123	D	D	D	e	D	D	D
	Firms with less than 5 employees	92	92	D	D	D	c	D	D	D
	Firms with 5 to 9 employees ..	20	21	D	D	D	c	D	D	D
	Firms with 10 to 19 employees	6	6	D	D	D	b	D	D	D
	Firms with 20 to 49 employees	2	4	D	D	D	b	D	D	D
	Firms with 50 to 99 employees	—	—	—	—	—	—	—	—	—
	Firms with 100 employees or more	—	—	—	—	—	—	—	—	—
	Firms not operated for the entire year	12	12	D	D	D	a	D	D	D
4218	Machinery, equipment, & supplies whsle									
	All firms	7 266	7 572	29 427 233	1 253 888	277 216	26 107	2 259 835	141 800	160 065
	Firms operated for the entire year	6 571	6 876	D	D	D	k	D	D	D
	Firms with less than 5 employees	4 908	4 952	11 896 580	454 582	98 285	9 797	854 733	25 195	23 415
	Firms with 5 to 9 employees ..	1 196	1 294	8 225 449	379 349	84 214	7 672	674 373	33 685	38 782
	Firms with 10 to 19 employees	367	463	D	D	D	h	D	D	D
	Firms with 20 to 49 employees	89	151	D	D	D	h	D	D	D
	Firms with 50 to 99 employees	11	16	826 885	38 366	8 327	764	66 091	16 339	25 493
	Firms with 100 employees or more	—	—	—	—	—	—	—	—	—
	Firms not operated for the entire year	695	696	D	D	D	f	D	D	D
42181	Construction & mining (except petroleum) machinery & equip whsle									
	All firms	271	277	1 251 107	46 195	10 150	1 107	91 948	10 454	11 080
	Firms operated for the entire year	235	241	D	D	D	g	D	D	D
	Firms with less than 5 employees	173	173	355 014	12 318	2 664	340	27 561	2 716	2 513
	Firms with 5 to 9 employees ..	41	42	280 646	11 916	2 945	262	21 595	4 378	4 627
	Firms with 10 to 19 employees	15	17	D	D	D	c	D	D	D
	Firms with 20 to 49 employees	4	7	81 135	3 586	645	124	6 994	2 694	2 817
	Firms with 50 to 99 employees	2	2	D	D	D	c	D	D	D
	Firms with 100 employees or more	—	—	—	—	—	—	—	—	—
	Firms not operated for the entire year	36	36	D	D	D	b	D	D	D
421810	Construction & mining (except petroleum) machinery & equip whsle									
	All firms	271	277	1 251 107	46 195	10 150	1 107	91 948	10 454	11 080
	Firms operated for the entire year	235	241	D	D	D	g	D	D	D
	Firms with less than 5 employees	173	173	355 014	12 318	2 664	340	27 561	2 716	2 513
	Firms with 5 to 9 employees ..	41	42	280 646	11 916	2 945	262	21 595	4 378	4 627
	Firms with 10 to 19 employees	15	17	D	D	D	c	D	D	D
	Firms with 20 to 49 employees	4	7	81 135	3 586	645	124	6 994	2 694	2 817
	Firms with 50 to 99 employees	2	2	D	D	D	c	D	D	D
	Firms with 100 employees or more	—	—	—	—	—	—	—	—	—
	Firms not operated for the entire year	36	36	D	D	D	b	D	D	D

See footnotes at end of table.

Table 5. Employment Size of Firms: 1997—Con.

[Includes only firms and establishments with payroll. Excludes data for central administrative offices, auxiliary operations, or establishments of these firms that are classified in other categories than those specified in this table. For meaning of abbreviations and symbols, see introductory text. For explanation of terms, see Appendix A. For method of assignment to categories shown, see Appendix C]

NAICS code	Employment sizes of firms by type of operation and kind of business ¹	Firms (number)	Establishments (number)	Sales (\$1,000)	Annual payroll (\$1,000)	First-quarter payroll (\$1,000)	Paid employees for pay period including March 12 (number)	Operating expenses ¹ (\$1,000)	End-of-1996 inventories (\$1,000)	End-of-1997 inventories (\$1,000)
421	AGENTS, BROKERS, AND COMMISSION MERCHANTS—Con.									
42182	Wholesale trade, durable goods—Con.									
	Farm & garden machinery & equipment whsle									
	All firms	334	338	1 352 959	43 977	9 492	1 329	86 902	17 297	17 377
	Firms operated for the entire year	307	311	1 335 043	43 057	9 387	1 299	85 307	17 215	17 377
	Firms with less than 5 employees.....	215	215	490 085	15 452	3 192	417	31 521	3 298	3 429
	Firms with 5 to 9 employees ..	59	62	433 175	13 425	3 157	383	26 984	4 711	4 193
	Firms with 10 to 19 employees.....	26	26	290 239	8 451	1 819	331	16 995	4 970	6 732
	Firms with 20 to 49 employees.....	7	8	121 544	5 729	1 219	168	9 807	4 236	3 023
	Firms with 50 to 99 employees.....	—	—	—	—	—	—	—	—	—
	Firms with 100 employees or more.....	—	—	—	—	—	—	—	—	—
	Firms not operated for the entire year	27	27	17 916	920	105	30	1 595	82	—
421820	Farm & garden machinery & equipment whsle									
	All firms	334	338	1 352 959	43 977	9 492	1 329	86 902	17 297	17 377
	Firms operated for the entire year	307	311	1 335 043	43 057	9 387	1 299	85 307	17 215	17 377
	Firms with less than 5 employees.....	215	215	490 085	15 452	3 192	417	31 521	3 298	3 429
	Firms with 5 to 9 employees ..	59	62	433 175	13 425	3 157	383	26 984	4 711	4 193
	Firms with 10 to 19 employees.....	26	26	290 239	8 451	1 819	331	16 995	4 970	6 732
	Firms with 20 to 49 employees.....	7	8	121 544	5 729	1 219	168	9 807	4 236	3 023
	Firms with 50 to 99 employees.....	—	—	—	—	—	—	—	—	—
	Firms with 100 employees or more.....	—	—	—	—	—	—	—	—	—
	Firms not operated for the entire year	27	27	17 916	920	105	30	1 595	82	—
4218201	Farm machinery & equipment—farm dealers									
	All firms	100	100	D	D	D	f	D	D	D
	Firms operated for the entire year	93	93	D	D	D	f	D	D	D
	Firms with less than 5 employees.....	49	49	D	D	D	c	D	D	D
	Firms with 5 to 9 employees ..	27	27	D	D	D	c	D	D	D
	Firms with 10 to 19 employees.....	15	15	D	D	D	c	D	D	D
	Firms with 20 to 49 employees.....	2	2	D	D	D	b	D	D	D
	Firms with 50 to 99 employees.....	—	—	—	—	—	—	—	—	—
	Firms with 100 employees or more.....	—	—	—	—	—	—	—	—	—
	Firms not operated for the entire year	7	7	D	D	D	a	D	D	D
4218202	Farm machinery & equipment—whsle distributors									
	All firms	160	161	D	D	D	e	D	D	D
	Firms operated for the entire year	143	144	D	D	D	e	D	D	D
	Firms with less than 5 employees.....	119	119	D	D	D	c	D	D	D
	Firms with 5 to 9 employees ..	17	17	D	D	D	c	D	D	D
	Firms with 10 to 19 employees.....	5	5	D	D	D	b	D	D	D
	Firms with 20 to 49 employees.....	2	3	D	D	D	b	D	D	D
	Firms with 50 to 99 employees.....	—	—	—	—	—	—	—	—	—
	Firms with 100 employees or more.....	—	—	—	—	—	—	—	—	—
	Firms not operated for the entire year	17	17	D	D	D	a	D	D	D

See footnotes at end of table.

Table 5. Employment Size of Firms: 1997—Con.

[Includes only firms and establishments with payroll. Excludes data for central administrative offices, auxiliary operations, or establishments of these firms that are classified in other categories than those specified in this table. For meaning of abbreviations and symbols, see introductory text. For explanation of terms, see Appendix A. For method of assignment to categories shown, see Appendix C]

NAICS code	Employment sizes of firms by type of operation and kind of business ¹	Firms (number)	Establishments (number)	Sales (\$1,000)	Annual payroll (\$1,000)	First-quarter payroll (\$1,000)	Paid employees for pay period including March 12 (number)	Operating expenses ¹ (\$1,000)	End-of-1996 inventories (\$1,000)	End-of-1997 inventories (\$1,000)
421	AGENTS, BROKERS, AND COMMISSION MERCHANTS—Con.									
	Wholesale trade, durable goods—Con.									
4218203	Lawn & garden machinery & equipment whsle									
	All firms	74	77	616 615	16 241	3 555	329	29 311	5 162	4 156
	Firms operated for the entire year	71	74	614 402	16 147	3 555	329	29 120	5 162	4 156
	Firms with less than 5 employees.....	47	47	D	D	D	b	D	D	D
	Firms with 5 to 9 employees ..	15	18	D	D	D	b	D	D	D
	Firms with 10 to 19 employees.....	6	6	D	D	D	b	D	D	D
	Firms with 20 to 49 employees.....	3	3	50 018	3 696	725	76	5 606	3 727	2 531
	Firms with 50 to 99 employees.....	—	—	—	—	—	—	—	—	—
	Firms with 100 employees or more.....	—	—	—	—	—	—	—	—	—
	Firms not operated for the entire year	3	3	2 213	94	—	—	191	—	—
42183	Industrial machinery & equipment whsle									
	All firms	4 796	5 021	17 593 135	850 632	187 382	17 116	1 498 706	81 132	93 384
	Firms operated for the entire year	4 394	4 618	17 123 861	831 379	183 571	16 718	1 460 014	81 117	92 899
	Firms with less than 5 employees.....	3 286	3 322	7 292 209	311 367	67 770	6 626	574 309	11 937	12 038
	Firms with 5 to 9 employees ..	813	886	5 047 993	265 272	57 901	5 210	464 587	17 020	18 443
	Firms with 10 to 19 employees.....	236	313	2 805 586	157 079	35 232	2 990	263 784	19 728	19 862
	Firms with 20 to 49 employees.....	53	90	1 547 292	77 597	17 979	1 503	126 019	16 422	17 472
	Firms with 50 to 99 employees.....	6	7	430 781	20 064	4 689	389	31 315	16 010	25 084
	Firms with 100 employees or more.....	—	—	—	—	—	—	—	—	—
	Firms not operated for the entire year	402	403	469 274	19 253	3 811	398	38 692	15	485
421830	Industrial machinery & equipment whsle									
	All firms	4 796	5 021	17 593 135	850 632	187 382	17 116	1 498 706	81 132	93 384
	Firms operated for the entire year	4 394	4 618	17 123 861	831 379	183 571	16 718	1 460 014	81 117	92 899
	Firms with less than 5 employees.....	3 286	3 322	7 292 209	311 367	67 770	6 626	574 309	11 937	12 038
	Firms with 5 to 9 employees ..	813	886	5 047 993	265 272	57 901	5 210	464 587	17 020	18 443
	Firms with 10 to 19 employees.....	236	313	2 805 586	157 079	35 232	2 990	263 784	19 728	19 862
	Firms with 20 to 49 employees.....	53	90	1 547 292	77 597	17 979	1 503	126 019	16 422	17 472
	Firms with 50 to 99 employees.....	6	7	430 781	20 064	4 689	389	31 315	16 010	25 084
	Firms with 100 employees or more.....	—	—	—	—	—	—	—	—	—
	Firms not operated for the entire year	402	403	469 274	19 253	3 811	398	38 692	15	485
4218301	Food-processing machinery & equipment whsle									
	All firms	237	244	977 042	54 490	12 039	1 054	95 597	5 387	5 036
	Firms operated for the entire year	216	223	D	D	D	g	D	D	D
	Firms with less than 5 employees.....	152	154	D	D	D	e	D	D	D
	Firms with 5 to 9 employees ..	41	44	265 003	14 059	3 102	280	25 422	1 718	1 540
	Firms with 10 to 19 employees.....	17	19	228 758	12 165	2 517	214	20 643	1 514	1 434
	Firms with 20 to 49 employees.....	5	5	73 793	8 690	2 064	175	13 918	1 635	1 564
	Firms with 50 to 99 employees.....	1	1	D	D	D	b	D	D	D
	Firms with 100 employees or more.....	—	—	—	—	—	—	—	—	—
	Firms not operated for the entire year	21	21	D	D	D	a	D	D	D

See footnotes at end of table.

Table 5. Employment Size of Firms: 1997—Con.

[Includes only firms and establishments with payroll. Excludes data for central administrative offices, auxiliary operations, or establishments of these firms that are classified in other categories than those specified in this table. For meaning of abbreviations and symbols, see introductory text. For explanation of terms, see Appendix A. For method of assignment to categories shown, see Appendix C]

NAICS code	Employment sizes of firms by type of operation and kind of business ¹	Firms (number)	Establishments (number)	Sales (\$1,000)	Annual payroll (\$1,000)	First-quarter payroll (\$1,000)	Paid employees for pay period including March 12 (number)	Operating expenses ¹ (\$1,000)	End-of-1996 inventories (\$1,000)	End-of-1997 inventories (\$1,000)
421	AGENTS, BROKERS, AND COMMISSION MERCHANTS—Con.									
	Wholesale trade, durable goods—Con.									
4218302	Hydraulic & pneumatic (fluid-power) machinery & equipment whsle									
	All firms	293	308	1 007 357	54 300	11 892	1 150	94 743	7 983	7 513
	Firms operated for the entire year	264	279	D	D	D	g	D	D	D
	Firms with less than 5 employees.....	179	182	D	D	D	e	D	D	D
	Firms with 5 to 9 employees ..	63	64	299 837	18 222	4 240	397	31 130	2 643	2 221
	Firms with 10 to 19 employees.....	17	27	162 884	9 800	2 281	208	17 508	1 746	1 920
	Firms with 20 to 49 employees.....	5	6	113 268	10 590	2 000	164	15 609	3 051	2 846
	Firms with 50 to 99 employees.....	—	—	—	—	—	—	—	—	—
	Firms with 100 employees or more.....	—	—	—	—	—	—	—	—	—
	Firms not operated for the entire year	29	29	D	D	D	b	D	D	D
42183021	Hydraulic & pneumatic pumps & motors whsle									
	All firms	151	157	531 948	28 432	6 507	633	49 175	3 426	3 575
	Firms operated for the entire year	137	143	510 775	27 948	6 390	621	48 173	3 426	3 574
	Firms with less than 5 employees.....	89	90	D	D	D	c	D	D	D
	Firms with 5 to 9 employees ..	38	39	195 856	10 814	2 748	246	18 974	719	873
	Firms with 10 to 19 employees.....	6	9	82 390	3 056	643	75	6 196	705	725
	Firms with 20 to 49 employees.....	4	5	D	D	D	c	D	D	D
	Firms with 50 to 99 employees.....	—	—	—	—	—	—	—	—	—
	Firms with 100 employees or more.....	—	—	—	—	—	—	—	—	—
	Firms not operated for the entire year	14	14	21 173	484	117	12	1 002	—	1
42183022	Hydraulic & pneumatic parts, accessories, & supplies whsle									
	All firms	142	151	475 409	25 868	5 385	517	45 568	4 557	3 938
	Firms operated for the entire year	127	136	D	D	D	f	D	D	D
	Firms with less than 5 employees.....	90	92	D	D	D	c	D	D	D
	Firms with 5 to 9 employees ..	25	25	103 981	7 408	1 492	151	12 156	1 924	1 348
	Firms with 10 to 19 employees.....	11	18	80 494	6 744	1 638	133	11 312	1 041	1 195
	Firms with 20 to 49 employees.....	1	1	D	D	D	b	D	D	D
	Firms with 50 to 99 employees.....	—	—	—	—	—	—	—	—	—
	Firms with 100 employees or more.....	—	—	—	—	—	—	—	—	—
	Firms not operated for the entire year	15	15	D	D	D	a	D	D	D
4218303	General-purpose industrial machinery & equipment whsle									
	All firms	1 864	1 962	6 670 352	333 989	75 475	6 726	582 533	19 974	22 076
	Firms operated for the entire year	1 776	1 873	D	D	D	i	D	D	D
	Firms with less than 5 employees.....	1 314	1 332	2 864 288	124 565	27 817	2 719	226 806	4 729	5 221
	Firms with 5 to 9 employees ..	360	403	2 168 457	120 097	26 549	2 288	204 668	6 333	7 107
	Firms with 10 to 19 employees.....	82	101	D	D	D	g	D	D	D
	Firms with 20 to 49 employees.....	19	36	670 768	29 789	7 420	524	51 058	3 818	3 551
	Firms with 50 to 99 employees.....	1	1	D	D	D	b	D	D	D
	Firms with 100 employees or more.....	—	—	—	—	—	—	—	—	—
	Firms not operated for the entire year	88	89	D	D	D	b	D	D	D
4218304	Metalworking machinery & equipment whsle									

See footnotes at end of table.

Table 5. Employment Size of Firms: 1997—Con.

[Includes only firms and establishments with payroll. Excludes data for central administrative offices, auxiliary operations, or establishments of these firms that are classified in other categories than those specified in this table. For meaning of abbreviations and symbols, see introductory text. For explanation of terms, see Appendix A. For method of assignment to categories shown, see Appendix C]

NAICS code	Employment sizes of firms by type of operation and kind of business ¹	Firms (number)	Establishments (number)	Sales (\$1,000)	Annual payroll (\$1,000)	First-quarter payroll (\$1,000)	Paid employees for pay period including March 12 (number)	Operating expenses ¹ (\$1,000)	End-of-1996 inventories (\$1,000)	End-of-1997 inventories (\$1,000)
421	AGENTS, BROKERS, AND COMMISSION MERCHANTS—Con.									
	Wholesale trade, durable goods—Con.									
4218304	Metalworking machinery & equipment whsle—Con.									
	All firms	708	727	2 696 380	119 589	26 645	2 500	211 159	10 994	14 783
	Firms operated for the entire year	640	659	D	D	D	g	D	D	D
	Firms with less than 5 employees.....	488	490	1 024 468	44 217	9 408	923	86 131	1 920	1 620
	Firms with 5 to 9 employees ..	108	114	629 213	30 829	7 353	692	56 923	2 022	2 461
	Firms with 10 to 19 employees.....	32	35	D	D	D	e	D	D	D
	Firms with 20 to 49 employees.....	9	17	474 440	11 938	2 713	252	18 122	1 470	2 212
	Firms with 50 to 99 employees.....	3	3	124 944	8 303	1 895	166	10 123	2 066	5 103
	Firms with 100 employees or more.....	—	—	—	—	—	—	—	—	—
	Firms not operated for the entire year	68	68	D	D	D	b	D	D	D
4218305	Materials handling equipment whsle									
	All firms	388	412	982 086	57 984	13 292	1 305	99 437	5 211	5 280
	Firms operated for the entire year	342	366	944 609	54 727	12 628	1 230	94 167	5 211	5 279
	Firms with less than 5 employees.....	263	266	456 964	22 254	4 849	482	39 243	662	605
	Firms with 5 to 9 employees ..	51	56	225 425	15 757	3 354	335	25 480	660	694
	Firms with 10 to 19 employees.....	24	39	209 379	14 204	3 843	305	25 403	1 526	1 572
	Firms with 20 to 49 employees.....	4	5	52 841	2 512	582	108	4 041	2 363	2 408
	Firms with 50 to 99 employees.....	—	—	—	—	—	—	—	—	—
	Firms with 100 employees or more.....	—	—	—	—	—	—	—	—	—
	Firms not operated for the entire year	46	46	37 477	3 257	664	75	5 270	—	1
4218306	Oilwell, oil refinery, & pipeline mach, equip, & supplies whsle									
	All firms	239	249	1 070 405	41 706	7 785	793	75 723	3 341	3 601
	Firms operated for the entire year	210	220	D	D	D	f	D	D	D
	Firms with less than 5 employees.....	155	158	420 150	14 651	2 904	322	29 374	1 097	1 273
	Firms with 5 to 9 employees ..	45	46	378 313	16 471	2 836	286	27 215	1 003	1 058
	Firms with 10 to 19 employees.....	8	13	D	D	D	b	D	D	D
	Firms with 20 to 49 employees.....	2	3	D	D	D	b	D	D	D
	Firms with 50 to 99 employees.....	—	—	—	—	—	—	—	—	—
	Firms with 100 employees or more.....	—	—	—	—	—	—	—	—	—
	Firms not operated for the entire year	29	29	D	D	D	b	D	D	D
4218307	Other industrial machinery & equipment whsle									
	All firms	1 072	1 119	4 189 513	188 574	40 254	3 588	339 514	28 242	35 095
	Firms operated for the entire year	951	998	4 072 558	183 168	39 144	3 503	326 905	28 240	34 687
	Firms with less than 5 employees.....	739	745	1 853 102	76 027	16 244	1 517	137 365	2 468	2 298
	Firms with 5 to 9 employees ..	147	160	1 084 894	50 077	10 528	944	94 182	2 640	3 361
	Firms with 10 to 19 employees.....	55	74	873 640	43 451	8 910	724	70 242	5 303	4 356
	Firms with 20 to 49 employees.....	9	18	D	D	D	c	D	D	D
	Firms with 50 to 99 employees.....	1	1	D	D	D	b	D	D	D
	Firms with 100 employees or more.....	—	—	—	—	—	—	—	—	—
	Firms not operated for the entire year	121	121	116 955	5 406	1 110	85	12 609	2	408

See footnotes at end of table.

Table 5. Employment Size of Firms: 1997—Con.

[Includes only firms and establishments with payroll. Excludes data for central administrative offices, auxiliary operations, or establishments of these firms that are classified in other categories than those specified in this table. For meaning of abbreviations and symbols, see introductory text. For explanation of terms, see Appendix A. For method of assignment to categories shown, see Appendix C]

NAICS code	Employment sizes of firms by type of operation and kind of business ¹	Firms (number)	Establishments (number)	Sales (\$1,000)	Annual payroll (\$1,000)	First-quarter payroll (\$1,000)	Paid employees for pay period including March 12 (number)	Operating expenses ¹ (\$1,000)	End-of-1996 inventories (\$1,000)	End-of-1997 inventories (\$1,000)
421	AGENTS, BROKERS, AND COMMISSION MERCHANTS—Con.									
42184	Wholesale trade, durable goods—Con.									
	Industrial supplies whsle									
	All firms	1 052	1 090	4 126 000	177 181	41 969	3 872	321 647	17 208	22 568
	Firms operated for the entire year	935	973	D	D	D	h	D	D	D
	Firms with less than 5 employees.....	689	692	1 615 251	58 261	13 610	1 303	108 275	1 395	1 546
	Firms with 5 to 9 employees ..	172	183	1 226 900	51 523	12 191	1 103	90 349	6 027	9 805
	Firms with 10 to 19 employees.....	57	71	D	D	D	f	D	D	D
	Firms with 20 to 49 employees.....	14	20	D	D	D	e	D	D	D
	Firms with 50 to 99 employees.....	3	7	D	D	D	c	D	D	D
	Firms with 100 employees or more.....	—	—	—	—	—	—	—	—	—
	Firms not operated for the entire year	117	117	D	D	D	b	D	D	D
421840	Industrial supplies whsle									
	All firms	1 052	1 090	4 126 000	177 181	41 969	3 872	321 647	17 208	22 568
	Firms operated for the entire year	935	973	D	D	D	h	D	D	D
	Firms with less than 5 employees.....	689	692	1 615 251	58 261	13 610	1 303	108 275	1 395	1 546
	Firms with 5 to 9 employees ..	172	183	1 226 900	51 523	12 191	1 103	90 349	6 027	9 805
	Firms with 10 to 19 employees.....	57	71	D	D	D	f	D	D	D
	Firms with 20 to 49 employees.....	14	20	D	D	D	e	D	D	D
	Firms with 50 to 99 employees.....	3	7	D	D	D	c	D	D	D
	Firms with 100 employees or more.....	—	—	—	—	—	—	—	—	—
	Firms not operated for the entire year	117	117	D	D	D	b	D	D	D
4218401	General-line industrial supplies whsle									
	All firms	147	151	427 104	19 556	5 063	465	34 097	1 688	1 824
	Firms operated for the entire year	123	127	405 350	18 916	4 917	456	32 976	1 688	1 824
	Firms with less than 5 employees.....	89	89	168 715	6 339	1 467	168	10 881	346	321
	Firms with 5 to 9 employees ..	26	27	D	D	D	c	D	D	D
	Firms with 10 to 19 employees.....	6	9	D	D	D	b	D	D	D
	Firms with 20 to 49 employees.....	2	2	D	D	D	b	D	D	D
	Firms with 50 to 99 employees.....	—	—	—	—	—	—	—	—	—
	Firms with 100 employees or more.....	—	—	—	—	—	—	—	—	—
	Firms not operated for the entire year	24	24	21 754	640	146	9	1 121	—	—
4218402	Mechanical power transmission supplies whsle									
	All firms	146	159	700 311	26 760	6 403	607	47 494	591	608
	Firms operated for the entire year	135	148	D	D	D	f	D	D	D
	Firms with less than 5 employees.....	90	91	D	D	D	c	D	D	D
	Firms with 5 to 9 employees ..	34	38	244 663	10 545	2 363	234	18 853	341	383
	Firms with 10 to 19 employees.....	10	18	D	D	D	c	D	D	D
	Firms with 20 to 49 employees.....	1	1	D	D	D	b	D	D	D
	Firms with 50 to 99 employees.....	—	—	—	—	—	—	—	—	—
	Firms with 100 employees or more.....	—	—	—	—	—	—	—	—	—
	Firms not operated for the entire year	11	11	D	D	D	a	D	D	D
4218403	Welding supplies whsle									
	All firms	24	24	60 895	1 610	435	45	3 762	154	137

See footnotes at end of table.

Table 5. Employment Size of Firms: 1997—Con.

[Includes only firms and establishments with payroll. Excludes data for central administrative offices, auxiliary operations, or establishments of these firms that are classified in other categories than those specified in this table. For meaning of abbreviations and symbols, see introductory text. For explanation of terms, see Appendix A. For method of assignment to categories shown, see Appendix C]

NAICS code	Employment sizes of firms by type of operation and kind of business ¹	Firms (number)	Establishments (number)	Sales (\$1,000)	Annual payroll (\$1,000)	First-quarter payroll (\$1,000)	Paid employees for pay period including March 12 (number)	Operating expenses ¹ (\$1,000)	End-of-1996 inventories (\$1,000)	End-of-1997 inventories (\$1,000)
421	AGENTS, BROKERS, AND COMMISSION MERCHANTS—Con.									
	Wholesale trade, durable goods—Con.									
4218403	Welding supplies whsle—Con.									
	Firms operated for the entire year	18	18	53 779	1 439	419	39	3 285	154	137
	Firms with less than 5 employees.....	17	17	D	D	D	b	D	D	D
	Firms with 5 to 9 employees ..	1	1	D	D	D	a	D	D	D
	Firms with 10 to 19 employees.....	—	—	—	—	—	—	—	—	—
	Firms with 20 to 49 employees.....	—	—	—	—	—	—	—	—	—
	Firms with 50 to 99 employees.....	—	—	—	—	—	—	—	—	—
	Firms with 100 employees or more.....	—	—	—	—	—	—	—	—	—
	Firms not operated for the entire year	6	6	7 116	171	16	6	477	—	—
4218404	Industrial containers & supplies whsle									
	All firms	221	226	817 235	29 852	6 790	573	53 204	304	289
	Firms operated for the entire year	182	187	768 129	28 360	6 697	560	50 211	304	289
	Firms with less than 5 employees.....	144	144	377 120	12 552	3 348	242	23 792	76	72
	Firms with 5 to 9 employees ..	29	34	D	D	D	c	D	D	D
	Firms with 10 to 19 employees.....	7	7	68 829	3 729	844	83	7 583	—	—
	Firms with 20 to 49 employees.....	2	2	D	D	D	b	D	D	D
	Firms with 50 to 99 employees.....	—	—	—	—	—	—	—	—	—
	Firms with 100 employees or more.....	—	—	—	—	—	—	—	—	—
	Firms not operated for the entire year	39	39	49 106	1 492	93	13	2 993	—	—
4218405	Industrial valves & fittings (except fluid-power) whsle									
	All firms	162	175	873 594	52 884	12 139	1 080	99 155	6 563	7 804
	Firms operated for the entire year	154	167	D	D	D	g	D	D	D
	Firms with less than 5 employees.....	89	90	183 161	8 258	1 779	203	15 323	415	418
	Firms with 5 to 9 employees ..	32	33	D	D	D	c	D	D	D
	Firms with 10 to 19 employees.....	24	26	206 633	13 916	3 261	312	25 171	3 239	3 412
	Firms with 20 to 49 employees.....	7	12	247 545	11 423	3 226	220	24 396	1 906	2 707
	Firms with 50 to 99 employees.....	2	6	D	D	D	c	D	D	D
	Firms with 100 employees or more.....	—	—	—	—	—	—	—	—	—
	Firms not operated for the entire year	8	8	D	D	D	a	D	D	D
4218406	Other industrial supplies whsle									
	All firms	353	355	1 246 861	46 519	11 139	1 102	83 935	7 908	11 906
	Firms operated for the entire year	324	326	D	D	D	g	D	D	D
	Firms with less than 5 employees.....	261	262	593 132	21 825	4 742	459	40 713	377	550
	Firms with 5 to 9 employees ..	50	50	D	D	D	e	D	D	D
	Firms with 10 to 19 employees.....	10	11	91 669	5 725	1 203	140	9 473	1 483	1 690
	Firms with 20 to 49 employees.....	2	2	D	D	D	b	D	D	D
	Firms with 50 to 99 employees.....	1	1	D	D	D	b	D	D	D
	Firms with 100 employees or more.....	—	—	—	—	—	—	—	—	—
	Firms not operated for the entire year	29	29	D	D	D	a	D	D	D

See footnotes at end of table.

Table 5. Employment Size of Firms: 1997—Con.

[Includes only firms and establishments with payroll. Excludes data for central administrative offices, auxiliary operations, or establishments of these firms that are classified in other categories than those specified in this table. For meaning of abbreviations and symbols, see introductory text. For explanation of terms, see Appendix A. For method of assignment to categories shown, see Appendix C]

NAICS code	Employment sizes of firms by type of operation and kind of business ¹	Firms (number)	Establishments (number)	Sales (\$1,000)	Annual payroll (\$1,000)	First-quarter payroll (\$1,000)	Paid employees for pay period including March 12 (number)	Operating expenses ¹ (\$1,000)	End-of-1996 inventories (\$1,000)	End-of-1997 inventories (\$1,000)
421	AGENTS, BROKERS, AND COMMISSION MERCHANTS—Con.									
42185	Wholesale trade, durable goods—Con.									
	Service establishment equipment & supplies whsle									
	All firms	380	393	1 527 838	60 000	13 219	1 407	116 687	3 557	3 753
	Firms operated for the entire year	337	350	D	D	D	g	D	D	D
	Firms with less than 5 employees	247	251	586 568	22 745	4 827	531	47 277	557	590
	Firms with 5 to 9 employees ..	65	69	D	D	D	e	D	D	D
	Firms with 10 to 19 employees ..	21	25	D	D	D	e	D	D	D
	Firms with 20 to 49 employees ..	4	5	48 768	4 835	1 474	126	7 580	881	736
	Firms with 50 to 99 employees ..	—	—	—	—	—	—	—	—	—
	Firms with 100 employees or more	—	—	—	—	—	—	—	—	—
	Firms not operated for the entire year	43	43	D	D	D	b	D	D	D
421850	Service establishment equipment & supplies whsle									
	All firms	380	393	1 527 838	60 000	13 219	1 407	116 687	3 557	3 753
	Firms operated for the entire year	337	350	D	D	D	g	D	D	D
	Firms with less than 5 employees	247	251	586 568	22 745	4 827	531	47 277	557	590
	Firms with 5 to 9 employees ..	65	69	D	D	D	e	D	D	D
	Firms with 10 to 19 employees ..	21	25	D	D	D	e	D	D	D
	Firms with 20 to 49 employees ..	4	5	48 768	4 835	1 474	126	7 580	881	736
	Firms with 50 to 99 employees ..	—	—	—	—	—	—	—	—	—
	Firms with 100 employees or more	—	—	—	—	—	—	—	—	—
	Firms not operated for the entire year	43	43	D	D	D	b	D	D	D
4218501	Beauty & barber shop equipment & supplies whsle									
	All firms	50	53	D	D	D	c	D	D	D
	Firms operated for the entire year	44	47	D	D	D	c	D	D	D
	Firms with less than 5 employees	33	34	D	D	D	b	D	D	D
	Firms with 5 to 9 employees ..	8	10	D	D	D	b	D	D	D
	Firms with 10 to 19 employees ..	3	3	D	D	D	b	D	D	D
	Firms with 20 to 49 employees ..	—	—	—	—	—	—	—	—	—
	Firms with 50 to 99 employees ..	—	—	—	—	—	—	—	—	—
	Firms with 100 employees or more	—	—	—	—	—	—	—	—	—
	Firms not operated for the entire year	6	6	D	D	D	a	D	D	D
4218502	Custodial, janitors' equipment & supplies whsle									
	All firms	152	155	645 361	23 339	5 232	540	42 849	919	832
	Firms operated for the entire year	137	140	611 909	22 423	5 087	517	40 535	919	832
	Firms with less than 5 employees	101	101	D	D	D	c	D	D	D
	Firms with 5 to 9 employees ..	29	29	224 357	8 209	1 886	191	15 142	554	527
	Firms with 10 to 19 employees ..	6	8	D	D	D	b	D	D	D
	Firms with 20 to 49 employees ..	1	2	D	D	D	b	D	D	D
	Firms with 50 to 99 employees ..	—	—	—	—	—	—	—	—	—
	Firms with 100 employees or more	—	—	—	—	—	—	—	—	—
	Firms not operated for the entire year	15	15	33 452	916	145	23	2 314	—	—

See footnotes at end of table.

Table 5. Employment Size of Firms: 1997—Con.

[Includes only firms and establishments with payroll. Excludes data for central administrative offices, auxiliary operations, or establishments of these firms that are classified in other categories than those specified in this table. For meaning of abbreviations and symbols, see introductory text. For explanation of terms, see Appendix A. For method of assignment to categories shown, see Appendix C]

NAICS code	Employment sizes of firms by type of operation and kind of business ¹	Firms (number)	Establishments (number)	Sales (\$1,000)	Annual payroll (\$1,000)	First-quarter payroll (\$1,000)	Paid employees for pay period including March 12 (number)	Operating expenses ¹ (\$1,000)	End-of-1996 inventories (\$1,000)	End-of-1997 inventories (\$1,000)
421	AGENTS, BROKERS, AND COMMISSION MERCHANTS—Con.									
	Wholesale trade, durable goods—Con.									
4218503	Laundry & dry-cleaning equipment & supplies whsle									
	All firms	17	17	26 904	1 064	239	34	2 604	211	216
	Firms operated for the entire year	14	14	D	D	D	b	D	D	D
	Firms with less than 5 employees	12	12	D	D	D	b	D	D	D
	Firms with 5 to 9 employees ..	2	2	D	D	D	a	D	D	D
	Firms with 10 to 19 employees ..	—	—	—	—	—	—	—	—	—
	Firms with 20 to 49 employees ..	—	—	—	—	—	—	—	—	—
	Firms with 50 to 99 employees ..	—	—	—	—	—	—	—	—	—
	Firms with 100 employees or more ..	—	—	—	—	—	—	—	—	—
	Firms not operated for the entire year	3	3	D	D	D	a	D	D	D
4218504	Other service establishment equipment & supplies whsle									
	All firms	161	168	D	D	D	f	D	D	D
	Firms operated for the entire year	142	149	D	D	D	f	D	D	D
	Firms with less than 5 employees ..	101	104	D	D	D	c	D	D	D
	Firms with 5 to 9 employees ..	26	28	D	D	D	c	D	D	D
	Firms with 10 to 19 employees ..	12	14	D	D	D	c	D	D	D
	Firms with 20 to 49 employees ..	3	3	D	D	D	b	D	D	D
	Firms with 50 to 99 employees ..	—	—	—	—	—	—	—	—	—
	Firms with 100 employees or more ..	—	—	—	—	—	—	—	—	—
	Firms not operated for the entire year	19	19	D	D	D	a	D	D	D
42186	Transportation equipment & supplies (exc motor vehicle) whsle									
	All firms	435	453	3 576 194	75 903	15 004	1 276	143 945	12 152	11 903
	Firms operated for the entire year	365	383	D	D	D	g	D	D	D
	Firms with less than 5 employees ..	300	302	1 564 928	34 822	6 318	585	66 452	5 292	3 299
	Firms with 5 to 9 employees ..	45	49	D	D	D	e	D	D	D
	Firms with 10 to 19 employees ..	14	15	D	D	D	c	D	D	D
	Firms with 20 to 49 employees ..	6	17	D	D	D	c	D	D	D
	Firms with 50 to 99 employees ..	—	—	—	—	—	—	—	—	—
	Firms with 100 employees or more ..	—	—	—	—	—	—	—	—	—
	Firms not operated for the entire year	70	70	D	D	D	b	D	D	D
421860	Transportation equipment & supplies (exc motor vehicle) whsle									
	All firms	435	453	3 576 194	75 903	15 004	1 276	143 945	12 152	11 903
	Firms operated for the entire year	365	383	D	D	D	g	D	D	D
	Firms with less than 5 employees ..	300	302	1 564 928	34 822	6 318	585	66 452	5 292	3 299
	Firms with 5 to 9 employees ..	45	49	D	D	D	e	D	D	D
	Firms with 10 to 19 employees ..	14	15	D	D	D	c	D	D	D
	Firms with 20 to 49 employees ..	6	17	D	D	D	c	D	D	D
	Firms with 50 to 99 employees ..	—	—	—	—	—	—	—	—	—
	Firms with 100 employees or more ..	—	—	—	—	—	—	—	—	—
	Firms not operated for the entire year	70	70	D	D	D	b	D	D	D

See footnotes at end of table.

Table 5. Employment Size of Firms: 1997—Con.

[Includes only firms and establishments with payroll. Excludes data for central administrative offices, auxiliary operations, or establishments of these firms that are classified in other categories than those specified in this table. For meaning of abbreviations and symbols, see introductory text. For explanation of terms, see Appendix A. For method of assignment to categories shown, see Appendix C]

NAICS code	Employment sizes of firms by type of operation and kind of business ¹	Firms (number)	Establishments (number)	Sales (\$1,000)	Annual payroll (\$1,000)	First-quarter payroll (\$1,000)	Paid employees for pay period including March 12 (number)	Operating expenses ¹ (\$1,000)	End-of-1996 inventories (\$1,000)	End-of-1997 inventories (\$1,000)
421	AGENTS, BROKERS, AND COMMISSION MERCHANTS—Con.									
	Wholesale trade, durable goods—Con.									
4218601	Aircraft & aeronautical equipment & supplies whsle									
	All firms	259	274	2 670 245	49 794	9 139	756	94 828	11 427	10 882
	Firms operated for the entire year	213	228	D	D	D	f	D	D	D
	Firms with less than 5 employees.....	174	175	1 111 353	22 050	3 754	341	42 521	5 018	3 043
	Firms with 5 to 9 employees ..	28	32	533 314	12 457	2 510	181	23 649	119	155
	Firms with 10 to 19 employees.....	6	6	D	D	D	b	D	D	D
	Firms with 20 to 49 employees.....	5	15	D	D	D	c	D	D	D
	Firms with 50 to 99 employees.....	—	—	—	—	—	—	—	—	—
	Firms with 100 employees or more.....	—	—	—	—	—	—	—	—	—
	Firms not operated for the entire year	46	46	D	D	D	b	D	D	D
4218602	Marine machinery, equipment, & supplies whsle									
	All firms	99	100	D	D	D	e	D	D	D
	Firms operated for the entire year	81	82	D	D	D	e	D	D	D
	Firms with less than 5 employees.....	63	63	D	D	D	c	D	D	D
	Firms with 5 to 9 employees ..	13	13	D	D	D	b	D	D	D
	Firms with 10 to 19 employees.....	5	6	D	D	D	b	D	D	D
	Firms with 20 to 49 employees.....	—	—	—	—	—	—	—	—	—
	Firms with 50 to 99 employees.....	—	—	—	—	—	—	—	—	—
	Firms with 100 employees or more.....	—	—	—	—	—	—	—	—	—
	Firms not operated for the entire year	18	18	D	D	D	b	D	D	D
4218603	Other transportation equipment & supplies whsle									
	All firms	77	79	D	D	D	c	D	D	D
	Firms operated for the entire year	71	73	D	D	D	c	D	D	D
	Firms with less than 5 employees.....	63	64	D	D	D	c	D	D	D
	Firms with 5 to 9 employees ..	4	4	D	D	D	b	D	D	D
	Firms with 10 to 19 employees.....	3	3	D	D	D	b	D	D	D
	Firms with 20 to 49 employees.....	1	2	D	D	D	b	D	D	D
	Firms with 50 to 99 employees.....	—	—	—	—	—	—	—	—	—
	Firms with 100 employees or more.....	—	—	—	—	—	—	—	—	—
	Firms not operated for the entire year	6	6	D	D	D	b	D	D	D
4219	Miscellaneous durable goods whsle									
	All firms	3 470	'3 564	D	D	D	j	D	D	D
	Firms operated for the entire year	2 829	'2 923	D	D	D	j	D	D	D
	Firms with less than 5 employees.....	2 287	'2 297	D	D	D	h	D	D	D
	Firms with 5 to 9 employees ..	382	'407	D	D	D	g	D	D	D
	Firms with 10 to 19 employees.....	117	'140	D	D	D	g	D	D	D
	Firms with 20 to 49 employees.....	33	'48	D	D	D	f	D	D	D
	Firms with 50 to 99 employees.....	6	'23	D	D	D	e	D	D	D
	Firms with 100 employees or more.....	4	'8	D	D	D	f	D	D	D
	Firms not operated for the entire year	641	'641	D	D	D	e	D	D	D
42191	Sporting & recreational goods & supplies whsle									

See footnotes at end of table.

Table 5. Employment Size of Firms: 1997—Con.

[Includes only firms and establishments with payroll. Excludes data for central administrative offices, auxiliary operations, or establishments of these firms that are classified in other categories than those specified in this table. For meaning of abbreviations and symbols, see introductory text. For explanation of terms, see Appendix A. For method of assignment to categories shown, see Appendix C]

NAICS code	Employment sizes of firms by type of operation and kind of business ¹	Firms (number)	Establishments (number)	Sales (\$1,000)	Annual payroll (\$1,000)	First-quarter payroll (\$1,000)	Paid employees for pay period including March 12 (number)	Operating expenses ¹ (\$1,000)	End-of-1996 inventories (\$1,000)	End-of-1997 inventories (\$1,000)
421	AGENTS, BROKERS, AND COMMISSION MERCHANTS—Con.									
42191	Wholesale trade, durable goods—Con.									
	Sporting & recreational goods & supplies whsle—Con.									
	All firms	1 021	'1 066	'7 396 183	'179 242	'38 225	'3 495	358 894	30 078	33 795
	Firms operated for the entire year	894	939	D	D	D	h	D	D	D
	Firms with less than 5 employees.....	690	695	D	D	D	g	D	D	D
	Firms with 5 to 9 employees ..	132	149	1 662 351	43 398	10 109	848	81 334	4 635	5 005
	Firms with 10 to 19 employees.....	60	75	1 587 661	43 486	9 538	767	73 096	6 700	7 205
	Firms with 20 to 49 employees.....	10	18	852 584	14 873	3 225	287	27 895	698	688
	Firms with 50 to 99 employees.....	1	1	D	D	D	b	D	D	D
	Firms with 100 employees or more.....	1	1	D	D	D	c	D	D	D
	Firms not operated for the entire year	127	127	D	D	D	b	D	D	D
421910	Sporting & recreational goods & supplies whsle									
	All firms	1 021	'1 066	'7 396 183	'179 242	'38 225	'3 495	358 894	30 078	33 795
	Firms operated for the entire year	894	939	D	D	D	h	D	D	D
	Firms with less than 5 employees.....	690	695	D	D	D	g	D	D	D
	Firms with 5 to 9 employees ..	132	149	1 662 351	43 398	10 109	848	81 334	4 635	5 005
	Firms with 10 to 19 employees.....	60	75	1 587 661	43 486	9 538	767	73 096	6 700	7 205
	Firms with 20 to 49 employees.....	10	18	852 584	14 873	3 225	287	27 895	698	688
	Firms with 50 to 99 employees.....	1	1	D	D	D	b	D	D	D
	Firms with 100 employees or more.....	1	1	D	D	D	c	D	D	D
	Firms not operated for the entire year	127	127	D	D	D	b	D	D	D
42192	Toy & hobby goods & supplies whsle									
	All firms	408	413	D	D	D	g	D	D	D
	Firms operated for the entire year	358	363	D	D	D	g	D	D	D
	Firms with less than 5 employees.....	259	260	D	D	D	f	D	D	D
	Firms with 5 to 9 employees ..	75	78	D	D	D	e	D	D	D
	Firms with 10 to 19 employees.....	18	19	D	D	D	c	D	D	D
	Firms with 20 to 49 employees.....	4	4	D	D	D	c	D	D	D
	Firms with 50 to 99 employees.....	2	2	D	D	D	c	D	D	D
	Firms with 100 employees or more.....	—	—	—	—	—	—	—	—	—
	Firms not operated for the entire year	50	50	D	D	D	b	D	D	D
421920	Toy & hobby goods & supplies whsle									
	All firms	408	413	D	D	D	g	D	D	D
	Firms operated for the entire year	358	363	D	D	D	g	D	D	D
	Firms with less than 5 employees.....	259	260	D	D	D	f	D	D	D
	Firms with 5 to 9 employees ..	75	78	D	D	D	e	D	D	D
	Firms with 10 to 19 employees.....	18	19	D	D	D	c	D	D	D
	Firms with 20 to 49 employees.....	4	4	D	D	D	c	D	D	D
	Firms with 50 to 99 employees.....	2	2	D	D	D	c	D	D	D
	Firms with 100 employees or more.....	—	—	—	—	—	—	—	—	—
	Firms not operated for the entire year	50	50	D	D	D	b	D	D	D

See footnotes at end of table.

Table 5. Employment Size of Firms: 1997—Con.

[Includes only firms and establishments with payroll. Excludes data for central administrative offices, auxiliary operations, or establishments of these firms that are classified in other categories than those specified in this table. For meaning of abbreviations and symbols, see introductory text. For explanation of terms, see Appendix A. For method of assignment to categories shown, see Appendix C]

NAICS code	Employment sizes of firms by type of operation and kind of business ¹	Firms (number)	Establishments (number)	Sales (\$1,000)	Annual payroll (\$1,000)	First-quarter payroll (\$1,000)	Paid employees for pay period including March 12 (number)	Operating expenses ¹ (\$1,000)	End-of-1996 inventories (\$1,000)	End-of-1997 inventories (\$1,000)
421	AGENTS, BROKERS, AND COMMISSION MERCHANTS—Con.									
42193	Wholesale trade, durable goods—Con.									
	Recyclable material whsle									
	All firms	227	255	1 390 512	32 101	7 727	895	65 437	3 287	2 315
	Firms operated for the entire year	183	211	1 329 080	30 250	7 575	864	61 402	3 287	2 075
	Firms with less than 5 employees.....	151	151	440 675	12 510	2 593	268	23 488	2 063	1 190
	Firms with 5 to 9 employees ..	18	18	125 299	3 571	829	117	7 084	384	507
	Firms with 10 to 19 employees.....	7	8	156 029	3 887	1 077	99	8 165	840	378
	Firms with 20 to 49 employees.....	4	10	D	D	D	c	D	D	D
	Firms with 50 to 99 employees.....	2	19	D	D	D	c	D	D	D
	Firms with 100 employees or more.....	1	5	D	D	D	c	D	D	D
	Firms not operated for the entire year	44	44	61 432	1 851	152	31	4 035	—	240
421930	Recyclable material whsle									
	All firms	227	255	1 390 512	32 101	7 727	895	65 437	3 287	2 315
	Firms operated for the entire year	183	211	1 329 080	30 250	7 575	864	61 402	3 287	2 075
	Firms with less than 5 employees.....	151	151	440 675	12 510	2 593	268	23 488	2 063	1 190
	Firms with 5 to 9 employees ..	18	18	125 299	3 571	829	117	7 084	384	507
	Firms with 10 to 19 employees.....	7	8	156 029	3 887	1 077	99	8 165	840	378
	Firms with 20 to 49 employees.....	4	10	D	D	D	c	D	D	D
	Firms with 50 to 99 employees.....	2	19	D	D	D	c	D	D	D
	Firms with 100 employees or more.....	1	5	D	D	D	c	D	D	D
	Firms not operated for the entire year	44	44	61 432	1 851	152	31	4 035	—	240
4219301	Iron & steel scrap processors & dealers									
	All firms	68	77	775 486	13 625	3 790	419	31 238	1 266	824
	Firms operated for the entire year	61	70	763 658	13 406	3 763	417	30 615	1 266	824
	Firms with less than 5 employees.....	43	43	106 571	2 783	738	76	6 012	123	81
	Firms with 5 to 9 employees ..	9	9	49 676	2 026	445	58	3 957	358	477
	Firms with 10 to 19 employees.....	5	5	70 675	1 933	492	64	4 870	785	266
	Firms with 20 to 49 employees.....	3	8	D	D	D	c	D	D	D
	Firms with 50 to 99 employees.....	—	—	—	—	—	—	—	—	—
	Firms with 100 employees or more.....	1	5	D	D	D	c	D	D	D
	Firms not operated for the entire year	7	7	11 828	219	27	2	623	—	—
42193011	Iron & steel scrap processors (using power processing equipment)									
	All firms	39	40	227 474	7 170	1 855	202	15 749	1 221	824
	Firms operated for the entire year	36	37	217 347	7 067	1 840	201	15 407	1 221	824
	Firms with less than 5 employees.....	24	24	42 605	1 825	498	42	3 674	78	81
	Firms with 5 to 9 employees ..	6	6	14 484	1 463	250	42	2 724	358	477
	Firms with 10 to 19 employees.....	4	4	D	D	D	b	D	D	D
	Firms with 20 to 49 employees.....	2	3	D	D	D	b	D	D	D
	Firms with 50 to 99 employees.....	—	—	—	—	—	—	—	—	—
	Firms with 100 employees or more.....	—	—	—	—	—	—	—	—	—
	Firms not operated for the entire year	3	3	10 127	103	15	1	342	—	—

See footnotes at end of table.

Table 5. Employment Size of Firms: 1997—Con.

[Includes only firms and establishments with payroll. Excludes data for central administrative offices, auxiliary operations, or establishments of these firms that are classified in other categories than those specified in this table. For meaning of abbreviations and symbols, see introductory text. For explanation of terms, see Appendix A. For method of assignment to categories shown, see Appendix C]

NAICS code	Employment sizes of firms by type of operation and kind of business ¹	Firms (number)	Establishments (number)	Sales (\$1,000)	Annual payroll (\$1,000)	First-quarter payroll (\$1,000)	Paid employees for pay period including March 12 (number)	Operating expenses ¹ (\$1,000)	End-of-1996 inventories (\$1,000)	End-of-1997 inventories (\$1,000)
421	AGENTS, BROKERS, AND COMMISSION MERCHANTS—Con.									
	Wholesale trade, durable goods—Con.									
42193012	Iron & steel scrap processors (not using power processing equip)									
	All firms	30	37	548 012	6 455	1 935	217	15 489	45	—
	Firms operated for the entire year	26	33	546 311	6 339	1 923	216	15 208	45	—
	Firms with less than 5 employees.....	19	19	63 966	958	240	34	2 338	45	—
	Firms with 5 to 9 employees ..	3	3	35 192	563	195	16	1 233	—	—
	Firms with 10 to 19 employees.....	2	5	D	D	D	b	D	D	D
	Firms with 20 to 49 employees.....	1	1	D	D	D	b	D	D	D
	Firms with 50 to 99 employees.....	—	—	—	—	—	—	—	—	—
	Firms with 100 employees or more.....	1	5	D	D	D	c	D	D	D
	Firms not operated for the entire year	4	4	1 701	116	12	1	281	—	—
4219302	Recyclable paper & paperboard whsle									
	All firms	49	49	207 845	6 689	1 595	191	11 867	162	187
	Firms operated for the entire year	42	42	203 646	6 376	1 548	186	11 117	162	187
	Firms with less than 5 employees.....	38	38	114 399	3 927	869	72	7 088	162	187
	Firms with 5 to 9 employees ..	2	2	D	D	D	a	D	D	D
	Firms with 10 to 19 employees.....	1	1	D	D	D	a	D	D	D
	Firms with 20 to 49 employees.....	—	—	—	—	—	—	—	—	—
	Firms with 50 to 99 employees.....	1	1	D	D	D	b	D	D	D
	Firms with 100 employees or more.....	—	—	—	—	—	—	—	—	—
	Firms not operated for the entire year	7	7	4 199	313	47	5	750	—	—
4219303	Other recyclable material whsle									
	All firms	112	129	407 181	11 787	2 342	285	22 332	1 859	1 304
	Firms operated for the entire year	82	99	361 776	10 468	2 264	261	19 670	1 859	1 064
	Firms with less than 5 employees.....	72	72	257 077	5 867	1 011	122	10 656	1 778	922
	Firms with 5 to 9 employees ..	7	7	D	D	D	b	D	D	D
	Firms with 10 to 19 employees.....	1	2	D	D	D	a	D	D	D
	Firms with 20 to 49 employees.....	2	18	D	D	D	b	D	D	D
	Firms with 50 to 99 employees.....	—	—	—	—	—	—	—	—	—
	Firms with 100 employees or more.....	—	—	—	—	—	—	—	—	—
	Firms not operated for the entire year	30	30	45 405	1 319	78	24	2 662	—	240
42194	Jewelry/watch/silverware/precious stone, & precious metal whsle									
	All firms	450	451	904 350	37 942	8 646	998	79 046	10 225	10 366
	Firms operated for the entire year	374	375	833 294	36 135	8 341	955	74 766	10 225	10 362
	Firms with less than 5 employees.....	324	324	532 539	20 130	4 804	544	45 190	1 604	1 927
	Firms with 5 to 9 employees ..	41	42	249 803	10 767	2 273	250	20 797	385	668
	Firms with 10 to 19 employees.....	7	7	D	D	D	b	D	D	D
	Firms with 20 to 49 employees.....	2	2	D	D	D	b	D	D	D
	Firms with 50 to 99 employees.....	—	—	—	—	—	—	—	—	—
	Firms with 100 employees or more.....	—	—	—	—	—	—	—	—	—
	Firms not operated for the entire year	76	76	71 056	1 807	305	43	4 280	—	4
421940	Jewelry/watch/silverware/precious stone, & precious metal whsle									

See footnotes at end of table.

Table 5. Employment Size of Firms: 1997—Con.

[Includes only firms and establishments with payroll. Excludes data for central administrative offices, auxiliary operations, or establishments of these firms that are classified in other categories than those specified in this table. For meaning of abbreviations and symbols, see introductory text. For explanation of terms, see Appendix A. For method of assignment to categories shown, see Appendix C]

NAICS code	Employment sizes of firms by type of operation and kind of business ¹	Firms (number)	Establishments (number)	Sales (\$1,000)	Annual payroll (\$1,000)	First-quarter payroll (\$1,000)	Paid employees for pay period including March 12 (number)	Operating expenses ¹ (\$1,000)	End-of-1996 inventories (\$1,000)	End-of-1997 inventories (\$1,000)
421	AGENTS, BROKERS, AND COMMISSION MERCHANTS—Con.									
421940	Wholesale trade, durable goods—Con.									
	Jewelry/watch/silverware/precious stone, & precious metal whsle—Con.									
	All firms	450	451	904 350	37 942	8 646	998	79 046	10 225	10 366
	Firms operated for the entire year	374	375	833 294	36 135	8 341	955	74 766	10 225	10 362
	Firms with less than 5 employees.....	324	324	532 539	20 130	4 804	544	45 190	1 604	1 927
	Firms with 5 to 9 employees ..	41	42	249 803	10 767	2 273	250	20 797	385	668
	Firms with 10 to 19 employees.....	7	7	D	D	D	b	D	D	D
	Firms with 20 to 49 employees.....	2	2	D	D	D	b	D	D	D
	Firms with 50 to 99 employees.....	—	—	—	—	—	—	—	—	—
	Firms with 100 employees or more.....	—	—	—	—	—	—	—	—	—
	Firms not operated for the entire year	76	76	71 056	1 807	305	43	4 280	—	4
4219401	Jewelry, watch, diamonds, precious stone, & silverware whsle									
	All firms	428	429	D	D	D	f	D	D	D
	Firms operated for the entire year	356	357	D	D	D	f	D	D	D
	Firms with less than 5 employees.....	308	308	D	D	D	f	D	D	D
	Firms with 5 to 9 employees ..	40	41	D	D	D	c	D	D	D
	Firms with 10 to 19 employees.....	6	6	D	D	D	b	D	D	D
	Firms with 20 to 49 employees.....	2	2	D	D	D	b	D	D	D
	Firms with 50 to 99 employees.....	—	—	—	—	—	—	—	—	—
	Firms with 100 employees or more.....	—	—	—	—	—	—	—	—	—
	Firms not operated for the entire year	72	72	D	D	D	b	D	D	D
4219402	Precious metal (excluding ores) whsle									
	All firms	22	22	D	D	D	b	D	D	D
	Firms operated for the entire year	18	18	D	D	D	b	D	D	D
	Firms with less than 5 employees.....	16	16	D	D	D	b	D	D	D
	Firms with 5 to 9 employees ..	1	1	D	D	D	a	D	D	D
	Firms with 10 to 19 employees.....	1	1	D	D	D	a	D	D	D
	Firms with 20 to 49 employees.....	—	—	—	—	—	—	—	—	—
	Firms with 50 to 99 employees.....	—	—	—	—	—	—	—	—	—
	Firms with 100 employees or more.....	—	—	—	—	—	—	—	—	—
	Firms not operated for the entire year	4	4	D	D	D	a	D	D	D
42199	Other miscellaneous durable goods whsle									
	All firms	1 364	1 379	3 700 167	118 715	26 462	3 545	243 319	4 924	4 196
	Firms operated for the entire year	1 020	1 035	D	D	D	h	D	D	D
	Firms with less than 5 employees.....	863	867	1 354 915	49 137	10 980	1 530	106 646	1 585	1 059
	Firms with 5 to 9 employees ..	116	120	951 581	31 891	7 746	727	61 355	516	540
	Firms with 10 to 19 employees.....	25	31	D	D	D	e	D	D	D
	Firms with 20 to 49 employees.....	13	14	507 885	11 989	2 738	335	21 041	400	500
	Firms with 50 to 99 employees.....	1	1	D	D	D	b	D	D	D
	Firms with 100 employees or more.....	2	2	D	D	D	e	D	D	D
	Firms not operated for the entire year	344	344	D	D	D	c	D	D	D

See footnotes at end of table.

Table 5. Employment Size of Firms: 1997—Con.

[Includes only firms and establishments with payroll. Excludes data for central administrative offices, auxiliary operations, or establishments of these firms that are classified in other categories than those specified in this table. For meaning of abbreviations and symbols, see introductory text. For explanation of terms, see Appendix A. For method of assignment to categories shown, see Appendix C]

NAICS code	Employment sizes of firms by type of operation and kind of business ¹	Firms (number)	Establishments (number)	Sales (\$1,000)	Annual payroll (\$1,000)	First-quarter payroll (\$1,000)	Paid employees for pay period including March 12 (number)	Operating expenses ¹ (\$1,000)	End-of-1996 inventories (\$1,000)	End-of-1997 inventories (\$1,000)
421	AGENTS, BROKERS, AND COMMISSION MERCHANTS—Con.									
	Wholesale trade, durable goods—Con.									
421990	Other miscellaneous durable goods whsle									
	All firms	1 364	1 379	3 700 167	118 715	26 462	3 545	243 319	4 924	4 196
	Firms operated for the entire year	1 020	1 035	D	D	D	h	D	D	D
	Firms with less than 5 employees.....	863	867	1 354 915	49 137	10 980	1 530	106 646	1 585	1 059
	Firms with 5 to 9 employees ..	116	120	951 581	31 891	7 746	727	61 355	516	540
	Firms with 10 to 19 employees.....	25	31	D	D	D	e	D	D	D
	Firms with 20 to 49 employees.....	13	14	507 885	11 989	2 738	335	21 041	400	500
	Firms with 50 to 99 employees.....	1	1	D	D	D	b	D	D	D
	Firms with 100 employees or more.....	2	2	D	D	D	e	D	D	D
	Firms not operated for the entire year	344	344	D	D	D	c	D	D	D
4219901	Musical instruments & supplies whsle									
	All firms	64	64	120 890	4 958	1 212	137	13 136	121	80
	Firms operated for the entire year	47	47	102 826	4 628	1 176	122	12 181	121	48
	Firms with less than 5 employees.....	41	41	67 921	2 314	552	69	6 406	108	20
	Firms with 5 to 9 employees ..	4	4	D	D	D	b	D	D	D
	Firms with 10 to 19 employees.....	2	2	D	D	D	b	D	D	D
	Firms with 20 to 49 employees.....	—	—	—	—	—	—	—	—	—
	Firms with 50 to 99 employees.....	—	—	—	—	—	—	—	—	—
	Firms with 100 employees or more.....	—	—	—	—	—	—	—	—	—
	Firms not operated for the entire year	17	17	18 064	330	36	15	955	—	32
4219902	Forest products (except lumber) whsle									
	All firms	180	188	715 205	15 414	3 491	462	31 701	179	212
	Firms operated for the entire year	133	141	667 903	14 668	3 385	439	30 106	179	212
	Firms with less than 5 employees.....	107	108	173 767	5 519	1 271	181	11 797	168	188
	Firms with 5 to 9 employees ..	15	16	D	D	D	b	D	D	D
	Firms with 10 to 19 employees.....	9	15	D	D	D	c	D	D	D
	Firms with 20 to 49 employees.....	2	2	D	D	D	b	D	D	D
	Firms with 50 to 99 employees.....	—	—	—	—	—	—	—	—	—
	Firms with 100 employees or more.....	—	—	—	—	—	—	—	—	—
	Firms not operated for the entire year	47	47	47 302	746	106	23	1 595	—	—
4219903	General merchandise (durable goods) whsle									
	All firms	509	514	D	D	D	g	D	D	D
	Firms operated for the entire year	397	402	D	D	D	g	D	D	D
	Firms with less than 5 employees.....	340	343	D	D	D	f	D	D	D
	Firms with 5 to 9 employees ..	44	45	D	D	D	e	D	D	D
	Firms with 10 to 19 employees.....	7	7	D	D	D	b	D	D	D
	Firms with 20 to 49 employees.....	4	5	D	D	D	c	D	D	D
	Firms with 50 to 99 employees.....	—	—	—	—	—	—	—	—	—
	Firms with 100 employees or more.....	2	2	D	D	D	e	D	D	D
	Firms not operated for the entire year	112	112	D	D	D	b	D	D	D

See footnotes at end of table.

Table 5. Employment Size of Firms: 1997—Con.

[Includes only firms and establishments with payroll. Excludes data for central administrative offices, auxiliary operations, or establishments of these firms that are classified in other categories than those specified in this table. For meaning of abbreviations and symbols, see introductory text. For explanation of terms, see Appendix A. For method of assignment to categories shown, see Appendix C]

NAICS code	Employment sizes of firms by type of operation and kind of business ¹	Firms (number)	Establishments (number)	Sales (\$1,000)	Annual payroll (\$1,000)	First-quarter payroll (\$1,000)	Paid employees for pay period including March 12 (number)	Operating expenses ¹ (\$1,000)	End-of-1996 inventories (\$1,000)	End-of-1997 inventories (\$1,000)
421	AGENTS, BROKERS, AND COMMISSION MERCHANTS—Con.									
	Wholesale trade, durable goods—Con.									
4219904	Prerecorded media whsle									
	All firms	140	140	321 738	11 830	3 438	416	28 590	511	615
	Firms operated for the entire year	102	102	D	D	D	e	D	D	D
	Firms with less than 5 employees.....	78	78	D	D	D	c	D	D	D
	Firms with 5 to 9 employees ..	17	17	D	D	D	c	D	D	D
	Firms with 10 to 19 employees.....	2	2	D	D	D	b	D	D	D
	Firms with 20 to 49 employees.....	5	5	D	D	D	c	D	D	D
	Firms with 50 to 99 employees.....	—	—	—	—	—	—	—	—	—
	Firms with 100 employees or more.....	—	—	—	—	—	—	—	—	—
	Firms not operated for the entire year	38	38	D	D	D	b	D	D	D
42199041	Compact discs/prerecorded audio tapes, & phonograph records whsle									
	All firms	124	124	D	D	D	e	D	D	D
	Firms operated for the entire year	86	86	D	D	D	e	D	D	D
	Firms with less than 5 employees.....	67	67	D	D	D	c	D	D	D
	Firms with 5 to 9 employees ..	12	12	D	D	D	b	D	D	D
	Firms with 10 to 19 employees.....	2	2	D	D	D	b	D	D	D
	Firms with 20 to 49 employees.....	5	5	D	D	D	c	D	D	D
	Firms with 50 to 99 employees.....	—	—	—	—	—	—	—	—	—
	Firms with 100 employees or more.....	—	—	—	—	—	—	—	—	—
	Firms not operated for the entire year	38	38	D	D	D	b	D	D	D
42199042	Prerecorded video tapes whsle									
	All firms	16	16	D	D	D	b	D	D	D
	Firms operated for the entire year	16	16	D	D	D	b	D	D	D
	Firms with less than 5 employees.....	11	11	D	D	D	b	D	D	D
	Firms with 5 to 9 employees ..	5	5	D	D	D	b	D	D	D
	Firms with 10 to 19 employees.....	—	—	—	—	—	—	—	—	—
	Firms with 20 to 49 employees.....	—	—	—	—	—	—	—	—	—
	Firms with 50 to 99 employees.....	—	—	—	—	—	—	—	—	—
	Firms with 100 employees or more.....	—	—	—	—	—	—	—	—	—
	Firms not operated for the entire year	—	—	—	—	—	—	—	—	—
4219905	Fire extinguishers & fire safety equipment whsle									
	All firms	72	72	D	D	D	c	D	D	D
	Firms operated for the entire year	45	45	D	D	D	c	D	D	D
	Firms with less than 5 employees.....	39	39	D	D	D	b	D	D	D
	Firms with 5 to 9 employees ..	4	4	D	D	D	b	D	D	D
	Firms with 10 to 19 employees.....	1	1	D	D	D	a	D	D	D
	Firms with 20 to 49 employees.....	1	1	D	D	D	b	D	D	D
	Firms with 50 to 99 employees.....	—	—	—	—	—	—	—	—	—
	Firms with 100 employees or more.....	—	—	—	—	—	—	—	—	—
	Firms not operated for the entire year	27	27	D	D	D	a	D	D	D

See footnotes at end of table.

Table 5. Employment Size of Firms: 1997—Con.

[Includes only firms and establishments with payroll. Excludes data for central administrative offices, auxiliary operations, or establishments of these firms that are classified in other categories than those specified in this table. For meaning of abbreviations and symbols, see introductory text. For explanation of terms, see Appendix A. For method of assignment to categories shown, see Appendix C]

NAICS code	Employment sizes of firms by type of operation and kind of business ¹	Firms (number)	Establishments (number)	Sales (\$1,000)	Annual payroll (\$1,000)	First-quarter payroll (\$1,000)	Paid employees for pay period including March 12 (number)	Operating expenses ¹ (\$1,000)	End-of-1996 inventories (\$1,000)	End-of-1997 inventories (\$1,000)
421	AGENTS, BROKERS, AND COMMISSION MERCHANTS—Con.									
	Wholesale trade, durable goods—Con.									
4219906	Other durable goods whsle									
	All firms	399	401	1 010 358	31 983	6 442	877	67 929	941	743
	Firms operated for the entire year	296	298	D	D	D	f	D	D	D
	Firms with less than 5 employees.....	258	258	D	D	D	e	D	D	D
	Firms with 5 to 9 employees ..	32	34	D	D	D	c	D	D	D
	Firms with 10 to 19 employees.....	4	4	D	D	D	b	D	D	D
	Firms with 20 to 49 employees.....	1	1	D	D	D	b	D	D	D
	Firms with 50 to 99 employees.....	1	1	D	D	D	b	D	D	D
	Firms with 100 employees or more.....	—	—	—	—	—	—	—	—	—
	Firms not operated for the entire year	103	103	D	D	D	b	D	D	D
422	Wholesale trade, nondurable goods									
	All firms	15 006	15 813	210 280 732	3 860 234	881 785	121 102	7 159 777	146 688	171 062
	Firms operated for the entire year	12 722	13 504	203 107 771	3 706 868	851 519	115 774	6 848 797	146 294	162 836
	Firms with less than 5 employees.....	9 173	9 198	34 139 991	721 859	162 770	17 027	1 469 448	28 843	34 507
	Firms with 5 to 9 employees ..	1 671	1 726	21 555 416	457 496	102 129	10 629	861 644	25 146	24 971
	Firms with 10 to 19 employees.....	899	989	22 301 270	461 924	100 931	12 174	833 430	24 395	27 666
	Firms with 20 to 49 employees.....	722	849	40 309 650	515 821	118 228	21 688	962 247	21 099	26 241
	Firms with 50 to 99 employees.....	149	225	13 233 336	274 868	61 258	9 926	532 820	17 818	20 229
	Firms with 100 employees or more.....	108	517	71 568 108	1 274 900	306 203	44 330	2 189 208	28 993	29 222
	Firms not operated for the entire year	2 284	2 309	7 172 961	153 366	30 266	5 328	310 980	394	8 226
4221	Paper & paper product whsle									
	All firms	1 521	1 566	7 602 771	242 505	56 581	5 335	452 024	17 175	18 681
	Firms operated for the entire year	1 349	1 394	7 348 733	235 110	54 952	5 176	436 726	17 166	18 679
	Firms with less than 5 employees.....	1 068	1 073	2 742 429	89 235	20 361	2 018	176 786	2 633	3 330
	Firms with 5 to 9 employees ..	192	208	1 518 093	54 992	12 981	1 194	98 510	1 273	1 256
	Firms with 10 to 19 employees.....	59	79	1 116 837	39 641	8 586	740	72 209	961	998
	Firms with 20 to 49 employees.....	25	29	804 189	27 823	6 281	624	45 505	701	653
	Firms with 50 to 99 employees.....	3	3	D	D	D	c	D	D	D
	Firms with 100 employees or more.....	2	2	D	D	D	e	D	D	D
	Firms not operated for the entire year	172	172	254 038	7 395	1 629	159	15 298	9	2
42211	Printing & writing paper whsle									
	All firms	177	177	1 378 150	33 353	7 722	616	69 098	12 457	13 426
	Firms operated for the entire year	154	154	1 317 314	32 487	7 675	603	66 069	12 457	13 426
	Firms with less than 5 employees.....	123	123	451 912	12 753	2 900	221	23 135	487	547
	Firms with 5 to 9 employees ..	20	20	175 031	4 886	1 105	120	11 474	313	387
	Firms with 10 to 19 employees.....	6	6	115 500	3 778	983	71	10 137	59	50
	Firms with 20 to 49 employees.....	3	3	D	D	D	b	D	D	D
	Firms with 50 to 99 employees.....	2	2	D	D	D	c	D	D	D
	Firms with 100 employees or more.....	—	—	—	—	—	—	—	—	—
	Firms not operated for the entire year	23	23	60 836	866	47	13	3 029	—	—

See footnotes at end of table.

Table 5. Employment Size of Firms: 1997—Con.

[Includes only firms and establishments with payroll. Excludes data for central administrative offices, auxiliary operations, or establishments of these firms that are classified in other categories than those specified in this table. For meaning of abbreviations and symbols, see introductory text. For explanation of terms, see Appendix A. For method of assignment to categories shown, see Appendix C]

NAICS code	Employment sizes of firms by type of operation and kind of business ¹	Firms (number)	Establishments (number)	Sales (\$1,000)	Annual payroll (\$1,000)	First-quarter payroll (\$1,000)	Paid employees for pay period including March 12 (number)	Operating expenses ¹ (\$1,000)	End-of-1996 inventories (\$1,000)	End-of-1997 inventories (\$1,000)
422	AGENTS, BROKERS, AND COMMISSION MERCHANTS—Con.									
	Wholesale trade, nondurable goods—Con.									
422110	Printing & writing paper whsle									
	All firms	177	177	1 378 150	33 353	7 722	616	69 098	12 457	13 426
	Firms operated for the entire year	154	154	1 317 314	32 487	7 675	603	66 069	12 457	13 426
	Firms with less than 5 employees.....	123	123	451 912	12 753	2 900	221	23 135	487	547
	Firms with 5 to 9 employees ..	20	20	175 031	4 886	1 105	120	11 474	313	387
	Firms with 10 to 19 employees.....	6	6	115 500	3 778	983	71	10 137	59	50
	Firms with 20 to 49 employees.....	3	3	D	D	D	b	D	D	D
	Firms with 50 to 99 employees.....	2	2	D	D	D	c	D	D	D
	Firms with 100 employees or more.....	—	—	—	—	—	—	—	—	—
	Firms not operated for the entire year	23	23	60 836	866	47	13	3 029	—	—
42212	Stationery & office supplies whsle									
	All firms	699	735	2 201 547	87 722	20 721	2 443	168 995	1 950	2 073
	Firms operated for the entire year	634	670	2 153 630	85 430	20 266	2 387	164 496	1 950	2 073
	Firms with less than 5 employees.....	505	509	748 993	34 451	7 791	962	73 081	935	987
	Firms with 5 to 9 employees ..	94	108	548 917	25 561	6 049	603	44 681	398	423
	Firms with 10 to 19 employees.....	24	42	400 981	14 517	3 450	304	26 023	617	663
	Firms with 20 to 49 employees.....	10	10	D	D	D	e	D	D	D
	Firms with 50 to 99 employees.....	—	—	—	—	—	—	—	—	—
	Firms with 100 employees or more.....	1	1	D	D	D	e	D	D	D
	Firms not operated for the entire year	65	65	47 917	2 292	455	56	4 499	—	—
422120	Stationery & office supplies whsle									
	All firms	699	735	2 201 547	87 722	20 721	2 443	168 995	1 950	2 073
	Firms operated for the entire year	634	670	2 153 630	85 430	20 266	2 387	164 496	1 950	2 073
	Firms with less than 5 employees.....	505	509	748 993	34 451	7 791	962	73 081	935	987
	Firms with 5 to 9 employees ..	94	108	548 917	25 561	6 049	603	44 681	398	423
	Firms with 10 to 19 employees.....	24	42	400 981	14 517	3 450	304	26 023	617	663
	Firms with 20 to 49 employees.....	10	10	D	D	D	e	D	D	D
	Firms with 50 to 99 employees.....	—	—	—	—	—	—	—	—	—
	Firms with 100 employees or more.....	1	1	D	D	D	e	D	D	D
	Firms not operated for the entire year	65	65	47 917	2 292	455	56	4 499	—	—
42213	Industrial & personal service paper whsle									
	All firms	645	654	4 023 074	121 430	28 138	2 276	213 931	2 768	3 182
	Firms operated for the entire year	561	570	3 877 789	117 193	27 011	2 186	206 161	2 759	3 180
	Firms with less than 5 employees.....	440	441	1 541 524	42 031	9 670	835	80 570	1 211	1 796
	Firms with 5 to 9 employees ..	78	80	794 145	24 545	5 827	471	42 355	562	446
	Firms with 10 to 19 employees.....	29	31	600 356	21 346	4 153	365	36 049	285	285
	Firms with 20 to 49 employees.....	12	16	472 475	17 227	3 472	307	26 477	701	653
	Firms with 50 to 99 employees.....	1	1	D	D	D	b	D	D	D
	Firms with 100 employees or more.....	1	1	D	D	D	c	D	D	D
	Firms not operated for the entire year	84	84	145 285	4 237	1 127	90	7 770	9	2

See footnotes at end of table.

Table 5. Employment Size of Firms: 1997—Con.

[Includes only firms and establishments with payroll. Excludes data for central administrative offices, auxiliary operations, or establishments of these firms that are classified in other categories than those specified in this table. For meaning of abbreviations and symbols, see introductory text. For explanation of terms, see Appendix A. For method of assignment to categories shown, see Appendix C]

NAICS code	Employment sizes of firms by type of operation and kind of business ¹	Firms (number)	Establishments (number)	Sales (\$1,000)	Annual payroll (\$1,000)	First-quarter payroll (\$1,000)	Paid employees for pay period including March 12 (number)	Operating expenses ¹ (\$1,000)	End-of-1996 inventories (\$1,000)	End-of-1997 inventories (\$1,000)
422	AGENTS, BROKERS, AND COMMISSION MERCHANTS—Con.									
422130	Wholesale trade, nondurable goods—Con.									
	Industrial & personal service paper whsle									
	All firms	645	654	4 023 074	121 430	28 138	2 276	213 931	2 768	3 182
	Firms operated for the entire year	561	570	3 877 789	117 193	27 011	2 186	206 161	2 759	3 180
	Firms with less than 5 employees.....	440	441	1 541 524	42 031	9 670	835	80 570	1 211	1 796
	Firms with 5 to 9 employees ..	78	80	794 145	24 545	5 827	471	42 355	562	446
	Firms with 10 to 19 employees.....	29	31	600 356	21 346	4 153	365	36 049	285	285
	Firms with 20 to 49 employees.....	12	16	472 475	17 227	3 472	307	26 477	701	653
	Firms with 50 to 99 employees.....	1	1	D	D	D	b	D	D	D
	Firms with 100 employees or more.....	1	1	D	D	D	c	D	D	D
	Firms not operated for the entire year	84	84	145 285	4 237	1 127	90	7 770	9	2
4222	Drugs, & druggists' sundries whsle									
	All firms	413	445	5 451 128	113 644	23 300	2 526	234 947	5 047	5 164
	Firms operated for the entire year	341	372	D	D	D	g	D	D	D
	Firms with less than 5 employees.....	248	248	952 062	22 643	4 529	437	44 889	1 481	1 293
	Firms with 5 to 9 employees ..	55	57	836 420	16 223	3 965	339	31 366	417	566
	Firms with 10 to 19 employees.....	16	19	544 558	15 324	2 978	210	24 235	1 101	1 194
	Firms with 20 to 49 employees.....	10	10	436 581	7 723	1 835	283	19 357	1 263	1 302
	Firms with 50 to 99 employees.....	6	6	D	D	D	e	D	D	D
	Firms with 100 employees or more.....	6	32	D	D	D	f	D	D	D
	Firms not operated for the entire year	72	73	D	D	D	c	D	D	D
42221	Drugs, & druggists' sundries whsle									
	All firms	413	445	5 451 128	113 644	23 300	2 526	234 947	5 047	5 164
	Firms operated for the entire year	341	372	D	D	D	g	D	D	D
	Firms with less than 5 employees.....	248	248	952 062	22 643	4 529	437	44 889	1 481	1 293
	Firms with 5 to 9 employees ..	55	57	836 420	16 223	3 965	339	31 366	417	566
	Firms with 10 to 19 employees.....	16	19	544 558	15 324	2 978	210	24 235	1 101	1 194
	Firms with 20 to 49 employees.....	10	10	436 581	7 723	1 835	283	19 357	1 263	1 302
	Firms with 50 to 99 employees.....	6	6	D	D	D	e	D	D	D
	Firms with 100 employees or more.....	6	32	D	D	D	f	D	D	D
	Firms not operated for the entire year	72	73	D	D	D	c	D	D	D
422210	Drugs, & druggists' sundries whsle									
	All firms	413	445	5 451 128	113 644	23 300	2 526	234 947	5 047	5 164
	Firms operated for the entire year	341	372	D	D	D	g	D	D	D
	Firms with less than 5 employees.....	248	248	952 062	22 643	4 529	437	44 889	1 481	1 293
	Firms with 5 to 9 employees ..	55	57	836 420	16 223	3 965	339	31 366	417	566
	Firms with 10 to 19 employees.....	16	19	544 558	15 324	2 978	210	24 235	1 101	1 194
	Firms with 20 to 49 employees.....	10	10	436 581	7 723	1 835	283	19 357	1 263	1 302
	Firms with 50 to 99 employees.....	6	6	D	D	D	e	D	D	D
	Firms with 100 employees or more.....	6	32	D	D	D	f	D	D	D
	Firms not operated for the entire year	72	73	D	D	D	c	D	D	D

See footnotes at end of table.

Table 5. Employment Size of Firms: 1997—Con.

[Includes only firms and establishments with payroll. Excludes data for central administrative offices, auxiliary operations, or establishments of these firms that are classified in other categories than those specified in this table. For meaning of abbreviations and symbols, see introductory text. For explanation of terms, see Appendix A. For method of assignment to categories shown, see Appendix C]

NAICS code	Employment sizes of firms by type of operation and kind of business ¹	Firms (number)	Establishments (number)	Sales (\$1,000)	Annual payroll (\$1,000)	First-quarter payroll (\$1,000)	Paid employees for pay period including March 12 (number)	Operating expenses ¹ (\$1,000)	End-of-1996 inventories (\$1,000)	End-of-1997 inventories (\$1,000)
422	AGENTS, BROKERS, AND COMMISSION MERCHANTS—Con.									
	Wholesale trade, nondurable goods—Con.									
4222102	Specialty-line drug, pharmaceutical, cosmetic, & toiletries whlse									
	All firms	413	445	5 451 128	113 644	23 300	2 526	234 947	5 047	5 164
	Firms operated for the entire year	341	372	D	D	D	g	D	D	D
	Firms with less than 5 employees.....	248	248	952 062	22 643	4 529	437	44 889	1 481	1 293
	Firms with 5 to 9 employees ..	55	57	836 420	16 223	3 965	339	31 366	417	566
	Firms with 10 to 19 employees.....	16	19	544 558	15 324	2 978	210	24 235	1 101	1 194
	Firms with 20 to 49 employees.....	10	10	436 581	7 723	1 835	283	19 357	1 263	1 302
	Firms with 50 to 99 employees.....	6	6	D	D	D	e	D	D	D
	Firms with 100 employees or more.....	6	32	D	D	D	f	D	D	D
	Firms not operated for the entire year	72	73	D	D	D	c	D	D	D
4223	Apparel, piece goods, & notions whlse									
	All firms	2 996	3 034	16 937 975	499 819	109 567	9 332	977 249	30 510	29 976
	Firms operated for the entire year	2 530	2 565	15 970 930	473 114	106 426	9 054	924 388	30 510	29 657
	Firms with less than 5 employees.....	2 148	2 153	7 599 897	182 938	42 420	3 797	389 691	5 661	5 471
	Firms with 5 to 9 employees ..	251	255	2 403 467	73 656	16 245	1 583	147 499	7 921	5 491
	Firms with 10 to 19 employees.....	81	90	1 349 380	57 042	13 609	1 035	105 434	3 334	3 564
	Firms with 20 to 49 employees.....	35	49	1 814 569	57 464	13 403	1 039	105 676	3 588	4 219
	Firms with 50 to 99 employees.....	10	12	1 470 559	49 897	8 742	688	101 010	3 570	4 950
	Firms with 100 employees or more.....	5	6	1 333 058	52 117	12 007	912	75 078	6 436	5 962
	Firms not operated for the entire year	466	469	967 045	26 705	3 141	278	52 861	—	319
42231	Piece goods, notions, & other dry goods whlse									
	All firms	770	793	5 032 811	133 335	29 237	2 562	249 219	9 009	5 708
	Firms operated for the entire year	665	688	D	D	D	h	D	D	D
	Firms with less than 5 employees.....	536	536	2 145 528	48 067	11 020	955	93 768	1 693	572
	Firms with 5 to 9 employees ..	82	83	1 008 116	26 777	5 789	508	51 359	5 736	3 544
	Firms with 10 to 19 employees.....	31	37	612 211	21 315	4 540	388	38 918	1 250	1 147
	Firms with 20 to 49 employees.....	13	27	893 309	22 014	5 355	387	38 160	37	31
	Firms with 50 to 99 employees.....	2	4	D	D	D	c	D	D	D
	Firms with 100 employees or more.....	1	1	D	D	D	c	D	D	D
	Firms not operated for the entire year	105	105	D	D	D	b	D	D	D
422310	Piece goods, notions, & other dry goods whlse									
	All firms	770	793	5 032 811	133 335	29 237	2 562	249 219	9 009	5 708
	Firms operated for the entire year	665	688	D	D	D	h	D	D	D
	Firms with less than 5 employees.....	536	536	2 145 528	48 067	11 020	955	93 768	1 693	572
	Firms with 5 to 9 employees ..	82	83	1 008 116	26 777	5 789	508	51 359	5 736	3 544
	Firms with 10 to 19 employees.....	31	37	612 211	21 315	4 540	388	38 918	1 250	1 147
	Firms with 20 to 49 employees.....	13	27	893 309	22 014	5 355	387	38 160	37	31
	Firms with 50 to 99 employees.....	2	4	D	D	D	c	D	D	D
	Firms with 100 employees or more.....	1	1	D	D	D	c	D	D	D
	Firms not operated for the entire year	105	105	D	D	D	b	D	D	D

See footnotes at end of table.

Table 5. Employment Size of Firms: 1997—Con.

[Includes only firms and establishments with payroll. Excludes data for central administrative offices, auxiliary operations, or establishments of these firms that are classified in other categories than those specified in this table. For meaning of abbreviations and symbols, see introductory text. For explanation of terms, see Appendix A. For method of assignment to categories shown, see Appendix C]

NAICS code	Employment sizes of firms by type of operation and kind of business ¹	Firms (number)	Establishments (number)	Sales (\$1,000)	Annual payroll (\$1,000)	First-quarter payroll (\$1,000)	Paid employees for pay period including March 12 (number)	Operating expenses ¹ (\$1,000)	End-of-1996 inventories (\$1,000)	End-of-1997 inventories (\$1,000)
422	AGENTS, BROKERS, AND COMMISSION MERCHANTS—Con.									
	Wholesale trade, nondurable goods—Con.									
4223101	Piece goods—jobbers									
	All firms	629	652	4 499 955	110 080	24 467	2 138	207 094	8 494	5 442
	Firms operated for the entire year	555	578	D	D	D	g	D	D	D
	Firms with less than 5 employees.....	446	446	1 949 443	41 580	9 393	802	80 735	1 626	484
	Firms with 5 to 9 employees ..	70	71	D	D	D	e	D	D	D
	Firms with 10 to 19 employees.....	24	30	516 678	16 816	3 640	305	31 127	1 250	1 147
	Firms with 20 to 49 employees.....	13	27	893 309	22 014	5 355	387	38 160	37	31
	Firms with 50 to 99 employees.....	1	3	D	D	D	b	D	D	D
	Firms with 100 employees or more.....	1	1	D	D	D	c	D	D	D
	Firms not operated for the entire year	74	74	D	D	D	b	D	D	D
4223102	Notions & other dry goods whsle									
	All firms	141	141	532 856	23 255	4 770	424	42 125	515	266
	Firms operated for the entire year	110	110	D	D	D	e	D	D	D
	Firms with less than 5 employees.....	90	90	196 085	6 487	1 627	153	13 033	67	88
	Firms with 5 to 9 employees ..	12	12	D	D	D	b	D	D	D
	Firms with 10 to 19 employees.....	7	7	95 533	4 499	900	83	7 791	—	—
	Firms with 20 to 49 employees.....	—	—	—	—	—	—	—	—	—
	Firms with 50 to 99 employees.....	1	1	D	D	D	b	D	D	D
	Firms with 100 employees or more.....	—	—	—	—	—	—	—	—	—
	Firms not operated for the entire year	31	31	D	D	D	a	D	D	D
42232	Men's & boys' clothing & furnishings whsle									
	All firms	658	660	2 927 495	76 803	17 588	1 606	167 770	3 932	4 655
	Firms operated for the entire year	586	588	2 789 388	74 054	17 039	1 550	161 206	3 932	4 399
	Firms with less than 5 employees.....	517	518	D	D	D	f	D	D	D
	Firms with 5 to 9 employees ..	51	51	D	D	D	e	D	D	D
	Firms with 10 to 19 employees.....	14	15	210 451	9 361	1 963	182	20 159	1 481	1 810
	Firms with 20 to 49 employees.....	4	4	D	D	D	b	D	D	D
	Firms with 50 to 99 employees.....	—	—	—	—	—	—	—	—	—
	Firms with 100 employees or more.....	—	—	—	—	—	—	—	—	—
	Firms not operated for the entire year	72	72	138 107	2 749	549	56	6 564	—	256
422320	Men's & boys' clothing & furnishings whsle									
	All firms	658	660	2 927 495	76 803	17 588	1 606	167 770	3 932	4 655
	Firms operated for the entire year	586	588	2 789 388	74 054	17 039	1 550	161 206	3 932	4 399
	Firms with less than 5 employees.....	517	518	D	D	D	f	D	D	D
	Firms with 5 to 9 employees ..	51	51	D	D	D	e	D	D	D
	Firms with 10 to 19 employees.....	14	15	210 451	9 361	1 963	182	20 159	1 481	1 810
	Firms with 20 to 49 employees.....	4	4	D	D	D	b	D	D	D
	Firms with 50 to 99 employees.....	—	—	—	—	—	—	—	—	—
	Firms with 100 employees or more.....	—	—	—	—	—	—	—	—	—
	Firms not operated for the entire year	72	72	138 107	2 749	549	56	6 564	—	256

See footnotes at end of table.

Table 5. Employment Size of Firms: 1997—Con.

[Includes only firms and establishments with payroll. Excludes data for central administrative offices, auxiliary operations, or establishments of these firms that are classified in other categories than those specified in this table. For meaning of abbreviations and symbols, see introductory text. For explanation of terms, see Appendix A. For method of assignment to categories shown, see Appendix C]

NAICS code	Employment sizes of firms by type of operation and kind of business ¹	Firms (number)	Establishments (number)	Sales (\$1,000)	Annual payroll (\$1,000)	First-quarter payroll (\$1,000)	Paid employees for pay period including March 12 (number)	Operating expenses ¹ (\$1,000)	End-of-1996 inventories (\$1,000)	End-of-1997 inventories (\$1,000)
422	AGENTS, BROKERS, AND COMMISSION MERCHANTS—Con.									
42233	Wholesale trade, nondurable goods—Con.									
	Women's, children's, & infants' clothing & accessories whsle									
	All firms	1 195	1 203	4 735 312	147 928	31 213	3 132	289 901	6 423	7 722
	Firms operated for the entire year	959	967	D	D	D	h	D	D	D
	Firms with less than 5 employees.....	831	834	2 484 763	62 762	14 705	1 459	143 532	1 833	2 499
	Firms with 5 to 9 employees ..	89	92	641 358	21 366	4 864	568	40 155	497	531
	Firms with 10 to 19 employees.....	23	24	296 188	15 882	4 857	301	27 460	542	500
	Firms with 20 to 49 employees.....	13	13	521 406	20 539	4 294	402	34 463	3 551	4 188
	Firms with 50 to 99 employees.....	2	2	D	D	D	c	D	D	D
	Firms with 100 employees or more.....	1	2	D	D	D	c	D	D	D
	Firms not operated for the entire year	236	236	D	D	D	c	D	D	D
422330	Women's, children's, & infants' clothing & accessories whsle									
	All firms	1 195	1 203	4 735 312	147 928	31 213	3 132	289 901	6 423	7 722
	Firms operated for the entire year	959	967	D	D	D	h	D	D	D
	Firms with less than 5 employees.....	831	834	2 484 763	62 762	14 705	1 459	143 532	1 833	2 499
	Firms with 5 to 9 employees ..	89	92	641 358	21 366	4 864	568	40 155	497	531
	Firms with 10 to 19 employees.....	23	24	296 188	15 882	4 857	301	27 460	542	500
	Firms with 20 to 49 employees.....	13	13	521 406	20 539	4 294	402	34 463	3 551	4 188
	Firms with 50 to 99 employees.....	2	2	D	D	D	c	D	D	D
	Firms with 100 employees or more.....	1	2	D	D	D	c	D	D	D
	Firms not operated for the entire year	236	236	D	D	D	c	D	D	D
42234	Footwear whsle									
	All firms	373	378	4 242 357	141 753	31 529	2 032	270 359	11 146	11 891
	Firms operated for the entire year	320	322	4 124 309	139 357	31 054	1 994	264 340	11 146	11 891
	Firms with less than 5 employees.....	264	265	D	D	D	e	D	D	D
	Firms with 5 to 9 employees ..	29	29	D	D	D	c	D	D	D
	Firms with 10 to 19 employees.....	13	14	230 530	10 484	2 249	164	18 897	61	107
	Firms with 20 to 49 employees.....	5	5	D	D	D	c	D	D	D
	Firms with 50 to 99 employees.....	6	6	1 080 497	30 899	6 292	366	73 269	3 277	4 595
	Firms with 100 employees or more.....	3	3	1 268 766	50 134	11 548	692	71 792	6 436	5 962
	Firms not operated for the entire year	53	56	118 048	2 396	475	38	6 019	—	—
422340	Footwear whsle									
	All firms	373	378	4 242 357	141 753	31 529	2 032	270 359	11 146	11 891
	Firms operated for the entire year	320	322	4 124 309	139 357	31 054	1 994	264 340	11 146	11 891
	Firms with less than 5 employees.....	264	265	D	D	D	e	D	D	D
	Firms with 5 to 9 employees ..	29	29	D	D	D	c	D	D	D
	Firms with 10 to 19 employees.....	13	14	230 530	10 484	2 249	164	18 897	61	107
	Firms with 20 to 49 employees.....	5	5	D	D	D	c	D	D	D
	Firms with 50 to 99 employees.....	6	6	1 080 497	30 899	6 292	366	73 269	3 277	4 595
	Firms with 100 employees or more.....	3	3	1 268 766	50 134	11 548	692	71 792	6 436	5 962
	Firms not operated for the entire year	53	56	118 048	2 396	475	38	6 019	—	—

See footnotes at end of table.

Table 5. Employment Size of Firms: 1997—Con.

[Includes only firms and establishments with payroll. Excludes data for central administrative offices, auxiliary operations, or establishments of these firms that are classified in other categories than those specified in this table. For meaning of abbreviations and symbols, see introductory text. For explanation of terms, see Appendix A. For method of assignment to categories shown, see Appendix C]

NAICS code	Employment sizes of firms by type of operation and kind of business ¹	Firms (number)	Establishments (number)	Sales (\$1,000)	Annual payroll (\$1,000)	First-quarter payroll (\$1,000)	Paid employees for pay period including March 12 (number)	Operating expenses ¹ (\$1,000)	End-of-1996 inventories (\$1,000)	End-of-1997 inventories (\$1,000)
422	AGENTS, BROKERS, AND COMMISSION MERCHANTS—Con.									
	Wholesale trade, nondurable goods—Con.									
4224	Grocery & related products whsle									
	All firms	4 164	4 652	113 150 470	2 043 803	476 829	62 493	3 587 796	42 628	47 860
	Firms operated for the entire year	3 609	4 087	110 128 825	1 974 497	459 838	60 296	3 460 581	42 349	47 564
	Firms with less than 5 employees.....	2 279	2 288	9 235 793	164 495	36 151	4 449	327 174	6 607	9 035
	Firms with 5 to 9 employees ..	615	622	8 936 660	170 418	37 752	3 984	315 638	6 837	6 977
	Firms with 10 to 19 employees.....	355	387	9 785 470	198 748	43 308	4 756	354 370	2 080	2 983
	Firms with 20 to 49 employees.....	225	296	13 863 027	256 010	58 929	6 712	444 022	4 848	6 196
	Firms with 50 to 99 employees.....	57	105	6 710 501	134 994	31 720	4 041	241 912	1 183	1 123
	Firms with 100 employees or more.....	78	389	61 597 374	1 049 832	251 978	36 354	1 777 465	20 794	21 250
	Firms not operated for the entire year	555	565	3 021 645	69 306	16 991	2 197	127 215	279	296
42241	General-line grocery whsle									
	All firms	507	748	52 747 762	858 200	200 812	28 597	1 458 131	19 548	20 161
	Firms operated for the entire year	420	654	51 260 047	830 753	193 794	27 690	1 414 132	19 548	20 161
	Firms with less than 5 employees.....	176	177	860 038	13 078	2 820	352	25 652	254	269
	Firms with 5 to 9 employees ..	80	81	1 004 903	17 843	3 996	529	32 603	791	848
	Firms with 10 to 19 employees.....	45	47	1 259 088	23 105	5 210	653	37 473	—	—
	Firms with 20 to 49 employees.....	56	65	3 397 919	64 425	14 800	1 772	103 634	—	—
	Firms with 50 to 99 employees.....	19	45	2 056 134	39 373	9 443	1 428	66 994	—	—
	Firms with 100 employees or more.....	44	239	42 681 965	672 929	157 525	22 956	1 147 776	18 503	19 044
	Firms not operated for the entire year	87	94	1 487 715	27 447	7 018	907	43 999	—	—
422410	General-line grocery whsle									
	All firms	507	748	52 747 762	858 200	200 812	28 597	1 458 131	19 548	20 161
	Firms operated for the entire year	420	654	51 260 047	830 753	193 794	27 690	1 414 132	19 548	20 161
	Firms with less than 5 employees.....	176	177	860 038	13 078	2 820	352	25 652	254	269
	Firms with 5 to 9 employees ..	80	81	1 004 903	17 843	3 996	529	32 603	791	848
	Firms with 10 to 19 employees.....	45	47	1 259 088	23 105	5 210	653	37 473	—	—
	Firms with 20 to 49 employees.....	56	65	3 397 919	64 425	14 800	1 772	103 634	—	—
	Firms with 50 to 99 employees.....	19	45	2 056 134	39 373	9 443	1 428	66 994	—	—
	Firms with 100 employees or more.....	44	239	42 681 965	672 929	157 525	22 956	1 147 776	18 503	19 044
	Firms not operated for the entire year	87	94	1 487 715	27 447	7 018	907	43 999	—	—
4224103	Other general-line grocery whsle									
	All firms	507	748	52 747 762	858 200	200 812	28 597	1 458 131	19 548	20 161
	Firms operated for the entire year	420	654	51 260 047	830 753	193 794	27 690	1 414 132	19 548	20 161
	Firms with less than 5 employees.....	176	177	860 038	13 078	2 820	352	25 652	254	269
	Firms with 5 to 9 employees ..	80	81	1 004 903	17 843	3 996	529	32 603	791	848
	Firms with 10 to 19 employees.....	45	47	1 259 088	23 105	5 210	653	37 473	—	—
	Firms with 20 to 49 employees.....	56	65	3 397 919	64 425	14 800	1 772	103 634	—	—
	Firms with 50 to 99 employees.....	19	45	2 056 134	39 373	9 443	1 428	66 994	—	—
	Firms with 100 employees or more.....	44	239	42 681 965	672 929	157 525	22 956	1 147 776	18 503	19 044
	Firms not operated for the entire year	87	94	1 487 715	27 447	7 018	907	43 999	—	—
42242	Packaged frozen food whsle									
	All firms	623	679	16 882 856	275 080	64 048	7 368	476 464	2 632	2 959

See footnotes at end of table.

Table 5. Employment Size of Firms: 1997—Con.

[Includes only firms and establishments with payroll. Excludes data for central administrative offices, auxiliary operations, or establishments of these firms that are classified in other categories than those specified in this table. For meaning of abbreviations and symbols, see introductory text. For explanation of terms, see Appendix A. For method of assignment to categories shown, see Appendix C]

NAICS code	Employment sizes of firms by type of operation and kind of business ¹	Firms (number)	Establishments (number)	Sales (\$1,000)	Annual payroll (\$1,000)	First-quarter payroll (\$1,000)	Paid employees for pay period including March 12 (number)	Operating expenses ¹ (\$1,000)	End-of-1996 inventories (\$1,000)	End-of-1997 inventories (\$1,000)
422	AGENTS, BROKERS, AND COMMISSION MERCHANTS—Con.									
42242	Wholesale trade, nondurable goods—Con.									
	Packaged frozen food whsle—Con.									
	Firms operated for the entire year	577	631	16 601 876	270 243	61 581	7 088	468 026	2 632	2 944
	Firms with less than 5 employees.....	280	281	1 349 847	19 673	4 521	575	37 711	635	1 079
	Firms with 5 to 9 employees ..	112	115	1 760 548	28 280	6 419	739	51 914	591	710
	Firms with 10 to 19 employees.....	100	109	3 188 625	56 751	12 444	1 400	97 198	10	56
	Firms with 20 to 49 employees.....	62	89	5 072 517	77 088	17 638	1 833	129 514	—	—
	Firms with 50 to 99 employees.....	15	25	2 251 828	36 676	8 217	1 028	59 724	1	75
	Firms with 100 employees or more.....	8	12	2 978 511	51 775	12 342	1 513	91 965	1 395	1 024
	Firms not operated for the entire year	46	48	280 980	4 837	2 467	280	8 438	—	15
422420	Packaged frozen food whsle									
	All firms	623	679	16 882 856	275 080	64 048	7 368	476 464	2 632	2 959
	Firms operated for the entire year	577	631	16 601 876	270 243	61 581	7 088	468 026	2 632	2 944
	Firms with less than 5 employees.....	280	281	1 349 847	19 673	4 521	575	37 711	635	1 079
	Firms with 5 to 9 employees ..	112	115	1 760 548	28 280	6 419	739	51 914	591	710
	Firms with 10 to 19 employees.....	100	109	3 188 625	56 751	12 444	1 400	97 198	10	56
	Firms with 20 to 49 employees.....	62	89	5 072 517	77 088	17 638	1 833	129 514	—	—
	Firms with 50 to 99 employees.....	15	25	2 251 828	36 676	8 217	1 028	59 724	1	75
	Firms with 100 employees or more.....	8	12	2 978 511	51 775	12 342	1 513	91 965	1 395	1 024
	Firms not operated for the entire year	46	48	280 980	4 837	2 467	280	8 438	—	15
42243	Dairy products, (except dried or canned) whsle									
	All firms	181	181	1 474 278	30 193	7 844	737	61 064	700	799
	Firms operated for the entire year	161	161	D	D	D	f	D	D	D
	Firms with less than 5 employees.....	119	119	534 809	9 107	2 114	243	16 596	207	253
	Firms with 5 to 9 employees ..	30	30	D	D	D	c	D	D	D
	Firms with 10 to 19 employees.....	8	8	159 543	4 360	948	103	8 157	—	—
	Firms with 20 to 49 employees.....	3	3	D	D	D	b	D	D	D
	Firms with 50 to 99 employees.....	1	1	D	D	D	b	D	D	D
	Firms with 100 employees or more.....	—	—	—	—	—	—	—	—	—
	Firms not operated for the entire year	20	20	D	D	D	b	D	D	D
422430	Dairy products, (except dried or canned) whsle									
	All firms	181	181	1 474 278	30 193	7 844	737	61 064	700	799
	Firms operated for the entire year	161	161	D	D	D	f	D	D	D
	Firms with less than 5 employees.....	119	119	534 809	9 107	2 114	243	16 596	207	253
	Firms with 5 to 9 employees ..	30	30	D	D	D	c	D	D	D
	Firms with 10 to 19 employees.....	8	8	159 543	4 360	948	103	8 157	—	—
	Firms with 20 to 49 employees.....	3	3	D	D	D	b	D	D	D
	Firms with 50 to 99 employees.....	1	1	D	D	D	b	D	D	D
	Firms with 100 employees or more.....	—	—	—	—	—	—	—	—	—
	Firms not operated for the entire year	20	20	D	D	D	b	D	D	D
4224301	Raw milk whsle									
	All firms	2	2	D	D	D	a	D	D	D

See footnotes at end of table.

Table 5. Employment Size of Firms: 1997—Con.

[Includes only firms and establishments with payroll. Excludes data for central administrative offices, auxiliary operations, or establishments of these firms that are classified in other categories than those specified in this table. For meaning of abbreviations and symbols, see introductory text. For explanation of terms, see Appendix A. For method of assignment to categories shown, see Appendix C]

NAICS code	Employment sizes of firms by type of operation and kind of business ¹	Firms (number)	Establishments (number)	Sales (\$1,000)	Annual payroll (\$1,000)	First-quarter payroll (\$1,000)	Paid employees for pay period including March 12 (number)	Operating expenses ¹ (\$1,000)	End-of-1996 inventories (\$1,000)	End-of-1997 inventories (\$1,000)
422	AGENTS, BROKERS, AND COMMISSION MERCHANTS—Con.									
	Wholesale trade, nondurable goods—Con.									
4224301	Raw milk whsle—Con.									
	Firms operated for the entire year	2	2	D	D	D	a	D	D	D
	Firms with less than 5 employees.....	1	1	D	D	D	a	D	D	D
	Firms with 5 to 9 employees ..	—	—	—	—	—	—	—	—	—
	Firms with 10 to 19 employees.....	1	1	D	D	D	a	D	D	D
	Firms with 20 to 49 employees.....	—	—	—	—	—	—	—	—	—
	Firms with 50 to 99 employees.....	—	—	—	—	—	—	—	—	—
	Firms with 100 employees or more.....	—	—	—	—	—	—	—	—	—
	Firms not operated for the entire year	—	—	—	—	—	—	—	—	—
4224302	Dairy product (except raw milk) whsle									
	All firms	179	179	D	D	D	f	D	D	D
	Firms operated for the entire year	159	159	D	D	D	f	D	D	D
	Firms with less than 5 employees.....	118	118	D	D	D	c	D	D	D
	Firms with 5 to 9 employees ..	30	30	D	D	D	c	D	D	D
	Firms with 10 to 19 employees.....	7	7	D	D	D	b	D	D	D
	Firms with 20 to 49 employees.....	3	3	D	D	D	b	D	D	D
	Firms with 50 to 99 employees.....	1	1	D	D	D	b	D	D	D
	Firms with 100 employees or more.....	—	—	—	—	—	—	—	—	—
	Firms not operated for the entire year	20	20	D	D	D	b	D	D	D
42244	Poultry & poultry product whsle									
	All firms	112	113	D	D	D	e	D	D	D
	Firms operated for the entire year	100	101	D	D	D	e	D	D	D
	Firms with less than 5 employees.....	67	67	D	D	D	c	D	D	D
	Firms with 5 to 9 employees ..	22	23	D	D	D	c	D	D	D
	Firms with 10 to 19 employees.....	6	6	D	D	D	b	D	D	D
	Firms with 20 to 49 employees.....	5	5	D	D	D	c	D	D	D
	Firms with 50 to 99 employees.....	—	—	—	—	—	—	—	—	—
	Firms with 100 employees or more.....	—	—	—	—	—	—	—	—	—
	Firms not operated for the entire year	12	12	D	D	D	a	D	D	D
422440	Poultry & poultry product whsle									
	All firms	112	113	D	D	D	e	D	D	D
	Firms operated for the entire year	100	101	D	D	D	e	D	D	D
	Firms with less than 5 employees.....	67	67	D	D	D	c	D	D	D
	Firms with 5 to 9 employees ..	22	23	D	D	D	c	D	D	D
	Firms with 10 to 19 employees.....	6	6	D	D	D	b	D	D	D
	Firms with 20 to 49 employees.....	5	5	D	D	D	c	D	D	D
	Firms with 50 to 99 employees.....	—	—	—	—	—	—	—	—	—
	Firms with 100 employees or more.....	—	—	—	—	—	—	—	—	—
	Firms not operated for the entire year	12	12	D	D	D	a	D	D	D
4224401	Live poultry whsle									
	All firms	5	5	D	D	D	b	D	D	D

See footnotes at end of table.

Table 5. Employment Size of Firms: 1997—Con.

[Includes only firms and establishments with payroll. Excludes data for central administrative offices, auxiliary operations, or establishments of these firms that are classified in other categories than those specified in this table. For meaning of abbreviations and symbols, see introductory text. For explanation of terms, see Appendix A. For method of assignment to categories shown, see Appendix C]

NAICS code	Employment sizes of firms by type of operation and kind of business ¹	Firms (number)	Establishments (number)	Sales (\$1,000)	Annual payroll (\$1,000)	First-quarter payroll (\$1,000)	Paid employees for pay period including March 12 (number)	Operating expenses ¹ (\$1,000)	End-of-1996 inventories (\$1,000)	End-of-1997 inventories (\$1,000)
422	AGENTS, BROKERS, AND COMMISSION MERCHANTS—Con.									
	Wholesale trade, nondurable goods—Con.									
4224401	Live poultry whsle—Con.									
	Firms operated for the entire year	3	3	D	D	D	b	D	D	D
	Firms with less than 5 employees.....	2	2	D	D	D	a	D	D	D
	Firms with 5 to 9 employees ..	—	—	—	—	—	—	—	—	—
	Firms with 10 to 19 employees.....	—	—	—	—	—	—	—	—	—
	Firms with 20 to 49 employees.....	1	1	D	D	D	b	D	D	D
	Firms with 50 to 99 employees.....	—	—	—	—	—	—	—	—	—
	Firms with 100 employees or more.....	—	—	—	—	—	—	—	—	—
	Firms not operated for the entire year	2	2	D	D	D	a	D	D	D
4224402	Poultry & poultry product (except live) whsle									
	All firms	107	108	D	D	D	e	D	D	D
	Firms operated for the entire year	97	98	D	D	D	e	D	D	D
	Firms with less than 5 employees.....	65	65	D	D	D	c	D	D	D
	Firms with 5 to 9 employees ..	22	23	D	D	D	c	D	D	D
	Firms with 10 to 19 employees.....	6	6	D	D	D	b	D	D	D
	Firms with 20 to 49 employees.....	4	4	D	D	D	c	D	D	D
	Firms with 50 to 99 employees.....	—	—	—	—	—	—	—	—	—
	Firms with 100 employees or more.....	—	—	—	—	—	—	—	—	—
	Firms not operated for the entire year	10	10	D	D	D	a	D	D	D
42245	Confectionery whsle									
	All firms	335	357	3 037 847	69 013	16 381	2 286	122 608	731	931
	Firms operated for the entire year	285	307	D	D	D	g	D	D	D
	Firms with less than 5 employees.....	185	187	614 984	10 834	2 248	356	21 751	500	669
	Firms with 5 to 9 employees ..	43	43	645 293	12 666	2 434	281	24 529	—	—
	Firms with 10 to 19 employees.....	37	41	D	D	D	e	D	D	D
	Firms with 20 to 49 employees.....	16	27	516 910	14 851	3 235	494	24 786	63	58
	Firms with 50 to 99 employees.....	4	9	D	D	D	e	D	D	D
	Firms with 100 employees or more.....	—	—	—	—	—	—	—	—	—
	Firms not operated for the entire year	50	50	D	D	D	e	D	D	D
422450	Confectionery whsle									
	All firms	335	357	3 037 847	69 013	16 381	2 286	122 608	731	931
	Firms operated for the entire year	285	307	D	D	D	g	D	D	D
	Firms with less than 5 employees.....	185	187	614 984	10 834	2 248	356	21 751	500	669
	Firms with 5 to 9 employees ..	43	43	645 293	12 666	2 434	281	24 529	—	—
	Firms with 10 to 19 employees.....	37	41	D	D	D	e	D	D	D
	Firms with 20 to 49 employees.....	16	27	516 910	14 851	3 235	494	24 786	63	58
	Firms with 50 to 99 employees.....	4	9	D	D	D	e	D	D	D
	Firms with 100 employees or more.....	—	—	—	—	—	—	—	—	—
	Firms not operated for the entire year	50	50	D	D	D	e	D	D	D
42246	Fish & seafood whsle									
	All firms	108	108	832 985	16 294	3 402	444	30 039	472	1 129
	Firms operated for the entire year	86	86	788 302	15 514	3 207	427	28 531	472	1 129
	Firms with less than 5 employees.....	68	68	D	D	D	c	D	D	D
	Firms with 5 to 9 employees ..	9	9	D	D	D	b	D	D	D
	Firms with 10 to 19 employees.....	3	3	D	D	D	b	D	D	D
	Firms with 20 to 49 employees.....	5	5	254 378	5 044	890	153	8 193	—	—

See footnotes at end of table.

Table 5. Employment Size of Firms: 1997—Con.

[Includes only firms and establishments with payroll. Excludes data for central administrative offices, auxiliary operations, or establishments of these firms that are classified in other categories than those specified in this table. For meaning of abbreviations and symbols, see introductory text. For explanation of terms, see Appendix A. For method of assignment to categories shown, see Appendix C]

NAICS code	Employment sizes of firms by type of operation and kind of business ¹	Firms (number)	Establishments (number)	Sales (\$1,000)	Annual payroll (\$1,000)	First-quarter payroll (\$1,000)	Paid employees for pay period including March 12 (number)	Operating expenses ¹ (\$1,000)	End-of-1996 inventories (\$1,000)	End-of-1997 inventories (\$1,000)
422	AGENTS, BROKERS, AND COMMISSION MERCHANTS—Con.									
42246	Wholesale trade, nondurable goods—Con.									
	Fish & seafood whsle—Con.									
	Firms operated for the entire year—Con.									
	Firms with 50 to 99 employees.....	1	1	D	D	D	b	D	D	D
	Firms with 100 employees or more.....	—	—	—	—	—	—	—	—	—
	Firms not operated for the entire year.....	22	22	44 683	780	195	17	1 508	—	—
422460	Fish & seafood whsle									
	All firms	108	108	832 985	16 294	3 402	444	30 039	472	1 129
	Firms operated for the entire year.....	86	86	788 302	15 514	3 207	427	28 531	472	1 129
	Firms with less than 5 employees.....	68	68	D	D	D	c	D	D	D
	Firms with 5 to 9 employees ..	9	9	D	D	D	b	D	D	D
	Firms with 10 to 19 employees.....	3	3	D	D	D	b	D	D	D
	Firms with 20 to 49 employees.....	5	5	254 378	5 044	890	153	8 193	—	—
	Firms with 50 to 99 employees.....	1	1	D	D	D	b	D	D	D
	Firms with 100 employees or more.....	—	—	—	—	—	—	—	—	—
	Firms not operated for the entire year.....	22	22	44 683	780	195	17	1 508	—	—
42247	Meat & meat product whsle									
	All firms	289	298	4 154 013	64 989	15 916	1 641	116 647	2 917	3 444
	Firms operated for the entire year.....	254	262	D	D	D	g	D	D	D
	Firms with less than 5 employees.....	162	162	D	D	D	e	D	D	D
	Firms with 5 to 9 employees ..	54	54	D	D	D	e	D	D	D
	Firms with 10 to 19 employees.....	23	24	758 674	14 211	3 412	313	23 905	110	121
	Firms with 20 to 49 employees.....	13	16	839 788	14 237	3 372	371	24 269	—	—
	Firms with 50 to 99 employees.....	1	2	D	D	D	b	D	D	D
	Firms with 100 employees or more.....	1	4	D	D	D	c	D	D	D
	Firms not operated for the entire year.....	35	36	D	D	D	b	D	D	D
422470	Meat & meat product whsle									
	All firms	289	298	4 154 013	64 989	15 916	1 641	116 647	2 917	3 444
	Firms operated for the entire year.....	254	262	D	D	D	g	D	D	D
	Firms with less than 5 employees.....	162	162	D	D	D	e	D	D	D
	Firms with 5 to 9 employees ..	54	54	D	D	D	e	D	D	D
	Firms with 10 to 19 employees.....	23	24	758 674	14 211	3 412	313	23 905	110	121
	Firms with 20 to 49 employees.....	13	16	839 788	14 237	3 372	371	24 269	—	—
	Firms with 50 to 99 employees.....	1	2	D	D	D	b	D	D	D
	Firms with 100 employees or more.....	1	4	D	D	D	c	D	D	D
	Firms not operated for the entire year.....	35	36	D	D	D	b	D	D	D
42248	Fresh fruit & vegetable whsle									
	All firms	628	647	5 923 035	180 830	41 516	4 960	370 545	6 688	7 855
	Firms operated for the entire year.....	495	514	5 503 016	168 075	39 318	4 651	338 829	6 476	7 601
	Firms with less than 5 employees.....	296	301	1 158 448	28 168	5 945	644	61 985	288	335
	Firms with 5 to 9 employees ..	102	103	1 136 004	33 552	7 782	668	61 007	1 206	1 168
	Firms with 10 to 19 employees.....	47	48	836 663	27 554	6 036	590	52 268	928	1 157
	Firms with 20 to 49 employees.....	35	47	1 231 753	39 981	9 786	1 024	79 112	1 976	2 711
	Firms with 50 to 99 employees.....	10	10	708 293	25 431	6 721	697	58 455	1 182	1 048
	Firms with 100 employees or more.....	5	5	431 855	13 389	3 048	1 028	26 002	896	1 182
	Firms not operated for the entire year.....	133	133	420 019	12 755	2 198	309	31 716	212	254

See footnotes at end of table.

Table 5. Employment Size of Firms: 1997—Con.

[Includes only firms and establishments with payroll. Excludes data for central administrative offices, auxiliary operations, or establishments of these firms that are classified in other categories than those specified in this table. For meaning of abbreviations and symbols, see introductory text. For explanation of terms, see Appendix A. For method of assignment to categories shown, see Appendix C]

NAICS code	Employment sizes of firms by type of operation and kind of business ¹	Firms (number)	Establishments (number)	Sales (\$1,000)	Annual payroll (\$1,000)	First-quarter payroll (\$1,000)	Paid employees for pay period including March 12 (number)	Operating expenses ¹ (\$1,000)	End-of-1996 inventories (\$1,000)	End-of-1997 inventories (\$1,000)
422	AGENTS, BROKERS, AND COMMISSION MERCHANTS—Con.									
	Wholesale trade, nondurable goods—Con.									
422480	Fresh fruit & vegetable whsle									
	All firms	628	647	5 923 035	180 830	41 516	4 960	370 545	6 688	7 855
	Firms operated for the entire year	495	514	5 503 016	168 075	39 318	4 651	338 829	6 476	7 601
	Firms with less than 5 employees	296	301	1 158 448	28 168	5 945	644	61 985	288	335
	Firms with 5 to 9 employees ..	102	103	1 136 004	33 552	7 782	668	61 007	1 206	1 168
	Firms with 10 to 19 employees ..	47	48	836 663	27 554	6 036	590	52 268	928	1 157
	Firms with 20 to 49 employees ..	35	47	1 231 753	39 981	9 786	1 024	79 112	1 976	2 711
	Firms with 50 to 99 employees ..	10	10	708 293	25 431	6 721	697	58 455	1 182	1 048
	Firms with 100 employees or more	5	5	431 855	13 389	3 048	1 028	26 002	896	1 182
	Firms not operated for the entire year	133	133	420 019	12 755	2 198	309	31 716	212	254
42249	Other grocery & related products whsle									
	All firms	1 418	1 521	D	D	D	j	D	D	D
	Firms operated for the entire year	1 264	1 367	D	D	D	j	D	D	D
	Firms with less than 5 employees	930	930	D	D	D	g	D	D	D
	Firms with 5 to 9 employees ..	166	168	D	D	D	g	D	D	D
	Firms with 10 to 19 employees ..	94	107	D	D	D	g	D	D	D
	Firms with 20 to 49 employees ..	36	42	D	D	D	g	D	D	D
	Firms with 50 to 99 employees ..	12	20	D	D	D	f	D	D	D
	Firms with 100 employees or more	26	100	D	D	D	i	D	D	D
	Firms not operated for the entire year	154	154	D	D	D	f	D	D	D
422490	Other grocery & related products whsle									
	All firms	1 418	1 521	D	D	D	j	D	D	D
	Firms operated for the entire year	1 264	1 367	D	D	D	j	D	D	D
	Firms with less than 5 employees	930	930	D	D	D	g	D	D	D
	Firms with 5 to 9 employees ..	166	168	D	D	D	g	D	D	D
	Firms with 10 to 19 employees ..	94	107	D	D	D	g	D	D	D
	Firms with 20 to 49 employees ..	36	42	D	D	D	g	D	D	D
	Firms with 50 to 99 employees ..	12	20	D	D	D	f	D	D	D
	Firms with 100 employees or more	26	100	D	D	D	i	D	D	D
	Firms not operated for the entire year	154	154	D	D	D	f	D	D	D
4224901	Coffee, tea, & spice whsle									
	All firms	115	115	1 472 900	26 226	5 662	654	47 505	390	321
	Firms operated for the entire year	102	102	1 299 139	23 642	5 592	643	42 586	390	321
	Firms with less than 5 employees	72	72	D	D	D	c	D	D	D
	Firms with 5 to 9 employees ..	16	16	D	D	D	c	D	D	D
	Firms with 10 to 19 employees ..	10	10	D	D	D	c	D	D	D
	Firms with 20 to 49 employees ..	3	3	84 000	2 215	610	95	3 685	—	—
	Firms with 50 to 99 employees ..	—	—	—	—	—	—	—	—	—
	Firms with 100 employees or more	1	1	D	D	D	c	D	D	D
	Firms not operated for the entire year	13	13	173 761	2 584	70	11	4 919	—	—
4224902	Bread & baked goods whsle									
	All firms	351	351	1 690 138	46 252	10 524	1 377	81 240	309	354

See footnotes at end of table.

Table 5. Employment Size of Firms: 1997—Con.

[Includes only firms and establishments with payroll. Excludes data for central administrative offices, auxiliary operations, or establishments of these firms that are classified in other categories than those specified in this table. For meaning of abbreviations and symbols, see introductory text. For explanation of terms, see Appendix A. For method of assignment to categories shown, see Appendix C]

NAICS code	Employment sizes of firms by type of operation and kind of business ¹	Firms (number)	Establishments (number)	Sales (\$1,000)	Annual payroll (\$1,000)	First-quarter payroll (\$1,000)	Paid employees for pay period including March 12 (number)	Operating expenses ¹ (\$1,000)	End-of-1996 inventories (\$1,000)	End-of-1997 inventories (\$1,000)
422	AGENTS, BROKERS, AND COMMISSION MERCHANTS—Con.									
	Wholesale trade, nondurable goods—Con.									
4224902	Bread & baked goods whsle—Con.									
	Firms operated for the entire year	316	316	D	D	D	g	D	D	D
	Firms with less than 5 employees.....	264	264	346 219	11 834	2 765	440	22 827	165	253
	Firms with 5 to 9 employees ..	25	25	220 730	5 742	1 326	164	10 373	105	51
	Firms with 10 to 19 employees.....	18	18	D	D	D	c	D	D	D
	Firms with 20 to 49 employees.....	7	7	275 936	6 734	1 574	200	10 660	18	19
	Firms with 50 to 99 employees.....	—	—	—	—	—	—	—	—	—
	Firms with 100 employees or more.....	2	2	D	D	D	e	D	D	D
	Firms not operated for the entire year	35	35	D	D	D	b	D	D	D
4224903	Soft drinks whsle									
	All firms	90	90	423 591	9 289	1 942	280	16 377	65	66
	Firms operated for the entire year	75	75	419 515	9 048	1 814	264	15 957	65	66
	Firms with less than 5 employees.....	64	64	74 955	3 434	732	124	7 463	65	66
	Firms with 5 to 9 employees ..	6	6	D	D	D	b	D	D	D
	Firms with 10 to 19 employees.....	4	4	D	D	D	b	D	D	D
	Firms with 20 to 49 employees.....	—	—	—	—	—	—	—	—	—
	Firms with 50 to 99 employees.....	1	1	D	D	D	b	D	D	D
	Firms with 100 employees or more.....	—	—	—	—	—	—	—	—	—
	Firms not operated for the entire year	15	15	4 076	241	128	16	420	—	—
4224904	Canned goods whsle									
	All firms	222	238	6 882 311	126 819	27 953	3 166	217 916	4 580	6 395
	Firms operated for the entire year	194	210	D	D	D	h	D	D	D
	Firms with less than 5 employees.....	118	118	D	D	D	c	D	D	D
	Firms with 5 to 9 employees ..	35	35	987 370	9 992	2 402	226	26 564	310	139
	Firms with 10 to 19 employees.....	23	28	716 933	11 695	2 530	308	19 408	216	179
	Firms with 20 to 49 employees.....	6	6	366 573	7 537	1 778	179	16 352	2 388	2 990
	Firms with 50 to 99 employees.....	7	15	843 942	17 464	3 798	445	28 005	—	—
	Firms with 100 employees or more.....	5	8	D	D	D	g	D	D	D
	Firms not operated for the entire year	28	28	D	D	D	b	D	D	D
4224905	Food & beverage basic materials whsle									
	All firms	131	139	2 320 600	43 807	9 758	1 120	77 455	190	330
	Firms operated for the entire year	128	136	2 317 412	43 686	9 736	1 116	77 145	190	320
	Firms with less than 5 employees.....	88	88	D	D	D	c	D	D	D
	Firms with 5 to 9 employees ..	26	27	D	D	D	c	D	D	D
	Firms with 10 to 19 employees.....	8	11	240 780	5 731	1 137	100	8 597	155	245
	Firms with 20 to 49 employees.....	4	6	582 969	5 818	1 105	90	9 114	—	—
	Firms with 50 to 99 employees.....	1	3	D	D	D	b	D	D	D
	Firms with 100 employees or more.....	1	1	D	D	D	f	D	D	D
	Firms not operated for the entire year	3	3	3 188	121	22	4	310	—	10
4224906	Other grocery specialties whsle									
	All firms	515	588	D	D	D	i	D	D	D

See footnotes at end of table.

Table 5. Employment Size of Firms: 1997—Con.

[Includes only firms and establishments with payroll. Excludes data for central administrative offices, auxiliary operations, or establishments of these firms that are classified in other categories than those specified in this table. For meaning of abbreviations and symbols, see introductory text. For explanation of terms, see Appendix A. For method of assignment to categories shown, see Appendix C]

NAICS code	Employment sizes of firms by type of operation and kind of business ¹	Firms (number)	Establishments (number)	Sales (\$1,000)	Annual payroll (\$1,000)	First-quarter payroll (\$1,000)	Paid employees for pay period including March 12 (number)	Operating expenses ¹ (\$1,000)	End-of-1996 inventories (\$1,000)	End-of-1997 inventories (\$1,000)
422	AGENTS, BROKERS, AND COMMISSION MERCHANTS—Con.									
	Wholesale trade, nondurable goods—Con.									
4224906	Other grocery specialties whsle—Con.									
	Firms operated for the entire year	453	526	D	D	D	i	D	D	D
	Firms with less than 5 employees.....	324	324	D	D	D	f	D	D	D
	Firms with 5 to 9 employees ..	61	62	D	D	D	e	D	D	D
	Firms with 10 to 19 employees.....	30	33	D	D	D	e	D	D	D
	Firms with 20 to 49 employees.....	16	19	D	D	D	e	D	D	D
	Firms with 50 to 99 employees.....	4	5	D	D	D	e	D	D	D
	Firms with 100 employees or more.....	18	83	D	D	D	i	D	D	D
	Firms not operated for the entire year	62	62	D	D	D	e	D	D	D
4225	Farm-product raw material whsle									
	All firms	1 390	1 494	33 902 691	209 654	49 221	23 425	489 969	13 057	25 131
	Firms operated for the entire year	1 122	1 215	32 286 303	192 755	45 152	21 363	442 801	13 050	17 658
	Firms with less than 5 employees.....	352	353	2 866 953	24 884	5 649	733	54 265	3 119	4 051
	Firms with 5 to 9 employees ..	131	139	2 015 834	16 936	3 676	874	36 532	1 324	1 829
	Firms with 10 to 19 employees.....	202	204	2 049 938	20 717	5 093	2 950	51 674	576	480
	Firms with 20 to 49 employees.....	362	376	21 225 471	81 079	18 658	11 162	193 977	6 564	9 391
	Firms with 50 to 99 employees.....	65	81	2 866 778	36 148	8 737	4 061	77 123	531	749
	Firms with 100 employees or more.....	10	62	1 261 329	12 991	3 339	1 583	29 230	936	1 158
	Firms not operated for the entire year	268	279	1 616 388	16 899	4 069	2 062	47 168	7	7 473
42251	Grain & field bean whsle									
	All firms	131	135	15 045 234	22 566	4 323	478	44 921	1 739	2 541
	Firms operated for the entire year	119	123	15 029 941	22 408	4 298	467	44 532	1 739	2 541
	Firms with less than 5 employees.....	91	91	D	D	D	c	D	D	D
	Firms with 5 to 9 employees ..	21	24	863 341	6 626	1 270	137	11 596	345	1 099
	Firms with 10 to 19 employees.....	3	3	D	D	D	b	D	D	D
	Firms with 20 to 49 employees.....	4	5	D	D	D	c	D	D	D
	Firms with 50 to 99 employees.....	—	—	—	—	—	—	—	—	—
	Firms with 100 employees or more.....	—	—	—	—	—	—	—	—	—
	Firms not operated for the entire year	12	12	15 293	158	25	11	389	—	—
422510	Grain & field bean whsle									
	All firms	131	135	15 045 234	22 566	4 323	478	44 921	1 739	2 541
	Firms operated for the entire year	119	123	15 029 941	22 408	4 298	467	44 532	1 739	2 541
	Firms with less than 5 employees.....	91	91	D	D	D	c	D	D	D
	Firms with 5 to 9 employees ..	21	24	863 341	6 626	1 270	137	11 596	345	1 099
	Firms with 10 to 19 employees.....	3	3	D	D	D	b	D	D	D
	Firms with 20 to 49 employees.....	4	5	D	D	D	c	D	D	D
	Firms with 50 to 99 employees.....	—	—	—	—	—	—	—	—	—
	Firms with 100 employees or more.....	—	—	—	—	—	—	—	—	—
	Firms not operated for the entire year	12	12	15 293	158	25	11	389	—	—
42252	Livestock whsle									
	All firms	880	957	15 468 016	144 727	34 129	19 860	340 694	9 663	13 135
	Firms operated for the entire year	812	888	15 122 766	142 632	33 476	19 378	335 225	9 656	13 135
	Firms with less than 5 employees.....	131	131	D	D	D	e	D	D	D
	Firms with 5 to 9 employees ..	82	84	711 036	6 103	1 425	549	14 056	472	210
	Firms with 10 to 19 employees.....	187	189	1 856 034	18 470	4 562	2 744	47 413	576	480

See footnotes at end of table.

Table 5. Employment Size of Firms: 1997—Con.

[Includes only firms and establishments with payroll. Excludes data for central administrative offices, auxiliary operations, or establishments of these firms that are classified in other categories than those specified in this table. For meaning of abbreviations and symbols, see introductory text. For explanation of terms, see Appendix A. For method of assignment to categories shown, see Appendix C]

NAICS code	Employment sizes of firms by type of operation and kind of business ¹	Firms (number)	Establishments (number)	Sales (\$1,000)	Annual payroll (\$1,000)	First-quarter payroll (\$1,000)	Paid employees for pay period including March 12 (number)	Operating expenses ¹ (\$1,000)	End-of-1996 inventories (\$1,000)	End-of-1997 inventories (\$1,000)
422	AGENTS, BROKERS, AND COMMISSION MERCHANTS—Con.									
42252	Wholesale trade, nondurable goods—Con.									
	Livestock whsle—Con.									
	Firms operated for the entire year—Con.									
	Firms with 20 to 49 employees.....	345	356	7 954 186	71 518	16 564	10 676	172 996	5 628	8 569
	Firms with 50 to 99 employees.....	58	68	2 665 731	30 049	6 807	3 654	63 181	517	735
	Firms with 100 employees or more.....	9	60	D	D	D	g	D	D	D
	Firms not operated for the entire year.....	68	69	345 250	2 095	653	482	5 469	7	—
422520	Livestock whsle									
	All firms	880	957	15 468 016	144 727	34 129	19 860	340 694	9 663	13 135
	Firms operated for the entire year	812	888	15 122 766	142 632	33 476	19 378	335 225	9 656	13 135
	Firms with less than 5 employees.....	131	131	D	D	D	e	D	D	D
	Firms with 5 to 9 employees ..	82	84	711 036	6 103	1 425	549	14 056	472	210
	Firms with 10 to 19 employees.....	187	189	1 856 034	18 470	4 562	2 744	47 413	576	480
	Firms with 20 to 49 employees.....	345	356	7 954 186	71 518	16 564	10 676	172 996	5 628	8 569
	Firms with 50 to 99 employees.....	58	68	2 665 731	30 049	6 807	3 654	63 181	517	735
	Firms with 100 employees or more.....	9	60	D	D	D	g	D	D	D
	Firms not operated for the entire year	68	69	345 250	2 095	653	482	5 469	7	—
42259	Other farm product raw material whsle									
	All firms	380	402	3 389 441	42 361	10 769	3 087	104 354	1 655	9 455
	Firms operated for the entire year	192	204	2 133 596	27 715	7 378	1 518	63 044	1 655	1 982
	Firms with less than 5 employees.....	131	131	1 163 487	11 910	2 464	270	24 256	1 077	1 447
	Firms with 5 to 9 employees ..	28	31	441 457	4 207	981	188	10 880	507	520
	Firms with 10 to 19 employees.....	12	12	D	D	D	c	D	D	D
	Firms with 20 to 49 employees.....	13	15	D	D	D	e	D	D	D
	Firms with 50 to 99 employees.....	7	13	201 047	6 099	1 930	407	13 942	14	14
	Firms with 100 employees or more.....	1	2	D	D	D	c	D	D	D
	Firms not operated for the entire year	188	198	1 255 845	14 646	3 391	1 569	41 310	—	7 473
422590	Other farm product raw material whsle									
	All firms	380	402	3 389 441	42 361	10 769	3 087	104 354	1 655	9 455
	Firms operated for the entire year	192	204	2 133 596	27 715	7 378	1 518	63 044	1 655	1 982
	Firms with less than 5 employees.....	131	131	1 163 487	11 910	2 464	270	24 256	1 077	1 447
	Firms with 5 to 9 employees ..	28	31	441 457	4 207	981	188	10 880	507	520
	Firms with 10 to 19 employees.....	12	12	D	D	D	c	D	D	D
	Firms with 20 to 49 employees.....	13	15	D	D	D	e	D	D	D
	Firms with 50 to 99 employees.....	7	13	201 047	6 099	1 930	407	13 942	14	14
	Firms with 100 employees or more.....	1	2	D	D	D	c	D	D	D
	Firms not operated for the entire year	188	198	1 255 845	14 646	3 391	1 569	41 310	—	7 473
4225901	Hides, skins, & pelts whsle									
	All firms	25	26	184 450	5 826	1 825	323	12 694	318	236
	Firms operated for the entire year	20	21	180 899	5 756	1 807	306	12 532	318	236
	Firms with less than 5 employees.....	15	15	62 584	884	221	33	2 373	247	221
	Firms with 5 to 9 employees ..	1	1	D	D	D	a	D	D	D
	Firms with 10 to 19 employees.....	—	—	—	—	—	—	—	—	—
	Firms with 20 to 49 employees.....	1	1	D	D	D	b	D	D	D
	Firms with 50 to 99 employees.....	2	2	D	D	D	c	D	D	D
	Firms with 100 employees or more.....	1	2	D	D	D	c	D	D	D

See footnotes at end of table.

Table 5. Employment Size of Firms: 1997—Con.

[Includes only firms and establishments with payroll. Excludes data for central administrative offices, auxiliary operations, or establishments of these firms that are classified in other categories than those specified in this table. For meaning of abbreviations and symbols, see introductory text. For explanation of terms, see Appendix A. For method of assignment to categories shown, see Appendix C]

NAICS code	Employment sizes of firms by type of operation and kind of business ¹	Firms (number)	Establishments (number)	Sales (\$1,000)	Annual payroll (\$1,000)	First-quarter payroll (\$1,000)	Paid employees for pay period including March 12 (number)	Operating expenses ¹ (\$1,000)	End-of-1996 inventories (\$1,000)	End-of-1997 inventories (\$1,000)
422	AGENTS, BROKERS, AND COMMISSION MERCHANTS—Con.									
	Wholesale trade, nondurable goods—Con.									
4225901	Hides, skins, & pelts whsle —Con.									
	Firms not operated for the entire year	5	5	3 551	70	18	17	162	—	—
4225902	Leaf tobacco whsle									
	All firms	194	210	1 565 193	19 599	5 305	2 115	53 017	118	7 710
	Firms operated for the entire year	36	42	380 058	5 903	2 049	588	13 990	118	244
	Firms with less than 5 employees	15	15	140 142	2 168	450	32	4 165	9	160
	Firms with 5 to 9 employees ..	5	5	D	D	D	b	D	D	D
	Firms with 10 to 19 employees ..	4	4	D	D	D	b	D	D	D
	Firms with 20 to 49 employees ..	8	10	D	D	D	e	D	D	D
	Firms with 50 to 99 employees ..	4	8	D	D	D	c	D	D	D
	Firms with 100 employees or more	—	—	—	—	—	—	—	—	—
	Firms not operated for the entire year	158	168	1 185 135	13 696	3 256	1 527	39 027	—	7 466
4225903	Wool, wool tops, & mohair whsle									
	All firms	19	19	56 823	1 177	270	60	2 702	1 055	1 276
	Firms operated for the entire year	15	15	44 709	1 110	257	58	2 335	1 055	1 276
	Firms with less than 5 employees	9	9	D	D	D	b	D	D	D
	Firms with 5 to 9 employees ..	6	6	D	D	D	b	D	D	D
	Firms with 10 to 19 employees ..	—	—	—	—	—	—	—	—	—
	Firms with 20 to 49 employees ..	—	—	—	—	—	—	—	—	—
	Firms with 50 to 99 employees ..	—	—	—	—	—	—	—	—	—
	Firms with 100 employees or more	—	—	—	—	—	—	—	—	—
	Firms not operated for the entire year	4	4	12 114	67	13	2	367	—	—
4225904	Cotton whsle									
	All firms	50	53	695 960	3 493	535	98	6 343	32	95
	Firms operated for the entire year	40	43	664 057	3 099	456	88	5 368	32	88
	Firms with less than 5 employees	37	37	D	D	D	b	D	D	D
	Firms with 5 to 9 employees ..	2	5	D	D	D	a	D	D	D
	Firms with 10 to 19 employees ..	1	1	D	D	D	a	D	D	D
	Firms with 20 to 49 employees ..	—	—	—	—	—	—	—	—	—
	Firms with 50 to 99 employees ..	—	—	—	—	—	—	—	—	—
	Firms with 100 employees or more	—	—	—	—	—	—	—	—	—
	Firms not operated for the entire year	10	10	31 903	394	79	10	975	—	7
4225905	Other farm-product raw material whsle									
	All firms	92	94	887 015	12 266	2 834	491	29 598	132	138
	Firms operated for the entire year	81	83	863 873	11 847	2 809	478	28 819	132	138
	Firms with less than 5 employees	55	55	564 353	6 061	1 345	125	12 556	19	2
	Firms with 5 to 9 employees ..	14	14	D	D	D	b	D	D	D
	Firms with 10 to 19 employees ..	7	7	29 460	482	126	95	1 127	—	—
	Firms with 20 to 49 employees ..	4	4	88 636	1 153	286	111	3 876	—	—
	Firms with 50 to 99 employees ..	1	3	D	D	D	b	D	D	D
	Firms with 100 employees or more	—	—	—	—	—	—	—	—	—
	Firms not operated for the entire year	11	11	23 142	419	25	13	779	—	—
4226	Chemical & allied products whsle									

See footnotes at end of table.

Table 5. Employment Size of Firms: 1997—Con.

[Includes only firms and establishments with payroll. Excludes data for central administrative offices, auxiliary operations, or establishments of these firms that are classified in other categories than those specified in this table. For meaning of abbreviations and symbols, see introductory text. For explanation of terms, see Appendix A. For method of assignment to categories shown, see Appendix C]

NAICS code	Employment sizes of firms by type of operation and kind of business ¹	Firms (number)	Establishments (number)	Sales (\$1,000)	Annual payroll (\$1,000)	First-quarter payroll (\$1,000)	Paid employees for pay period including March 12 (number)	Operating expenses ¹ (\$1,000)	End-of-1996 inventories (\$1,000)	End-of-1997 inventories (\$1,000)
422	AGENTS, BROKERS, AND COMMISSION MERCHANTS—Con.									
4226	Wholesale trade, nondurable goods—Con.									
	Chemical & allied products whsle—Con.									
	All firms	1 372	1 390	6 509 052	194 592	41 323	3 687	354 566	22 043	26 585
	Firms operated for the entire year	1 228	1 246	6 198 943	188 360	40 299	3 593	341 353	22 038	26 566
	Firms with less than 5 employees.....	1 042	1 044	3 297 727	94 176	20 690	1 862	175 002	3 095	4 669
	Firms with 5 to 9 employees ..	128	135	D	D	D	f	D	D	D
	Firms with 10 to 19 employees.....	50	56	992 628	33 077	7 592	657	59 724	13 780	15 183
	Firms with 20 to 49 employees.....	7	10	D	D	D	c	D	D	D
	Firms with 50 to 99 employees.....	1	1	D	D	D	b	D	D	D
	Firms with 100 employees or more.....	—	—	—	—	—	—	—	—	—
	Firms not operated for the entire year	144	144	310 109	6 232	1 024	94	13 213	5	19
42261	Plastics materials & basic forms & shapes whsle									
	All firms	646	654	3 770 919	99 796	21 450	1 741	180 912	3 978	6 095
	Firms operated for the entire year	586	594	3 566 946	96 342	20 965	1 711	173 024	3 978	6 095
	Firms with less than 5 employees.....	491	491	2 166 767	53 716	11 687	898	95 913	413	1 654
	Firms with 5 to 9 employees ..	68	74	999 979	26 134	5 459	418	47 825	1 490	2 264
	Firms with 10 to 19 employees.....	24	26	386 918	14 454	3 287	327	25 227	1 722	1 848
	Firms with 20 to 49 employees.....	3	3	13 282	2 038	532	68	4 059	353	329
	Firms with 50 to 99 employees.....	—	—	—	—	—	—	—	—	—
	Firms with 100 employees or more.....	—	—	—	—	—	—	—	—	—
	Firms not operated for the entire year	60	60	203 973	3 454	485	30	7 888	—	—
422610	Plastics materials & basic forms & shapes whsle									
	All firms	646	654	3 770 919	99 796	21 450	1 741	180 912	3 978	6 095
	Firms operated for the entire year	586	594	3 566 946	96 342	20 965	1 711	173 024	3 978	6 095
	Firms with less than 5 employees.....	491	491	2 166 767	53 716	11 687	898	95 913	413	1 654
	Firms with 5 to 9 employees ..	68	74	999 979	26 134	5 459	418	47 825	1 490	2 264
	Firms with 10 to 19 employees.....	24	26	386 918	14 454	3 287	327	25 227	1 722	1 848
	Firms with 20 to 49 employees.....	3	3	13 282	2 038	532	68	4 059	353	329
	Firms with 50 to 99 employees.....	—	—	—	—	—	—	—	—	—
	Firms with 100 employees or more.....	—	—	—	—	—	—	—	—	—
	Firms not operated for the entire year	60	60	203 973	3 454	485	30	7 888	—	—
42269	Other chemical & allied products whsle									
	All firms	726	736	2 738 133	94 796	19 873	1 946	173 654	18 065	20 490
	Firms operated for the entire year	642	652	2 631 997	92 018	19 334	1 882	168 329	18 060	20 471
	Firms with less than 5 employees.....	551	553	1 130 960	40 460	9 003	964	79 089	2 682	3 015
	Firms with 5 to 9 employees ..	60	61	D	D	D	e	D	D	D
	Firms with 10 to 19 employees.....	26	30	605 710	18 623	4 305	330	34 497	12 058	13 335
	Firms with 20 to 49 employees.....	4	7	D	D	D	c	D	D	D
	Firms with 50 to 99 employees.....	1	1	D	D	D	b	D	D	D
	Firms with 100 employees or more.....	—	—	—	—	—	—	—	—	—
	Firms not operated for the entire year	84	84	106 136	2 778	539	64	5 325	5	19

See footnotes at end of table.

Table 5. Employment Size of Firms: 1997—Con.

[Includes only firms and establishments with payroll. Excludes data for central administrative offices, auxiliary operations, or establishments of these firms that are classified in other categories than those specified in this table. For meaning of abbreviations and symbols, see introductory text. For explanation of terms, see Appendix A. For method of assignment to categories shown, see Appendix C]

NAICS code	Employment sizes of firms by type of operation and kind of business ¹	Firms (number)	Establishments (number)	Sales (\$1,000)	Annual payroll (\$1,000)	First-quarter payroll (\$1,000)	Paid employees for pay period including March 12 (number)	Operating expenses ¹ (\$1,000)	End-of-1996 inventories (\$1,000)	End-of-1997 inventories (\$1,000)
422	AGENTS, BROKERS, AND COMMISSION MERCHANTS—Con.									
	Wholesale trade, nondurable goods—Con.									
422690	Other chemical & allied products whsle									
	All firms	726	736	2 738 133	94 796	19 873	1 946	173 654	18 065	20 490
	Firms operated for the entire year	642	652	2 631 997	92 018	19 334	1 882	168 329	18 060	20 471
	Firms with less than 5 employees.....	551	553	1 130 960	40 460	9 003	964	79 089	2 682	3 015
	Firms with 5 to 9 employees ..	60	61	D	D	D	e	D	D	D
	Firms with 10 to 19 employees.....	26	30	605 710	18 623	4 305	330	34 497	12 058	13 335
	Firms with 20 to 49 employees.....	4	7	D	D	D	c	D	D	D
	Firms with 50 to 99 employees.....	1	1	D	D	D	b	D	D	D
	Firms with 100 employees or more.....	—	—	—	—	—	—	—	—	—
	Firms not operated for the entire year	84	84	106 136	2 778	539	64	5 325	5	19
4226901	Industrial gases (except LP) whsle									
	All firms	9	11	71 241	2 852	489	48	4 830	—	—
	Firms operated for the entire year	6	8	67 783	2 717	426	43	4 550	—	—
	Firms with less than 5 employees.....	3	3	D	D	D	a	D	D	D
	Firms with 5 to 9 employees ..	1	1	D	D	D	a	D	D	D
	Firms with 10 to 19 employees.....	2	4	D	D	D	b	D	D	D
	Firms with 20 to 49 employees.....	—	—	—	—	—	—	—	—	—
	Firms with 50 to 99 employees.....	—	—	—	—	—	—	—	—	—
	Firms with 100 employees or more.....	—	—	—	—	—	—	—	—	—
	Firms not operated for the entire year	3	3	3 458	135	63	5	280	—	—
4226902	Other chemical & allied products whsle									
	All firms	717	725	2 666 892	91 944	19 384	1 898	168 824	18 065	20 490
	Firms operated for the entire year	636	644	2 564 214	89 301	18 908	1 839	163 779	18 060	20 471
	Firms with less than 5 employees.....	548	550	D	D	D	f	D	D	D
	Firms with 5 to 9 employees ..	59	60	D	D	D	e	D	D	D
	Firms with 10 to 19 employees.....	24	26	D	D	D	e	D	D	D
	Firms with 20 to 49 employees.....	4	7	D	D	D	c	D	D	D
	Firms with 50 to 99 employees.....	1	1	D	D	D	b	D	D	D
	Firms with 100 employees or more.....	—	—	—	—	—	—	—	—	—
	Firms not operated for the entire year	81	81	102 678	2 643	476	59	5 045	5	19
4227	Petroleum & petroleum products whsle									
	All firms	246	256	11 953 186	97 236	20 671	2 655	184 534	1 191	1 178
	Firms operated for the entire year	225	235	D	D	D	h	D	D	D
	Firms with less than 5 employees.....	178	179	2 103 947	14 793	3 586	327	26 989	521	527
	Firms with 5 to 9 employees ..	27	27	2 053 490	6 686	1 966	166	12 216	326	340
	Firms with 10 to 19 employees.....	16	19	4 336 764	19 172	3 248	197	27 752	211	268
	Firms with 20 to 49 employees.....	1	1	D	D	D	b	D	D	D
	Firms with 50 to 99 employees.....	2	2	D	D	D	c	D	D	D
	Firms with 100 employees or more.....	1	7	D	D	D	g	D	D	D
	Firms not operated for the entire year	21	21	D	D	D	a	D	D	D

See footnotes at end of table.

Table 5. Employment Size of Firms: 1997—Con.

[Includes only firms and establishments with payroll. Excludes data for central administrative offices, auxiliary operations, or establishments of these firms that are classified in other categories than those specified in this table. For meaning of abbreviations and symbols, see introductory text. For explanation of terms, see Appendix A. For method of assignment to categories shown, see Appendix C]

NAICS code	Employment sizes of firms by type of operation and kind of business ¹	Firms (number)	Establishments (number)	Sales (\$1,000)	Annual payroll (\$1,000)	First-quarter payroll (\$1,000)	Paid employees for pay period including March 12 (number)	Operating expenses ¹ (\$1,000)	End-of-1996 inventories (\$1,000)	End-of-1997 inventories (\$1,000)
422	AGENTS, BROKERS, AND COMMISSION MERCHANTS—Con.									
	Wholesale trade, nondurable goods—Con.									
42271	Petroleum bulk stations & terminals									
	All firms	68	69	331 386	12 025	3 033	266	33 642	527	548
	Firms operated for the entire year	62	63	D	D	D	e	D	D	D
	Firms with less than 5 employees.....	44	44	D	D	D	b	D	D	D
	Firms with 5 to 9 employees ..	12	12	D	D	D	b	D	D	D
	Firms with 10 to 19 employees.....	5	6	D	D	D	b	D	D	D
	Firms with 20 to 49 employees.....	—	—	—	—	—	—	—	—	—
	Firms with 50 to 99 employees.....	1	1	D	D	D	b	D	D	D
	Firms with 100 employees or more.....	—	—	—	—	—	—	—	—	—
	Firms not operated for the entire year	6	6	D	D	D	a	D	D	D
422710	Petroleum bulk stations & terminals									
	All firms	68	69	331 386	12 025	3 033	266	33 642	527	548
	Firms operated for the entire year	62	63	D	D	D	e	D	D	D
	Firms with less than 5 employees.....	44	44	D	D	D	b	D	D	D
	Firms with 5 to 9 employees ..	12	12	D	D	D	b	D	D	D
	Firms with 10 to 19 employees.....	5	6	D	D	D	b	D	D	D
	Firms with 20 to 49 employees.....	—	—	—	—	—	—	—	—	—
	Firms with 50 to 99 employees.....	1	1	D	D	D	b	D	D	D
	Firms with 100 employees or more.....	—	—	—	—	—	—	—	—	—
	Firms not operated for the entire year	6	6	D	D	D	a	D	D	D
4227101	Petroleum bulk stations & terminals (except LP)									
	All firms	67	68	D	D	D	e	D	D	D
	Firms operated for the entire year	61	62	D	D	D	e	D	D	D
	Firms with less than 5 employees.....	43	43	D	D	D	b	D	D	D
	Firms with 5 to 9 employees ..	12	12	D	D	D	b	D	D	D
	Firms with 10 to 19 employees.....	5	6	D	D	D	b	D	D	D
	Firms with 20 to 49 employees.....	—	—	—	—	—	—	—	—	—
	Firms with 50 to 99 employees.....	1	1	D	D	D	b	D	D	D
	Firms with 100 employees or more.....	—	—	—	—	—	—	—	—	—
	Firms not operated for the entire year	6	6	D	D	D	a	D	D	D
42271011	Petroleum bulk stations (except LP)									
	All firms	62	63	D	D	D	c	D	D	D
	Firms operated for the entire year	57	58	D	D	D	c	D	D	D
	Firms with less than 5 employees.....	42	42	D	D	D	b	D	D	D
	Firms with 5 to 9 employees ..	10	10	D	D	D	b	D	D	D
	Firms with 10 to 19 employees.....	5	6	D	D	D	b	D	D	D
	Firms with 20 to 49 employees.....	—	—	—	—	—	—	—	—	—
	Firms with 50 to 99 employees.....	—	—	—	—	—	—	—	—	—
	Firms with 100 employees or more.....	—	—	—	—	—	—	—	—	—
	Firms not operated for the entire year	5	5	D	D	D	a	D	D	D

See footnotes at end of table.

Table 5. Employment Size of Firms: 1997—Con.

[Includes only firms and establishments with payroll. Excludes data for central administrative offices, auxiliary operations, or establishments of these firms that are classified in other categories than those specified in this table. For meaning of abbreviations and symbols, see introductory text. For explanation of terms, see Appendix A. For method of assignment to categories shown, see Appendix C]

NAICS code	Employment sizes of firms by type of operation and kind of business ¹	Firms (number)	Establishments (number)	Sales (\$1,000)	Annual payroll (\$1,000)	First-quarter payroll (\$1,000)	Paid employees for pay period including March 12 (number)	Operating expenses ¹ (\$1,000)	End-of-1996 inventories (\$1,000)	End-of-1997 inventories (\$1,000)
422	AGENTS, BROKERS, AND COMMISSION MERCHANTS—Con.									
	Wholesale trade, nondurable goods—Con.									
42271012	Petroleum bulk terminals (except LP)									
	All firms	5	5	D	D	D	b	D	D	D
	Firms operated for the entire year	4	4	D	D	D	b	D	D	D
	Firms with less than 5 employees	1	1	D	D	D	a	D	D	D
	Firms with 5 to 9 employees ..	2	2	D	D	D	a	D	D	D
	Firms with 10 to 19 employees	—	—	—	—	—	—	—	—	—
	Firms with 20 to 49 employees	—	—	—	—	—	—	—	—	—
	Firms with 50 to 99 employees	1	1	D	D	D	b	D	D	D
	Firms with 100 employees or more	—	—	—	—	—	—	—	—	—
	Firms not operated for the entire year	1	1	D	D	D	a	D	D	D
4227102	Liquefied petroleum bulk stations & terminals									
	All firms	1	1	D	D	D	a	D	D	D
	Firms operated for the entire year	1	1	D	D	D	a	D	D	D
	Firms with less than 5 employees	1	1	D	D	D	a	D	D	D
	Firms with 5 to 9 employees ..	—	—	—	—	—	—	—	—	—
	Firms with 10 to 19 employees	—	—	—	—	—	—	—	—	—
	Firms with 20 to 49 employees	—	—	—	—	—	—	—	—	—
	Firms with 50 to 99 employees	—	—	—	—	—	—	—	—	—
	Firms with 100 employees or more	—	—	—	—	—	—	—	—	—
	Firms not operated for the entire year	—	—	—	—	—	—	—	—	—
42272	Petroleum & petroleum prod whsle (exc bulk stations & terminals)									
	All firms	179	187	11 621 800	85 211	17 638	2 389	150 892	664	630
	Firms operated for the entire year	164	172	D	D	D	g	D	D	D
	Firms with less than 5 employees	135	135	D	D	D	c	D	D	D
	Firms with 5 to 9 employees ..	15	15	D	D	D	b	D	D	D
	Firms with 10 to 19 employees	11	13	D	D	D	c	D	D	D
	Firms with 20 to 49 employees	1	1	D	D	D	b	D	D	D
	Firms with 50 to 99 employees	1	1	D	D	D	b	D	D	D
	Firms with 100 employees or more	1	7	D	D	D	g	D	D	D
	Firms not operated for the entire year	15	15	D	D	D	a	D	D	D
422720	Petroleum & petroleum prod whsle (exc bulk stations & terminals)									
	All firms	179	187	11 621 800	85 211	17 638	2 389	150 892	664	630
	Firms operated for the entire year	164	172	D	D	D	g	D	D	D
	Firms with less than 5 employees	135	135	D	D	D	c	D	D	D
	Firms with 5 to 9 employees ..	15	15	2 021 043	5 380	1 594	96	9 514	284	256
	Firms with 10 to 19 employees	11	13	4 300 356	18 348	3 029	145	25 462	—	—
	Firms with 20 to 49 employees	1	1	D	D	D	b	D	D	D
	Firms with 50 to 99 employees	1	1	D	D	D	b	D	D	D
	Firms with 100 employees or more	1	7	D	D	D	g	D	D	D
	Firms not operated for the entire year	15	15	D	D	D	a	D	D	D

See footnotes at end of table.

Table 5. Employment Size of Firms: 1997—Con.

[Includes only firms and establishments with payroll. Excludes data for central administrative offices, auxiliary operations, or establishments of these firms that are classified in other categories than those specified in this table. For meaning of abbreviations and symbols, see introductory text. For explanation of terms, see Appendix A. For method of assignment to categories shown, see Appendix C]

NAICS code	Employment sizes of firms by type of operation and kind of business ¹	Firms (number)	Establishments (number)	Sales (\$1,000)	Annual payroll (\$1,000)	First-quarter payroll (\$1,000)	Paid employees for pay period including March 12 (number)	Operating expenses ¹ (\$1,000)	End-of-1996 inventories (\$1,000)	End-of-1997 inventories (\$1,000)
422	AGENTS, BROKERS, AND COMMISSION MERCHANTS—Con.									
4228	Wholesale trade, nondurable goods—Con.									
	Beer, wine, & distilled alcoholic beverage whsle									
	All firms	210	213	D	D	D	g	D	D	D
	Firms operated for the entire year	188	191	D	D	D	g	D	D	D
	Firms with less than 5 employees	130	130	D	D	D	c	D	D	D
	Firms with 5 to 9 employees ..	30	32	D	D	D	c	D	D	D
	Firms with 10 to 19 employees ..	16	16	D	D	D	c	D	D	D
	Firms with 20 to 49 employees ..	8	8	D	D	D	c	D	D	D
	Firms with 50 to 99 employees ..	2	3	D	D	D	c	D	D	D
	Firms with 100 employees or more	2	2	D	D	D	e	D	D	D
	Firms not operated for the entire year	22	22	D	D	D	a	D	D	D
42281	Beer & ale whsle									
	All firms	37	40	D	D	D	c	D	D	D
	Firms operated for the entire year	33	36	D	D	D	c	D	D	D
	Firms with less than 5 employees	23	23	D	D	D	b	D	D	D
	Firms with 5 to 9 employees ..	7	9	D	D	D	b	D	D	D
	Firms with 10 to 19 employees ..	1	1	D	D	D	a	D	D	D
	Firms with 20 to 49 employees ..	—	—	—	—	—	—	—	—	—
	Firms with 50 to 99 employees ..	2	3	D	D	D	c	D	D	D
	Firms with 100 employees or more	—	—	—	—	—	—	—	—	—
	Firms not operated for the entire year	4	4	D	D	D	a	D	D	D
422810	Beer & ale whsle									
	All firms	37	40	D	D	D	c	D	D	D
	Firms operated for the entire year	33	36	D	D	D	c	D	D	D
	Firms with less than 5 employees	23	23	D	D	D	b	D	D	D
	Firms with 5 to 9 employees ..	7	9	D	D	D	b	D	D	D
	Firms with 10 to 19 employees ..	1	1	D	D	D	a	D	D	D
	Firms with 20 to 49 employees ..	—	—	—	—	—	—	—	—	—
	Firms with 50 to 99 employees ..	2	3	D	D	D	c	D	D	D
	Firms with 100 employees or more	—	—	—	—	—	—	—	—	—
	Firms not operated for the entire year	4	4	D	D	D	a	D	D	D
42282	Wine & distilled alcoholic beverage whsle									
	All firms	173	173	1 955 271	58 828	13 631	1 229	100 194	1 446	2 473
	Firms operated for the entire year	155	155	1 938 474	57 952	13 561	1 213	98 325	1 446	2 450
	Firms with less than 5 employees	107	107	D	D	D	c	D	D	D
	Firms with 5 to 9 employees ..	23	23	D	D	D	c	D	D	D
	Firms with 10 to 19 employees ..	15	15	370 511	12 531	2 687	205	19 836	254	397
	Firms with 20 to 49 employees ..	8	8	D	D	D	c	D	D	D
	Firms with 50 to 99 employees ..	—	—	—	—	—	—	—	—	—
	Firms with 100 employees or more	2	2	D	D	D	e	D	D	D
	Firms not operated for the entire year	18	18	16 797	876	70	16	1 869	—	23
422820	Wine & distilled alcoholic beverage whsle									
	All firms	173	173	1 955 271	58 828	13 631	1 229	100 194	1 446	2 473

See footnotes at end of table.

Table 5. Employment Size of Firms: 1997—Con.

[Includes only firms and establishments with payroll. Excludes data for central administrative offices, auxiliary operations, or establishments of these firms that are classified in other categories than those specified in this table. For meaning of abbreviations and symbols, see introductory text. For explanation of terms, see Appendix A. For method of assignment to categories shown, see Appendix C]

NAICS code	Employment sizes of firms by type of operation and kind of business ¹	Firms (number)	Establishments (number)	Sales (\$1,000)	Annual payroll (\$1,000)	First-quarter payroll (\$1,000)	Paid employees for pay period including March 12 (number)	Operating expenses ¹ (\$1,000)	End-of-1996 inventories (\$1,000)	End-of-1997 inventories (\$1,000)
422	AGENTS, BROKERS, AND COMMISSION MERCHANTS—Con.									
	Wholesale trade, nondurable goods—Con.									
422820	Wine & distilled alcoholic beverage whsle—Con.									
	Firms operated for the entire year	155	155	1 938 474	57 952	13 561	1 213	98 325	1 446	2 450
	Firms with less than 5 employees	107	107	D	D	D	c	D	D	D
	Firms with 5 to 9 employees ..	23	23	D	D	D	c	D	D	D
	Firms with 10 to 19 employees	15	15	370 511	12 531	2 687	205	19 836	254	397
	Firms with 20 to 49 employees	8	8	D	D	D	c	D	D	D
	Firms with 50 to 99 employees	—	—	—	—	—	—	—	—	—
	Firms with 100 employees or more	2	2	D	D	D	e	D	D	D
	Firms not operated for the entire year	18	18	16 797	876	70	16	1 869	—	23
4228201	Wine & distilled alcoholic bev (licensed operation) whsle									
	All firms	173	173	1 955 271	58 828	13 631	1 229	100 194	1 446	2 473
	Firms operated for the entire year	155	155	1 938 474	57 952	13 561	1 213	98 325	1 446	2 450
	Firms with less than 5 employees	107	107	D	D	D	c	D	D	D
	Firms with 5 to 9 employees ..	23	23	D	D	D	c	D	D	D
	Firms with 10 to 19 employees	15	15	370 511	12 531	2 687	205	19 836	254	397
	Firms with 20 to 49 employees	8	8	D	D	D	c	D	D	D
	Firms with 50 to 99 employees	—	—	—	—	—	—	—	—	—
	Firms with 100 employees or more	2	2	D	D	D	e	D	D	D
	Firms not operated for the entire year	18	18	16 797	876	70	16	1 869	—	23
4229	Miscellaneous nondurable goods whsle									
	All firms	2 701	2 763	D	D	D	j	D	D	D
	Firms operated for the entire year	2 136	2 198	D	D	D	i	D	D	D
	Firms with less than 5 employees	1 730	1 732	D	D	D	h	D	D	D
	Firms with 5 to 9 employees ..	244	256	D	D	D	g	D	D	D
	Firms with 10 to 19 employees	105	115	D	D	D	g	D	D	D
	Firms with 20 to 49 employees	49	68	D	D	D	g	D	D	D
	Firms with 50 to 99 employees	4	15	D	D	D	e	D	D	D
	Firms with 100 employees or more	4	12	D	D	D	g	D	D	D
	Firms not operated for the entire year	565	565	D	D	D	f	D	D	D
42291	Farm supplies whsle									
	All firms	219	223	2 238 242	27 321	5 985	554	53 381	1 523	1 091
	Firms operated for the entire year	179	183	D	D	D	f	D	D	D
	Firms with less than 5 employees	156	156	1 641 980	13 160	3 410	312	28 344	510	365
	Firms with 5 to 9 employees ..	17	18	229 218	6 869	1 404	119	13 897	692	428
	Firms with 10 to 19 employees	5	8	D	D	D	b	D	D	D
	Firms with 20 to 49 employees	1	1	D	D	D	b	D	D	D
	Firms with 50 to 99 employees	—	—	—	—	—	—	—	—	—
	Firms with 100 employees or more	—	—	—	—	—	—	—	—	—
	Firms not operated for the entire year	40	40	D	D	D	a	D	D	D
422910	Farm supplies whsle									
	All firms	219	223	2 238 242	27 321	5 985	554	53 381	1 523	1 091

See footnotes at end of table.

Table 5. Employment Size of Firms: 1997—Con.

[Includes only firms and establishments with payroll. Excludes data for central administrative offices, auxiliary operations, or establishments of these firms that are classified in other categories than those specified in this table. For meaning of abbreviations and symbols, see introductory text. For explanation of terms, see Appendix A. For method of assignment to categories shown, see Appendix C]

NAICS code	Employment sizes of firms by type of operation and kind of business ¹	Firms (number)	Establishments (number)	Sales (\$1,000)	Annual payroll (\$1,000)	First-quarter payroll (\$1,000)	Paid employees for pay period including March 12 (number)	Operating expenses ¹ (\$1,000)	End-of-1996 inventories (\$1,000)	End-of-1997 inventories (\$1,000)
422	AGENTS, BROKERS, AND COMMISSION MERCHANTS—Con.									
422910	Wholesale trade, nondurable goods—Con.									
	Farm supplies whsle—Con.									
	Firms operated for the entire year	179	183	D	D	D	f	D	D	D
	Firms with less than 5 employees	156	156	1 641 980	13 160	3 410	312	28 344	510	365
	Firms with 5 to 9 employees ..	17	18	229 218	6 869	1 404	119	13 897	692	428
	Firms with 10 to 19 employees	5	8	D	D	D	b	D	D	D
	Firms with 20 to 49 employees	1	1	D	D	D	b	D	D	D
	Firms with 50 to 99 employees	—	—	—	—	—	—	—	—	—
	Firms with 100 employees or more	—	—	—	—	—	—	—	—	—
	Firms not operated for the entire year	40	40	D	D	D	a	D	D	D
4229102	Farm supplies—whsle distributors									
	All firms	219	223	2 238 242	27 321	5 985	554	53 381	1 523	1 091
	Firms operated for the entire year	179	183	D	D	D	f	D	D	D
	Firms with less than 5 employees	156	156	1 641 980	13 160	3 410	312	28 344	510	365
	Firms with 5 to 9 employees ..	17	18	229 218	6 869	1 404	119	13 897	692	428
	Firms with 10 to 19 employees	5	8	D	D	D	b	D	D	D
	Firms with 20 to 49 employees	1	1	D	D	D	b	D	D	D
	Firms with 50 to 99 employees	—	—	—	—	—	—	—	—	—
	Firms with 100 employees or more	—	—	—	—	—	—	—	—	—
	Firms not operated for the entire year	40	40	D	D	D	a	D	D	D
42292	Book, periodical, & newspaper whsle									
	All firms	313	334	2 583 212	103 022	25 474	3 173	195 343	1 806	1 834
	Firms operated for the entire year	280	301	D	D	D	h	D	D	D
	Firms with less than 5 employees	211	212	331 997	15 457	3 326	379	33 149	320	388
	Firms with 5 to 9 employees ..	33	33	129 374	7 623	1 701	211	13 673	289	356
	Firms with 10 to 19 employees	20	21	233 180	10 231	2 350	269	20 857	106	5
	Firms with 20 to 49 employees	9	9	D	D	D	e	D	D	D
	Firms with 50 to 99 employees	3	14	D	D	D	c	D	D	D
	Firms with 100 employees or more	4	12	1 595 454	51 562	13 945	1 788	94 623	—	—
	Firms not operated for the entire year	33	33	D	D	D	b	D	D	D
422920	Book, periodical, & newspaper whsle									
	All firms	313	334	2 583 212	103 022	25 474	3 173	195 343	1 806	1 834
	Firms operated for the entire year	280	301	D	D	D	h	D	D	D
	Firms with less than 5 employees	211	212	331 997	15 457	3 326	379	33 149	320	388
	Firms with 5 to 9 employees ..	33	33	129 374	7 623	1 701	211	13 673	289	356
	Firms with 10 to 19 employees	20	21	233 180	10 231	2 350	269	20 857	106	5
	Firms with 20 to 49 employees	9	9	D	D	D	e	D	D	D
	Firms with 50 to 99 employees	3	14	D	D	D	c	D	D	D
	Firms with 100 employees or more	4	12	1 595 454	51 562	13 945	1 788	94 623	—	—
	Firms not operated for the entire year	33	33	D	D	D	b	D	D	D
42293	Flower, nursery stock, & florists' supplies whsle									
	All firms	230	234	678 119	32 231	8 070	885	60 480	1 153	1 125

See footnotes at end of table.

Table 5. Employment Size of Firms: 1997—Con.

[Includes only firms and establishments with payroll. Excludes data for central administrative offices, auxiliary operations, or establishments of these firms that are classified in other categories than those specified in this table. For meaning of abbreviations and symbols, see introductory text. For explanation of terms, see Appendix A. For method of assignment to categories shown, see Appendix C]

NAICS code	Employment sizes of firms by type of operation and kind of business ¹	Firms (number)	Establishments (number)	Sales (\$1,000)	Annual payroll (\$1,000)	First-quarter payroll (\$1,000)	Paid employees for pay period including March 12 (number)	Operating expenses ¹ (\$1,000)	End-of-1996 inventories (\$1,000)	End-of-1997 inventories (\$1,000)
422	AGENTS, BROKERS, AND COMMISSION MERCHANTS—Con.									
	Wholesale trade, nondurable goods—Con.									
42293	Flower, nursery stock, & florists' supplies whsle—Con.									
	Firms operated for the entire year	193	197	D	D	D	f	D	D	D
	Firms with less than 5 employees.....	145	145	207 553	8 311	1 904	256	16 032	541	574
	Firms with 5 to 9 employees ..	28	32	D	D	D	c	D	D	D
	Firms with 10 to 19 employees.....	11	11	74 114	4 499	932	145	9 212	372	356
	Firms with 20 to 49 employees.....	9	9	D	D	D	e	D	D	D
	Firms with 50 to 99 employees.....	—	—	—	—	—	—	—	—	—
	Firms with 100 employees or more.....	—	—	—	—	—	—	—	—	—
	Firms not operated for the entire year	37	37	D	D	D	b	D	D	D
422930	Flower, nursery stock, & florists' supplies whsle									
	All firms	230	234	678 119	32 231	8 070	885	60 480	1 153	1 125
	Firms operated for the entire year	193	197	D	D	D	f	D	D	D
	Firms with less than 5 employees.....	145	145	207 553	8 311	1 904	256	16 032	541	574
	Firms with 5 to 9 employees ..	28	32	D	D	D	c	D	D	D
	Firms with 10 to 19 employees.....	11	11	74 114	4 499	932	145	9 212	372	356
	Firms with 20 to 49 employees.....	9	9	D	D	D	e	D	D	D
	Firms with 50 to 99 employees.....	—	—	—	—	—	—	—	—	—
	Firms with 100 employees or more.....	—	—	—	—	—	—	—	—	—
	Firms not operated for the entire year	37	37	D	D	D	b	D	D	D
42294	Tobacco & tobacco product whsle									
	All firms	33	33	62 175	2 945	680	95	5 653	616	628
	Firms operated for the entire year	19	19	D	D	D	b	D	D	D
	Firms with less than 5 employees.....	17	17	16 070	1 165	247	30	2 468	124	96
	Firms with 5 to 9 employees ..	1	1	D	D	D	a	D	D	D
	Firms with 10 to 19 employees.....	1	1	D	D	D	a	D	D	D
	Firms with 20 to 49 employees.....	—	—	—	—	—	—	—	—	—
	Firms with 50 to 99 employees.....	—	—	—	—	—	—	—	—	—
	Firms with 100 employees or more.....	—	—	—	—	—	—	—	—	—
	Firms not operated for the entire year	14	14	D	D	D	b	D	D	D
422940	Tobacco & tobacco product whsle									
	All firms	33	33	62 175	2 945	680	95	5 653	616	628
	Firms operated for the entire year	19	19	D	D	D	b	D	D	D
	Firms with less than 5 employees.....	17	17	16 070	1 165	247	30	2 468	124	96
	Firms with 5 to 9 employees ..	1	1	D	D	D	a	D	D	D
	Firms with 10 to 19 employees.....	1	1	D	D	D	a	D	D	D
	Firms with 20 to 49 employees.....	—	—	—	—	—	—	—	—	—
	Firms with 50 to 99 employees.....	—	—	—	—	—	—	—	—	—
	Firms with 100 employees or more.....	—	—	—	—	—	—	—	—	—
	Firms not operated for the entire year	14	14	D	D	D	b	D	D	D

See footnotes at end of table.

Table 5. Employment Size of Firms: 1997—Con.

[Includes only firms and establishments with payroll. Excludes data for central administrative offices, auxiliary operations, or establishments of these firms that are classified in other categories than those specified in this table. For meaning of abbreviations and symbols, see introductory text. For explanation of terms, see Appendix A. For method of assignment to categories shown, see Appendix C]

NAICS code	Employment sizes of firms by type of operation and kind of business ¹	Firms (number)	Establishments (number)	Sales (\$1,000)	Annual payroll (\$1,000)	First-quarter payroll (\$1,000)	Paid employees for pay period including March 12 (number)	Operating expenses ¹ (\$1,000)	End-of-1996 inventories (\$1,000)	End-of-1997 inventories (\$1,000)
422	AGENTS, BROKERS, AND COMMISSION MERCHANTS—Con.									
42295	Wholesale trade, nondurable goods—Con.									
	Paint, varnish, & supplies whsle									
	All firms	201	206	1 152 666	38 003	8 399	818	67 402	2 040	2 071
	Firms operated for the entire year	182	187	1 130 381	37 082	8 121	774	65 681	2 040	2 071
	Firms with less than 5 employees.....	129	129	292 892	10 786	2 471	258	20 575	537	284
	Firms with 5 to 9 employees ..	35	36	316 548	12 021	2 784	214	19 860	754	822
	Firms with 10 to 19 employees.....	14	14	303 674	9 029	1 793	173	15 757	695	909
	Firms with 20 to 49 employees.....	4	8	217 267	5 246	1 073	129	9 489	54	56
	Firms with 50 to 99 employees.....	—	—	—	—	—	—	—	—	—
	Firms with 100 employees or more.....	—	—	—	—	—	—	—	—	—
	Firms not operated for the entire year	19	19	22 285	921	278	44	1 721	—	—
422950	Paint, varnish, & supplies whsle									
	All firms	201	206	1 152 666	38 003	8 399	818	67 402	2 040	2 071
	Firms operated for the entire year	182	187	1 130 381	37 082	8 121	774	65 681	2 040	2 071
	Firms with less than 5 employees.....	129	129	292 892	10 786	2 471	258	20 575	537	284
	Firms with 5 to 9 employees ..	35	36	316 548	12 021	2 784	214	19 860	754	822
	Firms with 10 to 19 employees.....	14	14	303 674	9 029	1 793	173	15 757	695	909
	Firms with 20 to 49 employees.....	4	8	217 267	5 246	1 073	129	9 489	54	56
	Firms with 50 to 99 employees.....	—	—	—	—	—	—	—	—	—
	Firms with 100 employees or more.....	—	—	—	—	—	—	—	—	—
	Firms not operated for the entire year	19	19	22 285	921	278	44	1 721	—	—
4229501	Paint, varnish, & supplies whsle									
	All firms	201	206	1 152 666	38 003	8 399	818	67 402	2 040	2 071
	Firms operated for the entire year	182	187	1 130 381	37 082	8 121	774	65 681	2 040	2 071
	Firms with less than 5 employees.....	129	129	292 892	10 786	2 471	258	20 575	537	284
	Firms with 5 to 9 employees ..	35	36	316 548	12 021	2 784	214	19 860	754	822
	Firms with 10 to 19 employees.....	14	14	303 674	9 029	1 793	173	15 757	695	909
	Firms with 20 to 49 employees.....	4	8	217 267	5 246	1 073	129	9 489	54	56
	Firms with 50 to 99 employees.....	—	—	—	—	—	—	—	—	—
	Firms with 100 employees or more.....	—	—	—	—	—	—	—	—	—
	Firms not operated for the entire year	19	19	22 285	921	278	44	1 721	—	—
42299	Other miscellaneous nondurable goods whsle									
	All firms	1 706	1 733	D	D	D	h	D	D	D
	Firms operated for the entire year	1 284	1 311	D	D	D	h	D	D	D
	Firms with less than 5 employees.....	1 073	1 074	D	D	D	g	D	D	D
	Firms with 5 to 9 employees ..	130	136	D	D	D	f	D	D	D
	Firms with 10 to 19 employees.....	54	59	D	D	D	f	D	D	D
	Firms with 20 to 49 employees.....	26	41	D	D	D	f	D	D	D
	Firms with 50 to 99 employees.....	1	1	D	D	D	b	D	D	D
	Firms with 100 employees or more.....	—	—	—	—	—	—	—	—	—
	Firms not operated for the entire year	422	422	D	D	D	e	D	D	D

See footnotes at end of table.

Table 5. Employment Size of Firms: 1997—Con.

[Includes only firms and establishments with payroll. Excludes data for central administrative offices, auxiliary operations, or establishments of these firms that are classified in other categories than those specified in this table. For meaning of abbreviations and symbols, see introductory text. For explanation of terms, see Appendix A. For method of assignment to categories shown, see Appendix C]

NAICS code	Employment sizes of firms by type of operation and kind of business ¹	Firms (number)	Establishments (number)	Sales (\$1,000)	Annual payroll (\$1,000)	First-quarter payroll (\$1,000)	Paid employees for pay period including March 12 (number)	Operating expenses ¹ (\$1,000)	End-of-1996 inventories (\$1,000)	End-of-1997 inventories (\$1,000)
422	AGENTS, BROKERS, AND COMMISSION MERCHANTS—Con.									
	Wholesale trade, nondurable goods—Con.									
422990	Other miscellaneous nondurable goods whsle									
	All firms	1 706	1 733	D	D	D	h	D	D	D
	Firms operated for the entire year	1 284	1 311	D	D	D	h	D	D	D
	Firms with less than 5 employees.....	1 073	1 074	D	D	D	g	D	D	D
	Firms with 5 to 9 employees ..	130	136	D	D	D	f	D	D	D
	Firms with 10 to 19 employees.....	54	59	D	D	D	f	D	D	D
	Firms with 20 to 49 employees.....	26	41	D	D	D	f	D	D	D
	Firms with 50 to 99 employees.....	1	1	D	D	D	b	D	D	D
	Firms with 100 employees or more.....	—	—	—	—	—	—	—	—	—
	Firms not operated for the entire year	422	422	D	D	D	e	D	D	D
4229901	Art goods whsle									
	All firms	575	591	1 517 846	69 437	15 307	1 896	156 505	1 122	1 072
	Firms operated for the entire year	465	481	1 362 585	66 371	14 991	1 841	149 312	1 122	1 072
	Firms with less than 5 employees.....	370	371	D	D	D	f	D	D	D
	Firms with 5 to 9 employees ..	53	57	D	D	D	e	D	D	D
	Firms with 10 to 19 employees.....	26	26	241 762	16 965	3 189	378	35 074	—	—
	Firms with 20 to 49 employees.....	16	27	320 499	17 198	4 478	455	29 537	44	36
	Firms with 50 to 99 employees.....	—	—	—	—	—	—	—	—	—
	Firms with 100 employees or more.....	—	—	—	—	—	—	—	—	—
	Firms not operated for the entire year	110	110	155 261	3 066	316	55	7 193	—	—
4229902	General merchandise (nondurable goods) whsle									
	All firms	398	398	785 925	36 541	7 747	988	67 179	1 235	1 634
	Firms operated for the entire year	290	290	D	D	D	f	D	D	D
	Firms with less than 5 employees.....	253	253	369 162	15 408	3 475	452	32 610	1 064	1 433
	Firms with 5 to 9 employees ..	25	25	98 497	4 059	971	144	7 963	—	—
	Firms with 10 to 19 employees.....	9	9	D	D	D	c	D	D	D
	Firms with 20 to 49 employees.....	3	3	D	D	D	b	D	D	D
	Firms with 50 to 99 employees.....	—	—	—	—	—	—	—	—	—
	Firms with 100 employees or more.....	—	—	—	—	—	—	—	—	—
	Firms not operated for the entire year	108	108	D	D	D	c	D	D	D
4229903	Textile bags, bagging, & burlap whsle									
	All firms	40	40	54 043	2 311	419	50	4 934	38	39
	Firms operated for the entire year	26	26	42 218	1 877	412	46	3 922	38	39
	Firms with less than 5 employees.....	25	25	D	D	D	b	D	D	D
	Firms with 5 to 9 employees ..	1	1	D	D	D	a	D	D	D
	Firms with 10 to 19 employees.....	—	—	—	—	—	—	—	—	—
	Firms with 20 to 49 employees.....	—	—	—	—	—	—	—	—	—
	Firms with 50 to 99 employees.....	—	—	—	—	—	—	—	—	—
	Firms with 100 employees or more.....	—	—	—	—	—	—	—	—	—
	Firms not operated for the entire year	14	14	11 825	434	7	4	1 012	—	—

See footnotes at end of table.

Table 5. Employment Size of Firms: 1997—Con.

[Includes only firms and establishments with payroll. Excludes data for central administrative offices, auxiliary operations, or establishments of these firms that are classified in other categories than those specified in this table. For meaning of abbreviations and symbols, see introductory text. For explanation of terms, see Appendix A. For method of assignment to categories shown, see Appendix C]

NAICS code	Employment sizes of firms by type of operation and kind of business ¹	Firms (number)	Establishments (number)	Sales (\$1,000)	Annual payroll (\$1,000)	First-quarter payroll (\$1,000)	Paid employees for pay period including March 12 (number)	Operating expenses ¹ (\$1,000)	End-of-1996 inventories (\$1,000)	End-of-1997 inventories (\$1,000)
422 4229904	AGENTS, BROKERS, AND COMMISSION MERCHANTS—Con.									
	Wholesale trade, nondurable goods—Con.									
	Other nondurable goods whsle									
	All firms	694	704	D	D	D	g	D	D	D
	Firms operated for the entire year	504	514	D	D	D	g	D	D	D
	Firms with less than 5 employees.....	425	425	D	D	D	f	D	D	D
	Firms with 5 to 9 employees ..	52	54	D	D	D	e	D	D	D
	Firms with 10 to 19 employees.....	19	24	D	D	D	e	D	D	D
	Firms with 20 to 49 employees.....	7	10	D	D	D	c	D	D	D
	Firms with 50 to 99 employees.....	1	1	D	D	D	b	D	D	D
	Firms with 100 employees or more.....	—	—	—	—	—	—	—	—	—
	Firms not operated for the entire year	190	190	D	D	D	b	D	D	D

¹Based on the number of paid employees for the pay period including March 12.
²Includes payroll.

Table 6. Concentration by Largest Firms: 1997

[Includes only firms and establishments with payroll. Excludes data for central administrative offices, auxiliary operations, or establishments of these firms that are classified in other categories than those specified in this table. For meaning of abbreviations and symbols, see introductory text. For explanation of terms, see Appendix A. For method of assignment to categories shown, see Appendix C]

NAICS code	Largest firms based on sales by kind of business and type of operation	Establishments (number)	Sales		Annual payroll (\$1,000)	First-quarter payroll (\$1,000)	Paid employees for pay period including March 12 (number)
			Amount (number)	As percent of total			
42	WHOLESALE TRADE						
	All firms	'453 470	'4 059 657 778	100.0	'214 915 405	'51 072 571	'5 796 557
	4 largest firms	294	251 645 800	6.2	1 350 045	348 110	38 694
	8 largest firms	1 550	343 243 443	8.5	3 729 885	1 112 202	76 539
	20 largest firms	3 438	523 311 763	12.9	11 673 382	3 414 885	228 300
	50 largest firms	5 987	824 904 707	20.3	17 395 061	4 882 023	363 526
421	Wholesale trade, durable goods						
	All firms	290 629	'2 179 717 376	100.0	'133 236 997	'31 746 275	'3 398 261
	4 largest firms	291	251 637 628	11.5	1 348 789	347 958	38 661
	8 largest firms	1 674	341 494 712	15.7	6 754 268	2 170 268	115 178
	20 largest firms	2 404	465 633 933	21.4	9 552 897	2 912 505	168 790
	50 largest firms	4 502	617 079 710	28.3	14 917 081	4 290 670	271 879
4211	Motor vehicle & motor vehicle parts & supplies whsle						
	All firms	'29 328	'533 352 124	100.0	'11 458 634	'2 717 906	'375 731
	4 largest firms	290	251 636 652	47.2	1 348 501	347 879	38 652
	8 largest firms	363	324 114 747	60.8	1 722 558	432 147	50 426
	20 largest firms	812	376 601 127	70.6	2 319 012	592 015	68 228
	50 largest firms	1 069	413 243 070	77.5	2 881 344	731 182	80 634
42111	Automobile & other motor vehicle whsle						
	All firms	7 664	'428 356 355	100.0	'4 638 901	'1 112 419	150 947
	4 largest firms	229	238 793 793	55.7	569 150	156 671	23 103
	8 largest firms	298	310 074 185	72.4	912 854	233 845	34 172
	20 largest firms	428	356 966 067	83.3	1 289 678	336 740	43 018
	50 largest firms	539	378 259 447	88.3	1 638 101	418 340	51 689
421110	Automobile & other motor vehicle whsle						
	All firms	7 664	'428 356 355	100.0	'4 638 901	'1 112 419	150 947
	4 largest firms	229	238 793 793	55.7	569 150	156 671	23 103
	8 largest firms	298	310 074 185	72.4	912 854	233 845	34 172
	20 largest firms	428	356 966 067	83.3	1 289 678	336 740	43 018
	50 largest firms	539	378 259 447	88.3	1 638 101	418 340	51 689
4211101	Automobile & motorcycle whsle						
	All firms	3 952	'232 780 708	100.0	'1 767 828	'423 461	70 675
	4 largest firms	141	118 242 803	50.8	577 343	138 245	24 319
	8 largest firms	222	163 989 306	70.4	752 127	181 726	35 087
	20 largest firms	265	200 882 341	86.3	996 487	247 862	38 419
	50 largest firms	373	215 493 022	92.6	1 223 261	299 611	45 418
4211102	Bus & recreational vehicle whsle						
	All firms	387	3 059 157	100.0	152 468	33 148	5 047
	4 largest firms	8	761 897	24.9	13 487	2 948	207
	8 largest firms	14	1 004 517	32.8	19 172	4 054	403
	20 largest firms	30	1 441 741	47.1	40 496	9 226	1 207
	50 largest firms	66	2 072 367	67.7	80 052	17 192	2 254
4211103	Light truck & van (14,000 lb or less) whsle						
	All firms	548	159 991 093	100.0	427 702	115 721	9 552
	4 largest firms	105	154 880 798	96.8	204 925	64 843	2 756
	8 largest firms	109	157 029 636	98.1	234 553	70 936	3 228
	20 largest firms	121	157 842 958	98.7	282 053	81 658	4 694
	50 largest firms	153	158 720 030	99.2	346 068	96 398	6 523
4211104	Medium truck & tractor (14,001 lb to 26,000 lb) whsle						
	All firms	516	4 375 397	100.0	275 806	66 215	7 929
	4 largest firms	21	1 748 182	40.0	27 733	7 981	628
	8 largest firms	26	1 994 141	45.6	44 587	12 311	1 036
	20 largest firms	47	2 474 241	56.5	80 740	21 599	1 915
	50 largest firms	87	3 081 198	70.4	142 008	35 635	3 522
4211105	Heavy truck & tractor (over 26,000 lb) whsle						
	All firms	2 261	28 150 000	100.0	2 015 097	473 874	57 744
	4 largest firms	82	4 508 918	16.0	136 909	35 859	3 322
	8 largest firms	101	5 781 711	20.5	194 597	50 178	4 951
	20 largest firms	172	8 097 568	28.8	350 695	91 712	9 190
	50 largest firms	283	11 413 766	40.5	562 177	138 784	14 545
42112	Motor vehicle supplies & new parts whsle						
	All firms	'12 620	'83 214 728	100.0	'5 065 064	'1 194 084	'156 038
	4 largest firms	350	15 415 739	18.5	942 704	234 475	23 128
	8 largest firms	378	22 772 681	27.4	1 061 992	262 745	25 928
	20 largest firms	505	31 716 946	38.1	1 240 670	305 139	29 838
	50 largest firms	742	40 704 951	48.9	1 548 620	379 575	37 177

Table 6. Concentration by Largest Firms: 1997—Con.

[Includes only firms and establishments with payroll. Excludes data for central administrative offices, auxiliary operations, or establishments of these firms that are classified in other categories than those specified in this table. For meaning of abbreviations and symbols, see introductory text. For explanation of terms, see Appendix A. For method of assignment to categories shown, see Appendix C]

NAICS code	Largest firms based on sales by kind of business and type of operation	Establishments (number)	Sales		Annual payroll (\$1,000)	First-quarter payroll (\$1,000)	Paid employees for pay period including March 12 (number)
			Amount (number)	As percent of total			
42	WHOLESALE TRADE—Con.						
421	Wholesale trade, durable goods—Con.						
421120	Motor vehicle supplies & new parts whsle						
	All firms	'12 620	'83 214 728	100.0	'5 065 064	'1 194 084	'156 038
	4 largest firms	350	15 415 739	18.5	942 704	234 475	23 128
	8 largest firms	378	22 772 681	27.4	1 061 992	262 745	25 928
	20 largest firms	505	31 716 946	38.1	1 240 670	305 139	29 838
	50 largest firms	742	40 704 951	48.9	1 548 620	379 575	37 177
4211201	Motor vehicle supplies & new parts—warehouse distributors						
	All firms	'5 095	'30 313 120	100.0	'2 002 699	'463 650	'67 362
	4 largest firms	150	4 744 851	15.7	147 693	37 695	5 356
	8 largest firms	189	7 367 347	24.3	236 098	57 807	7 518
	20 largest firms	263	11 576 727	38.2	348 476	83 619	10 096
	50 largest firms	483	15 490 119	51.1	540 487	127 447	16 474
4211202	Motor vehicle supplies & new parts—jobbers						
	All firms	6 942	51 468 506	100.0	2 905 299	693 404	84 003
	4 largest firms	66	14 991 391	29.1	803 468	196 570	16 167
	8 largest firms	246	20 279 741	39.4	914 556	225 948	20 424
	20 largest firms	270	25 157 966	48.9	1 013 415	249 175	21 948
	50 largest firms	542	30 699 947	59.6	1 277 677	312 450	28 902
4211203	Petroleum products marketing equipment whsle						
	All firms	583	1 433 102	100.0	157 066	37 030	4 673
	4 largest firms	17	222 236	15.5	11 979	3 318	270
	8 largest firms	25	322 564	22.5	18 672	4 756	410
	20 largest firms	54	522 520	36.5	37 139	9 556	886
	50 largest firms	103	789 518	55.1	67 057	15 697	1 606
42113	Tire & tube whsle						
	All firms	1 939	16 508 934	100.0	782 893	183 257	22 939
	4 largest firms	104	8 481 710	51.4	145 935	38 765	2 991
	8 largest firms	181	10 395 246	63.0	239 508	59 551	5 063
	20 largest firms	261	11 705 726	70.9	295 467	72 672	6 619
	50 largest firms	367	12 873 203	78.0	390 347	94 633	9 168
421130	Tire & tube whsle						
	All firms	1 939	16 508 934	100.0	782 893	183 257	22 939
	4 largest firms	104	8 481 710	51.4	145 935	38 765	2 991
	8 largest firms	181	10 395 246	63.0	239 508	59 551	5 063
	20 largest firms	261	11 705 726	70.9	295 467	72 672	6 619
	50 largest firms	367	12 873 203	78.0	390 347	94 633	9 168
42114	Motor vehicle parts, (used) whsle						
	All firms	7 105	5 272 107	100.0	971 776	228 146	45 807
	4 largest firms	16	230 928	4.4	25 687	5 792	1 340
	8 largest firms	42	370 209	7.0	40 776	9 731	1 877
	20 largest firms	85	640 318	12.1	82 481	18 979	3 282
	50 largest firms	125	1 033 434	19.6	133 253	31 111	5 143
421140	Motor vehicle parts, (used) whsle						
	All firms	7 105	5 272 107	100.0	971 776	228 146	45 807
	4 largest firms	16	230 928	4.4	25 687	5 792	1 340
	8 largest firms	42	370 209	7.0	40 776	9 731	1 877
	20 largest firms	85	640 318	12.1	82 481	18 979	3 282
	50 largest firms	125	1 033 434	19.6	133 253	31 111	5 143
4212	Furniture & home furnishings whsle						
	All firms	15 246	75 006 478	100.0	5 316 976	1 225 440	157 465
	4 largest firms	81	8 601 006	11.5	116 082	31 698	3 058
	8 largest firms	111	12 203 130	16.3	209 143	57 163	5 108
	20 largest firms	197	17 833 314	23.8	405 550	102 314	9 304
	50 largest firms	386	23 653 427	31.5	758 181	188 184	19 393
42121	Furniture whsle						
	All firms	6 697	31 898 583	100.0	2 415 323	555 931	65 930
	4 largest firms	79	4 864 968	15.3	110 682	27 481	1 801
	8 largest firms	112	6 461 463	20.3	201 559	49 236	3 820
	20 largest firms	188	8 493 785	26.6	315 448	77 425	6 154
	50 largest firms	292	11 053 110	34.7	557 845	133 596	11 360
421210	Furniture whsle						
	All firms	6 697	31 898 583	100.0	2 415 323	555 931	65 930
	4 largest firms	79	4 864 968	15.3	110 682	27 481	1 801
	8 largest firms	112	6 461 463	20.3	201 559	49 236	3 820
	20 largest firms	188	8 493 785	26.6	315 448	77 425	6 154
	50 largest firms	292	11 053 110	34.7	557 845	133 596	11 360

Table 6. Concentration by Largest Firms: 1997—Con.

[Includes only firms and establishments with payroll. Excludes data for central administrative offices, auxiliary operations, or establishments of these firms that are classified in other categories than those specified in this table. For meaning of abbreviations and symbols, see introductory text. For explanation of terms, see Appendix A. For method of assignment to categories shown, see Appendix C]

NAICS code	Largest firms based on sales by kind of business and type of operation	Establishments (number)	Sales		Annual payroll (\$1,000)	First-quarter payroll (\$1,000)	Paid employees for pay period including March 12 (number)
			Amount (number)	As percent of total			
42	WHOLESALE TRADE—Con.						
421	Wholesale trade, durable goods—Con.						
4212101	Household & lawn furniture whsle						
	All firms	3 304	12 079 496	100.0	698 636	166 690	23 346
	4 largest firms	5	1 284 991	10.6	24 359	5 866	309
	8 largest firms	40	1 753 643	14.5	52 758	15 389	943
	20 largest firms	76	2 688 794	22.3	93 147	25 335	2 240
	50 largest firms	110	3 974 817	32.9	157 071	42 063	3 951
4212102	Office & business furniture whsle						
	All firms	3 393	19 819 087	100.0	1 716 687	389 241	42 584
	4 largest firms	98	4 783 039	24.1	113 427	28 400	1 912
	8 largest firms	120	6 014 981	30.3	198 820	49 428	3 933
	20 largest firms	172	7 422 757	37.5	366 063	85 851	7 243
	50 largest firms	266	9 378 713	47.3	568 065	129 755	11 072
42122	Home furnishings whsle						
	All firms	8 549	43 107 895	100.0	2 901 653	669 509	91 535
	4 largest firms	44	7 166 282	16.6	103 679	27 893	2 836
	8 largest firms	58	9 553 219	22.2	147 306	40 763	3 880
	20 largest firms	129	13 424 685	31.1	295 246	76 106	9 840
	50 largest firms	259	17 328 398	40.2	607 636	151 339	17 623
421220	Home furnishings whsle						
	All firms	8 549	43 107 895	100.0	2 901 653	669 509	91 535
	4 largest firms	44	7 166 282	16.6	103 679	27 893	2 836
	8 largest firms	58	9 553 219	22.2	147 306	40 763	3 880
	20 largest firms	129	13 424 685	31.1	295 246	76 106	9 840
	50 largest firms	259	17 328 398	40.2	607 636	151 339	17 623
4212201	Household china, glassware, & crockery whsle						
	All firms	1 332	6 744 886	100.0	478 488	108 490	16 343
	4 largest firms	6	1 169 648	17.3	50 708	11 259	3 357
	8 largest firms	12	1 604 873	23.8	91 145	20 262	4 400
	20 largest firms	28	2 344 699	34.8	129 111	29 292	5 389
	50 largest firms	68	3 390 029	50.3	210 519	46 997	7 487
4212202	Linens, domestics, draperies, & curtains whsle						
	All firms	1 876	11 337 298	100.0	658 252	152 175	20 019
	4 largest firms	31	3 491 577	30.8	62 343	16 060	1 286
	8 largest firms	41	4 441 693	39.2	111 143	26 076	1 891
	20 largest firms	77	5 697 218	50.3	186 835	46 511	3 638
	50 largest firms	121	7 055 134	62.2	273 102	65 788	5 833
4212203	Floor coverings whsle						
	All firms	2 591	16 467 044	100.0	1 044 511	245 571	30 315
	4 largest firms	38	5 920 665	36.0	100 983	28 913	3 200
	8 largest firms	79	7 337 836	44.6	149 151	41 328	4 332
	20 largest firms	147	8 629 990	52.4	249 255	64 123	6 454
	50 largest firms	312	10 133 490	61.5	374 069	92 571	9 539
4212204	Other home furnishings whsle						
	All firms	2 750	8 558 667	100.0	720 402	163 273	24 858
	4 largest firms	26	1 026 622	12.0	65 320	16 071	2 058
	8 largest firms	31	1 589 358	18.6	101 911	24 946	3 165
	20 largest firms	48	2 482 304	29.0	147 472	36 371	4 621
	50 largest firms	80	3 407 337	39.8	227 115	52 893	6 765
4213	Lumber & other construction materials whsle						
	All firms	14 267	89 175 875	100.0	5 296 176	1 227 622	155 535
	4 largest firms	172	10 478 027	11.7	249 212	67 515	5 250
	8 largest firms	272	14 890 884	16.7	348 302	84 493	7 009
	20 largest firms	850	23 322 227	26.2	683 112	175 150	15 425
	50 largest firms	1 205	32 506 379	36.5	1 057 839	270 476	25 897
42131	Lumber, plywood, millwork, & wood panel whsle						
	All firms	6 767	60 455 924	100.0	3 126 436	736 657	88 905
	4 largest firms	169	10 380 638	17.2	246 194	66 800	5 186
	8 largest firms	205	14 460 368	23.9	363 151	96 297	7 244
	20 largest firms	366	20 205 109	33.4	617 561	158 668	13 543
	50 largest firms	643	26 234 923	43.4	864 428	223 177	20 323
421310	Lumber, plywood, millwork, & wood panel whsle						
	All firms	6 767	60 455 924	100.0	3 126 436	736 657	88 905
	4 largest firms	169	10 380 638	17.2	246 194	66 800	5 186
	8 largest firms	205	14 460 368	23.9	363 151	96 297	7 244
	20 largest firms	366	20 205 109	33.4	617 561	158 668	13 543
	50 largest firms	643	26 234 923	43.4	864 428	223 177	20 323

Table 6. Concentration by Largest Firms: 1997—Con.

[Includes only firms and establishments with payroll. Excludes data for central administrative offices, auxiliary operations, or establishments of these firms that are classified in other categories than those specified in this table. For meaning of abbreviations and symbols, see introductory text. For explanation of terms, see Appendix A. For method of assignment to categories shown, see Appendix C]

NAICS code	Largest firms based on sales by kind of business and type of operation	Establishments (number)	Sales		Annual payroll (\$1,000)	First-quarter payroll (\$1,000)	Paid employees for pay period including March 12 (number)
			Amount (number)	As percent of total			
42	WHOLESALE TRADE—Con.						
421	Wholesale trade, durable goods—Con.						
4213101	Lumber without yard whsle						
	All firms	1 627	17 143 755	100.0	529 208	131 340	12 611
	4 largest firms	51	5 858 128	34.2	87 890	27 423	1 697
	8 largest firms	55	7 340 081	42.8	135 427	38 149	2 365
	20 largest firms	85	8 852 149	51.6	162 597	48 252	2 735
	50 largest firms	123	10 654 021	62.1	203 448	57 836	3 500
4213102	Lumber with yard whsle						
	All firms	1 599	15 464 304	100.0	890 605	203 841	27 481
	4 largest firms	41	2 163 360	14.0	53 271	13 812	1 107
	8 largest firms	63	3 405 319	22.0	77 073	19 592	1 699
	20 largest firms	121	4 767 374	30.8	134 604	33 009	3 401
	50 largest firms	218	6 934 261	44.8	253 489	60 713	6 486
4213103	Plywood, veneer, millwork, & wood panel whsle						
	All firms	3 541	27 847 865	100.0	1 706 623	401 476	48 813
	4 largest firms	105	6 029 433	21.7	195 882	38 896	4 030
	8 largest firms	179	8 131 294	29.2	296 786	72 592	6 485
	20 largest firms	277	11 438 808	41.1	468 894	117 483	11 128
	50 largest firms	522	14 912 967	53.6	668 874	165 308	17 058
42132	Brick, stone, & related construction materials whsle						
	All firms	3 026	10 711 750	100.0	761 681	168 106	23 753
	4 largest firms	390	3 023 703	28.2	95 458	25 838	3 451
	8 largest firms	438	4 128 870	38.5	121 550	33 099	4 077
	20 largest firms	576	5 207 416	48.6	177 994	46 157	5 716
	50 largest firms	773	6 510 499	60.8	270 491	64 186	7 911
421320	Brick, stone, & related construction materials whsle						
	All firms	3 026	10 711 750	100.0	761 681	168 106	23 753
	4 largest firms	390	3 023 703	28.2	95 458	25 838	3 451
	8 largest firms	438	4 128 870	38.5	121 550	33 099	4 077
	20 largest firms	576	5 207 416	48.6	177 994	46 157	5 716
	50 largest firms	773	6 510 499	60.8	270 491	64 186	7 911
4213201	Brick, block, tile, clay/cement sewer pipe whsle						
	All firms	1 184	3 546 360	100.0	284 096	66 310	9 941
	4 largest firms	321	1 761 474	49.7	79 735	21 253	3 376
	8 largest firms	375	1 997 046	56.3	102 976	26 730	4 056
	20 largest firms	433	2 355 016	66.4	135 212	35 027	5 206
	50 largest firms	491	2 692 024	75.9	172 762	42 675	6 110
4213202	Sand, gravel, & stone whsle						
	All firms	1 012	2 001 239	100.0	239 974	49 004	7 775
	4 largest firms	47	221 362	11.1	15 461	3 355	527
	8 largest firms	82	369 036	18.4	29 004	5 950	814
	20 largest firms	106	625 298	31.2	48 675	10 502	1 416
	50 largest firms	160	947 480	47.3	78 395	15 987	2 199
4213203	Cement, lime, & related products whsle						
	All firms	830	5 164 151	100.0	237 611	52 792	6 037
	4 largest firms	66	1 939 440	37.6	29 961	8 287	579
	8 largest firms	139	2 664 134	51.6	49 960	13 969	1 133
	20 largest firms	208	3 437 043	66.6	83 088	20 516	1 704
	50 largest firms	282	4 175 335	80.9	133 138	30 469	2 747
42133	Roofing, siding, & insulation material whsle						
	All firms	1 584	9 811 545	100.0	601 826	133 556	16 402
	4 largest firms	168	2 489 266	25.4	91 305	19 726	2 100
	8 largest firms	222	3 551 831	36.2	121 391	28 529	2 867
	20 largest firms	347	4 754 805	48.5	210 739	48 190	5 281
	50 largest firms	458	6 141 007	62.6	320 298	73 194	8 652
421330	Roofing, siding, & insulation material whsle						
	All firms	1 584	9 811 545	100.0	601 826	133 556	16 402
	4 largest firms	168	2 489 266	25.4	91 305	19 726	2 100
	8 largest firms	222	3 551 831	36.2	121 391	28 529	2 867
	20 largest firms	347	4 754 805	48.5	210 739	48 190	5 281
	50 largest firms	458	6 141 007	62.6	320 298	73 194	8 652

Table 6. Concentration by Largest Firms: 1997—Con.

[Includes only firms and establishments with payroll. Excludes data for central administrative offices, auxiliary operations, or establishments of these firms that are classified in other categories than those specified in this table. For meaning of abbreviations and symbols, see introductory text. For explanation of terms, see Appendix A. For method of assignment to categories shown, see Appendix C]

NAICS code	Largest firms based on sales by kind of business and type of operation	Establishments (number)	Sales		Annual payroll (\$1,000)	First-quarter payroll (\$1,000)	Paid employees for pay period including March 12 (number)
			Amount (number)	As percent of total			
42	WHOLESALE TRADE—Con.						
421	Wholesale trade, durable goods—Con.						
4213301	Roofing, siding, & insulation material whsle						
	All firms	1 584	9 811 545	100.0	601 826	133 556	16 402
	4 largest firms	168	2 489 266	25.4	91 305	19 726	2 100
	8 largest firms	222	3 551 831	36.2	121 391	28 529	2 867
	20 largest firms	347	4 754 805	48.5	210 739	48 190	5 281
	50 largest firms	458	6 141 007	62.6	320 298	73 194	8 652
42139	Other construction materials whsle						
	All firms	2 890	8 196 656	100.0	806 233	189 303	26 475
	4 largest firms	76	978 211	11.9	64 494	15 270	2 050
	8 largest firms	89	1 480 664	18.1	104 497	25 782	3 027
	20 largest firms	155	2 321 120	28.3	169 534	41 933	5 173
	50 largest firms	274	3 425 113	41.8	256 709	63 010	8 045
421390	Other construction materials whsle						
	All firms	2 890	8 196 656	100.0	806 233	189 303	26 475
	4 largest firms	76	978 211	11.9	64 494	15 270	2 050
	8 largest firms	89	1 480 664	18.1	104 497	25 782	3 027
	20 largest firms	155	2 321 120	28.3	169 534	41 933	5 173
	50 largest firms	274	3 425 113	41.8	256 709	63 010	8 045
4213901	Flat glass & other construction glass whsle						
	All firms	669	1 950 805	100.0	235 834	57 069	8 197
	4 largest firms	66	610 021	31.3	60 483	14 803	1 941
	8 largest firms	92	858 051	44.0	93 864	22 382	3 065
	20 largest firms	112	1 107 752	56.8	120 149	28 517	3 890
	50 largest firms	158	1 401 029	71.8	145 540	34 405	4 767
4213902	Other construction materials whsle						
	All firms	2 221	6 245 851	100.0	570 399	132 234	18 278
	4 largest firms	17	827 117	13.2	40 084	9 748	973
	8 largest firms	44	1 149 464	18.4	54 790	13 436	1 435
	20 largest firms	105	1 756 172	28.1	100 567	25 256	2 909
	50 largest firms	186	2 729 246	43.7	174 839	42 866	5 220
4214	Professional & commercial equipment & supplies whsle						
	All firms	45 351	367 383 550	100.0	33 292 437	8 317 953	716 113
	4 largest firms	549	52 729 073	14.4	5 694 634	1 850 499	85 482
	8 largest firms	616	76 286 093	20.8	6 312 038	1 990 070	97 790
	20 largest firms	1 557	118 580 608	32.3	9 263 117	2 700 033	160 808
	50 largest firms	3 004	164 933 954	44.9	12 623 081	3 475 323	224 697
42141	Photographic equipment & supplies whsle						
	All firms	1 379	16 679 051	100.0	929 865	217 200	21 195
	4 largest firms	60	9 464 810	56.7	287 192	69 193	5 209
	8 largest firms	87	10 800 003	64.8	342 141	83 548	6 168
	20 largest firms	154	12 233 278	73.3	444 353	108 514	8 176
	50 largest firms	211	13 468 161	80.7	543 481	132 342	10 428
421410	Photographic equipment & supplies whsle						
	All firms	1 379	16 679 051	100.0	929 865	217 200	21 195
	4 largest firms	60	9 464 810	56.7	287 192	69 193	5 209
	8 largest firms	87	10 800 003	64.8	342 141	83 548	6 168
	20 largest firms	154	12 233 278	73.3	444 353	108 514	8 176
	50 largest firms	211	13 468 161	80.7	543 481	132 342	10 428
42142	Office equipment whsle						
	All firms	7 319	36 646 598	100.0	5 421 076	1 376 025	143 381
	4 largest firms	667	17 713 378	48.3	2 291 019	649 257	48 885
	8 largest firms	1 164	22 852 880	62.4	3 093 056	821 733	73 530
	20 largest firms	1 391	26 500 148	72.3	3 458 572	916 446	81 661
	50 largest firms	1 640	28 463 595	77.7	3 702 447	975 691	87 864
421420	Office equipment whsle						
	All firms	7 319	36 646 598	100.0	5 421 076	1 376 025	143 381
	4 largest firms	667	17 713 378	48.3	2 291 019	649 257	48 885
	8 largest firms	1 164	22 852 880	62.4	3 093 056	821 733	73 530
	20 largest firms	1 391	26 500 148	72.3	3 458 572	916 446	81 661
	50 largest firms	1 640	28 463 595	77.7	3 702 447	975 691	87 864
42143	Computer & computer peripheral equipment & software whsle						
	All firms	16 929	221 447 412	100.0	17 305 512	4 426 859	317 662
	4 largest firms	376	51 037 246	23.0	4 607 853	1 480 663	68 157
	8 largest firms	576	68 796 151	31.1	5 664 405	1 722 055	85 105
	20 largest firms	1 120	100 132 563	45.2	7 144 923	2 041 764	109 755
	50 largest firms	1 480	126 388 980	57.1	8 587 364	2 430 594	134 267

Table 6. Concentration by Largest Firms: 1997—Con.

[Includes only firms and establishments with payroll. Excludes data for central administrative offices, auxiliary operations, or establishments of these firms that are classified in other categories than those specified in this table. For meaning of abbreviations and symbols, see introductory text. For explanation of terms, see Appendix A. For method of assignment to categories shown, see Appendix C]

NAICS code	Largest firms based on sales by kind of business and type of operation	Establishments (number)	Sales		Annual payroll (\$1,000)	First-quarter payroll (\$1,000)	Paid employees for pay period including March 12 (number)
			Amount (number)	As percent of total			
42	WHOLESALE TRADE—Con.						
421	Wholesale trade, durable goods—Con.						
421430	Computer & computer peripheral equipment & software whsle						
	All firms	16 929	221 447 412	100.0	17 305 512	4 426 859	317 662
	4 largest firms	376	51 037 246	23.0	4 607 853	1 480 663	68 157
	8 largest firms	576	68 796 151	31.1	5 664 405	1 722 055	85 105
	20 largest firms	1 120	100 132 563	45.2	7 144 923	2 041 764	109 755
	50 largest firms	1 480	126 388 980	57.1	8 587 364	2 430 594	134 267
4214301	Computer & peripheral equipment whsle						
	All firms	14 080	209 760 805	100.0	15 450 012	3 995 317	282 335
	4 largest firms	375	50 872 741	24.3	4 604 212	1 479 802	68 005
	8 largest firms	575	68 631 646	32.7	5 660 764	1 721 194	84 953
	20 largest firms	1 114	99 885 940	47.6	7 137 916	2 039 962	109 517
	50 largest firms	1 478	125 371 788	59.8	8 525 301	2 415 452	133 007
42143011	Computers & peripheral equipment for resale						
	All firms	5 657	115 317 362	100.0	4 275 564	1 035 136	91 857
	4 largest firms	43	34 284 588	29.7	390 990	96 152	10 600
	8 largest firms	127	45 120 116	39.1	608 675	147 628	13 673
	20 largest firms	237	60 766 632	52.7	1 210 029	327 381	22 632
	50 largest firms	411	73 539 229	63.8	1 639 683	427 939	30 238
42143012	Computers & peripheral equipment for end use						
	All firms	8 423	94 443 443	100.0	11 174 448	2 960 181	190 478
	4 largest firms	460	30 254 177	32.0	4 988 290	1 556 959	70 161
	8 largest firms	659	40 972 228	43.4	5 772 267	1 736 951	84 440
	20 largest firms	1 070	55 893 493	59.2	6 855 336	1 976 438	103 215
	50 largest firms	1 442	64 695 078	68.5	7 740 733	2 187 560	115 392
4214302	Computer software (packaged) whsle						
	All firms	2 849	11 686 607	100.0	1 855 500	431 542	35 327
	4 largest firms	6	2 211 472	18.9	141 681	34 264	1 840
	8 largest firms	10	3 238 879	27.7	203 528	58 341	3 067
	20 largest firms	43	4 866 160	41.6	335 781	90 839	5 614
	50 largest firms	148	6 602 125	56.5	626 581	154 541	9 890
42144	Other commercial equipment whsle						
	All firms	'5 380	'15 914 735	100.0	'1 754 684	'402 801	'52 186
	4 largest firms	9	1 366 983	8.6	90 157	22 268	2 447
	8 largest firms	46	1 946 726	12.2	131 575	32 102	3 931
	20 largest firms	80	2 911 951	18.3	198 629	46 510	5 553
	50 largest firms	130	4 172 985	26.2	317 014	73 512	8 405
421440	Other commercial equipment whsle						
	All firms	'5 380	'15 914 735	100.0	'1 754 684	'402 801	'52 186
	4 largest firms	9	1 366 983	8.6	90 157	22 268	2 447
	8 largest firms	46	1 946 726	12.2	131 575	32 102	3 931
	20 largest firms	80	2 911 951	18.3	198 629	46 510	5 553
	50 largest firms	130	4 172 985	26.2	317 014	73 512	8 405
4214401	Restaurant & hotel equipment & supplies whsle						
	All firms	3 165	10 686 971	100.0	1 012 146	230 787	30 890
	4 largest firms	9	1 366 983	12.8	90 157	22 268	2 447
	8 largest firms	45	1 879 179	17.6	121 680	30 163	3 285
	20 largest firms	72	2 565 878	24.0	175 665	41 047	4 500
	50 largest firms	119	3 488 221	32.6	257 493	59 367	6 783
4214402	Store machines & equipment whsle						
	All firms	'2 215	'5 227 764	100.0	'742 538	'172 014	'21 296
	4 largest firms	25	446 627	8.5	30 617	7 255	1 105
	8 largest firms	30	756 508	14.5	56 445	13 007	1 789
	20 largest firms	47	1 239 355	23.7	104 951	23 713	2 945
	50 largest firms	81	1 977 575	37.8	191 736	46 962	4 826
42145	Medical, dental, & hospital equipment & supplies whsle						
	All firms	9 782	58 791 711	100.0	5 746 165	1 386 809	121 572
	4 largest firms	117	10 706 884	18.2	493 918	131 922	10 621
	8 largest firms	248	16 100 690	27.4	953 376	251 852	17 005
	20 largest firms	542	25 628 877	43.6	1 726 517	435 689	29 892
	50 largest firms	822	33 750 283	57.4	2 421 656	610 011	41 968

Table 6. Concentration by Largest Firms: 1997—Con.

[Includes only firms and establishments with payroll. Excludes data for central administrative offices, auxiliary operations, or establishments of these firms that are classified in other categories than those specified in this table. For meaning of abbreviations and symbols, see introductory text. For explanation of terms, see Appendix A. For method of assignment to categories shown, see Appendix C]

NAICS code	Largest firms based on sales by kind of business and type of operation	Establishments (number)	Sales		Annual payroll (\$1,000)	First-quarter payroll (\$1,000)	Paid employees for pay period including March 12 (number)
			Amount (number)	As percent of total			
42	WHOLESALE TRADE—Con.						
421	Wholesale trade, durable goods—Con.						
421450	Medical, dental, & hospital equipment & supplies whsle						
	All firms	9 782	58 791 711	100.0	5 746 165	1 386 809	121 572
	4 largest firms	117	10 706 884	18.2	493 918	131 922	10 621
	8 largest firms	248	16 100 690	27.4	953 376	251 852	17 005
	20 largest firms	542	25 628 877	43.6	1 726 517	435 689	29 892
	50 largest firms	822	33 750 283	57.4	2 421 656	610 011	41 968
4214501	Surgical, medical, & hospital supplies whsle						
	All firms	8 721	54 484 063	100.0	5 125 079	1 243 720	106 502
	4 largest firms	117	10 706 884	19.7	493 918	131 922	10 621
	8 largest firms	248	16 100 690	29.6	953 376	251 852	17 005
	20 largest firms	467	25 408 669	46.6	1 581 445	401 034	26 193
	50 largest firms	676	32 334 984	59.3	2 199 060	562 904	37 111
4214502	Dental equipment & supplies whsle						
	All firms	1 061	4 307 648	100.0	621 086	143 089	15 070
	4 largest firms	163	1 717 624	39.9	249 550	57 751	5 422
	8 largest firms	184	2 128 209	49.4	291 188	67 871	6 401
	20 largest firms	238	2 724 906	63.3	377 064	87 185	8 248
	50 largest firms	292	3 328 408	77.3	471 130	109 200	10 551
42146	Ophthalmic goods whsle						
	All firms	1 781	6 865 265	100.0	867 808	206 531	28 260
	4 largest firms	43	1 270 220	18.5	88 422	21 103	2 213
	8 largest firms	53	D	D	D	D	h
	20 largest firms	110	2 601 028	37.9	240 889	63 234	7 750
	50 largest firms	196	3 581 747	52.2	341 564	87 118	10 699
421460	Ophthalmic goods whsle						
	All firms	1 781	6 865 265	100.0	867 808	206 531	28 260
	4 largest firms	43	1 270 220	18.5	88 422	21 103	2 213
	8 largest firms	53	D	D	D	D	h
	20 largest firms	110	2 601 028	37.9	240 889	63 234	7 750
	50 largest firms	196	3 581 747	52.2	341 564	87 118	10 699
42149	Other professional equipment & supplies whsle						
	All firms	2 781	11 038 778	100.0	1 267 327	301 728	31 857
	4 largest firms	73	2 517 464	22.8	171 168	40 945	3 075
	8 largest firms	87	3 156 155	28.6	229 549	55 088	4 351
	20 largest firms	121	4 471 045	40.5	351 544	84 618	6 836
	50 largest firms	191	5 782 642	52.4	484 892	118 096	10 161
421490	Other professional equipment & supplies whsle						
	All firms	2 781	11 038 778	100.0	1 267 327	301 728	31 857
	4 largest firms	73	2 517 464	22.8	171 168	40 945	3 075
	8 largest firms	87	3 156 155	28.6	229 549	55 088	4 351
	20 largest firms	121	4 471 045	40.5	351 544	84 618	6 836
	50 largest firms	191	5 782 642	52.4	484 892	118 096	10 161
4214901	Religious & school supplies whsle						
	All firms	456	1 495 661	100.0	175 321	39 860	5 811
	4 largest firms	10	383 282	25.6	26 659	5 642	985
	8 largest firms	16	580 422	38.8	46 158	10 644	1 617
	20 largest firms	32	823 996	55.1	83 992	18 002	2 568
	50 largest firms	65	1 073 020	71.7	113 582	25 654	3 422
4214902	Other professional equipment & supplies whsle						
	All firms	2 325	9 543 117	100.0	1 092 006	261 868	26 046
	4 largest firms	73	2 517 464	26.4	171 168	40 945	3 075
	8 largest firms	87	3 156 155	33.1	229 549	55 088	4 351
	20 largest firms	115	4 362 562	45.7	350 183	84 878	6 578
	50 largest firms	191	5 370 654	56.3	474 050	114 976	8 968
4215	Metal & mineral (except petroleum) whsle						
	All firms	12 583	150 493 610	100.0	6 898 028	1 595 361	174 029
	4 largest firms	109	17 594 811	11.7	220 306	57 755	5 735
	8 largest firms	201	25 436 772	16.9	356 356	98 172	8 052
	20 largest firms	403	39 224 166	26.1	751 537	194 974	17 665
	50 largest firms	791	58 410 453	38.8	1 551 254	375 634	34 265
42151	Metal service centers & offices						
	All firms	11 827	135 695 563	100.0	6 637 599	1 535 410	168 950
	4 largest firms	108	17 570 935	12.9	218 429	57 299	5 704
	8 largest firms	200	25 412 896	18.7	354 479	97 716	8 021
	20 largest firms	444	37 751 670	27.8	920 705	223 729	20 255
	50 largest firms	775	54 838 586	40.4	1 563 016	383 035	35 164

Table 6. Concentration by Largest Firms: 1997—Con.

[Includes only firms and establishments with payroll. Excludes data for central administrative offices, auxiliary operations, or establishments of these firms that are classified in other categories than those specified in this table. For meaning of abbreviations and symbols, see introductory text. For explanation of terms, see Appendix A. For method of assignment to categories shown, see Appendix C]

NAICS code	Largest firms based on sales by kind of business and type of operation	Establishments (number)	Sales		Annual payroll (\$1,000)	First-quarter payroll (\$1,000)	Paid employees for pay period including March 12 (number)
			Amount (number)	As percent of total			
42	WHOLESALE TRADE—Con.						
421	Wholesale trade, durable goods—Con.						
421510	Metal service centers & offices						
	All firms	11 827	135 695 563	100.0	6 637 599	1 535 410	168 950
	4 largest firms	108	17 570 935	12.9	218 429	57 299	5 704
	8 largest firms	200	25 412 896	18.7	354 479	97 716	8 021
	20 largest firms	444	37 751 670	27.8	920 705	223 729	20 255
	50 largest firms	775	54 838 586	40.4	1 563 016	383 035	35 164
4215101	Ferrous metal service centers & sales offices						
	All firms	9 437	106 496 206	100.0	5 338 101	1 229 010	138 934
	4 largest firms	108	17 570 935	16.5	218 429	57 299	5 704
	8 largest firms	150	23 838 885	22.4	255 339	65 367	6 455
	20 largest firms	409	34 306 240	32.2	780 712	182 466	18 507
	50 largest firms	835	47 072 877	44.2	1 323 795	316 666	32 784
42151011	Ferrous metal service centers						
	All firms	6 412	69 014 037	100.0	4 683 412	1 078 180	123 914
	4 largest firms	95	7 328 848	10.6	230 840	58 214	6 049
	8 largest firms	181	11 311 621	16.4	520 112	117 998	11 941
	20 largest firms	411	19 332 364	28.0	934 980	216 378	22 368
	50 largest firms	671	28 288 533	41.0	1 318 324	314 512	33 079
42151012	Ferrous metal sales offices						
	All firms	3 025	37 482 169	100.0	654 689	150 830	15 020
	4 largest firms	45	14 568 745	38.9	36 203	9 397	620
	8 largest firms	63	18 692 301	49.9	48 203	12 937	824
	20 largest firms	186	21 990 229	58.7	83 945	21 214	1 421
	50 largest firms	252	25 295 017	67.5	157 672	38 668	2 901
4215102	Nonferrous metal service centers & sales offices						
	All firms	2 390	29 199 357	100.0	1 299 498	306 400	30 016
	4 largest firms	38	4 610 540	15.8	120 078	34 574	1 641
	8 largest firms	81	7 086 596	24.3	206 849	59 409	3 353
	20 largest firms	133	11 996 194	41.1	371 125	96 701	6 304
	50 largest firms	270	17 126 944	58.7	497 012	129 375	9 555
42151021	Nonferrous metal service centers						
	All firms	1 556	22 107 893	100.0	1 122 138	260 461	26 446
	4 largest firms	60	3 128 552	14.2	126 034	33 020	2 364
	8 largest firms	65	5 404 080	24.4	188 662	45 021	2 947
	20 largest firms	113	9 814 286	44.4	330 506	82 161	6 322
	50 largest firms	241	13 967 216	63.2	479 978	119 339	9 794
42151022	Nonferrous metal sales offices						
	All firms	834	7 091 464	100.0	177 360	45 939	3 570
	4 largest firms	25	2 785 808	39.3	38 723	14 740	338
	8 largest firms	29	3 431 336	48.4	46 122	16 569	414
	20 largest firms	51	4 345 798	61.3	63 933	20 783	667
	50 largest firms	87	5 258 192	74.1	83 861	24 939	951
42152	Coal & other mineral & ore whsle						
	All firms	756	14 798 047	100.0	260 429	59 951	5 079
	4 largest firms	11	3 921 214	26.5	13 257	3 204	181
	8 largest firms	23	5 952 087	40.2	39 856	9 469	518
	20 largest firms	57	8 480 732	57.3	66 473	15 951	933
	50 largest firms	107	10 830 884	73.2	105 676	24 949	1 476
421520	Coal & other mineral & ore whsle						
	All firms	756	14 798 047	100.0	260 429	59 951	5 079
	4 largest firms	11	3 921 214	26.5	13 257	3 204	181
	8 largest firms	23	5 952 087	40.2	39 856	9 469	518
	20 largest firms	57	8 480 732	57.3	66 473	15 951	933
	50 largest firms	107	10 830 884	73.2	105 676	24 949	1 476
4215201	Coal whsle						
	All firms	452	10 037 343	100.0	158 986	35 749	3 037
	4 largest firms	15	3 303 966	32.9	20 356	4 983	162
	8 largest firms	23	4 665 155	46.5	38 654	9 082	474
	20 largest firms	55	D	D	D	D	f
	50 largest firms	104	7 940 538	79.1	85 649	19 005	1 221
4215202	Other mineral & ore whsle						
	All firms	304	4 760 704	100.0	101 443	24 202	2 042
	4 largest firms	4	2 483 816	52.2	7 216	2 033	124
	8 largest firms	8	3 008 479	63.2	15 989	3 913	209
	20 largest firms	26	3 651 172	76.7	35 371	9 310	498
	50 largest firms	63	4 281 972	89.9	57 440	14 495	1 023

Table 6. Concentration by Largest Firms: 1997—Con.

[Includes only firms and establishments with payroll. Excludes data for central administrative offices, auxiliary operations, or establishments of these firms that are classified in other categories than those specified in this table. For meaning of abbreviations and symbols, see introductory text. For explanation of terms, see Appendix A. For method of assignment to categories shown, see Appendix C]

NAICS code	Largest firms based on sales by kind of business and type of operation	Establishments (number)	Sales		Annual payroll (\$1,000)	First-quarter payroll (\$1,000)	Paid employees for pay period including March 12 (number)
			Amount (number)	As percent of total			
42	WHOLESALE TRADE—Con.						
421	Wholesale trade, durable goods—Con.						
4216	Electrical goods whsle						
	All firms	38 234	357 691 888	100.0	22 524 717	5 483 454	475 766
	4 largest firms	1 308	47 934 016	13.4	2 450 139	802 398	36 834
	8 largest firms	1 656	67 863 386	19.0	2 906 366	909 159	44 551
	20 largest firms	3 008	102 496 761	28.7	4 960 829	1 400 592	86 691
	50 largest firms	4 598	146 497 519	41.5	7 677 993	2 049 111	128 128
42161	Electrical apparatus & equip, wiring supp, & const material whsle						
	All firms	13 431	85 861 019	100.0	6 028 387	1 426 667	144 585
	4 largest firms	899	10 955 260	12.8	548 002	142 614	18 715
	8 largest firms	1 469	19 926 402	23.2	1 209 222	304 729	29 517
	20 largest firms	1 970	29 038 012	33.8	1 800 928	453 767	39 677
	50 largest firms	2 277	36 125 917	42.1	2 053 348	513 472	45 084
421610	Electrical apparatus & equip, wiring supp, & const material whsle						
	All firms	13 431	85 861 019	100.0	6 028 387	1 426 667	144 585
	4 largest firms	899	10 955 260	12.8	548 002	142 614	18 715
	8 largest firms	1 469	19 926 402	23.2	1 209 222	304 729	29 517
	20 largest firms	1 970	29 038 012	33.8	1 800 928	453 767	39 677
	50 largest firms	2 277	36 125 917	42.1	2 053 348	513 472	45 084
42162	Electrical appliance, television & radio set whsle						
	All firms	3 895	54 683 947	100.0	2 079 747	481 012	50 922
	4 largest firms	44	13 442 580	24.6	428 508	94 941	6 602
	8 largest firms	108	21 385 427	39.1	565 272	128 694	9 478
	20 largest firms	176	28 931 464	52.9	737 725	171 297	13 167
	50 largest firms	253	35 110 729	64.2	930 933	216 250	17 807
421620	Electrical appliance, television & radio set whsle						
	All firms	3 895	54 683 947	100.0	2 079 747	481 012	50 922
	4 largest firms	44	13 442 580	24.6	428 508	94 941	6 602
	8 largest firms	108	21 385 427	39.1	565 272	128 694	9 478
	20 largest firms	176	28 931 464	52.9	737 725	171 297	13 167
	50 largest firms	253	35 110 729	64.2	930 933	216 250	17 807
42169	Other electronic parts & equipment whsle						
	All firms	20 908	217 146 922	100.0	14 416 583	3 575 775	280 259
	4 largest firms	1 308	47 934 016	22.1	2 450 139	802 398	36 834
	8 largest firms	1 644	61 415 648	28.3	3 085 382	945 964	47 117
	20 largest firms	2 128	82 656 935	38.1	4 494 457	1 286 345	67 275
	50 largest firms	3 165	108 037 833	49.8	5 937 654	1 616 452	90 075
421690	Other electronic parts & equipment whsle						
	All firms	20 908	217 146 922	100.0	14 416 583	3 575 775	280 259
	4 largest firms	1 308	47 934 016	22.1	2 450 139	802 398	36 834
	8 largest firms	1 644	61 415 648	28.3	3 085 382	945 964	47 117
	20 largest firms	2 128	82 656 935	38.1	4 494 457	1 286 345	67 275
	50 largest firms	3 165	108 037 833	49.8	5 937 654	1 616 452	90 075
4216901	Communications equipment & supplies whsle						
	All firms	9 180	88 413 555	100.0	8 091 469	2 116 989	152 279
	4 largest firms	1 321	41 512 560	47.0	2 484 308	808 471	37 049
	8 largest firms	1 482	48 292 278	54.6	3 309 825	1 009 372	49 433
	20 largest firms	2 082	57 828 084	65.4	4 223 623	1 215 927	64 053
	50 largest firms	2 555	65 913 389	74.6	5 123 357	1 436 783	81 068
4216902	Electronic parts (excluding communications equipment) whsle						
	All firms	11 728	128 733 367	100.0	6 325 114	1 458 786	127 980
	4 largest firms	336	18 862 682	14.7	450 133	103 971	7 704
	8 largest firms	442	26 696 827	20.7	736 486	171 897	11 050
	20 largest firms	816	41 432 210	32.2	1 336 224	311 085	19 762
	50 largest firms	1 212	56 976 041	44.3	1 864 337	435 352	27 970
4217	Hardware, & plumbing & heating equipment & supplies whsle						
	All firms	21 194	92 189 762	100.0	7 977 961	1 837 467	219 233
	4 largest firms	38	7 179 876	7.8	212 402	48 760	4 838
	8 largest firms	151	11 429 261	12.4	453 643	107 674	9 327
	20 largest firms	930	17 583 065	19.1	864 802	207 893	18 902
	50 largest firms	2 036	24 670 213	26.8	1 326 391	320 955	32 423

Table 6. Concentration by Largest Firms: 1997—Con.

[Includes only firms and establishments with payroll. Excludes data for central administrative offices, auxiliary operations, or establishments of these firms that are classified in other categories than those specified in this table. For meaning of abbreviations and symbols, see introductory text. For explanation of terms, see Appendix A. For method of assignment to categories shown, see Appendix C]

NAICS code	Largest firms based on sales by kind of business and type of operation	Establishments (number)	Sales		Annual payroll (\$1,000)	First-quarter payroll (\$1,000)	Paid employees for pay period including March 12 (number)
			Amount (number)	As percent of total			
42	WHOLESALE TRADE—Con.						
421	Wholesale trade, durable goods—Con.						
42171	Hardware whsle						
	All firms	9 473	44 063 674	100.0	3 865 008	879 374	110 963
	4 largest firms	36	7 174 554	16.3	212 072	48 674	4 826
	8 largest firms	150	9 816 554	22.3	388 398	90 510	8 412
	20 largest firms	810	13 327 108	30.2	622 573	146 541	16 012
	50 largest firms	954	16 775 564	38.1	839 505	198 934	21 911
421710	Hardware whsle						
	All firms	9 473	44 063 674	100.0	3 865 008	879 374	110 963
	4 largest firms	36	7 174 554	16.3	212 072	48 674	4 826
	8 largest firms	150	9 816 554	22.3	388 398	90 510	8 412
	20 largest firms	810	13 327 108	30.2	622 573	146 541	16 012
	50 largest firms	954	16 775 564	38.1	839 505	198 934	21 911
42172	Plumbing & heating equipment & supplies (hydronics) whsle						
	All firms	4 625	22 928 107	100.0	1 582 219	368 294	43 887
	4 largest firms	130	2 465 458	10.8	95 795	23 074	2 199
	8 largest firms	179	3 666 757	16.0	130 363	31 882	3 243
	20 largest firms	314	5 539 336	24.2	212 636	51 801	5 667
	50 largest firms	425	7 749 418	33.8	354 214	82 819	8 883
421720	Plumbing & heating equipment & supplies (hydronics) whsle						
	All firms	4 625	22 928 107	100.0	1 582 219	368 294	43 887
	4 largest firms	130	2 465 458	10.8	95 795	23 074	2 199
	8 largest firms	179	3 666 757	16.0	130 363	31 882	3 243
	20 largest firms	314	5 539 336	24.2	212 636	51 801	5 667
	50 largest firms	425	7 749 418	33.8	354 214	82 819	8 883
42173	Warm air heating & air-conditioning equipment & supplies whsle						
	All firms	5 524	20 062 710	100.0	2 013 489	471 804	51 252
	4 largest firms	181	2 599 845	13.0	200 600	50 657	3 978
	8 largest firms	539	3 756 218	18.7	291 062	72 749	5 863
	20 largest firms	978	5 566 587	27.7	420 641	104 152	9 788
	50 largest firms	1 253	8 091 571	40.3	625 260	154 224	14 618
421730	Warm air heating & air-conditioning equipment & supplies whsle						
	All firms	5 524	20 062 710	100.0	2 013 489	471 804	51 252
	4 largest firms	181	2 599 845	13.0	200 600	50 657	3 978
	8 largest firms	539	3 756 218	18.7	291 062	72 749	5 863
	20 largest firms	978	5 566 587	27.7	420 641	104 152	9 788
	50 largest firms	1 253	8 091 571	40.3	625 260	154 224	14 618
42174	Refrigeration equipment & supplies whsle						
	All firms	1 572	5 135 271	100.0	517 245	117 995	13 131
	4 largest firms	196	1 222 297	23.8	97 449	23 772	1 741
	8 largest firms	245	1 604 164	31.2	111 227	27 322	2 109
	20 largest firms	334	2 176 219	42.4	146 215	36 139	2 954
	50 largest firms	438	2 841 375	55.3	220 940	50 940	4 510
421740	Refrigeration equipment & supplies whsle						
	All firms	1 572	5 135 271	100.0	517 245	117 995	13 131
	4 largest firms	196	1 222 297	23.8	97 449	23 772	1 741
	8 largest firms	245	1 604 164	31.2	111 227	27 322	2 109
	20 largest firms	334	2 176 219	42.4	146 215	36 139	2 954
	50 largest firms	438	2 841 375	55.3	220 940	50 940	4 510
4218	Machinery, equipment, & supplies whsle						
	All firms	76 643	328 968 331	100.0	29 401 798	6 772 121	772 550
	4 largest firms	107	25 838 011	7.9	505 710	132 736	8 088
	8 largest firms	599	32 959 439	10.0	829 619	204 405	15 311
	20 largest firms	1 344	47 629 843	14.5	1 395 603	335 105	29 862
	50 largest firms	2 873	65 664 963	20.0	2 467 389	585 971	55 213
42181	Construction & mining (except petroleum) machinery & equip whsle						
	All firms	5 321	44 725 989	100.0	3 604 644	862 419	87 611
	4 largest firms	57	10 325 175	23.1	286 843	77 441	5 004
	8 largest firms	105	12 331 014	27.6	437 248	117 576	8 576
	20 largest firms	185	15 523 507	34.7	724 280	187 558	14 894
	50 largest firms	409	20 690 181	46.3	1 174 575	300 359	25 316

Table 6. Concentration by Largest Firms: 1997—Con.

[Includes only firms and establishments with payroll. Excludes data for central administrative offices, auxiliary operations, or establishments of these firms that are classified in other categories than those specified in this table. For meaning of abbreviations and symbols, see introductory text. For explanation of terms, see Appendix A. For method of assignment to categories shown, see Appendix C]

NAICS code	Largest firms based on sales by kind of business and type of operation	Establishments (number)	Sales		Annual payroll (\$1,000)	First-quarter payroll (\$1,000)	Paid employees for pay period including March 12 (number)
			Amount (number)	As percent of total			
42	WHOLESALE TRADE—Con.						
421	Wholesale trade, durable goods—Con.						
421810	Construction & mining (except petroleum) machinery & equip whsle						
	All firms	5 321	44 725 989	100.0	3 604 644	862 419	87 611
	4 largest firms	57	10 325 175	23.1	286 843	77 441	5 004
	8 largest firms	105	12 331 014	27.6	437 248	117 576	8 576
	20 largest firms	185	15 523 507	34.7	724 280	187 558	14 894
	50 largest firms	409	20 690 181	46.3	1 174 575	300 359	25 316
42182	Farm & garden machinery & equipment whsle						
	All firms	9 782	39 713 264	100.0	2 860 510	643 779	101 413
	4 largest firms	22	7 714 094	19.4	127 396	30 030	2 362
	8 largest firms	35	8 629 933	21.7	162 137	38 373	3 195
	20 largest firms	186	9 825 942	24.7	233 832	54 938	5 668
	50 largest firms	298	11 345 046	28.6	338 702	79 975	8 981
421820	Farm & garden machinery & equipment whsle						
	All firms	9 782	39 713 264	100.0	2 860 510	643 779	101 413
	4 largest firms	22	7 714 094	19.4	127 396	30 030	2 362
	8 largest firms	35	8 629 933	21.7	162 137	38 373	3 195
	20 largest firms	186	9 825 942	24.7	233 832	54 938	5 668
	50 largest firms	298	11 345 046	28.6	338 702	79 975	8 981
4218201	Farm machinery & equipment—farm dealers						
	All firms	6 931	21 996 353	100.0	1 898 402	427 060	72 177
	4 largest firms	53	370 553	1.7	28 418	6 789	1 260
	8 largest firms	76	625 141	2.8	44 107	10 792	1 749
	20 largest firms	115	1 180 801	5.4	81 924	19 390	2 860
	50 largest firms	202	2 169 769	9.9	155 984	36 708	5 137
4218202	Farm machinery & equipment—whsle distributors						
	All firms	2 122	13 486 595	100.0	643 692	144 052	19 867
	4 largest firms	18	6 808 979	50.5	98 422	23 489	1 831
	8 largest firms	28	7 715 649	57.2	132 293	31 631	2 616
	20 largest firms	141	8 647 078	64.1	183 783	43 351	4 233
	50 largest firms	229	9 460 509	70.1	247 331	57 098	5 813
4218203	Lawn & garden machinery & equipment whsle						
	All firms	729	4 230 316	100.0	318 416	72 667	9 369
	4 largest firms	5	1 074 610	25.4	36 138	8 550	778
	8 largest firms	17	1 285 269	30.4	52 913	12 808	1 265
	20 largest firms	38	1 747 827	41.3	89 497	20 475	2 261
	50 largest firms	83	2 478 243	58.6	141 836	33 506	3 751
42183	Industrial machinery & equipment whsle						
	All firms	35 674	139 946 952	100.0	14 167 699	3 238 229	342 008
	4 largest firms	41	5 670 581	4.1	348 480	69 163	7 811
	8 largest firms	451	8 658 221	6.2	519 545	111 695	11 837
	20 largest firms	790	14 958 227	10.7	892 717	195 050	20 204
	50 largest firms	1 421	24 739 496	17.7	1 533 148	352 103	33 437
421830	Industrial machinery & equipment whsle						
	All firms	35 674	139 946 952	100.0	14 167 699	3 238 229	342 008
	4 largest firms	41	5 670 581	4.1	348 480	69 163	7 811
	8 largest firms	451	8 658 221	6.2	519 545	111 695	11 837
	20 largest firms	790	14 958 227	10.7	892 717	195 050	20 204
	50 largest firms	1 421	24 739 496	17.7	1 533 148	352 103	33 437
4218301	Food-processing machinery & equipment whsle						
	All firms	1 333	4 273 371	100.0	496 582	115 224	12 098
	4 largest firms	16	439 994	10.3	49 181	12 261	881
	8 largest firms	25	633 350	14.8	70 028	17 777	1 255
	20 largest firms	48	1 014 817	23.7	112 097	28 023	2 168
	50 largest firms	93	1 637 194	38.3	158 320	38 291	3 059
4218302	Hydraulic & pneumatic (fluid-power) machinery & equipment whsle						
	All firms	3 866	13 016 250	100.0	1 637 232	378 722	40 348
	4 largest firms	106	1 323 554	10.2	151 597	36 618	4 345
	8 largest firms	174	2 073 814	15.9	208 467	51 037	5 493
	20 largest firms	266	3 248 714	25.0	288 115	70 797	7 133
	50 largest firms	444	4 511 459	34.7	431 167	104 149	10 278

Table 6. Concentration by Largest Firms: 1997—Con.

[Includes only firms and establishments with payroll. Excludes data for central administrative offices, auxiliary operations, or establishments of these firms that are classified in other categories than those specified in this table. For meaning of abbreviations and symbols, see introductory text. For explanation of terms, see Appendix A. For method of assignment to categories shown, see Appendix C]

NAICS code	Largest firms based on sales by kind of business and type of operation	Establishments (number)	Sales		Annual payroll (\$1,000)	First-quarter payroll (\$1,000)	Paid employees for pay period including March 12 (number)
			Amount (number)	As percent of total			
42	WHOLESALE TRADE—Con.						
421	Wholesale trade, durable goods—Con.						
42183021	Hydraulic & pneumatic pumps & motors whsle						
	All firms	1 636	4 753 826	100.0	543 359	127 730	13 756
	4 largest firms	87	765 660	16.1	49 020	12 286	1 156
	8 largest firms	157	1 165 371	24.5	76 597	19 323	1 824
	20 largest firms	221	1 687 579	35.5	121 920	30 084	2 899
	50 largest firms	307	2 380 410	50.1	206 124	49 053	4 694
42183022	Hydraulic & pneumatic parts, accessories, & supplies whsle						
	All firms	2 230	8 262 424	100.0	1 093 873	250 992	26 592
	4 largest firms	58	1 200 433	14.5	142 049	34 460	3 907
	8 largest firms	71	1 700 748	20.6	166 812	40 289	4 348
	20 largest firms	117	2 319 659	28.1	243 826	58 663	5 956
	50 largest firms	231	3 259 751	39.5	364 552	87 328	8 404
4218303	General-purpose industrial machinery & equipment whsle						
	All firms	11 101	42 641 534	100.0	4 279 378	965 711	102 295
	4 largest firms	58	4 109 024	9.6	286 311	53 923	5 312
	8 largest firms	139	5 518 372	12.9	352 092	67 728	6 524
	20 largest firms	298	8 540 444	20.0	526 856	106 381	10 118
	50 largest firms	497	12 433 552	29.2	775 279	167 800	15 088
4218304	Metalworking machinery & equipment whsle						
	All firms	4 092	19 008 973	100.0	1 603 844	363 648	35 524
	4 largest firms	70	2 073 428	10.9	117 576	26 505	2 939
	8 largest firms	97	3 051 243	16.1	164 196	36 765	3 806
	20 largest firms	133	4 897 936	25.8	260 933	59 920	5 468
	50 largest firms	254	7 122 803	37.5	408 159	94 136	8 111
4218305	Materials handling equipment whsle						
	All firms	4 642	18 803 215	100.0	2 371 197	559 533	63 169
	4 largest firms	24	2 458 153	13.1	95 240	24 916	2 013
	8 largest firms	107	3 423 554	18.2	181 294	45 381	4 061
	20 largest firms	180	4 759 951	25.3	346 879	87 205	8 152
	50 largest firms	289	6 233 171	33.1	553 209	135 850	12 924
4218306	Oilwell, oil refinery, & pipeline mach, equip, & supplies whsle						
	All firms	3 536	11 671 958	100.0	1 006 985	223 687	25 475
	4 largest firms	316	2 070 220	17.7	108 993	26 193	2 779
	8 largest firms	625	3 144 078	26.9	219 455	52 843	5 260
	20 largest firms	736	4 579 203	39.2	275 019	66 150	6 302
	50 largest firms	935	6 197 741	53.1	387 724	91 609	8 792
4218307	Other industrial machinery & equipment whsle						
	All firms	7 104	30 531 651	100.0	2 772 481	631 704	63 099
	4 largest firms	69	2 973 702	9.7	158 104	34 920	4 024
	8 largest firms	86	4 172 488	13.7	233 619	57 303	5 311
	20 largest firms	132	6 598 819	21.6	405 885	88 879	7 934
	50 largest firms	244	9 768 112	32.0	579 773	132 401	10 816
42184	Industrial supplies whsle						
	All firms	15 055	64 861 321	100.0	5 240 795	1 215 121	140 735
	4 largest firms	424	14 019 524	21.6	290 073	74 391	5 868
	8 largest firms	910	18 635 488	28.7	429 768	109 682	10 382
	20 largest firms	1 747	24 221 097	37.3	743 953	182 967	19 239
	50 largest firms	2 543	29 020 286	44.7	1 103 728	273 109	28 296
421840	Industrial supplies whsle						
	All firms	15 055	64 861 321	100.0	5 240 795	1 215 121	140 735
	4 largest firms	424	14 019 524	21.6	290 073	74 391	5 868
	8 largest firms	910	18 635 488	28.7	429 768	109 682	10 382
	20 largest firms	1 747	24 221 097	37.3	743 953	182 967	19 239
	50 largest firms	2 543	29 020 286	44.7	1 103 728	273 109	28 296
4218401	General-line industrial supplies whsle						
	All firms	2 176	4 367 291	100.0	554 823	129 777	16 136
	4 largest firms	51	440 586	10.1	75 652	19 072	1 400
	8 largest firms	65	624 719	14.3	92 090	23 085	1 830
	20 largest firms	104	972 167	22.3	124 863	31 350	2 711
	50 largest firms	187	1 501 238	34.4	189 456	46 947	4 325

Table 6. Concentration by Largest Firms: 1997—Con.

[Includes only firms and establishments with payroll. Excludes data for central administrative offices, auxiliary operations, or establishments of these firms that are classified in other categories than those specified in this table. For meaning of abbreviations and symbols, see introductory text. For explanation of terms, see Appendix A. For method of assignment to categories shown, see Appendix C]

NAICS code	Largest firms based on sales by kind of business and type of operation	Establishments (number)	Sales		Annual payroll (\$1,000)	First-quarter payroll (\$1,000)	Paid employees for pay period including March 12 (number)
			Amount (number)	As percent of total			
42	WHOLESALE TRADE—Con.						
421	Wholesale trade, durable goods—Con.						
4218402	Mechanical power transmission supplies whsle						
	All firms	2 917	13 895 428	100.0	1 027 321	239 619	28 097
	4 largest firms	854	4 914 236	35.4	276 707	68 043	8 119
	8 largest firms	1 175	7 493 038	53.9	416 342	99 573	11 787
	20 largest firms	1 401	9 112 493	65.6	500 106	119 897	14 059
	50 largest firms	1 531	10 456 067	75.2	613 851	146 093	16 998
4218403	Welding supplies whsle						
	All firms	2 141	4 750 926	100.0	649 262	150 474	19 335
	4 largest firms	518	1 182 895	24.9	140 205	34 573	4 251
	8 largest firms	646	1 571 881	33.1	180 555	41 617	5 407
	20 largest firms	849	2 217 914	46.7	250 355	57 522	7 539
	50 largest firms	1 013	2 853 039	60.1	341 811	79 867	10 164
4218404	Industrial containers & supplies whsle						
	All firms	1 763	9 931 630	100.0	574 198	125 587	15 879
	4 largest firms	42	3 973 546	40.0	14 196	3 807	266
	8 largest firms	58	4 353 037	43.8	25 779	7 233	753
	20 largest firms	101	5 045 204	50.8	58 304	13 838	1 357
	50 largest firms	162	6 068 026	61.1	136 740	30 516	3 003
4218405	Industrial valves & fittings (except fluid-power) whsle						
	All firms	1 552	6 805 404	100.0	731 411	169 645	16 740
	4 largest firms	71	767 975	11.3	35 480	8 417	923
	8 largest firms	99	1 070 965	15.7	74 596	17 997	1 737
	20 largest firms	176	1 768 875	26.0	135 033	31 807	2 934
	50 largest firms	308	2 844 141	41.8	255 839	58 977	5 625
4218406	Other industrial supplies whsle						
	All firms	4 506	25 110 642	100.0	1 703 780	400 019	44 548
	4 largest firms	43	10 670 104	42.5	166 383	44 501	2 529
	8 largest firms	129	11 693 749	46.6	203 331	52 549	3 817
	20 largest firms	353	13 357 056	53.2	330 341	83 681	6 921
	50 largest firms	573	14 959 701	59.6	469 034	118 856	10 510
42185	Service establishment equipment & supplies whsle						
	All firms	6 808	16 038 492	100.0	1 804 565	419 918	59 878
	4 largest firms	159	3 385 487	21.1	90 442	21 813	2 133
	8 largest firms	235	4 104 772	25.6	120 757	29 988	2 953
	20 largest firms	354	5 061 211	31.6	205 531	47 934	5 102
	50 largest firms	514	6 141 405	38.3	321 012	75 780	8 647
421850	Service establishment equipment & supplies whsle						
	All firms	6 808	16 038 492	100.0	1 804 565	419 918	59 878
	4 largest firms	159	3 385 487	21.1	90 442	21 813	2 133
	8 largest firms	235	4 104 772	25.6	120 757	29 988	2 953
	20 largest firms	354	5 061 211	31.6	205 531	47 934	5 102
	50 largest firms	514	6 141 405	38.3	321 012	75 780	8 647
4218501	Beauty & barber shop equipment & supplies whsle						
	All firms	1 296	2 416 390	100.0	372 536	87 826	14 071
	4 largest firms	78	290 708	12.0	28 113	6 962	925
	8 largest firms	110	474 440	19.6	43 183	10 372	1 368
	20 largest firms	183	807 307	33.4	100 428	24 035	3 540
	50 largest firms	314	1 283 805	53.1	176 342	42 126	6 055
4218502	Custodial, janitors' equipment & supplies whsle						
	All firms	2 356	4 430 938	100.0	654 149	153 460	22 107
	4 largest firms	91	552 898	12.5	75 509	18 440	2 154
	8 largest firms	102	743 466	16.8	90 770	21 929	2 493
	20 largest firms	125	1 074 847	24.3	128 610	31 177	3 598
	50 largest firms	178	1 551 559	35.0	191 620	45 454	5 080
4218503	Laundry & dry-cleaning equipment & supplies whsle						
	All firms	699	4 123 097	100.0	240 347	56 352	6 526
	4 largest firms	33	2 599 074	63.0	39 865	9 069	619
	8 largest firms	47	2 707 768	65.7	53 504	12 327	940
	20 largest firms	60	2 904 748	70.5	74 479	17 601	1 402
	50 largest firms	102	3 204 524	77.7	113 180	27 111	2 361

Table 6. Concentration by Largest Firms: 1997—Con.

[Includes only firms and establishments with payroll. Excludes data for central administrative offices, auxiliary operations, or establishments of these firms that are classified in other categories than those specified in this table. For meaning of abbreviations and symbols, see introductory text. For explanation of terms, see Appendix A. For method of assignment to categories shown, see Appendix C]

NAICS code	Largest firms based on sales by kind of business and type of operation	Establishments (number)	Sales		Annual payroll (\$1,000)	First-quarter payroll (\$1,000)	Paid employees for pay period including March 12 (number)
			Amount (number)	As percent of total			
42	WHOLESALE TRADE—Con.						
421	Wholesale trade, durable goods—Con.						
4218504	Other service establishment equipment & supplies whsle						
	All firms	2 457	5 068 067	100.0	537 533	122 280	17 174
	4 largest firms	135	1 164 452	23.0	44 298	11 280	1 180
	8 largest firms	158	1 568 559	30.9	61 452	13 556	1 447
	20 largest firms	206	1 984 178	39.2	96 456	22 227	2 270
	50 largest firms	270	2 474 474	48.8	146 331	33 916	3 498
42186	Transportation equipment & supplies (exc motor vehicle) whsle						
	All firms	4 003	23 682 313	100.0	1 723 585	392 655	40 905
	4 largest firms	21	2 924 595	12.3	104 680	24 564	2 124
	8 largest firms	36	4 463 760	18.8	133 987	31 890	2 739
	20 largest firms	84	7 066 045	29.8	257 431	60 354	4 763
	50 largest firms	176	9 914 102	41.9	447 471	104 892	8 812
421860	Transportation equipment & supplies (exc motor vehicle) whsle						
	All firms	4 003	23 682 313	100.0	1 723 585	392 655	40 905
	4 largest firms	21	2 924 595	12.3	104 680	24 564	2 124
	8 largest firms	36	4 463 760	18.8	133 987	31 890	2 739
	20 largest firms	84	7 066 045	29.8	257 431	60 354	4 763
	50 largest firms	176	9 914 102	41.9	447 471	104 892	8 812
4218601	Aircraft & aeronautical equipment & supplies whsle						
	All firms	2 428	17 709 438	100.0	1 162 838	264 642	25 666
	4 largest firms	20	2 844 154	16.1	92 995	21 480	1 915
	8 largest firms	29	4 305 156	24.3	108 657	25 257	2 215
	20 largest firms	78	6 691 099	37.8	212 765	48 824	3 903
	50 largest firms	156	9 168 267	51.8	397 636	95 806	7 332
4218602	Marine machinery, equipment, & supplies whsle						
	All firms	952	3 513 978	100.0	344 478	78 973	9 314
	4 largest firms	11	776 149	22.1	55 326	13 479	1 249
	8 largest firms	19	1 062 299	30.2	86 999	21 208	2 032
	20 largest firms	55	1 505 927	42.9	127 519	30 280	3 118
	50 largest firms	99	2 038 176	58.0	176 608	40 419	4 410
4218603	Other transportation equipment & supplies whsle						
	All firms	623	2 458 897	100.0	216 269	49 040	5 925
	4 largest firms	11	330 942	13.5	20 314	5 269	427
	8 largest firms	21	539 512	21.9	36 918	8 863	880
	20 largest firms	40	966 838	39.3	68 681	15 336	1 642
	50 largest firms	81	1 469 640	59.8	111 016	25 651	2 673
4219	Miscellaneous durable goods whsle						
	All firms	37 783	185 455 758	100.0	11 070 270	2 568 951	351 839
	4 largest firms	16	19 508 375	10.5	207 473	47 439	2 675
	8 largest firms	61	29 102 329	15.7	316 287	75 732	4 716
	20 largest firms	212	43 624 612	23.5	770 010	188 508	15 465
	50 largest firms	529	59 233 734	31.9	1 376 921	327 955	30 717
42191	Sporting & recreational goods & supplies whsle						
	All firms	6 080	28 233 685	100.0	1 897 111	436 625	59 861
	4 largest firms	23	2 666 916	9.4	95 334	22 415	821
	8 largest firms	109	4 155 550	14.7	175 345	42 062	2 742
	20 largest firms	149	6 198 185	22.0	286 116	70 870	6 309
	50 largest firms	219	9 398 307	33.3	445 865	107 969	10 479
421910	Sporting & recreational goods & supplies whsle						
	All firms	6 080	28 233 685	100.0	1 897 111	436 625	59 861
	4 largest firms	23	2 666 916	9.4	95 334	22 415	821
	8 largest firms	109	4 155 550	14.7	175 345	42 062	2 742
	20 largest firms	149	6 198 185	22.0	286 116	70 870	6 309
	50 largest firms	219	9 398 307	33.3	445 865	107 969	10 479
42192	Toy & hobby goods & supplies whsle						
	All firms	3 229	20 166 025	100.0	1 229 055	281 210	36 337
	4 largest firms	11	6 345 321	31.5	190 127	41 194	3 019
	8 largest firms	15	7 210 860	35.8	229 017	49 890	4 245
	20 largest firms	35	8 885 895	44.1	352 684	79 510	6 857
	50 largest firms	91	10 988 675	54.5	476 788	111 484	10 754

Table 6. Concentration by Largest Firms: 1997—Con.

[Includes only firms and establishments with payroll. Excludes data for central administrative offices, auxiliary operations, or establishments of these firms that are classified in other categories than those specified in this table. For meaning of abbreviations and symbols, see introductory text. For explanation of terms, see Appendix A. For method of assignment to categories shown, see Appendix C]

NAICS code	Largest firms based on sales by kind of business and type of operation	Establishments (number)	Sales		Annual payroll (\$1,000)	First-quarter payroll (\$1,000)	Paid employees for pay period including March 12 (number)
			Amount (number)	As percent of total			
42	WHOLESALE TRADE—Con.						
421	Wholesale trade, durable goods—Con.						
421920	Toy & hobby goods & supplies whsle						
	All firms	3 229	20 166 025	100.0	1 229 055	281 210	36 337
	4 largest firms	11	6 345 321	31.5	190 127	41 194	3 019
	8 largest firms	15	7 210 860	35.8	229 017	49 890	4 245
	20 largest firms	35	8 885 895	44.1	352 684	79 510	6 857
	50 largest firms	91	10 988 675	54.5	476 788	111 484	10 754
42193	Recyclable material whsle						
	All firms	9 088	38 748 659	100.0	3 229 092	753 824	114 992
	4 largest firms	66	3 929 301	10.1	80 471	21 797	2 431
	8 largest firms	144	5 590 439	14.4	165 975	42 733	4 613
	20 largest firms	267	8 703 259	22.5	313 777	82 839	8 897
	50 largest firms	455	12 976 181	33.5	569 224	145 990	16 312
421930	Recyclable material whsle						
	All firms	9 088	38 748 659	100.0	3 229 092	753 824	114 992
	4 largest firms	66	3 929 301	10.1	80 471	21 797	2 431
	8 largest firms	144	5 590 439	14.4	165 975	42 733	4 613
	20 largest firms	267	8 703 259	22.5	313 777	82 839	8 897
	50 largest firms	455	12 976 181	33.5	569 224	145 990	16 312
4219301	Iron & steel scrap processors & dealers						
	All firms	3 480	18 205 778	100.0	1 296 382	312 027	43 789
	4 largest firms	74	3 653 093	20.1	88 620	23 985	2 165
	8 largest firms	99	4 899 382	26.9	122 644	32 834	3 045
	20 largest firms	174	7 167 666	39.4	246 958	67 533	6 477
	50 largest firms	330	9 785 693	53.8	424 194	110 211	11 442
42193011	Iron & steel scrap processors (using power processing equipment)						
	All firms	2 308	12 550 221	100.0	1 100 834	258 643	36 303
	4 largest firms	48	1 597 166	12.7	84 114	20 644	2 166
	8 largest firms	83	2 519 174	20.1	144 626	35 422	3 915
	20 largest firms	150	4 281 333	34.1	266 847	67 823	7 074
	50 largest firms	284	6 277 852	50.0	415 597	105 259	11 371
42193012	Iron & steel scrap processors (not using power processing equip)						
	All firms	1 172	5 655 557	100.0	195 548	53 384	7 486
	4 largest firms	25	2 866 430	50.7	14 032	4 996	267
	8 largest firms	37	3 516 539	62.2	17 934	6 028	335
	20 largest firms	52	4 041 973	71.5	30 940	12 108	670
	50 largest firms	87	4 556 589	80.6	62 873	21 538	1 474
4219302	Recyclable paper & paperboard whsle						
	All firms	1 588	5 592 266	100.0	587 535	135 538	20 596
	4 largest firms	73	953 852	17.1	72 894	17 884	2 160
	8 largest firms	89	1 452 527	26.0	101 560	24 596	2 919
	20 largest firms	154	2 317 242	41.4	153 604	36 088	4 533
	50 largest firms	216	3 145 039	56.2	207 299	48 409	6 000
4219303	Other recyclable material whsle						
	All firms	4 020	14 950 615	100.0	1 345 175	306 259	50 607
	4 largest firms	17	1 337 417	8.9	30 946	7 392	971
	8 largest firms	24	1 958 387	13.1	41 769	9 734	1 159
	20 largest firms	57	3 128 432	20.9	96 288	24 019	2 866
	50 largest firms	130	4 887 916	32.7	204 607	49 479	6 247
42194	Jewelry/watch/silverware/precious stone, & precious metal whsle						
	All firms	7 689	32 398 553	100.0	1 702 770	386 713	49 820
	4 largest firms	4	6 581 180	20.3	21 366	4 754	221
	8 largest firms	16	8 328 944	25.7	101 627	19 535	1 495
	20 largest firms	31	10 546 447	32.6	211 736	44 514	3 362
	50 largest firms	89	13 181 831	40.7	354 721	77 849	6 277
421940	Jewelry/watch/silverware/precious stone, & precious metal whsle						
	All firms	7 689	32 398 553	100.0	1 702 770	386 713	49 820
	4 largest firms	4	6 581 180	20.3	21 366	4 754	221
	8 largest firms	16	8 328 944	25.7	101 627	19 535	1 495
	20 largest firms	31	10 546 447	32.6	211 736	44 514	3 362
	50 largest firms	89	13 181 831	40.7	354 721	77 849	6 277
4219401	Jewelry, watch, diamonds, precious stone, & silverware whsle						
	All firms	7 116	22 519 342	100.0	1 579 391	357 866	46 813
	4 largest firms	11	1 632 067	7.2	85 571	16 233	1 366
	8 largest firms	17	2 488 233	11.0	143 464	30 197	2 334
	20 largest firms	30	4 177 167	18.5	272 834	58 870	4 883
	50 largest firms	68	5 911 273	26.2	361 365	79 050	7 302

Table 6. Concentration by Largest Firms: 1997—Con.

[Includes only firms and establishments with payroll. Excludes data for central administrative offices, auxiliary operations, or establishments of these firms that are classified in other categories than those specified in this table. For meaning of abbreviations and symbols, see introductory text. For explanation of terms, see Appendix A. For method of assignment to categories shown, see Appendix C]

NAICS code	Largest firms based on sales by kind of business and type of operation	Establishments (number)	Sales		Annual payroll (\$1,000)	First-quarter payroll (\$1,000)	Paid employees for pay period including March 12 (number)
			Amount (number)	As percent of total			
42	WHOLESALE TRADE—Con.						
421	Wholesale trade, durable goods—Con.						
4219402	Precious metal (excluding ores) whsle						
	All firms	573	9 879 211	100.0	123 379	28 847	3 007
	4 largest firms	4	6 581 180	66.6	21 366	4 754	221
	8 largest firms	9	7 425 175	75.2	25 413	5 778	303
	20 largest firms	25	8 165 745	82.7	49 199	11 319	652
	50 largest firms	57	8 829 826	89.4	69 420	16 665	1 274
42199	Other miscellaneous durable goods whsle						
	All firms	11 697	65 908 836	100.0	3 012 242	710 579	90 829
	4 largest firms	32	17 667 669	26.8	182 217	42 580	2 355
	8 largest firms	87	23 310 073	35.4	325 415	83 122	6 699
	20 largest firms	199	33 308 429	50.5	688 342	170 733	16 702
	50 largest firms	312	41 407 390	62.8	914 570	224 980	22 506
421990	Other miscellaneous durable goods whsle						
	All firms	11 697	65 908 836	100.0	3 012 242	710 579	90 829
	4 largest firms	32	17 667 669	26.8	182 217	42 580	2 355
	8 largest firms	87	23 310 073	35.4	325 415	83 122	6 699
	20 largest firms	199	33 308 429	50.5	688 342	170 733	16 702
	50 largest firms	312	41 407 390	62.8	914 570	224 980	22 506
4219901	Musical instruments & supplies whsle						
	All firms	512	2 474 693	100.0	180 103	41 714	4 906
	4 largest firms	10	807 545	32.6	29 580	7 996	582
	8 largest firms	14	1 099 237	44.4	48 281	12 558	945
	20 largest firms	29	1 504 941	60.8	74 002	18 352	1 559
	50 largest firms	63	1 930 735	78.0	115 606	27 069	2 512
4219902	Forest products (except lumber) whsle						
	All firms	2 032	11 386 630	100.0	406 277	92 740	11 396
	4 largest firms	7	1 924 394	16.9	49 905	12 770	345
	8 largest firms	20	3 090 794	27.1	62 307	15 713	557
	20 largest firms	41	5 327 915	46.8	93 695	23 308	1 045
	50 largest firms	97	7 016 913	61.6	129 708	30 569	1 710
4219903	General merchandise (durable goods) whsle						
	All firms	3 382	21 595 797	100.0	525 213	123 862	18 027
	4 largest firms	32	15 378 909	71.2	122 655	34 607	3 220
	8 largest firms	41	17 172 972	79.5	164 624	42 966	4 425
	20 largest firms	54	17 785 511	82.4	188 000	47 706	5 253
	50 largest firms	104	18 432 029	85.4	243 646	61 121	6 778
4219904	Prerecorded media whsle						
	All firms	2 075	23 424 629	100.0	1 176 057	283 668	34 103
	4 largest firms	52	7 346 923	31.4	188 293	43 597	2 761
	8 largest firms	101	11 979 166	51.1	341 924	83 480	7 497
	20 largest firms	202	17 819 596	76.1	591 925	142 853	15 694
	50 largest firms	250	19 964 786	85.2	763 944	184 974	20 455
42199041	Compact discs/prerecorded audio tapes, & phonograph records whsle						
	All firms	1 418	15 602 913	100.0	825 788	196 901	23 540
	4 largest firms	61	5 694 939	36.5	174 737	41 089	2 634
	8 largest firms	101	9 639 527	61.8	297 448	71 530	6 905
	20 largest firms	135	12 469 909	79.9	496 584	117 889	12 761
	50 largest firms	170	13 637 315	87.4	594 420	140 770	15 673
42199042	Prerecorded video tapes whsle						
	All firms	657	7 821 716	100.0	350 269	86 767	10 563
	4 largest firms	28	4 273 863	54.6	87 166	21 964	1 716
	8 largest firms	65	5 449 012	69.7	119 425	30 249	2 908
	20 largest firms	94	6 643 689	84.9	207 008	53 139	5 703
	50 largest firms	125	7 106 770	90.9	245 388	62 011	6 761
4219905	Fire extinguishers & fire safety equipment whsle						
	All firms	1 016	1 136 419	100.0	181 172	41 557	6 604
	4 largest firms	46	202 166	17.8	15 322	3 643	315
	8 largest firms	53	284 707	25.1	21 956	4 974	522
	20 largest firms	70	418 736	36.8	37 815	8 575	1 002
	50 largest firms	106	577 969	50.9	62 494	14 090	1 717
4219906	Other durable goods whsle						
	All firms	2 680	5 890 668	100.0	543 420	127 038	15 793
	4 largest firms	13	617 154	10.5	34 071	9 171	986
	8 largest firms	19	970 050	16.5	55 494	13 154	1 444
	20 largest firms	41	1 617 408	27.5	114 846	34 798	2 300
	50 largest firms	92	2 547 711	43.2	185 734	49 354	4 096

Table 6. Concentration by Largest Firms: 1997—Con.

[Includes only firms and establishments with payroll. Excludes data for central administrative offices, auxiliary operations, or establishments of these firms that are classified in other categories than those specified in this table. For meaning of abbreviations and symbols, see introductory text. For explanation of terms, see Appendix A. For method of assignment to categories shown, see Appendix C]

NAICS code	Largest firms based on sales by kind of business and type of operation	Establishments (number)	Sales		Annual payroll (\$1,000)	First-quarter payroll (\$1,000)	Paid employees for pay period including March 12 (number)
			Amount (number)	As percent of total			
42	WHOLESALE TRADE—Con.						
422	Wholesale trade, nondurable goods						
	All firms	'162 841	'1 879 940 402	100.0	'81 678 408	'19 326 296	'2 398 296
	4 largest firms	257	68 624 724	3.7	1 952 329	463 944	48 065
	8 largest firms	1 176	123 477 737	6.6	2 739 727	655 255	70 771
	20 largest firms	2 266	252 416 203	13.4	5 701 902	1 431 299	144 991
	50 largest firms	4 419	473 535 004	25.2	10 384 947	2 617 867	256 433
4221	Paper & paper product whsle						
	All firms	15 848	117 062 485	100.0	7 730 308	1 845 993	214 350
	4 largest firms	523	19 597 369	16.7	941 548	237 103	18 944
	8 largest firms	648	29 740 892	25.4	1 358 447	340 496	30 939
	20 largest firms	886	45 425 524	38.8	1 853 589	459 174	57 438
	50 largest firms	1 944	63 745 540	54.5	2 786 202	695 884	78 925
42211	Printing & writing paper whsle						
	All firms	2 309	38 397 487	100.0	1 547 334	377 117	33 135
	4 largest firms	292	14 261 979	37.1	579 994	145 557	11 765
	8 largest firms	360	18 967 703	49.4	609 316	152 964	12 231
	20 largest firms	485	25 823 426	67.3	775 404	194 435	15 572
	50 largest firms	650	31 752 397	82.7	1 032 321	255 202	20 266
422110	Printing & writing paper whsle						
	All firms	2 309	38 397 487	100.0	1 547 334	377 117	33 135
	4 largest firms	292	14 261 979	37.1	579 994	145 557	11 765
	8 largest firms	360	18 967 703	49.4	609 316	152 964	12 231
	20 largest firms	485	25 823 426	67.3	775 404	194 435	15 572
	50 largest firms	650	31 752 397	82.7	1 032 321	255 202	20 266
42212	Stationery & office supplies whsle						
	All firms	8 046	33 271 034	100.0	3 308 237	794 195	109 766
	4 largest firms	130	7 714 344	23.2	534 005	127 264	29 859
	8 largest firms	667	11 367 451	34.2	882 689	215 713	38 075
	20 largest firms	1 057	17 245 574	51.8	1 308 085	323 141	49 780
	50 largest firms	1 241	20 432 764	61.4	1 524 084	376 351	54 655
422120	Stationery & office supplies whsle						
	All firms	8 046	33 271 034	100.0	3 308 237	794 195	109 766
	4 largest firms	130	7 714 344	23.2	534 005	127 264	29 859
	8 largest firms	667	11 367 451	34.2	882 689	215 713	38 075
	20 largest firms	1 057	17 245 574	51.8	1 308 085	323 141	49 780
	50 largest firms	1 241	20 432 764	61.4	1 524 084	376 351	54 655
42213	Industrial & personal service paper whsle						
	All firms	5 493	45 393 964	100.0	2 874 737	674 681	71 449
	4 largest firms	109	8 266 404	18.2	349 965	87 969	7 084
	8 largest firms	189	12 675 200	27.9	523 964	131 603	10 542
	20 largest firms	303	19 828 835	43.7	697 872	174 910	13 694
	50 largest firms	419	25 693 792	56.6	921 370	225 646	18 715
422130	Industrial & personal service paper whsle						
	All firms	5 493	45 393 964	100.0	2 874 737	674 681	71 449
	4 largest firms	109	8 266 404	18.2	349 965	87 969	7 084
	8 largest firms	189	12 675 200	27.9	523 964	131 603	10 542
	20 largest firms	303	19 828 835	43.7	697 872	174 910	13 694
	50 largest firms	419	25 693 792	56.6	921 370	225 646	18 715
4222	Drugs, & druggists' sundries whsle						
	All firms	8 053	203 147 771	100.0	8 394 864	2 024 123	190 127
	4 largest firms	191	53 387 066	26.3	638 757	142 637	16 558
	8 largest firms	266	87 360 899	43.0	1 290 177	314 502	27 729
	20 largest firms	391	132 924 064	65.4	3 289 459	817 894	56 081
	50 largest firms	979	157 281 514	77.4	4 630 095	1 149 164	84 784
42221	Drugs, & druggists' sundries whsle						
	All firms	8 053	203 147 771	100.0	8 394 864	2 024 123	190 127
	4 largest firms	191	53 387 066	26.3	638 757	142 637	16 558
	8 largest firms	266	87 360 899	43.0	1 290 177	314 502	27 729
	20 largest firms	391	132 924 064	65.4	3 289 459	817 894	56 081
	50 largest firms	979	157 281 514	77.4	4 630 095	1 149 164	84 784
422210	Drugs, & druggists' sundries whsle						
	All firms	8 053	203 147 771	100.0	8 394 864	2 024 123	190 127
	4 largest firms	191	53 387 066	26.3	638 757	142 637	16 558
	8 largest firms	266	87 360 899	43.0	1 290 177	314 502	27 729
	20 largest firms	391	132 924 064	65.4	3 289 459	817 894	56 081
	50 largest firms	979	157 281 514	77.4	4 630 095	1 149 164	84 784

Table 6. Concentration by Largest Firms: 1997—Con.

[Includes only firms and establishments with payroll. Excludes data for central administrative offices, auxiliary operations, or establishments of these firms that are classified in other categories than those specified in this table. For meaning of abbreviations and symbols, see introductory text. For explanation of terms, see Appendix A. For method of assignment to categories shown, see Appendix C]

NAICS code	Largest firms based on sales by kind of business and type of operation	Establishments (number)	Sales		Annual payroll (\$1,000)	First-quarter payroll (\$1,000)	Paid employees for pay period including March 12 (number)
			Amount (number)	As percent of total			
42	WHOLESALE TRADE—Con.						
422	Wholesale trade, nondurable goods—Con.						
4222101	General-line drugs whsle						
	All firms	3 283	79 946 995	100.0	2 290 715	546 162	70 977
	4 largest firms	171	44 325 223	55.4	439 685	110 627	14 948
	8 largest firms	196	53 282 074	66.6	527 471	125 771	17 494
	20 largest firms	248	58 940 942	73.7	725 869	174 590	24 035
	50 largest firms	401	65 541 914	82.0	1 083 390	263 660	32 598
4222102	Specialty-line drug, pharmaceutical, cosmetic, & toiletries whsle						
	All firms	4 770	123 200 776	100.0	6 104 149	1 477 961	119 150
	4 largest firms	83	41 565 783	33.7	805 524	192 174	11 259
	8 largest firms	111	63 290 118	51.4	1 828 872	455 612	23 849
	20 largest firms	205	87 976 397	71.4	3 268 873	808 002	48 118
	50 largest firms	858	102 570 638	83.3	4 236 814	1 043 928	69 983
4223	Apparel, piece goods, & notions whsle						
	All firms	20 707	124 104 420	100.0	7 759 577	1 778 842	207 574
	4 largest firms	145	11 429 133	9.2	316 967	71 222	5 749
	8 largest firms	164	16 733 259	13.5	551 763	130 188	10 083
	20 largest firms	234	25 671 571	20.7	879 231	213 733	15 941
	50 largest firms	337	34 876 114	28.1	1 313 208	315 506	22 850
42231	Piece goods, notions, & other dry goods whsle						
	All firms	5 666	25 776 927	100.0	1 611 443	367 889	45 435
	4 largest firms	25	2 068 763	8.0	39 614	10 075	602
	8 largest firms	60	3 042 500	11.8	63 607	14 455	1 003
	20 largest firms	88	5 262 960	20.4	118 760	27 480	2 101
	50 largest firms	187	8 036 483	31.2	285 935	66 517	5 752
422310	Piece goods, notions, & other dry goods whsle						
	All firms	5 666	25 776 927	100.0	1 611 443	367 889	45 435
	4 largest firms	25	2 068 763	8.0	39 614	10 075	602
	8 largest firms	60	3 042 500	11.8	63 607	14 455	1 003
	20 largest firms	88	5 262 960	20.4	118 760	27 480	2 101
	50 largest firms	187	8 036 483	31.2	285 935	66 517	5 752
4223101	Piece goods—jobbers						
	All firms	4 191	22 125 937	100.0	1 240 760	284 390	33 068
	4 largest firms	25	2 068 763	9.3	39 614	10 075	602
	8 largest firms	41	3 000 785	13.6	56 539	12 985	753
	20 largest firms	74	5 003 468	22.6	117 624	27 702	2 038
	50 largest firms	161	7 580 821	34.3	242 872	58 306	4 375
4223102	Notions & other dry goods whsle						
	All firms	1 475	3 650 990	100.0	370 683	83 499	12 367
	4 largest firms	25	657 812	18.0	28 244	5 874	812
	8 largest firms	34	869 266	23.8	43 319	9 493	1 448
	20 largest firms	50	1 228 978	33.7	72 758	16 616	2 261
	50 largest firms	94	1 723 070	47.2	127 135	28 999	3 859
42232	Men's & boys' clothing & furnishings whsle						
	All firms	5 006	33 360 264	100.0	2 166 205	498 595	62 253
	4 largest firms	30	4 211 092	12.6	121 881	31 904	2 926
	8 largest firms	55	6 902 695	20.7	313 071	71 660	6 361
	20 largest firms	79	10 389 521	31.1	501 631	113 184	9 427
	50 largest firms	139	14 340 303	43.0	742 000	168 403	15 903
422320	Men's & boys' clothing & furnishings whsle						
	All firms	5 006	33 360 264	100.0	2 166 205	498 595	62 253
	4 largest firms	30	4 211 092	12.6	121 881	31 904	2 926
	8 largest firms	55	6 902 695	20.7	313 071	71 660	6 361
	20 largest firms	79	10 389 521	31.1	501 631	113 184	9 427
	50 largest firms	139	14 340 303	43.0	742 000	168 403	15 903
42233	Women's, children's, & infants' clothing & accessories whsle						
	All firms	8 217	40 603 484	100.0	2 799 463	632 897	76 256
	4 largest firms	107	5 336 878	13.1	132 529	36 620	2 671
	8 largest firms	115	6 576 396	16.2	187 080	49 947	3 469
	20 largest firms	140	9 086 532	22.4	319 372	81 725	5 211
	50 largest firms	183	13 069 575	32.2	599 834	144 319	10 139

Table 6. Concentration by Largest Firms: 1997—Con.

[Includes only firms and establishments with payroll. Excludes data for central administrative offices, auxiliary operations, or establishments of these firms that are classified in other categories than those specified in this table. For meaning of abbreviations and symbols, see introductory text. For explanation of terms, see Appendix A. For method of assignment to categories shown, see Appendix C]

NAICS code	Largest firms based on sales by kind of business and type of operation	Establishments (number)	Sales		Annual payroll (\$1,000)	First-quarter payroll (\$1,000)	Paid employees for pay period including March 12 (number)
			Amount (number)	As percent of total			
42	WHOLESALE TRADE—Con.						
422	Wholesale trade, nondurable goods—Con.						
422330	Women's, children's, & infants' clothing & accessories whsle						
	All firms	8 217	40 603 484	100.0	2 799 463	632 897	76 256
	4 largest firms	107	5 336 878	13.1	132 529	36 620	2 671
	8 largest firms	115	6 576 396	16.2	187 080	49 947	3 469
	20 largest firms	140	9 086 532	22.4	319 372	81 725	5 211
	50 largest firms	183	13 069 575	32.2	599 834	144 319	10 139
42234	Footwear whsle						
	All firms	1 818	24 363 745	100.0	1 182 466	279 461	23 630
	4 largest firms	34	8 276 261	34.0	281 673	64 311	4 406
	8 largest firms	42	11 033 014	45.3	350 984	83 128	5 706
	20 largest firms	69	14 265 645	58.6	523 509	125 585	7 907
	50 largest firms	131	17 536 663	72.0	726 398	171 022	11 852
422340	Footwear whsle						
	All firms	1 818	24 363 745	100.0	1 182 466	279 461	23 630
	4 largest firms	34	8 276 261	34.0	281 673	64 311	4 406
	8 largest firms	42	11 033 014	45.3	350 984	83 128	5 706
	20 largest firms	69	14 265 645	58.6	523 509	125 585	7 907
	50 largest firms	131	17 536 663	72.0	726 398	171 022	11 852
4224	Grocery & related products whsle						
	All firms	41 760	588 970 062	100.0	26 778 099	6 317 278	854 919
	4 largest firms	163	52 323 366	8.9	2 010 038	496 798	54 683
	8 largest firms	844	89 645 344	15.2	4 459 561	1 082 126	124 661
	20 largest firms	1 289	151 336 629	25.7	5 883 978	1 430 257	164 267
	50 largest firms	2 130	229 420 489	39.0	8 611 715	2 101 581	235 693
42241	General-line grocery whsle						
	All firms	4 138	146 689 286	100.0	5 541 000	1 336 143	168 190
	4 largest firms	187	41 059 348	28.0	1 946 125	478 332	54 520
	8 largest firms	247	59 396 319	40.5	2 158 963	526 282	60 284
	20 largest firms	348	81 276 000	55.4	3 036 348	741 673	83 653
	50 largest firms	662	103 925 150	70.8	3 801 032	927 750	106 541
422410	General-line grocery whsle						
	All firms	4 138	146 689 286	100.0	5 541 000	1 336 143	168 190
	4 largest firms	187	41 059 348	28.0	1 946 125	478 332	54 520
	8 largest firms	247	59 396 319	40.5	2 158 963	526 282	60 284
	20 largest firms	348	81 276 000	55.4	3 036 348	741 673	83 653
	50 largest firms	662	103 925 150	70.8	3 801 032	927 750	106 541
4224101	General-line grocery whsle, voluntary group						
	All firms	186	16 156 029	100.0	554 986	135 594	17 064
	4 largest firms	31	11 836 162	73.3	396 979	96 311	11 573
	8 largest firms	35	13 879 220	85.9	442 732	107 507	12 910
	20 largest firms	51	15 438 148	95.6	495 289	121 871	14 656
	50 largest firms	82	16 002 157	99.0	542 651	132 647	16 435
4224102	General-line grocery whsle, retail cooperative						
	All firms	211	16 142 440	100.0	467 726	112 330	13 882
	4 largest firms	8	7 674 770	47.5	133 834	32 669	3 861
	8 largest firms	18	10 881 891	67.4	280 383	67 689	7 388
	20 largest firms	70	15 084 944	93.4	410 136	98 166	11 637
	50 largest firms	103	15 962 701	98.9	456 144	109 740	13 313
4224103	Other general-line grocery whsle						
	All firms	3 741	114 390 817	100.0	4 518 288	1 088 219	137 244
	4 largest firms	183	36 997 604	32.3	1 681 814	416 840	47 559
	8 largest firms	250	51 400 256	44.9	2 078 827	513 658	57 412
	20 largest firms	480	68 005 988	59.5	2 771 130	678 391	76 313
	50 largest firms	632	83 153 621	72.7	3 160 578	774 684	88 939
42242	Packaged frozen food whsle						
	All firms	3 838	69 114 831	100.0	2 800 272	659 242	85 067
	4 largest firms	69	9 037 828	13.1	220 484	53 093	5 288
	8 largest firms	168	13 796 153	20.0	469 471	112 292	12 022
	20 largest firms	234	21 543 685	31.2	733 188	177 034	19 556
	50 largest firms	300	29 627 814	42.9	1 014 699	244 684	26 897
422420	Packaged frozen food whsle						
	All firms	3 838	69 114 831	100.0	2 800 272	659 242	85 067
	4 largest firms	69	9 037 828	13.1	220 484	53 093	5 288
	8 largest firms	168	13 796 153	20.0	469 471	112 292	12 022
	20 largest firms	234	21 543 685	31.2	733 188	177 034	19 556
	50 largest firms	300	29 627 814	42.9	1 014 699	244 684	26 897

Table 6. Concentration by Largest Firms: 1997—Con.

[Includes only firms and establishments with payroll. Excludes data for central administrative offices, auxiliary operations, or establishments of these firms that are classified in other categories than those specified in this table. For meaning of abbreviations and symbols, see introductory text. For explanation of terms, see Appendix A. For method of assignment to categories shown, see Appendix C]

NAICS code	Largest firms based on sales by kind of business and type of operation	Establishments (number)	Sales		Annual payroll (\$1,000)	First-quarter payroll (\$1,000)	Paid employees for pay period including March 12 (number)
			Amount (number)	As percent of total			
42	WHOLESALE TRADE—Con.						
422	Wholesale trade, nondurable goods—Con.						
42243	Dairy products, (except dried or canned) whsle						
	All firms	2 862	34 594 779	100.0	1 637 129	380 221	47 742
	4 largest firms	62	5 449 633	15.8	392 332	88 536	8 081
	8 largest firms	71	8 930 101	25.8	426 612	97 135	8 933
	20 largest firms	223	14 928 332	43.2	577 054	134 797	13 243
	50 largest firms	387	20 723 557	59.9	798 818	189 478	19 876
422430	Dairy products, (except dried or canned) whsle						
	All firms	2 862	34 594 779	100.0	1 637 129	380 221	47 742
	4 largest firms	62	5 449 633	15.8	392 332	88 536	8 081
	8 largest firms	71	8 930 101	25.8	426 612	97 135	8 933
	20 largest firms	223	14 928 332	43.2	577 054	134 797	13 243
	50 largest firms	387	20 723 557	59.9	798 818	189 478	19 876
4224301	Raw milk whsle						
	All firms	140	4 900 769	100.0	49 043	12 268	1 642
	4 largest firms	8	1 838 549	37.5	16 018	4 297	436
	8 largest firms	15	2 994 948	61.1	26 147	6 883	734
	20 largest firms	27	4 099 117	83.6	33 844	8 724	970
	50 largest firms	57	4 768 410	97.3	43 011	10 950	1 353
4224302	Dairy product (except raw milk) whsle						
	All firms	2 722	29 694 010	100.0	1 588 086	367 953	46 100
	4 largest firms	61	5 002 217	16.8	389 970	87 946	8 016
	8 largest firms	70	8 482 685	28.6	424 250	96 545	8 868
	20 largest firms	262	13 635 402	45.9	617 110	144 864	14 382
	50 largest firms	401	18 168 059	61.2	813 942	192 578	20 272
42244	Poultry & poultry product whsle						
	All firms	1 040	13 809 561	100.0	490 567	113 929	17 792
	4 largest firms	15	2 306 176	16.7	34 922	9 292	652
	8 largest firms	36	3 062 211	22.2	54 608	14 055	1 293
	20 largest firms	60	4 704 181	34.1	86 867	21 854	2 104
	50 largest firms	106	7 013 980	50.8	176 562	42 375	5 263
422440	Poultry & poultry product whsle						
	All firms	1 040	13 809 561	100.0	490 567	113 929	17 792
	4 largest firms	15	2 306 176	16.7	34 922	9 292	652
	8 largest firms	36	3 062 211	22.2	54 608	14 055	1 293
	20 largest firms	60	4 704 181	34.1	86 867	21 854	2 104
	50 largest firms	106	7 013 980	50.8	176 562	42 375	5 263
4224401	Live poultry whsle						
	All firms	50	317 047	100.0	17 713	4 160	595
	4 largest firms	4	197 855	62.4	4 153	973	98
	8 largest firms	8	231 442	73.0	8 267	1 911	236
	20 largest firms	20	287 984	90.8	14 599	3 344	441
	50 largest firms	50	317 047	100.0	17 713	4 160	595
4224402	Poultry & poultry product (except live) whsle						
	All firms	990	13 492 514	100.0	472 854	109 769	17 197
	4 largest firms	15	2 306 176	17.1	34 922	9 292	652
	8 largest firms	34	3 056 249	22.7	54 268	13 934	1 274
	20 largest firms	59	4 686 737	34.7	87 316	21 781	2 082
	50 largest firms	104	6 931 391	51.4	175 248	42 105	5 225
42245	Confectionery whsle						
	All firms	2 621	27 169 914	100.0	1 835 202	442 780	60 010
	4 largest firms	163	12 692 661	46.7	978 335	240 807	29 150
	8 largest firms	196	15 465 142	56.9	1 105 758	273 195	31 895
	20 largest firms	260	17 842 883	65.7	1 235 880	303 775	36 547
	50 largest firms	336	20 056 170	73.8	1 323 472	330 288	39 122
422450	Confectionery whsle						
	All firms	2 621	27 169 914	100.0	1 835 202	442 780	60 010
	4 largest firms	163	12 692 661	46.7	978 335	240 807	29 150
	8 largest firms	196	15 465 142	56.9	1 105 758	273 195	31 895
	20 largest firms	260	17 842 883	65.7	1 235 880	303 775	36 547
	50 largest firms	336	20 056 170	73.8	1 323 472	330 288	39 122
42246	Fish & seafood whsle						
	All firms	2 960	13 165 780	100.0	684 365	154 839	27 402
	4 largest firms	5	816 469	6.2	10 759	2 399	175
	8 largest firms	16	1 335 358	10.1	25 638	5 777	546
	20 largest firms	48	2 502 590	19.0	82 268	17 201	2 174
	50 largest firms	88	4 007 088	30.4	132 246	28 876	3 519
422460	Fish & seafood whsle						

Table 6. Concentration by Largest Firms: 1997—Con.

[Includes only firms and establishments with payroll. Excludes data for central administrative offices, auxiliary operations, or establishments of these firms that are classified in other categories than those specified in this table. For meaning of abbreviations and symbols, see introductory text. For explanation of terms, see Appendix A. For method of assignment to categories shown, see Appendix C]

NAICS code	Largest firms based on sales by kind of business and type of operation	Establishments (number)	Sales		Annual payroll (\$1,000)	First-quarter payroll (\$1,000)	Paid employees for pay period including March 12 (number)
			Amount (number)	As percent of total			
42	WHOLESALE TRADE—Con.						
422	Wholesale trade, nondurable goods—Con.						
422460	Fish & seafood whsle—Con.						
	All firms	2 960	13 165 780	100.0	684 365	154 839	27 402
	4 largest firms	5	816 469	6.2	10 759	2 399	175
	8 largest firms	16	1 335 358	10.1	25 638	5 777	546
	20 largest firms	48	2 502 590	19.0	82 268	17 201	2 174
	50 largest firms	88	4 007 088	30.4	132 246	28 876	3 519
42247	Meat & meat product whsle						
	All firms	3 557	51 326 415	100.0	1 490 922	351 742	50 256
	4 largest firms	26	18 362 084	35.8	53 095	12 957	1 531
	8 largest firms	84	21 527 625	41.9	138 950	33 886	4 020
	20 largest firms	117	26 024 753	50.7	237 616	57 207	6 305
	50 largest firms	156	30 808 698	60.0	381 023	91 497	10 271
422470	Meat & meat product whsle						
	All firms	3 557	51 326 415	100.0	1 490 922	351 742	50 256
	4 largest firms	26	18 362 084	35.8	53 095	12 957	1 531
	8 largest firms	84	21 527 625	41.9	138 950	33 886	4 020
	20 largest firms	117	26 024 753	50.7	237 616	57 207	6 305
	50 largest firms	156	30 808 698	60.0	381 023	91 497	10 271
42248	Fresh fruit & vegetable whsle						
	All firms	6 121	46 340 833	100.0	3 021 175	682 431	109 771
	4 largest firms	137	3 868 295	8.3	181 767	46 879	4 272
	8 largest firms	184	5 502 938	11.9	263 005	67 038	6 425
	20 largest firms	233	7 827 600	16.9	335 629	83 246	8 126
	50 largest firms	295	11 241 890	24.3	512 657	127 436	14 859
422480	Fresh fruit & vegetable whsle						
	All firms	6 121	46 340 833	100.0	3 021 175	682 431	109 771
	4 largest firms	137	3 868 295	8.3	181 767	46 879	4 272
	8 largest firms	184	5 502 938	11.9	263 005	67 038	6 425
	20 largest firms	233	7 827 600	16.9	335 629	83 246	8 126
	50 largest firms	295	11 241 890	24.3	512 657	127 436	14 859
42249	Other grocery & related products whsle						
	All firms	14 623	186 758 663	100.0	9 277 467	2 195 951	288 689
	4 largest firms	422	30 107 084	16.1	1 434 608	346 086	42 228
	8 largest firms	792	46 990 008	25.2	1 728 095	420 861	49 734
	20 largest firms	1 162	75 194 723	40.3	2 833 901	690 511	79 240
	50 largest firms	1 471	104 339 396	55.9	3 932 211	954 027	109 861
422490	Other grocery & related products whsle						
	All firms	14 623	186 758 663	100.0	9 277 467	2 195 951	288 689
	4 largest firms	422	30 107 084	16.1	1 434 608	346 086	42 228
	8 largest firms	792	46 990 008	25.2	1 728 095	420 861	49 734
	20 largest firms	1 162	75 194 723	40.3	2 833 901	690 511	79 240
	50 largest firms	1 471	104 339 396	55.9	3 932 211	954 027	109 861
4224901	Coffee, tea, & spice whsle						
	All firms	1 788	13 421 054	100.0	587 048	136 127	19 037
	4 largest firms	35	4 191 433	31.2	46 718	11 326	1 373
	8 largest firms	62	5 620 184	41.9	65 565	15 899	1 882
	20 largest firms	188	8 200 256	61.1	145 469	34 627	4 022
	50 largest firms	293	10 219 108	76.1	228 576	52 080	5 833
4224902	Bread & baked goods whsle						
	All firms	3 290	20 275 213	100.0	1 607 505	400 066	55 337
	4 largest firms	453	10 970 220	54.1	720 541	191 975	21 608
	8 largest firms	480	13 578 730	67.0	825 726	213 590	24 284
	20 largest firms	674	15 338 781	75.7	1 066 335	273 379	31 342
	50 largest firms	777	17 050 734	84.1	1 211 776	307 451	35 886
4224903	Soft drinks whsle						
	All firms	3 150	29 142 717	100.0	3 212 389	739 081	100 272
	4 largest firms	588	14 748 314	50.6	1 609 993	372 633	46 757
	8 largest firms	658	17 119 091	58.7	1 777 925	409 900	51 496
	20 largest firms	887	20 633 504	70.8	2 190 494	506 121	64 930
	50 largest firms	1 030	23 329 941	80.1	2 473 455	571 594	74 229
4224904	Canned goods whsle						
	All firms	1 283	27 632 847	100.0	753 747	178 275	20 470
	4 largest firms	34	10 320 592	37.3	140 913	33 271	3 219
	8 largest firms	62	13 290 326	48.1	183 322	42 629	4 363
	20 largest firms	95	17 271 315	62.5	311 968	74 149	7 024
	50 largest firms	141	20 866 970	75.5	423 391	98 837	9 755
4224905	Food & beverage basic materials whsle						

Table 6. Concentration by Largest Firms: 1997—Con.

[Includes only firms and establishments with payroll. Excludes data for central administrative offices, auxiliary operations, or establishments of these firms that are classified in other categories than those specified in this table. For meaning of abbreviations and symbols, see introductory text. For explanation of terms, see Appendix A. For method of assignment to categories shown, see Appendix C]

NAICS code	Largest firms based on sales by kind of business and type of operation	Establishments (number)	Sales		Annual payroll (\$1,000)	First-quarter payroll (\$1,000)	Paid employees for pay period including March 12 (number)
			Amount (number)	As percent of total			
42	WHOLESALE TRADE—Con.						
422	Wholesale trade, nondurable goods—Con.						
4224905	Food & beverage basic materials whsle—Con.						
	All firms	703	6 331 021	100.0	266 495	61 485	7 303
	4 largest firms	21	1 575 201	24.9	46 703	11 897	1 335
	8 largest firms	33	2 302 371	36.4	60 886	16 346	1 530
	20 largest firms	72	3 169 292	50.1	93 148	24 946	2 474
	50 largest firms	124	4 250 951	67.1	133 652	31 762	3 144
4224906	Other grocery specialties whsle						
	All firms	4 409	89 955 811	100.0	2 850 283	680 917	86 270
	4 largest firms	72	21 855 218	24.3	333 964	80 992	7 836
	8 largest firms	130	30 541 119	34.0	454 991	112 386	10 568
	20 largest firms	211	46 660 719	51.9	782 974	191 081	19 152
	50 largest firms	344	62 449 360	69.4	1 310 265	324 810	35 839
4225	Farm-product raw material whsle						
	All firms	10 343	166 786 245	100.0	2 306 012	518 518	97 521
	4 largest firms	527	37 575 520	22.5	194 441	47 286	5 852
	8 largest firms	873	58 116 448	34.8	327 372	78 789	9 882
	20 largest firms	996	75 838 394	45.5	424 045	99 704	11 556
	50 largest firms	1 405	91 479 826	54.8	572 639	132 236	16 104
42251	Grain & field bean whsle						
	All firms	6 569	120 312 556	100.0	1 642 921	370 403	56 368
	4 largest firms	508	35 716 937	29.7	183 492	44 245	5 487
	8 largest firms	791	54 477 182	45.3	307 354	73 592	9 212
	20 largest firms	921	71 510 266	59.4	361 952	86 353	10 441
	50 largest firms	1 209	81 065 731	67.4	497 706	116 511	13 825
422510	Grain & field bean whsle						
	All firms	6 569	120 312 556	100.0	1 642 921	370 403	56 368
	4 largest firms	508	35 716 937	29.7	183 492	44 245	5 487
	8 largest firms	791	54 477 182	45.3	307 354	73 592	9 212
	20 largest firms	921	71 510 266	59.4	361 952	86 353	10 441
	50 largest firms	1 209	81 065 731	67.4	497 706	116 511	13 825
42252	Livestock whsle						
	All firms	2 090	24 098 461	100.0	260 202	60 243	27 182
	4 largest firms	62	2 473 705	10.3	8 227	2 189	422
	8 largest firms	198	3 734 065	15.5	18 554	4 783	1 241
	20 largest firms	305	5 890 023	24.4	34 202	8 470	2 160
	50 largest firms	344	8 662 541	35.9	56 669	13 314	3 376
422520	Livestock whsle						
	All firms	2 090	24 098 461	100.0	260 202	60 243	27 182
	4 largest firms	62	2 473 705	10.3	8 227	2 189	422
	8 largest firms	198	3 734 065	15.5	18 554	4 783	1 241
	20 largest firms	305	5 890 023	24.4	34 202	8 470	2 160
	50 largest firms	344	8 662 541	35.9	56 669	13 314	3 376
42259	Other farm product raw material whsle						
	All firms	1 684	22 375 228	100.0	402 889	87 872	13 971
	4 largest firms	36	5 166 080	23.1	61 197	13 079	1 012
	8 largest firms	49	7 778 289	34.8	85 854	17 479	1 464
	20 largest firms	104	11 458 216	51.2	142 841	29 075	3 063
	50 largest firms	148	14 425 860	64.5	177 783	36 951	3 884
422590	Other farm product raw material whsle						
	All firms	1 684	22 375 228	100.0	402 889	87 872	13 971
	4 largest firms	36	5 166 080	23.1	61 197	13 079	1 012
	8 largest firms	49	7 778 289	34.8	85 854	17 479	1 464
	20 largest firms	104	11 458 216	51.2	142 841	29 075	3 063
	50 largest firms	148	14 425 860	64.5	177 783	36 951	3 884
4225901	Hides, skins, & pelts whsle						
	All firms	260	2 096 303	100.0	54 276	13 637	1 983
	4 largest firms	8	478 640	22.8	5 204	1 246	179
	8 largest firms	13	784 712	37.4	12 058	3 344	414
	20 largest firms	25	1 297 858	61.9	19 037	4 987	532
	50 largest firms	59	1 757 190	83.8	31 780	8 217	931
4225902	Leaf tobacco whsle						
	All firms	328	3 658 394	100.0	86 300	19 974	3 720
	4 largest firms	10	1 587 375	43.4	48 905	10 452	809
	8 largest firms	15	1 817 581	49.7	54 051	11 826	1 102
	20 largest firms	36	2 171 938	59.4	58 742	13 139	1 651
	50 largest firms	68	2 663 401	72.8	64 965	14 141	1 816

Table 6. Concentration by Largest Firms: 1997—Con.

[Includes only firms and establishments with payroll. Excludes data for central administrative offices, auxiliary operations, or establishments of these firms that are classified in other categories than those specified in this table. For meaning of abbreviations and symbols, see introductory text. For explanation of terms, see Appendix A. For method of assignment to categories shown, see Appendix C]

NAICS code	Largest firms based on sales by kind of business and type of operation	Establishments (number)	Sales		Annual payroll (\$1,000)	First-quarter payroll (\$1,000)	Paid employees for pay period including March 12 (number)
			Amount (number)	As percent of total			
42	WHOLESALE TRADE—Con.						
422	Wholesale trade, nondurable goods—Con.						
4225903	Wool, wool tops, & mohair whsle						
	All firms	80	202 820	100.0	7 838	1 656	307
	4 largest firms	4	68 752	33.9	1 951	324	21
	8 largest firms	10	98 700	48.7	3 138	555	69
	20 largest firms	22	147 325	72.6	4 349	830	122
	50 largest firms	52	194 583	95.9	7 146	1 509	260
4225904	Cotton whsle						
	All firms	297	10 618 437	100.0	110 196	21 147	2 595
	4 largest firms	25	3 791 823	35.7	37 348	7 269	591
	8 largest firms	39	5 771 415	54.4	51 918	9 546	940
	20 largest firms	61	7 842 811	73.9	76 218	14 666	1 510
	50 largest firms	91	9 285 177	87.4	86 781	16 608	1 748
4225905	Other farm-product raw material whsle						
	All firms	719	5 799 274	100.0	144 279	31 458	5 366
	4 largest firms	8	2 285 270	39.4	15 038	2 392	250
	8 largest firms	45	3 188 998	55.0	27 200	5 372	888
	20 largest firms	64	4 039 048	69.6	41 626	8 855	1 212
	50 largest firms	97	4 690 997	80.9	66 468	14 818	1 977
4226	Chemical & allied products whsle						
	All firms	15 920	128 923 496	100.0	7 241 315	1 741 474	165 768
	4 largest firms	296	17 131 593	13.3	360 925	108 823	4 954
	8 largest firms	343	25 063 692	19.4	512 586	150 210	7 129
	20 largest firms	802	39 813 483	30.9	1 139 312	311 032	18 320
	50 largest firms	1 351	58 103 877	45.1	1 714 328	452 150	30 218
42261	Plastics materials & basic forms & shapes whsle						
	All firms	4 349	35 193 271	100.0	1 743 650	405 948	43 680
	4 largest firms	76	6 688 355	19.0	91 509	24 350	1 295
	8 largest firms	169	9 491 567	27.0	159 952	40 884	2 630
	20 largest firms	237	13 734 958	39.0	238 515	60 415	3 804
	50 largest firms	420	17 805 435	50.6	376 209	94 793	7 728
422610	Plastics materials & basic forms & shapes whsle						
	All firms	4 349	35 193 271	100.0	1 743 650	405 948	43 680
	4 largest firms	76	6 688 355	19.0	91 509	24 350	1 295
	8 largest firms	169	9 491 567	27.0	159 952	40 884	2 630
	20 largest firms	237	13 734 958	39.0	238 515	60 415	3 804
	50 largest firms	420	17 805 435	50.6	376 209	94 793	7 728
42269	Other chemical & allied products whsle						
	All firms	11 571	93 730 225	100.0	5 497 665	1 335 526	122 088
	4 largest firms	28	13 384 948	14.3	328 229	102 697	4 102
	8 largest firms	274	20 045 222	21.4	458 978	134 483	6 654
	20 largest firms	735	32 706 809	34.9	1 048 396	284 013	17 396
	50 largest firms	1 234	48 555 375	51.8	1 569 538	413 820	28 059
422690	Other chemical & allied products whsle						
	All firms	11 571	93 730 225	100.0	5 497 665	1 335 526	122 088
	4 largest firms	28	13 384 948	14.3	328 229	102 697	4 102
	8 largest firms	274	20 045 222	21.4	458 978	134 483	6 654
	20 largest firms	735	32 706 809	34.9	1 048 396	284 013	17 396
	50 largest firms	1 234	48 555 375	51.8	1 569 538	413 820	28 059
4226901	Industrial gases (except LP) whsle						
	All firms	1 106	2 806 880	100.0	407 882	97 550	11 505
	4 largest firms	377	1 219 885	43.5	175 921	42 872	4 653
	8 largest firms	432	1 618 563	57.7	209 670	51 169	5 397
	20 largest firms	522	1 949 943	69.5	249 252	60 584	6 480
	50 largest firms	594	2 274 399	81.0	303 079	73 670	8 041
4226902	Other chemical & allied products whsle						
	All firms	10 465	90 923 345	100.0	5 089 783	1 237 976	110 583
	4 largest firms	28	13 384 948	14.7	328 229	102 697	4 102
	8 largest firms	270	20 032 737	22.0	457 949	134 198	6 620
	20 largest firms	731	32 694 324	36.0	1 047 367	283 728	17 362
	50 largest firms	1 100	48 222 203	53.0	1 503 331	398 405	26 578
4227	Petroleum & petroleum products whsle						
	All firms	11 297	267 623 942	100.0	4 479 853	1 081 580	137 829
	4 largest firms	251	39 947 959	14.9	311 939	89 980	5 059
	8 largest firms	377	71 198 529	26.6	469 096	130 422	7 837
	20 largest firms	932	125 223 451	46.8	938 448	249 099	21 582
	50 largest firms	1 274	168 592 247	63.0	1 211 757	316 200	27 422

Table 6. Concentration by Largest Firms: 1997—Con.

[Includes only firms and establishments with payroll. Excludes data for central administrative offices, auxiliary operations, or establishments of these firms that are classified in other categories than those specified in this table. For meaning of abbreviations and symbols, see introductory text. For explanation of terms, see Appendix A. For method of assignment to categories shown, see Appendix C]

NAICS code	Largest firms based on sales by kind of business and type of operation	Establishments (number)	Sales		Annual payroll (\$1,000)	First-quarter payroll (\$1,000)	Paid employees for pay period including March 12 (number)
			Amount (number)	As percent of total			
42	WHOLESALE TRADE—Con.						
422	Wholesale trade, nondurable goods—Con.						
42271	Petroleum bulk stations & terminals						
	All firms	7 690	176 719 246	100.0	3 165 900	754 255	102 489
	4 largest firms	148	33 093 072	18.7	158 502	41 757	2 928
	8 largest firms	344	59 346 254	33.6	324 442	84 630	6 538
	20 largest firms	676	96 267 989	54.5	623 565	156 496	14 731
	50 largest firms	939	117 451 794	66.5	847 107	210 536	19 242
422710	Petroleum bulk stations & terminals						
	All firms	7 690	176 719 246	100.0	3 165 900	754 255	102 489
	4 largest firms	148	33 093 072	18.7	158 502	41 757	2 928
	8 largest firms	344	59 346 254	33.6	324 442	84 630	6 538
	20 largest firms	676	96 267 989	54.5	623 565	156 496	14 731
	50 largest firms	939	117 451 794	66.5	847 107	210 536	19 242
4227101	Petroleum bulk stations & terminals (except LP)						
	All firms	7 270	171 008 939	100.0	2 991 345	713 993	97 752
	4 largest firms	145	33 024 979	19.3	156 945	41 295	2 895
	8 largest firms	335	57 948 691	33.9	318 946	82 901	6 454
	20 largest firms	664	94 807 229	55.4	614 312	153 793	14 568
	50 largest firms	934	115 193 761	67.4	832 130	207 162	19 045
42271011	Petroleum bulk stations (except LP)						
	All firms	6 045	50 922 994	100.0	1 878 095	443 455	69 499
	4 largest firms	64	4 589 913	9.0	29 791	7 750	558
	8 largest firms	122	6 762 680	13.3	80 481	21 792	1 910
	20 largest firms	200	9 213 502	18.1	128 984	32 894	3 253
	50 largest firms	423	12 794 919	25.1	217 187	55 531	6 793
42271012	Petroleum bulk terminals (except LP)						
	All firms	1 225	120 085 945	100.0	1 113 250	270 538	28 253
	4 largest firms	109	30 861 730	25.7	119 424	30 729	2 157
	8 largest firms	265	54 400 193	45.3	286 846	74 167	5 769
	20 largest firms	517	88 838 172	74.0	546 715	135 582	12 940
	50 largest firms	749	107 929 990	89.9	726 907	179 264	16 482
4227102	Liquefied petroleum bulk stations & terminals						
	All firms	420	5 710 307	100.0	174 555	40 262	4 737
	4 largest firms	131	2 905 372	50.9	41 795	10 159	1 277
	8 largest firms	146	3 660 991	64.1	57 334	13 716	1 591
	20 largest firms	172	4 515 054	79.1	103 418	23 145	2 508
	50 largest firms	220	5 227 056	91.5	131 082	29 930	3 286
42272	Petroleum & petroleum prod whsle (exc bulk stations & terminals)						
	All firms	3 607	90 904 696	100.0	1 313 953	327 325	35 340
	4 largest firms	54	20 029 964	22.0	178 476	52 425	2 408
	8 largest firms	162	32 151 780	35.4	260 354	76 120	5 744
	20 largest firms	199	51 354 933	56.5	322 847	91 506	7 103
	50 largest firms	386	64 935 217	71.4	471 301	130 143	9 703
422720	Petroleum & petroleum prod whsle (exc bulk stations & terminals)						
	All firms	3 607	90 904 696	100.0	1 313 953	327 325	35 340
	4 largest firms	54	20 029 964	22.0	178 476	52 425	2 408
	8 largest firms	162	32 151 780	35.4	260 354	76 120	5 744
	20 largest firms	199	51 354 933	56.5	322 847	91 506	7 103
	50 largest firms	386	64 935 217	71.4	471 301	130 143	9 703
4228	Beer, wine, & distilled alcoholic beverage whsle						
	All firms	4 850	69 703 203	100.0	5 667 069	1 336 925	151 677
	4 largest firms	100	8 327 779	11.9	385 224	106 702	6 323
	8 largest firms	138	12 020 444	17.2	577 303	158 275	9 854
	20 largest firms	259	19 440 661	27.9	1 023 993	267 350	20 212
	50 largest firms	366	26 567 239	38.1	1 556 631	396 175	33 294
42281	Beer & ale whsle						
	All firms	3 013	34 997 239	100.0	3 308 583	752 374	96 284
	4 largest firms	26	2 143 375	6.1	115 216	24 243	2 816
	8 largest firms	43	3 222 507	9.2	177 967	39 807	4 309
	20 largest firms	82	5 387 866	15.4	350 299	80 952	9 045
	50 largest firms	165	8 544 471	24.4	635 115	149 342	17 125
422810	Beer & ale whsle						
	All firms	3 013	34 997 239	100.0	3 308 583	752 374	96 284
	4 largest firms	26	2 143 375	6.1	115 216	24 243	2 816
	8 largest firms	43	3 222 507	9.2	177 967	39 807	4 309
	20 largest firms	82	5 387 866	15.4	350 299	80 952	9 045
	50 largest firms	165	8 544 471	24.4	635 115	149 342	17 125

Table 6. Concentration by Largest Firms: 1997—Con.

[Includes only firms and establishments with payroll. Excludes data for central administrative offices, auxiliary operations, or establishments of these firms that are classified in other categories than those specified in this table. For meaning of abbreviations and symbols, see introductory text. For explanation of terms, see Appendix A. For method of assignment to categories shown, see Appendix C]

NAICS code	Largest firms based on sales by kind of business and type of operation	Establishments (number)	Sales		Annual payroll (\$1,000)	First-quarter payroll (\$1,000)	Paid employees for pay period including March 12 (number)
			Amount (number)	As percent of total			
42	WHOLESALE TRADE—Con.						
422	Wholesale trade, nondurable goods—Con.						
42282	Wine & distilled alcoholic beverage whsle						
	All firms	1 837	34 705 964	100.0	2 358 486	584 551	55 393
	4 largest firms	100	8 327 779	24.0	385 224	106 702	6 323
	8 largest firms	140	11 934 053	34.4	552 741	153 589	9 567
	20 largest firms	246	18 236 711	52.5	990 216	260 438	19 533
	50 largest firms	341	23 812 781	68.6	1 445 774	371 522	30 226
422820	Wine & distilled alcoholic beverage whsle						
	All firms	1 837	34 705 964	100.0	2 358 486	584 551	55 393
	4 largest firms	100	8 327 779	24.0	385 224	106 702	6 323
	8 largest firms	140	11 934 053	34.4	552 741	153 589	9 567
	20 largest firms	246	18 236 711	52.5	990 216	260 438	19 533
	50 largest firms	341	23 812 781	68.6	1 445 774	371 522	30 226
4228201	Wine & distilled alcoholic bev (licensed operation) whsle						
	All firms	1 715	34 325 562	100.0	2 348 175	580 900	54 751
	4 largest firms	100	8 327 779	24.3	385 224	106 702	6 323
	8 largest firms	140	11 934 053	34.8	552 741	153 589	9 567
	20 largest firms	246	18 236 711	53.1	990 216	260 438	19 533
	50 largest firms	342	23 787 811	69.3	1 453 064	373 628	30 394
4228202	Wine & distilled alcoholic beverage (State operated) whsle						
	All firms	122	380 402	100.0	10 311	3 651	642
	4 largest firms	37	282 909	74.4	7 287	1 798	314
	8 largest firms	118	D	D	D	D	f
	20 largest firms	122	380 402	100.0	10 311	3 651	642
	50 largest firms	122	380 402	100.0	10 311	3 651	642
4229	Miscellaneous nondurable goods whsle						
	All firms	34 063	213 618 778	100.0	11 321 311	2 681 563	378 531
	4 largest firms	46	31 683 504	14.8	408 691	117 631	5 665
	8 largest firms	119	47 319 692	22.2	710 696	191 521	13 397
	20 largest firms	590	71 497 937	33.5	1 516 499	398 839	33 310
	50 largest firms	1 277	93 323 003	43.7	2 340 941	602 635	60 379
42291	Farm supplies whsle						
	All firms	7 378	53 634 309	100.0	2 562 527	618 653	74 508
	4 largest firms	263	12 007 796	22.4	482 182	139 613	7 999
	8 largest firms	286	16 475 727	30.7	541 477	153 625	8 765
	20 largest firms	706	23 465 101	43.8	743 627	199 534	14 779
	50 largest firms	1 116	31 474 393	58.7	1 095 634	284 695	24 704
422910	Farm supplies whsle						
	All firms	7 378	53 634 309	100.0	2 562 527	618 653	74 508
	4 largest firms	263	12 007 796	22.4	482 182	139 613	7 999
	8 largest firms	286	16 475 727	30.7	541 477	153 625	8 765
	20 largest firms	706	23 465 101	43.8	743 627	199 534	14 779
	50 largest firms	1 116	31 474 393	58.7	1 095 634	284 695	24 704
4229101	Farm supplies—farm dealers						
	All firms	3 873	12 772 801	100.0	836 054	199 470	29 647
	4 largest firms	371	2 993 406	23.4	112 907	28 877	3 195
	8 largest firms	385	4 033 581	31.6	159 519	43 394	4 745
	20 largest firms	675	5 745 862	45.0	300 439	78 812	8 559
	50 largest firms	892	7 322 660	57.3	395 289	100 658	11 688
4229102	Farm supplies—whsle distributors						
	All firms	3 505	40 861 508	100.0	1 726 473	419 183	44 861
	4 largest firms	41	10 812 377	26.5	423 132	124 133	5 864
	8 largest firms	114	14 933 800	36.5	496 866	139 696	7 228
	20 largest firms	341	21 152 351	51.8	640 469	173 116	11 815
	50 largest firms	505	27 228 468	66.6	858 857	220 155	17 458
42292	Book, periodical, & newspaper whsle						
	All firms	4 265	33 630 300	100.0	2 618 123	641 744	89 309
	4 largest firms	188	8 642 732	25.7	294 435	75 742	7 592
	8 largest firms	273	12 239 423	36.4	514 710	126 331	15 512
	20 largest firms	399	17 036 717	50.7	853 727	215 598	29 520
	50 largest firms	617	21 982 684	65.4	1 214 227	304 285	39 473
422920	Book, periodical, & newspaper whsle						
	All firms	4 265	33 630 300	100.0	2 618 123	641 744	89 309
	4 largest firms	188	8 642 732	25.7	294 435	75 742	7 592
	8 largest firms	273	12 239 423	36.4	514 710	126 331	15 512
	20 largest firms	399	17 036 717	50.7	853 727	215 598	29 520
	50 largest firms	617	21 982 684	65.4	1 214 227	304 285	39 473

Table 6. Concentration by Largest Firms: 1997—Con.

[Includes only firms and establishments with payroll. Excludes data for central administrative offices, auxiliary operations, or establishments of these firms that are classified in other categories than those specified in this table. For meaning of abbreviations and symbols, see introductory text. For explanation of terms, see Appendix A. For method of assignment to categories shown, see Appendix C]

NAICS code	Largest firms based on sales by kind of business and type of operation	Establishments (number)	Sales		Annual payroll (\$1,000)	First-quarter payroll (\$1,000)	Paid employees for pay period including March 12 (number)
			Amount (number)	As percent of total			
42	WHOLESALE TRADE—Con.						
422	Wholesale trade, nondurable goods—Con.						
42293	Flower, nursery stock, & florists' supplies whsle						
	All firms	3 900	8 002 830	100.0	1 026 750	238 920	44 939
	4 largest firms	40	478 311	6.0	58 875	14 123	1 861
	8 largest firms	45	765 052	9.6	78 925	19 159	2 668
	20 largest firms	106	1 378 362	17.2	139 272	34 945	5 252
	50 largest firms	207	2 310 062	28.9	255 280	62 734	9 540
422930	Flower, nursery stock, & florists' supplies whsle						
	All firms	3 900	8 002 830	100.0	1 026 750	238 920	44 939
	4 largest firms	40	478 311	6.0	58 875	14 123	1 861
	8 largest firms	45	765 052	9.6	78 925	19 159	2 668
	20 largest firms	106	1 378 362	17.2	139 272	34 945	5 252
	50 largest firms	207	2 310 062	28.9	255 280	62 734	9 540
42294	Tobacco & tobacco product whsle						
	All firms	1 561	50 268 772	100.0	1 589 663	383 163	57 046
	4 largest firms	61	20 895 088	41.6	487 254	118 000	13 538
	8 largest firms	101	25 346 908	50.4	640 730	160 040	19 238
	20 largest firms	144	30 034 700	59.7	834 182	203 803	26 286
	50 largest firms	219	35 538 639	70.7	1 036 180	257 804	34 541
422940	Tobacco & tobacco product whsle						
	All firms	1 561	50 268 772	100.0	1 589 663	383 163	57 046
	4 largest firms	61	20 895 088	41.6	487 254	118 000	13 538
	8 largest firms	101	25 346 908	50.4	640 730	160 040	19 238
	20 largest firms	144	30 034 700	59.7	834 182	203 803	26 286
	50 largest firms	219	35 538 639	70.7	1 036 180	257 804	34 541
42295	Paint, varnish, & supplies whsle						
	All firms	2 192	7 510 467	100.0	676 404	159 355	19 917
	4 largest firms	174	1 793 592	23.9	102 040	24 644	2 537
	8 largest firms	221	2 472 177	32.9	139 609	33 520	3 369
	20 largest firms	266	3 309 442	44.1	218 405	52 515	5 578
	50 largest firms	355	4 348 940	57.9	291 520	68 288	7 275
422950	Paint, varnish, & supplies whsle						
	All firms	2 192	7 510 467	100.0	676 404	159 355	19 917
	4 largest firms	174	1 793 592	23.9	102 040	24 644	2 537
	8 largest firms	221	2 472 177	32.9	139 609	33 520	3 369
	20 largest firms	266	3 309 442	44.1	218 405	52 515	5 578
	50 largest firms	355	4 348 940	57.9	291 520	68 288	7 275
4229501	Paint, varnish, & supplies whsle						
	All firms	2 192	7 510 467	100.0	676 404	159 355	19 917
	4 largest firms	174	1 793 592	23.9	102 040	24 644	2 537
	8 largest firms	221	2 472 177	32.9	139 609	33 520	3 369
	20 largest firms	266	3 309 442	44.1	218 405	52 515	5 578
	50 largest firms	355	4 348 940	57.9	291 520	68 288	7 275
42299	Other miscellaneous nondurable goods whsle						
	All firms	14 767	60 572 100	100.0	2 847 844	639 728	92 812
	4 largest firms	11	21 492 224	35.5	117 472	32 006	1 155
	8 largest firms	17	27 556 570	45.5	167 983	44 914	1 709
	20 largest firms	35	31 427 113	51.9	334 861	88 124	5 264
	50 largest firms	78	35 214 188	58.1	531 940	133 486	10 357
422990	Other miscellaneous nondurable goods whsle						
	All firms	14 767	60 572 100	100.0	2 847 844	639 728	92 812
	4 largest firms	11	21 492 224	35.5	117 472	32 006	1 155
	8 largest firms	17	27 556 570	45.5	167 983	44 914	1 709
	20 largest firms	35	31 427 113	51.9	334 861	88 124	5 264
	50 largest firms	78	35 214 188	58.1	531 940	133 486	10 357
4229901	Art goods whsle						
	All firms	4 583	9 596 493	100.0	985 525	218 513	33 019
	4 largest firms	6	1 100 487	11.5	57 413	16 935	1 366
	8 largest firms	11	1 547 067	16.1	81 173	22 915	2 076
	20 largest firms	25	2 282 239	23.8	131 154	34 528	3 506
	50 largest firms	77	3 339 174	34.8	269 871	61 937	6 787
4229902	General merchandise (nondurable goods) whsle						
	All firms	3 248	34 597 404	100.0	729 329	171 128	20 477
	4 largest firms	10	21 482 736	62.1	116 914	31 864	1 140
	8 largest firms	16	27 409 582	79.2	188 664	49 685	2 227
	20 largest firms	34	30 043 793	86.8	318 022	80 175	5 423
	50 largest firms	76	31 374 749	90.7	402 728	98 902	7 894

Table 6. Concentration by Largest Firms: 1997—Con.

[Includes only firms and establishments with payroll. Excludes data for central administrative offices, auxiliary operations, or establishments of these firms that are classified in other categories than those specified in this table. For meaning of abbreviations and symbols, see introductory text. For explanation of terms, see Appendix A. For method of assignment to categories shown, see Appendix C]

NAICS code	Largest firms based on sales by kind of business and type of operation	Establishments (number)	Sales		Annual payroll (\$1,000)	First-quarter payroll (\$1,000)	Paid employees for pay period including March 12 (number)
			Amount (number)	As percent of total			
42	WHOLESALE TRADE—Con.						
422	Wholesale trade, nondurable goods—Con.						
4229903	Textile bags, bagging, & burlap whsle						
	All firms	446	802 397	100.0	77 465	16 774	2 966
	4 largest firms	4	112 521	14.0	14 758	3 547	306
	8 largest firms	11	183 837	22.9	19 742	3 963	364
	20 largest firms	25	313 643	39.1	27 964	6 072	624
	50 largest firms	57	488 880	60.9	43 886	9 445	1 146
4229904	Other nondurable goods whsle						
	All firms	6 490	15 575 806	100.0	1 055 525	233 313	36 350
	4 largest firms	6	1 511 107	9.7	27 446	5 890	509
	8 largest firms	11	2 129 655	13.7	37 229	8 100	764
	20 largest firms	24	3 323 456	21.3	105 249	23 487	2 084
	50 largest firms	71	5 070 871	32.6	176 064	39 482	4 359
	MERCHANT WHOLESALERS						
	All firms	376 330	2 333 131 187	100.0	158 373 291	36 705 674	4 591 092
	4 largest firms	263	63 898 538	2.7	2 017 928	502 866	54 833
	8 largest firms	659	112 139 887	4.8	2 893 114	727 878	82 083
	20 largest firms	1 565	224 102 786	9.6	3 701 971	927 599	100 955
	50 largest firms	3 845	372 847 342	16.0	7 728 468	1 893 098	194 279
421	Wholesale trade, durable goods						
	All firms	241 379	1 214 780 670	100.0	99 709 272	23 056 814	2 756 659
	4 largest firms	63	47 586 581	3.9	301 772	75 140	8 406
	8 largest firms	127	73 615 865	6.1	697 595	168 960	15 879
	20 largest firms	1 447	128 637 254	10.6	2 323 031	544 923	52 158
	50 largest firms	3 111	212 482 730	17.5	5 459 703	1 346 060	130 831
4211	Motor vehicle & motor vehicle parts & supplies whsle						
	All firms	26 093	166 674 187	100.0	8 287 385	1 934 223	281 969
	4 largest firms	45	38 477 524	23.1	194 139	47 527	3 428
	8 largest firms	74	55 641 574	33.4	306 136	74 771	5 243
	20 largest firms	420	78 032 475	46.8	728 235	188 648	18 208
	50 largest firms	738	90 181 587	54.1	1 137 342	282 346	28 437
42111	Automobile & other motor vehicle whsle						
	All firms	6 654	113 917 822	100.0	3 320 639	777 402	96 180
	4 largest firms	37	36 926 641	32.4	151 898	37 275	2 475
	8 largest firms	51	52 790 247	46.3	271 139	69 124	4 019
	20 largest firms	82	69 049 519	60.6	451 055	116 501	7 060
	50 largest firms	197	76 035 457	66.7	747 043	185 526	14 444
421110	Automobile & other motor vehicle whsle						
	All firms	6 654	113 917 822	100.0	3 320 639	777 402	96 180
	4 largest firms	37	36 926 641	32.4	151 898	37 275	2 475
	8 largest firms	51	52 790 247	46.3	271 139	69 124	4 019
	20 largest firms	82	69 049 519	60.6	451 055	116 501	7 060
	50 largest firms	197	76 035 457	66.7	747 043	185 526	14 444
4211101	Automobile & motorcycle whsle						
	All firms	3 331	79 437 563	100.0	911 926	222 524	25 772
	4 largest firms	36	35 364 130	44.5	149 397	38 913	2 532
	8 largest firms	48	50 855 658	64.0	245 528	65 080	3 693
	20 largest firms	75	65 203 710	82.1	417 690	110 443	6 642
	50 largest firms	173	68 651 396	86.4	497 520	128 638	8 791
4211102	Bus & recreational vehicle whsle						
	All firms	347	D	D	D	D	h
	4 largest firms	4	D	D	D	D	c
	8 largest firms	10	D	D	D	D	f
	20 largest firms	27	D	D	D	D	g
	50 largest firms	60	D	D	D	D	g
4211103	Light truck & van (14,000 lb or less) whsle						
	All firms	428	7 133 116	100.0	216 730	49 437	6 188
	4 largest firms	10	4 442 191	62.3	38 583	7 049	546
	8 largest firms	14	4 826 683	67.7	54 566	10 875	1 001
	20 largest firms	26	5 346 391	75.0	92 025	20 785	2 134
	50 largest firms	58	6 077 936	85.2	148 443	33 180	3 723
4211104	Medium truck & tractor (14,001 lb to 26,000 lb) whsle						
	All firms	480	D	D	D	D	i
	4 largest firms	4	D	D	D	D	e
	8 largest firms	9	D	D	D	D	f
	20 largest firms	30	D	D	D	D	g
	50 largest firms	70	D	D	D	D	h

Table 6. Concentration by Largest Firms: 1997—Con.

[Includes only firms and establishments with payroll. Excludes data for central administrative offices, auxiliary operations, or establishments of these firms that are classified in other categories than those specified in this table. For meaning of abbreviations and symbols, see introductory text. For explanation of terms, see Appendix A. For method of assignment to categories shown, see Appendix C]

NAICS code	Largest firms based on sales by kind of business and type of operation	Establishments (number)	Sales		Annual payroll (\$1,000)	First-quarter payroll (\$1,000)	Paid employees for pay period including March 12 (number)
			Amount (number)	As percent of total			
421	MERCHANT WHOLESALERS—Con.						
	Wholesale trade, durable goods—Con.						
4211105	Heavy truck & tractor (over 26,000 lb) whsle						
	All firms	2 068	22 058 292	100.0	1 799 190	415 301	52 127
	4 largest firms	46	1 284 538	5.8	75 722	18 491	2 175
	8 largest firms	59	2 170 093	9.8	122 353	29 632	3 306
	20 largest firms	97	3 976 300	18.0	238 801	57 398	6 450
	50 largest firms	198	6 621 511	30.0	437 382	102 231	11 648
42112	Motor vehicle supplies & new parts whsle						
	All firms	10 596	40 856 802	100.0	3 428 913	799 934	121 664
	4 largest firms	308	8 030 208	19.7	258 959	65 557	10 508
	8 largest firms	356	11 080 379	27.1	289 853	73 353	11 302
	20 largest firms	486	14 760 304	36.1	421 130	104 215	14 676
	50 largest firms	782	D	D	D	D	j
421120	Motor vehicle supplies & new parts whsle						
	All firms	10 596	40 856 802	100.0	3 428 913	799 934	121 664
	4 largest firms	308	8 030 208	19.7	258 959	65 557	10 508
	8 largest firms	356	11 080 379	27.1	289 853	73 353	11 302
	20 largest firms	486	14 760 304	36.1	421 130	104 215	14 676
	50 largest firms	782	D	D	D	D	j
4211201	Motor vehicle supplies & new parts—warehouse distributors						
	All firms	4 357	19 025 397	100.0	1 677 699	387 998	59 564
	4 largest firms	139	4 397 143	23.1	141 093	35 589	5 291
	8 largest firms	181	5 890 667	31.0	202 927	49 261	6 853
	20 largest firms	223	D	D	D	D	j
	50 largest firms	452	9 612 926	50.5	522 846	122 754	17 663
4211202	Motor vehicle supplies & new parts—jobbers						
	All firms	5 732	20 760 962	100.0	1 606 696	377 859	57 724
	4 largest firms	181	6 139 410	29.6	132 714	33 533	5 472
	8 largest firms	191	7 605 819	36.6	157 812	39 896	5 967
	20 largest firms	307	9 713 292	46.8	267 561	66 318	9 101
	50 largest firms	477	12 154 107	58.5	465 819	115 169	14 747
4211203	Petroleum products marketing equipment whsle						
	All firms	507	1 070 443	100.0	144 518	34 077	4 376
	4 largest firms	16	135 767	12.7	14 261	3 591	331
	8 largest firms	27	211 045	19.7	20 557	5 676	465
	20 largest firms	53	365 131	34.1	36 678	9 176	906
	50 largest firms	98	591 805	55.3	67 417	15 566	1 701
42113	Tire & tube whsle						
	All firms	1 738	6 627 456	100.0	566 057	128 741	18 318
	4 largest firms	85	1 260 916	19.0	55 648	13 029	1 478
	8 largest firms	120	1 707 586	25.8	78 024	18 516	2 154
	20 largest firms	175	2 495 683	37.7	133 179	30 870	3 646
	50 largest firms	256	3 384 214	51.1	198 851	46 380	5 422
421130	Tire & tube whsle						
	All firms	1 738	6 627 456	100.0	566 057	128 741	18 318
	4 largest firms	85	1 260 916	19.0	55 648	13 029	1 478
	8 largest firms	120	1 707 586	25.8	78 024	18 516	2 154
	20 largest firms	175	2 495 683	37.7	133 179	30 870	3 646
	50 largest firms	256	3 384 214	51.1	198 851	46 380	5 422
42114	Motor vehicle parts, (used) whsle						
	All firms	7 105	5 272 107	100.0	971 776	228 146	45 807
	4 largest firms	16	230 928	4.4	25 687	5 792	1 340
	8 largest firms	42	370 209	7.0	40 776	9 731	1 877
	20 largest firms	85	640 318	12.1	82 481	18 979	3 282
	50 largest firms	125	1 033 434	19.6	133 253	31 111	5 143
421140	Motor vehicle parts, (used) whsle						
	All firms	7 105	5 272 107	100.0	971 776	228 146	45 807
	4 largest firms	16	230 928	4.4	25 687	5 792	1 340
	8 largest firms	42	370 209	7.0	40 776	9 731	1 877
	20 largest firms	85	640 318	12.1	82 481	18 979	3 282
	50 largest firms	125	1 033 434	19.6	133 253	31 111	5 143
4212	Furniture & home furnishings whsle						
	All firms	11 912	38 998 409	100.0	4 272 437	971 161	132 093
	4 largest firms	53	1 370 554	3.5	92 898	23 065	2 594
	8 largest firms	60	2 198 847	5.6	130 247	31 422	3 395
	20 largest firms	127	3 983 851	10.2	298 698	70 336	7 377
	50 largest firms	242	6 906 335	17.7	595 496	140 370	15 351

Table 6. Concentration by Largest Firms: 1997—Con.

[Includes only firms and establishments with payroll. Excludes data for central administrative offices, auxiliary operations, or establishments of these firms that are classified in other categories than those specified in this table. For meaning of abbreviations and symbols, see introductory text. For explanation of terms, see Appendix A. For method of assignment to categories shown, see Appendix C]

NAICS code	Largest firms based on sales by kind of business and type of operation	Establishments (number)	Sales		Annual payroll (\$1,000)	First-quarter payroll (\$1,000)	Paid employees for pay period including March 12 (number)
			Amount (number)	As percent of total			
421	MERCHANT WHOLESALERS—Con.						
	Wholesale trade, durable goods—Con.						
42121	Furniture whsle						
	All firms	4 880	17 259 071	100.0	1 970 278	447 186	56 493
	4 largest firms	22	1 004 531	5.8	63 316	15 706	1 564
	8 largest firms	46	1 555 218	9.0	113 555	26 869	2 600
	20 largest firms	94	2 816 439	16.3	264 092	60 674	5 664
	50 largest firms	171	4 640 648	26.9	462 447	105 426	9 957
421210	Furniture whsle						
	All firms	4 880	17 259 071	100.0	1 970 278	447 186	56 493
	4 largest firms	22	1 004 531	5.8	63 316	15 706	1 564
	8 largest firms	46	1 555 218	9.0	113 555	26 869	2 600
	20 largest firms	94	2 816 439	16.3	264 092	60 674	5 664
	50 largest firms	171	4 640 648	26.9	462 447	105 426	9 957
4212101	Household & lawn furniture whsle						
	All firms	2 275	5 670 483	100.0	524 847	123 314	19 322
	4 largest firms	12	485 566	8.6	20 275	4 635	585
	8 largest firms	17	736 354	13.0	40 055	10 606	1 204
	20 largest firms	32	1 228 469	21.7	74 838	19 353	2 160
	50 largest firms	67	1 939 863	34.2	110 226	27 113	3 377
4212102	Office & business furniture whsle						
	All firms	2 605	11 588 588	100.0	1 445 431	323 872	37 171
	4 largest firms	23	958 967	8.3	65 321	16 519	1 596
	8 largest firms	46	1 491 715	12.9	121 071	29 039	2 636
	20 largest firms	91	2 642 205	22.8	276 972	63 696	5 830
	50 largest firms	169	4 237 792	36.6	464 899	102 627	9 508
42122	Home furnishings whsle						
	All firms	7 032	21 739 338	100.0	2 302 159	523 975	75 600
	4 largest firms	37	1 186 380	5.5	67 449	15 428	1 779
	8 largest firms	63	1 899 337	8.7	121 917	29 168	3 419
	20 largest firms	112	3 244 914	14.9	254 476	61 436	7 617
	50 largest firms	197	5 334 838	24.5	441 259	102 699	12 269
421220	Home furnishings whsle						
	All firms	7 032	21 739 338	100.0	2 302 159	523 975	75 600
	4 largest firms	37	1 186 380	5.5	67 449	15 428	1 779
	8 largest firms	63	1 899 337	8.7	121 917	29 168	3 419
	20 largest firms	112	3 244 914	14.9	254 476	61 436	7 617
	50 largest firms	197	5 334 838	24.5	441 259	102 699	12 269
4212201	Household china, glassware, & crockery whsle						
	All firms	1 039	3 796 559	100.0	377 858	84 585	12 020
	4 largest firms	5	572 510	15.1	49 742	10 612	1 241
	8 largest firms	13	851 142	22.4	74 087	16 711	1 734
	20 largest firms	25	1 363 097	35.9	113 745	24 552	2 885
	50 largest firms	64	2 062 070	54.3	195 393	43 737	5 224
4212202	Linens, domestics, draperies, & curtains whsle						
	All firms	1 532	4 438 939	100.0	448 387	103 114	15 921
	4 largest firms	4	535 126	12.1	40 088	10 970	1 144
	8 largest firms	12	824 221	18.6	60 987	15 989	1 606
	20 largest firms	27	1 344 983	30.3	100 785	25 401	2 748
	50 largest firms	59	2 089 173	47.1	160 291	39 228	4 797
4212203	Floor coverings whsle						
	All firms	2 270	7 941 902	100.0	862 372	197 779	25 505
	4 largest firms	63	660 018	8.3	57 287	13 536	1 693
	8 largest firms	76	1 048 454	13.2	84 187	19 798	2 337
	20 largest firms	130	1 848 721	23.3	165 292	36 695	4 209
	50 largest firms	276	2 987 591	37.6	281 360	66 151	7 169
4212204	Other home furnishings whsle						
	All firms	2 191	5 561 938	100.0	613 542	138 497	22 154
	4 largest firms	26	1 026 622	18.5	65 320	16 071	2 058
	8 largest firms	32	1 425 243	25.6	105 871	26 038	3 645
	20 largest firms	46	1 938 534	34.9	148 663	33 756	4 951
	50 largest firms	78	2 606 951	46.9	216 793	48 488	6 622
4213	Lumber & other construction materials whsle						
	All firms	11 142	61 302 570	100.0	4 167 547	968 604	125 574
	4 largest firms	122	9 291 092	15.2	214 177	57 206	4 458
	8 largest firms	196	12 420 196	20.3	320 491	93 618	6 660
	20 largest firms	364	16 928 981	27.6	528 438	148 244	12 269
	50 largest firms	657	21 388 463	34.9	769 793	209 437	18 923

Table 6. Concentration by Largest Firms: 1997—Con.

[Includes only firms and establishments with payroll. Excludes data for central administrative offices, auxiliary operations, or establishments of these firms that are classified in other categories than those specified in this table. For meaning of abbreviations and symbols, see introductory text. For explanation of terms, see Appendix A. For method of assignment to categories shown, see Appendix C]

NAICS code	Largest firms based on sales by kind of business and type of operation	Establishments (number)	Sales		Annual payroll (\$1,000)	First-quarter payroll (\$1,000)	Paid employees for pay period including March 12 (number)
			Amount (number)	As percent of total			
421	MERCHANT WHOLESALERS—Con.						
	Wholesale trade, durable goods—Con.						
42131	Lumber, plywood, millwork, & wood panel whsle						
	All firms	5 636	46 426 349	100.0	2 598 366	618 903	75 730
	4 largest firms	122	9 291 092	20.0	214 177	57 206	4 458
	8 largest firms	194	12 336 179	26.6	314 444	92 075	6 543
	20 largest firms	360	16 519 107	35.6	516 007	144 805	12 133
	50 largest firms	499	20 366 633	43.9	684 042	187 519	16 684
421310	Lumber, plywood, millwork, & wood panel whsle						
	All firms	5 636	46 426 349	100.0	2 598 366	618 903	75 730
	4 largest firms	122	9 291 092	20.0	214 177	57 206	4 458
	8 largest firms	194	12 336 179	26.6	314 444	92 075	6 543
	20 largest firms	360	16 519 107	35.6	516 007	144 805	12 133
	50 largest firms	499	20 366 633	43.9	684 042	187 519	16 684
4213101	Lumber without yard whsle						
	All firms	1 425	13 795 098	100.0	440 679	111 306	11 000
	4 largest firms	48	5 449 324	39.5	86 255	27 031	1 685
	8 largest firms	52	6 075 015	44.0	93 614	28 615	1 786
	20 largest firms	82	7 213 341	52.3	119 353	38 780	2 212
	50 largest firms	121	8 588 359	62.3	160 900	47 972	2 870
4213102	Lumber with yard whsle						
	All firms	1 499	13 188 854	100.0	780 649	176 782	24 380
	4 largest firms	38	1 819 272	13.8	43 735	11 167	960
	8 largest firms	58	2 677 077	20.3	59 589	15 048	1 429
	20 largest firms	105	3 867 290	29.3	108 663	26 404	2 872
	50 largest firms	187	5 730 328	43.4	211 840	50 365	5 474
4213103	Plywood, veneer, millwork, & wood panel whsle						
	All firms	2 712	19 442 397	100.0	1 377 038	330 815	40 350
	4 largest firms	94	4 909 983	25.3	164 421	46 269	3 457
	8 largest firms	180	6 553 178	33.7	284 115	75 525	6 866
	20 largest firms	262	9 003 989	46.3	413 825	110 936	10 300
	50 largest firms	359	11 213 215	57.7	573 191	148 885	15 129
42132	Brick, stone, & related construction materials whsle						
	All firms	2 094	4 444 476	100.0	502 387	104 660	15 737
	4 largest firms	26	358 410	8.1	10 827	2 423	266
	8 largest firms	57	561 015	12.6	29 936	6 281	697
	20 largest firms	115	979 513	22.0	68 670	12 528	1 409
	50 largest firms	174	1 561 593	35.1	112 751	23 166	2 792
421320	Brick, stone, & related construction materials whsle						
	All firms	2 094	4 444 476	100.0	502 387	104 660	15 737
	4 largest firms	26	358 410	8.1	10 827	2 423	266
	8 largest firms	57	561 015	12.6	29 936	6 281	697
	20 largest firms	115	979 513	22.0	68 670	12 528	1 409
	50 largest firms	174	1 561 593	35.1	112 751	23 166	2 792
4213201	Brick, block, tile, clay/cement sewer pipe whsle						
	All firms	679	1 320 519	100.0	152 601	33 054	4 968
	4 largest firms	29	257 721	19.5	16 064	3 340	422
	8 largest firms	38	343 795	26.0	23 951	5 685	762
	20 largest firms	65	496 578	37.6	39 411	9 330	1 144
	50 largest firms	113	719 238	54.5	65 476	15 150	1 923
4213202	Sand, gravel, & stone whsle						
	All firms	886	1 574 246	100.0	206 541	42 351	6 878
	4 largest firms	30	179 047	11.4	16 787	3 321	446
	8 largest firms	62	305 738	19.4	27 121	5 176	660
	20 largest firms	84	494 266	31.4	44 662	9 119	1 284
	50 largest firms	117	756 655	48.1	74 738	14 991	2 081
4213203	Cement, lime, & related products whsle						
	All firms	529	1 549 711	100.0	143 245	29 255	3 891
	4 largest firms	10	223 794	14.4	10 852	1 960	153
	8 largest firms	20	358 940	23.2	21 596	3 231	255
	20 largest firms	46	644 234	41.6	34 023	5 701	558
	50 largest firms	89	980 577	63.3	70 627	14 257	1 467

Table 6. Concentration by Largest Firms: 1997—Con.

[Includes only firms and establishments with payroll. Excludes data for central administrative offices, auxiliary operations, or establishments of these firms that are classified in other categories than those specified in this table. For meaning of abbreviations and symbols, see introductory text. For explanation of terms, see Appendix A. For method of assignment to categories shown, see Appendix C]

NAICS code	Largest firms based on sales by kind of business and type of operation	Establishments (number)	Sales		Annual payroll (\$1,000)	First-quarter payroll (\$1,000)	Paid employees for pay period including March 12 (number)
			Amount (number)	As percent of total			
421	MERCHANT WHOLESALERS—Con.						
	Wholesale trade, durable goods—Con.						
42133	Roofing, siding, & insulation material whsle						
	All firms	1 069	5 203 479	100.0	430 481	95 695	12 661
	4 largest firms	80	911 294	17.5	33 125	9 278	1 050
	8 largest firms	158	1 342 599	25.8	73 042	17 899	2 070
	20 largest firms	203	2 177 148	41.8	133 034	30 394	4 020
	50 largest firms	294	3 233 836	62.1	225 901	51 347	6 668
421330	Roofing, siding, & insulation material whsle						
	All firms	1 069	5 203 479	100.0	430 481	95 695	12 661
	4 largest firms	80	911 294	17.5	33 125	9 278	1 050
	8 largest firms	158	1 342 599	25.8	73 042	17 899	2 070
	20 largest firms	203	2 177 148	41.8	133 034	30 394	4 020
	50 largest firms	294	3 233 836	62.1	225 901	51 347	6 668
4213301	Roofing, siding, & insulation material whsle						
	All firms	1 069	5 203 479	100.0	430 481	95 695	12 661
	4 largest firms	80	911 294	17.5	33 125	9 278	1 050
	8 largest firms	158	1 342 599	25.8	73 042	17 899	2 070
	20 largest firms	203	2 177 148	41.8	133 034	30 394	4 020
	50 largest firms	294	3 233 836	62.1	225 901	51 347	6 668
42139	Other construction materials whsle						
	All firms	2 343	5 228 266	100.0	636 313	149 346	21 446
	4 largest firms	29	460 909	8.8	58 433	13 480	1 757
	8 largest firms	42	720 935	13.8	86 085	21 187	2 658
	20 largest firms	89	1 241 142	23.7	126 133	31 080	3 978
	50 largest firms	208	2 068 921	39.6	203 421	49 518	6 271
421390	Other construction materials whsle						
	All firms	2 343	5 228 266	100.0	636 313	149 346	21 446
	4 largest firms	29	460 909	8.8	58 433	13 480	1 757
	8 largest firms	42	720 935	13.8	86 085	21 187	2 658
	20 largest firms	89	1 241 142	23.7	126 133	31 080	3 978
	50 largest firms	208	2 068 921	39.6	203 421	49 518	6 271
4213901	Flat glass & other construction glass whsle						
	All firms	523	1 017 500	100.0	169 597	40 685	6 050
	4 largest firms	22	237 096	23.3	40 765	9 052	1 282
	8 largest firms	33	340 612	33.5	50 908	11 516	1 623
	20 largest firms	47	514 391	50.6	76 341	17 167	2 462
	50 largest firms	84	695 075	68.3	106 470	25 141	3 505
4213902	Other construction materials whsle						
	All firms	1 820	4 210 766	100.0	466 716	108 661	15 396
	4 largest firms	15	419 556	10.0	33 430	8 109	864
	8 largest firms	38	635 240	15.1	59 805	15 608	1 773
	20 largest firms	68	1 128 473	26.8	95 918	24 675	3 011
	50 largest firms	187	1 863 187	44.2	159 125	39 683	4 766
4214	Professional & commercial equipment & supplies whsle						
	All firms	38 366	237 178 097	100.0	21 339 923	4 950 844	532 717
	4 largest firms	77	28 549 102	12.0	645 443	148 796	16 862
	8 largest firms	202	41 900 682	17.7	954 802	218 329	24 080
	20 largest firms	1 150	66 201 033	27.9	3 084 941	693 811	76 519
	50 largest firms	1 684	90 079 799	38.0	4 584 125	1 084 640	110 958
42141	Photographic equipment & supplies whsle						
	All firms	1 207	8 347 662	100.0	656 569	148 769	16 320
	4 largest firms	47	2 791 237	33.4	105 455	24 397	2 065
	8 largest firms	75	3 577 862	42.9	139 082	32 323	2 711
	20 largest firms	108	4 514 548	54.1	205 009	48 815	4 085
	50 largest firms	159	5 584 419	66.9	302 026	69 972	6 254
421410	Photographic equipment & supplies whsle						
	All firms	1 207	8 347 662	100.0	656 569	148 769	16 320
	4 largest firms	47	2 791 237	33.4	105 455	24 397	2 065
	8 largest firms	75	3 577 862	42.9	139 082	32 323	2 711
	20 largest firms	108	4 514 548	54.1	205 009	48 815	4 085
	50 largest firms	159	5 584 419	66.9	302 026	69 972	6 254

Table 6. Concentration by Largest Firms: 1997—Con.

[Includes only firms and establishments with payroll. Excludes data for central administrative offices, auxiliary operations, or establishments of these firms that are classified in other categories than those specified in this table. For meaning of abbreviations and symbols, see introductory text. For explanation of terms, see Appendix A. For method of assignment to categories shown, see Appendix C]

NAICS code	Largest firms based on sales by kind of business and type of operation	Establishments (number)	Sales		Annual payroll (\$1,000)	First-quarter payroll (\$1,000)	Paid employees for pay period including March 12 (number)
			Amount (number)	As percent of total			
421	MERCHANT WHOLESALERS—Con.						
	Wholesale trade, durable goods—Con.						
42142	Office equipment whsle						
	All firms	6 291	24 496 462	100.0	3 709 687	865 277	110 654
	4 largest firms	675	11 504 454	47.0	1 326 079	302 416	35 140
	8 largest firms	806	14 874 358	60.7	1 679 873	381 638	47 510
	20 largest firms	1 007	16 558 725	67.6	1 928 434	450 844	53 884
	50 largest firms	1 125	17 694 764	72.2	2 143 192	500 607	59 215
421420	Office equipment whsle						
	All firms	6 291	24 496 462	100.0	3 709 687	865 277	110 654
	4 largest firms	675	11 504 454	47.0	1 326 079	302 416	35 140
	8 largest firms	806	14 874 358	60.7	1 679 873	381 638	47 510
	20 largest firms	1 007	16 558 725	67.6	1 928 434	450 844	53 884
	50 largest firms	1 125	17 694 764	72.2	2 143 192	500 607	59 215
42143	Computer & computer peripheral equipment & software whsle						
	All firms	14 459	142 059 509	100.0	9 616 070	2 203 535	210 526
	4 largest firms	115	25 883 323	18.2	530 721	119 499	14 339
	8 largest firms	269	37 058 463	26.1	1 029 522	207 646	24 754
	20 largest firms	362	51 866 770	36.5	1 596 812	377 344	36 657
	50 largest firms	565	65 991 783	46.5	2 204 633	516 596	46 477
421430	Computer & computer peripheral equipment & software whsle						
	All firms	14 459	142 059 509	100.0	9 616 070	2 203 535	210 526
	4 largest firms	115	25 883 323	18.2	530 721	119 499	14 339
	8 largest firms	269	37 058 463	26.1	1 029 522	207 646	24 754
	20 largest firms	362	51 866 770	36.5	1 596 812	377 344	36 657
	50 largest firms	565	65 991 783	46.5	2 204 633	516 596	46 477
4214301	Computer & peripheral equipment whsle						
	All firms	11 806	131 914 692	100.0	7 857 231	1 794 896	176 584
	4 largest firms	114	25 718 818	19.5	527 080	118 638	14 187
	8 largest firms	268	36 893 958	28.0	1 025 881	206 785	24 602
	20 largest firms	360	51 645 397	39.2	1 592 050	376 245	36 488
	50 largest firms	565	65 017 476	49.3	2 103 591	492 617	45 066
42143011	Computers & peripheral equipment for resale						
	All firms	4 861	83 034 207	100.0	3 215 540	782 321	77 346
	4 largest firms	43	23 742 134	28.6	325 021	79 072	9 902
	8 largest firms	89	31 934 264	38.5	468 721	112 621	12 151
	20 largest firms	116	41 102 180	49.5	746 449	214 692	17 490
	50 largest firms	237	49 867 802	60.1	1 069 883	289 796	23 944
42143012	Computers & peripheral equipment for end use						
	All firms	6 945	48 880 485	100.0	4 641 691	1 012 575	99 238
	4 largest firms	170	10 715 458	21.9	658 740	124 339	15 490
	8 largest firms	252	14 839 876	30.4	906 991	173 567	20 475
	20 largest firms	424	19 502 385	39.9	1 239 776	251 966	24 899
	50 largest firms	534	24 475 923	50.1	1 623 680	339 414	31 778
4214302	Computer software (packaged) whsle						
	All firms	2 653	10 144 817	100.0	1 758 839	408 639	33 942
	4 largest firms	6	1 980 280	19.5	125 443	30 468	1 763
	8 largest firms	10	2 906 608	28.7	185 163	53 764	3 044
	20 largest firms	55	4 268 379	42.1	369 417	98 088	6 525
	50 largest firms	124	5 724 765	56.4	616 280	152 355	10 009
42144	Other commercial equipment whsle						
	All firms	4 658	12 215 821	100.0	1 550 219	355 083	47 048
	4 largest firms	8	1 335 730	10.9	74 953	18 680	2 171
	8 largest firms	23	1 771 215	14.5	102 982	25 381	2 954
	20 largest firms	59	2 589 831	21.2	176 568	40 868	4 766
	50 largest firms	103	3 657 097	29.9	298 116	71 805	7 667
421440	Other commercial equipment whsle						
	All firms	4 658	12 215 821	100.0	1 550 219	355 083	47 048
	4 largest firms	8	1 335 730	10.9	74 953	18 680	2 171
	8 largest firms	23	1 771 215	14.5	102 982	25 381	2 954
	20 largest firms	59	2 589 831	21.2	176 568	40 868	4 766
	50 largest firms	103	3 657 097	29.9	298 116	71 805	7 667
4214401	Restaurant & hotel equipment & supplies whsle						
	All firms	2 689	8 094 253	100.0	898 717	204 625	28 408
	4 largest firms	8	1 335 730	16.5	74 953	18 680	2 171
	8 largest firms	42	1 755 747	21.7	110 878	27 694	3 142
	20 largest firms	65	2 407 348	29.7	166 900	38 888	4 441
	50 largest firms	115	3 210 605	39.7	245 529	56 592	6 770

Table 6. Concentration by Largest Firms: 1997—Con.

[Includes only firms and establishments with payroll. Excludes data for central administrative offices, auxiliary operations, or establishments of these firms that are classified in other categories than those specified in this table. For meaning of abbreviations and symbols, see introductory text. For explanation of terms, see Appendix A. For method of assignment to categories shown, see Appendix C]

NAICS code	Largest firms based on sales by kind of business and type of operation	Establishments (number)	Sales		Annual payroll (\$1,000)	First-quarter payroll (\$1,000)	Paid employees for pay period including March 12 (number)
			Amount (number)	As percent of total			
421	MERCHANT WHOLESALERS—Con.						
	Wholesale trade, durable goods—Con.						
4214402	Store machines & equipment whsle						
	All firms	1 969	4 121 568	100.0	651 502	150 458	18 640
	4 largest firms	4	349 179	8.5	25 562	5 640	643
	8 largest firms	8	526 821	12.8	42 374	9 437	1 168
	20 largest firms	24	939 499	22.8	103 001	26 494	2 404
	50 largest firms	70	1 515 597	36.8	183 029	44 537	4 069
42145	Medical, dental, & hospital equipment & supplies whsle						
	All firms	7 850	35 599 345	100.0	3 918 018	932 702	93 520
	4 largest firms	107	7 559 706	21.2	358 476	95 362	7 513
	8 largest firms	237	10 538 730	29.6	629 476	163 286	13 224
	20 largest firms	466	15 599 742	43.8	1 097 176	275 374	22 307
	50 largest firms	639	18 822 870	52.9	1 427 432	362 412	29 501
421450	Medical, dental, & hospital equipment & supplies whsle						
	All firms	7 850	35 599 345	100.0	3 918 018	932 702	93 520
	4 largest firms	107	7 559 706	21.2	358 476	95 362	7 513
	8 largest firms	237	10 538 730	29.6	629 476	163 286	13 224
	20 largest firms	466	15 599 742	43.8	1 097 176	275 374	22 307
	50 largest firms	639	18 822 870	52.9	1 427 432	362 412	29 501
4214501	Surgical, medical, & hospital supplies whsle						
	All firms	6 859	31 745 475	100.0	3 363 241	805 891	79 839
	4 largest firms	107	7 559 706	23.8	358 476	95 362	7 513
	8 largest firms	230	10 516 871	33.1	633 669	163 250	12 427
	20 largest firms	341	14 506 552	45.7	902 584	232 595	17 976
	50 largest firms	478	17 083 919	53.8	1 172 635	304 556	24 004
4214502	Dental equipment & supplies whsle						
	All firms	991	3 853 870	100.0	554 777	126 811	13 681
	4 largest firms	162	1 711 338	44.4	248 704	57 557	5 400
	8 largest firms	184	2 109 948	54.7	287 560	66 514	6 242
	20 largest firms	234	2 588 493	67.2	358 105	81 752	7 918
	50 largest firms	281	3 061 869	79.4	427 744	98 396	9 726
42146	Ophthalmic goods whsle						
	All firms	1 551	5 713 821	100.0	783 497	184 716	26 022
	4 largest firms	5	898 700	15.7	45 292	11 514	1 057
	8 largest firms	39	1 321 510	23.1	110 644	28 923	4 299
	20 largest firms	90	1 986 973	34.8	206 086	53 515	7 094
	50 largest firms	151	2 873 771	50.3	298 658	75 094	9 631
421460	Ophthalmic goods whsle						
	All firms	1 551	5 713 821	100.0	783 497	184 716	26 022
	4 largest firms	5	898 700	15.7	45 292	11 514	1 057
	8 largest firms	39	1 321 510	23.1	110 644	28 923	4 299
	20 largest firms	90	1 986 973	34.8	206 086	53 515	7 094
	50 largest firms	151	2 873 771	50.3	298 658	75 094	9 631
42149	Other professional equipment & supplies whsle						
	All firms	2 350	8 745 477	100.0	1 105 863	260 762	28 627
	4 largest firms	69	2 197 926	25.1	127 442	30 607	2 570
	8 largest firms	88	2 747 154	31.4	193 845	47 158	3 954
	20 largest firms	116	3 762 069	43.0	314 369	75 546	6 681
	50 largest firms	182	4 749 286	54.3	452 917	108 376	9 693
421490	Other professional equipment & supplies whsle						
	All firms	2 350	8 745 477	100.0	1 105 863	260 762	28 627
	4 largest firms	69	2 197 926	25.1	127 442	30 607	2 570
	8 largest firms	88	2 747 154	31.4	193 845	47 158	3 954
	20 largest firms	116	3 762 069	43.0	314 369	75 546	6 681
	50 largest firms	182	4 749 286	54.3	452 917	108 376	9 693
4214901	Religious & school supplies whsle						
	All firms	397	1 110 568	100.0	161 074	36 464	5 358
	4 largest firms	11	297 415	26.8	34 459	7 706	1 224
	8 largest firms	15	418 860	37.7	55 195	12 077	1 756
	20 largest firms	31	601 044	54.1	85 062	18 018	2 581
	50 largest firms	64	796 759	71.7	114 202	25 355	3 390
4214902	Other professional equipment & supplies whsle						
	All firms	1 953	7 634 909	100.0	944 789	224 298	23 269
	4 largest firms	69	2 197 926	28.8	127 442	30 607	2 570
	8 largest firms	88	2 747 154	36.0	193 845	47 158	3 954
	20 largest firms	109	3 646 291	47.8	295 510	71 352	5 732
	50 largest firms	174	4 465 211	58.5	422 354	102 781	8 423

Table 6. Concentration by Largest Firms: 1997—Con.

[Includes only firms and establishments with payroll. Excludes data for central administrative offices, auxiliary operations, or establishments of these firms that are classified in other categories than those specified in this table. For meaning of abbreviations and symbols, see introductory text. For explanation of terms, see Appendix A. For method of assignment to categories shown, see Appendix C]

NAICS code	Largest firms based on sales by kind of business and type of operation	Establishments (number)	Sales		Annual payroll (\$1,000)	First-quarter payroll (\$1,000)	Paid employees for pay period including March 12 (number)
			Amount (number)	As percent of total			
421	MERCHANT WHOLESALERS—Con.						
	Wholesale trade, durable goods—Con.						
4215	Metal & mineral (except petroleum) whsle						
	All firms	'10 079	'91 553 201	100.0	'5 595 871	'1 287 325	'146 964
	4 largest firms	143	7 441 361	8.1	266 037	69 366	6 641
	8 largest firms	214	11 805 863	12.9	399 270	103 651	10 387
	20 largest firms	405	20 347 593	22.2	796 403	197 879	19 989
	50 largest firms	644	31 959 238	34.9	1 141 530	283 074	28 608
42151	Metal service centers & offices						
	All firms	9 487	83 124 691	100.0	5 405 023	1 242 261	143 028
	4 largest firms	145	7 385 619	8.9	262 891	68 507	6 647
	8 largest firms	241	11 267 355	13.6	460 232	117 458	12 051
	20 largest firms	410	19 545 723	23.5	824 165	205 238	20 744
	50 largest firms	638	29 995 492	36.1	1 141 679	282 529	28 665
421510	Metal service centers & offices						
	All firms	9 487	83 124 691	100.0	5 405 023	1 242 261	143 028
	4 largest firms	145	7 385 619	8.9	262 891	68 507	6 647
	8 largest firms	241	11 267 355	13.6	460 232	117 458	12 051
	20 largest firms	410	19 545 723	23.5	824 165	205 238	20 744
	50 largest firms	638	29 995 492	36.1	1 141 679	282 529	28 665
4215101	Ferrous metal service centers & sales offices						
	All firms	7 595	66 113 409	100.0	4 485 391	1 037 061	120 653
	4 largest firms	105	6 294 055	9.5	211 090	53 537	5 538
	8 largest firms	201	10 121 771	15.3	415 378	104 485	11 237
	20 largest firms	327	17 043 909	25.8	685 389	168 665	17 645
	50 largest firms	558	25 219 583	38.1	1 027 577	256 634	26 833
42151011	Ferrous metal service centers						
	All firms	5 827	58 768 929	100.0	4 105 455	951 193	110 297
	4 largest firms	99	6 255 541	10.6	210 470	53 373	5 529
	8 largest firms	192	10 048 902	17.1	409 455	103 001	11 068
	20 largest firms	314	16 444 695	28.0	722 316	182 324	19 049
	50 largest firms	528	23 827 312	40.5	1 029 464	257 068	26 829
42151012	Ferrous metal sales offices						
	All firms	1 768	7 344 480	100.0	379 936	85 868	10 356
	4 largest firms	7	1 541 422	21.0	10 457	2 520	160
	8 largest firms	14	2 092 992	28.5	20 290	4 856	343
	20 largest firms	38	3 178 804	43.3	63 755	15 065	1 382
	50 largest firms	96	4 464 708	60.8	117 692	26 984	2 659
4215102	Nonferrous metal service centers & sales offices						
	All firms	1 892	17 011 282	100.0	919 632	205 200	22 375
	4 largest firms	54	2 671 876	15.7	89 930	24 296	1 705
	8 largest firms	58	4 321 392	25.4	123 078	27 790	1 787
	20 largest firms	91	6 907 763	40.6	194 734	46 940	3 850
	50 largest firms	186	9 783 432	57.5	314 424	73 329	6 502
42151021	Nonferrous metal service centers						
	All firms	1 380	15 574 704	100.0	839 223	187 391	20 212
	4 largest firms	52	2 633 241	16.9	89 601	24 184	1 701
	8 largest firms	56	4 282 757	27.5	122 749	27 678	1 783
	20 largest firms	88	6 865 059	44.1	193 231	46 528	3 806
	50 largest firms	177	9 656 029	62.0	307 877	72 378	6 455
42151022	Nonferrous metal sales offices						
	All firms	512	1 436 578	100.0	80 409	17 809	2 163
	4 largest firms	6	318 705	22.2	11 473	2 573	163
	8 largest firms	11	471 178	32.8	14 026	3 105	191
	20 largest firms	23	736 203	51.2	18 425	3 936	282
	50 largest firms	59	992 485	69.1	27 945	6 168	510
42152	Coal & other mineral & ore whsle						
	All firms	'592	'8 428 510	100.0	'190 848	'45 064	'3 936
	4 largest firms	9	2 228 090	26.4	21 688	5 460	348
	8 largest firms	28	3 311 138	39.3	29 493	8 040	485
	20 largest firms	45	4 790 770	56.8	46 093	11 473	662
	50 largest firms	91	6 308 498	74.8	83 094	20 734	1 231
421520	Coal & other mineral & ore whsle						
	All firms	'592	'8 428 510	100.0	'190 848	'45 064	'3 936
	4 largest firms	9	2 228 090	26.4	21 688	5 460	348
	8 largest firms	28	3 311 138	39.3	29 493	8 040	485
	20 largest firms	45	4 790 770	56.8	46 093	11 473	662
	50 largest firms	91	6 308 498	74.8	83 094	20 734	1 231
4215201	Coal whsle						

Table 6. Concentration by Largest Firms: 1997—Con.

[Includes only firms and establishments with payroll. Excludes data for central administrative offices, auxiliary operations, or establishments of these firms that are classified in other categories than those specified in this table. For meaning of abbreviations and symbols, see introductory text. For explanation of terms, see Appendix A. For method of assignment to categories shown, see Appendix C]

NAICS code	Largest firms based on sales by kind of business and type of operation	Establishments (number)	Sales		Annual payroll (\$1,000)	First-quarter payroll (\$1,000)	Paid employees for pay period including March 12 (number)
			Amount (number)	As percent of total			
421	MERCHANT WHOLESALERS—Con.						
	Wholesale trade, durable goods—Con.						
4215201	Coal whsle—Con.						
	All firms	333	4 987 710	100.0	102 575	23 851	2 117
	4 largest firms	9	1 523 896	30.6	20 018	5 322	291
	8 largest firms	28	2 171 814	43.5	26 311	6 811	387
	20 largest firms	56	3 127 688	62.7	43 482	10 367	685
	50 largest firms	86	4 113 887	82.5	61 669	14 299	944
4215202	Other mineral & ore whsle						
	All firms	259	3 440 800	100.0	88 273	21 213	1 819
	4 largest firms	4	1 762 609	51.2	7 556	1 883	114
	8 largest firms	8	2 205 978	64.1	15 818	3 872	202
	20 largest firms	25	2 701 862	78.5	33 760	8 967	500
	50 largest firms	62	3 152 766	91.6	57 905	14 293	1 014
4216	Electrical goods whsle						
	All firms	27 347	182 334 876	100.0	14 793 391	3 462 691	345 230
	4 largest firms	153	16 381 973	9.0	605 649	135 443	9 928
	8 largest firms	903	28 425 172	15.6	1 245 599	296 815	30 428
	20 largest firms	1 535	53 020 532	29.1	2 605 839	653 519	50 654
	50 largest firms	2 269	75 017 307	41.1	3 851 595	943 370	71 404
42161	Electrical apparatus & equip, wiring supp, & const material whsle						
	All firms	8 857	38 350 174	100.0	3 756 249	887 946	101 739
	4 largest firms	814	9 897 256	25.8	552 294	143 285	18 864
	8 largest firms	937	11 206 279	29.2	629 652	162 110	20 286
	20 largest firms	1 005	13 180 054	34.4	734 118	187 370	22 615
	50 largest firms	1 170	15 798 349	41.2	988 223	249 481	28 636
421610	Electrical apparatus & equip, wiring supp, & const material whsle						
	All firms	8 857	38 350 174	100.0	3 756 249	887 946	101 739
	4 largest firms	814	9 897 256	25.8	552 294	143 285	18 864
	8 largest firms	937	11 206 279	29.2	629 652	162 110	20 286
	20 largest firms	1 005	13 180 054	34.4	734 118	187 370	22 615
	50 largest firms	1 170	15 798 349	41.2	988 223	249 481	28 636
42162	Electrical appliance, television & radio set whsle						
	All firms	3 237	39 717 526	100.0	1 709 097	393 253	42 999
	4 largest firms	29	12 558 449	31.6	425 537	93 361	6 620
	8 largest firms	57	17 777 916	44.8	519 150	118 100	8 248
	20 largest firms	102	22 541 846	56.8	619 364	142 012	10 628
	50 largest firms	153	26 998 928	68.0	748 019	171 172	13 524
421620	Electrical appliance, television & radio set whsle						
	All firms	3 237	39 717 526	100.0	1 709 097	393 253	42 999
	4 largest firms	29	12 558 449	31.6	425 537	93 361	6 620
	8 largest firms	57	17 777 916	44.8	519 150	118 100	8 248
	20 largest firms	102	22 541 846	56.8	619 364	142 012	10 628
	50 largest firms	153	26 998 928	68.0	748 019	171 172	13 524
42169	Other electronic parts & equipment whsle						
	All firms	15 253	104 267 176	100.0	9 328 045	2 181 492	200 492
	4 largest firms	386	12 912 169	12.4	567 915	163 559	9 703
	8 largest firms	539	20 830 387	20.0	1 308 904	335 795	18 995
	20 largest firms	1 029	34 678 356	33.3	2 198 671	537 301	33 383
	50 largest firms	1 638	47 574 017	45.6	2 947 194	723 282	47 817
421690	Other electronic parts & equipment whsle						
	All firms	15 253	104 267 176	100.0	9 328 045	2 181 492	200 492
	4 largest firms	386	12 912 169	12.4	567 915	163 559	9 703
	8 largest firms	539	20 830 387	20.0	1 308 904	335 795	18 995
	20 largest firms	1 029	34 678 356	33.3	2 198 671	537 301	33 383
	50 largest firms	1 638	47 574 017	45.6	2 947 194	723 282	47 817
4216901	Communications equipment & supplies whsle						
	All firms	6 722	36 812 342	100.0	4 566 622	1 092 431	98 210
	4 largest firms	347	7 194 969	19.5	883 562	234 682	12 931
	8 largest firms	391	10 797 862	29.3	1 138 781	293 608	17 248
	20 largest firms	721	15 627 972	42.5	1 578 194	411 181	26 510
	50 largest firms	876	20 768 773	56.4	2 076 311	527 426	35 676

Table 6. Concentration by Largest Firms: 1997—Con.

[Includes only firms and establishments with payroll. Excludes data for central administrative offices, auxiliary operations, or establishments of these firms that are classified in other categories than those specified in this table. For meaning of abbreviations and symbols, see introductory text. For explanation of terms, see Appendix A. For method of assignment to categories shown, see Appendix C]

NAICS code	Largest firms based on sales by kind of business and type of operation	Establishments (number)	Sales		Annual payroll (\$1,000)	First-quarter payroll (\$1,000)	Paid employees for pay period including March 12 (number)
			Amount (number)	As percent of total			
421	MERCHANT WHOLESALERS—Con.						
	Wholesale trade, durable goods—Con.						
4216902	Electronic parts (excluding communications equipment) whsle						
	All firms	8 531	67 454 834	100.0	4 761 423	1 089 061	102 282
	4 largest firms	317	12 681 600	18.8	460 050	104 716	7 918
	8 largest firms	587	18 443 297	27.3	788 579	180 062	12 967
	20 largest firms	839	27 411 261	40.6	1 187 194	273 594	18 955
	50 largest firms	1 011	36 249 157	53.7	1 633 678	378 694	27 408
4217	Hardware, & plumbing & heating equipment & supplies whsle						
	All firms	17 533	57 253 744	100.0	6 391 596	1 466 209	186 312
	4 largest firms	366	4 789 625	8.4	150 573	37 390	5 557
	8 largest firms	1 034	6 491 285	11.3	320 625	77 001	10 346
	20 largest firms	1 499	9 801 297	17.1	488 845	117 981	15 744
	50 largest firms	2 050	13 761 139	24.0	802 658	196 065	25 254
42171	Hardware whsle						
	All firms	8 170	28 781 646	100.0	3 292 606	751 220	99 338
	4 largest firms	83	4 751 359	16.5	167 519	41 714	5 330
	8 largest firms	655	6 150 982	21.4	263 921	63 367	8 772
	20 largest firms	733	7 971 973	27.7	430 232	104 658	13 935
	50 largest firms	991	10 423 090	36.2	701 176	168 334	21 937
421710	Hardware whsle						
	All firms	8 170	28 781 646	100.0	3 292 606	751 220	99 338
	4 largest firms	83	4 751 359	16.5	167 519	41 714	5 330
	8 largest firms	655	6 150 982	21.4	263 921	63 367	8 772
	20 largest firms	733	7 971 973	27.7	430 232	104 658	13 935
	50 largest firms	991	10 423 090	36.2	701 176	168 334	21 937
42172	Plumbing & heating equipment & supplies (hydronics) whsle						
	All firms	3 261	10 850 765	100.0	1 133 400	263 937	33 270
	4 largest firms	81	1 130 171	10.4	60 329	14 476	1 473
	8 largest firms	186	1 753 409	16.2	103 383	25 432	3 371
	20 largest firms	242	2 683 924	24.7	183 798	43 246	5 347
	50 largest firms	420	4 181 864	38.5	331 107	76 881	9 350
421720	Plumbing & heating equipment & supplies (hydronics) whsle						
	All firms	3 261	10 850 765	100.0	1 133 400	263 937	33 270
	4 largest firms	81	1 130 171	10.4	60 329	14 476	1 473
	8 largest firms	186	1 753 409	16.2	103 383	25 432	3 371
	20 largest firms	242	2 683 924	24.7	183 798	43 246	5 347
	50 largest firms	420	4 181 864	38.5	331 107	76 881	9 350
42173	Warm air heating & air-conditioning equipment & supplies whsle						
	All firms	4 744	14 185 407	100.0	1 559 234	359 093	42 511
	4 largest firms	432	1 189 609	8.4	62 526	14 583	2 012
	8 largest firms	594	1 882 050	13.3	116 633	27 101	3 792
	20 largest firms	914	3 228 277	22.8	222 913	55 075	6 776
	50 largest firms	1 184	5 234 137	36.9	391 603	93 948	10 695
421730	Warm air heating & air-conditioning equipment & supplies whsle						
	All firms	4 744	14 185 407	100.0	1 559 234	359 093	42 511
	4 largest firms	432	1 189 609	8.4	62 526	14 583	2 012
	8 largest firms	594	1 882 050	13.3	116 633	27 101	3 792
	20 largest firms	914	3 228 277	22.8	222 913	55 075	6 776
	50 largest firms	1 184	5 234 137	36.9	391 603	93 948	10 695
42174	Refrigeration equipment & supplies whsle						
	All firms	1 358	3 435 926	100.0	406 356	91 959	11 193
	4 largest firms	163	541 659	15.8	22 180	6 069	602
	8 largest firms	217	830 033	24.2	45 899	12 164	1 137
	20 largest firms	305	1 256 952	36.6	88 699	20 682	1 967
	50 largest firms	408	1 768 649	51.5	154 545	34 801	3 635
421740	Refrigeration equipment & supplies whsle						
	All firms	1 358	3 435 926	100.0	406 356	91 959	11 193
	4 largest firms	163	541 659	15.8	22 180	6 069	602
	8 largest firms	217	830 033	24.2	45 899	12 164	1 137
	20 largest firms	305	1 256 952	36.6	88 699	20 682	1 967
	50 largest firms	408	1 768 649	51.5	154 545	34 801	3 635

Table 6. Concentration by Largest Firms: 1997—Con.

[Includes only firms and establishments with payroll. Excludes data for central administrative offices, auxiliary operations, or establishments of these firms that are classified in other categories than those specified in this table. For meaning of abbreviations and symbols, see introductory text. For explanation of terms, see Appendix A. For method of assignment to categories shown, see Appendix C]

NAICS code	Largest firms based on sales by kind of business and type of operation	Establishments (number)	Sales		Annual payroll (\$1,000)	First-quarter payroll (\$1,000)	Paid employees for pay period including March 12 (number)
			Amount (number)	As percent of total			
421	MERCHANT WHOLESALERS—Con.						
	Wholesale trade, durable goods—Con.						
4218	Machinery, equipment, & supplies whsle						
	All firms	64 951	223 849 297	100.0	24 766 878	5 670 011	674 287
	4 largest firms	834	5 573 321	2.5	442 941	98 813	11 005
	8 largest firms	1 174	8 740 797	3.9	655 999	149 203	16 031
	20 largest firms	1 551	14 805 384	6.6	1 005 578	231 056	25 156
	50 largest firms	2 007	24 464 219	10.9	1 700 683	405 451	41 150
42181	Construction & mining (except petroleum) machinery & equip whsle						
	All firms	4 763	31 561 292	100.0	3 110 734	734 605	77 574
	4 largest firms	42	2 468 656	7.8	157 835	41 301	3 675
	8 largest firms	81	3 841 853	12.2	296 253	75 302	6 564
	20 largest firms	136	6 536 150	20.7	523 890	134 783	11 919
	50 largest firms	357	11 042 835	35.0	972 465	241 774	22 030
421810	Construction & mining (except petroleum) machinery & equip whsle						
	All firms	4 763	31 561 292	100.0	3 110 734	734 605	77 574
	4 largest firms	42	2 468 656	7.8	157 835	41 301	3 675
	8 largest firms	81	3 841 853	12.2	296 253	75 302	6 564
	20 largest firms	136	6 536 150	20.7	523 890	134 783	11 919
	50 largest firms	357	11 042 835	35.0	972 465	241 774	22 030
42182	Farm & garden machinery & equipment whsle						
	All firms	9 312	30 536 605	100.0	2 634 589	591 835	95 909
	4 largest firms	16	1 364 950	4.5	36 393	9 503	882
	8 largest firms	29	1 904 241	6.2	60 115	15 259	1 403
	20 largest firms	176	2 809 403	9.2	129 714	31 645	3 922
	50 largest firms	295	4 125 745	13.5	235 389	54 710	6 990
421820	Farm & garden machinery & equipment whsle						
	All firms	9 312	30 536 605	100.0	2 634 589	591 835	95 909
	4 largest firms	16	1 364 950	4.5	36 393	9 503	882
	8 largest firms	29	1 904 241	6.2	60 115	15 259	1 403
	20 largest firms	176	2 809 403	9.2	129 714	31 645	3 922
	50 largest firms	295	4 125 745	13.5	235 389	54 710	6 990
4218201	Farm machinery & equipment—farm dealers						
	All firms	6 789	21 521 310	100.0	1 863 969	418 663	70 910
	4 largest firms	53	370 553	1.7	28 418	6 789	1 260
	8 largest firms	76	625 141	2.9	44 107	10 792	1 749
	20 largest firms	116	1 167 324	5.4	83 659	19 693	2 912
	50 largest firms	204	2 135 018	9.9	154 666	36 310	5 171
4218202	Farm machinery & equipment—whsle distributors						
	All firms	1 891	6 437 932	100.0	507 832	112 807	16 713
	4 largest firms	13	1 355 781	21.1	35 523	9 302	834
	8 largest firms	30	1 889 859	29.4	57 240	14 517	1 322
	20 largest firms	144	2 441 695	37.9	104 615	24 210	2 593
	50 largest firms	228	3 107 344	48.3	159 598	36 256	4 078
4218203	Lawn & garden machinery & equipment whsle						
	All firms	632	2 577 363	100.0	262 788	60 365	8 286
	4 largest firms	6	230 435	8.9	17 549	4 346	567
	8 largest firms	15	401 235	15.6	35 368	8 083	1 124
	20 largest firms	36	761 815	29.6	66 633	15 635	1 965
	50 largest firms	85	1 333 081	51.7	118 837	28 443	3 461
42183	Industrial machinery & equipment whsle						
	All firms	28 321	97 183 003	100.0	11 523 912	2 627 707	286 732
	4 largest firms	39	3 716 720	3.8	279 867	55 099	5 162
	8 largest firms	173	5 631 875	5.8	404 575	85 260	8 861
	20 largest firms	271	9 110 356	9.4	590 956	124 140	12 558
	50 largest firms	679	14 990 732	15.4	1 004 612	221 034	21 234
421830	Industrial machinery & equipment whsle						
	All firms	28 321	97 183 003	100.0	11 523 912	2 627 707	286 732
	4 largest firms	39	3 716 720	3.8	279 867	55 099	5 162
	8 largest firms	173	5 631 875	5.8	404 575	85 260	8 861
	20 largest firms	271	9 110 356	9.4	590 956	124 140	12 558
	50 largest firms	679	14 990 732	15.4	1 004 612	221 034	21 234

Table 6. Concentration by Largest Firms: 1997—Con.

[Includes only firms and establishments with payroll. Excludes data for central administrative offices, auxiliary operations, or establishments of these firms that are classified in other categories than those specified in this table. For meaning of abbreviations and symbols, see introductory text. For explanation of terms, see Appendix A. For method of assignment to categories shown, see Appendix C]

NAICS code	Largest firms based on sales by kind of business and type of operation	Establishments (number)	Sales		Annual payroll (\$1,000)	First-quarter payroll (\$1,000)	Paid employees for pay period including March 12 (number)
			Amount (number)	As percent of total			
421	MERCHANT WHOLESALERS—Con.						
	Wholesale trade, durable goods—Con.						
4218301	Food-processing machinery & equipment whsle						
	All firms	1 056	2 959 044	100.0	410 831	95 919	10 273
	4 largest firms	16	305 138	10.3	41 167	9 850	624
	8 largest firms	20	481 081	16.3	59 589	15 117	960
	20 largest firms	42	843 588	28.5	102 974	25 503	1 905
	50 largest firms	87	1 314 927	44.4	153 136	37 330	3 019
4218302	Hydraulic & pneumatic (fluid-power) machinery & equipment whsle						
	All firms	3 294	9 945 751	100.0	1 464 278	336 675	36 297
	4 largest firms	95	1 058 258	10.6	156 920	38 275	4 139
	8 largest firms	107	1 467 579	14.8	189 949	46 027	4 707
	20 largest firms	187	2 084 021	21.0	268 940	66 375	6 631
	50 largest firms	298	3 091 578	31.1	398 796	95 100	9 263
42183021	Hydraulic & pneumatic pumps & motors whsle						
	All firms	1 275	3 036 164	100.0	437 279	101 041	11 324
	4 largest firms	57	436 712	14.4	36 636	8 861	954
	8 largest firms	77	589 255	19.4	57 103	13 686	1 329
	20 largest firms	118	917 049	30.2	105 582	24 305	2 419
	50 largest firms	175	1 372 113	45.2	170 415	39 191	3 847
42183022	Hydraulic & pneumatic parts, accessories, & supplies whsle						
	All firms	2 019	6 909 587	100.0	1 026 999	235 634	24 973
	4 largest firms	46	D	D	D	D	h
	8 largest firms	55	1 212 319	17.5	177 627	43 257	4 366
	20 largest firms	117	1 735 690	25.1	237 982	57 232	5 664
	50 largest firms	219	2 590 330	37.5	351 109	84 153	7 982
4218303	General-purpose industrial machinery & equipment whsle						
	All firms	8 460	28 259 832	100.0	3 404 519	772 131	84 667
	4 largest firms	9	2 578 642	9.1	190 836	36 741	3 347
	8 largest firms	31	3 533 780	12.5	224 691	44 642	4 287
	20 largest firms	78	5 315 503	18.8	321 276	67 499	6 060
	50 largest firms	206	7 457 703	26.4	514 721	112 841	10 631
4218304	Metalworking machinery & equipment whsle						
	All firms	3 232	13 925 794	100.0	1 338 123	300 153	29 963
	4 largest firms	59	1 313 982	9.4	88 839	18 278	2 388
	8 largest firms	85	2 126 518	15.3	132 320	27 252	3 097
	20 largest firms	127	3 522 832	25.3	213 755	46 372	4 553
	50 largest firms	237	5 177 603	37.2	355 366	80 908	7 275
4218305	Materials handling equipment whsle						
	All firms	4 042	15 099 475	100.0	2 069 068	487 920	56 245
	4 largest firms	18	1 738 566	11.5	44 352	13 523	1 032
	8 largest firms	85	2 374 020	15.7	125 770	34 828	3 053
	20 largest firms	137	3 107 117	20.6	232 256	58 228	5 616
	50 largest firms	240	4 365 245	28.9	408 119	100 067	10 032
4218306	Oilwell, oil refinery, & pipeline mach, equip, & supplies whsle						
	All firms	2 688	7 740 720	100.0	693 599	150 488	18 900
	4 largest firms	225	1 419 330	18.3	54 268	13 087	1 690
	8 largest firms	275	1 939 927	25.1	73 069	17 991	2 198
	20 largest firms	350	2 792 409	36.1	113 225	26 524	3 054
	50 largest firms	485	3 799 817	49.1	197 743	44 480	4 931
4218307	Other industrial machinery & equipment whsle						
	All firms	5 549	19 252 387	100.0	2 143 494	484 421	50 387
	4 largest firms	38	1 468 972	7.6	123 219	20 866	1 871
	8 largest firms	48	2 151 837	11.2	154 707	27 175	2 387
	20 largest firms	84	3 481 099	18.1	228 777	46 591	3 511
	50 largest firms	163	5 503 901	28.6	400 840	87 923	6 677
42184	Industrial supplies whsle						
	All firms	12 868	36 889 029	100.0	4 420 039	1 012 617	122 452
	4 largest firms	1 274	4 027 723	10.9	377 607	91 865	11 483
	8 largest firms	1 394	5 064 991	13.7	439 287	106 966	13 339
	20 largest firms	1 824	7 009 892	19.0	647 875	158 153	18 725
	50 largest firms	2 224	9 593 782	26.0	867 954	208 148	24 647

Table 6. Concentration by Largest Firms: 1997—Con.

[Includes only firms and establishments with payroll. Excludes data for central administrative offices, auxiliary operations, or establishments of these firms that are classified in other categories than those specified in this table. For meaning of abbreviations and symbols, see introductory text. For explanation of terms, see Appendix A. For method of assignment to categories shown, see Appendix C]

NAICS code	Largest firms based on sales by kind of business and type of operation	Establishments (number)	Sales		Annual payroll (\$1,000)	First-quarter payroll (\$1,000)	Paid employees for pay period including March 12 (number)
			Amount (number)	As percent of total			
421	MERCHANT WHOLESALERS—Con.						
	Wholesale trade, durable goods—Con.						
421840	Industrial supplies whsle						
	All firms	12 868	36 889 029	100.0	4 420 039	1 012 617	122 452
	4 largest firms	1 274	4 027 723	10.9	377 607	91 865	11 483
	8 largest firms	1 394	5 064 991	13.7	439 287	106 966	13 339
	20 largest firms	1 824	7 009 892	19.0	647 875	158 153	18 725
	50 largest firms	2 224	9 593 782	26.0	867 954	208 148	24 647
4218401	General-line industrial supplies whsle						
	All firms	2 025	3 940 187	100.0	535 267	124 714	15 671
	4 largest firms	51	440 586	11.2	75 652	19 072	1 400
	8 largest firms	65	623 224	15.8	94 611	24 448	1 866
	20 largest firms	115	952 916	24.2	127 439	31 968	2 798
	50 largest firms	196	1 442 148	36.6	195 765	47 863	4 522
4218402	Mechanical power transmission supplies whsle						
	All firms	2 457	7 883 600	100.0	834 627	194 427	23 497
	4 largest firms	1 013	3 480 118	44.1	300 452	73 033	9 084
	8 largest firms	1 145	3 933 065	49.9	335 235	81 161	10 214
	20 largest firms	1 205	4 636 077	58.8	398 525	96 474	11 840
	50 largest firms	1 336	5 505 082	69.8	494 658	118 328	14 329
4218403	Welding supplies whsle						
	All firms	1 876	4 238 602	100.0	592 621	137 192	17 627
	4 largest firms	453	1 082 189	25.5	125 101	30 849	3 791
	8 largest firms	554	1 436 952	33.9	163 627	37 698	4 924
	20 largest firms	686	1 958 691	46.2	218 539	50 397	6 639
	50 largest firms	822	2 506 084	59.1	305 688	71 106	8 932
4218404	Industrial containers & supplies whsle						
	All firms	1 480	4 968 521	100.0	517 474	111 664	14 688
	4 largest firms	29	468 304	9.4	17 044	4 540	608
	8 largest firms	51	738 479	14.9	28 377	7 003	840
	20 largest firms	93	1 307 186	26.3	66 363	15 493	1 674
	50 largest firms	139	2 091 688	42.1	144 611	31 667	3 379
4218405	Industrial valves & fittings (except fluid-power) whsle						
	All firms	1 279	5 276 944	100.0	611 403	140 346	14 238
	4 largest firms	61	546 316	10.4	41 262	10 074	1 100
	8 largest firms	81	802 562	15.2	57 660	14 139	1 372
	20 largest firms	168	1 398 374	26.5	114 480	27 119	2 674
	50 largest firms	248	2 292 520	43.4	216 126	49 260	4 918
4218406	Other industrial supplies whsle						
	All firms	3 751	10 581 175	100.0	1 328 647	304 274	36 731
	4 largest firms	89	860 807	8.1	60 410	14 948	1 896
	8 largest firms	206	1 343 166	12.7	114 820	26 757	3 324
	20 largest firms	295	2 036 727	19.2	187 999	45 369	5 263
	50 largest firms	422	3 020 129	28.5	291 441	71 173	8 061
42185	Service establishment equipment & supplies whsle						
	All firms	6 233	11 044 612	100.0	1 646 019	383 581	56 364
	4 largest firms	64	927 223	8.4	58 793	14 378	1 553
	8 largest firms	128	1 327 036	12.0	103 341	23 688	2 688
	20 largest firms	264	1 935 163	17.5	158 669	37 228	4 499
	50 largest firms	405	2 785 646	25.2	280 919	66 678	8 491
421850	Service establishment equipment & supplies whsle						
	All firms	6 233	11 044 612	100.0	1 646 019	383 581	56 364
	4 largest firms	64	927 223	8.4	58 793	14 378	1 553
	8 largest firms	128	1 327 036	12.0	103 341	23 688	2 688
	20 largest firms	264	1 935 163	17.5	158 669	37 228	4 499
	50 largest firms	405	2 785 646	25.2	280 919	66 678	8 491
4218501	Beauty & barber shop equipment & supplies whsle						
	All firms	1 240	2 016 050	100.0	351 378	82 788	13 671
	4 largest firms	102	231 827	11.5	27 266	6 487	1 075
	8 largest firms	130	364 052	18.1	47 796	11 382	1 808
	20 largest firms	193	641 747	31.8	99 664	23 624	3 777
	50 largest firms	335	1 060 825	52.6	177 492	42 111	6 420
4218502	Custodial, janitors' equipment & supplies whsle						
	All firms	2 189	3 745 652	100.0	625 841	147 020	21 414
	4 largest firms	89	540 269	14.4	73 878	18 025	2 111
	8 largest firms	98	728 837	19.5	91 489	22 084	2 579
	20 largest firms	127	1 018 110	27.2	136 283	32 918	3 846
	50 largest firms	188	1 426 346	38.1	209 241	49 751	5 650

Table 6. Concentration by Largest Firms: 1997—Con.

[Includes only firms and establishments with payroll. Excludes data for central administrative offices, auxiliary operations, or establishments of these firms that are classified in other categories than those specified in this table. For meaning of abbreviations and symbols, see introductory text. For explanation of terms, see Appendix A. For method of assignment to categories shown, see Appendix C]

NAICS code	Largest firms based on sales by kind of business and type of operation	Establishments (number)	Sales		Annual payroll (\$1,000)	First-quarter payroll (\$1,000)	Paid employees for pay period including March 12 (number)
			Amount (number)	As percent of total			
421	MERCHANT WHOLESALERS—Con.						
	Wholesale trade, durable goods—Con.						
4218503	Laundry & dry-cleaning equipment & supplies whsle						
	All firms	655	D	D	D	D	i
	4 largest firms	17	D	D	D	D	e
	8 largest firms	26	D	D	D	D	f
	20 largest firms	39	D	D	D	D	g
	50 largest firms	83	D	D	D	D	g
4218504	Other service establishment equipment & supplies whsle						
	All firms	2 149	D	D	D	D	j
	4 largest firms	48	D	D	D	D	f
	8 largest firms	68	D	D	D	D	g
	20 largest firms	97	D	D	D	D	g
	50 largest firms	160	D	D	D	D	h
42186	Transportation equipment & supplies (exc motor vehicle) whsle						
	All firms	3 454	16 634 756	100.0	1 431 585	319 666	35 256
	4 largest firms	20	1 807 632	10.9	58 099	12 465	1 120
	8 largest firms	28	2 879 587	17.3	83 197	16 583	1 438
	20 largest firms	80	4 808 129	28.9	201 084	44 451	3 821
	50 largest firms	142	6 769 545	40.7	348 765	77 570	6 919
421860	Transportation equipment & supplies (exc motor vehicle) whsle						
	All firms	3 454	16 634 756	100.0	1 431 585	319 666	35 256
	4 largest firms	20	1 807 632	10.9	58 099	12 465	1 120
	8 largest firms	28	2 879 587	17.3	83 197	16 583	1 438
	20 largest firms	80	4 808 129	28.9	201 084	44 451	3 821
	50 largest firms	142	6 769 545	40.7	348 765	77 570	6 919
4218601	Aircraft & aeronautical equipment & supplies whsle						
	All firms	2 092	12 214 744	100.0	929 885	206 175	21 276
	4 largest firms	20	1 807 632	14.8	58 099	12 465	1 120
	8 largest firms	28	2 879 587	23.6	83 197	16 583	1 438
	20 largest firms	81	4 630 505	37.9	184 552	40 337	3 377
	50 largest firms	126	6 295 101	51.5	281 414	61 867	5 300
4218602	Marine machinery, equipment, & supplies whsle						
	All firms	825	2 566 747	100.0	304 561	69 149	8 418
	4 largest firms	6	515 550	20.1	51 809	12 613	1 119
	8 largest firms	30	735 786	28.7	85 778	19 885	2 096
	20 largest firms	52	1 077 711	42.0	115 857	26 705	2 930
	50 largest firms	97	1 499 702	58.4	158 039	35 867	4 065
4218603	Other transportation equipment & supplies whsle						
	All firms	537	1 853 265	100.0	197 139	44 342	5 562
	4 largest firms	15	263 246	14.2	23 500	6 033	632
	8 largest firms	23	441 709	23.8	36 310	8 482	847
	20 largest firms	37	788 653	42.6	77 291	17 494	1 850
	50 largest firms	77	1 165 654	62.9	115 221	26 396	2 834
4219	Miscellaneous durable goods whsle						
	All firms	33 956	155 636 289	100.0	10 094 244	2 345 746	331 513
	4 largest firms	10	19 091 540	12.3	116 061	28 147	1 387
	8 largest firms	52	28 059 069	18.0	258 628	63 120	3 718
	20 largest firms	182	37 992 020	24.4	561 308	143 623	13 217
	50 largest firms	470	50 864 840	32.7	1 134 983	271 065	27 920
42191	Sporting & recreational goods & supplies whsle						
	All firms	4 961	17 059 006	100.0	1 546 470	356 459	53 620
	4 largest firms	94	959 301	5.6	59 678	14 796	2 289
	8 largest firms	108	1 580 141	9.3	88 352	22 230	3 553
	20 largest firms	141	3 112 803	18.2	179 182	45 869	5 822
	50 largest firms	247	5 310 747	31.1	334 351	86 747	10 508
421910	Sporting & recreational goods & supplies whsle						
	All firms	4 961	17 059 006	100.0	1 546 470	356 459	53 620
	4 largest firms	94	959 301	5.6	59 678	14 796	2 289
	8 largest firms	108	1 580 141	9.3	88 352	22 230	3 553
	20 largest firms	141	3 112 803	18.2	179 182	45 869	5 822
	50 largest firms	247	5 310 747	31.1	334 351	86 747	10 508

Table 6. Concentration by Largest Firms: 1997—Con.

[Includes only firms and establishments with payroll. Excludes data for central administrative offices, auxiliary operations, or establishments of these firms that are classified in other categories than those specified in this table. For meaning of abbreviations and symbols, see introductory text. For explanation of terms, see Appendix A. For method of assignment to categories shown, see Appendix C]

NAICS code	Largest firms based on sales by kind of business and type of operation	Establishments (number)	Sales		Annual payroll (\$1,000)	First-quarter payroll (\$1,000)	Paid employees for pay period including March 12 (number)
			Amount (number)	As percent of total			
421	MERCHANT WHOLESALERS—Con.						
	Wholesale trade, durable goods—Con.						
42192	Toy & hobby goods & supplies whsle						
	All firms	2 792	15 890 421	100.0	1 060 892	244 488	32 791
	4 largest firms	9	5 617 843	35.4	135 344	29 633	2 062
	8 largest firms	13	6 483 382	40.8	174 234	38 329	3 288
	20 largest firms	29	7 969 767	50.2	286 722	66 359	5 595
	50 largest firms	87	9 651 813	60.7	420 946	99 928	10 190
421920	Toy & hobby goods & supplies whsle						
	All firms	2 792	15 890 421	100.0	1 060 892	244 488	32 791
	4 largest firms	9	5 617 843	35.4	135 344	29 633	2 062
	8 largest firms	13	6 483 382	40.8	174 234	38 329	3 288
	20 largest firms	29	7 969 767	50.2	286 722	66 359	5 595
	50 largest firms	87	9 651 813	60.7	420 946	99 928	10 190
42193	Recyclable material whsle						
	All firms	8 833	37 358 147	100.0	3 196 991	746 097	114 097
	4 largest firms	59	3 613 519	9.7	77 595	20 746	2 390
	8 largest firms	137	5 274 657	14.1	163 099	41 682	4 572
	20 largest firms	270	8 327 027	22.3	321 898	84 290	9 179
	50 largest firms	445	12 520 301	33.5	566 288	145 078	16 207
421930	Recyclable material whsle						
	All firms	8 833	37 358 147	100.0	3 196 991	746 097	114 097
	4 largest firms	59	3 613 519	9.7	77 595	20 746	2 390
	8 largest firms	137	5 274 657	14.1	163 099	41 682	4 572
	20 largest firms	270	8 327 027	22.3	321 898	84 290	9 179
	50 largest firms	445	12 520 301	33.5	566 288	145 078	16 207
4219301	Iron & steel scrap processors & dealers						
	All firms	3 403	17 430 292	100.0	1 282 757	308 237	43 370
	4 largest firms	68	3 374 440	19.4	85 776	22 949	2 125
	8 largest firms	93	4 620 729	26.5	119 800	31 798	3 005
	20 largest firms	168	6 783 144	38.9	256 279	68 710	6 696
	50 largest firms	319	9 312 858	53.4	421 601	109 180	11 359
42193011	Iron & steel scrap processors (using power processing equipment)						
	All firms	2 268	12 322 747	100.0	1 093 664	256 788	36 101
	4 largest firms	35	1 553 460	12.6	78 177	19 350	2 103
	8 largest firms	81	2 428 381	19.7	143 285	34 982	3 891
	20 largest firms	148	4 190 540	34.0	265 506	67 383	7 050
	50 largest firms	279	6 179 481	50.1	415 343	104 586	11 279
42193012	Iron & steel scrap processors (not using power processing equip)						
	All firms	1 135	5 107 545	100.0	189 093	51 449	7 269
	4 largest firms	22	2 670 885	52.3	11 336	4 174	162
	8 largest firms	29	3 158 779	61.8	13 926	4 769	204
	20 largest firms	45	3 622 085	70.9	29 595	12 619	559
	50 largest firms	81	4 083 791	80.0	60 656	20 675	1 438
4219302	Recyclable paper & paperboard whsle						
	All firms	1 539	5 384 421	100.0	580 846	133 943	20 405
	4 largest firms	73	953 852	17.7	72 894	17 884	2 160
	8 largest firms	89	1 452 527	27.0	101 560	24 596	2 919
	20 largest firms	153	2 269 139	42.1	152 555	35 759	4 537
	50 largest firms	215	3 058 064	56.8	211 745	49 219	6 154
4219303	Other recyclable material whsle						
	All firms	3 891	14 543 434	100.0	1 333 388	303 917	50 322
	4 largest firms	17	1 337 417	9.2	30 946	7 392	971
	8 largest firms	24	1 958 387	13.5	41 769	9 734	1 159
	20 largest firms	54	3 089 791	21.2	96 405	23 576	2 889
	50 largest firms	148	4 794 207	33.0	209 761	50 986	6 596
42194	Jewelry/watch/silverware/precious stone, & precious metal whsle						
	All firms	7 183	30 824 486	100.0	1 613 759	366 259	47 910
	4 largest firms	4	6 581 180	21.4	21 366	4 754	221
	8 largest firms	14	8 286 731	26.9	100 832	18 907	1 457
	20 largest firms	29	10 419 112	33.8	192 429	40 192	3 158
	50 largest firms	66	12 889 517	41.8	337 285	74 088	6 359
421940	Jewelry/watch/silverware/precious stone, & precious metal whsle						
	All firms	7 183	30 824 486	100.0	1 613 759	366 259	47 910
	4 largest firms	4	6 581 180	21.4	21 366	4 754	221
	8 largest firms	14	8 286 731	26.9	100 832	18 907	1 457
	20 largest firms	29	10 419 112	33.8	192 429	40 192	3 158
	50 largest firms	66	12 889 517	41.8	337 285	74 088	6 359

Table 6. Concentration by Largest Firms: 1997—Con.

[Includes only firms and establishments with payroll. Excludes data for central administrative offices, auxiliary operations, or establishments of these firms that are classified in other categories than those specified in this table. For meaning of abbreviations and symbols, see introductory text. For explanation of terms, see Appendix A. For method of assignment to categories shown, see Appendix C]

NAICS code	Largest firms based on sales by kind of business and type of operation	Establishments (number)	Sales		Annual payroll (\$1,000)	First-quarter payroll (\$1,000)	Paid employees for pay period including March 12 (number)
			Amount (number)	As percent of total			
421	MERCHANT WHOLESALERS—Con.						
	Wholesale trade, durable goods—Con.						
4219401	Jewelry, watch, diamonds, precious stone, & silverware whsle						
	All firms	6 641	21 097 516	100.0	1 495 898	338 739	45 014
	4 largest firms	9	1 589 854	7.5	84 776	15 605	1 328
	8 largest firms	15	2 392 670	11.3	123 995	25 336	2 147
	20 largest firms	28	3 995 946	18.9	252 869	53 901	4 665
	50 largest firms	66	5 614 543	26.6	352 473	78 379	7 266
4219402	Precious metal (excluding ores) whsle						
	All firms	542	9 726 970	100.0	117 861	27 520	2 896
	4 largest firms	4	6 581 180	67.7	21 366	4 754	221
	8 largest firms	9	7 425 175	76.3	25 413	5 778	303
	20 largest firms	23	8 128 670	83.6	46 751	10 924	676
	50 largest firms	55	8 748 955	89.9	65 754	15 756	1 232
42199	Other miscellaneous durable goods whsle						
	All firms	10 187	54 504 229	100.0	2 676 132	632 443	83 095
	4 largest firms	19	17 155 015	31.5	146 043	42 536	3 686
	8 largest firms	63	20 939 859	38.4	259 650	71 169	7 925
	20 largest firms	131	27 828 192	51.1	543 772	136 116	14 059
	50 largest firms	233	34 657 982	63.6	765 314	189 494	19 790
421990	Other miscellaneous durable goods whsle						
	All firms	10 187	54 504 229	100.0	2 676 132	632 443	83 095
	4 largest firms	19	17 155 015	31.5	146 043	42 536	3 686
	8 largest firms	63	20 939 859	38.4	259 650	71 169	7 925
	20 largest firms	131	27 828 192	51.1	543 772	136 116	14 059
	50 largest firms	233	34 657 982	63.6	765 314	189 494	19 790
4219901	Musical instruments & supplies whsle						
	All firms	444	2 155 019	100.0	160 389	36 931	4 465
	4 largest firms	10	D	D	D	D	f
	8 largest firms	14	1 020 260	47.3	40 786	10 769	811
	20 largest firms	29	1 381 805	64.1	66 243	16 399	1 406
	50 largest firms	64	1 746 369	81.0	106 159	24 902	2 357
4219902	Forest products (except lumber) whsle						
	All firms	1 844	10 671 425	100.0	390 863	89 249	10 934
	4 largest firms	7	1 924 394	18.0	49 905	12 770	345
	8 largest firms	20	3 090 794	29.0	62 307	15 713	557
	20 largest firms	42	5 207 172	48.8	94 351	23 450	1 063
	50 largest firms	97	6 820 191	63.9	128 784	30 337	1 695
4219903	General merchandise (durable goods) whsle						
	All firms	2 864	20 154 440	100.0	473 038	112 333	16 449
	4 largest firms	32	15 378 909	76.3	122 655	34 607	3 220
	8 largest firms	41	17 155 534	85.1	168 531	43 755	4 549
	20 largest firms	68	17 576 627	87.2	205 709	52 145	5 653
	50 largest firms	107	17 963 270	89.1	241 712	60 730	6 541
4219904	Prerecorded media whsle						
	All firms	1 852	16 079 741	100.0	992 129	238 465	30 602
	4 largest firms	43	5 542 927	34.5	139 015	36 085	4 779
	8 largest firms	75	7 875 040	49.0	275 108	67 064	7 786
	20 largest firms	139	11 321 445	70.4	464 332	110 516	13 313
	50 largest firms	178	13 083 847	81.4	611 018	148 495	17 683
42199041	Compact discs/prerecorded audio tapes, & phonograph records whsle						
	All firms	1 215	8 766 190	100.0	647 937	153 359	20 147
	4 largest firms	22	3 136 811	35.8	148 020	37 340	4 930
	8 largest firms	53	4 954 720	56.5	268 754	63 220	8 561
	20 largest firms	68	6 217 284	70.9	342 071	80 627	10 373
	50 largest firms	105	7 148 177	81.5	444 807	105 210	13 104
42199042	Prerecorded video tapes whsle						
	All firms	637	7 313 551	100.0	344 192	85 106	10 455
	4 largest firms	38	4 196 140	57.4	91 507	22 904	2 071
	8 largest firms	64	5 302 835	72.5	136 969	34 046	3 602
	20 largest firms	91	6 239 517	85.3	204 233	52 050	5 680
	50 largest firms	125	6 659 889	91.1	243 481	61 167	6 732
4219905	Fire extinguishers & fire safety equipment whsle						
	All firms	923	937 818	100.0	173 795	40 084	6 421
	4 largest firms	33	143 438	15.3	15 972	3 718	368
	8 largest firms	39	199 391	21.3	24 055	5 878	637
	20 largest firms	57	309 059	33.0	41 215	9 546	1 143
	50 largest firms	90	450 709	48.1	61 224	13 922	1 718

Table 6. Concentration by Largest Firms: 1997—Con.

[Includes only firms and establishments with payroll. Excludes data for central administrative offices, auxiliary operations, or establishments of these firms that are classified in other categories than those specified in this table. For meaning of abbreviations and symbols, see introductory text. For explanation of terms, see Appendix A. For method of assignment to categories shown, see Appendix C]

NAICS code	Largest firms based on sales by kind of business and type of operation	Establishments (number)	Sales		Annual payroll (\$1,000)	First-quarter payroll (\$1,000)	Paid employees for pay period including March 12 (number)
			Amount (number)	As percent of total			
421	MERCHANT WHOLESALERS—Con.						
	Wholesale trade, durable goods—Con.						
4219906	Other durable goods whsle						
	All firms	2 260	4 505 786	100.0	485 918	115 381	14 224
	4 largest firms	7	513 519	11.4	25 015	6 958	679
	8 largest firms	15	788 820	17.5	73 211	25 316	1 107
	20 largest firms	39	1 323 009	29.4	103 173	32 324	1 943
	50 largest firms	82	2 072 491	46.0	166 088	45 349	3 489
422	Wholesale trade, nondurable goods						
	All firms	134 951	1 118 350 517	100.0	58 664 019	13 648 860	1 834 433
	4 largest firms	248	56 122 196	5.0	2 266 389	562 579	64 276
	8 largest firms	627	99 053 794	8.9	2 627 917	648 728	74 223
	20 largest firms	1 672	188 584 709	16.9	4 356 252	1 076 130	116 035
	50 largest firms	2 407	284 857 510	25.5	6 591 345	1 629 659	178 394
4221	Paper & paper product whsle						
	All firms	12 686	66 491 798	100.0	5 841 711	1 378 526	158 255
	4 largest firms	418	13 492 138	20.3	874 858	217 187	21 448
	8 largest firms	558	19 619 805	29.5	1 095 498	272 575	25 961
	20 largest firms	797	26 530 180	39.9	1 467 710	363 237	35 137
	50 largest firms	964	33 186 733	49.9	1 806 530	440 506	42 751
42211	Printing & writing paper whsle						
	All firms	1 838	20 477 795	100.0	1 203 286	292 367	26 584
	4 largest firms	190	7 721 679	37.7	405 248	101 859	7 922
	8 largest firms	266	10 158 489	49.6	532 811	133 339	10 665
	20 largest firms	344	13 538 857	66.1	680 192	167 368	13 524
	50 largest firms	469	16 379 389	80.0	807 974	198 051	16 088
422110	Printing & writing paper whsle						
	All firms	1 838	20 477 795	100.0	1 203 286	292 367	26 584
	4 largest firms	190	7 721 679	37.7	405 248	101 859	7 922
	8 largest firms	266	10 158 489	49.6	532 811	133 339	10 665
	20 largest firms	344	13 538 857	66.1	680 192	167 368	13 524
	50 largest firms	469	16 379 389	80.0	807 974	198 051	16 088
42212	Stationery & office supplies whsle						
	All firms	6 260	19 572 837	100.0	2 310 376	546 853	70 818
	4 largest firms	177	6 308 700	32.2	430 093	104 762	13 248
	8 largest firms	241	7 502 635	38.3	547 001	134 370	16 715
	20 largest firms	351	8 730 659	44.6	613 405	150 304	18 550
	50 largest firms	459	10 253 839	52.4	815 526	199 568	23 330
422120	Stationery & office supplies whsle						
	All firms	6 260	19 572 837	100.0	2 310 376	546 853	70 818
	4 largest firms	177	6 308 700	32.2	430 093	104 762	13 248
	8 largest firms	241	7 502 635	38.3	547 001	134 370	16 715
	20 largest firms	351	8 730 659	44.6	613 405	150 304	18 550
	50 largest firms	459	10 253 839	52.4	815 526	199 568	23 330
42213	Industrial & personal service paper whsle						
	All firms	4 588	26 441 166	100.0	2 328 049	539 306	60 853
	4 largest firms	99	5 702 701	21.6	231 849	57 901	4 839
	8 largest firms	174	7 865 669	29.7	375 391	92 814	7 919
	20 largest firms	228	10 396 284	39.3	503 031	121 340	10 787
	50 largest firms	311	12 886 970	48.7	702 724	166 601	15 279
422130	Industrial & personal service paper whsle						
	All firms	4 588	26 441 166	100.0	2 328 049	539 306	60 853
	4 largest firms	99	5 702 701	21.6	231 849	57 901	4 839
	8 largest firms	174	7 865 669	29.7	375 391	92 814	7 919
	20 largest firms	228	10 396 284	39.3	503 031	121 340	10 787
	50 largest firms	311	12 886 970	48.7	702 724	166 601	15 279
4222	Drugs, & druggists' sundries whsle						
	All firms	7 250	107 379 498	100.0	4 453 417	1 051 879	128 641
	4 largest firms	180	45 310 715	42.2	477 904	120 566	16 337
	8 largest firms	240	57 118 543	53.2	626 372	154 370	19 876
	20 largest firms	688	66 480 285	61.9	1 035 079	248 278	33 263
	50 largest firms	935	76 149 585	70.9	1 554 836	381 857	45 552
42221	Drugs, & druggists' sundries whsle						
	All firms	7 250	107 379 498	100.0	4 453 417	1 051 879	128 641
	4 largest firms	180	45 310 715	42.2	477 904	120 566	16 337
	8 largest firms	240	57 118 543	53.2	626 372	154 370	19 876
	20 largest firms	688	66 480 285	61.9	1 035 079	248 278	33 263
	50 largest firms	935	76 149 585	70.9	1 554 836	381 857	45 552

Table 6. Concentration by Largest Firms: 1997—Con.

[Includes only firms and establishments with payroll. Excludes data for central administrative offices, auxiliary operations, or establishments of these firms that are classified in other categories than those specified in this table. For meaning of abbreviations and symbols, see introductory text. For explanation of terms, see Appendix A. For method of assignment to categories shown, see Appendix C]

NAICS code	Largest firms based on sales by kind of business and type of operation	Establishments (number)	Sales		Annual payroll (\$1,000)	First-quarter payroll (\$1,000)	Paid employees for pay period including March 12 (number)
			Amount (number)	As percent of total			
422	MERCHANT WHOLESALERS—Con.						
	Wholesale trade, nondurable goods—Con.						
422210	Drugs, & druggists' sundries whsle						
	All firms	7 250	107 379 498	100.0	4 453 417	1 051 879	128 641
	4 largest firms	180	45 310 715	42.2	477 904	120 566	16 337
	8 largest firms	240	57 118 543	53.2	626 372	154 370	19 876
	20 largest firms	688	66 480 285	61.9	1 035 079	248 278	33 263
	50 largest firms	935	76 149 585	70.9	1 554 836	381 857	45 552
4222101	General-line drugs whsle						
	All firms	3 283	79 946 995	100.0	2 290 715	546 162	70 977
	4 largest firms	171	44 325 223	55.4	439 685	110 627	14 948
	8 largest firms	196	53 282 074	66.6	527 471	125 771	17 494
	20 largest firms	248	58 940 942	73.7	725 869	174 590	24 035
	50 largest firms	401	65 541 914	82.0	1 083 390	263 660	32 598
4222102	Specialty-line drug, pharmaceutical, cosmetic, & toiletries whsle						
	All firms	3 967	27 432 503	100.0	2 162 702	505 717	57 664
	4 largest firms	43	6 874 717	25.1	141 397	32 247	4 098
	8 largest firms	426	9 217 405	33.6	364 790	94 090	8 826
	20 largest firms	566	12 685 121	46.2	572 601	139 578	14 866
	50 largest firms	641	15 927 544	58.1	868 061	209 798	21 491
4223	Apparel, piece goods, & notions whsle						
	All firms	16 964	84 358 265	100.0	6 296 411	1 431 085	177 783
	4 largest firms	39	10 363 551	12.3	385 479	85 182	6 493
	8 largest firms	60	13 555 975	16.1	533 541	122 168	9 452
	20 largest firms	88	18 124 127	21.5	736 574	173 801	12 670
	50 largest firms	159	23 784 226	28.2	1 147 890	270 894	21 110
42231	Piece goods, notions, & other dry goods whsle						
	All firms	4 628	14 151 550	100.0	1 231 590	277 556	38 216
	4 largest firms	11	574 486	4.1	17 942	4 263	343
	8 largest firms	17	1 025 165	7.2	37 809	9 594	683
	20 largest firms	69	1 945 406	13.7	113 552	24 487	2 738
	50 largest firms	154	3 537 458	25.0	202 005	44 235	4 811
422310	Piece goods, notions, & other dry goods whsle						
	All firms	4 628	14 151 550	100.0	1 231 590	277 556	38 216
	4 largest firms	11	574 486	4.1	17 942	4 263	343
	8 largest firms	17	1 025 165	7.2	37 809	9 594	683
	20 largest firms	69	1 945 406	13.7	113 552	24 487	2 738
	50 largest firms	154	3 537 458	25.0	202 005	44 235	4 811
4223101	Piece goods—jobbers						
	All firms	3 345	11 726 039	100.0	913 402	205 573	27 021
	4 largest firms	11	574 486	4.9	17 942	4 263	343
	8 largest firms	17	1 025 165	8.7	37 809	9 594	683
	20 largest firms	81	1 927 921	16.4	97 063	21 487	2 140
	50 largest firms	152	3 473 178	29.6	183 437	40 235	3 856
4223102	Notions & other dry goods whsle						
	All firms	1 283	2 425 511	100.0	318 188	71 983	11 195
	4 largest firms	5	219 018	9.0	20 474	4 621	995
	8 largest firms	9	358 613	14.8	32 981	8 116	1 416
	20 largest firms	31	593 849	24.5	68 586	16 337	2 576
	50 largest firms	67	957 184	39.5	119 053	27 535	4 016
42232	Men's & boys' clothing & furnishings whsle						
	All firms	4 144	22 684 344	100.0	1 743 994	397 911	52 198
	4 largest firms	17	3 015 088	13.3	215 091	45 570	4 088
	8 largest firms	22	4 231 566	18.7	281 979	61 880	5 333
	20 largest firms	53	6 438 780	28.4	436 955	98 707	9 628
	50 largest firms	96	9 017 498	39.8	573 000	130 646	13 082
422320	Men's & boys' clothing & furnishings whsle						
	All firms	4 144	22 684 344	100.0	1 743 994	397 911	52 198
	4 largest firms	17	3 015 088	13.3	215 091	45 570	4 088
	8 largest firms	22	4 231 566	18.7	281 979	61 880	5 333
	20 largest firms	53	6 438 780	28.4	436 955	98 707	9 628
	50 largest firms	96	9 017 498	39.8	573 000	130 646	13 082
42233	Women's, children's, & infants' clothing & accessories whsle						
	All firms	6 781	29 520 620	100.0	2 402 560	538 486	67 876
	4 largest firms	17	2 942 956	10.0	80 090	23 005	1 493
	8 largest firms	22	4 023 041	13.6	121 931	32 954	2 095
	20 largest firms	38	6 119 455	20.7	285 018	70 075	4 389
	50 largest firms	74	9 143 570	31.0	543 998	128 478	9 821

Table 6. Concentration by Largest Firms: 1997—Con.

[Includes only firms and establishments with payroll. Excludes data for central administrative offices, auxiliary operations, or establishments of these firms that are classified in other categories than those specified in this table. For meaning of abbreviations and symbols, see introductory text. For explanation of terms, see Appendix A. For method of assignment to categories shown, see Appendix C]

NAICS code	Largest firms based on sales by kind of business and type of operation	Establishments (number)	Sales		Annual payroll (\$1,000)	First-quarter payroll (\$1,000)	Paid employees for pay period including March 12 (number)
			Amount (number)	As percent of total			
422	MERCHANT WHOLESALERS—Con.						
	Wholesale trade, nondurable goods—Con.						
422330	Women's, children's, & infants' clothing & accessories whsle						
	All firms	6 781	29 520 620	100.0	2 402 560	538 486	67 876
	4 largest firms	17	2 942 956	10.0	80 090	23 005	1 493
	8 largest firms	22	4 023 041	13.6	121 931	32 954	2 095
	20 largest firms	38	6 119 455	20.7	285 018	70 075	4 389
	50 largest firms	74	9 143 570	31.0	543 998	128 478	9 821
42234	Footwear whsle						
	All firms	1 411	18 001 751	100.0	918 267	217 132	19 493
	4 largest firms	34	8 263 083	45.9	261 633	59 341	4 287
	8 largest firms	38	9 992 803	55.5	321 455	74 990	5 125
	20 largest firms	66	11 846 422	65.8	475 345	112 282	7 694
	50 largest firms	127	14 024 435	77.9	603 634	143 069	10 632
422340	Footwear whsle						
	All firms	1 411	18 001 751	100.0	918 267	217 132	19 493
	4 largest firms	34	8 263 083	45.9	261 633	59 341	4 287
	8 largest firms	38	9 992 803	55.5	321 455	74 990	5 125
	20 largest firms	66	11 846 422	65.8	475 345	112 282	7 694
	50 largest firms	127	14 024 435	77.9	603 634	143 069	10 632
4224	Grocery & related products whsle						
	All firms	33 343	330 210 735	100.0	18 119 436	4 234 394	604 145
	4 largest firms	206	44 071 934	13.3	2 400 681	595 209	63 663
	8 largest firms	275	59 275 935	18.0	2 748 166	683 301	74 350
	20 largest firms	430	86 876 369	26.3	3 951 681	974 194	106 461
	50 largest firms	982	117 918 295	35.7	5 115 034	1 250 814	139 009
42241	General-line grocery whsle						
	All firms	3 390	93 941 524	100.0	4 682 800	1 135 331	139 593
	4 largest firms	146	38 394 746	40.9	1 862 158	459 063	50 182
	8 largest firms	210	46 913 136	49.9	2 449 707	605 474	65 351
	20 largest firms	410	61 078 275	65.0	3 016 096	743 745	81 714
	50 largest firms	546	74 966 976	79.8	3 496 398	858 035	95 836
422410	General-line grocery whsle						
	All firms	3 390	93 941 524	100.0	4 682 800	1 135 331	139 593
	4 largest firms	146	38 394 746	40.9	1 862 158	459 063	50 182
	8 largest firms	210	46 913 136	49.9	2 449 707	605 474	65 351
	20 largest firms	410	61 078 275	65.0	3 016 096	743 745	81 714
	50 largest firms	546	74 966 976	79.8	3 496 398	858 035	95 836
4224101	General-line grocery whsle, voluntary group						
	All firms	186	16 156 029	100.0	554 986	135 594	17 064
	4 largest firms	31	11 836 162	73.3	396 979	96 311	11 573
	8 largest firms	35	13 879 220	85.9	442 732	107 507	12 910
	20 largest firms	51	15 438 148	95.6	495 289	121 871	14 656
	50 largest firms	82	16 002 157	99.0	542 651	132 647	16 435
4224102	General-line grocery whsle, retail cooperative						
	All firms	211	16 142 440	100.0	467 726	112 330	13 882
	4 largest firms	8	7 674 770	47.5	133 834	32 669	3 861
	8 largest firms	18	10 881 891	67.4	280 383	67 689	7 388
	20 largest firms	70	15 084 944	93.4	410 136	98 166	11 637
	50 largest firms	103	15 962 701	98.9	456 144	109 740	13 313
4224103	Other general-line grocery whsle						
	All firms	2 993	61 643 055	100.0	3 660 088	887 407	108 647
	4 largest firms	152	29 383 516	47.7	1 923 711	478 431	50 311
	8 largest firms	186	35 065 435	56.9	2 218 456	550 903	59 003
	20 largest firms	417	43 338 473	70.3	2 542 334	627 855	68 670
	50 largest firms	477	49 533 725	80.4	2 842 056	696 684	77 674
42242	Packaged frozen food whsle						
	All firms	2 897	44 782 680	100.0	2 297 966	535 761	71 263
	4 largest firms	65	6 967 273	15.6	289 267	67 535	7 012
	8 largest firms	95	10 572 409	23.6	457 969	107 759	11 696
	20 largest firms	140	15 858 234	35.4	712 943	170 359	18 946
	50 largest firms	229	22 418 122	50.1	982 894	231 718	26 183
422420	Packaged frozen food whsle						
	All firms	2 897	44 782 680	100.0	2 297 966	535 761	71 263
	4 largest firms	65	6 967 273	15.6	289 267	67 535	7 012
	8 largest firms	95	10 572 409	23.6	457 969	107 759	11 696
	20 largest firms	140	15 858 234	35.4	712 943	170 359	18 946
	50 largest firms	229	22 418 122	50.1	982 894	231 718	26 183

Table 6. Concentration by Largest Firms: 1997—Con.

[Includes only firms and establishments with payroll. Excludes data for central administrative offices, auxiliary operations, or establishments of these firms that are classified in other categories than those specified in this table. For meaning of abbreviations and symbols, see introductory text. For explanation of terms, see Appendix A. For method of assignment to categories shown, see Appendix C]

NAICS code	Largest firms based on sales by kind of business and type of operation	Establishments (number)	Sales		Annual payroll (\$1,000)	First-quarter payroll (\$1,000)	Paid employees for pay period including March 12 (number)
			Amount (number)	As percent of total			
422	MERCHANT WHOLESALERS—Con.						
	Wholesale trade, nondurable goods—Con.						
42243	Dairy products, (except dried or canned) whsle						
	All firms	2 174	20 315 524	100.0	849 475	196 547	27 596
	4 largest firms	5	3 189 676	15.7	22 968	5 374	605
	8 largest firms	30	5 030 063	24.8	75 466	18 154	1 914
	20 largest firms	61	7 886 134	38.8	123 230	31 348	3 300
	50 largest firms	120	11 043 592	54.4	232 069	57 247	6 340
422430	Dairy products, (except dried or canned) whsle						
	All firms	2 174	20 315 524	100.0	849 475	196 547	27 596
	4 largest firms	5	3 189 676	15.7	22 968	5 374	605
	8 largest firms	30	5 030 063	24.8	75 466	18 154	1 914
	20 largest firms	61	7 886 134	38.8	123 230	31 348	3 300
	50 largest firms	120	11 043 592	54.4	232 069	57 247	6 340
4224301	Raw milk whsle						
	All firms	138	D	D	D	D	g
	4 largest firms	8	D	D	D	D	e
	8 largest firms	15	D	D	D	D	f
	20 largest firms	27	D	D	D	D	f
	50 largest firms	57	D	D	D	D	g
4224302	Dairy product (except raw milk) whsle						
	All firms	2 036	D	D	D	D	k
	4 largest firms	18	D	D	D	D	g
	8 largest firms	32	D	D	D	D	g
	20 largest firms	65	D	D	D	D	h
	50 largest firms	112	D	D	D	D	i
42244	Poultry & poultry product whsle						
	All firms	873	10 721 436	100.0	423 543	96 860	15 681
	4 largest firms	8	2 163 061	20.2	28 662	6 910	524
	8 largest firms	18	2 766 814	25.8	45 330	10 860	880
	20 largest firms	31	4 115 782	38.4	72 352	17 331	1 550
	50 largest firms	76	5 919 714	55.2	155 172	35 824	4 726
422440	Poultry & poultry product whsle						
	All firms	873	10 721 436	100.0	423 543	96 860	15 681
	4 largest firms	8	2 163 061	20.2	28 662	6 910	524
	8 largest firms	18	2 766 814	25.8	45 330	10 860	880
	20 largest firms	31	4 115 782	38.4	72 352	17 331	1 550
	50 largest firms	76	5 919 714	55.2	155 172	35 824	4 726
4224401	Live poultry whsle						
	All firms	45	D	D	D	D	f
	4 largest firms	4	D	D	D	D	c
	8 largest firms	8	D	D	D	D	c
	20 largest firms	20	D	D	D	D	e
	50 largest firms	45	D	D	D	D	f
4224402	Poultry & poultry product (except live) whsle						
	All firms	828	D	D	D	D	j
	4 largest firms	7	D	D	D	D	f
	8 largest firms	17	D	D	D	D	f
	20 largest firms	30	D	D	D	D	g
	50 largest firms	75	D	D	D	D	h
42245	Confectionery whsle						
	All firms	1 962	7 539 889	100.0	523 310	115 927	20 663
	4 largest firms	32	1 542 749	20.5	50 496	11 076	1 230
	8 largest firms	46	2 049 904	27.2	76 279	16 979	2 289
	20 largest firms	75	2 819 161	37.4	101 278	23 251	3 036
	50 largest firms	111	3 887 842	51.6	167 050	36 262	5 494
422450	Confectionery whsle						
	All firms	1 962	7 539 889	100.0	523 310	115 927	20 663
	4 largest firms	32	1 542 749	20.5	50 496	11 076	1 230
	8 largest firms	46	2 049 904	27.2	76 279	16 979	2 289
	20 largest firms	75	2 819 161	37.4	101 278	23 251	3 036
	50 largest firms	111	3 887 842	51.6	167 050	36 262	5 494
42246	Fish & seafood whsle						
	All firms	2 828	11 998 240	100.0	649 137	145 945	26 304
	4 largest firms	5	754 824	6.3	9 604	2 322	157
	8 largest firms	21	1 237 390	10.3	26 891	6 165	706
	20 largest firms	46	2 299 377	19.2	81 097	17 041	2 094
	50 largest firms	85	3 666 202	30.6	126 679	27 740	3 422
422460	Fish & seafood whsle						

Table 6. Concentration by Largest Firms: 1997—Con.

[Includes only firms and establishments with payroll. Excludes data for central administrative offices, auxiliary operations, or establishments of these firms that are classified in other categories than those specified in this table. For meaning of abbreviations and symbols, see introductory text. For explanation of terms, see Appendix A. For method of assignment to categories shown, see Appendix C]

NAICS code	Largest firms based on sales by kind of business and type of operation	Establishments (number)	Sales		Annual payroll (\$1,000)	First-quarter payroll (\$1,000)	Paid employees for pay period including March 12 (number)
			Amount (number)	As percent of total			
422	MERCHANT WHOLESALERS—Con.						
	Wholesale trade, nondurable goods—Con.						
422460	Fish & seafood whsle—Con.						
	All firms	2 828	11 998 240	100.0	649 137	145 945	26 304
	4 largest firms	5	754 824	6.3	9 604	2 322	157
	8 largest firms	21	1 237 390	10.3	26 891	6 165	706
	20 largest firms	46	2 299 377	19.2	81 097	17 041	2 094
	50 largest firms	85	3 666 202	30.6	126 679	27 740	3 422
42247	Meat & meat product whsle						
	All firms	3 147	26 899 437	100.0	1 304 916	309 355	45 521
	4 largest firms	5	3 424 889	12.7	75 291	18 991	2 208
	8 largest firms	24	4 968 139	18.5	113 036	27 914	3 131
	20 largest firms	36	7 729 832	28.7	195 000	48 636	5 292
	50 largest firms	81	11 198 719	41.6	332 809	80 234	9 237
422470	Meat & meat product whsle						
	All firms	3 147	26 899 437	100.0	1 304 916	309 355	45 521
	4 largest firms	5	3 424 889	12.7	75 291	18 991	2 208
	8 largest firms	24	4 968 139	18.5	113 036	27 914	3 131
	20 largest firms	36	7 729 832	28.7	195 000	48 636	5 292
	50 largest firms	81	11 198 719	41.6	332 809	80 234	9 237
42248	Fresh fruit & vegetable whsle						
	All firms	5 474	40 417 798	100.0	2 840 345	640 915	104 811
	4 largest firms	129	3 824 888	9.5	179 810	46 220	4 224
	8 largest firms	176	5 459 531	13.5	261 048	66 379	6 377
	20 largest firms	226	7 550 100	18.7	337 664	81 602	7 866
	50 largest firms	286	10 599 590	26.2	527 840	128 194	14 867
422480	Fresh fruit & vegetable whsle						
	All firms	5 474	40 417 798	100.0	2 840 345	640 915	104 811
	4 largest firms	129	3 824 888	9.5	179 810	46 220	4 224
	8 largest firms	176	5 459 531	13.5	261 048	66 379	6 377
	20 largest firms	226	7 550 100	18.7	337 664	81 602	7 866
	50 largest firms	286	10 599 590	26.2	527 840	128 194	14 867
42249	Other grocery & related products whsle						
	All firms	10 598	73 594 207	100.0	4 547 944	1 057 753	152 713
	4 largest firms	35	9 120 270	12.4	281 919	68 991	8 377
	8 largest firms	55	14 686 713	20.0	486 205	120 584	13 510
	20 largest firms	96	24 176 424	32.9	851 022	208 028	24 209
	50 largest firms	156	33 288 704	45.2	1 205 436	292 482	33 727
422490	Other grocery & related products whsle						
	All firms	10 598	73 594 207	100.0	4 547 944	1 057 753	152 713
	4 largest firms	35	9 120 270	12.4	281 919	68 991	8 377
	8 largest firms	55	14 686 713	20.0	486 205	120 584	13 510
	20 largest firms	96	24 176 424	32.9	851 022	208 028	24 209
	50 largest firms	156	33 288 704	45.2	1 205 436	292 482	33 727
4224901	Coffee, tea, & spice whsle						
	All firms	1 420	7 087 834	100.0	397 640	91 263	13 783
	4 largest firms	5	1 901 594	26.8	13 673	3 138	232
	8 largest firms	9	2 835 992	40.0	20 821	4 217	537
	20 largest firms	21	4 036 687	57.0	48 299	8 997	1 030
	50 largest firms	64	4 841 531	68.3	100 111	20 393	2 298
4224902	Bread & baked goods whsle						
	All firms	2 187	5 821 864	100.0	594 621	137 158	24 477
	4 largest firms	5	2 127 568	36.5	89 509	18 050	2 156
	8 largest firms	10	2 581 709	44.3	151 599	33 405	3 784
	20 largest firms	44	3 281 238	56.4	230 197	51 993	6 324
	50 largest firms	95	3 954 690	67.9	293 697	67 055	8 410
4224903	Soft drinks whsle						
	All firms	2 026	7 507 631	100.0	855 980	195 575	29 183
	4 largest firms	6	1 158 787	15.4	53 455	13 193	980
	8 largest firms	55	1 640 990	21.9	111 773	27 035	3 151
	20 largest firms	99	2 579 895	34.4	210 490	49 925	6 609
	50 largest firms	210	3 622 921	48.3	325 348	77 068	10 206
4224904	Canned goods whsle						
	All firms	957	10 184 930	100.0	466 436	109 531	13 777
	4 largest firms	19	3 457 360	33.9	97 485	21 648	2 752
	8 largest firms	25	4 358 044	42.8	143 312	32 626	3 471
	20 largest firms	42	5 551 908	54.5	193 629	44 421	4 853
	50 largest firms	73	6 784 194	66.6	257 453	59 386	6 408
4224905	Food & beverage basic materials whsle						

Table 6. Concentration by Largest Firms: 1997—Con.

[Includes only firms and establishments with payroll. Excludes data for central administrative offices, auxiliary operations, or establishments of these firms that are classified in other categories than those specified in this table. For meaning of abbreviations and symbols, see introductory text. For explanation of terms, see Appendix A. For method of assignment to categories shown, see Appendix C]

NAICS code	Largest firms based on sales by kind of business and type of operation	Establishments (number)	Sales		Annual payroll (\$1,000)	First-quarter payroll (\$1,000)	Paid employees for pay period including March 12 (number)
			Amount (number)	As percent of total			
422	MERCHANT WHOLESALERS—Con.						
	Wholesale trade, nondurable goods—Con.						
4224905	Food & beverage basic materials whsle—Con.						
	All firms	512	2 687 268	100.0	174 927	38 919	5 172
	4 largest firms	17	372 808	13.9	13 894	3 350	479
	8 largest firms	21	609 855	22.7	24 476	6 958	760
	20 largest firms	58	1 091 192	40.6	52 243	11 515	1 182
	50 largest firms	93	1 738 992	64.7	86 937	19 209	2 158
4224906	Other grocery specialties whsle						
	All firms	3 496	40 304 680	100.0	2 058 340	485 307	66 321
	4 largest firms	32	8 409 017	20.9	248 631	62 279	7 592
	8 largest firms	38	12 399 316	30.8	353 536	86 756	10 386
	20 largest firms	76	19 720 685	48.9	710 885	178 881	21 323
	50 largest firms	131	25 270 271	62.7	1 006 077	248 681	29 263
4225	Farm-product raw material whsle						
	All firms	8 849	132 883 554	100.0	2 096 358	469 297	74 096
	4 largest firms	706	34 163 405	25.7	240 402	58 515	7 359
	8 largest firms	871	51 725 810	38.9	331 705	79 894	10 006
	20 largest firms	994	64 084 103	48.2	420 509	99 435	11 570
	50 largest firms	1 413	78 211 319	58.9	582 692	135 023	16 177
42251	Grain & field bean whsle						
	All firms	6 434	105 267 322	100.0	1 620 355	366 080	55 890
	4 largest firms	628	31 955 460	30.4	225 860	54 643	6 837
	8 largest firms	791	48 087 675	45.7	311 707	74 709	9 338
	20 largest firms	948	59 741 648	56.8	362 799	87 031	10 583
	50 largest firms	1 223	68 088 492	64.7	495 426	116 553	13 911
422510	Grain & field bean whsle						
	All firms	6 434	105 267 322	100.0	1 620 355	366 080	55 890
	4 largest firms	628	31 955 460	30.4	225 860	54 643	6 837
	8 largest firms	791	48 087 675	45.7	311 707	74 709	9 338
	20 largest firms	948	59 741 648	56.8	362 799	87 031	10 583
	50 largest firms	1 223	68 088 492	64.7	495 426	116 553	13 911
42252	Livestock whsle						
	All firms	1 133	8 630 445	100.0	115 475	26 114	7 322
	4 largest firms	113	2 169 946	25.1	7 021	1 779	318
	8 largest firms	237	3 125 116	36.2	14 314	3 602	729
	20 largest firms	255	4 486 778	52.0	27 312	6 243	1 128
	50 largest firms	326	5 800 727	67.2	42 307	9 228	1 753
422520	Livestock whsle						
	All firms	1 133	8 630 445	100.0	115 475	26 114	7 322
	4 largest firms	113	2 169 946	25.1	7 021	1 779	318
	8 largest firms	237	3 125 116	36.2	14 314	3 602	729
	20 largest firms	255	4 486 778	52.0	27 312	6 243	1 128
	50 largest firms	326	5 800 727	67.2	42 307	9 228	1 753
42259	Other farm product raw material whsle						
	All firms	1 282	18 985 787	100.0	360 528	77 103	10 884
	4 largest firms	32	4 850 131	25.5	60 172	12 857	1 000
	8 largest firms	43	7 436 047	39.2	84 645	17 224	1 447
	20 largest firms	98	11 115 974	58.5	141 632	28 820	3 046
	50 largest firms	138	13 909 686	73.3	173 657	35 866	3 792
422590	Other farm product raw material whsle						
	All firms	1 282	18 985 787	100.0	360 528	77 103	10 884
	4 largest firms	32	4 850 131	25.5	60 172	12 857	1 000
	8 largest firms	43	7 436 047	39.2	84 645	17 224	1 447
	20 largest firms	98	11 115 974	58.5	141 632	28 820	3 046
	50 largest firms	138	13 909 686	73.3	173 657	35 866	3 792
4225901	Hides, skins, & pelts whsle						
	All firms	234	1 911 853	100.0	48 450	11 812	1 660
	4 largest firms	8	478 640	25.0	5 204	1 246	179
	8 largest firms	12	770 798	40.3	11 064	2 855	316
	20 largest firms	26	1 248 530	65.3	19 184	5 250	457
	50 largest firms	58	1 660 020	86.8	29 865	7 521	759
4225902	Leaf tobacco whsle						
	All firms	118	2 093 201	100.0	66 701	14 669	1 605
	4 largest firms	9	1 541 317	73.6	48 590	10 349	806
	8 largest firms	13	1 750 305	83.6	53 590	11 343	1 068
	20 largest firms	25	1 932 423	92.3	57 314	12 305	1 166
	50 largest firms	55	2 066 482	98.7	63 039	13 578	1 396

Table 6. Concentration by Largest Firms: 1997—Con.

[Includes only firms and establishments with payroll. Excludes data for central administrative offices, auxiliary operations, or establishments of these firms that are classified in other categories than those specified in this table. For meaning of abbreviations and symbols, see introductory text. For explanation of terms, see Appendix A. For method of assignment to categories shown, see Appendix C]

NAICS code	Largest firms based on sales by kind of business and type of operation	Establishments (number)	Sales		Annual payroll (\$1,000)	First-quarter payroll (\$1,000)	Paid employees for pay period including March 12 (number)
			Amount (number)	As percent of total			
422	MERCHANT WHOLESALERS—Con.						
	Wholesale trade, nondurable goods—Con.						
4225903	Wool, wool tops, & mohair whsle						
	All firms	61	145 997	100.0	6 661	1 386	247
	4 largest firms	4	58 744	40.2	2 040	352	26
	8 largest firms	10	82 535	56.5	3 052	539	70
	20 largest firms	22	120 652	82.6	4 783	1 007	153
	50 largest firms	52	145 409	99.6	6 470	1 352	233
4225904	Cotton whsle						
	All firms	244	9 922 477	100.0	106 703	20 612	2 497
	4 largest firms	22	3 521 932	35.5	36 638	7 150	582
	8 largest firms	34	5 475 231	55.2	51 024	9 394	926
	20 largest firms	56	7 546 627	76.1	75 324	14 514	1 496
	50 largest firms	91	8 891 033	89.6	87 210	16 787	1 790
4225905	Other farm-product raw material whsle						
	All firms	625	4 912 259	100.0	132 013	28 624	4 875
	4 largest firms	8	2 285 270	46.5	15 038	2 392	250
	8 largest firms	47	D	D	D	D	g
	20 largest firms	61	3 714 066	75.6	44 798	9 551	1 291
	50 largest firms	99	4 186 916	85.2	68 975	15 247	2 153
4226	Chemical & allied products whsle						
	All firms	12 249	56 048 362	100.0	4 650 638	1 073 531	115 969
	4 largest firms	208	3 829 520	6.8	149 731	35 063	3 270
	8 largest firms	370	6 574 983	11.7	297 490	72 612	7 009
	20 largest firms	435	11 151 081	19.9	368 945	90 025	8 341
	50 largest firms	693	16 220 110	28.9	583 826	146 566	13 188
42261	Plastics materials & basic forms & shapes whsle						
	All firms	3 357	16 733 225	100.0	1 295 883	297 313	34 844
	4 largest firms	117	2 084 904	12.5	49 534	11 596	1 279
	8 largest firms	137	2 939 875	17.6	67 355	15 811	1 847
	20 largest firms	216	4 317 189	25.8	119 685	29 292	3 075
	50 largest firms	363	6 476 430	38.7	269 126	64 678	6 700
422610	Plastics materials & basic forms & shapes whsle						
	All firms	3 357	16 733 225	100.0	1 295 883	297 313	34 844
	4 largest firms	117	2 084 904	12.5	49 534	11 596	1 279
	8 largest firms	137	2 939 875	17.6	67 355	15 811	1 847
	20 largest firms	216	4 317 189	25.8	119 685	29 292	3 075
	50 largest firms	363	6 476 430	38.7	269 126	64 678	6 700
42269	Other chemical & allied products whsle						
	All firms	8 892	39 315 137	100.0	3 354 755	776 218	81 125
	4 largest firms	178	3 611 156	9.2	169 817	41 775	3 869
	8 largest firms	214	6 000 785	15.3	247 170	60 787	5 625
	20 largest firms	342	9 533 039	24.2	357 495	88 027	7 888
	50 largest firms	566	13 717 707	34.9	578 633	141 065	12 531
422690	Other chemical & allied products whsle						
	All firms	8 892	39 315 137	100.0	3 354 755	776 218	81 125
	4 largest firms	178	3 611 156	9.2	169 817	41 775	3 869
	8 largest firms	214	6 000 785	15.3	247 170	60 787	5 625
	20 largest firms	342	9 533 039	24.2	357 495	88 027	7 888
	50 largest firms	566	13 717 707	34.9	578 633	141 065	12 531
4226901	Industrial gases (except LP) whsle						
	All firms	804	1 432 921	100.0	239 975	56 645	7 340
	4 largest firms	162	367 979	25.7	55 395	13 645	1 650
	8 largest firms	207	497 077	34.7	67 707	16 794	2 046
	20 largest firms	250	704 555	49.2	103 133	25 189	2 948
	50 largest firms	304	947 195	66.1	142 518	34 626	4 124
4226902	Other chemical & allied products whsle						
	All firms	8 088	37 882 216	100.0	3 114 780	719 573	73 785
	4 largest firms	178	3 611 156	9.5	169 817	41 775	3 869
	8 largest firms	214	6 000 785	15.8	247 170	60 787	5 625
	20 largest firms	340	9 531 446	25.2	357 383	88 006	7 886
	50 largest firms	444	13 644 757	36.0	536 518	130 569	11 138
4227	Petroleum & petroleum products whsle						
	All firms	9 770	139 507 960	100.0	13 390 142	797 041	114 863
	4 largest firms	54	18 926 848	13.6	132 319	32 662	4 562
	8 largest firms	116	29 328 205	21.0	182 209	43 902	5 749
	20 largest firms	154	48 159 665	34.5	257 699	62 084	7 288
	50 largest firms	382	61 184 667	43.9	396 124	95 690	10 302

Table 6. Concentration by Largest Firms: 1997—Con.

[Includes only firms and establishments with payroll. Excludes data for central administrative offices, auxiliary operations, or establishments of these firms that are classified in other categories than those specified in this table. For meaning of abbreviations and symbols, see introductory text. For explanation of terms, see Appendix A. For method of assignment to categories shown, see Appendix C]

NAICS code	Largest firms based on sales by kind of business and type of operation	Establishments (number)	Sales		Annual payroll (\$1,000)	First-quarter payroll (\$1,000)	Paid employees for pay period including March 12 (number)
			Amount (number)	As percent of total			
422	MERCHANT WHOLESALERS—Con.						
	Wholesale trade, nondurable goods—Con.						
42271	Petroleum bulk stations & terminals						
	All firms	'6 729	'92 443 546	100.0	'2 497 922	'579 872	'87 532
	4 largest firms	53	16 896 079	18.3	113 090	23 588	3 631
	8 largest firms	97	25 202 785	27.3	167 640	35 741	4 806
	20 largest firms	126	33 529 854	36.3	211 754	46 751	5 427
	50 largest firms	354	41 605 640	45.0	349 526	78 027	9 093
422710	Petroleum bulk stations & terminals						
	All firms	'6 729	'92 443 546	100.0	'2 497 922	'579 872	'87 532
	4 largest firms	53	16 896 079	18.3	113 090	23 588	3 631
	8 largest firms	97	25 202 785	27.3	167 640	35 741	4 806
	20 largest firms	126	33 529 854	36.3	211 754	46 751	5 427
	50 largest firms	354	41 605 640	45.0	349 526	78 027	9 093
4227101	Petroleum bulk stations & terminals (except LP)						
	All firms	'6 337	'88 515 507	100.0	'2 340 748	'544 283	'83 154
	4 largest firms	53	16 896 079	19.1	113 090	23 588	3 631
	8 largest firms	97	25 202 785	28.5	167 640	35 741	4 806
	20 largest firms	126	32 839 003	37.1	213 789	47 919	5 517
	50 largest firms	241	40 266 188	45.5	322 718	72 165	8 206
42271011	Petroleum bulk stations (except LP)						
	All firms	5 784	43 727 608	100.0	1 768 043	414 479	66 627
	4 largest firms	24	1 860 490	4.3	20 639	4 986	531
	8 largest firms	32	2 681 977	6.1	34 279	7 990	937
	20 largest firms	206	4 498 427	10.3	83 103	20 698	2 642
	50 largest firms	309	7 355 886	16.8	154 184	37 856	5 436
42271012	Petroleum bulk terminals (except LP)						
	All firms	'553	'44 787 899	100.0	'572 705	'129 804	'16 527
	4 largest firms	43	16 828 548	37.6	110 408	22 910	3 584
	8 largest firms	67	24 614 042	55.0	152 379	31 781	4 409
	20 largest firms	95	31 874 297	71.2	197 098	43 615	5 105
	50 largest firms	159	37 928 909	84.7	293 046	64 978	7 224
4227102	Liquefied petroleum bulk stations & terminals						
	All firms	392	3 928 039	100.0	157 174	35 589	4 378
	4 largest firms	131	1 972 373	50.2	43 156	10 038	1 345
	8 largest firms	148	2 681 977	D	D	D	g
	20 largest firms	160	3 019 737	76.9	93 862	20 415	2 338
	50 largest firms	211	3 557 847	90.6	121 732	26 769	3 124
42272	Petroleum & petroleum prod whsle (exc bulk stations & terminals)						
	All firms	3 041	47 064 414	100.0	892 220	217 169	27 331
	4 largest firms	13	10 380 010	22.1	37 982	15 401	1 534
	8 largest firms	19	17 564 762	37.3	61 457	19 967	1 998
	20 largest firms	50	22 782 037	48.4	104 799	30 968	2 771
	50 largest firms	123	28 540 772	60.6	172 823	46 687	3 944
422720	Petroleum & petroleum prod whsle (exc bulk stations & terminals)						
	All firms	3 041	47 064 414	100.0	892 220	217 169	27 331
	4 largest firms	13	10 380 010	22.1	37 982	15 401	1 534
	8 largest firms	19	17 564 762	37.3	61 457	19 967	1 998
	20 largest firms	50	22 782 037	48.4	104 799	30 968	2 771
	50 largest firms	123	28 540 772	60.6	172 823	46 687	3 944
4228	Beer, wine, & distilled alcoholic beverage whsle						
	All firms	4 476	58 311 981	100.0	5 212 268	1 223 883	143 544
	4 largest firms	39	5 111 524	8.8	343 488	96 027	7 078
	8 largest firms	80	7 832 125	13.4	492 851	134 795	10 739
	20 largest firms	153	12 595 399	21.6	828 124	213 263	18 413
	50 largest firms	260	18 621 178	31.9	1 326 885	335 516	30 792
42281	Beer & ale whsle						
	All firms	2 945	33 616 795	100.0	3 190 276	725 915	93 133
	4 largest firms	15	1 658 921	4.9	51 317	10 770	1 005
	8 largest firms	32	2 672 935	8.0	125 075	28 827	2 763
	20 largest firms	71	4 638 547	13.8	288 446	66 934	7 278
	50 largest firms	146	7 644 416	22.7	556 545	130 427	14 807
422810	Beer & ale whsle						
	All firms	2 945	33 616 795	100.0	3 190 276	725 915	93 133
	4 largest firms	15	1 658 921	4.9	51 317	10 770	1 005
	8 largest firms	32	2 672 935	8.0	125 075	28 827	2 763
	20 largest firms	71	4 638 547	13.8	288 446	66 934	7 278
	50 largest firms	146	7 644 416	22.7	556 545	130 427	14 807

Table 6. Concentration by Largest Firms: 1997—Con.

[Includes only firms and establishments with payroll. Excludes data for central administrative offices, auxiliary operations, or establishments of these firms that are classified in other categories than those specified in this table. For meaning of abbreviations and symbols, see introductory text. For explanation of terms, see Appendix A. For method of assignment to categories shown, see Appendix C]

NAICS code	Largest firms based on sales by kind of business and type of operation	Establishments (number)	Sales		Annual payroll (\$1,000)	First-quarter payroll (\$1,000)	Paid employees for pay period including March 12 (number)
			Amount (number)	As percent of total			
422	MERCHANT WHOLESALERS—Con.						
	Wholesale trade, nondurable goods—Con.						
42282	Wine & distilled alcoholic beverage whsle						
	All firms	1 531	24 695 186	100.0	2 021 992	497 968	50 411
	4 largest firms	37	5 099 953	20.7	342 420	95 735	7 044
	8 largest firms	83	7 819 818	31.7	534 419	144 064	11 850
	20 largest firms	141	11 769 363	47.7	861 384	223 440	19 583
	50 largest firms	241	16 260 143	65.8	1 257 713	320 040	28 798
422820	Wine & distilled alcoholic beverage whsle						
	All firms	1 531	24 695 186	100.0	2 021 992	497 968	50 411
	4 largest firms	37	5 099 953	20.7	342 420	95 735	7 044
	8 largest firms	83	7 819 818	31.7	534 419	144 064	11 850
	20 largest firms	141	11 769 363	47.7	861 384	223 440	19 583
	50 largest firms	241	16 260 143	65.8	1 257 713	320 040	28 798
4228201	Wine & distilled alcoholic bev (licensed operation) whsle						
	All firms	1 409	24 314 784	100.0	2 011 681	494 317	49 769
	4 largest firms	37	5 099 953	21.0	342 420	95 735	7 044
	8 largest firms	83	7 819 818	32.2	534 419	144 064	11 850
	20 largest firms	141	11 769 363	48.4	861 384	223 440	19 583
	50 largest firms	242	16 204 324	66.6	1 259 867	320 693	28 816
4228202	Wine & distilled alcoholic beverage (State operated) whsle						
	All firms	122	380 402	100.0	10 311	3 651	642
	4 largest firms	37	282 909	74.4	7 287	1 798	314
	8 largest firms	118	D	D	D	D	f
	20 largest firms	122	380 402	100.0	10 311	3 651	642
	50 largest firms	122	380 402	100.0	10 311	3 651	642
4229	Miscellaneous nondurable goods whsle						
	All firms	29 364	143 158 364	100.0	8 603 638	1 989 224	317 137
	4 largest firms	20	23 046 508	16.1	295 944	71 883	7 272
	8 largest firms	46	32 318 742	22.6	412 200	102 214	9 926
	20 largest firms	370	43 443 412	30.3	754 775	185 191	23 127
	50 largest firms	696	55 772 183	39.0	1 303 178	322 541	45 569
42291	Farm supplies whsle						
	All firms	6 437	32 607 159	100.0	1 766 562	403 019	59 231
	4 largest firms	166	4 301 289	13.2	95 686	23 277	2 221
	8 largest firms	264	6 265 321	19.2	154 073	39 036	4 805
	20 largest firms	470	10 521 227	32.3	276 842	65 964	8 246
	50 largest firms	716	15 274 690	46.8	516 414	121 776	14 592
422910	Farm supplies whsle						
	All firms	6 437	32 607 159	100.0	1 766 562	403 019	59 231
	4 largest firms	166	4 301 289	13.2	95 686	23 277	2 221
	8 largest firms	264	6 265 321	19.2	154 073	39 036	4 805
	20 largest firms	470	10 521 227	32.3	276 842	65 964	8 246
	50 largest firms	716	15 274 690	46.8	516 414	121 776	14 592
4229101	Farm supplies—farm dealers						
	All firms	3 363	9 641 439	100.0	660 374	151 572	23 898
	4 largest firms	120	2 167 344	22.5	70 285	18 831	1 654
	8 largest firms	156	2 789 847	28.9	131 983	33 955	3 097
	20 largest firms	315	3 725 929	38.6	187 491	46 397	4 747
	50 largest firms	534	4 761 645	49.4	256 094	61 494	7 270
4229102	Farm supplies—whsle distributors						
	All firms	3 074	22 965 720	100.0	1 106 188	251 447	35 333
	4 largest firms	125	3 131 264	13.6	52 063	11 335	1 673
	8 largest firms	154	5 038 745	21.9	107 771	26 810	3 669
	20 largest firms	290	8 838 977	38.5	218 606	50 380	6 759
	50 largest firms	406	12 551 136	54.7	350 968	78 706	10 315
42292	Book, periodical, & newspaper whsle						
	All firms	3 257	17 022 288	100.0	1 697 252	409 254	69 110
	4 largest firms	69	3 304 046	19.4	191 094	46 105	10 188
	8 largest firms	112	5 040 935	29.6	286 943	71 078	14 749
	20 largest firms	161	7 388 362	43.4	484 368	118 237	24 002
	50 largest firms	254	9 855 726	57.9	725 995	176 541	32 245
422920	Book, periodical, & newspaper whsle						
	All firms	3 257	17 022 288	100.0	1 697 252	409 254	69 110
	4 largest firms	69	3 304 046	19.4	191 094	46 105	10 188
	8 largest firms	112	5 040 935	29.6	286 943	71 078	14 749
	20 largest firms	161	7 388 362	43.4	484 368	118 237	24 002
	50 largest firms	254	9 855 726	57.9	725 995	176 541	32 245

Table 6. Concentration by Largest Firms: 1997—Con.

[Includes only firms and establishments with payroll. Excludes data for central administrative offices, auxiliary operations, or establishments of these firms that are classified in other categories than those specified in this table. For meaning of abbreviations and symbols, see introductory text. For explanation of terms, see Appendix A. For method of assignment to categories shown, see Appendix C]

NAICS code	Largest firms based on sales by kind of business and type of operation	Establishments (number)	Sales		Annual payroll (\$1,000)	First-quarter payroll (\$1,000)	Paid employees for pay period including March 12 (number)
			Amount (number)	As percent of total			
422	MERCHANT WHOLESALERS—Con.						
	Wholesale trade, nondurable goods—Con.						
42293	Flower, nursery stock, & florists' supplies whsle						
	All firms	3 654	7 244 856	100.0	986 762	229 037	43 624
	4 largest firms	40	478 311	6.6	58 875	14 123	1 861
	8 largest firms	45	765 052	10.6	78 925	19 159	2 668
	20 largest firms	111	1 355 530	18.7	141 825	34 973	5 335
	50 largest firms	209	2 240 540	30.9	260 504	62 890	9 695
422930	Flower, nursery stock, & florists' supplies whsle						
	All firms	3 654	7 244 856	100.0	986 762	229 037	43 624
	4 largest firms	40	478 311	6.6	58 875	14 123	1 861
	8 largest firms	45	765 052	10.6	78 925	19 159	2 668
	20 largest firms	111	1 355 530	18.7	141 825	34 973	5 335
	50 largest firms	209	2 240 540	30.9	260 504	62 890	9 695
42294	Tobacco & tobacco product whsle						
	All firms	1 466	31 656 394	100.0	1 178 783	276 353	45 602
	4 largest firms	49	8 085 289	25.5	307 878	73 380	10 522
	8 largest firms	62	9 971 936	31.5	372 046	88 014	12 661
	20 largest firms	100	13 575 578	42.9	505 988	120 258	17 762
	50 largest firms	160	17 808 079	56.3	648 444	152 907	23 394
422940	Tobacco & tobacco product whsle						
	All firms	1 466	31 656 394	100.0	1 178 783	276 353	45 602
	4 largest firms	49	8 085 289	25.5	307 878	73 380	10 522
	8 largest firms	62	9 971 936	31.5	372 046	88 014	12 661
	20 largest firms	100	13 575 578	42.9	505 988	120 258	17 762
	50 largest firms	160	17 808 079	56.3	648 444	152 907	23 394
42295	Paint, varnish, & supplies whsle						
	All firms	1 630	3 370 442	100.0	454 352	106 623	14 611
	4 largest firms	11	344 023	10.2	40 812	9 919	1 271
	8 largest firms	36	568 062	16.9	62 152	14 825	1 980
	20 largest firms	67	981 708	29.1	108 794	25 058	3 007
	50 largest firms	172	1 451 102	43.1	169 791	39 814	4 609
422950	Paint, varnish, & supplies whsle						
	All firms	1 630	3 370 442	100.0	454 352	106 623	14 611
	4 largest firms	11	344 023	10.2	40 812	9 919	1 271
	8 largest firms	36	568 062	16.9	62 152	14 825	1 980
	20 largest firms	67	981 708	29.1	108 794	25 058	3 007
	50 largest firms	172	1 451 102	43.1	169 791	39 814	4 609
4229501	Paint, varnish, & supplies whsle						
	All firms	1 630	3 370 442	100.0	454 352	106 623	14 611
	4 largest firms	11	344 023	10.2	40 812	9 919	1 271
	8 largest firms	36	568 062	16.9	62 152	14 825	1 980
	20 largest firms	67	981 708	29.1	108 794	25 058	3 007
	50 largest firms	172	1 451 102	43.1	169 791	39 814	4 609
42299	Other miscellaneous nondurable goods whsle						
	All firms	12 920	51 257 225	100.0	2 519 927	564 938	84 959
	4 largest firms	10	21 482 736	41.9	116 914	31 864	1 140
	8 largest firms	16	27 409 582	53.5	188 664	49 685	2 227
	20 largest firms	36	30 303 347	59.1	345 656	88 573	6 287
	50 largest firms	73	32 871 511	64.1	501 605	125 470	10 936
422990	Other miscellaneous nondurable goods whsle						
	All firms	12 920	51 257 225	100.0	2 519 927	564 938	84 959
	4 largest firms	10	21 482 736	41.9	116 914	31 864	1 140
	8 largest firms	16	27 409 582	53.5	188 664	49 685	2 227
	20 largest firms	36	30 303 347	59.1	345 656	88 573	6 287
	50 largest firms	73	32 871 511	64.1	501 605	125 470	10 936
4229901	Art goods whsle						
	All firms	3 976	7 426 099	100.0	888 512	196 526	30 205
	4 largest firms	4	820 459	11.0	55 266	16 614	1 329
	8 largest firms	9	1 175 197	15.8	83 577	24 048	2 096
	20 largest firms	23	1 792 334	24.1	148 770	38 098	4 058
	50 largest firms	69	2 685 280	36.2	260 560	58 642	6 540
4229902	General merchandise (nondurable goods) whsle						
	All firms	2 842	33 181 350	100.0	653 859	152 784	18 841
	4 largest firms	10	21 482 736	64.7	116 914	31 864	1 140
	8 largest firms	16	27 409 582	82.6	188 664	49 685	2 227
	20 largest firms	35	29 740 066	89.6	288 686	72 252	5 014
	50 largest firms	76	30 706 665	92.5	375 856	91 303	7 652

Table 6. Concentration by Largest Firms: 1997—Con.

[Includes only firms and establishments with payroll. Excludes data for central administrative offices, auxiliary operations, or establishments of these firms that are classified in other categories than those specified in this table. For meaning of abbreviations and symbols, see introductory text. For explanation of terms, see Appendix A. For method of assignment to categories shown, see Appendix C]

NAICS code	Largest firms based on sales by kind of business and type of operation	Establishments (number)	Sales		Annual payroll (\$1,000)	First-quarter payroll (\$1,000)	Paid employees for pay period including March 12 (number)
			Amount (number)	As percent of total			
422	MERCHANT WHOLESALERS—Con.						
	Wholesale trade, nondurable goods—Con.						
4229903	Textile bags, bagging, & burlap whsle						
	All firms	400	723 184	100.0	73 748	16 037	2 882
	4 largest firms	4	112 521	15.6	14 758	3 547	306
	8 largest firms	11	183 837	25.4	19 742	3 963	364
	20 largest firms	23	312 397	43.2	27 624	5 985	612
	50 largest firms	55	464 918	64.3	43 371	9 260	1 127
4229904	Other nondurable goods whsle						
	All firms	5 702	9 926 592	100.0	903 808	199 591	33 031
	4 largest firms	5	534 803	5.4	21 533	4 711	629
	8 largest firms	9	920 873	9.3	48 360	11 405	1 180
	20 largest firms	27	1 704 698	17.2	92 220	21 374	2 691
	50 largest firms	63	2 837 880	28.6	151 548	34 444	4 079
	MANUFACTURERS' SALES BRANCHES AND SALES OFFICES						
	All firms	'29 305	'1 258 874 769	100.0	'45 911 766	'11 963 217	'922 208
	4 largest firms	271	242 512 938	19.3	1 336 140	345 668	24 386
	8 largest firms	1 581	317 995 635	25.3	6 729 288	2 116 693	99 834
	20 largest firms	2 766	454 113 056	36.1	10 907 780	3 231 205	180 672
	50 largest firms	4 540	664 321 503	52.8	16 334 557	4 701 319	287 584
421	Wholesale trade, durable goods						
	All firms	'17 228	'707 565 616	100.0	'26 757 611	'7 167 566	'479 447
	4 largest firms	402	241 089 559	34.1	4 370 047	1 405 796	63 217
	8 largest firms	1 715	305 750 705	43.2	7 618 730	2 393 609	111 358
	20 largest firms	2 322	393 278 976	55.6	10 056 161	3 108 177	151 384
	50 largest firms	3 790	470 556 319	66.5	13 441 815	3 944 578	203 377
4211	Motor vehicle & motor vehicle parts & supplies whsle						
	All firms	1 425	291 207 541	100.0	2 233 321	570 190	47 824
	4 largest firms	220	240 816 098	82.7	1 166 384	298 253	20 449
	8 largest firms	276	263 800 898	90.6	1 265 520	327 225	22 539
	20 largest firms	457	278 830 081	95.7	1 626 491	418 326	30 215
	50 largest firms	810	287 042 351	98.6	1 949 902	502 219	38 721
42111	Automobile & other motor vehicle whsle						
	All firms	380	255 902 304	100.0	735 647	200 319	14 104
	4 largest firms	174	230 141 451	89.9	444 537	120 294	6 726
	8 largest firms	224	250 582 222	97.9	522 158	144 141	8 384
	20 largest firms	321	255 151 679	99.7	679 698	186 787	12 375
	50 largest firms	375	255 897 086	100.0	734 517	200 041	14 074
421110	Automobile & other motor vehicle whsle						
	All firms	380	255 902 304	100.0	735 647	200 319	14 104
	4 largest firms	174	230 141 451	89.9	444 537	120 294	6 726
	8 largest firms	224	250 582 222	97.9	522 158	144 141	8 384
	20 largest firms	321	255 151 679	99.7	679 698	186 787	12 375
	50 largest firms	375	255 897 086	100.0	734 517	200 041	14 074
4211101	Automobile & motorcycle whsle						
	All firms	124	95 851 919	100.0	298 709	71 122	5 211
	4 largest firms	85	86 507 181	90.3	259 865	60 889	4 405
	8 largest firms	116	95 664 360	99.8	293 147	69 774	5 091
	20 largest firms	124	95 851 919	100.0	298 709	71 122	5 211
	50 largest firms	124	95 851 919	100.0	298 709	71 122	5 211
4211102	Bus & recreational vehicle whsle						
	All firms	14	D	D	D	D	c
	4 largest firms	10	D	D	D	D	c
	8 largest firms	14	D	D	D	D	c
	20 largest firms	14	D	D	D	D	c
	50 largest firms	14	D	D	D	D	c
4211103	Light truck & van (14,000 lb or less) whsle						
	All firms	99	152 661 486	100.0	207 342	65 536	3 135
	4 largest firms	94	152 575 660	99.9	195 210	63 467	2 677
	8 largest firms	99	152 661 486	100.0	207 342	65 536	3 135
	20 largest firms	99	152 661 486	100.0	207 342	65 536	3 135
	50 largest firms	99	152 661 486	100.0	207 342	65 536	3 135
4211104	Medium truck & tractor (14,001 lb to 26,000 lb) whsle						
	All firms	20	D	D	D	D	e
	4 largest firms	20	D	D	D	D	e
	8 largest firms	20	D	D	D	D	e
	20 largest firms	20	D	D	D	D	e
	50 largest firms	20	D	D	D	D	e

Table 6. Concentration by Largest Firms: 1997—Con.

[Includes only firms and establishments with payroll. Excludes data for central administrative offices, auxiliary operations, or establishments of these firms that are classified in other categories than those specified in this table. For meaning of abbreviations and symbols, see introductory text. For explanation of terms, see Appendix A. For method of assignment to categories shown, see Appendix C]

NAICS code	Largest firms based on sales by kind of business and type of operation	Establishments (number)	Sales		Annual payroll (\$1,000)	First-quarter payroll (\$1,000)	Paid employees for pay period including March 12 (number)
			Amount (number)	As percent of total			
421	MANUFACTURERS' SALES BRANCHES AND SALES OFFICES—Con.						
	Wholesale trade, durable goods—Con.						
4211105	Heavy truck & tractor (over 26,000 lb) whsle						
	All firms	123	D	D	D	D	i
	4 largest firms	45	D	D	D	D	g
	8 largest firms	84	D	D	D	D	h
	20 largest firms	109	D	D	D	D	h
	50 largest firms	123	D	D	D	D	i
42112	Motor vehicle supplies & new parts whsle						
	All firms	895	25 607 316	100.0	1 287 094	316 689	29 268
	4 largest firms	55	13 753 595	53.7	738 261	181 134	13 036
	8 largest firms	108	16 808 123	65.6	852 924	210 916	16 763
	20 largest firms	194	20 714 854	80.9	989 307	244 984	19 881
	50 largest firms	603	24 177 502	94.4	1 142 534	281 889	24 835
421120	Motor vehicle supplies & new parts whsle						
	All firms	895	25 607 316	100.0	1 287 094	316 689	29 268
	4 largest firms	55	13 753 595	53.7	738 261	181 134	13 036
	8 largest firms	108	16 808 123	65.6	852 924	210 916	16 763
	20 largest firms	194	20 714 854	80.9	989 307	244 984	19 881
	50 largest firms	603	24 177 502	94.4	1 142 534	281 889	24 835
4211201	Motor vehicle supplies & new parts—warehouse distributors						
	All firms	343	6 640 896	100.0	223 308	53 476	5 937
	4 largest firms	45	2 459 983	37.0	75 997	17 906	1 753
	8 largest firms	66	3 688 117	55.5	100 714	24 520	2 357
	20 largest firms	150	5 539 032	83.4	149 787	35 882	3 753
	50 largest firms	312	6 565 425	98.9	216 455	51 811	5 705
4211202	Motor vehicle supplies & new parts—jobbers						
	All firms	541	18 824 469	100.0	1 057 445	261 684	23 182
	4 largest firms	52	13 171 179	70.0	719 065	176 906	12 631
	8 largest firms	67	15 359 293	81.6	803 154	198 497	15 449
	20 largest firms	293	17 342 424	92.1	930 591	230 267	19 137
	50 largest firms	419	18 520 283	98.4	1 022 715	252 814	21 933
4211203	Petroleum products marketing equipment whsle						
	All firms	11	141 951	100.0	6 341	1 529	149
	4 largest firms	8	135 136	95.2	5 640	1 369	129
	8 largest firms	11	141 951	100.0	6 341	1 529	149
	20 largest firms	11	141 951	100.0	6 341	1 529	149
	50 largest firms	11	141 951	100.0	6 341	1 529	149
42113	Tire & tube whsle						
	All firms	150	9 697 921	100.0	210 580	53 182	4 452
	4 largest firms	101	8 460 080	87.2	144 738	38 459	2 953
	8 largest firms	115	9 561 765	98.6	197 233	49 131	3 892
	20 largest firms	147	9 696 267	100.0	210 013	53 073	4 436
	50 largest firms	150	9 697 921	100.0	210 580	53 182	4 452
421130	Tire & tube whsle						
	All firms	150	9 697 921	100.0	210 580	53 182	4 452
	4 largest firms	101	8 460 080	87.2	144 738	38 459	2 953
	8 largest firms	115	9 561 765	98.6	197 233	49 131	3 892
	20 largest firms	147	9 696 267	100.0	210 013	53 073	4 436
	50 largest firms	150	9 697 921	100.0	210 580	53 182	4 452
4212	Furniture & home furnishings whsle						
	All firms	485	21 729 080	100.0	646 395	162 255	16 119
	4 largest firms	70	8 394 607	38.6	118 677	33 164	3 367
	8 largest firms	98	11 853 941	54.6	181 786	51 168	4 618
	20 largest firms	163	16 966 638	78.1	314 024	83 810	6 732
	50 largest firms	296	20 382 908	93.8	540 236	135 804	13 191
42121	Furniture whsle						
	All firms	247	7 242 080	100.0	228 139	56 666	4 486
	4 largest firms	69	4 731 417	65.3	93 942	24 211	1 486
	8 largest firms	108	6 151 754	84.9	149 746	37 915	2 662
	20 largest firms	171	6 966 773	96.2	203 199	49 919	3 714
	50 largest firms	243	7 240 059	100.0	227 806	56 454	4 443

Table 6. Concentration by Largest Firms: 1997—Con.

[Includes only firms and establishments with payroll. Excludes data for central administrative offices, auxiliary operations, or establishments of these firms that are classified in other categories than those specified in this table. For meaning of abbreviations and symbols, see introductory text. For explanation of terms, see Appendix A. For method of assignment to categories shown, see Appendix C]

NAICS code	Largest firms based on sales by kind of business and type of operation	Establishments (number)	Sales		Annual payroll (\$1,000)	First-quarter payroll (\$1,000)	Paid employees for pay period including March 12 (number)
			Amount (number)	As percent of total			
421	MANUFACTURERS' SALES BRANCHES AND SALES OFFICES—Con.						
	Wholesale trade, durable goods—Con.						
421210	Furniture whsle						
	All firms	247	7 242 080	100.0	228 139	56 666	4 486
	4 largest firms	69	4 731 417	65.3	93 942	24 211	1 486
	8 largest firms	108	6 151 754	84.9	149 746	37 915	2 662
	20 largest firms	171	6 966 773	96.2	203 199	49 919	3 714
	50 largest firms	243	7 240 059	100.0	227 806	56 454	4 443
4212101	Household & lawn furniture whsle						
	All firms	91	1 584 873	100.0	59 681	15 306	1 472
	4 largest firms	34	1 084 925	68.5	36 843	9 792	704
	8 largest firms	52	1 375 690	86.8	46 202	12 220	1 049
	20 largest firms	86	1 578 804	99.6	59 253	15 175	1 452
	50 largest firms	91	1 584 873	100.0	59 681	15 306	1 472
4212102	Office & business furniture whsle						
	All firms	156	5 657 207	100.0	168 458	41 360	3 014
	4 largest firms	88	4 649 488	82.2	96 687	25 130	1 597
	8 largest firms	97	5 319 910	94.0	138 908	33 369	2 290
	20 largest firms	135	5 623 947	99.4	164 160	40 281	2 851
	50 largest firms	156	5 657 207	100.0	168 458	41 360	3 014
42122	Home furnishings whsle						
	All firms	238	14 487 000	100.0	418 256	105 589	11 633
	4 largest firms	43	6 957 439	48.0	93 695	25 377	2 672
	8 largest firms	58	9 291 475	64.1	150 296	41 409	3 984
	20 largest firms	84	12 244 257	84.5	270 817	72 153	8 473
	50 largest firms	164	14 069 457	97.1	382 060	97 050	10 408
421220	Home furnishings whsle						
	All firms	238	14 487 000	100.0	418 256	105 589	11 633
	4 largest firms	43	6 957 439	48.0	93 695	25 377	2 672
	8 largest firms	58	9 291 475	64.1	150 296	41 409	3 984
	20 largest firms	84	12 244 257	84.5	270 817	72 153	8 473
	50 largest firms	164	14 069 457	97.1	382 060	97 050	10 408
4212201	Household china, glassware, & crockery whsle						
	All firms	14	597 661	100.0	45 630	11 679	3 156
	4 largest firms	5	526 547	88.1	41 817	10 561	3 061
	8 largest firms	14	597 661	100.0	45 630	11 679	3 156
	20 largest firms	14	597 661	100.0	45 630	11 679	3 156
	50 largest firms	14	597 661	100.0	45 630	11 679	3 156
4212202	Linens, domestics, draperies, & curtains whsle						
	All firms	102	5 437 338	100.0	173 959	41 494	3 356
	4 largest firms	28	3 275 939	60.2	51 726	13 335	1 111
	8 largest firms	38	4 226 055	77.7	100 526	23 351	1 716
	20 largest firms	78	5 225 262	96.1	155 589	37 101	2 757
	50 largest firms	102	5 437 338	100.0	173 959	41 494	3 356
4212203	Floor coverings whsle						
	All firms	96	7 864 637	100.0	161 893	43 378	4 236
	4 largest firms	27	5 878 669	74.7	93 715	27 234	2 834
	8 largest firms	33	7 095 095	90.2	119 363	34 334	3 285
	20 largest firms	62	7 700 409	97.9	147 689	40 026	3 836
	50 largest firms	96	7 864 637	100.0	161 893	43 378	4 236
4212204	Other home furnishings whsle						
	All firms	26	587 364	100.0	36 774	9 038	885
	4 largest firms	5	426 242	72.6	21 597	5 480	393
	8 largest firms	10	512 117	87.2	29 800	7 330	625
	20 largest firms	26	587 364	100.0	36 774	9 038	885
	50 largest firms	26	587 364	100.0	36 774	9 038	885
4213	Lumber & other construction materials whsle						
	All firms	1 728	21 380 553	100.0	959 343	223 167	26 196
	4 largest firms	117	4 685 703	21.9	107 048	20 803	1 945
	8 largest firms	480	7 397 698	34.6	244 681	52 218	5 896
	20 largest firms	611	12 190 971	57.0	343 545	76 428	8 087
	50 largest firms	965	16 223 902	75.9	555 891	129 671	14 489
42131	Lumber, plywood, millwork, & wood panel whsle						
	All firms	501	10 261 254	100.0	445 340	100 385	11 443
	4 largest firms	29	3 983 746	38.8	119 070	21 526	1 821
	8 largest firms	67	5 291 578	51.6	155 258	30 883	2 880
	20 largest firms	166	7 104 359	69.2	219 071	45 499	4 519
	50 largest firms	314	8 952 903	87.2	336 651	73 769	8 171

Table 6. Concentration by Largest Firms: 1997—Con.

[Includes only firms and establishments with payroll. Excludes data for central administrative offices, auxiliary operations, or establishments of these firms that are classified in other categories than those specified in this table. For meaning of abbreviations and symbols, see introductory text. For explanation of terms, see Appendix A. For method of assignment to categories shown, see Appendix C]

NAICS code	Largest firms based on sales by kind of business and type of operation	Establishments (number)	Sales		Annual payroll (\$1,000)	First-quarter payroll (\$1,000)	Paid employees for pay period including March 12 (number)
			Amount (number)	As percent of total			
421	MANUFACTURERS' SALES BRANCHES AND SALES OFFICES—Con.						
	Wholesale trade, durable goods—Con.						
421310	Lumber, plywood, millwork, & wood panel whsle						
	All firms	501	10 261 254	100.0	445 340	100 385	11 443
	4 largest firms	29	3 983 746	38.8	119 070	21 526	1 821
	8 largest firms	67	5 291 578	51.6	155 258	30 883	2 880
	20 largest firms	166	7 104 359	69.2	219 071	45 499	4 519
	50 largest firms	314	8 952 903	87.2	336 651	73 769	8 171
4213101	Lumber without yard whsle						
	All firms	42	2 568 618	100.0	73 903	17 069	1 261
	4 largest firms	6	1 868 525	72.7	48 550	10 962	667
	8 largest firms	11	2 216 201	86.3	53 459	12 079	756
	20 largest firms	25	2 511 721	97.8	64 821	14 863	1 051
	50 largest firms	42	2 568 618	100.0	73 903	17 069	1 261
4213102	Lumber with yard whsle						
	All firms	96	2 240 878	100.0	108 796	26 767	3 064
	4 largest firms	20	991 664	44.3	31 841	8 426	710
	8 largest firms	36	1 322 136	59.0	50 330	12 599	1 189
	20 largest firms	55	1 901 404	84.9	84 952	21 098	2 225
	50 largest firms	94	2 239 080	99.9	108 542	26 686	3 050
4213103	Plywood, veneer, millwork, & wood panel whsle						
	All firms	363	5 451 758	100.0	262 641	56 549	7 118
	4 largest firms	24	2 576 245	47.3	62 073	8 249	1 036
	8 largest firms	56	3 287 717	60.3	91 451	15 138	1 805
	20 largest firms	191	4 297 377	78.8	157 138	30 876	3 955
	50 largest firms	298	5 197 941	95.3	233 831	49 430	6 165
42132	Brick, stone, & related construction materials whsle						
	All firms	761	5 848 872	100.0	243 871	60 393	7 587
	4 largest firms	364	2 899 541	49.6	91 101	25 282	3 333
	8 largest firms	420	3 933 072	67.2	109 360	30 398	3 869
	20 largest firms	549	4 846 146	82.9	168 797	44 183	5 631
	50 largest firms	639	5 509 535	94.2	207 515	52 629	6 609
421320	Brick, stone, & related construction materials whsle						
	All firms	761	5 848 872	100.0	243 871	60 393	7 587
	4 largest firms	364	2 899 541	49.6	91 101	25 282	3 333
	8 largest firms	420	3 933 072	67.2	109 360	30 398	3 869
	20 largest firms	549	4 846 146	82.9	168 797	44 183	5 631
	50 largest firms	639	5 509 535	94.2	207 515	52 629	6 609
4213201	Brick, block, tile, clay/cement sewer pipe whsle						
	All firms	431	2 150 812	100.0	127 852	32 499	4 853
	4 largest firms	324	1 662 859	77.3	81 579	21 693	3 453
	8 largest firms	358	1 876 862	87.3	101 400	26 749	4 133
	20 largest firms	392	2 069 677	96.2	119 633	30 612	4 599
	50 largest firms	431	2 150 812	100.0	127 852	32 499	4 853
4213202	Sand, gravel, & stone whsle						
	All firms	88	309 282	100.0	28 242	5 737	758
	4 largest firms	13	121 659	39.3	6 227	1 504	172
	8 largest firms	24	179 470	58.0	10 062	2 263	266
	20 largest firms	56	261 836	84.7	19 878	4 264	534
	50 largest firms	88	309 282	100.0	28 242	5 737	758
4213203	Cement, lime, & related products whsle						
	All firms	242	3 388 778	100.0	87 777	22 157	1 976
	4 largest firms	62	1 915 909	56.5	26 976	7 663	512
	8 largest firms	134	D	D	D	D	9
	20 largest firms	192	3 103 789	91.6	71 248	18 164	1 534
	50 largest firms	241	3 388 320	100.0	87 747	22 150	1 974
42133	Roofing, siding, & insulation material whsle						
	All firms	222	3 268 532	100.0	134 395	30 154	3 009
	4 largest firms	100	2 195 954	67.2	75 508	15 837	1 534
	8 largest firms	154	2 865 267	87.7	103 852	23 038	2 220
	20 largest firms	199	3 167 796	96.9	124 492	28 196	2 750
	50 largest firms	222	3 268 532	100.0	134 395	30 154	3 009
421330	Roofing, siding, & insulation material whsle						

Table 6. Concentration by Largest Firms: 1997—Con.

[Includes only firms and establishments with payroll. Excludes data for central administrative offices, auxiliary operations, or establishments of these firms that are classified in other categories than those specified in this table. For meaning of abbreviations and symbols, see introductory text. For explanation of terms, see Appendix A. For method of assignment to categories shown, see Appendix C]

NAICS code	Largest firms based on sales by kind of business and type of operation	Establishments (number)	Sales		Annual payroll (\$1,000)	First-quarter payroll (\$1,000)	Paid employees for pay period including March 12 (number)
			Amount (number)	As percent of total			
421	MANUFACTURERS' SALES BRANCHES AND SALES OFFICES—Con.						
	Wholesale trade, durable goods—Con.						
421330	Roofing, siding, & insulation material whsle—Con.						
	All firms	222	3 268 532	100.0	134 395	30 154	3 009
	4 largest firms	100	2 195 954	67.2	75 508	15 837	1 534
	8 largest firms	154	2 865 267	87.7	103 852	23 038	2 220
	20 largest firms	199	3 167 796	96.9	124 492	28 196	2 750
	50 largest firms	222	3 268 532	100.0	134 395	30 154	3 009
4213301	Roofing, siding, & insulation material whsle						
	All firms	222	3 268 532	100.0	134 395	30 154	3 009
	4 largest firms	100	2 195 954	67.2	75 508	15 837	1 534
	8 largest firms	154	2 865 267	87.7	103 852	23 038	2 220
	20 largest firms	199	3 167 796	96.9	124 492	28 196	2 750
	50 largest firms	222	3 268 532	100.0	134 395	30 154	3 009
42139	Other construction materials whsle						
	All firms	244	2 001 895	100.0	135 737	32 235	4 157
	4 largest firms	38	869 403	43.4	40 796	10 413	1 193
	8 largest firms	68	1 212 461	60.6	62 758	15 736	1 781
	20 largest firms	135	1 650 145	82.4	96 055	23 638	2 800
	50 largest firms	210	1 961 082	98.0	129 494	31 006	3 942
421390	Other construction materials whsle						
	All firms	244	2 001 895	100.0	135 737	32 235	4 157
	4 largest firms	38	869 403	43.4	40 796	10 413	1 193
	8 largest firms	68	1 212 461	60.6	62 758	15 736	1 781
	20 largest firms	135	1 650 145	82.4	96 055	23 638	2 800
	50 largest firms	210	1 961 082	98.0	129 494	31 006	3 942
4213901	Flat glass & other construction glass whsle						
	All firms	97	712 348	100.0	60 185	14 959	2 027
	4 largest firms	49	507 878	71.3	44 903	11 412	1 428
	8 largest firms	64	639 811	89.8	51 057	12 748	1 684
	20 largest firms	95	711 666	99.9	60 044	14 920	2 020
	50 largest firms	97	712 348	100.0	60 185	14 959	2 027
4213902	Other construction materials whsle						
	All firms	147	1 289 547	100.0	75 552	17 276	2 130
	4 largest firms	14	673 176	52.2	16 849	4 018	329
	8 largest firms	55	857 311	66.5	31 053	7 189	865
	20 largest firms	96	1 131 249	87.7	58 607	14 180	1 648
	50 largest firms	140	1 285 529	99.7	75 172	17 185	2 115
4214	Professional & commercial equipment & supplies whsle						
	All firms	3 160	112 786 674	100.0	11 179 271	3 185 154	168 896
	4 largest firms	547	46 633 200	41.3	5 685 967	1 845 226	82 260
	8 largest firms	741	62 459 088	55.4	6 737 790	2 093 238	98 235
	20 largest firms	1 312	84 263 401	74.7	8 504 639	2 526 957	123 566
	50 largest firms	1 981	101 242 581	89.8	9 760 219	2 839 382	142 482
42141	Photographic equipment & supplies whsle						
	All firms	74	8 103 149	100.0	265 078	66 723	4 684
	4 largest firms	49	7 939 995	98.0	251 407	62 627	4 328
	8 largest firms	61	8 053 576	99.4	261 088	65 773	4 586
	20 largest firms	74	8 103 149	100.0	265 078	66 723	4 684
	50 largest firms	74	8 103 149	100.0	265 078	66 723	4 684
421410	Photographic equipment & supplies whsle						
	All firms	74	8 103 149	100.0	265 078	66 723	4 684
	4 largest firms	49	7 939 995	98.0	251 407	62 627	4 328
	8 largest firms	61	8 053 576	99.4	261 088	65 773	4 586
	20 largest firms	74	8 103 149	100.0	265 078	66 723	4 684
	50 largest firms	74	8 103 149	100.0	265 078	66 723	4 684
42142	Office equipment whsle						
	All firms	624	10 554 896	100.0	1 648 110	496 155	30 895
	4 largest firms	398	9 591 842	90.9	1 493 129	458 194	27 502
	8 largest firms	514	10 123 267	95.9	1 567 590	475 069	28 965
	20 largest firms	579	10 506 483	99.5	1 636 897	493 334	30 492
	50 largest firms	624	10 554 896	100.0	1 648 110	496 155	30 895

Table 6. Concentration by Largest Firms: 1997—Con.

[Includes only firms and establishments with payroll. Excludes data for central administrative offices, auxiliary operations, or establishments of these firms that are classified in other categories than those specified in this table. For meaning of abbreviations and symbols, see introductory text. For explanation of terms, see Appendix A. For method of assignment to categories shown, see Appendix C]

NAICS code	Largest firms based on sales by kind of business and type of operation	Establishments (number)	Sales		Annual payroll (\$1,000)	First-quarter payroll (\$1,000)	Paid employees for pay period including March 12 (number)
			Amount (number)	As percent of total			
421	MANUFACTURERS' SALES BRANCHES AND SALES OFFICES—Con.						
	Wholesale trade, durable goods—Con.						
421420	Office equipment whsle						
	All firms	624	10 554 896	100.0	1 648 110	496 155	30 895
	4 largest firms	398	9 591 842	90.9	1 493 129	458 194	27 502
	8 largest firms	514	10 123 267	95.9	1 567 590	475 069	28 965
	20 largest firms	579	10 506 483	99.5	1 636 897	493 334	30 492
	50 largest firms	624	10 554 896	100.0	1 648 110	496 155	30 895
42143	Computer & computer peripheral equipment & software whsle						
	All firms	1 713	72 042 268	100.0	7 477 349	2 172 050	103 625
	4 largest firms	443	42 769 060	59.4	5 046 563	1 575 413	70 119
	8 largest firms	716	54 146 049	75.2	5 789 090	1 760 687	80 940
	20 largest firms	1 138	65 388 443	90.8	6 694 328	1 987 057	92 195
	50 largest firms	1 502	71 092 797	98.7	7 349 190	2 139 257	101 415
421430	Computer & computer peripheral equipment & software whsle						
	All firms	1 713	72 042 268	100.0	7 477 349	2 172 050	103 625
	4 largest firms	443	42 769 060	59.4	5 046 563	1 575 413	70 119
	8 largest firms	716	54 146 049	75.2	5 789 090	1 760 687	80 940
	20 largest firms	1 138	65 388 443	90.8	6 694 328	1 987 057	92 195
	50 largest firms	1 502	71 092 797	98.7	7 349 190	2 139 257	101 415
4214301	Computer & peripheral equipment whsle						
	All firms	1 665	71 175 956	100.0	7 409 460	2 155 591	102 720
	4 largest firms	443	42 769 060	60.1	5 046 563	1 575 413	70 119
	8 largest firms	713	54 121 747	76.0	5 787 053	1 760 022	80 873
	20 largest firms	1 177	65 166 944	91.6	6 690 832	1 985 823	92 081
	50 largest firms	1 509	70 500 897	99.1	7 340 069	2 136 814	101 350
42143011	Computers & peripheral equipment for resale						
	All firms	476	27 387 050	100.0	957 611	227 003	12 803
	4 largest firms	70	20 546 718	75.0	344 936	83 317	4 097
	8 largest firms	154	23 845 457	87.1	480 673	117 736	5 880
	20 largest firms	378	26 400 744	96.4	844 670	198 757	10 751
	50 largest firms	459	27 370 448	99.9	954 687	226 325	12 733
42143012	Computers & peripheral equipment for end use						
	All firms	1 189	43 788 906	100.0	6 451 849	1 928 588	89 917
	4 largest firms	458	28 779 022	65.7	5 005 372	1 570 254	69 525
	8 largest firms	637	36 584 997	83.5	5 557 319	1 701 503	77 734
	20 largest firms	875	41 976 060	95.9	6 152 960	1 853 698	86 064
	50 largest firms	1 167	43 765 067	99.9	6 449 060	1 927 905	89 877
4214302	Computer software (packaged) whsle						
	All firms	48	866 312	100.0	67 889	16 459	905
	4 largest firms	18	752 929	86.9	46 282	10 743	485
	8 largest firms	26	824 563	95.2	57 102	13 260	663
	20 largest firms	46	865 578	99.9	67 804	16 431	903
	50 largest firms	48	866 312	100.0	67 889	16 459	905
42144	Other commercial equipment whsle						
	All firms	128	1 012 149	100.0	99 000	23 292	2 664
	4 largest firms	25	452 595	44.7	38 021	9 022	1 176
	8 largest firms	34	658 531	65.1	52 109	12 090	1 512
	20 largest firms	67	880 006	86.9	79 780	18 646	2 124
	50 largest firms	125	1 011 680	100.0	98 883	23 260	2 656
421440	Other commercial equipment whsle						
	All firms	128	1 012 149	100.0	99 000	23 292	2 664
	4 largest firms	25	452 595	44.7	38 021	9 022	1 176
	8 largest firms	34	658 531	65.1	52 109	12 090	1 512
	20 largest firms	67	880 006	86.9	79 780	18 646	2 124
	50 largest firms	125	1 011 680	100.0	98 883	23 260	2 656
4214401	Restaurant & hotel equipment & supplies whsle						
	All firms	38	420 448	100.0	35 843	8 121	759
	4 largest firms	8	251 202	59.7	21 226	4 723	366
	8 largest firms	17	323 324	76.9	27 604	6 232	513
	20 largest firms	35	419 420	99.8	35 709	8 071	752
	50 largest firms	38	420 448	100.0	35 843	8 121	759

Table 6. Concentration by Largest Firms: 1997—Con.

[Includes only firms and establishments with payroll. Excludes data for central administrative offices, auxiliary operations, or establishments of these firms that are classified in other categories than those specified in this table. For meaning of abbreviations and symbols, see introductory text. For explanation of terms, see Appendix A. For method of assignment to categories shown, see Appendix C]

NAICS code	Largest firms based on sales by kind of business and type of operation	Establishments (number)	Sales		Annual payroll (\$1,000)	First-quarter payroll (\$1,000)	Paid employees for pay period including March 12 (number)
			Amount (number)	As percent of total			
421	MANUFACTURERS' SALES BRANCHES AND SALES OFFICES—Con.						
	Wholesale trade, durable goods—Con.						
4214402	Store machines & equipment whsle						
	All firms	90	591 701	100.0	63 157	15 171	1 905
	4 largest firms	26	407 329	68.8	30 883	7 367	1 146
	8 largest firms	46	497 489	84.1	46 783	11 181	1 477
	20 largest firms	78	578 624	97.8	60 836	14 575	1 823
	50 largest firms	90	591 701	100.0	63 157	15 171	1 905
42145	Medical, dental, & hospital equipment & supplies whsle						
	All firms	459	18 700 334	100.0	1 505 615	378 593	22 976
	4 largest firms	109	7 171 397	38.3	485 866	121 744	7 163
	8 largest firms	182	11 431 895	61.1	723 087	184 559	11 027
	20 largest firms	226	16 139 626	86.3	1 132 292	283 494	15 933
	50 largest firms	365	18 264 067	97.7	1 401 418	352 148	20 651
421450	Medical, dental, & hospital equipment & supplies whsle						
	All firms	459	18 700 334	100.0	1 505 615	378 593	22 976
	4 largest firms	109	7 171 397	38.3	485 866	121 744	7 163
	8 largest firms	182	11 431 895	61.1	723 087	184 559	11 027
	20 largest firms	226	16 139 626	86.3	1 132 292	283 494	15 933
	50 largest firms	365	18 264 067	97.7	1 401 418	352 148	20 651
4214501	Surgical, medical, & hospital supplies whsle						
	All firms	439	18 453 838	100.0	1 458 202	367 384	21 912
	4 largest firms	109	7 171 397	38.9	485 866	121 744	7 163
	8 largest firms	182	11 431 895	61.9	723 087	184 559	11 027
	20 largest firms	226	16 139 626	87.5	1 132 292	283 494	15 933
	50 largest firms	367	18 132 294	98.3	1 378 604	346 587	20 262
4214502	Dental equipment & supplies whsle						
	All firms	20	246 496	100.0	47 413	11 209	1 064
	4 largest firms	7	185 768	75.4	34 223	8 135	731
	8 largest firms	16	236 692	96.0	45 523	10 715	1 020
	20 largest firms	20	246 496	100.0	47 413	11 209	1 064
	50 largest firms	20	246 496	100.0	47 413	11 209	1 064
42146	Ophthalmic goods whsle						
	All firms	66	886 679	100.0	69 912	18 378	1 819
	4 largest firms	30	700 123	79.0	44 088	11 725	885
	8 largest firms	49	823 152	92.8	57 425	15 301	1 426
	20 largest firms	65	886 270	100.0	69 871	18 337	1 811
	50 largest firms	66	886 679	100.0	69 912	18 378	1 819
421460	Ophthalmic goods whsle						
	All firms	66	886 679	100.0	69 912	18 378	1 819
	4 largest firms	30	700 123	79.0	44 088	11 725	885
	8 largest firms	49	823 152	92.8	57 425	15 301	1 426
	20 largest firms	65	886 270	100.0	69 871	18 337	1 811
	50 largest firms	66	886 679	100.0	69 912	18 378	1 819
42149	Other professional equipment & supplies whsle						
	All firms	96	1 487 199	100.0	114 207	29 963	2 233
	4 largest firms	6	863 014	58.0	62 923	15 672	1 042
	8 largest firms	20	1 140 052	76.7	79 201	19 945	1 359
	20 largest firms	47	1 358 923	91.4	97 759	25 801	1 785
	50 largest firms	87	1 483 100	99.7	113 384	29 728	2 199
421490	Other professional equipment & supplies whsle						
	All firms	96	1 487 199	100.0	114 207	29 963	2 233
	4 largest firms	6	863 014	58.0	62 923	15 672	1 042
	8 largest firms	20	1 140 052	76.7	79 201	19 945	1 359
	20 largest firms	47	1 358 923	91.4	97 759	25 801	1 785
	50 largest firms	87	1 483 100	99.7	113 384	29 728	2 199
4214901	Religious & school supplies whsle						
	All firms	9	211 078	100.0	5 843	1 584	254
	4 largest firms	6	D	D	D	D	C
	8 largest firms	9	211 078	100.0	5 843	1 584	254
	20 largest firms	9	211 078	100.0	5 843	1 584	254
	50 largest firms	9	211 078	100.0	5 843	1 584	254

Table 6. Concentration by Largest Firms: 1997—Con.

[Includes only firms and establishments with payroll. Excludes data for central administrative offices, auxiliary operations, or establishments of these firms that are classified in other categories than those specified in this table. For meaning of abbreviations and symbols, see introductory text. For explanation of terms, see Appendix A. For method of assignment to categories shown, see Appendix C]

NAICS code	Largest firms based on sales by kind of business and type of operation	Establishments (number)	Sales		Annual payroll (\$1,000)	First-quarter payroll (\$1,000)	Paid employees for pay period including March 12 (number)
			Amount (number)	As percent of total			
421	MANUFACTURERS' SALES BRANCHES AND SALES OFFICES—Con.						
	Wholesale trade, durable goods—Con.						
4214902	Other professional equipment & supplies whsle						
	All firms	87	1 276 121	100.0	108 364	28 379	1 979
	4 largest firms	6	D	D	D	D	f
	8 largest firms	22	1 021 379	80.0	77 804	19 344	1 230
	20 largest firms	50	1 178 702	92.4	94 273	24 702	1 633
	50 largest firms	87	1 276 121	100.0	108 364	28 379	1 979
4215	Metal & mineral (except petroleum) whsle						
	All firms	1 045	45 511 177	100.0	1 053 480	254 172	22 869
	4 largest firms	50	14 933 562	32.8	52 752	13 451	1 003
	8 largest firms	82	21 345 558	46.9	110 855	33 348	1 629
	20 largest firms	200	29 596 601	65.0	483 176	114 474	8 457
	50 largest firms	504	37 642 479	82.7	667 752	156 368	12 340
42151	Metal service centers & offices						
	All firms	1 004	40 775 671	100.0	1 013 345	245 477	22 181
	4 largest firms	49	14 909 686	36.6	50 875	12 995	972
	8 largest firms	77	21 012 116	51.5	132 770	38 493	1 986
	20 largest firms	208	27 541 610	67.5	491 260	116 409	8 724
	50 largest firms	535	34 545 681	84.7	687 172	162 131	13 312
421510	Metal service centers & offices						
	All firms	1 004	40 775 671	100.0	1 013 345	245 477	22 181
	4 largest firms	49	14 909 686	36.6	50 875	12 995	972
	8 largest firms	77	21 012 116	51.5	132 770	38 493	1 986
	20 largest firms	208	27 541 610	67.5	491 260	116 409	8 724
	50 largest firms	535	34 545 681	84.7	687 172	162 131	13 312
4215101	Ferrous metal service centers & sales offices						
	All firms	785	30 866 626	100.0	674 331	153 261	15 365
	4 largest firms	49	14 909 686	48.3	50 875	12 995	972
	8 largest firms	75	19 478 157	63.1	199 495	37 533	2 789
	20 largest firms	309	23 958 640	77.6	349 033	74 540	6 772
	50 largest firms	483	28 114 515	91.1	487 750	105 487	10 022
42151011	Ferrous metal service centers						
	All firms	517	8 999 281	100.0	556 503	122 134	13 236
	4 largest firms	90	2 375 286	26.4	221 578	41 951	3 982
	8 largest firms	109	3 739 225	41.6	259 660	51 579	4 997
	20 largest firms	218	5 621 604	62.5	352 025	71 097	7 268
	50 largest firms	303	7 796 467	86.6	450 708	95 389	9 858
42151012	Ferrous metal sales offices						
	All firms	268	21 867 345	100.0	117 828	31 127	2 129
	4 largest firms	45	14 568 745	66.6	36 203	9 397	620
	8 largest firms	61	18 489 949	84.6	47 678	12 816	836
	20 largest firms	195	20 786 837	95.1	79 998	20 822	1 414
	50 largest firms	256	21 854 685	99.9	115 624	30 631	2 060
4215102	Nonferrous metal service centers & sales offices						
	All firms	219	9 909 045	100.0	339 014	92 216	6 816
	4 largest firms	19	4 211 710	42.5	106 908	32 635	1 401
	8 largest firms	42	5 836 482	58.9	201 491	56 628	3 434
	20 largest firms	105	8 201 185	82.8	244 462	67 606	4 365
	50 largest firms	170	9 666 886	97.6	305 553	84 020	5 926
42151021	Nonferrous metal service centers						
	All firms	151	6 405 017	100.0	278 484	72 189	6 118
	4 largest firms	8	2 476 223	38.7	66 353	17 603	1 065
	8 largest firms	25	3 706 919	57.9	163 340	42 088	3 062
	20 largest firms	78	5 383 345	84.0	208 302	53 311	4 151
	50 largest firms	137	6 368 828	99.4	274 345	70 875	5 978
42151022	Nonferrous metal sales offices						
	All firms	68	3 504 028	100.0	60 530	20 027	698
	4 largest firms	25	2 785 808	79.5	38 723	14 740	338
	8 largest firms	30	3 216 205	91.8	43 912	16 102	399
	20 largest firms	55	3 468 196	99.0	57 643	19 183	598
	50 largest firms	68	3 504 028	100.0	60 530	20 027	698
42152	Coal & other mineral & ore whsle						
	All firms	41	4 735 506	100.0	40 135	8 695	688
	4 largest firms	9	3 314 062	70.0	9 520	2 382	112
	8 largest firms	15	4 180 554	88.3	24 026	5 174	306
	20 largest firms	31	4 699 125	99.2	36 919	8 012	628
	50 largest firms	41	4 735 506	100.0	40 135	8 695	688

Table 6. Concentration by Largest Firms: 1997—Con.

[Includes only firms and establishments with payroll. Excludes data for central administrative offices, auxiliary operations, or establishments of these firms that are classified in other categories than those specified in this table. For meaning of abbreviations and symbols, see introductory text. For explanation of terms, see Appendix A. For method of assignment to categories shown, see Appendix C]

NAICS code	Largest firms based on sales by kind of business and type of operation	Establishments (number)	Sales		Annual payroll (\$1,000)	First-quarter payroll (\$1,000)	Paid employees for pay period including March 12 (number)
			Amount (number)	As percent of total			
421	MANUFACTURERS' SALES BRANCHES AND SALES OFFICES—Con.						
	Wholesale trade, durable goods—Con.						
421520	Coal & other mineral & ore whsle						
	All firms	41	4 735 506	100.0	40 135	8 695	688
	4 largest firms	9	3 314 062	70.0	9 520	2 382	112
	8 largest firms	15	4 180 554	88.3	24 026	5 174	306
	20 largest firms	31	4 699 125	99.2	36 919	8 012	628
	50 largest firms	41	4 735 506	100.0	40 135	8 695	688
4215201	Coal whsle						
	All firms	33	D	D	D	D	f
	4 largest firms	9	D	D	D	D	c
	8 largest firms	16	D	D	D	D	e
	20 largest firms	29	D	D	D	D	f
	50 largest firms	33	D	D	D	D	f
4215202	Other mineral & ore whsle						
	All firms	8	D	D	D	D	b
	4 largest firms	6	D	D	D	D	b
	8 largest firms	8	D	D	D	D	b
	20 largest firms	8	D	D	D	D	b
	50 largest firms	8	D	D	D	D	b
4216	Electrical goods whsle						
	All firms	4 235	109 430 432	100.0	5 859 327	1 602 067	96 438
	4 largest firms	1 213	45 633 252	41.7	2 292 563	731 435	34 282
	8 largest firms	1 738	58 698 687	53.6	2 641 524	825 342	39 860
	20 largest firms	2 388	77 825 326	71.1	3 825 131	1 107 414	58 573
	50 largest firms	3 134	94 847 094	86.7	4 857 568	1 357 686	75 001
42161	Electrical apparatus & equip, wiring supp, & const material whsle						
	All firms	1 608	25 132 554	100.0	1 527 424	376 644	27 155
	4 largest firms	603	9 558 344	38.0	627 816	153 832	10 137
	8 largest firms	876	14 091 281	56.1	803 967	199 939	13 550
	20 largest firms	1 133	19 815 259	78.8	1 200 834	297 172	20 178
	50 largest firms	1 358	23 613 536	94.0	1 379 775	340 766	23 613
421610	Electrical apparatus & equip, wiring supp, & const material whsle						
	All firms	1 608	25 132 554	100.0	1 527 424	376 644	27 155
	4 largest firms	603	9 558 344	38.0	627 816	153 832	10 137
	8 largest firms	876	14 091 281	56.1	803 967	199 939	13 550
	20 largest firms	1 133	19 815 259	78.8	1 200 834	297 172	20 178
	50 largest firms	1 358	23 613 536	94.0	1 379 775	340 766	23 613
42162	Electrical appliance, television & radio set whsle						
	All firms	131	9 429 517	100.0	241 386	58 340	5 467
	4 largest firms	76	7 289 809	77.3	129 486	31 452	2 861
	8 largest firms	98	8 246 423	87.5	176 250	41 079	3 877
	20 largest firms	121	9 354 411	99.2	236 200	57 102	5 325
	50 largest firms	131	9 429 517	100.0	241 386	58 340	5 467
421620	Electrical appliance, television & radio set whsle						
	All firms	131	9 429 517	100.0	241 386	58 340	5 467
	4 largest firms	76	7 289 809	77.3	129 486	31 452	2 861
	8 largest firms	98	8 246 423	87.5	176 250	41 079	3 877
	20 largest firms	121	9 354 411	99.2	236 200	57 102	5 325
	50 largest firms	131	9 429 517	100.0	241 386	58 340	5 467
42169	Other electronic parts & equipment whsle						
	All firms	2 496	74 868 361	100.0	4 090 517	1 167 083	63 816
	4 largest firms	1 213	45 633 252	61.0	2 292 563	731 435	34 282
	8 largest firms	1 410	53 215 430	71.1	2 740 983	842 245	40 462
	20 largest firms	1 832	63 061 496	84.2	3 222 025	954 687	47 191
	50 largest firms	2 103	71 204 159	95.1	3 756 552	1 084 611	55 722
421690	Other electronic parts & equipment whsle						
	All firms	2 496	74 868 361	100.0	4 090 517	1 167 083	63 816
	4 largest firms	1 213	45 633 252	61.0	2 292 563	731 435	34 282
	8 largest firms	1 410	53 215 430	71.1	2 740 983	842 245	40 462
	20 largest firms	1 832	63 061 496	84.2	3 222 025	954 687	47 191
	50 largest firms	2 103	71 204 159	95.1	3 756 552	1 084 611	55 722

Table 6. Concentration by Largest Firms: 1997—Con.

[Includes only firms and establishments with payroll. Excludes data for central administrative offices, auxiliary operations, or establishments of these firms that are classified in other categories than those specified in this table. For meaning of abbreviations and symbols, see introductory text. For explanation of terms, see Appendix A. For method of assignment to categories shown, see Appendix C]

NAICS code	Largest firms based on sales by kind of business and type of operation	Establishments (number)	Sales		Annual payroll (\$1,000)	First-quarter payroll (\$1,000)	Paid employees for pay period including March 12 (number)
			Amount (number)	As percent of total			
421	MANUFACTURERS' SALES BRANCHES AND SALES OFFICES—Con.						
	Wholesale trade, durable goods—Con.						
4216901	Communications equipment & supplies whsle						
	All firms	1 884	48 149 700	100.0	3 392 770	993 768	51 416
	4 largest firms	1 223	39 135 796	81.3	2 324 348	736 951	34 471
	8 largest firms	1 619	42 967 438	89.2	2 815 583	855 559	42 403
	20 largest firms	1 718	46 530 465	96.6	3 227 723	953 096	48 715
	50 largest firms	1 843	48 053 326	99.8	3 377 563	989 699	51 028
4216902	Electronic parts (excluding communications equipment) whsle						
	All firms	612	26 718 661	100.0	697 747	173 315	12 400
	4 largest firms	91	13 524 169	50.6	187 832	49 498	2 066
	8 largest firms	160	16 905 696	63.3	250 915	62 425	2 750
	20 largest firms	248	22 006 556	82.4	332 082	82 592	3 820
	50 largest firms	446	25 565 525	95.7	590 479	146 098	9 776
4217	Hardware, & plumbing & heating equipment & supplies whsle						
	All firms	767	D	D	D	D	j
	4 largest firms	70	D	D	D	D	h
	8 largest firms	199	D	D	D	D	i
	20 largest firms	284	D	D	D	D	j
	50 largest firms	403	D	D	D	D	j
42171	Hardware whsle						
	All firms	255	7 531 815	100.0	361 083	81 902	7 244
	4 largest firms	66	5 012 725	66.6	218 929	48 121	2 993
	8 largest firms	81	5 970 744	79.3	261 134	58 268	4 187
	20 largest firms	111	6 896 390	91.6	300 499	67 163	5 221
	50 largest firms	198	7 426 579	98.6	349 931	79 051	6 792
421710	Hardware whsle						
	All firms	255	7 531 815	100.0	361 083	81 902	7 244
	4 largest firms	66	5 012 725	66.6	218 929	48 121	2 993
	8 largest firms	81	5 970 744	79.3	261 134	58 268	4 187
	20 largest firms	111	6 896 390	91.6	300 499	67 163	5 221
	50 largest firms	198	7 426 579	98.6	349 931	79 051	6 792
42172	Plumbing & heating equipment & supplies (hydronics) whsle						
	All firms	212	4 212 982	100.0	163 627	40 542	4 287
	4 largest firms	65	2 371 910	56.3	53 263	12 802	1 375
	8 largest firms	81	3 075 995	73.0	75 688	18 060	1 691
	20 largest firms	134	3 848 532	91.3	128 039	31 377	3 076
	50 largest firms	200	4 197 922	99.6	159 108	39 443	4 153
421720	Plumbing & heating equipment & supplies (hydronics) whsle						
	All firms	212	4 212 982	100.0	163 627	40 542	4 287
	4 largest firms	65	2 371 910	56.3	53 263	12 802	1 375
	8 largest firms	81	3 075 995	73.0	75 688	18 060	1 691
	20 largest firms	134	3 848 532	91.3	128 039	31 377	3 076
	50 largest firms	200	4 197 922	99.6	159 108	39 443	4 153
42173	Warm air heating & air-conditioning equipment & supplies whsle						
	All firms	221	3 572 401	100.0	305 086	77 313	6 036
	4 largest firms	96	2 495 367	69.9	223 291	56 844	3 745
	8 largest firms	105	3 061 610	85.7	255 665	64 788	4 430
	20 largest firms	188	3 463 455	97.0	294 315	74 299	5 741
	50 largest firms	221	3 572 401	100.0	305 086	77 313	6 036
421730	Warm air heating & air-conditioning equipment & supplies whsle						
	All firms	221	3 572 401	100.0	305 086	77 313	6 036
	4 largest firms	96	2 495 367	69.9	223 291	56 844	3 745
	8 largest firms	105	3 061 610	85.7	255 665	64 788	4 430
	20 largest firms	188	3 463 455	97.0	294 315	74 299	5 741
	50 largest firms	221	3 572 401	100.0	305 086	77 313	6 036
42174	Refrigeration equipment & supplies whsle						
	All firms	79	D	D	D	D	g
	4 largest firms	47	D	D	D	D	g
	8 largest firms	62	D	D	D	D	g
	20 largest firms	79	D	D	D	D	g
	50 largest firms	79	D	D	D	D	g

Table 6. Concentration by Largest Firms: 1997—Con.

[Includes only firms and establishments with payroll. Excludes data for central administrative offices, auxiliary operations, or establishments of these firms that are classified in other categories than those specified in this table. For meaning of abbreviations and symbols, see introductory text. For explanation of terms, see Appendix A. For method of assignment to categories shown, see Appendix C]

NAICS code	Largest firms based on sales by kind of business and type of operation	Establishments (number)	Sales		Annual payroll (\$1,000)	First-quarter payroll (\$1,000)	Paid employees for pay period including March 12 (number)
			Amount (number)	As percent of total			
421	MANUFACTURERS' SALES BRANCHES AND SALES OFFICES—Con.						
	Wholesale trade, durable goods—Con.						
421740	Refrigeration equipment & supplies whsle						
	All firms	79	D	D	D	D	g
	4 largest firms	47	D	D	D	D	g
	8 largest firms	62	D	D	D	D	g
	20 largest firms	79	D	D	D	D	g
	50 largest firms	79	D	D	D	D	g
4218	Machinery, equipment, & supplies whsle						
	All firms	4 120	75 691 801	100.0	3 381 032	824 894	72 156
	4 largest firms	104	25 635 032	33.9	498 750	131 328	7 944
	8 largest firms	203	32 429 443	42.8	677 848	168 256	11 370
	20 largest firms	682	43 555 004	57.5	1 060 926	257 928	21 204
	50 largest firms	1 415	55 314 753	73.1	1 727 499	420 728	34 838
42181	Construction & mining (except petroleum) machinery & equip whsle						
	All firms	281	11 913 590	100.0	447 715	117 664	8 930
	4 largest firms	50	9 468 961	79.5	265 371	71 675	4 559
	8 largest firms	97	10 260 954	86.1	306 542	81 765	5 413
	20 largest firms	155	11 386 982	95.6	382 962	101 579	7 296
	50 largest firms	250	11 869 456	99.6	442 781	116 455	8 767
421810	Construction & mining (except petroleum) machinery & equip whsle						
	All firms	281	11 913 590	100.0	447 715	117 664	8 930
	4 largest firms	50	9 468 961	79.5	265 371	71 675	4 559
	8 largest firms	97	10 260 954	86.1	306 542	81 765	5 413
	20 largest firms	155	11 386 982	95.6	382 962	101 579	7 296
	50 largest firms	250	11 869 456	99.6	442 781	116 455	8 767
42182	Farm & garden machinery & equipment whsle						
	All firms	132	7 823 700	100.0	181 944	42 452	4 175
	4 largest firms	24	D	D	D	D	g
	8 largest firms	49	7 439 538	95.1	141 809	32 909	2 985
	20 largest firms	70	7 683 735	98.2	171 300	39 832	3 841
	50 largest firms	129	7 822 723	100.0	181 839	42 432	4 170
421820	Farm & garden machinery & equipment whsle						
	All firms	132	7 823 700	100.0	181 944	42 452	4 175
	4 largest firms	24	D	D	D	D	g
	8 largest firms	49	7 439 538	95.1	141 809	32 909	2 985
	20 largest firms	70	7 683 735	98.2	171 300	39 832	3 841
	50 largest firms	129	7 822 723	100.0	181 839	42 432	4 170
4218201	Farm machinery & equipment—farm dealers						
	All firms	42	D	D	D	D	f
	4 largest firms	18	D	D	D	D	e
	8 largest firms	25	D	D	D	D	f
	20 largest firms	40	D	D	D	D	f
	50 largest firms	42	D	D	D	D	f
4218202	Farm machinery & equipment—whsle distributors						
	All firms	70	D	D	D	D	h
	4 largest firms	16	D	D	D	D	g
	8 largest firms	23	D	D	D	D	g
	20 largest firms	56	D	D	D	D	h
	50 largest firms	70	D	D	D	D	h
4218203	Lawn & garden machinery & equipment whsle						
	All firms	20	1 036 338	100.0	39 387	8 747	754
	4 largest firms	5	998 624	96.4	34 344	7 628	615
	8 largest firms	19	1 036 262	100.0	39 343	8 745	752
	20 largest firms	20	1 036 338	100.0	39 387	8 747	754
	50 largest firms	20	1 036 338	100.0	39 387	8 747	754
42183	Industrial machinery & equipment whsle						
	All firms	2 332	25 170 814	100.0	1 793 155	423 140	38 160
	4 largest firms	89	4 482 494	17.8	217 538	46 367	5 717
	8 largest firms	422	6 685 948	26.6	348 785	77 190	8 296
	20 largest firms	759	11 365 979	45.2	764 527	173 293	16 536
	50 largest firms	1 087	17 942 466	71.3	1 127 479	264 878	23 695

Table 6. Concentration by Largest Firms: 1997—Con.

[Includes only firms and establishments with payroll. Excludes data for central administrative offices, auxiliary operations, or establishments of these firms that are classified in other categories than those specified in this table. For meaning of abbreviations and symbols, see introductory text. For explanation of terms, see Appendix A. For method of assignment to categories shown, see Appendix C]

NAICS code	Largest firms based on sales by kind of business and type of operation	Establishments (number)	Sales		Annual payroll (\$1,000)	First-quarter payroll (\$1,000)	Paid employees for pay period including March 12 (number)
			Amount (number)	As percent of total			
421	MANUFACTURERS' SALES BRANCHES AND SALES OFFICES—Con.						
421830	Wholesale trade, durable goods—Con.						
	Industrial machinery & equipment whsle						
	All firms	2 332	25 170 814	100.0	1 793 155	423 140	38 160
	4 largest firms	89	4 482 494	17.8	217 538	46 367	5 717
	8 largest firms	422	6 685 948	26.6	348 785	77 190	8 296
	20 largest firms	759	11 365 979	45.2	764 527	173 293	16 536
	50 largest firms	1 087	17 942 466	71.3	1 127 479	264 878	23 695
4218301	Food-processing machinery & equipment whsle						
	All firms	33	337 285	100.0	31 261	7 266	771
	4 largest firms	14	232 046	68.8	12 836	3 156	354
	8 largest firms	19	280 075	83.0	20 787	4 948	512
	20 largest firms	32	336 785	99.9	31 161	7 245	770
	50 largest firms	33	337 285	100.0	31 261	7 266	771
4218302	Hydraulic & pneumatic (fluid-power) machinery & equipment whsle						
	All firms	264	2 063 142	100.0	118 654	30 155	2 901
	4 largest firms	59	913 609	44.3	38 371	10 056	1 045
	8 largest firms	112	1 420 075	68.8	59 427	15 843	1 607
	20 largest firms	178	1 813 776	87.9	89 415	22 467	2 189
	50 largest firms	245	2 044 444	99.1	116 037	29 531	2 834
42183021	Hydraulic & pneumatic pumps & motors whsle						
	All firms	204	1 185 714	100.0	77 648	20 182	1 799
	4 largest firms	73	660 682	55.7	30 606	8 140	741
	8 largest firms	116	872 215	73.6	46 663	12 401	1 172
	20 largest firms	175	1 118 422	94.3	70 208	17 721	1 610
	50 largest firms	204	1 185 714	100.0	77 648	20 182	1 799
42183022	Hydraulic & pneumatic parts, accessories, & supplies whsle						
	All firms	60	877 428	100.0	41 006	9 973	1 102
	4 largest firms	21	687 638	78.4	19 858	5 330	622
	8 largest firms	27	776 031	88.4	28 649	6 816	768
	20 largest firms	45	863 462	98.4	38 947	9 376	1 037
	50 largest firms	60	877 428	100.0	41 006	9 973	1 102
4218303	General-purpose industrial machinery & equipment whsle						
	All firms	679	7 711 350	100.0	540 870	118 105	10 902
	4 largest firms	128	2 918 721	37.8	163 901	31 776	3 247
	8 largest firms	221	4 017 455	52.1	267 161	53 005	5 127
	20 largest firms	372	5 772 973	74.9	367 000	78 474	7 116
	50 largest firms	505	7 101 243	92.1	470 724	101 077	9 183
4218304	Metalworking machinery & equipment whsle						
	All firms	133	2 386 799	100.0	146 132	36 850	3 061
	4 largest firms	21	1 340 297	56.2	51 320	13 401	1 004
	8 largest firms	42	1 803 892	75.6	80 242	21 207	1 508
	20 largest firms	77	2 244 350	94.0	126 427	32 256	2 606
	50 largest firms	125	2 383 143	99.8	145 535	36 700	3 037
4218305	Materials handling equipment whsle						
	All firms	188	2 721 654	100.0	244 145	58 321	5 619
	4 largest firms	40	1 423 524	52.3	95 935	22 603	1 870
	8 largest firms	68	1 966 244	72.2	167 917	40 421	3 822
	20 largest firms	119	2 462 060	90.5	212 496	51 585	4 818
	50 largest firms	160	2 695 452	99.0	239 835	57 390	5 500
4218306	Oilwell, oil refinery, & pipeline mach, equip, & supplies whsle						
	All firms	599	2 860 833	100.0	271 680	65 414	5 782
	4 largest firms	294	1 417 927	49.6	130 163	31 071	2 789
	8 largest firms	384	1 998 426	69.9	178 594	42 706	3 616
	20 largest firms	487	2 546 961	89.0	229 334	55 047	4 818
	50 largest firms	584	2 846 227	99.5	269 031	64 740	5 691
4218307	Other industrial machinery & equipment whsle						
	All firms	436	7 089 751	100.0	440 413	107 029	9 124
	4 largest firms	44	2 543 219	35.9	129 101	31 107	3 582
	8 largest firms	65	3 585 473	50.6	174 459	44 432	4 482
	20 largest firms	137	5 275 614	74.4	288 397	70 245	6 248
	50 largest firms	270	6 564 715	92.6	384 655	93 780	7 951

Table 6. Concentration by Largest Firms: 1997—Con.

[Includes only firms and establishments with payroll. Excludes data for central administrative offices, auxiliary operations, or establishments of these firms that are classified in other categories than those specified in this table. For meaning of abbreviations and symbols, see introductory text. For explanation of terms, see Appendix A. For method of assignment to categories shown, see Appendix C]

NAICS code	Largest firms based on sales by kind of business and type of operation	Establishments (number)	Sales		Annual payroll (\$1,000)	First-quarter payroll (\$1,000)	Paid employees for pay period including March 12 (number)
			Amount (number)	As percent of total			
421	MANUFACTURERS' SALES BRANCHES AND SALES OFFICES—Con.						
42184	Wholesale trade, durable goods—Con.						
	Industrial supplies whsle						
	All firms	1 097	23 846 292	100.0	643 575	160 535	14 411
	4 largest firms	46	13 677 576	57.4	149 555	40 777	2 127
	8 largest firms	218	17 106 090	71.7	192 034	51 305	2 915
	20 largest firms	360	20 385 422	85.5	350 965	88 922	6 634
	50 largest firms	756	22 402 692	93.9	498 761	125 071	10 295
421840	Industrial supplies whsle						
	All firms	1 097	23 846 292	100.0	643 575	160 535	14 411
	4 largest firms	46	13 677 576	57.4	149 555	40 777	2 127
	8 largest firms	218	17 106 090	71.7	192 034	51 305	2 915
	20 largest firms	360	20 385 422	85.5	350 965	88 922	6 634
	50 largest firms	756	22 402 692	93.9	498 761	125 071	10 295
4218402	Mechanical power transmission supplies whsle						
	All firms	301	5 311 517	100.0	165 934	38 789	3 993
	4 largest firms	172	3 428 514	64.5	42 479	10 528	788
	8 largest firms	211	4 577 253	86.2	129 090	29 770	3 046
	20 largest firms	266	5 228 022	98.4	157 609	36 867	3 700
	50 largest firms	301	5 311 517	100.0	165 934	38 789	3 993
4218403	Welding supplies whsle						
	All firms	241	451 429	100.0	55 031	12 847	1 663
	4 largest firms	170	301 233	66.7	40 023	9 487	1 157
	8 largest firms	206	381 908	84.6	46 807	11 221	1 424
	20 largest firms	241	451 429	100.0	55 031	12 847	1 663
	50 largest firms	241	451 429	100.0	55 031	12 847	1 663
4218404	Industrial containers & supplies whsle						
	All firms	57	4 145 874	100.0	26 872	7 133	618
	4 largest firms	19	3 845 152	92.7	7 960	2 473	112
	8 largest firms	28	4 003 272	96.6	12 571	3 717	207
	20 largest firms	44	4 115 279	99.3	23 574	6 225	480
	50 largest firms	57	4 145 874	100.0	26 872	7 133	618
4218405	Industrial valves & fittings (except fluid-power) whsle						
	All firms	98	654 866	100.0	67 124	17 160	1 422
	4 largest firms	33	405 524	61.9	33 772	8 061	666
	8 largest firms	65	522 204	79.7	48 321	11 996	991
	20 largest firms	93	643 207	98.2	66 572	17 031	1 410
	50 largest firms	98	654 866	100.0	67 124	17 160	1 422
4218406	Other industrial supplies whsle						
	All firms	400	13 282 606	100.0	328 614	84 606	6 715
	4 largest firms	42	10 669 605	80.3	166 326	44 487	2 528
	8 largest firms	92	11 480 010	86.4	196 434	52 292	3 141
	20 largest firms	236	12 412 201	93.4	247 731	64 942	4 410
	50 largest firms	328	13 055 984	98.3	305 347	78 397	5 925
42185	Service establishment equipment & supplies whsle						
	All firms	182	3 466 042	100.0	98 546	23 118	2 107
	4 largest firms	111	3 055 672	88.2	52 206	11 998	1 043
	8 largest firms	133	3 324 896	95.9	73 590	17 244	1 445
	20 largest firms	157	3 436 063	99.1	93 528	21 876	1 931
	50 largest firms	182	3 466 042	100.0	98 546	23 118	2 107
421850	Service establishment equipment & supplies whsle						
	All firms	182	3 466 042	100.0	98 546	23 118	2 107
	4 largest firms	111	3 055 672	88.2	52 206	11 998	1 043
	8 largest firms	133	3 324 896	95.9	73 590	17 244	1 445
	20 largest firms	157	3 436 063	99.1	93 528	21 876	1 931
	50 largest firms	182	3 466 042	100.0	98 546	23 118	2 107
4218501	Beauty & barber shop equipment & supplies whsle						
	All firms	3	D	D	D	D	c
	4 largest firms	3	D	D	D	D	c
	8 largest firms	3	D	D	D	D	c
	20 largest firms	3	D	D	D	D	c
	50 largest firms	3	D	D	D	D	c

Table 6. Concentration by Largest Firms: 1997—Con.

[Includes only firms and establishments with payroll. Excludes data for central administrative offices, auxiliary operations, or establishments of these firms that are classified in other categories than those specified in this table. For meaning of abbreviations and symbols, see introductory text. For explanation of terms, see Appendix A. For method of assignment to categories shown, see Appendix C]

NAICS code	Largest firms based on sales by kind of business and type of operation	Establishments (number)	Sales		Annual payroll (\$1,000)	First-quarter payroll (\$1,000)	Paid employees for pay period including March 12 (number)
			Amount (number)	As percent of total			
421	MANUFACTURERS' SALES BRANCHES AND SALES OFFICES—Con.						
	Wholesale trade, durable goods—Con.						
4218502	Custodial, janitors' equipment & supplies whsle						
	All firms	12	39 925	100.0	4 969	1 208	153
	4 largest firms	6	31 285	78.4	3 442	848	92
	8 largest firms	11	39 496	96.9	4 890	1 185	148
	20 largest firms	12	39 925	100.0	4 969	1 208	153
	50 largest firms	12	39 925	100.0	4 969	1 208	153
4218503	Laundry & dry-cleaning equipment & supplies whsle						
	All firms	27	D	D	D	D	f
	4 largest firms	24	D	D	D	D	e
	8 largest firms	27	D	D	D	D	f
	20 largest firms	27	D	D	D	D	f
	50 largest firms	27	D	D	D	D	f
4218504	Other service establishment equipment & supplies whsle						
	All firms	140	D	D	D	D	g
	4 largest firms	102	D	D	D	D	f
	8 largest firms	122	D	D	D	D	g
	20 largest firms	136	D	D	D	D	g
	50 largest firms	140	D	D	D	D	g
42186	Transportation equipment & supplies (exc motor vehicle) whsle						
	All firms	96	3 471 363	100.0	216 097	57 985	4 373
	4 largest firms	10	2 243 202	64.6	68 764	17 431	1 439
	8 largest firms	24	2 667 578	76.8	121 185	30 468	2 395
	20 largest firms	44	3 219 735	92.8	189 280	51 078	3 791
	50 largest firms	90	3 465 717	99.8	215 667	57 881	4 357
421860	Transportation equipment & supplies (exc motor vehicle) whsle						
	All firms	96	3 471 363	100.0	216 097	57 985	4 373
	4 largest firms	10	2 243 202	64.6	68 764	17 431	1 439
	8 largest firms	24	2 667 578	76.8	121 185	30 468	2 395
	20 largest firms	44	3 219 735	92.8	189 280	51 078	3 791
	50 largest firms	90	3 465 717	99.8	215 667	57 881	4 357
4218601	Aircraft & aeronautical equipment & supplies whsle						
	All firms	62	2 824 449	100.0	183 159	49 328	3 634
	4 largest firms	7	2 025 429	71.7	73 302	18 319	1 515
	8 largest firms	15	2 333 510	82.6	110 105	27 667	2 168
	20 largest firms	35	2 706 692	95.8	171 958	46 644	3 399
	50 largest firms	62	2 824 449	100.0	183 159	49 328	3 634
4218602	Marine machinery, equipment, & supplies whsle						
	All firms	27	D	D	D	D	f
	4 largest firms	11	D	D	D	D	e
	8 largest firms	21	D	D	D	D	f
	20 largest firms	27	D	D	D	D	f
	50 largest firms	27	D	D	D	D	f
4218603	Other transportation equipment & supplies whsle						
	All firms	7	D	D	D	D	c
	4 largest firms	6	D	D	D	D	c
	8 largest firms	7	D	D	D	D	c
	20 largest firms	7	D	D	D	D	c
	50 largest firms	7	D	D	D	D	c
4219	Miscellaneous durable goods whsle						
	All firms	263	D	D	D	D	i
	4 largest firms	59	D	D	D	D	g
	8 largest firms	71	D	D	D	D	h
	20 largest firms	100	D	D	D	D	i
	50 largest firms	180	D	D	D	D	i
42191	Sporting & recreational goods & supplies whsle						
	All firms	53	3 778 496	100.0	171 399	41 941	2 746
	4 largest firms	4	2 600 971	68.8	91 484	21 570	691
	8 largest firms	8	3 397 623	89.9	145 960	35 826	1 776
	20 largest firms	23	3 681 627	97.4	161 115	39 508	2 292
	50 largest firms	53	3 778 496	100.0	171 399	41 941	2 746

Table 6. Concentration by Largest Firms: 1997—Con.

[Includes only firms and establishments with payroll. Excludes data for central administrative offices, auxiliary operations, or establishments of these firms that are classified in other categories than those specified in this table. For meaning of abbreviations and symbols, see introductory text. For explanation of terms, see Appendix A. For method of assignment to categories shown, see Appendix C]

NAICS code	Largest firms based on sales by kind of business and type of operation	Establishments (number)	Sales		Annual payroll (\$1,000)	First-quarter payroll (\$1,000)	Paid employees for pay period including March 12 (number)
			Amount (number)	As percent of total			
	MANUFACTURERS' SALES BRANCHES AND SALES OFFICES—Con.						
421	Wholesale trade, durable goods—Con.						
421910	Sporting & recreational goods & supplies whsle						
	All firms	53	3 778 496	100.0	171 399	41 941	2 746
	4 largest firms	4	2 600 971	68.8	91 484	21 570	691
	8 largest firms	8	3 397 623	89.9	145 960	35 826	1 776
	20 largest firms	23	3 681 627	97.4	161 115	39 508	2 292
	50 largest firms	53	3 778 496	100.0	171 399	41 941	2 746
42192	Toy & hobby goods & supplies whsle						
	All firms	24	D	D	D	D	g
	4 largest firms	10	D	D	D	D	g
	8 largest firms	16	D	D	D	D	g
	20 largest firms	24	D	D	D	D	g
	50 largest firms	24	D	D	D	D	g
421920	Toy & hobby goods & supplies whsle						
	All firms	24	D	D	D	D	g
	4 largest firms	10	D	D	D	D	g
	8 largest firms	16	D	D	D	D	g
	20 largest firms	24	D	D	D	D	g
	50 largest firms	24	D	D	D	D	g
42194	Jewelry/watch/silverware/precious stone, & precious metal whsle						
	All firms	55	669 717	100.0	51 069	11 808	912
	4 largest firms	26	447 373	66.8	35 209	7 644	476
	8 largest firms	33	604 279	90.2	45 084	10 440	755
	20 largest firms	51	669 132	99.9	51 025	11 786	906
	50 largest firms	55	669 717	100.0	51 069	11 808	912
421940	Jewelry/watch/silverware/precious stone, & precious metal whsle						
	All firms	55	669 717	100.0	51 069	11 808	912
	4 largest firms	26	447 373	66.8	35 209	7 644	476
	8 largest firms	33	604 279	90.2	45 084	10 440	755
	20 largest firms	51	669 132	99.9	51 025	11 786	906
	50 largest firms	55	669 717	100.0	51 069	11 808	912
4219401	Jewelry, watch, diamonds, precious stone, & silverware whsle						
	All firms	46	D	D	D	D	f
	4 largest firms	5	D	D	D	D	e
	8 largest firms	33	D	D	D	D	f
	20 largest firms	46	D	D	D	D	f
	50 largest firms	46	D	D	D	D	f
4219402	Precious metal (excluding ores) whsle						
	All firms	9	D	D	D	D	b
	4 largest firms	6	D	D	D	D	b
	8 largest firms	9	D	D	D	D	b
	20 largest firms	9	D	D	D	D	b
	50 largest firms	9	D	D	D	D	b
42199	Other miscellaneous durable goods whsle						
	All firms	131	7 704 440	100.0	217 395	51 674	4 189
	4 largest firms	59	5 114 420	66.4	105 729	24 197	2 144
	8 largest firms	80	6 993 634	90.8	169 204	40 931	3 089
	20 largest firms	112	7 665 560	99.5	212 984	50 471	4 088
	50 largest firms	131	7 704 440	100.0	217 395	51 674	4 189
421990	Other miscellaneous durable goods whsle						
	All firms	131	7 704 440	100.0	217 395	51 674	4 189
	4 largest firms	59	5 114 420	66.4	105 729	24 197	2 144
	8 largest firms	80	6 993 634	90.8	169 204	40 931	3 089
	20 largest firms	112	7 665 560	99.5	212 984	50 471	4 088
	50 largest firms	131	7 704 440	100.0	217 395	51 674	4 189
4219901	Musical instruments & supplies whsle						
	All firms	4	198 784	100.0	14 756	3 571	304
	4 largest firms	4	198 784	100.0	14 756	3 571	304
	8 largest firms	4	198 784	100.0	14 756	3 571	304
	20 largest firms	4	198 784	100.0	14 756	3 571	304
	50 largest firms	4	198 784	100.0	14 756	3 571	304

Table 6. Concentration by Largest Firms: 1997—Con.

[Includes only firms and establishments with payroll. Excludes data for central administrative offices, auxiliary operations, or establishments of these firms that are classified in other categories than those specified in this table. For meaning of abbreviations and symbols, see introductory text. For explanation of terms, see Appendix A. For method of assignment to categories shown, see Appendix C]

NAICS code	Largest firms based on sales by kind of business and type of operation	Establishments (number)	Sales		Annual payroll (\$1,000)	First-quarter payroll (\$1,000)	Paid employees for pay period including March 12 (number)
			Amount (number)	As percent of total			
421	MANUFACTURERS' SALES BRANCHES AND SALES OFFICES—Con.						
	Wholesale trade, durable goods—Con.						
4219903	General merchandise (durable goods) whsle						
	All firms	4	D	D	D	D	b
	4 largest firms	4	D	D	D	D	b
	8 largest firms	4	D	D	D	D	b
	20 largest firms	4	D	D	D	D	b
	50 largest firms	4	D	D	D	D	b
4219904	Prerecorded media whsle						
	All firms	83	7 023 150	100.0	172 098	41 765	3 085
	4 largest firms	59	5 114 420	72.8	105 729	24 197	2 144
	8 largest firms	74	6 934 058	98.7	160 812	38 808	2 839
	20 largest firms	83	7 023 150	100.0	172 098	41 765	3 085
	50 largest firms	83	7 023 150	100.0	172 098	41 765	3 085
42199041	Compact discs/prerecorded audio tapes, & phonograph records whsle						
	All firms	79	D	D	D	D	h
	4 largest firms	58	D	D	D	D	g
	8 largest firms	71	D	D	D	D	h
	20 largest firms	79	D	D	D	D	h
	50 largest firms	79	D	D	D	D	h
42199042	Prerecorded video tapes whsle						
	All firms	4	D	D	D	D	b
	4 largest firms	4	D	D	D	D	b
	8 largest firms	4	D	D	D	D	b
	20 largest firms	4	D	D	D	D	b
	50 largest firms	4	D	D	D	D	b
4219905	Fire extinguishers & fire safety equipment whsle						
	All firms	21	D	D	D	D	b
	4 largest firms	21	D	D	D	D	b
	8 largest firms	21	D	D	D	D	b
	20 largest firms	21	D	D	D	D	b
	50 largest firms	21	D	D	D	D	b
4219906	Other durable goods whsle						
	All firms	19	374 524	100.0	25 519	5 215	692
	4 largest firms	12	367 703	98.2	24 903	5 057	676
	8 largest firms	18	374 457	100.0	25 515	5 214	691
	20 largest firms	19	374 524	100.0	25 519	5 215	692
	50 largest firms	19	374 524	100.0	25 519	5 215	692
422	Wholesale trade, nondurable goods						
	All firms	12 077	551 309 153	100.0	19 154 155	4 795 651	442 761
	4 largest firms	190	63 694 059	11.6	768 080	186 352	13 105
	8 largest firms	695	105 412 382	19.1	2 479 009	620 621	57 806
	20 largest firms	1 392	204 442 169	37.1	4 539 893	1 149 163	101 001
	50 largest firms	2 947	331 039 283	60.0	7 930 591	1 991 952	168 043
4221	Paper & paper product whsle						
	All firms	1 596	42 967 916	100.0	1 646 092	410 886	50 760
	4 largest firms	131	12 291 675	28.6	354 657	90 928	6 999
	8 largest firms	189	18 428 750	42.9	605 119	149 292	27 631
	20 largest firms	847	29 080 271	67.7	956 081	240 386	36 724
	50 largest firms	1 206	39 826 863	92.7	1 384 834	348 091	44 489
42211	Printing & writing paper whsle						
	All firms	294	16 541 542	100.0	310 695	77 028	5 935
	4 largest firms	114	8 873 568	53.6	187 013	46 811	3 875
	8 largest firms	185	12 716 818	76.9	210 119	53 187	4 250
	20 largest firms	241	15 806 137	95.6	263 151	66 488	5 021
	50 largest firms	294	16 541 542	100.0	310 695	77 028	5 935
422110	Printing & writing paper whsle						
	All firms	294	16 541 542	100.0	310 695	77 028	5 935
	4 largest firms	114	8 873 568	53.6	187 013	46 811	3 875
	8 largest firms	185	12 716 818	76.9	210 119	53 187	4 250
	20 largest firms	241	15 806 137	95.6	263 151	66 488	5 021
	50 largest firms	294	16 541 542	100.0	310 695	77 028	5 935
42212	Stationery & office supplies whsle						
	All firms	1 051	11 496 650	100.0	910 139	226 621	36 505
	4 largest firms	457	4 769 538	41.5	411 767	100 874	23 720
	8 largest firms	690	7 373 388	64.1	606 540	149 641	29 848
	20 largest firms	819	10 610 306	92.3	787 719	196 650	33 258
	50 largest firms	984	11 351 088	98.7	887 696	220 981	35 810

Table 6. Concentration by Largest Firms: 1997—Con.

[Includes only firms and establishments with payroll. Excludes data for central administrative offices, auxiliary operations, or establishments of these firms that are classified in other categories than those specified in this table. For meaning of abbreviations and symbols, see introductory text. For explanation of terms, see Appendix A. For method of assignment to categories shown, see Appendix C]

NAICS code	Largest firms based on sales by kind of business and type of operation	Establishments (number)	Sales		Annual payroll (\$1,000)	First-quarter payroll (\$1,000)	Paid employees for pay period including March 12 (number)
			Amount (number)	As percent of total			
422	MANUFACTURERS' SALES BRANCHES AND SALES OFFICES—Con.						
	Wholesale trade, nondurable goods—Con.						
422120	Stationery & office supplies whsle						
	All firms	1 051	11 496 650	100.0	910 139	226 621	36 505
	4 largest firms	457	4 769 538	41.5	411 767	100 874	23 720
	8 largest firms	690	7 373 388	64.1	606 540	149 641	29 848
	20 largest firms	819	10 610 306	92.3	787 719	196 650	33 258
	50 largest firms	984	11 351 088	98.7	887 696	220 981	35 810
42213	Industrial & personal service paper whsle						
	All firms	251	14 929 724	100.0	425 258	107 237	8 320
	4 largest firms	28	5 976 033	40.0	164 218	40 978	3 095
	8 largest firms	61	8 708 584	58.3	190 210	48 102	3 444
	20 largest firms	142	13 084 867	87.6	332 760	84 074	5 990
	50 largest firms	217	14 779 706	99.0	411 766	104 017	7 980
422130	Industrial & personal service paper whsle						
	All firms	251	14 929 724	100.0	425 258	107 237	8 320
	4 largest firms	28	5 976 033	40.0	164 218	40 978	3 095
	8 largest firms	61	8 708 584	58.3	190 210	48 102	3 444
	20 largest firms	142	13 084 867	87.6	332 760	84 074	5 990
	50 largest firms	217	14 779 706	99.0	411 766	104 017	7 980
4222	Drugs, & druggists' sundries whsle						
	All firms	358	90 317 145	100.0	3 827 803	948 944	58 960
	4 largest firms	80	41 486 594	45.9	804 113	191 882	11 239
	8 largest firms	106	63 131 187	69.9	1 821 470	453 822	23 742
	20 largest firms	181	84 283 011	93.3	3 194 829	792 493	45 385
	50 largest firms	306	90 098 368	99.8	3 799 673	942 167	58 063
42221	Drugs, & druggists' sundries whsle						
	All firms	358	90 317 145	100.0	3 827 803	948 944	58 960
	4 largest firms	80	41 486 594	45.9	804 113	191 882	11 239
	8 largest firms	106	63 131 187	69.9	1 821 470	453 822	23 742
	20 largest firms	181	84 283 011	93.3	3 194 829	792 493	45 385
	50 largest firms	306	90 098 368	99.8	3 799 673	942 167	58 063
422210	Drugs, & druggists' sundries whsle						
	All firms	358	90 317 145	100.0	3 827 803	948 944	58 960
	4 largest firms	80	41 486 594	45.9	804 113	191 882	11 239
	8 largest firms	106	63 131 187	69.9	1 821 470	453 822	23 742
	20 largest firms	181	84 283 011	93.3	3 194 829	792 493	45 385
	50 largest firms	306	90 098 368	99.8	3 799 673	942 167	58 063
4222102	Specialty-line drug, pharmaceutical, cosmetic, & toiletries whsle						
	All firms	358	90 317 145	100.0	3 827 803	948 944	58 960
	4 largest firms	80	41 486 594	45.9	804 113	191 882	11 239
	8 largest firms	106	63 131 187	69.9	1 821 470	453 822	23 742
	20 largest firms	181	84 283 011	93.3	3 194 829	792 493	45 385
	50 largest firms	306	90 098 368	99.8	3 799 673	942 167	58 063
4223	Apparel, piece goods, & notions whsle						
	All firms	709	22 808 180	100.0	963 347	238 190	20 459
	4 largest firms	117	5 727 638	25.1	137 507	36 609	3 155
	8 largest firms	142	8 294 179	36.4	199 342	51 644	3 911
	20 largest firms	191	12 113 293	53.1	340 334	81 865	5 455
	50 largest firms	330	16 969 139	74.4	587 314	144 350	11 014
42231	Piece goods, notions, & other dry goods whsle						
	All firms	245	6 592 566	100.0	246 518	61 096	4 657
	4 largest firms	24	2 045 825	31.0	37 157	9 461	522
	8 largest firms	58	3 013 801	45.7	60 687	13 715	920
	20 largest firms	85	4 667 177	70.8	140 488	35 910	2 460
	50 largest firms	137	6 024 430	91.4	189 364	48 243	3 278
422310	Piece goods, notions, & other dry goods whsle						
	All firms	245	6 592 566	100.0	246 518	61 096	4 657
	4 largest firms	24	2 045 825	31.0	37 157	9 461	522
	8 largest firms	58	3 013 801	45.7	60 687	13 715	920
	20 largest firms	85	4 667 177	70.8	140 488	35 910	2 460
	50 largest firms	137	6 024 430	91.4	189 364	48 243	3 278

Table 6. Concentration by Largest Firms: 1997—Con.

[Includes only firms and establishments with payroll. Excludes data for central administrative offices, auxiliary operations, or establishments of these firms that are classified in other categories than those specified in this table. For meaning of abbreviations and symbols, see introductory text. For explanation of terms, see Appendix A. For method of assignment to categories shown, see Appendix C]

NAICS code	Largest firms based on sales by kind of business and type of operation	Establishments (number)	Sales		Annual payroll (\$1,000)	First-quarter payroll (\$1,000)	Paid employees for pay period including March 12 (number)
			Amount (number)	As percent of total			
422	MANUFACTURERS' SALES BRANCHES AND SALES OFFICES—Con.						
	Wholesale trade, nondurable goods—Con.						
4223101	Piece goods—jobbers						
	All firms	194	5 899 943	100.0	217 278	54 350	3 909
	4 largest firms	24	2 045 825	34.7	37 157	9 461	522
	8 largest firms	42	2 967 641	50.3	54 960	12 686	686
	20 largest firms	64	4 319 300	73.2	128 089	33 380	2 177
	50 largest firms	113	5 537 391	93.9	181 891	46 689	3 068
4223102	Notions & other dry goods whsle						
	All firms	51	692 623	100.0	29 240	6 746	748
	4 largest firms	28	543 617	78.5	16 062	3 538	354
	8 largest firms	36	640 708	92.5	21 701	4 939	496
	20 largest firms	51	692 623	100.0	29 240	6 746	748
	50 largest firms	51	692 623	100.0	29 240	6 746	748
42232	Men's & boys' clothing & furnishings whsle						
	All firms	202	7 748 425	100.0	345 408	83 096	8 449
	4 largest firms	33	3 788 702	48.9	91 307	24 291	2 121
	8 largest firms	37	5 062 732	65.3	165 336	38 847	2 575
	20 largest firms	108	6 446 624	83.2	237 315	55 258	4 415
	50 largest firms	173	7 616 448	98.3	329 564	77 740	7 855
422320	Men's & boys' clothing & furnishings whsle						
	All firms	202	7 748 425	100.0	345 408	83 096	8 449
	4 largest firms	33	3 788 702	48.9	91 307	24 291	2 121
	8 largest firms	37	5 062 732	65.3	165 336	38 847	2 575
	20 largest firms	108	6 446 624	83.2	237 315	55 258	4 415
	50 largest firms	173	7 616 448	98.3	329 564	77 740	7 855
42233	Women's, children's, & infants' clothing & accessories whsle						
	All firms	233	6 347 552	100.0	248 975	63 198	5 248
	4 largest firms	92	3 010 425	47.4	77 639	19 648	1 578
	8 largest firms	108	3 857 007	60.8	107 122	28 215	2 088
	20 largest firms	148	5 090 509	80.2	173 569	43 302	3 659
	50 largest firms	189	6 184 618	97.4	233 623	58 814	4 783
422330	Women's, children's, & infants' clothing & accessories whsle						
	All firms	233	6 347 552	100.0	248 975	63 198	5 248
	4 largest firms	92	3 010 425	47.4	77 639	19 648	1 578
	8 largest firms	108	3 857 007	60.8	107 122	28 215	2 088
	20 largest firms	148	5 090 509	80.2	173 569	43 302	3 659
	50 largest firms	189	6 184 618	97.4	233 623	58 814	4 783
42234	Footwear whsle						
	All firms	29	2 119 637	100.0	122 446	30 800	2 105
	4 largest firms	5	1 250 606	59.0	42 515	10 677	555
	8 largest firms	13	1 677 647	79.1	87 151	21 682	1 378
	20 largest firms	27	2 113 320	99.7	121 871	30 681	2 088
	50 largest firms	29	2 119 637	100.0	122 446	30 800	2 105
422340	Footwear whsle						
	All firms	29	2 119 637	100.0	122 446	30 800	2 105
	4 largest firms	5	1 250 606	59.0	42 515	10 677	555
	8 largest firms	13	1 677 647	79.1	87 151	21 682	1 378
	20 largest firms	27	2 113 320	99.7	121 871	30 681	2 088
	50 largest firms	29	2 119 637	100.0	122 446	30 800	2 105
4224	Grocery & related products whsle						
	All firms	3 765	145 608 857	100.0	6 614 860	1 606 055	188 281
	4 largest firms	617	42 656 376	29.3	2 351 208	559 830	67 701
	8 largest firms	859	67 732 388	46.5	2 954 424	712 502	85 671
	20 largest firms	1 429	101 417 767	69.7	4 044 424	983 664	109 317
	50 largest firms	2 007	122 521 351	84.1	4 960 014	1 203 086	136 500
42242	Packaged frozen food whsle						
	All firms	262	7 449 295	100.0	227 226	59 433	6 436
	4 largest firms	93	5 069 362	68.1	111 466	29 183	3 064
	8 largest firms	157	5 825 510	78.2	151 834	39 105	4 273
	20 largest firms	196	7 100 793	95.3	199 636	51 328	5 280
	50 largest firms	262	7 449 295	100.0	227 226	59 433	6 436
422420	Packaged frozen food whsle						
	All firms	262	7 449 295	100.0	227 226	59 433	6 436
	4 largest firms	93	5 069 362	68.1	111 466	29 183	3 064
	8 largest firms	157	5 825 510	78.2	151 834	39 105	4 273
	20 largest firms	196	7 100 793	95.3	199 636	51 328	5 280
	50 largest firms	262	7 449 295	100.0	227 226	59 433	6 436

Table 6. Concentration by Largest Firms: 1997—Con.

[Includes only firms and establishments with payroll. Excludes data for central administrative offices, auxiliary operations, or establishments of these firms that are classified in other categories than those specified in this table. For meaning of abbreviations and symbols, see introductory text. For explanation of terms, see Appendix A. For method of assignment to categories shown, see Appendix C]

NAICS code	Largest firms based on sales by kind of business and type of operation	Establishments (number)	Sales		Annual payroll (\$1,000)	First-quarter payroll (\$1,000)	Paid employees for pay period including March 12 (number)
			Amount (number)	As percent of total			
422	MANUFACTURERS' SALES BRANCHES AND SALES OFFICES—Con.						
	Wholesale trade, nondurable goods—Con.						
42243	Dairy products, (except dried or canned) whsle						
	All firms	507	12 804 977	100.0	757 461	175 830	19 409
	4 largest firms	53	4 683 777	36.6	373 368	84 345	7 629
	8 largest firms	84	7 506 179	58.6	417 255	96 072	8 579
	20 largest firms	237	10 614 393	82.9	600 434	139 082	14 275
	50 largest firms	404	12 450 182	97.2	726 144	168 213	18 268
422430	Dairy products, (except dried or canned) whsle						
	All firms	507	12 804 977	100.0	757 461	175 830	19 409
	4 largest firms	53	4 683 777	36.6	373 368	84 345	7 629
	8 largest firms	84	7 506 179	58.6	417 255	96 072	8 579
	20 largest firms	237	10 614 393	82.9	600 434	139 082	14 275
	50 largest firms	404	12 450 182	97.2	726 144	168 213	18 268
4224302	Dairy product (except raw milk) whsle						
	All firms	507	12 804 977	100.0	757 461	175 830	19 409
	4 largest firms	53	4 683 777	36.6	373 368	84 345	7 629
	8 largest firms	84	7 506 179	58.6	417 255	96 072	8 579
	20 largest firms	237	10 614 393	82.9	600 434	139 082	14 275
	50 largest firms	404	12 450 182	97.2	726 144	168 213	18 268
42244	Poultry & poultry product whsle						
	All firms	54	D	D	D	D	g
	4 largest firms	25	D	D	D	D	f
	8 largest firms	37	D	D	D	D	g
	20 largest firms	54	D	D	D	D	g
	50 largest firms	54	D	D	D	D	g
422440	Poultry & poultry product whsle						
	All firms	54	D	D	D	D	g
	4 largest firms	25	D	D	D	D	f
	8 largest firms	37	D	D	D	D	g
	20 largest firms	54	D	D	D	D	g
	50 largest firms	54	D	D	D	D	g
4224402	Poultry & poultry product (except live) whsle						
	All firms	54	D	D	D	D	g
	4 largest firms	25	D	D	D	D	f
	8 largest firms	37	D	D	D	D	g
	20 largest firms	54	D	D	D	D	g
	50 largest firms	54	D	D	D	D	g
42245	Confectionery whsle						
	All firms	302	16 592 178	100.0	1 242 879	310 472	37 061
	4 largest firms	144	12 668 121	76.3	984 625	243 046	29 135
	8 largest firms	168	14 833 693	89.4	1 076 966	266 609	31 222
	20 largest firms	245	16 252 864	98.0	1 204 831	301 593	35 490
	50 largest firms	302	16 592 178	100.0	1 242 879	310 472	37 061
422450	Confectionery whsle						
	All firms	302	16 592 178	100.0	1 242 879	310 472	37 061
	4 largest firms	144	12 668 121	76.3	984 625	243 046	29 135
	8 largest firms	168	14 833 693	89.4	1 076 966	266 609	31 222
	20 largest firms	245	16 252 864	98.0	1 204 831	301 593	35 490
	50 largest firms	302	16 592 178	100.0	1 242 879	310 472	37 061
42246	Fish & seafood whsle						
	All firms	24	334 555	100.0	18 934	5 492	654
	4 largest firms	5	215 153	64.3	6 940	1 621	167
	8 largest firms	12	295 427	88.3	16 219	4 814	458
	20 largest firms	24	334 555	100.0	18 934	5 492	654
	50 largest firms	24	334 555	100.0	18 934	5 492	654
422460	Fish & seafood whsle						
	All firms	24	334 555	100.0	18 934	5 492	654
	4 largest firms	5	215 153	64.3	6 940	1 621	167
	8 largest firms	12	295 427	88.3	16 219	4 814	458
	20 largest firms	24	334 555	100.0	18 934	5 492	654
	50 largest firms	24	334 555	100.0	18 934	5 492	654
42247	Meat & meat product whsle						
	All firms	112	20 272 965	100.0	121 017	26 471	3 094
	4 largest firms	30	17 416 495	85.9	38 046	8 756	864
	8 largest firms	70	19 040 315	93.9	79 523	16 826	2 057
	20 largest firms	94	20 115 415	99.2	109 711	23 735	2 797
	50 largest firms	112	20 272 965	100.0	121 017	26 471	3 094

Table 6. Concentration by Largest Firms: 1997—Con.

[Includes only firms and establishments with payroll. Excludes data for central administrative offices, auxiliary operations, or establishments of these firms that are classified in other categories than those specified in this table. For meaning of abbreviations and symbols, see introductory text. For explanation of terms, see Appendix A. For method of assignment to categories shown, see Appendix C]

NAICS code	Largest firms based on sales by kind of business and type of operation	Establishments (number)	Sales		Annual payroll (\$1,000)	First-quarter payroll (\$1,000)	Paid employees for pay period including March 12 (number)
			Amount (number)	As percent of total			
422	MANUFACTURERS' SALES BRANCHES AND SALES OFFICES—Con.						
	Wholesale trade, nondurable goods—Con.						
422470	Meat & meat product whsle						
	All firms	112	20 272 965	100.0	121 017	26 471	3 094
	4 largest firms	30	17 416 495	85.9	38 046	8 756	864
	8 largest firms	70	19 040 315	93.9	79 523	16 826	2 057
	20 largest firms	94	20 115 415	99.2	109 711	23 735	2 797
	50 largest firms	112	20 272 965	100.0	121 017	26 471	3 094
42249	Other grocery & related products whsle						
	All firms	2 504	D	D	D	D	m
	4 largest firms	418	D	D	D	D	k
	8 largest firms	706	D	D	D	D	l
	20 largest firms	1 257	D	D	D	D	l
	50 largest firms	1 748	D	D	D	D	l
422490	Other grocery & related products whsle						
	All firms	2 504	D	D	D	D	m
	4 largest firms	418	D	D	D	D	k
	8 largest firms	706	D	D	D	D	l
	20 largest firms	1 257	D	D	D	D	l
	50 largest firms	1 748	D	D	D	D	l
4224901	Coffee, tea, & spice whsle						
	All firms	253	4 860 320	100.0	163 182	39 202	4 600
	4 largest firms	56	3 362 090	69.2	50 754	12 371	1 582
	8 largest firms	173	4 354 007	89.6	111 169	27 468	3 163
	20 largest firms	251	4 856 380	99.9	162 786	39 151	4 588
	50 largest firms	253	4 860 320	100.0	163 182	39 202	4 600
4224902	Bread & baked goods whsle						
	All firms	752	12 763 211	100.0	966 632	252 384	29 483
	4 largest firms	443	10 933 707	85.7	714 333	190 495	21 441
	8 largest firms	557	11 734 366	91.9	806 566	213 303	24 192
	20 largest firms	718	12 680 021	99.3	953 362	248 976	28 875
	50 largest firms	752	12 763 211	100.0	966 632	252 384	29 483
4224903	Soft drinks whsle						
	All firms	1 034	21 211 495	100.0	2 347 120	541 564	70 809
	4 largest firms	584	14 642 630	69.0	1 597 371	369 202	46 288
	8 largest firms	678	16 731 640	78.9	1 801 045	417 086	52 829
	20 largest firms	859	19 464 132	91.8	2 144 148	494 441	63 732
	50 largest firms	973	20 971 156	98.9	2 315 630	534 274	69 648
4224904	Canned goods whsle						
	All firms	88	10 565 606	100.0	160 492	40 791	3 527
	4 largest firms	44	7 882 059	74.6	73 038	17 496	1 359
	8 largest firms	60	9 360 903	88.6	105 809	26 394	1 920
	20 largest firms	81	10 509 541	99.5	156 313	39 222	3 388
	50 largest firms	88	10 565 606	100.0	160 492	40 791	3 527
4224905	Food & beverage basic materials whsle						
	All firms	52	1 323 153	100.0	47 761	12 808	1 011
	4 largest firms	19	1 107 174	83.7	37 387	10 216	767
	8 largest firms	33	1 261 856	95.4	42 144	11 423	902
	20 largest firms	52	1 323 153	100.0	47 761	12 808	1 011
	50 largest firms	52	1 323 153	100.0	47 761	12 808	1 011
4224906	Other grocery specialties whsle						
	All firms	325	D	D	D	D	j
	4 largest firms	75	D	D	D	D	i
	8 largest firms	137	D	D	D	D	i
	20 largest firms	210	D	D	D	D	i
	50 largest firms	289	D	D	D	D	j
4226	Chemical & allied products whsle						
	All firms	2 281	66 366 082	100.0	2 396 085	626 620	46 112
	4 largest firms	32	16 818 902	25.3	346 770	112 804	4 015
	8 largest firms	98	24 268 579	36.6	471 156	141 879	6 289
	20 largest firms	622	38 263 775	57.7	1 028 418	284 529	15 891
	50 largest firms	1 036	52 612 224	79.3	1 493 736	400 155	25 097
42261	Plastics materials & basic forms & shapes whsle						
	All firms	338	14 689 127	100.0	347 971	87 185	7 095
	4 largest firms	23	6 558 228	44.6	74 430	20 461	912
	8 largest firms	62	8 747 552	59.6	129 003	34 784	1 618
	20 largest firms	124	12 114 641	82.5	200 160	51 210	2 951
	50 largest firms	240	14 030 424	95.5	276 426	70 777	5 265

Table 6. Concentration by Largest Firms: 1997—Con.

[Includes only firms and establishments with payroll. Excludes data for central administrative offices, auxiliary operations, or establishments of these firms that are classified in other categories than those specified in this table. For meaning of abbreviations and symbols, see introductory text. For explanation of terms, see Appendix A. For method of assignment to categories shown, see Appendix C]

NAICS code	Largest firms based on sales by kind of business and type of operation	Establishments (number)	Sales		Annual payroll (\$1,000)	First-quarter payroll (\$1,000)	Paid employees for pay period including March 12 (number)
			Amount (number)	As percent of total			
422	MANUFACTURERS' SALES BRANCHES AND SALES OFFICES—Con.						
	Wholesale trade, nondurable goods—Con.						
422610	Plastics materials & basic forms & shapes whsle						
	All firms	338	14 689 127	100.0	347 971	87 185	7 095
	4 largest firms	23	6 558 228	44.6	74 430	20 461	912
	8 largest firms	62	8 747 552	59.6	129 003	34 784	1 618
	20 largest firms	124	12 114 641	82.5	200 160	51 210	2 951
	50 largest firms	240	14 030 424	95.5	276 426	70 777	5 265
42269	Other chemical & allied products whsle						
	All firms	1 943	51 676 955	100.0	2 048 114	539 435	39 017
	4 largest firms	26	13 357 293	25.8	325 528	101 997	4 044
	8 largest firms	152	19 728 519	38.2	599 808	167 280	8 689
	20 largest firms	558	31 362 517	60.7	947 980	260 501	15 035
	50 largest firms	1 045	43 309 257	83.8	1 439 114	385 629	25 240
422690	Other chemical & allied products whsle						
	All firms	1 943	51 676 955	100.0	2 048 114	539 435	39 017
	4 largest firms	26	13 357 293	25.8	325 528	101 997	4 044
	8 largest firms	152	19 728 519	38.2	599 808	167 280	8 689
	20 largest firms	558	31 362 517	60.7	947 980	260 501	15 035
	50 largest firms	1 045	43 309 257	83.8	1 439 114	385 629	25 240
4226901	Industrial gases (except LP) whsle						
	All firms	291	1 302 718	100.0	165 055	40 416	4 117
	4 largest firms	231	1 044 417	80.2	130 883	31 988	3 174
	8 largest firms	285	1 251 754	96.1	161 331	39 427	4 005
	20 largest firms	291	1 302 718	100.0	165 055	40 416	4 117
	50 largest firms	291	1 302 718	100.0	165 055	40 416	4 117
4226902	Other chemical & allied products whsle						
	All firms	1 652	50 374 237	100.0	1 883 059	499 019	34 900
	4 largest firms	26	13 357 293	26.5	325 528	101 997	4 044
	8 largest firms	152	19 728 519	39.2	599 808	167 280	8 689
	20 largest firms	556	31 351 625	62.2	947 063	260 237	15 003
	50 largest firms	1 076	42 809 465	85.0	1 354 007	364 443	23 342
4227	Petroleum & petroleum products whsle						
	All firms	1 271	116 162 796	100.0	992 475	263 868	20 311
	4 largest firms	238	39 240 920	33.8	304 064	87 962	4 923
	8 largest firms	408	69 336 451	59.7	471 747	130 742	8 383
	20 largest firms	943	105 099 321	90.5	783 382	210 884	15 656
	50 largest firms	1 200	115 629 120	99.5	971 844	258 794	19 775
42271	Petroleum bulk stations & terminals						
	All firms	892	83 944 314	100.0	655 953	171 350	14 691
	4 largest firms	168	32 674 877	38.9	160 318	43 377	2 999
	8 largest firms	368	56 660 701	67.5	315 482	83 629	6 450
	20 largest firms	736	78 750 159	93.8	547 035	144 045	12 155
	50 largest firms	891	D	D	D	D	j
422710	Petroleum bulk stations & terminals						
	All firms	892	83 944 314	100.0	655 953	171 350	14 691
	4 largest firms	168	32 674 877	38.9	160 318	43 377	2 999
	8 largest firms	368	56 660 701	67.5	315 482	83 629	6 450
	20 largest firms	736	78 750 159	93.8	547 035	144 045	12 155
	50 largest firms	891	D	D	D	D	j
4227101	Petroleum bulk stations & terminals (except LP)						
	All firms	865	D	D	D	D	j
	4 largest firms	155	D	D	D	D	h
	8 largest firms	359	D	D	D	D	i
	20 largest firms	724	D	D	D	D	j
	50 largest firms	865	D	D	D	D	j
42271011	Petroleum bulk stations (except LP)						
	All firms	198	D	D	D	D	h
	4 largest firms	76	D	D	D	D	g
	8 largest firms	117	D	D	D	D	g
	20 largest firms	169	D	D	D	D	g
	50 largest firms	198	D	D	D	D	h
42271012	Petroleum bulk terminals (except LP)						
	All firms	667	D	D	D	D	j
	4 largest firms	138	D	D	D	D	g
	8 largest firms	280	D	D	D	D	i
	20 largest firms	583	D	D	D	D	j
	50 largest firms	667	D	D	D	D	j

Table 6. Concentration by Largest Firms: 1997—Con.

[Includes only firms and establishments with payroll. Excludes data for central administrative offices, auxiliary operations, or establishments of these firms that are classified in other categories than those specified in this table. For meaning of abbreviations and symbols, see introductory text. For explanation of terms, see Appendix A. For method of assignment to categories shown, see Appendix C]

NAICS code	Largest firms based on sales by kind of business and type of operation	Establishments (number)	Sales		Annual payroll (\$1,000)	First-quarter payroll (\$1,000)	Paid employees for pay period including March 12 (number)
			Amount (number)	As percent of total			
422	MANUFACTURERS' SALES BRANCHES AND SALES OFFICES—Con.						
	Wholesale trade, nondurable goods—Con.						
4227102	Liquefied petroleum bulk stations & terminals						
	All firms	27	D	D	D	D	e
	4 largest firms	15	D	D	D	D	c
	8 largest firms	21	D	D	D	D	e
	20 largest firms	27	D	D	D	D	e
	50 largest firms	27	D	D	D	D	e
42272	Petroleum & petroleum prod whsle (exc bulk stations & terminals)						
	All firms	379	32 218 482	100.0	336 522	92 518	5 620
	4 largest firms	115	18 597 560	57.7	182 533	51 886	2 584
	8 largest firms	144	25 134 822	78.0	211 675	60 033	3 129
	20 largest firms	280	30 649 968	95.1	301 402	83 887	4 747
	50 largest firms	364	32 193 789	99.9	333 165	91 786	5 542
422720	Petroleum & petroleum prod whsle (exc bulk stations & terminals)						
	All firms	379	32 218 482	100.0	336 522	92 518	5 620
	4 largest firms	115	18 597 560	57.7	182 533	51 886	2 584
	8 largest firms	144	25 134 822	78.0	211 675	60 033	3 129
	20 largest firms	280	30 649 968	95.1	301 402	83 887	4 747
	50 largest firms	364	32 193 789	99.9	333 165	91 786	5 542
4228	Beer, wine, & distilled alcoholic beverage whsle						
	All firms	161	D	D	D	D	i
	4 largest firms	95	D	D	D	D	g
	8 largest firms	125	D	D	D	D	i
	20 largest firms	152	D	D	D	D	i
	50 largest firms	161	D	D	D	D	i
42281	Beer & ale whsle						
	All firms	28	D	D	D	D	h
	4 largest firms	22	D	D	D	D	h
	8 largest firms	27	D	D	D	D	h
	20 largest firms	28	D	D	D	D	h
	50 largest firms	28	D	D	D	D	h
422810	Beer & ale whsle						
	All firms	28	D	D	D	D	h
	4 largest firms	22	D	D	D	D	h
	8 largest firms	27	D	D	D	D	h
	20 largest firms	28	D	D	D	D	h
	50 largest firms	28	D	D	D	D	h
42282	Wine & distilled alcoholic beverage whsle						
	All firms	133	8 055 507	100.0	277 666	72 952	3 753
	4 largest firms	95	6 059 102	75.2	186 563	50 368	2 170
	8 largest firms	114	7 793 508	96.7	251 154	66 504	3 105
	20 largest firms	133	D	D	D	D	h
	50 largest firms	133	D	D	D	D	h
422820	Wine & distilled alcoholic beverage whsle						
	All firms	133	8 055 507	100.0	277 666	72 952	3 753
	4 largest firms	95	6 059 102	75.2	186 563	50 368	2 170
	8 largest firms	114	7 793 508	96.7	251 154	66 504	3 105
	20 largest firms	133	D	D	D	D	h
	50 largest firms	133	D	D	D	D	h
4228201	Wine & distilled alcoholic bev (licensed operation) whsle						
	All firms	133	8 055 507	100.0	277 666	72 952	3 753
	4 largest firms	95	6 059 102	75.2	186 563	50 368	2 170
	8 largest firms	114	7 793 508	96.7	251 154	66 504	3 105
	20 largest firms	133	D	D	D	D	h
	50 largest firms	133	D	D	D	D	h
4229	Miscellaneous nondurable goods whsle						
	All firms	1 936	D	D	D	D	i
	4 largest firms	62	D	D	D	D	i
	8 largest firms	236	D	D	D	D	j
	20 largest firms	550	D	D	D	D	j
	50 largest firms	971	D	D	D	D	k
42291	Farm supplies whsle						

Table 6. Concentration by Largest Firms: 1997—Con.

[Includes only firms and establishments with payroll. Excludes data for central administrative offices, auxiliary operations, or establishments of these firms that are classified in other categories than those specified in this table. For meaning of abbreviations and symbols, see introductory text. For explanation of terms, see Appendix A. For method of assignment to categories shown, see Appendix C]

NAICS code	Largest firms based on sales by kind of business and type of operation	Establishments (number)	Sales		Annual payroll (\$1,000)	First-quarter payroll (\$1,000)	Paid employees for pay period including March 12 (number)
			Amount (number)	As percent of total			
422	MANUFACTURERS' SALES BRANCHES AND SALES OFFICES—Con.						
	Wholesale trade, nondurable goods—Con.						
42291	Farm supplies whsle—Con.						
	All firms	718	18 788 908	100.0	768 644	209 649	14 723
	4 largest firms	20	10 549 354	56.1	387 042	113 502	4 387
	8 largest firms	124	13 431 574	71.5	506 954	140 246	7 548
	20 largest firms	432	16 602 030	88.4	648 640	177 825	11 565
	50 largest firms	618	18 521 993	98.6	750 699	204 636	14 119
422910	Farm supplies whsle						
	All firms	718	18 788 908	100.0	768 644	209 649	14 723
	4 largest firms	20	10 549 354	56.1	387 042	113 502	4 387
	8 largest firms	124	13 431 574	71.5	506 954	140 246	7 548
	20 largest firms	432	16 602 030	88.4	648 640	177 825	11 565
	50 largest firms	618	18 521 993	98.6	750 699	204 636	14 119
4229101	Farm supplies—farm dealers						
	All firms	510	3 131 362	100.0	175 680	47 898	5 749
	4 largest firms	236	1 513 681	48.3	54 667	13 810	1 740
	8 largest firms	284	2 327 170	74.3	125 362	35 015	3 835
	20 largest firms	419	2 895 470	92.5	159 293	43 162	5 140
	50 largest firms	503	3 125 710	99.8	175 055	47 754	5 721
4229102	Farm supplies—whsle distributors						
	All firms	208	15 657 546	100.0	592 964	161 751	8 974
	4 largest firms	16	10 260 885	65.5	383 502	112 536	4 316
	8 largest firms	51	12 807 579	81.8	486 737	134 585	6 874
	20 largest firms	122	14 930 256	95.4	542 924	148 349	7 864
	50 largest firms	190	15 637 441	99.9	590 463	161 137	8 894
42292	Book, periodical, & newspaper whsle						
	All firms	674	14 024 800	100.0	817 849	207 016	17 026
	4 largest firms	184	7 833 167	55.9	302 884	74 068	5 924
	8 largest firms	254	9 469 656	67.5	390 377	102 931	7 117
	20 largest firms	340	11 440 339	81.6	543 431	141 484	9 863
	50 largest firms	509	13 442 717	95.8	739 344	187 603	14 586
422920	Book, periodical, & newspaper whsle						
	All firms	674	14 024 800	100.0	817 849	207 016	17 026
	4 largest firms	184	7 833 167	55.9	302 884	74 068	5 924
	8 largest firms	254	9 469 656	67.5	390 377	102 931	7 117
	20 largest firms	340	11 440 339	81.6	543 431	141 484	9 863
	50 largest firms	509	13 442 717	95.8	739 344	187 603	14 586
42293	Flower, nursery stock, & florists' supplies whsle						
	All firms	12	79 855	100.0	7 757	1 813	430
	4 largest firms	4	57 361	71.8	4 829	1 219	295
	8 largest firms	9	D	D	D	D	e
	20 largest firms	12	79 855	100.0	7 757	1 813	430
	50 largest firms	12	79 855	100.0	7 757	1 813	430
422930	Flower, nursery stock, & florists' supplies whsle						
	All firms	12	79 855	100.0	7 757	1 813	430
	4 largest firms	4	57 361	71.8	4 829	1 219	295
	8 largest firms	9	D	D	D	D	e
	20 largest firms	12	79 855	100.0	7 757	1 813	430
	50 largest firms	12	79 855	100.0	7 757	1 813	430
42294	Tobacco & tobacco product whsle						
	All firms	62	18 550 203	100.0	407 935	106 130	11 349
	4 largest firms	49	17 136 156	92.4	328 700	85 972	8 657
	8 largest firms	54	18 304 454	98.7	393 940	101 733	10 888
	20 largest firms	62	18 550 203	100.0	407 935	106 130	11 349
	50 largest firms	62	18 550 203	100.0	407 935	106 130	11 349
422940	Tobacco & tobacco product whsle						
	All firms	62	18 550 203	100.0	407 935	106 130	11 349
	4 largest firms	49	17 136 156	92.4	328 700	85 972	8 657
	8 largest firms	54	18 304 454	98.7	393 940	101 733	10 888
	20 largest firms	62	18 550 203	100.0	407 935	106 130	11 349
	50 largest firms	62	18 550 203	100.0	407 935	106 130	11 349
42295	Paint, varnish, & supplies whsle						
	All firms	356	2 987 359	100.0	184 049	44 333	4 488
	4 largest firms	167	1 757 245	58.8	92 438	21 985	2 361
	8 largest firms	207	2 327 452	77.9	127 663	30 364	3 122
	20 largest firms	232	2 781 242	93.1	160 470	38 340	3 750
	50 largest firms	343	2 982 011	99.8	183 360	44 150	4 449

Table 6. Concentration by Largest Firms: 1997—Con.

[Includes only firms and establishments with payroll. Excludes data for central administrative offices, auxiliary operations, or establishments of these firms that are classified in other categories than those specified in this table. For meaning of abbreviations and symbols, see introductory text. For explanation of terms, see Appendix A. For method of assignment to categories shown, see Appendix C]

NAICS code	Largest firms based on sales by kind of business and type of operation	Establishments (number)	Sales		Annual payroll (\$1,000)	First-quarter payroll (\$1,000)	Paid employees for pay period including March 12 (number)
			Amount (number)	As percent of total			
422	MANUFACTURERS' SALES BRANCHES AND SALES OFFICES—Con.						
	Wholesale trade, nondurable goods—Con.						
422950	Paint, varnish, & supplies whsle						
	All firms	356	2 987 359	100.0	184 049	44 333	4 488
	4 largest firms	167	1 757 245	58.8	92 438	21 985	2 361
	8 largest firms	207	2 327 452	77.9	127 663	30 364	3 122
	20 largest firms	232	2 781 242	93.1	160 470	38 340	3 750
	50 largest firms	343	2 982 011	99.8	183 360	44 150	4 449
4229501	Paint, varnish, & supplies whsle						
	All firms	356	2 987 359	100.0	184 049	44 333	4 488
	4 largest firms	167	1 757 245	58.8	92 438	21 985	2 361
	8 largest firms	207	2 327 452	77.9	127 663	30 364	3 122
	20 largest firms	232	2 781 242	93.1	160 470	38 340	3 750
	50 largest firms	343	2 982 011	99.8	183 360	44 150	4 449
42299	Other miscellaneous nondurable goods whsle						
	All firms	114	D	D	D	D	h
	4 largest firms	7	D	D	D	D	f
	8 largest firms	12	D	D	D	D	g
	20 largest firms	33	D	D	D	D	g
	50 largest firms	74	D	D	D	D	h
422990	Other miscellaneous nondurable goods whsle						
	All firms	114	D	D	D	D	h
	4 largest firms	7	D	D	D	D	f
	8 largest firms	12	D	D	D	D	g
	20 largest firms	33	D	D	D	D	g
	50 largest firms	74	D	D	D	D	h
4229901	Art goods whsle						
	All firms	16	652 548	100.0	27 576	6 680	918
	4 largest firms	6	578 816	88.7	19 930	4 862	665
	8 largest firms	10	633 270	97.0	25 487	6 158	796
	20 largest firms	16	652 548	100.0	27 576	6 680	918
	50 largest firms	16	652 548	100.0	27 576	6 680	918
4229902	General merchandise (nondurable goods) whsle						
	All firms	8	630 129	100.0	38 929	10 597	648
	4 largest firms	5	D	D	D	D	f
	8 largest firms	8	630 129	100.0	38 929	10 597	648
	20 largest firms	8	630 129	100.0	38 929	10 597	648
	50 largest firms	8	630 129	100.0	38 929	10 597	648
4229903	Textile bags, bagging, & burlap whsle						
	All firms	6	25 170	100.0	1 406	318	34
	4 largest firms	5	D	D	D	D	b
	8 largest firms	6	25 170	100.0	1 406	318	34
	20 largest firms	6	25 170	100.0	1 406	318	34
	50 largest firms	6	25 170	100.0	1 406	318	34
4229904	Other nondurable goods whsle						
	All firms	84	D	D	D	D	g
	4 largest firms	6	D	D	D	D	f
	8 largest firms	11	D	D	D	D	f
	20 largest firms	28	D	D	D	D	g
	50 largest firms	74	D	D	D	D	g
	AGENTS, BROKERS, AND COMMISSION MERCHANTS						
	All firms	47 835	467 651 822	100.0	10 630 348	2 403 680	283 257
	4 largest firms	114	55 689 903	11.9	398 556	96 700	28 902
	8 largest firms	231	77 749 328	16.6	712 910	168 422	39 433
	20 largest firms	319	104 616 042	22.4	1 085 244	254 665	50 052
	50 largest firms	429	129 860 608	27.8	1 376 969	324 346	57 095
421	Wholesale trade, durable goods						
	All firms	32 022	257 371 090	100.0	6 770 114	1 521 895	162 155
	4 largest firms	113	47 413 329	18.4	407 706	97 077	29 019
	8 largest firms	118	51 558 505	20.0	488 412	116 889	30 302
	20 largest firms	142	59 769 737	23.2	595 088	141 701	32 475
	50 largest firms	208	68 496 934	26.6	715 670	167 763	34 767

Table 6. Concentration by Largest Firms: 1997—Con.

[Includes only firms and establishments with payroll. Excludes data for central administrative offices, auxiliary operations, or establishments of these firms that are classified in other categories than those specified in this table. For meaning of abbreviations and symbols, see introductory text. For explanation of terms, see Appendix A. For method of assignment to categories shown, see Appendix C]

NAICS code	Largest firms based on sales by kind of business and type of operation	Establishments (number)	Sales		Annual payroll (\$1,000)	First-quarter payroll (\$1,000)	Paid employees for pay period including March 12 (number)
			Amount (number)	As percent of total			
421	AGENTS, BROKERS, AND COMMISSION MERCHANTS—Con.						
4211	Wholesale trade, durable goods—Con.						
	Motor vehicle & motor vehicle parts & supplies whsle						
	All firms	1 810	'75 470 396	100.0	'937 928	'213 493	45 938
	4 largest firms	113	47 413 329	62.8	407 706	97 077	29 019
	8 largest firms	117	50 892 745	67.4	443 768	104 944	29 665
	20 largest firms	131	55 493 923	73.5	497 307	116 221	31 760
	50 largest firms	163	59 830 358	79.3	568 504	130 032	34 008
42111	Automobile & other motor vehicle whsle						
	All firms	630	'58 536 229	100.0	'582 615	'134 698	40 663
	4 largest firms	113	47 413 329	81.0	407 706	97 077	29 019
	8 largest firms	117	50 773 632	86.7	429 750	102 535	30 379
	20 largest firms	131	53 130 210	90.8	466 828	110 165	32 703
	50 largest firms	166	55 509 379	94.8	507 625	119 068	35 325
421110	Automobile & other motor vehicle whsle						
	All firms	630	'58 536 229	100.0	'582 615	'134 698	40 663
	4 largest firms	113	47 413 329	81.0	407 706	97 077	29 019
	8 largest firms	117	50 773 632	86.7	429 750	102 535	30 379
	20 largest firms	131	53 130 210	90.8	466 828	110 165	32 703
	50 largest firms	166	55 509 379	94.8	507 625	119 068	35 325
4211101	Automobile & motorcycle whsle						
	All firms	497	'57 491 226	100.0	'557 193	'129 815	39 692
	4 largest firms	113	47 413 329	82.5	407 706	97 077	29 019
	8 largest firms	117	50 773 632	88.3	429 750	102 535	30 379
	20 largest firms	131	53 130 210	92.4	466 828	110 165	32 703
	50 largest firms	173	55 276 056	96.1	505 779	119 040	35 480
4211102	Bus & recreational vehicle whsle						
	All firms	26	D	D	D	D	c
	4 largest firms	4	D	D	D	D	c
	8 largest firms	8	D	D	D	D	c
	20 largest firms	20	D	D	D	D	c
	50 largest firms	26	D	D	D	D	c
4211103	Light truck & van (14,000 lb or less) whsle						
	All firms	21	196 491	100.0	3 630	748	229
	4 largest firms	4	148 883	75.8	2 796	539	166
	8 largest firms	8	178 730	91.0	3 165	623	178
	20 largest firms	20	196 431	100.0	3 627	745	228
	50 largest firms	21	196 491	100.0	3 630	748	229
4211104	Medium truck & tractor (14,001 lb to 26,000 lb) whsle						
	All firms	16	D	D	D	D	b
	4 largest firms	4	D	D	D	D	b
	8 largest firms	8	D	D	D	D	b
	20 largest firms	16	D	D	D	D	b
	50 largest firms	16	D	D	D	D	b
4211105	Heavy truck & tractor (over 26,000 lb) whsle						
	All firms	70	D	D	D	D	e
	4 largest firms	8	D	D	D	D	b
	8 largest firms	12	D	D	D	D	c
	20 largest firms	24	D	D	D	D	c
	50 largest firms	54	D	D	D	D	e
42112	Motor vehicle supplies & new parts whsle						
	All firms	1 129	'16 750 610	100.0	349 057	77 461	5 106
	4 largest firms	4	2 451 983	14.6	33 887	6 912	238
	8 largest firms	8	3 625 184	21.6	50 786	10 251	341
	20 largest firms	21	5 533 213	33.0	82 535	15 929	558
	50 largest firms	53	8 248 793	49.2	132 188	27 863	1 023
421120	Motor vehicle supplies & new parts whsle						
	All firms	1 129	'16 750 610	100.0	349 057	77 461	5 106
	4 largest firms	4	2 451 983	14.6	33 887	6 912	238
	8 largest firms	8	3 625 184	21.6	50 786	10 251	341
	20 largest firms	21	5 533 213	33.0	82 535	15 929	558
	50 largest firms	53	8 248 793	49.2	132 188	27 863	1 023
4211201	Motor vehicle supplies & new parts—warehouse distributors						

Table 6. Concentration by Largest Firms: 1997—Con.

[Includes only firms and establishments with payroll. Excludes data for central administrative offices, auxiliary operations, or establishments of these firms that are classified in other categories than those specified in this table. For meaning of abbreviations and symbols, see introductory text. For explanation of terms, see Appendix A. For method of assignment to categories shown, see Appendix C]

NAICS code	Largest firms based on sales by kind of business and type of operation	Establishments (number)	Sales		Annual payroll (\$1,000)	First-quarter payroll (\$1,000)	Paid employees for pay period including March 12 (number)
			Amount (number)	As percent of total			
421	AGENTS, BROKERS, AND COMMISSION MERCHANTS—Con.						
	Wholesale trade, durable goods—Con.						
4211201	Motor vehicle supplies & new parts—warehouse distributors—Con.						
	All firms	395	4 646 827	100.0	101 692	22 176	1 861
	4 largest firms	4	1 574 617	33.9	17 748	3 220	134
	8 largest firms	9	1 931 405	41.6	25 993	4 415	208
	20 largest firms	25	2 490 649	53.6	37 796	7 109	413
	50 largest firms	56	3 235 081	69.6	55 347	11 294	686
4211202	Motor vehicle supplies & new parts—jobbers						
	All firms	669	11 883 075	100.0	241 158	53 861	3 097
	4 largest firms	4	1 775 963	14.9	31 150	7 149	265
	8 largest firms	8	2 707 083	22.8	41 790	8 746	332
	20 largest firms	21	4 447 932	37.4	73 074	14 494	585
	50 largest firms	52	6 781 208	57.1	113 166	25 452	921
4211203	Petroleum products marketing equipment whsle						
	All firms	65	220 708	100.0	6 207	1 424	148
	4 largest firms	6	95 956	43.5	2 275	598	30
	8 largest firms	10	130 445	59.1	3 442	856	51
	20 largest firms	22	185 947	84.3	4 511	1 069	87
	50 largest firms	52	219 448	99.4	6 020	1 403	138
42113	Tire & tube whsle						
	All firms	51	183 557	100.0	6 256	1 334	169
	4 largest firms	4	78 958	43.0	1 261	243	23
	8 largest firms	11	118 660	64.6	3 405	726	86
	20 largest firms	24	164 626	89.7	4 683	987	118
	50 largest firms	51	183 557	100.0	6 256	1 334	169
421130	Tire & tube whsle						
	All firms	51	183 557	100.0	6 256	1 334	169
	4 largest firms	4	78 958	43.0	1 261	243	23
	8 largest firms	11	118 660	64.6	3 405	726	86
	20 largest firms	24	164 626	89.7	4 683	987	118
	50 largest firms	51	183 557	100.0	6 256	1 334	169
4212	Furniture & home furnishings whsle						
	All firms	2 849	14 278 989	100.0	398 144	92 024	9 253
	4 largest firms	4	977 491	6.8	12 513	4 512	168
	8 largest firms	9	1 321 830	9.3	25 423	7 430	445
	20 largest firms	26	2 157 063	15.1	37 495	10 583	687
	50 largest firms	56	3 448 517	24.2	63 293	16 427	1 112
42121	Furniture whsle						
	All firms	1 570	7 397 432	100.0	216 906	52 079	4 951
	4 largest firms	5	530 828	7.2	15 417	5 530	283
	8 largest firms	11	816 331	11.0	20 021	6 827	399
	20 largest firms	25	1 412 742	19.1	30 094	9 567	592
	50 largest firms	57	2 275 792	30.8	52 305	14 246	1 021
421210	Furniture whsle						
	All firms	1 570	7 397 432	100.0	216 906	52 079	4 951
	4 largest firms	5	530 828	7.2	15 417	5 530	283
	8 largest firms	11	816 331	11.0	20 021	6 827	399
	20 largest firms	25	1 412 742	19.1	30 094	9 567	592
	50 largest firms	57	2 275 792	30.8	52 305	14 246	1 021
4212101	Household & lawn furniture whsle						
	All firms	938	4 824 140	100.0	114 108	28 070	2 552
	4 largest firms	5	530 828	11.0	15 417	5 530	283
	8 largest firms	9	800 236	16.6	18 558	6 487	379
	20 largest firms	21	1 272 596	26.4	30 566	9 233	601
	50 largest firms	52	1 931 284	40.0	41 465	11 446	771
4212102	Office & business furniture whsle						
	All firms	632	2 573 292	100.0	102 798	24 009	2 399
	4 largest firms	7	245 532	9.5	5 071	1 278	92
	8 largest firms	12	407 723	15.8	9 067	2 202	172
	20 largest firms	26	743 347	28.9	18 504	4 345	363
	50 largest firms	58	1 226 722	47.7	36 833	8 564	721
42122	Home furnishings whsle						
	All firms	1 279	6 881 557	100.0	181 238	39 945	4 302
	4 largest firms	4	791 002	11.5	10 006	1 900	162
	8 largest firms	9	1 089 906	15.8	12 789	2 642	201
	20 largest firms	22	1 715 517	24.9	25 564	5 456	415
	50 largest firms	52	2 513 125	36.5	42 777	9 491	701

Table 6. Concentration by Largest Firms: 1997—Con.

[Includes only firms and establishments with payroll. Excludes data for central administrative offices, auxiliary operations, or establishments of these firms that are classified in other categories than those specified in this table. For meaning of abbreviations and symbols, see introductory text. For explanation of terms, see Appendix A. For method of assignment to categories shown, see Appendix C]

NAICS code	Largest firms based on sales by kind of business and type of operation	Establishments (number)	Sales		Annual payroll (\$1,000)	First-quarter payroll (\$1,000)	Paid employees for pay period including March 12 (number)
			Amount (number)	As percent of total			
421	AGENTS, BROKERS, AND COMMISSION MERCHANTS—Con.						
	Wholesale trade, durable goods—Con.						
421220	Home furnishings whsle						
	All firms	1 279	6 881 557	100.0	181 238	39 945	4 302
	4 largest firms	4	791 002	11.5	10 006	1 900	162
	8 largest firms	9	1 089 906	15.8	12 789	2 642	201
	20 largest firms	22	1 715 517	24.9	25 564	5 456	415
	50 largest firms	52	2 513 125	36.5	42 777	9 491	701
4212201	Household china, glassware, & crockery whsle						
	All firms	279	2 350 666	100.0	55 000	12 226	1 167
	4 largest firms	4	705 000	30.0	4 780	750	39
	8 largest firms	8	904 284	38.5	8 434	1 523	114
	20 largest firms	20	1 249 467	53.2	16 106	3 325	235
	50 largest firms	54	1 683 577	71.6	32 438	7 066	535
4212202	Linens, domestics, draperies, & curtains whsle						
	All firms	242	1 461 021	100.0	35 906	7 567	742
	4 largest firms	4	236 212	16.2	5 396	1 221	80
	8 largest firms	8	371 212	25.4	6 877	1 491	94
	20 largest firms	20	606 516	41.5	10 553	2 208	127
	50 largest firms	50	982 244	67.2	17 550	3 628	226
4212203	Floor coverings whsle						
	All firms	225	660 505	100.0	20 246	4 414	574
	4 largest firms	4	102 592	15.5	3 069	498	33
	8 largest firms	8	172 491	26.1	3 968	713	54
	20 largest firms	20	295 578	44.8	6 916	1 314	107
	50 largest firms	50	452 905	68.6	11 080	2 109	203
4212204	Other home furnishings whsle						
	All firms	533	2 409 365	100.0	70 086	15 738	1 819
	4 largest firms	5	362 206	15.0	8 083	1 943	157
	8 largest firms	10	547 601	22.7	12 526	2 947	268
	20 largest firms	23	821 148	34.1	17 652	4 273	368
	50 largest firms	54	1 289 834	53.5	30 152	6 780	630
4213	Lumber & other construction materials whsle						
	All firms	1 397	6 492 752	100.0	169 286	35 851	3 765
	4 largest firms	4	551 652	8.5	7 552	1 315	88
	8 largest firms	8	858 593	13.2	12 364	2 321	132
	20 largest firms	20	1 407 750	21.7	20 191	4 146	227
	50 largest firms	49	2 114 422	32.6	31 851	6 493	423
42131	Lumber, plywood, millwork, & wood panel whsle						
	All firms	630	3 768 321	100.0	82 730	17 369	1 732
	4 largest firms	4	551 543	14.6	6 921	1 182	70
	8 largest firms	8	802 460	21.3	9 723	1 752	100
	20 largest firms	20	1 183 955	31.4	15 139	3 017	201
	50 largest firms	50	1 731 301	45.9	25 123	5 159	336
421310	Lumber, plywood, millwork, & wood panel whsle						
	All firms	630	3 768 321	100.0	82 730	17 369	1 732
	4 largest firms	4	551 543	14.6	6 921	1 182	70
	8 largest firms	8	802 460	21.3	9 723	1 752	100
	20 largest firms	20	1 183 955	31.4	15 139	3 017	201
	50 largest firms	50	1 731 301	45.9	25 123	5 159	336
4213101	Lumber without yard whsle						
	All firms	160	780 039	100.0	14 626	2 965	350
	4 largest firms	4	239 022	30.6	1 314	319	28
	8 largest firms	8	329 252	42.2	2 546	523	48
	20 largest firms	20	462 750	59.3	4 166	811	77
	50 largest firms	53	640 180	82.1	8 928	1 884	177
4213102	Lumber with yard whsle						
	All firms	4	34 572	100.0	1 160	292	37
	4 largest firms	4	34 572	100.0	1 160	292	37
	8 largest firms	4	34 572	100.0	1 160	292	37
	20 largest firms	4	34 572	100.0	1 160	292	37
	50 largest firms	4	34 572	100.0	1 160	292	37

Table 6. Concentration by Largest Firms: 1997—Con.

[Includes only firms and establishments with payroll. Excludes data for central administrative offices, auxiliary operations, or establishments of these firms that are classified in other categories than those specified in this table. For meaning of abbreviations and symbols, see introductory text. For explanation of terms, see Appendix A. For method of assignment to categories shown, see Appendix C]

NAICS code	Largest firms based on sales by kind of business and type of operation	Establishments (number)	Sales		Annual payroll (\$1,000)	First-quarter payroll (\$1,000)	Paid employees for pay period including March 12 (number)
			Amount (number)	As percent of total			
421	AGENTS, BROKERS, AND COMMISSION MERCHANTS—Con.						
	Wholesale trade, durable goods—Con.						
4213103	Plywood, veneer, millwork, & wood panel whsle						
	All firms	466	2 953 710	100.0	66 944	14 112	1 345
	4 largest firms	4	528 219	17.9	8 098	1 407	75
	8 largest firms	8	707 372	23.9	9 969	1 815	102
	20 largest firms	20	1 027 248	34.8	15 290	3 279	191
	50 largest firms	50	1 496 689	50.7	24 279	4 865	294
42132	Brick, stone, & related construction materials whsle						
	All firms	171	418 402	100.0	15 423	3 053	429
	4 largest firms	4	172 439	41.2	2 972	576	30
	8 largest firms	8	209 596	50.1	5 588	1 050	93
	20 largest firms	20	275 896	65.9	7 958	1 506	168
	50 largest firms	50	355 081	84.9	10 434	2 041	238
421320	Brick, stone, & related construction materials whsle						
	All firms	171	418 402	100.0	15 423	3 053	429
	4 largest firms	4	172 439	41.2	2 972	576	30
	8 largest firms	8	209 596	50.1	5 588	1 050	93
	20 largest firms	20	275 896	65.9	7 958	1 506	168
	50 largest firms	50	355 081	84.9	10 434	2 041	238
4213201	Brick, block, tile, clay/cement sewer pipe whsle						
	All firms	74	75 029	100.0	3 643	757	120
	4 largest firms	4	20 096	26.8	354	71	9
	8 largest firms	8	31 368	41.8	640	130	18
	20 largest firms	20	54 263	72.3	1 588	370	47
	50 largest firms	50	73 252	97.6	3 171	644	94
4213202	Sand, gravel, & stone whsle						
	All firms	38	117 711	100.0	5 191	916	139
	4 largest firms	4	66 867	56.8	1 515	239	23
	8 largest firms	8	92 164	78.3	3 954	703	85
	20 largest firms	20	114 194	97.0	4 769	839	117
	50 largest firms	38	117 711	100.0	5 191	916	139
4213203	Cement, lime, & related products whsle						
	All firms	59	225 662	100.0	6 589	1 380	170
	4 largest firms	4	142 031	62.9	2 798	570	58
	8 largest firms	8	162 836	72.2	3 550	730	71
	20 largest firms	20	197 899	87.7	4 284	884	91
	50 largest firms	50	225 054	99.7	6 395	1 340	157
42133	Roofing, siding, & insulation material whsle						
	All firms	293	1 339 534	100.0	36 950	7 707	732
	4 largest firms	4	220 740	16.5	4 711	983	60
	8 largest firms	9	308 851	23.1	5 862	1 122	70
	20 largest firms	21	515 514	38.5	11 048	2 110	143
	50 largest firms	53	818 608	61.1	18 165	3 650	275
421330	Roofing, siding, & insulation material whsle						
	All firms	293	1 339 534	100.0	36 950	7 707	732
	4 largest firms	4	220 740	16.5	4 711	983	60
	8 largest firms	9	308 851	23.1	5 862	1 122	70
	20 largest firms	21	515 514	38.5	11 048	2 110	143
	50 largest firms	53	818 608	61.1	18 165	3 650	275
4213301	Roofing, siding, & insulation material whsle						
	All firms	293	1 339 534	100.0	36 950	7 707	732
	4 largest firms	4	220 740	16.5	4 711	983	60
	8 largest firms	9	308 851	23.1	5 862	1 122	70
	20 largest firms	21	515 514	38.5	11 048	2 110	143
	50 largest firms	53	818 608	61.1	18 165	3 650	275
42139	Other construction materials whsle						
	All firms	303	966 495	100.0	34 183	7 722	872
	4 largest firms	4	169 009	17.5	2 957	648	37
	8 largest firms	8	271 265	28.1	4 860	885	84
	20 largest firms	21	421 113	43.6	9 414	1 985	141
	50 largest firms	53	630 772	65.3	14 518	3 163	259

Table 6. Concentration by Largest Firms: 1997—Con.

[Includes only firms and establishments with payroll. Excludes data for central administrative offices, auxiliary operations, or establishments of these firms that are classified in other categories than those specified in this table. For meaning of abbreviations and symbols, see introductory text. For explanation of terms, see Appendix A. For method of assignment to categories shown, see Appendix C]

NAICS code	Largest firms based on sales by kind of business and type of operation	Establishments (number)	Sales		Annual payroll (\$1,000)	First-quarter payroll (\$1,000)	Paid employees for pay period including March 12 (number)
			Amount (number)	As percent of total			
421	AGENTS, BROKERS, AND COMMISSION MERCHANTS—Con.						
	Wholesale trade, durable goods—Con.						
421390	Other construction materials whsle						
	All firms	303	966 495	100.0	34 183	7 722	872
	4 largest firms	4	169 009	17.5	2 957	648	37
	8 largest firms	8	271 265	28.1	4 860	885	84
	20 largest firms	21	421 113	43.6	9 414	1 985	141
	50 largest firms	53	630 772	65.3	14 518	3 163	259
4213901	Flat glass & other construction glass whsle						
	All firms	49	220 957	100.0	6 052	1 425	120
	4 largest firms	4	59 885	27.1	1 516	390	18
	8 largest firms	8	98 600	44.6	2 697	664	33
	20 largest firms	20	176 913	80.1	4 654	1 148	75
	50 largest firms	49	220 957	100.0	6 052	1 425	120
4213902	Other construction materials whsle						
	All firms	254	745 538	100.0	28 131	6 297	752
	4 largest firms	4	169 009	22.7	2 957	648	37
	8 largest firms	8	266 380	35.7	4 733	873	84
	20 largest firms	23	396 054	53.1	8 067	1 638	152
	50 largest firms	53	537 898	72.1	13 050	2 770	270
4214	Professional & commercial equipment & supplies whsle						
	All firms	3 825	17 418 779	100.0	773 243	181 955	14 500
	4 largest firms	13	2 442 531	14.0	43 708	11 651	579
	8 largest firms	18	3 261 658	18.7	51 171	12 768	624
	20 largest firms	34	4 678 206	26.9	79 192	20 791	1 072
	50 largest firms	68	6 385 557	36.7	127 795	33 558	1 675
42141	Photographic equipment & supplies whsle						
	All firms	98	228 240	100.0	8 218	1 708	191
	4 largest firms	4	67 824	29.7	1 026	287	19
	8 largest firms	8	109 864	48.1	1 992	396	29
	20 largest firms	20	169 161	74.1	3 707	762	66
	50 largest firms	50	216 401	94.8	5 920	1 211	116
421410	Photographic equipment & supplies whsle						
	All firms	98	228 240	100.0	8 218	1 708	191
	4 largest firms	4	67 824	29.7	1 026	287	19
	8 largest firms	8	109 864	48.1	1 992	396	29
	20 largest firms	20	169 161	74.1	3 707	762	66
	50 largest firms	50	216 401	94.8	5 920	1 211	116
42142	Office equipment whsle						
	All firms	404	1 595 240	100.0	63 279	14 593	1 832
	4 largest firms	5	571 701	35.8	4 944	1 149	64
	8 largest firms	9	754 553	47.3	8 526	2 005	113
	20 largest firms	22	1 004 481	63.0	14 860	3 514	264
	50 largest firms	56	1 229 807	77.1	24 124	5 737	514
421420	Office equipment whsle						
	All firms	404	1 595 240	100.0	63 279	14 593	1 832
	4 largest firms	5	571 701	35.8	4 944	1 149	64
	8 largest firms	9	754 553	47.3	8 526	2 005	113
	20 largest firms	22	1 004 481	63.0	14 860	3 514	264
	50 largest firms	56	1 229 807	77.1	24 124	5 737	514
42143	Computer & computer peripheral equipment & software whsle						
	All firms	757	7 345 635	100.0	212 093	51 274	3 511
	4 largest firms	13	2 305 491	31.4	45 111	11 613	574
	8 largest firms	18	3 072 772	41.8	50 275	12 545	608
	20 largest firms	35	4 318 691	58.8	74 168	18 047	899
	50 largest firms	71	5 434 106	74.0	106 505	26 952	1 313
421430	Computer & computer peripheral equipment & software whsle						
	All firms	757	7 345 635	100.0	212 093	51 274	3 511
	4 largest firms	13	2 305 491	31.4	45 111	11 613	574
	8 largest firms	18	3 072 772	41.8	50 275	12 545	608
	20 largest firms	35	4 318 691	58.8	74 168	18 047	899
	50 largest firms	71	5 434 106	74.0	106 505	26 952	1 313

Table 6. Concentration by Largest Firms: 1997—Con.

[Includes only firms and establishments with payroll. Excludes data for central administrative offices, auxiliary operations, or establishments of these firms that are classified in other categories than those specified in this table. For meaning of abbreviations and symbols, see introductory text. For explanation of terms, see Appendix A. For method of assignment to categories shown, see Appendix C]

NAICS code	Largest firms based on sales by kind of business and type of operation	Establishments (number)	Sales		Annual payroll (\$1,000)	First-quarter payroll (\$1,000)	Paid employees for pay period including March 12 (number)
			Amount (number)	As percent of total			
421	AGENTS, BROKERS, AND COMMISSION MERCHANTS—Con.						
	Wholesale trade, durable goods—Con.						
4214301	Computer & peripheral equipment whsle						
	All firms	609	6 670 157	100.0	183 321	44 830	3 031
	4 largest firms	13	2 305 491	34.6	45 111	11 613	574
	8 largest firms	18	3 019 537	45.3	48 954	12 003	604
	20 largest firms	35	4 157 811	62.3	74 069	19 501	904
	50 largest firms	70	5 149 892	77.2	99 929	25 670	1 276
42143011	Computers & peripheral equipment for resale						
	All firms	320	4 896 105	100.0	102 413	25 812	1 708
	4 largest firms	6	2 079 398	42.5	27 328	6 718	385
	8 largest firms	14	2 683 922	54.8	32 869	8 063	456
	20 largest firms	28	3 613 385	73.8	50 066	13 808	590
	50 largest firms	61	4 324 442	88.3	68 528	17 887	836
42143012	Computers & peripheral equipment for end use						
	All firms	289	1 774 052	100.0	80 908	19 018	1 323
	4 largest firms	11	762 839	43.0	30 871	7 505	400
	8 largest firms	15	924 188	52.1	36 076	8 346	459
	20 largest firms	31	1 173 267	66.1	45 334	10 717	575
	50 largest firms	64	1 449 306	81.7	55 348	12 862	724
4214302	Computer software (packaged) whsle						
	All firms	148	675 478	100.0	28 772	6 444	480
	4 largest firms	4	365 000	54.0	7 412	1 772	75
	8 largest firms	8	435 464	64.5	9 246	2 211	95
	20 largest firms	20	531 024	78.6	13 389	3 064	162
	50 largest firms	51	621 950	92.1	21 237	4 671	301
42144	Other commercial equipment whsle						
	All firms	594	2 686 765	100.0	105 465	24 426	2 474
	4 largest firms	5	168 019	6.3	5 249	1 332	129
	8 largest firms	10	289 107	10.8	8 913	2 615	186
	20 largest firms	27	585 401	21.8	20 147	5 068	464
	50 largest firms	61	1 080 009	40.2	38 058	9 363	767
421440	Other commercial equipment whsle						
	All firms	594	2 686 765	100.0	105 465	24 426	2 474
	4 largest firms	5	168 019	6.3	5 249	1 332	129
	8 largest firms	10	289 107	10.8	8 913	2 615	186
	20 largest firms	27	585 401	21.8	20 147	5 068	464
	50 largest firms	61	1 080 009	40.2	38 058	9 363	767
4214401	Restaurant & hotel equipment & supplies whsle						
	All firms	438	2 172 270	100.0	77 586	18 041	1 723
	4 largest firms	6	151 426	7.0	5 943	1 900	132
	8 largest firms	12	256 793	11.8	7 443	2 175	155
	20 largest firms	28	517 124	23.8	14 287	3 843	280
	50 largest firms	63	951 063	43.8	28 296	7 114	494
4214402	Store machines & equipment whsle						
	All firms	156	514 495	100.0	27 879	6 385	751
	4 largest firms	4	137 681	26.8	2 970	715	54
	8 largest firms	8	226 105	43.9	12 000	2 785	314
	20 largest firms	20	328 151	63.8	15 738	3 662	375
	50 largest firms	50	439 584	85.4	21 054	4 963	540
42145	Medical, dental, & hospital equipment & supplies whsle						
	All firms	1 473	4 492 032	100.0	322 532	75 514	5 076
	4 largest firms	4	D	D	D	D	c
	8 largest firms	8	585 569	13.0	21 619	6 767	346
	20 largest firms	20	956 281	21.3	39 329	10 508	564
	50 largest firms	66	1 548 640	34.5	77 889	17 524	971
421450	Medical, dental, & hospital equipment & supplies whsle						
	All firms	1 473	4 492 032	100.0	322 532	75 514	5 076
	4 largest firms	4	D	D	D	D	c
	8 largest firms	8	585 569	13.0	21 619	6 767	346
	20 largest firms	20	956 281	21.3	39 329	10 508	564
	50 largest firms	66	1 548 640	34.5	77 889	17 524	971

Table 6. Concentration by Largest Firms: 1997—Con.

[Includes only firms and establishments with payroll. Excludes data for central administrative offices, auxiliary operations, or establishments of these firms that are classified in other categories than those specified in this table. For meaning of abbreviations and symbols, see introductory text. For explanation of terms, see Appendix A. For method of assignment to categories shown, see Appendix C]

NAICS code	Largest firms based on sales by kind of business and type of operation	Establishments (number)	Sales		Annual payroll (\$1,000)	First-quarter payroll (\$1,000)	Paid employees for pay period including March 12 (number)
			Amount (number)	As percent of total			
421	AGENTS, BROKERS, AND COMMISSION MERCHANTS—Con.						
	Wholesale trade, durable goods—Con.						
4214501	Surgical, medical, & hospital supplies whsle						
	All firms	1 423	4 284 750	100.0	303 636	70 445	4 751
	4 largest firms	4	370 815	8.7	8 378	3 269	189
	8 largest firms	8	562 760	13.1	13 171	3 983	255
	20 largest firms	20	896 652	20.9	28 919	7 414	434
	50 largest firms	66	1 458 836	34.0	65 939	14 303	823
4214502	Dental equipment & supplies whsle						
	All firms	50	207 282	100.0	18 896	5 069	325
	4 largest firms	4	145 926	70.4	12 470	3 492	157
	8 largest firms	8	161 753	78.0	13 493	3 792	187
	20 largest firms	20	191 616	92.4	17 118	4 615	264
	50 largest firms	50	207 282	100.0	18 896	5 069	325
42146	Ophthalmic goods whsle						
	All firms	164	264 765	100.0	14 399	3 437	419
	4 largest firms	4	86 330	32.6	3 989	1 072	156
	8 largest firms	8	123 330	46.6	4 667	1 243	166
	20 largest firms	20	180 311	68.1	6 406	1 628	183
	50 largest firms	50	231 364	87.4	9 388	2 404	250
421460	Ophthalmic goods whsle						
	All firms	164	264 765	100.0	14 399	3 437	419
	4 largest firms	4	86 330	32.6	3 989	1 072	156
	8 largest firms	8	123 330	46.6	4 667	1 243	166
	20 largest firms	20	180 311	68.1	6 406	1 628	183
	50 largest firms	50	231 364	87.4	9 388	2 404	250
42149	Other professional equipment & supplies whsle						
	All firms	335	806 102	100.0	47 257	11 003	997
	4 largest firms	10	147 082	18.2	5 188	1 347	66
	8 largest firms	18	221 143	27.4	8 174	1 956	104
	20 largest firms	31	358 794	44.5	14 453	3 304	189
	50 largest firms	71	536 029	66.5	24 744	5 906	369
421490	Other professional equipment & supplies whsle						
	All firms	335	806 102	100.0	47 257	11 003	997
	4 largest firms	10	147 082	18.2	5 188	1 347	66
	8 largest firms	18	221 143	27.4	8 174	1 956	104
	20 largest firms	31	358 794	44.5	14 453	3 304	189
	50 largest firms	71	536 029	66.5	24 744	5 906	369
4214901	Religious & school supplies whsle						
	All firms	50	174 015	100.0	8 404	1 812	199
	4 largest firms	6	99 108	57.0	2 318	570	54
	8 largest firms	10	124 378	71.5	2 973	725	78
	20 largest firms	22	160 878	92.5	6 851	1 506	146
	50 largest firms	50	174 015	100.0	8 404	1 812	199
4214902	Other professional equipment & supplies whsle						
	All firms	285	632 087	100.0	38 853	9 191	798
	4 largest firms	8	115 004	18.2	4 737	1 296	43
	8 largest firms	16	176 535	27.9	7 213	1 723	73
	20 largest firms	39	292 231	46.2	14 327	3 304	175
	50 largest firms	70	437 115	69.2	22 542	5 394	322
4215	Metal & mineral (except petroleum) whsle						
	All firms	1 459	13 429 232	100.0	248 677	53 864	4 196
	4 largest firms	6	1 368 803	10.2	8 421	1 588	69
	8 largest firms	11	1 992 390	14.8	17 734	3 501	140
	20 largest firms	24	3 063 643	22.8	29 520	6 382	257
	50 largest firms	56	4 580 833	34.1	47 289	9 537	427
42151	Metal service centers & offices						
	All firms	1 336	11 795 201	100.0	219 231	47 672	3 741
	4 largest firms	6	1 368 803	11.6	8 421	1 588	69
	8 largest firms	11	1 907 742	16.2	15 692	3 136	129
	20 largest firms	24	2 823 692	23.9	25 059	5 556	216
	50 largest firms	54	4 222 185	35.8	42 286	8 389	385
421510	Metal service centers & offices						
	All firms	1 336	11 795 201	100.0	219 231	47 672	3 741
	4 largest firms	6	1 368 803	11.6	8 421	1 588	69
	8 largest firms	11	1 907 742	16.2	15 692	3 136	129
	20 largest firms	24	2 823 692	23.9	25 059	5 556	216
	50 largest firms	54	4 222 185	35.8	42 286	8 389	385

Table 6. Concentration by Largest Firms: 1997—Con.

[Includes only firms and establishments with payroll. Excludes data for central administrative offices, auxiliary operations, or establishments of these firms that are classified in other categories than those specified in this table. For meaning of abbreviations and symbols, see introductory text. For explanation of terms, see Appendix A. For method of assignment to categories shown, see Appendix C]

NAICS code	Largest firms based on sales by kind of business and type of operation	Establishments (number)	Sales		Annual payroll (\$1,000)	First-quarter payroll (\$1,000)	Paid employees for pay period including March 12 (number)
			Amount (number)	As percent of total			
421	AGENTS, BROKERS, AND COMMISSION MERCHANTS—Con.						
	Wholesale trade, durable goods—Con.						
4215101	Ferrous metal service centers & sales offices						
	All firms	1 057	9 516 171	100.0	178 379	38 688	2 916
	4 largest firms	6	1 219 456	12.8	9 269	1 513	61
	8 largest firms	11	1 624 286	17.1	13 012	2 437	95
	20 largest firms	23	2 431 323	25.5	21 856	4 457	169
	50 largest firms	56	3 683 944	38.7	40 947	8 015	369
42151011	Ferrous metal service centers						
	All firms	68	1 245 827	100.0	21 454	4 853	381
	4 largest firms	4	791 391	63.5	4 431	667	43
	8 largest firms	8	913 967	73.4	7 044	1 225	82
	20 largest firms	20	1 103 902	88.6	13 791	3 369	193
	50 largest firms	50	1 233 705	99.0	20 265	4 543	343
42151012	Ferrous metal sales offices						
	All firms	989	8 270 344	100.0	156 925	33 835	2 535
	4 largest firms	6	677 735	8.2	8 072	1 363	57
	8 largest firms	11	1 054 323	12.7	12 044	2 285	88
	20 largest firms	23	1 828 852	22.1	20 736	4 192	158
	50 largest firms	56	3 024 585	36.6	40 242	8 347	366
4215102	Nonferrous metal service centers & sales offices						
	All firms	279	2 279 030	100.0	40 852	8 984	825
	4 largest firms	4	564 936	24.8	5 544	1 311	55
	8 largest firms	8	778 911	34.2	7 112	1 691	75
	20 largest firms	20	1 163 302	51.0	11 872	2 531	144
	50 largest firms	51	1 631 710	71.6	19 092	3 835	308
42151021	Nonferrous metal service centers						
	All firms	25	128 172	100.0	4 431	881	116
	4 largest firms	4	85 668	66.8	1 586	178	23
	8 largest firms	8	104 223	81.3	2 838	455	59
	20 largest firms	20	125 146	97.6	4 153	792	105
	50 largest firms	25	128 172	100.0	4 431	881	116
42151022	Nonferrous metal sales offices						
	All firms	254	2 150 858	100.0	36 421	8 103	709
	4 largest firms	4	564 936	26.3	5 544	1 311	55
	8 largest firms	8	778 911	36.2	7 112	1 691	75
	20 largest firms	20	1 147 438	53.3	10 823	2 430	135
	50 largest firms	51	1 587 218	73.8	18 087	3 807	297
42152	Coal & other mineral & ore whsle						
	All firms	123	1 634 031	100.0	29 446	6 192	455
	4 largest firms	4	487 037	29.8	6 429	1 297	68
	8 largest firms	10	679 186	41.6	8 557	1 825	87
	20 largest firms	22	1 064 744	65.2	15 797	2 937	190
	50 largest firms	52	1 478 425	90.5	22 218	4 605	295
421520	Coal & other mineral & ore whsle						
	All firms	123	1 634 031	100.0	29 446	6 192	455
	4 largest firms	4	487 037	29.8	6 429	1 297	68
	8 largest firms	10	679 186	41.6	8 557	1 825	87
	20 largest firms	22	1 064 744	65.2	15 797	2 937	190
	50 largest firms	52	1 478 425	90.5	22 218	4 605	295
4215201	Coal whsle						
	All firms	86	D	D	D	D	e
	4 largest firms	4	D	D	D	D	b
	8 largest firms	10	D	D	D	D	b
	20 largest firms	22	D	D	D	D	c
	50 largest firms	52	D	D	D	D	c
4215202	Other mineral & ore whsle						
	All firms	37	D	D	D	D	c
	4 largest firms	4	D	D	D	D	b
	8 largest firms	8	D	D	D	D	b
	20 largest firms	20	D	D	D	D	c
	50 largest firms	37	D	D	D	D	c
4216	Electrical goods whsle						
	All firms	6 652	65 926 580	100.0	1 871 999	418 696	34 098
	4 largest firms	6	3 105 356	4.7	85 936	20 601	1 280
	8 largest firms	22	4 524 508	6.9	110 769	25 450	1 460
	20 largest firms	44	7 272 192	11.0	151 407	36 485	2 076
	50 largest firms	109	11 808 902	17.9	246 996	57 625	3 109

Table 6. Concentration by Largest Firms: 1997—Con.

[Includes only firms and establishments with payroll. Excludes data for central administrative offices, auxiliary operations, or establishments of these firms that are classified in other categories than those specified in this table. For meaning of abbreviations and symbols, see introductory text. For explanation of terms, see Appendix A. For method of assignment to categories shown, see Appendix C]

NAICS code	Largest firms based on sales by kind of business and type of operation	Establishments (number)	Sales		Annual payroll (\$1,000)	First-quarter payroll (\$1,000)	Paid employees for pay period including March 12 (number)
			Amount (number)	As percent of total			
421	AGENTS, BROKERS, AND COMMISSION MERCHANTS—Con.						
42161	Wholesale trade, durable goods—Con.						
	Electrical apparatus & equip, wiring supp, & const material whsle						
	All firms	2 966	22 378 291	100.0	744 714	162 077	15 691
	4 largest firms	7	990 383	4.4	13 271	2 935	267
	8 largest firms	12	1 448 883	6.5	26 504	5 737	564
	20 largest firms	35	2 414 079	10.8	48 684	10 129	966
	50 largest firms	109	4 143 585	18.5	103 736	23 154	2 084
421610	Electrical apparatus & equip, wiring supp, & const material whsle						
	All firms	2 966	22 378 291	100.0	744 714	162 077	15 691
	4 largest firms	7	990 383	4.4	13 271	2 935	267
	8 largest firms	12	1 448 883	6.5	26 504	5 737	564
	20 largest firms	35	2 414 079	10.8	48 684	10 129	966
	50 largest firms	109	4 143 585	18.5	103 736	23 154	2 084
42162	Electrical appliance, television & radio set whsle						
	All firms	527	5 536 904	100.0	129 264	29 419	2 456
	4 largest firms	6	426 560	7.7	5 627	928	91
	8 largest firms	10	769 158	13.9	11 966	2 428	214
	20 largest firms	25	1 464 306	26.4	27 612	5 553	404
	50 largest firms	58	2 554 839	46.1	48 391	10 257	722
421620	Electrical appliance, television & radio set whsle						
	All firms	527	5 536 904	100.0	129 264	29 419	2 456
	4 largest firms	6	426 560	7.7	5 627	928	91
	8 largest firms	10	769 158	13.9	11 966	2 428	214
	20 largest firms	25	1 464 306	26.4	27 612	5 553	404
	50 largest firms	58	2 554 839	46.1	48 391	10 257	722
42169	Other electronic parts & equipment whsle						
	All firms	3 159	38 011 385	100.0	998 021	227 200	15 951
	4 largest firms	6	3 105 356	8.2	85 936	20 601	1 280
	8 largest firms	22	4 475 629	11.8	112 296	27 473	1 491
	20 largest firms	47	7 077 702	18.6	151 035	36 266	1 921
	50 largest firms	116	11 223 906	29.5	240 041	55 887	2 669
421690	Other electronic parts & equipment whsle						
	All firms	3 159	38 011 385	100.0	998 021	227 200	15 951
	4 largest firms	6	3 105 356	8.2	85 936	20 601	1 280
	8 largest firms	22	4 475 629	11.8	112 296	27 473	1 491
	20 largest firms	47	7 077 702	18.6	151 035	36 266	1 921
	50 largest firms	116	11 223 906	29.5	240 041	55 887	2 669
4216901	Communications equipment & supplies whsle						
	All firms	574	3 451 513	100.0	132 077	30 790	2 653
	4 largest firms	4	488 103	14.1	19 066	6 247	453
	8 largest firms	10	655 309	19.0	23 396	7 154	525
	20 largest firms	24	1 028 931	29.8	33 818	9 797	617
	50 largest firms	57	1 675 938	48.6	53 447	13 822	910
4216902	Electronic parts (excluding communications equipment) whsle						
	All firms	2 585	34 559 872	100.0	865 944	196 410	13 298
	4 largest firms	6	3 105 356	9.0	85 936	20 601	1 280
	8 largest firms	22	4 459 372	12.9	113 087	26 198	1 486
	20 largest firms	51	7 014 030	20.3	150 448	34 551	1 928
	50 largest firms	117	11 079 563	32.1	238 897	53 977	2 647
4217	Hardware, & plumbing & heating equipment & supplies whsle						
	All firms	2 894	D	D	D	D	j
	4 largest firms	5	D	D	D	D	c
	8 largest firms	9	D	D	D	D	e
	20 largest firms	23	D	D	D	D	f
	50 largest firms	57	D	D	D	D	g
42171	Hardware whsle						
	All firms	1 048	7 750 213	100.0	211 319	46 252	4 381
	4 largest firms	5	636 983	8.2	10 219	2 972	147
	8 largest firms	11	1 052 887	13.6	4 194	4 194	260
	20 largest firms	23	1 912 407	24.7	31 735	6 992	558
	50 largest firms	58	3 147 357	40.6	62 322	13 253	1 122
421710	Hardware whsle						

Table 6. Concentration by Largest Firms: 1997—Con.

[Includes only firms and establishments with payroll. Excludes data for central administrative offices, auxiliary operations, or establishments of these firms that are classified in other categories than those specified in this table. For meaning of abbreviations and symbols, see introductory text. For explanation of terms, see Appendix A. For method of assignment to categories shown, see Appendix C]

NAICS code	Largest firms based on sales by kind of business and type of operation	Establishments (number)	Sales		Annual payroll (\$1,000)	First-quarter payroll (\$1,000)	Paid employees for pay period including March 12 (number)
			Amount (number)	As percent of total			
421	AGENTS, BROKERS, AND COMMISSION MERCHANTS—Con.						
421710	Wholesale trade, durable goods—Con.						
	Hardware whsle—Con.						
	All firms	1 048	7 750 213	100.0	211 319	46 252	4 381
	4 largest firms	5	636 983	8.2	10 219	2 972	147
	8 largest firms	11	1 052 887	13.6	21 014	4 194	260
	20 largest firms	23	1 912 407	24.7	31 735	6 992	558
	50 largest firms	58	3 147 357	40.6	62 322	13 253	1 122
42172	Plumbing & heating equipment & supplies (hydronics) whsle						
	All firms	1 152	7 864 360	100.0	285 192	63 815	6 330
	4 largest firms	4	453 205	5.8	12 963	2 441	205
	8 largest firms	12	775 650	9.9	21 014	4 355	290
	20 largest firms	24	1 471 456	18.7	38 121	8 095	624
	50 largest firms	62	2 589 797	32.9	70 950	14 855	1 236
421720	Plumbing & heating equipment & supplies (hydronics) whsle						
	All firms	1 152	7 864 360	100.0	285 192	63 815	6 330
	4 largest firms	4	453 205	5.8	12 963	2 441	205
	8 largest firms	12	775 650	9.9	21 014	4 355	290
	20 largest firms	24	1 471 456	18.7	38 121	8 095	624
	50 largest firms	62	2 589 797	32.9	70 950	14 855	1 236
42173	Warm air heating & air-conditioning equipment & supplies whsle						
	All firms	559	2 304 902	100.0	149 169	35 398	2 705
	4 largest firms	4	202 940	8.8	8 419	2 340	173
	8 largest firms	9	369 993	16.1	22 411	6 238	360
	20 largest firms	25	701 612	30.4	38 441	9 205	587
	50 largest firms	64	1 139 227	49.4	62 688	14 769	984
421730	Warm air heating & air-conditioning equipment & supplies whsle						
	All firms	559	2 304 902	100.0	149 169	35 398	2 705
	4 largest firms	4	202 940	8.8	8 419	2 340	173
	8 largest firms	9	369 993	16.1	22 411	6 238	360
	20 largest firms	25	701 612	30.4	38 441	9 205	587
	50 largest firms	64	1 139 227	49.4	62 688	14 769	984
42174	Refrigeration equipment & supplies whsle						
	All firms	135	D	D	D	D	e
	4 largest firms	4	D	D	D	D	b
	8 largest firms	8	D	D	D	D	b
	20 largest firms	22	D	D	D	D	c
	50 largest firms	53	D	D	D	D	e
421740	Refrigeration equipment & supplies whsle						
	All firms	135	D	D	D	D	e
	4 largest firms	4	D	D	D	D	b
	8 largest firms	8	D	D	D	D	b
	20 largest firms	22	D	D	D	D	c
	50 largest firms	53	D	D	D	D	e
4218	Machinery, equipment, & supplies whsle						
	All firms	7 572	29 427 233	100.0	1 253 888	277 216	26 107
	4 largest firms	4	1 145 534	3.9	9 201	2 115	128
	8 largest firms	12	1 757 947	6.0	20 979	4 192	279
	20 largest firms	36	3 036 414	10.3	44 616	9 295	626
	50 largest firms	77	4 663 596	15.8	78 360	17 396	1 031
42181	Construction & mining (except petroleum) machinery & equip whsle						
	All firms	277	1 251 107	100.0	46 195	10 150	1 107
	4 largest firms	5	406 023	32.5	10 788	2 639	158
	8 largest firms	10	528 724	42.3	13 902	3 153	241
	20 largest firms	24	688 971	55.1	20 494	4 617	386
	50 largest firms	55	920 675	73.6	28 255	6 288	561
421810	Construction & mining (except petroleum) machinery & equip whsle						
	All firms	277	1 251 107	100.0	46 195	10 150	1 107
	4 largest firms	5	406 023	32.5	10 788	2 639	158
	8 largest firms	10	528 724	42.3	13 902	3 153	241
	20 largest firms	24	688 971	55.1	20 494	4 617	386
	50 largest firms	55	920 675	73.6	28 255	6 288	561

Table 6. Concentration by Largest Firms: 1997—Con.

[Includes only firms and establishments with payroll. Excludes data for central administrative offices, auxiliary operations, or establishments of these firms that are classified in other categories than those specified in this table. For meaning of abbreviations and symbols, see introductory text. For explanation of terms, see Appendix A. For method of assignment to categories shown, see Appendix C]

NAICS code	Largest firms based on sales by kind of business and type of operation	Establishments (number)	Sales		Annual payroll (\$1,000)	First-quarter payroll (\$1,000)	Paid employees for pay period including March 12 (number)
			Amount (number)	As percent of total			
421	AGENTS, BROKERS, AND COMMISSION MERCHANTS—Con.						
42182	Wholesale trade, durable goods—Con.						
	Farm & garden machinery & equipment whsle						
	All firms	338	1 352 959	100.0	43 977	9 492	1 329
	4 largest firms	4	213 796	15.8	2 169	558	44
	8 largest firms	9	341 953	25.3	4 223	1 149	83
	20 largest firms	21	610 066	45.1	11 611	2 872	214
	50 largest firms	53	875 399	64.7	20 636	4 577	429
421820	Farm & garden machinery & equipment whsle						
	All firms	338	1 352 959	100.0	43 977	9 492	1 329
	4 largest firms	4	213 796	15.8	2 169	558	44
	8 largest firms	9	341 953	25.3	4 223	1 149	83
	20 largest firms	21	610 066	45.1	11 611	2 872	214
	50 largest firms	53	875 399	64.7	20 636	4 577	429
4218201	Farm machinery & equipment—farm dealers						
	All firms	100	D	D	D	D	f
	4 largest firms	4	D	D	D	D	b
	8 largest firms	8	D	D	D	D	c
	20 largest firms	20	D	D	D	D	c
	50 largest firms	50	D	D	D	D	e
4218202	Farm machinery & equipment—whsle distributors						
	All firms	161	D	D	D	D	e
	4 largest firms	5	D	D	D	D	b
	8 largest firms	9	D	D	D	D	b
	20 largest firms	21	D	D	D	D	c
	50 largest firms	51	D	D	D	D	c
4218203	Lawn & garden machinery & equipment whsle						
	All firms	77	616 615	100.0	16 241	3 555	329
	4 largest firms	4	192 192	31.2	2 205	544	34
	8 largest firms	8	304 458	49.4	5 656	1 419	86
	20 largest firms	22	472 112	76.6	10 938	2 364	186
	50 largest firms	53	603 372	97.9	14 688	3 251	283
42183	Industrial machinery & equipment whsle						
	All firms	5 021	17 593 135	100.0	850 632	187 382	17 116
	4 largest firms	6	933 127	5.3	9 453	1 605	87
	8 largest firms	11	1 341 338	7.6	23 796	4 937	326
	20 largest firms	27	1 970 226	11.2	40 542	8 463	525
	50 largest firms	67	3 001 100	17.1	71 774	15 017	982
421830	Industrial machinery & equipment whsle						
	All firms	5 021	17 593 135	100.0	850 632	187 382	17 116
	4 largest firms	6	933 127	5.3	9 453	1 605	87
	8 largest firms	11	1 341 338	7.6	23 796	4 937	326
	20 largest firms	27	1 970 226	11.2	40 542	8 463	525
	50 largest firms	67	3 001 100	17.1	71 774	15 017	982
4218301	Food-processing machinery & equipment whsle						
	All firms	244	977 042	100.0	54 490	12 039	1 054
	4 largest firms	6	101 289	10.4	6 028	1 230	97
	8 largest firms	10	184 755	18.9	11 410	2 465	192
	20 largest firms	22	384 547	39.4	18 892	4 179	316
	50 largest firms	54	643 282	65.8	31 798	6 887	519
4218302	Hydraulic & pneumatic (fluid-power) machinery & equipment whsle						
	All firms	308	1 007 357	100.0	54 300	11 892	1 150
	4 largest firms	6	151 404	15.0	6 813	1 245	97
	8 largest firms	11	247 333	24.6	10 128	2 001	147
	20 largest firms	26	419 271	41.6	18 509	3 584	280
	50 largest firms	56	665 984	66.1	26 408	5 301	435
42183021	Hydraulic & pneumatic pumps & motors whsle						
	All firms	157	531 948	100.0	28 432	6 507	633
	4 largest firms	5	137 958	25.9	4 141	901	70
	8 largest firms	9	204 767	38.5	8 554	1 828	149
	20 largest firms	22	327 953	61.7	13 533	2 844	237
	50 largest firms	56	445 921	83.8	19 432	4 379	366

Table 6. Concentration by Largest Firms: 1997—Con.

[Includes only firms and establishments with payroll. Excludes data for central administrative offices, auxiliary operations, or establishments of these firms that are classified in other categories than those specified in this table. For meaning of abbreviations and symbols, see introductory text. For explanation of terms, see Appendix A. For method of assignment to categories shown, see Appendix C]

NAICS code	Largest firms based on sales by kind of business and type of operation	Establishments (number)	Sales		Annual payroll (\$1,000)	First-quarter payroll (\$1,000)	Paid employees for pay period including March 12 (number)
			Amount (number)	As percent of total			
421	AGENTS, BROKERS, AND COMMISSION MERCHANTS—Con.						
	Wholesale trade, durable goods—Con.						
42183022	Hydraulic & pneumatic parts, accessories, & supplies whsle						
	All firms	151	475 409	100.0	25 868	5 385	517
	4 largest firms	6	107 442	22.6	5 372	959	64
	8 largest firms	12	164 396	34.6	7 024	1 336	89
	20 largest firms	24	281 730	59.3	10 981	2 027	155
	50 largest firms	56	403 567	84.9	18 255	3 724	295
4218303	General-purpose industrial machinery & equipment whsle						
	All firms	1 962	6 670 352	100.0	333 989	75 475	6 726
	4 largest firms	7	602 734	9.0	12 206	3 137	140
	8 largest firms	12	788 843	11.8	20 755	4 680	217
	20 largest firms	30	1 139 947	17.1	29 169	6 717	308
	50 largest firms	76	1 784 661	26.8	46 006	10 439	543
4218304	Metalworking machinery & equipment whsle						
	All firms	727	2 696 380	100.0	119 589	26 645	2 500
	4 largest firms	4	444 696	16.5	5 165	1 023	100
	8 largest firms	11	606 998	22.5	11 598	2 485	223
	20 largest firms	26	903 455	33.5	24 413	4 988	412
	50 largest firms	62	1 344 237	49.9	40 616	8 947	681
4218305	Materials handling equipment whsle						
	All firms	412	982 086	100.0	57 984	13 292	1 305
	4 largest firms	6	126 640	12.9	4 006	873	61
	8 largest firms	19	200 380	20.4	6 631	1 429	92
	20 largest firms	35	341 790	34.8	12 708	2 795	203
	50 largest firms	69	534 241	54.4	24 302	5 602	390
4218306	Oilwell, oil refinery, & pipeline mach, equip, & supplies whsle						
	All firms	249	1 070 405	100.0	41 706	7 785	793
	4 largest firms	6	299 691	28.0	3 223	547	31
	8 largest firms	11	404 917	37.8	7 181	1 258	71
	20 largest firms	23	582 799	54.4	12 116	1 909	118
	50 largest firms	56	830 541	77.6	24 202	4 162	293
4218307	Other industrial machinery & equipment whsle						
	All firms	1 119	4 189 513	100.0	188 574	40 254	3 588
	4 largest firms	4	D	D	D	D	c
	8 largest firms	8	536 764	12.8	12 129	2 337	159
	20 largest firms	25	894 577	21.4	20 751	4 043	267
	50 largest firms	59	1 540 136	36.8	43 426	9 342	579
42184	Industrial supplies whsle						
	All firms	1 090	4 126 000	100.0	177 181	41 969	3 872
	4 largest firms	9	339 031	8.2	4 947	1 735	92
	8 largest firms	15	514 297	12.5	14 391	3 438	223
	20 largest firms	35	871 719	21.1	27 325	6 755	439
	50 largest firms	70	1 443 785	35.0	47 675	12 156	742
421840	Industrial supplies whsle						
	All firms	1 090	4 126 000	100.0	177 181	41 969	3 872
	4 largest firms	9	339 031	8.2	4 947	1 735	92
	8 largest firms	15	514 297	12.5	14 391	3 438	223
	20 largest firms	35	871 719	21.1	27 325	6 755	439
	50 largest firms	70	1 443 785	35.0	47 675	12 156	742
4218401	General-line industrial supplies whsle						
	All firms	151	427 104	100.0	19 556	5 063	465
	4 largest firms	4	109 199	25.6	1 816	467	26
	8 largest firms	8	160 290	37.5	5 304	1 585	87
	20 largest firms	23	255 189	59.7	8 538	2 368	164
	50 largest firms	54	364 370	85.3	14 172	3 846	284
4218402	Mechanical power transmission supplies whsle						
	All firms	159	700 311	100.0	26 760	6 403	607
	4 largest firms	8	123 320	17.6	3 461	937	56
	8 largest firms	12	204 278	29.2	6 157	1 657	114
	20 largest firms	31	344 770	49.2	11 048	2 848	208
	50 largest firms	62	530 583	75.8	17 240	4 164	343

Table 6. Concentration by Largest Firms: 1997—Con.

[Includes only firms and establishments with payroll. Excludes data for central administrative offices, auxiliary operations, or establishments of these firms that are classified in other categories than those specified in this table. For meaning of abbreviations and symbols, see introductory text. For explanation of terms, see Appendix A. For method of assignment to categories shown, see Appendix C]

NAICS code	Largest firms based on sales by kind of business and type of operation	Establishments (number)	Sales		Annual payroll (\$1,000)	First-quarter payroll (\$1,000)	Paid employees for pay period including March 12 (number)
			Amount (number)	As percent of total			
421	AGENTS, BROKERS, AND COMMISSION MERCHANTS—Con.						
	Wholesale trade, durable goods—Con.						
4218403	Welding supplies whsle						
	All firms	24	60 895	100.0	1 610	435	45
	4 largest firms	4	38 426	63.1	717	182	13
	8 largest firms	8	51 968	85.3	951	294	23
	20 largest firms	20	60 533	99.4	1 551	426	42
	50 largest firms	24	60 895	100.0	1 610	435	45
4218404	Industrial containers & supplies whsle						
	All firms	226	817 235	100.0	29 852	6 790	573
	4 largest firms	7	168 821	20.7	3 397	856	44
	8 largest firms	11	247 221	30.3	5 185	1 154	62
	20 largest firms	25	399 538	48.9	9 929	2 562	149
	50 largest firms	55	599 253	73.3	16 035	3 927	247
4218405	Industrial valves & fittings (except fluid-power) whsle						
	All firms	175	873 594	100.0	52 884	12 139	1 080
	4 largest firms	12	D	D	D	D	c
	8 largest firms	17	327 911	37.5	19 118	4 456	311
	20 largest firms	32	478 858	54.8	26 445	6 124	459
	50 largest firms	63	710 123	81.3	37 470	8 580	691
4218406	Other industrial supplies whsle						
	All firms	355	1 246 861	100.0	46 519	11 139	1 102
	4 largest firms	4	204 233	16.4	4 448	1 451	91
	8 largest firms	8	305 935	24.5	6 118	2 215	110
	20 largest firms	20	508 423	40.8	12 361	3 448	205
	50 largest firms	51	768 207	61.6	19 982	5 045	418
42185	Service establishment equipment & supplies whsle						
	All firms	393	1 527 838	100.0	60 000	13 219	1 407
	4 largest firms	6	219 727	14.4	4 394	812	47
	8 largest firms	12	359 904	23.6	7 858	1 674	95
	20 largest firms	25	591 092	38.7	15 554	3 646	219
	50 largest firms	55	887 074	58.1	25 407	5 688	423
421850	Service establishment equipment & supplies whsle						
	All firms	393	1 527 838	100.0	60 000	13 219	1 407
	4 largest firms	6	219 727	14.4	4 394	812	47
	8 largest firms	12	359 904	23.6	7 858	1 674	95
	20 largest firms	25	591 092	38.7	15 554	3 646	219
	50 largest firms	55	887 074	58.1	25 407	5 688	423
4218501	Beauty & barber shop equipment & supplies whsle						
	All firms	53	D	D	D	D	c
	4 largest firms	4	D	D	D	D	b
	8 largest firms	8	D	D	D	D	b
	20 largest firms	22	D	D	D	D	b
	50 largest firms	53	D	D	D	D	c
4218502	Custodial, janitors' equipment & supplies whsle						
	All firms	155	645 361	100.0	23 339	5 232	540
	4 largest firms	6	126 549	19.6	2 934	665	48
	8 largest firms	10	195 075	30.2	5 219	1 207	86
	20 largest firms	23	335 057	51.9	10 318	2 408	201
	50 largest firms	53	515 723	79.9	16 018	3 659	323
4218503	Laundry & dry-cleaning equipment & supplies whsle						
	All firms	17	26 904	100.0	1 064	239	34
	4 largest firms	4	20 415	75.9	195	26	6
	8 largest firms	8	24 470	91.0	699	136	22
	20 largest firms	17	26 904	100.0	1 064	239	34
	50 largest firms	17	26 904	100.0	1 064	239	34
4218504	Other service establishment equipment & supplies whsle						
	All firms	168	D	D	D	D	f
	4 largest firms	6	D	D	D	D	b
	8 largest firms	11	D	D	D	D	c
	20 largest firms	23	D	D	D	D	c
	50 largest firms	57	D	D	D	D	e

Table 6. Concentration by Largest Firms: 1997—Con.

[Includes only firms and establishments with payroll. Excludes data for central administrative offices, auxiliary operations, or establishments of these firms that are classified in other categories than those specified in this table. For meaning of abbreviations and symbols, see introductory text. For explanation of terms, see Appendix A. For method of assignment to categories shown, see Appendix C]

NAICS code	Largest firms based on sales by kind of business and type of operation	Establishments (number)	Sales		Annual payroll (\$1,000)	First-quarter payroll (\$1,000)	Paid employees for pay period including March 12 (number)
			Amount (number)	As percent of total			
421	AGENTS, BROKERS, AND COMMISSION MERCHANTS—Con.						
42186	Wholesale trade, durable goods—Con.						
	Transportation equipment & supplies (exc motor vehicle) whsle						
	All firms	453	3 576 194	100.0	75 903	15 004	1 276
	4 largest firms	5	753 234	21.1	5 608	808	45
	8 largest firms	19	1 132 252	31.7	9 568	1 866	108
	20 largest firms	34	1 734 723	48.5	19 397	3 821	224
	50 largest firms	64	2 455 897	68.7	30 979	5 744	343
421860	Transportation equipment & supplies (exc motor vehicle) whsle						
	All firms	453	3 576 194	100.0	75 903	15 004	1 276
	4 largest firms	5	753 234	21.1	5 608	808	45
	8 largest firms	19	1 132 252	31.7	9 568	1 866	108
	20 largest firms	34	1 734 723	48.5	19 397	3 821	224
	50 largest firms	64	2 455 897	68.7	30 979	5 744	343
4218601	Aircraft & aeronautical equipment & supplies whsle						
	All firms	274	2 670 245	100.0	49 794	9 139	756
	4 largest firms	5	753 234	28.2	5 608	808	45
	8 largest firms	19	1 132 252	42.4	9 568	1 866	108
	20 largest firms	33	1 677 878	62.8	17 319	3 154	173
	50 largest firms	65	2 202 065	82.5	28 336	5 306	308
4218602	Marine machinery, equipment, & supplies whsle						
	All firms	100	D	D	D	D	e
	4 largest firms	4	D	D	D	D	b
	8 largest firms	8	D	D	D	D	b
	20 largest firms	21	D	D	D	D	c
	50 largest firms	51	D	D	D	D	c
4218603	Other transportation equipment & supplies whsle						
	All firms	79	D	D	D	D	c
	4 largest firms	5	D	D	D	D	b
	8 largest firms	10	D	D	D	D	b
	20 largest firms	22	D	D	D	D	c
	50 largest firms	52	D	D	D	D	c
4219	Miscellaneous durable goods whsle						
	All firms	3 564	D	D	D	D	j
	4 largest firms	14	D	D	D	D	e
	8 largest firms	22	D	D	D	D	e
	20 largest firms	35	D	D	D	D	f
	50 largest firms	76	D	D	D	D	g
42191	Sporting & recreational goods & supplies whsle						
	All firms	1 066	7 396 183	100.0	179 242	38 225	3 495
	4 largest firms	7	877 381	11.9	21 843	2 945	268
	8 largest firms	12	1 365 312	18.5	28 087	4 163	361
	20 largest firms	34	2 145 260	29.0	40 626	7 124	579
	50 largest firms	70	3 258 491	44.1	62 939	12 251	860
421910	Sporting & recreational goods & supplies whsle						
	All firms	1 066	7 396 183	100.0	179 242	38 225	3 495
	4 largest firms	7	877 381	11.9	21 843	2 945	268
	8 largest firms	12	1 365 312	18.5	28 087	4 163	361
	20 largest firms	34	2 145 260	29.0	40 626	7 124	579
	50 largest firms	70	3 258 491	44.1	62 939	12 251	860
42192	Toy & hobby goods & supplies whsle						
	All firms	413	D	D	D	D	g
	4 largest firms	5	D	D	D	D	b
	8 largest firms	9	D	D	D	D	b
	20 largest firms	21	D	D	D	D	c
	50 largest firms	53	D	D	D	D	e
421920	Toy & hobby goods & supplies whsle						
	All firms	413	D	D	D	D	g
	4 largest firms	5	D	D	D	D	b
	8 largest firms	9	D	D	D	D	b
	20 largest firms	21	D	D	D	D	c
	50 largest firms	53	D	D	D	D	e

Table 6. Concentration by Largest Firms: 1997—Con.

[Includes only firms and establishments with payroll. Excludes data for central administrative offices, auxiliary operations, or establishments of these firms that are classified in other categories than those specified in this table. For meaning of abbreviations and symbols, see introductory text. For explanation of terms, see Appendix A. For method of assignment to categories shown, see Appendix C]

NAICS code	Largest firms based on sales by kind of business and type of operation	Establishments (number)	Sales		Annual payroll (\$1,000)	First-quarter payroll (\$1,000)	Paid employees for pay period including March 12 (number)
			Amount (number)	As percent of total			
	AGENTS, BROKERS, AND COMMISSION MERCHANTS—Con.						
421	Wholesale trade, durable goods—Con.						
42193	Recyclable material whsle						
	All firms	255	1 390 512	100.0	32 101	7 727	895
	4 largest firms	14	734 442	52.8	8 283	2 372	182
	8 largest firms	18	889 522	64.0	9 681	2 667	205
	20 largest firms	47	1 094 116	78.7	16 914	4 330	328
	50 largest firms	77	1 252 370	90.1	21 998	5 549	475
421930	Recyclable material whsle						
	All firms	255	1 390 512	100.0	32 101	7 727	895
	4 largest firms	14	734 442	52.8	8 283	2 372	182
	8 largest firms	18	889 522	64.0	9 681	2 667	205
	20 largest firms	47	1 094 116	78.7	16 914	4 330	328
	50 largest firms	77	1 252 370	90.1	21 998	5 549	475
4219301	Iron & steel scrap processors & dealers						
	All firms	77	775 486	100.0	13 625	3 790	419
	4 largest firms	13	598 440	77.2	6 258	1 867	171
	8 largest firms	17	668 807	86.2	7 843	2 263	196
	20 largest firms	29	732 771	94.5	10 568	2 999	304
	50 largest firms	59	772 440	99.6	13 081	3 667	395
42193011	Iron & steel scrap processors (using power processing equipment)						
	All firms	40	227 474	100.0	7 170	1 855	202
	4 largest firms	5	158 713	69.8	3 071	829	54
	8 largest firms	9	183 295	80.6	3 957	1 114	98
	20 largest firms	21	221 642	97.4	6 335	1 633	164
	50 largest firms	40	227 474	100.0	7 170	1 855	202
42193012	Iron & steel scrap processors (not using power processing equip)						
	All firms	37	548 012	100.0	6 455	1 935	217
	4 largest firms	11	502 043	91.6	4 707	1 434	142
	8 largest firms	15	525 934	96.0	5 489	1 711	180
	20 largest firms	27	545 480	99.5	6 090	1 858	204
	50 largest firms	37	548 012	100.0	6 455	1 935	217
4219302	Recyclable paper & paperboard whsle						
	All firms	49	207 845	100.0	6 689	1 595	191
	4 largest firms	4	143 747	69.2	3 174	828	30
	8 largest firms	8	170 714	82.1	3 868	976	38
	20 largest firms	20	198 832	95.7	5 553	1 334	146
	50 largest firms	49	207 845	100.0	6 689	1 595	191
4219303	Other recyclable material whsle						
	All firms	129	407 181	100.0	11 787	2 342	285
	4 largest firms	4	201 848	49.6	1 930	302	14
	8 largest firms	24	271 140	66.6	4 896	971	66
	20 largest firms	36	335 644	82.4	7 293	1 451	123
	50 largest firms	67	388 973	95.5	9 687	1 915	198
42194	Jewelry/watch/silverware/precious stone, & precious metal whsle						
	All firms	451	904 350	100.0	37 942	8 646	998
	4 largest firms	4	118 073	13.1	3 896	871	29
	8 largest firms	8	194 373	21.5	6 274	1 382	55
	20 largest firms	21	327 986	36.3	9 459	2 086	105
	50 largest firms	51	499 302	55.2	14 037	3 190	185
421940	Jewelry/watch/silverware/precious stone, & precious metal whsle						
	All firms	451	904 350	100.0	37 942	8 646	998
	4 largest firms	4	118 073	13.1	3 896	871	29
	8 largest firms	8	194 373	21.5	6 274	1 382	55
	20 largest firms	21	327 986	36.3	9 459	2 086	105
	50 largest firms	51	499 302	55.2	14 037	3 190	185
4219401	Jewelry, watch, diamonds, precious stone, & silverware whsle						
	All firms	429	D	D	D	D	f
	4 largest firms	4	D	D	D	D	b
	8 largest firms	8	D	D	D	D	b
	20 largest firms	21	D	D	D	D	b
	50 largest firms	51	D	D	D	D	c

Table 6. Concentration by Largest Firms: 1997—Con.

[Includes only firms and establishments with payroll. Excludes data for central administrative offices, auxiliary operations, or establishments of these firms that are classified in other categories than those specified in this table. For meaning of abbreviations and symbols, see introductory text. For explanation of terms, see Appendix A. For method of assignment to categories shown, see Appendix C]

NAICS code	Largest firms based on sales by kind of business and type of operation	Establishments (number)	Sales		Annual payroll (\$1,000)	First-quarter payroll (\$1,000)	Paid employees for pay period including March 12 (number)
			Amount (number)	As percent of total			
421	AGENTS, BROKERS, AND COMMISSION MERCHANTS—Con.						
	Wholesale trade, durable goods—Con.						
4219402	Precious metal (excluding ores) whsle						
	All firms	22	D	D	D	D	b
	4 largest firms	4	D	D	D	D	a
	8 largest firms	8	D	D	D	D	b
	20 largest firms	20	D	D	D	D	b
	50 largest firms	22	D	D	D	D	b
42199	Other miscellaneous durable goods whsle						
	All firms	1 379	3 700 167	100.0	118 715	26 462	3 545
	4 largest firms	4	457 067	12.4	4 879	1 175	324
	8 largest firms	9	681 390	18.4	9 057	2 223	397
	20 largest firms	21	1 098 485	29.7	18 413	4 046	570
	50 largest firms	58	1 646 302	44.5	35 183	8 178	947
421990	Other miscellaneous durable goods whsle						
	All firms	1 379	3 700 167	100.0	118 715	26 462	3 545
	4 largest firms	4	457 067	12.4	4 879	1 175	324
	8 largest firms	9	681 390	18.4	9 057	2 223	397
	20 largest firms	21	1 098 485	29.7	18 413	4 046	570
	50 largest firms	58	1 646 302	44.5	35 183	8 178	947
4219901	Musical instruments & supplies whsle						
	All firms	64	120 890	100.0	4 958	1 212	137
	4 largest firms	4	42 573	35.2	723	98	14
	8 largest firms	8	65 096	53.8	1 524	413	33
	20 largest firms	20	102 764	85.0	3 593	913	75
	50 largest firms	50	120 044	99.3	4 845	1 188	127
4219902	Forest products (except lumber) whsle						
	All firms	188	715 205	100.0	15 414	3 491	462
	4 largest firms	4	309 399	43.3	2 718	614	65
	8 largest firms	8	382 531	53.5	4 604	999	106
	20 largest firms	26	513 037	71.7	7 704	1 705	181
	50 largest firms	58	628 359	87.9	11 098	2 476	277
4219903	General merchandise (durable goods) whsle						
	All firms	514	D	D	D	D	g
	4 largest firms	5	D	D	D	D	e
	8 largest firms	9	D	D	D	D	e
	20 largest firms	21	D	D	D	D	f
	50 largest firms	54	D	D	D	D	f
4219904	Prerecorded media whsle						
	All firms	140	321 738	100.0	11 830	3 438	416
	4 largest firms	4	91 884	28.6	2 684	1 410	41
	8 largest firms	8	137 901	42.9	4 247	1 830	123
	20 largest firms	20	218 043	67.8	6 631	2 251	177
	50 largest firms	50	288 538	89.7	9 081	2 806	277
42199041	Compact discs/prerecorded audio tapes, & phonograph records whsle						
	All firms	124	D	D	D	D	e
	4 largest firms	4	D	D	D	D	b
	8 largest firms	8	D	D	D	D	c
	20 largest firms	20	D	D	D	D	c
	50 largest firms	50	D	D	D	D	e
42199042	Prerecorded video tapes whsle						
	All firms	16	D	D	D	D	b
	4 largest firms	4	D	D	D	D	b
	8 largest firms	8	D	D	D	D	b
	20 largest firms	16	D	D	D	D	b
	50 largest firms	16	D	D	D	D	b
4219905	Fire extinguishers & fire safety equipment whsle						
	All firms	72	D	D	D	D	c
	4 largest firms	4	D	D	D	D	a
	8 largest firms	8	D	D	D	D	b
	20 largest firms	20	D	D	D	D	b
	50 largest firms	50	D	D	D	D	c
4219906	Other durable goods whsle						
	All firms	401	1 010 358	100.0	31 983	6 442	877
	4 largest firms	4	216 728	21.5	2 843	558	129
	8 largest firms	8	317 698	31.4	4 725	784	165
	20 largest firms	20	468 179	46.3	8 566	1 550	226
	50 largest firms	50	664 709	65.8	14 172	2 401	310

Table 6. Concentration by Largest Firms: 1997—Con.

[Includes only firms and establishments with payroll. Excludes data for central administrative offices, auxiliary operations, or establishments of these firms that are classified in other categories than those specified in this table. For meaning of abbreviations and symbols, see introductory text. For explanation of terms, see Appendix A. For method of assignment to categories shown, see Appendix C]

NAICS code	Largest firms based on sales by kind of business and type of operation	Establishments (number)	Sales		Annual payroll (\$1,000)	First-quarter payroll (\$1,000)	Paid employees for pay period including March 12 (number)
			Amount (number)	As percent of total			
422	AGENTS, BROKERS, AND COMMISSION MERCHANTS—Con.						
	Wholesale trade, nondurable goods						
	All firms	15 813	210 280 732	100.0	3 860 234	881 785	121 102
	4 largest firms	118	27 682 029	13.2	253 326	59 657	9 564
	8 largest firms	158	41 880 196	19.9	464 066	108 968	15 686
	20 largest firms	225	61 221 470	29.1	650 931	151 090	20 851
	50 largest firms	334	79 254 597	37.7	934 959	220 430	29 701
4221	Paper & paper product whsle						
	All firms	1 566	7 602 771	100.0	242 505	56 581	5 335
	4 largest firms	4	1 138 547	15.0	20 723	5 748	514
	8 largest firms	8	1 432 547	18.8	26 960	7 213	602
	20 largest firms	21	2 091 908	27.5	42 504	10 557	814
	50 largest firms	61	3 264 707	42.9	69 285	16 232	1 208
42211	Printing & writing paper whsle						
	All firms	177	1 378 150	100.0	33 353	7 722	616
	4 largest firms	4	653 236	47.4	9 943	2 521	132
	8 largest firms	8	821 852	59.6	13 663	3 299	178
	20 largest firms	20	1 067 163	77.4	17 035	4 064	217
	50 largest firms	50	1 282 553	93.1	24 187	5 534	314
422110	Printing & writing paper whsle						
	All firms	177	1 378 150	100.0	33 353	7 722	616
	4 largest firms	4	653 236	47.4	9 943	2 521	132
	8 largest firms	8	821 852	59.6	13 663	3 299	178
	20 largest firms	20	1 067 163	77.4	17 035	4 064	217
	50 largest firms	50	1 282 553	93.1	24 187	5 534	314
42212	Stationery & office supplies whsle						
	All firms	735	2 201 547	100.0	87 722	20 721	2 443
	4 largest firms	4	359 846	16.3	6 957	1 760	332
	8 largest firms	9	549 515	25.0	10 560	2 547	401
	20 largest firms	29	907 073	41.2	18 655	4 887	552
	50 largest firms	71	1 355 270	61.6	30 229	7 371	744
422120	Stationery & office supplies whsle						
	All firms	735	2 201 547	100.0	87 722	20 721	2 443
	4 largest firms	4	359 846	16.3	6 957	1 760	332
	8 largest firms	9	549 515	25.0	10 560	2 547	401
	20 largest firms	29	907 073	41.2	18 655	4 887	552
	50 largest firms	71	1 355 270	61.6	30 229	7 371	744
42213	Industrial & personal service paper whsle						
	All firms	654	4 023 074	100.0	121 430	28 138	2 276
	4 largest firms	4	662 084	16.5	15 035	4 222	203
	8 largest firms	8	875 828	21.8	19 511	5 016	265
	20 largest firms	22	1 405 289	34.9	34 493	8 063	452
	50 largest firms	56	2 149 984	53.4	52 725	12 718	738
422130	Industrial & personal service paper whsle						
	All firms	654	4 023 074	100.0	121 430	28 138	2 276
	4 largest firms	4	662 084	16.5	15 035	4 222	203
	8 largest firms	8	875 828	21.8	19 511	5 016	265
	20 largest firms	22	1 405 289	34.9	34 493	8 063	452
	50 largest firms	56	2 149 984	53.4	52 725	12 718	738
4222	Drugs, & druggists' sundries whsle						
	All firms	445	5 451 128	100.0	113 644	23 300	2 526
	4 largest firms	6	1 883 815	34.6	26 475	3 919	356
	8 largest firms	10	2 537 008	46.5	33 332	5 443	527
	20 largest firms	49	3 275 625	60.1	57 385	10 793	1 057
	50 largest firms	81	4 198 212	77.0	78 110	15 512	1 611
42221	Drugs, & druggists' sundries whsle						
	All firms	445	5 451 128	100.0	113 644	23 300	2 526
	4 largest firms	6	1 883 815	34.6	26 475	3 919	356
	8 largest firms	10	2 537 008	46.5	33 332	5 443	527
	20 largest firms	49	3 275 625	60.1	57 385	10 793	1 057
	50 largest firms	81	4 198 212	77.0	78 110	15 512	1 611
422210	Drugs, & druggists' sundries whsle						
	All firms	445	5 451 128	100.0	113 644	23 300	2 526
	4 largest firms	6	1 883 815	34.6	26 475	3 919	356
	8 largest firms	10	2 537 008	46.5	33 332	5 443	527
	20 largest firms	49	3 275 625	60.1	57 385	10 793	1 057
	50 largest firms	81	4 198 212	77.0	78 110	15 512	1 611

Table 6. Concentration by Largest Firms: 1997—Con.

[Includes only firms and establishments with payroll. Excludes data for central administrative offices, auxiliary operations, or establishments of these firms that are classified in other categories than those specified in this table. For meaning of abbreviations and symbols, see introductory text. For explanation of terms, see Appendix A. For method of assignment to categories shown, see Appendix C]

NAICS code	Largest firms based on sales by kind of business and type of operation	Establishments (number)	Sales		Annual payroll (\$1,000)	First-quarter payroll (\$1,000)	Paid employees for pay period including March 12 (number)
			Amount (number)	As percent of total			
422	AGENTS, BROKERS, AND COMMISSION MERCHANTS—Con.						
	Wholesale trade, nondurable goods—Con.						
4222102	Specialty-line drug, pharmaceutical, cosmetic, & toiletries whsle						
	All firms	445	5 451 128	100.0	113 644	23 300	2 526
	4 largest firms	6	1 883 815	34.6	26 475	3 919	356
	8 largest firms	10	2 537 008	46.5	33 332	5 443	527
	20 largest firms	49	3 275 625	60.1	57 385	10 793	1 057
	50 largest firms	81	4 198 212	77.0	78 110	15 512	1 611
4223	Apparel, piece goods, & notions whsle						
	All firms	3 034	16 937 975	100.0	499 819	109 567	9 332
	4 largest firms	4	1 811 076	10.7	48 714	11 487	701
	8 largest firms	10	2 572 245	15.2	69 522	14 616	877
	20 largest firms	26	3 948 361	23.3	110 811	23 193	1 379
	50 largest firms	60	5 629 016	33.2	162 597	34 581	2 066
42231	Piece goods, notions, & other dry goods whsle						
	All firms	793	5 032 811	100.0	133 335	29 237	2 562
	4 largest firms	10	691 011	13.7	10 614	2 403	124
	8 largest firms	14	1 112 310	22.1	20 119	4 289	244
	20 largest firms	29	1 768 559	35.1	32 684	6 921	411
	50 largest firms	69	2 612 464	51.9	50 316	10 553	685
422310	Piece goods, notions, & other dry goods whsle						
	All firms	793	5 032 811	100.0	133 335	29 237	2 562
	4 largest firms	10	691 011	13.7	10 614	2 403	124
	8 largest firms	14	1 112 310	22.1	20 119	4 289	244
	20 largest firms	29	1 768 559	35.1	32 684	6 921	411
	50 largest firms	69	2 612 464	51.9	50 316	10 553	685
4223101	Piece goods—jobbers						
	All firms	652	4 499 955	100.0	110 080	24 467	2 138
	4 largest firms	10	691 011	15.4	10 614	2 403	124
	8 largest firms	14	1 075 679	23.9	13 936	3 045	151
	20 largest firms	29	1 701 928	37.8	26 171	5 627	315
	50 largest firms	69	2 495 092	55.4	43 991	9 727	692
4223102	Notions & other dry goods whsle						
	All firms	141	532 856	100.0	23 255	4 770	424
	4 largest firms	4	196 263	36.8	8 287	1 543	112
	8 largest firms	8	272 119	51.1	10 358	1 953	146
	20 largest firms	20	387 921	72.8	13 949	2 774	204
	50 largest firms	50	487 684	91.5	18 988	3 926	296
42232	Men's & boys' clothing & furnishings whsle						
	All firms	660	2 927 495	100.0	76 803	17 588	1 606
	4 largest firms	4	236 850	8.1	7 173	1 275	79
	8 largest firms	8	389 910	13.3	10 757	2 143	121
	20 largest firms	20	740 356	25.3	16 160	3 071	171
	50 largest firms	51	1 279 390	43.7	27 447	6 015	315
422320	Men's & boys' clothing & furnishings whsle						
	All firms	660	2 927 495	100.0	76 803	17 588	1 606
	4 largest firms	4	236 850	8.1	7 173	1 275	79
	8 largest firms	8	389 910	13.3	10 757	2 143	121
	20 largest firms	20	740 356	25.3	16 160	3 071	171
	50 largest firms	51	1 279 390	43.7	27 447	6 015	315
42233	Women's, children's, & infants' clothing & accessories whsle						
	All firms	1 203	4 735 312	100.0	147 928	31 213	3 132
	4 largest firms	4	512 361	10.8	14 775	1 795	130
	8 largest firms	8	719 095	15.2	26 182	4 258	283
	20 largest firms	21	1 172 127	24.8	38 581	7 361	519
	50 largest firms	52	1 842 821	38.9	61 411	12 010	753
422330	Women's, children's, & infants' clothing & accessories whsle						
	All firms	1 203	4 735 312	100.0	147 928	31 213	3 132
	4 largest firms	4	512 361	10.8	14 775	1 795	130
	8 largest firms	8	719 095	15.2	26 182	4 258	283
	20 largest firms	21	1 172 127	24.8	38 581	7 361	519
	50 largest firms	52	1 842 821	38.9	61 411	12 010	753

Table 6. Concentration by Largest Firms: 1997—Con.

[Includes only firms and establishments with payroll. Excludes data for central administrative offices, auxiliary operations, or establishments of these firms that are classified in other categories than those specified in this table. For meaning of abbreviations and symbols, see introductory text. For explanation of terms, see Appendix A. For method of assignment to categories shown, see Appendix C]

NAICS code	Largest firms based on sales by kind of business and type of operation	Establishments (number)	Sales		Annual payroll (\$1,000)	First-quarter payroll (\$1,000)	Paid employees for pay period including March 12 (number)
			Amount (number)	As percent of total			
422	AGENTS, BROKERS, AND COMMISSION MERCHANTS—Con.						
	Wholesale trade, nondurable goods—Con.						
42234	Footwear whsle						
	All firms	378	4 242 357	100.0	141 753	31 529	2 032
	4 largest firms	4	1 811 076	42.7	48 714	11 487	701
	8 largest firms	8	2 323 690	54.8	75 917	17 109	1 005
	20 largest firms	20	2 917 114	68.8	95 676	21 335	1 186
	50 largest firms	50	3 467 881	81.7	112 538	24 797	1 362
422340	Footwear whsle						
	All firms	378	4 242 357	100.0	141 753	31 529	2 032
	4 largest firms	4	1 811 076	42.7	48 714	11 487	701
	8 largest firms	8	2 323 690	54.8	75 917	17 109	1 005
	20 largest firms	20	2 917 114	68.8	95 676	21 335	1 186
	50 largest firms	50	3 467 881	81.7	112 538	24 797	1 362
4224	Grocery & related products whsle						
	All firms	4 652	113 150 470	100.0	2 043 803	476 829	62 493
	4 largest firms	117	22 059 425	19.5	314 354	71 722	10 531
	8 largest firms	188	33 076 151	29.2	505 701	118 113	16 630
	20 largest firms	262	44 979 971	39.8	681 439	159 946	21 461
	50 largest firms	343	57 373 839	50.7	929 195	220 391	30 848
42241	General-line grocery whsle						
	All firms	748	52 747 762	100.0	858 200	200 812	28 597
	4 largest firms	100	20 993 193	39.8	296 555	67 219	10 102
	8 largest firms	125	28 514 849	54.1	410 937	93 770	13 378
	20 largest firms	188	36 126 278	68.5	528 596	121 985	17 338
	50 largest firms	264	44 301 019	84.0	684 518	161 057	23 258
422410	General-line grocery whsle						
	All firms	748	52 747 762	100.0	858 200	200 812	28 597
	4 largest firms	100	20 993 193	39.8	296 555	67 219	10 102
	8 largest firms	125	28 514 849	54.1	410 937	93 770	13 378
	20 largest firms	188	36 126 278	68.5	528 596	121 985	17 338
	50 largest firms	264	44 301 019	84.0	684 518	161 057	23 258
4224103	Other general-line grocery whsle						
	All firms	748	52 747 762	100.0	858 200	200 812	28 597
	4 largest firms	100	20 993 193	39.8	296 555	67 219	10 102
	8 largest firms	125	28 514 849	54.1	410 937	93 770	13 378
	20 largest firms	188	36 126 278	68.5	528 596	121 985	17 338
	50 largest firms	264	44 301 019	84.0	684 518	161 057	23 258
42242	Packaged frozen food whsle						
	All firms	679	16 882 856	100.0	275 080	64 048	7 368
	4 largest firms	6	2 212 292	13.1	25 390	5 945	692
	8 largest firms	12	3 317 967	19.7	39 328	8 928	1 113
	20 largest firms	32	5 595 550	33.1	75 383	16 963	1 953
	50 largest firms	82	8 660 488	51.3	134 446	30 780	3 272
422420	Packaged frozen food whsle						
	All firms	679	16 882 856	100.0	275 080	64 048	7 368
	4 largest firms	6	2 212 292	13.1	25 390	5 945	692
	8 largest firms	12	3 317 967	19.7	39 328	8 928	1 113
	20 largest firms	32	5 595 550	33.1	75 383	16 963	1 953
	50 largest firms	82	8 660 488	51.3	134 446	30 780	3 272
42243	Dairy products, (except dried or canned) whsle						
	All firms	181	1 474 278	100.0	30 193	7 844	737
	4 largest firms	4	437 056	29.6	6 778	2 629	120
	8 largest firms	8	664 523	45.1	9 607	3 324	169
	20 largest firms	20	969 438	65.8	13 872	4 236	249
	50 largest firms	50	1 318 082	89.4	20 112	5 683	403
422430	Dairy products, (except dried or canned) whsle						
	All firms	181	1 474 278	100.0	30 193	7 844	737
	4 largest firms	4	437 056	29.6	6 778	2 629	120
	8 largest firms	8	664 523	45.1	9 607	3 324	169
	20 largest firms	20	969 438	65.8	13 872	4 236	249
	50 largest firms	50	1 318 082	89.4	20 112	5 683	403
4224301	Raw milk whsle						
	All firms	2	D	D	D	D	a
	4 largest firms	2	D	D	D	D	a
	8 largest firms	2	D	D	D	D	a
	20 largest firms	2	D	D	D	D	a
	50 largest firms	2	D	D	D	D	a
4224302	Dairy product (except raw milk) whsle						

Table 6. Concentration by Largest Firms: 1997—Con.

[Includes only firms and establishments with payroll. Excludes data for central administrative offices, auxiliary operations, or establishments of these firms that are classified in other categories than those specified in this table. For meaning of abbreviations and symbols, see introductory text. For explanation of terms, see Appendix A. For method of assignment to categories shown, see Appendix C]

NAICS code	Largest firms based on sales by kind of business and type of operation	Establishments (number)	Sales		Annual payroll (\$1,000)	First-quarter payroll (\$1,000)	Paid employees for pay period including March 12 (number)
			Amount (number)	As percent of total			
422	AGENTS, BROKERS, AND COMMISSION MERCHANTS—Con.						
	Wholesale trade, nondurable goods—Con.						
4224302	Dairy product (except raw milk) whsle—Con.						
	All firms	179	D	D	D	D	f
	4 largest firms	4	D	D	D	D	c
	8 largest firms	8	D	D	D	D	c
	20 largest firms	20	D	D	D	D	c
	50 largest firms	50	D	D	D	D	e
42244	Poultry & poultry product whsle						
	All firms	113	D	D	D	D	e
	4 largest firms	4	D	D	D	D	b
	8 largest firms	8	D	D	D	D	c
	20 largest firms	21	D	D	D	D	c
	50 largest firms	51	D	D	D	D	e
422440	Poultry & poultry product whsle						
	All firms	113	D	D	D	D	e
	4 largest firms	4	D	D	D	D	b
	8 largest firms	8	D	D	D	D	c
	20 largest firms	21	D	D	D	D	c
	50 largest firms	51	D	D	D	D	e
4224401	Live poultry whsle						
	All firms	5	D	D	D	D	b
	4 largest firms	4	D	D	D	D	b
	8 largest firms	5	D	D	D	D	b
	20 largest firms	5	D	D	D	D	b
	50 largest firms	5	D	D	D	D	b
4224402	Poultry & poultry product (except live) whsle						
	All firms	108	D	D	D	D	e
	4 largest firms	4	D	D	D	D	b
	8 largest firms	8	D	D	D	D	c
	20 largest firms	21	D	D	D	D	c
	50 largest firms	51	D	D	D	D	e
42245	Confectionery whsle						
	All firms	357	3 037 847	100.0	69 013	16 381	2 286
	4 largest firms	7	478 718	15.8	9 079	3 508	446
	8 largest firms	13	754 452	24.8	15 158	4 872	596
	20 largest firms	36	1 320 461	43.5	27 345	7 195	897
	50 largest firms	66	2 050 310	67.5	42 285	10 559	1 285
422450	Confectionery whsle						
	All firms	357	3 037 847	100.0	69 013	16 381	2 286
	4 largest firms	7	478 718	15.8	9 079	3 508	446
	8 largest firms	13	754 452	24.8	15 158	4 872	596
	20 largest firms	36	1 320 461	43.5	27 345	7 195	897
	50 largest firms	66	2 050 310	67.5	42 285	10 559	1 285
42246	Fish & seafood whsle						
	All firms	108	832 985	100.0	16 294	3 402	444
	4 largest firms	4	350 862	42.1	6 598	1 312	132
	8 largest firms	8	494 085	59.3	8 329	1 568	151
	20 largest firms	20	655 543	78.7	10 362	2 071	194
	50 largest firms	50	789 893	94.8	13 828	2 942	307
422460	Fish & seafood whsle						
	All firms	108	832 985	100.0	16 294	3 402	444
	4 largest firms	4	350 862	42.1	6 598	1 312	132
	8 largest firms	8	494 085	59.3	8 329	1 568	151
	20 largest firms	20	655 543	78.7	10 362	2 071	194
	50 largest firms	50	789 893	94.8	13 828	2 942	307
42247	Meat & meat product whsle						
	All firms	298	4 154 013	100.0	64 989	15 916	1 641
	4 largest firms	7	970 632	23.4	10 330	3 214	207
	8 largest firms	11	1 379 651	33.2	14 791	4 217	278
	20 largest firms	27	2 155 295	51.9	24 726	6 387	565
	50 largest firms	57	3 024 646	72.8	40 385	10 325	900
422470	Meat & meat product whsle						
	All firms	298	4 154 013	100.0	64 989	15 916	1 641
	4 largest firms	7	970 632	23.4	10 330	3 214	207
	8 largest firms	11	1 379 651	33.2	14 791	4 217	278
	20 largest firms	27	2 155 295	51.9	24 726	6 387	565
	50 largest firms	57	3 024 646	72.8	40 385	10 325	900
42248	Fresh fruit & vegetable whsle						

Table 6. Concentration by Largest Firms: 1997—Con.

[Includes only firms and establishments with payroll. Excludes data for central administrative offices, auxiliary operations, or establishments of these firms that are classified in other categories than those specified in this table. For meaning of abbreviations and symbols, see introductory text. For explanation of terms, see Appendix A. For method of assignment to categories shown, see Appendix C]

NAICS code	Largest firms based on sales by kind of business and type of operation	Establishments (number)	Sales		Annual payroll (\$1,000)	First-quarter payroll (\$1,000)	Paid employees for pay period including March 12 (number)
			Amount (number)	As percent of total			
422	AGENTS, BROKERS, AND COMMISSION MERCHANTS—Con.						
	Wholesale trade, nondurable goods—Con.						
42248	Fresh fruit & vegetable whsle—Con.						
	All firms	647	5 923 035	100.0	180 830	41 516	4 960
	4 largest firms	4	760 115	12.8	18 563	4 362	579
	8 largest firms	8	1 199 265	20.2	25 807	6 202	693
	20 largest firms	21	2 017 993	34.1	45 247	10 814	983
	50 largest firms	60	3 133 138	52.9	77 406	18 545	1 700
422480	Fresh fruit & vegetable whsle						
	All firms	647	5 923 035	100.0	180 830	41 516	4 960
	4 largest firms	4	760 115	12.8	18 563	4 362	579
	8 largest firms	8	1 199 265	20.2	25 807	6 202	693
	20 largest firms	21	2 017 993	34.1	45 247	10 814	983
	50 largest firms	60	3 133 138	52.9	77 406	18 545	1 700
42249	Other grocery & related products whsle						
	All firms	1 521	D	D	D	D	j
	4 largest firms	36	D	D	D	D	h
	8 largest firms	56	D	D	D	D	h
	20 largest firms	94	D	D	D	D	i
	50 largest firms	135	D	D	D	D	j
422490	Other grocery & related products whsle						
	All firms	1 521	D	D	D	D	j
	4 largest firms	36	D	D	D	D	h
	8 largest firms	56	D	D	D	D	h
	20 largest firms	94	D	D	D	D	i
	50 largest firms	135	D	D	D	D	j
4224901	Coffee, tea, & spice whsle						
	All firms	115	1 472 900	100.0	26 226	5 662	654
	4 largest firms	4	716 034	48.6	9 060	1 735	202
	8 largest firms	8	971 307	65.9	12 678	2 556	238
	20 largest firms	20	1 239 611	84.2	18 231	3 761	392
	50 largest firms	50	1 430 226	97.1	23 063	4 906	498
4224902	Bread & baked goods whsle						
	All firms	351	1 690 138	100.0	46 252	10 524	1 377
	4 largest firms	4	711 618	42.1	14 475	3 210	311
	8 largest firms	8	890 519	52.7	19 424	4 530	471
	20 largest firms	20	1 204 843	71.3	25 596	5 946	619
	50 largest firms	50	1 474 294	87.2	31 473	7 254	739
4224903	Soft drinks whsle						
	All firms	90	423 591	100.0	9 289	1 942	280
	4 largest firms	4	314 963	74.4	3 888	706	78
	8 largest firms	8	356 509	84.2	5 015	929	95
	20 largest firms	20	388 655	91.8	6 166	1 155	141
	50 largest firms	50	417 521	98.6	8 320	1 631	211
4224904	Canned goods whsle						
	All firms	238	6 882 311	100.0	126 819	27 953	3 166
	4 largest firms	7	3 228 568	46.9	54 260	12 858	1 419
	8 largest firms	15	4 006 983	58.2	70 049	16 568	1 860
	20 largest firms	29	5 169 617	75.1	92 472	19 938	2 224
	50 largest firms	64	6 200 049	90.1	109 813	23 923	2 639
4224905	Food & beverage basic materials whsle						
	All firms	139	2 320 600	100.0	43 807	9 758	1 120
	4 largest firms	7	1 095 671	47.2	19 003	4 926	636
	8 largest firms	11	1 352 170	58.3	22 571	5 425	676
	20 largest firms	25	1 752 706	75.5	28 915	6 773	779
	50 largest firms	56	2 144 333	92.4	35 555	7 988	913
4224906	Other grocery specialties whsle						
	All firms	588	D	D	D	D	i
	4 largest firms	38	D	D	D	D	h
	8 largest firms	60	D	D	D	D	h
	20 largest firms	88	D	D	D	D	i
	50 largest firms	120	D	D	D	D	i
4225	Farm-product raw material whsle						
	All firms	1 494	33 902 691	100.0	209 654	49 221	23 425
	4 largest firms	22	13 786 159	40.7	10 226	1 986	401
	8 largest firms	33	14 743 891	43.5	14 364	2 950	650
	20 largest firms	73	16 458 630	48.5	28 986	6 237	1 571
	50 largest firms	106	18 973 271	56.0	45 065	10 279	2 657

Table 6. Concentration by Largest Firms: 1997—Con.

[Includes only firms and establishments with payroll. Excludes data for central administrative offices, auxiliary operations, or establishments of these firms that are classified in other categories than those specified in this table. For meaning of abbreviations and symbols, see introductory text. For explanation of terms, see Appendix A. For method of assignment to categories shown, see Appendix C]

NAICS code	Largest firms based on sales by kind of business and type of operation	Establishments (number)	Sales		Annual payroll (\$1,000)	First-quarter payroll (\$1,000)	Paid employees for pay period including March 12 (number)
			Amount (number)	As percent of total			
422	AGENTS, BROKERS, AND COMMISSION MERCHANTS—Con.						
	Wholesale trade, nondurable goods—Con.						
42251	Grain & field bean whsle						
	All firms	135	15 045 234	100.0	22 566	4 323	478
	4 largest firms	6	13 469 903	89.5	6 653	959	58
	8 largest firms	10	13 814 234	91.8	8 618	1 376	77
	20 largest firms	22	14 351 748	95.4	12 764	2 221	153
	50 largest firms	54	14 883 332	98.9	18 454	3 341	296
422510	Grain & field bean whsle						
	All firms	135	15 045 234	100.0	22 566	4 323	478
	4 largest firms	6	13 469 903	89.5	6 653	959	58
	8 largest firms	10	13 814 234	91.8	8 618	1 376	77
	20 largest firms	22	14 351 748	95.4	12 764	2 221	153
	50 largest firms	54	14 883 332	98.9	18 454	3 341	296
42252	Livestock whsle						
	All firms	957	15 468 016	100.0	144 727	34 129	19 860
	4 largest firms	26	1 186 746	7.7	7 818	2 073	591
	8 largest firms	48	1 876 011	12.1	13 362	3 779	1 013
	20 largest firms	68	3 178 976	20.6	23 395	5 549	1 719
	50 largest firms	108	5 225 525	33.8	37 503	8 811	2 939
422520	Livestock whsle						
	All firms	957	15 468 016	100.0	144 727	34 129	19 860
	4 largest firms	26	1 186 746	7.7	7 818	2 073	591
	8 largest firms	48	1 876 011	12.1	13 362	3 779	1 013
	20 largest firms	68	3 178 976	20.6	23 395	5 549	1 719
	50 largest firms	108	5 225 525	33.8	37 503	8 811	2 939
42259	Other farm product raw material whsle						
	All firms	402	3 389 441	100.0	42 361	10 769	3 087
	4 largest firms	8	591 742	17.5	3 725	817	65
	8 largest firms	13	861 984	25.4	6 786	1 798	220
	20 largest firms	34	1 348 464	39.8	11 646	3 791	686
	50 largest firms	66	1 974 524	58.3	17 093	4 576	879
422590	Other farm product raw material whsle						
	All firms	402	3 389 441	100.0	42 361	10 769	3 087
	4 largest firms	8	591 742	17.5	3 725	817	65
	8 largest firms	13	861 984	25.4	6 786	1 798	220
	20 largest firms	34	1 348 464	39.8	11 646	3 791	686
	50 largest firms	66	1 974 524	58.3	17 093	4 576	879
4225901	Hides, skins, & pelts whsle						
	All firms	26	184 450	100.0	5 826	1 825	323
	4 largest firms	5	131 776	71.4	2 318	816	182
	8 largest firms	9	159 463	86.5	5 151	1 658	273
	20 largest firms	21	183 214	99.3	5 780	1 819	316
	50 largest firms	26	184 450	100.0	5 826	1 825	323
4225902	Leaf tobacco whsle						
	All firms	210	1 565 193	100.0	19 599	5 305	2 115
	4 largest firms	11	170 827	10.9	2 209	1 248	353
	8 largest firms	17	297 804	19.0	3 633	1 587	456
	20 largest firms	30	544 728	34.8	6 461	1 806	578
	50 largest firms	63	957 112	61.1	10 418	2 640	831
4225903	Wool, wool tops, & mohair whsle						
	All firms	19	56 823	100.0	1 177	270	60
	4 largest firms	4	37 357	65.7	345	67	11
	8 largest firms	8	47 019	82.7	703	143	32
	20 largest firms	19	56 823	100.0	1 177	270	60
	50 largest firms	19	56 823	100.0	1 177	270	60
4225904	Cotton whsle						
	All firms	53	695 960	100.0	3 493	535	98
	4 largest firms	6	456 875	65.6	1 183	176	15
	8 largest firms	11	548 630	78.8	1 667	275	26
	20 largest firms	23	650 761	93.5	2 450	403	44
	50 largest firms	53	695 960	100.0	3 493	535	98
4225905	Other farm-product raw material whsle						
	All firms	94	887 015	100.0	12 266	2 834	491
	4 largest firms	6	373 122	42.1	4 020	983	99
	8 largest firms	10	553 495	62.4	5 532	1 376	109
	20 largest firms	22	746 893	84.2	6 943	1 652	163
	50 largest firms	52	866 113	97.6	10 736	2 487	318

Table 6. Concentration by Largest Firms: 1997—Con.

[Includes only firms and establishments with payroll. Excludes data for central administrative offices, auxiliary operations, or establishments of these firms that are classified in other categories than those specified in this table. For meaning of abbreviations and symbols, see introductory text. For explanation of terms, see Appendix A. For method of assignment to categories shown, see Appendix C]

NAICS code	Largest firms based on sales by kind of business and type of operation	Establishments (number)	Sales		Annual payroll (\$1,000)	First-quarter payroll (\$1,000)	Paid employees for pay period including March 12 (number)
			Amount (number)	As percent of total			
422	AGENTS, BROKERS, AND COMMISSION MERCHANTS—Con.						
	Wholesale trade, nondurable goods—Con.						
4226	Chemical & allied products whsle						
	All firms	1 390	6 509 052	100.0	194 592	41 323	3 687
	4 largest firms	4	474 806	7.3	7 558	1 141	127
	8 largest firms	8	723 815	11.1	10 552	1 411	147
	20 largest firms	27	1 284 798	19.7	24 264	3 807	315
	50 largest firms	60	2 143 695	32.9	46 327	8 001	542
42261	Plastics materials & basic forms & shapes whsle						
	All firms	654	3 770 919	100.0	99 796	21 450	1 741
	4 largest firms	5	230 002	6.1	4 145	519	34
	8 largest firms	11	420 150	11.1	7 152	1 085	76
	20 largest firms	23	805 102	21.4	14 696	2 425	138
	50 largest firms	56	1 409 767	37.4	28 240	5 257	313
422610	Plastics materials & basic forms & shapes whsle						
	All firms	654	3 770 919	100.0	99 796	21 450	1 741
	4 largest firms	5	230 002	6.1	4 145	519	34
	8 largest firms	11	420 150	11.1	7 152	1 085	76
	20 largest firms	23	805 102	21.4	14 696	2 425	138
	50 largest firms	56	1 409 767	37.4	28 240	5 257	313
42269	Other chemical & allied products whsle						
	All firms	736	2 738 133	100.0	94 796	19 873	1 946
	4 largest firms	4	474 806	17.3	7 558	1 141	127
	8 largest firms	10	703 437	25.7	13 833	2 242	199
	20 largest firms	25	1 087 672	39.7	25 590	4 262	338
	50 largest firms	58	1 601 140	58.5	40 283	7 866	568
422690	Other chemical & allied products whsle						
	All firms	736	2 738 133	100.0	94 796	19 873	1 946
	4 largest firms	4	474 806	17.3	7 558	1 141	127
	8 largest firms	10	703 437	25.7	13 833	2 242	199
	20 largest firms	25	1 087 672	39.7	25 590	4 262	338
	50 largest firms	58	1 601 140	58.5	40 283	7 866	568
4226901	Industrial gases (except LP) whsle						
	All firms	11	71 241	100.0	2 852	489	48
	4 largest firms	6	67 103	94.2	2 342	358	29
	8 largest firms	10	71 137	99.9	2 839	486	47
	20 largest firms	11	71 241	100.0	2 852	489	48
	50 largest firms	11	71 241	100.0	2 852	489	48
4226902	Other chemical & allied products whsle						
	All firms	725	2 666 892	100.0	91 944	19 384	1 898
	4 largest firms	4	474 806	17.8	7 558	1 141	127
	8 largest firms	10	703 437	26.4	13 833	2 242	199
	20 largest firms	24	1 070 045	40.1	25 189	4 501	341
	50 largest firms	56	1 560 573	58.5	38 661	7 678	558
4227	Petroleum & petroleum products whsle						
	All firms	256	11 953 186	100.0	97 236	20 671	2 655
	4 largest firms	10	7 317 626	61.2	42 440	9 876	1 836
	8 largest firms	15	9 605 212	80.4	47 147	10 702	1 863
	20 largest firms	28	10 879 269	91.0	75 229	15 505	2 018
	50 largest firms	58	11 641 497	97.4	84 833	17 607	2 218
42271	Petroleum bulk stations & terminals						
	All firms	69	331 386	100.0	12 025	3 033	266
	4 largest firms	4	186 251	56.2	8 144	2 034	64
	8 largest firms	9	231 799	69.9	8 996	2 213	86
	20 largest firms	21	282 338	85.2	9 731	2 414	132
	50 largest firms	51	327 030	98.7	11 471	2 894	234
422710	Petroleum bulk stations & terminals						
	All firms	69	331 386	100.0	12 025	3 033	266
	4 largest firms	4	186 251	56.2	8 144	2 034	64
	8 largest firms	9	231 799	69.9	8 996	2 213	86
	20 largest firms	21	282 338	85.2	9 731	2 414	132
	50 largest firms	51	327 030	98.7	11 471	2 894	234
4227101	Petroleum bulk stations & terminals (except LP)						
	All firms	68	D	D	D	D	e
	4 largest firms	4	D	D	D	D	b
	8 largest firms	9	D	D	D	D	b
	20 largest firms	21	D	D	D	D	c
	50 largest firms	51	D	D	D	D	c

Table 6. Concentration by Largest Firms: 1997—Con.

[Includes only firms and establishments with payroll. Excludes data for central administrative offices, auxiliary operations, or establishments of these firms that are classified in other categories than those specified in this table. For meaning of abbreviations and symbols, see introductory text. For explanation of terms, see Appendix A. For method of assignment to categories shown, see Appendix C]

NAICS code	Largest firms based on sales by kind of business and type of operation	Establishments (number)	Sales		Annual payroll (\$1,000)	First-quarter payroll (\$1,000)	Paid employees for pay period including March 12 (number)
			Amount (number)	As percent of total			
422	AGENTS, BROKERS, AND COMMISSION MERCHANTS—Con.						
	Wholesale trade, nondurable goods—Con.						
42271011	Petroleum bulk stations (except LP)						
	All firms	63	D	D	D	D	c
	4 largest firms	4	D	D	D	D	a
	8 largest firms	9	D	D	D	D	b
	20 largest firms	21	D	D	D	D	b
	50 largest firms	51	D	D	D	D	c
42271012	Petroleum bulk terminals (except LP)						
	All firms	5	D	D	D	D	b
	4 largest firms	4	D	D	D	D	b
	8 largest firms	5	D	D	D	D	b
	20 largest firms	5	D	D	D	D	b
	50 largest firms	5	D	D	D	D	b
4227102	Liquefied petroleum bulk stations & terminals						
	All firms	1	D	D	D	D	a
	4 largest firms	1	D	D	D	D	a
	8 largest firms	1	D	D	D	D	a
	20 largest firms	1	D	D	D	D	a
	50 largest firms	1	D	D	D	D	a
42272	Petroleum & petroleum prod whsle (exc bulk stations & terminals)						
	All firms	187	'11 621 800	100.0	85 211	17 638	2 389
	4 largest firms	10	7 317 626	63.0	42 440	9 876	1 836
	8 largest firms	15	9 605 212	82.6	47 147	10 702	1 863
	20 largest firms	28	10 846 269	93.3	67 477	13 573	1 969
	50 largest firms	58	11 480 258	98.8	77 286	15 657	2 159
422720	Petroleum & petroleum prod whsle (exc bulk stations & terminals)						
	All firms	187	'11 621 800	100.0	85 211	17 638	2 389
	4 largest firms	10	7 317 626	63.0	42 440	9 876	1 836
	8 largest firms	15	9 605 212	82.6	47 147	10 702	1 863
	20 largest firms	28	10 846 269	93.3	67 477	13 573	1 969
	50 largest firms	58	11 480 258	98.8	77 286	15 657	2 159
4228	Beer, wine, & distilled alcoholic beverage whsle						
	All firms	213	D	D	D	D	g
	4 largest firms	4	D	D	D	D	f
	8 largest firms	8	D	D	D	D	f
	20 largest firms	20	D	D	D	D	f
	50 largest firms	53	D	D	D	D	g
42281	Beer & ale whsle						
	All firms	40	D	D	D	D	c
	4 largest firms	5	D	D	D	D	c
	8 largest firms	11	D	D	D	D	c
	20 largest firms	23	D	D	D	D	c
	50 largest firms	40	D	D	D	D	c
422810	Beer & ale whsle						
	All firms	40	D	D	D	D	c
	4 largest firms	5	D	D	D	D	c
	8 largest firms	11	D	D	D	D	c
	20 largest firms	23	D	D	D	D	c
	50 largest firms	40	D	D	D	D	c
42282	Wine & distilled alcoholic beverage whsle						
	All firms	173	1 955 271	100.0	58 828	13 631	1 229
	4 largest firms	4	620 845	31.8	21 938	5 465	501
	8 largest firms	8	929 644	47.5	26 084	6 507	583
	20 largest firms	20	1 449 725	74.1	35 129	8 550	782
	50 largest firms	50	1 798 033	92.0	48 493	11 473	962
422820	Wine & distilled alcoholic beverage whsle						
	All firms	173	1 955 271	100.0	58 828	13 631	1 229
	4 largest firms	4	620 845	31.8	21 938	5 465	501
	8 largest firms	8	929 644	47.5	26 084	6 507	583
	20 largest firms	20	1 449 725	74.1	35 129	8 550	782
	50 largest firms	50	1 798 033	92.0	48 493	11 473	962

Table 6. Concentration by Largest Firms: 1997—Con.

[Includes only firms and establishments with payroll. Excludes data for central administrative offices, auxiliary operations, or establishments of these firms that are classified in other categories than those specified in this table. For meaning of abbreviations and symbols, see introductory text. For explanation of terms, see Appendix A. For method of assignment to categories shown, see Appendix C]

NAICS code	Largest firms based on sales by kind of business and type of operation	Establishments (number)	Sales		Annual payroll (\$1,000)	First-quarter payroll (\$1,000)	Paid employees for pay period including March 12 (number)
			Amount (number)	As percent of total			
422	AGENTS, BROKERS, AND COMMISSION MERCHANTS—Con.						
	Wholesale trade, nondurable goods—Con.						
4228201	Wine & distilled alcoholic bev (licensed operation) whsle						
	All firms	173	1 955 271	100.0	58 828	13 631	1 229
	4 largest firms	4	620 845	31.8	21 938	5 465	501
	8 largest firms	8	929 644	47.5	26 084	6 507	583
	20 largest firms	20	1 449 725	74.1	35 129	8 550	782
	50 largest firms	50	1 798 033	92.0	48 493	11 473	962
4229	Miscellaneous nondurable goods whsle						
	All firms	2 763	D	D	D	D	j
	4 largest firms	12	D	D	D	D	g
	8 largest firms	20	D	D	D	D	g
	20 largest firms	36	D	D	D	D	g
	50 largest firms	69	D	D	D	D	h
42291	Farm supplies whsle						
	All firms	223	2 238 242	100.0	27 321	5 985	554
	4 largest firms	4	1 392 181	62.2	4 420	751	74
	8 largest firms	8	1 562 081	69.8	6 914	1 155	106
	20 largest firms	23	1 792 131	80.1	12 275	2 665	171
	50 largest firms	53	2 020 418	90.3	17 759	3 798	265
422910	Farm supplies whsle						
	All firms	223	2 238 242	100.0	27 321	5 985	554
	4 largest firms	4	1 392 181	62.2	4 420	751	74
	8 largest firms	8	1 562 081	69.8	6 914	1 155	106
	20 largest firms	23	1 792 131	80.1	12 275	2 665	171
	50 largest firms	53	2 020 418	90.3	17 759	3 798	265
4229102	Farm supplies—whsle distributors						
	All firms	223	2 238 242	100.0	27 321	5 985	554
	4 largest firms	4	1 392 181	62.2	4 420	751	74
	8 largest firms	8	1 562 081	69.8	6 914	1 155	106
	20 largest firms	23	1 792 131	80.1	12 275	2 665	171
	50 largest firms	53	2 020 418	90.3	17 759	3 798	265
42292	Book, periodical, & newspaper whsle						
	All firms	334	2 583 212	100.0	103 022	25 474	3 173
	4 largest firms	12	1 668 887	64.6	53 199	14 006	1 719
	8 largest firms	17	1 871 078	72.4	61 617	15 949	1 964
	20 largest firms	30	2 088 864	80.9	67 260	17 229	2 069
	50 largest firms	70	2 305 373	89.2	76 237	19 315	2 336
422920	Book, periodical, & newspaper whsle						
	All firms	334	2 583 212	100.0	103 022	25 474	3 173
	4 largest firms	12	1 668 887	64.6	53 199	14 006	1 719
	8 largest firms	17	1 871 078	72.4	61 617	15 949	1 964
	20 largest firms	30	2 088 864	80.9	67 260	17 229	2 069
	50 largest firms	70	2 305 373	89.2	76 237	19 315	2 336
42293	Flower, nursery stock, & florists' supplies whsle						
	All firms	234	678 119	100.0	32 231	8 070	885
	4 largest firms	4	144 511	21.3	6 703	2 068	119
	8 largest firms	8	217 995	32.1	8 467	2 345	179
	20 largest firms	23	364 825	53.8	16 847	4 791	365
	50 largest firms	54	523 574	77.2	22 309	5 998	508
422930	Flower, nursery stock, & florists' supplies whsle						
	All firms	234	678 119	100.0	32 231	8 070	885
	4 largest firms	4	144 511	21.3	6 703	2 068	119
	8 largest firms	8	217 995	32.1	8 467	2 345	179
	20 largest firms	23	364 825	53.8	16 847	4 791	365
	50 largest firms	54	523 574	77.2	22 309	5 998	508
42294	Tobacco & tobacco product whsle						
	All firms	33	62 175	100.0	2 945	680	95
	4 largest firms	4	39 370	63.3	1 510	407	57
	8 largest firms	8	50 064	80.5	1 776	472	67
	20 largest firms	20	60 347	97.1	2 662	634	83
	50 largest firms	33	62 175	100.0	2 945	680	95
422940	Tobacco & tobacco product whsle						
	All firms	33	62 175	100.0	2 945	680	95
	4 largest firms	4	39 370	63.3	1 510	407	57
	8 largest firms	8	50 064	80.5	1 776	472	67
	20 largest firms	20	60 347	97.1	2 662	634	83
	50 largest firms	33	62 175	100.0	2 945	680	95

Table 6. Concentration by Largest Firms: 1997—Con.

[Includes only firms and establishments with payroll. Excludes data for central administrative offices, auxiliary operations, or establishments of these firms that are classified in other categories than those specified in this table. For meaning of abbreviations and symbols, see introductory text. For explanation of terms, see Appendix A. For method of assignment to categories shown, see Appendix C]

NAICS code	Largest firms based on sales by kind of business and type of operation	Establishments (number)	Sales		Annual payroll (\$1,000)	First-quarter payroll (\$1,000)	Paid employees for pay period including March 12 (number)
			Amount (number)	As percent of total			
	AGENTS, BROKERS, AND COMMISSION MERCHANTS—Con.						
422	Wholesale trade, nondurable goods—Con.						
42295	Paint, varnish, & supplies whsle						
	All firms	206	1 152 666	100.0	38 003	8 399	818
	4 largest firms	8	283 472	24.6	4 950	987	98
	8 largest firms	12	423 143	36.7	7 863	1 512	155
	20 largest firms	25	677 998	58.8	14 244	2 817	255
	50 largest firms	55	938 246	81.4	24 714	5 248	431
422950	Paint, varnish, & supplies whsle						
	All firms	206	1 152 666	100.0	38 003	8 399	818
	4 largest firms	8	283 472	24.6	4 950	987	98
	8 largest firms	12	423 143	36.7	7 863	1 512	155
	20 largest firms	25	677 998	58.8	14 244	2 817	255
	50 largest firms	55	938 246	81.4	24 714	5 248	431
4229501	Paint, varnish, & supplies whsle						
	All firms	206	1 152 666	100.0	38 003	8 399	818
	4 largest firms	8	283 472	24.6	4 950	987	98
	8 largest firms	12	423 143	36.7	7 863	1 512	155
	20 largest firms	25	677 998	58.8	14 244	2 817	255
	50 largest firms	55	938 246	81.4	24 714	5 248	431
42299	Other miscellaneous nondurable goods whsle						
	All firms	1 733	D	D	D	D	h
	4 largest firms	5	D	D	D	D	c
	8 largest firms	11	D	D	D	D	c
	20 largest firms	24	D	D	D	D	f
	50 largest firms	66	D	D	D	D	f
422990	Other miscellaneous nondurable goods whsle						
	All firms	1 733	D	D	D	D	h
	4 largest firms	5	D	D	D	D	c
	8 largest firms	11	D	D	D	D	c
	20 largest firms	24	D	D	D	D	f
	50 largest firms	66	D	D	D	D	f
4229901	Art goods whsle						
	All firms	591	1 517 846	100.0	69 437	15 307	1 896
	4 largest firms	4	224 050	14.8	5 729	1 558	86
	8 largest firms	14	349 409	23.0	11 486	2 807	210
	20 largest firms	30	559 696	36.9	24 588	5 427	395
	50 largest firms	62	871 515	57.4	34 283	7 557	610
4229902	General merchandise (nondurable goods) whsle						
	All firms	398	785 925	100.0	36 541	7 747	988
	4 largest firms	4	194 448	24.7	8 106	1 516	214
	8 largest firms	8	284 650	36.2	10 122	1 895	259
	20 largest firms	20	422 063	53.7	13 563	2 890	311
	50 largest firms	50	589 303	75.0	18 435	4 038	424
4229903	Textile bags, bagging, & burlap whsle						
	All firms	40	54 043	100.0	2 311	419	50
	4 largest firms	4	D	D	D	D	a
	8 largest firms	8	37 581	69.5	1 222	254	20
	20 largest firms	20	50 063	92.6	1 589	319	33
	50 largest firms	40	54 043	100.0	2 311	419	50
4229904	Other nondurable goods whsle						
	All firms	704	D	D	D	D	g
	4 largest firms	5	D	D	D	D	c
	8 largest firms	11	D	D	D	D	c
	20 largest firms	24	D	D	D	D	e
	50 largest firms	60	D	D	D	D	e

Table 7. Legal Form of Organization: 1997

[Includes only establishments with payroll. Excludes data for central administrative offices, auxiliary operations, or establishments of firms that are classified in other categories than those specified in this table. For meaning of abbreviations and symbols, see introductory text. For explanation of terms, see Appendix A. For method of assignment to categories shown, see Appendix C]

NAICS code	Legal form of organization by type of operation and kind of business	Establishments (number)	Sales (\$1,000)	Annual payroll (\$1,000)	First-quarter payroll (\$1,000)	Paid employees for pay period including March 12 (number)	Operating expenses ¹ (\$1,000)	End-of-1996 inventories (\$1,000)	End-of-1997 inventories (\$1,000)
42	WHOLESALE TRADE								
	All establishments	'453 470	'4 059 657 778	'214 915 405	'51 072 571	'5 796 557	443 572 909	254 668 624	272 240 419
	Corporations	395 070	3 890 349 697	206 537 911	49 171 430	5 472 443	424 778 257	245 151 081	261 197 468
	Individual proprietorships	42 338	55 645 628	3 298 348	745 331	160 174	7 448 097	3 199 718	3 738 334
	Partnerships	13 755	84 483 547	4 118 122	926 636	132 890	9 246 212	4 963 894	5 964 966
	Cooperative associations	1 595	18 644 569	491 727	111 905	19 918	1 179 458	926 122	937 590
	Other legal forms of organization	712	10 534 337	469 297	117 269	11 132	920 885	427 809	402 061
421	Wholesale trade, durable goods								
	All establishments	290 629	'2 179 717 376	'133 236 997	'31 746 275	'3 398 261	266 145 569	162 459 247	173 780 143
	Corporations	255 617	2 114 347 834	128 594 759	30 700 395	3 226 302	256 330 284	157 461 129	167 917 346
	Individual proprietorships	26 025	30 188 129	2 018 744	458 690	94 197	4 479 234	2 171 399	2 521 523
	Partnerships	8 220	29 229 619	2 195 533	489 934	68 482	4 549 970	2 467 560	2 959 093
	Cooperative associations	368	1 697 464	106 784	24 045	3 465	204 494	116 347	120 075
	Other legal forms of organization	399	4 254 330	321 177	73 211	5 815	581 587	242 812	262 106
4211	Motor vehicle & motor vehicle parts & supplies whsle								
	All establishments	'29 328	'533 352 124	'11 458 634	'2 717 906	'375 731	25 885 694	22 154 986	22 912 616
	Corporations	24 007	525 340 750	10 929 099	2 596 090	350 598	24 768 518	21 418 339	22 036 840
	Individual proprietorships	4 283	4 513 311	286 855	67 738	15 603	652 313	421 872	483 695
	Partnerships	1 003	3 307 466	226 015	50 075	8 927	432 800	291 927	370 314
	Cooperative associations	35	90 955	8 858	1 997	340	17 076	12 485	11 584
	Other legal forms of organization	20	99 642	7 807	2 006	263	14 987	10 363	10 183
42111	Automobile & other motor vehicle whsle								
	All establishments	7 664	'428 356 355	'4 638 901	'1 112 419	150 947	11 918 759	11 029 961	11 354 906
	Corporations	6 503	424 035 712	4 467 488	1 073 842	143 526	11 560 198	10 703 482	10 962 684
	Individual proprietorships	935	2 678 468	92 715	21 863	4 443	222 402	216 134	247 432
	Partnerships	213	1 582 698	75 272	15 870	2 861	130 725	104 232	139 028
	Cooperative associations	6	20 456	555	195	28	1 465	325	335
	Other legal forms of organization	7	39 021	2 871	649	89	3 969	5 788	5 427
421110	Automobile & other motor vehicle whsle								
	All establishments	7 664	'428 356 355	'4 638 901	'1 112 419	150 947	11 918 759	11 029 961	11 354 906
	Corporations	6 503	424 035 712	4 467 488	1 073 842	143 526	11 560 198	10 703 482	10 962 684
	Individual proprietorships	935	2 678 468	92 715	21 863	4 443	222 402	216 134	247 432
	Partnerships	213	1 582 698	75 272	15 870	2 861	130 725	104 232	139 028
	Cooperative associations	6	20 456	555	195	28	1 465	325	335
	Other legal forms of organization	7	39 021	2 871	649	89	3 969	5 788	5 427
4211101	Automobile & motorcycle whsle								
	All establishments	3 952	'232 780 708	'1 767 828	'423 461	70 675	6 747 838	5 923 861	5 929 998
	Corporations	3 164	230 042 529	1 705 722	409 191	66 915	6 571 947	5 758 163	5 742 424
	Individual proprietorships	667	2 065 326	47 558	11 160	2 727	140 313	140 283	158 199
	Partnerships	114	648 078	13 932	2 906	1 003	34 219	24 231	28 237
	Cooperative associations	5	D	D	D	b	D	D	D
	Other legal forms of organization	2	D	D	D	a	D	D	D
4211102	Bus & recreational vehicle whsle								
	All establishments	387	3 059 157	152 468	33 148	5 047	296 287	314 572	330 134
	Corporations	339	2 949 375	146 240	31 991	4 688	282 851	310 311	325 281
	Individual proprietorships	40	98 140	4 951	932	167	10 650	3 510	3 962
	Partnerships	8	11 642	1 277	225	192	2 786	751	891
	Cooperative associations	-	-	-	-	-	-	-	-
	Other legal forms of organization	-	-	-	-	-	-	-	-
4211103	Light truck & van (14,000 lb or less) whsle								
	All establishments	548	159 991 093	427 702	115 721	9 552	1 084 059	639 350	693 992
	Corporations	479	159 668 135	412 094	111 669	8 964	1 057 687	610 425	658 626
	Individual proprietorships	55	120 001	7 491	2 099	286	12 044	9 150	12 502
	Partnerships	14	202 957	8 117	1 953	302	14 328	19 775	22 864
	Cooperative associations	-	-	-	-	-	-	-	-
	Other legal forms of organization	-	-	-	-	-	-	-	-
4211104	Medium truck & tractor (14,001 lb to 26,000 lb) whsle								
	All establishments	516	4 375 397	275 806	66 215	7 929	527 348	515 487	561 016
	Corporations	459	4 283 134	267 172	64 667	7 658	510 444	500 916	535 788
	Individual proprietorships	42	D	D	D	c	D	D	D
	Partnerships	14	D	D	D	b	D	D	D
	Cooperative associations	1	D	D	D	a	D	D	D
	Other legal forms of organization	-	-	-	-	-	-	-	-
4211105	Heavy truck & tractor (over 26,000 lb) whsle								
	All establishments	2 261	28 150 000	2 015 097	473 874	57 744	3 263 227	3 636 691	3 839 766
	Corporations	2 062	27 092 539	1 936 260	456 324	55 301	3 137 269	3 523 667	3 700 565
	Individual proprietorships	131	D	D	D	g	D	D	D
	Partnerships	63	D	D	D	g	D	D	D
	Cooperative associations	-	-	-	-	-	-	-	-
	Other legal forms of organization	5	D	D	D	b	D	D	D

See footnotes at end of table.

Table 7. Legal Form of Organization: 1997—Con.

[Includes only establishments with payroll. Excludes data for central administrative offices, auxiliary operations, or establishments of firms that are classified in other categories than those specified in this table. For meaning of abbreviations and symbols, see introductory text. For explanation of terms, see Appendix A. For method of assignment to categories shown, see Appendix C.]

NAICS code	Legal form of organization by type of operation and kind of business	Establishments (number)	Sales (\$1,000)	Annual payroll (\$1,000)	First-quarter payroll (\$1,000)	Paid employees for pay period including March 12 (number)	Operating expenses ¹ (\$1,000)	End-of-1996 inventories (\$1,000)	End-of-1997 inventories (\$1,000)
42	WHOLESALE TRADE—Con.								
421	Wholesale trade, durable goods—Con.								
42112	Motor vehicle supplies & new parts whsle								
	All establishments	112 620	83 214 728	5 065 064	1 194 084	156 038	10 352 383	9 292 870	9 596 993
	Corporations	11 101	80 643 386	4 866 273	1 147 965	147 936	9 955 411	9 024 659	9 272 892
	Individual proprietorships	1 148	1 071 034	82 544	19 813	3 972	173 466	104 727	123 846
	Partnerships	345	1 384 068	105 731	23 741	3 753	202 798	148 796	186 305
	Cooperative associations	20	63 721	6 897	1 483	237	12 818	11 064	10 171
	Other legal forms of organization	6	52 519	3 619	1 082	140	7 890	3 624	3 779
421120	Motor vehicle supplies & new parts whsle								
	All establishments	112 620	83 214 728	5 065 064	1 194 084	156 038	10 352 383	9 292 870	9 596 993
	Corporations	11 101	80 643 386	4 866 273	1 147 965	147 936	9 955 411	9 024 659	9 272 892
	Individual proprietorships	1 148	1 071 034	82 544	19 813	3 972	173 466	104 727	123 846
	Partnerships	345	1 384 068	105 731	23 741	3 753	202 798	148 796	186 305
	Cooperative associations	20	63 721	6 897	1 483	237	12 818	11 064	10 171
	Other legal forms of organization	6	52 519	3 619	1 082	140	7 890	3 624	3 779
4211201	Motor vehicle supplies & new parts—warehouse distributors								
	All establishments	5 095	30 313 120	2 002 699	463 650	67 362	4 263 504	3 664 092	3 782 062
	Corporations	4 532	29 060 008	1 894 607	438 665	63 007	4 052 880	3 501 957	3 586 176
	Individual proprietorships	402	415 898	32 878	8 037	1 633	73 768	46 971	55 442
	Partnerships	149	766 969	68 373	15 133	2 459	123 302	105 616	131 684
	Cooperative associations	9	D	D	D	c	D	D	D
	Other legal forms of organization	3	D	D	D	c	D	D	D
4211202	Motor vehicle supplies & new parts—jobbers								
	All establishments	6 942	51 468 506	2 905 299	693 404	84 003	5 811 842	5 501 479	5 674 111
	Corporations	6 075	50 260 840	2 825 787	674 932	80 747	5 649 084	5 405 944	5 558 294
	Individual proprietorships	677	596 406	42 945	10 240	2 040	85 791	52 067	62 570
	Partnerships	179	584 494	34 238	7 744	1 141	72 179	39 471	49 019
	Cooperative associations	8	D	D	D	b	D	D	D
	Other legal forms of organization	3	D	D	D	a	D	D	D
4211203	Petroleum products marketing equipment whsle								
	All establishments	583	1 433 102	157 066	37 030	4 673	277 037	127 299	140 820
	Corporations	494	1 322 538	145 879	34 368	4 182	253 447	116 758	128 422
	Individual proprietorships	69	58 730	6 721	1 536	299	13 907	5 689	5 834
	Partnerships	17	32 605	3 120	864	153	7 317	3 709	5 602
	Cooperative associations	3	19 229	1 346	262	39	2 366	1 143	962
	Other legal forms of organization	—	—	—	—	—	—	—	—
42113	Tire & tube whsle								
	All establishments	1 939	16 508 934	782 893	183 257	22 939	1 640 693	1 087 205	1 166 572
	Corporations	1 683	16 256 748	761 199	178 378	21 932	1 593 794	1 059 452	1 135 906
	Individual proprietorships	214	133 817	13 334	2 928	675	28 480	14 721	16 654
	Partnerships	40	D	D	D	e	D	D	D
	Cooperative associations	—	—	—	—	—	—	—	—
	Other legal forms of organization	2	D	D	D	a	D	D	D
421130	Tire & tube whsle								
	All establishments	1 939	16 508 934	782 893	183 257	22 939	1 640 693	1 087 205	1 166 572
	Corporations	1 683	16 256 748	761 199	178 378	21 932	1 593 794	1 059 452	1 135 906
	Individual proprietorships	214	133 817	13 334	2 928	675	28 480	14 721	16 654
	Partnerships	40	D	D	D	e	D	D	D
	Cooperative associations	—	—	—	—	—	—	—	—
	Other legal forms of organization	2	D	D	D	a	D	D	D
42114	Motor vehicle parts, (used) whsle								
	All establishments	7 105	5 272 107	971 776	228 146	45 807	1 973 859	744 950	794 145
	Corporations	4 720	4 404 904	834 139	195 905	37 204	1 659 115	630 746	665 358
	Individual proprietorships	1 966	629 992	98 262	23 134	6 513	227 965	86 290	95 763
	Partnerships	405	D	D	D	D	D	D	D
	Cooperative associations	9	6 778	1 406	319	75	2 793	1 096	1 078
	Other legal forms of organization	5	D	D	D	b	D	D	D
421140	Motor vehicle parts, (used) whsle								
	All establishments	7 105	5 272 107	971 776	228 146	45 807	1 973 859	744 950	794 145
	Corporations	4 720	4 404 904	834 139	195 905	37 204	1 659 115	630 746	665 358
	Individual proprietorships	1 966	629 992	98 262	23 134	6 513	227 965	86 290	95 763
	Partnerships	405	D	D	D	D	D	D	D
	Cooperative associations	9	6 778	1 406	319	75	2 793	1 096	1 078
	Other legal forms of organization	5	D	D	D	b	D	D	D

See footnotes at end of table.

Table 7. Legal Form of Organization: 1997—Con.

[Includes only establishments with payroll. Excludes data for central administrative offices, auxiliary operations, or establishments of firms that are classified in other categories than those specified in this table. For meaning of abbreviations and symbols, see introductory text. For explanation of terms, see Appendix A. For method of assignment to categories shown, see Appendix C.]

NAICS code	Legal form of organization by type of operation and kind of business	Establishments (number)	Sales (\$1,000)	Annual payroll (\$1,000)	First-quarter payroll (\$1,000)	Paid employees for pay period including March 12 (number)	Operating expenses ¹ (\$1,000)	End-of-1996 inventories (\$1,000)	End-of-1997 inventories (\$1,000)
42	WHOLESALE TRADE—Con.								
421	Wholesale trade, durable goods—Con.								
4212	Furniture & home furnishings whsle								
	All establishments	15 246	75 006 478	5 316 976	1 225 440	157 465	11 697 560	5 472 358	6 007 773
	Corporations	13 008	71 341 498	5 073 239	1 171 826	146 948	11 154 879	5 258 792	5 754 133
	Individual proprietorships	1 728	2 167 759	127 875	28 848	6 701	283 949	102 065	121 694
	Partnerships	471	1 349 713	103 203	22 059	3 472	235 031	102 589	121 053
	Cooperative associations	11	11 385	1 123	254	35	2 297	570	557
	Other legal forms of organization	28	136 123	11 536	2 453	309	21 404	8 342	10 336
42121	Furniture whsle								
	All establishments	6 697	31 898 583	2 415 323	555 931	65 930	4 931 567	1 705 458	1 866 930
	Corporations	5 816	30 189 539	2 308 612	533 486	61 801	4 714 699	1 636 412	1 777 142
	Individual proprietorships	676	1 083 268	51 080	11 614	2 461	111 119	34 409	43 786
	Partnerships	184	554 338	49 250	9 593	1 497	94 585	30 657	41 953
	Cooperative associations	7	6 141	773	167	21	1 324	454	468
	Other legal forms of organization	14	65 297	5 608	1 071	150	9 840	3 526	3 581
421210	Furniture whsle								
	All establishments	6 697	31 898 583	2 415 323	555 931	65 930	4 931 567	1 705 458	1 866 930
	Corporations	5 816	30 189 539	2 308 612	533 486	61 801	4 714 699	1 636 412	1 777 142
	Individual proprietorships	676	1 083 268	51 080	11 614	2 461	111 119	34 409	43 786
	Partnerships	184	554 338	49 250	9 593	1 497	94 585	30 657	41 953
	Cooperative associations	7	6 141	773	167	21	1 324	454	468
	Other legal forms of organization	14	65 297	5 608	1 071	150	9 840	3 526	3 581
4212101	Household & lawn furniture whsle								
	All establishments	3 304	12 079 496	698 636	166 690	23 346	1 597 351	918 762	995 971
	Corporations	2 820	11 193 819	659 623	157 833	21 355	1 502 391	875 980	942 978
	Individual proprietorships	393	674 433	24 694	5 641	1 301	62 449	21 643	28 955
	Partnerships	82	185 247	12 374	2 776	637	29 116	19 611	22 517
	Cooperative associations	3	D	D	D	a	D	D	D
	Other legal forms of organization	6	D	D	D	b	D	D	D
4212102	Office & business furniture whsle								
	All establishments	3 393	19 819 087	1 716 687	389 241	42 584	3 334 216	786 696	870 959
	Corporations	2 996	18 995 720	1 648 989	375 653	40 446	3 212 308	760 432	834 164
	Individual proprietorships	283	408 835	26 386	5 973	1 160	48 670	12 766	14 831
	Partnerships	102	369 091	36 876	6 817	860	65 469	11 046	19 436
	Cooperative associations	4	D	D	D	a	D	D	D
	Other legal forms of organization	8	D	D	D	c	D	D	D
42122	Home furnishings whsle								
	All establishments	8 549	43 107 895	2 901 653	669 509	91 535	6 765 993	3 766 900	4 140 843
	Corporations	7 192	41 151 959	2 764 627	638 340	85 147	6 440 180	3 622 380	3 976 991
	Individual proprietorships	1 052	1 084 491	76 795	17 234	4 240	172 830	67 656	77 908
	Partnerships	287	795 375	53 953	12 466	1 975	140 446	71 932	79 100
	Cooperative associations	4	5 244	350	87	14	973	116	89
	Other legal forms of organization	14	70 826	5 928	1 382	159	11 564	4 816	6 755
421220	Home furnishings whsle								
	All establishments	8 549	43 107 895	2 901 653	669 509	91 535	6 765 993	3 766 900	4 140 843
	Corporations	7 192	41 151 959	2 764 627	638 340	85 147	6 440 180	3 622 380	3 976 991
	Individual proprietorships	1 052	1 084 491	76 795	17 234	4 240	172 830	67 656	77 908
	Partnerships	287	795 375	53 953	12 466	1 975	140 446	71 932	79 100
	Cooperative associations	4	5 244	350	87	14	973	116	89
	Other legal forms of organization	14	70 826	5 928	1 382	159	11 564	4 816	6 755
4212201	Household china, glassware, & crockery whsle								
	All establishments	1 332	6 744 886	478 488	108 490	16 343	1 269 407	859 253	887 509
	Corporations	1 099	6 386 847	462 977	105 049	15 451	1 227 378	837 014	864 257
	Individual proprietorships	182	191 432	7 970	1 800	537	21 195	12 967	13 246
	Partnerships	51	166 607	7 541	1 641	355	20 834	9 272	10 006
	Cooperative associations	—	—	—	—	—	—	—	—
	Other legal forms of organization	—	—	—	—	—	—	—	—
4212202	Linens, domestics, draperies, & curtains whsle								
	All establishments	1 876	11 337 298	658 252	152 175	20 019	1 440 515	704 761	805 239
	Corporations	1 563	10 985 977	631 631	146 466	18 658	1 364 122	680 029	774 045
	Individual proprietorships	253	208 642	16 887	3 604	994	37 953	12 575	17 054
	Partnerships	59	D	D	D	e	D	D	D
	Cooperative associations	—	—	—	—	—	—	—	—
	Other legal forms of organization	1	D	D	D	a	D	D	D

See footnotes at end of table.

Table 7. Legal Form of Organization: 1997—Con.

[Includes only establishments with payroll. Excludes data for central administrative offices, auxiliary operations, or establishments of firms that are classified in other categories than those specified in this table. For meaning of abbreviations and symbols, see introductory text. For explanation of terms, see Appendix A. For method of assignment to categories shown, see Appendix C]

NAICS code	Legal form of organization by type of operation and kind of business	Establishments (number)	Sales (\$1,000)	Annual payroll (\$1,000)	First-quarter payroll (\$1,000)	Paid employees for pay period including March 12 (number)	Operating expenses ¹ (\$1,000)	End-of-1996 inventories (\$1,000)	End-of-1997 inventories (\$1,000)
42	WHOLESALE TRADE—Con.								
421	Wholesale trade, durable goods—Con.								
4212203	Floor coverings whsle								
	All establishments	2 591	16 467 044	1 044 511	245 571	30 315	2 202 428	1 211 094	1 340 545
	Corporations	2 303	15 877 099	990 758	233 008	28 358	2 096 271	1 153 027	1 276 981
	Individual proprietorships	203	244 693	25 731	5 694	1 155	46 678	18 826	19 751
	Partnerships	73	276 706	22 825	5 649	672	49 287	35 015	37 697
	Cooperative associations	2	D	D	D	a	D	D	D
	Other legal forms of organization	10	D	D	D	c	D	D	D
4212204	Other home furnishings whsle								
	All establishments	2 750	8 558 667	720 402	163 273	24 858	1 853 643	991 792	1 107 550
	Corporations	2 227	7 902 036	679 261	153 817	22 680	1 752 409	952 310	1 061 708
	Individual proprietorships	414	439 724	26 207	6 136	1 554	67 004	23 288	27 857
	Partnerships	104	D	D	D	f	D	D	D
	Cooperative associations	2	D	D	D	a	D	D	D
	Other legal forms of organization	3	2 252	600	131	21	963	669	690
4213	Lumber & other construction materials whsle								
	All establishments	14 267	89 175 875	5 296 176	1 227 622	155 535	10 717 929	6 367 862	6 764 054
	Corporations	12 438	85 112 024	5 049 679	1 174 051	145 403	10 214 474	6 113 223	6 487 351
	Individual proprietorships	1 294	1 643 386	95 382	21 036	4 654	213 165	71 921	83 977
	Partnerships	486	1 876 097	132 434	28 241	4 874	256 172	156 957	169 244
	Cooperative associations	30	444 980	10 856	2 529	370	19 869	14 322	10 998
	Other legal forms of organization	19	99 388	7 825	1 765	234	14 249	11 439	12 484
42131	Lumber, plywood, millwork, & wood panel whsle								
	All establishments	6 767	60 455 924	3 126 436	736 657	88 905	6 133 048	4 373 481	4 600 369
	Corporations	5 821	57 485 551	2 985 594	705 724	83 142	5 845 378	4 196 300	4 411 321
	Individual proprietorships	655	1 139 406	56 958	12 892	2 634	124 367	48 294	54 094
	Partnerships	260	D	D	D	h	D	D	D
	Cooperative associations	19	D	D	D	e	D	D	D
	Other legal forms of organization	12	57 547	4 900	1 139	138	8 625	7 463	8 913
421310	Lumber, plywood, millwork, & wood panel whsle								
	All establishments	6 767	60 455 924	3 126 436	736 657	88 905	6 133 048	4 373 481	4 600 369
	Corporations	5 821	57 485 551	2 985 594	705 724	83 142	5 845 378	4 196 300	4 411 321
	Individual proprietorships	655	1 139 406	56 958	12 892	2 634	124 367	48 294	54 094
	Partnerships	260	D	D	D	h	D	D	D
	Cooperative associations	19	D	D	D	e	D	D	D
	Other legal forms of organization	12	57 547	4 900	1 139	138	8 625	7 463	8 913
4213101	Lumber without yard whsle								
	All establishments	1 627	17 143 755	529 208	131 340	12 611	991 480	614 336	636 263
	Corporations	1 346	16 452 873	506 263	126 308	11 610	937 112	601 655	621 837
	Individual proprietorships	216	426 169	16 433	3 781	757	38 933	6 629	7 320
	Partnerships	62	257 045	6 289	1 199	236	14 655	5 924	6 986
	Cooperative associations	3	7 668	223	52	8	780	128	120
	Other legal forms of organization	—	—	—	—	—	—	—	—
4213102	Lumber with yard whsle								
	All establishments	1 599	15 464 304	890 605	203 841	27 481	1 801 201	1 603 086	1 728 437
	Corporations	1 380	14 311 311	843 225	193 573	25 504	1 704 576	1 512 858	1 636 399
	Individual proprietorships	125	205 391	14 360	3 117	731	31 585	21 924	22 893
	Partnerships	87	D	D	D	c	D	D	D
	Cooperative associations	7	D	D	D	g	D	D	D
	Other legal forms of organization	—	—	—	—	—	—	—	—
4213103	Plywood, veneer, millwork, & wood panel whsle								
	All establishments	3 541	27 847 865	1 706 623	401 476	48 813	3 340 367	2 156 059	2 235 669
	Corporations	3 095	26 721 367	1 636 106	385 843	46 028	3 203 690	2 081 787	2 153 085
	Individual proprietorships	314	507 846	26 165	5 994	1 146	53 849	19 741	23 881
	Partnerships	111	D	D	D	g	D	D	D
	Cooperative associations	9	D	D	D	c	D	D	D
	Other legal forms of organization	12	57 547	4 900	1 139	138	8 625	7 463	8 913
42132	Brick, stone, & related construction materials whsle								
	All establishments	3 026	10 711 750	761 681	168 106	23 753	1 692 184	775 319	846 315
	Corporations	2 673	10 382 301	728 403	161 661	22 325	1 615 482	744 953	811 460
	Individual proprietorships	250	D	D	D	f	D	D	D
	Partnerships	97	D	D	D	e	D	D	D
	Cooperative associations	1	D	D	D	a	D	D	D
	Other legal forms of organization	5	24 160	712	151	23	1 855	2 787	2 135
421320	Brick, stone, & related construction materials whsle								

See footnotes at end of table.

Table 7. Legal Form of Organization: 1997—Con.

[Includes only establishments with payroll. Excludes data for central administrative offices, auxiliary operations, or establishments of firms that are classified in other categories than those specified in this table. For meaning of abbreviations and symbols, see introductory text. For explanation of terms, see Appendix A. For method of assignment to categories shown, see Appendix C]

NAICS code	Legal form of organization by type of operation and kind of business	Establishments (number)	Sales (\$1,000)	Annual payroll (\$1,000)	First-quarter payroll (\$1,000)	Paid employees for pay period including March 12 (number)	Operating expenses ¹ (\$1,000)	End-of-1996 inventories (\$1,000)	End-of-1997 inventories (\$1,000)
42	WHOLESALE TRADE—Con.								
421	Wholesale trade, durable goods—Con.								
421320	Brick, stone, & related construction materials whsle—Con.								
	All establishments	3 026	10 711 750	761 681	168 106	23 753	1 692 184	775 319	846 315
	Corporations	2 673	10 382 301	728 403	161 661	22 325	1 615 482	744 953	811 460
	Individual proprietorships	250	D	D	D	f	D	D	D
	Partnerships	97	D	D	D	e	D	D	D
	Cooperative associations	1	D	D	D	a	D	D	D
	Other legal forms of organization	5	24 160	712	151	23	1 855	2 787	2 135
4213201	Brick, block, tile, clay/cement sewer pipe whsle								
	All establishments	1 184	3 546 360	284 096	66 310	9 941	619 783	333 266	357 316
	Corporations	1 087	3 467 867	276 021	64 704	9 628	602 772	326 055	348 035
	Individual proprietorships	74	D	D	D	c	D	D	D
	Partnerships	22	D	D	D	c	D	D	D
	Cooperative associations	—	D	D	D	—	D	D	D
	Other legal forms of organization	1	D	D	D	a	D	D	D
4213202	Sand, gravel, & stone whsle								
	All establishments	1 012	2 001 239	239 974	49 004	7 775	539 309	188 511	212 072
	Corporations	837	1 876 731	223 831	46 189	6 999	500 669	177 558	200 162
	Individual proprietorships	126	72 835	9 433	1 827	584	24 416	4 165	4 803
	Partnerships	47	D	D	D	c	D	D	D
	Cooperative associations	1	D	D	D	a	D	D	D
	Other legal forms of organization	1	D	D	D	a	D	D	D
4213203	Cement, lime, & related products whsle								
	All establishments	830	5 164 151	237 611	52 792	6 037	533 092	253 542	276 927
	Corporations	749	5 037 703	228 551	50 768	5 698	512 041	241 340	263 263
	Individual proprietorships	50	34 358	3 533	724	165	8 567	2 180	3 842
	Partnerships	28	D	D	D	c	D	D	D
	Cooperative associations	—	D	D	D	—	D	D	D
	Other legal forms of organization	3	D	D	D	a	D	D	D
42133	Roofing, siding, & insulation material whsle								
	All establishments	1 584	9 811 545	601 826	133 556	16 402	1 298 095	595 540	651 224
	Corporations	1 465	9 482 504	576 888	128 322	15 456	1 254 790	583 593	637 481
	Individual proprietorships	85	D	D	D	c	D	D	D
	Partnerships	31	D	D	D	f	D	D	D
	Cooperative associations	2	D	D	D	a	D	D	D
	Other legal forms of organization	1	D	D	D	b	D	D	D
421330	Roofing, siding, & insulation material whsle								
	All establishments	1 584	9 811 545	601 826	133 556	16 402	1 298 095	595 540	651 224
	Corporations	1 465	9 482 504	576 888	128 322	15 456	1 254 790	583 593	637 481
	Individual proprietorships	85	D	D	D	c	D	D	D
	Partnerships	31	D	D	D	f	D	D	D
	Cooperative associations	2	D	D	D	a	D	D	D
	Other legal forms of organization	1	D	D	D	b	D	D	D
4213301	Roofing, siding, & insulation material whsle								
	All establishments	1 584	9 811 545	601 826	133 556	16 402	1 298 095	595 540	651 224
	Corporations	1 465	9 482 504	576 888	128 322	15 456	1 254 790	583 593	637 481
	Individual proprietorships	85	D	D	D	c	D	D	D
	Partnerships	31	D	D	D	f	D	D	D
	Cooperative associations	2	D	D	D	a	D	D	D
	Other legal forms of organization	1	D	D	D	b	D	D	D
42139	Other construction materials whsle								
	All establishments	2 890	8 196 656	806 233	189 303	26 475	1 594 602	623 522	666 146
	Corporations	2 479	7 761 668	758 794	178 344	24 480	1 498 824	588 377	627 089
	Individual proprietorships	304	206 498	16 991	3 782	916	35 472	9 684	11 898
	Partnerships	98	D	D	D	f	D	D	D
	Cooperative associations	8	D	D	D	b	D	D	D
	Other legal forms of organization	1	D	D	D	a	D	D	D
421390	Other construction materials whsle								
	All establishments	2 890	8 196 656	806 233	189 303	26 475	1 594 602	623 522	666 146
	Corporations	2 479	7 761 668	758 794	178 344	24 480	1 498 824	588 377	627 089
	Individual proprietorships	304	206 498	16 991	3 782	916	35 472	9 684	11 898
	Partnerships	98	D	D	D	f	D	D	D
	Cooperative associations	8	D	D	D	b	D	D	D
	Other legal forms of organization	1	D	D	D	a	D	D	D
4213901	Flat glass & other construction glass whsle								

See footnotes at end of table.

Table 7. Legal Form of Organization: 1997—Con.

[Includes only establishments with payroll. Excludes data for central administrative offices, auxiliary operations, or establishments of firms that are classified in other categories than those specified in this table. For meaning of abbreviations and symbols, see introductory text. For explanation of terms, see Appendix A. For method of assignment to categories shown, see Appendix C]

NAICS code	Legal form of organization by type of operation and kind of business	Establishments (number)	Sales (\$1,000)	Annual payroll (\$1,000)	First-quarter payroll (\$1,000)	Paid employees for pay period including March 12 (number)	Operating expenses ¹ (\$1,000)	End-of-1996 inventories (\$1,000)	End-of-1997 inventories (\$1,000)
42	WHOLESALE TRADE—Con.								
421	Wholesale trade, durable goods—Con.								
4213901	Flat glass & other construction glass whsle—Con.								
	All establishments	669	1 950 805	235 834	57 069	8 197	456 813	130 217	134 854
	Corporations	560	1 838 593	220 205	53 473	7 575	426 423	120 816	123 318
	Individual proprietorships	71	D	D	D	c	D	D	D
	Partnerships	37	D	D	D	e	D	D	D
	Cooperative associations	1	D	D	D	b	D	D	D
	Other legal forms of organization	—	—	—	—	—	—	—	—
4213902	Other construction materials whsle								
	All establishments	2 221	6 245 851	570 399	132 234	18 278	1 137 789	493 305	531 292
	Corporations	1 919	5 923 075	538 589	124 871	16 905	1 072 401	467 561	503 771
	Individual proprietorships	233	D	D	D	f	D	D	D
	Partnerships	61	D	D	D	f	D	D	D
	Cooperative associations	7	D	D	D	b	D	D	D
	Other legal forms of organization	1	D	D	D	a	D	D	D
4214	Professional & commercial equipment & supplies whsle								
	All establishments	45 351	367 383 550	33 292 437	8 317 953	716 113	62 642 404	24 912 094	27 009 852
	Corporations	40 877	359 200 535	32 532 212	8 143 004	691 094	61 097 952	24 427 684	26 476 624
	Individual proprietorships	3 213	3 987 266	324 004	73 851	13 758	672 395	268 935	269 405
	Partnerships	1 150	3 367 992	356 114	81 089	9 768	732 628	199 878	242 924
	Cooperative associations	51	213 695	14 971	3 114	482	26 756	11 455	12 519
	Other legal forms of organization	60	614 062	65 136	16 895	1 011	112 673	4 142	8 380
42141	Photographic equipment & supplies whsle								
	All establishments	1 379	16 679 051	929 865	217 200	21 195	2 170 358	1 200 133	1 222 355
	Corporations	1 259	16 421 520	909 590	212 933	20 520	2 128 066	1 176 125	1 193 599
	Individual proprietorships	93	157 051	10 923	2 873	495	24 289	14 018	15 937
	Partnerships	24	85 181	8 639	1 227	161	16 573	9 275	12 082
	Cooperative associations	1	D	D	D	a	D	D	D
	Other legal forms of organization	2	D	D	D	a	D	D	D
421410	Photographic equipment & supplies whsle								
	All establishments	1 379	16 679 051	929 865	217 200	21 195	2 170 358	1 200 133	1 222 355
	Corporations	1 259	16 421 520	909 590	212 933	20 520	2 128 066	1 176 125	1 193 599
	Individual proprietorships	93	157 051	10 923	2 873	495	24 289	14 018	15 937
	Partnerships	24	85 181	8 639	1 227	161	16 573	9 275	12 082
	Cooperative associations	1	D	D	D	a	D	D	D
	Other legal forms of organization	2	D	D	D	a	D	D	D
42142	Office equipment whsle								
	All establishments	7 319	36 646 598	5 421 076	1 376 025	143 381	9 434 843	2 583 465	2 702 445
	Corporations	6 368	35 571 386	5 305 549	1 348 096	138 997	9 219 681	2 537 220	2 650 606
	Individual proprietorships	769	400 381	59 020	13 761	2 826	113 218	29 019	33 520
	Partnerships	172	649 944	50 636	12 742	1 422	91 085	14 913	15 301
	Cooperative associations	2	D	D	D	a	D	D	D
	Other legal forms of organization	8	D	D	D	c	D	D	D
421420	Office equipment whsle								
	All establishments	7 319	36 646 598	5 421 076	1 376 025	143 381	9 434 843	2 583 465	2 702 445
	Corporations	6 368	35 571 386	5 305 549	1 348 096	138 997	9 219 681	2 537 220	2 650 606
	Individual proprietorships	769	400 381	59 020	13 761	2 826	113 218	29 019	33 520
	Partnerships	172	649 944	50 636	12 742	1 422	91 085	14 913	15 301
	Cooperative associations	2	D	D	D	a	D	D	D
	Other legal forms of organization	8	D	D	D	c	D	D	D
42143	Computer & computer peripheral equipment & software whsle								
	All establishments	16 929	221 447 412	17 305 512	4 426 859	317 662	31 216 252	12 835 855	13 983 239
	Corporations	15 584	217 731 820	17 022 137	4 362 860	308 547	30 685 469	12 634 730	13 773 070
	Individual proprietorships	856	1 883 340	117 639	26 273	5 207	235 196	136 483	121 154
	Partnerships	431	1 225 901	129 114	28 584	3 168	235 843	59 642	79 211
	Cooperative associations	23	D	D	D	e	D	D	D
	Other legal forms of organization	35	D	D	D	e	D	D	D
421430	Computer & computer peripheral equipment & software whsle								
	All establishments	16 929	221 447 412	17 305 512	4 426 859	317 662	31 216 252	12 835 855	13 983 239
	Corporations	15 584	217 731 820	17 022 137	4 362 860	308 547	30 685 469	12 634 730	13 773 070
	Individual proprietorships	856	1 883 340	117 639	26 273	5 207	235 196	136 483	121 154
	Partnerships	431	1 225 901	129 114	28 584	3 168	235 843	59 642	79 211
	Cooperative associations	23	D	D	D	e	D	D	D
	Other legal forms of organization	35	D	D	D	e	D	D	D
4214301	Computer & peripheral equipment whsle								

See footnotes at end of table.

Table 7. Legal Form of Organization: 1997—Con.

[Includes only establishments with payroll. Excludes data for central administrative offices, auxiliary operations, or establishments of firms that are classified in other categories than those specified in this table. For meaning of abbreviations and symbols, see introductory text. For explanation of terms, see Appendix A. For method of assignment to categories shown, see Appendix C.]

NAICS code	Legal form of organization by type of operation and kind of business	Establishments (number)	Sales (\$1,000)	Annual payroll (\$1,000)	First-quarter payroll (\$1,000)	Paid employees for pay period including March 12 (number)	Operating expenses ¹ (\$1,000)	End-of-1996 inventories (\$1,000)	End-of-1997 inventories (\$1,000)
42	WHOLESALE TRADE—Con.								
421	Wholesale trade, durable goods—Con.								
4214301	Computer & peripheral equipment whsle—Con.								
	All establishments	14 080	209 760 805	15 450 012	3 995 317	282 335	27 843 140	12 344 695	13 428 595
	Corporations	12 976	206 342 152	15 232 656	3 945 447	276 224	27 424 048	12 148 855	13 230 100
	Individual proprietorships	719	1 728 017	88 059	20 037	2 971	182 320	133 102	113 442
	Partnerships	338	1 107 037	96 201	21 586	2 457	182 607	57 895	75 411
	Cooperative associations	21	D	D	D	e	D	D	D
	Other legal forms of organization	26	D	D	D	e	D	D	D
42143011	Computers & peripheral equipment for resale								
	All establishments	5 657	115 317 362	4 275 564	1 035 136	91 857	9 030 685	8 708 957	9 594 264
	Corporations	5 201	113 410 277	4 196 134	1 017 055	89 367	8 853 974	8 569 995	9 465 468
	Individual proprietorships	301	1 077 909	36 195	8 266	1 306	87 985	99 898	75 865
	Partnerships	137	592 359	37 053	8 546	958	75 293	34 921	44 157
	Cooperative associations	15	D	D	D	c	D	D	D
	Other legal forms of organization	3	D	D	D	b	D	D	D
42143012	Computers & peripheral equipment for end use								
	All establishments	8 423	94 443 443	11 174 448	2 960 181	190 478	18 812 455	3 635 738	3 834 331
	Corporations	7 775	92 931 875	11 036 522	2 928 392	186 857	18 570 074	3 578 860	3 764 632
	Individual proprietorships	418	650 108	51 864	11 771	1 665	94 335	33 204	37 577
	Partnerships	201	514 678	59 148	13 040	1 499	107 314	22 974	31 254
	Cooperative associations	6	D	D	D	c	D	D	D
	Other legal forms of organization	23	D	D	D	e	D	D	D
4214302	Computer software (packaged) whsle								
	All establishments	2 849	11 686 607	1 855 500	431 542	35 327	3 373 112	491 160	554 644
	Corporations	2 608	11 389 668	1 789 481	417 413	32 323	3 261 421	485 875	542 970
	Individual proprietorships	137	155 323	29 580	6 236	2 236	52 876	3 381	7 712
	Partnerships	93	118 864	32 913	6 998	711	53 236	1 747	3 800
	Cooperative associations	2	D	D	D	a	D	D	D
	Other legal forms of organization	9	D	D	D	b	D	D	D
42144	Other commercial equipment whsle								
	All establishments	'5 380	'15 914 735	'1 754 684	'402 801	'52 186	3 381 852	1 197 539	1 291 756
	Corporations	4 676	15 027 850	1 678 619	386 075	49 260	3 219 737	1 140 863	1 227 689
	Individual proprietorships	537	513 017	38 538	8 974	1 766	86 315	28 313	30 457
	Partnerships	160	361 871	35 490	7 257	1 104	72 186	27 205	32 429
	Cooperative associations	6	D	D	D	b	D	D	D
	Other legal forms of organization	1	D	D	D	a	D	D	D
421440	Other commercial equipment whsle								
	All establishments	'5 380	'15 914 735	'1 754 684	'402 801	'52 186	3 381 852	1 197 539	1 291 756
	Corporations	4 676	15 027 850	1 678 619	386 075	49 260	3 219 737	1 140 863	1 227 689
	Individual proprietorships	537	513 017	38 538	8 974	1 766	86 315	28 313	30 457
	Partnerships	160	361 871	35 490	7 257	1 104	72 186	27 205	32 429
	Cooperative associations	6	D	D	D	b	D	D	D
	Other legal forms of organization	1	D	D	D	a	D	D	D
4214401	Restaurant & hotel equipment & supplies whsle								
	All establishments	3 165	10 686 971	1 012 146	230 787	30 890	1 942 318	790 577	855 376
	Corporations	2 770	10 097 429	970 573	221 835	29 310	1 854 848	756 100	816 096
	Individual proprietorships	298	363 642	21 690	5 047	994	48 063	18 566	19 010
	Partnerships	92	215 774	18 268	3 520	541	36 623	15 083	19 442
	Cooperative associations	5	10 126	1 615	385	45	2 784	828	828
	Other legal forms of organization	—	—	—	—	—	—	—	—
4214402	Store machines & equipment whsle								
	All establishments	'2 215	'5 227 764	'742 538	'172 014	'21 296	1 439 534	406 962	436 380
	Corporations	1 906	4 930 421	708 046	164 240	19 950	1 364 889	384 763	411 593
	Individual proprietorships	239	149 375	16 848	3 927	772	38 252	9 747	11 447
	Partnerships	68	146 097	17 222	3 737	563	35 563	12 122	12 987
	Cooperative associations	1	D	D	D	a	D	D	D
	Other legal forms of organization	1	D	D	D	a	D	D	D
42145	Medical, dental, & hospital equipment & supplies whsle								
	All establishments	9 782	58 791 711	5 746 165	1 386 809	121 572	11 851 627	5 160 001	5 749 898
	Corporations	8 880	57 320 750	5 574 192	1 347 288	117 295	11 479 118	5 075 540	5 658 081
	Individual proprietorships	634	716 686	69 490	15 281	2 168	150 300	43 925	48 644
	Partnerships	244	609 854	72 015	16 329	1 704	167 410	35 312	38 392
	Cooperative associations	12	18 745	1 598	359	51	3 932	5 144	4 696
	Other legal forms of organization	12	125 676	28 870	7 552	354	50 867	80	85
421450	Medical, dental, & hospital equipment & supplies whsle								

See footnotes at end of table.

Table 7. Legal Form of Organization: 1997—Con.

[Includes only establishments with payroll. Excludes data for central administrative offices, auxiliary operations, or establishments of firms that are classified in other categories than those specified in this table. For meaning of abbreviations and symbols, see introductory text. For explanation of terms, see Appendix A. For method of assignment to categories shown, see Appendix C.]

NAICS code	Legal form of organization by type of operation and kind of business	Establishments (number)	Sales (\$1,000)	Annual payroll (\$1,000)	First-quarter payroll (\$1,000)	Paid employees for pay period including March 12 (number)	Operating expenses ¹ (\$1,000)	End-of-1996 inventories (\$1,000)	End-of-1997 inventories (\$1,000)
42	WHOLESALE TRADE—Con.								
421	Wholesale trade, durable goods—Con.								
421450	Medical, dental, & hospital equipment & supplies whsle—Con.								
	All establishments	9 782	58 791 711	5 746 165	1 386 809	121 572	11 851 627	5 160 001	5 749 898
	Corporations	8 880	57 320 750	5 574 192	1 347 288	117 295	11 479 118	5 075 540	5 658 081
	Individual proprietorships	634	716 686	69 490	15 281	2 168	150 300	43 925	48 644
	Partnerships	244	609 854	72 015	16 329	1 704	167 410	35 312	38 392
	Cooperative associations	12	18 745	1 598	359	51	3 932	5 144	4 696
	Other legal forms of organization	12	125 676	28 870	7 552	354	50 867	80	85
4214501	Surgical, medical, & hospital supplies whsle								
	All establishments	8 721	54 484 063	5 125 079	1 243 720	106 502	10 645 826	4 681 500	5 232 071
	Corporations	7 936	53 154 779	4 977 454	1 209 033	103 016	10 322 719	4 618 943	5 164 182
	Individual proprietorships	547	616 712	51 186	11 565	1 553	113 760	26 347	29 327
	Partnerships	214	568 151	65 971	15 211	1 528	154 548	30 986	33 781
	Cooperative associations	12	18 745	1 598	359	51	3 932	5 144	4 696
	Other legal forms of organization	12	125 676	28 870	7 552	354	50 867	80	85
4214502	Dental equipment & supplies whsle								
	All establishments	1 061	4 307 648	621 086	143 089	15 070	1 205 801	478 501	517 827
	Corporations	944	4 165 971	596 738	138 255	14 279	1 156 399	456 597	493 899
	Individual proprietorships	87	99 974	18 304	3 716	615	36 540	17 578	19 317
	Partnerships	30	41 703	6 044	1 118	176	12 862	4 326	4 611
	Cooperative associations	—	—	—	—	—	—	—	—
	Other legal forms of organization	—	—	—	—	—	—	—	—
42146	Ophthalmic goods whsle								
	All establishments	1 781	6 865 265	867 808	206 531	28 260	1 912 263	757 910	828 689
	Corporations	1 602	6 368 148	806 727	191 077	25 964	1 760 783	706 776	767 057
	Individual proprietorships	114	136 000	8 671	2 085	418	19 813	6 140	6 407
	Partnerships	63	354 640	50 837	12 966	1 806	128 584	44 740	54 976
	Cooperative associations	1	D	D	D	a	D	D	D
	Other legal forms of organization	1	D	D	D	b	D	D	D
421460	Ophthalmic goods whsle								
	All establishments	1 781	6 865 265	867 808	206 531	28 260	1 912 263	757 910	828 689
	Corporations	1 602	6 368 148	806 727	191 077	25 964	1 760 783	706 776	767 057
	Individual proprietorships	114	136 000	8 671	2 085	418	19 813	6 140	6 407
	Partnerships	63	354 640	50 837	12 966	1 806	128 584	44 740	54 976
	Cooperative associations	1	D	D	D	a	D	D	D
	Other legal forms of organization	1	D	D	D	b	D	D	D
42149	Other professional equipment & supplies whsle								
	All establishments	2 781	11 038 778	1 267 327	301 728	31 857	2 675 209	1 177 191	1 231 470
	Corporations	2 508	10 759 061	1 235 398	294 675	30 511	2 605 098	1 156 430	1 206 522
	Individual proprietorships	210	180 791	19 723	4 604	878	43 264	11 037	13 286
	Partnerships	56	80 601	9 383	1 984	403	20 947	8 791	10 533
	Cooperative associations	6	D	D	D	b	D	D	D
	Other legal forms of organization	1	D	D	D	a	D	D	D
421490	Other professional equipment & supplies whsle								
	All establishments	2 781	11 038 778	1 267 327	301 728	31 857	2 675 209	1 177 191	1 231 470
	Corporations	2 508	10 759 061	1 235 398	294 675	30 511	2 605 098	1 156 430	1 206 522
	Individual proprietorships	210	180 791	19 723	4 604	878	43 264	11 037	13 286
	Partnerships	56	80 601	9 383	1 984	403	20 947	8 791	10 533
	Cooperative associations	6	D	D	D	b	D	D	D
	Other legal forms of organization	1	D	D	D	a	D	D	D
4214901	Religious & school supplies whsle								
	All establishments	456	1 495 661	175 321	39 860	5 811	383 381	147 111	164 528
	Corporations	392	1 446 337	170 059	38 776	5 503	372 324	142 232	159 502
	Individual proprietorships	49	36 522	4 309	826	249	9 082	3 023	3 107
	Partnerships	13	D	D	D	b	D	D	D
	Cooperative associations	2	D	D	D	a	D	D	D
	Other legal forms of organization	—	—	—	—	—	—	—	—
4214902	Other professional equipment & supplies whsle								
	All establishments	2 325	9 543 117	1 092 006	261 868	26 046	2 291 828	1 030 080	1 066 942
	Corporations	2 116	9 312 724	1 065 339	255 899	25 008	2 232 774	1 014 198	1 047 020
	Individual proprietorships	161	144 269	15 414	3 778	629	34 182	8 014	10 179
	Partnerships	43	D	D	D	e	D	D	D
	Cooperative associations	4	D	D	D	b	D	D	D
	Other legal forms of organization	1	D	D	D	a	D	D	D
4215	Metal & mineral (except petroleum) whsle								

See footnotes at end of table.

Table 7. Legal Form of Organization: 1997—Con.

[Includes only establishments with payroll. Excludes data for central administrative offices, auxiliary operations, or establishments of firms that are classified in other categories than those specified in this table. For meaning of abbreviations and symbols, see introductory text. For explanation of terms, see Appendix A. For method of assignment to categories shown, see Appendix C.]

NAICS code	Legal form of organization by type of operation and kind of business	Establishments (number)	Sales (\$1,000)	Annual payroll (\$1,000)	First-quarter payroll (\$1,000)	Paid employees for pay period including March 12 (number)	Operating expenses ¹ (\$1,000)	End-of-1996 inventories (\$1,000)	End-of-1997 inventories (\$1,000)
42	WHOLESALE TRADE—Con.								
421	Wholesale trade, durable goods—Con.								
4215	Metal & mineral (except petroleum) whsle—Con.								
	All establishments	12 583	150 493 610	6 898 028	1 595 361	174 029	14 115 369	13 746 559	14 559 365
	Corporations	11 422	145 604 317	6 674 624	1 544 530	166 961	13 663 303	13 439 564	14 149 767
	Individual proprietorships	815	2 093 402	87 066	19 841	3 297	180 183	64 513	120 743
	Partnerships	311	2 473 069	114 023	25 409	3 202	230 432	208 355	253 804
	Cooperative associations	11	66 540	5 406	1 447	135	9 735	5 247	5 088
	Other legal forms of organization	24	256 282	16 909	4 134	434	31 716	28 880	29 963
42151	Metal service centers & offices								
	All establishments	11 827	135 695 563	6 637 599	1 535 410	168 950	13 532 624	13 121 270	13 925 957
	Corporations	10 740	131 638 108	6 427 457	1 488 221	162 162	13 108 433	12 856 193	13 559 216
	Individual proprietorships	764	1 919 403	81 835	18 322	3 152	168 585	57 690	112 654
	Partnerships	288	1 815 230	105 992	23 286	3 067	214 155	173 260	219 036
	Cooperative associations	11	66 540	5 406	1 447	135	9 735	5 247	5 088
	Other legal forms of organization	24	256 282	16 909	4 134	434	31 716	28 880	29 963
421510	Metal service centers & offices								
	All establishments	11 827	135 695 563	6 637 599	1 535 410	168 950	13 532 624	13 121 270	13 925 957
	Corporations	10 740	131 638 108	6 427 457	1 488 221	162 162	13 108 433	12 856 193	13 559 216
	Individual proprietorships	764	1 919 403	81 835	18 322	3 152	168 585	57 690	112 654
	Partnerships	288	1 815 230	105 992	23 286	3 067	214 155	173 260	219 036
	Cooperative associations	11	66 540	5 406	1 447	135	9 735	5 247	5 088
	Other legal forms of organization	24	256 282	16 909	4 134	434	31 716	28 880	29 963
4215101	Ferrous metal service centers & sales offices								
	All establishments	9 437	106 496 206	5 338 101	1 229 010	138 934	10 857 387	10 372 132	10 921 109
	Corporations	8 598	103 478 277	5 165 063	1 190 566	133 557	10 513 368	10 142 095	10 646 556
	Individual proprietorships	586	1 207 511	60 795	13 145	2 217	125 666	37 871	43 365
	Partnerships	224	D	D	D	h	D	D	D
	Cooperative associations	8	D	D	D	c	D	D	D
	Other legal forms of organization	21	D	D	D	e	D	D	D
42151011	Ferrous metal service centers								
	All establishments	6 412	69 014 037	4 683 412	1 078 180	123 914	9 551 100	10 372 132	10 921 109
	Corporations	5 972	67 337 508	4 555 298	1 050 014	119 965	9 297 423	10 142 095	10 646 556
	Individual proprietorships	270	D	D	D	g	D	D	D
	Partnerships	150	D	D	D	g	D	D	D
	Cooperative associations	6	D	D	D	c	D	D	D
	Other legal forms of organization	14	D	D	D	e	D	D	D
42151012	Ferrous metal sales offices								
	All establishments	3 025	37 482 169	654 689	150 830	15 020	1 306 287	-	-
	Corporations	2 626	36 140 769	609 765	140 552	13 592	1 215 945	-	-
	Individual proprietorships	316	D	D	D	f	D	D	D
	Partnerships	74	D	D	D	e	D	D	D
	Cooperative associations	2	D	D	D	a	D	D	D
	Other legal forms of organization	7	D	D	D	a	D	D	D
4215102	Nonferrous metal service centers & sales offices								
	All establishments	2 390	29 199 357	1 299 498	306 400	30 016	2 675 237	2 749 138	3 004 848
	Corporations	2 142	28 159 831	1 262 394	297 655	28 605	2 595 065	2 714 098	2 912 660
	Individual proprietorships	178	711 892	21 040	5 177	935	42 919	19 819	69 289
	Partnerships	64	D	D	D	e	D	D	D
	Cooperative associations	3	D	D	D	a	D	D	D
	Other legal forms of organization	3	D	D	D	b	D	D	D
42151021	Nonferrous metal service centers								
	All establishments	1 556	22 107 893	1 122 138	260 461	26 446	2 343 182	2 749 138	3 004 848
	Corporations	1 425	21 325 346	1 096 195	254 202	25 440	2 287 160	2 714 098	2 912 660
	Individual proprietorships	90	539 004	15 575	3 743	667	29 054	19 819	69 289
	Partnerships	37	D	D	D	e	D	D	D
	Cooperative associations	1	D	D	D	a	D	D	D
	Other legal forms of organization	3	D	D	D	b	D	D	D
42151022	Nonferrous metal sales offices								
	All establishments	834	7 091 464	177 360	45 939	3 570	332 055	-	-
	Corporations	717	6 834 485	166 199	43 453	3 165	307 905	-	-
	Individual proprietorships	88	172 888	5 465	1 434	268	13 865	-	-
	Partnerships	27	D	D	D	c	D	D	D
	Cooperative associations	2	D	D	D	a	D	D	D
	Other legal forms of organization	-	-	-	-	-	-	-	-

See footnotes at end of table.

Table 7. Legal Form of Organization: 1997—Con.

[Includes only establishments with payroll. Excludes data for central administrative offices, auxiliary operations, or establishments of firms that are classified in other categories than those specified in this table. For meaning of abbreviations and symbols, see introductory text. For explanation of terms, see Appendix A. For method of assignment to categories shown, see Appendix C.]

NAICS code	Legal form of organization by type of operation and kind of business	Establishments (number)	Sales (\$1,000)	Annual payroll (\$1,000)	First-quarter payroll (\$1,000)	Paid employees for pay period including March 12 (number)	Operating expenses ¹ (\$1,000)	End-of-1996 inventories (\$1,000)	End-of-1997 inventories (\$1,000)
42	WHOLESALE TRADE—Con.								
421	Wholesale trade, durable goods—Con.								
42152	Coal & other mineral & ore whsle								
	All establishments	'756	'14 798 047	'260 429	'59 951	'5 079	582 745	625 289	633 408
	Corporations	682	13 966 209	247 167	56 309	4 799	554 870	583 371	590 551
	Individual proprietorships	51	173 999	5 231	1 519	145	11 598	6 823	8 089
	Partnerships	23	657 839	8 031	2 123	135	16 277	35 095	34 768
	Cooperative associations	—	—	—	—	—	—	—	—
	Other legal forms of organization	—	—	—	—	—	—	—	—
421520	Coal & other mineral & ore whsle								
	All establishments	'756	'14 798 047	'260 429	'59 951	'5 079	582 745	625 289	633 408
	Corporations	682	13 966 209	247 167	56 309	4 799	554 870	583 371	590 551
	Individual proprietorships	51	173 999	5 231	1 519	145	11 598	6 823	8 089
	Partnerships	23	657 839	8 031	2 123	135	16 277	35 095	34 768
	Cooperative associations	—	—	—	—	—	—	—	—
	Other legal forms of organization	—	—	—	—	—	—	—	—
4215201	Coal whsle								
	All establishments	452	10 037 343	158 986	35 749	3 037	357 803	238 632	252 383
	Corporations	411	9 596 963	153 202	34 306	2 906	343 501	229 172	242 416
	Individual proprietorships	26	84 443	1 635	556	62	4 273	251	758
	Partnerships	15	355 937	4 149	887	69	10 029	9 209	9 209
	Cooperative associations	—	—	—	—	—	—	—	—
	Other legal forms of organization	—	—	—	—	—	—	—	—
4215202	Other mineral & ore whsle								
	All establishments	'304	'4 760 704	'101 443	'24 202	'2 042	224 942	386 657	381 025
	Corporations	271	4 369 246	93 965	22 003	1 893	211 369	354 199	348 135
	Individual proprietorships	25	89 556	3 596	963	83	7 325	6 572	7 331
	Partnerships	8	301 902	3 882	1 236	66	6 248	25 886	25 559
	Cooperative associations	—	—	—	—	—	—	—	—
	Other legal forms of organization	—	—	—	—	—	—	—	—
4216	Electrical goods whsle								
	All establishments	38 234	357 691 888	22 524 717	5 483 454	475 766	43 723 893	19 795 782	21 462 916
	Corporations	35 232	348 786 708	21 992 856	5 361 773	460 037	42 627 731	19 345 823	20 929 982
	Individual proprietorships	2 138	3 608 687	210 683	47 991	7 687	458 700	161 836	183 728
	Partnerships	755	4 071 702	240 921	56 114	6 177	454 057	150 225	209 307
	Cooperative associations	44	280 825	16 302	3 565	493	28 351	22 415	19 196
	Other legal forms of organization	65	943 966	63 955	14 011	1 372	155 054	115 483	120 703
42161	Electrical apparatus & equip, wiring supp, & const material whsle								
	All establishments	13 431	85 861 019	6 028 387	1 426 667	144 585	11 038 538	5 675 640	6 029 976
	Corporations	12 428	83 658 681	5 886 843	1 395 956	140 078	10 761 646	5 584 364	5 922 886
	Individual proprietorships	733	1 147 181	65 462	14 985	2 451	134 606	32 638	40 273
	Partnerships	239	990 460	62 774	13 245	1 631	119 735	51 324	59 313
	Cooperative associations	16	D	D	D	c	D	D	D
	Other legal forms of organization	15	D	D	D	c	D	D	D
421610	Electrical apparatus & equip, wiring supp, & const material whsle								
	All establishments	13 431	85 861 019	6 028 387	1 426 667	144 585	11 038 538	5 675 640	6 029 976
	Corporations	12 428	83 658 681	5 886 843	1 395 956	140 078	10 761 646	5 584 364	5 922 886
	Individual proprietorships	733	1 147 181	65 462	14 985	2 451	134 606	32 638	40 273
	Partnerships	239	990 460	62 774	13 245	1 631	119 735	51 324	59 313
	Cooperative associations	16	D	D	D	c	D	D	D
	Other legal forms of organization	15	D	D	D	c	D	D	D
42162	Electrical appliance, television & radio set whsle								
	All establishments	3 895	54 683 947	2 079 747	481 012	50 922	6 073 720	3 953 254	4 265 594
	Corporations	3 496	53 510 745	2 029 198	469 549	49 022	5 936 420	3 878 783	4 156 949
	Individual proprietorships	286	490 920	24 493	5 806	1 058	56 643	37 258	38 956
	Partnerships	100	526 937	21 218	4 592	707	57 177	28 574	61 314
	Cooperative associations	8	D	D	D	b	D	D	D
	Other legal forms of organization	5	D	D	D	b	D	D	D
421620	Electrical appliance, television & radio set whsle								
	All establishments	3 895	54 683 947	2 079 747	481 012	50 922	6 073 720	3 953 254	4 265 594
	Corporations	3 496	53 510 745	2 029 198	469 549	49 022	5 936 420	3 878 783	4 156 949
	Individual proprietorships	286	490 920	24 493	5 806	1 058	56 643	37 258	38 956
	Partnerships	100	526 937	21 218	4 592	707	57 177	28 574	61 314
	Cooperative associations	8	D	D	D	b	D	D	D
	Other legal forms of organization	5	D	D	D	b	D	D	D

See footnotes at end of table.

Table 7. Legal Form of Organization: 1997—Con.

[Includes only establishments with payroll. Excludes data for central administrative offices, auxiliary operations, or establishments of firms that are classified in other categories than those specified in this table. For meaning of abbreviations and symbols, see introductory text. For explanation of terms, see Appendix A. For method of assignment to categories shown, see Appendix C.]

NAICS code	Legal form of organization by type of operation and kind of business	Establishments (number)	Sales (\$1,000)	Annual payroll (\$1,000)	First-quarter payroll (\$1,000)	Paid employees for pay period including March 12 (number)	Operating expenses ¹ (\$1,000)	End-of-1996 inventories (\$1,000)	End-of-1997 inventories (\$1,000)
42	WHOLESALE TRADE—Con.								
421	Wholesale trade, durable goods—Con.								
42169	Other electronic parts & equipment whsle								
	All establishments	20 908	217 146 922	14 416 583	3 575 775	280 259	26 611 635	10 166 888	11 167 346
	Corporations	19 308	211 617 282	14 076 815	3 496 268	270 937	25 929 665	9 882 676	10 850 147
	Individual proprietorships	1 119	1 970 586	120 728	27 200	4 178	267 451	91 940	104 499
	Partnerships	416	2 554 305	156 929	38 277	3 839	277 145	70 327	88 680
	Cooperative associations	20	197 201	8 240	1 701	222	13 321	10 671	8 044
	Other legal forms of organization	45	807 548	53 871	12 329	1 083	124 053	111 274	115 976
421690	Other electronic parts & equipment whsle								
	All establishments	20 908	217 146 922	14 416 583	3 575 775	280 259	26 611 635	10 166 888	11 167 346
	Corporations	19 308	211 617 282	14 076 815	3 496 268	270 937	25 929 665	9 882 676	10 850 147
	Individual proprietorships	1 119	1 970 586	120 728	27 200	4 178	267 451	91 940	104 499
	Partnerships	416	2 554 305	156 929	38 277	3 839	277 145	70 327	88 680
	Cooperative associations	20	197 201	8 240	1 701	222	13 321	10 671	8 044
	Other legal forms of organization	45	807 548	53 871	12 329	1 083	124 053	111 274	115 976
4216901	Communications equipment & supplies whsle								
	All establishments	9 180	88 413 555	8 091 469	2 116 989	152 279	14 076 505	3 692 360	4 129 201
	Corporations	8 506	87 152 427	7 955 847	2 082 525	148 308	13 836 228	3 623 487	4 046 061
	Individual proprietorships	481	403 578	40 002	9 091	1 624	87 631	21 303	23 808
	Partnerships	169	698 165	81 663	21 930	1 986	126 426	23 849	34 752
	Cooperative associations	8	29 339	3 011	703	92	4 905	2 628	2 835
	Other legal forms of organization	16	130 046	10 946	2 740	269	21 315	21 093	21 745
4216902	Electronic parts (excluding communications equipment) whsle								
	All establishments	11 728	128 733 367	6 325 114	1 458 786	127 980	12 535 130	6 474 528	7 038 145
	Corporations	10 802	124 464 855	6 120 968	1 413 743	122 629	12 093 437	6 259 189	6 804 086
	Individual proprietorships	638	1 567 008	80 726	18 109	2 554	179 820	70 637	80 691
	Partnerships	247	1 856 140	75 266	16 347	1 853	150 719	46 478	53 928
	Cooperative associations	12	167 862	5 229	998	130	8 416	8 043	5 209
	Other legal forms of organization	29	677 502	42 925	9 589	814	102 738	90 181	94 231
4217	Hardware, & plumbing & heating equipment & supplies whsle								
	All establishments	21 194	92 189 762	7 977 961	1 837 467	219 233	15 249 815	9 822 088	10 370 210
	Corporations	19 360	87 476 761	7 600 938	1 753 719	208 954	14 576 527	9 537 766	10 038 425
	Individual proprietorships	1 373	1 500 508	115 044	25 486	4 722	235 054	105 342	118 652
	Partnerships	418	1 608 539	158 228	36 364	4 771	298 714	169 346	203 118
	Cooperative associations	24	42 425	4 741	1 125	181	9 012	5 970	5 893
	Other legal forms of organization	19	1 561 529	99 010	20 773	605	130 508	3 664	4 122
42171	Hardware whsle								
	All establishments	9 473	44 063 674	3 865 008	879 374	110 963	7 342 028	4 938 173	5 298 245
	Corporations	8 503	40 806 615	3 596 757	819 451	104 295	6 883 482	4 760 525	5 092 142
	Individual proprietorships	713	741 828	61 716	13 358	2 542	125 589	69 577	76 649
	Partnerships	228	937 966	106 100	25 405	3 444	199 885	102 901	123 852
	Cooperative associations	13	D	D	D	c	D	D	D
	Other legal forms of organization	16	D	D	D	f	D	D	D
421710	Hardware whsle								
	All establishments	9 473	44 063 674	3 865 008	879 374	110 963	7 342 028	4 938 173	5 298 245
	Corporations	8 503	40 806 615	3 596 757	819 451	104 295	6 883 482	4 760 525	5 092 142
	Individual proprietorships	713	741 828	61 716	13 358	2 542	125 589	69 577	76 649
	Partnerships	228	937 966	106 100	25 405	3 444	199 885	102 901	123 852
	Cooperative associations	13	D	D	D	c	D	D	D
	Other legal forms of organization	16	D	D	D	f	D	D	D
42172	Plumbing & heating equipment & supplies (hydronics) whsle								
	All establishments	4 625	22 928 107	1 582 219	368 294	43 887	3 030 305	1 832 534	1 964 641
	Corporations	4 195	22 137 283	1 541 242	359 425	42 439	2 944 488	1 800 190	1 922 274
	Individual proprietorships	325	456 118	23 145	5 340	980	49 045	15 049	18 411
	Partnerships	99	319 167	15 811	3 096	410	33 005	14 225	21 162
	Cooperative associations	6	15 539	2 021	433	58	3 767	3 070	2 794
	Other legal forms of organization	—	—	—	—	—	—	—	—
421720	Plumbing & heating equipment & supplies (hydronics) whsle								
	All establishments	4 625	22 928 107	1 582 219	368 294	43 887	3 030 305	1 832 534	1 964 641
	Corporations	4 195	22 137 283	1 541 242	359 425	42 439	2 944 488	1 800 190	1 922 274
	Individual proprietorships	325	456 118	23 145	5 340	980	49 045	15 049	18 411
	Partnerships	99	319 167	15 811	3 096	410	33 005	14 225	21 162
	Cooperative associations	6	15 539	2 021	433	58	3 767	3 070	2 794
	Other legal forms of organization	—	—	—	—	—	—	—	—

See footnotes at end of table.

Table 7. Legal Form of Organization: 1997—Con.

[Includes only establishments with payroll. Excludes data for central administrative offices, auxiliary operations, or establishments of firms that are classified in other categories than those specified in this table. For meaning of abbreviations and symbols, see introductory text. For explanation of terms, see Appendix A. For method of assignment to categories shown, see Appendix C.]

NAICS code	Legal form of organization by type of operation and kind of business	Establishments (number)	Sales (\$1,000)	Annual payroll (\$1,000)	First-quarter payroll (\$1,000)	Paid employees for pay period including March 12 (number)	Operating expenses ¹ (\$1,000)	End-of-1996 inventories (\$1,000)	End-of-1997 inventories (\$1,000)
42	WHOLESALE TRADE—Con.								
421	Wholesale trade, durable goods—Con.								
42173	Warm air heating & air-conditioning equipment & supplies whsle								
	All establishments	5 524	20 062 710	2 013 489	471 804	51 252	3 932 992	2 446 751	2 498 546
	Corporations	5 204	19 614 433	1 960 220	459 943	49 585	3 834 674	2 388 267	2 431 939
	Individual proprietorships	246	204 414	22 113	5 058	896	43 654	13 667	15 866
	Partnerships	66	232 713	29 861	6 498	725	51 983	43 423	49 122
	Cooperative associations	5	D	D	D	b	D	D	D
	Other legal forms of organization	3	D	D	D	b	D	D	D
421730	Warm air heating & air-conditioning equipment & supplies whsle								
	All establishments	5 524	20 062 710	2 013 489	471 804	51 252	3 932 992	2 446 751	2 498 546
	Corporations	5 204	19 614 433	1 960 220	459 943	49 585	3 834 674	2 388 267	2 431 939
	Individual proprietorships	246	204 414	22 113	5 058	896	43 654	13 667	15 866
	Partnerships	66	232 713	29 861	6 498	725	51 983	43 423	49 122
	Cooperative associations	5	D	D	D	b	D	D	D
	Other legal forms of organization	3	D	D	D	b	D	D	D
42174	Refrigeration equipment & supplies whsle								
	All establishments	1 572	5 135 271	517 245	117 995	13 131	944 490	604 630	608 778
	Corporations	1 458	4 918 430	502 719	114 900	12 635	913 883	588 784	592 070
	Individual proprietorships	89	98 148	8 070	1 730	304	16 766	7 049	7 726
	Partnerships	25	118 693	6 456	1 365	192	13 841	8 797	8 982
	Cooperative associations	—	—	—	—	—	—	—	—
	Other legal forms of organization	—	—	—	—	—	—	—	—
421740	Refrigeration equipment & supplies whsle								
	All establishments	1 572	5 135 271	517 245	117 995	13 131	944 490	604 630	608 778
	Corporations	1 458	4 918 430	502 719	114 900	12 635	913 883	588 784	592 070
	Individual proprietorships	89	98 148	8 070	1 730	304	16 766	7 049	7 726
	Partnerships	25	118 693	6 456	1 365	192	13 841	8 797	8 982
	Cooperative associations	—	—	—	—	—	—	—	—
	Other legal forms of organization	—	—	—	—	—	—	—	—
4218	Machinery, equipment, & supplies whsle								
	All establishments	76 643	328 968 331	29 401 798	6 772 121	772 550	55 393 646	43 404 221	46 905 904
	Corporations	69 063	316 625 087	28 381 883	6 545 876	736 334	53 311 945	41 934 438	45 218 611
	Individual proprietorships	5 541	5 646 801	468 159	105 595	20 270	984 496	591 979	681 941
	Partnerships	1 819	5 907 730	485 063	105 912	14 006	961 057	790 436	903 881
	Cooperative associations	119	441 239	33 189	7 335	1 011	69 034	34 288	44 358
	Other legal forms of organization	101	347 474	33 504	7 403	929	67 114	53 080	57 113
42181	Construction & mining (except petroleum) machinery & equip whsle								
	All establishments	5 321	44 725 989	3 604 644	862 419	87 611	6 683 340	11 166 924	12 140 651
	Corporations	4 937	43 744 312	3 513 449	842 359	85 015	6 520 667	10 934 381	11 860 897
	Individual proprietorships	247	312 126	25 073	5 209	935	53 966	50 000	63 985
	Partnerships	114	569 702	55 039	12 302	1 380	87 843	156 786	189 526
	Cooperative associations	1	D	D	D	a	D	D	D
	Other legal forms of organization	22	D	D	D	e	D	D	D
421810	Construction & mining (except petroleum) machinery & equip whsle								
	All establishments	5 321	44 725 989	3 604 644	862 419	87 611	6 683 340	11 166 924	12 140 651
	Corporations	4 937	43 744 312	3 513 449	842 359	85 015	6 520 667	10 934 381	11 860 897
	Individual proprietorships	247	312 126	25 073	5 209	935	53 966	50 000	63 985
	Partnerships	114	569 702	55 039	12 302	1 380	87 843	156 786	189 526
	Cooperative associations	1	D	D	D	a	D	D	D
	Other legal forms of organization	22	D	D	D	e	D	D	D
42182	Farm & garden machinery & equipment whsle								
	All establishments	9 782	39 713 264	2 860 510	643 779	101 413	5 578 804	8 510 984	9 247 680
	Corporations	8 022	37 652 258	2 702 423	609 203	93 638	5 236 158	8 068 382	8 728 493
	Individual proprietorships	1 385	1 201 485	93 088	20 486	5 059	205 312	249 593	291 896
	Partnerships	336	714 859	50 625	11 235	2 212	101 839	160 626	189 407
	Cooperative associations	26	D	D	D	e	D	D	D
	Other legal forms of organization	13	D	D	D	c	D	D	D
421820	Farm & garden machinery & equipment whsle								
	All establishments	9 782	39 713 264	2 860 510	643 779	101 413	5 578 804	8 510 984	9 247 680
	Corporations	8 022	37 652 258	2 702 423	609 203	93 638	5 236 158	8 068 382	8 728 493
	Individual proprietorships	1 385	1 201 485	93 088	20 486	5 059	205 312	249 593	291 896
	Partnerships	336	714 859	50 625	11 235	2 212	101 839	160 626	189 407
	Cooperative associations	26	D	D	D	e	D	D	D
	Other legal forms of organization	13	D	D	D	c	D	D	D

See footnotes at end of table.

Table 7. Legal Form of Organization: 1997—Con.

[Includes only establishments with payroll. Excludes data for central administrative offices, auxiliary operations, or establishments of firms that are classified in other categories than those specified in this table. For meaning of abbreviations and symbols, see introductory text. For explanation of terms, see Appendix A. For method of assignment to categories shown, see Appendix C.]

NAICS code	Legal form of organization by type of operation and kind of business	Establishments (number)	Sales (\$1,000)	Annual payroll (\$1,000)	First-quarter payroll (\$1,000)	Paid employees for pay period including March 12 (number)	Operating expenses ¹ (\$1,000)	End-of-1996 inventories (\$1,000)	End-of-1997 inventories (\$1,000)
42	WHOLESALE TRADE—Con.								
421	Wholesale trade, durable goods—Con.								
4218201	Farm machinery & equipment—farm dealers								
	All establishments	6 931	21 996 353	1 898 402	427 060	72 177	3 457 808	6 404 218	6 994 668
	Corporations	5 592	20 405 295	1 778 549	400 975	66 195	3 197 012	6 044 867	6 569 947
	Individual proprietorships	1 054	910 379	69 854	15 428	3 888	154 175	206 556	241 079
	Partnerships	251	548 925	37 206	8 197	1 662	73 572	122 522	147 866
	Cooperative associations	22	74 068	7 687	1 555	280	20 342	14 560	18 526
	Other legal forms of organization	12	57 686	5 106	905	152	12 707	15 713	17 250
4218202	Farm machinery & equipment—whsle distributors								
	All establishments	2 122	13 486 595	643 692	144 052	19 867	1 410 579	1 404 776	1 517 644
	Corporations	1 810	13 125 648	612 047	136 945	18 380	1 343 719	1 333 567	1 437 816
	Individual proprietorships	255	228 838	19 839	4 366	986	42 919	37 427	43 690
	Partnerships	54	D	D	D	e	D	D	D
	Cooperative associations	2	D	D	D	a	D	D	D
	Other legal forms of organization	1	D	D	D	b	D	D	D
4218203	Lawn & garden machinery & equipment whsle								
	All establishments	729	4 230 316	318 416	72 667	9 369	710 417	701 990	735 368
	Corporations	620	4 121 315	311 827	71 283	9 063	695 427	689 948	720 730
	Individual proprietorships	76	62 268	3 395	692	185	8 218	5 610	7 127
	Partnerships	31	D	D	D	c	D	D	D
	Cooperative associations	2	D	D	D	a	D	D	D
	Other legal forms of organization	—	—	—	—	—	—	—	—
42183	Industrial machinery & equipment whsle								
	All establishments	35 674	139 946 952	14 167 699	3 238 229	342 008	26 426 084	13 953 455	14 863 422
	Corporations	32 570	134 521 050	13 702 648	3 132 667	327 371	25 497 759	13 518 342	14 366 574
	Individual proprietorships	2 140	2 396 246	211 306	48 185	7 908	427 707	169 165	185 404
	Partnerships	873	2 726 683	228 568	52 167	6 078	452 225	251 374	288 674
	Cooperative associations	55	183 940	15 758	3 134	419	30 529	9 588	16 214
	Other legal forms of organization	36	119 033	9 419	2 076	232	17 864	4 986	6 556
421830	Industrial machinery & equipment whsle								
	All establishments	35 674	139 946 952	14 167 699	3 238 229	342 008	26 426 084	13 953 455	14 863 422
	Corporations	32 570	134 521 050	13 702 648	3 132 667	327 371	25 497 759	13 518 342	14 366 574
	Individual proprietorships	2 140	2 396 246	211 306	48 185	7 908	427 707	169 165	185 404
	Partnerships	873	2 726 683	228 568	52 167	6 078	452 225	251 374	288 674
	Cooperative associations	55	183 940	15 758	3 134	419	30 529	9 588	16 214
	Other legal forms of organization	36	119 033	9 419	2 076	232	17 864	4 986	6 556
4218301	Food-processing machinery & equipment whsle								
	All establishments	1 333	4 273 371	496 582	115 224	12 098	906 693	449 556	482 438
	Corporations	1 232	4 071 958	484 635	112 562	11 688	880 924	440 652	473 104
	Individual proprietorships	69	69 460	4 866	1 067	241	9 696	2 480	3 118
	Partnerships	27	125 351	6 230	1 424	141	14 357	5 607	5 346
	Cooperative associations	2	D	D	D	a	D	D	D
	Other legal forms of organization	3	D	D	D	a	D	D	D
4218302	Hydraulic & pneumatic (fluid-power) machinery & equipment whsle								
	All establishments	3 866	13 016 250	1 637 232	378 722	40 348	2 960 404	1 300 399	1 412 054
	Corporations	3 533	12 354 293	1 558 327	360 655	37 956	2 815 930	1 238 876	1 346 145
	Individual proprietorships	204	241 646	28 242	6 390	983	53 302	22 887	23 946
	Partnerships	117	391 418	46 370	10 652	1 308	83 940	36 185	38 979
	Cooperative associations	4	D	D	D	b	D	D	D
	Other legal forms of organization	8	D	D	D	b	D	D	D
42183021	Hydraulic & pneumatic pumps & motors whsle								
	All establishments	1 636	4 753 826	543 359	127 730	13 756	969 270	471 624	506 332
	Corporations	1 472	4 520 259	512 617	120 050	12 733	915 582	449 671	482 985
	Individual proprietorships	104	80 205	6 950	1 762	332	15 128	5 202	5 457
	Partnerships	57	D	D	D	f	D	D	D
	Cooperative associations	—	—	—	—	—	—	—	—
	Other legal forms of organization	3	D	D	D	b	D	D	D
42183022	Hydraulic & pneumatic parts, accessories, & supplies whsle								
	All establishments	2 230	8 262 424	1 093 873	250 992	26 592	1 991 134	828 775	905 722
	Corporations	2 061	7 834 034	1 045 710	240 605	25 223	1 900 348	789 205	863 160
	Individual proprietorships	100	161 441	21 292	4 628	651	38 174	17 685	18 489
	Partnerships	60	D	D	D	f	D	D	D
	Cooperative associations	4	9 446	1 085	296	38	1 690	1 265	1 787
	Other legal forms of organization	5	D	D	D	b	D	D	D

See footnotes at end of table.

Table 7. Legal Form of Organization: 1997—Con.

[Includes only establishments with payroll. Excludes data for central administrative offices, auxiliary operations, or establishments of firms that are classified in other categories than those specified in this table. For meaning of abbreviations and symbols, see introductory text. For explanation of terms, see Appendix A. For method of assignment to categories shown, see Appendix C.]

NAICS code	Legal form of organization by type of operation and kind of business	Establishments (number)	Sales (\$1,000)	Annual payroll (\$1,000)	First-quarter payroll (\$1,000)	Paid employees for pay period including March 12 (number)	Operating expenses ¹ (\$1,000)	End-of-1996 inventories (\$1,000)	End-of-1997 inventories (\$1,000)
42	WHOLESALE TRADE—Con.								
421	Wholesale trade, durable goods—Con.								
4218303	General-purpose industrial machinery & equipment whsle								
	All establishments	11 101	42 641 534	4 279 378	965 711	102 295	8 140 762	3 902 321	4 203 829
	Corporations	10 211	41 179 384	4 159 142	937 918	98 420	7 892 447	3 775 604	4 067 477
	Individual proprietorships	651	812 296	65 590	15 032	2 322	132 085	54 730	58 470
	Partnerships	208	603 351	49 259	11 501	1 384	105 224	68 123	73 664
	Cooperative associations	19	18 296	2 458	615	88	4 864	2 321	2 680
	Other legal forms of organization	12	28 207	2 929	645	81	6 142	1 543	1 538
4218304	Metalworking machinery & equipment whsle								
	All establishments	4 092	19 008 973	1 603 844	363 648	35 524	3 130 563	2 381 201	2 366 943
	Corporations	3 773	18 415 920	1 552 142	352 052	34 020	3 024 775	2 335 317	2 309 654
	Individual proprietorships	232	299 149	22 051	5 219	763	44 945	16 055	17 097
	Partnerships	79	266 699	25 939	5 718	639	52 764	27 833	38 015
	Cooperative associations	7	D	D	D	b	D	D	D
	Other legal forms of organization	1	D	D	D	a	D	D	D
4218305	Materials handling equipment whsle								
	All establishments	4 642	18 803 215	2 371 197	559 533	63 169	4 079 742	1 785 899	1 883 410
	Corporations	4 224	18 248 950	2 309 012	544 825	60 717	3 953 941	1 751 638	1 842 623
	Individual proprietorships	339	319 568	34 186	7 955	1 629	68 306	21 595	25 512
	Partnerships	75	193 969	26 763	6 548	780	55 865	10 595	13 041
	Cooperative associations	4	40 728	1 236	205	43	1 630	2 071	2 234
	Other legal forms of organization	—	—	—	—	—	—	—	—
4218306	Oilwell, oil refinery, & pipeline mach, equip, & supplies whsle								
	All establishments	3 536	11 671 958	1 006 985	223 687	25 475	1 872 441	1 181 404	1 356 139
	Corporations	3 116	10 704 661	954 910	211 809	23 831	1 770 404	1 096 559	1 252 110
	Individual proprietorships	215	192 600	16 492	3 481	626	37 266	16 527	20 632
	Partnerships	197	760 614	33 145	8 012	974	60 852	67 522	82 460
	Cooperative associations	8	14 083	2 438	385	44	3 919	796	937
	Other legal forms of organization	—	—	—	—	—	—	—	—
4218307	Other industrial machinery & equipment whsle								
	All establishments	7 104	30 531 651	2 772 481	631 704	63 099	5 335 479	2 952 675	3 158 609
	Corporations	6 481	29 545 894	2 684 480	612 846	60 739	5 159 338	2 879 696	3 075 461
	Individual proprietorships	430	461 527	39 879	9 041	1 344	82 107	34 891	36 629
	Partnerships	170	385 281	40 862	8 312	852	79 223	35 509	37 169
	Cooperative associations	11	76 065	4 912	918	108	10 614	496	5 821
	Other legal forms of organization	12	62 894	2 348	587	56	4 197	2 083	3 529
42184	Industrial supplies whsle								
	All establishments	15 055	64 861 321	5 240 795	1 215 121	140 735	9 844 064	5 107 540	5 420 791
	Corporations	14 029	63 016 828	5 093 361	1 182 793	135 730	9 553 343	4 955 079	5 259 970
	Individual proprietorships	759	764 640	61 460	13 862	2 428	124 144	44 936	51 211
	Partnerships	223	884 592	75 476	15 627	2 262	145 748	97 531	99 866
	Cooperative associations	28	152 104	6 187	1 767	196	11 520	5 671	5 906
	Other legal forms of organization	16	43 157	4 311	1 072	119	9 309	4 323	3 838
421840	Industrial supplies whsle								
	All establishments	15 055	64 861 321	5 240 795	1 215 121	140 735	9 844 064	5 107 540	5 420 791
	Corporations	14 029	63 016 828	5 093 361	1 182 793	135 730	9 553 343	4 955 079	5 259 970
	Individual proprietorships	759	764 640	61 460	13 862	2 428	124 144	44 936	51 211
	Partnerships	223	884 592	75 476	15 627	2 262	145 748	97 531	99 866
	Cooperative associations	28	152 104	6 187	1 767	196	11 520	5 671	5 906
	Other legal forms of organization	16	43 157	4 311	1 072	119	9 309	4 323	3 838
4218401	General-line industrial supplies whsle								
	All establishments	2 176	4 367 291	554 823	129 777	16 136	1 004 860	474 631	504 136
	Corporations	1 988	4 220 124	540 134	126 372	15 500	973 380	462 640	490 853
	Individual proprietorships	154	100 146	9 434	2 168	474	21 225	7 644	8 519
	Partnerships	30	D	D	D	c	D	D	D
	Cooperative associations	3	D	D	D	a	D	D	D
	Other legal forms of organization	1	D	D	D	a	D	D	D
4218402	Mechanical power transmission supplies whsle								
	All establishments	2 917	13 895 428	1 027 321	239 619	28 097	1 968 660	1 404 407	1 531 024
	Corporations	2 812	13 500 110	994 078	232 899	27 083	1 904 197	1 358 322	1 482 598
	Individual proprietorships	64	60 470	4 658	999	189	9 683	5 933	7 241
	Partnerships	28	D	D	D	f	D	D	D
	Cooperative associations	6	D	D	D	b	D	D	D
	Other legal forms of organization	7	D	D	D	b	D	D	D

See footnotes at end of table.

Table 7. Legal Form of Organization: 1997—Con.

[Includes only establishments with payroll. Excludes data for central administrative offices, auxiliary operations, or establishments of firms that are classified in other categories than those specified in this table. For meaning of abbreviations and symbols, see introductory text. For explanation of terms, see Appendix A. For method of assignment to categories shown, see Appendix C.]

NAICS code	Legal form of organization by type of operation and kind of business	Establishments (number)	Sales (\$1,000)	Annual payroll (\$1,000)	First-quarter payroll (\$1,000)	Paid employees for pay period including March 12 (number)	Operating expenses ¹ (\$1,000)	End-of-1996 inventories (\$1,000)	End-of-1997 inventories (\$1,000)
42	WHOLESALE TRADE—Con.								
421	Wholesale trade, durable goods—Con.								
4218403	Welding supplies whsle								
	All establishments	2 141	4 750 926	649 262	150 474	19 335	1 283 334	497 409	516 948
	Corporations	2 046	4 611 846	640 175	148 482	18 941	1 264 826	490 862	508 855
	Individual proprietorships	57	42 352	3 943	894	185	8 468	2 841	3 623
	Partnerships	34	34 699	4 635	1 001	192	8 932	2 943	3 636
	Cooperative associations	3	D	D	D	a	D	D	D
	Other legal forms of organization	1	D	D	D	a	D	D	D
4218404	Industrial containers & supplies whsle								
	All establishments	1 763	9 931 630	574 198	125 587	15 879	1 114 467	308 136	322 520
	Corporations	1 537	9 555 001	549 194	120 269	15 007	1 062 983	287 524	303 263
	Individual proprietorships	171	187 953	12 687	2 686	471	25 376	6 785	6 463
	Partnerships	45	158 090	9 498	2 045	310	20 049	11 143	10 781
	Cooperative associations	5	13 511	1 199	210	39	2 083	1 165	1 183
	Other legal forms of organization	5	17 075	1 620	377	52	3 976	1 519	830
4218405	Industrial valves & fittings (except fluid-power) whsle								
	All establishments	1 552	6 805 404	731 411	169 645	16 740	1 355 872	859 508	882 080
	Corporations	1 472	6 633 182	713 245	165 797	16 265	1 320 377	841 155	861 020
	Individual proprietorships	57	65 263	6 378	1 414	185	12 911	4 158	5 993
	Partnerships	19	89 470	10 129	1 868	260	19 395	13 693	14 458
	Cooperative associations	3	D	D	D	a	D	D	D
	Other legal forms of organization	1	D	D	D	b	D	D	D
4218406	Other industrial supplies whsle								
	All establishments	4 506	25 110 642	1 703 780	400 019	44 548	3 116 871	1 563 449	1 664 083
	Corporations	4 174	24 496 565	1 656 535	388 974	42 934	3 027 580	1 514 576	1 613 381
	Individual proprietorships	256	308 456	24 360	5 701	924	46 481	17 575	19 372
	Partnerships	67	248 962	20 499	4 576	608	38 802	29 904	29 797
	Cooperative associations	8	D	D	D	b	D	D	D
	Other legal forms of organization	1	D	D	D	a	D	D	D
42185	Service establishment equipment & supplies whsle								
	All establishments	6 808	16 038 492	1 804 565	419 918	59 878	3 365 041	1 301 673	1 385 236
	Corporations	5 836	15 249 525	1 724 316	401 368	55 650	3 189 214	1 233 037	1 311 353
	Individual proprietorships	783	579 377	54 765	12 907	3 141	120 466	47 314	52 514
	Partnerships	176	186 992	21 814	4 869	949	48 264	18 877	18 983
	Cooperative associations	6	12 203	1 642	392	61	3 336	1 216	1 031
	Other legal forms of organization	7	10 395	2 028	382	77	3 761	1 229	1 355
421850	Service establishment equipment & supplies whsle								
	All establishments	6 808	16 038 492	1 804 565	419 918	59 878	3 365 041	1 301 673	1 385 236
	Corporations	5 836	15 249 525	1 724 316	401 368	55 650	3 189 214	1 233 037	1 311 353
	Individual proprietorships	783	579 377	54 765	12 907	3 141	120 466	47 314	52 514
	Partnerships	176	186 992	21 814	4 869	949	48 264	18 877	18 983
	Cooperative associations	6	12 203	1 642	392	61	3 336	1 216	1 031
	Other legal forms of organization	7	10 395	2 028	382	77	3 761	1 229	1 355
4218501	Beauty & barber shop equipment & supplies whsle								
	All establishments	1 296	2 416 390	372 536	87 826	14 071	699 942	305 220	335 666
	Corporations	1 093	2 193 813	355 900	83 804	13 045	658 968	282 159	312 412
	Individual proprietorships	165	164 480	11 125	2 748	748	28 552	15 370	17 089
	Partnerships	38	58 097	5 511	1 274	278	12 422	7 691	6 165
	Cooperative associations	—	—	—	—	—	—	—	—
	Other legal forms of organization	—	—	—	—	—	—	—	—
4218502	Custodial, janitors' equipment & supplies whsle								
	All establishments	2 356	4 430 938	654 149	153 460	22 107	1 195 973	387 593	409 881
	Corporations	2 017	4 190 774	625 504	146 881	20 585	1 136 677	370 147	391 088
	Individual proprietorships	257	157 837	16 647	4 031	1 020	33 779	9 796	10 966
	Partnerships	74	63 433	9 099	1 977	404	19 857	5 395	5 644
	Cooperative associations	3	D	D	D	b	D	D	D
	Other legal forms of organization	5	D	D	D	b	D	D	D
4218503	Laundry & dry-cleaning equipment & supplies whsle								
	All establishments	699	4 123 097	240 347	56 352	6 526	457 056	165 141	175 557
	Corporations	626	4 073 366	235 176	55 071	6 246	445 394	160 679	171 383
	Individual proprietorships	63	D	D	D	e	D	D	D
	Partnerships	10	D	D	D	b	D	D	D
	Cooperative associations	—	—	—	—	—	—	—	—
	Other legal forms of organization	—	—	—	—	—	—	—	—
4218504	Other service establishment equipment & supplies whsle								

See footnotes at end of table.

Table 7. Legal Form of Organization: 1997—Con.

[Includes only establishments with payroll. Excludes data for central administrative offices, auxiliary operations, or establishments of firms that are classified in other categories than those specified in this table. For meaning of abbreviations and symbols, see introductory text. For explanation of terms, see Appendix A. For method of assignment to categories shown, see Appendix C.]

NAICS code	Legal form of organization by type of operation and kind of business	Establishments (number)	Sales (\$1,000)	Annual payroll (\$1,000)	First-quarter payroll (\$1,000)	Paid employees for pay period including March 12 (number)	Operating expenses ¹ (\$1,000)	End-of-1996 inventories (\$1,000)	End-of-1997 inventories (\$1,000)
42	WHOLESALE TRADE—Con.								
421	Wholesale trade, durable goods—Con.								
4218504	Other service establishment equipment & supplies whsle—Con.								
	All establishments	2 457	5 068 067	537 533	122 280	17 174	1 012 070	443 719	464 132
	Corporations	2 100	4 791 572	507 736	115 612	15 774	948 175	420 052	436 470
	Individual proprietorships	298	D	D	D	g	D	D	D
	Partnerships	54	D	D	D	c	D	D	D
	Cooperative associations	3	D	D	D	b	D	D	D
	Other legal forms of organization	2	D	D	D	a	D	D	D
42186	Transportation equipment & supplies (exc motor vehicle) whsle								
	All establishments	4 003	23 682 313	1 723 585	392 655	40 905	3 496 313	3 363 645	3 848 124
	Corporations	3 669	22 441 114	1 645 686	377 486	38 930	3 314 804	3 225 217	3 691 324
	Individual proprietorships	227	392 927	22 467	4 946	799	52 901	30 971	36 931
	Partnerships	97	824 902	53 541	9 712	1 125	125 138	105 242	117 425
	Cooperative associations	3	4 601	451	109	12	835	591	609
	Other legal forms of organization	7	18 769	1 440	402	39	2 635	1 624	1 835
421860	Transportation equipment & supplies (exc motor vehicle) whsle								
	All establishments	4 003	23 682 313	1 723 585	392 655	40 905	3 496 313	3 363 645	3 848 124
	Corporations	3 669	22 441 114	1 645 686	377 486	38 930	3 314 804	3 225 217	3 691 324
	Individual proprietorships	227	392 927	22 467	4 946	799	52 901	30 971	36 931
	Partnerships	97	824 902	53 541	9 712	1 125	125 138	105 242	117 425
	Cooperative associations	3	4 601	451	109	12	835	591	609
	Other legal forms of organization	7	18 769	1 440	402	39	2 635	1 624	1 835
4218601	Aircraft & aeronautical equipment & supplies whsle								
	All establishments	2 428	17 709 438	1 162 838	264 642	25 666	2 349 636	2 691 851	3 095 765
	Corporations	2 241	16 822 780	1 112 131	255 161	24 492	2 231 373	2 588 476	2 976 944
	Individual proprietorships	124	298 051	15 725	3 518	532	38 889	25 903	30 873
	Partnerships	58	D	D	D	f	D	D	D
	Cooperative associations	3	4 601	451	109	12	835	591	609
	Other legal forms of organization	2	D	D	D	a	D	D	D
4218602	Marine machinery, equipment, & supplies whsle								
	All establishments	952	3 513 978	344 478	78 973	9 314	752 493	436 185	464 489
	Corporations	866	3 270 130	328 300	75 545	8 817	710 395	407 322	432 917
	Individual proprietorships	57	47 575	3 103	678	131	7 558	3 494	4 178
	Partnerships	27	D	D	D	e	D	D	D
	Cooperative associations	—	—	—	—	—	—	—	—
	Other legal forms of organization	2	D	D	D	a	D	D	D
4218603	Other transportation equipment & supplies whsle								
	All establishments	623	2 458 897	216 269	49 040	5 925	394 184	235 609	287 870
	Corporations	562	2 348 204	205 255	46 780	5 621	373 036	229 419	281 463
	Individual proprietorships	46	47 301	3 639	750	136	6 454	1 574	1 880
	Partnerships	12	50 566	7 190	1 375	159	14 311	4 337	4 079
	Cooperative associations	—	—	—	—	—	—	—	—
	Other legal forms of organization	3	12 826	185	135	9	383	279	448
4219	Miscellaneous durable goods whsle								
	All establishments	37 783	185 455 758	11 070 270	2 568 951	351 839	26 719 259	16 783 297	17 787 453
	Corporations	30 210	174 860 154	10 360 229	2 409 526	319 973	24 914 955	15 985 500	16 825 613
	Individual proprietorships	5 660	5 027 009	303 676	68 304	17 505	798 979	382 936	457 688
	Partnerships	1 807	5 267 311	379 532	84 671	13 285	949 079	397 847	485 448
	Cooperative associations	43	105 420	11 338	2 679	418	22 364	9 595	9 882
	Other legal forms of organization	63	195 864	15 495	3 771	658	33 882	7 419	8 822
42191	Sporting & recreational goods & supplies whsle								
	All establishments	6 080	28 233 685	1 897 111	436 625	59 861	4 443 020	3 259 908	3 445 812
	Corporations	5 219	26 548 876	1 806 948	416 856	55 978	4 223 652	3 148 239	3 314 451
	Individual proprietorships	629	814 180	37 714	8 176	2 020	94 388	52 061	60 395
	Partnerships	221	D	D	D	g	D	D	D
	Cooperative associations	8	D	D	D	b	D	D	D
	Other legal forms of organization	3	41 561	1 723	408	75	5 571	441	721
421910	Sporting & recreational goods & supplies whsle								
	All establishments	6 080	28 233 685	1 897 111	436 625	59 861	4 443 020	3 259 908	3 445 812
	Corporations	5 219	26 548 876	1 806 948	416 856	55 978	4 223 652	3 148 239	3 314 451
	Individual proprietorships	629	814 180	37 714	8 176	2 020	94 388	52 061	60 395
	Partnerships	221	D	D	D	g	D	D	D
	Cooperative associations	8	D	D	D	b	D	D	D
	Other legal forms of organization	3	41 561	1 723	408	75	5 571	441	721

See footnotes at end of table.

Table 7. Legal Form of Organization: 1997—Con.

[Includes only establishments with payroll. Excludes data for central administrative offices, auxiliary operations, or establishments of firms that are classified in other categories than those specified in this table. For meaning of abbreviations and symbols, see introductory text. For explanation of terms, see Appendix A. For method of assignment to categories shown, see Appendix C.]

NAICS code	Legal form of organization by type of operation and kind of business	Establishments (number)	Sales (\$1,000)	Annual payroll (\$1,000)	First-quarter payroll (\$1,000)	Paid employees for pay period including March 12 (number)	Operating expenses ¹ (\$1,000)	End-of-1996 inventories (\$1,000)	End-of-1997 inventories (\$1,000)
42	WHOLESALE TRADE—Con.								
421	Wholesale trade, durable goods—Con.								
42192	Toy & hobby goods & supplies whsle								
	All establishments	3 229	20 166 025	1 229 055	281 210	36 337	3 986 369	2 244 711	2 378 047
	Corporations	2 685	19 206 928	1 166 401	266 676	33 644	3 791 243	2 153 711	2 253 038
	Individual proprietorships	436	502 301	23 388	5 460	1 466	69 244	37 074	41 867
	Partnerships	106	D	D	D	g	D	D	D
	Cooperative associations	2	D	D	D	a	D	D	D
	Other legal forms of organization	—	—	—	—	—	—	—	—
421920	Toy & hobby goods & supplies whsle								
	All establishments	3 229	20 166 025	1 229 055	281 210	36 337	3 986 369	2 244 711	2 378 047
	Corporations	2 685	19 206 928	1 166 401	266 676	33 644	3 791 243	2 153 711	2 253 038
	Individual proprietorships	436	502 301	23 388	5 460	1 466	69 244	37 074	41 867
	Partnerships	106	D	D	D	g	D	D	D
	Cooperative associations	2	D	D	D	a	D	D	D
	Other legal forms of organization	—	—	—	—	—	—	—	—
42193	Recyclable material whsle								
	All establishments	9 088	38 748 659	3 229 092	753 824	114 992	7 356 493	1 995 204	2 099 709
	Corporations	7 164	35 850 130	2 979 072	698 797	103 415	6 740 124	1 852 621	1 962 830
	Individual proprietorships	1 428	1 018 252	99 340	21 960	5 949	251 163	45 802	50 358
	Partnerships	434	1 800 059	135 950	29 577	4 988	335 912	92 602	81 699
	Cooperative associations	17	27 465	5 501	1 397	226	10 082	1 634	1 397
	Other legal forms of organization	45	52 753	9 229	2 093	414	19 212	2 545	3 425
421930	Recyclable material whsle								
	All establishments	9 088	38 748 659	3 229 092	753 824	114 992	7 356 493	1 995 204	2 099 709
	Corporations	7 164	35 850 130	2 979 072	698 797	103 415	6 740 124	1 852 621	1 962 830
	Individual proprietorships	1 428	1 018 252	99 340	21 960	5 949	251 163	45 802	50 358
	Partnerships	434	1 800 059	135 950	29 577	4 988	335 912	92 602	81 699
	Cooperative associations	17	27 465	5 501	1 397	226	10 082	1 634	1 397
	Other legal forms of organization	45	52 753	9 229	2 093	414	19 212	2 545	3 425
4219301	Iron & steel scrap processors & dealers								
	All establishments	3 480	18 205 778	1 296 382	312 027	43 789	3 264 863	1 010 200	1 055 403
	Corporations	2 678	16 608 393	1 185 115	287 600	38 904	2 960 226	914 646	968 537
	Individual proprietorships	608	446 252	42 899	9 512	2 501	113 823	25 561	27 634
	Partnerships	182	1 130 624	66 106	14 439	2 264	184 687	68 955	57 784
	Cooperative associations	6	11 613	1 372	272	45	2 917	726	726
	Other legal forms of organization	6	8 896	890	204	75	3 210	373	722
42193011	Iron & steel scrap processors (using power processing equipment)								
	All establishments	2 308	12 550 221	1 100 834	258 643	36 303	2 811 604	882 998	899 925
	Corporations	1 848	11 352 168	1 012 367	239 416	32 775	2 565 656	802 114	828 539
	Individual proprietorships	331	314 736	30 940	6 824	1 580	81 496	18 630	20 074
	Partnerships	122	871 196	56 393	12 145	1 872	160 590	61 815	50 496
	Cooperative associations	3	D	D	D	b	D	D	D
	Other legal forms of organization	4	D	D	D	b	D	D	D
42193012	Iron & steel scrap processors (not using power processing equip)								
	All establishments	1 172	5 655 557	195 548	53 384	7 486	453 259	127 202	155 478
	Corporations	830	5 256 225	172 748	48 184	6 129	394 570	112 532	139 998
	Individual proprietorships	277	131 516	11 959	2 688	921	32 327	6 931	7 560
	Partnerships	60	259 428	9 713	2 294	392	24 097	7 140	7 288
	Cooperative associations	3	D	D	D	b	D	D	D
	Other legal forms of organization	2	D	D	D	a	D	D	D
4219302	Recyclable paper & paperboard whsle								
	All establishments	1 588	5 592 266	587 535	135 538	20 596	1 275 184	121 261	133 560
	Corporations	1 314	5 167 242	547 074	126 621	18 813	1 179 474	111 538	123 088
	Individual proprietorships	185	129 365	13 760	2 950	748	35 236	2 475	2 926
	Partnerships	65	260 512	20 093	4 442	784	47 280	5 497	5 439
	Cooperative associations	5	1 878	618	180	36	1 344	—	—
	Other legal forms of organization	19	33 269	5 990	1 345	215	11 850	1 751	2 107
4219303	Other recyclable material whsle								
	All establishments	4 020	14 950 615	1 345 175	306 259	50 607	2 816 446	863 743	910 746
	Corporations	3 172	14 074 495	1 246 883	284 576	45 698	2 600 424	826 437	871 205
	Individual proprietorships	635	442 635	42 681	9 498	2 700	102 104	17 766	19 798
	Partnerships	187	408 923	49 751	10 696	1 940	103 945	18 150	18 476
	Cooperative associations	6	13 974	3 511	945	145	5 821	969	671
	Other legal forms of organization	20	10 588	2 349	544	124	4 152	421	596

See footnotes at end of table.

Table 7. Legal Form of Organization: 1997—Con.

[Includes only establishments with payroll. Excludes data for central administrative offices, auxiliary operations, or establishments of firms that are classified in other categories than those specified in this table. For meaning of abbreviations and symbols, see introductory text. For explanation of terms, see Appendix A. For method of assignment to categories shown, see Appendix C]

NAICS code	Legal form of organization by type of operation and kind of business	Establishments (number)	Sales (\$1,000)	Annual payroll (\$1,000)	First-quarter payroll (\$1,000)	Paid employees for pay period including March 12 (number)	Operating expenses ¹ (\$1,000)	End-of-1996 inventories (\$1,000)	End-of-1997 inventories (\$1,000)
42	WHOLESALE TRADE—Con.								
421	Wholesale trade, durable goods—Con.								
42194	Jewelry/watch/silverware/precious stone, & precious metal whsle								
	All establishments	7 689	32 398 553	1 702 770	386 713	49 820	4 023 822	5 159 492	5 475 085
	Corporations	6 491	30 746 276	1 616 368	368 051	45 971	3 790 024	4 904 017	5 189 226
	Individual proprietorships	1 000	1 186 562	55 938	12 532	2 894	157 089	178 521	207 994
	Partnerships	190	D	D	D	f	D	D	D
	Cooperative associations	6	D	D	D	b	D	D	D
	Other legal forms of organization	2	D	D	D	b	D	D	D
421940	Jewelry/watch/silverware/precious stone, & precious metal whsle								
	All establishments	7 689	32 398 553	1 702 770	386 713	49 820	4 023 822	5 159 492	5 475 085
	Corporations	6 491	30 746 276	1 616 368	368 051	45 971	3 790 024	4 904 017	5 189 226
	Individual proprietorships	1 000	1 186 562	55 938	12 532	2 894	157 089	178 521	207 994
	Partnerships	190	D	D	D	f	D	D	D
	Cooperative associations	6	D	D	D	b	D	D	D
	Other legal forms of organization	2	D	D	D	b	D	D	D
4219401	Jewelry, watch, diamonds, precious stone, & silverware whsle								
	All establishments	7 116	22 519 342	1 579 391	357 866	46 813	3 757 465	4 412 551	4 749 183
	Corporations	6 011	21 184 524	1 500 162	340 790	43 272	3 546 313	4 193 397	4 505 346
	Individual proprietorships	923	942 479	51 645	11 613	2 679	143 920	154 736	180 191
	Partnerships	175	D	D	D	f	D	D	D
	Cooperative associations	5	D	D	D	b	D	D	D
	Other legal forms of organization	2	D	D	D	b	D	D	D
4219402	Precious metal (excluding ores) whsle								
	All establishments	573	9 879 211	123 379	28 847	3 007	266 357	746 941	725 902
	Corporations	480	9 561 752	116 206	27 261	2 699	243 711	710 620	683 880
	Individual proprietorships	77	244 083	4 293	919	215	13 169	23 785	27 803
	Partnerships	15	D	D	D	b	D	D	D
	Cooperative associations	1	D	D	D	a	D	D	D
	Other legal forms of organization	—	—	—	—	—	—	—	—
42199	Other miscellaneous durable goods whsle								
	All establishments	11 697	65 908 836	3 012 242	710 579	90 829	6 909 555	4 123 982	4 388 800
	Corporations	8 651	62 507 944	2 791 440	659 146	80 965	6 369 912	3 926 912	4 106 068
	Individual proprietorships	2 167	1 505 714	87 296	20 176	5 176	227 095	69 478	97 074
	Partnerships	856	D	D	D	h	D	D	D
	Cooperative associations	10	D	D	D	b	D	D	D
	Other legal forms of organization	13	D	D	D	c	D	D	D
421990	Other miscellaneous durable goods whsle								
	All establishments	11 697	65 908 836	3 012 242	710 579	90 829	6 909 555	4 123 982	4 388 800
	Corporations	8 651	62 507 944	2 791 440	659 146	80 965	6 369 912	3 926 912	4 106 068
	Individual proprietorships	2 167	1 505 714	87 296	20 176	5 176	227 095	69 478	97 074
	Partnerships	856	D	D	D	h	D	D	D
	Cooperative associations	10	D	D	D	b	D	D	D
	Other legal forms of organization	13	D	D	D	c	D	D	D
4219901	Musical instruments & supplies whsle								
	All establishments	512	2 474 693	180 103	41 714	4 906	442 398	337 463	344 022
	Corporations	385	2 363 041	173 464	40 314	4 596	423 586	329 164	333 109
	Individual proprietorships	83	63 731	3 459	781	184	10 297	3 895	5 030
	Partnerships	43	D	D	D	c	D	D	D
	Cooperative associations	1	D	D	D	a	D	D	D
	Other legal forms of organization	—	—	—	—	—	—	—	—
4219902	Forest products (except lumber) whsle								
	All establishments	2 032	11 386 630	406 277	92 740	11 396	1 012 052	433 470	465 668
	Corporations	1 469	10 620 370	370 387	84 612	9 631	913 620	416 443	438 702
	Individual proprietorships	407	392 835	18 177	4 142	1 075	55 900	11 284	16 334
	Partnerships	151	D	D	D	f	D	D	D
	Cooperative associations	1	D	D	D	b	D	D	D
	Other legal forms of organization	4	55 796	2 081	570	78	3 305	825	943
4219903	General merchandise (durable goods) whsle								
	All establishments	3 382	21 595 797	525 213	123 862	18 027	1 051 224	1 043 974	1 048 329
	Corporations	2 351	20 720 537	471 757	112 722	15 363	925 819	991 928	972 874
	Individual proprietorships	742	501 790	25 360	5 410	1 482	64 789	22 563	32 629
	Partnerships	285	369 118	27 571	5 606	1 164	59 113	28 643	41 954
	Cooperative associations	3	D	D	D	a	D	D	D
	Other legal forms of organization	1	D	D	D	a	D	D	D
4219904	Prerecorded media whsle								

See footnotes at end of table.

Table 7. Legal Form of Organization: 1997—Con.

[Includes only establishments with payroll. Excludes data for central administrative offices, auxiliary operations, or establishments of firms that are classified in other categories than those specified in this table. For meaning of abbreviations and symbols, see introductory text. For explanation of terms, see Appendix A. For method of assignment to categories shown, see Appendix C.]

NAICS code	Legal form of organization by type of operation and kind of business	Establishments (number)	Sales (\$1,000)	Annual payroll (\$1,000)	First-quarter payroll (\$1,000)	Paid employees for pay period including March 12 (number)	Operating expenses ¹ (\$1,000)	End-of-1996 inventories (\$1,000)	End-of-1997 inventories (\$1,000)
42	WHOLESALE TRADE—Con.								
421	Wholesale trade, durable goods—Con.								
4219904	Prerecorded media whsle—Con.								
	All establishments	2 075	23 424 629	1 176 057	283 668	34 103	2 803 239	1 706 750	1 847 403
	Corporations	1 677	22 551 423	1 106 119	265 217	31 617	2 631 178	1 625 981	1 731 308
	Individual proprietorships	271	230 675	14 399	3 778	855	36 894	13 353	17 325
	Partnerships	122	D	D	D	g	D	D	D
	Cooperative associations	1	D	D	D	a	D	D	D
	Other legal forms of organization	4	D	D	D	b	D	D	D
42199041	Compact discs/prerecorded audio tapes, & phonograph records whsle								
	All establishments	1 418	15 602 913	825 788	196 901	23 540	1 965 640	1 221 711	1 294 830
	Corporations	1 089	14 929 116	766 940	181 987	21 742	1 822 077	1 149 152	1 209 054
	Individual proprietorships	220	186 872	11 532	3 095	686	28 737	10 395	13 785
	Partnerships	105	D	D	D	g	D	D	D
	Cooperative associations	1	D	D	D	a	D	D	D
	Other legal forms of organization	3	D	D	D	b	D	D	D
42199042	Prerecorded video tapes whsle								
	All establishments	657	7 821 716	350 269	86 767	10 563	837 599	485 039	552 573
	Corporations	588	7 622 307	339 179	83 230	9 875	809 101	476 829	522 254
	Individual proprietorships	51	43 803	2 867	683	169	8 157	2 958	3 540
	Partnerships	17	D	D	D	f	D	D	D
	Cooperative associations	—	D	D	D	—	D	D	D
	Other legal forms of organization	1	D	D	D	a	D	D	D
4219905	Fire extinguishers & fire safety equipment whsle								
	All establishments	1 016	1 136 419	181 172	41 557	6 604	321 488	77 208	87 714
	Corporations	767	1 003 907	167 215	38 259	5 888	292 932	71 782	80 619
	Individual proprietorships	191	69 781	8 474	2 030	489	17 028	3 653	4 478
	Partnerships	56	D	D	D	c	D	D	D
	Cooperative associations	2	D	D	D	b	D	D	D
	Other legal forms of organization	—	—	—	—	—	—	—	—
4219906	Other durable goods whsle								
	All establishments	2 680	5 890 668	543 420	127 038	15 793	1 279 154	525 117	595 664
	Corporations	2 002	5 248 666	502 498	118 022	13 870	1 182 777	491 614	549 456
	Individual proprietorships	473	246 902	17 427	4 035	1 091	42 187	14 730	21 278
	Partnerships	199	D	D	D	f	D	D	D
	Cooperative associations	2	D	D	D	a	D	D	D
	Other legal forms of organization	4	2 963	388	97	5	571	149	154
422	Wholesale trade, nondurable goods								
	All establishments	1 628 841	1 879 940 402	1 81 678 408	19 326 296	2 398 296	177 427 340	92 209 377	98 460 276
	Corporations	139 453	1 776 001 863	77 943 152	18 471 035	2 246 141	168 447 973	87 689 952	93 280 122
	Individual proprietorships	16 313	25 457 499	1 279 604	286 641	65 977	2 968 863	1 028 319	1 216 811
	Partnerships	5 535	55 253 928	1 922 589	436 702	64 408	4 696 242	2 496 334	3 005 873
	Cooperative associations	1 227	16 947 105	384 943	87 860	16 453	974 964	809 775	817 515
	Other legal forms of organization	313	6 280 007	148 120	44 058	5 317	339 298	184 997	139 955
4221	Paper & paper product whsle								
	All establishments	15 848	117 062 485	7 730 308	1 845 993	214 350	14 750 773	5 517 381	5 803 877
	Corporations	14 009	111 996 775	7 517 281	1 794 017	206 648	14 294 254	5 342 112	5 572 391
	Individual proprietorships	1 457	1 462 854	104 688	24 178	4 714	238 943	49 884	58 288
	Partnerships	358	3 527 890	100 877	25 955	2 794	203 463	123 388	170 651
	Cooperative associations	20	D	D	D	c	D	D	D
	Other legal forms of organization	4	D	D	D	b	D	D	D
42211	Printing & writing paper whsle								
	All establishments	2 309	38 397 487	1 547 334	377 117	33 135	3 037 226	1 488 311	1 502 976
	Corporations	2 086	37 973 256	1 520 266	370 090	32 241	2 986 757	1 465 391	1 478 046
	Individual proprietorships	190	176 537	15 690	3 751	565	30 010	6 591	6 832
	Partnerships	32	D	D	D	e	D	D	D
	Cooperative associations	1	D	D	D	b	D	D	D
	Other legal forms of organization	—	—	—	—	—	—	—	—
422110	Printing & writing paper whsle								
	All establishments	2 309	38 397 487	1 547 334	377 117	33 135	3 037 226	1 488 311	1 502 976
	Corporations	2 086	37 973 256	1 520 266	370 090	32 241	2 986 757	1 465 391	1 478 046
	Individual proprietorships	190	176 537	15 690	3 751	565	30 010	6 591	6 832
	Partnerships	32	D	D	D	e	D	D	D
	Cooperative associations	1	D	D	D	b	D	D	D
	Other legal forms of organization	—	—	—	—	—	—	—	—

See footnotes at end of table.

Table 7. Legal Form of Organization: 1997—Con.

[Includes only establishments with payroll. Excludes data for central administrative offices, auxiliary operations, or establishments of firms that are classified in other categories than those specified in this table. For meaning of abbreviations and symbols, see introductory text. For explanation of terms, see Appendix A. For method of assignment to categories shown, see Appendix C.]

NAICS code	Legal form of organization by type of operation and kind of business	Establishments (number)	Sales (\$1,000)	Annual payroll (\$1,000)	First-quarter payroll (\$1,000)	Paid employees for pay period including March 12 (number)	Operating expenses ¹ (\$1,000)	End-of-1996 inventories (\$1,000)	End-of-1997 inventories (\$1,000)
42	WHOLESALE TRADE—Con.								
422	Wholesale trade, nondurable goods—Con.								
42212	Stationery & office supplies whse								
	All establishments	8 046	33 271 034	3 308 237	794 195	109 766	6 178 486	2 082 513	2 186 065
	Corporations	7 025	32 369 952	3 225 297	774 558	106 073	6 002 826	2 046 777	2 146 027
	Individual proprietorships	829	601 544	51 443	12 145	2 532	114 056	22 030	24 831
	Partnerships	176	D	D	D	g	D	D	D
	Cooperative associations	13	29 301	3 544	837	101	6 293	370	424
	Other legal forms of organization	3	D	D	D	b	D	D	D
422120	Stationery & office supplies whse								
	All establishments	8 046	33 271 034	3 308 237	794 195	109 766	6 178 486	2 082 513	2 186 065
	Corporations	7 025	32 369 952	3 225 297	774 558	106 073	6 002 826	2 046 777	2 146 027
	Individual proprietorships	829	601 544	51 443	12 145	2 532	114 056	22 030	24 831
	Partnerships	176	D	D	D	g	D	D	D
	Cooperative associations	13	29 301	3 544	837	101	6 293	370	424
	Other legal forms of organization	3	D	D	D	b	D	D	D
42213	Industrial & personal service paper whse								
	All establishments	5 493	45 393 964	2 874 737	674 681	71 449	5 535 061	1 946 557	2 114 836
	Corporations	4 898	41 653 567	2 771 718	649 369	68 334	5 304 671	1 829 944	1 948 318
	Individual proprietorships	438	684 773	37 555	8 282	1 617	94 877	21 263	26 625
	Partnerships	150	D	D	D	g	D	D	D
	Cooperative associations	6	6 420	1 086	286	24	1 879	378	438
	Other legal forms of organization	1	D	D	D	a	D	D	D
422130	Industrial & personal service paper whse								
	All establishments	5 493	45 393 964	2 874 737	674 681	71 449	5 535 061	1 946 557	2 114 836
	Corporations	4 898	41 653 567	2 771 718	649 369	68 334	5 304 671	1 829 944	1 948 318
	Individual proprietorships	438	684 773	37 555	8 282	1 617	94 877	21 263	26 625
	Partnerships	150	D	D	D	g	D	D	D
	Cooperative associations	6	6 420	1 086	286	24	1 879	378	438
	Other legal forms of organization	1	D	D	D	a	D	D	D
4222	Drugs, & druggists' sundries whse								
	All establishments	8 053	203 147 771	8 394 864	2 024 123	190 127	19 849 901	14 440 398	15 707 844
	Corporations	7 254	199 287 634	8 182 942	1 978 981	183 548	19 290 570	14 180 137	15 384 564
	Individual proprietorships	536	867 828	56 906	13 043	2 374	121 914	77 217	83 239
	Partnerships	246	2 731 598	142 783	29 201	3 910	405 540	164 152	219 021
	Cooperative associations	7	D	D	D	c	D	D	D
	Other legal forms of organization	10	D	D	D	c	D	D	D
42221	Drugs, & druggists' sundries whse								
	All establishments	8 053	203 147 771	8 394 864	2 024 123	190 127	19 849 901	14 440 398	15 707 844
	Corporations	7 254	199 287 634	8 182 942	1 978 981	183 548	19 290 570	14 180 137	15 384 564
	Individual proprietorships	536	867 828	56 906	13 043	2 374	121 914	77 217	83 239
	Partnerships	246	2 731 598	142 783	29 201	3 910	405 540	164 152	219 021
	Cooperative associations	7	D	D	D	c	D	D	D
	Other legal forms of organization	10	D	D	D	c	D	D	D
422210	Drugs, & druggists' sundries whse								
	All establishments	8 053	203 147 771	8 394 864	2 024 123	190 127	19 849 901	14 440 398	15 707 844
	Corporations	7 254	199 287 634	8 182 942	1 978 981	183 548	19 290 570	14 180 137	15 384 564
	Individual proprietorships	536	867 828	56 906	13 043	2 374	121 914	77 217	83 239
	Partnerships	246	2 731 598	142 783	29 201	3 910	405 540	164 152	219 021
	Cooperative associations	7	D	D	D	c	D	D	D
	Other legal forms of organization	10	D	D	D	c	D	D	D
4222101	General-line drugs whse								
	All establishments	3 283	79 946 995	2 290 715	546 162	70 977	5 352 458	9 238 904	9 838 713
	Corporations	2 953	78 498 028	2 199 401	524 555	67 923	5 111 163	9 098 681	9 681 126
	Individual proprietorships	216	418 169	24 269	5 564	1 128	53 690	46 384	43 684
	Partnerships	105	829 193	60 095	14 565	1 813	166 890	77 483	96 987
	Cooperative associations	5	D	D	D	b	D	D	D
	Other legal forms of organization	4	D	D	D	b	D	D	D
4222102	Specialty-line drug, pharmaceutical, cosmetic, & toiletries whse								
	All establishments	4 770	123 200 776	6 104 149	1 477 961	119 150	14 497 443	5 201 494	5 869 131
	Corporations	4 301	120 789 606	5 983 541	1 454 426	115 625	14 179 407	5 081 456	5 703 438
	Individual proprietorships	320	449 659	32 637	7 479	1 246	68 224	30 833	39 555
	Partnerships	141	1 902 405	82 688	14 636	2 097	238 650	86 669	122 034
	Cooperative associations	2	D	D	D	b	D	D	D
	Other legal forms of organization	6	D	D	D	c	D	D	D

See footnotes at end of table.

Table 7. Legal Form of Organization: 1997—Con.

[Includes only establishments with payroll. Excludes data for central administrative offices, auxiliary operations, or establishments of firms that are classified in other categories than those specified in this table. For meaning of abbreviations and symbols, see introductory text. For explanation of terms, see Appendix A. For method of assignment to categories shown, see Appendix C.]

NAICS code	Legal form of organization by type of operation and kind of business	Establishments (number)	Sales (\$1,000)	Annual payroll (\$1,000)	First-quarter payroll (\$1,000)	Paid employees for pay period including March 12 (number)	Operating expenses ¹ (\$1,000)	End-of-1996 inventories (\$1,000)	End-of-1997 inventories (\$1,000)
42	WHOLESALE TRADE—Con.								
422	Wholesale trade, nondurable goods—Con.								
4223	Apparel, piece goods, & notions whsle								
	All establishments	20 707	124 104 420	7 759 577	1 778 842	207 574	18 455 203	12 335 849	13 581 581
	Corporations	17 937	117 501 438	7 393 232	1 695 881	193 148	17 558 106	11 791 614	12 924 481
	Individual proprietorships	2 124	2 804 402	150 498	33 704	7 942	375 254	182 792	219 981
	Partnerships	604	3 197 406	195 801	43 776	6 054	480 220	344 211	421 365
	Cooperative associations	12	74 005	4 933	1 339	178	8 948	8 579	6 797
	Other legal forms of organization	30	527 169	15 113	4 142	252	32 675	8 653	8 957
42231	Piece goods, notions, & other dry goods whsle								
	All establishments	5 666	25 776 927	1 611 443	367 889	45 435	3 416 105	2 013 882	2 231 275
	Corporations	4 960	24 315 955	1 533 575	351 223	42 188	3 235 315	1 917 801	2 123 547
	Individual proprietorships	551	763 838	40 684	8 907	2 092	93 316	45 767	52 312
	Partnerships	144	637 393	33 625	6 909	1 058	79 292	48 962	53 854
	Cooperative associations	5	D	D	D	b	D	D	D
	Other legal forms of organization	6	D	D	D	b	D	D	D
422310	Piece goods, notions, & other dry goods whsle								
	All establishments	5 666	25 776 927	1 611 443	367 889	45 435	3 416 105	2 013 882	2 231 275
	Corporations	4 960	24 315 955	1 533 575	351 223	42 188	3 235 315	1 917 801	2 123 547
	Individual proprietorships	551	763 838	40 684	8 907	2 092	93 316	45 767	52 312
	Partnerships	144	637 393	33 625	6 909	1 058	79 292	48 962	53 854
	Cooperative associations	5	D	D	D	b	D	D	D
	Other legal forms of organization	6	D	D	D	b	D	D	D
4223101	Piece goods—jobbers								
	All establishments	4 191	22 125 937	1 240 760	284 390	33 068	2 667 413	1 655 778	1 837 541
	Corporations	3 738	20 919 155	1 190 978	273 870	31 096	2 544 035	1 583 526	1 757 269
	Individual proprietorships	354	621 526	26 871	5 742	1 179	62 301	32 044	36 418
	Partnerships	93	539 018	21 542	4 439	753	57 193	40 039	43 517
	Cooperative associations	3	D	D	D	a	D	D	D
	Other legal forms of organization	3	D	D	D	b	D	D	D
4223102	Notions & other dry goods whsle								
	All establishments	1 475	3 650 990	370 683	83 499	12 367	748 692	358 104	393 734
	Corporations	1 222	3 396 800	342 597	77 353	11 092	691 280	334 275	366 278
	Individual proprietorships	197	142 312	13 813	3 165	913	31 015	13 723	15 894
	Partnerships	51	98 375	12 083	2 470	305	22 099	8 923	10 337
	Cooperative associations	2	D	D	D	b	D	D	D
	Other legal forms of organization	3	D	D	D	a	D	D	D
42232	Men's & boys' clothing & furnishings whsle								
	All establishments	5 006	33 360 264	2 166 205	498 595	62 253	5 283 780	4 154 867	4 525 220
	Corporations	4 306	31 811 471	2 061 580	474 389	57 735	5 042 250	3 995 166	4 335 361
	Individual proprietorships	529	674 638	39 067	9 023	2 284	92 984	50 307	55 954
	Partnerships	162	D	D	D	g	D	D	D
	Cooperative associations	1	D	D	D	a	D	D	D
	Other legal forms of organization	8	5 662	1 161	252	38	2 024	715	1 062
422320	Men's & boys' clothing & furnishings whsle								
	All establishments	5 006	33 360 264	2 166 205	498 595	62 253	5 283 780	4 154 867	4 525 220
	Corporations	4 306	31 811 471	2 061 580	474 389	57 735	5 042 250	3 995 166	4 335 361
	Individual proprietorships	529	674 638	39 067	9 023	2 284	92 984	50 307	55 954
	Partnerships	162	D	D	D	g	D	D	D
	Cooperative associations	1	D	D	D	a	D	D	D
	Other legal forms of organization	8	5 662	1 161	252	38	2 024	715	1 062
42233	Women's, children's, & infants' clothing & accessories whsle								
	All establishments	8 217	40 603 484	2 799 463	632 897	76 256	6 694 729	3 658 306	4 184 804
	Corporations	7 057	38 208 916	2 657 618	601 292	70 900	6 347 790	3 445 929	3 928 604
	Individual proprietorships	909	1 143 763	58 503	13 094	3 006	155 103	70 621	92 127
	Partnerships	233	1 139 205	76 349	16 768	2 129	176 169	126 621	150 973
	Cooperative associations	6	53 045	2 740	769	118	4 783	7 580	5 636
	Other legal forms of organization	12	58 555	4 253	974	103	10 884	7 555	7 464
422330	Women's, children's, & infants' clothing & accessories whsle								
	All establishments	8 217	40 603 484	2 799 463	632 897	76 256	6 694 729	3 658 306	4 184 804
	Corporations	7 057	38 208 916	2 657 618	601 292	70 900	6 347 790	3 445 929	3 928 604
	Individual proprietorships	909	1 143 763	58 503	13 094	3 006	155 103	70 621	92 127
	Partnerships	233	1 139 205	76 349	16 768	2 129	176 169	126 621	150 973
	Cooperative associations	6	53 045	2 740	769	118	4 783	7 580	5 636
	Other legal forms of organization	12	58 555	4 253	974	103	10 884	7 555	7 464
42234	Footwear whsle								

See footnotes at end of table.

Table 7. Legal Form of Organization: 1997—Con.

[Includes only establishments with payroll. Excludes data for central administrative offices, auxiliary operations, or establishments of firms that are classified in other categories than those specified in this table. For meaning of abbreviations and symbols, see introductory text. For explanation of terms, see Appendix A. For method of assignment to categories shown, see Appendix C.]

NAICS code	Legal form of organization by type of operation and kind of business	Establishments (number)	Sales (\$1,000)	Annual payroll (\$1,000)	First-quarter payroll (\$1,000)	Paid employees for pay period including March 12 (number)	Operating expenses ¹ (\$1,000)	End-of-1996 inventories (\$1,000)	End-of-1997 inventories (\$1,000)
42	WHOLESALE TRADE—Con.								
422	Wholesale trade, nondurable goods—Con.								
42234	Footwear whsle—Con.								
	All establishments	1 818	24 363 745	1 182 466	279 461	23 630	3 060 589	2 508 794	2 640 282
	Corporations	1 614	23 165 096	1 140 459	268 977	22 325	2 932 751	2 432 718	2 536 969
	Individual proprietorships	135	222 163	12 244	2 680	560	33 851	16 097	19 588
	Partnerships	65	D	D	D	f	D	D	D
	Cooperative associations	—	—	—	—	—	—	—	—
	Other legal forms of organization	4	D	D	D	b	D	D	D
422340	Footwear whsle								
	All establishments	1 818	24 363 745	1 182 466	279 461	23 630	3 060 589	2 508 794	2 640 282
	Corporations	1 614	23 165 096	1 140 459	268 977	22 325	2 932 751	2 432 718	2 536 969
	Individual proprietorships	135	222 163	12 244	2 680	560	33 851	16 097	19 588
	Partnerships	65	D	D	D	f	D	D	D
	Cooperative associations	—	—	—	—	—	—	—	—
	Other legal forms of organization	4	D	D	D	b	D	D	D
4224	Grocery & related products whsle								
	All establishments	41 760	588 970 062	26 778 099	6 317 278	854 919	55 236 142	18 818 462	20 042 559
	Corporations	35 090	551 969 112	25 456 256	6 017 301	801 295	52 205 879	17 914 298	18 965 345
	Individual proprietorships	4 867	9 405 261	446 594	100 429	22 786	978 079	207 686	240 988
	Partnerships	1 560	20 025 371	677 102	153 273	22 948	1 550 183	564 636	680 998
	Cooperative associations	212	6 805 024	156 091	36 779	6 707	411 341	90 195	109 823
	Other legal forms of organization	31	765 294	42 056	9 496	1 183	90 660	41 647	45 405
42241	General-line grocery whsle								
	All establishments	4 138	146 689 286	5 541 000	1 336 143	168 190	10 385 724	5 638 569	5 760 246
	Corporations	3 596	139 349 726	5 343 606	1 290 635	161 241	10 011 103	5 495 241	5 604 569
	Individual proprietorships	384	1 332 773	58 419	14 492	2 631	95 883	30 332	34 392
	Partnerships	149	D	D	D	h	D	D	D
	Cooperative associations	5	D	D	D	b	D	D	D
	Other legal forms of organization	4	D	D	D	b	D	D	D
422410	General-line grocery whsle								
	All establishments	4 138	146 689 286	5 541 000	1 336 143	168 190	10 385 724	5 638 569	5 760 246
	Corporations	3 596	139 349 726	5 343 606	1 290 635	161 241	10 011 103	5 495 241	5 604 569
	Individual proprietorships	384	1 332 773	58 419	14 492	2 631	95 883	30 332	34 392
	Partnerships	149	D	D	D	h	D	D	D
	Cooperative associations	5	D	D	D	b	D	D	D
	Other legal forms of organization	4	D	D	D	b	D	D	D
4224101	General-line grocery whsle, voluntary group								
	All establishments	186	16 156 029	554 986	135 594	17 064	1 105 622	989 577	958 773
	Corporations	155	14 765 930	518 992	127 089	15 929	1 035 138	920 623	887 261
	Individual proprietorships	25	30 749	1 366	274	92	3 381	1 211	1 715
	Partnerships	6	1 359 350	34 628	8 231	1 043	67 103	67 743	69 797
	Cooperative associations	—	—	—	—	—	—	—	—
	Other legal forms of organization	—	—	—	—	—	—	—	—
4224102	General-line grocery whsle, retail cooperative								
	All establishments	211	16 142 440	467 726	112 330	13 882	884 413	926 900	945 354
	Corporations	194	15 836 307	463 333	111 333	13 705	873 616	923 257	940 067
	Individual proprietorships	4	5 824	437	114	51	836	—	1 036
	Partnerships	7	18 420	808	159	33	1 960	281	635
	Cooperative associations	5	D	D	D	b	D	D	D
	Other legal forms of organization	1	D	D	D	a	D	D	D
4224103	Other general-line grocery whsle								
	All establishments	3 741	114 390 817	4 518 288	1 088 219	137 244	8 395 689	3 722 092	3 856 119
	Corporations	3 247	108 747 489	4 361 281	1 052 213	131 607	8 102 349	3 651 361	3 777 241
	Individual proprietorships	355	1 296 200	56 616	14 104	2 488	91 666	29 121	31 641
	Partnerships	136	D	D	D	h	D	D	D
	Cooperative associations	—	—	—	—	—	—	—	—
	Other legal forms of organization	3	D	D	D	b	D	D	D
42242	Packaged frozen food whsle								
	All establishments	3 838	69 114 831	2 800 272	659 242	85 067	6 015 881	2 698 171	3 086 225
	Corporations	3 375	64 305 926	2 646 580	624 600	79 712	5 671 521	2 545 838	2 917 488
	Individual proprietorships	304	1 478 487	50 319	11 387	2 087	104 654	27 515	31 400
	Partnerships	143	D	D	D	h	D	D	D
	Cooperative associations	10	D	D	D	c	D	D	D
	Other legal forms of organization	6	D	D	D	f	D	D	D

See footnotes at end of table.

Table 7. Legal Form of Organization: 1997—Con.

[Includes only establishments with payroll. Excludes data for central administrative offices, auxiliary operations, or establishments of firms that are classified in other categories than those specified in this table. For meaning of abbreviations and symbols, see introductory text. For explanation of terms, see Appendix A. For method of assignment to categories shown, see Appendix C]

NAICS code	Legal form of organization by type of operation and kind of business	Establishments (number)	Sales (\$1,000)	Annual payroll (\$1,000)	First-quarter payroll (\$1,000)	Paid employees for pay period including March 12 (number)	Operating expenses ¹ (\$1,000)	End-of-1996 inventories (\$1,000)	End-of-1997 inventories (\$1,000)
42	WHOLESALE TRADE—Con.								
422	Wholesale trade, nondurable goods—Con.								
422420	Packaged frozen food whsle								
	All establishments	3 838	69 114 831	2 800 272	659 242	85 067	6 015 881	2 698 171	3 086 225
	Corporations	3 375	64 305 926	2 646 580	624 600	79 712	5 671 521	2 545 838	2 917 488
	Individual proprietorships	304	1 478 487	50 319	11 387	2 087	104 654	27 515	31 400
	Partnerships	143	D	D	D	h	D	D	D
	Cooperative associations	10	D	D	D	c	D	D	D
	Other legal forms of organization	6	D	D	D	f	D	D	D
42243	Dairy products, (except dried or canned) whsle								
	All establishments	2 862	34 594 779	1 637 129	380 221	47 742	3 764 991	856 679	908 789
	Corporations	2 260	29 213 522	1 526 761	353 463	43 860	3 482 937	812 967	858 263
	Individual proprietorships	436	D	D	D	g	D	D	D
	Partnerships	116	771 426	43 215	10 634	1 438	102 201	12 574	16 214
	Cooperative associations	49	D	D	D	g	D	D	D
	Other legal forms of organization	1	D	D	D	a	D	D	D
422430	Dairy products, (except dried or canned) whsle								
	All establishments	2 862	34 594 779	1 637 129	380 221	47 742	3 764 991	856 679	908 789
	Corporations	2 260	29 213 522	1 526 761	353 463	43 860	3 482 937	812 967	858 263
	Individual proprietorships	436	D	D	D	g	D	D	D
	Partnerships	116	771 426	43 215	10 634	1 438	102 201	12 574	16 214
	Cooperative associations	49	D	D	D	g	D	D	D
	Other legal forms of organization	1	D	D	D	a	D	D	D
4224301	Raw milk whsle								
	All establishments	140	4 900 769	49 043	12 268	1 642	157 610	19 880	23 534
	Corporations	76	1 937 247	21 246	5 283	788	62 707	10 096	11 343
	Individual proprietorships	21	7 765	367	75	24	1 301	154	198
	Partnerships	5	D	D	D	b	D	D	D
	Cooperative associations	38	D	D	D	f	D	D	D
	Other legal forms of organization	—	—	—	—	—	—	—	—
4224302	Dairy product (except raw milk) whsle								
	All establishments	2 722	29 694 010	1 588 086	367 953	46 100	3 607 381	836 799	885 255
	Corporations	2 184	27 276 275	1 505 515	348 180	43 072	3 420 230	802 871	846 920
	Individual proprietorships	415	D	D	D	g	D	D	D
	Partnerships	111	D	D	D	g	D	D	D
	Cooperative associations	11	D	D	D	e	D	D	D
	Other legal forms of organization	1	D	D	D	a	D	D	D
42244	Poultry & poultry product whsle								
	All establishments	1 040	13 809 561	490 567	113 929	17 792	1 088 278	270 183	293 622
	Corporations	855	12 418 830	443 853	104 094	15 752	974 893	255 849	272 214
	Individual proprietorships	126	D	D	D	f	D	D	D
	Partnerships	48	D	D	D	f	D	D	D
	Cooperative associations	11	277 713	7 441	1 915	282	20 195	2 828	3 133
	Other legal forms of organization	—	—	—	—	—	—	—	—
422440	Poultry & poultry product whsle								
	All establishments	1 040	13 809 561	490 567	113 929	17 792	1 088 278	270 183	293 622
	Corporations	855	12 418 830	443 853	104 094	15 752	974 893	255 849	272 214
	Individual proprietorships	126	D	D	D	f	D	D	D
	Partnerships	48	D	D	D	f	D	D	D
	Cooperative associations	11	277 713	7 441	1 915	282	20 195	2 828	3 133
	Other legal forms of organization	—	—	—	—	—	—	—	—
4224401	Live poultry whsle								
	All establishments	50	317 047	17 713	4 160	595	36 894	1 853	2 169
	Corporations	41	303 910	15 706	3 691	510	31 753	1 841	2 141
	Individual proprietorships	4	D	D	D	b	D	D	D
	Partnerships	3	D	D	D	b	D	D	D
	Cooperative associations	2	D	D	D	b	D	D	D
	Other legal forms of organization	—	—	—	—	—	—	—	—
4224402	Poultry & poultry product (except live) whsle								
	All establishments	990	13 492 514	472 854	109 769	17 197	1 051 384	268 330	291 453
	Corporations	814	12 114 920	428 147	100 403	15 242	943 140	254 008	270 073
	Individual proprietorships	122	566 278	17 862	4 004	787	45 912	4 129	6 271
	Partnerships	45	D	D	D	f	D	D	D
	Cooperative associations	9	D	D	D	e	D	D	D
	Other legal forms of organization	—	—	—	—	—	—	—	—

See footnotes at end of table.

Table 7. Legal Form of Organization: 1997—Con.

[Includes only establishments with payroll. Excludes data for central administrative offices, auxiliary operations, or establishments of firms that are classified in other categories than those specified in this table. For meaning of abbreviations and symbols, see introductory text. For explanation of terms, see Appendix A. For method of assignment to categories shown, see Appendix C.]

NAICS code	Legal form of organization by type of operation and kind of business	Establishments (number)	Sales (\$1,000)	Annual payroll (\$1,000)	First-quarter payroll (\$1,000)	Paid employees for pay period including March 12 (number)	Operating expenses ¹ (\$1,000)	End-of-1996 inventories (\$1,000)	End-of-1997 inventories (\$1,000)
42	WHOLESALE TRADE—Con.								
422	Wholesale trade, nondurable goods—Con.								
42245	Confectionery whsle								
	All establishments	2 621	27 169 914	1 835 202	442 780	60 010	3 560 134	745 263	810 412
	Corporations	2 117	25 958 023	1 790 281	432 510	57 837	3 410 422	689 134	751 685
	Individual proprietorships	403	488 561	23 649	5 271	1 396	60 082	15 384	16 950
	Partnerships	90	664 149	19 697	4 550	713	85 920	40 731	37 971
	Cooperative associations	10	D	D	D	b	D	D	D
	Other legal forms of organization	1	D	D	D	a	D	D	D
422450	Confectionery whsle								
	All establishments	2 621	27 169 914	1 835 202	442 780	60 010	3 560 134	745 263	810 412
	Corporations	2 117	25 958 023	1 790 281	432 510	57 837	3 410 422	689 134	751 685
	Individual proprietorships	403	488 561	23 649	5 271	1 396	60 082	15 384	16 950
	Partnerships	90	664 149	19 697	4 550	713	85 920	40 731	37 971
	Cooperative associations	10	D	D	D	b	D	D	D
	Other legal forms of organization	1	D	D	D	a	D	D	D
42246	Fish & seafood whsle								
	All establishments	2 960	13 165 780	684 365	154 839	27 402	1 519 628	588 880	659 481
	Corporations	2 387	D	D	D	j	D	D	D
	Individual proprietorships	455	599 172	31 890	6 580	2 061	81 227	14 532	20 353
	Partnerships	111	451 827	19 980	3 871	748	45 455	14 065	21 246
	Cooperative associations	6	D	D	D	c	D	D	D
	Other legal forms of organization	1	D	D	D	a	D	D	D
422460	Fish & seafood whsle								
	All establishments	2 960	13 165 780	684 365	154 839	27 402	1 519 628	588 880	659 481
	Corporations	2 387	D	D	D	j	D	D	D
	Individual proprietorships	455	599 172	31 890	6 580	2 061	81 227	14 532	20 353
	Partnerships	111	451 827	19 980	3 871	748	45 455	14 065	21 246
	Cooperative associations	6	D	D	D	c	D	D	D
	Other legal forms of organization	1	D	D	D	a	D	D	D
42247	Meat & meat product whsle								
	All establishments	3 557	51 326 415	1 490 922	351 742	50 256	3 166 607	1 047 158	1 128 054
	Corporations	2 975	49 115 571	1 413 352	333 924	46 917	2 993 024	1 011 893	1 084 594
	Individual proprietorships	447	771 534	30 575	7 182	1 792	69 264	12 396	13 523
	Partnerships	130	1 411 358	45 284	10 190	1 473	100 354	21 843	28 882
	Cooperative associations	3	D	D	D	b	D	D	D
	Other legal forms of organization	2	D	D	D	b	D	D	D
422470	Meat & meat product whsle								
	All establishments	3 557	51 326 415	1 490 922	351 742	50 256	3 166 607	1 047 158	1 128 054
	Corporations	2 975	49 115 571	1 413 352	333 924	46 917	2 993 024	1 011 893	1 084 594
	Individual proprietorships	447	771 534	30 575	7 182	1 792	69 264	12 396	13 523
	Partnerships	130	1 411 358	45 284	10 190	1 473	100 354	21 843	28 882
	Cooperative associations	3	D	D	D	b	D	D	D
	Other legal forms of organization	2	D	D	D	b	D	D	D
42248	Fresh fruit & vegetable whsle								
	All establishments	6 121	46 340 833	3 021 175	682 431	109 771	6 240 214	568 953	648 741
	Corporations	4 992	D	D	D	l	D	D	D
	Individual proprietorships	750	1 334 527	82 487	17 365	4 133	189 344	16 526	19 252
	Partnerships	279	2 451 347	119 437	25 418	4 172	264 614	21 582	58 815
	Cooperative associations	96	D	D	D	h	D	D	D
	Other legal forms of organization	4	D	D	D	c	D	D	D
422480	Fresh fruit & vegetable whsle								
	All establishments	6 121	46 340 833	3 021 175	682 431	109 771	6 240 214	568 953	648 741
	Corporations	4 992	D	D	D	l	D	D	D
	Individual proprietorships	750	1 334 527	82 487	17 365	4 133	189 344	16 526	19 252
	Partnerships	279	2 451 347	119 437	25 418	4 172	264 614	21 582	58 815
	Cooperative associations	96	D	D	D	h	D	D	D
	Other legal forms of organization	4	D	D	D	c	D	D	D
42249	Other grocery & related products whsle								
	All establishments	14 623	186 758 663	9 277 467	2 195 951	288 689	19 494 685	6 404 606	6 746 989
	Corporations	12 533	178 507 095	8 928 878	2 114 464	274 643	18 712 611	6 056 002	6 341 847
	Individual proprietorships	1 562	2 366 589	124 484	27 868	6 558	272 061	78 719	90 251
	Partnerships	494	5 376 067	198 887	47 571	6 762	458 889	247 298	289 833
	Cooperative associations	22	344 627	10 701	2 568	329	23 250	11 226	11 265
	Other legal forms of organization	12	164 285	14 517	3 480	397	27 874	11 361	13 793
422490	Other grocery & related products whsle								
	All establishments	14 623	186 758 663	9 277 467	2 195 951	288 689	19 494 685	6 404 606	6 746 989
	Corporations	12 533	178 507 095	8 928 878	2 114 464	274 643	18 712 611	6 056 002	6 341 847
	Individual proprietorships	1 562	2 366 589	124 484	27 868	6 558	272 061	78 719	90 251
	Partnerships	494	5 376 067	198 887	47 571	6 762	458 889	247 298	289 833
	Cooperative associations	22	344 627	10 701	2 568	329	23 250	11 226	11 265
	Other legal forms of organization	12	164 285	14 517	3 480	397	27 874	11 361	13 793

See footnotes at end of table.

Table 7. Legal Form of Organization: 1997—Con.

[Includes only establishments with payroll. Excludes data for central administrative offices, auxiliary operations, or establishments of firms that are classified in other categories than those specified in this table. For meaning of abbreviations and symbols, see introductory text. For explanation of terms, see Appendix A. For method of assignment to categories shown, see Appendix C]

NAICS code	Legal form of organization by type of operation and kind of business	Establishments (number)	Sales (\$1,000)	Annual payroll (\$1,000)	First-quarter payroll (\$1,000)	Paid employees for pay period including March 12 (number)	Operating expenses ¹ (\$1,000)	End-of-1996 inventories (\$1,000)	End-of-1997 inventories (\$1,000)
42	WHOLESALE TRADE—Con.								
422	Wholesale trade, nondurable goods—Con.								
4224901	Coffee, tea, & spice whsle								
	All establishments	1 788	13 421 054	587 048	136 127	19 037	1 288 846	550 095	691 110
	Corporations	1 575	12 744 493	560 898	130 450	17 986	1 228 705	523 194	652 359
	Individual proprietorships	155	142 596	11 905	2 508	620	26 599	6 682	8 263
	Partnerships	55	520 068	13 874	3 080	419	33 010	20 183	30 441
	Cooperative associations	3	13 897	371	89	12	532	36	47
	Other legal forms of organization	—	—	—	—	—	—	—	—
4224902	Bread & baked goods whsle								
	All establishments	3 290	20 275 213	1 607 505	400 066	55 337	3 052 927	477 128	479 087
	Corporations	2 590	19 687 682	1 547 346	385 843	51 686	2 931 178	464 430	466 622
	Individual proprietorships	578	344 441	33 259	7 608	2 238	71 714	5 365	5 989
	Partnerships	119	200 528	24 748	6 066	1 361	46 151	7 265	6 406
	Cooperative associations	3	42 562	2 152	549	52	3 884	68	70
	Other legal forms of organization	—	—	—	—	—	—	—	—
4224903	Soft drinks whsle								
	All establishments	3 150	29 142 717	3 212 389	739 081	100 272	6 711 763	719 316	799 386
	Corporations	2 901	28 413 748	3 140 881	722 471	97 960	6 531 053	683 016	752 725
	Individual proprietorships	169	158 185	14 317	2 918	651	32 616	4 448	5 078
	Partnerships	70	D	D	D	g	D	D	D
	Cooperative associations	2	D	D	D	b	D	D	D
	Other legal forms of organization	8	D	D	D	e	D	D	D
4224904	Canned goods whsle								
	All establishments	1 283	27 632 847	753 747	178 275	20 470	1 632 525	1 075 206	1 025 866
	Corporations	1 125	26 406 317	710 198	168 409	19 287	1 546 287	1 041 739	988 939
	Individual proprietorships	112	631 579	14 485	3 503	516	29 599	10 731	11 444
	Partnerships	43	D	D	D	f	D	D	D
	Cooperative associations	3	D	D	D	c	D	D	D
	Other legal forms of organization	—	—	—	—	—	—	—	—
4224905	Food & beverage basic materials whsle								
	All establishments	703	6 331 021	266 495	61 485	7 303	599 825	307 851	309 381
	Corporations	623	6 139 933	258 778	59 810	7 012	580 080	303 196	303 980
	Individual proprietorships	58	124 722	4 346	964	162	9 136	2 468	2 338
	Partnerships	20	D	D	D	c	D	D	D
	Cooperative associations	1	D	D	D	a	D	D	D
	Other legal forms of organization	1	D	D	D	a	D	D	D
4224906	Other grocery specialties whsle								
	All establishments	4 409	89 955 811	2 850 283	680 917	86 270	6 208 799	3 275 010	3 442 159
	Corporations	3 719	85 114 922	2 710 777	647 481	80 712	5 895 308	3 040 427	3 177 222
	Individual proprietorships	490	965 066	46 172	10 367	2 371	102 397	49 025	57 139
	Partnerships	187	3 632 451	88 081	21 973	3 080	199 785	176 852	198 848
	Cooperative associations	10	D	D	D	b	D	D	D
	Other legal forms of organization	3	D	D	D	b	D	D	D
4225	Farm-product raw material whsle								
	All establishments	10 343	166 786 245	2 306 012	518 518	97 521	6 037 409	9 518 504	9 689 572
	Corporations	8 387	148 999 938	2 030 482	457 128	81 717	5 297 887	8 583 912	8 756 745
	Individual proprietorships	771	3 287 869	55 536	12 701	4 658	154 585	80 837	99 634
	Partnerships	457	5 593 850	67 100	14 674	4 321	192 183	244 522	237 802
	Cooperative associations	716	8 840 456	149 597	33 520	6 726	387 203	607 841	593 767
	Other legal forms of organization	12	64 132	3 297	495	99	5 551	1 392	1 624
42251	Grain & field bean whsle								
	All establishments	6 569	120 312 556	1 642 921	370 403	56 368	4 384 826	6 828 225	6 982 213
	Corporations	5 604	111 703 889	1 467 576	332 139	49 674	3 904 541	6 116 924	6 282 549
	Individual proprietorships	254	866 154	25 678	5 619	1 166	71 256	50 407	60 493
	Partnerships	161	3 001 203	31 550	6 543	1 003	88 471	162 030	147 991
	Cooperative associations	542	4 678 099	114 888	25 633	4 433	315 262	497 639	489 617
	Other legal forms of organization	8	63 211	3 229	469	92	5 296	1 225	1 563
422510	Grain & field bean whsle								
	All establishments	6 569	120 312 556	1 642 921	370 403	56 368	4 384 826	6 828 225	6 982 213
	Corporations	5 604	111 703 889	1 467 576	332 139	49 674	3 904 541	6 116 924	6 282 549
	Individual proprietorships	254	866 154	25 678	5 619	1 166	71 256	50 407	60 493
	Partnerships	161	3 001 203	31 550	6 543	1 003	88 471	162 030	147 991
	Cooperative associations	542	4 678 099	114 888	25 633	4 433	315 262	497 639	489 617
	Other legal forms of organization	8	63 211	3 229	469	92	5 296	1 225	1 563
42252	Livestock whsle								
	All establishments	2 090	24 098 461	260 202	60 243	27 182	645 154	212 441	264 903
	Corporations	1 517	18 855 549	215 350	49 019	21 052	521 194	181 596	225 436
	Individual proprietorships	328	1 909 678	17 902	4 695	2 810	54 465	16 848	20 960
	Partnerships	128	D	D	D	g	D	D	D
	Cooperative associations	115	D	D	D	g	D	D	D
	Other legal forms of organization	2	D	D	D	a	D	D	D

See footnotes at end of table.

Table 7. Legal Form of Organization: 1997—Con.

[Includes only establishments with payroll. Excludes data for central administrative offices, auxiliary operations, or establishments of firms that are classified in other categories than those specified in this table. For meaning of abbreviations and symbols, see introductory text. For explanation of terms, see Appendix A. For method of assignment to categories shown, see Appendix C.]

NAICS code	Legal form of organization by type of operation and kind of business	Establishments (number)	Sales (\$1,000)	Annual payroll (\$1,000)	First-quarter payroll (\$1,000)	Paid employees for pay period including March 12 (number)	Operating expenses ¹ (\$1,000)	End-of-1996 inventories (\$1,000)	End-of-1997 inventories (\$1,000)
42	WHOLESALE TRADE—Con.								
422	Wholesale trade, nondurable goods—Con.								
422520	Livestock whsle								
	All establishments	2 090	24 098 461	260 202	60 243	27 182	645 154	212 441	264 903
	Corporations	1 517	18 855 549	215 350	49 019	21 052	521 194	181 596	225 436
	Individual proprietorships	328	1 909 678	17 902	4 695	2 810	54 465	16 848	20 960
	Partnerships	128	D	D	D	g	D	D	D
	Cooperative associations	115	D	D	D	g	D	D	D
	Other legal forms of organization	2	D	D	D	a	D	D	D
42259	Other farm product raw material whsle								
	All establishments	1 684	22 375 228	402 889	87 872	13 971	1 007 429	2 477 838	2 442 456
	Corporations	1 266	18 440 500	347 556	75 970	10 991	872 152	2 285 392	2 248 760
	Individual proprietorships	189	512 037	11 956	2 387	682	28 864	13 582	18 181
	Partnerships	168	D	D	D	g	D	D	D
	Cooperative associations	59	D	D	D	f	D	D	D
	Other legal forms of organization	2	D	D	D	a	D	D	D
422590	Other farm product raw material whsle								
	All establishments	1 684	22 375 228	402 889	87 872	13 971	1 007 429	2 477 838	2 442 456
	Corporations	1 266	18 440 500	347 556	75 970	10 991	872 152	2 285 392	2 248 760
	Individual proprietorships	189	512 037	11 956	2 387	682	28 864	13 582	18 181
	Partnerships	168	D	D	D	g	D	D	D
	Cooperative associations	59	D	D	D	f	D	D	D
	Other legal forms of organization	2	D	D	D	a	D	D	D
4225901	Hides, skins, & pelts whsle								
	All establishments	260	2 096 303	54 276	13 637	1 983	138 079	111 982	120 784
	Corporations	205	1 834 390	47 461	12 140	1 582	118 364	95 707	100 275
	Individual proprietorships	40	33 927	1 511	281	108	4 060	1 759	3 753
	Partnerships	14	D	D	D	c	D	D	D
	Cooperative associations	1	D	D	D	b	D	D	D
	Other legal forms of organization	—	—	—	—	—	—	—	—
4225902	Leaf tobacco whsle								
	All establishments	328	3 658 394	86 300	19 974	3 720	184 980	294 291	331 722
	Corporations	220	2 945 197	77 626	18 395	3 038	162 080	293 245	322 850
	Individual proprietorships	24	80 632	1 808	454	121	4 110	105	128
	Partnerships	65	D	D	D	e	D	D	D
	Cooperative associations	18	204 223	2 366	444	179	5 550	474	363
	Other legal forms of organization	1	D	D	D	a	D	D	D
4225903	Wool, wool tops, & mohair whsle								
	All establishments	80	202 820	7 838	1 656	307	20 068	22 725	26 369
	Corporations	65	184 810	7 183	1 501	268	18 517	21 485	24 765
	Individual proprietorships	9	6 359	240	55	14	532	375	395
	Partnerships	5	D	D	D	a	D	D	D
	Cooperative associations	1	D	D	D	a	D	D	D
	Other legal forms of organization	—	—	—	—	—	—	—	—
4225904	Cotton whsle								
	All establishments	297	10 618 437	110 196	21 147	2 595	336 390	1 702 714	1 616 882
	Corporations	241	8 918 397	96 661	18 226	2 117	306 801	1 602 359	1 516 626
	Individual proprietorships	28	269 707	985	225	69	4 275	7 654	8 859
	Partnerships	13	114 926	2 101	444	61	5 819	799	1 882
	Cooperative associations	15	1 315 407	10 449	2 252	348	19 495	91 902	89 515
	Other legal forms of organization	—	—	—	—	—	—	—	—
4225905	Other farm-product raw material whsle								
	All establishments	719	5 799 274	144 279	31 458	5 366	327 912	346 126	346 699
	Corporations	535	4 557 706	118 625	25 708	3 986	266 390	272 596	284 244
	Individual proprietorships	88	121 412	7 412	1 372	370	15 887	3 689	5 046
	Partnerships	71	D	D	D	f	D	D	D
	Cooperative associations	24	690 490	4 415	1 017	192	10 919	11 699	8 232
	Other legal forms of organization	1	D	D	D	a	D	D	D
4226	Chemical & allied products whsle								
	All establishments	15 920	128 923 496	7 241 315	1 741 474	165 768	14 924 310	6 112 219	6 425 438
	Corporations	14 725	126 019 685	7 036 845	1 695 708	159 821	14 484 912	5 979 947	6 268 911
	Individual proprietorships	782	1 082 889	78 570	17 576	2 804	172 869	46 868	52 125
	Partnerships	360	1 483 198	110 663	25 393	2 775	240 059	69 087	85 116
	Cooperative associations	32	71 405	6 604	1 456	196	12 534	5 179	5 933
	Other legal forms of organization	21	266 319	8 633	1 341	172	13 936	11 138	13 353
42261	Plastics materials & basic forms & shapes whsle								
	All establishments	4 349	35 193 271	1 743 650	405 948	43 680	3 659 918	1 878 331	1 988 289
	Corporations	4 001	34 066 652	1 675 973	392 137	41 696	3 509 983	1 824 035	1 931 314
	Individual proprietorships	226	508 084	27 954	5 717	906	65 063	16 439	17 587
	Partnerships	115	524 420	31 206	6 918	924	73 610	28 798	29 709
	Cooperative associations	5	D	D	D	b	D	D	D
	Other legal forms of organization	2	D	D	D	c	D	D	D

See footnotes at end of table.

Table 7. Legal Form of Organization: 1997—Con.

[Includes only establishments with payroll. Excludes data for central administrative offices, auxiliary operations, or establishments of firms that are classified in other categories than those specified in this table. For meaning of abbreviations and symbols, see introductory text. For explanation of terms, see Appendix A. For method of assignment to categories shown, see Appendix C.]

NAICS code	Legal form of organization by type of operation and kind of business	Establishments (number)	Sales (\$1,000)	Annual payroll (\$1,000)	First-quarter payroll (\$1,000)	Paid employees for pay period including March 12 (number)	Operating expenses ¹ (\$1,000)	End-of-1996 inventories (\$1,000)	End-of-1997 inventories (\$1,000)
42	WHOLESALE TRADE—Con.								
422	Wholesale trade, nondurable goods—Con.								
422610	Plastics materials & basic forms & shapes whsle								
	All establishments	4 349	35 193 271	1 743 650	405 948	43 680	3 659 918	1 878 331	1 988 289
	Corporations	4 001	34 066 652	1 675 973	392 137	41 696	3 509 983	1 824 035	1 931 314
	Individual proprietorships	226	508 084	27 954	5 717	906	65 063	16 439	17 587
	Partnerships	115	524 420	31 206	6 918	924	73 610	28 798	29 709
	Cooperative associations	5	D	D	D	b	D	D	D
	Other legal forms of organization	2	D	D	D	c	D	D	D
42269	Other chemical & allied products whsle								
	All establishments	11 571	93 730 225	5 497 665	1 335 526	122 088	11 264 392	4 233 888	4 437 149
	Corporations	10 724	91 953 033	5 360 872	1 303 571	118 125	10 974 929	4 155 912	4 337 597
	Individual proprietorships	556	574 805	50 616	11 859	1 898	107 806	30 429	34 538
	Partnerships	245	958 778	79 457	18 475	1 851	166 449	40 289	55 407
	Cooperative associations	27	D	D	D	c	D	D	D
	Other legal forms of organization	19	D	D	D	b	D	D	D
422690	Other chemical & allied products whsle								
	All establishments	11 571	93 730 225	5 497 665	1 335 526	122 088	11 264 392	4 233 888	4 437 149
	Corporations	10 724	91 953 033	5 360 872	1 303 571	118 125	10 974 929	4 155 912	4 337 597
	Individual proprietorships	556	574 805	50 616	11 859	1 898	107 806	30 429	34 538
	Partnerships	245	958 778	79 457	18 475	1 851	166 449	40 289	55 407
	Cooperative associations	27	D	D	D	c	D	D	D
	Other legal forms of organization	19	D	D	D	b	D	D	D
4226901	Industrial gases (except LP) whsle								
	All establishments	1 106	2 806 880	407 882	97 550	11 505	820 782	167 580	181 052
	Corporations	1 019	2 727 039	397 971	95 177	11 089	799 650	163 156	175 060
	Individual proprietorships	45	23 941	2 735	673	143	6 281	1 023	1 520
	Partnerships	40	D	D	D	e	D	D	D
	Cooperative associations	—	D	D	D	—	D	D	D
	Other legal forms of organization	2	D	D	D	a	D	D	D
4226902	Other chemical & allied products whsle								
	All establishments	10 465	90 923 345	5 089 783	1 237 976	110 583	10 443 610	4 066 308	4 256 097
	Corporations	9 705	89 225 994	4 962 901	1 208 394	107 036	10 175 279	3 992 756	4 162 537
	Individual proprietorships	511	550 864	47 881	11 186	1 755	101 525	29 406	33 018
	Partnerships	205	D	D	D	g	D	D	D
	Cooperative associations	27	D	D	D	c	D	D	D
	Other legal forms of organization	17	D	D	D	b	D	D	D
4227	Petroleum & petroleum products whsle								
	All establishments	11 297	267 623 942	4 479 853	1 081 580	137 829	12 000 291	6 814 285	6 960 673
	Corporations	10 197	252 298 200	4 288 552	1 030 488	129 973	11 363 715	6 395 269	6 525 126
	Individual proprietorships	742	2 062 019	70 946	15 931	3 469	196 601	67 029	69 943
	Partnerships	285	D	D	D	h	D	D	D
	Cooperative associations	50	134 738	9 341	2 286	488	21 682	11 452	11 311
	Other legal forms of organization	23	D	D	D	g	D	D	D
42271	Petroleum bulk stations & terminals								
	All establishments	7 690	176 719 246	3 165 900	754 255	102 489	8 264 472	5 235 427	5 393 771
	Corporations	6 996	169 815 792	3 051 662	727 348	97 741	7 914 119	5 043 288	5 182 934
	Individual proprietorships	473	1 546 292	55 473	12 565	2 697	157 480	56 381	56 982
	Partnerships	177	D	D	D	g	D	D	D
	Cooperative associations	39	111 317	7 732	1 890	386	17 561	8 759	8 931
	Other legal forms of organization	5	D	D	D	b	D	D	D
422710	Petroleum bulk stations & terminals								
	All establishments	7 690	176 719 246	3 165 900	754 255	102 489	8 264 472	5 235 427	5 393 771
	Corporations	6 996	169 815 792	3 051 662	727 348	97 741	7 914 119	5 043 288	5 182 934
	Individual proprietorships	473	1 546 292	55 473	12 565	2 697	157 480	56 381	56 982
	Partnerships	177	D	D	D	g	D	D	D
	Cooperative associations	39	111 317	7 732	1 890	386	17 561	8 759	8 931
	Other legal forms of organization	5	D	D	D	b	D	D	D
4227101	Petroleum bulk stations & terminals (except LP)								
	All establishments	7 270	171 008 939	2 991 345	713 993	97 752	7 859 949	4 976 010	5 120 276
	Corporations	6 603	D	D	D	l	D	D	D
	Individual proprietorships	461	1 536 779	54 666	12 405	2 663	155 400	55 965	56 532
	Partnerships	164	D	D	D	g	D	D	D
	Cooperative associations	39	111 317	7 732	1 890	386	17 561	8 759	8 931
	Other legal forms of organization	3	D	D	D	a	D	D	D

See footnotes at end of table.

Table 7. Legal Form of Organization: 1997—Con.

[Includes only establishments with payroll. Excludes data for central administrative offices, auxiliary operations, or establishments of firms that are classified in other categories than those specified in this table. For meaning of abbreviations and symbols, see introductory text. For explanation of terms, see Appendix A. For method of assignment to categories shown, see Appendix C.]

NAICS code	Legal form of organization by type of operation and kind of business	Establishments (number)	Sales (\$1,000)	Annual payroll (\$1,000)	First-quarter payroll (\$1,000)	Paid employees for pay period including March 12 (number)	Operating expenses ¹ (\$1,000)	End-of-1996 inventories (\$1,000)	End-of-1997 inventories (\$1,000)
42	WHOLESALE TRADE—Con.								
422	Wholesale trade, nondurable goods—Con.								
42271011	Petroleum bulk stations (except LP)								
	All establishments	6 045	50 922 994	1 878 095	443 455	69 499	4 737 727	1 461 304	1 476 135
	Corporations	5 442	47 974 719	1 794 402	423 828	65 695	4 485 235	1 385 951	1 396 978
	Individual proprietorships	446	D	D	D	g	D	D	D
	Partnerships	119	D	D	D	g	D	D	D
	Cooperative associations	35	102 645	7 234	1 778	362	16 512	8 465	8 631
	Other legal forms of organization	3	D	D	D	a	D	D	D
42271012	Petroleum bulk terminals (except LP)								
	All establishments	1 225	120 085 945	1 113 250	270 538	28 253	3 122 222	3 514 706	3 644 141
	Corporations	1 161	D	D	D	k	D	D	D
	Individual proprietorships	15	D	D	D	e	D	D	D
	Partnerships	45	3 646 937	19 659	5 063	450	71 470	101 176	113 348
	Cooperative associations	4	8 672	498	112	24	1 049	294	300
	Other legal forms of organization	—	—	—	—	—	—	—	—
4227102	Liquefied petroleum bulk stations & terminals								
	All establishments	420	5 710 307	174 555	40 262	4 737	404 523	259 417	273 495
	Corporations	393	D	D	D	h	D	D	D
	Individual proprietorships	12	9 513	807	160	34	2 080	416	450
	Partnerships	13	D	D	D	c	D	D	D
	Cooperative associations	—	—	—	—	—	—	—	—
	Other legal forms of organization	2	D	D	D	b	D	D	D
42272	Petroleum & petroleum prod whsle (exc bulk stations & terminals)								
	All establishments	3 607	90 904 696	1 313 953	327 325	35 340	3 735 819	1 578 858	1 566 902
	Corporations	3 201	82 482 408	1 236 890	303 140	32 232	3 449 596	1 351 981	1 342 192
	Individual proprietorships	269	515 727	15 473	3 366	772	39 121	10 648	12 961
	Partnerships	108	4 275 387	41 181	9 762	1 253	197 398	162 802	181 045
	Cooperative associations	11	23 421	1 609	396	102	4 121	2 693	2 380
	Other legal forms of organization	18	3 607 753	18 800	10 661	981	45 583	50 734	28 324
422720	Petroleum & petroleum prod whsle (exc bulk stations & terminals)								
	All establishments	3 607	90 904 696	1 313 953	327 325	35 340	3 735 819	1 578 858	1 566 902
	Corporations	3 201	82 482 408	1 236 890	303 140	32 232	3 449 596	1 351 981	1 342 192
	Individual proprietorships	269	515 727	15 473	3 366	772	39 121	10 648	12 961
	Partnerships	108	4 275 387	41 181	9 762	1 253	197 398	162 802	181 045
	Cooperative associations	11	23 421	1 609	396	102	4 121	2 693	2 380
	Other legal forms of organization	18	3 607 753	18 800	10 661	981	45 583	50 734	28 324
4228	Beer, wine, & distilled alcoholic beverage whsle								
	All establishments	4 850	69 703 203	5 667 069	1 336 925	151 677	11 472 270	4 918 578	5 262 443
	Corporations	4 307	64 890 126	5 365 864	1 269 951	142 416	10 810 470	4 561 307	4 885 840
	Individual proprietorships	205	635 387	49 926	10 648	1 643	98 198	41 185	44 900
	Partnerships	198	3 632 010	229 778	50 495	6 670	520 909	266 385	309 515
	Cooperative associations	6	22 482	2 363	508	70	5 680	2 300	2 080
	Other legal forms of organization	134	523 198	19 138	5 323	878	37 013	47 401	20 108
42281	Beer & ale whsle								
	All establishments	3 013	34 997 239	3 308 583	752 374	96 284	6 780 698	1 626 132	1 719 966
	Corporations	2 764	32 560 005	3 101 487	707 741	89 929	6 347 314	1 515 540	1 590 750
	Individual proprietorships	116	368 331	33 770	7 139	1 143	65 796	16 817	17 614
	Partnerships	124	1 989 255	164 684	35 932	4 978	349 549	89 926	107 514
	Cooperative associations	4	D	D	D	b	D	D	D
	Other legal forms of organization	5	D	D	D	c	D	D	D
422810	Beer & ale whsle								
	All establishments	3 013	34 997 239	3 308 583	752 374	96 284	6 780 698	1 626 132	1 719 966
	Corporations	2 764	32 560 005	3 101 487	707 741	89 929	6 347 314	1 515 540	1 590 750
	Individual proprietorships	116	368 331	33 770	7 139	1 143	65 796	16 817	17 614
	Partnerships	124	1 989 255	164 684	35 932	4 978	349 549	89 926	107 514
	Cooperative associations	4	D	D	D	b	D	D	D
	Other legal forms of organization	5	D	D	D	c	D	D	D
42282	Wine & distilled alcoholic beverage whsle								
	All establishments	1 837	34 705 964	2 358 486	584 551	55 393	4 691 572	3 292 446	3 542 477
	Corporations	1 543	32 330 121	2 264 377	562 210	52 487	4 463 156	3 045 767	3 295 090
	Individual proprietorships	89	267 056	16 156	3 509	500	32 402	24 368	27 286
	Partnerships	74	1 642 755	65 094	14 563	1 692	171 360	176 459	202 001
	Cooperative associations	2	D	D	D	a	D	D	D
	Other legal forms of organization	129	D	D	D	f	D	D	D
422820	Wine & distilled alcoholic beverage whsle								

See footnotes at end of table.

Table 7. Legal Form of Organization: 1997—Con.

[Includes only establishments with payroll. Excludes data for central administrative offices, auxiliary operations, or establishments of firms that are classified in other categories than those specified in this table. For meaning of abbreviations and symbols, see introductory text. For explanation of terms, see Appendix A. For method of assignment to categories shown, see Appendix C]

NAICS code	Legal form of organization by type of operation and kind of business	Establishments (number)	Sales (\$1,000)	Annual payroll (\$1,000)	First-quarter payroll (\$1,000)	Paid employees for pay period including March 12 (number)	Operating expenses ¹ (\$1,000)	End-of-1996 inventories (\$1,000)	End-of-1997 inventories (\$1,000)
42	WHOLESALE TRADE—Con.								
422	Wholesale trade, nondurable goods—Con.								
422820	Wine & distilled alcoholic beverage whsle—Con.								
	All establishments	1 837	34 705 964	2 358 486	584 551	55 393	4 691 572	3 292 446	3 542 477
	Corporations	1 543	32 330 121	2 264 377	562 210	52 487	4 463 156	3 045 767	3 295 090
	Individual proprietorships	89	267 056	16 156	3 509	500	32 402	24 368	27 286
	Partnerships	74	1 642 755	65 094	14 563	1 692	171 360	176 459	202 001
	Cooperative associations	2	D	D	D	a	D	D	D
	Other legal forms of organization	129	D	D	D	f	D	D	D
4228201	Wine & distilled alcoholic bev (licensed operation) whsle								
	All establishments	1 715	34 325 562	2 348 175	580 900	54 751	4 672 282	3 249 786	3 527 673
	Corporations	1 543	32 330 121	2 264 377	562 210	52 487	4 463 156	3 045 767	3 295 090
	Individual proprietorships	89	267 056	16 156	3 509	500	32 402	24 368	27 286
	Partnerships	74	1 642 755	65 094	14 563	1 692	171 360	176 459	202 001
	Cooperative associations	2	D	D	D	a	D	D	D
	Other legal forms of organization	7	D	D	D	b	D	D	D
4228202	Wine & distilled alcoholic beverage (State operated) whsle								
	All establishments	122	380 402	10 311	3 651	642	19 290	42 660	14 804
	Corporations	—	—	—	—	—	—	—	—
	Individual proprietorships	—	—	—	—	—	—	—	—
	Partnerships	—	—	—	—	—	—	—	—
	Cooperative associations	—	—	—	—	—	—	—	—
	Other legal forms of organization	122	380 402	10 311	3 651	642	19 290	42 660	14 804
4229	Miscellaneous nondurable goods whsle								
	All establishments	34 063	213 618 778	11 321 311	2 681 563	378 531	24 701 041	13 733 701	14 986 289
	Corporations	27 547	203 038 955	10 671 698	2 531 580	347 575	23 142 180	12 941 356	13 996 719
	Individual proprietorships	4 829	3 848 990	265 940	58 431	15 587	632 420	274 821	347 713
	Partnerships	1 467	D	D	D	j	D	D	D
	Cooperative associations	172	727 754	44 350	9 298	1 815	98 760	71 205	72 537
	Other legal forms of organization	48	D	D	D	g	D	D	D
42291	Farm supplies whsle								
	All establishments	7 378	53 634 309	2 562 527	618 653	74 508	5 777 566	4 103 160	4 400 820
	Corporations	6 046	50 135 381	2 382 076	575 600	66 603	5 347 824	3 796 523	4 056 633
	Individual proprietorships	891	800 610	47 196	10 097	2 752	119 450	61 432	69 718
	Partnerships	294	1 798 168	80 670	18 641	3 092	177 214	173 397	202 870
	Cooperative associations	138	634 659	37 151	7 933	1 495	80 999	68 294	69 220
	Other legal forms of organization	9	265 491	15 434	6 382	566	52 079	3 514	2 379
422910	Farm supplies whsle								
	All establishments	7 378	53 634 309	2 562 527	618 653	74 508	5 777 566	4 103 160	4 400 820
	Corporations	6 046	50 135 381	2 382 076	575 600	66 603	5 347 824	3 796 523	4 056 633
	Individual proprietorships	891	800 610	47 196	10 097	2 752	119 450	61 432	69 718
	Partnerships	294	1 798 168	80 670	18 641	3 092	177 214	173 397	202 870
	Cooperative associations	138	634 659	37 151	7 933	1 495	80 999	68 294	69 220
	Other legal forms of organization	9	265 491	15 434	6 382	566	52 079	3 514	2 379
4229101	Farm supplies—farm dealers								
	All establishments	3 873	12 772 801	836 054	199 470	29 647	1 976 024	1 231 726	1 328 728
	Corporations	3 038	11 422 180	759 249	179 645	26 098	1 779 010	1 138 976	1 225 481
	Individual proprietorships	557	345 119	21 772	4 961	1 508	53 920	31 682	37 368
	Partnerships	155	375 272	15 512	3 555	659	39 012	20 201	26 562
	Cooperative associations	120	D	D	D	g	D	D	D
	Other legal forms of organization	3	D	D	D	e	D	D	D
4229102	Farm supplies—whsle distributors								
	All establishments	3 505	40 861 508	1 726 473	419 183	44 861	3 801 542	2 871 434	3 072 092
	Corporations	3 008	38 713 201	1 622 827	395 955	40 505	3 568 814	2 657 547	2 831 152
	Individual proprietorships	334	455 491	25 424	5 136	1 244	65 530	29 750	32 350
	Partnerships	139	1 422 896	65 158	15 086	2 433	138 202	153 196	176 308
	Cooperative associations	18	D	D	D	e	D	D	D
	Other legal forms of organization	6	D	D	D	c	D	D	D
42292	Book, periodical, & newspaper whsle								
	All establishments	4 265	33 630 300	2 618 123	641 744	89 309	5 567 689	2 289 015	2 445 853
	Corporations	3 631	32 444 184	2 513 206	617 554	84 411	5 332 001	2 212 422	2 335 975
	Individual proprietorships	477	332 969	28 405	6 742	1 718	63 623	19 576	23 732
	Partnerships	132	D	D	D	g	D	D	D
	Cooperative associations	4	1 624	285	64	15	615	89	88
	Other legal forms of organization	21	D	D	D	f	D	D	D

See footnotes at end of table.

Table 7. Legal Form of Organization: 1997—Con.

[Includes only establishments with payroll. Excludes data for central administrative offices, auxiliary operations, or establishments of firms that are classified in other categories than those specified in this table. For meaning of abbreviations and symbols, see introductory text. For explanation of terms, see Appendix A. For method of assignment to categories shown, see Appendix C.]

NAICS code	Legal form of organization by type of operation and kind of business	Establishments (number)	Sales (\$1,000)	Annual payroll (\$1,000)	First-quarter payroll (\$1,000)	Paid employees for pay period including March 12 (number)	Operating expenses ¹ (\$1,000)	End-of-1996 inventories (\$1,000)	End-of-1997 inventories (\$1,000)
42	WHOLESALE TRADE—Con.								
422	Wholesale trade, nondurable goods—Con.								
422920	Book, periodical, & newspaper whsle								
	All establishments	4 265	33 630 300	2 618 123	641 744	89 309	5 567 689	2 289 015	2 445 853
	Corporations	3 631	32 444 184	2 513 206	617 554	84 411	5 332 001	2 212 422	2 335 975
	Individual proprietorships	477	332 969	28 405	6 742	1 718	63 623	19 576	23 732
	Partnerships	132	D	D	D	g	D	D	D
	Cooperative associations	4	1 624	285	64	15	615	89	88
	Other legal forms of organization	21	D	D	D	f	D	D	D
42293	Flower, nursery stock, & florists' supplies whsle								
	All establishments	3 900	8 002 830	1 026 750	238 920	44 939	2 115 948	656 683	714 977
	Corporations	2 965	7 274 313	940 042	219 882	39 665	1 922 951	610 038	661 753
	Individual proprietorships	703	427 304	48 643	10 145	3 206	109 930	27 748	33 034
	Partnerships	219	256 916	34 816	8 259	1 917	74 271	18 193	19 478
	Cooperative associations	6	34 086	1 434	319	57	5 891	172	179
	Other legal forms of organization	7	10 211	1 815	315	94	2 905	532	533
422930	Flower, nursery stock, & florists' supplies whsle								
	All establishments	3 900	8 002 830	1 026 750	238 920	44 939	2 115 948	656 683	714 977
	Corporations	2 965	7 274 313	940 042	219 882	39 665	1 922 951	610 038	661 753
	Individual proprietorships	703	427 304	48 643	10 145	3 206	109 930	27 748	33 034
	Partnerships	219	256 916	34 816	8 259	1 917	74 271	18 193	19 478
	Cooperative associations	6	34 086	1 434	319	57	5 891	172	179
	Other legal forms of organization	7	10 211	1 815	315	94	2 905	532	533
42294	Tobacco & tobacco product whsle								
	All establishments	1 561	50 268 772	1 589 663	383 163	57 046	3 219 183	1 841 101	2 112 620
	Corporations	1 400	48 564 003	1 541 467	369 860	54 978	3 068 077	1 773 418	2 021 173
	Individual proprietorships	104	313 582	10 555	2 499	620	20 346	16 859	22 827
	Partnerships	53	D	D	D	g	D	D	D
	Cooperative associations	4	D	D	D	b	D	D	D
	Other legal forms of organization	—	—	—	—	—	—	—	—
422940	Tobacco & tobacco product whsle								
	All establishments	1 561	50 268 772	1 589 663	383 163	57 046	3 219 183	1 841 101	2 112 620
	Corporations	1 400	48 564 003	1 541 467	369 860	54 978	3 068 077	1 773 418	2 021 173
	Individual proprietorships	104	313 582	10 555	2 499	620	20 346	16 859	22 827
	Partnerships	53	D	D	D	g	D	D	D
	Cooperative associations	4	D	D	D	b	D	D	D
	Other legal forms of organization	—	—	—	—	—	—	—	—
42295	Paint, varnish, & supplies whsle								
	All establishments	2 192	7 510 467	676 404	159 355	19 917	1 584 153	650 640	680 619
	Corporations	1 980	7 214 051	652 269	153 815	19 041	1 534 453	635 715	662 369
	Individual proprietorships	156	D	D	D	f	D	D	D
	Partnerships	55	D	D	D	e	D	D	D
	Cooperative associations	1	D	D	D	a	D	D	D
	Other legal forms of organization	—	—	—	—	—	—	—	—
422950	Paint, varnish, & supplies whsle								
	All establishments	2 192	7 510 467	676 404	159 355	19 917	1 584 153	650 640	680 619
	Corporations	1 980	7 214 051	652 269	153 815	19 041	1 534 453	635 715	662 369
	Individual proprietorships	156	D	D	D	f	D	D	D
	Partnerships	55	D	D	D	e	D	D	D
	Cooperative associations	1	D	D	D	a	D	D	D
	Other legal forms of organization	—	—	—	—	—	—	—	—
4229501	Paint, varnish, & supplies whsle								
	All establishments	2 192	7 510 467	676 404	159 355	19 917	1 584 153	650 640	680 619
	Corporations	1 980	7 214 051	652 269	153 815	19 041	1 534 453	635 715	662 369
	Individual proprietorships	156	D	D	D	f	D	D	D
	Partnerships	55	D	D	D	e	D	D	D
	Cooperative associations	1	D	D	D	a	D	D	D
	Other legal forms of organization	—	—	—	—	—	—	—	—
42299	Other miscellaneous nondurable goods whsle								
	All establishments	14 767	60 572 100	2 847 844	639 728	92 812	6 436 502	4 193 102	4 631 400
	Corporations	11 525	57 407 023	2 642 638	594 869	82 877	5 936 874	3 913 240	4 258 816
	Individual proprietorships	2 498	D	D	D	i	D	D	D
	Partnerships	714	1 349 101	84 854	18 543	2 968	202 064	135 515	181 068
	Cooperative associations	19	D	D	D	c	D	D	D
	Other legal forms of organization	11	12 068	1 565	340	63	3 470	4 200	3 945

See footnotes at end of table.

Table 7. Legal Form of Organization: 1997—Con.

[Includes only establishments with payroll. Excludes data for central administrative offices, auxiliary operations, or establishments of firms that are classified in other categories than those specified in this table. For meaning of abbreviations and symbols, see introductory text. For explanation of terms, see Appendix A. For method of assignment to categories shown, see Appendix C.]

NAICS code	Legal form of organization by type of operation and kind of business	Establishments (number)	Sales (\$1,000)	Annual payroll (\$1,000)	First-quarter payroll (\$1,000)	Paid employees for pay period including March 12 (number)	Operating expenses ¹ (\$1,000)	End-of-1996 inventories (\$1,000)	End-of-1997 inventories (\$1,000)
42	WHOLESALE TRADE—Con.								
422	Wholesale trade, nondurable goods—Con.								
422990	Other miscellaneous nondurable goods whsle								
	All establishments	14 767	60 572 100	2 847 844	639 728	92 812	6 436 502	4 193 102	4 631 400
	Corporations	11 525	57 407 023	2 642 638	594 869	82 877	5 936 874	3 913 240	4 258 816
	Individual proprietorships	2 498	D	D	D	i	D	D	D
	Partnerships	714	1 349 101	84 854	18 543	2 968	202 064	135 515	181 068
	Cooperative associations	19	D	D	D	c	D	D	D
	Other legal forms of organization	11	12 068	1 565	340	63	3 470	4 200	3 945
4229901	Art goods whsle								
	All establishments	4 583	9 596 493	985 525	218 513	33 019	2 495 938	1 215 468	1 380 002
	Corporations	3 565	8 713 578	910 059	201 849	29 270	2 308 007	1 101 369	1 240 964
	Individual proprietorships	807	548 738	42 243	8 973	2 480	114 548	68 825	80 617
	Partnerships	201	325 038	31 612	7 310	1 187	69 960	43 260	56 314
	Cooperative associations	6	4 738	631	167	40	1 702	557	575
	Other legal forms of organization	4	4 401	980	214	42	1 721	1 457	1 532
4229902	General merchandise (nondurable goods) whsle								
	All establishments	3 248	34 597 404	729 329	171 128	20 477	1 467 410	1 511 757	1 586 453
	Corporations	2 600	34 008 656	689 604	162 452	18 529	1 374 220	1 472 179	1 525 118
	Individual proprietorships	501	D	D	D	g	D	D	D
	Partnerships	140	203 199	14 696	3 263	632	35 641	18 341	27 159
	Cooperative associations	7	D	D	D	c	D	D	D
	Other legal forms of organization	—	—	—	—	—	—	—	—
4229903	Textile bags, bagging, & burlap whsle								
	All establishments	446	802 397	77 465	16 774	2 966	182 076	91 231	111 979
	Corporations	354	730 561	72 549	15 532	2 713	168 967	84 867	100 916
	Individual proprietorships	72	51 665	3 019	649	169	9 166	3 676	6 681
	Partnerships	20	20 171	1 897	593	84	3 943	2 688	4 382
	Cooperative associations	—	—	—	—	—	—	—	—
	Other legal forms of organization	—	—	—	—	—	—	—	—
4229904	Other nondurable goods whsle								
	All establishments	6 490	15 575 806	1 055 525	233 313	36 350	2 291 078	1 374 646	1 552 966
	Corporations	5 006	13 954 228	970 426	215 036	32 365	2 085 680	1 254 825	1 391 818
	Individual proprietorships	1 118	804 426	47 069	10 607	2 869	109 097	45 369	64 901
	Partnerships	353	800 693	36 649	7 377	1 065	92 520	71 226	93 213
	Cooperative associations	6	8 792	796	167	30	2 032	483	621
	Other legal forms of organization	7	7 667	585	126	21	1 749	2 743	2 413
	MERCHANT WHOLESALERS								
	All establishments	376 330	2 333 131 187	158 373 291	36 705 674	4 591 092	329 085 927	214 621 484	230 839 579
	Corporations	326 220	2 210 963 806	151 167 334	35 072 102	4 303 784	312 673 340	205 470 588	220 206 047
	Individual proprietorships	36 144	37 660 532	2 901 839	655 375	144 024	6 599 547	3 184 610	3 721 852
	Partnerships	11 905	61 046 810	3 561 224	801 901	116 093	8 101 828	4 642 012	5 602 117
	Cooperative associations	1 446	16 367 330	457 146	103 979	17 917	1 106 066	913 105	924 394
	Other legal forms of organization	615	7 092 709	285 748	72 317	9 274	605 346	411 169	385 169
421	Wholesale trade, durable goods								
	All establishments	241 379	1 214 780 670	99 709 272	23 056 814	2 756 659	201 524 492	135 753 109	146 224 425
	Corporations	211 312	1 169 554 561	95 724 790	22 159 461	2 601 127	192 964 993	130 940 151	140 571 347
	Individual proprietorships	22 273	20 393 958	1 778 646	404 084	86 251	3 967 434	2 161 874	2 510 721
	Partnerships	7 138	21 520 100	1 940 977	432 860	61 475	4 058 567	2 307 173	2 775 287
	Cooperative associations	343	1 569 451	102 494	23 261	3 360	197 043	113 980	117 394
	Other legal forms of organization	313	1 742 600	162 365	37 148	4 446	336 455	229 931	249 676
4211	Motor vehicle & motor vehicle parts & supplies whsle								
	All establishments	26 093	166 674 187	8 287 385	1 934 223	281 969	18 128 586	16 213 453	17 086 156
	Corporations	21 051	D	D	D	m	D	D	D
	Individual proprietorships	4 084	3 841 677	273 883	64 371	14 956	624 634	421 173	482 854
	Partnerships	904	D	D	D	i	D	D	D
	Cooperative associations	35	90 955	8 858	1 997	340	17 076	12 485	11 584
	Other legal forms of organization	19	D	D	D	e	D	D	D
42111	Automobile & other motor vehicle whsle								
	All establishments	6 654	113 917 822	3 320 639	777 402	96 180	7 952 209	8 123 863	8 590 301
	Corporations	5 594	D	D	D	l	D	D	D
	Individual proprietorships	879	2 469 234	88 271	20 627	4 059	211 397	215 918	247 215
	Partnerships	169	D	D	D	g	D	D	D
	Cooperative associations	6	20 456	555	195	28	1 465	325	335
	Other legal forms of organization	6	D	D	D	b	D	D	D

See footnotes at end of table.

Table 7. Legal Form of Organization: 1997—Con.

[Includes only establishments with payroll. Excludes data for central administrative offices, auxiliary operations, or establishments of firms that are classified in other categories than those specified in this table. For meaning of abbreviations and symbols, see introductory text. For explanation of terms, see Appendix A. For method of assignment to categories shown, see Appendix C]

NAICS code	Legal form of organization by type of operation and kind of business	Establishments (number)	Sales (\$1,000)	Annual payroll (\$1,000)	First-quarter payroll (\$1,000)	Paid employees for pay period including March 12 (number)	Operating expenses ¹ (\$1,000)	End-of-1996 inventories (\$1,000)	End-of-1997 inventories (\$1,000)
421	MERCHANT WHOLESALERS—Con.								
	Wholesale trade, durable goods—Con.								
421110	Automobile & other motor vehicle whsle								
	All establishments	6 654	113 917 822	3 320 639	777 402	96 180	7 952 209	8 123 863	8 590 301
	Corporations	5 594	D	D	D	l	D	D	D
	Individual proprietorships	879	2 469 234	88 271	20 627	4 059	211 397	215 918	247 215
	Partnerships	169	D	D	D	g	D	D	D
	Cooperative associations	6	20 456	555	195	28	1 465	325	335
	Other legal forms of organization	6	D	D	D	b	D	D	D
4211101	Automobile & motorcycle whsle								
	All establishments	3 331	79 437 563	911 926	222 524	25 772	3 707 653	3 709 763	3 981 633
	Corporations	2 606	77 236 705	860 213	210 810	22 963	3 553 633	3 544 227	3 794 279
	Individual proprietorships	625	1 885 708	44 069	10 105	2 412	131 317	140 135	157 995
	Partnerships	93	290 375	7 028	1 405	367	21 344	24 217	28 221
	Cooperative associations	5	D	D	D	a	D	D	D
	Other legal forms of organization	2	D	D	D	a	D	D	D
4211102	Bus & recreational vehicle whsle								
	All establishments	347	D	D	D	h	D	D	D
	Corporations	303	D	D	D	h	D	D	D
	Individual proprietorships	37	D	D	D	c	D	D	D
	Partnerships	7	D	D	D	c	D	D	D
	Cooperative associations	—	—	—	—	—	—	—	—
	Other legal forms of organization	—	—	—	—	—	—	—	—
4211103	Light truck & van (14,000 lb or less) whsle								
	All establishments	428	7 133 116	216 730	49 437	6 188	593 040	535 182	534 493
	Corporations	361	6 815 325	201 331	45 435	5 635	567 173	506 257	499 127
	Individual proprietorships	54	D	D	D	e	D	D	D
	Partnerships	13	D	D	D	e	D	D	D
	Cooperative associations	—	—	—	—	—	—	—	—
	Other legal forms of organization	—	—	—	—	—	—	—	—
4211104	Medium truck & tractor (14,001 lb to 26,000 lb) whsle								
	All establishments	480	D	D	D	i	D	D	D
	Corporations	426	D	D	D	i	D	D	D
	Individual proprietorships	39	D	D	D	c	D	D	D
	Partnerships	14	D	D	D	b	D	D	D
	Cooperative associations	1	D	D	D	a	D	D	D
	Other legal forms of organization	—	—	—	—	—	—	—	—
4211105	Heavy truck & tractor (over 26,000 lb) whsle								
	All establishments	2 068	22 058 292	1 799 190	415 301	52 127	2 898 790	3 107 815	3 262 391
	Corporations	1 898	21 433 127	1 742 552	403 251	50 426	2 803 913	3 021 658	3 157 995
	Individual proprietorships	124	D	D	D	g	D	D	D
	Partnerships	42	D	D	D	f	D	D	D
	Cooperative associations	—	—	—	—	—	—	—	—
	Other legal forms of organization	4	D	D	D	b	D	D	D
42112	Motor vehicle supplies & new parts whsle								
	All establishments	10 596	40 856 802	3 428 913	799 934	121 664	7 054 127	6 453 745	6 743 051
	Corporations	9 250	39 413 052	3 258 134	760 361	114 285	6 715 225	6 211 617	6 449 017
	Individual proprietorships	1 028	612 150	74 103	17 692	3 716	156 982	104 244	123 222
	Partnerships	292	715 360	86 160	19 316	3 286	161 212	123 196	156 862
	Cooperative associations	20	63 721	6 897	1 483	237	12 818	11 064	10 171
	Other legal forms of organization	6	52 519	3 619	1 082	140	7 890	3 624	3 779
421120	Motor vehicle supplies & new parts whsle								
	All establishments	10 596	40 856 802	3 428 913	799 934	121 664	7 054 127	6 453 745	6 743 051
	Corporations	9 250	39 413 052	3 258 134	760 361	114 285	6 715 225	6 211 617	6 449 017
	Individual proprietorships	1 028	612 150	74 103	17 692	3 716	156 982	104 244	123 222
	Partnerships	292	715 360	86 160	19 316	3 286	161 212	123 196	156 862
	Cooperative associations	20	63 721	6 897	1 483	237	12 818	11 064	10 171
	Other legal forms of organization	6	52 519	3 619	1 082	140	7 890	3 624	3 779
4211201	Motor vehicle supplies & new parts—warehouse distributors								
	All establishments	4 357	19 025 397	1 677 699	387 998	59 564	3 534 928	3 138 584	3 254 209
	Corporations	3 865	18 187 019	1 578 919	365 231	55 478	3 343 586	2 989 054	3 071 328
	Individual proprietorships	364	257 861	30 001	7 241	1 530	68 376	46 971	55 431
	Partnerships	116	510 272	61 938	13 711	2 293	109 412	93 011	118 690
	Cooperative associations	9	D	D	D	c	D	D	D
	Other legal forms of organization	3	D	D	D	c	D	D	D
4211202	Motor vehicle supplies & new parts—jobbers								

See footnotes at end of table.

Table 7. Legal Form of Organization: 1997—Con.

[Includes only establishments with payroll. Excludes data for central administrative offices, auxiliary operations, or establishments of firms that are classified in other categories than those specified in this table. For meaning of abbreviations and symbols, see introductory text. For explanation of terms, see Appendix A. For method of assignment to categories shown, see Appendix C]

NAICS code	Legal form of organization by type of operation and kind of business	Establishments (number)	Sales (\$1,000)	Annual payroll (\$1,000)	First-quarter payroll (\$1,000)	Paid employees for pay period including March 12 (number)	Operating expenses ¹ (\$1,000)	End-of-1996 inventories (\$1,000)	End-of-1997 inventories (\$1,000)
421	MERCHANT WHOLESALERS—Con.								
	Wholesale trade, durable goods—Con.								
4211202	Motor vehicle supplies & new parts—jobbers—Con.								
	All establishments	5 732	20 760 962	1 606 696	377 859	57 724	3 267 551	3 194 153	3 354 760
	Corporations	4 959	20 258 692	1 545 535	363 633	54 903	3 142 625	3 112 006	3 255 805
	Individual proprietorships	603	303 021	37 730	8 997	1 906	75 655	51 674	62 157
	Partnerships	159	172 483	21 102	4 741	840	44 483	26 476	32 570
	Cooperative associations	8	D	D	D	b	D	D	D
	Other legal forms of organization	3	D	D	D	a	D	D	D
4211203	Petroleum products marketing equipment whsle								
	All establishments	507	1 070 443	144 518	34 077	4 376	251 648	121 008	134 082
	Corporations	426	967 341	133 680	31 497	3 904	229 014	110 557	121 884
	Individual proprietorships	61	51 268	6 372	1 454	280	12 951	5 599	5 634
	Partnerships	17	32 605	3 120	864	153	7 317	3 709	5 602
	Cooperative associations	3	19 229	1 346	262	39	2 366	1 143	962
	Other legal forms of organization	—	—	—	—	—	—	—	—
42113	Tire & tube whsle								
	All establishments	1 738	6 627 456	566 057	128 741	18 318	1 148 391	890 895	958 659
	Corporations	1 487	6 381 766	544 631	123 914	17 324	1 102 040	863 575	928 439
	Individual proprietorships	211	130 301	13 247	2 918	668	28 290	14 721	16 654
	Partnerships	38	D	D	D	e	D	D	D
	Cooperative associations	—	—	—	—	—	—	—	—
	Other legal forms of organization	2	D	D	D	a	D	D	D
421130	Tire & tube whsle								
	All establishments	1 738	6 627 456	566 057	128 741	18 318	1 148 391	890 895	958 659
	Corporations	1 487	6 381 766	544 631	123 914	17 324	1 102 040	863 575	928 439
	Individual proprietorships	211	130 301	13 247	2 918	668	28 290	14 721	16 654
	Partnerships	38	D	D	D	e	D	D	D
	Cooperative associations	—	—	—	—	—	—	—	—
	Other legal forms of organization	2	D	D	D	a	D	D	D
42114	Motor vehicle parts, (used) whsle								
	All establishments	7 105	5 272 107	971 776	228 146	45 807	1 973 859	744 950	794 145
	Corporations	4 720	4 404 904	834 139	195 905	37 204	1 659 115	630 746	665 358
	Individual proprietorships	1 966	629 992	98 262	23 134	6 513	227 965	86 290	95 763
	Partnerships	405	D	D	D	g	D	D	D
	Cooperative associations	9	6 778	1 406	319	75	2 793	1 096	1 078
	Other legal forms of organization	5	D	D	D	b	D	D	D
421140	Motor vehicle parts, (used) whsle								
	All establishments	7 105	5 272 107	971 776	228 146	45 807	1 973 859	744 950	794 145
	Corporations	4 720	4 404 904	834 139	195 905	37 204	1 659 115	630 746	665 358
	Individual proprietorships	1 966	629 992	98 262	23 134	6 513	227 965	86 290	95 763
	Partnerships	405	D	D	D	g	D	D	D
	Cooperative associations	9	6 778	1 406	319	75	2 793	1 096	1 078
	Other legal forms of organization	5	D	D	D	b	D	D	D
4212	Furniture & home furnishings whsle								
	All establishments	11 912	38 998 409	4 272 437	971 161	132 093	9 054 605	4 730 169	5 138 286
	Corporations	10 180	D	D	D	m	D	D	D
	Individual proprietorships	1 305	D	D	D	i	D	D	D
	Partnerships	395	1 025 639	95 577	20 293	3 204	201 859	99 760	118 009
	Cooperative associations	10	D	D	D	b	D	D	D
	Other legal forms of organization	22	D	D	D	e	D	D	D
42121	Furniture whsle								
	All establishments	4 880	17 259 071	1 970 278	447 186	56 493	3 763 785	1 465 326	1 624 613
	Corporations	4 268	D	D	D	l	D	D	D
	Individual proprietorships	442	D	D	D	g	D	D	D
	Partnerships	155	D	D	D	g	D	D	D
	Cooperative associations	6	D	D	D	b	D	D	D
	Other legal forms of organization	9	D	D	D	c	D	D	D
421210	Furniture whsle								
	All establishments	4 880	17 259 071	1 970 278	447 186	56 493	3 763 785	1 465 326	1 624 613
	Corporations	4 268	D	D	D	l	D	D	D
	Individual proprietorships	442	D	D	D	g	D	D	D
	Partnerships	155	D	D	D	g	D	D	D
	Cooperative associations	6	D	D	D	b	D	D	D
	Other legal forms of organization	9	D	D	D	c	D	D	D

See footnotes at end of table.

Table 7. Legal Form of Organization: 1997—Con.

[Includes only establishments with payroll. Excludes data for central administrative offices, auxiliary operations, or establishments of firms that are classified in other categories than those specified in this table. For meaning of abbreviations and symbols, see introductory text. For explanation of terms, see Appendix A. For method of assignment to categories shown, see Appendix C]

NAICS code	Legal form of organization by type of operation and kind of business	Establishments (number)	Sales (\$1,000)	Annual payroll (\$1,000)	First-quarter payroll (\$1,000)	Paid employees for pay period including March 12 (number)	Operating expenses ¹ (\$1,000)	End-of-1996 inventories (\$1,000)	End-of-1997 inventories (\$1,000)
421	MERCHANT WHOLESALERS—Con.								
	Wholesale trade, durable goods—Con.								
4212101	Household & lawn furniture whsle								
	All establishments	2 275	5 670 483	524 847	123 314	19 322	1 206 312	772 059	847 641
	Corporations	1 945	D	D	D	j	D	D	D
	Individual proprietorships	251	D	D	D	g	D	D	D
	Partnerships	72	D	D	D	f	D	D	D
	Cooperative associations	2	D	D	D	a	D	D	D
	Other legal forms of organization	5	D	D	D	b	D	D	D
4212102	Office & business furniture whsle								
	All establishments	2 605	11 588 588	1 445 431	323 872	37 171	2 557 473	693 267	776 972
	Corporations	2 323	D	D	D	k	D	D	D
	Individual proprietorships	191	175 964	20 524	4 720	974	37 416	12 488	14 489
	Partnerships	83	302 982	34 730	6 309	785	61 106	11 046	19 429
	Cooperative associations	4	D	D	D	a	D	D	D
	Other legal forms of organization	4	D	D	D	b	D	D	D
42122	Home furnishings whsle								
	All establishments	7 032	21 739 338	2 302 159	523 975	75 600	5 290 820	3 264 843	3 513 673
	Corporations	5 912	20 611 370	2 182 958	496 825	69 850	5 024 801	3 123 538	3 353 155
	Individual proprietorships	863	504 844	64 347	14 443	3 786	140 639	67 270	77 611
	Partnerships	240	D	D	D	g	D	D	D
	Cooperative associations	4	5 244	350	87	14	973	116	89
	Other legal forms of organization	13	D	D	D	c	D	D	D
421220	Home furnishings whsle								
	All establishments	7 032	21 739 338	2 302 159	523 975	75 600	5 290 820	3 264 843	3 513 673
	Corporations	5 912	20 611 370	2 182 958	496 825	69 850	5 024 801	3 123 538	3 353 155
	Individual proprietorships	863	504 844	64 347	14 443	3 786	140 639	67 270	77 611
	Partnerships	240	D	D	D	g	D	D	D
	Cooperative associations	4	5 244	350	87	14	973	116	89
	Other legal forms of organization	13	D	D	D	c	D	D	D
4212201	Household china, glassware, & crockery whsle								
	All establishments	1 039	3 796 559	377 858	84 585	12 020	975 373	742 824	765 646
	Corporations	861	3 635 896	365 519	81 873	11 249	942 609	720 613	742 494
	Individual proprietorships	142	59 633	5 488	1 245	448	14 714	12 939	13 219
	Partnerships	36	101 030	6 851	1 467	323	18 050	9 272	9 933
	Cooperative associations	—	—	—	—	—	—	—	—
	Other legal forms of organization	—	—	—	—	—	—	—	—
4212202	Linens, domestics, draperies, & curtains whsle								
	All establishments	1 532	4 438 939	448 387	103 114	15 921	957 461	570 809	622 187
	Corporations	1 253	D	D	D	j	D	D	D
	Individual proprietorships	228	115 165	15 623	3 389	933	35 071	12 575	17 054
	Partnerships	50	D	D	D	e	D	D	D
	Cooperative associations	—	—	—	—	—	—	—	—
	Other legal forms of organization	1	D	D	D	a	D	D	D
4212203	Floor coverings whsle								
	All establishments	2 270	7 941 902	862 372	197 779	25 505	1 753 939	1 044 359	1 147 472
	Corporations	2 017	D	D	D	j	D	D	D
	Individual proprietorships	174	160 623	24 233	5 375	1 077	42 548	18 813	19 741
	Partnerships	68	270 002	22 626	5 592	665	48 621	35 015	37 697
	Cooperative associations	2	D	D	D	a	D	D	D
	Other legal forms of organization	9	D	D	D	c	D	D	D
4212204	Other home furnishings whsle								
	All establishments	2 191	5 561 938	613 542	138 497	22 154	1 604 047	906 851	978 368
	Corporations	1 781	5 282 463	581 373	131 098	20 265	1 525 527	867 908	933 033
	Individual proprietorships	319	169 423	19 003	4 434	1 328	48 306	22 943	27 597
	Partnerships	86	D	D	D	f	D	D	D
	Cooperative associations	2	D	D	D	a	D	D	D
	Other legal forms of organization	3	2 252	600	131	21	963	669	690
4213	Lumber & other construction materials whsle								
	All establishments	11 142	61 302 570	4 167 547	968 604	125 574	8 236 772	5 224 999	5 555 412
	Corporations	9 543	58 026 089	3 942 785	919 619	116 114	7 775 095	4 986 696	5 293 245
	Individual proprietorships	1 125	1 182 788	86 038	19 042	4 303	194 190	71 690	83 914
	Partnerships	435	1 585 556	122 259	26 126	4 622	237 500	145 756	159 565
	Cooperative associations	30	444 980	10 856	2 529	370	19 869	14 322	10 998
	Other legal forms of organization	9	63 157	5 609	1 288	165	10 118	6 535	7 690

See footnotes at end of table.

Table 7. Legal Form of Organization: 1997—Con.

[Includes only establishments with payroll. Excludes data for central administrative offices, auxiliary operations, or establishments of firms that are classified in other categories than those specified in this table. For meaning of abbreviations and symbols, see introductory text. For explanation of terms, see Appendix A. For method of assignment to categories shown, see Appendix C]

NAICS code	Legal form of organization by type of operation and kind of business	Establishments (number)	Sales (\$1,000)	Annual payroll (\$1,000)	First-quarter payroll (\$1,000)	Paid employees for pay period including March 12 (number)	Operating expenses ¹ (\$1,000)	End-of-1996 inventories (\$1,000)	End-of-1997 inventories (\$1,000)
421	MERCHANT WHOLESALERS—Con.								
	Wholesale trade, durable goods—Con.								
42131	Lumber, plywood, millwork, & wood panel whsle								
	All establishments	5 636	46 426 349	2 598 366	618 903	75 730	5 000 401	3 784 463	4 003 845
	Corporations	4 807	43 930 877	2 468 249	590 189	70 296	4 734 461	3 619 375	3 826 079
	Individual proprietorships	565	839 501	51 706	11 828	2 453	113 951	48 239	54 079
	Partnerships	240	1 191 893	66 821	14 184	2 629	131 216	100 876	109 389
	Cooperative associations	19	D	D	D	e	D	D	D
	Other legal forms of organization	5	D	D	D	b	D	D	D
421310	Lumber, plywood, millwork, & wood panel whsle								
	All establishments	5 636	46 426 349	2 598 366	618 903	75 730	5 000 401	3 784 463	4 003 845
	Corporations	4 807	43 930 877	2 468 249	590 189	70 296	4 734 461	3 619 375	3 826 079
	Individual proprietorships	565	839 501	51 706	11 828	2 453	113 951	48 239	54 079
	Partnerships	240	1 191 893	66 821	14 184	2 629	131 216	100 876	109 389
	Cooperative associations	19	D	D	D	e	D	D	D
	Other legal forms of organization	5	D	D	D	b	D	D	D
4213101	Lumber without yard whsle								
	All establishments	1 425	13 795 098	440 679	111 306	11 000	809 598	569 650	593 504
	Corporations	1 171	D	D	D	j	D	D	D
	Individual proprietorships	194	D	D	D	f	D	D	D
	Partnerships	57	D	D	D	c	D	D	D
	Cooperative associations	3	7 668	223	52	8	780	128	120
	Other legal forms of organization	—	—	—	—	—	—	—	—
4213102	Lumber with yard whsle								
	All establishments	1 499	13 188 854	780 649	176 782	24 380	1 583 785	1 408 289	1 522 629
	Corporations	1 282	D	D	D	j	D	D	D
	Individual proprietorships	125	205 391	14 360	3 117	731	31 585	21 924	22 893
	Partnerships	85	D	D	D	g	D	D	D
	Cooperative associations	7	D	D	D	c	D	D	D
	Other legal forms of organization	—	—	—	—	—	—	—	—
4213103	Plywood, veneer, millwork, & wood panel whsle								
	All establishments	2 712	19 442 397	1 377 038	330 815	40 350	2 607 018	1 806 524	1 887 712
	Corporations	2 354	18 637 450	1 313 844	316 734	37 811	2 485 171	1 734 479	1 808 077
	Individual proprietorships	246	D	D	D	g	D	D	D
	Partnerships	98	D	D	D	g	D	D	D
	Cooperative associations	9	D	D	D	c	D	D	D
	Other legal forms of organization	5	D	D	D	b	D	D	D
42132	Brick, stone, & related construction materials whsle								
	All establishments	2 094	4 444 476	502 387	104 660	15 737	1 093 199	458 820	523 468
	Corporations	1 765	4 160 922	471 164	98 697	14 383	1 021 279	431 296	490 608
	Individual proprietorships	238	D	D	D	f	D	D	D
	Partnerships	88	D	D	D	e	D	D	D
	Cooperative associations	1	D	D	D	a	D	D	D
	Other legal forms of organization	2	D	D	D	a	D	D	D
421320	Brick, stone, & related construction materials whsle								
	All establishments	2 094	4 444 476	502 387	104 660	15 737	1 093 199	458 820	523 468
	Corporations	1 765	4 160 922	471 164	98 697	14 383	1 021 279	431 296	490 608
	Individual proprietorships	238	D	D	D	f	D	D	D
	Partnerships	88	D	D	D	e	D	D	D
	Cooperative associations	1	D	D	D	a	D	D	D
	Other legal forms of organization	2	D	D	D	a	D	D	D
4213201	Brick, block, tile, clay/cement sewer pipe whsle								
	All establishments	679	1 320 519	152 601	33 054	4 968	313 537	156 878	173 928
	Corporations	590	1 250 256	144 911	31 506	4 667	297 382	149 667	164 647
	Individual proprietorships	70	D	D	D	c	D	D	D
	Partnerships	18	D	D	D	c	D	D	D
	Cooperative associations	—	—	—	—	—	—	—	—
	Other legal forms of organization	1	D	D	D	a	D	D	D
4213202	Sand, gravel, & stone whsle								
	All establishments	886	1 574 246	206 541	42 351	6 878	462 750	157 811	179 524
	Corporations	717	D	D	D	i	D	D	D
	Individual proprietorships	121	70 915	9 333	1 804	569	24 181	4 165	4 803
	Partnerships	46	D	D	D	c	D	D	D
	Cooperative associations	1	D	D	D	a	D	D	D
	Other legal forms of organization	1	D	D	D	a	D	D	D
4213203	Cement, lime, & related products whsle								

See footnotes at end of table.

Table 7. Legal Form of Organization: 1997—Con.

[Includes only establishments with payroll. Excludes data for central administrative offices, auxiliary operations, or establishments of firms that are classified in other categories than those specified in this table. For meaning of abbreviations and symbols, see introductory text. For explanation of terms, see Appendix A. For method of assignment to categories shown, see Appendix C]

NAICS code	Legal form of organization by type of operation and kind of business	Establishments (number)	Sales (\$1,000)	Annual payroll (\$1,000)	First-quarter payroll (\$1,000)	Paid employees for pay period including March 12 (number)	Operating expenses ¹ (\$1,000)	End-of-1996 inventories (\$1,000)	End-of-1997 inventories (\$1,000)
421	MERCHANT WHOLESALERS—Con.								
	Wholesale trade, durable goods—Con.								
4213203	Cement, lime, & related products whsle—Con.								
	All establishments	529	1 549 711	143 245	29 255	3 891	316 912	144 131	170 016
	Corporations	458	D	D	D	h	D	D	D
	Individual proprietorships	47	D	D	D	c	D	D	D
	Partnerships	24	D	D	D	c	D	D	D
	Cooperative associations	—	—	—	—	—	—	—	—
	Other legal forms of organization	—	—	—	—	—	—	—	—
42133	Roofing, siding, & insulation material whsle								
	All establishments	1 069	5 203 479	430 481	95 695	12 661	896 255	475 247	485 351
	Corporations	985	5 056 365	408 735	91 059	11 774	858 552	463 300	471 608
	Individual proprietorships	57	D	D	D	c	D	D	D
	Partnerships	24	D	D	D	f	D	D	D
	Cooperative associations	2	D	D	D	a	D	D	D
	Other legal forms of organization	1	D	D	D	b	D	D	D
421330	Roofing, siding, & insulation material whsle								
	All establishments	1 069	5 203 479	430 481	95 695	12 661	896 255	475 247	485 351
	Corporations	985	5 056 365	408 735	91 059	11 774	858 552	463 300	471 608
	Individual proprietorships	57	D	D	D	c	D	D	D
	Partnerships	24	D	D	D	f	D	D	D
	Cooperative associations	2	D	D	D	a	D	D	D
	Other legal forms of organization	1	D	D	D	b	D	D	D
4213301	Roofing, siding, & insulation material whsle								
	All establishments	1 069	5 203 479	430 481	95 695	12 661	896 255	475 247	485 351
	Corporations	985	5 056 365	408 735	91 059	11 774	858 552	463 300	471 608
	Individual proprietorships	57	D	D	D	c	D	D	D
	Partnerships	24	D	D	D	f	D	D	D
	Cooperative associations	2	D	D	D	a	D	D	D
	Other legal forms of organization	1	D	D	D	b	D	D	D
42139	Other construction materials whsle								
	All establishments	2 343	5 228 266	636 313	149 346	21 446	1 246 917	506 469	542 748
	Corporations	1 986	4 877 925	594 637	139 674	19 661	1 160 803	472 725	504 950
	Individual proprietorships	265	D	D	D	f	D	D	D
	Partnerships	83	168 920	25 204	5 952	889	51 104	20 656	23 264
	Cooperative associations	8	D	D	D	b	D	D	D
	Other legal forms of organization	1	D	D	D	a	D	D	D
421390	Other construction materials whsle								
	All establishments	2 343	5 228 266	636 313	149 346	21 446	1 246 917	506 469	542 748
	Corporations	1 986	4 877 925	594 637	139 674	19 661	1 160 803	472 725	504 950
	Individual proprietorships	265	D	D	D	f	D	D	D
	Partnerships	83	168 920	25 204	5 952	889	51 104	20 656	23 264
	Cooperative associations	8	D	D	D	b	D	D	D
	Other legal forms of organization	1	D	D	D	a	D	D	D
4213901	Flat glass & other construction glass whsle								
	All establishments	523	1 017 500	169 597	40 685	6 050	312 684	98 460	100 669
	Corporations	430	D	D	D	i	D	D	D
	Individual proprietorships	63	D	D	D	c	D	D	D
	Partnerships	29	D	D	D	e	D	D	D
	Cooperative associations	1	D	D	D	b	D	D	D
	Other legal forms of organization	—	—	—	—	—	—	—	—
4213902	Other construction materials whsle								
	All establishments	1 820	4 210 766	466 716	108 661	15 396	934 233	408 009	442 079
	Corporations	1 556	D	D	D	j	D	D	D
	Individual proprietorships	202	D	D	D	f	D	D	D
	Partnerships	54	D	D	D	f	D	D	D
	Cooperative associations	7	D	D	D	b	D	D	D
	Other legal forms of organization	1	D	D	D	a	D	D	D
4214	Professional & commercial equipment & supplies whsle								
	All establishments	38 366	237 178 097	21 339 923	4 950 844	532 717	40 976 760	18 662 447	20 505 089
	Corporations	34 499	231 149 635	20 690 659	4 803 632	509 866	39 649 382	18 184 662	19 978 850
	Individual proprietorships	2 752	D	D	D	j	D	D	D
	Partnerships	1 035	D	D	D	i	D	D	D
	Cooperative associations	48	D	D	D	e	D	D	D
	Other legal forms of organization	32	209 427	20 171	4 746	506	38 299	4 142	8 380
42141	Photographic equipment & supplies whsle								

See footnotes at end of table.

Table 7. Legal Form of Organization: 1997—Con.

[Includes only establishments with payroll. Excludes data for central administrative offices, auxiliary operations, or establishments of firms that are classified in other categories than those specified in this table. For meaning of abbreviations and symbols, see introductory text. For explanation of terms, see Appendix A. For method of assignment to categories shown, see Appendix C]

NAICS code	Legal form of organization by type of operation and kind of business	Establishments (number)	Sales (\$1,000)	Annual payroll (\$1,000)	First-quarter payroll (\$1,000)	Paid employees for pay period including March 12 (number)	Operating expenses ¹ (\$1,000)	End-of-1996 inventories (\$1,000)	End-of-1997 inventories (\$1,000)
421	MERCHANT WHOLESALERS—Con.								
	Wholesale trade, durable goods—Con.								
42141	Photographic equipment & supplies whsle—Con.								
	All establishments	1 207	8 347 662	656 569	148 769	16 320	1 601 725	898 918	920 883
	Corporations	1 103	8 155 243	637 565	144 773	15 683	1 562 302	874 910	892 144
	Individual proprietorships	81	D	D	D	e	D	D	D
	Partnerships	21	D	D	D	c	D	D	D
	Cooperative associations	—	—	—	—	—	—	—	—
	Other legal forms of organization	2	D	D	D	a	D	D	D
421410	Photographic equipment & supplies whsle								
	All establishments	1 207	8 347 662	656 569	148 769	16 320	1 601 725	898 918	920 883
	Corporations	1 103	8 155 243	637 565	144 773	15 683	1 562 302	874 910	892 144
	Individual proprietorships	81	D	D	D	e	D	D	D
	Partnerships	21	D	D	D	c	D	D	D
	Cooperative associations	—	—	—	—	—	—	—	—
	Other legal forms of organization	2	D	D	D	a	D	D	D
42142	Office equipment whsle								
	All establishments	'6 291	'24 496 462	'3 709 687	'865 277	'110 654	6 786 849	2 182 436	2 289 966
	Corporations	5 447	23 930 675	3 603 814	839 605	106 619	6 590 869	2 137 184	2 239 261
	Individual proprietorships	688	283 502	53 210	12 339	2 589	102 030	28 439	32 904
	Partnerships	147	D	D	D	D	D	D	D
	Cooperative associations	1	D	D	D	a	D	D	D
	Other legal forms of organization	8	D	D	D	c	D	D	D
421420	Office equipment whsle								
	All establishments	'6 291	'24 496 462	'3 709 687	'865 277	'110 654	6 786 849	2 182 436	2 289 966
	Corporations	5 447	23 930 675	3 603 814	839 605	106 619	6 590 869	2 137 184	2 239 261
	Individual proprietorships	688	283 502	53 210	12 339	2 589	102 030	28 439	32 904
	Partnerships	147	D	D	D	g	D	D	D
	Cooperative associations	1	D	D	D	a	D	D	D
	Other legal forms of organization	8	D	D	D	c	D	D	D
42143	Computer & computer peripheral equipment & software whsle								
	All establishments	14 459	142 059 509	9 616 070	2 203 535	210 526	17 796 861	8 917 303	10 113 861
	Corporations	13 213	138 801 399	9 354 228	2 145 318	201 737	17 301 004	8 719 263	9 906 946
	Individual proprietorships	792	1 745 386	114 668	25 643	5 086	228 205	136 289	120 903
	Partnerships	413	D	D	D	h	D	D	D
	Cooperative associations	23	D	D	D	e	D	D	D
	Other legal forms of organization	18	D	D	D	e	D	D	D
421430	Computer & computer peripheral equipment & software whsle								
	All establishments	14 459	142 059 509	9 616 070	2 203 535	210 526	17 796 861	8 917 303	10 113 861
	Corporations	13 213	138 801 399	9 354 228	2 145 318	201 737	17 301 004	8 719 263	9 906 946
	Individual proprietorships	792	1 745 386	114 668	25 643	5 086	228 205	136 289	120 903
	Partnerships	413	D	D	D	h	D	D	D
	Cooperative associations	23	D	D	D	e	D	D	D
	Other legal forms of organization	18	D	D	D	e	D	D	D
4214301	Computer & peripheral equipment whsle								
	All establishments	11 806	131 914 692	7 857 231	1 794 896	176 584	14 678 915	8 534 297	9 671 282
	Corporations	10 787	128 933 026	7 660 509	1 750 616	170 770	14 292 593	8 341 495	9 475 990
	Individual proprietorships	669	1 610 558	85 987	19 599	2 879	177 485	132 955	113 242
	Partnerships	320	D	D	D	g	D	D	D
	Cooperative associations	21	D	D	D	e	D	D	D
	Other legal forms of organization	9	D	D	D	c	D	D	D
42143011	Computers & peripheral equipment for resale								
	All establishments	4 861	83 034 207	3 215 540	782 321	77 346	6 840 403	6 008 852	6 837 354
	Corporations	4 443	81 219 493	3 138 886	764 935	74 949	6 669 388	5 872 928	6 711 759
	Individual proprietorships	270	996 461	34 878	8 006	1 247	85 029	99 751	75 667
	Partnerships	130	D	D	D	f	D	D	D
	Cooperative associations	15	D	D	D	c	D	D	D
	Other legal forms of organization	3	D	D	D	b	D	D	D
42143012	Computers & peripheral equipment for end use								
	All establishments	6 945	48 880 485	4 641 691	1 012 575	99 238	7 838 512	2 525 445	2 833 928
	Corporations	6 344	47 713 533	4 521 623	985 681	95 821	7 623 205	2 468 567	2 764 231
	Individual proprietorships	399	614 097	51 109	11 593	1 632	92 456	33 204	37 575
	Partnerships	190	D	D	D	g	D	D	D
	Cooperative associations	6	D	D	D	c	D	D	D
	Other legal forms of organization	6	D	D	D	c	D	D	D
4214302	Computer software (packaged) whsle								

See footnotes at end of table.

Table 7. Legal Form of Organization: 1997—Con.

[Includes only establishments with payroll. Excludes data for central administrative offices, auxiliary operations, or establishments of firms that are classified in other categories than those specified in this table. For meaning of abbreviations and symbols, see introductory text. For explanation of terms, see Appendix A. For method of assignment to categories shown, see Appendix C.]

NAICS code	Legal form of organization by type of operation and kind of business	Establishments (number)	Sales (\$1,000)	Annual payroll (\$1,000)	First-quarter payroll (\$1,000)	Paid employees for pay period including March 12 (number)	Operating expenses ¹ (\$1,000)	End-of-1996 inventories (\$1,000)	End-of-1997 inventories (\$1,000)
421	MERCHANT WHOLESALERS—Con.								
	Wholesale trade, durable goods—Con.								
4214302	Computer software (packaged) whsle—Con.								
	All establishments	2 653	10 144 817	1 758 839	408 639	33 942	3 117 946	383 006	442 579
	Corporations	2 426	9 868 373	1 693 719	394 702	30 967	3 008 411	377 768	430 956
	Individual proprietorships	123	134 828	28 681	6 044	2 207	50 720	3 334	7 661
	Partnerships	93	118 864	32 913	6 998	711	53 236	1 747	3 800
	Cooperative associations	2	D	D	D	a	D	D	D
	Other legal forms of organization	9	D	D	D	b	D	D	D
42144	Other commercial equipment whsle								
	All establishments	4 658	12 215 821	1 550 219	355 083	47 048	2 981 362	1 142 404	1 241 855
	Corporations	4 046	11 638 978	1 483 187	340 278	44 355	2 836 091	1 085 947	1 178 010
	Individual proprietorships	464	305 102	33 523	7 948	1 600	75 942	28 234	30 379
	Partnerships	141	259 744	31 472	6 362	1 037	65 715	27 065	32 285
	Cooperative associations	6	D	D	D	b	D	D	D
	Other legal forms of organization	1	D	D	D	a	D	D	D
421440	Other commercial equipment whsle								
	All establishments	4 658	12 215 821	1 550 219	355 083	47 048	2 981 362	1 142 404	1 241 855
	Corporations	4 046	11 638 978	1 483 187	340 278	44 355	2 836 091	1 085 947	1 178 010
	Individual proprietorships	464	305 102	33 523	7 948	1 600	75 942	28 234	30 379
	Partnerships	141	259 744	31 472	6 362	1 037	65 715	27 065	32 285
	Cooperative associations	6	D	D	D	b	D	D	D
	Other legal forms of organization	1	D	D	D	a	D	D	D
4214401	Restaurant & hotel equipment & supplies whsle								
	All establishments	2 689	8 094 253	898 717	204 625	28 408	1 720 999	756 372	824 178
	Corporations	2 361	7 771 607	864 982	197 301	27 010	1 648 096	722 075	785 083
	Individual proprietorships	246	184 124	17 284	4 159	866	39 081	18 526	18 969
	Partnerships	77	128 396	14 836	2 780	487	31 038	14 943	19 298
	Cooperative associations	5	10 126	1 615	385	45	2 784	828	828
	Other legal forms of organization	—	—	—	—	—	—	—	—
4214402	Store machines & equipment whsle								
	All establishments	1 969	4 121 568	651 502	150 458	18 640	1 260 363	386 032	417 677
	Corporations	1 685	3 867 371	618 205	142 977	17 345	1 187 995	363 872	392 927
	Individual proprietorships	218	120 978	16 239	3 789	734	36 861	9 708	11 410
	Partnerships	64	131 348	16 636	3 582	550	34 677	12 122	12 987
	Cooperative associations	1	D	D	D	a	D	D	D
	Other legal forms of organization	1	D	D	D	a	D	D	D
42145	Medical, dental, & hospital equipment & supplies whsle								
	All establishments	7 850	35 599 345	3 918 018	932 702	93 520	7 816 953	3 699 838	3 994 021
	Corporations	7 169	34 843 687	3 810 010	909 413	90 224	7 572 956	3 615 967	3 902 940
	Individual proprietorships	466	388 248	53 165	10 919	1 836	111 526	43 673	48 427
	Partnerships	202	D	D	D	g	D	D	D
	Cooperative associations	11	D	D	D	b	D	D	D
	Other legal forms of organization	2	D	D	D	a	D	D	D
421450	Medical, dental, & hospital equipment & supplies whsle								
	All establishments	7 850	35 599 345	3 918 018	932 702	93 520	7 816 953	3 699 838	3 994 021
	Corporations	7 169	34 843 687	3 810 010	909 413	90 224	7 572 956	3 615 967	3 902 940
	Individual proprietorships	466	388 248	53 165	10 919	1 836	111 526	43 673	48 427
	Partnerships	202	D	D	D	g	D	D	D
	Cooperative associations	11	D	D	D	b	D	D	D
	Other legal forms of organization	2	D	D	D	a	D	D	D
4214501	Surgical, medical, & hospital supplies whsle								
	All establishments	6 859	31 745 475	3 363 241	805 891	79 839	6 757 373	3 269 780	3 522 027
	Corporations	6 289	31 124 545	3 279 196	787 350	77 320	6 561 766	3 207 698	3 454 684
	Individual proprietorships	384	D	D	D	g	D	D	D
	Partnerships	173	D	D	D	g	D	D	D
	Cooperative associations	11	D	D	D	b	D	D	D
	Other legal forms of organization	2	D	D	D	a	D	D	D
4214502	Dental equipment & supplies whsle								
	All establishments	991	3 853 870	554 777	126 811	13 681	1 059 580	430 058	471 994
	Corporations	880	3 719 142	530 814	122 063	12 904	1 011 190	408 269	448 256
	Individual proprietorships	82	D	D	D	f	D	D	D
	Partnerships	29	D	D	D	c	D	D	D
	Cooperative associations	—	—	—	—	—	—	—	—
	Other legal forms of organization	—	—	—	—	—	—	—	—

See footnotes at end of table.

Table 7. Legal Form of Organization: 1997—Con.

[Includes only establishments with payroll. Excludes data for central administrative offices, auxiliary operations, or establishments of firms that are classified in other categories than those specified in this table. For meaning of abbreviations and symbols, see introductory text. For explanation of terms, see Appendix A. For method of assignment to categories shown, see Appendix C]

NAICS code	Legal form of organization by type of operation and kind of business	Establishments (number)	Sales (\$1,000)	Annual payroll (\$1,000)	First-quarter payroll (\$1,000)	Paid employees for pay period including March 12 (number)	Operating expenses ¹ (\$1,000)	End-of-1996 inventories (\$1,000)	End-of-1997 inventories (\$1,000)
421	MERCHANT WHOLESALERS—Con.								
	Wholesale trade, durable goods—Con.								
42146	Ophthalmic goods whsle								
	All establishments	1 551	5 713 821	783 497	184 716	26 022	1 739 475	714 418	790 403
	Corporations	1 396	D	D	D	j	D	D	D
	Individual proprietorships	94	D	D	D	e	D	D	D
	Partnerships	59	D	D	D	g	D	D	D
	Cooperative associations	1	D	D	D	a	D	D	D
	Other legal forms of organization	1	D	D	D	b	D	D	D
421460	Ophthalmic goods whsle								
	All establishments	1 551	5 713 821	783 497	184 716	26 022	1 739 475	714 418	790 403
	Corporations	1 396	D	D	D	j	D	D	D
	Individual proprietorships	94	D	D	D	e	D	D	D
	Partnerships	59	D	D	D	g	D	D	D
	Cooperative associations	1	D	D	D	a	D	D	D
	Other legal forms of organization	1	D	D	D	b	D	D	D
42149	Other professional equipment & supplies whsle								
	All establishments	2 350	8 745 477	1 105 863	260 762	28 627	2 253 535	1 107 130	1 154 100
	Corporations	2 125	D	D	D	k	D	D	D
	Individual proprietorships	167	D	D	D	f	D	D	D
	Partnerships	52	D	D	D	e	D	D	D
	Cooperative associations	6	D	D	D	b	D	D	D
	Other legal forms of organization	—	—	—	—	—	—	—	—
421490	Other professional equipment & supplies whsle								
	All establishments	2 350	8 745 477	1 105 863	260 762	28 627	2 253 535	1 107 130	1 154 100
	Corporations	2 125	D	D	D	k	D	D	D
	Individual proprietorships	167	D	D	D	f	D	D	D
	Partnerships	52	D	D	D	e	D	D	D
	Cooperative associations	6	D	D	D	b	D	D	D
	Other legal forms of organization	—	—	—	—	—	—	—	—
4214901	Religious & school supplies whsle								
	All establishments	397	1 110 568	161 074	36 464	5 358	324 534	141 678	158 867
	Corporations	348	D	D	D	i	D	D	D
	Individual proprietorships	34	D	D	D	c	D	D	D
	Partnerships	13	D	D	D	b	D	D	D
	Cooperative associations	2	D	D	D	a	D	D	D
	Other legal forms of organization	—	—	—	—	—	—	—	—
4214902	Other professional equipment & supplies whsle								
	All establishments	1 953	7 634 909	944 789	224 298	23 269	1 929 001	965 452	995 233
	Corporations	1 777	D	D	D	j	D	D	D
	Individual proprietorships	133	D	D	D	f	D	D	D
	Partnerships	39	D	D	D	e	D	D	D
	Cooperative associations	4	D	D	D	b	D	D	D
	Other legal forms of organization	—	—	—	—	—	—	—	—
4215	Metal & mineral (except petroleum) whsle								
	All establishments	10 079	91 553 201	5 595 871	1 287 325	146 964	11 460 513	11 240 009	11 965 871
	Corporations	9 112	87 879 787	5 392 653	1 241 250	140 327	11 047 417	10 933 934	11 556 755
	Individual proprietorships	658	1 230 646	73 398	16 550	2 987	153 113	64 033	120 265
	Partnerships	280	D	D	D	h	D	D	D
	Cooperative associations	8	23 820	4 229	1 248	125	8 050	5 247	5 088
	Other legal forms of organization	21	D	D	D	e	D	D	D
42151	Metal service centers & offices								
	All establishments	9 487	83 124 691	5 405 023	1 242 261	143 028	11 026 425	10 801 425	11 513 551
	Corporations	8 586	80 245 544	5 214 702	1 199 757	136 660	10 640 451	10 537 093	11 147 089
	Individual proprietorships	615	1 094 218	68 532	15 102	2 853	142 268	57 385	112 379
	Partnerships	257	D	D	D	h	D	D	D
	Cooperative associations	8	23 820	4 229	1 248	125	8 050	5 247	5 088
	Other legal forms of organization	21	D	D	D	e	D	D	D
421510	Metal service centers & offices								
	All establishments	9 487	83 124 691	5 405 023	1 242 261	143 028	11 026 425	10 801 425	11 513 551
	Corporations	8 586	80 245 544	5 214 702	1 199 757	136 660	10 640 451	10 537 093	11 147 089
	Individual proprietorships	615	1 094 218	68 532	15 102	2 853	142 268	57 385	112 379
	Partnerships	257	D	D	D	h	D	D	D
	Cooperative associations	8	23 820	4 229	1 248	125	8 050	5 247	5 088
	Other legal forms of organization	21	D	D	D	e	D	D	D

See footnotes at end of table.

Table 7. Legal Form of Organization: 1997—Con.

[Includes only establishments with payroll. Excludes data for central administrative offices, auxiliary operations, or establishments of firms that are classified in other categories than those specified in this table. For meaning of abbreviations and symbols, see introductory text. For explanation of terms, see Appendix A. For method of assignment to categories shown, see Appendix C.]

NAICS code	Legal form of organization by type of operation and kind of business	Establishments (number)	Sales (\$1,000)	Annual payroll (\$1,000)	First-quarter payroll (\$1,000)	Paid employees for pay period including March 12 (number)	Operating expenses ¹ (\$1,000)	End-of-1996 inventories (\$1,000)	End-of-1997 inventories (\$1,000)
421	MERCHANT WHOLESALERS—Con.								
	Wholesale trade, durable goods—Con.								
4215101	Ferrous metal service centers & sales offices								
	All establishments	7 595	66 113 409	4 485 391	1 037 061	120 653	9 133 012	8 873 016	9 359 046
	Corporations	6 907	64 107 567	4 328 952	1 002 582	115 600	8 821 285	8 643 288	9 084 593
	Individual proprietorships	462	D	D	D	g	D	D	D
	Partnerships	201	D	D	D	h	D	D	D
	Cooperative associations	6	D	D	D	c	D	D	D
	Other legal forms of organization	19	D	D	D	e	D	D	D
42151011	Ferrous metal service centers								
	All establishments	5 827	58 768 929	4 105 455	951 193	110 297	8 340 519	8 873 016	9 359 046
	Corporations	5 394	57 132 841	3 978 191	923 230	106 369	8 088 888	8 643 288	9 084 593
	Individual proprietorships	267	D	D	D	g	D	D	D
	Partnerships	146	D	D	D	g	D	D	D
	Cooperative associations	6	D	D	D	c	D	D	D
	Other legal forms of organization	14	D	D	D	e	D	D	D
42151012	Ferrous metal sales offices								
	All establishments	1 768	7 344 480	379 936	85 868	10 356	792 493	—	—
	Corporations	1 513	6 974 726	350 761	79 352	9 231	732 397	—	—
	Individual proprietorships	195	137 075	17 121	3 797	719	34 854	—	—
	Partnerships	55	D	D	D	e	D	D	D
	Cooperative associations	—	D	D	D	—	D	D	D
	Other legal forms of organization	5	D	D	D	a	D	D	D
4215102	Nonferrous metal service centers & sales offices								
	All establishments	1 892	17 011 282	919 632	205 200	22 375	1 893 413	1 928 409	2 154 505
	Corporations	1 679	16 137 977	885 750	197 175	21 060	1 819 166	1 893 805	2 062 496
	Individual proprietorships	153	D	D	D	f	D	D	D
	Partnerships	56	D	D	D	e	D	D	D
	Cooperative associations	2	D	D	D	a	D	D	D
	Other legal forms of organization	2	D	D	D	a	D	D	D
42151021	Nonferrous metal service centers								
	All establishments	1 380	15 574 704	839 223	187 391	20 212	1 730 127	1 928 409	2 154 505
	Corporations	1 254	14 797 945	813 930	181 364	19 239	1 675 523	1 893 805	2 062 496
	Individual proprietorships	86	D	D	D	f	D	D	D
	Partnerships	37	D	D	D	e	D	D	D
	Cooperative associations	1	D	D	D	a	D	D	D
	Other legal forms of organization	2	D	D	D	a	D	D	D
42151022	Nonferrous metal sales offices								
	All establishments	512	1 436 578	80 409	17 809	2 163	163 286	—	—
	Corporations	425	1 340 032	71 820	15 811	1 821	143 643	—	—
	Individual proprietorships	67	D	D	D	c	D	D	D
	Partnerships	19	D	D	D	c	D	D	D
	Cooperative associations	1	D	D	D	a	D	D	D
	Other legal forms of organization	—	D	D	D	—	D	D	D
42152	Coal & other mineral & ore whsle								
	All establishments	592	8 428 510	190 848	45 064	3 936	434 088	438 584	452 320
	Corporations	526	7 634 243	177 951	41 493	3 667	406 966	396 841	409 666
	Individual proprietorships	43	136 428	4 866	1 448	134	10 845	6 648	7 886
	Partnerships	23	657 839	8 031	2 123	135	16 277	35 095	34 768
	Cooperative associations	—	—	—	—	—	—	—	—
	Other legal forms of organization	—	—	—	—	—	—	—	—
421520	Coal & other mineral & ore whsle								
	All establishments	592	8 428 510	190 848	45 064	3 936	434 088	438 584	452 320
	Corporations	526	7 634 243	177 951	41 493	3 667	406 966	396 841	409 666
	Individual proprietorships	43	136 428	4 866	1 448	134	10 845	6 648	7 886
	Partnerships	23	657 839	8 031	2 123	135	16 277	35 095	34 768
	Cooperative associations	—	—	—	—	—	—	—	—
	Other legal forms of organization	—	—	—	—	—	—	—	—
4215201	Coal whsle								
	All establishments	333	4 987 710	102 575	23 851	2 117	240 527	153 763	168 070
	Corporations	297	D	D	D	g	D	D	D
	Individual proprietorships	21	D	D	D	b	D	D	D
	Partnerships	15	355 937	4 149	887	69	10 029	9 209	9 209
	Cooperative associations	—	—	—	—	—	—	—	—
	Other legal forms of organization	—	—	—	—	—	—	—	—

See footnotes at end of table.

Table 7. Legal Form of Organization: 1997—Con.

[Includes only establishments with payroll. Excludes data for central administrative offices, auxiliary operations, or establishments of firms that are classified in other categories than those specified in this table. For meaning of abbreviations and symbols, see introductory text. For explanation of terms, see Appendix A. For method of assignment to categories shown, see Appendix C.]

NAICS code	Legal form of organization by type of operation and kind of business	Establishments (number)	Sales (\$1,000)	Annual payroll (\$1,000)	First-quarter payroll (\$1,000)	Paid employees for pay period including March 12 (number)	Operating expenses ¹ (\$1,000)	End-of-1996 inventories (\$1,000)	End-of-1997 inventories (\$1,000)
421	MERCHANT WHOLESALERS—Con.								
	Wholesale trade, durable goods—Con.								
4215202	Other mineral & ore whsle								
	All establishments	259	3 440 800	1 88 273	21 213	1 819	193 561	284 821	284 250
	Corporations	229	D	D	D	g	D	D	D
	Individual proprietorships	22	D	D	D	b	D	D	D
	Partnerships	8	301 902	3 882	1 236	66	6 248	25 886	25 559
	Cooperative associations	—	—	—	—	—	—	—	—
	Other legal forms of organization	—	—	—	—	—	—	—	—
4216	Electrical goods whsle								
	All establishments	27 347	182 334 876	14 793 391	3 462 691	345 230	30 237 421	17 186 313	18 711 743
	Corporations	25 063	177 482 963	14 371 543	3 364 832	332 103	29 348 815	16 738 035	18 181 035
	Individual proprietorships	1 624	1 650 129	163 196	37 382	6 431	369 599	160 973	182 583
	Partnerships	566	2 334 031	188 051	44 728	4 956	365 993	149 843	208 758
	Cooperative associations	40	268 146	15 791	3 468	481	27 393	21 979	18 664
	Other legal forms of organization	54	599 607	54 810	12 281	1 259	125 621	115 483	120 703
42161	Electrical apparatus & equip, wiring supp, & const material whsle								
	All establishments	8 857	38 350 174	3 756 249	887 946	101 739	7 002 760	4 590 972	4 873 800
	Corporations	8 188	37 429 553	3 652 384	865 203	98 297	6 797 523	4 500 526	4 767 812
	Individual proprietorships	487	400 103	42 921	10 092	1 805	90 955	32 226	39 693
	Partnerships	153	D	D	D	g	D	D	D
	Cooperative associations	14	D	D	D	c	D	D	D
	Other legal forms of organization	15	D	D	D	c	D	D	D
421610	Electrical apparatus & equip, wiring supp, & const material whsle								
	All establishments	8 857	38 350 174	3 756 249	887 946	101 739	7 002 760	4 590 972	4 873 800
	Corporations	8 188	37 429 553	3 652 384	865 203	98 297	6 797 523	4 500 526	4 767 812
	Individual proprietorships	487	400 103	42 921	10 092	1 805	90 955	32 226	39 693
	Partnerships	153	D	D	D	g	D	D	D
	Cooperative associations	14	D	D	D	c	D	D	D
	Other legal forms of organization	15	D	D	D	c	D	D	D
42162	Electrical appliance, television & radio set whsle								
	All establishments	3 237	39 717 526	1 709 097	393 253	42 999	5 131 249	3 715 334	4 023 015
	Corporations	2 896	39 061 321	1 666 703	383 473	41 281	5 023 875	3 640 913	3 914 443
	Individual proprietorships	247	287 940	21 687	5 214	988	51 593	37 208	38 883
	Partnerships	83	D	D	D	f	D	D	D
	Cooperative associations	8	D	D	D	b	D	D	D
	Other legal forms of organization	3	D	D	D	b	D	D	D
421620	Electrical appliance, television & radio set whsle								
	All establishments	3 237	39 717 526	1 709 097	393 253	42 999	5 131 249	3 715 334	4 023 015
	Corporations	2 896	39 061 321	1 666 703	383 473	41 281	5 023 875	3 640 913	3 914 443
	Individual proprietorships	247	287 940	21 687	5 214	988	51 593	37 208	38 883
	Partnerships	83	D	D	D	f	D	D	D
	Cooperative associations	8	D	D	D	b	D	D	D
	Other legal forms of organization	3	D	D	D	b	D	D	D
42169	Other electronic parts & equipment whsle								
	All establishments	15 253	104 267 176	9 328 045	2 181 492	200 492	18 103 412	8 880 007	9 814 928
	Corporations	13 979	100 992 089	9 052 456	2 116 156	192 525	17 527 417	8 596 596	9 498 780
	Individual proprietorships	890	962 086	98 588	22 076	3 638	227 051	91 539	104 007
	Partnerships	330	D	D	D	h	D	D	D
	Cooperative associations	18	D	D	D	c	D	D	D
	Other legal forms of organization	36	D	D	D	g	D	D	D
421690	Other electronic parts & equipment whsle								
	All establishments	15 253	104 267 176	9 328 045	2 181 492	200 492	18 103 412	8 880 007	9 814 928
	Corporations	13 979	100 992 089	9 052 456	2 116 156	192 525	17 527 417	8 596 596	9 498 780
	Individual proprietorships	890	962 086	98 588	22 076	3 638	227 051	91 539	104 007
	Partnerships	330	D	D	D	h	D	D	D
	Cooperative associations	18	D	D	D	c	D	D	D
	Other legal forms of organization	36	D	D	D	g	D	D	D
4216901	Communications equipment & supplies whsle								
	All establishments	6 722	36 812 342	4 566 622	1 092 431	98 210	8 446 176	3 042 985	3 439 839
	Corporations	6 118	35 885 004	4 453 596	1 063 151	94 847	8 238 878	2 974 683	3 357 369
	Individual proprietorships	426	269 092	36 107	8 262	1 501	79 151	21 132	23 638
	Partnerships	155	D	D	D	g	D	D	D
	Cooperative associations	7	D	D	D	b	D	D	D
	Other legal forms of organization	16	130 046	10 946	2 740	269	21 315	21 093	21 745

See footnotes at end of table.

Table 7. Legal Form of Organization: 1997—Con.

[Includes only establishments with payroll. Excludes data for central administrative offices, auxiliary operations, or establishments of firms that are classified in other categories than those specified in this table. For meaning of abbreviations and symbols, see introductory text. For explanation of terms, see Appendix A. For method of assignment to categories shown, see Appendix C.]

NAICS code	Legal form of organization by type of operation and kind of business	Establishments (number)	Sales (\$1,000)	Annual payroll (\$1,000)	First-quarter payroll (\$1,000)	Paid employees for pay period including March 12 (number)	Operating expenses ¹ (\$1,000)	End-of-1996 inventories (\$1,000)	End-of-1997 inventories (\$1,000)
421	MERCHANT WHOLESALERS—Con.								
	Wholesale trade, durable goods—Con.								
4216902	Electronic parts (excluding communications equipment) whsle								
	All establishments	8 531	67 454 834	4 761 423	1 089 061	102 282	9 657 236	5 837 022	6 375 089
	Corporations	7 861	65 107 085	4 598 860	1 053 005	97 678	9 288 539	5 621 913	6 141 411
	Individual proprietorships	464	692 994	62 481	13 814	2 137	147 900	70 407	80 369
	Partnerships	175	D	D	D	g	D	D	D
	Cooperative associations	11	D	D	D	c	D	D	D
	Other legal forms of organization	20	D	D	D	f	D	D	D
4217	Hardware, & plumbing & heating equipment & supplies whsle								
	All establishments	17 533	57 253 744	6 391 596	1 466 209	186 312	12 167 748	8 709 596	9 185 806
	Corporations	16 093	55 458 248	6 147 266	1 410 859	177 653	11 694 787	8 434 254	8 862 965
	Individual proprietorships	1 067	763 691	95 189	20 862	4 102	195 242	104 305	117 555
	Partnerships	341	974 936	142 233	32 899	4 306	264 695	163 614	197 474
	Cooperative associations	22	D	D	D	c	D	D	D
	Other legal forms of organization	10	D	D	D	b	D	D	D
42171	Hardware whsle								
	All establishments	8 170	28 781 646	3 292 606	751 220	99 338	6 261 960	4 524 746	4 826 428
	Corporations	7 382	27 709 616	3 135 348	714 773	93 692	5 959 888	4 355 349	4 628 301
	Individual proprietorships	574	D	D	D	g	D	D	D
	Partnerships	194	D	D	D	h	D	D	D
	Cooperative associations	13	D	D	D	c	D	D	D
	Other legal forms of organization	7	D	D	D	b	D	D	D
421710	Hardware whsle								
	All establishments	8 170	28 781 646	3 292 606	751 220	99 338	6 261 960	4 524 746	4 826 428
	Corporations	7 382	27 709 616	3 135 348	714 773	93 692	5 959 888	4 355 349	4 628 301
	Individual proprietorships	574	D	D	D	g	D	D	D
	Partnerships	194	D	D	D	h	D	D	D
	Cooperative associations	13	D	D	D	c	D	D	D
	Other legal forms of organization	7	D	D	D	b	D	D	D
42172	Plumbing & heating equipment & supplies (hydronics) whsle								
	All establishments	3 261	10 850 765	1 133 400	263 937	33 270	2 206 346	1 516 634	1 625 338
	Corporations	2 970	10 591 552	1 106 530	258 361	32 235	2 149 925	1 484 638	1 583 414
	Individual proprietorships	217	134 942	14 254	3 189	704	30 874	14 784	18 147
	Partnerships	68	108 732	10 595	1 954	273	21 780	14 142	20 983
	Cooperative associations	6	15 539	2 021	433	58	3 767	3 070	2 794
	Other legal forms of organization	—	—	—	—	—	—	—	—
421720	Plumbing & heating equipment & supplies (hydronics) whsle								
	All establishments	3 261	10 850 765	1 133 400	263 937	33 270	2 206 346	1 516 634	1 625 338
	Corporations	2 970	10 591 552	1 106 530	258 361	32 235	2 149 925	1 484 638	1 583 414
	Individual proprietorships	217	134 942	14 254	3 189	704	30 874	14 784	18 147
	Partnerships	68	108 732	10 595	1 954	273	21 780	14 142	20 983
	Cooperative associations	6	15 539	2 021	433	58	3 767	3 070	2 794
	Other legal forms of organization	—	—	—	—	—	—	—	—
42173	Warm air heating & air-conditioning equipment & supplies whsle								
	All establishments	4 744	14 185 407	1 559 234	359 093	42 511	2 937 087	2 136 446	2 184 385
	Corporations	4 479	13 870 198	1 511 305	348 418	40 964	2 847 776	2 078 343	2 118 303
	Individual proprietorships	201	134 646	19 778	4 526	823	39 636	13 637	15 836
	Partnerships	58	D	D	D	f	D	D	D
	Cooperative associations	3	D	D	D	a	D	D	D
	Other legal forms of organization	3	D	D	D	b	D	D	D
421730	Warm air heating & air-conditioning equipment & supplies whsle								
	All establishments	4 744	14 185 407	1 559 234	359 093	42 511	2 937 087	2 136 446	2 184 385
	Corporations	4 479	13 870 198	1 511 305	348 418	40 964	2 847 776	2 078 343	2 118 303
	Individual proprietorships	201	134 646	19 778	4 526	823	39 636	13 637	15 836
	Partnerships	58	D	D	D	f	D	D	D
	Cooperative associations	3	D	D	D	a	D	D	D
	Other legal forms of organization	3	D	D	D	b	D	D	D
42174	Refrigeration equipment & supplies whsle								
	All establishments	1 358	3 435 926	406 356	91 959	11 193	762 355	531 770	549 655
	Corporations	1 262	3 286 882	394 083	89 307	10 762	737 198	515 924	532 947
	Individual proprietorships	75	D	D	D	e	D	D	D
	Partnerships	21	D	D	D	c	D	D	D
	Cooperative associations	—	—	—	—	—	—	—	—
	Other legal forms of organization	—	—	—	—	—	—	—	—

See footnotes at end of table.

Table 7. Legal Form of Organization: 1997—Con.

[Includes only establishments with payroll. Excludes data for central administrative offices, auxiliary operations, or establishments of firms that are classified in other categories than those specified in this table. For meaning of abbreviations and symbols, see introductory text. For explanation of terms, see Appendix A. For method of assignment to categories shown, see Appendix C.]

NAICS code	Legal form of organization by type of operation and kind of business	Establishments (number)	Sales (\$1,000)	Annual payroll (\$1,000)	First-quarter payroll (\$1,000)	Paid employees for pay period including March 12 (number)	Operating expenses ¹ (\$1,000)	End-of-1996 inventories (\$1,000)	End-of-1997 inventories (\$1,000)
421	MERCHANT WHOLESALERS—Con.								
	Wholesale trade, durable goods—Con.								
421740	Refrigeration equipment & supplies whsle								
	All establishments	1 358	3 435 926	406 356	91 959	11 193	762 355	531 770	549 655
	Corporations	1 262	3 286 882	394 083	89 307	10 762	737 198	515 924	532 947
	Individual proprietorships	75	D	D	D	e	D	D	D
	Partnerships	21	D	D	D	c	D	D	D
	Cooperative associations	—	—	—	—	—	—	—	—
	Other legal forms of organization	—	—	—	—	—	—	—	—
4218	Machinery, equipment, & supplies whsle								
	All establishments	64 951	223 849 297	24 766 878	5 670 011	674 287	46 667 259	37 837 176	41 093 543
	Corporations	58 386	214 545 928	23 863 902	5 470 066	641 337	44 809 017	36 459 427	39 511 614
	Individual proprietorships	4 829	4 082 767	421 422	95 337	18 764	889 554	589 227	678 669
	Partnerships	1 541	4 558 784	419 511	90 891	12 380	841 231	708 549	809 333
	Cooperative associations	109	393 009	31 530	7 023	949	66 512	32 487	42 414
	Other legal forms of organization	86	268 809	30 513	6 694	857	60 945	47 486	51 513
42181	Construction & mining (except petroleum) machinery & equip whsle								
	All establishments	4 763	31 561 292	3 110 734	734 605	77 574	5 740 828	9 191 293	10 081 466
	Corporations	4 415	30 671 331	3 023 473	715 443	75 103	5 587 543	8 968 460	9 812 138
	Individual proprietorships	220	D	D	D	f	D	D	D
	Partnerships	110	D	D	D	g	D	D	D
	Cooperative associations	1	D	D	D	a	D	D	D
	Other legal forms of organization	17	D	D	D	c	D	D	D
421810	Construction & mining (except petroleum) machinery & equip whsle								
	All establishments	4 763	31 561 292	3 110 734	734 605	77 574	5 740 828	9 191 293	10 081 466
	Corporations	4 415	30 671 331	3 023 473	715 443	75 103	5 587 543	8 968 460	9 812 138
	Individual proprietorships	220	D	D	D	f	D	D	D
	Partnerships	110	D	D	D	g	D	D	D
	Cooperative associations	1	D	D	D	a	D	D	D
	Other legal forms of organization	17	D	D	D	c	D	D	D
42182	Farm & garden machinery & equipment whsle								
	All establishments	9 312	30 536 605	2 634 589	591 835	95 909	5 066 616	7 994 095	8 733 732
	Corporations	7 625	28 592 593	2 479 892	558 062	88 349	4 732 054	7 554 264	8 216 864
	Individual proprietorships	1 320	D	D	D	h	D	D	D
	Partnerships	329	D	D	D	g	D	D	D
	Cooperative associations	26	D	D	D	e	D	D	D
	Other legal forms of organization	12	D	D	D	c	D	D	D
421820	Farm & garden machinery & equipment whsle								
	All establishments	9 312	30 536 605	2 634 589	591 835	95 909	5 066 616	7 994 095	8 733 732
	Corporations	7 625	28 592 593	2 479 892	558 062	88 349	4 732 054	7 554 264	8 216 864
	Individual proprietorships	1 320	D	D	D	h	D	D	D
	Partnerships	329	D	D	D	g	D	D	D
	Cooperative associations	26	D	D	D	e	D	D	D
	Other legal forms of organization	12	D	D	D	c	D	D	D
4218201	Farm machinery & equipment—farm dealers								
	All establishments	6 789	21 521 310	1 863 969	418 663	70 910	3 390 688	6 317 759	6 911 632
	Corporations	5 481	19 973 753	1 746 066	393 045	65 072	3 134 438	5 961 155	6 489 211
	Individual proprietorships	1 027	D	D	D	h	D	D	D
	Partnerships	248	545 204	36 879	8 124	1 647	72 862	121 101	146 952
	Cooperative associations	22	74 068	7 687	1 555	280	20 342	14 560	18 526
	Other legal forms of organization	11	D	D	D	c	D	D	D
4218202	Farm machinery & equipment—whsle distributors								
	All establishments	1 891	6 437 932	507 832	112 807	16 713	1 144 687	1 088 278	1 203 779
	Corporations	1 607	6 104 452	476 812	105 870	15 265	1 079 416	1 017 093	1 123 970
	Individual proprietorships	227	D	D	D	f	D	D	D
	Partnerships	54	D	D	D	e	D	D	D
	Cooperative associations	2	D	D	D	a	D	D	D
	Other legal forms of organization	1	D	D	D	b	D	D	D
4218203	Lawn & garden machinery & equipment whsle								
	All establishments	632	2 577 363	262 788	60 365	8 286	531 241	588 058	618 321
	Corporations	537	2 514 388	257 014	59 147	8 012	518 200	576 016	603 683
	Individual proprietorships	66	32 384	2 659	540	157	6 775	5 610	7 127
	Partnerships	27	D	D	D	b	D	D	D
	Cooperative associations	2	D	D	D	a	D	D	D
	Other legal forms of organization	—	—	—	—	—	—	—	—

See footnotes at end of table.

Table 7. Legal Form of Organization: 1997—Con.

[Includes only establishments with payroll. Excludes data for central administrative offices, auxiliary operations, or establishments of firms that are classified in other categories than those specified in this table. For meaning of abbreviations and symbols, see introductory text. For explanation of terms, see Appendix A. For method of assignment to categories shown, see Appendix C.]

NAICS code	Legal form of organization by type of operation and kind of business	Establishments (number)	Sales (\$1,000)	Annual payroll (\$1,000)	First-quarter payroll (\$1,000)	Paid employees for pay period including March 12 (number)	Operating expenses ¹ (\$1,000)	End-of-1996 inventories (\$1,000)	End-of-1997 inventories (\$1,000)
421	MERCHANT WHOLESALERS—Con.								
	Wholesale trade, durable goods—Con.								
42183	Industrial machinery & equipment whsle								
	All establishments	28 321	97 183 003	11 523 912	2 627 707	286 732	21 619 583	12 326 301	13 148 394
	Corporations	25 882	93 820 094	11 149 028	2 542 530	274 423	20 856 685	11 963 573	12 736 535
	Individual proprietorships	1 722	1 568 442	180 996	41 668	7 017	370 506	168 096	183 984
	Partnerships	641	1 579 684	171 150	38 762	4 723	347 644	182 284	207 553
	Cooperative associations	47	137 189	14 165	2 840	360	28 141	7 787	14 270
	Other legal forms of organization	29	77 594	8 573	1 907	209	16 607	4 561	6 052
421830	Industrial machinery & equipment whsle								
	All establishments	28 321	97 183 003	11 523 912	2 627 707	286 732	21 619 583	12 326 301	13 148 394
	Corporations	25 882	93 820 094	11 149 028	2 542 530	274 423	20 856 685	11 963 573	12 736 535
	Individual proprietorships	1 722	1 568 442	180 996	41 668	7 017	370 506	168 096	183 984
	Partnerships	641	1 579 684	171 150	38 762	4 723	347 644	182 284	207 553
	Cooperative associations	47	137 189	14 165	2 840	360	28 141	7 787	14 270
	Other legal forms of organization	29	77 594	8 573	1 907	209	16 607	4 561	6 052
4218301	Food-processing machinery & equipment whsle								
	All establishments	1 056	2 959 044	410 831	95 919	10 273	758 407	415 921	443 337
	Corporations	986	2 893 528	403 653	94 354	9 979	742 258	407 029	434 016
	Individual proprietorships	53	36 735	3 664	786	204	7 159	2 477	3 115
	Partnerships	12	22 179	2 663	608	62	7 274	5 598	5 336
	Cooperative associations	2	D	D	D	a	D	D	D
	Other legal forms of organization	3	D	D	D	a	D	D	D
4218302	Hydraulic & pneumatic (fluid-power) machinery & equipment whsle								
	All establishments	3 294	9 945 751	1 464 278	336 675	36 297	2 658 894	1 137 999	1 231 725
	Corporations	3 002	D	D	D	k	D	D	D
	Individual proprietorships	184	204 561	27 135	6 141	932	50 578	22 789	23 841
	Partnerships	96	313 119	36 989	8 201	1 051	69 760	29 823	33 260
	Cooperative associations	4	D	D	D	b	D	D	D
	Other legal forms of organization	8	D	D	D	b	D	D	D
42183021	Hydraulic & pneumatic pumps & motors whsle								
	All establishments	1 275	3 036 164	437 279	101 041	11 324	786 607	376 128	394 716
	Corporations	1 141	D	D	D	j	D	D	D
	Individual proprietorships	92	D	D	D	e	D	D	D
	Partnerships	39	D	D	D	e	D	D	D
	Cooperative associations	—	—	—	—	—	—	—	—
	Other legal forms of organization	3	D	D	D	b	D	D	D
42183022	Hydraulic & pneumatic parts, accessories, & supplies whsle								
	All establishments	2 019	6 909 587	1 026 999	235 634	24 973	1 872 287	761 871	837 009
	Corporations	1 861	D	D	D	j	D	D	D
	Individual proprietorships	92	D	D	D	f	D	D	D
	Partnerships	57	D	D	D	f	D	D	D
	Cooperative associations	4	9 446	1 085	296	38	1 690	1 265	1 787
	Other legal forms of organization	5	D	D	D	b	D	D	D
4218303	General-purpose industrial machinery & equipment whsle								
	All establishments	8 460	28 259 832	3 404 519	772 131	84 667	6 537 227	3 533 463	3 820 152
	Corporations	7 759	27 440 158	3 313 320	750 413	81 488	6 344 722	3 419 986	3 699 118
	Individual proprietorships	505	452 983	52 226	12 212	1 955	108 572	54 238	57 831
	Partnerships	172	330 065	34 096	8 344	1 079	73 901	55 376	58 987
	Cooperative associations	15	D	D	D	b	D	D	D
	Other legal forms of organization	9	D	D	D	b	D	D	D
4218304	Metalworking machinery & equipment whsle								
	All establishments	3 232	13 925 794	1 338 123	300 153	29 963	2 629 765	2 155 284	2 142 750
	Corporations	3 000	13 510 841	1 297 569	291 057	28 767	2 544 227	2 110 799	2 087 165
	Individual proprietorships	161	165 516	16 011	3 873	599	33 958	15 784	16 845
	Partnerships	64	222 832	20 891	4 579	496	43 605	26 705	36 563
	Cooperative associations	6	D	D	D	b	D	D	D
	Other legal forms of organization	1	D	D	D	a	D	D	D
4218305	Materials handling equipment whsle								
	All establishments	4 042	15 099 475	2 069 068	487 920	56 245	3 544 920	1 654 475	1 743 448
	Corporations	3 676	14 670 957	2 010 157	473 880	53 900	3 424 283	1 622 020	1 704 618
	Individual proprietorships	295	250 820	32 359	7 564	1 566	64 932	21 590	25 499
	Partnerships	68	D	D	D	f	D	D	D
	Cooperative associations	3	D	D	D	a	D	D	D
	Other legal forms of organization	—	—	—	—	—	—	—	—
4218306	Oilwell, oil refinery, & pipeline mach, equip, & supplies whsle								

See footnotes at end of table.

Table 7. Legal Form of Organization: 1997—Con.

[Includes only establishments with payroll. Excludes data for central administrative offices, auxiliary operations, or establishments of firms that are classified in other categories than those specified in this table. For meaning of abbreviations and symbols, see introductory text. For explanation of terms, see Appendix A. For method of assignment to categories shown, see Appendix C.]

NAICS code	Legal form of organization by type of operation and kind of business	Establishments (number)	Sales (\$1,000)	Annual payroll (\$1,000)	First-quarter payroll (\$1,000)	Paid employees for pay period including March 12 (number)	Operating expenses ¹ (\$1,000)	End-of-1996 inventories (\$1,000)	End-of-1997 inventories (\$1,000)
421	MERCHANT WHOLESALERS—Con.								
	Wholesale trade, durable goods—Con.								
4218306	Oilwell, oil refinery, & pipeline mach, equip, & supplies whsle—Con.								
	All establishments	2 688	7 740 720	693 599	150 488	18 900	1 316 709	847 083	989 913
	Corporations	2 385	D	D	D	j	D	D	D
	Individual proprietorships	187	152 395	14 791	3 147	570	33 673	16 343	20 377
	Partnerships	108	D	D	D	f	D	D	D
	Cooperative associations	8	14 083	2 438	385	44	3 919	796	937
	Other legal forms of organization	—	—	—	—	—	—	—	—
4218307	Other industrial machinery & equipment whsle								
	All establishments	5 549	19 252 387	2 143 494	484 421	50 387	4 173 661	2 582 076	2 777 069
	Corporations	5 074	18 603 126	2 069 747	468 937	48 377	4 023 570	2 513 456	2 699 079
	Individual proprietorships	337	305 432	34 810	7 945	1 191	71 634	34 875	36 476
	Partnerships	121	D	D	D	f	D	D	D
	Cooperative associations	9	D	D	D	b	D	D	D
	Other legal forms of organization	8	26 785	1 681	441	39	3 204	1 659	3 027
42184	Industrial supplies whsle								
	All establishments	12 868	36 889 029	4 420 039	1 012 617	122 452	8 329 400	4 446 078	4 765 894
	Corporations	11 980	35 415 401	4 283 225	982 834	117 809	8 058 114	4 300 530	4 612 334
	Individual proprietorships	641	D	D	D	g	D	D	D
	Partnerships	205	753 758	71 007	14 582	2 093	137 974	90 727	92 736
	Cooperative associations	26	D	D	D	c	D	D	D
	Other legal forms of organization	16	43 157	4 311	1 072	119	9 309	4 323	3 838
421840	Industrial supplies whsle								
	All establishments	12 868	36 889 029	4 420 039	1 012 617	122 452	8 329 400	4 446 078	4 765 894
	Corporations	11 980	35 415 401	4 283 225	982 834	117 809	8 058 114	4 300 530	4 612 334
	Individual proprietorships	641	D	D	D	g	D	D	D
	Partnerships	205	753 758	71 007	14 582	2 093	137 974	90 727	92 736
	Cooperative associations	26	D	D	D	c	D	D	D
	Other legal forms of organization	16	43 157	4 311	1 072	119	9 309	4 323	3 838
4218401	General-line industrial supplies whsle								
	All establishments	2 025	3 940 187	535 267	124 714	15 671	970 763	472 943	502 312
	Corporations	1 856	3 815 595	521 436	121 506	15 072	941 084	460 999	489 072
	Individual proprietorships	136	D	D	D	e	D	D	D
	Partnerships	29	D	D	D	c	D	D	D
	Cooperative associations	3	D	D	D	a	D	D	D
	Other legal forms of organization	1	D	D	D	a	D	D	D
4218402	Mechanical power transmission supplies whsle								
	All establishments	2 457	7 883 600	834 627	194 427	23 497	1 584 305	1 187 548	1 320 877
	Corporations	2 368	7 565 773	803 280	188 154	22 537	1 523 110	1 141 463	1 272 451
	Individual proprietorships	53	D	D	D	c	D	D	D
	Partnerships	24	D	D	D	f	D	D	D
	Cooperative associations	5	D	D	D	b	D	D	D
	Other legal forms of organization	7	D	D	D	b	D	D	D
4218403	Welding supplies whsle								
	All establishments	1 876	4 238 602	592 621	137 192	17 627	1 166 809	455 742	475 267
	Corporations	1 784	4 107 731	583 691	135 290	17 237	1 148 659	449 195	467 174
	Individual proprietorships	55	D	D	D	c	D	D	D
	Partnerships	34	34 699	4 635	1 001	192	8 932	2 943	3 636
	Cooperative associations	2	D	D	D	a	D	D	D
	Other legal forms of organization	1	D	D	D	a	D	D	D
4218404	Industrial containers & supplies whsle								
	All establishments	1 480	4 968 521	517 474	111 664	14 688	1 004 745	298 554	312 268
	Corporations	1 291	4 653 060	494 888	106 897	13 878	956 933	277 942	293 011
	Individual proprietorships	138	129 155	10 589	2 201	419	22 193	6 785	6 463
	Partnerships	41	155 720	9 178	1 979	300	19 560	11 143	10 781
	Cooperative associations	5	13 511	1 199	210	39	2 083	1 165	1 183
	Other legal forms of organization	5	17 075	1 620	377	52	3 976	1 519	830
4218405	Industrial valves & fittings (except fluid-power) whsle								
	All establishments	1 279	5 276 944	611 403	140 346	14 238	1 145 035	799 843	820 778
	Corporations	1 210	5 127 857	593 714	136 599	13 778	1 110 703	781 523	799 747
	Individual proprietorships	47	D	D	D	c	D	D	D
	Partnerships	18	D	D	D	e	D	D	D
	Cooperative associations	3	D	D	D	a	D	D	D
	Other legal forms of organization	1	D	D	D	b	D	D	D

See footnotes at end of table.

Table 7. Legal Form of Organization: 1997—Con.

[Includes only establishments with payroll. Excludes data for central administrative offices, auxiliary operations, or establishments of firms that are classified in other categories than those specified in this table. For meaning of abbreviations and symbols, see introductory text. For explanation of terms, see Appendix A. For method of assignment to categories shown, see Appendix C]

NAICS code	Legal form of organization by type of operation and kind of business	Establishments (number)	Sales (\$1,000)	Annual payroll (\$1,000)	First-quarter payroll (\$1,000)	Paid employees for pay period including March 12 (number)	Operating expenses ¹ (\$1,000)	End-of-1996 inventories (\$1,000)	End-of-1997 inventories (\$1,000)
421	MERCHANT WHOLESALERS—Con.								
	Wholesale trade, durable goods—Con.								
4218406	Other industrial supplies whsle								
	All establishments	3 751	10 581 175	1 328 647	304 274	36 731	2 457 743	1 231 448	1 334 392
	Corporations	3 471	10 145 385	1 286 216	294 388	35 307	2 377 625	1 189 408	1 290 879
	Individual proprietorships	212	206 128	22 287	5 182	861	42 539	17 546	19 313
	Partnerships	59	173 003	17 758	3 936	481	33 571	23 100	22 667
	Cooperative associations	8	D	D	D	b	D	D	D
	Other legal forms of organization	1	D	D	D	a	D	D	D
42185	Service establishment equipment & supplies whsle								
	All establishments	6 233	11 044 612	1 646 019	383 581	56 364	3 058 945	1 208 260	1 294 341
	Corporations	5 322	D	D	D	i	D	D	D
	Individual proprietorships	733	417 618	50 917	12 147	3 016	109 548	47 119	52 225
	Partnerships	166	162 716	21 254	4 740	924	46 698	18 817	18 903
	Cooperative associations	6	12 203	1 642	392	61	3 336	1 216	1 031
	Other legal forms of organization	6	D	D	D	b	D	D	D
421850	Service establishment equipment & supplies whsle								
	All establishments	6 233	11 044 612	1 646 019	383 581	56 364	3 058 945	1 208 260	1 294 341
	Corporations	5 322	D	D	D	i	D	D	D
	Individual proprietorships	733	417 618	50 917	12 147	3 016	109 548	47 119	52 225
	Partnerships	166	162 716	21 254	4 740	924	46 698	18 817	18 903
	Cooperative associations	6	12 203	1 642	392	61	3 336	1 216	1 031
	Other legal forms of organization	6	D	D	D	b	D	D	D
4218501	Beauty & barber shop equipment & supplies whsle								
	All establishments	1 240	2 016 050	351 378	82 788	13 671	649 637	297 828	328 061
	Corporations	1 044	1 872 525	335 740	78 921	12 663	613 297	274 787	304 827
	Individual proprietorships	160	D	D	D	f	D	D	D
	Partnerships	36	D	D	D	e	D	D	D
	Cooperative associations	—	—	—	—	—	—	—	—
	Other legal forms of organization	—	—	—	—	—	—	—	—
4218502	Custodial, janitors' equipment & supplies whsle								
	All establishments	2 189	3 745 652	625 841	147 020	21 414	1 144 893	382 831	403 819
	Corporations	1 871	3 563 659	599 103	140 869	19 953	1 089 652	365 585	385 346
	Individual proprietorships	239	103 524	14 964	3 662	969	30 189	9 656	10 726
	Partnerships	71	59 575	8 875	1 918	394	19 392	5 335	5 564
	Cooperative associations	3	D	D	D	b	D	D	D
	Other legal forms of organization	5	D	D	D	b	D	D	D
4218503	Laundry & dry-cleaning equipment & supplies whsle								
	All establishments	655	D	D	D	i	D	D	D
	Corporations	587	D	D	D	i	D	D	D
	Individual proprietorships	58	D	D	D	c	D	D	D
	Partnerships	10	D	D	D	b	D	D	D
	Cooperative associations	—	—	—	—	—	—	—	—
	Other legal forms of organization	—	—	—	—	—	—	—	—
4218504	Other service establishment equipment & supplies whsle								
	All establishments	2 149	D	D	D	j	D	D	D
	Corporations	1 820	D	D	D	j	D	D	D
	Individual proprietorships	276	D	D	D	g	D	D	D
	Partnerships	49	D	D	D	c	D	D	D
	Cooperative associations	3	D	D	D	b	D	D	D
	Other legal forms of organization	1	D	D	D	a	D	D	D
42186	Transportation equipment & supplies (exc motor vehicle) whsle								
	All establishments	3 454	16 634 756	1 431 585	319 666	35 256	2 851 887	2 671 149	3 069 716
	Corporations	3 162	D	D	D	k	D	D	D
	Individual proprietorships	193	200 191	19 868	4 328	735	47 529	30 971	36 931
	Partnerships	90	811 908	51 786	9 570	1 107	122 011	105 242	117 425
	Cooperative associations	3	4 601	451	109	12	835	591	609
	Other legal forms of organization	6	D	D	D	b	D	D	D
421860	Transportation equipment & supplies (exc motor vehicle) whsle								
	All establishments	3 454	16 634 756	1 431 585	319 666	35 256	2 851 887	2 671 149	3 069 716
	Corporations	3 162	D	D	D	k	D	D	D
	Individual proprietorships	193	200 191	19 868	4 328	735	47 529	30 971	36 931
	Partnerships	90	811 908	51 786	9 570	1 107	122 011	105 242	117 425
	Cooperative associations	3	4 601	451	109	12	835	591	609
	Other legal forms of organization	6	D	D	D	b	D	D	D

See footnotes at end of table.

Table 7. Legal Form of Organization: 1997—Con.

[Includes only establishments with payroll. Excludes data for central administrative offices, auxiliary operations, or establishments of firms that are classified in other categories than those specified in this table. For meaning of abbreviations and symbols, see introductory text. For explanation of terms, see Appendix A. For method of assignment to categories shown, see Appendix C.]

NAICS code	Legal form of organization by type of operation and kind of business	Establishments (number)	Sales (\$1,000)	Annual payroll (\$1,000)	First-quarter payroll (\$1,000)	Paid employees for pay period including March 12 (number)	Operating expenses ¹ (\$1,000)	End-of-1996 inventories (\$1,000)	End-of-1997 inventories (\$1,000)
421	MERCHANT WHOLESALERS—Con.								
	Wholesale trade, durable goods—Con.								
4218601	Aircraft & aeronautical equipment & supplies whsle								
	All establishments	2 092	12 214 744	929 885	206 175	21 276	1 893 980	2 063 036	2 377 201
	Corporations	1 925	11 494 815	881 208	197 148	20 142	1 780 066	1 959 661	2 258 380
	Individual proprietorships	109	137 750	14 388	3 157	504	35 922	25 903	30 873
	Partnerships	53	D	D	D	f	D	D	D
	Cooperative associations	3	4 601	451	109	12	835	591	609
	Other legal forms of organization	2	D	D	D	a	D	D	D
4218602	Marine machinery, equipment, & supplies whsle								
	All establishments	825	2 566 747	304 561	69 149	8 418	596 428	383 049	418 396
	Corporations	751	D	D	D	i	D	D	D
	Individual proprietorships	46	D	D	D	c	D	D	D
	Partnerships	26	D	D	D	e	D	D	D
	Cooperative associations	—	—	—	—	—	—	—	—
	Other legal forms of organization	2	D	D	D	a	D	D	D
4218603	Other transportation equipment & supplies whsle								
	All establishments	537	1 853 265	197 139	44 342	5 562	361 479	225 064	274 119
	Corporations	486	1 763 955	187 760	42 252	5 276	343 002	218 874	267 712
	Individual proprietorships	38	D	D	D	c	D	D	D
	Partnerships	11	D	D	D	c	D	D	D
	Cooperative associations	—	—	—	—	—	—	—	—
	Other legal forms of organization	2	D	D	D	a	D	D	D
4219	Miscellaneous durable goods whsle								
	All establishments	33 956	155 636 289	10 094 244	2 345 746	331 513	24 594 828	15 948 947	16 982 519
	Corporations	27 385	147 200 257	9 434 089	2 196 930	301 684	22 907 922	15 152 291	16 022 123
	Individual proprietorships	4 829	3 727 920	273 704	61 928	16 194	724 697	382 330	456 720
	Partnerships	1 641	4 441 926	360 548	80 640	12 590	907 798	397 312	484 972
	Cooperative associations	41	103 455	11 254	2 661	414	22 140	9 595	9 882
	Other legal forms of organization	60	162 731	14 649	3 587	631	32 271	7 419	8 822
42191	Sporting & recreational goods & supplies whsle								
	All establishments	4 961	17 059 006	1 546 470	356 459	53 620	3 678 121	3 018 376	3 206 465
	Corporations	4 283	16 144 894	1 470 247	339 633	50 115	3 490 557	2 906 772	3 075 267
	Individual proprietorships	483	419 612	31 508	6 768	1 784	79 304	51 996	60 232
	Partnerships	185	D	D	D	g	D	D	D
	Cooperative associations	7	D	D	D	b	D	D	D
	Other legal forms of organization	3	41 561	1 723	408	75	5 571	441	721
421910	Sporting & recreational goods & supplies whsle								
	All establishments	4 961	17 059 006	1 546 470	356 459	53 620	3 678 121	3 018 376	3 206 465
	Corporations	4 283	16 144 894	1 470 247	339 633	50 115	3 490 557	2 906 772	3 075 267
	Individual proprietorships	483	419 612	31 508	6 768	1 784	79 304	51 996	60 232
	Partnerships	185	D	D	D	g	D	D	D
	Cooperative associations	7	D	D	D	b	D	D	D
	Other legal forms of organization	3	41 561	1 723	408	75	5 571	441	721
42192	Toy & hobby goods & supplies whsle								
	All establishments	2 792	15 890 421	1 060 892	244 488	32 791	3 670 242	2 059 697	2 218 405
	Corporations	2 316	15 194 260	1 002 609	230 947	30 246	3 486 795	1 968 807	2 093 438
	Individual proprietorships	379	D	D	D	g	D	D	D
	Partnerships	95	D	D	D	g	D	D	D
	Cooperative associations	2	D	D	D	a	D	D	D
	Other legal forms of organization	—	—	—	—	—	—	—	—
421920	Toy & hobby goods & supplies whsle								
	All establishments	2 792	15 890 421	1 060 892	244 488	32 791	3 670 242	2 059 697	2 218 405
	Corporations	2 316	15 194 260	1 002 609	230 947	30 246	3 486 795	1 968 807	2 093 438
	Individual proprietorships	379	D	D	D	g	D	D	D
	Partnerships	95	D	D	D	g	D	D	D
	Cooperative associations	2	D	D	D	a	D	D	D
	Other legal forms of organization	—	—	—	—	—	—	—	—
42193	Recyclable material whsle								
	All establishments	8 833	37 358 147	3 196 991	746 097	114 097	7 291 056	1 991 917	2 097 394
	Corporations	6 962	34 522 538	2 948 520	691 337	102 615	6 678 569	1 849 623	1 960 954
	Individual proprietorships	1 385	D	D	D	i	D	D	D
	Partnerships	425	D	D	D	h	D	D	D
	Cooperative associations	17	27 465	5 501	1 397	226	10 082	1 634	1 397
	Other legal forms of organization	44	D	D	D	e	D	D	D

See footnotes at end of table.

Table 7. Legal Form of Organization: 1997—Con.

[Includes only establishments with payroll. Excludes data for central administrative offices, auxiliary operations, or establishments of firms that are classified in other categories than those specified in this table. For meaning of abbreviations and symbols, see introductory text. For explanation of terms, see Appendix A. For method of assignment to categories shown, see Appendix C.]

NAICS code	Legal form of organization by type of operation and kind of business	Establishments (number)	Sales (\$1,000)	Annual payroll (\$1,000)	First-quarter payroll (\$1,000)	Paid employees for pay period including March 12 (number)	Operating expenses ¹ (\$1,000)	End-of-1996 inventories (\$1,000)	End-of-1997 inventories (\$1,000)
421	MERCHANT WHOLESALERS—Con.								
	Wholesale trade, durable goods—Con.								
421930	Recyclable material whsle								
	All establishments	8 833	37 358 147	3 196 991	746 097	114 097	7 291 056	1 991 917	2 097 394
	Corporations	6 962	34 522 538	2 948 520	691 337	102 615	6 678 569	1 849 623	1 960 954
	Individual proprietorships	1 385	D	D	D	i	D	D	D
	Partnerships	425	D	D	D	h	D	D	D
	Cooperative associations	17	27 465	5 501	1 397	226	10 082	1 634	1 397
	Other legal forms of organization	44	D	D	D	e	D	D	D
4219301	Iron & steel scrap processors & dealers								
	All establishments	3 403	17 430 292	1 282 757	308 237	43 370	3 233 625	1 008 934	1 054 579
	Corporations	2 616	15 848 630	1 171 953	283 898	38 517	2 930 046	913 535	967 742
	Individual proprietorships	593	430 529	42 436	9 424	2 469	112 765	25 406	27 605
	Partnerships	182	1 130 624	66 106	14 439	2 264	184 687	68 955	57 784
	Cooperative associations	6	11 613	1 372	272	45	2 917	665	726
	Other legal forms of organization	6	8 896	890	204	75	3 210	373	722
42193011	Iron & steel scrap processors (using power processing equipment)								
	All establishments	2 268	12 322 747	1 093 664	256 788	36 101	2 795 855	881 777	899 101
	Corporations	1 817	11 135 899	1 005 549	237 626	32 599	2 550 710	801 048	827 744
	Individual proprietorships	322	303 531	30 588	6 759	1 554	80 693	18 475	20 045
	Partnerships	122	871 196	56 393	12 145	1 872	160 590	61 815	50 496
	Cooperative associations	3	D	D	D	b	D	D	D
	Other legal forms of organization	4	D	D	D	b	D	D	D
42193012	Iron & steel scrap processors (not using power processing equip)								
	All establishments	1 135	5 107 545	189 093	51 449	7 269	437 770	127 157	155 478
	Corporations	799	4 712 731	166 404	46 272	5 918	379 336	112 487	139 998
	Individual proprietorships	271	126 998	11 848	2 665	915	32 072	6 931	7 560
	Partnerships	60	259 428	9 713	2 294	392	24 097	7 140	7 288
	Cooperative associations	3	D	D	D	b	D	D	D
	Other legal forms of organization	2	D	D	D	a	D	D	D
4219302	Recyclable paper & paperboard whsle								
	All establishments	1 539	5 384 421	580 846	133 943	20 405	1 263 317	121 099	133 373
	Corporations	1 271	4 971 986	540 654	125 060	18 632	1 168 515	111 502	123 059
	Individual proprietorships	181	D	D	D	f	D	D	D
	Partnerships	63	D	D	D	f	D	D	D
	Cooperative associations	5	1 878	618	180	36	1 344	—	—
	Other legal forms of organization	19	33 269	5 990	1 345	215	11 850	1 751	2 107
4219303	Other recyclable material whsle								
	All establishments	3 891	14 543 434	1 333 388	303 917	50 322	2 794 114	861 884	909 442
	Corporations	3 075	13 701 922	1 235 913	282 379	45 466	2 580 008	824 586	870 153
	Individual proprietorships	611	427 095	42 057	9 369	2 656	100 532	17 758	19 546
	Partnerships	180	D	D	D	g	D	D	D
	Cooperative associations	6	13 974	3 511	945	145	5 821	969	671
	Other legal forms of organization	19	D	D	D	c	D	D	D
42194	Jewelry/watch/silverware/precious stone, & precious metal whsle								
	All establishments	7 183	30 824 486	1 613 759	366 259	47 910	3 842 310	5 085 548	5 403 568
	Corporations	6 097	29 292 327	1 532 428	348 692	44 272	3 621 447	4 830 492	5 118 152
	Individual proprietorships	896	1 078 249	51 879	11 707	2 704	146 351	178 494	207 955
	Partnerships	182	D	D	D	f	D	D	D
	Cooperative associations	6	D	D	D	b	D	D	D
	Other legal forms of organization	2	D	D	D	b	D	D	D
421940	Jewelry/watch/silverware/precious stone, & precious metal whsle								
	All establishments	7 183	30 824 486	1 613 759	366 259	47 910	3 842 310	5 085 548	5 403 568
	Corporations	6 097	29 292 327	1 532 428	348 692	44 272	3 621 447	4 830 492	5 118 152
	Individual proprietorships	896	1 078 249	51 879	11 707	2 704	146 351	178 494	207 955
	Partnerships	182	D	D	D	f	D	D	D
	Cooperative associations	6	D	D	D	b	D	D	D
	Other legal forms of organization	2	D	D	D	b	D	D	D
4219401	Jewelry, watch, diamonds, precious stone, & silverware whsle								
	All establishments	6 641	21 097 516	1 495 898	338 739	45 014	3 585 783	4 360 264	4 695 119
	Corporations	5 644	19 876 154	1 421 327	322 677	41 666	3 386 742	4 141 529	4 451 725
	Individual proprietorships	822	D	D	D	h	D	D	D
	Partnerships	168	D	D	D	f	D	D	D
	Cooperative associations	5	D	D	D	b	D	D	D
	Other legal forms of organization	2	D	D	D	b	D	D	D

See footnotes at end of table.

Table 7. Legal Form of Organization: 1997—Con.

[Includes only establishments with payroll. Excludes data for central administrative offices, auxiliary operations, or establishments of firms that are classified in other categories than those specified in this table. For meaning of abbreviations and symbols, see introductory text. For explanation of terms, see Appendix A. For method of assignment to categories shown, see Appendix C.]

NAICS code	Legal form of organization by type of operation and kind of business	Establishments (number)	Sales (\$1,000)	Annual payroll (\$1,000)	First-quarter payroll (\$1,000)	Paid employees for pay period including March 12 (number)	Operating expenses ¹ (\$1,000)	End-of-1996 inventories (\$1,000)	End-of-1997 inventories (\$1,000)
421	MERCHANT WHOLESALERS—Con.								
	Wholesale trade, durable goods—Con.								
4219402	Precious metal (excluding ores) whsle								
	All establishments	542	9 726 970	117 861	27 520	2 896	256 527	725 284	708 449
	Corporations	453	9 416 173	111 101	26 015	2 606	234 705	688 963	666 427
	Individual proprietorships	74	D	D	D	c	D	D	D
	Partnerships	14	D	D	D	b	D	D	D
	Cooperative associations	1	D	D	D	a	D	D	D
	Other legal forms of organization	—	—	—	—	—	—	—	—
42199	Other miscellaneous durable goods whsle								
	All establishments	10 187	54 504 229	2 676 132	632 443	83 095	6 113 099	3 793 409	4 056 687
	Corporations	7 727	52 046 238	2 480 285	586 321	74 436	5 630 554	3 596 597	3 774 312
	Individual proprietorships	1 686	992 352	72 601	17 145	4 500	191 126	69 253	96 747
	Partnerships	754	D	D	D	h	D	D	D
	Cooperative associations	9	D	D	D	b	D	D	D
	Other legal forms of organization	11	D	D	D	c	D	D	D
421990	Other miscellaneous durable goods whsle								
	All establishments	10 187	54 504 229	2 676 132	632 443	83 095	6 113 099	3 793 409	4 056 687
	Corporations	7 727	52 046 238	2 480 285	586 321	74 436	5 630 554	3 596 597	3 774 312
	Individual proprietorships	1 686	992 352	72 601	17 145	4 500	191 126	69 253	96 747
	Partnerships	754	D	D	D	h	D	D	D
	Cooperative associations	9	D	D	D	b	D	D	D
	Other legal forms of organization	11	D	D	D	c	D	D	D
4219901	Musical instruments & supplies whsle								
	All establishments	444	2 155 019	160 389	36 931	4 465	395 312	319 907	325 046
	Corporations	346	2 084 082	154 467	35 661	4 191	378 908	311 611	314 137
	Individual proprietorships	63	45 362	3 215	727	163	9 183	3 895	5 030
	Partnerships	34	D	D	D	c	D	D	D
	Cooperative associations	1	D	D	D	a	D	D	D
	Other legal forms of organization	—	—	—	—	—	—	—	—
4219902	Forest products (except lumber) whsle								
	All establishments	1 844	10 671 425	390 863	89 249	10 934	980 351	433 291	465 456
	Corporations	1 360	10 040 638	357 353	81 637	9 277	887 632	416 264	438 490
	Individual proprietorships	345	324 807	16 964	3 837	1 006	52 689	11 284	16 334
	Partnerships	135	D	D	D	f	D	D	D
	Cooperative associations	1	D	D	D	b	D	D	D
	Other legal forms of organization	3	D	D	D	b	D	D	D
4219903	General merchandise (durable goods) whsle								
	All establishments	2 864	20 154 440	473 038	112 333	16 449	954 094	1 037 331	1 041 416
	Corporations	2 074	19 650 283	432 983	104 032	14 392	856 014	985 450	966 139
	Individual proprietorships	539	D	D	D	g	D	D	D
	Partnerships	248	D	D	D	f	D	D	D
	Cooperative associations	2	D	D	D	a	D	D	D
	Other legal forms of organization	1	D	D	D	a	D	D	D
4219904	Prerecorded media whsle								
	All establishments	1 852	16 079 741	992 129	238 465	30 602	2 326 833	1 421 931	1 569 954
	Corporations	1 512	15 327 259	924 991	220 688	28 265	2 162 048	1 341 182	1 453 879
	Individual proprietorships	221	140 563	12 207	3 282	741	30 842	13 333	17 305
	Partnerships	114	D	D	D	g	D	D	D
	Cooperative associations	1	D	D	D	a	D	D	D
	Other legal forms of organization	4	D	D	D	b	D	D	D
42199041	Compact discs/prerecorded audio tapes, & phonograph records whsle								
	All establishments	1 215	8 766 190	647 937	153 359	20 147	1 517 990	950 427	1 025 205
	Corporations	940	8 191 879	591 574	139 060	18 486	1 380 228	877 888	939 449
	Individual proprietorships	173	D	D	D	f	D	D	D
	Partnerships	98	D	D	D	g	D	D	D
	Cooperative associations	1	D	D	D	a	D	D	D
	Other legal forms of organization	3	D	D	D	b	D	D	D
42199042	Prerecorded video tapes whsle								
	All establishments	637	7 313 551	344 192	85 106	10 455	808 843	471 504	544 749
	Corporations	572	7 135 380	333 417	81 628	9 779	781 820	463 294	514 430
	Individual proprietorships	48	D	D	D	c	D	D	D
	Partnerships	16	D	D	D	f	D	D	D
	Cooperative associations	—	—	—	—	—	—	—	—
	Other legal forms of organization	1	D	D	D	a	D	D	D

See footnotes at end of table.

Table 7. Legal Form of Organization: 1997—Con.

[Includes only establishments with payroll. Excludes data for central administrative offices, auxiliary operations, or establishments of firms that are classified in other categories than those specified in this table. For meaning of abbreviations and symbols, see introductory text. For explanation of terms, see Appendix A. For method of assignment to categories shown, see Appendix C.]

NAICS code	Legal form of organization by type of operation and kind of business	Establishments (number)	Sales (\$1,000)	Annual payroll (\$1,000)	First-quarter payroll (\$1,000)	Paid employees for pay period including March 12 (number)	Operating expenses ¹ (\$1,000)	End-of-1996 inventories (\$1,000)	End-of-1997 inventories (\$1,000)
421	MERCHANT WHOLESALERS—Con.								
	Wholesale trade, durable goods—Con.								
4219905	Fire extinguishers & fire safety equipment whsle								
	All establishments	923	937 818	173 795	40 084	6 421	306 021	75 921	86 997
	Corporations	714	857 208	161 766	37 149	5 771	281 768	70 495	79 902
	Individual proprietorships	159	D	D	D	e	D	D	D
	Partnerships	48	D	D	D	c	D	D	D
	Cooperative associations	2	D	D	D	b	D	D	D
	Other legal forms of organization	—	—	—	—	—	—	—	—
4219906	Other durable goods whsle								
	All establishments	2 260	4 505 786	485 918	115 381	14 224	1 150 488	505 028	567 818
	Corporations	1 721	4 086 768	448 725	107 154	12 540	1 064 184	471 595	521 765
	Individual proprietorships	359	155 271	15 013	3 528	967	35 629	14 680	21 143
	Partnerships	175	D	D	D	f	D	D	D
	Cooperative associations	2	D	D	D	a	D	D	D
	Other legal forms of organization	3	D	D	D	a	D	D	D
422	Wholesale trade, nondurable goods								
	All establishments	134 951	1 118 350 517	58 664 019	13 648 860	1 834 433	127 561 435	78 868 375	84 615 154
	Corporations	114 908	1 041 409 245	55 442 544	12 912 641	1 702 657	119 708 347	74 530 437	79 634 700
	Individual proprietorships	13 871	17 266 574	1 123 193	251 291	57 773	2 632 113	1 022 736	1 211 131
	Partnerships	4 767	39 526 710	1 620 247	369 041	54 618	4 043 061	2 334 839	2 826 830
	Cooperative associations	1 103	14 797 879	354 652	80 718	14 557	909 023	799 125	807 000
	Other legal forms of organization	302	5 350 109	123 383	35 169	4 828	268 891	181 238	135 493
4221	Paper & paper product whsle								
	All establishments	12 686	66 491 798	5 841 711	1 378 526	158 255	11 018 825	4 866 569	5 117 298
	Corporations	11 154	62 576 322	5 657 690	1 333 909	151 381	10 621 511	4 691 473	4 886 091
	Individual proprietorships	1 196	892 630	89 692	20 949	4 145	207 333	49 714	58 014
	Partnerships	313	D	D	D	h	D	D	D
	Cooperative associations	19	D	D	D	c	D	D	D
	Other legal forms of organization	4	D	D	D	b	D	D	D
42211	Printing & writing paper whsle								
	All establishments	1 838	20 477 795	1 203 286	292 367	26 584	2 322 735	1 271 873	1 292 461
	Corporations	1 652	20 126 452	1 178 635	285 839	25 775	2 278 437	1 248 987	1 267 569
	Individual proprietorships	159	145 281	13 989	3 333	488	26 312	6 560	6 799
	Partnerships	26	D	D	D	e	D	D	D
	Cooperative associations	1	D	D	D	b	D	D	D
	Other legal forms of organization	—	—	—	—	—	—	—	—
422110	Printing & writing paper whsle								
	All establishments	1 838	20 477 795	1 203 286	292 367	26 584	2 322 735	1 271 873	1 292 461
	Corporations	1 652	20 126 452	1 178 635	285 839	25 775	2 278 437	1 248 987	1 267 569
	Individual proprietorships	159	145 281	13 989	3 333	488	26 312	6 560	6 799
	Partnerships	26	D	D	D	e	D	D	D
	Cooperative associations	1	D	D	D	b	D	D	D
	Other legal forms of organization	—	—	—	—	—	—	—	—
42212	Stationery & office supplies whsle								
	All establishments	6 260	19 572 837	2 310 376	546 853	70 818	4 301 775	1 828 831	1 934 601
	Corporations	5 398	18 915 132	2 235 465	529 066	67 477	4 145 128	1 793 208	1 894 714
	Individual proprietorships	686	392 876	44 349	10 518	2 217	97 625	21 917	24 680
	Partnerships	161	D	D	D	f	D	D	D
	Cooperative associations	12	D	D	D	b	D	D	D
	Other legal forms of organization	3	D	D	D	b	D	D	D
422120	Stationery & office supplies whsle								
	All establishments	6 260	19 572 837	2 310 376	546 853	70 818	4 301 775	1 828 831	1 934 601
	Corporations	5 398	18 915 132	2 235 465	529 066	67 477	4 145 128	1 793 208	1 894 714
	Individual proprietorships	686	392 876	44 349	10 518	2 217	97 625	21 917	24 680
	Partnerships	161	D	D	D	f	D	D	D
	Cooperative associations	12	D	D	D	b	D	D	D
	Other legal forms of organization	3	D	D	D	b	D	D	D
42213	Industrial & personal service paper whsle								
	All establishments	4 588	26 441 166	2 328 049	539 306	60 853	4 394 315	1 765 865	1 890 236
	Corporations	4 104	23 534 738	2 243 590	519 004	58 129	4 197 946	1 649 278	1 723 808
	Individual proprietorships	351	354 473	31 354	7 098	1 440	83 396	21 237	26 535
	Partnerships	126	D	D	D	g	D	D	D
	Cooperative associations	6	6 420	1 086	286	24	1 879	378	438
	Other legal forms of organization	1	D	D	D	a	D	D	D

See footnotes at end of table.

Table 7. Legal Form of Organization: 1997—Con.

[Includes only establishments with payroll. Excludes data for central administrative offices, auxiliary operations, or establishments of firms that are classified in other categories than those specified in this table. For meaning of abbreviations and symbols, see introductory text. For explanation of terms, see Appendix A. For method of assignment to categories shown, see Appendix C.]

NAICS code	Legal form of organization by type of operation and kind of business	Establishments (number)	Sales (\$1,000)	Annual payroll (\$1,000)	First-quarter payroll (\$1,000)	Paid employees for pay period including March 12 (number)	Operating expenses ¹ (\$1,000)	End-of-1996 inventories (\$1,000)	End-of-1997 inventories (\$1,000)
422	MERCHANT WHOLESALERS—Con.								
	Wholesale trade, nondurable goods—Con.								
422130	Industrial & personal service paper whsle								
	All establishments	4 588	26 441 166	2 328 049	539 306	60 853	4 394 315	1 765 865	1 890 236
	Corporations	4 104	23 534 738	2 243 590	519 004	58 129	4 197 946	1 649 278	1 723 808
	Individual proprietorships	351	354 473	31 354	7 098	1 440	83 396	21 237	26 535
	Partnerships	126	D	D	D	g	D	D	D
	Cooperative associations	6	6 420	1 086	286	24	1 879	378	438
	Other legal forms of organization	1	D	D	D	a	D	D	D
4222	Drugs, & druggists' sundries whsle								
	All establishments	7 250	107 379 498	4 453 417	1 051 879	128 641	10 948 828	11 917 987	12 946 620
	Corporations	6 513	104 604 624	4 259 357	1 009 017	122 396	10 437 458	11 657 938	12 623 441
	Individual proprietorships	486	661 884	52 328	11 928	2 253	113 928	77 005	83 138
	Partnerships	234	1 852 279	129 499	28 036	3 697	365 565	164 152	219 021
	Cooperative associations	7	D	D	D	c	D	D	D
	Other legal forms of organization	10	D	D	D	c	D	D	D
42221	Drugs, & druggists' sundries whsle								
	All establishments	7 250	107 379 498	4 453 417	1 051 879	128 641	10 948 828	11 917 987	12 946 620
	Corporations	6 513	104 604 624	4 259 357	1 009 017	122 396	10 437 458	11 657 938	12 623 441
	Individual proprietorships	486	661 884	52 328	11 928	2 253	113 928	77 005	83 138
	Partnerships	234	1 852 279	129 499	28 036	3 697	365 565	164 152	219 021
	Cooperative associations	7	D	D	D	c	D	D	D
	Other legal forms of organization	10	D	D	D	c	D	D	D
422210	Drugs, & druggists' sundries whsle								
	All establishments	7 250	107 379 498	4 453 417	1 051 879	128 641	10 948 828	11 917 987	12 946 620
	Corporations	6 513	104 604 624	4 259 357	1 009 017	122 396	10 437 458	11 657 938	12 623 441
	Individual proprietorships	486	661 884	52 328	11 928	2 253	113 928	77 005	83 138
	Partnerships	234	1 852 279	129 499	28 036	3 697	365 565	164 152	219 021
	Cooperative associations	7	D	D	D	c	D	D	D
	Other legal forms of organization	10	D	D	D	c	D	D	D
4222101	General-line drugs whsle								
	All establishments	3 283	79 946 995	2 290 715	546 162	70 977	5 352 458	9 238 904	9 838 713
	Corporations	2 953	78 498 028	2 199 401	524 555	67 923	5 111 163	9 098 681	9 681 126
	Individual proprietorships	216	418 169	24 269	5 564	1 128	53 690	46 384	43 684
	Partnerships	105	829 193	60 095	14 565	1 813	166 890	77 483	96 987
	Cooperative associations	5	D	D	D	b	D	D	D
	Other legal forms of organization	4	D	D	D	b	D	D	D
4222102	Specialty-line drug, pharmaceutical, cosmetic, & toiletries whsle								
	All establishments	3 967	27 432 503	2 162 702	505 717	57 664	5 596 370	2 679 083	3 107 907
	Corporations	3 560	26 106 596	2 059 956	484 462	54 473	5 326 295	2 559 257	2 942 315
	Individual proprietorships	270	243 715	28 059	6 364	1 125	60 238	30 621	39 454
	Partnerships	129	1 023 086	69 404	13 471	1 884	198 675	86 669	122 034
	Cooperative associations	2	D	D	D	b	D	D	D
	Other legal forms of organization	6	D	D	D	c	D	D	D
4223	Apparel, piece goods, & notions whsle								
	All establishments	16 964	84 358 265	6 296 411	1 431 085	177 783	15 311 242	10 840 171	12 038 566
	Corporations	14 729	79 998 264	5 969 451	1 357 588	164 412	14 507 824	10 297 419	11 383 486
	Individual proprietorships	1 672	1 593 232	130 082	29 090	7 187	324 623	181 746	219 023
	Partnerships	527	2 622 106	185 289	41 499	5 844	454 557	343 840	420 499
	Cooperative associations	11	D	D	D	c	D	D	D
	Other legal forms of organization	25	D	D	D	c	D	D	D
42231	Piece goods, notions, & other dry goods whsle								
	All establishments	4 628	14 151 550	1 231 590	277 556	38 216	2 646 207	1 838 149	2 061 920
	Corporations	4 066	13 465 881	1 165 458	263 248	35 240	2 493 187	1 742 403	1 954 534
	Individual proprietorships	429	347 790	34 956	7 747	1 917	81 426	45 513	52 181
	Partnerships	125	319 959	28 549	5 929	986	66 358	48 947	53 839
	Cooperative associations	4	D	D	D	b	D	D	D
	Other legal forms of organization	4	D	D	D	b	D	D	D
422310	Piece goods, notions, & other dry goods whsle								
	All establishments	4 628	14 151 550	1 231 590	277 556	38 216	2 646 207	1 838 149	2 061 920
	Corporations	4 066	13 465 881	1 165 458	263 248	35 240	2 493 187	1 742 403	1 954 534
	Individual proprietorships	429	347 790	34 956	7 747	1 917	81 426	45 513	52 181
	Partnerships	125	319 959	28 549	5 929	986	66 358	48 947	53 839
	Cooperative associations	4	D	D	D	b	D	D	D
	Other legal forms of organization	4	D	D	D	b	D	D	D

See footnotes at end of table.

Table 7. Legal Form of Organization: 1997—Con.

[Includes only establishments with payroll. Excludes data for central administrative offices, auxiliary operations, or establishments of firms that are classified in other categories than those specified in this table. For meaning of abbreviations and symbols, see introductory text. For explanation of terms, see Appendix A. For method of assignment to categories shown, see Appendix C.]

NAICS code	Legal form of organization by type of operation and kind of business	Establishments (number)	Sales (\$1,000)	Annual payroll (\$1,000)	First-quarter payroll (\$1,000)	Paid employees for pay period including March 12 (number)	Operating expenses ¹ (\$1,000)	End-of-1996 inventories (\$1,000)	End-of-1997 inventories (\$1,000)
422	MERCHANT WHOLESALERS—Con.								
	Wholesale trade, nondurable goods—Con.								
4223101	Piece goods—jobbers								
	All establishments	3 345	11 726 039	913 402	205 573	27 021	2 011 079	1 511 605	1 697 776
	Corporations	2 996	11 229 581	872 285	196 877	25 248	1 907 925	1 439 663	1 617 810
	Individual proprietorships	264	234 067	21 820	4 726	1 046	51 918	31 815	36 323
	Partnerships	82	257 974	18 860	3 849	711	50 298	40 024	43 502
	Cooperative associations	2	D	D	D	a	D	D	D
	Other legal forms of organization	1	D	D	D	a	D	D	D
4223102	Notions & other dry goods whsle								
	All establishments	1 283	2 425 511	318 188	71 983	11 195	635 128	326 544	364 144
	Corporations	1 070	2 236 300	293 173	66 371	9 992	585 262	302 740	336 724
	Individual proprietorships	165	113 723	13 136	3 021	871	29 508	13 698	15 858
	Partnerships	43	61 985	9 689	2 080	275	16 060	8 923	10 337
	Cooperative associations	2	D	D	D	b	D	D	D
	Other legal forms of organization	3	D	D	D	a	D	D	D
42232	Men's & boys' clothing & furnishings whsle								
	All establishments	4 144	22 684 344	1 743 994	397 911	52 198	4 352 999	3 405 188	3 765 771
	Corporations	3 562	21 483 168	1 643 956	374 832	47 891	4 124 589	3 245 651	3 576 074
	Individual proprietorships	429	412 772	35 689	8 153	2 109	82 591	50 144	55 793
	Partnerships	145	D	D	D	g	D	D	D
	Cooperative associations	1	D	D	D	a	D	D	D
	Other legal forms of organization	7	D	D	D	b	D	D	D
422320	Men's & boys' clothing & furnishings whsle								
	All establishments	4 144	22 684 344	1 743 994	397 911	52 198	4 352 999	3 405 188	3 765 771
	Corporations	3 562	21 483 168	1 643 956	374 832	47 891	4 124 589	3 245 651	3 576 074
	Individual proprietorships	429	412 772	35 689	8 153	2 109	82 591	50 144	55 793
	Partnerships	145	D	D	D	g	D	D	D
	Cooperative associations	1	D	D	D	a	D	D	D
	Other legal forms of organization	7	D	D	D	b	D	D	D
42233	Women's, children's, & infants' clothing & accessories whsle								
	All establishments	6 781	29 520 620	2 402 560	538 486	67 876	5 815 263	3 357 724	3 887 001
	Corporations	5 855	27 708 820	2 273 536	509 906	62 951	5 500 269	3 146 113	3 631 843
	Individual proprietorships	713	696 100	49 327	10 993	2 670	131 857	70 088	91 560
	Partnerships	196	D	D	D	g	D	D	D
	Cooperative associations	6	53 045	2 740	769	118	4 783	7 580	5 636
	Other legal forms of organization	11	D	D	D	c	D	D	D
422330	Women's, children's, & infants' clothing & accessories whsle								
	All establishments	6 781	29 520 620	2 402 560	538 486	67 876	5 815 263	3 357 724	3 887 001
	Corporations	5 855	27 708 820	2 273 536	509 906	62 951	5 500 269	3 146 113	3 631 843
	Individual proprietorships	713	696 100	49 327	10 993	2 670	131 857	70 088	91 560
	Partnerships	196	D	D	D	g	D	D	D
	Cooperative associations	6	53 045	2 740	769	118	4 783	7 580	5 636
	Other legal forms of organization	11	D	D	D	c	D	D	D
42234	Footwear whsle								
	All establishments	1 411	18 001 751	918 267	217 132	19 493	2 496 773	2 239 110	2 323 874
	Corporations	1 246	17 340 395	886 501	209 602	18 330	2 389 779	2 163 252	2 221 035
	Individual proprietorships	101	136 570	10 110	2 197	491	28 749	16 001	19 489
	Partnerships	61	D	D	D	f	D	D	D
	Cooperative associations	—	—	—	—	—	—	—	—
	Other legal forms of organization	3	D	D	D	a	D	D	D
422340	Footwear whsle								
	All establishments	1 411	18 001 751	918 267	217 132	19 493	2 496 773	2 239 110	2 323 874
	Corporations	1 246	17 340 395	886 501	209 602	18 330	2 389 779	2 163 252	2 221 035
	Individual proprietorships	101	136 570	10 110	2 197	491	28 749	16 001	19 489
	Partnerships	61	D	D	D	f	D	D	D
	Cooperative associations	—	—	—	—	—	—	—	—
	Other legal forms of organization	3	D	D	D	a	D	D	D
4224	Grocery & related products whsle								
	All establishments	33 343	330 210 735	18 119 436	4 234 394	604 145	37 797 658	16 610 203	17 736 637
	Corporations	27 637	D	D	D	m	D	D	D
	Individual proprietorships	4 190	6 353 440	382 923	86 262	19 860	854 556	206 449	239 760
	Partnerships	1 312	13 418 719	513 434	117 217	18 428	1 239 155	555 396	670 563
	Cooperative associations	173	D	D	D	i	D	D	D
	Other legal forms of organization	31	765 294	42 056	9 496	1 183	90 660	41 647	45 405

See footnotes at end of table.

Table 7. Legal Form of Organization: 1997—Con.

[Includes only establishments with payroll. Excludes data for central administrative offices, auxiliary operations, or establishments of firms that are classified in other categories than those specified in this table. For meaning of abbreviations and symbols, see introductory text. For explanation of terms, see Appendix A. For method of assignment to categories shown, see Appendix C.]

NAICS code	Legal form of organization by type of operation and kind of business	Establishments (number)	Sales (\$1,000)	Annual payroll (\$1,000)	First-quarter payroll (\$1,000)	Paid employees for pay period including March 12 (number)	Operating expenses ¹ (\$1,000)	End-of-1996 inventories (\$1,000)	End-of-1997 inventories (\$1,000)
422	MERCHANT WHOLESALERS—Con.								
	Wholesale trade, nondurable goods—Con.								
42241	General-line grocery whsle								
	All establishments	3 390	93 941 524	4 682 800	1 135 331	139 593	8 927 593	5 619 021	5 740 085
	Corporations	2 949	90 973 669	4 574 890	1 109 126	135 663	8 712 633	5 476 693	5 585 456
	Individual proprietorships	327	747 655	41 758	10 405	1 625	66 601	30 066	34 148
	Partnerships	105	D	D	D	g	D	D	D
	Cooperative associations	5	D	D	D	b	D	D	D
	Other legal forms of organization	4	D	D	D	b	D	D	D
422410	General-line grocery whsle								
	All establishments	3 390	93 941 524	4 682 800	1 135 331	139 593	8 927 593	5 619 021	5 740 085
	Corporations	2 949	90 973 669	4 574 890	1 109 126	135 663	8 712 633	5 476 693	5 585 456
	Individual proprietorships	327	747 655	41 758	10 405	1 625	66 601	30 066	34 148
	Partnerships	105	D	D	D	g	D	D	D
	Cooperative associations	5	D	D	D	b	D	D	D
	Other legal forms of organization	4	D	D	D	b	D	D	D
4224101	General-line grocery whsle, voluntary group								
	All establishments	186	16 156 029	554 986	135 594	17 064	1 105 622	989 577	958 773
	Corporations	155	14 765 930	518 992	127 089	15 929	1 035 138	920 623	887 261
	Individual proprietorships	25	30 749	1 366	274	92	3 381	1 211	1 715
	Partnerships	6	1 359 350	34 628	8 231	1 043	67 103	67 743	69 797
	Cooperative associations	—	—	—	—	—	—	—	—
	Other legal forms of organization	—	—	—	—	—	—	—	—
4224102	General-line grocery whsle, retail cooperative								
	All establishments	211	16 142 440	467 726	112 330	13 882	884 413	926 900	945 354
	Corporations	194	15 836 307	463 333	111 333	13 705	873 616	923 257	940 067
	Individual proprietorships	4	5 824	437	114	51	836	—	1 036
	Partnerships	7	18 420	808	159	33	1 960	281	635
	Cooperative associations	5	D	D	D	b	D	D	D
	Other legal forms of organization	1	D	D	D	a	D	D	D
4224103	Other general-line grocery whsle								
	All establishments	2 993	61 643 055	3 660 088	887 407	108 647	6 937 558	3 702 544	3 835 958
	Corporations	2 600	60 371 432	3 592 565	870 704	106 029	6 803 879	3 632 813	3 758 128
	Individual proprietorships	298	711 082	39 955	10 017	1 482	62 384	28 855	31 397
	Partnerships	92	D	D	D	g	D	D	D
	Cooperative associations	—	—	—	—	—	—	—	—
	Other legal forms of organization	3	D	D	D	b	D	D	D
42242	Packaged frozen food whsle								
	All establishments	2 897	44 782 680	2 297 966	535 761	71 263	4 773 169	2 436 769	2 795 303
	Corporations	2 541	41 495 043	2 172 868	507 712	66 858	4 477 171	2 284 571	2 626 747
	Individual proprietorships	231	D	D	D	g	D	D	D
	Partnerships	111	D	D	D	g	D	D	D
	Cooperative associations	8	D	D	D	c	D	D	D
	Other legal forms of organization	6	D	D	D	f	D	D	D
422420	Packaged frozen food whsle								
	All establishments	2 897	44 782 680	2 297 966	535 761	71 263	4 773 169	2 436 769	2 795 303
	Corporations	2 541	41 495 043	2 172 868	507 712	66 858	4 477 171	2 284 571	2 626 747
	Individual proprietorships	231	D	D	D	g	D	D	D
	Partnerships	111	D	D	D	g	D	D	D
	Cooperative associations	8	D	D	D	c	D	D	D
	Other legal forms of organization	6	D	D	D	f	D	D	D
42243	Dairy products, (except dried or canned) whsle								
	All establishments	2 174	20 315 524	849 475	196 547	27 596	1 854 375	512 648	557 552
	Corporations	1 653	15 434 207	772 574	178 327	24 769	1 643 788	474 691	514 212
	Individual proprietorships	394	D	D	D	g	D	D	D
	Partnerships	78	416 626	14 939	3 300	571	38 655	7 884	10 341
	Cooperative associations	48	D	D	D	g	D	D	D
	Other legal forms of organization	1	D	D	D	a	D	D	D
422430	Dairy products, (except dried or canned) whsle								
	All establishments	2 174	20 315 524	849 475	196 547	27 596	1 854 375	512 648	557 552
	Corporations	1 653	15 434 207	772 574	178 327	24 769	1 643 788	474 691	514 212
	Individual proprietorships	394	D	D	D	g	D	D	D
	Partnerships	78	416 626	14 939	3 300	571	38 655	7 884	10 341
	Cooperative associations	48	D	D	D	g	D	D	D
	Other legal forms of organization	1	D	D	D	a	D	D	D

See footnotes at end of table.

Table 7. Legal Form of Organization: 1997—Con.

[Includes only establishments with payroll. Excludes data for central administrative offices, auxiliary operations, or establishments of firms that are classified in other categories than those specified in this table. For meaning of abbreviations and symbols, see introductory text. For explanation of terms, see Appendix A. For method of assignment to categories shown, see Appendix C]

NAICS code	Legal form of organization by type of operation and kind of business	Establishments (number)	Sales (\$1,000)	Annual payroll (\$1,000)	First-quarter payroll (\$1,000)	Paid employees for pay period including March 12 (number)	Operating expenses ¹ (\$1,000)	End-of-1996 inventories (\$1,000)	End-of-1997 inventories (\$1,000)
422	MERCHANT WHOLESALERS—Con.								
	Wholesale trade, nondurable goods—Con.								
4224301	Raw milk whsle								
	All establishments	138	D	D	D	g	D	D	D
	Corporations	75	D	D	D	f	D	D	D
	Individual proprietorships	20	D	D	D	b	D	D	D
	Partnerships	5	D	D	D	b	D	D	D
	Cooperative associations	38	D	D	D	f	D	D	D
	Other legal forms of organization	—	—	—	—	—	—	—	—
4224302	Dairy product (except raw milk) whsle								
	All establishments	2 036	D	D	D	k	D	D	D
	Corporations	1 578	D	D	D	j	D	D	D
	Individual proprietorships	374	D	D	D	g	D	D	D
	Partnerships	73	D	D	D	f	D	D	D
	Cooperative associations	10	D	D	D	e	D	D	D
	Other legal forms of organization	1	D	D	D	a	D	D	D
42244	Poultry & poultry product whsle								
	All establishments	873	10 721 436	423 543	96 860	15 681	921 425	230 145	251 499
	Corporations	719	D	D	D	j	D	D	D
	Individual proprietorships	104	D	D	D	f	D	D	D
	Partnerships	45	505 351	20 754	3 762	939	45 584	7 373	11 985
	Cooperative associations	5	D	D	D	b	D	D	D
	Other legal forms of organization	—	—	—	—	—	—	—	—
422440	Poultry & poultry product whsle								
	All establishments	873	10 721 436	423 543	96 860	15 681	921 425	230 145	251 499
	Corporations	719	D	D	D	j	D	D	D
	Individual proprietorships	104	D	D	D	f	D	D	D
	Partnerships	45	505 351	20 754	3 762	939	45 584	7 373	11 985
	Cooperative associations	5	D	D	D	b	D	D	D
	Other legal forms of organization	—	—	—	—	—	—	—	—
4224401	Live poultry whsle								
	All establishments	45	D	D	D	f	D	D	D
	Corporations	36	D	D	D	e	D	D	D
	Individual proprietorships	4	D	D	D	b	D	D	D
	Partnerships	3	D	D	D	b	D	D	D
	Cooperative associations	2	D	D	D	b	D	D	D
	Other legal forms of organization	—	—	—	—	—	—	—	—
4224402	Poultry & poultry product (except live) whsle								
	All establishments	828	D	D	D	j	D	D	D
	Corporations	683	D	D	D	j	D	D	D
	Individual proprietorships	100	D	D	D	f	D	D	D
	Partnerships	42	D	D	D	f	D	D	D
	Cooperative associations	3	D	D	D	b	D	D	D
	Other legal forms of organization	—	—	—	—	—	—	—	—
42245	Confectionery whsle								
	All establishments	1 962	7 539 889	523 310	115 927	20 663	1 289 127	660 165	725 588
	Corporations	1 542	6 611 213	482 949	106 465	18 656	1 149 464	604 410	667 270
	Individual proprietorships	335	268 961	20 658	4 710	1 276	53 106	15 147	16 689
	Partnerships	82	D	D	D	f	D	D	D
	Cooperative associations	2	D	D	D	b	D	D	D
	Other legal forms of organization	1	D	D	D	a	D	D	D
422450	Confectionery whsle								
	All establishments	1 962	7 539 889	523 310	115 927	20 663	1 289 127	660 165	725 588
	Corporations	1 542	6 611 213	482 949	106 465	18 656	1 149 464	604 410	667 270
	Individual proprietorships	335	268 961	20 658	4 710	1 276	53 106	15 147	16 689
	Partnerships	82	D	D	D	f	D	D	D
	Cooperative associations	2	D	D	D	b	D	D	D
	Other legal forms of organization	1	D	D	D	a	D	D	D
42246	Fish & seafood whsle								
	All establishments	2 828	11 998 240	649 137	145 945	26 304	1 423 835	555 003	628 393
	Corporations	2 279	D	D	D	j	D	D	D
	Individual proprietorships	440	583 066	31 646	6 534	2 047	80 620	14 527	20 350
	Partnerships	104	D	D	D	f	D	D	D
	Cooperative associations	4	D	D	D	b	D	D	D
	Other legal forms of organization	1	D	D	D	a	D	D	D
422460	Fish & seafood whsle								
	All establishments	2 828	11 998 240	649 137	145 945	26 304	1 423 835	555 003	628 393
	Corporations	2 279	D	D	D	j	D	D	D
	Individual proprietorships	440	583 066	31 646	6 534	2 047	80 620	14 527	20 350
	Partnerships	104	D	D	D	f	D	D	D
	Cooperative associations	4	D	D	D	b	D	D	D
	Other legal forms of organization	1	D	D	D	a	D	D	D

See footnotes at end of table.

Table 7. Legal Form of Organization: 1997—Con.

[Includes only establishments with payroll. Excludes data for central administrative offices, auxiliary operations, or establishments of firms that are classified in other categories than those specified in this table. For meaning of abbreviations and symbols, see introductory text. For explanation of terms, see Appendix A. For method of assignment to categories shown, see Appendix C.]

NAICS code	Legal form of organization by type of operation and kind of business	Establishments (number)	Sales (\$1,000)	Annual payroll (\$1,000)	First-quarter payroll (\$1,000)	Paid employees for pay period including March 12 (number)	Operating expenses ¹ (\$1,000)	End-of-1996 inventories (\$1,000)	End-of-1997 inventories (\$1,000)
422	MERCHANT WHOLESALERS—Con.								
	Wholesale trade, nondurable goods—Con.								
42247	Meat & meat product whsle								
	All establishments	3 147	26 899 437	1 304 916	309 355	45 521	2 679 207	957 919	1 024 099
	Corporations	2 616	24 989 223	1 233 736	292 918	42 354	2 517 801	922 808	980 745
	Individual proprietorships	408	600 123	27 211	6 526	1 691	62 410	12 242	13 417
	Partnerships	118	1 282 139	42 258	9 465	1 402	95 031	21 843	28 882
	Cooperative associations	3	D	D	D	b	D	D	D
	Other legal forms of organization	2	D	D	D	b	D	D	D
422470	Meat & meat product whsle								
	All establishments	3 147	26 899 437	1 304 916	309 355	45 521	2 679 207	957 919	1 024 099
	Corporations	2 616	24 989 223	1 233 736	292 918	42 354	2 517 801	922 808	980 745
	Individual proprietorships	408	600 123	27 211	6 526	1 691	62 410	12 242	13 417
	Partnerships	118	1 282 139	42 258	9 465	1 402	95 031	21 843	28 882
	Cooperative associations	3	D	D	D	b	D	D	D
	Other legal forms of organization	2	D	D	D	b	D	D	D
42248	Fresh fruit & vegetable whsle								
	All establishments	5 474	40 417 798	2 840 345	640 915	104 811	5 869 669	562 265	640 886
	Corporations	4 488	D	D	D	l	D	D	D
	Individual proprietorships	670	1 180 401	78 828	16 563	3 976	180 081	16 523	19 250
	Partnerships	232	1 709 523	102 594	21 493	3 766	230 907	20 440	57 811
	Cooperative associations	80	D	D	D	h	D	D	D
	Other legal forms of organization	4	D	D	D	c	D	D	D
422480	Fresh fruit & vegetable whsle								
	All establishments	5 474	40 417 798	2 840 345	640 915	104 811	5 869 669	562 265	640 886
	Corporations	4 488	D	D	D	l	D	D	D
	Individual proprietorships	670	1 180 401	78 828	16 563	3 976	180 081	16 523	19 250
	Partnerships	232	1 709 523	102 594	21 493	3 766	230 907	20 440	57 811
	Cooperative associations	80	D	D	D	h	D	D	D
	Other legal forms of organization	4	D	D	D	c	D	D	D
42249	Other grocery & related products whsle								
	All establishments	10 598	73 594 207	4 547 944	1 057 753	152 713	10 059 258	5 076 268	5 373 232
	Corporations	8 850	67 303 956	4 248 122	986 190	140 277	9 373 680	4 734 124	4 974 710
	Individual proprietorships	1 281	1 253 648	98 888	22 371	5 502	223 182	78 504	90 028
	Partnerships	437	4 721 124	177 230	43 520	6 258	416 753	244 759	287 257
	Cooperative associations	18	151 194	9 187	2 192	279	17 769	7 520	7 444
	Other legal forms of organization	12	164 285	14 517	3 480	397	27 874	11 361	13 793
422490	Other grocery & related products whsle								
	All establishments	10 598	73 594 207	4 547 944	1 057 753	152 713	10 059 258	5 076 268	5 373 232
	Corporations	8 850	67 303 956	4 248 122	986 190	140 277	9 373 680	4 734 124	4 974 710
	Individual proprietorships	1 281	1 253 648	98 888	22 371	5 502	223 182	78 504	90 028
	Partnerships	437	4 721 124	177 230	43 520	6 258	416 753	244 759	287 257
	Cooperative associations	18	151 194	9 187	2 192	279	17 769	7 520	7 444
	Other legal forms of organization	12	164 285	14 517	3 480	397	27 874	11 361	13 793
4224901	Coffee, tea, & spice whsle								
	All establishments	1 420	7 087 834	397 640	91 263	13 783	852 828	488 011	626 211
	Corporations	1 230	6 467 244	372 823	85 888	12 801	795 469	461 185	587 538
	Individual proprietorships	135	91 026	10 683	2 227	555	24 272	6 607	8 185
	Partnerships	53	D	D	D	D	D	D	D
	Cooperative associations	2	D	D	D	a	D	D	D
	Other legal forms of organization	—	—	—	—	—	—	—	—
4224902	Bread & baked goods whsle								
	All establishments	2 187	5 821 864	594 621	137 158	24 477	1 108 595	262 177	267 272
	Corporations	1 610	5 389 794	540 556	124 331	21 108	1 001 138	249 550	254 889
	Individual proprietorships	466	226 373	28 483	6 507	1 985	59 739	5 294	5 907
	Partnerships	108	163 135	23 430	5 771	1 332	43 834	7 265	6 406
	Cooperative associations	3	42 562	2 152	549	52	3 884	68	70
	Other legal forms of organization	—	—	—	—	—	—	—	—
4224903	Soft drinks whsle								
	All establishments	2 026	7 507 631	855 980	195 575	29 183	1 981 472	316 118	352 288
	Corporations	1 800	D	D	D	k	D	D	D
	Individual proprietorships	151	D	D	D	f	D	D	D
	Partnerships	65	D	D	D	g	D	D	D
	Cooperative associations	2	D	D	D	b	D	D	D
	Other legal forms of organization	8	D	D	D	e	D	D	D
4224904	Canned goods whsle								
	All establishments	957	10 184 930	466 436	109 531	13 777	1 088 032	973 402	921 358
	Corporations	834	D	D	D	j	D	D	D
	Individual proprietorships	85	188 918	8 306	1 980	352	17 904	10 731	11 444
	Partnerships	36	D	D	D	e	D	D	D
	Cooperative associations	2	D	D	D	c	D	D	D
	Other legal forms of organization	—	—	—	—	—	—	—	—

See footnotes at end of table.

Table 7. Legal Form of Organization: 1997—Con.

[Includes only establishments with payroll. Excludes data for central administrative offices, auxiliary operations, or establishments of firms that are classified in other categories than those specified in this table. For meaning of abbreviations and symbols, see introductory text. For explanation of terms, see Appendix A. For method of assignment to categories shown, see Appendix C.]

NAICS code	Legal form of organization by type of operation and kind of business	Establishments (number)	Sales (\$1,000)	Annual payroll (\$1,000)	First-quarter payroll (\$1,000)	Paid employees for pay period including March 12 (number)	Operating expenses ¹ (\$1,000)	End-of-1996 inventories (\$1,000)	End-of-1997 inventories (\$1,000)
422	MERCHANT WHOLESALERS—Con.								
	Wholesale trade, nondurable goods—Con.								
4224905	Food & beverage basic materials whsle								
	All establishments	512	2 687 268	174 927	38 919	5 172	420 611	229 674	229 329
	Corporations	449	2 596 714	169 316	37 696	4 937	404 529	225 033	223 943
	Individual proprietorships	44	32 155	2 322	531	110	5 675	2 454	2 323
	Partnerships	17	D	D	D	c	D	D	D
	Cooperative associations	1	D	D	D	a	D	D	D
	Other legal forms of organization	1	D	D	D	a	D	D	D
4224906	Other grocery specialties whsle								
	All establishments	3 496	40 304 680	2 058 340	485 307	66 321	4 607 720	2 806 886	2 976 774
	Corporations	2 927	36 269 340	1 935 733	455 634	61 460	4 326 251	2 574 265	2 713 894
	Individual proprietorships	400	D	D	D	g	D	D	D
	Partnerships	158	D	D	D	h	D	D	D
	Cooperative associations	8	D	D	D	b	D	D	D
	Other legal forms of organization	3	D	D	D	b	D	D	D
4225	Farm-product raw material whsle								
	All establishments	8 849	132 883 554	2 096 358	469 297	74 096	5 547 440	9 505 447	9 664 441
	Corporations	7 295	119 292 302	1 856 928	416 409	63 527	4 893 187	8 572 387	8 741 694
	Individual proprietorships	576	1 684 873	42 614	9 341	2 346	121 973	80 288	99 312
	Partnerships	321	4 283 481	56 194	12 367	2 588	164 679	244 114	228 655
	Cooperative associations	645	7 558 766	137 325	30 685	5 536	362 050	607 266	593 156
	Other legal forms of organization	12	64 132	3 297	495	99	5 551	1 392	1 624
42251	Grain & field bean whsle								
	All establishments	6 434	105 267 322	1 620 355	366 080	55 890	4 339 905	6 826 486	6 979 672
	Corporations	5 488	96 929 351	1 446 642	328 203	49 240	3 863 452	6 115 185	6 280 008
	Individual proprietorships	240	730 460	24 467	5 331	1 138	69 013	50 407	60 493
	Partnerships	158	D	D	D	f	D	D	D
	Cooperative associations	540	D	D	D	h	D	D	D
	Other legal forms of organization	8	63 211	3 229	469	92	5 296	1 225	1 563
422510	Grain & field bean whsle								
	All establishments	6 434	105 267 322	1 620 355	366 080	55 890	4 339 905	6 826 486	6 979 672
	Corporations	5 488	96 929 351	1 446 642	328 203	49 240	3 863 452	6 115 185	6 280 008
	Individual proprietorships	240	730 460	24 467	5 331	1 138	69 013	50 407	60 493
	Partnerships	158	D	D	D	f	D	D	D
	Cooperative associations	540	D	D	D	h	D	D	D
	Other legal forms of organization	8	63 211	3 229	469	92	5 296	1 225	1 563
42252	Livestock whsle								
	All establishments	1 133	8 630 445	115 475	26 114	7 322	304 460	202 778	251 768
	Corporations	818	6 571 027	97 634	21 570	5 607	243 081	173 353	214 542
	Individual proprietorships	190	647 074	8 023	2 125	768	28 597	16 391	20 699
	Partnerships	62	D	D	D	e	D	D	D
	Cooperative associations	61	D	D	D	e	D	D	D
	Other legal forms of organization	2	D	D	D	a	D	D	D
422520	Livestock whsle								
	All establishments	1 133	8 630 445	115 475	26 114	7 322	304 460	202 778	251 768
	Corporations	818	6 571 027	97 634	21 570	5 607	243 081	173 353	214 542
	Individual proprietorships	190	647 074	8 023	2 125	768	28 597	16 391	20 699
	Partnerships	62	D	D	D	e	D	D	D
	Cooperative associations	61	D	D	D	e	D	D	D
	Other legal forms of organization	2	D	D	D	a	D	D	D
42259	Other farm product raw material whsle								
	All establishments	1 282	18 985 787	360 528	77 103	10 884	903 075	2 476 183	2 433 001
	Corporations	989	15 791 924	312 652	66 636	8 680	786 654	2 283 849	2 247 144
	Individual proprietorships	146	307 339	10 124	1 885	440	24 363	13 490	18 120
	Partnerships	101	D	D	D	g	D	D	D
	Cooperative associations	44	D	D	D	f	D	D	D
	Other legal forms of organization	2	D	D	D	a	D	D	D
422590	Other farm product raw material whsle								
	All establishments	1 282	18 985 787	360 528	77 103	10 884	903 075	2 476 183	2 433 001
	Corporations	989	15 791 924	312 652	66 636	8 680	786 654	2 283 849	2 247 144
	Individual proprietorships	146	307 339	10 124	1 885	440	24 363	13 490	18 120
	Partnerships	101	D	D	D	g	D	D	D
	Cooperative associations	44	D	D	D	f	D	D	D
	Other legal forms of organization	2	D	D	D	a	D	D	D
4225901	Hides, skins, & pelts whsle								
	All establishments	234	1 911 853	48 450	11 812	1 660	125 385	111 664	120 548
	Corporations	183	1 652 682	41 718	10 342	1 276	105 886	95 389	100 039
	Individual proprietorships	37	D	D	D	b	D	D	D
	Partnerships	13	D	D	D	c	D	D	D
	Cooperative associations	1	D	D	D	b	D	D	D
	Other legal forms of organization	—	—	—	—	—	—	—	—

See footnotes at end of table.

Table 7. Legal Form of Organization: 1997—Con.

[Includes only establishments with payroll. Excludes data for central administrative offices, auxiliary operations, or establishments of firms that are classified in other categories than those specified in this table. For meaning of abbreviations and symbols, see introductory text. For explanation of terms, see Appendix A. For method of assignment to categories shown, see Appendix C.]

NAICS code	Legal form of organization by type of operation and kind of business	Establishments (number)	Sales (\$1,000)	Annual payroll (\$1,000)	First-quarter payroll (\$1,000)	Paid employees for pay period including March 12 (number)	Operating expenses ¹ (\$1,000)	End-of-1996 inventories (\$1,000)	End-of-1997 inventories (\$1,000)
422	MERCHANT WHOLESALERS—Con.								
	Wholesale trade, nondurable goods—Con.								
4225902	Leaf tobacco whsle								
	All establishments	118	2 093 201	66 701	14 669	1 605	131 963	294 173	324 012
	Corporations	91	1 915 963	63 449	14 107	1 484	122 850	293 127	322 567
	Individual proprietorships	9	D	D	D	b	D	D	D
	Partnerships	11	D	D	D	b	D	D	D
	Cooperative associations	6	126 429	1 211	275	54	3 154	474	363
	Other legal forms of organization	1	D	D	D	a	D	D	D
4225903	Wool, wool tops, & mohair whsle								
	All establishments	61	145 997	6 661	1 386	247	17 366	21 670	25 093
	Corporations	48	D	D	D	c	D	D	D
	Individual proprietorships	9	6 359	240	55	14	532	375	395
	Partnerships	3	D	D	D	a	D	D	D
	Cooperative associations	1	D	D	D	a	D	D	D
	Other legal forms of organization	—	—	—	—	—	—	—	—
4225904	Cotton whsle								
	All establishments	244	9 922 477	106 703	20 612	2 497	330 047	1 702 682	1 616 787
	Corporations	205	D	D	D	g	D	D	D
	Individual proprietorships	17	189 813	741	170	39	3 628	7 654	8 852
	Partnerships	9	93 970	1 788	417	55	5 394	799	1 882
	Cooperative associations	13	D	D	D	e	D	D	D
	Other legal forms of organization	—	—	—	—	—	—	—	—
4225905	Other farm-product raw material whsle								
	All establishments	625	4 912 259	132 013	28 624	4 875	298 314	345 994	346 561
	Corporations	462	D	D	D	h	D	D	D
	Individual proprietorships	74	67 022	6 669	1 200	270	14 066	3 597	4 992
	Partnerships	65	D	D	D	f	D	D	D
	Cooperative associations	23	D	D	D	c	D	D	D
	Other legal forms of organization	1	D	D	D	a	D	D	D
4226	Chemical & allied products whsle								
	All establishments	12 249	56 048 362	4 650 638	1 073 531	115 969	9 506 564	4 178 360	4 470 487
	Corporations	11 242	53 878 349	4 464 419	1 031 748	110 467	9 104 735	4 051 914	4 320 208
	Individual proprietorships	631	D	D	D	h	D	D	D
	Partnerships	327	D	D	D	h	D	D	D
	Cooperative associations	31	D	D	D	c	D	D	D
	Other legal forms of organization	18	D	D	D	c	D	D	D
42261	Plastics materials & basic forms & shapes whsle								
	All establishments	3 357	16 733 225	1 295 883	297 313	34 844	2 718 446	1 298 940	1 397 420
	Corporations	3 102	16 049 371	1 240 682	286 169	33 119	2 593 852	1 249 328	1 345 275
	Individual proprietorships	151	D	D	D	f	D	D	D
	Partnerships	98	D	D	D	f	D	D	D
	Cooperative associations	5	D	D	D	b	D	D	D
	Other legal forms of organization	1	D	D	D	b	D	D	D
422610	Plastics materials & basic forms & shapes whsle								
	All establishments	3 357	16 733 225	1 295 883	297 313	34 844	2 718 446	1 298 940	1 397 420
	Corporations	3 102	16 049 371	1 240 682	286 169	33 119	2 593 852	1 249 328	1 345 275
	Individual proprietorships	151	D	D	D	f	D	D	D
	Partnerships	98	D	D	D	f	D	D	D
	Cooperative associations	5	D	D	D	b	D	D	D
	Other legal forms of organization	1	D	D	D	b	D	D	D
42269	Other chemical & allied products whsle								
	All establishments	8 892	39 315 137	3 354 755	776 218	81 125	6 788 118	2 879 420	3 073 067
	Corporations	8 140	37 828 978	3 223 737	745 579	77 348	6 510 883	2 802 586	2 974 933
	Individual proprietorships	480	459 408	47 029	11 004	1 768	99 833	29 780	33 834
	Partnerships	229	945 766	78 291	18 262	1 816	164 204	40 287	55 405
	Cooperative associations	26	D	D	D	c	D	D	D
	Other legal forms of organization	17	D	D	D	b	D	D	D
422690	Other chemical & allied products whsle								
	All establishments	8 892	39 315 137	3 354 755	776 218	81 125	6 788 118	2 879 420	3 073 067
	Corporations	8 140	37 828 978	3 223 737	745 579	77 348	6 510 883	2 802 586	2 974 933
	Individual proprietorships	480	459 408	47 029	11 004	1 768	99 833	29 780	33 834
	Partnerships	229	945 766	78 291	18 262	1 816	164 204	40 287	55 405
	Cooperative associations	26	D	D	D	c	D	D	D
	Other legal forms of organization	17	D	D	D	b	D	D	D

See footnotes at end of table.

Table 7. Legal Form of Organization: 1997—Con.

[Includes only establishments with payroll. Excludes data for central administrative offices, auxiliary operations, or establishments of firms that are classified in other categories than those specified in this table. For meaning of abbreviations and symbols, see introductory text. For explanation of terms, see Appendix A. For method of assignment to categories shown, see Appendix C.]

NAICS code	Legal form of organization by type of operation and kind of business	Establishments (number)	Sales (\$1,000)	Annual payroll (\$1,000)	First-quarter payroll (\$1,000)	Paid employees for pay period including March 12 (number)	Operating expenses ¹ (\$1,000)	End-of-1996 inventories (\$1,000)	End-of-1997 inventories (\$1,000)
422	MERCHANT WHOLESALERS—Con.								
	Wholesale trade, nondurable goods—Con.								
4226901	Industrial gases (except LP) whsle								
	All establishments	804	1 432 921	239 975	56 645	7 340	484 116	116 620	126 570
	Corporations	718	D	D	D	i	D	D	D
	Individual proprietorships	45	23 941	2 735	673	143	6 281	1 023	1 520
	Partnerships	39	D	D	D	c	D	D	D
	Cooperative associations	—	—	—	—	—	—	—	—
	Other legal forms of organization	2	D	D	D	a	D	D	D
4226902	Other chemical & allied products whsle								
	All establishments	8 088	37 882 216	3 114 780	719 573	73 785	6 304 002	2 762 800	2 946 497
	Corporations	7 422	D	D	D	i	D	D	D
	Individual proprietorships	435	435 467	44 294	10 331	1 625	93 552	28 757	32 314
	Partnerships	190	D	D	D	c	D	D	D
	Cooperative associations	26	D	D	D	g	D	D	D
	Other legal forms of organization	15	D	D	D	b	D	D	D
4227	Petroleum & petroleum products whsle								
	All establishments	'9 770	'139 507 960	'3 390 142	'797 041	'114 863	8 529 598	4 285 739	4 446 297
	Corporations	8 767	128 716 656	3 217 955	751 185	107 486	7 966 032	3 949 707	4 098 573
	Individual proprietorships	696	D	D	D	h	D	D	D
	Partnerships	235	D	D	D	g	D	D	D
	Cooperative associations	50	134 738	9 341	2 286	488	21 682	11 452	11 311
	Other legal forms of organization	22	D	D	D	g	D	D	D
42271	Petroleum bulk stations & terminals								
	All establishments	'6 729	'92 443 546	'2 497 922	'579 872	'87 532	6 249 105	3 029 034	3 194 653
	Corporations	6 092	88 660 603	2 399 557	557 419	83 171	5 964 249	2 919 607	3 071 380
	Individual proprietorships	455	D	D	D	h	D	D	D
	Partnerships	138	D	D	D	g	D	D	D
	Cooperative associations	39	111 317	7 732	1 890	386	17 561	8 759	8 931
	Other legal forms of organization	5	D	D	D	b	D	D	D
422710	Petroleum bulk stations & terminals								
	All establishments	'6 729	'92 443 546	'2 497 922	'579 872	'87 532	6 249 105	3 029 034	3 194 653
	Corporations	6 092	88 660 603	2 399 557	557 419	83 171	5 964 249	2 919 607	3 071 380
	Individual proprietorships	455	D	D	D	h	D	D	D
	Partnerships	138	D	D	D	g	D	D	D
	Cooperative associations	39	111 317	7 732	1 890	386	17 561	8 759	8 931
	Other legal forms of organization	5	D	D	D	b	D	D	D
4227101	Petroleum bulk stations & terminals (except LP)								
	All establishments	'6 337	'88 515 507	'2 340 748	'544 283	'83 154	5 893 722	2 892 396	3 059 356
	Corporations	5 726	84 858 568	2 247 379	522 838	78 954	5 620 897	2 789 406	2 945 410
	Individual proprietorships	443	D	D	D	h	D	D	D
	Partnerships	126	D	D	D	g	D	D	D
	Cooperative associations	39	111 317	7 732	1 890	386	17 561	8 759	8 931
	Other legal forms of organization	3	D	D	D	a	D	D	D
42271011	Petroleum bulk stations (except LP)								
	All establishments	5 784	43 727 608	1 768 043	414 479	66 627	4 472 315	1 334 004	1 355 290
	Corporations	5 204	41 188 509	1 688 106	395 807	62 936	4 232 539	1 260 573	1 277 436
	Individual proprietorships	429	D	D	D	g	D	D	D
	Partnerships	113	D	D	D	g	D	D	D
	Cooperative associations	35	102 645	7 234	1 778	362	16 512	8 465	8 631
	Other legal forms of organization	3	D	D	D	a	D	D	D
42271012	Petroleum bulk terminals (except LP)								
	All establishments	'553	'44 787 899	'572 705	'129 804	'16 527	1 421 407	1 558 392	1 704 066
	Corporations	522	43 670 059	559 273	127 031	16 018	1 388 358	1 528 833	1 667 974
	Individual proprietorships	14	169 047	5 293	1 086	307	13 098	8 879	8 705
	Partnerships	13	940 121	7 641	1 575	178	18 902	20 386	27 087
	Cooperative associations	4	8 672	498	112	24	1 049	294	300
	Other legal forms of organization	—	—	—	—	—	—	—	—
4227102	Liquefied petroleum bulk stations & terminals								
	All establishments	392	3 928 039	157 174	35 589	4 378	355 383	136 638	135 297
	Corporations	366	3 802 035	152 178	34 581	4 217	343 352	130 201	125 970
	Individual proprietorships	12	9 513	807	160	34	2 080	416	450
	Partnerships	12	D	D	D	c	D	D	D
	Cooperative associations	—	—	—	—	—	—	—	—
	Other legal forms of organization	2	D	D	D	b	D	D	D

See footnotes at end of table.

Table 7. Legal Form of Organization: 1997—Con.

[Includes only establishments with payroll. Excludes data for central administrative offices, auxiliary operations, or establishments of firms that are classified in other categories than those specified in this table. For meaning of abbreviations and symbols, see introductory text. For explanation of terms, see Appendix A. For method of assignment to categories shown, see Appendix C.]

NAICS code	Legal form of organization by type of operation and kind of business	Establishments (number)	Sales (\$1,000)	Annual payroll (\$1,000)	First-quarter payroll (\$1,000)	Paid employees for pay period including March 12 (number)	Operating expenses ¹ (\$1,000)	End-of-1996 inventories (\$1,000)	End-of-1997 inventories (\$1,000)
422	MERCHANT WHOLESALERS—Con.								
	Wholesale trade, nondurable goods—Con.								
42272	Petroleum & petroleum prod whsle (exc bulk stations & terminals)								
	All establishments	3 041	47 064 414	892 220	217 169	27 331	2 280 493	1 256 705	1 251 644
	Corporations	2 675	40 056 053	818 398	193 766	24 315	2 001 783	1 030 100	1 027 193
	Individual proprietorships	241	D	D	D	f	D	D	D
	Partnerships	97	2 901 155	39 053	9 225	1 213	192 340	162 797	181 040
	Cooperative associations	11	23 421	1 609	396	102	4 121	2 693	2 380
	Other legal forms of organization	17	D	D	D	f	D	D	D
422720	Petroleum & petroleum prod whsle (exc bulk stations & terminals)								
	All establishments	3 041	47 064 414	892 220	217 169	27 331	2 280 493	1 256 705	1 251 644
	Corporations	2 675	40 056 053	818 398	193 766	24 315	2 001 783	1 030 100	1 027 193
	Individual proprietorships	241	D	D	D	f	D	D	D
	Partnerships	97	2 901 155	39 053	9 225	1 213	192 340	162 797	181 040
	Cooperative associations	11	23 421	1 609	396	102	4 121	2 693	2 380
	Other legal forms of organization	17	D	D	D	f	D	D	D
4228	Beer, wine, & distilled alcoholic beverage whsle								
	All establishments	4 476	58 311 981	5 212 268	1 223 883	143 544	10 376 684	4 667 991	4 996 576
	Corporations	3 973	53 784 711	4 918 098	1 158 488	134 477	9 727 972	4 318 043	4 627 754
	Individual proprietorships	181	D	D	D	g	D	D	D
	Partnerships	183	3 503 045	225 514	49 585	6 562	513 504	259 559	302 720
	Cooperative associations	6	22 482	2 363	508	70	5 680	2 300	2 080
	Other legal forms of organization	133	D	D	D	f	D	D	D
42281	Beer & ale whsle								
	All establishments	2 945	33 616 795	3 190 276	725 915	93 133	6 539 887	1 583 946	1 677 017
	Corporations	2 702	31 194 572	2 984 195	681 544	86 807	6 108 624	1 473 634	1 548 082
	Individual proprietorships	113	D	D	D	g	D	D	D
	Partnerships	121	1 981 996	163 950	35 737	4 953	348 022	89 646	107 233
	Cooperative associations	4	D	D	D	b	D	D	D
	Other legal forms of organization	5	D	D	D	c	D	D	D
422810	Beer & ale whsle								
	All establishments	2 945	33 616 795	3 190 276	725 915	93 133	6 539 887	1 583 946	1 677 017
	Corporations	2 702	31 194 572	2 984 195	681 544	86 807	6 108 624	1 473 634	1 548 082
	Individual proprietorships	113	D	D	D	g	D	D	D
	Partnerships	121	1 981 996	163 950	35 737	4 953	348 022	89 646	107 233
	Cooperative associations	4	D	D	D	b	D	D	D
	Other legal forms of organization	5	D	D	D	c	D	D	D
42282	Wine & distilled alcoholic beverage whsle								
	All establishments	1 531	24 695 186	2 021 992	497 968	50 411	3 836 797	3 084 045	3 319 559
	Corporations	1 271	22 590 139	1 933 903	476 944	47 670	3 619 348	2 844 409	3 079 672
	Individual proprietorships	68	170 979	14 830	3 188	448	29 152	24 351	27 151
	Partnerships	62	1 521 049	61 564	13 848	1 609	165 482	169 913	195 487
	Cooperative associations	2	D	D	D	a	D	D	D
	Other legal forms of organization	128	D	D	D	f	D	D	D
422820	Wine & distilled alcoholic beverage whsle								
	All establishments	1 531	24 695 186	2 021 992	497 968	50 411	3 836 797	3 084 045	3 319 559
	Corporations	1 271	22 590 139	1 933 903	476 944	47 670	3 619 348	2 844 409	3 079 672
	Individual proprietorships	68	170 979	14 830	3 188	448	29 152	24 351	27 151
	Partnerships	62	1 521 049	61 564	13 848	1 609	165 482	169 913	195 487
	Cooperative associations	2	D	D	D	a	D	D	D
	Other legal forms of organization	128	D	D	D	f	D	D	D
4228201	Wine & distilled alcoholic bev (licensed operation) whsle								
	All establishments	1 409	24 314 784	2 011 681	494 317	49 769	3 817 507	3 041 385	3 304 755
	Corporations	1 271	22 590 139	1 933 903	476 944	47 670	3 619 348	2 844 409	3 079 672
	Individual proprietorships	68	170 979	14 830	3 188	448	29 152	24 351	27 151
	Partnerships	62	1 521 049	61 564	13 848	1 609	165 482	169 913	195 487
	Cooperative associations	2	D	D	D	a	D	D	D
	Other legal forms of organization	6	D	D	D	b	D	D	D
4228202	Wine & distilled alcoholic beverage (State operated) whsle								
	All establishments	122	380 402	10 311	3 651	642	19 290	42 660	14 804
	Corporations	—	—	—	—	—	—	—	—
	Individual proprietorships	—	—	—	—	—	—	—	—
	Partnerships	—	—	—	—	—	—	—	—
	Cooperative associations	—	—	—	—	—	—	—	—
	Other legal forms of organization	122	380 402	10 311	3 651	642	19 290	42 660	14 804
4229	Miscellaneous nondurable goods whsle								

See footnotes at end of table.

Table 7. Legal Form of Organization: 1997—Con.

[Includes only establishments with payroll. Excludes data for central administrative offices, auxiliary operations, or establishments of firms that are classified in other categories than those specified in this table. For meaning of abbreviations and symbols, see introductory text. For explanation of terms, see Appendix A. For method of assignment to categories shown, see Appendix C.]

NAICS code	Legal form of organization by type of operation and kind of business	Establishments (number)	Sales (\$1,000)	Annual payroll (\$1,000)	First-quarter payroll (\$1,000)	Paid employees for pay period including March 12 (number)	Operating expenses ¹ (\$1,000)	End-of-1996 inventories (\$1,000)	End-of-1997 inventories (\$1,000)
422	MERCHANT WHOLESALERS—Con.								
	Wholesale trade, nondurable goods—Con.								
4229	Miscellaneous nondurable goods whsle—Con.								
	All establishments	29 364	143 158 364	8 603 638	1 989 224	317 137	18 524 596	11 995 908	13 198 232
	Corporations	23 598	134 853 639	8 057 670	1 865 802	289 921	17 211 382	11 266 328	12 273 719
	Individual proprietorships	4 243	2 897 791	239 897	52 624	14 506	573 584	273 973	346 831
	Partnerships	1 315	4 516 806	242 985	56 783	9 786	596 633	370 998	493 869
	Cooperative associations	161	D	D	D	g	D	D	D
	Other legal forms of organization	47	D	D	D	g	D	D	D
42291	Farm supplies whsle								
	All establishments	6 437	32 607 159	1 766 562	403 019	59 231	4 025 967	3 254 754	3 527 294
	Corporations	5 164	30 024 676	1 646 040	376 520	53 371	3 741 747	3 008 757	3 245 859
	Individual proprietorships	862	743 465	45 935	9 761	2 697	116 358	61 319	69 620
	Partnerships	271	1 195 779	35 105	7 943	1 457	83 714	114 014	141 155
	Cooperative associations	132	D	D	D	g	D	D	D
	Other legal forms of organization	8	D	D	D	c	D	D	D
422910	Farm supplies whsle								
	All establishments	6 437	32 607 159	1 766 562	403 019	59 231	4 025 967	3 254 754	3 527 294
	Corporations	5 164	30 024 676	1 646 040	376 520	53 371	3 741 747	3 008 757	3 245 859
	Individual proprietorships	862	743 465	45 935	9 761	2 697	116 358	61 319	69 620
	Partnerships	271	1 195 779	35 105	7 943	1 457	83 714	114 014	141 155
	Cooperative associations	132	D	D	D	g	D	D	D
	Other legal forms of organization	8	D	D	D	c	D	D	D
4229101	Farm supplies—farm dealers								
	All establishments	3 363	9 641 439	660 374	151 572	23 898	1 543 900	923 987	1 013 130
	Corporations	2 545	8 606 513	599 843	138 110	20 824	1 403 491	835 552	913 529
	Individual proprietorships	557	345 119	21 772	4 961	1 508	53 920	31 682	37 368
	Partnerships	145	316 488	12 341	2 712	539	31 337	17 030	23 855
	Cooperative associations	114	D	D	D	f	D	D	D
	Other legal forms of organization	2	D	D	D	b	D	D	D
4229102	Farm supplies—whsle distributors								
	All establishments	3 074	22 965 720	1 106 188	251 447	35 333	2 482 067	2 330 767	2 514 164
	Corporations	2 619	21 418 163	1 046 197	238 410	32 547	2 338 256	2 173 205	2 332 330
	Individual proprietorships	305	398 346	24 163	4 800	1 189	62 438	29 637	32 252
	Partnerships	126	879 291	22 764	5 231	918	52 377	96 984	117 300
	Cooperative associations	18	D	D	D	e	D	D	D
	Other legal forms of organization	6	D	D	D	c	D	D	D
42292	Book, periodical, & newspaper whsle								
	All establishments	3 257	17 022 288	1 697 252	409 254	69 110	3 453 522	1 876 325	2 022 021
	Corporations	2 721	16 133 399	1 607 329	388 815	64 775	3 253 615	1 799 939	1 912 367
	Individual proprietorships	404	236 684	24 193	5 817	1 510	53 706	19 573	23 726
	Partnerships	107	D	D	D	g	D	D	D
	Cooperative associations	4	1 624	285	64	15	615	89	88
	Other legal forms of organization	21	D	D	D	f	D	D	D
422920	Book, periodical, & newspaper whsle								
	All establishments	3 257	17 022 288	1 697 252	409 254	69 110	3 453 522	1 876 325	2 022 021
	Corporations	2 721	16 133 399	1 607 329	388 815	64 775	3 253 615	1 799 939	1 912 367
	Individual proprietorships	404	236 684	24 193	5 817	1 510	53 706	19 573	23 726
	Partnerships	107	D	D	D	g	D	D	D
	Cooperative associations	4	1 624	285	64	15	615	89	88
	Other legal forms of organization	21	D	D	D	f	D	D	D
42293	Flower, nursery stock, & florists' supplies whsle								
	All establishments	3 654	7 244 856	986 762	229 037	43 624	2 036 312	641 989	700 100
	Corporations	2 775	6 622 611	904 252	210 889	38 511	1 851 332	595 815	647 361
	Individual proprietorships	659	347 939	46 312	9 640	3 109	105 519	27 397	32 672
	Partnerships	209	D	D	D	g	D	D	D
	Cooperative associations	4	D	D	D	b	D	D	D
	Other legal forms of organization	7	10 211	1 815	315	94	2 905	532	533
422930	Flower, nursery stock, & florists' supplies whsle								
	All establishments	3 654	7 244 856	986 762	229 037	43 624	2 036 312	641 989	700 100
	Corporations	2 775	6 622 611	904 252	210 889	38 511	1 851 332	595 815	647 361
	Individual proprietorships	659	347 939	46 312	9 640	3 109	105 519	27 397	32 672
	Partnerships	209	D	D	D	g	D	D	D
	Cooperative associations	4	D	D	D	b	D	D	D
	Other legal forms of organization	7	10 211	1 815	315	94	2 905	532	533

See footnotes at end of table.

Table 7. Legal Form of Organization: 1997—Con.

[Includes only establishments with payroll. Excludes data for central administrative offices, auxiliary operations, or establishments of firms that are classified in other categories than those specified in this table. For meaning of abbreviations and symbols, see introductory text. For explanation of terms, see Appendix A. For method of assignment to categories shown, see Appendix C.]

NAICS code	Legal form of organization by type of operation and kind of business	Establishments (number)	Sales (\$1,000)	Annual payroll (\$1,000)	First-quarter payroll (\$1,000)	Paid employees for pay period including March 12 (number)	Operating expenses ¹ (\$1,000)	End-of-1996 inventories (\$1,000)	End-of-1997 inventories (\$1,000)
422	MERCHANT WHOLESALERS—Con.								
	Wholesale trade, nondurable goods—Con.								
42294	Tobacco & tobacco product whse								
	All establishments	1 466	31 656 394	1 178 783	276 353	45 602	2 328 873	1 792 803	2 042 330
	Corporations	1 312	29 967 749	1 130 904	263 167	43 569	2 178 959	1 725 164	1 950 911
	Individual proprietorships	101	311 726	10 486	2 483	616	20 193	16 815	22 799
	Partnerships	49	D	D	D	g	D	D	D
	Cooperative associations	4	D	D	D	b	D	D	D
	Other legal forms of organization	—	—	—	—	—	—	—	—
422940	Tobacco & tobacco product whse								
	All establishments	1 466	31 656 394	1 178 783	276 353	45 602	2 328 873	1 792 803	2 042 330
	Corporations	1 312	29 967 749	1 130 904	263 167	43 569	2 178 959	1 725 164	1 950 911
	Individual proprietorships	101	311 726	10 486	2 483	616	20 193	16 815	22 799
	Partnerships	49	D	D	D	g	D	D	D
	Cooperative associations	4	D	D	D	b	D	D	D
	Other legal forms of organization	—	—	—	—	—	—	—	—
42295	Paint, varnish, & supplies whse								
	All establishments	1 630	3 370 442	454 352	106 623	14 611	960 038	439 348	461 151
	Corporations	1 439	3 224 501	434 607	102 126	13 810	918 283	424 637	442 901
	Individual proprietorships	141	D	D	D	f	D	D	D
	Partnerships	49	D	D	D	e	D	D	D
	Cooperative associations	1	D	D	D	a	D	D	D
	Other legal forms of organization	—	—	—	—	—	—	—	—
422950	Paint, varnish, & supplies whse								
	All establishments	1 630	3 370 442	454 352	106 623	14 611	960 038	439 348	461 151
	Corporations	1 439	3 224 501	434 607	102 126	13 810	918 283	424 637	442 901
	Individual proprietorships	141	D	D	D	f	D	D	D
	Partnerships	49	D	D	D	e	D	D	D
	Cooperative associations	1	D	D	D	a	D	D	D
	Other legal forms of organization	—	—	—	—	—	—	—	—
4229501	Paint, varnish, & supplies whse								
	All establishments	1 630	3 370 442	454 352	106 623	14 611	960 038	439 348	461 151
	Corporations	1 439	3 224 501	434 607	102 126	13 810	918 283	424 637	442 901
	Individual proprietorships	141	D	D	D	f	D	D	D
	Partnerships	49	D	D	D	e	D	D	D
	Cooperative associations	1	D	D	D	a	D	D	D
	Other legal forms of organization	—	—	—	—	—	—	—	—
42299	Other miscellaneous nondurable goods whse								
	All establishments	12 920	51 257 225	2 519 927	564 938	84 959	5 719 884	3 990 689	4 445 336
	Corporations	10 187	48 880 703	2 334 538	524 285	75 885	5 267 446	3 712 016	4 074 320
	Individual proprietorships	2 076	D	D	D	i	D	D	D
	Partnerships	630	1 163 540	80 034	17 597	2 782	190 475	134 663	179 888
	Cooperative associations	16	D	D	D	c	D	D	D
	Other legal forms of organization	11	12 068	1 565	340	63	3 470	4 200	3 945
422990	Other miscellaneous nondurable goods whse								
	All establishments	12 920	51 257 225	2 519 927	564 938	84 959	5 719 884	3 990 689	4 445 336
	Corporations	10 187	48 880 703	2 334 538	524 285	75 885	5 267 446	3 712 016	4 074 320
	Individual proprietorships	2 076	D	D	D	i	D	D	D
	Partnerships	630	1 163 540	80 034	17 597	2 782	190 475	134 663	179 888
	Cooperative associations	16	D	D	D	c	D	D	D
	Other legal forms of organization	11	12 068	1 565	340	63	3 470	4 200	3 945
4229901	Art goods whse								
	All establishments	3 976	7 426 099	888 512	196 526	30 205	2 271 032	1 182 362	1 344 462
	Corporations	3 117	6 710 501	817 539	180 814	26 727	2 096 773	1 068 500	1 205 664
	Individual proprietorships	671	411 200	38 654	8 224	2 273	103 621	68 597	80 387
	Partnerships	179	D	D	D	g	D	D	D
	Cooperative associations	5	D	D	D	b	D	D	D
	Other legal forms of organization	4	4 401	980	214	42	1 721	1 457	1 532
4229902	General merchandise (nondurable goods) whse								
	All establishments	2 842	33 181 350	653 859	152 784	18 841	1 315 798	1 498 263	1 564 291
	Corporations	2 301	32 741 327	617 811	144 912	17 052	1 232 038	1 458 743	1 503 017
	Individual proprietorships	410	D	D	D	g	D	D	D
	Partnerships	125	D	D	D	f	D	D	D
	Cooperative associations	6	D	D	D	c	D	D	D
	Other legal forms of organization	—	—	—	—	—	—	—	—

See footnotes at end of table.

Table 7. Legal Form of Organization: 1997—Con.

[Includes only establishments with payroll. Excludes data for central administrative offices, auxiliary operations, or establishments of firms that are classified in other categories than those specified in this table. For meaning of abbreviations and symbols, see introductory text. For explanation of terms, see Appendix A. For method of assignment to categories shown, see Appendix C.]

NAICS code	Legal form of organization by type of operation and kind of business	Establishments (number)	Sales (\$1,000)	Annual payroll (\$1,000)	First-quarter payroll (\$1,000)	Paid employees for pay period including March 12 (number)	Operating expenses ¹ (\$1,000)	End-of-1996 inventories (\$1,000)	End-of-1997 inventories (\$1,000)
422	MERCHANT WHOLESALERS—Con.								
	Wholesale trade, nondurable goods—Con.								
4229903	Textile bags, bagging, & burlap whlse								
	All establishments	400	723 184	73 748	16 037	2 882	173 346	88 608	109 275
	Corporations	321	663 434	69 055	14 820	2 638	160 784	82 261	98 229
	Individual proprietorships	63	40 076	2 904	632	162	8 846	3 659	6 664
	Partnerships	16	19 674	1 789	585	82	3 716	2 688	4 382
	Cooperative associations	—	—	—	—	—	—	—	—
	Other legal forms of organization	—	—	—	—	—	—	—	—
4229904	Other nondurable goods whlse								
	All establishments	5 702	9 926 592	903 808	199 591	33 031	1 959 708	1 221 456	1 427 308
	Corporations	4 448	8 765 441	830 133	183 739	29 468	1 777 851	1 102 512	1 267 410
	Individual proprietorships	932	D	D	D	h	D	D	D
	Partnerships	310	654 491	33 148	6 708	969	84 928	70 396	92 056
	Cooperative associations	5	D	D	D	b	D	D	D
	Other legal forms of organization	7	7 667	585	126	21	1 749	2 743	2 413
	MANUFACTURERS' SALES BRANCHES AND SALES OFFICES								
	All establishments	'29 305	'1 258 874 769	'45 911 766	'11 963 217	'922 208	95 051 279	39 467 315	40 758 311
	Corporations	28 872	1 249 388 119	45 524 203	11 866 974	914 011	94 277 189	39 129 244	40 390 385
	Individual proprietorships	11	37 201	4 118	908	168	12 443	2 157	2 517
	Partnerships	338	6 158 664	202 103	50 263	6 005	446 068	310 860	341 033
	Cooperative associations	17	280 072	9 196	2 346	365	21 216	9 455	9 145
	Other legal forms of organization	67	3 010 713	172 146	42 726	1 659	294 363	15 599	15 231
421	Wholesale trade, durable goods								
	All establishments	'17 228	'707 565 616	'26 757 611	'7 167 566	'479 447	52 345 151	26 273 001	27 084 251
	Corporations	16 938	703 669 497	26 512 582	7 109 740	475 493	51 932 786	26 105 738	26 895 466
	Individual proprietorships	4	D	D	D	b	D	D	D
	Partnerships	222	D	D	D	h	D	D	D
	Cooperative associations	1	D	D	D	a	D	D	D
	Other legal forms of organization	63	2 170 508	149 603	34 387	1 234	229 413	12 880	12 428
4211	Motor vehicle & motor vehicle parts & supplies whlse								
	All establishments	1 425	291 207 541	2 233 321	570 190	47 824	5 928 771	5 894 354	5 776 275
	Corporations	1 376	D	D	D	k	D	D	D
	Individual proprietorships	—	—	—	—	—	—	—	—
	Partnerships	48	D	D	D	g	D	D	D
	Cooperative associations	—	—	—	—	—	—	—	—
	Other legal forms of organization	1	D	D	D	a	D	D	D
42111	Automobile & other motor vehicle whlse								
	All establishments	380	255 902 304	735 647	200 319	14 104	2 764 098	2 883 392	2 738 389
	Corporations	359	D	D	D	j	D	D	D
	Individual proprietorships	—	—	—	—	—	—	—	—
	Partnerships	20	D	D	D	f	D	D	D
	Cooperative associations	—	—	—	—	—	—	—	—
	Other legal forms of organization	1	D	D	D	a	D	D	D
421110	Automobile & other motor vehicle whlse								
	All establishments	380	255 902 304	735 647	200 319	14 104	2 764 098	2 883 392	2 738 389
	Corporations	359	D	D	D	j	D	D	D
	Individual proprietorships	—	—	—	—	—	—	—	—
	Partnerships	20	D	D	D	f	D	D	D
	Cooperative associations	—	—	—	—	—	—	—	—
	Other legal forms of organization	1	D	D	D	a	D	D	D
4211101	Automobile & motorcycle whlse								
	All establishments	124	95 851 919	298 709	71 122	5 211	1 890 320	2 196 413	1 935 877
	Corporations	124	95 851 919	298 709	71 122	5 211	1 890 320	2 196 413	1 935 877
	Individual proprietorships	—	—	—	—	—	—	—	—
	Partnerships	—	—	—	—	—	—	—	—
	Cooperative associations	—	—	—	—	—	—	—	—
	Other legal forms of organization	—	—	—	—	—	—	—	—
4211102	Bus & recreational vehicle whlse								
	All establishments	14	D	D	D	c	D	D	D
	Corporations	14	D	D	D	c	D	D	D
	Individual proprietorships	—	—	—	—	—	—	—	—
	Partnerships	—	—	—	—	—	—	—	—
	Cooperative associations	—	—	—	—	—	—	—	—
	Other legal forms of organization	—	—	—	—	—	—	—	—

See footnotes at end of table.

Table 7. Legal Form of Organization: 1997—Con.

[Includes only establishments with payroll. Excludes data for central administrative offices, auxiliary operations, or establishments of firms that are classified in other categories than those specified in this table. For meaning of abbreviations and symbols, see introductory text. For explanation of terms, see Appendix A. For method of assignment to categories shown, see Appendix C]

NAICS code	Legal form of organization by type of operation and kind of business	Establishments (number)	Sales (\$1,000)	Annual payroll (\$1,000)	First-quarter payroll (\$1,000)	Paid employees for pay period including March 12 (number)	Operating expenses ¹ (\$1,000)	End-of-1996 inventories (\$1,000)	End-of-1997 inventories (\$1,000)
421	MANUFACTURERS' SALES BRANCHES AND SALES OFFICES—Con.								
	Wholesale trade, durable goods—Con.								
4211103	Light truck & van (14,000 lb or less) whsle								
	All establishments	99	152 661 486	207 342	65 536	3 135	483 741	103 459	157 810
	Corporations	99	152 661 486	207 342	65 536	3 135	483 741	103 459	157 810
	Individual proprietorships	—	—	—	—	—	—	—	—
	Partnerships	—	—	—	—	—	—	—	—
	Cooperative associations	—	—	—	—	—	—	—	—
	Other legal forms of organization	—	—	—	—	—	—	—	—
4211104	Medium truck & tractor (14,001 lb to 26,000 lb) whsle								
	All establishments	20	D	D	D	e	D	D	D
	Corporations	20	D	D	D	e	D	D	D
	Individual proprietorships	—	—	—	—	—	—	—	—
	Partnerships	—	—	—	—	—	—	—	—
	Cooperative associations	—	—	—	—	—	—	—	—
	Other legal forms of organization	—	—	—	—	—	—	—	—
4211105	Heavy truck & tractor (over 26,000 lb) whsle								
	All establishments	123	D	D	D	i	D	D	D
	Corporations	102	D	D	D	h	D	D	D
	Individual proprietorships	—	—	—	—	—	—	—	—
	Partnerships	20	D	D	D	f	D	D	D
	Cooperative associations	—	—	—	—	—	—	—	—
	Other legal forms of organization	1	D	D	D	a	D	D	D
42112	Motor vehicle supplies & new parts whsle								
	All establishments	895	25 607 316	1 287 094	316 689	29 268	2 684 657	2 815 454	2 830 859
	Corporations	868	D	D	D	k	D	D	D
	Individual proprietorships	—	—	—	—	—	—	—	—
	Partnerships	27	D	D	D	e	D	D	D
	Cooperative associations	—	—	—	—	—	—	—	—
	Other legal forms of organization	—	—	—	—	—	—	—	—
421120	Motor vehicle supplies & new parts whsle								
	All establishments	895	25 607 316	1 287 094	316 689	29 268	2 684 657	2 815 454	2 830 859
	Corporations	868	D	D	D	k	D	D	D
	Individual proprietorships	—	—	—	—	—	—	—	—
	Partnerships	27	D	D	D	e	D	D	D
	Cooperative associations	—	—	—	—	—	—	—	—
	Other legal forms of organization	—	—	—	—	—	—	—	—
4211201	Motor vehicle supplies & new parts—warehouse distributors								
	All establishments	343	6 640 896	223 308	53 476	5 937	548 683	512 479	516 527
	Corporations	319	D	D	D	i	D	D	D
	Individual proprietorships	—	—	—	—	—	—	—	—
	Partnerships	24	D	D	D	c	D	D	D
	Cooperative associations	—	—	—	—	—	—	—	—
	Other legal forms of organization	—	—	—	—	—	—	—	—
4211202	Motor vehicle supplies & new parts—jobbers								
	All establishments	541	18 824 469	1 057 445	261 684	23 182	2 124 144	2 297 437	2 308 531
	Corporations	538	D	D	D	j	D	D	D
	Individual proprietorships	—	—	—	—	—	—	—	—
	Partnerships	3	D	D	D	c	D	D	D
	Cooperative associations	—	—	—	—	—	—	—	—
	Other legal forms of organization	—	—	—	—	—	—	—	—
4211203	Petroleum products marketing equipment whsle								
	All establishments	11	141 951	6 341	1 529	149	11 830	5 538	5 801
	Corporations	11	141 951	6 341	1 529	149	11 830	5 538	5 801
	Individual proprietorships	—	—	—	—	—	—	—	—
	Partnerships	—	—	—	—	—	—	—	—
	Cooperative associations	—	—	—	—	—	—	—	—
	Other legal forms of organization	—	—	—	—	—	—	—	—

See footnotes at end of table.

Table 7. Legal Form of Organization: 1997—Con.

[Includes only establishments with payroll. Excludes data for central administrative offices, auxiliary operations, or establishments of firms that are classified in other categories than those specified in this table. For meaning of abbreviations and symbols, see introductory text. For explanation of terms, see Appendix A. For method of assignment to categories shown, see Appendix C.]

NAICS code	Legal form of organization by type of operation and kind of business	Establishments (number)	Sales (\$1,000)	Annual payroll (\$1,000)	First-quarter payroll (\$1,000)	Paid employees for pay period including March 12 (number)	Operating expenses ¹ (\$1,000)	End-of-1996 inventories (\$1,000)	End-of-1997 inventories (\$1,000)
421	MANUFACTURERS' SALES BRANCHES AND SALES OFFICES—Con.								
	Wholesale trade, durable goods—Con.								
42113	Tire & tube whsle								
	All establishments	150	9 697 921	210 580	53 182	4 452	480 016	195 508	207 027
	Corporations	149	D	D	D	h	D	D	D
	Individual proprietorships	—	—	—	—	—	—	—	—
	Partnerships	1	D	D	D	a	D	D	D
	Cooperative associations	—	—	—	—	—	—	—	—
	Other legal forms of organization	—	—	—	—	—	—	—	—
421130	Tire & tube whsle								
	All establishments	150	9 697 921	210 580	53 182	4 452	480 016	195 508	207 027
	Corporations	149	D	D	D	h	D	D	D
	Individual proprietorships	—	—	—	—	—	—	—	—
	Partnerships	1	D	D	D	a	D	D	D
	Cooperative associations	—	—	—	—	—	—	—	—
	Other legal forms of organization	—	—	—	—	—	—	—	—
4212	Furniture & home furnishings whsle								
	All establishments	485	21 729 080	646 395	162 255	16 119	1 835 902	727 049	852 893
	Corporations	479	D	D	D	j	D	D	D
	Individual proprietorships	—	—	—	—	—	—	—	—
	Partnerships	1	D	D	D	b	D	D	D
	Cooperative associations	—	—	—	—	—	—	—	—
	Other legal forms of organization	5	D	D	D	a	D	D	D
42121	Furniture whsle								
	All establishments	247	7 242 080	228 139	56 666	4 486	733 330	232 588	234 624
	Corporations	243	D	D	D	h	D	D	D
	Individual proprietorships	—	—	—	—	—	—	—	—
	Partnerships	—	—	—	—	—	—	—	—
	Cooperative associations	—	—	—	—	—	—	—	—
	Other legal forms of organization	4	D	D	D	a	D	D	D
421210	Furniture whsle								
	All establishments	247	7 242 080	228 139	56 666	4 486	733 330	232 588	234 624
	Corporations	243	D	D	D	h	D	D	D
	Individual proprietorships	—	—	—	—	—	—	—	—
	Partnerships	—	—	—	—	—	—	—	—
	Cooperative associations	—	—	—	—	—	—	—	—
	Other legal forms of organization	4	D	D	D	a	D	D	D
4212101	Household & lawn furniture whsle								
	All establishments	91	1 584 873	59 681	15 306	1 472	149 871	142 636	145 393
	Corporations	91	1 584 873	59 681	15 306	1 472	149 871	142 636	145 393
	Individual proprietorships	—	—	—	—	—	—	—	—
	Partnerships	—	—	—	—	—	—	—	—
	Cooperative associations	—	—	—	—	—	—	—	—
	Other legal forms of organization	—	—	—	—	—	—	—	—
4212102	Office & business furniture whsle								
	All establishments	156	5 657 207	168 458	41 360	3 014	583 459	89 952	89 231
	Corporations	152	D	D	D	h	D	D	D
	Individual proprietorships	—	—	—	—	—	—	—	—
	Partnerships	—	—	—	—	—	—	—	—
	Cooperative associations	—	—	—	—	—	—	—	—
	Other legal forms of organization	4	D	D	D	a	D	D	D
42122	Home furnishings whsle								
	All establishments	238	14 487 000	418 256	105 589	11 633	1 102 572	494 461	618 269
	Corporations	236	14 442 366	416 402	105 149	11 580	1 084 964	491 826	615 552
	Individual proprietorships	—	—	—	—	—	—	—	—
	Partnerships	1	D	D	D	b	D	D	D
	Cooperative associations	—	—	—	—	—	—	—	—
	Other legal forms of organization	1	D	D	D	a	D	D	D
421220	Home furnishings whsle								
	All establishments	238	14 487 000	418 256	105 589	11 633	1 102 572	494 461	618 269
	Corporations	236	14 442 366	416 402	105 149	11 580	1 084 964	491 826	615 552
	Individual proprietorships	—	—	—	—	—	—	—	—
	Partnerships	1	D	D	D	b	D	D	D
	Cooperative associations	—	—	—	—	—	—	—	—
	Other legal forms of organization	1	D	D	D	a	D	D	D

See footnotes at end of table.

Table 7. Legal Form of Organization: 1997—Con.

[Includes only establishments with payroll. Excludes data for central administrative offices, auxiliary operations, or establishments of firms that are classified in other categories than those specified in this table. For meaning of abbreviations and symbols, see introductory text. For explanation of terms, see Appendix A. For method of assignment to categories shown, see Appendix C]

NAICS code	Legal form of organization by type of operation and kind of business	Establishments (number)	Sales (\$1,000)	Annual payroll (\$1,000)	First-quarter payroll (\$1,000)	Paid employees for pay period including March 12 (number)	Operating expenses ¹ (\$1,000)	End-of-1996 inventories (\$1,000)	End-of-1997 inventories (\$1,000)
421	MANUFACTURERS' SALES BRANCHES AND SALES OFFICES—Con.								
	Wholesale trade, durable goods—Con.								
4212201	Household china, glassware, & crockery whsle								
	All establishments	14	597 661	45 630	11 679	3 156	185 733	113 060	116 905
	Corporations	14	597 661	45 630	11 679	3 156	185 733	113 060	116 905
	Individual proprietorships	—	—	—	—	—	—	—	—
	Partnerships	—	—	—	—	—	—	—	—
	Cooperative associations	—	—	—	—	—	—	—	—
	Other legal forms of organization	—	—	—	—	—	—	—	—
4212202	Linens, domestics, draperies, & curtains whsle								
	All establishments	102	5 437 338	173 959	41 494	3 356	412 153	133 549	182 658
	Corporations	101	D	D	D	h	D	D	D
	Individual proprietorships	—	—	—	—	—	—	—	—
	Partnerships	1	D	D	D	b	D	D	D
	Cooperative associations	—	—	—	—	—	—	—	—
	Other legal forms of organization	—	—	—	—	—	—	—	—
4212203	Floor coverings whsle								
	All establishments	96	7 864 637	161 893	43 378	4 236	405 041	165 967	192 458
	Corporations	95	D	D	D	h	D	D	D
	Individual proprietorships	—	—	—	—	—	—	—	—
	Partnerships	—	—	—	—	—	—	—	—
	Cooperative associations	—	—	—	—	—	—	—	—
	Other legal forms of organization	1	D	D	D	a	D	D	D
4212204	Other home furnishings whsle								
	All establishments	26	587 364	36 774	9 038	885	99 645	81 885	126 248
	Corporations	26	587 364	36 774	9 038	885	99 645	81 885	126 248
	Individual proprietorships	—	—	—	—	—	—	—	—
	Partnerships	—	—	—	—	—	—	—	—
	Cooperative associations	—	—	—	—	—	—	—	—
	Other legal forms of organization	—	—	—	—	—	—	—	—
4213	Lumber & other construction materials whsle								
	All establishments	1 728	21 380 553	959 343	223 167	26 196	2 168 463	1 129 218	1 192 107
	Corporations	1 703	21 259 527	951 806	221 426	25 965	2 156 060	1 113 193	1 177 739
	Individual proprietorships	2	D	D	D	b	D	D	D
	Partnerships	14	D	D	D	c	D	D	D
	Cooperative associations	—	—	—	—	—	—	—	—
	Other legal forms of organization	9	D	D	D	b	D	D	D
42131	Lumber, plywood, millwork, & wood panel whsle								
	All establishments	501	10 261 254	445 340	100 385	11 443	980 545	577 840	582 251
	Corporations	493	10 183 136	442 092	99 671	11 358	974 870	565 857	571 017
	Individual proprietorships	1	D	D	D	a	D	D	D
	Partnerships	1	D	D	D	b	D	D	D
	Cooperative associations	—	—	—	—	—	—	—	—
	Other legal forms of organization	6	D	D	D	b	D	D	D
421310	Lumber, plywood, millwork, & wood panel whsle								
	All establishments	501	10 261 254	445 340	100 385	11 443	980 545	577 840	582 251
	Corporations	493	10 183 136	442 092	99 671	11 358	974 870	565 857	571 017
	Individual proprietorships	1	D	D	D	a	D	D	D
	Partnerships	1	D	D	D	b	D	D	D
	Cooperative associations	—	—	—	—	—	—	—	—
	Other legal forms of organization	6	D	D	D	b	D	D	D
4213101	Lumber without yard whsle								
	All establishments	42	2 568 618	73 903	17 069	1 261	154 834	44 241	42 086
	Corporations	41	D	D	D	g	D	D	D
	Individual proprietorships	1	D	D	D	a	D	D	D
	Partnerships	—	—	—	—	—	—	—	—
	Cooperative associations	—	—	—	—	—	—	—	—
	Other legal forms of organization	—	—	—	—	—	—	—	—
4213102	Lumber with yard whsle								
	All establishments	96	2 240 878	108 796	26 767	3 064	215 313	193 666	204 645
	Corporations	95	D	D	D	h	D	D	D
	Individual proprietorships	—	—	—	—	—	—	—	—
	Partnerships	1	D	D	D	b	D	D	D
	Cooperative associations	—	—	—	—	—	—	—	—
	Other legal forms of organization	—	—	—	—	—	—	—	—

See footnotes at end of table.

Table 7. Legal Form of Organization: 1997—Con.

[Includes only establishments with payroll. Excludes data for central administrative offices, auxiliary operations, or establishments of firms that are classified in other categories than those specified in this table. For meaning of abbreviations and symbols, see introductory text. For explanation of terms, see Appendix A. For method of assignment to categories shown, see Appendix C]

NAICS code	Legal form of organization by type of operation and kind of business	Establishments (number)	Sales (\$1,000)	Annual payroll (\$1,000)	First-quarter payroll (\$1,000)	Paid employees for pay period including March 12 (number)	Operating expenses ¹ (\$1,000)	End-of-1996 inventories (\$1,000)	End-of-1997 inventories (\$1,000)
421	MANUFACTURERS' SALES BRANCHES AND SALES OFFICES—Con.								
	Wholesale trade, durable goods—Con.								
4213103	Plywood, veneer, millwork, & wood panel whsle								
	All establishments	363	5 451 758	262 641	56 549	7 118	610 398	339 933	335 520
	Corporations	357	D	D	D	i	D	D	D
	Individual proprietorships	—	—	—	—	—	—	—	—
	Partnerships	—	—	—	—	—	—	—	—
	Cooperative associations	—	—	—	—	—	—	—	—
	Other legal forms of organization	6	D	D	D	b	D	D	D
42132	Brick, stone, & related construction materials whsle								
	All establishments	761	5 848 872	243 871	60 393	7 587	566 136	315 377	322 020
	Corporations	754	5 820 692	242 439	60 019	7 551	563 437	312 560	320 097
	Individual proprietorships	—	—	—	—	—	—	—	—
	Partnerships	4	D	D	D	b	D	D	D
	Cooperative associations	—	—	—	—	—	—	—	—
	Other legal forms of organization	3	D	D	D	a	D	D	D
4213200	Brick, stone, & related construction materials whsle								
	All establishments	761	5 848 872	243 871	60 393	7 587	566 136	315 377	322 020
	Corporations	754	5 820 692	242 439	60 019	7 551	563 437	312 560	320 097
	Individual proprietorships	—	—	—	—	—	—	—	—
	Partnerships	4	D	D	D	b	D	D	D
	Cooperative associations	—	—	—	—	—	—	—	—
	Other legal forms of organization	3	D	D	D	a	D	D	D
4213201	Brick, block, tile, clay/cement sewer pipe whsle								
	All establishments	431	2 150 812	127 852	32 499	4 853	298 148	175 800	183 045
	Corporations	431	2 150 812	127 852	32 499	4 853	298 148	175 800	183 045
	Individual proprietorships	—	—	—	—	—	—	—	—
	Partnerships	—	—	—	—	—	—	—	—
	Cooperative associations	—	—	—	—	—	—	—	—
	Other legal forms of organization	—	—	—	—	—	—	—	—
4213202	Sand, gravel, & stone whsle								
	All establishments	88	309 282	28 242	5 737	758	66 523	30 696	32 544
	Corporations	87	D	D	D	f	D	D	D
	Individual proprietorships	—	—	—	—	—	—	—	—
	Partnerships	1	D	D	D	a	D	D	D
	Cooperative associations	—	—	—	—	—	—	—	—
	Other legal forms of organization	—	—	—	—	—	—	—	—
4213203	Cement, lime, & related products whsle								
	All establishments	242	3 388 778	87 777	22 157	1 976	201 465	108 881	106 431
	Corporations	236	D	D	D	g	D	D	D
	Individual proprietorships	—	—	—	—	—	—	—	—
	Partnerships	3	D	D	D	b	D	D	D
	Cooperative associations	—	—	—	—	—	—	—	—
	Other legal forms of organization	3	D	D	D	a	D	D	D
42133	Roofing, siding, & insulation material whsle								
	All establishments	222	3 268 532	134 395	30 154	3 009	335 608	119 549	165 194
	Corporations	222	3 268 532	134 395	30 154	3 009	335 608	119 549	165 194
	Individual proprietorships	—	—	—	—	—	—	—	—
	Partnerships	—	—	—	—	—	—	—	—
	Cooperative associations	—	—	—	—	—	—	—	—
	Other legal forms of organization	—	—	—	—	—	—	—	—
4213300	Roofing, siding, & insulation material whsle								
	All establishments	222	3 268 532	134 395	30 154	3 009	335 608	119 549	165 194
	Corporations	222	3 268 532	134 395	30 154	3 009	335 608	119 549	165 194
	Individual proprietorships	—	—	—	—	—	—	—	—
	Partnerships	—	—	—	—	—	—	—	—
	Cooperative associations	—	—	—	—	—	—	—	—
	Other legal forms of organization	—	—	—	—	—	—	—	—
4213301	Roofing, siding, & insulation material whsle								
	All establishments	222	3 268 532	134 395	30 154	3 009	335 608	119 549	165 194
	Corporations	222	3 268 532	134 395	30 154	3 009	335 608	119 549	165 194
	Individual proprietorships	—	—	—	—	—	—	—	—
	Partnerships	—	—	—	—	—	—	—	—
	Cooperative associations	—	—	—	—	—	—	—	—
	Other legal forms of organization	—	—	—	—	—	—	—	—

See footnotes at end of table.

Table 7. Legal Form of Organization: 1997—Con.

[Includes only establishments with payroll. Excludes data for central administrative offices, auxiliary operations, or establishments of firms that are classified in other categories than those specified in this table. For meaning of abbreviations and symbols, see introductory text. For explanation of terms, see Appendix A. For method of assignment to categories shown, see Appendix C]

NAICS code	Legal form of organization by type of operation and kind of business	Establishments (number)	Sales (\$1,000)	Annual payroll (\$1,000)	First-quarter payroll (\$1,000)	Paid employees for pay period including March 12 (number)	Operating expenses ¹ (\$1,000)	End-of-1996 inventories (\$1,000)	End-of-1997 inventories (\$1,000)
	MANUFACTURERS' SALES BRANCHES AND SALES OFFICES—								
	Con.								
421	Wholesale trade, durable goods—								
	Con.								
42139	Other construction materials whsle								
	All establishments	244	2 001 895	135 737	32 235	4 157	286 174	116 452	122 642
	Corporations	234	1 987 167	132 880	31 582	4 047	282 145	115 227	121 431
	Individual proprietorships	1	D	D	D	b	D	D	D
	Partnerships	9	D	D	D	b	D	D	D
	Cooperative associations	—	—	—	—	—	—	—	—
	Other legal forms of organization	—	—	—	—	—	—	—	—
421390	Other construction materials whsle								
	All establishments	244	2 001 895	135 737	32 235	4 157	286 174	116 452	122 642
	Corporations	234	1 987 167	132 880	31 582	4 047	282 145	115 227	121 431
	Individual proprietorships	1	D	D	D	b	D	D	D
	Partnerships	9	D	D	D	b	D	D	D
	Cooperative associations	—	—	—	—	—	—	—	—
	Other legal forms of organization	—	—	—	—	—	—	—	—
4213901	Flat glass & other construction glass whsle								
	All establishments	97	712 348	60 185	14 959	2 027	133 089	31 569	33 993
	Corporations	89	D	D	D	g	D	D	D
	Individual proprietorships	—	—	—	—	—	—	—	—
	Partnerships	8	D	D	D	b	D	D	D
	Cooperative associations	—	—	—	—	—	—	—	—
	Other legal forms of organization	—	—	—	—	—	—	—	—
4213902	Other construction materials whsle								
	All establishments	147	1 289 547	75 552	17 276	2 130	153 085	84 883	88 649
	Corporations	145	D	D	D	g	D	D	D
	Individual proprietorships	1	D	D	D	b	D	D	D
	Partnerships	1	D	D	D	a	D	D	D
	Cooperative associations	—	—	—	—	—	—	—	—
	Other legal forms of organization	—	—	—	—	—	—	—	—
4214	Professional & commercial equipment & supplies whsle								
	All establishments	3 160	112 786 674	11 179 271	3 185 154	168 896	20 269 644	6 208 920	6 462 776
	Corporations	3 130	112 262 130	11 122 401	3 170 032	168 138	20 171 020	6 204 526	6 458 411
	Individual proprietorships	1	D	D	D	b	D	D	D
	Partnerships	4	D	D	D	c	D	D	D
	Cooperative associations	—	—	—	—	—	—	—	—
	Other legal forms of organization	25	389 719	43 998	11 961	486	72 377	—	—
42141	Photographic equipment & supplies whsle								
	All establishments	74	8 103 149	265 078	66 723	4 684	551 818	300 597	300 374
	Corporations	74	8 103 149	265 078	66 723	4 684	551 818	300 597	300 374
	Individual proprietorships	—	—	—	—	—	—	—	—
	Partnerships	—	—	—	—	—	—	—	—
	Cooperative associations	—	—	—	—	—	—	—	—
	Other legal forms of organization	—	—	—	—	—	—	—	—
421410	Photographic equipment & supplies whsle								
	All establishments	74	8 103 149	265 078	66 723	4 684	551 818	300 597	300 374
	Corporations	74	8 103 149	265 078	66 723	4 684	551 818	300 597	300 374
	Individual proprietorships	—	—	—	—	—	—	—	—
	Partnerships	—	—	—	—	—	—	—	—
	Cooperative associations	—	—	—	—	—	—	—	—
	Other legal forms of organization	—	—	—	—	—	—	—	—
42142	Office equipment whsle								
	All establishments	624	10 554 896	1 648 110	496 155	30 895	2 537 175	396 474	407 557
	Corporations	624	10 554 896	1 648 110	496 155	30 895	2 537 175	396 474	407 557
	Individual proprietorships	—	—	—	—	—	—	—	—
	Partnerships	—	—	—	—	—	—	—	—
	Cooperative associations	—	—	—	—	—	—	—	—
	Other legal forms of organization	—	—	—	—	—	—	—	—
421420	Office equipment whsle								
	All establishments	624	10 554 896	1 648 110	496 155	30 895	2 537 175	396 474	407 557
	Corporations	624	10 554 896	1 648 110	496 155	30 895	2 537 175	396 474	407 557
	Individual proprietorships	—	—	—	—	—	—	—	—
	Partnerships	—	—	—	—	—	—	—	—
	Cooperative associations	—	—	—	—	—	—	—	—
	Other legal forms of organization	—	—	—	—	—	—	—	—
42143	Computer & computer peripheral equipment & software whsle								

See footnotes at end of table.

Table 7. Legal Form of Organization: 1997—Con.

[Includes only establishments with payroll. Excludes data for central administrative offices, auxiliary operations, or establishments of firms that are classified in other categories than those specified in this table. For meaning of abbreviations and symbols, see introductory text. For explanation of terms, see Appendix A. For method of assignment to categories shown, see Appendix C]

NAICS code	Legal form of organization by type of operation and kind of business	Establishments (number)	Sales (\$1,000)	Annual payroll (\$1,000)	First-quarter payroll (\$1,000)	Paid employees for pay period including March 12 (number)	Operating expenses ¹ (\$1,000)	End-of-1996 inventories (\$1,000)	End-of-1997 inventories (\$1,000)
421	MANUFACTURERS' SALES BRANCHES AND SALES OFFICES—Con.								
	Wholesale trade, durable goods—Con.								
42143	Computer & computer peripheral equipment & software whsle—Con.								
	All establishments	1 713	72 042 268	7 477 349	2 172 050	103 625	13 060 865	3 902 435	3 862 572
	Corporations	1 695	71 761 010	7 460 570	2 167 178	103 459	13 036 200	3 899 619	3 859 669
	Individual proprietorships	—	—	—	—	—	—	—	—
	Partnerships	1	D	D	D	b	D	D	D
	Cooperative associations	—	—	—	—	—	—	—	—
	Other legal forms of organization	17	D	D	D	c	D	D	D
421430	Computer & computer peripheral equipment & software whsle								
	All establishments	1 713	72 042 268	7 477 349	2 172 050	103 625	13 060 865	3 902 435	3 862 572
	Corporations	1 695	71 761 010	7 460 570	2 167 178	103 459	13 036 200	3 899 619	3 859 669
	Individual proprietorships	—	—	—	—	—	—	—	—
	Partnerships	1	D	D	D	b	D	D	D
	Cooperative associations	—	—	—	—	—	—	—	—
	Other legal forms of organization	17	D	D	D	c	D	D	D
4214301	Computer & peripheral equipment whsle								
	All establishments	1 665	71 175 956	7 409 460	2 155 591	102 720	12 854 617	3 794 994	3 751 171
	Corporations	1 647	70 894 698	7 392 681	2 150 719	102 554	12 829 952	3 792 178	3 748 268
	Individual proprietorships	—	—	—	—	—	—	—	—
	Partnerships	1	D	D	D	b	D	D	D
	Cooperative associations	—	—	—	—	—	—	—	—
	Other legal forms of organization	17	D	D	D	c	D	D	D
42143011	Computers & peripheral equipment for resale								
	All establishments	476	27 387 050	957 611	227 003	12 803	2 017 860	2 686 568	2 753 077
	Corporations	475	D	D	D	j	D	D	D
	Individual proprietorships	—	—	—	—	—	—	—	—
	Partnerships	1	D	D	D	b	D	D	D
	Cooperative associations	—	—	—	—	—	—	—	—
	Other legal forms of organization	—	—	—	—	—	—	—	—
42143012	Computers & peripheral equipment for end use								
	All establishments	1 189	43 788 906	6 451 849	1 928 588	89 917	10 836 757	1 108 426	998 094
	Corporations	1 172	D	D	D	l	D	D	D
	Individual proprietorships	—	—	—	—	—	—	—	—
	Partnerships	—	—	—	—	—	—	—	—
	Cooperative associations	—	—	—	—	—	—	—	—
	Other legal forms of organization	17	D	D	D	c	D	D	D
4214302	Computer software (packaged) whsle								
	All establishments	48	866 312	67 889	16 459	905	206 248	107 441	111 401
	Corporations	48	866 312	67 889	16 459	905	206 248	107 441	111 401
	Individual proprietorships	—	—	—	—	—	—	—	—
	Partnerships	—	—	—	—	—	—	—	—
	Cooperative associations	—	—	—	—	—	—	—	—
	Other legal forms of organization	—	—	—	—	—	—	—	—
42144	Other commercial equipment whsle								
	All establishments	128	1 012 149	99 000	23 292	2 664	204 053	50 710	45 143
	Corporations	128	1 012 149	99 000	23 292	2 664	204 053	50 710	45 143
	Individual proprietorships	—	—	—	—	—	—	—	—
	Partnerships	—	—	—	—	—	—	—	—
	Cooperative associations	—	—	—	—	—	—	—	—
	Other legal forms of organization	—	—	—	—	—	—	—	—
421440	Other commercial equipment whsle								
	All establishments	128	1 012 149	99 000	23 292	2 664	204 053	50 710	45 143
	Corporations	128	1 012 149	99 000	23 292	2 664	204 053	50 710	45 143
	Individual proprietorships	—	—	—	—	—	—	—	—
	Partnerships	—	—	—	—	—	—	—	—
	Cooperative associations	—	—	—	—	—	—	—	—
	Other legal forms of organization	—	—	—	—	—	—	—	—
4214401	Restaurant & hotel equipment & supplies whsle								
	All establishments	38	420 448	35 843	8 121	759	75 705	31 401	28 108
	Corporations	38	420 448	35 843	8 121	759	75 705	31 401	28 108
	Individual proprietorships	—	—	—	—	—	—	—	—
	Partnerships	—	—	—	—	—	—	—	—
	Cooperative associations	—	—	—	—	—	—	—	—
	Other legal forms of organization	—	—	—	—	—	—	—	—
4214402	Store machines & equipment whsle								

See footnotes at end of table.

Table 7. Legal Form of Organization: 1997—Con.

[Includes only establishments with payroll. Excludes data for central administrative offices, auxiliary operations, or establishments of firms that are classified in other categories than those specified in this table. For meaning of abbreviations and symbols, see introductory text. For explanation of terms, see Appendix A. For method of assignment to categories shown, see Appendix C]

NAICS code	Legal form of organization by type of operation and kind of business	Establishments (number)	Sales (\$1,000)	Annual payroll (\$1,000)	First-quarter payroll (\$1,000)	Paid employees for pay period including March 12 (number)	Operating expenses ¹ (\$1,000)	End-of-1996 inventories (\$1,000)	End-of-1997 inventories (\$1,000)
421	MANUFACTURERS' SALES BRANCHES AND SALES OFFICES—Con.								
	Wholesale trade, durable goods—Con.								
4214402	Store machines & equipment whsle—Con.								
	All establishments	90	591 701	63 157	15 171	1 905	128 348	19 309	17 035
	Corporations	90	591 701	63 157	15 171	1 905	128 348	19 309	17 035
	Individual proprietorships	—	—	—	—	—	—	—	—
	Partnerships	—	—	—	—	—	—	—	—
	Cooperative associations	—	—	—	—	—	—	—	—
	Other legal forms of organization	—	—	—	—	—	—	—	—
42145	Medical, dental, & hospital equipment & supplies whsle								
	All establishments	459	18 700 334	1 505 615	378 593	22 976	3 433 670	1 447 646	1 734 996
	Corporations	450	18 465 942	1 466 894	368 694	22 461	3 364 371	1 447 646	1 734 996
	Individual proprietorships	—	—	—	—	—	—	—	—
	Partnerships	1	D	D	D	c	D	D	D
	Cooperative associations	—	—	—	—	—	—	—	—
	Other legal forms of organization	8	D	D	D	e	D	D	D
421450	Medical, dental, & hospital equipment & supplies whsle								
	All establishments	459	18 700 334	1 505 615	378 593	22 976	3 433 670	1 447 646	1 734 996
	Corporations	450	18 465 942	1 466 894	368 694	22 461	3 364 371	1 447 646	1 734 996
	Individual proprietorships	—	—	—	—	—	—	—	—
	Partnerships	1	D	D	D	c	D	D	D
	Cooperative associations	—	—	—	—	—	—	—	—
	Other legal forms of organization	8	D	D	D	e	D	D	D
4214501	Surgical, medical, & hospital supplies whsle								
	All establishments	439	18 453 838	1 458 202	367 384	21 912	3 328 511	1 400 212	1 690 071
	Corporations	430	18 219 446	1 419 481	357 485	21 397	3 259 212	1 400 212	1 690 071
	Individual proprietorships	—	—	—	—	—	—	—	—
	Partnerships	1	D	D	D	c	D	D	D
	Cooperative associations	—	—	—	—	—	—	—	—
	Other legal forms of organization	8	D	D	D	e	D	D	D
4214502	Dental equipment & supplies whsle								
	All establishments	20	246 496	47 413	11 209	1 064	105 159	47 434	44 925
	Corporations	20	246 496	47 413	11 209	1 064	105 159	47 434	44 925
	Individual proprietorships	—	—	—	—	—	—	—	—
	Partnerships	—	—	—	—	—	—	—	—
	Cooperative associations	—	—	—	—	—	—	—	—
	Other legal forms of organization	—	—	—	—	—	—	—	—
42146	Ophthalmic goods whsle								
	All establishments	66	886 679	69 912	18 378	1 819	144 230	42 902	37 555
	Corporations	65	D	D	D	g	D	D	D
	Individual proprietorships	—	—	—	—	—	—	—	—
	Partnerships	1	D	D	D	a	D	D	D
	Cooperative associations	—	—	—	—	—	—	—	—
	Other legal forms of organization	—	—	—	—	—	—	—	—
421460	Ophthalmic goods whsle								
	All establishments	66	886 679	69 912	18 378	1 819	144 230	42 902	37 555
	Corporations	65	D	D	D	g	D	D	D
	Individual proprietorships	—	—	—	—	—	—	—	—
	Partnerships	1	D	D	D	a	D	D	D
	Cooperative associations	—	—	—	—	—	—	—	—
	Other legal forms of organization	—	—	—	—	—	—	—	—
42149	Other professional equipment & supplies whsle								
	All establishments	96	1 487 199	114 207	29 963	2 233	337 833	68 156	74 579
	Corporations	94	D	D	D	g	D	D	D
	Individual proprietorships	1	D	D	D	b	D	D	D
	Partnerships	1	D	D	D	b	D	D	D
	Cooperative associations	—	—	—	—	—	—	—	—
	Other legal forms of organization	—	—	—	—	—	—	—	—
421490	Other professional equipment & supplies whsle								
	All establishments	96	1 487 199	114 207	29 963	2 233	337 833	68 156	74 579
	Corporations	94	D	D	D	g	D	D	D
	Individual proprietorships	1	D	D	D	b	D	D	D
	Partnerships	1	D	D	D	b	D	D	D
	Cooperative associations	—	—	—	—	—	—	—	—
	Other legal forms of organization	—	—	—	—	—	—	—	—

See footnotes at end of table.

Table 7. Legal Form of Organization: 1997—Con.

[Includes only establishments with payroll. Excludes data for central administrative offices, auxiliary operations, or establishments of firms that are classified in other categories than those specified in this table. For meaning of abbreviations and symbols, see introductory text. For explanation of terms, see Appendix A. For method of assignment to categories shown, see Appendix C]

NAICS code	Legal form of organization by type of operation and kind of business	Establishments (number)	Sales (\$1,000)	Annual payroll (\$1,000)	First-quarter payroll (\$1,000)	Paid employees for pay period including March 12 (number)	Operating expenses ¹ (\$1,000)	End-of-1996 inventories (\$1,000)	End-of-1997 inventories (\$1,000)
421	MANUFACTURERS' SALES BRANCHES AND SALES OFFICES—Con.								
	Wholesale trade, durable goods—Con.								
4214901	Religious & school supplies whse								
	All establishments	9	211 078	5 843	1 584	254	42 117	5 184	5 377
	Corporations	8	D	D	D	c	D	D	D
	Individual proprietorships	1	D	D	D	b	D	D	D
	Partnerships	—	—	—	—	—	—	—	—
	Cooperative associations	—	—	—	—	—	—	—	—
	Other legal forms of organization	—	—	—	—	—	—	—	—
4214902	Other professional equipment & supplies whse								
	All establishments	87	1 276 121	108 364	28 379	1 979	295 716	62 972	69 202
	Corporations	86	D	D	D	g	D	D	D
	Individual proprietorships	—	—	—	—	—	—	—	—
	Partnerships	1	D	D	D	b	D	D	D
	Cooperative associations	—	—	—	—	—	—	—	—
	Other legal forms of organization	—	—	—	—	—	—	—	—
4215	Metal & mineral (except petroleum) whse								
	All establishments	1 045	45 511 177	1 053 480	254 172	22 869	2 209 867	2 485 392	2 573 871
	Corporations	1 038	45 460 108	1 052 267	253 743	22 832	2 207 355	2 484 963	2 573 869
	Individual proprietorships	—	—	—	—	—	—	—	—
	Partnerships	4	D	D	D	a	D	D	D
	Cooperative associations	—	—	—	—	—	—	—	—
	Other legal forms of organization	3	D	D	D	b	D	D	D
42151	Metal service centers & offices								
	All establishments	1 004	40 775 671	1 013 345	245 477	22 181	2 113 821	2 305 880	2 400 276
	Corporations	997	40 724 602	1 012 132	245 048	22 144	2 111 309	2 305 451	2 400 274
	Individual proprietorships	—	—	—	—	—	—	—	—
	Partnerships	4	D	D	D	a	D	D	D
	Cooperative associations	—	—	—	—	—	—	—	—
	Other legal forms of organization	3	D	D	D	b	D	D	D
421510	Metal service centers & offices								
	All establishments	1 004	40 775 671	1 013 345	245 477	22 181	2 113 821	2 305 880	2 400 276
	Corporations	997	40 724 602	1 012 132	245 048	22 144	2 111 309	2 305 451	2 400 274
	Individual proprietorships	—	—	—	—	—	—	—	—
	Partnerships	4	D	D	D	a	D	D	D
	Cooperative associations	—	—	—	—	—	—	—	—
	Other legal forms of organization	3	D	D	D	b	D	D	D
4215101	Ferrous metal service centers & sales offices								
	All establishments	785	30 866 626	674 331	153 261	15 365	1 406 341	1 487 008	1 555 328
	Corporations	779	D	D	D	j	D	D	D
	Individual proprietorships	—	—	—	—	—	—	—	—
	Partnerships	4	D	D	D	a	D	D	D
	Cooperative associations	—	—	—	—	—	—	—	—
	Other legal forms of organization	2	D	D	D	a	D	D	D
42151011	Ferrous metal service centers								
	All establishments	517	8 999 281	556 503	122 134	13 236	1 169 111	1 487 008	1 555 328
	Corporations	515	D	D	D	j	D	D	D
	Individual proprietorships	—	—	—	—	—	—	—	—
	Partnerships	2	D	D	D	a	D	D	D
	Cooperative associations	—	—	—	—	—	—	—	—
	Other legal forms of organization	—	—	—	—	—	—	—	—
42151012	Ferrous metal sales offices								
	All establishments	268	21 867 345	117 828	31 127	2 129	237 230	—	—
	Corporations	264	21 819 900	117 236	30 932	2 122	236 076	—	—
	Individual proprietorships	—	—	—	—	—	—	—	—
	Partnerships	2	D	D	D	a	D	D	D
	Cooperative associations	—	—	—	—	—	—	—	—
	Other legal forms of organization	2	D	D	D	a	D	D	D
4215102	Nonferrous metal service centers & sales offices								
	All establishments	219	9 909 045	339 014	92 216	6 816	707 480	818 872	844 948
	Corporations	218	D	D	D	i	D	D	D
	Individual proprietorships	—	—	—	—	—	—	—	—
	Partnerships	—	—	—	—	—	—	—	—
	Cooperative associations	—	—	—	—	—	—	—	—
	Other legal forms of organization	1	D	D	D	b	D	D	D
42151021	Nonferrous metal service centers								

See footnotes at end of table.

Table 7. Legal Form of Organization: 1997—Con.

[Includes only establishments with payroll. Excludes data for central administrative offices, auxiliary operations, or establishments of firms that are classified in other categories than those specified in this table. For meaning of abbreviations and symbols, see introductory text. For explanation of terms, see Appendix A. For method of assignment to categories shown, see Appendix C]

NAICS code	Legal form of organization by type of operation and kind of business	Establishments (number)	Sales (\$1,000)	Annual payroll (\$1,000)	First-quarter payroll (\$1,000)	Paid employees for pay period including March 12 (number)	Operating expenses ¹ (\$1,000)	End-of-1996 inventories (\$1,000)	End-of-1997 inventories (\$1,000)
421	MANUFACTURERS' SALES BRANCHES AND SALES OFFICES—Con.								
	Wholesale trade, durable goods—Con.								
42151021	Nonferrous metal service centers—Con.								
	All establishments	151	6 405 017	278 484	72 189	6 118	602 806	818 872	844 948
	Corporations	150	D	D	D	i	D	D	D
	Individual proprietorships	—	—	—	—	—	—	—	—
	Partnerships	—	—	—	—	—	—	—	—
	Cooperative associations	—	—	—	—	—	—	—	—
	Other legal forms of organization	1	D	D	D	b	D	D	D
42151022	Nonferrous metal sales offices								
	All establishments	68	3 504 028	60 530	20 027	698	104 674	—	—
	Corporations	68	3 504 028	60 530	20 027	698	104 674	—	—
	Individual proprietorships	—	—	—	—	—	—	—	—
	Partnerships	—	—	—	—	—	—	—	—
	Cooperative associations	—	—	—	—	—	—	—	—
	Other legal forms of organization	—	—	—	—	—	—	—	—
42152	Coal & other mineral & ore whsle								
	All establishments	41	4 735 506	40 135	8 695	688	96 046	179 512	173 595
	Corporations	41	4 735 506	40 135	8 695	688	96 046	179 512	173 595
	Individual proprietorships	—	—	—	—	—	—	—	—
	Partnerships	—	—	—	—	—	—	—	—
	Cooperative associations	—	—	—	—	—	—	—	—
	Other legal forms of organization	—	—	—	—	—	—	—	—
421520	Coal & other mineral & ore whsle								
	All establishments	41	4 735 506	40 135	8 695	688	96 046	179 512	173 595
	Corporations	41	4 735 506	40 135	8 695	688	96 046	179 512	173 595
	Individual proprietorships	—	—	—	—	—	—	—	—
	Partnerships	—	—	—	—	—	—	—	—
	Cooperative associations	—	—	—	—	—	—	—	—
	Other legal forms of organization	—	—	—	—	—	—	—	—
4215201	Coal whsle								
	All establishments	33	D	D	D	f	D	D	D
	Corporations	33	D	D	D	f	D	D	D
	Individual proprietorships	—	—	—	—	—	—	—	—
	Partnerships	—	—	—	—	—	—	—	—
	Cooperative associations	—	—	—	—	—	—	—	—
	Other legal forms of organization	—	—	—	—	—	—	—	—
4215202	Other mineral & ore whsle								
	All establishments	8	D	D	D	b	D	D	D
	Corporations	8	D	D	D	b	D	D	D
	Individual proprietorships	—	—	—	—	—	—	—	—
	Partnerships	—	—	—	—	—	—	—	—
	Cooperative associations	—	—	—	—	—	—	—	—
	Other legal forms of organization	—	—	—	—	—	—	—	—
4216	Electrical goods whsle								
	All establishments	4 235	109 430 432	5 859 327	1 602 067	96 438	10 337 202	2 564 249	2 702 130
	Corporations	4 231	109 321 905	5 856 772	1 601 475	96 390	10 318 411	2 564 213	2 702 100
	Individual proprietorships	—	—	—	—	—	—	—	—
	Partnerships	—	—	—	—	—	—	—	—
	Cooperative associations	1	D	D	D	a	D	D	D
	Other legal forms of organization	3	D	D	D	b	D	D	D
42161	Electrical apparatus & equip, wiring supp, & const material whsle								
	All establishments	1 608	25 132 554	1 527 424	376 644	27 155	2 754 559	1 065 246	1 133 762
	Corporations	1 607	D	D	D	k	D	D	D
	Individual proprietorships	—	—	—	—	—	—	—	—
	Partnerships	—	—	—	—	—	—	—	—
	Cooperative associations	1	D	D	D	a	D	D	D
	Other legal forms of organization	—	—	—	—	—	—	—	—
421610	Electrical apparatus & equip, wiring supp, & const material whsle								
	All establishments	1 608	25 132 554	1 527 424	376 644	27 155	2 754 559	1 065 246	1 133 762
	Corporations	1 607	D	D	D	k	D	D	D
	Individual proprietorships	—	—	—	—	—	—	—	—
	Partnerships	—	—	—	—	—	—	—	—
	Cooperative associations	1	D	D	D	a	D	D	D
	Other legal forms of organization	—	—	—	—	—	—	—	—

See footnotes at end of table.

Table 7. Legal Form of Organization: 1997—Con.

[Includes only establishments with payroll. Excludes data for central administrative offices, auxiliary operations, or establishments of firms that are classified in other categories than those specified in this table. For meaning of abbreviations and symbols, see introductory text. For explanation of terms, see Appendix A. For method of assignment to categories shown, see Appendix C]

NAICS code	Legal form of organization by type of operation and kind of business	Establishments (number)	Sales (\$1,000)	Annual payroll (\$1,000)	First-quarter payroll (\$1,000)	Paid employees for pay period including March 12 (number)	Operating expenses ¹ (\$1,000)	End-of-1996 inventories (\$1,000)	End-of-1997 inventories (\$1,000)
421	MANUFACTURERS' SALES BRANCHES AND SALES OFFICES— Con.								
42162	Wholesale trade, durable goods— Con.								
	Electrical appliance, television & radio set whsle								
	All establishments	131	9 429 517	241 386	58 340	5 467	706 947	229 453	234 623
	Corporations	130	D	D	D	i	D	D	D
	Individual proprietorships	—	—	—	—	—	—	—	—
	Partnerships	—	—	—	—	—	—	—	—
	Cooperative associations	—	—	—	—	—	—	—	—
	Other legal forms of organization	1	D	D	D	b	D	D	D
421620	Electrical appliance, television & radio set whsle								
	All establishments	131	9 429 517	241 386	58 340	5 467	706 947	229 453	234 623
	Corporations	130	D	D	D	i	D	D	D
	Individual proprietorships	—	—	—	—	—	—	—	—
	Partnerships	—	—	—	—	—	—	—	—
	Cooperative associations	—	—	—	—	—	—	—	—
	Other legal forms of organization	1	D	D	D	b	D	D	D
42169	Other electronic parts & equipment whsle								
	All establishments	2 496	74 868 361	4 090 517	1 167 083	63 816	6 875 696	1 269 550	1 333 745
	Corporations	2 494	D	D	D	i	D	D	D
	Individual proprietorships	—	—	—	—	—	—	—	—
	Partnerships	—	—	—	—	—	—	—	—
	Cooperative associations	—	—	—	—	—	—	—	—
	Other legal forms of organization	2	D	D	D	a	D	D	D
421690	Other electronic parts & equipment whsle								
	All establishments	2 496	74 868 361	4 090 517	1 167 083	63 816	6 875 696	1 269 550	1 333 745
	Corporations	2 494	D	D	D	i	D	D	D
	Individual proprietorships	—	—	—	—	—	—	—	—
	Partnerships	—	—	—	—	—	—	—	—
	Cooperative associations	—	—	—	—	—	—	—	—
	Other legal forms of organization	2	D	D	D	a	D	D	D
4216901	Communications equipment & supplies whsle								
	All establishments	1 884	48 149 700	3 392 770	993 768	51 416	5 405 631	643 686	683 442
	Corporations	1 884	D	D	D	i	D	D	D
	Individual proprietorships	—	—	—	—	—	—	—	—
	Partnerships	—	—	—	—	—	—	—	—
	Cooperative associations	—	—	—	—	—	—	—	—
	Other legal forms of organization	—	—	—	—	—	—	—	—
4216902	Electronic parts (excluding communications equipment) whsle								
	All establishments	612	26 718 661	697 747	173 315	12 400	1 470 065	625 864	650 303
	Corporations	610	D	D	D	j	D	D	D
	Individual proprietorships	—	—	—	—	—	—	—	—
	Partnerships	—	—	—	—	—	—	—	—
	Cooperative associations	—	—	—	—	—	—	—	—
	Other legal forms of organization	2	D	D	D	a	D	D	D
4217	Hardware, & plumbing & heating equipment & supplies whsle								
	All establishments	767	D	D	D	j	D	D	D
	Corporations	749	D	D	D	j	D	D	D
	Individual proprietorships	1	D	D	D	a	D	D	D
	Partnerships	8	D	D	D	b	D	D	D
	Cooperative associations	—	—	—	—	—	—	—	—
	Other legal forms of organization	9	D	D	D	f	D	D	D
42171	Hardware whsle								
	All establishments	255	7 531 815	361 083	81 902	7 244	706 728	400 220	454 610
	Corporations	237	D	D	D	a	D	D	D
	Individual proprietorships	1	D	D	D	a	D	D	D
	Partnerships	8	D	D	D	b	D	D	D
	Cooperative associations	—	—	—	—	—	—	—	—
	Other legal forms of organization	9	D	D	D	f	D	D	D
421710	Hardware whsle								
	All establishments	255	7 531 815	361 083	81 902	7 244	706 728	400 220	454 610
	Corporations	237	D	D	D	a	D	D	D
	Individual proprietorships	1	D	D	D	a	D	D	D
	Partnerships	8	D	D	D	b	D	D	D
	Cooperative associations	—	—	—	—	—	—	—	—
	Other legal forms of organization	9	D	D	D	f	D	D	D

See footnotes at end of table.

Table 7. Legal Form of Organization: 1997—Con.

[Includes only establishments with payroll. Excludes data for central administrative offices, auxiliary operations, or establishments of firms that are classified in other categories than those specified in this table. For meaning of abbreviations and symbols, see introductory text. For explanation of terms, see Appendix A. For method of assignment to categories shown, see Appendix C]

NAICS code	Legal form of organization by type of operation and kind of business	Establishments (number)	Sales (\$1,000)	Annual payroll (\$1,000)	First-quarter payroll (\$1,000)	Paid employees for pay period including March 12 (number)	Operating expenses ¹ (\$1,000)	End-of-1996 inventories (\$1,000)	End-of-1997 inventories (\$1,000)
	MANUFACTURERS' SALES BRANCHES AND SALES OFFICES— Con.								
421	Wholesale trade, durable goods— Con.								
42172	Plumbing & heating equipment & supplies (hydronics) whsle								
	All establishments	212	4 212 982	163 627	40 542	4 287	317 159	285 521	305 052
	Corporations	212	4 212 982	163 627	40 542	4 287	317 159	285 521	305 052
	Individual proprietorships	—	—	—	—	—	—	—	—
	Partnerships	—	—	—	—	—	—	—	—
	Cooperative associations	—	—	—	—	—	—	—	—
	Other legal forms of organization	—	—	—	—	—	—	—	—
421720	Plumbing & heating equipment & supplies (hydronics) whsle								
	All establishments	212	4 212 982	163 627	40 542	4 287	317 159	285 521	305 052
	Corporations	212	4 212 982	163 627	40 542	4 287	317 159	285 521	305 052
	Individual proprietorships	—	—	—	—	—	—	—	—
	Partnerships	—	—	—	—	—	—	—	—
	Cooperative associations	—	—	—	—	—	—	—	—
	Other legal forms of organization	—	—	—	—	—	—	—	—
42173	Warm air heating & air-conditioning equipment & supplies whsle								
	All establishments	221	3 572 401	305 086	77 313	6 036	746 481	302 260	306 643
	Corporations	221	3 572 401	305 086	77 313	6 036	746 481	302 260	306 643
	Individual proprietorships	—	—	—	—	—	—	—	—
	Partnerships	—	—	—	—	—	—	—	—
	Cooperative associations	—	—	—	—	—	—	—	—
	Other legal forms of organization	—	—	—	—	—	—	—	—
421730	Warm air heating & air-conditioning equipment & supplies whsle								
	All establishments	221	3 572 401	305 086	77 313	6 036	746 481	302 260	306 643
	Corporations	221	3 572 401	305 086	77 313	6 036	746 481	302 260	306 643
	Individual proprietorships	—	—	—	—	—	—	—	—
	Partnerships	—	—	—	—	—	—	—	—
	Cooperative associations	—	—	—	—	—	—	—	—
	Other legal forms of organization	—	—	—	—	—	—	—	—
42174	Refrigeration equipment & supplies whsle								
	All establishments	79	D	D	D	g	D	D	D
	Corporations	79	D	D	D	g	D	D	D
	Individual proprietorships	—	—	—	—	—	—	—	—
	Partnerships	—	—	—	—	—	—	—	—
	Cooperative associations	—	—	—	—	—	—	—	—
	Other legal forms of organization	—	—	—	—	—	—	—	—
421740	Refrigeration equipment & supplies whsle								
	All establishments	79	D	D	D	g	D	D	D
	Corporations	79	D	D	D	g	D	D	D
	Individual proprietorships	—	—	—	—	—	—	—	—
	Partnerships	—	—	—	—	—	—	—	—
	Cooperative associations	—	—	—	—	—	—	—	—
	Other legal forms of organization	—	—	—	—	—	—	—	—
4218	Machinery, equipment, & supplies whsle								
	All establishments	4 120	75 691 801	3 381 032	824 894	72 156	6 466 552	5 425 245	5 652 296
	Corporations	3 969	74 840 300	3 335 587	813 810	70 977	6 386 351	5 341 863	5 556 838
	Individual proprietorships	—	—	—	—	—	—	—	—
	Partnerships	143	815 276	43 144	10 516	1 128	75 289	77 789	89 860
	Cooperative associations	—	—	—	—	—	—	—	—
	Other legal forms of organization	8	36 225	2 301	568	51	4 912	5 593	5 598
42181	Construction & mining (except petroleum) machinery & equip whsle								
	All establishments	281	11 913 590	447 715	117 664	8 930	850 564	1 965 177	2 048 105
	Corporations	274	11 878 701	444 973	117 000	8 856	844 823	1 955 526	2 037 741
	Individual proprietorships	—	—	—	—	—	—	—	—
	Partnerships	2	D	D	D	b	D	D	D
	Cooperative associations	—	—	—	—	—	—	—	—
	Other legal forms of organization	5	D	D	D	b	D	D	D

See footnotes at end of table.

Table 7. Legal Form of Organization: 1997—Con.

[Includes only establishments with payroll. Excludes data for central administrative offices, auxiliary operations, or establishments of firms that are classified in other categories than those specified in this table. For meaning of abbreviations and symbols, see introductory text. For explanation of terms, see Appendix A. For method of assignment to categories shown, see Appendix C.]

NAICS code	Legal form of organization by type of operation and kind of business	Establishments (number)	Sales (\$1,000)	Annual payroll (\$1,000)	First-quarter payroll (\$1,000)	Paid employees for pay period including March 12 (number)	Operating expenses ¹ (\$1,000)	End-of-1996 inventories (\$1,000)	End-of-1997 inventories (\$1,000)
421	MANUFACTURERS' SALES BRANCHES AND SALES OFFICES—Con.								
	Wholesale trade, durable goods—Con.								
421810	Construction & mining (except petroleum) machinery & equip whsle								
	All establishments	281	11 913 590	447 715	117 664	8 930	850 564	1 965 177	2 048 105
	Corporations	274	11 878 701	444 973	117 000	8 856	844 823	1 955 526	2 037 741
	Individual proprietorships	—	—	—	—	—	—	—	—
	Partnerships	2	D	D	D	b	D	D	D
	Cooperative associations	—	—	—	—	—	—	—	—
	Other legal forms of organization	5	D	D	D	b	D	D	D
42182	Farm & garden machinery & equipment whsle								
	All establishments	132	7 823 700	181 944	42 452	4 175	425 286	499 592	496 571
	Corporations	131	D	D	D	h	D	D	D
	Individual proprietorships	—	—	—	—	—	—	—	—
	Partnerships	1	D	D	D	a	D	D	D
	Cooperative associations	—	—	—	—	—	—	—	—
	Other legal forms of organization	—	—	—	—	—	—	—	—
421820	Farm & garden machinery & equipment whsle								
	All establishments	132	7 823 700	181 944	42 452	4 175	425 286	499 592	496 571
	Corporations	131	D	D	D	h	D	D	D
	Individual proprietorships	—	—	—	—	—	—	—	—
	Partnerships	1	D	D	D	a	D	D	D
	Cooperative associations	—	—	—	—	—	—	—	—
	Other legal forms of organization	—	—	—	—	—	—	—	—
4218201	Farm machinery & equipment—farm dealers								
	All establishments	42	D	D	D	f	D	D	D
	Corporations	41	D	D	D	f	D	D	D
	Individual proprietorships	—	—	—	—	—	—	—	—
	Partnerships	1	D	D	D	a	D	D	D
	Cooperative associations	—	—	—	—	—	—	—	—
	Other legal forms of organization	—	—	—	—	—	—	—	—
4218202	Farm machinery & equipment—whsle distributors								
	All establishments	70	D	D	D	h	D	D	D
	Corporations	70	D	D	D	h	D	D	D
	Individual proprietorships	—	—	—	—	—	—	—	—
	Partnerships	—	—	—	—	—	—	—	—
	Cooperative associations	—	—	—	—	—	—	—	—
	Other legal forms of organization	—	—	—	—	—	—	—	—
4218203	Lawn & garden machinery & equipment whsle								
	All establishments	20	1 036 338	39 387	8 747	754	149 865	108 770	112 891
	Corporations	20	1 036 338	39 387	8 747	754	149 865	108 770	112 891
	Individual proprietorships	—	—	—	—	—	—	—	—
	Partnerships	—	—	—	—	—	—	—	—
	Cooperative associations	—	—	—	—	—	—	—	—
	Other legal forms of organization	—	—	—	—	—	—	—	—
42183	Industrial machinery & equipment whsle								
	All establishments	2 332	25 170 814	1 793 155	423 140	38 160	3 307 795	1 546 022	1 621 644
	Corporations	2 195	D	D	D	k	D	D	D
	Individual proprietorships	—	—	—	—	—	—	—	—
	Partnerships	136	D	D	D	f	D	D	D
	Cooperative associations	—	—	—	—	—	—	—	—
	Other legal forms of organization	1	D	D	D	a	D	D	D
421830	Industrial machinery & equipment whsle								
	All establishments	2 332	25 170 814	1 793 155	423 140	38 160	3 307 795	1 546 022	1 621 644
	Corporations	2 195	D	D	D	k	D	D	D
	Individual proprietorships	—	—	—	—	—	—	—	—
	Partnerships	136	D	D	D	f	D	D	D
	Cooperative associations	—	—	—	—	—	—	—	—
	Other legal forms of organization	1	D	D	D	a	D	D	D
4218301	Food-processing machinery & equipment whsle								
	All establishments	33	337 285	31 261	7 266	771	52 689	28 248	34 065
	Corporations	33	337 285	31 261	7 266	771	52 689	28 248	34 065
	Individual proprietorships	—	—	—	—	—	—	—	—
	Partnerships	—	—	—	—	—	—	—	—
	Cooperative associations	—	—	—	—	—	—	—	—
	Other legal forms of organization	—	—	—	—	—	—	—	—

See footnotes at end of table.

Table 7. Legal Form of Organization: 1997—Con.

[Includes only establishments with payroll. Excludes data for central administrative offices, auxiliary operations, or establishments of firms that are classified in other categories than those specified in this table. For meaning of abbreviations and symbols, see introductory text. For explanation of terms, see Appendix A. For method of assignment to categories shown, see Appendix C.]

NAICS code	Legal form of organization by type of operation and kind of business	Establishments (number)	Sales (\$1,000)	Annual payroll (\$1,000)	First-quarter payroll (\$1,000)	Paid employees for pay period including March 12 (number)	Operating expenses ¹ (\$1,000)	End-of-1996 inventories (\$1,000)	End-of-1997 inventories (\$1,000)
421	MANUFACTURERS' SALES BRANCHES AND SALES OFFICES—Con.								
	Wholesale trade, durable goods—Con.								
4218302	Hydraulic & pneumatic (fluid-power) machinery & equipment whsle								
	All establishments	264	2 063 142	118 654	30 155	2 901	206 767	154 417	172 816
	Corporations	246	D	D	D	h	D	D	D
	Individual proprietorships	—	—	—	—	—	—	—	—
	Partnerships	18	D	D	D	c	D	D	D
	Cooperative associations	—	—	—	—	—	—	—	—
	Other legal forms of organization	—	—	—	—	—	—	—	—
42183021	Hydraulic & pneumatic pumps & motors whsle								
	All establishments	204	1 185 714	77 648	20 182	1 799	133 488	92 070	108 041
	Corporations	188	D	D	D	g	D	D	D
	Individual proprietorships	—	—	—	—	—	—	—	—
	Partnerships	16	D	D	D	c	D	D	D
	Cooperative associations	—	—	—	—	—	—	—	—
	Other legal forms of organization	—	—	—	—	—	—	—	—
42183022	Hydraulic & pneumatic parts, accessories, & supplies whsle								
	All establishments	60	877 428	41 006	9 973	1 102	73 279	62 347	64 775
	Corporations	58	D	D	D	g	D	D	D
	Individual proprietorships	—	—	—	—	—	—	—	—
	Partnerships	2	D	D	D	a	D	D	D
	Cooperative associations	—	—	—	—	—	—	—	—
	Other legal forms of organization	—	—	—	—	—	—	—	—
4218303	General-purpose industrial machinery & equipment whsle								
	All establishments	679	7 711 350	540 870	118 105	10 902	1 021 002	348 884	361 601
	Corporations	676	7 630 194	534 224	116 571	10 747	1 008 427	337 201	348 039
	Individual proprietorships	—	—	—	—	—	—	—	—
	Partnerships	3	81 156	6 646	1 534	155	12 575	11 683	13 562
	Cooperative associations	—	—	—	—	—	—	—	—
	Other legal forms of organization	—	—	—	—	—	—	—	—
4218304	Metalworking machinery & equipment whsle								
	All establishments	133	2 386 799	146 132	36 850	3 061	289 639	214 923	209 410
	Corporations	128	D	D	D	h	D	D	D
	Individual proprietorships	—	—	—	—	—	—	—	—
	Partnerships	5	D	D	D	c	D	D	D
	Cooperative associations	—	—	—	—	—	—	—	—
	Other legal forms of organization	—	—	—	—	—	—	—	—
4218305	Materials handling equipment whsle								
	All establishments	188	2 721 654	244 145	58 321	5 619	435 385	126 213	134 682
	Corporations	188	2 721 654	244 145	58 321	5 619	435 385	126 213	134 682
	Individual proprietorships	—	—	—	—	—	—	—	—
	Partnerships	—	—	—	—	—	—	—	—
	Cooperative associations	—	—	—	—	—	—	—	—
	Other legal forms of organization	—	—	—	—	—	—	—	—
4218306	Oilwell, oil refinery, & pipeline mach, equip, & supplies whsle								
	All establishments	599	2 860 833	271 680	65 414	5 782	480 009	330 980	362 625
	Corporations	516	D	D	D	i	D	D	D
	Individual proprietorships	—	—	—	—	—	—	—	—
	Partnerships	83	D	D	D	e	D	D	D
	Cooperative associations	—	—	—	—	—	—	—	—
	Other legal forms of organization	—	—	—	—	—	—	—	—
4218307	Other industrial machinery & equipment whsle								
	All establishments	436	7 089 751	440 413	107 029	9 124	822 304	342 357	346 445
	Corporations	408	7 003 894	435 036	105 605	9 016	812 703	339 150	343 074
	Individual proprietorships	—	—	—	—	—	—	—	—
	Partnerships	27	D	D	D	b	D	D	D
	Cooperative associations	—	—	—	—	—	—	—	—
	Other legal forms of organization	1	D	D	D	a	D	D	D
42184	Industrial supplies whsle								
	All establishments	1 097	23 846 292	643 575	160 535	14 411	1 193 017	644 254	632 329
	Corporations	1 093	23 782 284	641 380	159 984	14 322	1 189 480	639 172	626 959
	Individual proprietorships	—	—	—	—	—	—	—	—
	Partnerships	4	64 008	2 195	551	89	3 537	5 082	5 370
	Cooperative associations	—	—	—	—	—	—	—	—
	Other legal forms of organization	—	—	—	—	—	—	—	—

See footnotes at end of table.

Table 7. Legal Form of Organization: 1997—Con.

[Includes only establishments with payroll. Excludes data for central administrative offices, auxiliary operations, or establishments of firms that are classified in other categories than those specified in this table. For meaning of abbreviations and symbols, see introductory text. For explanation of terms, see Appendix A. For method of assignment to categories shown, see Appendix C.]

NAICS code	Legal form of organization by type of operation and kind of business	Establishments (number)	Sales (\$1,000)	Annual payroll (\$1,000)	First-quarter payroll (\$1,000)	Paid employees for pay period including March 12 (number)	Operating expenses ¹ (\$1,000)	End-of-1996 inventories (\$1,000)	End-of-1997 inventories (\$1,000)
	MANUFACTURERS' SALES BRANCHES AND SALES OFFICES—								
	Con.								
421	Wholesale trade, durable goods—								
	Con.								
421840	Industrial supplies whsle								
	All establishments	1 097	23 846 292	643 575	160 535	14 411	1 193 017	644 254	632 329
	Corporations	1 093	23 782 284	641 380	159 984	14 322	1 189 480	639 172	626 959
	Individual proprietorships	—	—	—	—	—	—	—	—
	Partnerships	4	64 008	2 195	551	89	3 537	5 082	5 370
	Cooperative associations	—	—	—	—	—	—	—	—
	Other legal forms of organization	—	—	—	—	—	—	—	—
4218402	Mechanical power transmission supplies whsle								
	All establishments	301	5 311 517	165 934	38 789	3 993	336 861	216 268	209 539
	Corporations	300	D	D	D	h	D	D	D
	Individual proprietorships	—	—	—	—	—	—	—	—
	Partnerships	1	D	D	D	a	D	D	D
	Cooperative associations	—	—	—	—	—	—	—	—
	Other legal forms of organization	—	—	—	—	—	—	—	—
4218403	Welding supplies whsle								
	All establishments	241	451 429	55 031	12 847	1 663	112 763	41 513	41 544
	Corporations	241	451 429	55 031	12 847	1 663	112 763	41 513	41 544
	Individual proprietorships	—	—	—	—	—	—	—	—
	Partnerships	—	—	—	—	—	—	—	—
	Cooperative associations	—	—	—	—	—	—	—	—
	Other legal forms of organization	—	—	—	—	—	—	—	—
4218404	Industrial containers & supplies whsle								
	All establishments	57	4 145 874	26 872	7 133	618	56 518	9 278	9 963
	Corporations	57	4 145 874	26 872	7 133	618	56 518	9 278	9 963
	Individual proprietorships	—	—	—	—	—	—	—	—
	Partnerships	—	—	—	—	—	—	—	—
	Cooperative associations	—	—	—	—	—	—	—	—
	Other legal forms of organization	—	—	—	—	—	—	—	—
4218405	Industrial valves & fittings (except fluid-power) whsle								
	All establishments	98	654 866	67 124	17 160	1 422	111 682	53 102	53 498
	Corporations	98	654 866	67 124	17 160	1 422	111 682	53 102	53 498
	Individual proprietorships	—	—	—	—	—	—	—	—
	Partnerships	—	—	—	—	—	—	—	—
	Cooperative associations	—	—	—	—	—	—	—	—
	Other legal forms of organization	—	—	—	—	—	—	—	—
4218406	Other industrial supplies whsle								
	All establishments	400	13 282 606	328 614	84 606	6 715	575 193	324 093	317 785
	Corporations	397	D	D	D	i	D	D	D
	Individual proprietorships	—	—	—	—	—	—	—	—
	Partnerships	3	D	D	D	b	D	D	D
	Cooperative associations	—	—	—	—	—	—	—	—
	Other legal forms of organization	—	—	—	—	—	—	—	—
42185	Service establishment equipment & supplies whsle								
	All establishments	182	3 466 042	98 546	23 118	2 107	189 409	89 856	87 142
	Corporations	181	D	D	D	g	D	D	D
	Individual proprietorships	—	—	—	—	—	—	—	—
	Partnerships	—	—	—	—	—	—	—	—
	Cooperative associations	—	—	—	—	—	—	—	—
	Other legal forms of organization	1	D	D	D	a	D	D	D
421850	Service establishment equipment & supplies whsle								
	All establishments	182	3 466 042	98 546	23 118	2 107	189 409	89 856	87 142
	Corporations	181	D	D	D	g	D	D	D
	Individual proprietorships	—	—	—	—	—	—	—	—
	Partnerships	—	—	—	—	—	—	—	—
	Cooperative associations	—	—	—	—	—	—	—	—
	Other legal forms of organization	1	D	D	D	a	D	D	D
4218501	Beauty & barber shop equipment & supplies whsle								
	All establishments	3	D	D	D	c	D	D	D
	Corporations	3	D	D	D	c	D	D	D
	Individual proprietorships	—	—	—	—	—	—	—	—
	Partnerships	—	—	—	—	—	—	—	—
	Cooperative associations	—	—	—	—	—	—	—	—
	Other legal forms of organization	—	—	—	—	—	—	—	—

See footnotes at end of table.

Table 7. Legal Form of Organization: 1997—Con.

[Includes only establishments with payroll. Excludes data for central administrative offices, auxiliary operations, or establishments of firms that are classified in other categories than those specified in this table. For meaning of abbreviations and symbols, see introductory text. For explanation of terms, see Appendix A. For method of assignment to categories shown, see Appendix C]

NAICS code	Legal form of organization by type of operation and kind of business	Establishments (number)	Sales (\$1,000)	Annual payroll (\$1,000)	First-quarter payroll (\$1,000)	Paid employees for pay period including March 12 (number)	Operating expenses ¹ (\$1,000)	End-of-1996 inventories (\$1,000)	End-of-1997 inventories (\$1,000)
421	MANUFACTURERS' SALES BRANCHES AND SALES OFFICES—Con.								
	Wholesale trade, durable goods—Con.								
4218502	Custodial, janitors' equipment & supplies whsle								
	All establishments	12	39 925	4 969	1 208	153	8 231	3 843	5 230
	Corporations	12	39 925	4 969	1 208	153	8 231	3 843	5 230
	Individual proprietorships	—	—	—	—	—	—	—	—
	Partnerships	—	—	—	—	—	—	—	—
	Cooperative associations	—	—	—	—	—	—	—	—
	Other legal forms of organization	—	—	—	—	—	—	—	—
4218503	Laundry & dry-cleaning equipment & supplies whsle								
	All establishments	27	D	D	D	f	D	D	D
	Corporations	27	D	D	D	f	D	D	D
	Individual proprietorships	—	—	—	—	—	—	—	—
	Partnerships	—	—	—	—	—	—	—	—
	Cooperative associations	—	—	—	—	—	—	—	—
	Other legal forms of organization	—	—	—	—	—	—	—	—
4218504	Other service establishment equipment & supplies whsle								
	All establishments	140	D	D	D	g	D	D	D
	Corporations	139	D	D	D	g	D	D	D
	Individual proprietorships	—	—	—	—	—	—	—	—
	Partnerships	—	—	—	—	—	—	—	—
	Cooperative associations	—	—	—	—	—	—	—	—
	Other legal forms of organization	1	D	D	D	a	D	D	D
42186	Transportation equipment & supplies (exc motor vehicle) whsle								
	All establishments	96	3 471 363	216 097	57 985	4 373	500 481	680 344	766 505
	Corporations	95	D	D	D	h	D	D	D
	Individual proprietorships	—	—	—	—	—	—	—	—
	Partnerships	—	—	—	—	—	—	—	—
	Cooperative associations	—	—	—	—	—	—	—	—
	Other legal forms of organization	1	D	D	D	a	D	D	D
421860	Transportation equipment & supplies (exc motor vehicle) whsle								
	All establishments	96	3 471 363	216 097	57 985	4 373	500 481	680 344	766 505
	Corporations	95	D	D	D	h	D	D	D
	Individual proprietorships	—	—	—	—	—	—	—	—
	Partnerships	—	—	—	—	—	—	—	—
	Cooperative associations	—	—	—	—	—	—	—	—
	Other legal forms of organization	1	D	D	D	a	D	D	D
4218601	Aircraft & aeronautical equipment & supplies whsle								
	All establishments	62	2 824 449	183 159	49 328	3 634	360 828	617 388	707 682
	Corporations	62	2 824 449	183 159	49 328	3 634	360 828	617 388	707 682
	Individual proprietorships	—	—	—	—	—	—	—	—
	Partnerships	—	—	—	—	—	—	—	—
	Cooperative associations	—	—	—	—	—	—	—	—
	Other legal forms of organization	—	—	—	—	—	—	—	—
4218602	Marine machinery, equipment, & supplies whsle								
	All establishments	27	D	D	D	f	D	D	D
	Corporations	27	D	D	D	f	D	D	D
	Individual proprietorships	—	—	—	—	—	—	—	—
	Partnerships	—	—	—	—	—	—	—	—
	Cooperative associations	—	—	—	—	—	—	—	—
	Other legal forms of organization	—	—	—	—	—	—	—	—
4218603	Other transportation equipment & supplies whsle								
	All establishments	7	D	D	D	c	D	D	D
	Corporations	6	D	D	D	c	D	D	D
	Individual proprietorships	—	—	—	—	—	—	—	—
	Partnerships	—	—	—	—	—	—	—	—
	Cooperative associations	—	—	—	—	—	—	—	—
	Other legal forms of organization	1	D	D	D	a	D	D	D

See footnotes at end of table.

Table 7. Legal Form of Organization: 1997—Con.

[Includes only establishments with payroll. Excludes data for central administrative offices, auxiliary operations, or establishments of firms that are classified in other categories than those specified in this table. For meaning of abbreviations and symbols, see introductory text. For explanation of terms, see Appendix A. For method of assignment to categories shown, see Appendix C]

NAICS code	Legal form of organization by type of operation and kind of business	Establishments (number)	Sales (\$1,000)	Annual payroll (\$1,000)	First-quarter payroll (\$1,000)	Paid employees for pay period including March 12 (number)	Operating expenses ¹ (\$1,000)	End-of-1996 inventories (\$1,000)	End-of-1997 inventories (\$1,000)
	MANUFACTURERS' SALES BRANCHES AND SALES OFFICES—								
	Con.								
421	Wholesale trade, durable goods—								
	Con.								
4219	Miscellaneous durable goods whsle								
	All establishments	'263	D	D	D	i	D	D	D
	Corporations	'263	D	D	D	i	D	D	D
	Individual proprietorships	—	—	—	—	—	—	—	—
	Partnerships	—	—	—	—	—	—	—	—
	Cooperative associations	—	—	—	—	—	—	—	—
	Other legal forms of organization	—	—	—	—	—	—	—	—
42191	Sporting & recreational goods & supplies whsle								
	All establishments	'53	'3 778 496	'171 399	'41 941	'2 746	406 005	211 454	205 552
	Corporations	53	3 778 496	171 399	41 941	2 746	406 005	211 454	205 552
	Individual proprietorships	—	—	—	—	—	—	—	—
	Partnerships	—	—	—	—	—	—	—	—
	Cooperative associations	—	—	—	—	—	—	—	—
	Other legal forms of organization	—	—	—	—	—	—	—	—
421910	Sporting & recreational goods & supplies whsle								
	All establishments	'53	'3 778 496	'171 399	'41 941	'2 746	406 005	211 454	205 552
	Corporations	53	3 778 496	171 399	41 941	2 746	406 005	211 454	205 552
	Individual proprietorships	—	—	—	—	—	—	—	—
	Partnerships	—	—	—	—	—	—	—	—
	Cooperative associations	—	—	—	—	—	—	—	—
	Other legal forms of organization	—	—	—	—	—	—	—	—
42192	Toy & hobby goods & supplies whsle								
	All establishments	24	D	D	D	g	D	D	D
	Corporations	24	D	D	D	g	D	D	D
	Individual proprietorships	—	—	—	—	—	—	—	—
	Partnerships	—	—	—	—	—	—	—	—
	Cooperative associations	—	—	—	—	—	—	—	—
	Other legal forms of organization	—	—	—	—	—	—	—	—
421920	Toy & hobby goods & supplies whsle								
	All establishments	24	D	D	D	g	D	D	D
	Corporations	24	D	D	D	g	D	D	D
	Individual proprietorships	—	—	—	—	—	—	—	—
	Partnerships	—	—	—	—	—	—	—	—
	Cooperative associations	—	—	—	—	—	—	—	—
	Other legal forms of organization	—	—	—	—	—	—	—	—
42194	Jewelry/watch/silverware/precious stone, & precious metal whsle								
	All establishments	55	669 717	51 069	11 808	912	102 466	63 719	61 151
	Corporations	55	669 717	51 069	11 808	912	102 466	63 719	61 151
	Individual proprietorships	—	—	—	—	—	—	—	—
	Partnerships	—	—	—	—	—	—	—	—
	Cooperative associations	—	—	—	—	—	—	—	—
	Other legal forms of organization	—	—	—	—	—	—	—	—
421940	Jewelry/watch/silverware/precious stone, & precious metal whsle								
	All establishments	55	669 717	51 069	11 808	912	102 466	63 719	61 151
	Corporations	55	669 717	51 069	11 808	912	102 466	63 719	61 151
	Individual proprietorships	—	—	—	—	—	—	—	—
	Partnerships	—	—	—	—	—	—	—	—
	Cooperative associations	—	—	—	—	—	—	—	—
	Other legal forms of organization	—	—	—	—	—	—	—	—
4219401	Jewelry, watch, diamonds, precious stone, & silverware whsle								
	All establishments	46	D	D	D	f	D	D	D
	Corporations	46	D	D	D	f	D	D	D
	Individual proprietorships	—	—	—	—	—	—	—	—
	Partnerships	—	—	—	—	—	—	—	—
	Cooperative associations	—	—	—	—	—	—	—	—
	Other legal forms of organization	—	—	—	—	—	—	—	—
4219402	Precious metal (excluding ores) whsle								
	All establishments	9	D	D	D	b	D	D	D
	Corporations	9	D	D	D	b	D	D	D
	Individual proprietorships	—	—	—	—	—	—	—	—
	Partnerships	—	—	—	—	—	—	—	—
	Cooperative associations	—	—	—	—	—	—	—	—
	Other legal forms of organization	—	—	—	—	—	—	—	—

See footnotes at end of table.

Table 7. Legal Form of Organization: 1997—Con.

[Includes only establishments with payroll. Excludes data for central administrative offices, auxiliary operations, or establishments of firms that are classified in other categories than those specified in this table. For meaning of abbreviations and symbols, see introductory text. For explanation of terms, see Appendix A. For method of assignment to categories shown, see Appendix C.]

NAICS code	Legal form of organization by type of operation and kind of business	Establishments (number)	Sales (\$1,000)	Annual payroll (\$1,000)	First-quarter payroll (\$1,000)	Paid employees for pay period including March 12 (number)	Operating expenses ¹ (\$1,000)	End-of-1996 inventories (\$1,000)	End-of-1997 inventories (\$1,000)
	MANUFACTURERS' SALES BRANCHES AND SALES OFFICES—								
	Con.								
421	Wholesale trade, durable goods—								
	Con.								
42199	Other miscellaneous durable goods whsle								
	All establishments	131	7 704 440	217 395	51 674	4 189	553 137	325 649	327 917
	Corporations	131	7 704 440	217 395	51 674	4 189	553 137	325 649	327 917
	Individual proprietorships	—	—	—	—	—	—	—	—
	Partnerships	—	—	—	—	—	—	—	—
	Cooperative associations	—	—	—	—	—	—	—	—
	Other legal forms of organization	—	—	—	—	—	—	—	—
421990	Other miscellaneous durable goods whsle								
	All establishments	131	7 704 440	217 395	51 674	4 189	553 137	325 649	327 917
	Corporations	131	7 704 440	217 395	51 674	4 189	553 137	325 649	327 917
	Individual proprietorships	—	—	—	—	—	—	—	—
	Partnerships	—	—	—	—	—	—	—	—
	Cooperative associations	—	—	—	—	—	—	—	—
	Other legal forms of organization	—	—	—	—	—	—	—	—
4219901	Musical instruments & supplies whsle								
	All establishments	4	198 784	14 756	3 571	304	33 950	17 435	18 896
	Corporations	4	198 784	14 756	3 571	304	33 950	17 435	18 896
	Individual proprietorships	—	—	—	—	—	—	—	—
	Partnerships	—	—	—	—	—	—	—	—
	Cooperative associations	—	—	—	—	—	—	—	—
	Other legal forms of organization	—	—	—	—	—	—	—	—
4219903	General merchandise (durable goods) whsle								
	All establishments	4	D	D	D	b	D	D	D
	Corporations	4	D	D	D	b	D	D	D
	Individual proprietorships	—	—	—	—	—	—	—	—
	Partnerships	—	—	—	—	—	—	—	—
	Cooperative associations	—	—	—	—	—	—	—	—
	Other legal forms of organization	—	—	—	—	—	—	—	—
4219904	Prerecorded media whsle								
	All establishments	83	7 023 150	172 098	41 765	3 085	447 816	284 308	276 834
	Corporations	83	7 023 150	172 098	41 765	3 085	447 816	284 308	276 834
	Individual proprietorships	—	—	—	—	—	—	—	—
	Partnerships	—	—	—	—	—	—	—	—
	Cooperative associations	—	—	—	—	—	—	—	—
	Other legal forms of organization	—	—	—	—	—	—	—	—
42199041	Compact discs/prerecorded audio tapes, & phonograph records whsle								
	All establishments	79	D	D	D	h	D	D	D
	Corporations	79	D	D	D	h	D	D	D
	Individual proprietorships	—	—	—	—	—	—	—	—
	Partnerships	—	—	—	—	—	—	—	—
	Cooperative associations	—	—	—	—	—	—	—	—
	Other legal forms of organization	—	—	—	—	—	—	—	—
42199042	Prerecorded video tapes whsle								
	All establishments	4	D	D	D	b	D	D	D
	Corporations	4	D	D	D	b	D	D	D
	Individual proprietorships	—	—	—	—	—	—	—	—
	Partnerships	—	—	—	—	—	—	—	—
	Cooperative associations	—	—	—	—	—	—	—	—
	Other legal forms of organization	—	—	—	—	—	—	—	—
4219905	Fire extinguishers & fire safety equipment whsle								
	All establishments	21	D	D	D	b	D	D	D
	Corporations	21	D	D	D	b	D	D	D
	Individual proprietorships	—	—	—	—	—	—	—	—
	Partnerships	—	—	—	—	—	—	—	—
	Cooperative associations	—	—	—	—	—	—	—	—
	Other legal forms of organization	—	—	—	—	—	—	—	—
4219906	Other durable goods whsle								
	All establishments	19	374 524	25 519	5 215	692	60 737	19 148	27 103
	Corporations	19	374 524	25 519	5 215	692	60 737	19 148	27 103
	Individual proprietorships	—	—	—	—	—	—	—	—
	Partnerships	—	—	—	—	—	—	—	—
	Cooperative associations	—	—	—	—	—	—	—	—
	Other legal forms of organization	—	—	—	—	—	—	—	—
422	Wholesale trade, nondurable goods								

See footnotes at end of table.

Table 7. Legal Form of Organization: 1997—Con.

[Includes only establishments with payroll. Excludes data for central administrative offices, auxiliary operations, or establishments of firms that are classified in other categories than those specified in this table. For meaning of abbreviations and symbols, see introductory text. For explanation of terms, see Appendix A. For method of assignment to categories shown, see Appendix C]

NAICS code	Legal form of organization by type of operation and kind of business	Establishments (number)	Sales (\$1,000)	Annual payroll (\$1,000)	First-quarter payroll (\$1,000)	Paid employees for pay period including March 12 (number)	Operating expenses ¹ (\$1,000)	End-of-1996 inventories (\$1,000)	End-of-1997 inventories (\$1,000)	
422	MANUFACTURERS' SALES BRANCHES AND SALES OFFICES—Con.									
	Wholesale trade, nondurable goods—Con.									
	All establishments	12 077	551 309 153	19 154 155	4 795 651	442 761	42 706 128	13 194 314	13 674 060	
	Corporations	11 934	545 718 622	19 011 621	4 757 234	438 518	42 344 403	13 023 506	13 494 919	
	Individual proprietorships	7	D	D	D	b	D	D	D	
	Partnerships	116	D	D	D	h	D	D	D	
	Cooperative associations	16	D	D	D	e	D	D	D	
	Other legal forms of organization	4	840 205	22 543	8 339	425	64 950	2 719	2 803	
	4221	Paper & paper product whsle								
	All establishments	1 596	42 967 916	1 646 092	410 886	50 760	3 279 924	633 637	667 898	
Corporations	1 596	42 967 916	1 646 092	410 886	50 760	3 279 924	633 637	667 898		
Individual proprietorships	—	—	—	—	—	—	—	—		
Partnerships	—	—	—	—	—	—	—	—		
Cooperative associations	—	—	—	—	—	—	—	—		
Other legal forms of organization	—	—	—	—	—	—	—	—		
42211	Printing & writing paper whsle									
All establishments	294	16 541 542	310 695	77 028	5 935	645 393	203 981	197 089		
Corporations	294	16 541 542	310 695	77 028	5 935	645 393	203 981	197 089		
Individual proprietorships	—	—	—	—	—	—	—	—		
Partnerships	—	—	—	—	—	—	—	—		
Cooperative associations	—	—	—	—	—	—	—	—		
Other legal forms of organization	—	—	—	—	—	—	—	—		
422110	Printing & writing paper whsle									
All establishments	294	16 541 542	310 695	77 028	5 935	645 393	203 981	197 089		
Corporations	294	16 541 542	310 695	77 028	5 935	645 393	203 981	197 089		
Individual proprietorships	—	—	—	—	—	—	—	—		
Partnerships	—	—	—	—	—	—	—	—		
Cooperative associations	—	—	—	—	—	—	—	—		
Other legal forms of organization	—	—	—	—	—	—	—	—		
42212	Stationery & office supplies whsle									
All establishments	1 051	11 496 650	910 139	226 621	36 505	1 707 716	251 732	249 391		
Corporations	1 051	11 496 650	910 139	226 621	36 505	1 707 716	251 732	249 391		
Individual proprietorships	—	—	—	—	—	—	—	—		
Partnerships	—	—	—	—	—	—	—	—		
Cooperative associations	—	—	—	—	—	—	—	—		
Other legal forms of organization	—	—	—	—	—	—	—	—		
422120	Stationery & office supplies whsle									
All establishments	1 051	11 496 650	910 139	226 621	36 505	1 707 716	251 732	249 391		
Corporations	1 051	11 496 650	910 139	226 621	36 505	1 707 716	251 732	249 391		
Individual proprietorships	—	—	—	—	—	—	—	—		
Partnerships	—	—	—	—	—	—	—	—		
Cooperative associations	—	—	—	—	—	—	—	—		
Other legal forms of organization	—	—	—	—	—	—	—	—		
42213	Industrial & personal service paper whsle									
All establishments	251	14 929 724	425 258	107 237	8 320	926 815	177 924	221 418		
Corporations	251	14 929 724	425 258	107 237	8 320	926 815	177 924	221 418		
Individual proprietorships	—	—	—	—	—	—	—	—		
Partnerships	—	—	—	—	—	—	—	—		
Cooperative associations	—	—	—	—	—	—	—	—		
Other legal forms of organization	—	—	—	—	—	—	—	—		
422130	Industrial & personal service paper whsle									
All establishments	251	14 929 724	425 258	107 237	8 320	926 815	177 924	221 418		
Corporations	251	14 929 724	425 258	107 237	8 320	926 815	177 924	221 418		
Individual proprietorships	—	—	—	—	—	—	—	—		
Partnerships	—	—	—	—	—	—	—	—		
Cooperative associations	—	—	—	—	—	—	—	—		
Other legal forms of organization	—	—	—	—	—	—	—	—		
4222	Drugs, & druggists' sundries whsle									
All establishments	358	90 317 145	3 827 803	948 944	58 960	8 666 126	2 517 364	2 756 060		
Corporations	358	90 317 145	3 827 803	948 944	58 960	8 666 126	2 517 364	2 756 060		
Individual proprietorships	—	—	—	—	—	—	—	—		
Partnerships	—	—	—	—	—	—	—	—		
Cooperative associations	—	—	—	—	—	—	—	—		
Other legal forms of organization	—	—	—	—	—	—	—	—		

See footnotes at end of table.

Table 7. Legal Form of Organization: 1997—Con.

[Includes only establishments with payroll. Excludes data for central administrative offices, auxiliary operations, or establishments of firms that are classified in other categories than those specified in this table. For meaning of abbreviations and symbols, see introductory text. For explanation of terms, see Appendix A. For method of assignment to categories shown, see Appendix C]

NAICS code	Legal form of organization by type of operation and kind of business	Establishments (number)	Sales (\$1,000)	Annual payroll (\$1,000)	First-quarter payroll (\$1,000)	Paid employees for pay period including March 12 (number)	Operating expenses ¹ (\$1,000)	End-of-1996 inventories (\$1,000)	End-of-1997 inventories (\$1,000)
	MANUFACTURERS' SALES BRANCHES AND SALES OFFICES—Con.								
422	Wholesale trade, nondurable goods—Con.								
42221	Drugs, & druggists' sundries whsle								
	All establishments	358	90 317 145	3 827 803	948 944	58 960	8 666 126	2 517 364	2 756 060
	Corporations	358	90 317 145	3 827 803	948 944	58 960	8 666 126	2 517 364	2 756 060
	Individual proprietorships	—	—	—	—	—	—	—	—
	Partnerships	—	—	—	—	—	—	—	—
	Cooperative associations	—	—	—	—	—	—	—	—
	Other legal forms of organization	—	—	—	—	—	—	—	—
422210	Drugs, & druggists' sundries whsle								
	All establishments	358	90 317 145	3 827 803	948 944	58 960	8 666 126	2 517 364	2 756 060
	Corporations	358	90 317 145	3 827 803	948 944	58 960	8 666 126	2 517 364	2 756 060
	Individual proprietorships	—	—	—	—	—	—	—	—
	Partnerships	—	—	—	—	—	—	—	—
	Cooperative associations	—	—	—	—	—	—	—	—
	Other legal forms of organization	—	—	—	—	—	—	—	—
4222102	Specialty-line drug, pharmaceutical, cosmetic, & toiletries whsle								
	All establishments	358	90 317 145	3 827 803	948 944	58 960	8 666 126	2 517 364	2 756 060
	Corporations	358	90 317 145	3 827 803	948 944	58 960	8 666 126	2 517 364	2 756 060
	Individual proprietorships	—	—	—	—	—	—	—	—
	Partnerships	—	—	—	—	—	—	—	—
	Cooperative associations	—	—	—	—	—	—	—	—
	Other legal forms of organization	—	—	—	—	—	—	—	—
4223	Apparel, piece goods, & notions whsle								
	All establishments	709	22 808 180	963 347	238 190	20 459	2 166 712	1 465 168	1 513 039
	Corporations	707	22 393 641	955 809	235 837	20 395	2 152 240	1 464 961	1 512 589
	Individual proprietorships	—	—	—	—	—	—	—	—
	Partnerships	1	D	D	D	a	D	D	D
	Cooperative associations	—	—	—	—	—	—	—	—
	Other legal forms of organization	1	D	D	D	b	D	D	D
42231	Piece goods, notions, & other dry goods whsle								
	All establishments	245	6 592 566	246 518	61 096	4 657	520 679	166 724	163 647
	Corporations	245	6 592 566	246 518	61 096	4 657	520 679	166 724	163 647
	Individual proprietorships	—	—	—	—	—	—	—	—
	Partnerships	—	—	—	—	—	—	—	—
	Cooperative associations	—	—	—	—	—	—	—	—
	Other legal forms of organization	—	—	—	—	—	—	—	—
422310	Piece goods, notions, & other dry goods whsle								
	All establishments	245	6 592 566	246 518	61 096	4 657	520 679	166 724	163 647
	Corporations	245	6 592 566	246 518	61 096	4 657	520 679	166 724	163 647
	Individual proprietorships	—	—	—	—	—	—	—	—
	Partnerships	—	—	—	—	—	—	—	—
	Cooperative associations	—	—	—	—	—	—	—	—
	Other legal forms of organization	—	—	—	—	—	—	—	—
4223101	Piece goods—jobbers								
	All establishments	194	5 899 943	217 278	54 350	3 909	449 240	135 679	134 323
	Corporations	194	5 899 943	217 278	54 350	3 909	449 240	135 679	134 323
	Individual proprietorships	—	—	—	—	—	—	—	—
	Partnerships	—	—	—	—	—	—	—	—
	Cooperative associations	—	—	—	—	—	—	—	—
	Other legal forms of organization	—	—	—	—	—	—	—	—
4223102	Notions & other dry goods whsle								
	All establishments	51	692 623	29 240	6 746	748	71 439	31 045	29 324
	Corporations	51	692 623	29 240	6 746	748	71 439	31 045	29 324
	Individual proprietorships	—	—	—	—	—	—	—	—
	Partnerships	—	—	—	—	—	—	—	—
	Cooperative associations	—	—	—	—	—	—	—	—
	Other legal forms of organization	—	—	—	—	—	—	—	—
42232	Men's & boys' clothing & furnishings whsle								
	All establishments	202	7 748 425	345 408	83 096	8 449	763 011	745 747	754 794
	Corporations	202	7 748 425	345 408	83 096	8 449	763 011	745 747	754 794
	Individual proprietorships	—	—	—	—	—	—	—	—
	Partnerships	—	—	—	—	—	—	—	—
	Cooperative associations	—	—	—	—	—	—	—	—
	Other legal forms of organization	—	—	—	—	—	—	—	—
422320	Men's & boys' clothing & furnishings whsle								

See footnotes at end of table.

Table 7. Legal Form of Organization: 1997—Con.

[Includes only establishments with payroll. Excludes data for central administrative offices, auxiliary operations, or establishments of firms that are classified in other categories than those specified in this table. For meaning of abbreviations and symbols, see introductory text. For explanation of terms, see Appendix A. For method of assignment to categories shown, see Appendix C]

NAICS code	Legal form of organization by type of operation and kind of business	Establishments (number)	Sales (\$1,000)	Annual payroll (\$1,000)	First-quarter payroll (\$1,000)	Paid employees for pay period including March 12 (number)	Operating expenses ¹ (\$1,000)	End-of-1996 inventories (\$1,000)	End-of-1997 inventories (\$1,000)
422	MANUFACTURERS' SALES BRANCHES AND SALES OFFICES—Con.								
	Wholesale trade, nondurable goods—Con.								
422320	Men's & boys' clothing & furnishings whsle—Con.								
	All establishments	202	7 748 425	345 408	83 096	8 449	763 011	745 747	754 794
	Corporations	202	7 748 425	345 408	83 096	8 449	763 011	745 747	754 794
	Individual proprietorships	—	—	—	—	—	—	—	—
	Partnerships	—	—	—	—	—	—	—	—
	Cooperative associations	—	—	—	—	—	—	—	—
	Other legal forms of organization	—	—	—	—	—	—	—	—
42233	Women's, children's, & infants' clothing & accessories whsle								
	All establishments	233	6 347 552	248 975	63 198	5 248	589 565	294 159	290 081
	Corporations	232	D	D	D	i	D	D	D
	Individual proprietorships	—	—	—	—	—	—	—	—
	Partnerships	1	D	D	D	a	D	D	D
	Cooperative associations	—	—	—	—	—	—	—	—
	Other legal forms of organization	—	—	—	—	—	—	—	—
422330	Women's, children's, & infants' clothing & accessories whsle								
	All establishments	233	6 347 552	248 975	63 198	5 248	589 565	294 159	290 081
	Corporations	232	D	D	D	i	D	D	D
	Individual proprietorships	—	—	—	—	—	—	—	—
	Partnerships	1	D	D	D	a	D	D	D
	Cooperative associations	—	—	—	—	—	—	—	—
	Other legal forms of organization	—	—	—	—	—	—	—	—
42234	Footwear whsle								
	All establishments	29	2 119 637	122 446	30 800	2 105	293 457	258 538	304 517
	Corporations	28	D	D	D	g	D	D	D
	Individual proprietorships	—	—	—	—	—	—	—	—
	Partnerships	—	—	—	—	—	—	—	—
	Cooperative associations	—	—	—	—	—	—	—	—
	Other legal forms of organization	1	D	D	D	b	D	D	D
422340	Footwear whsle								
	All establishments	29	2 119 637	122 446	30 800	2 105	293 457	258 538	304 517
	Corporations	28	D	D	D	g	D	D	D
	Individual proprietorships	—	—	—	—	—	—	—	—
	Partnerships	—	—	—	—	—	—	—	—
	Cooperative associations	—	—	—	—	—	—	—	—
	Other legal forms of organization	1	D	D	D	b	D	D	D
4224	Grocery & related products whsle								
	All establishments	3 765	145 608 857	6 614 860	1 606 055	188 281	13 850 688	2 165 631	2 258 062
	Corporations	3 712	144 928 743	6 571 836	1 595 045	186 922	13 750 545	2 150 038	2 241 389
	Individual proprietorships	3	D	D	D	b	D	D	D
	Partnerships	40	D	D	D	g	D	D	D
	Cooperative associations	10	D	D	D	e	D	D	D
	Other legal forms of organization	—	—	—	—	—	—	—	—
42242	Packaged frozen food whsle								
	All establishments	262	7 449 295	227 226	59 433	6 436	766 248	258 770	287 963
	Corporations	262	7 449 295	227 226	59 433	6 436	766 248	258 770	287 963
	Individual proprietorships	—	—	—	—	—	—	—	—
	Partnerships	—	—	—	—	—	—	—	—
	Cooperative associations	—	—	—	—	—	—	—	—
	Other legal forms of organization	—	—	—	—	—	—	—	—
422420	Packaged frozen food whsle								
	All establishments	262	7 449 295	227 226	59 433	6 436	766 248	258 770	287 963
	Corporations	262	7 449 295	227 226	59 433	6 436	766 248	258 770	287 963
	Individual proprietorships	—	—	—	—	—	—	—	—
	Partnerships	—	—	—	—	—	—	—	—
	Cooperative associations	—	—	—	—	—	—	—	—
	Other legal forms of organization	—	—	—	—	—	—	—	—
42243	Dairy products, (except dried or canned) whsle								
	All establishments	507	12 804 977	757 461	175 830	19 409	1 849 552	343 331	350 438
	Corporations	471	D	D	D	j	D	D	D
	Individual proprietorships	—	—	—	—	—	—	—	—
	Partnerships	35	344 385	28 202	7 311	860	63 404	4 690	5 872
	Cooperative associations	1	D	D	D	b	D	D	D
	Other legal forms of organization	—	—	—	—	—	—	—	—
422430	Dairy products, (except dried or canned) whsle								

See footnotes at end of table.

Table 7. Legal Form of Organization: 1997—Con.

[Includes only establishments with payroll. Excludes data for central administrative offices, auxiliary operations, or establishments of firms that are classified in other categories than those specified in this table. For meaning of abbreviations and symbols, see introductory text. For explanation of terms, see Appendix A. For method of assignment to categories shown, see Appendix C.]

NAICS code	Legal form of organization by type of operation and kind of business	Establishments (number)	Sales (\$1,000)	Annual payroll (\$1,000)	First-quarter payroll (\$1,000)	Paid employees for pay period including March 12 (number)	Operating expenses ¹ (\$1,000)	End-of-1996 inventories (\$1,000)	End-of-1997 inventories (\$1,000)
422	MANUFACTURERS' SALES BRANCHES AND SALES OFFICES—Con.								
422430	Wholesale trade, nondurable goods—Con.								
	Dairy products, (except dried or canned) whsle—Con.								
	All establishments	507	12 804 977	757 461	175 830	19 409	1 849 552	343 331	350 438
	Corporations	471	D	D	D	j	D	D	D
	Individual proprietorships	—	—	—	—	—	—	—	—
	Partnerships	35	344 385	28 202	7 311	860	63 404	4 690	5 872
	Cooperative associations	1	D	D	D	b	D	D	D
	Other legal forms of organization	—	—	—	—	—	—	—	—
4224302	Dairy product (except raw milk) whsle								
	All establishments	507	12 804 977	757 461	175 830	19 409	1 849 552	343 331	350 438
	Corporations	471	D	D	D	j	D	D	D
	Individual proprietorships	—	—	—	—	—	—	—	—
	Partnerships	35	344 385	28 202	7 311	860	63 404	4 690	5 872
	Cooperative associations	1	D	D	D	b	D	D	D
	Other legal forms of organization	—	—	—	—	—	—	—	—
42244	Poultry & poultry product whsle								
	All establishments	54	D	D	D	g	D	D	D
	Corporations	48	D	D	D	g	D	D	D
	Individual proprietorships	—	—	—	—	—	—	—	—
	Partnerships	—	—	—	—	—	—	—	—
	Cooperative associations	6	D	D	D	c	D	D	D
	Other legal forms of organization	—	—	—	—	—	—	—	—
422440	Poultry & poultry product whsle								
	All establishments	54	D	D	D	g	D	D	D
	Corporations	48	D	D	D	g	D	D	D
	Individual proprietorships	—	—	—	—	—	—	—	—
	Partnerships	—	—	—	—	—	—	—	—
	Cooperative associations	6	D	D	D	c	D	D	D
	Other legal forms of organization	—	—	—	—	—	—	—	—
4224402	Poultry & poultry product (except live) whsle								
	All establishments	54	D	D	D	g	D	D	D
	Corporations	48	D	D	D	g	D	D	D
	Individual proprietorships	—	—	—	—	—	—	—	—
	Partnerships	—	—	—	—	—	—	—	—
	Cooperative associations	6	D	D	D	c	D	D	D
	Other legal forms of organization	—	—	—	—	—	—	—	—
42245	Confectionery whsle								
	All establishments	302	16 592 178	1 242 879	310 472	37 061	2 148 399	84 367	83 893
	Corporations	299	D	D	D	k	D	D	D
	Individual proprietorships	1	D	D	D	a	D	D	D
	Partnerships	1	D	D	D	a	D	D	D
	Cooperative associations	1	D	D	D	a	D	D	D
	Other legal forms of organization	—	—	—	—	—	—	—	—
422450	Confectionery whsle								
	All establishments	302	16 592 178	1 242 879	310 472	37 061	2 148 399	84 367	83 893
	Corporations	299	D	D	D	k	D	D	D
	Individual proprietorships	1	D	D	D	a	D	D	D
	Partnerships	1	D	D	D	a	D	D	D
	Cooperative associations	1	D	D	D	a	D	D	D
	Other legal forms of organization	—	—	—	—	—	—	—	—
42246	Fish & seafood whsle								
	All establishments	24	334 555	18 934	5 492	654	65 754	33 405	29 959
	Corporations	23	D	D	D	f	D	D	D
	Individual proprietorships	—	—	—	—	—	—	—	—
	Partnerships	—	—	—	—	—	—	—	—
	Cooperative associations	1	D	D	D	a	D	D	D
	Other legal forms of organization	—	—	—	—	—	—	—	—
422460	Fish & seafood whsle								
	All establishments	24	334 555	18 934	5 492	654	65 754	33 405	29 959
	Corporations	23	D	D	D	f	D	D	D
	Individual proprietorships	—	—	—	—	—	—	—	—
	Partnerships	—	—	—	—	—	—	—	—
	Cooperative associations	1	D	D	D	a	D	D	D
	Other legal forms of organization	—	—	—	—	—	—	—	—

See footnotes at end of table.

Table 7. Legal Form of Organization: 1997—Con.

[Includes only establishments with payroll. Excludes data for central administrative offices, auxiliary operations, or establishments of firms that are classified in other categories than those specified in this table. For meaning of abbreviations and symbols, see introductory text. For explanation of terms, see Appendix A. For method of assignment to categories shown, see Appendix C.]

NAICS code	Legal form of organization by type of operation and kind of business	Establishments (number)	Sales (\$1,000)	Annual payroll (\$1,000)	First-quarter payroll (\$1,000)	Paid employees for pay period including March 12 (number)	Operating expenses ¹ (\$1,000)	End-of-1996 inventories (\$1,000)	End-of-1997 inventories (\$1,000)
422	MANUFACTURERS' SALES BRANCHES AND SALES OFFICES—Con.								
	Wholesale trade, nondurable goods—Con.								
42247	Meat & meat product whsle								
	All establishments	112	20 272 965	121 017	26 471	3 094	370 753	86 322	100 511
	Corporations	112	20 272 965	121 017	26 471	3 094	370 753	86 322	100 511
	Individual proprietorships	—	—	—	—	—	—	—	—
	Partnerships	—	—	—	—	—	—	—	—
	Cooperative associations	—	—	—	—	—	—	—	—
	Other legal forms of organization	—	—	—	—	—	—	—	—
422470	Meat & meat product whsle								
	All establishments	112	20 272 965	121 017	26 471	3 094	370 753	86 322	100 511
	Corporations	112	20 272 965	121 017	26 471	3 094	370 753	86 322	100 511
	Individual proprietorships	—	—	—	—	—	—	—	—
	Partnerships	—	—	—	—	—	—	—	—
	Cooperative associations	—	—	—	—	—	—	—	—
	Other legal forms of organization	—	—	—	—	—	—	—	—
42249	Other grocery & related products whsle								
	All establishments	2 504	D	D	D	m	D	D	D
	Corporations	2 497	D	D	D	m	D	D	D
	Individual proprietorships	2	D	D	D	b	D	D	D
	Partnerships	4	D	D	D	c	D	D	D
	Cooperative associations	1	D	D	D	b	D	D	D
	Other legal forms of organization	—	—	—	—	—	—	—	—
422490	Other grocery & related products whsle								
	All establishments	2 504	D	D	D	m	D	D	D
	Corporations	2 497	D	D	D	m	D	D	D
	Individual proprietorships	2	D	D	D	b	D	D	D
	Partnerships	4	D	D	D	c	D	D	D
	Cooperative associations	1	D	D	D	b	D	D	D
	Other legal forms of organization	—	—	—	—	—	—	—	—
4224901	Coffee, tea, & spice whsle								
	All establishments	253	4 860 320	163 182	39 202	4 600	388 513	61 694	64 578
	Corporations	253	4 860 320	163 182	39 202	4 600	388 513	61 694	64 578
	Individual proprietorships	—	—	—	—	—	—	—	—
	Partnerships	—	—	—	—	—	—	—	—
	Cooperative associations	—	—	—	—	—	—	—	—
	Other legal forms of organization	—	—	—	—	—	—	—	—
4224902	Bread & baked goods whsle								
	All establishments	752	12 763 211	966 632	252 384	29 483	1 863 092	214 642	211 461
	Corporations	750	D	D	D	k	D	D	D
	Individual proprietorships	2	D	D	D	b	D	D	D
	Partnerships	—	—	—	—	—	—	—	—
	Cooperative associations	—	—	—	—	—	—	—	—
	Other legal forms of organization	—	—	—	—	—	—	—	—
4224903	Soft drinks whsle								
	All establishments	1 034	21 211 495	2 347 120	541 564	70 809	4 713 914	403 133	447 032
	Corporations	1 031	D	D	D	l	D	D	D
	Individual proprietorships	—	—	—	—	—	—	—	—
	Partnerships	3	D	D	D	b	D	D	D
	Cooperative associations	—	—	—	—	—	—	—	—
	Other legal forms of organization	—	—	—	—	—	—	—	—
4224904	Canned goods whsle								
	All establishments	88	10 565 606	160 492	40 791	3 527	326 577	97 224	98 113
	Corporations	87	D	D	D	h	D	D	D
	Individual proprietorships	—	—	—	—	—	—	—	—
	Partnerships	—	—	—	—	—	—	—	—
	Cooperative associations	1	D	D	D	b	D	D	D
	Other legal forms of organization	—	—	—	—	—	—	—	—
4224905	Food & beverage basic materials whsle								
	All establishments	52	1 323 153	47 761	12 808	1 011	101 759	77 987	79 722
	Corporations	52	1 323 153	47 761	12 808	1 011	101 759	77 987	79 722
	Individual proprietorships	—	—	—	—	—	—	—	—
	Partnerships	—	—	—	—	—	—	—	—
	Cooperative associations	—	—	—	—	—	—	—	—
	Other legal forms of organization	—	—	—	—	—	—	—	—

See footnotes at end of table.

Table 7. Legal Form of Organization: 1997—Con.

[Includes only establishments with payroll. Excludes data for central administrative offices, auxiliary operations, or establishments of firms that are classified in other categories than those specified in this table. For meaning of abbreviations and symbols, see introductory text. For explanation of terms, see Appendix A. For method of assignment to categories shown, see Appendix C]

NAICS code	Legal form of organization by type of operation and kind of business	Establishments (number)	Sales (\$1,000)	Annual payroll (\$1,000)	First-quarter payroll (\$1,000)	Paid employees for pay period including March 12 (number)	Operating expenses ¹ (\$1,000)	End-of-1996 inventories (\$1,000)	End-of-1997 inventories (\$1,000)
422	MANUFACTURERS' SALES BRANCHES AND SALES OFFICES—Con.								
	Wholesale trade, nondurable goods—Con.								
4224906	Other grocery specialties whsle								
	All establishments	325	D	D	D	j	D	D	D
	Corporations	324	D	D	D	j	D	D	D
	Individual proprietorships	—	—	—	—	—	—	—	—
	Partnerships	1	D	D	D	b	D	D	D
	Cooperative associations	—	—	—	—	—	—	—	—
	Other legal forms of organization	—	—	—	—	—	—	—	—
4226	Chemical & allied products whsle								
	All establishments	2 281	66 366 082	2 396 085	626 620	46 112	5 063 180	1 911 816	1 928 366
	Corporations	2 276	66 157 491	2 392 000	625 608	46 051	5 055 436	1 907 156	1 923 554
	Individual proprietorships	1	D	D	D	a	D	D	D
	Partnerships	2	D	D	D	a	D	D	D
	Cooperative associations	—	—	—	—	—	—	—	—
	Other legal forms of organization	2	D	D	D	b	D	D	D
42261	Plastics materials & basic forms & shapes whsle								
	All establishments	338	14 689 127	347 971	87 185	7 095	760 560	575 413	584 774
	Corporations	334	D	D	D	i	D	D	D
	Individual proprietorships	1	D	D	D	a	D	D	D
	Partnerships	2	D	D	D	a	D	D	D
	Cooperative associations	—	—	—	—	—	—	—	—
	Other legal forms of organization	1	D	D	D	b	D	D	D
422610	Plastics materials & basic forms & shapes whsle								
	All establishments	338	14 689 127	347 971	87 185	7 095	760 560	575 413	584 774
	Corporations	334	D	D	D	i	D	D	D
	Individual proprietorships	1	D	D	D	a	D	D	D
	Partnerships	2	D	D	D	a	D	D	D
	Cooperative associations	—	—	—	—	—	—	—	—
	Other legal forms of organization	1	D	D	D	b	D	D	D
42269	Other chemical & allied products whsle								
	All establishments	1 943	51 676 955	2 048 114	539 435	39 017	4 302 620	1 336 403	1 343 592
	Corporations	1 942	D	D	D	k	D	D	D
	Individual proprietorships	—	—	—	—	—	—	—	—
	Partnerships	—	—	—	—	—	—	—	—
	Cooperative associations	—	—	—	—	—	—	—	—
	Other legal forms of organization	1	D	D	D	a	D	D	D
422690	Other chemical & allied products whsle								
	All establishments	1 943	51 676 955	2 048 114	539 435	39 017	4 302 620	1 336 403	1 343 592
	Corporations	1 942	D	D	D	k	D	D	D
	Individual proprietorships	—	—	—	—	—	—	—	—
	Partnerships	—	—	—	—	—	—	—	—
	Cooperative associations	—	—	—	—	—	—	—	—
	Other legal forms of organization	1	D	D	D	a	D	D	D
4226901	Industrial gases (except LP) whsle								
	All establishments	291	1 302 718	165 055	40 416	4 117	331 836	50 960	54 482
	Corporations	291	1 302 718	165 055	40 416	4 117	331 836	50 960	54 482
	Individual proprietorships	—	—	—	—	—	—	—	—
	Partnerships	—	—	—	—	—	—	—	—
	Cooperative associations	—	—	—	—	—	—	—	—
	Other legal forms of organization	—	—	—	—	—	—	—	—
4226902	Other chemical & allied products whsle								
	All establishments	1 652	50 374 237	1 883 059	499 019	34 900	3 970 784	1 285 443	1 289 110
	Corporations	1 651	D	D	D	k	D	D	D
	Individual proprietorships	—	—	—	—	—	—	—	—
	Partnerships	—	—	—	—	—	—	—	—
	Cooperative associations	—	—	—	—	—	—	—	—
	Other legal forms of organization	1	D	D	D	a	D	D	D
4227	Petroleum & petroleum products whsle								
	All establishments	1 271	116 162 796	992 475	263 868	20 311	3 286 159	2 527 355	2 513 198
	Corporations	1 233	D	D	D	j	D	D	D
	Individual proprietorships	—	—	—	—	—	—	—	—
	Partnerships	38	D	D	D	e	D	D	D
	Cooperative associations	—	—	—	—	—	—	—	—
	Other legal forms of organization	—	—	—	—	—	—	—	—

See footnotes at end of table.

Table 7. Legal Form of Organization: 1997—Con.

[Includes only establishments with payroll. Excludes data for central administrative offices, auxiliary operations, or establishments of firms that are classified in other categories than those specified in this table. For meaning of abbreviations and symbols, see introductory text. For explanation of terms, see Appendix A. For method of assignment to categories shown, see Appendix C.]

NAICS code	Legal form of organization by type of operation and kind of business	Establishments (number)	Sales (\$1,000)	Annual payroll (\$1,000)	First-quarter payroll (\$1,000)	Paid employees for pay period including March 12 (number)	Operating expenses ¹ (\$1,000)	End-of-1996 inventories (\$1,000)	End-of-1997 inventories (\$1,000)
	MANUFACTURERS' SALES BRANCHES AND SALES OFFICES—Con.								
422	Wholesale trade, nondurable goods—Con.								
42271	Petroleum bulk stations & terminals								
	All establishments	892	83 944 314	655 953	171 350	14 691	1 981 725	2 205 866	2 198 570
	Corporations	856	D	D	D	j	D	D	D
	Individual proprietorships	—	—	—	—	—	—	—	—
	Partnerships	36	D	D	D	e	D	D	D
	Cooperative associations	—	—	—	—	—	—	—	—
	Other legal forms of organization	—	—	—	—	—	—	—	—
422710	Petroleum bulk stations & terminals								
	All establishments	892	83 944 314	655 953	171 350	14 691	1 981 725	2 205 866	2 198 570
	Corporations	856	D	D	D	j	D	D	D
	Individual proprietorships	—	—	—	—	—	—	—	—
	Partnerships	36	D	D	D	e	D	D	D
	Cooperative associations	—	—	—	—	—	—	—	—
	Other legal forms of organization	—	—	—	—	—	—	—	—
4227101	Petroleum bulk stations & terminals (except LP)								
	All establishments	865	D	D	D	j	D	D	D
	Corporations	829	D	D	D	j	D	D	D
	Individual proprietorships	—	—	—	—	—	—	—	—
	Partnerships	36	D	D	D	e	D	D	D
	Cooperative associations	—	—	—	—	—	—	—	—
	Other legal forms of organization	—	—	—	—	—	—	—	—
42271011	Petroleum bulk stations (except LP)								
	All establishments	198	D	D	D	h	D	D	D
	Corporations	193	D	D	D	h	D	D	D
	Individual proprietorships	—	—	—	—	—	—	—	—
	Partnerships	5	D	D	D	b	D	D	D
	Cooperative associations	—	—	—	—	—	—	—	—
	Other legal forms of organization	—	—	—	—	—	—	—	—
42271012	Petroleum bulk terminals (except LP)								
	All establishments	667	D	D	D	j	D	D	D
	Corporations	636	D	D	D	j	D	D	D
	Individual proprietorships	—	—	—	—	—	—	—	—
	Partnerships	31	D	D	D	e	D	D	D
	Cooperative associations	—	—	—	—	—	—	—	—
	Other legal forms of organization	—	—	—	—	—	—	—	—
4227102	Liquefied petroleum bulk stations & terminals								
	All establishments	27	D	D	D	e	D	D	D
	Corporations	27	D	D	D	e	D	D	D
	Individual proprietorships	—	—	—	—	—	—	—	—
	Partnerships	—	—	—	—	—	—	—	—
	Cooperative associations	—	—	—	—	—	—	—	—
	Other legal forms of organization	—	—	—	—	—	—	—	—
42272	Petroleum & petroleum prod whsle (exc bulk stations & terminals)								
	All establishments	379	32 218 482	336 522	92 518	5 620	1 304 434	321 489	314 628
	Corporations	377	D	D	D	i	D	D	D
	Individual proprietorships	—	—	—	—	—	—	—	—
	Partnerships	2	D	D	D	a	D	D	D
	Cooperative associations	—	—	—	—	—	—	—	—
	Other legal forms of organization	—	—	—	—	—	—	—	—
422720	Petroleum & petroleum prod whsle (exc bulk stations & terminals)								
	All establishments	379	32 218 482	336 522	92 518	5 620	1 304 434	321 489	314 628
	Corporations	377	D	D	D	i	D	D	D
	Individual proprietorships	—	—	—	—	—	—	—	—
	Partnerships	2	D	D	D	a	D	D	D
	Cooperative associations	—	—	—	—	—	—	—	—
	Other legal forms of organization	—	—	—	—	—	—	—	—
4228	Beer, wine, & distilled alcoholic beverage whsle								
	All establishments	161	D	D	D	i	D	D	D
	Corporations	159	D	D	D	i	D	D	D
	Individual proprietorships	—	—	—	—	—	—	—	—
	Partnerships	2	D	D	D	b	D	D	D
	Cooperative associations	—	—	—	—	—	—	—	—
	Other legal forms of organization	—	—	—	—	—	—	—	—
42281	Beer & ale whsle								

See footnotes at end of table.

Table 7. Legal Form of Organization: 1997—Con.

[Includes only establishments with payroll. Excludes data for central administrative offices, auxiliary operations, or establishments of firms that are classified in other categories than those specified in this table. For meaning of abbreviations and symbols, see introductory text. For explanation of terms, see Appendix A. For method of assignment to categories shown, see Appendix C]

NAICS code	Legal form of organization by type of operation and kind of business	Establishments (number)	Sales (\$1,000)	Annual payroll (\$1,000)	First-quarter payroll (\$1,000)	Paid employees for pay period including March 12 (number)	Operating expenses ¹ (\$1,000)	End-of-1996 inventories (\$1,000)	End-of-1997 inventories (\$1,000)
422	MANUFACTURERS' SALES BRANCHES AND SALES OFFICES—Con.								
	Wholesale trade, nondurable goods—Con.								
42281	Beer & ale whsle—Con.								
	All establishments	28	D	D	D	h	D	D	D
	Corporations	27	D	D	D	h	D	D	D
	Individual proprietorships	—	—	—	—	—	—	—	—
	Partnerships	1	D	D	D	a	D	D	D
	Cooperative associations	—	—	—	—	—	—	—	—
	Other legal forms of organization	—	—	—	—	—	—	—	—
422810	Beer & ale whsle								
	All establishments	28	D	D	D	h	D	D	D
	Corporations	27	D	D	D	h	D	D	D
	Individual proprietorships	—	—	—	—	—	—	—	—
	Partnerships	1	D	D	D	a	D	D	D
	Cooperative associations	—	—	—	—	—	—	—	—
	Other legal forms of organization	—	—	—	—	—	—	—	—
42282	Wine & distilled alcoholic beverage whsle								
	All establishments	133	8 055 507	277 666	72 952	3 753	754 581	206 955	220 445
	Corporations	132	D	D	D	h	D	D	D
	Individual proprietorships	—	—	—	—	—	—	—	—
	Partnerships	1	D	D	D	b	D	D	D
	Cooperative associations	—	—	—	—	—	—	—	—
	Other legal forms of organization	—	—	—	—	—	—	—	—
422820	Wine & distilled alcoholic beverage whsle								
	All establishments	133	8 055 507	277 666	72 952	3 753	754 581	206 955	220 445
	Corporations	132	D	D	D	h	D	D	D
	Individual proprietorships	—	—	—	—	—	—	—	—
	Partnerships	1	D	D	D	b	D	D	D
	Cooperative associations	—	—	—	—	—	—	—	—
	Other legal forms of organization	—	—	—	—	—	—	—	—
4228201	Wine & distilled alcoholic bev (licensed operation) whsle								
	All establishments	133	8 055 507	277 666	72 952	3 753	754 581	206 955	220 445
	Corporations	132	D	D	D	h	D	D	D
	Individual proprietorships	—	—	—	—	—	—	—	—
	Partnerships	1	D	D	D	b	D	D	D
	Cooperative associations	—	—	—	—	—	—	—	—
	Other legal forms of organization	—	—	—	—	—	—	—	—
4229	Miscellaneous nondurable goods whsle								
	All establishments	1 936	D	D	D	l	D	D	D
	Corporations	1 893	D	D	D	k	D	D	D
	Individual proprietorships	3	D	D	D	b	D	D	D
	Partnerships	33	D	D	D	g	D	D	D
	Cooperative associations	6	D	D	D	b	D	D	D
	Other legal forms of organization	1	D	D	D	e	D	D	D
42291	Farm supplies whsle								
	All establishments	718	18 788 908	768 644	209 649	14 723	1 698 218	846 883	872 435
	Corporations	694	17 956 314	710 367	193 484	12 744	1 556 506	786 516	810 025
	Individual proprietorships	—	—	—	—	—	—	—	—
	Partnerships	17	575 683	45 174	10 645	1 624	92 782	59 223	61 471
	Cooperative associations	6	D	D	D	b	D	D	D
	Other legal forms of organization	1	D	D	D	e	D	D	D
422910	Farm supplies whsle								
	All establishments	718	18 788 908	768 644	209 649	14 723	1 698 218	846 883	872 435
	Corporations	694	17 956 314	710 367	193 484	12 744	1 556 506	786 516	810 025
	Individual proprietorships	—	—	—	—	—	—	—	—
	Partnerships	17	575 683	45 174	10 645	1 624	92 782	59 223	61 471
	Cooperative associations	6	D	D	D	b	D	D	D
	Other legal forms of organization	1	D	D	D	e	D	D	D
4229101	Farm supplies—farm dealers								
	All establishments	510	3 131 362	175 680	47 898	5 749	432 124	307 739	315 598
	Corporations	493	2 815 667	159 406	41 535	5 274	375 519	303 424	311 952
	Individual proprietorships	—	—	—	—	—	—	—	—
	Partnerships	10	58 784	3 171	843	120	7 675	3 171	2 707
	Cooperative associations	6	D	D	D	b	D	D	D
	Other legal forms of organization	1	D	D	D	e	D	D	D

See footnotes at end of table.

Table 7. Legal Form of Organization: 1997—Con.

[Includes only establishments with payroll. Excludes data for central administrative offices, auxiliary operations, or establishments of firms that are classified in other categories than those specified in this table. For meaning of abbreviations and symbols, see introductory text. For explanation of terms, see Appendix A. For method of assignment to categories shown, see Appendix C]

NAICS code	Legal form of organization by type of operation and kind of business	Establishments (number)	Sales (\$1,000)	Annual payroll (\$1,000)	First-quarter payroll (\$1,000)	Paid employees for pay period including March 12 (number)	Operating expenses ¹ (\$1,000)	End-of-1996 inventories (\$1,000)	End-of-1997 inventories (\$1,000)
422	MANUFACTURERS' SALES BRANCHES AND SALES OFFICES—Con.								
	Wholesale trade, nondurable goods—Con.								
4229102	Farm supplies—whsle distributors								
	All establishments	208	15 657 546	592 964	161 751	8 974	1 266 094	539 144	556 837
	Corporations	201	15 140 647	550 961	151 949	7 470	1 180 987	483 092	498 073
	Individual proprietorships	—	—	—	—	—	—	—	—
	Partnerships	7	516 899	42 003	9 802	1 504	85 107	56 052	58 764
	Cooperative associations	—	—	—	—	—	—	—	—
	Other legal forms of organization	—	—	—	—	—	—	—	—
42292	Book, periodical, & newspaper whsle								
	All establishments	674	14 024 800	817 849	207 016	17 026	1 918 824	410 884	421 998
	Corporations	658	13 840 735	806 419	204 111	16 652	1 890 969	410 884	421 998
	Individual proprietorships	3	D	D	D	b	D	D	D
	Partnerships	13	D	D	D	e	D	D	D
	Cooperative associations	—	—	—	—	—	—	—	—
	Other legal forms of organization	—	—	—	—	—	—	—	—
422920	Book, periodical, & newspaper whsle								
	All establishments	674	14 024 800	817 849	207 016	17 026	1 918 824	410 884	421 998
	Corporations	658	13 840 735	806 419	204 111	16 652	1 890 969	410 884	421 998
	Individual proprietorships	3	D	D	D	b	D	D	D
	Partnerships	13	D	D	D	e	D	D	D
	Cooperative associations	—	—	—	—	—	—	—	—
	Other legal forms of organization	—	—	—	—	—	—	—	—
42293	Flower, nursery stock, & florists' supplies whsle								
	All establishments	12	79 855	7 757	1 813	430	19 156	13 541	13 752
	Corporations	12	79 855	7 757	1 813	430	19 156	13 541	13 752
	Individual proprietorships	—	—	—	—	—	—	—	—
	Partnerships	—	—	—	—	—	—	—	—
	Cooperative associations	—	—	—	—	—	—	—	—
	Other legal forms of organization	—	—	—	—	—	—	—	—
422930	Flower, nursery stock, & florists' supplies whsle								
	All establishments	12	79 855	7 757	1 813	430	19 156	13 541	13 752
	Corporations	12	79 855	7 757	1 813	430	19 156	13 541	13 752
	Individual proprietorships	—	—	—	—	—	—	—	—
	Partnerships	—	—	—	—	—	—	—	—
	Cooperative associations	—	—	—	—	—	—	—	—
	Other legal forms of organization	—	—	—	—	—	—	—	—
42294	Tobacco & tobacco product whsle								
	All establishments	62	18 550 203	407 935	106 130	11 349	884 657	47 682	69 662
	Corporations	62	18 550 203	407 935	106 130	11 349	884 657	47 682	69 662
	Individual proprietorships	—	—	—	—	—	—	—	—
	Partnerships	—	—	—	—	—	—	—	—
	Cooperative associations	—	—	—	—	—	—	—	—
	Other legal forms of organization	—	—	—	—	—	—	—	—
422940	Tobacco & tobacco product whsle								
	All establishments	62	18 550 203	407 935	106 130	11 349	884 657	47 682	69 662
	Corporations	62	18 550 203	407 935	106 130	11 349	884 657	47 682	69 662
	Individual proprietorships	—	—	—	—	—	—	—	—
	Partnerships	—	—	—	—	—	—	—	—
	Cooperative associations	—	—	—	—	—	—	—	—
	Other legal forms of organization	—	—	—	—	—	—	—	—
42295	Paint, varnish, & supplies whsle								
	All establishments	356	2 987 359	184 049	44 333	4 488	556 713	209 252	217 397
	Corporations	356	2 987 359	184 049	44 333	4 488	556 713	209 252	217 397
	Individual proprietorships	—	—	—	—	—	—	—	—
	Partnerships	—	—	—	—	—	—	—	—
	Cooperative associations	—	—	—	—	—	—	—	—
	Other legal forms of organization	—	—	—	—	—	—	—	—
422950	Paint, varnish, & supplies whsle								
	All establishments	356	2 987 359	184 049	44 333	4 488	556 713	209 252	217 397
	Corporations	356	2 987 359	184 049	44 333	4 488	556 713	209 252	217 397
	Individual proprietorships	—	—	—	—	—	—	—	—
	Partnerships	—	—	—	—	—	—	—	—
	Cooperative associations	—	—	—	—	—	—	—	—
	Other legal forms of organization	—	—	—	—	—	—	—	—

See footnotes at end of table.

Table 7. Legal Form of Organization: 1997—Con.

[Includes only establishments with payroll. Excludes data for central administrative offices, auxiliary operations, or establishments of firms that are classified in other categories than those specified in this table. For meaning of abbreviations and symbols, see introductory text. For explanation of terms, see Appendix A. For method of assignment to categories shown, see Appendix C.]

NAICS code	Legal form of organization by type of operation and kind of business	Establishments (number)	Sales (\$1,000)	Annual payroll (\$1,000)	First-quarter payroll (\$1,000)	Paid employees for pay period including March 12 (number)	Operating expenses ¹ (\$1,000)	End-of-1996 inventories (\$1,000)	End-of-1997 inventories (\$1,000)
422	MANUFACTURERS' SALES BRANCHES AND SALES OFFICES—Con.								
	Wholesale trade, nondurable goods—Con.								
4229501	Paint, varnish, & supplies whsle								
	All establishments	356	2 987 359	184 049	44 333	4 488	556 713	209 252	217 397
	Corporations	356	2 987 359	184 049	44 333	4 488	556 713	209 252	217 397
	Individual proprietorships	—	—	—	—	—	—	—	—
	Partnerships	—	—	—	—	—	—	—	—
	Cooperative associations	—	—	—	—	—	—	—	—
	Other legal forms of organization	—	—	—	—	—	—	—	—
42299	Other miscellaneous nondurable goods whsle								
	All establishments	114	D	D	D	h	D	D	D
	Corporations	111	D	D	D	h	D	D	D
	Individual proprietorships	—	—	—	—	—	—	—	—
	Partnerships	3	D	D	D	a	D	D	D
	Cooperative associations	—	—	—	—	—	—	—	—
	Other legal forms of organization	—	—	—	—	—	—	—	—
422990	Other miscellaneous nondurable goods whsle								
	All establishments	114	D	D	D	h	D	D	D
	Corporations	111	D	D	D	h	D	D	D
	Individual proprietorships	—	—	—	—	—	—	—	—
	Partnerships	3	D	D	D	a	D	D	D
	Cooperative associations	—	—	—	—	—	—	—	—
	Other legal forms of organization	—	—	—	—	—	—	—	—
4229901	Art goods whsle								
	All establishments	16	652 548	27 576	6 680	918	68 401	31 984	34 468
	Corporations	16	652 548	27 576	6 680	918	68 401	31 984	34 468
	Individual proprietorships	—	—	—	—	—	—	—	—
	Partnerships	—	—	—	—	—	—	—	—
	Cooperative associations	—	—	—	—	—	—	—	—
	Other legal forms of organization	—	—	—	—	—	—	—	—
4229902	General merchandise (nondurable goods) whsle								
	All establishments	8	630 129	38 929	10 597	648	84 433	12 259	20 528
	Corporations	8	630 129	38 929	10 597	648	84 433	12 259	20 528
	Individual proprietorships	—	—	—	—	—	—	—	—
	Partnerships	—	—	—	—	—	—	—	—
	Cooperative associations	—	—	—	—	—	—	—	—
	Other legal forms of organization	—	—	—	—	—	—	—	—
4229903	Textile bags, bagging, & burlap whsle								
	All establishments	6	25 170	1 406	318	34	3 796	2 585	2 665
	Corporations	6	25 170	1 406	318	34	3 796	2 585	2 665
	Individual proprietorships	—	—	—	—	—	—	—	—
	Partnerships	—	—	—	—	—	—	—	—
	Cooperative associations	—	—	—	—	—	—	—	—
	Other legal forms of organization	—	—	—	—	—	—	—	—
4229904	Other nondurable goods whsle								
	All establishments	84	D	D	D	g	D	D	D
	Corporations	81	D	D	D	g	D	D	D
	Individual proprietorships	—	—	—	—	—	—	—	—
	Partnerships	3	D	D	D	a	D	D	D
	Cooperative associations	—	—	—	—	—	—	—	—
	Other legal forms of organization	—	—	—	—	—	—	—	—
	AGENTS, BROKERS, AND COMMISSION MERCHANTS								
	All establishments	47 835	467 651 822	10 630 348	2 403 680	283 257	19 435 703	579 825	642 529
	Corporations	39 978	429 997 772	9 846 374	2 232 354	254 648	17 827 728	551 249	601 036
	Individual proprietorships	6 183	17 947 895	392 391	89 048	15 982	836 107	12 951	13 965
	Partnerships	1 512	17 278 073	354 795	74 472	10 792	698 516	11 022	21 816
	Cooperative associations	132	1 997 167	25 385	5 580	1 636	52 176	3 562	4 051
	Other legal forms of organization	30	430 915	11 403	2 226	199	21 176	1 041	1 661
421	Wholesale trade, durable goods								
	All establishments	32 022	257 371 090	6 770 114	1 521 895	162 155	12 275 926	433 137	471 467
	Corporations	27 367	241 123 776	6 357 387	1 431 194	149 682	11 432 505	415 240	450 533
	Individual proprietorships	3 748	D	D	D	i	D	D	D
	Partnerships	860	D	D	D	h	D	D	D
	Cooperative associations	24	D	D	D	c	D	D	D
	Other legal forms of organization	23	341 222	9 209	1 676	135	15 719	1	2
4211	Motor vehicle & motor vehicle parts & supplies whsle								

See footnotes at end of table.

Table 7. Legal Form of Organization: 1997—Con.

[Includes only establishments with payroll. Excludes data for central administrative offices, auxiliary operations, or establishments of firms that are classified in other categories than those specified in this table. For meaning of abbreviations and symbols, see introductory text. For explanation of terms, see Appendix A. For method of assignment to categories shown, see Appendix C]

NAICS code	Legal form of organization by type of operation and kind of business	Establishments (number)	Sales (\$1,000)	Annual payroll (\$1,000)	First-quarter payroll (\$1,000)	Paid employees for pay period including March 12 (number)	Operating expenses ¹ (\$1,000)	End-of-1996 inventories (\$1,000)	End-of-1997 inventories (\$1,000)
	AGENTS, BROKERS, AND COMMISSION MERCHANTS—Con.								
421	Wholesale trade, durable goods—Con.								
4211	Motor vehicle & motor vehicle parts & supplies whsle—Con.								
	All establishments	1 810	'75 470 396	'937 928	'213 493	45 938	1 828 337	47 179	50 185
	Corporations	1 580	73 919 743	906 936	206 270	44 481	1 766 694	45 743	48 471
	Individual proprietorships	179	671 634	12 972	3 367	647	27 679	699	841
	Partnerships	51	879 019	18 020	3 856	810	33 964	737	873
	Cooperative associations	—	—	—	—	—	—	—	—
	Other legal forms of organization	—	—	—	—	—	—	—	—
42111	Automobile & other motor vehicle whsle								
	All establishments	630	'58 536 229	'582 615	'134 698	40 663	1 202 452	22 706	26 216
	Corporations	550	57 963 769	571 054	131 911	39 605	1 177 910	22 232	25 635
	Individual proprietorships	56	209 234	4 444	1 236	384	11 005	216	217
	Partnerships	24	363 226	7 117	1 551	674	13 537	258	364
	Cooperative associations	—	—	—	—	—	—	—	—
	Other legal forms of organization	—	—	—	—	—	—	—	—
421110	Automobile & other motor vehicle whsle								
	All establishments	630	'58 536 229	'582 615	'134 698	40 663	1 202 452	22 706	26 216
	Corporations	550	57 963 769	571 054	131 911	39 605	1 177 910	22 232	25 635
	Individual proprietorships	56	209 234	4 444	1 236	384	11 005	216	217
	Partnerships	24	363 226	7 117	1 551	674	13 537	258	364
	Cooperative associations	—	—	—	—	—	—	—	—
	Other legal forms of organization	—	—	—	—	—	—	—	—
4211101	Automobile & motorcycle whsle								
	All establishments	497	'57 491 226	'557 193	'129 815	39 692	1 149 865	17 685	12 488
	Corporations	434	56 953 905	546 800	127 259	38 741	1 127 994	17 523	12 268
	Individual proprietorships	42	179 618	3 489	1 055	315	8 996	148	204
	Partnerships	21	357 703	6 904	1 501	636	12 875	14	16
	Cooperative associations	—	—	—	—	—	—	—	—
	Other legal forms of organization	—	—	—	—	—	—	—	—
4211102	Bus & recreational vehicle whsle								
	All establishments	26	D	D	D	c	D	D	D
	Corporations	22	D	D	D	c	D	D	D
	Individual proprietorships	3	D	D	D	a	D	D	D
	Partnerships	1	D	D	D	a	D	D	D
	Cooperative associations	—	—	—	—	—	—	—	—
	Other legal forms of organization	—	—	—	—	—	—	—	—
4211103	Light truck & van (14,000 lb or less) whsle								
	All establishments	21	196 491	3 630	748	229	7 278	709	1 689
	Corporations	19	191 324	3 421	698	194	6 773	709	1 689
	Individual proprietorships	1	D	D	D	a	D	D	D
	Partnerships	1	D	D	D	b	D	D	D
	Cooperative associations	—	—	—	—	—	—	—	—
	Other legal forms of organization	—	—	—	—	—	—	—	—
4211104	Medium truck & tractor (14,001 lb to 26,000 lb) whsle								
	All establishments	16	D	D	D	b	D	D	D
	Corporations	13	D	D	D	b	D	D	D
	Individual proprietorships	3	D	D	D	a	D	D	D
	Partnerships	—	—	—	—	—	—	—	—
	Cooperative associations	—	—	—	—	—	—	—	—
	Other legal forms of organization	—	—	—	—	—	—	—	—
4211105	Heavy truck & tractor (over 26,000 lb) whsle								
	All establishments	70	D	D	D	e	D	D	D
	Corporations	62	D	D	D	e	D	D	D
	Individual proprietorships	7	D	D	D	b	D	D	D
	Partnerships	1	D	D	D	a	D	D	D
	Cooperative associations	—	—	—	—	—	—	—	—
	Other legal forms of organization	—	—	—	—	—	—	—	—
42112	Motor vehicle supplies & new parts whsle								
	All establishments	1 129	'16 750 610	349 057	77 461	5 106	613 599	23 671	23 083
	Corporations	983	D	D	D	h	D	D	D
	Individual proprietorships	120	458 884	8 441	2 121	256	16 484	483	624
	Partnerships	26	D	D	D	c	D	D	D
	Cooperative associations	—	—	—	—	—	—	—	—
	Other legal forms of organization	—	—	—	—	—	—	—	—
421120	Motor vehicle supplies & new parts whsle								

See footnotes at end of table.

Table 7. Legal Form of Organization: 1997—Con.

[Includes only establishments with payroll. Excludes data for central administrative offices, auxiliary operations, or establishments of firms that are classified in other categories than those specified in this table. For meaning of abbreviations and symbols, see introductory text. For explanation of terms, see Appendix A. For method of assignment to categories shown, see Appendix C]

NAICS code	Legal form of organization by type of operation and kind of business	Establishments (number)	Sales (\$1,000)	Annual payroll (\$1,000)	First-quarter payroll (\$1,000)	Paid employees for pay period including March 12 (number)	Operating expenses ¹ (\$1,000)	End-of-1996 inventories (\$1,000)	End-of-1997 inventories (\$1,000)
421	AGENTS, BROKERS, AND COMMISSION MERCHANTS—Con.								
	Wholesale trade, durable goods—Con.								
421120	Motor vehicle supplies & new parts whsle—Con.								
	All establishments	1 129	16 750 610	349 057	77 461	5 106	613 599	23 671	23 083
	Corporations	983	D	D	D	h	D	D	D
	Individual proprietorships	120	458 884	8 441	2 121	256	16 484	483	624
	Partnerships	26	D	D	D	c	D	D	D
	Cooperative associations	—	—	—	—	—	—	—	—
	Other legal forms of organization	—	—	—	—	—	—	—	—
4211201	Motor vehicle supplies & new parts—warehouse distributors								
	All establishments	395	4 646 827	101 692	22 176	1 861	179 893	13 029	11 326
	Corporations	348	D	D	D	g	D	D	D
	Individual proprietorships	38	158 037	2 877	796	103	5 392	—	11
	Partnerships	9	D	D	D	b	D	D	D
	Cooperative associations	—	—	—	—	—	—	—	—
	Other legal forms of organization	—	—	—	—	—	—	—	—
4211202	Motor vehicle supplies & new parts—jobbers								
	All establishments	669	11 883 075	241 158	53 861	3 097	420 147	9 889	10 820
	Corporations	578	D	D	D	h	D	D	D
	Individual proprietorships	74	293 385	5 215	1 243	134	10 136	393	413
	Partnerships	17	D	D	D	b	D	D	D
	Cooperative associations	—	—	—	—	—	—	—	—
	Other legal forms of organization	—	—	—	—	—	—	—	—
4211203	Petroleum products marketing equipment whsle								
	All establishments	65	220 708	6 207	1 424	148	13 559	753	937
	Corporations	57	213 246	5 858	1 342	129	12 603	663	737
	Individual proprietorships	8	7 462	349	82	19	956	90	200
	Partnerships	—	—	—	—	—	—	—	—
	Cooperative associations	—	—	—	—	—	—	—	—
	Other legal forms of organization	—	—	—	—	—	—	—	—
42113	Tire & tube whsle								
	All establishments	51	183 557	6 256	1 334	169	12 286	802	886
	Corporations	47	D	D	D	c	D	D	D
	Individual proprietorships	3	3 516	87	10	7	190	—	—
	Partnerships	1	D	D	D	a	D	D	D
	Cooperative associations	—	—	—	—	—	—	—	—
	Other legal forms of organization	—	—	—	—	—	—	—	—
421130	Tire & tube whsle								
	All establishments	51	183 557	6 256	1 334	169	12 286	802	886
	Corporations	47	D	D	D	c	D	D	D
	Individual proprietorships	3	3 516	87	10	7	190	—	—
	Partnerships	1	D	D	D	a	D	D	D
	Cooperative associations	—	—	—	—	—	—	—	—
	Other legal forms of organization	—	—	—	—	—	—	—	—
4212	Furniture & home furnishings whsle								
	All establishments	2 849	14 278 989	398 144	92 024	9 253	807 053	15 140	16 594
	Corporations	2 349	D	D	D	i	D	D	D
	Individual proprietorships	423	D	D	D	f	D	D	D
	Partnerships	75	D	D	D	c	D	D	D
	Cooperative associations	1	D	D	D	a	D	D	D
	Other legal forms of organization	1	D	D	D	a	D	D	D
42121	Furniture whsle								
	All establishments	1 570	7 397 432	216 906	52 079	4 951	434 452	7 544	7 693
	Corporations	1 305	D	D	D	h	D	D	D
	Individual proprietorships	234	D	D	D	e	D	D	D
	Partnerships	29	D	D	D	b	D	D	D
	Cooperative associations	1	D	D	D	a	D	D	D
	Other legal forms of organization	1	D	D	D	a	D	D	D
421210	Furniture whsle								
	All establishments	1 570	7 397 432	216 906	52 079	4 951	434 452	7 544	7 693
	Corporations	1 305	D	D	D	h	D	D	D
	Individual proprietorships	234	D	D	D	e	D	D	D
	Partnerships	29	D	D	D	b	D	D	D
	Cooperative associations	1	D	D	D	a	D	D	D
	Other legal forms of organization	1	D	D	D	a	D	D	D

See footnotes at end of table.

Table 7. Legal Form of Organization: 1997—Con.

[Includes only establishments with payroll. Excludes data for central administrative offices, auxiliary operations, or establishments of firms that are classified in other categories than those specified in this table. For meaning of abbreviations and symbols, see introductory text. For explanation of terms, see Appendix A. For method of assignment to categories shown, see Appendix C.]

NAICS code	Legal form of organization by type of operation and kind of business	Establishments (number)	Sales (\$1,000)	Annual payroll (\$1,000)	First-quarter payroll (\$1,000)	Paid employees for pay period including March 12 (number)	Operating expenses ¹ (\$1,000)	End-of-1996 inventories (\$1,000)	End-of-1997 inventories (\$1,000)
421	AGENTS, BROKERS, AND COMMISSION MERCHANTS—Con.								
	Wholesale trade, durable goods—Con.								
4212101	Household & lawn furniture whsle								
	All establishments	938	4 824 140	114 108	28 070	2 552	241 168	4 067	2 937
	Corporations	784	D	D	D	g	D	D	D
	Individual proprietorships	142	D	D	D	c	D	D	D
	Partnerships	10	D	D	D	a	D	D	D
	Cooperative associations	1	D	D	D	a	D	D	D
	Other legal forms of organization	1	D	D	D	a	D	D	D
4212102	Office & business furniture whsle								
	All establishments	632	2 573 292	102 798	24 009	2 399	193 284	3 477	4 756
	Corporations	521	2 274 312	94 790	22 248	2 138	177 667	3 199	4 407
	Individual proprietorships	92	232 871	5 862	1 253	186	11 254	278	342
	Partnerships	19	66 109	2 146	508	75	4 363	—	7
	Cooperative associations	—	—	—	—	—	—	—	—
	Other legal forms of organization	—	—	—	—	—	—	—	—
42122	Home furnishings whsle								
	All establishments	1 279	6 881 557	181 238	39 945	4 302	372 601	7 596	8 901
	Corporations	1 044	6 098 223	165 267	36 366	3 717	330 415	7 016	8 284
	Individual proprietorships	189	579 647	12 448	2 791	454	32 191	386	297
	Partnerships	46	203 687	3 523	788	131	9 995	194	320
	Cooperative associations	—	—	—	—	—	—	—	—
	Other legal forms of organization	—	—	—	—	—	—	—	—
421220	Home furnishings whsle								
	All establishments	1 279	6 881 557	181 238	39 945	4 302	372 601	7 596	8 901
	Corporations	1 044	6 098 223	165 267	36 366	3 717	330 415	7 016	8 284
	Individual proprietorships	189	579 647	12 448	2 791	454	32 191	386	297
	Partnerships	46	203 687	3 523	788	131	9 995	194	320
	Cooperative associations	—	—	—	—	—	—	—	—
	Other legal forms of organization	—	—	—	—	—	—	—	—
4212201	Household china, glassware, & crockery whsle								
	All establishments	279	2 350 666	55 000	12 226	1 167	108 301	3 369	4 958
	Corporations	224	2 153 290	51 828	11 497	1 046	99 036	3 341	4 858
	Individual proprietorships	40	131 799	2 482	555	89	6 481	28	27
	Partnerships	15	65 577	690	174	32	2 784	—	73
	Cooperative associations	—	—	—	—	—	—	—	—
	Other legal forms of organization	—	—	—	—	—	—	—	—
4212202	Linens, domestics, draperies, & curtains whsle								
	All establishments	242	1 461 021	35 906	7 567	742	70 901	403	394
	Corporations	209	1 342 993	33 776	7 150	652	65 490	403	394
	Individual proprietorships	25	93 477	1 264	215	61	2 882	—	—
	Partnerships	8	24 551	866	202	29	2 529	—	—
	Cooperative associations	—	—	—	—	—	—	—	—
	Other legal forms of organization	—	—	—	—	—	—	—	—
4212203	Floor coverings whsle								
	All establishments	225	660 505	20 246	4 414	574	43 448	768	615
	Corporations	191	569 731	18 549	4 038	489	38 652	755	605
	Individual proprietorships	29	84 070	1 498	319	78	4 130	13	10
	Partnerships	5	6 704	199	57	7	666	—	—
	Cooperative associations	—	—	—	—	—	—	—	—
	Other legal forms of organization	—	—	—	—	—	—	—	—
4212204	Other home furnishings whsle								
	All establishments	533	2 409 365	70 086	15 738	1 819	149 951	3 056	2 934
	Corporations	420	2 032 209	61 114	13 681	1 530	127 237	2 517	2 427
	Individual proprietorships	95	270 301	7 204	1 702	226	18 698	345	260
	Partnerships	18	106 855	1 768	355	63	4 016	194	247
	Cooperative associations	—	—	—	—	—	—	—	—
	Other legal forms of organization	—	—	—	—	—	—	—	—
4213	Lumber & other construction materials whsle								
	All establishments	1 397	6 492 752	169 286	35 851	3 765	312 694	13 645	16 535
	Corporations	1 192	5 826 408	155 088	33 006	3 324	283 319	13 334	16 367
	Individual proprietorships	167	D	D	D	e	D	D	D
	Partnerships	37	D	D	D	c	D	D	D
	Cooperative associations	—	—	—	—	—	—	—	—
	Other legal forms of organization	1	D	D	D	a	D	D	D

See footnotes at end of table.

Table 7. Legal Form of Organization: 1997—Con.

[Includes only establishments with payroll. Excludes data for central administrative offices, auxiliary operations, or establishments of firms that are classified in other categories than those specified in this table. For meaning of abbreviations and symbols, see introductory text. For explanation of terms, see Appendix A. For method of assignment to categories shown, see Appendix C]

NAICS code	Legal form of organization by type of operation and kind of business	Establishments (number)	Sales (\$1,000)	Annual payroll (\$1,000)	First-quarter payroll (\$1,000)	Paid employees for pay period including March 12 (number)	Operating expenses ¹ (\$1,000)	End-of-1996 inventories (\$1,000)	End-of-1997 inventories (\$1,000)
	AGENTS, BROKERS, AND COMMISSION MERCHANTS—Con.								
421	Wholesale trade, durable goods—Con.								
42131	Lumber, plywood, millwork, & wood panel whsle								
	All establishments	630	3 768 321	82 730	17 369	1 732	152 102	11 178	14 273
	Corporations	521	3 371 538	75 253	15 864	1 488	136 047	11 068	14 225
	Individual proprietorships	89	D	D	D	c	D	D	D
	Partnerships	19	D	D	D	b	D	D	D
	Cooperative associations	—	—	—	—	—	—	—	—
	Other legal forms of organization	1	D	D	D	a	D	D	D
421310	Lumber, plywood, millwork, & wood panel whsle								
	All establishments	630	3 768 321	82 730	17 369	1 732	152 102	11 178	14 273
	Corporations	521	3 371 538	75 253	15 864	1 488	136 047	11 068	14 225
	Individual proprietorships	89	D	D	D	c	D	D	D
	Partnerships	19	D	D	D	b	D	D	D
	Cooperative associations	—	—	—	—	—	—	—	—
	Other legal forms of organization	1	D	D	D	a	D	D	D
4213101	Lumber without yard whsle								
	All establishments	160	780 039	14 626	2 965	350	27 048	445	673
	Corporations	134	D	D	D	e	D	D	D
	Individual proprietorships	21	D	D	D	b	D	D	D
	Partnerships	5	D	D	D	a	D	D	D
	Cooperative associations	—	—	—	—	—	—	—	—
	Other legal forms of organization	—	—	—	—	—	—	—	—
4213102	Lumber with yard whsle								
	All establishments	4	34 572	1 160	292	37	2 103	1 131	1 163
	Corporations	3	D	D	D	b	D	D	D
	Individual proprietorships	—	—	—	—	—	—	—	—
	Partnerships	1	D	D	D	a	D	D	D
	Cooperative associations	—	—	—	—	—	—	—	—
	Other legal forms of organization	—	—	—	—	—	—	—	—
4213103	Plywood, veneer, millwork, & wood panel whsle								
	All establishments	466	2 953 710	66 944	14 112	1 345	122 951	9 602	12 437
	Corporations	384	D	D	D	g	D	D	D
	Individual proprietorships	68	D	D	D	c	D	D	D
	Partnerships	13	D	D	D	b	D	D	D
	Cooperative associations	—	—	—	—	—	—	—	—
	Other legal forms of organization	1	D	D	D	a	D	D	D
42132	Brick, stone, & related construction materials whsle								
	All establishments	171	418 402	15 423	3 053	429	32 849	1 122	827
	Corporations	154	400 687	14 800	2 945	391	30 766	1 097	755
	Individual proprietorships	12	10 554	240	54	25	1 193	—	—
	Partnerships	5	7 161	383	54	13	890	25	72
	Cooperative associations	—	—	—	—	—	—	—	—
	Other legal forms of organization	—	—	—	—	—	—	—	—
421320	Brick, stone, & related construction materials whsle								
	All establishments	171	418 402	15 423	3 053	429	32 849	1 122	827
	Corporations	154	400 687	14 800	2 945	391	30 766	1 097	755
	Individual proprietorships	12	10 554	240	54	25	1 193	—	—
	Partnerships	5	7 161	383	54	13	890	25	72
	Cooperative associations	—	—	—	—	—	—	—	—
	Other legal forms of organization	—	—	—	—	—	—	—	—
4213201	Brick, block, tile, clay/cement sewer pipe whsle								
	All establishments	74	75 029	3 643	757	120	8 098	588	343
	Corporations	66	66 799	3 258	699	108	7 242	588	343
	Individual proprietorships	4	D	D	D	a	D	D	D
	Partnerships	4	D	D	D	a	D	D	D
	Cooperative associations	—	—	—	—	—	—	—	—
	Other legal forms of organization	—	—	—	—	—	—	—	—
4213202	Sand, gravel, & stone whsle								
	All establishments	38	117 711	5 191	916	139	10 036	4	4
	Corporations	33	115 791	5 091	893	124	9 801	4	4
	Individual proprietorships	5	1 920	100	23	15	235	—	—
	Partnerships	—	—	—	—	—	—	—	—
	Cooperative associations	—	—	—	—	—	—	—	—
	Other legal forms of organization	—	—	—	—	—	—	—	—
4213203	Cement, lime, & related products whsle								

See footnotes at end of table.

Table 7. Legal Form of Organization: 1997—Con.

[Includes only establishments with payroll. Excludes data for central administrative offices, auxiliary operations, or establishments of firms that are classified in other categories than those specified in this table. For meaning of abbreviations and symbols, see introductory text. For explanation of terms, see Appendix A. For method of assignment to categories shown, see Appendix C.]

NAICS code	Legal form of organization by type of operation and kind of business	Establishments (number)	Sales (\$1,000)	Annual payroll (\$1,000)	First-quarter payroll (\$1,000)	Paid employees for pay period including March 12 (number)	Operating expenses ¹ (\$1,000)	End-of-1996 inventories (\$1,000)	End-of-1997 inventories (\$1,000)
421	AGENTS, BROKERS, AND COMMISSION MERCHANTS—Con.								
	Wholesale trade, durable goods—Con.								
4213203	Cement, lime, & related products whsle—Con.								
	All establishments	59	225 662	6 589	1 380	170	14 715	530	480
	Corporations	55	218 097	6 451	1 353	159	13 723	505	408
	Individual proprietorships	3	D	D	D	a	D	D	D
	Partnerships	1	D	D	D	a	D	D	D
	Cooperative associations	—	—	—	—	—	—	—	—
	Other legal forms of organization	—	—	—	—	—	—	—	—
42133	Roofing, siding, & insulation material whsle								
	All establishments	293	1 339 534	36 950	7 707	732	66 232	744	679
	Corporations	258	1 157 607	33 758	7 109	673	60 630	744	679
	Individual proprietorships	28	104 698	1 402	313	40	3 038	—	—
	Partnerships	7	77 229	1 790	285	19	2 564	—	—
	Cooperative associations	—	—	—	—	—	—	—	—
	Other legal forms of organization	—	—	—	—	—	—	—	—
421330	Roofing, siding, & insulation material whsle								
	All establishments	293	1 339 534	36 950	7 707	732	66 232	744	679
	Corporations	258	1 157 607	33 758	7 109	673	60 630	744	679
	Individual proprietorships	28	104 698	1 402	313	40	3 038	—	—
	Partnerships	7	77 229	1 790	285	19	2 564	—	—
	Cooperative associations	—	—	—	—	—	—	—	—
	Other legal forms of organization	—	—	—	—	—	—	—	—
4213301	Roofing, siding, & insulation material whsle								
	All establishments	293	1 339 534	36 950	7 707	732	66 232	744	679
	Corporations	258	1 157 607	33 758	7 109	673	60 630	744	679
	Individual proprietorships	28	104 698	1 402	313	40	3 038	—	—
	Partnerships	7	77 229	1 790	285	19	2 564	—	—
	Cooperative associations	—	—	—	—	—	—	—	—
	Other legal forms of organization	—	—	—	—	—	—	—	—
42139	Other construction materials whsle								
	All establishments	303	966 495	34 183	7 722	872	61 511	601	756
	Corporations	259	896 576	31 277	7 088	772	55 876	425	708
	Individual proprietorships	38	42 818	1 998	453	79	3 876	176	48
	Partnerships	6	27 101	908	181	21	1 759	—	—
	Cooperative associations	—	—	—	—	—	—	—	—
	Other legal forms of organization	—	—	—	—	—	—	—	—
421390	Other construction materials whsle								
	All establishments	303	966 495	34 183	7 722	872	61 511	601	756
	Corporations	259	896 576	31 277	7 088	772	55 876	425	708
	Individual proprietorships	38	42 818	1 998	453	79	3 876	176	48
	Partnerships	6	27 101	908	181	21	1 759	—	—
	Cooperative associations	—	—	—	—	—	—	—	—
	Other legal forms of organization	—	—	—	—	—	—	—	—
4213901	Flat glass & other construction glass whsle								
	All establishments	49	220 957	6 052	1 425	120	11 040	188	192
	Corporations	41	217 758	5 899	1 395	110	10 697	188	192
	Individual proprietorships	8	3 199	153	30	10	343	—	—
	Partnerships	—	—	—	—	—	—	—	—
	Cooperative associations	—	—	—	—	—	—	—	—
	Other legal forms of organization	—	—	—	—	—	—	—	—
4213902	Other construction materials whsle								
	All establishments	254	745 538	28 131	6 297	752	50 471	413	564
	Corporations	218	678 818	25 378	5 693	662	45 179	237	516
	Individual proprietorships	30	39 619	1 845	423	69	3 533	176	48
	Partnerships	6	27 101	908	181	21	1 759	—	—
	Cooperative associations	—	—	—	—	—	—	—	—
	Other legal forms of organization	—	—	—	—	—	—	—	—
4214	Professional & commercial equipment & supplies whsle								
	All establishments	3 825	17 418 779	773 243	181 955	14 500	1 396 000	40 727	41 987
	Corporations	3 248	15 788 770	719 152	169 340	13 090	1 277 550	38 496	39 363
	Individual proprietorships	460	D	D	D	g	D	D	D
	Partnerships	111	D	D	D	e	D	D	D
	Cooperative associations	3	D	D	D	a	D	D	D
	Other legal forms of organization	3	14 916	967	188	19	1 997	—	—

See footnotes at end of table.

Table 7. Legal Form of Organization: 1997—Con.

[Includes only establishments with payroll. Excludes data for central administrative offices, auxiliary operations, or establishments of firms that are classified in other categories than those specified in this table. For meaning of abbreviations and symbols, see introductory text. For explanation of terms, see Appendix A. For method of assignment to categories shown, see Appendix C]

NAICS code	Legal form of organization by type of operation and kind of business	Establishments (number)	Sales (\$1,000)	Annual payroll (\$1,000)	First-quarter payroll (\$1,000)	Paid employees for pay period including March 12 (number)	Operating expenses ¹ (\$1,000)	End-of-1996 inventories (\$1,000)	End-of-1997 inventories (\$1,000)
421	AGENTS, BROKERS, AND COMMISSION MERCHANTS—Con.								
	Wholesale trade, durable goods—Con.								
42141	Photographic equipment & supplies whsle								
	All establishments	98	228 240	8 218	1 708	191	16 815	618	1 098
	Corporations	82	163 128	6 947	1 437	153	13 946	618	1 081
	Individual proprietorships	12	D	D	D	b	D	D	D
	Partnerships	3	D	D	D	a	D	D	D
	Cooperative associations	1	D	D	D	a	D	D	D
	Other legal forms of organization	—	—	—	—	—	—	—	—
421410	Photographic equipment & supplies whsle								
	All establishments	98	228 240	8 218	1 708	191	16 815	618	1 098
	Corporations	82	163 128	6 947	1 437	153	13 946	618	1 081
	Individual proprietorships	12	D	D	D	b	D	D	D
	Partnerships	3	D	D	D	a	D	D	D
	Cooperative associations	1	D	D	D	a	D	D	D
	Other legal forms of organization	—	—	—	—	—	—	—	—
42142	Office equipment whsle								
	All establishments	404	1 595 240	63 279	14 593	1 832	110 819	4 555	4 922
	Corporations	297	1 085 815	53 625	12 336	1 483	91 637	3 562	3 788
	Individual proprietorships	81	116 879	5 810	1 422	237	11 188	580	616
	Partnerships	25	D	D	D	c	D	D	D
	Cooperative associations	1	D	D	D	a	D	D	D
	Other legal forms of organization	—	—	—	—	—	—	—	—
421420	Office equipment whsle								
	All establishments	404	1 595 240	63 279	14 593	1 832	110 819	4 555	4 922
	Corporations	297	1 085 815	53 625	12 336	1 483	91 637	3 562	3 788
	Individual proprietorships	81	116 879	5 810	1 422	237	11 188	580	616
	Partnerships	25	D	D	D	c	D	D	D
	Cooperative associations	1	D	D	D	a	D	D	D
	Other legal forms of organization	—	—	—	—	—	—	—	—
42143	Computer & computer peripheral equipment & software whsle								
	All establishments	757	7 345 635	212 093	51 274	3 511	358 526	16 117	6 806
	Corporations	676	7 169 411	207 339	50 364	3 351	348 265	15 848	6 455
	Individual proprietorships	64	137 954	2 971	630	121	6 991	194	251
	Partnerships	17	38 270	1 783	280	39	3 270	75	100
	Cooperative associations	—	—	—	—	—	—	—	—
	Other legal forms of organization	—	—	—	—	—	—	—	—
421430	Computer & computer peripheral equipment & software whsle								
	All establishments	757	7 345 635	212 093	51 274	3 511	358 526	16 117	6 806
	Corporations	676	7 169 411	207 339	50 364	3 351	348 265	15 848	6 455
	Individual proprietorships	64	137 954	2 971	630	121	6 991	194	251
	Partnerships	17	38 270	1 783	280	39	3 270	75	100
	Cooperative associations	—	—	—	—	—	—	—	—
	Other legal forms of organization	—	—	—	—	—	—	—	—
4214301	Computer & peripheral equipment whsle								
	All establishments	609	6 670 157	183 321	44 830	3 031	309 608	15 404	6 142
	Corporations	542	6 514 428	179 466	44 112	2 900	301 503	15 182	5 842
	Individual proprietorships	50	117 459	2 072	438	92	4 835	147	200
	Partnerships	17	38 270	1 783	280	39	3 270	75	100
	Cooperative associations	—	—	—	—	—	—	—	—
	Other legal forms of organization	—	—	—	—	—	—	—	—
42143011	Computers & peripheral equipment for resale								
	All establishments	320	4 896 105	102 413	25 812	1 708	172 422	13 537	3 833
	Corporations	283	D	D	D	g	D	D	D
	Individual proprietorships	31	81 448	1 317	260	59	2 956	147	198
	Partnerships	6	D	D	D	a	D	D	D
	Cooperative associations	—	—	—	—	—	—	—	—
	Other legal forms of organization	—	—	—	—	—	—	—	—
42143012	Computers & peripheral equipment for end use								
	All establishments	289	1 774 052	80 908	19 018	1 323	137 186	1 867	2 309
	Corporations	259	D	D	D	g	D	D	D
	Individual proprietorships	19	36 011	755	178	33	1 879	—	2
	Partnerships	11	D	D	D	b	D	D	D
	Cooperative associations	—	—	—	—	—	—	—	—
	Other legal forms of organization	—	—	—	—	—	—	—	—
4214302	Computer software (packaged) whsle								

See footnotes at end of table.

Table 7. Legal Form of Organization: 1997—Con.

[Includes only establishments with payroll. Excludes data for central administrative offices, auxiliary operations, or establishments of firms that are classified in other categories than those specified in this table. For meaning of abbreviations and symbols, see introductory text. For explanation of terms, see Appendix A. For method of assignment to categories shown, see Appendix C]

NAICS code	Legal form of organization by type of operation and kind of business	Establishments (number)	Sales (\$1,000)	Annual payroll (\$1,000)	First-quarter payroll (\$1,000)	Paid employees for pay period including March 12 (number)	Operating expenses ¹ (\$1,000)	End-of-1996 inventories (\$1,000)	End-of-1997 inventories (\$1,000)
421	AGENTS, BROKERS, AND COMMISSION MERCHANTS—Con.								
	Wholesale trade, durable goods—Con.								
4214302	Computer software (packaged) whsle—Con.								
	All establishments	148	675 478	28 772	6 444	480	48 918	713	664
	Corporations	134	654 983	27 873	6 252	451	46 762	666	613
	Individual proprietorships	14	20 495	899	192	29	2 156	47	51
	Partnerships	—	—	—	—	—	—	—	—
	Cooperative associations	—	—	—	—	—	—	—	—
	Other legal forms of organization	—	—	—	—	—	—	—	—
42144	Other commercial equipment whsle								
	All establishments	594	2 686 765	105 465	24 426	2 474	196 437	4 425	4 758
	Corporations	502	2 376 723	96 432	22 505	2 241	179 593	4 206	4 536
	Individual proprietorships	73	207 915	5 015	1 026	166	10 373	79	78
	Partnerships	19	102 127	4 018	895	67	6 471	140	144
	Cooperative associations	—	—	—	—	—	—	—	—
	Other legal forms of organization	—	—	—	—	—	—	—	—
421440	Other commercial equipment whsle								
	All establishments	594	2 686 765	105 465	24 426	2 474	196 437	4 425	4 758
	Corporations	502	2 376 723	96 432	22 505	2 241	179 593	4 206	4 536
	Individual proprietorships	73	207 915	5 015	1 026	166	10 373	79	78
	Partnerships	19	102 127	4 018	895	67	6 471	140	144
	Cooperative associations	—	—	—	—	—	—	—	—
	Other legal forms of organization	—	—	—	—	—	—	—	—
4214401	Restaurant & hotel equipment & supplies whsle								
	All establishments	438	2 172 270	77 586	18 041	1 723	145 614	2 804	3 090
	Corporations	371	1 905 374	69 748	16 413	1 541	131 047	2 624	2 905
	Individual proprietorships	52	179 518	4 406	888	128	8 982	40	41
	Partnerships	15	87 378	3 432	740	54	5 585	140	144
	Cooperative associations	—	—	—	—	—	—	—	—
	Other legal forms of organization	—	—	—	—	—	—	—	—
4214402	Store machines & equipment whsle								
	All establishments	156	514 495	27 879	6 385	751	50 823	1 621	1 668
	Corporations	131	471 349	26 684	6 092	700	48 546	1 582	1 631
	Individual proprietorships	21	28 397	609	138	38	1 391	39	37
	Partnerships	4	14 749	586	155	13	886	—	—
	Cooperative associations	—	—	—	—	—	—	—	—
	Other legal forms of organization	—	—	—	—	—	—	—	—
42145	Medical, dental, & hospital equipment & supplies whsle								
	All establishments	1 473	4 492 032	322 532	75 514	5 076	601 004	12 517	20 881
	Corporations	1 261	4 011 121	297 288	69 181	4 610	541 791	11 927	20 145
	Individual proprietorships	168	328 438	16 325	4 362	332	38 774	252	217
	Partnerships	41	134 757	8 524	1 888	128	19 342	338	519
	Cooperative associations	1	D	D	D	a	D	D	D
	Other legal forms of organization	2	D	D	D	a	D	D	D
421450	Medical, dental, & hospital equipment & supplies whsle								
	All establishments	1 473	4 492 032	322 532	75 514	5 076	601 004	12 517	20 881
	Corporations	1 261	4 011 121	297 288	69 181	4 610	541 791	11 927	20 145
	Individual proprietorships	168	328 438	16 325	4 362	332	38 774	252	217
	Partnerships	41	134 757	8 524	1 888	128	19 342	338	519
	Cooperative associations	1	D	D	D	a	D	D	D
	Other legal forms of organization	2	D	D	D	a	D	D	D
4214501	Surgical, medical, & hospital supplies whsle								
	All establishments	1 423	4 284 750	303 636	70 445	4 751	559 942	11 508	19 973
	Corporations	1 217	3 810 788	278 777	64 198	4 299	501 741	11 033	19 427
	Individual proprietorships	163	D	D	D	e	D	D	D
	Partnerships	40	D	D	D	c	D	D	D
	Cooperative associations	1	D	D	D	a	D	D	D
	Other legal forms of organization	2	D	D	D	a	D	D	D
4214502	Dental equipment & supplies whsle								
	All establishments	50	207 282	18 896	5 069	325	41 062	1 009	908
	Corporations	44	200 333	18 511	4 983	311	40 050	894	718
	Individual proprietorships	5	D	D	D	a	D	D	D
	Partnerships	1	D	D	D	a	D	D	D
	Cooperative associations	—	—	—	—	—	—	—	—
	Other legal forms of organization	—	—	—	—	—	—	—	—
42146	Ophthalmic goods whsle								

See footnotes at end of table.

Table 7. Legal Form of Organization: 1997—Con.

[Includes only establishments with payroll. Excludes data for central administrative offices, auxiliary operations, or establishments of firms that are classified in other categories than those specified in this table. For meaning of abbreviations and symbols, see introductory text. For explanation of terms, see Appendix A. For method of assignment to categories shown, see Appendix C]

NAICS code	Legal form of organization by type of operation and kind of business	Establishments (number)	Sales (\$1,000)	Annual payroll (\$1,000)	First-quarter payroll (\$1,000)	Paid employees for pay period including March 12 (number)	Operating expenses ¹ (\$1,000)	End-of-1996 inventories (\$1,000)	End-of-1997 inventories (\$1,000)
	AGENTS, BROKERS, AND COMMISSION MERCHANTS—Con.								
421	Wholesale trade, durable goods—Con.								
42146	Ophthalmic goods whsle—Con.								
	All establishments	164	264 765	14 399	3 437	419	28 558	590	731
	Corporations	141	227 495	12 576	3 027	366	23 997	587	728
	Individual proprietorships	20	D	D	D	b	D	D	D
	Partnerships	3	D	D	D	a	D	D	D
	Cooperative associations	—	—	—	—	—	—	—	—
	Other legal forms of organization	—	—	—	—	—	—	—	—
421460	Ophthalmic goods whsle								
	All establishments	164	264 765	14 399	3 437	419	28 558	590	731
	Corporations	141	227 495	12 576	3 027	366	23 997	587	728
	Individual proprietorships	20	D	D	D	b	D	D	D
	Partnerships	3	D	D	D	a	D	D	D
	Cooperative associations	—	—	—	—	—	—	—	—
	Other legal forms of organization	—	—	—	—	—	—	—	—
42149	Other professional equipment & supplies whsle								
	All establishments	335	806 102	47 257	11 003	997	83 841	1 905	2 791
	Corporations	289	755 077	44 945	10 490	886	78 321	1 748	2 630
	Individual proprietorships	42	D	D	D	b	D	D	D
	Partnerships	3	2 405	300	68	9	551	5	5
	Cooperative associations	—	—	—	—	—	—	—	—
	Other legal forms of organization	1	D	D	D	a	D	D	D
421490	Other professional equipment & supplies whsle								
	All establishments	335	806 102	47 257	11 003	997	83 841	1 905	2 791
	Corporations	289	755 077	44 945	10 490	886	78 321	1 748	2 630
	Individual proprietorships	42	D	D	D	b	D	D	D
	Partnerships	3	2 405	300	68	9	551	5	5
	Cooperative associations	—	—	—	—	—	—	—	—
	Other legal forms of organization	1	D	D	D	a	D	D	D
4214901	Religious & school supplies whsle								
	All establishments	50	174 015	8 404	1 812	199	16 730	249	284
	Corporations	36	165 463	8 001	1 709	171	15 571	103	134
	Individual proprietorships	14	8 552	403	103	28	1 159	146	150
	Partnerships	—	—	—	—	—	—	—	—
	Cooperative associations	—	—	—	—	—	—	—	—
	Other legal forms of organization	—	—	—	—	—	—	—	—
4214902	Other professional equipment & supplies whsle								
	All establishments	285	632 087	38 853	9 191	798	67 111	1 656	2 507
	Corporations	253	589 614	36 944	8 781	715	62 750	1 645	2 496
	Individual proprietorships	28	D	D	D	b	D	D	D
	Partnerships	3	2 405	300	68	9	551	5	5
	Cooperative associations	—	—	—	—	—	—	—	—
	Other legal forms of organization	1	D	D	D	a	D	D	D
4215	Metal & mineral (except petroleum) whsle								
	All establishments	1 459	13 429 232	248 677	53 864	4 196	444 989	21 158	19 623
	Corporations	1 272	12 264 422	229 704	49 537	3 802	408 531	20 667	19 143
	Individual proprietorships	157	862 756	13 668	3 291	310	27 070	480	478
	Partnerships	27	259 334	4 128	837	74	7 703	11	2
	Cooperative associations	3	42 720	1 177	199	10	1 685	—	—
	Other legal forms of organization	—	—	—	—	—	—	—	—
42151	Metal service centers & offices								
	All establishments	1 336	11 795 201	219 231	47 672	3 741	392 378	13 965	12 130
	Corporations	1 157	10 667 962	200 623	43 416	3 358	356 673	13 649	11 853
	Individual proprietorships	149	825 185	13 303	3 220	299	26 317	305	275
	Partnerships	27	259 334	4 128	837	74	7 703	11	2
	Cooperative associations	3	42 720	1 177	199	10	1 685	—	—
	Other legal forms of organization	—	—	—	—	—	—	—	—
421510	Metal service centers & offices								
	All establishments	1 336	11 795 201	219 231	47 672	3 741	392 378	13 965	12 130
	Corporations	1 157	10 667 962	200 623	43 416	3 358	356 673	13 649	11 853
	Individual proprietorships	149	825 185	13 303	3 220	299	26 317	305	275
	Partnerships	27	259 334	4 128	837	74	7 703	11	2
	Cooperative associations	3	42 720	1 177	199	10	1 685	—	—
	Other legal forms of organization	—	—	—	—	—	—	—	—
4215101	Ferrous metal service centers & sales offices								

See footnotes at end of table.

Table 7. Legal Form of Organization: 1997—Con.

[Includes only establishments with payroll. Excludes data for central administrative offices, auxiliary operations, or establishments of firms that are classified in other categories than those specified in this table. For meaning of abbreviations and symbols, see introductory text. For explanation of terms, see Appendix A. For method of assignment to categories shown, see Appendix C]

NAICS code	Legal form of organization by type of operation and kind of business	Establishments (number)	Sales (\$1,000)	Annual payroll (\$1,000)	First-quarter payroll (\$1,000)	Paid employees for pay period including March 12 (number)	Operating expenses ¹ (\$1,000)	End-of-1996 inventories (\$1,000)	End-of-1997 inventories (\$1,000)
421	AGENTS, BROKERS, AND COMMISSION MERCHANTS—Con.								
	Wholesale trade, durable goods—Con.								
4215101	Ferrous metal service centers & sales offices—Con.								
	All establishments	1 057	9 516 171	178 379	38 688	2 916	318 034	12 108	6 735
	Corporations	912	D	D	D	h	D	D	D
	Individual proprietorships	124	D	D	D	e	D	D	D
	Partnerships	19	221 698	2 574	575	51	5 708	11	2
	Cooperative associations	2	D	D	D	a	D	D	D
	Other legal forms of organization	—	—	—	—	—	—	—	—
42151011	Ferrous metal service centers								
	All establishments	68	1 245 827	21 454	4 853	381	41 470	12 108	6 735
	Corporations	63	D	D	D	e	D	D	D
	Individual proprietorships	3	D	D	D	a	D	D	D
	Partnerships	2	D	D	D	a	D	D	D
	Cooperative associations	—	—	—	—	—	—	—	—
	Other legal forms of organization	—	—	—	—	—	—	—	—
42151012	Ferrous metal sales offices								
	All establishments	989	8 270 344	156 925	33 835	2 535	276 564	—	—
	Corporations	849	7 346 143	141 768	30 268	2 239	247 472	—	—
	Individual proprietorships	121	D	D	D	c	D	D	D
	Partnerships	17	D	D	D	b	D	D	D
	Cooperative associations	2	D	D	D	a	D	D	D
	Other legal forms of organization	—	—	—	—	—	—	—	—
4215102	Nonferrous metal service centers & sales offices								
	All establishments	279	2 279 030	40 852	8 984	825	74 344	1 857	5 395
	Corporations	245	D	D	D	f	D	D	D
	Individual proprietorships	25	D	D	D	b	D	D	D
	Partnerships	8	37 636	1 554	262	23	1 995	—	—
	Cooperative associations	1	D	D	D	a	D	D	D
	Other legal forms of organization	—	—	—	—	—	—	—	—
42151021	Nonferrous metal service centers								
	All establishments	25	128 172	4 431	881	116	10 249	1 857	5 395
	Corporations	21	D	D	D	c	D	D	D
	Individual proprietorships	4	D	D	D	a	D	D	D
	Partnerships	—	—	—	—	—	—	—	—
	Cooperative associations	—	—	—	—	—	—	—	—
	Other legal forms of organization	—	—	—	—	—	—	—	—
42151022	Nonferrous metal sales offices								
	All establishments	254	2 150 858	36 421	8 103	709	64 095	—	—
	Corporations	224	1 990 425	33 849	7 615	646	59 588	—	—
	Individual proprietorships	21	D	D	D	b	D	D	D
	Partnerships	8	37 636	1 554	262	23	1 995	—	—
	Cooperative associations	1	D	D	D	a	D	D	D
	Other legal forms of organization	—	—	—	—	—	—	—	—
42152	Coal & other mineral & ore whsle								
	All establishments	123	1 634 031	29 446	6 192	455	52 611	7 193	7 493
	Corporations	115	1 596 460	29 081	6 121	444	51 858	7 018	7 290
	Individual proprietorships	8	37 571	365	71	11	753	175	203
	Partnerships	—	—	—	—	—	—	—	—
	Cooperative associations	—	—	—	—	—	—	—	—
	Other legal forms of organization	—	—	—	—	—	—	—	—
421520	Coal & other mineral & ore whsle								
	All establishments	123	1 634 031	29 446	6 192	455	52 611	7 193	7 493
	Corporations	115	1 596 460	29 081	6 121	444	51 858	7 018	7 290
	Individual proprietorships	8	37 571	365	71	11	753	175	203
	Partnerships	—	—	—	—	—	—	—	—
	Cooperative associations	—	—	—	—	—	—	—	—
	Other legal forms of organization	—	—	—	—	—	—	—	—
4215201	Coal whsle								
	All establishments	86	D	D	D	e	D	D	D
	Corporations	81	D	D	D	e	D	D	D
	Individual proprietorships	5	D	D	D	a	D	D	D
	Partnerships	—	—	—	—	—	—	—	—
	Cooperative associations	—	—	—	—	—	—	—	—
	Other legal forms of organization	—	—	—	—	—	—	—	—

See footnotes at end of table.

Table 7. Legal Form of Organization: 1997—Con.

[Includes only establishments with payroll. Excludes data for central administrative offices, auxiliary operations, or establishments of firms that are classified in other categories than those specified in this table. For meaning of abbreviations and symbols, see introductory text. For explanation of terms, see Appendix A. For method of assignment to categories shown, see Appendix C.]

NAICS code	Legal form of organization by type of operation and kind of business	Establishments (number)	Sales (\$1,000)	Annual payroll (\$1,000)	First-quarter payroll (\$1,000)	Paid employees for pay period including March 12 (number)	Operating expenses ¹ (\$1,000)	End-of-1996 inventories (\$1,000)	End-of-1997 inventories (\$1,000)
421	AGENTS, BROKERS, AND COMMISSION MERCHANTS—Con.								
	Wholesale trade, durable goods—Con.								
4215202	Other mineral & ore whsle								
	All establishments	37	D	D	D	c	D	D	D
	Corporations	34	D	D	D	c	D	D	D
	Individual proprietorships	3	D	D	D	a	D	D	D
	Partnerships	—	—	—	—	—	—	—	—
	Cooperative associations	—	—	—	—	—	—	—	—
	Other legal forms of organization	—	—	—	—	—	—	—	—
4216	Electrical goods whsle								
	All establishments	6 652	65 926 580	1 871 999	418 696	34 098	3 149 270	45 220	49 043
	Corporations	5 938	61 981 840	1 764 541	395 466	31 544	2 960 505	43 575	46 847
	Individual proprietorships	514	1 958 558	47 487	10 609	1 256	89 101	863	1 145
	Partnerships	189	1 737 671	52 870	11 386	1 221	88 064	382	549
	Cooperative associations	3	D	D	D	a	D	D	D
	Other legal forms of organization	8	D	D	D	b	D	D	D
42161	Electrical apparatus & equip, wiring supp, & const material whsle								
	All establishments	2 966	22 378 291	744 714	162 077	15 691	1 281 219	19 422	22 414
	Corporations	2 633	D	D	D	j	D	D	D
	Individual proprietorships	246	747 078	22 541	4 893	646	43 651	412	580
	Partnerships	86	D	D	D	e	D	D	D
	Cooperative associations	1	D	D	D	a	D	D	D
	Other legal forms of organization	—	—	—	—	—	—	—	—
421610	Electrical apparatus & equip, wiring supp, & const material whsle								
	All establishments	2 966	22 378 291	744 714	162 077	15 691	1 281 219	19 422	22 414
	Corporations	2 633	D	D	D	j	D	D	D
	Individual proprietorships	246	747 078	22 541	4 893	646	43 651	412	580
	Partnerships	86	D	D	D	e	D	D	D
	Cooperative associations	1	D	D	D	a	D	D	D
	Other legal forms of organization	—	—	—	—	—	—	—	—
42162	Electrical appliance, television & radio set whsle								
	All establishments	527	5 536 904	129 264	29 419	2 456	235 524	8 467	7 956
	Corporations	470	D	D	D	g	D	D	D
	Individual proprietorships	39	202 980	2 806	592	70	5 050	50	73
	Partnerships	17	D	D	D	b	D	D	D
	Cooperative associations	—	—	—	—	—	—	—	—
	Other legal forms of organization	1	D	D	D	a	D	D	D
421620	Electrical appliance, television & radio set whsle								
	All establishments	527	5 536 904	129 264	29 419	2 456	235 524	8 467	7 956
	Corporations	470	D	D	D	g	D	D	D
	Individual proprietorships	39	202 980	2 806	592	70	5 050	50	73
	Partnerships	17	D	D	D	b	D	D	D
	Cooperative associations	—	—	—	—	—	—	—	—
	Other legal forms of organization	1	D	D	D	a	D	D	D
42169	Other electronic parts & equipment whsle								
	All establishments	3 159	38 011 385	998 021	227 200	15 951	1 632 527	17 331	18 673
	Corporations	2 835	D	D	D	j	D	D	D
	Individual proprietorships	229	1 008 500	22 140	5 124	540	40 400	401	492
	Partnerships	86	D	D	D	f	D	D	D
	Cooperative associations	2	D	D	D	a	D	D	D
	Other legal forms of organization	7	D	D	D	b	D	D	D
421690	Other electronic parts & equipment whsle								
	All establishments	3 159	38 011 385	998 021	227 200	15 951	1 632 527	17 331	18 673
	Corporations	2 835	D	D	D	j	D	D	D
	Individual proprietorships	229	1 008 500	22 140	5 124	540	40 400	401	492
	Partnerships	86	D	D	D	f	D	D	D
	Cooperative associations	2	D	D	D	a	D	D	D
	Other legal forms of organization	7	D	D	D	b	D	D	D
4216901	Communications equipment & supplies whsle								
	All establishments	574	3 451 513	132 077	30 790	2 653	224 698	5 689	5 920
	Corporations	504	3 117 723	109 481	25 606	2 045	191 719	5 118	5 250
	Individual proprietorships	55	134 486	3 895	829	123	8 480	171	170
	Partnerships	14	D	D	D	e	D	D	D
	Cooperative associations	1	D	D	D	a	D	D	D
	Other legal forms of organization	—	—	—	—	—	—	—	—

See footnotes at end of table.

Table 7. Legal Form of Organization: 1997—Con.

[Includes only establishments with payroll. Excludes data for central administrative offices, auxiliary operations, or establishments of firms that are classified in other categories than those specified in this table. For meaning of abbreviations and symbols, see introductory text. For explanation of terms, see Appendix A. For method of assignment to categories shown, see Appendix C.]

NAICS code	Legal form of organization by type of operation and kind of business	Establishments (number)	Sales (\$1,000)	Annual payroll (\$1,000)	First-quarter payroll (\$1,000)	Paid employees for pay period including March 12 (number)	Operating expenses ¹ (\$1,000)	End-of-1996 inventories (\$1,000)	End-of-1997 inventories (\$1,000)
421	AGENTS, BROKERS, AND COMMISSION MERCHANTS—Con.								
	Wholesale trade, durable goods—Con.								
4216902	Electronic parts (excluding communications equipment) whsle								
	All establishments	2 585	34 559 872	865 944	196 410	13 298	1 407 829	11 642	12 753
	Corporations	2 331	D	D	D	j	D	D	D
	Individual proprietorships	174	874 014	18 245	4 295	417	31 920	230	322
	Partnerships	72	D	D	D	e	D	D	D
	Cooperative associations	1	D	D	D	a	D	D	D
	Other legal forms of organization	7	D	D	D	b	D	D	D
4217	Hardware, & plumbing & heating equipment & supplies whsle								
	All establishments	2 894	D	D	D	j	D	D	D
	Corporations	2 518	D	D	D	j	D	D	D
	Individual proprietorships	305	D	D	D	f	D	D	D
	Partnerships	69	D	D	D	e	D	D	D
	Cooperative associations	2	D	D	D	a	D	D	D
	Other legal forms of organization	—	—	—	—	—	—	—	—
42171	Hardware whsle								
	All establishments	1 048	7 750 213	211 319	46 252	4 381	373 340	13 207	17 207
	Corporations	884	7 177 057	199 032	43 566	3 988	347 202	12 965	16 904
	Individual proprietorships	138	D	D	D	c	D	D	D
	Partnerships	26	D	D	D	c	D	D	D
	Cooperative associations	—	—	—	—	—	—	—	—
	Other legal forms of organization	—	—	—	—	—	—	—	—
421710	Hardware whsle								
	All establishments	1 048	7 750 213	211 319	46 252	4 381	373 340	13 207	17 207
	Corporations	884	7 177 057	199 032	43 566	3 988	347 202	12 965	16 904
	Individual proprietorships	138	D	D	D	c	D	D	D
	Partnerships	26	D	D	D	c	D	D	D
	Cooperative associations	—	—	—	—	—	—	—	—
	Other legal forms of organization	—	—	—	—	—	—	—	—
42172	Plumbing & heating equipment & supplies (hydronics) whsle								
	All establishments	1 152	7 864 360	285 192	63 815	6 330	506 800	30 379	34 251
	Corporations	1 013	7 332 749	271 085	60 522	5 917	477 404	30 031	33 808
	Individual proprietorships	108	321 176	8 891	2 151	276	18 171	265	264
	Partnerships	31	210 435	5 216	1 142	137	11 225	83	179
	Cooperative associations	—	—	—	—	—	—	—	—
	Other legal forms of organization	—	—	—	—	—	—	—	—
421720	Plumbing & heating equipment & supplies (hydronics) whsle								
	All establishments	1 152	7 864 360	285 192	63 815	6 330	506 800	30 379	34 251
	Corporations	1 013	7 332 749	271 085	60 522	5 917	477 404	30 031	33 808
	Individual proprietorships	108	321 176	8 891	2 151	276	18 171	265	264
	Partnerships	31	210 435	5 216	1 142	137	11 225	83	179
	Cooperative associations	—	—	—	—	—	—	—	—
	Other legal forms of organization	—	—	—	—	—	—	—	—
42173	Warm air heating & air-conditioning equipment & supplies whsle								
	All establishments	559	2 304 902	149 169	35 398	2 705	249 424	8 045	7 518
	Corporations	504	2 171 834	143 829	34 212	2 585	240 417	7 664	6 993
	Individual proprietorships	45	69 768	2 335	532	73	4 018	30	30
	Partnerships	8	D	D	D	b	D	D	D
	Cooperative associations	2	D	D	D	a	D	D	D
	Other legal forms of organization	—	—	—	—	—	—	—	—
421730	Warm air heating & air-conditioning equipment & supplies whsle								
	All establishments	559	2 304 902	149 169	35 398	2 705	249 424	8 045	7 518
	Corporations	504	2 171 834	143 829	34 212	2 585	240 417	7 664	6 993
	Individual proprietorships	45	69 768	2 335	532	73	4 018	30	30
	Partnerships	8	D	D	D	b	D	D	D
	Cooperative associations	2	D	D	D	a	D	D	D
	Other legal forms of organization	—	—	—	—	—	—	—	—
42174	Refrigeration equipment & supplies whsle								
	All establishments	135	D	D	D	e	D	D	D
	Corporations	117	D	D	D	e	D	D	D
	Individual proprietorships	14	D	D	D	b	D	D	D
	Partnerships	4	D	D	D	b	D	D	D
	Cooperative associations	—	—	—	—	—	—	—	—
	Other legal forms of organization	—	—	—	—	—	—	—	—

See footnotes at end of table.

Table 7. Legal Form of Organization: 1997—Con.

[Includes only establishments with payroll. Excludes data for central administrative offices, auxiliary operations, or establishments of firms that are classified in other categories than those specified in this table. For meaning of abbreviations and symbols, see introductory text. For explanation of terms, see Appendix A. For method of assignment to categories shown, see Appendix C.]

NAICS code	Legal form of organization by type of operation and kind of business	Establishments (number)	Sales (\$1,000)	Annual payroll (\$1,000)	First-quarter payroll (\$1,000)	Paid employees for pay period including March 12 (number)	Operating expenses ¹ (\$1,000)	End-of-1996 inventories (\$1,000)	End-of-1997 inventories (\$1,000)
	AGENTS, BROKERS, AND COMMISSION MERCHANTS—Con.								
421	Wholesale trade, durable goods—Con.								
421740	Refrigeration equipment & supplies whsle								
	All establishments	135	D	D	D	e	D	D	D
	Corporations	117	D	D	D	e	D	D	D
	Individual proprietorships	14	D	D	D	b	D	D	D
	Partnerships	4	D	D	D	b	D	D	D
	Cooperative associations	—	—	—	—	—	—	—	—
	Other legal forms of organization	—	—	—	—	—	—	—	—
4218	Machinery, equipment, & supplies whsle								
	All establishments	7 572	29 427 233	1 253 888	277 216	26 107	2 259 835	141 800	160 065
	Corporations	6 708	27 238 859	1 182 394	262 000	24 020	2 116 577	133 148	150 159
	Individual proprietorships	712	1 564 034	46 737	10 258	1 506	94 942	2 752	3 272
	Partnerships	135	533 670	22 408	4 505	498	44 537	4 098	4 688
	Cooperative associations	10	48 230	1 659	312	62	2 522	1 801	1 944
	Other legal forms of organization	7	42 440	690	141	21	1 257	1	2
42181	Construction & mining (except petroleum) machinery & equip whsle								
	All establishments	277	1 251 107	46 195	10 150	1 107	91 948	10 454	11 080
	Corporations	248	1 194 280	45 003	9 916	1 056	88 301	10 395	11 018
	Individual proprietorships	27	D	D	D	b	D	D	D
	Partnerships	2	D	D	D	a	D	D	D
	Cooperative associations	—	—	—	—	—	—	—	—
	Other legal forms of organization	—	—	—	—	—	—	—	—
421810	Construction & mining (except petroleum) machinery & equip whsle								
	All establishments	277	1 251 107	46 195	10 150	1 107	91 948	10 454	11 080
	Corporations	248	1 194 280	45 003	9 916	1 056	88 301	10 395	11 018
	Individual proprietorships	27	D	D	D	b	D	D	D
	Partnerships	2	D	D	D	a	D	D	D
	Cooperative associations	—	—	—	—	—	—	—	—
	Other legal forms of organization	—	—	—	—	—	—	—	—
42182	Farm & garden machinery & equipment whsle								
	All establishments	338	1 352 959	43 977	9 492	1 329	86 902	17 297	17 377
	Corporations	266	D	D	D	g	D	D	D
	Individual proprietorships	65	D	D	D	c	D	D	D
	Partnerships	6	D	D	D	a	D	D	D
	Cooperative associations	—	—	—	—	—	—	—	—
	Other legal forms of organization	1	D	D	D	a	D	D	D
421820	Farm & garden machinery & equipment whsle								
	All establishments	338	1 352 959	43 977	9 492	1 329	86 902	17 297	17 377
	Corporations	266	D	D	D	g	D	D	D
	Individual proprietorships	65	D	D	D	c	D	D	D
	Partnerships	6	D	D	D	a	D	D	D
	Cooperative associations	—	—	—	—	—	—	—	—
	Other legal forms of organization	1	D	D	D	a	D	D	D
4218201	Farm machinery & equipment—farm dealers								
	All establishments	100	D	D	D	f	D	D	D
	Corporations	70	D	D	D	e	D	D	D
	Individual proprietorships	27	D	D	D	c	D	D	D
	Partnerships	2	D	D	D	a	D	D	D
	Cooperative associations	—	—	—	—	—	—	—	—
	Other legal forms of organization	1	D	D	D	a	D	D	D
4218202	Farm machinery & equipment—whsle distributors								
	All establishments	161	D	D	D	e	D	D	D
	Corporations	133	D	D	D	e	D	D	D
	Individual proprietorships	28	D	D	D	b	D	D	D
	Partnerships	—	—	—	—	—	—	—	—
	Cooperative associations	—	—	—	—	—	—	—	—
	Other legal forms of organization	—	—	—	—	—	—	—	—
4218203	Lawn & garden machinery & equipment whsle								
	All establishments	77	616 615	16 241	3 555	329	29 311	5 162	4 156
	Corporations	63	570 589	15 426	3 389	297	27 362	5 162	4 156
	Individual proprietorships	10	29 884	736	152	28	1 443	—	—
	Partnerships	4	16 142	79	14	4	506	—	—
	Cooperative associations	—	—	—	—	—	—	—	—
	Other legal forms of organization	—	—	—	—	—	—	—	—

See footnotes at end of table.

Table 7. Legal Form of Organization: 1997—Con.

[Includes only establishments with payroll. Excludes data for central administrative offices, auxiliary operations, or establishments of firms that are classified in other categories than those specified in this table. For meaning of abbreviations and symbols, see introductory text. For explanation of terms, see Appendix A. For method of assignment to categories shown, see Appendix C]

NAICS code	Legal form of organization by type of operation and kind of business	Establishments (number)	Sales (\$1,000)	Annual payroll (\$1,000)	First-quarter payroll (\$1,000)	Paid employees for pay period including March 12 (number)	Operating expenses ¹ (\$1,000)	End-of-1996 inventories (\$1,000)	End-of-1997 inventories (\$1,000)
421	AGENTS, BROKERS, AND COMMISSION MERCHANTS—Con.								
42183	Wholesale trade, durable goods—Con.								
	Industrial machinery & equipment whsle								
	All establishments	5 021	17 593 135	850 632	187 382	17 116	1 498 706	81 132	93 384
	Corporations	4 493	D	D	D	j	D	D	D
	Individual proprietorships	418	827 804	30 310	6 517	891	57 201	1 069	1 420
	Partnerships	96	D	D	D	e	D	D	D
	Cooperative associations	8	46 751	1 593	294	59	2 388	1 801	1 944
	Other legal forms of organization	6	D	D	D	a	D	D	D
421830	Industrial machinery & equipment whsle								
	All establishments	5 021	17 593 135	850 632	187 382	17 116	1 498 706	81 132	93 384
	Corporations	4 493	D	D	D	j	D	D	D
	Individual proprietorships	418	827 804	30 310	6 517	891	57 201	1 069	1 420
	Partnerships	96	D	D	D	e	D	D	D
	Cooperative associations	8	46 751	1 593	294	59	2 388	1 801	1 944
	Other legal forms of organization	6	D	D	D	a	D	D	D
4218301	Food-processing machinery & equipment whsle								
	All establishments	244	977 042	54 490	12 039	1 054	95 597	5 387	5 036
	Corporations	213	841 145	49 721	10 942	938	85 977	5 375	5 023
	Individual proprietorships	16	32 725	1 202	281	37	2 537	3	3
	Partnerships	15	103 172	3 567	816	79	7 083	9	10
	Cooperative associations	—	—	—	—	—	—	—	—
	Other legal forms of organization	—	—	—	—	—	—	—	—
4218302	Hydraulic & pneumatic (fluid-power) machinery & equipment whsle								
	All establishments	308	1 007 357	54 300	11 892	1 150	94 743	7 983	7 513
	Corporations	285	D	D	D	g	D	D	D
	Individual proprietorships	20	37 085	1 107	249	51	2 724	98	105
	Partnerships	3	D	D	D	a	D	D	D
	Cooperative associations	—	—	—	—	—	—	—	—
	Other legal forms of organization	—	—	—	—	—	—	—	—
42183021	Hydraulic & pneumatic pumps & motors whsle								
	All establishments	157	531 948	28 432	6 507	633	49 175	3 426	3 575
	Corporations	143	D	D	D	f	D	D	D
	Individual proprietorships	12	D	D	D	b	D	D	D
	Partnerships	2	D	D	D	a	D	D	D
	Cooperative associations	—	—	—	—	—	—	—	—
	Other legal forms of organization	—	—	—	—	—	—	—	—
42183022	Hydraulic & pneumatic parts, accessories, & supplies whsle								
	All establishments	151	475 409	25 868	5 385	517	45 568	4 557	3 938
	Corporations	142	D	D	D	e	D	D	D
	Individual proprietorships	8	D	D	D	b	D	D	D
	Partnerships	1	D	D	D	a	D	D	D
	Cooperative associations	—	—	—	—	—	—	—	—
	Other legal forms of organization	—	—	—	—	—	—	—	—
4218303	General-purpose industrial machinery & equipment whsle								
	All establishments	1 962	6 670 352	333 989	75 475	6 726	582 533	19 974	22 076
	Corporations	1 776	6 109 032	311 598	70 934	6 185	539 298	18 417	20 320
	Individual proprietorships	146	359 313	13 364	2 820	367	23 513	492	639
	Partnerships	33	192 130	8 517	1 623	150	18 748	1 064	1 115
	Cooperative associations	4	D	D	D	a	D	D	D
	Other legal forms of organization	3	D	D	D	a	D	D	D
4218304	Metalworking machinery & equipment whsle								
	All establishments	727	2 696 380	119 589	26 645	2 500	211 159	10 994	14 783
	Corporations	645	D	D	D	g	D	D	D
	Individual proprietorships	71	133 633	6 040	1 346	164	10 987	271	252
	Partnerships	10	D	D	D	b	D	D	D
	Cooperative associations	1	D	D	D	a	D	D	D
	Other legal forms of organization	—	—	—	—	—	—	—	—
4218305	Materials handling equipment whsle								
	All establishments	412	982 086	57 984	13 292	1 305	99 437	5 211	5 280
	Corporations	360	856 339	54 710	12 624	1 198	94 273	3 405	3 323
	Individual proprietorships	44	68 748	1 827	391	63	3 374	5	13
	Partnerships	7	D	D	D	a	D	D	D
	Cooperative associations	1	D	D	D	b	D	D	D
	Other legal forms of organization	—	—	—	—	—	—	—	—

See footnotes at end of table.

Table 7. Legal Form of Organization: 1997—Con.

[Includes only establishments with payroll. Excludes data for central administrative offices, auxiliary operations, or establishments of firms that are classified in other categories than those specified in this table. For meaning of abbreviations and symbols, see introductory text. For explanation of terms, see Appendix A. For method of assignment to categories shown, see Appendix C.]

NAICS code	Legal form of organization by type of operation and kind of business	Establishments (number)	Sales (\$1,000)	Annual payroll (\$1,000)	First-quarter payroll (\$1,000)	Paid employees for pay period including March 12 (number)	Operating expenses ¹ (\$1,000)	End-of-1996 inventories (\$1,000)	End-of-1997 inventories (\$1,000)
421	AGENTS, BROKERS, AND COMMISSION MERCHANTS—Con.								
	Wholesale trade, durable goods—Con.								
4218306	Oilwell, oil refinery, & pipeline mach, equip, & supplies whsle								
	All establishments	249	1 070 405	41 706	7 785	793	75 723	3 341	3 601
	Corporations	215	D	D	D	f	D	D	D
	Individual proprietorships	28	40 205	1 701	334	56	3 593	184	255
	Partnerships	6	D	D	D	a	D	D	D
	Cooperative associations	—	—	—	—	—	—	—	—
	Other legal forms of organization	—	—	—	—	—	—	—	—
4218307	Other industrial machinery & equipment whsle								
	All establishments	1 119	4 189 513	188 574	40 254	3 588	339 514	28 242	35 095
	Corporations	999	3 938 864	179 697	38 304	3 346	323 065	27 090	33 308
	Individual proprietorships	93	156 095	5 069	1 096	153	10 473	16	153
	Partnerships	22	D	D	D	b	D	D	D
	Cooperative associations	2	D	D	D	a	D	D	D
	Other legal forms of organization	3	D	D	D	a	D	D	D
42184	Industrial supplies whsle								
	All establishments	1 090	4 126 000	177 181	41 969	3 872	321 647	17 208	22 568
	Corporations	956	3 819 143	168 756	39 975	3 599	305 749	15 377	20 677
	Individual proprietorships	118	D	D	D	c	D	D	D
	Partnerships	14	66 826	2 274	494	80	4 237	1 722	1 760
	Cooperative associations	2	D	D	D	a	D	D	D
	Other legal forms of organization	—	—	—	—	—	—	—	—
421840	Industrial supplies whsle								
	All establishments	1 090	4 126 000	177 181	41 969	3 872	321 647	17 208	22 568
	Corporations	956	3 819 143	168 756	39 975	3 599	305 749	15 377	20 677
	Individual proprietorships	118	D	D	D	c	D	D	D
	Partnerships	14	66 826	2 274	494	80	4 237	1 722	1 760
	Cooperative associations	2	D	D	D	a	D	D	D
	Other legal forms of organization	—	—	—	—	—	—	—	—
4218401	General-line industrial supplies whsle								
	All establishments	151	427 104	19 556	5 063	465	34 097	1 688	1 824
	Corporations	132	404 529	18 698	4 866	428	32 296	1 641	1 781
	Individual proprietorships	18	D	D	D	b	D	D	D
	Partnerships	1	D	D	D	a	D	D	D
	Cooperative associations	—	—	—	—	—	—	—	—
	Other legal forms of organization	—	—	—	—	—	—	—	—
4218402	Mechanical power transmission supplies whsle								
	All establishments	159	700 311	26 760	6 403	607	47 494	591	608
	Corporations	144	D	D	D	f	D	D	D
	Individual proprietorships	11	D	D	D	b	D	D	D
	Partnerships	3	7 461	679	153	18	1 164	—	—
	Cooperative associations	1	D	D	D	a	D	D	D
	Other legal forms of organization	—	—	—	—	—	—	—	—
4218403	Welding supplies whsle								
	All establishments	24	60 895	1 610	435	45	3 762	154	137
	Corporations	21	52 686	1 453	345	41	3 404	154	137
	Individual proprietorships	2	D	D	D	a	D	D	D
	Partnerships	—	—	—	—	—	—	—	—
	Cooperative associations	1	D	D	D	a	D	D	D
	Other legal forms of organization	—	—	—	—	—	—	—	—
4218404	Industrial containers & supplies whsle								
	All establishments	226	817 235	29 852	6 790	573	53 204	304	289
	Corporations	189	756 067	27 434	6 239	511	49 532	304	289
	Individual proprietorships	33	58 798	2 098	485	52	3 183	—	—
	Partnerships	4	2 370	320	66	10	489	—	—
	Cooperative associations	—	—	—	—	—	—	—	—
	Other legal forms of organization	—	—	—	—	—	—	—	—
4218405	Industrial valves & fittings (except fluid-power) whsle								
	All establishments	175	873 594	52 884	12 139	1 080	99 155	6 563	7 804
	Corporations	164	850 459	52 407	12 038	1 065	97 992	6 530	7 775
	Individual proprietorships	10	D	D	D	a	D	D	D
	Partnerships	1	D	D	D	a	D	D	D
	Cooperative associations	—	—	—	—	—	—	—	—
	Other legal forms of organization	—	—	—	—	—	—	—	—

See footnotes at end of table.

Table 7. Legal Form of Organization: 1997—Con.

[Includes only establishments with payroll. Excludes data for central administrative offices, auxiliary operations, or establishments of firms that are classified in other categories than those specified in this table. For meaning of abbreviations and symbols, see introductory text. For explanation of terms, see Appendix A. For method of assignment to categories shown, see Appendix C.]

NAICS code	Legal form of organization by type of operation and kind of business	Establishments (number)	Sales (\$1,000)	Annual payroll (\$1,000)	First-quarter payroll (\$1,000)	Paid employees for pay period including March 12 (number)	Operating expenses ¹ (\$1,000)	End-of-1996 inventories (\$1,000)	End-of-1997 inventories (\$1,000)
421	AGENTS, BROKERS, AND COMMISSION MERCHANTS—Con.								
	Wholesale trade, durable goods—Con.								
4218406	Other industrial supplies whsle								
	All establishments	355	1 246 861	46 519	11 139	1 102	83 935	7 908	11 906
	Corporations	306	D	D	D	f	D	D	D
	Individual proprietorships	44	102 328	2 073	519	63	3 942	29	59
	Partnerships	5	D	D	D	b	D	D	D
	Cooperative associations	—	—	—	—	—	—	—	—
	Other legal forms of organization	—	—	—	—	—	—	—	—
42185	Service establishment equipment & supplies whsle								
	All establishments	393	1 527 838	60 000	13 219	1 407	116 687	3 557	3 753
	Corporations	333	1 341 803	55 592	12 330	1 257	104 203	3 302	3 384
	Individual proprietorships	50	161 759	3 848	760	125	10 918	195	289
	Partnerships	10	24 276	560	129	25	1 566	60	80
	Cooperative associations	—	—	—	—	—	—	—	—
	Other legal forms of organization	—	—	—	—	—	—	—	—
421850	Service establishment equipment & supplies whsle								
	All establishments	393	1 527 838	60 000	13 219	1 407	116 687	3 557	3 753
	Corporations	333	1 341 803	55 592	12 330	1 257	104 203	3 302	3 384
	Individual proprietorships	50	161 759	3 848	760	125	10 918	195	289
	Partnerships	10	24 276	560	129	25	1 566	60	80
	Cooperative associations	—	—	—	—	—	—	—	—
	Other legal forms of organization	—	—	—	—	—	—	—	—
4218501	Beauty & barber shop equipment & supplies whsle								
	All establishments	53	D	D	D	c	D	D	D
	Corporations	46	D	D	D	c	D	D	D
	Individual proprietorships	5	D	D	D	a	D	D	D
	Partnerships	2	D	D	D	a	D	D	D
	Cooperative associations	—	—	—	—	—	—	—	—
	Other legal forms of organization	—	—	—	—	—	—	—	—
4218502	Custodial, janitors' equipment & supplies whsle								
	All establishments	155	645 361	23 339	5 232	540	42 849	919	832
	Corporations	134	587 190	21 432	4 804	479	38 794	719	512
	Individual proprietorships	18	54 313	1 683	369	51	3 590	140	240
	Partnerships	3	3 858	224	59	10	465	60	80
	Cooperative associations	—	—	—	—	—	—	—	—
	Other legal forms of organization	—	—	—	—	—	—	—	—
4218503	Laundry & dry-cleaning equipment & supplies whsle								
	All establishments	17	26 904	1 064	239	34	2 604	211	216
	Corporations	12	20 843	920	203	24	2 331	211	216
	Individual proprietorships	5	6 061	144	36	10	273	—	—
	Partnerships	—	—	—	—	—	—	—	—
	Cooperative associations	—	—	—	—	—	—	—	—
	Other legal forms of organization	—	—	—	—	—	—	—	—
4218504	Other service establishment equipment & supplies whsle								
	All establishments	168	D	D	D	f	D	D	D
	Corporations	141	D	D	D	f	D	D	D
	Individual proprietorships	22	D	D	D	b	D	D	D
	Partnerships	5	D	D	D	a	D	D	D
	Cooperative associations	—	—	—	—	—	—	—	—
	Other legal forms of organization	—	—	—	—	—	—	—	—
42186	Transportation equipment & supplies (exc motor vehicle) whsle								
	All establishments	453	3 576 194	75 903	15 004	1 276	143 945	12 152	11 903
	Corporations	412	3 370 464	71 549	14 244	1 194	135 446	12 152	11 903
	Individual proprietorships	34	192 736	2 599	618	64	5 372	—	—
	Partnerships	7	12 994	1 755	142	18	3 127	—	—
	Cooperative associations	—	—	—	—	—	—	—	—
	Other legal forms of organization	—	—	—	—	—	—	—	—
421860	Transportation equipment & supplies (exc motor vehicle) whsle								
	All establishments	453	3 576 194	75 903	15 004	1 276	143 945	12 152	11 903
	Corporations	412	3 370 464	71 549	14 244	1 194	135 446	12 152	11 903
	Individual proprietorships	34	192 736	2 599	618	64	5 372	—	—
	Partnerships	7	12 994	1 755	142	18	3 127	—	—
	Cooperative associations	—	—	—	—	—	—	—	—
	Other legal forms of organization	—	—	—	—	—	—	—	—

See footnotes at end of table.

Table 7. Legal Form of Organization: 1997—Con.

[Includes only establishments with payroll. Excludes data for central administrative offices, auxiliary operations, or establishments of firms that are classified in other categories than those specified in this table. For meaning of abbreviations and symbols, see introductory text. For explanation of terms, see Appendix A. For method of assignment to categories shown, see Appendix C.]

NAICS code	Legal form of organization by type of operation and kind of business	Establishments (number)	Sales (\$1,000)	Annual payroll (\$1,000)	First-quarter payroll (\$1,000)	Paid employees for pay period including March 12 (number)	Operating expenses ¹ (\$1,000)	End-of-1996 inventories (\$1,000)	End-of-1997 inventories (\$1,000)
421	AGENTS, BROKERS, AND COMMISSION MERCHANTS—Con.								
	Wholesale trade, durable goods—Con.								
4218601	Aircraft & aeronautical equipment & supplies whsle								
	All establishments	274	2 670 245	49 794	9 139	756	94 828	11 427	10 882
	Corporations	254	2 503 516	47 764	8 685	716	90 479	11 427	10 882
	Individual proprietorships	15	160 301	1 337	361	28	2 967	—	—
	Partnerships	5	6 428	693	93	12	1 382	—	—
	Cooperative associations	—	—	—	—	—	—	—	—
	Other legal forms of organization	—	—	—	—	—	—	—	—
4218602	Marine machinery, equipment, & supplies whsle								
	All establishments	100	D	D	D	e	D	D	D
	Corporations	88	D	D	D	e	D	D	D
	Individual proprietorships	11	D	D	D	b	D	D	D
	Partnerships	1	D	D	D	a	D	D	D
	Cooperative associations	—	—	—	—	—	—	—	—
	Other legal forms of organization	—	—	—	—	—	—	—	—
4218603	Other transportation equipment & supplies whsle								
	All establishments	79	D	D	D	c	D	D	D
	Corporations	70	D	D	D	c	D	D	D
	Individual proprietorships	8	D	D	D	a	D	D	D
	Partnerships	1	D	D	D	a	D	D	D
	Cooperative associations	—	—	—	—	—	—	—	—
	Other legal forms of organization	—	—	—	—	—	—	—	—
4219	Miscellaneous durable goods whsle								
	All establishments	¹3 564	D	D	D	j	D	D	D
	Corporations	² 562	D	D	D	i	D	D	D
	Individual proprietorships	¹ 831	D	D	D	g	D	D	D
	Partnerships	¹ 66	D	D	D	f	D	D	D
	Cooperative associations	²	D	D	D	a	D	D	D
	Other legal forms of organization	³	D	D	D	b	D	D	D
42191	Sporting & recreational goods & supplies whsle								
	All establishments	¹ 066	⁷ 396 183	¹79 242	³8 225	³ 495	358 894	30 078	33 795
	Corporations	883	6 625 486	165 302	35 282	3 117	327 090	30 013	33 632
	Individual proprietorships	146	394 568	6 206	1 408	236	15 084	65	163
	Partnerships	36	D	D	D	c	D	D	D
	Cooperative associations	1	D	D	D	a	D	D	D
	Other legal forms of organization	—	—	—	—	—	—	—	—
421910	Sporting & recreational goods & supplies whsle								
	All establishments	¹ 066	⁷ 396 183	¹79 242	³8 225	³ 495	358 894	30 078	33 795
	Corporations	883	6 625 486	165 302	35 282	3 117	327 090	30 013	33 632
	Individual proprietorships	146	394 568	6 206	1 408	236	15 084	65	163
	Partnerships	36	D	D	D	c	D	D	D
	Cooperative associations	1	D	D	D	a	D	D	D
	Other legal forms of organization	—	—	—	—	—	—	—	—
42192	Toy & hobby goods & supplies whsle								
	All establishments	413	D	D	D	g	D	D	D
	Corporations	345	D	D	D	g	D	D	D
	Individual proprietorships	57	D	D	D	c	D	D	D
	Partnerships	11	D	D	D	b	D	D	D
	Cooperative associations	—	—	—	—	—	—	—	—
	Other legal forms of organization	—	—	—	—	—	—	—	—
421920	Toy & hobby goods & supplies whsle								
	All establishments	413	D	D	D	g	D	D	D
	Corporations	345	D	D	D	g	D	D	D
	Individual proprietorships	57	D	D	D	c	D	D	D
	Partnerships	11	D	D	D	b	D	D	D
	Cooperative associations	—	—	—	—	—	—	—	—
	Other legal forms of organization	—	—	—	—	—	—	—	—
42193	Recyclable material whsle								
	All establishments	255	1 390 512	32 101	7 727	895	65 437	3 287	2 315
	Corporations	202	1 327 592	30 552	7 460	800	61 555	2 998	1 876
	Individual proprietorships	43	D	D	D	b	D	D	D
	Partnerships	9	D	D	D	a	D	D	D
	Cooperative associations	—	—	—	—	—	—	—	—
	Other legal forms of organization	1	D	D	D	a	D	D	D
421930	Recyclable material whsle								

See footnotes at end of table.

Table 7. Legal Form of Organization: 1997—Con.

[Includes only establishments with payroll. Excludes data for central administrative offices, auxiliary operations, or establishments of firms that are classified in other categories than those specified in this table. For meaning of abbreviations and symbols, see introductory text. For explanation of terms, see Appendix A. For method of assignment to categories shown, see Appendix C]

NAICS code	Legal form of organization by type of operation and kind of business	Establishments (number)	Sales (\$1,000)	Annual payroll (\$1,000)	First-quarter payroll (\$1,000)	Paid employees for pay period including March 12 (number)	Operating expenses ¹ (\$1,000)	End-of-1996 inventories (\$1,000)	End-of-1997 inventories (\$1,000)
421	AGENTS, BROKERS, AND COMMISSION MERCHANTS—Con.								
	Wholesale trade, durable goods—Con.								
421930	Recyclable material whsle—Con.								
	All establishments	255	1 390 512	32 101	7 727	895	65 437	3 287	2 315
	Corporations	202	1 327 592	30 552	7 460	800	61 555	2 998	1 876
	Individual proprietorships	43	D	D	D	b	D	D	D
	Partnerships	9	D	D	D	a	D	D	D
	Cooperative associations	—	—	—	—	—	—	—	—
	Other legal forms of organization	1	D	D	D	a	D	D	D
4219301	Iron & steel scrap processors & dealers								
	All establishments	77	775 486	13 625	3 790	419	31 238	1 266	824
	Corporations	62	759 763	13 162	3 702	387	30 180	1 111	795
	Individual proprietorships	15	15 723	463	88	32	1 058	155	29
	Partnerships	—	—	—	—	—	—	—	—
	Cooperative associations	—	—	—	—	—	—	—	—
	Other legal forms of organization	—	—	—	—	—	—	—	—
42193011	Iron & steel scrap processors (using power processing equipment)								
	All establishments	40	227 474	7 170	1 855	202	15 749	1 221	824
	Corporations	31	216 269	6 818	1 790	176	14 946	1 066	795
	Individual proprietorships	9	11 205	352	65	26	803	155	29
	Partnerships	—	—	—	—	—	—	—	—
	Cooperative associations	—	—	—	—	—	—	—	—
	Other legal forms of organization	—	—	—	—	—	—	—	—
42193012	Iron & steel scrap processors (not using power processing equip)								
	All establishments	37	548 012	6 455	1 935	217	15 489	45	—
	Corporations	31	543 494	6 344	1 912	211	15 234	45	—
	Individual proprietorships	6	4 518	111	23	6	255	—	—
	Partnerships	—	—	—	—	—	—	—	—
	Cooperative associations	—	—	—	—	—	—	—	—
	Other legal forms of organization	—	—	—	—	—	—	—	—
4219302	Recyclable paper & paperboard whsle								
	All establishments	49	207 845	6 689	1 595	191	11 867	162	187
	Corporations	43	195 256	6 420	1 561	181	10 959	36	29
	Individual proprietorships	4	D	D	D	a	D	D	D
	Partnerships	2	D	D	D	a	D	D	D
	Cooperative associations	—	—	—	—	—	—	—	—
	Other legal forms of organization	—	—	—	—	—	—	—	—
4219303	Other recyclable material whsle								
	All establishments	129	407 181	11 787	2 342	285	22 332	1 859	1 304
	Corporations	97	372 573	10 970	2 197	232	20 416	1 851	1 052
	Individual proprietorships	24	15 540	624	129	44	1 572	8	252
	Partnerships	7	D	D	D	a	D	D	D
	Cooperative associations	—	—	—	—	—	—	—	—
	Other legal forms of organization	1	D	D	D	a	D	D	D
42194	Jewelry/watch/silverware/precious stone, & precious metal whsle								
	All establishments	451	904 350	37 942	8 646	998	79 046	10 225	10 366
	Corporations	339	784 232	32 871	7 551	787	66 111	9 806	9 923
	Individual proprietorships	104	108 313	4 059	825	190	10 738	27	39
	Partnerships	8	11 805	1 012	270	21	2 197	392	404
	Cooperative associations	—	—	—	—	—	—	—	—
	Other legal forms of organization	—	—	—	—	—	—	—	—
421940	Jewelry/watch/silverware/precious stone, & precious metal whsle								
	All establishments	451	904 350	37 942	8 646	998	79 046	10 225	10 366
	Corporations	339	784 232	32 871	7 551	787	66 111	9 806	9 923
	Individual proprietorships	104	108 313	4 059	825	190	10 738	27	39
	Partnerships	8	11 805	1 012	270	21	2 197	392	404
	Cooperative associations	—	—	—	—	—	—	—	—
	Other legal forms of organization	—	—	—	—	—	—	—	—
4219401	Jewelry, watch, diamonds, precious stone, & silverware whsle								
	All establishments	429	D	D	D	f	D	D	D
	Corporations	321	D	D	D	f	D	D	D
	Individual proprietorships	101	D	D	D	c	D	D	D
	Partnerships	7	D	D	D	b	D	D	D
	Cooperative associations	—	—	—	—	—	—	—	—
	Other legal forms of organization	—	—	—	—	—	—	—	—
4219402	Precious metal (excluding ores) whsle								

See footnotes at end of table.

Table 7. Legal Form of Organization: 1997—Con.

[Includes only establishments with payroll. Excludes data for central administrative offices, auxiliary operations, or establishments of firms that are classified in other categories than those specified in this table. For meaning of abbreviations and symbols, see introductory text. For explanation of terms, see Appendix A. For method of assignment to categories shown, see Appendix C]

NAICS code	Legal form of organization by type of operation and kind of business	Establishments (number)	Sales (\$1,000)	Annual payroll (\$1,000)	First-quarter payroll (\$1,000)	Paid employees for pay period including March 12 (number)	Operating expenses ¹ (\$1,000)	End-of-1996 inventories (\$1,000)	End-of-1997 inventories (\$1,000)
421	AGENTS, BROKERS, AND COMMISSION MERCHANTS—Con.								
	Wholesale trade, durable goods—Con.								
4219402	Precious metal (excluding ores) whsle—Con.								
	All establishments	22	D	D	D	b	D	D	D
	Corporations	18	D	D	D	b	D	D	D
	Individual proprietorships	3	D	D	D	a	D	D	D
	Partnerships	1	D	D	D	a	D	D	D
	Cooperative associations	—	—	—	—	—	—	—	—
	Other legal forms of organization	—	—	—	—	—	—	—	—
42199	Other miscellaneous durable goods whsle								
	All establishments	1 379	3 700 167	118 715	26 462	3 545	243 319	4 924	4 196
	Corporations	793	2 757 266	93 760	21 151	2 340	186 221	4 666	3 839
	Individual proprietorships	481	513 362	14 695	3 031	676	35 969	225	327
	Partnerships	102	396 291	9 401	2 092	504	19 463	33	30
	Cooperative associations	1	D	D	D	a	D	D	D
	Other legal forms of organization	2	D	D	D	b	D	D	D
421990	Other miscellaneous durable goods whsle								
	All establishments	1 379	3 700 167	118 715	26 462	3 545	243 319	4 924	4 196
	Corporations	793	2 757 266	93 760	21 151	2 340	186 221	4 666	3 839
	Individual proprietorships	481	513 362	14 695	3 031	676	35 969	225	327
	Partnerships	102	396 291	9 401	2 092	504	19 463	33	30
	Cooperative associations	1	D	D	D	a	D	D	D
	Other legal forms of organization	2	D	D	D	b	D	D	D
4219901	Musical instruments & supplies whsle								
	All establishments	64	120 890	4 958	1 212	137	13 136	121	80
	Corporations	35	80 175	4 241	1 082	101	10 728	118	76
	Individual proprietorships	20	18 369	244	54	21	1 114	—	—
	Partnerships	9	22 346	473	76	15	1 294	3	4
	Cooperative associations	—	—	—	—	—	—	—	—
	Other legal forms of organization	—	—	—	—	—	—	—	—
4219902	Forest products (except lumber) whsle								
	All establishments	188	715 205	15 414	3 491	462	31 701	179	212
	Corporations	109	579 732	13 034	2 975	354	25 988	179	212
	Individual proprietorships	62	68 028	1 213	305	69	3 211	—	—
	Partnerships	16	D	D	D	a	D	D	D
	Cooperative associations	—	—	—	—	—	—	—	—
	Other legal forms of organization	1	D	D	D	b	D	D	D
4219903	General merchandise (durable goods) whsle								
	All establishments	514	D	D	D	g	D	D	D
	Corporations	273	D	D	D	f	D	D	D
	Individual proprietorships	203	D	D	D	e	D	D	D
	Partnerships	37	D	D	D	e	D	D	D
	Cooperative associations	1	D	D	D	a	D	D	D
	Other legal forms of organization	—	—	—	—	—	—	—	—
4219904	Prerecorded media whsle								
	All establishments	140	321 738	11 830	3 438	416	28 590	511	615
	Corporations	82	201 014	9 030	2 764	267	21 314	491	595
	Individual proprietorships	50	90 112	2 192	496	114	6 052	20	20
	Partnerships	8	30 612	608	178	35	1 224	—	—
	Cooperative associations	—	—	—	—	—	—	—	—
	Other legal forms of organization	—	—	—	—	—	—	—	—
42199041	Compact discs/prerecorded audio tapes, & phonograph records whsle								
	All establishments	124	D	D	D	e	D	D	D
	Corporations	70	D	D	D	c	D	D	D
	Individual proprietorships	47	D	D	D	c	D	D	D
	Partnerships	7	D	D	D	b	D	D	D
	Cooperative associations	—	—	—	—	—	—	—	—
	Other legal forms of organization	—	—	—	—	—	—	—	—
42199042	Prerecorded video tapes whsle								
	All establishments	16	D	D	D	b	D	D	D
	Corporations	12	D	D	D	b	D	D	D
	Individual proprietorships	3	D	D	D	a	D	D	D
	Partnerships	1	D	D	D	a	D	D	D
	Cooperative associations	—	—	—	—	—	—	—	—
	Other legal forms of organization	—	—	—	—	—	—	—	—
4219905	Fire extinguishers & fire safety equipment whsle								

See footnotes at end of table.

Table 7. Legal Form of Organization: 1997—Con.

[Includes only establishments with payroll. Excludes data for central administrative offices, auxiliary operations, or establishments of firms that are classified in other categories than those specified in this table. For meaning of abbreviations and symbols, see introductory text. For explanation of terms, see Appendix A. For method of assignment to categories shown, see Appendix C.]

NAICS code	Legal form of organization by type of operation and kind of business	Establishments (number)	Sales (\$1,000)	Annual payroll (\$1,000)	First-quarter payroll (\$1,000)	Paid employees for pay period including March 12 (number)	Operating expenses ¹ (\$1,000)	End-of-1996 inventories (\$1,000)	End-of-1997 inventories (\$1,000)
421	AGENTS, BROKERS, AND COMMISSION MERCHANTS—Con.								
	Wholesale trade, durable goods—Con.								
4219905	Fire extinguishers & fire safety equipment whsle—Con.								
	All establishments	72	D	D	D	c	D	D	D
	Corporations	32	D	D	D	b	D	D	D
	Individual proprietorships	32	D	D	D	b	D	D	D
	Partnerships	8	D	D	D	b	D	D	D
	Cooperative associations	—	—	—	—	—	—	—	—
	Other legal forms of organization	—	—	—	—	—	—	—	—
4219906	Other durable goods whsle								
	All establishments	401	1 010 358	31 983	6 442	877	67 929	941	743
	Corporations	262	787 374	28 254	5 653	638	57 856	871	588
	Individual proprietorships	114	91 631	2 414	507	124	6 558	50	135
	Partnerships	24	D	D	D	c	D	D	D
	Cooperative associations	—	—	—	—	—	—	—	—
	Other legal forms of organization	1	D	D	D	a	D	D	D
422	Wholesale trade, nondurable goods								
	All establishments	15 813	210 280 732	3 860 234	881 785	121 102	7 159 777	146 688	171 062
	Corporations	12 611	188 873 996	3 488 987	801 160	104 966	6 395 223	136 009	150 503
	Individual proprietorships	2 435	D	D	D	i	D	D	D
	Partnerships	652	D	D	D	i	D	D	D
	Cooperative associations	108	D	D	D	g	D	D	D
	Other legal forms of organization	7	89 693	2 194	550	64	5 457	1 040	1 659
4221	Paper & paper product whsle								
	All establishments	1 566	7 602 771	242 505	56 581	5 335	452 024	17 175	18 681
	Corporations	1 259	6 452 537	213 499	49 222	4 507	392 819	17 002	18 402
	Individual proprietorships	261	570 224	14 996	3 229	569	31 610	170	274
	Partnerships	45	D	D	D	e	D	D	D
	Cooperative associations	1	D	D	D	a	D	D	D
	Other legal forms of organization	—	—	—	—	—	—	—	—
42211	Printing & writing paper whsle								
	All establishments	177	1 378 150	33 353	7 722	616	69 098	12 457	13 426
	Corporations	140	1 305 262	30 936	7 223	531	62 927	12 423	13 388
	Individual proprietorships	31	31 256	1 701	418	77	3 698	31	33
	Partnerships	6	41 632	716	81	8	2 473	3	5
	Cooperative associations	—	—	—	—	—	—	—	—
	Other legal forms of organization	—	—	—	—	—	—	—	—
422110	Printing & writing paper whsle								
	All establishments	177	1 378 150	33 353	7 722	616	69 098	12 457	13 426
	Corporations	140	1 305 262	30 936	7 223	531	62 927	12 423	13 388
	Individual proprietorships	31	31 256	1 701	418	77	3 698	31	33
	Partnerships	6	41 632	716	81	8	2 473	3	5
	Cooperative associations	—	—	—	—	—	—	—	—
	Other legal forms of organization	—	—	—	—	—	—	—	—
42212	Stationery & office supplies whsle								
	All establishments	735	2 201 547	87 722	20 721	2 443	168 995	1 950	2 073
	Corporations	576	1 958 170	79 693	18 871	2 091	149 982	1 837	1 922
	Individual proprietorships	143	208 668	7 094	1 627	315	16 431	113	151
	Partnerships	15	D	D	D	b	D	D	D
	Cooperative associations	1	D	D	D	a	D	D	D
	Other legal forms of organization	—	—	—	—	—	—	—	—
422120	Stationery & office supplies whsle								
	All establishments	735	2 201 547	87 722	20 721	2 443	168 995	1 950	2 073
	Corporations	576	1 958 170	79 693	18 871	2 091	149 982	1 837	1 922
	Individual proprietorships	143	208 668	7 094	1 627	315	16 431	113	151
	Partnerships	15	D	D	D	b	D	D	D
	Cooperative associations	1	D	D	D	a	D	D	D
	Other legal forms of organization	—	—	—	—	—	—	—	—
42213	Industrial & personal service paper whsle								
	All establishments	654	4 023 074	121 430	28 138	2 276	213 931	2 768	3 182
	Corporations	543	3 189 105	102 870	23 128	1 885	179 910	2 742	3 092
	Individual proprietorships	87	330 300	6 201	1 184	177	11 481	26	90
	Partnerships	24	503 669	12 359	3 826	214	22 540	—	—
	Cooperative associations	—	—	—	—	—	—	—	—
	Other legal forms of organization	—	—	—	—	—	—	—	—

See footnotes at end of table.

Table 7. Legal Form of Organization: 1997—Con.

[Includes only establishments with payroll. Excludes data for central administrative offices, auxiliary operations, or establishments of firms that are classified in other categories than those specified in this table. For meaning of abbreviations and symbols, see introductory text. For explanation of terms, see Appendix A. For method of assignment to categories shown, see Appendix C.]

NAICS code	Legal form of organization by type of operation and kind of business	Establishments (number)	Sales (\$1,000)	Annual payroll (\$1,000)	First-quarter payroll (\$1,000)	Paid employees for pay period including March 12 (number)	Operating expenses ¹ (\$1,000)	End-of-1996 inventories (\$1,000)	End-of-1997 inventories (\$1,000)
	AGENTS, BROKERS, AND COMMISSION MERCHANTS—Con.								
422	Wholesale trade, nondurable goods—Con.								
422130	Industrial & personal service paper whsle								
	All establishments	654	4 023 074	121 430	28 138	2 276	213 931	2 768	3 182
	Corporations	543	3 189 105	102 870	23 128	1 885	179 910	2 742	3 092
	Individual proprietorships	87	330 300	6 201	1 184	177	11 481	26	90
	Partnerships	24	503 669	12 359	3 826	214	22 540	—	—
	Cooperative associations	—	—	—	—	—	—	—	—
	Other legal forms of organization	—	—	—	—	—	—	—	—
4222	Drugs, & druggists' sundries whsle								
	All establishments	445	5 451 128	113 644	23 300	2 526	234 947	5 047	5 164
	Corporations	383	4 365 865	95 782	21 020	2 192	186 986	4 835	5 063
	Individual proprietorships	50	205 944	4 578	1 115	121	7 986	212	101
	Partnerships	12	879 319	13 284	1 165	213	39 975	—	—
	Cooperative associations	—	—	—	—	—	—	—	—
	Other legal forms of organization	—	—	—	—	—	—	—	—
42221	Drugs, & druggists' sundries whsle								
	All establishments	445	5 451 128	113 644	23 300	2 526	234 947	5 047	5 164
	Corporations	383	4 365 865	95 782	21 020	2 192	186 986	4 835	5 063
	Individual proprietorships	50	205 944	4 578	1 115	121	7 986	212	101
	Partnerships	12	879 319	13 284	1 165	213	39 975	—	—
	Cooperative associations	—	—	—	—	—	—	—	—
	Other legal forms of organization	—	—	—	—	—	—	—	—
422210	Drugs, & druggists' sundries whsle								
	All establishments	445	5 451 128	113 644	23 300	2 526	234 947	5 047	5 164
	Corporations	383	4 365 865	95 782	21 020	2 192	186 986	4 835	5 063
	Individual proprietorships	50	205 944	4 578	1 115	121	7 986	212	101
	Partnerships	12	879 319	13 284	1 165	213	39 975	—	—
	Cooperative associations	—	—	—	—	—	—	—	—
	Other legal forms of organization	—	—	—	—	—	—	—	—
4222102	Specialty-line drug, pharmaceutical, cosmetic, & toiletries whsle								
	All establishments	445	5 451 128	113 644	23 300	2 526	234 947	5 047	5 164
	Corporations	383	4 365 865	95 782	21 020	2 192	186 986	4 835	5 063
	Individual proprietorships	50	205 944	4 578	1 115	121	7 986	212	101
	Partnerships	12	879 319	13 284	1 165	213	39 975	—	—
	Cooperative associations	—	—	—	—	—	—	—	—
	Other legal forms of organization	—	—	—	—	—	—	—	—
4223	Apparel, piece goods, & notions whsle								
	All establishments	3 034	16 937 975	499 819	109 567	9 332	977 249	30 510	29 976
	Corporations	2 501	15 109 533	467 972	102 456	8 341	898 042	29 234	28 406
	Individual proprietorships	452	1 211 170	20 416	4 614	755	50 631	1 046	958
	Partnerships	76	D	D	D	c	D	D	D
	Cooperative associations	1	D	D	D	a	D	D	D
	Other legal forms of organization	4	D	D	D	b	D	D	D
42231	Piece goods, notions, & other dry goods whsle								
	All establishments	793	5 032 811	133 335	29 237	2 562	249 219	9 009	5 708
	Corporations	649	4 257 508	121 599	26 879	2 291	221 449	8 674	5 366
	Individual proprietorships	122	416 048	5 728	1 160	175	11 890	254	131
	Partnerships	19	317 434	5 076	980	72	12 934	15	15
	Cooperative associations	1	D	D	D	a	D	D	D
	Other legal forms of organization	2	D	D	D	a	D	D	D
422310	Piece goods, notions, & other dry goods whsle								
	All establishments	793	5 032 811	133 335	29 237	2 562	249 219	9 009	5 708
	Corporations	649	4 257 508	121 599	26 879	2 291	221 449	8 674	5 366
	Individual proprietorships	122	416 048	5 728	1 160	175	11 890	254	131
	Partnerships	19	317 434	5 076	980	72	12 934	15	15
	Cooperative associations	1	D	D	D	a	D	D	D
	Other legal forms of organization	2	D	D	D	a	D	D	D
4223101	Piece goods—jobbers								
	All establishments	652	4 499 955	110 080	24 467	2 138	207 094	8 494	5 442
	Corporations	548	3 789 631	101 415	22 643	1 939	186 870	8 184	5 136
	Individual proprietorships	90	387 459	5 051	1 016	133	10 383	229	95
	Partnerships	11	281 044	2 682	590	42	6 895	15	15
	Cooperative associations	1	D	D	D	a	D	D	D
	Other legal forms of organization	2	D	D	D	a	D	D	D

See footnotes at end of table.

Table 7. Legal Form of Organization: 1997—Con.

[Includes only establishments with payroll. Excludes data for central administrative offices, auxiliary operations, or establishments of firms that are classified in other categories than those specified in this table. For meaning of abbreviations and symbols, see introductory text. For explanation of terms, see Appendix A. For method of assignment to categories shown, see Appendix C.]

NAICS code	Legal form of organization by type of operation and kind of business	Establishments (number)	Sales (\$1,000)	Annual payroll (\$1,000)	First-quarter payroll (\$1,000)	Paid employees for pay period including March 12 (number)	Operating expenses ¹ (\$1,000)	End-of-1996 inventories (\$1,000)	End-of-1997 inventories (\$1,000)
422	AGENTS, BROKERS, AND COMMISSION MERCHANTS—Con.								
	Wholesale trade, nondurable goods—Con.								
4223102	Notions & other dry goods whsle								
	All establishments	141	532 856	23 255	4 770	424	42 125	515	266
	Corporations	101	467 877	20 184	4 236	352	34 579	490	230
	Individual proprietorships	32	28 589	677	144	42	1 507	25	36
	Partnerships	8	36 390	2 394	390	30	6 039	—	—
	Cooperative associations	—	—	—	—	—	—	—	—
	Other legal forms of organization	—	—	—	—	—	—	—	—
42232	Men's & boys' clothing & furnishings whsle								
	All establishments	660	2 927 495	76 803	17 588	1 606	167 770	3 932	4 655
	Corporations	542	2 579 878	72 216	16 461	1 395	154 650	3 768	4 493
	Individual proprietorships	100	261 866	3 378	870	175	10 393	163	161
	Partnerships	17	D	D	D	b	D	D	D
	Cooperative associations	—	—	—	—	—	—	—	—
	Other legal forms of organization	1	D	D	D	a	D	D	D
422320	Men's & boys' clothing & furnishings whsle								
	All establishments	660	2 927 495	76 803	17 588	1 606	167 770	3 932	4 655
	Corporations	542	2 579 878	72 216	16 461	1 395	154 650	3 768	4 493
	Individual proprietorships	100	261 866	3 378	870	175	10 393	163	161
	Partnerships	17	D	D	D	b	D	D	D
	Cooperative associations	—	—	—	—	—	—	—	—
	Other legal forms of organization	1	D	D	D	a	D	D	D
42233	Women's, children's, & infants' clothing & accessories whsle								
	All establishments	1 203	4 735 312	147 928	31 213	3 132	289 901	6 423	7 722
	Corporations	970	D	D	D	h	D	D	D
	Individual proprietorships	196	447 663	9 176	2 101	336	23 246	533	567
	Partnerships	36	D	D	D	b	D	D	D
	Cooperative associations	—	—	—	—	—	—	—	—
	Other legal forms of organization	1	D	D	D	a	D	D	D
422330	Women's, children's, & infants' clothing & accessories whsle								
	All establishments	1 203	4 735 312	147 928	31 213	3 132	289 901	6 423	7 722
	Corporations	970	D	D	D	h	D	D	D
	Individual proprietorships	196	447 663	9 176	2 101	336	23 246	533	567
	Partnerships	36	D	D	D	b	D	D	D
	Cooperative associations	—	—	—	—	—	—	—	—
	Other legal forms of organization	1	D	D	D	a	D	D	D
42234	Footwear whsle								
	All establishments	378	4 242 357	141 753	31 529	2 032	270 359	11 146	11 891
	Corporations	340	D	D	D	g	D	D	D
	Individual proprietorships	34	85 593	2 134	483	69	5 102	96	99
	Partnerships	4	D	D	D	a	D	D	D
	Cooperative associations	—	—	—	—	—	—	—	—
	Other legal forms of organization	—	—	—	—	—	—	—	—
422340	Footwear whsle								
	All establishments	378	4 242 357	141 753	31 529	2 032	270 359	11 146	11 891
	Corporations	340	D	D	D	g	D	D	D
	Individual proprietorships	34	85 593	2 134	483	69	5 102	96	99
	Partnerships	4	D	D	D	a	D	D	D
	Cooperative associations	—	—	—	—	—	—	—	—
	Other legal forms of organization	—	—	—	—	—	—	—	—
4224	Grocery & related products whsle								
	All establishments	4 652	113 150 470	2 043 803	476 829	62 493	3 587 796	42 628	47 860
	Corporations	3 741	D	D	D	i	D	D	D
	Individual proprietorships	674	D	D	D	h	D	D	D
	Partnerships	208	D	D	D	h	D	D	D
	Cooperative associations	29	566 418	7 502	1 689	289	16 901	437	472
	Other legal forms of organization	—	—	—	—	—	—	—	—
42241	General-line grocery whsle								
	All establishments	748	52 747 762	858 200	200 812	28 597	1 458 131	19 548	20 161
	Corporations	647	48 376 057	768 716	181 509	25 578	1 298 470	18 548	19 113
	Individual proprietorships	57	585 118	16 661	4 087	1 006	29 282	266	244
	Partnerships	44	3 786 587	72 823	15 216	2 013	130 379	734	804
	Cooperative associations	—	—	—	—	—	—	—	—
	Other legal forms of organization	—	—	—	—	—	—	—	—

See footnotes at end of table.

Table 7. Legal Form of Organization: 1997—Con.

[Includes only establishments with payroll. Excludes data for central administrative offices, auxiliary operations, or establishments of firms that are classified in other categories than those specified in this table. For meaning of abbreviations and symbols, see introductory text. For explanation of terms, see Appendix A. For method of assignment to categories shown, see Appendix C.]

NAICS code	Legal form of organization by type of operation and kind of business	Establishments (number)	Sales (\$1,000)	Annual payroll (\$1,000)	First-quarter payroll (\$1,000)	Paid employees for pay period including March 12 (number)	Operating expenses ¹ (\$1,000)	End-of-1996 inventories (\$1,000)	End-of-1997 inventories (\$1,000)
	AGENTS, BROKERS, AND COMMISSION MERCHANTS—Con.								
422	Wholesale trade, nondurable goods—Con.								
422410	General-line grocery whsle								
	All establishments	748	52 747 762	858 200	200 812	28 597	1 458 131	19 548	20 161
	Corporations	647	48 376 057	768 716	181 509	25 578	1 298 470	18 548	19 113
	Individual proprietorships	57	585 118	16 661	4 087	1 006	29 282	266	244
	Partnerships	44	3 786 587	72 823	15 216	2 013	130 379	734	804
	Cooperative associations	—	—	—	—	—	—	—	—
	Other legal forms of organization	—	—	—	—	—	—	—	—
4224103	Other general-line grocery whsle								
	All establishments	748	52 747 762	858 200	200 812	28 597	1 458 131	19 548	20 161
	Corporations	647	48 376 057	768 716	181 509	25 578	1 298 470	18 548	19 113
	Individual proprietorships	57	585 118	16 661	4 087	1 006	29 282	266	244
	Partnerships	44	3 786 587	72 823	15 216	2 013	130 379	734	804
	Cooperative associations	—	—	—	—	—	—	—	—
	Other legal forms of organization	—	—	—	—	—	—	—	—
42242	Packaged frozen food whsle								
	All establishments	679	16 882 856	275 080	64 048	7 368	476 464	2 632	2 959
	Corporations	572	15 361 588	246 486	57 455	6 418	428 102	2 497	2 778
	Individual proprietorships	73	D	D	D	e	D	D	D
	Partnerships	32	866 807	19 803	4 591	607	33 309	12	44
	Cooperative associations	2	D	D	D	b	D	D	D
	Other legal forms of organization	—	—	—	—	—	—	—	—
422420	Packaged frozen food whsle								
	All establishments	679	16 882 856	275 080	64 048	7 368	476 464	2 632	2 959
	Corporations	572	15 361 588	246 486	57 455	6 418	428 102	2 497	2 778
	Individual proprietorships	73	D	D	D	e	D	D	D
	Partnerships	32	866 807	19 803	4 591	607	33 309	12	44
	Cooperative associations	2	D	D	D	b	D	D	D
	Other legal forms of organization	—	—	—	—	—	—	—	—
42243	Dairy products, (except dried or canned) whsle								
	All establishments	181	1 474 278	30 193	7 844	737	61 064	700	799
	Corporations	136	D	D	D	f	D	D	D
	Individual proprietorships	42	D	D	D	c	D	D	D
	Partnerships	3	D	D	D	a	D	D	D
	Cooperative associations	—	—	—	—	—	—	—	—
	Other legal forms of organization	—	—	—	—	—	—	—	—
422430	Dairy products, (except dried or canned) whsle								
	All establishments	181	1 474 278	30 193	7 844	737	61 064	700	799
	Corporations	136	D	D	D	f	D	D	D
	Individual proprietorships	42	D	D	D	c	D	D	D
	Partnerships	3	D	D	D	a	D	D	D
	Cooperative associations	—	—	—	—	—	—	—	—
	Other legal forms of organization	—	—	—	—	—	—	—	—
4224301	Raw milk whsle								
	All establishments	2	D	D	D	a	D	D	D
	Corporations	1	D	D	D	a	D	D	D
	Individual proprietorships	1	D	D	D	a	D	D	D
	Partnerships	—	—	—	—	—	—	—	—
	Cooperative associations	—	—	—	—	—	—	—	—
	Other legal forms of organization	—	—	—	—	—	—	—	—
4224302	Dairy product (except raw milk) whsle								
	All establishments	179	D	D	D	f	D	D	D
	Corporations	135	D	D	D	f	D	D	D
	Individual proprietorships	41	D	D	D	c	D	D	D
	Partnerships	3	D	D	D	a	D	D	D
	Cooperative associations	—	—	—	—	—	—	—	—
	Other legal forms of organization	—	—	—	—	—	—	—	—
42244	Poultry & poultry product whsle								
	All establishments	113	D	D	D	e	D	D	D
	Corporations	88	D	D	D	e	D	D	D
	Individual proprietorships	22	D	D	D	b	D	D	D
	Partnerships	3	D	D	D	a	D	D	D
	Cooperative associations	—	—	—	—	—	—	—	—
	Other legal forms of organization	—	—	—	—	—	—	—	—

See footnotes at end of table.

Table 7. Legal Form of Organization: 1997—Con.

[Includes only establishments with payroll. Excludes data for central administrative offices, auxiliary operations, or establishments of firms that are classified in other categories than those specified in this table. For meaning of abbreviations and symbols, see introductory text. For explanation of terms, see Appendix A. For method of assignment to categories shown, see Appendix C]

NAICS code	Legal form of organization by type of operation and kind of business	Establishments (number)	Sales (\$1,000)	Annual payroll (\$1,000)	First-quarter payroll (\$1,000)	Paid employees for pay period including March 12 (number)	Operating expenses ¹ (\$1,000)	End-of-1996 inventories (\$1,000)	End-of-1997 inventories (\$1,000)
422	AGENTS, BROKERS, AND COMMISSION MERCHANTS—Con.								
	Wholesale trade, nondurable goods—Con.								
422440	Poultry & poultry product whsle								
	All establishments	113	D	D	D	e	D	D	D
	Corporations	88	D	D	D	e	D	D	D
	Individual proprietorships	22	D	D	D	b	D	D	D
	Partnerships	3	D	D	D	a	D	D	D
	Cooperative associations	—	—	—	—	—	—	—	—
	Other legal forms of organization	—	—	—	—	—	—	—	—
4224401	Live poultry whsle								
	All establishments	5	D	D	D	b	D	D	D
	Corporations	5	D	D	D	b	D	D	D
	Individual proprietorships	—	—	—	—	—	—	—	—
	Partnerships	—	—	—	—	—	—	—	—
	Cooperative associations	—	—	—	—	—	—	—	—
	Other legal forms of organization	—	—	—	—	—	—	—	—
4224402	Poultry & poultry product (except live) whsle								
	All establishments	108	D	D	D	e	D	D	D
	Corporations	83	D	D	D	e	D	D	D
	Individual proprietorships	22	D	D	D	b	D	D	D
	Partnerships	3	D	D	D	a	D	D	D
	Cooperative associations	—	—	—	—	—	—	—	—
	Other legal forms of organization	—	—	—	—	—	—	—	—
42245	Confectionery whsle								
	All establishments	357	3 037 847	69 013	16 381	2 286	122 608	731	931
	Corporations	276	D	D	D	g	D	D	D
	Individual proprietorships	67	D	D	D	c	D	D	D
	Partnerships	7	D	D	D	a	D	D	D
	Cooperative associations	7	D	D	D	b	D	D	D
	Other legal forms of organization	—	—	—	—	—	—	—	—
422450	Confectionery whsle								
	All establishments	357	3 037 847	69 013	16 381	2 286	122 608	731	931
	Corporations	276	D	D	D	g	D	D	D
	Individual proprietorships	67	D	D	D	c	D	D	D
	Partnerships	7	D	D	D	a	D	D	D
	Cooperative associations	7	D	D	D	b	D	D	D
	Other legal forms of organization	—	—	—	—	—	—	—	—
42246	Fish & seafood whsle								
	All establishments	108	832 985	16 294	3 402	444	30 039	472	1 129
	Corporations	85	D	D	D	e	D	D	D
	Individual proprietorships	15	16 106	244	46	14	607	5	3
	Partnerships	7	D	D	D	b	D	D	D
	Cooperative associations	1	D	D	D	b	D	D	D
	Other legal forms of organization	—	—	—	—	—	—	—	—
422460	Fish & seafood whsle								
	All establishments	108	832 985	16 294	3 402	444	30 039	472	1 129
	Corporations	85	D	D	D	e	D	D	D
	Individual proprietorships	15	16 106	244	46	14	607	5	3
	Partnerships	7	D	D	D	b	D	D	D
	Cooperative associations	1	D	D	D	b	D	D	D
	Other legal forms of organization	—	—	—	—	—	—	—	—
42247	Meat & meat product whsle								
	All establishments	298	4 154 013	64 989	15 916	1 641	116 647	2 917	3 444
	Corporations	247	3 853 383	58 599	14 535	1 469	104 470	2 763	3 338
	Individual proprietorships	39	171 411	3 364	656	101	6 854	154	106
	Partnerships	12	129 219	3 026	725	71	5 323	—	—
	Cooperative associations	—	—	—	—	—	—	—	—
	Other legal forms of organization	—	—	—	—	—	—	—	—
422470	Meat & meat product whsle								
	All establishments	298	4 154 013	64 989	15 916	1 641	116 647	2 917	3 444
	Corporations	247	3 853 383	58 599	14 535	1 469	104 470	2 763	3 338
	Individual proprietorships	39	171 411	3 364	656	101	6 854	154	106
	Partnerships	12	129 219	3 026	725	71	5 323	—	—
	Cooperative associations	—	—	—	—	—	—	—	—
	Other legal forms of organization	—	—	—	—	—	—	—	—

See footnotes at end of table.

Table 7. Legal Form of Organization: 1997—Con.

[Includes only establishments with payroll. Excludes data for central administrative offices, auxiliary operations, or establishments of firms that are classified in other categories than those specified in this table. For meaning of abbreviations and symbols, see introductory text. For explanation of terms, see Appendix A. For method of assignment to categories shown, see Appendix C.]

NAICS code	Legal form of organization by type of operation and kind of business	Establishments (number)	Sales (\$1,000)	Annual payroll (\$1,000)	First-quarter payroll (\$1,000)	Paid employees for pay period including March 12 (number)	Operating expenses ¹ (\$1,000)	End-of-1996 inventories (\$1,000)	End-of-1997 inventories (\$1,000)
422	AGENTS, BROKERS, AND COMMISSION MERCHANTS—Con.								
	Wholesale trade, nondurable goods—Con.								
42248	Fresh fruit & vegetable whsle								
	All establishments	647	5 923 035	180 830	41 516	4 960	370 545	6 688	7 855
	Corporations	504	4 800 221	156 519	35 896	4 208	316 885	5 106	6 377
	Individual proprietorships	80	154 126	3 659	802	157	9 263	3	2
	Partnerships	47	741 824	16 843	3 925	406	33 707	1 142	1 004
	Cooperative associations	16	226 864	3 809	893	189	10 690	437	472
	Other legal forms of organization	—	—	—	—	—	—	—	—
422480	Fresh fruit & vegetable whsle								
	All establishments	647	5 923 035	180 830	41 516	4 960	370 545	6 688	7 855
	Corporations	504	4 800 221	156 519	35 896	4 208	316 885	5 106	6 377
	Individual proprietorships	80	154 126	3 659	802	157	9 263	3	2
	Partnerships	47	741 824	16 843	3 925	406	33 707	1 142	1 004
	Cooperative associations	16	226 864	3 809	893	189	10 690	437	472
	Other legal forms of organization	—	—	—	—	—	—	—	—
42249	Other grocery & related products whsle								
	All establishments	1 521	D	D	D	j	D	D	D
	Corporations	1 186	D	D	D	j	D	D	D
	Individual proprietorships	279	D	D	D	g	D	D	D
	Partnerships	53	D	D	D	e	D	D	D
	Cooperative associations	3	D	D	D	a	D	D	D
	Other legal forms of organization	—	—	—	—	—	—	—	—
422490	Other grocery & related products whsle								
	All establishments	1 521	D	D	D	j	D	D	D
	Corporations	1 186	D	D	D	j	D	D	D
	Individual proprietorships	279	D	D	D	g	D	D	D
	Partnerships	53	D	D	D	e	D	D	D
	Cooperative associations	3	D	D	D	a	D	D	D
	Other legal forms of organization	—	—	—	—	—	—	—	—
4224901	Coffee, tea, & spice whsle								
	All establishments	115	1 472 900	26 226	5 662	654	47 505	390	321
	Corporations	92	1 416 929	24 893	5 360	585	44 723	315	243
	Individual proprietorships	20	51 570	1 222	281	65	2 327	75	78
	Partnerships	2	D	D	D	a	D	D	D
	Cooperative associations	1	D	D	D	a	D	D	D
	Other legal forms of organization	—	—	—	—	—	—	—	—
4224902	Bread & baked goods whsle								
	All establishments	351	1 690 138	46 252	10 524	1 377	81 240	309	354
	Corporations	230	D	D	D	g	D	D	D
	Individual proprietorships	110	D	D	D	c	D	D	D
	Partnerships	11	37 393	1 318	295	29	2 317	—	—
	Cooperative associations	—	—	—	—	—	—	—	—
	Other legal forms of organization	—	—	—	—	—	—	—	—
4224903	Soft drinks whsle								
	All establishments	90	423 591	9 289	1 942	280	16 377	65	66
	Corporations	70	D	D	D	c	D	D	D
	Individual proprietorships	18	D	D	D	b	D	D	D
	Partnerships	2	D	D	D	a	D	D	D
	Cooperative associations	—	—	—	—	—	—	—	—
	Other legal forms of organization	—	—	—	—	—	—	—	—
4224904	Canned goods whsle								
	All establishments	238	6 882 311	126 819	27 953	3 166	217 916	4 580	6 395
	Corporations	204	6 123 890	109 797	25 239	2 845	188 922	4 580	6 395
	Individual proprietorships	27	442 661	6 179	1 523	164	11 695	—	—
	Partnerships	7	315 760	10 843	1 191	157	17 299	—	—
	Cooperative associations	—	—	—	—	—	—	—	—
	Other legal forms of organization	—	—	—	—	—	—	—	—
4224905	Food & beverage basic materials whsle								
	All establishments	139	2 320 600	43 807	9 758	1 120	77 455	190	330
	Corporations	122	2 220 066	41 701	9 306	1 064	73 792	176	315
	Individual proprietorships	14	92 567	2 024	433	52	3 461	14	15
	Partnerships	3	7 967	82	19	4	202	—	—
	Cooperative associations	—	—	—	—	—	—	—	—
	Other legal forms of organization	—	—	—	—	—	—	—	—
4224906	Other grocery specialties whsle								
	All establishments	588	D	D	D	i	D	D	D
	Corporations	468	D	D	D	i	D	D	D
	Individual proprietorships	90	D	D	D	e	D	D	D
	Partnerships	28	D	D	D	c	D	D	D
	Cooperative associations	2	D	D	D	a	D	D	D
	Other legal forms of organization	—	—	—	—	—	—	—	—

See footnotes at end of table.

Table 7. Legal Form of Organization: 1997—Con.

[Includes only establishments with payroll. Excludes data for central administrative offices, auxiliary operations, or establishments of firms that are classified in other categories than those specified in this table. For meaning of abbreviations and symbols, see introductory text. For explanation of terms, see Appendix A. For method of assignment to categories shown, see Appendix C.]

NAICS code	Legal form of organization by type of operation and kind of business	Establishments (number)	Sales (\$1,000)	Annual payroll (\$1,000)	First-quarter payroll (\$1,000)	Paid employees for pay period including March 12 (number)	Operating expenses ¹ (\$1,000)	End-of-1996 inventories (\$1,000)	End-of-1997 inventories (\$1,000)
422	AGENTS, BROKERS, AND COMMISSION MERCHANTS—Con.								
	Wholesale trade, nondurable goods—Con.								
4225	Farm-product raw material whsle								
	All establishments	1 494	33 902 691	209 654	49 221	23 425	489 969	13 057	25 131
	Corporations	1 092	29 707 636	173 554	40 719	18 190	404 700	11 525	15 051
	Individual proprietorships	195	1 602 996	12 922	3 360	2 312	32 612	549	322
	Partnerships	136	1 310 369	10 906	2 307	1 733	27 504	408	9 147
	Cooperative associations	71	1 281 690	12 272	2 835	1 190	25 153	575	611
	Other legal forms of organization	—	—	—	—	—	—	—	—
42251	Grain & field bean whsle								
	All establishments	135	15 045 234	22 566	4 323	478	44 921	1 739	2 541
	Corporations	116	14 774 538	20 934	3 936	434	41 089	1 739	2 541
	Individual proprietorships	14	135 694	1 211	288	28	2 243	—	—
	Partnerships	3	D	D	D	a	D	D	D
	Cooperative associations	2	D	D	D	a	D	D	D
	Other legal forms of organization	—	—	—	—	—	—	—	—
422510	Grain & field bean whsle								
	All establishments	135	15 045 234	22 566	4 323	478	44 921	1 739	2 541
	Corporations	116	14 774 538	20 934	3 936	434	41 089	1 739	2 541
	Individual proprietorships	14	135 694	1 211	288	28	2 243	—	—
	Partnerships	3	D	D	D	a	D	D	D
	Cooperative associations	2	D	D	D	a	D	D	D
	Other legal forms of organization	—	—	—	—	—	—	—	—
42252	Livestock whsle								
	All establishments	957	15 468 016	144 727	34 129	19 860	340 694	9 663	13 135
	Corporations	699	12 284 522	117 716	27 449	15 445	278 113	8 243	10 894
	Individual proprietorships	138	1 262 604	9 879	2 570	2 042	25 868	457	261
	Partnerships	66	D	D	D	g	D	D	D
	Cooperative associations	54	D	D	D	g	D	D	D
	Other legal forms of organization	—	—	—	—	—	—	—	—
422520	Livestock whsle								
	All establishments	957	15 468 016	144 727	34 129	19 860	340 694	9 663	13 135
	Corporations	699	12 284 522	117 716	27 449	15 445	278 113	8 243	10 894
	Individual proprietorships	138	1 262 604	9 879	2 570	2 042	25 868	457	261
	Partnerships	66	D	D	D	g	D	D	D
	Cooperative associations	54	D	D	D	g	D	D	D
	Other legal forms of organization	—	—	—	—	—	—	—	—
422529	Other farm product raw material whsle								
	All establishments	402	3 389 441	42 361	10 769	3 087	104 354	1 655	9 455
	Corporations	277	2 648 576	34 904	9 334	2 311	85 498	1 543	1 616
	Individual proprietorships	43	204 698	1 832	502	242	4 501	92	61
	Partnerships	67	429 092	4 275	729	394	11 693	20	7 778
	Cooperative associations	15	107 075	1 350	204	140	2 662	—	—
	Other legal forms of organization	—	—	—	—	—	—	—	—
422590	Other farm product raw material whsle								
	All establishments	402	3 389 441	42 361	10 769	3 087	104 354	1 655	9 455
	Corporations	277	2 648 576	34 904	9 334	2 311	85 498	1 543	1 616
	Individual proprietorships	43	204 698	1 832	502	242	4 501	92	61
	Partnerships	67	429 092	4 275	729	394	11 693	20	7 778
	Cooperative associations	15	107 075	1 350	204	140	2 662	—	—
	Other legal forms of organization	—	—	—	—	—	—	—	—
4225901	Hides, skins, & pelts whsle								
	All establishments	26	184 450	5 826	1 825	323	12 694	318	236
	Corporations	22	181 708	5 743	1 798	306	12 478	318	236
	Individual proprietorships	3	D	D	D	a	D	D	D
	Partnerships	1	D	D	D	a	D	D	D
	Cooperative associations	—	—	—	—	—	—	—	—
	Other legal forms of organization	—	—	—	—	—	—	—	—
4225902	Leaf tobacco whsle								
	All establishments	210	1 565 193	19 599	5 305	2 115	53 017	118	7 710
	Corporations	129	1 029 234	14 177	4 288	1 554	39 230	118	283
	Individual proprietorships	15	D	D	D	b	D	D	D
	Partnerships	54	D	D	D	e	D	D	D
	Cooperative associations	12	77 794	1 155	169	125	2 396	—	—
	Other legal forms of organization	—	—	—	—	—	—	—	—
4225903	Wool, wool tops, & mohair whsle								
	All establishments	19	56 823	1 177	270	60	2 702	1 055	1 276
	Corporations	17	D	D	D	b	D	D	D
	Individual proprietorships	—	—	—	—	—	—	—	—
	Partnerships	2	D	D	D	a	D	D	D
	Cooperative associations	—	—	—	—	—	—	—	—
	Other legal forms of organization	—	—	—	—	—	—	—	—

See footnotes at end of table.

Table 7. Legal Form of Organization: 1997—Con.

[Includes only establishments with payroll. Excludes data for central administrative offices, auxiliary operations, or establishments of firms that are classified in other categories than those specified in this table. For meaning of abbreviations and symbols, see introductory text. For explanation of terms, see Appendix A. For method of assignment to categories shown, see Appendix C]

NAICS code	Legal form of organization by type of operation and kind of business	Establishments (number)	Sales (\$1,000)	Annual payroll (\$1,000)	First-quarter payroll (\$1,000)	Paid employees for pay period including March 12 (number)	Operating expenses ¹ (\$1,000)	End-of-1996 inventories (\$1,000)	End-of-1997 inventories (\$1,000)
422	AGENTS, BROKERS, AND COMMISSION MERCHANTS—Con.								
	Wholesale trade, nondurable goods—Con.								
4225904	Cotton whsle								
	All establishments	53	695 960	3 493	535	98	6 343	32	95
	Corporations	36	D	D	D	b	D	D	D
	Individual proprietorships	11	79 894	244	55	30	647	—	7
	Partnerships	4	20 956	313	27	6	425	—	—
	Cooperative associations	2	D	D	D	a	D	D	D
	Other legal forms of organization	—	—	—	—	—	—	—	—
4225905	Other farm-product raw material whsle								
	All establishments	94	887 015	12 266	2 834	491	29 598	132	138
	Corporations	73	D	D	D	e	D	D	D
	Individual proprietorships	14	54 390	743	172	100	1 821	92	54
	Partnerships	6	9 028	374	85	37	1 424	—	—
	Cooperative associations	1	D	D	D	a	D	D	D
	Other legal forms of organization	—	—	—	—	—	—	—	—
4226	Chemical & allied products whsle								
	All establishments	1 390	6 509 052	194 592	41 323	3 687	354 566	22 043	26 585
	Corporations	1 207	5 983 845	180 426	38 352	3 303	324 741	20 877	25 149
	Individual proprietorships	150	D	D	D	e	D	D	D
	Partnerships	31	D	D	D	b	D	D	D
	Cooperative associations	1	D	D	D	a	D	D	D
	Other legal forms of organization	1	D	D	D	a	D	D	D
42261	Plastics materials & basic forms & shapes whsle								
	All establishments	654	3 770 919	99 796	21 450	1 741	180 912	3 978	6 095
	Corporations	565	D	D	D	g	D	D	D
	Individual proprietorships	74	D	D	D	c	D	D	D
	Partnerships	15	D	D	D	b	D	D	D
	Cooperative associations	—	—	—	—	—	—	—	—
	Other legal forms of organization	—	—	—	—	—	—	—	—
422610	Plastics materials & basic forms & shapes whsle								
	All establishments	654	3 770 919	99 796	21 450	1 741	180 912	3 978	6 095
	Corporations	565	D	D	D	g	D	D	D
	Individual proprietorships	74	D	D	D	c	D	D	D
	Partnerships	15	D	D	D	b	D	D	D
	Cooperative associations	—	—	—	—	—	—	—	—
	Other legal forms of organization	—	—	—	—	—	—	—	—
42269	Other chemical & allied products whsle								
	All establishments	736	2 738 133	94 796	19 873	1 946	173 654	18 065	20 490
	Corporations	642	D	D	D	g	D	D	D
	Individual proprietorships	76	115 397	3 587	855	130	7 973	649	704
	Partnerships	16	13 012	1 166	213	35	2 245	2	2
	Cooperative associations	1	D	D	D	a	D	D	D
	Other legal forms of organization	1	D	D	D	a	D	D	D
422690	Other chemical & allied products whsle								
	All establishments	736	2 738 133	94 796	19 873	1 946	173 654	18 065	20 490
	Corporations	642	D	D	D	g	D	D	D
	Individual proprietorships	76	115 397	3 587	855	130	7 973	649	704
	Partnerships	16	13 012	1 166	213	35	2 245	2	2
	Cooperative associations	1	D	D	D	a	D	D	D
	Other legal forms of organization	1	D	D	D	a	D	D	D
4226901	Industrial gases (except LP) whsle								
	All establishments	11	71 241	2 852	489	48	4 830	—	—
	Corporations	10	D	D	D	b	D	D	D
	Individual proprietorships	—	—	—	—	—	—	—	—
	Partnerships	1	D	D	D	a	D	D	D
	Cooperative associations	—	—	—	—	—	—	—	—
	Other legal forms of organization	—	—	—	—	—	—	—	—
4226902	Other chemical & allied products whsle								
	All establishments	725	2 666 892	91 944	19 384	1 898	168 824	18 065	20 490
	Corporations	632	D	D	D	g	D	D	D
	Individual proprietorships	76	115 397	3 587	855	130	7 973	649	704
	Partnerships	15	D	D	D	a	D	D	D
	Cooperative associations	1	D	D	D	a	D	D	D
	Other legal forms of organization	1	D	D	D	a	D	D	D

See footnotes at end of table.

Table 7. Legal Form of Organization: 1997—Con.

[Includes only establishments with payroll. Excludes data for central administrative offices, auxiliary operations, or establishments of firms that are classified in other categories than those specified in this table. For meaning of abbreviations and symbols, see introductory text. For explanation of terms, see Appendix A. For method of assignment to categories shown, see Appendix C]

NAICS code	Legal form of organization by type of operation and kind of business	Establishments (number)	Sales (\$1,000)	Annual payroll (\$1,000)	First-quarter payroll (\$1,000)	Paid employees for pay period including March 12 (number)	Operating expenses ¹ (\$1,000)	End-of-1996 inventories (\$1,000)	End-of-1997 inventories (\$1,000)
	AGENTS, BROKERS, AND COMMISSION MERCHANTS—Con.								
422	Wholesale trade, nondurable goods—Con.								
4227	Petroleum & petroleum products whsle								
	All establishments	256	'11 953 186	97 236	20 671	2 655	184 534	1 191	1 178
	Corporations	197	D	D	D	h	D	D	D
	Individual proprietorships	46	D	D	D	b	D	D	D
	Partnerships	12	D	D	D	b	D	D	D
	Cooperative associations	—	—	—	—	—	—	—	—
	Other legal forms of organization	1	D	D	D	a	D	D	D
42271	Petroleum bulk stations & terminals								
	All establishments	69	331 386	12 025	3 033	266	33 642	527	548
	Corporations	48	D	D	D	c	D	D	D
	Individual proprietorships	18	D	D	D	b	D	D	D
	Partnerships	3	D	D	D	a	D	D	D
	Cooperative associations	—	—	—	—	—	—	—	—
	Other legal forms of organization	—	—	—	—	—	—	—	—
422710	Petroleum bulk stations & terminals								
	All establishments	69	331 386	12 025	3 033	266	33 642	527	548
	Corporations	48	D	D	D	c	D	D	D
	Individual proprietorships	18	D	D	D	b	D	D	D
	Partnerships	3	D	D	D	a	D	D	D
	Cooperative associations	—	—	—	—	—	—	—	—
	Other legal forms of organization	—	—	—	—	—	—	—	—
4227101	Petroleum bulk stations & terminals (except LP)								
	All establishments	68	D	D	D	e	D	D	D
	Corporations	48	D	D	D	c	D	D	D
	Individual proprietorships	18	D	D	D	b	D	D	D
	Partnerships	2	D	D	D	a	D	D	D
	Cooperative associations	—	—	—	—	—	—	—	—
	Other legal forms of organization	—	—	—	—	—	—	—	—
42271011	Petroleum bulk stations (except LP)								
	All establishments	63	D	D	D	c	D	D	D
	Corporations	45	D	D	D	c	D	D	D
	Individual proprietorships	17	D	D	D	b	D	D	D
	Partnerships	1	D	D	D	a	D	D	D
	Cooperative associations	—	—	—	—	—	—	—	—
	Other legal forms of organization	—	—	—	—	—	—	—	—
42271012	Petroleum bulk terminals (except LP)								
	All establishments	5	D	D	D	b	D	D	D
	Corporations	3	D	D	D	b	D	D	D
	Individual proprietorships	1	D	D	D	a	D	D	D
	Partnerships	1	D	D	D	a	D	D	D
	Cooperative associations	—	—	—	—	—	—	—	—
	Other legal forms of organization	—	—	—	—	—	—	—	—
4227102	Liquefied petroleum bulk stations & terminals								
	All establishments	1	D	D	D	a	D	D	D
	Corporations	—	—	—	—	—	—	—	—
	Individual proprietorships	—	—	—	—	—	—	—	—
	Partnerships	1	D	D	D	a	D	D	D
	Cooperative associations	—	—	—	—	—	—	—	—
	Other legal forms of organization	—	—	—	—	—	—	—	—
42272	Petroleum & petroleum prod whsle (exc bulk stations & terminals)								
	All establishments	187	'11 621 800	85 211	17 638	2 389	150 892	664	630
	Corporations	149	D	D	D	g	D	D	D
	Individual proprietorships	28	D	D	D	b	D	D	D
	Partnerships	9	D	D	D	b	D	D	D
	Cooperative associations	—	—	—	—	—	—	—	—
	Other legal forms of organization	1	D	D	D	a	D	D	D
422720	Petroleum & petroleum prod whsle (exc bulk stations & terminals)								
	All establishments	187	'11 621 800	85 211	17 638	2 389	150 892	664	630
	Corporations	149	D	D	D	g	D	D	D
	Individual proprietorships	28	D	D	D	b	D	D	D
	Partnerships	9	D	D	D	b	D	D	D
	Cooperative associations	—	—	—	—	—	—	—	—
	Other legal forms of organization	1	D	D	D	a	D	D	D
4228	Beer, wine, & distilled alcoholic beverage whsle								

See footnotes at end of table.

Table 7. Legal Form of Organization: 1997—Con.

[Includes only establishments with payroll. Excludes data for central administrative offices, auxiliary operations, or establishments of firms that are classified in other categories than those specified in this table. For meaning of abbreviations and symbols, see introductory text. For explanation of terms, see Appendix A. For method of assignment to categories shown, see Appendix C]

NAICS code	Legal form of organization by type of operation and kind of business	Establishments (number)	Sales (\$1,000)	Annual payroll (\$1,000)	First-quarter payroll (\$1,000)	Paid employees for pay period including March 12 (number)	Operating expenses ¹ (\$1,000)	End-of-1996 inventories (\$1,000)	End-of-1997 inventories (\$1,000)
	AGENTS, BROKERS, AND COMMISSION MERCHANTS—Con.								
422	Wholesale trade, nondurable goods—Con.								
4228	Beer, wine, & distilled alcoholic beverage whsle—Con.								
	All establishments	213	D	D	D	g	D	D	D
	Corporations	175	D	D	D	g	D	D	D
	Individual proprietorships	24	D	D	D	b	D	D	D
	Partnerships	13	D	D	D	b	D	D	D
	Cooperative associations	—	—	—	—	—	—	—	—
	Other legal forms of organization	1	D	D	D	b	D	D	D
42281	Beer & ale whsle								
	All establishments	40	D	D	D	c	D	D	D
	Corporations	35	D	D	D	c	D	D	D
	Individual proprietorships	3	D	D	D	a	D	D	D
	Partnerships	2	D	D	D	a	D	D	D
	Cooperative associations	—	—	—	—	—	—	—	—
	Other legal forms of organization	—	—	—	—	—	—	—	—
422810	Beer & ale whsle								
	All establishments	40	D	D	D	c	D	D	D
	Corporations	35	D	D	D	c	D	D	D
	Individual proprietorships	3	D	D	D	a	D	D	D
	Partnerships	2	D	D	D	a	D	D	D
	Cooperative associations	—	—	—	—	—	—	—	—
	Other legal forms of organization	—	—	—	—	—	—	—	—
42282	Wine & distilled alcoholic beverage whsle								
	All establishments	173	1 955 271	58 828	13 631	1 229	100 194	1 446	2 473
	Corporations	140	D	D	D	g	D	D	D
	Individual proprietorships	21	96 077	1 326	321	52	3 250	17	135
	Partnerships	11	D	D	D	b	D	D	D
	Cooperative associations	—	—	—	—	—	—	—	—
	Other legal forms of organization	1	D	D	D	b	D	D	D
422820	Wine & distilled alcoholic beverage whsle								
	All establishments	173	1 955 271	58 828	13 631	1 229	100 194	1 446	2 473
	Corporations	140	D	D	D	g	D	D	D
	Individual proprietorships	21	96 077	1 326	321	52	3 250	17	135
	Partnerships	11	D	D	D	b	D	D	D
	Cooperative associations	—	—	—	—	—	—	—	—
	Other legal forms of organization	1	D	D	D	b	D	D	D
4228201	Wine & distilled alcoholic bev (licensed operation) whsle								
	All establishments	173	1 955 271	58 828	13 631	1 229	100 194	1 446	2 473
	Corporations	140	D	D	D	g	D	D	D
	Individual proprietorships	21	96 077	1 326	321	52	3 250	17	135
	Partnerships	11	D	D	D	b	D	D	D
	Cooperative associations	—	—	—	—	—	—	—	—
	Other legal forms of organization	1	D	D	D	b	D	D	D
4229	Miscellaneous nondurable goods whsle								
	All establishments	2 763	D	D	D	j	D	D	D
	Corporations	2 056	D	D	D	i	D	D	D
	Individual proprietorships	583	D	D	D	g	D	D	D
	Partnerships	119	D	D	D	e	D	D	D
	Cooperative associations	5	D	D	D	b	D	D	D
	Other legal forms of organization	—	—	—	—	—	—	—	—
42291	Farm supplies whsle								
	All establishments	223	2 238 242	27 321	5 985	554	53 381	1 523	1 091
	Corporations	188	2 154 391	25 669	5 596	488	49 571	1 250	749
	Individual proprietorships	29	57 145	1 261	336	55	3 092	113	98
	Partnerships	6	26 706	391	53	11	718	160	244
	Cooperative associations	—	—	—	—	—	—	—	—
	Other legal forms of organization	—	—	—	—	—	—	—	—
422910	Farm supplies whsle								
	All establishments	223	2 238 242	27 321	5 985	554	53 381	1 523	1 091
	Corporations	188	2 154 391	25 669	5 596	488	49 571	1 250	749
	Individual proprietorships	29	57 145	1 261	336	55	3 092	113	98
	Partnerships	6	26 706	391	53	11	718	160	244
	Cooperative associations	—	—	—	—	—	—	—	—
	Other legal forms of organization	—	—	—	—	—	—	—	—

See footnotes at end of table.

Table 7. Legal Form of Organization: 1997—Con.

[Includes only establishments with payroll. Excludes data for central administrative offices, auxiliary operations, or establishments of firms that are classified in other categories than those specified in this table. For meaning of abbreviations and symbols, see introductory text. For explanation of terms, see Appendix A. For method of assignment to categories shown, see Appendix C.]

NAICS code	Legal form of organization by type of operation and kind of business	Establishments (number)	Sales (\$1,000)	Annual payroll (\$1,000)	First-quarter payroll (\$1,000)	Paid employees for pay period including March 12 (number)	Operating expenses ¹ (\$1,000)	End-of-1996 inventories (\$1,000)	End-of-1997 inventories (\$1,000)
422	AGENTS, BROKERS, AND COMMISSION MERCHANTS—Con.								
	Wholesale trade, nondurable goods—Con.								
4229102	Farm supplies—whse distributors								
	All establishments	223	2 238 242	27 321	5 985	554	53 381	1 523	1 091
	Corporations	188	2 154 391	25 669	5 596	488	49 571	1 250	749
	Individual proprietorships	29	57 145	1 261	336	55	3 092	113	98
	Partnerships	6	26 706	391	53	11	718	160	244
	Cooperative associations	—	—	—	—	—	—	—	—
	Other legal forms of organization	—	—	—	—	—	—	—	—
42292	Book, periodical, & newspaper whse								
	All establishments	334	2 583 212	103 022	25 474	3 173	195 343	1 806	1 834
	Corporations	252	2 470 050	99 458	24 628	2 984	187 417	1 599	1 610
	Individual proprietorships	70	D	D	D	D	D	D	D
	Partnerships	12	D	D	D	b	D	D	D
	Cooperative associations	—	—	—	—	—	—	—	—
	Other legal forms of organization	—	—	—	—	—	—	—	—
422920	Book, periodical, & newspaper whse								
	All establishments	334	2 583 212	103 022	25 474	3 173	195 343	1 806	1 834
	Corporations	252	2 470 050	99 458	24 628	2 984	187 417	1 599	1 610
	Individual proprietorships	70	D	D	D	c	D	D	D
	Partnerships	12	D	D	D	b	D	D	D
	Cooperative associations	—	—	—	—	—	—	—	—
	Other legal forms of organization	—	—	—	—	—	—	—	—
42293	Flower, nursery stock, & florists' supplies whse								
	All establishments	234	678 119	32 231	8 070	885	60 480	1 153	1 125
	Corporations	178	571 847	28 033	7 180	724	52 463	682	640
	Individual proprietorships	44	79 365	2 331	505	97	4 411	351	362
	Partnerships	10	D	D	D	b	D	D	D
	Cooperative associations	2	D	D	D	b	D	D	D
	Other legal forms of organization	—	—	—	—	—	—	—	—
422930	Flower, nursery stock, & florists' supplies whse								
	All establishments	234	678 119	32 231	8 070	885	60 480	1 153	1 125
	Corporations	178	571 847	28 033	7 180	724	52 463	682	640
	Individual proprietorships	44	79 365	2 331	505	97	4 411	351	362
	Partnerships	10	D	D	D	b	D	D	D
	Cooperative associations	2	D	D	D	b	D	D	D
	Other legal forms of organization	—	—	—	—	—	—	—	—
42294	Tobacco & tobacco product whse								
	All establishments	33	62 175	2 945	680	95	5 653	616	628
	Corporations	26	46 051	2 628	563	60	4 461	572	600
	Individual proprietorships	3	1 856	69	16	4	153	44	28
	Partnerships	4	14 268	248	101	31	1 039	—	—
	Cooperative associations	—	—	—	—	—	—	—	—
	Other legal forms of organization	—	—	—	—	—	—	—	—
422940	Tobacco & tobacco product whse								
	All establishments	33	62 175	2 945	680	95	5 653	616	628
	Corporations	26	46 051	2 628	563	60	4 461	572	600
	Individual proprietorships	3	1 856	69	16	4	153	44	28
	Partnerships	4	14 268	248	101	31	1 039	—	—
	Cooperative associations	—	—	—	—	—	—	—	—
	Other legal forms of organization	—	—	—	—	—	—	—	—
42295	Paint, varnish, & supplies whse								
	All establishments	206	1 152 666	38 003	8 399	818	67 402	2 040	2 071
	Corporations	185	1 002 191	33 613	7 356	743	59 457	1 826	2 071
	Individual proprietorships	15	115 850	3 361	803	50	6 001	—	—
	Partnerships	6	34 625	1 029	240	25	1 944	214	—
	Cooperative associations	—	—	—	—	—	—	—	—
	Other legal forms of organization	—	—	—	—	—	—	—	—
422950	Paint, varnish, & supplies whse								
	All establishments	206	1 152 666	38 003	8 399	818	67 402	2 040	2 071
	Corporations	185	1 002 191	33 613	7 356	743	59 457	1 826	2 071
	Individual proprietorships	15	115 850	3 361	803	50	6 001	—	—
	Partnerships	6	34 625	1 029	240	25	1 944	214	—
	Cooperative associations	—	—	—	—	—	—	—	—
	Other legal forms of organization	—	—	—	—	—	—	—	—

See footnotes at end of table.

Table 7. Legal Form of Organization: 1997—Con.

[Includes only establishments with payroll. Excludes data for central administrative offices, auxiliary operations, or establishments of firms that are classified in other categories than those specified in this table. For meaning of abbreviations and symbols, see introductory text. For explanation of terms, see Appendix A. For method of assignment to categories shown, see Appendix C]

NAICS code	Legal form of organization by type of operation and kind of business	Establishments (number)	Sales (\$1,000)	Annual payroll (\$1,000)	First-quarter payroll (\$1,000)	Paid employees for pay period including March 12 (number)	Operating expenses ¹ (\$1,000)	End-of-1996 inventories (\$1,000)	End-of-1997 inventories (\$1,000)
422	AGENTS, BROKERS, AND COMMISSION MERCHANTS—Con.								
	Wholesale trade, nondurable goods—Con.								
4229501	Paint, varnish, & supplies whsle								
	All establishments	206	1 152 666	38 003	8 399	818	67 402	2 040	2 071
	Corporations	185	1 002 191	33 613	7 356	743	59 457	1 826	2 071
	Individual proprietorships	15	115 850	3 361	803	50	6 001	—	—
	Partnerships	6	34 625	1 029	240	25	1 944	214	—
	Cooperative associations	—	—	—	—	—	—	—	—
	Other legal forms of organization	—	—	—	—	—	—	—	—
42299	Other miscellaneous nondurable goods whsle								
	All establishments	1 733	D	D	D	h	D	D	D
	Corporations	1 227	D	D	D	h	D	D	D
	Individual proprietorships	422	D	D	D	f	D	D	D
	Partnerships	81	D	D	D	c	D	D	D
	Cooperative associations	3	D	D	D	a	D	D	D
	Other legal forms of organization	—	—	—	—	—	—	—	—
422990	Other miscellaneous nondurable goods whsle								
	All establishments	1 733	D	D	D	h	D	D	D
	Corporations	1 227	D	D	D	h	D	D	D
	Individual proprietorships	422	D	D	D	f	D	D	D
	Partnerships	81	D	D	D	c	D	D	D
	Cooperative associations	3	D	D	D	a	D	D	D
	Other legal forms of organization	—	—	—	—	—	—	—	—
4229901	Art goods whsle								
	All establishments	591	1 517 846	69 437	15 307	1 896	156 505	1 122	1 072
	Corporations	432	1 350 529	64 944	14 355	1 625	142 833	885	832
	Individual proprietorships	136	137 538	3 589	749	207	10 927	228	230
	Partnerships	22	D	D	D	b	D	D	D
	Cooperative associations	1	D	D	D	a	D	D	D
	Other legal forms of organization	—	—	—	—	—	—	—	—
4229902	General merchandise (nondurable goods) whsle								
	All establishments	398	785 925	36 541	7 747	988	67 179	1 235	1 634
	Corporations	291	637 200	32 864	6 943	829	57 749	1 177	1 573
	Individual proprietorships	91	D	D	D	c	D	D	D
	Partnerships	15	D	D	D	b	D	D	D
	Cooperative associations	1	D	D	D	a	D	D	D
	Other legal forms of organization	—	—	—	—	—	—	—	—
4229903	Textile bags, bagging, & burlap whsle								
	All establishments	40	54 043	2 311	419	50	4 934	38	39
	Corporations	27	41 957	2 088	394	41	4 387	21	22
	Individual proprietorships	9	11 589	115	17	7	320	17	17
	Partnerships	4	497	108	8	2	227	—	—
	Cooperative associations	—	—	—	—	—	—	—	—
	Other legal forms of organization	—	—	—	—	—	—	—	—
4229904	Other nondurable goods whsle								
	All establishments	704	D	D	D	g	D	D	D
	Corporations	477	D	D	D	g	D	D	D
	Individual proprietorships	186	D	D	D	e	D	D	D
	Partnerships	40	D	D	D	b	D	D	D
	Cooperative associations	1	D	D	D	a	D	D	D
	Other legal forms of organization	—	—	—	—	—	—	—	—

¹Includes payroll.

Appendix A.

Explanation of Terms

ANNUAL PAYROLL (\$1,000)

Payroll includes all forms of compensation, such as salaries, wages, commissions, dismissal pay, bonuses, vacation allowances, sick-leave pay, and employee contributions to qualified pension plans paid during the year to all employees. For corporations, payroll includes amounts paid to officers and executives; for unincorporated businesses, it does not include profit or other compensation of proprietors or partners. Payroll is reported before deductions for social security, income tax, insurance, union dues, etc. This definition of payroll is the same as that used by the Internal Revenue Service (IRS) on Form 941.

BEGINNING-OF-YEAR INVENTORIES (\$1,000)

The total value of merchandise inventories an establishment owned on December 31, 1996. Inventories must be located in the United States and its possessions, including Foreign Trade Zones in the United States, even if portions of these inventories were held at other locations. Exclude the value of inventories held by this establishment but owned by others.

END-OF-YEAR INVENTORIES (\$1,000)

The total value of merchandise inventories owned on December 31, 1997. Inventories must be located in the United States and its possessions, including Foreign Trade Zones in the United States, even if portions of these inventories were held at other locations. Exclude the value of inventories held by this establishment but owned by others.

FIRST-QUARTER PAYROLL (\$1,000)

Represents payroll paid to persons employed at any time during the quarter January to March 1997.

LEGAL FORM OF ORGANIZATION OF ESTABLISHMENTS

The legal form of organization of establishments in the mail universe was based on the response to the organizational status inquiry on the various census forms. The legal form of organization of nonmail establishments was generally based on information from administrative records of other Federal agencies.

This report presents data for establishments by the following legal forms of organization:

1. Corporations.
2. Individual proprietorships.
3. Partnerships.
4. Cooperative associations (Sector 42, Wholesale Trade, only).
5. Other.

NUMBER OF EMPLOYEES

Paid employees consists of full-time and part-time employees, including salaried officers and executives of corporations. Included are employees on paid sick leave, paid holidays, and paid vacations; not included are proprietors and partners of unincorporated businesses. The definition of paid employees is the same as that used on IRS Form 941.

NUMBER OF ESTABLISHMENTS

An establishment is a single physical location at which business is conducted and/or services are provided. It is not necessarily identical with a company or enterprise, which may consist of one establishment or more. Economic census figures represent a summary of reports for individual establishments rather than companies. For cases where a census report was received, separate information was obtained for each location where business was conducted. When administrative records of other Federal agencies were used instead of a census report, no information was available on the number of locations operated. Each economic census establishment was tabulated according to the physical location at which the business was conducted. The count of establishments represents those in business at any time during 1997.

When two activities or more were carried on at a single location under a single ownership, all activities generally were grouped together as a single establishment. The entire establishment was classified on the basis of its major activity and all data for it were included in that classification. However, when distinct and separate economic activities (for which different industry classification codes were appropriate) were conducted at a single location under a single ownership, separate establishment reports for each of the different activities were obtained in the census.

NUMBER OF FIRMS

A firm is a business organization or entity consisting of one domestic establishment (location) or more under common ownership or control. All establishments of subsidiary firms are included as part of the owning or controlling firm. For the economic census, the terms "firm" and "company" are synonymous.

OPERATING EXPENSES (\$1,000)

Includes payroll, employee benefits, rent expenses, payroll taxes, cost of supplies used for operation, depreciation expenses, fundraising expenses, contracted or purchased services, and other expenses charged to operations during 1997. Expenses exclude cost of goods sold, income taxes, and interest expenses; outlays for the purchase of real estate; construction and all other capital improvements; funds invested; assessments or dues paid to the parent or other chapters of the same organization; and, for fundraising organizations, funds transferred to charities and other organizations.

SALES (\$1,000)

Includes the total sales, shipments, receipts, revenue, or business done by establishments within the scope of the economic census.

Sales include merchandise sold for cash or credit by establishments primarily engaged in wholesale trade; receipts from rental or leasing of vehicles, equipment, instruments, tools, etc.; receipts for delivery, installation, maintenance, repair, alteration, storage, and other services; and gasoline, liquor, tobacco, and other excise taxes which are paid by the manufacturer and passed on to the wholesaler.

Sales are net after deductions for refunds and allowances for merchandise returned by customers. Trade-in allowances are not deducted from total sales. Total sales do not include carrying or other credit charges; sales (or other) taxes collected from customers and forwarded to taxing authorities; and nonoperating income from such sources as investments, rental or sale of real estate, etc.

Sales in this report do not include wholesale sales made by manufacturers, retailers, service establishments, or other businesses whose primary activity is other than wholesale trade. They do include receipts other than from the sale of merchandise at wholesale, e.g., service receipts, retail sales, etc., by establishments primarily engaged in wholesale trade.

Sales figures include sales of all establishments in business at any time during the year. Sales shown for agents and brokers represented the value of the goods involved in the transactions rather than the commissions received or earnings.

Appendix B.

NAICS Codes, Titles, and Descriptions

42 WHOLESALE TRADE

The Wholesale Trade sector comprises establishments engaged in wholesaling merchandise, generally without transformation, and rendering services incidental to the sale of merchandise.

The wholesaling process is an intermediate step in the distribution of merchandise. Wholesalers are organized to sell or arrange the purchase or sale of (a) goods for resale (i.e., goods sold to other wholesalers or retailers), (b) capital or durable nonconsumer goods, and (c) raw and intermediate materials and supplies used in production.

Wholesalers sell merchandise to other businesses and normally operate from a warehouse or office. These warehouses and offices are characterized by having little or no display of merchandise. In addition, neither the design nor the location of the premises is intended to solicit walk-in traffic. Wholesalers do not normally use advertising directed to the general public. Customers are generally reached initially via telephone, in-person marketing, or by specialized advertising that may include Internet and other electronic means. Follow-up orders are either vendor-initiated or client-initiated, generally based on previous sales, and typically exhibit strong ties between sellers and buyers. In fact, transactions are often conducted between wholesalers and clients that have long-standing business relationships.

This sector comprises two main types of wholesalers: those that sell goods on their own account and those that arrange sales and purchases for others for a commission or fee.

1. Establishments that sell goods on their own account are known as wholesale merchants, distributors, jobbers, drop shippers, import/export merchants, and sales branches. These establishments typically maintain their own warehouse, where they receive and handle goods for their customers. Goods are generally sold without transformation, but may include integral functions, such as sorting, packaging, labeling, and other marketing services.
2. Establishments arranging for the purchase or sale of goods owned by others or purchasing goods on a commission basis are known as agents and brokers, commission merchants, import/export agents and brokers, auction companies, and manufacturers' representatives. These establishments operate from offices and generally do not own or handle the goods they sell.

Some wholesale establishments may be connected with a single manufacturer and promote and sell the particular manufacturers' products to a wide range of other wholesalers or retailers. Other wholesalers may be connected to a retail chain or a limited number of retail chains and only provide a variety of products needed by that particular retail operation(s). These wholesalers may obtain the products from a wide range of manufacturers. Still other wholesalers may not take title to the goods, but act as agents and brokers for a commission.

Although, in general, wholesaling normally denotes sales in large volumes, durable nonconsumer goods may be sold in single units. Sales of capital or durable nonconsumer goods used in the production of goods and services, such as farm machinery, medium and heavy duty trucks, and industrial machinery, are always included in wholesale trade.

421 Wholesale trade, durable goods

Industries in the Wholesale Trade, Durable Goods subsector sell or arrange the purchase or sale of capital or durable goods to other businesses. Durable goods are new or used items generally with a normal life expectancy of three years or more. Durable goods wholesale trade establishments are engaged in wholesaling products, such as motor vehicles, furniture, construction materials, machinery and equipment (including household-type appliances), metals and minerals (except petroleum), sporting goods, toys and hobby goods, recyclable materials, and parts.

The detailed industries within the subsector are organized in the classification structure based on the products sold. Within an industry, the types of establishments may vary, including wholesale merchants and/or agents and brokers.

4211 Motor Vehicle and Motor Vehicle Parts and Supplies Wholesalers

This NAICS industry group includes establishments classified in the following NAICS Industries: 42111, Automobile and other motor vehicle wholesalers; 42112, Motor vehicle supplies and new parts wholesalers; 42113, Tire and tube wholesalers; 42114, Motor vehicle parts (used) wholesalers.

42111 Automobile and Other Motor Vehicle Wholesalers

This industry comprises establishments primarily engaged in wholesaling new and used passenger automobiles, trucks, trailers, and other motor vehicles, such as motorcycles, motor homes, and snowmobiles.

421110 Automobile and Other Motor Vehicle Wholesalers

This U.S. industry comprises establishments primarily engaged in wholesaling new and used passenger automobiles, trucks, trailers, and other motor vehicles, such as motorcycles, motor homes, and snowmobiles.

The data published with NAICS code 421110 include the following SIC industry:

5012 Automobiles and other motor vehicles

4211101 Automobile and Motorcycle Wholesalers

Establishments primarily engaged in the wholesale distribution of new and used passenger vehicles (automobiles, motorcycles, motor scooters, and taxicabs), automobile trailers, and other similar vehicles.

4211102 Bus and Recreational Vehicle (Campers and Motor Homes) Wholesalers

Establishments primarily engaged in the wholesale distribution of new and used buses and recreational vehicles.

4211103 Light Truck and Van (14,000 lb or Less) Wholesalers

Establishments primarily engaged in the wholesale distribution of new and used light trucks and cargo vans under 14,000 lb. gross wt.

4211104 Medium Truck and Tractor (14,001 to 26,000 lb) Wholesalers

Establishments primarily engaged in the wholesale distribution of new and used medium trucks and tractors 14,001 to 26,000 lb. gross wt.

4211105 Heavy Truck and Tractor (Over 26,000 lb) Wholesalers

Establishments primarily engaged in the wholesale distribution of new and used heavy trucks and tractors over 26,000 lb. gross wt.

42112 Motor Vehicle Supplies and New Parts Wholesalers

This industry comprises establishments primarily engaged in wholesaling motor vehicle supplies, accessories, tools, and equipment; and new motor vehicle parts (except new tires and tubes).

421120 Motor Vehicle Supplies and New Parts Wholesalers

This U.S. industry comprises establishments primarily engaged in wholesaling motor vehicle supplies, accessories, tools, and equipment; and new motor vehicle parts (except new tires and tubes).

The data published with NAICS code 421120 include the following SIC industry:

5013 (pt) Motor vehicle supplies and new parts

4211201 Motor Vehicle Supplies and New Parts-Warehouse Distributors

Establishments primarily engaged in selling for resale motor vehicle supplies and new parts from a warehouse. These establishments primarily sell to other wholesalers.

4211202 Motor Vehicle Supplies and New Parts-Jobbers

Establishments primarily engaged in the wholesale distribution of motor vehicle supplies and new parts primarily from an office or warehouse and less than half of their sales are to other wholesalers.

4211203 Petroleum Products Marketing Equipment Wholesalers

Establishments primarily engaged in the wholesale distribution of automotive service station equipment, automotive testing equipment, and automotive supplies for use in gasoline service or bulk stations.

42113 Tire and Tube Wholesalers

This industry comprises establishments primarily engaged in wholesaling new and/or used tires and tubes for passenger and commercial vehicles.

421130 Tire and Tube Wholesalers

This U.S. industry comprises establishments primarily engaged in wholesaling new and/or used tires and tubes for passenger and commercial vehicles.

The data published with NAICS code 421130 include the following SIC industry:

5014 (pt) Tires and tubes

42114 Motor Vehicle Parts (Used) Wholesalers

This industry comprises establishments primarily engaged in wholesaling used motor vehicle parts (except used tires and tubes) and establishments primarily engaged in dismantling motor vehicles for the purpose of selling the parts.

421140 Motor Vehicle Parts (Used) Wholesalers

This U.S. industry comprises establishments primarily engaged in wholesaling used motor vehicle parts (except used tires and tubes) and establishments primarily engaged in dismantling motor vehicles for the purpose of selling the parts.

The data published with NAICS code 421140 include the following SIC industry:

5015 Motor vehicle parts, used

4212 Furniture and Home Furnishing Wholesalers

This NAICS Industry Group includes establishments classified in the following NAICS Industries: 42121, Furniture wholesalers; and 42122, Home furnishings wholesalers.

42121 Furniture Wholesalers

This industry comprises establishments primarily engaged in wholesaling furniture (except hospital beds, medical furniture, and drafting tables).

421210 Furniture Wholesalers

This U.S. industry comprises establishments primarily engaged in wholesaling furniture (except hospital beds, medical furniture, and drafting tables).

The data published with NAICS code 421210 include the following SIC industry:

5021 (pt) Furniture

4212101 Household and Lawn Furniture Wholesalers

Establishments primarily engaged in the wholesale distribution of household (including lawn) furniture, bedsprings, mattresses, and all such component furniture parts.

4212102 Office and Business Furniture Wholesalers

Establishments primarily engaged in the wholesale distribution of filing cabinets (wood or steel), office furniture, store furniture, and public furniture for public parks and buildings.

42122 Home Furnishings Wholesalers

This industry comprises establishments primarily engaged in wholesaling home furnishings and/or housewares.

421220 Home Furnishing Wholesalers

This U.S. industry comprises establishments primarily engaged in wholesaling home furnishings and/or housewares.

The data published with NAICS code 421220 include the following SIC industry:

5023 (pt) Home furnishings

4212201 Household China, Glassware, and Crockery Wholesalers

Establishments primarily engaged in the wholesale distribution of table and household china, glassware, and earthenware.

4212202 Linen, Domestic, Drapery, and Curtain Wholesalers

Establishments primarily engaged in the wholesale distribution of bedspreads, blankets, pillowcases, bed sheets, table linens, bathroom linens (e.g., towels, bath mats), curtains, and shades.

4212203 Floor Coverings Wholesalers

Establishments primarily engaged in the wholesale distribution of carpets, rugs, and all other types of hard and soft surface floor coverings (excluding ceramic and clay tile).

4212204 Other Home Furnishings Wholesalers

Establishments primarily engaged in the wholesale distribution of aluminum ware, lamps, glass mirrors, kitchen tools and utensils, and other general home furnishings and home wares, including antiques.

4213 Lumber and Other Construction Materials Wholesalers

This NAICS Industry Group includes establishments classified in the following NAICS Industries: 42131, Lumber, plywood, millwork, and wood panel wholesalers; 42132, Brick, stone, and related construction materials wholesalers; 42133, Roofing, siding, and insulation material wholesalers; 42139, Other construction materials wholesalers.

42131 Lumber, Plywood, Millwork, and Wood Panel Wholesalers

This industry comprises establishments primarily engaged in wholesaling lumber; plywood; reconstituted wood fiber products; wood fencing; doors and windows and their frames (all materials); wood roofing and siding; and/or other wood or metal millwork.

421310 Lumber, Plywood, Millwork, and Wood Panel Wholesalers

This U.S. industry comprises establishments primarily engaged in wholesaling lumber; plywood; reconstituted wood fiber products; wood fencing; doors and windows and their frames (all materials); wood roofing and siding; and/or other wood or metal millwork.

The data published with NAICS code 421310 include the following SIC industry:

5031 (pt) Lumber, plywood, millwork, and wood panels

4213101 Lumber Wholesalers (Without Yard)

Establishments primarily engaged in the wholesale distribution of rough, dressed, and finished lumber. These establishments order the goods which are shipped direct from the supplier to the customers without intermediate storage.

4213102 Lumber Wholesalers (With Yard)

Establishments primarily engaged in the wholesale distribution of rough, dressed, and finished lumber primarily from a lot, warehouse, or office. These establishments perform warehousing and storage functions and usually make deliveries.

42131021 Lumber Wholesalers (With Yard)

Establishments primarily engaged in the wholesale distribution of rough, dressed, and finished lumber primarily from a lot, warehouse, or office. These establishments perform warehousing and storage functions and usually make deliveries.

4213103 Plywood, Veneer, Millwork, and Wood Panel Wholesalers

Establishments primarily engaged in the wholesale distribution of plywood (hardwood, softwood, and nonwood face), door and window frames, overhead doors, veneer, and other wood or metal millwork.

42131031 Plywood, Veneer, Millwork, and Wood Panel Wholesalers

Establishments primarily engaged in the wholesale distribution of plywood (hardwood, softwood, and nonwood face), door and window frames, overhead doors, veneer, and other wood or metal millwork.

42132 Brick, Stone, and Related Construction Materials Wholesalers

This industry comprises establishments primarily engaged in wholesaling stone, cement, lime, construction sand, and gravel; brick; asphalt and concrete mixtures; and/or concrete, stone, and structural clay products.

421320 Brick, Stone, and Related Construction Material Wholesalers

This U.S. industry comprises establishments primarily engaged in wholesaling stone, cement, lime, construction sand, and gravel; brick; asphalt and concrete mixtures; and/or concrete, stone, and structural clay products

The data published with NAICS code 421320 include the following SIC industry:

5032 (pt) Brick, stone and related construction materials

4213201 Brick, Block, Tile, Clay/Cement Sewer Pipe Wholesalers

Establishments primarily engaged in the wholesale distribution of brick (except refractory), block, and clay construction materials (except refractories).

42132011 Brick, Block, Tile, Clay/Cement Sewer Pipe Wholesalers

Establishments primarily engaged in the wholesale distribution of brick (except refractory), block, and clay construction materials (except refractories).

4213202 Sand, Gravel, and Stone Wholesalers

Establishments primarily engaged in the wholesale distribution of construction sand, gravel, and stone.

42132021 Sand, Gravel, and Stone Wholesalers

Establishments primarily engaged in the wholesale distribution of construction sand, gravel, and stone.

4213203 Cement, Lime, and Related Products Wholesalers

Establishments primarily engaged in the wholesale distribution of cement, lime, asphalt, and other related products.

42132031 Cement, Lime, and Related Products Wholesalers

Establishments primarily engaged in the wholesale distribution of cement, lime, asphalt, and other related products.

42133 Roofing, Siding, and Insulation Material Wholesalers

This industry comprises establishments primarily engaged in wholesaling nonwood roofing and nonwood siding and insulation materials.

421330 Roofing, Siding, and Insulation Material Wholesalers

This U.S. industry comprises establishments primarily engaged in wholesaling nonwood roofing and nonwood siding and insulation materials.

The data published with NAICS code 421330 include the following SIC industry:

5033 (pt) Roofing, siding, and insulation materials

4213301 Roofing, Siding, and Insulation Materials Wholesalers

Establishments primarily engaged in wholesaling nonwood roofing and nonwood siding and insulation materials.

42133011 Roofing, Siding, and Insulation Materials Wholesalers

Establishments primarily engaged in wholesaling nonwood roofing and nonwood siding and insulation materials.

42139 Other Construction Material Wholesalers

This industry comprises (1) establishments primarily engaged in wholesaling manufactured homes (i.e., mobile homes) and/or prefabricated buildings and (2) establishments primarily engaged in wholesaling construction materials (except lumber, plywood, millwood, wood panel, brick, stone, roofing, siding, and insulation material).

421390 Other Construction Material Wholesalers

This U.S. industry comprises (1) establishments primarily engaged in wholesaling manufactured homes (i.e., mobile homes) and/or prefabricated buildings and (2) establishments primarily engaged in wholesaling construction materials (except lumber, plywood, millwood, wood panel, brick, stone, roofing, siding, and insulation material).

The data published with NAICS code 421390 include the following SIC industry:

5039 (pt) Other construction materials

4213901 Flat Glass and Other Construction Glass Wholesalers

Establishments primarily engaged in the wholesale distribution of flat glass, glass blocks, plate glass, window glass, and building glass.

42139011 Flat Glass and Other Construction Glass Wholesalers

Establishments primarily engaged in the wholesale distribution of flat glass, glass blocks, plate glass, window glass, and building glass.

4213902 Other Construction Materials Wholesalers

Establishments primarily engaged in the wholesale distribution of building and construction paper, plastics building materials, prefabricated structural assemblies (except wood), including modular homes, and other building materials.

42139021 Other Construction Materials Wholesalers

Establishments primarily engaged in the wholesale distribution of building and construction paper, plastics building materials, prefabricated structural assemblies (except wood), including modular homes, and other building materials.

4214 Professional and Commercial Equipment and Supplies Wholesalers

This NAICS Industry Group includes establishments classified in the following NAICS Industries: 42141, Photographic equipment and supplies wholesalers; 42142,

Office equipment wholesalers; 42143, Computer and computer peripheral equipment and software wholesalers; 42144, Other commercial equipment wholesalers; 42145, Medical, dental, and hospital equipment and supplies wholesalers; 42146, Ophthalmic goods wholesalers; and 42149, Other professional equipment and supplies wholesalers.

42141 Photographic Equipment and Supplies Wholesalers

This industry comprises establishments primarily engaged in wholesaling photographic equipment and supplies (except office equipment).

421410 Photographic Equipment and Supplies Wholesalers

This U.S. industry comprises establishments primarily engaged in wholesaling photographic equipment and supplies (except office equipment).

The data published with NAICS code 421410 include the following SIC industry:

5043 Photographic equipment and supplies

42142 Office Equipment Wholesalers

This industry comprises establishments primarily engaged in wholesaling office machines and related equipment (except computers and computer peripheral equipment).

421420 Office Equipment Wholesalers

This U.S. industry comprises establishments primarily engaged in wholesaling office machines and related equipment (except computers and computer peripheral equipment).

The data published with NAICS code 421420 include the following SIC industry:

5044 Office equipment

42143 Computer and Computer Peripheral Equipment and Software Wholesalers

This U.S. industry comprises establishments primarily engaged in wholesaling computers, computer peripheral equipment, loaded computer boards, and/or computer software.

421430 Computer and Computer Peripheral Equipment and Software Wholesalers

This U.S. industry comprises establishments primarily engaged in wholesaling computers, computer peripheral equipment, loaded computer boards, and/or computer software.

The data published with NAICS code 421430 include the following SIC industry:

5045 (pt) Computers and computer peripheral equipment and software

4214301 Computers and Peripheral Equipment Wholesalers

Establishments primarily engaged in the wholesale distribution of new and used computer hardware and peripheral equipment.

42143011 Computers and Peripheral Equipment, Sold for Resale

Establishments primarily engaged in the wholesale distribution of new and used computer hardware and peripheral equipment primarily for the purpose of resale.

42143012 Computers and Peripheral Equipment, Sold for End Use

Establishments primarily engaged in the wholesale distribution of new and used computer hardware and peripheral equipment primarily for end use.

4214302 Computer Software (Packaged) Wholesalers

Establishments primarily engaged in the wholesale distribution of packaged computer software primarily for end use.

42144 Other Commercial Equipment Wholesalers

This industry comprises establishments primarily engaged in wholesaling commercial and related machines and equipment (except photographic equipment and supplies; office equipment; and computers and computer peripheral equipment and software) generally used in restaurants and stores.

421440 Other Commercial Equipment Wholesalers

This U.S. industry comprises establishments primarily engaged in wholesaling commercial and related machines and equipment (except photographic equipment and supplies; office equipment; and computers and computer peripheral equipment and software) generally used in restaurants and stores.

The data published with NAICS code 421440 include the following SIC industry:

5046 Other commercial equipment

4214401 Restaurant and Hotel Equipment and Supplies Wholesalers

Establishments primarily engaged in the wholesale distribution of restaurant and hotel equipment and supplies.

4214402 Store Machines and Equipment Wholesalers

Establishments primarily engaged in the wholesale distribution of store equipment (except furniture), machines, and fixtures.

42145 Medical, Dental, and Hospital Equipment and Supplies Wholesalers

This industry comprises establishments primarily engaged in wholesaling medical professional equipment, instruments, and supplies (except ophthalmic equipment, instruments and goods used by ophthalmologists, optometrists, and opticians).

421450 Medical, Dental, and Hospital Equipment and Supplies Wholesalers

This U.S. industry comprises establishments primarily engaged in wholesaling medical professional equipment, instruments, and supplies (except ophthalmic equipment, instruments and goods used by ophthalmologists, optometrists, and opticians).

The data published with NAICS code 421450 include the following SIC industry:

5047 (pt) Medical, dental, and hospital equipment and supplies

4214501 Surgical, Medical, and Hospital Supplies Wholesalers

Establishments primarily engaged in the wholesale distribution of surgical and medical instruments, apparatus, and equipment; orthopedic appliances; artificial limbs; operating room and other hospital equipment; x-ray machines and parts, medical; and other scientific instruments used by physicians and in hospitals.

4214502 Dental Equipment and Supplies Wholesalers

Establishments primarily engaged in the wholesale distribution of equipment and supplies used by dentists, such as drills, teeth, dental gold, equipment, chairs, sterilizers, X-rays, cabinets, and engines.

42146 Ophthalmic Goods Wholesalers

This industry comprises establishments primarily engaged in wholesaling professional equipment, instruments, and/or goods sold, prescribed, or used by ophthalmologists, optometrists, and opticians.

421460 Ophthalmic Goods Wholesalers

This U.S. industry comprises establishments primarily engaged in wholesaling professional equipment, instruments, and/or goods sold, prescribed, or used by ophthalmologists, optometrists, and opticians.

The data published with NAICS code 421460 include the following SIC industry:

5048 Ophthalmic goods

42149 Other Professional Equipment and Supplies Wholesalers

This industry comprises establishments primarily engaged in wholesaling professional equipment and supplies (except ophthalmic goods and medical, dental, and hospital equipment and supplies).

421490 Other Professional Equipment and Supplies Wholesalers

This U.S. industry comprises establishments primarily engaged in wholesaling professional equipment and supplies (except ophthalmic goods and medical, dental, and hospital equipment and supplies).

The data published with NAICS code 421490 include the following SIC industry:

5049 (pt) Other professional equipment and supplies

4214901 Religious and School Supplies Wholesalers

Establishments primarily engaged in the wholesale distribution of church goods and religious articles, such as statuary, vestments, fonts, candles, religious pictures, and religious articles made from precious and semiprecious materials; and school equipment and supplies, such as black boards, chalk, rulers, and globes and wall maps.

4214902 Other Professional Equipment and Supplies Wholesalers

Establishments primarily engaged in the wholesale distribution of drafting instruments, veterinarians' equipment and supplies, professional equipment and supplies, scientific instruments and supplies, and laboratory equipment.

4215 Metal and Mineral (Except Petroleum) Wholesalers

This NAICS Industry Group includes establishments classified in the following NAICS Industries: 42151 Metal service centers and offices; and 42152, Coal and other mineral and ore wholesalers.

42151 Metal Service Centers and Offices

This industry comprises establishments primarily engaged in wholesaling products of the primary metals industries. Service centers maintain inventory and may perform functions, such as sawing, shearing, bending, leveling, cleaning, or edging, on a custom basis as part of sales transactions. Sales offices are usually affiliated or owned by a particular manufacturer and take orders but have no inventory.

421510 Metal Service Centers and Offices

This U.S. industry comprises establishments primarily engaged in wholesaling products of the primary metals industries. Service centers maintain inventory and may perform functions, such as sawing, shearing, bending, leveling, cleaning, or edging, on a custom basis as part of sales transactions. Sales offices are usually affiliated or owned by a particular manufacturer and take orders but have no inventory.

The data published with NAICS code 421510 include the following SIC industry:

5051 Metals service centers and offices

4215101 Ferrous Metals Service Centers and Sales Offices

Establishments primarily engaged in the wholesale distribution of semifinished ferrous metal products of foundries and mills.

42151011 Ferrous Metals Service Centers

Establishments primarily engaged in the wholesale distribution of semifinished ferrous metal products of foundries and mills that maintain warehouse inventory.

42151012 Ferrous Metals Sales Offices

Establishments primarily engaged in the wholesale distribution of semifinished ferrous metal products primarily from an office and not maintaining inventories.

4215102 Nonferrous Metals Service Centers and Sales Offices

Establishments primarily engaged in the wholesale distribution of semifinished nonferrous metal products (except precious metals).

42151021 Nonferrous Metals Service Centers

Establishments primarily engaged in the wholesale distribution of semifinished nonferrous metal products (except precious metals) and maintaining inventories.

42151022 Nonferrous Metals Sales Offices

Establishments primarily engaged in the wholesale distribution of semifinished nonferrous metal products (except precious metals) and not maintaining inventories.

42152 Coal and Other Mineral and Ore Wholesalers

This industry comprises establishments primarily engaged in wholesaling coal, coke, metal ores, and/or nonmetallic minerals (except precious and semiprecious stones and minerals used in construction, such as sand and gravel).

421520 Coal and Other Mineral and Ore Wholesalers

This U.S. industry comprises establishments primarily engaged in wholesaling coal, coke, metal ores, and/or nonmetallic minerals (except precious and semiprecious stones and minerals used in construction, such as sand and gravel).

The data published with NAICS code 421520 include the following SIC industry:

5052 Coal and other minerals and ores

4215201 Coal Wholesalers

Establishments primarily engaged in the wholesale distribution of coal and coke.

4215202 Other Minerals and Ores Wholesalers

Establishments primarily engaged in the wholesale distribution of precious metal ores, copper, iron, lead and other metallic ores (including concentrates) and crude nonmetallic minerals.

4216 Electrical Goods Wholesalers

This NAICS Industry Group includes establishments classified in the following NAICS Industries: 42161, Electrical apparatus and equipment, wiring supplies, and construction material wholesalers; and 42162, Electrical appliance, television, and radio set wholesalers.

42161 Electrical Apparatus and Equipment, Wiring Supplies, and Construction Material Wholesalers

This industry comprises establishments primarily engaged in wholesaling electrical construction materials; wiring supplies; electric light fixtures; light bulbs; and/or electrical power equipment for the generation, transmission, distribution, or control of electric energy.

421610 Electrical Apparatus and Equipment, Wiring Supplies, and Construction Material Wholesalers

This U.S. industry comprises establishments primarily engaged in wholesaling electrical construction materials; wiring supplies; electric light fixtures; light bulbs; and/or electrical power equipment for the generation, transmission, distribution, or control of electric energy.

The data published with NAICS code 421610 include the following SIC industry:

5063 (pt) Electrical apparatus and equipment, wiring supplies, and construction materials

42162 Electrical Appliance, Television, and Radio Set Wholesalers

This industry comprises establishments primarily engaged in wholesaling household-type electrical appliances, room air-conditioners, gas clothes dryers, and/or household-type audio or video equipment.

421620 Electrical Appliance, Television, and Radio Set Wholesalers

This U.S. industry comprises establishments primarily engaged in wholesaling household-type electrical appliances, room air-conditioners, gas clothes dryers, and/or household-type audio or video equipment.

The data published with NAICS code 421620 include the following SIC industry:

5064 Electrical appliances, television, and radio sets

42169 Other Electronic Parts and Equipment Wholesalers

This industry comprises establishments primarily engaged in wholesaling electronic parts and equipment (except electrical apparatus and equipment, wiring supplies and construction material; and electrical appliances, television and radio sets).

421690 Other Electronic Parts and Equipment Wholesalers

This U.S. industry comprises establishments primarily engaged in wholesaling electronic parts and equipment (except electrical apparatus and equipment, wiring supplies and construction material; and electrical appliances, television and radio sets).

The data published with NAICS code 421690 include the following SIC industry:

5065 Other electronic parts and equipment

4216901 Communications Equipment and Supplies Wholesalers

Establishments primarily engaged in the wholesale distribution of communications equipment.

4216902 Electronic Parts (Excluding Communications Equipment) Wholesalers

Establishments primarily engaged in the wholesale distribution of electronic parts and equipment (except communications equipment).

4217 Hardware, and Plumbing and Heating Equipment and Supplies Wholesalers

This NAICS Industry Group includes establishments classified in the following NAICS Industries: 42171, Hardware wholesalers; 42172, Plumbing and heating equipment and supplies (hydronics) wholesalers; 42173, Warm air heating and air-conditioning equipment and supplies; and 42174, Refrigeration equipment and supplies wholesalers,

42171 Hardware Wholesalers

This industry comprises establishments primarily engaged in wholesaling hardware, knives, or handtools.

421710 Hardware Wholesalers

This U.S. industry comprises establishments primarily engaged in wholesaling hardware, knives, or handtools.

The data published with NAICS code 421710 include the following SIC industry:

5072 Hardware

42172 Plumbing and Heating Equipment and Supplies (Hydronics) Wholesalers

This industry comprises establishments primarily engaged in wholesaling plumbing equipment, hydronic heating equipment, household-type gas appliances (except gas clothes dryers), and/or supplies.

421720 Plumbing and Heating Equipment and Supplies (Hydronics) Wholesalers

This U.S. industry comprises establishments primarily engaged in wholesaling plumbing equipment, hydronic heating equipment, household-type gas appliances (except gas clothes dryers), and/or supplies.

The data published with NAICS code 421720 include the following SIC industry:

5074 (pt) Plumbing and heating equipment and supplies (hydronics)

42173 Warm Air Heating and Air-Conditioning Equipment and Supplies Wholesalers

This industry comprises establishments primarily engaged in wholesaling warm air heating and air-conditioning equipment and supplies.

421730 Warm Air Heating and Air-Conditioning Equipment and Supplies Wholesalers

This U.S. industry comprises establishments primarily engaged in wholesaling warm air heating and air-conditioning equipment and supplies.

The data published with NAICS code 421730 include the following SIC industry:

5075 Warm air heating and air-conditioning equipment and supplies

42174 Refrigeration Equipment and Supplies Wholesalers

This industry comprises establishments primarily engaged in wholesaling refrigeration equipment (except household-type refrigerators, freezers, and air-conditioners).

421740 Refrigeration Equipment and Supplies Wholesalers

This U.S. industry comprises establishments primarily engaged in wholesaling refrigeration equipment (except household-type refrigerators, freezers, and air-conditioners).

The data published with NAICS code 421740 include the following SIC industry:

5078 Refrigeration equipment and supplies

4218 Machinery, Equipment, and Supplies Wholesalers

This industry group comprises establishments primarily engaged in wholesaling construction, mining, farm, garden, industrial, service establishment, and transportation machinery, equipment and supplies.

42181 Construction and Mining (Petroleum) Machinery and Equipment Wholesalers

This industry comprises establishments primarily engaged in wholesaling specialized machinery, equipment, and related parts generally used in construction, mining (except petroleum) and logging activities.

421810 Construction and Mining (Except Oil Well) Machinery and Equipment Wholesalers

This U.S. industry comprises establishments primarily engaged in wholesaling specialized machinery, equipment, and related parts generally used in construction, mining (except oil well) and logging activities.

The data published with NAICS code 421810 include the following SIC industry:

5082 Construction and mining (except petroleum) machinery and equipment

42182 Farm and Garden Machinery and Equipment Wholesalers

This industry comprises establishments primarily engaged in wholesaling specialized machinery, equipment, and related parts generally used in agricultural, farm, and lawn and garden activities.

421820 Farm and Garden Machinery and Equipment Wholesalers

This U.S. industry comprises establishments primarily engaged in wholesaling specialized machinery, equipment, and related parts generally used in agricultural, farm, and lawn and garden activities.

The data published with NAICS code 421820 include the following SIC industry:

5083 (pt) Farm and garden machinery and equipment

4218201 Farm Machinery and Equipment—Farm Dealers

Establishments primarily engaged in marketing farm machinery and equipment directly to farmers for farm use.

4218202 Farm Machinery and Equipment—Wholesale Distributors

Establishments primarily engaged in marketing farm machinery and equipment directly to institutions, governments, farm dealers, export sales, and other nonfarm accounts.

4218203 Lawn and Garden Machinery and Equipment Wholesalers

Establishments primarily engaged in the wholesale distribution of lawn and garden machinery and equipment.

42183 Industrial Machinery and Equipment wholesalers

This industry comprises establishments primarily engaged in wholesaling specialized machinery, equipment, and related parts generally used in manufacturing, oil well, and warehousing activities.

421830 Industrial Machinery and Equipment Wholesalers

This U.S. industry comprises establishments primarily engaged in wholesaling specialized machinery, equipment, and related parts generally used in manufacturing, oil well, and warehousing activities.

The data published with NAICS code 421830 include the following SIC industry:

5084 Industrial machinery and equipment
5085 (pt) Industrial supplies

4218301 Food Processing Machinery and Equipment Wholesalers

Establishments primarily engaged in the wholesale distribution of dairy products manufacturing machinery, milk products manufacturing equipment, bottling machinery and equipment, and other food product manufacturing machinery.

4218302 Hydraulic and Pneumatic (Fluid-Power) Machinery and Equipment Wholesalers

Establishments primarily engaged in the wholesale distribution of hydraulic and pneumatic pumps, motors, parts, accessories, and supplies.

42183021 Hydraulic and Pneumatic Pumps and Motors Wholesalers

Establishments primarily engaged in the wholesale distribution of hydraulic and pneumatic pumps and motors and the parts for them.

42183022 Hydraulic and Pneumatic Parts, Accessories, and Supplies Wholesalers

Establishments primarily engaged in the wholesale distribution of hydraulic and pneumatic (fluid-power) commodities.

4218303 Other General Purpose Industrial Machinery and Equipment Wholesalers

Establishments primarily engaged in the wholesale distribution of general purpose industrial machinery and equipment.

4218304 Metalworking Machinery and Equipment Wholesalers

Establishments primarily engaged in the wholesale distribution of metalworking machinery and equipment and machine tool accessories.

4218305 Materials Handling Equipment Wholesalers

Establishments primarily engaged in the wholesale distribution of fork lift trucks, industrial trucks and tractors, industrial cranes, conveyor systems, hoists, elevators, and other materials handling equipment.

4218306 Oil Well, Oil Refinery, and Pipeline Machinery, Equipment, and Supplies Wholesalers

Establishments primarily engaged in the wholesale distribution of oil refining and oil well machinery, equipment, and supplies.

4218307 Other Industrial Machinery and Equipment Wholesalers

Establishments primarily engaged in the wholesale distribution of specific-use industrial machinery and equipment.

42184 Industrial Supplies Wholesalers

This industry comprises establishments primarily engaged in wholesaling supplies used in machinery and equipment generally used in manufacturing, oil well, and warehousing activities.

421840 Industrial Supplies Wholesalers

This U.S. industry comprises establishments primarily engaged in wholesaling supplies used in machinery and equipment generally used in manufacturing, oil well, and warehousing activities.

The data published with NAICS code 421840 include the following SIC industry:

5085 (pt) Industrial supplies

4218401 General Line Industrial Supplies Wholesaler

Establishments primarily engaged in the wholesale distribution of a combination or general line of industrial materials and supplies.

4218402 Mechanical Power Transmission Supplies Wholesalers

Establishments primarily engaged in the wholesale distribution of mechanical power transmission equipment and supplies.

4218403 Welding Supplies Wholesalers

Establishments primarily engaged in the wholesale distribution of gas-welding supplies (excluding gases), arc-welding supplies, and resistance-welding supplies.

4218404 Industrial Containers and Supplies Wholesalers

Establishments primarily engaged in the wholesale distribution of industrial containers and supplies.

4218405 Industrial Valves and Fittings (Except Fluid-Power) Wholesalers

Establishments primarily engaged in the wholesale distribution of valves and fittings, other than plumbing and heating, or hydraulic and pneumatic.

4218406 Other Industrial Supplies Wholesalers

Establishments primarily engaged in the wholesale distribution of industrial supplies, not included elsewhere.

42185 Service Establishment Equipment and Supplies Wholesalers

This industry comprises establishments primarily engaged in wholesaling specialized equipment and supplies of the type used by service establishments (except specialized equipment and supplies used in offices, stores, hotels, restaurants, schools, health and medical facilities, photographic facilities, as well as specialized equipment used in transportation and construction activities).

421850 Service Establishment Equipment and Supplies Wholesalers

This U.S. industry comprises establishments primarily engaged in wholesaling specialized equipment and supplies of the type used by service establishments (except specialized equipment and supplies used in offices, stores, hotels, restaurants, schools, health and medical facilities, photographic facilities, as well as specialized equipment used in transportation and construction activities).

The data published with NAICS code 421850 include the following SIC industry:

5087 (pt) Service establishment equipment and supplies

4218501 Beauty and Barber Shop Equipment and Supplies Wholesalers

Establishments primarily engaged in the wholesale distribution of barber shop and beauty parlor equipment and supplies (furniture, hydraulic chairs, driers, shampoos, wave solutions, permanent waving supplies, barber soaps, and manicuring supplies, etc.).

4218502 Custodial and Janitors' Equipment and Supplies Wholesalers

Establishments primarily engaged in the wholesale distribution of custodial and janitorial equipment and supplies.

4218503 Laundry and Dry-Cleaning Equipment and Supplies Wholesalers

Establishments primarily engaged in the wholesale distribution of equipment and supplies to the laundry and dry-cleaning trade, such as washing, drying, ironing, and pressing machines; laundry chemicals; dry-cleaning fluids; marking equipment; laundry trays and baskets.

4218504 Other Service Establishment Equipment and Supplies Wholesalers

Establishments primarily engaged in the wholesale distribution of municipality equipment and supplies (water systems, fire department supplies, and parking equipment), shoe service equipment and supplies, tailors'

and furriers' supplies, upholsterers' supplies, undertakers' supplies, and other service establishment equipment and supplies not included elsewhere.

42186 Transportation Equipment and Supplies (Except Motor Vehicle) Wholesalers

This industry comprises establishments primarily engaged in wholesaling transportation equipment and supplies (except marine pleasure craft and motor vehicles).

421860 Transportation Equipment and Supplies (Except Motor Vehicle) Wholesalers

This U.S. industry comprises establishments primarily engaged in wholesaling transportation equipment and supplies (except marine pleasure craft and motor vehicles).

The data published with NAICS code 421860 include the following SIC industry:

5088 Transportation equipment and supplies, except motor vehicles

4218601 Aircraft and Aeronautical Equipment and Supplies Wholesalers

Establishments primarily engaged in the wholesale distribution of aircraft and aeronautical equipment and frames, parts, supplies, and accessories for such equipment.

4218602 Marine Machinery, Equipment, and Supplies Wholesalers

Establishments primarily engaged in the wholesale distribution of ships, boats, and marine propulsion machinery, equipment, and parts.

4218603 Other Transportation Equipment and Supplies Wholesalers

Establishments primarily engaged in the wholesale distribution of railroad equipment, such as rolling stock and maintenance equipment, and equipment and supplies used in the maintenance and repair of subways, tramways, aerial hoists, or horse drawn vehicles.

4219 Miscellaneous Durable Goods Wholesalers

This industry group comprises establishments primarily engaged in wholesaling sporting, recreational, toy, hobby, and jewelry goods and supplies, and precious stones and metals.

42191 Sporting and Recreational Goods and Supplies wholesalers

This industry comprises establishments primarily engaged in wholesaling sporting goods and accessories; billiard and pool supplies; sporting firearms and ammunition; and/or marine pleasure craft, equipment, and supplies.

421910 Sporting and Recreational Goods and Supplies Wholesalers

This U.S. industry comprises establishments primarily engaged in wholesaling sporting goods and accessories; billiard and pool supplies; sporting firearms and ammunition; and/or marine pleasure craft, equipment, and supplies.

The data published with NAICS code 421910 include the following SIC industry:

5091 Sporting and recreational goods and supplies

42192 Toy and Hobby Goods and Supplies Wholesalers

This industry comprises establishments primarily engaged in wholesaling games, toys, fireworks, playing cards, hobby goods and supplies, and/or related goods.

421920 Toy and Hobby Goods and Supplies Wholesalers

This U.S. industry comprises establishments primarily engaged in wholesaling games, toys, fireworks, playing cards, hobby goods and supplies, and/or related goods.

The data published with NAICS code 421920 include the following SIC industry:

5092 Toys and hobby goods and supplies

42193 Recyclable Material Wholesalers

This industry comprises establishments primarily engaged in wholesaling scrap from automotive, industrial, and other recyclable materials. Included in this industry are auto wreckers primarily engaged in dismantling motor vehicles for the purpose of wholesaling scrap.

421930 Recyclable Material Wholesalers

This U.S. industry comprises establishments primarily engaged in wholesaling scrap from automotive, industrial, and other recyclable materials. Included in this industry are auto wreckers primarily engaged in dismantling motor vehicles for the purpose of wholesaling scrap.

The data published with NAICS code 421930 include the following SIC industry:

5093 Recyclable materials

4219301 Iron and Steel Scrap Processors and Dealers

Establishments primarily engaged in selling all forms of scrap iron and scrap steel.

42193011 Iron and Steel Scrap Processors (Using Power Processing Equipment) Wholesalers

Establishments primarily engaged in breaking up, sorting, and selling all forms of scrap iron and scrap steel using power processing equipment. Power processing equipment includes operating cranes, hydraulic or motor shears, baling equipment, cable strippers, etc.

42193012 Iron and Steel Scrap Dealers (Not Using Power Processing Equipment)

Establishments primarily engaged in selling all forms of scrap iron and scrap steel, but which do not operate power processing and preparation equipment.

4219302 Recyclable Paper and Paperboard Wholesalers

Establishments primarily engaged in the wholesale distribution of paper and paperboard scrap and waste.

4219303 Other Recyclable Materials Wholesalers

Establishments primarily engaged in the wholesale distribution of recyclable scrap and waste, nonferrous metals, textiles, glass, plastics, rubber, and oil.

42194 Jewelry, Watch, Silverware, Precious Stone, and Precious Metal Wholesalers

This U.S. industry comprises establishments primarily engaged in wholesaling jewelry, precious and semiprecious stones, precious metals and metal flatware, costume jewelry, watches, clocks, silverware, and/or jewelers' findings.

421940 Jewelry, Watch, Precious Stone, and Precious Metal Wholesalers

This U.S. industry comprises establishments primarily engaged in wholesaling jewelry, precious and semiprecious stones, precious metals and metal flatware, costume jewelry, watches, clocks, silverware, and/or jewelers' findings.

The data published with NAICS code 421940 include the following SIC industry:

5094 Jewelry, watches, precious stones, and precious metals

4219401 Jewelry, Watches, Clocks, Precious Stones, and Silverware Wholesalers

Establishments primarily engaged in the wholesale distribution of jewelry (including costume), precious stones, watches, clocks, silverware, and jewelers' findings.

4219402 Precious Metals (Excluding Ores) Wholesalers

Establishments primarily engaged in the wholesale distribution of precious metals.

42199 Other Miscellaneous Durable Goods Wholesalers

This industry comprises establishments primarily engaged in wholesaling durable goods (except motor vehicle and motor vehicle parts and supplies; furniture and home furnishings; lumber and other construction materials; professional and commercial equipment and supplies; metals and minerals (except petroleum); electrical goods; hardware, and plumbing and heating equipment and supplies; machinery, equipment and supplies; sporting and recreational goods and supplies; toy and hobby goods and supplies; recyclable materials; and jewelry, watches, precious stones and precious metals).

421990 Other Miscellaneous Durable Goods Wholesalers

This U.S. industry comprises establishments primarily engaged in wholesaling durable goods (except motor vehicle and motor vehicle parts and supplies; furniture and home furnishings; lumber and other construction materials; professional and commercial equipment and supplies; metals and minerals (except petroleum); electrical goods; hardware, and plumbing and heating equipment and supplies; machinery, equipment and supplies; sporting and recreational goods and supplies; toy and hobby goods and supplies; recyclable materials; and jewelry, watches, precious stones and precious metals).

The data published with NAICS code 421990 include the following SIC industry:

5099 Other miscellaneous durable goods
7822 (pt) Motion picture and video tape distribution

4219901 Musical Instruments and Supplies Wholesalers

Establishments primarily engaged in the wholesale distribution of musical instruments and supplies.

4219902 Forest Products (Except Lumber) Wholesalers

Establishments primarily engaged in the wholesale distribution of timber products, such as ties, logs, poles, stumps, and cordwood.

4219903 General Merchandise (Durable Goods) Wholesalers

Establishments primarily engaged in the wholesale distribution of a general line of durable goods with no one line accounting for more than 25 percent of the total sales.

4219904 Prerecorded Media Wholesalers

Establishments primarily engaged in the wholesale distribution of prerecorded compact discs, tapes, phonograph records, video cassettes, and other video tapes or discs.

42199041 Compact Disks, Prerecorded Audio Tapes, and Phonograph Records Wholesalers

Establishments primarily engaged in the wholesale distribution of prerecorded compact disks, audio tapes, and phonograph records.

42199042 Prerecorded Video Tape Wholesalers

Establishments primarily engaged in purchasing and reselling prerecorded video cassettes and other videotapes or discs to other wholesalers, video rental stores, and other retailers.

4219905 Fire Extinguishers and Fire Safety Equipment Wholesalers

Establishments primarily engaged in the wholesale distribution of fire extinguishers and fire safety equipment.

4219906 Other Durable Goods Wholesalers

Establishments primarily engaged in the wholesale distribution of durable goods such as game machines, gas lighting fixtures, luggage, and signs (except electric).

422 Wholesale trade, nondurable goods

Industries in the Wholesale Trade, Nondurable Goods subsector sell or arrange the purchase or sale of nondurable goods to other businesses. Nondurable goods are items generally with a normal life expectancy of less than three years. Nondurable goods wholesale trade establishments are engaged in wholesaling products, such as paper and paper products, chemicals and chemical products, drugs, textiles and textile products, apparel, footwear, groceries, farm products, petroleum and petroleum products, alcoholic beverages, books, magazines, newspapers, flowers and nursery stock, and tobacco products.

4221 Paper and Paper Product Wholesalers

This NAICS Industry Group includes establishments classified in the following NAICS Industries: 42211, Paper and paper product wholesalers; 42212, Stationery and office supplies wholesalers; and 42213 Industrial and personal service paper wholesalers.

42211 Printing and Writing Paper Wholesalers

This industry comprises establishments primarily engaged in wholesaling bulk printing and/or writing paper generally on rolls for further processing.

422110 Printing and Writing Paper Wholesalers

This U.S. industry comprises establishments primarily engaged in wholesaling bulk printing and/or writing paper generally on rolls for further processing.

The data published with NAICS code 422110 include the following SIC industry:

5111 Printing and writing paper

42212 Stationery and Office Supplies Wholesalers

This industry comprises establishments primarily engaged in wholesaling stationery, office supplies and/or gift wrap.

422120 Stationery and Office Supplies Wholesalers

This U.S. industry comprises establishments primarily engaged in wholesaling stationery, office supplies and/or gift wrap.

The data published with NAICS code 422120 include the following SIC industry:

5112 (pt) Stationery and office supplies

42213 Industrial and Personal Service Paper Wholesalers

This industry comprises establishments primarily engaged in wholesaling wrapping and other coarse paper, paperboard, converted paper (except stationery and office supplies), and/or related disposable plastics products.

422130 Industrial and Personal Service Paper Wholesalers

This U.S. industry comprises establishments primarily engaged in wholesaling wrapping and other coarse paper, paperboard, converted paper (except stationery and office supplies), and/or related disposable plastics products.

The data published with NAICS code 422130 include the following SIC industry:

5113 Industrial and personal service paper

4222 Drugs and Druggists' Sundries Wholesalers

This industry comprises establishments primarily engaged in wholesaling biological and medical products; botanical drugs and herbs; and pharmaceutical products intended for internal and external consumption in such forms as ampoules, tablets, capsules, vials, ointments, powders, solutions, and suspensions.

42221 Drugs and Druggists' Sundries Wholesalers

This industry comprises establishments primarily engaged in wholesaling biological and medical products; botanical drugs and herbs; and pharmaceutical products intended for internal and external consumption in such forms as ampoules, tablets, capsules, vials, ointments, powders, solutions, and suspensions.

422210 Drugs and Druggists' Sundries Wholesalers

This U.S. industry comprises establishments primarily engaged in wholesaling biological and medical products; botanical drugs and herbs; and pharmaceutical products intended for internal and external consumption in such forms as ampoules, tablets, capsules, vials, ointments, powders, solutions, and suspensions.

The data published with NAICS code 422210 include the following SIC industry:

5122 Drugs, drug proprietaries, and druggists' sundries

4222101 General Line Drugs Wholesalers

Establishments primarily engaged in the wholesale distribution of a combination or general line of drugs, drug proprietaries, and druggists' sundries.

4222102 Specialty Line Drugs, Pharmaceuticals, Cosmetics, and Toiletries Wholesalers

Establishments primarily engaged in the wholesale distribution of specialty-line drugs, pharmaceuticals, cosmetics, and toiletries.

4223 Apparel, Piece Goods, and Notions Wholesalers

This NAICS Industry Group includes establishments classified in the following NAICS Industries: 42231, Piece goods, notions, and other dry goods wholesalers; 42232, Men's and boys' clothing and furnishings wholesalers; 42233, Women's, children's and infants' clothing and accessories wholesalers; 42234, Footwear wholesalers.

42231 Piece Goods, Notions, and Other Dry Goods Wholesalers

This industry comprises establishments primarily engaged in wholesaling piece goods, fabrics, yarns, thread and other notions, and/or hair accessories.

422310 Piece Goods, Notions, and Other Dry Goods Wholesalers

This U.S. industry comprises establishments primarily engaged in wholesaling piece goods, fabrics, yarns, thread and other notions, and/or hair accessories.

The data published with NAICS code 422310 include the following SIC industry:

5131 (pt) Piece goods, notions, and other dry goods

4223101 Piece Goods (Woven and Knit Fabrics) - Jobbers

Establishments primarily engaged in the wholesale distribution of woven and knit fabrics.

4223102 Notions and Other Dry Goods Wholesalers

Establishments primarily engaged in the wholesale distribution of notions (i.e., sewing accessories, etc.), and other dry goods, except piece goods.

42232 Men's and Boys' Clothing and Furnishings Wholesalers

This industry comprises establishments primarily engaged in wholesaling men's and/or boys' clothing and furnishings.

422320 Men's and Boys' Clothing and Furnishings Wholesalers

This U.S. industry comprises establishments primarily engaged in wholesaling men's and/or boys' clothing and furnishings.

The data published with NAICS code 422320 include the following SIC industry:

5136 Men's and boys' clothing and furnishings

42233 Women's, Children's, and Infants' Clothing and Accessories Wholesalers

This industry comprises establishments primarily engaged in wholesaling (1) women's, children's, infants', and/or unisex clothing and accessories and/or (2) fur clothing.

422330 Women's, Children's, and Infants' Clothing and Accessories Wholesalers

This U.S. industry comprises establishments primarily engaged in wholesaling (1) women's, children's, infants', and/or unisex clothing and accessories and/or (2) fur clothing.

The data published with NAICS code 422330 include the following SIC industry:

5137 Women's and children's and infants' clothing and accessories

42234 Footwear Wholesalers

This industry comprises establishments primarily engaged in wholesaling footwear (including athletic) of leather, rubber, and other materials.

422340 Footwear Wholesalers

This U.S. industry comprises establishments primarily engaged in wholesaling footwear (including athletic) of leather, rubber, and other materials.

The data published with NAICS code 422340 include the following SIC industry:

5139 Footwear

4224 Grocery and Related Product Wholesalers

This NAICS Industry Group includes establishments classified in the following NAICS Industries: 42241, General line grocery wholesalers; 42242, Packaged frozen food wholesalers; 42243, Dairy product (except dried or canned) wholesalers; 42244, Poultry and poultry product wholesalers; 42245, Confectionery wholesalers; 42246, Fish and seafood wholesalers; 42247, Meat and meat product wholesalers; 42248, Fresh fruit and vegetable wholesalers; 42249, Other grocery and related products wholesalers.

42241 General Line Grocery Wholesalers

This industry comprises establishments primarily engaged in wholesaling a general line (wide range) of groceries.

422410 General Line Grocery Wholesalers

This U.S. industry comprises establishments primarily engaged in wholesaling a general line (wide range) of groceries.

The data published with NAICS code 422410 include the following SIC industry:

5141 Groceries, general line

4224101 General Line, Grocery Wholesalers, Voluntary Group

Establishments primarily engaged in the wholesale distribution of a general line of groceries and sponsoring (or affiliated with sponsors of) voluntary organization of food retailers which distributes a general line of groceries to these voluntary groups. These also include any voluntary group grocery wholesalers commonly engaged in joint advertising or other sales promotions under a group name or identification. Wholesale establishments sponsoring such voluntary groups are included here regardless of the portion of their sales made to the retail organization's members.

4224102 General Line, Grocery Wholesalers, Retail Cooperative

Establishments primarily engaged in the wholesale distribution of a general line of groceries and owned and operated cooperatively by groups of independent food retailers buying collectively which are primarily engaged

in wholesale selling and distributing a general line of groceries. These establishments function primarily as a wholesale cooperative company selling chiefly to member retailers, but sometimes do a regular wholesale business.

4224103 Other General Line Grocery Wholesalers

Establishments primarily engaged in the wholesale distribution of a general line of groceries, including cash-and-carry food establishments, not sponsoring or affiliated with any voluntary or cooperative groups. Also included are agents and brokers with a general line of groceries.

42242 Packaged Frozen Food Wholesalers

This industry comprises establishments primarily engaged in wholesaling packaged frozen foods (except dairy products).

422420 Packaged Frozen Food Wholesalers

This U.S. industry comprises establishments primarily engaged in wholesaling packaged frozen foods (except dairy products).

The data published with NAICS code 422420 include the following SIC industry:

5142 Packaged frozen foods

42243 Dairy Product (Except Dried or Canned) Wholesalers

This industry comprises establishments primarily engaged in wholesaling dairy products (except dried or canned).

422430 Dairy Product (Except Dried or Canned) Wholesalers

This U.S. industry comprises establishments primarily engaged in wholesaling dairy products (except dried or canned).

The data published with NAICS code 422430 include the following SIC industry:

5143 Dairy products, except dried or canned

4224301 Raw Milk Wholesalers

Establishments primarily engaged in the wholesale distribution of raw, dried, or canned milk.

4224302 Dairy Products, (Except Raw Milk) Wholesalers

Establishments primarily engaged in the wholesale distribution of processed dairy products, except raw, dried, or canned.

42244 Poultry and Poultry Product Wholesalers

This industry comprises establishments primarily engaged in wholesaling poultry and/or poultry products (except canned and packaged frozen).

422440 Poultry and Poultry Product Wholesalers

This U.S. industry comprises establishments primarily engaged in wholesaling poultry and/or poultry products (except canned and packaged frozen).

The data published with NAICS code 422440 include the following SIC industry:

5144 Poultry and poultry products

4224401 Live Poultry Wholesalers

Establishments primarily engaged in the wholesale distribution of live poultry.

4224402 Poultry and Poultry Products (Except Live) Wholesalers

Establishments primarily engaged in the wholesale distribution of poultry and poultry products (except canned and packaged frozen products and live poultry).

42245 Confectionery Wholesalers

This industry comprises establishments primarily engaged in wholesaling confectioneries; salted or roasted nuts; popcorn; potato, corn, and similar chips; and/or fountain fruits and syrups.

422450 Confectionery Wholesalers

This U.S. industry comprises establishments primarily engaged in wholesaling confectioneries; salted or roasted nuts; popcorn; potato, corn, and similar chips; and/or fountain fruits and syrups.

The data published with NAICS code 422450 include the following SIC industry:

5145 Confectionery

42246 Fish and Seafood Wholesalers

This industry comprises establishments primarily engaged in wholesaling fish and seafood (except canned or packaged frozen).

422460 Fish and Seafood Wholesalers

This U.S. industry comprises establishments primarily engaged in wholesaling fish and seafood (except canned or packaged frozen).

The data published with NAICS code 422460 include the following SIC industry:

5146 Fish and seafoods

42247 Meat and Meat Product Wholesalers

This industry comprises establishments primarily engaged in wholesaling meats and meat products (except canned and packaged frozen) and/or lard.

422470 Meat and Meat Product Wholesalers

This U.S. industry comprises establishments primarily engaged in wholesaling meats and meat products (except canned and packaged frozen) and/or lard.

The data published with NAICS code 422470 include the following SIC industry:

5147 (pt) Meats and meat products

42248 Fresh Fruit and Vegetable Wholesalers

This industry comprises establishments primarily engaged in wholesaling fresh fruits and vegetables.

422480 Fresh Fruit and Vegetable Wholesalers

This U.S. industry comprises establishments primarily engaged in wholesaling fresh fruits and vegetables.

The data published with NAICS code 422480 include the following SIC industry:

5148 Fresh fruits and vegetables

42249 Other Grocery and Related Products Wholesalers

This industry comprises establishments primarily engaged in wholesaling groceries and related products (except a general line of groceries; packaged frozen food; dairy products (except dried and canned); poultry products (except canned); confectioneries; fish and seafood (except canned); meat products (except canned); and fresh fruits and vegetables). Included in this industry are establishments primarily engaged in bottling and wholesaling spring and mineral waters processed by others.

422490 Other Grocery and Related Products Wholesalers

This U.S. industry comprises establishments primarily engaged in wholesaling groceries and related products (except a general line of groceries; packaged frozen food; dairy products (except dried and canned); poultry products (except canned); confectioneries; fish and seafood (except canned); meat products (except canned); and fresh fruits and vegetables). Included in this industry are establishments primarily engaged in bottling and wholesaling spring and mineral waters processed by others.

The data published with NAICS code 422490 include the following SIC industry:

5149 Other groceries and related products

4224901 Coffee, Tea, and Spices Wholesalers

Establishments primarily engaged in the wholesale distribution of coffee, soluble coffee, tea (bagged, packaged, loose, or powdered) and spices.

4224902 Bread and Baked Goods Wholesalers

Establishments primarily engaged in the wholesale distribution of bread, cakes, biscuits, doughnuts, pastries, crackers, pretzels, and other bakery products (except frozen).

4224903 Soft Drinks and Bottled Water Wholesalers

Establishments primarily engaged in the wholesale distribution of soft drinks and unprocessed bottled water.

4224904 Canned Goods Wholesalers

Establishments primarily engaged in the wholesale distribution of canned or bottled fruits, vegetables, juice, baby food, meat, poultry, fish, seafood, and dairy products (condensed or evaporated).

4224905 Food and Beverage Basic Material Wholesalers

Establishments primarily engaged in the wholesale distribution of basic food and beverage materials.

4224906 Other Grocery Specialties Wholesalers

Establishments primarily engaged in the wholesale distribution of grocery specialties, such as flour, refined sugar, breakfast cereals, butter substitutes (e.g., margarine), cooking oils, dried fruits, dried beans (packaged), honey, jams and jellies, pickles, preserves and sauces, polished rice, sandwiches, vegetable shortening, and other grocery specialties not included elsewhere.

4225 Farm Product Raw Material Wholesalers

This industry group comprises establishments primarily engaged in wholesaling agricultural products (except raw milk, live poultry, and fresh fruit and vegetables), such as grains, field beans, livestock, and other farm product raw materials (excluding seeds).

42251 Grain and Field Bean Wholesalers

This industry comprises establishments primarily engaged in wholesaling grains, such as corn, wheat, oats, barley, and unpolished rice; dry beans; and soybeans and

other inedible beans. Included in this industry are establishments primarily engaged in operating country or terminal grain elevators primarily for the purpose of wholesaling.

422510 Grain and Field Bean Wholesalers

This U.S. industry comprises establishments primarily engaged in wholesaling grains, such as corn, wheat, oats, barley, and unpolished rice; dry beans; and soybeans and other inedible beans. Included in this industry are establishments primarily engaged in operating country or terminal grain elevators primarily for the purpose of wholesaling.

The data published with NAICS code 422510 include the following SIC industry:

5153 Grain and field beans

42252 Livestock Wholesalers

This industry comprises establishments primarily engaged in wholesaling livestock (except horses and mules).

422520 Livestock Wholesalers

This U.S. industry comprises establishments primarily engaged in wholesaling livestock (except horses and mules).

The data published with NAICS code 422520 include the following SIC industry:

5154 Livestock

42259 Other Farm Product Raw Material Wholesalers

This industry comprises establishments primarily engaged in wholesaling farm products (except grain and field beans, livestock, raw milk, live poultry, and fresh fruits and vegetables).

422590 Other Farm Product Raw Material Wholesalers

This U.S. industry comprises establishments primarily engaged in wholesaling farm products (except grain and field beans, livestock, raw milk, live poultry, and fresh fruits and vegetables).

The data published with NAICS code 422590 include the following SIC industry:

5159 Other farm-product raw materials

4225901 Hides, Skins, and Pelts Wholesalers

Establishments primarily engaged in the wholesale distribution of untanned hides and skins, such as cattle hides, sheep skins, and goat skins; raw furs; and pelts of fur-bearing animals.

4225902 Leaf Tobacco Wholesalers

Establishments primarily engaged in the wholesale distribution of leaf tobacco.

4225903 Wool, Wool Tops, and Mohair Wholesalers

Establishments primarily engaged in the wholesale distribution of mohair (raw), raw wool, wool noils, wool tops, and wool clippings.

4225904 Cotton Wholesalers

Establishments primarily engaged in buying and/or marketing cotton.

4225905 Other Farm Product Raw Materials Wholesalers

Establishments primarily engaged in buying and/or marketing other farm products.

4226 Chemical and Allied Products Wholesalers

This industry group comprises establishments primarily engaged in wholesaling chemicals; plastics materials and basic forms and shapes; and allied products.

42261 Plastics Materials and Basic Forms and Shapes Wholesalers

This industry comprises establishments primarily engaged in wholesaling plastics materials and resins, and unsupported plastics film, sheet, sheeting, rod, tube, and other basic forms and shapes.

422610 Plastics Materials and Basic Forms and Shapes Wholesalers

This U.S. industry comprises establishments primarily engaged in wholesaling plastics materials and resins, and unsupported plastics film, sheet, sheeting, rod, tube, and other basic forms and shapes.

The data published with NAICS code 422610 include the following SIC industry:

5162 Plastics materials and basic forms and shapes

42269 Other Chemical and Allied Products Wholesalers

This industry comprises establishments primarily engaged in wholesaling chemicals and allied products (except agricultural and medicinal chemicals, paints and varnishes, fireworks, and plastics materials and basic forms and shapes).

422690 Other Chemical and Allied Products Wholesalers

This U.S. industry comprises establishments primarily engaged in wholesaling chemicals and allied products (except agricultural and medicinal chemicals, paints and varnishes, fireworks, and plastics materials and basic forms and shapes).

The data published with NAICS code 422690 include the following SIC industry:

5169 Other chemicals and allied products

4226901 Industrial Gases, (Except LP) Wholesalers

Establishments primarily engaged in the wholesale distribution of industrial gases (compressed and liquefied) regardless of use, such as oxygen and acetylene.

4226902 Other Chemicals and Allied Products Wholesalers

Establishments primarily engaged in the wholesale distribution of chemicals and allied products (except industrial gases), such as acids, industrial and heavy chemicals (except gases), dyestuffs, industrial salts, naval stores, rosin, and turpentine.

4227 Petroleum and Petroleum Products Wholesalers

This NAICS Industry Group includes establishments classified in the following NAICS Industries: 42271, Petroleum bulk stations and terminals; and 42272, Petroleum and petroleum products wholesalers (except bulk stations and terminals).

42271 Petroleum Bulk Stations and Terminals

This industry comprises establishments with bulk liquid storage facilities primarily engaged in wholesaling crude petroleum and petroleum products, including liquefied petroleum gas.

422710 Petroleum Bulk Stations and Terminals

This U.S. industry comprises establishments with bulk liquid storage facilities primarily engaged in wholesaling crude petroleum and petroleum products, including liquefied petroleum gas.

The data published with NAICS code 422710 include the following SIC industry:

5171 (pt) Petroleum bulk stations and terminals

4227101 Petroleum Bulk Stations and Terminals (Except LP)

Establishments primarily engaged in the wholesale distribution of liquid petroleum products (except liquefied petroleum gases) from bulk liquid storage stations or terminals.

42271011 Petroleum Bulk Stations (Except LP)

Establishments primarily engaged in the wholesale distribution of liquid petroleum products (except liquefied petroleum gases) from bulk liquid storage stations for resale. Bulk storage stations have bulk storage capacity of 10,000 to 100,000 gallons, or 100,000 to 2,100,000 gallons and do not receive their supplies primarily from tanker, barge, or pipeline.

42271012 Petroleum Bulk Terminals (Except LP)

Establishments primarily engaged in the wholesale distribution of liquid petroleum products (except liquefied petroleum gases) from bulk liquid storage terminals. Bulk storage terminals have bulk storage capacity of 2,100,000 gallons or more, or have bulk storage capacity of 100,000 gallons or more and receive products primarily by tanker, barge, or pipeline.

4227102 Liquefied Petroleum Bulk Stations and Terminals

Establishments primarily engaged in the wholesale distribution of liquefied petroleum gases from bulk storage stations or terminals for resale. Bulk storage stations or terminals have bulk storage capacity of 10,000 gallons or more.

42272 Petroleum and Petroleum Products Wholesalers (Except Bulk Stations and Terminals)

This industry comprises establishments primarily engaged in wholesaling petroleum and petroleum products (except from bulk liquid storage facilities).

422720 Petroleum and Petroleum Products Wholesalers (Except Bulk Stations and Terminals)

This U.S. industry comprises establishments primarily engaged in wholesaling petroleum and petroleum products (except from bulk liquid storage facilities).

The data published with NAICS code 422720 include the following SIC industry:

5172 Petroleum and petroleum products, except bulk stations and terminals

4228 Beer, Wine, and Distilled Alcoholic Beverage Wholesalers

This NAICS Industry Group includes establishments classified in the following NAICS Industries: 42281, Beer and ale wholesalers; 42282, Wine and distilled alcoholic beverage wholesalers.

42281 Beer and Ale Wholesalers

This industry comprises establishments primarily engaged in wholesaling beer, ale, porter, and other fermented malt beverages.

422810 Beer and Ale Wholesalers

This U.S. industry comprises establishments primarily engaged in wholesaling beer, ale, porter, and other fermented malt beverages.

The data published with NAICS code 422810 include the following SIC industry:

5181 Beer and ale

42282 Wine and Distilled Alcoholic Beverage Wholesalers

This industry comprises establishments primarily engaged in wholesaling wine, distilled alcoholic beverages, and/or neutral spirits and ethyl alcohol used in blended wines and distilled liquors.

422820 Wine and Distilled Alcoholic Beverage Wholesalers

This U.S. industry comprises establishments primarily engaged in wholesaling wine, distilled alcoholic beverages, and/or neutral spirits and ethyl alcohol used in blended wines and distilled liquors.

The data published with NAICS code 422820 include the following SIC industry:

5182 Wine and distilled alcoholic beverages

4228201 Wines and Distilled Alcoholic Beverages (Licensed Operation) Wholesalers

Establishments primarily engaged in the wholesale distribution of wines and distilled spirits under government license.

4228202 Wines and Distilled Alcoholic Beverages (State-Operated) Wholesalers

Establishments primarily engaged as state-owned and operated wholesale distributors of wines and spirits.

4229 Miscellaneous Nondurable Goods Wholesalers

This industry group comprises establishments primarily engaged in wholesaling nondurable goods, such as farm supplies; books, periodicals and newspapers; flowers; nursery stock; paints; varnishes; tobacco and tobacco products; and other miscellaneous nondurable goods, such as cut Christmas trees and pet supplies.

42291 Farm Supplies Wholesalers

This industry comprises establishments primarily engaged in wholesaling farm supplies, such as animal feeds, fertilizers, agricultural chemicals, pesticides, plant seeds, and plant bulbs.

422910 Farm Supplies Wholesalers

This U.S. industry comprises establishments primarily engaged in wholesaling farm supplies, such as animal feeds, fertilizers, agricultural chemicals, pesticides, plant seeds, and plant bulbs.

The data published with NAICS code 422910 include the following SIC industry:

5191 (pt) Farm supplies

4229101 Farm Supplies—Farm Dealers

Establishments primarily engaged in the wholesale distribution of farm supplies primarily sold directly to farmers for farm use.

4229102 Farm Supplies—Wholesale Distributors

Establishments primarily engaged in the wholesale distribution of farm supplies primarily sold directly to governments, institutions, farm dealers, export sales, and other nonfarm accounts.

42292 Book, Periodical, and Newspaper Wholesalers

This industry comprises establishments primarily engaged in wholesaling books, periodicals, and newspapers.

422920 Book, Periodical, and Newspaper Wholesalers

This U.S. industry comprises establishments primarily engaged in wholesaling books, periodicals, and newspapers.

The data published with NAICS code 422920 include the following SIC industry:

5192 Books, periodicals, and newspapers

42293 Flower, Nursery Stock, and Florists' Supplies Wholesalers

This industry comprises establishments primarily engaged in wholesaling flowers, florists' supplies, and/or nursery stock (except seeds and plant bulbs).

422930 Flower, Nursery Stock, and Florists' Supplies Wholesalers

This U.S. industry comprises establishments primarily engaged in wholesaling flowers, florists' supplies, and/or nursery stock (except seeds and plant bulbs).

The data published with NAICS code 422930 include the following SIC industry:

5193 (pt) Flowers, nursery stock, and florists' supplies

42294 Tobacco and Tobacco Product Wholesalers

This industry comprises establishments primarily engaged in wholesaling tobacco products, such as cigarettes, snuff, cigars, and pipe tobacco.

422940 Tobacco and Tobacco Product Wholesalers

This U.S. industry comprises establishments primarily engaged in wholesaling tobacco products, such as cigarettes, snuff, cigars, and pipe tobacco.

The data published with NAICS code 422940 include the following SIC industry:

5194 Tobacco and tobacco products

42295 Paint, Varnish, and Supplies Wholesalers

This industry comprises establishments primarily engaged in wholesaling paints, varnishes, and similar coatings; pigments; wallpaper; and supplies, such as paint brushes and rollers.

422950 Paint, Varnish, and Supplies Wholesalers

This U.S. industry comprises establishments primarily engaged in wholesaling paints, varnishes, and similar coatings; pigments; wallpaper; and supplies, such as paint brushes and rollers.

The data published with NAICS code 422950 include the following SIC industry:

5198 (pt) Paints, varnishes, and supplies

4229501 Paints, Varnishes, and Supplies (Wholesalers)

Establishments primarily engaged in wholesaling paints, varnishes, and similar coatings; pigments; wallpaper; and supplies, such as paint brushes and rollers.

42295011 Paints, Varnishes, and Supplies (Wholesalers)

Establishments primarily engaged in wholesaling paints, varnishes, and similar coatings; pigments; wallpaper; and supplies, such as paint brushes and rollers.

42299 Other Miscellaneous Nondurable Goods Wholesalers

This industry comprises establishments primarily engaged in wholesaling nondurable goods (except printing and writing paper; stationery and office supplies; industrial and personal service paper; drugs and druggists' sundries; apparel, piece goods, and notions; grocery and related products; farm product raw materials; chemical and allied products; petroleum and petroleum products; beer, wine, and distilled alcoholic beverages; farm supplies; books, periodicals and newspapers; flower, nursery stock and florists' supplies; tobacco and tobacco products; and paint, varnishes, wallpaper, and supplies).

422990 Other Miscellaneous Nondurable Goods Wholesalers

This U.S. industry comprises establishments primarily engaged in wholesaling nondurable goods (except printing and writing paper; stationery and office supplies; industrial and personal service paper; drugs and druggists' sundries; apparel, piece goods, and notions; grocery and related products; farm product raw materials; chemical and allied products; petroleum and petroleum products; beer, wine, and distilled alcoholic beverages; farm supplies; books, periodicals and newspapers; flower, nursery stock and florists' supplies; tobacco and tobacco products; and paint, varnishes, wallpaper, and supplies).

The data published with NAICS code 422990 include the following SIC industry:

5199 (pt) Other miscellaneous nondurable goods

4229901 Art Goods Wholesalers

Establishments primarily engaged in the wholesale distribution of art goods such as artists' supplies, curios, and souvenirs.

4229902 General Merchandise (Nondurable Goods) Wholesalers

Establishments primarily engaged in the wholesale distribution of a general line of nondurable goods with no one line accounting for more than 25 percent of the total sales.

4229903 Textile Bags, Bagging, and Burlap Wholesalers

Establishments primarily engaged in the wholesale distribution of textile bags, and bagging burlap, and canvas and felt products.

4229904 Other Nondurable Goods Wholesalers

Establishments primarily engaged in the wholesale distribution of nondurable goods (except office supplies, druggists' sundries, apparel, groceries, chemical products, petroleum products, alcoholic beverages, farm supplies, books, periodicals, florists supplies; paint supplies, and art goods).

Appendix C.

Coverage and Methodology

MAIL/NONMAIL UNIVERSE

For the wholesale sector all firms were sent questionnaires to be completed and returned to the Census Bureau by mail. This sector does not have a nonmail universe. For most very small firms with employment, abbreviated data was collected using a short form. These records provided basic information on location, kind of business, sales, payroll, number of employees, and legal form of organization. Nonemployers were not included in the scope of the wholesale sector.

INDUSTRY CLASSIFICATION OF ESTABLISHMENTS

The classifications for all establishments in this sector were assigned in accordance with the 1997 North American Industry Classification System (NAICS) Manual, United States. NAICS is a common classification system developed by the United States, Canada, and Mexico. This system replaces the 1987 Standard Industrial Classification (SIC) that was used in previous censuses. Appendix A of the 1997 NAICS manual provides information on the comparability between the 1987 SIC and 1997 NAICS. More information on NAICS is available in the NAICS manual and at www.census.gov/naics.

RELIABILITY OF DATA

The accuracy of these tabulated data is determined by the joint effects of the various nonsampling errors or by the joint effects of sampling and nonsampling errors. No direct measurement of these effects has been obtained, except for estimation for missing or misreported data; however, precautionary steps were taken in all phases of the collection, processing, and tabulation of the data in an effort to minimize the effects of nonsampling errors. Nonsampling errors can be attributed to many sources: inability to identify all cases in the actual universe; definition and classification difficulties; differences in the interpretation of questions; errors in recording or coding the data obtained; and other errors of collection, response, coverage, and estimation for missing or misreported data.

The Census Bureau obtains limited information extracted from administrative records of other Federal agencies. This information is used in conjunction with other information available to the Census Bureau to develop estimates for nonemployers, small employers, and other establishments for which responses were not received in time for publication.

TREATMENT OF NONRESPONSE

Census report forms included two different types of inquiries, "basic" and "industry-specific." Data for the basic inquiries, which included location, kind of business or operation, sales, payroll, number of employees, and legal form of organization, were available from a combination of sources for all establishments. Data for industry-specific inquiries, tailored to the particular kinds of business or type of operation covered by the report, were available only from the establishments that completed the appropriate inquiries on the questionnaire.

Two methods were used to account for nonresponse to industry-specific inquiries. For some inquiries, missing data were imputed for individual records based on responses from similar establishments. For other inquiries, the total of reported data was expanded to represent 100 percent of the employer universe. Data presented for industry-specific inquiries based on a December 31 reference date were expanded in direct relationship to total sales of only those establishments in business at the end of the year. Unless otherwise noted in specific reports, data for other industry-specific inquiries were expanded in direct relationship to total sales of all establishments included in the category. In a few cases, expansion on the basis of sales was not appropriate, and another basic data item was used as the basis for expansion.

All reports in which data were expanded to account for nonrespondents include a coverage indicator for each publication category, which shows the sales of establishments responding to the industry-specific inquiry as a percent of total sales for all establishments for which data are shown. For some inquiries, coverage is determined by the ratio of total payroll or employment of establishments responding to the inquiry to total payroll or employment of all establishments in the category.

ESTABLISHMENT AND FIRM SIZE

A recompilation of data collected in the 1997 Economic Census, Wholesale Trade sector, is divided into three categories: size of establishment, size of firm, and legal form of organization.

Only establishments which operated the entire year have been classified into the various size groups used in the establishment size tables. An establishment is classified as "operated entire year" if it operated 10 months or more during the year. Data for establishments which reported that they were in operation less than 10 months,

while not included in the size groups, are included in the totals for the kind of business and are separately summarized as “not operated entire year.”

A firm may be either a single-establishment (single unit) firm or a multiestablishment (multiunit) firm. Firm size groups are based on aggregate data for all establishments operated by the same firm in the kind-of-business classification, group, or total for which data are presented. For example, a firm operated three wholesale establishments: a hardware store (NAICS 42171), a plumbing supply store (NAICS 42172), and an electrical appliance and television store (NAICS 42162). At the most detailed level of classification, each establishment is a single unit operated by a multiestablishment firm. At the hardware, plumbing, and heating equipment and supply group level (NAICS 4217); it is a two-establishment multiunit. At the wholesale trade total level, it is a three-establishment multiunit. Data are

presented based on sales size of firms, and for single units and multiunits (by number of establishments operated). Additional data are presented separately for the 4, 8, 20, and 50 largest firms based on total sales.

The legal form of organization for firms receiving the detailed census forms was based on the response to the organization status inquiry. The legal form of organization of firms receiving the classification form was generally based on administrative records of other Federal agencies. The recognized legal form of organization include:

1. Corporation,
2. Individual proprietorships,
3. Partnerships,
4. Cooperative associations.
5. Other.

Appendix D. Geographic Notes

Not applicable for this report.

Appendix E. Metropolitan Areas

Not applicable for this report.

Miscellaneous Subjects

1997

Issued February 2001

EC97W42S-SB

1997 Economic Census

Wholesale Trade


Subject Series



USCENSUSBUREAU

Helping You Make Informed Decisions

U.S. Department of Commerce
Economics and Statistics Administration
U.S. CENSUS BUREAU



ACKNOWLEDGMENTS

Many persons participated in the various activities of the 1997 Economic Census for the Wholesale Trade sector.

Service Sector Statistics Division prepared this report. **Bobby E. Russell**, Assistant Chief for Census Programs, was responsible for the overall planning, management, and coordination. Planning and implementation were under the direction of **Donna L. Hambric**, Chief, Wholesale Census Branch, and **John R. Trimble**, Chief, Services Sector Statistics Division Redesign Team, assisted by **Steven L. Barron** and **Scott P. Handmaker**. Primary staff assistance was provided by **John L. Vignali**, **Gary E. Swenson**, **Karen K. Sigmon**, **Pamela Palmer**, **G. Brian Wilson**, **Peter J. Martin**, **Dennis R. Johnson**, **Jennifer A. Sekely**, **Stephen W. Hume**, **Francine T. Grey**, and **John Walsh**.

Mathematical and statistical techniques, as well as the coverage operations were provided by **Carl A. Konschnik**, Assistant Chief for Research and Methodology, assisted by **Carol S. King**, Chief, Statistical Methods Branch, and **Jock R. Black**, Chief, Program Research and Development Branch, with staff assistance from **Maria C. Cruz** and **David L. Kinyon**.

The Economic Planning and Coordination Division provided overall planning and review of many operations and the computer processing procedures. **Shirin A. Ahmed**, Assistant Chief for Post-Collection Processing, was responsible for edit procedures and designing the interactive analytical software. Design and specifications were prepared under the supervision of **Dennis L. Shoemaker**, Chief, Census Processing Branch, assisted by **John D. Ward**. Primary staff assistance was provided by **Sonya P. Curcio**, **Richard W. Graham**, and **Cheryl E. Merkle**. The Economic Product Team, with primary contributions from **Andrew W. Hait** and **Jennifer E. Lins**, was responsible for the development of the system to disseminate 1997 Economic Census products.

The staff of the National Processing Center, **Judith N. Petty**, Chief, performed mailout preparation and receipt operations, clerical and analytical review activities, and data entry.

The Geography Division staff developed geographic coding procedures and associated computer programs.

The Economic Statistical Methods and Programming Division, **Charles P. Pautler Jr.**, Chief, developed and coordinated the computer processing systems. **Martin S. Harahush**, Assistant Chief for Quinquennial Programs, was responsible for design and implementation of the computer systems. **Robert S. Jewett**, **Barbara L. Lambert**, and **Edward F. Johnson** provided special computer programming. **William C. Wester**, Chief, Services Branch, assisted by **Robert A. Hill** and **Jay L. Norris**, supervised the preparation of the computer programs. Additional programming assistance was provided by **Ryan C. Fung**, **Leatrice D. Hines**, **Michael J. Ocasio**, and **Michael A. Sendelbach**.

Computer Services Division, **Debra D. Williams**, Chief, performed the computer processing.

Kim D. Ottenstein, and **Bernadette J. Gayle**, of the Administrative and Customer Services Division, **Walter C. Odom**, Chief, provided publications and printing management, graphics design and composition, and editorial review for print and electronic media. General direction and production management were provided by **Michael G. Garland**, Assistant Division Chief, and **Gary J. Lauffer**, Chief, Publications Services Branch.

Special acknowledgment is also due the many businesses whose cooperation has contributed to the publication of these data.

1997 Economic Census

Wholesale Trade

Subject Series



U.S. Department of Commerce
Donald L. Evans,
Secretary

**Economics
and Statistics
Administration**
J. Lee Price,
Acting Under Secretary for
Economic Affairs

U.S. CENSUS BUREAU
William G. Barron,
Acting Director



**Economics
and Statistics
Administration**

J. Lee Price,
Acting Under Secretary
for Economic Affairs



U.S. CENSUS BUREAU

William G. Barron,
Acting Director

William G. Barron,
Deputy Director

Paula J. Schneider,
Principal Associate Director
for Programs

Frederick T. Knickerbocker,
Associate Director
for Economic Programs

Thomas L. Mesenbourg,
Assistant Director
for Economic Programs

Bobby E. Russell,
Acting Chief, Service Sector
Statistics Division

CONTENTS

Introduction to the Economic Census	1
Wholesale Trade	5
TABLES	
Sales by Class of Customer	
1. Sales by Class of Customer for the United States: 1997.....	7
Employment by Principal Activity	
2. Employment by Principal Activity for the United States: 1997 ..	30
Inventories	
3. End-of-Year Inventories for the United States: 1996	49
4. End-of-Year Inventories for the United States: 1997	65
Type of Operation	
5. Detailed Type of Operation for the United States: 1997	81
Sales and Commissions Received	
6. Sales and Commissions of Agents, Brokers, and Commission Merchants for the United States: 1997	119
Gross Margins and Gross Profits	
7. Gross Margin and Its Components for Merchant Wholesalers for the United States: 1997	123
8. Gross Profit and Its Components for Merchant Wholesalers for the United States: 1997	128
Petroleum Bulk Stations and Terminals	
9. Petroleum Bulk Stations by Type of Station for States: 1997 ...	132
10. Bulk Storage Capacity by Type of Facility and Type of Product for States: 1997	138
11. Bulk Storage Capacity by Type of Product for States: 1997	142
12. Bulk Storage Capacity by Type of Product and Storage Capacity Size for States: 1997	146
13. Primary Method of Receiving Petroleum Bulk Liquid Products for States: 1997	154
APPENDIXES	
A. Explanation of Terms	A-1
B. NAICS Codes, Titles, and Descriptions	B-1
C. Coverage and Methodology	C-1
D. Geographic Notes	--
E. Metropolitan Areas	--

-- Not applicable for this report.

Introduction to the Economic Census

PURPOSES AND USES OF THE ECONOMIC CENSUS

The economic census is the major source of facts about the structure and functioning of the Nation's economy. It provides essential information for government, business, industry, and the general public. Title 13 of the United States Code (Sections 131, 191, and 224) directs the Census Bureau to take the economic census every 5 years, covering years ending in 2 and 7.

The economic census furnishes an important part of the framework for such composite measures as the gross domestic product estimates, input/output measures, production and price indexes, and other statistical series that measure short-term changes in economic conditions. Specific uses of economic census data include the following:

- Policymaking agencies of the Federal Government use the data to monitor economic activity and assess the effectiveness of policies.
- State and local governments use the data to assess business activities and tax bases within their jurisdictions and to develop programs to attract business.
- Trade associations study trends in their own and competing industries, which allows them to keep their members informed of market changes.
- Individual businesses use the data to locate potential markets and to analyze their own production and sales performance relative to industry or area averages.

ALL-NEW INDUSTRY CLASSIFICATIONS

Data from the 1997 Economic Census are published primarily on the basis of the North American Industry Classification System (NAICS), unlike earlier censuses, which were published according to the Standard Industrial Classification (SIC) system. NAICS is in the process of being adopted in the United States, Canada, and Mexico. Most economic census reports cover one of the following NAICS sectors:

21	Mining
22	Utilities
23	Construction
31-33	Manufacturing
42	Wholesale Trade
44-45	Retail Trade
48-49	Transportation and Warehousing
51	Information

52	Finance and Insurance
53	Real Estate and Rental and Leasing
54	Professional, Scientific, and Technical Services
55	Management of Companies and Enterprises
56	Administrative and Support and Waste Management and Remediation Services
61	Educational Services
62	Health Care and Social Assistance
71	Arts, Entertainment, and Recreation
72	Accommodation and Foodservices
81	Other Services (except Public Administration)

(Not listed above are the Agriculture, Forestry, Fishing, and Hunting sector (NAICS 11), partially covered by the census of agriculture conducted by the U.S. Department of Agriculture, and the Public Administration sector (NAICS 92), covered by the census of governments conducted by the Census Bureau.)

The 20 NAICS sectors are subdivided into 96 subsectors (three-digit codes), 313 industry groups (four-digit codes), and, as implemented in the United States, 1170 industries (five- and six-digit codes).

RELATIONSHIP TO SIC

While many of the individual NAICS industries correspond directly to industries as defined under the SIC system, most of the higher level groupings do not. Particular care should be taken in comparing data for retail trade, wholesale trade, and manufacturing, which are sector titles used in both NAICS and SIC, but cover somewhat different groups of industries. The industry definitions discuss the relationships between NAICS and SIC industries. Where changes are significant, it will not be possible to construct time series that include data for points both before and after 1997.

For 1997, data for auxiliary establishments (those functioning primarily to manage, service, or support the activities of their company's operating establishments, such as a central administrative office or warehouse) will not be included in the sector-specific reports. These data will be published separately.

GEOGRAPHIC AREA CODING

Accurate and complete information on the physical location of each establishment is required to tabulate the census data for the states, metropolitan areas (MAs), counties, parishes, and corporate municipalities including cities, towns, villages, and boroughs. Respondents were

required to report their physical location (street address, municipality, county, and state) if it differed from their mailing address. For establishments not surveyed by mail (and those single-establishment companies that did not provide acceptable information on physical location), location information from Internal Revenue Service tax forms is used as a basis for coding.

BASIS OF REPORTING

The economic census is conducted on an establishment basis. A company operating at more than one location is required to file a separate report for each store, factory, shop, or other location. Each establishment is assigned a separate industry classification based on its primary activity and not that of its parent company.

DOLLAR VALUES

All dollar values presented are expressed in current dollars; i.e., 1997 data are expressed in 1997 dollars, and 1992 data, in 1992 dollars. Consequently, when making comparisons with prior years, users of the data should consider the changes in prices that have occurred.

All dollar values are shown in thousands of dollars.

AVAILABILITY OF ADDITIONAL DATA

Reports in Print and Electronic Media

All results of the 1997 Economic Census are available on the Census Bureau Internet site (www.census.gov) and on compact discs (CD-ROM) for sale by the Census Bureau. Unlike previous censuses, only selected highlights are published in printed reports. For more information, including a description of electronic and printed reports being issued, see the Internet site, or write to U.S. Census Bureau, Washington, DC 20233-8300, or call Customer Services at 301-457-4100.

Special Tabulations

Special tabulations of data collected in the 1997 Economic Census may be obtained, depending on availability of time and personnel, in electronic or tabular form. The data will be summaries subject to the same rules prohibiting disclosure of confidential information (including name, address, kind of business, or other data for individual business establishments or companies) that govern the regular publications.

Special tabulations are prepared on a cost basis. A request for a cost estimate, as well as exact specifications on the type and format of the data to be provided, should be directed to the Chief of the division named below, U.S. Census Bureau, Washington, DC 20233-8300. To discuss a special tabulation before submitting specifications, call the appropriate division:

Manufacturing and Construction Division 301-457-4673
Service Sector Statistics Division 301-457-2668

HISTORICAL INFORMATION

The economic census has been taken as an integrated program at 5-year intervals since 1967 and before that for 1954, 1958, and 1963. Prior to that time, individual components of the economic census were taken separately at varying intervals.

The economic census traces its beginnings to the 1810 Decennial Census, when questions on manufacturing were included with those for population. Coverage of economic activities was expanded for the 1840 Decennial Census and subsequent censuses to include mining and some commercial activities. The 1905 Manufactures Census was the first time a census was taken apart from the regular decennial population census. Censuses covering retail and wholesale trade and construction industries were added in 1930, as were some covering service trades in 1933. Censuses of construction, manufacturing, and the other business service censuses were suspended during World War II.

The 1954 Economic Census was the first census to be fully integrated: providing comparable census data across economic sectors, using consistent time periods, concepts, definitions, classifications, and reporting units. It was the first census to be taken by mail, using lists of firms provided by the administrative records of other Federal agencies. Since 1963, administrative records also have been used to provide basic statistics for very small firms, reducing or eliminating the need to send them census questionnaires.

The range of industries covered in the economic censuses expanded between 1967 and 1992. The census of construction industries began on a regular basis in 1967, and the scope of service industries, introduced in 1933, was broadened in 1967, 1977, and 1987. While a few transportation industries were covered as early as 1963, it was not until 1992 that the census broadened to include all of transportation, communications, and utilities. Also new for 1992 was coverage of financial, insurance, and real estate industries. With these additions, the economic census and the separate census of governments and census of agriculture collectively covered roughly 98 percent of all economic activity.

Printed statistical reports from the 1992 and earlier censuses provide historical figures for the study of long-term time series and are available in some large libraries. All of the census reports printed since 1967 are still available for sale on microfiche from the Census Bureau. CD-ROMs issued from the 1987 and 1992 Economic Censuses contain databases including nearly all data published in print, plus additional statistics, such as ZIP Code statistics, published only on CD-ROM.

SOURCES FOR MORE INFORMATION

More information about the scope, coverage, classification system, data items, and publications for each of the economic censuses and related surveys is published in the *Guide to the 1997 Economic Census and Related Statistics* at www.census.gov/econguide. More information on the methodology, procedures, and history of the censuses will be published in the *History of the 1997 Economic Census* at www.census.gov/econ/www/history.html.

ABBREVIATIONS AND SYMBOLS

The following abbreviations and symbols are used with the 1997 Economic Census data:

A	Standard error of 100 percent or more.
D	Withheld to avoid disclosing data of individual companies; data are included in higher level totals.
F	Exceeds 100 percent because data include establishments with payroll exceeding revenue.
N	Not available or not comparable.
Q	Revenue not collected at this level of detail for multiestablishment firms.
S	Withheld because estimates did not meet publication standards.

V	Represents less than 50 vehicles or .05 percent.
X	Not applicable.
Y	Disclosure withheld because of insufficient coverage of merchandise lines.
Z	Less than half the unit shown.
a	0 to 19 employees.
b	20 to 99 employees.
c	100 to 249 employees.
e	250 to 499 employees.
f	500 to 999 employees.
g	1,000 to 2,499 employees.
h	2,500 to 4,999 employees.
i	5,000 to 9,999 employees.
j	10,000 to 24,999 employees.
k	25,000 to 49,999 employees.
l	50,000 to 99,999 employees.
m	100,000 employees or more.
p	10 to 19 percent estimated.
q	20 to 29 percent estimated.
r	Revised.
s	Sampling error exceeds 40 percent.
nec	Not elsewhere classified.
nsk	Not specified by kind.
–	Represents zero (page image/print only).
(CC)	Consolidated city.
(IC)	Independent city.

This page is intentionally blank.

Wholesale Trade

SCOPE

The Wholesale Trade sector (sector 42) comprises establishments engaged in wholesaling merchandise, generally without transformation, and rendering services incidental to the sale of merchandise.

The wholesaling process is an intermediate step in the distribution of merchandise. Wholesalers are organized to sell or arrange the purchase or sale of (a) goods for resale (i.e., goods sold to other wholesalers or retailers), (b) capital or durable nonconsumer goods, and (c) raw and intermediate materials and supplies used in production.

Wholesalers sell merchandise to other businesses and normally operate from a warehouse or office. These warehouses and offices are characterized by having little or no display of merchandise. In addition, neither the design nor the location of the premises is intended to solicit walk-in traffic. Wholesalers do not normally use advertising directed to the general public. Customers are generally reached initially via telephone, in-person marketing, or by specialized advertising that may include Internet and other electronic means. Follow-up orders are either vendor-initiated or client-initiated, generally based on previous sales, and typically exhibit strong ties between sellers and buyers. In fact, transactions are often conducted between wholesalers and clients that have long-standing business relationships.

This sector comprises three main types of wholesalers: those that sell goods on their own account, those that sell goods manufactured by a parent company in the United States, and those that arrange sales and purchases for others for a commission or fee.

1. Wholesale merchants, distributors, jobbers, drop shippers, import/export merchants, terminal grain elevators, country grain elevators, and farm product assemblers sell goods on their own account. These establishments typically maintain their own warehouse, where they receive and handle goods for their customers. They also may operate as drop shippers or offices taking orders from customers and having the goods shipped directly from the supplier. Establishments operating exclusively in this manner will not maintain any inventory. Goods are generally sold without transformation, but may include integral functions, such as sorting, packaging, labeling, and other marketing services.
2. Manufacturers sales branches and offices primarily sell products manufactured or mined in the United States by their parent company.
3. Agents and brokers, commission merchants, import/export agents and brokers, auction companies, and manufacturers' agents arrange for the purchase or sale of goods owned by others or purchased on a commission basis. Agents and brokers operate from offices and do not own or handle the goods they sell. Auction companies and commission merchants handle goods on a consignment basis but do not own the goods.

Although wholesaling normally denotes sales in large volumes, durable nonconsumer goods may be sold in single units. Sales of capital or durable nonconsumer goods used in the production of goods and services, such as farm machinery, medium and heavy duty trucks, and industrial machinery, are always included in wholesale trade.

GENERAL

A list of products that provide statistics on sector 42 follows.

Geographic area reports. A separate report containing data for establishments with payroll is published for each state, the District of Columbia, and the United States. Each report presents general statistics for establishments with payroll, on number of establishments, sales, payroll, employment, operating expenses, and inventories. At the state level, data also are presented separately for the following types of wholesale operations: merchant wholesalers; manufacturers' sales branches and offices; and agents, brokers, commission merchants, and auction companies. Less type-of-operation detail is shown below the state level. For states, MAs, and counties and places with 200 wholesale establishments or more, statistics are presented by kind of business. Greater kind-of-business detail is shown for larger areas. In addition, data are shown for all places with 2,500 inhabitants or more and all counties (with no kind-of-business detail).

Commodity line sales report. This report presents data on major categories of commodities sold by wholesale kinds of business for the United States. Tables present data for each kind of business and show, for each commodity line, the number of establishments handling the line and their sales of the line; the percentage of total sales of the kind of business accounted for by each of the lines carried; and for establishments actually handling a specific line, the percentage of total sales represented by sales of that line. Summary statistics also are provided for

the broad commodity line categories, including counts of establishments and the amount and percentage of the line sold by various kinds of wholesale businesses.

Establishment and firm size (including legal form of organization) report. This report presents data for establishments with payroll, based on size of establishment, size of company or firm, and legal form of organization. Establishment statistics are presented by sales size and by employment size; statistics for firms by sales size (including concentration by largest firms), by employment size, and by number of establishments operated (single units and multiunits). Statistics are presented by kind of business on the number of establishments, sales, payroll, operating expense, inventories and employment for the United States.

Miscellaneous subjects report. This report contains data by kind of business on employment by principal activity; sales by class of customer; inventory valuation methods; commissions and gross selling value of business conducted for others by agents and brokers; gross margins, gross profits, and their components; and on petroleum bulk stations and terminals. Data are presented for the United States as a whole and for petroleum bulk stations and terminals at the state level.

GEOGRAPHIC AREAS COVERED

The level of geographic detail varies by report. Data may be presented for:

1. The United States as a whole.
2. States and the District of Columbia.
3. Consolidated metropolitan statistical areas (CMSAs) and primary metropolitan statistical areas (PMSAs) defined by the Office of Management and Budget (OMB) as of June 30, 1997. A CMSA is an area used to facilitate the presentation and analysis of data for large concentrations of metropolitan populations. It includes two or more contiguous PMSAs which have a population of at least 1,000,000 (according to the 1990 Census of Population or subsequent special census) and which meet specific criteria of urban character and of social and economic integration.
4. Metropolitan statistical areas (MSAs) defined by the OMB as of June 30, 1997. An MSA is an integrated economic and social unit with a population nucleus of at least 50,000 inhabitants (according to the 1990 Census of Population or subsequent special census). Each MSA consists of one or more counties meeting standards of metropolitan character; in New England, cities and towns rather than counties are the component geographic units.
5. Areas within the state outside metropolitan areas (MAs).

6. Counties and county equivalents defined as of January 1, 1997. Counties are the primary divisions of states, except in Louisiana where they are called parishes and in Alaska where they are called boroughs and census areas. Maryland, Missouri, Nevada, and Virginia have one place or more that is independent of any county organization and constitutes primary divisions of their states. These places are treated as counties and as places.
7. Consolidated cities defined as of January 1, 1997. Consolidated cities are consolidated governments which consist of separately incorporated municipalities.
8. Municipalities of 2,500 inhabitants or more defined as of January 1, 1997. These are areas of significant population incorporated as a city, borough, village, or town according to the 1990 Census of Population or subsequent special census. For the economic census, boroughs and census areas in Alaska and boroughs in New York are not included in this category.
9. Special economic urban areas (SEUAs), which include townships in Michigan, New Jersey, and Pennsylvania, and towns in New York, Wisconsin, and the six New England states with 10,000 inhabitants or more (according to the 1990 Census of Population or subsequent special census).

COMPARABILITY OF THE 1992 AND 1997 CENSUSES

The 1997 Economic Census is the first census to present data based on the new North American Industry Classification System (NAICS). Previous census data were presented based on the Standard Industrial Classification (SIC) system developed some 60 years ago. Due to this change, comparability between census years may be limited. Comparative statistics will be included as part of the Core Business Statistics Reports.

DISCLOSURE

In accordance with Federal law governing census reports, (Title 13 of the United States Code), no data are published that would disclose the operations of an individual establishment or business. However, the number of establishments in a kind-of-business classification is not considered a disclosure; therefore, this information may be released even though other information is withheld.

AVAILABILITY OF MORE FREQUENT ECONOMIC DATA

The Census Bureau conducts annual surveys on the wholesale trade. These surveys, while providing more frequent observations, yield less kind-of-business and geographic detail than the economic census. In addition, the County Business Patterns program offers annual statistics on the number of establishments, employment, and payroll classified by industry within each county.

Table 1. Sales by Class of Customer for the United States: 1997

[Includes only establishments with payroll. For meaning of abbreviations and symbols, see introductory text. For explanation of terms, see Appendix A]

NAICS code	Kind of business and type of operation	Establishments (number)	Sales (\$1,000)	Percent distribution of sales by class of customer ¹										Coverage ²
				Export sales	Restaurants, hotels, food services, and contract feeding	Retailers and repair shops for resale or repair	Other wholesale establishments for resale	Industrial users for production (mining and manufacturing)	Business users for consumption, not for resale	Farmers (for farm use)	Household consumers and individual users	Builders and contractors	Governmental bodies (Federal, state, and local)	
	Wholesale trade	'453 470	'4 059 657 778	6.2	4.5	30.1	28.3	13.8	10.4	1.7	.6	2.5	1.9	74.9
421	Wholesale trade, durable goods	290 629	'2 179 717 376	5.0	.7	28.5	26.1	17.5	14.2	1.1	.5	4.2	2.2	75.7
4211	Motor vehicle & motor vehicle parts & supplies whsle	'29 328	'533 352 124	1.6	—	59.5	30.0	3.2	4.1	.1	.5	.4	.6	86.1
42111	Automobile & other motor vehicle whsle	7 664	'428 356 355	1.2	—	63.2	29.9	.5	3.8	.1	.3	.4	.6	91.0
421110	Automobile & other motor vehicle whsle	7 664	'428 356 355	1.2	—	63.2	29.9	.5	3.8	.1	.3	.4	.6	91.0
4211101	Automobile & motorcycle whsle ...	3 952	'232 780 708	.9	—	44.5	53.6	.5	.3	—	.2	—	—	89.5
4211102	Bus & recreational vehicle whsle ..	387	3 059 157	1.4	.3	11.7	8.7	1.4	38.6	.3	.9	2.1	34.5	83.0
4211103	Light truck & van (14,000 lb or less) whsle	548	159 991 093	1.6	—	96.3	1.4	—	.3	—	.1	.1	.2	96.0
4211104	Medium truck & tractor (14,001 lb to 26,000 lb) whsle	516	4 375 397	1.0	.6	38.6	11.0	4.2	33.3	1.1	1.4	3.0	5.7	73.8
4211105	Heavy truck & tractor (over 26,000 lb) whsle	2 261	28 150 000	1.8	.6	19.7	9.4	2.5	51.9	1.2	2.8	5.3	4.9	79.2
42112	Motor vehicle supplies & new parts whsle	'12 620	'83 214 728	3.7	—	33.9	32.5	22.6	5.8	.1	.2	.4	.8	66.6
421120	Motor vehicle supplies & new parts whsle	'12 620	'83 214 728	3.7	—	33.9	32.5	22.6	5.8	.1	.2	.4	.8	66.6
4211201	Motor vehicle supplies & new parts—warehouse distributors ...	'5 095	'30 313 120	1.5	—	4.4	87.9	5.2	.3	—	.4	.1	.2	61.1
4211202	Motor vehicle supplies & new parts—jobbers	6 942	51 468 506	4.9	—	50.0	3.9	32.2	7.7	.1	.1	.1	1.1	69.5
4211203	Petroleum products marketing equipment whsle	583	1 433 102	3.4	.1	12.6	23.5	4.9	37.5	1.0	.4	13.9	2.7	76.6
42113	Tire & tube whsle	1 939	16 508 934	3.8	—	60.4	24.7	2.0	6.6	.2	1.5	.2	.6	63.9
421130	Tire & tube whsle	1 939	16 508 934	3.8	—	60.4	24.7	2.0	6.6	.2	1.5	.2	.6	63.9
42114	Motor vehicle parts, (used) whsle	7 105	5 272 107	3.9	.1	42.2	24.8	3.5	6.4	.5	17.2	1.0	.4	65.8
421140	Motor vehicle parts, (used) whsle ...	7 105	5 272 107	3.9	.1	42.2	24.8	3.5	6.4	.5	17.2	1.0	.4	65.8
4212	Furniture & home furnishings whsle	15 246	75 006 478	2.4	2.5	50.4	18.3	3.2	16.5	—	.9	3.0	2.8	67.4
42121	Furniture whsle	6 697	31 898 583	1.2	2.5	36.4	19.1	1.9	31.9	—	.7	.7	5.6	70.5
421210	Furniture whsle	6 697	31 898 583	1.2	2.5	36.4	19.1	1.9	31.9	—	.7	.7	5.6	70.5
4212101	Household & lawn furniture whsle ..	3 304	12 079 496	2.7	3.3	57.1	29.3	2.8	1.4	—	1.6	.9	.9	69.8
4212102	Office & business furniture whsle ..	3 393	19 819 087	.4	2.0	24.0	12.9	1.3	50.2	—	.2	.5	8.4	70.9
42122	Home furnishings whsle	8 549	43 107 895	3.3	2.5	61.5	17.8	4.2	4.2	—	1.0	4.8	.6	65.1
421220	Home furnishings whsle	8 549	43 107 895	3.3	2.5	61.5	17.8	4.2	4.2	—	1.0	4.8	.6	65.1
4212201	Household china, glassware, & crockery whsle	1 332	6 744 886	5.6	1.5	65.9	24.2	1.5	.6	—	.5	—	.1	64.8
4212202	Linens, domestics, draperies, & curtains whsle	1 876	11 337 298	4.8	4.5	54.8	18.2	4.8	8.2	—	2.1	1.3	1.3	65.3
4212203	Floor coverings whsle	2 591	16 467 044	1.6	2.0	61.2	11.7	6.7	4.5	—	.5	11.3	.6	63.7
4212204	Other home furnishings whsle	2 750	8 558 667	2.8	1.8	67.5	23.3	1.0	1.1	—	.8	1.3	.3	67.9
4213	Lumber & other construction materials whsle	14 267	89 175 875	4.2	.2	33.7	29.8	13.0	3.7	.1	.3	14.1	.8	71.4
42131	Lumber, plywood, millwork, & wood panel whsle	6 767	60 455 924	4.9	.3	41.9	27.4	14.6	3.2	.1	.2	6.9	.6	74.0
421310	Lumber, plywood, millwork, & wood panel whsle	6 767	60 455 924	4.9	.3	41.9	27.4	14.6	3.2	.1	.2	6.9	.6	74.0
4213101	Lumber without yard whsle	1 627	17 143 755	8.3	.7	41.6	25.0	12.6	4.4	.1	.2	6.6	.6	81.8
4213102	Lumber with yard whsle	1 599	15 464 304	4.4	—	46.8	24.9	15.6	2.8	.1	.2	4.5	.7	74.4
4213103	Plywood, veneer, millwork, & wood panel whsle	3 541	27 847 865	2.7	.1	39.2	30.5	15.4	2.6	—	.3	8.6	.5	68.9
42132	Brick, stone, & related construction materials whsle	3 026	10 711 750	.7	.1	7.8	30.7	14.2	9.8	.2	1.1	34.1	1.4	62.4
421320	Brick, stone, & related construction materials whsle	3 026	10 711 750	.7	.1	7.8	30.7	14.2	9.8	.2	1.1	34.1	1.4	62.4
4213201	Brick, block, tile, clay/cement sewer pipe whsle	1 184	3 546 360	.2	.2	10.0	28.1	3.4	3.4	.1	2.2	51.5	.9	61.4
4213202	Sand, gravel, & stone whsle	1 012	2 001 239	1.2	.2	7.5	33.7	13.5	8.9	.4	1.6	28.0	5.1	62.7
4213203	Cement, lime, & related products whsle	830	5 164 151	.9	.1	6.4	31.2	21.7	14.4	.2	.2	24.7	.3	62.9
42133	Roofing, siding, & insulation material whsle	1 584	9 811 545	2.4	—	19.4	37.2	4.1	1.6	—	.1	34.6	.6	71.7
421330	Roofing, siding, & insulation material whsle	1 584	9 811 545	2.4	—	19.4	37.2	4.1	1.6	—	.1	34.6	.6	71.7
4213301	Roofing, siding, & insulation material whsle	1 584	9 811 545	2.4	—	19.4	37.2	4.1	1.6	—	.1	34.6	.6	71.7
42139	Other construction materials whsle	2 890	8 196 656	4.9	.1	15.3	40.1	10.3	2.7	.3	.3	23.4	2.6	63.7
421390	Other construction materials whsle ..	2 890	8 196 656	4.9	.1	15.3	40.1	10.3	2.7	.3	.3	23.4	2.6	63.7
4213901	Flat glass & other construction glass whsle	669	1 950 805	6.2	.1	16.6	37.1	11.7	2.3	—	.5	24.2	1.3	64.7
4213902	Other construction materials whsle	2 221	6 245 851	4.5	.1	14.8	41.1	9.9	2.8	.3	.3	23.1	3.0	63.4

See footnotes at end of table.

Table 1. Sales by Class of Customer for the United States: 1997—Con.

[Includes only establishments with payroll. For meaning of abbreviations and symbols, see introductory text. For explanation of terms, see Appendix A]

NAICS code	Kind of business and type of operation	Estab-lish-ments (number)	Sales (\$1,000)	Percent distribution of sales by class of customer ¹										Cover-age ²	
				Export sales	Res-taurants, hotels, food services, and contract feeding	Retailers and repair shops for resale or repair	Other whole-sale estab-lish-ments for resale	In-dustrial users for pro-duction (mining and manufac-turing)	Business users for con-sump-tion, not for resale	Farmers (for farm use)	House-hold con-sumers and indi-vidual users	Build-ers and con-tractors	Gov-ern-mental bodies (Federal, state, and local)		
421	Wholesale trade—Con.														
	Wholesale trade, durable goods—Con.														
4214	Professional & commercial equipment & supplies whsle	45 351	367 383 550	4.6	2.7	10.9	29.9	3.8	42.1	—	.5	.6	4.8	69.1	
42141	Photographic equipment & supplies whsle	1 379	16 679 051	2.7	.2	45.5	17.8	3.3	24.9	—	.5	.2	4.8	67.7	
421410	Photographic equipment & supplies whsle	1 379	16 679 051	2.7	.2	45.5	17.8	3.3	24.9	—	.5	.2	4.8	67.7	
42142	Office equipment whsle	7 319	36 646 598	1.4	1.3	8.4	18.8	10.0	50.3	—	1.0	2.1	6.6	70.9	
421420	Office equipment whsle	7 319	36 646 598	1.4	1.3	8.4	18.8	10.0	50.3	—	1.0	2.1	6.6	70.9	
42143	Computer & computer peripheral equipment & software whsle	16 929	221 447 412	5.5	.2	11.2	38.3	3.7	35.9	—	.3	.2	4.6	67.1	
421430	Computer & computer peripheral equipment & software whsle	16 929	221 447 412	5.5	.2	11.2	38.3	3.7	35.9	—	.3	.2	4.6	67.1	
4214301	Computer & peripheral equipment whsle	14 080	209 760 805	5.6	.2	10.7	39.6	3.6	35.2	—	.3	.2	4.6	67.3	
42143011	Computers & peripheral equipment for resale	5 657	115 317 362	9.9	.3	17.0	69.5	.4	1.7	—	.4	.3	.6	64.3	
42143012	Computers & peripheral equipment for end use	8 423	94 443 443	.7	.2	3.8	6.6	7.0	72.2	—	.2	.1	9.0	71.0	
4214302	Computer software (packaged) whsle	2 849	11 686 607	4.5	.2	20.0	14.1	6.9	49.6	—	.2	.1	4.5	64.2	
42144	Other commercial equipment whsle	5 380	15 914 735	4.2	50.3	5.5	15.0	3.5	15.3	.1	.5	2.5	3.1	75.9	
421440	Other commercial equipment whsle	5 380	15 914 735	4.2	50.3	5.5	15.0	3.5	15.3	.1	.5	2.5	3.1	75.9	
4214401	Restaurant & hotel equipment & supplies whsle	3 165	10 686 971	3.4	68.3	2.9	14.0	1.9	3.3	—	.6	2.3	3.2	78.9	
4214402	Store machines & equipment whsle	2 215	5 227 764	6.0	8.5	11.6	17.3	7.1	42.9	.2	.5	3.0	3.0	69.7	
42145	Medical, dental, & hospital equipment & supplies whsle	9 782	58 791 711	3.8	—	1.5	18.5	.6	70.5	—	.7	.1	4.3	71.6	
421450	Medical, dental, & hospital equipment & supplies whsle	9 782	58 791 711	3.8	—	1.5	18.5	.6	70.5	—	.7	.1	4.3	71.6	
4214501	Surgical, medical, & hospital supplies whsle	8 721	54 484 063	3.6	—	1.6	18.6	.7	70.0	—	.8	.1	4.6	70.9	
4214502	Dental equipment & supplies whsle	1 061	4 307 648	5.7	.1	1.0	16.5	.2	76.0	—	.1	—	.4	81.5	
42146	Ophthalmic goods whsle	1 781	6 865 265	5.8	.1	44.0	30.1	1.3	17.5	—	.1	.2	.8	68.1	
421460	Ophthalmic goods whsle	1 781	6 865 265	5.8	.1	44.0	30.1	1.3	17.5	—	.1	.2	.8	68.1	
42149	Other professional equipment & supplies whsle	2 781	11 038 778	3.6	.1	4.8	12.5	5.1	58.5	.1	.3	3.7	11.3	82.9	
421490	Other professional equipment & supplies whsle	2 781	11 038 778	3.6	.1	4.8	12.5	5.1	58.5	.1	.3	3.7	11.3	82.9	
4214901	Religious & school supplies whsle	456	1 495 661	1.5	.1	17.1	20.0	—	26.4	—	.2	.7	34.0	68.9	
4214902	Other professional equipment & supplies whsle	2 325	9 543 117	3.8	.1	3.2	11.6	5.7	62.6	.2	.3	4.1	8.4	85.1	
4215	Metal & mineral (except petroleum) whsle	12 583	150 493 610	7.9	.2	1.3	19.6	52.4	8.8	.2	.2	8.5	.9	80.2	
42151	Metal service centers & offices	11 827	135 695 563	6.1	.3	1.4	20.5	53.6	7.5	.2	.2	9.4	.9	79.9	
421510	Metal service centers & offices	11 827	135 695 563	6.1	.3	1.4	20.5	53.6	7.5	.2	.2	9.4	.9	79.9	
4215101	Ferrous metal service centers & sales offices	9 437	106 496 206	4.7	.3	1.4	21.8	51.9	7.5	.3	.2	10.8	1.0	80.7	
42151011	Ferrous metal service centers	6 412	69 014 037	4.0	.5	2.0	24.0	47.6	7.0	.4	.3	12.9	1.3	80.1	
42151012	Ferrous metal sales offices	3 025	37 482 169	6.1	—	.3	17.8	59.8	8.4	—	.1	7.0	.5	81.9	
4215102	Nonferrous metal service centers & sales offices	2 390	29 199 357	11.1	.1	1.3	15.4	59.7	7.4	—	.1	4.2	.7	76.9	
42151021	Nonferrous metal service centers	1 556	22 107 893	10.5	.1	1.7	17.5	57.2	7.8	—	.2	4.3	.8	75.9	
42151022	Nonferrous metal sales offices	834	7 091 464	13.0	—	.2	9.3	67.2	6.1	—	—	3.8	.4	80.3	
42152	Coal & other mineral & ore whsle	756	14 798 047	23.9	—	.1	12.0	42.6	20.5	—	.1	.2	.7	83.1	
421520	Coal & other mineral & ore whsle	756	14 798 047	23.9	—	.1	12.0	42.6	20.5	—	.1	.2	.7	83.1	
4215201	Coal whsle	452	10 037 343	26.7	—	.1	6.3	36.0	29.8	—	.1	.1	1.0	78.5	
4215202	Other mineral & ore whsle	304	4 760 704	19.1	—	.1	22.1	54.5	3.9	—	—	.2	.1	92.8	
4216	Electrical goods whsle	38 234	357 691 888	7.0	.4	12.8	26.3	23.2	24.3	—	.4	3.4	2.3	69.1	
42161	Electrical apparatus & equip, wiring supp, & const material whsle	13 431	85 861 019	3.3	.3	5.9	41.6	27.4	11.5	—	.1	7.2	2.7	69.7	
421610	Electrical apparatus & equip, wiring supp, & const material whsle	13 431	85 861 019	3.3	.3	5.9	41.6	27.4	11.5	—	.1	7.2	2.7	69.7	
42162	Electrical appliance, television & radio set whsle	3 895	54 683 947	5.8	.3	52.5	28.8	2.7	4.6	—	.6	3.7	1.0	69.8	
421620	Electrical appliance, television & radio set whsle	3 895	54 683 947	5.8	.3	52.5	28.8	2.7	4.6	—	.6	3.7	1.0	69.8	
42169	Other electronic parts & equipment whsle	20 908	217 146 922	8.8	.4	5.4	19.5	26.8	34.4	—	.4	1.8	2.4	68.7	
421690	Other electronic parts & equipment whsle	20 908	217 146 922	8.8	.4	5.4	19.5	26.8	34.4	—	.4	1.8	2.4	68.7	
4216901	Communications equipment & supplies whsle	9 180	88 413 555	8.8	.9	8.6	12.5	6.0	54.9	—	.7	3.4	4.1	67.8	
4216902	Electronic parts (excluding communications equipment) whsle	11 728	128 733 367	8.7	.1	3.3	24.3	40.8	20.7	—	.3	.7	1.3	69.3	

See footnotes at end of table.

Table 1. Sales by Class of Customer for the United States: 1997—Con.

[Includes only establishments with payroll. For meaning of abbreviations and symbols, see introductory text. For explanation of terms, see Appendix A]

NAICS code	Kind of business and type of operation	Establishments (number)	Sales (\$1,000)	Percent distribution of sales by class of customer ¹										Coverage ²	
				Export sales	Restaurants, hotels, food services, and contract feeding	Retailers and repair shops for resale or repair	Other wholesale establishments for resale	Industrial users for production (mining and manufacturing)	Business users for consumption, not for resale	Farmers (for farm use)	Household consumers and individual users	Builders and contractors	Governmental bodies (Federal, state, and local)		
	Wholesale trade—Con.														
421	Wholesale trade, durable goods—Con.														
4217	Hardware, & plumbing & heating equipment & supplies whsle	21 194	92 189 762	2.5	1.0	25.4	29.6	11.4	8.0	.2	.6	19.2	2.2	77.7	
42171	Hardware whsle	9 473	44 063 674	3.1	.2	35.5	23.6	16.7	8.7	.3	.5	9.7	1.6	81.5	
421710	Hardware whsle	9 473	44 063 674	3.1	.2	35.5	23.6	16.7	8.7	.3	.5	9.7	1.6	81.5	
42172	Plumbing & heating equipment & supplies (hydronics) whsle	4 625	22 928 107	1.6	.2	17.3	57.8	7.2	4.1	—	.2	9.3	2.1	72.3	
421720	Plumbing & heating equipment & supplies (hydronics) whsle	4 625	22 928 107	1.6	.2	17.3	57.8	7.2	4.1	—	.2	9.3	2.1	72.3	
42173	Warm air heating & air-conditioning equipment & supplies whsle	5 524	20 062 710	1.9	.8	14.8	12.3	4.5	7.1	.1	1.2	53.9	3.5	73.2	
421730	Warm air heating & air-conditioning equipment & supplies whsle	5 524	20 062 710	1.9	.8	14.8	12.3	4.5	7.1	.1	1.2	53.9	3.5	73.2	
42174	Refrigeration equipment & supplies whsle	1 572	5 135 271	3.5	11.1	8.5	29.9	6.7	19.6	.1	.5	18.0	2.1	86.8	
421740	Refrigeration equipment & supplies whsle	1 572	5 135 271	3.5	11.1	8.5	29.9	6.7	19.6	.1	.5	18.0	2.1	86.8	
4218	Machinery, equipment, & supplies whsle	76 643	328 968 331	7.1	.6	9.7	13.6	41.9	7.2	6.6	.9	8.7	3.6	76.1	
42181	Construction & mining (except petroleum) machinery & equip whsle	5 321	44 725 989	10.3	.1	15.6	8.5	15.7	6.1	1.9	.4	35.7	5.7	76.1	
421810	Construction & mining (except petroleum) machinery & equip whsle	5 321	44 725 989	10.3	.1	15.6	8.5	15.7	6.1	1.9	.4	35.7	5.7	76.1	
42182	Farm & garden machinery & equipment whsle	9 782	39 713 264	1.9	.1	25.9	10.6	3.2	2.4	47.6	3.4	3.4	1.6	80.8	
421820	Farm & garden machinery & equipment whsle	9 782	39 713 264	1.9	.1	25.9	10.6	3.2	2.4	47.6	3.4	3.4	1.6	80.8	
4218201	Farm machinery & equipment—farm dealers	6 931	21 996 353	.4	—	1.8	1.0	.3	.9	86.0	5.8	2.0	1.8	78.7	
4218202	Farm machinery & equipment—whsle distributors	2 122	13 486 595	4.0	.1	51.7	22.4	7.6	2.7	3.3	.7	6.4	1.2	84.5	
4218203	Lawn & garden machinery & equipment whsle	729	4 230 316	3.2	.2	62.4	19.6	3.2	9.3	.2	.3	.2	1.4	79.9	
42183	Industrial machinery & equipment whsle	35 674	139 946 952	6.7	.8	5.0	11.8	62.9	4.5	.3	.3	5.0	2.6	77.7	
421830	Industrial machinery & equipment whsle	35 674	139 946 952	6.7	.8	5.0	11.8	62.9	4.5	.3	.3	5.0	2.6	77.7	
4218301	Food-processing machinery & equipment whsle	1 333	4 273 371	8.5	19.4	2.4	12.0	52.4	2.3	.5	.1	.9	1.3	81.8	
4218302	Hydraulic & pneumatic (fluid-power) machinery & equipment whsle	3 866	13 016 250	3.1	.4	5.5	18.3	58.2	5.6	.8	.3	4.7	3.0	77.0	
42183021	Hydraulic & pneumatic pumps & motors whsle	1 636	4 753 826	4.7	.3	7.5	18.6	49.6	6.1	.7	.6	7.1	4.8	68.9	
42183022	Hydraulic & pneumatic parts, accessories, & supplies whsle	2 230	8 262 424	2.2	.5	4.6	18.2	62.3	5.4	.8	.2	3.5	2.1	81.7	
4218303	General-purpose industrial machinery & equipment whsle	11 101	42 641 534	8.7	.2	6.2	11.0	57.0	4.6	.4	.5	7.3	4.2	83.8	
4218304	Metalworking machinery & equipment whsle	4 092	19 008 973	3.1	—	3.5	11.3	78.7	2.1	—	.1	.5	.6	81.5	
4218305	Materials handling equipment whsle	4 642	18 803 215	3.3	.7	6.7	14.1	54.6	8.3	.7	.2	8.4	3.0	71.6	
4218306	Oilwell, oil refinery, & pipeline mach. equip. & supplies whsle	3 536	11 671 958	13.3	.1	3.5	8.0	65.2	5.8	.2	.1	3.3	.5	82.0	
4218307	Other industrial machinery & equipment whsle	7 104	30 531 651	6.8	.1	3.8	10.6	69.6	3.0	.1	.2	3.7	2.0	68.7	
42184	Industrial supplies whsle	15 055	64 861 321	2.8	.4	4.0	20.8	61.7	3.4	.5	.3	4.3	1.8	70.8	
421840	Industrial supplies whsle	15 055	64 861 321	2.8	.4	4.0	20.8	61.7	3.4	.5	.3	4.3	1.8	70.8	
4218401	General-line industrial supplies whsle	2 176	4 367 291	4.5	.7	7.0	12.5	55.8	6.5	1.0	.9	7.1	3.9	76.2	
4218402	Mechanical power transmission supplies whsle	2 917	13 895 428	4.3	.1	5.5	21.1	63.4	2.2	.6	.1	1.6	.9	62.7	
4218403	Welding supplies whsle	2 141	4 750 926	1.0	2.2	8.9	16.7	47.5	7.1	2.0	1.6	9.3	3.6	74.0	
4218404	Industrial containers & supplies whsle	1 763	9 931 630	1.9	.5	3.0	47.5	41.8	2.9	.5	.2	.8	1.0	72.0	
4218405	Industrial valves & fittings (except fluid-power) whsle	1 552	6 805 404	4.2	.1	2.5	29.3	44.6	3.2	.1	.3	13.1	2.7	80.4	
4218406	Other industrial supplies whsle	4 506	25 110 642	1.9	.2	2.5	9.7	78.1	2.9	.3	.2	2.9	1.4	70.8	
42185	Service establishment equipment & supplies whsle	6 808	16 038 492	1.3	3.0	13.1	25.1	3.2	35.8	.1	3.9	6.5	8.1	76.4	
421850	Service establishment equipment & supplies whsle	6 808	16 038 492	1.3	3.0	13.1	25.1	3.2	35.8	.1	3.9	6.5	8.1	76.4	
4218501	Beauty & barber shop equipment & supplies whsle	1 296	2 416 390	.8	.1	44.1	35.0	—	19.5	—	.2	—	.3	74.1	
4218502	Custodial, janitors' equipment & supplies whsle	2 356	4 430 938	.6	7.8	5.0	26.0	7.3	37.2	.1	1.7	4.0	10.3	73.7	
4218503	Laundry & dry-cleaning equipment & supplies whsle	699	4 123 097	1.3	1.7	3.6	15.7	1.3	63.9	—	10.8	.7	.9	90.3	
4218504	Other service establishment equipment & supplies whsle	2 457	5 068 067	2.0	1.2	14.7	29.3	3.0	12.8	.2	.6	18.4	17.8	68.6	

See footnotes at end of table.

Table 1. Sales by Class of Customer for the United States: 1997—Con.

[Includes only establishments with payroll. For meaning of abbreviations and symbols, see introductory text. For explanation of terms, see Appendix A]

NAICS code	Kind of business and type of operation	Establishments (number)	Sales (\$1,000)	Percent distribution of sales by class of customer ¹										Coverage ²	
				Export sales	Restaurants, hotels, food services, and contract feeding	Retailers and repair shops for resale or repair	Other wholesale establishments for resale	Industrial users for production (mining and manufacturing)	Business users for consumption, not for resale	Farmers (for farm use)	Household consumers and individual users	Builders and contractors	Governmental bodies (Federal, state, and local)		
	Wholesale trade—Con.														
421	Wholesale trade, durable goods—Con.														
4218	Machinery, equipment, & supplies whse —Con.														
42186	Transportation equipment & supplies (exc motor vehicle) whse	4 003	23 682 313	28.6	—	10.6	13.2	8.6	25.1	.1	.8	2.1	10.9	73.5	
421860	Transportation equipment & supplies (exc motor vehicle) whse	4 003	23 682 313	28.6	—	10.6	13.2	8.6	25.1	.1	.8	2.1	10.9	73.5	
4218601	Aircraft & aeronautical equipment & supplies whse	2 428	17 709 438	34.4	—	6.4	12.6	8.3	24.7	—	.7	1.3	11.5	73.5	
4218602	Marine machinery, equipment, & supplies whse	952	3 513 978	11.3	—	33.3	15.9	8.5	13.6	—	.9	4.8	11.6	75.7	
4218603	Other transportation equipment & supplies whse	623	2 458 897	12.2	.1	7.1	13.0	11.1	45.6	.6	1.2	3.8	5.3	70.5	
4219	Miscellaneous durable goods whse	37 783	185 455 758	9.6	.2	35.1	33.6	16.2	2.9	.1	.6	.9	1.0	71.8	
42191	Sporting & recreational goods & supplies whse	6 080	28 233 685	4.3	.1	57.3	27.8	.6	3.0	—	1.3	2.3	3.3	72.3	
421910	Sporting & recreational goods & supplies whse	6 080	28 233 685	4.3	.1	57.3	27.8	.6	3.0	—	1.3	2.3	3.3	72.3	
42192	Toy & hobby goods & supplies whse ..	3 229	20 166 025	4.7	.1	78.3	14.3	.2	1.4	—	.9	—	.2	80.7	
421920	Toy & hobby goods & supplies whse	3 229	20 166 025	4.7	.1	78.3	14.3	.2	1.4	—	.9	—	.2	80.7	
42193	Recyclable material whse	9 088	38 748 659	14.0	.1	.7	22.9	58.0	2.7	.1	.3	1.0	.3	75.5	
421930	Recyclable material whse	9 088	38 748 659	14.0	.1	.7	22.9	58.0	2.7	.1	.3	1.0	.3	75.5	
4219301	Iron & steel scrap processors & dealers	3 480	18 205 778	9.7	—	.5	19.5	66.5	2.2	.1	.3	1.0	.1	75.7	
42193011	Iron & steel scrap processors (using power processing equipment)	2 308	12 550 221	9.6	—	.7	18.4	67.1	2.3	.1	.4	1.3	.2	76.5	
42193012	Iron & steel scrap processors (not using power processing equip)	1 172	5 655 557	10.1	—	.1	22.1	65.2	1.9	—	.1	.3	.1	74.1	
4219302	Recyclable paper & paperboard whse	1 588	5 592 266	24.2	.1	.3	24.4	47.4	2.6	—	.1	.6	.3	82.1	
4219303	Other recyclable material whse ...	4 020	14 950 615	15.1	.1	1.1	26.6	51.7	3.4	.1	.2	1.2	.5	72.6	
42194	Jewelry/watch/silverware/precious stone, & precious metal whse	7 689	32 398 553	4.5	.1	30.9	57.9	4.3	1.3	—	.8	—	.2	74.1	
421940	Jewelry/watch/silverware/precious stone, & precious metal whse	7 689	32 398 553	4.5	.1	30.9	57.9	4.3	1.3	—	.8	—	.2	74.1	
4219401	Jewelry, watch, diamonds, precious stone, & silverware whse	7 116	22 519 342	6.0	.1	44.3	46.6	.9	.9	—	.9	.1	.3	69.8	
4219402	Precious metal (excluding ores) whse	573	9 879 211	1.6	—	5.4	79.4	10.9	2.1	—	.7	—	—	83.8	
42199	Other miscellaneous durable goods whse	11 697	65 908 836	13.8	.4	33.8	37.2	7.8	4.3	.1	.3	1.1	1.1	65.5	
421990	Other miscellaneous durable goods whse	11 697	65 908 836	13.8	.4	33.8	37.2	7.8	4.3	.1	.3	1.1	1.1	65.5	
4219901	Musical instruments & supplies whse	512	2 474 693	7.8	1.0	58.5	26.5	.4	4.8	—	.4	.1	.5	73.1	
4219902	Forest products (except lumber) whse	2 032	11 386 630	36.5	—	3.6	15.9	39.3	2.3	.6	.3	1.2	.2	63.0	
4219903	General merchandise (durable goods) whse	3 382	21 595 797	16.8	.2	20.5	55.6	2.0	2.3	.1	.2	1.1	1.2	66.3	
4219904	Prerecorded media whse	2 075	23 424 629	2.0	—	59.4	34.7	.1	2.5	—	.3	—	.9	65.1	
42199041	Compact discs/prerecorded audio tapes, & phonograph records whse	1 418	15 602 913	2.1	—	57.1	36.7	.1	2.8	—	.3	—	.9	62.3	
42199042	Prerecorded video tapes whse ..	657	7 821 716	1.9	—	63.4	31.0	.3	2.0	—	.3	—	1.0	70.5	
4219905	Fire extinguishers & fire safety equipment whse	1 016	1 136 419	2.0	4.6	11.1	22.0	8.4	18.7	.1	.8	20.6	11.6	72.0	
4219906	Other durable goods whse	2 680	5 890 668	12.0	1.7	31.9	26.7	4.6	19.5	—	.7	1.8	1.1	64.6	
422	Wholesale trade, nondurable goods	*162 841	*1 879 940 402	7.7	8.9	32.1	30.9	9.3	5.9	2.6	.6	.4	1.7	74.0	
4221	Paper & paper product whse	15 848	117 062 485	2.8	6.2	17.4	24.2	20.4	25.6	.1	.2	.4	2.5	71.0	
42211	Printing & writing paper whse	2 309	38 397 487	1.9	1.4	4.5	38.6	28.7	22.4	.1	—	.1	2.3	70.5	
422110	Printing & writing paper whse	2 309	38 397 487	1.9	1.4	4.5	38.6	28.7	22.4	.1	—	.1	2.3	70.5	
42212	Stationery & office supplies whse	8 046	33 271 034	1.1	.7	39.0	10.3	4.9	39.4	—	.2	.7	3.6	73.4	
422120	Stationery & office supplies whse ...	8 046	33 271 034	1.1	.7	39.0	10.3	4.9	39.4	—	.2	.7	3.6	73.4	
42213	Industrial & personal service paper whse	5 493	45 393 964	5.0	14.5	11.7	22.7	25.3	17.7	.3	.2	.6	1.8	69.6	
422130	Industrial & personal service paper whse	5 493	45 393 964	5.0	14.5	11.7	22.7	25.3	17.7	.3	.2	.6	1.8	69.6	
4222	Drugs, & druggists' sundries whse	8 053	203 147 771	2.1	.3	53.6	28.2	.2	12.3	.1	.7	—	2.4	72.0	
42221	Drugs, & druggists' sundries whse	8 053	203 147 771	2.1	.3	53.6	28.2	.2	12.3	.1	.7	—	2.4	72.0	
422210	Drugs, & druggists' sundries whse ..	8 053	203 147 771	2.1	.3	53.6	28.2	.2	12.3	.1	.7	—	2.4	72.0	
4222101	General-line drugs whse	3 283	79 946 995	1.2	.1	66.5	9.4	.3	18.0	.1	1.0	—	3.4	88.3	
4222102	Specialty-line drug, pharmaceutical, cosmetic, & toiletries whse	4 770	123 200 776	2.9	.5	41.6	45.7	.2	7.0	—	.4	—	1.6	61.5	

See footnotes at end of table.

Table 1. Sales by Class of Customer for the United States: 1997—Con.

[Includes only establishments with payroll. For meaning of abbreviations and symbols, see introductory text. For explanation of terms, see Appendix A]

NAICS code	Kind of business and type of operation	Estab-lish-ments (number)	Sales (\$1,000)	Percent distribution of sales by class of customer ¹											Cover-age ²
				Export sales	Res-taurants, hotels, food services, and contract feeding	Retailers and repair shops for resale or repair	Other whole-sale estab-lish-ments for resale	In-dustrial users for pro-duction (mining and manufac-turing)	Business users for con-sump-tion, not for resale	Farmers (for farm use)	House-hold con-sumers and individual users	Build-ers and con-tractors	Gov-ernmental bodies (Federal, state, and local)		
422	Wholesale trade—Con.														
	Wholesale trade, nondurable goods—Con.														
4223	Apparel, piece goods, & notions whse ...	20 707	124 104 420	4.2	.3	57.5	26.0	6.6	4.0	—	.5	.1	.7	66.6	
42231	Piece goods, notions, & other dry goods whse	5 666	25 776 927	7.7	.4	10.9	37.4	30.3	11.5	—	.5	.4	1.0	67.8	
422310	Piece goods, notions, & other dry goods whse	5 666	25 776 927	7.7	.4	10.9	37.4	30.3	11.5	—	.5	.4	1.0	67.8	
4223101	Piece goods—jobbers	4 191	22 125 937	8.4	.4	10.5	37.4	29.6	12.0	—	.5	.4	.8	68.0	
4223102	Notions & other dry goods whse ..	1 475	3 650 990	3.3	.2	13.6	37.4	34.8	8.3	—	.4	.2	1.9	66.6	
42232	Men's & boys' clothing & furnishings whse	5 006	33 360 264	3.8	.3	61.5	28.7	.4	3.1	—	.4	.2	1.6	67.1	
422320	Men's & boys' clothing & furnishings whse	5 006	33 360 264	3.8	.3	61.5	28.7	.4	3.1	—	.4	.2	1.6	67.1	
42233	Women's, children's, & infants' clothing & accessories whse	8 217	40 603 484	2.4	.4	73.7	21.2	.2	1.6	—	.2	—	.2	63.9	
422330	Women's, children's, & infants' clothing & accessories whse	8 217	40 603 484	2.4	.4	73.7	21.2	.2	1.6	—	.2	—	.2	63.9	
42234	Footwear whse	1 818	24 363 745	3.8	.1	75.5	17.9	.3	.9	.1	1.1	—	.4	69.5	
422340	Footwear whse	1 818	24 363 745	3.8	.1	75.5	17.9	.3	.9	.1	1.1	—	.4	69.5	
4224	Grocery & related products whse	41 760	588 970 062	3.9	22.1	40.1	27.5	2.4	1.7	.1	.4	—	1.8	76.3	
42241	General-line grocery whse	4 138	146 689 286	.7	25.0	57.1	11.4	—	1.9	—	.4	—	3.4	74.6	
422410	General-line grocery whse	4 138	146 689 286	.7	25.0	57.1	11.4	—	1.9	—	.4	—	3.4	74.6	
4224101	General-line grocery whse, voluntary group	186	16 156 029	.1	3.5	89.3	6.5	—	—	—	.1	—	.4	69.2	
4224102	General-line grocery whse, retail cooperative	211	16 142 440	.6	3.4	87.3	8.4	—	—	—	—	—	.1	72.1	
4224103	Other general-line grocery whse ..	3 741	114 390 817	.8	30.7	48.9	12.4	—	2.3	—	.5	—	4.2	75.7	
42242	Packaged frozen food whse	3 838	69 114 831	6.6	47.3	14.8	26.4	.7	2.0	—	.2	—	2.1	80.3	
422420	Packaged frozen food whse	3 838	69 114 831	6.6	47.3	14.8	26.4	.7	2.0	—	.2	—	2.1	80.3	
42243	Dairy products, (except dried or canned) whse	2 862	34 594 779	1.7	17.6	36.5	28.6	13.2	.4	.2	.5	—	1.2	68.9	
422430	Dairy products, (except dried or canned) whse	2 862	34 594 779	1.7	17.6	36.5	28.6	13.2	.4	.2	.5	—	1.2	68.9	
4224301	Raw milk whse	140	4 900 769	.2	5.2	1.6	39.5	50.2	.1	1.0	2.1	—	—	78.4	
4224302	Dairy product (except raw milk) whse	2 722	29 694 010	2.0	20.0	43.2	26.5	6.1	.5	.1	.2	—	1.5	67.3	
42244	Poultry & poultry product whse	1 040	13 809 561	16.6	26.5	15.0	36.2	3.2	.7	.3	.2	—	1.2	84.8	
422440	Poultry & poultry product whse	1 040	13 809 561	16.6	26.5	15.0	36.2	3.2	.7	.3	.2	—	1.2	84.8	
4224401	Live poultry whse	50	317 047	.3	18.0	21.2	56.2	.3	1.1	1.3	.1	—	1.5	81.1	
4224402	Poultry & poultry product (except live) whse	990	13 492 514	16.9	26.7	14.9	35.7	3.3	.7	.3	.2	—	1.2	84.9	
42245	Confectionery whse	2 621	27 169 914	3.2	7.9	56.0	29.0	2.1	1.1	—	.2	—	.5	84.3	
422450	Confectionery whse	2 621	27 169 914	3.2	7.9	56.0	29.0	2.1	1.1	—	.2	—	.5	84.3	
42246	Fish & seafood whse	2 960	13 165 780	14.6	31.6	13.6	37.9	.8	.4	—	.8	—	.2	71.9	
422460	Fish & seafood whse	2 960	13 165 780	14.6	31.6	13.6	37.9	.8	.4	—	.8	—	.2	71.9	
42247	Meat & meat product whse	3 557	51 326 415	7.7	21.1	48.6	20.3	1.0	.3	—	.3	—	.7	83.1	
422470	Meat & meat product whse	3 557	51 326 415	7.7	21.1	48.6	20.3	1.0	.3	—	.3	—	.7	83.1	
42248	Fresh fruit & vegetable whse	6 121	46 340 833	7.5	18.4	25.2	44.3	.9	2.4	.2	.3	—	.8	78.8	
422480	Fresh fruit & vegetable whse	6 121	46 340 833	7.5	18.4	25.2	44.3	.9	2.4	.2	.3	—	.8	78.8	
42249	Other grocery & related products whse	14 623	186 758 663	1.9	13.1	40.0	36.7	4.2	2.2	—	.4	—	1.5	73.7	
422490	Other grocery & related products whse	14 623	186 758 663	1.9	13.1	40.0	36.7	4.2	2.2	—	.4	—	1.5	73.7	
4224901	Coffee, tea, & spice whse	1 788	13 421 054	1.2	13.3	27.6	44.3	10.4	2.8	—	.2	—	.3	74.7	
4224902	Bread & baked goods whse	3 290	20 275 213	.2	10.9	28.0	59.7	.2	.2	—	.3	—	.4	68.6	
4224903	Soft drinks whse	3 150	29 142 717	.4	11.6	54.3	28.0	.2	2.9	—	1.4	—	1.1	74.4	
4224904	Canned goods whse	1 283	27 632 847	2.3	21.9	38.4	28.2	2.2	1.0	—	.1	—	5.9	73.5	
4224905	Food & beverage basic materials whse	703	6 331 021	5.8	13.2	19.8	12.8	39.4	7.1	.1	1.1	—	.6	78.9	
4224906	Other grocery specialties whse ...	4 409	89 955 811	2.4	11.2	41.7	38.0	3.3	2.3	—	.2	—	.8	74.2	
4225	Farm-product raw material whse	10 343	166 786 245	39.3	1.0	.6	27.6	12.0	2.4	16.4	.4	.1	.2	81.9	
42251	Grain & field bean whse	6 569	120 312 556	46.6	.4	.7	26.7	9.1	2.7	13.1	.4	.1	.2	86.6	
422510	Grain & field bean whse	6 569	120 312 556	46.6	.4	.7	26.7	9.1	2.7	13.1	.4	.1	.2	86.6	
42252	Livestock whse	2 090	24 098 461	1.0	6.2	.4	31.3	6.9	.6	53.3	.3	—	—	66.9	
422520	Livestock whse	2 090	24 098 461	1.0	6.2	.4	31.3	6.9	.6	53.3	.3	—	—	66.9	
42259	Other farm product raw material whse	1 684	22 375 228	30.4	.1	.5	29.4	35.5	2.5	1.3	.2	.1	.1	73.0	
4225901	Hides, skins, & pelts whse	260	2 096 303	67.3	—	1.9	11.6	17.5	1.0	.4	.2	—	.1	79.7	
4225902	Leaf tobacco whse	328	3 658 394	39.1	—	.2	20.8	30.3	7.1	1.9	—	—	.5	62.7	
4225903	Wool, wool tops, & mohair whse ..	80	202 820	7.0	—	.1	33.8	54.3	1.7	2.5	.4	.2	.1	69.9	
4225904	Cotton whse	297	10 618 437	30.9	—	.4	20.7	45.0	2.4	.6	—	—	—	78.1	
4225905	Other farm-product raw material whse	719	5 799 274	9.3	.2	.4	60.1	25.3	.9	2.6	.8	.4	.1	67.9	

See footnotes at end of table.

Table 1. Sales by Class of Customer for the United States: 1997—Con.

[Includes only establishments with payroll. For meaning of abbreviations and symbols, see introductory text. For explanation of terms, see Appendix A]

NAICS code	Kind of business and type of operation	Establishments (number)	Sales (\$1,000)	Percent distribution of sales by class of customer ¹										Coverage ²	
				Export sales	Restaurants, hotels, food services, and contract feeding	Retailers and repair shops for resale or repair	Other wholesale establishments for resale	Industrial users for production (mining and manufacturing)	Business users for consumption, not for resale	Farmers (for farm use)	Household consumers and individual users	Builders and contractors	Governmental bodies (Federal, state, and local)		
422	Wholesale trade—Con.														
	Wholesale trade, nondurable goods—Con.														
4226	Chemical & allied products whsle	15 920	128 923 496	7.3	.8	1.3	14.5	63.4	8.2	.2	.7	2.1	1.3	72.7	
42261	Plastics materials & basic forms & shapes whsle	4 349	35 193 271	7.1	1.4	1.3	19.4	59.9	5.4	.2	.2	4.4	.8	75.2	
422610	Plastics materials & basic forms & shapes whsle	4 349	35 193 271	7.1	1.4	1.3	19.4	59.9	5.4	.2	.2	4.4	.8	75.2	
42269	Other chemical & allied products whsle	11 571	93 730 225	7.4	.6	1.3	12.5	64.7	9.4	.2	.9	1.3	1.5	71.8	
422690	Other chemical & allied products whsle	11 571	93 730 225	7.4	.6	1.3	12.5	64.7	9.4	.2	.9	1.3	1.5	71.8	
4226901	Industrial gases (except LP) whsle	1 106	2 806 880	1.0	2.0	6.5	8.8	53.1	17.0	.9	1.5	5.2	4.0	64.9	
4226902	Other chemical & allied products whsle	10 465	90 923 345	7.6	.6	1.2	12.6	65.1	9.2	.2	.9	1.1	1.5	72.0	
4227	Petroleum & petroleum products whsle	11 297	1267 623 942	3.3	.1	20.5	54.4	7.2	8.6	1.9	1.5	1.1	1.4	72.0	
42271	Petroleum bulk stations & terminals	7 690	1176 719 246	2.6	.1	24.4	52.8	5.9	7.4	2.5	1.8	1.2	1.5	76.2	
422710	Petroleum bulk stations & terminals	7 690	1176 719 246	2.6	.1	24.4	52.8	5.9	7.4	2.5	1.8	1.2	1.5	76.2	
4227101	Petroleum bulk stations & terminals (except LP)	7 270	1171 008 939	2.6	.1	24.8	52.2	5.9	7.2	2.6	1.9	1.2	1.6	76.5	
42271011	Petroleum bulk stations (except LP)	6 045	50 922 994	.8	.2	33.7	21.5	11.0	12.2	8.2	5.8	3.6	3.0	72.8	
42271012	Petroleum bulk terminals (except LP)	1 225	1120 085 945	3.3	—	21.3	64.3	3.8	5.2	.3	.3	.3	1.0	78.0	
4227102	Liquefied petroleum bulk stations & terminals	420	5 710 307	1.5	.1	9.7	70.7	5.9	11.8	.1	.1	—	.1	69.8	
42272	Petroleum & petroleum prod whsle (exc bulk stations & terminals)	3 607	190 904 696	5.0	.1	11.4	58.3	10.4	11.4	.4	.7	1.1	1.2	63.8	
422720	Petroleum & petroleum prod whsle (exc bulk stations & terminals)	3 607	190 904 696	5.0	.1	11.4	58.3	10.4	11.4	.4	.7	1.1	1.2	63.8	
4228	Beer, wine, & distilled alcoholic beverage whsle	4 850	69 703 203	.7	22.7	50.1	25.1	—	.1	—	.3	—	1.0	80.3	
42281	Beer & ale whsle	3 013	34 997 239	.2	25.7	58.6	14.7	—	.2	—	.4	—	.3	85.7	
422810	Beer & ale whsle	3 013	34 997 239	.2	25.7	58.6	14.7	—	.2	—	.4	—	.3	85.7	
42282	Wine & distilled alcoholic beverage whsle	1 837	34 705 964	1.3	19.3	40.3	37.1	.1	—	—	.2	—	1.8	74.9	
422820	Wine & distilled alcoholic beverage whsle	1 837	34 705 964	1.3	19.3	40.3	37.1	.1	—	—	.2	—	1.8	74.9	
4228201	Wine & distilled alcoholic bev (licensed operation) whsle	1 715	34 325 562	1.3	19.2	40.0	37.4	.1	—	—	.1	—	1.8	74.7	
4228202	Wine & distilled alcoholic beverage (state operated) whsle	122	380 402	—	24.8	58.1	12.0	—	—	—	4.8	—	.4	91.3	
4229	Miscellaneous nondurable goods whsle	34 063	213 618 778	8.7	2.1	37.8	35.2	4.3	2.5	5.9	.5	.6	2.5	70.0	
42291	Farm supplies whsle	7 378	53 634 309	12.1	.1	23.8	35.3	2.1	2.9	22.5	.3	.5	.3	72.4	
422910	Farm supplies whsle	7 378	53 634 309	12.1	.1	23.8	35.3	2.1	2.9	22.5	.3	.5	.3	72.4	
4229101	Farm supplies—farm dealers	3 873	12 772 801	1.8	—	.5	2.4	.4	.4	94.0	.5	—	—	63.4	
4229102	Farm supplies—whsle distributors	3 505	40 861 508	14.8	.2	29.9	44.0	2.6	3.5	3.6	.3	.6	.4	75.2	
42292	Book, periodical, & newspaper whsle	4 265	33 630 300	3.9	2.8	57.8	14.5	.3	5.1	—	.6	1.2	13.7	64.1	
422920	Book, periodical, & newspaper whsle	4 265	33 630 300	3.9	2.8	57.8	14.5	.3	5.1	—	.6	1.2	13.7	64.1	
42293	Flower, nursery stock, & florists' supplies whsle	3 900	8 002 830	2.7	.6	51.0	43.3	.4	.8	.4	.4	.3	.3	75.6	
422930	Flower, nursery stock, & florists' supplies whsle	3 900	8 002 830	2.7	.6	51.0	43.3	.4	.8	.4	.4	.3	.3	75.6	
42294	Tobacco & tobacco product whsle	1 561	50 268 772	.5	2.9	53.8	41.2	—	.3	—	.3	—	.9	78.5	
422940	Tobacco & tobacco product whsle	1 561	50 268 772	.5	2.9	53.8	41.2	—	.3	—	.3	—	.9	78.5	
42295	Paint, varnish, & supplies whsle	2 192	7 510 467	2.7	1.3	39.5	34.4	9.6	6.8	—	.4	4.3	1.0	67.9	
422950	Paint, varnish, & supplies whsle	2 192	7 510 467	2.7	1.3	39.5	34.4	9.6	6.8	—	.4	4.3	1.0	67.9	
4229501	Paint, varnish, & supplies whsle	2 192	7 510 467	2.7	1.3	39.5	34.4	9.6	6.8	—	.4	4.3	1.0	67.9	
42299	Other miscellaneous nondurable goods whsle	14 767	60 572 100	17.8	3.4	21.9	39.4	12.9	2.6	.2	.7	.3	.6	63.8	
422990	Other miscellaneous nondurable goods whsle	14 767	60 572 100	17.8	3.4	21.9	39.4	12.9	2.6	.2	.7	.3	.6	63.8	
4229901	Art goods whsle	4 583	9 596 493	3.7	1.5	49.3	34.9	.7	5.1	—	3.4	.2	1.1	65.4	
4229902	General merchandise (nondurable goods) whsle	3 248	34 597 404	29.0	5.3	8.2	49.8	5.2	1.3	.1	.1	.4	.6	61.4	
4229903	Textile bags, bagging, & burlap whsle	446	802 397	5.5	1.4	17.0	51.6	9.1	7.4	4.7	.4	1.0	1.9	63.9	
4229904	Other nondurable goods whsle	6 490	15 575 806	4.4	.6	33.3	20.9	35.9	3.5	.3	.4	.3	.4	68.1	

See footnotes at end of table.

Table 1. Sales by Class of Customer for the United States: 1997—Con.

[Includes only establishments with payroll. For meaning of abbreviations and symbols, see introductory text. For explanation of terms, see Appendix A]

NAICS code	Kind of business and type of operation	Establishments (number)	Sales (\$1,000)	Percent distribution of sales by class of customer ¹											Coverage ²
				Export sales	Restaurants, hotels, food services, and contract feeding	Retailers and repair shops for resale or repair	Other wholesale establishments for resale	Industrial users for production (mining and manufacturing)	Business users for consumption, not for resale	Farmers (for farm use)	Household consumers and individual users	Builders and contractors	Governmental bodies (Federal, state, and local)		
	Merchant wholesalers	'376 330	'2 333 131 187	8.3	6.4	26.0	26.5	13.6	10.3	2.5	.8	3.2	2.4	73.8	
421	Wholesale trade, durable goods	241 379	1 214 780 670	6.7	1.0	19.7	26.9	19.7	14.5	2.0	.8	5.8	2.8	71.1	
4211	Motor vehicle & motor vehicle parts & supplies whsle	'26 093	'166 674 187	2.1	.1	36.1	39.1	4.9	12.1	.3	1.6	1.4	2.2	72.0	
42111	Automobile & other motor vehicle whsle	6 654	113 917 822	1.0	.2	41.2	37.2	.7	13.9	.4	1.4	1.6	2.5	77.0	
421110	Automobile & other motor vehicle whsle	6 654	113 917 822	1.0	.2	41.2	37.2	.7	13.9	.4	1.4	1.6	2.5	77.0	
4211101	Automobile & motorcycle whsle ...	3 331	79 437 563	.8	—	49.7	48.2	—	.5	—	.6	—	.1	75.4	
4211102	Bus & recreational vehicle whsle ..	347	D	D	D	D	D	D	D	D	D	D	D	D	
4211103	Light truck & van (14,000 lb or less) whsle	428	7 133 116	1.6	.1	48.0	33.3	.5	8.1	.3	2.9	1.2	4.0	86.3	
4211104	Medium truck & tractor (14,001 lb to 26,000 lb) whsle	480	D	D	D	D	D	D	D	D	D	D	D	D	
4211105	Heavy truck & tractor (over 26,000 lb) whsle	2 068	22 058 292	1.2	.6	15.4	6.8	2.5	56.5	1.5	3.3	6.5	5.8	81.1	
42112	Motor vehicle supplies & new parts whsle	'10 596	'40 856 802	4.7	—	21.4	45.1	20.0	6.1	.1	.4	.7	1.4	60.7	
421120	Motor vehicle supplies & new parts whsle	'10 596	'40 856 802	4.7	—	21.4	45.1	20.0	6.1	.1	.4	.7	1.4	60.7	
4211201	Motor vehicle supplies & new parts—warehouse distributors ...	'4 357	'19 025 397	1.6	—	5.7	90.5	.6	.5	.1	.6	.1	.4	60.2	
4211202	Motor vehicle supplies & new parts—jobbers	5 732	20 760 962	7.7	.1	36.4	4.7	39.0	9.4	.1	.2	.2	2.2	60.6	
4211203	Petroleum products marketing equipment whsle	507	1 070 443	4.6	.2	16.7	16.0	5.5	35.5	1.3	.6	16.4	3.3	72.9	
42113	Tire & tube whsle	1 738	6 627 456	8.5	.1	11.1	55.8	4.3	16.4	.4	2.3	.5	.7	60.2	
421130	Tire & tube whsle	1 738	6 627 456	8.5	.1	11.1	55.8	4.3	16.4	.4	2.3	.5	.7	60.2	
42114	Motor vehicle parts, (used) whsle	7 105	5 272 107	3.9	.1	42.2	24.8	3.5	6.4	.5	17.2	1.0	.4	65.8	
421140	Motor vehicle parts, (used) whsle ...	7 105	5 272 107	3.9	.1	42.2	24.8	3.5	6.4	.5	17.2	1.0	.4	65.8	
4212	Furniture & home furnishings whsle	11 912	38 998 409	2.4	2.7	42.8	20.1	2.1	23.3	—	.9	2.3	3.3	64.0	
42121	Furniture whsle	4 880	17 259 071	1.5	1.5	22.2	16.9	1.8	47.8	—	1.0	1.0	6.4	63.8	
421210	Furniture whsle	4 880	17 259 071	1.5	1.5	22.2	16.9	1.8	47.8	—	1.0	1.0	6.4	63.8	
4212101	Household & lawn furniture whsle ..	2 275	5 670 483	3.2	3.5	49.8	34.2	3.1	2.1	—	2.1	1.7	.3	64.9	
4212102	Office furniture whsle ..	2 605	11 588 588	.6	.5	8.3	8.3	1.2	70.8	—	.4	.6	9.4	63.2	
42122	Home furnishings whsle	7 032	21 739 338	3.1	3.7	59.1	22.7	2.3	3.9	—	.9	3.4	.9	64.2	
421220	Home furnishings whsle	7 032	21 739 338	3.1	3.7	59.1	22.7	2.3	3.9	—	.9	3.4	.9	64.2	
4212201	Household china, glassware, & crockery whsle	1 039	3 796 559	4.4	2.3	63.1	26.4	2.2	.7	—	.7	.1	.1	65.2	
4212202	Linens, domestics, draperies, & curtains whsle	1 532	4 438 939	4.5	9.9	44.8	25.8	2.4	6.8	—	1.0	2.6	2.1	65.8	
4212203	Floor coverings whsle	2 270	7 941 902	1.5	1.5	61.1	18.5	3.4	5.5	—	.7	6.7	1.1	61.8	
4212204	Other home furnishings whsle	2 191	5 561 938	3.3	2.6	65.2	23.3	.7	1.6	—	1.2	1.8	.3	65.8	
4213	Lumber & other construction materials whsle	11 142	61 302 570	4.8	.3	43.4	24.6	13.8	3.8	.1	.3	8.0	.9	71.5	
42131	Lumber, plywood, millwork, & wood panel whsle	5 636	46 426 349	5.1	.4	48.6	20.8	15.3	3.7	.1	.2	5.3	.6	74.9	
421310	Lumber, plywood, millwork, & wood panel whsle	5 636	46 426 349	5.1	.4	48.6	20.8	15.3	3.7	.1	.2	5.3	.6	74.9	
4213101	Lumber without yard whsle	1 425	13 795 098	7.7	.9	46.8	19.3	12.4	5.0	.1	.2	7.1	.7	86.3	
4213102	Lumber with yard whsle	1 499	13 188 854	4.1	—	52.4	21.1	15.3	3.1	.1	.2	3.2	.6	74.0	
4213103	Plywood, veneer, millwork, & wood panel whsle	2 712	19 442 397	3.4	.2	47.4	22.0	18.0	2.9	.1	.2	5.2	.6	67.5	
42132	Brick, stone, & related construction materials whsle	2 094	4 444 476	1.3	.3	10.5	39.0	11.3	7.6	.1	2.0	26.1	1.8	60.6	
421320	Brick, stone, & related construction materials whsle	2 094	4 444 476	1.3	.3	10.5	39.0	11.3	7.6	.1	2.0	26.1	1.8	60.6	
4213201	Brick, block, tile, clay/cement sewer pipe whsle	679	1 320 519	.5	.4	4.8	25.5	4.6	8.0	—	4.4	50.5	1.3	60.8	
4213202	Sand, gravel, & stone whsle	886	1 574 246	1.5	.2	8.4	41.5	14.5	9.5	.3	1.5	18.9	3.7	61.3	
4213203	Cement, lime, & related products whsle	529	1 549 711	1.8	.3	17.4	48.2	13.7	5.1	—	.5	12.5	.4	59.8	
42133	Roofing, siding, & insulation material whsle	1 069	5 203 479	4.4	—	39.8	33.2	4.3	2.9	—	.1	14.6	.5	60.7	
421330	Roofing, siding, & insulation material whsle	1 069	5 203 479	4.4	—	39.8	33.2	4.3	2.9	—	.1	14.6	.5	60.7	
4213301	Roofing, siding, & insulation material whsle	1 069	5 203 479	4.4	—	39.8	33.2	4.3	2.9	—	.1	14.6	.5	60.7	
42139	Other construction materials whsle	2 343	5 228 266	4.9	.1	17.5	44.8	8.3	3.7	.4	.3	16.4	3.6	60.6	
421390	Other construction materials whsle ..	2 343	5 228 266	4.9	.1	17.5	44.8	8.3	3.7	.4	.3	16.4	3.6	60.6	
4213901	Flat glass & other construction glass whsle	523	1 017 500	10.0	.2	22.5	54.3	4.8	1.7	.1	.3	5.2	.9	62.2	
4213902	Other construction materials whsle	1 820	4 210 766	3.6	.1	16.3	42.5	9.2	4.1	.5	.3	19.1	4.2	60.3	

See footnotes at end of table.

Table 1. Sales by Class of Customer for the United States: 1997—Con.

[Includes only establishments with payroll. For meaning of abbreviations and symbols, see introductory text. For explanation of terms, see Appendix A]

NAICS code	Kind of business and type of operation	Establishments (number)	Sales (\$1,000)	Percent distribution of sales by class of customer ¹										Coverage ²	
				Export sales	Restaurants, hotels, food services, and contract feeding	Retailers and repair shops for resale or repair	Other wholesale establishments for resale	Industrial users for production (mining and manufacturing)	Business users for consumption, not for resale	Farmers (for farm use)	Household consumers and individual users	Builders and contractors	Governmental bodies (Federal, state, and local)		
421	Merchant wholesalers—Con.														
	Wholesale trade, durable goods—Con.														
4214	Professional & commercial equipment & supplies whsle	38 366	237 178 097	5.1	3.4	12.5	32.6	2.5	37.7	—	.6	.6	4.9	65.4	
42141	Photographic equipment & supplies whsle	1 207	8 347 662	3.7	.4	44.1	20.3	4.4	22.3	—	.9	.3	3.6	72.5	
421410	Photographic equipment & supplies whsle	1 207	8 347 662	3.7	.4	44.1	20.3	4.4	22.3	—	.9	.3	3.6	72.5	
42142	Office equipment whsle	'6 291	'24 496 462	2.1	1.5	8.7	26.7	4.5	48.4	.1	.6	.9	6.6	64.3	
421420	Office equipment whsle	'6 291	'24 496 462	2.1	1.5	8.7	26.7	4.5	48.4	.1	.6	.9	6.6	64.3	
42143	Computer & computer peripheral equipment & software whsle	14 459	142 059 509	6.4	.4	14.0	43.6	2.4	27.9	—	.5	.2	4.7	62.0	
421430	Computer & computer peripheral equipment & software whsle	14 459	142 059 509	6.4	.4	14.0	43.6	2.4	27.9	—	.5	.2	4.7	62.0	
4214301	Computer & peripheral equipment whsle	11 806	131 914 692	6.5	.4	14.1	45.9	2.1	25.6	—	.5	.2	4.7	62.1	
42143011	Computers & peripheral equipment for resale	4 861	83 034 207	9.3	.4	19.0	67.1	.5	2.1	—	.6	.3	.8	63.1	
42143012	Computers & peripheral equipment for end use	6 945	48 880 485	1.5	.4	5.4	8.4	5.0	67.2	—	.3	.1	11.7	60.6	
4214302	Computer software (packaged) whsle	2 653	10 144 817	5.1	.2	12.5	12.3	6.8	58.3	—	.2	.1	4.6	60.3	
42144	Other commercial equipment whsle . . .	'4 658	'12 215 821	2.9	52.8	5.7	9.9	4.0	17.4	.1	.7	3.2	3.2	73.7	
421440	Other commercial equipment whsle . .	'4 658	'12 215 821	2.9	52.8	5.7	9.9	4.0	17.4	.1	.7	3.2	3.2	73.7	
4214401	Restaurant & hotel equipment & supplies whsle	2 689	8 094 253	3.1	73.3	2.7	7.6	2.1	3.8	—	.8	3.0	3.6	76.7	
4214402	Store machines & equipment whsle	'1 969	'4 121 568	2.5	7.2	12.5	15.1	8.3	47.7	.3	.6	3.6	2.3	67.8	
42145	Medical, dental, & hospital equipment & supplies whsle	7 850	35 599 345	3.6	.1	1.0	15.9	.6	73.4	—	.9	.1	4.5	71.4	
421450	Medical, dental, & hospital equipment & supplies whsle	7 850	35 599 345	3.6	.1	1.0	15.9	.6	73.4	—	.9	.1	4.5	71.4	
4214501	Surgical, medical, & hospital supplies whsle	6 859	31 745 475	3.4	.1	1.0	16.2	.6	72.5	—	1.1	.1	5.1	70.2	
4214502	Dental equipment & supplies whsle	991	3 853 870	5.0	.1	.9	13.3	.2	79.9	—	.1	—	.4	81.0	
42146	Ophthalmic goods whsle	1 551	5 713 821	6.1	.1	49.2	22.4	1.2	19.7	—	.2	.2	.9	66.6	
421460	Ophthalmic goods whsle	1 551	5 713 821	6.1	.1	49.2	22.4	1.2	19.7	—	.2	.2	.9	66.6	
42149	Other professional equipment & supplies whsle	2 350	8 745 477	4.0	.2	5.1	13.5	3.8	57.7	.2	.4	4.0	11.2	80.8	
421490	Other professional equipment & supplies whsle	2 350	8 745 477	4.0	.2	5.1	13.5	3.8	57.7	.2	.4	4.0	11.2	80.8	
4214901	Religious & school supplies whsle . .	397	1 110 568	1.8	—	15.7	17.8	.1	24.2	—	.3	.2	39.9	65.5	
4214902	Other professional equipment & supplies whsle	1 953	7 634 909	4.2	.2	3.9	13.0	4.2	61.5	.2	.4	4.5	7.9	83.0	
4215	Metal & mineral (except petroleum) whsle	'10 079	'91 553 201	9.5	.1	1.7	22.8	46.7	7.2	.3	.3	10.3	1.2	79.1	
42151	Metal service centers & offices	9 487	83 124 691	7.0	.2	1.8	23.2	47.9	6.7	.3	.3	11.3	1.2	79.2	
421510	Metal service centers & offices	9 487	83 124 691	7.0	.2	1.8	23.2	47.9	6.7	.3	.3	11.3	1.2	79.2	
4215101	Ferrous metal service centers & sales offices	7 595	66 113 409	5.7	.2	2.0	24.9	45.9	6.4	.4	.3	13.0	1.3	79.1	
42151011	Ferrous metal service centers	5 827	58 768 929	3.8	.2	2.2	24.4	47.5	6.6	.4	.3	13.3	1.3	80.1	
42151012	Ferrous metal sales offices	1 768	7 344 480	22.8	.1	.8	28.8	31.8	4.7	.1	.2	10.0	.8	71.0	
4215102	Nonferrous metal service centers & sales offices	1 892	17 011 282	12.2	.1	.9	16.9	55.7	8.2	—	.2	4.9	1.0	79.7	
42151021	Nonferrous metal service centers	1 380	15 574 704	11.8	.1	.9	16.8	56.6	8.3	—	.2	4.4	.9	81.3	
42151022	Nonferrous metal sales offices	512	1 436 578	17.2	.2	.3	18.6	42.2	6.8	—	.2	12.6	1.9	62.8	
42152	Coal & other mineral & ore whsle	'592	'8 428 510	34.5	—	.1	18.8	34.0	11.3	—	.1	.3	.9	78.2	
421520	Coal & other mineral & ore whsle	'592	'8 428 510	34.5	—	.1	18.8	34.0	11.3	—	.1	.3	.9	78.2	
4215201	Coal whsle	333	4 987 710	47.1	—	—	8.3	25.1	17.5	—	.1	.3	1.6	67.9	
4215202	Other mineral & ore whsle	'259	'3 440 800	21.3	—	.1	29.9	43.5	4.7	—	—	.3	.2	93.1	
4216	Electrical goods whsle	27 347	182 334 876	10.4	.3	16.2	27.7	21.7	16.4	—	.5	4.2	2.6	68.0	
42161	Electrical apparatus & equip, wiring supp, & const material whsle	8 857	38 350 174	5.4	.5	5.9	28.8	31.3	13.9	.1	.2	10.9	3.0	67.6	
421610	Electrical apparatus & equip, wiring supp, & const material whsle	8 857	38 350 174	5.4	.5	5.9	28.8	31.3	13.9	.1	.2	10.9	3.0	67.6	
42162	Electrical appliance, television & radio set whsle	3 237	39 717 526	7.4	.2	47.1	33.6	2.9	4.7	—	.8	2.2	1.1	66.8	
421620	Electrical appliance, television & radio set whsle	3 237	39 717 526	7.4	.2	47.1	33.6	2.9	4.7	—	.8	2.2	1.1	66.8	
42169	Other electronic parts & equipment whsle	15 253	104 267 176	13.3	.2	8.5	25.1	25.2	21.6	—	.5	2.5	3.0	68.6	
421690	Other electronic parts & equipment whsle	15 253	104 267 176	13.3	.2	8.5	25.1	25.2	21.6	—	.5	2.5	3.0	68.6	
4216901	Communications equipment & supplies whsle	6 722	36 812 342	10.5	.4	15.7	19.7	10.3	31.3	.1	.7	5.4	5.9	68.0	
4216902	Electronic parts (excluding communications equipment) whsle	8 531	67 454 834	14.8	.1	4.7	28.1	33.2	16.4	—	.4	.9	1.4	68.9	

See footnotes at end of table.

Table 1. Sales by Class of Customer for the United States: 1997—Con.

[Includes only establishments with payroll. For meaning of abbreviations and symbols, see introductory text. For explanation of terms, see Appendix A]

NAICS code	Kind of business and type of operation	Establishments (number)	Sales (\$1,000)	Percent distribution of sales by class of customer ¹										Coverage ²	
				Export sales	Restaurants, hotels, food services, and contract feeding	Retailers and repair shops for resale or repair	Other wholesale establishments for resale	Industrial users for production (mining and manufacturing)	Business users for consumption, not for resale	Farmers (for farm use)	Household consumers and individual users	Builders and contractors	Governmental bodies (Federal, state, and local)		
421	Merchant wholesalers—Con.														
	Wholesale trade, durable goods—Con.														
4217	Hardware, & plumbing & heating equipment & supplies whsle	17 533	57 253 744	3.4	1.2	23.6	21.1	14.1	7.6	.2	.9	25.1	2.7	75.4	
42171	Hardware whsle	8 170	28 781 646	4.3	.3	32.4	21.0	19.5	6.0	.4	.7	13.2	2.2	80.1	
421710	Hardware whsle	8 170	28 781 646	4.3	.3	32.4	21.0	19.5	6.0	.4	.7	13.2	2.2	80.1	
42172	Plumbing & heating equipment & supplies (hydronics) whsle	3 261	10 850 765	3.1	.4	14.6	37.8	15.3	9.3	.1	.4	14.9	4.2	60.6	
421720	Plumbing & heating equipment & supplies (hydronics) whsle	3 261	10 850 765	3.1	.4	14.6	37.8	15.3	9.3	.1	.4	14.9	4.2	60.6	
42173	Warm air heating & air-conditioning equipment & supplies whsle	4 744	14 185 407	1.9	.8	13.1	9.9	3.7	6.6	.1	1.6	59.5	2.9	74.9	
421730	Warm air heating & air-conditioning equipment & supplies whsle	4 744	14 185 407	1.9	.8	13.1	9.9	3.7	6.6	.1	1.6	59.5	2.9	74.9	
42174	Refrigeration equipment & supplies whsle	1 358	3 435 926	3.4	10.8	11.7	25.3	7.2	20.8	.2	.7	17.3	2.7	83.7	
421740	Refrigeration equipment & supplies whsle	1 358	3 435 926	3.4	10.8	11.7	25.3	7.2	20.8	.2	.7	17.3	2.7	83.7	
4218	Machinery, equipment, & supplies whsle	64 951	223 849 297	6.9	.7	7.1	12.4	39.3	7.7	9.6	1.1	11.4	3.8	75.3	
42181	Construction & mining (except petroleum) machinery & equip whsle	4 763	31 561 292	4.1	.1	4.0	6.3	18.8	6.8	2.7	.6	49.0	7.6	72.4	
421810	Construction & mining (except petroleum) machinery & equip whsle	4 763	31 561 292	4.1	.1	4.0	6.3	18.8	6.8	2.7	.6	49.0	7.6	72.4	
42182	Farm & garden machinery & equipment whsle	9 312	30 536 605	1.3	.1	9.7	9.0	1.4	3.1	64.1	4.7	4.6	2.1	76.5	
421820	Farm & garden machinery & equipment whsle	9 312	30 536 605	1.3	.1	9.7	9.0	1.4	3.1	64.1	4.7	4.6	2.1	76.5	
4218201	Farm machinery & equipment—farm dealers	6 789	21 521 310	.2	—	1.8	1.0	.3	.9	85.9	5.9	2.0	1.8	79.0	
4218202	Farm machinery & equipment—whsle distributors	1 891	6 437 932	5.1	.1	20.7	34.3	4.7	6.3	7.8	1.8	16.2	3.1	69.4	
4218203	Lawn & garden machinery & equipment whsle	632	2 577 363	1.3	.4	54.6	21.6	3.6	15.3	.3	.6	.3	2.2	73.7	
42183	Industrial machinery & equipment whsle	28 321	97 183 003	7.1	.9	6.0	11.6	59.8	5.3	.4	.4	5.8	2.7	77.6	
421830	Industrial machinery & equipment whsle	28 321	97 183 003	7.1	.9	6.0	11.6	59.8	5.3	.4	.4	5.8	2.7	77.6	
4218301	Food-processing machinery & equipment whsle	1 056	2 959 044	10.7	18.9	2.2	10.7	51.6	2.7	.4	.2	.8	1.8	79.7	
4218302	Hydraulic & pneumatic (fluid-power) machinery & equipment whsle	3 294	9 945 751	2.8	.5	6.1	16.0	59.1	6.3	.9	.3	4.7	3.2	78.9	
42183021	Hydraulic & pneumatic pumps & motors whsle	1 275	3 036 164	4.3	.2	8.7	16.0	49.0	6.6	.9	.6	8.1	5.5	68.8	
42183022	Hydraulic & pneumatic parts, accessories, & supplies whsle	2 019	6 909 587	2.2	.5	5.2	16.1	62.8	6.2	.9	.3	3.5	2.3	83.3	
4218303	General-purpose industrial machinery & equipment whsle	8 460	28 259 832	9.8	.3	8.0	11.3	50.5	5.8	.5	.7	9.1	3.9	84.0	
4218304	Metalworking machinery & equipment whsle	3 232	13 925 794	2.6	—	2.1	11.9	79.4	2.5	.1	.2	.5	.7	81.0	
4218305	Materials handling equipment whsle	4 042	15 099 475	2.8	.9	8.1	9.1	56.6	8.1	.8	.2	10.1	3.3	70.5	
4218306	Oilwell, oil refinery, & pipeline mach. equip. & supplies whsle	2 688	7 740 720	16.2	.1	4.6	8.6	59.4	7.2	.3	.2	2.7	.7	83.3	
4218307	Other industrial machinery & equipment whsle	5 549	19 252 387	7.1	.1	5.4	13.0	64.4	3.4	.2	.3	3.7	2.4	68.3	
42184	Industrial supplies whsle	12 868	36 889 029	2.9	.6	5.5	19.2	56.0	5.1	.8	.5	6.7	2.6	74.1	
421840	Industrial supplies whsle	12 868	36 889 029	2.9	.6	5.5	19.2	56.0	5.1	.8	.5	6.7	2.6	74.1	
4218401	General-line industrial supplies whsle	2 025	3 940 187	4.8	.8	7.1	11.9	54.5	6.9	1.1	1.0	7.5	4.2	76.7	
4218402	Mechanical power transmission supplies whsle	2 457	7 883 600	1.6	.2	6.8	15.9	66.5	3.9	1.0	.2	2.9	1.0	60.5	
4218403	Welding supplies whsle	1 876	4 238 602	1.0	2.3	9.5	17.8	44.1	7.4	2.2	1.7	10.2	3.9	72.6	
4218404	Industrial containers & supplies whsle	1 480	4 968 521	3.0	.9	5.2	32.0	49.9	4.9	.9	.3	1.5	1.6	73.9	
4218405	Industrial valves & fittings (except fluid-power) whsle	1 279	5 276 944	4.2	.1	2.7	27.4	44.6	3.2	.1	.3	14.1	3.1	84.2	
4218406	Other industrial supplies whsle	3 751	10 581 175	2.9	.2	4.4	14.2	63.8	5.2	.6	.4	5.6	2.7	79.1	
42185	Service establishment equipment & supplies whsle	6 233	11 044 612	1.5	4.4	18.3	22.0	4.0	32.0	.1	1.0	5.8	10.7	70.7	
421850	Service establishment equipment & supplies whsle	6 233	11 044 612	1.5	4.4	18.3	22.0	4.0	32.0	.1	1.0	5.8	10.7	70.7	
4218501	Beauty & barber shop equipment & supplies whsle	1 240	2 016 050	1.0	.1	49.5	24.3	—	24.5	—	.3	.1	.3	70.7	
4218502	Custodial, janitors' equipment & supplies whsle	2 189	3 745 652	.7	8.8	4.5	17.2	7.9	42.5	.2	1.9	4.4	11.8	73.0	
4218503	Laundry & dry-cleaning equipment & supplies whsle	655	D	D	D	D	D	D	D	D	D	D	D	D	
4218504	Other service establishment equipment & supplies whsle	2 149	D	D	D	D	D	D	D	D	D	D	D	D	

See footnotes at end of table.

Table 1. Sales by Class of Customer for the United States: 1997—Con.

[Includes only establishments with payroll. For meaning of abbreviations and symbols, see introductory text. For explanation of terms, see Appendix A]

NAICS code	Kind of business and type of operation	Establishments (number)	Sales (\$1,000)	Percent distribution of sales by class of customer ¹										Coverage ²	
				Export sales	Restaurants, hotels, food services, and contract feeding	Retailers and repair shops for resale or repair	Other wholesale establishments for resale	Industrial users for production (mining and manufacturing)	Business users for consumption, not for resale	Farmers (for farm use)	Household consumers and individual users	Builders and contractors	Governmental bodies (Federal, state, and local)		
421	Merchant wholesalers—Con.														
	Wholesale trade, durable goods—Con.														
4218	Machinery, equipment, & supplies whse —Con.														
42186	Transportation equipment & supplies (exc motor vehicle) whse	3 454	16 634 756	35.6	.1	11.4	13.3	6.6	24.6	.1	.8	2.3	5.3	70.3	
421860	Transportation equipment & supplies (exc motor vehicle) whse	3 454	16 634 756	35.6	.1	11.4	13.3	6.6	24.6	.1	.8	2.3	5.3	70.3	
4218601	Aircraft & aeronautical equipment & supplies whse	2 092	12 214 744	43.2	—	8.7	12.8	5.8	24.8	—	.7	1.1	2.9	70.5	
4218602	Marine machinery, equipment, & supplies whse	825	2 566 747	13.4	.1	25.8	14.1	6.9	16.3	—	1.3	6.6	15.5	71.1	
4218603	Other transportation equipment & supplies whse	537	1 853 265	15.4	.1	8.8	15.4	11.7	34.8	.8	1.5	4.6	6.8	67.7	
4219	Miscellaneous durable goods whse	33 956	155 636 289	10.9	.2	30.9	34.2	18.5	2.7	.1	.7	1.0	1.0	71.5	
42191	Sporting & recreational goods & supplies whse	4 961	17 059 006	6.1	.2	55.4	23.5	.6	4.0	—	2.1	3.5	4.6	71.4	
421910	Sporting & recreational goods & supplies whse	4 961	17 059 006	6.1	.2	55.4	23.5	.6	4.0	—	2.1	3.5	4.6	71.4	
42192	Toy & hobby goods & supplies whse ..	2 792	15 890 421	5.1	.1	76.9	15.0	.2	1.7	—	.7	—	.2	79.0	
421920	Toy & hobby goods & supplies whse	2 792	15 890 421	5.1	.1	76.9	15.0	.2	1.7	—	.7	—	.2	79.0	
42193	Recyclable material whse	8 833	37 358 147	14.4	.1	.6	22.2	58.4	2.6	.1	.3	1.0	.3	75.4	
421930	Recyclable material whse	8 833	37 358 147	14.4	.1	.6	22.2	58.4	2.6	.1	.3	1.0	.3	75.4	
4219301	Iron & steel scrap processors & dealers	3 403	17 430 292	10.1	—	.5	17.7	68.0	2.1	.1	.3	1.0	.1	75.7	
42193011	Iron & steel scrap processors (using power processing equipment)	2 268	12 322 747	9.7	—	.7	17.8	67.8	2.1	.1	.4	1.3	.2	76.4	
42193012	Iron & steel scrap processors (not using power processing equip)	1 135	5 107 545	10.9	—	.1	17.6	68.6	2.1	.1	.2	.3	.1	74.0	
4219302	Recyclable paper & paperboard whse	1 539	5 384 421	25.1	.1	.3	24.1	47.2	2.2	—	.1	.6	.3	81.6	
4219303	Other recyclable material whse ...	3 891	14 543 434	15.3	.1	.9	27.0	51.1	3.5	.1	.2	1.2	.5	72.9	
42194	Jewelry/watch/silverware/precious stone, & precious metal whse	7 183	30 824 486	4.6	.1	30.3	58.6	4.2	1.1	—	.9	—	.1	74.2	
421940	Jewelry/watch/silverware/precious stone, & precious metal whse	7 183	30 824 486	4.6	.1	30.3	58.6	4.2	1.1	—	.9	—	.1	74.2	
4219401	Jewelry, watch, diamonds, precious stone, & silverware whse	6 641	21 097 516	6.3	.1	44.1	46.8	.9	.6	—	1.0	.1	.2	69.8	
4219402	Precious metal (excluding ores) whse	542	9 726 970	1.6	—	5.3	80.0	10.2	2.1	—	.7	—	—	83.6	
42199	Other miscellaneous durable goods whse	10 187	54 504 229	16.0	.3	30.5	38.4	8.5	3.6	.1	.3	1.2	1.0	65.1	
421990	Other miscellaneous durable goods whse	10 187	54 504 229	16.0	.3	30.5	38.4	8.5	3.6	.1	.3	1.2	1.0	65.1	
4219901	Musical instruments & supplies whse	444	2 155 019	8.1	1.2	64.5	19.2	.4	5.5	—	.5	—	.6	70.9	
4219902	Forest products (except lumber) whse	1 844	10 671 425	36.6	—	3.8	16.0	39.0	2.3	.5	.3	1.2	.2	62.9	
4219903	General merchandise (durable goods) whse	2 864	20 154 440	17.9	.2	18.1	58.6	1.5	1.7	.1	.2	1.0	.6	65.4	
4219904	Prerecorded media whse	1 852	16 079 741	2.8	—	60.2	33.6	.2	1.5	—	.3	—	1.3	65.9	
42199041	Compact discs/prerecorded audio tapes, & phonograph records whse	1 215	8 766 190	3.5	—	57.5	35.8	.1	1.0	—	.4	—	1.6	62.3	
42199042	Prerecorded video tapes whse ..	637	7 313 551	2.0	—	63.1	31.3	.3	1.9	—	.3	—	1.0	70.2	
4219905	Fire extinguishers & fire safety equipment whse	923	937 818	1.4	5.7	10.5	10.6	10.1	22.4	.1	1.0	25.0	13.2	70.7	
4219906	Other durable goods whse	2 260	4 505 786	15.8	.9	26.5	31.4	4.1	17.5	—	.7	1.8	1.3	62.4	
422	Wholesale trade, nondurable goods	*134 951	*1 118 350 517	9.8	11.8	32.4	26.1	7.5	6.1	3.1	.8	.5	1.9	76.7	
4221	Paper & paper product whse	12 686	66 491 798	3.2	9.5	15.7	22.8	17.6	26.9	.2	.3	.5	3.4	73.5	
42211	Printing & writing paper whse	1 838	20 477 795	3.0	2.0	7.1	33.3	25.8	24.9	.1	.1	.1	3.7	77.1	
422110	Printing & writing paper whse	1 838	20 477 795	3.0	2.0	7.1	33.3	25.8	24.9	.1	.1	.1	3.7	77.1	
42212	Stationery & office supplies whse	6 260	19 572 837	1.8	1.1	35.3	9.2	3.1	45.3	—	.3	.2	3.7	72.4	
422120	Stationery & office supplies whse ...	6 260	19 572 837	1.8	1.1	35.3	9.2	3.1	45.3	—	.3	.2	3.7	72.4	
42213	Industrial & personal service paper whse	4 588	26 441 166	4.5	22.0	8.4	24.2	21.6	14.7	.5	.4	.9	2.9	71.4	
422130	Industrial & personal service paper whse	4 588	26 441 166	4.5	22.0	8.4	24.2	21.6	14.7	.5	.4	.9	2.9	71.4	
4222	Drugs, & druggists' sundries whse	7 250	107 379 498	3.0	.1	62.7	11.8	.3	18.0	.1	1.0	—	2.8	81.4	
42221	Drugs, & druggists' sundries whse	7 250	107 379 498	3.0	.1	62.7	11.8	.3	18.0	.1	1.0	—	2.8	81.4	
422210	Drugs, & druggists' sundries whse ..	7 250	107 379 498	3.0	.1	62.7	11.8	.3	18.0	.1	1.0	—	2.8	81.4	
4222101	General-line drugs whse	3 283	79 946 995	1.2	.1	66.5	9.4	.3	18.0	.1	1.0	—	3.4	88.3	
4222102	Specialty-line drug, pharmaceutical, cosmetic, & toiletries whse	3 967	27 432 503	10.3	.1	47.0	22.3	.6	18.0	.2	1.0	—	.4	61.3	

See footnotes at end of table.

Table 1. Sales by Class of Customer for the United States: 1997—Con.

[Includes only establishments with payroll. For meaning of abbreviations and symbols, see introductory text. For explanation of terms, see Appendix A]

NAICS code	Kind of business and type of operation	Estab-lish-ments (number)	Sales (\$1,000)	Percent distribution of sales by class of customer ¹										Cover-age ²	
				Export sales	Res-taurants, hotels, food services, and contract feeding	Retailers and repair shops for resale or repair	Other whole-sale estab-lish-ments for resale	In-dustrial users for pro-duction (mining and manufac-turing)	Business users for con-sump-tion, not for resale	Farmers (for farm use)	House-hold con-sumers and individual users	Build-ers and con-tractors	Gov-ern-mental bodies (Federal, state, and local)		
422	Merchant wholesalers—Con.														
	Wholesale trade, nondurable goods—Con.														
4223	Apparel, piece goods, & notions whse ...	16 964	84 358 265	5.2	.3	60.8	26.3	3.6	2.4	—	.6	.1	.6	64.9	
42231	Piece goods, notions, & other dry goods whse	4 628	14 151 550	10.8	.5	13.9	45.9	20.5	6.3	—	.4	.2	1.5	64.3	
422310	Piece goods, notions, & other dry goods whse	4 628	14 151 550	10.8	.5	13.9	45.9	20.5	6.3	—	.4	.2	1.5	64.3	
4223101	Piece goods—jobbers	3 345	11 726 039	12.0	.6	13.1	46.4	20.6	5.6	—	.4	.2	1.2	65.2	
4223102	Notions & other dry goods whse ..	1 283	2 425 511	4.4	.3	18.3	43.2	20.0	9.8	—	.6	.3	3.1	60.2	
42232	Men's & boys' clothing & furnishings whse	4 144	22 684 344	5.2	.4	62.4	26.4	.5	3.2	—	.6	.2	1.1	66.3	
422320	Men's & boys' clothing & furnishings whse	4 144	22 684 344	5.2	.4	62.4	26.4	.5	3.2	—	.6	.2	1.1	66.3	
42233	Women's, children's, & infants' clothing & accessories whse	6 781	29 520 620	2.7	.3	71.6	23.8	.2	1.0	—	.3	—	.1	63.2	
422330	Women's, children's, & infants' clothing & accessories whse	6 781	29 520 620	2.7	.3	71.6	23.8	.2	1.0	—	.3	—	.1	63.2	
42234	Footwear whse	1 411	18 001 751	4.7	.2	77.7	15.2	.1	.5	—	1.4	—	.3	66.3	
422340	Footwear whse	1 411	18 001 751	4.7	.2	77.7	15.2	.1	.5	—	1.4	—	.3	66.3	
4224	Grocery & related products whse	33 343	330 210 735	5.2	30.9	35.5	21.1	2.7	1.5	.1	.5	—	2.6	78.6	
42241	General-line grocery whse	3 390	93 941 524	1.0	34.7	51.6	6.8	—	.9	—	.6	—	4.3	79.3	
422410	General-line grocery whse	3 390	93 941 524	1.0	34.7	51.6	6.8	—	.9	—	.6	—	4.3	79.3	
4224101	General-line grocery whse, voluntary group	186	16 156 029	.1	3.5	89.3	6.5	—	—	—	.1	—	.4	69.2	
4224102	General-line grocery whse, retail cooperative	211	16 142 440	.6	3.4	87.3	8.4	—	—	—	—	—	.1	72.1	
4224103	Other general-line grocery whse ..	2 993	61 643 055	1.3	48.5	35.4	6.5	.1	1.2	—	.8	—	6.1	83.8	
42242	Packaged frozen food whse	2 897	44 782 680	9.2	58.9	10.2	16.4	.6	1.7	—	.2	—	2.8	81.1	
422420	Packaged frozen food whse	2 897	44 782 680	9.2	58.9	10.2	16.4	.6	1.7	—	.2	—	2.8	81.1	
42243	Dairy products, (except dried or canned) whse	2 174	20 315 524	2.4	20.1	22.8	33.0	19.2	.6	.4	.8	—	.7	72.7	
422430	Dairy products, (except dried or canned) whse	2 174	20 315 524	2.4	20.1	22.8	33.0	19.2	.6	.4	.8	—	.7	72.7	
4224301	Raw milk whse	138	D	D	D	D	D	D	D	D	D	D	D	D	
4224302	Dairy product (except raw milk) whse	2 036	D	D	D	D	D	D	D	D	D	D	D	D	
42244	Poultry & poultry product whse	873	10 721 436	20.8	25.5	12.5	34.8	3.7	.8	.4	.2	—	1.2	85.2	
422440	Poultry & poultry product whse	873	10 721 436	20.8	25.5	12.5	34.8	3.7	.8	.4	.2	—	1.2	85.2	
4224401	Live poultry whse	45	D	D	D	D	D	D	D	D	D	D	D	D	
4224402	Poultry & poultry product (except live) whse	828	D	D	D	D	D	D	D	D	D	D	D	D	
42245	Confectionery whse	1 962	7 539 889	5.7	8.2	45.0	35.2	2.1	2.3	—	.7	—	.8	81.0	
422450	Confectionery whse	1 962	7 539 889	5.7	8.2	45.0	35.2	2.1	2.3	—	.7	—	.8	81.0	
42246	Fish & seafood whse	2 828	11 998 240	13.8	33.6	14.5	35.8	.7	.5	—	.9	—	.2	71.3	
422460	Fish & seafood whse	2 828	11 998 240	13.8	33.6	14.5	35.8	.7	.5	—	.9	—	.2	71.3	
42247	Meat & meat product whse	3 147	26 899 437	5.8	35.7	33.9	21.5	1.3	.5	—	.5	—	.8	77.6	
422470	Meat & meat product whse	3 147	26 899 437	5.8	35.7	33.9	21.5	1.3	.5	—	.5	—	.8	77.6	
42248	Fresh fruit & vegetable whse	5 474	40 417 798	7.2	20.2	25.4	42.4	.8	2.5	.2	.3	—	.9	78.6	
422480	Fresh fruit & vegetable whse	5 474	40 417 798	7.2	20.2	25.4	42.4	.8	2.5	.2	.3	—	.9	78.6	
42249	Other grocery & related products whse	10 598	73 594 207	3.5	17.9	45.9	21.8	4.8	2.4	—	.6	—	3.0	78.1	
422490	Other grocery & related products whse	10 598	73 594 207	3.5	17.9	45.9	21.8	4.8	2.4	—	.6	—	3.0	78.1	
4224901	Coffee, tea, & spice whse	1 420	7 087 834	1.7	14.0	8.3	57.7	12.8	4.6	—	.3	—	.5	78.8	
4224902	Bread & baked goods whse	2 187	5 821 864	.7	20.1	62.3	14.8	.5	.3	—	.7	—	.7	73.7	
4224903	Soft drinks whse	2 026	7 507 631	1.2	10.3	50.3	30.7	.2	4.1	—	2.1	.1	1.0	75.0	
4224904	Canned goods whse	957	10 184 930	5.7	23.3	26.8	21.7	3.1	2.8	—	.3	—	16.2	68.2	
4224905	Food & beverage basic materials whse	512	2 687 268	11.0	12.6	10.7	18.9	32.0	12.4	.3	.7	—	1.4	77.8	
4224906	Other grocery specialties whse ...	3 496	40 304 680	3.7	18.9	55.6	15.3	3.4	1.3	—	.4	—	1.4	81.6	
4225	Farm-product raw material whse	8 849	132 883 554	38.9	.8	.7	28.9	13.2	2.3	14.5	.4	.1	.2	82.5	
42251	Grain & field bean whse	6 434	105 267 322	42.6	.5	.8	27.6	10.3	2.3	15.1	.5	.1	.2	85.0	
422510	Grain & field bean whse	6 434	105 267 322	42.6	.5	.8	27.6	10.3	2.3	15.1	.5	.1	.2	85.0	
42252	Livestock whse	1 133	8 630 445	1.5	7.6	.2	40.4	14.8	.6	34.7	.2	—	—	74.8	
422520	Livestock whse	1 133	8 630 445	1.5	7.6	.2	40.4	14.8	.6	34.7	.2	—	—	74.8	
42259	Other farm product raw material whse	1 282	18 985 787	32.4	.1	.5	31.7	31.8	2.7	.7	.1	—	—	72.6	
4225901	Hides, skins, & pelts whse	234	1 911 853	69.1	—	1.2	11.9	16.5	1.1	—	.1	—	.1	78.5	
4225902	Leaf tobacco whse	118	2 093 201	49.0	—	.1	17.1	22.5	11.1	—	.1	—	—	60.2	
4225903	Wool, wool tops, & mohair whse ..	61	145 997	8.7	—	.1	43.0	43.6	2.3	1.5	.5	.2	.1	71.2	
4225904	Cotton whse	244	9 922 477	33.0	—	.5	20.6	42.8	2.5	.6	—	—	—	77.9	
4225905	Other farm-product raw material whse	625	4 912 259	7.9	.3	.3	73.4	15.6	.5	1.5	.2	.1	.1	64.8	

See footnotes at end of table.

Table 1. Sales by Class of Customer for the United States: 1997—Con.

[Includes only establishments with payroll. For meaning of abbreviations and symbols, see introductory text. For explanation of terms, see Appendix A]

NAICS code	Kind of business and type of operation	Establishments (number)	Sales (\$1,000)	Percent distribution of sales by class of customer ¹										Coverage ²
				Export sales	Restaurants, hotels, food services, and contract feeding	Retailers and repair shops for resale or repair	Other wholesale establishments for resale	Industrial users for production (mining and manufacturing)	Business users for consumption, not for resale	Farmers (for farm use)	Household consumers and individual users	Builders and contractors	Governmental bodies (Federal, state, and local)	
422	Merchant wholesalers—Con.													
	Wholesale trade, nondurable goods—Con.													
4226	Chemical & allied products whsle	12 249	56 048 362	12.2	1.4	1.4	17.7	49.8	11.2	.4	.4	3.4	2.2	79.5
42261	Plastics materials & basic forms & shapes whsle	3 357	16 733 225	11.6	2.4	1.8	23.5	44.8	7.8	.2	.4	6.1	1.4	79.6
422610	Plastics materials & basic forms & shapes whsle	3 357	16 733 225	11.6	2.4	1.8	23.5	44.8	7.8	.2	.4	6.1	1.4	79.6
42269	Other chemical & allied products whsle	8 892	39 315 137	12.4	1.0	1.3	15.2	51.8	12.6	.4	.4	2.2	2.6	79.5
422690	Other chemical & allied products whsle	8 892	39 315 137	12.4	1.0	1.3	15.2	51.8	12.6	.4	.4	2.2	2.6	79.5
4226901	Industrial gases (except LP) whsle	804	1 432 921	2.0	3.6	8.7	11.9	35.5	19.8	1.7	2.8	7.6	6.5	61.5
4226902	Other chemical & allied products whsle	8 088	37 882 216	12.7	.9	1.1	15.3	52.3	12.4	.4	.3	2.0	2.5	80.2
4227	Petroleum & petroleum products whsle	'9 770	'139 507 960	4.5	.1	17.6	53.3	6.9	7.6	3.3	2.6	1.7	2.3	74.7
42271	Petroleum bulk stations & terminals	'6 729	'92 443 546	3.1	.1	18.4	51.6	7.2	7.9	4.2	3.2	1.9	2.3	80.8
422710	Petroleum bulk stations & terminals	'6 729	'92 443 546	3.1	.1	18.4	51.6	7.2	7.9	4.2	3.2	1.9	2.3	80.8
4227101	Petroleum bulk stations & terminals (except LP)	'6 337	'88 515 507	3.1	.1	18.6	50.7	7.2	8.2	4.4	3.3	2.0	2.3	81.5
42271011	Petroleum bulk stations (except LP)	5 784	43 727 608	.9	.2	32.3	22.1	8.9	12.6	9.1	6.5	4.1	3.3	74.2
42271012	Petroleum bulk terminals (except LP)	'553	'44 787 899	4.9	—	7.4	74.2	5.9	4.6	.5	.6	.3	1.5	88.6
4227102	Liquefied petroleum bulk stations & terminals	392	3 928 039	2.3	.1	12.6	76.0	7.6	.9	.1	.1	—	.2	66.2
42272	Petroleum & petroleum prod whsle (exc bulk stations & terminals)	3 041	47 064 414	8.1	—	15.6	57.7	6.2	6.8	.8	1.3	1.2	2.2	62.8
422720	Petroleum & petroleum prod whsle (exc bulk stations & terminals)	3 041	47 064 414	8.1	—	15.6	57.7	6.2	6.8	.8	1.3	1.2	2.2	62.8
4228	Beer, wine, & distilled alcoholic beverage whsle	4 476	58 311 981	.6	25.4	55.6	17.5	.1	.1	—	.3	—	.4	82.8
42281	Beer & ale whsle	2 945	33 616 795	.2	25.8	58.5	14.7	—	.2	—	.4	—	.3	86.0
422810	Beer & ale whsle	2 945	33 616 795	.2	25.8	58.5	14.7	—	.2	—	.4	—	.3	86.0
42282	Wine & distilled alcoholic beverage whsle	1 531	24 695 186	1.3	25.0	51.3	21.6	.1	—	—	.2	—	.5	78.5
422820	Wine & distilled alcoholic beverage whsle	1 531	24 695 186	1.3	25.0	51.3	21.6	.1	—	—	.2	—	.5	78.5
4228201	Wine & distilled alcoholic bev (licensed operation) whsle	1 409	24 314 784	1.3	25.0	51.1	21.8	.1	—	—	.2	—	.5	78.3
4228202	Wine & distilled alcoholic beverage (state operated) whsle	122	380 402	—	24.8	58.1	12.0	—	—	—	4.8	—	.4	91.3
4229	Miscellaneous nondurable goods whsle	29 364	143 158 364	10.9	2.5	42.9	29.1	2.9	2.6	6.5	.6	.4	1.5	70.2
42291	Farm supplies whsle	6 437	32 607 159	13.1	.2	20.8	30.3	1.7	4.2	27.8	.4	.8	.5	71.7
422910	Farm supplies whsle	6 437	32 607 159	13.1	.2	20.8	30.3	1.7	4.2	27.8	.4	.8	.5	71.7
4229101	Farm supplies—farm dealers	3 363	9 641 439	2.4	—	.5	1.7	.4	.3	94.3	.3	—	—	59.7
4229102	Farm supplies—whsle distributors	3 074	22 965 720	16.7	.3	27.5	39.7	2.1	5.4	6.0	.5	1.1	.7	76.8
42292	Book, periodical, & newspaper whsle	3 257	17 022 288	6.7	.6	60.3	17.2	.4	4.5	—	1.0	.2	9.1	66.3
422920	Book, periodical, & newspaper whsle	3 257	17 022 288	6.7	.6	60.3	17.2	.4	4.5	—	1.0	.2	9.1	66.3
42293	Flower, nursery stock, & florists' supplies whsle	3 654	7 244 856	2.7	.6	53.3	41.4	.2	.7	.2	.5	.2	.2	75.1
422930	Flower, nursery stock, & florists' supplies whsle	3 654	7 244 856	2.7	.6	53.3	41.4	.2	.7	.2	.5	.2	.2	75.1
42294	Tobacco & tobacco product whsle	1 466	31 656 394	.6	4.3	79.7	14.0	.1	.4	—	.5	—	.5	84.0
422940	Tobacco & tobacco product whsle	1 466	31 656 394	.6	4.3	79.7	14.0	.1	.4	—	.5	—	.5	84.0
42295	Paint, varnish, & supplies whsle	1 630	3 370 442	1.7	1.8	57.9	16.2	11.2	8.1	—	.5	1.6	.9	64.1
422950	Paint, varnish, & supplies whsle	1 630	3 370 442	1.7	1.8	57.9	16.2	11.2	8.1	—	.5	1.6	.9	64.1
4229501	Paint, varnish, & supplies whsle	1 630	3 370 442	1.7	1.8	57.9	16.2	11.2	8.1	—	.5	1.6	.9	64.1
42299	Other miscellaneous nondurable goods whsle	12 920	51 257 225	21.3	3.9	19.4	44.0	7.0	2.6	.2	.6	.4	.6	61.6
422990	Other miscellaneous nondurable goods whsle	12 920	51 257 225	21.3	3.9	19.4	44.0	7.0	2.6	.2	.6	.4	.6	61.6
4229901	Art goods whsle	3 976	7 426 099	4.6	1.0	46.0	38.3	.6	6.1	—	2.4	.2	.7	65.3
4229902	General merchandise (nondurable goods) whsle	2 842	33 181 350	30.3	5.6	7.3	51.1	3.4	1.1	.1	.1	.4	.6	60.9
4229903	Textile bags, bagging, & burlap whsle	400	723 184	4.9	1.6	18.3	55.3	6.3	5.9	4.0	.5	1.1	2.1	63.4
4229904	Other nondurable goods whsle	5 702	9 926 592	5.9	.8	38.4	24.3	24.0	4.5	.4	.6	.5	.7	61.2

See footnotes at end of table.

Table 1. Sales by Class of Customer for the United States: 1997—Con.

[Includes only establishments with payroll. For meaning of abbreviations and symbols, see introductory text. For explanation of terms, see Appendix A]

NAICS code	Kind of business and type of operation	Establishments (number)	Sales (\$1,000)	Percent distribution of sales by class of customer ¹										Coverage ²
				Export sales	Restaurants, hotels, food services, and contract feeding	Retailers and repair shops for resale or repair	Other wholesale establishments for resale	Industrial users for production (mining and manufacturing)	Business users for consumption, not for resale	Farmers (for farm use)	Household consumers and individual users	Builders and contractors	Governmental bodies (Federal, state, and local)	
	Manufacturers' sales branches and sales offices	'29 305	'1 258 874 769	2.8	1.3	40.8	26.9	12.6	12.2	.3	.3	1.5	1.4	75.3
421	Wholesale trade, durable goods	'17 228	'707 565 616	3.3	.3	46.9	17.1	11.7	16.7	—	.2	2.2	1.5	80.9
4211	Motor vehicle & motor vehicle parts & supplies whsle	1 425	291 207 541	1.7	—	83.5	12.5	.8	1.2	—	—	—	.1	92.7
42111	Automobile & other motor vehicle whsle	380	255 902 304	1.5	—	84.8	12.3	.3	.9	—	—	—	.1	95.8
421110	Automobile & other motor vehicle whsle	380	255 902 304	1.5	—	84.8	12.3	.3	.9	—	—	—	.1	95.8
4211101	Automobile & motorcycle whsle ...	124	95 851 919	1.4	—	65.9	31.8	.8	.2	—	—	—	—	96.1
4211102	Bus & recreational vehicle whsle ..	14	D	D	D	D	D	D	D	D	D	D	D	D
4211103	Light truck & van (14,000 lb or less) whsle	99	152 661 486	1.6	—	98.4	—	—	—	—	—	—	—	96.5
4211104	Medium truck & tractor (14,001 lb to 26,000 lb) whsle	20	D	D	D	D	D	D	D	D	D	D	D	D
4211105	Heavy truck & tractor (over 26,000 lb) whsle	123	D	D	D	D	D	D	D	D	D	D	D	D
42112	Motor vehicle supplies & new parts whsle	895	25 607 316	4.0	—	63.3	18.5	8.5	5.1	—	—	.1	.5	71.1
421120	Motor vehicle supplies & new parts whsle	895	25 607 316	4.0	—	63.3	18.5	8.5	5.1	—	—	.1	.5	71.1
4211201	Motor vehicle supplies & new parts—warehouse distributors ...	343	6 640 896	1.5	—	1.1	76.2	21.1	—	—	—	—	—	62.5
4211202	Motor vehicle supplies & new parts—jobbers	541	18 824 469	4.8	—	82.5	1.3	4.8	5.8	—	—	.1	.6	73.9
4211203	Petroleum products marketing equipment whsle	11	141 951	1.2	—	—	1.7	4.2	89.7	—	—	1.3	1.9	94.7
42113	Tire & tube whsle	150	9 697 921	.7	—	91.7	5.0	.4	.6	—	1.0	.1	.5	66.1
421130	Tire & tube whsle	150	9 697 921	.7	—	91.7	5.0	.4	.6	—	1.0	.1	.5	66.1
4212	Furniture & home furnishings whsle	485	21 729 080	2.6	2.3	56.1	11.8	6.3	11.7	—	1.0	5.7	2.5	69.5
42121	Furniture whsle	247	7 242 080	.6	3.6	48.5	16.0	2.6	22.4	—	.1	.2	5.9	81.3
421210	Furniture whsle	247	7 242 080	.6	3.6	48.5	16.0	2.6	22.4	—	.1	.2	5.9	81.3
4212101	Household & lawn furniture whsle ..	91	1 584 873	3.0	8.2	53.9	26.4	6.2	1.6	—	.5	—	.2	76.8
4212102	Office & business furniture whsle ..	156	5 657 207	—	2.4	47.1	13.3	1.6	27.8	—	—	.2	7.4	82.6
42122	Home furnishings whsle	238	14 487 000	3.9	1.5	61.0	9.1	8.6	4.8	—	1.5	9.2	.4	63.6
421220	Home furnishings whsle	238	14 487 000	3.9	1.5	61.0	9.1	8.6	4.8	—	1.5	9.2	.4	63.6
4212201	Household china, glassware, & crockery whsle	14	597 661	9.4	—	42.7	47.3	—	.6	—	—	—	—	81.1
4212202	Linens, domestics, draperies, & curtains whsle	102	5 437 338	6.1	.8	57.0	13.5	8.5	8.9	—	3.7	.5	1.0	60.7
4212203	Floor coverings whsle	96	7 864 637	1.7	2.2	63.5	2.5	10.3	3.0	—	.3	16.5	—	63.9
4212204	Other home furnishings whsle	26	587 364	6.3	—	84.6	8.6	.2	.1	—	—	—	.1	69.3
4213	Lumber & other construction materials whsle	1 728	21 380 553	2.3	—	10.4	42.7	10.1	3.5	.1	.4	29.8	.6	69.3
42131	Lumber, plywood, millwork, & wood panel whsle	501	10 261 254	3.8	—	15.9	53.8	10.8	.7	—	.5	14.0	.4	70.6
421310	Lumber, plywood, millwork, & wood panel whsle	501	10 261 254	3.8	—	15.9	53.8	10.8	.7	—	.5	14.0	.4	70.6
4213101	Lumber without yard whsle	42	2 568 618	8.7	—	8.3	67.5	12.6	.9	—	—	1.9	—	60.9
4213102	Lumber with yard whsle	96	2 240 878	5.6	—	15.3	46.6	17.3	1.4	.1	.4	11.8	1.4	76.3
4213103	Plywood, veneer, millwork, & wood panel whsle	363	5 451 758	1.0	—	19.2	51.5	7.3	.3	—	.7	19.7	.1	72.8
42132	Brick, stone, & related construction materials whsle	761	5 848 872	.3	—	5.8	25.8	13.4	12.1	.3	.4	41.0	1.0	61.9
421320	Brick, stone, & related construction materials whsle	761	5 848 872	.3	—	5.8	25.8	13.4	12.1	.3	.4	41.0	1.0	61.9
4213201	Brick, block, tile, clay/cement sewer pipe whsle	431	2 150 812	—	—	13.5	30.6	1.6	.3	—	.9	52.3	.7	61.4
4213202	Sand, gravel, & stone whsle	88	309 282	.3	—	.9	1.8	9.4	7.6	1.1	2.0	65.6	11.3	60.4
4213203	Cement, lime, & related products whsle	242	3 388 778	.4	—	1.4	24.9	21.1	19.8	.3	—	31.7	.3	62.3
42133	Roofing, siding, & insulation material whsle	222	3 268 532	.6	—	1.4	38.3	2.8	.3	—	—	56.1	.4	81.8
421330	Roofing, siding, & insulation material whsle	222	3 268 532	.6	—	1.4	38.3	2.8	.3	—	—	56.1	.4	81.8
4213301	Roofing, siding, & insulation material whsle	222	3 268 532	.6	—	1.4	38.3	2.8	.3	—	—	56.1	.4	81.8
42139	Other construction materials whsle	244	2 001 895	3.8	—	11.5	36.8	11.8	1.6	—	.3	32.8	1.5	64.0
421390	Other construction materials whsle ...	244	2 001 895	3.8	—	11.5	36.8	11.8	1.6	—	.3	32.8	1.5	64.0
4213901	Flat glass & other construction glass whsle	97	712 348	—	—	14.7	17.8	23.4	4.1	—	.5	37.3	2.2	62.8
4213902	Other construction materials whsle	147	1 289 547	5.8	—	9.8	46.9	5.5	.3	.1	.1	30.4	1.1	64.6
4214	Professional & commercial equipment & supplies whsle	3 160	112 786 674	3.7	.4	7.4	25.2	5.9	51.9	—	.3	.5	4.8	76.3
42141	Photographic equipment & supplies whsle	74	8 103 149	1.6	—	47.1	14.6	1.8	28.5	—	.1	—	6.2	62.5
421410	Photographic equipment & supplies whsle	74	8 103 149	1.6	—	47.1	14.6	1.8	28.5	—	.1	—	6.2	62.5
42142	Office equipment whsle	624	10 554 896	.1	1.0	4.9	6.0	19.2	55.9	—	1.8	4.3	6.8	87.3
421420	Office equipment whsle	624	10 554 896	.1	1.0	4.9	6.0	19.2	55.9	—	1.8	4.3	6.8	87.3

See footnotes at end of table.

Table 1. Sales by Class of Customer for the United States: 1997—Con.

[Includes only establishments with payroll. For meaning of abbreviations and symbols, see introductory text. For explanation of terms, see Appendix A]

NAICS code	Kind of business and type of operation	Establishments (number)	Sales (\$1,000)	Percent distribution of sales by class of customer ¹										Coverage ²		
				Export sales	Restaurants, hotels, food services, and contract feeding	Retailers and repair shops for resale or repair	Other wholesale establishments for resale	Industrial users for production (mining and manufacturing)	Business users for consumption, not for resale	Farmers (for farm use)	Household consumers and individual users	Builders and contractors	Governmental bodies (Federal, state, and local)			
421	Manufacturers' sales branches and sales offices—Con.															
	Wholesale trade, durable goods—Con.															
4214	Professional & commercial equipment & supplies whsle—Con.															
42143	Computer & computer peripheral equipment & software whsle	1 713	72 042 268	3.9	.1	5.4	30.5	5.3	50.3	—	.1	—	4.4	77.5		
421430	Computer & computer peripheral equipment & software whsle	1 713	72 042 268	3.9	.1	5.4	30.5	5.3	50.3	—	.1	—	4.4	77.5		
4214301	Computer & peripheral equipment whsle	1 665	71 175 956	3.9	.1	4.4	30.9	5.3	50.8	—	.1	—	4.4	77.4		
42143011	Computers & peripheral equipment for resale	476	27 387 050	11.4	—	7.7	80.2	.1	.4	—	—	—	.1	68.6		
42143012	Computers & peripheral equipment for end use	1 189	43 788 906	.1	.1	2.7	5.4	8.0	76.9	—	.1	.1	6.7	82.9		
4214302	Computer software (packaged) whsle	48	866 312	1.5	—	77.6	5.7	3.0	9.4	—	—	—	2.9	86.8		
42144	Other commercial equipment whsle . . .	128	1 012 149	27.0	27.0	1.7	22.9	4.8	15.2	.1	.1	.3	.8	77.2		
421440	Other commercial equipment whsle . . .	128	1 012 149	27.0	27.0	1.7	22.9	4.8	15.2	.1	.1	.3	.8	77.2		
4214401	Restaurant & hotel equipment & supplies whsle	38	420 448	21.6	62.3	.8	9.9	4.3	.3	.2	.2	.3	.1	73.1		
4214402	Store machines & equipment whsle	90	591 701	30.6	4.1	2.3	31.3	5.2	24.9	.1	—	.4	1.2	80.2		
42145	Medical, dental, & hospital equipment & supplies whsle	459	18 700 334	4.7	—	2.7	19.6	.6	67.4	—	.4	.1	4.6	70.1		
421450	Medical, dental, & hospital equipment & supplies whsle	459	18 700 334	4.7	—	2.7	19.6	.6	67.4	—	.4	.1	4.6	70.1		
4214501	Surgical, medical, & hospital supplies whsle	439	18 453 838	4.6	—	2.7	19.6	.6	67.4	—	.4	.1	4.6	69.9		
4214502	Dental equipment & supplies whsle	20	246 496	13.0	—	2.7	16.5	—	66.2	—	.1	—	1.5	82.2		
42146	Ophthalmic goods whsle	66	886 679	5.6	—	12.5	72.9	1.7	7.0	—	.1	.1	.1	74.7		
421460	Ophthalmic goods whsle	66	886 679	5.6	—	12.5	72.9	1.7	7.0	—	.1	.1	.1	74.7		
42149	Other professional equipment & supplies whsle	96	1 487 199	2.1	—	2.6	5.5	9.8	69.1	—	—	1.5	9.3	91.3		
421490	Other professional equipment & supplies whsle	96	1 487 199	2.1	—	2.6	5.5	9.8	69.1	—	—	1.5	9.3	91.3		
4214901	Religious & school supplies whsle . . .	9	211 078	—	—	20.8	37.8	—	38.1	—	—	2.0	1.2	70.3		
4214902	Other professional equipment & supplies whsle	87	1 276 121	2.4	—	.4	1.5	11.1	72.9	—	—	1.5	10.3	94.8		
4215	Metal & mineral (except petroleum) whsle	1 045	45 511 177	5.5	.5	.8	13.8	60.0	12.3	—	.1	6.6	.5	81.2		
42151	Metal service centers & offices	1 004	40 775 671	4.7	.6	.9	15.6	61.2	8.9	—	.1	7.4	.5	80.1		
421510	Metal service centers & offices	1 004	40 775 671	4.7	.6	.9	15.6	61.2	8.9	—	.1	7.4	.5	80.1		
4215101	Ferrous metal service centers & sales offices	785	30 866 626	2.8	.7	.5	16.1	60.2	10.3	.1	.1	8.7	.6	83.5		
42151011	Ferrous metal service centers	517	8 999 281	4.3	2.5	1.4	15.7	53.0	9.7	.2	.1	11.9	1.1	77.6		
42151012	Ferrous metal sales offices	268	21 867 345	2.3	—	.1	16.2	62.8	10.5	—	.1	7.5	.5	85.9		
4215102	Nonferrous metal service centers & sales offices	219	9 909 045	11.9	.1	2.4	13.8	65.1	3.9	—	—	2.7	.2	69.5		
42151021	Nonferrous metal service centers	151	6 405 017	6.6	.2	4.1	19.9	58.3	6.6	—	—	4.1	.3	62.3		
42151022	Nonferrous metal sales offices	68	3 504 028	19.2	—	—	5.5	74.4	.3	—	—	.7	—	82.7		
42152	Coal & other mineral & ore whsle	41	4 735 506	11.0	—	—	—	50.6	38.3	—	.1	—	.1	90.7		
421520	Coal & other mineral & ore whsle	41	4 735 506	11.0	—	—	—	50.6	38.3	—	.1	—	.1	90.7		
4215201	Coal whsle	33	D	D	D	D	D	D	D	D	D	D	D	D		
4215202	Other mineral & ore whsle	8	D	D	D	D	D	D	D	D	D	D	D	D		
4216	Electrical goods whsle	4 235	109 430 432	5.1	.8	8.2	19.3	12.2	49.8	—	.4	2.2	2.1	64.6		
42161	Electrical apparatus & equip, wiring supp, & const material whsle	1 608	25 132 554	1.9	.1	4.2	47.9	29.1	11.1	—	—	1.8	3.8	60.6		
421610	Electrical apparatus & equip, wiring supp, & const material whsle	1 608	25 132 554	1.9	.1	4.2	47.9	29.1	11.1	—	—	1.8	3.8	60.6		
42162	Electrical appliance, television & radio set whsle	131	9 429 517	2.2	.9	60.1	19.3	3.2	2.8	—	.2	10.7	.7	76.5		
421620	Electrical appliance, television & radio set whsle	131	9 429 517	2.2	.9	60.1	19.3	3.2	2.8	—	.2	10.7	.7	76.5		
42169	Other electronic parts & equipment whsle	2 496	74 868 361	6.5	1.0	1.7	10.3	8.2	69.0	—	.5	1.1	1.8	64.4		
421690	Other electronic parts & equipment whsle	2 496	74 868 361	6.5	1.0	1.7	10.3	8.2	69.0	—	.5	1.1	1.8	64.4		
4216901	Communications equipment & supplies whsle	1 884	48 149 700	8.2	1.5	1.7	5.7	1.5	76.7	—	.7	1.5	2.5	66.4		
4216902	Electronic parts (excluding communications equipment) whsle	612	26 718 661	3.2	—	1.6	19.3	21.4	53.9	—	.1	.2	.4	60.8		

See footnotes at end of table.

Table 1. Sales by Class of Customer for the United States: 1997—Con.

[Includes only establishments with payroll. For meaning of abbreviations and symbols, see introductory text. For explanation of terms, see Appendix A]

NAICS code	Kind of business and type of operation	Establishments (number)	Sales (\$1,000)	Percent distribution of sales by class of customer ¹										Coverage ²	
				Export sales	Restaurants, hotels, food services, and contract feeding	Retailers and repair shops for resale or repair	Other wholesale establishments for resale	Industrial users for production (mining and manufacturing)	Business users for consumption, not for resale	Farmers (for farm use)	Household consumers and individual users	Builders and contractors	Governmental bodies (Federal, state, and local)		
421	Manufacturers' sales branches and sales offices—Con.														
	Wholesale trade, durable goods—Con.														
4217	Hardware, & plumbing & heating equipment & supplies whsle	767	D	D	D	D	D	D	D	D	D	D	D	D	D
42171	Hardware whsle.....	255	7 531 815	1.2	—	44.2	20.8	4.5	24.7	—	.1	4.2	.3	85.3	
421710	Hardware whsle.....	255	7 531 815	1.2	—	44.2	20.8	4.5	24.7	—	.1	4.2	.3	85.3	
42172	Plumbing & heating equipment & supplies (hydronics) whsle	212	4 212 982	1.0	—	12.7	74.4	1.4	.6	—	.2	8.8	.9	63.9	
421720	Plumbing & heating equipment & supplies (hydronics) whsle	212	4 212 982	1.0	—	12.7	74.4	1.4	.6	—	.2	8.8	.9	63.9	
42173	Warm air heating & air-conditioning equipment & supplies whsle	221	3 572 401	2.9	1.1	33.0	3.4	4.6	10.5	—	.1	37.5	7.0	61.8	
421730	Warm air heating & air-conditioning equipment & supplies whsle	221	3 572 401	2.9	1.1	33.0	3.4	4.6	10.5	—	.1	37.5	7.0	61.8	
42174	Refrigeration equipment & supplies whsle.....	79	D	D	D	D	D	D	D	D	D	D	D	D	
421740	Refrigeration equipment & supplies whsle.....	79	D	D	D	D	D	D	D	D	D	D	D	D	
4218	Machinery, equipment, & supplies whsle .	4 120	75 691 801	8.2	.1	19.6	15.0	44.8	5.6	.4	.7	2.4	3.3	75.7	
42181	Construction & mining (except petroleum) machinery & equip whsle..	281	11 913 590	24.7	—	42.0	10.4	8.0	4.7	.1	—	8.2	1.9	86.3	
421810	Construction & mining (except petroleum) machinery & equip whsle.....	281	11 913 590	24.7	—	42.0	10.4	8.0	4.7	.1	—	8.2	1.9	86.3	
42182	Farm & garden machinery & equipment whsle	132	7 823 700	3.7	.1	73.5	12.2	7.8	.5	2.0	—	—	.1	98.8	
421820	Farm & garden machinery & equipment whsle	132	7 823 700	3.7	.1	73.5	12.2	7.8	.5	2.0	—	—	.1	98.8	
4218201	Farm machinery & equipment—farm dealers.....	42	D	D	D	D	D	D	D	D	D	D	D	D	
4218202	Farm machinery & equipment—whsle distributors	70	D	D	D	D	D	D	D	D	D	D	D	D	
4218203	Lawn & garden machinery & equipment whsle	20	1 036 338	7.6	—	84.5	4.9	—	2.3	—	—	—	.6	100.0	
42183	Industrial machinery & equipment whsle.....	2 332	25 170 814	5.7	.3	2.9	14.0	70.6	3.1	.1	.1	1.2	2.1	71.5	
421830	Industrial machinery & equipment whsle.....	2 332	25 170 814	5.7	.3	2.9	14.0	70.6	3.1	.1	.1	1.2	2.1	71.5	
4218301	Food-processing machinery & equipment whsle	33	337 285	7.9	15.7	9.7	3.6	60.6	.7	1.4	—	.1	.3	74.8	
4218302	Hydraulic & pneumatic (fluid-power) machinery & equipment whsle	264	2 063 142	.8	.3	2.3	36.2	53.6	3.4	.3	.1	2.5	.6	66.0	
42183021	Hydraulic & pneumatic pumps & motors whsle	204	1 185 714	.8	.5	3.9	31.7	51.5	5.6	.5	.1	4.4	.9	63.4	
42183022	Hydraulic & pneumatic parts, accessories, & supplies whsle .	60	877 428	.6	.1	.3	41.7	56.2	.7	.1	—	.2	.1	69.6	
4218303	General-purpose industrial machinery & equipment whsle ...	679	7 711 350	6.8	.1	2.1	11.4	70.5	1.9	—	.1	1.9	5.3	77.6	
4218304	Metalworking machinery & equipment whsle	133	2 386 799	5.5	—	14.2	9.0	69.6	1.2	—	—	.4	.1	80.2	
4218305	Materials handling equipment whsle	188	2 721 654	4.7	.3	.6	38.0	41.7	10.5	.4	—	1.8	2.0	72.4	
4218306	Oilwell, oil refinery, & pipeline mach, equip, & supplies whsle ...	599	2 860 833	3.8	—	.1	4.2	88.5	2.4	—	—	1.0	—	76.9	
4218307	Other industrial machinery & equipment whsle	436	7 089 751	7.1	—	1.3	7.3	81.3	2.5	.1	—	—	.3	61.0	
42184	Industrial supplies whsle	1 097	23 846 292	2.2	.1	1.6	21.4	72.9	.6	.1	—	.7	.4	64.2	
421840	Industrial supplies whsle	1 097	23 846 292	2.2	.1	1.6	21.4	72.9	.6	.1	—	.7	.4	64.2	
4218402	Mechanical power transmission supplies whsle	301	5 311 517	8.5	—	4.3	26.6	59.4	.1	—	—	.1	.9	63.8	
4218403	Welding supplies whsle	241	451 429	—	1.6	4.2	7.6	74.1	5.2	.6	.7	3.9	2.2	86.3	
4218404	Industrial containers & supplies whsle	57	4 145 874	.3	—	.1	70.4	28.8	.2	.1	—	—	—	68.5	
4218405	Industrial valves & fittings (except fluid-power) whsle	98	654 866	6.2	—	3.3	30.3	43.1	2.2	.1	.1	14.3	.5	63.3	
4218406	Other industrial supplies whsle	400	13 282 606	.2	.1	.7	2.7	95.0	.6	—	—	.3	.2	62.4	
42185	Service establishment equipment & supplies whsle	182	3 466 042	.7	.2	2.8	22.2	1.1	53.9	—	12.4	6.4	.5	92.9	
421850	Service establishment equipment & supplies whsle	182	3 466 042	.7	.2	2.8	22.2	1.1	53.9	—	12.4	6.4	.5	92.9	
4218501	Beauty & barber shop equipment & supplies whsle	3	D	D	D	D	D	D	D	D	D	D	D	D	
4218502	Custodial, janitors' equipment & supplies whsle	12	39 925	—	.1	65.6	5.1	8.5	8.7	—	—	1.6	10.3	74.7	
4218503	Laundry & dry-cleaning equipment & supplies whsle	27	D	D	D	D	D	D	D	D	D	D	D	D	
4218504	Other service establishment equipment & supplies whsle	140	D	D	D	D	D	D	D	D	D	D	D	D	

See footnotes at end of table.

Table 1. Sales by Class of Customer for the United States: 1997—Con.

[Includes only establishments with payroll. For meaning of abbreviations and symbols, see introductory text. For explanation of terms, see Appendix A]

NAICS code	Kind of business and type of operation	Establishments (number)	Sales (\$1,000)	Percent distribution of sales by class of customer ¹										Coverage ²		
				Export sales	Restaurants, hotels, food services, and contract feeding	Retailers and repair shops for resale or repair	Other wholesale establishments for resale	Industrial users for production (mining and manufacturing)	Business users for consumption, not for resale	Farmers (for farm use)	Household consumers and individual users	Builders and contractors	Governmental bodies (Federal, state, and local)			
421	Manufacturers' sales branches and sales offices—Con.															
	Wholesale trade, durable goods—Con.															
4218	Machinery, equipment, & supplies whsle —Con.															
42186	Transportation equipment & supplies (exc motor vehicle) whsle	96	3 471 363	16.8	—	13.7	3.6	10.6	10.8	—	.1	.1	44.3	79.0		
421860	Transportation equipment & supplies (exc motor vehicle) whsle	96	3 471 363	16.8	—	13.7	3.6	10.6	10.8	—	.1	.1	44.3	79.0		
4218601	Aircraft & aeronautical equipment & supplies whsle	62	2 824 449	19.2	—	.2	4.3	12.1	6.7	—	—	—	57.4	74.6		
4218602	Marine machinery, equipment, & supplies whsle	27	D	D	D	D	D	D	D	D	D	D	D	D		
4218603	Other transportation equipment & supplies whsle	7	D	D	D	D	D	D	D	D	D	D	D	D		
4219	Miscellaneous durable goods whsle	'263	D	D	D	D	D	D	D	D	D	D	D	D		
42191	Sporting & recreational goods & supplies whsle	'53	'3 778 496	2.9	.1	55.0	40.5	—	1.2	—	.1	.1	.1	68.8		
421910	Sporting & recreational goods & supplies whsle	'53	'3 778 496	2.9	.1	55.0	40.5	—	1.2	—	.1	.1	.1	68.8		
42192	Toy & hobby goods & supplies whsle ..	24	D	D	D	D	D	D	D	D	D	D	D	D		
421920	Toy & hobby goods & supplies whsle	24	D	D	D	D	D	D	D	D	D	D	D	D		
42194	Jewelry/watch/silverware/precious stone, & precious metal whsle	55	669 717	3.5	—	23.3	53.2	10.2	9.7	—	.1	—	—	72.5		
421940	Jewelry/watch/silverware/precious stone, & precious metal whsle	55	669 717	3.5	—	23.3	53.2	10.2	9.7	—	.1	—	—	72.5		
4219401	Jewelry, watch, diamonds, precious stone, & silverware whsle	46	D	D	D	D	D	D	D	D	D	D	D	D		
4219402	Precious metal (excluding ores) whsle	9	D	D	D	D	D	D	D	D	D	D	D	D		
42199	Other miscellaneous durable goods whsle	131	7 704 440	.4	.7	53.9	37.1	.1	7.3	—	.1	.2	.1	65.9		
421990	Other miscellaneous durable goods whsle	131	7 704 440	.4	.7	53.9	37.1	.1	7.3	—	.1	.2	.1	65.9		
4219901	Musical instruments & supplies whsle	4	198 784	5.6	—	2.2	90.7	—	1.1	—	—	—	.3	100.0		
4219903	General merchandise (durable goods) whsle	4	D	D	D	D	D	D	D	D	D	D	D	D		
4219904	Prerecorded media whsle	83	7 023 150	—	—	59.1	36.8	—	3.9	—	.1	—	.1	62.8		
42199041	Compact discs/prerecorded audio tapes, & phonograph records whsle	79	D	D	D	D	D	D	D	D	D	D	D	D		
42199042	Prerecorded video tapes whsle ..	4	D	D	D	D	D	D	D	D	D	D	D	D		
4219905	Fire extinguishers & fire safety equipment whsle	21	D	D	D	D	D	D	D	D	D	D	D	D		
4219906	Other durable goods whsle	19	374 524	2.4	10.4	33.1	.2	—	53.6	—	.3	—	—	96.5		
422	Wholesale trade, nondurable goods	12 077	551 309 153	2.1	2.7	31.6	41.7	14.1	5.2	.7	.3	.4	1.2	68.2		
4221	Paper & paper product whsle	1 596	42 967 916	2.6	.4	20.4	24.0	26.8	24.6	—	—	.5	.8	65.5		
42211	Printing & writing paper whsle	294	16 541 542	.3	.5	.5	49.6	34.9	13.9	—	—	—	.4	60.8		
422110	Printing & writing paper whsle	294	16 541 542	.3	.5	.5	49.6	34.9	13.9	—	—	—	.4	60.8		
42212	Stationery & office supplies whsle	1 051	11 496 650	.1	.2	44.8	7.2	8.5	35.6	—	.1	1.7	1.9	73.0		
422120	Stationery & office supplies whsle ..	1 051	11 496 650	.1	.2	44.8	7.2	8.5	35.6	—	.1	1.7	1.9	73.0		
42213	Industrial & personal service paper whsle	251	14 929 724	7.1	.5	19.8	11.9	34.2	26.1	—	—	.1	.2	65.0		
422130	Industrial & personal service paper whsle	251	14 929 724	7.1	.5	19.8	11.9	34.2	26.1	—	—	.1	.2	65.0		
4222	Drugs, & druggists' sundries whsle	358	90 317 145	.8	.7	39.1	53.2	.1	4.0	—	.2	—	2.0	61.2		
42221	Drugs, & druggists' sundries whsle	358	90 317 145	.8	.7	39.1	53.2	.1	4.0	—	.2	—	2.0	61.2		
422210	Drugs, & druggists' sundries whsle ..	358	90 317 145	.8	.7	39.1	53.2	.1	4.0	—	.2	—	2.0	61.2		
4222102	Specialty-line drug, pharmaceutical, cosmetic, & toiletries whsle	358	90 317 145	.8	.7	39.1	53.2	.1	4.0	—	.2	—	2.0	61.2		
4223	Apparel, piece goods, & notions whsle ...	709	22 808 180	2.1	.5	51.4	21.3	13.5	9.2	.1	.5	.1	1.3	65.8		
42231	Piece goods, notions, & other dry goods whsle	245	6 592 566	4.9	.2	7.8	16.6	44.0	24.9	—	.9	.4	.3	68.9		
422310	Piece goods, notions, & other dry goods whsle	245	6 592 566	4.9	.2	7.8	16.6	44.0	24.9	—	.9	.4	.3	68.9		
4223101	Piece goods—jobbers	194	5 899 943	5.4	.3	8.4	18.1	37.7	28.3	—	1.0	.4	.3	67.6		
4223102	Notions & other dry goods whsle ..	51	692 623	.8	—	4.0	5.4	89.4	.2	—	—	—	.2	79.5		
42232	Men's & boys' clothing & furnishings whsle	202	7 748 425	.2	.1	57.5	37.1	.2	2.0	—	.1	—	2.9	62.4		
422320	Men's & boys' clothing & furnishings whsle	202	7 748 425	.2	.1	57.5	37.1	.2	2.0	—	.1	—	2.9	62.4		
42233	Women's, children's, & infants' clothing & accessories whsle	233	6 347 552	.8	1.3	88.5	5.8	.2	2.9	—	.1	—	.3	63.8		
422330	Women's, children's, & infants' clothing & accessories whsle	233	6 347 552	.8	1.3	88.5	5.8	.2	2.9	—	.1	—	.3	63.8		
42234	Footwear whsle	29	2 119 637	3.5	.1	62.9	26.5	1.3	1.9	.6	1.4	.1	1.6	74.9		
422340	Footwear whsle	29	2 119 637	3.5	.1	62.9	26.5	1.3	1.9	.6	1.4	.1	1.6	74.9		

See footnotes at end of table.

Table 1. Sales by Class of Customer for the United States: 1997—Con.

[Includes only establishments with payroll. For meaning of abbreviations and symbols, see introductory text. For explanation of terms, see Appendix A]

NAICS code	Kind of business and type of operation	Establishments (number)	Sales (\$1,000)	Percent distribution of sales by class of customer ¹										Coverage ²		
				Export sales	Restaurants, hotels, food services, and contract feeding	Retailers and repair shops for resale or repair	Other wholesale establishments for resale	Industrial users for production (mining and manufacturing)	Business users for consumption, not for resale	Farmers (for farm use)	Household consumers and individual users	Builders and contractors	Governmental bodies (Federal, state, and local)			
422	Manufacturers' sales branches and sales offices—Con.															
	Wholesale trade, nondurable goods—Con.															
4224	Grocery & related products whsle	3 765	145 608 857	2.7	8.4	47.8	38.3	1.5	.6	—	.2	—	—	.5	73.9	
42242	Packaged frozen food whsle	262	7 449 295	2.7	17.4	52.7	26.6	.1	.2	—	—	—	—	.2	61.6	
422420	Packaged frozen food whsle	262	7 449 295	2.7	17.4	52.7	26.6	.1	.2	—	—	—	—	.2	61.6	
42243	Dairy products, (except dried or canned) whsle	507	12 804 977	—	12.0	64.2	18.4	2.8	.1	—	.2	—	—	2.2	62.9	
422430	Dairy products, (except dried or canned) whsle	507	12 804 977	—	12.0	64.2	18.4	2.8	.1	—	.2	—	—	2.2	62.9	
4224302	Dairy product (except raw milk) whsle	507	12 804 977	—	12.0	64.2	18.4	2.8	.1	—	.2	—	—	2.2	62.9	
42244	Poultry & poultry product whsle	54	D	D	D	D	D	D	D	D	D	D	D	D	D	
422440	Poultry & poultry product whsle	54	D	D	D	D	D	D	D	D	D	D	D	D	D	
4224402	Poultry & poultry product (except live) whsle	54	D	D	D	D	D	D	D	D	D	D	D	D	D	
42245	Confectionery whsle	302	16 592 178	2.5	8.4	64.4	23.1	.5	.5	—	.1	—	—	.5	87.6	
422450	Confectionery whsle	302	16 592 178	2.5	8.4	64.4	23.1	.5	.5	—	.1	—	—	.5	87.6	
42246	Fish & seafood whsle	24	334 555	22.5	20.8	3.5	53.3	—	—	—	—	—	—	—	71.4	
422460	Fish & seafood whsle	24	334 555	22.5	20.8	3.5	53.3	—	—	—	—	—	—	—	71.4	
42247	Meat & meat product whsle	112	20 272 965	10.7	7.3	64.1	17.3	.3	.1	—	—	—	—	.2	91.5	
422470	Meat & meat product whsle	112	20 272 965	10.7	7.3	64.1	17.3	.3	.1	—	—	—	—	.2	91.5	
42249	Other grocery & related products whsle	2 504	D	D	D	D	D	D	D	D	D	D	D	D	D	
422490	Other grocery & related products whsle	2 504	D	D	D	D	D	D	D	D	D	D	D	D	D	
4224901	Coffee, tea, & spice whsle	253	4 860 320	.6	11.1	67.7	19.9	.2	.5	—	.1	—	—	.6	66.9	
4224902	Bread & baked goods whsle	752	12 763 211	—	6.9	9.4	83.2	—	.1	—	.1	—	—	.2	63.5	
4224903	Soft drinks whsle	1 034	21 211 495	—	12.3	55.2	27.4	.1	2.5	—	1.2	—	—	1.1	74.1	
4224904	Canned goods whsle	88	10 565 606	.1	8.9	62.2	27.2	1.5	—	—	—	—	—	.1	66.8	
4224905	Food & beverage basic materials whsle	52	1 323 153	1.7	7.6	62.3	5.2	17.4	4.8	—	1.0	—	—	.1	92.4	
4224906	Other grocery specialties whsle	325	D	D	D	D	D	D	D	D	D	D	D	D	D	
4226	Chemical & allied products whsle	2 281	66 366 082	2.9	.3	1.1	10.0	77.7	5.3	.1	1.2	1.0	.5	65.6		
42261	Plastics materials & basic forms & shapes whsle	338	14 689 127	2.5	.1	.8	11.7	79.9	1.7	.1	—	3.0	.2	67.0		
422610	Plastics materials & basic forms & shapes whsle	338	14 689 127	2.5	.1	.8	11.7	79.9	1.7	.1	—	3.0	.2	67.0		
42269	Other chemical & allied products whsle	1 943	51 676 955	3.0	.3	1.2	9.5	77.1	6.4	.1	1.5	.4	.6	65.2		
422690	Other chemical & allied products whsle	1 943	51 676 955	3.0	.3	1.2	9.5	77.1	6.4	.1	1.5	.4	.6	65.2		
4226901	Industrial gases (except LP) whsle	291	1 302 718	.1	.6	3.8	6.4	74.4	9.2	.2	.3	3.2	1.8	66.8		
4226902	Other chemical & allied products whsle	1 652	50 374 237	3.0	.3	1.2	9.6	77.2	6.3	—	1.5	.3	.6	65.2		
4227	Petroleum & petroleum products whsle ..	1 271	116 162 796	2.0	—	26.0	56.7	7.4	6.6	.2	.1	.5	.5	69.7		
42271	Petroleum bulk stations & terminals ...	892	83 944 314	1.9	—	32.0	54.4	3.9	6.6	.3	.1	.2	.6	71.2		
4227101	Petroleum bulk stations & terminals	892	83 944 314	1.9	—	32.0	54.4	3.9	6.6	.3	.1	.2	.6	71.2		
42271011	Petroleum bulk stations & terminals (except LP)	865	D	D	D	D	D	D	D	D	D	D	D	D		
42271012	Petroleum bulk terminals (except LP)	198	D	D	D	D	D	D	D	D	D	D	D	D		
4227102	Liquefied petroleum bulk stations & terminals	27	D	D	D	D	D	D	D	D	D	D	D	D		
42272	Petroleum & petroleum prod whsle (exc bulk stations & terminals)	379	32 218 482	2.1	.1	9.2	63.1	17.3	6.7	—	—	1.3	.3	65.8		
422720	Petroleum & petroleum prod whsle (exc bulk stations & terminals)	379	32 218 482	2.1	.1	9.2	63.1	17.3	6.7	—	—	1.3	.3	65.8		
4228	Beer, wine, & distilled alcoholic beverage whsle	161	D	D	D	D	D	D	D	D	D	D	D	D		
42281	Beer & ale whsle	28	D	D	D	D	D	D	D	D	D	D	D	D		
422810	Beer & ale whsle	28	D	D	D	D	D	D	D	D	D	D	D	D		
42282	Wine & distilled alcoholic beverage whsle	133	8 055 507	.7	.2	1.6	97.4	—	—	—	—	—	—	64.1		
422820	Wine & distilled alcoholic beverage whsle	133	8 055 507	.7	.2	1.6	97.4	—	—	—	—	—	—	64.1		
4228201	Wine & distilled alcoholic bev (licensed operation) whsle	133	8 055 507	.7	.2	1.6	97.4	—	—	—	—	—	—	64.1		

See footnotes at end of table.

Table 1. Sales by Class of Customer for the United States: 1997—Con.

[Includes only establishments with payroll. For meaning of abbreviations and symbols, see introductory text. For explanation of terms, see Appendix A]

NAICS code	Kind of business and type of operation	Establishments (number)	Sales (\$1,000)	Percent distribution of sales by class of customer ¹										Coverage ²		
				Export sales	Restaurants, hotels, food services, and contract feeding	Retailers and repair shops for resale or repair	Other wholesale establishments for resale	Industrial users for production (mining and manufacturing)	Business users for consumption, not for resale	Farmers (for farm use)	Household consumers and individual users	Builders and contractors	Governmental bodies (Federal, state, and local)			
422	Manufacturers' sales branches and sales offices—Con.															
	Wholesale trade, nondurable goods—Con.															
4229	Miscellaneous nondurable goods whsle . . .	1 936	D	D	D	D	D	D	D	D	D	D	D	D	D	D
42291	Farm supplies whsle	718	18 788 908	2.9	—	30.4	46.3	2.9	.7	16.5	.2	—	—	—	—	71.3
422910	Farm supplies whsle	718	18 788 908	2.9	—	30.4	46.3	2.9	.7	16.5	.2	—	—	—	—	71.3
4229101	Farm supplies—farm dealers	510	3 131 362	.3	—	.7	4.0	.4	.7	93.0	.9	—	—	—	—	74.7
4229102	Farm supplies—whsle distributors	208	15 657 546	3.5	—	36.7	55.3	3.4	.7	.4	—	—	—	—	—	70.6
42292	Book, periodical, & newspaper whsle . . .	674	14 024 800	.5	.2	60.0	10.0	.2	6.5	—	.2	2.9	19.4	59.7		
422920	Book, periodical, & newspaper whsle	674	14 024 800	.5	.2	60.0	10.0	.2	6.5	—	.2	2.9	19.4	59.7		
42293	Flower, nursery stock, & florists' supplies whsle	12	79 855	15.4	—	11.2	58.7	—	5.9	—	—	—	8.9	89.8		
422930	Flower, nursery stock, & florists' supplies whsle	12	79 855	15.4	—	11.2	58.7	—	5.9	—	—	—	8.9	89.8		
42294	Tobacco & tobacco product whsle	62	18 550 203	.4	—	.5	97.5	—	—	—	—	—	—	—	1.7	69.1
422940	Tobacco & tobacco product whsle	62	18 550 203	.4	—	.5	97.5	—	—	—	—	—	—	—	1.7	69.1
42295	Paint, varnish, & supplies whsle	356	2 987 359	2.0	1.3	19.5	55.7	6.5	6.3	—	.5	6.5	1.7	63.4		
422950	Paint, varnish, & supplies whsle	356	2 987 359	2.0	1.3	19.5	55.7	6.5	6.3	—	.5	6.5	1.7	63.4		
4229501	Paint, varnish, & supplies whsle	356	2 987 359	2.0	1.3	19.5	55.7	6.5	6.3	—	.5	6.5	1.7	63.4		
42299	Other miscellaneous nondurable goods whsle	114	D	D	D	D	D	D	D	D	D	D	D	D	D	D
422990	Other miscellaneous nondurable goods whsle	114	D	D	D	D	D	D	D	D	D	D	D	D	D	D
4229901	Art goods whsle	16	652 548	.8	10.2	31.3	27.1	.6	2.6	.3	18.6	.1	8.4	64.3		
4229902	General merchandise (nondurable goods) whsle	8	630 129	3.4	.3	2.5	9.4	77.1	6.2	—	—	—	1.1	79.5		
4229903	Textile bags, bagging, & burlap whsle	6	25 170	.2	—	—	—	41.3	20.3	38.2	—	—	—	59.6		
4229904	Other nondurable goods whsle	84	D	D	D	D	D	D	D	D	D	D	D	D	D	D
	Agents, brokers, and commission merchants	'47 835	'467 651 822	5.1	3.7	22.0	40.3	17.5	6.3	1.9	.2	1.7	1.3	79.6		
421	Wholesale trade, durable goods	'32 022	'257 371 090	2.1	.8	14.7	46.9	24.7	6.4	.1	.2	2.8	1.3	83.6		
4211	Motor vehicle & motor vehicle parts & supplies whsle	1 810	'75 470 396	.3	—	6.3	82.2	9.3	1.5	—	.1	.1	.1	92.2		
42111	Automobile & other motor vehicle whsle	630	'58 536 229	.1	.1	4.2	94.1	.8	.5	—	.2	—	.1	97.5		
421110	Automobile & other motor vehicle whsle	630	'58 536 229	.1	.1	4.2	94.1	.8	.5	—	.2	—	.1	97.5		
4211101	Automobile & motorcycle whsle	497	'57 491 226	.1	—	4.0	95.1	.5	.2	—	.1	—	—	97.7		
4211102	Bus & recreational vehicle whsle	26	D	D	D	D	D	D	D	D	D	D	D	D	D	D
4211103	Light truck & van (14,000 lb or less) whsle	21	196 491	.3	.2	3.7	65.7	20.3	2.3	—	4.9	2.4	.2	90.3		
4211104	Medium truck & tractor (14,001 lb to 26,000 lb) whsle	16	D	D	D	D	D	D	D	D	D	D	D	D	D	D
4211105	Heavy truck & tractor (over 26,000 lb) whsle	70	D	D	D	D	D	D	D	D	D	D	D	D	D	D
42112	Motor vehicle supplies & new parts whsle	1 129	'16 750 610	1.1	—	15.6	28.2	48.1	6.4	—	—	.2	.2	74.0		
421120	Motor vehicle supplies & new parts whsle	1 129	'16 750 610	1.1	—	15.6	28.2	48.1	6.4	—	—	.2	.2	74.0		
4211201	Motor vehicle supplies & new parts—warehouse distributors	395	'4 646 827	.9	—	4.0	94.3	.5	.1	—	—	.1	.1	62.8		
4211202	Motor vehicle supplies & new parts—jobbers	669	11 883 075	1.2	—	19.5	6.6	63.9	8.4	—	—	—	.2	78.1		
4211203	Petroleum products marketing equipment whsle	65	220 708	.4	—	4.2	71.7	2.6	7.3	.4	—	12.5	.9	82.6		
42113	Tire & tube whsle	51	183 557	14.2	—	33.7	39.9	8.5	2.2	.3	.4	.7	.3	75.7		
421130	Tire & tube whsle	51	183 557	14.2	—	33.7	39.9	8.5	2.2	.3	.4	.7	.3	75.7		
4212	Furniture & home furnishings whsle	2 849	14 278 989	2.2	2.3	59.9	23.5	1.3	7.5	—	.7	.6	2.0	73.3		
42121	Furniture whsle	1 570	7 397 432	1.5	3.3	51.7	26.5	1.3	10.7	—	.9	.5	3.6	75.5		
421210	Furniture whsle	1 570	7 397 432	1.5	3.3	51.7	26.5	1.3	10.7	—	.9	.5	3.6	75.5		
4212101	Household & lawn furniture whsle	938	4 824 140	2.0	1.4	65.9	25.3	1.4	.6	—	1.3	.3	1.8	73.2		
4212102	Office & business furniture whsle	632	2 573 292	.5	6.5	27.4	28.5	1.1	28.1	—	.2	1.0	6.7	79.7		
42122	Home furnishings whsle	1 279	6 881 557	3.0	1.1	69.3	20.1	1.3	3.8	—	.4	.7	.2	71.1		
421220	Home furnishings whsle	1 279	6 881 557	3.0	1.1	69.3	20.1	1.3	3.8	—	.4	.7	.2	71.1		
4212201	Household china, glassware, & crockery whsle	279	2 350 666	6.6	.7	78.7	12.6	.6	.6	—	.2	—	—	60.0		
4212202	Linens, domestics, draperies, & curtains whsle	242	1 461 021	1.9	1.1	73.5	12.4	.3	9.7	—	.8	.1	.2	81.1		
4212203	Floor coverings whsle	225	660 505	2.4	3.8	40.1	34.8	2.9	10.0	—	.4	4.9	.8	83.9		
4212204	Other home furnishings whsle	533	2 409 365	1.0	.6	68.2	26.9	2.1	.4	—	.3	.3	.2	72.3		
4213	Lumber & other construction materials whsle	1 397	6 492 752	4.4	.1	17.2	38.0	15.2	2.8	—	.3	21.2	.8	77.3		
42131	Lumber, plywood, millwork, & wood panel whsle	630	3 768 321	5.7	.1	25.1	40.8	15.1	4.2	—	.2	8.5	.4	71.1		
421310	Lumber, plywood, millwork, & wood panel whsle	630	3 768 321	5.7	.1	25.1	40.8	15.1	4.2	—	.2	8.5	.4	71.1		
4213101	Lumber without yard whsle	160	780 039	20.7	—	23.4	27.9	17.8	1.5	—	—	8.6	.1	69.3		
4213102	Lumber with yard whsle	4	34 572	17.8	—	28.0	39.3	—	7.2	—	3.8	3.8	—	100.0		
4213103	Plywood, veneer, millwork, & wood panel whsle	466	2 953 710	1.6	.1	25.4	44.1	14.7	4.8	—	.2	8.5	.5	71.2		

See footnotes at end of table.

Table 1. Sales by Class of Customer for the United States: 1997—Con.

[Includes only establishments with payroll. For meaning of abbreviations and symbols, see introductory text. For explanation of terms, see Appendix A]

NAICS code	Kind of business and type of operation	Establishments (number)	Sales (\$1,000)	Percent distribution of sales by class of customer ¹										Coverage ²		
				Export sales	Restaurants, hotels, food services, and contract feeding	Retailers and repair shops for resale or repair	Other wholesale establishments for resale	Industrial users for production (mining and manufacturing)	Business users for consumption, not for resale	Farmers (for farm use)	Household consumers and individual users	Builders and contractors	Governmental bodies (Federal, state, and local)			
421	Agents, brokers, and commission merchants—Con.															
	Wholesale trade, durable goods—Con.															
4213	Lumber & other construction materials whsle—Con.															
42132	Brick, stone, & related construction materials whsle	171	418 402	1.2	.1	7.6	17.5	43.2	3.1	.2	.9	24.0	2.1	87.4		
421320	Brick, stone, & related construction materials whsle	171	418 402	1.2	.1	7.6	17.5	43.2	3.1	.2	.9	24.0	2.1	87.4		
4213201	Brick, block, tile, clay/cement sewer pipe whsle	74	75 029	1.0	.4	1.0	6.6	29.5	9.7	1.1	1.5	48.7	.5	72.6		
4213202	Sand, gravel, & stone whsle	38	117 711	.1	—	10.9	18.8	11.4	5.6	.1	1.9	44.3	7.0	86.9		
4213203	Cement, lime, & related products whsle	59	225 662	1.8	—	7.8	19.7	62.4	.3	—	.2	7.6	.2	92.6		
42133	Roofing, siding, & insulation material whsle	293	1 339 534	.9	.1	5.9	45.4	6.2	1.0	—	—	39.1	1.4	90.0		
421330	Roofing, siding, & insulation material whsle	293	1 339 534	.9	.1	5.9	45.4	6.2	1.0	—	—	39.1	1.4	90.0		
4213301	Roofing, siding, & insulation material whsle	293	1 339 534	.9	.1	5.9	45.4	6.2	1.0	—	—	39.1	1.4	90.0		
42139	Other construction materials whsle	303	966 495	7.1	—	12.1	26.6	16.1	.7	.1	.5	36.5	.4	79.8		
421390	Other construction materials whsle ..	303	966 495	7.1	—	12.1	26.6	16.1	.7	.1	.5	36.5	.4	79.8		
4213901	Flat glass & other construction glass whsle	49	220 957	8.4	—	1.2	26.4	6.4	.1	—	1.0	56.3	.3	82.8		
4213902	Other construction materials whsle	254	745 538	6.7	—	15.5	26.7	19.1	.9	.1	.3	30.3	.4	78.9		
4214	Professional & commercial equipment & supplies whsle	3 825	17 418 779	4.1	8.8	16.6	29.9	5.7	29.8	—	.2	.7	4.0	73.0		
42141	Photographic equipment & supplies whsle	98	228 240	2.2	—	46.9	26.5	12.6	8.8	—	.2	—	2.8	74.4		
421410	Photographic equipment & supplies whsle	98	228 240	2.2	—	46.9	26.5	12.6	8.8	—	.2	—	2.8	74.4		
42142	Office equipment whsle	404	1 595 240	2.4	.4	36.7	12.9	13.0	30.3	—	.3	.6	3.3	63.0		
421420	Office equipment whsle	404	1 595 240	2.4	.4	36.7	12.9	13.0	30.3	—	.3	.6	3.3	63.0		
42143	Computer & computer peripheral equipment & software whsle	757	7 345 635	7.8	.2	28.4	32.7	9.5	15.9	—	.4	.6	4.6	63.9		
421430	Computer & computer peripheral equipment & software whsle	757	7 345 635	7.8	.2	28.4	32.7	9.5	15.9	—	.4	.6	4.6	63.9		
4214301	Computer & peripheral equipment whsle	609	6 670 157	8.5	.2	28.9	31.3	9.1	16.5	—	.4	.7	4.3	61.0		
42143011	Computers & peripheral equipment for resale	320	4 896 105	11.7	.2	40.1	43.2	1.7	2.2	—	—	.6	.2	59.9		
42143012	Computers & peripheral equipment for end use	289	1 774 052	.3	.1	.1	.7	28.1	53.1	—	1.5	1.0	15.0	64.2		
4214302	Computer software (packaged) whsle	148	675 478	2.9	—	24.6	41.4	12.4	11.8	—	.1	.3	6.5	92.5		
42144	Other commercial equipment whsle ...	594	2 686 765	1.4	48.4	6.0	32.0	1.0	6.8	—	—	.7	3.8	85.3		
421440	Other commercial equipment whsle .	594	2 686 765	1.4	48.4	6.0	32.0	1.0	6.8	—	—	.7	3.8	85.3		
4214401	Restaurant & hotel equipment & supplies whsle	438	2 172 270	1.6	53.2	3.9	35.1	1.1	2.3	—	—	.4	2.4	88.3		
4214402	Store machines & equipment whsle	156	514 495	.4	23.8	16.7	16.0	.4	29.7	—	—	2.1	10.9	72.9		
42145	Medical, dental, & hospital equipment & supplies whsle	1 473	4 492 032	2.1	—	1.5	32.5	1.1	61.1	—	.2	.1	1.4	80.4		
421450	Medical, dental, & hospital equipment & supplies whsle	1 473	4 492 032	2.1	—	1.5	32.5	1.1	61.1	—	.2	.1	1.4	80.4		
4214501	Surgical, medical, & hospital supplies whsle	1 423	4 284 750	1.7	—	1.6	30.5	1.1	63.2	—	.3	.1	1.5	80.0		
4214502	Dental equipment & supplies whsle	50	207 282	8.5	—	.7	69.2	—	21.5	—	—	—	—	89.9		
42146	Ophthalmic goods whsle	164	264 765	2.3	—	48.2	34.8	2.6	12.0	—	.1	—	—	78.8		
421460	Ophthalmic goods whsle	164	264 765	2.3	—	48.2	34.8	2.6	12.0	—	.1	—	—	78.8		
42149	Other professional equipment & supplies whsle	335	806 102	2.4	.2	5.3	15.7	9.1	46.6	.1	—	4.8	15.9	89.7		
421490	Other professional equipment & supplies whsle	335	806 102	2.4	.2	5.3	15.7	9.1	46.6	.1	—	4.8	15.9	89.7		
4214901	Religious & school supplies whsle .	50	174 015	1.6	.8	19.9	13.0	—	25.8	—	—	1.7	37.2	89.1		
4214902	Other professional equipment & supplies whsle	285	632 087	2.6	—	1.3	16.4	11.5	52.3	.1	—	5.6	10.1	89.9		
4215	Metal & mineral (except petroleum) whsle	1 459	13 429 232	5.3	—	.4	18.2	64.9	7.7	—	—	3.0	.3	84.3		
42151	Metal service centers & offices	1 336	11 795 201	4.1	—	.4	18.4	65.7	7.5	—	—	3.4	.2	84.0		
421510	Metal service centers & offices	1 336	11 795 201	4.1	—	.4	18.4	65.7	7.5	—	—	3.4	.2	84.0		
4215101	Ferrous metal service centers & sales offices	1 057	9 516 171	4.8	—	.5	20.4	65.0	5.9	—	—	3.2	.2	82.9		
42151011	Ferrous metal service centers ..	68	1 245 827	10.5	—	.2	57.5	19.7	9.3	—	.1	2.7	—	96.2		
42151012	Ferrous metal sales offices	989	8 270 344	3.7	—	.5	13.7	73.1	5.3	—	—	3.3	.2	80.9		
4215102	Nonferrous metal service centers & sales offices	279	2 279 030	1.5	.1	.4	10.8	68.6	14.0	—	—	4.4	.2	88.5		
42151021	Nonferrous metal service centers	25	128 172	2.5	.4	.9	13.1	75.8	3.3	.2	.4	2.8	.7	94.2		
42151022	Nonferrous metal sales offices ..	254	2 150 858	1.4	—	.4	10.7	68.1	14.7	—	—	4.5	.2	88.2		
42152	Coal & other mineral & ore whsle	123	1 634 031	13.8	—	.4	16.8	58.7	9.1	—	—	—	1.2	86.1		
421520	Coal & other mineral & ore whsle	123	1 634 031	13.8	—	.4	16.8	58.7	9.1	—	—	—	1.2	86.1		
4215201	Coal whsle	86	D	D	D	D	D	D	D	D	D	D	D	D		
4215202	Other mineral & ore whsle	37	D	D	D	D	D	D	D	D	D	D	D	D		

See footnotes at end of table.

Table 1. Sales by Class of Customer for the United States: 1997—Con.

[Includes only establishments with payroll. For meaning of abbreviations and symbols, see introductory text. For explanation of terms, see Appendix A]

NAICS code	Kind of business and type of operation	Establishments (number)	Sales (\$1,000)	Percent distribution of sales by class of customer ¹										Coverage ²	
				Export sales	Restaurants, hotels, food services, and contract feeding	Retailers and repair shops for resale or repair	Other wholesale establishments for resale	Industrial users for production (mining and manufacturing)	Business users for consumption, not for resale	Farmers (for farm use)	Household consumers and individual users	Builders and contractors	Governmental bodies (Federal, state, and local)		
421	Agents, brokers, and commission merchants—Con.														
	Wholesale trade, durable goods—Con.														
4216	Electrical goods whsle	6 652	65 926 580	1.4	.1	10.9	32.4	41.7	8.6	—	.1	3.1	1.7	79.9	
42161	Electrical apparatus & equip, wiring supp, & const material whsle	2 966	22 378 291	1.3	.1	7.1	54.2	20.7	8.3	—	.1	6.6	1.5	83.6	
421610	Electrical apparatus & equip, wiring supp, & const material whsle	2 966	22 378 291	1.3	.1	7.1	54.2	20.7	8.3	—	.1	6.6	1.5	83.6	
42162	Electrical appliance, television & radio set whsle	527	5 536 904	1.9	.1	72.0	15.6	.8	7.0	—	.1	1.1	1.3	80.1	
421620	Electrical appliance, television & radio set whsle	527	5 536 904	1.9	.1	72.0	15.6	.8	7.0	—	.1	1.1	1.3	80.1	
42169	Other electronic parts & equipment whsle	3 159	38 011 385	1.4	.1	4.2	21.1	61.2	9.0	—	.1	1.2	1.9	77.7	
421690	Other electronic parts & equipment whsle	3 159	38 011 385	1.4	.1	4.2	21.1	61.2	9.0	—	.1	1.2	1.9	77.7	
4216901	Communications equipment & supplies whsle	574	3 451 513	1.5	.2	23.3	24.9	17.8	20.0	.1	.4	6.2	5.6	86.1	
4216902	Electronic parts (excluding communications equipment) whsle	2 585	34 559 872	1.3	—	2.0	20.7	66.0	7.8	—	—	.6	1.5	76.8	
4217	Hardware, & plumbing & heating equipment & supplies whsle	2 894	D	D	D	D	D	D	D	D	D	D	D	D	
42171	Hardware whsle	1 048	7 750 213	.7	.1	37.8	36.0	18.7	2.5	.1	.4	3.0	.7	83.1	
421710	Hardware whsle	1 048	7 750 213	.7	.1	37.8	36.0	18.7	2.5	.1	.4	3.0	.7	83.1	
42172	Plumbing & heating equipment & supplies (hydronics) whsle	1 152	7 864 360	.5	.1	21.5	69.6	2.1	.7	—	.1	4.6	.7	92.8	
421720	Plumbing & heating equipment & supplies (hydronics) whsle	1 152	7 864 360	.5	.1	21.5	69.6	2.1	.7	—	.1	4.6	.7	92.8	
42173	Warm air heating & air-conditioning equipment & supplies whsle	559	2 304 902	.8	.4	2.4	36.5	9.3	5.5	.1	.1	41.7	3.2	80.5	
421730	Warm air heating & air-conditioning equipment & supplies whsle	559	2 304 902	.8	.4	2.4	36.5	9.3	5.5	.1	.1	41.7	3.2	80.5	
42174	Refrigeration equipment & supplies whsle	135	D	D	D	D	D	D	D	D	D	D	D	D	
421740	Refrigeration equipment & supplies whsle	135	D	D	D	D	D	D	D	D	D	D	D	D	
4218	Machinery, equipment, & supplies whsle	7 572	29 427 233	6.0	.9	4.5	18.7	53.7	7.4	.7	.3	5.2	2.6	83.9	
42181	Construction & mining (except petroleum) machinery & equip whsle	277	1 251 107	4.2	—	8.9	43.0	24.5	4.1	.6	.3	13.5	.9	72.7	
421810	Construction & mining (except petroleum) machinery & equip whsle	277	1 251 107	4.2	—	8.9	43.0	24.5	4.1	.6	.3	13.5	.9	72.7	
42182	Farm & garden machinery & equipment whsle	338	1 352 959	3.9	—	35.2	33.3	9.6	.7	15.8	.4	1.0	.1	73.9	
421820	Farm & garden machinery & equipment whsle	338	1 352 959	3.9	—	35.2	33.3	9.6	.7	15.8	.4	1.0	.1	73.9	
4218201	Farm machinery & equipment—farm dealers	100	D	D	D	D	D	D	D	D	D	D	D	D	
4218202	Farm machinery & equipment—whsle distributors	161	D	D	D	D	D	D	D	D	D	D	D	D	
4218203	Lawn & garden machinery & equipment whsle	77	616 615	.4	.1	43.7	45.6	9.2	.2	.5	.1	.2	—	71.8	
42183	Industrial machinery & equipment whsle	5 021	17 593 135	5.9	1.3	2.4	10.3	69.3	2.4	.1	.1	5.6	2.6	86.9	
421830	Industrial machinery & equipment whsle	5 021	17 593 135	5.9	1.3	2.4	10.3	69.3	2.4	.1	.1	5.6	2.6	86.9	
4218301	Food-processing machinery & equipment whsle	244	977 042	3.0	21.9	1.0	17.8	52.2	1.8	.6	—	1.4	.3	90.7	
4218302	Hydraulic & pneumatic (fluid-power) machinery & equipment whsle	308	1 007 357	9.5	.1	5.4	10.6	56.8	3.1	.1	.8	7.8	5.7	81.5	
42183021	Hydraulic & pneumatic pumps & motors whsle	157	531 948	13.5	—	7.7	8.3	49.6	4.0	—	1.5	7.0	8.4	82.2	
42183022	Hydraulic & pneumatic parts, accessories, & supplies whsle	151	475 409	5.1	.1	2.7	13.2	65.1	2.1	.3	.1	8.8	2.6	80.7	
4218303	General-purpose industrial machinery & equipment whsle	1 962	6 670 352	5.9	.1	3.1	9.7	69.1	2.4	.1	.1	5.7	3.9	90.2	
4218304	Metalworking machinery & equipment whsle	727	2 696 380	3.1	—	1.5	10.5	82.9	1.3	—	—	.3	.3	85.4	
4218305	Materials handling equipment whsle	412	982 086	5.6	.2	2.5	21.7	60.0	5.1	.1	.1	3.3	1.5	85.8	
4218306	Oilwell, oil refinery, & pipeline mach, equip, & supplies whsle	249	1 070 405	16.1	—	3.8	12.3	51.1	3.9	—	—	12.3	.4	86.4	
4218307	Other industrial machinery & equipment whsle	1 119	4 189 513	5.1	—	1.1	5.8	74.9	2.1	.1	—	8.2	2.7	83.3	
42184	Industrial supplies whsle	1 090	4 126 000	3.8	—	2.3	31.8	56.9	2.3	.1	.1	1.9	.9	79.6	
421840	Industrial supplies whsle	1 090	4 126 000	3.8	—	2.3	31.8	56.9	2.3	.1	.1	1.9	.9	79.6	
4218401	General-line industrial supplies whsle	151	427 104	1.0	—	5.7	17.7	68.5	2.3	—	—	3.2	1.4	71.9	
4218402	Mechanical power transmission supplies whsle	159	700 311	1.8	—	1.7	32.5	61.6	1.0	.1	—	.6	.6	79.9	
4218403	Welding supplies whsle	24	60 895	10.6	—	10.7	23.6	54.3	.1	.3	—	.2	.2	78.9	
4218404	Industrial containers & supplies whsle	226	817 235	3.0	.2	3.3	34.8	52.5	3.1	.3	—	1.1	1.9	78.8	
4218405	Industrial valves & fittings (except fluid-power) whsle	175	873 594	3.0	—	.4	42.2	45.1	3.5	—	—	4.9	.9	70.1	
4218406	Other industrial supplies whsle	355	1 246 861	6.2	—	1.6	28.2	60.4	1.8	—	.2	1.2	.4	89.2	

See footnotes at end of table.

Table 1. Sales by Class of Customer for the United States: 1997—Con.

[Includes only establishments with payroll. For meaning of abbreviations and symbols, see introductory text. For explanation of terms, see Appendix A]

NAICS code	Kind of business and type of operation	Establishments (number)	Sales (\$1,000)	Percent distribution of sales by class of customer ¹										Coverage ²	
				Export sales	Restaurants, hotels, food services, and contract feeding	Retailers and repair shops for resale or repair	Other wholesale establishments for resale	Industrial users for production (mining and manufacturing)	Business users for consumption, not for resale	Farmers (for farm use)	Household consumers and individual users	Builders and contractors	Governmental bodies (Federal, state, and local)		
421	Agents, brokers, and commission merchants—Con.														
	Wholesale trade, durable goods—Con.														
4218	Machinery, equipment, & supplies whsle —Con.														
42185	Service establishment equipment & supplies whsle	393	1 527 838	1.0	1.2	6.7	52.5	3.4	12.6	—	.4	11.2	11.0	80.6	
421850	Service establishment equipment & supplies whsle	393	1 527 838	1.0	1.2	6.7	52.5	3.4	12.6	—	.4	11.2	11.0	80.6	
4218501	Beauty & barber shop equipment & supplies whsle	53	D	D	D	D	D	D	D	D	D	D	D	D	
4218502	Custodial, janitors' equipment & supplies whsle	155	645 361	.1	2.7	4.4	74.9	4.0	10.0	—	.5	1.7	1.7	77.9	
4218503	Laundry & dry-cleaning equipment & supplies whsle	17	26 904	—	.1	11.8	7.2	6.6	73.4	—	.9	—	—	95.7	
4218504	Other service establishment equipment & supplies whsle	168	D	D	D	D	D	D	D	D	D	D	D	D	
42186	Transportation equipment & supplies (exc motor vehicle) whsle	453	3 576 194	12.3	—	4.8	21.5	14.5	40.1	—	1.3	3.1	2.3	83.1	
421860	Transportation equipment & supplies (exc motor vehicle) whsle	453	3 576 194	12.3	—	4.8	21.5	14.5	40.1	—	1.3	3.1	2.3	83.1	
4218601	Aircraft & aeronautical equipment & supplies whsle	274	2 670 245	15.2	—	3.7	19.7	13.8	40.6	—	1.7	3.5	1.8	85.9	
4218602	Marine machinery, equipment, & supplies whsle	100	D	D	D	D	D	D	D	D	D	D	D	D	
4218603	Other transportation equipment & supplies whsle	79	D	D	D	D	D	D	D	D	D	D	D	D	
4219	Miscellaneous durable goods whsle	3 564	D	D	D	D	D	D	D	D	D	D	D	D	
42191	Sporting & recreational goods & supplies whsle	1 066	7 396 183	1.1	—	62.5	31.5	.9	1.5	—	.1	.7	1.7	76.2	
421910	Sporting & recreational goods & supplies whsle	1 066	7 396 183	1.1	—	62.5	31.5	.9	1.5	—	.1	.7	1.7	76.2	
42192	Toy & hobby goods & supplies whsle ..	413	D	D	D	D	D	D	D	D	D	D	D	D	
421920	Toy & hobby goods & supplies whsle	413	D	D	D	D	D	D	D	D	D	D	D	D	
42193	Recyclable material whsle	255	1 390 512	3.8	—	2.7	41.5	47.1	4.4	.1	.1	.2	—	75.8	
421930	Recyclable material whsle	255	1 390 512	3.8	—	2.7	41.5	47.1	4.4	.1	.1	.2	—	75.8	
4219301	Iron & steel scrap processors & dealers	77	775 486	2.4	—	.2	59.1	34.2	3.6	—	.1	.4	—	77.2	
42193011	Iron & steel scrap processors (using power processing equipment)	40	227 474	2.5	—	—	51.2	33.6	10.9	.1	.4	1.2	—	81.0	
42193012	Iron & steel scrap processors (not using power processing equip)	37	548 012	2.3	—	.3	62.7	34.4	.3	—	—	—	—	75.6	
4219302	Recyclable paper & paperboard whsle	49	207 845	5.4	—	1.4	31.0	50.9	11.2	—	—	—	—	96.7	
4219303	Other recyclable material whsle ...	129	407 181	6.0	—	9.7	8.5	74.4	1.1	.2	.1	—	—	62.5	
42194	Jewelry/watch/silverware/precious stone, & precious metal whsle	451	904 350	1.0	—	56.3	34.8	3.5	1.0	—	.3	—	3.0	71.5	
421940	Jewelry/watch/silverware/precious stone, & precious metal whsle	451	904 350	1.0	—	56.3	34.8	3.5	1.0	—	.3	—	3.0	71.5	
4219401	Jewelry, watch, diamonds, precious stone, & silverware whsle	429	D	D	D	D	D	D	D	D	D	D	D	D	
4219402	Precious metal (excluding ores) whsle	22	D	D	D	D	D	D	D	D	D	D	D	D	
42199	Other miscellaneous durable goods whsle	1 379	3 700 167	8.8	.3	39.9	21.8	13.2	8.9	.5	.4	1.9	4.2	70.5	
421990	Other miscellaneous durable goods whsle	1 379	3 700 167	8.8	.3	39.9	21.8	13.2	8.9	.5	.4	1.9	4.2	70.5	
4219901	Musical instruments & supplies whsle	64	120 890	9.0	—	82.6	5.6	1.0	.5	—	—	1.3	—	67.1	
4219902	Forest products (except lumber) whsle	188	715 205	34.2	—	1.3	14.3	43.9	1.8	2.7	.2	1.6	—	65.3	
4219903	General merchandise (durable goods) whsle	514	D	D	D	D	D	D	D	D	D	D	D	D	
4219904	Prerecorded media whsle	140	321 738	3.5	—	25.0	42.0	.3	26.0	—	2.1	.2	.8	71.4	
42199041	Compact discs/prerecorded audio tapes, & phonograph records whsle	124	D	D	D	D	D	D	D	D	D	D	D	D	
42199042	Prerecorded video tapes whsle ..	16	D	D	D	D	D	D	D	D	D	D	D	D	
4219905	Fire extinguishers & fire safety equipment whsle	72	D	D	D	D	D	D	D	D	D	D	D	D	
4219906	Other durable goods whsle	401	1 010 358	.6	.6	55.0	20.7	9.7	9.1	—	.5	2.7	1.0	62.7	
422	Wholesale trade, nondurable goods	15 813	210 280 732	9.2	7.6	32.0	31.4	7.7	6.2	4.2	.2	.2	1.2	74.7	
4221	Paper & paper product whsle	1 566	7 602 771	.9	6.9	17.0	37.3	13.8	20.4	—	—	.1	3.5	80.4	
42211	Printing & writing paper whsle	177	1 378 150	.3	1.5	5.4	17.6	14.5	59.7	—	—	—	.9	89.1	
422110	Printing & writing paper whsle	177	1 378 150	.3	1.5	5.4	17.6	14.5	59.7	—	—	—	.9	89.1	
42212	Stationery & office supplies whsle	735	2 201 547	.3	.5	41.6	32.0	3.0	11.7	—	.1	.2	10.5	84.7	
422120	Stationery & office supplies whsle ...	735	2 201 547	.3	.5	41.6	32.0	3.0	11.7	—	.1	.2	10.5	84.7	
42213	Industrial & personal service paper whsle	654	4 023 074	1.5	13.2	6.4	48.5	20.2	9.8	.1	—	—	.2	75.1	
422130	Industrial & personal service paper whsle	654	4 023 074	1.5	13.2	6.4	48.5	20.2	9.8	.1	—	—	.2	75.1	

See footnotes at end of table.

Table 1. Sales by Class of Customer for the United States: 1997—Con.

[Includes only establishments with payroll. For meaning of abbreviations and symbols, see introductory text. For explanation of terms, see Appendix A]

NAICS code	Kind of business and type of operation	Establishments (number)	Sales (\$1,000)	Percent distribution of sales by class of customer ¹										Coverage ²			
				Export sales	Restaurants, hotels, food services, and contract feeding	Retailers and repair shops for resale or repair	Other wholesale establishments for resale	Industrial users for production (mining and manufacturing)	Business users for consumption, not for resale	Farmers (for farm use)	Household consumers and individual users	Builders and contractors	Governmental bodies (Federal, state, and local)				
422	Agents, brokers, and commission merchants—Con.																
	Wholesale trade, nondurable goods—Con.																
4222	Drugs, & druggists' sundries whsle	445	5 451 128	1.6	.1	55.6	40.3	.4	1.4	—	—	—	—	—	—	.6	67.8
42221	Drugs, & druggists' sundries whsle	445	5 451 128	1.6	.1	55.6	40.3	.4	1.4	—	—	—	—	—	—	.6	67.8
422210	Drugs, & druggists' sundries whsle	445	5 451 128	1.6	.1	55.6	40.3	.4	1.4	—	—	—	—	—	—	.6	67.8
4222102	Specialty-line drug, pharmaceutical, cosmetic, & toiletries whsle	445	5 451 128	1.6	.1	55.6	40.3	.4	1.4	—	—	—	—	—	—	.6	67.8
4223	Apparel, piece goods, & notions whsle	3 034	16 937 975	2.4	.1	50.6	30.0	11.4	4.5	.1	.1	.3	.6	.6	.6	76.4	
42231	Piece goods, notions, & other dry goods whsle	793	5 032 811	3.5	.4	7.4	42.1	37.5	7.9	.1	.1	.7	.4	.4	.4	76.0	
422310	Piece goods, notions, & other dry goods whsle	793	5 032 811	3.5	.4	7.4	42.1	37.5	7.9	.1	.1	.7	.4	.4	.4	76.0	
4223101	Piece goods—jobbers	652	4 499 955	3.6	.4	7.1	40.0	40.3	7.2	.1	.1	.8	.5	.5	.5	75.7	
4223102	Notions & other dry goods whsle	141	532 856	2.7	—	10.1	59.3	14.4	13.5	—	—	—	—	—	—	78.8	
42232	Men's & boys' clothing & furnishings whsle	660	2 927 495	2.3	.1	63.4	26.0	.6	4.3	.3	.1	.6	2.2	2.2	2.2	85.1	
422320	Men's & boys' clothing & furnishings whsle	660	2 927 495	2.3	.1	63.4	26.0	.6	4.3	.3	.1	.6	2.2	2.2	2.2	85.1	
42233	Women's, children's, & infants' clothing & accessories whsle	1 203	4 735 312	2.9	—	67.7	25.5	.3	3.6	—	—	—	—	—	—	68.1	
422330	Women's, children's, & infants' clothing & accessories whsle	1 203	4 735 312	2.9	—	67.7	25.5	.3	3.6	—	—	—	—	—	—	68.1	
42234	Footwear whsle	378	4 242 357	.6	—	73.8	23.5	.4	1.7	—	—	—	—	—	—	80.1	
422340	Footwear whsle	378	4 242 357	.6	—	73.8	23.5	.4	1.7	—	—	—	—	—	—	80.1	
4224	Grocery & related products whsle	4 652	113 150 470	1.6	12.4	44.3	33.7	3.0	3.8	—	.1	—	1.0	1.0	1.0	73.0	
42241	General-line grocery whsle	748	52 747 762	.2	4.3	68.8	21.2	—	4.0	—	.1	—	1.4	1.4	1.4	66.2	
422410	General-line grocery whsle	748	52 747 762	.2	4.3	68.8	21.2	—	4.0	—	.1	—	1.4	1.4	1.4	66.2	
4224103	Other general-line grocery whsle	748	52 747 762	.2	4.3	68.8	21.2	—	4.0	—	.1	—	1.4	1.4	1.4	66.2	
42242	Packaged frozen food whsle	679	16 882 856	1.3	28.0	14.3	51.2	1.0	3.4	—	.1	—	.7	.7	.7	86.4	
422420	Packaged frozen food whsle	679	16 882 856	1.3	28.0	14.3	51.2	1.0	3.4	—	.1	—	.7	.7	.7	86.4	
42243	Dairy products, (except dried or canned) whsle	181	1 474 278	5.7	24.9	15.9	44.8	8.4	—	—	—	—	.3	.3	.3	69.1	
422430	Dairy products, (except dried or canned) whsle	181	1 474 278	5.7	24.9	15.9	44.8	8.4	—	—	—	—	.3	.3	.3	69.1	
4224301	Raw milk whsle	2	D	D	D	D	D	D	D	D	D	D	D	D	D	D	D
4224302	Dairy product (except raw milk) whsle	179	D	D	D	D	D	D	D	D	D	D	D	D	D	D	D
42244	Poultry & poultry product whsle	113	D	D	D	D	D	D	D	D	D	D	D	D	D	D	D
422440	Poultry & poultry product whsle	113	D	D	D	D	D	D	D	D	D	D	D	D	D	D	D
4224401	Live poultry whsle	5	D	D	D	D	D	D	D	D	D	D	D	D	D	D	D
4224402	Poultry & poultry product (except live) whsle	108	D	D	D	D	D	D	D	D	D	D	D	D	D	D	D
42245	Confectionery whsle	357	3 037 847	.4	4.2	31.5	49.5	12.3	2.1	—	—	—	.1	.1	.1	74.6	
422450	Confectionery whsle	357	3 037 847	.4	4.2	31.5	49.5	12.3	2.1	—	—	—	.1	.1	.1	74.6	
42246	Fish & seafood whsle	108	832 985	22.2	10.1	5.1	59.1	3.2	—	—	—	—	.4	.4	.4	80.7	
422460	Fish & seafood whsle	108	832 985	22.2	10.1	5.1	59.1	3.2	—	—	—	—	.4	.4	.4	80.7	
42247	Meat & meat product whsle	298	4 154 013	2.7	6.3	54.5	30.2	3.0	.1	—	—	—	3.2	3.2	3.2	77.4	
422470	Meat & meat product whsle	298	4 154 013	2.7	6.3	54.5	30.2	3.0	.1	—	—	—	3.2	3.2	3.2	77.4	
42248	Fresh fruit & vegetable whsle	647	5 923 035	9.8	6.4	23.5	56.9	1.2	1.2	.2	.3	—	.5	.5	.5	80.3	
422480	Fresh fruit & vegetable whsle	647	5 923 035	9.8	6.4	23.5	56.9	1.2	1.2	.2	.3	—	.5	.5	.5	80.3	
42249	Other grocery & related products whsle	1 521	D	D	D	D	D	D	D	D	D	D	D	D	D	D	D
422490	Other grocery & related products whsle	1 521	D	D	D	D	D	D	D	D	D	D	D	D	D	D	D
4224901	Coffee, tea, & spice whsle	115	1 472 900	.1	16.4	7.9	47.8	27.0	.7	—	—	—	—	—	—	80.5	
4224902	Bread & baked goods whsle	351	1 690 138	—	7.0	30.4	61.2	.7	.4	—	.1	—	.3	.3	.3	89.9	
4224903	Soft drinks whsle	90	423 591	1.3	1.8	78.4	11.0	4.5	3.0	—	—	—	—	—	—	78.0	
4224904	Canned goods whsle	238	6 882 311	.9	34.8	24.6	36.5	1.9	.1	—	—	—	1.2	1.2	1.2	91.7	
4224905	Food & beverage basic materials whsle	139	2 320 600	2.4	17.8	.1	10.9	64.7	2.3	—	1.7	—	.7	.7	.7	72.5	
4224906	Other grocery specialties whsle	588	D	D	D	D	D	D	D	D	D	D	D	D	D	D	D
4225	Farm-product raw material whsle	1 494	33 902 691	40.9	1.9	.3	22.5	6.8	2.9	24.4	.2	.1	.1	.1	.1	79.5	
42251	Grain & field bean whsle	135	15 045 234	71.0	.1	.1	21.6	1.7	4.6	.8	—	—	—	—	—	97.8	
422510	Grain & field bean whsle	135	15 045 234	71.0	.1	.1	21.6	1.7	4.6	.8	—	—	—	—	—	97.8	
42252	Livestock whsle	957	15 468 016	.7	5.3	.5	25.2	1.7	.6	65.6	.3	—	.1	.1	.1	62.6	
422520	Livestock whsle	957	15 468 016	.7	5.3	.5	25.2	1.7	.6	65.6	.3	—	.1	.1	.1	62.6	
42259	Other farm product raw material whsle	402	3 389 441	19.4	—	.8	17.1	55.0	1.7	4.2	1.1	.4	.4	.4	.4	75.5	
422590	Other farm product raw material whsle	402	3 389 441	19.4	—	.8	17.1	55.0	1.7	4.2	1.1	.4	.4	.4	.4	75.5	
4225901	Hides, skins, & pelts whsle	26	184 450	52.1	—	7.8	9.0	26.2	—	3.8	1.1	—	—	—	—	92.4	
4225902	Leaf tobacco whsle	210	1 565 193	27.1	—	.3	25.4	39.9	2.2	4.1	—	—	1.1	1.1	1.1	66.0	
4225903	Wool, wool tops, & mohair whsle	19	56 823	2.5	—	—	8.5	83.5	—	5.4	—	—	—	—	—	66.6	
4225904	Cotton whsle	53	695 960	2.2	—	—	22.3	74.7	.2	.7	—	—	—	—	—	80.7	
4225905	Other farm-product raw material whsle	94	887 015	15.0	.1	.4	4.2	66.0	2.5	7.0	3.4	1.3	—	—	—	85.4	

See footnotes at end of table.

Table 1. Sales by Class of Customer for the United States: 1997—Con.

[Includes only establishments with payroll. For meaning of abbreviations and symbols, see introductory text. For explanation of terms, see Appendix A]

NAICS code	Kind of business and type of operation	Establishments (number)	Sales (\$1,000)	Percent distribution of sales by class of customer ¹										Coverage ²		
				Export sales	Restaurants, hotels, food services, and contract feeding	Retailers and repair shops for resale or repair	Other wholesale establishments for resale	Industrial users for production (mining and manufacturing)	Business users for consumption, not for resale	Farmers (for farm use)	Household consumers and individual users	Builders and contractors	Governmental bodies (Federal, state, and local)			
422	Agents, brokers, and commission merchants—Con.															
	Wholesale trade, nondurable goods—Con.															
4226	Chemical & allied products whsle	1 390	6 509 052	3.4	.7	1.8	23.8	60.2	7.7	.1	.1	1.6	.4	86.0		
42261	Plastics materials & basic forms & shapes whsle	654	3 770 919	2.4	1.0	.9	25.7	61.1	6.8	.2	.1	1.8	.1	87.4		
422610	Plastics materials & basic forms & shapes whsle	654	3 770 919	2.4	1.0	.9	25.7	61.1	6.8	.2	.1	1.8	.1	87.4		
42269	Other chemical & allied products whsle	736	2 738 133	4.8	.4	3.2	21.1	59.0	9.0	.1	.3	1.4	.7	84.1		
422690	Other chemical & allied products whsle	736	2 738 133	4.8	.4	3.2	21.1	59.0	9.0	.1	.3	1.4	.7	84.1		
4226901	Industrial gases (except LP) whsle	11	71 241	—	—	12.1	.6	9.5	77.7	—	—	—	.1	99.5		
4226902	Other chemical & allied products whsle	725	2 666 892	4.9	.4	2.9	21.8	60.5	6.9	.1	.3	1.4	.7	83.7		
4227	Petroleum & petroleum products whsle	256	11 953 186	.8	—	1.2	45.0	9.6	42.1	.4	.3	.4	.1	63.5		
42271	Petroleum bulk stations & terminals	69	331 386	.7	—	6.9	3.9	58.3	10.5	10.7	4.7	3.4	.9	82.1		
422710	Petroleum bulk stations & terminals	69	331 386	.7	—	6.9	3.9	58.3	10.5	10.7	4.7	3.4	.9	82.1		
4227101	Petroleum bulk stations & terminals (except LP)	68	D	D	D	D	D	D	D	D	D	D	D	D		
42271011	Petroleum bulk stations (except LP)	63	D	D	D	D	D	D	D	D	D	D	D	D		
42271012	Petroleum bulk terminals (except LP)	5	D	D	D	D	D	D	D	D	D	D	D	D		
4227102	Liquefied petroleum bulk stations & terminals	1	D	D	D	D	D	D	D	D	D	D	D	D		
42272	Petroleum & petroleum prod whsle (exc bulk stations & terminals)	187	11 621 800	.8	—	.9	46.5	7.8	43.3	.1	.2	.2	.1	62.9		
422720	Petroleum & petroleum prod whsle (exc bulk stations & terminals)	187	11 621 800	.8	—	.9	46.5	7.8	43.3	.1	.2	.2	.1	62.9		
4228	Beer, wine, & distilled alcoholic beverage whsle	213	D	D	D	D	D	D	D	D	D	D	D	D		
42281	Beer & ale whsle	40	D	D	D	D	D	D	D	D	D	D	D	D		
422810	Beer & ale whsle	40	D	D	D	D	D	D	D	D	D	D	D	D		
42282	Wine & distilled alcoholic beverage whsle	173	1 955 271	3.2	10.9	30.7	28.5	.1	.4	—	—	—	26.2	73.8		
422820	Wine & distilled alcoholic beverage whsle	173	1 955 271	3.2	10.9	30.7	28.5	.1	.4	—	—	—	26.2	73.8		
4228201	Wine & distilled alcoholic bev (licensed operation) whsle	173	1 955 271	3.2	10.9	30.7	28.5	.1	.4	—	—	—	26.2	73.8		
4229	Miscellaneous nondurable goods whsle	2 763	D	D	D	D	D	D	D	D	D	D	D	D		
42291	Farm supplies	223	2 238 242	61.1	—	14.1	20.2	1.4	2.1	.6	—	.2	.3	90.7		
422910	Farm supplies whsle	223	2 238 242	61.1	—	14.1	20.2	1.4	2.1	.6	—	.2	.3	90.7		
4229102	Farm supplies—whsle distributors	223	2 238 242	61.1	—	14.1	20.2	1.4	2.1	.6	—	.2	.3	90.7		
42292	Book, periodical, & newspaper whsle	334	2 583 212	1.6	27.8	33.2	18.8	.4	2.4	—	.3	.2	15.4	73.7		
422920	Book, periodical, & newspaper whsle	334	2 583 212	1.6	27.8	33.2	18.8	.4	2.4	—	.3	.2	15.4	73.7		
42293	Flower, nursery stock, & florists' supplies whsle	234	678 119	1.0	—	33.0	60.1	2.1	.7	1.9	—	1.1	.1	79.3		
422930	Flower, nursery stock, & florists' supplies whsle	234	678 119	1.0	—	33.0	60.1	2.1	.7	1.9	—	1.1	.1	79.3		
42294	Tobacco & tobacco product whsle	33	62 175	2.9	1.0	7.1	80.6	3.3	1.1	.1	.2	—	3.8	70.8		
422940	Tobacco & tobacco product whsle	33	62 175	2.9	1.0	7.1	80.6	3.3	1.1	.1	.2	—	3.8	70.8		
42295	Paint, varnish, & supplies whsle	206	1 152 666	6.3	.1	37.6	33.4	11.8	4.9	—	—	5.8	.2	90.6		
422950	Paint, varnish, & supplies whsle	206	1 152 666	6.3	.1	37.6	33.4	11.8	4.9	—	—	5.8	.2	90.6		
4229501	Paint, varnish, & supplies whsle	206	1 152 666	6.3	.1	37.6	33.4	11.8	4.9	—	—	5.8	.2	90.6		
42299	Other miscellaneous nondurable goods whsle	1 733	D	D	D	D	D	D	D	D	D	D	D	D		
422990	Other miscellaneous nondurable goods whsle	1 733	D	D	D	D	D	D	D	D	D	D	D	D		
4229901	Art goods whsle	591	1 517 846	.5	.7	72.9	21.8	1.3	1.0	—	1.6	.1	—	66.3		
4229902	General merchandise (nondurable goods) whsle	398	785 925	.4	.6	48.2	38.0	3.7	4.8	.2	.4	—	.8	67.9		
4229903	Textile bags, bagging, & burlap whsle	40	54 043	14.5	—	7.9	27.7	29.3	20.4	—	—	.1	—	73.4		
4229904	Other nondurable goods whsle	704	D	D	D	D	D	D	D	D	D	D	D	D		

¹Detail may not add to total because of rounding.

²Dollar sales of those reporting class of customer as percent of total sales.

Table 2. Employment by Principal Activity for the United States: 1997

[Includes only establishments with payroll. For meaning of abbreviations and symbols, see introductory text. For explanation of terms, see Appendix A]

NAICS code	Kind of business and type of operation	Estab- lishments (number)	Sales (\$1,000)	Paid employees for pay period including March 12						Coverage ¹
				Total (number)	Selling (number)	Sales support (including office and clerical, warehousing, customer service, employees, and drivers (number)	Central admini- strative and auxiliary (number)	Manufac- turing (number)	Other (number)	
	Wholesale trade	'453 470	'4 059 657 778	'5 796 557	1 578 897	3 296 244	351 972	368 337	201 107	69.8
421	Wholesale trade, durable goods	290 629	'2 179 717 376	'3 398 261	901 968	1 886 801	226 541	233 730	149 221	69.6
4211	Motor vehicle & motor vehicle parts & supplies whsle	'29 328	'533 352 124	'375 731	76 467	234 488	26 543	15 401	22 832	69.6
42111	Automobile & other motor vehicle whsle	7 664	'428 356 355	150 947	26 909	94 503	15 794	2 402	11 339	81.1
421110	Automobile & other motor vehicle whsle	7 664	'428 356 355	150 947	26 909	94 503	15 794	2 402	11 339	81.1
4211101	Automobile & motorcycle whsle	3 952	'232 780 708	70 675	9 047	49 194	10 641	387	1 406	84.3
4211102	Bus & recreational vehicle whsle	387	'3 059 157	5 047	1 071	3 133	179	259	405	69.2
4211103	Light truck & van (14,000 lb or less) whsle ...	548	159 991 093	9 552	2 229	5 878	588	240	617	73.2
4211104	Medium truck & tractor (14,001 lb to 26,000 lb) whsle	516	4 375 397	7 929	1 825	4 176	486	326	1 116	66.9
4211105	Heavy truck & tractor (over 26,000 lb) whsle .	2 261	28 150 000	57 744	12 737	32 122	3 900	1 190	7 795	81.5
42112	Motor vehicle supplies & new parts whsle	'12 620	'83 214 728	'156 038	32 050	100 084	8 295	10 438	5 171	62.3
421120	Motor vehicle supplies & new parts whsle	'12 620	'83 214 728	'156 038	32 050	100 084	8 295	10 438	5 171	62.3
4211201	Motor vehicle supplies & new parts— warehouse distributors	'5 095	'30 313 120	'67 362	14 750	43 241	3 959	3 901	1 511	66.5
4211202	Motor vehicle supplies & new parts— jobbers	6 942	51 468 506	84 003	16 168	54 449	4 061	6 337	2 988	58.6
4211203	Petroleum products marketing equipment whsle	583	1 433 102	4 673	1 132	2 394	275	200	672	68.9
42113	Tire & tube whsle	1 939	16 508 934	22 939	6 816	12 162	1 673	1 488	800	53.2
421130	Tire & tube whsle	1 939	16 508 934	22 939	6 816	12 162	1 673	1 488	800	53.2
42114	Motor vehicle parts, (used) whsle	7 105	5 272 107	45 807	10 692	27 739	781	1 073	5 522	65.0
421140	Motor vehicle parts, (used) whsle	7 105	5 272 107	45 807	10 692	27 739	781	1 073	5 522	65.0
4212	Furniture & home furnishings whsle	15 246	75 006 478	157 465	34 823	94 305	7 265	16 998	4 074	65.9
42121	Furniture whsle	6 697	31 898 583	65 930	16 755	38 560	2 961	5 572	2 082	65.6
421210	Furniture whsle	6 697	31 898 583	65 930	16 755	38 560	2 961	5 572	2 082	65.6
4212101	Household & lawn furniture whsle	3 304	12 079 496	23 346	4 881	13 626	748	3 652	439	62.4
4212102	Office & business furniture whsle	3 393	19 819 087	42 584	11 874	24 934	2 213	1 920	1 643	67.4
42122	Home furnishings whsle	8 549	43 107 895	91 535	18 068	55 745	4 304	11 426	1 992	66.0
421220	Home furnishings whsle	8 549	43 107 895	91 535	18 068	55 745	4 304	11 426	1 992	66.0
4212201	Household china, glassware, & crockery whsle	1 332	6 744 886	16 343	2 986	9 399	506	3 144	308	69.5
4212202	Linens, domestics, draperies, & curtains whsle	1 876	11 337 298	20 019	3 527	11 180	1 202	3 695	415	66.8
4212203	Floor coverings whsle	2 591	16 467 044	30 315	7 489	19 312	1 709	1 021	784	63.1
4212204	Other home furnishings whsle	2 750	8 558 667	24 858	4 066	15 854	887	3 566	485	66.8
4213	Lumber & other construction materials whsle	14 267	89 175 875	155 535	32 941	89 711	8 641	19 147	5 095	60.8
42131	Lumber, plywood, millwork, & wood panel whsle .	6 767	60 455 924	88 905	17 867	52 592	4 451	11 638	2 357	66.8
421310	Lumber, plywood, millwork, & wood panel whsle	6 767	60 455 924	88 905	17 867	52 592	4 451	11 638	2 357	66.8
4213101	Lumber without yard whsle	1 627	17 143 755	12 611	3 383	6 948	584	1 177	519	76.5
4213102	Lumber with yard whsle	1 599	15 464 304	27 481	4 968	16 044	995	4 914	560	67.1
4213103	Plywood, veneer, millwork, & wood panel whsle	3 541	27 847 865	48 813	9 516	29 600	2 872	5 547	1 278	64.1
42132	Brick, stone, & related construction materials whsle	3 026	10 711 750	23 753	5 459	13 036	2 137	2 209	912	48.6
421320	Brick, stone, & related construction materials whsle	3 026	10 711 750	23 753	5 459	13 036	2 137	2 209	912	48.6
4213201	Brick, block, tile, clay/cement sewer pipe whsle	1 184	3 546 360	9 941	2 904	5 474	1 116	295	152	34.6
4213202	Sand, gravel, & stone whsle	1 012	2 001 239	7 775	944	4 314	594	1 335	588	55.4
4213203	Cement, lime, & related products whsle	830	5 164 151	6 037	1 611	3 248	427	579	172	63.0
42133	Roofing, siding, & insulation material whsle	1 584	9 811 545	16 402	4 466	9 654	916	976	390	56.3
421330	Roofing, siding, & insulation material whsle ...	1 584	9 811 545	16 402	4 466	9 654	916	976	390	56.3
4213301	Roofing, siding, & insulation material whsle ..	1 584	9 811 545	16 402	4 466	9 654	916	976	390	56.3
42139	Other construction materials whsle	2 890	8 196 656	26 475	5 149	14 429	1 137	4 324	1 436	54.3
421390	Other construction materials whsle	2 890	8 196 656	26 475	5 149	14 429	1 137	4 324	1 436	54.3
4213901	Flat glass & other construction glass whsle ..	669	1 950 805	8 197	903	4 432	318	1 903	641	66.5
4213902	Other construction materials whsle	2 221	6 245 851	18 278	4 246	9 997	819	2 421	795	48.8
4214	Professional & commercial equipment & supplies whsle	45 351	367 383 550	'716 113	213 699	388 316	49 729	31 200	33 169	67.8
42141	Photographic equipment & supplies whsle	1 379	16 679 051	21 195	5 706	12 419	1 173	928	969	70.0
421410	Photographic equipment & supplies whsle	1 379	16 679 051	21 195	5 706	12 419	1 173	928	969	70.0
42142	Office equipment whsle	'7 319	'36 646 598	'143 381	42 563	79 440	9 444	743	11 191	70.0
421420	Office equipment whsle	'7 319	'36 646 598	'143 381	42 563	79 440	9 444	743	11 191	70.0
42143	Computer & computer peripheral equipment & software whsle	16 929	221 447 412	317 662	102 736	164 521	25 587	10 524	14 294	65.3
421430	Computer & computer peripheral equipment & software whsle	16 929	221 447 412	317 662	102 736	164 521	25 587	10 524	14 294	65.3
4214301	Computer & peripheral equipment whsle	14 080	209 760 805	282 335	91 873	147 554	22 699	9 102	11 107	66.1
42143011	Computers & peripheral equipment for resale	5 657	115 317 362	91 857	22 974	50 541	8 578	7 255	2 509	63.4
42143012	Computers & peripheral equipment for end use	8 423	94 443 443	190 478	68 899	97 013	14 121	1 847	8 598	67.4
4214302	Computer software (packaged) whsle	2 849	11 686 607	35 327	10 863	16 967	2 888	1 422	3 187	58.6
42144	Other commercial equipment whsle	'5 380	'15 914 735	'52 186	14 162	31 464	2 095	2 416	2 049	74.1
421440	Other commercial equipment whsle	'5 380	'15 914 735	'52 186	14 162	31 464	2 095	2 416	2 049	74.1
4214401	Restaurant & hotel equipment & supplies whsle	3 165	10 686 971	30 890	9 217	18 343	1 458	777	1 095	74.3
4214402	Store machines & equipment whsle	'2 215	'5 227 764	'21 296	4 945	13 121	637	1 639	954	73.8

See footnotes at end of table.

Table 2. Employment by Principal Activity for the United States: 1997—Con.

[Includes only establishments with payroll. For meaning of abbreviations and symbols, see introductory text. For explanation of terms, see Appendix A]

NAICS code	Kind of business and type of operation	Estab- lishments (number)	Sales (\$1,000)	Paid employees for pay period including March 12						Coverage ¹
				Total (number)	Selling (number)	Sales support (including office and clerical, warehousing, customer service, maintenance, employees, and drivers (number)	Central admini- strative and auxiliary (number)	Manufac- turing (number)	Other (number)	
421	Wholesale trade—Con.									
	Wholesale trade, durable goods—Con.									
4214	Professional & commercial equipment & supplies whsle—Con.									
42145	Medical, dental, & hospital equipment & supplies whsle	9 782	58 791 711	121 572	34 560	68 547	7 970	7 442	3 053	67.3
421450	Medical, dental, & hospital equipment & supplies whsle	9 782	58 791 711	121 572	34 560	68 547	7 970	7 442	3 053	67.3
4214501	Surgical, medical, & hospital supplies whsle .	8 721	54 484 063	106 502	29 990	61 237	5 770	6 695	2 810	66.5
4214502	Dental equipment & supplies whsle	1 061	4 307 648	15 070	4 570	7 310	2 200	747	243	73.1
42146	Ophthalmic goods whsle	1 781	6 865 265	28 260	5 748	14 002	1 354	6 829	327	69.1
421460	Ophthalmic goods whsle	1 781	6 865 265	28 260	5 748	14 002	1 354	6 829	327	69.1
42149	Other professional equipment & supplies whsle .	2 781	11 038 778	31 857	8 224	17 923	2 106	2 318	1 286	73.2
421490	Other professional equipment & supplies whsle	2 781	11 038 778	31 857	8 224	17 923	2 106	2 318	1 286	73.2
4214901	Religious & school supplies whsle	456	1 495 661	5 811	1 047	3 688	370	552	154	67.8
4214902	Other professional equipment & supplies whsle	2 325	9 543 117	26 046	7 177	14 235	1 736	1 766	1 132	74.4
4215	Metal & mineral (except petroleum) whsle	12 583	150 493 610	174 029	36 264	100 841	10 537	22 562	3 825	76.7
42151	Metal service centers & offices	11 827	135 695 563	168 950	34 893	98 261	10 232	22 046	3 518	76.7
421510	Metal service centers & offices	11 827	135 695 563	168 950	34 893	98 261	10 232	22 046	3 518	76.7
4215101	Ferrous metal service centers & sales offices	9 437	106 496 206	138 934	28 227	82 346	7 501	18 029	2 831	77.7
42151011	Ferrous metal service centers	6 412	69 014 037	123 914	22 798	75 683	7 024	16 322	2 087	79.5
42151012	Ferrous metal sales offices	3 025	37 482 169	15 020	5 429	6 663	477	1 707	744	62.5
4215102	Nonferrous metal service centers & sales offices	2 390	29 199 357	30 016	6 666	15 915	2 731	4 017	687	72.3
42151021	Nonferrous metal service centers	1 556	22 107 893	26 446	5 471	14 208	2 579	3 711	477	72.5
42151022	Nonferrous metal sales offices	834	7 091 464	3 570	1 195	1 707	152	306	210	70.6
42152	Coal & other mineral & ore whsle	756	14 798 047	5 079	1 371	2 580	305	516	307	76.0
421520	Coal & other mineral & ore whsle	756	14 798 047	5 079	1 371	2 580	305	516	307	76.0
4215201	Coal whsle	452	10 037 343	3 037	884	1 503	186	292	172	67.2
4215202	Other mineral & ore whsle	304	4 760 704	2 042	487	1 077	119	224	135	89.1
4216	Electrical goods whsle	38 234	357 691 888	475 766	163 740	221 118	47 192	26 643	17 073	68.2
42161	Electrical apparatus & equip, wiring supp, & const material whsle	13 431	85 861 019	144 585	49 391	71 295	11 895	7 975	4 029	68.5
421610	Electrical apparatus & equip, wiring supp, & const material whsle	13 431	85 861 019	144 585	49 391	71 295	11 895	7 975	4 029	68.5
42162	Electrical appliance, television & radio set whsle .	3 895	54 683 947	50 922	16 482	25 272	6 728	1 279	1 161	63.9
421620	Electrical appliance, television & radio set whsle	3 895	54 683 947	50 922	16 482	25 272	6 728	1 279	1 161	63.9
42169	Other electronic parts & equipment whsle	20 908	217 146 922	280 259	97 867	124 551	28 569	17 389	11 883	68.8
421690	Other electronic parts & equipment whsle	20 908	217 146 922	280 259	97 867	124 551	28 569	17 389	11 883	68.8
4216901	Communications equipment & supplies whsle	9 180	88 413 555	152 279	53 668	66 803	18 145	5 425	8 238	68.2
4216902	Electronic parts (excluding communications equipment) whsle	11 728	128 733 367	127 980	44 199	57 748	10 424	11 964	3 645	69.4
4217	Hardware, & plumbing & heating equipment & supplies whsle	21 194	92 189 762	219 233	67 144	121 906	13 284	10 060	6 839	73.2
42171	Hardware whsle	9 473	44 063 674	110 963	33 547	62 823	7 350	4 934	2 309	77.2
421710	Hardware whsle	9 473	44 063 674	110 963	33 547	62 823	7 350	4 934	2 309	77.2
42172	Plumbing & heating equipment & supplies (hydronics) whsle	4 625	22 928 107	43 887	13 503	24 899	1 822	2 920	743	61.9
421720	Plumbing & heating equipment & supplies (hydronics) whsle	4 625	22 928 107	43 887	13 503	24 899	1 822	2 920	743	61.9
42173	Warm air heating & air-conditioning equipment & supplies whsle	5 524	20 062 710	51 252	16 369	27 265	3 386	1 668	2 564	72.7
421730	Warm air heating & air-conditioning equipment & supplies whsle	5 524	20 062 710	51 252	16 369	27 265	3 386	1 668	2 564	72.7
42174	Refrigeration equipment & supplies whsle	1 572	5 135 271	13 131	3 725	6 919	726	538	1 223	79.2
421740	Refrigeration equipment & supplies whsle	1 572	5 135 271	13 131	3 725	6 919	726	538	1 223	79.2
4218	Machinery, equipment, & supplies whsle	76 643	328 968 331	772 550	208 055	425 380	46 158	52 635	40 322	74.2
42181	Construction & mining (except petroleum) machinery & equip whsle	5 321	44 725 989	87 611	17 555	53 701	7 965	2 844	5 546	76.5
421810	Construction & mining (except petroleum) machinery & equip whsle	5 321	44 725 989	87 611	17 555	53 701	7 965	2 844	5 546	76.5
42182	Farm & garden machinery & equipment whsle ...	9 782	39 713 264	101 413	24 322	61 597	3 989	2 664	8 841	75.5
421820	Farm & garden machinery & equipment whsle .	9 782	39 713 264	101 413	24 322	61 597	3 989	2 664	8 841	75.5
4218201	Farm machinery & equipment—farm dealers	6 931	21 996 353	72 177	17 206	44 017	2 127	1 020	7 807	75.9
4218202	Farm machinery & equipment—whsle distributors	2 122	13 486 595	19 867	4 571	12 075	1 162	1 191	868	76.7
4218203	Lawn & garden machinery & equipment whsle	729	4 230 316	9 369	2 545	5 505	700	453	166	70.3

See footnotes at end of table.

Table 2. Employment by Principal Activity for the United States: 1997—Con.

[Includes only establishments with payroll. For meaning of abbreviations and symbols, see introductory text. For explanation of terms, see Appendix A]

NAICS code	Kind of business and type of operation	Estab- lishments (number)	Sales (\$1,000)	Paid employees for pay period including March 12						Coverage ¹
				Total (number)	Selling (number)	Sales support (including office and clerical, warehousing, customer service, maintenance, employees, and drivers (number)	Central admini- strative and auxiliary (number)	Manufac- turing (number)	Other (number)	
421	Wholesale trade—Con.									
	Wholesale trade, durable goods—Con.									
4218	Machinery, equipment, & supplies whsle—Con.									
42183	Industrial machinery & equipment whsle.....	35 674	139 946 952	342 008	91 660	179 599	20 434	31 368	18 947	75.9
421830	Industrial machinery & equipment whsle.....	35 674	139 946 952	342 008	91 660	179 599	20 434	31 368	18 947	75.9
4218301	Food-processing machinery & equipment whsle.....	1 333	4 273 371	12 098	3 087	6 501	541	1 366	603	78.8
4218302	Hydraulic & pneumatic (fluid-power) machinery & equipment whsle.....	3 866	13 016 250	40 348	11 788	20 192	2 057	4 951	1 360	78.5
42183021	Hydraulic & pneumatic pumps & motors whsle.....	1 636	4 753 826	13 756	4 299	6 519	920	1 233	785	66.1
42183022	Hydraulic & pneumatic parts, accessories, & supplies whsle.....	2 230	8 262 424	26 592	7 489	13 673	1 137	3 718	575	84.9
4218303	General-purpose industrial machinery & equipment whsle.....	11 101	42 641 534	102 295	29 265	53 845	5 769	7 633	5 783	81.7
4218304	Metalworking machinery & equipment whsle .	4 092	19 008 973	35 524	10 649	18 375	2 101	3 469	930	74.8
4218305	Materials handling equipment whsle.....	4 642	18 803 215	63 169	12 830	35 327	4 425	4 505	6 082	75.4
4218306	Oilwell, oil refinery, & pipeline mach, equip, & supplies whsle.....	3 536	11 671 958	25 475	7 639	13 088	1 116	2 368	1 264	75.9
4218307	Other industrial machinery & equipment whsle.....	7 104	30 531 651	63 099	16 402	32 271	4 425	7 076	2 925	65.5
42184	Industrial supplies whsle.....	15 055	64 861 321	140 735	46 158	73 811	8 450	9 650	2 666	71.1
421840	Industrial supplies whsle.....	15 055	64 861 321	140 735	46 158	73 811	8 450	9 650	2 666	71.1
4218401	General-line industrial supplies whsle.....	2 176	4 367 291	16 136	4 877	8 998	1 384	537	340	61.3
4218402	Mechanical power transmission supplies whsle.....	2 917	13 895 428	28 097	11 308	13 974	1 286	1 051	478	53.8
4218403	Welding supplies whsle.....	2 141	4 750 926	19 335	6 353	10 235	1 557	1 557	337	76.0
4218404	Industrial containers & supplies whsle.....	1 763	9 931 630	15 879	3 397	8 593	551	2 853	485	72.9
4218405	Industrial valves & fittings (except fluid- power) whsle.....	1 552	6 805 404	16 740	5 855	8 671	1 077	857	280	81.3
4218406	Other industrial supplies whsle.....	4 506	25 110 642	44 548	14 368	23 340	2 595	3 499	746	78.9
42185	Service establishment equipment & supplies whsle.....	6 808	16 038 492	59 878	18 923	34 005	2 557	2 352	2 041	72.0
421850	Service establishment equipment & supplies whsle.....	6 808	16 038 492	59 878	18 923	34 005	2 557	2 352	2 041	72.0
4218501	Beauty & barber shop equipment & supplies whsle.....	1 296	2 416 390	14 071	5 732	7 293	637	257	152	70.5
4218502	Custodial, janitors' equipment & supplies whsle.....	2 356	4 430 938	22 107	7 453	12 667	913	643	431	79.0
4218503	Laundry & dry-cleaning equipment & supplies whsle.....	699	4 123 097	6 526	1 672	4 009	527	111	207	76.3
4218504	Other service establishment equipment & supplies whsle.....	2 457	5 068 067	17 174	4 066	10 036	480	1 341	1 251	62.8
42186	Transportation equipment & supplies (exc motor vehicle) whsle.....	4 003	23 682 313	40 905	9 437	22 667	2 763	3 757	2 281	66.0
421860	Transportation equipment & supplies (exc motor vehicle) whsle.....	4 003	23 682 313	40 905	9 437	22 667	2 763	3 757	2 281	66.0
4218601	Aircraft & aeronautical equipment & supplies whsle.....	2 428	17 709 438	25 666	5 950	14 027	1 989	2 547	1 153	68.0
4218602	Marine machinery, equipment, & supplies whsle.....	952	3 513 978	9 314	2 317	5 448	510	610	429	64.6
4218603	Other transportation equipment & supplies whsle.....	623	2 458 897	5 925	1 170	3 192	264	600	699	59.9
4219	Miscellaneous durable goods whsle.....	37 783	185 455 758	351 839	68 835	210 736	17 192	39 084	15 992	64.3
42191	Sporting & recreational goods & supplies whsle ..	6 080	28 233 685	59 861	15 118	34 128	2 680	6 418	1 517	62.3
421910	Sporting & recreational goods & supplies whsle.....	6 080	28 233 685	59 861	15 118	34 128	2 680	6 418	1 517	62.3
42192	Toy & hobby goods & supplies whsle.....	3 229	20 166 025	36 337	9 128	20 438	3 815	2 394	562	64.0
421920	Toy & hobby goods & supplies whsle.....	3 229	20 166 025	36 337	9 128	20 438	3 815	2 394	562	64.0
42193	Recyclable material whsle.....	9 088	38 748 659	114 992	9 301	74 778	3 484	19 077	8 352	68.6
421930	Recyclable material whsle.....	9 088	38 748 659	114 992	9 301	74 778	3 484	19 077	8 352	68.6
4219301	Iron & steel scrap processors & dealers.....	3 480	18 205 778	43 789	3 612	28 135	1 562	6 934	3 546	70.5
42193011	Iron & steel scrap processors (using power processing equipment).....	2 308	12 550 221	36 303	2 702	23 002	1 461	6 353	2 785	75.4
42193012	Iron & steel scrap processors (not using power processing equip).....	1 172	5 655 557	7 486	910	5 133	101	581	761	46.9
4219302	Recyclable paper & paperboard whsle.....	1 588	5 592 266	20 596	1 726	12 613	867	3 781	1 609	78.5
4219303	Other recyclable material whsle.....	4 020	14 950 615	50 607	3 963	34 030	1 055	8 362	3 197	62.8
42194	Jewelry/watch/silverware/precious stone, & precious metal whsle.....	7 689	32 398 553	49 820	13 650	28 198	1 568	5 267	1 137	70.2
421940	Jewelry/watch/silverware/precious stone, & precious metal whsle.....	7 689	32 398 553	49 820	13 650	28 198	1 568	5 267	1 137	70.2
4219401	Jewelry, watch, diamonds, precious stone, & silverware whsle.....	7 116	22 519 342	46 813	12 631	26 849	1 376	4 873	1 084	70.5
4219402	Precious metal (excluding ores) whsle.....	573	9 879 211	3 007	1 019	1 349	192	394	53	64.3
42199	Other miscellaneous durable goods whsle.....	11 697	65 908 836	90 829	21 638	53 194	5 645	5 928	4 424	57.2
421990	Other miscellaneous durable goods whsle.....	11 697	65 908 836	90 829	21 638	53 194	5 645	5 928	4 424	57.2
4219901	Musical instruments & supplies whsle.....	512	2 474 693	4 906	1 072	3 046	272	352	164	67.1
4219902	Forest products (except lumber) whsle.....	2 032	11 386 630	11 396	1 687	5 748	368	1 695	1 898	59.4
4219903	General merchandise (durable goods) whsle.....	3 382	21 595 797	18 027	4 186	10 400	2 201	810	430	57.0
4219904	Prerecorded media whsle.....	2 075	23 424 629	34 103	9 773	20 538	2 145	820	827	57.3
42199041	Compact discs/prerecorded audio tapes, & phonograph records whsle.....	1 418	15 602 913	23 540	6 906	14 688	790	595	561	57.8
42199042	Prerecorded video tapes whsle.....	657	7 821 716	10 563	2 867	5 850	1 355	225	266	56.4
4219905	Fire extinguishers & fire safety equipment whsle.....	1 016	1 136 419	6 604	1 568	4 022	175	157	682	66.1
4219906	Other durable goods whsle.....	2 680	5 890 668	15 793	3 352	9 440	484	2 094	423	48.8

See footnotes at end of table.

Table 2. Employment by Principal Activity for the United States: 1997—Con.

[Includes only establishments with payroll. For meaning of abbreviations and symbols, see introductory text. For explanation of terms, see Appendix A]

NAICS code	Kind of business and type of operation	Estab- lishments (number)	Sales (\$1,000)	Paid employees for pay period including March 12						Coverage ¹
				Total (number)	Selling (number)	Sales support (including office and clerical, warehousing, customer service, maintenance, employees, and drivers (number)	Central admini- strative and auxiliary (number)	Manufac- turing (number)	Other (number)	
	Wholesale trade—Con.									
422	Wholesale trade, nondurable goods	162 841	1 879 940 402	2 398 296	676 929	1 409 443	125 431	134 607	51 886	70.2
4221	Paper & paper product whsle	15 848	117 062 485	214 350	58 964	132 626	10 192	10 081	2 487	73.3
42211	Printing & writing paper whsle	2 309	38 397 487	33 135	10 258	18 740	2 509	1 338	290	76.2
422110	Printing & writing paper whsle	2 309	38 397 487	33 135	10 258	18 740	2 509	1 338	290	76.2
42212	Stationery & office supplies whsle	8 046	33 271 034	109 766	28 930	71 751	3 785	4 079	1 221	72.3
422120	Stationery & office supplies whsle	8 046	33 271 034	109 766	28 930	71 751	3 785	4 079	1 221	72.3
42213	Industrial & personal service paper whsle	5 493	45 393 964	71 449	19 776	42 135	3 898	4 664	976	73.5
422130	Industrial & personal service paper whsle	5 493	45 393 964	71 449	19 776	42 135	3 898	4 664	976	73.5
4222	Drugs, & druggists' sundries whsle	8 053	203 147 771	190 127	76 013	92 278	12 672	6 824	2 340	64.0
42221	Drugs, & druggists' sundries whsle	8 053	203 147 771	190 127	76 013	92 278	12 672	6 824	2 340	64.0
422210	Drugs, & druggists' sundries whsle	8 053	203 147 771	190 127	76 013	92 278	12 672	6 824	2 340	64.0
4222101	General-line drugs whsle	3 283	79 946 995	70 977	14 269	48 422	4 996	2 028	1 262	65.4
4222102	Specialty-line drug, pharmaceutical, cosmetic, & toiletries whsle	4 770	123 200 776	119 150	61 744	43 856	7 676	4 796	1 078	63.2
4223	Apparel, piece goods, & notions whsle	20 707	124 104 420	207 574	46 271	123 120	12 036	21 387	4 760	58.8
42231	Piece goods, notions, & other dry goods whsle	5 666	25 776 927	45 435	10 709	26 403	2 547	4 785	991	61.8
422310	Piece goods, notions, & other dry goods whsle	5 666	25 776 927	45 435	10 709	26 403	2 547	4 785	991	61.8
4223101	Piece goods—jobbers	4 191	22 125 937	33 068	8 154	18 885	2 136	3 087	806	61.5
4223102	Notions & other dry goods whsle	1 475	3 650 990	12 367	2 555	7 518	411	1 698	185	62.7
42232	Men's & boys' clothing & furnishings whsle	5 006	33 360 264	62 253	12 200	37 927	3 149	7 697	1 280	58.4
422320	Men's & boys' clothing & furnishings whsle	5 006	33 360 264	62 253	12 200	37 927	3 149	7 697	1 280	58.4
42233	Women's, children's, & infants' clothing & accessories whsle	8 217	40 603 484	76 256	16 328	45 948	3 540	8 270	2 170	56.0
422330	Women's, children's, & infants' clothing & accessories whsle	8 217	40 603 484	76 256	16 328	45 948	3 540	8 270	2 170	56.0
42234	Footwear whsle	1 818	24 363 745	23 630	7 034	12 842	2 800	635	319	63.0
422340	Footwear whsle	1 818	24 363 745	23 630	7 034	12 842	2 800	635	319	63.0
4224	Grocery & related products whsle	41 760	588 970 062	854 919	240 516	512 003	38 563	47 752	16 085	74.4
42241	General-line grocery whsle	4 138	146 689 286	168 190	45 088	109 415	12 687	432	568	79.9
422410	General-line grocery whsle	4 138	146 689 286	168 190	45 088	109 415	12 687	432	568	79.9
4224101	General-line grocery whsle, voluntary group	186	16 156 029	17 064	1 333	14 297	1 335	38	61	70.4
4224102	General-line grocery whsle, retail cooperative	211	16 142 440	13 882	736	11 973	1 039	39	95	82.9
4224103	Other general-line grocery whsle	3 741	114 390 817	137 244	43 019	83 145	10 313	355	412	80.8
42242	Packaged frozen food whsle	3 838	69 114 831	85 067	18 395	54 769	5 045	5 786	1 072	84.1
422420	Packaged frozen food whsle	3 838	69 114 831	85 067	18 395	54 769	5 045	5 786	1 072	84.1
42243	Dairy products, (except dried or canned) whsle	2 862	34 594 779	47 742	10 469	28 251	3 686	4 529	807	75.3
422430	Dairy products, (except dried or canned) whsle	2 862	34 594 779	47 742	10 469	28 251	3 686	4 529	807	75.3
4224301	Raw milk whsle	140	4 900 769	1 642	196	1 212	103	78	53	75.0
4224302	Dairy product (except raw milk) whsle	2 722	29 694 010	46 100	10 273	27 039	3 583	4 451	754	75.3
42244	Poultry & poultry product whsle	1 040	13 809 561	17 792	2 472	11 828	469	2 065	958	73.1
422440	Poultry & poultry product whsle	1 040	13 809 561	17 792	2 472	11 828	469	2 065	958	73.1
4224401	Live poultry whsle	50	317 047	595	68	439	—	42	46	77.8
4224402	Poultry & poultry product (except live) whsle	990	13 492 514	17 197	2 404	11 389	469	2 023	912	72.9
42245	Confectionery whsle	2 621	27 169 914	60 010	30 790	24 642	1 005	3 180	393	58.4
422450	Confectionery whsle	2 621	27 169 914	60 010	30 790	24 642	1 005	3 180	393	58.4
42246	Fish & seafood whsle	2 960	13 165 780	27 402	4 124	18 172	661	3 134	1 311	66.4
422460	Fish & seafood whsle	2 960	13 165 780	27 402	4 124	18 172	661	3 134	1 311	66.4
42247	Meat & meat product whsle	3 557	51 326 415	50 256	8 828	31 663	907	7 683	1 175	75.2
422470	Meat & meat product whsle	3 557	51 326 415	50 256	8 828	31 663	907	7 683	1 175	75.2
42248	Fresh fruit & vegetable whsle	6 121	46 340 833	109 771	12 985	83 961	2 413	5 694	4 718	76.4
422480	Fresh fruit & vegetable whsle	6 121	46 340 833	109 771	12 985	83 961	2 413	5 694	4 718	76.4
42249	Other grocery & related products whsle	14 623	186 758 663	288 689	107 365	149 302	11 690	15 249	5 083	71.5
422490	Other grocery & related products whsle	14 623	186 758 663	288 689	107 365	149 302	11 690	15 249	5 083	71.5
4224901	Coffee, tea, & spice whsle	1 788	13 421 054	19 037	6 536	9 270	636	2 349	246	59.8
4224902	Bread & baked goods whsle	3 290	20 275 213	55 337	25 498	21 091	1 717	6 132	899	66.2
4224903	Soft drinks whsle	3 150	29 142 717	100 272	41 039	53 566	2 875	2 142	650	76.7
4224904	Canned goods whsle	1 283	27 632 847	20 470	7 135	11 413	1 101	497	324	69.9
4224905	Food & beverage basic materials whsle	703	6 331 021	7 303	1 923	4 176	338	664	202	70.6
4224906	Other grocery specialties whsle	4 409	89 955 811	86 270	25 234	49 786	5 023	3 465	2 762	71.7
4225	Farm-product raw material whsle	10 343	166 786 245	97 521	14 757	67 163	4 602	4 897	6 102	76.7
42251	Grain & field bean whsle	6 569	120 312 556	56 368	8 910	37 712	3 230	3 056	3 460	83.1
422510	Grain & field bean whsle	6 569	120 312 556	56 368	8 910	37 712	3 230	3 056	3 460	83.1
42252	Livestock whsle	2 090	24 098 461	27 182	3 703	20 690	607	356	1 826	69.9
422520	Livestock whsle	2 090	24 098 461	27 182	3 703	20 690	607	356	1 826	69.9
42259	Other farm product raw material whsle	1 684	22 375 228	13 971	2 144	8 761	765	1 485	816	63.6
422590	Other farm product raw material whsle	1 684	22 375 228	13 971	2 144	8 761	765	1 485	816	63.6
4225901	Hides, skins, & pelts whsle	260	2 096 303	1 983	293	1 434	27	131	98	64.3
4225902	Leaf tobacco whsle	328	3 658 394	3 720	842	2 215	202	309	152	68.3
4225903	Wool, wool tops, & mohair whsle	80	202 820	307	70	221	1	1	14	69.7
4225904	Cotton whsle	297	10 618 437	2 595	377	1 723	369	11	11	74.0
4225905	Other farm-product raw material whsle	719	5 799 274	5 366	562	3 168	166	1 033	437	54.8

See footnotes at end of table.

Table 2. Employment by Principal Activity for the United States: 1997—Con.

[Includes only establishments with payroll. For meaning of abbreviations and symbols, see introductory text. For explanation of terms, see Appendix A]

NAICS code	Kind of business and type of operation	Estab- lishments (number)	Sales (\$1,000)	Paid employees for pay period including March 12						Coverage ¹
				Total (number)	Selling (number)	Sales support (including office and clerical, warehousing, customer service, maintenance, employees, and drivers (number)	Central admini- strative and auxiliary (number)	Manufac- turing (number)	Other (number)	
422	Wholesale trade, nondurable goods—Con.									
4226	Chemical & allied products whsle	15 920	128 923 496	165 768	54 557	80 306	9 670	17 541	3 694	74.3
42261	Plastics materials & basic forms & shapes whsle	4 349	35 193 271	43 680	11 466	20 829	2 525	7 958	902	78.4
422610	Plastics materials & basic forms & shapes whsle	4 349	35 193 271	43 680	11 466	20 829	2 525	7 958	902	78.4
42269	Other chemical & allied products whsle	11 571	93 730 225	122 088	43 091	59 477	7 145	9 583	2 792	72.9
422690	Other chemical & allied products whsle	11 571	93 730 225	122 088	43 091	59 477	7 145	9 583	2 792	72.9
4226901	Industrial gases (except LP) whsle	1 106	2 806 880	11 505	2 925	6 511	734	1 212	123	64.9
4226902	Other chemical & allied products whsle	10 465	90 923 345	110 583	40 166	52 966	6 411	8 371	2 669	73.7
4227	Petroleum & petroleum products whsle	11 297	267 623 942	137 829	26 671	92 917	11 324	4 876	4 876	61.5
42271	Petroleum bulk stations & terminals	7 690	176 719 246	102 489	19 390	69 892	8 328	1 501	3 378	65.5
422710	Petroleum bulk stations & terminals	7 690	176 719 246	102 489	19 390	69 892	8 328	1 501	3 378	65.5
4227101	Petroleum bulk stations & terminals (except LP)	7 270	171 008 939	97 752	18 618	66 503	7 042	1 393	3 296	66.8
42271011	Petroleum bulk stations (except LP)	6 045	50 922 994	69 499	15 350	45 915	5 071	1 026	2 137	72.6
42271012	Petroleum bulk terminals (except LP)	1 225	120 085 945	28 253	3 268	20 588	2 871	367	1 159	52.5
4227102	Liquefied petroleum bulk stations & terminals	420	5 710 307	4 737	772	3 389	386	108	82	39.4
42272	Petroleum & petroleum prod whsle (exc bulk stations & terminals)	3 607	90 904 696	35 340	7 281	23 025	2 996	540	1 498	50.0
422720	Petroleum & petroleum prod whsle (exc bulk stations & terminals)	3 607	90 904 696	35 340	7 281	23 025	2 996	540	1 498	50.0
4228	Beer, wine, & distilled alcoholic beverage whsle	4 850	69 703 203	151 677	60 682	83 568	5 466	545	1 416	82.7
42281	Beer & ale whsle	3 013	34 997 239	96 284	34 372	58 042	2 736	107	1 027	85.6
422810	Beer & ale whsle	3 013	34 997 239	96 284	34 372	58 042	2 736	107	1 027	85.6
42282	Wine & distilled alcoholic beverage whsle	1 837	34 705 964	55 393	26 310	25 526	2 730	438	389	77.7
422820	Wine & distilled alcoholic beverage whsle	1 837	34 705 964	55 393	26 310	25 526	2 730	438	389	77.7
4228201	Wine & distilled alcoholic bev (licensed operation) whsle	1 715	34 325 562	54 751	26 164	25 122	2 638	438	389	77.7
4228202	Wine & distilled alcoholic beverage (state operated) whsle	122	380 402	642	146	404	92	—	—	84.7
4229	Miscellaneous nondurable goods whsle	34 063	213 618 778	378 531	98 498	225 462	20 906	23 539	10 126	62.8
42291	Farm supplies whsle	7 378	53 634 309	74 508	18 922	40 261	5 765	7 904	1 656	56.6
422910	Farm supplies whsle	7 378	53 634 309	74 508	18 922	40 261	5 765	7 904	1 656	56.6
4229101	Farm supplies—farm dealers	3 873	12 772 801	29 647	6 990	16 839	2 751	2 514	913	35.0
4229102	Farm supplies—whsle distributors	3 505	40 861 508	44 861	11 932	23 422	3 014	5 750	743	70.8
42292	Book, periodical, & newspaper whsle	4 265	33 630 300	89 309	22 038	55 889	6 458	2 714	2 210	62.2
422920	Book, periodical, & newspaper whsle	4 265	33 630 300	89 309	22 038	55 889	6 458	2 714	2 210	62.2
42293	Flower, nursery stock, & florists' supplies whsle	3 900	8 002 830	44 939	10 117	27 425	1 422	3 498	2 477	69.1
422930	Flower, nursery stock, & florists' supplies whsle	3 900	8 002 830	44 939	10 117	27 425	1 422	3 498	2 477	69.1
42294	Tobacco & tobacco product whsle	1 561	50 268 772	57 046	18 406	35 387	2 093	922	238	77.3
422940	Tobacco & tobacco product whsle	1 561	50 268 772	57 046	18 406	35 387	2 093	922	238	77.3
42295	Paint, varnish, & supplies whsle	2 192	7 510 467	19 917	6 382	11 161	995	1 159	220	59.5
422950	Paint, varnish, & supplies whsle	2 192	7 510 467	19 917	6 382	11 161	995	1 159	220	59.5
4229501	Paint, varnish, & supplies whsle	2 192	7 510 467	19 917	6 382	11 161	995	1 159	220	59.5
42299	Other miscellaneous nondurable goods whsle	14 767	60 572 100	92 812	22 633	55 339	4 173	7 342	3 325	57.2
422990	Other miscellaneous nondurable goods whsle	14 767	60 572 100	92 812	22 633	55 339	4 173	7 342	3 325	57.2
4229901	Art goods whsle	4 583	9 596 493	33 019	8 070	19 439	1 280	3 246	984	65.1
4229902	General merchandise (nondurable goods) whsle	3 248	34 597 404	20 477	5 187	12 394	1 500	625	771	56.2
4229903	Textile bags, bagging, & burlap whsle	446	802 397	2 966	651	1 576	11	552	176	41.8
4229904	Other nondurable goods whsle	6 490	15 575 806	36 350	8 725	21 930	1 382	2 919	1 394	51.9
	Merchant wholesalers	376 330	2 333 131 187	4 591 092	1 065 586	2 757 807	265 096	320 178	182 425	69.0
421	Wholesale trade, durable goods	241 379	1 214 780 670	2 756 659	664 343	1 580 741	168 888	205 233	137 454	68.3
4211	Motor vehicle & motor vehicle parts & supplies whsle	26 093	166 674 187	281 969	62 191	170 273	14 478	12 694	22 333	64.2
42111	Automobile & other motor vehicle whsle	6 654	113 917 822	96 180	22 223	54 853	5 860	2 101	11 143	75.0
421110	Automobile & other motor vehicle whsle	6 654	113 917 822	96 180	22 223	54 853	5 860	2 101	11 143	75.0
4211101	Automobile & motorcycle whsle	3 331	79 437 563	25 772	6 315	15 645	2 096	387	1 329	65.2
4211102	Bus & recreational vehicle whsle	347	D	D	D	D	D	D	D	D
4211103	Light truck & van (14,000 lb or less) whsle	428	7 133 116	6 188	1 666	3 306	383	219	614	66.1
4211104	Medium truck & tractor (14,001 lb to 26,000 lb) whsle	480	D	D	D	D	D	D	D	D
4211105	Heavy truck & tractor (over 26,000 lb) whsle	2 068	22 058 292	52 127	11 652	29 086	2 786	920	7 683	82.7
42112	Motor vehicle supplies & new parts whsle	10 596	40 856 802	121 664	24 723	76 868	6 949	8 252	4 872	56.7
421120	Motor vehicle supplies & new parts whsle	10 596	40 856 802	121 664	24 723	76 868	6 949	8 252	4 872	56.7
4211201	Motor vehicle supplies & new parts—warehouse distributors	4 357	19 025 397	59 564	10 909	40 491	3 532	3 160	1 472	65.5
4211202	Motor vehicle supplies & new parts—jobbers	5 732	20 760 962	57 724	12 801	34 124	3 161	4 908	2 730	46.9
4211203	Petroleum products marketing equipment whsle	507	1 070 443	4 376	1 013	2 253	256	184	670	68.1
42113	Tire & tube whsle	1 738	6 627 456	18 318	4 553	10 813	888	1 268	796	55.5
421130	Tire & tube whsle	1 738	6 627 456	18 318	4 553	10 813	888	1 268	796	55.5
42114	Motor vehicle parts, (used) whsle	7 105	5 272 107	45 807	10 692	27 739	781	1 073	5 522	65.0
421140	Motor vehicle parts, (used) whsle	7 105	5 272 107	45 807	10 692	27 739	781	1 073	5 522	65.0

See footnotes at end of table.

Table 2. Employment by Principal Activity for the United States: 1997—Con.

[Includes only establishments with payroll. For meaning of abbreviations and symbols, see introductory text. For explanation of terms, see Appendix A]

NAICS code	Kind of business and type of operation	Estab- lishments (number)	Sales (\$1,000)	Paid employees for pay period including March 12						Coverage ¹
				Total (number)	Selling (number)	Sales support (including office and clerical, warehousing, customer service, employees, and drivers (number)	Central admini- strative and auxiliary (number)	Manufac- turing (number)	Other (number)	
421	Merchant wholesalers—Con.									
	Wholesale trade, durable goods—Con.									
4212	Furniture & home furnishings whsle	11 912	38 998 409	132 093	26 467	83 148	5 664	13 002	3 812	63.0
42121	Furniture whsle	4 880	17 259 071	56 493	12 483	34 562	2 477	5 056	1 915	63.4
421210	Furniture whsle	4 880	17 259 071	56 493	12 483	34 562	2 477	5 056	1 915	63.4
4212101	Household & lawn furniture whsle	2 275	5 670 483	19 322	3 195	11 801	550	3 359	417	60.0
4212102	Office & business furniture whsle	2 605	11 588 588	37 171	9 288	22 761	1 927	1 697	1 498	65.1
42122	Home furnishings whsle	7 032	21 739 338	75 600	13 984	48 586	3 187	7 946	1 897	62.7
421220	Home furnishings whsle	7 032	21 739 338	75 600	13 984	48 586	3 187	7 946	1 897	62.7
4212201	Household china, glassware, & crockery whsle	1 039	3 796 559	12 020	2 276	8 435	400	618	291	63.7
4212202	Linens, domestics, draperies, & curtains whsle	1 532	4 438 939	15 921	2 364	9 531	526	3 137	363	66.1
4212203	Floor coverings whsle	2 270	7 941 902	25 505	6 202	16 078	1 562	891	772	59.2
4212204	Other home furnishings whsle	2 191	5 561 938	22 154	3 142	14 542	699	3 300	471	63.8
4213	Lumber & other construction materials whsle	11 142	61 302 570	125 574	24 067	75 124	6 239	15 913	4 231	59.4
42131	Lumber, plywood, millwork, & wood panel whsle	5 636	46 426 349	75 730	14 054	45 924	3 491	10 325	1 936	65.5
421310	Lumber, plywood, millwork, & wood panel whsle	5 636	46 426 349	75 730	14 054	45 924	3 491	10 325	1 936	65.5
4213101	Lumber without yard whsle	1 425	13 795 098	11 000	2 777	6 318	436	1 126	343	75.4
4213102	Lumber with yard whsle	1 499	13 188 854	24 380	4 306	14 257	833	4 456	528	66.9
4213103	Plywood, veneer, millwork, & wood panel whsle	2 712	19 442 397	40 350	6 971	25 349	2 222	4 743	1 065	62.1
42132	Brick, stone, & related construction materials whsle	2 094	4 444 476	15 737	3 311	8 983	1 027	1 702	714	49.7
421320	Brick, stone, & related construction materials whsle	2 094	4 444 476	15 737	3 311	8 983	1 027	1 702	714	49.7
4213201	Brick, block, tile, clay/cement sewer pipe whsle	679	1 320 519	4 968	1 525	2 797	308	229	109	36.7
4213202	Sand, gravel, & stone whsle	886	1 574 246	6 878	879	3 910	515	1 091	483	54.2
4213203	Cement, lime, & related products whsle	529	1 549 711	3 891	907	2 276	204	382	122	58.4
42133	Roofing, siding, & insulation material whsle	1 069	5 203 479	12 661	3 035	7 811	778	669	368	50.3
421330	Roofing, siding, & insulation material whsle	1 069	5 203 479	12 661	3 035	7 811	778	669	368	50.3
4213301	Roofing, siding, & insulation material whsle	1 069	5 203 479	12 661	3 035	7 811	778	669	368	50.3
42139	Other construction materials whsle	2 343	5 228 266	21 446	3 667	12 406	943	3 217	1 213	50.3
421390	Other construction materials whsle	2 343	5 228 266	21 446	3 667	12 406	943	3 217	1 213	50.3
4213901	Flat glass & other construction glass whsle	523	1 017 500	6 050	604	3 565	218	1 199	464	61.9
4213902	Other construction materials whsle	1 820	4 210 766	15 396	3 063	8 841	725	2 018	749	45.7
4214	Professional & commercial equipment & supplies whsle	38 366	237 178 097	532 717	138 478	299 025	37 557	26 393	31 264	64.1
42141	Photographic equipment & supplies whsle	1 207	8 347 662	16 320	4 228	9 073	1 154	927	938	66.0
421410	Photographic equipment & supplies whsle	1 207	8 347 662	16 320	4 228	9 073	1 154	927	938	66.0
42142	Office equipment whsle	6 291	24 496 462	110 654	31 583	58 607	9 165	589	10 710	64.0
421420	Office equipment whsle	6 291	24 496 462	110 654	31 583	58 607	9 165	589	10 710	64.0
42143	Computer & computer peripheral equipment & software whsle	14 459	142 059 509	210 526	55 033	117 018	16 533	8 680	13 262	60.1
421430	Computer & computer peripheral equipment & software whsle	14 459	142 059 509	210 526	55 033	117 018	16 533	8 680	13 262	60.1
4214301	Computer & peripheral equipment whsle	11 806	131 914 692	176 584	44 619	100 429	14 065	7 293	10 178	60.5
42143011	Computers & peripheral equipment for resale	4 861	83 034 207	77 346	18 866	44 806	5 880	5 579	2 215	63.7
42143012	Computers & peripheral equipment for end use	6 945	48 880 485	99 238	25 753	55 623	8 185	1 714	7 963	58.1
4214302	Computer software (packaged) whsle	2 653	10 144 817	33 942	10 414	16 589	2 468	1 387	3 084	57.8
42144	Other commercial equipment whsle	4 658	12 215 821	47 048	11 945	29 081	1 813	2 302	1 907	73.0
421440	Other commercial equipment whsle	4 658	12 215 821	47 048	11 945	29 081	1 813	2 302	1 907	73.0
4214401	Restaurant & hotel equipment & supplies whsle	2 689	8 094 253	28 408	8 035	17 316	1 267	771	1 019	73.5
4214402	Store machines & equipment whsle	1 969	4 121 568	18 640	3 910	11 765	546	1 531	888	72.2
42145	Medical, dental, & hospital equipment & supplies whsle	7 850	35 599 345	93 520	24 132	54 980	5 880	5 631	2 897	64.6
421450	Medical, dental, & hospital equipment & supplies whsle	7 850	35 599 345	93 520	24 132	54 980	5 880	5 631	2 897	64.6
4214501	Surgical, medical, & hospital supplies whsle	6 859	31 745 475	79 839	20 052	48 217	3 923	4 975	2 672	63.0
4214502	Dental equipment & supplies whsle	991	3 853 870	13 681	4 080	6 763	1 957	656	225	73.8
42146	Ophthalmic goods whsle	1 551	5 713 821	26 022	5 222	13 255	1 104	6 131	310	69.1
421460	Ophthalmic goods whsle	1 551	5 713 821	26 022	5 222	13 255	1 104	6 131	310	69.1
42149	Other professional equipment & supplies whsle	2 350	8 745 477	28 627	6 335	17 011	1 908	2 133	1 240	73.0
421490	Other professional equipment & supplies whsle	2 350	8 745 477	28 627	6 335	17 011	1 908	2 133	1 240	73.0
4214901	Religious & school supplies whsle	397	1 110 568	5 358	881	3 444	345	548	140	66.4
4214902	Other professional equipment & supplies whsle	1 953	7 634 909	23 269	5 454	13 567	1 563	1 585	1 100	74.5

See footnotes at end of table.

Table 2. Employment by Principal Activity for the United States: 1997—Con.

[Includes only establishments with payroll. For meaning of abbreviations and symbols, see introductory text. For explanation of terms, see Appendix A]

NAICS code	Kind of business and type of operation	Estab- lishments (number)	Sales (\$1,000)	Paid employees for pay period including March 12						Coverage ¹
				Total (number)	Selling (number)	Sales support (including office and clerical, warehousing, customer service, employees, and drivers (number)	Central admini- strative and auxiliary (number)	Manufac- turing (number)	Other (number)	
421	Merchant wholesalers—Con.									
	Wholesale trade, durable goods—Con.									
4215	Metal & mineral (except petroleum) whsle	10 079	91 553 201	146 964	28 343	88 303	7 000	19 765	3 553	78.0
42151	Metal service centers & offices	9 487	83 124 691	143 028	27 357	86 263	6 814	19 264	3 330	78.1
421510	Metal service centers & offices	9 487	83 124 691	143 028	27 357	86 263	6 814	19 264	3 330	78.1
4215101	Ferrous metal service centers & sales offices	7 595	66 113 409	120 653	22 814	73 566	5 494	16 075	2 704	78.3
42151011	Ferrous metal service centers	5 827	58 768 929	110 297	19 911	68 636	5 298	14 428	2 024	80.6
42151012	Ferrous metal sales offices	1 768	7 344 480	10 356	2 903	4 930	196	1 647	680	53.6
4215102	Nonferrous metal service centers & sales offices	1 892	17 011 282	22 375	4 543	12 697	1 320	3 189	626	76.9
42151021	Nonferrous metal service centers	1 380	15 574 704	20 212	4 074	11 551	1 249	2 886	452	77.7
42151022	Nonferrous metal sales offices	512	1 436 578	2 163	469	1 146	71	303	174	68.7
42152	Coal & other mineral & ore whsle	592	8 428 510	3 936	986	2 040	186	501	223	76.1
421520	Coal & other mineral & ore whsle	592	8 428 510	3 936	986	2 040	186	501	223	76.1
4215201	Coal whsle	333	4 987 710	2 117	559	1 090	97	279	92	64.9
4215202	Other mineral & ore whsle	259	3 440 800	1 819	427	950	89	222	131	89.1
4216	Electrical goods whsle	27 347	182 334 876	345 230	96 780	177 349	33 746	23 555	13 800	69.3
42161	Electrical apparatus & equip, wiring supp, & const material whsle	8 857	38 350 174	101 739	30 193	55 521	5 514	6 959	3 552	71.1
421610	Electrical apparatus & equip, wiring supp, & const material whsle	8 857	38 350 174	101 739	30 193	55 521	5 514	6 959	3 552	71.1
42162	Electrical appliance, television & radio set whsle . whsle	3 237	39 717 526	42 999	12 655	23 248	4 768	1 253	1 075	64.8
421620	Electrical appliance, television & radio set whsle	3 237	39 717 526	42 999	12 655	23 248	4 768	1 253	1 075	64.8
42169	Other electronic parts & equipment whsle	15 253	104 267 176	200 492	53 932	98 580	23 464	15 343	9 173	69.3
421690	Other electronic parts & equipment whsle	15 253	104 267 176	200 492	53 932	98 580	23 464	15 343	9 173	69.3
4216901	Communications equipment & supplies whsle	6 722	36 812 342	98 210	22 030	49 253	15 451	5 209	6 267	69.4
4216902	Electronic parts (excluding communications equipment) whsle	8 531	67 454 834	102 282	31 902	49 327	8 013	10 134	2 906	69.1
4217	Hardware, & plumbing & heating equipment & supplies whsle	17 533	57 253 744	186 312	54 259	106 567	11 540	8 567	5 379	71.9
42171	Hardware whsle	8 170	28 781 646	99 338	28 809	57 107	6 872	4 469	2 081	76.9
421710	Hardware whsle	8 170	28 781 646	99 338	28 809	57 107	6 872	4 469	2 081	76.9
42172	Plumbing & heating equipment & supplies (hydronics) whsle	3 261	10 850 765	33 270	9 056	20 065	1 371	2 132	646	55.0
421720	Plumbing & heating equipment & supplies (hydronics) whsle	3 261	10 850 765	33 270	9 056	20 065	1 371	2 132	646	55.0
42173	Warm air heating & air-conditioning equipment & supplies whsle	4 744	14 185 407	42 511	13 164	23 457	2 725	1 622	1 543	72.3
421730	Warm air heating & air-conditioning equipment & supplies whsle	4 744	14 185 407	42 511	13 164	23 457	2 725	1 622	1 543	72.3
42174	Refrigeration equipment & supplies whsle	1 358	3 435 926	11 193	3 230	5 938	572	344	1 109	77.0
421740	Refrigeration equipment & supplies whsle	1 358	3 435 926	11 193	3 230	5 938	572	344	1 109	77.0
4218	Machinery, equipment, & supplies whsle	64 951	223 849 297	674 287	173 102	378 965	37 996	46 731	37 493	74.5
42181	Construction & mining (except petroleum) machinery & equip whsle	4 763	31 561 292	77 574	15 718	47 434	7 057	2 180	5 185	75.1
421810	Construction & mining (except petroleum) machinery & equip whsle	4 763	31 561 292	77 574	15 718	47 434	7 057	2 180	5 185	75.1
42182	Farm & garden machinery & equipment whsle ...	9 312	30 536 605	95 909	22 924	58 507	3 337	2 480	8 661	75.0
421820	Farm & garden machinery & equipment whsle .	9 312	30 536 605	95 909	22 924	58 507	3 337	2 480	8 661	75.0
4218201	Farm machinery & equipment—farm dealers	6 789	21 521 310	70 910	16 934	43 292	2 057	967	7 660	76.1
4218202	Farm machinery & equipment—whsle distributors	1 891	6 437 932	16 713	3 850	10 074	869	1 078	842	74.1
4218203	Lawn & garden machinery & equipment whsle	632	2 577 363	8 286	2 140	5 141	411	435	159	67.2
42183	Industrial machinery & equipment whsle	28 321	97 183 003	286 732	71 212	153 731	16 131	28 575	17 083	77.2
421830	Industrial machinery & equipment whsle	28 321	97 183 003	286 732	71 212	153 731	16 131	28 575	17 083	77.2
4218301	Food-processing machinery & equipment whsle	1 056	2 959 044	10 273	2 317	5 753	431	1 189	583	77.9
4218302	Hydraulic & pneumatic (fluid-power) machinery & equipment whsle	3 294	9 945 751	36 297	10 247	18 190	1 913	4 704	1 243	78.5
42183021	Hydraulic & pneumatic pumps & motors whsle	1 275	3 036 164	11 324	3 260	5 475	846	1 048	695	64.4
42183022	Hydraulic & pneumatic parts, accessories, & supplies whsle	2 019	6 909 587	24 973	6 987	12 715	1 067	3 656	548	84.8
4218303	General-purpose industrial machinery & equipment whsle	8 460	28 259 832	84 667	22 133	45 424	4 837	6 910	5 363	83.4
4218304	Metalworking machinery & equipment whsle .	3 232	13 925 794	29 963	8 567	15 738	1 759	3 041	858	74.9
4218305	Materials handling equipment whsle	4 042	15 099 475	56 245	11 090	31 481	3 758	4 280	5 636	76.8
4218306	Oilwell, oil refinery, & pipeline mach, equip, & supplies whsle	2 688	7 740 720	18 900	4 947	10 420	658	1 943	932	75.2
4218307	Other industrial machinery & equipment whsle	5 549	19 252 387	50 387	11 911	26 725	2 775	6 508	2 468	68.3
42184	Industrial supplies whsle	12 868	36 889 029	122 452	37 598	66 337	7 566	8 440	2 511	71.9
421840	Industrial supplies whsle	12 868	36 889 029	122 452	37 598	66 337	7 566	8 440	2 511	71.9
4218401	General-line industrial supplies whsle	2 025	3 940 187	15 671	4 630	8 805	1 367	537	332	61.6
4218402	Mechanical power transmission supplies whsle	2 457	7 883 600	23 497	9 068	11 880	1 104	971	474	55.8
4218403	Welding supplies whsle	1 876	4 238 602	17 627	5 762	9 385	1 508	654	318	74.6
4218404	Industrial containers & supplies whsle	1 480	4 968 521	14 688	2 834	8 071	515	2 787	481	72.8
4218405	Industrial valves & fittings (except fluid- power) whsle	1 279	5 276 944	14 238	4 794	7 760	897	525	262	84.6
4218406	Other industrial supplies whsle	3 751	10 581 175	36 731	10 510	20 436	2 175	2 966	644	80.1

See footnotes at end of table.

Table 2. Employment by Principal Activity for the United States: 1997—Con.

[Includes only establishments with payroll. For meaning of abbreviations and symbols, see introductory text. For explanation of terms, see Appendix A]

NAICS code	Kind of business and type of operation	Estab- lishments (number)	Sales (\$1,000)	Paid employees for pay period including March 12						Coverage ¹
				Total (number)	Selling (number)	Sales support (including office and clerical, warehousing, customer service, maintenance, employees, and drivers (number)	Central admini- strative and auxiliary (number)	Manufac- turing (number)	Other (number)	
421	Merchant wholesalers—Con.									
	Wholesale trade, durable goods—Con.									
4218	Machinery, equipment, & supplies whsle—Con.									
42185	Service establishment equipment & supplies whsle	6 233	11 044 612	56 364	17 800	32 410	2 040	2 232	1 882	71.5
421850	Service establishment equipment & supplies whsle	6 233	11 044 612	56 364	17 800	32 410	2 040	2 232	1 882	71.5
4218501	Beauty & barber shop equipment & supplies whsle	1 240	2 016 050	13 671	5 588	7 145	604	188	146	70.9
4218502	Custodial, janitors' equipment & supplies whsle	2 189	3 745 652	21 414	7 086	12 380	888	642	418	78.6
4218503	Laundry & dry-cleaning equipment & supplies whsle	655	D	i	D	D	D	D	D	D
4218504	Other service establishment equipment & supplies whsle	2 149	D	j	D	D	D	D	D	D
42186	Transportation equipment & supplies (exc motor vehicle) whsle	3 454	16 634 756	35 256	7 850	20 546	1 865	2 824	2 171	64.5
421860	Transportation equipment & supplies (exc motor vehicle) whsle	3 454	16 634 756	35 256	7 850	20 546	1 865	2 824	2 171	64.5
4218601	Aircraft & aeronautical equipment & supplies whsle	2 092	12 214 744	21 276	4 984	12 481	1 130	1 631	1 050	66.5
4218602	Marine machinery, equipment, & supplies whsle	825	2 566 747	8 418	1 882	5 048	471	594	423	62.2
4218603	Other transportation equipment & supplies whsle	537	1 853 265	5 562	984	3 017	264	599	698	60.1
4219	Miscellaneous durable goods whsle	33 956	155 636 289	331 513	60 656	201 987	14 668	38 613	15 589	64.2
42191	Sporting & recreational goods & supplies whsle ..	4 961	17 059 006	53 620	11 928	31 835	2 093	6 316	1 448	62.4
421910	Sporting & recreational goods & supplies whsle	4 961	17 059 006	53 620	11 928	31 835	2 093	6 316	1 448	62.4
42192	Toy & hobby goods & supplies whsle	2 792	15 890 421	32 791	8 070	19 446	2 373	2 393	509	64.0
421920	Toy & hobby goods & supplies whsle	2 792	15 890 421	32 791	8 070	19 446	2 373	2 393	509	64.0
42193	Recyclable material whsle	8 833	37 358 147	114 097	9 031	74 247	3 481	19 009	8 329	68.5
421930	Recyclable material whsle	8 833	37 358 147	114 097	9 031	74 247	3 481	19 009	8 329	68.5
4219301	Iron & steel scrap processors & dealers	3 403	17 430 292	43 370	3 534	27 812	1 559	6 924	3 541	70.6
42193011	Iron & steel scrap processors (using power processing equipment)	2 268	12 322 747	36 101	2 640	22 874	1 461	6 343	2 783	75.5
42193012	Iron & steel scrap processors (not using power processing equip)	1 135	5 107 545	7 269	894	4 938	98	581	758	46.1
4219302	Recyclable paper & paperboard whsle	1 539	5 384 421	20 405	1 642	12 525	867	3 777	1 594	78.6
4219303	Other recyclable material whsle	3 891	14 543 434	50 322	3 855	33 910	1 055	8 308	3 194	62.6
42194	Jewelry/watch/silverware/precious stone, & precious metal whsle	7 183	30 824 486	47 910	12 658	27 446	1 503	5 181	1 122	69.9
421940	Jewelry/watch/silverware/precious stone, & precious metal whsle	7 183	30 824 486	47 910	12 658	27 446	1 503	5 181	1 122	69.9
4219401	Jewelry, watch, diamonds, precious stone, & silverware whsle	6 641	21 097 516	45 014	11 706	26 133	1 311	4 795	1 069	70.3
4219402	Precious metal (excluding ores) whsle	542	9 726 970	2 896	952	1 313	192	386	53	64.2
42199	Other miscellaneous durable goods whsle	10 187	54 504 229	83 095	18 969	49 013	5 218	5 714	4 181	56.3
421990	Other miscellaneous durable goods whsle	10 187	54 504 229	83 095	18 969	49 013	5 218	5 714	4 181	56.3
4219901	Musical instruments & supplies whsle	444	2 155 019	4 465	949	2 778	260	352	126	67.7
4219902	Forest products (except lumber) whsle	1 844	10 671 425	10 934	1 507	5 506	365	1 695	1 861	59.5
4219903	General merchandise (durable goods) whsle	2 864	20 154 440	16 449	3 564	9 513	2 187	802	383	56.4
4219904	Prerecorded media whsle	1 852	16 079 741	30 602	8 595	18 615	1 889	776	727	55.8
42199041	Compact discs/prerecorded audio tapes, & phonograph records whsle	1 215	8 766 190	20 147	5 788	12 800	547	551	461	55.7
42199042	Prerecorded video tapes whsle	637	7 313 551	10 455	2 807	5 815	1 342	225	266	56.1
4219905	Fire extinguishers & fire safety equipment whsle	923	937 818	6 421	1 498	3 946	167	143	667	66.5
4219906	Other durable goods whsle	2 260	4 505 786	14 224	2 856	8 655	350	1 946	417	46.3
422	Wholesale trade, nondurable goods	134 951	1 118 350 517	1 834 433	401 243	1 177 066	96 208	114 945	44 971	70.0
4221	Paper & paper product whsle	12 686	66 491 798	158 255	41 997	97 238	7 978	8 744	2 298	70.9
42211	Printing & writing paper whsle	1 838	20 477 795	26 584	7 848	15 276	2 019	1 245	196	74.4
422110	Printing & writing paper whsle	1 838	20 477 795	26 584	7 848	15 276	2 019	1 245	196	74.4
42212	Stationery & office supplies whsle	6 260	19 572 837	70 818	19 668	44 175	2 698	3 107	1 170	68.1
422120	Stationery & office supplies whsle	6 260	19 572 837	70 818	19 668	44 175	2 698	3 107	1 170	68.1
42213	Industrial & personal service paper whsle	4 588	26 441 166	60 853	14 481	37 787	3 261	4 392	932	72.6
422130	Industrial & personal service paper whsle	4 588	26 441 166	60 853	14 481	37 787	3 261	4 392	932	72.6
4222	Drugs, & druggists' sundries whsle	7 250	107 379 498	128 641	29 695	81 847	8 691	6 258	2 150	61.0
42221	Drugs, & druggists' sundries whsle	7 250	107 379 498	128 641	29 695	81 847	8 691	6 258	2 150	61.0
422210	Drugs, & druggists' sundries whsle	7 250	107 379 498	128 641	29 695	81 847	8 691	6 258	2 150	61.0
4222101	General-line drugs whsle	3 283	79 946 995	70 977	14 269	48 422	4 996	2 028	1 262	65.4
4222102	Specialty-line drug, pharmaceutical, cosmetic, & toiletries whsle	3 967	27 432 503	57 664	15 426	33 425	3 695	4 230	888	55.5
4223	Apparel, piece goods, & notions whsle	16 964	84 358 265	177 783	35 579	109 283	8 983	19 980	3 958	57.8
42231	Piece goods, notions, & other dry goods whsle ..	4 628	14 151 550	38 216	8 061	23 402	1 690	4 317	746	61.4
422310	Piece goods, notions, & other dry goods whsle ..	4 628	14 151 550	38 216	8 061	23 402	1 690	4 317	746	61.4
4223101	Piece goods—jobbers	3 345	11 726 039	27 021	5 783	16 425	1 363	2 870	580	61.3
4223102	Notions & other dry goods whsle	1 283	2 425 511	11 195	2 278	6 977	327	1 447	166	61.6
42232	Men's & boys' clothing & furnishings whsle	4 144	22 684 344	52 198	8 834	32 441	2 246	7 453	1 224	57.8
422320	Men's & boys' clothing & furnishings whsle	4 144	22 684 344	52 198	8 834	32 441	2 246	7 453	1 224	57.8
42233	Women's, children's, & infants' clothing & accessories whsle	6 781	29 520 620	67 876	13 087	42 737	2 671	7 623	1 758	54.8
422330	Women's, children's, & infants' clothing & accessories whsle	6 781	29 520 620	67 876	13 087	42 737	2 671	7 623	1 758	54.8

See footnotes at end of table.

Table 2. Employment by Principal Activity for the United States: 1997—Con.

[Includes only establishments with payroll. For meaning of abbreviations and symbols, see introductory text. For explanation of terms, see Appendix A]

NAICS code	Kind of business and type of operation	Estab- lishments (number)	Sales (\$1,000)	Paid employees for pay period including March 12						Coverage ¹
				Total (number)	Selling (number)	Sales support (including office and clerical, warehousing, customer service, maintenance, employees, and drivers (number)	Central admini- strative and auxiliary (number)	Manufac- turing (number)	Other (number)	
Merchant wholesalers—Con.										
422 Wholesale trade, nondurable goods—Con.										
4223 Apparel, piece goods, & notions whsle—Con.										
42234	Footwear whsle	1 411	18 001 751	19 493	5 597	10 703	2 376	587	230	60.9
422340	Footwear whsle	1 411	18 001 751	19 493	5 597	10 703	2 376	587	230	60.9
4224	Grocery & related products whsle	33 343	330 210 735	604 145	105 118	414 902	28 798	40 756	14 571	75.7
42241	General-line grocery whsle	3 390	93 941 524	139 593	26 161	100 765	11 835	432	400	80.9
422410	General-line grocery whsle	3 390	93 941 524	139 593	26 161	100 765	11 835	432	400	80.9
4224101	General-line grocery whsle, voluntary group ..	186	16 156 029	17 064	1 333	14 297	1 335	38	61	70.4
4224102	General-line grocery whsle, retail cooperative	211	16 142 440	13 882	736	11 973	1 039	39	95	82.9
4224103	Other general-line grocery whsle	2 993	61 643 055	108 647	24 092	74 495	9 461	355	244	82.3
42242	Packaged frozen food whsle	2 897	44 782 680	71 263	12 199	48 805	4 054	5 216	989	86.0
422420	Packaged frozen food whsle	2 897	44 782 680	71 263	12 199	48 805	4 054	5 216	989	86.0
42243	Dairy products, (except dried or canned) whsle ..	2 174	20 315 524	27 596	5 286	19 005	1 069	1 455	781	69.2
422430	Dairy products, (except dried or canned) whsle	2 174	20 315 524	27 596	5 286	19 005	1 069	1 455	781	69.2
4224301	Raw milk whsle	138	D	D	D	D	D	D	D	D
4224302	Dairy product (except raw milk) whsle	2 036	D	D	D	D	D	D	D	D
42244	Poultry & poultry product whsle	873	10 721 436	15 681	2 001	10 620	200	1 965	895	72.3
422440	Poultry & poultry product whsle	873	10 721 436	15 681	2 001	10 620	200	1 965	895	72.3
4224401	Live poultry whsle	45	D	f	D	D	D	D	D	D
4224402	Poultry & poultry product (except live) whsle ..	828	D	j	D	D	D	D	D	D
42245	Confectionery whsle	1 962	7 539 889	20 663	4 438	12 775	494	2 582	374	74.6
422450	Confectionery whsle	1 962	7 539 889	20 663	4 438	12 775	494	2 582	374	74.6
42246	Fish & seafood whsle	2 828	11 998 240	26 304	3 934	17 435	594	3 038	1 303	66.8
422460	Fish & seafood whsle	2 828	11 998 240	26 304	3 934	17 435	594	3 038	1 303	66.8
42247	Meat & meat product whsle	3 147	26 899 437	45 521	6 701	29 586	698	7 375	1 161	75.2
422470	Meat & meat product whsle	3 147	26 899 437	45 521	6 701	29 586	698	7 375	1 161	75.2
42248	Fresh fruit & vegetable whsle	5 474	40 417 798	104 811	11 675	81 069	2 315	5 543	4 209	76.5
422480	Fresh fruit & vegetable whsle	5 474	40 417 798	104 811	11 675	81 069	2 315	5 543	4 209	76.5
42249	Other grocery & related products whsle	10 598	73 594 207	152 713	32 723	94 842	7 539	13 150	4 459	69.0
422490	Other grocery & related products whsle	10 598	73 594 207	152 713	32 723	94 842	7 539	13 150	4 459	69.0
4224901	Coffee, tea, & spice whsle	1 420	7 087 834	13 783	3 223	8 119	275	1 936	230	66.9
4224902	Bread & baked goods whsle	2 187	5 821 864	24 477	4 568	12 077	1 475	5 492	865	60.8
4224903	Soft drinks whsle	2 026	7 507 631	29 183	9 302	17 086	1 011	1 497	287	72.9
4224904	Canned goods whsle	957	10 184 930	13 777	2 692	9 555	806	491	233	72.1
4224905	Food & beverage basic materials whsle	512	2 687 268	5 172	954	3 284	138	660	136	71.6
4224906	Other grocery specialties whsle	3 496	40 304 680	66 321	11 984	44 721	3 834	3 074	2 708	69.8
4225	Farm-product raw material whsle	8 849	132 883 554	74 096	11 606	48 542	4 197	4 865	4 886	76.9
42251	Grain & field bean whsle	6 434	105 267 322	55 890	8 712	37 488	3 204	3 044	3 442	83.3
422510	Grain & field bean whsle	6 434	105 267 322	55 890	8 712	37 488	3 204	3 044	3 442	83.3
42252	Livestock whsle	1 133	8 630 445	7 322	1 198	4 683	291	340	810	51.8
422520	Livestock whsle	1 133	8 630 445	7 322	1 198	4 683	291	340	810	51.8
42259	Other farm product raw material whsle	1 282	18 985 787	10 884	1 696	6 371	702	1 481	634	61.2
422590	Other farm product raw material whsle	1 282	18 985 787	10 884	1 696	6 371	702	1 481	634	61.2
4225901	Hides, skins, & pelts whsle	234	1 911 853	1 660	258	1 181	16	131	74	64.1
4225902	Leaf tobacco whsle	118	2 093 201	1 605	570	555	160	305	15	66.8
4225903	Wool, wool tops, & mohair whsle	61	145 997	247	48	183	1	14	1	71.3
4225904	Cotton whsle	244	9 922 477	2 497	334	1 675	368	11	109	73.7
4225905	Other farm-product raw material whsle	625	4 912 259	4 875	486	2 777	157	1 033	422	51.5
4226	Chemical & allied products whsle	12 249	56 048 362	115 969	30 613	62 386	6 235	13 567	3 168	76.2
42261	Plastics materials & basic forms & shapes whsle ..	3 357	16 733 225	34 844	8 316	17 573	1 710	6 561	684	78.6
422610	Plastics materials & basic forms & shapes whsle	3 357	16 733 225	34 844	8 316	17 573	1 710	6 561	684	78.6
42269	Other chemical & allied products whsle	8 892	39 315 137	81 125	22 297	44 813	4 525	7 006	2 484	75.2
422690	Other chemical & allied products whsle	8 892	39 315 137	81 125	22 297	44 813	4 525	7 006	2 484	75.2
4226901	Industrial gases (except LP) whsle	804	1 432 921	7 340	1 879	4 260	581	546	74	60.8
4226902	Other chemical & allied products whsle	8 088	37 882 216	73 785	20 418	40 553	3 944	6 460	2 410	76.6
4227	Petroleum & petroleum products whsle	9 770	139 507 960	114 863	23 329	75 864	10 153	1 554	3 963	61.2
42271	Petroleum bulk stations & terminals	6 729	92 443 546	87 532	17 813	58 159	7 723	1 109	2 728	66.1
422710	Petroleum bulk stations & terminals (except LP)	6 337	88 515 507	83 154	17 082	54 992	7 384	1 037	2 659	67.5
42271011	Petroleum bulk stations (except LP)	5 784	43 727 608	66 627	14 553	44 107	4 978	892	2 097	73.0
42271012	Petroleum bulk terminals (except LP)	553	44 787 899	16 527	2 529	10 885	2 406	145	562	45.5
4227102	Liquefied petroleum bulk stations & terminals	392	3 928 039	4 378	731	3 167	339	72	69	39.0
42272	Petroleum & petroleum prod whsle (exc bulk stations & terminals)	3 041	47 064 414	27 331	5 516	17 705	2 430	445	1 235	45.3
422720	Petroleum & petroleum prod whsle (exc bulk stations & terminals)	3 041	47 064 414	27 331	5 516	17 705	2 430	445	1 235	45.3
4228	Beer, wine, & distilled alcoholic beverage whsle	4 476	58 311 981	143 544	56 238	80 311	5 189	435	1 371	83.1
42281	Beer & ale whsle	2 945	33 616 795	93 133	32 942	56 474	2 595	107	1 015	85.8
422810	Beer & ale whsle	2 945	33 616 795	93 133	32 942	56 474	2 595	107	1 015	85.8
42282	Wine & distilled alcoholic beverage whsle	1 531	24 695 186	50 411	23 296	23 837	2 594	328	356	78.3
422820	Wine & distilled alcoholic beverage whsle	1 531	24 695 186	50 411	23 296	23 837	2 594	328	356	78.3
4228201	Wine & distilled alcoholic bev (licensed operation) whsle	1 409	24 314 784	49 769	23 150	23 433	2 502	328	356	78.2
4228202	Wine & distilled alcoholic beverage (state operated) whsle	122	380 402	642	146	404	92	-	-	84.7

See footnotes at end of table.

Table 2. Employment by Principal Activity for the United States: 1997—Con.

[Includes only establishments with payroll. For meaning of abbreviations and symbols, see introductory text. For explanation of terms, see Appendix A]

NAICS code	Kind of business and type of operation	Estab- lishments (number)	Sales (\$1,000)	Paid employees for pay period including March 12						Coverage ¹
				Total (number)	Selling (number)	Sales support (including office and clerical, warehousing, customer service, maintenance, employees, and drivers (number)	Central admini- strative and auxiliary (number)	Manufac- turing (number)	Other (number)	
422	Merchant wholesalers—Con.									
	Wholesale trade, nondurable goods—Con.									
4229	Miscellaneous nondurable goods whsle	29 364	143 158 364	317 137	67 068	206 693	15 984	18 786	8 606	62.4
42291	Farm supplies whsle	6 437	32 607 159	59 231	12 004	34 531	5 275	5 795	1 626	56.0
422910	Farm supplies whsle	6 437	32 607 159	59 231	12 004	34 531	5 275	5 795	1 626	56.0
4229101	Farm supplies—farm dealers	3 363	9 641 439	23 898	4 262	14 356	2 611	1 759	910	25.9
4229102	Farm supplies—whsle distributors	3 074	22 965 720	35 333	7 742	20 175	2 664	4 036	716	76.3
42292	Book, periodical, & newspaper whsle	3 257	17 022 288	69 110	13 785	49 388	3 305	1 684	948	61.5
422920	Book, periodical, & newspaper whsle	3 257	17 022 288	69 110	13 785	49 388	3 305	1 684	948	61.5
42293	Flower, nursery stock, & florists' supplies whsle ..	3 654	7 244 856	43 624	9 698	26 797	1 344	3 387	2 398	69.2
422930	Flower, nursery stock, & florists' supplies whsle	3 654	7 244 856	43 624	9 698	26 797	1 344	3 387	2 398	69.2
42294	Tobacco & tobacco product whsle	1 466	31 656 394	45 602	8 492	34 908	1 853	111	238	76.5
422940	Tobacco & tobacco product whsle	1 466	31 656 394	45 602	8 492	34 908	1 853	111	238	76.5
42295	Paint, varnish, & supplies whsle	1 630	3 370 442	14 611	3 683	9 365	540	807	216	63.6
422950	Paint, varnish, & supplies whsle	1 630	3 370 442	14 611	3 683	9 365	540	807	216	63.6
4229501	Paint, varnish, & supplies whsle	1 630	3 370 442	14 611	3 683	9 365	540	807	216	63.6
42299	Other miscellaneous nondurable goods whsle ...	12 920	51 257 225	84 959	19 406	51 704	3 667	7 002	3 180	56.4
422990	Other miscellaneous nondurable goods whsle .	12 920	51 257 225	84 959	19 406	51 704	3 667	7 002	3 180	56.4
4229901	Art goods whsle	3 976	7 426 099	30 205	6 769	18 136	1 164	3 215	921	64.4
4229902	General merchandise (nondurable goods) whsle	2 842	33 181 350	18 841	4 340	11 748	1 413	612	728	55.4
4229903	Textile bags, bagging, & burlap whsle	400	723 184	2 882	617	1 533	5	551	176	41.0
4229904	Other nondurable goods whsle	5 702	9 926 592	33 031	7 680	20 287	1 085	2 624	1 355	51.0
	Manufacturers' sales branches and sales offices	'29 305	'1 258 874 769	'922 208	391 706	394 887	76 322	46 082	13 211	70.4
421	Wholesale trade, durable goods	'17 228	'707 565 616	'479 447	172 459	220 698	49 969	27 056	9 265	71.3
4211	Motor vehicle & motor vehicle parts & supplies whsle	1 425	291 207 541	47 824	9 469	29 614	5 830	2 581	330	77.1
42111	Automobile & other motor vehicle whsle	380	255 902 304	14 104	2 979	7 093	3 726	196	110	79.2
421110	Automobile & other motor vehicle whsle	380	255 902 304	14 104	2 979	7 093	3 726	196	110	79.2
4211101	Automobile & motorcycle whsle	124	95 851 919	5 211	1 187	1 655	2 369	-	-	87.0
4211102	Bus & recreational vehicle whsle	14	D	c	D	D	D	D	D	D
4211103	Light truck & van (14,000 lb or less) whsle ...	99	152 661 486	3 135	554	2 355	205	21	-	86.0
4211104	Medium truck & tractor (14,001 lb to 26,000 lb) whsle	20	D	e	D	D	D	D	D	D
4211105	Heavy truck & tractor (over 26,000 lb) whsle .	123	D	i	D	D	D	D	D	D
42112	Motor vehicle supplies & new parts whsle	895	25 607 316	29 268	4 314	21 252	1 319	2 165	218	81.3
421120	Motor vehicle supplies & new parts whsle	895	25 607 316	29 268	4 314	21 252	1 319	2 165	218	81.3
4211201	Motor vehicle supplies & new parts— warehouse distributors	343	6 640 896	5 937	2 757	2 019	418	737	6	71.1
4211202	Motor vehicle supplies & new parts— jobbers	541	18 824 469	23 182	1 530	19 147	883	1 412	210	83.8
4211203	Petroleum products marketing equipment whsle	11	141 951	149	27	86	18	16	2	89.3
42113	Tire & tube whsle	150	9 697 921	4 452	2 176	1 269	785	220	2	43.2
421130	Tire & tube whsle	150	9 697 921	4 452	2 176	1 269	785	220	2	43.2
4212	Furniture & home furnishings whsle	485	21 729 080	16 119	3 786	6 873	1 460	3 888	112	79.9
42121	Furniture whsle	247	7 242 080	4 486	1 716	1 898	371	425	76	79.8
421210	Furniture whsle	247	7 242 080	4 486	1 716	1 898	371	425	76	79.8
4212101	Household & lawn furniture whsle	91	1 584 873	1 472	369	706	120	277	-	68.6
4212102	Office & business furniture whsle	156	5 657 207	3 014	1 347	1 192	251	148	76	85.2
42122	Home furnishings whsle	238	14 487 000	11 633	2 070	4 975	1 089	3 463	36	79.9
421220	Home furnishings whsle	238	14 487 000	11 633	2 070	4 975	1 089	3 463	36	79.9
4212201	Household china, glassware, & crockery whsle	14	597 661	3 156	161	367	102	2 526	-	86.2
4212202	Linens, domestics, draperies, & curtains whsle	102	5 437 338	3 356	781	1 315	675	549	36	66.8
4212203	Floor coverings whsle	96	7 864 637	4 236	1 003	2 962	141	130	-	86.0
4212204	Other home furnishings whsle	26	587 364	885	125	331	171	258	-	77.9
4213	Lumber & other construction materials whsle	1 728	21 380 553	26 196	6 864	13 064	2 381	3 162	725	64.6
42131	Lumber, plywood, millwork, & wood panel whsle	501	10 261 254	11 443	2 897	5 935	959	1 273	379	73.4
421310	Lumber, plywood, millwork, & wood panel whsle	501	10 261 254	11 443	2 897	5 935	959	1 273	379	73.4
4213101	Lumber without yard whsle	42	2 568 618	1 261	403	510	148	35	165	90.6
4213102	Lumber with yard whsle	96	2 240 878	3 064	650	1 762	162	458	32	68.3
4213103	Plywood, veneer, millwork, & wood panel whsle	363	5 451 758	7 118	1 844	3 663	649	780	182	72.5
42132	Brick, stone, & related construction materials whsle	761	5 848 872	7 587	1 962	3 879	1 107	492	147	44.7
421320	Brick, stone, & related construction materials whsle	761	5 848 872	7 587	1 962	3 879	1 107	492	147	44.7
4213201	Brick, block, tile, clay/cement sewer pipe whsle	431	2 150 812	4 853	1 309	2 635	808	66	35	31.7
4213202	Sand, gravel, & stone whsle	88	309 282	758	30	354	76	234	64	60.7
4213203	Cement, lime, & related products whsle	242	3 388 778	1 976	623	890	223	192	48	70.4
42133	Roofing, siding, & insulation material whsle	222	3 268 532	3 009	961	1 618	126	300	4	74.6
421330	Roofing, siding, & insulation material whsle	222	3 268 532	3 009	961	1 618	126	300	4	74.6
4213301	Roofing, siding, & insulation material whsle ..	222	3 268 532	3 009	961	1 618	126	300	4	74.6

See footnotes at end of table.

Table 2. Employment by Principal Activity for the United States: 1997—Con.

[Includes only establishments with payroll. For meaning of abbreviations and symbols, see introductory text. For explanation of terms, see Appendix A]

NAICS code	Kind of business and type of operation	Estab- lishments (number)	Sales (\$1,000)	Paid employees for pay period including March 12						Coverage ¹
				Total (number)	Selling (number)	Sales support (including office and clerical, warehousing, customer service, employees, and drivers (number)	Central admini- strative and auxiliary (number)	Manufac- turing (number)	Other (number)	
421	Manufacturers' sales branches and sales offices—Con.									
	Wholesale trade, durable goods—Con.									
4213	Lumber & other construction materials whsle—Con.									
42139	Other construction materials whsle	244	2 001 895	4 157	1 044	1 632	189	1 097	195	69.3
421390	Other construction materials whsle	244	2 001 895	4 157	1 044	1 632	189	1 097	195	69.3
4213901	Flat glass & other construction glass whsle ..	97	712 348	2 027	240	806	100	704	177	79.2
4213902	Other construction materials whsle	147	1 289 547	2 130	804	826	89	393	18	59.9
4214	Professional & commercial equipment & supplies whsle	3 160	112 786 674	168 896	67 601	83 044	12 048	4 681	1 522	78.6
42141	Photographic equipment & supplies whsle	74	8 103 149	4 684	1 369	3 268	19	1	27	83.8
421410	Photographic equipment & supplies whsle	74	8 103 149	4 684	1 369	3 268	19	1	27	83.8
42142	Office equipment whsle	624	10 554 896	30 895	9 933	20 175	270	153	364	91.0
421420	Office equipment whsle	624	10 554 896	30 895	9 933	20 175	270	153	364	91.0
42143	Computer & computer peripheral equipment & software whsle	1 713	72 042 268	103 625	45 963	45 899	9 016	1 814	933	75.4
421430	Computer & computer peripheral equipment & software whsle	1 713	72 042 268	103 625	45 963	45 899	9 016	1 814	933	75.4
4214301	Computer & peripheral equipment whsle	1 665	71 175 956	102 720	45 758	45 734	8 603	1 780	845	75.4
42143011	Computers & peripheral equipment for resale	476	27 387 050	12 803	3 350	4 878	2 674	1 663	238	61.0
42143012	Computers & peripheral equipment for end use	1 189	43 788 906	89 917	42 408	40 856	5 929	117	607	77.5
4214302	Computer software (packaged) whsle	48	866 312	905	205	165	413	34	88	72.8
42144	Other commercial equipment whsle	128	1 012 149	2 664	1 077	1 190	245	49	103	90.6
421440	Other commercial equipment whsle	128	1 012 149	2 664	1 077	1 190	245	49	103	90.6
4214401	Restaurant & hotel equipment & supplies whsle	38	420 448	759	290	252	157	4	56	79.7
4214402	Store machines & equipment whsle	90	591 701	1 905	787	938	88	45	47	95.0
42145	Medical, dental, & hospital equipment & supplies whsle	459	18 700 334	22 976	7 562	11 480	2 065	1 806	63	75.2
421450	Medical, dental, & hospital equipment & supplies whsle	459	18 700 334	22 976	7 562	11 480	2 065	1 806	63	75.2
4214501	Surgical, medical, & hospital supplies whsle .	439	18 453 838	21 912	7 256	11 060	1 823	1 715	58	75.6
4214502	Dental equipment & supplies whsle	20	246 496	1 064	306	420	242	91	5	66.1
42146	Ophthalmic goods whsle	66	886 679	1 819	309	555	250	695	10	68.1
421460	Ophthalmic goods whsle	66	886 679	1 819	309	555	250	695	10	68.1
42149	Other professional equipment & supplies whsle ..	96	1 487 199	2 233	1 388	477	183	163	22	72.7
421490	Other professional equipment & supplies whsle	96	1 487 199	2 233	1 388	477	183	163	22	72.7
4214901	Religious & school supplies whsle	9	211 078	254	96	127	23	4	4	79.9
4214902	Other professional equipment & supplies whsle	87	1 276 121	1 979	1 292	350	160	159	18	71.8
4215	Metal & mineral (except petroleum) whsle	1 045	45 511 177	22 869	5 605	10 850	3 517	2 704	193	67.6
42151	Metal service centers & offices	1 004	40 775 671	22 181	5 396	10 573	3 407	2 689	116	67.3
421510	Metal service centers & offices	1 004	40 775 671	22 181	5 396	10 573	3 407	2 689	116	67.3
4215101	Ferrous metal service centers & sales offices	785	30 866 626	15 365	3 753	7 672	1 999	1 880	61	71.7
42151011	Ferrous metal service centers	517	8 999 281	13 236	2 749	6 845	1 724	1 858	60	70.0
42151012	Ferrous metal sales offices	268	21 867 345	2 129	1 004	827	275	22	1	81.9
4215102	Nonferrous metal service centers & sales offices	219	9 909 045	6 816	1 643	2 901	1 408	809	55	57.6
42151021	Nonferrous metal service centers	151	6 405 017	6 118	1 356	2 598	1 330	809	25	55.5
42151022	Nonferrous metal sales offices	68	3 504 028	698	287	303	78	—	30	75.9
42152	Coal & other mineral & ore whsle	41	4 735 506	688	209	277	110	15	77	77.5
421520	Coal & other mineral & ore whsle	41	4 735 506	688	209	277	110	15	77	77.5
4215201	Coal whsle	33	D	f	D	D	D	D	D	D
4215202	Other mineral & ore whsle	8	D	b	D	D	D	D	D	D
4216	Electrical goods whsle	4 235	109 430 432	96 438	48 289	29 516	12 856	2 936	2 841	59.3
42161	Electrical apparatus & equip, wiring supp, & const material whsle	1 608	25 132 554	27 155	11 439	8 376	6 130	899	311	47.9
421610	Electrical apparatus & equip, wiring supp, & const material whsle	1 608	25 132 554	27 155	11 439	8 376	6 130	899	311	47.9
42162	Electrical appliance, television & radio set whsle .	131	9 429 517	5 467	2 590	911	1 950	16	—	50.0
421620	Electrical appliance, television & radio set whsle	131	9 429 517	5 467	2 590	911	1 950	16	—	50.0
42169	Other electronic parts & equipment whsle	2 496	74 868 361	63 816	34 260	20 229	4 776	2 021	2 530	64.9
421690	Other electronic parts & equipment whsle	2 496	74 868 361	63 816	34 260	20 229	4 776	2 021	2 530	64.9
4216901	Communications equipment & supplies whsle	1 884	48 149 700	51 416	29 973	16 650	2 681	216	1 896	65.1
4216902	Electronic parts (excluding communications equipment) whsle	612	26 718 661	12 400	4 287	3 579	2 095	1 805	634	64.2

See footnotes at end of table.

Table 2. Employment by Principal Activity for the United States: 1997—Con.

[Includes only establishments with payroll. For meaning of abbreviations and symbols, see introductory text. For explanation of terms, see Appendix A]

NAICS code	Kind of business and type of operation	Estab- lishments (number)	Sales (\$1,000)	Paid employees for pay period including March 12						Coverage ¹
				Total (number)	Selling (number)	Sales support (including office and clerical, warehousing, customer service, employees, and drivers (number)	Central admini- strative and auxiliary (number)	Manufac- turing (number)	Other (number)	
421	Manufacturers' sales branches and sales offices—Con.									
	Wholesale trade, durable goods—Con.									
4217	Hardware, & plumbing & heating equipment & supplies whsle	767	D	j	D	D	D	D	D	D
42171	Hardware whsle	255	7 531 815	7 244	2 384	3 909	440	456	55	72.7
421710	Hardware whsle	255	7 531 815	7 244	2 384	3 909	440	456	55	72.7
42172	Plumbing & heating equipment & supplies (hydronics) whsle	212	4 212 982	4 287	1 400	1 711	382	733	61	76.8
421720	Plumbing & heating equipment & supplies (hydronics) whsle	212	4 212 982	4 287	1 400	1 711	382	733	61	76.8
42173	Warm air heating & air-conditioning equipment & supplies whsle	221	3 572 401	6 036	1 963	2 531	601	43	898	69.3
421730	Warm air heating & air-conditioning equipment & supplies whsle	221	3 572 401	6 036	1 963	2 531	601	43	898	69.3
42174	Refrigeration equipment & supplies whsle	79	D	g	D	D	D	D	D	D
421740	Refrigeration equipment & supplies whsle	79	D	g	D	D	D	D	D	D
4218	Machinery, equipment, & supplies whsle	4 120	75 691 801	72 156	21 711	34 967	7 831	5 406	2 241	68.8
42181	Construction & mining (except petroleum) machinery & equip whsle	281	11 913 590	8 930	1 387	5 657	877	661	348	90.3
421810	Construction & mining (except petroleum) machinery & equip whsle	281	11 913 590	8 930	1 387	5 657	877	661	348	90.3
42182	Farm & garden machinery & equipment whsle ...	132	7 823 700	4 175	857	2 440	642	160	76	89.6
421820	Farm & garden machinery & equipment whsle .	132	7 823 700	4 175	857	2 440	642	160	76	89.6
4218201	Farm machinery & equipment—farm dealers	42	D	f	D	D	D	D	D	D
4218202	Farm machinery & equipment—whsle distributors	70	D	h	D	D	D	D	D	D
4218203	Lawn & garden machinery & equipment whsle	20	1 036 338	754	233	218	284	17	2	99.2
42183	Industrial machinery & equipment whsle	2 332	25 170 814	38 160	11 634	18 569	4 086	2 399	1 472	62.0
421830	Industrial machinery & equipment whsle	2 332	25 170 814	38 160	11 634	18 569	4 086	2 399	1 472	62.0
4218301	Food-processing machinery & equipment whsle	33	337 285	771	271	287	93	118	2	82.9
4218302	Hydraulic & pneumatic (fluid-power) machinery & equipment whsle	264	2 063 142	2 901	989	1 520	128	245	19	79.4
42183021	Hydraulic & pneumatic pumps & motors whsle	204	1 185 714	1 799	745	790	66	185	13	77.2
42183022	Hydraulic & pneumatic parts, accessories, & supplies whsle	60	877 428	1 102	244	730	62	60	6	82.8
4218303	General-purpose industrial machinery & equipment whsle	679	7 711 350	10 902	3 477	5 617	860	651	297	62.5
4218304	Metalworking machinery & equipment whsle .	133	2 386 799	3 061	882	1 541	294	325	19	63.6
4218305	Materials handling equipment whsle	188	2 721 654	5 619	1 112	3 224	656	208	419	59.7
4218306	Oilwell, oil refinery, & pipeline mach, equip, & supplies whsle	599	2 860 833	5 782	2 265	2 322	444	425	326	78.8
4218307	Other industrial machinery & equipment whsle	436	7 089 751	9 124	2 638	4 058	1 611	427	390	44.3
42184	Industrial supplies whsle	1 097	23 846 292	14 411	6 561	5 758	819	1 162	111	63.8
421840	Industrial supplies whsle	1 097	23 846 292	14 411	6 561	5 758	819	1 162	111	63.8
4218402	Mechanical power transmission supplies whsle	301	5 311 517	3 993	1 918	1 823	177	75	—	37.4
4218403	Welding supplies whsle	241	451 429	1 663	559	837	49	199	19	91.3
4218404	Industrial containers & supplies whsle	57	4 145 874	618	247	267	35	66	3	79.8
4218405	Industrial valves & fittings (except fluid-power) whsle	98	654 866	1 422	530	419	142	331	—	51.3
4218406	Other industrial supplies whsle	400	13 282 606	6 715	3 307	2 412	416	491	89	74.0
42185	Service establishment equipment & supplies whsle	182	3 466 042	2 107	399	953	510	97	148	81.0
421850	Service establishment equipment & supplies whsle	182	3 466 042	2 107	399	953	510	97	148	81.0
4218501	Beauty & barber shop equipment & supplies whsle	3	D	c	D	D	D	D	D	D
4218502	Custodial, janitors' equipment & supplies whsle	12	39 925	153	49	75	19	—	10	95.4
4218503	Laundry & dry-cleaning equipment & supplies whsle	27	D	f	D	D	D	D	D	D
4218504	Other service establishment equipment & supplies whsle	140	D	g	D	D	D	D	D	D
42186	Transportation equipment & supplies (exc motor vehicle) whsle	96	3 471 363	4 373	873	1 590	897	927	86	75.1
421860	Transportation equipment & supplies (exc motor vehicle) whsle	96	3 471 363	4 373	873	1 590	897	927	86	75.1
4218601	Aircraft & aeronautical equipment & supplies whsle	62	2 824 449	3 634	574	1 206	858	912	84	73.9
4218602	Marine machinery, equipment, & supplies whsle	27	D	f	D	D	D	D	D	D
4218603	Other transportation equipment & supplies whsle	7	D	c	D	D	D	D	D	D

See footnotes at end of table.

Table 2. Employment by Principal Activity for the United States: 1997—Con.

[Includes only establishments with payroll. For meaning of abbreviations and symbols, see introductory text. For explanation of terms, see Appendix A]

NAICS code	Kind of business and type of operation	Estab- lishments (number)	Sales (\$1,000)	Paid employees for pay period including March 12							Coverage ¹
				Total (number)	Selling (number)	Sales support (including office and clerical, warehousing, customer service, employees, and drivers (number)	Central admini- strative and auxiliary (number)	Manufac- turing (number)	Other (number)		
421	Manufacturers' sales branches and sales offices—Con.										
	Wholesale trade, durable goods—Con.										
4219	Miscellaneous durable goods whsle	'263	D	i	D	D	D	D	D	D	D
42191	Sporting & recreational goods & supplies whsle ..	'53	'3 778 496	'2 746	1 209	861	553	88	35	42.3	
421910	Sporting & recreational goods & supplies whsle	'53	'3 778 496	'2 746	1 209	861	553	88	35	42.3	
42192	Toy & hobby goods & supplies whsle	24	D	g	D	D	D	D	D	D	
421920	Toy & hobby goods & supplies whsle	24	D	g	D	D	D	D	D	D	
42194	Jewelry/watch/silverware/precious stone, & precious metal whsle	55	669 717	912	486	349	63	12	2	89.4	
421940	Jewelry/watch/silverware/precious stone, & precious metal whsle	55	669 717	912	486	349	63	12	2	89.4	
4219401	Jewelry, watch, diamonds, precious stone, & silverware whsle	46	D	f	D	D	D	D	D	D	
4219402	Precious metal (excluding ores) whsle	9	D	b	D	D	D	D	D	D	
42199	Other miscellaneous durable goods whsle	131	7 704 440	4 189	1 176	2 274	422	173	144	76.0	
421990	Other miscellaneous durable goods whsle	131	7 704 440	4 189	1 176	2 274	422	173	144	76.0	
4219901	Musical instruments & supplies whsle	4	198 784	304	66	190	12	—	36	60.9	
4219903	General merchandise (durable goods) whsle	4	D	b	D	D	D	D	D	D	
4219904	Prerecorded media whsle	83	7 023 150	3 085	977	1 710	256	42	100	72.2	
42199041	Compact discs/prerecorded audio tapes, & phonograph records whsle	79	D	h	D	D	D	D	D	D	
42199042	Prerecorded video tapes whsle	4	D	b	D	D	D	D	D	D	
4219905	Fire extinguishers & fire safety equipment whsle	21	D	b	D	D	D	D	D	D	
4219906	Other durable goods whsle	19	374 524	692	81	349	134	128	—	97.7	
422	Wholesale trade, nondurable goods	12 077	551 309 153	442 761	219 247	174 189	26 353	19 026	3 946	69.4	
4221	Paper & paper product whsle	1 596	42 967 916	50 760	14 315	32 894	2 123	1 290	138	79.6	
42211	Printing & writing paper whsle	294	16 541 542	5 935	2 119	3 195	457	72	92	83.8	
422110	Printing & writing paper whsle	294	16 541 542	5 935	2 119	3 195	457	72	92	83.8	
42212	Stationery & office supplies whsle	1 051	11 496 650	36 505	8 100	26 365	1 049	972	19	79.6	
422120	Stationery & office supplies whsle	1 051	11 496 650	36 505	8 100	26 365	1 049	972	19	79.6	
42213	Industrial & personal service paper whsle	251	14 929 724	8 320	4 096	3 334	617	246	27	76.7	
422130	Industrial & personal service paper whsle	251	14 929 724	8 320	4 096	3 334	617	246	27	76.7	
4222	Drugs, & druggists' sundries whsle	358	90 317 145	58 960	45 172	9 179	3 978	540	91	70.4	
42221	Drugs, & druggists' sundries whsle	358	90 317 145	58 960	45 172	9 179	3 978	540	91	70.4	
422210	Drugs, & druggists' sundries whsle	358	90 317 145	58 960	45 172	9 179	3 978	540	91	70.4	
4222102	Specialty-line drug, pharmaceutical, cosmetic, & toiletries whsle	358	90 317 145	58 960	45 172	9 179	3 978	540	91	70.4	
4223	Apparel, piece goods, & notions whsle	709	22 808 180	20 459	6 179	9 486	2 948	1 343	503	61.4	
42231	Piece goods, notions, & other dry goods whsle ..	245	6 592 566	4 657	1 357	1 820	838	449	193	57.3	
422310	Piece goods, notions, & other dry goods whsle ..	245	6 592 566	4 657	1 357	1 820	838	449	193	57.3	
4223101	Piece goods—jobbers	194	5 899 943	3 909	1 234	1 518	759	209	189	55.0	
4223102	Notions & other dry goods whsle	51	692 623	748	123	302	79	240	4	69.7	
42232	Men's & boys' clothing & furnishings whsle	202	7 748 425	8 449	2 584	4 715	898	221	31	58.4	
422320	Men's & boys' clothing & furnishings whsle	202	7 748 425	8 449	2 584	4 715	898	221	31	58.4	
42233	Women's, children's, & infants' clothing & accessories whsle	233	6 347 552	5 248	1 529	1 965	847	628	279	67.3	
422330	Women's, children's, & infants' clothing & accessories whsle	233	6 347 552	5 248	1 529	1 965	847	628	279	67.3	
42234	Footwear whsle	29	2 119 637	2 105	709	986	365	45	—	68.2	
422340	Footwear whsle	29	2 119 637	2 105	709	986	365	45	—	68.2	
4224	Grocery & related products whsle	3 765	145 608 857	188 281	97 863	75 223	7 896	6 749	550	69.6	
42242	Packaged frozen food whsle	262	7 449 295	6 436	1 734	3 399	708	554	41	63.2	
422420	Packaged frozen food whsle	262	7 449 295	6 436	1 734	3 399	708	554	41	63.2	
42243	Dairy products, (except dried or canned) whsle ..	507	12 804 977	19 409	4 825	8 890	2 617	3 067	10	84.1	
422430	Dairy products, (except dried or canned) whsle ..	507	12 804 977	19 409	4 825	8 890	2 617	3 067	10	84.1	
4224302	Dairy product (except raw milk) whsle	507	12 804 977	19 409	4 825	8 890	2 617	3 067	10	84.1	
42244	Poultry & poultry product whsle	54	D	g	D	D	D	D	D	D	
422440	Poultry & poultry product whsle	54	D	g	D	D	D	D	D	D	
4224402	Poultry & poultry product (except live) whsle ..	54	D	g	D	D	D	D	D	D	
42245	Confectionery whsle	302	16 592 178	37 061	24 999	10 979	485	598	—	48.8	
422450	Confectionery whsle	302	16 592 178	37 061	24 999	10 979	485	598	—	48.8	
42246	Fish & seafood whsle	24	334 555	654	57	436	67	94	—	52.3	
422460	Fish & seafood whsle	24	334 555	654	57	436	67	94	—	52.3	
42247	Meat & meat product whsle	112	20 272 965	3 094	1 130	1 471	191	301	1	69.7	
422470	Meat & meat product whsle	112	20 272 965	3 094	1 130	1 471	191	301	1	69.7	
42249	Other grocery & related products whsle	2 504	D	m	D	D	D	D	D	D	
422490	Other grocery & related products whsle	2 504	D	m	D	D	D	D	D	D	
4224901	Coffee, tea, & spice whsle	253	4 860 320	4 600	2 896	921	361	408	14	35.5	
4224902	Bread & baked goods whsle	752	12 763 211	29 483	20 086	8 554	240	602	1	69.6	
4224903	Soft drinks whsle	1 034	21 211 495	70 809	31 614	36 336	1 864	636	359	78.3	
4224904	Canned goods whsle	88	10 565 606	3 527	2 408	826	254	6	33	69.7	
4224905	Food & beverage basic materials whsle	52	1 323 153	1 011	360	456	178	4	13	93.3	
4224906	Other grocery specialties whsle	325	D	j	D	D	D	D	D	D	

See footnotes at end of table.

Table 2. Employment by Principal Activity for the United States: 1997—Con.

[Includes only establishments with payroll. For meaning of abbreviations and symbols, see introductory text. For explanation of terms, see Appendix A]

NAICS code	Kind of business and type of operation	Estab- lishments (number)	Sales (\$1,000)	Paid employees for pay period including March 12						Coverage ¹
				Total (number)	Selling (number)	Sales support (including office and clerical, warehousing, customer service, employees, and drivers (number)	Central admini- strative and auxiliary (number)	Manufac- turing (number)	Other (number)	
422	Manufacturers' sales branches and sales offices—Con.									
	Wholesale trade, nondurable goods—Con.									
4226	Chemical & allied products whsle	2 281	66 366 082	46 112	21 994	16 410	3 389	3 841	478	68.7
42261	Plastics materials & basic forms & shapes whsle	338	14 689 127	7 095	2 186	2 607	813	1 286	203	74.0
422610	Plastics materials & basic forms & shapes whsle	338	14 689 127	7 095	2 186	2 607	813	1 286	203	74.0
42269	Other chemical & allied products whsle	1 943	51 676 955	39 017	19 808	13 803	2 576	2 555	275	67.7
422690	Other chemical & allied products whsle	1 943	51 676 955	39 017	19 808	13 803	2 576	2 555	275	67.7
4226901	Industrial gases (except LP) whsle	291	1 302 718	4 117	1 034	2 226	153	655	49	71.8
4226902	Other chemical & allied products whsle	1 652	50 374 237	34 900	18 774	11 577	2 423	1 900	226	67.3
4227	Petroleum & petroleum products whsle	1 271	116 162 796	20 311	2 859	14 972	1 164	487	829	60.1
42271	Petroleum bulk stations & terminals	892	83 944 314	14 691	1 439	11 618	602	392	640	62.0
422710	Petroleum bulk stations & terminals	892	83 944 314	14 691	1 439	11 618	602	392	640	62.0
4227101	Petroleum bulk stations & terminals (except LP)	865	D	j	D	D	D	D	D	D
42271011	Petroleum bulk stations (except LP)	198	D	h	D	D	D	D	D	D
42271012	Petroleum bulk terminals (except LP)	667	D	j	D	D	D	D	D	D
4227102	Liquefied petroleum bulk stations & terminals	27	D	e	D	D	D	D	D	D
42272	Petroleum & petroleum prod whsle (exc bulk stations & terminals)	379	32 218 482	5 620	1 420	3 354	562	95	189	55.0
422720	Petroleum & petroleum prod whsle (exc bulk stations & terminals)	379	32 218 482	5 620	1 420	3 354	562	95	189	55.0
4228	Beer, wine, & distilled alcoholic beverage whsle	161	D	i	D	D	D	D	D	D
42281	Beer & ale whsle	28	D	h	D	D	D	D	D	D
422810	Beer & ale whsle	28	D	h	D	D	D	D	D	D
42282	Wine & distilled alcoholic beverage whsle	133	8 055 507	3 753	2 383	1 130	116	110	14	73.4
422820	Wine & distilled alcoholic beverage whsle	133	8 055 507	3 753	2 383	1 130	116	110	14	73.4
4228201	Wine & distilled alcoholic bev (licensed operation) whsle	133	8 055 507	3 753	2 383	1 130	116	110	14	73.4
4229	Miscellaneous nondurable goods whsle	1 936	D	l	D	D	D	D	D	D
42291	Farm supplies whsle	718	18 788 908	14 723	6 640	5 463	490	2 109	21	58.2
422910	Farm supplies whsle	718	18 788 908	14 723	6 640	5 463	490	2 109	21	58.2
4229101	Farm supplies—farm dealers	510	3 131 362	5 749	2 728	2 483	140	395	3	72.7
4229102	Farm supplies—whsle distributors	208	15 657 546	8 974	3 912	2 980	350	1 714	18	48.8
42292	Book, periodical, & newspaper whsle	674	14 024 800	17 026	7 421	4 434	2 972	988	1 211	64.7
422920	Book, periodical, & newspaper whsle	674	14 024 800	17 026	7 421	4 434	2 972	988	1 211	64.7
42293	Flower, nursery stock, & florists' supplies whsle	12	79 855	430	44	185	75	84	42	54.7
422930	Flower, nursery stock, & florists' supplies whsle	12	79 855	430	44	185	75	84	42	54.7
42294	Tobacco & tobacco product whsle	62	18 550 203	11 349	9 894	404	240	811	—	80.4
422940	Tobacco & tobacco product whsle	62	18 550 203	11 349	9 894	404	240	811	—	80.4
42295	Paint, varnish, & supplies whsle	356	2 987 359	4 488	2 277	1 418	439	352	2	42.4
422950	Paint, varnish, & supplies whsle	356	2 987 359	4 488	2 277	1 418	439	352	2	42.4
4229501	Paint, varnish, & supplies whsle	356	2 987 359	4 488	2 277	1 418	439	352	2	42.4
42299	Other miscellaneous nondurable goods whsle	114	D	h	D	D	D	D	D	D
422990	Other miscellaneous nondurable goods whsle	114	D	h	D	D	D	D	D	D
4229901	Art goods whsle	16	652 548	918	336	449	84	27	22	63.2
4229902	General merchandise (nondurable goods) whsle	8	630 129	648	361	244	9	—	34	79.2
4229903	Textile bags, bagging, & burlap whsle	6	25 170	34	13	15	6	—	—	61.8
4229904	Other nondurable goods whsle	84	D	g	D	D	D	D	D	D
	Agents, brokers, and commission merchants	47 835	467 651 822	283 257	121 605	143 550	10 554	2 077	5 471	81.0
421	Wholesale trade, durable goods	32 022	257 371 090	162 155	65 166	85 362	7 684	1 441	2 502	84.9
4211	Motor vehicle & motor vehicle parts & supplies whsle	1 810	75 470 396	45 938	4 807	34 601	6 235	126	169	95.0
42111	Automobile & other motor vehicle whsle	630	58 536 229	40 663	1 707	32 557	6 208	105	86	96.2
421110	Automobile & other motor vehicle whsle	630	58 536 229	40 663	1 707	32 557	6 208	105	86	96.2
4211101	Automobile & motorcycle whsle	497	57 491 226	39 692	1 545	31 894	6 176	—	77	96.3
4211102	Bus & recreational vehicle whsle	26	D	c	D	D	D	D	D	D
4211103	Light truck & van (14,000 lb or less) whsle	21	196 491	229	9	217	—	—	3	88.2
4211104	Medium truck & tractor (14,001 lb to 26,000 lb) whsle	16	D	b	D	D	D	D	D	D
4211105	Heavy truck & tractor (over 26,000 lb) whsle	70	D	e	D	D	D	D	D	D
42112	Motor vehicle supplies & new parts whsle	1 129	16 750 610	5 106	3 013	1 964	27	21	81	87.0
421120	Motor vehicle supplies & new parts whsle	1 129	16 750 610	5 106	3 013	1 964	27	21	81	87.0
4211201	Motor vehicle supplies & new parts—warehouse distributors	395	4 646 827	1 861	1 084	731	9	4	33	86.9
4211202	Motor vehicle supplies & new parts—jobbers	669	11 883 075	3 097	1 837	1 178	17	17	48	87.8
4211203	Petroleum products marketing equipment whsle	65	220 708	148	92	55	1	—	—	72.0
42113	Tire & tube whsle	51	183 557	169	87	80	—	—	2	63.0
421130	Tire & tube whsle	51	183 557	169	87	80	—	—	2	63.0

See footnotes at end of table.

Table 2. Employment by Principal Activity for the United States: 1997—Con.

[Includes only establishments with payroll. For meaning of abbreviations and symbols, see introductory text. For explanation of terms, see Appendix A]

NAICS code	Kind of business and type of operation	Estab- lishments (number)	Sales (\$1,000)	Paid employees for pay period including March 12						Coverage ¹	
				Total (number)	Selling (number)	Sales support (including office and clerical, warehousing, customer service, maintenance, employees, and drivers (number)	Central admini- strative and auxiliary (number)	Manufac- turing (number)	Other (number)		
421	Agents, brokers, and commission merchants—Con.										
	Wholesale trade, durable goods—Con.										
4212	Furniture & home furnishings whsle	2 849	14 278 989	9 253	4 570	4 284	141	108	150	82.2	
42121	Furniture whsle	1 570	7 397 432	4 951	2 556	2 100	113	91	91	78.2	
421210	Furniture whsle	1 570	7 397 432	4 951	2 556	2 100	113	91	91	78.2	
4212101	Household & lawn furniture whsle	938	4 824 140	2 552	1 317	1 119	78	16	22	76.8	
4212102	Office & business furniture whsle	632	2 573 292	2 399	1 239	981	35	75	69	79.6	
42122	Home furnishings whsle	1 279	6 881 557	4 302	2 014	2 184	28	17	59	86.8	
421220	Home furnishings whsle	1 279	6 881 557	4 302	2 014	2 184	28	17	59	86.8	
4212201	Household china, glassware, & crockery whsle	279	2 350 666	1 167	549	597	4	—	17	84.3	
4212202	Linens, domestics, draperies, & curtains whsle	242	1 461 021	742	382	334	1	9	16	80.0	
4212203	Floor coverings whsle	225	660 505	574	284	272	6	—	12	66.9	
4212204	Other home furnishings whsle	533	2 409 365	1 819	799	981	17	8	14	97.4	
4213	Lumber & other construction materials whsle	1 397	6 492 752	3 765	2 010	1 523	21	72	139	79.8	
42131	Lumber, plywood, millwork, & wood panel whsle	630	3 768 321	1 732	916	733	1	40	42	77.2	
421310	Lumber, plywood, millwork, & wood panel whsle	630	3 768 321	1 732	916	733	1	40	42	77.2	
4213101	Lumber without yard whsle	160	780 039	350	203	120	—	16	11	61.0	
4213102	Lumber with yard whsle	4	34 572	37	12	25	—	—	—	100.0	
4213103	Plywood, veneer, millwork, & wood panel whsle	466	2 953 710	1 345	701	588	1	24	31	80.8	
42132	Brick, stone, & related construction materials whsle	171	418 402	429	186	174	3	15	51	78.6	
421320	Brick, stone, & related construction materials whsle	171	418 402	429	186	174	3	15	51	78.6	
4213201	Brick, block, tile, clay/cement sewer pipe whsle	74	75 029	120	70	42	—	—	8	61.1	
4213202	Sand, gravel, & stone whsle	38	117 711	139	35	50	3	10	41	88.5	
4213203	Cement, lime, & related products whsle	59	225 662	170	81	82	—	5	2	82.9	
42133	Roofing, siding, & insulation material whsle	293	1 339 534	732	470	225	12	7	18	85.2	
421330	Roofing, siding, & insulation material whsle	293	1 339 534	732	470	225	12	7	18	85.2	
4213301	Roofing, siding, & insulation material whsle	293	1 339 534	732	470	225	12	7	18	85.2	
42139	Other construction materials whsle	303	966 495	872	438	391	5	10	28	81.1	
421390	Other construction materials whsle	303	966 495	872	438	391	5	10	28	81.1	
4213901	Flat glass & other construction glass whsle	49	220 957	120	59	61	—	—	—	83.3	
4213902	Other construction materials whsle	254	745 538	752	379	330	5	10	28	80.8	
4214	Professional & commercial equipment & supplies whsle	3 825	17 418 779	14 500	7 620	6 247	124	126	383	78.6	
42141	Photographic equipment & supplies whsle	98	228 240	191	109	78	—	—	4	81.9	
421410	Photographic equipment & supplies whsle	98	228 240	191	109	78	—	—	4	81.9	
42142	Office equipment whsle	404	1 595 240	1 832	1 047	658	9	1	117	76.1	
421420	Office equipment whsle	404	1 595 240	1 832	1 047	658	9	1	117	76.1	
42143	Computer & computer peripheral equipment & software whsle	757	7 345 635	3 511	1 740	1 604	38	30	99	76.3	
421430	Computer & computer peripheral equipment & software whsle	757	7 345 635	3 511	1 740	1 604	38	30	99	76.3	
4214301	Computer & peripheral equipment whsle	609	6 670 157	3 031	1 496	1 391	31	29	84	74.2	
42143011	Computers & peripheral equipment for resale	320	4 896 105	1 708	758	857	24	13	56	67.5	
42143012	Computers & peripheral equipment for end use	289	1 774 052	1 323	738	534	7	16	28	82.9	
4214302	Computer software (packaged) whsle	148	675 478	480	244	213	7	1	15	89.2	
42144	Other commercial equipment whsle	594	2 686 765	2 474	1 140	1 193	37	65	39	77.9	
421440	Other commercial equipment whsle	594	2 686 765	2 474	1 140	1 193	37	65	39	77.9	
4214401	Restaurant & hotel equipment & supplies whsle	438	2 172 270	1 723	892	775	34	2	20	86.3	
4214402	Store machines & equipment whsle	156	514 495	751	248	418	3	63	19	58.9	
42145	Medical, dental, & hospital equipment & supplies whsle	1 473	4 492 032	5 076	2 866	2 087	25	5	93	81.5	
421450	Medical, dental, & hospital equipment & supplies whsle	1 473	4 492 032	5 076	2 866	2 087	25	5	93	81.5	
4214501	Surgical, medical, & hospital supplies whsle	1 423	4 284 750	4 751	2 682	1 960	24	5	80	82.5	
4214502	Dental equipment & supplies whsle	50	207 282	325	184	127	1	—	13	67.1	
42146	Ophthalmic goods whsle	164	264 765	419	217	192	—	3	7	72.3	
421460	Ophthalmic goods whsle	164	264 765	419	217	192	—	3	7	72.3	
42149	Other professional equipment & supplies whsle	335	806 102	997	501	435	15	22	24	80.6	
421490	Other professional equipment & supplies whsle	335	806 102	997	501	435	15	22	24	80.6	
4214901	Religious & school supplies whsle	50	174 015	199	70	117	2	—	10	90.5	
4214902	Other professional equipment & supplies whsle	285	632 087	798	431	318	13	22	14	78.1	

See footnotes at end of table.

Table 2. Employment by Principal Activity for the United States: 1997—Con.

[Includes only establishments with payroll. For meaning of abbreviations and symbols, see introductory text. For explanation of terms, see Appendix A]

NAICS code	Kind of business and type of operation	Estab- lishments (number)	Sales (\$1,000)	Paid employees for pay period including March 12						Coverage ¹
				Total (number)	Selling (number)	Sales support (including office and clerical, warehousing, customer service, maintenance, employees, and drivers (number)	Central admini- strative and auxiliary (number)	Manufac- turing (number)	Other (number)	
421	Agents, brokers, and commission merchants—Con.									
	Wholesale trade, durable goods—Con.									
4215	Metal & mineral (except petroleum) whsle	1 459	13 429 232	4 196	2 316	1 688	20	93	79	79.1
42151	Metal service centers & offices	1 336	11 795 201	3 741	2 140	1 425	11	93	72	79.8
421510	Metal service centers & offices	1 336	11 795 201	3 741	2 140	1 425	11	93	72	79.8
4215101	Ferrous metal service centers & sales offices	1 057	9 516 171	2 916	1 660	1 108	8	74	66	83.0
42151011	Ferrous metal service centers	68	1 245 827	381	138	202	2	36	3	87.9
42151012	Ferrous metal sales offices	989	8 270 344	2 535	1 522	906	6	38	63	82.2
4215102	Nonferrous metal service centers & sales offices	279	2 279 030	825	480	317	3	19	6	68.8
42151021	Nonferrous metal service centers	25	128 172	116	41	59	—	16	—	56.0
42151022	Nonferrous metal sales offices	254	2 150 858	709	439	258	3	3	6	70.8
42152	Coal & other mineral & ore whsle	123	1 634 031	455	176	263	9	—	7	73.1
421520	Coal & other mineral & ore whsle	123	1 634 031	455	176	263	9	—	7	73.1
4215201	Coal whsle	86	D	e	D	D	D	D	D	D
4215202	Other mineral & ore whsle	37	D	c	D	D	D	D	D	D
4216	Electrical goods whsle	6 652	65 926 580	34 098	18 671	14 253	590	152	432	82.2
42161	Electrical apparatus & equip, wiring supp, & const material whsle	2 966	22 378 291	15 691	7 759	7 398	251	117	166	87.5
421610	Electrical apparatus & equip, wiring supp, & const material whsle	2 966	22 378 291	15 691	7 759	7 398	251	117	166	87.5
42162	Electrical appliance, television & radio set whsle .	527	5 536 904	2 456	1 237	1 113	10	10	86	78.8
421620	Electrical appliance, television & radio set whsle	527	5 536 904	2 456	1 237	1 113	10	10	86	78.8
42169	Other electronic parts & equipment whsle	3 159	38 011 385	15 951	9 675	5 742	329	25	180	77.4
421690	Other electronic parts & equipment whsle	3 159	38 011 385	15 951	9 675	5 742	329	25	180	77.4
4216901	Communications equipment & supplies whsle	574	3 451 513	2 653	1 665	900	13	—	75	82.8
4216902	Electronic parts (excluding communications equipment) whsle	2 585	34 559 872	13 298	8 010	4 842	316	25	105	76.4
4217	Hardware, & plumbing & heating equipment & supplies whsle	2 894	D	j	D	D	D	D	D	D
42171	Hardware whsle	1 048	7 750 213	4 381	2 354	1 807	38	9	173	91.4
421710	Hardware whsle	1 048	7 750 213	4 381	2 354	1 807	38	9	173	91.4
42172	Plumbing & heating equipment & supplies (hydronics) whsle	1 152	7 864 360	6 330	3 047	3 123	69	55	36	88.0
421720	Plumbing & heating equipment & supplies (hydronics) whsle	1 152	7 864 360	6 330	3 047	3 123	69	55	36	88.0
42173	Warm air heating & air-conditioning equipment & supplies whsle	559	2 304 902	2 705	1 242	1 277	60	3	123	87.2
421730	Warm air heating & air-conditioning equipment & supplies whsle	559	2 304 902	2 705	1 242	1 277	60	3	123	87.2
42174	Refrigeration equipment & supplies whsle	135	D	e	D	D	D	D	D	D
421740	Refrigeration equipment & supplies whsle	135	D	e	D	D	D	D	D	D
4218	Machinery, equipment, & supplies whsle	7 572	29 427 233	26 107	13 242	11 448	331	498	588	80.5
42181	Construction & mining (except petroleum) machinery & equip whsle	277	1 251 107	1 107	450	610	31	3	13	67.1
421810	Construction & mining (except petroleum) machinery & equip whsle	277	1 251 107	1 107	450	610	31	3	13	67.1
42182	Farm & garden machinery & equipment whsle ...	338	1 352 959	1 329	541	650	10	24	104	67.3
421820	Farm & garden machinery & equipment whsle .	338	1 352 959	1 329	541	650	10	24	104	67.3
4218201	Farm machinery & equipment—farm dealers	100	D	f	D	D	D	D	D	D
4218202	Farm machinery & equipment—whsle distributors	161	D	e	D	D	D	D	D	D
4218203	Lawn & garden machinery & equipment whsle	77	616 615	329	172	146	5	1	5	81.8
42183	Industrial machinery & equipment whsle	5 021	17 593 135	17 116	8 814	7 299	217	394	392	84.7
421830	Industrial machinery & equipment whsle	5 021	17 593 135	17 116	8 814	7 299	217	394	392	84.7
4218301	Food-processing machinery & equipment whsle	244	977 042	1 054	499	461	17	59	18	83.9
4218302	Hydraulic & pneumatic (fluid-power) machinery & equipment whsle	308	1 007 357	1 150	552	482	16	2	98	76.6
42183021	Hydraulic & pneumatic pumps & motors whsle	157	531 948	633	294	254	8	—	77	63.9
42183022	Hydraulic & pneumatic parts, accessories, & supplies whsle	151	475 409	517	258	228	8	2	21	92.1
4218303	General-purpose industrial machinery & equipment whsle	1 962	6 670 352	6 726	3 655	2 804	72	72	123	90.8
4218304	Metalworking machinery & equipment whsle .	727	2 696 380	2 500	1 200	1 096	48	103	53	87.0
4218305	Materials handling equipment whsle	412	982 086	1 305	628	622	11	17	27	82.3
4218306	Oilwell, oil refinery, & pipeline mach, equip, & supplies whsle	249	1 070 405	793	427	346	14	—	6	70.0
4218307	Other industrial machinery & equipment whsle	1 119	4 189 513	3 588	1 853	1 488	39	141	67	78.8

See footnotes at end of table.

Table 2. Employment by Principal Activity for the United States: 1997—Con.

[Includes only establishments with payroll. For meaning of abbreviations and symbols, see introductory text. For explanation of terms, see Appendix A]

NAICS code	Kind of business and type of operation	Estab- lishments (number)	Sales (\$1,000)	Paid employees for pay period including March 12						Coverage ¹
				Total (number)	Selling (number)	Sales support (including office and clerical, warehousing, customer service, maintenance, employees, and drivers (number)	Central admini- strative and auxiliary (number)	Manufac- turing (number)	Other (number)	
421	Agents, brokers, and commission merchants—Con.									
	Wholesale trade, durable goods—Con.									
4218	Machinery, equipment, & supplies whsle—Con.									
42184	Industrial supplies whsle	1 090	4 126 000	3 872	1 999	1 716	65	48	44	71.4
421840	Industrial supplies whsle	1 090	4 126 000	3 872	1 999	1 716	65	48	44	71.4
4218401	General-line industrial supplies whsle	151	427 104	465	247	193	17	—	8	51.9
4218402	Mechanical power transmission supplies whsle	159	700 311	607	322	271	5	5	4	82.6
4218403	Welding supplies whsle	24	60 895	45	32	13	—	—	—	62.2
4218404	Industrial containers & supplies whsle	226	817 235	573	316	255	1	—	1	69.2
4218405	Industrial valves & fittings (except fluid-power) whsle	175	873 594	1 080	531	492	38	1	18	77.3
4218406	Other industrial supplies whsle	355	1 246 861	1 102	551	492	4	42	13	69.3
42185	Service establishment equipment & supplies whsle	393	1 527 838	1 407	724	642	7	23	11	79.4
421850	Service establishment equipment & supplies whsle	393	1 527 838	1 407	724	642	7	23	11	79.4
4218501	Beauty & barber shop equipment & supplies whsle	53	D	c	D	D	D	D	D	D
4218502	Custodial, janitors' equipment & supplies whsle	155	645 361	540	318	212	6	1	3	89.4
4218503	Laundry & dry-cleaning equipment & supplies whsle	17	26 904	34	19	9	—	6	—	86.8
4218504	Other service establishment equipment & supplies whsle	168	D	f	D	D	D	D	D	D
42186	Transportation equipment & supplies (exc motor vehicle) whsle	453	3 576 194	1 276	714	531	1	6	24	77.7
421860	Transportation equipment & supplies (exc motor vehicle) whsle	453	3 576 194	1 276	714	531	1	6	24	77.7
4218601	Aircraft & aeronautical equipment & supplies whsle	274	2 670 245	756	392	340	1	4	19	79.6
4218602	Marine machinery, equipment, & supplies whsle	100	D	e	D	D	D	D	D	D
4218603	Other transportation equipment & supplies whsle	79	D	c	D	D	D	D	D	D
4219	Miscellaneous durable goods whsle	'3 564	D	j	D	D	D	D	D	D
42191	Sporting & recreational goods & supplies whsle ..	'1 066	'7 396 183	'3 495	1 981	1 432	34	14	34	76.0
421910	Sporting & recreational goods & supplies whsle	'1 066	'7 396 183	'3 495	1 981	1 432	34	14	34	76.0
42192	Toy & hobby goods & supplies whsle	413	D	g	D	D	D	D	D	D
421920	Toy & hobby goods & supplies whsle	413	D	g	D	D	D	D	D	D
42193	Recyclable material whsle	255	1 390 512	895	270	531	3	68	23	77.1
421930	Recyclable material whsle	255	1 390 512	895	270	531	3	68	23	77.1
4219301	Iron & steel scrap processors & dealers	77	775 486	419	78	323	3	10	5	57.3
42193011	Iron & steel scrap processors (using power processing equipment)	40	227 474	202	62	128	—	10	2	40.6
42193012	Iron & steel scrap processors (not using power processing equip)	37	548 012	217	16	195	3	—	3	72.8
4219302	Recyclable paper & paperboard whsle	49	207 845	191	84	88	—	4	15	67.0
4219303	Other recyclable material whsle	129	407 181	285	108	120	—	54	3	113.0
42194	Jewelry/watch/silverware/precious stone, & precious metal whsle	451	904 350	998	506	403	2	74	13	66.1
421940	Jewelry/watch/silverware/precious stone, & precious metal whsle	451	904 350	998	506	403	2	74	13	66.1
4219401	Jewelry, watch, diamonds, precious stone, & silverware whsle	429	D	f	D	D	D	D	D	D
4219402	Precious metal (excluding ores) whsle	22	D	b	D	D	D	D	D	D
42199	Other miscellaneous durable goods whsle	1 379	3 700 167	3 545	1 493	1 907	5	41	99	57.2
421990	Other miscellaneous durable goods whsle	1 379	3 700 167	3 545	1 493	1 907	5	41	99	57.2
4219901	Musical instruments & supplies whsle	64	120 890	137	57	78	—	—	2	60.9
4219902	Forest products (except lumber) whsle	188	715 205	462	180	242	3	—	37	57.4
4219903	General merchandise (durable goods) whsle	514	D	g	D	D	D	D	D	D
4219904	Prerecorded media whsle	140	321 738	416	201	213	—	2	—	56.5
42199041	Compact discs/prerecorded audio tapes, & phonograph records whsle	124	D	e	D	D	D	D	D	D
42199042	Prerecorded video tapes whsle	16	D	b	D	D	D	D	D	D
4219905	Fire extinguishers & fire safety equipment whsle	72	D	c	D	D	D	D	D	D
4219906	Other durable goods whsle	401	1 010 358	877	415	436	—	20	6	51.2
422	Wholesale trade, nondurable goods	15 813	'210 280 732	121 102	56 439	58 188	2 870	636	2 969	75.8
4221	Paper & paper product whsle	1 566	7 602 771	5 335	2 652	2 494	91	47	51	85.3
42211	Printing & writing paper whsle	177	1 378 150	616	291	269	33	21	2	83.8
422110	Printing & writing paper whsle	177	1 378 150	616	291	269	33	21	2	83.8
42212	Stationery & office supplies whsle	735	2 201 547	2 443	1 162	1 211	38	—	32	84.3
422120	Stationery & office supplies whsle	735	2 201 547	2 443	1 162	1 211	38	—	32	84.3
42213	Industrial & personal service paper whsle	654	4 023 074	2 276	1 199	1 014	20	26	17	86.9
422130	Industrial & personal service paper whsle	654	4 023 074	2 276	1 199	1 014	20	26	17	86.9
4222	Drugs, & druggists' sundries whsle	445	5 451 128	2 526	1 146	1 252	3	26	99	68.9
42221	Drugs, & druggists' sundries whsle	445	5 451 128	2 526	1 146	1 252	3	26	99	68.9
422210	Drugs, & druggists' sundries whsle	445	5 451 128	2 526	1 146	1 252	3	26	99	68.9
4222102	Specialty-line drug, pharmaceutical, cosmetic, & toiletries whsle	445	5 451 128	2 526	1 146	1 252	3	26	99	68.9

See footnotes at end of table.

Table 2. Employment by Principal Activity for the United States: 1997—Con.

[Includes only establishments with payroll. For meaning of abbreviations and symbols, see introductory text. For explanation of terms, see Appendix A]

NAICS code	Kind of business and type of operation	Estab- lishments (number)	Sales (\$1,000)	Paid employees for pay period including March 12						Coverage ¹
				Total (number)	Selling (number)	Sales support (including office and clerical, warehousing, customer service, maintenance, employees, and drivers (number)	Central admini- strative and auxiliary (number)	Manufac- turing (number)	Other (number)	
422	Agents, brokers, and commission merchants—Con.									
	Wholesale trade, nondurable goods—Con.									
4223	Apparel, piece goods, & notions whsle	3 034	16 937 975	9 332	4 513	4 351	105	64	299	72.4
42231	Piece goods, notions, & other dry goods whsle . . .	793	5 032 811	2 562	1 291	1 181	19	19	52	77.0
422310	Piece goods, notions, & other dry goods whsle . .	793	5 032 811	2 562	1 291	1 181	19	19	52	77.0
4223101	Piece goods—jobbers	652	4 499 955	2 138	1 137	942	14	8	37	76.2
4223102	Notions & other dry goods whsle	141	532 856	424	154	239	5	11	15	81.1
42232	Men's & boys' clothing & furnishings whsle	660	2 927 495	1 606	782	771	5	23	25	76.9
422320	Men's & boys' clothing & furnishings whsle	660	2 927 495	1 606	782	771	5	23	25	76.9
42233	Women's, children's, & infants' clothing & accessories whsle	1 203	4 735 312	3 132	1 712	1 246	22	19	133	62.8
422330	Women's, children's, & infants' clothing & accessories whsle	1 203	4 735 312	3 132	1 712	1 246	22	19	133	62.8
42234	Footwear whsle	378	4 242 357	2 032	728	1 153	59	3	89	77.6
422340	Footwear whsle	378	4 242 357	2 032	728	1 153	59	3	89	77.6
4224	Grocery & related products whsle	4 652	113 150 470	62 493	37 535	21 878	1 869	247	964	76.0
42241	General-line grocery whsle	748	52 747 762	28 597	18 927	8 650	852	—	168	75.0
422410	General-line grocery whsle	748	52 747 762	28 597	18 927	8 650	852	—	168	75.0
4224103	Other general-line grocery whsle	748	52 747 762	28 597	18 927	8 650	852	—	168	75.0
42242	Packaged frozen food whsle	679	16 882 856	7 368	4 462	2 565	283	16	42	83.7
422420	Packaged frozen food whsle	679	16 882 856	7 368	4 462	2 565	283	16	42	83.7
42243	Dairy products, (except dried or canned) whsle . . .	181	1 474 278	737	358	356	—	7	16	73.6
422430	Dairy products, (except dried or canned) whsle	181	1 474 278	737	358	356	—	7	16	73.6
4224301	Raw milk whsle	2	D	a	D	D	D	D	D	D
4224302	Dairy product (except raw milk) whsle	179	D	f	D	D	D	D	D	D
42244	Poultry & poultry product whsle	113	D	e	D	D	D	D	D	D
422440	Poultry & poultry product whsle	113	D	e	D	D	D	D	D	D
4224401	Live poultry whsle	5	D	b	D	D	D	D	D	D
4224402	Poultry & poultry product (except live) whsle . . .	108	D	e	D	D	D	D	D	D
42245	Confectionery whsle	357	3 037 847	2 286	1 353	888	26	—	19	66.0
422450	Confectionery whsle	357	3 037 847	2 286	1 353	888	26	—	19	66.0
42246	Fish & seafood whsle	108	832 985	444	133	301	—	2	8	61.0
422460	Fish & seafood whsle	108	832 985	444	133	301	—	2	8	61.0
42247	Meat & meat product whsle	298	4 154 013	1 641	997	606	18	7	13	83.2
422470	Meat & meat product whsle	298	4 154 013	1 641	997	606	18	7	13	83.2
42248	Fresh fruit & vegetable whsle	647	5 923 035	4 960	1 310	2 892	98	151	509	72.2
422480	Fresh fruit & vegetable whsle	647	5 923 035	4 960	1 310	2 892	98	151	509	72.2
42249	Other grocery & related products whsle	1 521	D	j	D	D	D	D	D	D
422490	Other grocery & related products whsle	1 521	D	j	D	D	D	D	D	D
4224901	Coffee, tea, & spice whsle	115	1 472 900	654	417	230	—	5	2	82.3
4224902	Bread & baked goods whsle	351	1 690 138	1 377	844	460	2	38	33	86.5
4224903	Soft drinks whsle	90	423 591	280	123	144	—	9	4	75.7
4224904	Canned goods whsle	238	6 882 311	3 166	2 035	1 032	41	—	58	60.8
4224905	Food & beverage basic materials whsle	139	2 320 600	1 120	609	436	22	—	53	45.2
4224906	Other grocery specialties whsle	588	D	i	D	D	D	D	D	D
4225	Farm-product raw material whsle	1 494	33 902 691	23 425	3 151	18 621	405	32	1 216	75.8
42251	Grain & field bean whsle	135	15 045 234	478	198	224	26	12	18	65.2
422510	Grain & field bean whsle	135	15 045 234	478	198	224	26	12	18	65.2
42252	Livestock whsle	957	15 468 016	19 860	2 505	16 007	316	16	1 016	76.6
422520	Livestock whsle	957	15 468 016	19 860	2 505	16 007	316	16	1 016	76.6
42259	Other farm product raw material whsle	402	3 389 441	3 087	448	2 390	63	4	182	72.2
422590	Other farm product raw material whsle	402	3 389 441	3 087	448	2 390	63	4	182	72.2
4225901	Hides, skins, & pelts whsle	26	184 450	323	35	253	11	—	24	65.3
4225902	Leaf tobacco whsle	210	1 565 193	2 115	272	1 660	42	4	137	69.5
4225903	Wool, wool tops, & mohair whsle	19	56 823	60	22	38	—	—	—	63.3
4225904	Cotton whsle	53	695 960	98	43	48	1	—	6	79.6
4225905	Other farm-product raw material whsle	94	887 015	491	76	391	9	—	15	88.1
4226	Chemical & allied products whsle	1 390	6 509 052	3 687	1 950	1 510	46	133	48	85.7
42261	Plastics materials & basic forms & shapes whsle . .	654	3 770 919	1 741	964	649	2	111	15	92.1
422610	Plastics materials & basic forms & shapes whsle	654	3 770 919	1 741	964	649	2	111	15	92.1
42269	Other chemical & allied products whsle	736	2 738 133	1 946	986	861	44	22	33	79.9
422690	Other chemical & allied products whsle	736	2 738 133	1 946	986	861	44	22	33	79.9
4226901	Industrial gases (except LP) whsle	11	71 241	48	12	25	—	11	—	93.8
4226902	Other chemical & allied products whsle	725	2 666 892	1 898	974	836	44	11	33	79.6
4227	Petroleum & petroleum products whsle	256	'11 953 186	2 655	483	2 081	7	—	84	89.8
42271	Petroleum bulk stations & terminals	69	331 386	266	138	115	3	—	10	69.2
422710	Petroleum bulk stations & terminals	69	331 386	266	138	115	3	—	10	69.2
4227101	Petroleum bulk stations & terminals (except LP)	68	D	e	D	D	D	D	D	D
42271011	Petroleum bulk stations (except LP)	63	D	c	D	D	D	D	D	D
42271012	Petroleum terminals (except LP)	5	D	b	D	D	D	D	D	D
4227102	Liquefied petroleum bulk stations & terminals	1	D	a	D	D	D	D	D	D
42272	Petroleum & petroleum prod whsle (exc bulk stations & terminals)	187	'11 621 800	2 389	345	1 966	4	—	74	92.1
422720	Petroleum & petroleum prod whsle (exc bulk stations & terminals)	187	'11 621 800	2 389	345	1 966	4	—	74	92.1

See footnotes at end of table.

Table 2. Employment by Principal Activity for the United States: 1997—Con.

[Includes only establishments with payroll. For meaning of abbreviations and symbols, see introductory text. For explanation of terms, see Appendix A]

NAICS code	Kind of business and type of operation	Estab- lishments (number)	Sales (\$1,000)	Paid employees for pay period including March 12						Coverage ¹
				Total (number)	Selling (number)	Sales support (including office and clerical, warehousing, customer service, maintenance, employees, and drivers (number)	Central admini- strative and auxiliary (number)	Manufac- turing (number)	Other (number)	
422	Agents, brokers, and commission merchants—Con.									
	Wholesale trade, nondurable goods—Con.									
4228	Beer, wine, & distilled alcoholic beverage whsle	213	D	g	D	D	D	D	D	D
42281	Beer & ale whsle	40	D	c	D	D	D	D	D	D
422810	Beer & ale whsle	40	D	c	D	D	D	D	D	D
42282	Wine & distilled alcoholic beverage whsle	173	1 955 271	1 229	631	559	20	—	19	69.7
422820	Wine & distilled alcoholic beverage whsle	173	1 955 271	1 229	631	559	20	—	19	69.7
4228201	Wine & distilled alcoholic bev (licensed operation) whsle	173	1 955 271	1 229	631	559	20	—	19	69.7
4229	Miscellaneous nondurable goods whsle	2 763	D	j	D	D	D	D	D	D
42291	Farm supplies whsle	223	2 238 242	554	278	267	—	—	9	76.7
422910	Farm supplies whsle	223	2 238 242	554	278	267	—	—	9	76.7
4229102	Farm supplies—whsle distributors	223	2 238 242	554	278	267	—	—	9	76.7
42292	Book, periodical, & newspaper whsle	334	2 583 212	3 173	832	2 067	181	42	51	64.2
422920	Book, periodical, & newspaper whsle	334	2 583 212	3 173	832	2 067	181	42	51	64.2
42293	Flower, nursery stock, & florists' supplies whsle . .	234	678 119	885	375	443	3	27	37	67.8
422930	Flower, nursery stock, & florists' supplies whsle	234	678 119	885	375	443	3	27	37	67.8
42294	Tobacco & tobacco product whsle	33	62 175	95	20	75	—	—	—	114.7
422940	Tobacco & tobacco product whsle	33	62 175	95	20	75	—	—	—	114.7
42295	Paint, varnish, & supplies whsle	206	1 152 666	818	422	378	16	—	2	80.2
422950	Paint, varnish, & supplies whsle	206	1 152 666	818	422	378	16	—	2	80.2
4229501	Paint, varnish, & supplies whsle	206	1 152 666	818	422	378	16	—	2	80.2
42299	Other miscellaneous nondurable goods whsle . . .	1 733	D	h	D	D	D	D	D	D
422990	Other miscellaneous nondurable goods whsle . .	1 733	D	h	D	D	D	D	D	D
4229901	Art goods whsle	591	1 517 846	1 896	965	854	32	4	41	78.4
4229902	General merchandise (nondurable goods) whsle	398	785 925	988	486	402	78	13	9	55.2
4229903	Textile bags, bagging, & burlap whsle	40	54 043	50	21	28	—	1	—	76.0
4229904	Other nondurable goods whsl	704	D	g	D	D	D	D	D	D

¹Paid employees of those reporting employment by principal activity as percent of total paid employees.

Table 3. End-of-Year Inventories for the United States: 1996

[Thousand dollars. Includes only establishments with payroll. For meaning of abbreviations and symbols, see introductory text. For explanation of terms, see Appendix A]

NAICS code	Kind of business and type of operation	Total inventories	Subject to LIFO costing ¹			Not subject to LIFO costing	Valuation method not reported ²	Amount reported subject to LIFO without associated reserve and value ³
			Total	LIFO reserve	LIFO value			
	Wholesale trade	'254 668 624	34 154 587	6 823 457	27 331 130	212 942 026	4 670 366	2 901 645
421	Wholesale trade, durable goods	'162 459 247	21 260 452	4 719 634	16 540 818	137 328 286	2 544 640	1 325 869
4211	Motor vehicle & motor vehicle parts & supplies whsle	'22 154 986	4 690 257	1 331 644	3 358 613	16 589 175	400 546	475 008
42111	Automobile & other motor vehicle whsle	11 029 961	3 516 069	1 091 473	2 424 596	6 903 945	199 105	410 792
421110	Automobile & other motor vehicle whsle	11 029 961	3 516 069	1 091 473	2 424 596	6 903 945	199 105	410 792
4211101	Automobile & motorcycle whsle	5 923 861	2 636 292	920 162	1 716 130	2 831 916	127 531	328 072
4211102	Bus & recreational vehicle whsle	314 572	9 225	1 644	7 581	281 155	4 280	19 912
4211103	Light truck & van (14,000 lb or less) whsle	639 350	229 368	37 089	192 279	380 614	307	29 061
4211104	Medium truck & tractor (14,001 lb to 26,000 lb) whsle	515 487	79 820	16 652	63 168	407 311	17 408	10 948
4211105	Heavy truck & tractor (over 26,000 lb) whsle	3 636 691	561 364	115 926	445 438	3 002 949	49 579	22 799
42112	Motor vehicle supplies & new parts whsle	'9 292 870	1 060 941	238 107	822 834	8 025 132	185 325	21 472
421120	Motor vehicle supplies & new parts whsle	'9 292 870	1 060 941	238 107	822 834	8 025 132	185 325	21 472
4211201	Motor vehicle supplies & new parts—warehouse distributors	'3 664 092	615 018	81 338	533 680	2 994 335	34 823	19 916
4211202	Motor vehicle supplies & new parts—jobbers	5 501 479	430 773	153 233	277 540	4 920 481	148 669	1 556
4211203	Petroleum products marketing equipment whsle	127 299	15 150	3 536	11 614	110 316	1 833	—
42113	Tire & tube whsle	1 087 205	92 413	-1 022	93 435	944 495	7 884	42 413
421130	Tire & tube whsle	1 087 205	92 413	-1 022	93 435	944 495	7 884	42 413
42114	Motor vehicle parts, (used) whsle	744 950	20 834	3 086	17 748	715 603	8 232	331
421140	Motor vehicle parts, (used) whsle	744 950	20 834	3 086	17 748	715 603	8 232	331
4212	Furniture & home furnishings whsle	5 472 358	496 593	114 023	382 570	4 825 494	120 698	29 573
42121	Furniture whsle	1 705 458	90 071	26 751	63 320	1 568 759	41 591	5 037
421210	Furniture whsle	1 705 458	90 071	26 751	63 320	1 568 759	41 591	5 037
4212101	Household & lawn furniture whsle	918 762	27 007	5 588	21 419	858 713	32 855	187
4212102	Office & business furniture whsle	786 696	63 064	21 163	41 901	710 046	8 736	4 850
42122	Home furnishings whsle	3 766 900	406 522	87 272	319 250	3 256 735	79 107	24 536
421220	Home furnishings whsle	3 766 900	406 522	87 272	319 250	3 256 735	79 107	24 536
4212201	Household china, glassware, & crockery whsle	859 253	178 619	50 071	128 548	667 788	8 908	3 938
4212202	Linens, domestics, draperies, & curtains whsle	704 761	39 248	8 370	30 878	658 014	6 101	1 398
4212203	Floor coverings whsle	1 211 094	92 335	13 737	78 598	1 045 767	61 792	11 200
4212204	Other home furnishings whsle	991 792	96 320	15 094	81 226	885 166	2 306	8 000
4213	Lumber & other construction materials whsle	6 367 862	766 974	183 865	583 109	5 496 076	85 096	19 716
42131	Lumber, plywood, millwork, & wood panel whsle	4 373 481	648 554	166 624	481 930	3 660 275	53 069	11 583
421310	Lumber, plywood, millwork, & wood panel whsle	4 373 481	648 554	166 624	481 930	3 660 275	53 069	11 583
4213101	Lumber without yard whsle	614 336	15 467	2 551	12 916	592 996	5 873	—
4213102	Lumber with yard whsle	1 603 086	198 731	48 277	150 454	1 369 924	32 250	2 181
4213103	Plywood, veneer, millwork, & wood panel whsle	2 156 059	434 356	115 796	318 560	1 697 355	14 946	9 402
42132	Brick, stone, & related construction materials whsle	775 319	23 279	6 969	16 310	735 009	16 561	470
421320	Brick, stone, & related construction materials whsle	775 319	23 279	6 969	16 310	735 009	16 561	470
4213201	Brick, block, tile, clay/cement sewer pipe whsle	333 266	2 153	527	1 626	327 619	3 100	394
4213202	Sand, gravel, & stone whsle	188 511	7 807	3 830	3 977	174 683	6 021	—
4213203	Cement, lime, & related products whsle	253 542	13 319	2 612	10 707	232 707	7 440	76
42133	Roofing, siding, & insulation material whsle	595 540	41 401	3 331	38 070	537 318	9 158	7 663
421330	Roofing, siding, & insulation material whsle	595 540	41 401	3 331	38 070	537 318	9 158	7 663
4213301	Roofing, siding, & insulation material whsle	595 540	41 401	3 331	38 070	537 318	9 158	7 663
42139	Other construction materials whsle	623 522	53 740	6 941	46 799	563 474	6 308	—
421390	Other construction materials whsle	623 522	53 740	6 941	46 799	563 474	6 308	—
4213901	Flat glass & other construction glass whsle	120 217	20 368	2 323	18 045	109 786	63	—
4213902	Other construction materials whsle	493 305	33 372	4 618	28 754	453 688	6 245	—
4214	Professional & commercial equipment & supplies whsle	'24 912 094	1 249 781	225 304	1 024 477	23 259 726	273 302	129 285
42141	Photographic equipment & supplies whsle	1 200 133	146 430	64 438	81 992	1 049 128	4 475	100
421410	Photographic equipment & supplies whsle	1 200 133	146 430	64 438	81 992	1 049 128	4 475	100
42142	Office equipment whsle	'2 583 465	20 257	3 362	16 895	2 556 204	6 247	757
421420	Office equipment whsle	'2 583 465	20 257	3 362	16 895	2 556 204	6 247	757
42143	Computer & computer peripheral equipment & software whsle	12 835 855	58 761	7 345	51 416	12 752 545	18 619	5 930
421430	Computer & computer peripheral equipment & software whsle	12 835 855	58 761	7 345	51 416	12 752 545	18 619	5 930
4214301	Computer & peripheral equipment whsle	12 344 695	40 704	5 375	35 329	12 279 731	18 377	5 883
42143011	Computers & peripheral equipment for resale	8 708 957	31 148	4 176	26 972	8 665 706	10 144	1 959
42143012	Computers & peripheral equipment for end use	3 635 738	9 556	1 199	8 357	3 614 025	8 233	3 924
4214302	Computer software (packaged) whsle	491 160	18 057	1 970	16 087	472 814	242	47
42144	Other commercial equipment whsle	'1 197 539	71 858	12 192	59 666	1 081 407	18 265	26 009
421440	Other commercial equipment whsle	'1 197 539	71 858	12 192	59 666	1 081 407	18 265	26 009
4214401	Restaurant & hotel equipment & supplies whsle	790 577	56 879	10 484	46 395	695 819	13 451	24 428
4214402	Store machines & equipment whsle	'406 962	14 979	1 708	13 271	385 588	4 814	1 581
42145	Medical, dental, & hospital equipment & supplies whsle	5 160 001	797 283	104 027	693 256	4 213 969	53 095	95 654
421450	Medical, dental, & hospital equipment & supplies whsle	5 160 001	797 283	104 027	693 256	4 213 969	53 095	95 654
4214501	Surgical, medical, & hospital supplies whsle	4 681 500	727 820	89 695	638 125	3 828 843	49 599	75 238
4214502	Dental equipment & supplies whsle	478 501	69 463	14 332	55 131	385 126	3 496	20 416
42146	Ophthalmic goods whsle	757 910	25 713	3 155	22 558	719 517	12 525	155
421460	Ophthalmic goods whsle	757 910	25 713	3 155	22 558	719 517	12 525	155
42149	Other professional equipment & supplies whsle	1 177 191	129 479	30 785	98 694	886 956	160 076	680
421490	Other professional equipment & supplies whsle	1 177 191	129 479	30 785	98 694	886 956	160 076	680
4214901	Religious & school supplies whsle	147 111	15 220	3 447	11 773	131 403	488	—
4214902	Other professional equipment & supplies whsle	1 030 080	114 259	27 338	86 921	755 553	159 588	680

See footnotes at end of table.

Table 3. End-of-Year Inventories for the United States: 1996—Con.

[Thousand dollars. Includes only establishments with payroll. For meaning of abbreviations and symbols, see introductory text. For explanation of terms, see Appendix A]

NAICS code	Kind of business and type of operation	Total inventories	Subject to LIFO costing ¹			Not subject to LIFO costing	Valuation method not reported ²	Amount reported subject to LIFO without associated reserve and value ³
			Total	LIFO reserve	LIFO value			
	Wholesale trade—Con.							
421	Wholesale trade, durable goods—Con.							
4215	Metal & mineral (except petroleum) whsle	13 746 559	3 431 296	927 693	2 503 603	9 901 304	314 724	99 235
42151	Metal service centers & offices	13 121 270	3 413 518	925 867	2 487 651	9 294 483	314 034	99 235
421510	Metal service centers & offices	13 121 270	3 413 518	925 867	2 487 651	9 294 483	314 034	99 235
4215101	Ferrous metal service centers & sales offices	10 372 132	2 785 171	793 725	1 991 446	7 222 810	281 470	82 681
42151011	Ferrous metal service centers	10 372 132	2 785 171	793 725	1 991 446	7 222 810	281 470	82 681
42151012	Ferrous metal sales offices	—	—	—	—	—	—	—
4215102	Nonferrous metal service centers & sales offices	2 749 138	628 347	132 142	496 205	2 071 673	32 564	16 554
42151021	Nonferrous metal service centers	2 749 138	628 347	132 142	496 205	2 071 673	32 564	16 554
42151022	Nonferrous metal sales offices	—	—	—	—	—	—	—
42152	Coal & other mineral & ore whsle	625 289	17 778	1 826	15 952	606 821	690	—
421520	Coal & other mineral & ore whsle	625 289	17 778	1 826	15 952	606 821	690	—
4215201	Coal whsle	238 632	6 854	288	6 566	231 764	14	—
4215202	Other mineral & ore whsle	386 657	10 924	1 538	9 386	375 057	676	—
4216	Electrical goods whsle	19 795 782	1 228 007	246 424	981 583	18 239 408	309 400	18 967
42161	Electrical apparatus & equip, wiring supp, & const material whsle	5 675 640	895 629	209 028	686 601	4 581 008	182 223	16 780
421610	Electrical apparatus & equip, wiring supp, & const material whsle	5 675 640	895 629	209 028	686 601	4 581 008	182 223	16 780
42162	Electrical appliance, television & radio set whsle	3 953 254	82 876	12 510	70 366	3 840 109	29 189	1 080
421620	Electrical appliance, television & radio set whsle	3 953 254	82 876	12 510	70 366	3 840 109	29 189	1 080
42169	Other electronic parts & equipment whsle	10 166 888	249 502	24 886	224 616	9 818 291	97 988	1 107
421690	Other electronic parts & equipment whsle	10 166 888	249 502	24 886	224 616	9 818 291	97 988	1 107
4216901	Communications equipment & supplies whsle	3 692 360	96 724	14 274	82 450	3 581 847	13 496	293
4216902	Electronic parts (excluding communications equipment) whsle	6 474 528	152 778	10 612	142 166	6 236 444	84 492	814
4217	Hardware, & plumbing & heating equipment & supplies whsle ..	9 822 088	1 439 849	292 330	1 147 519	8 169 746	112 969	99 524
42171	Hardware whsle	4 938 173	696 854	136 401	560 453	4 118 049	59 454	63 816
421710	Hardware whsle	4 938 173	696 854	136 401	560 453	4 118 049	59 454	63 816
42172	Plumbing & heating equipment & supplies (hydronics) whsle	1 832 534	177 742	32 898	144 844	1 631 159	19 988	3 645
421720	Plumbing & heating equipment & supplies (hydronics) whsle	1 832 534	177 742	32 898	144 844	1 631 159	19 988	3 645
42173	Warm air heating & air-conditioning equipment & supplies whsle	2 446 751	493 589	108 062	385 527	1 903 687	19 199	30 276
421730	Warm air heating & air-conditioning equipment & supplies whsle	2 446 751	493 589	108 062	385 527	1 903 687	19 199	30 276
42174	Refrigeration equipment & supplies whsle	604 630	71 664	14 969	56 695	516 851	14 328	1 787
421740	Refrigeration equipment & supplies whsle	604 630	71 664	14 969	56 695	516 851	14 328	1 787
4218	Machinery, equipment, & supplies whsle	43 404 221	6 904 883	1 179 522	5 725 361	35 334 351	774 003	390 984
42181	Construction & mining (except petroleum) machinery & equip whsle	11 166 924	2 927 461	432 598	2 494 863	7 757 992	346 065	135 406
421810	Construction & mining (except petroleum) machinery & equip whsle	11 166 924	2 927 461	432 598	2 494 863	7 757 992	346 065	135 406
42182	Farm & garden machinery & equipment whsle	8 510 984	720 224	120 527	599 697	7 623 081	132 537	35 142
421820	Farm & garden machinery & equipment whsle	8 510 984	720 224	120 527	599 697	7 623 081	132 537	35 142
4218201	Farm machinery & equipment—farm dealers	6 404 218	430 769	77 516	353 253	5 856 584	94 743	22 122
4218202	Farm machinery & equipment—whsle distributors	1 404 776	77 363	15 741	61 622	1 288 086	35 814	3 513
4218203	Lawn & garden machinery & equipment whsle	701 990	212 092	27 270	184 822	478 411	1 980	9 507
42183	Industrial machinery & equipment whsle	13 953 455	1 746 467	348 624	1 397 843	11 865 491	192 600	148 897
421830	Industrial machinery & equipment whsle	13 953 455	1 746 467	348 624	1 397 843	11 865 491	192 600	148 897
4218301	Food-processing machinery & equipment whsle	449 556	35 693	14 361	21 332	406 267	5 098	2 498
4218302	Hydraulic & pneumatic (fluid-power) machinery & equipment whsle	1 300 399	202 730	52 540	150 190	1 070 090	19 936	7 643
42183021	Hydraulic & pneumatic pumps & motors whsle	471 624	90 216	27 121	63 095	372 511	6 082	2 815
42183022	Hydraulic & pneumatic parts, accessories, & supplies whsle	828 775	112 514	25 419	87 095	697 579	13 854	4 828
4218303	General-purpose industrial machinery & equipment whsle	3 902 321	642 411	110 881	531 530	3 151 441	63 618	44 851
4218304	Metalworking machinery & equipment whsle	2 381 201	215 128	37 187	177 941	2 095 346	9 328	61 399
4218305	Materials handling equipment whsle	1 785 899	276 065	43 646	232 419	1 485 737	16 435	7 662
4218306	Oilwell, oil refinery, & pipeline mach, equip, & supplies whsle	1 181 404	193 588	65 433	128 155	931 216	55 653	947
4218307	Other industrial machinery & equipment whsle	2 952 675	180 852	24 576	156 276	2 725 394	22 532	23 897
42184	Industrial supplies whsle	5 107 540	817 197	190 937	626 260	4 169 314	53 139	67 890
421840	Industrial supplies whsle	5 107 540	817 197	190 937	626 260	4 169 314	53 139	67 890
4218401	General-line industrial supplies whsle	474 631	60 005	12 368	47 637	403 534	4 786	6 306
4218402	Mechanical power transmission supplies whsle	1 404 407	222 250	59 153	163 097	1 128 655	15 238	38 264
4218403	Welding supplies whsle	497 409	57 610	9 836	47 774	431 774	6 535	1 490
4218404	Industrial containers & supplies whsle	308 136	22 545	4 215	18 330	275 546	4 526	5 519
4218405	Industrial valves & fittings (except fluid-power) whsle ..	859 508	216 096	52 214	163 882	627 103	5 005	11 304
4218406	Other industrial supplies whsle	1 563 449	238 691	53 151	185 540	1 302 702	17 049	5 007
42185	Service establishment equipment & supplies whsle	1 301 673	66 684	11 595	55 089	1 217 416	14 244	3 329
421850	Service establishment equipment & supplies whsle	1 301 673	66 684	11 595	55 089	1 217 416	14 244	3 329
4218501	Beauty & barber shop equipment & supplies whsle	305 220	6 320	1 307	5 013	298 368	475	57
4218502	Custodial, janitors' equipment & supplies whsle	387 593	28 868	5 333	23 535	353 457	3 778	1 490
4218503	Laundry & dry-cleaning equipment & supplies whsle	165 141	10 498	1 602	8 896	151 312	2 755	576
4218504	Other service establishment equipment & supplies whsle	443 719	20 998	3 353	17 645	414 279	7 236	1 206
42186	Transportation equipment & supplies (exc motor vehicle) whsle	3 363 645	626 850	75 241	551 609	2 701 057	35 418	320
421860	Transportation equipment & supplies (exc motor vehicle) whsle	3 363 645	626 850	75 241	551 609	2 701 057	35 418	320
4218601	Aircraft & aeronautical equipment & supplies whsle	2 691 851	569 678	67 304	502 374	2 117 966	4 207	—
4218602	Marine machinery, equipment, & supplies whsle	436 185	33 484	5 015	28 469	373 452	28 929	320
4218603	Other transportation equipment & supplies whsle	235 609	23 688	2 922	20 766	209 639	2 282	—

See footnotes at end of table.

Table 3. End-of-Year Inventories for the United States: 1996—Con.

[Thousand dollars. Includes only establishments with payroll. For meaning of abbreviations and symbols, see introductory text. For explanation of terms, see Appendix A]

NAICS code	Kind of business and type of operation	Total inventories	Subject to LIFO costing ¹			Not subject to LIFO costing	Valuation method not reported ²	Amount reported subject to LIFO without associated reserve and value ³
			Total	LIFO reserve	LIFO value			
421	Wholesale trade—Con.							
	Wholesale trade, durable goods—Con.							
4219	Miscellaneous durable goods whsle	16 783 297	1 052 812	218 829	833 983	15 513 006	153 902	63 577
42191	Sporting & recreational goods & supplies whsle	3 259 908	230 831	41 147	189 684	2 986 453	35 874	6 750
421910	Sporting & recreational goods & supplies whsle	3 259 908	230 831	41 147	189 684	2 986 453	35 874	6 750
42192	Toy & hobby goods & supplies whsle	2 244 711	42 329	5 659	36 670	2 151 265	31 718	19 399
421920	Toy & hobby goods & supplies whsle	2 244 711	42 329	5 659	36 670	2 151 265	31 718	19 399
42193	Recyclable material whsle	1 995 204	219 929	70 658	149 271	1 755 075	18 877	1 323
421930	Recyclable material whsle	1 995 204	219 929	70 658	149 271	1 755 075	18 877	1 323
4219301	Iron & steel scrap processors & dealers	1 010 200	148 663	51 361	97 302	848 994	11 222	1 321
42193011	Iron & steel scrap processors (using power processing equipment)	882 998	145 243	49 795	95 448	726 558	11 194	3
42193012	Iron & steel scrap processors (not using power processing equip)	127 202	3 420	1 566	1 854	122 436	28	1 318
4219302	Recyclable paper & paperboard whsle	121 261	1 599	395	1 204	117 519	2 141	2
4219303	Other recyclable material whsle	863 743	69 667	18 902	50 765	788 562	5 514	—
42194	Jewelry/watch/silverware/precious stone, & precious metal whsle	5 159 492	399 309	74 084	325 225	4 706 684	24 309	29 190
421940	Jewelry/watch/silverware/precious stone, & precious metal whsle	5 159 492	399 309	74 084	325 225	4 706 684	24 309	29 190
4219401	Jewelry, watch, diamonds, precious stone, & silverware whsle	4 412 551	132 550	19 294	113 256	4 229 744	23 283	26 974
4219402	Precious metal (excluding ores) whsle	746 941	266 759	54 790	211 969	4 776 940	1 026	2 216
42199	Other miscellaneous durable goods whsle	4 123 982	160 414	27 281	133 133	3 913 529	43 124	6 915
421990	Other miscellaneous durable goods whsle	4 123 982	160 414	27 281	133 133	3 913 529	43 124	6 915
4219901	Musical instruments & supplies whsle	337 463	5 700	1 589	4 111	330 726	159	878
4219902	Forest products (except lumber) whsle	433 470	27 957	1 934	26 023	403 853	1 650	10
4219903	General merchandise (durable goods) whsle	1 043 974	81 578	16 663	64 915	952 803	8 593	1 000
4219904	Prerecorded media whsle	1 706 750	30 660	1 679	28 981	1 648 602	26 372	1 116
42199041	Compact discs/prerecorded audio tapes, & phonograph records whsle	1 221 711	14 713	1 642	13 071	1 187 112	18 770	1 116
42199042	Prerecorded video tapes whsle	485 039	15 947	37	15 910	461 490	7 602	—
4219905	Fire extinguishers & fire safety equipment whsle	77 208	2 080	115	1 965	67 998	3 219	3 911
4219906	Other durable goods whsle	525 117	12 439	5 301	7 138	509 547	3 131	—
422	Wholesale trade, nondurable goods	92 209 377	12 894 135	2 103 823	10 790 312	75 613 740	2 125 726	1 575 776
4221	Paper & paper product whsle	5 517 381	1 111 179	139 018	972 161	4 289 469	94 500	22 233
42211	Printing & writing paper whsle	1 488 311	390 254	74 449	315 805	1 038 970	57 136	1 951
422110	Printing & writing paper whsle	1 488 311	390 254	74 449	315 805	1 038 970	57 136	1 951
42212	Stationery & office supplies whsle	2 082 513	434 782	10 974	423 808	1 632 150	14 675	906
422120	Stationery & office supplies whsle	2 082 513	434 782	10 974	423 808	1 632 150	14 675	906
42213	Industrial & personal service paper whsle	1 946 557	286 143	53 595	232 548	1 618 349	22 689	19 376
422130	Industrial & personal service paper whsle	1 946 557	286 143	53 595	232 548	1 618 349	22 689	19 376
4222	Drugs, & druggists' sundries whsle	14 440 398	2 781 652	403 650	2 378 002	10 079 102	314 439	1 265 205
42221	Drugs, & druggists' sundries whsle	14 440 398	2 781 652	403 650	2 378 002	10 079 102	314 439	1 265 205
422210	Drugs, & druggists' sundries whsle	14 440 398	2 781 652	403 650	2 378 002	10 079 102	314 439	1 265 205
4222101	General-line drugs whsle	9 238 904	2 534 301	387 584	2 146 717	5 895 198	117 134	692 271
4222102	Specialty-line drug, pharmaceutical, cosmetic, & toiletries whsle	5 201 494	247 351	16 066	231 285	4 183 904	197 305	572 934
4223	Apparel, piece goods, & notions whsle	12 335 849	1 001 803	98 027	903 776	10 875 471	442 821	15 754
42231	Piece goods, notions, & other dry goods whsle	2 013 882	94 418	18 319	76 099	1 888 165	28 314	2 985
422310	Piece goods, notions, & other dry goods whsle	2 013 882	94 418	18 319	76 099	1 888 165	28 314	2 985
4223101	Piece goods—jobbers	1 655 778	66 366	13 814	52 552	1 560 402	26 235	2 775
4223102	Notions & other dry goods whsle	358 104	28 052	4 505	23 547	327 763	2 079	210
42232	Men's & boys' clothing & furnishings whsle	4 154 867	640 641	63 962	576 679	3 216 731	291 645	5 850
422320	Men's & boys' clothing & furnishings whsle	4 154 867	640 641	63 962	576 679	3 216 731	291 645	5 850
42233	Women's, children's, & infants' clothing & accessories whsle	3 658 306	50 823	9 082	41 741	3 526 268	74 296	6 919
422330	Women's, children's, & infants' clothing & accessories whsle	3 658 306	50 823	9 082	41 741	3 526 268	74 296	6 919
42234	Footwear whsle	2 508 794	215 921	6 664	209 257	2 244 307	48 566	—
422340	Footwear whsle	2 508 794	215 921	6 664	209 257	2 244 307	48 566	—
4224	Grocery & related products whsle	18 818 462	3 102 339	537 606	2 564 733	15 251 315	414 721	50 087
42241	General-line grocery whsle	5 638 569	1 612 292	269 064	1 343 228	3 834 070	165 266	26 941
422410	General-line grocery whsle	5 638 569	1 612 292	269 064	1 343 228	3 834 070	165 266	26 941
4224101	General-line grocery whsle, voluntary group	989 577	441 966	123 892	318 074	528 861	17 917	833
4224102	General-line grocery whsle, retail cooperative	926 900	164 980	17 196	147 784	759 973	—	1 947
4224103	Other general-line grocery whsle	3 722 092	1 005 346	127 976	877 370	2 545 236	147 349	24 161
42242	Packaged frozen food whsle	2 698 171	258 989	39 295	219 694	2 261 120	169 592	8 470
422420	Packaged frozen food whsle	2 698 171	258 989	39 295	219 694	2 261 120	169 592	8 470
42243	Dairy products, (except dried or canned) whsle	856 679	72 853	12 975	59 878	782 932	759	135
422430	Dairy products, (except dried or canned) whsle	856 679	72 853	12 975	59 878	782 932	759	135
4224301	Raw milk whsle	19 880	200	45	155	19 676	4	—
4224302	Dairy product (except raw milk) whsle	836 799	72 653	12 930	59 723	763 256	755	135
42244	Poultry & poultry product whsle	270 183	6 569	848	5 721	260 407	1 267	1 940
422440	Poultry & poultry product whsle	270 183	6 569	848	5 721	260 407	1 267	1 940
4224401	Live poultry whsle	1 853	—	—	—	1 853	—	—
4224402	Poultry & poultry product (except live) whsle	268 330	6 569	848	5 721	258 554	1 267	1 940
42245	Confectionery whsle	745 263	32 902	2 975	29 927	707 737	2 977	1 647
422450	Confectionery whsle	745 263	32 902	2 975	29 927	707 737	2 977	1 647
42246	Fish & seafood whsle	588 880	7 472	375	7 097	578 267	3 139	2
422460	Fish & seafood whsle	588 880	7 472	375	7 097	578 267	3 139	2
42247	Meat & meat product whsle	1 047 158	180 367	41 605	138 762	853 749	12 691	351
422470	Meat & meat product whsle	1 047 158	180 367	41 605	138 762	853 749	12 691	351

See footnotes at end of table.

Table 3. End-of-Year Inventories for the United States: 1996—Con.

[Thousand dollars. Includes only establishments with payroll. For meaning of abbreviations and symbols, see introductory text. For explanation of terms, see Appendix A]

NAICS code	Kind of business and type of operation	Total inventories	Subject to LIFO costing ¹			Not subject to LIFO costing	Valuation method not reported ²	Amount reported subject to LIFO without associated reserve and value ³
			Total	LIFO reserve	LIFO value			
422	Wholesale trade—Con.							
	Wholesale trade, nondurable goods—Con.							
4224	Grocery & related products whse—Con.							
42248	Fresh fruit & vegetable whse	568 953	7 712	1 190	6 522	558 531	2 362	348
422480	Fresh fruit & vegetable whse	568 953	7 712	1 190	6 522	558 531	2 362	348
42249	Other grocery & related products whse	6 404 606	923 183	169 279	753 904	5 414 502	56 668	10 253
422490	Other grocery & related products whse	6 404 606	923 183	169 279	753 904	5 414 502	56 668	10 253
4224901	Coffee, tea, & spice whse	550 095	42 626	12 778	29 848	502 688	3 850	931
4224902	Bread & baked goods whse	477 128	22 734	2 728	20 006	443 775	10 546	73
4224903	Soft drinks whse	719 316	44 160	6 192	37 968	662 138	8 193	4 825
4224904	Canned goods whse	1 075 206	26 629	6 217	20 412	1 040 289	8 152	136
4224905	Food & beverage basic materials whse	307 851	44 091	2 025	42 066	259 334	4 426	—
4224906	Other grocery specialties whse	3 275 010	742 943	139 339	603 604	2 506 278	21 501	4 288
4225	Farm-product raw material whse	9 518 504	388 870	50 005	338 865	9 051 806	73 121	4 707
42251	Grain & field bean whse	6 828 225	369 432	46 616	322 816	6 384 562	69 698	4 533
422510	Grain & field bean whse	6 828 225	369 432	46 616	322 816	6 384 562	69 698	4 533
42252	Livestock whse	212 441	472	90	382	209 842	1 953	174
422520	Livestock whse	212 441	472	90	382	209 842	1 953	174
42259	Other farm product raw material whse	2 477 838	18 966	3 299	15 667	2 457 402	1 470	—
422590	Other farm product raw material whse	2 477 838	18 966	3 299	15 667	2 457 402	1 470	—
4225901	Hides, skins, & pelts whse	111 982	50	—	50	111 932	—	—
4225902	Leaf tobacco whse	294 291	2 324	1 179	1 145	291 967	—	—
4225903	Wool, wool tops, & mohair whse	22 725	5 110	573	4 537	17 283	332	—
4225904	Cotton whse	1 702 714	7 829	1 199	6 630	1 694 242	643	—
4225905	Other farm-product raw material whse	346 126	3 653	348	3 305	341 978	495	—
4226	Chemical & allied products whse	6 112 219	722 558	122 426	600 132	5 148 077	172 366	69 218
42261	Plastics materials & basic forms & shapes whse	1 878 331	225 295	29 295	196 000	1 494 572	136 872	21 592
422610	Plastics materials & basic forms & shapes whse	1 878 331	225 295	29 295	196 000	1 494 572	136 872	21 592
42269	Other chemical & allied products whse	4 233 888	497 263	93 131	404 132	3 653 505	35 494	47 626
422690	Other chemical & allied products whse	4 233 888	497 263	93 131	404 132	3 653 505	35 494	47 626
4226901	Industrial gases (except LP) whse	167 580	12 894	2 528	10 366	151 110	2 560	1 016
4226902	Other chemical & allied products whse	4 066 308	484 369	90 603	393 766	3 502 395	32 934	46 610
4227	Petroleum & petroleum products whse	6 814 285	1 147 837	326 887	820 950	5 312 354	330 872	23 222
42271	Petroleum bulk stations & terminals	5 235 427	877 923	239 690	638 233	4 078 784	263 354	15 366
422710	Petroleum bulk stations & terminals	5 235 427	877 923	239 690	638 233	4 078 784	263 354	15 366
4227101	Petroleum bulk stations & terminals (except LP)	9 976 010	875 854	239 364	636 490	3 824 774	260 016	15 366
42271011	Petroleum bulk stations (except LP)	1 461 304	173 208	50 208	123 000	1 253 549	22 628	11 919
42271012	Petroleum bulk terminals (except LP)	3 514 706	702 646	189 156	513 490	2 571 225	237 388	3 447
4227102	Liquefied petroleum bulk stations & terminals	259 417	2 069	326	1 743	254 010	3 338	—
42272	Petroleum & petroleum prod whse (exc bulk stations & terminals)	1 578 858	269 914	87 197	182 717	1 233 570	67 518	7 856
422720	Petroleum & petroleum prod whse (exc bulk stations & terminals)	1 578 858	269 914	87 197	182 717	1 233 570	67 518	7 856
4228	Beer, wine, & distilled alcoholic beverage whse	4 918 578	1 393 969	237 913	1 156 056	3 383 362	54 406	86 841
42281	Beer & ale whse	1 626 132	363 422	59 959	303 463	1 212 401	31 922	18 387
422810	Beer & ale whse	1 626 132	363 422	59 959	303 463	1 212 401	31 922	18 387
42282	Wine & distilled alcoholic beverage whse	3 292 446	1 030 547	177 954	852 593	2 170 961	22 484	68 454
422820	Wine & distilled alcoholic beverage whse	3 292 446	1 030 547	177 954	852 593	2 170 961	22 484	68 454
4228201	Wine & distilled alcoholic bev (licensed operation) whse	3 249 786	1 030 547	177 954	852 593	2 131 262	19 523	68 454
4228202	Wine & distilled alcoholic beverage (state operated) whse	42 660	—	—	—	39 699	2 961	—
4229	Miscellaneous nondurable goods whse	13 733 701	1 243 928	188 291	1 055 637	12 222 784	228 480	38 509
42291	Farm supplies whse	4 103 160	184 084	19 210	164 874	3 901 438	16 076	1 562
422910	Farm supplies whse	4 103 160	184 084	19 210	164 874	3 901 438	16 076	1 562
4229101	Farm supplies—farm dealers	1 231 726	15 407	2 101	13 306	1 210 810	4 006	1 503
4229102	Farm supplies—whse distributors	2 871 434	168 677	17 109	151 568	2 690 628	12 070	59
42292	Book, periodical, & newspaper whse	2 289 015	191 233	39 664	151 569	1 913 788	159 226	24 768
422920	Book, periodical, & newspaper whse	2 289 015	191 233	39 664	151 569	1 913 788	159 226	24 768
42293	Flower, nursery stock, & florists' supplies whse	656 683	13 435	1 930	11 505	637 654	5 594	—
422930	Flower, nursery stock, & florists' supplies whse	656 683	13 435	1 930	11 505	637 654	5 594	—
42294	Tobacco & tobacco product whse	1 841 101	569 834	85 815	484 019	1 242 827	24 763	3 677
422940	Tobacco & tobacco product whse	1 841 101	569 834	85 815	484 019	1 242 827	24 763	3 677
42295	Paint, varnish, & supplies whse	650 640	43 347	16 130	27 217	601 158	5 717	418
422950	Paint, varnish, & supplies whse	650 640	43 347	16 130	27 217	601 158	5 717	418
4229501	Paint, varnish, & supplies whse	650 640	43 347	16 130	27 217	601 158	5 717	418
42299	Other miscellaneous nondurable goods whse	4 193 102	241 995	25 542	216 453	3 925 919	17 104	8 084
422990	Other miscellaneous nondurable goods whse	4 193 102	241 995	25 542	216 453	3 925 919	17 104	8 084
4229901	Art goods whse	1 215 468	41 734	6 107	35 627	1 166 910	6 740	84
4229902	General merchandise (nondurable goods) whse	1 511 757	23 865	4 823	19 042	1 481 273	2 458	4 161
4229903	Textile bags, bagging, & burlap whse	91 231	1 269	253	1 016	89 224	738	—
4229904	Other nondurable goods whse	1 374 646	175 127	14 359	160 768	1 188 512	7 168	3 839

See footnotes at end of table.

Table 3. End-of-Year Inventories for the United States: 1996—Con.

[Thousand dollars. Includes only establishments with payroll. For meaning of abbreviations and symbols, see introductory text. For explanation of terms, see Appendix A]

NAICS code	Kind of business and type of operation	Total inventories	Subject to LIFO costing ¹			Not subject to LIFO costing	Valuation method not reported ²	Amount reported subject to LIFO without associated reserve and value ³
			Total	LIFO reserve	LIFO value			
	Merchant wholesalers	'214 621 484	27 063 164	5 255 271	21 807 893	182 161 748	3 449 465	1 947 107
421	Wholesale trade, durable goods	'135 753 109	15 833 845	3 468 592	12 365 253	116 935 939	2 012 604	970 721
4211	Motor vehicle & motor vehicle parts & supplies whsle	'16 213 453	3 020 172	798 653	2 221 519	12 544 655	275 815	372 811
42111	Automobile & other motor vehicle whsle	8 123 863	1 977 951	574 343	1 403 608	5 636 874	198 913	310 075
421110	Automobile & other motor vehicle whsle	8 123 863	1 977 951	574 343	1 403 608	5 636 874	198 913	310 075
4211101	Automobile & motorcycle whsle	3 709 763	1 200 030	430 791	769 239	2 150 494	127 519	231 670
4211102	Bus & recreational vehicle whsle	D	D	D	D	D	D	D
4211103	Light truck & van (14,000 lb or less) whsle	535 182	150 864	17 384	133 480	355 130	127	29 061
4211104	Medium truck & tractor (14,001 lb to 26,000 lb) whsle	D	D	D	D	D	D	D
4211105	Heavy truck & tractor (over 26,000 lb) whsle	3 107 815	545 346	110 022	435 324	2 494 406	49 579	18 484
42112	Motor vehicle supplies & new parts whsle	'6 453 745	932 000	222 417	709 583	5 440 561	60 791	20 393
421120	Motor vehicle supplies & new parts whsle	'6 453 745	932 000	222 417	709 583	5 440 561	60 791	20 393
4211201	Motor vehicle supplies & new parts—warehouse distributors	'3 138 584	522 360	73 523	448 837	2 561 917	34 391	19 916
4211202	Motor vehicle supplies & new parts—jobbers	3 194 153	394 490	145 358	249 132	2 774 554	24 632	477
4211203	Petroleum products marketing equipment whsle	121 008	15 150	3 536	11 614	104 090	1 768	—
42113	Tire & tube whsle	890 895	89 387	-1 193	90 580	751 617	7 879	42 012
421130	Tire & tube whsle	890 895	89 387	-1 193	90 580	751 617	7 879	42 012
42114	Motor vehicle parts, (used) whsle	744 950	20 834	3 086	17 748	715 603	8 232	331
421140	Motor vehicle parts, (used) whsle	744 950	20 834	3 086	17 748	715 603	8 232	331
4212	Furniture & home furnishings whsle	4 730 169	317 922	70 022	247 900	4 340 093	46 345	25 809
42121	Furniture whsle	1 465 326	44 204	10 238	33 966	1 397 785	22 084	1 273
421210	Furniture whsle	1 465 326	44 204	10 238	33 966	1 397 785	22 084	1 273
4212101	Household & lawn furniture whsle	772 059	23 496	5 098	18 398	735 002	13 374	1 187
4212102	Office & business furniture whsle	693 267	20 708	5 140	15 568	662 763	8 710	1 086
42122	Home furnishings whsle	3 264 843	273 718	59 784	213 934	2 942 328	24 261	24 536
421220	Home furnishings whsle	3 264 843	273 718	59 784	213 934	2 942 328	24 261	24 536
4212201	Household china, glassware, & crockery whsle	742 824	91 959	29 024	62 935	638 019	8 908	3 938
4212202	Linens, domestics, draperies, & curtains whsle	570 809	13 227	3 131	10 096	550 083	6 101	1 398
4212203	Floor coverings whsle	1 044 359	73 512	12 861	60 651	952 672	6 975	11 200
4212204	Other home furnishings whsle	906 851	95 020	14 768	80 252	801 554	2 277	8 000
4213	Lumber & other construction materials whsle	5 224 999	634 373	156 822	477 551	4 507 319	72 824	10 483
42131	Lumber, plywood, millwork, & wood panel whsle	3 784 463	552 062	144 252	407 810	3 174 613	47 771	10 017
421310	Lumber, plywood, millwork, & wood panel whsle	3 784 463	552 062	144 252	407 810	3 174 613	47 771	10 017
4213101	Lumber without yard whsle	569 650	12 569	1 826	10 743	551 268	5 813	—
4213102	Lumber with yard whsle	1 408 289	173 242	44 559	128 683	1 205 383	27 990	1 674
4213103	Plywood, veneer, millwork, & wood panel whsle	1 806 524	366 251	97 867	268 384	1 417 962	13 968	8 343
42132	Brick, stone, & related construction materials whsle	458 820	12 258	4 870	7 388	431 804	14 292	466
421320	Brick, stone, & related construction materials whsle	458 820	12 258	4 870	7 388	431 804	14 292	466
4213201	Brick, block, tile, clay/cement sewer pipe whsle	156 878	1 005	164	841	152 379	3 100	394
4213202	Sand, gravel, & stone whsle	157 811	4 762	3 228	1 534	147 612	5 437	—
4213203	Cement, lime, & related products whsle	144 131	6 491	1 478	5 013	131 813	5 755	72
42133	Roofing, siding, & insulation material whsle	475 247	34 974	2 825	32 149	435 431	4 842	—
421330	Roofing, siding, & insulation material whsle	475 247	34 974	2 825	32 149	435 431	4 842	—
4213301	Roofing, siding, & insulation material whsle	475 247	34 974	2 825	32 149	435 431	4 842	—
42139	Other construction materials whsle	506 469	35 079	4 875	30 204	465 471	5 919	—
421390	Other construction materials whsle	506 469	35 079	4 875	30 204	465 471	5 919	—
4213901	Flat glass & other construction glass whsle	98 460	13 586	1 593	11 993	84 874	—	—
4213902	Other construction materials whsle	408 009	21 493	3 282	18 211	380 597	5 919	—
4214	Professional & commercial equipment & supplies whsle	'18 662 447	976 768	136 835	839 933	17 381 914	259 629	44 136
42141	Photographic equipment & supplies whsle	898 918	26 842	4 420	22 422	867 505	4 471	100
421410	Photographic equipment & supplies whsle	898 918	26 842	4 420	22 422	867 505	4 471	100
42142	Office equipment whsle	'2 182 436	18 488	3 142	15 346	2 156 944	6 247	757
421420	Office equipment whsle	'2 182 436	18 488	3 142	15 346	2 156 944	6 247	757
42143	Computer & computer peripheral equipment & software whsle	8 917 303	52 027	8 392	43 635	8 840 739	18 607	5 930
421430	Computer & computer peripheral equipment & software whsle	8 917 303	52 027	8 392	43 635	8 840 739	18 607	5 930
4214301	Computer & peripheral equipment whsle	8 534 297	33 970	6 422	27 548	8 476 079	18 365	5 883
42143011	Computers & peripheral equipment for resale	6 008 852	24 439	5 223	19 216	5 972 322	10 132	1 959
42143012	Computers & peripheral equipment for end use	2 525 445	9 531	1 199	8 332	2 503 757	8 233	3 924
4214302	Computer software (packaged) whsle	383 006	18 057	1 970	16 087	364 660	242	47
42144	Other commercial equipment whsle	'1 142 404	65 488	11 307	54 181	1 043 882	17 478	15 556
421440	Other commercial equipment whsle	'1 142 404	65 488	11 307	54 181	1 043 882	17 478	15 556
4214401	Restaurant & hotel equipment & supplies whsle	756 372	50 789	9 682	41 107	678 944	12 664	13 975
4214402	Store machines & equipment whsle	'386 032	14 699	1 625	13 074	364 938	4 814	1 581
42145	Medical, dental, & hospital equipment & supplies whsle	3 699 838	663 366	76 740	586 626	2 975 252	40 262	20 958
421450	Medical, dental, & hospital equipment & supplies whsle	3 699 838	663 366	76 740	586 626	2 975 252	40 262	20 958
4214501	Surgical, medical, & hospital supplies whsle	3 269 780	606 700	63 438	543 262	2 625 538	36 766	776
4214502	Dental equipment & supplies whsle	430 058	56 666	13 302	43 364	349 714	3 496	20 182
42146	Ophthalmic goods whsle	714 418	24 974	3 144	21 830	676 768	12 521	155
421460	Ophthalmic goods whsle	714 418	24 974	3 144	21 830	676 768	12 521	155
42149	Other professional equipment & supplies whsle	1 107 130	125 583	29 690	95 893	820 824	160 043	680
421490	Other professional equipment & supplies whsle	1 107 130	125 583	29 690	95 893	820 824	160 043	680
4214901	Religious & school supplies whsle	141 678	14 613	3 362	11 251	126 577	488	—
4214902	Other professional equipment & supplies whsle	965 452	110 970	26 328	84 642	694 247	159 555	680

See footnotes at end of table.

Table 3. End-of-Year Inventories for the United States: 1996—Con.

[Thousand dollars. Includes only establishments with payroll. For meaning of abbreviations and symbols, see introductory text. For explanation of terms, see Appendix A]

NAICS code	Kind of business and type of operation	Subject to LIFO costing ¹			Not subject to LIFO costing	Valuation method not reported ²	Amount reported subject to LIFO without associated reserve and value ³	
		Total inventories	Total	LIFO reserve				LIFO value
421	Merchant wholesalers—Con.							
	Wholesale trade, durable goods—Con.							
4215	Metal & mineral (except petroleum) whsle	11 240 009	2 716 129	714 624	2 001 505	8 159 677	283 951	80 252
42151	Metal service centers & offices	10 801 425	2 699 099	712 985	1 986 114	7 738 587	283 487	80 252
4215101	Metal service centers & offices	10 801 425	2 699 099	712 985	1 986 114	7 738 587	283 487	80 252
42151011	Ferrous metal service centers & sales offices	8 873 016	2 293 904	620 614	1 673 290	6 247 740	255 121	76 251
421510111	Ferrous metal service centers	8 873 016	2 293 904	620 614	1 673 290	6 247 740	255 121	76 251
42151012	Ferrous metal sales offices	—	—	—	—	—	—	—
4215102	Nonferrous metal service centers & sales offices	1 928 409	405 195	92 371	312 824	1 490 847	28 366	4 001
42151021	Nonferrous metal service centers	1 928 409	405 195	92 371	312 824	1 490 847	28 366	4 001
42151022	Nonferrous metal sales offices	—	—	—	—	—	—	—
42152	Coal & other mineral & ore whsle	438 584	17 030	1 639	15 391	421 090	464	—
421520	Coal & other mineral & ore whsle	438 584	17 030	1 639	15 391	421 090	464	—
4215201	Coal whsle	153 763	6 106	101	6 005	147 643	14	—
4215202	Other mineral & ore whsle	284 821	10 924	1 538	9 386	273 447	450	—
4216	Electrical goods whsle	17 186 313	1 083 260	218 333	864 927	15 806 492	280 132	16 429
42161	Electrical apparatus & equip, wiring supp, & const material whsle	4 590 972	827 188	182 288	644 900	3 572 724	176 818	14 242
421610	Electrical apparatus & equip, wiring supp, & const material whsle	4 590 972	827 188	182 288	644 900	3 572 724	176 818	14 242
42162	Electrical appliance, television & radio set whsle	3 715 334	66 631	11 827	54 804	3 640 716	6 907	1 080
421620	Electrical appliance, television & radio set whsle	3 715 334	66 631	11 827	54 804	3 640 716	6 907	1 080
42169	Other electronic parts & equipment whsle	8 880 007	189 441	24 218	165 223	8 593 052	96 407	1 107
421690	Other electronic parts & equipment whsle	8 880 007	189 441	24 218	165 223	8 593 052	96 407	1 107
4216901	Communications equipment & supplies whsle	3 042 985	95 892	14 273	81 619	2 933 784	13 016	293
4216902	Electronic parts (excluding communications equipment) whsle	5 837 022	93 549	9 945	83 604	5 659 268	83 391	814
4217	Hardware, & plumbing & heating equipment & supplies whsle ..	8 709 596	1 125 977	201 975	924 002	7 386 637	100 031	96 951
42171	Hardware whsle	4 524 746	602 483	110 049	492 434	3 805 197	55 453	61 613
421710	Hardware whsle	4 524 746	602 483	110 049	492 434	3 805 197	55 453	61 613
42172	Plumbing & heating equipment & supplies (hydronics) whsle	1 516 634	119 222	24 639	94 583	1 376 783	16 984	3 645
421720	Plumbing & heating equipment & supplies (hydronics) whsle	1 516 634	119 222	24 639	94 583	1 376 783	16 984	3 645
42173	Warm air heating & air-conditioning equipment & supplies whsle ..	2 136 446	335 129	53 260	281 869	1 752 751	18 290	30 276
421730	Warm air heating & air-conditioning equipment & supplies whsle ..	2 136 446	335 129	53 260	281 869	1 752 751	18 290	30 276
42174	Refrigeration equipment & supplies whsle	531 770	69 143	14 027	55 116	451 906	9 304	1 417
421740	Refrigeration equipment & supplies whsle	531 770	69 143	14 027	55 116	451 906	9 304	1 417
4218	Machinery, equipment, & supplies whsle	37 837 176	4 930 103	955 679	3 974 424	32 104 554	542 244	260 275
42181	Construction & mining (except petroleum) machinery & equip whsle	9 191 293	1 879 981	351 706	1 528 275	7 037 810	183 599	89 903
421810	Construction & mining (except petroleum) machinery & equip whsle	9 191 293	1 879 981	351 706	1 528 275	7 037 810	183 599	89 903
42182	Farm & garden machinery & equipment whsle	7 994 095	611 285	111 713	499 572	7 243 910	103 761	35 139
421820	Farm & garden machinery & equipment whsle	7 994 095	611 285	111 713	499 572	7 243 910	103 761	35 139
4218201	Farm machinery & equipment—farm dealers	6 317 759	422 521	74 954	347 567	5 780 270	92 849	22 119
4218202	Farm machinery & equipment—whsle distributors	1 088 278	75 073	14 912	60 161	1 000 760	8 932	3 513
4218203	Lawn & garden machinery & equipment whsle	588 058	113 691	21 847	91 844	462 880	1 980	9 507
42183	Industrial machinery & equipment whsle	12 326 301	1 488 004	288 691	1 199 313	10 611 866	159 608	66 823
421830	Industrial machinery & equipment whsle	12 326 301	1 488 004	288 691	1 199 313	10 611 866	159 608	66 823
4218301	Food-processing machinery & equipment whsle	415 921	34 581	14 182	20 399	377 013	1 829	2 498
4218302	Hydraulic & pneumatic (fluid-power) machinery & equipment whsle	1 137 999	145 791	29 639	116 152	965 817	18 748	7 643
42183021	Hydraulic & pneumatic pumps & motors whsle	376 128	36 720	5 295	31 425	330 591	6 002	2 815
42183022	Hydraulic & pneumatic parts, accessories, & supplies whsle	761 871	109 071	24 344	84 727	635 226	12 746	4 828
4218303	General-purpose industrial machinery & equipment whsle	3 533 463	607 439	98 588	508 851	2 849 525	47 639	28 860
4218304	Metalworking machinery & equipment whsle	2 155 284	153 106	27 454	125 652	1 990 453	8 875	2 850
4218305	Materials handling equipment whsle	1 654 475	244 523	41 374	203 149	1 391 349	12 641	5 962
4218306	Oilwell, oil refinery, & pipeline mach, equip, & supplies whsle	847 083	125 626	53 665	71 961	673 647	47 344	466
4218307	Other industrial machinery & equipment whsle	2 582 076	176 938	23 789	153 149	2 364 062	22 532	18 544
42184	Industrial supplies whsle	4 446 078	674 951	150 638	524 313	3 660 662	45 704	64 761
421840	Industrial supplies whsle	4 446 078	674 951	150 638	524 313	3 660 662	45 704	64 761
4218401	General-line industrial supplies whsle	472 943	60 005	12 368	47 637	401 856	4 776	6 306
4218402	Mechanical power transmission supplies whsle	1 187 548	175 209	44 893	130 316	959 984	14 091	38 264
4218403	Welding supplies whsle	455 742	42 664	6 446	36 218	406 525	5 063	1 490
4218404	Industrial containers & supplies whsle	298 554	22 301	4 205	18 096	269 337	4 526	2 390
4218405	Industrial valves & fittings (except fluid-power) whsle ..	799 843	198 180	46 552	151 628	586 291	4 068	11 304
4218406	Other industrial supplies whsle	1 231 448	176 592	36 174	140 418	1 036 669	13 180	5 007
42185	Service establishment equipment & supplies whsle	1 208 260	66 599	11 530	55 069	1 124 178	14 154	3 329
421850	Service establishment equipment & supplies whsle	1 208 260	66 599	11 530	55 069	1 124 178	14 154	3 329
4218501	Beauty & barber shop equipment & supplies whsle	297 828	6 320	1 307	5 013	291 009	442	57
4218502	Custodial, janitors' equipment & supplies whsle	382 831	28 783	5 268	23 515	348 837	3 721	1 490
4218503	Laundry & dry-cleaning equipment & supplies whsle	D	D	D	D	D	D	D
4218504	Other service establishment equipment & supplies whsle	D	D	D	D	D	D	D
42186	Transportation equipment & supplies (exc motor vehicle) whsle	2 671 149	209 283	41 401	167 882	2 426 128	35 418	320
421860	Transportation equipment & supplies (exc motor vehicle) whsle	2 671 149	209 283	41 401	167 882	2 426 128	35 418	320
4218601	Aircraft & aeronautical equipment & supplies whsle	2 063 036	159 120	34 821	124 299	1 899 709	4 207	—
4218602	Marine machinery, equipment, & supplies whsle	383 049	26 485	3 661	22 824	327 315	28 929	320
4218603	Other transportation equipment & supplies whsle	225 064	23 678	2 919	20 759	199 104	2 282	—

See footnotes at end of table.

Table 3. End-of-Year Inventories for the United States: 1996—Con.

[Thousand dollars. Includes only establishments with payroll. For meaning of abbreviations and symbols, see introductory text. For explanation of terms, see Appendix A]

NAICS code	Kind of business and type of operation	Total inventories	Subject to LIFO costing ¹			Not subject to LIFO costing	Valuation method not reported ²	Amount reported subject to LIFO without associated reserve and value ³
			Total	LIFO reserve	LIFO value			
421	Merchant wholesalers—Con.							
	Wholesale trade, durable goods—Con.							
4219	Miscellaneous durable goods whsle	15 948 947	1 029 141	215 649	813 492	14 704 598	151 633	63 575
42191	Sporting & recreational goods & supplies whsle	3 018 376	216 150	41 039	175 111	2 761 868	33 608	6 750
421910	Sporting & recreational goods & supplies whsle	3 018 376	216 150	41 039	175 111	2 761 868	33 608	6 750
42192	Toy & hobby goods & supplies whsle	2 059 697	42 177	5 616	36 561	1 966 403	31 718	19 399
421920	Toy & hobby goods & supplies whsle	2 059 697	42 177	5 616	36 561	1 966 403	31 718	19 399
42193	Recyclable material whsle	1 991 917	218 867	70 095	148 772	1 752 852	18 877	1 321
421930	Recyclable material whsle	1 991 917	218 867	70 095	148 772	1 752 852	18 877	1 321
4219301	Iron & steel scrap processors & dealers	1 008 934	148 663	51 361	97 302	847 728	11 222	1 321
42193011	Iron & steel scrap processors (using power processing equipment)	881 777	145 243	49 795	95 448	725 337	11 194	3
42193012	Iron & steel scrap processors (not using power processing equip)	127 157	3 420	1 566	1 854	122 391	28	1 318
4219302	Recyclable paper & paperboard whsle	121 099	1 571	395	1 176	117 387	2 141	—
4219303	Other recyclable material whsle	861 884	68 633	18 339	50 294	787 737	5 514	—
42194	Jewelry/watch/silverware/precious stone, & precious metal whsle	5 085 548	396 340	73 204	323 136	4 635 712	24 306	29 190
421940	Jewelry/watch/silverware/precious stone, & precious metal whsle	5 085 548	396 340	73 204	323 136	4 635 712	24 306	29 190
4219401	Jewelry, watch, diamonds, precious stone, & silverware whsle	4 360 264	129 581	18 414	111 167	4 180 426	23 283	26 974
4219402	Precious metal (excluding ores) whsle	725 284	266 759	54 790	211 969	455 286	1 023	2 216
42199	Other miscellaneous durable goods whsle	3 793 409	155 607	25 695	129 912	3 587 763	43 124	6 915
421990	Other miscellaneous durable goods whsle	3 793 409	155 607	25 695	129 912	3 587 763	43 124	6 915
4219901	Musical instruments & supplies whsle	319 907	4 382	1 310	3 072	314 488	159	878
4219902	Forest products (except lumber) whsle	433 291	27 957	1 934	26 023	403 674	1 650	10
4219903	General merchandise (durable goods) whsle	1 037 331	78 166	15 356	62 810	949 572	8 593	1 000
4219904	Prerecorded media whsle	1 421 931	30 641	1 679	28 962	1 363 802	26 372	1 116
42199041	Compact discs/prerecorded audio tapes, & phonograph records whsle	950 427	14 694	1 642	13 052	915 847	18 770	1 116
42199042	Prerecorded video tapes whsle	471 504	15 947	37	15 910	447 955	7 602	—
4219905	Fire extinguishers & fire safety equipment whsle	75 921	2 080	115	1 965	66 711	3 219	3 911
4219906	Other durable goods whsle	505 028	12 381	5 301	7 080	489 516	3 131	—
422	Wholesale trade, nondurable goods	78 868 375	11 229 319	1 786 679	9 442 640	65 225 809	1 436 861	976 386
4221	Paper & paper product whsle	4 866 569	1 007 007	118 673	888 334	3 757 918	84 111	17 533
42211	Printing & writing paper whsle	1 271 873	357 743	71 155	286 588	865 319	48 248	563
422110	Printing & writing paper whsle	1 271 873	357 743	71 155	286 588	865 319	48 248	563
42212	Stationery & office supplies whsle	1 828 831	422 575	7 763	414 812	1 390 913	14 437	906
422120	Stationery & office supplies whsle	1 828 831	422 575	7 763	414 812	1 390 913	14 437	906
42213	Industrial & personal service paper whsle	1 765 865	226 689	39 755	186 934	1 501 686	21 426	16 064
422130	Industrial & personal service paper whsle	1 765 865	226 689	39 755	186 934	1 501 686	21 426	16 064
4222	Drugs, & druggists' sundries whsle	11 917 987	2 717 780	397 763	2 320 017	8 190 301	314 431	695 475
42221	Drugs, & druggists' sundries whsle	11 917 987	2 717 780	397 763	2 320 017	8 190 301	314 431	695 475
422210	Drugs, & druggists' sundries whsle	11 917 987	2 717 780	397 763	2 320 017	8 190 301	314 431	695 475
4222101	General-line drugs whsle	9 238 904	2 534 301	387 584	2 146 717	5 895 198	117 134	692 271
4222102	Specialty-line drug, pharmaceutical, cosmetic, & toiletries whsle	2 679 083	183 479	10 179	173 300	2 295 103	197 297	3 204
4223	Apparel, piece goods, & notions whsle	10 840 171	794 144	73 009	721 139	9 874 256	157 158	14 609
42231	Piece goods, notions, & other dry goods whsle	1 838 149	81 778	14 560	67 218	1 726 002	27 384	2 985
422310	Piece goods, notions, & other dry goods whsle	1 838 149	81 778	14 560	67 218	1 726 002	27 384	2 985
4223101	Piece goods—jobbers	1 511 605	53 726	10 555	43 671	1 428 869	26 235	2 775
4223102	Notions & other dry goods whsle	326 544	28 052	4 505	23 547	297 133	1 149	210
42232	Men's & boys' clothing & furnishings whsle	3 405 188	488 071	46 389	441 682	2 865 140	47 272	4 705
422320	Men's & boys' clothing & furnishings whsle	3 405 188	488 071	46 389	441 682	2 865 140	47 272	4 705
42233	Women's, children's, & infants' clothing & accessories whsle	3 357 724	46 060	7 552	38 508	3 270 809	33 936	6 919
422330	Women's, children's, & infants' clothing & accessories whsle	3 357 724	46 060	7 552	38 508	3 270 809	33 936	6 919
42234	Footwear whsle	2 239 110	178 239	4 508	173 731	2 012 305	48 566	—
422340	Footwear whsle	2 239 110	178 239	4 508	173 731	2 012 305	48 566	—
4224	Grocery & related products whsle	16 610 203	2 887 765	512 828	2 374 937	13 313 523	361 585	47 330
42241	General-line grocery whsle	5 619 021	1 612 292	269 064	1 343 228	3 814 522	165 266	26 941
422410	General-line grocery whsle	5 619 021	1 612 292	269 064	1 343 228	3 814 522	165 266	26 941
4224101	General-line grocery whsle, voluntary group	989 577	441 966	123 892	318 074	528 861	17 917	833
4224102	General-line grocery whsle, retail cooperative	926 900	164 980	17 196	147 784	759 973	—	1 947
4224103	Other general-line grocery whsle	3 702 544	1 005 346	127 976	877 370	2 525 688	147 349	24 161
42242	Packaged frozen food whsle	2 436 769	257 639	39 198	218 441	2 037 409	133 251	8 470
422420	Packaged frozen food whsle	2 436 769	257 639	39 198	218 441	2 037 409	133 251	8 470
42243	Dairy products, (except dried or canned) whsle	512 648	27 920	2 138	25 782	483 909	757	62
422430	Dairy products, (except dried or canned) whsle	512 648	27 920	2 138	25 782	483 909	757	62
4224301	Raw milk whsle	D	D	D	D	D	D	D
4224302	Dairy product (except raw milk) whsle	D	D	D	D	D	D	D
42244	Poultry & poultry product whsle	230 145	6 077	736	5 341	220 861	1 267	1 940
422440	Poultry & poultry product whsle	230 145	6 077	736	5 341	220 861	1 267	1 940
4224401	Live poultry whsle	D	D	D	D	D	D	D
4224402	Poultry & poultry product (except live) whsle	D	D	D	D	D	D	D
42245	Confectionery whsle	660 165	32 338	2 847	29 491	623 801	2 379	1 647
422450	Confectionery whsle	660 165	32 338	2 847	29 491	623 801	2 379	1 647
42246	Fish & seafood whsle	555 003	7 472	375	7 097	544 390	3 139	2
422460	Fish & seafood whsle	555 003	7 472	375	7 097	544 390	3 139	2
42247	Meat & meat product whsle	957 919	176 091	41 438	134 653	768 801	12 676	351
422470	Meat & meat product whsle	957 919	176 091	41 438	134 653	768 801	12 676	351

See footnotes at end of table.

Table 3. End-of-Year Inventories for the United States: 1996—Con.

[Thousand dollars. Includes only establishments with payroll. For meaning of abbreviations and symbols, see introductory text. For explanation of terms, see Appendix A]

NAICS code	Kind of business and type of operation	Total inventories	Subject to LIFO costing ¹			Not subject to LIFO costing	Valuation method not reported ²	Amount reported subject to LIFO without associated reserve and value ³
			Total	LIFO reserve	LIFO value			
422	Merchant wholesalers—Con.							
	Wholesale trade, nondurable goods—Con.							
4224	Grocery & related products whse—Con.							
42248	Fresh fruit & vegetable whse	562 265	7 712	1 190	6 522	551 843	2 362	348
422480	Fresh fruit & vegetable whse	562 265	7 712	1 190	6 522	551 843	2 362	348
42249	Other grocery & related products whse	5 076 268	760 224	155 842	604 382	4 267 987	40 488	7 569
422490	Other grocery & related products whse	5 076 268	760 224	155 842	604 382	4 267 987	40 488	7 569
4224901	Coffee, tea, & spice whse	488 011	42 621	12 778	29 843	443 299	1 206	885
4224902	Bread & baked goods whse	262 177	22 731	2 727	20 004	233 783	5 590	73
4224903	Soft drinks whse	316 118	17 645	2 743	14 902	292 986	3 300	2 187
4224904	Canned goods whse	973 402	23 731	5 728	18 003	941 383	8 152	136
4224905	Food & beverage basic materials whse	229 674	10 352	1 561	8 791	218 583	739	—
4224906	Other grocery specialties whse	2 806 886	643 144	130 305	512 839	2 137 953	21 501	4 288
4225	Farm-product raw material whse	9 505 447	387 879	49 790	338 089	9 039 753	73 108	4 707
42251	Grain & field bean whse	6 826 486	368 553	46 416	322 137	6 383 702	69 698	4 533
422510	Grain & field bean whse	6 826 486	368 553	46 416	322 137	6 383 702	69 698	4 533
42252	Livestock whse	202 778	360	75	285	200 304	1 940	174
422520	Livestock whse	202 778	360	75	285	200 304	1 940	174
42259	Other farm product raw material whse	2 476 183	18 966	3 299	15 667	2 455 747	1 470	—
422590	Other farm product raw material whse	2 476 183	18 966	3 299	15 667	2 455 747	1 470	—
4225901	Hides, skins, & pelts whse	111 664	50	—	50	111 614	—	—
4225902	Leaf tobacco whse	294 173	2 324	1 179	1 145	291 849	—	—
4225903	Wool, wool tops, & mohair whse	21 670	5 110	573	4 537	16 228	332	—
4225904	Cotton whse	1 702 682	7 829	1 199	6 630	1 694 210	643	—
4225905	Other farm-product raw material whse	345 994	3 653	348	3 305	341 846	495	—
4226	Chemical & allied products whse	4 178 360	452 867	91 798	361 069	3 576 510	83 367	65 616
42261	Plastics materials & basic forms & shapes whse	1 298 940	128 740	15 170	113 570	1 100 528	51 493	18 179
422610	Plastics materials & basic forms & shapes whse	1 298 940	128 740	15 170	113 570	1 100 528	51 493	18 179
42269	Other chemical & allied products whse	2 879 420	324 127	76 628	247 499	2 475 982	31 874	47 437
422690	Other chemical & allied products whse	2 879 420	324 127	76 628	247 499	2 475 982	31 874	47 437
4226901	Industrial gases (except LP) whse	116 620	7 730	1 272	6 458	106 120	1 754	1 016
4226902	Other chemical & allied products whse	2 762 800	316 397	75 356	241 041	2 369 862	30 120	46 421
4227	Petroleum & petroleum products whse	4 285 739	575 497	160 336	415 161	3 603 510	83 517	23 215
42271	Petroleum bulk stations & terminals	3 029 034	445 648	113 835	331 813	2 538 343	29 684	15 359
422710	Petroleum bulk stations & terminals	3 029 034	445 648	113 835	331 813	2 538 343	29 684	15 359
4227101	Petroleum bulk stations & terminals (except LP)	2 892 396	444 949	113 841	331 108	2 404 624	27 464	15 359
42271011	Petroleum bulk stations (except LP)	1 334 004	133 863	39 743	94 120	1 166 676	21 546	11 919
42271012	Petroleum bulk terminals (except LP)	1 558 392	311 086	74 098	236 988	1 237 948	5 918	3 440
4227102	Liquefied petroleum bulk stations & terminals	136 638	699	-6	705	133 719	2 220	—
42272	Petroleum & petroleum prod whse (exc bulk stations & terminals)	1 256 705	129 849	46 501	83 348	1 065 167	53 833	7 856
422720	Petroleum & petroleum prod whse (exc bulk stations & terminals)	1 256 705	129 849	46 501	83 348	1 065 167	53 833	7 856
4228	Beer, wine, & distilled alcoholic beverage whse	4 667 991	1 375 441	236 856	1 138 585	3 167 836	53 904	70 810
42281	Beer & ale whse	1 583 946	354 552	60 485	294 067	1 180 715	31 855	16 824
422810	Beer & ale whse	1 583 946	354 552	60 485	294 067	1 180 715	31 855	16 824
42282	Wine & distilled alcoholic beverage whse	3 084 045	1 020 889	176 371	844 518	1 987 121	22 049	53 986
422820	Wine & distilled alcoholic beverage whse	3 084 045	1 020 889	176 371	844 518	1 987 121	22 049	53 986
4228201	Wine & distilled alcoholic bev (licensed operation) whse	3 041 385	1 020 889	176 371	844 518	1 947 422	19 088	53 986
4228202	Wine & distilled alcoholic beverage (state operated) whse	42 660	—	—	—	39 699	2 961	—
4229	Miscellaneous nondurable goods whse	11 995 908	1 030 935	145 626	885 309	10 702 202	225 680	37 091
42291	Farm supplies whse	3 254 754	175 940	17 232	158 708	3 062 900	14 411	1 503
422910	Farm supplies whse	3 254 754	175 940	17 232	158 708	3 062 900	14 411	1 503
4229101	Farm supplies—farm dealers	923 987	9 213	1 449	7 764	910 930	2 341	1 503
4229102	Farm supplies—whse distributors	2 330 767	166 727	15 783	150 944	2 151 970	12 070	—
42292	Book, periodical, & newspaper whse	1 876 325	108 956	22 845	86 111	1 585 012	158 896	23 461
422920	Book, periodical, & newspaper whse	1 876 325	108 956	22 845	86 111	1 585 012	158 896	23 461
42293	Flower, nursery stock, & florists' supplies whse	641 989	12 330	1 816	10 514	624 187	5 472	—
422930	Flower, nursery stock, & florists' supplies whse	641 989	12 330	1 816	10 514	624 187	5 472	—
42294	Tobacco & tobacco product whse	1 792 803	553 076	83 394	469 682	1 211 287	24 763	3 677
422940	Tobacco & tobacco product whse	1 792 803	553 076	83 394	469 682	1 211 287	24 763	3 677
42295	Paint, varnish, & supplies whse	439 348	18 753	4 094	14 659	415 188	5 041	366
422950	Paint, varnish, & supplies whse	439 348	18 753	4 094	14 659	415 188	5 041	366
4229501	Paint, varnish, & supplies whse	439 348	18 753	4 094	14 659	415 188	5 041	366
42299	Other miscellaneous nondurable goods whse	3 990 689	161 880	16 245	145 635	3 803 628	17 097	8 084
422990	Other miscellaneous nondurable goods whse	3 990 689	161 880	16 245	145 635	3 803 628	17 097	8 084
4229901	Art goods whse	1 182 362	38 253	5 759	32 494	1 137 285	6 740	84
4229902	General merchandise (nondurable goods) whse	1 498 263	23 865	4 823	19 042	1 467 786	2 451	4 161
4229903	Textile bags, bagging, & burlap whse	88 608	1 269	253	1 016	86 601	738	—
4229904	Other nondurable goods whse	1 221 456	98 493	5 410	93 083	1 111 956	7 168	3 839

See footnotes at end of table.

Table 3. End-of-Year Inventories for the United States: 1996—Con.

[Thousand dollars. Includes only establishments with payroll. For meaning of abbreviations and symbols, see introductory text. For explanation of terms, see Appendix A]

NAICS code	Kind of business and type of operation	Total inventories	Subject to LIFO costing ¹			Not subject to LIFO costing	Valuation method not reported ²	Amount reported subject to LIFO without associated reserve and value ³
			Total	LIFO reserve	LIFO value			
	Manufacturers' sales branches and sales offices	39 467 315	7 070 409	1 564 168	5 506 241	30 231 269	1 211 114	954 523
421	Wholesale trade, durable goods	26 273 001	5 409 309	1 247 447	4 161 862	19 985 301	523 258	355 133
4211	Motor vehicle & motor vehicle parts & supplies whsle	5 894 354	1 669 007	532 990	1 136 017	3 999 217	123 933	102 197
42111	Automobile & other motor vehicle whsle	2 883 392	1 538 063	517 130	1 020 933	1 244 432	180	100 717
421110	Automobile & other motor vehicle whsle	2 883 392	1 538 063	517 130	1 020 933	1 244 432	180	100 717
4211101	Automobile & motorcycle whsle	2 196 413	1 436 262	489 371	946 891	663 749	D	96 402
4211102	Bus & recreational vehicle whsle	D	D	D	D	D	D	D
4211103	Light truck & van (14,000 lb or less) whsle	103 459	78 504	19 705	58 799	24 775	180	D
4211104	Medium truck & tractor (14,001 lb to 26,000 lb) whsle	D	D	D	D	D	D	D
4211105	Heavy truck & tractor (over 26,000 lb) whsle	D	D	D	D	D	D	D
42112	Motor vehicle supplies & new parts whsle	2 815 454	127 918	15 689	112 229	2 562 704	123 753	1 079
421120	Motor vehicle supplies & new parts whsle	2 815 454	127 918	15 689	112 229	2 562 704	123 753	1 079
4211201	Motor vehicle supplies & new parts—warehouse distributors	512 479	92 658	7 815	84 843	419 389	432	—
4211202	Motor vehicle supplies & new parts—jobbers	2 297 437	35 260	7 874	27 386	2 137 777	123 321	1 079
4211203	Petroleum products marketing equipment whsle	5 538	—	—	—	5 538	—	—
42113	Tire & tube whsle	195 508	3 026	171	2 855	192 081	—	401
421130	Tire & tube whsle	195 508	3 026	171	2 855	192 081	—	401
4212	Furniture & home furnishings whsle	727 049	177 366	43 675	133 691	471 621	74 298	3 764
42121	Furniture whsle	232 588	45 863	16 513	29 350	163 480	19 481	3 764
421210	Furniture whsle	232 588	45 863	16 513	29 350	163 480	19 481	3 764
4212101	Household & lawn furniture whsle	142 636	3 511	490	3 021	119 644	19 481	—
4212102	Office & business furniture whsle	89 952	42 352	16 023	26 329	43 836	—	3 764
42122	Home furnishings whsle	494 461	131 503	27 162	104 341	308 141	54 817	—
421220	Home furnishings whsle	494 461	131 503	27 162	104 341	308 141	54 817	—
4212201	Household china, glassware, & crockery whsle	113 060	86 660	21 047	65 613	26 400	—	—
4212202	Linens, domestics, draperies, & curtains whsle	133 549	26 021	5 239	20 782	107 528	—	—
4212203	Floor coverings whsle	165 967	18 822	876	17 946	92 328	54 817	—
4212204	Other home furnishings whsle	81 885	—	—	—	81 885	—	—
4213	Lumber & other construction materials whsle	1 129 218	132 568	27 035	105 533	975 246	12 171	9 233
42131	Lumber, plywood, millwork, & wood panel whsle	577 840	96 492	22 372	74 120	474 584	5 198	1 566
421310	Lumber, plywood, millwork, & wood panel whsle	577 840	96 492	22 372	74 120	474 584	5 198	1 566
4213101	Lumber without yard whsle	44 241	2 898	725	2 173	41 283	60	—
4213102	Lumber with yard whsle	193 666	25 489	3 718	21 771	163 510	4 160	507
4213103	Plywood, veneer, millwork, & wood panel whsle	339 933	68 105	17 929	50 176	269 791	978	1 059
42132	Brick, stone, & related construction materials whsle	315 377	11 004	2 095	8 909	302 100	2 269	4
421320	Brick, stone, & related construction materials whsle	315 377	11 004	2 095	8 909	302 100	2 269	4
4213201	Brick, block, tile, clay/cement sewer pipe whsle	175 800	1 131	359	772	174 669	—	—
4213202	Sand, gravel, & stone whsle	30 696	3 045	602	2 443	27 067	584	—
4213203	Cement, lime, & related products whsle	108 881	6 828	1 134	5 694	100 364	1 685	4
42133	Roofing, siding, & insulation material whsle	119 549	6 426	506	5 920	101 144	4 316	7 663
421330	Roofing, siding, & insulation material whsle	119 549	6 426	506	5 920	101 144	4 316	7 663
4213301	Roofing, siding, & insulation material whsle	119 549	6 426	506	5 920	101 144	4 316	7 663
42139	Other construction materials whsle	116 452	18 646	2 062	16 584	97 418	388	—
421390	Other construction materials whsle	116 452	18 646	2 062	16 584	97 418	388	—
4213901	Flat glass & other construction glass whsle	31 569	6 767	726	6 041	24 739	63	—
4213902	Other construction materials whsle	84 883	11 879	1 336	10 543	72 679	325	—
4214	Professional & commercial equipment & supplies whsle	6 208 920	272 595	88 423	184 172	5 837 739	13 437	85 149
42141	Photographic equipment & supplies whsle	300 597	119 588	60 018	59 570	181 009	—	—
421410	Photographic equipment & supplies whsle	300 597	119 588	60 018	59 570	181 009	—	—
42142	Office equipment whsle	396 474	1 763	218	1 545	394 711	—	—
421420	Office equipment whsle	396 474	1 763	218	1 545	394 711	—	—
42143	Computer & computer peripheral equipment & software whsle	3 902 435	6 709	-1 047	7 756	3 895 726	—	—
421430	Computer & computer peripheral equipment & software whsle	3 902 435	6 709	-1 047	7 756	3 895 726	—	—
4214301	Computer & peripheral equipment whsle	3 794 994	6 709	-1 047	7 756	3 788 285	—	—
42143011	Computers & peripheral equipment for resale	2 686 568	6 709	-1 047	7 756	2 679 859	—	—
42143012	Computers & peripheral equipment for end use	1 108 426	—	—	—	1 108 426	—	—
4214302	Computer software (packaged) whsle	107 441	—	—	—	107 441	—	—
42144	Other commercial equipment whsle	50 710	6 370	885	5 485	33 258	629	10 453
421440	Other commercial equipment whsle	50 710	6 370	885	5 485	33 258	629	10 453
4214401	Restaurant & hotel equipment & supplies whsle	31 401	6 090	802	5 288	14 229	629	10 453
4214402	Store machines & equipment whsle	19 309	280	83	197	19 029	—	—
42145	Medical, dental, & hospital equipment & supplies whsle	1 447 646	133 614	27 246	106 368	1 226 561	12 775	74 696
421450	Medical, dental, & hospital equipment & supplies whsle	1 447 646	133 614	27 246	106 368	1 226 561	12 775	74 696
4214501	Surgical, medical, & hospital supplies whsle	1 400 212	120 970	26 223	94 747	1 192 005	12 775	74 462
4214502	Dental equipment & supplies whsle	47 434	12 644	1 023	11 621	34 556	—	234
42146	Ophthalmic goods whsle	42 902	689	11	678	42 213	—	—
421460	Ophthalmic goods whsle	42 902	689	11	678	42 213	—	—
42149	Other professional equipment & supplies whsle	68 156	3 862	1 092	2 770	64 261	33	—
421490	Other professional equipment & supplies whsle	68 156	3 862	1 092	2 770	64 261	33	—
4214901	Religious & school supplies whsle	5 184	861	82	499	4 603	—	—
4214902	Other professional equipment & supplies whsle	62 972	3 281	1 010	2 271	59 658	33	—

See footnotes at end of table.

Table 3. End-of-Year Inventories for the United States: 1996—Con.

[Thousand dollars. Includes only establishments with payroll. For meaning of abbreviations and symbols, see introductory text. For explanation of terms, see Appendix A]

NAICS code	Kind of business and type of operation	Total inventories	Subject to LIFO costing ¹			Not subject to LIFO costing	Valuation method not reported ²	Amount reported subject to LIFO without associated reserve and value ³
			Total	LIFO reserve	LIFO value			
421	Manufacturers' sales branches and sales offices—Con.							
	Wholesale trade, durable goods—Con.							
4215	Metal & mineral (except petroleum) whsle	2 485 392	713 682	212 703	500 979	1 721 959	30 768	18 983
42151	Metal service centers & offices	2 305 880	713 682	212 703	500 979	1 542 673	30 542	18 983
421510	Metal service centers & offices	2 305 880	713 682	212 703	500 979	1 542 673	30 542	18 983
4215101	Ferrous metal service centers & sales offices	1 487 008	491 249	173 107	318 142	962 985	26 344	6 430
42151011	Ferrous metal service centers	1 487 008	491 249	173 107	318 142	962 985	26 344	6 430
42151012	Ferrous metal sales offices	—	—	—	—	—	—	—
4215102	Nonferrous metal service centers & sales offices	818 872	222 433	39 596	182 837	579 688	4 198	12 553
42151021	Nonferrous metal service centers	818 872	222 433	39 596	182 837	579 688	4 198	12 553
42151022	Nonferrous metal sales offices	—	—	—	—	—	—	—
42152	Coal & other mineral & ore whsle	179 512	—	—	—	179 286	226	—
421520	Coal & other mineral & ore whsle	179 512	—	—	—	179 286	226	—
4215201	Coal whsle	D	D	D	D	D	D	D
4215202	Other mineral & ore whsle	D	D	D	D	D	D	D
4216	Electrical goods whsle	2 564 249	143 035	28 084	114 951	2 391 453	27 233	2 528
42161	Electrical apparatus & equip, wiring supp, & const material whsle	1 065 246	67 683	26 735	40 948	991 010	4 025	2 528
421610	Electrical apparatus & equip, wiring supp, & const material whsle	1 065 246	67 683	26 735	40 948	991 010	4 025	2 528
42162	Electrical appliance, television & radio set whsle	229 453	16 245	683	15 562	190 926	22 282	—
421620	Electrical appliance, television & radio set whsle	229 453	16 245	683	15 562	190 926	22 282	—
42169	Other electronic parts & equipment whsle	1 269 550	59 107	666	58 441	1 209 517	926	—
421690	Other electronic parts & equipment whsle	1 269 550	59 107	666	58 441	1 209 517	926	—
4216901	Communications equipment & supplies whsle	643 686	—	—	—	643 637	49	—
4216902	Electronic parts (excluding communications equipment) whsle	625 864	59 107	666	58 441	565 880	877	—
4217	Hardware, & plumbing & heating equipment & supplies whsle	D	D	D	D	D	D	D
42171	Hardware whsle	400 220	94 158	26 352	67 806	301 239	2 620	2 203
421710	Hardware whsle	400 220	94 158	26 352	67 806	301 239	2 620	2 203
42172	Plumbing & heating equipment & supplies (hydronics) whsle	285 521	56 408	7 885	48 523	227 213	1 900	—
421720	Plumbing & heating equipment & supplies (hydronics) whsle	285 521	56 408	7 885	48 523	227 213	1 900	—
42173	Warm air heating & air-conditioning equipment & supplies whsle	302 260	158 397	54 791	103 606	142 956	907	—
421730	Warm air heating & air-conditioning equipment & supplies whsle	302 260	158 397	54 791	103 606	142 956	907	—
42174	Refrigeration equipment & supplies whsle	D	D	D	D	D	D	D
421740	Refrigeration equipment & supplies whsle	D	D	D	D	D	D	D
4218	Machinery, equipment, & supplies whsle	5 425 245	1 967 164	221 976	1 745 188	3 098 668	228 707	130 706
42181	Construction & mining (except petroleum) machinery & equip whsle	1 965 177	1 047 480	80 892	966 588	709 728	162 466	45 503
421810	Construction & mining (except petroleum) machinery & equip whsle	1 965 177	1 047 480	80 892	966 588	709 728	162 466	45 503
42182	Farm & garden machinery & equipment whsle	499 592	108 159	8 544	99 615	362 657	28 776	—
421820	Farm & garden machinery & equipment whsle	499 592	108 159	8 544	99 615	362 657	28 776	—
4218201	Farm machinery & equipment—farm dealers	D	D	D	D	D	D	D
4218202	Farm machinery & equipment—whsle distributors	D	D	D	D	D	D	D
4218203	Lawn & garden machinery & equipment whsle	108 770	97 631	5 153	92 478	11 139	—	—
42183	Industrial machinery & equipment whsle	1 546 022	253 338	58 891	194 447	1 180 538	30 072	82 074
421830	Industrial machinery & equipment whsle	1 546 022	253 338	58 891	194 447	1 180 538	30 072	82 074
4218301	Food-processing machinery & equipment whsle	28 248	1 112	179	933	25 350	1 786	—
4218302	Hydraulic & pneumatic (fluid-power) machinery & equipment whsle	154 417	56 050	22 741	33 309	97 179	1 188	—
42183021	Hydraulic & pneumatic pumps & motors whsle	92 070	53 027	21 771	31 256	38 963	80	—
42183022	Hydraulic & pneumatic parts, accessories, & supplies whsle	62 347	3 023	970	2 053	58 216	1 108	—
4218303	General-purpose industrial machinery & equipment whsle	348 884	33 584	12 023	21 561	284 741	14 568	15 991
4218304	Metalworking machinery & equipment whsle	214 923	61 696	9 672	52 024	94 225	453	58 549
4218305	Materials handling equipment whsle	126 213	30 340	1 996	28 344	90 379	3 794	1 700
4218306	Oilwell, oil refinery, & pipeline mach, equip, & supplies whsle	330 980	67 095	11 551	55 544	255 121	8 283	481
4218307	Other industrial machinery & equipment whsle	342 357	3 461	729	2 732	333 543	—	5 353
42184	Industrial supplies whsle	644 254	140 694	39 812	100 882	493 095	7 336	3 129
421840	Industrial supplies whsle	644 254	140 694	39 812	100 882	493 095	7 336	3 129
4218402	Mechanical power transmission supplies whsle	216 268	47 017	14 254	32 763	168 104	1 147	—
4218403	Welding supplies whsle	41 513	14 931	3 386	11 545	25 110	1 472	—
4218404	Industrial containers & supplies whsle	9 278	244	10	234	5 905	—	3 129
4218405	Industrial valves & fittings (except fluid-power) whsle	53 102	16 865	5 354	11 511	35 300	937	—
4218406	Other industrial supplies whsle	324 093	61 637	16 808	44 829	258 676	3 780	—
42185	Service establishment equipment & supplies whsle	89 856	—	—	—	89 799	57	—
421850	Service establishment equipment & supplies whsle	89 856	—	—	—	89 799	57	—
4218501	Beauty & barber shop equipment & supplies whsle	D	D	D	D	D	D	D
4218502	Custodial, janitors' equipment & supplies whsle	3 843	—	—	—	3 786	57	—
4218503	Laundry & dry-cleaning equipment & supplies whsle	D	D	D	D	D	D	D
4218504	Other service establishment equipment & supplies whsle	D	D	D	D	D	D	D
42186	Transportation equipment & supplies (exc motor vehicle) whsle	680 344	417 493	33 837	383 656	262 851	—	—
421860	Transportation equipment & supplies (exc motor vehicle) whsle	680 344	417 493	33 837	383 656	262 851	—	—
4218601	Aircraft & aeronautical equipment & supplies whsle	617 388	410 494	32 483	378 011	206 894	—	—
4218602	Marine machinery, equipment, & supplies whsle	D	D	D	D	D	D	D
4218603	Other transportation equipment & supplies whsle	D	D	D	D	D	D	D

See footnotes at end of table.

Table 3. End-of-Year Inventories for the United States: 1996—Con.

[Thousand dollars. Includes only establishments with payroll. For meaning of abbreviations and symbols, see introductory text. For explanation of terms, see Appendix A]

NAICS code	Kind of business and type of operation	Total inventories	Subject to LIFO costing ¹			Not subject to LIFO costing	Valuation method not reported ²	Amount reported subject to LIFO without associated reserve and value ³
			Total	LIFO reserve	LIFO value			
	Manufacturers' sales branches and sales offices—Con.							
421	Wholesale trade, durable goods—Con.							
4219	Miscellaneous durable goods whsle	D	D	D	D	D	D	D
42191	Sporting & recreational goods & supplies whsle	211 454	14 681	108	14 573	194 513	2 260	—
421910	Sporting & recreational goods & supplies whsle	211 454	14 681	108	14 573	194 513	2 260	—
42192	Toy & hobby goods & supplies whsle	D	D	D	D	D	D	D
421920	Toy & hobby goods & supplies whsle	D	D	D	D	D	D	D
42194	Jewelry/watch/silverware/precious stone, & precious metal whsle	63 719	2 892	861	2 031	60 827	—	—
421940	Jewelry/watch/silverware/precious stone, & precious metal whsle	63 719	2 892	861	2 031	60 827	—	—
4219401	Jewelry, watch, diamonds, precious stone, & silverware whsle	D	D	D	D	D	D	D
4219402	Precious metal (excluding ores) whsle	D	D	D	D	D	D	D
42199	Other miscellaneous durable goods whsle	325 649	4 713	1 586	3 127	320 936	—	—
421990	Other miscellaneous durable goods whsle	325 649	4 713	1 586	3 127	320 936	—	—
4219901	Musical instruments & supplies whsle	17 435	1 318	279	1 039	16 117	—	—
4219903	General merchandise (durable goods) whsle	D	D	D	D	D	D	D
4219904	Prerecorded media whsle	284 308	—	—	—	284 308	—	—
42199041	Compact discs/prerecorded audio tapes, & phonograph records whsle	D	D	D	D	D	D	D
42199042	Prerecorded video tapes whsle	D	D	D	D	D	D	D
4219905	Fire extinguishers & fire safety equipment whsle	D	D	D	D	D	D	D
4219906	Other durable goods whsle	19 148	—	—	—	19 148	—	—
422	Wholesale trade, nondurable goods	13 194 314	1 661 100	316 721	1 344 379	10 245 968	687 856	599 390
4221	Paper & paper product whsle	633 637	104 093	20 345	83 748	514 698	10 146	4 700
42211	Printing & writing paper whsle	203 981	32 511	3 294	29 217	161 199	8 883	1 388
422110	Printing & writing paper whsle	203 981	32 511	3 294	29 217	161 199	8 883	1 388
42212	Stationery & office supplies whsle	251 732	12 171	3 211	8 960	239 561	—	—
422120	Stationery & office supplies whsle	251 732	12 171	3 211	8 960	239 561	—	—
42213	Industrial & personal service paper whsle	177 924	59 411	13 840	45 571	113 938	1 263	3 312
422130	Industrial & personal service paper whsle	177 924	59 411	13 840	45 571	113 938	1 263	3 312
4222	Drugs, & druggists' sundries whsle	2 517 364	63 867	5 887	57 980	1 883 759	8	569 730
42221	Drugs, & druggists' sundries whsle	2 517 364	63 867	5 887	57 980	1 883 759	8	569 730
422210	Drugs, & druggists' sundries whsle	2 517 364	63 867	5 887	57 980	1 883 759	8	569 730
4222102	Specialty-line drug, pharmaceutical, cosmetic, & toiletries whsle	2 517 364	63 867	5 887	57 980	1 883 759	8	569 730
4223	Apparel, piece goods, & notions whsle	1 465 168	207 588	25 003	182 585	970 872	285 563	1 145
42231	Piece goods, notions, & other dry goods whsle	166 724	12 574	3 744	8 830	153 220	930	—
422310	Piece goods, notions, & other dry goods whsle	166 724	12 574	3 744	8 830	153 220	930	—
4223101	Piece goods—jobbers	135 679	12 574	3 744	8 830	123 105	—	—
4223102	Notions & other dry goods whsle	31 045	—	—	—	30 115	930	—
42232	Men's & boys' clothing & furnishings whsle	745 747	152 570	17 573	134 997	347 759	244 273	1 145
422320	Men's & boys' clothing & furnishings whsle	745 747	152 570	17 573	134 997	347 759	244 273	1 145
42233	Women's, children's, & infants' clothing & accessories whsle	294 159	4 762	1 530	3 232	249 037	40 360	—
422330	Women's, children's, & infants' clothing & accessories whsle	294 159	4 762	1 530	3 232	249 037	40 360	—
42234	Footwear whsle	258 538	37 682	2 156	35 526	220 856	—	—
422340	Footwear whsle	258 538	37 682	2 156	35 526	220 856	—	—
4224	Grocery & related products whsle	2 165 631	214 427	24 760	189 667	1 895 496	52 951	2 757
42242	Packaged frozen food whsle	258 770	1 348	97	1 251	221 081	36 341	—
422420	Packaged frozen food whsle	258 770	1 348	97	1 251	221 081	36 341	—
42243	Dairy products, (except dried or canned) whsle	343 331	44 933	10 837	34 096	298 325	—	73
422430	Dairy products, (except dried or canned) whsle	343 331	44 933	10 837	34 096	298 325	—	73
4224302	Dairy product (except raw milk) whsle	343 331	44 933	10 837	34 096	298 325	—	73
42244	Poultry & poultry product whsle	D	D	D	D	D	D	D
422440	Poultry & poultry product whsle	D	D	D	D	D	D	D
4224402	Poultry & poultry product (except live) whsle	D	D	D	D	D	D	D
42245	Confectionery whsle	84 367	563	128	435	83 206	598	—
422450	Confectionery whsle	84 367	563	128	435	83 206	598	—
42246	Fish & seafood whsle	33 405	—	—	—	33 405	—	—
422460	Fish & seafood whsle	33 405	—	—	—	33 405	—	—
42247	Meat & meat product whsle	86 322	4 213	165	4 048	82 109	—	—
422470	Meat & meat product whsle	86 322	4 213	165	4 048	82 109	—	—
42249	Other grocery & related products whsle	D	D	D	D	D	D	D
422490	Other grocery & related products whsle	D	D	D	D	D	D	D
4224901	Coffee, tea, & spice whsle	61 694	—	—	—	59 004	2 644	46
4224902	Bread & baked goods whsle	214 642	—	—	—	209 698	4 944	—
4224903	Soft drinks whsle	403 133	26 515	3 449	23 066	369 088	4 892	2 638
4224904	Canned goods whsle	97 224	2 834	474	2 360	94 390	—	—
4224905	Food & beverage basic materials whsle	77 967	33 739	464	33 275	40 716	3 532	—
4224906	Other grocery specialties whsle	D	D	D	D	D	D	D
4226	Chemical & allied products whsle	1 911 816	267 669	30 534	237 135	1 551 818	88 727	3 602
42261	Plastics materials & basic forms & shapes whsle	575 413	96 044	14 022	82 022	390 719	85 237	3 413
422610	Plastics materials & basic forms & shapes whsle	575 413	96 044	14 022	82 022	390 719	85 237	3 413
42269	Other chemical & allied products whsle	1 336 403	171 625	16 512	155 113	1 161 099	3 490	189
422690	Other chemical & allied products whsle	1 336 403	171 625	16 512	155 113	1 161 099	3 490	189
4226901	Industrial gases (except LP) whsle	50 960	5 164	1 256	3 908	44 990	806	—
4226902	Other chemical & allied products whsle	1 285 443	166 461	15 256	151 205	1 116 109	2 684	189

See footnotes at end of table.

Table 3. End-of-Year Inventories for the United States: 1996—Con.

[Thousand dollars. Includes only establishments with payroll. For meaning of abbreviations and symbols, see introductory text. For explanation of terms, see Appendix A]

NAICS code	Kind of business and type of operation	Total inventories	Subject to LIFO costing ¹			Not subject to LIFO costing	Valuation method not reported ²	Amount reported subject to LIFO without associated reserve and value ³
			Total	LIFO reserve	LIFO value			
	Manufacturers' sales branches and sales offices—Con.							
422	Wholesale trade, nondurable goods—Con.							
4227	Petroleum & petroleum products whsle	2 527 355	572 249	166 471	405 778	1 707 744	247 355	7
42271	Petroleum bulk stations & terminals	2 205 866	432 184	125 775	306 409	1 540 005	233 670	7
422710	Petroleum bulk stations & terminals	2 205 866	432 184	125 775	306 409	1 540 005	233 670	7
4227101	Petroleum bulk stations & terminals (except LP)	D	D	D	D	D	D	D
42271011	Petroleum bulk stations (except LP)	D	D	D	D	D	D	D
42271012	Petroleum bulk terminals (except LP)	D	D	D	D	D	D	D
4227102	Liquefied petroleum bulk stations & terminals	D	D	D	D	D	D	D
42272	Petroleum & petroleum prod whsle (exc bulk stations & terminals)	321 489	140 065	40 696	99 369	167 739	13 685	—
422720	Petroleum & petroleum prod whsle (exc bulk stations & terminals)	321 489	140 065	40 696	99 369	167 739	13 685	—
4228	Beer, wine, & distilled alcoholic beverage whsle	D	D	D	D	D	D	D
42281	Beer & ale whsle	D	D	D	D	D	D	D
422810	Beer & ale whsle	D	D	D	D	D	D	D
42282	Wine & distilled alcoholic beverage whsle	206 955	9 641	1 583	8 058	182 411	435	14 468
422820	Wine & distilled alcoholic beverage whsle	206 955	9 641	1 583	8 058	182 411	435	14 468
4228201	Wine & distilled alcoholic bev (licensed operation) whsle	206 955	9 641	1 583	8 058	182 411	435	14 468
4229	Miscellaneous nondurable goods whsle	D	D	D	D	D	D	D
42291	Farm supplies whsle	846 883	8 144	1 978	6 166	837 015	1 665	59
422910	Farm supplies whsle	846 883	8 144	1 978	6 166	837 015	1 665	59
4229101	Farm supplies—farm dealers	307 739	6 194	652	5 542	299 880	1 665	—
4229102	Farm supplies—whsle distributors	539 144	1 950	1 326	624	537 135	—	59
42292	Book, periodical, & newspaper whsle	410 884	82 277	16 819	65 458	326 970	330	1 307
422920	Book, periodical, & newspaper whsle	410 884	82 277	16 819	65 458	326 970	330	1 307
42293	Flower, nursery stock, & florists' supplies whsle	13 541	1 105	114	991	12 436	—	—
422930	Flower, nursery stock, & florists' supplies whsle	13 541	1 105	114	991	12 436	—	—
42294	Tobacco & tobacco product whsle	47 682	16 758	2 421	14 337	30 924	—	—
422940	Tobacco & tobacco product whsle	47 682	16 758	2 421	14 337	30 924	—	—
42295	Paint, varnish, & supplies whsle	209 252	24 297	12 035	12 262	184 227	676	52
422950	Paint, varnish, & supplies whsle	209 252	24 297	12 035	12 262	184 227	676	52
4229501	Paint, varnish, & supplies whsle	209 252	24 297	12 035	12 262	184 227	676	52
42299	Other miscellaneous nondurable goods whsle	D	D	D	D	D	D	D
422990	Other miscellaneous nondurable goods whsle	D	D	D	D	D	D	D
4229901	Art goods whsle	31 984	3 481	348	3 133	28 503	—	—
4229902	General merchandise (nondurable goods) whsle	12 259	—	—	—	12 259	—	—
4229903	Textile bags, bagging, & burlap whsle	2 585	—	—	—	2 585	—	—
4229904	Other nondurable goods whsle	D	D	D	D	D	D	D
	Agents, brokers, and commission merchants	579 825	21 014	4 018	16 996	549 009	9 787	15
421	Wholesale trade, durable goods	433 137	17 298	3 595	13 703	407 046	8 778	15
4211	Motor vehicle & motor vehicle parts & supplies whsle	47 179	1 078	1	1 077	45 303	798	—
42111	Automobile & other motor vehicle whsle	22 706	55	—	55	22 639	12	—
421110	Automobile & other motor vehicle whsle	22 706	55	—	55	22 639	12	—
4211101	Automobile & motorcycle whsle	17 685	—	—	—	17 673	12	—
4211102	Bus & recreational vehicle whsle	D	D	D	D	D	D	D
4211103	Light truck & van (14,000 lb or less) whsle	709	—	—	—	709	—	—
4211104	Medium truck & tractor (14,001 lb to 26,000 lb) whsle	D	D	D	D	D	D	D
4211105	Heavy truck & tractor (over 26,000 lb) whsle	D	D	D	D	D	D	D
42112	Motor vehicle supplies & new parts whsle	23 671	1 023	1	1 022	21 867	781	—
421120	Motor vehicle supplies & new parts whsle	23 671	1 023	1	1 022	21 867	781	—
4211201	Motor vehicle supplies & new parts—warehouse distributors	13 029	—	—	—	13 029	—	—
4211202	Motor vehicle supplies & new parts—jobbers	9 889	1 023	1	1 022	8 150	716	—
4211203	Petroleum products marketing equipment whsle	753	—	—	—	688	65	—
42113	Tire & tube whsle	802	—	—	—	797	5	—
421130	Tire & tube whsle	802	—	—	—	797	5	—
4212	Furniture & home furnishings whsle	15 140	1 305	326	979	13 780	55	—
42121	Furniture whsle	7 544	4	—	4	7 514	26	—
421210	Furniture whsle	7 544	4	—	4	7 514	26	—
4212101	Household & lawn furniture whsle	4 067	—	—	—	4 067	—	—
4212102	Office & business furniture whsle	3 477	4	—	4	3 447	26	—
42122	Home furnishings whsle	7 596	1 301	326	975	6 286	29	—
421220	Home furnishings whsle	7 596	1 301	326	975	6 286	29	—
4212201	Household china, glassware, & crockery whsle	3 369	—	—	—	3 369	—	—
4212202	Linens, domestics, draperies, & curtains whsle	403	—	—	—	403	—	—
4212203	Floor coverings whsle	768	1	—	1	767	—	—
4212204	Other home furnishings whsle	3 056	1 300	326	974	1 727	29	—
4213	Lumber & other construction materials whsle	13 645	33	8	25	13 511	101	—
42131	Lumber, plywood, millwork, & wood panel whsle	11 178	—	—	—	11 078	100	—
421310	Lumber, plywood, millwork, & wood panel whsle	11 178	—	—	—	11 078	100	—
4213101	Lumber without yard whsle	445	—	—	—	445	—	—
4213102	Lumber with yard whsle	1 131	—	—	—	1 031	100	—
4213103	Plywood, veneer, millwork, & wood panel whsle	9 602	—	—	—	9 602	—	—
42132	Brick, stone, & related construction materials whsle	1 122	17	4	13	1 105	—	—
421320	Brick, stone, & related construction materials whsle	1 122	17	4	13	1 105	—	—
4213201	Brick, block, tile, clay/cement sewer pipe whsle	588	17	4	13	571	—	—
4213202	Sand, gravel, & stone whsle	4	—	—	—	4	—	—
4213203	Cement, lime, & related products whsle	530	—	—	—	530	—	—
42133	Roofing, siding, & insulation material whsle	744	1	—	1	743	—	—
421330	Roofing, siding, & insulation material whsle	744	1	—	1	743	—	—
4213301	Roofing, siding, & insulation material whsle	744	1	—	1	743	—	—

See footnotes at end of table.

Table 3. End-of-Year Inventories for the United States: 1996—Con.

[Thousand dollars. Includes only establishments with payroll. For meaning of abbreviations and symbols, see introductory text. For explanation of terms, see Appendix A]

NAICS code	Kind of business and type of operation	Total inventories	Subject to LIFO costing ¹			Not subject to LIFO costing	Valuation method not reported ²	Amount reported subject to LIFO without associated reserve and value ³
			Total	LIFO reserve	LIFO value			
	Agents, brokers, and commission merchants—Con.							
421	Wholesale trade, durable goods—Con.							
4213	Lumber & other construction materials whsle—Con.							
42139	Other construction materials whsle	601	15	4	11	585	1	—
421390	Other construction materials whsle	601	15	4	11	585	1	—
4213901	Flat glass & other construction glass whsle	188	15	4	11	173	—	—
4213902	Other construction materials whsle	413	—	—	—	412	1	—
4214	Professional & commercial equipment & supplies whsle	40 727	418	46	372	40 073	236	—
42141	Photographic equipment & supplies whsle	618	—	—	—	614	4	—
421410	Photographic equipment & supplies whsle	618	—	—	—	614	4	—
42142	Office equipment whsle	4 555	6	2	4	4 549	—	—
421420	Office equipment whsle	4 555	6	2	4	4 549	—	—
42143	Computer & computer peripheral equipment & software whsle	16 117	25	—	25	16 080	12	—
421430	Computer & computer peripheral equipment & software whsle	16 117	25	—	25	16 080	12	—
4214301	Computer & peripheral equipment whsle	15 404	25	—	25	15 367	12	—
42143011	Computers & peripheral equipment for resale	13 537	—	—	—	13 525	12	—
42143012	Computers & peripheral equipment for end use	1 867	25	—	25	1 842	—	—
4214302	Computer software (packaged) whsle	713	—	—	—	713	—	—
42144	Other commercial equipment whsle	4 425	—	—	—	4 267	158	—
421440	Other commercial equipment whsle	4 425	—	—	—	4 267	158	—
4214401	Restaurant & hotel equipment & supplies whsle	2 804	—	—	—	2 646	158	—
4214402	Store machines & equipment whsle	1 621	—	—	—	1 621	—	—
42145	Medical, dental, & hospital equipment & supplies whsle	12 517	303	41	262	12 156	58	—
421450	Medical, dental, & hospital equipment & supplies whsle	12 517	303	41	262	12 156	58	—
4214501	Surgical, medical, & hospital supplies whsle	11 508	150	34	116	11 300	58	—
4214502	Dental equipment & supplies whsle	1 009	153	7	146	856	—	—
42146	Ophthalmic goods whsle	590	50	—	50	536	4	—
421460	Ophthalmic goods whsle	590	50	—	50	536	4	—
42149	Other professional equipment & supplies whsle	1 905	34	3	31	1 871	—	—
421490	Other professional equipment & supplies whsle	1 905	34	3	31	1 871	—	—
4214901	Religious & school supplies whsle	249	26	3	23	223	—	—
4214902	Other professional equipment & supplies whsle	1 656	8	—	8	1 648	—	—
4215	Metal & mineral (except petroleum) whsle	21 158	1 485	366	1 119	19 668	5	—
42151	Metal service centers & offices	13 965	737	179	558	13 223	5	—
421510	Metal service centers & offices	13 965	737	179	558	13 223	5	—
4215101	Ferrous metal service centers & sales offices	12 108	18	4	14	12 085	5	—
42151011	Ferrous metal service centers	12 108	18	4	14	12 085	5	—
42151012	Ferrous metal sales offices	—	—	—	—	—	—	—
4215102	Nonferrous metal service centers & sales offices	1 857	719	175	544	1 138	—	—
42151021	Nonferrous metal service centers	1 857	719	175	544	1 138	—	—
42151022	Nonferrous metal sales offices	—	—	—	—	—	—	—
42152	Coal & other mineral & ore whsle	7 193	748	187	561	6 445	—	—
421520	Coal & other mineral & ore whsle	7 193	748	187	561	6 445	—	—
4215201	Coal whsle	D	D	D	D	D	D	D
4215202	Other mineral & ore whsle	D	D	D	D	D	D	D
4216	Electrical goods whsle	45 220	1 712	7	1 705	41 463	2 035	10
42161	Electrical apparatus & equip, wiring supp, & const material whsle	19 422	758	5	753	17 274	1 380	10
421610	Electrical apparatus & equip, wiring supp, & const material whsle	19 422	758	5	753	17 274	1 380	10
42162	Electrical appliance, television & radio set whsle	8 467	—	—	—	8 467	—	—
421620	Electrical appliance, television & radio set whsle	8 467	—	—	—	8 467	—	—
42169	Other electronic parts & equipment whsle	17 331	954	2	952	15 722	655	—
421690	Other electronic parts & equipment whsle	17 331	954	2	952	15 722	655	—
4216901	Communications equipment & supplies whsle	5 689	832	1	831	4 426	431	—
4216902	Electronic parts (excluding communications equipment) whsle	11 642	122	1	121	11 296	224	—
4217	Hardware, & plumbing & heating equipment & supplies whsle	D	D	D	D	D	D	D
42171	Hardware whsle	13 207	213	—	213	11 613	1 381	—
421710	Hardware whsle	13 207	213	—	213	11 613	1 381	—
42172	Plumbing & heating equipment & supplies (hydronics) whsle	30 379	2 112	374	1 738	27 163	1 104	—
421720	Plumbing & heating equipment & supplies (hydronics) whsle	30 379	2 112	374	1 738	27 163	1 104	—
42173	Warm air heating & air-conditioning equipment & supplies whsle	8 045	63	11	52	7 980	2	—
421730	Warm air heating & air-conditioning equipment & supplies whsle	8 045	63	11	52	7 980	2	—
42174	Refrigeration equipment & supplies whsle	D	D	D	D	D	D	D
421740	Refrigeration equipment & supplies whsle	D	D	D	D	D	D	D

See footnotes at end of table.

Table 3. End-of-Year Inventories for the United States: 1996—Con.

[Thousand dollars. Includes only establishments with payroll. For meaning of abbreviations and symbols, see introductory text. For explanation of terms, see Appendix A]

NAICS code	Kind of business and type of operation	Total inventories	Subject to LIFO costing ¹			Not subject to LIFO costing	Valuation method not reported ²	Amount reported subject to LIFO without associated reserve and value ³
			Total	LIFO reserve	LIFO value			
421	Agents, brokers, and commission merchants—Con.							
	Wholesale trade, durable goods—Con.							
4218	Machinery, equipment, & supplies whsle	141 800	7 616	1 867	5 749	131 129	3 052	3
42181	Construction & mining (except petroleum) machinery & equip whsle	10 454	—	—	—	10 454	—	—
421810	Construction & mining (except petroleum) machinery & equip whsle	10 454	—	—	—	10 454	—	—
42182	Farm & garden machinery & equipment whsle	17 297	780	270	510	16 514	—	3
421820	Farm & garden machinery & equipment whsle	17 297	780	270	510	16 514	—	3
4218201	Farm machinery & equipment—farm dealers	D	D	D	D	D	D	D
4218202	Farm machinery & equipment—whsle distributors	D	D	D	D	D	D	D
4218203	Lawn & garden machinery & equipment whsle	5 162	770	270	500	4 392	—	—
42183	Industrial machinery & equipment whsle	81 132	5 125	1 042	4 083	73 087	2 920	—
421830	Industrial machinery & equipment whsle	81 132	5 125	1 042	4 083	73 087	2 920	—
4218301	Food-processing machinery & equipment whsle	5 387	—	—	—	3 904	1 483	—
4218302	Hydraulic & pneumatic (fluid-power) machinery & equipment whsle	7 983	889	160	729	7 094	—	—
42183021	Hydraulic & pneumatic pumps & motors whsle	3 426	469	55	414	2 957	—	—
42183022	Hydraulic & pneumatic parts, accessories, & supplies whsle	4 557	420	105	315	4 137	—	—
4218303	General-purpose industrial machinery & equipment whsle	19 974	1 388	270	1 118	17 175	1 411	—
4218304	Metalworking machinery & equipment whsle	10 994	326	61	265	10 668	—	—
4218305	Materials handling equipment whsle	5 211	1 202	276	926	4 009	—	—
4218306	Oilwell, oil refinery, & pipeline mach, equip, & supplies whsle	3 341	867	217	650	2 448	26	—
4218307	Other industrial machinery & equipment whsle	28 242	453	58	395	27 789	—	—
42184	Industrial supplies whsle	17 208	1 552	487	1 065	15 557	99	—
421840	Industrial supplies whsle	17 208	1 552	487	1 065	15 557	99	—
4218401	General-line industrial supplies whsle	1 688	—	—	—	1 678	10	—
4218402	Mechanical power transmission supplies whsle	591	24	6	18	567	—	—
4218403	Welding supplies whsle	154	15	4	11	139	—	—
4218404	Industrial containers & supplies whsle	304	—	—	—	304	—	—
4218405	Industrial valves & fittings (except fluid-power) whsle	6 563	1 051	308	743	5 512	—	—
4218406	Other industrial supplies whsle	7 908	462	169	293	7 357	89	—
42185	Service establishment equipment & supplies whsle	3 557	85	65	20	3 439	33	—
421850	Service establishment equipment & supplies whsle	3 557	85	65	20	3 439	33	—
4218501	Beauty & barber shop equipment & supplies whsle	D	D	D	D	D	D	D
4218502	Custodial, janitors' equipment & supplies whsle	919	85	65	20	834	—	—
4218503	Laundry & dry-cleaning equipment & supplies whsle	211	—	—	—	211	—	—
4218504	Other service establishment equipment & supplies whsle	D	D	D	D	D	D	D
42186	Transportation equipment & supplies (exc motor vehicle) whsle	12 152	74	3	71	12 078	—	—
421860	Transportation equipment & supplies (exc motor vehicle) whsle	12 152	74	3	71	12 078	—	—
4218601	Aircraft & aeronautical equipment & supplies whsle	11 427	64	—	64	11 363	—	—
4218602	Marine machinery, equipment, & supplies whsle	D	D	D	D	D	D	D
4218603	Other transportation equipment & supplies whsle	D	D	D	D	D	D	D
4219	Miscellaneous durable goods whsle	D	D	D	D	D	D	D
42191	Sporting & recreational goods & supplies whsle	30 078	—	—	—	30 072	6	—
421910	Sporting & recreational goods & supplies whsle	30 078	—	—	—	30 072	6	—
42192	Toy & hobby goods & supplies whsle	D	D	D	D	D	D	D
421920	Toy & hobby goods & supplies whsle	D	D	D	D	D	D	D
42193	Recyclable material whsle	3 287	1 062	563	499	2 223	—	2
421930	Recyclable material whsle	3 287	1 062	563	499	2 223	—	2
4219301	Iron & steel scrap processors & dealers	1 266	—	—	—	1 266	—	—
42193011	Iron & steel scrap processors (using power processing equipment)	1 221	—	—	—	1 221	—	—
42193012	Iron & steel scrap processors (not using power processing equip)	45	—	—	—	45	—	—
4219302	Recyclable paper & paperboard whsle	162	28	—	28	132	—	2
4219303	Other recyclable material whsle	1 859	1 034	563	471	825	—	—
42194	Jewelry/watch/silverware/precious stone, & precious metal whsle	10 225	77	19	58	10 145	3	—
421940	Jewelry/watch/silverware/precious stone, & precious metal whsle	10 225	77	19	58	10 145	3	—
4219401	Jewelry, watch, diamonds, precious stone, & silverware whsle	D	D	D	D	D	D	D
4219402	Precious metal (excluding ores) whsle	D	D	D	D	D	D	D
42199	Other miscellaneous durable goods whsle	4 924	94	—	94	4 830	—	—
421990	Other miscellaneous durable goods whsle	4 924	94	—	94	4 830	—	—
4219901	Musical instruments & supplies whsle	121	—	—	—	121	—	—
4219902	Forest products (except lumber) whsle	179	—	—	—	179	—	—
4219903	General merchandise (durable goods) whsle	D	D	D	D	D	D	D
4219904	Prerecorded media whsle	511	19	—	19	492	—	—
42199041	Compact discs/prerecorded audio tapes, & phonograph records whsle	D	D	D	D	D	D	D
42199042	Prerecorded video tapes whsle	D	D	D	D	D	D	D
4219905	Fire extinguishers & fire safety equipment whsle	D	D	D	D	D	D	D
4219906	Other durable goods whsle	941	58	—	58	883	—	—

See footnotes at end of table.

Table 3. End-of-Year Inventories for the United States: 1996—Con.

[Thousand dollars. Includes only establishments with payroll. For meaning of abbreviations and symbols, see introductory text. For explanation of terms, see Appendix A]

NAICS code	Kind of business and type of operation	Total inventories	Subject to LIFO costing ¹			Not subject to LIFO costing	Valuation method not reported ²	Amount reported subject to LIFO without associated reserve and value ³
			Total	LIFO reserve	LIFO value			
	Agents, brokers, and commission merchants—Con.							
422	Wholesale trade, nondurable goods	146 688	3 716	423	3 293	141 963	1 009	—
4221	Paper & paper product whsle	17 175	79	—	79	16 853	243	—
42211	Printing & writing paper whsle	12 457	—	—	—	12 452	5	—
422110	Printing & writing paper whsle	12 457	—	—	—	12 452	5	—
42212	Stationery & office supplies whsle	1 950	36	—	36	1 676	238	—
422120	Stationery & office supplies whsle	1 950	36	—	36	1 676	238	—
42213	Industrial & personal service paper whsle	2 768	43	—	43	2 725	—	—
422130	Industrial & personal service paper whsle	2 768	43	—	43	2 725	—	—
4222	Drugs, & druggists' sundries whsle	5 047	5	—	5	5 042	—	—
42221	Drugs, & druggists' sundries whsle	5 047	5	—	5	5 042	—	—
422210	Drugs, & druggists' sundries whsle	5 047	5	—	5	5 042	—	—
4222102	Specialty-line drug, pharmaceutical, cosmetic, & toiletries whsle	5 047	5	—	5	5 042	—	—
4223	Apparel, piece goods, & notions whsle	30 510	67	15	52	30 343	100	—
42231	Piece goods, notions, & other dry goods whsle	9 009	66	15	51	8 943	—	—
422310	Piece goods, notions, & other dry goods whsle	9 009	66	15	51	8 943	—	—
4223101	Piece goods—jobbers	8 494	66	15	51	8 428	—	—
4223102	Notions & other dry goods whsle	515	—	—	—	515	—	—
42232	Men's & boys' clothing & furnishings whsle	3 932	—	—	—	3 832	100	—
422320	Men's & boys' clothing & furnishings whsle	3 932	—	—	—	3 832	100	—
42233	Women's, children's, & infants' clothing & accessories whsle	6 423	1	—	1	6 422	—	—
422330	Women's, children's, & infants' clothing & accessories whsle	6 423	1	—	1	6 422	—	—
42234	Footwear whsle	11 146	—	—	—	11 146	—	—
422340	Footwear whsle	11 146	—	—	—	11 146	—	—
4224	Grocery & related products whsle	42 628	147	18	129	42 296	185	—
42241	General-line grocery whsle	19 548	—	—	—	19 548	—	—
422410	General-line grocery whsle	19 548	—	—	—	19 548	—	—
4224103	Other general-line grocery whsle	19 548	—	—	—	19 548	—	—
42242	Packaged frozen food whsle	2 632	2	—	2	2 630	—	—
422420	Packaged frozen food whsle	2 632	2	—	2	2 630	—	—
42243	Dairy products, (except dried or canned) whsle	700	—	—	—	698	2	—
422430	Dairy products, (except dried or canned) whsle	700	—	—	—	698	2	—
4224301	Raw milk whsle	D	D	D	D	D	D	D
4224302	Dairy product (except raw milk) whsle	D	D	D	D	D	D	D
42244	Poultry & poultry product whsle	D	D	D	D	D	D	D
422440	Poultry & poultry product whsle	D	D	D	D	D	D	D
4224401	Live poultry whsle	D	D	D	D	D	D	D
4224402	Poultry & poultry product (except live) whsle	D	D	D	D	D	D	D
42245	Confectionery whsle	731	1	—	1	730	—	—
422450	Confectionery whsle	731	1	—	1	730	—	—
42246	Fish & seafood whsle	472	—	—	—	472	—	—
422460	Fish & seafood whsle	472	—	—	—	472	—	—
42247	Meat & meat product whsle	2 917	63	2	61	2 839	15	—
422470	Meat & meat product whsle	2 917	63	2	61	2 839	15	—
42248	Fresh fruit & vegetable whsle	6 688	—	—	—	6 688	—	—
422480	Fresh fruit & vegetable whsle	6 688	—	—	—	6 688	—	—
42249	Other grocery & related products whsle	D	D	D	D	D	D	D
422490	Other grocery & related products whsle	D	D	D	D	D	D	D
4224901	Coffee, tea, & spice whsle	390	5	—	5	385	—	—
4224902	Bread & baked goods whsle	309	3	1	2	294	12	—
4224903	Soft drinks whsle	65	—	—	—	64	1	—
4224904	Canned goods whsle	4 580	64	15	49	4 516	—	—
4224905	Food & beverage basic materials whsle	190	—	—	—	35	155	—
4224906	Other grocery specialties whsle	D	D	D	D	D	D	D
4225	Farm-product raw material whsle	13 057	991	215	776	12 053	13	—
42251	Grain & field bean whsle	1 739	879	200	679	860	—	—
422510	Grain & field bean whsle	1 739	879	200	679	860	—	—
42252	Livestock whsle	9 663	112	15	97	9 538	13	—
422520	Livestock whsle	9 663	112	15	97	9 538	13	—
42259	Other farm product raw material whsle	1 655	—	—	—	1 655	—	—
422590	Other farm product raw material whsle	1 655	—	—	—	1 655	—	—
4225901	Hides, skins, & pelts whsle	318	—	—	—	318	—	—
4225902	Leaf tobacco whsle	118	—	—	—	118	—	—
4225903	Wool, wool tops, & mohair whsle	1 055	—	—	—	1 055	—	—
4225904	Cotton whsle	32	—	—	—	32	—	—
4225905	Other farm-product raw material whsle	132	—	—	—	132	—	—
4226	Chemical & allied products whsle	22 043	2 022	94	1 928	19 749	272	—
42261	Plastics materials & basic forms & shapes whsle	3 978	511	103	408	3 325	142	—
422610	Plastics materials & basic forms & shapes whsle	3 978	511	103	408	3 325	142	—
42269	Other chemical & allied products whsle	18 065	1 511	—9	1 520	16 424	130	—
422690	Other chemical & allied products whsle	18 065	1 511	—9	1 520	16 424	130	—
4226901	Industrial gases (except LP) whsle	—	—	—	—	—	—	—
4226902	Other chemical & allied products whsle	18 065	1 511	—9	1 520	16 424	130	—

See footnotes at end of table.

Table 3. End-of-Year Inventories for the United States: 1996—Con.

[Thousand dollars. Includes only establishments with payroll. For meaning of abbreviations and symbols, see introductory text. For explanation of terms, see Appendix A]

NAICS code	Kind of business and type of operation	Total inventories	Subject to LIFO costing ¹			Not subject to LIFO costing	Valuation method not reported ²	Amount reported subject to LIFO without associated reserve and value ³
			Total	LIFO reserve	LIFO value			
	Agents, brokers, and commission merchants—Con.							
422	Wholesale trade, nondurable goods—Con.							
4227	Petroleum & petroleum products whse	1 191	91	80	11	1 100	—	—
42271	Petroleum bulk stations & terminals	527	91	80	11	436	—	—
422710	Petroleum bulk stations & terminals	527	91	80	11	436	—	—
4227101	Petroleum bulk stations & terminals (except LP)	D	D	D	D	D	D	D
42271011	Petroleum bulk stations (except LP)	D	D	D	D	D	D	D
42271012	Petroleum bulk terminals (except LP)	D	D	D	D	D	D	D
4227102	Liquefied petroleum bulk stations & terminals	D	D	D	D	D	D	D
42272	Petroleum & petroleum prod whse (exc bulk stations & terminals)	664	—	—	—	664	—	—
422720	Petroleum & petroleum prod whse (exc bulk stations & terminals)	664	—	—	—	664	—	—
4228	Beer, wine, & distilled alcoholic beverage whse	D	D	D	D	D	D	D
42281	Beer & ale whse	D	D	D	D	D	D	D
422810	Beer & ale whse	D	D	D	D	D	D	D
42282	Wine & distilled alcoholic beverage whse	1 446	17	—	17	1 429	—	—
422820	Wine & distilled alcoholic beverage whse	1 446	17	—	17	1 429	—	—
4228201	Wine & distilled alcoholic bev (licensed operation) whse	1 446	17	—	17	1 429	—	—
4229	Miscellaneous nondurable goods whse	D	D	D	D	D	D	D
42291	Farm supplies whse	1 523	—	—	—	1 523	—	—
422910	Farm supplies whse	1 523	—	—	—	1 523	—	—
4229102	Farm supplies—whse distributors	1 523	—	—	—	1 523	—	—
42292	Book, periodical, & newspaper whse	1 806	—	—	—	1 806	—	—
422920	Book, periodical, & newspaper whse	1 806	—	—	—	1 806	—	—
42293	Flower, nursery stock, & florists' supplies whse	1 153	—	—	—	1 031	122	—
422930	Flower, nursery stock, & florists' supplies whse	1 153	—	—	—	1 031	122	—
42294	Tobacco & tobacco product whse	616	—	—	—	616	—	—
422940	Tobacco & tobacco product whse	616	—	—	—	616	—	—
42295	Paint, varnish, & supplies whse	2 040	297	1	296	1 743	—	—
422950	Paint, varnish, & supplies whse	2 040	297	1	296	1 743	—	—
4229501	Paint, varnish, & supplies whse	2 040	297	1	296	1 743	—	—
42299	Other miscellaneous nondurable goods whse	D	D	D	D	D	D	D
422990	Other miscellaneous nondurable goods whse	D	D	D	D	D	D	D
4229901	Art goods whse	1 122	—	—	—	1 122	—	—
4229902	General merchandise (nondurable goods) whse	1 235	—	—	—	1 228	7	—
4229903	Textile bags, bagging, & burlap whse	38	—	—	—	38	—	—
4229904	Other nondurable goods whse	D	D	D	D	D	D	D

¹Includes only data reported by respondents who a) indicated amount of inventories subject to LIFO cost, and b) provided sufficient information to determine associated LIFO reserve and value figures.

²Includes data estimated for nonresponse and nonmail administrative records and data reported by respondents who reported total inventory figures without other information.

³Includes data reported by respondents who indicated their inventories were subject to LIFO cost but did not report associated LIFO reserve and value figures.

Table 4. End-of-Year Inventories for the United States: 1997

[Thousand dollars. Includes only establishments with payroll. For meaning of abbreviations and symbols, see introductory text. For explanation of terms, see Appendix A]

NAICS code	Kind of business and type of operation	Total inventories	Subject to LIFO costing ¹			Not subject to LIFO costing	Valuation method not reported ²	Amount reported subject to LIFO without associated reserve and value ³
			Total	LIFO reserve	LIFO value			
	Wholesale trade	272 240 419	37 368 017	7 161 126	30 206 891	228 515 742	3 195 969	3 160 691
421	Wholesale trade, durable goods	173 780 143	22 877 710	4 881 381	17 996 329	147 639 396	2 007 276	1 255 761
4211	Motor vehicle & motor vehicle parts & supplies whsle	22 912 616	4 569 686	1 346 496	3 223 190	17 633 172	231 388	478 370
42111	Automobile & other motor vehicle whsle	11 354 906	3 282 039	1 099 908	2 182 131	7 511 217	183 477	378 123
421110	Automobile & other motor vehicle whsle	11 354 906	3 282 039	1 099 908	2 182 131	7 511 217	183 477	378 123
4211101	Automobile & motorcycle whsle	5 929 998	2 269 815	904 368	1 365 447	3 266 516	69 213	324 404
4211102	Bus & recreational vehicle whsle	330 134	9 272	1 771	7 501	300 727	19 432	703
4211103	Light truck & van (14,000 lb or less) whsle	693 992	293 820	55 275	238 545	364 411	6 482	29 279
4211104	Medium truck & tractor (14,001 lb to 26,000 lb) whsle	561 016	103 998	17 785	86 213	444 082	11 497	1 439
4211105	Heavy truck & tractor (over 26,000 lb) whsle	3 839 766	605 134	120 709	484 425	3 135 481	76 853	22 298
42112	Motor vehicle supplies & new parts whsle	9 596 993	1 158 850	242 223	916 627	8 338 061	34 815	65 267
421120	Motor vehicle supplies & new parts whsle	9 596 993	1 158 850	242 223	916 627	8 338 061	34 815	65 267
4211201	Motor vehicle supplies & new parts—warehouse distributors	3 782 062	580 298	77 772	502 526	3 160 858	17 773	23 133
4211202	Motor vehicle supplies & new parts—jobbers	5 674 111	563 883	160 672	403 211	5 053 204	15 184	41 840
4211203	Petroleum products marketing equipment whsle	140 820	14 669	3 779	10 890	123 999	1 858	294
42113	Tire & tube whsle	1 166 572	106 256	1 388	104 868	1 013 902	11 753	34 661
421130	Tire & tube whsle	1 166 572	106 256	1 388	104 868	1 013 902	11 753	34 661
42114	Motor vehicle parts, (used) whsle	794 145	22 541	2 977	19 564	769 992	1 343	319
421140	Motor vehicle parts, (used) whsle	794 145	22 541	2 977	19 564	769 992	1 343	319
4212	Furniture & home furnishings whsle	6 007 773	627 834	127 333	500 501	5 313 082	32 324	34 533
42121	Furniture whsle	1 866 930	125 845	33 568	92 277	1 726 918	7 028	7 139
421210	Furniture whsle	1 866 930	125 845	33 568	92 277	1 726 918	7 028	7 139
4212101	Household & lawn furniture whsle	995 971	58 483	12 667	45 816	935 762	1 443	283
4212102	Office & business furniture whsle	870 959	67 362	20 901	46 461	791 156	5 585	6 856
42122	Home furnishings whsle	4 140 843	501 989	93 765	408 224	3 586 164	25 296	27 394
421220	Home furnishings whsle	4 140 843	501 989	93 765	408 224	3 586 164	25 296	27 394
4212201	Household china, glassware, & crockery whsle	887 509	193 319	49 306	144 013	681 663	6 704	5 823
4212202	Linens, domestics, draperies, & curtains whsle	805 239	65 039	14 343	50 696	713 892	7 184	1 124
4212203	Floor coverings whsle	1 340 545	144 148	14 830	129 318	1 173 792	8 791	13 814
4212204	Other home furnishings whsle	1 107 550	99 483	15 286	84 197	988 817	2 617	6 633
4213	Lumber & other construction materials whsle	6 764 054	887 657	232 802	654 855	5 756 375	94 424	25 598
42131	Lumber, plywood, millwork, & wood panel whsle	4 600 369	767 053	217 886	549 167	3 757 325	65 522	10 469
421310	Lumber, plywood, millwork, & wood panel whsle	4 600 369	767 053	217 886	549 167	3 757 325	65 522	10 469
4213101	Lumber without yard whsle	636 263	49 572	17 680	31 892	582 807	1 956	1 928
4213102	Lumber with yard whsle	1 728 437	237 513	57 956	179 557	1 466 585	21 672	2 667
4213103	Plywood, veneer, millwork, & wood panel whsle	2 235 669	479 968	142 250	337 718	1 707 933	41 894	5 874
42132	Brick, stone, & related construction materials whsle	846 315	27 845	5 649	22 196	801 247	16 734	489
421320	Brick, stone, & related construction materials whsle	846 315	27 845	5 649	22 196	801 247	16 734	489
4213201	Brick, block, tile, clay/cement sewer pipe whsle	357 316	3 340	761	2 579	350 665	2 825	486
4213202	Sand, gravel, & stone whsle	212 072	6 983	2 368	4 615	198 876	6 213	-
4213203	Cement, lime, & related products whsle	276 927	17 522	2 520	15 002	251 706	7 696	3
42133	Roofing, siding, & insulation material whsle	651 224	42 983	3 312	39 671	586 553	7 048	14 640
421330	Roofing, siding, & insulation material whsle	651 224	42 983	3 312	39 671	586 553	7 048	14 640
4213301	Roofing, siding, & insulation material whsle	651 224	42 983	3 312	39 671	586 553	7 048	14 640
42139	Other construction materials whsle	666 146	49 776	5 955	43 821	611 250	5 120	-
421390	Other construction materials whsle	666 146	49 776	5 955	43 821	611 250	5 120	-
4213901	Flat glass & other construction glass whsle	134 854	20 880	2 245	18 635	113 779	195	-
4213902	Other construction materials whsle	531 292	28 896	3 710	25 186	497 471	4 925	-
4214	Professional & commercial equipment & supplies whsle	27 009 852	1 429 327	261 620	1 167 707	25 301 606	133 708	145 211
42141	Photographic equipment & supplies whsle	1 222 355	128 697	62 599	66 098	1 074 037	19 521	100
421410	Photographic equipment & supplies whsle	1 222 355	128 697	62 599	66 098	1 074 037	19 521	100
42142	Office equipment whsle	2 702 445	22 338	3 171	19 167	2 672 902	5 960	1 245
421420	Office equipment whsle	2 702 445	22 338	3 171	19 167	2 672 902	5 960	1 245
42143	Computer & computer peripheral equipment & software whsle	13 983 239	77 031	10 199	66 832	13 881 261	19 520	5 427
421430	Computer & computer peripheral equipment & software whsle	13 983 239	77 031	10 199	66 832	13 881 261	19 520	5 427
4214301	Computer & peripheral equipment whsle	13 428 595	54 580	7 838	46 742	13 351 412	17 243	5 360
42143011	Computers & peripheral equipment for resale	9 594 264	41 160	6 269	34 891	9 542 957	9 456	691
42143012	Computers & peripheral equipment for end use	3 834 331	13 420	1 569	11 851	3 808 455	7 787	4 669
4214302	Computer software (packaged) whsle	554 644	22 451	2 361	20 090	529 849	2 277	67
42144	Other commercial equipment whsle	1 291 756	80 286	14 164	66 122	1 176 038	11 776	23 656
421440	Other commercial equipment whsle	1 291 756	80 286	14 164	66 122	1 176 038	11 776	23 656
4214401	Restaurant & hotel equipment & supplies whsle	855 376	64 017	12 658	51 359	762 784	5 832	22 743
4214402	Store machines & equipment whsle	436 380	16 269	1 506	14 763	413 254	5 944	913
42145	Medical, dental, & hospital equipment & supplies whsle	5 749 898	819 599	101 861	717 738	4 767 653	49 737	112 909
421450	Medical, dental, & hospital equipment & supplies whsle	5 749 898	819 599	101 861	717 738	4 767 653	49 737	112 909
4214501	Surgical, medical, & hospital supplies whsle	5 232 071	747 854	86 821	661 033	4 356 035	37 672	90 510
4214502	Dental equipment & supplies whsle	517 827	71 745	15 040	56 705	411 618	12 065	22 399
42146	Ophthalmic goods whsle	828 689	43 459	3 313	40 146	772 208	11 900	1 122
421460	Ophthalmic goods whsle	828 689	43 459	3 313	40 146	772 208	11 900	1 122
42149	Other professional equipment & supplies whsle	1 231 470	257 917	66 313	191 604	957 507	15 294	752
421490	Other professional equipment & supplies whsle	1 231 470	257 917	66 313	191 604	957 507	15 294	752
4214901	Religious & school supplies whsle	164 528	16 362	3 738	12 624	147 292	874	-
4214902	Other professional equipment & supplies whsle	1 066 942	241 555	62 575	178 980	810 215	14 420	752

See footnotes at end of table.

Table 4. End-of-Year Inventories for the United States: 1997—Con.

[Thousand dollars. Includes only establishments with payroll. For meaning of abbreviations and symbols, see introductory text. For explanation of terms, see Appendix A]

NAICS code	Kind of business and type of operation	Total inventories	Subject to LIFO costing ¹			Not subject to LIFO costing	Valuation method not reported ²	Amount reported subject to LIFO without associated reserve and value ³
			Total	LIFO reserve	LIFO value			
	Wholesale trade—Con.							
421	Wholesale trade, durable goods—Con.							
4215	Metal & mineral (except petroleum) whsle	14 559 365	3 752 532	930 093	2 822 439	10 399 204	335 789	71 840
42151	Metal service centers & offices	13 925 957	3 734 832	928 161	2 806 671	9 788 917	330 368	71 840
4215101	Metal service centers & offices	13 925 957	3 734 832	928 161	2 806 671	9 788 917	330 368	71 840
421510101	Ferrous metal service centers & sales offices	10 921 109	2 992 338	787 346	2 204 992	7 559 339	300 548	68 884
421510111	Ferrous metal service centers	10 921 109	2 992 338	787 346	2 204 992	7 559 339	300 548	68 884
421510121	Ferrous metal sales offices	—	—	—	—	—	—	—
4215102	Nonferrous metal service centers & sales offices	3 004 848	742 494	140 815	601 679	2 229 578	29 820	2 956
421510211	Nonferrous metal service centers	3 004 848	742 494	140 815	601 679	2 229 578	29 820	2 956
421510221	Nonferrous metal sales offices	—	—	—	—	—	—	—
42152	Coal & other mineral & ore whsle	633 408	17 700	1 932	15 768	610 287	5 421	—
4215201	Coal & other mineral & ore whsle	633 408	17 700	1 932	15 768	610 287	5 421	—
421520101	Coal whsle	252 383	4 930	255	4 675	242 510	4 943	—
4215202	Other mineral & ore whsle	381 025	12 770	1 677	11 093	367 777	478	—
4216	Electrical goods whsle	21 462 916	1 374 348	259 566	1 114 782	19 889 641	172 557	26 370
42161	Electrical apparatus & equip, wiring supp, & const material whsle	6 029 976	971 214	215 107	756 107	4 982 963	53 581	22 218
4216101	Electrical apparatus & equip, wiring supp, & const material whsle	6 029 976	971 214	215 107	756 107	4 982 963	53 581	22 218
42162	Electrical appliance, television & radio set whsle	4 265 594	109 474	13 166	96 308	4 120 123	32 927	3 070
4216201	Electrical appliance, television & radio set whsle	4 265 594	109 474	13 166	96 308	4 120 123	32 927	3 070
42169	Other electronic parts & equipment whsle	11 167 346	293 660	31 293	262 367	10 786 555	86 049	1 082
4216901	Other electronic parts & equipment whsle	11 167 346	293 660	31 293	262 367	10 786 555	86 049	1 082
421690101	Communications equipment & supplies whsle	4 129 201	109 725	16 247	93 478	4 004 354	14 891	231
4216902	Electronic parts (excluding communications equipment) whsle	7 038 145	183 935	15 046	168 889	6 782 201	71 158	851
4217	Hardware, & plumbing & heating equipment & supplies whsle ..	10 370 210	1 505 375	294 432	1 210 943	8 615 905	175 759	73 171
42171	Hardware whsle	5 298 245	730 198	134 088	596 110	4 440 929	93 608	33 510
4217101	Hardware whsle	5 298 245	730 198	134 088	596 110	4 440 929	93 608	33 510
42172	Plumbing & heating equipment & supplies (hydronics) whsle	1 964 641	212 711	39 315	173 396	1 717 993	22 665	11 272
4217201	Plumbing & heating equipment & supplies (hydronics) whsle	1 964 641	212 711	39 315	173 396	1 717 993	22 665	11 272
42173	Warm air heating & air-conditioning equipment & supplies whsle	2 498 546	494 927	109 215	385 712	1 934 838	45 984	22 797
4217301	Warm air heating & air-conditioning equipment & supplies whsle	2 498 546	494 927	109 215	385 712	1 934 838	45 984	22 797
42174	Refrigeration equipment & supplies whsle	608 778	67 539	11 814	55 725	522 145	13 502	5 592
4217401	Refrigeration equipment & supplies whsle	608 778	67 539	11 814	55 725	522 145	13 502	5 592
4218	Machinery, equipment, & supplies whsle	46 905 904	7 607 192	1 218 329	6 388 863	38 229 974	713 647	355 091
42181	Construction & mining (except petroleum) machinery & equip whsle	12 140 651	3 167 773	424 785	2 742 988	8 517 973	330 624	124 281
4218101	Construction & mining (except petroleum) machinery & equip whsle	12 140 651	3 167 773	424 785	2 742 988	8 517 973	330 624	124 281
42182	Farm & garden machinery & equipment whsle	9 247 680	825 149	134 487	690 662	8 262 231	103 829	56 471
4218201	Farm & garden machinery & equipment whsle	9 247 680	825 149	134 487	690 662	8 262 231	103 829	56 471
421820101	Farm machinery & equipment—farm dealers	6 994 668	487 399	84 334	403 065	6 378 673	89 034	39 562
4218202	Farm machinery & equipment—whsle distributors	1 517 644	113 720	24 299	89 421	1 386 134	11 810	5 980
4218203	Lawn & garden machinery & equipment whsle	735 368	224 030	25 854	198 176	4 977 424	2 985	10 929
42183	Industrial machinery & equipment whsle	14 863 422	1 957 552	370 094	1 587 458	12 664 538	152 039	89 293
4218301	Industrial machinery & equipment whsle	14 863 422	1 957 552	370 094	1 587 458	12 664 538	152 039	89 293
421830101	Food-processing machinery & equipment whsle	482 438	34 101	12 362	21 739	443 021	2 591	2 725
4218302	Hydraulic & pneumatic (fluid-power) machinery & equipment whsle	1 412 054	217 953	55 946	162 007	1 169 103	19 562	5 436
421830201	Hydraulic & pneumatic pumps & motors whsle	506 332	97 841	27 212	70 629	400 854	5 488	2 149
421830202	Hydraulic & pneumatic parts, accessories, & supplies whsle	905 722	120 112	28 734	91 378	768 249	14 074	3 287
4218303	General-purpose industrial machinery & equipment whsle	4 203 829	699 329	115 408	583 921	3 401 967	65 704	36 829
4218304	Metalworking machinery & equipment whsle	2 366 943	261 018	44 722	216 296	2 073 249	20 967	11 709
4218305	Materials handling equipment whsle	1 883 410	292 209	44 037	248 172	1 569 182	15 700	6 319
4218306	Oilwell, oil refinery, & pipeline mach, equip, & supplies whsle	1 356 139	259 541	73 967	185 574	1 081 460	12 118	3 020
4218307	Other industrial machinery & equipment whsle	3 158 609	193 401	23 652	169 749	2 926 556	15 397	23 255
42184	Industrial supplies whsle	5 420 791	834 267	192 304	641 963	4 457 152	51 176	78 196
4218401	Industrial supplies whsle	5 420 791	834 267	192 304	641 963	4 457 152	51 176	78 196
421840101	General-line industrial supplies whsle	504 136	64 193	12 950	51 243	427 107	5 613	7 223
4218402	Mechanical power transmission supplies whsle	1 531 024	231 396	62 147	169 249	1 244 440	14 950	40 238
4218403	Welding supplies whsle	516 948	58 138	9 947	48 191	440 887	8 821	9 102
4218404	Industrial containers & supplies whsle	322 520	24 519	3 964	20 555	288 935	3 228	5 838
4218405	Industrial valves & fittings (except fluid-power) whsle ..	882 080	207 121	50 404	156 717	659 182	5 606	10 171
4218406	Other industrial supplies whsle	1 664 083	248 900	52 892	196 008	1 396 601	12 958	5 624
42185	Service establishment equipment & supplies whsle	1 385 236	75 899	12 705	63 194	1 290 656	12 178	6 503
4218501	Service establishment equipment & supplies whsle	1 385 236	75 899	12 705	63 194	1 290 656	12 178	6 503
421850101	Beauty & barber shop equipment & supplies whsle	335 666	7 087	1 253	5 834	328 009	495	75
4218502	Custodial, janitors' equipment & supplies whsle	409 881	30 214	5 571	24 643	374 684	3 958	1 025
4218503	Laundry & dry-cleaning equipment & supplies whsle	175 557	11 113	2 197	8 916	160 136	3 756	552
4218504	Other service establishment equipment & supplies whsle	464 132	27 485	3 684	23 801	427 827	3 969	4 851
42186	Transportation equipment & supplies (exc motor vehicle) whsle	3 848 124	746 552	83 954	662 598	3 037 424	63 801	347
4218601	Transportation equipment & supplies (exc motor vehicle) whsle	3 848 124	746 552	83 954	662 598	3 037 424	63 801	347
421860101	Aircraft & aeronautical equipment & supplies whsle	3 095 765	671 070	73 115	597 955	2 367 500	57 195	—
4218602	Marine machinery, equipment, & supplies whsle	464 489	47 313	7 349	39 964	411 773	5 096	347
4218603	Other transportation equipment & supplies whsle	287 870	28 169	3 490	24 679	258 151	1 550	—

See footnotes at end of table.

Table 4. End-of-Year Inventories for the United States: 1997—Con.

[Thousand dollars. Includes only establishments with payroll. For meaning of abbreviations and symbols, see introductory text. For explanation of terms, see Appendix A]

NAICS code	Kind of business and type of operation	Total inventories	Subject to LIFO costing ¹			Not subject to LIFO costing	Valuation method not reported ²	Amount reported subject to LIFO without associated reserve and value ³
			Total	LIFO reserve	LIFO value			
421	Wholesale trade—Con.							
	Wholesale trade, durable goods—Con.							
4219	Miscellaneous durable goods whsle	17 787 453	1 123 759	210 710	913 049	16 500 437	117 680	45 577
42191	Sporting & recreational goods & supplies whsle	3 445 812	282 431	46 086	236 345	3 119 290	38 887	5 204
421910	Sporting & recreational goods & supplies whsle	3 445 812	282 431	46 086	236 345	3 119 290	38 887	5 204
42192	Toy & hobby goods & supplies whsle	2 378 047	83 855	7 932	75 923	2 286 151	7 933	108
421920	Toy & hobby goods & supplies whsle	2 378 047	83 855	7 932	75 923	2 286 151	7 933	108
42193	Recyclable material whsle	2 099 709	210 478	67 911	142 567	1 871 248	17 099	894
421930	Recyclable material whsle	2 099 709	210 478	67 911	142 567	1 871 248	17 099	894
4219301	Iron & steel scrap processors & dealers	1 055 403	135 228	49 860	85 368	908 174	11 135	866
42193011	Iron & steel scrap processors (using power processing equipment)	899 925	132 785	48 750	84 035	755 783	11 110	247
42193012	Iron & steel scrap processors (not using power processing equip)	155 478	2 443	1 110	1 333	152 391	25	619
4219302	Recyclable paper & paperboard whsle	133 560	1 708	391	1 317	130 174	1 660	18
4219303	Other recyclable material whsle	910 746	73 542	17 660	55 882	832 900	4 304	—
42194	Jewelry/watch/silverware/precious stone, & precious metal whsle	5 475 085	378 570	61 944	316 626	5 046 457	29 421	20 637
421940	Jewelry/watch/silverware/precious stone, & precious metal whsle	5 475 085	378 570	61 944	316 626	5 046 457	29 421	20 637
4219401	Jewelry, watch, diamonds, precious stone, & silverware whsle	4 749 183	124 159	19 113	105 046	4 581 944	24 794	18 286
4219402	Precious metal (excluding ores) whsle	725 902	254 411	42 831	211 580	464 513	4 627	2 351
42199	Other miscellaneous durable goods whsle	4 388 800	168 425	26 837	141 588	4 177 291	24 340	18 744
421990	Other miscellaneous durable goods whsle	4 388 800	168 425	26 837	141 588	4 177 291	24 340	18 744
4219901	Musical instruments & supplies whsle	344 022	7 331	1 605	5 726	335 841	—	850
4219902	Forest products (except lumber) whsle	465 668	22 156	786	21 370	441 410	1 954	148
4219903	General merchandise (durable goods) whsle	1 048 329	84 471	16 319	68 152	953 732	9 126	1 000
4219904	Prerecorded media whsle	1 847 403	26 692	1 822	24 870	1 795 612	8 353	16 746
42199041	Compact discs/prerecorded audio tapes, & phonograph records whsle	1 294 830	15 316	1 764	13 552	1 262 281	488	16 745
42199042	Prerecorded video tapes whsle	552 573	11 376	58	11 318	533 331	7 865	1
4219905	Fire extinguishers & fire safety equipment whsle	87 714	9 289	785	8 504	75 018	3 407	—
4219906	Other durable goods whsle	595 664	18 486	5 520	12 966	575 678	1 500	—
422	Wholesale trade, nondurable goods	98 460 276	14 490 307	2 279 745	12 210 562	80 876 346	1 188 693	1 904 930
4221	Paper & paper product whsle	5 803 877	1 181 792	133 467	1 048 325	4 499 420	111 849	10 816
42211	Printing & writing paper whsle	1 502 976	404 721	70 005	334 716	1 025 505	71 076	1 674
422110	Printing & writing paper whsle	1 502 976	404 721	70 005	334 716	1 025 505	71 076	1 674
42212	Stationery & office supplies whsle	2 186 065	478 871	11 224	467 647	1 691 567	14 797	830
422120	Stationery & office supplies whsle	2 186 065	478 871	11 224	467 647	1 691 567	14 797	830
42213	Industrial & personal service paper whsle	2 114 836	298 200	52 238	245 962	1 782 348	25 976	8 312
422130	Industrial & personal service paper whsle	2 114 836	298 200	52 238	245 962	1 782 348	25 976	8 312
4222	Drugs, & druggists' sundries whsle	15 707 844	3 135 771	444 379	2 691 392	10 879 866	186 649	1 505 558
42221	Drugs, & druggists' sundries whsle	15 707 844	3 135 771	444 379	2 691 392	10 879 866	186 649	1 505 558
422210	Drugs, & druggists' sundries whsle	15 707 844	3 135 771	444 379	2 691 392	10 879 866	186 649	1 505 558
4222101	General-line drugs whsle	9 838 713	2 859 225	422 936	2 436 289	6 110 241	18 645	850 602
4222102	Specialty-line drug, pharmaceutical, cosmetic, & toiletries whsle	5 869 131	276 546	21 443	255 103	4 769 625	168 004	654 956
4223	Apparel, piece goods, & notions whsle	13 581 581	1 423 323	156 109	1 267 214	12 005 313	92 379	60 566
42231	Piece goods, notions, & other dry goods whsle	2 231 275	105 077	19 036	86 041	2 101 169	22 157	2 872
422310	Piece goods, notions, & other dry goods whsle	2 231 275	105 077	19 036	86 041	2 101 169	22 157	2 872
4223101	Piece goods—jobbers	1 837 541	75 050	14 394	60 656	1 743 763	15 865	2 863
4223102	Notions & other dry goods whsle	393 734	30 027	4 642	25 385	357 406	6 292	9
42232	Men's & boys' clothing & furnishings whsle	4 525 220	913 993	104 964	809 029	3 521 929	38 123	51 175
422320	Men's & boys' clothing & furnishings whsle	4 525 220	913 993	104 964	809 029	3 521 929	38 123	51 175
42233	Women's, children's, & infants' clothing & accessories whsle	4 184 804	110 557	22 432	88 125	4 044 641	23 087	6 519
422330	Women's, children's, & infants' clothing & accessories whsle	4 184 804	110 557	22 432	88 125	4 044 641	23 087	6 519
42234	Footwear whsle	2 640 282	293 696	9 677	284 019	2 337 574	9 012	—
422340	Footwear whsle	2 640 282	293 696	9 677	284 019	2 337 574	9 012	—
4224	Grocery & related products whsle	20 042 559	3 280 503	567 353	2 713 150	16 472 920	205 307	83 829
42241	General-line grocery whsle	5 760 246	1 539 464	263 741	1 275 723	4 043 001	121 640	56 141
422410	General-line grocery whsle	5 760 246	1 539 464	263 741	1 275 723	4 043 001	121 640	56 141
4224101	General-line grocery whsle, voluntary group	958 773	402 688	121 982	280 706	533 242	795	22 048
4224102	General-line grocery whsle, retail cooperative	945 354	164 763	18 119	146 644	778 685	—	1 906
4224103	Other general-line grocery whsle	3 856 119	972 013	123 640	848 373	2 731 074	120 845	32 187
42242	Packaged frozen food whsle	3 086 225	402 756	69 961	332 795	2 628 887	41 205	13 377
422420	Packaged frozen food whsle	3 086 225	402 756	69 961	332 795	2 628 887	41 205	13 377
42243	Dairy products, (except dried or canned) whsle	908 789	76 353	12 928	63 425	831 468	798	170
422430	Dairy products, (except dried or canned) whsle	908 789	76 353	12 928	63 425	831 468	798	170
4224301	Raw milk whsle	23 534	147	33	114	23 383	4	—
4224302	Dairy product (except raw milk) whsle	885 255	76 206	12 895	63 311	808 085	794	170
42244	Poultry & poultry product whsle	293 622	10 117	1 382	8 735	282 599	894	12
422440	Poultry & poultry product whsle	293 622	10 117	1 382	8 735	282 599	894	12
4224401	Live poultry whsle	2 169	—	—	—	2 169	—	—
4224402	Poultry & poultry product (except live) whsle	291 453	10 117	1 382	8 735	280 430	894	12
42245	Confectionery whsle	810 412	29 273	2 967	26 306	776 265	3 012	1 862
422450	Confectionery whsle	810 412	29 273	2 967	26 306	776 265	3 012	1 862
42246	Fish & seafood whsle	659 481	8 656	686	7 970	647 725	3 098	2
422460	Fish & seafood whsle	659 481	8 656	686	7 970	647 725	3 098	2
42247	Meat & meat product whsle	1 128 054	180 171	43 546	136 625	941 090	6 190	603
422470	Meat & meat product whsle	1 128 054	180 171	43 546	136 625	941 090	6 190	603

See footnotes at end of table.

Table 4. End-of-Year Inventories for the United States: 1997—Con.

[Thousand dollars. Includes only establishments with payroll. For meaning of abbreviations and symbols, see introductory text. For explanation of terms, see Appendix A]

NAICS code	Kind of business and type of operation	Total inventories	Subject to LIFO costing ¹			Not subject to LIFO costing	Valuation method not reported ²	Amount reported subject to LIFO without associated reserve and value ³
			Total	LIFO reserve	LIFO value			
422	Wholesale trade—Con.							
	Wholesale trade, nondurable goods—Con.							
4224	Grocery & related products whse—Con.							
42248	Fresh fruit & vegetable whse	648 741	9 121	1 302	7 819	636 994	1 999	627
422480	Fresh fruit & vegetable whse	648 741	9 121	1 302	7 819	636 994	1 999	627
42249	Other grocery & related products whse	6 746 989	1 024 592	170 840	853 752	5 684 891	26 471	11 035
422490	Other grocery & related products whse	6 746 989	1 024 592	170 840	853 752	5 684 891	26 471	11 035
4224901	Coffee, tea, & spice whse	691 110	44 539	17 357	27 182	641 496	2 681	2 394
4224902	Bread & baked goods whse	479 087	26 885	3 005	23 880	447 994	4 071	137
4224903	Soft drinks whse	799 386	49 116	6 472	42 644	743 680	3 193	3 397
4224904	Canned goods whse	1 025 866	28 122	6 888	21 234	989 161	8 438	145
4224905	Food & beverage basic materials whse	309 381	48 572	2 008	46 564	257 960	2 849	—
4224906	Other grocery specialties whse	3 442 159	827 358	135 110	692 248	2 604 600	5 239	4 962
4225	Farm-product raw material whse	9 689 572	351 474	47 441	304 033	9 267 945	56 989	13 164
42251	Grain & field bean whse	6 982 213	323 402	42 176	281 226	6 591 262	54 559	12 990
422510	Grain & field bean whse	6 982 213	323 402	42 176	281 226	6 591 262	54 559	12 990
42252	Livestock whse	264 903	499	86	413	262 536	1 694	174
422520	Livestock whse	264 903	499	86	413	262 536	1 694	174
42259	Other farm product raw material whse	2 442 456	27 573	5 179	22 394	2 414 147	736	—
422590	Other farm product raw material whse	2 442 456	27 573	5 179	22 394	2 414 147	736	—
4225901	Hides, skins, & pelts whse	120 784	50	—	50	120 734	—	—
4225902	Leaf tobacco whse	331 722	3 753	1 344	2 409	327 969	—	—
4225903	Wool, wool tops, & mohair whse	26 369	6 625	1 004	5 621	19 511	233	—
4225904	Cotton whse	1 616 882	14 034	2 531	11 503	1 602 848	—	—
4225905	Other farm-product raw material whse	346 699	3 111	300	2 811	343 085	503	—
4226	Chemical & allied products whse	6 425 438	839 364	137 436	701 928	5 418 210	78 439	89 425
42261	Plastics materials & basic forms & shapes whse	1 988 289	305 838	34 428	271 410	1 600 896	53 411	28 144
422610	Plastics materials & basic forms & shapes whse	1 988 289	305 838	34 428	271 410	1 600 896	53 411	28 144
42269	Other chemical & allied products whse	4 437 149	533 526	103 008	430 518	3 817 314	25 028	61 281
422690	Other chemical & allied products whse	4 437 149	533 526	103 008	430 518	3 817 314	25 028	61 281
4226901	Industrial gases (except LP) whse	181 052	13 490	2 697	10 793	165 592	801	1 169
4226902	Other chemical & allied products whse	4 256 097	520 036	100 311	419 725	3 651 722	24 227	60 112
4227	Petroleum & petroleum products whse	6 960 673	1 229 414	321 424	907 990	5 585 954	134 586	10 719
42271	Petroleum bulk stations & terminals	5 393 771	931 253	257 303	673 950	4 326 456	125 573	10 489
422710	Petroleum bulk stations & terminals	5 393 771	931 253	257 303	673 950	4 326 456	125 573	10 489
4227101	Petroleum bulk stations & terminals (except LP)	5 120 276	926 292	256 448	669 844	4 059 363	124 132	10 489
42271011	Petroleum bulk stations (except LP)	1 476 135	186 549	51 113	135 436	1 258 612	24 272	6 702
42271012	Petroleum bulk terminals (except LP)	3 644 141	739 743	205 335	534 408	2 800 751	99 860	3 787
4227102	Liquefied petroleum bulk stations & terminals	273 495	4 961	855	4 106	267 093	1 441	—
42272	Petroleum & petroleum prod whse (exc bulk stations & terminals)	1 566 902	298 161	64 121	234 040	1 259 498	9 013	230
422720	Petroleum & petroleum prod whse (exc bulk stations & terminals)	1 566 902	298 161	64 121	234 040	1 259 498	9 013	230
4228	Beer, wine, & distilled alcoholic beverage whse	5 262 443	1 531 857	264 720	1 267 137	3 585 843	57 773	86 970
42281	Beer & ale whse	1 719 966	402 070	60 118	341 952	1 274 788	25 479	17 629
422810	Beer & ale whse	1 719 966	402 070	60 118	341 952	1 274 788	25 479	17 629
42282	Wine & distilled alcoholic beverage whse	3 542 477	1 129 787	204 602	925 185	2 311 055	32 294	69 341
422820	Wine & distilled alcoholic beverage whse	3 542 477	1 129 787	204 602	925 185	2 311 055	32 294	69 341
4228201	Wine & distilled alcoholic bev (licensed operation) whse	3 527 673	1 129 787	204 602	925 185	2 296 251	32 294	69 341
4228202	Wine & distilled alcoholic beverage (state operated) whse	14 804	—	—	—	14 804	—	—
4229	Miscellaneous nondurable goods whse	14 986 289	1 516 809	207 416	1 309 393	13 160 875	264 722	43 883
42291	Farm supplies whse	4 400 820	215 342	20 943	194 399	4 164 128	19 306	2 044
422910	Farm supplies whse	4 400 820	215 342	20 943	194 399	4 164 128	19 306	2 044
4229101	Farm supplies—farm dealers	1 328 728	17 826	2 247	15 579	1 303 499	5 555	1 848
4229102	Farm supplies—whse distributors	3 072 092	197 516	18 696	178 820	2 860 629	13 751	196
42292	Book, periodical, & newspaper whse	2 445 853	232 876	49 700	183 176	1 990 747	194 206	28 024
422920	Book, periodical, & newspaper whse	2 445 853	232 876	49 700	183 176	1 990 747	194 206	28 024
42293	Flower, nursery stock, & florists' supplies whse	714 977	14 318	1 975	12 343	692 426	8 233	—
422930	Flower, nursery stock, & florists' supplies whse	714 977	14 318	1 975	12 343	692 426	8 233	—
42294	Tobacco & tobacco product whse	2 112 620	768 918	93 676	675 242	1 317 692	20 749	5 261
422940	Tobacco & tobacco product whse	2 112 620	768 918	93 676	675 242	1 317 692	20 749	5 261
42295	Paint, varnish, & supplies whse	680 619	47 534	18 565	28 969	627 806	4 762	517
422950	Paint, varnish, & supplies whse	680 619	47 534	18 565	28 969	627 806	4 762	517
4229501	Paint, varnish, & supplies whse	680 619	47 534	18 565	28 969	627 806	4 762	517
42299	Other miscellaneous nondurable goods whse	4 631 400	237 821	22 557	215 264	4 368 076	17 466	8 037
422990	Other miscellaneous nondurable goods whse	4 631 400	237 821	22 557	215 264	4 368 076	17 466	8 037
4229901	Art goods whse	1 380 002	45 787	6 612	39 175	1 326 625	7 233	357
4229902	General merchandise (nondurable goods) whse	1 586 453	26 876	4 577	22 299	1 551 872	2 972	4 733
4229903	Textile bags, bagging, & burlap whse	111 979	1 425	282	1 143	109 887	667	—
4229904	Other nondurable goods whse	1 552 966	163 733	11 086	152 647	1 379 692	6 594	2 947

See footnotes at end of table.

Table 4. End-of-Year Inventories for the United States: 1997—Con.

[Thousand dollars. Includes only establishments with payroll. For meaning of abbreviations and symbols, see introductory text. For explanation of terms, see Appendix A]

NAICS code	Kind of business and type of operation	Total inventories	Subject to LIFO costing ¹			Not subject to LIFO costing	Valuation method not reported ²	Amount reported subject to LIFO without associated reserve and value ³
			Total	LIFO reserve	LIFO value			
	Merchant wholesalers	'230 839 579	29 226 350	5 425 063	23 801 287	196 743 614	2 618 044	2 251 571
421	Wholesale trade, durable goods	146 224 425	16 981 708	3 570 366	13 411 342	126 557 894	1 607 445	1 077 378
4211	Motor vehicle & motor vehicle parts & supplies whsle	'17 086 156	2 933 470	776 034	2 157 436	13 449 676	229 064	473 946
42111	Automobile & other motor vehicle whsle	8 590 301	1 916 531	552 000	1 364 531	6 116 474	183 192	374 054
421110	Automobile & other motor vehicle whsle	8 590 301	1 916 531	552 000	1 364 531	6 116 474	183 192	374 054
4211101	Automobile & motorcycle whsle	3 981 633	1 078 820	402 176	676 644	2 509 174	69 185	324 404
4211102	Bus & recreational vehicle whsle	D	D	D	D	D	D	D
4211103	Light truck & van (14,000 lb or less) whsle	534 493	141 702	17 093	124 609	357 287	6 225	29 279
4211104	Medium truck & tractor (14,001 lb to 26,000 lb) whsle	D	D	D	D	D	D	D
4211105	Heavy truck & tractor (over 26,000 lb) whsle	3 262 391	590 091	115 402	474 689	2 577 218	76 853	18 229
42112	Motor vehicle supplies & new parts whsle	'6 743 051	892 046	220 065	671 981	5 753 317	32 776	64 912
421120	Motor vehicle supplies & new parts whsle	'6 743 051	892 046	220 065	671 981	5 753 317	32 776	64 912
4211201	Motor vehicle supplies & new parts—warehouse distributors	'3 254 209	474 415	71 718	402 697	2 739 700	16 961	23 133
4211202	Motor vehicle supplies & new parts—jobbers	3 354 760	402 962	144 568	258 394	2 896 321	13 992	41 485
4211203	Petroleum products marketing equipment whsle	134 082	14 669	3 779	10 890	117 296	1 823	294
42113	Tire & tube whsle	958 659	102 352	992	101 360	809 893	11 753	34 661
421130	Tire & tube whsle	958 659	102 352	992	101 360	809 893	11 753	34 661
42114	Motor vehicle parts, (used) whsle	794 145	22 541	2 977	19 564	769 992	1 343	319
421140	Motor vehicle parts, (used) whsle	794 145	22 541	2 977	19 564	769 992	1 343	319
4212	Furniture & home furnishings whsle	5 138 286	349 132	71 535	277 597	4 727 526	32 268	29 360
42121	Furniture whsle	1 624 613	63 818	11 990	51 828	1 551 827	7 002	1 966
421210	Furniture whsle	1 624 613	63 818	11 990	51 828	1 551 827	7 002	1 966
4212101	Household & lawn furniture whsle	847 641	34 682	5 736	28 946	811 239	1 443	277
4212102	Office & business furniture whsle	776 972	29 136	6 254	22 882	740 588	5 559	1 689
42122	Home furnishings whsle	3 513 673	285 314	59 545	225 769	3 175 699	25 266	27 394
421220	Home furnishings whsle	3 513 673	285 314	59 545	225 769	3 175 699	25 266	27 394
4212201	Household china, glassware, & crockery whsle	765 646	99 389	28 647	70 742	653 730	6 704	5 823
4212202	Linens, domestics, draperies, & curtains whsle	622 187	16 474	3 569	12 905	597 405	7 184	1 124
4212203	Floor coverings whsle	1 147 472	70 868	12 269	58 599	1 053 999	8 791	13 814
4212204	Other home furnishings whsle	978 368	98 583	15 060	83 523	870 565	2 587	6 633
4213	Lumber & other construction materials whsle	5 555 412	720 764	203 520	517 244	4 735 884	89 300	9 464
42131	Lumber, plywood, millwork, & wood panel whsle	4 003 845	644 669	193 695	450 974	3 284 776	65 422	8 978
421310	Lumber, plywood, millwork, & wood panel whsle	4 003 845	644 669	193 695	450 974	3 284 776	65 422	8 978
4213101	Lumber without yard whsle	593 504	46 685	16 767	29 918	542 935	1 956	1 928
4213102	Lumber with yard whsle	1 522 629	190 302	52 706	137 596	1 308 611	21 572	2 144
4213103	Plywood, veneer, millwork, & wood panel whsle	1 887 712	407 682	124 222	283 460	1 433 230	41 894	4 906
42132	Brick, stone, & related construction materials whsle	523 468	14 358	3 318	11 040	492 791	15 833	486
421320	Brick, stone, & related construction materials whsle	523 468	14 358	3 318	11 040	492 791	15 833	486
4213201	Brick, block, tile, clay/cement sewer pipe whsle	173 928	2 169	384	1 785	168 448	2 825	486
4213202	Sand, gravel, & stone whsle	179 524	3 511	1 660	1 851	170 087	5 926	—
4213203	Cement, lime, & related products whsle	170 016	8 678	1 274	7 404	154 256	7 082	—
42133	Roofing, siding, & insulation material whsle	485 351	31 454	2 745	28 709	450 460	3 437	—
421330	Roofing, siding, & insulation material whsle	485 351	31 454	2 745	28 709	450 460	3 437	—
4213301	Roofing, siding, & insulation material whsle	485 351	31 454	2 745	28 709	450 460	3 437	—
42139	Other construction materials whsle	542 748	30 283	3 762	26 521	507 857	4 608	—
421390	Other construction materials whsle	542 748	30 283	3 762	26 521	507 857	4 608	—
4213901	Flat glass & other construction glass whsle	100 669	12 991	1 432	11 559	87 624	54	—
4213902	Other construction materials whsle	442 079	17 292	2 330	14 962	420 233	4 554	—
4214	Professional & commercial equipment & supplies whsle	20 505 089	1 181 922	179 385	1 002 537	19 168 687	106 683	47 797
42141	Photographic equipment & supplies whsle	920 883	29 928	4 857	25 071	887 072	3 783	100
421410	Photographic equipment & supplies whsle	920 883	29 928	4 857	25 071	887 072	3 783	100
42142	Office equipment whsle	'2 289 966	20 762	2 953	17 809	2 261 999	5 960	1 245
421420	Office equipment whsle	'2 289 966	20 762	2 953	17 809	2 261 999	5 960	1 245
42143	Computer & computer peripheral equipment & software whsle	10 113 861	72 301	11 760	60 541	10 016 691	19 446	5 423
421430	Computer & computer peripheral equipment & software whsle	10 113 861	72 301	11 760	60 541	10 016 691	19 446	5 423
4214301	Computer & peripheral equipment whsle	9 671 282	49 850	9 399	40 451	9 598 901	17 171	5 360
42143011	Computers & peripheral equipment for resale	6 837 354	36 462	7 831	28 631	6 790 758	9 443	691
42143012	Computers & peripheral equipment for end use	2 833 928	13 388	1 568	11 820	2 808 143	7 728	4 669
4214302	Computer software (packaged) whsle	442 579	22 451	2 361	20 090	417 790	2 275	63
42144	Other commercial equipment whsle	'1 241 855	72 951	13 236	59 715	1 140 239	11 739	16 926
421440	Other commercial equipment whsle	'1 241 855	72 951	13 236	59 715	1 140 239	11 739	16 926
4214401	Restaurant & hotel equipment & supplies whsle	824 178	56 877	11 770	45 107	745 478	5 810	16 013
4214402	Store machines & equipment whsle	'417 677	16 074	1 466	14 608	394 761	5 929	913
42145	Medical, dental, & hospital equipment & supplies whsle	3 994 021	695 528	77 498	618 030	3 234 863	40 416	23 214
421450	Medical, dental, & hospital equipment & supplies whsle	3 994 021	695 528	77 498	618 030	3 234 863	40 416	23 214
4214501	Surgical, medical, & hospital supplies whsle	3 522 027	636 173	63 562	572 611	2 856 493	28 351	1 010
4214502	Dental equipment & supplies whsle	471 994	59 355	13 936	45 419	378 370	12 065	22 204
42146	Ophthalmic goods whsle	790 403	34 911	3 300	31 611	744 052	11 303	137
421460	Ophthalmic goods whsle	790 403	34 911	3 300	31 611	744 052	11 303	137
42149	Other professional equipment & supplies whsle	1 154 100	255 541	65 781	189 760	883 771	14 036	752
421490	Other professional equipment & supplies whsle	1 154 100	255 541	65 781	189 760	883 771	14 036	752
4214901	Religious & school supplies whsle	158 867	15 704	3 642	12 062	142 289	874	—
4214902	Other professional equipment & supplies whsle	995 233	239 837	62 139	177 698	741 482	13 162	752

See footnotes at end of table.

Table 4. End-of-Year Inventories for the United States: 1997—Con.

[Thousand dollars. Includes only establishments with payroll. For meaning of abbreviations and symbols, see introductory text. For explanation of terms, see Appendix A]

NAICS code	Kind of business and type of operation	Total inventories	Subject to LIFO costing ¹			Not subject to LIFO costing	Valuation method not reported ²	Amount reported subject to LIFO without associated reserve and value ³
			Total	LIFO reserve	LIFO value			
	Merchant wholesalers—Con.							
421	Wholesale trade, durable goods—Con.							
4215	Metal & mineral (except petroleum) whsle	11 965 871	2 963 907	719 597	2 244 310	8 630 177	300 499	71 288
42151	Metal service centers & offices	11 513 551	2 947 187	717 896	2 229 291	8 199 998	295 078	71 288
4215101	Metal service centers & offices	11 513 551	2 947 187	717 896	2 229 291	8 199 998	295 078	71 288
42151011	Ferrous metal service centers & sales offices	9 359 046	2 480 223	621 112	1 859 111	6 534 621	275 417	68 785
421510111	Ferrous metal service centers	9 359 046	2 480 223	621 112	1 859 111	6 534 621	275 417	68 785
42151012	Ferrous metal sales offices	—	—	—	—	—	—	—
4215102	Nonferrous metal service centers & sales offices	2 154 505	466 964	96 784	370 180	1 665 377	19 661	2 503
42151021	Nonferrous metal service centers	2 154 505	466 964	96 784	370 180	1 665 377	19 661	2 503
42151022	Nonferrous metal sales offices	—	—	—	—	—	—	—
42152	Coal & other mineral & ore whsle	452 320	16 720	1 701	15 019	430 179	5 421	—
421520	Coal & other mineral & ore whsle	452 320	16 720	1 701	15 019	430 179	5 421	—
4215201	Coal whsle	168 070	4 228	79	4 149	158 899	4 943	—
4215202	Other mineral & ore whsle	284 250	12 492	1 622	10 870	271 280	478	—
4216	Electrical goods whsle	18 711 743	1 214 018	228 457	985 561	17 330 390	145 158	22 177
42161	Electrical apparatus & equip, wiring supp, & const material whsle	4 873 800	902 524	189 422	713 102	3 902 522	50 729	18 025
421610	Electrical apparatus & equip, wiring supp, & const material whsle	4 873 800	902 524	189 422	713 102	3 902 522	50 729	18 025
42162	Electrical appliance, television & radio set whsle	4 023 015	86 312	12 680	73 632	3 924 631	9 002	3 070
421620	Electrical appliance, television & radio set whsle	4 023 015	86 312	12 680	73 632	3 924 631	9 002	3 070
42169	Other electronic parts & equipment whsle	9 814 928	225 182	26 355	198 827	9 503 237	85 427	1 082
421690	Other electronic parts & equipment whsle	9 814 928	225 182	26 355	198 827	9 503 237	85 427	1 082
4216901	Communications equipment & supplies whsle	3 439 839	108 823	16 246	92 577	3 316 516	14 269	231
4216902	Electronic parts (excluding communications equipment) whsle	6 375 089	116 359	10 109	106 250	6 186 721	71 158	851
4217	Hardware, & plumbing & heating equipment & supplies whsle ..	9 185 806	1 156 267	199 932	956 335	7 821 530	134 984	73 025
42171	Hardware whsle	4 826 428	630 804	110 521	520 283	4 074 823	87 291	33 510
421710	Hardware whsle	4 826 428	630 804	110 521	520 283	4 074 823	87 291	33 510
42172	Plumbing & heating equipment & supplies (hydronics) whsle	1 625 338	124 543	25 298	99 245	1 476 126	13 415	11 254
421720	Plumbing & heating equipment & supplies (hydronics) whsle	1 625 338	124 543	25 298	99 245	1 476 126	13 415	11 254
42173	Warm air heating & air-conditioning equipment & supplies whsle	2 184 385	336 004	53 402	282 602	1 799 757	25 955	22 669
421730	Warm air heating & air-conditioning equipment & supplies whsle	2 184 385	336 004	53 402	282 602	1 799 757	25 955	22 669
42174	Refrigeration equipment & supplies whsle	549 655	64 916	10 711	54 205	470 824	8 323	5 592
421740	Refrigeration equipment & supplies whsle	549 655	64 916	10 711	54 205	470 824	8 323	5 592
4218	Machinery, equipment, & supplies whsle	41 093 543	5 363 252	984 162	4 379 090	34 970 235	455 310	304 746
42181	Construction & mining (except petroleum) machinery & equip whsle	10 081 466	2 060 355	354 502	1 705 853	7 771 949	148 515	100 647
421810	Construction & mining (except petroleum) machinery & equip whsle	10 081 466	2 060 355	354 502	1 705 853	7 771 949	148 515	100 647
42182	Farm & garden machinery & equipment whsle	8 733 732	682 804	121 565	561 239	7 890 633	103 829	56 466
421820	Farm & garden machinery & equipment whsle	8 733 732	682 804	121 565	561 239	7 890 633	103 829	56 466
4218201	Farm machinery & equipment—farm dealers	6 911 632	477 389	82 044	395 345	6 305 652	89 034	39 557
4218202	Farm machinery & equipment—whsle distributors	1 203 779	83 430	16 633	66 797	1 102 559	11 810	5 980
4218203	Lawn & garden machinery & equipment whsle	618 321	121 985	22 888	99 097	482 422	2 985	10 929
42183	Industrial machinery & equipment whsle	13 148 394	1 605 050	296 953	1 308 097	11 352 460	123 768	67 116
421830	Industrial machinery & equipment whsle	13 148 394	1 605 050	296 953	1 308 097	11 352 460	123 768	67 116
4218301	Food-processing machinery & equipment whsle	443 337	32 898	12 173	20 725	406 388	1 326	2 725
4218302	Hydraulic & pneumatic (fluid-power) machinery & equipment whsle	1 231 725	154 683	32 795	121 888	1 052 122	19 484	5 436
42183021	Hydraulic & pneumatic pumps & motors whsle	394 716	39 516	5 882	33 634	347 641	5 410	2 149
42183022	Hydraulic & pneumatic parts, accessories, & supplies whsle	837 009	115 167	26 913	88 254	704 481	14 074	3 287
4218303	General-purpose industrial machinery & equipment whsle	3 820 152	653 524	100 524	553 000	3 091 066	47 874	27 688
4218304	Metalworking machinery & equipment whsle	2 142 750	146 064	27 096	118 968	1 973 227	20 589	2 870
4218305	Materials handling equipment whsle	1 743 448	254 002	41 674	212 328	1 470 781	12 346	6 319
4218306	Oilwell, oil refinery, & pipeline mach, equip, & supplies whsle	989 913	174 453	59 884	114 569	805 317	7 873	2 270
4218307	Other industrial machinery & equipment whsle	2 777 069	189 426	22 807	166 619	2 553 559	14 276	19 808
42184	Industrial supplies whsle	4 765 894	693 217	152 741	540 476	3 949 929	49 081	73 667
421840	Industrial supplies whsle	4 765 894	693 217	152 741	540 476	3 949 929	49 081	73 667
4218401	General-line industrial supplies whsle	502 312	64 193	12 950	51 243	425 292	5 604	7 223
4218402	Mechanical power transmission supplies whsle	1 320 877	184 928	47 303	137 625	1 081 978	13 733	40 238
4218403	Welding supplies whsle	475 267	44 589	6 576	38 013	413 500	8 614	8 564
4218404	Industrial containers & supplies whsle	312 268	24 242	3 957	20 285	282 078	3 228	2 720
4218405	Industrial valves & fittings (except fluid-power) whsle ..	820 778	188 430	44 551	143 879	616 571	5 606	10 171
4218406	Other industrial supplies whsle	1 334 392	186 835	37 404	149 431	1 130 510	12 296	4 751
42185	Service establishment equipment & supplies whsle	1 294 341	75 761	12 605	63 156	1 199 990	12 087	6 503
421850	Service establishment equipment & supplies whsle	1 294 341	75 761	12 605	63 156	1 199 990	12 087	6 503
4218501	Beauty & barber shop equipment & supplies whsle	328 061	7 087	1 253	5 834	320 424	475	75
4218502	Custodial, janitors' equipment & supplies whsle	403 819	30 076	5 471	24 605	368 831	3 887	1 025
4218503	Laundry & dry-cleaning equipment & supplies whsle	D	D	D	D	D	D	D
4218504	Other service establishment equipment & supplies whsle	D	D	D	D	D	D	D
42186	Transportation equipment & supplies (exc motor vehicle) whsle	3 069 716	246 065	45 796	200 269	2 805 274	18 030	347
421860	Transportation equipment & supplies (exc motor vehicle) whsle	3 069 716	246 065	45 796	200 269	2 805 274	18 030	347
4218601	Aircraft & aeronautical equipment & supplies whsle	2 377 201	178 297	36 360	141 937	2 187 480	11 424	—
4218602	Marine machinery, equipment, & supplies whsle	418 396	39 609	5 949	33 660	373 384	5 056	347
4218603	Other transportation equipment & supplies whsle	274 119	28 159	3 487	24 672	244 410	1 550	—

See footnotes at end of table.

Table 4. End-of-Year Inventories for the United States: 1997—Con.

[Thousand dollars. Includes only establishments with payroll. For meaning of abbreviations and symbols, see introductory text. For explanation of terms, see Appendix A]

NAICS code	Kind of business and type of operation	Total inventories	Subject to LIFO costing ¹			Not subject to LIFO costing	Valuation method not reported ²	Amount reported subject to LIFO without associated reserve and value ³
			Total	LIFO reserve	LIFO value			
421	Merchant wholesalers—Con.							
	Wholesale trade, durable goods—Con.							
4219	Miscellaneous durable goods whsle	16 982 519	1 098 976	207 744	891 232	15 723 789	114 179	45 575
42191	Sporting & recreational goods & supplies whsle	3 206 465	267 063	45 984	221 079	2 898 716	35 482	5 204
421910	Sporting & recreational goods & supplies whsle	3 206 465	267 063	45 984	221 079	2 898 716	35 482	5 204
42192	Toy & hobby goods & supplies whsle	2 218 405	83 554	7 865	75 689	2 126 810	7 933	108
421920	Toy & hobby goods & supplies whsle	2 218 405	83 554	7 865	75 689	2 126 810	7 933	108
42193	Recyclable material whsle	2 097 394	209 819	67 487	142 332	1 869 594	17 099	882
421930	Recyclable material whsle	2 097 394	209 819	67 487	142 332	1 869 594	17 099	882
4219301	Iron & steel scrap processors & dealers	1 054 579	135 228	49 860	85 368	907 350	11 135	866
42193011	Iron & steel scrap processors (using power processing equipment)	899 101	132 785	48 750	84 035	754 959	11 110	247
42193012	Iron & steel scrap processors (not using power processing equip)	155 478	2 443	1 110	1 333	152 391	25	619
4219302	Recyclable paper & paperboard whsle	133 373	1 687	391	1 296	130 010	1 660	16
4219303	Other recyclable material whsle	909 442	72 904	17 236	55 668	832 234	4 304	—
42194	Jewelry/watch/silverware/precious stone, & precious metal whsle	5 403 568	375 682	61 229	314 453	4 977 924	29 325	20 637
421940	Jewelry/watch/silverware/precious stone, & precious metal whsle	5 403 568	375 682	61 229	314 453	4 977 924	29 325	20 637
4219401	Jewelry, watch, diamonds, precious stone, & silverware whsle	4 695 119	121 271	18 398	102 873	4 530 859	24 703	18 286
4219402	Precious metal (excluding ores) whsle	708 449	254 411	42 831	211 580	4 447 065	4 622	2 351
42199	Other miscellaneous durable goods whsle	4 056 687	162 858	25 179	137 679	3 850 745	24 340	18 744
421990	Other miscellaneous durable goods whsle	4 056 687	162 858	25 179	137 679	3 850 745	24 340	18 744
4219901	Musical instruments & supplies whsle	325 046	6 059	1 336	4 723	318 137	—	850
4219902	Forest products (except lumber) whsle	465 456	22 156	786	21 370	441 198	1 954	148
4219903	General merchandise (durable goods) whsle	1 041 416	80 193	14 930	65 263	951 097	9 126	1 000
4219904	Prerecorded media whsle	1 569 954	26 687	1 822	24 865	1 518 168	8 353	16 746
42199041	Compact discs/prerecorded audio tapes, & phonograph records whsle	1 025 205	15 311	1 764	13 547	992 661	488	16 745
42199042	Prerecorded video tapes whsle	544 749	11 376	58	11 318	525 507	7 865	1
4219905	Fire extinguishers & fire safety equipment whsle	86 997	9 289	785	8 504	74 301	3 407	—
4219906	Other durable goods whsle	567 818	18 474	5 520	12 954	547 844	1 500	—
422	Wholesale trade, nondurable goods	84 615 154	12 244 642	1 854 697	10 389 945	70 185 720	1 010 599	1 174 193
4221	Paper & paper product whsle	5 117 298	1 070 035	113 081	956 954	3 959 876	77 451	9 936
42211	Printing & writing paper whsle	1 292 461	370 271	66 857	303 414	884 495	36 901	794
422110	Printing & writing paper whsle	1 292 461	370 271	66 857	303 414	884 495	36 901	794
42212	Stationery & office supplies whsle	1 934 601	464 644	7 581	457 063	1 454 553	14 574	830
422120	Stationery & office supplies whsle	1 934 601	464 644	7 581	457 063	1 454 553	14 574	830
42213	Industrial & personal service paper whsle	1 890 236	235 120	38 643	196 477	1 620 828	25 976	8 312
422130	Industrial & personal service paper whsle	1 890 236	235 120	38 643	196 477	1 620 828	25 976	8 312
4222	Drugs, & druggists' sundries whsle	12 946 620	3 069 398	434 613	2 634 785	8 828 376	185 940	862 906
42221	Drugs, & druggists' sundries whsle	12 946 620	3 069 398	434 613	2 634 785	8 828 376	185 940	862 906
422210	Drugs, & druggists' sundries whsle	12 946 620	3 069 398	434 613	2 634 785	8 828 376	185 940	862 906
4222101	General-line drugs whsle	9 838 713	2 859 225	422 936	2 436 289	6 110 241	18 645	850 602
4222102	Specialty-line drug, pharmaceutical, cosmetic, & toiletries whsle	3 107 907	210 173	11 677	198 496	2 718 135	167 295	12 304
4223	Apparel, piece goods, & notions whsle	12 038 566	918 566	88 626	829 938	11 041 220	68 553	10 229
42231	Piece goods, notions, & other dry goods whsle	2 061 920	93 909	15 365	78 544	1 942 999	22 140	2 872
422310	Piece goods, notions, & other dry goods whsle	2 061 920	93 909	15 365	78 544	1 942 999	22 140	2 872
4223101	Piece goods—jobbers	1 697 776	64 841	10 999	53 842	1 614 224	15 848	2 863
4223102	Notions & other dry goods whsle	364 144	29 068	4 366	24 702	328 775	6 292	9
42232	Men's & boys' clothing & furnishings whsle	3 765 771	513 349	52 776	460 573	3 237 270	14 314	838
422320	Men's & boys' clothing & furnishings whsle	3 765 771	513 349	52 776	460 573	3 237 270	14 314	838
42233	Women's, children's, & infants' clothing & accessories whsle	3 887 001	63 586	12 739	50 847	3 793 809	23 087	6 519
422330	Women's, children's, & infants' clothing & accessories whsle	3 887 001	63 586	12 739	50 847	3 793 809	23 087	6 519
42234	Footwear whsle	2 323 874	247 720	7 746	239 974	2 067 142	9 012	—
422340	Footwear whsle	2 323 874	247 720	7 746	239 974	2 067 142	9 012	—
4224	Grocery & related products whsle	17 736 637	3 010 429	545 777	2 464 652	14 443 634	202 840	79 734
42241	General-line grocery whsle	5 740 085	1 539 464	263 741	1 275 723	4 022 840	121 640	56 141
422410	General-line grocery whsle	5 740 085	1 539 464	263 741	1 275 723	4 022 840	121 640	56 141
4224101	General-line grocery whsle, voluntary group	958 773	402 688	121 982	280 706	533 242	795	22 048
4224102	General-line grocery whsle, retail cooperative	945 354	164 763	18 119	146 644	778 685	—	1 906
4224103	Other general-line grocery whsle	3 835 958	972 013	123 640	848 373	2 710 913	120 845	32 187
42242	Packaged frozen food whsle	2 795 303	363 793	68 055	295 738	2 376 928	41 205	13 377
422420	Packaged frozen food whsle	2 795 303	363 793	68 055	295 738	2 376 928	41 205	13 377
42243	Dairy products, (except dried or canned) whsle	557 552	31 262	1 944	29 318	525 468	794	28
422430	Dairy products, (except dried or canned) whsle	557 552	31 262	1 944	29 318	525 468	794	28
4224301	Raw milk whsle	D	D	D	D	D	D	D
4224302	Dairy product (except raw milk) whsle	D	D	D	D	D	D	D
42244	Poultry & poultry product whsle	251 499	9 364	1 211	8 153	241 229	894	12
422440	Poultry & poultry product whsle	251 499	9 364	1 211	8 153	241 229	894	12
4224401	Live poultry whsle	D	D	D	D	D	D	D
4224402	Poultry & poultry product (except live) whsle	D	D	D	D	D	D	D
42245	Confectionery whsle	725 588	28 356	2 778	25 578	692 358	3 012	1 862
422450	Confectionery whsle	725 588	28 356	2 778	25 578	692 358	3 012	1 862
42246	Fish & seafood whsle	628 393	8 656	686	7 970	616 637	3 098	2
422460	Fish & seafood whsle	628 393	8 656	686	7 970	616 637	3 098	2
42247	Meat & meat product whsle	1 024 099	175 782	43 381	132 401	841 592	6 137	588
422470	Meat & meat product whsle	1 024 099	175 782	43 381	132 401	841 592	6 137	588

See footnotes at end of table.

Table 4. End-of-Year Inventories for the United States: 1997—Con.

[Thousand dollars. Includes only establishments with payroll. For meaning of abbreviations and symbols, see introductory text. For explanation of terms, see Appendix A]

NAICS code	Kind of business and type of operation	Total inventories	Subject to LIFO costing ¹			Not subject to LIFO costing	Valuation method not reported ²	Amount reported subject to LIFO without associated reserve and value ³
			Total	LIFO reserve	LIFO value			
422	Merchant wholesalers—Con.							
	Wholesale trade, nondurable goods—Con.							
4224	Grocery & related products whse—Con.							
42248	Fresh fruit & vegetable whse	640 886	9 121	1 302	7 819	629 142	1 996	627
422480	Fresh fruit & vegetable whse	640 886	9 121	1 302	7 819	629 142	1 996	627
42249	Other grocery & related products whse	5 373 232	844 631	162 679	681 952	4 497 440	24 064	7 097
422490	Other grocery & related products whse	5 373 232	844 631	162 679	681 952	4 497 440	24 064	7 097
4224901	Coffee, tea, & spice whse	626 211	43 789	17 188	26 601	578 766	2 681	975
4224902	Bread & baked goods whse	267 272	26 878	3 002	23 876	236 190	4 067	137
4224903	Soft drinks whse	352 288	19 920	2 714	17 206	328 548	2 942	878
4224904	Canned goods whse	921 358	25 224	6 244	18 980	887 551	8 438	145
4224905	Food & beverage basic materials whse	229 329	12 080	1 371	10 709	216 552	697	—
4224906	Other grocery specialties whse	2 976 774	716 740	132 160	584 580	2 249 833	5 239	4 962
4225	Farm-product raw material whse	9 664 441	350 592	47 243	303 349	9 243 722	56 963	13 164
42251	Grain & field bean whse	6 979 672	322 581	41 990	280 591	6 589 542	54 559	12 990
422510	Grain & field bean whse	6 979 672	322 581	41 990	280 591	6 589 542	54 559	12 990
42252	Livestock whse	251 768	438	74	364	249 488	1 668	174
422520	Livestock whse	251 768	438	74	364	249 488	1 668	174
42259	Other farm product raw material whse	2 433 001	27 573	5 179	22 394	2 404 692	736	—
422590	Other farm product raw material whse	2 433 001	27 573	5 179	22 394	2 404 692	736	—
4225901	Hides, skins, & pelts whse	120 548	50	—	50	120 498	—	—
4225902	Leaf tobacco whse	324 012	3 753	1 344	2 409	320 259	—	—
4225903	Wool, wool tops, & mohair whse	25 093	6 625	1 004	5 621	18 235	233	—
4225904	Cotton whse	1 616 787	14 034	2 531	11 503	1 602 753	—	—
4225905	Other farm-product raw material whse	346 561	3 111	300	2 811	342 947	503	—
4226	Chemical & allied products whse	4 470 487	487 749	94 317	393 432	3 833 452	67 593	81 693
42261	Plastics materials & basic forms & shapes whse	1 397 420	137 535	12 791	124 744	1 192 657	46 814	20 414
422610	Plastics materials & basic forms & shapes whse	1 397 420	137 535	12 791	124 744	1 192 657	46 814	20 414
42269	Other chemical & allied products whse	3 073 067	350 214	81 526	268 688	2 640 795	20 779	61 279
422690	Other chemical & allied products whse	3 073 067	350 214	81 526	268 688	2 640 795	20 779	61 279
4226901	Industrial gases (except LP) whse	126 570	8 423	1 377	7 046	116 177	801	1 169
4226902	Other chemical & allied products whse	2 946 497	341 791	80 149	261 642	2 524 618	19 978	60 110
4227	Petroleum & petroleum products whse	4 446 297	522 024	105 606	416 418	3 884 129	30 207	9 937
42271	Petroleum bulk stations & terminals	3 194 653	343 736	66 795	276 941	2 816 529	24 536	9 852
422710	Petroleum bulk stations & terminals	3 194 653	343 736	66 795	276 941	2 816 529	24 536	9 852
4227101	Petroleum bulk stations & terminals (except LP)	3 059 356	341 019	66 288	274 731	2 684 095	24 390	9 852
42271011	Petroleum bulk stations (except LP)	1 355 290	148 236	41 474	106 762	1 177 352	23 000	6 702
42271012	Petroleum bulk terminals (except LP)	1 704 066	192 783	24 814	167 969	1 506 743	1 390	3 150
4227102	Liquefied petroleum bulk stations & terminals	135 297	2 717	507	2 210	132 434	146	—
42272	Petroleum & petroleum prod whse (exc bulk stations & terminals)	1 251 644	178 288	38 811	139 477	1 067 600	5 671	85
422720	Petroleum & petroleum prod whse (exc bulk stations & terminals)	1 251 644	178 288	38 811	139 477	1 067 600	5 671	85
4228	Beer, wine, & distilled alcoholic beverage whse	4 996 576	1 509 195	262 405	1 246 790	3 360 903	57 709	68 769
42281	Beer & ale whse	1 677 017	392 686	60 297	332 389	1 241 287	25 415	17 629
422810	Beer & ale whse	1 677 017	392 686	60 297	332 389	1 241 287	25 415	17 629
42282	Wine & distilled alcoholic beverage whse	3 319 559	1 116 509	202 108	914 401	2 119 616	32 294	51 140
422820	Wine & distilled alcoholic beverage whse	3 319 559	1 116 509	202 108	914 401	2 119 616	32 294	51 140
4228201	Wine & distilled alcoholic bev (licensed operation) whse	3 304 755	1 116 509	202 108	914 401	2 104 812	32 294	51 140
4228202	Wine & distilled alcoholic beverage (state operated) whse	14 804	—	—	—	14 804	—	—
4229	Miscellaneous nondurable goods whse	13 198 232	1 306 656	163 029	1 143 627	11 590 408	263 343	37 825
42291	Farm supplies whse	3 527 294	208 060	20 139	187 921	3 298 114	19 076	2 044
422910	Farm supplies whse	3 527 294	208 060	20 139	187 921	3 298 114	19 076	2 044
4229101	Farm supplies—farm dealers	1 013 130	10 750	1 542	9 208	995 207	5 325	1 848
4229102	Farm supplies—whse distributors	2 514 164	197 310	18 597	178 713	2 302 907	13 751	196
42292	Book, periodical, & newspaper whse	2 022 021	138 894	27 459	111 435	1 666 896	194 206	22 025
422920	Book, periodical, & newspaper whse	2 022 021	138 894	27 459	111 435	1 666 896	194 206	22 025
42293	Flower, nursery stock, & florists' supplies whse	700 100	13 127	1 815	11 312	678 740	8 233	—
422930	Flower, nursery stock, & florists' supplies whse	700 100	13 127	1 815	11 312	678 740	8 233	—
42294	Tobacco & tobacco product whse	2 042 330	745 359	93 287	652 072	1 270 961	20 749	5 261
422940	Tobacco & tobacco product whse	2 042 330	745 359	93 287	652 072	1 270 961	20 749	5 261
42295	Paint, varnish, & supplies whse	461 151	20 100	4 482	15 618	436 941	3 652	458
422950	Paint, varnish, & supplies whse	461 151	20 100	4 482	15 618	436 941	3 652	458
4229501	Paint, varnish, & supplies whse	461 151	20 100	4 482	15 618	436 941	3 652	458
42299	Other miscellaneous nondurable goods whse	4 445 336	181 116	15 847	165 269	4 238 756	17 427	8 037
422990	Other miscellaneous nondurable goods whse	4 445 336	181 116	15 847	165 269	4 238 756	17 427	8 037
4229901	Art goods whse	1 344 462	42 284	6 249	36 035	1 294 588	7 233	357
4229902	General merchandise (nondurable goods) whse	1 564 291	26 876	4 577	22 299	1 529 749	2 933	4 733
4229903	Textile bags, bagging, & burlap whse	109 275	1 425	282	1 143	107 183	667	—
4229904	Other nondurable goods whse	1 427 308	110 531	4 739	105 792	1 307 236	6 594	2 947

See footnotes at end of table.

Table 4. End-of-Year Inventories for the United States: 1997—Con.

[Thousand dollars. Includes only establishments with payroll. For meaning of abbreviations and symbols, see introductory text. For explanation of terms, see Appendix A]

NAICS code	Kind of business and type of operation	Total inventories	Subject to LIFO costing ¹			Not subject to LIFO costing	Valuation method not reported ²	Amount reported subject to LIFO without associated reserve and value ³
			Total	LIFO reserve	LIFO value			
	Manufacturers' sales branches and sales offices	40 758 311	8 118 207	1 731 887	6 386 320	31 165 209	565 840	909 055
421	Wholesale trade, durable goods	27 084 251	5 877 532	1 307 463	4 570 069	20 639 085	389 301	178 333
4211	Motor vehicle & motor vehicle parts & supplies whsle	5 776 275	1 634 779	570 461	1 064 318	4 135 915	1 157	4 424
42111	Automobile & other motor vehicle whsle	2 738 389	1 365 447	547 908	817 539	1 368 616	257	4 069
421110	Automobile & other motor vehicle whsle	2 738 389	1 365 447	547 908	817 539	1 368 616	257	4 069
4211101	Automobile & motorcycle whsle	1 935 877	1 190 995	502 192	688 803	744 882	—	—
4211102	Bus & recreational vehicle whsle	D	D	D	D	D	D	D
4211103	Light truck & van (14,000 lb or less) whsle	157 810	152 118	38 182	113 936	5 435	257	—
4211104	Medium truck & tractor (14,001 lb to 26,000 lb) whsle	D	D	D	D	D	D	D
4211105	Heavy truck & tractor (over 26,000 lb) whsle	D	D	D	D	D	D	D
42112	Motor vehicle supplies & new parts whsle	2 830 859	265 451	22 157	243 294	2 564 153	900	355
421120	Motor vehicle supplies & new parts whsle	2 830 859	265 451	22 157	243 294	2 564 153	900	355
4211201	Motor vehicle supplies & new parts—warehouse distributors	516 527	105 883	6 054	99 829	409 923	721	—
4211202	Motor vehicle supplies & new parts—jobbers	2 304 531	159 568	16 103	143 465	2 148 429	179	355
4211203	Petroleum products marketing equipment whsle	5 801	—	—	—	5 801	—	—
42113	Tire & tube whsle	207 027	3 881	396	3 485	203 146	—	—
421130	Tire & tube whsle	207 027	3 881	396	3 485	203 146	—	—
4212	Furniture & home furnishings whsle	852 893	277 770	55 572	222 198	569 956	—	5 167
42121	Furniture whsle	234 624	61 997	21 578	40 419	167 460	—	5 167
421210	Furniture whsle	234 624	61 997	21 578	40 419	167 460	—	5 167
4212101	Household & lawn furniture whsle	145 393	23 801	6 931	16 870	121 592	—	—
4212102	Office & business furniture whsle	89 231	38 196	14 647	23 549	45 868	—	5 167
42122	Home furnishings whsle	618 269	215 773	33 994	181 779	402 496	—	—
421220	Home furnishings whsle	618 269	215 773	33 994	181 779	402 496	—	—
4212201	Household china, glassware, & crockery whsle	116 905	93 930	20 659	73 271	22 975	—	—
4212202	Linens, domestics, draperies, & curtains whsle	182 658	48 565	10 774	37 791	134 093	—	—
4212203	Floor coverings whsle	192 458	73 278	2 561	70 717	119 180	—	—
4212204	Other home furnishings whsle	126 248	—	—	—	126 248	—	—
4213	Lumber & other construction materials whsle	1 192 107	166 860	29 275	137 585	1 004 092	5 021	16 134
42131	Lumber, plywood, millwork, & wood panel whsle	582 251	122 384	24 191	98 193	458 376	—	1 491
421310	Lumber, plywood, millwork, & wood panel whsle	582 251	122 384	24 191	98 193	458 376	—	1 491
4213101	Lumber without yard whsle	42 086	2 887	913	1 974	39 199	—	—
4213102	Lumber with yard whsle	204 645	47 211	5 250	41 961	156 911	—	523
4213103	Plywood, veneer, millwork, & wood panel whsle	335 520	72 286	18 028	54 258	262 266	—	968
42132	Brick, stone, & related construction materials whsle	322 020	13 477	2 328	11 149	307 639	901	3
421320	Brick, stone, & related construction materials whsle	322 020	13 477	2 328	11 149	307 639	901	3
4213201	Brick, block, tile, clay/cement sewer pipe whsle	183 045	1 161	374	787	181 884	—	—
4213202	Sand, gravel, & stone whsle	32 544	3 472	708	2 764	28 785	287	—
4213203	Cement, lime, & related products whsle	106 431	8 844	1 246	7 598	96 970	614	3
42133	Roofing, siding, & insulation material whsle	165 194	11 521	567	10 954	135 424	3 609	14 640
421330	Roofing, siding, & insulation material whsle	165 194	11 521	567	10 954	135 424	3 609	14 640
4213301	Roofing, siding, & insulation material whsle	165 194	11 521	567	10 954	135 424	3 609	14 640
42139	Other construction materials whsle	122 642	19 478	2 189	17 289	102 653	511	—
421390	Other construction materials whsle	122 642	19 478	2 189	17 289	102 653	511	—
4213901	Flat glass & other construction glass whsle	33 993	7 874	809	7 065	25 978	141	—
4213902	Other construction materials whsle	88 649	11 604	1 380	10 224	76 675	370	—
4214	Professional & commercial equipment & supplies whsle	6 462 776	246 755	82 146	164 609	6 091 734	26 877	97 410
42141	Photographic equipment & supplies whsle	300 374	98 769	57 742	41 027	185 871	15 734	—
421410	Photographic equipment & supplies whsle	300 374	98 769	57 742	41 027	185 871	15 734	—
42142	Office equipment whsle	407 557	1 564	216	1 348	405 993	—	—
421420	Office equipment whsle	407 557	1 564	216	1 348	405 993	—	—
42143	Computer & computer peripheral equipment & software whsle	3 862 572	4 685	-1 562	6 247	3 857 887	—	—
421430	Computer & computer peripheral equipment & software whsle	3 862 572	4 685	-1 562	6 247	3 857 887	—	—
4214301	Computer & peripheral equipment whsle	3 751 171	4 685	-1 562	6 247	3 746 486	—	—
42143011	Computers & peripheral equipment for resale	2 753 077	4 685	-1 562	6 247	2 748 392	—	—
42143012	Computers & peripheral equipment for end use	998 094	—	—	—	998 094	—	—
4214302	Computer software (packaged) whsle	111 401	—	—	—	111 401	—	—
42144	Other commercial equipment whsle	45 143	7 191	892	6 299	31 207	15	6 730
421440	Other commercial equipment whsle	45 143	7 191	892	6 299	31 207	15	6 730
4214401	Restaurant & hotel equipment & supplies whsle	28 108	6 996	852	6 144	14 382	—	6 730
4214402	Store machines & equipment whsle	17 035	195	40	155	16 825	15	—
42145	Medical, dental, & hospital equipment & supplies whsle	1 734 996	123 705	24 317	99 388	1 512 319	9 277	89 695
421450	Medical, dental, & hospital equipment & supplies whsle	1 734 996	123 705	24 317	99 388	1 512 319	9 277	89 695
4214501	Surgical, medical, & hospital supplies whsle	1 690 071	111 516	23 223	88 293	1 479 778	9 277	89 500
4214502	Dental equipment & supplies whsle	44 925	12 189	1 094	11 095	32 541	—	195
42146	Ophthalmic goods whsle	37 555	8 498	13	8 485	27 479	593	985
421460	Ophthalmic goods whsle	37 555	8 498	13	8 485	27 479	593	985
42149	Other professional equipment & supplies whsle	74 579	2 343	528	1 815	70 978	1 258	—
421490	Other professional equipment & supplies whsle	74 579	2 343	528	1 815	70 978	1 258	—
4214901	Religious & school supplies whsle	5 377	631	92	539	4 746	—	—
4214902	Other professional equipment & supplies whsle	69 202	1 712	436	1 276	66 232	1 258	—

See footnotes at end of table.

Table 4. End-of-Year Inventories for the United States: 1997—Con.

[Thousand dollars. Includes only establishments with payroll. For meaning of abbreviations and symbols, see introductory text. For explanation of terms, see Appendix A]

NAICS code	Kind of business and type of operation	Total inventories	Subject to LIFO costing ¹			Not subject to LIFO costing	Valuation method not reported ²	Amount reported subject to LIFO without associated reserve and value ³
			Total	LIFO reserve	LIFO value			
421	Manufacturers' sales branches and sales offices—Con.							
	Wholesale trade, durable goods—Con.							
4215	Metal & mineral (except petroleum) whsle	2 573 871	787 056	210 110	576 946	1 750 977	35 286	552
42151	Metal service centers & offices	2 400 276	786 778	210 055	576 723	1 577 660	35 286	552
421510	Metal service centers & offices	2 400 276	786 778	210 055	576 723	1 577 660	35 286	552
4215101	Ferrous metal service centers & sales offices	1 555 328	512 102	166 232	345 870	1 018 000	25 127	99
42151011	Ferrous metal service centers	1 555 328	512 102	166 232	345 870	1 018 000	25 127	99
42151012	Ferrous metal sales offices	—	—	—	—	—	—	—
4215102	Nonferrous metal service centers & sales offices	844 948	274 676	43 823	230 853	559 660	10 159	453
42151021	Nonferrous metal service centers	844 948	274 676	43 823	230 853	559 660	10 159	453
42151022	Nonferrous metal sales offices	—	—	—	—	—	—	—
42152	Coal & other mineral & ore whsle	173 595	278	55	223	173 317	—	—
421520	Coal & other mineral & ore whsle	173 595	278	55	223	173 317	—	—
4215201	Coal whsle	D	D	D	D	D	D	D
4215202	Other mineral & ore whsle	D	D	D	D	D	D	D
4216	Electrical goods whsle	2 702 130	158 317	31 051	127 266	2 514 639	24 996	4 178
42161	Electrical apparatus & equip, wiring supp, & const material whsle	1 133 762	67 697	25 629	42 068	1 060 913	974	4 178
421610	Electrical apparatus & equip, wiring supp, & const material whsle	1 133 762	67 697	25 629	42 068	1 060 913	974	4 178
42162	Electrical appliance, television & radio set whsle	234 623	23 162	486	22 676	187 536	23 925	—
421620	Electrical appliance, television & radio set whsle	234 623	23 162	486	22 676	187 536	23 925	—
42169	Other electronic parts & equipment whsle	1 333 745	67 458	4 936	62 522	1 266 190	97	—
421690	Other electronic parts & equipment whsle	1 333 745	67 458	4 936	62 522	1 266 190	97	—
4216901	Communications equipment & supplies whsle	683 442	—	—	—	683 345	97	—
4216902	Electronic parts (excluding communications equipment) whsle	650 303	67 458	4 936	62 522	582 845	—	—
4217	Hardware, & plumbing & heating equipment & supplies whsle	D	D	D	D	D	D	D
42171	Hardware whsle	454 610	99 230	23 567	75 663	350 742	4 638	—
421710	Hardware whsle	454 610	99 230	23 567	75 663	350 742	4 638	—
42172	Plumbing & heating equipment & supplies (hydronics) whsle	305 052	85 191	13 631	71 560	212 213	7 648	—
421720	Plumbing & heating equipment & supplies (hydronics) whsle	305 052	85 191	13 631	71 560	212 213	7 648	—
42173	Warm air heating & air-conditioning equipment & supplies whsle	306 643	158 851	55 803	103 048	127 637	20 027	128
421730	Warm air heating & air-conditioning equipment & supplies whsle	306 643	158 851	55 803	103 048	127 637	20 027	128
42174	Refrigeration equipment & supplies whsle	D	D	D	D	D	D	D
421740	Refrigeration equipment & supplies whsle	D	D	D	D	D	D	D
4218	Machinery, equipment, & supplies whsle	5 652 296	2 236 169	232 240	2 003 929	3 110 715	255 072	50 340
42181	Construction & mining (except petroleum) machinery & equip whsle	2 048 105	1 107 418	70 283	1 037 135	734 944	182 109	23 634
421810	Construction & mining (except petroleum) machinery & equip whsle	2 048 105	1 107 418	70 283	1 037 135	734 944	182 109	23 634
42182	Farm & garden machinery & equipment whsle	496 571	141 582	12 652	128 930	354 989	—	—
421820	Farm & garden machinery & equipment whsle	496 571	141 582	12 652	128 930	354 989	—	—
4218201	Farm machinery & equipment—farm dealers	D	D	D	D	D	D	D
4218202	Farm machinery & equipment—whsle distributors	D	D	D	D	D	D	D
4218203	Lawn & garden machinery & equipment whsle	112 891	101 290	2 696	98 594	11 601	—	—
42183	Industrial machinery & equipment whsle	1 621 644	347 369	72 094	275 275	1 226 934	25 164	22 177
421830	Industrial machinery & equipment whsle	1 621 644	347 369	72 094	275 275	1 226 934	25 164	22 177
4218301	Food-processing machinery & equipment whsle	34 065	1 203	189	1 014	32 858	4	—
4218302	Hydraulic & pneumatic (fluid-power) machinery & equipment whsle	172 816	62 391	23 000	39 391	110 347	78	—
42183021	Hydraulic & pneumatic pumps & motors whsle	108 041	57 852	21 282	36 570	50 111	78	—
42183022	Hydraulic & pneumatic parts, accessories, & supplies whsle	64 775	4 539	1 718	2 821	60 236	—	—
4218303	General-purpose industrial machinery & equipment whsle	361 601	44 483	14 624	29 859	291 957	16 020	9 141
4218304	Metalworking machinery & equipment whsle	209 410	114 610	17 566	97 044	85 583	378	8 839
4218305	Materials handling equipment whsle	134 682	36 935	2 074	34 861	94 393	3 354	—
4218306	Oilwell, oil refinery, & pipeline mach, equip, & supplies whsle	362 625	84 235	13 862	70 373	273 429	4 211	750
4218307	Other industrial machinery & equipment whsle	346 445	3 512	779	2 733	338 367	1 119	3 447
42184	Industrial supplies whsle	632 329	139 419	39 056	100 363	486 424	1 957	4 529
421840	Industrial supplies whsle	632 329	139 419	39 056	100 363	486 424	1 957	4 529
4218402	Mechanical power transmission supplies whsle	209 539	46 443	14 838	31 605	161 879	1 217	—
4218403	Welding supplies whsle	41 544	13 544	3 370	10 174	27 555	207	538
4218404	Industrial containers & supplies whsle	9 963	277	7	270	6 568	—	3 118
4218405	Industrial valves & fittings (except fluid-power) whsle	53 498	17 483	5 502	11 981	36 015	—	—
4218406	Other industrial supplies whsle	317 785	61 672	15 339	46 333	254 707	533	873
42185	Service establishment equipment & supplies whsle	87 142	—	—	—	87 071	71	—
421850	Service establishment equipment & supplies whsle	87 142	—	—	—	87 071	71	—
4218501	Beauty & barber shop equipment & supplies whsle	D	D	D	D	D	D	D
4218502	Custodial, janitors' equipment & supplies whsle	5 230	—	—	—	5 159	71	—
4218503	Laundry & dry-cleaning equipment & supplies whsle	D	D	D	D	D	D	D
4218504	Other service establishment equipment & supplies whsle	D	D	D	D	D	D	D
42186	Transportation equipment & supplies (exc motor vehicle) whsle	766 505	500 381	38 155	462 226	220 353	45 771	—
421860	Transportation equipment & supplies (exc motor vehicle) whsle	766 505	500 381	38 155	462 226	220 353	45 771	—
4218601	Aircraft & aeronautical equipment & supplies whsle	707 682	492 677	36 755	455 922	169 234	45 771	—
4218602	Marine machinery, equipment, & supplies whsle	D	D	D	D	D	D	D
4218603	Other transportation equipment & supplies whsle	D	D	D	D	D	D	D

See footnotes at end of table.

Table 4. End-of-Year Inventories for the United States: 1997—Con.

[Thousand dollars. Includes only establishments with payroll. For meaning of abbreviations and symbols, see introductory text. For explanation of terms, see Appendix A]

NAICS code	Kind of business and type of operation	Total inventories	Subject to LIFO costing ¹			Not subject to LIFO costing	Valuation method not reported ²	Amount reported subject to LIFO without associated reserve and value ³
			Total	LIFO reserve	LIFO value			
	Manufacturers' sales branches and sales offices—Con.							
421	Wholesale trade, durable goods—Con.							
4219	Miscellaneous durable goods whsle	D	D	D	D	D	D	D
42191	Sporting & recreational goods & supplies whsle	205 552	15 368	102	15 266	186 784	3 400	—
421910	Sporting & recreational goods & supplies whsle	205 552	15 368	102	15 266	186 784	3 400	—
42192	Toy & hobby goods & supplies whsle	D	D	D	D	D	D	D
421920	Toy & hobby goods & supplies whsle	D	D	D	D	D	D	D
42194	Jewelry/watch/silverware/precious stone, & precious metal whsles	61 151	2 830	700	2 130	58 321	—	—
421940	Jewelry/watch/silverware/precious stone, & precious metal whsles	61 151	2 830	700	2 130	58 321	—	—
4219401	Jewelry, watch, diamonds, precious stone, & silverware whsle	D	D	D	D	D	D	D
4219402	Precious metal (excluding ores) whsle	D	D	D	D	D	D	D
42199	Other miscellaneous durable goods whsle	327 917	5 532	1 658	3 874	322 385	—	—
421990	Other miscellaneous durable goods whsle	327 917	5 532	1 658	3 874	322 385	—	—
4219901	Musical instruments & supplies whsle	18 896	1 272	269	1 003	17 624	—	—
4219903	General merchandise (durable goods) whsle	D	D	D	D	D	D	D
4219904	Prerecorded media whsle	276 834	—	—	—	276 834	—	—
42199041	Compact discs/prerecorded audio tapes, & phonograph records whsle	D	D	D	D	D	D	D
42199042	Prerecorded video tapes whsle	D	D	D	D	D	D	D
4219905	Fire extinguishers & fire safety equipment whsle	D	D	D	D	D	D	D
4219906	Other durable goods whsle	27 103	—	—	—	27 103	—	—
422	Wholesale trade, nondurable goods	13 674 060	2 240 675	424 424	1 816 251	10 526 124	176 539	730 722
4221	Paper & paper product whsle	667 898	111 407	20 386	91 021	521 443	34 168	880
42211	Printing & writing paper whsle	197 089	34 150	3 148	31 002	127 891	34 168	880
422110	Printing & writing paper whsle	197 089	34 150	3 148	31 002	127 891	34 168	880
42212	Stationery & office supplies whsle	249 391	14 209	3 643	10 566	235 182	—	—
422120	Stationery & office supplies whsle	249 391	14 209	3 643	10 566	235 182	—	—
42213	Industrial & personal service paper whsle	221 418	63 048	13 595	49 453	158 370	—	—
422130	Industrial & personal service paper whsle	221 418	63 048	13 595	49 453	158 370	—	—
4222	Drugs, & druggists' sundries whsle	2 756 060	66 323	9 766	56 557	2 046 931	154	642 652
42221	Drugs, & druggists' sundries whsle	2 756 060	66 323	9 766	56 557	2 046 931	154	642 652
422210	Drugs, & druggists' sundries whsle	2 756 060	66 323	9 766	56 557	2 046 931	154	642 652
4222102	Specialty-line drug, pharmaceutical, cosmetic, & toiletries whsle	2 756 060	66 323	9 766	56 557	2 046 931	154	642 652
4223	Apparel, piece goods, & notions whsle	1 513 039	504 562	67 439	437 123	934 471	23 669	50 337
42231	Piece goods, notions, & other dry goods whsle	163 647	10 972	3 627	7 345	152 675	—	—
422310	Piece goods, notions, & other dry goods whsle	163 647	10 972	3 627	7 345	152 675	—	—
4223101	Piece goods—jobbers	134 323	10 013	3 351	6 662	124 310	—	—
4223102	Notions & other dry goods whsle	29 324	959	276	683	28 365	—	—
42232	Men's & boys' clothing & furnishings whsle	754 794	400 644	52 188	348 456	280 144	23 669	50 337
422320	Men's & boys' clothing & furnishings whsle	754 794	400 644	52 188	348 456	280 144	23 669	50 337
42233	Women's, children's, & infants' clothing & accessories whsle	290 081	46 970	9 693	37 277	243 111	—	—
422330	Women's, children's, & infants' clothing & accessories whsle	290 081	46 970	9 693	37 277	243 111	—	—
42234	Footwear whsle	304 517	45 976	1 931	44 045	258 541	—	—
422340	Footwear whsle	304 517	45 976	1 931	44 045	258 541	—	—
4224	Grocery & related products whsle	2 258 062	269 987	21 558	248 429	1 981 838	2 157	4 080
42242	Packaged frozen food whsle	287 963	38 958	1 905	37 053	249 005	—	—
422420	Packaged frozen food whsle	287 963	38 958	1 905	37 053	249 005	—	—
42243	Dairy products, (except dried or canned) whsle	350 438	45 091	10 984	34 107	305 205	—	142
422430	Dairy products, (except dried or canned) whsle	350 438	45 091	10 984	34 107	305 205	—	142
4224302	Dairy product (except raw milk) whsle	350 438	45 091	10 984	34 107	305 205	—	142
42244	Poultry & poultry product whsle	D	D	D	D	D	D	D
422440	Poultry & poultry product whsle	D	D	D	D	D	D	D
4224402	Poultry & poultry product (except live) whsle	D	D	D	D	D	D	D
42245	Confectionery whsle	83 893	916	189	727	82 977	—	—
422450	Confectionery whsle	83 893	916	189	727	82 977	—	—
42246	Fish & seafood whsle	29 959	—	—	—	29 959	—	—
422460	Fish & seafood whsle	29 959	—	—	—	29 959	—	—
42247	Meat & meat product whsle	100 511	4 368	160	4 208	96 143	—	—
422470	Meat & meat product whsle	100 511	4 368	160	4 208	96 143	—	—
42249	Other grocery & related products whsle	D	D	D	D	D	D	D
422490	Other grocery & related products whsle	D	D	D	D	D	D	D
4224901	Coffee, tea, & spice whsle	64 578	746	169	577	62 413	—	1 419
4224902	Bread & baked goods whsle	211 461	—	—	—	211 461	—	—
4224903	Soft drinks whsle	447 032	29 196	3 758	25 438	415 067	250	2 519
4224904	Canned goods whsle	98 113	2 861	636	2 225	95 252	—	—
4224905	Food & beverage basic materials whsle	79 722	36 492	637	35 855	41 323	1 907	—
4224906	Other grocery specialties whsle	D	D	D	D	D	D	D
4226	Chemical & allied products whsle	1 928 366	348 974	42 877	306 097	1 560 988	10 672	7 732
42261	Plastics materials & basic forms & shapes whsle	584 774	167 409	21 439	145 970	403 212	6 423	7 730
422610	Plastics materials & basic forms & shapes whsle	584 774	167 409	21 439	145 970	403 212	6 423	7 730
42269	Other chemical & allied products whsle	1 343 592	181 565	21 438	160 127	1 157 776	4 249	2
422690	Other chemical & allied products whsle	1 343 592	181 565	21 438	160 127	1 157 776	4 249	2
4226901	Industrial gases (except LP) whsle	54 482	5 067	1 320	3 747	49 415	—	—
4226902	Other chemical & allied products whsle	1 289 110	176 498	20 118	156 380	1 108 361	4 249	2

See footnotes at end of table.

Table 4. End-of-Year Inventories for the United States: 1997—Con.

[Thousand dollars. Includes only establishments with payroll. For meaning of abbreviations and symbols, see introductory text. For explanation of terms, see Appendix A]

NAICS code	Kind of business and type of operation	Total inventories	Subject to LIFO costing ¹			Not subject to LIFO costing	Valuation method not reported ²	Amount reported subject to LIFO without associated reserve and value ³
			Total	LIFO reserve	LIFO value			
	Manufacturers' sales branches and sales offices—Con.							
422	Wholesale trade, nondurable goods—Con.							
4227	Petroleum & petroleum products whsle	2 513 198	707 365	215 812	491 553	1 700 672	104 379	782
42271	Petroleum bulk stations & terminals	2 198 570	587 492	190 502	396 990	1 509 404	101 037	637
422710	Petroleum bulk stations & terminals	2 198 570	587 492	190 502	396 990	1 509 404	101 037	637
4227101	Petroleum bulk stations & terminals (except LP)	D	D	D	D	D	D	D
42271011	Petroleum bulk stations (except LP)	D	D	D	D	D	D	D
42271012	Petroleum bulk terminals (except LP)	D	D	D	D	D	D	D
4227102	Liquefied petroleum bulk stations & terminals	D	D	D	D	D	D	D
42272	Petroleum & petroleum prod whsle (exc bulk stations & terminals)	314 628	119 873	25 310	94 563	191 268	3 342	145
422720	Petroleum & petroleum prod whsle (exc bulk stations & terminals)	314 628	119 873	25 310	94 563	191 268	3 342	145
4228	Beer, wine, & distilled alcoholic beverage whsle	D	D	D	D	D	D	D
42281	Beer & ale whsle	D	D	D	D	D	D	D
422810	Beer & ale whsle	D	D	D	D	D	D	D
42282	Wine & distilled alcoholic beverage whsle	220 445	13 278	2 494	10 784	188 966	—	18 201
422820	Wine & distilled alcoholic beverage whsle	220 445	13 278	2 494	10 784	188 966	—	18 201
4228201	Wine & distilled alcoholic bev (licensed operation) whsle	220 445	13 278	2 494	10 784	188 966	—	18 201
4229	Miscellaneous nondurable goods whsle	D	D	D	D	D	D	D
42291	Farm supplies whsle	872 435	7 282	804	6 478	864 923	230	—
422910	Farm supplies whsle	872 435	7 282	804	6 478	864 923	230	—
4229101	Farm supplies—farm dealers	315 598	7 076	705	6 371	308 292	230	—
4229102	Farm supplies—whsle distributors	556 837	206	99	107	556 631	—	—
42292	Book, periodical, & newspaper whsle	421 998	93 982	22 241	71 741	322 017	—	5 999
422920	Book, periodical, & newspaper whsle	421 998	93 982	22 241	71 741	322 017	—	5 999
42293	Flower, nursery stock, & florists' supplies whsle	13 752	1 065	131	934	12 687	—	—
422930	Flower, nursery stock, & florists' supplies whsle	13 752	1 065	131	934	12 687	—	—
42294	Tobacco & tobacco product whsle	69 662	23 559	389	23 170	46 103	—	—
422940	Tobacco & tobacco product whsle	69 662	23 559	389	23 170	46 103	—	—
42295	Paint, varnish, & supplies whsle	217 397	26 802	13 996	12 806	189 426	1 110	59
422950	Paint, varnish, & supplies whsle	217 397	26 802	13 996	12 806	189 426	1 110	59
4229501	Paint, varnish, & supplies whsle	217 397	26 802	13 996	12 806	189 426	1 110	59
42299	Other miscellaneous nondurable goods whsle	D	D	D	D	D	D	D
422990	Other miscellaneous nondurable goods whsle	D	D	D	D	D	D	D
4229901	Art goods whsle	34 468	3 503	363	3 140	30 965	—	—
4229902	General merchandise (nondurable goods) whsle	20 528	—	—	—	20 528	—	—
4229903	Textile bags, bagging, & burlap whsle	2 665	—	—	—	2 665	—	—
4229904	Other nondurable goods whsle	D	D	D	D	D	D	D
	Agents, brokers, and commission merchants	642 529	23 460	4 176	19 284	606 919	12 085	65
421	Wholesale trade, durable goods	471 467	18 470	3 552	14 918	442 417	10 530	50
4211	Motor vehicle & motor vehicle parts & supplies whsle	50 185	1 437	1	1 436	47 581	1 167	—
42111	Automobile & other motor vehicle whsle	26 216	61	—	61	26 127	28	—
421110	Automobile & other motor vehicle whsle	26 216	61	—	61	26 127	28	—
4211101	Automobile & motorcycle whsle	12 488	—	—	—	12 460	28	—
4211102	Bus & recreational vehicle whsle	D	D	D	D	D	D	D
4211103	Light truck & van (14,000 lb or less) whsle	1 689	—	—	—	1 689	—	—
4211104	Medium truck & tractor (14,001 lb to 26,000 lb) whsle	D	D	D	D	D	D	D
4211105	Heavy truck & tractor (over 26,000 lb) whsle	D	D	D	D	D	D	D
42112	Motor vehicle supplies & new parts whsle	23 083	1 353	1	1 352	20 591	1 139	—
421120	Motor vehicle supplies & new parts whsle	23 083	1 353	1	1 352	20 591	1 139	—
4211201	Motor vehicle supplies & new parts—warehouse distributors	11 326	—	—	—	11 235	91	—
4211202	Motor vehicle supplies & new parts—jobbers	10 820	1 353	1	1 352	8 454	1 013	—
4211203	Petroleum products marketing equipment whsle	937	—	—	—	902	35	—
42113	Tire & tube whsle	886	23	—	23	863	—	—
421130	Tire & tube whsle	886	23	—	23	863	—	—
4212	Furniture & home furnishings whsle	16 594	932	226	706	15 600	56	6
42121	Furniture whsle	7 693	30	—	30	7 631	26	6
421210	Furniture whsle	7 693	30	—	30	7 631	26	6
4212101	Household & lawn furniture whsle	2 937	—	—	—	2 931	—	6
4212102	Office & business furniture whsle	4 756	30	—	30	4 700	26	—
42122	Home furnishings whsle	8 901	902	226	676	7 969	30	—
421220	Home furnishings whsle	8 901	902	226	676	7 969	30	—
4212201	Household china, glassware, & crockery whsle	4 958	—	—	—	4 958	—	—
4212202	Linens, domestics, draperies, & curtains whsle	394	—	—	—	394	—	—
4212203	Floor coverings whsle	615	2	—	2	613	—	—
4212204	Other home furnishings whsle	2 934	900	226	674	2 004	30	—
4213	Lumber & other construction materials whsle	16 535	33	7	26	16 399	103	—
42131	Lumber, plywood, millwork, & wood panel whsle	14 273	—	—	—	14 173	100	—
421310	Lumber, plywood, millwork, & wood panel whsle	14 273	—	—	—	14 173	100	—
4213101	Lumber without yard whsle	673	—	—	—	673	—	—
4213102	Lumber with yard whsle	1 163	—	—	—	1 063	100	—
4213103	Plywood, veneer, millwork, & wood panel whsle	12 437	—	—	—	12 437	—	—
42132	Brick, stone, & related construction materials whsle	827	10	3	7	817	—	—
421320	Brick, stone, & related construction materials whsle	827	10	3	7	817	—	—
4213201	Brick, block, tile, clay/cement sewer pipe whsle	343	10	3	7	333	—	—
4213202	Sand, gravel, & stone whsle	4	—	—	—	4	—	—
4213203	Cement, lime, & related products whsle	480	—	—	—	480	—	—
42133	Roofing, siding, & insulation material whsle	679	8	—	8	669	2	—
421330	Roofing, siding, & insulation material whsle	679	8	—	8	669	2	—
4213301	Roofing, siding, & insulation material whsle	679	8	—	8	669	2	—

See footnotes at end of table.

Table 4. End-of-Year Inventories for the United States: 1997—Con.

[Thousand dollars. Includes only establishments with payroll. For meaning of abbreviations and symbols, see introductory text. For explanation of terms, see Appendix A]

NAICS code	Kind of business and type of operation	Total inventories	Subject to LIFO costing ¹			Not subject to LIFO costing	Valuation method not reported ²	Amount reported subject to LIFO without associated reserve and value ³
			Total	LIFO reserve	LIFO value			
	Agents, brokers, and commission merchants—Con.							
421	Wholesale trade, durable goods—Con.							
4213	Lumber & other construction materials whsle—Con.							
42139	Other construction materials whsle	756	15	4	11	740	1	—
421390	Other construction materials whsle	756	15	4	11	740	1	—
4213901	Flat glass & other construction glass whsle	192	15	4	11	177	—	—
4213902	Other construction materials whsle	564	—	—	—	563	1	—
4214	Professional & commercial equipment & supplies whsle	41 987	650	89	561	41 185	148	4
42141	Photographic equipment & supplies whsle	1 098	—	—	—	1 094	4	—
421410	Photographic equipment & supplies whsle	1 098	—	—	—	1 094	4	—
42142	Office equipment whsle	4 922	12	2	10	4 910	—	—
421420	Office equipment whsle	4 922	12	2	10	4 910	—	—
42143	Computer & computer peripheral equipment & software whsle	6 806	45	1	44	6 683	74	4
421430	Computer & computer peripheral equipment & software whsle	6 806	45	1	44	6 683	74	4
4214301	Computer & peripheral equipment whsle	6 142	45	1	44	6 025	72	—
42143011	Computers & peripheral equipment for resale	3 833	13	—	13	3 807	13	—
42143012	Computers & peripheral equipment for end use	2 309	32	1	31	2 218	59	—
4214302	Computer software (packaged) whsle	664	—	—	—	658	2	4
42144	Other commercial equipment whsle	4 758	144	36	108	4 592	22	—
421440	Other commercial equipment whsle	4 758	144	36	108	4 592	22	—
4214401	Restaurant & hotel equipment & supplies whsle	3 090	144	36	108	2 924	22	—
4214402	Store machines & equipment whsle	1 668	—	—	—	1 668	—	—
42145	Medical, dental, & hospital equipment & supplies whsle	20 881	366	46	320	20 471	44	—
421450	Medical, dental, & hospital equipment & supplies whsle	20 881	366	46	320	20 471	44	—
4214501	Surgical, medical, & hospital supplies whsle	19 973	165	36	129	19 764	44	—
4214502	Dental equipment & supplies whsle	908	201	10	191	707	—	—
42146	Ophthalmic goods whsle	731	50	—	50	677	4	—
421460	Ophthalmic goods whsle	731	50	—	50	677	4	—
42149	Other professional equipment & supplies whsle	2 791	33	4	29	2 758	—	—
421490	Other professional equipment & supplies whsle	2 791	33	4	29	2 758	—	—
4214901	Religious & school supplies whsle	284	27	4	23	257	—	—
4214902	Other professional equipment & supplies whsle	2 507	6	—	6	2 501	—	—
4215	Metal & mineral (except petroleum) whsle	19 623	1 569	386	1 183	18 050	4	—
42151	Metal service centers & offices	12 130	867	210	657	11 259	4	—
421510	Metal service centers & offices	12 130	867	210	657	11 259	4	—
4215101	Ferrous metal service centers & sales offices	6 735	13	2	11	6 718	4	—
42151011	Ferrous metal service centers	6 735	13	2	11	6 718	4	—
42151012	Ferrous metal sales offices	—	—	—	—	—	—	—
4215102	Nonferrous metal service centers & sales offices	5 395	854	208	646	4 541	—	—
42151021	Nonferrous metal service centers	5 395	854	208	646	4 541	—	—
42151022	Nonferrous metal sales offices	—	—	—	—	—	—	—
42152	Coal & other mineral & ore whsle	7 493	702	176	526	6 791	—	—
421520	Coal & other mineral & ore whsle	7 493	702	176	526	6 791	—	—
4215201	Coal whsle	D	D	D	D	D	D	D
4215202	Other mineral & ore whsle	D	D	D	D	D	D	D
4216	Electrical goods whsle	49 043	2 013	58	1 955	44 612	2 403	15
42161	Electrical apparatus & equip, wiring supp, & const material whsle	22 414	993	56	937	19 528	1 878	15
421610	Electrical apparatus & equip, wiring supp, & const material whsle	22 414	993	56	937	19 528	1 878	15
42162	Electrical appliance, television & radio set whsle	7 956	—	—	—	7 956	—	—
421620	Electrical appliance, television & radio set whsle	7 956	—	—	—	7 956	—	—
42169	Other electronic parts & equipment whsle	18 673	1 020	2	1 018	17 128	525	—
421690	Other electronic parts & equipment whsle	18 673	1 020	2	1 018	17 128	525	—
4216901	Communications equipment & supplies whsle	5 920	902	1	901	4 493	525	—
4216902	Electronic parts (excluding communications equipment) whsle	12 753	118	1	117	12 635	—	—
4217	Hardware, & plumbing & heating equipment & supplies whsle ..	D	D	D	D	D	D	D
42171	Hardware whsle	17 207	164	—	164	15 364	1 679	—
421710	Hardware whsle	17 207	164	—	164	15 364	1 679	—
42172	Plumbing & heating equipment & supplies (hydronics) whsle	34 251	2 977	386	2 591	29 654	1 602	18
421720	Plumbing & heating equipment & supplies (hydronics) whsle	34 251	2 977	386	2 591	29 654	1 602	18
42173	Warm air heating & air-conditioning equipment & supplies whsle	7 518	72	10	62	7 444	2	—
421730	Warm air heating & air-conditioning equipment & supplies whsle	7 518	72	10	62	7 444	2	—
42174	Refrigeration equipment & supplies whsle	D	D	D	D	D	D	D
421740	Refrigeration equipment & supplies whsle	D	D	D	D	D	D	D

See footnotes at end of table.

Table 4. End-of-Year Inventories for the United States: 1997—Con.

[Thousand dollars. Includes only establishments with payroll. For meaning of abbreviations and symbols, see introductory text. For explanation of terms, see Appendix A]

NAICS code	Kind of business and type of operation	Total inventories	Subject to LIFO costing ¹			Not subject to LIFO costing	Valuation method not reported ²	Amount reported subject to LIFO without associated reserve and value ³
			Total	LIFO reserve	LIFO value			
421	Agents, brokers, and commission merchants—Con.							
	Wholesale trade, durable goods—Con.							
4218	Machinery, equipment, & supplies whsle	160 065	7 771	1 927	5 844	149 024	3 265	5
42181	Construction & mining (except petroleum) machinery & equip whsle	11 080	—	—	—	11 080	—	—
421810	Construction & mining (except petroleum) machinery & equip whsle	11 080	—	—	—	11 080	—	—
42182	Farm & garden machinery & equipment whsle	17 377	763	270	493	16 609	—	5
421820	Farm & garden machinery & equipment whsle	17 377	763	270	493	16 609	—	5
4218201	Farm machinery & equipment—farm dealers	D	D	D	D	D	D	D
4218202	Farm machinery & equipment—whsle distributors	D	D	D	D	D	D	D
4218203	Lawn & garden machinery & equipment whsle	4 156	755	270	485	3 401	—	—
42183	Industrial machinery & equipment whsle	93 384	5 133	1 047	4 086	85 144	3 107	—
421830	Industrial machinery & equipment whsle	93 384	5 133	1 047	4 086	85 144	3 107	—
4218301	Food-processing machinery & equipment whsle	5 036	—	—	—	3 775	1 261	—
4218302	Hydraulic & pneumatic (fluid-power) machinery & equipment whsle	7 513	879	151	728	6 634	—	—
42183021	Hydraulic & pneumatic pumps & motors whsle	3 575	473	48	425	3 102	—	—
42183022	Hydraulic & pneumatic parts, accessories, & supplies whsle	3 938	406	103	303	3 532	—	—
4218303	General-purpose industrial machinery & equipment whsle	22 076	1 322	260	1 062	18 944	1 810	—
4218304	Metalworking machinery & equipment whsle	14 783	344	60	284	14 439	—	—
4218305	Materials handling equipment whsle	5 280	1 272	289	983	4 008	—	—
4218306	Oilwell, oil refinery, & pipeline mach, equip, & supplies whsle	3 601	853	221	632	2 714	34	—
4218307	Other industrial machinery & equipment whsle	35 095	463	66	397	34 630	2	—
42184	Industrial supplies whsle	22 568	1 631	507	1 124	20 799	138	—
421840	Industrial supplies whsle	22 568	1 631	507	1 124	20 799	138	—
4218401	General-line industrial supplies whsle	1 824	—	—	—	1 815	9	—
4218402	Mechanical power transmission supplies whsle	608	25	6	19	583	—	—
4218403	Welding supplies whsle	137	5	1	4	132	—	—
4218404	Industrial containers & supplies whsle	289	—	—	—	289	—	—
4218405	Industrial valves & fittings (except fluid-power) whsle	7 804	1 208	351	857	6 596	—	—
4218406	Other industrial supplies whsle	11 906	393	149	244	11 384	129	—
42185	Service establishment equipment & supplies whsle	3 753	138	100	38	3 595	20	—
421850	Service establishment equipment & supplies whsle	3 753	138	100	38	3 595	20	—
4218501	Beauty & barber shop equipment & supplies whsle	D	D	D	D	D	D	D
4218502	Custodial, janitors' equipment & supplies whsle	832	138	100	38	694	—	—
4218503	Laundry & dry-cleaning equipment & supplies whsle	216	—	—	—	216	—	—
4218504	Other service establishment equipment & supplies whsle	D	D	D	D	D	D	D
42186	Transportation equipment & supplies (exc motor vehicle) whsle	11 903	106	3	103	11 797	—	—
421860	Transportation equipment & supplies (exc motor vehicle) whsle	11 903	106	3	103	11 797	—	—
4218601	Aircraft & aeronautical equipment & supplies whsle	10 882	96	—	96	10 786	—	—
4218602	Marine machinery, equipment, & supplies whsle	D	D	D	D	D	D	D
4218603	Other transportation equipment & supplies whsle	D	D	D	D	D	D	D
4219	Miscellaneous durable goods whsle	D	D	D	D	D	D	D
42191	Sporting & recreational goods & supplies whsle	33 795	—	—	—	33 790	5	—
421910	Sporting & recreational goods & supplies whsle	33 795	—	—	—	33 790	5	—
42192	Toy & hobby goods & supplies whsle	D	D	D	D	D	D	D
421920	Toy & hobby goods & supplies whsle	D	D	D	D	D	D	D
42193	Recyclable material whsle	2 315	659	424	235	1 654	—	2
421930	Recyclable material whsle	2 315	659	424	235	1 654	—	2
4219301	Iron & steel scrap processors & dealers	824	—	—	—	824	—	—
42193011	Iron & steel scrap processors (using power processing equipment)	824	—	—	—	824	—	—
42193012	Iron & steel scrap processors (not using power processing equip)	—	—	—	—	—	—	—
4219302	Recyclable paper & paperboard whsle	187	21	—	21	164	—	2
4219303	Other recyclable material whsle	1 304	638	424	214	666	—	—
42194	Jewelry/watch/silverware/precious stone, & precious metal whsle	10 366	58	15	43	10 212	96	—
421940	Jewelry/watch/silverware/precious stone, & precious metal whsle	10 366	58	15	43	10 212	96	—
4219401	Jewelry, watch, diamonds, precious stone, & silverware whsle	D	D	D	D	D	D	D
4219402	Precious metal (excluding ores) whsle	D	D	D	D	D	D	D
42199	Other miscellaneous durable goods whsle	4 196	35	—	35	4 161	—	—
421990	Other miscellaneous durable goods whsle	4 196	35	—	35	4 161	—	—
4219901	Musical instruments & supplies whsle	80	—	—	—	80	—	—
4219902	Forest products (except lumber) whsle	212	—	—	—	212	—	—
4219903	General merchandise (durable goods) whsle	D	D	D	D	D	D	D
4219904	Pre-recorded media whsle	615	5	—	5	610	—	—
42199041	Compact discs/prerecorded audio tapes, & phonograph records whsle	D	D	D	D	D	D	D
42199042	Pre-recorded video tapes whsle	D	D	D	D	D	D	D
4219905	Fire extinguishers & fire safety equipment whsle	D	D	D	D	D	D	D
4219906	Other durable goods whsle	743	12	—	12	731	—	—

See footnotes at end of table.

Table 4. End-of-Year Inventories for the United States: 1997—Con.

[Thousand dollars. Includes only establishments with payroll. For meaning of abbreviations and symbols, see introductory text. For explanation of terms, see Appendix A]

NAICS code	Kind of business and type of operation	Total inventories	Subject to LIFO costing ¹			Not subject to LIFO costing	Valuation method not reported ²	Amount reported subject to LIFO without associated reserve and value ³
			Total	LIFO reserve	LIFO value			
422	Agents, brokers, and commission merchants—Con.							
	Wholesale trade, nondurable goods	171 062	4 990	624	4 366	164 502	1 555	15
4221	Paper & paper product whsle	18 681	350	—	350	18 101	230	—
42211	Printing & writing paper whsle	13 426	300	—	300	13 119	7	—
422110	Printing & writing paper whsle	13 426	300	—	300	13 119	7	—
42212	Stationery & office supplies whsle	2 073	18	—	18	1 832	223	—
422120	Stationery & office supplies whsle	2 073	18	—	18	1 832	223	—
42213	Industrial & personal service paper whsle	3 182	32	—	32	3 150	—	—
422130	Industrial & personal service paper whsle	3 182	32	—	32	3 150	—	—
4222	Drugs, & druggists' sundries whsle	5 164	50	—	50	4 559	555	—
42221	Drugs, & druggists' sundries whsle	5 164	50	—	50	4 559	555	—
422210	Drugs, & druggists' sundries whsle	5 164	50	—	50	4 559	555	—
4222102	Specialty-line drug, pharmaceutical, cosmetic, & toiletries whsle	5 164	50	—	50	4 559	555	—
4223	Apparel, piece goods, & notions whsle	29 976	197	44	153	29 622	157	—
42231	Piece goods, notions, & other dry goods whsle	5 708	196	44	152	5 495	17	—
422310	Piece goods, notions, & other dry goods whsle	5 708	196	44	152	5 495	17	—
4223101	Piece goods—jobbers	5 442	196	44	152	5 229	17	—
4223102	Notions & other dry goods whsle	266	—	—	—	266	—	—
42232	Men's & boys' clothing & furnishings whsle	4 655	—	—	—	4 515	140	—
422320	Men's & boys' clothing & furnishings whsle	4 655	—	—	—	4 515	140	—
42233	Women's, children's, & infants' clothing & accessories whsle	7 722	1	—	1	7 721	—	—
422330	Women's, children's, & infants' clothing & accessories whsle	7 722	1	—	1	7 721	—	—
42234	Footwear whsle	11 891	—	—	—	11 891	—	—
422340	Footwear whsle	11 891	—	—	—	11 891	—	—
4224	Grocery & related products whsle	47 860	87	18	69	47 448	310	15
42241	General-line grocery whsle	20 161	—	—	—	20 161	—	—
422410	General-line grocery whsle	20 161	—	—	—	20 161	—	—
4224103	Other general-line grocery whsle	20 161	—	—	—	20 161	—	—
42242	Packaged frozen food whsle	2 959	5	1	4	2 954	—	—
422420	Packaged frozen food whsle	2 959	5	1	4	2 954	—	—
42243	Dairy products, (except dried or canned) whsle	799	—	—	—	795	4	—
422430	Dairy products, (except dried or canned) whsle	799	—	—	—	795	4	—
4224301	Raw milk whsle	D	D	D	D	D	D	D
4224302	Dairy product (except raw milk) whsle	D	D	D	D	D	D	D
42244	Poultry & poultry product whsle	D	D	D	D	D	D	D
422440	Poultry & poultry product whsle	D	D	D	D	D	D	D
4224401	Live poultry whsle	D	D	D	D	D	D	D
4224402	Poultry & poultry product (except live) whsle	D	D	D	D	D	D	D
42245	Confectionery whsle	931	1	—	1	930	—	—
422450	Confectionery whsle	931	1	—	1	930	—	—
42246	Fish & seafood whsle	1 129	—	—	—	1 129	—	—
422460	Fish & seafood whsle	1 129	—	—	—	1 129	—	—
42247	Meat & meat product whsle	3 444	21	5	16	3 355	53	15
422470	Meat & meat product whsle	3 444	21	5	16	3 355	53	15
42248	Fresh fruit & vegetable whsle	7 855	—	—	—	7 852	3	—
422480	Fresh fruit & vegetable whsle	7 855	—	—	—	7 852	3	—
42249	Other grocery & related products whsle	D	D	D	D	D	D	D
422490	Other grocery & related products whsle	D	D	D	D	D	D	D
4224901	Coffee, tea, & spice whsle	321	4	—	4	317	—	—
4224902	Bread & baked goods whsle	354	7	3	4	343	4	—
4224903	Soft drinks whsle	66	—	—	—	65	1	—
4224904	Canned goods whsle	6 395	37	8	29	6 358	—	—
4224905	Food & beverage basic materials whsle	330	—	—	—	85	245	—
4224906	Other grocery specialties whsle	D	D	D	D	D	D	D
4225	Farm-product raw material whsle	25 131	882	198	684	24 223	26	—
42251	Grain & field bean whsle	2 541	821	186	635	1 720	—	—
422510	Grain & field bean whsle	2 541	821	186	635	1 720	—	—
42252	Livestock whsle	13 135	61	12	49	13 048	26	—
422520	Livestock whsle	13 135	61	12	49	13 048	26	—
42259	Other farm product raw material whsle	9 455	—	—	—	9 455	—	—
422590	Other farm product raw material whsle	9 455	—	—	—	9 455	—	—
4225901	Hides, skins, & pelts whsle	236	—	—	—	236	—	—
4225902	Leaf tobacco whsle	7 710	—	—	—	7 710	—	—
4225903	Wool, wool tops, & mohair whsle	1 276	—	—	—	1 276	—	—
4225904	Cotton whsle	95	—	—	—	95	—	—
4225905	Other farm-product raw material whsle	138	—	—	—	138	—	—
4226	Chemical & allied products whsle	26 585	2 641	242	2 399	23 770	174	—
42261	Plastics materials & basic forms & shapes whsle	6 095	894	198	696	5 027	174	—
422610	Plastics materials & basic forms & shapes whsle	6 095	894	198	696	5 027	174	—
42269	Other chemical & allied products whsle	20 490	1 747	44	1 703	18 743	—	—
422690	Other chemical & allied products whsle	20 490	1 747	44	1 703	18 743	—	—
4226901	Industrial gases (except LP) whsle	—	—	—	—	—	—	—
4226902	Other chemical & allied products whsle	20 490	1 747	44	1 703	18 743	—	—

See footnotes at end of table.

Table 4. End-of-Year Inventories for the United States: 1997—Con.

[Thousand dollars. Includes only establishments with payroll. For meaning of abbreviations and symbols, see introductory text. For explanation of terms, see Appendix A]

NAICS code	Kind of business and type of operation	Total inventories	Subject to LIFO costing ¹			Not subject to LIFO costing	Valuation method not reported ²	Amount reported subject to LIFO without associated reserve and value ³
			Total	LIFO reserve	LIFO value			
422	Agents, brokers, and commission merchants—Con.							
	Wholesale trade, nondurable goods—Con.							
4227	Petroleum & petroleum products whse	1 178	25	6	19	1 153	—	—
42271	Petroleum bulk stations & terminals	548	25	6	19	523	—	—
422710	Petroleum bulk stations & terminals	548	25	6	19	523	—	—
4227101	Petroleum bulk stations & terminals (except LP)	D	D	D	D	D	D	D
42271011	Petroleum bulk stations (except LP)	D	D	D	D	D	D	D
42271012	Petroleum bulk terminals (except LP)	D	D	D	D	D	D	D
4227102	Liquefied petroleum bulk stations & terminals	D	D	D	D	D	D	D
42272	Petroleum & petroleum prod whse (exc bulk stations & terminals)	630	—	—	—	630	—	—
422720	Petroleum & petroleum prod whse (exc bulk stations & terminals)	630	—	—	—	630	—	—
4228	Beer, wine, & distilled alcoholic beverage whse	D	D	D	D	D	D	D
42281	Beer & ale whse	D	D	D	D	D	D	D
422810	Beer & ale whse	D	D	D	D	D	D	D
42282	Wine & distilled alcoholic beverage whse	2 473	—	—	—	2 473	—	—
422820	Wine & distilled alcoholic beverage whse	2 473	—	—	—	2 473	—	—
4228201	Wine & distilled alcoholic bev (licensed operation) whse	2 473	—	—	—	2 473	—	—
4229	Miscellaneous nondurable goods whse	D	D	D	D	D	D	D
42291	Farm supplies whse	1 091	—	—	—	1 091	—	—
422910	Farm supplies whse	1 091	—	—	—	1 091	—	—
4229102	Farm supplies—whse distributors	1 091	—	—	—	1 091	—	—
42292	Book, periodical, & newspaper whse	1 834	—	—	—	1 834	—	—
422920	Book, periodical, & newspaper whse	1 834	—	—	—	1 834	—	—
42293	Flower, nursery stock, & florists' supplies whse	1 125	126	29	97	999	—	—
422930	Flower, nursery stock, & florists' supplies whse	1 125	126	29	97	999	—	—
42294	Tobacco & tobacco product whse	628	—	—	—	628	—	—
422940	Tobacco & tobacco product whse	628	—	—	—	628	—	—
42295	Paint, varnish, & supplies whse	2 071	632	87	545	1 439	—	—
422950	Paint, varnish, & supplies whse	2 071	632	87	545	1 439	—	—
4229501	Paint, varnish, & supplies whse	2 071	632	87	545	1 439	—	—
42299	Other miscellaneous nondurable goods whse	D	D	D	D	D	D	D
422990	Other miscellaneous nondurable goods whse	D	D	D	D	D	D	D
4229901	Art goods whse	1 072	—	—	—	1 072	—	—
4229902	General merchandise (nondurable goods) whse	1 634	—	—	—	1 595	39	—
4229903	Textile bags, bagging, & burlap whse	39	—	—	—	39	—	—
4229904	Other nondurable goods whse	D	D	D	D	D	D	D

¹Includes only data reported by respondents who a) indicated amount of inventories subject to LIFO cost, and b) provided sufficient information to determine associated LIFO reserve and value figures.

²Includes data estimated for nonresponse and nonmail administrative records and data reported by respondents who reported total inventory figures without other information.

³Includes data reported by respondents who indicated their inventories were subject to LIFO cost but did not report associated LIFO reserve and value figures.

Table 5. Detailed Type of Operation for the United States: 1997

[Includes only establishments with payroll. For meaning of abbreviations and symbols, see introductory text. For explanation of terms, see Appendix A]

NAICS code	Kind of business and type of operation	Establishments (number)	Sales (\$1,000)	End-of-1996 inventories (\$1,000)	End-of-1997 inventories (\$1,000)	Operating expenses (\$1,000)	Annual payroll (\$1,000)	First-quarter payroll (\$1,000)	Paid employees for pay period including March 12 (number)
42	Wholesale trade	'453 470	'4 059 657 778	'254 668 624	'272 240 419	'443 572 909	'214 915 405	'51 072 571	'5 796 557
421	Wholesale trade, durable goods	290 629	'2 179 717 376	'162 459 247	173 780 143	'266 145 569	'133 236 997	'31 746 275	'3 398 261
4211	Motor vehicle & motor vehicle parts & supplies whsle ..	'29 328	'533 352 124	'22 154 986	'22 912 616	'25 885 694	'11 458 634	'2 717 906	'375 731
42111	Automobile & other motor vehicle whsle	7 664	'428 356 355	11 029 961	11 354 906	11 918 759	'4 638 901	'1 112 419	150 947
421110	Automobile & other motor vehicle whsle	7 664	'428 356 355	11 029 961	11 354 906	11 918 759	'4 638 901	'1 112 419	150 947
42112	Motor vehicle supplies & new parts whsle	'12 620	'83 214 728	'9 292 870	'9 596 993	'10 352 383	'5 065 064	'1 194 084	'156 038
421120	Motor vehicle supplies & new parts whsle	'12 620	'83 214 728	'9 292 870	'9 596 993	'10 352 383	'5 065 064	'1 194 084	'156 038
42113	Tire & tube whsle	1 939	16 508 934	1 087 205	1 166 572	1 640 693	782 893	183 257	22 939
421130	Tire & tube whsle	1 939	16 508 934	1 087 205	1 166 572	1 640 693	782 893	183 257	22 939
42114	Motor vehicle parts, (used) whsle	7 105	5 272 107	744 950	794 145	1 973 859	971 776	228 146	45 807
421140	Motor vehicle parts, (used) whsle	7 105	5 272 107	744 950	794 145	1 973 859	971 776	228 146	45 807
4212	Furniture & home furnishings whsle	15 246	75 006 478	5 472 358	6 007 773	11 697 560	5 316 976	1 225 440	157 465
42121	Furniture whsle	6 697	31 898 583	1 705 458	1 866 930	4 931 567	2 415 323	555 931	65 930
421210	Furniture whsle	6 697	31 898 583	1 705 458	1 866 930	4 931 567	2 415 323	555 931	65 930
42122	Home furnishings whsle	8 549	43 107 895	3 766 900	4 140 843	6 765 993	2 901 653	669 509	91 535
421220	Home furnishings whsle	8 549	43 107 895	3 766 900	4 140 843	6 765 993	2 901 653	669 509	91 535
4213	Lumber & other construction materials whsle	14 267	89 175 875	6 367 862	6 764 054	10 717 929	5 296 176	1 227 622	155 535
42131	Lumber, plywood, millwork, & wood panel whsle	6 767	60 455 924	4 373 481	4 600 369	6 133 048	3 126 436	736 657	88 905
421310	Lumber, plywood, millwork, & wood panel whsle ..	6 767	60 455 924	4 373 481	4 600 369	6 133 048	3 126 436	736 657	88 905
42132	Brick, stone, & related construction materials whsle .	3 026	10 711 750	775 319	846 315	1 692 184	761 681	168 106	23 753
421320	Brick, stone, & related construction materials whsle	3 026	10 711 750	775 319	846 315	1 692 184	761 681	168 106	23 753
42133	Roofing, siding, & insulation material whsle	1 584	9 811 545	595 540	651 224	1 298 095	601 826	133 556	16 402
421330	Roofing, siding, & insulation material whsle	1 584	9 811 545	595 540	651 224	1 298 095	601 826	133 556	16 402
42139	Other construction materials whsle	2 890	8 196 656	623 522	666 146	1 594 602	806 233	189 303	26 475
421390	Other construction materials whsle	2 890	8 196 656	623 522	666 146	1 594 602	806 233	189 303	26 475
4214	Professional & commercial equipment & supplies whsle	45 351	367 383 550	'24 912 094	27 009 852	'62 642 404	33 292 437	8 317 953	'716 113
42141	Photographic equipment & supplies whsle	1 379	16 679 051	1 200 133	1 222 355	2 170 358	929 865	217 200	21 195
421410	Photographic equipment & supplies whsle	1 379	16 679 051	1 200 133	1 222 355	2 170 358	929 865	217 200	21 195
42142	Office equipment whsle	'7 319	'36 646 598	'2 583 465	'2 702 445	'9 434 843	'5 421 076	'1 376 025	'143 381
421420	Office equipment whsle	'7 319	'36 646 598	'2 583 465	'2 702 445	'9 434 843	'5 421 076	'1 376 025	'143 381
42143	Computer & computer peripheral equipment & software whsle	16 929	221 447 412	12 835 855	13 983 239	31 216 252	17 305 512	4 426 859	317 662
421430	Computer & computer peripheral equipment & software whsle	16 929	221 447 412	12 835 855	13 983 239	31 216 252	17 305 512	4 426 859	317 662
42144	Other commercial equipment whsle	'5 380	'15 914 735	'1 197 539	'1 291 756	'3 381 852	'1 754 684	'402 801	'52 186
421440	Other commercial equipment whsle	'5 380	'15 914 735	'1 197 539	'1 291 756	'3 381 852	'1 754 684	'402 801	'52 186
42145	Medical, dental, & hospital equipment & supplies whsle	9 782	58 791 711	5 160 001	5 749 898	11 851 627	5 746 165	1 386 809	121 572
421450	Medical, dental, & hospital equipment & supplies whsle	9 782	58 791 711	5 160 001	5 749 898	11 851 627	5 746 165	1 386 809	121 572
42146	Ophthalmic goods whsle	1 781	6 865 265	757 910	828 689	1 912 263	867 808	206 531	28 260
421460	Ophthalmic goods whsle	1 781	6 865 265	757 910	828 689	1 912 263	867 808	206 531	28 260
42149	Other professional equipment & supplies whsle	2 781	11 038 778	1 177 191	1 231 470	2 675 209	1 267 327	301 728	31 857
421490	Other professional equipment & supplies whsle ..	2 781	11 038 778	1 177 191	1 231 470	2 675 209	1 267 327	301 728	31 857
4215	Metal & mineral (except petroleum) whsle	'12 583	'150 493 610	'13 746 559	'14 559 365	'14 115 369	'6 898 028	'1 595 361	'174 029
42151	Metal service centers & offices	11 827	135 695 563	13 121 270	13 925 957	13 532 624	6 637 599	1 535 410	168 950
421510	Metal service centers & offices	11 827	135 695 563	13 121 270	13 925 957	13 532 624	6 637 599	1 535 410	168 950
42152	Coal & other mineral & ore whsle	'756	'14 798 047	'625 289	'633 408	'582 745	'260 429	'59 951	'5 079
421520	Coal & other mineral & ore whsle	'756	'14 798 047	'625 289	'633 408	'582 745	'260 429	'59 951	'5 079
4216	Electrical goods whsle	38 234	357 691 888	19 795 782	21 462 916	43 723 893	22 524 717	5 483 454	475 766
42161	Electrical apparatus & equip, wiring supp, & const material whsle	13 431	85 861 019	5 675 640	6 029 976	11 038 538	6 028 387	1 426 667	144 585
421610	Electrical apparatus & equip, wiring supp, & const material whsle	13 431	85 861 019	5 675 640	6 029 976	11 038 538	6 028 387	1 426 667	144 585
42162	Electrical appliance, television & radio set whsle	3 895	54 683 947	3 953 254	4 265 594	6 073 720	2 079 747	481 012	50 922
421620	Electrical appliance, television & radio set whsle ..	3 895	54 683 947	3 953 254	4 265 594	6 073 720	2 079 747	481 012	50 922
42169	Other electronic parts & equipment whsle	20 908	217 146 922	10 166 888	11 167 346	26 611 635	14 416 583	3 575 775	280 259
421690	Other electronic parts & equipment whsle	20 908	217 146 922	10 166 888	11 167 346	26 611 635	14 416 583	3 575 775	280 259
4217	Hardware, & plumbing & heating equipment & supplies whsle	21 194	92 189 762	9 822 088	10 370 210	15 249 815	7 977 961	1 837 467	219 233
42171	Hardware whsle	9 473	44 063 674	4 938 173	5 298 245	7 342 028	3 865 008	879 374	110 963
421710	Hardware whsle	9 473	44 063 674	4 938 173	5 298 245	7 342 028	3 865 008	879 374	110 963
42172	Plumbing & heating equipment & supplies (hydronics) whsle	4 625	22 928 107	1 832 534	1 964 641	3 030 305	1 582 219	368 294	43 887
421720	Plumbing & heating equipment & supplies (hydronics) whsle	4 625	22 928 107	1 832 534	1 964 641	3 030 305	1 582 219	368 294	43 887
42173	Warm air heating & air-conditioning equipment & supplies whsle	5 524	20 062 710	2 446 751	2 498 546	3 932 992	2 013 489	471 804	51 252
421730	Warm air heating & air-conditioning equipment & supplies whsle	5 524	20 062 710	2 446 751	2 498 546	3 932 992	2 013 489	471 804	51 252
42174	Refrigeration equipment & supplies whsle	1 572	5 135 271	604 630	608 778	944 490	517 245	117 995	13 131
421740	Refrigeration equipment & supplies whsle	1 572	5 135 271	604 630	608 778	944 490	517 245	117 995	13 131

Table 5. Detailed Type of Operation for the United States: 1997—Con.

[Includes only establishments with payroll. For meaning of abbreviations and symbols, see introductory text. For explanation of terms, see Appendix A]

NAICS code	Kind of business and type of operation	Establishments (number)	Sales (\$1,000)	End-of-1996 inventories (\$1,000)	End-of-1997 inventories (\$1,000)	Operating expenses (\$1,000)	Annual payroll (\$1,000)	First-quarter payroll (\$1,000)	Paid employees for pay period including March 12 (number)
42	Wholesale trade—Con.								
421	Wholesale trade, durable goods—Con.								
4218	Machinery, equipment, & supplies whsle	76 643	328 968 331	43 404 221	46 905 904	55 393 646	29 401 798	6 772 121	772 550
42181	Construction & mining (except petroleum) machinery & equip whsle	5 321	44 725 989	11 166 924	12 140 651	6 683 340	3 604 644	862 419	87 611
421810	Construction & mining (except petroleum) machinery & equip whsle	5 321	44 725 989	11 166 924	12 140 651	6 683 340	3 604 644	862 419	87 611
42182	Farm & garden machinery & equipment whsle	9 782	39 713 264	8 510 984	9 247 680	5 578 804	2 860 510	643 779	101 413
421820	Farm & garden machinery & equipment whsle	9 782	39 713 264	8 510 984	9 247 680	5 578 804	2 860 510	643 779	101 413
42183	Industrial machinery & equipment whsle	35 674	139 946 952	13 953 455	14 863 422	26 426 084	14 167 699	3 238 229	342 008
421830	Industrial machinery & equipment whsle	35 674	139 946 952	13 953 455	14 863 422	26 426 084	14 167 699	3 238 229	342 008
42184	Industrial supplies whsle	15 055	64 861 321	5 107 540	5 420 791	9 844 064	5 240 795	1 215 121	140 735
421840	Industrial supplies whsle	15 055	64 861 321	5 107 540	5 420 791	9 844 064	5 240 795	1 215 121	140 735
42185	Service establishment equipment & supplies whsle ..	6 808	16 038 492	1 301 673	1 385 236	3 365 041	1 804 565	419 918	59 878
421850	Service establishment equipment & supplies whsle ..	6 808	16 038 492	1 301 673	1 385 236	3 365 041	1 804 565	419 918	59 878
42186	Transportation equipment & supplies (exc motor vehicle) whsle	4 003	23 682 313	3 363 645	3 848 124	3 496 313	1 723 585	392 655	40 905
421860	Transportation equipment & supplies (exc motor vehicle) whsle	4 003	23 682 313	3 363 645	3 848 124	3 496 313	1 723 585	392 655	40 905
4219	Miscellaneous durable goods whsle	37 783	185 455 758	16 783 297	17 787 453	26 719 259	11 070 270	2 568 951	351 839
42191	Sporting & recreational goods & supplies whsle	6 080	28 233 685	3 259 908	3 445 812	4 443 020	1 897 111	436 625	59 861
421910	Sporting & recreational goods & supplies whsle	6 080	28 233 685	3 259 908	3 445 812	4 443 020	1 897 111	436 625	59 861
42192	Toy & hobby goods & supplies whsle	3 229	20 166 025	2 244 711	2 378 047	3 986 369	1 229 055	281 210	36 337
421920	Toy & hobby goods & supplies whsle	3 229	20 166 025	2 244 711	2 378 047	3 986 369	1 229 055	281 210	36 337
42193	Recyclable material whsle	9 088	38 748 659	1 995 204	2 099 709	7 356 493	3 229 092	753 824	114 992
421930	Recyclable material whsle	9 088	38 748 659	1 995 204	2 099 709	7 356 493	3 229 092	753 824	114 992
42194	Jewelry/watch/silverware/precious stone, & precious metal whsle	7 689	32 398 553	5 159 492	5 475 085	4 023 822	1 702 770	386 713	49 820
421940	Jewelry/watch/silverware/precious stone, & precious metal whsle	7 689	32 398 553	5 159 492	5 475 085	4 023 822	1 702 770	386 713	49 820
42199	Other miscellaneous durable goods whsle	11 697	65 908 836	4 123 982	4 388 800	6 909 555	3 012 242	710 579	90 829
421990	Other miscellaneous durable goods whsle	11 697	65 908 836	4 123 982	4 388 800	6 909 555	3 012 242	710 579	90 829
422	Wholesale trade, nondurable goods	162 841	1 879 940 402	92 209 377	98 460 276	177 427 340	81 678 408	19 326 296	2 398 296
4221	Paper & paper product whsle	15 848	117 062 485	5 517 381	5 803 877	14 750 773	7 730 308	1 845 993	214 350
42211	Printing & writing paper whsle	2 309	38 397 487	1 488 311	1 502 976	3 037 226	1 547 334	377 117	33 135
422110	Printing & writing paper whsle	2 309	38 397 487	1 488 311	1 502 976	3 037 226	1 547 334	377 117	33 135
42212	Stationery & office supplies whsle	8 046	33 271 034	2 082 513	2 186 065	6 178 486	3 308 237	794 195	109 766
422120	Stationery & office supplies whsle	8 046	33 271 034	2 082 513	2 186 065	6 178 486	3 308 237	794 195	109 766
42213	Industrial & personal service paper whsle	5 493	45 393 964	1 946 557	2 114 836	5 535 061	2 874 737	674 681	71 449
422130	Industrial & personal service paper whsle	5 493	45 393 964	1 946 557	2 114 836	5 535 061	2 874 737	674 681	71 449
4222	Drugs, & druggists' sundries whsle	8 053	203 147 771	14 440 398	15 707 844	19 849 901	8 394 864	2 024 123	190 127
42221	Drugs, & druggists' sundries whsle	8 053	203 147 771	14 440 398	15 707 844	19 849 901	8 394 864	2 024 123	190 127
422210	Drugs, & druggists' sundries whsle	8 053	203 147 771	14 440 398	15 707 844	19 849 901	8 394 864	2 024 123	190 127
4223	Apparel, piece goods, & notions whsle	20 707	124 104 420	12 335 849	13 581 581	18 455 203	7 759 577	1 778 842	207 574
42231	Piece goods, notions, & other dry goods whsle	5 666	25 776 927	2 013 882	2 231 275	3 416 105	1 611 443	367 889	45 435
422310	Piece goods, notions, & other dry goods whsle	5 666	25 776 927	2 013 882	2 231 275	3 416 105	1 611 443	367 889	45 435
42232	Men's & boys' clothing & furnishings whsle	5 006	33 360 264	4 154 867	4 525 220	5 283 780	2 166 205	498 595	62 253
422320	Men's & boys' clothing & furnishings whsle	5 006	33 360 264	4 154 867	4 525 220	5 283 780	2 166 205	498 595	62 253
42233	Women's, children's, & infants' clothing & accessories whsle	8 217	40 603 484	3 658 306	4 184 804	6 694 729	2 799 463	632 897	76 256
422330	Women's, children's, & infants' clothing & accessories whsle	8 217	40 603 484	3 658 306	4 184 804	6 694 729	2 799 463	632 897	76 256
42234	Footwear whsle	1 818	24 363 745	2 508 794	2 640 282	3 060 589	1 182 466	279 461	23 630
422340	Footwear whsle	1 818	24 363 745	2 508 794	2 640 282	3 060 589	1 182 466	279 461	23 630
4224	Grocery & related products whsle	41 760	588 970 062	18 818 462	20 042 559	55 236 142	26 778 099	6 317 278	854 919
42241	General-line grocery whsle	4 138	146 689 286	5 638 569	5 760 246	10 385 724	5 541 000	1 336 143	168 190
422410	General-line grocery whsle	4 138	146 689 286	5 638 569	5 760 246	10 385 724	5 541 000	1 336 143	168 190
42242	Packaged frozen food whsle	3 838	69 114 831	2 698 171	3 086 225	6 015 881	2 800 272	659 242	85 067
422420	Packaged frozen food whsle	3 838	69 114 831	2 698 171	3 086 225	6 015 881	2 800 272	659 242	85 067
42243	Dairy products, (except dried or canned) whsle	2 862	34 594 779	856 679	908 789	3 764 991	1 637 129	380 221	47 742
422430	Dairy products, (except dried or canned) whsle	2 862	34 594 779	856 679	908 789	3 764 991	1 637 129	380 221	47 742
42244	Poultry & poultry product whsle	1 040	13 809 561	270 183	293 622	1 088 278	490 567	113 929	17 792
422440	Poultry & poultry product whsle	1 040	13 809 561	270 183	293 622	1 088 278	490 567	113 929	17 792
42245	Confectionery whsle	2 621	27 169 914	745 263	810 412	3 560 134	1 835 202	442 780	60 010
422450	Confectionery whsle	2 621	27 169 914	745 263	810 412	3 560 134	1 835 202	442 780	60 010
42246	Fish & seafood whsle	2 960	13 165 780	588 880	659 481	1 519 628	684 365	154 839	27 402
422460	Fish & seafood whsle	2 960	13 165 780	588 880	659 481	1 519 628	684 365	154 839	27 402
42247	Meat & meat product whsle	3 557	51 326 415	1 047 158	1 128 054	3 166 607	1 490 922	351 742	50 256
422470	Meat & meat product whsle	3 557	51 326 415	1 047 158	1 128 054	3 166 607	1 490 922	351 742	50 256
42248	Fresh fruit & vegetable whsle	6 121	46 340 833	568 953	648 741	6 240 214	3 021 175	682 431	109 771
422480	Fresh fruit & vegetable whsle	6 121	46 340 833	568 953	648 741	6 240 214	3 021 175	682 431	109 771
42249	Other grocery & related products whsle	14 623	186 758 663	6 404 606	6 746 989	19 494 685	9 277 467	2 195 951	288 689
422490	Other grocery & related products whsle	14 623	186 758 663	6 404 606	6 746 989	19 494 685	9 277 467	2 195 951	288 689

Table 5. Detailed Type of Operation for the United States: 1997—Con.

[Includes only establishments with payroll. For meaning of abbreviations and symbols, see introductory text. For explanation of terms, see Appendix A]

NAICS code	Kind of business and type of operation	Establishments (number)	Sales (\$1,000)	End-of-1996 inventories (\$1,000)	End-of-1997 inventories (\$1,000)	Operating expenses (\$1,000)	Annual payroll (\$1,000)	First-quarter payroll (\$1,000)	Paid employees for pay period including March 12 (number)
42	Wholesale trade—Con.								
422	Wholesale trade, nondurable goods—Con.								
4225	Farm-product raw material whsle	10 343	166 786 245	9 518 504	9 689 572	6 037 409	2 306 012	518 518	97 521
42251	Grain & field bean whsle	6 569	120 312 556	6 828 225	6 982 213	4 384 826	1 642 921	370 403	56 368
422510	Grain & field bean whsle	6 569	120 312 556	6 828 225	6 982 213	4 384 826	1 642 921	370 403	56 368
42252	Livestock whsle	2 090	24 098 461	212 441	264 903	645 154	260 202	60 243	27 182
422520	Livestock whsle	2 090	24 098 461	212 441	264 903	645 154	260 202	60 243	27 182
42259	Other farm product raw material whsle	1 684	22 375 228	2 477 838	2 442 456	1 007 429	402 889	87 872	13 971
422590	Other farm product raw material whsle	1 684	22 375 228	2 477 838	2 442 456	1 007 429	402 889	87 872	13 971
4226	Chemical & allied products whsle	15 920	128 923 496	6 112 219	6 425 438	14 924 310	7 241 315	1 741 474	165 768
42261	Plastics materials & basic forms & shapes whsle ...	4 349	35 193 271	1 878 331	1 988 289	3 659 918	1 743 650	405 948	43 680
422610	Plastics materials & basic forms & shapes whsle ..	4 349	35 193 271	1 878 331	1 988 289	3 659 918	1 743 650	405 948	43 680
42269	Other chemical & allied products whsle	11 571	93 730 225	4 233 888	4 437 149	11 264 392	5 497 665	1 335 526	122 088
422690	Other chemical & allied products whsle	11 571	93 730 225	4 233 888	4 437 149	11 264 392	5 497 665	1 335 526	122 088
4227	Petroleum & petroleum products whsle	'11 297	'267 623 942	'6 814 285	'6 960 673	'12 000 291	'4 479 853	'1 081 580	'137 829
42271	Petroleum bulk stations & terminals	'7 690	'176 719 246	'5 235 427	'5 393 771	'8 264 472	'3 165 900	'754 255	'102 489
422710	Petroleum bulk stations & terminals	'7 690	'176 719 246	'5 235 427	'5 393 771	'8 264 472	'3 165 900	'754 255	'102 489
42272	Petroleum & petroleum prod whsle (exc bulk stations & terminals)	3 607	'90 904 696	1 578 858	1 566 902	'3 735 819	1 313 953	327 325	35 340
422720	Petroleum & petroleum prod whsle (exc bulk stations & terminals)	3 607	'90 904 696	1 578 858	1 566 902	'3 735 819	1 313 953	327 325	35 340
4228	Beer, wine, & distilled alcoholic beverage whsle	4 850	69 703 203	4 918 578	5 262 443	11 472 270	5 667 069	1 336 925	151 677
42281	Beer & ale whsle	3 013	34 997 239	1 626 132	1 719 966	6 780 698	3 308 583	752 374	96 284
422810	Beer & ale whsle	3 013	34 997 239	1 626 132	1 719 966	6 780 698	3 308 583	752 374	96 284
42282	Wine & distilled alcoholic beverage whsle	1 837	34 705 964	3 292 446	3 542 477	4 691 572	2 358 486	584 551	55 393
422820	Wine & distilled alcoholic beverage whsle	1 837	34 705 964	3 292 446	3 542 477	4 691 572	2 358 486	584 551	55 393
4229	Miscellaneous nondurable goods whsle	34 063	213 618 778	13 733 701	14 986 289	24 701 041	11 321 311	2 681 563	378 531
42291	Farm supplies whsle	7 378	53 634 309	4 103 160	4 400 820	5 777 566	2 562 527	618 653	74 508
422910	Farm supplies whsle	7 378	53 634 309	4 103 160	4 400 820	5 777 566	2 562 527	618 653	74 508
42292	Book, periodical, & newspaper whsle	4 265	33 630 300	2 289 015	2 445 853	5 567 689	2 618 123	641 744	89 309
422920	Book, periodical, & newspaper whsle	4 265	33 630 300	2 289 015	2 445 853	5 567 689	2 618 123	641 744	89 309
42293	Flower, nursery stock, & florists' supplies whsle	3 900	8 002 830	656 683	714 977	2 115 948	1 026 750	238 920	44 939
422930	Flower, nursery stock, & florists' supplies whsle ..	3 900	8 002 830	656 683	714 977	2 115 948	1 026 750	238 920	44 939
42294	Tobacco & tobacco product whsle	1 561	50 268 772	1 841 101	2 112 620	3 219 183	1 589 663	383 163	57 046
422940	Tobacco & tobacco product whsle	1 561	50 268 772	1 841 101	2 112 620	3 219 183	1 589 663	383 163	57 046
42295	Paint, varnish, & supplies whsle	2 192	7 510 467	650 640	680 619	1 584 153	676 404	159 355	19 917
422950	Paint, varnish, & supplies whsle	2 192	7 510 467	650 640	680 619	1 584 153	676 404	159 355	19 917
42299	Other miscellaneous nondurable goods whsle	14 767	60 572 100	4 193 102	4 631 400	6 436 502	2 847 844	639 728	92 812
422990	Other miscellaneous nondurable goods whsle	14 767	60 572 100	4 193 102	4 631 400	6 436 502	2 847 844	639 728	92 812
	Merchant wholesalers	'376 330	'2 333 131 187	'214 621 484	'230 839 579	'329 085 927	'158 373 291	'36 705 674	'4 591 092
421	Wholesale trade, durable goods	241 379	1 214 780 670	'135 753 109	146 224 425	'201 524 492	99 709 272	23 056 814	'2 756 659
4211	Motor vehicle & motor vehicle parts & supplies whsle ..	'26 093	'166 674 187	'16 213 453	'17 086 156	'18 128 586	'8 287 385	'1 934 223	'281 969
42111	Automobile & other motor vehicle whsle	6 654	113 917 822	8 123 863	8 590 301	7 952 209	3 320 639	777 402	96 180
421110	Automobile & other motor vehicle whsle	6 654	113 917 822	8 123 863	8 590 301	7 952 209	3 320 639	777 402	96 180
42112	Motor vehicle supplies & new parts whsle	'10 596	'40 856 802	'6 453 745	'6 743 051	'7 054 127	'3 428 913	'799 934	'121 664
421120	Motor vehicle supplies & new parts whsle	'10 596	'40 856 802	'6 453 745	'6 743 051	'7 054 127	'3 428 913	'799 934	'121 664
42113	Tire & tube whsle	1 738	6 627 456	890 895	958 659	1 148 391	566 057	128 741	18 318
421130	Tire & tube whsle	1 738	6 627 456	890 895	958 659	1 148 391	566 057	128 741	18 318
42114	Motor vehicle parts, (used) whsle	7 105	5 272 107	744 950	794 145	1 973 859	971 776	228 146	45 807
421140	Motor vehicle parts, (used) whsle	7 105	5 272 107	744 950	794 145	1 973 859	971 776	228 146	45 807
4212	Furniture & home furnishings whsle	11 912	38 998 409	4 730 169	5 138 286	9 054 605	4 272 437	971 161	132 093
42121	Furniture whsle	4 880	17 259 071	1 465 326	1 624 613	3 763 785	1 970 278	447 186	56 493
421210	Furniture whsle	4 880	17 259 071	1 465 326	1 624 613	3 763 785	1 970 278	447 186	56 493
42122	Home furnishings whsle	7 032	21 739 338	3 264 843	3 513 673	5 290 820	2 302 159	523 975	75 600
421220	Home furnishings whsle	7 032	21 739 338	3 264 843	3 513 673	5 290 820	2 302 159	523 975	75 600
4213	Lumber & other construction materials whsle	11 142	61 302 570	5 224 999	5 555 412	8 236 772	4 167 547	968 604	125 574
42131	Lumber, plywood, millwork, & wood panel whsle	5 636	46 426 349	3 784 463	4 003 845	5 000 401	2 598 366	618 903	75 730
421310	Lumber, plywood, millwork, & wood panel whsle ..	5 636	46 426 349	3 784 463	4 003 845	5 000 401	2 598 366	618 903	75 730
42132	Brick, stone, & related construction materials whsle .	2 094	4 444 476	458 820	523 468	1 093 199	502 387	104 660	15 737
421320	Brick, stone, & related construction materials whsle	2 094	4 444 476	458 820	523 468	1 093 199	502 387	104 660	15 737
42133	Roofing, siding, & insulation material whsle	1 069	5 203 479	475 247	485 351	896 255	430 481	95 695	12 661
421330	Roofing, siding, & insulation material whsle	1 069	5 203 479	475 247	485 351	896 255	430 481	95 695	12 661
42139	Other construction materials whsle	2 343	5 228 266	506 469	542 748	1 246 917	636 313	149 346	21 446
421390	Other construction materials whsle	2 343	5 228 266	506 469	542 748	1 246 917	636 313	149 346	21 446

Table 5. Detailed Type of Operation for the United States: 1997—Con.

[Includes only establishments with payroll. For meaning of abbreviations and symbols, see introductory text. For explanation of terms, see Appendix A]

NAICS code	Kind of business and type of operation	Establishments (number)	Sales (\$1,000)	End-of-1996 inventories (\$1,000)	End-of-1997 inventories (\$1,000)	Operating expenses (\$1,000)	Annual payroll (\$1,000)	First-quarter payroll (\$1,000)	Paid employees for pay period including March 12 (number)
Merchant wholesalers—Con.									
Wholesale trade, durable goods—Con.									
421	Professional & commercial equipment & supplies whsle	38 366	237 178 097	'18 662 447	20 505 089	'40 976 760	21 339 923	4 950 844	'532 717
4214	Photographic equipment & supplies whsle	1 207	8 347 662	898 918	920 883	1 601 725	656 569	148 769	16 320
421410	Photographic equipment & supplies whsle	1 207	8 347 662	898 918	920 883	1 601 725	656 569	148 769	16 320
42142	Office equipment whsle	'6 291	'24 496 462	'2 182 436	'2 289 966	'6 786 849	'3 709 687	'865 277	'110 654
421420	Office equipment whsle	'6 291	'24 496 462	'2 182 436	'2 289 966	'6 786 849	'3 709 687	'865 277	'110 654
42143	Computer & computer peripheral equipment & software whsle	14 459	142 059 509	8 917 303	10 113 861	17 796 861	9 616 070	2 203 535	210 526
421430	Computer & computer peripheral equipment & software whsle	14 459	142 059 509	8 917 303	10 113 861	17 796 861	9 616 070	2 203 535	210 526
42144	Other commercial equipment whsle	'4 658	'12 215 821	'1 142 404	'1 241 855	'2 981 362	'1 550 219	'355 083	'47 048
421440	Other commercial equipment whsle	'4 658	'12 215 821	'1 142 404	'1 241 855	'2 981 362	'1 550 219	'355 083	'47 048
42145	Medical, dental, & hospital equipment & supplies whsle	7 850	35 599 345	3 699 838	3 994 021	7 816 953	3 918 018	932 702	93 520
421450	Medical, dental, & hospital equipment & supplies whsle	7 850	35 599 345	3 699 838	3 994 021	7 816 953	3 918 018	932 702	93 520
42146	Ophthalmic goods whsle	1 551	5 713 821	714 418	790 403	1 739 475	783 497	184 716	26 022
421460	Ophthalmic goods whsle	1 551	5 713 821	714 418	790 403	1 739 475	783 497	184 716	26 022
42149	Other professional equipment & supplies whsle	2 350	8 745 477	1 107 130	1 154 100	2 253 535	1 105 863	260 762	28 627
421490	Other professional equipment & supplies whsle	2 350	8 745 477	1 107 130	1 154 100	2 253 535	1 105 863	260 762	28 627
4215	Metal & mineral (except petroleum) whsle	'10 079	'91 553 201	'11 240 009	'11 965 871	'11 460 513	'5 595 871	'1 287 325	'146 964
42151	Metal service centers & offices	9 487	83 124 691	10 801 425	11 513 551	11 026 425	5 405 023	1 242 261	143 028
421510	Metal service centers & offices	9 487	83 124 691	10 801 425	11 513 551	11 026 425	5 405 023	1 242 261	143 028
42152	Coal & other mineral & ore whsle	'592	'8 428 510	'438 584	'452 320	'434 088	'190 848	'45 064	'3 936
421520	Coal & other mineral & ore whsle	'592	'8 428 510	'438 584	'452 320	'434 088	'190 848	'45 064	'3 936
4216	Electrical goods whsle	27 347	182 334 876	17 186 313	18 711 743	30 237 421	14 793 391	3 462 691	345 230
42161	Electrical apparatus & equip, wiring supp, & const material whsle	8 857	38 350 174	4 590 972	4 873 800	7 002 760	3 756 249	887 946	101 739
421610	Electrical apparatus & equip, wiring supp, & const material whsle	8 857	38 350 174	4 590 972	4 873 800	7 002 760	3 756 249	887 946	101 739
42162	Electrical appliance, television & radio set whsle	3 237	39 717 526	3 715 334	4 023 015	5 131 249	1 709 097	393 253	42 999
421620	Electrical appliance, television & radio set whsle	3 237	39 717 526	3 715 334	4 023 015	5 131 249	1 709 097	393 253	42 999
42169	Other electronic parts & equipment whsle	15 253	104 267 176	8 880 007	9 814 928	18 103 412	9 328 045	2 181 492	200 492
421690	Other electronic parts & equipment whsle	15 253	104 267 176	8 880 007	9 814 928	18 103 412	9 328 045	2 181 492	200 492
4217	Hardware, & plumbing & heating equipment & supplies whsle	17 533	57 253 744	8 709 596	9 185 806	12 167 748	6 391 596	1 466 209	186 312
42171	Hardware whsle	8 170	28 781 646	4 524 746	4 826 428	6 261 960	3 292 606	751 220	99 338
421710	Hardware whsle	8 170	28 781 646	4 524 746	4 826 428	6 261 960	3 292 606	751 220	99 338
42172	Plumbing & heating equipment & supplies (hydronics) whsle	3 261	10 850 765	1 516 634	1 625 338	2 206 346	1 133 400	263 937	33 270
421720	Plumbing & heating equipment & supplies (hydronics) whsle	3 261	10 850 765	1 516 634	1 625 338	2 206 346	1 133 400	263 937	33 270
42173	Warm air heating & air-conditioning equipment & supplies whsle	4 744	14 185 407	2 136 446	2 184 385	2 937 087	1 559 234	359 093	42 511
421730	Warm air heating & air-conditioning equipment & supplies whsle	4 744	14 185 407	2 136 446	2 184 385	2 937 087	1 559 234	359 093	42 511
42174	Refrigeration equipment & supplies whsle	1 358	3 435 926	531 770	549 655	762 355	406 356	91 959	11 193
421740	Refrigeration equipment & supplies whsle	1 358	3 435 926	531 770	549 655	762 355	406 356	91 959	11 193
4218	Machinery, equipment, & supplies whsle	64 951	223 849 297	37 837 176	41 093 543	46 667 259	24 766 878	5 670 011	674 287
42181	Construction & mining (except petroleum) machinery & equip whsle	4 763	31 561 292	9 191 293	10 081 466	5 740 828	3 110 734	734 605	77 574
421810	Construction & mining (except petroleum) machinery & equip whsle	4 763	31 561 292	9 191 293	10 081 466	5 740 828	3 110 734	734 605	77 574
42182	Farm & garden machinery & equipment whsle	9 312	30 536 605	7 994 095	8 733 732	5 066 616	2 634 589	591 835	95 909
421820	Farm & garden machinery & equipment whsle	9 312	30 536 605	7 994 095	8 733 732	5 066 616	2 634 589	591 835	95 909
42183	Industrial machinery & equipment whsle	28 321	97 183 003	12 326 301	13 148 394	21 619 583	11 523 912	2 627 707	286 732
421830	Industrial machinery & equipment whsle	28 321	97 183 003	12 326 301	13 148 394	21 619 583	11 523 912	2 627 707	286 732
42184	Industrial supplies whsle	12 868	36 889 029	4 446 078	4 765 894	8 329 400	4 420 039	1 012 617	122 452
421840	Industrial supplies whsle	12 868	36 889 029	4 446 078	4 765 894	8 329 400	4 420 039	1 012 617	122 452
42185	Service establishment equipment & supplies whsle	6 233	11 044 612	1 208 260	1 294 341	3 058 945	1 646 019	383 581	56 364
421850	Service establishment equipment & supplies whsle	6 233	11 044 612	1 208 260	1 294 341	3 058 945	1 646 019	383 581	56 364
42186	Transportation equipment & supplies (exc motor vehicle) whsle	3 454	16 634 756	2 671 149	3 069 716	2 851 887	1 431 585	319 666	35 256
421860	Transportation equipment & supplies (exc motor vehicle) whsle	3 454	16 634 756	2 671 149	3 069 716	2 851 887	1 431 585	319 666	35 256
4219	Miscellaneous durable goods whsle	33 956	155 636 289	15 948 947	16 982 519	24 594 828	10 094 244	2 345 746	331 513
42191	Sporting & recreational goods & supplies whsle	4 961	17 059 006	3 018 376	3 206 465	3 678 121	1 546 470	356 459	53 620
421910	Sporting & recreational goods & supplies whsle	4 961	17 059 006	3 018 376	3 206 465	3 678 121	1 546 470	356 459	53 620
42192	Toy & hobby goods & supplies whsle	2 792	15 890 421	2 059 697	2 218 405	3 670 242	1 060 892	244 488	32 791
421920	Toy & hobby goods & supplies whsle	2 792	15 890 421	2 059 697	2 218 405	3 670 242	1 060 892	244 488	32 791
42193	Recyclable material whsle	8 833	37 358 147	1 991 917	2 097 394	7 291 056	3 196 991	746 097	114 097
421930	Recyclable material whsle	8 833	37 358 147	1 991 917	2 097 394	7 291 056	3 196 991	746 097	114 097
42194	Jewelry/watch/silverware/precious stone, & precious metal whsle	7 183	30 824 486	5 085 548	5 403 568	3 842 310	1 613 759	366 259	47 910
421940	Jewelry/watch/silverware/precious stone, & precious metal whsle	7 183	30 824 486	5 085 548	5 403 568	3 842 310	1 613 759	366 259	47 910
42199	Other miscellaneous durable goods whsle	10 187	54 504 229	3 793 409	4 056 687	6 113 099	2 676 132	632 443	83 095
421990	Other miscellaneous durable goods whsle	10 187	54 504 229	3 793 409	4 056 687	6 113 099	2 676 132	632 443	83 095

Table 5. Detailed Type of Operation for the United States: 1997—Con.

[Includes only establishments with payroll. For meaning of abbreviations and symbols, see introductory text. For explanation of terms, see Appendix A]

NAICS code	Kind of business and type of operation	Establishments (number)	Sales (\$1,000)	End-of-1996 inventories (\$1,000)	End-of-1997 inventories (\$1,000)	Operating expenses (\$1,000)	Annual payroll (\$1,000)	First-quarter payroll (\$1,000)	Paid employees for pay period including March 12 (number)
Merchant wholesalers—Con.									
422	Wholesale trade, nondurable goods	134 951	1 118 350 517	78 868 375	84 615 154	127 561 435	58 664 019	13 648 860	1 834 433
4221	Paper & paper product whsle	12 686	66 491 798	4 866 569	5 117 298	11 018 825	5 841 711	1 378 526	158 255
42211	Printing & writing paper whsle	1 838	20 477 795	1 271 873	1 292 461	2 322 735	1 203 286	292 367	26 584
422110	Printing & writing paper whsle	1 838	20 477 795	1 271 873	1 292 461	2 322 735	1 203 286	292 367	26 584
42212	Stationery & office supplies whsle	6 260	19 572 837	1 828 831	1 934 601	4 301 775	2 310 376	546 853	70 818
422120	Stationery & office supplies whsle	6 260	19 572 837	1 828 831	1 934 601	4 301 775	2 310 376	546 853	70 818
42213	Industrial & personal service paper whsle	4 588	26 441 166	1 765 865	1 890 236	4 394 315	2 328 049	539 306	60 853
422130	Industrial & personal service paper whsle	4 588	26 441 166	1 765 865	1 890 236	4 394 315	2 328 049	539 306	60 853
4222	Drugs, & druggists' sundries whsle	7 250	107 379 498	11 917 987	12 946 620	10 948 828	4 453 417	1 051 879	128 641
42221	Drugs, & druggists' sundries whsle	7 250	107 379 498	11 917 987	12 946 620	10 948 828	4 453 417	1 051 879	128 641
422210	Drugs, & druggists' sundries whsle	7 250	107 379 498	11 917 987	12 946 620	10 948 828	4 453 417	1 051 879	128 641
4223	Apparel, piece goods, & notions whsle	16 964	84 358 265	10 840 171	12 038 566	15 311 242	6 296 411	1 431 085	177 783
42231	Piece goods, notions, & other dry goods whsle	4 628	14 151 550	1 838 149	2 061 920	2 646 207	1 231 590	277 556	38 216
422310	Piece goods, notions, & other dry goods whsle	4 628	14 151 550	1 838 149	2 061 920	2 646 207	1 231 590	277 556	38 216
42232	Men's & boys' clothing & furnishings whsle	4 144	22 684 344	3 405 188	3 765 771	4 352 999	1 743 994	397 911	52 198
422320	Men's & boys' clothing & furnishings whsle	4 144	22 684 344	3 405 188	3 765 771	4 352 999	1 743 994	397 911	52 198
42233	Women's, children's, & infants' clothing & accessories whsle	6 781	29 520 620	3 357 724	3 887 001	5 815 263	2 402 560	538 486	67 876
422330	Women's, children's, & infants' clothing & accessories whsle	6 781	29 520 620	3 357 724	3 887 001	5 815 263	2 402 560	538 486	67 876
42234	Footwear whsle	1 411	18 001 751	2 239 110	2 323 874	2 496 773	918 267	217 132	19 493
422340	Footwear whsle	1 411	18 001 751	2 239 110	2 323 874	2 496 773	918 267	217 132	19 493
4224	Grocery & related products whsle	33 343	330 210 735	16 610 203	17 736 637	37 797 658	18 119 436	4 234 394	604 145
42241	General-line grocery whsle	3 390	93 941 524	5 619 021	5 740 085	8 927 593	4 682 800	1 135 331	139 593
422410	General-line grocery whsle	3 390	93 941 524	5 619 021	5 740 085	8 927 593	4 682 800	1 135 331	139 593
42242	Packaged frozen food whsle	2 897	44 782 680	2 436 769	2 795 303	4 773 169	2 297 966	535 761	71 263
422420	Packaged frozen food whsle	2 897	44 782 680	2 436 769	2 795 303	4 773 169	2 297 966	535 761	71 263
42243	Dairy products, (except dried or canned) whsle	2 174	20 315 524	512 648	557 552	1 854 375	849 475	196 547	27 596
422430	Dairy products, (except dried or canned) whsle	2 174	20 315 524	512 648	557 552	1 854 375	849 475	196 547	27 596
42244	Poultry & poultry product whsle	873	10 721 436	230 145	251 499	921 425	423 543	96 860	15 681
422440	Poultry & poultry product whsle	873	10 721 436	230 145	251 499	921 425	423 543	96 860	15 681
42245	Confectionery whsle	1 962	7 539 889	660 165	725 588	1 289 127	523 310	115 927	20 663
422450	Confectionery whsle	1 962	7 539 889	660 165	725 588	1 289 127	523 310	115 927	20 663
42246	Fish & seafood whsle	2 828	11 998 240	555 003	628 393	1 423 835	649 137	145 945	26 304
422460	Fish & seafood whsle	2 828	11 998 240	555 003	628 393	1 423 835	649 137	145 945	26 304
42247	Meat & meat product whsle	3 147	26 899 437	957 919	1 024 099	2 679 207	1 304 916	309 355	45 521
422470	Meat & meat product whsle	3 147	26 899 437	957 919	1 024 099	2 679 207	1 304 916	309 355	45 521
42248	Fresh fruit & vegetable whsle	5 474	40 417 798	562 265	640 886	5 869 669	2 840 345	640 915	104 811
422480	Fresh fruit & vegetable whsle	5 474	40 417 798	562 265	640 886	5 869 669	2 840 345	640 915	104 811
42249	Other grocery & related products whsle	10 598	73 594 207	5 076 268	5 373 232	10 059 258	4 547 944	1 057 753	152 713
422490	Other grocery & related products whsle	10 598	73 594 207	5 076 268	5 373 232	10 059 258	4 547 944	1 057 753	152 713
4225	Farm-product raw material whsle	8 849	132 893 554	9 505 447	9 664 441	5 547 440	2 096 358	469 297	74 096
42251	Grain & field bean whsle	6 434	105 267 322	6 826 486	6 979 672	4 339 905	1 620 355	366 080	55 890
422510	Grain & field bean whsle	6 434	105 267 322	6 826 486	6 979 672	4 339 905	1 620 355	366 080	55 890
42252	Livestock whsle	1 133	8 630 445	202 778	251 768	304 460	115 475	26 114	7 322
422520	Livestock whsle	1 133	8 630 445	202 778	251 768	304 460	115 475	26 114	7 322
42259	Other farm product raw material whsle	1 282	18 985 787	2 476 183	2 433 001	903 075	360 528	77 103	10 884
422590	Other farm product raw material whsle	1 282	18 985 787	2 476 183	2 433 001	903 075	360 528	77 103	10 884
4226	Chemical & allied products whsle	12 249	56 048 362	4 178 360	4 470 487	9 506 564	4 650 638	1 073 531	115 969
42261	Plastics materials & basic forms & shapes whsle	3 357	16 733 225	1 298 940	1 397 420	2 718 446	1 295 883	297 313	34 844
422610	Plastics materials & basic forms & shapes whsle	3 357	16 733 225	1 298 940	1 397 420	2 718 446	1 295 883	297 313	34 844
42269	Other chemical & allied products whsle	8 892	39 315 137	2 879 420	3 073 067	6 788 118	3 354 755	776 218	81 125
422690	Other chemical & allied products whsle	8 892	39 315 137	2 879 420	3 073 067	6 788 118	3 354 755	776 218	81 125
4227	Petroleum & petroleum products whsle	9 770	139 507 960	4 285 739	4 446 297	8 529 598	3 390 142	797 041	114 863
42271	Petroleum bulk stations & terminals	6 729	92 443 546	3 029 034	3 194 653	6 249 105	2 497 922	579 872	87 532
422710	Petroleum bulk stations & terminals	6 729	92 443 546	3 029 034	3 194 653	6 249 105	2 497 922	579 872	87 532
42272	Petroleum & petroleum prod whsle (exc bulk stations & terminals)	3 041	47 064 414	1 256 705	1 251 644	2 280 493	892 220	217 169	27 331
422720	Petroleum & petroleum prod whsle (exc bulk stations & terminals)	3 041	47 064 414	1 256 705	1 251 644	2 280 493	892 220	217 169	27 331
4228	Beer, wine, & distilled alcoholic beverage whsle	4 476	58 311 981	4 667 991	4 996 576	10 376 684	5 212 268	1 223 883	143 544
42281	Beer & ale whsle	2 945	33 616 795	1 583 946	1 677 017	6 539 887	3 190 276	725 915	93 133
422810	Beer & ale whsle	2 945	33 616 795	1 583 946	1 677 017	6 539 887	3 190 276	725 915	93 133
42282	Wine & distilled alcoholic beverage whsle	1 531	24 695 186	3 084 045	3 319 559	3 836 797	2 021 992	497 968	50 411
422820	Wine & distilled alcoholic beverage whsle	1 531	24 695 186	3 084 045	3 319 559	3 836 797	2 021 992	497 968	50 411
4229	Miscellaneous nondurable goods whsle	29 364	143 158 364	11 995 908	13 198 232	18 524 596	8 603 638	1 989 229	317 137
42291	Farm supplies whsle	6 437	32 607 159	3 254 754	3 527 294	4 025 967	1 766 562	403 019	59 231
422910	Farm supplies whsle	6 437	32 607 159	3 254 754	3 527 294	4 025 967	1 766 562	403 019	59 231
42292	Book, periodical, & newspaper whsle	3 257	17 022 288	1 876 325	2 022 021	3 453 522	1 697 252	409 254	69 110
422920	Book, periodical, & newspaper whsle	3 257	17 022 288	1 876 325	2 022 021	3 453 522	1 697 252	409 254	69 110
42293	Flower, nursery stock, & florists' supplies whsle	3 654	7 244 856	641 989	700 100	2 036 312	986 762	229 037	43 624
422930	Flower, nursery stock, & florists' supplies whsle	3 654	7 244 856	641 989	700 100	2 036 312	986 762	229 037	43 624
42294	Tobacco & tobacco product whsle	1 466	31 656 394	1 792 803	2 042 330	2 328 873	1 178 783	276 353	45 602
422940	Tobacco & tobacco product whsle	1 466	31 656 394	1 792 803	2 042 330	2 328 873	1 178 783	276 353	45 602
42295	Paint, varnish, & supplies whsle	1 630	3 370 442	439 348	461 151	960 038	454 352	106 623	14 611
422950	Paint, varnish, & supplies whsle	1 630	3 370 442	439 348	461 151	960 038	454 352	106 623	14 611
42299	Other miscellaneous nondurable goods whsle	12 920	51 257 225	3 990 689	4 445 336	5 719 884	2 519 927	564 938	84 959
422990	Other miscellaneous nondurable goods whsle	12 920	51 257 225	3 990 689	4 445 336	5 719 884	2 519 927	564 938	84 959

Table 5. Detailed Type of Operation for the United States: 1997—Con.

[Includes only establishments with payroll. For meaning of abbreviations and symbols, see introductory text. For explanation of terms, see Appendix A]

NAICS code	Kind of business and type of operation	Establishments (number)	Sales (\$1,000)	End-of-1996 inventories (\$1,000)	End-of-1997 inventories (\$1,000)	Operating expenses (\$1,000)	Annual payroll (\$1,000)	First-quarter payroll (\$1,000)	Paid employees for pay period including March 12 (number)
	Wholesaler distributors and jobbers	'338 872	'1 810 729 648	'171 717 158	'186 439 084	'278 742 393	'139 226 763	'32 247 200	'4 099 316
421	Wholesale trade, durable goods	222 024	953 040 341	112 053 799	121 812 642	172 891 454	88 967 353	20 550 068	2 503 039
4211	Motor vehicle & motor vehicle parts & supplies whsle ..	24 648	94 003 794	11 795 509	12 622 180	14 380 504	7 358 395	1 708 106	260 242
42111	Automobile & other motor vehicle whsle	6 271	53 350 066	5 401 999	5 785 305	5 518 838	2 891 233	664 742	88 381
421110	Automobile & other motor vehicle whsle	6 271	53 350 066	5 401 999	5 785 305	5 518 838	2 891 233	664 742	88 381
42112	Motor vehicle supplies & new parts whsle	9 673	29 733 794	4 895 291	5 229 738	5 877 740	2 987 305	699 356	109 323
421120	Motor vehicle supplies & new parts whsle	9 673	29 733 794	4 895 291	5 229 738	5 877 740	2 987 305	699 356	109 323
42113	Tire & tube whsle	1 599	5 647 827	753 269	812 992	1 010 067	508 081	115 862	16 731
421130	Tire & tube whsle	1 599	5 647 827	753 269	812 992	1 010 067	508 081	115 862	16 731
42114	Motor vehicle parts, (used) whsle	7 105	5 272 107	744 950	794 145	1 973 859	971 776	228 146	45 807
421140	Motor vehicle parts, (used) whsle	7 105	5 272 107	744 950	794 145	1 973 859	971 776	228 146	45 807
4212	Furniture & home furnishings whsle	10 237	30 553 669	3 250 212	3 614 258	7 174 002	3 542 804	805 050	110 615
42121	Furniture whsle	4 330	14 637 420	1 142 197	1 294 129	3 297 298	1 780 752	402 802	50 429
421210	Furniture whsle	4 330	14 637 420	1 142 197	1 294 129	3 297 298	1 780 752	402 802	50 429
42122	Home furnishings whsle	5 907	15 916 249	2 108 015	2 320 129	3 876 704	1 762 052	402 248	60 186
421220	Home furnishings whsle	5 907	15 916 249	2 108 015	2 320 129	3 876 704	1 762 052	402 248	60 186
4213	Lumber & other construction materials whsle	10 232	56 452 498	4 696 502	5 001 193	7 591 150	3 874 476	903 523	117 304
42131	Lumber, plywood, millwork, & wood panel whsle	5 175	43 132 527	3 457 612	3 668 542	4 657 027	2 443 360	583 644	71 369
421310	Lumber, plywood, millwork, & wood panel whsle ..	5 175	43 132 527	3 457 612	3 668 542	4 657 027	2 443 360	583 644	71 369
42132	Brick, stone, & related construction materials whsle ..	1 826	3 558 753	297 938	352 928	891 156	412 674	86 495	13 250
421320	Brick, stone, & related construction materials whsle ..	1 826	3 558 753	297 938	352 928	891 156	412 674	86 495	13 250
42133	Roofing, siding, & insulation material whsle	1 020	4 936 633	461 274	469 962	862 933	414 796	91 436	12 150
421330	Roofing, siding, & insulation material whsle	1 020	4 936 633	461 274	469 962	862 933	414 796	91 436	12 150
42139	Other construction materials whsle	2 211	4 824 585	479 678	509 761	1 180 034	603 646	141 948	20 535
421390	Other construction materials whsle	2 211	4 824 585	479 678	509 761	1 180 034	603 646	141 948	20 535
4214	Professional & commercial equipment & supplies whsle	35 849	200 151 968	15 629 790	17 491 810	35 462 312	19 144 673	4 429 371	481 278
42141	Photographic equipment & supplies whsle	1 105	6 981 829	704 525	740 335	1 373 287	566 389	128 339	14 326
421410	Photographic equipment & supplies whsle	1 105	6 981 829	704 525	740 335	1 373 287	566 389	128 339	14 326
42142	Office equipment whsle	6 018	14 593 607	1 497 705	1 598 312	4 975 385	3 098 579	722 589	92 567
421420	Office equipment whsle	6 018	14 593 607	1 497 705	1 598 312	4 975 385	3 098 579	722 589	92 567
42143	Computer & computer peripheral equipment & software whsle	13 465	123 400 598	7 839 436	9 113 052	16 354 773	8 954 646	2 048 986	197 582
421430	Computer & computer peripheral equipment & software whsle	13 465	123 400 598	7 839 436	9 113 052	16 354 773	8 954 646	2 048 986	197 582
42144	Other commercial equipment whsle	4 467	11 378 167	1 044 357	1 134 274	2 792 950	1 460 360	331 000	45 039
421440	Other commercial equipment whsle	4 467	11 378 167	1 044 357	1 134 274	2 792 950	1 460 360	331 000	45 039
42145	Medical, dental, & hospital equipment & supplies whsle	7 311	31 611 118	3 080 723	3 356 699	6 694 279	3 467 448	828 034	85 683
421450	Medical, dental, & hospital equipment & supplies whsle	7 311	31 611 118	3 080 723	3 356 699	6 694 279	3 467 448	828 034	85 683
42146	Ophthalmic goods whsle	1 340	4 254 491	474 115	526 873	1 245 833	581 509	131 366	19 504
421460	Ophthalmic goods whsle	1 340	4 254 491	474 115	526 873	1 245 833	581 509	131 366	19 504
42149	Other professional equipment & supplies whsle	2 143	7 932 158	988 929	1 022 265	2 025 805	1 015 742	239 057	26 577
421490	Other professional equipment & supplies whsle ..	2 143	7 932 158	988 929	1 022 265	2 025 805	1 015 742	239 057	26 577
4215	Metal & mineral (except petroleum) whsle	9 374	75 048 217	10 085 925	10 770 644	10 648 334	5 223 941	1 206 183	140 775
42151	Metal service centers & offices	8 856	70 236 231	9 782 492	10 475 056	10 297 720	5 071 755	1 171 643	137 467
421510	Metal service centers & offices	8 856	70 236 231	9 782 492	10 475 056	10 297 720	5 071 755	1 171 643	137 467
42152	Coal & other mineral & ore whsle	518	4 811 986	303 433	295 588	350 614	152 186	34 540	3 308
421520	Coal & other mineral & ore whsle	518	4 811 986	303 433	295 588	350 614	152 186	34 540	3 308
4216	Electrical goods whsle	24 468	137 779 425	13 438 794	14 831 466	24 595 310	12 746 349	2 984 287	304 866
42161	Electrical apparatus & equip, wiring supp, & const material whsle	8 112	34 287 252	4 138 759	4 414 527	6 271 680	3 438 166	814 906	94 277
421610	Electrical apparatus & equip, wiring supp, & const material whsle	8 112	34 287 252	4 138 759	4 414 527	6 271 680	3 438 166	814 906	94 277
42162	Electrical appliance, television & radio set whsle	2 801	24 296 070	2 654 995	2 956 627	3 475 662	1 353 683	306 438	35 107
421620	Electrical appliance, television & radio set whsle ..	2 801	24 296 070	2 654 995	2 956 627	3 475 662	1 353 683	306 438	35 107
42169	Other electronic parts & equipment whsle	13 555	79 196 103	6 645 040	7 460 312	14 847 968	7 954 500	1 862 943	175 482
421690	Other electronic parts & equipment whsle	13 555	79 196 103	6 645 040	7 460 312	14 847 968	7 954 500	1 862 943	175 482
4217	Hardware, & plumbing & heating equipment & supplies whsle	16 519	52 279 373	7 760 773	8 181 676	11 166 863	5 953 800	1 367 432	173 655
42171	Hardware whsle	7 493	25 094 093	3 764 828	4 026 482	5 498 497	2 960 782	676 230	89 467
421710	Hardware whsle	7 493	25 094 093	3 764 828	4 026 482	5 498 497	2 960 782	676 230	89 467
42172	Plumbing & heating equipment & supplies (hydronics) whsle	3 061	10 096 002	1 395 014	1 496 664	2 053 147	1 066 667	249 305	31 501
421720	Plumbing & heating equipment & supplies (hydronics) whsle	3 061	10 096 002	1 395 014	1 496 664	2 053 147	1 066 667	249 305	31 501
42173	Warm air heating & air-conditioning equipment & supplies whsle	4 662	13 902 229	2 107 452	2 152 830	2 883 376	1 535 664	353 526	41 933
421730	Warm air heating & air-conditioning equipment & supplies whsle	4 662	13 902 229	2 107 452	2 152 830	2 883 376	1 535 664	353 526	41 933
42174	Refrigeration equipment & supplies whsle	1 303	3 187 049	493 479	505 700	731 843	390 687	88 371	10 754
421740	Refrigeration equipment & supplies whsle	1 303	3 187 049	493 479	505 700	731 843	390 687	88 371	10 754

Table 5. Detailed Type of Operation for the United States: 1997—Con.

[Includes only establishments with payroll. For meaning of abbreviations and symbols, see introductory text. For explanation of terms, see Appendix A]

NAICS code	Kind of business and type of operation	Establishments (number)	Sales (\$1,000)	End-of-1996 inventories (\$1,000)	End-of-1997 inventories (\$1,000)	Operating expenses (\$1,000)	Annual payroll (\$1,000)	First-quarter payroll (\$1,000)	Paid employees for pay period including March 12 (number)
Wholesaler distributors and jobbers—Con.									
421	Wholesale trade, durable goods—Con.								
4218	Machinery, equipment, & supplies whsle	60 592	196 654 002	33 769 396	36 787 652	42 505 357	22 838 577	5 224 490	631 966
42181	Construction & mining (except petroleum) machinery & equip whsle	4 429	28 698 787	8 666 287	9 474 598	5 406 783	2 951 845	698 372	74 029
421810	Construction & mining (except petroleum) machinery & equip whsle	4 429	28 698 787	8 666 287	9 474 598	5 406 783	2 951 845	698 372	74 029
42182	Farm & garden machinery & equipment whsle	9 050	28 860 189	7 688 584	8 427 697	4 788 136	2 547 092	571 457	93 452
421820	Farm & garden machinery & equipment whsle	9 050	28 860 189	7 688 584	8 427 697	4 788 136	2 547 092	571 457	93 452
42183	Industrial machinery & equipment whsle	25 770	82 119 164	10 137 016	10 924 755	19 121 581	10 350 093	2 353 561	261 770
421830	Industrial machinery & equipment whsle	25 770	82 119 164	10 137 016	10 924 755	19 121 581	10 350 093	2 353 561	261 770
42184	Industrial supplies whsle	12 330	34 765 364	4 072 155	4 354 834	7 917 725	4 222 000	967 124	117 699
421840	Industrial supplies whsle	12 330	34 765 364	4 072 155	4 354 834	7 917 725	4 222 000	967 124	117 699
42185	Service establishment equipment & supplies whsle ..	6 100	10 739 981	1 173 785	1 258 587	2 987 862	1 613 489	376 312	55 465
421850	Service establishment equipment & supplies whsle ..	6 100	10 739 981	1 173 785	1 258 587	2 987 862	1 613 489	376 312	55 465
42186	Transportation equipment & supplies (exc motor vehicle) whsle	2 913	11 470 517	2 031 569	2 347 181	2 283 270	1 154 058	257 664	29 551
421860	Transportation equipment & supplies (exc motor vehicle) whsle	2 913	11 470 517	2 031 569	2 347 181	2 283 270	1 154 058	257 664	29 551
4219	Miscellaneous durable goods whsle	30 105	110 117 395	11 626 898	12 511 763	19 367 622	8 284 338	1 921 626	282 338
42191	Sporting & recreational goods & supplies whsle	4 379	13 157 600	2 283 421	2 420 676	2 843 592	1 241 389	279 673	44 234
421910	Sporting & recreational goods & supplies whsle	4 379	13 157 600	2 283 421	2 420 676	2 843 592	1 241 389	279 673	44 234
42192	Toy & hobby goods & supplies whsle	2 326	7 978 964	1 163 469	1 312 907	2 154 923	678 182	154 109	24 040
421920	Toy & hobby goods & supplies whsle	2 326	7 978 964	1 163 469	1 312 907	2 154 923	678 182	154 109	24 040
42193	Recyclable material whsle	8 376	32 958 977	1 778 981	1 878 865	6 702 589	2 953 454	688 086	104 858
421930	Recyclable material whsle	8 376	32 958 977	1 778 981	1 878 865	6 702 589	2 953 454	688 086	104 858
42194	Jewelry/watch/silverware/precious stone, & precious metal whsle	5 788	22 117 455	3 393 913	3 683 613	2 465 288	1 061 395	242 725	33 624
421940	Jewelry/watch/silverware/precious stone, & precious metal whsle	5 788	22 117 455	3 393 913	3 683 613	2 465 288	1 061 395	242 725	33 624
42199	Other miscellaneous durable goods whsle	9 236	33 904 399	3 007 114	3 215 702	5 201 230	2 349 918	557 033	75 582
421990	Other miscellaneous durable goods whsle	9 236	33 904 399	3 007 114	3 215 702	5 201 230	2 349 918	557 033	75 582
422	Wholesale trade, nondurable goods	116 848	857 689 307	59 663 359	64 626 442	105 850 939	50 259 410	11 697 132	1 596 277
4221	Paper & paper product whsle	12 264	61 693 714	4 581 249	4 812 532	10 530 444	5 653 306	1 332 519	153 361
42211	Printing & writing paper whsle	1 768	19 332 185	1 207 032	1 224 957	2 228 883	1 169 735	283 894	25 885
422110	Printing & writing paper whsle	1 768	19 332 185	1 207 032	1 224 957	2 228 883	1 169 735	283 894	25 885
42212	Stationery & office supplies whsle	6 088	18 857 476	1 730 960	1 840 531	4 113 228	2 240 990	529 491	68 825
422120	Stationery & office supplies whsle	6 088	18 857 476	1 730 960	1 840 531	4 113 228	2 240 990	529 491	68 825
42213	Industrial & personal service paper whsle	4 408	23 504 053	1 643 257	1 747 044	4 188 333	2 242 581	519 134	58 651
422130	Industrial & personal service paper whsle	4 408	23 504 053	1 643 257	1 747 044	4 188 333	2 242 581	519 134	58 651
4222	Drugs, & druggists' sundries whsle	6 675	101 164 170	11 450 327	12 414 137	9 803 923	4 085 199	963 423	120 562
42221	Drugs, & druggists' sundries whsle	6 675	101 164 170	11 450 327	12 414 137	9 803 923	4 085 199	963 423	120 562
422210	Drugs, & druggists' sundries whsle	6 675	101 164 170	11 450 327	12 414 137	9 803 923	4 085 199	963 423	120 562
4223	Apparel, piece goods, & notions whsle	13 985	51 329 722	6 753 664	7 729 567	9 585 511	4 138 742	928 990	129 722
42231	Piece goods, notions, & other dry goods whsle	3 926	10 472 277	1 374 823	1 573 544	2 108 068	1 004 765	226 759	32 505
422310	Piece goods, notions, & other dry goods whsle	3 926	10 472 277	1 374 823	1 573 544	2 108 068	1 004 765	226 759	32 505
42232	Men's & boys' clothing & furnishings whsle	3 375	14 950 225	2 368 222	2 626 050	2 905 864	1 202 067	275 229	39 403
422320	Men's & boys' clothing & furnishings whsle	3 375	14 950 225	2 368 222	2 626 050	2 905 864	1 202 067	275 229	39 403
42233	Women's, children's, & infants' clothing & accessories whsle	5 630	17 258 827	2 039 119	2 430 873	3 450 947	1 511 823	330 483	47 648
422330	Women's, children's, & infants' clothing & accessories whsle	5 630	17 258 827	2 039 119	2 430 873	3 450 947	1 511 823	330 483	47 648
42234	Footwear whsle	1 054	8 648 393	971 500	1 099 100	1 120 632	420 087	96 519	10 166
422340	Footwear whsle	1 054	8 648 393	971 500	1 099 100	1 120 632	420 087	96 519	10 166
4224	Grocery & related products whsle	29 750	282 487 592	14 418 308	15 425 957	33 192 632	16 155 996	3 783 710	539 826
42241	General-line grocery whsle	3 222	92 887 114	5 535 572	5 660 107	8 795 627	4 624 895	1 122 093	137 677
422410	General-line grocery whsle	3 222	92 887 114	5 535 572	5 660 107	8 795 627	4 624 895	1 122 093	137 677
42242	Packaged frozen food whsle	2 547	37 912 439	1 923 634	2 329 624	4 385 828	2 140 158	500 146	67 206
422420	Packaged frozen food whsle	2 547	37 912 439	1 923 634	2 329 624	4 385 828	2 140 158	500 146	67 206
42243	Dairy products, (except dried or canned) whsle	2 025	14 709 783	387 820	424 109	1 626 996	770 991	178 006	25 549
422430	Dairy products, (except dried or canned) whsle	2 025	14 709 783	387 820	424 109	1 626 996	770 991	178 006	25 549
42244	Poultry & poultry product whsle	725	7 694 200	183 025	195 057	735 698	343 922	78 690	12 983
422440	Poultry & poultry product whsle	725	7 694 200	183 025	195 057	735 698	343 922	78 690	12 983
42245	Confectionery whsle	1 856	6 808 280	585 135	634 236	1 163 817	484 790	107 557	19 301
422450	Confectionery whsle	1 856	6 808 280	585 135	634 236	1 163 817	484 790	107 557	19 301
42246	Fish & seafood whsle	2 541	9 260 433	407 223	470 937	1 207 286	562 377	125 118	23 130
422460	Fish & seafood whsle	2 541	9 260 433	407 223	470 937	1 207 286	562 377	125 118	23 130
42247	Meat & meat product whsle	3 035	24 477 633	877 198	940 375	2 582 647	1 262 219	299 635	44 599
422470	Meat & meat product whsle	3 035	24 477 633	877 198	940 375	2 582 647	1 262 219	299 635	44 599
42248	Fresh fruit & vegetable whsle	4 080	24 533 147	316 953	389 467	3 615 106	1 776 705	396 991	65 650
422480	Fresh fruit & vegetable whsle	4 080	24 533 147	316 953	389 467	3 615 106	1 776 705	396 991	65 650
42249	Other grocery & related products whsle	9 719	64 204 563	4 201 748	4 382 045	9 079 627	4 189 939	975 474	143 731
422490	Other grocery & related products whsle	9 719	64 204 563	4 201 748	4 382 045	9 079 627	4 189 939	975 474	143 731

Table 5. Detailed Type of Operation for the United States: 1997—Con.

[Includes only establishments with payroll. For meaning of abbreviations and symbols, see introductory text. For explanation of terms, see Appendix A]

NAICS code	Kind of business and type of operation	Estab-lish-ments (number)	Sales (\$1,000)	End-of-1996 inventories (\$1,000)	End-of-1997 inventories (\$1,000)	Operating expenses (\$1,000)	Annual payroll (\$1,000)	First-quarter payroll (\$1,000)	Paid employees for pay period including March 12 (number)
Wholesaler distributors and jobbers—Con.									
422	Wholesale trade, nondurable goods—Con.								
4225	Farm-product raw material whsle	2 747	29 183 039	1 383 046	1 575 209	1 268 729	535 035	117 297	20 005
42251	Grain & field bean whsle	1 155	14 609 005	573 666	653 686	665 737	292 081	64 012	9 263
422510	Grain & field bean whsle	1 155	14 609 005	573 666	653 686	665 737	292 081	64 012	9 263
42252	Livestock whsle	707	5 650 761	169 236	215 472	186 847	71 641	16 214	5 133
422520	Livestock whsle	707	5 650 761	169 236	215 472	186 847	71 641	16 214	5 133
42259	Other farm product raw material whsle	885	8 923 273	640 144	706 051	416 145	171 313	37 071	5 609
422590	Other farm product raw material whsle	885	8 923 273	640 144	706 051	416 145	171 313	37 071	5 609
4226	Chemical & allied products whsle	11 330	45 685 608	3 523 862	3 804 845	8 727 103	4 303 714	992 950	109 286
42261	Plastics materials & basic forms & shapes whsle	3 080	14 342 480	1 177 797	1 274 473	2 516 500	1 207 575	276 710	32 879
422610	Plastics materials & basic forms & shapes whsle ..	3 080	14 342 480	1 177 797	1 274 473	2 516 500	1 207 575	276 710	32 879
42269	Other chemical & allied products whsle	8 250	31 343 128	2 346 065	2 530 372	6 210 603	3 096 139	716 240	76 407
422690	Other chemical & allied products whsle	8 250	31 343 128	2 346 065	2 530 372	6 210 603	3 096 139	716 240	76 407
4227	Petroleum & petroleum products whsle	9 602	129 575 374	4 172 004	4 084 796	8 264 346	3 265 147	765 615	109 840
42271	Petroleum bulk stations & terminals	6 648	87 035 031	2 984 079	2 884 613	6 076 303	2 416 032	564 900	83 924
422710	Petroleum bulk stations & terminals	6 648	87 035 031	2 984 079	2 884 613	6 076 303	2 416 032	564 900	83 924
42272	Petroleum & petroleum prod whsle (exc bulk stations & terminals)	2 954	42 540 343	1 187 925	1 200 183	2 188 043	849 115	200 715	25 916
422720	Petroleum & petroleum prod whsle (exc bulk stations & terminals)	2 954	42 540 343	1 187 925	1 200 183	2 188 043	849 115	200 715	25 916
4228	Beer, wine, & distilled alcoholic beverage whsle	4 071	51 212 125	4 092 340	4 363 706	9 249 153	4 829 407	1 129 359	135 257
42281	Beer & ale whsle	2 827	31 131 609	1 504 124	1 568 345	6 113 551	3 092 337	702 188	90 703
422810	Beer & ale whsle	2 827	31 131 609	1 504 124	1 568 345	6 113 551	3 092 337	702 188	90 703
42282	Wine & distilled alcoholic beverage whsle	1 244	20 080 516	2 588 216	2 795 361	3 135 602	1 737 070	427 171	44 554
422820	Wine & distilled alcoholic beverage whsle	1 244	20 080 516	2 588 216	2 795 361	3 135 602	1 737 070	427 171	44 554
4229	Miscellaneous nondurable goods whsle	26 424	105 357 963	9 288 559	10 415 693	15 229 098	7 292 864	1 683 269	278 418
42291	Farm supplies whsle	5 696	26 154 462	2 587 976	2 802 468	3 266 770	1 439 848	328 733	49 550
422910	Farm supplies whsle	5 696	26 154 462	2 587 976	2 802 468	3 266 770	1 439 848	328 733	49 550
42292	Book, periodical, & newspaper whsle	3 070	15 953 280	1 819 146	1 956 535	3 293 007	1 632 273	393 974	67 145
422920	Book, periodical, & newspaper whsle	3 070	15 953 280	1 819 146	1 956 535	3 293 007	1 632 273	393 974	67 145
42293	Flower, nursery stock, & florists' supplies whsle	3 119	5 318 231	458 754	499 225	1 539 700	765 487	178 062	34 521
422930	Flower, nursery stock, & florists' supplies whsle ...	3 119	5 318 231	458 754	499 225	1 539 700	765 487	178 062	34 521
42294	Tobacco & tobacco product whsle	1 402	31 185 022	1 756 346	1 993 473	2 257 406	1 149 418	270 733	44 839
422940	Tobacco & tobacco product whsle	1 402	31 185 022	1 756 346	1 993 473	2 257 406	1 149 418	270 733	44 839
42295	Paint, varnish, & supplies whsle	1 569	3 133 911	401 370	420 831	872 576	425 725	99 443	13 936
422950	Paint, varnish, & supplies whsle	1 569	3 133 911	401 370	420 831	872 576	425 725	99 443	13 936
42299	Other miscellaneous nondurable goods whsle	11 568	23 613 057	2 264 967	2 743 161	3 999 639	1 880 113	412 324	68 427
422990	Other miscellaneous nondurable goods whsle	11 568	23 613 057	2 264 967	2 743 161	3 999 639	1 880 113	412 324	68 427
	Importers	14 417	167 711 233	16 867 434	17 809 535	19 707 714	7 825 008	1 840 240	197 461
421	Wholesale trade, durable goods	8 725	91 852 335	9 976 517	10 288 094	11 088 967	4 497 690	1 049 767	115 735
4211	Motor vehicle & motor vehicle parts & supplies whsle ..	514	9 541 691	893 509	849 744	780 977	291 404	67 576	7 765
42111	Automobile & other motor vehicle whsle	75	5 141 737	379 291	304 215	275 728	64 517	16 640	1 371
421110	Automobile & other motor vehicle whsle	75	5 141 737	379 291	304 215	275 728	64 517	16 640	1 371
42112	Motor vehicle supplies & new parts whsle	391	4 081 332	467 678	491 701	454 274	204 599	45 746	5 795
421120	Motor vehicle supplies & new parts whsle	391	4 081 332	467 678	491 701	454 274	204 599	45 746	5 795
42113	Tire & tube whsle	48	318 622	46 540	53 828	50 975	22 288	5 190	599
421130	Tire & tube whsle	48	318 622	46 540	53 828	50 975	22 288	5 190	599
4212	Furniture & home furnishings whsle	1 232	6 066 504	1 103 072	1 126 422	1 340 474	520 228	118 412	15 508
42121	Furniture whsle	389	1 715 961	222 902	218 506	293 576	118 111	27 987	3 880
421210	Furniture whsle	389	1 715 961	222 902	218 506	293 576	118 111	27 987	3 880
42122	Home furnishings whsle	843	4 350 543	880 170	907 916	1 046 898	402 117	90 425	11 628
421220	Home furnishings whsle	843	4 350 543	880 170	907 916	1 046 898	402 117	90 425	11 628
4213	Lumber & other construction materials whsle	493	2 296 664	368 313	392 926	389 848	177 315	37 670	5 013
42131	Lumber, plywood, millwork, & wood panel whsle	169	1 182 232	187 092	197 450	142 477	63 618	14 036	1 767
421310	Lumber, plywood, millwork, & wood panel whsle ..	169	1 182 232	187 092	197 450	142 477	63 618	14 036	1 767
42132	Brick, stone, & related construction materials whsle .	242	803 806	150 495	160 375	190 061	84 816	16 935	2 366
421320	Brick, stone, & related construction materials whsle	242	803 806	150 495	160 375	190 061	84 816	16 935	2 366
42133	Roofing, siding, & insulation material whsle	23	95 939	7 558	8 475	14 124	7 431	1 822	272
421330	Roofing, siding, & insulation material whsle	23	95 939	7 558	8 475	14 124	7 431	1 822	272
42139	Other construction materials whsle	59	214 687	23 168	26 626	43 186	21 450	4 877	608
421390	Other construction materials whsle	59	214 687	23 168	26 626	43 186	21 450	4 877	608

Table 5. Detailed Type of Operation for the United States: 1997—Con.

[Includes only establishments with payroll. For meaning of abbreviations and symbols, see introductory text. For explanation of terms, see Appendix A]

NAICS code	Kind of business and type of operation	Establishments (number)	Sales (\$1,000)	End-of-1996 inventories (\$1,000)	End-of-1997 inventories (\$1,000)	Operating expenses (\$1,000)	Annual payroll (\$1,000)	First-quarter payroll (\$1,000)	Paid employees for pay period including March 12 (number)
Importers—Con.									
Wholesale trade, durable goods—Con.									
421	Professional & commercial equipment & supplies whsle	929	15 267 706	1 337 746	1 349 588	2 548 583	927 549	223 788	26 107
4214	Photographic equipment & supplies whsle	45	856 817	108 114	94 948	104 135	36 959	9 200	912
421410	Photographic equipment & supplies whsle	45	856 817	108 114	94 948	104 135	36 959	9 200	912
42142	Office equipment whsle	143	6 221 503	398 416	359 390	1 095 264	336 637	78 382	12 838
421420	Office equipment whsle	143	6 221 503	398 416	359 390	1 095 264	336 637	78 382	12 838
42143	Computer & computer peripheral equipment & software whsle	271	4 425 960	239 148	253 099	283 828	130 926	30 668	3 450
421430	Computer & computer peripheral equipment & software whsle	271	4 425 960	239 148	253 099	283 828	130 926	30 668	3 450
42144	Other commercial equipment whsle	102	354 423	56 977	64 876	103 046	49 159	15 079	1 120
421440	Other commercial equipment whsle	102	354 423	56 977	64 876	103 046	49 159	15 079	1 120
42145	Medical, dental, & hospital equipment & supplies whsle	168	2 246 236	335 310	365 726	578 067	222 221	51 020	3 590
421450	Medical, dental, & hospital equipment & supplies whsle	168	2 246 236	335 310	365 726	578 067	222 221	51 020	3 590
42146	Ophthalmic goods whsle	117	846 163	139 596	145 351	286 749	112 363	29 681	3 275
421460	Ophthalmic goods whsle	117	846 163	139 596	145 351	286 749	112 363	29 681	3 275
42149	Other professional equipment & supplies whsle	83	316 604	60 185	66 198	97 494	39 284	9 758	922
421490	Other professional equipment & supplies whsle	83	316 604	60 185	66 198	97 494	39 284	9 758	922
4215	Metal & mineral (except petroleum) whsle	438	10 472 842	960 754	1 014 496	515 728	227 787	51 809	4 276
42151	Metal service centers & offices	405	9 133 485	899 331	937 673	483 505	213 334	48 238	3 923
421510	Metal service centers & offices	405	9 133 485	899 331	937 673	483 505	213 334	48 238	3 923
42152	Coal & other mineral & ore whsle	33	1 339 357	61 423	76 823	32 223	14 453	3 571	353
421520	Coal & other mineral & ore whsle	33	1 339 357	61 423	76 823	32 223	14 453	3 571	353
4216	Electrical goods whsle	934	14 022 163	985 584	1 036 997	1 531 422	599 371	140 318	12 700
42161	Electrical apparatus & equip, wiring supp, & const material whsle	256	1 207 788	155 055	153 305	233 031	105 511	24 656	2 459
421610	Electrical apparatus & equip, wiring supp, & const material whsle	256	1 207 788	155 055	153 305	233 031	105 511	24 656	2 459
42162	Electrical appliance, television & radio set whsle	151	5 613 507	283 510	289 710	425 488	119 630	32 475	2 916
421620	Electrical appliance, television & radio set whsle	151	5 613 507	283 510	289 710	425 488	119 630	32 475	2 916
42169	Other electronic parts & equipment whsle	527	7 200 868	547 019	593 982	872 903	374 230	83 187	7 325
421690	Other electronic parts & equipment whsle	527	7 200 868	547 019	593 982	872 903	374 230	83 187	7 325
4217	Hardware, & plumbing & heating equipment & supplies whsle	560	2 319 965	518 332	540 090	533 146	242 954	55 258	7 429
42171	Hardware whsle	429	1 936 018	449 873	469 411	448 603	205 644	46 965	6 362
421710	Hardware whsle	429	1 936 018	449 873	469 411	448 603	205 644	46 965	6 362
42172	Plumbing & heating equipment & supplies (hydronics) whsle	99	319 128	55 815	57 694	71 356	30 673	6 782	880
421720	Plumbing & heating equipment & supplies (hydronics) whsle	99	319 128	55 815	57 694	71 356	30 673	6 782	880
42173	Warm air heating & air-conditioning equipment & supplies whsle	22	50 132	11 115	11 330	9 124	4 208	911	116
421730	Warm air heating & air-conditioning equipment & supplies whsle	22	50 132	11 115	11 330	9 124	4 208	911	116
42174	Refrigeration equipment & supplies whsle	10	14 687	1 529	1 655	4 063	2 429	600	71
421740	Refrigeration equipment & supplies whsle	10	14 687	1 529	1 655	4 063	2 429	600	71
4218	Machinery, equipment, & supplies whsle	1 411	8 192 582	1 607 684	1 690 267	1 521 742	733 329	170 515	15 308
42181	Construction & mining (except petroleum) machinery & equip whsle	98	808 110	270 769	317 343	137 132	69 692	15 833	1 456
421810	Construction & mining (except petroleum) machinery & equip whsle	98	808 110	270 769	317 343	137 132	69 692	15 833	1 456
42182	Farm & garden machinery & equipment whsle	117	456 556	119 734	119 327	77 218	36 897	7 981	1 015
421820	Farm & garden machinery & equipment whsle	117	456 556	119 734	119 327	77 218	36 897	7 981	1 015
42183	Industrial machinery & equipment whsle	856	5 656 122	960 267	959 191	1 048 589	498 624	117 393	9 747
421830	Industrial machinery & equipment whsle	856	5 656 122	960 267	959 191	1 048 589	498 624	117 393	9 747
42184	Industrial supplies whsle	228	900 237	215 728	235 395	183 952	94 147	21 333	2 228
421840	Industrial supplies whsle	228	900 237	215 728	235 395	183 952	94 147	21 333	2 228
42185	Service establishment equipment & supplies whsle	64	169 265	20 230	20 629	39 510	19 065	4 354	529
421850	Service establishment equipment & supplies whsle	64	169 265	20 230	20 629	39 510	19 065	4 354	529
42186	Transportation equipment & supplies (exc motor vehicle) whsle	48	202 292	20 956	38 382	35 341	14 904	3 621	333
421860	Transportation equipment & supplies (exc motor vehicle) whsle	48	202 292	20 956	38 382	35 341	14 904	3 621	333
4219	Miscellaneous durable goods whsle	2 214	23 672 218	2 201 523	2 287 564	1 927 047	777 753	184 421	21 629
42191	Sporting & recreational goods & supplies whsle	272	1 573 192	306 758	331 216	352 167	138 329	34 536	4 113
421910	Sporting & recreational goods & supplies whsle	272	1 573 192	306 758	331 216	352 167	138 329	34 536	4 113
42192	Toy & hobby goods & supplies whsle	318	1 384 063	246 714	264 496	370 993	132 596	32 339	4 021
421920	Toy & hobby goods & supplies whsle	318	1 384 063	246 714	264 496	370 993	132 596	32 339	4 021
42193	Recyclable material whsle	81	256 509	26 291	29 213	49 146	19 604	4 597	753
421930	Recyclable material whsle	81	256 509	26 291	29 213	49 146	19 604	4 597	753
42194	Jewelry/watch/silverware/precious stone, & precious metal whsle	1 140	5 932 668	1 131 962	1 134 822	752 842	321 234	75 638	9 246
421940	Jewelry/watch/silverware/precious stone, & precious metal whsle	1 140	5 932 668	1 131 962	1 134 822	752 842	321 234	75 638	9 246
42199	Other miscellaneous durable goods whsle	403	14 525 786	489 798	527 817	401 899	165 990	37 311	3 496
421990	Other miscellaneous durable goods whsle	403	14 525 786	489 798	527 817	401 899	165 990	37 311	3 496

Table 5. Detailed Type of Operation for the United States: 1997—Con.

[Includes only establishments with payroll. For meaning of abbreviations and symbols, see introductory text. For explanation of terms, see Appendix A]

NAICS code	Kind of business and type of operation	Establishments (number)	Sales (\$1,000)	End-of-1996 inventories (\$1,000)	End-of-1997 inventories (\$1,000)	Operating expenses (\$1,000)	Annual payroll (\$1,000)	First-quarter payroll (\$1,000)	Paid employees for pay period including March 12 (number)
Importers—Con.									
422	Wholesale trade, nondurable goods	5 692	75 858 898	6 890 917	7 521 441	8 618 747	3 327 318	790 473	81 726
4221	Paper & paper product whsle	175	1 958 243	85 142	87 366	154 835	67 387	15 374	1 753
42211	Printing & writing paper whsle	23	309 865	8 380	10 640	23 308	12 416	3 187	203
422110	Printing & writing paper whsle	23	309 865	8 380	10 640	23 308	12 416	3 187	203
42212	Stationery & office supplies whsle	84	153 070	29 815	30 167	45 281	18 610	4 067	689
422120	Stationery & office supplies whsle	84	153 070	29 815	30 167	45 281	18 610	4 067	689
42213	Industrial & personal service paper whsle	68	1 495 308	46 947	46 559	86 246	36 361	8 120	861
422130	Industrial & personal service paper whsle	68	1 495 308	46 947	46 559	86 246	36 361	8 120	861
4222	Drugs, & druggists' sundries whsle	194	1 526 272	221 190	244 017	367 494	132 975	32 740	3 054
42221	Drugs, & druggists' sundries whsle	194	1 526 272	221 190	244 017	367 494	132 975	32 740	3 054
422210	Drugs, & druggists' sundries whsle	194	1 526 272	221 190	244 017	367 494	132 975	32 740	3 054
4223	Apparel, piece goods, & notions whsle	1 858	22 240 251	2 755 730	2 952 624	3 751 489	1 427 762	338 829	30 874
42231	Piece goods, notions, & other dry goods whsle	459	2 596 351	353 771	371 473	368 537	153 644	33 891	3 580
422310	Piece goods, notions, & other dry goods whsle	459	2 596 351	353 771	371 473	368 537	153 644	33 891	3 580
42232	Men's & boys' clothing & furnishings whsle	437	4 963 024	731 184	790 539	930 004	355 104	79 150	8 274
422320	Men's & boys' clothing & furnishings whsle	437	4 963 024	731 184	790 539	930 004	355 104	79 150	8 274
42233	Women's, children's, & infants' clothing & accessories whsle	726	9 202 971	1 003 093	1 098 516	1 636 675	631 342	149 563	13 442
422330	Women's, children's, & infants' clothing & accessories whsle	726	9 202 971	1 003 093	1 098 516	1 636 675	631 342	149 563	13 442
42234	Footwear whsle	236	5 477 905	667 682	692 096	816 273	287 672	76 225	5 578
422340	Footwear whsle	236	5 477 905	667 682	692 096	816 273	287 672	76 225	5 578
4224	Grocery & related products whsle	1 193	13 638 059	1 198 221	1 319 573	1 197 055	472 384	109 815	12 065
42241	General-line grocery whsle	68	303 053	40 484	36 306	51 838	23 939	5 202	824
422410	General-line grocery whsle	68	303 053	40 484	36 306	51 838	23 939	5 202	824
42242	Packaged frozen food whsle	166	2 814 202	235 930	266 122	131 184	56 301	11 976	1 223
422420	Packaged frozen food whsle	166	2 814 202	235 930	266 122	131 184	56 301	11 976	1 223
42243	Dairy products, (except dried or canned) whsle	55	718 505	78 597	72 110	60 899	26 257	6 694	636
422430	Dairy products, (except dried or canned) whsle	55	718 505	78 597	72 110	60 899	26 257	6 694	636
42244	Poultry & poultry product whsle	5	36 418	1 189	1 378	5 644	2 359	227	85
422440	Poultry & poultry product whsle	5	36 418	1 189	1 378	5 644	2 359	227	85
42245	Confectionery whsle	58	252 024	25 946	30 225	44 981	16 063	3 392	454
422450	Confectionery whsle	58	252 024	25 946	30 225	44 981	16 063	3 392	454
42246	Fish & seafood whsle	147	1 318 385	114 262	125 082	99 533	44 117	9 941	1 182
422460	Fish & seafood whsle	147	1 318 385	114 262	125 082	99 533	44 117	9 941	1 182
42247	Meat & meat product whsle	45	871 228	48 387	49 438	49 221	23 042	5 565	466
422470	Meat & meat product whsle	45	871 228	48 387	49 438	49 221	23 042	5 565	466
42248	Fresh fruit & vegetable whsle	142	1 476 611	15 910	14 606	180 693	66 655	17 088	2 004
422480	Fresh fruit & vegetable whsle	142	1 476 611	15 910	14 606	180 693	66 655	17 088	2 004
42249	Other grocery & related products whsle	507	5 847 633	637 516	724 306	573 062	213 651	49 730	5 191
422490	Other grocery & related products whsle	507	5 847 633	637 516	724 306	573 062	213 651	49 730	5 191
4225	Farm-product raw material whsle	78	D	D	D	D	D	D	e
42251	Grain & field bean whsle	22	293 978	28 357	27 869	16 936	6 984	1 567	203
422510	Grain & field bean whsle	22	293 978	28 357	27 869	16 936	6 984	1 567	203
42252	Livestock whsle	6	D	D	D	D	D	D	a
422520	Livestock whsle	6	D	D	D	D	D	D	a
42259	Other farm product raw material whsle	50	D	D	D	D	D	D	e
422590	Other farm product raw material whsle	50	D	D	D	D	D	D	e
4226	Chemical & allied products whsle	383	5 117 130	437 535	425 916	375 420	169 450	38 553	2 826
42261	Plastics materials & basic forms & shapes whsle	104	904 530	70 107	65 057	101 464	44 004	9 972	872
422610	Plastics materials & basic forms & shapes whsle	104	904 530	70 107	65 057	101 464	44 004	9 972	872
42269	Other chemical & allied products whsle	279	4 212 600	367 428	360 859	273 956	125 446	28 581	1 954
422690	Other chemical & allied products whsle	279	4 212 600	367 428	360 859	273 956	125 446	28 581	1 954
4227	Petroleum & petroleum products whsle	71	8 442 669	76 185	318 857	183 608	93 900	24 203	4 321
42271	Petroleum bulk stations & terminals	52	4 938 698	30 642	295 626	131 272	68 870	12 174	3 237
422710	Petroleum bulk stations & terminals	52	4 938 698	30 642	295 626	131 272	68 870	12 174	3 237
42272	Petroleum & petroleum prod whsle (exc bulk stations & terminals)	19	3 503 971	45 543	23 231	52 336	25 030	12 029	1 084
422720	Petroleum & petroleum prod whsle (exc bulk stations & terminals)	19	3 503 971	45 543	23 231	52 336	25 030	12 029	1 084
4228	Beer, wine, & distilled alcoholic beverage whsle	312	4 583 612	405 708	443 052	795 777	281 506	70 306	6 601
42281	Beer & ale whsle	81	1 772 461	70 822	95 516	271 654	70 205	17 746	1 910
422810	Beer & ale whsle	81	1 772 461	70 822	95 516	271 654	70 205	17 746	1 910
42282	Wine & distilled alcoholic beverage whsle	231	2 811 151	334 886	347 536	524 123	211 301	52 560	4 691
422820	Wine & distilled alcoholic beverage whsle	231	2 811 151	334 886	347 536	524 123	211 301	52 560	4 691
4229	Miscellaneous nondurable goods whsle	1 428	D	D	D	D	D	D	j
42291	Farm supplies whsle	98	818 226	108 227	90 425	73 929	29 548	7 158	1 017
422910	Farm supplies whsle	98	818 226	108 227	90 425	73 929	29 548	7 158	1 017
42292	Book, periodical, & newspaper whsle	70	345 072	34 262	36 537	74 138	25 541	6 351	764
422920	Book, periodical, & newspaper whsle	70	345 072	34 262	36 537	74 138	25 541	6 351	764
42293	Flower, nursery stock, & florists' supplies whsle	317	D	D	D	D	D	D	i
422930	Flower, nursery stock, & florists' supplies whsle	317	D	D	D	D	D	D	i
42294	Tobacco & tobacco product whsle	31	194 038	20 489	23 221	36 578	15 614	3 105	376
422940	Tobacco & tobacco product whsle	31	194 038	20 489	23 221	36 578	15 614	3 105	376
42295	Paint, varnish, & supplies whsle	24	63 010	10 380	10 665	17 651	6 326	1 514	192
422950	Paint, varnish, & supplies whsle	24	63 010	10 380	10 665	17 651	6 326	1 514	192
42299	Other miscellaneous nondurable goods whsle	888	14 884 154	1 299 522	1 307 654	1 191 820	434 427	102 845	11 845
422990	Other miscellaneous nondurable goods whsle	888	14 884 154	1 299 522	1 307 654	1 191 820	434 427	102 845	11 845

Table 5. Detailed Type of Operation for the United States: 1997—Con.

[Includes only establishments with payroll. For meaning of abbreviations and symbols, see introductory text. For explanation of terms, see Appendix A]

NAICS code	Kind of business and type of operation	Establishments (number)	Sales (\$1,000)	End-of-1996 inventories (\$1,000)	End-of-1997 inventories (\$1,000)	Operating expenses (\$1,000)	Annual payroll (\$1,000)	First-quarter payroll (\$1,000)	Paid employees for pay period including March 12 (number)
	Exporters	12 236	142 472 502	7 047 391	7 293 562	9 029 656	3 813 247	879 711	97 170
421	Wholesale trade, durable goods	8 066	52 557 986	3 304 751	3 634 397	5 600 182	2 461 698	565 641	59 755
4211	Motor vehicle & motor vehicle parts & supplies whse ..	714	2 523 572	212 899	226 949	281 779	122 221	28 402	4 025
42111	Automobile & other motor vehicle whse	234	853 204	62 454	70 477	78 401	29 450	7 109	1 032
421110	Automobile & other motor vehicle whse	234	853 204	62 454	70 477	78 401	29 450	7 109	1 032
42112	Motor vehicle supplies & new parts whse	415	1 339 644	121 063	127 727	160 306	73 255	17 147	2 406
421120	Motor vehicle supplies & new parts whse	415	1 339 644	121 063	127 727	160 306	73 255	17 147	2 406
42113	Tire & tube whse	65	330 724	29 382	28 745	43 072	19 516	4 146	587
421130	Tire & tube whse	65	330 724	29 382	28 745	43 072	19 516	4 146	587
4212	Furniture & home furnishings whse	186	421 276	28 902	30 018	62 103	24 542	5 045	852
42121	Furniture whse	64	123 840	9 028	8 975	18 966	7 176	1 580	277
421210	Furniture whse	64	123 840	9 028	8 975	18 966	7 176	1 580	277
42122	Home furnishings whse	122	297 436	19 874	21 043	43 137	17 366	3 465	575
421220	Home furnishings whse	122	297 436	19 874	21 043	43 137	17 366	3 465	575
4213	Lumber & other construction materials whse	375	1 918 339	97 311	98 100	183 347	79 394	18 577	2 261
42131	Lumber, plywood, millwork, & wood panel whse	272	1 577 403	88 825	86 821	146 177	62 783	14 580	1 743
421310	Lumber, plywood, millwork, & wood panel whse ..	272	1 577 403	88 825	86 821	146 177	62 783	14 580	1 743
42132	Brick, stone, & related construction materials whse .	14	D	D	D	D	D	D	b
421320	Brick, stone, & related construction materials whse	14	D	D	D	D	D	D	b
42133	Roofing, siding, & insulation material whse	22	141 673	3 586	3 617	12 101	4 681	1 299	200
421330	Roofing, siding, & insulation material whse	22	141 673	3 586	3 617	12 101	4 681	1 299	200
42139	Other construction materials whse	67	D	D	D	D	D	D	e
421390	Other construction materials whse	67	D	D	D	D	D	D	e
4214	Professional & commercial equipment & supplies whse	1 130	6 461 920	231 295	272 658	774 540	343 543	79 401	7 832
42141	Photographic equipment & supplies whse	34	130 376	6 495	9 921	26 323	13 659	2 676	309
421410	Photographic equipment & supplies whse	34	130 376	6 495	9 921	26 323	13 659	2 676	309
42142	Office equipment whse	52	264 641	14 633	13 902	67 350	34 435	9 277	718
421420	Office equipment whse	52	264 641	14 633	13 902	67 350	34 435	9 277	718
42143	Computer & computer peripheral equipment & software whse	539	4 866 146	139 567	166 408	430 378	186 644	43 286	4 215
421430	Computer & computer peripheral equipment & software whse	539	4 866 146	139 567	166 408	430 378	186 644	43 286	4 215
42144	Other commercial equipment whse	68	294 409	17 166	18 743	43 695	22 937	5 035	549
421440	Other commercial equipment whse	68	294 409	17 166	18 743	43 695	22 937	5 035	549
42145	Medical, dental, & hospital equipment & supplies whse	304	631 591	32 956	41 240	147 295	62 483	13 914	1 393
421450	Medical, dental, & hospital equipment & supplies whse	304	631 591	32 956	41 240	147 295	62 483	13 914	1 393
42146	Ophthalmic goods whse	52	148 083	14 056	15 548	38 408	13 544	3 128	345
421460	Ophthalmic goods whse	52	148 083	14 056	15 548	38 408	13 544	3 128	345
42149	Other professional equipment & supplies whse	81	126 674	6 422	6 896	21 091	9 841	2 085	303
421490	Other professional equipment & supplies whse	81	126 674	6 422	6 896	21 091	9 841	2 085	303
4215	Metal & mineral (except petroleum) whse	267	6 032 142	193 330	180 731	296 451	144 143	29 333	1 913
42151	Metal service centers & offices	226	3 754 975	119 602	100 822	245 200	119 934	22 380	1 638
421510	Metal service centers & offices	226	3 754 975	119 602	100 822	245 200	119 934	22 380	1 638
42152	Coal & other mineral & ore whse	41	2 277 167	73 728	79 909	51 251	24 209	6 953	275
421520	Coal & other mineral & ore whse	41	2 277 167	73 728	79 909	51 251	24 209	6 953	275
4216	Electrical goods whse	1 418	11 010 386	779 795	863 969	1 370 330	622 595	145 082	11 986
42161	Electrical apparatus & equip, wiring supp, & const material whse	352	1 193 406	60 734	69 760	158 083	76 401	17 025	1 863
421610	Electrical apparatus & equip, wiring supp, & const material whse	352	1 193 406	60 734	69 760	158 083	76 401	17 025	1 863
42162	Electrical appliance, television & radio set whse	208	1 924 737	153 021	179 933	124 920	48 983	11 360	1 458
421620	Electrical appliance, television & radio set whse ..	208	1 924 737	153 021	179 933	124 920	48 983	11 360	1 458
42169	Other electronic parts & equipment whse	858	7 892 243	566 040	614 276	1 087 327	497 211	116 697	8 665
421690	Other electronic parts & equipment whse	858	7 892 243	566 040	614 276	1 087 327	497 211	116 697	8 665
4217	Hardware & plumbing & heating equipment & supplies whse	309	1 348 740	164 932	182 178	170 268	78 914	18 429	2 282
42171	Hardware whse	154	926 381	135 781	151 260	98 374	45 274	10 643	1 338
421710	Hardware whse	154	926 381	135 781	151 260	98 374	45 274	10 643	1 338
42172	Plumbing & heating equipment & supplies (hydronics) whse	73	168 008	16 069	17 363	33 008	15 957	3 712	446
421720	Plumbing & heating equipment & supplies (hydronics) whse	73	168 008	16 069	17 363	33 008	15 957	3 712	446
42173	Warm air heating & air-conditioning equipment & supplies whse	47	165 620	8 710	8 613	26 999	12 383	2 958	325
421730	Warm air heating & air-conditioning equipment & supplies whse	47	165 620	8 710	8 613	26 999	12 383	2 958	325
42174	Refrigeration equipment & supplies whse	35	88 731	4 372	4 942	11 887	5 300	1 116	173
421740	Refrigeration equipment & supplies whse	35	88 731	4 372	4 942	11 887	5 300	1 116	173

Table 5. Detailed Type of Operation for the United States: 1997—Con.

[Includes only establishments with payroll. For meaning of abbreviations and symbols, see introductory text. For explanation of terms, see Appendix A]

NAICS code	Kind of business and type of operation	Establishments (number)	Sales (\$1,000)	End-of-1996 inventories (\$1,000)	End-of-1997 inventories (\$1,000)	Operating expenses (\$1,000)	Annual payroll (\$1,000)	First-quarter payroll (\$1,000)	Paid employees for pay period including March 12 (number)
Exporters—Con.									
421	Wholesale trade, durable goods—Con.								
4218	Machinery, equipment, & supplies whsle	2 373	11 391 795	937 998	1 078 944	1 328 770	631 870	141 675	15 217
42181	Construction & mining (except petroleum) machinery & equip whsle	199	1 626 684	165 475	196 317	126 564	59 426	13 684	1 455
421810	Construction & mining (except petroleum) machinery & equip whsle	199	1 626 684	165 475	196 317	126 564	59 426	13 684	1 455
42182	Farm & garden machinery & equipment whsle	94	228 847	13 295	16 994	44 447	16 451	3 999	493
421820	Farm & garden machinery & equipment whsle	94	228 847	13 295	16 994	44 447	16 451	3 999	493
42183	Industrial machinery & equipment whsle	1 324	4 341 522	211 027	245 203	584 761	275 909	63 078	7 274
421830	Industrial machinery & equipment whsle	1 324	4 341 522	211 027	245 203	584 761	275 909	63 078	7 274
42184	Industrial supplies whsle	225	599 318	35 346	40 496	100 127	46 966	10 446	1 242
421840	Industrial supplies whsle	225	599 318	35 346	40 496	100 127	46 966	10 446	1 242
42185	Service establishment equipment & supplies whsle	52	68 835	4 164	4 988	13 214	5 948	1 249	201
421850	Service establishment equipment & supplies whsle	52	68 835	4 164	4 988	13 214	5 948	1 249	201
42186	Transportation equipment & supplies (exc motor vehicle) whsle	479	4 526 589	508 691	574 946	459 657	227 170	49 219	4 552
421860	Transportation equipment & supplies (exc motor vehicle) whsle	479	4 526 589	508 691	574 946	459 657	227 170	49 219	4 552
4219	Miscellaneous durable goods whsle	1 294	11 449 816	658 289	700 850	1 132 594	414 476	99 697	13 387
42191	Sporting & recreational goods & supplies whsle	173	450 049	55 022	66 210	73 407	33 005	7 763	1 080
421910	Sporting & recreational goods & supplies whsle	173	450 049	55 022	66 210	73 407	33 005	7 763	1 080
42192	Toy & hobby goods & supplies whsle	73	448 012	35 170	35 331	55 999	12 163	2 319	334
421920	Toy & hobby goods & supplies whsle	73	448 012	35 170	35 331	55 999	12 163	2 319	334
42193	Recyclable material whsle	376	4 142 661	186 645	189 316	539 321	223 933	53 414	8 486
421930	Recyclable material whsle	376	4 142 661	186 645	189 316	539 321	223 933	53 414	8 486
42194	Jewelry/watch/silverware/precious stone, & precious metal whsle	161	933 552	179 015	200 936	84 696	35 820	9 203	1 008
421940	Jewelry/watch/silverware/precious stone, & precious metal whsle	161	933 552	179 015	200 936	84 696	35 820	9 203	1 008
42199	Other miscellaneous durable goods whsle	511	5 475 542	202 437	209 057	379 171	109 555	26 998	2 479
421990	Other miscellaneous durable goods whsle	511	5 475 542	202 437	209 057	379 171	109 555	26 998	2 479
422	Wholesale trade, nondurable goods	4 170	89 914 516	3 742 640	3 659 165	3 429 474	1 351 549	314 070	37 415
4221	Paper & paper product whsle	206	2 000 677	87 744	102 467	148 496	60 733	14 605	1 552
42211	Printing & writing paper whsle	42	543 286	31 204	30 509	51 594	17 524	4 526	397
422110	Printing & writing paper whsle	42	543 286	31 204	30 509	51 594	17 524	4 526	397
42212	Stationery & office supplies whsle	67	241 804	11 041	11 533	25 463	10 698	2 290	342
422120	Stationery & office supplies whsle	67	241 804	11 041	11 533	25 463	10 698	2 290	342
42213	Industrial & personal service paper whsle	97	1 215 587	45 499	60 425	71 439	32 511	7 789	813
422130	Industrial & personal service paper whsle	97	1 215 587	45 499	60 425	71 439	32 511	7 789	813
4222	Drugs, & druggists' sundries whsle	327	2 123 829	126 864	136 597	188 344	68 170	15 159	1 752
42221	Drugs, & druggists' sundries whsle	327	2 123 829	126 864	136 597	188 344	68 170	15 159	1 752
422210	Drugs, & druggists' sundries whsle	327	2 123 829	126 864	136 597	188 344	68 170	15 159	1 752
4223	Apparel, piece goods, & notions whsle	684	2 511 251	185 742	196 583	370 455	153 606	35 367	5 628
42231	Piece goods, notions, & other dry goods whsle	192	816 090	65 028	70 933	109 175	49 671	10 948	1 435
422310	Piece goods, notions, & other dry goods whsle	192	816 090	65 028	70 933	109 175	49 671	10 948	1 435
42232	Men's & boys' clothing & furnishings whsle	208	688 280	57 497	58 145	103 112	42 156	10 023	1 517
422320	Men's & boys' clothing & furnishings whsle	208	688 280	57 497	58 145	103 112	42 156	10 023	1 517
42233	Women's, children's, & infants' clothing & accessories whsle	211	472 097	29 825	34 131	91 813	40 551	9 243	2 043
422330	Women's, children's, & infants' clothing & accessories whsle	211	472 097	29 825	34 131	91 813	40 551	9 243	2 043
42234	Footwear whsle	73	534 784	33 392	33 374	66 355	21 228	5 153	633
422340	Footwear whsle	73	534 784	33 392	33 374	66 355	21 228	5 153	633
4224	Grocery & related products whsle	964	13 549 870	434 461	401 672	865 176	362 878	83 067	11 500
42241	General-line grocery whsle	86	638 814	23 064	24 437	67 315	28 598	6 711	820
422410	General-line grocery whsle	86	638 814	23 064	24 437	67 315	28 598	6 711	820
42242	Packaged frozen food whsle	166	3 505 399	220 362	135 530	198 721	83 603	19 372	2 449
422420	Packaged frozen food whsle	166	3 505 399	220 362	135 530	198 721	83 603	19 372	2 449
42243	Dairy products, (except dried or canned) whsle	29	420 234	10 489	23 491	14 762	7 705	1 130	139
422430	Dairy products, (except dried or canned) whsle	29	420 234	10 489	23 491	14 762	7 705	1 130	139
42244	Poultry & poultry product whsle	31	1 908 858	27 891	35 904	60 857	30 335	6 750	477
422440	Poultry & poultry product whsle	31	1 908 858	27 891	35 904	60 857	30 335	6 750	477
42245	Confectionery whsle	36	273 695	30 352	41 345	25 484	9 595	2 103	497
422450	Confectionery whsle	36	273 695	30 352	41 345	25 484	9 595	2 103	497
42246	Fish & seafood whsle	128	1 369 634	30 247	29 800	108 928	39 468	10 107	1 854
422460	Fish & seafood whsle	128	1 369 634	30 247	29 800	108 928	39 468	10 107	1 854
42247	Meat & meat product whsle	63	1 469 118	27 183	30 603	44 035	18 097	3 763	427
422470	Meat & meat product whsle	63	1 469 118	27 183	30 603	44 035	18 097	3 763	427
42248	Fresh fruit & vegetable whsle	153	2 009 628	7 524	9 202	177 992	75 418	17 916	3 111
422480	Fresh fruit & vegetable whsle	153	2 009 628	7 524	9 202	177 992	75 418	17 916	3 111
42249	Other grocery & related products whsle	272	1 954 490	57 349	71 360	167 082	70 059	15 215	1 726
422490	Other grocery & related products whsle	272	1 954 490	57 349	71 360	167 082	70 059	15 215	1 726

Table 5. Detailed Type of Operation for the United States: 1997—Con.

[Includes only establishments with payroll. For meaning of abbreviations and symbols, see introductory text. For explanation of terms, see Appendix A]

NAICS code	Kind of business and type of operation	Establishments (number)	Sales (\$1,000)	End-of-1996 inventories (\$1,000)	End-of-1997 inventories (\$1,000)	Operating expenses (\$1,000)	Annual payroll (\$1,000)	First-quarter payroll (\$1,000)	Paid employees for pay period including March 12 (number)
Exporters—Con.									
422	Wholesale trade, nondurable goods—Con.								
4225	Farm-product raw material whsle	662	47 231 926	2 293 139	2 197 154	901 243	309 321	70 427	7 812
42251	Grain & field bean whsle	501	42 151 788	1 465 753	1 389 620	681 590	227 138	52 123	5 855
422510	Grain & field bean whsle	501	42 151 788	1 465 753	1 389 620	681 590	227 138	52 123	5 855
42252	Livestock whsle	20	109 179	2 549	3 009	9 217	2 247	578	74
422520	Livestock whsle	20	109 179	2 549	3 009	9 217	2 247	578	74
42259	Other farm product raw material whsle	141	4 970 959	824 837	804 525	210 436	79 936	17 726	1 883
422590	Other farm product raw material whsle	141	4 970 959	824 837	804 525	210 436	79 936	17 726	1 883
4226	Chemical & allied products whsle	453	4 454 137	129 030	137 583	264 369	114 308	27 193	2 472
42261	Plastics materials & basic forms & shapes whsle	152	1 290 099	27 780	29 816	72 058	31 367	7 530	735
422610	Plastics materials & basic forms & shapes whsle	152	1 290 099	27 780	29 816	72 058	31 367	7 530	735
42269	Other chemical & allied products whsle	301	3 164 038	101 250	107 767	192 311	82 941	19 663	1 737
422690	Other chemical & allied products whsle	301	3 164 038	101 250	107 767	192 311	82 941	19 663	1 737
4227	Petroleum & petroleum products whsle	97	1 489 917	37 550	42 644	81 644	31 095	7 223	702
42271	Petroleum bulk stations & terminals	29	469 817	14 313	14 414	41 530	13 020	2 798	371
422710	Petroleum bulk stations & terminals	29	469 817	14 313	14 414	41 530	13 020	2 798	371
42272	Petroleum & petroleum prod whsle (exc bulk stations & terminals)	68	1 020 100	23 237	28 230	40 114	18 075	4 425	331
422720	Petroleum & petroleum prod whsle (exc bulk stations & terminals)	68	1 020 100	23 237	28 230	40 114	18 075	4 425	331
4228	Beer, wine, & distilled alcoholic beverage whsle	54	302 815	24 244	25 244	32 684	16 527	3 933	399
42281	Beer & ale whsle	24	39 720	2 260	2 260	5 612	2 287	545	83
422810	Beer & ale whsle	24	39 720	2 260	2 260	5 612	2 287	545	83
42282	Wine & distilled alcoholic beverage whsle	30	263 095	21 984	22 984	27 072	14 240	3 388	316
422820	Wine & distilled alcoholic beverage whsle	30	263 095	21 984	22 984	27 072	14 240	3 388	316
4229	Miscellaneous nondurable goods whsle	723	16 250 094	423 866	419 221	577 063	234 911	57 096	5 598
42291	Farm supplies whsle	171	3 297 135	115 952	141 653	166 894	62 272	14 124	1 610
422910	Farm supplies whsle	171	3 297 135	115 952	141 653	166 894	62 272	14 124	1 610
42292	Book, periodical, & newspaper whsle	101	651 791	18 038	23 218	65 680	29 392	7 176	972
422920	Book, periodical, & newspaper whsle	101	651 791	18 038	23 218	65 680	29 392	7 176	972
42293	Flower, nursery stock, & florists' supplies whsle	40	74 401	3 577	4 291	13 885	5 104	1 122	291
422930	Flower, nursery stock, & florists' supplies whsle	40	74 401	3 577	4 291	13 885	5 104	1 122	291
42294	Tobacco & tobacco product whsle	25	204 835	9 496	11 074	14 188	6 162	1 291	237
422940	Tobacco & tobacco product whsle	25	204 835	9 496	11 074	14 188	6 162	1 291	237
42295	Paint, varnish, & supplies whsle	26	18 961	1 163	1 294	4 631	2 584	548	85
422950	Paint, varnish, & supplies whsle	26	18 961	1 163	1 294	4 631	2 584	548	85
42299	Other miscellaneous nondurable goods whsle	360	12 002 971	275 640	237 691	311 785	129 397	32 835	2 403
422990	Other miscellaneous nondurable goods whsle	360	12 002 971	275 640	237 691	311 785	129 397	32 835	2 403
	Own brand importer-marketers	3 609	136 820 090	12 566 906	12 757 455	15 654 197	5 042 085	1 182 310	105 433
421	Wholesale trade, durable goods	2 564	117 330 008	10 418 042	10 489 292	11 943 889	3 782 531	891 338	78 130
4211	Motor vehicle & motor vehicle parts & supplies whsle ..	217	60 605 130	3 311 536	3 387 283	2 685 326	515 365	130 139	9 937
42111	Automobile & other motor vehicle whsle	74	54 572 815	2 280 119	2 430 304	2 079 242	335 439	88 911	5 396
421110	Automobile & other motor vehicle whsle	74	54 572 815	2 280 119	2 430 304	2 079 242	335 439	88 911	5 396
42112	Motor vehicle supplies & new parts whsle	117	5 702 032	969 713	893 885	561 807	163 754	37 685	4 140
421120	Motor vehicle supplies & new parts whsle	117	5 702 032	969 713	893 885	561 807	163 754	37 685	4 140
42113	Tire & tube whsle	26	330 283	61 704	63 094	44 277	16 172	3 543	401
421130	Tire & tube whsle	26	330 283	61 704	63 094	44 277	16 172	3 543	401
4212	Furniture & home furnishings whsle	257	1 956 960	347 983	367 588	478 026	184 863	42 654	5 118
42121	Furniture whsle	97	781 850	91 199	103 003	153 945	64 239	14 817	1 907
421210	Furniture whsle	97	781 850	91 199	103 003	153 945	64 239	14 817	1 907
42122	Home furnishings whsle	160	1 175 110	256 784	264 585	324 081	120 624	27 837	3 211
421220	Home furnishings whsle	160	1 175 110	256 784	264 585	324 081	120 624	27 837	3 211
4213	Lumber & other construction materials whsle	42	635 069	62 873	63 193	72 427	36 362	8 834	996
42131	Lumber, plywood, millwork, & wood panel whsle	20	534 187	50 934	51 032	54 720	28 605	6 643	851
421310	Lumber, plywood, millwork, & wood panel whsle ..	20	534 187	50 934	51 032	54 720	28 605	6 643	851
42132	Brick, stone, & related construction materials whsle .	12	D	D	D	D	D	D	b
421320	Brick, stone, & related construction materials whsle	12	D	D	D	D	D	D	b
42133	Roofing, siding, & insulation material whsle	4	29 234	2 829	3 297	7 097	3 573	1 138	39
421330	Roofing, siding, & insulation material whsle	4	29 234	2 829	3 297	7 097	3 573	1 138	39
42139	Other construction materials whsle	6	D	D	D	D	D	D	b
421390	Other construction materials whsle	6	D	D	D	D	D	D	b

Table 5. Detailed Type of Operation for the United States: 1997—Con.

[Includes only establishments with payroll. For meaning of abbreviations and symbols, see introductory text. For explanation of terms, see Appendix A]

NAICS code	Kind of business and type of operation	Establishments (number)	Sales (\$1,000)	End-of-1996 inventories (\$1,000)	End-of-1997 inventories (\$1,000)	Operating expenses (\$1,000)	Annual payroll (\$1,000)	First-quarter payroll (\$1,000)	Paid employees for pay period including March 12 (number)
Own brand importer-marketers—Con.									
421	Wholesale trade, durable goods—Con.								
4214	Professional & commercial equipment & supplies whsle	458	15 296 503	1 463 616	1 391 033	2 191 325	924 158	218 284	17 500
42141	Photographic equipment & supplies whsle	23	378 640	79 784	75 679	97 980	39 562	8 554	773
421410	Photographic equipment & supplies whsle	23	378 640	79 784	75 679	97 980	39 562	8 554	773
42142	Office equipment whsle	78	3 416 711	271 682	318 362	648 850	240 036	55 029	4 531
421420	Office equipment whsle	78	3 416 711	271 682	318 362	648 850	240 036	55 029	4 531
42143	Computer & computer peripheral equipment & software whsle	184	9 366 805	699 152	581 302	727 882	343 854	80 595	5 279
421430	Computer & computer peripheral equipment & software whsle	184	9 366 805	699 152	581 302	727 882	343 854	80 595	5 279
42144	Other commercial equipment whsle	21	188 822	23 904	23 962	41 671	17 763	3 969	340
421440	Other commercial equipment whsle	21	188 822	23 904	23 962	41 671	17 763	3 969	340
42145	Medical, dental, & hospital equipment & supplies whsle	67	1 110 400	250 849	230 356	397 312	165 866	39 734	2 854
421450	Medical, dental, & hospital equipment & supplies whsle	67	1 110 400	250 849	230 356	397 312	165 866	39 734	2 854
42146	Ophthalmic goods whsle	42	465 084	86 651	102 631	168 485	76 081	20 541	2 898
421460	Ophthalmic goods whsle	42	465 084	86 651	102 631	168 485	76 081	20 541	2 898
42149	Other professional equipment & supplies whsle	43	370 041	51 594	58 741	109 145	40 996	9 862	825
421490	Other professional equipment & supplies whsle	43	370 041	51 594	58 741	109 145	40 996	9 862	825
4216	Electrical goods whsle	527	19 522 902	1 982 140	1 979 311	2 740 359	825 076	193 004	15 678
42161	Electrical apparatus & equip, wiring supp, & const material whsle	137	1 661 728	236 424	236 208	339 966	136 171	31 359	3 140
421610	Electrical apparatus & equip, wiring supp, & const material whsle	137	1 661 728	236 424	236 208	339 966	136 171	31 359	3 140
42162	Electrical appliance, television & radio set whsle	77	7 883 212	623 808	596 745	1 105 179	186 801	42 980	3 518
421620	Electrical appliance, television & radio set whsle	77	7 883 212	623 808	596 745	1 105 179	186 801	42 980	3 518
42169	Other electronic parts & equipment whsle	313	9 977 962	1 121 908	1 146 358	1 295 214	502 104	118 665	9 020
421690	Other electronic parts & equipment whsle	313	9 977 962	1 121 908	1 146 358	1 295 214	502 104	118 665	9 020
4217	Hardware, & plumbing & heating equipment & supplies whsle	145	1 305 666	265 559	281 862	297 471	115 928	25 090	2 946
42171	Hardware whsle	94	825 154	174 264	179 275	216 486	80 906	17 382	2 171
421710	Hardware whsle	94	825 154	174 264	179 275	216 486	80 906	17 382	2 171
42172	Plumbing & heating equipment & supplies (hydronics) whsle	28	267 627	49 736	53 617	48 835	20 103	4 138	443
421720	Plumbing & heating equipment & supplies (hydronics) whsle	28	267 627	49 736	53 617	48 835	20 103	4 138	443
42173	Warm air heating & air-conditioning equipment & supplies whsle	13	67 426	9 169	11 612	17 588	6 979	1 698	137
421730	Warm air heating & air-conditioning equipment & supplies whsle	13	67 426	9 169	11 612	17 588	6 979	1 698	137
42174	Refrigeration equipment & supplies whsle	10	145 459	32 390	37 358	14 562	7 940	1 872	195
421740	Refrigeration equipment & supplies whsle	10	145 459	32 390	37 358	14 562	7 940	1 872	195
4218	Machinery, equipment, & supplies whsle	575	7 610 918	1 522 098	1 536 680	1 311 390	563 102	133 331	11 796
42181	Construction & mining (except petroleum) machinery & equip whsle	37	427 711	88 762	93 208	70 349	29 771	6 716	634
421810	Construction & mining (except petroleum) machinery & equip whsle	37	427 711	88 762	93 208	70 349	29 771	6 716	634
42182	Farm & garden machinery & equipment whsle	51	991 013	172 482	169 714	156 815	34 149	8 398	949
421820	Farm & garden machinery & equipment whsle	51	991 013	172 482	169 714	156 815	34 149	8 398	949
42183	Industrial machinery & equipment whsle	371	5 066 195	1 017 991	1 019 245	864 652	399 286	93 675	7 941
421830	Industrial machinery & equipment whsle	371	5 066 195	1 017 991	1 019 245	864 652	399 286	93 675	7 941
42184	Industrial supplies whsle	85	624 110	122 849	135 169	127 596	56 926	13 714	1 283
421840	Industrial supplies whsle	85	624 110	122 849	135 169	127 596	56 926	13 714	1 283
42185	Service establishment equipment & supplies whsle	17	66 531	10 081	10 137	18 359	7 517	1 666	169
421850	Service establishment equipment & supplies whsle	17	66 531	10 081	10 137	18 359	7 517	1 666	169
42186	Transportation equipment & supplies (exc motor vehicle) whsle	14	435 358	109 933	109 207	73 619	35 453	9 162	820
421860	Transportation equipment & supplies (exc motor vehicle) whsle	14	435 358	109 933	109 207	73 619	35 453	9 162	820
4219	Miscellaneous durable goods whsle	343	10 396 860	1 462 237	1 482 342	2 167 565	617 677	140 002	14 159
42191	Sporting & recreational goods & supplies whsle	137	1 878 165	373 175	388 363	408 955	133 747	34 487	4 193
421910	Sporting & recreational goods & supplies whsle	137	1 878 165	373 175	388 363	408 955	133 747	34 487	4 193
42192	Toy & hobby goods & supplies whsle	75	6 079 382	614 344	605 671	1 088 327	237 951	55 721	4 396
421920	Toy & hobby goods & supplies whsle	75	6 079 382	614 344	605 671	1 088 327	237 951	55 721	4 396
42194	Jewelry/watch/silverware/precious stone, & precious metal whsle	94	1 840 811	380 658	384 197	539 484	195 310	38 693	4 032
421940	Jewelry/watch/silverware/precious stone, & precious metal whsle	94	1 840 811	380 658	384 197	539 484	195 310	38 693	4 032
42199	Other miscellaneous durable goods whsle	37	598 502	94 060	104 111	130 799	50 669	11 101	1 538
421990	Other miscellaneous durable goods whsle	37	598 502	94 060	104 111	130 799	50 669	11 101	1 538

Table 5. Detailed Type of Operation for the United States: 1997—Con.

[Includes only establishments with payroll. For meaning of abbreviations and symbols, see introductory text. For explanation of terms, see Appendix A]

NAICS code	Kind of business and type of operation	Establishments (number)	Sales (\$1,000)	End-of-1996 inventories (\$1,000)	End-of-1997 inventories (\$1,000)	Operating expenses (\$1,000)	Annual payroll (\$1,000)	First-quarter payroll (\$1,000)	Paid employees for pay period including March 12 (number)
Own brand importer-marketers—Con.									
422	Wholesale trade, nondurable goods	1 045	19 490 082	2 148 864	2 268 163	3 710 308	1 259 554	290 972	27 303
4221	Paper & paper product whsle	41	839 164	112 434	114 933	185 050	60 285	16 028	1 589
42211	Printing & writing paper whsle	5	292 459	25 257	26 355	18 950	3 611	760	99
422110	Printing & writing paper whsle	5	292 459	25 257	26 355	18 950	3 611	760	99
42212	Stationery & office supplies whsle	21	320 487	57 015	52 370	117 803	40 078	11 005	962
422120	Stationery & office supplies whsle	21	320 487	57 015	52 370	117 803	40 078	11 005	962
42213	Industrial & personal service paper whsle	15	226 218	30 162	36 208	48 297	16 596	4 263	528
422130	Industrial & personal service paper whsle	15	226 218	30 162	36 208	48 297	16 596	4 263	528
4222	Drugs, & druggists' sundries whsle	54	2 565 227	119 606	151 869	589 067	167 073	40 557	3 273
42221	Drugs, & druggists' sundries whsle	54	2 565 227	119 606	151 869	589 067	167 073	40 557	3 273
422210	Drugs, & druggists' sundries whsle	54	2 565 227	119 606	151 869	589 067	167 073	40 557	3 273
4223	Apparel, piece goods, & notions whsle	437	8 277 041	1 145 035	1 159 792	1 603 787	576 301	127 899	11 559
42231	Piece goods, notions, & other dry goods whsle	51	266 832	44 527	45 970	60 427	23 510	5 958	696
422310	Piece goods, notions, & other dry goods whsle	51	266 832	44 527	45 970	60 427	23 510	5 958	696
42232	Men's & boys' clothing & furnishings whsle	124	2 082 815	248 285	291 037	414 019	144 667	33 509	3 004
422320	Men's & boys' clothing & furnishings whsle	124	2 082 815	248 285	291 037	414 019	144 667	33 509	3 004
42233	Women's, children's, & infants' clothing & accessories whsle	214	2 586 725	285 687	323 481	635 828	218 844	49 197	4 743
422330	Women's, children's, & infants' clothing & accessories whsle	214	2 586 725	285 687	323 481	635 828	218 844	49 197	4 743
42234	Footwear whsle	48	3 340 669	566 536	499 304	493 513	189 280	39 235	3 116
422340	Footwear whsle	48	3 340 669	566 536	499 304	493 513	189 280	39 235	3 116
4224	Grocery & related products whsle	184	3 370 621	310 416	333 218	484 232	157 892	38 191	3 997
42241	General-line grocery whsle	14	112 543	19 901	19 235	12 813	5 368	1 325	272
422410	General-line grocery whsle	14	112 543	19 901	19 235	12 813	5 368	1 325	272
42242	Packaged frozen food whsle	18	550 640	56 843	64 027	57 436	17 904	4 267	385
422420	Packaged frozen food whsle	18	550 640	56 843	64 027	57 436	17 904	4 267	385
42243	Dairy products, (except dried or canned) whsle	8	323 844	21 325	21 678	37 846	10 097	1 812	165
422430	Dairy products, (except dried or canned) whsle	8	323 844	21 325	21 678	37 846	10 097	1 812	165
42245	Confectionery whsle	12	205 890	18 732	19 782	54 845	12 862	2 875	411
422450	Confectionery whsle	12	205 890	18 732	19 782	54 845	12 862	2 875	411
42246	Fish & seafood whsle	12	49 788	3 271	2 574	8 088	3 175	779	138
422460	Fish & seafood whsle	12	49 788	3 271	2 574	8 088	3 175	779	138
42247	Meat & meat product whsle	4	81 458	5 151	3 683	3 304	1 558	392	29
422470	Meat & meat product whsle	4	81 458	5 151	3 683	3 304	1 558	392	29
42248	Fresh fruit & vegetable whsle	16	458 937	5 538	6 718	70 413	32 633	9 407	532
422480	Fresh fruit & vegetable whsle	16	458 937	5 538	6 718	70 413	32 633	9 407	532
42249	Other grocery & related products whsle	100	1 587 521	179 655	195 521	239 487	74 295	17 334	2 065
422490	Other grocery & related products whsle	100	1 587 521	179 655	195 521	239 487	74 295	17 334	2 065
4226	Chemical & allied products whsle	83	791 487	87 933	102 143	139 672	63 166	14 835	1 385
42261	Plastics materials & basic forms & shapes whsle	21	196 116	23 256	28 074	28 424	12 937	3 101	358
422610	Plastics materials & basic forms & shapes whsle	21	196 116	23 256	28 074	28 424	12 937	3 101	358
42269	Other chemical & allied products whsle	62	595 371	64 677	74 069	111 248	50 229	11 734	1 027
422690	Other chemical & allied products whsle	62	595 371	64 677	74 069	111 248	50 229	11 734	1 027
4228	Beer, wine, & distilled alcoholic beverage whsle	39	2 213 429	145 699	164 574	299 070	84 828	20 285	1 287
42281	Beer & ale whsle	13	673 005	6 740	10 896	149 070	25 447	5 436	437
422810	Beer & ale whsle	13	673 005	6 740	10 896	149 070	25 447	5 436	437
42282	Wine & distilled alcoholic beverage whsle	26	1 540 424	138 959	153 678	150 000	59 381	14 849	850
422820	Wine & distilled alcoholic beverage whsle	26	1 540 424	138 959	153 678	150 000	59 381	14 849	850
4229	Miscellaneous nondurable goods whsle	207	1 433 113	227 741	241 634	409 430	150 009	33 177	4 213
42291	Farm supplies whsle	26	196 878	26 034	20 354	36 966	14 273	3 179	317
422910	Farm supplies whsle	26	196 878	26 034	20 354	36 966	14 273	3 179	317
42292	Book, periodical, & newspaper whsle	16	72 145	4 879	5 731	20 697	10 046	1 753	229
422920	Book, periodical, & newspaper whsle	16	72 145	4 879	5 731	20 697	10 046	1 753	229
42293	Flower, nursery stock, & florists' supplies whsle	42	179 988	13 361	15 796	49 246	22 394	4 969	835
422930	Flower, nursery stock, & florists' supplies whsle	42	179 988	13 361	15 796	49 246	22 394	4 969	835
42294	Tobacco & tobacco product whsle	8	72 499	6 472	14 562	20 701	7 589	1 224	150
422940	Tobacco & tobacco product whsle	8	72 499	6 472	14 562	20 701	7 589	1 224	150
42295	Paint, varnish, & supplies whsle	11	154 560	26 435	28 361	65 180	19 717	5 118	398
422950	Paint, varnish, & supplies whsle	11	154 560	26 435	28 361	65 180	19 717	5 118	398
42299	Other miscellaneous nondurable goods whsle	104	757 043	150 560	156 830	216 640	75 990	16 934	2 284
422990	Other miscellaneous nondurable goods whsle	104	757 043	150 560	156 830	216 640	75 990	16 934	2 284
	Terminal grain elevators	237	8 469 595	592 514	583 545	239 783	87 838	20 565	2 989
422	Wholesale trade, nondurable goods	237	8 469 595	592 514	583 545	239 783	87 838	20 565	2 989
4225	Farm-product raw material whsle	237	8 469 595	592 514	583 545	239 783	87 838	20 565	2 989
42251	Grain & field bean whsle	237	8 469 595	592 514	583 545	239 783	87 838	20 565	2 989
422510	Grain & field bean whsle	237	8 469 595	592 514	583 545	239 783	87 838	20 565	2 989
	Country grain elevators	4 387	39 131 485	4 061 406	4 224 079	2 655 524	970 766	219 540	36 277
422	Wholesale trade, nondurable goods	4 387	39 131 485	4 061 406	4 224 079	2 655 524	970 766	219 540	36 277
4225	Farm-product raw material whsle	4 387	39 131 485	4 061 406	4 224 079	2 655 524	970 766	219 540	36 277
42251	Grain & field bean whsle	4 387	39 131 485	4 061 406	4 224 079	2 655 524	970 766	219 540	36 277
422510	Grain & field bean whsle	4 387	39 131 485	4 061 406	4 224 079	2 655 524	970 766	219 540	36 277

Table 5. Detailed Type of Operation for the United States: 1997—Con.

[Includes only establishments with payroll. For meaning of abbreviations and symbols, see introductory text. For explanation of terms, see Appendix A]

NAICS code	Kind of business and type of operation	Establishments (number)	Sales (\$1,000)	End-of-1996 inventories (\$1,000)	End-of-1997 inventories (\$1,000)	Operating expenses (\$1,000)	Annual payroll (\$1,000)	First-quarter payroll (\$1,000)	Paid employees for pay period including March 12 (number)
	Assemblers of farm products, except country grain elevators	2 572	27 796 634	1 768 675	1 732 319	3 056 660	1 407 584	316 108	52 446
422	Wholesale trade, nondurable goods	2 572	27 796 634	1 768 675	1 732 319	3 056 660	1 407 584	316 108	52 446
4224	Grocery & related products whsle	1 252	17 164 593	248 797	256 217	2 058 563	970 286	219 611	36 757
42243	Dairy products, (except dried or canned) whsle	57	4 143 158	14 417	16 164	113 872	34 425	8 905	1 107
422430	Dairy products, (except dried or canned) whsle ...	57	4 143 158	14 417	16 164	113 872	34 425	8 905	1 107
42244	Poultry & poultry product whsle	112	1 081 960	18 040	19 160	119 226	46 927	11 193	2 136
422440	Poultry & poultry product whsle	112	1 081 960	18 040	19 160	119 226	46 927	11 193	2 136
42248	Fresh fruit & vegetable whsle	1 083	11 939 475	216 340	220 893	1 825 465	888 934	199 513	33 514
422480	Fresh fruit & vegetable whsle	1 083	11 939 475	216 340	220 893	1 825 465	888 934	199 513	33 514
4225	Farm-product raw material whsle	738	D	D	D	D	D	D	i
42251	Grain & field bean whsle	132	611 471	104 790	100 873	80 335	35 548	8 273	1 303
422510	Grain & field bean whsle	132	611 471	104 790	100 873	80 335	35 548	8 273	1 303
42252	Livestock whsle	400	D	D	D	D	D	D	g
422520	Livestock whsle	400	D	D	D	D	D	D	g
42259	Other farm product raw material whsle	206	D	D	D	D	D	D	h
422590	Other farm product raw material whsle	206	D	D	D	D	D	D	h
4229	Miscellaneous nondurable goods whsle	582	D	D	D	D	D	D	i
42291	Farm supplies whsle	446	2 140 458	416 565	472 394	481 408	220 621	49 825	6 737
422910	Farm supplies whsle	446	2 140 458	416 565	472 394	481 408	220 621	49 825	6 737
42293	Flower, nursery stock, & florists' supplies whsle	136	D	D	D	D	D	D	g
422930	Flower, nursery stock, & florists' supplies whsle ...	136	D	D	D	D	D	D	g
	Manufacturers' sales branches and sales offices	'29 305	'1 258 874 769	39 467 315	40 758 311	'95 051 279	'45 911 766	'11 963 217	'922 208
421	Wholesale trade, durable goods	'17 228	'707 565 616	26 273 001	27 084 251	'52 345 151	'26 757 611	'7 167 566	'479 447
4211	Motor vehicle & motor vehicle parts & supplies whsle ..	1 425	291 207 541	5 894 354	5 776 275	5 928 771	2 233 321	570 190	47 824
42111	Automobile & other motor vehicle whsle	380	255 902 304	2 883 392	2 738 389	2 764 098	735 647	200 319	14 104
421110	Automobile & other motor vehicle whsle	380	255 902 304	2 883 392	2 738 389	2 764 098	735 647	200 319	14 104
42112	Motor vehicle supplies & new parts whsle	895	25 607 316	2 815 454	2 830 859	2 684 657	1 287 094	316 689	29 268
421120	Motor vehicle supplies & new parts whsle	895	25 607 316	2 815 454	2 830 859	2 684 657	1 287 094	316 689	29 268
42113	Tire & tube whsle	150	9 697 921	195 508	207 027	480 016	210 580	53 182	4 452
421130	Tire & tube whsle	150	9 697 921	195 508	207 027	480 016	210 580	53 182	4 452
4212	Furniture & home furnishings whsle	485	21 729 080	727 049	852 893	1 835 902	646 395	162 255	16 119
42121	Furniture whsle	247	7 242 080	232 588	234 624	733 330	228 139	56 666	4 486
421210	Furniture whsle	247	7 242 080	232 588	234 624	733 330	228 139	56 666	4 486
42122	Home furnishings whsle	238	14 487 000	494 461	618 269	1 102 572	418 256	105 589	11 633
421220	Home furnishings whsle	238	14 487 000	494 461	618 269	1 102 572	418 256	105 589	11 633
4213	Lumber & other construction materials whsle	1 728	21 380 553	1 129 218	1 192 107	2 168 463	959 343	223 167	26 196
42131	Lumber, plywood, millwork, & wood panel whsle	501	10 261 254	577 840	582 251	980 545	445 340	100 385	11 443
421310	Lumber, plywood, millwork, & wood panel whsle ..	501	10 261 254	577 840	582 251	980 545	445 340	100 385	11 443
42132	Brick, stone, & related construction materials whsle .	761	5 848 872	315 377	322 020	566 136	243 871	60 393	7 587
421320	Brick, stone, & related construction materials whsle	761	5 848 872	315 377	322 020	566 136	243 871	60 393	7 587
42133	Roofing, siding, & insulation material whsle	222	3 268 532	119 549	165 194	335 608	134 395	30 154	3 009
421330	Roofing, siding, & insulation material whsle	222	3 268 532	119 549	165 194	335 608	134 395	30 154	3 009
42139	Other construction materials whsle	244	2 001 895	116 452	122 642	286 174	135 737	32 235	4 157
421390	Other construction materials whsle	244	2 001 895	116 452	122 642	286 174	135 737	32 235	4 157
4214	Professional & commercial equipment & supplies whsle	3 160	112 786 674	6 208 920	6 462 776	20 269 644	11 179 271	3 185 154	168 896
42141	Photographic equipment & supplies whsle	74	8 103 149	300 597	300 374	551 818	265 078	66 723	4 684
421410	Photographic equipment & supplies whsle	74	8 103 149	300 597	300 374	551 818	265 078	66 723	4 684
42142	Office equipment whsle	624	10 554 896	396 474	407 557	2 537 175	1 648 110	496 155	30 895
421420	Office equipment whsle	624	10 554 896	396 474	407 557	2 537 175	1 648 110	496 155	30 895
42143	Computer & computer peripheral equipment & software whsle	1 713	72 042 268	3 902 435	3 862 572	13 060 865	7 477 349	2 172 050	103 625
421430	Computer & computer peripheral equipment & software whsle	1 713	72 042 268	3 902 435	3 862 572	13 060 865	7 477 349	2 172 050	103 625
42144	Other commercial equipment whsle	128	1 012 149	50 710	45 143	204 053	99 000	23 292	2 664
421440	Other commercial equipment whsle	128	1 012 149	50 710	45 143	204 053	99 000	23 292	2 664
42145	Medical, dental, & hospital equipment & supplies whsle	459	18 700 334	1 447 646	1 734 996	3 433 670	1 505 615	378 593	22 976
421450	Medical, dental, & hospital equipment & supplies whsle	459	18 700 334	1 447 646	1 734 996	3 433 670	1 505 615	378 593	22 976
42146	Ophthalmic goods whsle	66	886 679	42 902	37 555	144 230	69 912	18 378	1 819
421460	Ophthalmic goods whsle	66	886 679	42 902	37 555	144 230	69 912	18 378	1 819
42149	Other professional equipment & supplies whsle	96	1 487 199	68 156	74 579	337 833	114 207	29 963	2 233
421490	Other professional equipment & supplies whsle ...	96	1 487 199	68 156	74 579	337 833	114 207	29 963	2 233
4215	Metal & mineral (except petroleum) whsle	1 045	45 511 177	2 485 392	2 573 871	2 209 867	1 053 480	254 172	22 869
42151	Metal service centers & offices	1 004	40 775 671	2 305 880	2 400 276	2 113 821	1 013 345	245 477	22 181
421510	Metal service centers & offices	1 004	40 775 671	2 305 880	2 400 276	2 113 821	1 013 345	245 477	22 181
42152	Coal & other mineral & ore whsle	41	4 735 506	179 512	173 595	96 046	40 135	8 695	688
421520	Coal & other mineral & ore whsle	41	4 735 506	179 512	173 595	96 046	40 135	8 695	688

Table 5. Detailed Type of Operation for the United States: 1997—Con.

[Includes only establishments with payroll. For meaning of abbreviations and symbols, see introductory text. For explanation of terms, see Appendix A]

NAICS code	Kind of business and type of operation	Establishments (number)	Sales (\$1,000)	End-of-1996 inventories (\$1,000)	End-of-1997 inventories (\$1,000)	Operating expenses (\$1,000)	Annual payroll (\$1,000)	First-quarter payroll (\$1,000)	Paid employees for pay period including March 12 (number)
421	Manufacturers' sales branches and sales offices—Con.								
	Wholesale trade, durable goods—Con.								
4216	Electrical goods whsle	4 235	109 430 432	2 564 249	2 702 130	10 337 202	5 859 327	1 602 067	96 438
42161	Electrical apparatus & equip, wiring supp, & const material whsle	1 608	25 132 554	1 065 246	1 133 762	2 754 559	1 527 424	376 644	27 155
421610	Electrical apparatus & equip, wiring supp, & const material whsle	1 608	25 132 554	1 065 246	1 133 762	2 754 559	1 527 424	376 644	27 155
42162	Electrical appliance, television & radio set whsle	131	9 429 517	229 453	234 623	706 947	241 386	58 340	5 467
421620	Electrical appliance, television & radio set whsle	131	9 429 517	229 453	234 623	706 947	241 386	58 340	5 467
42169	Other electronic parts & equipment whsle	2 496	74 868 361	1 269 550	1 333 745	6 875 696	4 090 517	1 167 083	63 816
421690	Other electronic parts & equipment whsle	2 496	74 868 361	1 269 550	1 333 745	6 875 696	4 090 517	1 167 083	63 816
4217	Hardware, & plumbing & heating equipment & supplies whsle	767	D	D	D	D	D	D	j
42171	Hardware whsle	255	7 531 815	400 220	454 610	706 728	361 083	81 902	7 244
421710	Hardware whsle	255	7 531 815	400 220	454 610	706 728	361 083	81 902	7 244
42172	Plumbing & heating equipment & supplies (hydronics) whsle	212	4 212 982	285 521	305 052	317 159	163 627	40 542	4 287
421720	Plumbing & heating equipment & supplies (hydronics) whsle	212	4 212 982	285 521	305 052	317 159	163 627	40 542	4 287
42173	Warm air heating & air-conditioning equipment & supplies whsle	221	3 572 401	302 260	306 643	746 481	305 086	77 313	6 036
421730	Warm air heating & air-conditioning equipment & supplies whsle	221	3 572 401	302 260	306 643	746 481	305 086	77 313	6 036
42174	Refrigeration equipment & supplies whsle	79	D	D	D	D	D	D	g
421740	Refrigeration equipment & supplies whsle	79	D	D	D	D	D	D	g
4218	Machinery, equipment, & supplies whsle	4 120	75 691 801	5 425 245	5 652 296	6 466 552	3 381 032	824 894	72 156
42181	Construction & mining (except petroleum) machinery & equip whsle	281	11 913 590	1 965 177	2 048 105	850 564	447 715	117 664	8 930
421810	Construction & mining (except petroleum) machinery & equip whsle	281	11 913 590	1 965 177	2 048 105	850 564	447 715	117 664	8 930
42182	Farm & garden machinery & equipment whsle	132	7 823 700	499 592	496 571	425 286	181 944	42 452	4 175
421820	Farm & garden machinery & equipment whsle	132	7 823 700	499 592	496 571	425 286	181 944	42 452	4 175
42183	Industrial machinery & equipment whsle	2 332	25 170 814	1 546 022	1 621 644	3 307 795	1 793 155	423 140	38 160
421830	Industrial machinery & equipment whsle	2 332	25 170 814	1 546 022	1 621 644	3 307 795	1 793 155	423 140	38 160
42184	Industrial supplies whsle	1 097	23 846 292	644 254	632 329	1 193 017	643 575	160 535	14 411
421840	Industrial supplies whsle	1 097	23 846 292	644 254	632 329	1 193 017	643 575	160 535	14 411
42185	Service establishment equipment & supplies whsle	182	3 466 042	89 856	87 142	189 409	98 546	23 118	2 107
421850	Service establishment equipment & supplies whsle	182	3 466 042	89 856	87 142	189 409	98 546	23 118	2 107
42186	Transportation equipment & supplies (exc motor vehicle) whsle	96	3 471 363	680 344	766 505	500 481	216 097	57 985	4 373
421860	Transportation equipment & supplies (exc motor vehicle) whsle	96	3 471 363	680 344	766 505	500 481	216 097	57 985	4 373
4219	Miscellaneous durable goods whsle	'263	D	D	D	D	D	D	i
42191	Sporting & recreational goods & supplies whsle	'53	'3 778 496	211 454	205 552	'406 005	'171 399	'41 941	'2 746
421910	Sporting & recreational goods & supplies whsle	'53	'3 778 496	211 454	205 552	'406 005	'171 399	'41 941	'2 746
42192	Toy & hobby goods & supplies whsle	24	D	D	D	D	D	D	g
421920	Toy & hobby goods & supplies whsle	24	D	D	D	D	D	D	g
42194	Jewelry/watch/silverware/precious stone, & precious metal whsle	55	669 717	63 719	61 151	102 466	51 069	11 808	912
421940	Jewelry/watch/silverware/precious stone, & precious metal whsle	55	669 717	63 719	61 151	102 466	51 069	11 808	912
42199	Other miscellaneous durable goods whsle	131	7 704 440	325 649	327 917	553 137	217 395	51 674	4 189
421990	Other miscellaneous durable goods whsle	131	7 704 440	325 649	327 917	553 137	217 395	51 674	4 189
422	Wholesale trade, nondurable goods	12 077	551 309 153	13 194 314	13 674 060	42 706 128	19 154 155	4 795 651	442 761
4221	Paper & paper product whsle	1 596	42 967 916	633 637	667 898	3 279 924	1 646 092	410 886	50 760
42211	Printing & writing paper whsle	294	16 541 542	203 981	197 089	645 393	310 695	77 028	5 935
422110	Printing & writing paper whsle	294	16 541 542	203 981	197 089	645 393	310 695	77 028	5 935
42212	Stationery & office supplies whsle	1 051	11 496 650	251 732	249 391	1 707 716	910 139	226 621	36 505
422120	Stationery & office supplies whsle	1 051	11 496 650	251 732	249 391	1 707 716	910 139	226 621	36 505
42213	Industrial & personal service paper whsle	251	14 929 724	177 924	221 418	926 815	425 258	107 237	8 320
422130	Industrial & personal service paper whsle	251	14 929 724	177 924	221 418	926 815	425 258	107 237	8 320
4222	Drugs, & druggists' sundries whsle	358	90 317 145	2 517 364	2 756 060	8 666 126	3 827 803	948 944	58 960
42221	Drugs, & druggists' sundries whsle	358	90 317 145	2 517 364	2 756 060	8 666 126	3 827 803	948 944	58 960
422210	Drugs, & druggists' sundries whsle	358	90 317 145	2 517 364	2 756 060	8 666 126	3 827 803	948 944	58 960
4223	Apparel, piece goods, & notions whsle	709	22 808 180	1 465 168	1 513 039	2 166 712	963 347	238 190	20 459
42231	Piece goods, notions, & other dry goods whsle	245	6 592 566	166 724	163 647	520 679	246 518	61 096	4 657
422310	Piece goods, notions, & other dry goods whsle	245	6 592 566	166 724	163 647	520 679	246 518	61 096	4 657
42232	Men's & boys' clothing & furnishings whsle	202	7 748 425	745 747	754 794	763 011	345 408	83 096	8 449
422320	Men's & boys' clothing & furnishings whsle	202	7 748 425	745 747	754 794	763 011	345 408	83 096	8 449
42233	Women's, children's, & infants' clothing & accessories whsle	233	6 347 552	294 159	290 081	589 565	248 975	63 198	5 248
422330	Women's, children's, & infants' clothing & accessories whsle	233	6 347 552	294 159	290 081	589 565	248 975	63 198	5 248
42234	Footwear whsle	29	2 119 637	258 538	304 517	293 457	122 446	30 800	2 105
422340	Footwear whsle	29	2 119 637	258 538	304 517	293 457	122 446	30 800	2 105

Table 5. Detailed Type of Operation for the United States: 1997—Con.

[Includes only establishments with payroll. For meaning of abbreviations and symbols, see introductory text. For explanation of terms, see Appendix A]

NAICS code	Kind of business and type of operation	Establishments (number)	Sales (\$1,000)	End-of-1996 inventories (\$1,000)	End-of-1997 inventories (\$1,000)	Operating expenses (\$1,000)	Annual payroll (\$1,000)	First-quarter payroll (\$1,000)	Paid employees for pay period including March 12 (number)
422	Manufacturers' sales branches and sales offices—Con.								
	Wholesale trade, nondurable goods—Con.								
4224	Grocery & related products whsle	3 765	145 608 857	2 165 631	2 258 062	13 850 688	6 614 860	1 606 055	188 281
42242	Packaged frozen food whsle	262	7 449 295	258 770	287 963	766 248	227 226	59 433	6 436
422420	Packaged frozen food whsle	262	7 449 295	258 770	287 963	766 248	227 226	59 433	6 436
42243	Dairy products, (except dried or canned) whsle	507	12 804 977	343 331	350 438	1 849 552	757 461	175 830	19 409
422430	Dairy products, (except dried or canned) whsle	507	12 804 977	343 331	350 438	1 849 552	757 461	175 830	19 409
42244	Poultry & poultry product whsle	54	D	D	D	D	D	D	g
422440	Poultry & poultry product whsle	54	D	D	D	D	D	D	g
42245	Confectionery whsle	302	16 592 178	84 367	83 893	2 148 399	1 242 879	310 472	37 061
422450	Confectionery whsle	302	16 592 178	84 367	83 893	2 148 399	1 242 879	310 472	37 061
42246	Fish & seafood whsle	24	334 555	33 405	29 959	65 754	18 934	5 492	654
422460	Fish & seafood whsle	24	334 555	33 405	29 959	65 754	18 934	5 492	654
42247	Meat & meat product whsle	112	20 272 965	86 322	100 511	370 753	121 017	26 471	3 094
422470	Meat & meat product whsle	112	20 272 965	86 322	100 511	370 753	121 017	26 471	3 094
42249	Other grocery & related products whsle	2 504	D	D	D	D	D	D	m
422490	Other grocery & related products whsle	2 504	D	D	D	D	D	D	m
4226	Chemical & allied products whsle	2 281	66 366 082	1 911 816	1 928 366	5 063 180	2 396 085	626 620	46 112
42261	Plastics materials & basic forms & shapes whsle	338	14 689 127	575 413	584 774	760 560	347 971	87 185	7 095
422610	Plastics materials & basic forms & shapes whsle	338	14 689 127	575 413	584 774	760 560	347 971	87 185	7 095
42269	Other chemical & allied products whsle	1 943	51 676 955	1 336 403	1 343 592	4 302 620	2 048 114	539 435	39 017
422690	Other chemical & allied products whsle	1 943	51 676 955	1 336 403	1 343 592	4 302 620	2 048 114	539 435	39 017
4227	Petroleum & petroleum products whsle	1 271	116 162 796	2 527 355	2 513 198	3 286 159	992 475	263 868	20 311
42271	Petroleum bulk stations & terminals	892	83 944 314	2 205 866	2 198 570	1 981 725	655 953	171 350	14 691
422710	Petroleum bulk stations & terminals	892	83 944 314	2 205 866	2 198 570	1 981 725	655 953	171 350	14 691
42272	Petroleum & petroleum prod whsle (exc bulk stations & terminals)	379	32 218 482	321 489	314 628	1 304 434	336 522	92 518	5 620
422720	Petroleum & petroleum prod whsle (exc bulk stations & terminals)	379	32 218 482	321 489	314 628	1 304 434	336 522	92 518	5 620
4228	Beer, wine, & distilled alcoholic beverage whsle	161	D	D	D	D	D	D	i
42281	Beer & ale whsle	28	D	D	D	D	D	D	h
422810	Beer & ale whsle	28	D	D	D	D	D	D	h
42282	Wine & distilled alcoholic beverage whsle	133	8 055 507	206 955	220 445	754 581	277 666	72 952	3 753
422820	Wine & distilled alcoholic beverage whsle	133	8 055 507	206 955	220 445	754 581	277 666	72 952	3 753
4229	Miscellaneous nondurable goods whsle	1 936	D	D	D	D	D	D	l
42291	Farm supplies whsle	718	18 788 908	846 883	872 435	1 698 218	768 644	209 649	14 723
422910	Farm supplies whsle	718	18 788 908	846 883	872 435	1 698 218	768 644	209 649	14 723
42292	Book, periodical, & newspaper whsle	674	14 024 800	410 884	421 998	1 918 824	817 849	207 016	17 026
422920	Book, periodical, & newspaper whsle	674	14 024 800	410 884	421 998	1 918 824	817 849	207 016	17 026
42293	Flower, nursery stock, & florists' supplies whsle	12	79 855	13 541	13 752	19 156	7 757	1 813	430
422930	Flower, nursery stock, & florists' supplies whsle	12	79 855	13 541	13 752	19 156	7 757	1 813	430
42294	Tobacco & tobacco product whsle	62	18 550 203	47 682	69 662	884 657	407 935	106 130	11 349
422940	Tobacco & tobacco product whsle	62	18 550 203	47 682	69 662	884 657	407 935	106 130	11 349
42295	Paint, varnish, & supplies whsle	356	2 987 359	209 252	217 397	556 713	184 049	44 333	4 488
422950	Paint, varnish, & supplies whsle	356	2 987 359	209 252	217 397	556 713	184 049	44 333	4 488
42299	Other miscellaneous nondurable goods whsle	114	D	D	D	D	D	D	h
422990	Other miscellaneous nondurable goods whsle	114	D	D	D	D	D	D	h
	Sales branches (with stock)	16 847	493 596 675	39 467 315	40 758 311	56 839 215	25 273 265	6 449 307	555 256
421	Wholesale trade, durable goods	10 000	256 535 216	26 273 001	27 084 251	32 126 421	15 328 066	4 007 486	305 765
4211	Motor vehicle & motor vehicle parts & supplies whsle ..	1 016	62 449 665	5 894 354	5 776 275	4 597 779	1 550 536	390 905	36 524
42111	Automobile & other motor vehicle whsle	174	D	D	D	D	D	D	i
421110	Automobile & other motor vehicle whsle	174	D	D	D	D	D	D	i
42112	Motor vehicle supplies & new parts whsle	737	D	D	D	D	D	D	j
421120	Motor vehicle supplies & new parts whsle	737	D	D	D	D	D	D	j
42113	Tire & tube whsle	105	D	D	D	D	D	D	h
421130	Tire & tube whsle	105	D	D	D	D	D	D	h
4212	Furniture & home furnishings whsle	220	10 429 164	727 049	852 893	1 280 023	376 837	92 505	11 753
42121	Furniture whsle	95	2 772 777	232 588	234 624	499 341	111 551	27 687	2 588
421210	Furniture whsle	95	2 772 777	232 588	234 624	499 341	111 551	27 687	2 588
42122	Home furnishings whsle	125	7 656 387	494 461	618 269	780 682	265 286	64 818	9 165
421220	Home furnishings whsle	125	7 656 387	494 461	618 269	780 682	265 286	64 818	9 165
4213	Lumber & other construction materials whsle	1 389	13 418 646	1 129 218	1 192 107	1 621 756	715 485	161 700	21 372
42131	Lumber, plywood, millwork, & wood panel whsle	419	7 838 748	577 840	582 251	776 374	352 484	78 091	9 720
421310	Lumber, plywood, millwork, & wood panel whsle ..	419	7 838 748	577 840	582 251	776 374	352 484	78 091	9 720
42132	Brick, stone, & related construction materials whsle .	602	3 171 677	315 377	322 020	404 961	173 360	41 126	5 909
421320	Brick, stone, & related construction materials whsle	602	3 171 677	315 377	322 020	404 961	173 360	41 126	5 909
42133	Roofing, siding, & insulation material whsle	173	1 401 097	119 549	165 194	225 230	84 514	18 559	2 136
421330	Roofing, siding, & insulation material whsle	173	1 401 097	119 549	165 194	225 230	84 514	18 559	2 136
42139	Other construction materials whsle	195	1 007 124	116 452	122 642	215 191	105 127	23 924	3 607
421390	Other construction materials whsle	195	1 007 124	116 452	122 642	215 191	105 127	23 924	3 607

Table 5. Detailed Type of Operation for the United States: 1997—Con.

[Includes only establishments with payroll. For meaning of abbreviations and symbols, see introductory text. For explanation of terms, see Appendix A]

NAICS code	Kind of business and type of operation	Establishments (number)	Sales (\$1,000)	End-of-1996 inventories (\$1,000)	End-of-1997 inventories (\$1,000)	Operating expenses (\$1,000)	Annual payroll (\$1,000)	First-quarter payroll (\$1,000)	Paid employees for pay period including March 12 (number)
Sales branches (with stock)—Con.									
421 Wholesale trade, durable goods—Con.									
4214	Professional & commercial equipment & supplies whsle	1 514	59 391 823	6 208 920	6 462 776	10 057 692	5 149 923	1 379 316	85 438
42141	Photographic equipment & supplies whsle	61	D	D	D	D	D	D	h
421410	Photographic equipment & supplies whsle	61	D	D	D	D	D	D	h
42142	Office equipment whsle	497	9 037 728	396 474	407 557	2 330 187	1 519 871	458 964	28 838
421420	Office equipment whsle	497	9 037 728	396 474	407 557	2 330 187	1 519 871	458 964	28 838
42143	Computer & computer peripheral equipment & software whsle	552	29 664 595	3 902 435	3 862 572	4 464 731	2 340 328	590 993	33 845
421430	Computer & computer peripheral equipment & software whsle	552	29 664 595	3 902 435	3 862 572	4 464 731	2 340 328	590 993	33 845
42144	Other commercial equipment whsle	88	D	D	D	D	D	D	g
421440	Other commercial equipment whsle	88	D	D	D	D	D	D	g
42145	Medical, dental, & hospital equipment & supplies whsle	214	D	D	D	D	D	D	j
421450	Medical, dental, & hospital equipment & supplies whsle	214	D	D	D	D	D	D	j
42146	Ophthalmic goods whsle	42	D	D	D	D	D	D	g
421460	Ophthalmic goods whsle	42	D	D	D	D	D	D	g
42149	Other professional equipment & supplies whsle	60	D	D	D	D	D	D	g
421490	Other professional equipment & supplies whsle	60	D	D	D	D	D	D	g
4215	Metal & mineral (except petroleum) whsle	690	18 409 603	2 485 392	2 573 871	1 837 357	858 723	199 753	19 775
42151	Metal service centers & offices	668	15 404 298	2 305 880	2 400 276	1 771 917	834 987	194 323	19 354
421510	Metal service centers & offices	668	15 404 298	2 305 880	2 400 276	1 771 917	834 987	194 323	19 354
42152	Coal & other mineral & ore whsle	22	3 005 305	179 512	173 595	65 440	23 736	5 430	421
421520	Coal & other mineral & ore whsle	22	3 005 305	179 512	173 595	65 440	23 736	5 430	421
4216	Electrical goods whsle	2 039	42 119 231	2 564 249	2 702 130	5 975 928	3 372 708	976 174	56 925
42161	Electrical apparatus & equip, wiring supp, & const material whsle	457	6 334 752	1 065 246	1 133 762	1 398 040	674 321	164 552	12 212
421610	Electrical apparatus & equip, wiring supp, & const material whsle	457	6 334 752	1 065 246	1 133 762	1 398 040	674 321	164 552	12 212
42162	Electrical appliance, television & radio set whsle	35	1 795 229	229 453	234 623	306 879	113 429	25 745	3 270
421620	Electrical appliance, television & radio set whsle	35	1 795 229	229 453	234 623	306 879	113 429	25 745	3 270
42169	Other electronic parts & equipment whsle	1 547	33 989 250	1 269 550	1 333 745	4 271 009	2 584 958	785 877	41 443
421690	Other electronic parts & equipment whsle	1 547	33 989 250	1 269 550	1 333 745	4 271 009	2 584 958	785 877	41 443
4217	Hardware, & plumbing & heating equipment & supplies whsle	511	9 249 325	1 059 886	1 124 589	1 491 330	678 889	164 309	15 669
42171	Hardware whsle	208	3 815 567	400 220	454 610	484 137	222 772	51 315	5 605
421710	Hardware whsle	208	3 815 567	400 220	454 610	484 137	222 772	51 315	5 605
42172	Plumbing & heating equipment & supplies (hydronics) whsle	122	D	D	D	D	D	D	h
421720	Plumbing & heating equipment & supplies (hydronics) whsle	122	D	D	D	D	D	D	h
42173	Warm air heating & air-conditioning equipment & supplies whsle	135	D	D	D	D	D	D	i
421730	Warm air heating & air-conditioning equipment & supplies whsle	135	D	D	D	D	D	D	i
42174	Refrigeration equipment & supplies whsle	46	956 213	71 885	58 284	130 197	82 450	19 660	1 410
421740	Refrigeration equipment & supplies whsle	46	956 213	71 885	58 284	130 197	82 450	19 660	1 410
4218	Machinery, equipment, & supplies whsle	2 513	D	D	D	D	D	D	l
42181	Construction & mining (except petroleum) machinery & equip whsle	235	D	D	D	D	D	D	i
421810	Construction & mining (except petroleum) machinery & equip whsle	235	D	D	D	D	D	D	i
42182	Farm & garden machinery & equipment whsle	110	3 499 289	499 592	496 571	301 519	116 306	28 111	2 962
421820	Farm & garden machinery & equipment whsle	110	3 499 289	499 592	496 571	301 519	116 306	28 111	2 962
42183	Industrial machinery & equipment whsle	1 362	D	D	D	D	D	D	k
421830	Industrial machinery & equipment whsle	1 362	D	D	D	D	D	D	k
42184	Industrial supplies whsle	599	4 513 964	644 254	632 329	674 096	334 532	82 333	8 507
421840	Industrial supplies whsle	599	4 513 964	644 254	632 329	674 096	334 532	82 333	8 507
42185	Service establishment equipment & supplies whsle	145	D	D	D	D	D	D	g
421850	Service establishment equipment & supplies whsle	145	D	D	D	D	D	D	g
42186	Transportation equipment & supplies (exc motor vehicle) whsle	62	D	D	D	D	D	D	h
421860	Transportation equipment & supplies (exc motor vehicle) whsle	62	D	D	D	D	D	D	h
4219	Miscellaneous durable goods whsle	108	D	D	D	D	D	D	i
42191	Sporting & recreational goods & supplies whsle	38	1 942 825	211 454	205 552	205 128	99 660	27 963	1 976
421910	Sporting & recreational goods & supplies whsle	38	1 942 825	211 454	205 552	205 128	99 660	27 963	1 976
42192	Toy & hobby goods & supplies whsle	16	1 103 839	177 866	152 694	130 098	77 894	17 103	1 900
421920	Toy & hobby goods & supplies whsle	16	1 103 839	177 866	152 694	130 098	77 894	17 103	1 900
42194	Jewelry/watch/silverware/precious stone, & precious metal whsle	17	230 043	63 719	61 151	42 898	13 456	3 490	366
421940	Jewelry/watch/silverware/precious stone, & precious metal whsle	17	230 043	63 719	61 151	42 898	13 456	3 490	366
42199	Other miscellaneous durable goods whsle	37	D	D	D	D	D	D	g
421990	Other miscellaneous durable goods whsle	37	D	D	D	D	D	D	g

Table 5. Detailed Type of Operation for the United States: 1997—Con.

[Includes only establishments with payroll. For meaning of abbreviations and symbols, see introductory text. For explanation of terms, see Appendix A]

NAICS code	Kind of business and type of operation	Establishments (number)	Sales (\$1,000)	End-of-1996 inventories (\$1,000)	End-of-1997 inventories (\$1,000)	Operating expenses (\$1,000)	Annual payroll (\$1,000)	First-quarter payroll (\$1,000)	Paid employees for pay period including March 12 (number)
Sales branches (with stock)—Con.									
422	Wholesale trade, nondurable goods	6 847	237 061 459	13 194 314	13 674 060	24 712 794	9 945 199	2 441 821	249 491
4221	Paper & paper product whsle	411	8 171 254	633 637	667 898	1 289 920	624 138	157 615	13 542
42211	Printing & writing paper whsle	56	D	D	D	D	D	D	h
422110	Printing & writing paper whsle	56	D	D	D	D	D	D	h
42212	Stationery & office supplies whsle	230	D	D	D	D	D	D	i
422120	Stationery & office supplies whsle	230	D	D	D	D	D	D	i
42213	Industrial & personal service paper whsle	125	3 066 718	177 924	221 418	498 344	216 095	54 404	4 596
422130	Industrial & personal service paper whsle	125	3 066 718	177 924	221 418	498 344	216 095	54 404	4 596
4222	Drugs, & druggists' sundries whsle	124	27 657 111	2 517 364	2 756 060	4 013 125	1 313 274	332 571	20 517
42221	Drugs, & druggists' sundries whsle	124	27 657 111	2 517 364	2 756 060	4 013 125	1 313 274	332 571	20 517
422210	Drugs, & druggists' sundries whsle	124	27 657 111	2 517 364	2 756 060	4 013 125	1 313 274	332 571	20 517
4223	Apparel, piece goods, & notions whsle	302	7 473 394	1 465 168	1 513 039	1 117 301	450 707	108 943	12 611
42231	Piece goods, notions, & other dry goods whsle	86	1 262 743	166 724	163 647	214 233	87 264	19 625	1 854
422310	Piece goods, notions, & other dry goods whsle	86	1 262 743	166 724	163 647	214 233	87 264	19 625	1 854
42232	Men's & boys' clothing & furnishings whsle	127	3 105 645	745 747	754 794	435 893	168 210	41 386	6 324
422320	Men's & boys' clothing & furnishings whsle	127	3 105 645	745 747	754 794	435 893	168 210	41 386	6 324
42233	Women's, children's, & infants' clothing & accessories whsle	71	1 981 032	294 159	290 081	239 613	110 096	26 858	2 774
422330	Women's, children's, & infants' clothing & accessories whsle	71	1 981 032	294 159	290 081	239 613	110 096	26 858	2 774
42234	Footwear whsle	18	1 123 974	258 538	304 517	227 562	85 137	21 074	1 659
422340	Footwear whsle	18	1 123 974	258 538	304 517	227 562	85 137	21 074	1 659
4224	Grocery & related products whsle	2 557	58 351 891	2 165 631	2 258 062	10 019 525	4 537 191	1 087 561	132 936
42242	Packaged frozen food whsle	220	D	D	D	D	D	D	i
422420	Packaged frozen food whsle	220	D	D	D	D	D	D	i
42243	Dairy products, (except dried or canned) whsle	392	D	D	D	D	D	D	j
422430	Dairy products, (except dried or canned) whsle	392	D	D	D	D	D	D	j
42244	Poultry & poultry product whsle	40	D	D	D	D	D	D	g
422440	Poultry & poultry product whsle	40	D	D	D	D	D	D	g
42245	Confectionery whsle	131	D	D	D	D	D	D	i
422450	Confectionery whsle	131	D	D	D	D	D	D	i
42246	Fish & seafood whsle	19	D	D	D	D	D	D	f
422460	Fish & seafood whsle	19	D	D	D	D	D	D	f
42247	Meat & meat product whsle	66	D	D	D	D	D	D	g
422470	Meat & meat product whsle	66	D	D	D	D	D	D	g
42249	Other grocery & related products whsle	1 689	D	D	D	D	D	D	l
422490	Other grocery & related products whsle	1 689	D	D	D	D	D	D	l
4226	Chemical & allied products whsle	1 233	20 771 794	1 911 816	1 928 366	2 439 138	1 048 597	259 404	23 760
42261	Plastics materials & basic forms & shapes whsle	183	D	D	D	D	D	D	i
422610	Plastics materials & basic forms & shapes whsle	183	D	D	D	D	D	D	i
42269	Other chemical & allied products whsle	1 050	D	D	D	D	D	D	j
422690	Other chemical & allied products whsle	1 050	D	D	D	D	D	D	j
4227	Petroleum & petroleum products whsle	1 059	96 700 198	2 527 355	2 513 198	2 695 186	771 954	201 595	16 960
42271	Petroleum bulk stations & terminals	892	83 944 314	2 205 866	2 198 570	1 981 725	655 953	171 350	14 691
422710	Petroleum bulk stations & terminals	892	83 944 314	2 205 866	2 198 570	1 981 725	655 953	171 350	14 691
42272	Petroleum & petroleum prod whsle (exc bulk stations & terminals)	167	12 755 884	321 489	314 628	713 461	116 001	30 245	2 269
422720	Petroleum & petroleum prod whsle (exc bulk stations & terminals)	167	12 755 884	321 489	314 628	713 461	116 001	30 245	2 269
4228	Beer, wine, & distilled alcoholic beverage whsle	50	D	D	D	D	D	D	h
42281	Beer & ale whsle	26	D	D	D	D	D	D	h
422810	Beer & ale whsle	26	D	D	D	D	D	D	h
42282	Wine & distilled alcoholic beverage whsle	24	1 267 247	206 955	220 445	187 216	76 664	18 863	1 386
422820	Wine & distilled alcoholic beverage whsle	24	1 267 247	206 955	220 445	187 216	76 664	18 863	1 386
4229	Miscellaneous nondurable goods whsle	1 111	D	D	D	D	D	D	k
42291	Farm supplies whsle	598	7 272 392	846 883	872 435	955 232	355 924	91 310	8 866
422910	Farm supplies whsle	598	7 272 392	846 883	872 435	955 232	355 924	91 310	8 866
42292	Book, periodical, & newspaper whsle	130	D	D	D	D	D	D	i
422920	Book, periodical, & newspaper whsle	130	D	D	D	D	D	D	i
42293	Flower, nursery stock, & florists' supplies whsle	11	D	D	D	D	D	D	e
422930	Flower, nursery stock, & florists' supplies whsle	11	D	D	D	D	D	D	e
42294	Tobacco & tobacco product whsle	8	D	D	D	D	D	D	g
422940	Tobacco & tobacco product whsle	8	D	D	D	D	D	D	g
42295	Paint, varnish, & supplies whsle	295	D	D	D	D	D	D	h
422950	Paint, varnish, & supplies whsle	295	D	D	D	D	D	D	h
42299	Other miscellaneous nondurable goods whsle	69	D	D	D	D	D	D	h
422990	Other miscellaneous nondurable goods whsle	69	D	D	D	D	D	D	h

Table 5. Detailed Type of Operation for the United States: 1997—Con.

[Includes only establishments with payroll. For meaning of abbreviations and symbols, see introductory text. For explanation of terms, see Appendix A]

NAICS code	Kind of business and type of operation	Estab-lish-ments (number)	Sales (\$1,000)	End-of-1996 inventories (\$1,000)	End-of-1997 inventories (\$1,000)	Operating expenses (\$1,000)	Annual payroll (\$1,000)	First-quarter payroll (\$1,000)	Paid employees for pay period including March 12 (number)
	Sales offices (without stock)	'12 458	'765 278 094	—	—	'38 212 064	'20 638 501	'5 513 910	'366 952
421	Wholesale trade, durable goods	7 228	451 030 400	—	—	20 218 730	11 429 545	3 160 080	173 682
4211	Motor vehicle & motor vehicle parts & supplies whsle ..	409	228 757 876	—	—	1 330 992	682 785	179 285	11 300
42111	Automobile & other motor vehicle whsle	206	D	D	D	D	D	D	h
421110	Automobile & other motor vehicle whsle	206	D	D	D	D	D	D	h
42112	Motor vehicle supplies & new parts whsle	158	D	D	D	D	D	D	i
421120	Motor vehicle supplies & new parts whsle	158	D	D	D	D	D	D	i
42113	Tire & tube whsle	45	D	D	D	D	D	D	g
421130	Tire & tube whsle	45	D	D	D	D	D	D	g
4212	Furniture & home furnishings whsle	265	11 299 916	—	—	555 879	269 558	69 750	4 366
42121	Furniture whsle	152	4 469 303	—	—	233 989	116 588	28 979	1 898
421210	Furniture whsle	152	4 469 303	—	—	233 989	116 588	28 979	1 898
42122	Home furnishings whsle	113	6 830 613	—	—	321 890	152 970	40 771	2 468
421220	Home furnishings whsle	113	6 830 613	—	—	321 890	152 970	40 771	2 468
4213	Lumber & other construction materials whsle	339	7 961 907	—	—	546 707	243 858	61 467	4 824
42131	Lumber, plywood, millwork, & wood panel whsle	82	2 422 506	—	—	204 171	92 856	22 294	1 723
421310	Lumber, plywood, millwork, & wood panel whsle ..	82	2 422 506	—	—	204 171	92 856	22 294	1 723
42132	Brick, stone, & related construction materials whsle .	159	2 677 195	—	—	161 175	70 511	19 267	1 678
421320	Brick, stone, & related construction materials whsle	159	2 677 195	—	—	161 175	70 511	19 267	1 678
42133	Roofing, siding, & insulation material whsle	49	1 867 435	—	—	110 378	49 881	11 595	873
421330	Roofing, siding, & insulation material whsle	49	1 867 435	—	—	110 378	49 881	11 595	873
42139	Other construction materials whsle	49	994 771	—	—	70 983	30 610	8 311	550
421390	Other construction materials whsle	49	994 771	—	—	70 983	30 610	8 311	550
4214	Professional & commercial equipment & supplies whsle	1 646	53 394 851	—	—	10 211 952	6 029 348	1 805 838	83 458
42141	Photographic equipment & supplies whsle	13	D	D	D	D	D	D	c
421410	Photographic equipment & supplies whsle	13	D	D	D	D	D	D	c
42142	Office equipment whsle	127	1 517 168	—	—	206 988	128 239	37 191	2 057
421420	Office equipment whsle	127	1 517 168	—	—	206 988	128 239	37 191	2 057
42143	Computer & computer peripheral equipment & software whsle	1 161	42 377 673	—	—	8 596 134	5 137 021	1 581 057	69 780
421430	Computer & computer peripheral equipment & software whsle	1 161	42 377 673	—	—	8 596 134	5 137 021	1 581 057	69 780
42144	Other commercial equipment whsle	40	D	D	D	D	D	D	g
421440	Other commercial equipment whsle	40	D	D	D	D	D	D	g
42145	Medical, dental, & hospital equipment & supplies whsle	245	D	D	D	D	D	D	i
421450	Medical, dental, & hospital equipment & supplies whsle	245	D	D	D	D	D	D	i
42146	Ophthalmic goods whsle	24	D	D	D	D	D	D	e
421460	Ophthalmic goods whsle	24	D	D	D	D	D	D	e
42149	Other professional equipment & supplies whsle	36	D	D	D	D	D	D	f
421490	Other professional equipment & supplies whsle ..	36	D	D	D	D	D	D	f
4215	Metal & mineral (except petroleum) whsle	355	27 101 574	—	—	372 510	194 757	54 419	3 094
42151	Metal service centers & offices	336	25 371 373	—	—	341 904	178 358	51 154	2 827
421510	Metal service centers & offices	336	25 371 373	—	—	341 904	178 358	51 154	2 827
42152	Coal & other mineral & ore whsle	19	1 730 201	—	—	30 606	16 399	3 265	267
421520	Coal & other mineral & ore whsle	19	1 730 201	—	—	30 606	16 399	3 265	267
4216	Electrical goods whsle	2 196	67 311 201	—	—	4 361 274	2 486 619	625 893	39 513
42161	Electrical apparatus & equip, wiring supp, & const material whsle	1 151	18 797 802	—	—	1 356 519	853 103	212 092	14 943
421610	Electrical apparatus & equip, wiring supp, & const material whsle	1 151	18 797 802	—	—	1 356 519	853 103	212 092	14 943
42162	Electrical appliance, television & radio set whsle	96	7 634 288	—	—	400 068	127 957	32 595	2 197
421620	Electrical appliance, television & radio set whsle ..	96	7 634 288	—	—	400 068	127 957	32 595	2 197
42169	Other electronic parts & equipment whsle	949	40 879 111	—	—	2 604 687	1 505 559	381 206	22 373
421690	Other electronic parts & equipment whsle	949	40 879 111	—	—	2 604 687	1 505 559	381 206	22 373
4217	Hardware, & plumbing & heating equipment & supplies whsle	256	D	D	D	D	D	D	h
42171	Hardware whsle	47	3 716 248	—	—	222 591	138 311	30 587	1 639
421710	Hardware whsle	47	3 716 248	—	—	222 591	138 311	30 587	1 639
42172	Plumbing & heating equipment & supplies (hydronics) whsle	90	D	D	D	D	D	D	f
421720	Plumbing & heating equipment & supplies (hydronics) whsle	90	D	D	D	D	D	D	f
42173	Warm air heating & air-conditioning equipment & supplies whsle	86	D	D	D	D	D	D	f
421730	Warm air heating & air-conditioning equipment & supplies whsle	86	D	D	D	D	D	D	f
42174	Refrigeration equipment & supplies whsle	33	D	D	D	D	D	D	b
421740	Refrigeration equipment & supplies whsle	33	D	D	D	D	D	D	b

Table 5. Detailed Type of Operation for the United States: 1997—Con.

[Includes only establishments with payroll. For meaning of abbreviations and symbols, see introductory text. For explanation of terms, see Appendix A]

NAICS code	Kind of business and type of operation	Establishments (number)	Sales (\$1,000)	End-of-1996 inventories (\$1,000)	End-of-1997 inventories (\$1,000)	Operating expenses (\$1,000)	Annual payroll (\$1,000)	First-quarter payroll (\$1,000)	Paid employees for pay period including March 12 (number)
Sales offices (without stock)—Con.									
Wholesale trade, durable goods—Con.									
421	Machinery, equipment, & supplies whsle	1 607	D	D	D	D	D	D	j
4218	Construction & mining (except petroleum) machinery & equip whsle	46	D	D	D	D	D	D	e
421810	Construction & mining (except petroleum) machinery & equip whsle	46	D	D	D	D	D	D	e
42182	Farm & garden machinery & equipment whsle	22	4 324 411	—	—	123 767	65 638	14 341	1 213
421820	Farm & garden machinery & equipment whsle	22	4 324 411	—	—	123 767	65 638	14 341	1 213
42183	Industrial machinery & equipment whsle	970	D	D	D	D	D	D	j
421830	Industrial machinery & equipment whsle	970	D	D	D	D	D	D	j
42184	Industrial supplies whsle	498	19 332 328	—	—	518 921	309 043	78 202	5 904
421840	Industrial supplies whsle	498	19 332 328	—	—	518 921	309 043	78 202	5 904
42185	Service establishment equipment & supplies whsle	37	D	D	D	D	D	D	f
421850	Service establishment equipment & supplies whsle	37	D	D	D	D	D	D	f
42186	Transportation equipment & supplies (exc motor vehicle) whsle	34	D	D	D	D	D	D	e
421860	Transportation equipment & supplies (exc motor vehicle) whsle	34	D	D	D	D	D	D	e
4219	Miscellaneous durable goods whsle	155	D	D	D	D	D	D	h
42191	Sporting & recreational goods & supplies whsle	15	1 835 671	—	—	200 877	71 739	13 978	770
421910	Sporting & recreational goods & supplies whsle	15	1 835 671	—	—	200 877	71 739	13 978	770
42192	Toy & hobby goods & supplies whsle	8	D	D	D	D	D	D	c
421920	Toy & hobby goods & supplies whsle	8	D	D	D	D	D	D	c
42194	Jewelry/watch/silverware/precious stone, & precious metal whsle	38	439 674	—	—	59 568	37 613	8 318	546
421940	Jewelry/watch/silverware/precious stone, & precious metal whsle	38	439 674	—	—	59 568	37 613	8 318	546
42199	Other miscellaneous durable goods whsle	94	D	D	D	D	D	D	g
421990	Other miscellaneous durable goods whsle	94	D	D	D	D	D	D	g
422	Wholesale trade, nondurable goods	5 230	314 247 694	—	—	17 993 334	9 208 956	2 353 830	193 270
4221	Paper & paper product whsle	1 185	34 796 662	—	—	1 990 004	1 021 954	253 271	37 218
42211	Printing & writing paper whsle	238	D	D	D	D	D	D	h
422110	Printing & writing paper whsle	238	D	D	D	D	D	D	h
42212	Stationery & office supplies whsle	821	D	D	D	D	D	D	k
422120	Stationery & office supplies whsle	821	D	D	D	D	D	D	k
42213	Industrial & personal service paper whsle	126	11 863 006	—	—	428 471	209 163	52 833	3 724
422130	Industrial & personal service paper whsle	126	11 863 006	—	—	428 471	209 163	52 833	3 724
4222	Drugs, & druggists' sundries whsle	234	62 660 034	—	—	4 653 001	2 514 529	616 373	38 443
42221	Drugs, & druggists' sundries whsle	234	62 660 034	—	—	4 653 001	2 514 529	616 373	38 443
422210	Drugs, & druggists' sundries whsle	234	62 660 034	—	—	4 653 001	2 514 529	616 373	38 443
4223	Apparel, piece goods, & notions whsle	407	15 334 786	—	—	1 049 411	512 640	129 247	7 848
42231	Piece goods, notions, & other dry goods whsle	159	5 329 823	—	—	306 446	159 254	41 471	2 803
422310	Piece goods, notions, & other dry goods whsle	159	5 329 823	—	—	306 446	159 254	41 471	2 803
42232	Men's & boys' clothing & furnishings whsle	75	4 642 780	—	—	327 118	177 198	41 710	2 125
422320	Men's & boys' clothing & furnishings whsle	75	4 642 780	—	—	327 118	177 198	41 710	2 125
42233	Women's, children's, & infants' clothing & accessories whsle	162	4 366 520	—	—	349 952	138 879	36 340	2 474
422330	Women's, children's, & infants' clothing & accessories whsle	162	4 366 520	—	—	349 952	138 879	36 340	2 474
42234	Footwear whsle	11	995 663	—	—	65 895	37 309	9 726	446
422340	Footwear whsle	11	995 663	—	—	65 895	37 309	9 726	446
4224	Grocery & related products whsle	1 208	87 256 966	—	—	3 831 163	2 077 669	518 494	55 345
42242	Packaged frozen food whsle	42	D	D	D	D	D	D	f
422420	Packaged frozen food whsle	42	D	D	D	D	D	D	f
42243	Dairy products, (except dried or canned) whsle	115	D	D	D	D	D	D	g
422430	Dairy products, (except dried or canned) whsle	115	D	D	D	D	D	D	g
42244	Poultry & poultry product whsle	14	D	D	D	D	D	D	e
422440	Poultry & poultry product whsle	14	D	D	D	D	D	D	e
42245	Confectionery whsle	171	D	D	D	D	D	D	k
422450	Confectionery whsle	171	D	D	D	D	D	D	k
42246	Fish & seafood whsle	5	D	D	D	D	D	D	b
422460	Fish & seafood whsle	5	D	D	D	D	D	D	b
42247	Meat & meat product whsle	46	D	D	D	D	D	D	f
422470	Meat & meat product whsle	46	D	D	D	D	D	D	f
42249	Other grocery & related products whsle	815	47 960 938	—	—	1 703 688	873 970	216 514	21 220
422490	Other grocery & related products whsle	815	47 960 938	—	—	1 703 688	873 970	216 514	21 220
4226	Chemical & allied products whsle	1 048	45 594 288	—	—	2 624 042	1 347 488	367 216	22 352
42261	Plastics materials & basic forms & shapes whsle	155	D	D	D	D	D	D	g
422610	Plastics materials & basic forms & shapes whsle	155	D	D	D	D	D	D	g
42269	Other chemical & allied products whsle	893	D	D	D	D	D	D	j
422690	Other chemical & allied products whsle	893	D	D	D	D	D	D	j
4227	Petroleum & petroleum products whsle	212	19 462 598	—	—	590 973	220 521	62 273	3 351
42272	Petroleum & petroleum prod whsle (exc bulk stations & terminals)	212	19 462 598	—	—	590 973	220 521	62 273	3 351
422720	Petroleum & petroleum prod whsle (exc bulk stations & terminals)	212	19 462 598	—	—	590 973	220 521	62 273	3 351

Table 5. Detailed Type of Operation for the United States: 1997—Con.

[Includes only establishments with payroll. For meaning of abbreviations and symbols, see introductory text. For explanation of terms, see Appendix A]

NAICS code	Kind of business and type of operation	Establishments (number)	Sales (\$1,000)	End-of-1996 inventories (\$1,000)	End-of-1997 inventories (\$1,000)	Operating expenses (\$1,000)	Annual payroll (\$1,000)	First-quarter payroll (\$1,000)	Paid employees for pay period including March 12 (number)
Sales offices (without stock)—Con.									
Wholesale trade, nondurable goods—Con.									
422									
4228	Beer, wine, & distilled alcoholic beverage whsle	111	D	D	D	D	D	D	h
42281	Beer & ale whsle	2	D	D	D	D	D	D	c
422810	Beer & ale whsle	2	D	D	D	D	D	D	c
42282	Wine & distilled alcoholic beverage whsle	109	6 788 260	—	—	567 365	201 002	54 089	2 367
422820	Wine & distilled alcoholic beverage whsle	109	6 788 260	—	—	567 365	201 002	54 089	2 367
4229	Miscellaneous nondurable goods whsle	825	D	D	D	D	D	D	k
42291	Farm supplies whsle	120	11 516 516	—	—	742 986	412 720	118 339	5 857
422910	Farm supplies whsle	120	11 516 516	—	—	742 986	412 720	118 339	5 857
42292	Book, periodical, & newspaper whsle	544	D	D	D	D	D	D	i
422920	Book, periodical, & newspaper whsle	544	D	D	D	D	D	D	i
42293	Flower, nursery stock, & florists' supplies whsle	1	D	D	D	D	D	D	a
422930	Flower, nursery stock, & florists' supplies whsle	1	D	D	D	D	D	D	a
42294	Tobacco & tobacco product whsle	54	D	D	D	D	D	D	i
422940	Tobacco & tobacco product whsle	54	D	D	D	D	D	D	i
42295	Paint, varnish, & supplies whsle	61	D	D	D	D	D	D	g
422950	Paint, varnish, & supplies whsle	61	D	D	D	D	D	D	g
42299	Other miscellaneous nondurable goods whsle	45	D	D	D	D	D	D	f
422990	Other miscellaneous nondurable goods whsle	45	D	D	D	D	D	D	f
	Agents, brokers, and commission merchants	'47 835	'467 651 822	579 825	642 529	'19 435 703	'10 630 348	'2 403 680	'283 257
421	Wholesale trade, durable goods	'32 022	'257 371 090	433 137	471 467	'12 275 926	'6 770 114	'1 521 895	'162 155
4211	Motor vehicle & motor vehicle parts & supplies whsle	1 810	'75 470 396	47 179	50 185	1 828 337	'937 928	'213 493	45 938
42111	Automobile & other motor vehicle whsle	630	'58 536 229	22 706	26 216	1 202 452	'582 615	'134 698	40 663
421110	Automobile & other motor vehicle whsle	630	'58 536 229	22 706	26 216	1 202 452	'582 615	'134 698	40 663
42112	Motor vehicle supplies & new parts whsle	1 129	'16 750 610	23 671	23 083	613 599	349 057	77 461	5 106
421120	Motor vehicle supplies & new parts whsle	1 129	'16 750 610	23 671	23 083	613 599	349 057	77 461	5 106
42113	Tire & tube whsle	51	183 557	802	886	12 286	6 256	1 334	169
421130	Tire & tube whsle	51	183 557	802	886	12 286	6 256	1 334	169
4212	Furniture & home furnishings whsle	2 849	14 278 989	15 140	16 594	807 053	398 144	92 024	9 253
42121	Furniture whsle	1 570	7 397 432	7 544	7 693	434 452	216 906	52 079	4 951
421210	Furniture whsle	1 570	7 397 432	7 544	7 693	434 452	216 906	52 079	4 951
42122	Home furnishings whsle	1 279	6 881 557	7 596	8 901	372 601	181 238	39 945	4 302
421220	Home furnishings whsle	1 279	6 881 557	7 596	8 901	372 601	181 238	39 945	4 302
4213	Lumber & other construction materials whsle	1 397	6 492 752	13 645	16 535	312 694	169 286	35 851	3 765
42131	Lumber, plywood, millwork, & wood panel whsle	630	3 768 321	11 178	14 273	152 102	82 730	17 369	1 732
421310	Lumber, plywood, millwork, & wood panel whsle	630	3 768 321	11 178	14 273	152 102	82 730	17 369	1 732
42132	Brick, stone, & related construction materials whsle	171	418 402	1 122	827	32 849	15 423	3 053	429
421320	Brick, stone, & related construction materials whsle	171	418 402	1 122	827	32 849	15 423	3 053	429
42133	Roofing, siding, & insulation material whsle	293	1 339 534	744	679	66 232	36 950	7 707	732
421330	Roofing, siding, & insulation material whsle	293	1 339 534	744	679	66 232	36 950	7 707	732
42139	Other construction materials whsle	303	966 495	601	756	61 511	34 183	7 722	872
421390	Other construction materials whsle	303	966 495	601	756	61 511	34 183	7 722	872
4214	Professional & commercial equipment & supplies whsle	3 825	17 418 779	40 727	41 987	1 396 000	773 243	181 955	14 500
42141	Photographic equipment & supplies whsle	98	228 240	618	1 098	16 815	8 218	1 708	191
421410	Photographic equipment & supplies whsle	98	228 240	618	1 098	16 815	8 218	1 708	191
42142	Office equipment whsle	404	1 595 240	4 555	4 922	110 819	63 279	14 593	1 832
421420	Office equipment whsle	404	1 595 240	4 555	4 922	110 819	63 279	14 593	1 832
42143	Computer & computer peripheral equipment & software whsle	757	7 345 635	16 117	6 806	358 526	212 093	51 274	3 511
421430	Computer & computer peripheral equipment & software whsle	757	7 345 635	16 117	6 806	358 526	212 093	51 274	3 511
42144	Other commercial equipment whsle	594	2 686 765	4 425	4 758	196 437	105 465	24 426	2 474
421440	Other commercial equipment whsle	594	2 686 765	4 425	4 758	196 437	105 465	24 426	2 474
42145	Medical, dental, & hospital equipment & supplies whsle	1 473	4 492 032	12 517	20 881	601 004	322 532	75 514	5 076
421450	Medical, dental, & hospital equipment & supplies whsle	1 473	4 492 032	12 517	20 881	601 004	322 532	75 514	5 076
42146	Ophthalmic goods whsle	164	264 765	590	731	28 558	14 399	3 437	419
421460	Ophthalmic goods whsle	164	264 765	590	731	28 558	14 399	3 437	419
42149	Other professional equipment & supplies whsle	335	806 102	1 905	2 791	83 841	47 257	11 003	997
421490	Other professional equipment & supplies whsle	335	806 102	1 905	2 791	83 841	47 257	11 003	997
4215	Metal & mineral (except petroleum) whsle	1 459	13 429 232	21 158	19 623	444 989	248 677	53 864	4 196
42151	Metal service centers & offices	1 336	11 795 201	13 965	12 130	392 378	219 231	47 672	3 741
421510	Metal service centers & offices	1 336	11 795 201	13 965	12 130	392 378	219 231	47 672	3 741
42152	Coal & other mineral & ore whsle	123	1 634 031	7 193	7 493	52 611	29 446	6 192	455
421520	Coal & other mineral & ore whsle	123	1 634 031	7 193	7 493	52 611	29 446	6 192	455
4216	Electrical goods whsle	6 652	65 926 580	45 220	49 043	3 149 270	1 871 999	418 696	34 098
42161	Electrical apparatus & equip, wiring supp, & const material whsle	2 966	22 378 291	19 422	22 414	1 281 219	744 714	162 077	15 691
421610	Electrical apparatus & equip, wiring supp, & const material whsle	2 966	22 378 291	19 422	22 414	1 281 219	744 714	162 077	15 691
42162	Electrical appliance, television & radio set whsle	527	5 536 904	8 467	7 956	235 524	129 264	29 419	2 456
421620	Electrical appliance, television & radio set whsle	527	5 536 904	8 467	7 956	235 524	129 264	29 419	2 456
42169	Other electronic parts & equipment whsle	3 159	38 011 385	17 331	18 673	1 632 527	998 021	227 200	15 951
421690	Other electronic parts & equipment whsle	3 159	38 011 385	17 331	18 673	1 632 527	998 021	227 200	15 951

Table 5. Detailed Type of Operation for the United States: 1997—Con.

[Includes only establishments with payroll. For meaning of abbreviations and symbols, see introductory text. For explanation of terms, see Appendix A]

NAICS code	Kind of business and type of operation	Establishments (number)	Sales (\$1,000)	End-of-1996 inventories (\$1,000)	End-of-1997 inventories (\$1,000)	Operating expenses (\$1,000)	Annual payroll (\$1,000)	First-quarter payroll (\$1,000)	Paid employees for pay period including March 12 (number)
	Agents, brokers, and commission merchants—Con.								
421	Wholesale trade, durable goods—Con.								
4217	Hardware, & plumbing & heating equipment & supplies whsle	2 894	D	D	D	D	D	D	j
42171	Hardware whsle	1 048	7 750 213	13 207	17 207	373 340	211 319	46 252	4 381
421710	Hardware whsle	1 048	7 750 213	13 207	17 207	373 340	211 319	46 252	4 381
42172	Plumbing & heating equipment & supplies (hydronics) whsle	1 152	7 864 360	30 379	34 251	506 800	285 192	63 815	6 330
421720	Plumbing & heating equipment & supplies (hydronics) whsle	1 152	7 864 360	30 379	34 251	506 800	285 192	63 815	6 330
42173	Warm air heating & air-conditioning equipment & supplies whsle	559	2 304 902	8 045	7 518	249 424	149 169	35 398	2 705
421730	Warm air heating & air-conditioning equipment & supplies whsle	559	2 304 902	8 045	7 518	249 424	149 169	35 398	2 705
42174	Refrigeration equipment & supplies whsle	135	D	D	D	D	D	D	e
421740	Refrigeration equipment & supplies whsle	135	D	D	D	D	D	D	e
4218	Machinery, equipment, & supplies whsle	7 572	29 427 233	141 800	160 065	2 259 835	1 253 888	277 216	26 107
42181	Construction & mining (except petroleum) machinery & equip whsle	277	1 251 107	10 454	11 080	91 948	46 195	10 150	1 107
421810	Construction & mining (except petroleum) machinery & equip whsle	277	1 251 107	10 454	11 080	91 948	46 195	10 150	1 107
42182	Farm & garden machinery & equipment whsle	338	1 352 959	17 297	17 377	86 902	43 977	9 492	1 329
421820	Farm & garden machinery & equipment whsle	338	1 352 959	17 297	17 377	86 902	43 977	9 492	1 329
42183	Industrial machinery & equipment whsle	5 021	17 593 135	81 132	93 384	1 498 706	850 632	187 382	17 116
421830	Industrial machinery & equipment whsle	5 021	17 593 135	81 132	93 384	1 498 706	850 632	187 382	17 116
42184	Industrial supplies whsle	1 090	4 126 000	17 208	22 568	321 647	177 181	41 969	3 872
421840	Industrial supplies whsle	1 090	4 126 000	17 208	22 568	321 647	177 181	41 969	3 872
42185	Service establishment equipment & supplies whsle ..	393	1 527 838	3 557	3 753	116 687	60 000	13 219	1 407
421850	Service establishment equipment & supplies whsle ..	393	1 527 838	3 557	3 753	116 687	60 000	13 219	1 407
42186	Transportation equipment & supplies (exc motor vehicle) whsle	453	3 576 194	12 152	11 903	143 945	75 903	15 004	1 276
421860	Transportation equipment & supplies (exc motor vehicle) whsle	453	3 576 194	12 152	11 903	143 945	75 903	15 004	1 276
4219	Miscellaneous durable goods whsle	'3 564	D	D	D	D	D	D	j
42191	Sporting & recreational goods & supplies whsle	'1 066	'7 396 183	30 078	33 795	'358 894	'179 242	'38 225	'3 495
421910	Sporting & recreational goods & supplies whsle	'1 066	'7 396 183	30 078	33 795	'358 894	'179 242	'38 225	'3 495
42192	Toy & hobby goods & supplies whsle	413	D	D	D	D	D	D	g
421920	Toy & hobby goods & supplies whsle	413	D	D	D	D	D	D	g
42193	Recyclable material whsle	255	1 390 512	3 287	2 315	65 437	32 101	7 727	895
421930	Recyclable material whsle	255	1 390 512	3 287	2 315	65 437	32 101	7 727	895
42194	Jewelry/watch/silverware/precious stone, & precious metal whsle	451	904 350	10 225	10 366	79 046	37 942	8 646	998
421940	Jewelry/watch/silverware/precious stone, & precious metal whsle	451	904 350	10 225	10 366	79 046	37 942	8 646	998
42199	Other miscellaneous durable goods whsle	1 379	3 700 167	4 924	4 196	243 319	118 715	26 462	3 545
421990	Other miscellaneous durable goods whsle	1 379	3 700 167	4 924	4 196	243 319	118 715	26 462	3 545
422	Wholesale trade, nondurable goods	15 813	'210 280 732	146 688	171 062	'7 159 777	3 860 234	881 785	121 102
4221	Paper & paper product whsle	1 566	7 602 771	17 175	18 681	452 024	242 505	56 581	5 335
42211	Printing & writing paper whsle	177	1 378 150	12 457	13 426	69 098	33 353	7 722	616
422110	Printing & writing paper whsle	177	1 378 150	12 457	13 426	69 098	33 353	7 722	616
42212	Stationery & office supplies whsle	735	2 201 547	1 950	2 073	168 995	87 722	20 721	2 443
422120	Stationery & office supplies whsle	735	2 201 547	1 950	2 073	168 995	87 722	20 721	2 443
42213	Industrial & personal service paper whsle	654	4 023 074	2 768	3 182	213 931	121 430	28 138	2 276
422130	Industrial & personal service paper whsle	654	4 023 074	2 768	3 182	213 931	121 430	28 138	2 276
4222	Drugs, & druggists' sundries whsle	445	5 451 128	5 047	5 164	234 947	113 644	23 300	2 526
42221	Drugs, & druggists' sundries whsle	445	5 451 128	5 047	5 164	234 947	113 644	23 300	2 526
422210	Drugs, & druggists' sundries whsle	445	5 451 128	5 047	5 164	234 947	113 644	23 300	2 526
4223	Apparel, piece goods, & notions whsle	3 034	16 937 975	30 510	29 976	977 249	499 819	109 567	9 332
42231	Piece goods, notions, & other dry goods whsle	793	5 032 811	9 009	5 708	249 219	133 335	29 237	2 562
422310	Piece goods, notions, & other dry goods whsle	793	5 032 811	9 009	5 708	249 219	133 335	29 237	2 562
42232	Men's & boys' clothing & furnishings whsle	660	2 927 495	3 932	4 655	167 770	76 803	17 588	1 606
422320	Men's & boys' clothing & furnishings whsle	660	2 927 495	3 932	4 655	167 770	76 803	17 588	1 606
42233	Women's, children's, & infants' clothing & accessories whsle	1 203	4 735 312	6 423	7 722	289 901	147 928	31 213	3 132
422330	Women's, children's, & infants' clothing & accessories whsle	1 203	4 735 312	6 423	7 722	289 901	147 928	31 213	3 132
42234	Footwear whsle	378	4 242 357	11 146	11 891	270 359	141 753	31 529	2 032
422340	Footwear whsle	378	4 242 357	11 146	11 891	270 359	141 753	31 529	2 032

Table 5. Detailed Type of Operation for the United States: 1997—Con.

[Includes only establishments with payroll. For meaning of abbreviations and symbols, see introductory text. For explanation of terms, see Appendix A]

NAICS code	Kind of business and type of operation	Establishments (number)	Sales (\$1,000)	End-of-1996 inventories (\$1,000)	End-of-1997 inventories (\$1,000)	Operating expenses (\$1,000)	Annual payroll (\$1,000)	First-quarter payroll (\$1,000)	Paid employees for pay period including March 12 (number)
422	Agents, brokers, and commission merchants—Con.								
	Wholesale trade, nondurable goods—Con.								
4224	Grocery & related products whse	4 652	113 150 470	42 628	47 860	3 587 796	2 043 803	476 829	62 493
42241	General-line grocery whse	748	52 747 762	19 548	20 161	1 458 131	858 200	200 812	28 597
422410	General-line grocery whse	748	52 747 762	19 548	20 161	1 458 131	858 200	200 812	28 597
42242	Packaged frozen food whse	679	16 882 856	2 632	2 959	476 464	275 080	64 048	7 368
422420	Packaged frozen food whse	679	16 882 856	2 632	2 959	476 464	275 080	64 048	7 368
42243	Dairy products, (except dried or canned) whse	181	1 474 278	700	799	61 064	30 193	7 844	737
422430	Dairy products, (except dried or canned) whse ...	181	1 474 278	700	799	61 064	30 193	7 844	737
42244	Poultry & poultry product whse	113	D	D	D	D	D	D	e
422440	Poultry & poultry product whse	113	D	D	D	D	D	D	e
42245	Confectionery whse	357	3 037 847	731	931	122 608	69 013	16 381	2 286
422450	Confectionery whse	357	3 037 847	731	931	122 608	69 013	16 381	2 286
42246	Fish & seafood whse	108	832 985	472	1 129	30 039	16 294	3 402	444
422460	Fish & seafood whse	108	832 985	472	1 129	30 039	16 294	3 402	444
42247	Meat & meat product whse	298	4 154 013	2 917	3 444	116 647	64 989	15 916	1 641
422470	Meat & meat product whse	298	4 154 013	2 917	3 444	116 647	64 989	15 916	1 641
42248	Fresh fruit & vegetable whse	647	5 923 035	6 688	7 855	370 545	180 830	41 516	4 960
422480	Fresh fruit & vegetable whse	647	5 923 035	6 688	7 855	370 545	180 830	41 516	4 960
42249	Other grocery & related products whse	1 521	D	D	D	D	D	D	j
422490	Other grocery & related products whse	1 521	D	D	D	D	D	D	j
4225	Farm-product raw material whse	1 494	33 902 691	13 057	25 131	489 969	209 654	49 221	23 425
42251	Grain & field bean whse	135	15 045 234	1 739	2 541	44 921	22 566	4 323	478
422510	Grain & field bean whse	135	15 045 234	1 739	2 541	44 921	22 566	4 323	478
42252	Livestock whse	957	15 468 016	9 663	13 135	340 694	144 727	34 129	19 860
422520	Livestock whse	957	15 468 016	9 663	13 135	340 694	144 727	34 129	19 860
42259	Other farm product raw material whse	402	3 389 441	1 655	9 455	104 354	42 361	10 769	3 087
422590	Other farm product raw material whse	402	3 389 441	1 655	9 455	104 354	42 361	10 769	3 087
4226	Chemical & allied products whse	1 390	6 509 052	22 043	26 585	354 566	194 592	41 323	3 687
42261	Plastics materials & basic forms & shapes whse ...	654	3 770 919	3 978	6 095	180 912	99 796	21 450	1 741
422610	Plastics materials & basic forms & shapes whse ..	654	3 770 919	3 978	6 095	180 912	99 796	21 450	1 741
42269	Other chemical & allied products whse	736	2 738 133	18 065	20 490	173 654	94 796	19 873	1 946
422690	Other chemical & allied products whse	736	2 738 133	18 065	20 490	173 654	94 796	19 873	1 946
4227	Petroleum & petroleum products whse	256	11 953 186	1 191	1 178	184 534	97 236	20 671	2 655
42271	Petroleum bulk stations & terminals	69	331 386	527	548	33 642	12 025	3 033	266
422710	Petroleum bulk stations & terminals	69	331 386	527	548	33 642	12 025	3 033	266
42272	Petroleum & petroleum prod whse (exc bulk stations & terminals)	187	11 621 800	664	630	150 892	85 211	17 638	2 389
422720	Petroleum & petroleum prod whse (exc bulk stations & terminals)	187	11 621 800	664	630	150 892	85 211	17 638	2 389
4228	Beer, wine, & distilled alcoholic beverage whse	213	D	D	D	D	D	D	g
42281	Beer & ale whse	40	D	D	D	D	D	D	c
422810	Beer & ale whse	40	D	D	D	D	D	D	c
42282	Wine & distilled alcoholic beverage whse	173	1 955 271	1 446	2 473	100 194	58 828	13 631	1 229
422820	Wine & distilled alcoholic beverage whse	173	1 955 271	1 446	2 473	100 194	58 828	13 631	1 229
4229	Miscellaneous nondurable goods whse	2 763	D	D	D	D	D	D	j
42291	Farm supplies whse	223	2 238 242	1 523	1 091	53 381	27 321	5 985	554
422910	Farm supplies whse	223	2 238 242	1 523	1 091	53 381	27 321	5 985	554
42292	Book, periodical, & newspaper whse	334	2 583 212	1 806	1 834	195 343	103 022	25 474	3 173
422920	Book, periodical, & newspaper whse	334	2 583 212	1 806	1 834	195 343	103 022	25 474	3 173
42293	Flower, nursery stock, & florists' supplies whse	234	678 119	1 153	1 125	60 480	32 231	8 070	885
422930	Flower, nursery stock, & florists' supplies whse ...	234	678 119	1 153	1 125	60 480	32 231	8 070	885
42294	Tobacco & tobacco product whse	33	62 175	616	628	5 653	2 945	680	95
422940	Tobacco & tobacco product whse	33	62 175	616	628	5 653	2 945	680	95
42295	Paint, varnish, & supplies whse	206	1 152 666	2 040	2 071	67 402	38 003	8 399	818
422950	Paint, varnish, & supplies whse	206	1 152 666	2 040	2 071	67 402	38 003	8 399	818
42299	Other miscellaneous nondurable goods whse	1 733	D	D	D	D	D	D	h
422990	Other miscellaneous nondurable goods whse	1 733	D	D	D	D	D	D	h

Table 5. Detailed Type of Operation for the United States: 1997—Con.

[Includes only establishments with payroll. For meaning of abbreviations and symbols, see introductory text. For explanation of terms, see Appendix A]

NAICS code	Kind of business and type of operation	Establishments (number)	Sales (\$1,000)	End-of-1996 inventories (\$1,000)	End-of-1997 inventories (\$1,000)	Operating expenses (\$1,000)	Annual payroll (\$1,000)	First-quarter payroll (\$1,000)	Paid employees for pay period including March 12 (number)
	Auction companies	1 304	'70 173 898	20 413	40 327	1 518 492	'713 398	'167 003	59 466
421	Wholesale trade, durable goods	377	56 488 156	12 959	22 914	1 180 926	576 401	134 228	40 555
4211	Motor vehicle & motor vehicle parts & supplies whsle ..	339	56 039 593	10 025	20 488	1 131 214	550 553	128 661	39 755
42111	Automobile & other motor vehicle whsle	339	56 039 593	10 025	20 488	1 131 214	550 553	128 661	39 755
421110	Automobile & other motor vehicle whsle	339	56 039 593	10 025	20 488	1 131 214	550 553	128 661	39 755
4212	Furniture & home furnishings whsle	22	181 776	1 737	858	30 781	16 392	3 632	576
42121	Furniture whsle	15	161 234	1 173	432	26 408	14 426	3 195	464
421210	Furniture whsle	15	161 234	1 173	432	26 408	14 426	3 195	464
42122	Home furnishings whsle	7	20 542	564	426	4 373	1 966	437	112
421220	Home furnishings whsle	7	20 542	564	426	4 373	1 966	437	112
4218	Machinery, equipment, & supplies whsle	14	D	D	D	D	D	D	c
42181	Construction & mining (except petroleum) machinery & equip whsle	5	212 134	477	737	13 414	6 670	1 303	144
421810	Construction & mining (except petroleum) machinery & equip whsle	5	212 134	477	737	13 414	6 670	1 303	144
42182	Farm & garden machinery & equipment whsle	6	28 711	720	831	1 875	576	125	36
421820	Farm & garden machinery & equipment whsle	6	28 711	720	831	1 875	576	125	36
42183	Industrial machinery & equipment whsle	3	D	D	D	D	D	D	b
421830	Industrial machinery & equipment whsle	3	D	D	D	D	D	D	b
4219	Miscellaneous durable goods whsle	2	D	D	D	D	D	D	a
42199	Other miscellaneous durable goods whsle	2	D	D	D	D	D	D	a
421990	Other miscellaneous durable goods whsle	2	D	D	D	D	D	D	a
422	Wholesale trade, nondurable goods	927	13 685 742	7 454	17 413	337 566	136 997	32 775	18 911
4225	Farm-product raw material whsle	916	13 653 986	7 454	17 413	335 253	136 083	32 531	18 796
42252	Livestock whsle	771	12 498 791	7 430	9 950	286 465	120 142	28 501	17 661
422520	Livestock whsle	771	12 498 791	7 430	9 950	286 465	120 142	28 501	17 661
42259	Other farm product raw material whsle	145	1 155 195	24	7 463	48 788	15 941	4 030	1 135
422590	Other farm product raw material whsle	145	1 155 195	24	7 463	48 788	15 941	4 030	1 135
4229	Miscellaneous nondurable goods whsle	11	31 756	—	—	2 313	914	244	115
42292	Book, periodical, & newspaper whsle	1	D	D	D	D	D	D	a
422920	Book, periodical, & newspaper whsle	1	D	D	D	D	D	D	a
42293	Flower, nursery stock, & florists' supplies whsle	1	D	D	D	D	D	D	b
422930	Flower, nursery stock, & florists' supplies whsle	1	D	D	D	D	D	D	b
42294	Tobacco & tobacco product whsle	5	23 043	—	—	1 014	318	112	41
422940	Tobacco & tobacco product whsle	5	23 043	—	—	1 014	318	112	41
42299	Other miscellaneous nondurable goods whsle	4	D	D	D	D	D	D	b
422990	Other miscellaneous nondurable goods whsle	4	D	D	D	D	D	D	b
	Brokers	'8 607	'115 264 528	74 055	74 611	'3 786 303	'2 152 719	'483 611	'58 263
421	Wholesale trade, durable goods	3 546	15 703 817	34 639	33 785	847 730	466 836	94 930	9 267
4211	Motor vehicle & motor vehicle parts & supplies whsle ..	240	1 009 236	1 727	2 683	54 538	26 700	5 945	550
42111	Automobile & other motor vehicle whsle	121	409 546	949	1 774	20 137	8 017	1 371	204
421110	Automobile & other motor vehicle whsle	121	409 546	949	1 774	20 137	8 017	1 371	204
42112	Motor vehicle supplies & new parts whsle	111	589 376	778	909	33 744	18 404	4 515	340
421120	Motor vehicle supplies & new parts whsle	111	589 376	778	909	33 744	18 404	4 515	340
42113	Tire & tube whsle	8	10 314	—	—	657	279	59	6
421130	Tire & tube whsle	8	10 314	—	—	657	279	59	6
4212	Furniture & home furnishings whsle	276	1 065 148	5	12	53 397	26 329	5 719	649
42121	Furniture whsle	130	404 488	—	—	20 320	10 284	2 274	245
421210	Furniture whsle	130	404 488	—	—	20 320	10 284	2 274	245
42122	Home furnishings whsle	146	660 660	5	12	33 077	16 045	3 445	404
421220	Home furnishings whsle	146	660 660	5	12	33 077	16 045	3 445	404
4213	Lumber & other construction materials whsle	228	751 210	925	1 114	36 222	19 095	3 182	417
42131	Lumber, plywood, millwork, & wood panel whsle	142	561 027	696	988	24 090	12 931	2 067	274
421310	Lumber, plywood, millwork, & wood panel whsle ..	142	561 027	696	988	24 090	12 931	2 067	274
42132	Brick, stone, & related construction materials whsle .	45	112 075	194	61	7 506	3 588	644	96
421320	Brick, stone, & related construction materials whsle	45	112 075	194	61	7 506	3 588	644	96
42133	Roofing, siding, & insulation material whsle	13	34 744	5	5	1 338	777	139	17
421330	Roofing, siding, & insulation material whsle	13	34 744	5	5	1 338	777	139	17
42139	Other construction materials whsle	28	43 364	30	60	3 288	1 799	332	30
421390	Other construction materials whsle	28	43 364	30	60	3 288	1 799	332	30

Table 5. Detailed Type of Operation for the United States: 1997—Con.

[Includes only establishments with payroll. For meaning of abbreviations and symbols, see introductory text. For explanation of terms, see Appendix A]

NAICS code	Kind of business and type of operation	Establishments (number)	Sales (\$1,000)	End-of-1996 inventories (\$1,000)	End-of-1997 inventories (\$1,000)	Operating expenses (\$1,000)	Annual payroll (\$1,000)	First-quarter payroll (\$1,000)	Paid employees for pay period including March 12 (number)
	Brokers—Con.								
	Wholesale trade, durable goods—Con.								
421	Professional & commercial equipment & supplies whsle	526	2 653 927	1 122	1 215	138 018	81 463	17 118	1 476
4214	Photographic equipment & supplies whsle	18	22 020	7	1	1 868	889	173	27
421410	Photographic equipment & supplies whsle	18	22 020	7	1	1 868	889	173	27
42142	Office equipment whsle	50	500 124	410	417	14 131	8 612	1 759	187
421420	Office equipment whsle	50	500 124	410	417	14 131	8 612	1 759	187
42143	Computer & computer peripheral equipment & software whsle	185	1 444 040	612	668	67 589	42 366	10 002	739
421430	Computer & computer peripheral equipment & software whsle	185	1 444 040	612	668	67 589	42 366	10 002	739
42144	Other commercial equipment whsle	85	293 087	3	31	19 769	11 148	2 283	240
421440	Other commercial equipment whsle	85	293 087	3	31	19 769	11 148	2 283	240
42145	Medical, dental, & hospital equipment & supplies whsle	135	304 471	9	8	24 296	13 288	1 806	166
421450	Medical, dental, & hospital equipment & supplies whsle	135	304 471	9	8	24 296	13 288	1 806	166
42146	Ophthalmic goods whsle	25	49 998	—	—	4 314	2 283	514	52
421460	Ophthalmic goods whsle	25	49 998	—	—	4 314	2 283	514	52
42149	Other professional equipment & supplies whsle	28	40 187	81	90	6 051	2 877	581	65
421490	Other professional equipment & supplies whsle	28	40 187	81	90	6 051	2 877	581	65
4215	Metal & mineral (except petroleum) whsle	204	1 438 391	1 912	1 645	51 988	30 190	5 529	526
42151	Metal service centers & offices	126	514 983	908	679	25 141	13 962	2 473	270
421510	Metal service centers & offices	126	514 983	908	679	25 141	13 962	2 473	270
42152	Coal & other mineral & ore whsle	78	923 408	1 004	966	26 847	16 228	3 056	256
421520	Coal & other mineral & ore whsle	78	923 408	1 004	966	26 847	16 228	3 056	256
4216	Electrical goods whsle	429	3 370 307	2 308	2 942	195 090	114 777	24 463	1 971
42161	Electrical apparatus & equip, wiring supp, & const material whsle	144	564 220	217	302	29 052	15 416	2 830	305
421610	Electrical apparatus & equip, wiring supp, & const material whsle	144	564 220	217	302	29 052	15 416	2 830	305
42162	Electrical appliance, television & radio set whsle	45	230 691	100	135	10 779	5 327	961	123
421620	Electrical appliance, television & radio set whsle	45	230 691	100	135	10 779	5 327	961	123
42169	Other electronic parts & equipment whsle	240	2 575 396	1 991	2 505	155 259	94 034	20 672	1 543
421690	Other electronic parts & equipment whsle	240	2 575 396	1 991	2 505	155 259	94 034	20 672	1 543
4217	Hardware, & plumbing & heating equipment & supplies whsle	172	475 575	153	174	29 785	17 012	3 462	353
42171	Hardware whsle	70	288 838	71	80	13 405	7 273	1 502	137
421710	Hardware whsle	70	288 838	71	80	13 405	7 273	1 502	137
42172	Plumbing & heating equipment & supplies (hydronics) whsle	44	110 780	64	56	8 656	5 313	1 138	113
421720	Plumbing & heating equipment & supplies (hydronics) whsle	44	110 780	64	56	8 656	5 313	1 138	113
42173	Warm air heating & air-conditioning equipment & supplies whsle	44	41 133	18	38	4 922	2 925	546	65
421730	Warm air heating & air-conditioning equipment & supplies whsle	44	41 133	18	38	4 922	2 925	546	65
42174	Refrigeration equipment & supplies whsle	14	34 824	—	—	2 802	1 501	276	38
421740	Refrigeration equipment & supplies whsle	14	34 824	—	—	2 802	1 501	276	38
4218	Machinery, equipment, & supplies whsle	890	2 764 432	12 196	11 008	177 690	95 708	18 000	1 874
42181	Construction & mining (except petroleum) machinery & equip whsle	66	70 270	1 878	1 762	8 426	3 358	563	110
421810	Construction & mining (except petroleum) machinery & equip whsle	66	70 270	1 878	1 762	8 426	3 358	563	110
42182	Farm & garden machinery & equipment whsle	25	40 683	65	60	3 071	1 435	261	50
421820	Farm & garden machinery & equipment whsle	25	40 683	65	60	3 071	1 435	261	50
42183	Industrial machinery & equipment whsle	452	785 367	2 929	2 821	75 936	40 884	8 175	902
421830	Industrial machinery & equipment whsle	452	785 367	2 929	2 821	75 936	40 884	8 175	902
42184	Industrial supplies whsle	164	471 261	244	307	36 855	21 565	4 045	391
421840	Industrial supplies whsle	164	471 261	244	307	36 855	21 565	4 045	391
42185	Service establishment equipment & supplies whsle	37	44 964	55	372	5 406	2 659	525	74
421850	Service establishment equipment & supplies whsle	37	44 964	55	372	5 406	2 659	525	74
42186	Transportation equipment & supplies (exc motor vehicle) whsle	146	1 351 887	7 025	5 686	47 996	25 807	4 431	347
421860	Transportation equipment & supplies (exc motor vehicle) whsle	146	1 351 887	7 025	5 686	47 996	25 807	4 431	347
4219	Miscellaneous durable goods whsle	581	2 175 591	14 291	12 992	111 002	55 562	11 512	1 451
42191	Sporting & recreational goods & supplies whsle	129	414 746	4 188	4 214	20 625	10 623	2 033	265
421910	Sporting & recreational goods & supplies whsle	129	414 746	4 188	4 214	20 625	10 623	2 033	265
42192	Toy & hobby goods & supplies whsle	61	242 317	262	425	13 110	7 270	946	120
421920	Toy & hobby goods & supplies whsle	61	242 317	262	425	13 110	7 270	946	120
42193	Recyclable material whsle	117	733 989	2 101	865	27 695	13 133	3 140	251
421930	Recyclable material whsle	117	733 989	2 101	865	27 695	13 133	3 140	251
42194	Jewelry/watch/silverware/precious stone, & precious metal whsle	95	183 796	7 667	7 412	12 872	6 173	1 363	115
421940	Jewelry/watch/silverware/precious stone, & precious metal whsle	95	183 796	7 667	7 412	12 872	6 173	1 363	115
42199	Other miscellaneous durable goods whsle	179	600 743	73	76	36 700	18 363	4 030	700
421990	Other miscellaneous durable goods whsle	179	600 743	73	76	36 700	18 363	4 030	700

Table 5. Detailed Type of Operation for the United States: 1997—Con.

[Includes only establishments with payroll. For meaning of abbreviations and symbols, see introductory text. For explanation of terms, see Appendix A]

NAICS code	Kind of business and type of operation	Establishments (number)	Sales (\$1,000)	End-of-1996 inventories (\$1,000)	End-of-1997 inventories (\$1,000)	Operating expenses (\$1,000)	Annual payroll (\$1,000)	First-quarter payroll (\$1,000)	Paid employees for pay period including March 12 (number)
Brokers—Con.									
422	Wholesale trade, nondurable goods	5 061	99 560 711	39 416	40 826	2 938 573	1 685 883	388 681	48 996
4221	Paper & paper product whsle	359	1 455 558	953	745	89 535	50 338	10 972	901
42211	Printing & writing paper whsle	43	263 393	40	38	13 946	6 407	1 387	108
422110	Printing & writing paper whsle	43	263 393	40	38	13 946	6 407	1 387	108
42212	Stationery & office supplies whsle	147	183 327	631	527	25 766	13 211	2 889	308
422120	Stationery & office supplies whsle	147	183 327	631	527	25 766	13 211	2 889	308
42213	Industrial & personal service paper whsle	169	1 008 838	282	180	49 823	30 720	6 696	485
422130	Industrial & personal service paper whsle	169	1 008 838	282	180	49 823	30 720	6 696	485
4222	Drugs, & druggists' sundries whsle	133	960 241	145	95	40 117	22 776	5 374	727
42221	Drugs, & druggists' sundries whsle	133	960 241	145	95	40 117	22 776	5 374	727
422210	Drugs, & druggists' sundries whsle	133	960 241	145	95	40 117	22 776	5 374	727
4223	Apparel, piece goods, & notions whsle	425	1 596 343	1 635	1 167	87 811	41 079	7 791	750
42231	Piece goods, notions, & other dry goods whsle	138	737 223	757	53	29 304	14 686	2 318	221
422310	Piece goods, notions, & other dry goods whsle	138	737 223	757	53	29 304	14 686	2 318	221
42232	Men's & boys' clothing & furnishings whsle	55	176 066	400	360	9 829	4 267	828	102
422320	Men's & boys' clothing & furnishings whsle	55	176 066	400	360	9 829	4 267	828	102
42233	Women's, children's, & infants' clothing & accessories whsle	182	444 888	128	201	30 700	14 238	2 890	278
422330	Women's, children's, & infants' clothing & accessories whsle	182	444 888	128	201	30 700	14 238	2 890	278
42234	Footwear whsle	50	238 166	350	553	17 978	7 888	1 755	149
422340	Footwear whsle	50	238 166	350	553	17 978	7 888	1 755	149
4224	Grocery & related products whsle	3 009	78 822 014	32 252	33 155	2 408 804	1 402 187	328 549	42 302
42241	General-line grocery whsle	510	34 704 279	18 552	19 122	963 920	589 057	139 080	19 671
422410	General-line grocery whsle	510	34 704 279	18 552	19 122	963 920	589 057	139 080	19 671
42242	Packaged frozen food whsle	462	12 949 599	2 055	2 075	365 761	212 104	48 426	5 486
422420	Packaged frozen food whsle	462	12 949 599	2 055	2 075	365 761	212 104	48 426	5 486
42243	Dairy products, (except dried or canned) whsle	131	1 144 252	538	594	44 783	21 163	6 208	578
422430	Dairy products, (except dried or canned) whsle	131	1 144 252	538	594	44 783	21 163	6 208	578
42244	Poultry & poultry product whsle	75	1 013 228	—	—	21 482	10 972	2 586	290
422440	Poultry & poultry product whsle	75	1 013 228	—	—	21 482	10 972	2 586	290
42245	Confectionery whsle	231	1 848 555	606	734	71 310	39 521	9 804	1 418
422450	Confectionery whsle	231	1 848 555	606	734	71 310	39 521	9 804	1 418
42246	Fish & seafood whsle	75	352 358	62	172	17 871	9 635	2 123	303
422460	Fish & seafood whsle	75	352 358	62	172	17 871	9 635	2 123	303
42247	Meat & meat product whsle	223	3 177 927	2 780	3 295	85 422	47 702	11 889	1 251
422470	Meat & meat product whsle	223	3 177 927	2 780	3 295	85 422	47 702	11 889	1 251
42248	Fresh fruit & vegetable whsle	445	2 944 645	1 560	1 625	170 342	83 203	19 004	2 031
422480	Fresh fruit & vegetable whsle	445	2 944 645	1 560	1 625	170 342	83 203	19 004	2 031
42249	Other grocery & related products whsle	857	20 687 171	6 099	5 538	667 913	388 830	89 429	11 274
422490	Other grocery & related products whsle	857	20 687 171	6 099	5 538	667 913	388 830	89 429	11 274
4225	Farm-product raw material whsle	252	6 968 836	936	1 910	62 327	32 175	6 347	1 441
42251	Grain & field bean whsle	69	4 292 676	11	65	21 601	12 632	1 979	233
422510	Grain & field bean whsle	69	4 292 676	11	65	21 601	12 632	1 979	233
42252	Livestock whsle	76	1 422 683	607	1 053	22 418	10 790	2 518	841
422520	Livestock whsle	76	1 422 683	607	1 053	22 418	10 790	2 518	841
42259	Other farm product raw material whsle	107	1 253 477	318	792	18 308	8 753	1 850	367
422590	Other farm product raw material whsle	107	1 253 477	318	792	18 308	8 753	1 850	367
4226	Chemical & allied products whsle	201	898 264	1 003	964	43 571	23 277	4 217	434
42261	Plastics materials & basic forms & shapes whsle	97	357 261	709	709	22 509	11 452	2 322	194
422610	Plastics materials & basic forms & shapes whsle	97	357 261	709	709	22 509	11 452	2 322	194
42269	Other chemical & allied products whsle	104	541 003	294	255	21 062	11 825	1 895	240
422690	Other chemical & allied products whsle	104	541 003	294	255	21 062	11 825	1 895	240
4227	Petroleum & petroleum products whsle	67	5 496 754	272	280	43 207	27 099	4 501	312
42271	Petroleum bulk stations & terminals	6	32 779	—	—	1 335	654	117	13
422710	Petroleum bulk stations & terminals	6	32 779	—	—	1 335	654	117	13
42272	Petroleum & petroleum prod whsle (exc bulk stations & terminals)	61	5 463 975	272	280	41 872	26 445	4 384	299
422720	Petroleum & petroleum prod whsle (exc bulk stations & terminals)	61	5 463 975	272	280	41 872	26 445	4 384	299
4228	Beer, wine, & distilled alcoholic beverage whsle	117	926 379	692	1 109	43 274	24 277	5 591	521
42281	Beer & ale whsle	15	66 605	—	—	2 525	1 610	397	39
422810	Beer & ale whsle	15	66 605	—	—	2 525	1 610	397	39
42282	Wine & distilled alcoholic beverage whsle	102	859 774	692	1 109	40 749	22 667	5 194	482
422820	Wine & distilled alcoholic beverage whsle	102	859 774	692	1 109	40 749	22 667	5 194	482
4229	Miscellaneous nondurable goods whsle	498	2 436 322	1 528	1 401	119 927	62 675	15 339	1 608
42291	Farm supplies whsle	65	354 386	221	1	14 628	7 976	1 837	158
422910	Farm supplies whsle	65	354 386	221	1	14 628	7 976	1 837	158
42292	Book, periodical, & newspaper whsle	66	1 012 419	3	42	45 758	24 212	7 359	599
422920	Book, periodical, & newspaper whsle	66	1 012 419	3	42	45 758	24 212	7 359	599
42293	Flower, nursery stock, & florists' supplies whsle	58	131 049	99	50	10 049	5 291	1 150	177
422930	Flower, nursery stock, & florists' supplies whsle	58	131 049	99	50	10 049	5 291	1 150	177
42294	Tobacco & tobacco product whsle	17	13 414	80	88	2 244	979	184	18
422940	Tobacco & tobacco product whsle	17	13 414	80	88	2 244	979	184	18
42295	Paint, varnish, & supplies whsle	16	96 609	54	56	3 971	2 210	442	70
422950	Paint, varnish, & supplies whsle	16	96 609	54	56	3 971	2 210	442	70
42299	Other miscellaneous nondurable goods whsle	276	828 445	1 071	1 164	43 277	22 007	4 367	586
422990	Other miscellaneous nondurable goods whsle	276	828 445	1 071	1 164	43 277	22 007	4 367	586

Table 5. Detailed Type of Operation for the United States: 1997—Con.

[Includes only establishments with payroll. For meaning of abbreviations and symbols, see introductory text. For explanation of terms, see Appendix A]

NAICS code	Kind of business and type of operation	Estab-lish-ments (number)	Sales (\$1,000)	End-of-1996 inventories (\$1,000)	End-of-1997 inventories (\$1,000)	Operating expenses (\$1,000)	Annual payroll (\$1,000)	First-quarter payroll (\$1,000)	Paid employees for pay period including March 12 (number)
	Commission merchants	6 784	57 742 156	94 091	103 195	2 823 359	1 477 138	337 743	39 709
421	Wholesale trade, durable goods	3 786	17 862 718	64 322	72 001	1 233 078	653 210	150 013	14 569
4211	Motor vehicle & motor vehicle parts & supplies whsle ..	257	2 128 786	7 715	8 148	97 440	54 172	12 413	1 170
42111	Automobile & other motor vehicle whsle	51	D	D	D	D	D	D	c
421110	Automobile & other motor vehicle whsle	51	D	D	D	D	D	D	c
42112	Motor vehicle supplies & new parts whsle	196	D	D	D	D	D	D	f
421120	Motor vehicle supplies & new parts whsle	196	D	D	D	D	D	D	f
42113	Tire & tube whsle	10	D	D	D	D	D	D	b
421130	Tire & tube whsle	10	D	D	D	D	D	D	b
4212	Furniture & home furnishings whsle	330	1 285 493	1 525	2 278	101 193	49 543	12 192	1 188
42121	Furniture whsle	176	644 361	372	739	47 401	23 725	5 537	536
421210	Furniture whsle	176	644 361	372	739	47 401	23 725	5 537	536
42122	Home furnishings whsle	154	641 132	1 153	1 539	53 792	25 818	6 655	652
421220	Home furnishings whsle	154	641 132	1 153	1 539	53 792	25 818	6 655	652
4213	Lumber & other construction materials whsle	144	699 689	6 568	7 526	33 922	19 614	4 349	476
42131	Lumber, plywood, millwork, & wood panel whsle	78	490 827	6 487	7 343	22 912	13 379	2 904	269
421310	Lumber, plywood, millwork, & wood panel whsle ..	78	490 827	6 487	7 343	22 912	13 379	2 904	269
42132	Brick, stone, & related construction materials whsle .	21	63 296	-	-	3 129	1 865	380	47
421320	Brick, stone, & related construction materials whsle	21	63 296	-	-	3 129	1 865	380	47
42133	Roofing, siding, & insulation material whsle	22	105 190	17	24	4 001	2 205	479	50
421330	Roofing, siding, & insulation material whsle	22	105 190	17	24	4 001	2 205	479	50
42139	Other construction materials whsle	23	40 376	64	159	3 880	2 165	586	110
421390	Other construction materials whsle	23	40 376	64	159	3 880	2 165	586	110
4214	Professional & commercial equipment & supplies whsle	534	2 081 843	3 110	3 710	272 928	133 275	31 573	2 437
42141	Photographic equipment & supplies whsle	12	21 591	-	-	1 955	926	122	15
421410	Photographic equipment & supplies whsle	12	21 591	-	-	1 955	926	122	15
42142	Office equipment whsle	53	212 748	258	330	17 460	10 154	2 094	287
421420	Office equipment whsle	53	212 748	258	330	17 460	10 154	2 094	287
42143	Computer & computer peripheral equipment & software whsle	95	287 161	267	328	38 007	21 242	4 543	366
421430	Computer & computer peripheral equipment & software whsle	95	287 161	267	328	38 007	21 242	4 543	366
42144	Other commercial equipment whsle	49	262 264	431	403	18 953	8 809	1 844	187
421440	Other commercial equipment whsle	49	262 264	431	403	18 953	8 809	1 844	187
42145	Medical, dental, & hospital equipment & supplies whsle	258	1 087 627	1 812	1 583	176 111	80 958	20 214	1 262
421450	Medical, dental, & hospital equipment & supplies whsle	258	1 087 627	1 812	1 583	176 111	80 958	20 214	1 262
42146	Ophthalmic goods whsle	25	57 696	32	130	6 288	3 613	1 002	155
421460	Ophthalmic goods whsle	25	57 696	32	130	6 288	3 613	1 002	155
42149	Other professional equipment & supplies whsle	42	152 756	310	936	14 154	7 573	1 754	165
421490	Other professional equipment & supplies whsle ..	42	152 756	310	936	14 154	7 573	1 754	165
4215	Metal & mineral (except petroleum) whsle	155	1 273 444	1 292	1 558	46 119	26 579	5 758	429
42151	Metal service centers & offices	118	974 600	904	875	33 376	19 779	4 087	298
421510	Metal service centers & offices	118	974 600	904	875	33 376	19 779	4 087	298
42152	Coal & other mineral & ore whsle	37	298 844	388	683	12 743	6 800	1 671	131
421520	Coal & other mineral & ore whsle	37	298 844	388	683	12 743	6 800	1 671	131
4216	Electrical goods whsle	407	3 860 698	3 724	5 086	191 299	110 830	24 790	2 244
42161	Electrical apparatus & equip, wiring supp, & const material whsle	174	1 147 897	1 707	2 110	71 275	41 154	8 958	921
421610	Electrical apparatus & equip, wiring supp, & const material whsle	174	1 147 897	1 707	2 110	71 275	41 154	8 958	921
42162	Electrical appliance, television & radio set whsle	44	437 697	561	566	19 946	10 425	2 445	209
421620	Electrical appliance, television & radio set whsle ..	44	437 697	561	566	19 946	10 425	2 445	209
42169	Other electronic parts & equipment whsle	189	2 275 104	1 456	2 410	100 078	59 251	13 387	1 114
421690	Other electronic parts & equipment whsle	189	2 275 104	1 456	2 410	100 078	59 251	13 387	1 114
4217	Hardware, & plumbing & heating equipment & supplies whsle	165	1 074 700	3 701	3 787	71 785	40 434	8 710	884
42171	Hardware whsle	72	518 849	155	290	30 477	17 800	3 814	439
421710	Hardware whsle	72	518 849	155	290	30 477	17 800	3 814	439
42172	Plumbing & heating equipment & supplies (hydronics) whsle	59	441 943	2 860	3 033	29 825	16 174	3 220	318
421720	Plumbing & heating equipment & supplies (hydronics) whsle	59	441 943	2 860	3 033	29 825	16 174	3 220	318
42173	Warm air heating & air-conditioning equipment & supplies whsle	27	100 027	474	441	10 021	5 441	1 186	106
421730	Warm air heating & air-conditioning equipment & supplies whsle	27	100 027	474	441	10 021	5 441	1 186	106
42174	Refrigeration equipment & supplies whsle	7	13 881	212	23	1 462	1 019	490	21
421740	Refrigeration equipment & supplies whsle	7	13 881	212	23	1 462	1 019	490	21

Table 5. Detailed Type of Operation for the United States: 1997—Con.

[Includes only establishments with payroll. For meaning of abbreviations and symbols, see introductory text. For explanation of terms, see Appendix A]

NAICS code	Kind of business and type of operation	Establishments (number)	Sales (\$1,000)	End-of-1996 inventories (\$1,000)	End-of-1997 inventories (\$1,000)	Operating expenses (\$1,000)	Annual payroll (\$1,000)	First-quarter payroll (\$1,000)	Paid employees for pay period including March 12 (number)
Commission merchants—Con.									
421	Wholesale trade, durable goods—Con.								
4218	Machinery, equipment, & supplies whsle	861	3 140 455	29 338	33 703	255 680	141 253	32 370	3 373
42181	Construction & mining (except petroleum) machinery & equip whsle	12	D	D	D	D	D	D	b
421810	Construction & mining (except petroleum) machinery & equip whsle	12	D	D	D	D	D	D	b
42182	Farm & garden machinery & equipment whsle	86	256 949	12 207	11 753	24 093	12 426	2 606	499
421820	Farm & garden machinery & equipment whsle	86	256 949	12 207	11 753	24 093	12 426	2 606	499
42183	Industrial machinery & equipment whsle	378	1 519 719	8 908	9 520	127 145	73 156	16 221	1 467
421830	Industrial machinery & equipment whsle	378	1 519 719	8 908	9 520	127 145	73 156	16 221	1 467
42184	Industrial supplies whsle	312	934 545	7 516	11 323	76 278	41 429	10 600	1 100
421840	Industrial supplies whsle	312	934 545	7 516	11 323	76 278	41 429	10 600	1 100
42185	Service establishment equipment & supplies whsle ..	45	D	D	D	D	D	D	c
421850	Service establishment equipment & supplies whsle ..	45	D	D	D	D	D	D	c
42186	Transportation equipment & supplies (exc motor vehicle) whsle	28	251 519	155	541	10 766	5 776	1 144	73
421860	Transportation equipment & supplies (exc motor vehicle) whsle	28	251 519	155	541	10 766	5 776	1 144	73
4219	Miscellaneous durable goods whsle	933	2 317 610	7 349	6 205	162 712	77 510	17 858	2 368
42191	Sporting & recreational goods & supplies whsle	85	375 404	1 578	1 235	24 093	11 387	2 273	253
421910	Sporting & recreational goods & supplies whsle	85	375 404	1 578	1 235	24 093	11 387	2 273	253
42192	Toy & hobby goods & supplies whsle	42	273 843	628	336	18 127	9 404	1 831	140
421920	Toy & hobby goods & supplies whsle	42	273 843	628	336	18 127	9 404	1 831	140
42193	Recyclable material whsle	119	611 736	1 020	1 064	33 928	17 313	4 136	587
421930	Recyclable material whsle	119	611 736	1 020	1 064	33 928	17 313	4 136	587
42194	Jewelry/watch/silverware/precious stone, & precious metal whsle	80	162 819	62	151	13 934	6 615	1 399	171
421940	Jewelry/watch/silverware/precious stone, & precious metal whsle	80	162 819	62	151	13 934	6 615	1 399	171
42199	Other miscellaneous durable goods whsle	607	893 808	4 061	3 419	72 630	32 791	8 219	1 217
421990	Other miscellaneous durable goods whsle	607	893 808	4 061	3 419	72 630	32 791	8 219	1 217
422	Wholesale trade, nondurable goods	2 998	39 879 438	29 769	31 194	1 590 281	823 928	187 730	25 140
4221	Paper & paper product whsle	228	860 703	184	134	60 921	32 222	7 809	670
42211	Printing & writing paper whsle	43	330 991	—	—	15 685	9 845	2 507	155
422110	Printing & writing paper whsle	43	330 991	—	—	15 685	9 845	2 507	155
42212	Stationery & office supplies whsle	117	282 958	177	129	26 481	12 947	2 936	335
422120	Stationery & office supplies whsle	117	282 958	177	129	26 481	12 947	2 936	335
42213	Industrial & personal service paper whsle	68	246 754	7	5	18 755	9 430	2 366	180
422130	Industrial & personal service paper whsle	68	246 754	7	5	18 755	9 430	2 366	180
4222	Drugs, & druggists' sundries whsle	68	1 628 042	740	729	62 738	25 835	4 087	424
42221	Drugs, & druggists' sundries whsle	68	1 628 042	740	729	62 738	25 835	4 087	424
422210	Drugs, & druggists' sundries whsle	68	1 628 042	740	729	62 738	25 835	4 087	424
4223	Apparel, piece goods, & notions whsle	597	3 753 887	6 768	4 181	220 154	118 499	28 276	2 198
42231	Piece goods, notions, & other dry goods whsle	232	1 087 481	6 083	3 619	62 384	31 446	7 364	736
422310	Piece goods, notions, & other dry goods whsle	232	1 087 481	6 083	3 619	62 384	31 446	7 364	736
42232	Men's & boys' clothing & furnishings whsle	105	539 306	199	37	36 499	17 207	3 830	265
422320	Men's & boys' clothing & furnishings whsle	105	539 306	199	37	36 499	17 207	3 830	265
42233	Women's, children's, & infants' clothing & accessories whsle	208	885 871	313	515	54 816	28 081	7 388	582
422330	Women's, children's, & infants' clothing & accessories whsle	208	885 871	313	515	54 816	28 081	7 388	582
42234	Footwear whsle	52	1 241 229	173	10	66 455	41 765	9 694	615
422340	Footwear whsle	52	1 241 229	173	10	66 455	41 765	9 694	615
4224	Grocery & related products whsle	768	23 539 961	8 049	9 659	786 477	419 556	96 757	13 592
42241	General-line grocery whsle	238	18 043 483	996	1 039	494 211	269 143	61 732	8 926
422410	General-line grocery whsle	238	18 043 483	996	1 039	494 211	269 143	61 732	8 926
42242	Packaged frozen food whsle	98	942 787	577	623	28 083	17 059	4 075	501
422420	Packaged frozen food whsle	98	942 787	577	623	28 083	17 059	4 075	501
42243	Dairy products, (except dried or canned) whsle	17	D	D	D	D	D	D	b
422430	Dairy products, (except dried or canned) whsle	17	D	D	D	D	D	D	b
42244	Poultry & poultry product whsle	22	D	D	D	D	D	D	b
422440	Poultry & poultry product whsle	22	D	D	D	D	D	D	b
42245	Confectionery whsle	33	319 247	125	197	12 156	6 147	1 407	184
422450	Confectionery whsle	33	319 247	125	197	12 156	6 147	1 407	184
42246	Fish & seafood whsle	10	D	D	D	D	D	D	a
422460	Fish & seafood whsle	10	D	D	D	D	D	D	a
42247	Meat & meat product whsle	18	158 150	27	28	7 060	3 593	810	92
422470	Meat & meat product whsle	18	158 150	27	28	7 060	3 593	810	92
42248	Fresh fruit & vegetable whsle	162	2 634 571	5 079	6 141	176 380	86 729	20 033	2 639
422480	Fresh fruit & vegetable whsle	162	2 634 571	5 079	6 141	176 380	86 729	20 033	2 639
42249	Other grocery & related products whsle	170	D	D	D	D	D	D	g
422490	Other grocery & related products whsle	170	D	D	D	D	D	D	g

Table 5. Detailed Type of Operation for the United States: 1997—Con.

[Includes only establishments with payroll. For meaning of abbreviations and symbols, see introductory text. For explanation of terms, see Appendix A]

NAICS code	Kind of business and type of operation	Establishments (number)	Sales (\$1,000)	End-of-1996 inventories (\$1,000)	End-of-1997 inventories (\$1,000)	Operating expenses (\$1,000)	Annual payroll (\$1,000)	First-quarter payroll (\$1,000)	Paid employees for pay period including March 12 (number)
Commission merchants—Con.									
422 Wholesale trade, nondurable goods—Con.									
4225	Farm-product raw material whsle	256	D	D	D	D	D	D	g
42251	Grain & field bean whsle	49	291 292	1 592	2 339	12 472	4 690	1 166	177
422510	Grain & field bean whsle	49	291 292	1 592	2 339	12 472	4 690	1 166	177
42252	Livestock whsle	108	D	D	D	D	D	D	g
422520	Livestock whsle	108	D	D	D	D	D	D	g
42259	Other farm product raw material whsle	99	D	D	D	D	D	D	f
422590	Other farm product raw material whsle	99	D	D	D	D	D	D	f
4226	Chemical & allied products whsle	144	630 292	1 928	2 862	33 517	18 925	4 414	349
42261	Plastics materials & basic forms & shapes whsle	63	422 817	12	24	16 740	9 987	2 320	145
422610	Plastics materials & basic forms & shapes whsle	63	422 817	12	24	16 740	9 987	2 320	145
42269	Other chemical & allied products whsle	81	207 475	1 916	2 838	16 777	8 938	2 094	204
422690	Other chemical & allied products whsle	81	207 475	1 916	2 838	16 777	8 938	2 094	204
4227	Petroleum & petroleum products whsle	149	4 266 473	914	893	125 615	61 383	14 144	2 223
42271	Petroleum bulk stations & terminals	63	298 607	527	548	32 307	11 371	2 916	253
422710	Petroleum bulk stations & terminals	63	298 607	527	548	32 307	11 371	2 916	253
42272	Petroleum & petroleum prod whsle (exc bulk stations & terminals)	86	3 967 866	387	345	93 308	50 012	11 228	1 970
422720	Petroleum & petroleum prod whsle (exc bulk stations & terminals)	86	3 967 866	387	345	93 308	50 012	11 228	1 970
4228	Beer, wine, & distilled alcoholic beverage whsle	35	D	D	D	D	D	D	e
42281	Beer & ale whsle	19	D	D	D	D	D	D	c
422810	Beer & ale whsle	19	D	D	D	D	D	D	c
42282	Wine & distilled alcoholic beverage whsle	16	493 662	50	55	17 512	10 719	1 947	240
422820	Wine & distilled alcoholic beverage whsle	16	493 662	50	55	17 512	10 719	1 947	240
4229	Miscellaneous nondurable goods whsle	753	D	D	D	D	D	D	h
42291	Farm supplies whsle	55	129 782	730	805	8 648	4 672	1 043	124
422910	Farm supplies whsle	55	129 782	730	805	8 648	4 672	1 043	124
42292	Book, periodical, & newspaper whsle	96	D	D	D	D	D	D	g
422920	Book, periodical, & newspaper whsle	96	D	D	D	D	D	D	g
42293	Flower, nursery stock, & florists' supplies whsle	97	211 095	1 054	1 075	22 144	11 658	2 597	354
422930	Flower, nursery stock, & florists' supplies whsle	97	211 095	1 054	1 075	22 144	11 658	2 597	354
42294	Tobacco & tobacco product whsle	6	D	D	D	D	D	D	b
422940	Tobacco & tobacco product whsle	6	D	D	D	D	D	D	b
42295	Paint, varnish, & supplies whsle	10	50 731	574	680	4 325	2 090	458	51
422950	Paint, varnish, & supplies whsle	10	50 731	574	680	4 325	2 090	458	51
42299	Other miscellaneous nondurable goods whsle	489	D	D	D	D	D	D	g
422990	Other miscellaneous nondurable goods whsle	489	D	D	D	D	D	D	g
	Import agents	609	8 958 472	92 584	86 714	404 378	189 350	42 620	3 201
421	Wholesale trade, durable goods	210	4 499 815	60 538	50 586	121 828	55 715	12 268	1 002
4211	Motor vehicle & motor vehicle parts & supplies whsle ..	11	1 627 035	18 270	9 323	11 546	5 546	1 332	88
42111	Automobile & other motor vehicle whsle	3	D	D	D	D	D	D	b
421110	Automobile & other motor vehicle whsle	3	D	D	D	D	D	D	b
42112	Motor vehicle supplies & new parts whsle	6	D	D	D	D	D	D	b
421120	Motor vehicle supplies & new parts whsle	6	D	D	D	D	D	D	b
42113	Tire & tube whsle	2	D	D	D	D	D	D	a
421130	Tire & tube whsle	2	D	D	D	D	D	D	a
4212	Furniture & home furnishings whsle	38	303 599	1 563	1 026	14 241	7 289	1 607	192
42121	Furniture whsle	12	33 713	29	36	2 332	900	238	25
421210	Furniture whsle	12	33 713	29	36	2 332	900	238	25
42122	Home furnishings whsle	26	269 886	1 534	990	11 909	6 389	1 369	167
421220	Home furnishings whsle	26	269 886	1 534	990	11 909	6 389	1 369	167
4213	Lumber & other construction materials whsle	15	107 145	318	201	4 415	2 791	578	34
42131	Lumber, plywood, millwork, & wood panel whsle	8	80 094	145	26	2 496	1 681	328	16
421310	Lumber, plywood, millwork, & wood panel whsle ..	8	80 094	145	26	2 496	1 681	328	16
42132	Brick, stone, & related construction materials whsle .	3	D	D	D	D	D	D	a
421320	Brick, stone, & related construction materials whsle	3	D	D	D	D	D	D	a
42139	Other construction materials whsle	4	D	D	D	D	D	D	a
421390	Other construction materials whsle	4	D	D	D	D	D	D	a
4214	Professional & commercial equipment & supplies whsle	15	40 987	—	—	5 373	2 078	548	63
42141	Photographic equipment & supplies whsle	1	D	D	D	D	D	D	a
421410	Photographic equipment & supplies whsle	1	D	D	D	D	D	D	a
42143	Computer & computer peripheral equipment & software whsle	4	9 828	—	—	475	204	40	6
421430	Computer & computer peripheral equipment & software whsle	4	9 828	—	—	475	204	40	6
42144	Other commercial equipment whsle	1	D	D	D	D	D	D	a
421440	Other commercial equipment whsle	1	D	D	D	D	D	D	a
42145	Medical, dental, & hospital equipment & supplies whsle	5	D	D	D	D	D	D	b
421450	Medical, dental, & hospital equipment & supplies whsle	5	D	D	D	D	D	D	b
42146	Ophthalmic goods whsle	1	D	D	D	D	D	D	a
421460	Ophthalmic goods whsle	1	D	D	D	D	D	D	a
42149	Other professional equipment & supplies whsle	3	D	D	D	D	D	D	b
421490	Other professional equipment & supplies whsle	3	D	D	D	D	D	D	b

Table 5. Detailed Type of Operation for the United States: 1997—Con.

[Includes only establishments with payroll. For meaning of abbreviations and symbols, see introductory text. For explanation of terms, see Appendix A]

NAICS code	Kind of business and type of operation	Establishments (number)	Sales (\$1,000)	End-of-1996 inventories (\$1,000)	End-of-1997 inventories (\$1,000)	Operating expenses (\$1,000)	Annual payroll (\$1,000)	First-quarter payroll (\$1,000)	Paid employees for pay period including March 12 (number)
	Import agents—Con.								
421	Wholesale trade, durable goods—Con.								
4215	Metal & mineral (except petroleum) whsle	23	951 181	8 407	1 896	12 353	6 630	1 509	71
42151	Metal service centers & offices	20	834 667	7 810	1 281	9 243	4 662	1 023	57
421510	Metal service centers & offices	20	834 667	7 810	1 281	9 243	4 662	1 023	57
42152	Coal & other mineral & ore whsle	3	116 514	597	615	3 110	1 968	486	14
421520	Coal & other mineral & ore whsle	3	116 514	597	615	3 110	1 968	486	14
4216	Electrical goods whsle	19	325 809	2 251	1 679	13 176	6 500	1 579	87
42161	Electrical apparatus & equip, wiring supp, & const material whsle	4	10 202	879	648	789	394	98	14
421610	Electrical apparatus & equip, wiring supp, & const material whsle	4	10 202	879	648	789	394	98	14
42162	Electrical appliance, television & radio set whsle	3	40 036	1 210	844	3 012	857	218	23
421620	Electrical appliance, television & radio set whsle	3	40 036	1 210	844	3 012	857	218	23
42169	Other electronic parts & equipment whsle	12	275 571	162	187	9 375	5 249	1 263	50
421690	Other electronic parts & equipment whsle	12	275 571	162	187	9 375	5 249	1 263	50
4217	Hardware, & plumbing & heating equipment & supplies whsle	13	152 132	4 290	6 907	7 777	3 289	795	87
42171	Hardware whsle	8	125 544	4 290	6 907	6 575	2 738	670	69
421710	Hardware whsle	8	125 544	4 290	6 907	6 575	2 738	670	69
42172	Plumbing & heating equipment & supplies (hydronics) whsle	4	D	D	D	D	D	D	a
421720	Plumbing & heating equipment & supplies (hydronics) whsle	4	D	D	D	D	D	D	a
42173	Warm air heating & air-conditioning equipment & supplies whsle	1	D	D	D	D	D	D	a
421730	Warm air heating & air-conditioning equipment & supplies whsle	1	D	D	D	D	D	D	a
4218	Machinery, equipment, & supplies whsle	31	666 893	5 952	7 271	20 430	10 651	1 921	152
42181	Construction & mining (except petroleum) machinery & equip whsle	1	D	D	D	D	D	D	a
421810	Construction & mining (except petroleum) machinery & equip whsle	1	D	D	D	D	D	D	a
42183	Industrial machinery & equipment whsle	25	D	D	D	D	D	D	c
421830	Industrial machinery & equipment whsle	25	D	D	D	D	D	D	c
42184	Industrial supplies whsle	3	3 586	—	—	712	394	83	10
421840	Industrial supplies whsle	3	3 586	—	—	712	394	83	10
42186	Transportation equipment & supplies (exc motor vehicle) whsle	2	D	D	D	D	D	D	a
421860	Transportation equipment & supplies (exc motor vehicle) whsle	2	D	D	D	D	D	D	a
4219	Miscellaneous durable goods whsle	45	325 034	19 487	22 283	32 517	10 941	2 399	228
42191	Sporting & recreational goods & supplies whsle	9	190 038	16 257	18 938	21 237	6 187	1 249	127
421910	Sporting & recreational goods & supplies whsle	9	190 038	16 257	18 938	21 237	6 187	1 249	127
42192	Toy & hobby goods & supplies whsle	11	66 969	3 230	3 345	6 154	2 259	737	52
421920	Toy & hobby goods & supplies whsle	11	66 969	3 230	3 345	6 154	2 259	737	52
42193	Recyclable material whsle	3	11 462	—	—	1 316	594	126	5
421930	Recyclable material whsle	3	11 462	—	—	1 316	594	126	5
42194	Jewelry/watch/silverware/precious stone, & precious metal whsle	6	36 652	—	—	1 796	1 044	107	20
421940	Jewelry/watch/silverware/precious stone, & precious metal whsle	6	36 652	—	—	1 796	1 044	107	20
42199	Other miscellaneous durable goods whsle	16	19 913	—	—	2 014	857	180	24
421990	Other miscellaneous durable goods whsle	16	19 913	—	—	2 014	857	180	24
422	Wholesale trade, nondurable goods	399	4 458 657	32 046	36 128	282 550	133 635	30 352	2 199
4221	Paper & paper product whsle	9	525 787	11 626	12 471	19 035	7 333	1 614	93
42211	Printing & writing paper whsle	3	D	D	D	D	D	D	b
422110	Printing & writing paper whsle	3	D	D	D	D	D	D	b
42212	Stationery & office supplies whsle	2	D	D	D	D	D	D	a
422120	Stationery & office supplies whsle	2	D	D	D	D	D	D	a
42213	Industrial & personal service paper whsle	4	50 543	—	—	2 167	1 337	139	9
422130	Industrial & personal service paper whsle	4	50 543	—	—	2 167	1 337	139	9
4222	Drugs, & druggists' sundries whsle	8	544 327	895	923	25 789	10 221	1 718	99
42221	Drugs, & druggists' sundries whsle	8	544 327	895	923	25 789	10 221	1 718	99
422210	Drugs, & druggists' sundries whsle	8	544 327	895	923	25 789	10 221	1 718	99
4223	Apparel, piece goods, & notions whsle	125	2 430 693	14 547	15 670	163 932	79 853	17 977	1 178
42231	Piece goods, notions, & other dry goods whsle	24	204 811	439	319	12 388	6 673	1 511	125
422310	Piece goods, notions, & other dry goods whsle	24	204 811	439	319	12 388	6 673	1 511	125
42232	Men's & boys' clothing & furnishings whsle	25	175 695	625	727	14 029	5 078	1 227	100
422320	Men's & boys' clothing & furnishings whsle	25	175 695	625	727	14 029	5 078	1 227	100
42233	Women's, children's, & infants' clothing & accessories whsle	29	308 256	3 283	3 821	15 887	7 917	1 892	232
422330	Women's, children's, & infants' clothing & accessories whsle	29	308 256	3 283	3 821	15 887	7 917	1 892	232
42234	Footwear whsle	47	1 741 931	10 200	10 803	121 628	60 185	13 347	721
422340	Footwear whsle	47	1 741 931	10 200	10 803	121 628	60 185	13 347	721

Table 5. Detailed Type of Operation for the United States: 1997—Con.

[Includes only establishments with payroll. For meaning of abbreviations and symbols, see introductory text. For explanation of terms, see Appendix A]

NAICS code	Kind of business and type of operation	Establishments (number)	Sales (\$1,000)	End-of-1996 inventories (\$1,000)	End-of-1997 inventories (\$1,000)	Operating expenses (\$1,000)	Annual payroll (\$1,000)	First-quarter payroll (\$1,000)	Paid employees for pay period including March 12 (number)
	Import agents—Con.								
422	Wholesale trade, nondurable goods—Con.								
4224	Grocery & related products whse	190	484 813	1 219	3 201	29 254	14 506	3 319	528
42242	Packaged frozen food whse	1	D	D	D	D	D	D	a
422420	Packaged frozen food whse	1	D	D	D	D	D	D	a
42243	Dairy products, (except dried or canned) whse	1	D	D	D	D	D	D	a
422430	Dairy products, (except dried or canned) whse	1	D	D	D	D	D	D	a
42245	Confectionery whse	1	D	D	D	D	D	D	a
422450	Confectionery whse	1	D	D	D	D	D	D	a
42246	Fish & seafood whse	2	D	D	D	D	D	D	a
422460	Fish & seafood whse	2	D	D	D	D	D	D	a
42247	Meat & meat product whse	2	D	D	D	D	D	D	a
422470	Meat & meat product whse	2	D	D	D	D	D	D	a
42248	Fresh fruit & vegetable whse	11	131 548	10	—	8 313	4 186	1 031	106
422480	Fresh fruit & vegetable whse	11	131 548	10	—	8 313	4 186	1 031	106
42249	Other grocery & related products whse	172	299 508	1 209	2 940	18 733	9 823	2 135	405
422490	Other grocery & related products whse	172	299 508	1 209	2 940	18 733	9 823	2 135	405
4225	Farm-product raw material whse	1	D	D	D	D	D	D	a
42259	Other farm product raw material whse	1	D	D	D	D	D	D	a
422590	Other farm product raw material whse	1	D	D	D	D	D	D	a
4226	Chemical & allied products whse	7	148 465	2 795	2 380	5 678	2 706	615	35
42261	Plastics materials & basic forms & shapes whse	1	D	D	D	D	D	D	a
422610	Plastics materials & basic forms & shapes whse	1	D	D	D	D	D	D	a
42269	Other chemical & allied products whse	6	D	D	D	D	D	D	b
422690	Other chemical & allied products whse	6	D	D	D	D	D	D	b
4228	Beer, wine, & distilled alcoholic beverage whse	7	24 725	194	313	2 858	1 647	390	15
42282	Wine & distilled alcoholic beverage whse	7	24 725	194	313	2 858	1 647	390	15
422820	Wine & distilled alcoholic beverage whse	7	24 725	194	313	2 858	1 647	390	15
4229	Miscellaneous nondurable goods whse	52	D	D	D	D	D	D	c
42292	Book, periodical, & newspaper whse	2	D	D	D	D	D	D	a
422920	Book, periodical, & newspaper whse	2	D	D	D	D	D	D	a
42293	Flower, nursery stock, & florists' supplies whse	7	D	D	D	D	D	D	c
422930	Flower, nursery stock, & florists' supplies whse	7	D	D	D	D	D	D	c
42295	Paint, varnish, & supplies whse	2	D	D	D	D	D	D	a
422950	Paint, varnish, & supplies whse	2	D	D	D	D	D	D	a
42299	Other miscellaneous nondurable goods whse	41	195 651	760	1 170	22 742	10 303	2 034	107
422990	Other miscellaneous nondurable goods whse	41	195 651	760	1 170	22 742	10 303	2 034	107
	Export agents	1 282	18 817 977	25 451	18 003	365 302	171 395	37 464	4 839
421	Wholesale trade, durable goods	816	4 512 986	21 504	13 157	216 894	104 445	22 704	2 540
4211	Motor vehicle & motor vehicle parts & supplies whse	57	117 668	601	596	8 391	3 516	746	136
42111	Automobile & other motor vehicle whse	17	42 754	94	116	3 049	1 255	251	50
421110	Automobile & other motor vehicle whse	17	42 754	94	116	3 049	1 255	251	50
42112	Motor vehicle supplies & new parts whse	34	54 216	507	480	4 261	1 786	390	74
421120	Motor vehicle supplies & new parts whse	34	54 216	507	480	4 261	1 786	390	74
42113	Tire & tube whse	6	20 698	—	—	1 081	475	105	12
421130	Tire & tube whse	6	20 698	—	—	1 081	475	105	12
4212	Furniture & home furnishings whse	47	197 002	65	76	9 146	4 611	1 175	119
42121	Furniture whse	18	58 983	—	6	3 709	2 200	523	48
421210	Furniture whse	18	58 983	—	6	3 709	2 200	523	48
42122	Home furnishings whse	29	138 019	65	70	5 437	2 411	652	71
421220	Home furnishings whse	29	138 019	65	70	5 437	2 411	652	71
4213	Lumber & other construction materials whse	33	207 198	1 167	1 154	5 892	3 087	825	89
42131	Lumber, plywood, millwork, & wood panel whse	15	142 901	1 167	1 154	2 697	1 485	380	50
421310	Lumber, plywood, millwork, & wood panel whse	15	142 901	1 167	1 154	2 697	1 485	380	50
42132	Brick, stone, & related construction materials whse	2	D	D	D	D	D	D	a
421320	Brick, stone, & related construction materials whse	2	D	D	D	D	D	D	a
42133	Roofing, siding, & insulation material whse	3	4 859	—	—	295	149	30	4
421330	Roofing, siding, & insulation material whse	3	4 859	—	—	295	149	30	4
42139	Other construction materials whse	13	D	D	D	D	D	D	b
421390	Other construction materials whse	13	D	D	D	D	D	D	b

Table 5. Detailed Type of Operation for the United States: 1997—Con.

[Includes only establishments with payroll. For meaning of abbreviations and symbols, see introductory text. For explanation of terms, see Appendix A]

NAICS code	Kind of business and type of operation	Establishments (number)	Sales (\$1,000)	End-of-1996 inventories (\$1,000)	End-of-1997 inventories (\$1,000)	Operating expenses (\$1,000)	Annual payroll (\$1,000)	First-quarter payroll (\$1,000)	Paid employees for pay period including March 12 (number)
Export agents—Con.									
Wholesale trade, durable goods—Con.									
421	Professional & commercial equipment & supplies whsle	97	921 158	11 465	2 441	25 638	11 920	2 952	297
42141	Photographic equipment & supplies whsle	2	D	D	D	D	D	D	a
421410	Photographic equipment & supplies whsle	2	D	D	D	D	D	D	a
42142	Office equipment whsle	9	32 791	8	6	1 194	652	150	29
421420	Office equipment whsle	9	32 791	8	6	1 194	652	150	29
42143	Computer & computer peripheral equipment & software whsle	32	744 115	11 267	1 628	13 976	5 670	1 502	128
421430	Computer & computer peripheral equipment & software whsle	32	744 115	11 267	1 628	13 976	5 670	1 502	128
42144	Other commercial equipment whsle	6	D	D	D	D	D	D	b
421440	Other commercial equipment whsle	6	D	D	D	D	D	D	b
42145	Medical, dental, & hospital equipment & supplies whsle	36	D	D	D	D	D	D	b
421450	Medical, dental, & hospital equipment & supplies whsle	36	D	D	D	D	D	D	b
42146	Ophthalmic goods whsle	3	D	D	D	D	D	D	a
421460	Ophthalmic goods whsle	3	D	D	D	D	D	D	a
42149	Other professional equipment & supplies whsle	9	D	D	D	D	D	D	a
421490	Other professional equipment & supplies whsle	9	D	D	D	D	D	D	a
4215	Metal & mineral (except petroleum) whsle	47	585 323	5 262	5 297	22 199	10 319	2 326	231
42151	Metal service centers & offices	42	290 058	58	68	12 288	5 869	1 347	177
421510	Metal service centers & offices	42	290 058	58	68	12 288	5 869	1 347	177
42152	Coal & other mineral & ore whsle	5	295 265	5 204	5 229	9 911	4 450	979	54
421520	Coal & other mineral & ore whsle	5	295 265	5 204	5 229	9 911	4 450	979	54
4216	Electrical goods whsle	123	668 899	880	1 123	33 971	17 346	3 280	382
42161	Electrical apparatus & equip, wiring supp, & const material whsle	43	200 258	362	590	9 564	4 783	780	113
421610	Electrical apparatus & equip, wiring supp, & const material whsle	43	200 258	362	590	9 564	4 783	780	113
42162	Electrical appliance, television & radio set whsle	14	83 665	34	34	2 763	1 279	278	36
421620	Electrical appliance, television & radio set whsle	14	83 665	34	34	2 763	1 279	278	36
42169	Other electronic parts & equipment whsle	66	384 976	484	499	21 644	11 284	2 222	233
421690	Other electronic parts & equipment whsle	66	384 976	484	499	21 644	11 284	2 222	233
4217	Hardware, & plumbing & heating equipment & supplies whsle	28	D	D	D	D	D	D	b
42171	Hardware whsle	13	35 219	137	125	1 663	794	166	34
421710	Hardware whsle	13	35 219	137	125	1 663	794	166	34
42172	Plumbing & heating equipment & supplies (hydronics) whsle	8	D	D	D	D	D	D	b
421720	Plumbing & heating equipment & supplies (hydronics) whsle	8	D	D	D	D	D	D	b
42173	Warm air heating & air-conditioning equipment & supplies whsle	3	D	D	D	D	D	D	a
421730	Warm air heating & air-conditioning equipment & supplies whsle	3	D	D	D	D	D	D	a
42174	Refrigeration equipment & supplies whsle	4	D	D	D	D	D	D	a
421740	Refrigeration equipment & supplies whsle	4	D	D	D	D	D	D	a
4218	Machinery, equipment, & supplies whsle	270	D	D	D	D	D	D	f
42181	Construction & mining (except petroleum) machinery & equip whsle	21	D	D	D	D	D	D	b
421810	Construction & mining (except petroleum) machinery & equip whsle	21	D	D	D	D	D	D	b
42182	Farm & garden machinery & equipment whsle	13	40 027	70	70	3 330	1 796	227	33
421820	Farm & garden machinery & equipment whsle	13	40 027	70	70	3 330	1 796	227	33
42183	Industrial machinery & equipment whsle	179	750 602	1 061	1 228	52 799	23 713	5 260	594
421830	Industrial machinery & equipment whsle	179	750 602	1 061	1 228	52 799	23 713	5 260	594
42184	Industrial supplies whsle	24	116 128	36	36	6 028	3 667	757	69
421840	Industrial supplies whsle	24	116 128	36	36	6 028	3 667	757	69
42185	Service establishment equipment & supplies whsle	1	D	D	D	D	D	D	a
421850	Service establishment equipment & supplies whsle	1	D	D	D	D	D	D	a
42186	Transportation equipment & supplies (exc motor vehicle) whsle	32	D	D	D	D	D	D	b
421860	Transportation equipment & supplies (exc motor vehicle) whsle	32	D	D	D	D	D	D	b
4219	Miscellaneous durable goods whsle	114	D	D	D	D	D	D	e
42191	Sporting & recreational goods & supplies whsle	26	56 982	9	48	3 900	2 222	460	58
421910	Sporting & recreational goods & supplies whsle	26	56 982	9	48	3 900	2 222	460	58
42192	Toy & hobby goods & supplies whsle	8	D	D	D	D	D	D	b
421920	Toy & hobby goods & supplies whsle	8	D	D	D	D	D	D	b
42193	Recyclable material whsle	16	33 325	166	386	2 498	1 061	325	52
421930	Recyclable material whsle	16	33 325	166	386	2 498	1 061	325	52
42194	Jewelry/watch/silverware/precious stone, & precious metal whsle	4	3 832	—	—	469	315	73	5
421940	Jewelry/watch/silverware/precious stone, & precious metal whsle	4	3 832	—	—	469	315	73	5
42199	Other miscellaneous durable goods whsle	60	D	D	D	D	D	D	c
421990	Other miscellaneous durable goods whsle	60	D	D	D	D	D	D	c

Table 5. Detailed Type of Operation for the United States: 1997—Con.

[Includes only establishments with payroll. For meaning of abbreviations and symbols, see introductory text. For explanation of terms, see Appendix A]

NAICS code	Kind of business and type of operation	Establishments (number)	Sales (\$1,000)	End-of-1996 inventories (\$1,000)	End-of-1997 inventories (\$1,000)	Operating expenses (\$1,000)	Annual payroll (\$1,000)	First-quarter payroll (\$1,000)	Paid employees for pay period including March 12 (number)
Export agents—Con.									
422	Wholesale trade, nondurable goods	466	14 304 991	3 947	4 846	148 408	66 950	14 760	2 299
4221	Paper & paper product whsle	18	42 910	31	20	3 528	1 822	328	46
42211	Printing & writing paper whsle	2	D	D	D	D	D	D	a
422110	Printing & writing paper whsle	2	D	D	D	D	D	D	a
42212	Stationery & office supplies whsle	3	D	D	D	D	D	D	a
422120	Stationery & office supplies whsle	3	D	D	D	D	D	D	a
42213	Industrial & personal service paper whsle	13	17 785	31	20	1 841	1 102	197	29
422130	Industrial & personal service paper whsle	13	17 785	31	20	1 841	1 102	197	29
4222	Drugs, & druggists' sundries whsle	12	276 224	1 295	1 421	12 359	2 701	625	62
42221	Drugs, & druggists' sundries whsle	12	276 224	1 295	1 421	12 359	2 701	625	62
422210	Drugs, & druggists' sundries whsle	12	276 224	1 295	1 421	12 359	2 701	625	62
4223	Apparel, piece goods, & notions whsle	92	253 307	1 267	1 292	20 024	9 335	2 152	261
42231	Piece goods, notions, & other dry goods whsle	33	98 536	—	24	6 719	3 353	814	76
422310	Piece goods, notions, & other dry goods whsle	33	98 536	—	24	6 719	3 353	814	76
42232	Men's & boys' clothing & furnishings whsle	26	54 611	394	460	4 711	2 248	566	88
422320	Men's & boys' clothing & furnishings whsle	26	54 611	394	460	4 711	2 248	566	88
42233	Women's, children's, & infants' clothing & accessories whsle	20	77 303	873	808	5 596	2 498	525	65
422330	Women's, children's, & infants' clothing & accessories whsle	20	77 303	873	808	5 596	2 498	525	65
42234	Footwear whsle	13	22 857	—	—	2 998	1 236	247	32
422340	Footwear whsle	13	22 857	—	—	2 998	1 236	247	32
4224	Grocery & related products whsle	119	984 072	498	1 087	41 413	19 741	4 092	436
42242	Packaged frozen food whsle	14	D	D	D	D	D	D	b
422420	Packaged frozen food whsle	14	D	D	D	D	D	D	b
42243	Dairy products, (except dried or canned) whsle	5	D	D	D	D	D	D	b
422430	Dairy products, (except dried or canned) whsle	5	D	D	D	D	D	D	b
42244	Poultry & poultry product whsle	1	D	D	D	D	D	D	a
422440	Poultry & poultry product whsle	1	D	D	D	D	D	D	a
42245	Confectionery whsle	5	D	D	D	D	D	D	a
422450	Confectionery whsle	5	D	D	D	D	D	D	a
42246	Fish & seafood whsle	10	172 825	410	957	5 215	2 601	513	55
422460	Fish & seafood whsle	10	172 825	410	957	5 215	2 601	513	55
42247	Meat & meat product whsle	8	D	D	D	D	D	D	a
422470	Meat & meat product whsle	8	D	D	D	D	D	D	a
42248	Fresh fruit & vegetable whsle	29	212 271	39	89	15 510	6 712	1 448	184
422480	Fresh fruit & vegetable whsle	29	212 271	39	89	15 510	6 712	1 448	184
42249	Other grocery & related products whsle	47	310 455	49	41	9 195	4 531	994	100
422490	Other grocery & related products whsle	47	310 455	49	41	9 195	4 531	994	100
4225	Farm-product raw material whsle	69	11 059 172	196	211	32 722	15 841	4 315	1 143
42251	Grain & field bean whsle	17	10 461 266	136	137	10 848	5 244	1 178	68
422510	Grain & field bean whsle	17	10 461 266	136	137	10 848	5 244	1 178	68
42252	Livestock whsle	2	D	D	D	D	D	D	b
422520	Livestock whsle	2	D	D	D	D	D	D	b
42259	Other farm product raw material whsle	50	D	D	D	D	D	D	g
422590	Other farm product raw material whsle	50	D	D	D	D	D	D	g
4226	Chemical & allied products whsle	50	148 220	474	509	8 659	4 931	833	93
42261	Plastics materials & basic forms & shapes whsle	19	D	D	D	D	D	D	b
422610	Plastics materials & basic forms & shapes whsle	19	D	D	D	D	D	D	b
42269	Other chemical & allied products whsle	31	D	D	D	D	D	D	b
422690	Other chemical & allied products whsle	31	D	D	D	D	D	D	b
4227	Petroleum & petroleum products whsle	9	68 953	—	—	4 773	2 956	369	25
42272	Petroleum & petroleum prod whsle (exc bulk stations & terminals)	9	68 953	—	—	4 773	2 956	369	25
422720	Petroleum & petroleum prod whsle (exc bulk stations & terminals)	9	68 953	—	—	4 773	2 956	369	25
4228	Beer, wine, & distilled alcoholic beverage whsle	10	36 626	—	106	3 291	1 588	326	32
42282	Wine & distilled alcoholic beverage whsle	10	36 626	—	106	3 291	1 588	326	32
422820	Wine & distilled alcoholic beverage whsle	10	36 626	—	106	3 291	1 588	326	32
4229	Miscellaneous nondurable goods whsle	87	1 435 507	186	200	21 639	8 035	1 720	201
42291	Farm supplies whsle	18	1 208 992	—	7	7 883	1 787	429	35
422910	Farm supplies whsle	18	1 208 992	—	7	7 883	1 787	429	35
42292	Book, periodical, & newspaper whsle	3	D	D	D	D	D	D	a
422920	Book, periodical, & newspaper whsle	3	D	D	D	D	D	D	a
42293	Flower, nursery stock, & florists' supplies whsle	2	D	D	D	D	D	D	a
422930	Flower, nursery stock, & florists' supplies whsle	2	D	D	D	D	D	D	a
42294	Tobacco & tobacco product whsle	1	D	D	D	D	D	D	a
422940	Tobacco & tobacco product whsle	1	D	D	D	D	D	D	a
42295	Paint, varnish, & supplies whsle	6	D	D	D	D	D	D	b
422950	Paint, varnish, & supplies whsle	6	D	D	D	D	D	D	b
42299	Other miscellaneous nondurable goods whsle	57	125 510	36	160	10 002	4 052	906	127
422990	Other miscellaneous nondurable goods whsle	57	125 510	36	160	10 002	4 052	906	127

Table 5. Detailed Type of Operation for the United States: 1997—Con.

[Includes only establishments with payroll. For meaning of abbreviations and symbols, see introductory text. For explanation of terms, see Appendix A]

NAICS code	Kind of business and type of operation	Establishments (number)	Sales (\$1,000)	End-of-1996 inventories (\$1,000)	End-of-1997 inventories (\$1,000)	Operating expenses (\$1,000)	Annual payroll (\$1,000)	First-quarter payroll (\$1,000)	Paid employees for pay period including March 12 (number)
	Manufacturers' agents	29 249	'196 694 791	273 231	319 679	10 537 869	5 926 348	1 335 239	117 779
421	Wholesale trade, durable goods	23 287	158 303 598	239 175	279 024	8 675 470	4 913 507	1 107 752	94 222
4211	Motor vehicle & motor vehicle parts & supplies whse ..	906	14 548 078	8 841	8 947	525 208	297 441	64 396	4 239
42111	Automobile & other motor vehicle whse	99	705 273	3 074	2 486	28 717	15 057	2 871	401
421110	Automobile & other motor vehicle whse	99	705 273	3 074	2 486	28 717	15 057	2 871	401
42112	Motor vehicle supplies & new parts whse	782	13 736 479	5 022	5 676	488 167	277 865	60 634	3 727
421120	Motor vehicle supplies & new parts whse	782	13 736 479	5 022	5 676	488 167	277 865	60 634	3 727
42113	Tire & tube whse	25	106 326	745	785	8 324	4 519	891	111
421130	Tire & tube whse	25	106 326	745	785	8 324	4 519	891	111
4212	Furniture & home furnishings whse	2 136	11 245 971	10 245	12 344	598 295	293 980	67 699	6 529
42121	Furniture whse	1 219	6 094 653	5 970	6 480	334 282	165 371	40 312	3 633
421210	Furniture whse	1 219	6 094 653	5 970	6 480	334 282	165 371	40 312	3 633
42122	Home furnishings whse	917	5 151 318	4 275	5 864	264 013	128 609	27 387	2 896
421220	Home furnishings whse	917	5 151 318	4 275	5 864	264 013	128 609	27 387	2 896
4213	Lumber & other construction materials whse	977	4 727 510	4 667	6 540	232 243	124 699	26 917	2 749
42131	Lumber, plywood, millwork, & wood panel whse ..	387	2 493 472	2 683	4 762	99 907	53 254	11 690	1 123
421310	Lumber, plywood, millwork, & wood panel whse ..	387	2 493 472	2 683	4 762	99 907	53 254	11 690	1 123
42132	Brick, stone, & related construction materials whse .	100	237 657	928	766	21 546	9 610	1 966	277
421320	Brick, stone, & related construction materials whse	100	237 657	928	766	21 546	9 610	1 966	277
42133	Roofing, siding, & insulation material whse	255	1 194 741	722	650	60 598	33 819	7 059	661
421330	Roofing, siding, & insulation material whse	255	1 194 741	722	650	60 598	33 819	7 059	661
42139	Other construction materials whse	235	801 640	334	362	50 192	28 016	6 202	688
421390	Other construction materials whse	235	801 640	334	362	50 192	28 016	6 202	688
4214	Professional & commercial equipment & supplies whse	2 653	11 720 864	25 030	34 621	954 043	544 507	129 764	10 227
42141	Photographic equipment & supplies whse	65	180 823	611	1 097	12 332	6 076	1 349	144
421410	Photographic equipment & supplies whse	65	180 823	611	1 097	12 332	6 076	1 349	144
42142	Office equipment whse	292	849 577	3 879	4 169	78 034	43 861	10 590	1 329
421420	Office equipment whse	292	849 577	3 879	4 169	78 034	43 861	10 590	1 329
42143	Computer & computer peripheral equipment & software whse	441	4 860 491	3 971	4 182	238 479	142 611	35 187	2 272
421430	Computer & computer peripheral equipment & software whse	441	4 860 491	3 971	4 182	238 479	142 611	35 187	2 272
42144	Other commercial equipment whse	453	2 083 716	3 991	4 324	154 669	83 961	19 926	2 003
421440	Other commercial equipment whse	453	2 083 716	3 991	4 324	154 669	83 961	19 926	2 003
42145	Medical, dental, & hospital equipment & supplies whse	1 039	3 013 027	10 506	18 483	392 268	224 335	52 560	3 543
421450	Medical, dental, & hospital equipment & supplies whse	1 039	3 013 027	10 506	18 483	392 268	224 335	52 560	3 543
42146	Ophthalmic goods whse	110	152 789	558	601	17 603	8 341	1 896	207
421460	Ophthalmic goods whse	110	152 789	558	601	17 603	8 341	1 896	207
42149	Other professional equipment & supplies whse	253	580 441	1 514	1 765	60 658	35 322	8 256	729
421490	Other professional equipment & supplies whse	253	580 441	1 514	1 765	60 658	35 322	8 256	729
4215	Metal & mineral (except petroleum) whse	1 030	9 180 893	4 285	9 227	312 330	174 959	38 742	2 939
42151	Metal service centers & offices	1 030	9 180 893	4 285	9 227	312 330	174 959	38 742	2 939
421510	Metal service centers & offices	1 030	9 180 893	4 285	9 227	312 330	174 959	38 742	2 939
4216	Electrical goods whse	5 674	57 700 867	36 057	38 213	2 715 734	1 622 546	364 584	29 414
42161	Electrical apparatus & equip, wiring supp, & const material whse	2 601	20 455 714	16 257	18 764	1 170 539	682 967	149 411	14 338
421610	Electrical apparatus & equip, wiring supp, & const material whse	2 601	20 455 714	16 257	18 764	1 170 539	682 967	149 411	14 338
42162	Electrical appliance, television & radio set whse ...	421	4 744 815	6 562	6 377	199 024	111 376	25 517	2 065
421620	Electrical appliance, television & radio set whse ..	421	4 744 815	6 562	6 377	199 024	111 376	25 517	2 065
42169	Other electronic parts & equipment whse	2 652	32 500 338	13 238	13 072	1 346 171	828 203	189 656	13 011
421690	Other electronic parts & equipment whse	2 652	32 500 338	13 238	13 072	1 346 171	828 203	189 656	13 011
4217	Hardware, & plumbing & heating equipment & supplies whse	2 516	16 666 246	44 246	48 764	1 052 967	604 236	136 772	12 469
42171	Hardware whse	885	6 781 763	8 554	9 805	321 220	182 714	40 100	3 702
421710	Hardware whse	885	6 781 763	8 554	9 805	321 220	182 714	40 100	3 702
42172	Plumbing & heating equipment & supplies (hydronics) whse	1 037	7 265 418	27 376	31 104	465 257	262 287	59 140	5 861
421720	Plumbing & heating equipment & supplies (hydronics) whse	1 037	7 265 418	27 376	31 104	465 257	262 287	59 140	5 861
42173	Warm air heating & air-conditioning equipment & supplies whse	484	2 155 729	7 553	7 039	233 878	140 579	33 618	2 527
421730	Warm air heating & air-conditioning equipment & supplies whse	484	2 155 729	7 553	7 039	233 878	140 579	33 618	2 527
42174	Refrigeration equipment & supplies whse	110	463 336	763	816	32 612	18 656	3 914	379
421740	Refrigeration equipment & supplies whse	110	463 336	763	816	32 612	18 656	3 914	379

Table 5. Detailed Type of Operation for the United States: 1997—Con.

[Includes only establishments with payroll. For meaning of abbreviations and symbols, see introductory text. For explanation of terms, see Appendix A]

NAICS code	Kind of business and type of operation	Establishments (number)	Sales (\$1,000)	End-of-1996 inventories (\$1,000)	End-of-1997 inventories (\$1,000)	Operating expenses (\$1,000)	Annual payroll (\$1,000)	First-quarter payroll (\$1,000)	Paid employees for pay period including March 12 (number)
Manufacturers' agents—Con.									
Wholesale trade, durable goods—Con.									
421									
4218	Machinery, equipment, & supplies whsle	5 506	21 392 933	91 575	104 762	1 708 731	960 471	215 142	19 632
42181	Construction & mining (except petroleum) machinery & equip whsle	172	823 315	5 372	5 924	56 169	29 851	6 924	703
421810	Construction & mining (except petroleum) machinery & equip whsle	172	823 315	5 372	5 924	56 169	29 851	6 924	703
42182	Farm & garden machinery & equipment whsle	208	986 589	4 235	4 663	54 533	27 744	6 273	711
421820	Farm & garden machinery & equipment whsle	208	986 589	4 235	4 663	54 533	27 744	6 273	711
42183	Industrial machinery & equipment whsle	3 984	14 241 000	65 175	75 344	1 224 482	702 240	155 712	13 999
421830	Industrial machinery & equipment whsle	3 984	14 241 000	65 175	75 344	1 224 482	702 240	155 712	13 999
42184	Industrial supplies whsle	587	2 600 480	9 412	10 902	201 774	110 126	26 484	2 302
421840	Industrial supplies whsle	587	2 600 480	9 412	10 902	201 774	110 126	26 484	2 302
42185	Service establishment equipment & supplies whsle ..	310	1 359 828	3 188	3 076	100 439	52 258	11 624	1 171
421850	Service establishment equipment & supplies whsle ..	310	1 359 828	3 188	3 076	100 439	52 258	11 624	1 171
42186	Transportation equipment & supplies (exc motor vehicle) whsle	245	1 381 721	4 193	4 853	71 334	38 252	8 125	746
421860	Transportation equipment & supplies (exc motor vehicle) whsle	245	1 381 721	4 193	4 853	71 334	38 252	8 125	746
4219	Miscellaneous durable goods whsle	1 889	11 120 236	14 229	15 606	575 919	290 668	63 736	6 024
42191	Sporting & recreational goods & supplies whsle	817	6 359 013	8 046	9 360	289 039	148 823	32 210	2 792
421910	Sporting & recreational goods & supplies whsle	817	6 359 013	8 046	9 360	289 039	148 823	32 210	2 792
42192	Toy & hobby goods & supplies whsle	291	2 408 746	3 028	2 842	121 900	60 480	13 701	1 163
421920	Toy & hobby goods & supplies whsle	291	2 408 746	3 028	2 842	121 900	60 480	13 701	1 163
42194	Jewelry/watch/silverware/precious stone, & precious metal whsle	266	517 251	2 496	2 803	49 975	23 795	5 704	687
421940	Jewelry/watch/silverware/precious stone, & precious metal whsle	266	517 251	2 496	2 803	49 975	23 795	5 704	687
42199	Other miscellaneous durable goods whsle	515	1 835 226	659	601	115 005	57 570	12 121	1 382
421990	Other miscellaneous durable goods whsle	515	1 835 226	659	601	115 005	57 570	12 121	1 382
422	Wholesale trade, nondurable goods	5 962	38 391 193	34 056	40 655	1 862 399	1 012 841	227 487	23 557
4221	Paper & paper product whsle	952	4 717 813	4 381	5 311	279 005	150 790	35 858	3 625
42211	Printing & writing paper whsle	86	301 887	791	917	22 252	10 916	2 346	268
422110	Printing & writing paper whsle	86	301 887	791	917	22 252	10 916	2 346	268
42212	Stationery & office supplies whsle	466	1 716 772	1 142	1 417	115 408	61 033	14 772	1 784
422120	Stationery & office supplies whsle	466	1 716 772	1 142	1 417	115 408	61 033	14 772	1 784
42213	Industrial & personal service paper whsle	400	2 699 154	2 448	2 977	141 345	78 841	18 740	1 573
422130	Industrial & personal service paper whsle	400	2 699 154	2 448	2 977	141 345	78 841	18 740	1 573
4222	Drugs, & druggists' sundries whsle	224	2 042 294	1 972	1 996	93 944	52 111	11 496	1 214
42221	Drugs, & druggists' sundries whsle	224	2 042 294	1 972	1 996	93 944	52 111	11 496	1 214
422210	Drugs, & druggists' sundries whsle	224	2 042 294	1 972	1 996	93 944	52 111	11 496	1 214
4223	Apparel, piece goods, & notions whsle	1 795	8 903 745	6 293	7 666	485 328	251 053	53 371	4 945
42231	Piece goods, notions, & other dry goods whsle	366	2 904 760	1 730	1 693	138 424	77 177	17 230	1 404
422310	Piece goods, notions, & other dry goods whsle	366	2 904 760	1 730	1 693	138 424	77 177	17 230	1 404
42232	Men's & boys' clothing & furnishings whsle	449	1 981 817	2 314	3 071	102 702	48 003	11 137	1 051
422320	Men's & boys' clothing & furnishings whsle	449	1 981 817	2 314	3 071	102 702	48 003	11 137	1 051
42233	Women's, children's, & infants' clothing & accessories whsle	764	3 018 994	1 826	2 377	182 902	95 194	18 518	1 975
422330	Women's, children's, & infants' clothing & accessories whsle	764	3 018 994	1 826	2 377	182 902	95 194	18 518	1 975
42234	Footwear whsle	216	998 174	423	525	61 300	30 679	6 486	515
422340	Footwear whsle	216	998 174	423	525	61 300	30 679	6 486	515
4224	Grocery & related products whsle	566	9 319 610	610	758	321 848	187 813	44 112	5 635
42242	Packaged frozen food whsle	104	2 839 206	—	—	78 747	44 182	11 140	1 338
422420	Packaged frozen food whsle	104	2 839 206	—	—	78 747	44 182	11 140	1 338
42243	Dairy products, (except dried or canned) whsle	27	241 946	155	198	6 701	3 997	881	70
422430	Dairy products, (except dried or canned) whsle	27	241 946	155	198	6 701	3 997	881	70
42244	Poultry & poultry product whsle	15	352 766	230	240	8 912	4 382	1 097	99
422440	Poultry & poultry product whsle	15	352 766	230	240	8 912	4 382	1 097	99
42245	Confectionery whsle	87	855 858	—	—	37 208	22 450	5 068	666
422450	Confectionery whsle	87	855 858	—	—	37 208	22 450	5 068	666
42246	Fish & seafood whsle	11	240 790	—	—	5 453	3 405	605	69
422460	Fish & seafood whsle	11	240 790	—	—	5 453	3 405	605	69
42247	Meat & meat product whsle	47	724 945	110	121	20 484	12 231	2 897	274
422470	Meat & meat product whsle	47	724 945	110	121	20 484	12 231	2 897	274
42249	Other grocery & related products whsle	275	4 064 099	115	199	164 343	97 166	22 424	3 119
422490	Other grocery & related products whsle	275	4 064 099	115	199	164 343	97 166	22 424	3 119
4226	Chemical & allied products whsle	988	4 683 811	15 843	19 870	263 141	144 753	31 244	2 776
42261	Plastics materials & basic forms & shapes whsle	474	2 904 944	3 257	5 362	137 614	75 908	16 437	1 370
422610	Plastics materials & basic forms & shapes whsle	474	2 904 944	3 257	5 362	137 614	75 908	16 437	1 370
42269	Other chemical & allied products whsle	514	1 778 867	12 586	14 508	125 527	68 845	14 807	1 406
422690	Other chemical & allied products whsle	514	1 778 867	12 586	14 508	125 527	68 845	14 807	1 406
4227	Petroleum & petroleum products whsle	31	2 121 006	5	5	10 939	5 798	1 657	95
42272	Petroleum & petroleum prod whsle (exc bulk stations & terminals)	31	2 121 006	5	5	10 939	5 798	1 657	95
422720	Petroleum & petroleum prod whsle (exc bulk stations & terminals)	31	2 121 006	5	5	10 939	5 798	1 657	95

Table 5. Detailed Type of Operation for the United States: 1997—Con.

[Includes only establishments with payroll. For meaning of abbreviations and symbols, see introductory text. For explanation of terms, see Appendix A]

NAICS code	Kind of business and type of operation	Estab-lish-ments (number)	Sales (\$1,000)	End-of-1996 inventories (\$1,000)	End-of-1997 inventories (\$1,000)	Operating expenses (\$1,000)	Annual payroll (\$1,000)	First-quarter payroll (\$1,000)	Paid employees for pay period including March 12 (number)
	Manufacturers' agents—Con.								
422	Wholesale trade, nondurable goods—Con.								
4228	Beer, wine, & distilled alcoholic beverage whsle.....	44	586 658	510	890	42 315	25 833	6 622	568
42281	Beer & ale whsle.....	6	46 174	—	—	6 531	3 626	848	108
422810	Beer & ale whsle.....	6	46 174	—	—	6 531	3 626	848	108
42282	Wine & distilled alcoholic beverage whsle.....	38	540 484	510	890	35 784	22 207	5 774	460
422820	Wine & distilled alcoholic beverage whsle.....	38	540 484	510	890	35 784	22 207	5 774	460
4229	Miscellaneous nondurable goods whsle.....	1 362	6 016 256	4 442	4 159	365 879	194 690	43 127	4 699
42291	Farm supplies whsle.....	85	545 082	572	278	22 222	12 886	2 676	237
422910	Farm supplies whsle.....	85	545 082	572	278	22 222	12 886	2 676	237
42292	Book, periodical, & newspaper whsle.....	166	542 401	312	351	50 873	26 201	6 385	808
422920	Book, periodical, & newspaper whsle.....	166	542 401	312	351	50 873	26 201	6 385	808
42293	Flower, nursery stock, & florists' supplies whsle.....	69	241 280	—	—	14 971	8 245	1 644	196
422930	Flower, nursery stock, & florists' supplies whsle.....	69	241 280	—	—	14 971	8 245	1 644	196
42294	Tobacco & tobacco product whsle.....	4	3 546	—	—	303	200	39	7
422940	Tobacco & tobacco product whsle.....	4	3 546	—	—	303	200	39	7
42295	Paint, varnish, & supplies whsle.....	172	945 501	1 412	1 335	56 878	32 146	7 266	675
422950	Paint, varnish, & supplies whsle.....	172	945 501	1 412	1 335	56 878	32 146	7 266	675
42299	Other miscellaneous nondurable goods whsle.....	866	3 738 446	2 146	2 195	220 632	115 012	25 117	2 776
422990	Other miscellaneous nondurable goods whsle.....	866	3 738 446	2 146	2 195	220 632	115 012	25 117	2 776

Table 6. Sales and Commissions of Agents, Brokers, and Commission Merchants for the United States: 1997

[Includes only establishments with payroll. For meaning of abbreviations and symbols, see introductory text. For explanation of terms, see Appendix A]

NAICS code	Kind of business	Estab- lishments (number)	Sales (\$1,000)	Sales on own account (\$1,000)	Sales made on the account of others		Commissions received for sales made on the account of others	
					Amount (\$1,000)	As percent of total sales	Amount (\$1,000)	As percent of sales on the account of others
	Agents, brokers, and commission merchants	'47 835	'467 651 822	8 153 439	459 498 383	98.3	19 760 034	4.3
	TYPE OF OPERATION							
	Auction companies	1 304	'70 173 898	813 149	69 360 749	98.8	2 094 749	3.0
	Brokers	'8 607	'115 264 528	1 614 378	113 650 150	98.6	4 009 190	3.5
	Commission merchants	6 784	57 742 156	1 129 487	56 612 669	98.0	2 726 220	4.8
	Import agents	609	8 958 472	899 839	8 058 633	90.0	344 794	4.3
	Export agents	1 282	18 817 977	527 214	18 290 763	97.2	360 244	2.0
	Manufacturers' agents	29 249	'196 694 791	3 169 372	193 525 419	98.4	10 224 837	5.3
	KIND OF BUSINESS							
421	Wholesale trade, durable goods	'32 022	'257 371 090	5 156 273	252 214 817	98.0	12 395 689	4.9
	Motor vehicle & motor vehicle parts & supplies whsle	1 810	'75 470 396	916 938	74 553 458	98.8	2 368 966	3.2
	Automobile & other motor vehicle whsle	630	'58 536 229	653 961	57 882 268	98.9	1 743 605	3.0
	Automobile & other motor vehicle whsle	630	'58 536 229	653 961	57 882 268	98.9	1 743 605	3.0
	Automobile & motorcycle whsle	497	'57 491 226	612 849	56 878 377	98.9	1 692 412	3.0
	Bus & recreational vehicle whsle	26	D	D	D	D	D	D
	Light truck & van (14,001 lb or less) whsle	21	196 491	8 884	187 607	95.5	10 611	5.7
	Medium truck & tractor (14,001 lb to 26,000 lb) whsle	16	D	D	D	D	D	D
	Heavy truck & tractor (over 26,000 lb) whsle	70	D	D	D	D	D	D
	Motor vehicle supplies & new parts whsle	1 129	'16 750 610	262 099	16 488 511	98.4	616 299	3.7
	Motor vehicle supplies & new parts whsle	1 129	'16 750 610	262 099	16 488 511	98.4	616 299	3.7
	Motor vehicle supplies & new parts—warehouse distributors	395	'4 646 827	178 116	4 468 711	96.2	164 725	3.7
	Motor vehicle supplies & new parts—jobbers	669	11 883 075	78 759	11 804 316	99.3	439 499	3.7
	Petroleum products marketing equipment whsle	65	220 708	5 224	215 484	97.6	12 075	5.6
	Tire & tube whsle	51	183 557	878	182 679	99.5	9 062	5.0
	Tire & tube whsle	51	183 557	878	182 679	99.5	9 062	5.0
	Furniture & home furnishings whsle	2 849	14 278 989	189 414	14 089 575	98.7	786 302	5.6
	Furniture whsle	1 570	7 397 432	129 164	7 268 268	98.3	411 004	5.7
	Furniture whsle	1 570	7 397 432	129 164	7 268 268	98.3	411 004	5.7
	Household & lawn furniture whsle	938	4 824 140	60 123	4 764 017	98.8	245 457	5.2
	Office & business furniture whsle	632	2 573 292	69 041	2 504 251	97.3	165 547	6.6
	Home furnishings whsle	1 279	6 881 557	60 250	6 821 307	99.1	375 298	5.5
	Home furnishings whsle	1 279	6 881 557	60 250	6 821 307	99.1	375 298	5.5
	Household china, glassware, & crockery whsle	279	2 350 666	17 488	2 333 178	99.3	103 404	4.4
	Linens, domestics, draperies, & curtains whsle	242	1 461 021	14 115	1 446 906	99.0	73 992	5.1
	Floor coverings whsle	225	660 505	11 038	649 467	98.3	43 469	6.7
	Other home furnishings whsle	533	2 409 365	17 609	2 391 756	99.3	154 433	6.5
	Lumber & other construction materials whsle	1 397	6 492 752	157 840	6 334 912	97.6	309 592	4.9
	Lumber, plywood, millwork, & wood panel whsle	630	3 768 321	116 374	3 651 947	96.9	165 719	4.5
	Lumber, plywood, millwork, & wood panel whsle	630	3 768 321	116 374	3 651 947	96.9	165 719	4.5
	Lumber without yard whsle	160	780 039	22 557	757 482	97.1	32 441	4.3
	Lumber with yard whsle	4	34 572	500	34 072	98.6	2 097	6.2
	Plywood, veneer, millwork, & wood panel whsle	466	2 953 710	93 317	2 860 393	96.8	131 181	4.6
	Brick, stone, & related construction materials whsle	171	418 402	6 647	411 755	98.4	26 744	6.5
	Brick, stone, & related construction materials whsle	171	418 402	6 647	411 755	98.4	26 744	6.5
	Brick, block, tile, clay/cement sewer pipe whsle	74	75 029	1 583	73 446	97.9	5 355	7.3
	Sand, gravel, & stone whsle	38	117 711	2 326	115 385	98.0	7 877	6.8
	Cement, lime, & related products whsle	59	225 662	2 738	222 924	98.8	13 512	6.1
	Roofing, siding, & insulation material whsle	293	1 339 534	18 361	1 321 173	98.6	62 669	4.7
	Roofing, siding, & insulation material whsle	293	1 339 534	18 361	1 321 173	98.6	62 669	4.7
	Roofing, siding, & insulation material whsle	293	1 339 534	18 361	1 321 173	98.6	62 669	4.7
	Other construction materials whsle	303	966 495	16 458	950 037	98.3	54 460	5.7
	Other construction materials whsle	303	966 495	16 458	950 037	98.3	54 460	5.7
	Flat glass & other construction glass whsle	49	220 957	3 417	217 540	98.5	11 014	5.1
	Other construction materials whsle	254	745 538	13 041	732 497	98.3	43 446	5.9
	Professional & commercial equipment & supplies whsle	3 825	17 418 779	543 760	16 875 019	96.9	1 236 023	7.3
	Photographic equipment & supplies whsle	98	228 240	3 219	225 021	98.6	17 341	7.7
	Photographic equipment & supplies whsle	98	228 240	3 219	225 021	98.6	17 341	7.7
	Office equipment whsle	404	1 595 240	20 169	1 575 071	98.7	111 708	7.1
	Office equipment whsle	404	1 595 240	20 169	1 575 071	98.7	111 708	7.1
	Computer & computer peripheral equipment & software whsle	757	7 345 635	361 019	6 984 616	95.1	277 867	4.0
	Computer & computer peripheral equipment & software whsle	757	7 345 635	361 019	6 984 616	95.1	277 867	4.0
	Computer & peripheral equipment whsle	609	6 670 157	356 683	6 313 474	94.7	235 419	3.7
	Computers & peripheral equipment for resale	320	4 896 105	272 343	4 623 762	94.4	152 312	3.3
	Computers & peripheral equipment for end use	289	1 774 052	84 340	1 689 712	95.2	83 107	4.9
	Computer software (packaged) whsle	148	675 478	4 336	671 142	99.4	42 448	6.3
	Other commercial equipment whsle	594	2 686 765	57 812	2 628 953	97.8	169 338	6.4
	Other commercial equipment whsle	594	2 686 765	57 812	2 628 953	97.8	169 338	6.4
	Restaurant & hotel equipment & supplies whsle	438	2 172 270	37 474	2 134 796	98.3	136 027	6.4
	Store machines & equipment whsle	156	514 495	20 338	494 157	96.0	33 311	6.7
	Medical, dental, & hospital equipment & supplies whsle	1 473	4 492 032	77 789	4 414 243	98.3	565 579	12.8
	Medical, dental, & hospital equipment & supplies whsle	1 473	4 492 032	77 789	4 414 243	98.3	565 579	12.8
	Surgical, medical, & hospital supplies whsle	1 423	4 284 750	73 028	4 211 722	98.3	544 194	12.9
	Dental equipment & supplies whsle	50	207 282	4 761	202 521	97.7	21 385	10.6
	Ophthalmic goods whsle	164	264 765	3 568	261 197	98.7	24 258	9.3
	Ophthalmic goods whsle	164	264 765	3 568	261 197	98.7	24 258	9.3
	Other professional equipment & supplies whsle	335	806 102	20 184	785 918	97.5	69 932	8.9
	Other professional equipment & supplies whsle	335	806 102	20 184	785 918	97.5	69 932	8.9
	Religious & school supplies whsle	50	174 015	2 301	171 714	98.7	15 216	8.9
	Other professional equipment & supplies whsle	285	632 087	17 883	614 204	97.2	54 716	8.9

Table 6. Sales and Commissions of Agents, Brokers, and Commission Merchants for the United States: 1997—Con.

[Includes only establishments with payroll. For meaning of abbreviations and symbols, see introductory text. For explanation of terms, see Appendix A]

NAICS code	Kind of business	Estab- lishments (number)	Sales (\$1,000)	Sales on own account (\$1,000)	Sales made on the account of others		Commissions received for sales made on the account of others	
					Amount (\$1,000)	As percent of total sales	Amount (\$1,000)	As percent of sales on the account of others
KIND OF BUSINESS—Con.								
421	Wholesale trade, durable goods—Con.							
4215	Metal & mineral (except petroleum) whsle	1 459	13 429 232	308 557	13 120 675	97.7	464 968	3.5
42151	Metal service centers & offices	1 336	11 795 201	196 540	11 598 661	98.3	411 160	3.5
421510	Metal service centers & offices	1 336	11 795 201	196 540	11 598 661	98.3	411 160	3.5
4215101	Ferrous metal service centers & sales offices	1 057	9 516 171	164 446	9 351 725	98.3	325 374	3.5
42151011	Ferrous metal service centers	68	1 245 827	111 353	1 134 474	91.1	25 386	2.2
42151012	Ferrous metal sales offices	989	8 270 344	53 093	8 217 251	99.4	299 988	3.7
4215102	Nonferrous metal service centers & sales offices	279	2 279 030	32 094	2 246 936	98.6	85 786	3.8
42151021	Nonferrous metal service centers	25	128 172	10 714	117 458	91.6	5 947	5.1
42151022	Nonferrous metal sales offices	254	2 150 858	21 380	2 129 478	99.0	79 839	3.7
42152	Coal & other mineral & ore whsle	123	1 634 031	112 017	1 522 014	93.1	53 808	3.5
421520	Coal & other mineral & ore whsle	123	1 634 031	112 017	1 522 014	93.1	53 808	3.5
4215201	Coal whsle	86	D	D	D	D	D	D
4215202	Other mineral & ore whsle	37	D	D	D	D	D	D
4216	Electrical goods whsle	6 652	65 926 580	750 845	65 175 735	98.9	3 339 721	5.1
42161	Electrical apparatus & equip, wiring supp, & const material whsle	2 966	22 378 291	290 449	22 087 842	98.7	1 311 501	5.9
421610	Electrical apparatus & equip, wiring supp, & const material whsle	2 966	22 378 291	290 449	22 087 842	98.7	1 311 501	5.9
42162	Electrical appliance, television & radio set whsle	527	5 536 904	91 084	5 445 820	98.4	241 692	4.4
421620	Electrical appliance, television & radio set whsle	527	5 536 904	91 084	5 445 820	98.4	241 692	4.4
42169	Other electronic parts & equipment whsle	3 159	38 011 385	369 312	37 642 073	99.0	1 786 528	4.7
421690	Other electronic parts & equipment whsle	3 159	38 011 385	369 312	37 642 073	99.0	1 786 528	4.7
4216901	Communications equipment & supplies whsle	574	3 451 513	43 282	3 408 231	98.7	216 461	6.4
4216902	Electronic parts (excluding communications equipment) whsle	2 585	34 559 872	326 030	34 233 842	99.1	1 570 067	4.6
4217	Hardware, & plumbing & heating equipment & supplies whsle	2 894	D	D	D	D	D	D
42171	Hardware whsle	1 048	7 750 213	121 749	7 628 464	98.4	382 169	5.0
421710	Hardware whsle	1 048	7 750 213	121 749	7 628 464	98.4	382 169	5.0
42172	Plumbing & heating equipment & supplies (hydronics) whsle	1 152	7 864 360	273 864	7 590 496	96.5	424 972	5.6
421720	Plumbing & heating equipment & supplies (hydronics) whsle	1 152	7 864 360	273 864	7 590 496	96.5	424 972	5.6
42173	Warm air heating & air-conditioning equipment & supplies whsle	559	2 304 902	210 293	2 094 609	90.9	158 858	7.6
421730	Warm air heating & air-conditioning equipment & supplies whsle	559	2 304 902	210 293	2 094 609	90.9	158 858	7.6
42174	Refrigeration equipment & supplies whsle	135	D	D	D	D	D	D
421740	Refrigeration equipment & supplies whsle	135	D	D	D	D	D	D
4218	Machinery, equipment, & supplies whsle	7 572	29 427 233	1 337 685	28 089 548	95.5	1 955 299	7.0
42181	Construction & mining (except petroleum) machinery & equip whsle	277	1 251 107	42 564	1 208 543	96.6	83 864	6.9
421810	Construction & mining (except petroleum) machinery & equip whsle	277	1 251 107	42 564	1 208 543	96.6	83 864	6.9
42182	Farm & garden machinery & equipment whsle	338	1 352 959	31 694	1 321 265	97.7	76 583	5.8
421820	Farm & garden machinery & equipment whsle	338	1 352 959	31 694	1 321 265	97.7	76 583	5.8
4218201	Farm machinery & equipment—farm dealers	100	D	D	D	D	D	D
4218202	Farm machinery & equipment—whsle distributors	161	D	D	D	D	D	D
4218203	Lawn & garden machinery & equipment whsle	77	616 615	12 800	603 815	97.9	27 874	4.6
42183	Industrial machinery & equipment whsle	5 021	17 593 135	897 979	16 695 156	94.9	1 281 080	7.7
421830	Industrial machinery & equipment whsle	5 021	17 593 135	897 979	16 695 156	94.9	1 281 080	7.7
4218301	Food-processing machinery & equipment whsle	244	977 042	39 187	937 855	96.0	78 405	8.4
4218302	Hydraulic & pneumatic (fluid-power) machinery & equipment whsle	308	1 007 357	66 602	940 755	93.4	65 981	7.0
42183021	Hydraulic & pneumatic pumps & motors whsle	157	531 948	36 834	495 114	93.1	35 203	7.1
42183022	Hydraulic & pneumatic parts, accessories, & supplies whsle	151	475 409	29 768	445 641	93.7	30 778	6.9
4218303	General-purpose industrial machinery & equipment whsle	1 962	6 670 352	416 808	6 253 544	93.8	494 754	7.9
4218304	Metalworking machinery & equipment whsle	727	2 696 380	157 089	2 539 291	94.2	163 082	6.4
4218305	Materials handling equipment whsle	412	982 086	29 998	952 088	96.9	85 047	8.9
4218306	Oilwell, oil refinery, & pipeline mach, equip, & supplies whsle	249	1 070 405	27 495	1 042 910	97.4	82 057	7.9
4218307	Other industrial machinery & equipment whsle	1 119	4 189 513	160 800	4 028 713	96.2	311 754	7.7
42184	Industrial supplies whsle	1 090	4 126 000	146 591	3 979 409	96.4	268 122	6.7
421840	Industrial supplies whsle	1 090	4 126 000	146 591	3 979 409	96.4	268 122	6.7
4218401	General-line industrial supplies whsle	151	427 104	20 769	406 335	95.1	28 465	7.0
4218402	Mechanical power transmission supplies whsle	159	700 311	7 572	692 739	98.9	44 871	6.5
4218403	Welding supplies whsle	24	60 895	236	60 659	99.6	3 612	6.0
4218404	Industrial containers & supplies whsle	226	817 235	20 115	797 120	97.5	45 742	5.7
4218405	Industrial valves & fittings (except fluid-power) whsle	175	873 594	51 163	822 431	94.1	74 654	9.1
4218406	Other industrial supplies whsle	355	1 246 861	46 736	1 200 125	96.3	70 778	5.9
42185	Service establishment equipment & supplies whsle	393	1 527 838	39 682	1 488 156	97.4	104 361	7.0
421850	Service establishment equipment & supplies whsle	393	1 527 838	39 682	1 488 156	97.4	104 361	7.0
4218501	Beauty & barber shop equipment & supplies whsle	53	D	D	D	D	D	D
4218502	Custodial, janitors' equipment & supplies whsle	155	645 361	5 274	640 087	99.2	41 985	6.6
4218503	Laundry & dry-cleaning equipment & supplies whsle	17	26 904	332	26 572	98.8	1 944	7.3
4218504	Other service establishment equipment & supplies whsle	168	D	D	D	D	D	D
42186	Transportation equipment & supplies (exc motor vehicle) whsle	453	3 576 194	179 175	3 397 019	95.0	141 289	4.2
421860	Transportation equipment & supplies (exc motor vehicle) whsle	453	3 576 194	179 175	3 397 019	95.0	141 289	4.2
4218601	Aircraft & aeronautical equipment & supplies whsle	274	2 670 245	155 708	2 514 537	94.2	91 211	3.6
4218602	Marine machinery, equipment, & supplies whsle	100	D	D	D	D	D	D
4218603	Other transportation equipment & supplies whsle	79	D	D	D	D	D	D

Table 6. Sales and Commissions of Agents, Brokers, and Commission Merchants for the United States: 1997—Con.

[Includes only establishments with payroll. For meaning of abbreviations and symbols, see introductory text. For explanation of terms, see Appendix A]

NAICS code	Kind of business	Estab- lishments (number)	Sales (\$1,000)	Sales on own account (\$1,000)	Sales made on the account of others		Commissions received for sales made on the account of others	
					Amount (\$1,000)	As percent of total sales	Amount (\$1,000)	As percent of sales on the account of others
KIND OF BUSINESS—Con.								
421	Wholesale trade, durable goods—Con.							
4219	Miscellaneous durable goods whsle	13 564	D	D	D	D	D	D
42191	Sporting & recreational goods & supplies whsle	11 066	7 396 183	174 367	7 221 816	97.6	370 284	5.1
421910	Sporting & recreational goods & supplies whsle	11 066	7 396 183	174 367	7 221 816	97.6	370 284	5.1
42192	Toy & hobby goods & supplies whsle	413	D	D	D	D	D	D
421920	Toy & hobby goods & supplies whsle	413	D	D	D	D	D	D
42193	Recyclable material whsle	255	1 390 512	21 289	1 369 223	98.5	70 789	5.2
421930	Recyclable material whsle	255	1 390 512	21 289	1 369 223	98.5	70 789	5.2
4219301	Iron & steel scrap processors & dealers	77	775 486	6 122	769 364	99.2	38 470	5.0
42193011	Iron & steel scrap processors (using power processing equipment)	40	227 474	5 968	221 506	97.4	14 142	6.4
42193012	Iron & steel scrap processors (not using power processing equip)	37	548 012	154	547 858	100.0	24 328	4.4
4219302	Recyclable paper & paperboard whsle	49	207 845	11 480	196 365	94.5	9 542	4.9
4219303	Other recyclable material whsle	129	407 181	3 687	403 494	99.1	22 777	5.6
42194	Jewelry/watch/silverware/precious stone, & precious metal whsle	451	904 350	36 880	867 470	95.9	77 377	8.9
421940	Jewelry/watch/silverware/precious stone, & precious metal whsle	451	904 350	36 880	867 470	95.9	77 377	8.9
4219401	Jewelry, watch, diamonds, precious stone, & silverware whsle	429	D	D	D	D	D	D
4219402	Precious metal (excluding ores) whsle	22	D	D	D	D	D	D
42199	Other miscellaneous durable goods whsle	1 379	3 700 167	57 781	3 642 386	98.4	255 979	7.0
421990	Other miscellaneous durable goods whsle	1 379	3 700 167	57 781	3 642 386	98.4	255 979	7.0
4219901	Musical instruments & supplies whsle	64	120 890	1 410	119 480	98.8	8 541	7.1
4219902	Forest products (except lumber) whsle	188	715 205	18 691	696 514	97.4	38 135	5.5
4219903	General merchandise (durable goods) whsle	514	D	D	D	D	D	D
4219904	Prerecorded media whsle	140	321 738	1 581	320 157	99.5	25 566	8.0
42199041	Compact discs/prerecorded audio tapes, & phonograph records whsle	124	D	D	D	D	D	D
42199042	Prerecorded video tapes whsle	16	D	D	D	D	D	D
4219905	Fire extinguishers & fire safety equipment whsle	72	D	D	D	D	D	D
4219906	Other durable goods whsle	401	1 010 358	16 606	993 752	98.4	76 251	7.7
422	Wholesale trade, nondurable goods	15 813	210 280 732	2 997 166	207 283 566	98.6	7 364 345	3.6
4221	Paper & paper product whsle	1 566	7 602 771	219 619	7 383 152	97.1	429 648	5.8
42211	Printing & writing paper whsle	177	1 378 150	127 100	1 251 050	90.8	57 264	4.6
422110	Printing & writing paper whsle	177	1 378 150	127 100	1 251 050	90.8	57 264	4.6
42212	Stationery & office supplies whsle	735	2 201 547	11 773	2 189 774	99.5	167 049	7.6
422120	Stationery & office supplies whsle	735	2 201 547	11 773	2 189 774	99.5	167 049	7.6
42213	Industrial & personal service paper whsle	654	4 023 074	80 746	3 942 328	98.0	205 335	5.2
422130	Industrial & personal service paper whsle	654	4 023 074	80 746	3 942 328	98.0	205 335	5.2
4222	Drugs, & druggists' sundries whsle	445	5 451 128	78 603	5 372 525	98.6	246 455	4.6
42221	Drugs, & druggists' sundries whsle	445	5 451 128	78 603	5 372 525	98.6	246 455	4.6
422210	Drugs, & druggists' sundries whsle	445	5 451 128	78 603	5 372 525	98.6	246 455	4.6
4222102	Specialty-line drug, pharmaceutical, cosmetic, & toiletries whsle	445	5 451 128	78 603	5 372 525	98.6	246 455	4.6
4223	Apparel, piece goods, & notions whsle	3 034	16 937 975	387 538	16 550 437	97.7	955 997	5.8
42231	Piece goods, notions, & other dry goods whsle	793	5 032 811	99 537	4 933 274	98.0	250 240	5.1
422310	Piece goods, notions, & other dry goods whsle	793	5 032 811	99 537	4 933 274	98.0	250 240	5.1
4223101	Piece goods—jobbers	652	4 499 955	85 393	4 414 562	98.1	212 415	4.8
4223102	Notions & other dry goods whsle	141	532 856	14 144	518 712	97.3	37 825	7.3
42232	Men's & boys' clothing & furnishings whsle	660	2 927 495	61 196	2 866 299	97.9	168 796	5.9
422320	Men's & boys' clothing & furnishings whsle	660	2 927 495	61 196	2 866 299	97.9	168 796	5.9
42233	Women's, children's, & infants' clothing & accessories whsle	1 203	4 735 312	141 523	4 593 789	97.0	298 558	6.5
422330	Women's, children's, & infants' clothing & accessories whsle	1 203	4 735 312	141 523	4 593 789	97.0	298 558	6.5
42234	Footwear whsle	378	4 242 357	85 282	4 157 075	98.0	238 403	5.7
422340	Footwear whsle	378	4 242 357	85 282	4 157 075	98.0	238 403	5.7
4224	Grocery & related products whsle	4 652	113 150 470	1 116 543	112 033 927	99.0	3 754 952	3.4
42241	General-line grocery whsle	748	52 747 762	257 321	52 490 441	99.5	1 535 068	2.9
422410	General-line grocery whsle	748	52 747 762	257 321	52 490 441	99.5	1 535 068	2.9
4224103	Other general-line grocery whsle	748	52 747 762	257 321	52 490 441	99.5	1 535 068	2.9
42242	Packaged frozen food whsle	679	16 882 856	258 507	16 624 349	98.5	535 855	3.2
422420	Packaged frozen food whsle	679	16 882 856	258 507	16 624 349	98.5	535 855	3.2
42243	Dairy products, (except dried or canned) whsle	181	1 474 278	27 002	1 447 276	98.2	54 962	3.8
422430	Dairy products, (except dried or canned) whsle	181	1 474 278	27 002	1 447 276	98.2	54 962	3.8
4224301	Raw milk whsle	2	D	D	D	D	D	D
4224302	Dairy product (except raw milk) whsle	179	D	D	D	D	D	D
42244	Poultry & poultry product whsle	113	D	D	D	D	D	D
422440	Poultry & poultry product whsle	113	D	D	D	D	D	D
4224401	Live poultry whsle	5	D	D	D	D	D	D
4224402	Poultry & poultry product (except live) whsle	108	D	D	D	D	D	D
42245	Confectionery whsle	357	3 037 847	32 875	3 004 972	98.9	126 846	4.2
422450	Confectionery whsle	357	3 037 847	32 875	3 004 972	98.9	126 846	4.2
42246	Fish & seafood whsle	108	832 985	15 578	817 407	98.1	45 910	5.6
422460	Fish & seafood whsle	108	832 985	15 578	817 407	98.1	45 910	5.6
42247	Meat & meat product whsle	298	4 154 013	51 053	4 102 960	98.8	122 922	3.0
422470	Meat & meat product whsle	298	4 154 013	51 053	4 102 960	98.8	122 922	3.0
42248	Fresh fruit & vegetable whsle	647	5 923 035	229 447	5 693 588	96.1	344 516	6.1
422480	Fresh fruit & vegetable whsle	647	5 923 035	229 447	5 693 588	96.1	344 516	6.1

Table 6. Sales and Commissions of Agents, Brokers, and Commission Merchants for the United States: 1997—Con.

[Includes only establishments with payroll. For meaning of abbreviations and symbols, see introductory text. For explanation of terms, see Appendix A]

NAICS code	Kind of business	Estab- lishments (number)	Sales (\$1,000)	Sales on own account (\$1,000)	Sales made on the account of others		Commissions received for sales made on the account of others	
					Amount (\$1,000)	As percent of total sales	Amount (\$1,000)	As percent of sales on the account of others
KIND OF BUSINESS—Con.								
422	Wholesale trade, nondurable goods—Con.							
4224	Grocery & related products whsle—Con.							
42249	Other grocery & related products whsle	1 521	D	D	D	D	D	D
422490	Other grocery & related products whsle	1 521	D	D	D	D	D	D
4224901	Coffee, tea, & spice whsle	115	1 472 900	7 300	1 465 600	99.5	51 780	3.5
4224902	Bread & baked goods whsle	351	1 690 138	5 268	1 684 870	99.7	91 091	5.4
4224903	Soft drinks whsle	90	423 591	3 206	420 385	99.2	18 987	4.5
4224904	Canned goods whsle	238	6 882 311	33 299	6 849 012	99.5	221 976	3.2
4224905	Food & beverage basic materials whsle	139	2 320 600	64 021	2 256 579	97.2	78 700	3.5
4224906	Other grocery specialties whsle	588	D	D	D	D	D	D
4225	Farm-product raw material whsle	1 494	33 902 691	478 645	33 424 046	98.6	570 956	1.7
42251	Grain & field bean whsle	135	15 045 234	23 482	15 021 752	99.8	49 429	.3
422510	Grain & field bean whsle	135	15 045 234	23 482	15 021 752	99.8	49 429	.3
42252	Livestock whsle	957	15 468 016	385 144	15 082 872	97.5	400 512	2.7
422520	Livestock whsle	957	15 468 016	385 144	15 082 872	97.5	400 512	2.7
42259	Other farm product raw material whsle	402	3 389 441	70 019	3 319 422	97.9	121 015	3.6
422590	Other farm product raw material whsle	402	3 389 441	70 019	3 319 422	97.9	121 015	3.6
4225901	Hides, skins, & pelts whsle	26	184 450	2 012	182 438	98.9	11 457	6.3
4225902	Leaf tobacco whsle	210	1 565 193	43 641	1 521 552	97.2	62 235	4.1
4225903	Wool, wool tops, & mohair whsle	19	56 823	1 989	54 834	96.5	3 097	5.6
4225904	Cotton whsle	53	695 960	5 425	690 535	99.2	10 237	1.5
4225905	Other farm-product raw material whsle	94	887 015	16 952	870 063	98.1	33 989	3.9
4226	Chemical & allied products whsle	1 390	6 509 052	294 583	6 214 469	95.5	315 089	5.1
42261	Plastics materials & basic forms & shapes whsle	654	3 770 919	87 425	3 683 494	97.7	171 477	4.7
422610	Plastics materials & basic forms & shapes whsle	654	3 770 919	87 425	3 683 494	97.7	171 477	4.7
42269	Other chemical & allied products whsle	736	2 738 133	207 158	2 530 975	92.4	143 612	5.7
422690	Other chemical & allied products whsle	736	2 738 133	207 158	2 530 975	92.4	143 612	5.7
4226901	Industrial gases (except LP) whsle	11	71 241	7	71 234	100.0	4 310	6.1
4226902	Other chemical & allied products whsle	725	2 666 892	207 151	2 459 741	92.2	139 302	5.7
4227	Petroleum & petroleum products whsle	256	11 953 186	217 588	11 735 598	98.2	196 982	1.7
422710	Petroleum bulk stations & terminals	69	331 386	5 327	326 059	98.4	14 680	4.5
4227101	Petroleum bulk stations & terminals	69	331 386	5 327	326 059	98.4	14 680	4.5
42271011	Petroleum bulk stations & terminals (except LP)	68	D	D	D	D	D	D
422710111	Petroleum bulk stations (except LP)	63	D	D	D	D	D	D
42271012	Petroleum bulk terminals (except LP)	5	D	D	D	D	D	D
4227102	Liquefied petroleum bulk stations & terminals	1	D	D	D	D	D	D
42272	Petroleum & petroleum prod whsle (exc bulk stations & terminals)	187	11 621 800	212 261	11 409 539	98.2	182 302	1.6
422720	Petroleum & petroleum prod whsle (exc bulk stations & terminals)	187	11 621 800	212 261	11 409 539	98.2	182 302	1.6
4228	Beer, wine, & distilled alcoholic beverage whsle	213	D	D	D	D	D	D
42281	Beer & ale whsle	40	D	D	D	D	D	D
422810	Beer & ale whsle	40	D	D	D	D	D	D
42282	Wine & distilled alcoholic beverage whsle	173	1 955 271	65 327	1 889 944	96.7	96 990	5.1
422820	Wine & distilled alcoholic beverage whsle	173	1 955 271	65 327	1 889 944	96.7	96 990	5.1
4228201	Wine & distilled alcoholic bev (licensed operation) whsle	173	1 955 271	65 327	1 889 944	96.7	96 990	5.1
4229	Miscellaneous nondurable goods whsle	2 763	D	D	D	D	D	D
42291	Farm supplies whsle	223	2 238 242	20 197	2 218 045	99.1	57 761	2.6
422910	Farm supplies whsle	223	2 238 242	20 197	2 218 045	99.1	57 761	2.6
4229102	Farm supplies—whsle distributors	223	2 238 242	20 197	2 218 045	99.1	57 761	2.6
42292	Book, periodical, & newspaper whsle	334	2 583 212	12 011	2 571 201	99.5	218 537	8.5
422920	Book, periodical, & newspaper whsle	334	2 583 212	12 011	2 571 201	99.5	218 537	8.5
42293	Flower, nursery stock, & florists' supplies whsle	234	678 119	16 146	661 973	97.6	58 684	8.9
422930	Flower, nursery stock, & florists' supplies whsle	234	678 119	16 146	661 973	97.6	58 684	8.9
42294	Tobacco & tobacco product whsle	33	62 175	2 016	60 159	96.8	2 918	4.9
422940	Tobacco & tobacco product whsle	33	62 175	2 016	60 159	96.8	2 918	4.9
42295	Paint, varnish, & supplies whsle	206	1 152 666	24 384	1 128 282	97.9	65 037	5.8
422950	Paint, varnish, & supplies whsle	206	1 152 666	24 384	1 128 282	97.9	65 037	5.8
4229501	Paint, varnish, & supplies whsle	206	1 152 666	24 384	1 128 282	97.9	65 037	5.8
42299	Other miscellaneous nondurable goods whsle	1 733	D	D	D	D	D	D
422990	Other miscellaneous nondurable goods whsle	1 733	D	D	D	D	D	D
4229901	Art goods whsle	591	1 517 846	12 049	1 505 797	99.2	157 091	10.4
4229902	General merchandise (nondurable goods) whsle	398	785 925	9 066	776 859	98.8	61 238	7.9
4229903	Textile bags, bagging, & burlap whsle	40	54 043	275	53 768	99.5	3 942	7.3
4229904	Other nondurable goods whsle	704	D	D	D	D	D	D

Table 7. Gross Margin and Its Components for Merchant Wholesalers for the United States: 1997

[Includes only establishments with payroll. For meaning of abbreviations and symbols, see introductory text. For explanation of terms, see Appendix A]

NAICS code	Kind of business and type of operation	Establishments (number)	Sales			Purchases ¹ (\$1,000)	Inventory change 1996 to 1997 (\$1,000)	Cost of goods sold (\$1,000)	Gross margin	
			Total (\$1,000)	On own account					Amount (\$1,000)	As percent of sales on own account
				Amount (\$1,000)						
	Merchant wholesalers	376 330	2 333 131 187	2 305 423 634	1 841 423 832	-16 218 095	1 825 205 737	480 217 897	20.8	
421	Wholesale trade, durable goods	241 379	1 214 780 670	1 199 598 722	919 539 674	-10 471 316	909 068 358	290 530 364	24.2	
4211	Motor vehicle & motor vehicle parts & supplies whsle	26 093	166 674 187	166 211 953	136 729 086	-872 703	135 856 383	30 355 570	18.3	
42111	Automobile & other motor vehicle whsle ...	6 654	113 917 822	113 675 204	97 795 104	-466 438	97 328 666	16 346 538	14.4	
421110	Automobile & other motor vehicle whsle ...	6 654	113 917 822	113 675 204	97 795 104	-466 438	97 328 666	16 346 538	14.4	
4211101	Automobile & motorcycle whsle	3 331	79 437 563	79 356 177	69 420 649	-271 870	69 148 779	10 207 398	12.9	
4211102	Bus & recreational vehicle whsle	347	D	D	D	D	D	D	D	
4211103	Light truck & van (14,000 lb or less) whsle	428	7 133 116	7 118 089	5 937 245	689	5 937 934	1 180 155	16.6	
4211104	Medium truck & tractor (14,001 lb to 26,000 lb) whsle	480	D	D	D	D	D	D	D	
4211105	Heavy truck & tractor (over 26,000 lb) whsle	2 068	22 058 292	21 953 147	18 147 443	-154 576	17 992 867	3 960 280	18.0	
42112	Motor vehicle supplies & new parts whsle ..	10 596	40 856 802	40 730 866	30 929 519	-289 306	30 640 213	10 090 653	24.8	
421120	Motor vehicle supplies & new parts whsle	10 596	40 856 802	40 730 866	30 929 519	-289 306	30 640 213	10 090 653	24.8	
4211201	Motor vehicle supplies & new parts—warehouse distributors	4 357	19 025 397	18 963 417	14 260 680	-115 625	14 145 055	4 818 362	25.4	
4211202	Motor vehicle supplies & new parts—jobbers	5 732	20 760 962	20 708 200	15 911 077	-160 607	15 750 470	4 957 730	23.9	
4211203	Petroleum products marketing equipment whsle	507	1 070 443	1 059 249	757 762	-13 074	744 688	314 561	29.7	
42113	Tire & tube whsle	1 738	6 627 456	6 559 339	5 140 645	-67 764	5 072 881	1 486 458	22.7	
421130	Tire & tube whsle	1 738	6 627 456	6 559 339	5 140 645	-67 764	5 072 881	1 486 458	22.7	
42114	Motor vehicle parts, (used) whsle	7 105	5 272 107	5 246 544	2 863 818	-49 195	2 814 623	2 431 921	46.4	
421140	Motor vehicle parts, (used) whsle	7 105	5 272 107	5 246 544	2 863 818	-49 195	2 814 623	2 431 921	46.4	
4212	Furniture & home furnishings whsle	11 912	38 998 409	38 270 911	26 717 863	-408 117	26 309 746	11 961 165	31.3	
42121	Furniture whsle	4 880	17 259 071	16 892 266	12 219 343	-159 287	12 060 056	4 832 210	28.6	
421210	Furniture whsle	4 880	17 259 071	16 892 266	12 219 343	-159 287	12 060 056	4 832 210	28.6	
4212101	Household & lawn furniture whsle	2 275	5 670 483	5 580 839	3 965 138	-75 582	3 889 556	1 691 283	30.3	
4212102	Office & business furniture whsle	2 605	11 588 588	11 311 427	8 254 205	-83 705	8 170 500	3 140 927	27.8	
42122	Home furnishings whsle	7 032	21 739 338	21 378 645	14 498 520	-248 830	14 249 690	7 128 955	33.3	
421220	Home furnishings whsle	7 032	21 739 338	21 378 645	14 498 520	-248 830	14 249 690	7 128 955	33.3	
4212201	Household china, glassware, & crockery whsle	1 039	3 796 559	3 604 051	2 407 033	-22 822	2 384 211	1 219 840	33.8	
4212202	Linens, domestics, draperies, & curtains whsle	1 532	4 438 939	4 392 159	3 059 923	-51 378	3 008 545	1 383 614	31.5	
4212203	Floor coverings whsle	2 270	7 941 902	7 871 311	5 641 085	-103 113	5 537 972	2 333 339	29.6	
4212204	Other home furnishings whsle	2 191	5 561 938	5 511 124	3 390 479	-71 517	3 318 962	2 192 162	39.8	
4213	Lumber & other construction materials whsle .	11 142	61 302 570	60 823 204	49 693 178	-330 413	49 362 765	11 460 439	18.8	
42131	Lumber, plywood, millwork, & wood panel whsle	5 636	46 426 349	46 017 642	38 958 009	-219 382	38 738 627	7 279 015	15.8	
421310	Lumber, plywood, millwork, & wood panel whsle	5 636	46 426 349	46 017 642	38 958 009	-219 382	38 738 627	7 279 015	15.8	
4213101	Lumber without yard whsle	1 425	13 795 098	13 687 064	12 123 237	-23 854	12 099 383	1 587 681	11.6	
4213102	Lumber with yard whsle	1 499	13 188 854	13 122 384	10 856 031	-114 340	10 741 691	2 380 693	18.1	
4213103	Plywood, veneer, millwork, & wood panel whsle	2 712	19 442 397	19 208 194	15 978 741	-81 188	15 897 553	3 310 641	17.2	
42132	Brick, stone, & related construction materials whsle	2 094	4 444 476	4 429 343	2 953 870	-64 648	2 889 222	1 540 121	34.8	
421320	Brick, stone, & related construction materials whsle	2 094	4 444 476	4 429 343	2 953 870	-64 648	2 889 222	1 540 121	34.8	
4213201	Brick, block, tile, clay/cement sewer pipe whsle	679	1 320 519	1 312 230	908 272	-17 050	891 222	421 008	32.1	
4213202	Sand, gravel, & stone whsle	886	1 574 246	1 574 181	953 678	-21 713	931 965	642 216	40.8	
4213203	Cement, lime, & related products whsle	529	1 549 711	1 542 932	1 091 920	-25 885	1 066 035	476 897	30.9	
42133	Roofing, siding, & insulation material whsle	1 069	5 203 479	5 183 616	4 076 966	-10 104	4 066 862	1 116 754	21.5	
421330	Roofing, siding, & insulation material whsle	1 069	5 203 479	5 183 616	4 076 966	-10 104	4 066 862	1 116 754	21.5	
4213301	Roofing, siding, & insulation material whsle	1 069	5 203 479	5 183 616	4 076 966	-10 104	4 066 862	1 116 754	21.5	
42139	Other construction materials whsle	2 343	5 228 266	5 192 603	3 704 333	-36 279	3 668 054	1 524 549	29.4	
421390	Other construction materials whsle	2 343	5 228 266	5 192 603	3 704 333	-36 279	3 668 054	1 524 549	29.4	
4213901	Flat glass & other construction glass whsle	523	1 017 500	1 012 296	668 026	-2 209	665 817	346 479	34.2	
4213902	Other construction materials whsle ...	1 820	4 210 766	4 180 307	3 036 307	-34 070	3 002 237	1 178 070	28.2	
4214	Professional & commercial equipment & supplies whsle	38 366	237 178 097	235 058 092	178 952 679	-1 842 642	177 110 037	57 948 055	24.7	
42141	Photographic equipment & supplies whsle .	1 207	8 347 662	8 230 425	5 812 800	-21 965	5 790 835	2 439 590	29.6	
421410	Photographic equipment & supplies whsle	1 207	8 347 662	8 230 425	5 812 800	-21 965	5 790 835	2 439 590	29.6	
42142	Office equipment whsle	6 291	24 496 462	24 149 183	15 294 804	-107 530	15 187 274	8 961 909	37.1	
421420	Office equipment whsle	6 291	24 496 462	24 149 183	15 294 804	-107 530	15 187 274	8 961 909	37.1	

See footnotes at end of table.

Table 7. Gross Margin and Its Components for Merchant Wholesalers for the United States: 1997—Con.

[Includes only establishments with payroll. For meaning of abbreviations and symbols, see introductory text. For explanation of terms, see Appendix A]

NAICS code	Kind of business and type of operation	Establishments (number)	Sales			Purchases ¹ (\$1,000)	Inventory change 1996 to 1997 (\$1,000)	Cost of goods sold (\$1,000)	Gross margin	
			Total (\$1,000)	On own account					Amount (\$1,000)	As percent of sales on own account
				Amount (\$1,000)						
421	Wholesale trade, durable goods—Con.									
4214	Professional & commercial equipment & supplies whse—Con.									
42143	Computer & computer peripheral equipment & software whse	14 459	142 059 509	141 293 645	115 029 302	-1 196 558	113 832 744	27 460 901	19.4	
421430	Computer & computer peripheral equipment & software whse	14 459	142 059 509	141 293 645	115 029 302	-1 196 558	113 832 744	27 460 901	19.4	
4214301	Computer & peripheral equipment whse	11 806	131 914 692	131 214 914	108 804 746	-1 136 985	107 667 761	23 547 153	17.9	
42143011	Computers & peripheral equipment for resale	4 861	83 034 207	82 659 855	70 435 044	-828 502	69 606 542	13 053 313	15.8	
42143012	Computers & peripheral equipment for end use	6 945	48 880 485	48 555 059	38 369 702	-308 483	38 061 219	10 493 840	21.6	
4214302	Computer software (packaged) whse .	2 653	10 144 817	10 078 731	6 224 556	-59 573	6 164 983	3 913 748	38.8	
42144	Other commercial equipment whse	'4 658	'12 215 821	12 062 306	8 651 991	'-99 451	8 552 540	3 509 766	29.1	
421440	Other commercial equipment whse	'4 658	'12 215 821	12 062 306	8 651 991	'-99 451	8 552 540	3 509 766	29.1	
4214401	Restaurant & hotel equipment & supplies whse	2 689	8 094 253	7 977 245	6 034 250	-67 806	5 966 444	2 010 801	25.2	
4214402	Store machines & equipment whse ...	'1 969	'4 121 568	4 085 061	2 617 741	'-31 645	2 586 096	1 498 965	36.7	
42145	Medical, dental, & hospital equipment & supplies whse	7 850	35 599 345	34 991 774	24 931 413	-294 183	24 637 230	10 354 544	29.6	
421450	Medical, dental, & hospital equipment & supplies whse	7 850	35 599 345	34 991 774	24 931 413	-294 183	24 637 230	10 354 544	29.6	
4214501	Surgical, medical, & hospital supplies whse	6 859	31 745 475	31 145 003	22 382 793	-252 247	22 130 546	9 014 457	28.9	
4214502	Dental equipment & supplies whse ...	991	3 853 870	3 846 771	2 548 620	-41 936	2 506 684	1 340 087	34.8	
42146	Ophthalmic goods whse	1 551	5 713 821	5 679 567	3 453 474	-75 985	3 377 489	2 302 078	40.5	
421460	Ophthalmic goods whse	1 551	5 713 821	5 679 567	3 453 474	-75 985	3 377 489	2 302 078	40.5	
42149	Other professional equipment & supplies whse	2 350	8 745 477	8 651 192	5 778 895	-46 970	5 731 925	2 919 267	33.7	
421490	Other professional equipment & supplies whse	2 350	8 745 477	8 651 192	5 778 895	-46 970	5 731 925	2 919 267	33.7	
4214901	Religious & school supplies whse	397	1 110 568	1 098 582	713 033	-17 189	695 844	402 738	36.7	
4214902	Other professional equipment & supplies whse	1 953	7 634 909	7 552 610	5 065 862	-29 781	5 036 081	2 516 529	33.3	
4215	Metal & mineral (except petroleum) whse ...	'10 079	'91 553 201	90 379 041	73 961 389	'-725 862	73 235 527	17 143 514	19.0	
42151	Metal service centers & offices	9 487	83 124 691	82 172 559	66 685 839	-712 126	65 973 713	16 198 846	19.7	
421510	Metal service centers & offices	9 487	83 124 691	82 172 559	66 685 839	-712 126	65 973 713	16 198 846	19.7	
4215101	Ferrous metal service centers & sales offices	7 595	66 113 409	65 332 043	52 589 122	-486 030	52 103 092	13 228 951	20.2	
42151011	Ferrous metal service centers	5 827	58 768 929	58 143 950	46 470 112	-486 030	45 984 082	12 159 868	20.9	
42151012	Ferrous metal sales offices	1 768	7 344 480	7 188 093	6 119 010	-	6 119 010	1 069 083	14.9	
4215102	Nonferrous metal service centers & sales offices	1 892	17 011 282	16 840 516	14 096 717	-226 096	13 870 621	2 969 895	17.6	
42151021	Nonferrous metal service centers ...	1 380	15 574 704	15 412 184	12 930 467	-226 096	12 704 371	2 707 813	17.6	
42151022	Nonferrous metal sales offices	512	1 436 578	1 428 332	1 166 250	-	1 166 250	262 082	18.3	
42152	Coal & other mineral & ore whse	'592	'8 428 510	8 206 482	7 275 550	'-13 736	7 261 814	944 668	11.5	
421520	Coal & other mineral & ore whse	'592	'8 428 510	8 206 482	7 275 550	'-13 736	7 261 814	944 668	11.5	
4215201	Coal whse	333	4 987 710	4 856 646	4 235 038	-14 307	4 220 731	635 915	13.1	
4215202	Other mineral & ore whse	'259	'3 440 800	3 349 836	3 040 512	'571	3 041 083	308 753	9.2	
4216	Electrical goods whse	27 347	182 334 876	180 295 130	135 233 416	-1 525 430	133 707 986	46 587 144	25.8	
42161	Electrical apparatus & equip, wiring supp, & const material whse	8 857	38 350 174	37 865 349	28 071 276	-282 828	27 788 448	10 076 901	26.6	
421610	Electrical apparatus & equip, wiring supp, & const material whse	8 857	38 350 174	37 865 349	28 071 276	-282 828	27 788 448	10 076 901	26.6	
42162	Electrical appliance, television & radio set whse	3 237	39 717 526	39 527 417	31 437 423	-307 681	31 129 742	8 397 675	21.2	
421620	Electrical appliance, television & radio set whse	3 237	39 717 526	39 527 417	31 437 423	-307 681	31 129 742	8 397 675	21.2	
42169	Other electronic parts & equipment whse ..	15 253	104 267 176	102 902 364	75 724 717	-934 921	74 789 796	28 112 568	27.3	
421690	Other electronic parts & equipment whse	15 253	104 267 176	102 902 364	75 724 717	-934 921	74 789 796	28 112 568	27.3	
4216901	Communications equipment & supplies whse	6 722	36 812 342	36 442 101	23 680 236	-396 854	23 283 382	13 158 719	36.1	
4216902	Electronic parts (excluding communications equipment) whse...	8 531	67 454 834	66 460 263	52 044 481	-538 067	51 506 414	14 953 849	22.5	
4217	Hardware, & plumbing & heating equipment & supplies whse	17 533	57 253 744	56 376 860	41 632 825	-476 210	41 156 615	15 220 245	27.0	
42171	Hardware whse	8 170	28 781 646	28 519 593	20 746 373	-301 682	20 444 691	8 074 902	28.3	
421710	Hardware whse	8 170	28 781 646	28 519 593	20 746 373	-301 682	20 444 691	8 074 902	28.3	
42172	Plumbing & heating equipment & supplies (hydronics) whse	3 261	10 850 765	10 637 646	8 036 791	-108 704	7 928 087	2 709 559	25.5	
421720	Plumbing & heating equipment & supplies (hydronics) whse	3 261	10 850 765	10 637 646	8 036 791	-108 704	7 928 087	2 709 559	25.5	
42173	Warm air heating & air-conditioning equipment & supplies whse	4 744	14 185 407	13 803 345	10 330 258	-47 939	10 282 319	3 521 026	25.5	
421730	Warm air heating & air-conditioning equipment & supplies whse	4 744	14 185 407	13 803 345	10 330 258	-47 939	10 282 319	3 521 026	25.5	
42174	Refrigeration equipment & supplies whse .	1 358	3 435 926	3 416 276	2 519 403	-17 885	2 501 518	914 758	26.8	
421740	Refrigeration equipment & supplies whse	1 358	3 435 926	3 416 276	2 519 403	-17 885	2 501 518	914 758	26.8	

See footnotes at end of table.

Table 7. Gross Margin and Its Components for Merchant Wholesalers for the United States: 1997—Con.

[Includes only establishments with payroll. For meaning of abbreviations and symbols, see introductory text. For explanation of terms, see Appendix A]

NAICS code	Kind of business and type of operation	Establishments (number)	Sales		Purchases ¹ (\$1,000)	Inventory change 1996 to 1997 (\$1,000)	Cost of goods sold (\$1,000)	Gross margin		
			Total (\$1,000)	On own account				Amount (\$1,000)	Amount (\$1,000)	As percent of sales on own account
				Amount (\$1,000)						
421	Wholesale trade, durable goods—Con.									
4218	Machinery, equipment, & supplies whsle.....	64 951	223 849 297	219 187 549	160 385 453	-3 256 367	157 129 086	62 058 463	28.3	
42181	Construction & mining (except petroleum) machinery & equip whsle	4 763	31 561 292	31 292 149	23 936 012	-890 173	23 045 839	8 246 310	26.4	
421810	Construction & mining (except petroleum) machinery & equip whsle ...	4 763	31 561 292	31 292 149	23 936 012	-890 173	23 045 839	8 246 310	26.4	
42182	Farm & garden machinery & equipment whsle	9 312	30 536 605	30 225 712	23 832 690	-739 637	23 093 053	7 132 659	23.6	
421820	Farm & garden machinery & equipment whsle	9 312	30 536 605	30 225 712	23 832 690	-739 637	23 093 053	7 132 659	23.6	
4218201	Farm machinery & equipment—farm dealers.....	6 789	21 521 310	21 304 809	17 029 266	-593 873	16 435 393	4 869 416	22.9	
4218202	Farm machinery & equipment—whsle distributors	1 891	6 437 932	6 366 615	4 837 575	-115 501	4 722 074	1 644 541	25.8	
4218203	Lawn & garden machinery & equipment whsle	632	2 577 363	2 554 288	1 965 849	-30 263	1 935 586	618 702	24.2	
42183	Industrial machinery & equipment whsle ...	28 321	97 183 003	94 396 803	67 003 660	-822 093	66 181 567	28 215 236	29.9	
421830	Industrial machinery & equipment whsle .	28 321	97 183 003	94 396 803	67 003 660	-822 093	66 181 567	28 215 236	29.9	
4218301	Food-processing machinery & equipment whsle	1 056	2 959 044	2 894 481	1 992 895	-27 416	1 965 479	929 002	32.1	
4218302	Hydraulic & pneumatic (fluid-power) machinery & equipment whsle.....	3 294	9 945 751	9 575 326	6 561 455	-93 726	6 467 729	3 107 597	32.5	
42183021	Hydraulic & pneumatic pumps & motors whsle	1 275	3 036 164	2 959 986	2 001 949	-18 588	1 983 361	976 625	33.0	
42183022	Hydraulic & pneumatic parts, accessories, & supplies whsle.....	2 019	6 909 587	6 615 340	4 559 506	-75 138	4 484 368	2 130 972	32.2	
4218303	General-purpose industrial machinery & equipment whsle	8 460	28 259 832	27 293 351	18 843 574	-286 689	18 556 885	8 736 466	32.0	
4218304	Metalworking machinery & equipment whsle	3 232	13 925 794	13 355 993	9 783 479	12 534	9 796 013	3 559 980	26.7	
4218305	Materials handling equipment whsle ..	4 042	15 099 475	14 837 669	10 393 328	-88 973	10 304 355	4 533 314	30.6	
4218306	Oilwell, oil refinery, & pipeline mach, equip, & supplies whsle	2 688	7 740 720	7 630 943	5 638 410	-142 830	5 495 580	2 135 363	28.0	
4218307	Other industrial machinery & equipment whsle	5 549	19 252 387	18 809 040	13 790 519	-194 993	13 595 526	5 213 514	27.7	
42184	Industrial supplies whsle	12 868	36 889 029	36 264 318	25 755 567	-319 816	25 435 751	10 828 567	29.9	
421840	Industrial supplies whsle.....	12 868	36 889 029	36 264 318	25 755 567	-319 816	25 435 751	10 828 567	29.9	
4218401	General-line industrial supplies whsle .	2 025	3 940 187	3 882 858	2 801 024	-29 369	2 771 655	1 111 203	28.6	
4218402	Mechanical power transmission supplies whsle	2 457	7 883 600	7 797 178	5 506 812	-133 329	5 373 483	2 423 695	31.1	
4218403	Welding supplies whsle	1 876	4 238 602	4 170 454	2 592 738	-19 525	2 573 213	1 597 241	38.3	
4218404	Industrial containers & supplies whsle .	1 480	4 968 521	4 861 060	3 614 596	-13 714	3 600 882	1 260 178	25.9	
4218405	Industrial valves & fittings (except fluid-power) whsle	1 279	5 276 944	5 108 994	3 743 805	-20 935	3 722 870	1 386 124	27.1	
4218406	Other industrial supplies whsle	3 751	10 581 175	10 443 774	7 496 592	-102 944	7 393 648	3 050 126	29.2	
42185	Service establishment equipment & supplies whsle	6 233	11 044 612	10 900 759	7 477 325	-86 081	7 391 244	3 509 515	32.2	
421850	Service establishment equipment & supplies whsle	6 233	11 044 612	10 900 759	7 477 325	-86 081	7 391 244	3 509 515	32.2	
4218501	Beauty & barber shop equipment & supplies whsle	1 240	2 016 050	1 996 036	1 282 584	-30 233	1 252 351	743 685	37.3	
4218502	Custodial, janitors' equipment & supplies whsle	2 189	3 745 652	3 715 910	2 510 696	-20 988	2 489 708	1 226 202	33.0	
4218503	Laundry & dry-cleaning equipment & supplies whsle	655	D	D	D	D	D	D	D	
4218504	Other service establishment equipment & supplies whsle	2 149	D	D	D	D	D	D	D	
42186	Transportation equipment & supplies (exc motor vehicle) whsle	3 454	16 634 756	16 107 808	12 380 199	-398 567	11 981 632	4 126 176	25.6	
421860	Transportation equipment & supplies (exc motor vehicle) whsle.....	3 454	16 634 756	16 107 808	12 380 199	-398 567	11 981 632	4 126 176	25.6	
4218601	Aircraft & aeronautical equipment & supplies whsle	2 092	12 214 744	11 736 765	9 152 844	-314 165	8 838 679	2 898 086	24.7	
4218602	Marine machinery, equipment, & supplies whsle	825	2 566 747	2 535 845	1 850 878	-35 347	1 815 531	720 314	28.4	
4218603	Other transportation equipment & supplies whsle	537	1 853 265	1 835 198	1 376 477	-49 055	1 327 422	507 776	27.7	
4219	Miscellaneous durable goods whsle.....	33 956	155 636 289	152 995 982	116 233 785	-1 033 572	115 200 213	37 795 769	24.7	
42191	Sporting & recreational goods & supplies whsle	4 961	17 059 006	16 917 586	12 176 686	-188 089	11 988 597	4 928 989	29.1	
421910	Sporting & recreational goods & supplies whsle	4 961	17 059 006	16 917 586	12 176 686	-188 089	11 988 597	4 928 989	29.1	
42192	Toy & hobby goods & supplies whsle.....	2 792	15 890 421	15 724 249	10 388 099	-158 708	10 229 391	5 494 858	34.9	
421920	Toy & hobby goods & supplies whsle....	2 792	15 890 421	15 724 249	10 388 099	-158 708	10 229 391	5 494 858	34.9	
42193	Recyclable material whsle	8 833	37 358 147	37 208 428	28 080 482	-105 477	27 975 005	9 233 423	24.8	
421930	Recyclable material whsle	8 833	37 358 147	37 208 428	28 080 482	-105 477	27 975 005	9 233 423	24.8	
4219301	Iron & steel scrap processors & dealers.....	3 403	17 430 292	17 344 908	13 162 672	-45 645	13 117 027	4 227 881	24.4	
42193011	Iron & steel scrap processors (using power processing equipment)	2 268	12 322 747	12 268 669	8 783 060	-17 324	8 765 736	3 502 933	28.6	
42193012	Iron & steel scrap processors (not using power processing equip)	1 135	5 107 545	5 076 239	4 379 612	-28 321	4 351 291	724 948	14.3	
4219302	Recyclable paper & paperboard whsle	1 539	5 384 421	5 355 265	3 856 071	-12 274	3 843 797	1 511 468	28.2	
4219303	Other recyclable material whsle	3 891	14 543 434	14 508 255	11 061 739	-47 558	11 014 181	3 494 074	24.1	

See footnotes at end of table.

Table 7. Gross Margin and Its Components for Merchant Wholesalers for the United States: 1997—Con.

[Includes only establishments with payroll. For meaning of abbreviations and symbols, see introductory text. For explanation of terms, see Appendix A]

NAICS code	Kind of business and type of operation	Establishments (number)	Sales			Purchases ¹ (\$1,000)	Inventory change 1996 to 1997 (\$1,000)	Cost of goods sold (\$1,000)	Gross margin	
			Total (\$1,000)	On own account					Amount (\$1,000)	As percent of sales on own account
				Amount (\$1,000)						
421	Wholesale trade, durable goods—Con.									
4219	Miscellaneous durable goods whsle—Con.									
42194	Jewelry/watch/silverware/precious stone, & precious metal whsle.....	7 183	30 824 486	30 735 325	25 360 869	-318 020	25 042 849	5 692 476	18.5	
421940	Jewelry/watch/silverware/precious stone, & precious metal whsle.....	7 183	30 824 486	30 735 325	25 360 869	-318 020	25 042 849	5 692 476	18.5	
4219401	Jewelry, watch, diamonds, precious stone, & silverware whsle.....	6 641	21 097 516	21 045 091	16 604 285	-334 855	16 269 430	4 775 661	22.7	
4219402	Precious metal (excluding ores) whsle.	542	9 726 970	9 690 234	8 756 584	16 835	8 773 419	916 815	9.5	
42199	Other miscellaneous durable goods whsle.	10 187	54 504 229	52 410 394	40 227 649	-263 278	39 964 371	12 446 023	23.7	
421990	Other miscellaneous durable goods whsle.....	10 187	54 504 229	52 410 394	40 227 649	-263 278	39 964 371	12 446 023	23.7	
4219901	Musical instruments & supplies whsle.	444	2 155 019	2 145 987	1 551 564	-5 139	1 546 425	599 562	27.9	
4219902	Forest products (except lumber) whsle.....	1 844	10 671 425	10 447 332	8 575 328	-32 165	8 543 163	1 904 169	18.2	
4219903	General merchandise (durable goods) whsle.....	2 864	20 154 440	18 368 059	14 093 141	-4 085	14 089 056	4 279 003	23.3	
4219904	Prerecorded media whsle.....	1 852	16 079 741	16 060 129	12 481 758	-148 023	12 333 735	3 726 394	23.2	
42199041	Compact discs/prerecorded audio tapes, & phonograph records whsle.....	1 215	8 766 190	8 750 805	6 702 009	-74 778	6 627 231	2 123 574	24.3	
42199042	Prerecorded video tapes whsle.....	637	7 313 551	7 309 324	5 779 749	-73 245	5 706 504	1 602 820	21.9	
4219905	Fire extinguishers & fire safety equipment whsle.....	923	937 818	927 022	569 909	-11 076	558 833	368 189	39.7	
4219906	Other durable goods whsle.....	2 260	4 505 786	4 461 865	2 955 949	-62 790	2 893 159	1 568 706	35.2	
422	Wholesale trade, nondurable goods	134 951	1 118 350 517	1 105 824 912	921 884 158	-5 746 779	916 137 379	189 687 533	17.2	
4221	Paper & paper product whsle.....	12 686	66 491 798	65 805 436	52 043 033	-250 729	51 792 304	14 013 132	21.3	
42211	Printing & writing paper whsle.....	1 838	20 477 795	20 303 537	17 174 248	-20 588	17 153 660	3 149 877	15.5	
422110	Printing & writing paper whsle.....	1 838	20 477 795	20 303 537	17 174 248	-20 588	17 153 660	3 149 877	15.5	
42212	Stationery & office supplies whsle.....	6 260	19 572 837	19 416 000	14 150 403	-105 770	14 044 633	5 371 367	27.7	
422120	Stationery & office supplies whsle.....	6 260	19 572 837	19 416 000	14 150 403	-105 770	14 044 633	5 371 367	27.7	
42213	Industrial & personal service paper whsle..	4 588	26 441 166	26 085 899	20 718 382	-124 371	20 594 011	5 491 888	21.1	
422130	Industrial & personal service paper whsle.....	4 588	26 441 166	26 085 899	20 718 382	-124 371	20 594 011	5 491 888	21.1	
4222	Drugs, & druggists' sundries whsle.....	7 250	107 379 498	106 873 675	89 836 814	-1 028 633	88 808 181	18 065 494	16.9	
42221	Drugs, & druggists' sundries whsle.....	7 250	107 379 498	106 873 675	89 836 814	-1 028 633	88 808 181	18 065 494	16.9	
422210	Drugs, & druggists' sundries whsle.....	7 250	107 379 498	106 873 675	89 836 814	-1 028 633	88 808 181	18 065 494	16.9	
4222101	General-line drugs whsle.....	3 283	79 946 995	79 525 525	70 573 875	-599 809	69 974 066	9 551 459	12.0	
4222102	Specialty-line drug, pharmaceutical, cosmetic, & toiletries whsle.....	3 967	27 432 503	27 348 150	19 262 939	-428 824	18 834 115	8 514 035	31.1	
4223	Apparel, piece goods, & notions whsle.....	16 964	84 358 265	83 083 549	60 064 974	-1 198 395	58 866 579	24 216 970	29.1	
42231	Piece goods, notions, & other dry goods whsle.....	4 628	14 151 550	13 868 930	10 310 443	-223 771	10 086 672	3 782 258	27.3	
422310	Piece goods, notions, & other dry goods whsle.....	4 628	14 151 550	13 868 930	10 310 443	-223 771	10 086 672	3 782 258	27.3	
4223101	Piece goods—jobbers.....	3 345	11 726 039	11 456 819	8 707 400	-186 171	8 521 229	2 935 590	25.6	
4223102	Notions & other dry goods whsle.....	1 283	2 425 511	2 412 111	1 603 043	-37 600	1 565 443	846 668	35.1	
42232	Men's & boys' clothing & furnishings whsle.	4 144	22 684 344	22 513 928	16 336 619	-360 583	15 976 036	6 537 892	29.0	
422320	Men's & boys' clothing & furnishings whsle.....	4 144	22 684 344	22 513 928	16 336 619	-360 583	15 976 036	6 537 892	29.0	
42233	Women's, children's, & infants' clothing & accessories whsle.....	6 781	29 520 620	29 279 114	20 287 338	-529 277	19 758 061	9 521 053	32.5	
422330	Women's, children's, & infants' clothing & accessories whsle.....	6 781	29 520 620	29 279 114	20 287 338	-529 277	19 758 061	9 521 053	32.5	
42234	Footwear whsle.....	1 411	18 001 751	17 421 577	13 130 574	-84 764	13 045 810	4 375 767	25.1	
422340	Footwear whsle.....	1 411	18 001 751	17 421 577	13 130 574	-84 764	13 045 810	4 375 767	25.1	
4224	Grocery & related products whsle.....	33 343	330 210 735	327 080 017	278 642 374	-1 126 434	277 515 940	49 564 077	15.2	
42241	General-line grocery whsle.....	3 390	93 941 524	93 636 575	82 827 937	-121 064	82 706 873	10 929 702	11.7	
422410	General-line grocery whsle.....	3 390	93 941 524	93 636 575	82 827 937	-121 064	82 706 873	10 929 702	11.7	
4224101	General-line grocery whsle, voluntary group.....	186	16 156 029	16 146 111	14 415 713	30 804	14 446 517	1 699 594	10.5	
4224102	General-line grocery whsle, retail cooperative.....	211	16 142 440	16 134 237	14 649 460	-18 454	14 631 006	1 503 231	9.3	
4224103	Other general-line grocery whsle.....	2 993	61 643 055	61 356 227	53 762 764	-133 414	53 629 350	7 726 877	12.6	
42242	Packaged frozen food whsle.....	2 897	44 782 680	44 301 711	38 254 519	-358 534	37 895 985	6 405 726	14.5	
422420	Packaged frozen food whsle.....	2 897	44 782 680	44 301 711	38 254 519	-358 534	37 895 985	6 405 726	14.5	
42243	Dairy products, (except dried or canned) whsle.....	2 174	20 315 524	20 209 662	17 776 833	-44 904	17 731 929	2 477 733	12.3	
422430	Dairy products, (except dried or canned) whsle.....	2 174	20 315 524	20 209 662	17 776 833	-44 904	17 731 929	2 477 733	12.3	
4224301	Raw milk whsle.....	138	D	D	D	D	D	D	D	
4224302	Dairy product (except raw milk) whsle..	2 036	D	D	D	D	D	D	D	
42244	Poultry & poultry product whsle.....	873	10 721 436	10 693 475	9 431 393	-21 354	9 410 039	1 283 436	12.0	
422440	Poultry & poultry product whsle.....	873	10 721 436	10 693 475	9 431 393	-21 354	9 410 039	1 283 436	12.0	
4224401	Live poultry whsle.....	45	D	D	D	D	D	D	D	
4224402	Poultry & poultry product (except live) whsle.....	828	D	D	D	D	D	D	D	
42245	Confectionery whsle.....	1 962	7 539 889	7 482 343	5 880 461	-65 423	5 815 038	1 667 305	22.3	
422450	Confectionery whsle.....	1 962	7 539 889	7 482 343	5 880 461	-65 423	5 815 038	1 667 305	22.3	
42246	Fish & seafood whsle.....	2 828	11 998 240	11 881 670	10 084 357	-73 390	10 010 967	1 870 703	15.7	
422460	Fish & seafood whsle.....	2 828	11 998 240	11 881 670	10 084 357	-73 390	10 010 967	1 870 703	15.7	
42247	Meat & meat product whsle.....	3 147	26 899 437	26 784 649	23 610 923	-66 180	23 544 743	3 239 906	12.1	
422470	Meat & meat product whsle.....	3 147	26 899 437	26 784 649	23 610 923	-66 180	23 544 743	3 239 906	12.1	
42248	Fresh fruit & vegetable whsle.....	5 474	40 417 798	38 992 591	32 097 681	-78 621	32 019 060	6 973 531	17.9	
422480	Fresh fruit & vegetable whsle.....	5 474	40 417 798	38 992 591	32 097 681	-78 621	32 019 060	6 973 531	17.9	

See footnotes at end of table.

Table 7. Gross Margin and Its Components for Merchant Wholesalers for the United States: 1997—Con.

[Includes only establishments with payroll. For meaning of abbreviations and symbols, see introductory text. For explanation of terms, see Appendix A]

NAICS code	Kind of business and type of operation	Establishments (number)	Sales			Purchases ¹ (\$1,000)	Inventory change 1996 to 1997 (\$1,000)	Cost of goods sold (\$1,000)	Gross margin	
			Total (\$1,000)	On own account					Amount (\$1,000)	As percent of sales on own account
				Amount (\$1,000)						
422	Wholesale trade, nondurable goods—Con.									
4224	Grocery & related products whsle—Con.									
42249	Other grocery & related products whsle . . .	10 598	73 594 207	73 097 341	58 678 270	-296 964	58 381 306	14 716 035	20.1	
422490	Other grocery & related products whsle . . .	10 598	73 594 207	73 097 341	58 678 270	-296 964	58 381 306	14 716 035	20.1	
4224901	Coffee, tea, & spice whsle	1 420	7 087 834	7 074 987	5 824 763	-138 200	5 686 563	1 388 424	19.6	
4224902	Bread & baked goods whsle	2 187	5 821 864	5 779 502	4 500 573	-5 095	4 495 478	1 284 024	22.2	
4224903	Soft drinks whsle	2 026	7 507 631	7 491 864	4 946 527	-36 170	4 910 357	2 581 507	34.5	
4224904	Canned goods whsle	957	10 184 930	9 951 437	8 315 925	52 044	8 367 969	1 583 468	15.9	
4224905	Food & beverage basic materials whsle	512	2 687 268	2 630 967	2 026 949	345	2 027 294	603 673	22.9	
4224906	Other grocery specialties whsle	3 496	40 304 680	40 168 584	33 063 533	-169 888	32 893 645	7 274 939	18.1	
4225	Farm-product raw material whsle	8 849	132 883 554	132 188 133	118 891 962	-158 994	118 732 968	13 455 165	10.2	
42251	Grain & field bean whsle	6 434	105 267 322	105 117 851	94 756 741	-153 186	94 603 555	10 514 296	10.0	
422510	Grain & field bean whsle	6 434	105 267 322	105 117 851	94 756 741	-153 186	94 603 555	10 514 296	10.0	
42252	Livestock whsle	1 133	8 630 445	8 353 282	7 794 511	-48 990	7 745 521	607 761	7.3	
422520	Livestock whsle	1 133	8 630 445	8 353 282	7 794 511	-48 990	7 745 521	607 761	7.3	
42259	Other farm product raw material whsle	1 282	18 985 787	18 717 000	16 340 710	43 182	16 383 892	2 333 108	12.5	
422590	Other farm product raw material whsle	1 282	18 985 787	18 717 000	16 340 710	43 182	16 383 892	2 333 108	12.5	
4225901	Hides, skins, & pelts whsle	234	1 911 853	1 856 772	1 608 613	-8 884	1 599 729	257 043	13.8	
4225902	Leaf tobacco whsle	118	2 093 201	2 072 145	1 726 459	-29 839	1 696 620	375 525	18.1	
4225903	Wool, wool tops, & mohair whsle	61	145 997	131 607	113 002	-3 423	109 579	22 028	16.7	
4225904	Cotton whsle	244	9 922 477	9 756 616	8 512 907	85 895	8 598 802	1 157 814	11.9	
4225905	Other farm-product raw material whsle	625	4 912 259	4 899 860	4 379 729	-567	4 379 162	520 698	10.6	
4226	Chemical & allied products whsle	12 249	56 048 362	54 761 023	41 686 990	-292 127	41 394 863	13 366 160	24.4	
42261	Plastics materials & basic forms & shapes whsle	3 357	16 733 225	16 334 477	12 410 356	-98 480	12 311 876	4 022 601	24.6	
422610	Plastics materials & basic forms & shapes whsle	3 357	16 733 225	16 334 477	12 410 356	-98 480	12 311 876	4 022 601	24.6	
42269	Other chemical & allied products whsle	8 892	39 315 137	38 426 546	29 276 634	-193 647	29 082 987	9 343 559	24.3	
422690	Other chemical & allied products whsle	8 892	39 315 137	38 426 546	29 276 634	-193 647	29 082 987	9 343 559	24.3	
4226901	Industrial gases (except LP) whsle	804	1 432 921	1 429 614	842 011	-9 950	832 061	597 553	41.8	
4226902	Other chemical & allied products whsle	8 088	37 882 216	36 996 932	28 434 623	-183 697	28 250 926	8 746 006	23.6	
4227	Petroleum & petroleum products whsle	'9 770	'139 507 960	'139 286 433	'122 617 091	'-160 558	'122 456 533	'16 829 900	'12.1	
42271	Petroleum bulk stations & terminals	'6 729	'92 443 546	'92 302 679	'81 250 184	'-165 619	'81 084 565	'11 218 114	'12.2	
422710	Petroleum bulk stations & terminals	'6 729	'92 443 546	'92 302 679	'81 250 184	'-165 619	'81 084 565	'11 218 114	'12.2	
4227101	Petroleum bulk stations & terminals (except LP)	'6 337	'88 515 507	'88 375 710	'77 843 429	'-166 960	'77 676 469	'10 699 241	'12.1	
42271011	Petroleum bulk stations (except LP)	5 784	43 727 608	43 603 032	36 737 873	-21 286	36 716 587	6 886 445	15.8	
42271012	Petroleum bulk terminals (except LP)	'553	'44 787 899	'44 772 678	'41 105 556	'-145 674	'40 959 882	'3 812 796	'8.5	
4227102	Liquefied petroleum bulk stations & terminals	392	3 928 039	3 926 969	3 406 755	1 341	3 408 096	518 873	13.2	
42272	Petroleum & petroleum prod whsle (exc bulk stations & terminals)	3 041	47 064 414	46 983 754	41 366 907	5 061	41 371 968	5 611 786	11.9	
422720	Petroleum & petroleum prod whsle (exc bulk stations & terminals)	3 041	47 064 414	46 983 754	41 366 907	5 061	41 371 968	5 611 786	11.9	
4228	Beer, wine, & distilled alcoholic beverage whsle	4 476	58 311 981	58 019 072	44 187 454	-328 585	43 858 869	14 160 203	24.4	
42281	Beer & ale whsle	2 945	33 616 795	33 496 179	24 734 023	-93 071	24 640 952	8 855 227	26.4	
422810	Beer & ale whsle	2 945	33 616 795	33 496 179	24 734 023	-93 071	24 640 952	8 855 227	26.4	
42282	Wine & distilled alcoholic beverage whsle	1 531	24 695 186	24 522 893	19 453 431	-235 514	19 217 917	5 304 976	21.6	
422820	Wine & distilled alcoholic beverage whsle	1 531	24 695 186	24 522 893	19 453 431	-235 514	19 217 917	5 304 976	21.6	
4228201	Wine & distilled alcoholic bev (licensed operation) whsle	1 409	24 314 784	24 152 612	19 209 789	-263 370	18 946 419	5 206 193	21.6	
4228202	Wine & distilled alcoholic beverage (state operated) whsle	122	380 402	370 281	243 642	27 856	271 498	98 783	26.7	
4229	Miscellaneous nondurable goods whsle	29 364	143 158 364	138 727 574	113 913 466	-1 202 324	112 711 142	26 016 432	18.8	
42291	Farm supplies whsle	6 437	32 607 159	31 976 164	26 445 322	-272 540	26 172 782	5 803 382	18.1	
422910	Farm supplies whsle	6 437	32 607 159	31 976 164	26 445 322	-272 540	26 172 782	5 803 382	18.1	
4229101	Farm supplies—farm dealers	3 363	9 641 439	9 622 620	7 661 433	-89 143	7 572 290	2 050 330	21.3	
4229102	Farm supplies—whsle distributors	3 074	22 965 720	22 353 544	18 783 889	-183 397	18 600 492	3 753 052	16.8	
42292	Book, periodical, & newspaper whsle	3 257	17 022 288	16 777 363	12 090 647	-145 696	11 944 951	4 832 412	28.8	
422920	Book, periodical, & newspaper whsle	3 257	17 022 288	16 777 363	12 090 647	-145 696	11 944 951	4 832 412	28.8	
42293	Flower, nursery stock, & florists' supplies whsle	3 654	7 244 856	7 181 257	4 783 886	-58 111	4 725 775	2 455 482	34.2	
422930	Flower, nursery stock, & florists' supplies whsle	3 654	7 244 856	7 181 257	4 783 886	-58 111	4 725 775	2 455 482	34.2	
42294	Tobacco & tobacco product whsle	1 466	31 656 394	31 615 308	28 728 235	-249 527	28 478 708	3 136 600	9.9	
422940	Tobacco & tobacco product whsle	1 466	31 656 394	31 615 308	28 728 235	-249 527	28 478 708	3 136 600	9.9	
42295	Paint, varnish, & supplies whsle	1 630	3 370 442	3 322 220	2 197 439	-21 803	2 175 636	1 146 584	34.5	
422950	Paint, varnish, & supplies whsle	1 630	3 370 442	3 322 220	2 197 439	-21 803	2 175 636	1 146 584	34.5	
4229501	Paint, varnish, & supplies whsle	1 630	3 370 442	3 322 220	2 197 439	-21 803	2 175 636	1 146 584	34.5	
42299	Other miscellaneous nondurable goods whsle	12 920	51 257 225	47 855 262	39 667 937	-454 647	39 213 290	8 641 972	18.1	
422990	Other miscellaneous nondurable goods whsle	12 920	51 257 225	47 855 262	39 667 937	-454 647	39 213 290	8 641 972	18.1	
4229901	Art goods whsle	3 976	7 426 099	7 365 115	4 427 539	-162 100	4 265 439	3 099 676	42.1	
4229902	General merchandise (nondurable goods) whsle	2 842	33 181 350	29 946 241	27 501 346	-66 028	27 435 318	2 510 923	8.4	
4229903	Textile bags, bagging, & burlap whsle	400	723 184	719 357	489 602	-20 667	468 935	250 422	34.8	
4229904	Other nondurable goods whsle	5 702	9 926 592	9 824 549	7 249 450	-205 852	7 043 598	2 780 951	28.3	

¹Purchases of goods for resale.

Table 8. Gross Profit and Its Components for Merchant Wholesalers for the United States: 1997

[Includes only establishments with payroll. For meaning of abbreviations and symbols, see introductory text. For explanation of terms, see Appendix A]

NAICS code	Kind of business and type of operation	Establishments (number)	Gross margin (\$1,000)	Commissions received for sales made on the account of others (\$1,000)	Operating expenses (\$1,000)	Gross profit	
						Amount (\$1,000)	As percent of total sales
	Merchant wholesalers	'376 330	480 217 897	5 222 269	'329 085 927	156 354 239	6.7
421	Wholesale trade, durable goods	241 379	290 530 364	2 681 746	'201 524 492	91 687 618	7.5
4211	Motor vehicle & motor vehicle parts & supplies whsle	'26 093	30 355 570	54 895	'18 128 586	12 281 879	7.4
42111	Automobile & other motor vehicle whsle	6 654	16 346 538	31 293	7 952 209	8 425 622	7.4
421110	Automobile & other motor vehicle whsle	6 654	16 346 538	31 293	7 952 209	8 425 622	7.4
4211101	Automobile & motorcycle whsle	3 331	10 207 398	15 561	3 707 653	6 515 306	8.2
4211102	Bus & recreational vehicle whsle	347	D	D	D	D	D
4211103	Light truck & van (14,000 lb or less) whsle	428	1 180 155	1 203	593 040	588 318	8.2
4211104	Medium truck & tractor (14,001 lb to 26,000 lb) whsle	480	D	D	D	D	D
4211105	Heavy truck & tractor (over 26,000 lb) whsle	2 068	3 960 280	12 540	2 898 790	1 074 030	4.9
42112	Motor vehicle supplies & new parts whsle	'10 596	10 090 653	14 869	'7 054 127	3 051 395	7.5
421120	Motor vehicle supplies & new parts whsle	'10 596	10 090 653	14 869	'7 054 127	3 051 395	7.5
4211201	Motor vehicle supplies & new parts—warehouse distributors	'4 357	4 818 362	6 913	'3 534 928	1 290 347	6.8
4211202	Motor vehicle supplies & new parts—jobbers	5 732	4 957 730	5 851	3 267 551	1 696 030	8.2
4211203	Petroleum products marketing equipment whsle	507	314 561	2 105	251 648	65 018	6.1
42113	Tire & tube whsle	1 738	1 486 458	6 064	1 148 391	344 131	5.2
421130	Tire & tube whsle	1 738	1 486 458	6 064	1 148 391	344 131	5.2
42114	Motor vehicle parts, (used) whsle	7 105	2 431 921	2 669	1 973 859	460 731	8.7
421140	Motor vehicle parts, (used) whsle	7 105	2 431 921	2 669	1 973 859	460 731	8.7
4212	Furniture & home furnishings whsle	11 912	11 961 165	99 999	9 054 605	3 006 559	7.7
42121	Furniture whsle	4 880	4 832 210	51 972	3 763 785	1 120 397	6.5
421210	Furniture whsle	4 880	4 832 210	51 972	3 763 785	1 120 397	6.5
4212101	Household & lawn furniture whsle	2 275	1 691 283	14 084	1 206 312	499 055	8.8
4212102	Office & business furniture whsle	2 605	3 140 927	37 888	2 557 473	621 342	5.4
42122	Home furnishings whsle	7 032	7 128 955	48 027	5 290 820	1 886 162	8.7
421220	Home furnishings whsle	7 032	7 128 955	48 027	5 290 820	1 886 162	8.7
4212201	Household china, glassware, & crockery whsle	1 039	1 219 840	27 814	975 373	272 281	7.2
4212202	Linens, domestics, draperies, & curtains whsle	1 532	1 383 614	6 826	957 461	432 979	9.8
4212203	Floor coverings whsle	2 270	2 333 339	5 405	1 753 939	584 805	7.4
4212204	Other home furnishings whsle	2 191	2 192 162	7 982	1 604 047	596 097	10.7
4213	Lumber & other construction materials whsle	11 142	11 460 439	33 250	8 236 772	3 256 917	5.3
42131	Lumber, plywood, millwork, & wood panel whsle	5 636	7 279 015	23 005	5 000 401	2 301 619	5.0
421310	Lumber, plywood, millwork, & wood panel whsle	5 636	7 279 015	23 005	5 000 401	2 301 619	5.0
4213101	Lumber without yard whsle	1 425	1 587 681	4 900	809 598	782 983	5.7
4213102	Lumber with yard whsle	1 499	2 380 693	2 390	1 583 785	799 298	6.1
4213103	Plywood, veneer, millwork, & wood panel whsle	2 712	3 310 641	15 715	2 607 018	719 338	3.7
42132	Brick, stone, & related construction materials whsle	2 094	1 540 121	4 509	1 093 199	451 431	10.2
421320	Brick, stone, & related construction materials whsle	2 094	1 540 121	4 509	1 093 199	451 431	10.2
4213201	Brick, block, tile, clay/cement sewer pipe whsle	679	421 008	3 745	313 537	111 216	8.4
4213202	Sand, gravel, & stone whsle	886	642 216	11	462 750	179 477	11.4
4213203	Cement, lime, & related products whsle	529	476 897	753	316 912	160 738	10.4
42133	Roofing, siding, & insulation material whsle	1 069	1 116 754	2 592	896 255	223 091	4.3
421330	Roofing, siding, & insulation material whsle	1 069	1 116 754	2 592	896 255	223 091	4.3
4213301	Roofing, siding, & insulation material whsle	1 069	1 116 754	2 592	896 255	223 091	4.3
42139	Other construction materials whsle	2 343	1 524 549	3 144	1 246 917	280 776	5.4
421390	Other construction materials whsle	2 343	1 524 549	3 144	1 246 917	280 776	5.4
4213901	Flat glass & other construction glass whsle	523	346 479	263	312 684	34 058	3.3
4213902	Other construction materials whsle	1 820	1 178 070	2 881	934 233	246 718	5.9
4214	Professional & commercial equipment & supplies whsle	38 366	57 948 055	544 724	'40 976 760	17 516 019	7.4
42141	Photographic equipment & supplies whsle	1 207	2 439 590	7 801	1 601 725	845 666	10.1
421410	Photographic equipment & supplies whsle	1 207	2 439 590	7 801	1 601 725	845 666	10.1
42142	Office equipment whsle	'6 291	8 961 909	53 818	'6 786 849	2 228 878	9.1
421420	Office equipment whsle	'6 291	8 961 909	53 818	'6 786 849	2 228 878	9.1
42143	Computer & computer peripheral equipment & software whsle	14 459	27 460 901	195 723	17 796 861	9 859 763	6.9
421430	Computer & computer peripheral equipment & software whsle	14 459	27 460 901	195 723	17 796 861	9 859 763	6.9
4214301	Computer & peripheral equipment whsle	11 806	23 547 153	144 614	14 678 915	9 012 852	6.8
42143011	Computers & peripheral equipment for resale	4 861	13 053 313	109 901	6 840 403	6 322 811	7.6
42143012	Computers & peripheral equipment for end use	6 945	10 493 840	34 713	7 838 512	2 690 041	5.5
4214302	Computer software (packaged) whsle	2 653	3 913 748	51 109	3 117 946	846 911	8.3
42144	Other commercial equipment whsle	'4 658	3 509 766	18 729	'2 981 362	547 133	4.5
421440	Other commercial equipment whsle	'4 658	3 509 766	18 729	'2 981 362	547 133	4.5
4214401	Restaurant & hotel equipment & supplies whsle	2 689	2 010 801	10 486	1 720 999	300 288	3.7
4214402	Store machines & equipment whsle	'1 969	1 498 965	8 243	'1 260 363	246 845	6.0
42145	Medical, dental, & hospital equipment & supplies whsle	7 850	10 354 544	253 842	7 816 953	2 791 433	7.8
421450	Medical, dental, & hospital equipment & supplies whsle	7 850	10 354 544	253 842	7 816 953	2 791 433	7.8
4214501	Surgical, medical, & hospital supplies whsle	6 859	9 014 457	252 463	6 757 373	2 509 547	7.9
4214502	Dental equipment & supplies whsle	991	1 340 087	1 379	1 059 580	281 886	7.3
42146	Ophthalmic goods whsle	1 551	2 302 078	2 240	1 739 475	564 843	9.9
421460	Ophthalmic goods whsle	1 551	2 302 078	2 240	1 739 475	564 843	9.9
42149	Other professional equipment & supplies whsle	2 350	2 919 267	12 571	2 253 535	678 303	7.8
421490	Other professional equipment & supplies whsle	2 350	2 919 267	12 571	2 253 535	678 303	7.8
4214901	Religious & school supplies whsle	397	402 738	2 453	324 534	80 657	7.3
4214902	Other professional equipment & supplies whsle	1 953	2 516 529	10 118	1 929 001	597 646	7.8

Table 8. Gross Profit and Its Components for Merchant Wholesalers for the United States: 1997—Con.

[Includes only establishments with payroll. For meaning of abbreviations and symbols, see introductory text. For explanation of terms, see Appendix A]

NAICS code	Kind of business and type of operation	Establishments (number)	Gross margin (\$1,000)	Commissions received for sales made on the account of others (\$1,000)	Operating expenses (\$1,000)	Gross profit	
						Amount (\$1,000)	As percent of total sales
421	Wholesale trade, durable goods—Con.						
4215	Metal & mineral (except petroleum) whsle	10 079	17 143 514	55 552	11 460 513	5 738 553	6.3
42151	Metal service centers & offices	9 487	16 198 846	46 595	11 026 425	5 219 016	6.3
421510	Metal service centers & offices	9 487	16 198 846	46 595	11 026 425	5 219 016	6.3
4215101	Ferrous metal service centers & sales offices	7 595	13 228 951	38 208	9 133 012	4 134 147	6.3
42151011	Ferrous metal service centers	5 827	12 159 868	29 865	8 340 519	3 849 214	6.5
42151012	Ferrous metal sales offices	1 768	1 069 083	8 343	792 493	284 933	3.9
4215102	Nonferrous metal service centers & sales offices	1 892	2 969 895	8 387	1 893 413	1 084 869	6.4
42151021	Nonferrous metal service centers	1 380	2 707 813	6 457	1 730 127	984 143	6.3
42151022	Nonferrous metal sales offices	512	262 082	1 930	163 286	100 726	7.0
42152	Coal & other mineral & ore whsle	592	944 668	8 957	434 088	519 537	6.2
421520	Coal & other mineral & ore whsle	592	944 668	8 957	434 088	519 537	6.2
4215201	Coal whsle	333	635 915	4 360	240 527	399 748	8.0
4215202	Other mineral & ore whsle	259	308 753	4 597	193 561	119 789	3.5
4216	Electrical goods whsle	27 347	46 587 144	587 389	30 237 421	16 937 112	9.3
42161	Electrical apparatus & equip, wiring supp, & const material whsle	8 857	10 076 901	68 519	7 002 760	3 142 660	8.2
421610	Electrical apparatus & equip, wiring supp, & const material whsle	8 857	10 076 901	68 519	7 002 760	3 142 660	8.2
42162	Electrical appliance, television & radio set whsle	3 237	8 397 675	24 393	5 131 249	3 290 819	8.3
421620	Electrical appliance, television & radio set whsle	3 237	8 397 675	24 393	5 131 249	3 290 819	8.3
42169	Other electronic parts & equipment whsle	15 253	28 112 568	494 477	18 103 412	10 503 633	10.1
421690	Other electronic parts & equipment whsle	15 253	28 112 568	494 477	18 103 412	10 503 633	10.1
4216901	Communications equipment & supplies whsle	6 722	13 158 719	51 899	8 446 176	4 764 442	12.9
4216902	Electronic parts (excluding communications equipment) whsle	8 531	14 953 849	442 578	9 657 236	5 739 191	8.5
4217	Hardware, & plumbing & heating equipment & supplies whsle	17 533	15 220 245	296 599	12 167 748	3 349 096	5.8
42171	Hardware whsle	8 170	8 074 902	195 666	6 261 960	2 008 608	7.0
421710	Hardware whsle	8 170	8 074 902	195 666	6 261 960	2 008 608	7.0
42172	Plumbing & heating equipment & supplies (hydronics) whsle	3 261	2 709 559	28 476	2 206 346	531 689	4.9
421720	Plumbing & heating equipment & supplies (hydronics) whsle	3 261	2 709 559	28 476	2 206 346	531 689	4.9
42173	Warm air heating & air-conditioning equipment & supplies whsle	4 744	3 521 026	71 085	2 937 087	655 024	4.6
421730	Warm air heating & air-conditioning equipment & supplies whsle	4 744	3 521 026	71 085	2 937 087	655 024	4.6
42174	Refrigeration equipment & supplies whsle	1 358	914 758	1 372	762 355	153 775	4.5
421740	Refrigeration equipment & supplies whsle	1 358	914 758	1 372	762 355	153 775	4.5
4218	Machinery, equipment, & supplies whsle	64 951	62 058 463	879 924	46 667 259	16 271 128	7.3
42181	Construction & mining (except petroleum) machinery & equip whsle	4 763	8 246 310	17 967	5 740 828	2 523 449	8.0
421810	Construction & mining (except petroleum) machinery & equip whsle	4 763	8 246 310	17 967	5 740 828	2 523 449	8.0
42182	Farm & garden machinery & equipment whsle	9 312	7 132 659	27 643	5 066 616	2 093 686	6.9
421820	Farm & garden machinery & equipment whsle	9 312	7 132 659	27 643	5 066 616	2 093 686	6.9
4218201	Farm machinery & equipment—farm dealers	6 789	4 869 416	18 725	3 390 688	1 497 453	7.0
4218202	Farm machinery & equipment—whsle distributors	1 891	1 644 541	5 493	1 144 687	505 347	7.8
4218203	Lawn & garden machinery & equipment whsle	632	618 702	3 425	531 241	90 886	3.5
42183	Industrial machinery & equipment whsle	28 321	28 215 236	523 028	21 619 583	7 118 681	7.3
421830	Industrial machinery & equipment whsle	28 321	28 215 236	523 028	21 619 583	7 118 681	7.3
4218301	Food-processing machinery & equipment whsle	1 056	929 002	14 652	758 407	185 247	6.3
4218302	Hydraulic & pneumatic (fluid-power) machinery & equipment whsle	3 294	3 107 597	41 080	2 658 894	489 783	4.9
42183021	Hydraulic & pneumatic pumps & motors whsle	1 275	976 625	9 933	786 607	199 951	6.6
42183022	Hydraulic & pneumatic parts, accessories, & supplies whsle	2 019	2 130 972	31 147	1 872 287	289 832	4.2
4218303	General-purpose industrial machinery & equipment whsle	8 460	8 736 466	130 463	6 537 227	2 329 702	8.2
4218304	Metalworking machinery & equipment whsle	3 232	3 559 980	63 938	2 629 765	994 153	7.1
4218305	Materials handling equipment whsle	4 042	4 533 314	186 073	3 544 920	1 174 467	7.8
4218306	Oilwell, oil refinery, & pipeline mach, equip, & supplies whsle	2 688	2 135 363	16 921	1 316 709	835 575	10.8
4218307	Other industrial machinery & equipment whsle	5 549	5 213 514	69 901	4 173 661	1 109 754	5.8
42184	Industrial supplies whsle	12 868	10 828 567	74 313	8 329 400	2 573 480	7.0
421840	Industrial supplies whsle	12 868	10 828 567	74 313	8 329 400	2 573 480	7.0
4218401	General-line industrial supplies whsle	2 025	1 111 203	10 521	970 763	150 961	3.8
4218402	Mechanical power transmission supplies whsle	2 457	2 423 695	4 697	1 584 305	844 087	10.7
4218403	Welding supplies whsle	1 876	1 597 241	4 051	1 166 809	434 483	10.3
4218404	Industrial containers & supplies whsle	1 480	1 260 178	10 429	1 004 745	265 862	5.4
4218405	Industrial valves & fittings (except fluid-power) whsle	1 279	1 386 124	27 336	1 145 035	268 425	5.1
4218406	Other industrial supplies whsle	3 751	3 050 126	17 279	2 457 743	609 662	5.8
42185	Service establishment equipment & supplies whsle	6 233	3 509 515	28 134	3 058 945	478 704	4.3
421850	Service establishment equipment & supplies whsle	6 233	3 509 515	28 134	3 058 945	478 704	4.3
4218501	Beauty & barber shop equipment & supplies whsle	1 240	743 685	1 238	649 637	95 286	4.7
4218502	Custodial, janitors' equipment & supplies whsle	2 189	1 226 202	15 870	1 144 893	97 179	2.6
4218503	Laundry & dry-cleaning equipment & supplies whsle	655	D	D	D	D	D
4218504	Other service establishment equipment & supplies whsle	2 149	D	D	D	D	D
42186	Transportation equipment & supplies (exc motor vehicle) whsle	3 454	4 126 176	208 839	2 851 887	1 483 128	8.9
421860	Transportation equipment & supplies (exc motor vehicle) whsle	3 454	4 126 176	208 839	2 851 887	1 483 128	8.9
4218601	Aircraft & aeronautical equipment & supplies whsle	2 092	2 898 086	205 154	1 893 980	1 209 260	9.9
4218602	Marine machinery, equipment, & supplies whsle	825	720 314	1 587	596 428	125 473	4.9
4218603	Other transportation equipment & supplies whsle	537	507 776	2 098	361 479	148 395	8.0
4219	Miscellaneous durable goods whsle	33 956	37 795 769	129 414	24 594 828	13 330 355	8.6
42191	Sporting & recreational goods & supplies whsle	4 961	4 928 989	21 067	3 678 121	1 271 935	7.5
421910	Sporting & recreational goods & supplies whsle	4 961	4 928 989	21 067	3 678 121	1 271 935	7.5
42192	Toy & hobby goods & supplies whsle	2 792	5 494 858	24 917	3 670 242	1 849 533	11.6
421920	Toy & hobby goods & supplies whsle	2 792	5 494 858	24 917	3 670 242	1 849 533	11.6
42193	Recyclable material whsle	8 833	9 233 423	16 339	7 291 056	1 958 706	5.2
421930	Recyclable material whsle	8 833	9 233 423	16 339	7 291 056	1 958 706	5.2
4219301	Iron & steel scrap processors & dealers	3 403	4 227 861	6 999	3 233 625	1 001 255	5.7
42193011	Iron & steel scrap processors (using power processing equipment)	2 268	3 502 933	4 888	2 795 855	711 966	5.8
42193012	Iron & steel scrap processors (not using power processing equip)	1 135	724 948	2 111	437 770	289 289	5.7
4219302	Recyclable paper & paperboard whsle	1 539	1 511 468	4 643	1 263 317	252 794	4.7
4219303	Other recyclable material whsle	3 891	3 494 074	4 697	2 794 114	704 657	4.8
42194	Jewelry/watch/silverware/precious stone, & precious metal whsle	7 183	5 692 476	13 695	3 842 310	1 863 861	6.0
421940	Jewelry/watch/silverware/precious stone, & precious metal whsle	7 183	5 692 476	13 695	3 842 310	1 863 861	6.0
4219401	Jewelry, watch, diamonds, precious stone, & silverware whsle	6 641	4 775 661	10 150	3 585 783	1 200 028	5.7
4219402	Precious metal (excluding ores) whsle	542	916 815	3 545	256 527	663 833	6.8

Table 8. Gross Profit and Its Components for Merchant Wholesalers for the United States: 1997—Con.

[Includes only establishments with payroll. For meaning of abbreviations and symbols, see introductory text. For explanation of terms, see Appendix A]

NAICS code	Kind of business and type of operation	Establishments (number)	Gross margin (\$1,000)	Commissions received for sales made on the account of others (\$1,000)	Operating expenses (\$1,000)	Gross profit	
						Amount (\$1,000)	As percent of total sales
421	Wholesale trade, durable goods—Con.						
4219	Miscellaneous durable goods whsle—Con.						
42199	Other miscellaneous durable goods whsle	10 187	12 446 023	53 396	6 113 099	6 386 320	11.7
421990	Other miscellaneous durable goods whsle	10 187	12 446 023	53 396	6 113 099	6 386 320	11.7
4219901	Musical instruments & supplies whsle	444	599 562	814	395 312	205 064	9.5
4219902	Forest products (except lumber) whsle	1 844	1 904 169	19 445	980 351	943 263	8.8
4219903	General merchandise (durable goods) whsle	2 864	4 279 003	21 970	954 094	3 346 879	16.6
4219904	Prerecorded media whsle	1 852	3 726 394	2 884	2 326 833	1 402 445	8.7
42199041	Compact discs/prerecorded audio tapes, & phonograph records whsle	1 215	2 123 574	2 170	1 517 990	607 754	6.9
42199042	Prerecorded video tapes whsle	637	1 602 820	714	808 843	794 691	10.9
4219905	Fire extinguishers & fire safety equipment whsle	923	368 189	954	306 021	63 122	6.7
4219906	Other durable goods whsle	2 260	1 568 706	7 329	1 150 488	425 547	9.4
422	Wholesale trade, nondurable goods	134 951	189 687 533	2 540 523	127 561 435	64 666 621	5.8
4221	Paper & paper product whsle	12 686	14 013 132	427 744	11 018 825	3 422 051	5.1
42211	Printing & writing paper whsle	1 838	3 149 877	22 208	2 322 735	849 350	4.1
422110	Printing & writing paper whsle	1 838	3 149 877	22 208	2 322 735	849 350	4.1
42212	Stationery & office supplies whsle	6 260	5 371 367	372 803	4 301 775	1 442 395	7.4
422120	Stationery & office supplies whsle	6 260	5 371 367	372 803	4 301 775	1 442 395	7.4
42213	Industrial & personal service paper whsle	4 588	5 491 888	32 733	4 394 315	1 130 306	4.3
422130	Industrial & personal service paper whsle	4 588	5 491 888	32 733	4 394 315	1 130 306	4.3
4222	Drugs, & druggists' sundries whsle	7 250	18 065 494	78 048	10 948 828	7 194 714	6.7
42221	Drugs, & druggists' sundries whsle	7 250	18 065 494	78 048	10 948 828	7 194 714	6.7
422210	Drugs, & druggists' sundries whsle	7 250	18 065 494	78 048	10 948 828	7 194 714	6.7
4222101	General-line drugs whsle	3 283	9 551 459	61 922	5 352 458	4 260 923	5.3
4222102	Specialty-line drug, pharmaceutical, cosmetic, & toiletries whsle	3 967	8 514 035	16 126	5 596 370	2 933 791	10.7
4223	Apparel, piece goods, & notions whsle	16 964	24 216 970	139 958	15 311 242	9 045 686	10.7
42231	Piece goods, notions, & other dry goods whsle	4 628	3 782 258	30 633	2 646 207	1 166 684	8.2
422310	Piece goods, notions, & other dry goods whsle	4 628	3 782 258	30 633	2 646 207	1 166 684	8.2
4223101	Piece goods—jobbers	3 345	2 935 590	28 858	2 011 079	953 369	8.1
4223102	Notions & other dry goods whsle	1 283	846 668	1 775	635 128	213 315	8.8
42232	Men's & boys' clothing & furnishings whsle	4 144	6 537 892	20 866	4 352 999	2 205 759	9.7
422320	Men's & boys' clothing & furnishings whsle	4 144	6 537 892	20 866	4 352 999	2 205 759	9.7
42233	Women's, children's, & infants' clothing & accessories whsle	6 781	9 521 053	29 290	5 815 263	3 735 080	12.7
422330	Women's, children's, & infants' clothing & accessories whsle	6 781	9 521 053	29 290	5 815 263	3 735 080	12.7
42234	Footwear whsle	1 411	4 375 767	59 169	2 496 773	1 938 163	10.8
422340	Footwear whsle	1 411	4 375 767	59 169	2 496 773	1 938 163	10.8
4224	Grocery & related products whsle	33 343	49 564 077	897 262	37 797 658	12 663 681	3.8
42241	General-line grocery whsle	3 390	10 929 702	23 339	8 927 593	2 025 448	2.2
422410	General-line grocery whsle	3 390	10 929 702	23 339	8 927 593	2 025 448	2.2
4224101	General-line grocery whsle, voluntary group	186	1 699 594	335	1 105 622	594 307	3.7
4224102	General-line grocery whsle, retail cooperative	211	1 503 231	674	884 413	619 492	3.8
4224103	Other general-line grocery whsle	2 993	7 726 877	22 330	6 937 558	811 649	1.3
42242	Packaged frozen food whsle	2 897	6 405 726	26 817	4 773 169	1 659 374	3.7
422420	Packaged frozen food whsle	2 897	6 405 726	26 817	4 773 169	1 659 374	3.7
42243	Dairy products, (except dried or canned) whsle	2 174	2 477 733	15 414	1 854 375	638 772	3.1
422430	Dairy products, (except dried or canned) whsle	2 174	2 477 733	15 414	1 854 375	638 772	3.1
4224301	Raw milk whsle	138	D	D	D	D	D
4224302	Dairy product (except raw milk) whsle	2 036	D	D	D	D	D
42244	Poultry & poultry product whsle	873	1 283 436	3 911	921 425	365 922	3.4
422440	Poultry & poultry product whsle	873	1 283 436	3 911	921 425	365 922	3.4
4224401	Live poultry whsle	45	D	D	D	D	D
4224402	Poultry & poultry product (except live) whsle	828	D	D	D	D	D
42245	Confectionery whsle	1 962	1 667 305	11 748	1 289 127	389 926	5.2
422450	Confectionery whsle	1 962	1 667 305	11 748	1 289 127	389 926	5.2
42246	Fish & seafood whsle	2 828	1 870 703	9 964	1 423 835	456 832	3.8
422460	Fish & seafood whsle	2 828	1 870 703	9 964	1 423 835	456 832	3.8
42247	Meat & meat product whsle	3 147	3 239 906	77 958	2 679 207	638 657	2.4
422470	Meat & meat product whsle	3 147	3 239 906	77 958	2 679 207	638 657	2.4
42248	Fresh fruit & vegetable whsle	5 474	6 973 531	686 376	5 869 669	1 790 238	4.4
422480	Fresh fruit & vegetable whsle	5 474	6 973 531	686 376	5 869 669	1 790 238	4.4
42249	Other grocery & related products whsle	10 598	14 716 035	41 735	10 059 258	4 698 512	6.4
422490	Other grocery & related products whsle	10 598	14 716 035	41 735	10 059 258	4 698 512	6.4
4224901	Coffee, tea, & spice whsle	1 420	1 388 424	1 277	852 828	536 873	7.6
4224902	Bread & baked goods whsle	2 187	1 284 024	6 486	1 108 595	181 915	3.1
4224903	Soft drinks whsle	2 026	2 581 507	1 294	1 981 472	601 329	8.0
4224904	Canned goods whsle	957	1 583 468	14 797	1 088 032	510 233	5.0
4224905	Food & beverage basic materials whsle	512	603 673	5 976	4 420 611	189 038	7.0
4224906	Other grocery specialties whsle	3 496	7 274 939	11 905	4 607 720	2 679 124	6.6
4225	Farm-product raw material whsle	8 849	13 455 165	326 987	5 547 440	8 234 712	6.2
42251	Grain & field bean whsle	6 434	10 514 296	258 298	4 339 905	6 432 689	6.1
422510	Grain & field bean whsle	6 434	10 514 296	258 298	4 339 905	6 432 689	6.1
42252	Livestock whsle	1 133	607 761	51 907	304 460	355 208	4.1
422520	Livestock whsle	1 133	607 761	51 907	304 460	355 208	4.1
42259	Other farm product raw material whsle	1 282	2 333 108	16 782	903 075	1 446 815	7.6
422590	Other farm product raw material whsle	1 282	2 333 108	16 782	903 075	1 446 815	7.6
4225901	Hides, skins, & pelts whsle	234	257 043	3 139	125 385	134 797	7.1
4225902	Leaf tobacco whsle	118	375 525	9 387	131 963	252 949	12.1
4225903	Wool, wool tops, & mohair whsle	61	22 028	1 320	17 366	5 982	4.1
4225904	Cotton whsle	244	1 157 814	2 070	330 047	829 837	8.4
4225905	Other farm-product raw material whsle	625	520 698	866	298 314	223 250	4.5

Table 8. Gross Profit and Its Components for Merchant Wholesalers for the United States: 1997—Con.

[Includes only establishments with payroll. For meaning of abbreviations and symbols, see introductory text. For explanation of terms, see Appendix A]

NAICS code	Kind of business and type of operation	Establishments (number)	Gross margin (\$1,000)	Commissions received for sales made on the account of others (\$1,000)	Operating expenses (\$1,000)	Gross profit	
						Amount (\$1,000)	As percent of total sales
422	Wholesale trade, nondurable goods—Con.						
4226	Chemical & allied products whsle	12 249	13 366 160	462 558	9 506 564	4 322 154	7.7
42261	Plastics materials & basic forms & shapes whsle	3 357	4 022 601	385 296	2 718 446	1 689 451	10.1
422610	Plastics materials & basic forms & shapes whsle	3 357	4 022 601	385 296	2 718 446	1 689 451	10.1
42269	Other chemical & allied products whsle	8 892	9 343 559	77 262	6 788 118	2 632 703	6.7
422690	Other chemical & allied products whsle	8 892	9 343 559	77 262	6 788 118	2 632 703	6.7
4226901	Industrial gases (except LP) whsle	804	597 553	254	484 116	113 691	7.9
4226902	Other chemical & allied products whsle	8 088	8 746 006	77 008	6 304 002	2 519 012	6.6
4227	Petroleum & petroleum products whsle	9 770	16 829 900	39 223	18 529 598	8 339 525	6.0
42271	Petroleum bulk stations & terminals	6 729	11 218 114	19 190	16 249 105	4 988 199	5.4
422710	Petroleum bulk stations & terminals	6 729	11 218 114	19 190	16 249 105	4 988 199	5.4
4227101	Petroleum bulk stations & terminals (except LP)	6 337	10 699 241	19 160	15 893 722	4 824 679	5.5
42271011	Petroleum bulk stations (except LP)	5 784	6 886 445	11 736	4 472 315	2 425 866	5.5
42271012	Petroleum bulk terminals (except LP)	553	3 812 796	7 424	1 421 407	2 398 813	5.4
4227102	Liquefied petroleum bulk stations & terminals	392	518 873	30	355 383	163 520	4.2
42272	Petroleum & petroleum prod whsle (exc bulk stations & terminals)	3 041	5 611 786	20 033	2 280 493	3 351 326	7.1
422720	Petroleum & petroleum prod whsle (exc bulk stations & terminals)	3 041	5 611 786	20 033	2 280 493	3 351 326	7.1
4228	Beer, wine, & distilled alcoholic beverage whsle	4 476	14 160 203	29 239	10 376 684	3 812 758	6.5
42281	Beer & ale whsle	2 945	8 855 227	13 146	6 539 887	2 328 486	6.9
422810	Beer & ale whsle	2 945	8 855 227	13 146	6 539 887	2 328 486	6.9
42282	Wine & distilled alcoholic beverage whsle	1 531	5 304 976	16 093	3 836 797	1 484 272	6.0
422820	Wine & distilled alcoholic beverage whsle	1 531	5 304 976	16 093	3 836 797	1 484 272	6.0
4228201	Wine & distilled alcoholic bev (licensed operation) whsle	1 409	5 206 193	15 616	3 817 507	1 404 302	5.8
4228202	Wine & distilled alcoholic beverage (state operated) whsle	122	98 783	477	19 290	79 970	21.0
4229	Miscellaneous nondurable goods whsle	29 364	26 016 432	139 504	18 524 596	7 631 340	5.3
42291	Farm supplies whsle	6 437	5 803 382	31 299	4 025 967	1 808 714	5.5
422910	Farm supplies whsle	6 437	5 803 382	31 299	4 025 967	1 808 714	5.5
4229101	Farm supplies—farm dealers	3 363	2 050 330	5 686	1 543 900	512 116	5.3
4229102	Farm supplies—whsle distributors	3 074	3 753 052	25 613	2 482 067	1 296 598	5.6
42292	Book, periodical, & newspaper whsle	3 257	4 832 412	29 454	3 453 522	1 408 344	8.3
422920	Book, periodical, & newspaper whsle	3 257	4 832 412	29 454	3 453 522	1 408 344	8.3
42293	Flower, nursery stock, & florists' supplies whsle	3 654	2 455 482	17 229	2 036 312	436 399	6.0
422930	Flower, nursery stock, & florists' supplies whsle	3 654	2 455 482	17 229	2 036 312	436 399	6.0
42294	Tobacco & tobacco product whsle	1 466	3 136 600	1 807	2 328 873	809 534	2.6
422940	Tobacco & tobacco product whsle	1 466	3 136 600	1 807	2 328 873	809 534	2.6
42295	Paint, varnish, & supplies whsle	1 630	1 146 584	6 499	960 038	193 045	5.7
422950	Paint, varnish, & supplies whsle	1 630	1 146 584	6 499	960 038	193 045	5.7
4229501	Paint, varnish, & supplies whsle	1 630	1 146 584	6 499	960 038	193 045	5.7
42299	Other miscellaneous nondurable goods whsle	12 920	8 641 972	53 216	5 719 884	2 975 304	5.8
422990	Other miscellaneous nondurable goods whsle	12 920	8 641 972	53 216	5 719 884	2 975 304	5.8
4229901	Art goods whsle	3 976	3 099 676	16 060	2 271 032	844 704	11.4
4229902	General merchandise (nondurable goods) whsle	2 842	2 510 923	24 349	1 315 798	1 219 474	3.7
4229903	Textile bags, bagging, & burlap whsle	400	250 422	285	173 346	77 361	10.7
4229904	Other nondurable goods whsle	5 702	2 780 951	12 522	1 959 708	833 765	8.4

Table 9. Petroleum Bulk Stations by Type of Station for States: 1997

[Includes only establishments with payroll. Excludes liquefied petroleum (LP) gas bulk stations and terminals. For meaning of abbreviations and symbols, see introductory text. For explanation of terms, see Appendix A]

NAICS code	Geographic area by type of station	Establishments (number)	Sales (\$1,000)
UNITED STATES			
4227101	Petroleum bulk stations & terminals (except LP)	7 270	171 008 939
42271011	Petroleum bulk stations (except LP)	6 045	50 922 994
	Cooperative	470	D
	Independent	5 377	42 260 415
	Refiner-marketer	198	D
42271012	Petroleum bulk terminals (except LP)	1 225	120 085 945
ALABAMA			
4227101	Petroleum bulk stations & terminals (except LP)	204	2 674 682
42271011	Petroleum bulk stations (except LP)	175	1 316 271
	Cooperative	2	D
	Independent	171	D
	Refiner-marketer	2	D
42271012	Petroleum bulk terminals (except LP)	29	1 358 411
ALASKA			
4227101	Petroleum bulk stations & terminals (except LP)	42	D
42271011	Petroleum bulk stations (except LP)	17	D
	Cooperative	1	D
	Independent	14	D
	Refiner-marketer	2	D
42271012	Petroleum bulk terminals (except LP)	25	477 549
ARIZONA			
4227101	Petroleum bulk stations & terminals (except LP)	69	1 702 853
42271011	Petroleum bulk stations (except LP)	55	611 476
	Cooperative	—	—
	Independent	52	D
	Refiner-marketer	3	D
42271012	Petroleum bulk terminals (except LP)	14	1 091 377
ARKANSAS			
4227101	Petroleum bulk stations & terminals (except LP)	170	1 214 527
42271011	Petroleum bulk stations (except LP)	164	911 863
	Cooperative	16	D
	Independent	146	814 498
	Refiner-marketer	2	D
42271012	Petroleum bulk terminals (except LP)	6	302 664
CALIFORNIA			
4227101	Petroleum bulk stations & terminals (except LP)	462	19 972 262
42271011	Petroleum bulk stations (except LP)	359	5 026 859
	Cooperative	9	85 240
	Independent	340	D
	Refiner-marketer	10	D
42271012	Petroleum bulk terminals (except LP)	103	14 945 403
COLORADO			
4227101	Petroleum bulk stations & terminals (except LP)	113	D
42271011	Petroleum bulk stations (except LP)	102	D
	Cooperative	9	D
	Independent	90	638 131
	Refiner-marketer	3	D
42271012	Petroleum bulk terminals (except LP)	11	D
CONNECTICUT			
4227101	Petroleum bulk stations & terminals (except LP)	42	7 388 872
42271011	Petroleum bulk stations (except LP)	24	287 358
	Cooperative	—	—
	Independent	24	287 358
	Refiner-marketer	—	—
42271012	Petroleum bulk terminals (except LP)	18	7 101 514
DELAWARE			
4227101	Petroleum bulk stations & terminals (except LP)	11	D
42271011	Petroleum bulk stations (except LP)	11	D
	Cooperative	—	—
	Independent	10	96 445
	Refiner-marketer	1	D
42271012	Petroleum bulk terminals (except LP)	—	—
DISTRICT OF COLUMBIA			
4227101	Petroleum bulk stations & terminals (except LP)	1	D
42271011	Petroleum bulk stations (except LP)	1	D
	Cooperative	—	—
	Independent	1	D
	Refiner-marketer	—	—
42271012	Petroleum bulk terminals (except LP)	—	—

Table 9. Petroleum Bulk Stations by Type of Station for States: 1997—Con.

[Includes only establishments with payroll. Excludes liquefied petroleum (LP) gas bulk stations and terminals. For meaning of abbreviations and symbols, see introductory text. For explanation of terms, see Appendix A]

NAICS code	Geographic area by type of station	Establishments (number)	Sales (\$1,000)
FLORIDA			
4227101	Petroleum bulk stations & terminals (except LP)	246	D
42271011	Petroleum bulk stations (except LP)	194	D
	Cooperative	8	D
	Independent	175	1 455 922
	Refiner-marketer	11	D
42271012	Petroleum bulk terminals (except LP)	52	D
GEORGIA			
4227101	Petroleum bulk stations & terminals (except LP)	260	4 804 798
42271011	Petroleum bulk stations (except LP)	215	1 675 345
	Cooperative	6	D
	Independent	204	1 606 037
	Refiner-marketer	5	D
42271012	Petroleum bulk terminals (except LP)	45	3 129 453
HAWAII			
4227101	Petroleum bulk stations & terminals (except LP)	22	D
42271011	Petroleum bulk stations (except LP)	13	D
	Cooperative	—	—
	Independent	7	53 687
	Refiner-marketer	6	D
42271012	Petroleum bulk terminals (except LP)	9	D
IDAHO			
4227101	Petroleum bulk stations & terminals (except LP)	61	D
42271011	Petroleum bulk stations (except LP)	53	D
	Cooperative	2	D
	Independent	51	310 976
	Refiner-marketer	—	—
42271012	Petroleum bulk terminals (except LP)	8	D
ILLINOIS			
4227101	Petroleum bulk stations & terminals (except LP)	250	5 074 473
42271011	Petroleum bulk stations (except LP)	217	1 760 840
	Cooperative	19	D
	Independent	195	1 372 527
	Refiner-marketer	3	D
42271012	Petroleum bulk terminals (except LP)	33	3 313 633
INDIANA			
4227101	Petroleum bulk stations & terminals (except LP)	202	2 842 531
42271011	Petroleum bulk stations (except LP)	169	988 844
	Cooperative	21	D
	Independent	142	871 042
	Refiner-marketer	6	D
42271012	Petroleum bulk terminals (except LP)	33	1 853 687
IOWA			
4227101	Petroleum bulk stations & terminals (except LP)	167	1 173 022
42271011	Petroleum bulk stations (except LP)	153	D
	Cooperative	19	D
	Independent	133	530 150
	Refiner-marketer	1	D
42271012	Petroleum bulk terminals (except LP)	14	D
KANSAS			
4227101	Petroleum bulk stations & terminals (except LP)	133	D
42271011	Petroleum bulk stations (except LP)	125	D
	Cooperative	14	D
	Independent	108	451 132
	Refiner-marketer	3	D
42271012	Petroleum bulk terminals (except LP)	8	D
KENTUCKY			
4227101	Petroleum bulk stations & terminals (except LP)	174	D
42271011	Petroleum bulk stations (except LP)	155	D
	Cooperative	5	15 722
	Independent	145	D
	Refiner-marketer	5	D
42271012	Petroleum bulk terminals (except LP)	19	D
LOUISIANA			
4227101	Petroleum bulk stations & terminals (except LP)	272	5 502 732
42271011	Petroleum bulk stations (except LP)	230	1 879 645
	Cooperative	9	D
	Independent	214	1 712 294
	Refiner-marketer	7	D
42271012	Petroleum bulk terminals (except LP)	42	3 623 087

Table 9. Petroleum Bulk Stations by Type of Station for States: 1997—Con.

[Includes only establishments with payroll. Excludes liquefied petroleum (LP) gas bulk stations and terminals. For meaning of abbreviations and symbols, see introductory text. For explanation of terms, see Appendix A]

NAICS code	Geographic area by type of station	Establishments (number)	Sales (\$1,000)
MAINE			
4227101	Petroleum bulk stations & terminals (except LP)	40	D
42271011	Petroleum bulk stations (except LP)	24	D
	Cooperative	—	—
	Independent	23	D
	Refiner-marketer	1	D
42271012	Petroleum bulk terminals (except LP)	16	D
MARYLAND			
4227101	Petroleum bulk stations & terminals (except LP)	42	D
42271011	Petroleum bulk stations (except LP)	32	D
	Cooperative	—	—
	Independent	28	D
	Refiner-marketer	4	D
42271012	Petroleum bulk terminals (except LP)	10	655 148
MASSACHUSETTS			
4227101	Petroleum bulk stations & terminals (except LP)	62	D
42271011	Petroleum bulk stations (except LP)	40	D
	Cooperative	—	—
	Independent	37	349 154
	Refiner-marketer	3	D
42271012	Petroleum bulk terminals (except LP)	22	D
MICHIGAN			
4227101	Petroleum bulk stations & terminals (except LP)	169	4 551 062
42271011	Petroleum bulk stations (except LP)	131	1 623 004
	Cooperative	7	9 983
	Independent	117	D
	Refiner-marketer	7	D
42271012	Petroleum bulk terminals (except LP)	38	2 928 058
MINNESOTA			
4227101	Petroleum bulk stations & terminals (except LP)	176	2 431 593
42271011	Petroleum bulk stations (except LP)	160	D
	Cooperative	30	D
	Independent	129	1 077 685
	Refiner-marketer	1	D
42271012	Petroleum bulk terminals (except LP)	16	D
MISSISSIPPI			
4227101	Petroleum bulk stations & terminals (except LP)	149	1 719 018
42271011	Petroleum bulk stations (except LP)	133	835 405
	Cooperative	3	D
	Independent	120	738 561
	Refiner-marketer	10	D
42271012	Petroleum bulk terminals (except LP)	16	883 613
MISSOURI			
4227101	Petroleum bulk stations & terminals (except LP)	277	2 434 176
42271011	Petroleum bulk stations (except LP)	262	1 360 388
	Cooperative	111	D
	Independent	149	1 151 611
	Refiner-marketer	2	D
42271012	Petroleum bulk terminals (except LP)	15	1 073 788
MONTANA			
4227101	Petroleum bulk stations & terminals (except LP)	94	D
42271011	Petroleum bulk stations (except LP)	81	D
	Cooperative	15	D
	Independent	61	334 538
	Refiner-marketer	5	D
42271012	Petroleum bulk terminals (except LP)	13	D
NEBRASKA			
4227101	Petroleum bulk stations & terminals (except LP)	119	682 177
42271011	Petroleum bulk stations (except LP)	108	559 904
	Cooperative	20	41 628
	Independent	88	518 276
	Refiner-marketer	—	—
42271012	Petroleum bulk terminals (except LP)	11	122 273
NEVADA			
4227101	Petroleum bulk stations & terminals (except LP)	33	592 050
42271011	Petroleum bulk stations (except LP)	25	217 235
	Cooperative	—	—
	Independent	23	D
	Refiner-marketer	2	D
42271012	Petroleum bulk terminals (except LP)	8	374 815

Table 9. Petroleum Bulk Stations by Type of Station for States: 1997—Con.

[Includes only establishments with payroll. Excludes liquefied petroleum (LP) gas bulk stations and terminals. For meaning of abbreviations and symbols, see introductory text. For explanation of terms, see Appendix A]

NAICS code	Geographic area by type of station	Establishments (number)	Sales (\$1,000)
NEW HAMPSHIRE			
4227101	Petroleum bulk stations & terminals (except LP)	15	D
42271011	Petroleum bulk stations (except LP)	8	D
	Cooperative	1	D
	Independent	7	38 906
	Refiner-marketer	—	—
42271012	Petroleum bulk terminals (except LP)	7	D
NEW JERSEY			
4227101	Petroleum bulk stations & terminals (except LP)	94	D
42271011	Petroleum bulk stations (except LP)	56	D
	Cooperative	1	D
	Independent	50	415 964
	Refiner-marketer	5	D
42271012	Petroleum bulk terminals (except LP)	38	D
NEW MEXICO			
4227101	Petroleum bulk stations & terminals (except LP)	85	D
42271011	Petroleum bulk stations (except LP)	77	417 784
	Cooperative	2	D
	Independent	75	D
	Refiner-marketer	—	—
42271012	Petroleum bulk terminals (except LP)	8	D
NEW YORK			
4227101	Petroleum bulk stations & terminals (except LP)	186	D
42271011	Petroleum bulk stations (except LP)	108	D
	Cooperative	1	D
	Independent	101	972 388
	Refiner-marketer	6	D
42271012	Petroleum bulk terminals (except LP)	78	5 043 784
NORTH CAROLINA			
4227101	Petroleum bulk stations & terminals (except LP)	264	3 936 533
42271011	Petroleum bulk stations (except LP)	233	2 260 555
	Cooperative	4	D
	Independent	220	2 187 694
	Refiner-marketer	9	D
42271012	Petroleum bulk terminals (except LP)	31	1 675 978
NORTH DAKOTA			
4227101	Petroleum bulk stations & terminals (except LP)	98	D
42271011	Petroleum bulk stations (except LP)	95	D
	Cooperative	38	D
	Independent	55	219 726
	Refiner-marketer	2	D
42271012	Petroleum bulk terminals (except LP)	3	D
OHIO			
4227101	Petroleum bulk stations & terminals (except LP)	215	'6 662 878
42271011	Petroleum bulk stations (except LP)	168	1 483 800
	Cooperative	4	D
	Independent	151	1 150 685
	Refiner-marketer	13	D
42271012	Petroleum bulk terminals (except LP)	47	'5 179 078
OKLAHOMA			
4227101	Petroleum bulk stations & terminals (except LP)	152	D
42271011	Petroleum bulk stations (except LP)	141	D
	Cooperative	12	D
	Independent	127	732 684
	Refiner-marketer	2	D
42271012	Petroleum bulk terminals (except LP)	11	D
OREGON			
4227101	Petroleum bulk stations & terminals (except LP)	122	D
42271011	Petroleum bulk stations (except LP)	105	D
	Cooperative	5	D
	Independent	100	D
	Refiner-marketer	—	—
42271012	Petroleum bulk terminals (except LP)	17	1 550 230
PENNSYLVANIA			
4227101	Petroleum bulk stations & terminals (except LP)	209	4 294 536
42271011	Petroleum bulk stations (except LP)	140	1 292 206
	Cooperative	—	—
	Independent	130	D
	Refiner-marketer	10	D
42271012	Petroleum bulk terminals (except LP)	69	3 002 330

Table 9. Petroleum Bulk Stations by Type of Station for States: 1997—Con.

[Includes only establishments with payroll. Excludes liquefied petroleum (LP) gas bulk stations and terminals. For meaning of abbreviations and symbols, see introductory text. For explanation of terms, see Appendix A]

NAICS code	Geographic area by type of station	Establishments (number)	Sales (\$1,000)
RHODE ISLAND			
4227101	Petroleum bulk stations & terminals (except LP)	17	D
42271011	Petroleum bulk stations (except LP)	11	D
	Cooperative	—	—
	Independent	10	D
	Refiner-marketer	1	D
42271012	Petroleum bulk terminals (except LP)	6	D
SOUTH CAROLINA			
4227101	Petroleum bulk stations & terminals (except LP)	128	D
42271011	Petroleum bulk stations (except LP)	110	D
	Cooperative	2	D
	Independent	107	D
	Refiner-marketer	1	D
42271012	Petroleum bulk terminals (except LP)	18	872 137
SOUTH DAKOTA			
4227101	Petroleum bulk stations & terminals (except LP)	86	514 932
42271011	Petroleum bulk stations (except LP)	78	273 531
	Cooperative	22	D
	Independent	56	D
	Refiner-marketer	—	—
42271012	Petroleum bulk terminals (except LP)	8	241 401
TENNESSEE			
4227101	Petroleum bulk stations & terminals (except LP)	187	3 661 809
42271011	Petroleum bulk stations (except LP)	157	1 469 642
	Cooperative	8	D
	Independent	146	1 305 520
	Refiner-marketer	3	D
42271012	Petroleum bulk terminals (except LP)	30	2 192 167
TEXAS			
4227101	Petroleum bulk stations & terminals (except LP)	718	26 829 090
42271011	Petroleum bulk stations (except LP)	598	6 100 651
	Cooperative	10	30 027
	Independent	563	D
	Refiner-marketer	25	D
42271012	Petroleum bulk terminals (except LP)	120	20 728 439
UTAH			
4227101	Petroleum bulk stations & terminals (except LP)	140	D
42271011	Petroleum bulk stations (except LP)	37	D
	Cooperative	1	D
	Independent	35	D
	Refiner-marketer	1	D
42271012	Petroleum bulk terminals (except LP)	13	1412 535
VERMONT			
4227101	Petroleum bulk stations & terminals (except LP)	12	213 148
42271011	Petroleum bulk stations (except LP)	9	D
	Cooperative	—	—
	Independent	9	D
	Refiner-marketer	—	—
42271012	Petroleum bulk terminals (except LP)	3	D
VIRGINIA			
4227101	Petroleum bulk stations & terminals (except LP)	151	3 995 396
42271011	Petroleum bulk stations (except LP)	115	992 989
	Cooperative	1	D
	Independent	110	D
	Refiner-marketer	4	D
42271012	Petroleum bulk terminals (except LP)	36	3 002 407
WASHINGTON			
4227101	Petroleum bulk stations & terminals (except LP)	137	2 404 010
42271011	Petroleum bulk stations (except LP)	118	1 236 231
	Cooperative	9	D
	Independent	105	995 537
	Refiner-marketer	4	D
42271012	Petroleum bulk terminals (except LP)	19	1 167 779
WEST VIRGINIA			
4227101	Petroleum bulk stations & terminals (except LP)	63	666 203
42271011	Petroleum bulk stations (except LP)	59	D
	Cooperative	—	—
	Independent	57	D
	Refiner-marketer	2	D
42271012	Petroleum bulk terminals (except LP)	4	D

Table 9. Petroleum Bulk Stations by Type of Station for States: 1997—Con.

[Includes only establishments with payroll. Excludes liquefied petroleum (LP) gas bulk stations and terminals. For meaning of abbreviations and symbols, see introductory text. For explanation of terms, see Appendix A]

NAICS code	Geographic area by type of station	Establishments (number)	Sales (\$1,000)
WISCONSIN			
4227101	Petroleum bulk stations & terminals (except LP)	167	2 179 827
42271011	Petroleum bulk stations (except LP)	139	898 393
	Cooperative	21	D
	Independent	114	742 271
	Refiner-marketer	4	D
42271012	Petroleum bulk terminals (except LP)	28	1 281 434
WYOMING			
4227101	Petroleum bulk stations & terminals (except LP)	62	D
42271011	Petroleum bulk stations (except LP)	55	D
	Cooperative	2	D
	Independent	52	197 250
	Refiner-marketer	1	D
42271012	Petroleum bulk terminals (except LP)	7	D

Table 10. Bulk Storage Capacity by Type of Facility and Type of Product for States: 1997

[Includes only establishments with payroll. For meaning of abbreviations and symbols, see introductory text. For explanation of terms, see Appendix A]

NAICS code	Geographic area by type of facility	Establishments (number)	Sales (\$1,000)	End-of-1996 inventories (\$1,000)	End-of-1997 inventories (\$1,000)	Storage capacity by type of product, December 31 (1,000 gallons)			
						Total	Refined petroleum products	Liquefied petroleum products	Crude oil
UNITED STATES									
422710	Petroleum bulk stations & terminals	'7 690	'176 719 246	'5 235 427	'5 393 771	14 660 656	12 581 578	643 363	1 435 715
4227101	Petroleum bulk stations & terminals (except LP)	'7 270	'171 008 939	'4 976 010	'5 120 276	14 045 336	12 576 299	33 339	1 435 698
42271011	Petroleum bulk stations (except LP)	6 045	50 922 994	1 461 304	1 476 135	1 075 527	1 035 809	11 803	27 915
42271012	Petroleum bulk terminals (except LP)	'1 225	'120 085 945	'3 514 706	'3 644 141	12 969 809	11 540 490	21 536	1 407 783
4227102	Liquefied petroleum bulk stations & terminals	420	5 710 307	259 417	273 495	615 320	5 279	610 024	17
ALABAMA									
422710	Petroleum bulk stations & terminals	211	2 691 256	78 742	77 120	203 202	189 041	10 276	3 885
4227101	Petroleum bulk stations & terminals (except LP)	204	2 674 682	77 270	75 855	192 962	189 041	36	3 885
42271011	Petroleum bulk stations (except LP)	175	1 316 271	41 056	41 235	35 432	35 340	36	56
42271012	Petroleum bulk terminals (except LP)	29	1 358 411	36 214	34 620	157 530	153 701	-	3 829
4227102	Liquefied petroleum bulk stations & terminals	7	16 574	1 472	1 265	10 240	-	10 240	-
ALASKA									
422710	Petroleum bulk stations & terminals	55	687 386	43 971	35 637	161 150	143 044	18 106	-
4227101	Petroleum bulk stations & terminals (except LP)	42	D	D	D	D	D	D	D
42271011	Petroleum bulk stations (except LP)	17	D	D	D	D	D	D	D
42271012	Petroleum bulk terminals (except LP)	25	477 549	29 958	20 324	141 305	140 305	1 000	D
4227102	Liquefied petroleum bulk stations & terminals	13	D	D	D	D	D	D	D
ARIZONA									
422710	Petroleum bulk stations & terminals	82	1 749 406	34 780	35 591	67 780	48 091	9 532	10 157
4227101	Petroleum bulk stations & terminals (except LP)	69	1 702 853	31 803	32 553	58 266	48 091	18	10 157
42271011	Petroleum bulk stations (except LP)	55	611 476	16 041	18 838	12 467	12 449	18	-
42271012	Petroleum bulk terminals (except LP)	14	1 091 377	15 762	13 715	45 799	35 642	-	10 157
4227102	Liquefied petroleum bulk stations & terminals	13	46 553	2 977	3 038	9 514	-	9 514	-
ARKANSAS									
422710	Petroleum bulk stations & terminals	177	1 220 075	41 645	41 557	45 303	44 518	785	-
4227101	Petroleum bulk stations & terminals (except LP)	170	1 214 527	41 368	41 270	44 663	44 518	145	-
42271011	Petroleum bulk stations (except LP)	164	911 863	27 840	28 606	20 554	20 409	145	-
42271012	Petroleum bulk terminals (except LP)	6	302 664	13 528	12 664	24 109	24 109	-	-
4227102	Liquefied petroleum bulk stations & terminals	7	5 548	277	287	640	-	640	-
CALIFORNIA									
422710	Petroleum bulk stations & terminals	486	20 230 692	410 039	412 510	839 326	638 473	23 959	176 894
4227101	Petroleum bulk stations & terminals (except LP)	462	19 972 262	400 221	401 035	815 349	638 178	277	176 894
42271011	Petroleum bulk stations (except LP)	359	5 026 859	92 031	89 163	58 078	57 623	277	178
42271012	Petroleum bulk terminals (except LP)	103	14 945 403	308 190	311 872	757 271	580 555	-	176 716
4227102	Liquefied petroleum bulk stations & terminals	24	258 430	9 818	11 475	23 977	295	23 682	-
COLORADO									
422710	Petroleum bulk stations & terminals	124	4 041 586	45 374	49 872	99 000	26 103	8 769	64 128
4227101	Petroleum bulk stations & terminals (except LP)	113	D	D	D	D	D	D	D
42271011	Petroleum bulk stations (except LP)	102	D	D	D	D	D	D	D
42271012	Petroleum bulk terminals (except LP)	11	D	D	D	D	D	D	D
4227102	Liquefied petroleum bulk stations & terminals	11	D	D	D	D	D	D	D
CONNECTICUT									
422710	Petroleum bulk stations & terminals	42	7 388 872	314 724	463 688	417 809	267 937	90	149 782
4227101	Petroleum bulk stations & terminals (except LP)	42	7 388 872	314 724	463 688	417 809	267 937	90	149 782
42271011	Petroleum bulk stations (except LP)	24	287 358	15 482	16 198	9 326	9 236	90	-
42271012	Petroleum bulk terminals (except LP)	18	7 101 514	299 242	447 490	408 483	258 701	-	149 782
4227102	Liquefied petroleum bulk stations & terminals	-	-	-	-	-	-	-	-
DELAWARE									
422710	Petroleum bulk stations & terminals	11	D	D	D	D	D	D	D
4227101	Petroleum bulk stations & terminals (except LP)	11	D	D	D	D	D	D	D
42271011	Petroleum bulk stations (except LP)	11	D	D	D	D	D	D	D
42271012	Petroleum bulk terminals (except LP)	-	-	-	-	-	-	-	-
4227102	Liquefied petroleum bulk stations & terminals	-	-	-	-	-	-	-	-
DISTRICT OF COLUMBIA									
422710	Petroleum bulk stations & terminals	1	D	D	D	D	D	D	D
4227101	Petroleum bulk stations & terminals (except LP)	1	D	D	D	D	D	D	D
42271011	Petroleum bulk stations (except LP)	1	D	D	D	D	D	D	D
42271012	Petroleum bulk terminals (except LP)	-	-	-	-	-	-	-	-
4227102	Liquefied petroleum bulk stations & terminals	-	-	-	-	-	-	-	-
FLORIDA									
422710	Petroleum bulk stations & terminals	272	10 038 675	330 744	295 182	862 991	850 980	11 757	254
4227101	Petroleum bulk stations & terminals (except LP)	246	D	D	D	D	D	D	D
42271011	Petroleum bulk stations (except LP)	194	D	D	D	D	D	D	D
42271012	Petroleum bulk terminals (except LP)	52	D	D	D	D	D	D	D
4227102	Liquefied petroleum bulk stations & terminals	26	D	D	D	D	D	D	D
GEORGIA									
422710	Petroleum bulk stations & terminals	272	4 853 631	116 982	120 039	310 084	303 161	6 799	124
4227101	Petroleum bulk stations & terminals (except LP)	260	4 804 798	113 067	114 403	303 468	303 161	183	124
42271011	Petroleum bulk stations (except LP)	215	1 675 345	41 666	44 930	34 850	34 574	152	124
42271012	Petroleum bulk terminals (except LP)	45	3 129 453	71 401	69 473	268 618	268 587	31	-
4227102	Liquefied petroleum bulk stations & terminals	12	48 833	3 915	5 636	6 616	-	6 616	-
HAWAII									
422710	Petroleum bulk stations & terminals	24	714 655	18 798	19 392	36 762	28 625	451	7 686
4227101	Petroleum bulk stations & terminals (except LP)	22	D	D	D	D	D	D	D
42271011	Petroleum bulk stations (except LP)	13	D	D	D	D	D	D	D
42271012	Petroleum bulk terminals (except LP)	9	D	D	D	D	D	D	D
4227102	Liquefied petroleum bulk stations & terminals	2	D	D	D	D	D	D	D

Table 10. Bulk Storage Capacity by Type of Facility and Type of Product for States: 1997—Con.

[Includes only establishments with payroll. For meaning of abbreviations and symbols, see introductory text. For explanation of terms, see Appendix A]

NAICS code	Geographic area by type of facility	Establishments (number)	Sales (\$1,000)	End-of-1996 inventories (\$1,000)	End-of-1997 inventories (\$1,000)	Storage capacity by type of product, December 31 (1,000 gallons)			
						Total	Refined petroleum products	Liquefied petroleum products	Crude oil
IDAHO									
422710	Petroleum bulk stations & terminals	63	515 461	16 761	15 978	24 843	24 419	424	—
4227101	Petroleum bulk stations & terminals (except LP)	61	D	D	D	D	D	D	D
42271011	Petroleum bulk stations (except LP)	53	D	D	D	D	D	D	D
42271012	Petroleum bulk terminals (except LP)	8	D	D	D	D	D	D	D
4227102	Liquefied petroleum bulk stations & terminals	2	D	D	D	D	D	D	D
ILLINOIS									
422710	Petroleum bulk stations & terminals	264	5 243 870	234 529	228 016	625 567	609 208	15 584	775
4227101	Petroleum bulk stations & terminals (except LP)	250	5 074 473	227 569	220 818	615 146	609 208	5 163	775
42271011	Petroleum bulk stations (except LP)	217	1 760 840	53 897	56 130	34 616	33 539	302	775
42271012	Petroleum bulk terminals (except LP)	33	3 313 633	173 672	164 688	580 530	575 669	4 861	—
4227102	Liquefied petroleum bulk stations & terminals	14	169 397	6 960	7 198	10 421	—	10 421	—
INDIANA									
422710	Petroleum bulk stations & terminals	218	2 969 461	109 024	101 248	488 630	458 947	19 975	9 708
4227101	Petroleum bulk stations & terminals (except LP)	202	2 842 531	100 818	92 802	468 725	458 906	111	9 708
42271011	Petroleum bulk stations (except LP)	169	988 844	32 943	34 363	22 697	22 586	111	—
42271012	Petroleum bulk terminals (except LP)	33	1 853 687	67 875	58 439	446 028	436 320	—	9 708
4227102	Liquefied petroleum bulk stations & terminals	16	126 930	8 206	8 446	19 905	41	19 864	—
IOWA									
422710	Petroleum bulk stations & terminals	177	1 207 240	50 738	49 644	119 400	115 335	4 065	—
4227101	Petroleum bulk stations & terminals (except LP)	167	1 173 022	49 085	48 153	116 577	115 329	1 248	—
42271011	Petroleum bulk stations (except LP)	153	D	D	D	D	D	D	D
42271012	Petroleum bulk terminals (except LP)	14	D	D	D	D	D	D	D
4227102	Liquefied petroleum bulk stations & terminals	10	34 218	1 653	1 491	2 823	6	2 817	—
KANSAS									
422710	Petroleum bulk stations & terminals	136	908 396	23 632	24 343	40 361	38 634	1 702	25
4227101	Petroleum bulk stations & terminals (except LP)	133	D	D	D	D	D	D	D
42271011	Petroleum bulk stations (except LP)	125	D	D	D	D	D	D	D
42271012	Petroleum bulk terminals (except LP)	8	D	D	D	D	D	D	D
4227102	Liquefied petroleum bulk stations & terminals	3	D	D	D	D	D	D	D
KENTUCKY									
422710	Petroleum bulk stations & terminals	178	2 423 566	91 425	88 676	157 326	144 002	2 737	10 587
4227101	Petroleum bulk stations & terminals (except LP)	174	D	D	D	D	D	D	D
42271011	Petroleum bulk stations (except LP)	155	D	D	D	D	D	D	D
42271012	Petroleum bulk terminals (except LP)	19	D	D	D	D	D	D	D
4227102	Liquefied petroleum bulk stations & terminals	4	D	D	D	D	D	D	D
LOUISIANA									
422710	Petroleum bulk stations & terminals	283	5 512 737	161 165	169 389	321 953	165 752	1 564	154 637
4227101	Petroleum bulk stations & terminals (except LP)	272	5 502 732	160 703	168 906	320 454	165 752	65	154 637
42271011	Petroleum bulk stations (except LP)	230	1 879 645	69 625	76 750	45 349	39 697	65	5 587
42271012	Petroleum bulk terminals (except LP)	42	3 623 087	91 078	92 156	275 105	126 055	—	149 050
4227102	Liquefied petroleum bulk stations & terminals	11	10 005	462	483	1 499	—	1 499	—
MAINE									
422710	Petroleum bulk stations & terminals	43	902 781	49 666	59 577	206 052	205 853	199	—
4227101	Petroleum bulk stations & terminals (except LP)	40	D	D	D	D	D	D	D
42271011	Petroleum bulk stations (except LP)	24	D	D	D	D	D	D	D
42271012	Petroleum bulk terminals (except LP)	16	D	D	D	D	D	D	D
4227102	Liquefied petroleum bulk stations & terminals	3	D	D	D	D	D	D	D
MARYLAND									
422710	Petroleum bulk stations & terminals	45	1 046 024	76 908	67 953	320 952	316 849	4 103	—
4227101	Petroleum bulk stations & terminals (except LP)	42	D	D	D	D	D	D	D
42271011	Petroleum bulk stations (except LP)	32	D	D	D	D	D	D	D
42271012	Petroleum bulk terminals (except LP)	10	655 148	54 759	43 522	307 728	307 728	—	—
4227102	Liquefied petroleum bulk stations & terminals	3	D	D	D	D	D	D	D
MASSACHUSETTS									
422710	Petroleum bulk stations & terminals	64	3 361 998	121 203	123 859	587 652	587 575	77	—
4227101	Petroleum bulk stations & terminals (except LP)	62	D	D	D	D	D	D	D
42271011	Petroleum bulk stations (except LP)	40	D	D	D	D	D	D	D
42271012	Petroleum bulk terminals (except LP)	22	D	D	D	D	D	D	D
4227102	Liquefied petroleum bulk stations & terminals	2	D	D	D	D	D	D	D
MICHIGAN									
422710	Petroleum bulk stations & terminals	180	4 737 264	128 066	130 394	485 562	390 965	94 507	90
4227101	Petroleum bulk stations & terminals (except LP)	169	4 551 062	108 747	105 328	391 560	390 965	505	90
42271011	Petroleum bulk stations (except LP)	131	1 623 004	54 663	56 390	28 474	27 919	465	90
42271012	Petroleum bulk terminals (except LP)	38	2 928 058	54 084	48 938	363 086	363 046	40	—
4227102	Liquefied petroleum bulk stations & terminals	11	186 202	19 319	25 066	94 002	—	94 002	—
MINNESOTA									
422710	Petroleum bulk stations & terminals	194	2 759 097	136 036	135 134	209 848	134 905	74 940	3
4227101	Petroleum bulk stations & terminals (except LP)	176	2 431 593	74 301	73 031	135 621	134 905	713	3
42271011	Petroleum bulk stations (except LP)	160	D	D	D	D	D	D	D
42271012	Petroleum bulk terminals (except LP)	16	D	D	D	D	D	D	D
4227102	Liquefied petroleum bulk stations & terminals	18	327 504	61 735	62 103	74 227	—	74 227	—
MISSISSIPPI									
422710	Petroleum bulk stations & terminals	156	1 890 939	72 648	86 429	179 035	152 481	19 164	7 390
4227101	Petroleum bulk stations & terminals (except LP)	149	1 719 018	64 011	77 767	159 943	152 439	114	7 390
42271011	Petroleum bulk stations (except LP)	133	835 405	25 293	25 299	16 636	16 522	114	—
42271012	Petroleum bulk terminals (except LP)	16	883 613	38 718	52 468	143 307	135 917	—	7 390
4227102	Liquefied petroleum bulk stations & terminals	7	171 921	8 637	8 662	19 092	42	19 050	—

Table 10. Bulk Storage Capacity by Type of Facility and Type of Product for States: 1997—Con.

[Includes only establishments with payroll. For meaning of abbreviations and symbols, see introductory text. For explanation of terms, see Appendix A]

NAICS code	Geographic area by type of facility	Establishments (number)	Sales (\$1,000)	End-of-1996 inventories (\$1,000)	End-of-1997 inventories (\$1,000)	Storage capacity by type of product, December 31 (1,000 gallons)			
						Total	Refined petroleum products	Liquefied petroleum products	Crude oil
MISSOURI									
422710	Petroleum bulk stations & terminals	281	2 448 362	96 544	96 195	159 862	156 428	3 195	239
4227101	Petroleum bulk stations & terminals (except LP)	277	2 434 176	96 195	95 835	158 262	156 428	1 595	239
42271011	Petroleum bulk stations (except LP)	262	1 360 388	41 057	39 399	32 033	31 354	440	239
42271012	Petroleum bulk terminals (except LP)	15	1 073 788	55 138	56 436	126 229	125 074	1 155	—
4227102	Liquefied petroleum bulk stations & terminals	4	14 186	349	360	1 600	—	1 600	—
MONTANA									
422710	Petroleum bulk stations & terminals	97	780 731	31 122	32 501	57 763	56 091	878	794
4227101	Petroleum bulk stations & terminals (except LP)	94	D	D	D	D	D	D	D
42271011	Petroleum bulk stations (except LP)	81	D	D	D	D	D	D	D
42271012	Petroleum bulk terminals (except LP)	13	D	D	D	D	D	D	D
4227102	Liquefied petroleum bulk stations & terminals	3	D	D	D	D	D	D	D
NEBRASKA									
422710	Petroleum bulk stations & terminals	131	735 517	21 990	22 552	32 912	27 065	5 847	—
4227101	Petroleum bulk stations & terminals (except LP)	119	682 177	19 177	19 653	27 864	27 065	799	—
42271011	Petroleum bulk stations (except LP)	108	559 904	16 421	16 553	15 340	14 541	799	—
42271012	Petroleum bulk terminals (except LP)	11	122 273	2 756	3 100	12 524	12 524	—	—
4227102	Liquefied petroleum bulk stations & terminals	12	53 340	2 813	2 899	5 048	—	5 048	—
NEVADA									
422710	Petroleum bulk stations & terminals	33	592 050	10 177	11 080	23 269	23 258	—	11
4227101	Petroleum bulk stations & terminals (except LP)	33	592 050	10 177	11 080	23 269	23 258	—	11
42271011	Petroleum bulk stations (except LP)	25	217 235	4 714	5 023	3 127	3 116	—	11
42271012	Petroleum bulk terminals (except LP)	8	374 815	5 463	6 057	20 142	20 142	—	—
4227102	Liquefied petroleum bulk stations & terminals	—	—	—	—	—	—	—	—
NEW HAMPSHIRE									
422710	Petroleum bulk stations & terminals	16	344 790	61 382	40 952	116 938	116 889	49	—
4227101	Petroleum bulk stations & terminals (except LP)	15	D	D	D	D	D	D	D
42271011	Petroleum bulk stations (except LP)	8	D	D	D	D	D	D	D
42271012	Petroleum bulk terminals (except LP)	7	D	D	D	D	D	D	D
4227102	Liquefied petroleum bulk stations & terminals	1	D	D	D	D	D	D	D
NEW JERSEY									
422710	Petroleum bulk stations & terminals	100	5 210 844	233 088	226 318	1 422 886	1 397 655	25 193	38
4227101	Petroleum bulk stations & terminals (except LP)	94	D	D	D	D	D	D	D
42271011	Petroleum bulk stations (except LP)	56	D	D	D	D	D	D	D
42271012	Petroleum bulk terminals (except LP)	38	D	D	D	D	D	D	D
4227102	Liquefied petroleum bulk stations & terminals	6	D	D	D	D	D	D	D
NEW MEXICO									
422710	Petroleum bulk stations & terminals	89	608 097	16 731	18 114	26 459	24 299	1 519	641
4227101	Petroleum bulk stations & terminals (except LP)	85	D	D	D	D	D	D	D
42271011	Petroleum bulk stations (except LP)	77	417 784	11 335	12 343	6 707	5 907	159	641
42271012	Petroleum bulk terminals (except LP)	8	D	D	D	D	D	D	D
4227102	Liquefied petroleum bulk stations & terminals	4	D	D	D	D	D	D	D
NEW YORK									
422710	Petroleum bulk stations & terminals	196	6 170 373	275 692	341 691	955 791	942 541	13 250	—
4227101	Petroleum bulk stations & terminals (except LP)	186	D	D	D	D	D	D	D
42271011	Petroleum bulk stations (except LP)	108	D	D	D	D	D	D	D
42271012	Petroleum bulk terminals (except LP)	78	5 043 784	235 949	300 679	914 380	914 359	21	—
4227102	Liquefied petroleum bulk stations & terminals	10	D	D	D	D	D	D	D
NORTH CAROLINA									
422710	Petroleum bulk stations & terminals	274	3 967 084	120 432	119 395	321 622	309 107	12 515	—
4227101	Petroleum bulk stations & terminals (except LP)	264	3 936 533	117 242	115 771	310 190	309 107	1 083	—
42271011	Petroleum bulk stations (except LP)	233	2 260 555	69 681	64 517	55 570	54 487	1 083	—
42271012	Petroleum bulk terminals (except LP)	31	1 675 978	47 561	51 254	254 620	254 620	—	—
4227102	Liquefied petroleum bulk stations & terminals	10	30 551	3 190	3 624	11 432	—	11 432	—
NORTH DAKOTA									
422710	Petroleum bulk stations & terminals	109	389 426	20 485	19 781	23 296	18 588	4 708	—
4227101	Petroleum bulk stations & terminals (except LP)	98	D	D	D	D	D	D	D
42271011	Petroleum bulk stations (except LP)	95	D	D	D	D	D	D	D
42271012	Petroleum bulk terminals (except LP)	3	D	D	D	D	D	D	D
4227102	Liquefied petroleum bulk stations & terminals	11	D	D	D	D	D	D	D
OHIO									
422710	Petroleum bulk stations & terminals	224	6 680 273	136 556	122 481	518 228	484 558	4 412	29 258
4227101	Petroleum bulk stations & terminals (except LP)	215	6 662 878	134 790	120 705	513 908	484 558	92	29 258
42271011	Petroleum bulk stations (except LP)	168	1 483 800	43 841	42 917	40 887	38 954	92	1 841
42271012	Petroleum bulk terminals (except LP)	47	5 179 078	90 949	77 788	473 021	445 604	—	27 417
4227102	Liquefied petroleum bulk stations & terminals	9	17 395	1 766	1 776	4 320	—	4 320	—
OKLAHOMA									
422710	Petroleum bulk stations & terminals	159	6 584 046	90 611	101 583	246 297	60 280	3 229	182 788
4227101	Petroleum bulk stations & terminals (except LP)	152	D	D	D	D	D	D	D
42271011	Petroleum bulk stations (except LP)	141	D	D	D	D	D	D	D
42271012	Petroleum bulk terminals (except LP)	11	D	D	D	D	D	D	D
4227102	Liquefied petroleum bulk stations & terminals	7	D	D	D	D	D	D	D
OREGON									
422710	Petroleum bulk stations & terminals	133	2 506 172	40 126	47 936	146 120	113 198	2 915	30 007
4227101	Petroleum bulk stations & terminals (except LP)	122	D	D	D	D	D	D	D
42271011	Petroleum bulk stations (except LP)	105	D	D	D	D	D	D	D
42271012	Petroleum bulk terminals (except LP)	17	1 550 230	17 956	23 565	127 978	97 996	1	29 981
4227102	Liquefied petroleum bulk stations & terminals	11	D	D	D	D	D	D	D

Table 10. Bulk Storage Capacity by Type of Facility and Type of Product for States: 1997—Con.

[Includes only establishments with payroll. For meaning of abbreviations and symbols, see introductory text. For explanation of terms, see Appendix A]

NAICS code	Geographic area by type of facility	Establishments (number)	Sales (\$1,000)	End-of-1996 inventories (\$1,000)	End-of-1997 inventories (\$1,000)	Storage capacity by type of product, December 31 (1,000 gallons)			
						Total	Refined petroleum products	Liquefied petroleum products	Crude oil
PENNSYLVANIA									
422710	Petroleum bulk stations & terminals	215	4 320 002	147 406	141 918	527 203	506 201	5 400	15 602
4227101	Petroleum bulk stations & terminals (except LP)	209	4 294 536	145 693	140 153	522 052	506 201	249	15 602
42271011	Petroleum bulk stations (except LP)	140	1 292 206	35 270	36 457	27 258	26 947	249	62
42271012	Petroleum bulk terminals (except LP)	69	3 002 330	110 423	103 696	494 794	479 254	—	15 540
4227102	Liquefied petroleum bulk stations & terminals	6	25 466	1 713	1 765	5 151	—	5 151	—
RHODE ISLAND									
422710	Petroleum bulk stations & terminals	17	D	D	D	D	D	D	D
4227101	Petroleum bulk stations & terminals (except LP)	17	D	D	D	D	D	D	D
42271011	Petroleum bulk stations (except LP)	11	D	D	D	D	D	D	D
42271012	Petroleum bulk terminals (except LP)	6	D	D	D	D	D	D	D
4227102	Liquefied petroleum bulk stations & terminals	—	—	—	—	—	—	—	—
SOUTH CAROLINA									
422710	Petroleum bulk stations & terminals	130	1 590 575	65 962	54 391	209 717	208 378	1 339	—
4227101	Petroleum bulk stations & terminals (except LP)	128	D	D	D	D	D	D	D
42271011	Petroleum bulk stations (except LP)	110	D	D	D	D	D	D	D
42271012	Petroleum bulk terminals (except LP)	18	872 137	41 887	30 579	194 983	194 983	—	D
4227102	Liquefied petroleum bulk stations & terminals	2	D	D	D	D	D	D	D
SOUTH DAKOTA									
422710	Petroleum bulk stations & terminals	92	583 455	16 386	16 322	35 071	29 383	5 688	—
4227101	Petroleum bulk stations & terminals (except LP)	86	514 932	13 069	12 787	29 753	29 383	370	—
42271011	Petroleum bulk stations (except LP)	78	273 531	8 302	7 860	9 261	8 891	370	—
42271012	Petroleum bulk terminals (except LP)	8	241 401	4 767	4 927	20 492	20 492	—	—
4227102	Liquefied petroleum bulk stations & terminals	6	68 523	3 317	3 535	5 318	—	5 318	—
TENNESSEE									
422710	Petroleum bulk stations & terminals	198	3 684 234	78 963	78 333	234 241	230 650	3 591	—
4227101	Petroleum bulk stations & terminals (except LP)	187	3 661 809	77 588	77 212	230 695	230 624	71	—
42271011	Petroleum bulk stations (except LP)	157	1 469 642	38 307	38 118	28 573	28 550	23	—
42271012	Petroleum bulk terminals (except LP)	30	2 192 167	39 281	39 094	202 122	202 074	48	—
4227102	Liquefied petroleum bulk stations & terminals	11	22 425	1 375	1 121	3 546	26	3 520	—
TEXAS									
422710	Petroleum bulk stations & terminals	762	30 172 687	611 155	612 540	1 508 715	767 714	182 398	558 603
4227101	Petroleum bulk stations & terminals (except LP)	718	26 829 090	534 050	535 918	1 336 186	763 304	14 279	558 603
42271011	Petroleum bulk stations (except LP)	598	6 100 651	118 415	120 665	105 946	94 281	755	10 910
42271012	Petroleum bulk terminals (except LP)	120	20 728 439	415 635	415 253	1 230 240	669 023	13 524	547 693
4227102	Liquefied petroleum bulk stations & terminals	44	3 343 597	77 105	76 622	172 529	4 410	168 119	—
UTAH									
422710	Petroleum bulk stations & terminals	41	821 529	18 482	18 717	33 443	33 197	242	4
4227101	Petroleum bulk stations & terminals (except LP)	40	D	D	D	D	D	D	D
42271011	Petroleum bulk stations (except LP)	37	D	D	D	D	D	D	D
42271012	Petroleum bulk terminals (except LP)	3	412 535	1 515	1 497	25 522	25 522	—	—
4227102	Liquefied petroleum bulk stations & terminals	1	D	D	D	D	D	D	D
VERMONT									
422710	Petroleum bulk stations & terminals	12	213 148	7 774	6 004	24 163	24 163	—	—
4227101	Petroleum bulk stations & terminals (except LP)	12	213 148	7 774	6 004	24 163	24 163	—	—
42271011	Petroleum bulk stations (except LP)	9	D	D	D	D	D	D	D
42271012	Petroleum bulk terminals (except LP)	3	D	D	D	D	D	D	D
4227102	Liquefied petroleum bulk stations & terminals	—	—	—	—	—	—	—	—
VIRGINIA									
422710	Petroleum bulk stations & terminals	157	4 027 760	181 542	183 321	492 023	479 224	12 799	—
4227101	Petroleum bulk stations & terminals (except LP)	151	3 995 396	181 198	182 964	480 018	479 214	804	—
42271011	Petroleum bulk stations (except LP)	115	992 989	31 092	30 011	22 012	21 208	804	—
42271012	Petroleum bulk terminals (except LP)	36	3 002 407	150 106	152 953	458 006	458 006	—	—
4227102	Liquefied petroleum bulk stations & terminals	6	32 364	344	357	12 005	10	11 995	—
WASHINGTON									
422710	Petroleum bulk stations & terminals	157	2 518 463	82 675	74 384	226 718	188 011	17 588	21 119
4227101	Petroleum bulk stations & terminals (except LP)	137	2 404 010	76 145	67 653	209 345	188 011	215	21 119
42271011	Petroleum bulk stations (except LP)	118	1 236 231	50 582	35 901	26 366	26 151	215	—
42271012	Petroleum bulk terminals (except LP)	19	1 167 779	25 563	31 752	182 979	161 860	—	21 119
4227102	Liquefied petroleum bulk stations & terminals	20	114 453	6 530	6 731	17 373	—	17 373	—
WEST VIRGINIA									
422710	Petroleum bulk stations & terminals	63	666 203	13 455	13 947	21 410	21 290	120	—
4227101	Petroleum bulk stations & terminals (except LP)	63	666 203	13 455	13 947	21 410	21 290	120	—
42271011	Petroleum bulk stations (except LP)	59	D	D	D	D	D	D	D
42271012	Petroleum bulk terminals (except LP)	4	D	D	D	D	D	D	D
4227102	Liquefied petroleum bulk stations & terminals	—	—	—	—	—	—	—	—
WISCONSIN									
422710	Petroleum bulk stations & terminals	180	2 235 067	98 802	109 074	293 961	288 483	5 462	16
4227101	Petroleum bulk stations & terminals (except LP)	167	2 179 827	96 024	106 230	288 793	288 483	294	16
42271011	Petroleum bulk stations (except LP)	139	898 393	59 065	62 816	23 733	23 493	224	16
42271012	Petroleum bulk terminals (except LP)	28	1 281 434	36 959	43 414	265 060	264 990	70	—
4227102	Liquefied petroleum bulk stations & terminals	13	55 240	2 778	2 844	5 168	—	5 168	—
WYOMING									
422710	Petroleum bulk stations & terminals	66	688 380	22 938	23 458	16 011	14 080	1 461	470
4227101	Petroleum bulk stations & terminals (except LP)	62	D	D	D	D	D	D	D
42271011	Petroleum bulk stations (except LP)	55	D	D	D	D	D	D	D
42271012	Petroleum bulk terminals (except LP)	7	D	D	D	D	D	D	D
4227102	Liquefied petroleum bulk stations & terminals	4	D	D	D	D	D	D	D

Table 11. Bulk Storage Capacity by Type of Product for States: 1997

[Includes only establishments with payroll. Excludes liquefied petroleum (LP) gas bulk stations and terminals. For meaning of abbreviations and symbols, see introductory text. For explanation of terms, see Appendix A]

NAICS code	Geographic area by ownership of facility	Estab- lishments (number)	Sales (\$1,000)	End-of-1996 inventories (\$1,000)	End-of-1997 inventories (\$1,000)	Storage capacity by type of product, December 31 (1,000 gallons)		
						Total	Refined petroleum products	Crude oil
UNITED STATES								
4227101	Petroleum bulk stations & terminals (except LP)	7 270	171 008 939	4 976 010	5 120 276	14 011 997	12 576 299	1 435 698
	Refiner-marketer bulk stations and terminals	865	D	D	D	D	D	D
	Other bulk stations and terminals	6 405	D	D	D	D	D	D
ALABAMA								
4227101	Petroleum bulk stations & terminals (except LP)	204	2 674 682	77 270	75 855	192 926	189 041	3 885
	Refiner-marketer bulk stations and terminals	20	D	D	D	D	D	D
	Other bulk stations and terminals	184	D	D	D	D	D	D
ALASKA								
4227101	Petroleum bulk stations & terminals (except LP)	42	D	D	D	D	D	D
	Refiner-marketer bulk stations and terminals	8	D	D	D	D	D	D
	Other bulk stations and terminals	34	D	D	D	D	D	D
ARIZONA								
4227101	Petroleum bulk stations & terminals (except LP)	69	1 702 853	31 803	32 553	58 248	48 091	10 157
	Refiner-marketer bulk stations and terminals	9	897 138	14 651	14 001	43 536	33 379	10 157
	Other bulk stations and terminals	60	805 715	17 152	18 552	14 712	14 712	-
ARKANSAS								
4227101	Petroleum bulk stations & terminals (except LP)	170	1 214 527	41 368	41 270	44 518	44 518	-
	Refiner-marketer bulk stations and terminals	4	D	D	D	D	D	D
	Other bulk stations and terminals	166	D	D	D	D	D	D
CALIFORNIA								
4227101	Petroleum bulk stations & terminals (except LP)	462	19 972 262	400 221	401 035	815 072	638 178	176 894
	Refiner-marketer bulk stations and terminals	61	D	D	D	D	D	D
	Other bulk stations and terminals	401	D	D	D	D	D	D
COLORADO								
4227101	Petroleum bulk stations & terminals (except LP)	113	D	D	D	D	D	D
	Refiner-marketer bulk stations and terminals	7	D	D	D	D	D	D
	Other bulk stations and terminals	106	D	D	D	D	D	D
CONNECTICUT								
4227101	Petroleum bulk stations & terminals (except LP)	42	7 388 872	314 724	463 688	417 719	267 937	149 782
	Refiner-marketer bulk stations and terminals	7	447 181	35 650	34 551	109 723	109 723	-
	Other bulk stations and terminals	35	6 941 691	279 074	429 137	307 996	158 214	149 782
DELAWARE								
4227101	Petroleum bulk stations & terminals (except LP)	11	D	D	D	D	D	D
	Refiner-marketer bulk stations and terminals	1	D	D	D	D	D	D
	Other bulk stations and terminals	10	96 445	795	785	3 627	3 627	-
DISTRICT OF COLUMBIA								
4227101	Petroleum bulk stations & terminals (except LP)	1	D	D	D	D	D	D
	Refiner-marketer bulk stations and terminals	-	-	-	-	-	-	-
	Other bulk stations and terminals	1	D	D	D	D	D	D
FLORIDA								
4227101	Petroleum bulk stations & terminals (except LP)	246	D	D	D	D	D	D
	Refiner-marketer bulk stations and terminals	47	D	D	D	D	D	D
	Other bulk stations and terminals	199	D	D	D	D	D	D
GEORGIA								
4227101	Petroleum bulk stations & terminals (except LP)	260	4 804 798	113 067	114 403	303 285	303 161	124
	Refiner-marketer bulk stations and terminals	25	1 842 252	40 854	40 575	145 840	145 840	-
	Other bulk stations and terminals	235	2 962 546	72 213	73 828	157 445	157 321	124
HAWAII								
4227101	Petroleum bulk stations & terminals (except LP)	22	D	D	D	D	D	D
	Refiner-marketer bulk stations and terminals	11	629 492	6 764	7 288	32 800	25 114	7 686
	Other bulk stations and terminals	11	D	D	D	D	D	D
IDAHO								
4227101	Petroleum bulk stations & terminals (except LP)	61	D	D	D	D	D	D
	Refiner-marketer bulk stations and terminals	3	D	D	D	D	D	D
	Other bulk stations and terminals	58	D	D	D	D	D	D
ILLINOIS								
4227101	Petroleum bulk stations & terminals (except LP)	250	5 074 473	227 569	220 818	609 983	609 208	775
	Refiner-marketer bulk stations and terminals	27	3 079 490	140 997	135 327	512 356	512 356	-
	Other bulk stations and terminals	223	1 994 983	86 572	85 491	97 627	96 852	775

Table 11. Bulk Storage Capacity by Type of Product for States: 1997—Con.

[Includes only establishments with payroll. Excludes liquefied petroleum (LP) gas bulk stations and terminals. For meaning of abbreviations and symbols, see introductory text. For explanation of terms, see Appendix A]

NAICS code	Geographic area by ownership of facility	Estab- lishments (number)	Sales (\$1,000)	End-of-1996 inventories (\$1,000)	End-of-1997 inventories (\$1,000)	Storage capacity by type of product, December 31 (1,000 gallons)		
						Total	Refined petroleum products	Crude oil
INDIANA								
4227101	Petroleum bulk stations & terminals (except LP)	202	2 842 531	100 818	92 802	468 614	458 906	9 708
	Refiner-marketer bulk stations and terminals	25	D	D	D	D	D	D
	Other bulk stations and terminals	177	D	D	D	D	D	D
IOWA								
4227101	Petroleum bulk stations & terminals (except LP)	167	1 173 022	49 085	48 153	115 329	115 329	—
	Refiner-marketer bulk stations and terminals	10	D	D	D	D	D	D
	Other bulk stations and terminals	157	D	D	D	D	D	D
KANSAS								
4227101	Petroleum bulk stations & terminals (except LP)	133	D	D	D	D	D	D
	Refiner-marketer bulk stations and terminals	7	D	D	D	D	D	D
	Other bulk stations and terminals	126	D	D	D	D	D	D
KENTUCKY								
4227101	Petroleum bulk stations & terminals (except LP)	174	D	D	D	D	D	D
	Refiner-marketer bulk stations and terminals	16	D	D	D	D	D	D
	Other bulk stations and terminals	158	D	D	D	D	D	D
LOUISIANA								
4227101	Petroleum bulk stations & terminals (except LP)	272	5 502 732	160 703	168 906	320 389	165 752	154 637
	Refiner-marketer bulk stations and terminals	25	D	D	D	D	D	D
	Other bulk stations and terminals	247	D	D	D	D	D	D
MAINE								
4227101	Petroleum bulk stations & terminals (except LP)	40	D	D	D	D	D	D
	Refiner-marketer bulk stations and terminals	4	D	D	D	D	D	D
	Other bulk stations and terminals	36	D	D	D	D	D	D
MARYLAND								
4227101	Petroleum bulk stations & terminals (except LP)	42	D	D	D	D	D	D
	Refiner-marketer bulk stations and terminals	10	682 911	57 265	47 882	242 877	242 877	—
	Other bulk stations and terminals	32	D	D	D	D	D	D
MASSACHUSETTS								
4227101	Petroleum bulk stations & terminals (except LP)	62	D	D	D	D	D	D
	Refiner-marketer bulk stations and terminals	10	D	D	D	D	D	D
	Other bulk stations and terminals	52	D	D	D	D	D	D
MICHIGAN								
4227101	Petroleum bulk stations & terminals (except LP)	169	4 551 062	108 747	105 328	391 055	390 965	90
	Refiner-marketer bulk stations and terminals	37	D	D	D	D	D	D
	Other bulk stations and terminals	132	D	D	D	D	D	D
MINNESOTA								
4227101	Petroleum bulk stations & terminals (except LP)	176	2 431 593	74 301	73 031	134 908	134 905	3
	Refiner-marketer bulk stations and terminals	10	D	D	D	D	D	D
	Other bulk stations and terminals	166	D	D	D	D	D	D
MISSISSIPPI								
4227101	Petroleum bulk stations & terminals (except LP)	149	1 719 018	64 011	77 767	159 829	152 439	7 390
	Refiner-marketer bulk stations and terminals	20	D	D	D	D	D	D
	Other bulk stations and terminals	129	D	D	D	D	D	D
MISSOURI								
4227101	Petroleum bulk stations & terminals (except LP)	277	2 434 176	96 195	95 835	156 667	156 428	239
	Refiner-marketer bulk stations and terminals	9	D	D	D	D	D	D
	Other bulk stations and terminals	268	D	D	D	D	D	D
MONTANA								
4227101	Petroleum bulk stations & terminals (except LP)	94	D	D	D	D	D	D
	Refiner-marketer bulk stations and terminals	14	D	D	D	D	D	D
	Other bulk stations and terminals	80	D	D	D	D	D	D
NEBRASKA								
4227101	Petroleum bulk stations & terminals (except LP)	119	682 177	19 177	19 653	27 065	27 065	—
	Refiner-marketer bulk stations and terminals	1	D	D	D	D	D	D
	Other bulk stations and terminals	118	D	D	D	D	D	D
NEVADA								
4227101	Petroleum bulk stations & terminals (except LP)	33	592 050	10 177	11 080	23 269	23 258	11
	Refiner-marketer bulk stations and terminals	4	312 950	2 090	3 729	6 756	6 756	—
	Other bulk stations and terminals	29	279 100	8 087	7 351	16 513	16 502	11
NEW HAMPSHIRE								
4227101	Petroleum bulk stations & terminals (except LP)	15	D	D	D	D	D	D
	Refiner-marketer bulk stations and terminals	—	—	—	—	—	—	—
	Other bulk stations and terminals	15	D	D	D	D	D	D
NEW JERSEY								
4227101	Petroleum bulk stations & terminals (except LP)	94	D	D	D	D	D	D
	Refiner-marketer bulk stations and terminals	31	D	D	D	D	D	D
	Other bulk stations and terminals	63	D	D	D	D	D	D

Table 11. Bulk Storage Capacity by Type of Product for States: 1997—Con.

[Includes only establishments with payroll. Excludes liquefied petroleum (LP) gas bulk stations and terminals. For meaning of abbreviations and symbols, see introductory text. For explanation of terms, see Appendix A]

NAICS code	Geographic area by ownership of facility	Estab- lishments (number)	Sales (\$1,000)	End-of-1996 inventories (\$1,000)	End-of-1997 inventories (\$1,000)	Storage capacity by type of product, December 31 (1,000 gallons)		
						Total	Refined petroleum products	Crude oil
NEW MEXICO								
4227101	Petroleum bulk stations & terminals (except LP)	85	D	D	D	D	D	D
	Refiner-marketer bulk stations and terminals	2	D	D	D	D	D	D
	Other bulk stations and terminals	83	D	D	D	D	D	D
NEW YORK								
4227101	Petroleum bulk stations & terminals (except LP)	186	D	D	D	D	D	D
	Refiner-marketer bulk stations and terminals	44	D	D	D	D	D	D
	Other bulk stations and terminals	142	D	D	D	D	D	D
NORTH CAROLINA								
4227101	Petroleum bulk stations & terminals (except LP)	264	3 936 533	117 242	115 771	309 107	309 107	—
	Refiner-marketer bulk stations and terminals	31	D	D	D	D	D	D
	Other bulk stations and terminals	233	D	D	D	D	D	D
NORTH DAKOTA								
4227101	Petroleum bulk stations & terminals (except LP)	98	D	D	D	D	D	D
	Refiner-marketer bulk stations and terminals	3	D	D	D	D	D	D
	Other bulk stations and terminals	95	D	D	D	D	D	D
OHIO								
4227101	Petroleum bulk stations & terminals (except LP)	215	'6 662 878	134 790	120 705	513 816	484 558	29 258
	Refiner-marketer bulk stations and terminals	54	D	D	D	D	D	D
	Other bulk stations and terminals	161	D	D	D	D	D	D
OKLAHOMA								
4227101	Petroleum bulk stations & terminals (except LP)	152	D	D	D	D	D	D
	Refiner-marketer bulk stations and terminals	6	D	D	D	D	D	D
	Other bulk stations and terminals	146	D	D	D	D	D	D
OREGON								
4227101	Petroleum bulk stations & terminals (except LP)	122	D	D	D	D	D	D
	Refiner-marketer bulk stations and terminals	7	D	D	D	D	D	D
	Other bulk stations and terminals	115	D	D	D	D	D	D
PENNSYLVANIA								
4227101	Petroleum bulk stations & terminals (except LP)	209	4 294 536	145 693	140 153	521 803	506 201	15 602
	Refiner-marketer bulk stations and terminals	49	2 220 921	87 364	79 474	320 149	304 547	15 602
	Other bulk stations and terminals	160	2 073 615	58 329	60 679	201 654	201 654	—
RHODE ISLAND								
4227101	Petroleum bulk stations & terminals (except LP)	17	D	D	D	D	D	D
	Refiner-marketer bulk stations and terminals	5	D	D	D	D	D	D
	Other bulk stations and terminals	12	D	D	D	D	D	D
SOUTH CAROLINA								
4227101	Petroleum bulk stations & terminals (except LP)	128	D	D	D	D	D	D
	Refiner-marketer bulk stations and terminals	14	D	D	D	D	D	D
	Other bulk stations and terminals	114	D	D	D	D	D	D
SOUTH DAKOTA								
4227101	Petroleum bulk stations & terminals (except LP)	86	514 932	13 069	12 787	29 383	29 383	—
	Refiner-marketer bulk stations and terminals	1	D	D	D	D	D	D
	Other bulk stations and terminals	85	D	D	D	D	D	D
TENNESSEE								
4227101	Petroleum bulk stations & terminals (except LP)	187	3 661 809	77 588	77 212	230 624	230 624	—
	Refiner-marketer bulk stations and terminals	27	2 006 369	38 565	37 782	191 083	191 083	—
	Other bulk stations and terminals	160	1 655 440	39 023	39 430	39 541	39 541	—
TEXAS								
4227101	Petroleum bulk stations & terminals (except LP)	718	26 829 090	534 050	535 918	1 321 907	763 304	558 603
	Refiner-marketer bulk stations and terminals	86	D	D	D	D	D	D
	Other bulk stations and terminals	632	D	D	D	D	D	D
UTAH								
4227101	Petroleum bulk stations & terminals (except LP)	'40	D	D	D	D	D	D
	Refiner-marketer bulk stations and terminals	3	D	D	D	D	D	D
	Other bulk stations and terminals	'37	D	D	D	D	D	D
VERMONT								
4227101	Petroleum bulk stations & terminals (except LP)	12	213 148	7 774	6 004	24 163	24 163	—
	Refiner-marketer bulk stations and terminals	1	D	D	D	D	D	D
	Other bulk stations and terminals	11	D	D	D	D	D	D
VIRGINIA								
4227101	Petroleum bulk stations & terminals (except LP)	151	3 995 396	181 198	182 964	479 214	479 214	—
	Refiner-marketer bulk stations and terminals	30	D	D	D	D	D	D
	Other bulk stations and terminals	121	D	D	D	D	D	D
WASHINGTON								
4227101	Petroleum bulk stations & terminals (except LP)	137	2 404 010	76 145	67 653	209 130	188 011	21 119
	Refiner-marketer bulk stations and terminals	12	D	D	D	D	D	D
	Other bulk stations and terminals	125	D	D	D	D	D	D

Table 11. Bulk Storage Capacity by Type of Product for States: 1997—Con.

[Includes only establishments with payroll. Excludes liquefied petroleum (LP) gas bulk stations and terminals. For meaning of abbreviations and symbols, see introductory text. For explanation of terms, see Appendix A]

NAICS code	Geographic area by ownership of facility	Estab- lishments (number)	Sales (\$1,000)	End-of-1996 inventories (\$1,000)	End-of-1997 inventories (\$1,000)	Storage capacity by type of product, December 31 (1,000 gallons)		
						Total	Refined petroleum products	Crude oil
WEST VIRGINIA								
4227101	Petroleum bulk stations & terminals (except LP)	63	666 203	13 455	13 947	21 290	21 290	—
	Refiner-marketer bulk stations and terminals	4	D	D	D	D	D	D
	Other bulk stations and terminals	59	D	D	D	D	D	D
WISCONSIN								
4227101	Petroleum bulk stations & terminals (except LP)	167	2 179 827	96 024	106 230	288 499	288 483	16
	Refiner-marketer bulk stations and terminals	20	D	D	D	D	D	D
	Other bulk stations and terminals	147	D	D	D	D	D	D
WYOMING								
4227101	Petroleum bulk stations & terminals (except LP)	62	D	D	D	D	D	D
	Refiner-marketer bulk stations and terminals	3	D	D	D	D	D	D
	Other bulk stations and terminals	59	D	D	D	D	D	D

Table 12. Bulk Storage Capacity by Type of Product and Storage Capacity Size for States: 1997

[Includes only establishments with payroll. Excludes liquefied petroleum (LP) gas bulk stations and terminals. For meaning of abbreviations and symbols, see introductory text. For explanation of terms, see Appendix A]

NAICS code	Geographic area by gallon size of capacity	Estab- lishments (number)	Sales (\$1,000)	End-of-1996 inventories (\$1,000)	End-of-1997 inventories (\$1,000)	Storage capacity by type of product, December 31 (1,000 gallons)		
						Total	Refined petroleum products	Crude oil
UNITED STATES								
4227101	Petroleum bulk stations & terminals (except LP)	7 270	1 171 008 939	4 976 010	5 120 276	14 011 997	12 576 299	1 435 698
	Storage capacity—Less than 42,000 gallons	931	4 510 863	115 548	122 168	25 403	25 100	303
	Storage capacity—42,000 to 61,999 gallons	1 038	3 576 874	111 484	113 563	55 146	54 831	315
	Storage capacity—62,000 to 83,999 gallons	1 216	5 886 713	178 348	177 943	87 913	87 555	358
	Storage capacity—84,000 to 104,999 gallons	917	6 019 203	197 821	206 046	85 746	85 165	581
	Storage capacity—105,000 to 209,999 gallons	1 080	9 850 225	298 323	307 917	158 696	156 756	1 940
	Storage capacity—210,000 to 1,049,999 gallons	995	21 759 120	633 295	618 971	460 434	450 368	10 066
	Storage capacity—1,050,000 to 6,299,999 gallons	568	29 422 023	778 177	792 446	1 686 605	1 630 371	56 234
	Storage capacity—6,300,000 to 20,999,999 gallons	378	42 684 767	1 332 701	1 190 135	4 286 470	3 990 420	296 050
	Storage capacity—21,000,000 gallons or more	147	47 299 151	1 330 313	1 591 087	7 165 584	6 095 733	1 069 851
ALABAMA								
4227101	Petroleum bulk stations & terminals (except LP)	204	2 674 682	77 270	75 855	192 926	189 041	3 885
	Storage capacity—Less than 42,000 gallons	24	65 716	1 763	1 544	729	729	—
	Storage capacity—42,000 to 61,999 gallons	23	72 027	2 683	2 556	1 205	1 205	—
	Storage capacity—62,000 to 83,999 gallons	36	221 948	5 762	5 843	2 626	2 626	—
	Storage capacity—84,000 to 104,999 gallons	31	195 244	5 859	6 027	2 907	2 907	—
	Storage capacity—105,000 to 209,999 gallons	23	214 645	6 491	6 748	3 409	3 409	—
	Storage capacity—210,000 to 1,049,999 gallons	36	500 190	16 145	16 021	15 939	15 884	55
	Storage capacity—1,050,000 to 6,299,999 gallons	19	489 972	18 293	15 486	60 732	56 902	3 830
	Storage capacity—6,300,000 gallons or more	12	914 940	20 274	21 630	105 379	105 379	—
ALASKA								
4227101	Petroleum bulk stations & terminals (except LP)	42	D	D	D	D	D	D
	Storage capacity—Less than 42,000 gallons	5	5 011	36	36	82	82	—
	Storage capacity—42,000 to 61,999 gallons	2	D	D	D	D	D	D
	Storage capacity—62,000 to 83,999 gallons	1	D	D	D	D	D	D
	Storage capacity—84,000 to 104,999 gallons	2	D	D	D	D	D	D
	Storage capacity—105,000 to 209,999 gallons	3	12 869	769	713	465	465	—
	Storage capacity—210,000 to 1,049,999 gallons	12	140 693	10 866	10 316	7 664	7 664	—
	Storage capacity—1,050,000 to 6,299,999 gallons	14	156 333	18 150	10 658	33 869	33 869	—
	Storage capacity—6,300,000 gallons or more	3	D	D	D	D	D	D
ARIZONA								
4227101	Petroleum bulk stations & terminals (except LP)	69	1 702 853	31 803	32 553	58 248	48 091	10 157
	Storage capacity—Less than 42,000 gallons	13	32 512	636	524	394	394	—
	Storage capacity—42,000 to 61,999 gallons	5	82 523	183	245	258	258	—
	Storage capacity—62,000 to 83,999 gallons	13	105 711	3 055	3 138	933	933	—
	Storage capacity—84,000 to 104,999 gallons	9	84 036	3 924	6 670	859	859	—
	Storage capacity—105,000 to 209,999 gallons	10	77 780	1 553	1 721	1 444	1 444	—
	Storage capacity—210,000 to 1,049,999 gallons	8	206 989	6 328	6 167	4 184	4 184	—
	Storage capacity—1,050,000 to 6,299,999 gallons	8	606 790	6 697	6 971	23 498	23 498	—
	Storage capacity—6,300,000 gallons or more	3	506 512	9 427	7 117	26 678	16 521	10 157
ARKANSAS								
4227101	Petroleum bulk stations & terminals (except LP)	170	1 214 527	41 368	41 270	44 518	44 518	—
	Storage capacity—Less than 42,000 gallons	25	D	D	D	D	D	D
	Storage capacity—42,000 to 61,999 gallons	31	120 108	4 010	4 198	1 666	1 666	—
	Storage capacity—62,000 to 83,999 gallons	38	141 304	4 212	4 258	2 754	2 754	—
	Storage capacity—84,000 to 104,999 gallons	27	159 419	6 903	6 942	2 518	2 518	—
	Storage capacity—105,000 to 209,999 gallons	28	196 776	5 516	6 005	4 122	4 122	—
	Storage capacity—210,000 to 1,049,999 gallons	15	222 311	5 153	5 125	6 485	6 485	—
	Storage capacity—1,050,000 to 6,299,999 gallons	5	254 134	10 010	10 387	17 224	17 224	—
	Storage capacity—6,300,000 gallons or more	1	D	D	D	D	D	D
CALIFORNIA								
4227101	Petroleum bulk stations & terminals (except LP)	462	19 972 262	400 221	401 035	815 072	638 178	176 894
	Storage capacity—Less than 42,000 gallons	68	622 715	7 241	9 960	1 865	1 844	21
	Storage capacity—42,000 to 61,999 gallons	67	266 561	7 605	6 233	3 504	3 357	147
	Storage capacity—62,000 to 83,999 gallons	63	423 206	9 573	9 440	4 581	4 571	10
	Storage capacity—84,000 to 104,999 gallons	65	519 410	12 452	14 901	6 143	6 143	—
	Storage capacity—105,000 to 209,999 gallons	63	1 002 525	26 005	26 482	9 120	8 994	126
	Storage capacity—210,000 to 1,049,999 gallons	57	2 358 263	50 016	43 278	28 388	28 388	—
	Storage capacity—1,050,000 to 6,299,999 gallons	50	5 419 512	73 802	79 027	152 614	148 037	4 577
	Storage capacity—6,300,000 gallons or more	29	9 360 070	213 527	211 714	608 857	436 844	172 013
COLORADO								
4227101	Petroleum bulk stations & terminals (except LP)	113	D	D	D	D	D	D
	Storage capacity—Less than 42,000 gallons	19	44 167	1 212	1 201	488	488	—
	Storage capacity—42,000 to 61,999 gallons	13	69 377	1 992	2 133	717	717	—
	Storage capacity—62,000 to 83,999 gallons	23	D	D	D	D	D	D
	Storage capacity—84,000 to 104,999 gallons	6	47 982	2 074	2 144	549	549	—
	Storage capacity—105,000 to 209,999 gallons	27	161 418	5 797	5 680	3 948	3 948	—
	Storage capacity—210,000 to 1,049,999 gallons	15	132 991	5 266	5 721	7 206	6 986	220
	Storage capacity—1,050,000 to 6,299,999 gallons	8	1 291 149	4 551	6 171	15 078	11 812	3 266
	Storage capacity—6,300,000 gallons or more	2	D	D	D	D	D	D

Table 12. Bulk Storage Capacity by Type of Product and Storage Capacity Size for States: 1997—Con.

[Includes only establishments with payroll. Excludes liquefied petroleum (LP) gas bulk stations and terminals. For meaning of abbreviations and symbols, see introductory text. For explanation of terms, see Appendix A]

NAICS code	Geographic area by gallon size of capacity	Estab- lishments (number)	Sales (\$1,000)	End-of-1996 inventories (\$1,000)	End-of-1997 inventories (\$1,000)	Storage capacity by type of product, December 31 (1,000 gallons)		
						Total	Refined petroleum products	Crude oil
CONNECTICUT								
4227101	Petroleum bulk stations & terminals (except LP)	42	7 388 872	314 724	463 688	417 719	267 937	149 782
	Storage capacity—Less than 42,000 gallons	4	D	D	D	D	D	D
	Storage capacity—42,000 to 61,999 gallons	3	9 666	195	223	160	160	—
	Storage capacity—62,000 to 83,999 gallons	4	18 945	161	171	303	303	—
	Storage capacity—84,000 to 104,999 gallons	2	D	D	D	D	D	D
	Storage capacity—105,000 to 209,999 gallons	4	11 829	1 242	1 460	675	675	—
	Storage capacity—210,000 to 1,049,999 gallons	8	D	D	D	D	D	D
	Storage capacity—1,050,000 to 6,299,999 gallons	8	357 183	18 651	17 226	23 975	23 975	—
	Storage capacity—6,300,000 gallons or more	9	6 096 399	262 646	411 502	389 043	239 261	149 782
DELAWARE								
4227101	Petroleum bulk stations & terminals (except LP)	11	D	D	D	D	D	D
	Storage capacity—Less than 42,000 gallons	2	D	D	D	D	D	D
	Storage capacity—42,000 to 61,999 gallons	1	D	D	D	D	D	D
	Storage capacity—62,000 to 83,999 gallons	—	—	—	—	—	—	—
	Storage capacity—84,000 to 104,999 gallons	1	D	D	D	D	D	D
	Storage capacity—105,000 to 209,999 gallons	2	D	D	D	D	D	D
	Storage capacity—210,000 to 1,049,999 gallons	4	80 289	306	313	2 165	2 165	—
	Storage capacity—1,050,000 to 6,299,999 gallons	1	D	D	D	D	D	D
	Storage capacity—6,300,000 gallons or more	—	—	—	—	—	—	—
DISTRICT OF COLUMBIA								
4227101	Petroleum bulk stations & terminals (except LP)	1	D	D	D	D	D	D
	Storage capacity—Less than 42,000 gallons	D	D	D	D	D	D	D
	Storage capacity—42,000 to 61,999 gallons	D	D	D	D	D	D	D
	Storage capacity—62,000 to 83,999 gallons	D	D	D	D	D	D	D
	Storage capacity—84,000 to 104,999 gallons	D	D	D	D	D	D	D
	Storage capacity—105,000 to 209,999 gallons	D	D	D	D	D	D	D
	Storage capacity—210,000 to 1,049,999 gallons	D	D	D	D	D	D	D
	Storage capacity—1,050,000 to 6,299,999 gallons	D	D	D	D	D	D	D
	Storage capacity—6,300,000 gallons or more	D	D	D	D	D	D	D
FLORIDA								
4227101	Petroleum bulk stations & terminals (except LP)	246	D	D	D	D	D	D
	Storage capacity—Less than 42,000 gallons	30	D	D	D	D	D	D
	Storage capacity—42,000 to 61,999 gallons	38	218 896	3 784	4 624	1 916	1 916	—
	Storage capacity—62,000 to 83,999 gallons	35	190 476	4 734	4 944	2 504	2 504	—
	Storage capacity—84,000 to 104,999 gallons	20	178 381	6 796	7 105	1 868	1 868	—
	Storage capacity—105,000 to 209,999 gallons	37	592 132	10 756	10 918	5 353	5 353	—
	Storage capacity—210,000 to 1,049,999 gallons	43	982 384	36 601	30 809	18 882	18 882	—
	Storage capacity—1,050,000 to 6,299,999 gallons	15	1 417 232	27 151	28 867	48 356	48 356	—
	Storage capacity—6,300,000 gallons or more	28	6 311 650	235 002	200 818	771 506	771 267	239
GEORGIA								
4227101	Petroleum bulk stations & terminals (except LP)	260	4 804 798	113 067	114 403	303 285	303 161	124
	Storage capacity—Less than 42,000 gallons	29	83 687	1 515	1 620	849	849	—
	Storage capacity—42,000 to 61,999 gallons	45	176 626	4 435	4 486	2 361	2 361	—
	Storage capacity—62,000 to 83,999 gallons	45	372 492	5 292	5 428	3 239	3 234	5
	Storage capacity—84,000 to 104,999 gallons	41	338 596	7 531	7 476	3 798	3 798	—
	Storage capacity—105,000 to 209,999 gallons	27	184 524	5 026	5 601	3 894	3 775	119
	Storage capacity—210,000 to 1,049,999 gallons	36	653 771	26 924	26 695	17 713	17 713	—
	Storage capacity—1,050,000 to 6,299,999 gallons	21	965 010	28 283	29 951	72 783	72 783	—
	Storage capacity—6,300,000 gallons or more	16	2 030 092	34 061	33 146	198 648	198 648	—
HAWAII								
4227101	Petroleum bulk stations & terminals (except LP)	22	D	D	D	D	D	D
	Storage capacity—Less than 42,000 gallons	4	34 531	1 444	1 460	126	126	—
	Storage capacity—42,000 to 61,999 gallons	3	20 041	1 343	1 568	147	147	—
	Storage capacity—62,000 to 83,999 gallons	1	D	D	D	D	D	D
	Storage capacity—84,000 to 104,999 gallons	1	D	D	D	D	D	D
	Storage capacity—105,000 to 209,999 gallons	2	D	D	D	D	D	D
	Storage capacity—210,000 to 1,049,999 gallons	6	410 417	11 727	11 706	3 521	3 521	—
	Storage capacity—1,050,000 to 6,299,999 gallons	3	D	D	D	D	D	D
	Storage capacity—6,300,000 gallons or more	2	D	D	D	D	D	D
IDAHO								
4227101	Petroleum bulk stations & terminals (except LP)	61	D	D	D	D	D	D
	Storage capacity—Less than 42,000 gallons	7	18 052	194	186	191	191	—
	Storage capacity—42,000 to 61,999 gallons	14	35 943	1 230	1 187	733	733	—
	Storage capacity—62,000 to 83,999 gallons	12	56 948	1 695	2 041	924	924	—
	Storage capacity—84,000 to 104,999 gallons	15	157 328	3 579	3 924	1 357	1 357	—
	Storage capacity—105,000 to 209,999 gallons	3	24 652	1 578	1 657	420	420	—
	Storage capacity—210,000 to 1,049,999 gallons	7	96 751	2 704	2 513	3 494	3 494	—
	Storage capacity—1,050,000 to 6,299,999 gallons	2	D	D	D	D	D	D
	Storage capacity—6,300,000 gallons or more	1	D	D	D	D	D	D

Table 12. Bulk Storage Capacity by Type of Product and Storage Capacity Size for States: 1997—Con.

[Includes only establishments with payroll. Excludes liquefied petroleum (LP) gas bulk stations and terminals. For meaning of abbreviations and symbols, see introductory text. For explanation of terms, see Appendix A]

NAICS code	Geographic area by gallon size of capacity	Estab- lishments (number)	Sales (\$1,000)	End-of-1996 inventories (\$1,000)	End-of-1997 inventories (\$1,000)	Storage capacity by type of product, December 31 (1,000 gallons)		
						Total	Refined petroleum products	Crude oil
ILLINOIS								
4227101	Petroleum bulk stations & terminals (except LP)	250	5 074 473	227 569	220 818	609 983	609 208	775
	Storage capacity—Less than 42,000 gallons	34	293 755	3 014	3 904	828	828	—
	Storage capacity—42,000 to 61,999 gallons	23	65 415	4 395	4 895	1 280	1 280	—
	Storage capacity—62,000 to 83,999 gallons	51	214 037	6 097	6 774	3 759	3 696	63
	Storage capacity—84,000 to 104,999 gallons	34	130 686	4 381	4 712	3 131	3 131	—
	Storage capacity—105,000 to 209,999 gallons	45	368 902	14 137	14 525	6 720	6 720	—
	Storage capacity—210,000 to 1,049,999 gallons	29	471 634	16 479	16 904	14 017	13 305	712
	Storage capacity—1,050,000 to 6,299,999 gallons	10	356 083	13 582	10 770	29 559	29 559	—
	Storage capacity—6,300,000 gallons or more	24	3 173 961	165 484	158 334	550 689	550 689	—
INDIANA								
4227101	Petroleum bulk stations & terminals (except LP)	202	2 842 531	100 818	92 802	468 614	458 906	9 708
	Storage capacity—Less than 42,000 gallons	21	26 472	1 269	1 365	574	574	—
	Storage capacity—42,000 to 61,999 gallons	27	105 835	3 087	2 843	1 433	1 433	—
	Storage capacity—62,000 to 83,999 gallons	43	160 823	6 105	7 277	3 034	3 034	—
	Storage capacity—84,000 to 104,999 gallons	28	168 504	4 379	4 547	2 588	2 588	—
	Storage capacity—105,000 to 209,999 gallons	32	237 982	6 318	6 196	4 662	4 662	—
	Storage capacity—210,000 to 1,049,999 gallons	24	389 598	12 236	12 384	10 367	10 367	—
	Storage capacity—1,050,000 to 6,299,999 gallons	11	316 582	12 344	12 270	38 024	38 024	—
	Storage capacity—6,300,000 gallons or more	16	1 436 735	55 080	45 920	407 932	398 224	9 708
IOWA								
4227101	Petroleum bulk stations & terminals (except LP)	167	1 173 022	49 085	48 153	115 329	115 329	—
	Storage capacity—Less than 42,000 gallons	22	D	D	D	D	D	D
	Storage capacity—42,000 to 61,999 gallons	26	51 119	1 650	1 352	1 372	1 372	—
	Storage capacity—62,000 to 83,999 gallons	35	96 194	2 665	2 528	2 512	2 512	—
	Storage capacity—84,000 to 104,999 gallons	21	66 051	2 333	2 269	1 957	1 957	—
	Storage capacity—105,000 to 209,999 gallons	36	271 235	12 195	12 349	5 293	5 293	—
	Storage capacity—210,000 to 1,049,999 gallons	16	170 712	7 896	8 138	7 140	7 140	—
	Storage capacity—1,050,000 to 6,299,999 gallons	6	91 829	2 828	3 100	16 170	16 170	—
	Storage capacity—6,300,000 gallons or more	5	D	D	D	D	D	D
KANSAS								
4227101	Petroleum bulk stations & terminals (except LP)	133	D	D	D	D	D	D
	Storage capacity—Less than 42,000 gallons	25	D	D	D	D	D	D
	Storage capacity—42,000 to 61,999 gallons	28	84 128	3 002	3 130	1 503	1 503	—
	Storage capacity—62,000 to 83,999 gallons	31	127 864	3 580	3 464	2 237	2 237	—
	Storage capacity—84,000 to 104,999 gallons	16	51 227	2 184	2 099	1 492	1 492	—
	Storage capacity—105,000 to 209,999 gallons	19	124 525	5 255	5 427	2 806	2 806	—
	Storage capacity—210,000 to 1,049,999 gallons	8	55 362	2 064	2 227	3 048	3 048	—
	Storage capacity—1,050,000 to 6,299,999 gallons	5	342 613	3 587	3 517	15 871	15 871	—
	Storage capacity—6,300,000 gallons or more	1	D	D	D	D	D	D
KENTUCKY								
4227101	Petroleum bulk stations & terminals (except LP)	174	D	D	D	D	D	D
	Storage capacity—Less than 42,000 gallons	28	D	D	D	D	D	D
	Storage capacity—42,000 to 61,999 gallons	25	95 526	4 739	3 935	1 394	1 394	—
	Storage capacity—62,000 to 83,999 gallons	33	129 862	3 338	3 341	2 376	2 376	—
	Storage capacity—84,000 to 104,999 gallons	25	210 208	17 709	18 945	2 317	2 317	—
	Storage capacity—105,000 to 209,999 gallons	18	199 977	3 175	3 369	2 463	2 313	150
	Storage capacity—210,000 to 1,049,999 gallons	28	876 158	22 442	21 890	14 073	13 716	357
	Storage capacity—1,050,000 to 6,299,999 gallons	8	247 886	6 648	6 704	20 745	20 745	—
	Storage capacity—6,300,000 gallons or more	9	559 623	30 776	28 445	110 386	100 306	10 080
LOUISIANA								
4227101	Petroleum bulk stations & terminals (except LP)	272	5 502 732	160 703	168 906	320 389	165 752	154 637
	Storage capacity—Less than 42,000 gallons	36	96 395	3 321	4 160	961	961	—
	Storage capacity—42,000 to 61,999 gallons	29	69 750	1 989	1 951	1 533	1 533	—
	Storage capacity—62,000 to 83,999 gallons	56	298 466	8 952	8 565	4 094	4 021	73
	Storage capacity—84,000 to 104,999 gallons	32	175 024	14 200	15 177	3 002	3 002	—
	Storage capacity—105,000 to 209,999 gallons	42	372 732	17 204	21 415	6 250	6 250	—
	Storage capacity—210,000 to 1,049,999 gallons	38	537 823	17 831	17 662	19 590	18 075	1 515
	Storage capacity—1,050,000 to 6,299,999 gallons	27	1 626 489	35 606	37 606	72 780	57 970	14 810
	Storage capacity—6,300,000 gallons or more	12	2 326 053	61 600	62 370	212 179	73 940	138 239
MAINE								
4227101	Petroleum bulk stations & terminals (except LP)	40	D	D	D	D	D	D
	Storage capacity—Less than 42,000 gallons	5	17 738	83	237	131	131	—
	Storage capacity—42,000 to 61,999 gallons	2	D	D	D	D	D	D
	Storage capacity—62,000 to 83,999 gallons	6	18 018	1 075	1 034	444	444	—
	Storage capacity—84,000 to 104,999 gallons	2	D	D	D	D	D	D
	Storage capacity—105,000 to 209,999 gallons	3	30 733	351	365	365	365	—
	Storage capacity—210,000 to 1,049,999 gallons	6	54 553	3 218	3 230	2 845	2 845	—
	Storage capacity—1,050,000 to 6,299,999 gallons	8	321 361	10 104	11 590	27 561	27 561	—
	Storage capacity—6,300,000 gallons or more	8	438 568	33 289	41 785	174 217	174 217	—

Table 12. Bulk Storage Capacity by Type of Product and Storage Capacity Size for States: 1997—Con.

[Includes only establishments with payroll. Excludes liquefied petroleum (LP) gas bulk stations and terminals. For meaning of abbreviations and symbols, see introductory text. For explanation of terms, see Appendix A]

NAICS code	Geographic area by gallon size of capacity	Estab- lishments (number)	Sales (\$1,000)	End-of-1996 inventories (\$1,000)	End-of-1997 inventories (\$1,000)	Storage capacity by type of product, December 31 (1,000 gallons)		
						Total	Refined petroleum products	Crude oil
MARYLAND								
4227101	Petroleum bulk stations & terminals (except LP)	42	D	D	D	D	D	D
	Storage capacity—Less than 42,000 gallons	5	D	D	D	D	D	D
	Storage capacity—42,000 to 61,999 gallons	4	D	D	D	D	D	D
	Storage capacity—62,000 to 83,999 gallons	3	5 456	184	266	231	231	—
	Storage capacity—84,000 to 104,999 gallons	5	31 970	2 775	2 671	477	477	—
	Storage capacity—105,000 to 209,999 gallons	4	17 961	1 135	1 102	637	637	—
	Storage capacity—210,000 to 1,049,999 gallons	10	222 588	12 006	14 100	4 288	4 288	—
	Storage capacity—1,050,000 to 6,299,999 gallons	4	46 024	3 974	3 763	5 612	5 612	—
	Storage capacity—6,300,000 gallons or more	7	648 250	52 986	41 992	304 843	304 843	—
MASSACHUSETTS								
4227101	Petroleum bulk stations & terminals (except LP)	62	D	D	D	D	D	D
	Storage capacity—Less than 42,000 gallons	3	D	D	D	D	D	D
	Storage capacity—42,000 to 61,999 gallons	5	D	D	D	D	D	D
	Storage capacity—62,000 to 83,999 gallons	9	21 379	699	729	629	629	—
	Storage capacity—84,000 to 104,999 gallons	6	169 380	1 892	1 860	563	563	—
	Storage capacity—105,000 to 209,999 gallons	8	38 456	2 801	2 992	1 269	1 269	—
	Storage capacity—210,000 to 1,049,999 gallons	11	174 772	5 173	5 373	6 049	6 049	—
	Storage capacity—1,050,000 to 6,299,999 gallons	8	231 368	6 900	7 113	25 466	25 466	—
	Storage capacity—6,300,000 gallons or more	12	2 665 534	103 049	105 039	553 254	553 254	—
MICHIGAN								
4227101	Petroleum bulk stations & terminals (except LP)	169	4 551 062	108 747	105 328	391 055	390 965	90
	Storage capacity—Less than 42,000 gallons	12	17 517	1 156	1 333	329	329	—
	Storage capacity—42,000 to 61,999 gallons	17	49 261	1 613	1 717	907	907	—
	Storage capacity—62,000 to 83,999 gallons	26	190 853	4 956	4 222	1 862	1 862	—
	Storage capacity—84,000 to 104,999 gallons	23	127 487	5 556	5 622	2 206	2 116	90
	Storage capacity—105,000 to 209,999 gallons	21	270 416	5 858	6 318	3 064	3 064	—
	Storage capacity—210,000 to 1,049,999 gallons	31	864 976	31 734	33 379	14 433	14 433	—
	Storage capacity—1,050,000 to 6,299,999 gallons	14	700 055	13 310	12 254	31 961	31 961	—
	Storage capacity—6,300,000 gallons or more	25	2 330 497	44 564	40 483	336 293	336 293	—
MINNESOTA								
4227101	Petroleum bulk stations & terminals (except LP)	176	2 431 593	74 301	73 031	134 908	134 905	3
	Storage capacity—Less than 42,000 gallons	24	94 806	2 170	1 980	692	692	—
	Storage capacity—42,000 to 61,999 gallons	26	71 512	2 069	2 066	1 414	1 414	—
	Storage capacity—62,000 to 83,999 gallons	33	124 569	4 361	4 520	2 440	2 440	—
	Storage capacity—84,000 to 104,999 gallons	25	127 435	4 280	3 230	2 345	2 345	—
	Storage capacity—105,000 to 209,999 gallons	34	500 653	8 273	8 455	4 538	4 535	3
	Storage capacity—210,000 to 1,049,999 gallons	19	225 595	19 101	19 282	7 597	7 597	—
	Storage capacity—1,050,000 to 6,299,999 gallons	9	466 196	7 057	7 118	20 097	20 097	—
	Storage capacity—6,300,000 gallons or more	6	820 827	26 990	26 380	95 785	95 785	—
MISSISSIPPI								
4227101	Petroleum bulk stations & terminals (except LP)	149	1 719 018	64 011	77 767	159 829	152 439	7 390
	Storage capacity—Less than 42,000 gallons	18	39 196	1 589	1 574	493	493	—
	Storage capacity—42,000 to 61,999 gallons	19	68 450	1 847	2 441	1 049	1 049	—
	Storage capacity—62,000 to 83,999 gallons	38	199 835	7 677	7 573	2 716	2 716	—
	Storage capacity—84,000 to 104,999 gallons	27	141 004	4 445	4 089	2 483	2 483	—
	Storage capacity—105,000 to 209,999 gallons	20	122 379	3 818	3 937	2 991	2 991	—
	Storage capacity—210,000 to 1,049,999 gallons	10	204 969	3 509	3 203	3 968	3 968	—
	Storage capacity—1,050,000 to 6,299,999 gallons	12	676 339	26 774	33 346	40 110	40 110	—
	Storage capacity—6,300,000 gallons or more	5	266 846	14 352	21 604	106 019	98 629	7 390
MISSOURI								
4227101	Petroleum bulk stations & terminals (except LP)	277	2 434 176	96 195	95 835	156 667	156 428	239
	Storage capacity—Less than 42,000 gallons	30	D	D	D	D	D	D
	Storage capacity—42,000 to 61,999 gallons	38	63 913	3 260	2 836	2 009	2 009	—
	Storage capacity—62,000 to 83,999 gallons	66	211 094	7 500	7 364	4 799	4 799	—
	Storage capacity—84,000 to 104,999 gallons	43	128 065	3 131	3 057	4 022	4 022	—
	Storage capacity—105,000 to 209,999 gallons	62	306 164	11 948	11 894	8 820	8 581	239
	Storage capacity—210,000 to 1,049,999 gallons	29	652 384	20 566	19 857	12 600	12 600	—
	Storage capacity—1,050,000 to 6,299,999 gallons	4	541 745	38 481	39 549	11 665	11 665	—
	Storage capacity—6,300,000 gallons or more	5	D	D	D	D	D	D
MONTANA								
4227101	Petroleum bulk stations & terminals (except LP)	94	D	D	D	D	D	D
	Storage capacity—Less than 42,000 gallons	14	D	D	D	D	D	D
	Storage capacity—42,000 to 61,999 gallons	20	37 130	1 659	1 567	1 021	1 021	—
	Storage capacity—62,000 to 83,999 gallons	13	43 738	1 851	1 886	950	950	—
	Storage capacity—84,000 to 104,999 gallons	11	55 601	2 831	2 771	1 026	1 026	—
	Storage capacity—105,000 to 209,999 gallons	12	79 245	7 456	7 562	1 737	1 574	163
	Storage capacity—210,000 to 1,049,999 gallons	11	183 063	5 664	6 603	5 209	4 578	631
	Storage capacity—1,050,000 to 6,299,999 gallons	10	212 728	9 108	9 433	24 288	24 288	—
	Storage capacity—6,300,000 gallons or more	3	D	D	D	D	D	D

Table 12. Bulk Storage Capacity by Type of Product and Storage Capacity Size for States: 1997—Con.

[Includes only establishments with payroll. Excludes liquefied petroleum (LP) gas bulk stations and terminals. For meaning of abbreviations and symbols, see introductory text. For explanation of terms, see Appendix A]

NAICS code	Geographic area by gallon size of capacity	Estab- lishments (number)	Sales (\$1,000)	End-of-1996 inventories (\$1,000)	End-of-1997 inventories (\$1,000)	Storage capacity by type of product, December 31 (1,000 gallons)		
						Total	Refined petroleum products	Crude oil
NEBRASKA								
4227101	Petroleum bulk stations & terminals (except LP)	119	682 177	19 177	19 653	27 065	27 065	—
	Storage capacity—Less than 42,000 gallons	13	D	D	D	D	D	D
	Storage capacity—42,000 to 61,999 gallons	24	33 443	2 440	2 442	1 316	1 316	—
	Storage capacity—62,000 to 83,999 gallons	27	84 485	3 888	4 028	2 019	2 019	—
	Storage capacity—84,000 to 104,999 gallons	12	67 689	1 748	1 473	1 098	1 098	—
	Storage capacity—105,000 to 209,999 gallons	24	75 493	2 807	2 975	3 327	3 327	—
	Storage capacity—210,000 to 1,049,999 gallons	16	272 160	6 381	7 020	6 567	6 567	—
	Storage capacity—1,050,000 to 6,299,999 gallons	2	D	D	D	D	D	D
	Storage capacity—6,300,000 gallons or more	1	D	D	D	D	D	D
NEVADA								
4227101	Petroleum bulk stations & terminals (except LP)	33	592 050	10 177	11 080	23 269	23 258	11
	Storage capacity—Less than 42,000 gallons	4	D	D	D	D	D	D
	Storage capacity—42,000 to 61,999 gallons	8	45 535	1 691	2 258	445	434	11
	Storage capacity—62,000 to 83,999 gallons	5	10 968	400	590	379	379	—
	Storage capacity—84,000 to 104,999 gallons	2	D	D	D	D	D	D
	Storage capacity—105,000 to 209,999 gallons	7	72 247	3 061	2 713	1 186	1 186	—
	Storage capacity—210,000 to 1,049,999 gallons	2	D	D	D	D	D	D
	Storage capacity—1,050,000 to 6,299,999 gallons	5	370 355	3 659	4 203	19 651	19 651	—
	Storage capacity—6,300,000 gallons or more	—	—	—	—	—	—	—
NEW HAMPSHIRE								
4227101	Petroleum bulk stations & terminals (except LP)	15	D	D	D	D	D	D
	Storage capacity—Less than 42,000 gallons	—	—	—	—	—	—	—
	Storage capacity—42,000 to 61,999 gallons	2	D	D	D	D	D	D
	Storage capacity—62,000 to 83,999 gallons	2	D	D	D	D	D	D
	Storage capacity—84,000 to 104,999 gallons	—	—	—	—	—	—	—
	Storage capacity—105,000 to 209,999 gallons	3	28 331	1 801	1 857	504	504	—
	Storage capacity—210,000 to 1,049,999 gallons	2	D	D	D	D	D	D
	Storage capacity—1,050,000 to 6,299,999 gallons	1	D	D	D	D	D	D
	Storage capacity—6,300,000 gallons or more	5	245 481	53 079	32 504	108 886	108 886	—
NEW JERSEY								
4227101	Petroleum bulk stations & terminals (except LP)	94	D	D	D	D	D	D
	Storage capacity—Less than 42,000 gallons	9	11 649	424	548	159	159	—
	Storage capacity—42,000 to 61,999 gallons	5	11 117	257	303	264	264	—
	Storage capacity—62,000 to 83,999 gallons	10	84 909	1 870	1 975	712	712	—
	Storage capacity—84,000 to 104,999 gallons	6	26 411	517	530	565	565	—
	Storage capacity—105,000 to 209,999 gallons	12	D	D	D	D	D	D
	Storage capacity—210,000 to 1,049,999 gallons	13	264 089	6 977	7 092	8 015	8 015	—
	Storage capacity—1,050,000 to 6,299,999 gallons	13	782 054	34 209	58 033	31 572	31 572	—
	Storage capacity—6,300,000 gallons or more	26	3 845 697	181 149	149 942	1 354 524	1 354 486	38
NEW MEXICO								
4227101	Petroleum bulk stations & terminals (except LP)	85	D	D	D	D	D	D
	Storage capacity—Less than 42,000 gallons	18	D	D	D	D	D	D
	Storage capacity—42,000 to 61,999 gallons	19	62 912	2 359	2 365	1 031	1 031	—
	Storage capacity—62,000 to 83,999 gallons	25	115 224	3 732	4 418	1 791	1 791	—
	Storage capacity—84,000 to 104,999 gallons	4	12 052	298	278	379	369	10
	Storage capacity—105,000 to 209,999 gallons	7	97 166	1 857	2 143	1 165	977	188
	Storage capacity—210,000 to 1,049,999 gallons	8	107 478	2 301	2 376	2 795	2 352	443
	Storage capacity—1,050,000 to 6,299,999 gallons	3	57 117	2 719	2 996	9 253	9 253	—
	Storage capacity—6,300,000 gallons or more	1	D	D	D	D	D	D
NEW YORK								
4227101	Petroleum bulk stations & terminals (except LP)	186	D	D	D	D	D	D
	Storage capacity—Less than 42,000 gallons	23	51 191	3 631	2 796	603	603	—
	Storage capacity—42,000 to 61,999 gallons	11	43 068	1 526	1 346	602	602	—
	Storage capacity—62,000 to 83,999 gallons	18	71 029	2 815	3 333	1 277	1 277	—
	Storage capacity—84,000 to 104,999 gallons	19	108 381	7 874	6 234	1 771	1 771	—
	Storage capacity—105,000 to 209,999 gallons	15	D	D	D	D	D	D
	Storage capacity—210,000 to 1,049,999 gallons	28	472 298	20 687	17 700	15 014	15 014	—
	Storage capacity—1,050,000 to 6,299,999 gallons	33	1 490 233	31 559	31 292	111 223	111 223	—
	Storage capacity—6,300,000 gallons or more	39	3 664 606	197 760	268 173	810 033	810 033	—
NORTH CAROLINA								
4227101	Petroleum bulk stations & terminals (except LP)	264	3 936 533	117 242	115 771	309 107	309 107	—
	Storage capacity—Less than 42,000 gallons	25	38 672	2 618	2 739	638	638	—
	Storage capacity—42,000 to 61,999 gallons	33	81 211	4 137	4 095	1 758	1 758	—
	Storage capacity—62,000 to 83,999 gallons	32	143 426	5 023	4 749	2 279	2 279	—
	Storage capacity—84,000 to 104,999 gallons	23	162 305	3 611	4 090	2 160	2 160	—
	Storage capacity—105,000 to 209,999 gallons	71	746 483	23 048	22 619	11 069	11 069	—
	Storage capacity—210,000 to 1,049,999 gallons	45	711 580	24 871	23 710	18 364	18 364	—
	Storage capacity—1,050,000 to 6,299,999 gallons	21	902 889	20 604	17 132	70 683	70 683	—
	Storage capacity—6,300,000 gallons or more	14	1 149 967	33 330	36 637	202 156	202 156	—

Table 12. Bulk Storage Capacity by Type of Product and Storage Capacity Size for States: 1997—Con.

[Includes only establishments with payroll. Excludes liquefied petroleum (LP) gas bulk stations and terminals. For meaning of abbreviations and symbols, see introductory text. For explanation of terms, see Appendix A]

NAICS code	Geographic area by gallon size of capacity	Estab- lishments (number)	Sales (\$1,000)	End-of-1996 inventories (\$1,000)	End-of-1997 inventories (\$1,000)	Storage capacity by type of product, December 31 (1,000 gallons)		
						Total	Refined petroleum products	Crude oil
NORTH DAKOTA								
4227101	Petroleum bulk stations & terminals (except LP)	98	D	D	D	D	D	D
	Storage capacity—Less than 42,000 gallons	11	D	D	D	D	D	D
	Storage capacity—42,000 to 61,999 gallons	16	23 453	1 792	1 986	834	834	—
	Storage capacity—62,000 to 83,999 gallons	19	41 460	3 534	3 516	1 403	1 403	—
	Storage capacity—84,000 to 104,999 gallons	24	72 281	3 722	3 875	2 223	2 223	—
	Storage capacity—105,000 to 209,999 gallons	19	72 264	3 676	3 363	2 779	2 779	—
	Storage capacity—210,000 to 1,049,999 gallons	7	107 317	2 893	2 805	2 906	2 906	—
	Storage capacity—1,050,000 to 6,299,999 gallons	2	D	D	D	D	D	D
	Storage capacity—6,300,000 gallons or more	—	—	—	—	—	—	—
OHIO								
4227101	Petroleum bulk stations & terminals (except LP)	215	6 662 878	134 790	120 705	513 816	484 558	29 258
	Storage capacity—Less than 42,000 gallons	19	72 647	2 123	2 191	531	531	—
	Storage capacity—42,000 to 61,999 gallons	30	94 517	2 533	2 532	1 627	1 627	—
	Storage capacity—62,000 to 83,999 gallons	28	161 045	5 227	4 679	2 081	2 081	—
	Storage capacity—84,000 to 104,999 gallons	20	79 794	2 235	2 227	1 904	1 904	—
	Storage capacity—105,000 to 209,999 gallons	28	249 546	8 254	8 103	4 168	3 885	283
	Storage capacity—210,000 to 1,049,999 gallons	42	813 436	21 028	21 731	19 934	19 581	353
	Storage capacity—1,050,000 to 6,299,999 gallons	24	948 785	34 839	32 545	98 882	95 544	3 338
	Storage capacity—6,300,000 gallons or more	24	4 243 108	58 551	46 697	384 689	359 405	25 284
OKLAHOMA								
4227101	Petroleum bulk stations & terminals (except LP)	152	D	D	D	D	D	D
	Storage capacity—Less than 42,000 gallons	23	D	D	D	D	D	D
	Storage capacity—42,000 to 61,999 gallons	35	103 668	3 289	3 619	1 837	1 837	—
	Storage capacity—62,000 to 83,999 gallons	24	99 846	4 917	5 320	1 693	1 693	—
	Storage capacity—84,000 to 104,999 gallons	23	135 449	4 095	4 561	2 109	2 109	—
	Storage capacity—105,000 to 209,999 gallons	17	153 572	4 080	4 485	2 625	2 625	—
	Storage capacity—210,000 to 1,049,999 gallons	17	152 878	7 716	9 430	6 547	6 045	502
	Storage capacity—1,050,000 to 6,299,999 gallons	9	316 974	8 408	8 231	21 536	16 325	5 211
	Storage capacity—6,300,000 gallons or more	4	D	D	D	D	D	D
OREGON								
4227101	Petroleum bulk stations & terminals (except LP)	122	D	D	D	D	D	D
	Storage capacity—Less than 42,000 gallons	14	23 145	497	568	365	365	—
	Storage capacity—42,000 to 61,999 gallons	16	D	D	D	D	D	D
	Storage capacity—62,000 to 83,999 gallons	16	65 223	2 129	2 120	1 136	1 136	—
	Storage capacity—84,000 to 104,999 gallons	25	255 171	5 635	5 668	2 324	2 324	—
	Storage capacity—105,000 to 209,999 gallons	24	289 135	6 851	6 978	3 562	3 536	26
	Storage capacity—210,000 to 1,049,999 gallons	17	374 493	9 393	9 748	6 500	6 500	—
	Storage capacity—1,050,000 to 6,299,999 gallons	4	45 930	3 814	5 256	6 813	6 813	—
	Storage capacity—6,300,000 gallons or more	6	1 268 411	8 414	12 482	121 669	91 688	29 981
PENNSYLVANIA								
4227101	Petroleum bulk stations & terminals (except LP)	209	4 294 536	145 693	140 153	521 803	506 201	15 602
	Storage capacity—Less than 42,000 gallons	15	44 288	950	1 009	403	403	—
	Storage capacity—42,000 to 61,999 gallons	20	70 254	2 464	2 668	1 065	1 065	—
	Storage capacity—62,000 to 83,999 gallons	25	118 525	2 865	2 652	1 759	1 697	62
	Storage capacity—84,000 to 104,999 gallons	20	140 083	4 047	4 012	1 899	1 899	—
	Storage capacity—105,000 to 209,999 gallons	31	291 004	6 240	7 453	4 809	4 809	—
	Storage capacity—210,000 to 1,049,999 gallons	36	587 149	20 191	20 886	16 751	16 751	—
	Storage capacity—1,050,000 to 6,299,999 gallons	32	1 188 531	28 213	27 798	97 624	97 624	—
	Storage capacity—6,300,000 gallons or more	30	1 854 702	80 723	73 675	397 493	381 953	15 540
RHODE ISLAND								
4227101	Petroleum bulk stations & terminals (except LP)	17	D	D	D	D	D	D
	Storage capacity—Less than 42,000 gallons	4	—	—	—	—	—	—
	Storage capacity—42,000 to 61,999 gallons	4	13 946	423	367	207	207	—
	Storage capacity—62,000 to 83,999 gallons	—	—	—	—	—	—	—
	Storage capacity—84,000 to 104,999 gallons	1	D	D	D	D	D	D
	Storage capacity—105,000 to 209,999 gallons	2	D	D	D	D	D	D
	Storage capacity—210,000 to 1,049,999 gallons	1	D	D	D	D	D	D
	Storage capacity—1,050,000 to 6,299,999 gallons	4	169 634	3 049	3 143	10 633	10 633	—
	Storage capacity—6,300,000 gallons or more	5	481 463	21 662	23 417	160 039	160 039	—
SOUTH CAROLINA								
4227101	Petroleum bulk stations & terminals (except LP)	128	D	D	D	D	D	D
	Storage capacity—Less than 42,000 gallons	20	D	D	D	D	D	D
	Storage capacity—42,000 to 61,999 gallons	19	75 436	1 811	1 560	1 014	1 014	—
	Storage capacity—62,000 to 83,999 gallons	21	108 382	2 561	2 792	1 491	1 491	—
	Storage capacity—84,000 to 104,999 gallons	22	160 026	4 383	4 863	2 077	2 077	—
	Storage capacity—105,000 to 209,999 gallons	16	129 806	3 594	3 756	2 225	2 225	—
	Storage capacity—210,000 to 1,049,999 gallons	13	149 734	9 220	7 711	4 764	4 764	—
	Storage capacity—1,050,000 to 6,299,999 gallons	6	136 396	6 992	7 440	22 246	22 246	—
	Storage capacity—6,300,000 gallons or more	11	736 171	34 754	23 763	173 924	173 924	—

Table 12. Bulk Storage Capacity by Type of Product and Storage Capacity Size for States: 1997—Con.

[Includes only establishments with payroll. Excludes liquefied petroleum (LP) gas bulk stations and terminals. For meaning of abbreviations and symbols, see introductory text. For explanation of terms, see Appendix A]

NAICS code	Geographic area by gallon size of capacity	Estab- lishments (number)	Sales (\$1,000)	End-of-1996 inventories (\$1,000)	End-of-1997 inventories (\$1,000)	Storage capacity by type of product, December 31 (1,000 gallons)		
						Total	Refined petroleum products	Crude oil
SOUTH DAKOTA								
4227101	Petroleum bulk stations & terminals (except LP)	86	514 932	13 069	12 787	29 383	29 383	—
	Storage capacity—Less than 42,000 gallons	12	D	D	D	D	D	D
	Storage capacity—42,000 to 61,999 gallons	18	25 008	755	815	940	940	—
	Storage capacity—62,000 to 83,999 gallons	15	30 461	1 712	1 595	1 082	1 082	—
	Storage capacity—84,000 to 104,999 gallons	18	150 443	2 802	2 718	1 660	1 660	—
	Storage capacity—105,000 to 209,999 gallons	14	66 779	1 236	998	2 011	2 011	—
	Storage capacity—210,000 to 1,049,999 gallons	3	31 359	698	690	1 138	1 138	—
	Storage capacity—1,050,000 to 6,299,999 gallons	5	130 334	3 107	3 116	15 159	15 159	—
	Storage capacity—6,300,000 gallons or more	1	D	D	D	D	D	D
TENNESSEE								
4227101	Petroleum bulk stations & terminals (except LP)	187	3 661 809	77 588	77 212	230 624	230 624	—
	Storage capacity—Less than 42,000 gallons	19	67 701	1 155	1 443	596	596	—
	Storage capacity—42,000 to 61,999 gallons	29	161 274	3 867	3 918	1 580	1 580	—
	Storage capacity—62,000 to 83,999 gallons	38	253 744	5 448	4 681	2 736	2 736	—
	Storage capacity—84,000 to 104,999 gallons	25	166 886	5 147	4 943	2 370	2 370	—
	Storage capacity—105,000 to 209,999 gallons	19	310 917	5 625	5 651	2 746	2 746	—
	Storage capacity—210,000 to 1,049,999 gallons	25	461 402	13 493	12 548	11 113	11 113	—
	Storage capacity—1,050,000 to 6,299,999 gallons	18	1 062 223	22 759	23 989	55 890	55 890	—
	Storage capacity—6,300,000 gallons or more	14	1 177 662	20 094	20 039	153 593	153 593	—
TEXAS								
4227101	Petroleum bulk stations & terminals (except LP)	718	26 829 090	534 050	535 918	1 321 907	763 304	558 603
	Storage capacity—Less than 42,000 gallons	123	650 597	12 083	12 894	3 242	3 078	164
	Storage capacity—42,000 to 61,999 gallons	126	373 358	12 484	12 518	6 532	6 379	153
	Storage capacity—62,000 to 83,999 gallons	105	518 260	17 243	16 835	7 544	7 399	145
	Storage capacity—84,000 to 104,999 gallons	79	524 294	17 354	17 641	7 363	6 882	481
	Storage capacity—105,000 to 209,999 gallons	83	737 601	19 946	20 457	12 392	11 765	627
	Storage capacity—210,000 to 1,049,999 gallons	99	3 886 127	52 360	54 024	46 882	42 074	4 808
	Storage capacity—1,050,000 to 6,299,999 gallons	60	3 342 627	107 065	93 540	163 177	141 975	21 202
	Storage capacity—6,300,000 gallons or more	43	16 796 226	295 515	308 009	1 074 775	543 752	531 023
UTAH								
4227101	Petroleum bulk stations & terminals (except LP)	140	D	D	D	D	D	D
	Storage capacity—Less than 42,000 gallons	6	18 681	816	820	173	173	—
	Storage capacity—42,000 to 61,999 gallons	5	17 957	1 110	807	263	259	4
	Storage capacity—62,000 to 83,999 gallons	7	71 641	612	631	499	499	—
	Storage capacity—84,000 to 104,999 gallons	6	48 346	1 360	1 384	567	567	—
	Storage capacity—105,000 to 209,999 gallons	4	D	D	D	D	D	D
	Storage capacity—210,000 to 1,049,999 gallons	9	203 504	9 822	10 243	3 846	3 846	—
	Storage capacity—1,050,000 to 6,299,999 gallons	2	D	D	D	D	D	D
	Storage capacity—6,300,000 gallons or more	1	D	D	D	D	D	D
VERMONT								
4227101	Petroleum bulk stations & terminals (except LP)	12	213 148	7 774	6 004	24 163	24 163	—
	Storage capacity—Less than 42,000 gallons	—	—	—	—	—	—	—
	Storage capacity—42,000 to 61,999 gallons	1	D	D	D	D	D	D
	Storage capacity—62,000 to 83,999 gallons	2	D	D	D	D	D	D
	Storage capacity—84,000 to 104,999 gallons	1	D	D	D	D	D	D
	Storage capacity—105,000 to 209,999 gallons	—	—	—	—	—	—	—
	Storage capacity—210,000 to 1,049,999 gallons	5	86 761	2 082	1 869	2 682	2 682	—
	Storage capacity—1,050,000 to 6,299,999 gallons	2	D	D	D	D	D	D
	Storage capacity—6,300,000 gallons or more	1	D	D	D	D	D	D
VIRGINIA								
4227101	Petroleum bulk stations & terminals (except LP)	151	3 995 396	181 198	182 964	479 214	479 214	—
	Storage capacity—Less than 42,000 gallons	12	23 550	1 431	1 788	274	274	—
	Storage capacity—42,000 to 61,999 gallons	16	80 274	1 939	2 131	863	863	—
	Storage capacity—62,000 to 83,999 gallons	18	106 631	3 671	2 308	1 333	1 333	—
	Storage capacity—84,000 to 104,999 gallons	16	112 553	2 955	2 858	1 520	1 520	—
	Storage capacity—105,000 to 209,999 gallons	25	214 931	5 980	6 011	3 854	3 854	—
	Storage capacity—210,000 to 1,049,999 gallons	29	436 455	15 295	15 099	13 023	13 023	—
	Storage capacity—1,050,000 to 6,299,999 gallons	6	74 253	4 937	6 095	15 674	15 674	—
	Storage capacity—6,300,000 gallons or more	29	2 946 749	144 990	146 674	442 673	442 673	—
WASHINGTON								
4227101	Petroleum bulk stations & terminals (except LP)	137	2 404 010	76 145	67 653	209 130	188 011	21 119
	Storage capacity—Less than 42,000 gallons	17	78 187	2 071	2 217	495	495	—
	Storage capacity—42,000 to 61,999 gallons	18	86 579	1 507	1 757	957	957	—
	Storage capacity—62,000 to 83,999 gallons	22	77 326	3 043	3 014	1 576	1 576	—
	Storage capacity—84,000 to 104,999 gallons	15	120 902	3 317	3 295	1 389	1 389	—
	Storage capacity—105,000 to 209,999 gallons	22	184 455	7 424	7 816	3 007	3 007	—
	Storage capacity—210,000 to 1,049,999 gallons	23	573 074	25 399	20 853	10 095	10 095	—
	Storage capacity—1,050,000 to 6,299,999 gallons	11	282 767	18 397	11 265	25 008	25 008	—
	Storage capacity—6,300,000 gallons or more	9	1 000 720	14 987	17 436	166 603	145 484	21 119

Table 12. **Bulk Storage Capacity by Type of Product and Storage Capacity Size for States: 1997—Con.**

[Includes only establishments with payroll. Excludes liquefied petroleum (LP) gas bulk stations and terminals. For meaning of abbreviations and symbols, see introductory text. For explanation of terms, see Appendix A]

NAICS code	Geographic area by gallon size of capacity	Estab- lishments (number)	Sales (\$1,000)	End-of-1996 inventories (\$1,000)	End-of-1997 inventories (\$1,000)	Storage capacity by type of product, December 31 (1,000 gallons)		
						Total	Refined petroleum products	Crude oil
WEST VIRGINIA								
4227101	Petroleum bulk stations & terminals (except LP)	63	666 203	13 455	13 947	21 290	21 290	—
	Storage capacity—Less than 42,000 gallons	9	D	D	D	D	D	D
	Storage capacity—42,000 to 61,999 gallons	14	77 354	1 043	1 090	761	761	—
	Storage capacity—62,000 to 83,999 gallons	9	20 940	861	870	640	640	—
	Storage capacity—84,000 to 104,999 gallons	11	122 833	2 479	2 742	1 052	1 052	—
	Storage capacity—105,000 to 209,999 gallons	6	21 187	904	968	767	767	—
	Storage capacity—210,000 to 1,049,999 gallons	10	280 286	3 975	3 938	4 139	4 139	—
	Storage capacity—1,050,000 to 6,299,999 gallons	3	72 970	2 119	2 184	6 376	6 376	—
	Storage capacity—6,300,000 gallons or more	1	D	D	D	D	D	D
WISCONSIN								
4227101	Petroleum bulk stations & terminals (except LP)	167	2 179 827	96 024	106 230	288 499	288 483	16
	Storage capacity—Less than 42,000 gallons	19	23 661	5 291	5 655	530	530	—
	Storage capacity—42,000 to 61,999 gallons	25	42 678	1 666	1 697	1 385	1 385	—
	Storage capacity—62,000 to 83,999 gallons	23	94 177	4 989	4 642	1 686	1 686	—
	Storage capacity—84,000 to 104,999 gallons	20	161 012	1 985	1 988	1 938	1 938	—
	Storage capacity—105,000 to 209,999 gallons	31	248 833	11 931	11 129	4 592	4 576	16
	Storage capacity—210,000 to 1,049,999 gallons	24	299 600	8 282	7 525	10 140	10 140	—
	Storage capacity—1,050,000 to 6,299,999 gallons	9	201 194	30 085	36 769	22 713	22 713	—
	Storage capacity—6,300,000 gallons or more	16	1 108 672	31 795	36 825	245 515	245 515	—
WYOMING								
4227101	Petroleum bulk stations & terminals (except LP)	62	D	D	D	D	D	D
	Storage capacity—Less than 42,000 gallons	13	D	D	D	D	D	D
	Storage capacity—42,000 to 61,999 gallons	10	19 077	433	434	534	534	—
	Storage capacity—62,000 to 83,999 gallons	10	26 493	850	883	761	761	—
	Storage capacity—84,000 to 104,999 gallons	7	35 705	985	1 095	654	654	—
	Storage capacity—105,000 to 209,999 gallons	15	93 039	3 576	3 503	2 160	2 160	—
	Storage capacity—210,000 to 1,049,999 gallons	4	419 766	15 468	15 906	1 727	1 257	470
	Storage capacity—1,050,000 to 6,299,999 gallons	3	D	D	D	D	D	D
	Storage capacity—6,300,000 gallons or more	—	—	—	—	—	—	—

Table 13. Primary Method of Receiving Petroleum Bulk Liquid Products for States: 1997

[Includes only establishments with payroll. Excludes liquefied petroleum (LP) gas bulk stations and terminals. For meaning of abbreviations and symbols, see introductory text. For explanation of terms, see Appendix A]

NAICS code	Geographic area by type of facility	All establishments		Number of establishments by primary method of receiving bulk liquid products					Coverage ¹
		Number	Sales (\$1,000)	Truck	Railroad car	Tanker	Barge	Pipeline	
UNITED STATES									
4227101	Petroleum bulk stations & terminals (except LP)	7 270	171 008 939	6 052	68	103	182	865	99.3
42271011	Petroleum bulk stations (except LP)	6 045	50 922 994	5 873	57	9	22	84	99.4
42271012	Petroleum bulk terminals (except LP)	1 225	120 085 945	179	11	94	160	781	99.0
ALABAMA									
4227101	Petroleum bulk stations & terminals (except LP)	204	2 674 682	173	1	—	10	20	100.0
42271011	Petroleum bulk stations (except LP)	175	1 316 271	168	1	—	5	1	100.0
42271012	Petroleum bulk terminals (except LP)	29	1 358 411	5	—	—	5	19	100.0
ALASKA									
4227101	Petroleum bulk stations & terminals (except LP)	42	D	17	3	1	15	6	D
42271011	Petroleum bulk stations (except LP)	17	D	14	2	—	—	1	D
42271012	Petroleum bulk terminals (except LP)	25	477 549	3	1	1	15	5	100.0
ARIZONA									
4227101	Petroleum bulk stations & terminals (except LP)	69	1 702 853	53	2	—	—	14	100.0
42271011	Petroleum bulk stations (except LP)	55	611 476	51	2	—	—	2	100.0
42271012	Petroleum bulk terminals (except LP)	14	1 091 377	2	—	—	—	12	100.0
ARKANSAS									
4227101	Petroleum bulk stations & terminals (except LP)	170	1 214 527	166	—	—	—	4	94.7
42271011	Petroleum bulk stations (except LP)	164	911 863	164	—	—	—	—	94.5
42271012	Petroleum bulk terminals (except LP)	6	302 664	2	—	—	—	4	100.0
CALIFORNIA									
4227101	Petroleum bulk stations & terminals (except LP)	462	19 972 262	347	5	8	3	99	99.6
42271011	Petroleum bulk stations (except LP)	359	5 026 859	339	5	—	—	15	99.4
42271012	Petroleum bulk terminals (except LP)	103	14 945 403	8	—	8	3	84	100.0
COLORADO									
4227101	Petroleum bulk stations & terminals (except LP)	113	D	96	5	—	—	12	D
42271011	Petroleum bulk stations (except LP)	102	D	94	5	—	—	3	D
42271012	Petroleum bulk terminals (except LP)	11	D	2	—	—	—	9	D
CONNECTICUT									
4227101	Petroleum bulk stations & terminals (except LP)	42	7 388 872	24	—	6	6	6	97.6
42271011	Petroleum bulk stations (except LP)	24	287 358	24	—	—	—	—	95.8
42271012	Petroleum bulk terminals (except LP)	18	7 101 514	—	—	6	6	6	100.0
DELAWARE									
4227101	Petroleum bulk stations & terminals (except LP)	11	D	10	—	—	—	1	D
42271011	Petroleum bulk stations (except LP)	11	D	10	—	—	—	1	D
42271012	Petroleum bulk terminals (except LP)	—	—	—	—	—	—	—	—
DISTRICT OF COLUMBIA									
4227101	Petroleum bulk stations & terminals (except LP)	1	D	1	—	—	—	—	D
42271011	Petroleum bulk stations (except LP)	1	D	1	—	—	—	—	D
42271012	Petroleum bulk terminals (except LP)	—	—	—	—	—	—	—	—
FLORIDA									
4227101	Petroleum bulk stations & terminals (except LP)	246	D	194	3	23	14	12	D
42271011	Petroleum bulk stations (except LP)	194	D	190	2	—	1	1	D
42271012	Petroleum bulk terminals (except LP)	52	D	4	1	23	13	11	D
GEORGIA									
4227101	Petroleum bulk stations & terminals (except LP)	260	4 804 798	220	2	1	1	36	99.6
42271011	Petroleum bulk stations (except LP)	215	1 675 345	209	2	1	—	3	99.5
42271012	Petroleum bulk terminals (except LP)	45	3 129 453	11	—	—	1	33	100.0
HAWAII									
4227101	Petroleum bulk stations & terminals (except LP)	22	D	7	—	2	9	4	D
42271011	Petroleum bulk stations (except LP)	13	D	7	—	1	4	1	D
42271012	Petroleum bulk terminals (except LP)	9	D	—	—	1	5	3	D
IDAHO									
4227101	Petroleum bulk stations & terminals (except LP)	61	D	54	—	—	—	7	D
42271011	Petroleum bulk stations (except LP)	53	D	51	—	—	—	2	D
42271012	Petroleum bulk terminals (except LP)	8	D	3	—	—	—	5	D
ILLINOIS									
4227101	Petroleum bulk stations & terminals (except LP)	250	5 074 473	214	3	2	6	25	100.0
42271011	Petroleum bulk stations (except LP)	217	1 760 840	211	3	1	—	2	100.0
42271012	Petroleum bulk terminals (except LP)	33	3 313 633	3	—	1	6	23	100.0

See footnotes at end of table.

Table 13. Primary Method of Receiving Petroleum Bulk Liquid Products for States: 1997—Con.

[Includes only establishments with payroll. Excludes liquefied petroleum (LP) gas bulk stations and terminals. For meaning of abbreviations and symbols, see introductory text. For explanation of terms, see Appendix A]

NAICS code	Geographic area by type of facility	All establishments		Number of establishments by primary method of receiving bulk liquid products					Coverage ¹
		Number	Sales (\$1,000)	Truck	Railroad car	Tanker	Barge	Pipeline	
INDIANA									
4227101	Petroleum bulk stations & terminals (except LP)	202	2 842 531	174	3	3	3	19	100.0
42271011	Petroleum bulk stations (except LP)	169	988 844	165	3	—	—	1	100.0
42271012	Petroleum bulk terminals (except LP)	33	1 853 687	9	—	3	3	18	100.0
IOWA									
4227101	Petroleum bulk stations & terminals (except LP)	167	1 173 022	153	1	—	—	13	94.0
42271011	Petroleum bulk stations (except LP)	153	D	152	1	—	—	—	D
42271012	Petroleum bulk terminals (except LP)	14	D	1	—	—	—	13	D
KANSAS									
4227101	Petroleum bulk stations & terminals (except LP)	133	D	126	—	—	—	7	D
42271011	Petroleum bulk stations (except LP)	125	D	124	—	—	—	1	D
42271012	Petroleum bulk terminals (except LP)	8	D	2	—	—	—	6	D
KENTUCKY									
4227101	Petroleum bulk stations & terminals (except LP)	174	D	159	—	—	—	15	D
42271011	Petroleum bulk stations (except LP)	155	D	154	—	—	—	1	D
42271012	Petroleum bulk terminals (except LP)	19	D	5	—	—	—	14	D
LOUISIANA									
4227101	Petroleum bulk stations & terminals (except LP)	272	5 502 732	235	—	3	14	20	99.3
42271011	Petroleum bulk stations (except LP)	230	1 879 645	227	—	1	1	1	99.1
42271012	Petroleum bulk terminals (except LP)	42	3 623 087	8	—	2	13	19	100.0
MAINE									
4227101	Petroleum bulk stations & terminals (except LP)	40	D	27	1	6	5	1	D
42271011	Petroleum bulk stations (except LP)	24	D	23	—	—	1	—	D
42271012	Petroleum bulk terminals (except LP)	16	D	4	1	6	4	1	D
MARYLAND									
4227101	Petroleum bulk stations & terminals (except LP)	42	D	30	—	2	4	6	D
42271011	Petroleum bulk stations (except LP)	32	D	29	—	1	1	1	D
42271012	Petroleum bulk terminals (except LP)	10	655 148	1	—	1	3	5	100.0
MASSACHUSETTS									
4227101	Petroleum bulk stations & terminals (except LP)	62	D	41	—	10	5	6	D
42271011	Petroleum bulk stations (except LP)	40	D	39	—	—	1	—	D
42271012	Petroleum bulk terminals (except LP)	22	D	2	—	10	4	6	D
MICHIGAN									
4227101	Petroleum bulk stations & terminals (except LP)	169	4 551 062	124	3	—	3	39	100.0
42271011	Petroleum bulk stations (except LP)	131	1 623 004	122	3	—	—	6	100.0
42271012	Petroleum bulk terminals (except LP)	38	2 928 058	2	—	—	3	33	100.0
MINNESOTA									
4227101	Petroleum bulk stations & terminals (except LP)	176	2 431 593	161	4	1	—	10	100.0
42271011	Petroleum bulk stations (except LP)	160	D	157	3	—	—	—	D
42271012	Petroleum bulk terminals (except LP)	16	D	4	1	1	—	10	D
MISSISSIPPI									
4227101	Petroleum bulk stations & terminals (except LP)	149	1 719 018	133	1	—	5	10	100.0
42271011	Petroleum bulk stations (except LP)	133	835 405	131	1	—	1	—	100.0
42271012	Petroleum bulk terminals (except LP)	16	883 613	2	—	—	4	10	100.0
MISSOURI									
4227101	Petroleum bulk stations & terminals (except LP)	277	2 434 176	261	2	—	—	14	100.0
42271011	Petroleum bulk stations (except LP)	262	1 360 388	255	2	—	—	5	100.0
42271012	Petroleum bulk terminals (except LP)	15	1 073 788	6	—	—	—	9	100.0
MONTANA									
4227101	Petroleum bulk stations & terminals (except LP)	94	D	80	2	—	—	12	D
42271011	Petroleum bulk stations (except LP)	81	D	77	2	—	—	2	D
42271012	Petroleum bulk terminals (except LP)	13	D	3	—	—	—	10	D
NEBRASKA									
4227101	Petroleum bulk stations & terminals (except LP)	119	682 177	111	1	—	—	7	100.0
42271011	Petroleum bulk stations (except LP)	108	559 904	107	1	—	—	—	100.0
42271012	Petroleum bulk terminals (except LP)	11	122 273	4	—	—	—	7	100.0
NEVADA									
4227101	Petroleum bulk stations & terminals (except LP)	33	592 050	22	2	—	—	9	97.0
42271011	Petroleum bulk stations (except LP)	25	217 235	21	2	—	—	2	96.0
42271012	Petroleum bulk terminals (except LP)	8	374 815	1	—	—	—	7	100.0
NEW HAMPSHIRE									
4227101	Petroleum bulk stations & terminals (except LP)	15	D	8	—	4	1	2	D
42271011	Petroleum bulk stations (except LP)	8	D	8	—	—	—	—	D
42271012	Petroleum bulk terminals (except LP)	7	D	—	—	4	1	2	D
NEW JERSEY									
4227101	Petroleum bulk stations & terminals (except LP)	94	D	56	1	8	12	17	D
42271011	Petroleum bulk stations (except LP)	56	D	53	1	1	1	—	D
42271012	Petroleum bulk terminals (except LP)	38	D	3	—	7	11	17	D

See footnotes at end of table.

Table 13. Primary Method of Receiving Petroleum Bulk Liquid Products for States: 1997—Con.

[Includes only establishments with payroll. Excludes liquefied petroleum (LP) gas bulk stations and terminals. For meaning of abbreviations and symbols, see introductory text. For explanation of terms, see Appendix A]

NAICS code	Geographic area by type of facility	All establishments		Number of establishments by primary method of receiving bulk liquid products					Coverage ¹
		Number	Sales (\$1,000)	Truck	Railroad car	Tanker	Barge	Pipeline	
NEW MEXICO									
4227101	Petroleum bulk stations & terminals (except LP)	85	D	79	1	—	—	5	D
42271011	Petroleum bulk stations (except LP)	77	417 784	76	1	—	—	—	100.0
42271012	Petroleum bulk terminals (except LP)	8	D	3	—	—	—	5	D
NEW YORK									
4227101	Petroleum bulk stations & terminals (except LP)	186	D	105	2	6	25	48	D
42271011	Petroleum bulk stations (except LP)	108	D	102	2	—	1	3	D
42271012	Petroleum bulk terminals (except LP)	78	5 043 784	3	—	6	24	45	100.0
NORTH CAROLINA									
4227101	Petroleum bulk stations & terminals (except LP)	264	3 936 533	236	—	3	1	24	100.0
42271011	Petroleum bulk stations (except LP)	233	2 260 555	231	—	1	—	1	100.0
42271012	Petroleum bulk terminals (except LP)	31	1 675 978	5	—	2	1	23	100.0
NORTH DAKOTA									
4227101	Petroleum bulk stations & terminals (except LP)	98	D	95	1	—	—	2	D
42271011	Petroleum bulk stations (except LP)	95	D	94	1	—	—	—	D
42271012	Petroleum bulk terminals (except LP)	3	D	1	—	—	—	2	D
OHIO									
4227101	Petroleum bulk stations & terminals (except LP)	215	'6 662 878	164	3	—	5	43	100.0
42271011	Petroleum bulk stations (except LP)	168	1 483 800	162	2	—	—	4	100.0
42271012	Petroleum bulk terminals (except LP)	47	'5 179 078	2	1	—	5	39	100.0
OKLAHOMA									
4227101	Petroleum bulk stations & terminals (except LP)	152	D	141	—	—	—	11	D
42271011	Petroleum bulk stations (except LP)	141	D	139	—	—	—	2	D
42271012	Petroleum bulk terminals (except LP)	11	D	2	—	—	—	9	D
OREGON									
4227101	Petroleum bulk stations & terminals (except LP)	122	D	102	—	1	2	17	D
42271011	Petroleum bulk stations (except LP)	105	D	99	—	—	—	6	D
42271012	Petroleum bulk terminals (except LP)	17	1 550 230	3	—	1	2	11	100.0
PENNSYLVANIA									
4227101	Petroleum bulk stations & terminals (except LP)	209	4 294 536	142	2	3	5	57	100.0
42271011	Petroleum bulk stations (except LP)	140	1 292 206	137	1	—	—	2	100.0
42271012	Petroleum bulk terminals (except LP)	69	3 002 330	5	1	3	5	55	100.0
RHODE ISLAND									
4227101	Petroleum bulk stations & terminals (except LP)	17	D	11	—	2	4	—	D
42271011	Petroleum bulk stations (except LP)	11	D	11	—	—	—	—	D
42271012	Petroleum bulk terminals (except LP)	6	D	—	—	2	4	—	D
SOUTH CAROLINA									
4227101	Petroleum bulk stations & terminals (except LP)	128	D	111	—	2	1	14	D
42271011	Petroleum bulk stations (except LP)	110	D	109	—	—	—	1	D
42271012	Petroleum bulk terminals (except LP)	18	872 137	2	—	2	1	13	100.0
SOUTH DAKOTA									
4227101	Petroleum bulk stations & terminals (except LP)	86	514 932	76	—	—	—	10	100.0
42271011	Petroleum bulk stations (except LP)	78	273 531	75	—	—	—	3	100.0
42271012	Petroleum bulk terminals (except LP)	8	241 401	1	—	—	—	7	100.0
TENNESSEE									
4227101	Petroleum bulk stations & terminals (except LP)	187	3 661 809	158	—	—	—	29	97.3
42271011	Petroleum bulk stations (except LP)	157	1 469 642	156	—	—	—	1	99.4
42271012	Petroleum bulk terminals (except LP)	30	2 192 167	2	—	—	—	28	86.7
TEXAS									
4227101	Petroleum bulk stations & terminals (except LP)	718	26 829 090	620	4	3	16	75	99.6
42271011	Petroleum bulk stations (except LP)	598	6 100 651	591	1	1	2	3	99.5
42271012	Petroleum bulk terminals (except LP)	120	20 728 439	29	3	2	14	72	100.0
UTAH									
4227101	Petroleum bulk stations & terminals (except LP)	40	D	36	1	—	—	3	D
42271011	Petroleum bulk stations (except LP)	37	D	35	1	—	—	1	D
42271012	Petroleum bulk terminals (except LP)	3	'412 535	1	—	—	—	2	100.0
VERMONT									
4227101	Petroleum bulk stations & terminals (except LP)	12	213 148	9	2	—	—	1	100.0
42271011	Petroleum bulk stations (except LP)	9	D	8	1	—	—	—	D
42271012	Petroleum bulk terminals (except LP)	3	D	1	1	—	—	1	D
VIRGINIA									
4227101	Petroleum bulk stations & terminals (except LP)	151	3 995 396	112	1	2	3	33	100.0
42271011	Petroleum bulk stations (except LP)	115	992 989	110	1	1	1	2	100.0
42271012	Petroleum bulk terminals (except LP)	36	3 002 407	2	—	1	2	31	100.0
WASHINGTON									
4227101	Petroleum bulk stations & terminals (except LP)	137	2 404 010	119	3	1	3	11	100.0
42271011	Petroleum bulk stations (except LP)	118	1 236 231	114	3	—	1	—	100.0
42271012	Petroleum bulk terminals (except LP)	19	1 167 779	5	—	1	2	11	100.0

See footnotes at end of table.

Table 13. Primary Method of Receiving Petroleum Bulk Liquid Products for States: 1997—Con.

[Includes only establishments with payroll. Excludes liquefied petroleum (LP) gas bulk stations and terminals. For meaning of abbreviations and symbols, see introductory text. For explanation of terms, see Appendix A]

NAICS code	Geographic area by type of facility	All establishments		Number of establishments by primary method of receiving bulk liquid products					Coverage ¹
		Number	Sales (\$1,000)	Truck	Railroad car	Tanker	Barge	Pipeline	
WEST VIRGINIA									
4227101	Petroleum bulk stations & terminals (except LP)	63	666 203	63	—	—	—	—	93.7
42271011	Petroleum bulk stations (except LP)	59	D	59	—	—	—	—	D
42271012	Petroleum bulk terminals (except LP)	4	D	4	—	—	—	—	D
WISCONSIN									
4227101	Petroleum bulk stations & terminals (except LP)	167	2 179 827	140	1	—	1	25	98.8
42271011	Petroleum bulk stations (except LP)	139	898 393	135	—	—	1	3	98.6
42271012	Petroleum bulk terminals (except LP)	28	1 281 434	5	1	—	—	22	100.0
WYOMING									
4227101	Petroleum bulk stations & terminals (except LP)	62	D	56	2	—	—	4	D
42271011	Petroleum bulk stations (except LP)	55	D	53	2	—	—	—	D
42271012	Petroleum bulk terminals (except LP)	7	D	3	—	—	—	4	D

¹Total number of establishments reporting method of receiving as percent of the total number of establishments.

Appendix A.

Explanation of Terms

NUMBER OF ESTABLISHMENTS

An establishment is a single physical location at which business is conducted and/or services are provided. It is not necessarily identical with a company or enterprise, which may consist of one establishment or more. Economic census figures represent a summary of reports for individual establishments rather than companies. For cases where a census report was received, separate information was obtained for each location where business was conducted. When administrative records of other Federal agencies were used instead of a census report, no information was available on the number of locations operated. Each economic census establishment was tabulated according to the physical location at which the business was conducted. The count of establishments represents those in business at any time during 1997.

When two activities or more were carried on at a single location under a single ownership, all activities generally were grouped together as a single establishment. The entire establishment was classified on the basis of its major activity and all data for it were included in that classification. However, when distinct and separate economic activities (for which different industry classification codes were appropriate) were conducted at a single location under a single ownership, separate establishment reports for each of the different activities were obtained in the census.

SALES (\$1,000)

Includes the total sales, shipments, receipts, revenue, or business done by establishments within the scope of the economic census.

Sales include merchandise sold for cash or credit by establishments primarily engaged in wholesale trade; receipts from rental or leasing of vehicles, equipment, instruments, tools, etc.; receipts for delivery, installation, maintenance, repair, alteration, storage, and other services; and gasoline, liquor, tobacco, and other excise taxes which are paid by the manufacturer and passed on to the wholesaler.

Sales are net after deductions for refunds and allowances for merchandise returned by customers. Trade-in allowances are not deducted from total sales. Total sales do not include carrying or other credit charges; sales (or other) taxes collected from customers and forwarded to taxing authorities; and nonoperating income from such sources as investments, rental or sale of real estate, etc.

Sales in this report do not include wholesale sales made by manufacturers, retailers, service establishments, or other businesses whose primary activity is other than wholesale trade. They do include receipts other than from the sale of merchandise at wholesale, e.g., service receipts, retail sales, etc., by establishments primarily engaged in wholesale trade.

Sales figures include sales of all establishments in business at any time during the year. Sales shown for agents and brokers represented the value of the goods involved in the transactions rather than the commissions received or earnings.

TYPE-OF-OPERATION CLASSIFICATIONS

In addition to being classified by kind of business, each wholesale establishment was classified for the census by type of operation according to the ownership of the business, ownership of the goods sold, or character of the principal transactions. Establishments in wholesale trade are grouped into the following three major types of operation and related subgroups:

Merchant wholesalers. Establishments primarily engaged in buying and selling merchandise on their own account. Included here are such types of establishments as wholesale merchants or jobbers, industrial distributors, voluntary group wholesalers, importers, exporters, cash and carry wholesalers, retailer cooperative warehouses, terminal and country grain elevators, farm products assemblers, wholesale cooperative associations, and petroleum bulk plants and terminals operated by nonrefining companies.

Wholesale distributors and jobbers. Establishments primarily engaged in buying and selling merchandise in the domestic market not manufactured by the parent company.

Importers. Establishments buying and selling goods at wholesale on their own account, whose principal source of purchases was foreign.

Exporters. Establishments primarily engaged in purchasing goods in the United States and selling them to foreign customers.

Own-brand importer/marketer. A company or establishment that deals primarily or exclusively in the parent company's own branded products manufactured outside

the United States. The products are either imported into the United States and then sold or they are sold and then drop-shipped directly from a foreign location to the United States customer.

Terminal grain elevators. Grain elevators primarily engaged in buying and selling grain received from country grain elevators and grain marketing establishments. They have sizable space for grain storage, and products are received primarily by rail or barge rather than by truck.

Country grain elevators. Grain elevators, cooperative or other, buying and receiving grain directly from farmers by truck and selling at wholesale.

Assemblers of farm products, except country grain elevators. Establishments primarily engaged in purchasing directly from farmers and assembling and marketing farm products at wholesale.

Manufacturers' sales branches and offices. Establishments maintained by manufacturing, refining, and mining companies apart from their plants or mines for marketing their products at wholesale. Branch stores selling to household consumers and individual users are classified in retail trade. Sales branches and offices located at plants and administrative offices are included when separate records are available.

Manufacturers' sales branches. A branch with a stock of merchandise for sale. Included are refiner marketers owned and operated by petroleum refining companies primarily for marketing their products.

Manufacturers' sales offices. An office without a stock of merchandise for sale.

Agents, brokers, and commission merchants. Establishments whose operators are in business for themselves and are primarily engaged in selling or buying goods for others. Included here are such types of operations as auction companies, import agents, export agents, selling agents, merchandise brokers, and commission merchants. "Sales" as shown in census publications for agents, brokers, and commission merchants represent the gross sales (or purchase) value of the goods in the transactions negotiated.

Auction companies. Wholesale establishments primarily engaged in selling merchandise on an agency basis by auction.

Brokers (representing buyers or sellers). Wholesale establishments primarily engaged in selling or buying merchandise in the domestic market on a brokerage basis but not receiving the goods on consignment.

Commission merchants. Wholesale establishments operating in the domestic market receiving goods for sale on consignment.

Import agents. Merchandise agents and brokers in the domestic market buying merchandise from or selling merchandise for foreign firms.

Export agents. Merchandise agents and brokers in the domestic market selling to or buying for foreign customers.

Manufacturers' agents. Wholesale establishments in the domestic market selling for a limited number of manufacturers on a continuing agency basis.

Appendix B.

NAICS Codes, Titles, and Descriptions

42 WHOLESALE TRADE

The Wholesale Trade sector comprises establishments engaged in wholesaling merchandise, generally without transformation, and rendering services incidental to the sale of merchandise.

The wholesaling process is an intermediate step in the distribution of merchandise. Wholesalers are organized to sell or arrange the purchase or sale of (a) goods for resale (i.e., goods sold to other wholesalers or retailers), (b) capital or durable nonconsumer goods, and (c) raw and intermediate materials and supplies used in production.

Wholesalers sell merchandise to other businesses and normally operate from a warehouse or office. These warehouses and offices are characterized by having little or no display of merchandise. In addition, neither the design nor the location of the premises is intended to solicit walk-in traffic. Wholesalers do not normally use advertising directed to the general public. Customers are generally reached initially via telephone, in-person marketing, or by specialized advertising that may include Internet and other electronic means. Follow-up orders are either vendor-initiated or client-initiated, generally based on previous sales, and typically exhibit strong ties between sellers and buyers. In fact, transactions are often conducted between wholesalers and clients that have long-standing business relationships.

This sector comprises two main types of wholesalers: those that sell goods on their own account and those that arrange sales and purchases for others for a commission or fee.

1. Establishments that sell goods on their own account are known as wholesale merchants, distributors, jobbers, drop shippers, import/export merchants, and sales branches. These establishments typically maintain their own warehouse, where they receive and handle goods for their customers. Goods are generally sold without transformation, but may include integral functions, such as sorting, packaging, labeling, and other marketing services.
2. Establishments arranging for the purchase or sale of goods owned by others or purchasing goods on a commission basis are known as agents and brokers, commission merchants, import/export agents and brokers, auction companies, and manufacturers' representatives. These establishments operate from offices and generally do not own or handle the goods they sell.

Some wholesale establishments may be connected with a single manufacturer and promote and sell the particular manufacturers' products to a wide range of other wholesalers or retailers. Other wholesalers may be connected to a retail chain or a limited number of retail chains and only provide a variety of products needed by that particular retail operation(s). These wholesalers may obtain the products from a wide range of manufacturers. Still other wholesalers may not take title to the goods, but act as agents and brokers for a commission.

Although, in general, wholesaling normally denotes sales in large volumes, durable nonconsumer goods may be sold in single units. Sales of capital or durable nonconsumer goods used in the production of goods and services, such as farm machinery, medium and heavy duty trucks, and industrial machinery, are always included in wholesale trade.

421 Wholesale trade, durable goods

Industries in the Wholesale Trade, Durable Goods subsector sell or arrange the purchase or sale of capital or durable goods to other businesses. Durable goods are new or used items generally with a normal life expectancy of three years or more. Durable goods wholesale trade establishments are engaged in wholesaling products, such as motor vehicles, furniture, construction materials, machinery and equipment (including household-type appliances), metals and minerals (except petroleum), sporting goods, toys and hobby goods, recyclable materials, and parts.

The detailed industries within the subsector are organized in the classification structure based on the products sold. Within an industry, the types of establishments may vary, including wholesale merchants and/or agents and brokers.

4211 Motor Vehicle and Motor Vehicle Parts and Supplies Wholesalers

This NAICS industry group includes establishments classified in the following NAICS Industries: 42111, Automobile and other motor vehicle wholesalers; 42112, Motor vehicle supplies and new parts wholesalers; 42113, Tire and tube wholesalers; 42114, Motor vehicle parts (used) wholesalers.

42111 Automobile and Other Motor Vehicle Wholesalers

This industry comprises establishments primarily engaged in wholesaling new and used passenger automobiles, trucks, trailers, and other motor vehicles, such as motorcycles, motor homes, and snowmobiles.

421110 Automobile and Other Motor Vehicle Wholesalers

This U.S. industry comprises establishments primarily engaged in wholesaling new and used passenger automobiles, trucks, trailers, and other motor vehicles, such as motorcycles, motor homes, and snowmobiles.

The data published with NAICS code 421110 include the following SIC industry:

5012 Automobiles and other motor vehicles

4211101 Automobile and Motorcycle Wholesalers

Establishments primarily engaged in the wholesale distribution of new and used passenger vehicles (automobiles, motorcycles, motor scooters, and taxicabs), automobile trailers, and other similar vehicles.

4211102 Bus and Recreational Vehicle (Campers and Motor Homes) Wholesalers

Establishments primarily engaged in the wholesale distribution of new and used buses and recreational vehicles.

4211103 Light Truck and Van (14,000 lb or Less) Wholesalers

Establishments primarily engaged in the wholesale distribution of new and used light trucks and cargo vans under 14,000 lb. gross wt.

4211104 Medium Truck and Tractor (14,001 to 26,000 lb) Wholesalers

Establishments primarily engaged in the wholesale distribution of new and used medium trucks and tractors 14,001 to 26,000 lb. gross wt.

4211105 Heavy Truck and Tractor (Over 26,000 lb) Wholesalers

Establishments primarily engaged in the wholesale distribution of new and used heavy trucks and tractors over 26,000 lb. gross wt.

42112 Motor Vehicle Supplies and New Parts Wholesalers

This industry comprises establishments primarily engaged in wholesaling motor vehicle supplies, accessories, tools, and equipment; and new motor vehicle parts (except new tires and tubes).

421120 Motor Vehicle Supplies and New Parts Wholesalers

This U.S. industry comprises establishments primarily engaged in wholesaling motor vehicle supplies, accessories, tools, and equipment; and new motor vehicle parts (except new tires and tubes).

The data published with NAICS code 421120 include the following SIC industry:

5013 (pt) Motor vehicle supplies and new parts

4211201 Motor Vehicle Supplies and New Parts-Warehouse Distributors

Establishments primarily engaged in selling for resale motor vehicle supplies and new parts from a warehouse. These establishments primarily sell to other wholesalers.

4211202 Motor Vehicle Supplies and New Parts-Jobbers

Establishments primarily engaged in the wholesale distribution of motor vehicle supplies and new parts primarily from an office or warehouse and less than half of their sales are to other wholesalers.

4211203 Petroleum Products Marketing Equipment Wholesalers

Establishments primarily engaged in the wholesale distribution of automotive service station equipment, automotive testing equipment, and automotive supplies for use in gasoline service or bulk stations.

42113 Tire and Tube Wholesalers

This industry comprises establishments primarily engaged in wholesaling new and/or used tires and tubes for passenger and commercial vehicles.

421130 Tire and Tube Wholesalers

This U.S. industry comprises establishments primarily engaged in wholesaling new and/or used tires and tubes for passenger and commercial vehicles.

The data published with NAICS code 421130 include the following SIC industry:

5014 (pt) Tires and tubes

42114 Motor Vehicle Parts (Used) Wholesalers

This industry comprises establishments primarily engaged in wholesaling used motor vehicle parts (except used tires and tubes) and establishments primarily engaged in dismantling motor vehicles for the purpose of selling the parts.

421140 Motor Vehicle Parts (Used) Wholesalers

This U.S. industry comprises establishments primarily engaged in wholesaling used motor vehicle parts (except used tires and tubes) and establishments primarily engaged in dismantling motor vehicles for the purpose of selling the parts.

The data published with NAICS code 421140 include the following SIC industry:

5015 Motor vehicle parts, used

4212 Furniture and Home Furnishing Wholesalers

This NAICS Industry Group includes establishments classified in the following NAICS Industries: 42121, Furniture wholesalers; and 42122, Home furnishings wholesalers.

42121 Furniture Wholesalers

This industry comprises establishments primarily engaged in wholesaling furniture (except hospital beds, medical furniture, and drafting tables).

421210 Furniture Wholesalers

This U.S. industry comprises establishments primarily engaged in wholesaling furniture (except hospital beds, medical furniture, and drafting tables).

The data published with NAICS code 421210 include the following SIC industry:

5021 (pt) Furniture

4212101 Household and Lawn Furniture Wholesalers

Establishments primarily engaged in the wholesale distribution of household (including lawn) furniture, bedsprings, mattresses, and all such component furniture parts.

4212102 Office and Business Furniture Wholesalers

Establishments primarily engaged in the wholesale distribution of filing cabinets (wood or steel), office furniture, store furniture, and public furniture for public parks and buildings.

42122 Home Furnishings Wholesalers

This industry comprises establishments primarily engaged in wholesaling home furnishings and/or housewares.

421220 Home Furnishing Wholesalers

This U.S. industry comprises establishments primarily engaged in wholesaling home furnishings and/or housewares.

The data published with NAICS code 421220 include the following SIC industry:

5023 (pt) Home furnishings

4212201 Household China, Glassware, and Crockery Wholesalers

Establishments primarily engaged in the wholesale distribution of table and household china, glassware, and earthenware.

4212202 Linen, Domestic, Drapery, and Curtain Wholesalers

Establishments primarily engaged in the wholesale distribution of bedspreads, blankets, pillowcases, bed sheets, table linens, bathroom linens (e.g., towels, bath mats), curtains, and shades.

4212203 Floor Coverings Wholesalers

Establishments primarily engaged in the wholesale distribution of carpets, rugs, and all other types of hard and soft surface floor coverings (excluding ceramic and clay tile).

4212204 Other Home Furnishings Wholesalers

Establishments primarily engaged in the wholesale distribution of aluminum ware, lamps, glass mirrors, kitchen tools and utensils, and other general home furnishings and home wares, including antiques.

4213 Lumber and Other Construction Materials Wholesalers

This NAICS Industry Group includes establishments classified in the following NAICS Industries: 42131, Lumber, plywood, millwork, and wood panel wholesalers; 42132, Brick, stone, and related construction materials wholesalers; 42133, Roofing, siding, and insulation material wholesalers; 42139, Other construction materials wholesalers.

42131 Lumber, Plywood, Millwork, and Wood Panel Wholesalers

This industry comprises establishments primarily engaged in wholesaling lumber; plywood; reconstituted wood fiber products; wood fencing; doors and windows and their frames (all materials); wood roofing and siding; and/or other wood or metal millwork.

421310 Lumber, Plywood, Millwork, and Wood Panel Wholesalers

This U.S. industry comprises establishments primarily engaged in wholesaling lumber; plywood; reconstituted wood fiber products; wood fencing; doors and windows and their frames (all materials); wood roofing and siding; and/or other wood or metal millwork.

The data published with NAICS code 421310 include the following SIC industry:

5031 (pt) Lumber, plywood, millwork, and wood panels

4213101 Lumber Wholesalers (Without Yard)

Establishments primarily engaged in the wholesale distribution of rough, dressed, and finished lumber. These establishments order the goods which are shipped direct from the supplier to the customers without intermediate storage.

4213102 Lumber Wholesalers (With Yard)

Establishments primarily engaged in the wholesale distribution of rough, dressed, and finished lumber primarily from a lot, warehouse, or office. These establishments perform warehousing and storage functions and usually make deliveries.

42131021 Lumber Wholesalers (With Yard)

Establishments primarily engaged in the wholesale distribution of rough, dressed, and finished lumber primarily from a lot, warehouse, or office. These establishments perform warehousing and storage functions and usually make deliveries.

4213103 Plywood, Veneer, Millwork, and Wood Panel Wholesalers

Establishments primarily engaged in the wholesale distribution of plywood (hardwood, softwood, and nonwood face), door and window frames, overhead doors, veneer, and other wood or metal millwork.

42131031 Plywood, Veneer, Millwork, and Wood Panel Wholesalers

Establishments primarily engaged in the wholesale distribution of plywood (hardwood, softwood, and nonwood face), door and window frames, overhead doors, veneer, and other wood or metal millwork.

42132 Brick, Stone, and Related Construction Materials Wholesalers

This industry comprises establishments primarily engaged in wholesaling stone, cement, lime, construction sand, and gravel; brick; asphalt and concrete mixtures; and/or concrete, stone, and structural clay products.

421320 Brick, Stone, and Related Construction Material Wholesalers

This U.S. industry comprises establishments primarily engaged in wholesaling stone, cement, lime, construction sand, and gravel; brick; asphalt and concrete mixtures; and/or concrete, stone, and structural clay products

The data published with NAICS code 421320 include the following SIC industry:

5032 (pt) Brick, stone and related construction materials

4213201 Brick, Block, Tile, Clay/Cement Sewer Pipe Wholesalers

Establishments primarily engaged in the wholesale distribution of brick (except refractory), block, and clay construction materials (except refractories).

42132011 Brick, Block, Tile, Clay/Cement Sewer Pipe Wholesalers

Establishments primarily engaged in the wholesale distribution of brick (except refractory), block, and clay construction materials (except refractories).

4213202 Sand, Gravel, and Stone Wholesalers

Establishments primarily engaged in the wholesale distribution of construction sand, gravel, and stone.

42132021 Sand, Gravel, and Stone Wholesalers

Establishments primarily engaged in the wholesale distribution of construction sand, gravel, and stone.

4213203 Cement, Lime, and Related Products Wholesalers

Establishments primarily engaged in the wholesale distribution of cement, lime, asphalt, and other related products.

42132031 Cement, Lime, and Related Products Wholesalers

Establishments primarily engaged in the wholesale distribution of cement, lime, asphalt, and other related products.

42133 Roofing, Siding, and Insulation Material Wholesalers

This industry comprises establishments primarily engaged in wholesaling nonwood roofing and nonwood siding and insulation materials.

421330 Roofing, Siding, and Insulation Material Wholesalers

This U.S. industry comprises establishments primarily engaged in wholesaling nonwood roofing and nonwood siding and insulation materials.

The data published with NAICS code 421330 include the following SIC industry:

5033 (pt) Roofing, siding, and insulation materials

4213301 Roofing, Siding, and Insulation Materials Wholesalers

Establishments primarily engaged in wholesaling nonwood roofing and nonwood siding and insulation materials.

42133011 Roofing, Siding, and Insulation Materials Wholesalers

Establishments primarily engaged in wholesaling nonwood roofing and nonwood siding and insulation materials.

42139 Other Construction Material Wholesalers

This industry comprises (1) establishments primarily engaged in wholesaling manufactured homes (i.e., mobile homes) and/or prefabricated buildings and (2) establishments primarily engaged in wholesaling construction materials (except lumber, plywood, millwood, wood panel, brick, stone, roofing, siding, and insulation material).

421390 Other Construction Material Wholesalers

This U.S. industry comprises (1) establishments primarily engaged in wholesaling manufactured homes (i.e., mobile homes) and/or prefabricated buildings and (2) establishments primarily engaged in wholesaling construction materials (except lumber, plywood, millwood, wood panel, brick, stone, roofing, siding, and insulation material).

The data published with NAICS code 421390 include the following SIC industry:

5039 (pt) Other construction materials

4213901 Flat Glass and Other Construction Glass Wholesalers

Establishments primarily engaged in the wholesale distribution of flat glass, glass blocks, plate glass, window glass, and building glass.

42139011 Flat Glass and Other Construction Glass Wholesalers

Establishments primarily engaged in the wholesale distribution of flat glass, glass blocks, plate glass, window glass, and building glass.

4213902 Other Construction Materials Wholesalers

Establishments primarily engaged in the wholesale distribution of building and construction paper, plastics building materials, prefabricated structural assemblies (except wood), including modular homes, and other building materials.

42139021 Other Construction Materials Wholesalers

Establishments primarily engaged in the wholesale distribution of building and construction paper, plastics building materials, prefabricated structural assemblies (except wood), including modular homes, and other building materials.

4214 Professional and Commercial Equipment and Supplies Wholesalers

This NAICS Industry Group includes establishments classified in the following NAICS Industries: 42141, Photographic equipment and supplies wholesalers; 42142,

Office equipment wholesalers; 42143, Computer and computer peripheral equipment and software wholesalers; 42144, Other commercial equipment wholesalers; 42145, Medical, dental, and hospital equipment and supplies wholesalers; 42146, Ophthalmic goods wholesalers; and 42149, Other professional equipment and supplies wholesalers.

42141 Photographic Equipment and Supplies Wholesalers

This industry comprises establishments primarily engaged in wholesaling photographic equipment and supplies (except office equipment).

421410 Photographic Equipment and Supplies Wholesalers

This U.S. industry comprises establishments primarily engaged in wholesaling photographic equipment and supplies (except office equipment).

The data published with NAICS code 421410 include the following SIC industry:

5043 Photographic equipment and supplies

42142 Office Equipment Wholesalers

This industry comprises establishments primarily engaged in wholesaling office machines and related equipment (except computers and computer peripheral equipment).

421420 Office Equipment Wholesalers

This U.S. industry comprises establishments primarily engaged in wholesaling office machines and related equipment (except computers and computer peripheral equipment).

The data published with NAICS code 421420 include the following SIC industry:

5044 Office equipment

42143 Computer and Computer Peripheral Equipment and Software Wholesalers

This U.S. industry comprises establishments primarily engaged in wholesaling computers, computer peripheral equipment, loaded computer boards, and/or computer software.

421430 Computer and Computer Peripheral Equipment and Software Wholesalers

This U.S. industry comprises establishments primarily engaged in wholesaling computers, computer peripheral equipment, loaded computer boards, and/or computer software.

The data published with NAICS code 421430 include the following SIC industry:

5045 (pt) Computers and computer peripheral equipment and software

4214301 Computers and Peripheral Equipment Wholesalers

Establishments primarily engaged in the wholesale distribution of new and used computer hardware and peripheral equipment.

42143011 Computers and Peripheral Equipment, Sold for Resale

Establishments primarily engaged in the wholesale distribution of new and used computer hardware and peripheral equipment primarily for the purpose of resale.

42143012 Computers and Peripheral Equipment, Sold for End Use

Establishments primarily engaged in the wholesale distribution of new and used computer hardware and peripheral equipment primarily for end use.

4214302 Computer Software (Packaged) Wholesalers

Establishments primarily engaged in the wholesale distribution of packaged computer software primarily for end use.

42144 Other Commercial Equipment Wholesalers

This industry comprises establishments primarily engaged in wholesaling commercial and related machines and equipment (except photographic equipment and supplies; office equipment; and computers and computer peripheral equipment and software) generally used in restaurants and stores.

421440 Other Commercial Equipment Wholesalers

This U.S. industry comprises establishments primarily engaged in wholesaling commercial and related machines and equipment (except photographic equipment and supplies; office equipment; and computers and computer peripheral equipment and software) generally used in restaurants and stores.

The data published with NAICS code 421440 include the following SIC industry:

5046 Other commercial equipment

4214401 Restaurant and Hotel Equipment and Supplies Wholesalers

Establishments primarily engaged in the wholesale distribution of restaurant and hotel equipment and supplies.

4214402 Store Machines and Equipment Wholesalers

Establishments primarily engaged in the wholesale distribution of store equipment (except furniture), machines, and fixtures.

42145 Medical, Dental, and Hospital Equipment and Supplies Wholesalers

This industry comprises establishments primarily engaged in wholesaling medical professional equipment, instruments, and supplies (except ophthalmic equipment, instruments and goods used by ophthalmologists, optometrists, and opticians).

421450 Medical, Dental, and Hospital Equipment and Supplies Wholesalers

This U.S. industry comprises establishments primarily engaged in wholesaling medical professional equipment, instruments, and supplies (except ophthalmic equipment, instruments and goods used by ophthalmologists, optometrists, and opticians).

The data published with NAICS code 421450 include the following SIC industry:

5047 (pt) Medical, dental, and hospital equipment and supplies

4214501 Surgical, Medical, and Hospital Supplies Wholesalers

Establishments primarily engaged in the wholesale distribution of surgical and medical instruments, apparatus, and equipment; orthopedic appliances; artificial limbs; operating room and other hospital equipment; x-ray machines and parts, medical; and other scientific instruments used by physicians and in hospitals.

4214502 Dental Equipment and Supplies Wholesalers

Establishments primarily engaged in the wholesale distribution of equipment and supplies used by dentists, such as drills, teeth, dental gold, equipment, chairs, sterilizers, X-rays, cabinets, and engines.

42146 Ophthalmic Goods Wholesalers

This industry comprises establishments primarily engaged in wholesaling professional equipment, instruments, and/or goods sold, prescribed, or used by ophthalmologists, optometrists, and opticians.

421460 Ophthalmic Goods Wholesalers

This U.S. industry comprises establishments primarily engaged in wholesaling professional equipment, instruments, and/or goods sold, prescribed, or used by ophthalmologists, optometrists, and opticians.

The data published with NAICS code 421460 include the following SIC industry:

5048 Ophthalmic goods

42149 Other Professional Equipment and Supplies Wholesalers

This industry comprises establishments primarily engaged in wholesaling professional equipment and supplies (except ophthalmic goods and medical, dental, and hospital equipment and supplies).

421490 Other Professional Equipment and Supplies Wholesalers

This U.S. industry comprises establishments primarily engaged in wholesaling professional equipment and supplies (except ophthalmic goods and medical, dental, and hospital equipment and supplies).

The data published with NAICS code 421490 include the following SIC industry:

5049 (pt) Other professional equipment and supplies

4214901 Religious and School Supplies Wholesalers

Establishments primarily engaged in the wholesale distribution of church goods and religious articles, such as statuary, vestments, fonts, candles, religious pictures, and religious articles made from precious and semiprecious materials; and school equipment and supplies, such as black boards, chalk, rulers, and globes and wall maps.

4214902 Other Professional Equipment and Supplies Wholesalers

Establishments primarily engaged in the wholesale distribution of drafting instruments, veterinarians' equipment and supplies, professional equipment and supplies, scientific instruments and supplies, and laboratory equipment.

4215 Metal and Mineral (Except Petroleum) Wholesalers

This NAICS Industry Group includes establishments classified in the following NAICS Industries: 42151 Metal service centers and offices; and 42152, Coal and other mineral and ore wholesalers.

42151 Metal Service Centers and Offices

This industry comprises establishments primarily engaged in wholesaling products of the primary metals industries. Service centers maintain inventory and may perform functions, such as sawing, shearing, bending, leveling, cleaning, or edging, on a custom basis as part of sales transactions. Sales offices are usually affiliated or owned by a particular manufacturer and take orders but have no inventory.

421510 Metal Service Centers and Offices

This U.S. industry comprises establishments primarily engaged in wholesaling products of the primary metals industries. Service centers maintain inventory and may perform functions, such as sawing, shearing, bending, leveling, cleaning, or edging, on a custom basis as part of sales transactions. Sales offices are usually affiliated or owned by a particular manufacturer and take orders but have no inventory.

The data published with NAICS code 421510 include the following SIC industry:

5051 Metals service centers and offices

4215101 Ferrous Metals Service Centers and Sales Offices

Establishments primarily engaged in the wholesale distribution of semifinished ferrous metal products of foundries and mills.

42151011 Ferrous Metals Service Centers

Establishments primarily engaged in the wholesale distribution of semifinished ferrous metal products of foundries and mills that maintain warehouse inventory.

42151012 Ferrous Metals Sales Offices

Establishments primarily engaged in the wholesale distribution of semifinished ferrous metal products primarily from an office and not maintaining inventories.

4215102 Nonferrous Metals Service Centers and Sales Offices

Establishments primarily engaged in the wholesale distribution of semifinished nonferrous metal products (except precious metals).

42151021 Nonferrous Metals Service Centers

Establishments primarily engaged in the wholesale distribution of semifinished nonferrous metal products (except precious metals) and maintaining inventories.

42151022 Nonferrous Metals Sales Offices

Establishments primarily engaged in the wholesale distribution of semifinished nonferrous metal products (except precious metals) and not maintaining inventories.

42152 Coal and Other Mineral and Ore Wholesalers

This industry comprises establishments primarily engaged in wholesaling coal, coke, metal ores, and/or nonmetallic minerals (except precious and semiprecious stones and minerals used in construction, such as sand and gravel).

421520 Coal and Other Mineral and Ore Wholesalers

This U.S. industry comprises establishments primarily engaged in wholesaling coal, coke, metal ores, and/or nonmetallic minerals (except precious and semiprecious stones and minerals used in construction, such as sand and gravel).

The data published with NAICS code 421520 include the following SIC industry:

5052 Coal and other minerals and ores

4215201 Coal Wholesalers

Establishments primarily engaged in the wholesale distribution of coal and coke.

4215202 Other Minerals and Ores Wholesalers

Establishments primarily engaged in the wholesale distribution of precious metal ores, copper, iron, lead and other metallic ores (including concentrates) and crude nonmetallic minerals.

4216 Electrical Goods Wholesalers

This NAICS Industry Group includes establishments classified in the following NAICS Industries: 42161, Electrical apparatus and equipment, wiring supplies, and construction material wholesalers; and 42162, Electrical appliance, television, and radio set wholesalers.

42161 Electrical Apparatus and Equipment, Wiring Supplies, and Construction Material Wholesalers

This industry comprises establishments primarily engaged in wholesaling electrical construction materials; wiring supplies; electric light fixtures; light bulbs; and/or electrical power equipment for the generation, transmission, distribution, or control of electric energy.

421610 Electrical Apparatus and Equipment, Wiring Supplies, and Construction Material Wholesalers

This U.S. industry comprises establishments primarily engaged in wholesaling electrical construction materials; wiring supplies; electric light fixtures; light bulbs; and/or electrical power equipment for the generation, transmission, distribution, or control of electric energy.

The data published with NAICS code 421610 include the following SIC industry:

5063 (pt) Electrical apparatus and equipment, wiring supplies, and construction materials

42162 Electrical Appliance, Television, and Radio Set Wholesalers

This industry comprises establishments primarily engaged in wholesaling household-type electrical appliances, room air-conditioners, gas clothes dryers, and/or household-type audio or video equipment.

421620 Electrical Appliance, Television, and Radio Set Wholesalers

This U.S. industry comprises establishments primarily engaged in wholesaling household-type electrical appliances, room air-conditioners, gas clothes dryers, and/or household-type audio or video equipment.

The data published with NAICS code 421620 include the following SIC industry:

5064 Electrical appliances, television, and radio sets

42169 Other Electronic Parts and Equipment Wholesalers

This industry comprises establishments primarily engaged in wholesaling electronic parts and equipment (except electrical apparatus and equipment, wiring supplies and construction material; and electrical appliances, television and radio sets).

421690 Other Electronic Parts and Equipment Wholesalers

This U.S. industry comprises establishments primarily engaged in wholesaling electronic parts and equipment (except electrical apparatus and equipment, wiring supplies and construction material; and electrical appliances, television and radio sets).

The data published with NAICS code 421690 include the following SIC industry:

5065 Other electronic parts and equipment

4216901 Communications Equipment and Supplies Wholesalers

Establishments primarily engaged in the wholesale distribution of communications equipment.

4216902 Electronic Parts (Excluding Communications Equipment) Wholesalers

Establishments primarily engaged in the wholesale distribution of electronic parts and equipment (except communications equipment).

4217 Hardware, and Plumbing and Heating Equipment and Supplies Wholesalers

This NAICS Industry Group includes establishments classified in the following NAICS Industries: 42171, Hardware wholesalers; 42172, Plumbing and heating equipment and supplies (hydronics) wholesalers; 42173, Warm air heating and air-conditioning equipment and supplies; and 42174, Refrigeration equipment and supplies wholesalers,

42171 Hardware Wholesalers

This industry comprises establishments primarily engaged in wholesaling hardware, knives, or handtools.

421710 Hardware Wholesalers

This U.S. industry comprises establishments primarily engaged in wholesaling hardware, knives, or handtools.

The data published with NAICS code 421710 include the following SIC industry:

5072 Hardware

42172 Plumbing and Heating Equipment and Supplies (Hydronics) Wholesalers

This industry comprises establishments primarily engaged in wholesaling plumbing equipment, hydronic heating equipment, household-type gas appliances (except gas clothes dryers), and/or supplies.

421720 Plumbing and Heating Equipment and Supplies (Hydronics) Wholesalers

This U.S. industry comprises establishments primarily engaged in wholesaling plumbing equipment, hydronic heating equipment, household-type gas appliances (except gas clothes dryers), and/or supplies.

The data published with NAICS code 421720 include the following SIC industry:

5074 (pt) Plumbing and heating equipment and supplies (hydronics)

42173 Warm Air Heating and Air-Conditioning Equipment and Supplies Wholesalers

This industry comprises establishments primarily engaged in wholesaling warm air heating and air-conditioning equipment and supplies.

421730 Warm Air Heating and Air-Conditioning Equipment and Supplies Wholesalers

This U.S. industry comprises establishments primarily engaged in wholesaling warm air heating and air-conditioning equipment and supplies.

The data published with NAICS code 421730 include the following SIC industry:

5075 Warm air heating and air-conditioning equipment and supplies

42174 Refrigeration Equipment and Supplies Wholesalers

This industry comprises establishments primarily engaged in wholesaling refrigeration equipment (except household-type refrigerators, freezers, and air-conditioners).

421740 Refrigeration Equipment and Supplies Wholesalers

This U.S. industry comprises establishments primarily engaged in wholesaling refrigeration equipment (except household-type refrigerators, freezers, and air-conditioners).

The data published with NAICS code 421740 include the following SIC industry:

5078 Refrigeration equipment and supplies

4218 Machinery, Equipment, and Supplies Wholesalers

This industry group comprises establishments primarily engaged in wholesaling construction, mining, farm, garden, industrial, service establishment, and transportation machinery, equipment and supplies.

42181 Construction and Mining (Petroleum) Machinery and Equipment Wholesalers

This industry comprises establishments primarily engaged in wholesaling specialized machinery, equipment, and related parts generally used in construction, mining (except petroleum) and logging activities.

421810 Construction and Mining (Except Oil Well) Machinery and Equipment Wholesalers

This U.S. industry comprises establishments primarily engaged in wholesaling specialized machinery, equipment, and related parts generally used in construction, mining (except oil well) and logging activities.

The data published with NAICS code 421810 include the following SIC industry:

5082 Construction and mining (except petroleum) machinery and equipment

42182 Farm and Garden Machinery and Equipment Wholesalers

This industry comprises establishments primarily engaged in wholesaling specialized machinery, equipment, and related parts generally used in agricultural, farm, and lawn and garden activities.

421820 Farm and Garden Machinery and Equipment Wholesalers

This U.S. industry comprises establishments primarily engaged in wholesaling specialized machinery, equipment, and related parts generally used in agricultural, farm, and lawn and garden activities.

The data published with NAICS code 421820 include the following SIC industry:

5083 (pt) Farm and garden machinery and equipment

4218201 Farm Machinery and Equipment—Farm Dealers

Establishments primarily engaged in marketing farm machinery and equipment directly to farmers for farm use.

4218202 Farm Machinery and Equipment—Wholesale Distributors

Establishments primarily engaged in marketing farm machinery and equipment directly to institutions, governments, farm dealers, export sales, and other nonfarm accounts.

4218203 Lawn and Garden Machinery and Equipment Wholesalers

Establishments primarily engaged in the wholesale distribution of lawn and garden machinery and equipment.

42183 Industrial Machinery and Equipment wholesalers

This industry comprises establishments primarily engaged in wholesaling specialized machinery, equipment, and related parts generally used in manufacturing, oil well, and warehousing activities.

421830 Industrial Machinery and Equipment Wholesalers

This U.S. industry comprises establishments primarily engaged in wholesaling specialized machinery, equipment, and related parts generally used in manufacturing, oil well, and warehousing activities.

The data published with NAICS code 421830 include the following SIC industry:

5084 Industrial machinery and equipment
5085 (pt) Industrial supplies

4218301 Food Processing Machinery and Equipment Wholesalers

Establishments primarily engaged in the wholesale distribution of dairy products manufacturing machinery, milk products manufacturing equipment, bottling machinery and equipment, and other food product manufacturing machinery.

4218302 Hydraulic and Pneumatic (Fluid-Power) Machinery and Equipment Wholesalers

Establishments primarily engaged in the wholesale distribution of hydraulic and pneumatic pumps, motors, parts, accessories, and supplies.

42183021 Hydraulic and Pneumatic Pumps and Motors Wholesalers

Establishments primarily engaged in the wholesale distribution of hydraulic and pneumatic pumps and motors and the parts for them.

42183022 Hydraulic and Pneumatic Parts, Accessories, and Supplies Wholesalers

Establishments primarily engaged in the wholesale distribution of hydraulic and pneumatic (fluid-power) commodities.

4218303 Other General Purpose Industrial Machinery and Equipment Wholesalers

Establishments primarily engaged in the wholesale distribution of general purpose industrial machinery and equipment.

4218304 Metalworking Machinery and Equipment Wholesalers

Establishments primarily engaged in the wholesale distribution of metalworking machinery and equipment and machine tool accessories.

4218305 Materials Handling Equipment Wholesalers

Establishments primarily engaged in the wholesale distribution of fork lift trucks, industrial trucks and tractors, industrial cranes, conveyor systems, hoists, elevators, and other materials handling equipment.

4218306 Oil Well, Oil Refinery, and Pipeline Machinery, Equipment, and Supplies Wholesalers

Establishments primarily engaged in the wholesale distribution of oil refining and oil well machinery, equipment, and supplies.

4218307 Other Industrial Machinery and Equipment Wholesalers

Establishments primarily engaged in the wholesale distribution of specific-use industrial machinery and equipment.

42184 Industrial Supplies Wholesalers

This industry comprises establishments primarily engaged in wholesaling supplies used in machinery and equipment generally used in manufacturing, oil well, and warehousing activities.

421840 Industrial Supplies Wholesalers

This U.S. industry comprises establishments primarily engaged in wholesaling supplies used in machinery and equipment generally used in manufacturing, oil well, and warehousing activities.

The data published with NAICS code 421840 include the following SIC industry:

5085 (pt) Industrial supplies

4218401 General Line Industrial Supplies Wholesaler

Establishments primarily engaged in the wholesale distribution of a combination or general line of industrial materials and supplies.

4218402 Mechanical Power Transmission Supplies Wholesalers

Establishments primarily engaged in the wholesale distribution of mechanical power transmission equipment and supplies.

4218403 Welding Supplies Wholesalers

Establishments primarily engaged in the wholesale distribution of gas-welding supplies (excluding gases), arc-welding supplies, and resistance-welding supplies.

4218404 Industrial Containers and Supplies Wholesalers

Establishments primarily engaged in the wholesale distribution of industrial containers and supplies.

4218405 Industrial Valves and Fittings (Except Fluid-Power) Wholesalers

Establishments primarily engaged in the wholesale distribution of valves and fittings, other than plumbing and heating, or hydraulic and pneumatic.

4218406 Other Industrial Supplies Wholesalers

Establishments primarily engaged in the wholesale distribution of industrial supplies, not included elsewhere.

42185 Service Establishment Equipment and Supplies Wholesalers

This industry comprises establishments primarily engaged in wholesaling specialized equipment and supplies of the type used by service establishments (except specialized equipment and supplies used in offices, stores, hotels, restaurants, schools, health and medical facilities, photographic facilities, as well as specialized equipment used in transportation and construction activities).

421850 Service Establishment Equipment and Supplies Wholesalers

This U.S. industry comprises establishments primarily engaged in wholesaling specialized equipment and supplies of the type used by service establishments (except specialized equipment and supplies used in offices, stores, hotels, restaurants, schools, health and medical facilities, photographic facilities, as well as specialized equipment used in transportation and construction activities).

The data published with NAICS code 421850 include the following SIC industry:

5087 (pt) Service establishment equipment and supplies

4218501 Beauty and Barber Shop Equipment and Supplies Wholesalers

Establishments primarily engaged in the wholesale distribution of barber shop and beauty parlor equipment and supplies (furniture, hydraulic chairs, driers, shampoos, wave solutions, permanent waving supplies, barber soaps, and manicuring supplies, etc.).

4218502 Custodial and Janitors' Equipment and Supplies Wholesalers

Establishments primarily engaged in the wholesale distribution of custodial and janitorial equipment and supplies.

4218503 Laundry and Dry-Cleaning Equipment and Supplies Wholesalers

Establishments primarily engaged in the wholesale distribution of equipment and supplies to the laundry and dry-cleaning trade, such as washing, drying, ironing, and pressing machines; laundry chemicals; dry-cleaning fluids; marking equipment; laundry trays and baskets.

4218504 Other Service Establishment Equipment and Supplies Wholesalers

Establishments primarily engaged in the wholesale distribution of municipality equipment and supplies (water systems, fire department supplies, and parking equipment), shoe service equipment and supplies, tailors'

and furriers' supplies, upholsterers' supplies, undertakers' supplies, and other service establishment equipment and supplies not included elsewhere.

42186 Transportation Equipment and Supplies (Except Motor Vehicle) Wholesalers

This industry comprises establishments primarily engaged in wholesaling transportation equipment and supplies (except marine pleasure craft and motor vehicles).

421860 Transportation Equipment and Supplies (Except Motor Vehicle) Wholesalers

This U.S. industry comprises establishments primarily engaged in wholesaling transportation equipment and supplies (except marine pleasure craft and motor vehicles).

The data published with NAICS code 421860 include the following SIC industry:

5088 Transportation equipment and supplies, except motor vehicles

4218601 Aircraft and Aeronautical Equipment and Supplies Wholesalers

Establishments primarily engaged in the wholesale distribution of aircraft and aeronautical equipment and frames, parts, supplies, and accessories for such equipment.

4218602 Marine Machinery, Equipment, and Supplies Wholesalers

Establishments primarily engaged in the wholesale distribution of ships, boats, and marine propulsion machinery, equipment, and parts.

4218603 Other Transportation Equipment and Supplies Wholesalers

Establishments primarily engaged in the wholesale distribution of railroad equipment, such as rolling stock and maintenance equipment, and equipment and supplies used in the maintenance and repair of subways, tramways, aerial hoists, or horse drawn vehicles.

4219 Miscellaneous Durable Goods Wholesalers

This industry group comprises establishments primarily engaged in wholesaling sporting, recreational, toy, hobby, and jewelry goods and supplies, and precious stones and metals.

42191 Sporting and Recreational Goods and Supplies wholesalers

This industry comprises establishments primarily engaged in wholesaling sporting goods and accessories; billiard and pool supplies; sporting firearms and ammunition; and/or marine pleasure craft, equipment, and supplies.

421910 Sporting and Recreational Goods and Supplies Wholesalers

This U.S. industry comprises establishments primarily engaged in wholesaling sporting goods and accessories; billiard and pool supplies; sporting firearms and ammunition; and/or marine pleasure craft, equipment, and supplies.

The data published with NAICS code 421910 include the following SIC industry:

5091 Sporting and recreational goods and supplies

42192 Toy and Hobby Goods and Supplies Wholesalers

This industry comprises establishments primarily engaged in wholesaling games, toys, fireworks, playing cards, hobby goods and supplies, and/or related goods.

421920 Toy and Hobby Goods and Supplies Wholesalers

This U.S. industry comprises establishments primarily engaged in wholesaling games, toys, fireworks, playing cards, hobby goods and supplies, and/or related goods.

The data published with NAICS code 421920 include the following SIC industry:

5092 Toys and hobby goods and supplies

42193 Recyclable Material Wholesalers

This industry comprises establishments primarily engaged in wholesaling scrap from automotive, industrial, and other recyclable materials. Included in this industry are auto wreckers primarily engaged in dismantling motor vehicles for the purpose of wholesaling scrap.

421930 Recyclable Material Wholesalers

This U.S. industry comprises establishments primarily engaged in wholesaling scrap from automotive, industrial, and other recyclable materials. Included in this industry are auto wreckers primarily engaged in dismantling motor vehicles for the purpose of wholesaling scrap.

The data published with NAICS code 421930 include the following SIC industry:

5093 Recyclable materials

4219301 Iron and Steel Scrap Processors and Dealers

Establishments primarily engaged in selling all forms of scrap iron and scrap steel.

42193011 Iron and Steel Scrap Processors (Using Power Processing Equipment) Wholesalers

Establishments primarily engaged in breaking up, sorting, and selling all forms of scrap iron and scrap steel using power processing equipment. Power processing equipment includes operating cranes, hydraulic or motor shears, baling equipment, cable strippers, etc.

42193012 Iron and Steel Scrap Dealers (Not Using Power Processing Equipment)

Establishments primarily engaged in selling all forms of scrap iron and scrap steel, but which do not operate power processing and preparation equipment.

4219302 Recyclable Paper and Paperboard Wholesalers

Establishments primarily engaged in the wholesale distribution of paper and paperboard scrap and waste.

4219303 Other Recyclable Materials Wholesalers

Establishments primarily engaged in the wholesale distribution of recyclable scrap and waste, nonferrous metals, textiles, glass, plastics, rubber, and oil.

42194 Jewelry, Watch, Silverware, Precious Stone, and Precious Metal Wholesalers

This U.S. industry comprises establishments primarily engaged in wholesaling jewelry, precious and semiprecious stones, precious metals and metal flatware, costume jewelry, watches, clocks, silverware, and/or jewelers' findings.

421940 Jewelry, Watch, Precious Stone, and Precious Metal Wholesalers

This U.S. industry comprises establishments primarily engaged in wholesaling jewelry, precious and semiprecious stones, precious metals and metal flatware, costume jewelry, watches, clocks, silverware, and/or jewelers' findings.

The data published with NAICS code 421940 include the following SIC industry:

5094 Jewelry, watches, precious stones, and precious metals

4219401 Jewelry, Watches, Clocks, Precious Stones, and Silverware Wholesalers

Establishments primarily engaged in the wholesale distribution of jewelry (including costume), precious stones, watches, clocks, silverware, and jewelers' findings.

4219402 Precious Metals (Excluding Ores) Wholesalers

Establishments primarily engaged in the wholesale distribution of precious metals.

42199 Other Miscellaneous Durable Goods Wholesalers

This industry comprises establishments primarily engaged in wholesaling durable goods (except motor vehicle and motor vehicle parts and supplies; furniture and home furnishings; lumber and other construction materials; professional and commercial equipment and supplies; metals and minerals (except petroleum); electrical goods; hardware, and plumbing and heating equipment and supplies; machinery, equipment and supplies; sporting and recreational goods and supplies; toy and hobby goods and supplies; recyclable materials; and jewelry, watches, precious stones and precious metals).

421990 Other Miscellaneous Durable Goods Wholesalers

This U.S. industry comprises establishments primarily engaged in wholesaling durable goods (except motor vehicle and motor vehicle parts and supplies; furniture and home furnishings; lumber and other construction materials; professional and commercial equipment and supplies; metals and minerals (except petroleum); electrical goods; hardware, and plumbing and heating equipment and supplies; machinery, equipment and supplies; sporting and recreational goods and supplies; toy and hobby goods and supplies; recyclable materials; and jewelry, watches, precious stones and precious metals).

The data published with NAICS code 421990 include the following SIC industry:

5099 Other miscellaneous durable goods
7822 (pt) Motion picture and video tape distribution

4219901 Musical Instruments and Supplies Wholesalers

Establishments primarily engaged in the wholesale distribution of musical instruments and supplies.

4219902 Forest Products (Except Lumber) Wholesalers

Establishments primarily engaged in the wholesale distribution of timber products, such as ties, logs, poles, stumps, and cordwood.

4219903 General Merchandise (Durable Goods) Wholesalers

Establishments primarily engaged in the wholesale distribution of a general line of durable goods with no one line accounting for more than 25 percent of the total sales.

4219904 Prerecorded Media Wholesalers

Establishments primarily engaged in the wholesale distribution of prerecorded compact discs, tapes, phonograph records, video cassettes, and other video tapes or discs.

42199041 Compact Disks, Prerecorded Audio Tapes, and Phonograph Records Wholesalers

Establishments primarily engaged in the wholesale distribution of prerecorded compact disks, audio tapes, and phonograph records.

42199042 Prerecorded Video Tape Wholesalers

Establishments primarily engaged in purchasing and reselling prerecorded video cassettes and other videotapes or discs to other wholesalers, video rental stores, and other retailers.

4219905 Fire Extinguishers and Fire Safety Equipment Wholesalers

Establishments primarily engaged in the wholesale distribution of fire extinguishers and fire safety equipment.

4219906 Other Durable Goods Wholesalers

Establishments primarily engaged in the wholesale distribution of durable goods such as game machines, gas lighting fixtures, luggage, and signs (except electric).

422 Wholesale trade, nondurable goods

Industries in the Wholesale Trade, Nondurable Goods subsector sell or arrange the purchase or sale of nondurable goods to other businesses. Nondurable goods are items generally with a normal life expectancy of less than three years. Nondurable goods wholesale trade establishments are engaged in wholesaling products, such as paper and paper products, chemicals and chemical products, drugs, textiles and textile products, apparel, footwear, groceries, farm products, petroleum and petroleum products, alcoholic beverages, books, magazines, newspapers, flowers and nursery stock, and tobacco products.

4221 Paper and Paper Product Wholesalers

This NAICS Industry Group includes establishments classified in the following NAICS Industries: 42211, Paper and paper product wholesalers; 42212, Stationery and office supplies wholesalers; and 42213 Industrial and personal service paper wholesalers.

42211 Printing and Writing Paper Wholesalers

This industry comprises establishments primarily engaged in wholesaling bulk printing and/or writing paper generally on rolls for further processing.

422110 Printing and Writing Paper Wholesalers

This U.S. industry comprises establishments primarily engaged in wholesaling bulk printing and/or writing paper generally on rolls for further processing.

The data published with NAICS code 422110 include the following SIC industry:

5111 Printing and writing paper

42212 Stationery and Office Supplies Wholesalers

This industry comprises establishments primarily engaged in wholesaling stationery, office supplies and/or gift wrap.

422120 Stationery and Office Supplies Wholesalers

This U.S. industry comprises establishments primarily engaged in wholesaling stationery, office supplies and/or gift wrap.

The data published with NAICS code 422120 include the following SIC industry:

5112 (pt) Stationery and office supplies

42213 Industrial and Personal Service Paper Wholesalers

This industry comprises establishments primarily engaged in wholesaling wrapping and other coarse paper, paperboard, converted paper (except stationery and office supplies), and/or related disposable plastics products.

422130 Industrial and Personal Service Paper Wholesalers

This U.S. industry comprises establishments primarily engaged in wholesaling wrapping and other coarse paper, paperboard, converted paper (except stationery and office supplies), and/or related disposable plastics products.

The data published with NAICS code 422130 include the following SIC industry:

5113 Industrial and personal service paper

4222 Drugs and Druggists' Sundries Wholesalers

This industry comprises establishments primarily engaged in wholesaling biological and medical products; botanical drugs and herbs; and pharmaceutical products intended for internal and external consumption in such forms as ampoules, tablets, capsules, vials, ointments, powders, solutions, and suspensions.

42221 Drugs and Druggists' Sundries Wholesalers

This industry comprises establishments primarily engaged in wholesaling biological and medical products; botanical drugs and herbs; and pharmaceutical products intended for internal and external consumption in such forms as ampoules, tablets, capsules, vials, ointments, powders, solutions, and suspensions.

422210 Drugs and Druggists' Sundries Wholesalers

This U.S. industry comprises establishments primarily engaged in wholesaling biological and medical products; botanical drugs and herbs; and pharmaceutical products intended for internal and external consumption in such forms as ampoules, tablets, capsules, vials, ointments, powders, solutions, and suspensions.

The data published with NAICS code 422210 include the following SIC industry:

5122 Drugs, drug proprietaries, and druggists' sundries

4222101 General Line Drugs Wholesalers

Establishments primarily engaged in the wholesale distribution of a combination or general line of drugs, drug proprietaries, and druggists' sundries.

4222102 Specialty Line Drugs, Pharmaceuticals, Cosmetics, and Toiletries Wholesalers

Establishments primarily engaged in the wholesale distribution of specialty-line drugs, pharmaceuticals, cosmetics, and toiletries.

4223 Apparel, Piece Goods, and Notions Wholesalers

This NAICS Industry Group includes establishments classified in the following NAICS Industries: 42231, Piece goods, notions, and other dry goods wholesalers; 42232, Men's and boys' clothing and furnishings wholesalers; 42233, Women's, children's and infants' clothing and accessories wholesalers; 42234, Footwear wholesalers.

42231 Piece Goods, Notions, and Other Dry Goods Wholesalers

This industry comprises establishments primarily engaged in wholesaling piece goods, fabrics, yarns, thread and other notions, and/or hair accessories.

422310 Piece Goods, Notions, and Other Dry Goods Wholesalers

This U.S. industry comprises establishments primarily engaged in wholesaling piece goods, fabrics, yarns, thread and other notions, and/or hair accessories.

The data published with NAICS code 422310 include the following SIC industry:

5131 (pt) Piece goods, notions, and other dry goods

4223101 Piece Goods (Woven and Knit Fabrics) - Jobbers

Establishments primarily engaged in the wholesale distribution of woven and knit fabrics.

4223102 Notions and Other Dry Goods Wholesalers

Establishments primarily engaged in the wholesale distribution of notions (i.e., sewing accessories, etc.), and other dry goods, except piece goods.

42232 Men's and Boys' Clothing and Furnishings Wholesalers

This industry comprises establishments primarily engaged in wholesaling men's and/or boys' clothing and furnishings.

422320 Men's and Boys' Clothing and Furnishings Wholesalers

This U.S. industry comprises establishments primarily engaged in wholesaling men's and/or boys' clothing and furnishings.

The data published with NAICS code 422320 include the following SIC industry:

5136 Men's and boys' clothing and furnishings

42233 Women's, Children's, and Infants' Clothing and Accessories Wholesalers

This industry comprises establishments primarily engaged in wholesaling (1) women's, children's, infants', and/or unisex clothing and accessories and/or (2) fur clothing.

422330 Women's, Children's, and Infants' Clothing and Accessories Wholesalers

This U.S. industry comprises establishments primarily engaged in wholesaling (1) women's, children's, infants', and/or unisex clothing and accessories and/or (2) fur clothing.

The data published with NAICS code 422330 include the following SIC industry:

5137 Women's and children's and infants' clothing and accessories

42234 Footwear Wholesalers

This industry comprises establishments primarily engaged in wholesaling footwear (including athletic) of leather, rubber, and other materials.

422340 Footwear Wholesalers

This U.S. industry comprises establishments primarily engaged in wholesaling footwear (including athletic) of leather, rubber, and other materials.

The data published with NAICS code 422340 include the following SIC industry:

5139 Footwear

4224 Grocery and Related Product Wholesalers

This NAICS Industry Group includes establishments classified in the following NAICS Industries: 42241, General line grocery wholesalers; 42242, Packaged frozen food wholesalers; 42243, Dairy product (except dried or canned) wholesalers; 42244, Poultry and poultry product wholesalers; 42245, Confectionery wholesalers; 42246, Fish and seafood wholesalers; 42247, Meat and meat product wholesalers; 42248, Fresh fruit and vegetable wholesalers; 42249, Other grocery and related products wholesalers.

42241 General Line Grocery Wholesalers

This industry comprises establishments primarily engaged in wholesaling a general line (wide range) of groceries.

422410 General Line Grocery Wholesalers

This U.S. industry comprises establishments primarily engaged in wholesaling a general line (wide range) of groceries.

The data published with NAICS code 422410 include the following SIC industry:

5141 Groceries, general line

4224101 General Line, Grocery Wholesalers, Voluntary Group

Establishments primarily engaged in the wholesale distribution of a general line of groceries and sponsoring (or affiliated with sponsors of) voluntary organization of food retailers which distributes a general line of groceries to these voluntary groups. These also include any voluntary group grocery wholesalers commonly engaged in joint advertising or other sales promotions under a group name or identification. Wholesale establishments sponsoring such voluntary groups are included here regardless of the portion of their sales made to the retail organization's members.

4224102 General Line, Grocery Wholesalers, Retail Cooperative

Establishments primarily engaged in the wholesale distribution of a general line of groceries and owned and operated cooperatively by groups of independent food retailers buying collectively which are primarily engaged

in wholesale selling and distributing a general line of groceries. These establishments function primarily as a wholesale cooperative company selling chiefly to member retailers, but sometimes do a regular wholesale business.

4224103 Other General Line Grocery Wholesalers

Establishments primarily engaged in the wholesale distribution of a general line of groceries, including cash-and-carry food establishments, not sponsoring or affiliated with any voluntary or cooperative groups. Also included are agents and brokers with a general line of groceries.

42242 Packaged Frozen Food Wholesalers

This industry comprises establishments primarily engaged in wholesaling packaged frozen foods (except dairy products).

422420 Packaged Frozen Food Wholesalers

This U.S. industry comprises establishments primarily engaged in wholesaling packaged frozen foods (except dairy products).

The data published with NAICS code 422420 include the following SIC industry:

5142 Packaged frozen foods

42243 Dairy Product (Except Dried or Canned) Wholesalers

This industry comprises establishments primarily engaged in wholesaling dairy products (except dried or canned).

422430 Dairy Product (Except Dried or Canned) Wholesalers

This U.S. industry comprises establishments primarily engaged in wholesaling dairy products (except dried or canned).

The data published with NAICS code 422430 include the following SIC industry:

5143 Dairy products, except dried or canned

4224301 Raw Milk Wholesalers

Establishments primarily engaged in the wholesale distribution of raw, dried, or canned milk.

4224302 Dairy Products, (Except Raw Milk) Wholesalers

Establishments primarily engaged in the wholesale distribution of processed dairy products, except raw, dried, or canned.

42244 Poultry and Poultry Product Wholesalers

This industry comprises establishments primarily engaged in wholesaling poultry and/or poultry products (except canned and packaged frozen).

422440 Poultry and Poultry Product Wholesalers

This U.S. industry comprises establishments primarily engaged in wholesaling poultry and/or poultry products (except canned and packaged frozen).

The data published with NAICS code 422440 include the following SIC industry:

5144 Poultry and poultry products

4224401 Live Poultry Wholesalers

Establishments primarily engaged in the wholesale distribution of live poultry.

4224402 Poultry and Poultry Products (Except Live) Wholesalers

Establishments primarily engaged in the wholesale distribution of poultry and poultry products (except canned and packaged frozen products and live poultry).

42245 Confectionery Wholesalers

This industry comprises establishments primarily engaged in wholesaling confectioneries; salted or roasted nuts; popcorn; potato, corn, and similar chips; and/or fountain fruits and syrups.

422450 Confectionery Wholesalers

This U.S. industry comprises establishments primarily engaged in wholesaling confectioneries; salted or roasted nuts; popcorn; potato, corn, and similar chips; and/or fountain fruits and syrups.

The data published with NAICS code 422450 include the following SIC industry:

5145 Confectionery

42246 Fish and Seafood Wholesalers

This industry comprises establishments primarily engaged in wholesaling fish and seafood (except canned or packaged frozen).

422460 Fish and Seafood Wholesalers

This U.S. industry comprises establishments primarily engaged in wholesaling fish and seafood (except canned or packaged frozen).

The data published with NAICS code 422460 include the following SIC industry:

5146 Fish and seafoods

42247 Meat and Meat Product Wholesalers

This industry comprises establishments primarily engaged in wholesaling meats and meat products (except canned and packaged frozen) and/or lard.

422470 Meat and Meat Product Wholesalers

This U.S. industry comprises establishments primarily engaged in wholesaling meats and meat products (except canned and packaged frozen) and/or lard.

The data published with NAICS code 422470 include the following SIC industry:

5147 (pt) Meats and meat products

42248 Fresh Fruit and Vegetable Wholesalers

This industry comprises establishments primarily engaged in wholesaling fresh fruits and vegetables.

422480 Fresh Fruit and Vegetable Wholesalers

This U.S. industry comprises establishments primarily engaged in wholesaling fresh fruits and vegetables.

The data published with NAICS code 422480 include the following SIC industry:

5148 Fresh fruits and vegetables

42249 Other Grocery and Related Products Wholesalers

This industry comprises establishments primarily engaged in wholesaling groceries and related products (except a general line of groceries; packaged frozen food; dairy products (except dried and canned); poultry products (except canned); confectioneries; fish and seafood (except canned); meat products (except canned); and fresh fruits and vegetables). Included in this industry are establishments primarily engaged in bottling and wholesaling spring and mineral waters processed by others.

422490 Other Grocery and Related Products Wholesalers

This U.S. industry comprises establishments primarily engaged in wholesaling groceries and related products (except a general line of groceries; packaged frozen food; dairy products (except dried and canned); poultry products (except canned); confectioneries; fish and seafood (except canned); meat products (except canned); and fresh fruits and vegetables). Included in this industry are establishments primarily engaged in bottling and wholesaling spring and mineral waters processed by others.

The data published with NAICS code 422490 include the following SIC industry:

5149 Other groceries and related products

4224901 Coffee, Tea, and Spices Wholesalers

Establishments primarily engaged in the wholesale distribution of coffee, soluble coffee, tea (bagged, packaged, loose, or powdered) and spices.

4224902 Bread and Baked Goods Wholesalers

Establishments primarily engaged in the wholesale distribution of bread, cakes, biscuits, doughnuts, pastries, crackers, pretzels, and other bakery products (except frozen).

4224903 Soft Drinks and Bottled Water Wholesalers

Establishments primarily engaged in the wholesale distribution of soft drinks and unprocessed bottled water.

4224904 Canned Goods Wholesalers

Establishments primarily engaged in the wholesale distribution of canned or bottled fruits, vegetables, juice, baby food, meat, poultry, fish, seafood, and dairy products (condensed or evaporated).

4224905 Food and Beverage Basic Material Wholesalers

Establishments primarily engaged in the wholesale distribution of basic food and beverage materials.

4224906 Other Grocery Specialties Wholesalers

Establishments primarily engaged in the wholesale distribution of grocery specialties, such as flour, refined sugar, breakfast cereals, butter substitutes (e.g., margarine), cooking oils, dried fruits, dried beans (packaged), honey, jams and jellies, pickles, preserves and sauces, polished rice, sandwiches, vegetable shortening, and other grocery specialties not included elsewhere.

4225 Farm Product Raw Material Wholesalers

This industry group comprises establishments primarily engaged in wholesaling agricultural products (except raw milk, live poultry, and fresh fruit and vegetables), such as grains, field beans, livestock, and other farm product raw materials (excluding seeds).

42251 Grain and Field Bean Wholesalers

This industry comprises establishments primarily engaged in wholesaling grains, such as corn, wheat, oats, barley, and unpolished rice; dry beans; and soybeans and

other inedible beans. Included in this industry are establishments primarily engaged in operating country or terminal grain elevators primarily for the purpose of wholesaling.

422510 Grain and Field Bean Wholesalers

This U.S. industry comprises establishments primarily engaged in wholesaling grains, such as corn, wheat, oats, barley, and unpolished rice; dry beans; and soybeans and other inedible beans. Included in this industry are establishments primarily engaged in operating country or terminal grain elevators primarily for the purpose of wholesaling.

The data published with NAICS code 422510 include the following SIC industry:

5153 Grain and field beans

42252 Livestock Wholesalers

This industry comprises establishments primarily engaged in wholesaling livestock (except horses and mules).

422520 Livestock Wholesalers

This U.S. industry comprises establishments primarily engaged in wholesaling livestock (except horses and mules).

The data published with NAICS code 422520 include the following SIC industry:

5154 Livestock

42259 Other Farm Product Raw Material Wholesalers

This industry comprises establishments primarily engaged in wholesaling farm products (except grain and field beans, livestock, raw milk, live poultry, and fresh fruits and vegetables).

422590 Other Farm Product Raw Material Wholesalers

This U.S. industry comprises establishments primarily engaged in wholesaling farm products (except grain and field beans, livestock, raw milk, live poultry, and fresh fruits and vegetables).

The data published with NAICS code 422590 include the following SIC industry:

5159 Other farm-product raw materials

4225901 Hides, Skins, and Pelts Wholesalers

Establishments primarily engaged in the wholesale distribution of untanned hides and skins, such as cattle hides, sheep skins, and goat skins; raw furs; and pelts of fur-bearing animals.

4225902 Leaf Tobacco Wholesalers

Establishments primarily engaged in the wholesale distribution of leaf tobacco.

4225903 Wool, Wool Tops, and Mohair Wholesalers

Establishments primarily engaged in the wholesale distribution of mohair (raw), raw wool, wool noils, wool tops, and wool clippings.

4225904 Cotton Wholesalers

Establishments primarily engaged in buying and/or marketing cotton.

4225905 Other Farm Product Raw Materials Wholesalers

Establishments primarily engaged in buying and/or marketing other farm products.

4226 Chemical and Allied Products Wholesalers

This industry group comprises establishments primarily engaged in wholesaling chemicals; plastics materials and basic forms and shapes; and allied products.

42261 Plastics Materials and Basic Forms and Shapes Wholesalers

This industry comprises establishments primarily engaged in wholesaling plastics materials and resins, and unsupported plastics film, sheet, sheeting, rod, tube, and other basic forms and shapes.

422610 Plastics Materials and Basic Forms and Shapes Wholesalers

This U.S. industry comprises establishments primarily engaged in wholesaling plastics materials and resins, and unsupported plastics film, sheet, sheeting, rod, tube, and other basic forms and shapes.

The data published with NAICS code 422610 include the following SIC industry:

5162 Plastics materials and basic forms and shapes

42269 Other Chemical and Allied Products Wholesalers

This industry comprises establishments primarily engaged in wholesaling chemicals and allied products (except agricultural and medicinal chemicals, paints and varnishes, fireworks, and plastics materials and basic forms and shapes).

422690 Other Chemical and Allied Products Wholesalers

This U.S. industry comprises establishments primarily engaged in wholesaling chemicals and allied products (except agricultural and medicinal chemicals, paints and varnishes, fireworks, and plastics materials and basic forms and shapes).

The data published with NAICS code 422690 include the following SIC industry:

5169 Other chemicals and allied products

4226901 Industrial Gases, (Except LP) Wholesalers

Establishments primarily engaged in the wholesale distribution of industrial gases (compressed and liquefied) regardless of use, such as oxygen and acetylene.

4226902 Other Chemicals and Allied Products Wholesalers

Establishments primarily engaged in the wholesale distribution of chemicals and allied products (except industrial gases), such as acids, industrial and heavy chemicals (except gases), dyestuffs, industrial salts, naval stores, rosin, and turpentine.

4227 Petroleum and Petroleum Products Wholesalers

This NAICS Industry Group includes establishments classified in the following NAICS Industries: 42271, Petroleum bulk stations and terminals; and 42272, Petroleum and petroleum products wholesalers (except bulk stations and terminals).

42271 Petroleum Bulk Stations and Terminals

This industry comprises establishments with bulk liquid storage facilities primarily engaged in wholesaling crude petroleum and petroleum products, including liquefied petroleum gas.

422710 Petroleum Bulk Stations and Terminals

This U.S. industry comprises establishments with bulk liquid storage facilities primarily engaged in wholesaling crude petroleum and petroleum products, including liquefied petroleum gas.

The data published with NAICS code 422710 include the following SIC industry:

5171 (pt) Petroleum bulk stations and terminals

4227101 Petroleum Bulk Stations and Terminals (Except LP)

Establishments primarily engaged in the wholesale distribution of liquid petroleum products (except liquefied petroleum gases) from bulk liquid storage stations or terminals.

42271011 Petroleum Bulk Stations (Except LP)

Establishments primarily engaged in the wholesale distribution of liquid petroleum products (except liquefied petroleum gases) from bulk liquid storage stations for resale. Bulk storage stations have bulk storage capacity of 10,000 to 100,000 gallons, or 100,000 to 2,100,000 gallons and do not receive their supplies primarily from tanker, barge, or pipeline.

42271012 Petroleum Bulk Terminals (Except LP)

Establishments primarily engaged in the wholesale distribution of liquid petroleum products (except liquefied petroleum gases) from bulk liquid storage terminals. Bulk storage terminals have bulk storage capacity of 2,100,000 gallons or more, or have bulk storage capacity of 100,000 gallons or more and receive products primarily by tanker, barge, or pipeline.

4227102 Liquefied Petroleum Bulk Stations and Terminals

Establishments primarily engaged in the wholesale distribution of liquefied petroleum gases from bulk storage stations or terminals for resale. Bulk storage stations or terminals have bulk storage capacity of 10,000 gallons or more.

42272 Petroleum and Petroleum Products Wholesalers (Except Bulk Stations and Terminals)

This industry comprises establishments primarily engaged in wholesaling petroleum and petroleum products (except from bulk liquid storage facilities).

422720 Petroleum and Petroleum Products Wholesalers (Except Bulk Stations and Terminals)

This U.S. industry comprises establishments primarily engaged in wholesaling petroleum and petroleum products (except from bulk liquid storage facilities).

The data published with NAICS code 422720 include the following SIC industry:

5172 Petroleum and petroleum products, except bulk stations and terminals

4228 Beer, Wine, and Distilled Alcoholic Beverage Wholesalers

This NAICS Industry Group includes establishments classified in the following NAICS Industries: 42281, Beer and ale wholesalers; 42282, Wine and distilled alcoholic beverage wholesalers.

42281 Beer and Ale Wholesalers

This industry comprises establishments primarily engaged in wholesaling beer, ale, porter, and other fermented malt beverages.

422810 Beer and Ale Wholesalers

This U.S. industry comprises establishments primarily engaged in wholesaling beer, ale, porter, and other fermented malt beverages.

The data published with NAICS code 422810 include the following SIC industry:

5181 Beer and ale

42282 Wine and Distilled Alcoholic Beverage Wholesalers

This industry comprises establishments primarily engaged in wholesaling wine, distilled alcoholic beverages, and/or neutral spirits and ethyl alcohol used in blended wines and distilled liquors.

422820 Wine and Distilled Alcoholic Beverage Wholesalers

This U.S. industry comprises establishments primarily engaged in wholesaling wine, distilled alcoholic beverages, and/or neutral spirits and ethyl alcohol used in blended wines and distilled liquors.

The data published with NAICS code 422820 include the following SIC industry:

5182 Wine and distilled alcoholic beverages

4228201 Wines and Distilled Alcoholic Beverages (Licensed Operation) Wholesalers

Establishments primarily engaged in the wholesale distribution of wines and distilled spirits under government license.

4228202 Wines and Distilled Alcoholic Beverages (State-Operated) Wholesalers

Establishments primarily engaged as state-owned and operated wholesale distributors of wines and spirits.

4229 Miscellaneous Nondurable Goods Wholesalers

This industry group comprises establishments primarily engaged in wholesaling nondurable goods, such as farm supplies; books, periodicals and newspapers; flowers; nursery stock; paints; varnishes; tobacco and tobacco products; and other miscellaneous nondurable goods, such as cut Christmas trees and pet supplies.

42291 Farm Supplies Wholesalers

This industry comprises establishments primarily engaged in wholesaling farm supplies, such as animal feeds, fertilizers, agricultural chemicals, pesticides, plant seeds, and plant bulbs.

422910 Farm Supplies Wholesalers

This U.S. industry comprises establishments primarily engaged in wholesaling farm supplies, such as animal feeds, fertilizers, agricultural chemicals, pesticides, plant seeds, and plant bulbs.

The data published with NAICS code 422910 include the following SIC industry:

5191 (pt) Farm supplies

4229101 Farm Supplies—Farm Dealers

Establishments primarily engaged in the wholesale distribution of farm supplies primarily sold directly to farmers for farm use.

4229102 Farm Supplies—Wholesale Distributors

Establishments primarily engaged in the wholesale distribution of farm supplies primarily sold directly to governments, institutions, farm dealers, export sales, and other nonfarm accounts.

42292 Book, Periodical, and Newspaper Wholesalers

This industry comprises establishments primarily engaged in wholesaling books, periodicals, and newspapers.

422920 Book, Periodical, and Newspaper Wholesalers

This U.S. industry comprises establishments primarily engaged in wholesaling books, periodicals, and newspapers.

The data published with NAICS code 422920 include the following SIC industry:

5192 Books, periodicals, and newspapers

42293 Flower, Nursery Stock, and Florists' Supplies Wholesalers

This industry comprises establishments primarily engaged in wholesaling flowers, florists' supplies, and/or nursery stock (except seeds and plant bulbs).

422930 Flower, Nursery Stock, and Florists' Supplies Wholesalers

This U.S. industry comprises establishments primarily engaged in wholesaling flowers, florists' supplies, and/or nursery stock (except seeds and plant bulbs).

The data published with NAICS code 422930 include the following SIC industry:

5193 (pt) Flowers, nursery stock, and florists' supplies

42294 Tobacco and Tobacco Product Wholesalers

This industry comprises establishments primarily engaged in wholesaling tobacco products, such as cigarettes, snuff, cigars, and pipe tobacco.

422940 Tobacco and Tobacco Product Wholesalers

This U.S. industry comprises establishments primarily engaged in wholesaling tobacco products, such as cigarettes, snuff, cigars, and pipe tobacco.

The data published with NAICS code 422940 include the following SIC industry:

5194 Tobacco and tobacco products

42295 Paint, Varnish, and Supplies Wholesalers

This industry comprises establishments primarily engaged in wholesaling paints, varnishes, and similar coatings; pigments; wallpaper; and supplies, such as paint brushes and rollers.

422950 Paint, Varnish, and Supplies Wholesalers

This U.S. industry comprises establishments primarily engaged in wholesaling paints, varnishes, and similar coatings; pigments; wallpaper; and supplies, such as paint brushes and rollers.

The data published with NAICS code 422950 include the following SIC industry:

5198 (pt) Paints, varnishes, and supplies

4229501 Paints, Varnishes, and Supplies (Wholesalers)

Establishments primarily engaged in wholesaling paints, varnishes, and similar coatings; pigments; wallpaper; and supplies, such as paint brushes and rollers.

42295011 Paints, Varnishes, and Supplies (Wholesalers)

Establishments primarily engaged in wholesaling paints, varnishes, and similar coatings; pigments; wallpaper; and supplies, such as paint brushes and rollers.

42299 Other Miscellaneous Nondurable Goods Wholesalers

This industry comprises establishments primarily engaged in wholesaling nondurable goods (except printing and writing paper; stationery and office supplies; industrial and personal service paper; drugs and druggists' sundries; apparel, piece goods, and notions; grocery and related products; farm product raw materials; chemical and allied products; petroleum and petroleum products; beer, wine, and distilled alcoholic beverages; farm supplies; books, periodicals and newspapers; flower, nursery stock and florists' supplies; tobacco and tobacco products; and paint, varnishes, wallpaper, and supplies).

422990 Other Miscellaneous Nondurable Goods Wholesalers

This U.S. industry comprises establishments primarily engaged in wholesaling nondurable goods (except printing and writing paper; stationery and office supplies; industrial and personal service paper; drugs and druggists' sundries; apparel, piece goods, and notions; grocery and related products; farm product raw materials; chemical and allied products; petroleum and petroleum products; beer, wine, and distilled alcoholic beverages; farm supplies; books, periodicals and newspapers; flower, nursery stock and florists' supplies; tobacco and tobacco products; and paint, varnishes, wallpaper, and supplies).

The data published with NAICS code 422990 include the following SIC industry:

5199 (pt) Other miscellaneous nondurable goods

4229901 Art Goods Wholesalers

Establishments primarily engaged in the wholesale distribution of art goods such as artists' supplies, curios, and souvenirs.

4229902 General Merchandise (Nondurable Goods) Wholesalers

Establishments primarily engaged in the wholesale distribution of a general line of nondurable goods with no one line accounting for more than 25 percent of the total sales.

4229903 Textile Bags, Bagging, and Burlap Wholesalers

Establishments primarily engaged in the wholesale distribution of textile bags, and bagging burlap, and canvas and felt products.

4229904 Other Nondurable Goods Wholesalers

Establishments primarily engaged in the wholesale distribution of nondurable goods (except office supplies, druggists' sundries, apparel, groceries, chemical products, petroleum products, alcoholic beverages, farm supplies, books, periodicals, florists supplies; paint supplies, and art goods).

Appendix C.

Coverage and Methodology

MAIL/NONMAIL UNIVERSE

For the wholesale sector all firms were sent questionnaires to be completed and returned to the Census Bureau by mail. This sector does not have a nonmail universe. For most very small firms with employment, abbreviated data was collected using a short form. These records provided basic information on location, kind of business, sales, payroll, number of employees, and legal form of organization. Nonemployers were not included in the scope of the wholesale sector.

INDUSTRY CLASSIFICATION OF ESTABLISHMENTS

The classifications for all establishments in this sector were assigned in accordance with the 1997 North American Industry Classification System (NAICS) Manual, United States. NAICS is a common classification system developed by the United States, Canada, and Mexico. This system replaces the 1987 Standard Industrial Classification (SIC) that was used in previous censuses. Appendix A of the 1997 NAICS manual provides information on the comparability between the 1987 SIC and 1997 NAICS. More information on NAICS is available in the NAICS manual and at www.census.gov/naics.

RELIABILITY OF DATA

The accuracy of these tabulated data is determined by the joint effects of the various nonsampling errors or by the joint effects of sampling and nonsampling errors. No direct measurement of these effects has been obtained, except for estimation for missing or misreported data; however, precautionary steps were taken in all phases of the collection, processing, and tabulation of the data in an effort to minimize the effects of nonsampling errors. Nonsampling errors can be attributed to many sources: inability to identify all cases in the actual universe; definition and classification difficulties; differences in the interpretation of questions; errors in recording or coding the data obtained; and other errors of collection, response, coverage, and estimation for missing or misreported data.

The Census Bureau obtains limited information extracted from administrative records of other Federal agencies. This information is used in conjunction with other information available to the Census Bureau to develop estimates for nonemployers, small employers, and other establishments for which responses were not received in time for publication.

TREATMENT OF NONRESPONSE

Census report forms included two different types of inquiries, "basic" and "industry-specific." Data for the basic inquiries, which included location, kind of business or operation, sales, payroll, number of employees, and legal form of organization, were available from a combination of sources for all establishments. Data for industry-specific inquiries, tailored to the particular kinds of business or type of operation covered by the report, were available only from the establishments that completed the appropriate inquiries on the questionnaire.

Two methods were used to account for nonresponse to industry-specific inquiries. For some inquiries, missing data were imputed for individual records based on responses from similar establishments. For other inquiries, the total of reported data was expanded to represent 100 percent of the universe. Data presented for industry-specific inquiries based on a December 31 reference date were expanded in direct relationship to total sales of only those establishments in business at the end of the year. Unless otherwise noted in specific reports, data for other industry-specific inquiries were expanded in direct relationship to total sales of all establishments included in the category. In a few cases, expansion on the basis of sales was not appropriate, and another basic data item was used as the basis for expansion.

All reports in which data were expanded to account for nonrespondents include a coverage indicator for each publication category, which shows the sales of establishments responding to the industry-specific inquiry as a percent of total sales for all establishments for which data are shown. For some inquiries, coverage is determined by the ratio of total payroll or employment of establishments responding to the inquiry to total payroll or employment of all establishments in the category.

Appendix D. Geographic Notes

Not applicable for this report.

Appendix E. Metropolitan Areas

Not applicable for this report.

Summary

1997

Issued March 2001

EC97W42S-SM

1997 Economic Census

Wholesale Trade

Subject Series



USCENSUSBUREAU
Helping You Make Informed Decisions

U.S. Department of Commerce
Economics and Statistics Administration
U.S. CENSUS BUREAU



ACKNOWLEDGMENTS

Many persons participated in the various activities of the 1997 Economic Census for the Wholesale Trade sector.

Service Sector Statistics Division prepared this report. **Bobby E. Russell**, Assistant Chief for Census Programs, was responsible for the overall planning, management, and coordination. Planning and implementation were under the direction of **Donna L. Hambric**, Chief, Wholesale Census Branch, and **John R. Trimble**, Chief, Services Sector Statistics Division Redesign Team, assisted by **Steven L. Barron** and **Scott P. Handmaker**. Primary staff assistance was provided by **John L. Vignali**, **Gary E. Swenson**, **Karen K. Sigmon**, **Pamela Palmer**, **G. Brian Wilson**, **Peter J. Martin**, **Dennis R. Johnson**, **Jennifer A. Sekely**, **Stephen W. Hume** and **Francine T. Grey**.

Mathematical and statistical techniques, as well as the coverage operations were provided by **Carl A. Konschnik**, Assistant Chief for Research and Methodology, assisted by **Carol S. King**, Chief, Statistical Methods Branch, and **Jock R. Black**, Chief, Program Research and Development Branch, with staff assistance from **Maria C. Cruz** and **David L. Kinyon**.

The Economic Planning and Coordination Division provided overall planning and review of many operations and the computer processing procedures. **Shirin A. Ahmed**, Assistant Chief for Post-Collection Processing, was responsible for edit procedures and designing the interactive analytical software. Design and specifications were prepared under the supervision of **Dennis L. Shoemaker**, Chief, Census Processing Branch, assisted by **John D. Ward**. Primary staff assistance was provided by **Sonya P. Curcio**, **Richard W. Graham**, and **Cheryl E. Merkle**. The Economic Product Team, with primary contributions from **Andrew W. Hait** and **Jennifer E. Lins**, was responsible for the development of the system to disseminate 1997 Economic Census products.

The staff of the National Processing Center, **Judith N. Petty**, Chief, performed mailout preparation and receipt operations, clerical and analytical review activities, and data entry.

The Geography Division staff developed geographic coding procedures and associated computer programs.

The Economic Statistical Methods and Programming Division, **Charles P. Pautler Jr.**, Chief, developed and coordinated the computer processing systems. **Martin S. Harahush**, Assistant Chief for Quinquennial Programs, was responsible for design and implementation of the computer systems. **Robert S. Jewett**, and **Barbara L. Lambert** provided special computer programming. **William C. Wester**, Chief, Services Branch, assisted by **Robert A. Hill**, **Dennis P. Kelly**, and **Jeffrey S. Rosen**, supervised the preparation of the computer programs. Additional programming assistance was provided by **Donell D. Barnes**, **Daniel C. Collier**, **Gilbert J. Flodine**, **David Hiller**, **Leatrice D. Hines**, **William D. McClain**, **Jay L. Norris**, **Sarah J. Presley**, and **Michael A. Sendelbach**.

Computer Services Division, **Debra D. Williams**, Chief, performed the computer processing.

Kim D. Ottenstein, **Bernadette J. Gayle**, of the Administrative and Customer Services Division, **Walter C. Odom**, Chief, provided publications and printing management, graphics design and composition, and editorial review for print and electronic media. General direction and production management were provided by **Michael G. Garland**, Assistant Division Chief, and **Gary J. Lauffer**, Chief, Publications Services Branch.

Special acknowledgment is also due the many businesses whose cooperation has contributed to the publication of these data.

1997 Economic Census

Wholesale Trade

Subject Series



U.S. Department of Commerce
Donald L. Evans,
Secretary

**Economics
and Statistics
Administration**
J. Lee Price,
Acting Under Secretary for
Economic Affairs

U.S. CENSUS BUREAU
William G. Barron, Jr.,
Acting Director



**Economics
and Statistics
Administration**

J. Lee Price,
Acting Under Secretary
for Economic Affairs



U.S. CENSUS BUREAU

William G. Barron,
Acting Director

William G. Barron,
Deputy Director

Paula J. Schneider,
Principal Associate Director
for Programs

Frederick T. Knickerbocker,
Associate Director
for Economic Programs

Thomas L. Mesenbourg,
Assistant Director
for Economic Programs

Bobby E. Russell,
Acting Chief, Service Sector
Statistics Division

CONTENTS

Introduction to the Economic Census	1
Wholesale Trade	5
TABLES	
Geographic Area Series	
1. Summary Statistics for the United States: 1997	7
Commodity Line Sales	
2. All Types of Operation by Kind of Business and Commodity Line for Wholesale Trade: 1997	31
Establishment and Firm Size	
3. Concentration by Largest Firms: 1997	418
Miscellaneous Subjects	
4. Gross Margins and Its Components for Merchant Wholesalers for the United States: 1997	520
5. Gross Profits and Its Components for Merchant Wholesalers for the United States: 1997	525
APPENDIXES	
A. Explanation of Terms	A-1
B. NAICS Codes, Titles, and Descriptions	B-1
C. Coverage and Methodology	C-1
D. Geographic Notes	--
E. Metropolitan Areas	--
Availability of Data	Inside back cover

-- Not applicable for this report.

Note: This summary report is a compilation of selected tables from the 1997 Wholesale Trade Geographic Area Series, Commodity Line Sales, Establishment and Firm Size, and Miscellaneous Subjects reports.

Introduction to the Economic Census

PURPOSES AND USES OF THE ECONOMIC CENSUS

The economic census is the major source of facts about the structure and functioning of the Nation's economy. It provides essential information for government, business, industry, and the general public. Title 13 of the United States Code (Sections 131, 191, and 224) directs the Census Bureau to take the economic census every 5 years, covering years ending in 2 and 7.

The economic census furnishes an important part of the framework for such composite measures as the gross domestic product estimates, input/output measures, production and price indexes, and other statistical series that measure short-term changes in economic conditions. Specific uses of economic census data include the following:

- Policymaking agencies of the Federal Government use the data to monitor economic activity and assess the effectiveness of policies.
- State and local governments use the data to assess business activities and tax bases within their jurisdictions and to develop programs to attract business.
- Trade associations study trends in their own and competing industries, which allows them to keep their members informed of market changes.
- Individual businesses use the data to locate potential markets and to analyze their own production and sales performance relative to industry or area averages.

ALL-NEW INDUSTRY CLASSIFICATIONS

Data from the 1997 Economic Census are published primarily on the basis of the North American Industry Classification System (NAICS), unlike earlier censuses, which were published according to the Standard Industrial Classification (SIC) system. NAICS is in the process of being adopted in the United States, Canada, and Mexico. Most economic census reports cover one of the following NAICS sectors:

21	Mining
22	Utilities
23	Construction
31-33	Manufacturing
42	Wholesale Trade
44-45	Retail Trade
48-49	Transportation and Warehousing
51	Information

52	Finance and Insurance
53	Real Estate and Rental and Leasing
54	Professional, Scientific, and Technical Services
55	Management of Companies and Enterprises
56	Administrative and Support and Waste Management and Remediation Services
61	Educational Services
62	Health Care and Social Assistance
71	Arts, Entertainment, and Recreation
72	Accommodation and Foodservices
81	Other Services (except Public Administration)

(Not listed above are the Agriculture, Forestry, Fishing, and Hunting sector (NAICS 11), partially covered by the census of agriculture conducted by the U.S. Department of Agriculture, and the Public Administration sector (NAICS 92), covered by the census of governments conducted by the Census Bureau.)

The 20 NAICS sectors are subdivided into 96 subsectors (three-digit codes), 313 industry groups (four-digit codes), and, as implemented in the United States, 1170 industries (five- and six-digit codes).

RELATIONSHIP TO SIC

While many of the individual NAICS industries correspond directly to industries as defined under the SIC system, most of the higher level groupings do not. Particular care should be taken in comparing data for retail trade, wholesale trade, and manufacturing, which are sector titles used in both NAICS and SIC, but cover somewhat different groups of industries. The industry definitions discuss the relationships between NAICS and SIC industries. Where changes are significant, it will not be possible to construct time series that include data for points both before and after 1997.

For 1997, data for auxiliary establishments (those functioning primarily to manage, service, or support the activities of their company's operating establishments, such as a central administrative office or warehouse) will not be included in the sector-specific reports. These data will be published separately.

GEOGRAPHIC AREA CODING

Accurate and complete information on the physical location of each establishment is required to tabulate the census data for the states, metropolitan areas (MAs), counties, parishes, and corporate municipalities including cities, towns, villages, and boroughs. Respondents were

required to report their physical location (street address, municipality, county, and state) if it differed from their mailing address. For establishments not surveyed by mail (and those single-establishment companies that did not provide acceptable information on physical location), location information from Internal Revenue Service tax forms is used as a basis for coding.

BASIS OF REPORTING

The economic census is conducted on an establishment basis. A company operating at more than one location is required to file a separate report for each store, factory, shop, or other location. Each establishment is assigned a separate industry classification based on its primary activity and not that of its parent company.

DOLLAR VALUES

All dollar values presented are expressed in current dollars; i.e., 1997 data are expressed in 1997 dollars, and 1992 data, in 1992 dollars. Consequently, when making comparisons with prior years, users of the data should consider the changes in prices that have occurred.

All dollar values are shown in thousands of dollars.

AVAILABILITY OF ADDITIONAL DATA

Reports in Print and Electronic Media

All results of the 1997 Economic Census are available on the Census Bureau Internet site (www.census.gov) and on compact discs (CD-ROM) for sale by the Census Bureau. Unlike previous censuses, only selected highlights are published in printed reports. For more information, including a description of electronic and printed reports being issued, see the Internet site, or write to U.S. Census Bureau, Washington, DC 20233-8300, or call Customer Services at 301-457-4100.

Special Tabulations

Special tabulations of data collected in the 1997 Economic Census may be obtained, depending on availability of time and personnel, in electronic or tabular form. The data will be summaries subject to the same rules prohibiting disclosure of confidential information (including name, address, kind of business, or other data for individual business establishments or companies) that govern the regular publications.

Special tabulations are prepared on a cost basis. A request for a cost estimate, as well as exact specifications on the type and format of the data to be provided, should be directed to the Chief of the division named below, U.S. Census Bureau, Washington, DC 20233-8300. To discuss a special tabulation before submitting specifications, call the appropriate division:

Manufacturing and Construction Division 301-457-4673
Service Sector Statistics Division 301-457-2668

HISTORICAL INFORMATION

The economic census has been taken as an integrated program at 5-year intervals since 1967 and before that for 1954, 1958, and 1963. Prior to that time, individual components of the economic census were taken separately at varying intervals.

The economic census traces its beginnings to the 1810 Decennial Census, when questions on manufacturing were included with those for population. Coverage of economic activities was expanded for the 1840 Decennial Census and subsequent censuses to include mining and some commercial activities. The 1905 Manufactures Census was the first time a census was taken apart from the regular decennial population census. Censuses covering retail and wholesale trade and construction industries were added in 1930, as were some covering service trades in 1933. Censuses of construction, manufacturing, and the other business service censuses were suspended during World War II.

The 1954 Economic Census was the first census to be fully integrated: providing comparable census data across economic sectors, using consistent time periods, concepts, definitions, classifications, and reporting units. It was the first census to be taken by mail, using lists of firms provided by the administrative records of other Federal agencies. Since 1963, administrative records also have been used to provide basic statistics for very small firms, reducing or eliminating the need to send them census questionnaires.

The range of industries covered in the economic censuses expanded between 1967 and 1992. The census of construction industries began on a regular basis in 1967, and the scope of service industries, introduced in 1933, was broadened in 1967, 1977, and 1987. While a few transportation industries were covered as early as 1963, it was not until 1992 that the census broadened to include all of transportation, communications, and utilities. Also new for 1992 was coverage of financial, insurance, and real estate industries. With these additions, the economic census and the separate census of governments and census of agriculture collectively covered roughly 98 percent of all economic activity.

Printed statistical reports from the 1992 and earlier censuses provide historical figures for the study of long-term time series and are available in some large libraries. All of the census reports printed since 1967 are still available for sale on microfiche from the Census Bureau. CD-ROMs issued from the 1987 and 1992 Economic Censuses contain databases including nearly all data published in print, plus additional statistics, such as ZIP Code statistics, published only on CD-ROM.

SOURCES FOR MORE INFORMATION

More information about the scope, coverage, classification system, data items, and publications for each of the economic censuses and related surveys is published in the *Guide to the 1997 Economic Census and Related Statistics* at www.census.gov/econguide. More information on the methodology, procedures, and history of the censuses will be published in the *History of the 1997 Economic Census* at www.census.gov/econ/www/history.html.

ABBREVIATIONS AND SYMBOLS

The following abbreviations and symbols are used with the 1997 Economic Census data:

A	Standard error of 100 percent or more.
D	Withheld to avoid disclosing data of individual companies; data are included in higher level totals.
F	Exceeds 100 percent because data include establishments with payroll exceeding revenue.
N	Not available or not comparable.
Q	Revenue not collected at this level of detail for multiestablishment firms.
S	Withheld because estimates did not meet publication standards.

V	Represents less than 50 vehicles or .05 percent.
X	Not applicable.
Y	Disclosure withheld because of insufficient coverage of merchandise lines.
Z	Less than half the unit shown.
a	0 to 19 employees.
b	20 to 99 employees.
c	100 to 249 employees.
e	250 to 499 employees.
f	500 to 999 employees.
g	1,000 to 2,499 employees.
h	2,500 to 4,999 employees.
i	5,000 to 9,999 employees.
j	10,000 to 24,999 employees.
k	25,000 to 49,999 employees.
l	50,000 to 99,999 employees.
m	100,000 employees or more.
p	10 to 19 percent estimated.
q	20 to 29 percent estimated.
r	Revised.
s	Sampling error exceeds 40 percent.
nec	Not elsewhere classified.
nsk	Not specified by kind.
–	Represents zero (page image/print only).
(CC)	Consolidated city.
(IC)	Independent city.

This page is intentionally blank.

Wholesale Trade

SCOPE

The Wholesale Trade sector (sector 42) comprises establishments engaged in wholesaling merchandise, generally without transformation, and rendering services incidental to the sale of merchandise.

The wholesaling process is an intermediate step in the distribution of merchandise. Wholesalers are organized to sell or arrange the purchase or sale of (a) goods for resale (i.e., goods sold to other wholesalers or retailers), (b) capital or durable nonconsumer goods, and (c) raw and intermediate materials and supplies used in production.

Wholesalers sell merchandise to other businesses and normally operate from a warehouse or office. These warehouses and offices are characterized by having little or no display of merchandise. In addition, neither the design nor the location of the premises is intended to solicit walk-in traffic. Wholesalers do not normally use advertising directed to the general public. Customers are generally reached initially via telephone, in-person marketing, or by specialized advertising that may include Internet and other electronic means. Follow-up orders are either vendor-initiated or client-initiated, generally based on previous sales, and typically exhibit strong ties between sellers and buyers. In fact, transactions are often conducted between wholesalers and clients that have long-standing business relationships.

This sector comprises three main types of wholesalers: those that sell goods on their own account, those that sell goods manufactured by a parent company in the United States, and those that arrange sales and purchases for others for a commission or fee.

1. Wholesale merchants, distributors, jobbers, drop shippers, import/export merchants, terminal grain elevators, country grain elevators, and farm product assemblers sell goods on their own account. These establishments typically maintain their own warehouse, where they receive and handle goods for their customers. They also may operate as drop shippers or offices taking orders from customers and having the goods shipped directly from the supplier. Establishments operating exclusively in this manner will not maintain any inventory. Goods are generally sold without transformation, but may include integral functions, such as sorting, packaging, labeling, and other marketing services.
2. Manufacturers sales branches and offices primarily sell products manufactured or mined in the United States by their parent company.
3. Agents and brokers, commission merchants, import/export agents and brokers, auction companies, and manufacturers' agents arrange for the purchase or sale of goods owned by others or purchased on a commission basis. Agents and brokers operate from offices and do not own or handle the goods they sell. Auction companies and commission merchants handle goods on a consignment basis but do not own the goods.

Although wholesaling normally denotes sales in large volumes, durable nonconsumer goods may be sold in single units. Sales of capital or durable nonconsumer goods used in the production of goods and services, such as farm machinery, medium and heavy duty trucks, and industrial machinery, are always included in wholesale trade.

GENERAL

A list of products that provide statistics on sector 42 follows.

Geographic area reports. A separate report containing data for establishments with payroll is published for each state, the District of Columbia, and the United States. Each report presents general statistics for establishments with payroll, on number of establishments, sales, payroll, employment, operating expenses, and inventories. At the state level, data also are presented separately for the following types of wholesale operations: merchant wholesalers; manufacturers' sales branches and offices; and agents, brokers, commission merchants, and auction companies. Less type-of-operation detail is shown below the state level. For states, MAs, and counties and places with 200 wholesale establishments or more, statistics are presented by kind of business. Greater kind-of-business detail is shown for larger areas. In addition, data are shown for all places with 2,500 inhabitants or more and all counties (with no kind-of-business detail).

Commodity line sales report. This report presents data on major categories of commodities sold by wholesale kinds of business for the United States. Tables present data for each kind of business and show, for each commodity line, the number of establishments handling the line and their sales of the line; the percentage of total sales of the kind of business accounted for by each of the lines carried; and for establishments actually handling a specific line, the percentage of total sales represented by sales of that line. Summary statistics also are provided for

the broad commodity line categories, including counts of establishments and the amount and percentage of the line sold by various kinds of wholesale businesses.

Establishment and firm size (including legal form of organization) report. This report presents data for establishments with payroll, based on size of establishment, size of company or firm, and legal form of organization. Establishment statistics are presented by sales size and by employment size; statistics for firms by sales size (including concentration by largest firms), by employment size, and by number of establishments operated (single units and multiunits). Statistics are presented by kind of business on the number of establishments, sales, payroll, operating expense, inventories and employment for the United States.

Miscellaneous subjects report. This report contains data by kind of business on employment by principal activity; sales by class of customer; inventory valuation methods; commissions and gross selling value of business conducted for others by agents and brokers; gross margins, gross profits, and their components; and on petroleum bulk stations and terminals. Data are presented for the United States as a whole and for petroleum bulk stations and terminals at the state level.

GEOGRAPHIC AREAS COVERED

The level of geographic detail varies by report. Data may be presented for:

1. The United States as a whole.
2. States and the District of Columbia.
3. Consolidated metropolitan statistical areas (CMSAs) and primary metropolitan statistical areas (PMSAs) defined by the Office of Management and Budget (OMB) as of June 30, 1997. A CMSA is an area used to facilitate the presentation and analysis of data for large concentrations of metropolitan populations. It includes two or more contiguous PMSAs which have a population of at least 1,000,000 (according to the 1990 Census of Population or subsequent special census) and which meet specific criteria of urban character and of social and economic integration.
4. Metropolitan statistical areas (MSAs) defined by the OMB as of June 30, 1997. An MSA is an integrated economic and social unit with a population nucleus of at least 50,000 inhabitants (according to the 1990 Census of Population or subsequent special census). Each MSA consists of one or more counties meeting standards of metropolitan character; in New England, cities and towns rather than counties are the component geographic units.
5. Areas within the state outside metropolitan areas (MAs).

6. Counties and county equivalents defined as of January 1, 1997. Counties are the primary divisions of states, except in Louisiana where they are called parishes and in Alaska where they are called boroughs and census areas. Maryland, Missouri, Nevada, and Virginia have one place or more that is independent of any county organization and constitutes primary divisions of their states. These places are treated as counties and as places.
7. Consolidated cities defined as of January 1, 1997. Consolidated cities are consolidated governments which consist of separately incorporated municipalities.
8. Municipalities of 2,500 inhabitants or more defined as of January 1, 1997. These are areas of significant population incorporated as a city, borough, village, or town according to the 1990 Census of Population or subsequent special census. For the economic census, boroughs and census areas in Alaska and boroughs in New York are not included in this category.
9. Special economic urban areas (SEUAs), which include townships in Michigan, New Jersey, and Pennsylvania, and towns in New York, Wisconsin, and the six New England states with 10,000 inhabitants or more (according to the 1990 Census of Population or subsequent special census).

COMPARABILITY OF THE 1992 AND 1997 CENSUSES

The 1997 Economic Census is the first census to present data based on the new North American Industry Classification System (NAICS). Previous census data were presented based on the Standard Industrial Classification (SIC) system developed some 60 years ago. Due to this change, comparability between census years may be limited. Comparative statistics will be included as part of the Core Business Statistics Reports.

DISCLOSURE

In accordance with Federal law governing census reports, (Title 13 of the United States Code), no data are published that would disclose the operations of an individual establishment or business. However, the number of establishments in a kind-of-business classification is not considered a disclosure; therefore, this information may be released even though other information is withheld.

AVAILABILITY OF MORE FREQUENT ECONOMIC DATA

The Census Bureau conducts annual surveys on the wholesale trade. These surveys, while providing more frequent observations, yield less kind-of-business and geographic detail than the economic census. In addition, the County Business Patterns program offers annual statistics on the number of establishments, employment, and payroll classified by industry within each county.

Table 1. Summary Statistics for the United States: 1997

[Includes only establishments with payroll. For meaning of abbreviations and symbols, see introductory text. For explanation of terms, see Appendix A]

NAICS code	Geographic area, type of operation, and kind of business	Establishments (number)	Sales (\$1,000)	Annual payroll (\$1,000)	First-quarter payroll (\$1,000)	Paid employees for pay period including March 12 (number)	Operating expenses (\$1,000)	End-of-1996 inventories ^f (\$1,000)	End-of-1997 inventories ^f (\$1,000)
UNITED STATES									
42	Wholesale trade	'453 470	'4 059 657 778	'214 915 405	'51 072 571	'5 796 557	'443 572 909	'254 668 624	'272 240 419
	Wholesaler distributors and jobbers	'338 872	'1 810 729 648	'139 226 763	'32 247 200	'4 099 316	'278 742 393	'171 717 158	'186 439 084
	Importers	14 417	167 711 233	7 825 008	1 840 240	'197 461	'19 707 714	'16 867 434	17 809 535
	Exporters	12 236	142 472 502	3 813 247	879 711	97 170	9 029 656	7 047 391	7 293 562
	Own brand importer-marketers	3 609	136 820 090	5 042 085	1 182 310	105 433	15 654 197	12 566 906	12 757 455
	Terminal grain elevators	237	8 469 595	87 838	20 565	2 989	239 783	592 514	583 545
	Country grain elevators	4 387	39 131 485	970 766	219 540	36 277	2 655 524	4 061 406	4 224 079
	Assemblers of farm products, except country grain elevators	2 572	27 796 634	1 407 584	316 108	52 446	3 056 660	1 768 675	1 732 319
	Sales branches (with stock)	16 847	493 596 675	25 273 265	6 449 307	555 256	56 839 215	39 467 315	40 758 311
	Sales offices (without stock)	'12 458	'765 278 094	'20 638 501	'5 513 910	'366 952	'38 212 064	-	-
	Auction companies	1 304	'70 173 898	'713 398	'167 003	59 466	1 518 492	20 413	40 327
	Brokers	'8 607	'115 264 528	'2 152 719	'483 611	'58 263	'3 786 303	74 055	74 611
	Commission merchants	6 784	57 742 156	1 477 138	337 743	39 709	2 823 359	94 091	103 195
	Import agents	609	8 958 472	189 350	42 620	3 201	404 378	92 584	86 714
	Export agents	1 282	18 817 977	171 395	37 464	4 839	365 302	25 451	18 003
	Manufacturers' agents	29 249	'196 694 791	5 926 348	1 335 239	117 779	10 537 869	273 231	319 679
421	Wholesale trade, durable goods	290 629	'2 179 717 376	'133 236 997	'31 746 275	'3 398 261	'266 145 569	'162 459 247	173 780 143
4211	Motor vehicle & motor vehicle parts & supplies whsle	'29 328	'533 352 124	'11 458 634	'2 717 906	'375 731	'25 885 694	'22 154 986	'22 912 616
42111	Automobile & other motor vehicle whsle	7 664	'428 356 355	'4 638 901	'1 112 419	150 947	11 918 759	11 029 961	11 354 906
421110	Automobile & other motor vehicle whsle	7 664	'428 356 355	'4 638 901	'1 112 419	150 947	11 918 759	11 029 961	11 354 906
4211101	Automobile & motorcycle whsle	3 952	'232 780 708	'1 767 828	'423 461	70 675	6 747 838	5 923 861	5 929 998
4211102	Bus & recreational vehicle whsle	387	3 059 157	152 468	33 148	5 047	296 287	314 572	330 134
4211103	Light truck & van (14,000 lb or less) whsle	548	159 991 093	427 702	115 721	9 552	1 084 059	639 350	693 992
4211104	Medium truck & tractor (14,001 lb to 26,000 lb) whsle	516	4 375 397	275 806	66 215	7 929	527 348	515 487	561 016
4211105	Heavy truck & tractor (over 26,000 lb) whsle	2 261	28 150 000	2 015 097	473 874	57 744	3 263 227	3 636 691	3 839 766
42112	Motor vehicle supplies & new parts whsle	'12 620	'83 214 728	'5 065 064	'1 194 084	'156 038	'10 352 383	'9 292 870	'9 596 993
421120	Motor vehicle supplies & new parts whsle	'12 620	'83 214 728	'5 065 064	'1 194 084	'156 038	'10 352 383	'9 292 870	'9 596 993
4211201	Motor vehicle supplies & new parts—warehouse distributors	'5 095	'30 313 120	'2 002 699	'463 650	'67 362	'4 263 504	'3 664 092	'3 782 062
4211202	Motor vehicle supplies & new parts—jobbers	6 942	51 468 506	2 905 299	693 404	84 003	5 811 842	5 501 479	5 674 111
4211203	Petroleum products marketing equipment whsle	583	1 433 102	157 066	37 030	4 673	277 037	127 299	140 820
42113	Tire & tube whsle	1 939	16 508 934	782 893	183 257	22 939	1 640 693	1 087 205	1 166 572
421130	Tire & tube whsle	1 939	16 508 934	782 893	183 257	22 939	1 640 693	1 087 205	1 166 572
42114	Motor vehicle parts, (used) whsle	7 105	5 272 107	971 776	228 146	45 807	1 973 859	744 950	794 145
421140	Motor vehicle parts, (used) whsle	7 105	5 272 107	971 776	228 146	45 807	1 973 859	744 950	794 145
4212	Furniture & home furnishings whsle	15 246	75 006 478	5 316 976	1 225 440	157 465	11 697 560	5 472 358	6 007 773
42121	Furniture whsle	6 697	31 898 583	2 415 323	555 931	65 930	4 931 567	1 705 458	1 866 930
421210	Furniture whsle	6 697	31 898 583	2 415 323	555 931	65 930	4 931 567	1 705 458	1 866 930
4212101	Household & lawn furniture whsle	3 304	12 079 496	698 636	166 690	23 346	1 597 351	918 762	995 971
4212102	Office & business furniture whsle	3 393	19 819 087	1 716 687	389 241	42 584	3 334 216	786 696	870 959
42122	Home furnishings whsle	8 549	43 107 895	2 901 653	669 509	91 535	6 765 993	3 766 900	4 140 843
421220	Home furnishings whsle	8 549	43 107 895	2 901 653	669 509	91 535	6 765 993	3 766 900	4 140 843
4212201	Household china, glassware, & crockery whsle	1 332	6 744 886	478 488	108 490	16 343	1 269 407	859 253	887 509
4212202	Linens, domestics, draperies, & curtains whsle	1 876	11 337 298	658 252	152 175	20 019	1 440 515	704 761	805 239
4212203	Floor coverings whsle	2 591	16 467 044	1 044 511	245 571	30 315	2 202 428	1 211 094	1 340 545
4212204	Other home furnishings whsle	2 750	8 558 667	720 402	163 273	24 858	1 853 643	991 792	1 107 550
4213	Lumber & other construction materials whsle	14 267	89 175 875	5 296 176	1 227 622	155 535	10 717 929	6 367 862	6 764 054
42131	Lumber, plywood, millwork, & wood panel whsle	6 767	60 455 924	3 126 436	736 657	88 905	6 133 048	4 373 481	4 600 369
421310	Lumber, plywood, millwork, & wood panel whsle	6 767	60 455 924	3 126 436	736 657	88 905	6 133 048	4 373 481	4 600 369
4213101	Lumber without yard whsle	1 627	17 143 755	529 208	131 340	12 611	991 480	614 336	636 263
4213102	Lumber with yard whsle	1 599	15 464 304	890 605	203 841	27 481	1 801 201	1 603 086	1 728 437
4213103	Plywood, veneer, millwork, & wood panel whsle	3 541	27 847 865	1 706 623	401 476	48 813	3 340 367	2 156 059	2 235 669
42132	Brick, stone, & related construction materials whsle	3 026	10 711 750	761 681	168 106	23 753	1 692 184	775 319	846 315
421320	Brick, stone, & related construction materials whsle	3 026	10 711 750	761 681	168 106	23 753	1 692 184	775 319	846 315
4213201	Brick, block, tile, clay/cement sewer pipe whsle	1 184	3 546 360	284 096	66 310	9 941	619 783	333 266	357 316
4213202	Sand, gravel, & stone whsle	1 012	2 001 239	239 974	49 004	7 775	539 309	188 511	212 072
4213203	Cement, lime, & related products whsle	830	5 164 151	237 611	52 792	6 037	533 092	253 542	276 927
42133	Roofing, siding, & insulation material whsle	1 584	9 811 545	601 826	133 556	16 402	1 298 095	595 540	651 224
421330	Roofing, siding, & insulation material whsle	1 584	9 811 545	601 826	133 556	16 402	1 298 095	595 540	651 224
4213301	Roofing, siding, & insulation material whsle	1 584	9 811 545	601 826	133 556	16 402	1 298 095	595 540	651 224

Table 1. Summary Statistics for the United States: 1997—Con.

[Includes only establishments with payroll. For meaning of abbreviations and symbols, see introductory text. For explanation of terms, see Appendix A]

NAICS code	Geographic area, type of operation, and kind of business	Establishments (number)	Sales (\$1,000)	Annual payroll (\$1,000)	First-quarter payroll (\$1,000)	Paid employees for pay period including March 12 (number)	Operating expenses (\$1,000)	End-of-1996 inventories ^f (\$1,000)	End-of-1997 inventories ^f (\$1,000)
UNITED STATES—Con.									
42	Wholesale trade—Con.								
421	Wholesale trade, durable goods—Con.								
4213	Lumber & other construction materials whsle—Con.								
42139	Other construction materials whsle . . .	2 890	8 196 656	806 233	189 303	26 475	1 594 602	623 522	666 146
421390	Other construction materials whsle	2 890	8 196 656	806 233	189 303	26 475	1 594 602	623 522	666 146
4213901	Flat glass & other construction glass whsle	669	1 950 805	235 834	57 069	8 197	456 813	130 217	134 854
4213902	Other construction materials whsle	2 221	6 245 851	570 399	132 234	18 278	1 137 789	493 305	531 292
4214	Professional & commercial equipment & supplies whsle	45 351	367 383 550	33 292 437	8 317 953	716 113	62 642 404	24 912 094	27 009 852
42141	Photographic equipment & supplies whsle	1 379	16 679 051	929 865	217 200	21 195	2 170 358	1 200 133	1 222 355
421410	Photographic equipment & supplies whsle	1 379	16 679 051	929 865	217 200	21 195	2 170 358	1 200 133	1 222 355
42142	Office equipment whsle	7 319	36 646 598	5 421 076	1 376 025	143 381	9 434 843	2 583 465	2 702 445
421420	Office equipment whsle	7 319	36 646 598	5 421 076	1 376 025	143 381	9 434 843	2 583 465	2 702 445
42143	Computer & computer peripheral equipment & software whsle	16 929	221 447 412	17 305 512	4 426 859	317 662	31 216 252	12 835 855	13 983 239
421430	Computer & computer peripheral equipment & software whsle	16 929	221 447 412	17 305 512	4 426 859	317 662	31 216 252	12 835 855	13 983 239
4214301	Computer & peripheral equipment whsle	14 080	209 760 805	15 450 012	3 995 317	282 335	27 843 140	12 344 695	13 428 595
42143011	Computers & peripheral equipment for resale	5 657	115 317 362	4 275 564	1 035 136	91 857	9 030 685	8 708 957	9 594 264
42143012	Computers & peripheral equipment for end use	8 423	94 443 443	11 174 448	2 960 181	190 478	18 812 455	3 635 738	3 834 331
4214302	Computer software (packaged) whsle	2 849	11 686 607	1 855 500	431 542	35 327	3 373 112	491 160	554 644
42144	Other commercial equipment whsle	5 380	15 914 735	1 754 684	402 801	52 186	3 381 852	1 197 539	1 291 756
421440	Other commercial equipment whsle	5 380	15 914 735	1 754 684	402 801	52 186	3 381 852	1 197 539	1 291 756
4214401	Restaurant & hotel equipment & supplies whsle	3 165	10 686 971	1 012 146	230 787	30 890	1 942 318	790 577	855 376
4214402	Store machines & equipment whsle	2 215	5 227 764	742 538	172 014	21 296	1 439 534	406 962	436 380
42145	Medical, dental, & hospital equipment & supplies whsle	9 782	58 791 711	5 746 165	1 386 809	121 572	11 851 627	5 160 001	5 749 898
421450	Medical, dental, & hospital equipment & supplies whsle	9 782	58 791 711	5 746 165	1 386 809	121 572	11 851 627	5 160 001	5 749 898
4214501	Surgical, medical, & hospital supplies whsle	8 721	54 484 063	5 125 079	1 243 720	106 502	10 645 826	4 681 500	5 232 071
4214502	Dental equipment & supplies whsle	1 061	4 307 648	621 086	143 089	15 070	1 205 801	478 501	517 827
42146	Ophthalmic goods whsle	1 781	6 865 265	867 808	206 531	28 260	1 912 263	757 910	828 689
421460	Ophthalmic goods whsle	1 781	6 865 265	867 808	206 531	28 260	1 912 263	757 910	828 689
42149	Other professional equipment & supplies whsle	2 781	11 038 778	1 267 327	301 728	31 857	2 675 209	1 177 191	1 231 470
421490	Other professional equipment & supplies whsle	2 781	11 038 778	1 267 327	301 728	31 857	2 675 209	1 177 191	1 231 470
4214901	Religious & school supplies whsle	456	1 495 661	175 321	39 860	5 811	383 381	147 111	164 528
4214902	Other professional equipment & supplies whsle	2 325	9 543 117	1 092 006	261 868	26 046	2 291 828	1 030 080	1 066 942
4215	Metal & mineral (except petroleum) whsle	12 583	150 493 610	6 898 028	1 595 361	174 029	14 115 369	13 746 559	14 559 365
42151	Metal service centers & offices	11 827	135 695 563	6 637 599	1 535 410	168 950	13 532 624	13 121 270	13 925 957
421510	Metal service centers & offices	11 827	135 695 563	6 637 599	1 535 410	168 950	13 532 624	13 121 270	13 925 957
4215101	Ferrous metal service centers & sales offices	9 437	106 496 206	5 338 101	1 229 010	138 934	10 857 387	10 372 132	10 921 109
42151011	Ferrous metal service centers	6 412	69 014 037	4 683 412	1 078 180	123 914	9 551 100	10 372 132	10 921 109
42151012	Ferrous metal sales offices	3 025	37 482 169	654 689	150 830	15 020	1 306 287	—	—
4215102	Nonferrous metal service centers & sales offices	2 390	29 199 357	1 299 498	306 400	30 016	2 675 237	2 749 138	3 004 848
42151021	Nonferrous metal service centers	1 556	22 107 893	1 122 138	260 461	26 446	2 343 182	2 749 138	3 004 848
42151022	Nonferrous metal sales offices	834	7 091 464	177 360	45 939	3 570	332 055	—	—
42152	Coal & other mineral & ore whsle	756	14 798 047	260 429	59 951	5 079	582 745	625 289	633 408
421520	Coal & other mineral & ore whsle	756	14 798 047	260 429	59 951	5 079	582 745	625 289	633 408
4215201	Coal whsle	452	10 037 343	158 986	35 749	3 037	357 803	238 632	252 383
4215202	Other mineral & ore whsle	304	4 760 704	101 443	24 202	2 042	224 942	386 657	381 025
4216	Electrical goods whsle	38 234	357 691 888	22 524 717	5 483 454	475 766	43 723 893	19 795 782	21 462 916
42161	Electrical apparatus & equip, wiring supp, & const material whsle	13 431	85 861 019	6 028 387	1 426 667	144 585	11 038 538	5 675 640	6 029 976
421610	Electrical apparatus & equip, wiring supp, & const material whsle	13 431	85 861 019	6 028 387	1 426 667	144 585	11 038 538	5 675 640	6 029 976
42162	Electrical appliance, television & radio set whsle	3 895	54 683 947	2 079 747	481 012	50 922	6 073 720	3 953 254	4 265 594
421620	Electrical appliance, television & radio set whsle	3 895	54 683 947	2 079 747	481 012	50 922	6 073 720	3 953 254	4 265 594

Table 1. Summary Statistics for the United States: 1997—Con.

[Includes only establishments with payroll. For meaning of abbreviations and symbols, see introductory text. For explanation of terms, see Appendix A]

NAICS code	Geographic area, type of operation, and kind of business	Establishments (number)	Sales (\$1,000)	Annual payroll (\$1,000)	First-quarter payroll (\$1,000)	Paid employees for pay period including March 12 (number)	Operating expenses (\$1,000)	End-of-1996 inventories ^f (\$1,000)	End-of-1997 inventories ^f (\$1,000)
UNITED STATES—Con.									
42	Wholesale trade—Con.								
421	Wholesale trade, durable goods—Con.								
4216	Electrical goods whsle—Con.								
42169	Other electronic parts & equipment whsle	20 908	217 146 922	14 416 583	3 575 775	280 259	26 611 635	10 166 888	11 167 346
421690	Other electronic parts & equipment whsle	20 908	217 146 922	14 416 583	3 575 775	280 259	26 611 635	10 166 888	11 167 346
4216901	Communications equipment & supplies whsle	9 180	88 413 555	8 091 469	2 116 989	152 279	14 076 505	3 692 360	4 129 201
4216902	Electronic parts (excluding communications equipment) whsle	11 728	128 733 367	6 325 114	1 458 786	127 980	12 535 130	6 474 528	7 038 145
4217	Hardware, & plumbing & heating equipment & supplies whsle								
42171	Hardware whsle	9 473	44 063 674	3 865 008	879 374	110 963	7 342 028	4 938 173	5 298 245
421710	Hardware whsle	9 473	44 063 674	3 865 008	879 374	110 963	7 342 028	4 938 173	5 298 245
42172	Plumbing & heating equipment & supplies (hydronics) whsle								
421720	Plumbing & heating equipment & supplies (hydronics) whsle	4 625	22 928 107	1 582 219	368 294	43 887	3 030 305	1 832 534	1 964 641
42173	Warm air heating & air-conditioning equipment & supplies whsle								
421730	Warm air heating & air-conditioning equipment & supplies whsle	5 524	20 062 710	2 013 489	471 804	51 252	3 932 992	2 446 751	2 498 546
42174	Refrigeration equipment & supplies whsle								
421740	Refrigeration equipment & supplies whsle	1 572	5 135 271	517 245	117 995	13 131	944 490	604 630	608 778
4218	Machinery, equipment, & supplies whsle								
42181	Construction & mining (except petroleum) machinery & equip whsle	5 321	44 725 989	3 604 644	862 419	87 611	6 683 340	11 166 924	12 140 651
421810	Construction & mining (except petroleum) machinery & equip whsle	5 321	44 725 989	3 604 644	862 419	87 611	6 683 340	11 166 924	12 140 651
42182	Farm & garden machinery & equipment whsle								
421820	Farm & garden machinery & equipment whsle	9 782	39 713 264	2 860 510	643 779	101 413	5 578 804	8 510 984	9 247 680
4218201	Farm machinery & equipment—farm dealers	6 931	21 996 353	1 898 402	427 060	72 177	3 457 808	6 404 218	6 994 668
4218202	Farm machinery & equipment—whsle distributors	2 122	13 486 595	643 692	144 052	19 867	1 410 579	1 404 776	1 517 644
4218203	Lawn & garden machinery & equipment whsle	729	4 230 316	318 416	72 667	9 369	710 417	701 990	735 368
42183	Industrial machinery & equipment whsle								
421830	Industrial machinery & equipment whsle	35 674	139 946 952	14 167 699	3 238 229	342 008	26 426 084	13 953 455	14 863 422
4218301	Food-processing machinery & equipment whsle	1 333	4 273 371	496 582	115 224	12 098	906 693	449 556	482 438
4218302	Hydraulic & pneumatic (fluid-power) machinery & equipment whsle	3 866	13 016 250	1 637 232	378 722	40 348	2 960 404	1 300 399	1 412 054
42183021	Hydraulic & pneumatic pumps & motors whsle	1 636	4 753 826	543 359	127 730	13 756	969 270	471 624	506 332
42183022	Hydraulic & pneumatic parts, accessories, & supplies whsle	2 230	8 262 424	1 093 873	250 992	26 592	1 991 134	828 775	905 722
4218303	General-purpose industrial machinery & equipment whsle .	11 101	42 641 534	4 279 378	965 711	102 295	8 140 762	3 902 321	4 203 829
4218304	Metalworking machinery & equipment whsle	4 092	19 008 973	1 603 844	363 648	35 524	3 130 563	2 381 201	2 366 943
4218305	Materials handling equipment whsle	4 642	18 803 215	2 371 197	559 533	63 169	4 079 742	1 785 899	1 883 410
4218306	Oilwell, oil refinery, & pipeline mach, equip, & supplies whsle .	3 536	11 671 958	1 006 985	223 687	25 475	1 872 441	1 181 404	1 356 139
4218307	Other industrial machinery & equipment whsle	7 104	30 531 651	2 772 481	631 704	63 099	5 335 479	2 952 675	3 158 609
42184	Industrial supplies whsle								
421840	Industrial supplies whsle	15 055	64 861 321	5 240 795	1 215 121	140 735	9 844 064	5 107 540	5 420 791
4218401	General-line industrial supplies whsle	2 176	4 367 291	554 823	129 777	16 136	1 004 860	474 631	504 136
4218402	Mechanical power transmission supplies whsle	2 917	13 895 428	1 027 321	239 619	28 097	1 968 660	1 404 407	1 531 024
4218403	Welding supplies whsle	2 141	4 750 926	649 262	150 474	19 335	1 283 334	497 409	516 948
4218404	Industrial containers & supplies whsle	1 763	9 931 630	574 198	125 587	15 879	1 114 467	308 136	322 520
4218405	Industrial valves & fittings (except fluid-power) whsle .	1 552	6 805 404	731 411	169 645	16 740	1 355 872	859 508	882 080
4218406	Other industrial supplies whsle .	4 506	25 110 642	1 703 780	400 019	44 548	3 116 871	1 563 449	1 664 083

Table 1. Summary Statistics for the United States: 1997—Con.

[Includes only establishments with payroll. For meaning of abbreviations and symbols, see introductory text. For explanation of terms, see Appendix A]

NAICS code	Geographic area, type of operation, and kind of business	Establishments (number)	Sales (\$1,000)	Annual payroll (\$1,000)	First-quarter payroll (\$1,000)	Paid employees for pay period including March 12 (number)	Operating expenses (\$1,000)	End-of-1996 inventories ^f (\$1,000)	End-of-1997 inventories ^f (\$1,000)
UNITED STATES—Con.									
42	Wholesale trade—Con.								
421	Wholesale trade, durable goods—Con.								
4218	Machinery, equipment, & supplies whsle—Con.								
42185	Service establishment equipment & supplies whsle	6 808	16 038 492	1 804 565	419 918	59 878	3 365 041	1 301 673	1 385 236
421850	Service establishment equipment & supplies whsle	6 808	16 038 492	1 804 565	419 918	59 878	3 365 041	1 301 673	1 385 236
4218501	Beauty & barber shop equipment & supplies whsle . . .	1 296	2 416 390	372 536	87 826	14 071	699 942	305 220	335 666
4218502	Custodial, janitors' equipment & supplies whsle	2 356	4 430 938	654 149	153 460	22 107	1 195 973	387 593	409 881
4218503	Laundry & dry-cleaning equipment & supplies whsle . . .	699	4 123 097	240 347	56 352	6 526	457 056	165 141	175 557
4218504	Other service establishment equipment & supplies whsle . . .	2 457	5 068 067	537 533	122 280	17 174	1 012 070	443 719	464 132
42186	Transportation equipment & supplies (exc motor vehicle) whsle	4 003	23 682 313	1 723 585	392 655	40 905	3 496 313	3 363 645	3 848 124
421860	Transportation equipment & supplies (exc motor vehicle) whsle	4 003	23 682 313	1 723 585	392 655	40 905	3 496 313	3 363 645	3 848 124
4218601	Aircraft & aeronautical equipment & supplies whsle . . .	2 428	17 709 438	1 162 838	264 642	25 666	2 349 636	2 691 851	3 095 765
4218602	Marine machinery, equipment, & supplies whsle	952	3 513 978	344 478	78 973	9 314	752 493	436 185	464 489
4218603	Other transportation equipment & supplies whsle	623	2 458 897	216 269	49 040	5 925	394 184	235 609	287 870
4219	Miscellaneous durable goods whsle . . .	37 783	185 455 758	11 070 270	2 568 951	351 839	26 719 259	16 783 297	17 787 453
42191	Sporting & recreational goods & supplies whsle	6 080	28 233 685	1 897 111	436 625	59 861	4 443 020	3 259 908	3 445 812
421910	Sporting & recreational goods & supplies whsle	6 080	28 233 685	1 897 111	436 625	59 861	4 443 020	3 259 908	3 445 812
42192	Toy & hobby goods & supplies whsle	3 229	20 166 025	1 229 055	281 210	36 337	3 986 369	2 244 711	2 378 047
421920	Toy & hobby goods & supplies whsle	3 229	20 166 025	1 229 055	281 210	36 337	3 986 369	2 244 711	2 378 047
42193	Recyclable material whsle	9 088	38 748 659	3 229 092	753 824	114 992	7 356 493	1 995 204	2 099 709
421930	Recyclable material whsle	9 088	38 748 659	3 229 092	753 824	114 992	7 356 493	1 995 204	2 099 709
4219301	Iron & steel scrap processors & dealers	3 480	18 205 778	1 296 382	312 027	43 789	3 264 863	1 010 200	1 055 403
42193011	Iron & steel scrap processors (using power processing equipment)	2 308	12 550 221	1 100 834	258 643	36 303	2 811 604	882 998	899 925
42193012	Iron & steel scrap processors (not using power processing equip)	1 172	5 655 557	195 548	53 384	7 486	453 259	127 202	155 478
4219302	Recyclable paper & paperboard whsle	1 588	5 592 266	587 535	135 538	20 596	1 275 184	121 261	133 560
4219303	Other recyclable material whsle	4 020	14 950 615	1 345 175	306 259	50 607	2 816 446	863 743	910 746
42194	Jewelry/watch/silverware/precious stone, & precious metal whsle	7 689	32 398 553	1 702 770	386 713	49 820	4 023 822	5 159 492	5 475 085
421940	Jewelry/watch/silverware/precious stone, & precious metal whsle . . .	7 689	32 398 553	1 702 770	386 713	49 820	4 023 822	5 159 492	5 475 085
4219401	Jewelry, watch, diamonds, precious stone, & silverware whsle	7 116	22 519 342	1 579 391	357 866	46 813	3 757 465	4 412 551	4 749 183
4219402	Precious metal (excluding ores) whsle	573	9 879 211	123 379	28 847	3 007	266 357	746 941	725 902
42199	Other miscellaneous durable goods whsle	11 697	65 908 836	3 012 242	710 579	90 829	6 909 555	4 123 982	4 388 800
421990	Other miscellaneous durable goods whsle	11 697	65 908 836	3 012 242	710 579	90 829	6 909 555	4 123 982	4 388 800
4219901	Musical instruments & supplies whsle	512	2 474 693	180 103	41 714	4 906	442 398	337 463	344 022
4219902	Forest products (except lumber) whsle	2 032	11 386 630	406 277	92 740	11 396	1 012 052	433 470	465 668
4219903	General merchandise (durable goods) whsle	3 382	21 595 797	525 213	123 862	18 027	1 051 224	1 043 974	1 048 329
4219904	Prerecorded media whsle	2 075	23 424 629	1 176 057	283 668	34 103	2 803 239	1 706 750	1 847 403
42199041	Compact discs/prerecorded audio tapes, & phonograph records whsle	1 418	15 602 913	825 788	196 901	23 540	1 965 640	1 221 711	1 294 830
42199042	Prerecorded video tapes whsle	657	7 821 716	350 269	86 767	10 563	837 599	485 039	552 573
4219905	Fire extinguishers & fire safety equipment whsle	1 016	1 136 419	181 172	41 557	6 604	321 488	77 208	87 714
4219906	Other durable goods whsle	2 680	5 890 668	543 420	127 038	15 793	1 279 154	525 117	595 664
422	Wholesale trade, nondurable goods	162 841	1 879 940 402	81 678 408	19 326 296	2 398 296	177 427 340	92 209 377	98 460 276
4221	Paper & paper product whsle	15 848	117 062 485	7 730 308	1 845 993	214 350	14 750 773	5 517 381	5 803 877
42211	Printing & writing paper whsle	2 309	38 397 487	1 547 334	377 117	33 135	3 037 226	1 488 311	1 502 976
422110	Printing & writing paper whsle	2 309	38 397 487	1 547 334	377 117	33 135	3 037 226	1 488 311	1 502 976
42212	Stationery & office supplies whsle . . .	8 046	33 271 034	3 308 237	794 195	109 766	6 178 486	2 082 513	2 186 065
422120	Stationery & office supplies whsle . . .	8 046	33 271 034	3 308 237	794 195	109 766	6 178 486	2 082 513	2 186 065
42213	Industrial & personal service paper whsle	5 493	45 393 964	2 874 737	674 681	71 449	5 535 061	1 946 557	2 114 836
422130	Industrial & personal service paper whsle	5 493	45 393 964	2 874 737	674 681	71 449	5 535 061	1 946 557	2 114 836

Table 1. Summary Statistics for the United States: 1997—Con.

[Includes only establishments with payroll. For meaning of abbreviations and symbols, see introductory text. For explanation of terms, see Appendix A]

NAICS code	Geographic area, type of operation, and kind of business	Establishments (number)	Sales (\$1,000)	Annual payroll (\$1,000)	First-quarter payroll (\$1,000)	Paid employees for pay period including March 12 (number)	Operating expenses (\$1,000)	End-of-1996 inventories ^f (\$1,000)	End-of-1997 inventories ^f (\$1,000)
UNITED STATES—Con.									
42	Wholesale trade—Con.								
422	Wholesale trade, nondurable goods—Con.								
4222	Drugs, & druggists' sundries whsle	8 053	203 147 771	8 394 864	2 024 123	190 127	19 849 901	14 440 398	15 707 844
42221	Drugs, & druggists' sundries whsle	8 053	203 147 771	8 394 864	2 024 123	190 127	19 849 901	14 440 398	15 707 844
422210	Drugs, & druggists' sundries whsle	8 053	203 147 771	8 394 864	2 024 123	190 127	19 849 901	14 440 398	15 707 844
4222101	General-line drugs whsle	3 283	79 946 995	2 290 715	546 162	70 977	5 352 458	9 238 904	9 838 713
4222102	Specialty-line drug, pharmaceutical, cosmetic, & toiletries whsle	4 770	123 200 776	6 104 149	1 477 961	119 150	14 497 443	5 201 494	5 869 131
4223	Apparel, piece goods, & notions whsle	20 707	124 104 420	7 759 577	1 778 842	207 574	18 455 203	12 335 849	13 581 581
42231	Piece goods, notions, & other dry goods whsle	5 666	25 776 927	1 611 443	367 889	45 435	3 416 105	2 013 882	2 231 275
422310	Piece goods, notions, & other dry goods whsle	5 666	25 776 927	1 611 443	367 889	45 435	3 416 105	2 013 882	2 231 275
4223101	Piece goods—jobbers	4 191	22 125 937	1 240 760	284 390	33 068	2 667 413	1 655 778	1 837 541
4223102	Notions & other dry goods whsle	1 475	3 650 990	370 683	83 499	12 367	748 692	358 104	393 734
42232	Men's & boys' clothing & furnishings whsle	5 006	33 360 264	2 166 205	498 595	62 253	5 283 780	4 154 867	4 525 220
422320	Men's & boys' clothing & furnishings whsle	5 006	33 360 264	2 166 205	498 595	62 253	5 283 780	4 154 867	4 525 220
42233	Women's, children's, & infants' clothing & accessories whsle	8 217	40 603 484	2 799 463	632 897	76 256	6 694 729	3 658 306	4 184 804
422330	Women's, children's, & infants' clothing & accessories whsle	8 217	40 603 484	2 799 463	632 897	76 256	6 694 729	3 658 306	4 184 804
42234	Footwear whsle	1 818	24 363 745	1 182 466	279 461	23 630	3 060 589	2 508 794	2 640 282
422340	Footwear whsle	1 818	24 363 745	1 182 466	279 461	23 630	3 060 589	2 508 794	2 640 282
4224	Grocery & related products whsle	41 760	588 970 062	26 778 099	6 317 278	854 919	55 236 142	18 818 462	20 042 559
42241	General-line grocery whsle	4 138	146 689 286	5 541 000	1 336 143	168 190	10 385 724	5 638 569	5 760 246
422410	General-line grocery whsle	4 138	146 689 286	5 541 000	1 336 143	168 190	10 385 724	5 638 569	5 760 246
4224101	General-line grocery whsle, voluntary group	186	16 156 029	554 986	135 594	17 064	1 105 622	989 577	958 773
4224102	General-line grocery whsle, retail cooperative	211	16 142 440	467 726	112 330	13 882	884 413	926 900	945 354
4224103	Other general-line grocery whsle	3 741	114 390 817	4 518 288	1 088 219	137 244	8 395 689	3 722 092	3 856 119
42242	Packaged frozen food whsle	3 838	69 114 831	2 800 272	659 242	85 067	6 015 881	2 698 171	3 086 225
422420	Packaged frozen food whsle	3 838	69 114 831	2 800 272	659 242	85 067	6 015 881	2 698 171	3 086 225
42243	Dairy products, (except dried or canned) whsle	2 862	34 594 779	1 637 129	380 221	47 742	3 764 991	856 679	908 789
422430	Dairy products, (except dried or canned) whsle	2 862	34 594 779	1 637 129	380 221	47 742	3 764 991	856 679	908 789
4224301	Raw milk whsle	140	4 900 769	49 043	12 268	1 642	157 610	19 880	23 534
4224302	Dairy product (except raw milk) whsle	2 722	29 694 010	1 588 086	367 953	46 100	3 607 381	836 799	885 255
42244	Poultry & poultry product whsle	1 040	13 809 561	490 567	113 929	17 792	1 088 278	270 183	293 622
422440	Poultry & poultry product whsle	1 040	13 809 561	490 567	113 929	17 792	1 088 278	270 183	293 622
4224401	Live poultry whsle	50	317 047	17 713	4 160	595	36 894	1 853	2 169
4224402	Poultry & poultry product (except live) whsle	990	13 492 514	472 854	109 769	17 197	1 051 384	268 330	291 453
42245	Confectionery whsle	2 621	27 169 914	1 835 202	442 780	60 010	3 560 134	745 263	810 412
422450	Confectionery whsle	2 621	27 169 914	1 835 202	442 780	60 010	3 560 134	745 263	810 412
42246	Fish & seafood whsle	2 960	13 165 780	684 365	154 839	27 402	1 519 628	588 880	659 481
422460	Fish & seafood whsle	2 960	13 165 780	684 365	154 839	27 402	1 519 628	588 880	659 481
42247	Meat & meat product whsle	3 557	51 326 415	1 490 922	351 742	50 256	3 166 607	1 047 158	1 128 054
422470	Meat & meat product whsle	3 557	51 326 415	1 490 922	351 742	50 256	3 166 607	1 047 158	1 128 054
42248	Fresh fruit & vegetable whsle	6 121	46 340 833	3 021 175	682 431	109 771	6 240 214	568 953	648 741
422480	Fresh fruit & vegetable whsle	6 121	46 340 833	3 021 175	682 431	109 771	6 240 214	568 953	648 741
42249	Other grocery & related products whsle	14 623	186 758 663	9 277 467	2 195 951	288 689	19 494 685	6 404 606	6 746 989
422490	Other grocery & related products whsle	14 623	186 758 663	9 277 467	2 195 951	288 689	19 494 685	6 404 606	6 746 989
4224901	Coffee, tea, & spice whsle	1 788	13 421 054	587 048	136 127	19 037	1 288 846	550 095	691 110
4224902	Bread & baked goods whsle	3 290	20 275 213	1 607 505	400 066	55 337	3 052 927	477 128	479 087
4224903	Soft drinks whsle	3 150	29 142 717	3 212 389	739 081	100 272	6 711 763	719 316	799 386
4224904	Canned goods whsle	1 283	27 632 847	753 747	178 275	20 470	1 632 525	1 075 206	1 025 866
4224905	Food & beverage basic materials whsle	703	6 331 021	266 495	61 485	7 303	599 825	307 851	309 381
4224906	Other grocery specialties whsle	4 409	89 955 811	2 850 283	680 917	86 270	6 208 799	3 275 010	3 442 159
4225	Farm-product raw material whsle	10 343	166 786 245	2 306 012	518 518	97 521	6 037 409	9 518 504	9 689 572
42251	Grain & field bean whsle	6 569	120 312 556	1 642 921	370 403	56 368	4 384 826	6 828 225	6 982 213
422510	Grain & field bean whsle	6 569	120 312 556	1 642 921	370 403	56 368	4 384 826	6 828 225	6 982 213
42252	Livestock whsle	2 090	24 098 461	260 202	60 243	27 182	645 154	212 441	264 903
422520	Livestock whsle	2 090	24 098 461	260 202	60 243	27 182	645 154	212 441	264 903
42259	Other farm product raw material whsle	1 684	22 375 228	402 889	87 872	13 971	1 007 429	2 477 838	2 442 456
422590	Other farm product raw material whsle	1 684	22 375 228	402 889	87 872	13 971	1 007 429	2 477 838	2 442 456
4225901	Hides, skins, & pelts whsle	260	2 096 303	54 276	13 637	1 983	138 079	111 982	120 784
4225902	Leaf tobacco whsle	328	3 658 394	86 300	19 974	3 720	184 980	294 291	331 722
4225903	Wool, wool tops, & mohair whsle	80	202 820	7 838	1 656	307	20 068	22 725	26 369
4225904	Cotton whsle	297	10 618 437	110 196	21 147	2 595	336 390	1 702 714	1 616 882
4225905	Other farm-product raw material whsle	719	5 799 274	144 279	31 458	5 366	327 912	346 126	346 699

Table 1. Summary Statistics for the United States: 1997—Con.

[Includes only establishments with payroll. For meaning of abbreviations and symbols, see introductory text. For explanation of terms, see Appendix A]

NAICS code	Geographic area, type of operation, and kind of business	Establishments (number)	Sales (\$1,000)	Annual payroll (\$1,000)	First-quarter payroll (\$1,000)	Paid employees for pay period including March 12 (number)	Operating expenses (\$1,000)	End-of-1996 inventories ^f (\$1,000)	End-of-1997 inventories ^f (\$1,000)
UNITED STATES—Con.									
42	Wholesale trade—Con.								
422	Wholesale trade, nondurable goods—Con.								
4226	Chemical & allied products whsle	15 920	128 923 496	7 241 315	1 741 474	165 768	14 924 310	6 112 219	6 425 438
42261	Plastics materials & basic forms & shapes whsle	4 349	35 193 271	1 743 650	405 948	43 680	3 659 918	1 878 331	1 988 289
422610	Plastics materials & basic forms & shapes whsle	4 349	35 193 271	1 743 650	405 948	43 680	3 659 918	1 878 331	1 988 289
42269	Other chemical & allied products whsle	11 571	93 730 225	5 497 665	1 335 526	122 088	11 264 392	4 233 888	4 437 149
422690	Other chemical & allied products whsle	11 571	93 730 225	5 497 665	1 335 526	122 088	11 264 392	4 233 888	4 437 149
4226901	Industrial gases (except LP) whsle	1 106	2 806 880	407 882	97 550	11 505	820 782	167 580	181 052
4226902	Other chemical & allied products whsle	10 465	90 923 345	5 089 783	1 237 976	110 583	10 443 610	4 066 308	4 256 097
4227	Petroleum & petroleum products whsle	'11 297	'267 623 942	'4 479 853	'1 081 580	'137 829	'12 000 291	'6 814 285	'6 960 673
42271	Petroleum bulk stations & terminals	'7 690	'176 719 246	'3 165 900	'754 255	'102 489	'8 264 472	'5 235 427	'5 393 771
422710	Petroleum bulk stations & terminals	'7 690	'176 719 246	'3 165 900	'754 255	'102 489	'8 264 472	'5 235 427	'5 393 771
4227101	Petroleum bulk stations & terminals (except LP)	'7 270	'171 008 939	'2 991 345	'713 993	'97 752	'7 859 949	'4 976 010	'5 120 276
42271011	Petroleum bulk stations (except LP)	6 045	50 922 994	1 878 095	443 455	69 499	4 737 727	1 461 304	1 476 135
42271012	Petroleum bulk terminals (except LP)	'1 225	'120 085 945	'1 113 250	'270 538	'28 253	'3 122 222	'3 514 706	'3 644 141
4227102	Liquefied petroleum bulk stations & terminals	420	5 710 307	174 555	40 262	4 737	404 523	259 417	273 495
42272	Petroleum & petroleum prod whsle (exc bulk stations & terminals)	3 607	'90 904 696	1 313 953	327 325	35 340	'3 735 819	1 578 858	1 566 902
422720	Petroleum & petroleum prod whsle (exc bulk stations & terminals)	3 607	'90 904 696	1 313 953	327 325	35 340	'3 735 819	1 578 858	1 566 902
4228	Beer, wine, & distilled alcoholic beverage whsle	4 850	69 703 203	5 667 069	1 336 925	151 677	11 472 270	4 918 578	5 262 443
42281	Beer & ale whsle	3 013	34 997 239	3 308 583	752 374	96 284	6 780 698	1 626 132	1 719 966
422810	Beer & ale whsle	3 013	34 997 239	3 308 583	752 374	96 284	6 780 698	1 626 132	1 719 966
42282	Wine & distilled alcoholic beverage whsle	1 837	34 705 964	2 358 486	584 551	55 393	4 691 572	3 292 446	3 542 477
422820	Wine & distilled alcoholic beverage whsle	1 837	34 705 964	2 358 486	584 551	55 393	4 691 572	3 292 446	3 542 477
4228201	Wine & distilled alcoholic bev (licensed operation) whsle	1 715	34 325 562	2 348 175	580 900	54 751	4 672 282	3 249 786	3 527 673
4228202	Wine & distilled alcoholic beverage (State operated) whsle	122	380 402	10 311	3 651	642	19 290	42 660	14 804
4229	Miscellaneous nondurable goods whsle	34 063	213 618 778	11 321 311	2 681 563	378 531	24 701 041	13 733 701	14 986 289
42291	Farm supplies whsle	7 378	53 634 309	2 562 527	618 653	74 508	5 777 566	4 103 160	4 400 820
422910	Farm supplies whsle	7 378	53 634 309	2 562 527	618 653	74 508	5 777 566	4 103 160	4 400 820
4229101	Farm supplies—farm dealers	3 873	12 772 801	836 054	199 470	29 647	1 976 024	1 231 726	1 328 728
4229102	Farm supplies—whsle distributors	3 505	40 861 508	1 726 473	419 183	44 861	3 801 542	2 871 434	3 072 092
42292	Book, periodical, & newspaper whsle	4 265	33 630 300	2 618 123	641 744	89 309	5 567 689	2 289 015	2 445 853
422920	Book, periodical, & newspaper whsle	4 265	33 630 300	2 618 123	641 744	89 309	5 567 689	2 289 015	2 445 853
42293	Flower, nursery stock, & florists' supplies whsle	3 900	8 002 830	1 026 750	238 920	44 939	2 115 948	656 683	714 977
422930	Flower, nursery stock, & florists' supplies whsle	3 900	8 002 830	1 026 750	238 920	44 939	2 115 948	656 683	714 977
42294	Tobacco & tobacco product whsle	1 561	50 268 772	1 589 663	383 163	57 046	3 219 183	1 841 101	2 112 620
422940	Tobacco & tobacco product whsle	1 561	50 268 772	1 589 663	383 163	57 046	3 219 183	1 841 101	2 112 620
42295	Paint, varnish, & supplies whsle	2 192	7 510 467	676 404	159 355	19 917	1 584 153	650 640	680 619
422950	Paint, varnish, & supplies whsle	2 192	7 510 467	676 404	159 355	19 917	1 584 153	650 640	680 619
4229501	Paint, varnish, & supplies whsle	2 192	7 510 467	676 404	159 355	19 917	1 584 153	650 640	680 619
42299	Other miscellaneous nondurable goods whsle	14 767	60 572 100	2 847 844	639 728	92 812	6 436 502	4 193 102	4 631 400
422990	Other miscellaneous nondurable goods whsle	14 767	60 572 100	2 847 844	639 728	92 812	6 436 502	4 193 102	4 631 400
4229901	Art goods whsle	4 583	9 596 493	985 525	218 513	33 019	2 495 938	1 215 468	1 380 002
4229902	General merchandise (nondurable goods) whsle	3 248	34 597 404	729 329	171 128	20 477	1 467 410	1 511 757	1 586 453
4229903	Textile bags, bagging, & burlap whsle	446	802 397	77 465	16 774	2 966	182 076	91 231	111 979
4229904	Other nondurable goods whsle	6 490	15 575 806	1 055 525	233 313	36 350	2 291 078	1 374 646	1 552 966

Table 1. Summary Statistics for the United States: 1997—Con.

[Includes only establishments with payroll. For meaning of abbreviations and symbols, see introductory text. For explanation of terms, see Appendix A]

NAICS code	Geographic area, type of operation, and kind of business	Establishments (number)	Sales (\$1,000)	Annual payroll (\$1,000)	First-quarter payroll (\$1,000)	Paid employees for pay period including March 12 (number)	Operating expenses (\$1,000)	End-of-1996 inventories ^f (\$1,000)	End-of-1997 inventories ^f (\$1,000)
UNITED STATES—Con.									
	Merchant wholesalers	'376 330	'2 333 131 187	'158 373 291	'36 705 674	'4 591 092	'329 085 927	'214 621 484	'230 839 579
421	Wholesale trade, durable goods	241 379	1 214 780 670	99 709 272	23 056 814	'2 756 659	'201 524 492	'135 753 109	146 224 425
4211	Motor vehicle & motor vehicle parts & supplies whsle	'26 093	'166 674 187	'8 287 385	'1 934 223	'281 969	'18 128 586	'16 213 453	'17 086 156
42111	Automobile & other motor vehicle whsle	6 654	113 917 822	3 320 639	777 402	96 180	7 952 209	8 123 863	8 590 301
421110	Automobile & other motor vehicle whsle	6 654	113 917 822	3 320 639	777 402	96 180	7 952 209	8 123 863	8 590 301
4211101	Automobile & motorcycle whsle	3 331	79 437 563	911 926	222 524	25 772	3 707 653	3 709 763	3 981 633
4211102	Bus & recreational vehicle whsle	347	D	D	D	h	D	D	D
4211103	Light truck & van (14,000 lb or less) whsle	428	7 133 116	216 730	49 437	6 188	593 040	535 182	534 493
4211104	Medium truck & tractor (14,001 lb to 26,000 lb) whsle	480	D	D	D	i	D	D	D
4211105	Heavy truck & tractor (over 26,000 lb) whsle	2 068	22 058 292	1 799 190	415 301	52 127	2 898 790	3 107 815	3 262 391
42112	Motor vehicle supplies & new parts whsle	'10 596	'40 856 802	'3 428 913	'799 934	'121 664	'7 054 127	'6 453 745	'6 743 051
421120	Motor vehicle supplies & new parts whsle	'10 596	'40 856 802	'3 428 913	'799 934	'121 664	'7 054 127	'6 453 745	'6 743 051
4211201	Motor vehicle supplies & new parts—warehouse distributors	'4 357	'19 025 397	'1 677 699	'387 998	'59 564	'3 534 928	'3 138 584	'3 254 209
4211202	Motor vehicle supplies & new parts—jobbers	5 732	20 760 962	1 606 696	377 859	57 724	3 267 551	3 194 153	3 354 760
4211203	Petroleum products marketing equipment whsle	507	1 070 443	144 518	34 077	4 376	251 648	121 008	134 082
42113	Tire & tube whsle	1 738	6 627 456	566 057	128 741	18 318	1 148 391	890 895	958 659
421130	Tire & tube whsle	1 738	6 627 456	566 057	128 741	18 318	1 148 391	890 895	958 659
42114	Motor vehicle parts, (used) whsle	7 105	5 272 107	971 776	228 146	45 807	1 973 859	744 950	794 145
421140	Motor vehicle parts, (used) whsle	7 105	5 272 107	971 776	228 146	45 807	1 973 859	744 950	794 145
4212	Furniture & home furnishings whsle	11 912	38 998 409	4 272 437	971 161	132 093	9 054 605	4 730 169	5 138 286
42121	Furniture whsle	4 880	17 259 071	1 970 278	447 186	56 493	3 763 785	1 465 326	1 624 613
421210	Furniture whsle	4 880	17 259 071	1 970 278	447 186	56 493	3 763 785	1 465 326	1 624 613
4212101	Household & lawn furniture whsle	2 275	5 670 483	524 847	123 314	19 322	1 206 312	772 059	847 641
4212102	Office & business furniture whsle	2 605	11 588 588	1 445 431	323 872	37 171	2 557 473	693 267	776 972
42122	Home furnishings whsle	7 032	21 739 338	2 302 159	523 975	75 600	5 290 820	3 264 843	3 513 673
421220	Home furnishings whsle	7 032	21 739 338	2 302 159	523 975	75 600	5 290 820	3 264 843	3 513 673
4212201	Household china, glassware, & crockery whsle	1 039	3 796 559	377 858	84 585	12 020	975 373	742 824	765 646
4212202	Linens, domestics, draperies, & curtains whsle	1 532	4 438 939	448 387	103 114	15 921	957 461	570 809	622 187
4212203	Floor coverings whsle	2 270	7 941 902	862 372	197 779	25 505	1 753 939	1 044 359	1 147 472
4212204	Other home furnishings whsle	2 191	5 561 938	613 542	138 497	22 154	1 604 047	906 851	978 368
4213	Lumber & other construction materials whsle	11 142	61 302 570	4 167 547	968 604	125 574	8 236 772	5 224 999	5 555 412
42131	Lumber, plywood, millwork, & wood panel whsle	5 636	46 426 349	2 598 366	618 903	75 730	5 000 401	3 784 463	4 003 845
421310	Lumber, plywood, millwork, & wood panel whsle	5 636	46 426 349	2 598 366	618 903	75 730	5 000 401	3 784 463	4 003 845
4213101	Lumber without yard whsle	1 425	13 795 098	440 679	111 306	11 000	809 598	569 650	593 504
4213102	Lumber with yard whsle	1 499	13 188 854	780 649	176 782	24 380	1 583 785	1 408 289	1 522 629
4213103	Plywood, veneer, millwork, & wood panel whsle	2 712	19 442 397	1 377 038	330 815	40 350	2 607 018	1 806 524	1 887 712
42132	Brick, stone, & related construction materials whsle	2 094	4 444 476	502 387	104 660	15 737	1 093 199	458 820	523 468
421320	Brick, stone, & related construction materials whsle	2 094	4 444 476	502 387	104 660	15 737	1 093 199	458 820	523 468
4213201	Brick, block, tile, clay/cement sewer pipe whsle	679	1 320 519	152 601	33 054	4 968	313 537	156 878	173 928
4213202	Sand, gravel, & stone whsle	886	1 574 246	206 541	42 351	6 878	462 750	157 811	179 524
4213203	Cement, lime, & related products whsle	529	1 549 711	143 245	29 255	3 891	316 912	144 131	170 016
42133	Roofing, siding, & insulation material whsle	1 069	5 203 479	430 481	95 695	12 661	896 255	475 247	485 351
421330	Roofing, siding, & insulation material whsle	1 069	5 203 479	430 481	95 695	12 661	896 255	475 247	485 351
4213301	Roofing, siding, & insulation material whsle	1 069	5 203 479	430 481	95 695	12 661	896 255	475 247	485 351
42139	Other construction materials whsle	2 343	5 228 266	636 313	149 346	21 446	1 246 917	506 469	542 748
421390	Other construction materials whsle	2 343	5 228 266	636 313	149 346	21 446	1 246 917	506 469	542 748
4213901	Flat glass & other construction glass whsle	523	1 017 500	169 597	40 685	6 050	312 684	98 460	100 669
4213902	Other construction materials whsle	1 820	4 210 766	466 716	108 661	15 396	934 233	408 009	442 079
4214	Professional & commercial equipment & supplies whsle	38 366	237 178 097	21 339 923	4 950 844	'532 717	'40 976 760	'18 662 447	20 505 089
42141	Photographic equipment & supplies whsle	1 207	8 347 662	656 569	148 769	16 320	1 601 725	898 918	920 883
421410	Photographic equipment & supplies whsle	1 207	8 347 662	656 569	148 769	16 320	1 601 725	898 918	920 883
42142	Office equipment whsle	'6 291	'24 496 462	'3 709 687	'865 277	'110 654	'6 786 849	'2 182 436	'2 289 966
421420	Office equipment whsle	'6 291	'24 496 462	'3 709 687	'865 277	'110 654	'6 786 849	'2 182 436	'2 289 966

Table 1. Summary Statistics for the United States: 1997—Con.

[Includes only establishments with payroll. For meaning of abbreviations and symbols, see introductory text. For explanation of terms, see Appendix A]

NAICS code	Geographic area, type of operation, and kind of business	Establishments (number)	Sales (\$1,000)	Annual payroll (\$1,000)	First-quarter payroll (\$1,000)	Paid employees for pay period including March 12 (number)	Operating expenses (\$1,000)	End-of-1996 inventories ^f (\$1,000)	End-of-1997 inventories ^f (\$1,000)
UNITED STATES—Con.									
Merchant wholesalers—Con.									
421	Wholesale trade, durable goods—Con.								
4214	Professional & commercial equipment & supplies whsle—Con.								
42143	Computer & computer peripheral equipment & software whsle	14 459	142 059 509	9 616 070	2 203 535	210 526	17 796 861	8 917 303	10 113 861
421430	Computer & computer peripheral equipment & software whsle	14 459	142 059 509	9 616 070	2 203 535	210 526	17 796 861	8 917 303	10 113 861
4214301	Computer & peripheral equipment whsle	11 806	131 914 692	7 857 231	1 794 896	176 584	14 678 915	8 534 297	9 671 282
42143011	Computers & peripheral equipment for resale	4 861	83 034 207	3 215 540	782 321	77 346	6 840 403	6 008 852	6 837 354
42143012	Computers & peripheral equipment for end use	6 945	48 880 485	4 641 691	1 012 575	99 238	7 838 512	2 525 445	2 833 928
4214302	Computer software (packaged) whsle	2 653	10 144 817	1 758 839	408 639	33 942	3 117 946	383 006	442 579
42144	Other commercial equipment whsle	'4 658	'12 215 821	'1 550 219	'355 083	'47 048	'2 981 362	'1 142 404	'1 241 855
421440	Other commercial equipment whsle	'4 658	'12 215 821	'1 550 219	'355 083	'47 048	'2 981 362	'1 142 404	'1 241 855
4214401	Restaurant & hotel equipment & supplies whsle	2 689	8 094 253	898 717	204 625	28 408	1 720 999	756 372	824 178
4214402	Store machines & equipment whsle	'1 969	'4 121 568	'651 502	'150 458	'18 640	'1 260 363	'386 032	'417 677
42145	Medical, dental, & hospital equipment & supplies whsle	7 850	35 599 345	3 918 018	932 702	93 520	7 816 953	3 699 838	3 994 021
421450	Medical, dental, & hospital equipment & supplies whsle	7 850	35 599 345	3 918 018	932 702	93 520	7 816 953	3 699 838	3 994 021
4214501	Surgical, medical, & hospital supplies whsle	6 859	31 745 475	3 363 241	805 891	79 839	6 757 373	3 269 780	3 522 027
4214502	Dental equipment & supplies whsle	991	3 853 870	554 777	126 811	13 681	1 059 580	430 058	471 994
42146	Ophthalmic goods whsle	1 551	5 713 821	783 497	184 716	26 022	1 739 475	714 418	790 403
421460	Ophthalmic goods whsle	1 551	5 713 821	783 497	184 716	26 022	1 739 475	714 418	790 403
42149	Other professional equipment & supplies whsle	2 350	8 745 477	1 105 863	260 762	28 627	2 253 535	1 107 130	1 154 100
421490	Other professional equipment & supplies whsle	2 350	8 745 477	1 105 863	260 762	28 627	2 253 535	1 107 130	1 154 100
4214901	Religious & school supplies whsle	397	1 110 568	161 074	36 464	5 358	324 534	141 678	158 867
4214902	Other professional equipment & supplies whsle	1 953	7 634 909	944 789	224 298	23 269	1 929 001	965 452	995 233
4215	Metal & mineral (except petroleum) whsle	'10 079	'91 553 201	'5 595 871	'1 287 325	'146 964	'11 460 513	'11 240 009	'11 965 871
42151	Metal service centers & offices	9 487	83 124 691	5 405 023	1 242 261	143 028	11 026 425	10 801 425	11 513 551
421510	Metal service centers & offices	9 487	83 124 691	5 405 023	1 242 261	143 028	11 026 425	10 801 425	11 513 551
4215101	Ferrous metal service centers & sales offices	7 595	66 113 409	4 485 391	1 037 061	120 653	9 133 012	8 873 016	9 359 046
42151011	Ferrous metal service centers	5 827	58 768 929	4 105 455	951 193	110 297	8 340 519	8 873 016	9 359 046
42151012	Ferrous metal sales offices	1 768	7 344 480	379 936	85 868	10 356	7 929 493	—	—
4215102	Nonferrous metal service centers & sales offices	1 892	17 011 282	919 632	205 200	22 375	1 893 413	1 928 409	2 154 505
42151021	Nonferrous metal service centers	1 380	15 574 704	839 223	187 391	20 212	1 730 127	1 928 409	2 154 505
42151022	Nonferrous metal sales offices	512	1 436 578	80 409	17 809	2 163	163 286	—	—
42152	Coal & other mineral & ore whsle	'592	'8 428 510	'190 848	'45 064	'3 936	'434 088	'438 584	'452 320
421520	Coal & other mineral & ore whsle	'592	'8 428 510	'190 848	'45 064	'3 936	'434 088	'438 584	'452 320
4215201	Coal whsle	333	4 987 710	102 575	23 851	2 117	240 527	153 763	168 070
4215202	Other mineral & ore whsle	'259	'3 440 800	'88 273	'21 213	'1 819	'193 561	'284 821	'284 250
4216	Electrical goods whsle	27 347	182 334 876	14 793 391	3 462 691	345 230	30 237 421	17 186 313	18 711 743
42161	Electrical apparatus & equip, wiring supp, & const material whsle	8 857	38 350 174	3 756 249	887 946	101 739	7 002 760	4 590 972	4 873 800
421610	Electrical apparatus & equip, wiring supp, & const material whsle	8 857	38 350 174	3 756 249	887 946	101 739	7 002 760	4 590 972	4 873 800
42162	Electrical appliance, television & radio set whsle	3 237	39 717 526	1 709 097	393 253	42 999	5 131 249	3 715 334	4 023 015
421620	Electrical appliance, television & radio set whsle	3 237	39 717 526	1 709 097	393 253	42 999	5 131 249	3 715 334	4 023 015
42169	Other electronic parts & equipment whsle	15 253	104 267 176	9 328 045	2 181 492	200 492	18 103 412	8 880 007	9 814 928
421690	Other electronic parts & equipment whsle	15 253	104 267 176	9 328 045	2 181 492	200 492	18 103 412	8 880 007	9 814 928
4216901	Communications equipment & supplies whsle	6 722	36 812 342	4 566 622	1 092 431	98 210	8 446 176	3 042 985	3 439 839
4216902	Electronic parts (excluding communications equipment) whsle	8 531	67 454 834	4 761 423	1 089 061	102 282	9 657 236	5 837 022	6 375 089

Table 1. Summary Statistics for the United States: 1997—Con.

[Includes only establishments with payroll. For meaning of abbreviations and symbols, see introductory text. For explanation of terms, see Appendix A]

NAICS code	Geographic area, type of operation, and kind of business	Establishments (number)	Sales (\$1,000)	Annual payroll (\$1,000)	First-quarter payroll (\$1,000)	Paid employees for pay period including March 12 (number)	Operating expenses (\$1,000)	End-of-1996 inventories ^f (\$1,000)	End-of-1997 inventories ^f (\$1,000)
UNITED STATES—Con.									
Merchant wholesalers—Con.									
421	Wholesale trade, durable goods—Con.								
4217	Hardware, & plumbing & heating equipment & supplies whsle	17 533	57 253 744	6 391 596	1 466 209	186 312	12 167 748	8 709 596	9 185 806
42171	Hardware whsle	8 170	28 781 646	3 292 606	751 220	99 338	6 261 960	4 524 746	4 826 428
421710	Hardware whsle	8 170	28 781 646	3 292 606	751 220	99 338	6 261 960	4 524 746	4 826 428
42172	Plumbing & heating equipment & supplies (hydronics) whsle	3 261	10 850 765	1 133 400	263 937	33 270	2 206 346	1 516 634	1 625 338
421720	Plumbing & heating equipment & supplies (hydronics) whsle	3 261	10 850 765	1 133 400	263 937	33 270	2 206 346	1 516 634	1 625 338
42173	Warm air heating & air-conditioning equipment & supplies whsle	4 744	14 185 407	1 559 234	359 093	42 511	2 937 087	2 136 446	2 184 385
421730	Warm air heating & air-conditioning equipment & supplies whsle	4 744	14 185 407	1 559 234	359 093	42 511	2 937 087	2 136 446	2 184 385
42174	Refrigeration equipment & supplies whsle	1 358	3 435 926	406 356	91 959	11 193	762 355	531 770	549 655
421740	Refrigeration equipment & supplies whsle	1 358	3 435 926	406 356	91 959	11 193	762 355	531 770	549 655
4218	Machinery, equipment, & supplies whsle	64 951	223 849 297	24 766 878	5 670 011	674 287	46 667 259	37 837 176	41 093 543
42181	Construction & mining (except petroleum) machinery & equip whsle	4 763	31 561 292	3 110 734	734 605	77 574	5 740 828	9 191 293	10 081 466
421810	Construction & mining (except petroleum) machinery & equip whsle	4 763	31 561 292	3 110 734	734 605	77 574	5 740 828	9 191 293	10 081 466
42182	Farm & garden machinery & equipment whsle	9 312	30 536 605	2 634 589	591 835	95 909	5 066 616	7 994 095	8 733 732
421820	Farm & garden machinery & equipment whsle	9 312	30 536 605	2 634 589	591 835	95 909	5 066 616	7 994 095	8 733 732
4218201	Farm machinery & equipment—farm dealers	6 789	21 521 310	1 863 969	418 663	70 910	3 390 688	6 317 759	6 911 632
4218202	Farm machinery & equipment—whsle distributors	1 891	6 437 932	507 832	112 807	16 713	1 144 687	1 088 278	1 203 779
4218203	Lawn & garden machinery & equipment whsle	632	2 577 363	262 788	60 365	8 286	531 241	588 058	618 321
42183	Industrial machinery & equipment whsle	28 321	97 183 003	11 523 912	2 627 707	286 732	21 619 583	12 326 301	13 148 394
421830	Industrial machinery & equipment whsle	28 321	97 183 003	11 523 912	2 627 707	286 732	21 619 583	12 326 301	13 148 394
4218301	Food-processing machinery & equipment whsle	1 056	2 959 044	410 831	95 919	10 273	758 407	415 921	443 337
4218302	Hydraulic & pneumatic (fluid-power) machinery & equipment whsle	3 294	9 945 751	1 464 278	336 675	36 297	2 658 894	1 137 999	1 231 725
42183021	Hydraulic & pneumatic pumps & motors whsle	1 275	3 036 164	437 279	101 041	11 324	786 607	376 128	394 716
42183022	Hydraulic & pneumatic parts, accessories, & supplies whsle	2 019	6 909 587	1 026 999	235 634	24 973	1 872 287	761 871	837 009
4218303	General-purpose industrial machinery & equipment whsle	8 460	28 259 832	3 404 519	772 131	84 667	6 537 227	3 533 463	3 820 152
4218304	Metalworking machinery & equipment whsle	3 232	13 925 794	1 338 123	300 153	29 963	2 629 765	2 155 284	2 142 750
4218305	Materials handling equipment whsle	4 042	15 099 475	2 069 068	487 920	56 245	3 544 920	1 654 475	1 743 448
4218306	Oilwell, oil refinery, & pipeline mach, equip, & supplies whsle	2 688	7 740 720	693 599	150 488	18 900	1 316 709	847 083	989 913
4218307	Other industrial machinery & equipment whsle	5 549	19 252 387	2 143 494	484 421	50 387	4 173 661	2 582 076	2 777 069
42184	Industrial supplies whsle	12 868	36 889 029	4 420 039	1 012 617	122 452	8 329 400	4 446 078	4 765 894
421840	Industrial supplies whsle	12 868	36 889 029	4 420 039	1 012 617	122 452	8 329 400	4 446 078	4 765 894
4218401	General-line industrial supplies whsle	2 025	3 940 187	535 267	124 714	15 671	970 763	472 943	502 312
4218402	Mechanical power transmission supplies whsle	2 457	7 883 600	834 627	194 427	23 497	1 584 305	1 187 548	1 320 877
4218403	Welding supplies whsle	1 876	4 238 602	592 621	137 192	17 627	1 166 809	455 742	475 267
4218404	Industrial containers & supplies whsle	1 480	4 968 521	517 474	111 664	14 688	1 004 745	298 554	312 268
4218405	Industrial valves & fittings (except fluid-power) whsle	1 279	5 276 944	611 403	140 346	14 238	1 145 035	799 843	820 778
4218406	Other industrial supplies whsle	3 751	10 581 175	1 328 647	304 274	36 731	2 457 743	1 231 448	1 334 392
42185	Service establishment equipment & supplies whsle	6 233	11 044 612	1 646 019	383 581	56 364	3 058 945	1 208 260	1 294 341
421850	Service establishment equipment & supplies whsle	6 233	11 044 612	1 646 019	383 581	56 364	3 058 945	1 208 260	1 294 341
4218501	Beauty & barber shop equipment & supplies whsle	1 240	2 016 050	351 378	82 788	13 671	649 637	297 828	328 061
4218502	Custodial, janitors' equipment & supplies whsle	2 189	3 745 652	625 841	147 020	21 414	1 144 893	382 831	403 819
4218503	Laundry & dry-cleaning equipment & supplies whsle	655	D	D	D	i	D	D	D
4218504	Other service establishment equipment & supplies whsle	2 149	D	D	D	j	D	D	D

Table 1. Summary Statistics for the United States: 1997—Con.

[Includes only establishments with payroll. For meaning of abbreviations and symbols, see introductory text. For explanation of terms, see Appendix A]

NAICS code	Geographic area, type of operation, and kind of business	Establishments (number)	Sales (\$1,000)	Annual payroll (\$1,000)	First-quarter payroll (\$1,000)	Paid employees for pay period including March 12 (number)	Operating expenses (\$1,000)	End-of-1996 inventories ^f (\$1,000)	End-of-1997 inventories ^f (\$1,000)
UNITED STATES—Con.									
Merchant wholesalers—Con.									
421	Wholesale trade, durable goods—Con.								
4218	Machinery, equipment, & supplies whsle—Con.								
42186	Transportation equipment & supplies (exc motor vehicle) whsle	3 454	16 634 756	1 431 585	319 666	35 256	2 851 887	2 671 149	3 069 716
421860	Transportation equipment & supplies (exc motor vehicle) whsle	3 454	16 634 756	1 431 585	319 666	35 256	2 851 887	2 671 149	3 069 716
4218601	Aircraft & aeronautical equipment & supplies whsle	2 092	12 214 744	929 885	206 175	21 276	1 893 980	2 063 036	2 377 201
4218602	Marine machinery, equipment, & supplies whsle	825	2 566 747	304 561	69 149	8 418	596 428	383 049	418 396
4218603	Other transportation equipment & supplies whsle	537	1 853 265	197 139	44 342	5 562	361 479	225 064	274 119
4219	Miscellaneous durable goods whsle	33 956	155 636 289	10 094 244	2 345 746	331 513	24 594 828	15 948 947	16 982 519
42191	Sporting & recreational goods & supplies whsle	4 961	17 059 006	1 546 470	356 459	53 620	3 678 121	3 018 376	3 206 465
421910	Sporting & recreational goods & supplies whsle	4 961	17 059 006	1 546 470	356 459	53 620	3 678 121	3 018 376	3 206 465
42192	Toy & hobby goods & supplies whsle	2 792	15 890 421	1 060 892	244 488	32 791	3 670 242	2 059 697	2 218 405
421920	Toy & hobby goods & supplies whsle	2 792	15 890 421	1 060 892	244 488	32 791	3 670 242	2 059 697	2 218 405
42193	Recyclable material whsle	8 833	37 358 147	3 196 991	746 097	114 097	7 291 056	1 991 917	2 097 394
421930	Recyclable material whsle	8 833	37 358 147	3 196 991	746 097	114 097	7 291 056	1 991 917	2 097 394
4219301	Iron & steel scrap processors & dealers	3 403	17 430 292	1 282 757	308 237	43 370	3 233 625	1 008 934	1 054 579
42193011	Iron & steel scrap processors (using power processing equipment)	2 268	12 322 747	1 093 664	256 788	36 101	2 795 855	881 777	899 101
42193012	Iron & steel scrap processors (not using power processing equip)	1 135	5 107 545	189 093	51 449	7 269	437 770	127 157	155 478
4219302	Recyclable paper & paperboard whsle	1 539	5 384 421	580 846	133 943	20 405	1 263 317	121 099	133 373
4219303	Other recyclable material whsle	3 891	14 543 434	1 333 388	303 917	50 322	2 794 114	861 884	909 442
42194	Jewelry/watch/silverware/precious stone, & precious metal whsle	7 183	30 824 486	1 613 759	366 259	47 910	3 842 310	5 085 548	5 403 568
421940	Jewelry/watch/silverware/precious stone, & precious metal whsle	7 183	30 824 486	1 613 759	366 259	47 910	3 842 310	5 085 548	5 403 568
4219401	Jewelry, watch, diamonds, precious stone, & silverware whsle	6 641	21 097 516	1 495 898	338 739	45 014	3 585 783	4 360 264	4 695 119
4219402	Precious metal (excluding ores) whsle	542	9 726 970	117 861	27 520	2 896	256 527	725 284	708 449
42199	Other miscellaneous durable goods whsle	10 187	54 504 229	2 676 132	632 443	83 095	6 113 099	3 793 409	4 056 687
421990	Other miscellaneous durable goods whsle	10 187	54 504 229	2 676 132	632 443	83 095	6 113 099	3 793 409	4 056 687
4219901	Musical instruments & supplies whsle	444	2 155 019	160 389	36 931	4 465	395 312	319 907	325 046
4219902	Forest products (except lumber) whsle	1 844	10 671 425	390 863	89 249	10 934	980 351	433 291	465 456
4219903	General merchandise (durable goods) whsle	2 864	20 154 440	473 038	112 333	16 449	954 094	1 037 331	1 041 416
4219904	Prerecorded media whsle	1 852	16 079 741	992 129	238 465	30 602	2 326 833	1 421 931	1 569 954
42199041	Compact discs/prerecorded audio tapes, & phonograph records whsle	1 215	8 766 190	647 937	153 359	20 147	1 517 990	950 427	1 025 205
42199042	Prerecorded video tapes whsle	637	7 313 551	344 192	85 106	10 455	808 843	471 504	544 749
4219905	Fire extinguishers & fire safety equipment whsle	923	937 818	173 795	40 084	6 421	306 021	75 921	86 997
4219906	Other durable goods whsle	2 260	4 505 786	485 918	115 381	14 224	1 150 488	505 028	567 818
422	Wholesale trade, nondurable goods	134 951	1 118 350 517	58 664 019	13 648 860	1 834 433	127 561 435	78 868 375	84 615 154
4221	Paper & paper product whsle	12 686	66 491 798	5 841 711	1 378 526	158 255	11 018 825	4 866 569	5 117 298
42211	Printing & writing paper whsle	1 838	20 477 795	1 203 286	292 367	26 584	2 322 735	1 271 873	1 292 461
422110	Printing & writing paper whsle	1 838	20 477 795	1 203 286	292 367	26 584	2 322 735	1 271 873	1 292 461
42212	Stationery & office supplies whsle	6 260	19 572 837	2 310 376	546 853	70 818	4 301 775	1 828 831	1 934 601
422120	Stationery & office supplies whsle	6 260	19 572 837	2 310 376	546 853	70 818	4 301 775	1 828 831	1 934 601
42213	Industrial & personal service paper whsle	4 588	26 441 166	2 328 049	539 306	60 853	4 394 315	1 765 865	1 890 236
422130	Industrial & personal service paper whsle	4 588	26 441 166	2 328 049	539 306	60 853	4 394 315	1 765 865	1 890 236
4222	Drugs, & druggists' sundries whsle	7 250	107 379 498	4 453 417	1 051 879	128 641	10 948 828	11 917 987	12 946 620
42221	Drugs, & druggists' sundries whsle	7 250	107 379 498	4 453 417	1 051 879	128 641	10 948 828	11 917 987	12 946 620
422210	Drugs, & druggists' sundries whsle	7 250	107 379 498	4 453 417	1 051 879	128 641	10 948 828	11 917 987	12 946 620
4222101	General-line drugs whsle	3 283	79 946 995	2 290 715	546 162	70 977	5 352 458	9 238 904	9 838 713
4222102	Specialty-line drug, pharmaceutical, cosmetic, & toiletries whsle	3 967	27 432 503	2 162 702	505 717	57 664	5 596 370	2 679 083	3 107 907

Table 1. Summary Statistics for the United States: 1997—Con.

[Includes only establishments with payroll. For meaning of abbreviations and symbols, see introductory text. For explanation of terms, see Appendix A]

NAICS code	Geographic area, type of operation, and kind of business	Establishments (number)	Sales (\$1,000)	Annual payroll (\$1,000)	First-quarter payroll (\$1,000)	Paid employees for pay period including March 12 (number)	Operating expenses (\$1,000)	End-of-1996 inventories ^f (\$1,000)	End-of-1997 inventories ^f (\$1,000)
UNITED STATES—Con.									
Merchant wholesalers—Con.									
422	Wholesale trade, nondurable goods—Con.								
4223	Apparel, piece goods, & notions whsle.	16 964	84 358 265	6 296 411	1 431 085	177 783	15 311 242	10 840 171	12 038 566
42231	Piece goods, notions, & other dry goods whsle	4 628	14 151 550	1 231 590	277 556	38 216	2 646 207	1 838 149	2 061 920
422310	Piece goods, notions, & other dry goods whsle	4 628	14 151 550	1 231 590	277 556	38 216	2 646 207	1 838 149	2 061 920
4223101	Piece goods—jobbers	3 345	11 726 039	913 402	205 573	27 021	2 011 079	1 511 605	1 697 776
4223102	Notions & other dry goods whsle	1 283	2 425 511	318 188	71 983	11 195	635 128	326 544	364 144
42232	Men's & boys' clothing & furnishings whsle	4 144	22 684 344	1 743 994	397 911	52 198	4 352 999	3 405 188	3 765 771
422320	Men's & boys' clothing & furnishings whsle	4 144	22 684 344	1 743 994	397 911	52 198	4 352 999	3 405 188	3 765 771
42233	Women's, children's, & infants' clothing & accessories whsle	6 781	29 520 620	2 402 560	538 486	67 876	5 815 263	3 357 724	3 887 001
422330	Women's, children's, & infants' clothing & accessories whsle	6 781	29 520 620	2 402 560	538 486	67 876	5 815 263	3 357 724	3 887 001
42234	Footwear whsle	1 411	18 001 751	918 267	217 132	19 493	2 496 773	2 239 110	2 323 874
422340	Footwear whsle	1 411	18 001 751	918 267	217 132	19 493	2 496 773	2 239 110	2 323 874
4224	Grocery & related products whsle	33 343	330 210 735	18 119 436	4 234 394	604 145	37 797 658	16 610 203	17 736 637
42241	General-line grocery whsle	3 390	93 941 524	4 682 800	1 135 331	139 593	8 927 593	5 619 021	5 740 085
422410	General-line grocery whsle	3 390	93 941 524	4 682 800	1 135 331	139 593	8 927 593	5 619 021	5 740 085
4224101	General-line grocery whsle, voluntary group	186	16 156 029	554 986	135 594	17 064	1 105 622	989 577	958 773
4224102	General-line grocery whsle, retail cooperative	211	16 142 440	467 726	112 330	13 882	884 413	926 900	945 354
4224103	Other general-line grocery whsle	2 993	61 643 055	3 660 088	887 407	108 647	6 937 558	3 702 544	3 835 958
42242	Packaged frozen food whsle	2 897	44 782 680	2 297 966	535 761	71 263	4 773 169	2 436 769	2 795 303
422420	Packaged frozen food whsle	2 897	44 782 680	2 297 966	535 761	71 263	4 773 169	2 436 769	2 795 303
42243	Dairy products, (except dried or canned) whsle	2 174	20 315 524	849 475	196 547	27 596	1 854 375	512 648	557 552
422430	Dairy products, (except dried or canned) whsle	2 174	20 315 524	849 475	196 547	27 596	1 854 375	512 648	557 552
4224301	Raw milk whsle	138	D	D	D	g	D	D	D
4224302	Dairy product (except raw milk) whsle	2 036	D	D	D	k	D	D	D
42244	Poultry & poultry product whsle	873	10 721 436	423 543	96 860	15 681	921 425	230 145	251 499
422440	Poultry & poultry product whsle	873	10 721 436	423 543	96 860	15 681	921 425	230 145	251 499
4224401	Live poultry whsle	45	D	D	D	f	D	D	D
4224402	Poultry & poultry product (except live) whsle	828	D	D	D	j	D	D	D
42245	Confectionery whsle	1 962	7 539 889	523 310	115 927	20 663	1 289 127	660 165	725 588
422450	Confectionery whsle	1 962	7 539 889	523 310	115 927	20 663	1 289 127	660 165	725 588
42246	Fish & seafood whsle	2 828	11 998 240	649 137	145 945	26 304	1 423 835	555 003	628 393
422460	Fish & seafood whsle	2 828	11 998 240	649 137	145 945	26 304	1 423 835	555 003	628 393
42247	Meat & meat product whsle	3 147	26 899 437	1 304 916	309 355	45 521	2 679 207	957 919	1 024 099
422470	Meat & meat product whsle	3 147	26 899 437	1 304 916	309 355	45 521	2 679 207	957 919	1 024 099
42248	Fresh fruit & vegetable whsle	5 474	40 417 798	2 840 345	640 915	104 811	5 869 669	562 265	640 886
422480	Fresh fruit & vegetable whsle	5 474	40 417 798	2 840 345	640 915	104 811	5 869 669	562 265	640 886
42249	Other grocery & related products whsle	10 598	73 594 207	4 547 944	1 057 753	152 713	10 059 258	5 076 268	5 373 232
422490	Other grocery & related products whsle	10 598	73 594 207	4 547 944	1 057 753	152 713	10 059 258	5 076 268	5 373 232
4224901	Coffee, tea, & spice whsle	1 420	7 087 834	397 640	91 263	13 783	852 828	488 011	626 211
4224902	Bread & baked goods whsle	2 187	5 821 864	594 621	137 158	24 477	1 108 595	262 177	267 272
4224903	Soft drinks whsle	2 026	7 507 631	855 980	195 575	29 183	1 981 472	316 118	352 288
4224904	Canned goods whsle	957	10 184 930	466 436	109 531	13 777	1 088 032	973 402	921 358
4224905	Food & beverage basic materials whsle	512	2 687 268	174 927	38 919	5 172	4 200 611	229 674	229 329
4224906	Other grocery specialties whsle	3 496	40 304 680	2 058 340	485 307	66 321	4 607 720	2 806 886	2 976 774
4225	Farm-product raw material whsle	8 849	132 883 554	2 096 358	469 297	74 096	5 547 440	9 505 447	9 664 441
42251	Grain & field bean whsle	6 434	105 267 322	1 620 355	366 080	55 890	4 339 905	6 826 486	6 979 672
422510	Grain & field bean whsle	6 434	105 267 322	1 620 355	366 080	55 890	4 339 905	6 826 486	6 979 672
42252	Livestock whsle	1 133	8 630 445	115 475	26 114	7 322	304 460	202 778	251 768
422520	Livestock whsle	1 133	8 630 445	115 475	26 114	7 322	304 460	202 778	251 768
42259	Other farm product raw material whsle	1 282	18 985 787	360 528	77 103	10 884	903 075	2 476 183	2 433 001
422590	Other farm product raw material whsle	1 282	18 985 787	360 528	77 103	10 884	903 075	2 476 183	2 433 001
4225901	Hides, skins, & pelts whsle	234	1 911 853	48 450	11 812	1 660	125 385	111 664	120 548
4225902	Leaf tobacco whsle	118	2 093 201	66 701	14 669	1 605	131 963	294 173	324 012
4225903	Wool, wool tops, & mohair whsle	61	145 997	6 661	1 386	247	17 366	21 670	25 093
4225904	Cotton whsle	244	9 922 477	106 703	20 612	2 497	330 047	1 702 682	1 616 787
4225905	Other farm-product raw material whsle	625	4 912 259	132 013	28 624	4 875	298 314	345 994	346 561

Table 1. Summary Statistics for the United States: 1997—Con.

[Includes only establishments with payroll. For meaning of abbreviations and symbols, see introductory text. For explanation of terms, see Appendix A]

NAICS code	Geographic area, type of operation, and kind of business	Establishments (number)	Sales (\$1,000)	Annual payroll (\$1,000)	First-quarter payroll (\$1,000)	Paid employees for pay period including March 12 (number)	Operating expenses (\$1,000)	End-of-1996 inventories ^f (\$1,000)	End-of-1997 inventories ^f (\$1,000)
UNITED STATES—Con.									
Merchant wholesalers—Con.									
422	Wholesale trade, nondurable goods—Con.								
4226	Chemical & allied products whsle	12 249	56 048 362	4 650 638	1 073 531	115 969	9 506 564	4 178 360	4 470 487
42261	Plastics materials & basic forms & shapes whsle	3 357	16 733 225	1 295 883	297 313	34 844	2 718 446	1 298 940	1 397 420
422610	Plastics materials & basic forms & shapes whsle	3 357	16 733 225	1 295 883	297 313	34 844	2 718 446	1 298 940	1 397 420
42269	Other chemical & allied products whsle	8 892	39 315 137	3 354 755	776 218	81 125	6 788 118	2 879 420	3 073 067
422690	Other chemical & allied products whsle	8 892	39 315 137	3 354 755	776 218	81 125	6 788 118	2 879 420	3 073 067
4226901	Industrial gases (except LP) whsle	804	1 432 921	239 975	56 645	7 340	484 116	116 620	126 570
4226902	Other chemical & allied products whsle	8 088	37 882 216	3 114 780	719 573	73 785	6 304 002	2 762 800	2 946 497
4227	Petroleum & petroleum products whsle	'9 770	'139 507 960	'3 390 142	'797 041	'114 863	'8 529 598	'4 285 739	'4 446 297
42271	Petroleum bulk stations & terminals	'6 729	'92 443 546	'2 497 922	'579 872	'87 532	'6 249 105	'3 029 034	'3 194 653
422710	Petroleum bulk stations & terminals	'6 729	'92 443 546	'2 497 922	'579 872	'87 532	'6 249 105	'3 029 034	'3 194 653
4227101	Petroleum bulk stations & terminals (except LP)	'6 337	'88 515 507	'2 340 748	'544 283	'83 154	'5 893 722	'2 892 396	'3 059 356
42271011	Petroleum bulk stations (except LP)	5 784	43 727 608	1 768 043	414 479	66 627	4 472 315	1 334 004	1 355 290
42271012	Petroleum bulk terminals (except LP)	'553	'44 787 899	'572 705	'129 804	'16 527	'1 421 407	'1 558 392	'1 704 066
4227102	Liquefied petroleum bulk stations & terminals	392	3 928 039	157 174	35 589	4 378	355 383	136 638	135 297
42272	Petroleum & petroleum prod whsle (exc bulk stations & terminals)	3 041	47 064 414	892 220	217 169	27 331	2 280 493	1 256 705	1 251 644
422720	Petroleum & petroleum prod whsle (exc bulk stations & terminals)	3 041	47 064 414	892 220	217 169	27 331	2 280 493	1 256 705	1 251 644
4228	Beer, wine, & distilled alcoholic beverage whsle	4 476	58 311 981	5 212 268	1 223 883	143 544	10 376 684	4 667 991	4 996 576
42281	Beer & ale whsle	2 945	33 616 795	3 190 276	725 915	93 133	6 539 887	1 583 946	1 677 017
422810	Beer & ale whsle	2 945	33 616 795	3 190 276	725 915	93 133	6 539 887	1 583 946	1 677 017
42282	Wine & distilled alcoholic beverage whsle	1 531	24 695 186	2 021 992	497 968	50 411	3 836 797	3 084 045	3 319 559
422820	Wine & distilled alcoholic beverage whsle	1 531	24 695 186	2 021 992	497 968	50 411	3 836 797	3 084 045	3 319 559
4228201	Wine & distilled alcoholic bev (licensed operation) whsle	1 409	24 314 784	2 011 681	494 317	49 769	3 817 507	3 041 385	3 304 755
4228202	Wine & distilled alcoholic beverage (State operated) whsle	122	380 402	10 311	3 651	642	19 290	42 660	14 804
4229	Miscellaneous nondurable goods whsle	29 364	143 158 364	8 603 638	1 989 224	317 137	18 524 596	11 995 908	13 198 232
42291	Farm supplies whsle	6 437	32 607 159	1 766 562	403 019	59 231	4 025 967	3 254 754	3 527 294
422910	Farm supplies whsle	6 437	32 607 159	1 766 562	403 019	59 231	4 025 967	3 254 754	3 527 294
4229101	Farm supplies—farm dealers	3 363	9 641 439	660 374	151 572	23 898	1 543 900	923 987	1 013 130
4229102	Farm supplies—whsle distributors	3 074	22 965 720	1 106 188	251 447	35 333	2 482 067	2 330 767	2 514 164
42292	Book, periodical, & newspaper whsle	3 257	17 022 288	1 697 252	409 254	69 110	3 453 522	1 876 325	2 022 021
422920	Book, periodical, & newspaper whsle	3 257	17 022 288	1 697 252	409 254	69 110	3 453 522	1 876 325	2 022 021
42293	Flower, nursery stock, & florists' supplies whsle	3 654	7 244 856	986 762	229 037	43 624	2 036 312	641 989	700 100
422930	Flower, nursery stock, & florists' supplies whsle	3 654	7 244 856	986 762	229 037	43 624	2 036 312	641 989	700 100
42294	Tobacco & tobacco product whsle	1 466	31 656 394	1 178 783	276 353	45 602	2 328 873	1 792 803	2 042 330
422940	Tobacco & tobacco product whsle	1 466	31 656 394	1 178 783	276 353	45 602	2 328 873	1 792 803	2 042 330
42295	Paint, varnish, & supplies whsle	1 630	3 370 442	454 352	106 623	14 611	960 038	439 348	461 151
422950	Paint, varnish, & supplies whsle	1 630	3 370 442	454 352	106 623	14 611	960 038	439 348	461 151
4229501	Paint, varnish, & supplies whsle	1 630	3 370 442	454 352	106 623	14 611	960 038	439 348	461 151
42299	Other miscellaneous nondurable goods whsle	12 920	51 257 225	2 519 927	564 938	84 959	5 719 884	3 990 689	4 445 336
422990	Other miscellaneous nondurable goods whsle	12 920	51 257 225	2 519 927	564 938	84 959	5 719 884	3 990 689	4 445 336
4229901	Art goods whsle	3 976	7 426 099	888 512	196 526	30 205	2 271 032	1 182 362	1 344 462
4229902	General merchandise (nondurable goods) whsle	2 842	33 181 350	653 859	152 784	18 841	1 315 798	1 498 263	1 564 291
4229903	Textile bags, bagging, & burlap whsle	400	723 184	73 748	16 037	2 882	173 346	88 608	109 275
4229904	Other nondurable goods whsle	5 702	9 926 592	903 808	199 591	33 031	1 959 708	1 221 456	1 427 308

Table 1. Summary Statistics for the United States: 1997—Con.

[Includes only establishments with payroll. For meaning of abbreviations and symbols, see introductory text. For explanation of terms, see Appendix A]

NAICS code	Geographic area, type of operation, and kind of business	Establishments (number)	Sales (\$1,000)	Annual payroll (\$1,000)	First-quarter payroll (\$1,000)	Paid employees for pay period including March 12 (number)	Operating expenses (\$1,000)	End-of-1996 inventories ^f (\$1,000)	End-of-1997 inventories ^f (\$1,000)
UNITED STATES—Con.									
Manufacturers' sales branches and sales offices . .									
		'29 305	'1 258 874 769	'45 911 766	'11 963 217	'922 208	'95 051 279	39 467 315	40 758 311
421	Wholesale trade, durable goods	'17 228	'707 565 616	'26 757 611	'7 167 566	'479 447	'52 345 151	26 273 001	27 084 251
4211	Motor vehicle & motor vehicle parts & supplies whsle	1 425	291 207 541	2 233 321	570 190	47 824	5 928 771	5 894 354	5 776 275
42111	Automobile & other motor vehicle whsle	380	255 902 304	735 647	200 319	14 104	2 764 098	2 883 392	2 738 389
421110	Automobile & other motor vehicle whsle	380	255 902 304	735 647	200 319	14 104	2 764 098	2 883 392	2 738 389
4211101	Automobile & motorcycle whsle	124	95 851 919	298 709	71 122	5 211	1 890 320	2 196 413	1 935 877
4211102	Bus & recreational vehicle whsle	14	D	D	D	c	D	D	D
4211103	Light truck & van (14,000 lb or less) whsle	99	152 661 486	207 342	65 536	3 135	483 741	103 459	157 810
4211104	Medium truck & tractor (14,001 lb to 26,000 lb) whsle	20	D	D	D	e	D	D	D
4211105	Heavy truck & tractor (over 26,000 lb) whsle	123	D	D	D	i	D	D	D
42112	Motor vehicle supplies & new parts whsle	895	25 607 316	1 287 094	316 689	29 268	2 684 657	2 815 454	2 830 859
421120	Motor vehicle supplies & new parts whsle	895	25 607 316	1 287 094	316 689	29 268	2 684 657	2 815 454	2 830 859
4211201	Motor vehicle supplies & new parts—warehouse distributors	343	6 640 896	223 308	53 476	5 937	548 683	512 479	516 527
4211202	Motor vehicle supplies & new parts—jobbers	541	18 824 469	1 057 445	261 684	23 182	2 124 144	2 297 437	2 308 531
4211203	Petroleum products marketing equipment whsle	11	141 951	6 341	1 529	149	11 830	5 538	5 801
42113	Tire & tube whsle	150	9 697 921	210 580	53 182	4 452	480 016	195 508	207 027
421130	Tire & tube whsle	150	9 697 921	210 580	53 182	4 452	480 016	195 508	207 027
4212	Furniture & home furnishings whsle	485	21 729 080	646 395	162 255	16 119	1 835 902	727 049	852 893
42121	Furniture whsle	247	7 242 080	228 139	56 666	4 486	733 330	232 588	234 624
421210	Furniture whsle	247	7 242 080	228 139	56 666	4 486	733 330	232 588	234 624
4212101	Household & lawn furniture whsle	91	1 584 873	59 681	15 306	1 472	149 871	142 636	145 393
4212102	Office & business furniture whsle	156	5 657 207	168 458	41 360	3 014	583 459	89 952	89 231
42122	Home furnishings whsle	238	14 487 000	418 256	105 589	11 633	1 102 572	494 461	618 269
421220	Home furnishings whsle	238	14 487 000	418 256	105 589	11 633	1 102 572	494 461	618 269
4212201	Household china, glassware, & crockery whsle	14	597 661	45 630	11 679	3 156	185 733	113 060	116 905
4212202	Linens, domestics, draperies, & curtains whsle	102	5 437 338	173 959	41 494	3 356	412 153	133 549	182 658
4212203	Floor coverings whsle	96	7 864 637	161 893	43 378	4 236	405 041	165 967	192 458
4212204	Other home furnishings whsle	26	587 364	36 774	9 038	885	99 645	81 885	126 248
4213	Lumber & other construction materials whsle	1 728	21 380 553	959 343	223 167	26 196	2 168 463	1 129 218	1 192 107
42131	Lumber, plywood, millwork, & wood panel whsle	501	10 261 254	445 340	100 385	11 443	980 545	577 840	582 251
421310	Lumber, plywood, millwork, & wood panel whsle	501	10 261 254	445 340	100 385	11 443	980 545	577 840	582 251
4213101	Lumber without yard whsle	42	2 568 618	73 903	17 069	1 261	154 834	44 241	42 086
4213102	Lumber with yard whsle	96	2 240 878	108 796	26 767	3 064	215 313	193 666	204 645
4213103	Plywood, veneer, millwork, & wood panel whsle	363	5 451 758	262 641	56 549	7 118	610 398	339 933	335 520
42132	Brick, stone, & related construction materials whsle	761	5 848 872	243 871	60 393	7 587	566 136	315 377	322 020
421320	Brick, stone, & related construction materials whsle	761	5 848 872	243 871	60 393	7 587	566 136	315 377	322 020
4213201	Brick, block, tile, clay/cement sewer pipe whsle	431	2 150 812	127 852	32 499	4 853	298 148	175 800	183 045
4213202	Sand, gravel, & stone whsle	88	309 282	28 242	5 737	758	66 523	30 696	32 544
4213203	Cement, lime, & related products whsle	242	3 388 778	87 777	22 157	1 976	201 465	108 881	106 431
42133	Roofing, siding, & insulation material whsle	222	3 268 532	134 395	30 154	3 009	335 608	119 549	165 194
421330	Roofing, siding, & insulation material whsle	222	3 268 532	134 395	30 154	3 009	335 608	119 549	165 194
4213301	Roofing, siding, & insulation material whsle	222	3 268 532	134 395	30 154	3 009	335 608	119 549	165 194
42139	Other construction materials whsle	244	2 001 895	135 737	32 235	4 157	286 174	116 452	122 642
421390	Other construction materials whsle	244	2 001 895	135 737	32 235	4 157	286 174	116 452	122 642
4213901	Flat glass & other construction glass whsle	97	712 348	60 185	14 959	2 027	133 089	31 569	33 993
4213902	Other construction materials whsle	147	1 289 547	75 552	17 276	2 130	153 085	84 883	88 649
4214	Professional & commercial equipment & supplies whsle	3 160	112 786 674	11 179 271	3 185 154	168 896	20 269 644	6 208 920	6 462 776
42141	Photographic equipment & supplies whsle	74	8 103 149	265 078	66 723	4 684	551 818	300 597	300 374
421410	Photographic equipment & supplies whsle	74	8 103 149	265 078	66 723	4 684	551 818	300 597	300 374
42142	Office equipment whsle	624	10 554 896	1 648 110	496 155	30 895	2 537 175	396 474	407 557
421420	Office equipment whsle	624	10 554 896	1 648 110	496 155	30 895	2 537 175	396 474	407 557

Table 1. Summary Statistics for the United States: 1997—Con.

[Includes only establishments with payroll. For meaning of abbreviations and symbols, see introductory text. For explanation of terms, see Appendix A]

NAICS code	Geographic area, type of operation, and kind of business	Establishments (number)	Sales (\$1,000)	Annual payroll (\$1,000)	First-quarter payroll (\$1,000)	Paid employees for pay period including March 12 (number)	Operating expenses (\$1,000)	End-of-1996 inventories ^f (\$1,000)	End-of-1997 inventories ^f (\$1,000)
UNITED STATES—Con.									
Manufacturers' sales branches and sales offices—Con.									
421	Wholesale trade, durable goods—Con.								
4214	Professional & commercial equipment & supplies whsle—Con.								
42143	Computer & computer peripheral equipment & software whsle	1 713	72 042 268	7 477 349	2 172 050	103 625	13 060 865	3 902 435	3 862 572
421430	Computer & computer peripheral equipment & software whsle	1 713	72 042 268	7 477 349	2 172 050	103 625	13 060 865	3 902 435	3 862 572
4214301	Computer & peripheral equipment whsle	1 665	71 175 956	7 409 460	2 155 591	102 720	12 854 617	3 794 994	3 751 171
42143011	Computers & peripheral equipment for resale	476	27 387 050	957 611	227 003	12 803	2 017 860	2 686 568	2 753 077
42143012	Computers & peripheral equipment for end use	1 189	43 788 906	6 451 849	1 928 588	89 917	10 836 757	1 108 426	998 094
4214302	Computer software (packaged) whsle	48	866 312	67 889	16 459	905	206 248	107 441	111 401
42144	Other commercial equipment whsle	128	1 012 149	99 000	23 292	2 664	204 053	50 710	45 143
421440	Other commercial equipment whsle	128	1 012 149	99 000	23 292	2 664	204 053	50 710	45 143
4214401	Restaurant & hotel equipment & supplies whsle	38	420 448	35 843	8 121	759	75 705	31 401	28 108
4214402	Store machines & equipment whsle	90	591 701	63 157	15 171	1 905	128 348	19 309	17 035
42145	Medical, dental, & hospital equipment & supplies whsle	459	18 700 334	1 505 615	378 593	22 976	3 433 670	1 447 646	1 734 996
421450	Medical, dental, & hospital equipment & supplies whsle	459	18 700 334	1 505 615	378 593	22 976	3 433 670	1 447 646	1 734 996
4214501	Surgical, medical, & hospital supplies whsle	439	18 453 838	1 458 202	367 384	21 912	3 328 511	1 400 212	1 690 071
4214502	Dental equipment & supplies whsle	20	246 496	47 413	11 209	1 064	105 159	47 434	44 925
42146	Ophthalmic goods whsle	66	886 679	69 912	18 378	1 819	144 230	42 902	37 555
421460	Ophthalmic goods whsle	66	886 679	69 912	18 378	1 819	144 230	42 902	37 555
42149	Other professional equipment & supplies whsle	96	1 487 199	114 207	29 963	2 233	337 833	68 156	74 579
421490	Other professional equipment & supplies whsle	96	1 487 199	114 207	29 963	2 233	337 833	68 156	74 579
4214901	Religious & school supplies whsle	9	211 078	5 843	1 584	254	42 117	5 184	5 377
4214902	Other professional equipment & supplies whsle	87	1 276 121	108 364	28 379	1 979	295 716	62 972	69 202
4215	Metal & mineral (except petroleum) whsle	1 045	45 511 177	1 053 480	254 172	22 869	2 209 867	2 485 392	2 573 871
42151	Metal service centers & offices	1 004	40 775 671	1 013 345	245 477	22 181	2 113 821	2 305 880	2 400 276
421510	Metal service centers & offices	1 004	40 775 671	1 013 345	245 477	22 181	2 113 821	2 305 880	2 400 276
4215101	Ferrous metal service centers & sales offices	785	30 866 626	674 331	153 261	15 365	1 406 341	1 487 008	1 555 328
42151011	Ferrous metal service centers	517	8 999 281	556 503	122 134	13 236	1 169 111	1 487 008	1 555 328
42151012	Ferrous metal sales offices	268	21 867 345	117 828	31 127	2 129	237 230	—	—
4215102	Nonferrous metal service centers & sales offices	219	9 909 045	339 014	92 216	6 816	707 480	818 872	844 948
42151021	Nonferrous metal service centers	151	6 405 017	278 484	72 189	6 118	602 806	818 872	844 948
42151022	Nonferrous metal sales offices	68	3 504 028	60 530	20 027	698	104 674	—	—
42152	Coal & other mineral & ore whsle	41	4 735 506	40 135	8 695	688	96 046	179 512	173 595
421520	Coal & other mineral & ore whsle	41	4 735 506	40 135	8 695	688	96 046	179 512	173 595
4215201	Coal whsle	33	D	D	D	f	D	D	D
4215202	Other mineral & ore whsle	8	D	D	D	b	D	D	D
4216	Electrical goods whsle	4 235	109 430 432	5 859 327	1 602 067	96 438	10 337 202	2 564 249	2 702 130
42161	Electrical apparatus & equip, wiring supp, & const material whsle	1 608	25 132 554	1 527 424	376 644	27 155	2 754 559	1 065 246	1 133 762
421610	Electrical apparatus & equip, wiring supp, & const material whsle	1 608	25 132 554	1 527 424	376 644	27 155	2 754 559	1 065 246	1 133 762
42162	Electrical appliance, television & radio set whsle	131	9 429 517	241 386	58 340	5 467	706 947	229 453	234 623
421620	Electrical appliance, television & radio set whsle	131	9 429 517	241 386	58 340	5 467	706 947	229 453	234 623
42169	Other electronic parts & equipment whsle	2 496	74 868 361	4 090 517	1 167 083	63 816	6 875 696	1 269 550	1 333 745
421690	Other electronic parts & equipment whsle	2 496	74 868 361	4 090 517	1 167 083	63 816	6 875 696	1 269 550	1 333 745
4216901	Communications equipment & supplies whsle	1 884	48 149 700	3 392 770	993 768	51 416	5 405 631	643 686	683 442
4216902	Electronic parts (excluding communications equipment) whsle	612	26 718 661	697 747	173 315	12 400	1 470 065	625 864	650 303

Table 1. Summary Statistics for the United States: 1997—Con.

[Includes only establishments with payroll. For meaning of abbreviations and symbols, see introductory text. For explanation of terms, see Appendix A]

NAICS code	Geographic area, type of operation, and kind of business	Establishments (number)	Sales (\$1,000)	Annual payroll (\$1,000)	First-quarter payroll (\$1,000)	Paid employees for pay period including March 12 (number)	Operating expenses (\$1,000)	End-of-1996 inventories ^f (\$1,000)	End-of-1997 inventories ^f (\$1,000)
UNITED STATES—Con.									
Manufacturers' sales branches and sales offices—Con.									
421	Wholesale trade, durable goods—Con.								
4217	Hardware, & plumbing & heating equipment & supplies whsle	767	D	D	D	j	D	D	D
42171	Hardware whsle	255	7 531 815	361 083	81 902	7 244	706 728	400 220	454 610
421710	Hardware whsle	255	7 531 815	361 083	81 902	7 244	706 728	400 220	454 610
42172	Plumbing & heating equipment & supplies (hydronics) whsle	212	4 212 982	163 627	40 542	4 287	317 159	285 521	305 052
421720	Plumbing & heating equipment & supplies (hydronics) whsle	212	4 212 982	163 627	40 542	4 287	317 159	285 521	305 052
42173	Warm air heating & air-conditioning equipment & supplies whsle	221	3 572 401	305 086	77 313	6 036	746 481	302 260	306 643
421730	Warm air heating & air-conditioning equipment & supplies whsle	221	3 572 401	305 086	77 313	6 036	746 481	302 260	306 643
42174	Refrigeration equipment & supplies whsle	79	D	D	D	g	D	D	D
421740	Refrigeration equipment & supplies whsle	79	D	D	D	g	D	D	D
4218	Machinery, equipment, & supplies whsle	4 120	75 691 801	3 381 032	824 894	72 156	6 466 552	5 425 245	5 652 296
42181	Construction & mining (except petroleum) machinery & equip whsle	281	11 913 590	447 715	117 664	8 930	850 564	1 965 177	2 048 105
421810	Construction & mining (except petroleum) machinery & equip whsle	281	11 913 590	447 715	117 664	8 930	850 564	1 965 177	2 048 105
42182	Farm & garden machinery & equipment whsle	132	7 823 700	181 944	42 452	4 175	425 286	499 592	496 571
421820	Farm & garden machinery & equipment whsle	132	7 823 700	181 944	42 452	4 175	425 286	499 592	496 571
4218201	Farm machinery & equipment—farm dealers	42	D	D	D	f	D	D	D
4218202	Farm machinery & equipment—whsle distributors	70	D	D	D	h	D	D	D
4218203	Lawn & garden machinery & equipment whsle	20	1 036 338	39 387	8 747	754	149 865	108 770	112 891
42183	Industrial machinery & equipment whsle	2 332	25 170 814	1 793 155	423 140	38 160	3 307 795	1 546 022	1 621 644
421830	Industrial machinery & equipment whsle	2 332	25 170 814	1 793 155	423 140	38 160	3 307 795	1 546 022	1 621 644
4218301	Food-processing machinery & equipment whsle	33	337 285	31 261	7 266	771	52 689	28 248	34 065
4218302	Hydraulic & pneumatic (fluid-power) machinery & equipment whsle	264	2 063 142	118 654	30 155	2 901	206 767	154 417	172 816
42183021	Hydraulic & pneumatic pumps & motors whsle	204	1 185 714	77 648	20 182	1 799	133 488	92 070	108 041
42183022	Hydraulic & pneumatic parts, accessories, & supplies whsle	60	877 428	41 006	9 973	1 102	73 279	62 347	64 775
4218303	General-purpose industrial machinery & equipment whsle	679	7 711 350	540 870	118 105	10 902	1 021 002	348 884	361 601
4218304	Metalworking machinery & equipment whsle	133	2 386 799	146 132	36 850	3 061	289 639	214 923	209 410
4218305	Materials handling equipment whsle	188	2 721 654	244 145	58 321	5 619	435 385	126 213	134 682
4218306	Oilwell, oil refinery, & pipeline mach, equip, & supplies whsle	599	2 860 833	271 680	65 414	5 782	480 009	330 980	362 625
4218307	Other industrial machinery & equipment whsle	436	7 089 751	440 413	107 029	9 124	822 304	342 357	346 445
42184	Industrial supplies whsle	1 097	23 846 292	643 575	160 535	14 411	1 193 017	644 254	632 329
421840	Industrial supplies whsle	1 097	23 846 292	643 575	160 535	14 411	1 193 017	644 254	632 329
4218402	Mechanical power transmission supplies whsle	301	5 311 517	165 934	38 789	3 993	336 861	216 268	209 539
4218403	Welding supplies whsle	241	451 429	55 031	12 847	1 663	112 763	41 513	41 544
4218404	Industrial containers & supplies whsle	57	4 145 874	26 872	7 133	618	56 518	9 278	9 963
4218405	Industrial valves & fittings (except fluid-power) whsle	98	654 866	67 124	17 160	1 422	111 682	53 102	53 498
4218406	Other industrial supplies whsle	400	13 282 606	328 614	84 606	6 715	575 193	324 093	317 785
42185	Service establishment equipment & supplies whsle	182	3 466 042	98 546	23 118	2 107	189 409	89 856	87 142
421850	Service establishment equipment & supplies whsle	182	3 466 042	98 546	23 118	2 107	189 409	89 856	87 142
4218501	Beauty & barber shop equipment & supplies whsle	3	D	D	D	c	D	D	D
4218502	Custodial, janitors' equipment & supplies whsle	12	39 925	4 969	1 208	153	8 231	3 843	5 230
4218503	Laundry & dry-cleaning equipment & supplies whsle	27	D	D	D	f	D	D	D
4218504	Other service establishment equipment & supplies whsle	140	D	D	D	g	D	D	D

Table 1. Summary Statistics for the United States: 1997—Con.

[Includes only establishments with payroll. For meaning of abbreviations and symbols, see introductory text. For explanation of terms, see Appendix A]

NAICS code	Geographic area, type of operation, and kind of business	Establishments (number)	Sales (\$1,000)	Annual payroll (\$1,000)	First-quarter payroll (\$1,000)	Paid employees for pay period including March 12 (number)	Operating expenses (\$1,000)	End-of-1996 inventories ^f (\$1,000)	End-of-1997 inventories ^f (\$1,000)
UNITED STATES—Con.									
Manufacturers' sales branches and sales offices—Con.									
421	Wholesale trade, durable goods—Con.								
4218	Machinery, equipment, & supplies whsle—Con.								
42186	Transportation equipment & supplies (exc motor vehicle) whsle	96	3 471 363	216 097	57 985	4 373	500 481	680 344	766 505
421860	Transportation equipment & supplies (exc motor vehicle) whsle								
4218601	Aircraft & aeronautical equipment & supplies whsle	96	3 471 363	216 097	57 985	4 373	500 481	680 344	766 505
4218602	Marine machinery, equipment, & supplies whsle	62	2 824 449	183 159	49 328	3 634	360 828	617 388	707 682
4218603	Other transportation equipment & supplies whsle	27	D	D	D	f	D	D	D
		7	D	D	D	c	D	D	D
4219	Miscellaneous durable goods whsle	1263	D	D	D	i	D	D	D
42191	Sporting & recreational goods & supplies whsle	153	13 778 496	171 399	41 941	2 746	406 005	211 454	205 552
421910	Sporting & recreational goods & supplies whsle	153	13 778 496	171 399	41 941	2 746	406 005	211 454	205 552
42192	Toy & hobby goods & supplies whsle	24	D	D	D	g	D	D	D
421920	Toy & hobby goods & supplies whsle	24	D	D	D	g	D	D	D
42194	Jewelry/watch/silverware/precious stone, & precious metal whsle	55	669 717	51 069	11 808	912	102 466	63 719	61 151
421940	Jewelry/watch/silverware/precious stone, & precious metal whsle	55	669 717	51 069	11 808	912	102 466	63 719	61 151
4219401	Jewelry, watch, diamonds, precious stone, & silverware whsle	46	D	D	D	f	D	D	D
4219402	Precious metal (excluding ores) whsle	9	D	D	D	b	D	D	D
42199	Other miscellaneous durable goods whsle	131	7 704 440	217 395	51 674	4 189	553 137	325 649	327 917
421990	Other miscellaneous durable goods whsle	131	7 704 440	217 395	51 674	4 189	553 137	325 649	327 917
4219901	Musical instruments & supplies whsle	4	198 784	14 756	3 571	304	33 950	17 435	18 896
4219903	General merchandise (durable goods) whsle	4	D	D	D	b	D	D	D
4219904	Prerecorded media whsle	83	7 023 150	172 098	41 765	3 085	447 816	284 308	276 834
42199041	Compact discs/prerecorded audio tapes, & phonograph records whsle	79	D	D	D	h	D	D	D
42199042	Prerecorded video tapes whsle	4	D	D	D	b	D	D	D
4219905	Fire extinguishers & fire safety equipment whsle	21	D	D	D	b	D	D	D
4219906	Other durable goods whsle	19	374 524	25 519	5 215	692	60 737	19 148	27 103
422	Wholesale trade, nondurable goods	12 077	551 309 153	19 154 155	4 795 651	442 761	42 706 128	13 194 314	13 674 060
4221	Paper & paper product whsle	1 596	42 967 916	1 646 092	410 886	50 760	3 279 924	633 637	667 898
42211	Printing & writing paper whsle	294	16 541 542	310 695	77 028	5 935	645 393	203 981	197 089
422110	Printing & writing paper whsle	294	16 541 542	310 695	77 028	5 935	645 393	203 981	197 089
42212	Stationery & office supplies whsle	1 051	11 496 650	910 139	226 621	36 505	1 707 716	251 732	249 391
422120	Stationery & office supplies whsle	1 051	11 496 650	910 139	226 621	36 505	1 707 716	251 732	249 391
42213	Industrial & personal service paper whsle	251	14 929 724	425 258	107 237	8 320	926 815	177 924	221 418
422130	Industrial & personal service paper whsle	251	14 929 724	425 258	107 237	8 320	926 815	177 924	221 418
4222	Drugs, & druggists' sundries whsle	358	90 317 145	3 827 803	948 944	58 960	8 666 126	2 517 364	2 756 060
42221	Drugs, & druggists' sundries whsle	358	90 317 145	3 827 803	948 944	58 960	8 666 126	2 517 364	2 756 060
422210	Drugs, & druggists' sundries whsle	358	90 317 145	3 827 803	948 944	58 960	8 666 126	2 517 364	2 756 060
4222102	Specialty-line drug, pharmaceutical, cosmetic, & toiletries whsle	358	90 317 145	3 827 803	948 944	58 960	8 666 126	2 517 364	2 756 060
4223	Apparel, piece goods, & notions whsle	709	22 808 180	963 347	238 190	20 459	2 166 712	1 465 168	1 513 039
42231	Piece goods, notions, & other dry goods whsle	245	6 592 566	246 518	61 096	4 657	520 679	166 724	163 647
422310	Piece goods, notions, & other dry goods whsle	245	6 592 566	246 518	61 096	4 657	520 679	166 724	163 647
4223101	Piece goods—jobbers	194	5 899 943	217 278	54 350	3 909	449 240	135 679	134 323
4223102	Notions & other dry goods whsle	51	692 623	29 240	6 746	748	71 439	31 045	29 324
42232	Men's & boys' clothing & furnishings whsle	202	7 748 425	345 408	83 096	8 449	763 011	745 747	754 794
422320	Men's & boys' clothing & furnishings whsle	202	7 748 425	345 408	83 096	8 449	763 011	745 747	754 794
42233	Women's, children's, & infants' clothing & accessories whsle	233	6 347 552	248 975	63 198	5 248	589 565	294 159	290 081
422330	Women's, children's, & infants' clothing & accessories whsle	233	6 347 552	248 975	63 198	5 248	589 565	294 159	290 081
42234	Footwear whsle	29	2 119 637	122 446	30 800	2 105	293 457	258 538	304 517
422340	Footwear whsle	29	2 119 637	122 446	30 800	2 105	293 457	258 538	304 517

Table 1. Summary Statistics for the United States: 1997—Con.

[Includes only establishments with payroll. For meaning of abbreviations and symbols, see introductory text. For explanation of terms, see Appendix A]

NAICS code	Geographic area, type of operation, and kind of business	Establishments (number)	Sales (\$1,000)	Annual payroll (\$1,000)	First-quarter payroll (\$1,000)	Paid employees for pay period including March 12 (number)	Operating expenses (\$1,000)	End-of-1996 inventories ^f (\$1,000)	End-of-1997 inventories ^f (\$1,000)
UNITED STATES—Con.									
Manufacturers' sales branches and sales offices—Con.									
422	Wholesale trade, nondurable goods—Con.								
4224	Grocery & related products whsle	3 765	145 608 857	6 614 860	1 606 055	188 281	13 850 688	2 165 631	2 258 062
42242	Packaged frozen food whsle	262	7 449 295	227 226	59 433	6 436	766 248	258 770	287 963
422420	Packaged frozen food whsle	262	7 449 295	227 226	59 433	6 436	766 248	258 770	287 963
42243	Dairy products, (except dried or canned) whsle	507	12 804 977	757 461	175 830	19 409	1 849 552	343 331	350 438
422430	Dairy products, (except dried or canned) whsle	507	12 804 977	757 461	175 830	19 409	1 849 552	343 331	350 438
4224302	Dairy product (except raw milk) whsle	507	12 804 977	757 461	175 830	19 409	1 849 552	343 331	350 438
42244	Poultry & poultry product whsle	54	D	D	D	g	D	D	D
422440	Poultry & poultry product whsle	54	D	D	D	g	D	D	D
4224402	Poultry & poultry product (except live) whsle	54	D	D	D	g	D	D	D
42245	Confectionery whsle	302	16 592 178	1 242 879	310 472	37 061	2 148 399	84 367	83 893
422450	Confectionery whsle	302	16 592 178	1 242 879	310 472	37 061	2 148 399	84 367	83 893
42246	Fish & seafood whsle	24	334 555	18 934	5 492	654	65 754	33 405	29 959
422460	Fish & seafood whsle	24	334 555	18 934	5 492	654	65 754	33 405	29 959
42247	Meat & meat product whsle	112	20 272 965	121 017	26 471	3 094	370 753	86 322	100 511
422470	Meat & meat product whsle	112	20 272 965	121 017	26 471	3 094	370 753	86 322	100 511
42249	Other grocery & related products whsle	2 504	D	D	D	m	D	D	D
422490	Other grocery & related products whsle	2 504	D	D	D	m	D	D	D
4224901	Coffee, tea, & spice whsle	253	4 860 320	163 182	39 202	4 600	388 513	61 694	64 578
4224902	Bread & baked goods whsle	752	12 763 211	966 632	252 384	29 483	1 863 092	214 642	211 461
4224903	Soft drinks whsle	1 034	21 211 495	2 347 120	541 564	70 809	4 713 914	403 133	447 032
4224904	Canned goods whsle	88	10 565 606	160 492	40 791	3 527	326 577	97 224	98 113
4224905	Food & beverage basic materials whsle	52	1 323 153	47 761	12 808	1 011	101 759	77 987	79 722
4224906	Other grocery specialties whsle	325	D	D	D	j	D	D	D
4226	Chemical & allied products whsle	2 281	66 366 082	2 396 085	626 620	46 112	5 063 180	1 911 816	1 928 366
42261	Plastics materials & basic forms & shapes whsle	338	14 689 127	347 971	87 185	7 095	760 560	575 413	584 774
422610	Plastics materials & basic forms & shapes whsle	338	14 689 127	347 971	87 185	7 095	760 560	575 413	584 774
42269	Other chemical & allied products whsle	1 943	51 676 955	2 048 114	539 435	39 017	4 302 620	1 336 403	1 343 592
422690	Other chemical & allied products whsle	1 943	51 676 955	2 048 114	539 435	39 017	4 302 620	1 336 403	1 343 592
4226901	Industrial gases (except LP) whsle	291	1 302 718	165 055	40 416	4 117	331 836	50 960	54 482
4226902	Other chemical & allied products whsle	1 652	50 374 237	1 883 059	499 019	34 900	3 970 784	1 285 443	1 289 110
4227	Petroleum & petroleum products whsle	1 271	116 162 796	992 475	263 868	20 311	3 286 159	2 527 355	2 513 198
42271	Petroleum bulk stations & terminals	892	83 944 314	655 953	171 350	14 691	1 981 725	2 205 866	2 198 570
422710	Petroleum bulk stations & terminals	892	83 944 314	655 953	171 350	14 691	1 981 725	2 205 866	2 198 570
4227101	Petroleum bulk stations & terminals (except LP)	865	D	D	D	j	D	D	D
42271011	Petroleum bulk stations (except LP)	198	D	D	D	h	D	D	D
42271012	Petroleum bulk terminals (except LP)	667	D	D	D	j	D	D	D
4227102	Liquefied petroleum bulk stations & terminals	27	D	D	D	e	D	D	D
42272	Petroleum & petroleum prod whsle (exc bulk stations & terminals)	379	32 218 482	336 522	92 518	5 620	1 304 434	321 489	314 628
422720	Petroleum & petroleum prod whsle (exc bulk stations & terminals)	379	32 218 482	336 522	92 518	5 620	1 304 434	321 489	314 628
4228	Beer, wine, & distilled alcoholic beverage whsle	161	D	D	D	i	D	D	D
42281	Beer & ale whsle	28	D	D	D	h	D	D	D
422810	Beer & ale whsle	28	D	D	D	h	D	D	D
42282	Wine & distilled alcoholic beverage whsle	133	8 055 507	277 666	72 952	3 753	754 581	206 955	220 445
422820	Wine & distilled alcoholic beverage whsle	133	8 055 507	277 666	72 952	3 753	754 581	206 955	220 445
4228201	Wine & distilled alcoholic bev (licensed operation) whsle	133	8 055 507	277 666	72 952	3 753	754 581	206 955	220 445

Table 1. Summary Statistics for the United States: 1997—Con.

[Includes only establishments with payroll. For meaning of abbreviations and symbols, see introductory text. For explanation of terms, see Appendix A]

NAICS code	Geographic area, type of operation, and kind of business	Establishments (number)	Sales (\$1,000)	Annual payroll (\$1,000)	First-quarter payroll (\$1,000)	Paid employees for pay period including March 12 (number)	Operating expenses (\$1,000)	End-of-1996 inventories ^f (\$1,000)	End-of-1997 inventories ^f (\$1,000)
UNITED STATES—Con.									
Manufacturers' sales branches and sales offices—Con.									
422	Wholesale trade, nondurable goods—Con.								
4229	Miscellaneous nondurable goods								
	whsle	1 936	D	D	D	I	D	D	D
42291	Farm supplies whsle	718	18 788 908	768 644	209 649	14 723	1 698 218	846 883	872 435
422910	Farm supplies whsle	718	18 788 908	768 644	209 649	14 723	1 698 218	846 883	872 435
4229101	Farm supplies—farm dealers ..	510	3 131 362	175 680	47 898	5 749	432 124	307 739	315 598
4229102	Farm supplies—whsle distributors	208	15 657 546	592 964	161 751	8 974	1 266 094	539 144	556 837
42292	Book, periodical, & newspaper whsle	674	14 024 800	817 849	207 016	17 026	1 918 824	410 884	421 998
422920	Book, periodical, & newspaper whsle	674	14 024 800	817 849	207 016	17 026	1 918 824	410 884	421 998
42293	Flower, nursery stock, & florists' supplies whsle	12	79 855	7 757	1 813	430	19 156	13 541	13 752
422930	Flower, nursery stock, & florists' supplies whsle	12	79 855	7 757	1 813	430	19 156	13 541	13 752
42294	Tobacco & tobacco product whsle . . .	62	18 550 203	407 935	106 130	11 349	884 657	47 682	69 662
422940	Tobacco & tobacco product whsle .	62	18 550 203	407 935	106 130	11 349	884 657	47 682	69 662
42295	Paint, varnish, & supplies whsle	356	2 987 359	184 049	44 333	4 488	556 713	209 252	217 397
422950	Paint, varnish, & supplies whsle . .	356	2 987 359	184 049	44 333	4 488	556 713	209 252	217 397
4229501	Paint, varnish, & supplies whsle	356	2 987 359	184 049	44 333	4 488	556 713	209 252	217 397
42299	Other miscellaneous nondurable goods whsle	114	D	D	D	h	D	D	D
422990	Other miscellaneous nondurable goods whsle	114	D	D	D	h	D	D	D
4229901	Art goods whsle	16	652 548	27 576	6 680	918	68 401	31 984	34 468
4229902	General merchandise (nondurable goods) whsle	8	630 129	38 929	10 597	648	84 433	12 259	20 528
4229903	Textile bags, bagging, & burlap whsle	6	25 170	1 406	318	34	3 796	2 585	2 665
4229904	Other nondurable goods whsle .	84	D	D	D	g	D	D	D
Agents, brokers, and commission merchants		'47 835	'467 651 822	'10 630 348	'2 403 680	'283 257	'19 435 703	579 825	642 529
421	Wholesale trade, durable goods	'32 022	'257 371 090	'6 770 114	'1 521 895	'162 155	'12 275 926	433 137	471 467
4211	Motor vehicle & motor vehicle parts & supplies whsle	1 810	'75 470 396	'937 928	'213 493	45 938	1 828 337	47 179	50 185
42111	Automobile & other motor vehicle whsle	630	'58 536 229	'582 615	'134 698	40 663	1 202 452	22 706	26 216
421110	Automobile & other motor vehicle whsle	630	'58 536 229	'582 615	'134 698	40 663	1 202 452	22 706	26 216
4211101	Automobile & motorcycle whsle .	497	'57 491 226	'557 193	'129 815	39 692	1 149 865	17 685	12 488
4211102	Bus & recreational vehicle whsle	26	D	D	D	c	D	D	D
4211103	Light truck & van (14,000 lb or less) whsle	21	196 491	3 630	748	229	7 278	709	1 689
4211104	Medium truck & tractor (14,001 lb to 26,000 lb) whsle	16	D	D	D	b	D	D	D
4211105	Heavy truck & tractor (over 26,000 lb) whsle	70	D	D	D	e	D	D	D
42112	Motor vehicle supplies & new parts whsle	1 129	'16 750 610	349 057	77 461	5 106	613 599	23 671	23 083
421120	Motor vehicle supplies & new parts whsle	1 129	'16 750 610	349 057	77 461	5 106	613 599	23 671	23 083
4211201	Motor vehicle supplies & new parts—warehouse distributors .	395	'4 646 827	101 692	22 176	1 861	179 893	13 029	11 326
4211202	Motor vehicle supplies & new parts—jobbers	669	11 883 075	241 158	53 861	3 097	420 147	9 889	10 820
4211203	Petroleum products marketing equipment whsle	65	220 708	6 207	1 424	148	13 559	753	937
42113	Tire & tube whsle	51	183 557	6 256	1 334	169	12 286	802	886
421130	Tire & tube whsle	51	183 557	6 256	1 334	169	12 286	802	886
4212	Furniture & home furnishings whsle . . .	2 849	14 278 989	398 144	92 024	9 253	807 053	15 140	16 594
42121	Furniture whsle	1 570	7 397 432	216 906	52 079	4 951	434 452	7 544	7 693
421210	Furniture whsle	1 570	7 397 432	216 906	52 079	4 951	434 452	7 544	7 693
4212101	Household & lawn furniture whsle	938	4 824 140	114 108	28 070	2 552	241 168	4 067	2 937
4212102	Office & business furniture whsle	632	2 573 292	102 798	24 009	2 399	193 284	3 477	4 756
42122	Home furnishings whsle	1 279	6 881 557	181 238	39 945	4 302	372 601	7 596	8 901
421220	Home furnishings whsle	1 279	6 881 557	181 238	39 945	4 302	372 601	7 596	8 901
4212201	Household china, glassware, & crockery whsle	279	2 350 666	55 000	12 226	1 167	108 301	3 369	4 958
4212202	Linens, domestics, draperies, & curtains whsle	242	1 461 021	35 906	7 567	742	70 901	403	394
4212203	Floor coverings whsle	225	660 505	20 246	4 414	574	43 448	768	615
4212204	Other home furnishings whsle . .	533	2 409 365	70 086	15 738	1 819	149 951	3 056	2 934

Table 1. Summary Statistics for the United States: 1997—Con.

[Includes only establishments with payroll. For meaning of abbreviations and symbols, see introductory text. For explanation of terms, see Appendix A]

NAICS code	Geographic area, type of operation, and kind of business	Establishments (number)	Sales (\$1,000)	Annual payroll (\$1,000)	First-quarter payroll (\$1,000)	Paid employees for pay period including March 12 (number)	Operating expenses (\$1,000)	End-of-1996 inventories ^f (\$1,000)	End-of-1997 inventories ^f (\$1,000)
UNITED STATES—Con.									
Agents, brokers, and commission merchants—Con.									
421	Wholesale trade, durable goods—Con.								
4213	Lumber & other construction materials whsle	1 397	6 492 752	169 286	35 851	3 765	312 694	13 645	16 535
42131	Lumber, plywood, millwork, & wood panel whsle	630	3 768 321	82 730	17 369	1 732	152 102	11 178	14 273
421310	Lumber, plywood, millwork, & wood panel whsle	630	3 768 321	82 730	17 369	1 732	152 102	11 178	14 273
4213101	Lumber without yard whsle	160	780 039	14 626	2 965	350	27 048	445	673
4213102	Lumber with yard whsle	4	34 572	1 160	292	37	2 103	1 131	1 163
4213103	Plywood, veneer, millwork, & wood panel whsle	466	2 953 710	66 944	14 112	1 345	122 951	9 602	12 437
42132	Brick, stone, & related construction materials whsle	171	418 402	15 423	3 053	429	32 849	1 122	827
421320	Brick, stone, & related construction materials whsle	171	418 402	15 423	3 053	429	32 849	1 122	827
4213201	Brick, block, tile, clay/cement sewer pipe whsle	74	75 029	3 643	757	120	8 098	588	343
4213202	Sand, gravel, & stone whsle	38	117 711	5 191	916	139	10 036	4	4
4213203	Cement, lime, & related products whsle	59	225 662	6 589	1 380	170	14 715	530	480
42133	Roofing, siding, & insulation material whsle	293	1 339 534	36 950	7 707	732	66 232	744	679
421330	Roofing, siding, & insulation material whsle	293	1 339 534	36 950	7 707	732	66 232	744	679
4213301	Roofing, siding, & insulation material whsle	293	1 339 534	36 950	7 707	732	66 232	744	679
42139	Other construction materials whsle ..	303	966 495	34 183	7 722	872	61 511	601	756
421390	Other construction materials whsle	303	966 495	34 183	7 722	872	61 511	601	756
4213901	Flat glass & other construction glass whsle	49	220 957	6 052	1 425	120	11 040	188	192
4213902	Other construction materials whsle	254	745 538	28 131	6 297	752	50 471	413	564
4214	Professional & commercial equipment & supplies whsle	3 825	17 418 779	773 243	181 955	14 500	1 396 000	40 727	41 987
42141	Photographic equipment & supplies whsle	98	228 240	8 218	1 708	191	16 815	618	1 098
421410	Photographic equipment & supplies whsle	98	228 240	8 218	1 708	191	16 815	618	1 098
42142	Office equipment whsle	404	1 595 240	63 279	14 593	1 832	110 819	4 555	4 922
421420	Office equipment whsle	404	1 595 240	63 279	14 593	1 832	110 819	4 555	4 922
42143	Computer & computer peripheral equipment & software whsle	757	7 345 635	212 093	51 274	3 511	358 526	16 117	6 806
421430	Computer & computer peripheral equipment & software whsle	757	7 345 635	212 093	51 274	3 511	358 526	16 117	6 806
4214301	Computer & peripheral equipment whsle	609	6 670 157	183 321	44 830	3 031	309 608	15 404	6 142
42143011	Computers & peripheral equipment for resale	320	4 896 105	102 413	25 812	1 708	172 422	13 537	3 833
42143012	Computers & peripheral equipment for end use	289	1 774 052	80 908	19 018	1 323	137 186	1 867	2 309
4214302	Computer software (packaged) whsle	148	675 478	28 772	6 444	480	48 918	713	664
42144	Other commercial equipment whsle .	594	2 686 765	105 465	24 426	2 474	196 437	4 425	4 758
421440	Other commercial equipment whsle	594	2 686 765	105 465	24 426	2 474	196 437	4 425	4 758
4214401	Restaurant & hotel equipment & supplies whsle	438	2 172 270	77 586	18 041	1 723	145 614	2 804	3 090
4214402	Store machines & equipment whsle	156	514 495	27 879	6 385	751	50 823	1 621	1 668
42145	Medical, dental, & hospital equipment & supplies whsle	1 473	4 492 032	322 532	75 514	5 076	601 004	12 517	20 881
421450	Medical, dental, & hospital equipment & supplies whsle	1 473	4 492 032	322 532	75 514	5 076	601 004	12 517	20 881
4214501	Surgical, medical, & hospital supplies whsle	1 423	4 284 750	303 636	70 445	4 751	559 942	11 508	19 973
4214502	Dental equipment & supplies whsle	50	207 282	18 896	5 069	325	41 062	1 009	908
42146	Ophthalmic goods whsle	164	264 765	14 399	3 437	419	28 558	590	731
421460	Ophthalmic goods whsle	164	264 765	14 399	3 437	419	28 558	590	731
42149	Other professional equipment & supplies whsle	335	806 102	47 257	11 003	997	83 841	1 905	2 791
421490	Other professional equipment & supplies whsle	335	806 102	47 257	11 003	997	83 841	1 905	2 791
4214901	Religious & school supplies whsle	50	174 015	8 404	1 812	199	16 730	249	284
4214902	Other professional equipment & supplies whsle	285	632 087	38 853	9 191	798	67 111	1 656	2 507

Table 1. Summary Statistics for the United States: 1997—Con.

[Includes only establishments with payroll. For meaning of abbreviations and symbols, see introductory text. For explanation of terms, see Appendix A]

NAICS code	Geographic area, type of operation, and kind of business	Establishments (number)	Sales (\$1,000)	Annual payroll (\$1,000)	First-quarter payroll (\$1,000)	Paid employees for pay period including March 12 (number)	Operating expenses (\$1,000)	End-of-1996 inventories ^f (\$1,000)	End-of-1997 inventories ^f (\$1,000)
UNITED STATES—Con.									
Agents, brokers, and commission merchants—Con.									
421	Wholesale trade, durable goods—Con.								
4215	Metal & mineral (except petroleum) whsle	1 459	13 429 232	248 677	53 864	4 196	444 989	21 158	19 623
42151	Metal service centers & offices	1 336	11 795 201	219 231	47 672	3 741	392 378	13 965	12 130
421510	Metal service centers & offices	1 336	11 795 201	219 231	47 672	3 741	392 378	13 965	12 130
4215101	Ferrous metal service centers & sales offices	1 057	9 516 171	178 379	38 688	2 916	318 034	12 108	6 735
42151011	Ferrous metal service centers	68	1 245 827	21 454	4 853	381	41 470	12 108	6 735
42151012	Ferrous metal sales offices	989	8 270 344	156 925	33 835	2 535	276 564	—	—
4215102	Nonferrous metal service centers & sales offices	279	2 279 030	40 852	8 984	825	74 344	1 857	5 395
42151021	Nonferrous metal service centers	25	128 172	4 431	881	116	10 249	1 857	5 395
42151022	Nonferrous metal sales offices	254	2 150 858	36 421	8 103	709	64 095	—	—
42152	Coal & other mineral & ore whsle	123	1 634 031	29 446	6 192	455	52 611	7 193	7 493
421520	Coal & other mineral & ore whsle	123	1 634 031	29 446	6 192	455	52 611	7 193	7 493
4215201	Coal whsle	86	D	D	D	e	D	D	D
4215202	Other mineral & ore whsle	37	D	D	D	c	D	D	D
4216	Electrical goods whsle	6 652	65 926 580	1 871 999	418 696	34 098	3 149 270	45 220	49 043
42161	Electrical apparatus & equip, wiring supp, & const material whsle	2 966	22 378 291	744 714	162 077	15 691	1 281 219	19 422	22 414
421610	Electrical apparatus & equip, wiring supp, & const material whsle	2 966	22 378 291	744 714	162 077	15 691	1 281 219	19 422	22 414
42162	Electrical appliance, television & radio set whsle	527	5 536 904	129 264	29 419	2 456	235 524	8 467	7 956
421620	Electrical appliance, television & radio set whsle	527	5 536 904	129 264	29 419	2 456	235 524	8 467	7 956
42169	Other electronic parts & equipment whsle	3 159	38 011 385	998 021	227 200	15 951	1 632 527	17 331	18 673
421690	Other electronic parts & equipment whsle	3 159	38 011 385	998 021	227 200	15 951	1 632 527	17 331	18 673
4216901	Communications equipment & supplies whsle	574	3 451 513	132 077	30 790	2 653	224 698	5 689	5 920
4216902	Electronic parts (excluding communications equipment) whsle	2 585	34 559 872	865 944	196 410	13 298	1 407 829	11 642	12 753
4217	Hardware, & plumbing & heating equipment & supplies whsle	2 894	D	D	D	j	D	D	D
42171	Hardware whsle	1 048	7 750 213	211 319	46 252	4 381	373 340	13 207	17 207
421710	Hardware whsle	1 048	7 750 213	211 319	46 252	4 381	373 340	13 207	17 207
42172	Plumbing & heating equipment & supplies (hydronics) whsle	1 152	7 864 360	285 192	63 815	6 330	506 800	30 379	34 251
421720	Plumbing & heating equipment & supplies (hydronics) whsle	1 152	7 864 360	285 192	63 815	6 330	506 800	30 379	34 251
42173	Warm air heating & air-conditioning equipment & supplies whsle	559	2 304 902	149 169	35 398	2 705	249 424	8 045	7 518
421730	Warm air heating & air-conditioning equipment & supplies whsle	559	2 304 902	149 169	35 398	2 705	249 424	8 045	7 518
42174	Refrigeration equipment & supplies whsle	135	D	D	D	e	D	D	D
421740	Refrigeration equipment & supplies whsle	135	D	D	D	e	D	D	D
4218	Machinery, equipment, & supplies whsle	7 572	29 427 233	1 253 888	277 216	26 107	2 259 835	141 800	160 065
42181	Construction & mining (except petroleum) machinery & equip whsle	277	1 251 107	46 195	10 150	1 107	91 948	10 454	11 080
421810	Construction & mining (except petroleum) machinery & equip whsle	277	1 251 107	46 195	10 150	1 107	91 948	10 454	11 080
42182	Farm & garden machinery & equipment whsle	338	1 352 959	43 977	9 492	1 329	86 902	17 297	17 377
421820	Farm & garden machinery & equipment whsle	338	1 352 959	43 977	9 492	1 329	86 902	17 297	17 377
4218201	Farm machinery & equipment—farm dealers	100	D	D	D	f	D	D	D
4218202	Farm machinery & equipment—whsle distributors	161	D	D	D	e	D	D	D
4218203	Lawn & garden machinery & equipment whsle	77	616 615	16 241	3 555	329	29 311	5 162	4 156
42183	Industrial machinery & equipment whsle	5 021	17 593 135	850 632	187 382	17 116	1 498 706	81 132	93 384

Table 1. Summary Statistics for the United States: 1997—Con.

[Includes only establishments with payroll. For meaning of abbreviations and symbols, see introductory text. For explanation of terms, see Appendix A]

NAICS code	Geographic area, type of operation, and kind of business	Establishments (number)	Sales (\$1,000)	Annual payroll (\$1,000)	First-quarter payroll (\$1,000)	Paid employees for pay period including March 12 (number)	Operating expenses (\$1,000)	End-of-1996 inventories ^f (\$1,000)	End-of-1997 inventories ^f (\$1,000)
UNITED STATES—Con.									
Agents, brokers, and commission merchants—Con.									
421	Wholesale trade, durable goods—Con.								
4218	Machinery, equipment, & supplies whsle—Con.								
42183	Industrial machinery & equipment whsle—Con.								
421830	Industrial machinery & equipment whsle	5 021	17 593 135	850 632	187 382	17 116	1 498 706	81 132	93 384
4218301	Food-processing machinery & equipment whsle	244	977 042	54 490	12 039	1 054	95 597	5 387	5 036
4218302	Hydraulic & pneumatic (fluid-power) machinery & equipment whsle	308	1 007 357	54 300	11 892	1 150	94 743	7 983	7 513
42183021	Hydraulic & pneumatic pumps & motors whsle	157	531 948	28 432	6 507	633	49 175	3 426	3 575
42183022	Hydraulic & pneumatic parts, accessories, & supplies whsle	151	475 409	25 868	5 385	517	45 568	4 557	3 938
4218303	General-purpose industrial machinery & equipment whsle .	1 962	6 670 352	333 989	75 475	6 726	582 533	19 974	22 076
4218304	Metalworking machinery & equipment whsle	727	2 696 380	119 589	26 645	2 500	211 159	10 994	14 783
4218305	Materials handling equipment whsle	412	982 086	57 984	13 292	1 305	99 437	5 211	5 280
4218306	Oilwell, oil refinery, & pipeline mach, equip, & supplies whsle .	249	1 070 405	41 706	7 785	793	75 723	3 341	3 601
4218307	Other industrial machinery & equipment whsle	1 119	4 189 513	188 574	40 254	3 588	339 514	28 242	35 095
42184	Industrial supplies whsle	1 090	4 126 000	177 181	41 969	3 872	321 647	17 208	22 568
421840	Industrial supplies whsle	1 090	4 126 000	177 181	41 969	3 872	321 647	17 208	22 568
4218401	General-line industrial supplies whsle	151	427 104	19 556	5 063	465	34 097	1 688	1 824
4218402	Mechanical power transmission supplies whsle	159	700 311	26 760	6 403	607	47 494	591	608
4218403	Welding supplies whsle	24	60 895	1 610	435	45	3 762	154	137
4218404	Industrial containers & supplies whsle	226	817 235	29 852	6 790	573	53 204	304	289
4218405	Industrial valves & fittings (except fluid-power) whsle	175	873 594	52 884	12 139	1 080	99 155	6 563	7 804
4218406	Other industrial supplies whsle .	355	1 246 861	46 519	11 139	1 102	83 935	7 908	11 906
42185	Service establishment equipment & supplies whsle	393	1 527 838	60 000	13 219	1 407	116 687	3 557	3 753
421850	Service establishment equipment & supplies whsle	393	1 527 838	60 000	13 219	1 407	116 687	3 557	3 753
4218501	Beauty & barber shop equipment & supplies whsle . . .	53	D	D	D	c	D	D	D
4218502	Custodial, janitors' equipment & supplies whsle	155	645 361	23 339	5 232	540	42 849	919	832
4218503	Laundry & dry-cleaning equipment & supplies whsle . . .	17	26 904	1 064	239	34	2 604	211	216
4218504	Other service establishment equipment & supplies whsle . . .	168	D	D	D	f	D	D	D
42186	Transportation equipment & supplies (exc motor vehicle) whsle	453	3 576 194	75 903	15 004	1 276	143 945	12 152	11 903
421860	Transportation equipment & supplies (exc motor vehicle) whsle	453	3 576 194	75 903	15 004	1 276	143 945	12 152	11 903
4218601	Aircraft & aeronautical equipment & supplies whsle . . .	274	2 670 245	49 794	9 139	756	94 828	11 427	10 882
4218602	Marine machinery, equipment, & supplies whsle	100	D	D	D	e	D	D	D
4218603	Other transportation equipment & supplies whsle	79	D	D	D	c	D	D	D
4219	Miscellaneous durable goods whsle . . .	13 564	D	D	D	j	D	D	D
42191	Sporting & recreational goods & supplies whsle	1 066	7 396 183	179 242	38 225	3 495	358 894	30 078	33 795
421910	Sporting & recreational goods & supplies whsle	1 066	7 396 183	179 242	38 225	3 495	358 894	30 078	33 795
42192	Toy & hobby goods & supplies whsle	413	D	D	D	g	D	D	D
421920	Toy & hobby goods & supplies whsle	413	D	D	D	g	D	D	D
42193	Recyclable material whsle	255	1 390 512	32 101	7 727	895	65 437	3 287	2 315
421930	Recyclable material whsle	255	1 390 512	32 101	7 727	895	65 437	3 287	2 315
4219301	Iron & steel scrap processors & dealers	77	775 486	13 625	3 790	419	31 238	1 266	824
42193011	Iron & steel scrap processors (using power processing equipment)	40	227 474	7 170	1 855	202	15 749	1 221	824
42193012	Iron & steel scrap processors (not using power processing equip)	37	548 012	6 455	1 935	217	15 489	45	-
4219302	Recyclable paper & paperboard whsle	49	207 845	6 689	1 595	191	11 867	162	187
4219303	Other recyclable material whsle .	129	407 181	11 787	2 342	285	22 332	1 859	1 304

Table 1. Summary Statistics for the United States: 1997—Con.

[Includes only establishments with payroll. For meaning of abbreviations and symbols, see introductory text. For explanation of terms, see Appendix A]

NAICS code	Geographic area, type of operation, and kind of business	Establishments (number)	Sales (\$1,000)	Annual payroll (\$1,000)	First-quarter payroll (\$1,000)	Paid employees for pay period including March 12 (number)	Operating expenses (\$1,000)	End-of-1996 inventories ^f (\$1,000)	End-of-1997 inventories ^f (\$1,000)
UNITED STATES—Con.									
Agents, brokers, and commission merchants—Con.									
421	Wholesale trade, durable goods—Con.								
4219	Miscellaneous durable goods whsle—Con.								
42194	Jewelry/watch/silverware/precious stone, & precious metal whsle	451	904 350	37 942	8 646	998	79 046	10 225	10 366
421940	Jewelry/watch/silverware/precious stone, & precious metal whsle . . .	451	904 350	37 942	8 646	998	79 046	10 225	10 366
4219401	Jewelry, watch, diamonds, precious stone, & silverware whsle	429	D	D	D	f	D	D	D
4219402	Precious metal (excluding ores) whsle	22	D	D	D	b	D	D	D
42199	Other miscellaneous durable goods whsle	1 379	3 700 167	118 715	26 462	3 545	243 319	4 924	4 196
421990	Other miscellaneous durable goods whsle	1 379	3 700 167	118 715	26 462	3 545	243 319	4 924	4 196
4219901	Musical instruments & supplies whsle	64	120 890	4 958	1 212	137	13 136	121	80
4219902	Forest products (except lumber) whsle	188	715 205	15 414	3 491	462	31 701	179	212
4219903	General merchandise (durable goods) whsle	514	D	D	D	g	D	D	D
4219904	Prerecorded media whsle	140	321 738	11 830	3 438	416	28 590	511	615
42199041	Compact discs/prerecorded audio tapes, & phonograph records whsle	124	D	D	D	e	D	D	D
42199042	Prerecorded video tapes whsle	16	D	D	D	b	D	D	D
4219905	Fire extinguishers & fire safety equipment whsle	72	D	D	D	c	D	D	D
4219906	Other durable goods whsle	401	1 010 358	31 983	6 442	877	67 929	941	743
422	Wholesale trade, nondurable goods	15 813	210 280 732	3 860 234	881 785	121 102	7 159 777	146 688	171 062
4221	Paper & paper product whsle	1 566	7 602 771	242 505	56 581	5 335	452 024	17 175	18 681
42211	Printing & writing paper whsle	177	1 378 150	33 353	7 722	616	69 098	12 457	13 426
422110	Printing & writing paper whsle	177	1 378 150	33 353	7 722	616	69 098	12 457	13 426
42212	Stationery & office supplies whsle	735	2 201 547	87 722	20 721	2 443	168 995	1 950	2 073
422120	Stationery & office supplies whsle	735	2 201 547	87 722	20 721	2 443	168 995	1 950	2 073
42213	Industrial & personal service paper whsle	654	4 023 074	121 430	28 138	2 276	213 931	2 768	3 182
422130	Industrial & personal service paper whsle	654	4 023 074	121 430	28 138	2 276	213 931	2 768	3 182
4222	Drugs, & druggists' sundries whsle	445	5 451 128	113 644	23 300	2 526	234 947	5 047	5 164
42221	Drugs, & druggists' sundries whsle	445	5 451 128	113 644	23 300	2 526	234 947	5 047	5 164
422210	Drugs, & druggists' sundries whsle	445	5 451 128	113 644	23 300	2 526	234 947	5 047	5 164
4222102	Specialty-line drug, pharmaceutical, cosmetic, & toiletries whsle	445	5 451 128	113 644	23 300	2 526	234 947	5 047	5 164
4223	Apparel, piece goods, & notions whsle	3 034	16 937 975	499 819	109 567	9 332	977 249	30 510	29 976
42231	Piece goods, notions, & other dry goods whsle	793	5 032 811	133 335	29 237	2 562	249 219	9 009	5 708
422310	Piece goods, notions, & other dry goods whsle	793	5 032 811	133 335	29 237	2 562	249 219	9 009	5 708
4223101	Piece goods—jobbers	652	4 499 955	110 080	24 467	2 138	207 094	8 494	5 442
4223102	Notions & other dry goods whsle	141	532 856	23 255	4 770	424	42 125	515	266
42232	Men's & boys' clothing & furnishings whsle	660	2 927 495	76 803	17 588	1 606	167 770	3 932	4 655
422320	Men's & boys' clothing & furnishings whsle	660	2 927 495	76 803	17 588	1 606	167 770	3 932	4 655
42233	Women's, children's, & infants' clothing & accessories whsle	1 203	4 735 312	147 928	31 213	3 132	289 901	6 423	7 722
422330	Women's, children's, & infants' clothing & accessories whsle	1 203	4 735 312	147 928	31 213	3 132	289 901	6 423	7 722
42234	Footwear whsle	378	4 242 357	141 753	31 529	2 032	270 359	11 146	11 891
422340	Footwear whsle	378	4 242 357	141 753	31 529	2 032	270 359	11 146	11 891
4224	Grocery & related products whsle	4 652	113 150 470	2 043 803	476 829	62 493	3 587 796	42 628	47 860
42241	General-line grocery whsle	748	52 747 762	858 200	200 812	28 597	1 458 131	19 548	20 161
422410	General-line grocery whsle	748	52 747 762	858 200	200 812	28 597	1 458 131	19 548	20 161
4224103	Other general-line grocery whsle	748	52 747 762	858 200	200 812	28 597	1 458 131	19 548	20 161
42242	Packaged frozen food whsle	679	16 882 856	275 080	64 048	7 368	476 464	2 632	2 959
422420	Packaged frozen food whsle	679	16 882 856	275 080	64 048	7 368	476 464	2 632	2 959
42243	Dairy products, (except dried or canned) whsle	181	1 474 278	30 193	7 844	737	61 064	700	799
422430	Dairy products, (except dried or canned) whsle	181	1 474 278	30 193	7 844	737	61 064	700	799
4224301	Raw milk whsle	2	D	D	D	a	D	D	D
4224302	Dairy product (except raw milk) whsle	179	D	D	D	f	D	D	D
42244	Poultry & poultry product whsle	113	D	D	D	e	D	D	D
422440	Poultry & poultry product whsle	113	D	D	D	e	D	D	D
4224401	Live poultry whsle	5	D	D	D	b	D	D	D
4224402	Poultry & poultry product (except live) whsle	108	D	D	D	e	D	D	D
42245	Confectionery whsle	357	3 037 847	69 013	16 381	2 286	122 608	731	931
422450	Confectionery whsle	357	3 037 847	69 013	16 381	2 286	122 608	731	931

Table 1. Summary Statistics for the United States: 1997—Con.

[Includes only establishments with payroll. For meaning of abbreviations and symbols, see introductory text. For explanation of terms, see Appendix A]

NAICS code	Geographic area, type of operation, and kind of business	Establishments (number)	Sales (\$1,000)	Annual payroll (\$1,000)	First-quarter payroll (\$1,000)	Paid employees for pay period including March 12 (number)	Operating expenses (\$1,000)	End-of-1996 inventories ^f (\$1,000)	End-of-1997 inventories ^f (\$1,000)
UNITED STATES—Con.									
Agents, brokers, and commission merchants—Con.									
422	Wholesale trade, nondurable goods—Con.								
4224	Grocery & related products whse—Con.								
42246	Fish & seafood whse.....	108	832 985	16 294	3 402	444	30 039	472	1 129
422460	Fish & seafood whse.....	108	832 985	16 294	3 402	444	30 039	472	1 129
42247	Meat & meat product whse	298	4 154 013	64 989	15 916	1 641	116 647	2 917	3 444
422470	Meat & meat product whse	298	4 154 013	64 989	15 916	1 641	116 647	2 917	3 444
42248	Fresh fruit & vegetable whse	647	5 923 035	180 830	41 516	4 960	370 545	6 688	7 855
422480	Fresh fruit & vegetable whse	647	5 923 035	180 830	41 516	4 960	370 545	6 688	7 855
42249	Other grocery & related products whse	1 521	D	D	D	j	D	D	D
422490	Other grocery & related products whse	1 521	D	D	D	j	D	D	D
4224901	Coffee, tea, & spice whse	115	1 472 900	26 226	5 662	654	47 505	390	321
4224902	Bread & baked goods whse	351	1 690 138	46 252	10 524	1 377	81 240	309	354
4224903	Soft drinks whse	90	423 591	9 289	1 942	280	16 377	65	66
4224904	Canned goods whse	238	6 882 311	126 819	27 953	3 166	217 916	4 580	6 395
4224905	Food & beverage basic materials whse	139	2 320 600	43 807	9 758	1 120	77 455	190	330
4224906	Other grocery specialties whse	588	D	D	D	i	D	D	D
4225	Farm-product raw material whse	1 494	33 902 691	209 654	49 221	23 425	489 969	13 057	25 131
42251	Grain & field bean whse	135	15 045 234	22 566	4 323	478	44 921	1 739	2 541
422510	Grain & field bean whse	135	15 045 234	22 566	4 323	478	44 921	1 739	2 541
42252	Livestock whse	957	15 468 016	144 727	34 129	19 860	340 694	9 663	13 135
422520	Livestock whse	957	15 468 016	144 727	34 129	19 860	340 694	9 663	13 135
42259	Other farm product raw material whse	402	3 389 441	42 361	10 769	3 087	104 354	1 655	9 455
422590	Other farm product raw material whse	402	3 389 441	42 361	10 769	3 087	104 354	1 655	9 455
4225901	Hides, skins, & pelts whse	26	184 450	5 826	1 825	323	12 694	318	236
4225902	Leaf tobacco whse	210	1 565 193	19 599	5 305	2 115	53 017	118	7 710
4225903	Wool, wool tops, & mohair whse	19	56 823	1 177	270	60	2 702	1 055	1 276
4225904	Cotton whse	53	695 960	3 493	535	98	6 343	32	95
4225905	Other farm-product raw material whse	94	887 015	12 266	2 834	491	29 598	132	138
4226	Chemical & allied products whse	1 390	6 509 052	194 592	41 323	3 687	354 566	22 043	26 585
42261	Plastics materials & basic forms & shapes whse	654	3 770 919	99 796	21 450	1 741	180 912	3 978	6 095
422610	Plastics materials & basic forms & shapes whse	654	3 770 919	99 796	21 450	1 741	180 912	3 978	6 095
42269	Other chemical & allied products whse	736	2 738 133	94 796	19 873	1 946	173 654	18 065	20 490
422690	Other chemical & allied products whse	736	2 738 133	94 796	19 873	1 946	173 654	18 065	20 490
4226901	Industrial gases (except LP) whse	11	71 241	2 852	489	48	4 830	—	—
4226902	Other chemical & allied products whse	725	2 666 892	91 944	19 384	1 898	168 824	18 065	20 490
4227	Petroleum & petroleum products whse	256	11 953 186	97 236	20 671	2 655	184 534	1 191	1 178
42271	Petroleum bulk stations & terminals	69	331 386	12 025	3 033	266	33 642	527	548
422710	Petroleum bulk stations & terminals	69	331 386	12 025	3 033	266	33 642	527	548
4227101	Petroleum bulk stations & terminals (except LP)	68	D	D	D	e	D	D	D
42271011	Petroleum bulk stations (except LP)	63	D	D	D	c	D	D	D
42271012	Petroleum bulk terminals (except LP)	5	D	D	D	b	D	D	D
4227102	Liquefied petroleum bulk stations & terminals	1	D	D	D	a	D	D	D
42272	Petroleum & petroleum prod whse (exc bulk stations & terminals)	187	11 621 800	85 211	17 638	2 389	150 892	664	630
422720	Petroleum & petroleum prod whse (exc bulk stations & terminals)	187	11 621 800	85 211	17 638	2 389	150 892	664	630
4228	Beer, wine, & distilled alcoholic beverage whse	213	D	D	D	g	D	D	D
42281	Beer & ale whse	40	D	D	D	c	D	D	D
422810	Beer & ale whse	40	D	D	D	c	D	D	D
42282	Wine & distilled alcoholic beverage whse	173	1 955 271	58 828	13 631	1 229	100 194	1 446	2 473
422820	Wine & distilled alcoholic beverage whse	173	1 955 271	58 828	13 631	1 229	100 194	1 446	2 473
4228201	Wine & distilled alcoholic bev (licensed operation) whse	173	1 955 271	58 828	13 631	1 229	100 194	1 446	2 473

Table 1. Summary Statistics for the United States: 1997—Con.

[Includes only establishments with payroll. For meaning of abbreviations and symbols, see introductory text. For explanation of terms, see Appendix A]

NAICS code	Geographic area, type of operation, and kind of business	Establishments (number)	Sales (\$1,000)	Annual payroll (\$1,000)	First-quarter payroll (\$1,000)	Paid employees for pay period including March 12 (number)	Operating expenses (\$1,000)	End-of-1996 inventories ^f (\$1,000)	End-of-1997 inventories ^f (\$1,000)
UNITED STATES—Con.									
Agents, brokers, and commission merchants—Con.									
422	Wholesale trade, nondurable goods—Con.								
4229	Miscellaneous nondurable goods whsle	2 763	D	D	D	j	D	D	D
42291	Farm supplies whsle	223	2 238 242	27 321	5 985	554	53 381	1 523	1 091
422910	Farm supplies whsle	223	2 238 242	27 321	5 985	554	53 381	1 523	1 091
4229102	Farm supplies—whsle distributors	223	2 238 242	27 321	5 985	554	53 381	1 523	1 091
42292	Book, periodical, & newspaper whsle	334	2 583 212	103 022	25 474	3 173	195 343	1 806	1 834
422920	Book, periodical, & newspaper whsle	334	2 583 212	103 022	25 474	3 173	195 343	1 806	1 834
42293	Flower, nursery stock, & florists' supplies whsle	234	678 119	32 231	8 070	885	60 480	1 153	1 125
422930	Flower, nursery stock, & florists' supplies whsle	234	678 119	32 231	8 070	885	60 480	1 153	1 125
42294	Tobacco & tobacco product whsle . . .	33	62 175	2 945	680	95	5 653	616	628
422940	Tobacco & tobacco product whsle.	33	62 175	2 945	680	95	5 653	616	628
42295	Paint, varnish, & supplies whsle	206	1 152 666	38 003	8 399	818	67 402	2 040	2 071
422950	Paint, varnish, & supplies whsle . .	206	1 152 666	38 003	8 399	818	67 402	2 040	2 071
4229501	Paint, varnish, & supplies whsle	206	1 152 666	38 003	8 399	818	67 402	2 040	2 071
42299	Other miscellaneous nondurable goods whsle	1 733	D	D	D	h	D	D	D
422990	Other miscellaneous nondurable goods whsle	1 733	D	D	D	h	D	D	D
4229901	Art goods whsle	591	1 517 846	69 437	15 307	1 896	156 505	1 122	1 072
4229902	General merchandise (nondurable goods) whsle	398	785 925	36 541	7 747	988	67 179	1 235	1 634
4229903	Textile bags, bagging, & burlap whsle	40	54 043	2 311	419	50	4 934	38	39
4229904	Other nondurable goods whsle .	704	D	D	D	g	D	D	D

Table 2. All Types of Operation by Kind of Business and Commodity Line for Wholesale Trade: 1997

[Includes only establishments with payroll. For meaning of abbreviations and symbols, see introductory text. For explanation of terms, see Appendix A]

NAICS code and CL code	Kind of business and commodity line	Establishments handling commodity line		Commodity line sales			Sales coverage percent
		Number	Total sales (\$1,000)	Amount ¹ (\$1,000)	As percent of total sales of—		
					Establishments handling line	Establishments in NAICS industry ¹	
42	Wholesale trade	453 470	X	4 059 657 778	X	100.0	78.1
0100	New and used automobiles, motorcycles, etc.	6 680	390 687 352	240 503 918	61.6	5.9	67.5
0111	New automobiles	799	314 416 230	180 836 636	57.5	4.5	X
0112	Used automobiles	5 409	78 213 011	53 255 809	68.1	1.3	X
0113	Motorcycles	547	27 462 699	3 176 650	11.6	.1	X
0114	Motor scooters, mopeds, snowmobiles, and utility trailers	589	31 099 194	3 214 092	10.3	.1	X
0120	Buses, campers, and motor homes	969	78 293 418	5 239 689	6.7	.1	77.6
0121	Buses	584	71 897 660	3 648 980	5.1	.1	X
0122	Motor homes, car trailers, and campers	431	71 128 681	1 587 874	2.2	Z	X
0130	Light trucks and vans (14,000 lb or less)	3 084	273 095 898	141 043 795	51.6	3.5	64.5
0131	New light trucks	899	229 946 751	120 913 648	52.6	3.0	X
0132	Used light trucks	2 386	50 887 286	8 342 147	16.4	.2	X
0133	Vans and cargo vans (new and used)	1 306	163 519 800	11 769 579	7.2	.3	X
0140	Medium trucks and tractors (14,001 to 26,000 lb)	2 092	106 082 239	7 409 812	7.0	.2	X
0150	Heavy trucks and tractors (over 26,000 lb)	3 206	100 952 328	21 782 770	21.6	.5	75.6
0151	New heavy trucks (one piece)	1 259	83 384 425	8 434 602	10.1	.2	X
0152	New heavy truck tractors	1 117	15 834 608	5 555 039	35.1	.1	X
0153	New truck trailers	712	7 667 104	2 183 270	28.5	.1	X
0154	New truck bodies	433	3 263 768	617 929	18.9	Z	X
0155	Used heavy trucks, tractors, and trailers	2 551	27 492 676	4 956 425	18.0	.1	X
0200	New and rebuilt automotive parts and supplies	20 311	196 712 834	88 225 246	44.9	2.2	25.6
0211	Batteries	5 949	33 849 714	4 515 145	13.3	.1	X
0212	Engines (complete)	3 974	26 029 196	3 580 416	13.8	.1	X
0213	Electrical engine parts (including ignition parts)	5 992	52 069 408	12 612 655	24.2	.3	X
0214	Brake parts (including fluid and all disk and drum parts)	6 997	53 499 101	5 387 545	10.1	.1	X
0215	Exhaust system parts	4 608	39 382 009	1 837 191	4.7	Z	X
0216	Glass	2 063	15 512 071	1 221 826	7.9	Z	X
0217	Hoses, belts, gaskets, and wiper blades	6 007	47 447 499	3 066 309	6.5	.1	X
0218	Filters (oil, air, gas, and transmission)	6 065	44 582 236	2 404 188	5.4	.1	X
0219	Engine parts, except electrical	6 485	58 132 071	7 842 742	13.5	.2	X
0221	Body parts and repair materials	5 000	44 095 080	8 032 713	18.2	.2	X
0222	Suspension parts (shocks, struts, balljoints, etc.)	5 586	49 588 650	4 508 311	9.1	.1	X
0223	Parts, n.e.c.	6 763	81 915 275	20 775 772	25.4	.5	X
0224	Accessories	7 545	60 248 686	9 924 474	16.5	.2	X
0240	Used automotive parts, accessories, and equipment	8 772	11 519 909	5 148 447	44.7	.1	X
0250	Petroleum products marketing equipment	1 330	6 376 821	1 425 334	22.4	Z	X
0300	Tires and tubes	5 515	34 395 554	16 916 524	49.2	.4	33.4
0311	New tires and tubes	3 275	24 923 254	15 702 057	63.0	.4	X
0312	Recapped and used tires and repair materials	3 007	6 699 535	1 059 657	15.8	Z	X
0400	Household and lawn furniture	5 012	22 832 654	12 294 833	53.8	.3	48.8
0411	Upholstered furniture	2 325	10 215 206	3 620 527	35.4	.1	X
0412	Sleep furniture and equipment	1 571	6 516 857	1 726 930	26.5	Z	X
0413	Lawn furniture and equipment	806	3 739 238	1 056 449	28.3	Z	X
0414	Other furniture (including sleep sofas)	2 876	11 190 415	5 667 008	50.6	.1	X
0420	Office and business furniture	6 543	36 426 744	20 833 283	57.2	.2	42.1
0421	New office furniture (wooden and metal)	5 431	31 710 635	18 594 490	58.6	.5	X
0422	New store and restaurant furniture	411	2 028 101	660 135	32.5	Z	X
0423	New public furniture (theater seats, church pews, park benches, and school desks)	575	1 814 556	580 028	32.0	Z	X
0424	Used office and business furniture	1 173	4 888 831	533 556	10.9	Z	X
0500	Household china, glassware, crockery, and plastic housewares	3 083	13 505 793	6 006 410	44.5	.1	X
0520	Linens, domestics, curtains, and draperies	3 433	17 274 892	9 902 335	57.3	.2	51.5
0521	Bedspreads, blankets, and bedding	1 192	8 483 980	3 775 621	44.5	.1	X
0522	Curtains and draperies	1 330	4 796 425	933 703	19.5	Z	X
0523	Shades and blinds	985	2 604 408	1 039 949	39.9	Z	X
0524	Towels and washcloths	975	7 158 881	2 236 965	31.2	.1	X
0525	Other linens and domestics	1 098	7 020 884	1 753 588	25.0	Z	X
0530	Flooring and floor coverings	4 172	26 436 180	17 033 467	64.4	.4	55.5
0531	Soft-surface (textile) floor coverings and accessories (including rugs, carpets, and pads)	3 460	22 130 437	11 874 373	53.7	.3	X
0532	Hardwood flooring	934	5 799 060	1 129 533	19.5	Z	X
0533	Other hard-surface floor coverings and accessories (including tile and sheet goods)	1 758	10 217 083	3 910 117	38.3	.1	X
0540	Other home furnishings	7 165	56 535 272	10 017 830	17.7	.2	16.4
0541	Metal flatware and kitchen utensils	1 162	6 936 588	1 511 885	21.8	Z	X
0542	Mirrors, lamps, and picture frames	2 893	11 188 181	2 862 376	25.6	.1	X
0543	Home furnishings, n.e.c.	2 482	12 144 188	4 800 679	39.5	.1	X
0600	Lumber: rough, dressed, and finished	5 267	51 470 315	29 578 678	57.5	.7	66.7
0611	Dimensional lumber (non-treated)	4 256	44 440 799	22 478 143	50.6	.6	X
0612	Treated lumber	2 241	23 934 644	3 074 739	12.8	.1	X
0613	Boards	1 595	19 864 640	3 830 667	19.3	.1	X
0620	Plywood and millwork	6 895	61 835 488	29 106 316	47.1	.7	63.3
0621	Softwood plywood and oriented strand board (OSB)	2 312	33 811 681	7 519 042	22.2	.2	X
0622	Other panels products (including hardwood plywood, waterboard, and particleboard)	2 761	28 621 459	5 916 105	20.7	.1	X
0623	Gypsum, specialty boards, and treatments	1 523	16 984 501	1 675 357	9.9	Z	X
0624	Wood millwork (doors, windows, cabinets, etc.)	3 525	31 134 014	10 803 197	34.7	.3	X
0625	Metal millwork	1 048	11 043 853	1 376 935	12.5	Z	X
0626	Other millwork and wood siding (including trusses and wood roofing)	1 263	14 352 426	1 725 040	12.0	Z	X
0700	Brick, stone, tile, sand, block, cement, and gravel	4 152	19 137 438	10 810 265	56.5	.3	57.5
0711	Ready-mixed or transit-mixed concrete	653	5 528 050	488 255	8.8	Z	X
0712	Cement and lime	1 415	7 037 114	3 722 958	52.9	.1	X
0713	Sand, gravel, and crushed stone	1 457	3 206 323	1 690 429	52.7	Z	X
0714	Brick, block, tile, clay/cement sewer pipe, etc.	2 338	7 133 520	4 848 235	68.0	.1	X

See footnotes at end of table.

Table 2. All Types of Operation by Kind of Business and Commodity Line for Wholesale Trade: 1997—Con.

[Includes only establishments with payroll. For meaning of abbreviations and symbols, see introductory text. For explanation of terms, see Appendix A]

NAICS code and CL code	Kind of business and commodity line	Establishments handling commodity line		Commodity line sales			Sales coverage percent
		Number	Total sales (\$1,000)	Amount ¹ (\$1,000)	As percent of total sales of—		
					Establishments handling line	Establishments in NAICS industry ¹	
42	Wholesale trade—Con.						
0720	Roofing, siding, and insulation materials	3 929	32 619 494	10 009 048	30.7	.2	64.0
0721	Roofing, except wood	2 222	22 641 752	4 836 607	21.4	.1	X
0722	Siding, except wood	1 790	19 687 306	2 559 592	13.0	.1	X
0723	Insulation materials	2 234	21 507 718	2 574 382	12.0	.1	X
0730	Flat glass and other construction glass (excluding automotive)	1 279	4 157 484	2 056 651	49.5	.1	X
0740	Other construction materials	4 465	22 991 553	6 911 553	30.1	.2	58.7
0741	Rain-carrying equipment (down spouts, gutters, etc.)	765	4 910 528	434 054	8.8	Z	X
0742	Prefabricated buildings and structural assemblies (nonwood)	594	1 496 538	892 904	59.7	Z	X
0743	Manufactured (mobile) homes	424	1 058 322	754 893	71.3	Z	X
0744	Construction materials, n.e.c. (including wire fence and construction paper)	2 778	15 770 582	4 710 156	29.9	.1	X
0800	Photographic equipment and supplies (excluding video)	3 051	42 866 960	16 981 600	39.6	.4	25.3
0811	Still picture photographic equipment	742	13 449 573	2 338 714	17.4	.1	X
0812	Motion picture photographic equipment	342	4 179 693	324 173	7.8	Z	X
0813	Photographic film	1 058	16 103 940	7 167 132	44.5	.2	X
0814	Developing supplies (excluding film)	616	12 795 724	2 699 626	21.1	.1	X
0815	Other photographic equipment and supplies	1 429	16 560 224	3 083 166	18.6	.1	X
0900	Office equipment	11 547	85 838 293	25 431 333	29.6	.6	41.0
0911	Typewriters and dedicated word processors	2 263	11 599 390	764 039	6.6	Z	X
0912	Calculators and accounting machines	2 387	28 145 606	1 807 989	6.4	Z	X
0913	Copying machines and equipment	8 630	47 716 419	20 433 708	42.8	.5	X
0914	Dictating, transcribing, and recording machines	1 273	4 285 407	698 643	16.3	Z	X
0915	Mailing, letter handling, and addressing machines	1 065	6 653 498	1 347 267	20.2	Z	X
0920	New computer equipment	19 174	261 713 168	186 031 462	71.1	4.6	54.7
0921	Computers	13 749	195 758 379	104 723 028	53.5	2.6	X
0922	Computer storage devices	7 235	138 166 763	18 792 438	13.6	.5	X
0923	Computer printers	9 061	140 951 372	20 605 564	14.6	.5	X
0924	Other computer peripheral equipment	11 623	157 519 622	41 823 972	26.6	1.0	X
0930	Used computer equipment	2 030	10 011 279	2 594 462	25.9	.1	X
0950	Computer software (packaged)	10 113	118 765 555	21 580 426	18.2	.5	X
0960	Restaurant and hotel equipment and supplies	7 631	81 174 081	14 563 004	17.9	.4	X
0970	Store machines and equipment	3 956	37 950 622	5 648 816	14.9	.1	8.8
0971	Vending machines	585	2 145 681	1 099 184	51.2	Z	X
0972	Other store machines and equipment	2 914	6 844 481	3 775 025	55.2	.1	X
1000	Medical, hospital, and surgical supplies	10 297	83 984 150	55 549 929	66.1	1.4	47.8
1011	Surgical and medical instruments and equipment	5 879	48 877 557	24 998 057	51.1	.6	X
1012	Orthopedic, and prosthetic appliances and supplies	2 021	10 297 799	4 090 856	39.7	.1	X
1013	Other surgical, medical, and hospital supplies	6 010	41 642 522	25 048 015	60.2	.6	X
1020	Dental supplies	1 434	6 521 303	4 252 807	65.2	.1	68.3
1021	Equipment (chairs, x-rays, cabinets, etc.)	757	3 531 615	1 048 646	29.7	Z	X
1022	Instruments and other supplies	1 244	5 889 175	3 200 233	54.3	.1	X
1030	Optical and ophthalmic goods	2 156	8 236 592	6 831 051	82.9	.2	67.6
1031	Ophthalmic goods	970	4 272 806	2 987 661	69.9	.1	X
1032	Prescription grinding	529	1 332 597	975 830	73.2	Z	X
1033	Optometric equipment and supplies	341	1 062 593	533 680	50.2	Z	X
1034	Optical goods, n.e.c. (excluding cameras)	896	3 633 095	2 253 358	62.0	.1	X
1040	Religious and school supplies	1 078	6 288 509	1 655 658	26.3	Z	36.5
1041	Religious supplies	126	496 317	425 592	85.8	Z	X
1042	School supplies	841	4 234 067	1 185 459	28.0	Z	X
1050	Other professional equipment and supplies	3 014	17 295 953	9 284 747	53.7	.2	73.9
1051	Architects' equipment and supplies	346	652 470	230 235	35.3	Z	X
1052	Drafting instruments	272	452 758	65 617	14.5	Z	X
1053	Engineers' equipment and supplies	465	903 625	376 185	41.6	Z	X
1054	Laboratory equipment	1 063	6 501 819	2 840 553	43.7	.1	X
1055	Scientific instruments	821	7 469 107	2 859 068	38.3	.1	X
1056	Veterinarians' equipment and supplies	450	3 789 865	734 164	19.4	Z	X
1057	Professional equipment and supplies, n.e.c.	877	3 803 857	2 146 918	56.4	.1	X
1100	Iron and steel products (semifinished)	2 328	25 322 441	9 236 801	36.5	.2	69.9
1111	Sheet bars and tin plate bars	625	4 823 198	797 465	16.5	Z	X
1112	Wire rods	237	5 388 148	852 349	15.8	Z	X
1113	Rough castings and foundry products	671	5 135 836	2 577 647	50.2	.1	X
1114	Forgings	522	6 042 054	1 142 834	18.9	Z	X
1116	Other semifinished iron and steel products	867	11 853 790	3 833 790	32.3	.1	X
1120	Flat iron and steel products	7 901	100 562 279	48 135 661	47.9	1.2	54.9
1121	Plates	3 037	32 844 530	6 773 906	20.6	.2	X
1122	Strips (hot-rolled and cold-rolled)	1 654	17 979 611	4 765 078	26.5	.1	X
1123	Sheets (cold-rolled)	2 582	56 932 849	9 636 169	16.9	.2	X
1124	Sheets (hot-rolled)	3 306	53 808 846	9 460 561	17.6	.2	X
1126	Sheets (galvanized and coated)	3 385	55 427 372	12 640 138	22.8	.3	X
1127	Tin plate and terneplate	241	14 369 808	843 976	5.9	Z	X
1128	Fabricated and structural plate products	1 096	7 983 244	1 095 638	13.7	Z	X
1129	Other flat iron and steel products	1 514	25 737 780	2 380 357	9.2	.1	X
1140	Iron and steel wire and wire products	4 899	31 243 546	5 369 277	17.2	.1	32.7
1141	Wire (plain, coated, barbed, and twisted)	1 352	11 815 193	2 152 191	18.2	.1	X
1142	Nails	508	2 854 671	479 543	16.8	Z	X
1143	Wire rope, strand, strapping, reinforcement mesh, and bale ties	2 158	13 269 173	1 978 192	14.9	Z	X
1150	Iron and steel pipe and tubing	7 502	58 137 549	14 807 653	25.5	.4	56.0
1152	Tubing	3 247	33 146 713	5 380 733	16.2	.1	X
1153	Standard steel pipe	3 331	30 314 361	5 526 650	18.2	.1	X
1154	Other steel pipe	1 364	16 830 443	2 860 736	17.0	.1	X

See footnotes at end of table.

Table 2. All Types of Operation by Kind of Business and Commodity Line for Wholesale Trade: 1997—Con.

[Includes only establishments with payroll. For meaning of abbreviations and symbols, see introductory text. For explanation of terms, see Appendix A]

NAICS code and CL code	Kind of business and commodity line	Establishments handling commodity line		Commodity line sales			Sales coverage percent
		Number	Total sales (\$1,000)	Amount ¹ (\$1,000)	As percent of total sales of—		
					Establishments handling line	Establishments in NAICS industry ¹	
42	Wholesale trade—Con.						
1160	Other iron and steel products	4 195	43 698 548	13 300 272	30.4	.3	64.8
1162	Bars (excluding reinforcement bars) and bar-size shapes: hot-rolled	1 752	24 675 346	2 994 753	12.1	.1	X
1163	Bars and bar-size shapes: cold finished	1 647	19 978 704	2 066 473	10.3	.1	X
1164	Concrete reinforcement bars	1 246	10 243 403	1 656 738	16.2	.1	X
1165	Structural shapes (excluding bar-size shapes)	1 980	24 049 543	3 846 912	16.0	.1	X
1167	Finished products, n.e.c.	924	8 805 195	2 589 741	29.4	.1	X
1170	Alloy steel	1 882	24 725 113	4 447 882	18.0	.1	71.3
1171	Bars, hot-rolled or cold-finished	1 201	16 840 444	1 983 141	11.8	.1	X
1173	Pipe, tubing, and plates	797	12 672 672	1 541 826	12.2	.1	X
1175	Other alloy steel	578	7 375 890	905 953	12.3	.1	X
1180	Stainless steel	3 948	42 850 844	9 767 107	22.8	.2	65.8
1181	Plates	1 321	17 448 140	1 109 900	6.4	.1	X
1182	Strip	657	6 615 157	958 694	14.5	.1	X
1183	Sheets	1 969	23 396 715	2 712 307	11.6	.1	X
1184	Bars and bar-size shapes	1 667	21 098 309	2 336 819	11.1	.1	X
1185	Other stainless steel (including tubing)	2 091	26 771 813	2 570 489	9.6	.1	X
1200	Copper and brass	3 274	55 574 261	11 135 305	20.0	.3	43.1
1211	Copper wire mill products (structural only)	799	7 837 521	1 705 181	21.8	.1	X
1212	Flat products (sheets, strips, and plates)	1 296	26 800 127	2 685 704	10.0	.1	X
1213	Tubular products (pipes and tubes)	1 378	24 204 805	2 146 056	8.9	.1	X
1214	Rod, nonelectrical wire, extruded shapes, etc.	901	13 902 128	2 250 577	16.2	.1	X
1220	Aluminum shapes, forms, etc.	4 999	73 710 109	18 040 612	24.5	.4	47.1
1221	Plates (.250 inch and over)	1 557	18 306 957	2 359 067	12.9	.1	X
1222	Sheets and coils (.006 to .249 inch)	2 303	27 884 104	5 532 493	19.8	.1	X
1223	Rods, bars, and wires: rolled or extruded (rounds, hexes, squares, and rectangles)	2 763	42 695 936	6 218 275	14.6	.2	X
1224	Pipe and tubing (including hollow bar, square, and rectangular tubing)	1 908	19 960 133	1 179 510	5.9	.1	X
1225	Foils	275	2 466 462	344 181	14.0	.1	X
1230	Other nonferrous metals (magnesium, nickel, tin, lead, zinc, etc., except precious)	1 640	37 168 684	7 815 082	21.0	.2	X
1300	Coal and coke	589	16 817 287	10 527 579	62.6	.3	46.5
1311	Coal	462	10 713 333	8 880 188	82.9	.2	X
1312	Coke	90	1 901 025	996 542	52.4	.1	X
1320	Minerals and ores (excluding coal, precious stones, and crude oil)	537	31 397 607	6 941 649	22.1	.2	X
1400	Electrical apparatus and equipment	23 702	161 947 933	86 753 145	53.6	2.1	44.0
1411	Power and distribution transformers	5 487	42 519 615	6 632 678	15.6	.2	X
1412	Switchgear and switchboard apparatus	3 981	29 879 920	4 971 119	16.6	.1	X
1413	Motors and generators (including motor-generator sets)	6 962	38 569 027	6 934 128	18.0	.2	X
1414	Conduit, raceway, and fittings	4 150	32 687 582	4 175 417	12.8	.1	X
1415	Electric bulbs (all types)	4 993	32 683 522	5 660 436	17.3	.1	X
1416	Interior wiring (excluding conduit)	5 217	45 287 944	6 135 081	13.5	.2	X
1417	Exterior wiring and cable (excluding conduit)	4 236	30 488 025	4 570 823	15.0	.1	X
1418	Lighting fixtures (residential and commercial)	6 195	40 643 236	9 821 172	24.2	.2	X
1419	Industrial controls	8 383	55 900 149	18 499 095	33.1	.5	X
1421	Other electrical apparatus and equipment (including fuses and lightning rods)	9 634	70 561 079	18 087 876	25.6	.4	X
1500	Electrical appliances, household	7 920	88 150 683	51 223 251	58.1	1.3	51.3
1511	Televisions	2 554	45 526 278	8 469 595	18.6	.2	X
1512	Radios, stereos, and CD players	3 471	43 514 735	12 571 668	28.9	.3	X
1513	V.C.R.'s and video cameras	2 751	39 846 713	7 855 711	19.7	.2	X
1514	Electrical household ranges and ovens	1 337	29 282 048	4 542 296	15.5	.1	X
1515	Refrigerators and freezers, household	1 347	18 573 491	3 920 584	21.1	.1	X
1516	Household laundry equipment	1 096	16 637 273	2 539 582	15.3	.1	X
1517	Vacuum cleaners and sewing machines, household	873	15 750 714	2 109 429	13.4	.1	X
1518	Other electrical household appliances (including fans, dishwashers, etc.)	3 284	45 578 936	8 426 521	18.5	.2	X
1600	Electronic parts and equipment, except communication	20 513	215 560 389	128 809 401	59.8	3.2	47.1
1612	Integrated circuits	5 334	66 131 410	35 390 506	53.5	.9	X
1613	Capacitors and resistors	5 166	41 814 690	7 143 926	17.1	.2	X
1615	Discrete semiconductors, etc.	5 033	69 723 232	29 449 033	42.2	.7	X
1616	Electronic connectors and other passive electronic parts	8 534	65 513 977	20 425 629	31.2	.5	X
1618	Electronic parts and equipment, n.e.c.	11 029	100 389 174	35 560 109	35.4	.9	X
1650	Communication equipment and supplies	13 207	151 132 059	86 415 591	57.2	2.1	53.3
1651	Telephones	6 015	54 807 263	18 287 257	33.4	.5	X
1652	Other electronic communication equipment	9 796	103 889 423	48 449 737	46.6	1.2	X
1653	Other electrical communication equipment	2 752	44 504 132	19 231 924	43.2	.5	X
1700	Hardware	24 224	127 124 592	42 931 703	33.8	1.1	28.9
1711	Hand tools (including power driven)	14 066	69 967 583	14 308 690	20.5	.4	X
1712	Bolts, nuts, rivets, and fasteners	12 976	51 081 433	16 338 345	32.0	.4	X
1713	Cutlery	8 780	41 433 490	11 144 405	26.9	.3	X
1800	Plumbing and heating equipment and supplies (hydronics)	12 484	60 406 618	23 954 610	39.7	.6	45.6
1811	Plastic pipe fittings and valves (excluding pipe and tubing)	4 743	23 255 252	2 556 251	11.0	.1	X
1812	Metal pipe fittings and valves (excluding pipe and tubing)	6 576	27 815 396	4 716 407	17.0	.1	X
1813	Plumbing fixtures	3 967	26 544 787	6 930 509	26.1	.2	X
1814	Furnaces, stoves, water heaters (except electric and warm air)	2 700	14 985 184	1 761 733	11.8	.1	X
1815	Boilers, radiators, and convectors	2 143	7 912 764	1 361 194	17.2	.1	X
1818	Other plumbing and heating equipment and supplies	5 951	30 372 937	6 401 870	21.1	.2	X
1900	Warm air heating and air-conditioning equipment and supplies	9 407	44 070 070	18 779 259	42.6	.5	47.4
1911	Furnaces (warm air)	4 973	20 212 966	2 980 592	14.7	.1	X
1912	Central air-conditioning (residential and commercial)	5 412	22 334 570	7 107 262	31.8	.2	X
1914	Heat pumps (residential and commercial)	3 595	16 130 324	1 295 144	8.0	.1	X
1916	Air cleaning and filtration systems	4 425	16 346 204	1 938 288	11.9	.1	X
1917	Compressors for air-conditioners	4 144	16 421 976	1 078 204	6.6	.1	X
1918	Condensing units for air-conditioners	3 433	17 084 326	1 306 901	7.7	.1	X
1919	Registers, grills, pre-formed ductwork (excluding sheet metal), and duct insulation	4 547	17 833 236	2 843 872	15.9	.1	X

See footnotes at end of table.

Table 2. All Types of Operation by Kind of Business and Commodity Line for Wholesale Trade: 1997—Con.

[Includes only establishments with payroll. For meaning of abbreviations and symbols, see introductory text. For explanation of terms, see Appendix A]

NAICS code and CL code	Kind of business and commodity line	Establishments handling commodity line		Commodity line sales			Sales coverage percent
		Number	Total sales (\$1,000)	Amount ¹ (\$1,000)	As percent of total sales of—		
					Establishments handling line	Establishments in NAICS industry ¹	
42	Wholesale trade—Con.						
2000	Refrigeration equipment and supplies	4 627	14 611 511	5 441 857	37.2	.1	59.0
2011	Commercial refrigerators (reach-in and walk-in)	1 697	5 119 579	1 124 444	22.0	Z	X
2012	Unit coolers for commercial refrigerators	1 029	3 714 772	343 676	9.3	Z	X
2013	Condensing units for commercial refrigerators	1 832	4 790 627	429 224	9.0	Z	X
2014	Refrigerants	2 847	6 448 677	839 728	13.0	Z	X
2015	Other refrigeration equipment and supplies	3 461	10 247 299	2 648 979	25.9	.1	X
2100	Construction and mining machinery and equipment (including parts and attachments)	8 390	58 687 743	37 465 022	63.8	.9	50.2
2111	New off-highway wheel and track-laying tractors	2 021	23 473 441	6 188 283	26.4	.2	X
2112	New power cranes, draglines, and shovels	958	9 801 089	1 620 353	16.5	Z	X
2113	New mixers, pavers, and related equipment	1 187	17 762 397	1 022 592	5.8	Z	X
2114	New tractor shovel loaders	1 558	19 124 153	2 667 891	14.0	.1	X
2115	New graders, rollers, and off-highway trucks	2 001	24 335 842	2 651 739	10.9	.1	X
2116	New mining machinery	1 009	8 776 531	1 756 186	20.0	Z	X
2117	Other new construction and mining, logging, and road maintenance machinery, equipment, and parts	4 766	39 348 442	15 899 691	40.4	.4	X
2118	Used construction and mining machinery and equipment	4 470	30 443 357	5 225 564	17.2	.1	X
2200	Farm machinery, equipment, and parts	11 560	75 240 196	30 579 060	40.6	.8	32.7
2211	New tractors (farm)	5 949	34 289 368	8 605 764	25.1	.2	X
2212	New harvesting machinery	4 663	27 703 914	4 517 967	16.3	.1	X
2213	New land preparation, planting, and cultivating machinery	4 303	27 276 150	2 461 215	9.0	.1	X
2214	New dairy farm and barn equipment	1 217	3 836 820	444 646	11.6	Z	X
2215	New irrigation equipment	1 839	6 785 734	2 601 114	38.3	.1	X
2216	Other new farm machinery and equipment	6 736	34 232 306	5 185 384	15.1	.1	X
2218	Used farm machinery and equipment	7 217	27 989 573	6 094 499	21.8	.2	X
2220	Garden machinery, equipment, and parts	6 321	39 898 343	6 996 346	17.5	.2	45.8
2221	New power lawn mowers	4 012	28 635 432	2 432 852	8.5	.1	X
2222	Other new lawn and garden machinery and equipment	3 419	28 005 107	3 801 476	13.6	.1	X
2223	Used garden machinery and equipment	3 003	14 412 432	379 633	2.6	Z	X
2230	Food-processing machinery, equipment, and parts	2 133	7 373 226	4 028 567	54.6	.1	66.4
2231	New commercial food-processing machinery (slicers, choppers, baking, etc.)	1 308	4 344 537	2 378 172	54.7	.1	X
2232	New packing, packaging, and bottling equipment	917	2 972 919	1 259 940	42.4	Z	X
2233	Used food-processing machinery and equipment	712	1 709 316	318 952	18.7	Z	X
2300	Hydraulic and pneumatic (fluid-power) pumps, motors, and parts	4 993	16 371 067	5 068 295	31.0	.1	58.2
2311	Pumps	4 006	13 228 104	2 839 366	21.5	.1	X
2312	Motors	2 548	8 044 157	934 803	11.6	Z	X
2313	Parts for pumps and motors	3 184	9 131 858	1 281 163	14.0	Z	X
2320	General-purpose industrial machinery, equipment, and parts	23 404	142 720 209	46 937 281	32.9	1.2	28.3
2321	New pumps, compressors (air or gas), and equipment	8 219	54 223 521	11 124 311	20.5	.3	X
2323	New diesel engines (excluding automotive)	881	7 745 690	1 684 730	21.8	Z	X
2326	New controlling, recording, and indicating instruments and access	6 296	53 538 269	9 130 293	17.1	.2	X
2327	All other new general-purpose industrial machinery and equipment	11 928	63 034 784	20 303 454	32.2	.5	X
2328	Used general-purpose industrial machinery and equipment	4 307	20 502 761	2 810 659	13.7	.1	X
2330	Metalworking machinery, equipment, and parts	6 993	30 703 271	18 570 588	60.5	.5	X
2340	Materials handling machinery, equipment, and parts	10 266	43 763 206	16 877 090	38.6	.4	42.1
2341	New conveying equipment	4 606	19 434 916	5 242 909	27.0	.1	X
2342	New hoists, cranes, and monorails	3 080	12 233 108	1 810 895	14.8	Z	X
2343	New forklift trucks	2 503	15 861 587	6 342 949	40.0	.2	X
2344	New industrial trucks and tractors	537	2 400 367	464 550	19.4	Z	X
2345	Used materials handling machinery, equipment, and parts	4 073	15 196 327	2 831 503	18.6	.1	X
2350	Oil well, oil refinery, and pipeline machinery, equipment, and supplies	4 909	21 665 069	13 576 216	62.7	.3	49.7
2351	New oil refining and pipeline machinery, equipment, and supplies	1 955	7 666 711	3 413 944	44.5	.1	X
2352	New oil field machinery, equipment, and supplies (including drilling bits)	2 974	10 833 367	6 623 062	61.1	.2	X
2353	Used oil well, oil refinery, and pipeline machinery, equipment, and supplies	1 343	2 992 959	1 244 963	41.6	Z	X
2360	Other industrial machinery, equipment, and parts	9 568	40 695 958	29 236 199	71.8	.7	63.3
2361	New metal smelting and refining machinery, and equipment	302	910 776	221 183	24.3	Z	X
2362	New power plant machinery (excluding electrical)	643	2 699 501	952 516	35.3	Z	X
2363	New printing trades machinery, equipment, and supplies	2 061	10 162 427	7 983 339	78.6	.2	X
2364	New textile and sewing machinery and equipment	864	4 263 494	3 445 597	80.8	.1	X
2365	New woodworking machinery	798	2 446 337	1 354 799	55.4	Z	X
2366	Other new industrial machinery and equipment	4 939	21 175 109	13 452 551	63.5	.3	X
2367	Used industrial machinery and equipment	2 196	6 829 927	1 636 660	24.0	Z	X
2370	Mechanical power transmission supplies	4 967	23 373 675	13 292 471	56.9	.3	60.8
2371	Bearings and bushings	4 072	18 292 849	8 002 390	43.7	.2	X
2372	Other mechanical power transmission supplies	3 918	15 553 663	5 285 853	34.0	.1	X
2380	Industrial valves and fittings (except fluid-power)	4 808	17 906 286	7 068 038	39.5	.2	X
2390	Hydraulic and pneumatic (fluid-power) valves	4 345	14 152 188	2 478 356	17.5	.1	72.7
2391	Hydraulic valves	3 178	10 395 617	1 207 057	11.6	Z	X
2392	Pneumatic valves	3 214	10 387 653	1 267 891	12.2	Z	X
2400	Hydraulic and pneumatic cylinders and rotary actuators	3 623	14 245 537	2 124 034	14.9	.1	65.2
2411	Hydraulic cylinders and rotary actuators	2 669	10 683 533	1 220 361	11.4	Z	X
2412	Pneumatic cylinders and rotary actuators	2 322	8 736 103	888 870	10.2	Z	X
2420	Hydraulic and pneumatic connectors and assemblies	4 209	14 149 771	2 859 709	20.2	.1	72.9
2421	Hydraulic and pneumatic connectors	3 569	12 236 681	1 637 045	13.4	Z	X
2422	Hydraulic and pneumatic assemblies	2 945	10 213 287	1 202 671	11.8	Z	X
2430	Fluid-power filters, components, accessories, and parts	4 880	16 444 981	2 425 816	14.8	.1	65.1
2431	Filters	3 613	12 193 351	1 086 752	8.9	Z	X
2432	Other fluid-power components, accessories, and parts, n.e.c.	3 285	11 193 876	1 338 406	12.0	Z	X
2440	Welding supplies (excluding gases)	4 096	10 604 506	4 077 259	38.4	.1	X

See footnotes at end of table.

Table 2. All Types of Operation by Kind of Business and Commodity Line for Wholesale Trade: 1997—Con.

[Includes only establishments with payroll. For meaning of abbreviations and symbols, see introductory text. For explanation of terms, see Appendix A]

NAICS code and CL code	Kind of business and commodity line	Establishments handling commodity line		Commodity line sales			Sales coverage percent
		Number	Total sales (\$1,000)	Amount ¹ (\$1,000)	As percent of total sales of—		
					Establishments handling line	Establishments in NAICS industry ¹	
42	Wholesale trade—Con.						
2450	Industrial containers and supplies	4 636	26 214 013	10 746 023	41.0	.3	26.5
2451	New and reconditioned drums and barrels	925	2 703 728	655 460	24.2	Z	X
2452	Bottles and bottlers' supplies	735	7 686 683	5 290 134	68.8	.1	X
2454	Other industrial containers and supplies	3 351	17 157 009	4 585 797	26.7	.1	X
2460	Other industrial supplies	13 952	68 621 701	26 389 605	38.5	.7	29.1
2461	Printing and duplicating inks	1 087	6 128 124	3 585 882	58.5	.1	X
2462	Abrasives and abrasive materials	5 045	17 679 905	2 708 791	15.3	.1	X
2463	Nylon, polyester, and synthetic rubber	1 591	4 095 344	1 039 726	25.4	Z	X
2464	Mechanical rubber goods	2 880	8 807 612	2 469 098	28.0	.1	X
2465	Strapping and tape	3 155	12 980 444	1 905 112	14.7	Z	X
2466	Industrial supplies, n.e.c.	7 298	35 072 368	14 164 944	40.4	.3	X
2500	Beauty and barber equipment and supplies	1 349	2 498 356	2 384 007	95.4	.1	71.2
2511	Equipment (furniture, dryers, etc.)	835	1 472 958	368 361	25.0	Z	X
2512	Supplies (combs, curlers, shampoos, etc.)	1 275	2 176 960	2 007 203	92.2	Z	X
2520	Custodial (janitors') equipment and supplies	5 387	26 154 285	5 634 790	21.5	.1	11.0
2521	Custodial equipment—power equipment	3 002	12 917 045	814 337	6.3	Z	X
2522	Custodial equipment—nonpower equipment	2 406	7 449 149	484 939	6.5	Z	X
2523	Custodial supplies	4 385	18 842 897	4 088 947	21.7	.1	X
2530	Laundry and dry-cleaning equipment and supplies	2 026	63 469 083	9 079 694	14.3	.2	X
2540	Other service establishment equipment and supplies	2 814	6 047 522	4 905 376	81.1	.1	54.1
2541	Undertakers' equipment and supplies	622	1 569 426	1 536 326	97.9	Z	X
2542	Service establishment equipment and supplies, n.e.c.	2 201	4 441 945	3 361 428	75.7	.1	X
2600	Aircraft and aeronautical equipment and supplies	2 788	24 967 271	17 231 693	69.0	.4	49.2
2611	New aircraft	254	4 418 670	2 883 096	65.2	.1	X
2612	New aircraft engines and engine parts	610	5 223 219	2 224 998	42.6	.1	X
2613	Other new aircraft equipment and supplies	1 334	14 430 338	6 050 463	41.9	.1	X
2614	Used aircraft and aeronautical equipment and supplies	1 665	9 428 560	5 787 491	61.4	.1	X
2620	Marine machinery, equipment, and supplies	1 382	8 559 157	3 522 121	41.2	.1	37.8
2621	New ships and boats (excluding pleasure boats)	92	856 535	298 302	34.8	Z	X
2622	New marine propulsion machinery and equipment	387	1 800 483	1 047 128	58.2	Z	X
2623	New marine supplies	800	2 939 421	1 759 105	59.8	Z	X
2624	Used marine machinery, equipment, and supplies	241	743 588	285 247	38.4	Z	X
2630	Other transportation equipment and supplies	893	6 054 025	2 390 779	39.5	.1	23.1
2631	New transportation equipment (excluding automotive)	611	4 511 339	1 752 134	38.8	Z	X
2632	Used transportation equipment (excluding automotive)	350	1 785 898	549 365	30.8	Z	X
2700	Sporting and recreational goods and supplies	9 125	47 478 213	28 012 840	59.0	.7	41.2
2711	Ammunition, firearms, reloading equipment, archery supplies, shooting aids, and accessories	1 075	7 725 505	4 873 041	63.1	.1	X
2712	Bicycles and bicycle tires and tubes	584	4 625 660	2 248 401	48.6	.1	X
2713	Billiards, pool, bowling equipment, and accessories	1 003	3 373 149	1 387 395	41.1	.1	X
2714	Camping and fishing equipment and accessories	1 732	14 488 342	3 381 447	23.3	Z	X
2715	Athletic equipment and accessories	2 472	14 204 048	7 421 817	52.3	.2	X
2716	Skiing equipment	327	1 939 869	906 976	46.8	Z	X
2717	Marine pleasure craft, equipment, and accessories	907	6 747 622	2 583 663	38.3	.1	X
2718	Other sporting and recreational goods (go carts, bait, etc.)	2 422	12 434 324	4 859 845	39.1	.1	X
2800	Toys and hobby goods and supplies	6 545	40 293 707	21 279 057	52.8	.5	41.7
2811	Video games and cartridges	680	9 723 076	4 486 136	46.1	.1	X
2812	Other toys and games (including fireworks and children's vehicles)	3 117	21 437 134	12 297 182	57.4	.3	X
2813	Crafts and craft supplies	1 807	4 886 930	1 274 063	26.1	Z	X
2814	Other hobby goods and accessories	1 615	6 152 842	2 542 362	41.3	.1	X
2900	Ferrous metal scrap	5 461	42 459 106	16 561 001	39.0	.4	44.6
2911	Prepared ferrous metal scrap (processed by this establishment)	3 320	19 221 246	9 437 300	49.1	.2	X
2912	Prepared ferrous metal scrap (not processed by this establishment)	2 225	14 251 338	6 314 070	44.3	.2	X
2913	Unprepared ferrous metal scrap including bimetal cans	1 440	5 239 219	657 500	12.6	Z	X
2920	Nonferrous metal scrap	5 675	36 306 159	12 983 099	35.8	.3	43.4
2921	Aluminum scrap	5 157	25 990 001	6 763 637	26.0	.2	X
2922	Copper and copper alloy scrap	3 934	24 588 252	3 547 261	14.4	.1	X
2923	Lead scrap	1 462	10 921 617	297 102	2.7	Z	X
2924	Other nonferrous metallic scrap (nickel, zinc, and precious and special metals)	2 642	16 908 649	2 313 765	13.7	.1	X
2930	Recyclable paper and paperboard	2 622	9 449 979	5 474 288	57.9	.1	X
2940	Recyclable materials, except metal	2 658	6 237 243	2 814 966	45.1	.1	70.1
2941	Wiping cloths, waste rags, and textile waste	555	1 194 470	920 700	77.1	Z	X
2943	Recyclable plastics	1 377	3 905 349	895 197	22.9	Z	X
2944	Recyclable glass	932	2 657 887	297 040	11.2	Z	X
2945	Other recyclable materials (including rubber and bones)	779	1 220 361	690 287	56.6	Z	X
3000	Jewelry, diamonds, gem stones, and watches	8 691	32 662 365	22 948 187	70.3	.6	58.4
3011	Diamond jewelry and diamond jewelry where lapidary work was not performed at this location	3 118	10 907 352	7 486 577	68.6	.2	X
3012	Gem stone and pearl jewelry where lapidary work was not performed at this location	2 136	4 484 546	1 706 790	38.1	Z	X
3013	Diamonds, diamonds, gem stones, and pearl jewelry where lapidary work was performed at this location	1 128	3 134 347	1 732 035	55.3	Z	X
3014	Watches, clocks, and watch movements and cases	1 926	7 263 419	4 192 442	57.7	.1	X
3015	Karat gold jewelry (rings, necklaces, etc.)	1 889	10 150 440	4 026 619	39.7	.1	X
3016	Other jewel, silverware, and plated ware (incl. jewel, where gemstones less than 50% of value, gold filled sterling, and costume jewel, and medallions)	3 329	6 361 713	3 442 712	54.1	.1	X
3030	Precious metals—gold, silver, and platinum including precious metal coins	927	25 168 412	9 246 084	36.7	.2	X
3100	Musical instruments and supplies	647	2 756 214	2 474 072	89.8	.1	X
3120	Forest products, except lumber (including cordwood, hewn posts, poles, and ties)	2 658	27 268 531	11 598 052	42.5	.3	X
3130	Compact discs, prerecorded audio tapes, and phonograph records	2 225	22 847 463	13 904 409	60.9	.3	X
3140	Prerecorded video tapes	4 297	20 503 158	9 477 629	46.2	.2	X

See footnotes at end of table.

Table 2. All Types of Operation by Kind of Business and Commodity Line for Wholesale Trade: 1997—Con.

[Includes only establishments with payroll. For meaning of abbreviations and symbols, see introductory text. For explanation of terms, see Appendix A]

NAICS code and CL code	Kind of business and commodity line	Establishments handling commodity line		Commodity line sales			Sales coverage percent
		Number	Total sales (\$1,000)	Amount ¹ (\$1,000)	As percent of total sales of—		
					Establishments handling line	Establishments in NAICS industry ¹	
42	Wholesale trade—Con.						
3150	Other durable goods.....	3 096	7 467 070	5 671 266	76.0	.1	66.3
3151	Coin-operated games.....	296	1 229 236	1 054 734	85.8	Z	X
3152	Luggage.....	537	1 740 935	1 167 570	67.1	Z	X
3153	Works of art.....	400	508 748	262 222	51.5	Z	X
3154	Other durable goods, n.e.c.....	2 205	4 541 071	3 179 980	70.0	.1	X
3160	Fire extinguishers and fire safety equipment.....	1 143	1 455 372	1 053 023	72.4	Z	X
3200	Printing and writing paper.....	6 420	73 570 276	35 619 556	48.4	.9	47.1
3211	Roll newsprint and rotogravure paper.....	976	14 789 299	4 063 900	27.5	.1	X
3212	Fine roll paper.....	1 489	26 404 778	12 124 825	45.9	.3	X
3213	Other printing and writing paper.....	5 123	44 752 680	19 212 333	42.9	.5	X
3300	Stationery, office supplies and greeting cards.....	15 095	86 027 027	32 494 391	37.8	.8	38.7
3311	Business forms.....	7 877	30 034 338	8 984 339	29.9	.2	X
3312	Stationery, photocopy paper, and typing paper.....	6 346	37 968 814	4 426 945	11.7	.1	X
3313	Inked ribbons, carbon paper, pens and pencils.....	4 808	32 165 725	3 623 229	11.3	.1	X
3314	Toner and cartridges.....	5 083	23 189 532	3 176 334	13.7	.1	X
3315	Greeting cards.....	1 641	12 350 046	4 147 038	33.6	.1	X
3316	Other stationery supplies (envelopes, ruled forms, and binder paper).....	7 596	37 866 605	7 838 173	20.7	.2	X
3400	Industrial and personal services paper and plastics.....	14 172	227 232 430	50 766 547	22.3	1.3	18.0
3411	Paperboard and boxboard boxes.....	5 211	39 743 601	13 096 951	33.0	.3	X
3412	Paper dishes, cups, and napkins.....	5 855	95 808 002	7 666 311	8.0	.2	X
3413	Industrial paper (wrapping, bags, cartons, etc.).....	5 329	46 444 275	9 571 058	20.6	.2	X
3414	Disposable plastic boxes, containers, cups, dishes, and supplies.....	3 605	34 496 472	5 369 402	15.6	.1	X
3415	Other industrial and personal service paper.....	3 386	30 271 881	10 315 894	34.1	.3	X
3500	Drugs, pharmaceuticals, cosmetics, and toiletries.....	12 999	344 967 344	196 257 041	56.9	4.8	34.1
3511	Prescription drugs.....	2 839	156 877 967	132 756 254	84.6	3.3	X
3512	Nonprescription pharmaceuticals.....	3 706	111 060 929	14 647 767	13.2	.4	X
3513	Cosmetics.....	2 765	41 348 590	10 492 968	25.4	.3	X
3514	Perfumes.....	964	21 340 938	5 309 206	24.9	.1	X
3515	Other toiletries and druggists' sundries.....	5 946	155 413 163	28 206 662	18.1	.7	X
3600	Piece goods, knit and woven.....	5 220	40 602 294	26 346 894	64.9	.6	31.0
3611	Goods purchased grey and finished on contract.....	601	4 023 583	1 026 308	25.5	Z	X
3612	Cotton (including blends).....	2 505	12 108 242	6 126 170	50.6	.2	X
3613	Synthetics (excluding synthetic knits).....	2 230	10 078 208	4 872 267	48.3	.1	X
3614	Knit fabrics, n.e.c. (including double knit).....	1 450	7 286 710	3 985 570	54.7	.1	X
3615	Woolen and worsted piece goods.....	905	5 235 665	1 884 593	36.0	Z	X
3616	Other piece goods.....	1 746	7 651 840	3 741 903	48.9	.1	X
3700	Notions (buttons, ribbons, lace, sewing accessories, zippers, bindings, etc.).....	2 683	10 344 285	3 668 537	35.5	.1	X
3800	Men's and boys' wear.....	9 052	71 032 508	34 632 654	48.8	.9	46.9
3811	Men's and boys' suits, coats, and formal wear.....	1 749	11 083 601	4 256 353	38.4	.1	X
3812	Men's and boys' dress and casual shirts, slacks, and jeans.....	4 572	42 991 345	19 536 974	45.4	.5	X
3813	Men's and boys' underwear and nightwear.....	988	7 010 235	1 693 355	24.2	Z	X
3814	Men's and boys' work clothing and uniforms.....	1 802	8 874 020	3 516 653	39.6	.1	X
3815	Other men's and boys' wear (caps, hats, swimwear, neckwear, etc.).....	3 627	29 461 664	5 333 142	18.1	.1	X
3900	Women's and children's wear.....	12 326	79 653 463	43 499 596	54.6	1.1	50.9
3911	Infants' and children's wear (to size 6X).....	2 470	15 524 309	5 343 070	34.4	.1	X
3912	Women's misses', and girls' dresses and blouses.....	5 369	28 852 447	14 405 262	49.9	.4	X
3913	Women's, misses', and girls' suits and coats.....	1 748	9 898 790	3 451 530	34.9	.1	X
3914	Women's and misses' outerwear.....	2 795	24 382 349	6 534 798	26.8	.2	X
3915	Women's and misses' underwear and sleepwear.....	1 614	11 734 747	4 526 202	38.6	.1	X
3916	Other women's, misses, and girl's wear (furs, sweaters, millinery, etc.).....	3 799	19 114 496	8 648 944	45.2	.2	X
4000	Footwear.....	3 362	40 143 298	23 360 388	58.2	.6	47.9
4011	All athletic footwear.....	1 048	17 415 861	9 503 654	54.6	.2	X
4012	Infants' footwear.....	347	2 563 696	294 583	11.5	Z	X
4013	Other women's, misses', and girls' footwear.....	1 747	19 983 742	7 820 242	39.1	.2	X
4014	Other men's and boy's footwear.....	1 575	18 491 667	5 280 951	28.6	.1	X
4015	Shoe accessories.....	403	2 571 694	327 421	12.7	Z	X
4100	Frozen foods (packaged).....	13 086	324 873 366	81 760 235	25.2	2.0	51.7
4111	Dinners (frozen).....	3 294	152 675 489	7 254 328	4.8	.2	X
4112	Fish and seafoods (frozen packaged).....	7 000	171 090 203	16 461 653	9.6	.4	X
4113	Vegetables (frozen).....	5 642	184 771 658	10 566 858	5.7	.3	X
4114	Fruits and fruit juices (frozen).....	4 485	165 238 755	6 589 402	4.0	.2	X
4115	Meat (frozen packaged).....	6 005	154 953 661	16 043 971	10.4	.4	X
4116	Frozen baked goods.....	4 809	170 399 702	9 983 273	5.9	.2	X
4117	Other frozen foods (except frozen dairy products).....	5 038	170 187 289	14 812 765	8.7	.4	X
4200	Dairy products (excluding dried or canned).....	10 518	284 264 014	56 607 052	19.9	1.4	48.2
4211	Butter.....	4 769	135 332 558	3 874 805	2.9	.1	X
4212	Cheese.....	7 448	204 106 634	19 975 434	9.8	.5	X
4213	Milk and cream, except raw.....	3 524	82 084 015	7 137 662	8.7	.2	X
4214	Ice cream.....	3 297	113 624 074	7 729 633	6.8	.2	X
4215	Raw milk.....	366	14 997 494	4 896 876	32.7	.1	X
4216	Other dairy products.....	4 534	186 590 551	12 915 674	6.9	.3	X
4300	Poultry and poultry products.....	6 529	162 380 879	23 064 395	14.2	.6	4.8
4311	Dressed poultry killed on location.....	876	10 867 052	2 092 509	19.3	.1	X
4312	Eggs.....	3 078	69 098 404	6 859 654	9.9	.2	X
4313	Live poultry.....	594	4 536 754	675 841	14.9	Z	X
4314	Other poultry (excluding frozen packaged).....	2 666	42 005 170	10 629 814	25.3	.3	X
4400	Confectionery.....	7 728	174 782 867	35 018 012	20.0	.9	13.5
4411	Candy.....	4 510	82 177 676	14 586 930	17.8	.4	X
4412	Chewing gum.....	1 419	21 442 227	1 608 753	7.5	Z	X
4413	Nuts.....	3 487	53 897 643	4 296 800	8.0	.1	X
4414	Chips and popcorn.....	3 952	87 858 002	11 185 345	12.7	.3	X
4415	Other confections.....	1 355	25 916 167	1 792 993	6.9	Z	X
4500	Fish and seafoods (excluding canned and frozen packaged).....	5 591	95 445 355	15 780 128	16.5	.4	X

See footnotes at end of table.

Table 2. All Types of Operation by Kind of Business and Commodity Line for Wholesale Trade: 1997—Con.

[Includes only establishments with payroll. For meaning of abbreviations and symbols, see introductory text. For explanation of terms, see Appendix A]

NAICS code and CL code	Kind of business and commodity line	Establishments handling commodity line		Commodity line sales			Sales coverage percent
		Number	Total sales (\$1,000)	Amount ¹ (\$1,000)	As percent of total sales of—		
					Establishments handling line	Establishments in NAICS industry ¹	
42	Wholesale trade—Con.						
4600	Meat and meat products (fresh and unpackaged)	8 690	227 147 150	61 682 304	27.2	1.5	41.7
4611	Beef (not killed on location)	5 833	151 240 437	28 139 621	18.6	.7	X
4612	Veal (not killed on location)	2 107	37 090 490	1 229 479	3.3	Z	X
4613	Lamb and mutton (not killed on location)	1 690	35 409 037	1 179 114	3.3	Z	X
4614	Pork (not killed on location)	4 477	113 336 792	10 708 940	9.4	.3	X
4615	Sausage and prepared meats made on location	1 424	15 381 232	999 916	6.5	Z	X
4616	Sausage and prepared meats not made on location	4 323	119 749 561	12 314 271	10.3	.3	X
4617	Meat from animals killed on location	1 176	2 257 467	358 604	15.9	Z	X
4618	Other meat products	2 703	92 012 833	6 693 649	7.3	.2	X
4700	Fresh fruits and vegetables	10 100	177 094 986	52 385 161	29.6	1.3	18.1
4711	Fresh fruits	8 368	147 257 021	30 015 819	20.4	.7	X
4712	Prepackaged fresh-cut vegetables (carrots, salads, etc.)	3 135	50 890 865	3 662 424	7.2	.1	X
4713	Other fresh vegetables	5 350	62 403 009	17 581 431	28.2	.4	X
4800	Coffee, tea, and spices	9 068	241 021 420	22 111 086	9.2	.5	45.6
4811	Coffee	6 011	179 811 309	13 959 191	7.8	.3	X
4812	Tea	4 377	117 957 375	2 651 070	2.2	.1	X
4813	Spices	4 877	132 060 872	4 978 996	3.8	.1	X
4820	Bread and baked goods	7 508	131 743 634	23 756 450	18.0	.6	54.1
4821	Breads and rolls	3 598	55 569 513	6 757 688	12.2	.2	X
4822	Cookies, cakes, and other baked goods	6 020	114 664 298	16 862 968	14.7	.4	X
4830	Canned foods	9 298	255 240 961	56 690 488	22.2	1.4	44.2
4831	Canned and bottled fruits, vegetables, and juices	7 607	221 271 451	32 607 922	14.7	.8	X
4832	Canned and bottled baby foods	1 742	98 786 536	3 159 238	3.2	.1	X
4833	Canned meats	2 898	118 455 532	3 100 192	2.6	.1	X
4834	Canned fish and seafoods	3 979	135 788 087	4 374 302	3.2	.1	X
4835	Canned milk	1 456	66 044 080	1 086 280	1.6	.2	X
4836	Other canned foods	4 261	158 268 453	11 700 924	7.4	.3	X
4840	Food and beverage basic materials (include flavoring extracts, fruit peel, hop extract, industrial molasses, sausage casings, malt, yeast, etc.)	3 706	70 457 724	8 093 308	11.5	.2	X
4850	Soft drinks and bottled water	10 418	231 999 200	35 212 942	15.2	.9	46.3
4851	Soft drinks, packaged	7 825	169 803 973	28 009 273	16.5	.7	X
4852	Soft drinks, pre and post mix bulk	3 090	80 706 396	3 287 522	4.1	.1	X
4853	Bottled water	6 083	145 101 689	3 875 296	2.7	.1	X
4860	Other grocery specialties	13 858	351 984 955	100 566 664	28.6	2.5	47.5
4861	Pasta	5 606	160 490 023	6 620 624	4.1	.2	X
4862	Breakfast cereals	3 527	157 293 138	16 550 708	10.5	.4	X
4863	Cooking oils and margarine	5 593	163 123 504	7 291 662	4.5	.2	X
4864	Flour	4 457	120 380 131	4 734 944	3.9	.1	X
4865	Pickles, preserves, jellies, jams, and sauces	5 629	175 286 072	8 057 542	4.6	.2	X
4866	Sugar, refined	4 275	121 064 663	4 812 634	4.0	.1	X
4867	Pet foods	2 734	114 315 070	7 647 236	6.7	.2	X
4868	Grocery specialties, n.e.c.	7 182	201 404 857	42 720 360	21.2	1.1	X
4900	Grain and beans	9 433	191 260 581	114 254 874	59.7	2.8	43.2
4911	Corn (for grain)	5 906	109 376 430	42 204 821	38.6	1.0	X
4912	Oats and barley	2 804	38 836 288	2 196 061	5.7	.1	X
4913	Wheat	4 949	86 088 294	20 463 419	23.8	.5	X
4914	Sorghum (for grain)	1 643	51 110 112	3 664 968	7.2	.1	X
4915	Soybeans	5 013	100 629 131	32 488 373	32.3	.8	X
4916	Other grain and beans (rice and edible and inedible beans)	1 849	45 726 505	10 051 690	22.0	.2	X
5000	Cattle, hogs, sheep, and goats	2 333	26 427 629	23 963 277	90.7	.6	72.6
5011	Cattle	1 646	21 534 959	18 823 450	87.4	.5	X
5012	Hogs	1 362	13 672 914	4 566 573	33.4	.1	X
5013	Sheep	534	6 709 591	408 010	6.1	.2	X
5014	Goats	348	3 924 984	141 491	3.6	Z	X
5100	Hides, skins, and pelts	316	2 795 208	2 176 714	77.9	.1	X
5120	Leaf tobacco	574	11 103 353	3 884 787	35.0	.1	18.8
5121	Leaf tobacco stemmed and re-dried at this location	28	416 681	414 494	99.5	Z	X
5122	All other leaf tobacco	306	3 334 988	3 244 432	97.3	.1	X
5130	Wool, wool tops, and mohair	91	245 293	196 954	80.3	Z	X
5140	Other farm products, inedible	1 196	14 406 353	6 940 778	48.2	.2	75.1
5141	Raw sugar	26	3 355 868	2 012 667	60.0	.1	X
5142	Horses, mules, and donkeys	353	1 969 338	587 699	29.8	Z	X
5143	Farm products, n.e.c.	838	8 761 266	4 197 636	47.9	.1	X
5200	Raw cotton	409	11 204 391	10 522 194	93.9	.3	X
5300	Plastics materials and basic shapes	10 151	86 151 922	37 096 258	43.1	.9	34.0
5311	Plastic pipes, rods, tubes, and shapes	3 513	19 830 775	5 415 783	27.3	.1	X
5312	High pressure laminates	659	4 732 285	2 314 743	48.9	.1	X
5313	Plastics raw materials	2 266	33 910 065	18 052 512	53.2	.4	X
5314	Other plastics materials and basic shapes	3 942	23 924 057	10 234 605	42.8	.3	X
5320	Industrial gases (welding, etc.)	3 234	9 835 213	3 576 319	36.4	.1	X
5330	Chemicals and allied products (excluding agricultural, plastics, gases, and petroleum)	24 444	276 573 918	101 296 324	36.6	2.5	21.8
5331	Gasses, compressed and liquified, except L.P.	1 379	14 701 835	3 426 349	23.3	.1	X
5332	Alkalies and chlorine	2 385	23 105 345	9 911 289	42.9	.2	X
5334	Organic fibers	616	7 894 253	4 014 259	50.9	.1	X
5335	Detergents and soaps	7 656	113 293 932	14 639 562	12.9	.4	X
5336	Sanitation chemicals, polishes, and waxes	3 958	29 747 294	3 529 232	11.9	.1	X
5338	Wood chemicals, naval stores, and gum	432	4 739 428	700 466	14.8	Z	X
5341	Insecticides, nonagricultural	1 595	8 572 188	902 203	10.5	Z	X
5342	Adhesives, sealants, and glues	4 048	31 110 415	3 640 907	11.7	.1	X
5343	Explosives	400	2 222 610	1 864 699	83.9	Z	X
5344	Other chemicals and allied products	10 271	99 300 272	54 649 593	55.0	1.3	X

See footnotes at end of table.

Table 2. All Types of Operation by Kind of Business and Commodity Line for Wholesale Trade: 1997—Con.

[Includes only establishments with payroll. For meaning of abbreviations and symbols, see introductory text. For explanation of terms, see Appendix A]

NAICS code and CL code	Kind of business and commodity line	Establishments handling commodity line		Commodity line sales			Sales coverage percent
		Number	Total sales (\$1,000)	Amount ¹ (\$1,000)	As percent of total sales of—		
					Establishments handling line	Establishments in NAICS industry ¹	
42	Wholesale trade—Con.						
5400	Petroleum products	14 256	268 071 855	206 024 920	76.9	5.1	60.4
5411	Aviation gasoline	1 011	19 866 820	3 579 337	18.0	.1	X
5412	Motor gasoline	8 702	201 531 671	114 487 983	56.8	2.8	X
5413	Special naphtha	2 271	5 563 480	485 875	8.7	Z	X
5414	Jet fuel (naphtha or kerosine type)	1 164	70 695 729	5 440 376	7.7	.1	X
5415	No. 2 distillate fuel oil (no. 2 diesel and no. 2 heating oil)	8 102	191 241 887	48 851 144	25.5	1.2	X
5416	All other distillate fuel oil (no. 1 and no. 4 diesel and heating)	4 672	107 969 188	8 041 305	7.4	.2	X
5417	Residual fuel oil (no. 5, no. 6, heavy diesel, etc.)	534	29 193 497	8 393 002	28.8	.2	X
5418	Lubricating oil and greases	9 456	78 256 348	15 706 115	20.1	.4	X
5420	Liquified petroleum gases (excluding natural gas)	1 680	33 483 556	8 593 290	25.7	.2	X
5500	Crude oil	358	64 498 181	47 172 096	73.1	1.2	X
5520	Other petroleum products (including asphalt, road oil, wax, etc.)	716	18 694 705	4 335 267	23.2	.1	X
5600	Beer and ale	4 407	56 136 036	34 757 363	61.9	.9	X
5700	Wines and distilled alcoholic beverages	3 236	50 251 829	34 406 230	68.5	.8	58.3
5711	Wines	2 264	38 842 913	15 131 377	39.0	.4	X
5712	Distilled liquor (including premixed alcoholic drinks)	1 421	35 405 323	19 127 310	54.0	.5	X
5800	Farm supplies	13 668	122 585 859	59 161 451	48.3	1.5	34.7
5811	Hay, straw, and alfalfa	1 152	8 752 652	1 691 953	19.3	Z	X
5812	Feeds (poultry and livestock) not mixed on location	3 678	29 731 363	6 192 031	20.8	.2	X
5813	Prepared feeds (poultry and livestock) mixed on location	1 592	14 473 656	2 182 161	15.1	.1	X
5814	Weed killers, soil sterilizers, and soil conditioners	2 571	21 097 911	6 531 505	31.0	.2	X
5815	Insecticides, fungicides, and pesticides	3 072	23 449 752	5 990 618	25.5	.1	X
5816	Other agricultural chemicals and fertilizers	6 940	65 034 732	24 874 295	38.2	.6	X
5817	Seeds and bulbs	4 417	40 239 416	9 276 294	23.1	.2	X
5818	Other farm supplies (including harness and saddlery equipment)	3 101	14 746 286	2 091 645	14.2	.1	X
5900	Tobacco and tobacco products	3 519	113 076 283	45 850 267	40.5	1.1	33.6
5911	Cigars	2 470	66 188 187	6 002 572	9.1	.1	X
5912	Cigarettes	2 473	62 793 454	35 093 437	55.9	.9	X
5913	Other tobacco products (excluding leaf)	1 962	43 546 259	4 001 546	9.2	.1	X
6000	Paint, paint supplies, and wallpaper	5 894	30 432 470	8 494 427	27.9	.2	14.1
6011	Architectural coatings (enamels, primers, stains, solvents, and lacquers)	2 486	12 494 594	2 813 251	22.5	.1	X
6012	Industrial/OEM coatings (coatings applied by original manufacturers to products during manufacturing)	620	2 587 956	1 033 607	39.9	Z	X
6013	Special purpose coatings (automotive, refinish, marine, traffic coatings)	1 135	2 994 503	1 676 984	56.0	Z	X
6014	Paint supplies	1 458	7 821 684	1 637 754	20.9	Z	X
6015	Wallpaper	646	2 075 007	949 146	45.7	Z	X
6100	Books, periodicals, newspapers, and miscellaneous printed materials	6 279	44 232 166	33 493 016	75.7	.8	47.7
6101	Books	3 762	29 143 905	17 483 180	60.0	.4	X
6102	Other periodicals, newspapers, and miscellaneous printed materials	2 682	19 863 024	15 765 904	79.4	.4	X
6110	Flowers and florists' supplies	4 588	10 646 959	7 949 213	74.7	.2	X
6120	Art goods (including novelties and souvenirs)	6 973	18 042 669	9 659 905	53.5	.2	36.5
6121	Art materials	2 138	5 170 119	3 468 543	67.1	.1	X
6122	Novelties and souvenirs	4 977	11 986 607	6 082 079	50.7	.2	X
6130	Textile bags, bagging, and burlap	784	1 727 834	848 871	49.1	Z	X
6150	Nondurable goods, n.e.c.	7 961	32 098 049	18 837 986	58.7	.5	X
9700	Service receipts and labor charges (including installed parts)	56 720	345 188 208	35 424 154	10.3	.9	49.7
9701	Labor charges for repair work	44 952	254 770 242	18 387 666	7.2	.5	X
9702	Parts installed in repair work	31 896	170 312 525	8 935 265	5.2	.2	X
9703	Other service receipts and labor charges—Specify	17 121	124 751 810	7 474 468	6.0	.2	X
9720	Receipts for service contracts	11 102	69 979 583	7 089 037	10.1	.2	X
9730	Advertising specialties (paper novelties, etc.)	809	2 369 887	233 749	9.9	Z	X
9740	Receipts for installing equipment	7 716	37 770 999	3 183 205	8.4	.1	X
9750	Reconditioning of drums or barrels	52	88 600	24 903	28.1	Z	X
9810	Miscellaneous commodities	22 281	298 580 086	24 420 834	8.2	.6	X
9830	Flight training and charter service	48	787 783	49 685	6.3	Z	54.7
9831	Flight training	20	399 087	7 387	1.9	Z	X
9832	Charter services	31	584 662	40 362	6.9	Z	X
9840	Pipeline transportation receipts	24	1 047 511	8 146	.8	Z	X
9910	Receipts from Commodity Credit Corporation	298	3 513 815	28 070	.8	Z	X
9920	Receipts for farm product preparation services (cleaning, shelling, etc.)	1 550	16 176 098	563 344	3.5	Z	X
9930	Sales of integrated systems which you wrote or modified software	926	8 110 689	475 944	5.9	Z	X
9940	Rental and leasing receipts	17 840	131 632 711	8 558 431	6.5	.2	26.5
9941	Computer rental and leasing receipts	1 202	25 768 545	937 328	3.6	Z	X
9942	Photocopying machine rental	3 645	18 937 901	1 068 988	5.6	Z	X
9943	Other office machine rental receipts	2 221	8 556 080	1 181 620	13.8	Z	X
9944	Other rental receipts	1 925	9 249 120	838 237	9.1	Z	X
9950	Construction receipts	319	869 279	130 285	15.0	Z	X
9960	Custom software (designed to customer specifications)	1 461	7 133 384	442 450	6.2	Z	X
9970	Receipts for printing or photocopying performed at this establishment	315	884 338	95 450	10.8	Z	X
9980	Receipts for machine shop job work	577	2 787 582	121 395	4.4	Z	X
421	Wholesale trade, durable goods	290 629	X	*2 179 717 376	X	100.0	76.7
0100	New and used automobiles, motorcycles, etc.	6 630	390 547 807	240 493 721	61.6	11.0	66.3
0111	New automobiles	795	314 406 014	180 835 784	57.5	8.3	X
0112	Used automobiles	5 405	78 202 795	53 255 504	68.1	2.4	X
0113	Motorcycles	543	27 402 337	3 174 141	11.6	.1	X
0114	Motorscooters, mopeds, snowmobiles, and utility trailers	582	31 089 539	3 211 909	10.3	.1	X
0120	Buses, campers, and motor homes	962	78 264 416	5 236 722	6.7	.2	76.3
0121	Buses	584	71 897 660	3 648 980	5.1	.2	X
0122	Motor homes, car trailers, and campers	425	71 103 318	1 585 852	2.2	.1	X

See footnotes at end of table.

Table 2. All Types of Operation by Kind of Business and Commodity Line for Wholesale Trade: 1997—Con.

[Includes only establishments with payroll. For meaning of abbreviations and symbols, see introductory text. For explanation of terms, see Appendix A]

NAICS code and CL code	Kind of business and commodity line	Establishments handling commodity line		Commodity line sales			Sales coverage percent
		Number	Total sales (\$1,000)	Amount ¹ (\$1,000)	As percent of total sales of—		
					Establishments handling line	Establishments in NAICS industry ¹	
421	Wholesale trade, durable goods—Con.						
0130	Light trucks and vans (14,000 lb or less)	3 078	273 088 258	141 043 099	51.6	6.5	63.3
0131	New light trucks	899	229 946 751	120 913 648	52.6	5.5	X
0132	Used light trucks	2 386	50 887 286	8 342 147	16.4	.4	X
0133	Vans and cargo vans (new and used)	1 301	163 512 989	11 768 900	7.2	.5	X
0140	Medium trucks and tractors (14,001 to 26,000 lb)	2 092	106 082 239	7 409 812	7.0	.3	X
0150	Heavy trucks and tractors (over 26,000 lb)	3 201	100 940 788	21 781 273	21.6	1.0	74.2
0151	New heavy trucks (one piece)	1 259	83 384 425	8 434 602	10.1	.4	X
0152	New heavy truck tractors	1 117	15 834 608	5 555 039	35.1	.3	X
0153	New truck trailers	712	7 667 104	2 183 270	28.5	.1	X
0154	New truck bodies	433	3 263 768	617 929	18.9	Z	X
0155	Used heavy trucks, tractors, and trailers	2 551	27 492 676	4 956 425	18.0	.2	X
0200	New and rebuilt automotive parts and supplies	19 101	182 691 922	87 587 973	47.9	4.0	26.5
0211	Batteries	5 648	31 743 622	4 500 585	14.2	.2	X
0212	Engines (complete)	3 938	25 891 026	3 579 699	13.8	.2	X
0213	Electrical engine parts (including ignition parts)	5 798	51 245 918	12 595 219	24.6	.6	X
0214	Brake parts (including fluid and all disk and drum parts)	6 737	52 120 055	5 362 160	10.3	.2	X
0215	Exhaust system parts	4 552	39 197 031	1 833 516	4.7	.1	X
0216	Glass	2 021	15 401 941	1 217 580	7.9	.1	X
0217	Hoses, belts, gaskets, and wiper blades	5 691	45 239 747	3 048 913	6.7	.1	X
0218	Filters (oil, air, gas, and transmission)	5 598	41 619 717	2 345 336	5.6	.1	X
0219	Engine parts, except electrical	6 289	57 296 429	7 818 448	13.6	.4	X
0221	Body parts and repair materials	4 884	43 666 859	8 013 803	18.4	.4	X
0222	Suspension parts (shocks, struts, balljoints, etc.)	5 462	48 563 386	4 472 142	9.2	.2	X
0223	Parts, n.e.c.	6 592	80 534 750	20 751 526	25.8	1.0	X
0224	Accessories	7 322	58 677 079	9 891 416	16.9	.5	X
0240	Used automotive parts, accessories, and equipment	8 766	11 511 315	5 148 309	44.7	.2	X
0250	Petroleum products marketing equipment	943	3 041 577	1 358 377	44.7	.1	X
0300	Tires and tubes	4 720	26 507 219	16 668 182	62.9	.8	42.6
0311	New tires and tubes	2 723	22 112 966	15 585 022	70.5	.7	X
0312	Recapped and used tires and repair materials	2 746	5 719 432	1 051 079	18.4	Z	X
0400	Household and lawn furniture	4 511	20 608 186	12 056 703	58.5	.6	49.2
0411	Upholstered furniture	2 272	9 921 705	3 596 107	36.2	.2	X
0412	Sleep furniture and equipment	1 322	5 235 027	1 571 647	30.0	.1	X
0413	Lawn furniture and equipment	702	3 271 799	1 028 208	31.4	Z	X
0414	Other furniture (including sleep sofas)	2 766	10 863 939	5 644 456	52.0	.3	X
0420	Office and business furniture	5 104	26 081 509	19 353 576	74.2	.9	57.7
0421	New office furniture (wooden and metal)	4 098	21 811 194	17 223 275	79.0	.8	X
0422	New store and restaurant furniture	3 993	1 901 415	658 785	34.6	Z	X
0423	New public furniture (theater seats, church pews, park benches, and school desks)	527	1 616 316	563 043	34.8	Z	X
0424	Used office and business furniture	953	3 214 983	463 497	14.4	Z	X
0500	Household china, glassware, crockery, and plastic housewares	2 214	11 149 001	5 808 493	52.1	.3	X
0520	Linens, domestics, curtains, and draperies	2 800	14 827 946	9 632 706	65.0	.4	55.9
0521	Bedspreads, blankets, and bedding	1 084	7 738 650	3 721 009	48.1	.2	X
0522	Curtains and draperies	1 204	4 252 850	864 560	20.3	Z	X
0523	Shades and blinds	949	2 436 908	1 028 300	42.2	Z	X
0524	Towels and washcloths	624	6 045 894	2 194 863	36.3	.1	X
0525	Other linens and domestics	785	5 904 387	1 682 815	28.5	.1	X
0530	Flooring and floor coverings	4 010	25 674 210	16 835 168	65.6	.8	54.8
0531	Soft-surface (textile) floor coverings and accessories (including rugs, carpets, and pads)	3 353	21 435 133	11 705 553	54.6	.5	X
0532	Hardwood flooring	910	5 699 469	1 125 255	19.7	.1	X
0533	Other hard-surface floor coverings and accessories (including tile and sheet goods)	1 729	10 055 456	3 893 230	38.7	.2	X
0540	Other home furnishings	5 395	24 765 813	9 080 005	36.7	.4	37.8
0541	Metal flatware and kitchen utensils	699	5 155 549	1 387 468	26.9	.1	X
0542	Mirrors, lamps, and picture frames	2 677	9 914 219	2 785 600	28.1	.1	X
0543	Home furnishings, n.e.c.	2 245	10 643 360	4 709 214	44.2	.2	X
0600	Lumber: rough, dressed, and finished	5 062	49 837 470	29 390 317	59.0	1.3	68.0
0611	Dimensional lumber (non-treated)	4 226	44 351 221	22 469 840	50.7	1.0	X
0612	Treated lumber	2 232	23 925 131	3 073 192	12.8	.1	X
0613	Boards	1 586	19 836 076	3 825 230	19.3	.2	X
0620	Plywood and millwork	6 720	60 127 691	28 907 136	48.1	1.3	63.1
0621	Softwood plywood and oriented strand board (OSB)	2 283	33 291 922	7 468 288	22.4	.3	X
0622	Other panels products (including hardwood plywood, waterboard, and particleboard)	2 720	28 414 707	5 890 166	20.7	.3	X
0623	Gypsum, specialty boards, and treatments	1 514	16 517 061	1 621 613	9.8	.1	X
0624	Wood millwork (doors, windows, cabinets, etc.)	3 471	30 924 962	10 785 076	34.9	.5	X
0625	Metal millwork	1 043	10 976 367	1 370 828	12.5	.1	X
0626	Other millwork and wood siding (including trusses and wood roofing)	1 258	14 324 262	1 723 375	12.0	.1	X
0700	Brick, stone, tile, sand, block, cement, and gravel	4 064	18 778 915	10 767 149	57.3	.5	57.1
0711	Ready-mixed or transit-mixed concrete	641	5 449 960	480 706	8.8	Z	X
0712	Cement and lime	1 394	6 965 088	3 714 717	53.3	.2	X
0713	Sand, gravel, and crushed stone	1 434	3 133 680	1 684 108	53.7	.1	X
0714	Brick, block, tile, clay/cement sewer pipe, etc.	2 312	7 026 297	4 830 586	68.8	.2	X
0720	Roofing, siding, and insulation materials	3 815	32 034 194	9 944 021	31.0	.5	63.8
0721	Roofing, except wood	2 178	22 339 293	4 804 465	21.5	.2	X
0722	Siding, except wood	1 776	19 621 181	2 543 790	13.0	.1	X
0723	Insulation materials	2 199	21 360 295	2 561 020	12.0	.1	X
0730	Flat glass and other construction glass (excluding automotive)	1 233	4 014 004	2 037 146	50.8	.1	X

See footnotes at end of table.

Table 2. All Types of Operation by Kind of Business and Commodity Line for Wholesale Trade: 1997—Con.

[Includes only establishments with payroll. For meaning of abbreviations and symbols, see introductory text. For explanation of terms, see Appendix A]

NAICS code and CL code	Kind of business and commodity line	Establishments handling commodity line		Commodity line sales			Sales coverage percent
		Number	Total sales (\$1,000)	Amount ¹ (\$1,000)	As percent of total sales of—		
					Establishments handling line	Establishments in NAICS industry ¹	
421	Wholesale trade, durable goods—Con.						
0740	Other construction materials	4 241	21 344 844	6 832 709	32.0	.3	62.4
0741	Rain-carrying equipment (down spouts, gutters, etc.)	763	4 906 284	433 286	8.8	Z	X
0742	Prefabricated buildings and structural assemblies (nonwood)	594	1 496 538	892 904	59.7	Z	X
0743	Manufactured (mobile) homes	421	1 016 790	753 398	74.1	Z	X
0744	Construction materials, n.e.c. (including wire fence and construction paper)	2 720	15 470 178	4 677 470	30.2	.2	X
0800	Photographic equipment and supplies (excluding video)	2 359	27 946 194	16 435 082	58.8	.8	39.3
0811	Still picture photographic equipment	742	13 449 573	2 338 714	17.4	.1	X
0812	Motion picture photographic equipment	342	4 179 693	324 173	7.8	Z	X
0813	Photographic film	883	15 244 220	7 120 526	46.7	.3	X
0814	Developing supplies (excluding film)	592	12 590 335	2 668 557	21.2	.1	X
0815	Other photographic equipment and supplies	1 219	14 327 606	2 877 056	20.1	.1	X
0900	Office equipment	9 495	71 798 633	24 259 210	33.8	1.1	47.7
0911	Typewriters and dedicated word processors	1 660	9 357 287	694 498	7.4	Z	X
0912	Calculators and accounting machines	1 614	24 246 283	1 628 687	6.7	.1	X
0913	Copying machines and equipment	7 457	41 592 894	19 724 065	47.4	.9	X
0914	Dictating, transcribing, and recording machines	1 064	3 431 542	665 242	19.4	Z	X
0915	Mailing, letter handling, and addressing machines	868	5 598 737	1 253 572	22.4	.1	X
0920	New computer equipment	18 085	256 406 999	185 528 891	72.4	8.5	54.7
0921	Computers	13 140	193 655 977	104 578 339	54.0	4.8	X
0922	Computer storage devices	7 036	137 426 655	18 755 344	13.6	.9	X
0923	Computer printers	8 425	137 733 546	20 367 786	14.8	.9	X
0924	Other computer peripheral equipment	11 162	156 259 936	41 756 849	26.7	1.9	X
0930	Used computer equipment	1 983	9 975 510	2 592 969	26.0	.1	X
0950	Computer software (packaged)	9 632	116 972 939	21 456 463	18.3	1.0	X
0960	Restaurant and hotel equipment and supplies	4 231	13 762 097	10 116 803	73.5	.5	X
0970	Store machines and equipment	3 225	27 726 988	5 441 491	19.6	.3	11.9
0971	Vending machines	533	1 656 359	1 077 217	65.0	Z	X
0972	Other store machines and equipment	2 473	5 770 350	3 709 106	64.3	.2	X
1000	Medical, hospital, and surgical supplies	9 594	58 929 734	52 850 961	89.7	2.4	69.2
1011	Surgical and medical instruments and equipment	5 575	38 022 878	24 200 545	63.6	1.1	X
1012	Orthopedic, and prosthetic appliances and supplies	1 887	8 335 764	4 066 816	48.8	.2	X
1013	Other surgical, medical, and hospital supplies	5 481	33 206 574	24 490 077	73.8	1.1	X
1020	Dental supplies	1 424	6 454 785	4 245 350	65.8	.2	67.8
1021	Equipment (chairs, x-rays, cabinets, etc.)	751	3 522 920	1 044 477	29.6	Z	X
1022	Instruments and other supplies	1 240	5 831 352	3 196 945	54.8	.1	X
1030	Optical and ophthalmic goods	2 028	7 835 781	6 816 725	87.0	.3	67.0
1031	Ophthalmic goods	953	4 220 900	2 984 916	70.7	.1	X
1032	Prescription grinding	529	1 332 597	975 830	73.2	Z	X
1033	Optometric equipment and supplies	327	984 321	532 063	54.1	Z	X
1034	Optical goods, n.e.c. (excluding cameras)	803	3 364 339	2 243 505	66.7	.1	X
1040	Religious and school supplies	698	3 040 776	1 508 074	49.6	.1	68.6
1041	Religious supplies	114	480 967	418 625	87.0	Z	X
1042	School supplies	564	2 526 572	1 074 385	42.5	Z	X
1050	Other professional equipment and supplies	2 934	16 076 824	9 094 024	56.6	.4	72.4
1051	Architects' equipment and supplies	339	647 456	229 484	35.4	Z	X
1052	Drafting instruments	272	452 758	65 617	14.5	Z	X
1053	Engineers' equipment and supplies	465	903 625	376 185	41.6	Z	X
1054	Laboratory equipment	1 039	6 461 115	2 834 203	43.9	.1	X
1055	Scientific instruments	812	7 421 543	2 857 333	38.5	.1	X
1056	Veterinarians' equipment and supplies	410	2 690 621	556 536	20.7	Z	X
1057	Professional equipment and supplies, n.e.c.	871	3 797 416	2 146 041	56.5	.1	X
1100	Iron and steel products (semifinished)	2 313	25 220 143	9 229 499	36.6	.4	68.9
1111	Sheet bars and tin plate bars	625	4 823 198	797 465	16.5	Z	X
1112	Wire rods	237	5 388 148	852 349	15.8	Z	X
1113	Rough castings and foundry products	664	5 107 877	2 576 065	50.4	.1	X
1114	Forgings	522	6 042 054	1 142 834	18.9	.1	X
1116	Other semifinished iron and steel products	864	11 833 014	3 832 675	32.4	.2	X
1120	Flat iron and steel products	7 643	90 873 705	47 716 388	52.5	2.2	58.8
1121	Plates	3 026	32 833 513	6 772 453	20.6	.3	X
1122	Strips (hot-rolled and cold-rolled)	1 654	17 979 611	4 765 078	26.5	.2	X
1123	Sheets (cold-rolled)	2 547	49 255 516	9 338 834	19.0	.4	X
1124	Sheets (hot-rolled)	3 299	53 780 499	9 456 547	17.6	.4	X
1126	Sheets (galvanized and coated)	3 371	55 409 033	12 637 971	22.8	.6	X
1127	Tin plate and terneplate	241	14 369 808	843 976	5.9	Z	X
1128	Fabricated and structural plate products	1 038	7 721 153	1 082 043	14.0	.1	X
1129	Other flat iron and steel products	1 514	25 737 780	2 380 357	9.2	.1	X
1140	Iron and steel wire and wire products	4 526	29 158 830	5 246 023	18.0	.2	34.2
1141	Wire (plain, coated, barbed, and twisted)	1 300	11 574 387	2 123 089	18.3	.1	X
1142	Nails	505	2 825 257	475 340	16.8	Z	X
1143	Wire rope, strand, strapping, reinforcement mesh, and bale ties	2 126	13 160 680	1 968 750	15.0	.1	X
1150	Iron and steel pipe and tubing	7 298	55 119 298	14 635 531	26.6	.7	55.3
1152	Tubing	3 188	32 794 792	5 345 241	16.3	.2	X
1153	Standard steel pipe	3 273	30 025 281	5 472 652	18.2	.3	X
1154	Other steel pipe	1 297	14 467 621	2 785 011	19.3	.1	X
1160	Other iron and steel products	4 160	43 488 619	13 276 625	30.5	.6	63.7
1162	Bars (excluding reinforcement bars) and bar-size shapes: hot-rolled	1 750	24 593 899	2 994 656	12.2	.1	X
1163	Bars and bar-size shapes: cold finished	1 647	19 978 704	2 066 473	10.3	.1	X
1164	Concrete reinforcement bars	1 243	10 206 740	1 644 633	16.1	.1	X
1165	Structural shapes (excluding bar-size shapes)	1 980	24 049 543	3 846 912	16.0	.2	X
1167	Finished products, n.e.c.	905	8 723 983	2 579 962	29.6	.1	X
1170	Alloy steel	1 868	24 650 909	4 423 744	17.9	.2	70.2
1171	Bars, hot-rolled or cold-finished	1 201	16 840 444	1 983 141	11.8	.1	X
1173	Pipe, tubing, and plates	796	12 668 255	1 541 782	12.2	.1	X
1175	Other alloy steel	572	7 342 397	895 261	12.2	Z	X

See footnotes at end of table.

Table 2. All Types of Operation by Kind of Business and Commodity Line for Wholesale Trade: 1997—Con.

[Includes only establishments with payroll. For meaning of abbreviations and symbols, see introductory text. For explanation of terms, see Appendix A]

NAICS code and CL code	Kind of business and commodity line	Establishments handling commodity line		Commodity line sales			Sales coverage percent
		Number	Total sales (\$1,000)	Amount ¹ (\$1,000)	As percent of total sales of—		
					Establishments handling line	Establishments in NAICS industry ¹	
421	Wholesale trade, durable goods—Con.						
1180	Stainless steel	3 928	40 830 085	9 741 488	23.9	.4	64.0
1181	Plates	1 321	17 448 140	1 109 900	6.4	.1	X
1182	Strip	657	6 615 157	958 694	14.5	Z	X
1183	Sheets	1 968	23 377 297	2 711 338	11.6	.1	X
1184	Bars and bar-size shapes	1 667	21 098 309	2 336 819	11.1	.1	X
1185	Other stainless steel (including tubing)	2 072	24 770 472	2 545 839	10.3	.1	X
1200	Copper and brass	3 041	45 459 915	9 584 721	21.1	.4	54.6
1211	Copper wire mill products (structural only)	799	7 837 521	1 705 181	21.8	.1	X
1212	Flat products (sheets, strips, and plates)	1 291	26 788 591	2 685 026	10.0	.1	X
1213	Tubular products (pipes and tubes)	1 331	23 954 297	2 130 243	8.9	.1	X
1214	Rod, nonelectrical wire, extruded shapes, etc.	839	13 241 131	2 238 227	16.9	.1	X
1220	Aluminum shapes, forms, etc.	4 703	60 386 367	15 946 628	26.4	.7	59.1
1221	Plates (.250 inch and over)	1 549	18 257 708	2 357 373	12.9	.1	X
1222	Sheets and coils (.006 to .249 inch)	2 197	27 491 737	5 498 884	20.0	.3	X
1223	Rods, bars, and wires: rolled or extruded (rounds, hexes, squares, and rectangles)	2 751	42 599 728	6 205 260	14.6	.3	X
1224	Pipe and tubing (including hollow bar, square, and rectangular tubing) ..	1 814	19 627 429	1 164 741	5.9	.1	X
1225	Foils	259	2 243 771	328 532	14.6	Z	X
1230	Other nonferrous metals (magnesium, nickel, tin, lead, zinc, etc., except precious)	1 598	35 034 374	7 254 755	20.7	.3	X
1300	Coal and coke	552	12 310 179	10 129 938	82.3	.5	61.4
1311	Coal	446	10 106 692	8 745 496	86.5	.4	X
1312	Coke	90	1 901 025	996 542	52.4	Z	X
1320	Minerals and ores (excluding coal, precious stones, and crude oil)	430	19 255 891	6 146 411	31.9	.3	X
1400	Electrical apparatus and equipment	23 119	156 458 568	86 501 424	55.3	4.0	44.8
1411	Power and distribution transformers	5 440	42 228 192	6 630 347	15.7	.3	X
1412	Switchgear and switchboard apparatus	3 934	29 757 279	4 967 035	16.7	.2	X
1413	Motors and generators (including motor-generator sets)	6 962	38 569 027	6 934 128	18.0	.3	X
1414	Conduit, raceway, and fittings	4 075	30 717 633	4 167 677	13.6	.2	X
1415	Electric bulbs (all types)	4 888	32 204 095	5 634 811	17.5	.3	X
1416	Interior wiring (excluding conduit)	5 076	42 923 782	6 109 900	14.2	.3	X
1417	Exterior wiring and cable (excluding conduit)	4 199	30 075 833	4 524 236	15.0	.2	X
1418	Lighting fixtures (residential and commercial)	6 165	40 573 862	9 817 969	24.2	.5	X
1419	Industrial controls	8 157	51 956 317	18 431 047	35.5	.8	X
1421	Other electrical apparatus and equipment (including fuses and lightning rods)	9 501	68 491 004	18 075 740	26.4	.8	X
1500	Electrical appliances, household	7 326	84 374 047	51 000 708	60.4	2.3	52.5
1511	Televisions	2 489	44 729 927	8 447 608	18.9	.4	X
1512	Radios, stereos, and CD players	3 432	42 814 536	12 543 016	29.3	.6	X
1513	V.C.R.'s and video cameras	2 721	39 743 380	7 853 901	19.8	.4	X
1514	Electrical household ranges and ovens	1 334	29 280 033	4 542 218	15.5	.2	X
1515	Refrigerators and freezers, household	1 347	18 573 491	3 920 584	21.1	.2	X
1516	Household laundry equipment	1 093	16 636 959	2 539 578	15.3	.1	X
1517	Vacuum cleaners and sewing machines, household	858	15 723 139	2 108 932	13.4	.1	X
1518	Other electrical household appliances (including fans, dishwashers, etc.) ..	2 879	43 200 315	8 312 517	19.2	.4	X
1600	Electronic parts and equipment, except communication	19 707	209 698 824	128 292 232	61.2	5.9	47.8
1612	Integrated circuits	5 230	62 908 380	35 376 595	56.2	1.6	X
1613	Capacitors and resistors	5 166	41 814 690	7 143 926	17.1	.3	X
1615	Discrete semiconductors, etc.	4 845	68 990 788	29 357 178	42.6	1.3	X
1616	Electronic connectors and other passive electronic parts	8 176	61 401 888	20 305 507	33.1	.9	X
1618	Electronic parts and equipment, n.e.c.	10 811	96 678 034	35 334 179	36.5	1.6	X
1650	Communication equipment and supplies	13 036	150 722 983	86 380 438	57.3	4.0	52.4
1651	Telephones	5 887	54 451 647	18 268 718	33.6	.8	X
1652	Other electronic communication equipment	9 678	103 662 575	48 435 391	46.7	2.2	X
1653	Other electrical communication equipment	2 736	44 412 244	19 229 847	43.3	.9	X
1700	Hardware	21 964	104 685 211	41 773 892	39.9	1.9	34.3
1711	Hand tools (including power driven)	13 033	64 810 867	13 969 590	21.6	.6	X
1712	Bolts, nuts, rivets, and fasteners	12 187	47 797 386	16 210 878	33.9	.7	X
1713	Cutlery	8 374	38 245 992	10 938 744	28.6	.5	X
1800	Plumbing and heating equipment and supplies (hydronics)	11 999	58 339 202	23 704 339	40.6	1.1	45.1
1811	Plastic pipe fittings and valves (excluding pipe and tubing)	4 467	22 407 322	2 463 130	11.0	.1	X
1812	Metal pipe fittings and valves (excluding pipe and tubing)	6 376	27 093 178	4 674 401	17.3	.2	X
1813	Plumbing fixtures	3 837	25 908 333	6 903 593	26.6	.3	X
1814	Furnaces, stoves, water heaters (except electric and warm air)	2 589	14 758 195	1 755 249	11.9	.1	X
1815	Boilers, radiators, and convectors	2 114	7 883 279	1 357 562	17.2	.1	X
1818	Other plumbing and heating equipment and supplies	5 782	29 717 511	6 338 720	21.3	.3	X
1900	Warm air heating and air-conditioning equipment and supplies	9 318	43 787 649	18 735 729	42.8	.9	46.4
1911	Furnaces (warm air)	4 934	20 114 300	2 972 301	14.8	.1	X
1912	Central air-conditioning (residential and commercial)	5 368	22 243 887	7 095 749	31.9	.3	X
1914	Heat pumps (residential and commercial)	3 583	16 026 382	1 281 156	8.0	.1	X
1916	Air cleaning and filtration systems	4 410	16 309 573	1 933 564	11.9	.1	X
1917	Compressors for air-conditioners	4 139	16 419 648	1 078 190	6.6	.1	X
1918	Condensing units for air-conditioners	3 424	17 081 757	1 306 883	7.7	.1	X
1919	Registers, grills, pre-formed ductwork (excluding sheet metal), and duct insulation	4 506	17 726 765	2 839 041	16.0	.1	X
2000	Refrigeration equipment and supplies	4 539	14 455 457	5 413 821	37.5	.2	58.3
2011	Commercial refrigerators (reach-in and walk-in)	1 633	5 069 777	1 121 828	22.1	.1	X
2012	Unit coolers for commercial refrigerators	967	3 668 562	340 936	9.3	Z	X
2013	Condensing units for commercial refrigerators	1 770	4 744 417	426 798	9.0	Z	X
2014	Refrigerants	2 798	6 405 805	834 630	13.0	Z	X
2015	Other refrigeration equipment and supplies	3 402	10 180 467	2 645 344	26.0	.1	X

See footnotes at end of table.

Table 2. All Types of Operation by Kind of Business and Commodity Line for Wholesale Trade: 1997—Con.

[Includes only establishments with payroll. For meaning of abbreviations and symbols, see introductory text. For explanation of terms, see Appendix A]

NAICS code and CL code	Kind of business and commodity line	Establishments handling commodity line		Commodity line sales			Sales coverage percent
		Number	Total sales (\$1,000)	Amount ¹ (\$1,000)	As percent of total sales of—		
					Establishments handling line	Establishments in NAICS industry ¹	
421	Wholesale trade, durable goods—Con.						
2100	Construction and mining machinery and equipment (including parts and attachments)	8 298	58 262 485	37 416 228	64.2	1.7	49.6
2111	New off-highway wheel and track-laying tractors	2 021	23 473 441	6 188 283	26.4	.3	X
2112	New power cranes, draglines, and shovels	942	9 733 652	1 619 578	16.6	.1	X
2113	New mixers, pavers, and related equipment	1 175	17 751 720	1 022 058	5.8	Z	X
2114	New tractor shovel loaders	1 558	19 124 153	2 667 891	14.0	.1	X
2115	New graders, rollers, and off-highway trucks	2 000	24 331 722	2 651 586	10.9	.1	X
2116	New mining machinery	1 009	8 776 531	1 756 186	20.0	.1	X
2117	Other new construction and mining, logging, and road maintenance machinery, equipment, and parts	4 730	39 233 963	15 879 528	40.5	.7	X
2118	Used construction and mining machinery and equipment	4 450	30 421 456	5 223 996	17.2	.2	X
2200	Farm machinery, equipment, and parts	10 989	72 127 814	30 408 114	42.2	1.4	33.4
2211	New tractors (farm)	5 905	34 111 472	8 601 610	25.2	.4	X
2212	New harvesting machinery	4 638	27 570 944	4 516 502	16.4	.2	X
2213	New land preparation, planting, and cultivating machinery	4 286	27 163 782	2 452 932	9.0	.1	X
2214	New dairy farm and barn equipment	1 148	3 362 968	415 994	12.4	Z	X
2215	New irrigation equipment	1 763	6 327 568	2 550 675	40.3	.1	X
2216	Other new farm machinery and equipment	6 384	32 414 539	5 118 996	15.8	.2	X
2218	Used farm machinery and equipment	6 920	27 228 843	6 091 787	22.4	.3	X
2220	Garden machinery, equipment, and parts	5 706	36 782 150	6 591 215	17.9	.3	47.4
2221	New power lawn mowers	3 949	28 586 519	2 429 951	8.5	.1	X
2222	Other new lawn and garden machinery and equipment	3 301	26 412 490	3 664 667	13.9	.2	X
2223	Used garden machinery and equipment	3 003	14 412 432	379 633	2.6	Z	X
2230	Food-processing machinery, equipment, and parts	2 091	6 743 625	3 942 012	58.5	.2	70.9
2231	New commercial food-processing machinery (slicers, choppers, baking, etc.)	1 286	4 320 553	2 373 750	54.9	.1	X
2232	New packing, packaging, and bottling equipment	909	2 928 338	1 249 174	42.7	.1	X
2233	Used food-processing machinery and equipment	700	1 672 877	317 649	19.0	Z	X
2300	Hydraulic and pneumatic (fluid-power) pumps, motors, and parts	4 953	16 269 710	5 054 506	31.1	.2	57.3
2311	Pumps	3 976	13 149 774	2 828 849	21.5	.1	X
2312	Motors	2 530	8 025 180	934 460	11.6	Z	X
2313	Parts for pumps and motors	3 163	9 102 052	1 279 906	14.1	.1	X
2320	General-purpose industrial machinery, equipment, and parts	21 840	117 400 656	42 526 982	36.2	2.0	31.2
2321	New pumps, compressors (air or gas), and equipment	7 841	43 173 445	9 060 246	21.0	.4	X
2323	New diesel engines (excluding automotive)	851	7 335 499	1 663 112	22.7	.1	X
2326	New controlling, recording, and indicating instruments and access	5 928	38 814 180	7 371 571	19.0	.3	X
2327	All other new general-purpose industrial machinery and equipment	11 353	58 872 030	20 162 239	34.2	.9	X
2328	Used general-purpose industrial machinery and equipment	4 007	17 711 432	2 589 842	14.6	.1	X
2330	Metalworking machinery, equipment, and parts	6 897	30 387 096	18 540 409	61.0	.9	X
2340	Materials handling machinery, equipment, and parts	10 141	42 896 881	16 828 410	39.2	.8	41.1
2341	New conveying equipment	4 580	18 834 932	5 238 621	27.8	.2	X
2342	New hoists, cranes, and monorails	3 078	12 224 921	1 810 298	14.8	.1	X
2343	New forklift trucks	2 468	15 754 511	6 326 521	40.2	.3	X
2344	New industrial trucks and tractors	532	2 372 446	452 880	19.1	Z	X
2345	Used materials handling machinery, equipment, and parts	4 013	15 114 204	2 824 983	18.7	.1	X
2350	Oil well, oil refinery, and pipeline machinery, equipment, and supplies	4 867	17 728 392	11 381 009	64.2	.5	56.9
2351	New oil refining and pipeline machinery, equipment, and supplies	1 954	7 660 935	3 413 837	44.6	.2	X
2352	New oil field machinery, equipment, and supplies (including drilling bits)	2 971	10 827 377	6 622 901	61.2	.3	X
2353	Used oil well, oil refinery, and pipeline machinery, equipment, and supplies	1 342	2 987 183	1 244 856	41.7	.1	X
2360	Other industrial machinery, equipment, and parts	9 327	38 957 910	28 892 303	74.2	1.3	62.6
2361	New metal smelting and refining machinery, and equipment	301	904 414	220 685	24.4	Z	X
2362	New power plant machinery (excluding electrical)	635	2 669 403	950 139	35.6	Z	X
2363	New printing trades machinery, equipment, and supplies	1 972	9 884 017	7 953 199	80.5	.4	X
2364	New textile and sewing machinery and equipment	855	4 189 699	3 436 904	82.0	.2	X
2365	New woodworking machinery	796	2 401 194	1 353 458	56.4	.1	X
2366	Other new industrial machinery and equipment	4 825	20 130 206	13 245 033	65.8	.6	X
2367	Used industrial machinery and equipment	2 157	6 731 432	1 630 221	24.2	.1	X
2370	Mechanical power transmission supplies	4 957	23 362 355	13 291 502	56.9	.6	59.8
2371	Bearings and bushings	4 067	18 286 683	8 001 649	43.8	.4	X
2372	Other mechanical power transmission supplies	3 913	15 547 497	5 285 721	34.0	.2	X
2380	Industrial valves and fittings (except fluid-power)	4 772	17 734 721	7 053 659	39.8	.3	X
2390	Hydraulic and pneumatic (fluid-power) valves	4 314	14 050 759	2 459 151	17.5	.1	71.5
2391	Hydraulic valves	3 152	10 318 869	1 189 619	11.5	.1	X
2392	Pneumatic valves	3 203	10 366 763	1 267 007	12.2	.1	X
2400	Hydraulic and pneumatic cylinders and rotary actuators	3 588	13 711 822	2 118 400	15.4	.1	63.6
2411	Hydraulic cylinders and rotary actuators	2 640	10 194 129	1 217 939	11.9	.1	X
2412	Pneumatic cylinders and rotary actuators	2 314	8 718 238	888 557	10.2	Z	X
2420	Hydraulic and pneumatic connectors and assemblies	4 181	14 083 960	2 848 580	20.2	.1	71.7
2421	Hydraulic and pneumatic connectors	3 545	12 177 911	1 628 284	13.4	.1	X
2422	Hydraulic and pneumatic assemblies	2 923	10 193 774	1 201 056	11.8	.1	X
2430	Fluid-power filters, components, accessories, and parts	4 821	16 241 807	2 413 703	14.9	.1	63.9
2431	Filters	3 559	12 034 287	1 082 351	9.0	.1	X
2432	Other fluid-power components, accessories, and parts, n.e.c.	3 266	11 127 607	1 330 694	12.0	.1	X
2440	Welding supplies (excluding gases)	3 052	7 843 113	3 475 959	44.3	.2	X
2450	Industrial containers and supplies	3 719	18 333 078	10 181 943	55.5	.5	34.6
2451	New and reconditioned drums and barrels	717	1 712 436	646 994	37.8	Z	X
2452	Bottles and bottlers' supplies	648	6 709 265	5 212 003	77.7	.2	X
2454	Other industrial containers and supplies	2 674	10 497 993	4 121 355	39.3	.2	X

See footnotes at end of table.

Table 2. All Types of Operation by Kind of Business and Commodity Line for Wholesale Trade: 1997—Con.

[Includes only establishments with payroll. For meaning of abbreviations and symbols, see introductory text. For explanation of terms, see Appendix A]

NAICS code and CL code	Kind of business and commodity line	Establishments handling commodity line		Commodity line sales			Sales coverage percent
		Number	Total sales (\$1,000)	Amount ¹ (\$1,000)	As percent of total sales of—		
					Establishments handling line	Establishments in NAICS industry ¹	
421	Wholesale trade, durable goods—Con.						
2460	Other industrial supplies	11 627	51 064 323	24 972 292	48.9	1.1	40.9
2461	Printing and duplicating inks	994	5 857 171	3 549 829	60.6	.2	X
2462	Abrasives and abrasive materials	4 559	15 684 532	2 610 875	16.6	.1	X
2463	Nylon, polyester, and synthetic rubber	1 536	3 958 669	1 031 317	26.1	Z	X
2464	Mechanical rubber goods	2 754	7 780 907	2 343 403	30.1	.1	X
2465	Strapping and tape	2 276	8 952 645	1 548 013	17.3	.1	X
2466	Industrial supplies, n.e.c.	6 396	27 363 715	13 798 850	50.4	.6	X
2500	Beauty and barber equipment and supplies	1 323	2 465 888	2 377 273	96.4	.1	70.6
2511	Equipment (furniture, dryers, etc.)	834	1 472 755	368 359	25.0	Z	X
2512	Supplies (combs, curlers, shampoos, etc.)	1 264	2 164 393	2 006 209	92.7	.1	X
2520	Custodial (janitors') equipment and supplies	2 900	6 449 518	3 790 670	58.8	.2	38.7
2521	Custodial equipment—power equipment	1 779	3 479 800	551 043	15.8	Z	X
2522	Custodial equipment—nonpower equipment	1 399	2 935 143	360 068	12.3	Z	X
2523	Custodial supplies	2 580	5 501 293	2 819 117	51.2	.1	X
2530	Laundry and dry-cleaning equipment and supplies	867	4 562 564	2 640 120	57.9	.1	X
2540	Other service establishment equipment and supplies	2 595	5 485 278	4 827 163	88.0	.2	56.6
2541	Undertakers' equipment and supplies	620	1 554 455	1 530 014	98.4	.1	X
2542	Service establishment equipment and supplies, n.e.c.	1 987	3 896 751	3 289 716	84.4	.2	X
2600	Aircraft and aeronautical equipment and supplies	2 690	21 435 412	17 107 498	79.8	.8	57.9
2611	New aircraft	254	4 418 670	2 883 096	65.2	.1	X
2612	New aircraft engines and engine parts	608	5 216 707	2 224 348	42.6	.1	X
2613	Other new aircraft equipment and supplies	1 240	10 907 147	5 927 622	54.3	.3	X
2614	Used aircraft and aeronautical equipment and supplies	1 660	9 407 482	5 786 834	61.5	.3	X
2620	Marine machinery, equipment, and supplies	1 286	7 948 252	3 493 509	44.0	.2	39.7
2621	New ships and boats (excluding pleasure boats)	92	856 535	298 302	34.8	Z	X
2622	New marine propulsion machinery and equipment	387	1 800 483	1 047 128	58.2	Z	X
2623	New marine supplies	796	2 890 087	1 752 530	60.6	.1	X
2624	Used marine machinery, equipment, and supplies	241	743 588	285 247	38.4	Z	X
2630	Other transportation equipment and supplies	892	6 052 211	2 390 689	39.5	.1	22.7
2631	New transportation equipment (excluding automotive)	611	4 511 339	1 752 134	38.8	.1	X
2632	Used transportation equipment (excluding automotive)	350	1 785 898	549 365	30.8	Z	X
2700	Sporting and recreational goods and supplies	7 917	41 805 626	27 585 266	66.0	1.3	44.6
2711	Ammunition, firearms, reloading equipment, archery supplies, shooting aids, and accessories	1 041	7 598 573	4 865 625	64.0	.2	X
2712	Bicycles and bicycle tires and tubes	557	4 556 957	2 241 709	49.2	.1	X
2713	Billiards, pool, bowling equipment, and accessories	603	2 789 127	1 351 663	48.5	.1	X
2714	Camping and fishing equipment and accessories	1 561	12 551 137	3 316 670	26.4	.2	X
2715	Athletic equipment and accessories	2 158	12 380 717	7 249 708	58.6	.3	X
2716	Skiing equipment	309	1 920 183	905 642	47.2	Z	X
2717	Marine pleasure craft, equipment, and accessories	900	6 724 631	2 577 599	38.3	.1	X
2718	Other sporting and recreational goods (go carts, bait, etc.)	2 275	11 764 246	4 794 904	40.8	.2	X
2800	Toys and hobby goods and supplies	4 605	27 734 352	20 099 751	72.5	.9	54.6
2811	Video games and cartridges	570	7 860 506	4 389 671	55.8	.2	X
2812	Other toys and games (including fireworks and children's vehicles)	2 047	15 718 640	11 921 249	75.8	.5	X
2813	Crafts and craft supplies	1 526	4 410 395	1 220 481	27.7	.1	X
2814	Other hobby goods and accessories	1 337	4 685 239	2 454 814	52.4	.1	X
2900	Ferrous metal scrap	5 448	42 050 550	16 551 762	39.4	.8	43.7
2911	Prepared ferrous metal scrap (processed by this establishment)	3 320	19 221 246	9 437 300	49.1	.4	X
2912	Prepared ferrous metal scrap (not processed by this establishment)	2 221	13 970 565	6 307 723	45.2	.3	X
2913	Unprepared ferrous metal scrap including bimetal cans	1 435	5 227 234	655 565	12.5	Z	X
2920	Nonferrous metal scrap	5 668	36 204 282	12 976 915	35.8	.6	42.8
2921	Aluminum scrap	5 153	25 970 066	6 761 703	26.0	.3	X
2922	Copper and copper alloy scrap	3 934	24 588 252	3 547 261	14.4	.2	X
2923	Lead scrap	1 462	10 921 617	297 102	2.7	Z	X
2924	Other nonferrous metallic scrap (nickel, zinc, and precious and special metals)	2 642	16 908 649	2 313 765	13.7	.1	X
2930	Recyclable paper and paperboard	2 421	8 557 979	5 384 927	62.9	.2	X
2940	Recyclable materials, except metal	2 602	5 981 280	2 765 528	46.2	.1	69.6
2941	Wiping cloths, waste rags, and textile waste	534	1 049 245	885 055	84.4	Z	X
2943	Recyclable plastics	1 368	3 892 031	892 008	22.9	Z	X
2944	Recyclable glass	932	2 657 887	297 040	11.2	Z	X
2945	Other recyclable materials (including rubber and bones)	775	1 196 667	684 436	57.2	Z	X
3000	Jewelry, diamonds, gem stones, and watches	7 834	24 795 422	22 196 883	89.5	1.0	63.2
3011	Diamond jewelry and diamond jewelry where lapidary work was not performed at this location	3 089	10 767 190	7 473 039	69.4	.3	X
3012	Gem stone and pearl jewelry where lapidary work was not performed at this location	2 126	4 480 469	1 706 730	38.1	.1	X
3013	Diamonds, diamond jewelry, gem stones, and pearl jewelry where lapidary work was performed at this location	1 128	3 134 347	1 732 035	55.3	.1	X
3014	Watches, clocks, and watch movements and cases	1 835	6 931 274	4 166 762	60.1	.2	X
3015	Karat gold jewelry (rings, necklaces, etc.)	1 871	6 472 112	3 658 889	56.5	.2	X
3016	Other jewel., silverware, and plated ware (incl. jewel. where gemstones less than 50% of value, gold filled sterling, and costume jewel. and medallions)	2 986	5 731 345	3 386 197	59.1	.2	X
3030	Precious metals—gold, silver, and platinum including precious metal coins	914	23 262 503	9 223 688	39.7	.4	X
3100	Musical instruments and supplies	619	2 672 604	2 463 187	92.2	.1	X
3120	Forest products, except lumber (including cordwood, hewn posts, poles, and ties)	2 546	26 105 426	11 430 924	43.8	.5	X
3130	Compact discs, prerecorded audio tapes, and phonograph records	1 850	19 862 182	13 775 650	69.4	.6	X
3140	Prerecorded video tapes	3 916	17 084 813	9 270 794	54.3	.4	X

See footnotes at end of table.

Table 2. All Types of Operation by Kind of Business and Commodity Line for Wholesale Trade: 1997—Con.

[Includes only establishments with payroll. For meaning of abbreviations and symbols, see introductory text. For explanation of terms, see Appendix A]

NAICS code and CL code	Kind of business and commodity line	Establishments handling commodity line		Commodity line sales			Sales coverage percent
		Number	Total sales (\$1,000)	Amount ¹ (\$1,000)	As percent of total sales of—		
					Establishments handling line	Establishments in NAICS industry ¹	
421	Wholesale trade, durable goods—Con.						
3150	Other durable goods	2 957	6 968 098	5 645 179	81.0	.3	71.0
3151	Coin-operated games	295	1 228 628	1 054 704	85.8	Z	X
3152	Luggage	454	1 364 616	1 158 140	84.9	.1	X
3153	Works of art	396	505 677	261 679	51.7	Z	X
3154	Other durable goods, n.e.c	2 108	4 099 011	3 164 542	77.2	.1	X
3160	Fire extinguishers and fire safety equipment	1 129	1 365 536	1 044 625	76.5	Z	X
3200	Printing and writing paper	1 656	17 527 013	555 916	3.2	Z	3.1
3211	Roll newsprint and rotogravure paper	23	106 487	16 428	15.4	Z	X
3212	Fine roll paper	224	938 246	40 771	4.3	Z	X
3213	Other printing and writing paper	1 188	3 107 805	284 544	9.2	Z	X
3300	Stationery, office supplies and greeting cards	3 604	17 599 658	2 644 086	15.0	.1	5.9
3311	Business forms	1 170	3 126 802	166 717	5.3	Z	X
3312	Stationery, photocopy paper, and typing paper	1 259	3 071 007	160 418	5.2	Z	X
3313	Inked ribbons, carbon paper, pens and pencils	1 486	10 500 203	1 345 911	12.8	.1	X
3314	Toner and cartridges	1 900	5 063 405	309 238	6.1	Z	X
3315	Greeting cards	218	851 788	53 325	6.3	Z	X
3316	Other stationery supplies (envelopes, ruled forms, and binder paper)	1 682	5 332 133	465 165	8.7	Z	X
3400	Industrial and personal services paper and plastics	1 962	5 570 639	862 037	15.5	Z	22.4
3411	Paperboard and boxboard boxes	906	1 912 513	175 104	9.2	Z	X
3412	Paper dishes, cups, and napkins	662	1 892 351	140 230	7.4	Z	X
3413	Industrial paper (wrapping, bags, cartons, etc.)	769	2 109 725	158 139	7.5	Z	X
3414	Disposable plastic boxes, containers, cups, dishes, and supplies	570	1 463 803	108 402	7.4	Z	X
3415	Other industrial and personal service paper	462	1 011 641	139 208	13.8	Z	X
3500	Drugs, pharmaceuticals, cosmetics, and toiletries	1 036	5 392 875	724 656	13.4	Z	31.1
3511	Prescription drugs	156	1 170 770	123 037	10.5	Z	X
3512	Nonprescription pharmaceuticals	211	977 770	62 497	6.4	Z	X
3513	Cosmetics	156	365 108	24 737	6.8	Z	X
3514	Perfumes	43	168 523	25 513	15.1	Z	X
3515	Other toiletries and druggists' sundries	420	2 650 343	295 678	11.2	Z	X
3600	Piece goods, knit and woven	364	6 550 382	1 052 446	16.1	Z	16.1
3611	Goods purchased grey and finished on contract	9	27 925	2 802	10.0	Z	X
3612	Cotton (including blends)	48	187 034	25 154	13.4	Z	X
3613	Synthetics (excluding synthetic knits)	37	145 105	14 562	10.0	Z	X
3614	Knit fabrics, n.e.c. (including double knit)	27	107 651	10 158	9.4	Z	X
3615	Woolen and worsted piece goods	34	1 667 346	582 749	35.0	Z	X
3616	Other piece goods	28	71 750	4 437	6.2	Z	X
3700	Notions (buttons, ribbons, lace, sewing accessories, zippers, bindings, etc.)	274	486 392	52 504	10.8	Z	X
3800	Men's and boys' wear	986	6 620 906	588 974	8.9	Z	8.3
3811	Men's and boys' suits, coats, and formal wear	118	644 894	51 499	8.0	Z	X
3812	Men's and boys' dress and casual shirts, slacks, and jeans	292	1 087 335	51 303	4.7	Z	X
3813	Men's and boys' underwear and nightwear	65	486 733	5 959	1.2	Z	X
3814	Men's and boys' work clothing and uniforms	94	721 887	107 415	14.9	Z	X
3815	Other men's and boys' wear (caps, hats, swimwear, neckwear, etc.)	428	2 384 923	152 993	6.4	Z	X
3900	Women's and children's wear	726	5 386 177	496 695	9.2	Z	8.8
3911	Infants' and children's wear (to size 6X)	245	1 876 447	56 025	3.0	Z	X
3912	Women's misses', and girls' dresses and blouses	168	717 860	58 946	8.2	Z	X
3913	Women's, misses', and girls' suits and coats	107	326 995	11 331	3.5	Z	X
3914	Women's and misses' outerwear	199	513 281	22 668	4.4	Z	X
3915	Women's and misses' underwear and sleepwear	108	645 799	29 412	4.6	Z	X
3916	Other women's, misses, and girl's wear (furs, sweaters, millinery, etc.)	162	615 599	55 081	8.9	Z	X
4000	Footwear	438	3 759 982	256 031	6.8	Z	12.0
4011	All athletic footwear	202	1 433 959	175 141	12.2	Z	X
4012	Infants' footwear	30	217 512	3 895	1.8	Z	X
4013	Other women's, misses', and girls' footwear	67	300 994	18 165	6.0	Z	X
4014	Other men's and boy's footwear	144	913 967	37 075	4.1	Z	X
4015	Shoe accessories	22	108 720	2 449	2.3	Z	X
4100	Frozen foods (packaged)	185	1 981 194	120 840	6.1	Z	2.1
4114	Fruits and fruit juices (frozen)	7	27 315	21 578	79.0	Z	X
4115	Meat (frozen packaged)	10	222 871	73 876	33.1	Z	X
4200	Dairy products (excluding dried or canned)	21	337 321	30 138	8.9	Z	4.7
4212	Cheese	6	12 460	663	5.3	Z	X
4300	Poultry and poultry products	22	160 723	20 924	13.0	Z	X
4400	Confectionery	70	404 660	46 090	11.4	Z	16.7
4411	Candy	49	164 735	27 139	16.5	Z	X
4412	Chewing gum	33	105 586	1 879	1.8	Z	X
4414	Chips and popcorn	6	10 737	1 465	13.6	Z	X
4500	Fish and seafoods (excluding canned and frozen packaged)	73	127 112	5 192	4.1	Z	X
4600	Meat and meat products (fresh and unpackaged)	36	503 917	232 917	46.2	Z	72.8
4611	Beef (not killed on location)	21	399 432	128 357	32.1	Z	X
4614	Pork (not killed on location)	16	355 239	84 559	23.8	Z	X
4700	Fresh fruits and vegetables	98	1 337 525	27 507	2.1	Z	X
4800	Coffee, tea, and spices	123	369 311	45 894	12.4	Z	36.0
4811	Coffee	25	68 886	5 895	8.6	Z	X
4812	Tea	18	88 109	16 119	18.3	Z	X
4813	Spices	25	105 340	18 804	17.9	Z	X
4820	Bread and baked goods	23	109 410	8 329	7.6	Z	48.7
4822	Cookies, cakes, and other baked goods	15	55 353	3 823	6.9	Z	X
4830	Canned foods	209	2 022 244	106 955	5.3	Z	4.2
4831	Canned and bottled fruits, vegetables, and juices	22	117 077	5 875	5.0	Z	X
4836	Other canned foods	8	29 883	3 435	11.5	Z	X

See footnotes at end of table.

Table 2. All Types of Operation by Kind of Business and Commodity Line for Wholesale Trade: 1997—Con.

[Includes only establishments with payroll. For meaning of abbreviations and symbols, see introductory text. For explanation of terms, see Appendix A]

NAICS code and CL code	Kind of business and commodity line	Establishments handling commodity line		Commodity line sales			Sales coverage percent
		Number	Total sales (\$1,000)	Amount ¹ (\$1,000)	As percent of total sales of—		
					Establishments handling line	Establishments in NAICS industry ¹	
421	Wholesale trade, durable goods—Con.						
4840	Food and beverage basic materials (include flavoring extracts, fruit peel, hop extract, industrial molasses, sausage casings, malt, yeast, etc.)	41	493 157	53 247	10.8	Z	X
4850	Soft drinks and bottled water	127	1 456 536	20 207	1.4	Z	3.9
4851	Soft drinks, packaged	11	66 205	6 323	9.6	Z	X
4852	Soft drinks, pre and post mix bulk	8	28 914	1 144	4.0	Z	X
4853	Bottled water	10	30 140	1 047	3.5	Z	X
4860	Other grocery specialties	357	16 338 651	2 374 599	14.5	.1	4.2
4862	Breakfast cereals	17	61 591	1 923	3.1	Z	X
4865	Pickles, preserves, jellies, jams, and sauces	13	136 400	22 317	16.4	Z	X
4867	Pet foods	22	91 523	3 305	3.6	Z	X
4868	Grocery specialties, n.e.c.	98	3 036 216	496 672	16.4	Z	X
4900	Grain and beans	55	954 335	197 271	20.7	Z	X
5000	Cattle, hogs, sheep, and goats	7	186 672	22 220	11.9	Z	X
5100	Hides, skins, and pelts	11	13 616	4 452	32.7	Z	X
5140	Other farm products, inedible	36	137 259	36 715	26.7	Z	76.7
5143	Farm products, n.e.c.	34	134 023	36 473	27.2	Z	X
5300	Plastics materials and basic shapes	4 176	27 665 995	2 330 220	8.4	.1	3.4
5311	Plastic pipes, rods, tubes, and shapes	1 949	11 836 269	782 581	6.6	Z	X
5312	High pressure laminates	116	718 015	87 973	12.3	Z	X
5313	Plastics raw materials	467	3 675 400	227 239	6.2	Z	X
5314	Other plastics materials and basic shapes	1 169	6 302 403	567 997	9.0	Z	X
5320	Industrial gases (welding, etc.)	2 006	4 070 519	1 051 391	25.8	Z	X
5330	Chemicals and allied products (excluding agricultural, plastics, gases, and petroleum)	7 562	49 589 467	6 234 523	12.6	.3	7.6
5331	Gasses, compressed and liquified, except L.P.	366	1 598 423	107 100	6.7	Z	X
5332	Alkalies and chlorine	703	2 248 782	135 498	6.0	Z	X
5334	Organic fibers	374	735 680	44 926	6.1	Z	X
5335	Detergents and soaps	1 638	16 984 969	1 246 586	7.3	.1	X
5336	Sanitation chemicals, polishes, and waxes	1 373	15 464 644	1 143 376	7.4	.1	X
5338	Wood chemicals, naval stores, and gum	41	195 989	15 263	7.8	Z	X
5341	Insecticides, nonagricultural	718	4 046 319	148 089	3.7	Z	X
5342	Adhesives, sealants, and glues	2 468	21 095 837	1 105 568	5.2	.1	X
5343	Explosives	8	96 230	285	.3	Z	X
5344	Other chemicals and allied products	1 907	12 763 450	922 546	7.2	Z	X
5400	Petroleum products	2 056	22 398 097	1 133 208	5.1	.1	3.0
5411	Aviation gasoline	11	236 394	25 398	10.7	Z	X
5412	Motor gasoline	65	162 755	15 134	9.3	Z	X
5414	Jet fuel (naphtha or kerosine type)	26	134 489	22 796	17.0	Z	X
5415	No. 2 distillate fuel oil (no. 2 diesel and no. 2 heating oil)	22	1 297 719	8 866	.7	Z	X
5416	All other distillate fuel oil (no. 1 and no. 4 diesel and heating)	30	1 167 436	1 181	.1	Z	X
5418	Lubricating oil and greases	1 400	5 112 732	224 974	4.4	Z	X
5420	Liquified petroleum gases (excluding natural gas)	118	1 410 108	322 514	22.9	Z	X
5500	Crude oil	17	17 231	312	1.8	Z	X
5600	Beer and ale	6	27 802	1 522	5.5	Z	X
5700	Wines and distilled alcoholic beverages	18	39 878	4 471	11.2	Z	29.6
5712	Distilled liquor (including premixed alcoholic drinks)	8	21 118	4 245	20.1	Z	X
5800	Farm supplies	1 892	10 309 521	1 064 371	10.3	Z	6.2
5811	Hay, straw, and alfalfa	143	2 399 698	75 173	3.1	Z	X
5812	Feeds (poultry and livestock) not mixed on location	412	2 633 731	150 481	5.7	Z	X
5813	Prepared feeds (poultry and livestock) mixed on location	134	1 530 842	109 909	7.2	Z	X
5814	Weed killers, soil sterilizers, and soil conditioners	217	891 622	63 295	7.1	Z	X
5815	Insecticides, fungicides, and pesticides	275	933 042	63 467	6.8	Z	X
5816	Other agricultural chemicals and fertilizers	535	1 808 064	209 778	11.6	Z	X
5817	Seeds and bulbs	421	1 435 639	53 724	3.7	Z	X
5818	Other farm supplies (including harness and saddlery equipment)	510	1 610 855	195 594	12.1	Z	X
5900	Tobacco and tobacco products	30	74 566	8 085	10.8	Z	X
6000	Paint, paint supplies, and wallpaper	3 028	19 008 545	1 529 757	8.0	.1	1.5
6011	Architectural coatings (enamels, primers, stains, solvents, and lacquers)	1 415	8 124 061	590 376	7.3	Z	X
6013	Special purpose coatings (automotive, refinish, marine, traffic coatings)	111	279 857	13 810	4.9	Z	X
6014	Paint supplies	437	4 786 286	577 026	12.1	Z	X
6015	Wallpaper	167	568 530	52 912	9.3	Z	X
6100	Books, periodicals, newspapers, and miscellaneous printed materials	793	5 140 000	661 368	12.9	Z	9.4
6101	Books	290	3 764 402	502 321	13.3	Z	X
6102	Other periodicals, newspapers, and miscellaneous printed materials	146	489 662	57 395	11.7	Z	X
6110	Flowers and florists' supplies	305	1 448 461	116 100	8.0	Z	X
6120	Art goods (including novelties and souvenirs)	924	2 843 093	415 509	14.6	Z	24.2
6121	Art materials	158	460 817	53 718	11.7	Z	X
6122	Novelties and souvenirs	665	1 729 957	325 032	18.8	Z	X
6130	Textile bags, bagging, and burlap	62	193 291	20 434	10.6	Z	X
6150	Nondurable goods, n.e.c.	478	7 215 106	878 685	12.2	Z	X
9700	Service receipts and labor charges (including installed parts)	48 833	289 531 773	32 539 395	11.2	1.5	58.0
9701	Labor charges for repair work	40 170	229 392 401	17 586 265	7.7	.8	X
9702	Parts installed in repair work	29 228	162 511 457	8 705 651	5.4	.4	X
9703	Other service receipts and labor charges—Specify	13 476	92 648 128	6 182 288	6.7	.3	X
9720	Receipts for service contracts	10 030	68 032 412	6 743 665	9.9	.3	X
9730	Advertising specialties (paper novelties, etc.)	250	504 753	61 278	12.1	Z	X
9740	Receipts for installing equipment	7 130	37 243 091	3 107 457	8.3	.1	X
9750	Reconditioning of drums or barrels	51	83 158	24 740	29.8	Z	X
9810	Miscellaneous commodities	12 382	120 537 594	11 698 784	9.7	.5	X

See footnotes at end of table.

Table 2. All Types of Operation by Kind of Business and Commodity Line for Wholesale Trade: 1997—Con.

[Includes only establishments with payroll. For meaning of abbreviations and symbols, see introductory text. For explanation of terms, see Appendix A]

NAICS code and CL code	Kind of business and commodity line	Establishments handling commodity line		Commodity line sales			Sales coverage percent
		Number	Total sales (\$1,000)	Amount ¹ (\$1,000)	As percent of total sales of—		
					Establishments handling line	Establishments in NAICS industry ¹	
421	Wholesale trade, durable goods—Con.						
9830	Flight training and charter service	43	743 664	43 512	5.9	Z	53.7
9831	Flight training	19	397 155	7 329	1.8	Z	X
9832	Charter services	26	540 543	34 247	6.3	Z	X
9910	Receipts from Commodity Credit Corporation	6	25 404	3 994	15.7	Z	X
9930	Sales of integrated systems which you wrote or modified software	754	7 962 776	444 050	5.6	Z	X
9940	Rental and leasing receipts	14 561	105 669 149	7 700 083	7.3	.4	32.2
9941	Computer rental and leasing receipts	1 071	25 655 556	922 580	3.6	Z	X
9942	Photocopying machine rental	3 289	18 354 968	980 942	5.3	Z	X
9943	Other office machine rental receipts	1 733	7 752 987	1 153 642	14.9	.1	X
9944	Other rental receipts	1 873	9 228 675	837 980	9.1	Z	X
9950	Construction receipts	272	822 209	122 358	14.9	Z	X
9960	Custom software (designed to customer specifications)	1 285	6 992 477	421 842	6.0	Z	X
9970	Receipts for printing or photocopying performed at this establishment	81	475 164	30 945	6.5	Z	X
9980	Receipts for machine shop job work	574	2 786 829	121 207	4.3	Z	X
4211	Motor vehicle & motor vehicle parts & supplies whse	'29 328	X	'533 352 124	X	100.0	90.5
0100	New and used automobiles, motorcycles, etc.	6 211	389 428 679	240 388 766	61.7	45.1	78.4
0111	New automobiles	795	314 406 014	180 835 784	57.5	33.9	X
0112	Used automobiles	5 309	77 960 618	53 248 330	68.3	10.0	X
0113	Motorcycles	507	27 335 929	3 172 444	11.6	.6	X
0114	Motorscooters, mopeds, snowmobiles, and utility trailers	396	30 414 004	3 131 313	10.3	.6	X
0120	Buses, campers, and motor homes	917	78 167 347	5 226 698	6.7	1.0	90.0
0121	Buses	576	71 857 650	3 647 562	5.1	.7	X
0122	Motor homes, car trailers, and campers	408	71 065 587	1 579 072	2.2	.3	X
0130	Light trucks and vans (14,000 lb or less)	2 814	272 462 329	140 978 731	51.7	26.4	74.8
0131	New light trucks	739	229 544 151	120 879 205	52.7	22.7	X
0132	Used light trucks	2 223	50 506 331	8 329 250	16.5	1.6	X
0133	Vans and cargo vans (new and used)	1 293	163 489 880	11 767 441	7.2	2.2	X
0140	Medium trucks and tractors (14,001 to 26,000 lb)	1 797	105 073 119	7 327 928	7.0	1.4	X
0150	Heavy trucks and tractors (over 26,000 lb)	2 935	99 297 916	21 647 299	21.8	4.1	88.7
0151	New heavy trucks (one piece)	1 259	83 384 425	8 434 602	10.1	1.6	X
0152	New heavy truck tractors	1 001	14 680 692	5 509 010	37.5	1.0	X
0153	New truck trailers	712	7 667 104	2 183 270	28.5	.4	X
0154	New truck bodies	393	3 122 492	599 742	19.2	.1	X
0155	Used heavy trucks, tractors, and trailers	2 401	26 298 398	4 911 200	18.7	.9	X
0200	New and rebuilt automotive parts and supplies	16 472	163 412 070	85 395 213	52.3	16.0	33.3
0211	Batteries	4 853	26 959 980	4 457 612	16.5	.8	X
0212	Engines (complete)	3 279	23 026 322	3 522 003	15.3	.7	X
0213	Electrical engine parts (including ignition parts)	5 158	48 251 309	12 558 722	26.0	2.4	X
0214	Brake parts (including fluid and all disk and drum parts)	6 175	48 561 345	5 314 448	10.9	1.0	X
0215	Exhaust system parts	4 146	36 463 842	1 809 891	5.0	.3	X
0216	Glass	1 807	14 066 725	1 145 457	8.1	.2	X
0217	Hoses, belts, gaskets, and wiper blades	4 846	40 881 410	2 962 467	7.2	.6	X
0218	Filters (oil, air, gas, and transmission)	4 822	37 576 715	2 276 228	6.1	.4	X
0219	Engine parts, except electrical	5 631	52 821 343	7 644 177	14.5	1.4	X
0221	Body parts and repair materials	4 529	38 251 782	7 825 335	20.5	1.5	X
0222	Suspension parts (shocks, struts, balljoints, etc.)	5 048	44 349 961	4 148 064	9.4	.8	X
0223	Parts, n.e.c.	5 577	74 968 138	20 101 878	26.8	3.8	X
0224	Accessories	6 642	54 722 302	9 730 783	17.8	1.8	X
0240	Used automotive parts, accessories, and equipment	8 253	10 515 626	5 070 101	48.2	1.0	X
0250	Petroleum products marketing equipment	919	2 832 817	1 309 939	46.2	.2	X
0300	Tires and tubes	3 742	21 095 227	16 541 651	78.4	3.1	62.5
0311	New tires and tubes	2 432	19 146 631	15 524 953	81.1	2.9	X
0312	Recapped and used tires and repair materials	2 228	4 403 267	1 016 396	23.1	.2	X
0400	Household and lawn furniture	17	21 795	2 597	11.9	Z	X
0540	Other home furnishings	11	13 545	1 636	12.1	Z	X
0600	Lumber: rough, dressed, and finished	6	22 837	4 182	18.3	Z	55.8
0612	Treated lumber	6	22 837	4 182	18.3	Z	X
0730	Flat glass and other construction glass (excluding automotive)	32	119 166	10 930	9.2	Z	X
0740	Other construction materials	14	60 454	7 763	12.8	Z	86.2
0744	Construction materials, n.e.c. (including wire fence and construction paper)	8	44 783	5 598	12.5	Z	X
0900	Office equipment	8	84 380	4 965	5.9	Z	X
0920	New computer equipment	14	53 768	13 713	25.5	Z	.3
0921	Computers	11	40 513	12 894	31.8	Z	X
1000	Medical, hospital, and surgical supplies	7	54 496	14 434	26.5	Z	X
1100	Iron and steel products (semifinished)	9	5 130	867	16.9	Z	X
1120	Flat iron and steel products	169	1 620 178	95 125	5.9	Z	X
1140	Iron and steel wire and wire products	14	40 388	2 178	5.4	Z	X
1180	Stainless steel	7	9 447	531	5.6	Z	X
1200	Copper and brass	14	159 607	3 802	2.4	Z	X
1220	Aluminum shapes, forms, etc.	15	184 243	31 038	16.8	Z	X
1230	Other nonferrous metals (magnesium, nickel, tin, lead, zinc, etc., except precious)	9	13 510	1 832	13.6	Z	X
1400	Electrical apparatus and equipment	203	5 720 115	186 951	3.3	Z	1.8
1413	Motors and generators (including motor-generator sets)	62	238 225	23 071	9.7	Z	X
1415	Electric bulbs (all types)	14	2 507 782	69 644	2.8	Z	X
1500	Electrical appliances, household	49	350 429	112 629	32.1	Z	66.3
1512	Radios, stereos, and CD players	16	257 514	88 720	34.5	Z	X
1600	Electronic parts and equipment, except communication	253	1 311 186	116 863	8.9	Z	7.5
1618	Electronic parts and equipment, n.e.c.	29	575 577	57 794	10.0	Z	X

See footnotes at end of table.

Table 2. All Types of Operation by Kind of Business and Commodity Line for Wholesale Trade: 1997—Con.

[Includes only establishments with payroll. For meaning of abbreviations and symbols, see introductory text. For explanation of terms, see Appendix A]

NAICS code and CL code	Kind of business and commodity line	Establishments handling commodity line		Commodity line sales			Sales coverage percent
		Number	Total sales (\$1,000)	Amount ¹ (\$1,000)	As percent of total sales of—		
					Establishments handling line	Establishments in NAICS industry ¹	
4211	Motor vehicle & motor vehicle parts & supplies whole—Con.						
1650	Communication equipment and supplies	18	162 950	24 910	15.3	Z	47.1
1651	Telephones	13	112 017	3 680	3.3	Z	X
1700	Hardware	300	1 980 950	192 431	9.7	Z	11.2
1711	Hand tools (including power driven).....	191	1 306 746	79 119	6.1	Z	X
1712	Bolts, nuts, rivets, and fasteners	158	946 848	81 449	8.6	Z	X
1800	Plumbing and heating equipment and supplies (hydronics)	28	162 341	18 616	11.5	Z	58.5
1815	Boilers, radiators, and convectors	13	67 577	7 147	10.6	Z	X
1818	Other plumbing and heating equipment and supplies.....	8	82 298	8 749	10.6	Z	X
1900	Warm air heating and air-conditioning equipment and supplies	14	184 738	21 373	11.6	Z	85.5
1911	Furnaces (warm air)	6	22 338	5 162	23.1	Z	X
2000	Refrigeration equipment and supplies	19	257 704	21 544	8.4	Z	49.8
2015	Other refrigeration equipment and supplies	13	175 774	15 388	8.8	Z	X
2100	Construction and mining machinery and equipment (including parts and attachments)	269	2 138 291	142 305	6.7	Z	3.4
2112	New power cranes, draglines, and shovels	21	91 061	4 820	5.3	Z	X
2113	New mixers, pavers, and related equipment	9	173 412	8 576	4.9	Z	X
2114	New tractor shovel loaders	63	126 876	1 744	1.4	Z	X
2115	New graders, rollers, and off-highway trucks	72	300 291	4 144	1.4	Z	X
2117	Other new construction and mining, logging, and road maintenance machinery, equipment, and parts	76	377 244	31 400	8.3	Z	X
2118	Used construction and mining machinery and equipment	98	362 509	18 233	5.0	Z	X
2200	Farm machinery, equipment, and parts	298	23 617 342	854 589	3.6	Z	.1
2211	New tractors (farm)	16	158 944	54 705	34.4	Z	X
2213	New land preparation, planting, and cultivating machinery	16	1 185 057	77 945	6.6	Z	X
2214	New dairy farm and barn equipment	7	40 733	288	.7	Z	X
2216	Other new farm machinery and equipment	19	127 393	10 321	8.1	Z	X
2218	Used farm machinery and equipment	108	499 824	219 076	43.8	Z	X
2220	Garden machinery, equipment, and parts	153	529 228	30 977	5.9	Z	2.8
2222	Other new lawn and garden machinery and equipment.....	9	14 399	1 663	11.5	Z	X
2300	Hydraulic and pneumatic (fluid-power) pumps, motors, and parts	9	56 349	7 782	13.8	Z	64.6
2312	Motors	6	22 459	1 522	6.8	Z	X
2320	General-purpose industrial machinery, equipment, and parts	467	4 373 888	434 073	9.9	Z	5.0
2321	New pumps, compressors (air or gas), and equipment	80	300 161	21 592	7.2	Z	X
2323	New diesel engines (excluding automotive)	95	455 028	73 846	16.2	Z	X
2326	New controlling, recording, and indicating instruments and access	166	565 471	36 423	6.4	Z	X
2327	All other new general-purpose industrial machinery and equipment	107	635 931	54 229	8.5	Z	X
2330	Metalworking machinery, equipment, and parts	11	42 028	4 090	9.7	Z	X
2340	Materials handling machinery, equipment, and parts	15	46 268	2 842	6.1	Z	57.6
2342	New hoists, cranes, and monorails	7	23 828	1 064	4.5	Z	X
2350	Oil well, oil refinery, and pipeline machinery, equipment, and supplies.....	8	46 835	2 007	4.3	Z	X
2360	Other industrial machinery, equipment, and parts	21	285 144	45 926	16.1	Z	17.5
2366	Other new industrial machinery and equipment	17	273 285	44 796	16.4	Z	X
2367	Used industrial machinery and equipment	6	24 849	233	.9	Z	X
2370	Mechanical power transmission supplies	28	329 971	71 418	21.6	Z	33.5
2371	Bearings and bushings	17	273 559	49 543	18.1	Z	X
2372	Other mechanical power transmission supplies.....	21	272 278	20 870	7.7	Z	X
2390	Hydraulic and pneumatic (fluid-power) valves	12	70 252	6 522	9.3	Z	60.8
2391	Hydraulic valves	12	70 252	4 542	6.5	Z	X
2392	Pneumatic valves	9	43 631	1 979	4.5	Z	X
2400	Hydraulic and pneumatic cylinders and rotary actuators	9	27 850	2 837	10.2	Z	X
2420	Hydraulic and pneumatic connectors and assemblies	10	24 100	3 153	13.1	Z	90.5
2421	Hydraulic and pneumatic connectors	10	24 100	2 931	12.2	Z	X
2422	Hydraulic and pneumatic assemblies	7	10 857	222	2.0	Z	X
2430	Fluid-power filters, components, accessories, and parts	25	63 749	5 996	9.4	Z	83.3
2431	Filters	15	42 172	2 985	7.1	Z	X
2432	Other fluid-power components, accessories, and parts, n.e.c.	12	28 931	2 971	10.3	Z	X
2440	Welding supplies (excluding gases).....	7	9 292	1 147	12.3	Z	X
2450	Industrial containers and supplies	13	59 151	3 346	5.7	Z	X
2460	Other industrial supplies	32	82 598	9 929	12.0	Z	25.9
2465	Strapping and tape	12	9 705	26	.3	Z	X
2466	Industrial supplies, n.e.c.	27	64 491	8 654	13.4	Z	X
2540	Other service establishment equipment and supplies	9	59 125	14 522	24.6	Z	X
2600	Aircraft and aeronautical equipment and supplies.....	9	23 510	5 539	23.6	Z	X
2620	Marine machinery, equipment, and supplies	39	2 431 535	59 251	2.4	Z	1.5
2622	New marine propulsion machinery and equipment	8	43 331	6 731	15.5	Z	X
2630	Other transportation equipment and supplies	16	191 062	15 330	8.0	Z	X
2700	Sporting and recreational goods and supplies	63	567 161	81 529	14.4	Z	42.1
2715	Athletic equipment and accessories	23	160 518	11 785	7.3	Z	X
2717	Marine pleasure craft, equipment, and accessories	9	238 430	41 282	17.3	Z	X
2800	Toys and hobby goods and supplies	6	70 684	1 375	1.9	Z	X
2900	Ferrous metal scrap	164	264 261	41 949	15.9	Z	40.2
2911	Prepared ferrous metal scrap (processed by this establishment)	53	55 983	21 430	38.3	Z	X
2912	Prepared ferrous metal scrap (not processed by this establishment)	69	33 510	7 286	21.7	Z	X
2913	Unprepared ferrous metal scrap including bimetal cans	39	147 493	11 147	7.6	Z	X

See footnotes at end of table.

Table 2. All Types of Operation by Kind of Business and Commodity Line for Wholesale Trade: 1997—Con.

[Includes only establishments with payroll. For meaning of abbreviations and symbols, see introductory text. For explanation of terms, see Appendix A]

NAICS code and CL code	Kind of business and commodity line	Establishments handling commodity line		Commodity line sales			Sales coverage percent
		Number	Total sales (\$1,000)	Amount ¹ (\$1,000)	As percent of total sales of—		
					Establishments handling line	Establishments in NAICS industry ¹	
4211	Motor vehicle & motor vehicle parts & supplies whse—Con.						
2920	Nonferrous metal scrap	51	36 892	3 818	10.3	Z	80.9
2921	Aluminum scrap	49	36 532	2 170	5.9	Z	X
2922	Copper and copper alloy scrap	32	29 952	1 547	5.2	Z	X
2923	Lead scrap	15	1 703	44	2.6	Z	X
2924	Other nonferrous metallic scrap (nickel, zinc, and precious and special metals)	7	585	55	9.4	Z	X
2930	Recyclable paper and paperboard	8	18 258	2 286	12.5	Z	X
2940	Recyclable materials, except metal	8	29 457	313	1.1	Z	77.5
2943	Recyclable plastics	6	6 478	122	1.9	Z	X
2944	Recyclable glass	6	6 478	2	Z	Z	X
3000	Jewelry, diamonds, gem stones, and watches	6	33 134	13 251	40.0	Z	X
3150	Other durable goods	12	115 071	15 500	13.5	Z	17.9
3154	Other durable goods, n.e.c.	6	38 557	3 876	10.1	Z	X
3300	Stationery, office supplies and greeting cards	7	12 092	555	4.6	Z	X
3500	Drugs, pharmaceuticals, cosmetics, and toiletries	7	49 819	3 312	6.6	Z	X
3600	Piece goods, knit and woven	7	19 501	2 238	11.5	Z	X
3800	Men's and boys' wear	22	270 423	23 379	8.6	Z	X
3900	Women's and children's wear	12	10 076	1 756	17.4	Z	80.1
3916	Other women's, misses, and girl's wear (furs, sweaters, millinery, etc.) ..	9	5 056	643	12.7	Z	X
4100	Frozen foods (packaged)	11	43 314	850	2.0	Z	X
4830	Canned foods	6	36 306	1 188	3.3	Z	X
4860	Other grocery specialties	12	54 654	1 016	1.9	Z	X
5300	Plastics materials and basic shapes	26	287 983	34 831	12.1	Z	60.0
5313	Plastics raw materials	11	162 514	13 456	8.3	Z	X
5330	Chemicals and allied products (excluding agricultural, plastics, gases, and petroleum)	1 048	4 586 884	433 721	9.5	.1	2.7
5334	Organic fibers	310	394 554	22 083	5.6	Z	X
5335	Detergents and soaps	109	732 978	98 981	13.5	Z	X
5342	Adhesives, sealants, and glues	193	905 402	54 722	6.0	Z	X
5344	Other chemicals and allied products	343	895 392	32 286	3.6	Z	X
5400	Petroleum products	1 002	5 219 493	177 860	3.4	Z	3.6
5412	Motor gasoline	49	64 752	9 663	14.9	Z	X
5415	No. 2 distillate fuel oil (no. 2 diesel and no. 2 heating oil)	13	1 035 423	968	.1	Z	X
5416	All other distillate fuel oil (no. 1 and no. 4 diesel and heating)	13	1 035 423	527	.1	Z	X
5418	Lubricating oil and greases	845	3 013 432	117 954	3.9	Z	X
5800	Farm supplies	25	96 261	20 925	21.7	Z	3.6
5818	Other farm supplies (including harness and saddlery equipment)	17	8 744	339	3.9	Z	X
6000	Paint, paint supplies, and wallpaper	111	147 027	13 594	9.2	Z	18.9
6011	Architectural coatings (enamels, primers, stains, solvents, and lacquers)	60	93 147	11 041	11.9	Z	X
6014	Paint supplies	17	14 951	696	4.7	Z	X
6100	Books, periodicals, newspapers, and miscellaneous printed materials	9	6 806	733	10.8	Z	X
6120	Art goods (including novelties and souvenirs)	6	6 539	2 225	34.0	Z	90.5
6122	Novelties and souvenirs	6	6 539	2 225	34.0	Z	X
6150	Nondurable goods, n.e.c.	14	38 312	6 634	17.3	Z	X
9700	Service receipts and labor charges (including installed parts)	5 729	63 567 425	4 597 220	7.2	.9	48.3
9701	Labor charges for repair work	5 010	58 910 708	2 597 917	4.4	.5	X
9702	Parts installed in repair work	3 722	35 140 306	1 644 188	4.7	.3	X
9703	Other service receipts and labor charges—Specify	1 212	14 372 783	355 039	2.5	.1	X
9720	Receipts for service contracts	156	2 411 634	33 592	1.4	Z	X
9730	Advertising specialties (paper novelties, etc.)	8	679	104	15.3	Z	X
9740	Receipts for installing equipment	22	51 753	7 290	14.1	Z	X
9810	Miscellaneous commodities	918	10 796 333	772 783	7.2	.1	X
9940	Rental and leasing receipts	682	6 586 643	403 456	6.1	.1	X
9970	Receipts for printing or photocopying performed at this establishment	15	266 933	4 211	1.6	Z	X
9980	Receipts for machine shop job work	509	2 695 516	112 433	4.2	Z	X
42111	Automobile & other motor vehicle whse	7 664	X	428 356 355	X	100.0	94.4
0100	New and used automobiles, motorcycles, etc.	4 377	387 841 677	240 168 293	61.9	56.1	82.0
0111	New automobiles	764	314 389 273	180 834 859	57.5	42.2	X
0112	Used automobiles	3 592	76 564 392	53 078 689	69.3	12.4	X
0113	Motorcycles	406	27 144 321	3 123 432	11.5	.7	X
0114	Motor scooters, mopeds, snowmobiles, and utility trailers	393	30 413 780	3 131 313	10.3	.7	X
0120	Buses, campers, and motor homes	850	78 020 413	5 207 037	6.7	1.2	94.0
0121	Buses	548	71 728 807	3 628 773	5.1	.8	X
0122	Motor homes, car trailers, and campers	371	71 050 584	1 578 257	2.2	.4	X
0130	Light trucks and vans (14,001 lb or less)	2 386	272 018 005	140 949 640	51.8	32.9	78.1
0131	New light trucks	730	229 485 084	120 878 894	52.7	28.2	X
0132	Used light trucks	1 870	50 206 699	8 313 560	16.6	1.9	X
0133	Vans and cargo vans (new and used)	1 033	163 277 761	11 754 515	7.2	2.7	X
0140	Medium trucks and tractors (14,001 to 26,000 lb)	1 671	104 802 845	7 311 695	7.0	1.7	X
0150	Heavy trucks and tractors (over 26,000 lb)	2 792	99 023 924	21 596 348	21.8	5.0	92.6
0151	New heavy trucks (one piece)	1 216	83 220 111	8 402 605	10.1	2.0	X
0152	New heavy truck tractors	992	14 657 026	5 506 759	37.6	1.3	X
0153	New truck trailers	708	7 663 456	2 183 240	28.5	.5	X
0154	New truck bodies	380	3 106 197	599 457	19.3	.1	X
0155	Used heavy trucks, tractors, and trailers	2 297	26 133 887	4 898 654	18.7	1.1	X

See footnotes at end of table.

Table 2. All Types of Operation by Kind of Business and Commodity Line for Wholesale Trade: 1997—Con.

[Includes only establishments with payroll. For meaning of abbreviations and symbols, see introductory text. For explanation of terms, see Appendix A]

NAICS code and CL code	Kind of business and commodity line	Establishments handling commodity line		Commodity line sales			Sales coverage percent
		Number	Total sales (\$1,000)	Amount ¹ (\$1,000)	As percent of total sales of—		
					Establishments handling line	Establishments in NAICS industry ¹	
42111	Automobile & other motor vehicle whsle—Con.						
0200	New and rebuilt automotive parts and supplies	1 999	77 654 246	7 119 004	9.2	1.7	5.4
0211	Batteries	741	10 439 234	90 919	.9	Z	X
0212	Engines (complete)	749	9 222 827	286 512	3.1	.1	X
0213	Electrical engine parts (including ignition parts)	689	10 862 915	86 007	.8	Z	X
0214	Brake parts (including fluid and all disk and drum parts)	912	15 428 932	195 667	1.3	Z	X
0215	Exhaust system parts	625	13 193 187	111 496	.8	Z	X
0216	Glass	379	8 142 783	52 503	.6	Z	X
0217	Hoses, belts, gaskets, and wiper blades	593	11 614 657	82 048	.7	Z	X
0218	Filters (oil, air, gas, and transmission)	719	15 234 314	159 465	1.0	Z	X
0219	Engine parts, except electrical	910	15 039 871	454 926	3.0	.1	X
0221	Body parts and repair materials	827	14 447 447	325 537	2.3	.1	X
0222	Suspension parts (shocks, struts, balljoints, etc.)	809	14 335 870	245 337	1.7	.1	X
0223	Parts, n.e.c.	857	39 714 297	2 683 708	6.8	.6	X
0224	Accessories	714	19 214 492	446 768	2.3	.1	X
0240	Used automotive parts, accessories, and equipment	591	3 760 153	353 110	9.4	.1	X
0250	Petroleum products marketing equipment	21	165 732	1 504	.9	Z	X
0300	Tires and tubes	262	1 283 231	48 415	3.8	Z	13.1
0311	New tires and tubes	86	511 887	7 578	1.5	Z	X
0312	Recapped and used tires and repair materials	179	849 320	40 537	4.8	Z	X
0400	Household and lawn furniture	12	4 898	429	8.8	Z	X
0740	Other construction materials	6	15 671	2 165	13.8	Z	X
1500	Electrical appliances, household	6	9 960	3 696	37.1	Z	X
1600	Electronic parts and equipment, except communication	12	31 822	3 056	9.6	Z	X
1700	Hardware	11	18 700	1 536	8.2	Z	X
2000	Refrigeration equipment and supplies	9	61 746	9 151	14.8	Z	71.7
2015	Other refrigeration equipment and supplies	9	61 746	9 151	14.8	Z	X
2100	Construction and mining machinery and equipment (including parts and attachments)	115	1 523 108	74 649	4.9	Z	4.6
2112	New power cranes, draglines, and shovels	21	91 061	4 820	5.3	Z	X
2113	New mixers, pavers, and related equipment	9	173 412	8 576	4.9	Z	X
2115	New graders, rollers, and off-highway trucks	13	190 635	3 330	1.7	Z	X
2117	Other new construction and mining, logging, and road maintenance machinery, equipment, and parts	17	267 588	17 486	6.5	Z	X
2118	Used construction and mining machinery and equipment	98	362 509	18 233	5.0	Z	X
2200	Farm machinery, equipment, and parts	122	22 901 779	784 973	3.4	.2	.1
2211	New tractors (farm)	16	158 944	54 705	34.4	Z	X
2213	New land preparation, planting, and cultivating machinery	16	1 185 057	77 945	6.6	Z	X
2214	New dairy farm and barn equipment	7	40 733	288	.7	Z	X
2216	Other new farm machinery and equipment	19	127 393	10 321	8.1	Z	X
2218	Used farm machinery and equipment	76	454 498	214 402	47.2	.1	X
2220	Garden machinery, equipment, and parts	13	89 467	4 558	5.1	Z	16.6
2222	Other new lawn and garden machinery and equipment	9	14 399	1 663	11.5	Z	X
2320	General-purpose industrial machinery, equipment, and parts	47	152 646	14 487	9.5	Z	1.0
2321	New pumps, compressors (air or gas), and equipment	10	84 834	4 931	5.8	Z	X
2340	Materials handling machinery, equipment, and parts	7	18 313	748	4.1	Z	X
2620	Marine machinery, equipment, and supplies	20	2 349 079	45 870	2.0	Z	X
2630	Other transportation equipment and supplies	6	33 134	3 311	10.0	Z	X
2700	Sporting and recreational goods and supplies	25	176 300	15 686	8.9	Z	45.7
2715	Athletic equipment and accessories	20	128 251	7 505	5.9	Z	X
3000	Jewelry, diamonds, gem stones, and watches	6	33 134	13 251	40.0	Z	X
5400	Petroleum products	145	2 595 143	17 463	.7	Z	.2
5415	No. 2 distillate fuel oil (no. 2 diesel and no. 2 heating oil)	13	1 035 423	968	.1	Z	X
5416	All other distillate fuel oil (no. 1 and no. 4 diesel and heating)	13	1 035 423	527	.1	Z	X
5418	Lubricating oil and greases	20	1 060 231	166	.7	Z	X
9700	Service receipts and labor charges (including installed parts)	2 571	56 958 104	3 615 395	6.3	.8	47.6
9701	Labor charges for repair work	2 350	53 595 447	2 074 250	3.9	.5	X
9702	Parts installed in repair work	2 001	31 285 611	1 328 920	4.2	.3	X
9703	Other service receipts and labor charges—Specify	597	12 936 380	212 179	1.6	.1	X
9720	Receipts for service contracts	136	2 319 146	31 134	1.3	Z	X
9810	Miscellaneous commodities	251	6 643 213	455 801	6.9	.1	X
9940	Rental and leasing receipts	517	6 227 505	390 924	6.3	.1	X
9970	Receipts for printing or photocopying performed at this establishment	13	263 815	3 814	1.4	Z	X
9980	Receipts for machine shop job work	133	2 043 889	24 708	1.2	Z	X
421110	Automobile & other motor vehicle whsle	7 664	X	428 356 355	X	100.0	94.4
0100	New and used automobiles, motorcycles, etc.	4 377	387 841 677	240 168 293	61.9	56.1	82.0
0111	New automobiles	764	314 389 273	180 834 859	57.5	42.2	X
0112	Used automobiles	3 592	76 564 392	53 078 689	69.3	12.4	X
0113	Motorcycles	406	27 144 321	3 123 432	11.5	.7	X
0114	Motorscooters, mopeds, snowmobiles, and utility trailers	393	30 413 780	3 131 313	10.3	.7	X
0120	Buses, campers, and motor homes	850	78 020 413	5 207 037	6.7	1.2	94.0
0121	Buses	548	71 728 807	3 628 773	5.1	.8	X
0122	Motor homes, car trailers, and campers	371	71 050 584	1 578 257	2.2	.4	X
0130	Light trucks and vans (14,000 lb or less)	2 386	272 018 005	140 949 640	51.8	32.9	78.1
0131	New light trucks	730	229 485 084	120 878 894	52.7	28.2	X
0132	Used light trucks	1 870	50 206 699	8 313 560	16.6	1.9	X
0133	Vans and cargo vans (new and used)	1 033	163 277 761	11 754 515	7.2	2.7	X
0140	Medium trucks and tractors (14,001 to 26,000 lb)	1 671	104 802 845	7 311 695	7.0	1.7	X

See footnotes at end of table.

Table 2. All Types of Operation by Kind of Business and Commodity Line for Wholesale Trade: 1997—Con.

[Includes only establishments with payroll. For meaning of abbreviations and symbols, see introductory text. For explanation of terms, see Appendix A]

NAICS code and CL code	Kind of business and commodity line	Establishments handling commodity line		Commodity line sales			Sales coverage percent
		Number	Total sales (\$1,000)	Amount ¹ (\$1,000)	As percent of total sales of—		
					Establishments handling line	Establishments in NAICS industry ¹	
421110	Automobile & other motor vehicle whse—Con.						
0150	Heavy trucks and tractors (over 26,000 lb)	2 792	99 023 924	21 596 348	21.8	5.0	92.6
0151	New heavy trucks (one piece)	1 216	83 220 111	8 402 605	10.1	2.0	X
0152	New heavy truck tractors	992	14 657 026	5 506 759	37.6	1.3	X
0153	New truck trailers	708	7 663 456	2 183 240	28.5	.5	X
0154	New truck bodies	380	3 106 197	599 457	19.3	.1	X
0155	Used heavy trucks, tractors, and trailers	2 297	26 133 887	4 898 654	18.7	1.1	X
0200	New and rebuilt automotive parts and supplies	1 999	77 654 246	7 119 004	9.2	1.7	5.4
0211	Batteries	741	10 439 234	90 919	.9	.1	X
0212	Engines (complete)	749	9 222 827	286 512	3.1	.1	X
0213	Electrical engine parts (including ignition parts)	689	10 862 915	86 007	.8	.1	X
0214	Brake parts (including fluid and all disk and drum parts)	912	15 428 932	195 667	1.3	.1	X
0215	Exhaust system parts	625	13 193 187	111 496	.8	.1	X
0216	Glass	379	8 142 783	52 503	.6	.1	X
0217	Hoses, belts, gaskets, and wiper blades	593	11 614 657	82 048	.7	.1	X
0218	Filters (oil, air, gas, and transmission)	719	15 234 314	159 465	1.0	.1	X
0219	Engine parts, except electrical	910	15 039 871	454 926	3.0	.1	X
0221	Body parts and repair materials	827	14 447 447	325 537	2.3	.1	X
0222	Suspension parts (shocks, struts, balljoints, etc.)	809	14 335 870	245 337	1.7	.1	X
0223	Parts, n.e.c.	857	39 714 297	2 683 708	6.8	.6	X
0224	Accessories	714	19 214 492	446 768	2.3	.1	X
0240	Used automotive parts, accessories, and equipment	591	3 760 153	353 110	9.4	.1	X
0250	Petroleum products marketing equipment	21	165 732	1 504	.9	.1	X
0300	Tires and tubes	262	1 283 231	48 415	3.8	Z	13.1
0311	New tires and tubes	86	511 887	7 578	1.5	Z	X
0312	Recapped and used tires and repair materials	179	849 320	40 537	4.8	Z	X
0400	Household and lawn furniture	12	4 898	429	8.8	Z	X
0740	Other construction materials	6	15 671	2 165	13.8	Z	X
1500	Electrical appliances, household	6	9 960	3 696	37.1	Z	X
1600	Electronic parts and equipment, except communication	12	31 822	3 056	9.6	Z	X
1700	Hardware	11	18 700	1 536	8.2	Z	X
2000	Refrigeration equipment and supplies	9	61 746	9 151	14.8	Z	71.7
2015	Other refrigeration equipment and supplies	9	61 746	9 151	14.8	Z	X
2100	Construction and mining machinery and equipment (including parts and attachments)	115	1 523 108	74 649	4.9	Z	4.6
2112	New power cranes, draglines, and shovels	21	91 061	4 820	5.3	Z	X
2113	New mixers, pavers, and related equipment	9	173 412	8 576	4.9	Z	X
2115	New graders, rollers, and off-highway trucks	13	190 635	3 330	1.7	Z	X
2117	Other new construction and mining, logging, and road maintenance machinery, equipment, and parts	17	267 588	17 486	6.5	Z	X
2118	Used construction and mining machinery and equipment	98	362 509	18 233	5.0	Z	X
2200	Farm machinery, equipment, and parts	122	22 901 779	784 973	3.4	.2	.1
2211	New tractors (farm)	16	158 944	54 705	34.4	Z	X
2213	New land preparation, planting, and cultivating machinery	16	1 185 057	77 945	6.6	Z	X
2214	New dairy farm and barn equipment	7	40 733	288	.7	Z	X
2216	Other new farm machinery and equipment	19	127 393	10 321	8.1	Z	X
2218	Used farm machinery and equipment	76	454 498	214 402	47.2	.1	X
2220	Garden machinery, equipment, and parts	13	89 467	4 558	5.1	Z	16.6
2222	Other new lawn and garden machinery and equipment	9	14 399	1 663	11.5	Z	X
2320	General-purpose industrial machinery, equipment, and parts	47	152 646	14 487	9.5	Z	1.0
2321	New pumps, compressors (air or gas), and equipment	10	84 834	4 931	5.8	Z	X
2340	Materials handling machinery, equipment, and parts	7	18 313	748	4.1	Z	X
2620	Marine machinery, equipment, and supplies	20	2 349 079	45 870	2.0	Z	X
2630	Other transportation equipment and supplies	6	33 134	3 311	10.0	Z	X
2700	Sporting and recreational goods and supplies	25	176 300	15 686	8.9	Z	45.7
2715	Athletic equipment and accessories	20	128 251	7 505	5.9	Z	X
3000	Jewelry, diamonds, gem stones, and watches	6	33 134	13 251	40.0	Z	X
5400	Petroleum products	145	2 595 143	17 463	.7	Z	.2
5415	No. 2 distillate fuel oil (no. 2 diesel and no. 2 heating oil)	13	1 035 423	968	.1	Z	X
5416	All other distillate fuel oil (no. 1 and no. 4 diesel and heating)	13	1 035 423	527	.1	Z	X
5418	Lubricating oil and greases	20	1 060 231	166	.1	Z	X
9700	Service receipts and labor charges (including installed parts)	2 571	56 958 104	3 615 395	6.3	.8	47.6
9701	Labor charges for repair work	2 350	53 595 447	2 074 250	3.9	.5	X
9702	Parts installed in repair work	2 001	31 285 611	1 328 920	4.2	.3	X
9703	Other service receipts and labor charges—Specify	597	12 936 380	212 179	1.6	.1	X
9720	Receipts for service contracts	136	2 319 146	31 134	1.3	Z	X
9810	Miscellaneous commodities	251	6 643 213	455 801	6.9	.1	X
9940	Rental and leasing receipts	517	6 227 505	390 924	6.3	.1	X
9970	Receipts for printing or photocopying performed at this establishment	13	263 815	3 814	1.4	Z	X
9980	Receipts for machine shop job work	133	2 043 889	24 708	1.2	Z	X
4211101	Automobile & motorcycle whse	3 952	X	232 780 708	X	100.0	94.9
0100	New and used automobiles, motorcycles, etc.	3 952	232 780 708	194 008 080	83.3	83.3	90.6
0111	New automobiles	567	160 833 970	135 075 388	84.0	58.0	X
0112	Used automobiles	3 325	74 650 527	52 744 594	70.7	22.7	X
0113	Motorcycles	382	26 919 599	3 113 323	11.6	1.3	X
0114	Motorscooters, mopeds, snowmobiles, and utility trailers	365	30 174 085	3 074 775	10.2	1.3	X
0120	Buses, campers, and motor homes	216	5 890 647	131 729	2.2	.1	91.2
0121	Buses	41	537 180	7 791	1.5	.1	X
0122	Motor homes, car trailers, and campers	197	5 838 316	123 936	2.1	.1	X

See footnotes at end of table.

Table 2. All Types of Operation by Kind of Business and Commodity Line for Wholesale Trade: 1997—Con.

[Includes only establishments with payroll. For meaning of abbreviations and symbols, see introductory text. For explanation of terms, see Appendix A]

NAICS code and CL code	Kind of business and commodity line	Establishments handling commodity line		Commodity line sales			Sales coverage percent
		Number	Total sales (\$1,000)	Amount ¹ (\$1,000)	As percent of total sales of—		
					Establishments handling line	Establishments in NAICS industry ¹	
4211101	Automobile & motorcycle whse—Con.						
0130	Light trucks and vans (14,000 lb or less)	1 443	107 851 666	32 244 254	29.9	13.9	89.7
0131	New light trucks	188	66 944 820	16 077 083	24.0	6.9	X
0132	Used light trucks	1 268	41 942 446	7 587 964	18.1	3.3	X
0133	Vans and cargo vans (new and used)	660	79 714 294	8 579 191	10.8	3.7	X
0140	Medium trucks and tractors (14,001 to 26,000 lb)	186	21 218 423	492 371	2.3	.2	X
0150	Heavy trucks and tractors (over 26,000 lb)	125	2 338 801	138 544	5.9	.1	91.5
0151	New heavy trucks (one piece)	23	74 294	11 197	15.1	Z	X
0155	Used heavy trucks, tractors, and trailers	106	2 274 155	127 320	5.6	.1	X
0200	New and rebuilt automotive parts and supplies	341	50 189 292	3 699 361	7.4	1.6	7.1
0211	Batteries	117	1 149 438	4 350	.4	Z	X
0212	Engines (complete)	78	1 476 061	46 982	3.2	Z	X
0213	Electrical engine parts (including ignition parts)	74	159 244	1 134	.7	Z	X
0214	Brake parts (including fluid and all disk and drum parts)	113	2 185 910	18 264	.8	Z	X
0215	Exhaust system parts	53	2 129 372	14 788	.7	Z	X
0216	Glass	81	1 115 351	4 421	.4	Z	X
0217	Hoses, belts, gaskets, and wiper blades	89	1 094 488	8 837	.8	Z	X
0218	Filters (oil, air, gas, and transmission)	95	2 144 201	15 568	.7	Z	X
0219	Engine parts, except electrical	126	1 139 726	16 780	1.5	Z	X
0221	Body parts and repair materials	151	1 840 406	77 195	4.2	Z	X
0222	Suspension parts (shocks, struts, balljoints, etc.)	103	1 113 502	9 960	.9	Z	X
0223	Parts, n.e.c.	75	21 998 592	1 463 833	6.7	.6	X
0224	Accessories	126	4 143 697	134 442	3.2	.1	X
0240	Used automotive parts, accessories, and equipment	327	1 761 652	183 826	10.4	.1	X
0250	Petroleum products marketing equipment	11	13 213	158	1.2	Z	X
0300	Tires and tubes	128	271 210	11 404	4.2	Z	25.9
0311	New tires and tubes	44	107 260	4 406	4.1	Z	X
0312	Recapped and used tires and repair materials	80	155 560	6 748	4.3	Z	X
0400	Household and lawn furniture	12	4 898	429	8.8	Z	X
1500	Electrical appliances, household	6	9 960	3 696	37.1	Z	X
1600	Electronic parts and equipment, except communication	8	2 081	83	4.0	Z	X
1700	Hardware	7	4 360	195	4.5	Z	X
2100	Construction and mining machinery and equipment (including parts and attachments)	19	1 107 772	26 928	2.4	Z	.2
2112	New power cranes, draglines, and shovels	17	73 841	4 371	5.9	Z	X
2118	Used construction and mining machinery and equipment	17	73 841	1 881	2.5	Z	X
2200	Farm machinery, equipment, and parts	48	22 511 938	743 249	3.3	.3	.1
2211	New tractors (farm)	16	158 944	54 705	34.4	Z	X
2213	New land preparation, planting, and cultivating machinery	16	1 185 057	77 945	6.6	Z	X
2218	Used farm machinery and equipment	16	158 944	188 608	100.0	.1	X
2220	Garden machinery, equipment, and parts	9	14 399	1 663	11.5	Z	80.6
2222	Other new lawn and garden machinery and equipment	9	14 399	1 663	11.5	Z	X
2320	General-purpose industrial machinery, equipment, and parts	8	12 297	3 465	28.2	Z	X
2620	Marine machinery, equipment, and supplies	11	2 215 873	37 206	1.7	Z	X
2630	Other transportation equipment and supplies	6	33 134	3 311	10.0	Z	X
2700	Sporting and recreational goods and supplies	21	141 008	7 631	5.4	Z	44.1
2715	Athletic equipment and accessories	20	128 251	7 505	5.9	Z	X
3000	Jewelry, diamonds, gem stones, and watches	6	33 134	13 251	40.0	Z	X
5400	Petroleum products	21	1 065 089	2 147	.2	Z	.4
5415	No. 2 distillate fuel oil (no. 2 diesel and no. 2 heating oil)	13	1 035 423	968	.1	Z	X
5416	All other distillate fuel oil (no. 1 and no. 4 diesel and heating)	13	1 035 423	527	.1	Z	X
5418	Lubricating oil and greases	20	1 060 231	166	Z	Z	X
9700	Service receipts and labor charges (including installed parts)	473	30 195 243	535 022	1.8	.2	14.1
9701	Labor charges for repair work	339	28 232 890	325 899	1.2	.1	X
9702	Parts installed in repair work	299	9 798 709	79 197	.8	Z	X
9703	Other service receipts and labor charges—Specify	176	7 841 983	129 885	1.7	.1	X
9720	Receipts for service contracts	55	1 154 914	12 402	1.1	.1	X
9810	Miscellaneous commodities	65	4 042 747	348 092	8.6	.2	X
9940	Rental and leasing receipts	78	995 633	88 191	8.9	Z	X
9980	Receipts for machine shop job work	31	1 036 928	1 114	.1	Z	X
4211102	Bus & recreational vehicle whse	387	X	3 059 157	X	100.0	79.7
0100	New and used automobiles, motorcycles, etc.	28	179 789	17 152	9.5	.6	70.8
0111	New automobiles	14	143 917	12 670	8.8	.4	X
0112	Used automobiles	18	106 700	4 048	3.8	.1	X
0114	Motorscooters, mopeds, snowmobiles, and utility trailers	8	38 305	434	1.1	Z	X
0120	Buses, campers, and motor homes	387	3 059 157	2 701 838	88.3	88.3	77.0
0121	Buses	301	2 568 269	2 264 015	88.2	74.0	X
0122	Motor homes, car trailers, and campers	102	566 727	437 823	77.3	14.3	X
0130	Light trucks and vans (14,000 lb or less)	25	230 003	41 004	17.8	1.3	79.2
0131	New light trucks	14	121 142	14 655	12.1	.5	X
0132	Used light trucks	10	110 310	23 419	21.2	.8	X
0133	Vans and cargo vans (new and used)	7	56 850	2 930	5.2	.1	X
0140	Medium trucks and tractors (14,001 to 26,000 lb)	26	252 942	26 023	10.3	.9	X
0150	Heavy trucks and tractors (over 26,000 lb)	22	240 997	44 780	18.6	1.5	77.4
0151	New heavy trucks (one piece)	12	136 118	26 889	19.8	.9	X
0152	New heavy truck tractors	10	73 789	3 688	5.0	.1	X
0155	Used heavy trucks, tractors, and trailers	13	185 462	5 151	2.8	.2	X

See footnotes at end of table.

Table 2. All Types of Operation by Kind of Business and Commodity Line for Wholesale Trade: 1997—Con.

[Includes only establishments with payroll. For meaning of abbreviations and symbols, see introductory text. For explanation of terms, see Appendix A]

NAICS code and CL code	Kind of business and commodity line	Establishments handling commodity line		Commodity line sales			Sales coverage percent
		Number	Total sales (\$1,000)	Amount ¹ (\$1,000)	As percent of total sales of—		
					Establishments handling line	Establishments in NAICS industry ¹	
4211102	Bus & recreational vehicle whse—Con.						
0200	New and rebuilt automotive parts and supplies	125	1 164 879	86 407	7.4	2.8	2.1
0213	Electrical engine parts (including ignition parts)	63	960 620	4 311	.4	.1	X
0214	Brake parts (including fluid and all disk and drum parts)	63	960 620	1 075	.1	Z	X
0216	Glass	63	960 620	3 231	.3	.1	X
0217	Hoses, belts, gaskets, and wiper blades	63	960 620	2 156	.2	.1	X
0218	Filters (oil, air, gas, and transmission)	63	960 620	1 075	.1	Z	X
0219	Engine parts, except electrical	62	204 259	29 273	14.3	1.0	X
0221	Body parts and repair materials	63	960 620	32 352	3.4	1.1	X
0223	Parts, n.e.c.	63	960 620	10 779	1.1	.4	X
0224	Accessories	63	960 620	2 156	.2	.1	X
0240	Used automotive parts, accessories, and equipment	15	133 272	8 615	6.5	.3	X
9700	Service receipts and labor charges (including installed parts)	158	1 820 921	82 520	4.5	2.7	77.7
9701	Labor charges for repair work	142	1 447 636	45 908	3.2	1.5	X
9702	Parts installed in repair work	117	1 291 702	26 741	2.1	.9	X
9703	Other service receipts and labor charges—Specify	40	712 445	9 868	1.4	.3	X
9720	Receipts for service contracts	12	158 432	3 950	2.5	.1	X
9810	Miscellaneous commodities	16	274 789	8 152	3.0	.3	X
9940	Rental and leasing receipts	48	712 565	17 375	2.4	.6	X
4211103	Light truck & van (14,000 lb or less) whse	548	X	159 991 093	X	100.0	96.9
0100	New and used automobiles, motorcycles, etc.	292	154 207 565	46 063 587	29.9	28.8	71.8
0111	New automobiles	158	153 217 271	45 739 621	29.9	28.6	X
0112	Used automobiles	172	1 401 948	313 593	22.4	.2	X
0113	Motorcycles	22	215 981	10 056	4.7	Z	X
0120	Buses, campers, and motor homes	59	64 567 172	1 877 872	2.9	1.2	96.8
0121	Buses	34	64 189 951	864 973	1.3	.5	X
0122	Motor homes, car trailers, and campers	49	64 537 938	1 012 894	1.6	.6	X
0130	Light trucks and vans (14,000 lb or less)	548	159 991 093	108 107 003	67.6	67.6	72.5
0131	New light trucks	323	158 986 206	104 381 497	65.7	65.2	X
0132	Used light trucks	337	5 734 672	604 584	10.5	.4	X
0133	Vans and cargo vans (new and used)	239	81 969 531	3 120 922	3.8	2.0	X
0140	Medium trucks and tractors (14,001 to 26,000 lb)	110	65 906 771	2 365 922	3.6	1.5	X
0150	Heavy trucks and tractors (over 26,000 lb)	93	65 263 019	842 734	1.3	.5	96.9
0151	New heavy trucks (one piece)	67	64 919 978	733 388	1.1	.5	X
0152	New heavy truck tractors	23	686 149	56 220	8.2	Z	X
0153	New truck trailers	7	96 250	1 818	1.9	Z	X
0154	New truck bodies	15	116 031	6 820	5.9	Z	X
0155	Used heavy trucks, tractors, and trailers	48	679 955	44 487	6.5	Z	X
0200	New and rebuilt automotive parts and supplies	131	5 761 795	479 337	8.3	.3	1.5
0213	Electrical engine parts (including ignition parts)	17	1 927 709	17 296	.9	Z	X
0214	Brake parts (including fluid and all disk and drum parts)	17	1 927 709	17 296	.9	Z	X
0215	Exhaust system parts	17	1 927 709	25 945	1.3	Z	X
0216	Glass	17	1 927 709	8 647	.4	Z	X
0217	Hoses, belts, gaskets, and wiper blades	17	1 927 709	17 296	.9	Z	X
0218	Filters (oil, air, gas, and transmission)	17	1 927 709	25 945	1.3	Z	X
0219	Engine parts, except electrical	30	2 567 561	88 396	3.4	.1	X
0221	Body parts and repair materials	30	1 943 147	52 932	2.7	Z	X
0222	Body parts and repair materials	17	1 927 709	43 238	2.2	Z	X
0223	Suspension parts (shocks, struts, balljoints, etc.)	57	2 885 684	63 677	2.2	Z	X
0224	Parts, n.e.c.	88	4 566 369	116 709	2.6	.1	X
0240	Used automotive parts, accessories, and equipment	36	212 280	19 865	9.4	Z	X
0300	Tires and tubes	22	137 710	3 156	2.3	Z	32.9
0311	New tires and tubes	21	136 994	3 122	2.3	Z	X
2100	Construction and mining machinery and equipment (including parts and attachments)	6	31 295	1 398	4.5	Z	X
2200	Farm machinery, equipment, and parts	6	27 328	2 012	7.4	Z	X
5400	Petroleum products	7	40 386	740	1.8	Z	X
9700	Service receipts and labor charges (including installed parts)	144	1 547 438	159 735	10.3	.1	93.7
9701	Labor charges for repair work	123	1 148 338	80 985	7.1	.1	X
9702	Parts installed in repair work	117	1 396 669	72 731	5.2	Z	X
9703	Other service receipts and labor charges—Specify	29	253 846	6 021	2.4	Z	X
9720	Receipts for service contracts	18	137 023	1 243	.9	Z	X
9810	Miscellaneous commodities	17	1 072 748	36 228	3.4	Z	X
9940	Rental and leasing receipts	13	216 318	7 046	3.3	Z	X
9980	Receipts for machine shop job work	9	54 967	3 809	6.9	Z	X
4211104	Medium truck & tractor (14,001 lb to 26,000 lb) whse	516	X	4 375 397	X	100.0	71.9
0100	New and used automobiles, motorcycles, etc.	37	148 827	6 710	4.5	.2	X
0120	Buses, campers, and motor homes	39	1 505 666	162 003	10.8	3.7	X
0130	Light trucks and vans (14,000 lb or less)	116	857 935	142 535	16.6	3.3	X
0140	Medium trucks and tractors (14,001 to 26,000 lb)	516	4 375 397	2 628 676	60.1	60.1	X
0150	Heavy trucks and tractors (over 26,000 lb)	291	3 031 107	782 461	25.8	17.9	X
0200	New and rebuilt automotive parts and supplies	189	1 722 418	264 242	15.3	6.0	X
0240	Used automotive parts, accessories, and equipment	71	305 851	29 302	9.6	.7	X
0300	Tires and tubes	29	103 091	16 190	15.7	.4	X
2100	Construction and mining machinery and equipment (including parts and attachments)	19	81 041	5 054	6.2	.1	X
2200	Farm machinery, equipment, and parts	14	72 622	12 778	17.6	.3	X
2320	General-purpose industrial machinery, equipment, and parts	10	84 834	4 931	5.8	.1	X
5400	Petroleum products	18	185 469	2 587	1.4	.1	X
9700	Service receipts and labor charges (including installed parts)	306	2 119 913	262 412	12.4	6.0	X
9720	Receipts for service contracts	8	166 207	2 456	1.5	.1	X
9810	Miscellaneous commodities	45	456 537	11 954	2.6	.3	X

See footnotes at end of table.

Table 2. All Types of Operation by Kind of Business and Commodity Line for Wholesale Trade: 1997—Con.

[Includes only establishments with payroll. For meaning of abbreviations and symbols, see introductory text. For explanation of terms, see Appendix A]

NAICS code and CL code	Kind of business and commodity line	Establishments handling commodity line		Commodity line sales			Sales coverage percent
		Number	Total sales (\$1,000)	Amount ¹ (\$1,000)	As percent of total sales of—		
					Establishments handling line	Establishments in NAICS industry ¹	
4211104	Medium truck & tractor (14,001 lb to 26,000 lb) whsle—Con.						
9940	Rental and leasing receipts	66	567 456	27 421	4.8	.6	X
9980	Receipts for machine shop job work	18	193 494	4 479	2.3	.1	X
4211105	Heavy truck & tractor (over 26,000 lb) whsle	2 261	X	28 150 000	X	100.0	81.2
0100	New and used automobiles, motorcycles, etc.....	68	524 788	72 764	13.9	.3	74.0
0111	New automobiles	26	194 115	7 180	3.7	Z	X
0112	Used automobiles	40	256 390	9 744	3.8	Z	X
0114	Motorscooters, mopeds, snowmobiles, and utility trailers	17	188 584	55 787	29.6	.2	X
0120	Buses, campers, and motor homes	149	2 997 771	333 595	11.1	1.2	80.4
0121	Buses	138	2 939 137	330 708	11.3	1.2	X
0122	Motor homes, car trailers, and campers	17	93 028	2 887	3.1	Z	X
0130	Light trucks and vans (14,000 lb or less)	254	3 087 308	414 844	13.4	1.5	78.3
0131	New light trucks	155	2 705 205	290 566	10.7	1.0	X
0132	Used light trucks	160	1 936 570	76 339	3.9	.3	X
0133	Vans and cargo vans (new and used)	98	1 338 985	45 319	3.4	.2	X
0140	Medium trucks and tractors (14,001 to 26,000 lb)	833	13 049 312	1 798 703	13.8	6.4	X
0150	Heavy trucks and tractors (over 26,000 lb)	2 261	28 150 000	19 787 829	70.3	70.3	75.9
0151	New heavy trucks (one piece)	959	15 565 707	7 086 277	45.5	25.2	X
0152	New heavy truck tractors	867	13 005 291	5 339 958	41.1	19.0	X
0153	New truck trailers	692	7 469 936	2 179 686	29.2	7.7	X
0154	New truck bodies	306	2 704 809	578 332	21.4	2.1	X
0155	Used heavy trucks, tractors, and trailers	1 923	21 464 563	4 603 577	21.4	16.4	X
0200	New and rebuilt automotive parts and supplies	1 213	18 815 862	2 589 657	13.8	9.2	1.5
0211	Batteries	589	8 762 834	82 729	.9	.3	X
0212	Engines (complete)	620	7 099 381	191 279	2.7	.7	X
0213	Electrical engine parts (including ignition parts)	497	7 343 400	56 063	.8	.2	X
0214	Brake parts (including fluid and all disk and drum parts)	693	10 105 214	150 776	1.5	.5	X
0215	Exhaust system parts	519	8 598 737	47 749	.6	.2	X
0216	Glass	195	3 628 749	25 808	.7	.1	X
0217	Hoses, belts, gaskets, and wiper blades	399	7 382 361	47 858	.6	.2	X
0218	Filters (oil, air, gas, and transmission)	506	9 729 842	103 124	1.1	.4	X
0219	Engine parts, except electrical	656	10 590 956	307 912	2.9	1.1	X
0221	Body parts and repair materials	562	9 337 704	156 007	1.7	.6	X
0222	Suspension parts (shocks, struts, balljoints, etc.)	649	10 810 615	183 951	1.7	.7	X
0223	Parts, n.e.c.	531	12 697 501	1 084 062	8.5	3.9	X
0224	Accessories	391	8 952 425	138 995	1.6	.5	X
0240	Used automotive parts, accessories, and equipment	142	1 347 098	111 502	8.3	.4	X
0250	Petroleum products marketing equipment	8	148 007	1 305	.9	Z	X
0300	Tires and tubes	80	755 196	17 649	2.3	.1	2.4
0311	New tires and tubes	21	267 633	50	Z	Z	X
0312	Recapped and used tires and repair materials	70	590 669	17 599	3.0	.1	X
2100	Construction and mining machinery and equipment (including parts and attachments)	69	301 801	41 257	13.7	.1	21.0
2113	New mixers, pavers, and related equipment	9	173 412	8 576	4.9	.1	X
2115	New graders, rollers, and off-highway trucks	13	190 635	3 330	1.7	Z	X
2117	Other new construction and mining, logging, and road maintenance machinery, equipment, and parts	17	267 588	17 486	6.5	.1	X
2118	Used construction and mining machinery and equipment	62	207 627	11 298	5.4	Z	X
2200	Farm machinery, equipment, and parts	51	277 703	23 625	8.5	.1	4.2
2218	Used farm machinery and equipment	46	222 932	21 526	9.7	.1	X
2320	General-purpose industrial machinery, equipment, and parts	27	52 315	5 926	11.3	Z	X
2620	Marine machinery, equipment, and supplies	6	27 969	7 625	27.3	Z	X
5400	Petroleum products	95	1 261 693	11 584	.9	Z	X
9700	Service receipts and labor charges (including installed parts)	1 490	21 274 589	2 575 706	12.1	9.2	79.9
9701	Labor charges for repair work	1 466	20 902 113	1 482 127	7.1	5.3	X
9702	Parts installed in repair work	1 237	17 185 266	1 040 440	6.1	3.7	X
9703	Other service receipts and labor charges—Specify	275	3 340 909	53 137	1.6	.2	X
9720	Receipts for service contracts	43	702 570	11 083	1.6	Z	X
9810	Miscellaneous commodities	108	796 392	51 375	6.5	.2	X
9940	Rental and leasing receipts	312	3 735 533	250 891	6.7	.9	X
9980	Receipts for machine shop job work	71	734 749	14 801	2.0	.1	X
42112	Motor vehicle supplies & new parts whsle	'12 620	X	'83 214 728	X	100.0	74.0
0100	New and used automobiles, motorcycles, etc.....	133	207 396	51 277	24.7	.1	8.0
0112	Used automobiles	92	71 168	7 385	10.4	Z	X
0113	Motorcycles	36	133 572	43 116	32.3	.1	X
0120	Buses, campers, and motor homes	26	58 796	5 136	8.7	Z	32.3
0121	Buses	20	52 873	4 827	9.1	Z	X
0130	Light trucks and vans (14,000 lb or less)	62	139 341	9 837	7.1	Z	14.3
0131	New light trucks	9	59 067	311	.5	Z	X
0132	Used light trucks	17	19 467	2 318	11.9	Z	X
0133	Vans and cargo vans (new and used)	35	60 118	7 044	11.7	Z	X
0140	Medium trucks and tractors (14,001 to 26,000 lb)	55	153 743	11 464	7.5	Z	X
0150	Heavy trucks and tractors (over 26,000 lb)	84	205 531	44 379	21.6	.1	56.5
0151	New heavy trucks (one piece)	43	164 314	31 997	19.5	Z	X
0152	New heavy truck tractors	9	23 666	2 251	9.5	Z	X
0154	New truck bodies	13	16 295	285	1.7	Z	X
0155	Used heavy trucks, tractors, and trailers	45	96 050	5 974	6.2	Z	X

See footnotes at end of table.

Table 2. All Types of Operation by Kind of Business and Commodity Line for Wholesale Trade: 1997—Con.

[Includes only establishments with payroll. For meaning of abbreviations and symbols, see introductory text. For explanation of terms, see Appendix A]

NAICS code and CL code	Kind of business and commodity line	Establishments handling commodity line		Commodity line sales			Sales coverage percent
		Number	Total sales (\$1,000)	Amount ¹ (\$1,000)	As percent of total sales of—		
					Establishments handling line	Establishments in NAICS industry ¹	
42112	Motor vehicle supplies & new parts whse—Con.						
0200	New and rebuilt automotive parts and supplies	12 088	81 890 664	77 879 302	95.1	93.6	52.3
0211	Batteries	3 514	15 077 853	4 345 188	28.8	5.2	X
0212	Engines (complete)	2 074	13 391 248	3 202 290	23.9	3.8	X
0213	Electrical engine parts (including ignition parts)	4 145	37 042 694	12 456 852	33.6	15.0	X
0214	Brake parts (including fluid and all disk and drum parts)	4 717	31 856 545	5 088 527	16.0	6.1	X
0215	Exhaust system parts	3 281	23 050 983	1 694 313	7.4	2.0	X
0216	Glass	934	5 531 455	1 080 399	19.5	1.3	X
0217	Hoses, belts, gaskets, and wiper blades	4 029	29 046 711	2 874 037	9.9	3.5	X
0218	Filters (oil, air, gas, and transmission)	3 882	21 376 831	2 108 909	9.9	2.5	X
0219	Engine parts, except electrical	4 226	37 217 317	7 158 480	19.2	8.6	X
0221	Body parts and repair materials	2 819	23 130 979	7 450 114	32.2	9.0	X
0222	Suspension parts (shocks, struts, balljoints, etc.)	3 870	28 848 499	3 887 857	13.5	4.7	X
0223	Parts, n.e.c.	4 176	33 736 066	17 313 779	51.3	20.8	X
0224	Accessories	5 120	34 346 785	9 218 540	26.8	11.1	X
0240	Used automotive parts, accessories, and equipment	517	1 215 288	145 515	12.0	.2	X
0250	Petroleum products marketing equipment	872	2 609 719	1 307 421	50.1	1.6	X
0300	Tires and tubes	575	2 520 903	379 684	15.1	.5	56.6
0311	New tires and tubes	480	2 330 942	350 370	15.0	.4	X
0312	Recapped and used tires and repair materials	143	244 897	29 313	12.0	Z	X
0540	Other home furnishings	7	10 814	1 385	12.8	Z	X
0730	Flat glass and other construction glass (excluding automotive)	26	111 710	10 708	9.6	Z	X
0900	Office equipment	6	82 415	4 857	5.9	Z	X
0920	New computer equipment	14	53 768	13 713	25.5	Z	.2
0921	Computers	11	40 513	12 894	31.8	Z	X
1120	Flat iron and steel products	57	1 533 861	84 614	5.5	.1	X
1140	Iron and steel wire and wire products	7	29 340	1 240	4.2	Z	X
1400	Electrical apparatus and equipment	189	3 947 447	151 413	3.8	.2	2.4
1413	Motors and generators (including motor-generator sets)	62	238 225	23 071	9.7	Z	X
1415	Electric bulbs (all types)	14	2 507 782	69 644	2.8	.1	X
1500	Electrical appliances, household	29	333 478	108 726	32.6	.1	56.3
1512	Radios, stereos, and CD players	7	252 485	88 566	35.1	.1	X
1600	Electronic parts and equipment, except communication	204	1 245 579	112 686	9.0	.1	6.4
1618	Electronic parts and equipment, n.e.c.	29	575 577	57 794	10.0	.1	X
1650	Communication equipment and supplies	17	136 090	20 884	15.3	Z	48.3
1651	Telephones	13	112 017	3 680	3.3	Z	X
1700	Hardware	282	1 953 786	190 709	9.8	.2	9.3
1711	Hand tools (including power driven)	191	1 306 746	79 119	6.1	.1	X
1712	Bolts, nuts, rivets, and fasteners	158	946 848	81 449	8.6	.1	X
1800	Plumbing and heating equipment and supplies (hydronics)	23	148 539	16 502	11.1	Z	46.4
1815	Boilers, radiators, and convectors	13	67 577	7 147	10.6	Z	X
1818	Other plumbing and heating equipment and supplies	7	72 532	6 698	9.2	Z	X
1900	Warm air heating and air-conditioning equipment and supplies	13	174 972	18 052	10.3	Z	X
2000	Refrigeration equipment and supplies	10	195 958	12 393	6.3	Z	X
2100	Construction and mining machinery and equipment (including parts and attachments)	137	566 217	63 882	11.3	.1	.1
2114	New tractor shovel loaders	59	109 656	1 632	1.5	Z	X
2115	New graders, rollers, and off-highway trucks	59	109 656	814	.7	Z	X
2117	Other new construction and mining, logging, and road maintenance machinery, equipment, and parts	59	109 656	13 914	12.7	Z	X
2200	Farm machinery, equipment, and parts	143	669 886	64 908	9.7	.1	X
2220	Garden machinery, equipment, and parts	125	399 110	19 588	4.9	Z	X
2300	Hydraulic and pneumatic (fluid-power) pumps, motors, and parts	9	56 349	7 782	13.8	Z	52.8
2312	Motors	6	22 459	1 522	6.8	Z	X
2320	General-purpose industrial machinery, equipment, and parts	399	4 088 924	416 851	10.2	.5	4.4
2321	New pumps, compressors (air or gas), and equipment	70	215 327	16 661	7.7	Z	X
2323	New diesel engines (excluding automotive)	95	455 028	73 846	16.2	.1	X
2326	New controlling, recording, and indicating instruments and access	166	565 471	36 423	6.4	Z	X
2327	All other new general-purpose industrial machinery and equipment	107	635 931	54 229	8.5	.1	X
2330	Metalworking machinery, equipment, and parts	11	42 028	4 090	9.7	Z	X
2340	Materials handling machinery, equipment, and parts	8	27 955	2 094	7.5	Z	X
2350	Oil well, oil refinery, and pipeline machinery, equipment, and supplies	8	46 835	2 007	4.3	Z	X
2360	Other industrial machinery, equipment, and parts	20	276 114	45 029	16.3	.1	14.9
2366	Other new industrial machinery and equipment	17	273 285	44 796	16.4	.1	X
2367	Used industrial machinery and equipment	6	24 849	233	.9	Z	X
2370	Mechanical power transmission supplies	28	329 971	71 418	21.6	.1	27.4
2371	Bearings and bushings	17	273 559	49 543	18.1	.1	X
2372	Other mechanical power transmission supplies	21	272 278	20 870	7.7	Z	X
2390	Hydraulic and pneumatic (fluid-power) valves	12	70 252	6 522	9.3	Z	49.8
2391	Hydraulic valves	12	70 252	4 542	6.5	Z	X
2392	Pneumatic valves	9	43 631	1 979	4.5	Z	X
2420	Hydraulic and pneumatic connectors and assemblies	10	24 100	3 153	13.1	Z	74.0
2421	Hydraulic and pneumatic connectors	10	24 100	2 931	12.2	Z	X
2422	Hydraulic and pneumatic assemblies	7	10 857	222	2.0	Z	X
2430	Fluid-power filters, components, accessories, and parts	20	60 227	5 956	9.9	Z	74.0
2431	Filters	15	42 172	2 985	7.1	Z	X
2432	Other fluid-power components, accessories, and parts, n.e.c.	12	28 931	2 971	10.3	Z	X
2440	Welding supplies (excluding gases)	7	9 292	1 147	12.3	Z	X
2450	Industrial containers and supplies	10	46 260	1 908	4.1	Z	X

See footnotes at end of table.

Table 2. All Types of Operation by Kind of Business and Commodity Line for Wholesale Trade: 1997—Con.

[Includes only establishments with payroll. For meaning of abbreviations and symbols, see introductory text. For explanation of terms, see Appendix A]

NAICS code and CL code	Kind of business and commodity line	Establishments handling commodity line		Commodity line sales			Sales coverage percent
		Number	Total sales (\$1,000)	Amount ¹ (\$1,000)	As percent of total sales of—		
					Establishments handling line	Establishments in NAICS industry ¹	
42112	Motor vehicle supplies & new parts whse—Con.						
2460	Other industrial supplies	32	82 598	9 929	12.0	Z	21.1
2465	Strapping and tape	12	9 705	26	.3	Z	X
2466	Industrial supplies, n.e.c.	27	64 491	8 654	13.4	Z	X
2620	Marine machinery, equipment, and supplies	15	75 933	12 377	16.3	Z	45.0
2622	New marine propulsion machinery and equipment	8	43 331	6 731	15.5	Z	X
2630	Other transportation equipment and supplies	10	157 928	12 019	7.6	Z	X
2700	Sporting and recreational goods and supplies	28	337 233	57 010	16.9	.1	X
2900	Ferrous metal scrap	9	21 912	1 461	6.7	Z	X
3150	Other durable goods	12	115 071	15 500	13.5	Z	14.7
3154	Other durable goods, n.e.c.	6	38 557	3 876	10.1	Z	X
3800	Men's and boys' wear	20	143 428	22 111	15.4	Z	X
3900	Women's and children's wear	10	5 706	709	12.4	Z	52.5
3916	Other women's, misses, and girl's wear (furs, sweaters, millinery, etc.) ..	9	5 056	643	12.7	Z	X
4100	Frozen foods (packaged)	9	42 882	732	1.7	Z	X
5300	Plastics materials and basic shapes	25	283 125	34 345	12.1	Z	50.0
5313	Plastics raw materials	11	162 514	13 456	8.3	Z	X
5330	Chemicals and allied products (excluding agricultural, plastics, gases, and petroleum)	836	4 235 044	422 104	10.0	.5	2.2
5334	Organic fibers	310	394 554	22 083	5.6	Z	X
5335	Detergents and soaps	109	732 978	98 981	13.5	.1	X
5342	Adhesives, sealants, and glues	193	905 402	54 722	6.0	.1	X
5344	Other chemicals and allied products	134	544 142	20 846	3.8	Z	X
5400	Petroleum products	676	2 369 089	131 318	5.5	.2	5.6
5412	Motor gasoline	10	14 670	819	5.6	Z	X
5418	Lubricating oil and greases	646	1 704 126	97 763	5.7	.1	X
5800	Farm supplies	20	89 563	19 953	22.3	Z	.8
5818	Other farm supplies (including harness and saddlery equipment)	14	5 185	338	6.5	Z	X
6000	Paint, paint supplies, and wallpaper	79	133 200	13 332	10.0	Z	17.7
6011	Architectural coatings (enamels, primers, stains, solvents, and lacquers)	60	93 147	11 041	11.9	Z	X
6014	Paint supplies	17	14 951	696	4.7	Z	X
6100	Books, periodicals, newspapers, and miscellaneous printed materials	7	6 357	731	11.5	Z	X
6150	Nondurable goods, n.e.c.	10	37 281	6 511	17.5	Z	X
9700	Service receipts and labor charges (including installed parts)	1 519	4 006 874	713 938	17.8	.9	65.3
9701	Labor charges for repair work	1 287	3 219 311	342 779	10.6	.4	X
9702	Parts installed in repair work	960	2 739 583	256 871	9.4	.3	X
9703	Other service receipts and labor charges—Specify	282	883 727	114 269	12.9	.1	X
9720	Receipts for service contracts	20	92 488	2 458	2.7	Z	X
9740	Receipts for installing equipment	22	51 753	7 290	14.1	Z	X
9810	Miscellaneous commodities	341	2 979 228	251 287	8.4	.3	X
9940	Rental and leasing receipts	68	261 102	9 065	3.5	Z	X
9980	Receipts for machine shop job work	290	571 674	83 163	14.5	.1	X
421120	Motor vehicle supplies & new parts whse	'12 620	X	'83 214 728	X	100.0	74.0
0100	New and used automobiles, motorcycles, etc.	133	207 396	51 277	24.7	.1	8.0
0112	Used automobiles	92	71 168	7 385	10.4	Z	X
0113	Motorcycles	36	133 572	43 116	32.3	.1	X
0120	Buses, campers, and motor homes	26	58 796	5 136	8.7	Z	32.3
0121	Buses	20	52 873	4 827	9.1	Z	X
0130	Light trucks and vans (14,000 lb or less)	62	139 341	9 837	7.1	Z	14.3
0131	New light trucks	9	59 067	311	.5	Z	X
0132	Used light trucks	17	19 467	2 318	11.9	Z	X
0133	Vans and cargo vans (new and used)	35	60 118	7 044	11.7	Z	X
0140	Medium trucks and tractors (14,001 to 26,000 lb)	55	153 743	11 464	7.5	Z	X
0150	Heavy trucks and tractors (over 26,000 lb)	84	205 531	44 379	21.6	.1	56.5
0151	New heavy trucks (one piece)	43	164 314	31 997	19.5	Z	X
0152	New heavy truck tractors	9	23 666	2 251	9.5	Z	X
0154	New truck bodies	13	16 295	285	1.7	Z	X
0155	Used heavy trucks, tractors, and trailers	45	96 050	5 974	6.2	Z	X
0200	New and rebuilt automotive parts and supplies	12 088	81 890 664	77 879 302	95.1	93.6	52.3
0211	Batteries	3 514	15 077 853	4 345 188	28.8	5.2	X
0212	Engines (complete)	2 074	13 391 248	3 202 290	23.9	3.8	X
0213	Electrical engine parts (including ignition parts)	4 145	37 042 694	12 456 852	33.6	15.0	X
0214	Brake parts (including fluid and all disk and drum parts)	4 717	31 856 545	5 088 527	16.0	6.1	X
0215	Exhaust system parts	3 281	23 050 983	1 694 313	7.4	2.0	X
0216	Glass	934	5 531 455	1 080 399	19.5	1.3	X
0217	Hoses, belts, gaskets, and wiper blades	4 029	29 046 711	2 874 037	9.9	3.5	X
0218	Filters (oil, air, gas, and transmission)	3 882	21 376 831	2 108 909	9.9	2.5	X
0219	Engine parts, except electrical	4 226	37 217 317	7 158 480	19.2	8.6	X
0221	Body parts and repair materials	2 819	23 130 979	7 450 114	32.2	9.0	X
0222	Suspension parts (shocks, struts, balljoints, etc.)	3 870	28 848 499	3 887 857	13.5	4.7	X
0223	Parts, n.e.c.	4 176	33 736 066	17 313 779	51.3	20.8	X
0224	Accessories	5 120	34 346 785	9 218 540	26.8	11.1	X
0240	Used automotive parts, accessories, and equipment	517	1 215 288	145 515	12.0	.2	X
0250	Petroleum products marketing equipment	872	2 609 719	1 307 421	50.1	1.6	X
0300	Tires and tubes	575	2 520 903	379 684	15.1	.5	56.6
0311	New tires and tubes	480	2 330 942	350 370	15.0	.4	X
0312	Recapped and used tires and repair materials	143	244 897	29 313	12.0	Z	X
0540	Other home furnishings	7	10 814	1 385	12.8	Z	X

See footnotes at end of table.

Table 2. All Types of Operation by Kind of Business and Commodity Line for Wholesale Trade: 1997—Con.

[Includes only establishments with payroll. For meaning of abbreviations and symbols, see introductory text. For explanation of terms, see Appendix A]

NAICS code and CL code	Kind of business and commodity line	Establishments handling commodity line		Commodity line sales			Sales coverage percent
		Number	Total sales (\$1,000)	Amount ¹ (\$1,000)	As percent of total sales of—		
					Establishments handling line	Establishments in NAICS industry ¹	
421120	Motor vehicle supplies & new parts whsle—Con.						
0730	Flat glass and other construction glass (excluding automotive)	26	111 710	10 708	9.6	Z	X
0900	Office equipment	6	82 415	4 857	5.9	Z	X
0920	New computer equipment	14	53 768	13 713	25.5	Z	.2
0921	Computers	11	40 513	12 894	31.8	Z	X
1120	Flat iron and steel products	57	1 533 861	84 614	5.5	.1	X
1140	Iron and steel wire and wire products	7	29 340	1 240	4.2	Z	X
1400	Electrical apparatus and equipment	189	3 947 447	151 413	3.8	.2	2.4
1413	Motors and generators (including motor-generator sets)	62	238 225	23 071	9.7	Z	X
1415	Electric bulbs (all types)	14	2 507 782	69 644	2.8	.1	X
1500	Electrical appliances, household	29	333 478	108 726	32.6	.1	56.3
1512	Radios, stereos, and CD players	7	252 485	88 566	35.1	.1	X
1600	Electronic parts and equipment, except communication	204	1 245 579	112 686	9.0	.1	6.4
1618	Electronic parts and equipment, n.e.c.	29	575 577	57 794	10.0	.1	X
1650	Communication equipment and supplies	17	136 090	20 884	15.3	Z	48.3
1651	Telephones	13	112 017	3 680	3.3	Z	X
1700	Hardware	282	1 953 786	190 709	9.8	.2	9.3
1711	Hand tools (including power driven)	191	1 306 746	79 119	6.1	.1	X
1712	Bolts, nuts, rivets, and fasteners	158	946 848	81 449	8.6	.1	X
1800	Plumbing and heating equipment and supplies (hydronics)	23	148 539	16 502	11.1	Z	46.4
1815	Boilers, radiators, and convectors	13	67 577	7 147	10.6	Z	X
1818	Other plumbing and heating equipment and supplies	7	72 532	6 698	9.2	Z	X
1900	Warm air heating and air-conditioning equipment and supplies	13	174 972	18 052	10.3	Z	X
2000	Refrigeration equipment and supplies	10	195 958	12 393	6.3	Z	X
2100	Construction and mining machinery and equipment (including parts and attachments)	137	566 217	63 882	11.3	.1	.1
2114	New tractor shovel loaders	59	109 656	1 632	1.5	Z	X
2115	New graders, rollers, and off-highway trucks	59	109 656	814	.7	Z	X
2117	Other new construction and mining, logging, and road maintenance machinery, equipment, and parts	59	109 656	13 914	12.7	Z	X
2200	Farm machinery, equipment, and parts	143	669 886	64 908	9.7	.1	X
2220	Garden machinery, equipment, and parts	125	399 110	19 588	4.9	Z	X
2300	Hydraulic and pneumatic (fluid-power) pumps, motors, and parts	9	56 349	7 782	13.8	Z	52.8
2312	Motors	6	22 459	1 522	6.8	Z	X
2320	General-purpose industrial machinery, equipment, and parts	399	4 088 924	416 851	10.2	.5	4.4
2321	New pumps, compressors (air or gas), and equipment	70	215 327	16 661	7.7	Z	X
2323	New diesel engines (excluding automotive)	95	455 028	73 846	16.2	.1	X
2326	New controlling, recording, and indicating instruments and access	166	565 471	36 423	6.4	Z	X
2327	All other new general-purpose industrial machinery and equipment	107	635 931	54 229	8.5	.1	X
2330	Metalworking machinery, equipment, and parts	11	42 028	4 090	9.7	Z	X
2340	Materials handling machinery, equipment, and parts	8	27 955	2 094	7.5	Z	X
2350	Oil well, oil refinery, and pipeline machinery, equipment, and supplies	8	46 835	2 007	4.3	Z	X
2360	Other industrial machinery, equipment, and parts	20	276 114	45 029	16.3	.1	14.9
2366	Other new industrial machinery and equipment	17	273 285	44 796	16.4	.1	X
2367	Used industrial machinery and equipment	6	24 849	233	.9	Z	X
2370	Mechanical power transmission supplies	28	329 971	71 418	21.6	.1	27.4
2371	Bearings and bushings	17	273 559	49 543	18.1	.1	X
2372	Other mechanical power transmission supplies	21	272 278	20 870	7.7	Z	X
2390	Hydraulic and pneumatic (fluid-power) valves	12	70 252	6 522	9.3	Z	49.8
2391	Hydraulic valves	12	70 252	4 542	6.5	Z	X
2392	Pneumatic valves	9	43 631	1 979	4.5	Z	X
2420	Hydraulic and pneumatic connectors and assemblies	10	24 100	3 153	13.1	Z	74.0
2421	Hydraulic and pneumatic connectors	10	24 100	2 931	12.2	Z	X
2422	Hydraulic and pneumatic assemblies	7	10 857	222	2.0	Z	X
2430	Fluid-power filters, components, accessories, and parts	20	60 227	5 956	9.9	Z	74.0
2431	Filters	15	42 172	2 985	7.1	Z	X
2432	Other fluid-power components, accessories, and parts, n.e.c.	12	28 931	2 971	10.3	Z	X
2440	Welding supplies (excluding gases)	7	9 292	1 147	12.3	Z	X
2450	Industrial containers and supplies	10	46 260	1 908	4.1	Z	X
2460	Other industrial supplies	32	82 598	9 929	12.0	Z	21.1
2465	Strapping and tape	12	9 705	26	.3	Z	X
2466	Industrial supplies, n.e.c.	27	64 491	8 654	13.4	Z	X
2620	Marine machinery, equipment, and supplies	15	75 933	12 377	16.3	Z	45.0
2622	New marine propulsion machinery and equipment	8	43 331	6 731	15.5	Z	X
2630	Other transportation equipment and supplies	10	157 928	12 019	7.6	Z	X
2700	Sporting and recreational goods and supplies	28	337 233	57 010	16.9	.1	X
2900	Ferrous metal scrap	9	21 912	1 461	6.7	Z	X
3150	Other durable goods	12	115 071	15 500	13.5	Z	14.7
3154	Other durable goods, n.e.c.	6	38 557	3 876	10.1	Z	X
3800	Men's and boys' wear	20	143 428	22 111	15.4	Z	X
3900	Women's and children's wear	10	5 706	709	12.4	Z	52.5
3916	Other women's, misses, and girl's wear (furs, sweaters, millinery, etc.)	9	5 056	643	12.7	Z	X
4100	Frozen foods (packaged)	9	42 882	732	1.7	Z	X
5300	Plastics materials and basic shapes	25	283 125	34 345	12.1	Z	50.0
5313	Plastics raw materials	11	162 514	13 456	8.3	Z	X

See footnotes at end of table.

Table 2. All Types of Operation by Kind of Business and Commodity Line for Wholesale Trade: 1997—Con.

[Includes only establishments with payroll. For meaning of abbreviations and symbols, see introductory text. For explanation of terms, see Appendix A]

NAICS code and CL code	Kind of business and commodity line	Establishments handling commodity line		Commodity line sales			Sales coverage percent
		Number	Total sales (\$1,000)	Amount ¹ (\$1,000)	As percent of total sales of—		
					Establishments handling line	Establishments in NAICS industry ¹	
421120	Motor vehicle supplies & new parts whse—Con.						
5330	Chemicals and allied products (excluding agricultural, plastics, gases, and petroleum)	836	4 235 044	422 104	10.0	.5	2.2
5334	Organic fibers	310	394 554	22 083	5.6		X
5335	Detergents and soaps	109	732 978	98 981	13.5	.1	X
5342	Adhesives, sealants, and glues	193	905 402	54 722	6.0	.1	X
5344	Other chemicals and allied products	134	544 142	20 846	3.8		X
5400	Petroleum products	676	2 369 089	131 318	5.5	.2	5.6
5412	Motor gasoline	10	14 670	819	5.6		X
5418	Lubricating oil and greases	646	1 704 126	97 763	5.7	.1	X
5800	Farm supplies	20	89 563	19 953	22.3		.8
5818	Other farm supplies (including harness and saddlery equipment)	14	5 185	338	6.5		X
6000	Paint, paint supplies, and wallpaper	79	133 200	13 332	10.0		17.7
6011	Architectural coatings (enamels, primers, stains, solvents, and lacquers)	60	93 147	11 041	11.9		X
6014	Paint supplies	17	14 951	696	4.7		X
6100	Books, periodicals, newspapers, and miscellaneous printed materials	7	6 357	731	11.5		X
6150	Nondurable goods, n.e.c.	10	37 281	6 511	17.5		X
9700	Service receipts and labor charges (including installed parts)	1 519	4 006 874	713 938	17.8	.9	65.3
9701	Labor charges for repair work	1 287	3 219 311	342 779	10.6	.4	X
9702	Parts installed in repair work	960	2 739 583	256 871	9.4	.3	X
9703	Other service receipts and labor charges—Specify	282	883 727	114 269	12.9	.1	X
9720	Receipts for service contracts	20	92 488	2 458	2.7		X
9740	Receipts for installing equipment	22	51 753	7 290	14.1		X
9810	Miscellaneous commodities	341	2 979 228	251 287	8.4	.3	X
9940	Rental and leasing receipts	68	261 102	9 065	3.5		X
9980	Receipts for machine shop job work	290	571 674	83 163	14.5	.1	X
4211201	Motor vehicle supplies & new parts—warehouse distributors . .	5 095	X	30 313 120	X	100.0	67.2
0100	New and used automobiles, motorcycles, etc.	27	22 714	1 699	7.5		16.9
0112	Used automobiles	24	22 490	1 699	7.6		X
0130	Light trucks and vans (14,000 lb or less)	7	16 073	2 257	14.0		5.9
0132	Used light trucks	7	16 073	2 257	14.0		X
0150	Heavy trucks and tractors (over 26,000 lb)	6	7 414	1 274	17.2		X
0200	New and rebuilt automotive parts and supplies	5 095	30 313 120	28 643 992	94.5	94.5	52.5
0211	Batteries	1 562	7 574 663	1 408 699	18.6	4.6	X
0212	Engines (complete)	778	4 475 167	295 641	6.6	1.0	X
0213	Electrical engine parts (including ignition parts)	1 916	11 498 419	2 697 933	23.5	8.9	X
0214	Brake parts (including fluid and all disk and drum parts)	2 132	11 812 028	2 699 076	22.9	8.9	X
0215	Exhaust system parts	1 396	7 195 602	658 799	9.2	2.2	X
0216	Glass	246	2 037 417	688 482	33.8	2.3	X
0217	Hoses, belts, gaskets, and wiper blades	1 834	10 390 925	1 498 687	14.4	4.9	X
0218	Filters (oil, air, gas, and transmission)	1 747	9 992 218	962 447	9.6	3.2	X
0219	Engine parts, except electrical	1 886	11 692 801	2 298 894	19.7	7.6	X
0221	Body parts and repair materials	1 060	5 931 993	1 553 365	26.2	5.1	X
0222	Suspension parts (shocks, struts, balljoints, etc.)	1 762	11 121 763	2 523 299	22.7	8.3	X
0223	Parts, n.e.c.	1 795	12 407 359	7 285 934	58.7	24.0	X
0224	Accessories	2 428	13 228 595	4 072 728	30.8	13.4	X
0240	Used automotive parts, accessories, and equipment	127	546 521	94 507	17.3	.3	X
0250	Petroleum products marketing equipment	129	766 831	43 417	5.7	.1	X
0300	Tires and tubes	281	1 271 537	280 442	22.1	.9	39.3
0311	New tires and tubes	231	1 124 944	254 582	22.6	.8	X
0312	Recapped and used tires and repair materials	76	186 464	25 860	13.9	.1	X
0730	Flat glass and other construction glass (excluding automotive)	13	54 920	7 810	14.2	.2	X
1120	Flat iron and steel products	16	1 367 921	67 778	5.0		X
1400	Electrical apparatus and equipment	73	1 087 723	71 246	6.6	.2	2.8
1413	Motors and generators (including motor-generator sets)	62	238 225	23 071	9.7	.1	X
1415	Electric bulbs (all types)	10	212 787	37 648	17.7	.1	X
1500	Electrical appliances, household	6	187 821	87 920	46.8	.3	66.2
1512	Radios, stereos, and CD players	6	187 821	87 920	46.8	.3	X
1600	Electronic parts and equipment, except communication	78	390 419	26 401	6.8	.1	X
1700	Hardware	117	734 272	63 935	8.7	.2	7.1
1711	Hand tools (including power driven)	71	515 300	40 210	7.8	.1	X
1712	Bolts, nuts, rivets, and fasteners	34	60 793	1 690	2.8		X
2100	Construction and mining machinery and equipment (including parts and attachments)	62	235 899	21 051	8.9	.1	X
2200	Farm machinery, equipment, and parts	59	240 982	9 277	3.9		X
2220	Garden machinery, equipment, and parts	67	187 930	2 759	1.5		X
2320	General-purpose industrial machinery, equipment, and parts	136	1 949 159	213 542	11.0	.7	.6
2326	New controlling, recording, and indicating instruments and access	123	344 488	25 982	7.5	.1	X
2620	Marine machinery, equipment, and supplies	7	32 602	4 588	14.1		X
5330	Chemicals and allied products (excluding agricultural, plastics, gases, and petroleum)	328	2 079 785	198 489	9.5	.7	.2
5335	Detergents and soaps	94	646 206	76 513	11.8	.3	X
5342	Adhesives, sealants, and glues	193	905 402	54 722	6.0	.2	X
5400	Petroleum products	189	983 190	67 315	6.8		1.3
5418	Lubricating oil and greases	174	815 001	51 338	6.3	.2	X

See footnotes at end of table.

Table 2. All Types of Operation by Kind of Business and Commodity Line for Wholesale Trade: 1997—Con.

[Includes only establishments with payroll. For meaning of abbreviations and symbols, see introductory text. For explanation of terms, see Appendix A]

NAICS code and CL code	Kind of business and commodity line	Establishments handling commodity line		Commodity line sales			Sales coverage percent
		Number	Total sales (\$1,000)	Amount ¹ (\$1,000)	As percent of total sales of—		
					Establishments handling line	Establishments in NAICS industry ¹	
4211201	Motor vehicle supplies & new parts—warehouse distributors—Con.						
9700	Service receipts and labor charges (including installed parts)	436	1 246 834	185 190	14.9	.6	60.9
9701	Labor charges for repair work	313	772 216	72 896	9.4	.2	X
9702	Parts installed in repair work	249	815 969	89 829	11.0	.3	X
9703	Other service receipts and labor charges—Specify	101	286 891	22 455	7.8	.1	X
9810	Miscellaneous commodities	135	794 378	124 569	15.7	.4	X
9940	Rental and leasing receipts	19	95 824	1 362	1.4	Z	X
9980	Receipts for machine shop job work	134	167 466	11 258	6.7	Z	X
4211202	Motor vehicle supplies & new parts—jobbers	6 942	X	51 468 506	X	100.0	78.3
0100	New and used automobiles, motorcycles, etc.	106	184 682	49 578	26.8	.1	7.0
0112	Used automobiles	68	48 678	5 686	11.7	Z	X
0113	Motorcycles	36	133 572	43 116	32.3	.1	X
0120	Buses, campers, and motor homes	23	55 961	4 884	8.7	Z	28.2
0121	Buses	20	52 873	4 827	9.1	Z	X
0130	Light trucks and vans (14,000 lb or less)	55	123 268	7 580	6.1	Z	16.0
0131	New light trucks	9	59 067	311	.5	Z	X
0132	Used light trucks	10	3 394	61	1.8	Z	X
0133	Vans and cargo vans (new and used)	35	60 118	7 044	11.7	Z	X
0140	Medium trucks and tractors (14,001 to 26,000 lb)	45	131 017	10 676	8.1	Z	X
0150	Heavy trucks and tractors (over 26,000 lb)	76	195 534	42 593	21.8	.1	63.3
0151	New heavy trucks (one piece)	43	164 314	31 997	19.5	.1	X
0152	New heavy truck tractors	9	23 666	2 251	9.5	Z	X
0154	New truck bodies	8	12 112	285	2.4	Z	X
0155	Used heavy trucks, tractors, and trailers	45	96 050	5 974	6.2	Z	X
0200	New and rebuilt automotive parts and supplies	6 942	51 468 506	49 220 258	95.6	95.6	52.2
0211	Batteries	1 944	7 496 209	2 936 013	39.2	.7	X
0212	Engines (complete)	1 296	8 916 081	2 906 649	32.6	.6	X
0213	Electrical engine parts (including ignition parts)	2 222	25 538 495	9 758 645	38.2	19.0	X
0214	Brake parts (including fluid and all disk and drum parts)	2 575	20 018 819	2 387 964	11.9	4.6	X
0215	Exhaust system parts	1 881	15 852 659	1 035 452	6.5	2.0	X
0216	Glass	688	3 494 038	391 917	11.2	.8	X
0217	Hoses, belts, gaskets, and wiper blades	2 161	18 592 307	1 371 038	7.4	2.7	X
0218	Filters (oil, air, gas, and transmission)	2 103	11 322 370	1 140 405	10.1	2.2	X
0219	Engine parts, except electrical	2 335	25 521 251	4 859 539	19.0	9.4	X
0221	Body parts and repair materials	1 756	17 196 535	5 895 893	34.3	11.5	X
0222	Suspension parts (shocks, struts, balljoints, etc.)	2 105	17 724 285	1 364 499	7.7	2.7	X
0223	Parts, n.e.c.	2 377	21 309 978	10 026 567	47.1	19.5	X
0224	Accessories	2 685	21 114 819	5 145 678	24.4	10.0	X
0240	Used automotive parts, accessories, and equipment	388	668 051	50 946	7.6	.1	X
0250	Petroleum products marketing equipment	160	409 786	30 129	7.4	.1	X
0300	Tires and tubes	289	1 241 699	97 964	7.9	.2	75.6
0311	New tires and tubes	246	1 202 897	95 424	7.9	.2	X
0312	Recapped and used tires and repair materials	65	53 867	2 539	4.7	Z	X
0730	Flat glass and other construction glass (excluding automotive)	13	56 790	2 898	5.1	Z	X
0900	Office equipment	6	82 415	4 857	5.9	Z	X
0920	New computer equipment	12	50 585	13 396	26.5	Z	.3
0921	Computers	11	40 513	12 894	31.8	Z	X
1120	Flat iron and steel products	41	165 940	16 836	10.1	Z	X
1140	Iron and steel wire and wire products	7	29 340	1 240	4.2	Z	X
1400	Electrical apparatus and equipment	108	2 815 938	76 235	2.7	.1	9.8
1500	Electrical appliances, household	23	145 657	20 806	14.3	Z	X
1600	Electronic parts and equipment, except communication	115	829 723	82 915	10.0	.2	10.1
1618	Electronic parts and equipment, n.e.c.	29	575 577	57 794	10.0	.1	X
1650	Communication equipment and supplies	15	133 490	20 286	15.2	Z	50.6
1651	Telephones	11	109 417	3 082	2.8	Z	X
1700	Hardware	164	1 216 388	126 465	10.4	.2	10.6
1711	Hand tools (including power driven)	120	791 446	38 909	4.9	.1	X
1712	Bolts, nuts, rivets, and fasteners	124	886 055	79 759	9.0	.2	X
1800	Plumbing and heating equipment and supplies (hydronics)	17	133 193	13 709	10.3	Z	51.6
1815	Boilers, radiators, and convectors	13	67 577	7 147	10.6	Z	X
1900	Warm air heating and air-conditioning equipment and supplies	6	72 848	7 212	9.9	Z	X
2000	Refrigeration equipment and supplies	8	193 756	11 294	5.8	Z	X
2100	Construction and mining machinery and equipment (including parts and attachments)	71	320 727	41 420	12.9	.1	.2
2114	New tractor shovel loaders	59	109 656	1 632	1.5	Z	X
2115	New graders, rollers, and off-highway trucks	59	109 656	814	.7	Z	X
2117	Other new construction and mining, logging, and road maintenance machinery, equipment, and parts	59	109 656	13 914	12.7	Z	X
2200	Farm machinery, equipment, and parts	83	409 250	54 844	13.4	.1	X
2220	Garden machinery, equipment, and parts	58	211 180	16 829	8.0	Z	X
2300	Hydraulic and pneumatic (fluid-power) pumps, motors, and parts	7	31 441	4 046	12.9	Z	38.0
2312	Motors	6	22 459	1 522	6.8	Z	X
2320	General-purpose industrial machinery, equipment, and parts	230	1 990 181	170 685	8.6	.3	6.7
2321	New pumps, compressors (air or gas), and equipment	41	101 619	2 591	2.6	Z	X
2323	New diesel engines (excluding automotive)	95	455 028	73 846	16.2	.1	X
2326	New controlling, recording, and indicating instruments and access	43	220 983	10 441	4.7	Z	X
2327	All other new general-purpose industrial machinery and equipment	78	522 223	44 852	8.6	.1	X
2330	Metalworking machinery, equipment, and parts	9	38 845	3 454	8.9	Z	X

See footnotes at end of table.

Table 2. All Types of Operation by Kind of Business and Commodity Line for Wholesale Trade: 1997—Con.

[Includes only establishments with payroll. For meaning of abbreviations and symbols, see introductory text. For explanation of terms, see Appendix A]

NAICS code and CL code	Kind of business and commodity line	Establishments handling commodity line		Commodity line sales			Sales coverage percent
		Number	Total sales (\$1,000)	Amount ¹ (\$1,000)	As percent of total sales of—		
					Establishments handling line	Establishments in NAICS industry ¹	
4211202	Motor vehicle supplies & new parts—jobbers—Con.						
2360	Other industrial machinery, equipment, and parts	15	235 354	40 062	17.0	.1	10.7
2366	Other new industrial machinery and equipment	12	232 525	39 829	17.1	.1	X
2367	Used industrial machinery and equipment	6	24 849	233	.9	Z	X
2370	Mechanical power transmission supplies	23	313 328	67 548	21.6	.1	25.6
2371	Bearings and bushings	15	272 097	49 476	18.2	.1	X
2372	Other mechanical power transmission supplies	19	257 097	17 067	6.6	Z	X
2390	Hydraulic and pneumatic (fluid-power) valves	9	43 631	4 001	9.2	Z	22.7
2391	Hydraulic valves	9	43 631	2 021	4.6	Z	X
2392	Pneumatic valves	9	43 631	1 979	4.5	Z	X
2420	Hydraulic and pneumatic connectors and assemblies	9	22 387	2 692	12.0	Z	78.3
2421	Hydraulic and pneumatic connectors	9	22 387	2 504	11.2	Z	X
2422	Hydraulic and pneumatic assemblies	6	9 144	188	2.1	Z	X
2430	Fluid-power filters, components, accessories, and parts	17	33 606	3 435	10.2	Z	78.3
2431	Filters	12	15 551	481	3.1	Z	X
2432	Other fluid-power components, accessories, and parts, n.e.c.	11	27 218	2 954	10.9	Z	X
2450	Industrial containers and supplies	8	43 329	1 647	3.8	Z	X
2460	Other industrial supplies	25	61 002	8 582	14.1	Z	17.3
2465	Strapping and tape	12	9 705	26	.3	Z	X
2466	Industrial supplies, n.e.c.	23	51 455	7 578	14.7	Z	X
2620	Marine machinery, equipment, and supplies	8	43 331	7 789	18.0	Z	74.1
2622	New marine propulsion machinery and equipment	8	43 331	6 731	15.5	Z	X
2630	Other transportation equipment and supplies	8	154 745	11 702	7.6	Z	X
2700	Sporting and recreational goods and supplies	23	134 095	16 397	12.2	Z	X
3150	Other durable goods	10	95 257	13 521	14.2	Z	18.8
3154	Other durable goods, n.e.c.	6	38 557	3 876	10.1	Z	X
3800	Men's and boys' wear	16	121 277	18 599	15.3	Z	X
3900	Women's and children's wear	8	3 338	245	7.3	Z	43.9
3916	Other women's, misses, and girl's wear (furs, sweaters, millinery, etc.) ..	7	2 688	179	6.7	Z	X
4100	Frozen foods (packaged)	9	42 882	732	1.7	Z	X
5300	Plastics materials and basic shapes	24	275 837	33 110	12.0	.1	54.3
5313	Plastics raw materials	11	162 514	13 456	8.3	Z	X
5330	Chemicals and allied products (excluding agricultural, plastics, gases, and petroleum)	503	2 132 011	218 544	10.3	.4	4.2
5334	Organic fibers	310	394 554	22 083	5.6	Z	X
5335	Detergents and soaps	15	86 772	22 468	25.9	Z	X
5344	Other chemicals and allied products	129	520 894	15 775	3.0	Z	X
5400	Petroleum products	481	1 368 873	57 407	4.2	.1	9.0
5412	Motor gasoline	10	14 670	819	5.6	Z	X
5418	Lubricating oil and greases	466	872 099	39 829	4.6	.1	X
5800	Farm supplies	20	89 563	19 953	22.3	Z	.9
5818	Other farm supplies (including harness and saddlery equipment)	14	5 185	338	6.5	Z	X
6000	Paint, paint supplies, and wallpaper	73	120 021	10 326	8.6	Z	16.6
6011	Architectural coatings (enamels, primers, stains, solvents, and lacquers)	58	86 801	8 820	10.2	Z	X
6014	Paint supplies	13	8 118	251	3.1	Z	X
6100	Books, periodicals, newspapers, and miscellaneous printed materials	7	6 357	731	11.5	Z	X
6150	Nondurable goods, n.e.c.	7	29 847	5 991	20.1	Z	X
9700	Service receipts and labor charges (including installed parts)	903	2 246 358	426 042	19.0	.8	66.5
9701	Labor charges for repair work	802	1 957 567	211 677	10.8	.4	X
9702	Parts installed in repair work	564	1 517 859	137 118	9.0	.3	X
9703	Other service receipts and labor charges—Specify	127	463 284	77 238	16.7	.2	X
9720	Receipts for service contracts	16	75 175	2 286	3.0	Z	X
9740	Receipts for installing equipment	12	36 325	3 723	10.2	Z	X
9810	Miscellaneous commodities	193	2 158 306	122 484	5.7	.2	X
9940	Rental and leasing receipts	41	136 445	7 299	5.3	Z	X
9980	Receipts for machine shop job work	156	404 208	71 905	17.8	.1	X
4211203	Petroleum products marketing equipment whsle	583	X	1 433 102	X	100.0	66.3
0140	Medium trucks and tractors (14,001 to 26,000 lb)	8	19 269	382	2.0	Z	X
0200	New and rebuilt automotive parts and supplies	51	109 038	15 052	13.8	1.1	X
0250	Petroleum products marketing equipment	583	1 433 102	1 233 875	86.1	86.1	X
1400	Electrical apparatus and equipment	8	43 786	3 932	9.0	.3	X
1600	Electronic parts and equipment, except communication	11	25 437	3 370	13.2	.2	X
2320	General-purpose industrial machinery, equipment, and parts	33	149 584	32 624	21.8	2.3	X
5400	Petroleum products	6	17 026	6 596	38.7	.5	X
9700	Service receipts and labor charges (including installed parts)	180	513 682	102 706	20.0	7.2	X
9740	Receipts for installing equipment	6	9 320	2 453	26.3	.2	X
9810	Miscellaneous commodities	13	26 544	4 234	16.0	.3	X
9940	Rental and leasing receipts	8	28 833	404	1.4	Z	X

See footnotes at end of table.

Table 2. All Types of Operation by Kind of Business and Commodity Line for Wholesale Trade: 1997—Con.

[Includes only establishments with payroll. For meaning of abbreviations and symbols, see introductory text. For explanation of terms, see Appendix A]

NAICS code and CL code	Kind of business and commodity line	Establishments handling commodity line		Commodity line sales			Sales coverage percent
		Number	Total sales (\$1,000)	Amount ¹ (\$1,000)	As percent of total sales of—		
					Establishments handling line	Establishments in NAICS industry ¹	
42113	Tire & tube whsle	1 939	X	16 508 934	X	100.0	79.2
0200	New and rebuilt automotive parts and supplies	451	2 313 792	144 844	6.3	.9	65.9
0211	Batteries	154	1 162 510	12 253	1.1	.1	X
0212	Engines (complete)	9	16 985	354	2.1	Z	X
0213	Electrical engine parts (including ignition parts)	19	54 920	2 537	4.6	Z	X
0214	Brake parts (including fluid and all disk and drum parts)	98	783 951	4 832	.6	Z	X
0215	Exhaust system parts	23	48 000	602	1.3	Z	X
0217	Hoses, belts, gaskets, and wiper blades	29	64 645	1 295	2.0	Z	X
0218	Filters (oil, air, gas, and transmission)	67	854 266	4 321	.5	Z	X
0219	Engine parts, except electrical	23	53 654	1 174	2.2	Z	X
0221	Body parts and repair materials	11	12 213	1 828	15.0	Z	X
0222	Suspension parts (shocks, struts, balljoints, etc.)	108	944 495	8 988	1.0	.1	X
0223	Parts, n.e.c.	131	1 192 439	59 877	5.0	.4	X
0224	Accessories	195	778 896	46 756	6.0	.3	X
0240	Used automotive parts, accessories, and equipment	40	268 078	6 092	2.3	Z	X
0250	Petroleum products marketing equipment	11	42 079	779	1.9	Z	X
0300	Tires and tubes	1 939	16 508 934	16 079 045	97.4	97.4	56.7
0311	New tires and tubes	1 733	16 203 510	15 162 610	93.6	91.8	X
0312	Recapped and used tires and repair materials	1 039	2 577 102	916 434	35.6	5.6	X
1120	Flat iron and steel products	6	3 417	813	23.8	Z	X
2200	Farm machinery, equipment, and parts	7	20 014	3 313	16.6	Z	3.5
2218	Used farm machinery and equipment	6	19 663	3 279	16.7	Z	X
2320	General-purpose industrial machinery, equipment, and parts	11	123 720	2 440	2.0	Z	X
2700	Sporting and recreational goods and supplies	6	47 214	7 340	15.5	Z	X
5330	Chemicals and allied products (excluding agricultural, plastics, gases, and petroleum)	39	152 790	3 760	2.5	Z	2.2
5344	Other chemicals and allied products	39	152 790	3 760	2.5	Z	X
5400	Petroleum products	50	159 195	24 191	15.2	.1	18.4
5418	Lubricating oil and greases	48	153 009	17 149	11.2	.1	X
9700	Service receipts and labor charges (including installed parts)	689	1 886 717	178 542	9.5	1.1	68.4
9701	Labor charges for repair work	608	1 500 904	135 764	9.0	.8	X
9702	Parts installed in repair work	257	728 372	33 046	4.5	.2	X
9703	Other service receipts and labor charges—Specify	113	411 307	9 731	2.4	.1	X
9810	Miscellaneous commodities	95	958 656	38 079	4.0	.2	X
421130	Tire & tube whsle	1 939	X	16 508 934	X	100.0	79.2
0200	New and rebuilt automotive parts and supplies	451	2 313 792	144 844	6.3	.9	65.9
0211	Batteries	154	1 162 510	12 253	1.1	.1	X
0212	Engines (complete)	9	16 985	354	2.1	Z	X
0213	Electrical engine parts (including ignition parts)	19	54 920	2 537	4.6	Z	X
0214	Brake parts (including fluid and all disk and drum parts)	98	783 951	4 832	.6	Z	X
0215	Exhaust system parts	23	48 000	602	1.3	Z	X
0217	Hoses, belts, gaskets, and wiper blades	29	64 645	1 295	2.0	Z	X
0218	Filters (oil, air, gas, and transmission)	67	854 266	4 321	.5	Z	X
0219	Engine parts, except electrical	23	53 654	1 174	2.2	Z	X
0221	Body parts and repair materials	11	12 213	1 828	15.0	Z	X
0222	Suspension parts (shocks, struts, balljoints, etc.)	108	944 495	8 988	1.0	.1	X
0223	Parts, n.e.c.	131	1 192 439	59 877	5.0	.4	X
0224	Accessories	195	778 896	46 756	6.0	.3	X
0240	Used automotive parts, accessories, and equipment	40	268 078	6 092	2.3	Z	X
0250	Petroleum products marketing equipment	11	42 079	779	1.9	Z	X
0300	Tires and tubes	1 939	16 508 934	16 079 045	97.4	97.4	56.7
0311	New tires and tubes	1 733	16 203 510	15 162 610	93.6	91.8	X
0312	Recapped and used tires and repair materials	1 039	2 577 102	916 434	35.6	5.6	X
1120	Flat iron and steel products	6	3 417	813	23.8	Z	X
2200	Farm machinery, equipment, and parts	7	20 014	3 313	16.6	Z	3.5
2218	Used farm machinery and equipment	6	19 663	3 279	16.7	Z	X
2320	General-purpose industrial machinery, equipment, and parts	11	123 720	2 440	2.0	Z	X
2700	Sporting and recreational goods and supplies	6	47 214	7 340	15.5	Z	X
5330	Chemicals and allied products (excluding agricultural, plastics, gases, and petroleum)	39	152 790	3 760	2.5	Z	2.2
5344	Other chemicals and allied products	39	152 790	3 760	2.5	Z	X
5400	Petroleum products	50	159 195	24 191	15.2	.1	18.4
5418	Lubricating oil and greases	48	153 009	17 149	11.2	.1	X
9700	Service receipts and labor charges (including installed parts)	689	1 886 717	178 542	9.5	1.1	68.4
9701	Labor charges for repair work	608	1 500 904	135 764	9.0	.8	X
9702	Parts installed in repair work	257	728 372	33 046	4.5	.2	X
9703	Other service receipts and labor charges—Specify	113	411 307	9 731	2.4	.1	X
9810	Miscellaneous commodities	95	958 656	38 079	4.0	.2	X
42114	Motor vehicle parts, (used) whsle	7 105	X	5 272 107	X	100.0	69.6
0100	New and used automobiles, motorcycles, etc.	1 697	1 378 037	169 077	12.3	3.2	3.3
0111	New automobiles	30	16 741	925	5.5	Z	X
0112	Used automobiles	1 625	1 325 058	162 256	12.2	3.1	X
0113	Motorcycles	65	58 036	5 896	10.2	.1	X
0120	Buses, campers, and motor homes	41	88 138	14 525	16.5	.3	36.4
0121	Buses	8	75 970	13 962	18.4	.3	X
0122	Motor homes, car trailers, and campers	34	12 168	563	4.6	Z	X
0130	Light trucks and vans (14,000 lb or less)	366	304 983	19 254	6.3	.4	4.3
0132	Used light trucks	336	280 165	13 372	4.8	.3	X
0133	Vans and cargo vans (new and used)	225	152 001	5 882	3.9	.1	X
0140	Medium trucks and tractors (14,001 to 26,000 lb)	68	114 322	4 374	3.8	.1	X

See footnotes at end of table.

Table 2. All Types of Operation by Kind of Business and Commodity Line for Wholesale Trade: 1997—Con.

[Includes only establishments with payroll. For meaning of abbreviations and symbols, see introductory text. For explanation of terms, see Appendix A]

NAICS code and CL code	Kind of business and commodity line	Establishments handling commodity line		Commodity line sales			Sales coverage percent
		Number	Total sales (\$1,000)	Amount ¹ (\$1,000)	As percent of total sales of—		
					Establishments handling line	Establishments in NAICS industry ¹	
42114	Motor vehicle parts, (used) whsle—Con.						
0150	Heavy trucks and tractors (over 26,000 lb)	59	68 461	6 572	9.6	.1	2.9
0155	Used heavy trucks, tractors, and trailers	59	68 461	6 572	9.6	.1	X
0200	New and rebuilt automotive parts and supplies	1 934	1 553 368	252 063	16.2	4.8	58.6
0211	Batteries	445	280 383	9 252	3.3	.2	X
0212	Engines (complete)	446	395 262	32 847	8.3	.6	X
0213	Electrical engine parts (including ignition parts)	305	290 780	13 326	4.6	.3	X
0214	Brake parts (including fluid and all disk and drum parts)	448	491 917	25 422	5.2	.5	X
0215	Exhaust system parts	218	171 672	3 480	2.0	.1	X
0216	Glass	492	386 620	12 553	3.2	.2	X
0217	Hoses, belts, gaskets, and wiper blades	195	155 397	5 087	3.3	.1	X
0218	Filters (oil, air, gas, and transmission)	153	111 304	3 533	3.2	.1	X
0219	Engine parts, except electrical	472	510 501	29 597	5.8	.6	X
0221	Body parts and repair materials	873	661 143	47 856	7.2	.9	X
0222	Suspension parts (shocks, struts, balljoints, etc.)	262	221 097	5 882	2.7	.1	X
0223	Parts, n.e.c.	412	325 336	44 514	13.7	.8	X
0224	Accessories	615	382 129	18 719	4.9	.4	X
0240	Used automotive parts, accessories, and equipment	7 105	5 272 107	4 565 384	86.6	86.6	X
0250	Petroleum products marketing equipment	15	15 287	235	1.5	Z	X
0300	Tires and tubes	966	782 159	34 507	4.4	.7	62.4
0311	New tires and tubes	133	100 292	4 395	4.4	.1	X
0312	Recapped and used tires and repair materials	867	731 948	30 112	4.1	.6	X
0730	Flat glass and other construction glass (excluding automotive)	6	7 456	222	3.0	Z	X
1100	Iron and steel products (semifinished)	7	4 376	716	16.4	Z	X
1120	Flat iron and steel products	103	70 707	9 454	13.4	.2	X
1200	Copper and brass	10	6 693	709	10.6	Z	X
1220	Aluminum shapes, forms, etc.	8	6 345	386	6.1	Z	X
1230	Other nonferrous metals (magnesium, nickel, tin, lead, zinc, etc., except precious)	6	5 867	369	6.3	Z	X
1400	Electrical apparatus and equipment	6	4 654	77	1.7	Z	X
1500	Electrical appliances, household	9	5 029	154	3.1	Z	10.1
1512	Radios, stereos, and CD players	9	5 029	154	3.1	Z	X
1600	Electronic parts and equipment, except communication	35	22 013	864	3.9	Z	X
2100	Construction and mining machinery and equipment (including parts and attachments)	15	21 409	1 569	7.3	Z	X
2200	Farm machinery, equipment, and parts	26	25 663	1 395	5.4	Z	1.5
2218	Used farm machinery and equipment	26	25 663	1 395	5.4	Z	X
2220	Garden machinery, equipment, and parts	12	538	242	45.0	Z	X
2320	General-purpose industrial machinery, equipment, and parts	10	8 598	295	3.4	Z	X
2900	Ferrous metal scrap	151	230 744	39 512	17.1	.7	34.7
2911	Prepared ferrous metal scrap (processed by this establishment)	53	55 983	21 430	38.3	.4	X
2912	Prepared ferrous metal scrap (not processed by this establishment)	67	32 085	6 934	21.6	.1	X
2913	Unprepared ferrous metal scrap including bimetal cans	39	147 493	11 147	7.6	.2	X
2920	Nonferrous metal scrap	51	36 892	3 818	10.3	.1	62.2
2921	Aluminum scrap	49	36 532	2 170	5.9	Z	X
2922	Copper and copper alloy scrap	32	29 952	1 547	5.2	Z	X
2923	Lead scrap	15	1 703	44	2.6	Z	X
2924	Other nonferrous metallic scrap (nickel, zinc, and precious and special metals)	7	585	55	9.4	Z	X
2930	Recyclable paper and paperboard	6	17 894	2 232	12.5	Z	X
2940	Recyclable materials, except metal	8	29 457	313	1.1	Z	59.6
2943	Recyclable plastics	6	6 478	122	1.9	Z	X
2944	Recyclable glass	6	6 478	2	Z	Z	X
5330	Chemicals and allied products (excluding agricultural, plastics, gases, and petroleum)	170	198 460	7 680	3.9	.1	1.0
5344	Other chemicals and allied products	170	198 460	7 680	3.9	.1	X
5400	Petroleum products	131	96 066	4 888	5.1	.1	7.4
5412	Motor gasoline	34	37 253	2 012	5.4	Z	X
5418	Lubricating oil and greases	131	96 066	2 876	3.0	.1	X
6000	Paint, paint supplies, and wallpaper	31	11 673	248	2.1	Z	X
9700	Service receipts and labor charges (including installed parts)	950	715 730	89 345	12.5	1.7	54.1
9701	Labor charges for repair work	766	595 046	45 124	7.6	.9	X
9702	Parts installed in repair work	503	386 740	25 351	6.6	.5	X
9703	Other service receipts and labor charges—Specify	219	141 369	18 860	13.3	.4	X
9810	Miscellaneous commodities	231	215 236	27 616	12.8	.5	X
9940	Rental and leasing receipts	95	91 991	2 639	2.9	.1	X
9980	Receipts for machine shop job work	84	73 490	4 498	6.1	.1	X
421140	Motor vehicle parts, (used) whsle	7 105	X	5 272 107	X	100.0	69.6
0100	New and used automobiles, motorcycles, etc.	1 697	1 378 037	169 077	12.3	3.2	3.3
0111	New automobiles	30	16 741	925	5.5	Z	X
0112	Used automobiles	1 625	1 325 058	162 256	12.2	3.1	X
0113	Motorcycles	65	58 036	5 896	10.2	.1	X
0120	Buses, campers, and motor homes	41	88 138	14 525	16.5	.3	36.4
0121	Buses	8	75 970	13 962	18.4	.3	X
0122	Motor homes, car trailers, and campers	34	12 168	563	4.6	Z	X
0130	Light trucks and vans (14,000 lb or less)	366	304 983	19 254	6.3	.4	4.3
0132	Used light trucks	336	280 165	13 372	4.8	.3	X
0133	Vans and cargo vans (new and used)	225	152 001	5 882	3.9	.1	X
0140	Medium trucks and tractors (14,001 to 26,000 lb)	68	114 322	4 374	3.8	.1	X

See footnotes at end of table.

Table 2. All Types of Operation by Kind of Business and Commodity Line for Wholesale Trade: 1997—Con.

[Includes only establishments with payroll. For meaning of abbreviations and symbols, see introductory text. For explanation of terms, see Appendix A]

NAICS code and CL code	Kind of business and commodity line	Establishments handling commodity line		Commodity line sales			Sales coverage percent
		Number	Total sales (\$1,000)	Amount ¹ (\$1,000)	As percent of total sales of—		
					Establishments handling line	Establishments in NAICS industry ¹	
421140	Motor vehicle parts, (used) whse—Con.						
0150	Heavy trucks and tractors (over 26,000 lb)	59	68 461	6 572	9.6	.1	2.9
0155	Used heavy trucks, tractors, and trailers	59	68 461	6 572	9.6	.1	X
0200	New and rebuilt automotive parts and supplies	1 934	1 553 368	252 063	16.2	4.8	58.6
0211	Batteries	445	280 383	9 252	3.3	.2	X
0212	Engines (complete)	446	395 262	32 847	8.3	.6	X
0213	Electrical engine parts (including ignition parts)	305	290 780	13 326	4.6	.3	X
0214	Brake parts (including fluid and all disk and drum parts)	448	491 917	25 422	5.2	.5	X
0215	Exhaust system parts	218	171 672	3 480	2.0	.1	X
0216	Glass	492	386 620	12 553	3.2	.2	X
0217	Hoses, belts, gaskets, and wiper blades	195	155 397	5 087	3.3	.1	X
0218	Filters (oil, air, gas, and transmission)	153	111 304	3 533	3.2	.1	X
0219	Engine parts, except electrical	472	510 501	29 597	5.8	.6	X
0221	Body parts and repair materials	873	661 143	47 856	7.2	.9	X
0222	Suspension parts (shocks, struts, balljoints, etc.)	262	221 097	5 882	2.7	.1	X
0223	Parts, n.e.c.	412	325 336	44 514	13.7	.8	X
0224	Accessories	615	382 129	18 719	4.9	.4	X
0240	Used automotive parts, accessories, and equipment	7 105	5 272 107	4 565 384	86.6	86.6	X
0250	Petroleum products marketing equipment	15	15 287	235	1.5	Z	X
0300	Tires and tubes	966	782 159	34 507	4.4	.7	62.4
0311	New tires and tubes	133	100 292	4 395	4.4	.1	X
0312	Recapped and used tires and repair materials	867	731 948	30 112	4.1	.6	X
0730	Flat glass and other construction glass (excluding automotive)	6	7 456	222	3.0	Z	X
1100	Iron and steel products (semifinished)	7	4 376	716	16.4	Z	X
1120	Flat iron and steel products	103	70 707	9 454	13.4	.2	X
1200	Copper and brass	10	6 693	709	10.6	Z	X
1220	Aluminum shapes, forms, etc.	8	6 345	386	6.1	Z	X
1230	Other nonferrous metals (magnesium, nickel, tin, lead, zinc, etc., except precious)	6	5 867	369	6.3	Z	X
1400	Electrical apparatus and equipment	6	4 654	77	1.7	Z	X
1500	Electrical appliances, household	9	5 029	154	3.1	Z	10.1
1512	Radios, stereos, and CD players	9	5 029	154	3.1	Z	X
1600	Electronic parts and equipment, except communication	35	22 013	864	3.9	Z	X
2100	Construction and mining machinery and equipment (including parts and attachments)	15	21 409	1 569	7.3	Z	X
2200	Farm machinery, equipment, and parts	26	25 663	1 395	5.4	Z	1.5
2218	Used farm machinery and equipment	26	25 663	1 395	5.4	Z	X
2220	Garden machinery, equipment, and parts	12	538	242	45.0	Z	X
2320	General-purpose industrial machinery, equipment, and parts	10	8 598	295	3.4	Z	X
2900	Ferrous metal scrap	151	230 744	39 512	17.1	.7	34.7
2911	Prepared ferrous metal scrap (processed by this establishment)	53	55 983	21 430	38.3	.4	X
2912	Prepared ferrous metal scrap (not processed by this establishment)	67	32 085	6 934	21.6	.1	X
2913	Unprepared ferrous metal scrap including bimetal cans	39	147 493	11 147	7.6	.2	X
2920	Nonferrous metal scrap	51	36 892	3 818	10.3	.1	62.2
2921	Aluminum scrap	49	36 532	2 170	5.9	Z	X
2922	Copper and copper alloy scrap	32	29 952	1 547	5.2	Z	X
2923	Lead scrap	15	1 703	44	2.6	Z	X
2924	Other nonferrous metallic scrap (nickel, zinc, and precious and special metals)	7	585	55	9.4	Z	X
2930	Recyclable paper and paperboard	6	17 894	2 232	12.5	Z	X
2940	Recyclable materials, except metal	8	29 457	313	1.1	Z	59.6
2943	Recyclable plastics	6	6 478	122	1.9	Z	X
2944	Recyclable glass	6	6 478	2	Z	Z	X
5330	Chemicals and allied products (excluding agricultural, plastics, gases, and petroleum)	170	198 460	7 680	3.9	.1	1.0
5344	Other chemicals and allied products	170	198 460	7 680	3.9	.1	X
5400	Petroleum products	131	96 066	4 888	5.1	.1	7.4
5412	Motor gasoline	34	37 253	2 012	5.4	Z	X
5418	Lubricating oil and greases	131	96 066	2 876	3.0	.1	X
6000	Paint, paint supplies, and wallpaper	31	11 673	248	2.1	Z	X
9700	Service receipts and labor charges (including installed parts)	950	715 730	89 345	12.5	1.7	54.1
9701	Labor charges for repair work	766	595 046	45 124	7.6	.9	X
9702	Parts installed in repair work	503	386 740	25 351	6.6	.5	X
9703	Other service receipts and labor charges—Specify	219	141 369	18 860	13.3	.4	X
9810	Miscellaneous commodities	231	215 236	27 616	12.8	.5	X
9940	Rental and leasing receipts	95	91 991	2 639	2.9	.1	X
9980	Receipts for machine shop job work	84	73 490	4 498	6.1	.1	X
4212	Furniture & home furnishings whse	15 246	X	75 006 478	X	100.0	71.1
0200	New and rebuilt automotive parts and supplies	8	23 580	1 745	7.4	Z	X
0400	Household and lawn furniture	4 088	15 631 056	11 662 318	74.6	15.5	59.4
0411	Upholstered furniture	2 184	8 152 296	3 557 441	43.6	4.7	X
0412	Sleep furniture and equipment	1 256	4 871 497	1 538 744	31.6	2.1	X
0413	Lawn furniture and equipment	658	3 022 317	997 728	33.0	1.3	X
0414	Other furniture (including sleep sofas)	2 669	9 716 936	5 568 382	57.3	7.4	X
0420	Office and business furniture	3 848	21 432 363	18 620 664	86.9	24.8	60.8
0421	New office furniture (wooden and metal)	3 427	20 213 155	16 988 628	84.0	22.7	X
0422	New store and restaurant furniture	342	1 561 452	627 643	40.2	.8	X
0423	New public furniture (theater seats, church pews, park benches, and school desks)	450	1 379 393	541 379	39.2	.7	X
0424	Used office and business furniture	883	3 156 259	462 977	14.7	.6	X
0500	Household china, glassware, crockery, and plastic housewares	1 779	8 519 859	5 569 912	65.4	7.4	X

See footnotes at end of table.

Table 2. All Types of Operation by Kind of Business and Commodity Line for Wholesale Trade: 1997—Con.

[Includes only establishments with payroll. For meaning of abbreviations and symbols, see introductory text. For explanation of terms, see Appendix A]

NAICS code and CL code	Kind of business and commodity line	Establishments handling commodity line		Commodity line sales			Sales coverage percent
		Number	Total sales (\$1,000)	Amount ¹ (\$1,000)	As percent of total sales of—		
					Establishments handling line	Establishments in NAICS industry ¹	
4212	Furniture & home furnishings whse—Con.						
0520	Linens, domestics, curtains, and draperies	2 476	13 896 636	9 568 059	68.9	12.8	53.3
0521	Bedspreads, blankets, and bedding	1 048	7 644 982	3 712 800	48.6	5.0	X
0522	Curtains and draperies	1 171	4 200 051	861 592	20.5	1.1	X
0523	Shades and blinds	926	2 336 099	1 019 628	43.6	1.4	X
0524	Towels and washcloths	603	5 888 458	2 185 900	37.1	2.9	X
0525	Other linens and domestics	772	5 877 305	1 680 345	28.6	2.2	X
0530	Flooring and floor coverings	3 200	21 478 138	16 416 942	76.4	21.9	59.6
0531	Soft-surface (textile) floor coverings and accessories (including rugs, carpets, and pads)	2 818	19 385 927	11 612 268	59.9	15.5	X
0532	Hardwood flooring	834	4 836 517	1 084 075	22.4	1.4	X
0533	Other hard-surface floor coverings and accessories (including tile and sheet goods)	1 484	8 407 454	3 720 596	44.3	5.0	X
0540	Other home furnishings	3 850	15 711 085	8 286 276	52.7	11.0	52.0
0541	Metal flatware and kitchen utensils	577	3 628 079	1 273 931	35.1	1.7	X
0542	Mirrors, lamps, and picture frames	2 114	6 345 426	2 532 632	39.9	3.4	X
0543	Home furnishings, n.e.c.	1 945	8 782 379	4 479 683	51.0	6.0	X
0600	Lumber: rough, dressed, and finished	21	111 328	17 194	15.4	Z	8.8
0611	Dimensional lumber (non-treated)	10	23 093	8 502	36.8	Z	X
0620	Plywood and millwork	44	224 262	59 968	26.7	.1	19.5
0622	Other panels products (including hardwood plywood, waterboard, and particleboard)	11	97 706	3 434	3.5	Z	X
0623	Gypsum, specialty boards, and treatments	6	12 302	1 616	13.1	Z	X
0624	Wood millwork (doors, windows, cabinets, etc.)	22	87 257	45 182	51.8	.1	X
0700	Brick, stone, tile, sand, block, cement, and gravel	28	131 939	28 813	21.8	Z	56.0
0712	Cement and lime	8	4 348	1 075	24.7	Z	X
0714	Brick, block, tile, clay/cement sewer pipe, etc.	19	125 215	26 632	21.3	Z	X
0720	Roofing, siding, and insulation materials	50	248 685	28 767	11.6	Z	3.9
0721	Roofing, except wood	27	138 314	12 717	9.2	Z	X
0722	Siding, except wood	7	20 876	5 216	25.0	Z	X
0730	Flat glass and other construction glass (excluding automotive)	20	108 846	46 364	42.6	.1	X
0740	Other construction materials	34	303 209	44 444	14.7	.1	37.6
0744	Construction materials, n.e.c. (including wire fence and construction paper)	25	136 943	26 162	19.1	Z	X
0800	Photographic equipment and supplies (excluding video)	24	47 327	3 955	8.4	Z	X
0900	Office equipment	194	725 498	90 391	12.5	.1	10.7
0911	Typewriters and dedicated word processors	89	228 577	1 549	.7	Z	X
0912	Calculators and accounting machines	100	268 472	3 511	1.3	Z	X
0913	Copying machines and equipment	126	408 051	57 908	14.2	.1	X
0914	Dictating, transcribing, and recording machines	41	202 543	833	.4	Z	X
0915	Mailing, letter handling, and addressing machines	20	48 251	378	.8	Z	X
0920	New computer equipment	83	113 144	7 391	6.5	Z	28.5
0921	Computers	21	51 719	2 812	5.4	Z	X
0922	Computer storage devices	46	48 482	1 831	3.8	Z	X
0923	Computer printers	17	35 566	613	1.7	Z	X
0924	Other computer peripheral equipment	15	30 156	1 113	3.7	Z	X
0930	Used computer equipment	13	32 783	3 263	10.0	Z	X
0950	Computer software (packaged)	15	110 912	5 583	5.0	Z	X
0960	Restaurant and hotel equipment and supplies	112	464 781	66 191	14.2	.1	X
0970	Store machines and equipment	24	88 808	21 128	23.8	Z	47.2
0972	Other store machines and equipment	7	53 831	15 409	28.6	Z	X
1040	Religious and school supplies	18	77 232	5 562	7.2	Z	13.4
1042	School supplies	17	35 336	5 144	14.6	Z	X
1120	Flat iron and steel products	18	50 956	11 670	22.9	Z	X
1140	Iron and steel wire and wire products	13	116 774	21 175	18.1	Z	X
1200	Copper and brass	20	90 104	16 320	18.1	Z	X
1220	Aluminum shapes, forms, etc.	9	52 756	4 775	9.1	Z	X
1400	Electrical apparatus and equipment	44	238 259	50 122	21.0	.1	19.7
1413	Motors and generators (including motor-generator sets)	6	24 656	997	4.0	Z	X
1418	Lighting fixtures (residential and commercial)	16	45 609	21 215	46.5	Z	X
1421	Other electrical apparatus and equipment (including fuses and lightning rods)	6	24 656	997	4.0	Z	X
1500	Electrical appliances, household	217	1 658 365	207 003	12.5	.3	21.6
1511	Televisions	57	236 098	13 332	5.6	Z	X
1512	Radios, stereos, and CD players	20	239 250	8 529	3.6	Z	X
1513	V.C.R.'s and video cameras	17	42 474	679	1.6	Z	X
1514	Electrical household ranges and ovens	29	466 885	51 479	11.0	.1	X
1515	Refrigerators and freezers, household	20	96 056	7 313	7.6	Z	X
1516	Household laundry equipment	6	52 841	2 012	3.8	Z	X
1518	Other electrical household appliances (including fans, dishwashers, etc.) ..	79	611 845	61 063	10.0	.1	X
1600	Electronic parts and equipment, except communication	31	176 101	13 937	7.9	Z	40.0
1618	Electronic parts and equipment, n.e.c.	18	139 834	10 611	7.6	Z	X
1650	Communication equipment and supplies	7	134 532	47 398	35.2	.1	X
1700	Hardware	332	1 779 276	272 728	15.3	.4	5.7
1711	Hand tools (including power driven)	93	524 979	60 299	11.5	.1	X
1712	Bolts, nuts, rivets, and fasteners	23	148 068	15 522	10.5	Z	X
1713	Cutlery	123	411 744	80 388	19.5	.1	X
1800	Plumbing and heating equipment and supplies (hydronics)	34	268 493	60 083	22.4	.1	15.4
1818	Other plumbing and heating equipment and supplies	14	66 583	15 333	23.0	Z	X
1900	Warm air heating and air-conditioning equipment and supplies	13	89 058	22 201	24.9	Z	36.7
1911	Furnaces (warm air)	10	32 843	9 306	28.3	Z	X

See footnotes at end of table.

Table 2. All Types of Operation by Kind of Business and Commodity Line for Wholesale Trade: 1997—Con.

[Includes only establishments with payroll. For meaning of abbreviations and symbols, see introductory text. For explanation of terms, see Appendix A]

NAICS code and CL code	Kind of business and commodity line	Establishments handling commodity line		Commodity line sales			Sales coverage percent
		Number	Total sales (\$1,000)	Amount ¹ (\$1,000)	As percent of total sales of—		
					Establishments handling line	Establishments in NAICS industry ¹	
4212	Furniture & home furnishings whse—Con.						
2220	Garden machinery, equipment, and parts	11	144 299	18 994	13.2	Z	X
2320	General-purpose industrial machinery, equipment, and parts	43	211 688	16 382	7.7	Z	X
2450	Industrial containers and supplies	6	29 569	6 096	20.6	Z	X
2460	Other industrial supplies	73	388 673	32 670	8.4	Z	9.6
2462	Abrasives and abrasive materials	6	72 219	9 186	12.7	Z	X
2464	Mechanical rubber goods	12	49 190	2 691	5.5	Z	X
2520	Custodial (janitors') equipment and supplies	11	60 821	8 228	13.5	Z	X
2540	Other service establishment equipment and supplies	8	24 462	4 259	17.4	Z	58.7
2542	Service establishment equipment and supplies, n.e.c.	8	24 462	4 259	17.4	Z	X
2700	Sporting and recreational goods and supplies	124	882 308	104 561	11.9	.1	3.6
2712	Bicycles and bicycle tires and tubes	8	31 958	1 468	4.6	Z	X
2714	Camping and fishing equipment and accessories	14	328 310	31 756	9.7	Z	X
2715	Athletic equipment and accessories	47	242 042	25 137	10.4	Z	X
2800	Toys and hobby goods and supplies	267	1 269 131	142 056	11.2	.2	5.3
2812	Other toys and games (including firewoks and children's vehicles)	140	712 340	57 027	8.0	.1	X
2813	Crafts and craft supplies	150	600 823	65 124	10.8	.1	X
2814	Other hobby goods and accessories	7	28 122	693	2.5	Z	X
2930	Recyclable paper and paperboard	9	3 222	531	16.5	Z	X
3000	Jewelry, diamonds, gem stones, and watches	95	448 759	43 262	9.6	.1	.8
3014	Watches, clocks, and watch movements and cases	6	109 290	9 110	8.3	Z	X
3015	Karat gold jewelry (rings, necklaces, etc.)	35	99 331	7 733	7.8	Z	X
3130	Compact discs, prerecorded audio tapes, and phonograph records	20	66 952	4 561	6.8	Z	X
3140	Prerecorded video tapes	17	175 124	7 416	4.2	Z	X
3150	Other durable goods	9	54 396	5 259	9.7	Z	X
3200	Printing and writing paper	74	373 683	29 218	7.8	Z	14.6
3213	Other printing and writing paper	53	192 528	10 433	5.4	Z	X
3300	Stationery, office supplies and greeting cards	415	2 026 760	313 875	15.5	.4	9.0
3311	Business forms	99	343 062	8 295	2.4	Z	X
3312	Stationery, photocopy paper, and typing paper	166	628 664	65 034	10.3	.1	X
3313	Inked ribbons, carbon paper, pens and pencils	171	794 953	40 822	5.1	.1	X
3314	Toner and cartridges	196	768 508	32 971	4.3	Z	X
3315	Greeting cards	88	412 955	24 799	6.0	Z	X
3316	Other stationery supplies (envelopes, ruled forms, and binder paper)	248	1 039 854	103 560	10.0	.1	X
3400	Industrial and personal services paper and plastics	94	483 991	53 551	11.1	.1	22.3
3411	Paperboard and boxboard boxes	25	29 163	3 333	11.4	Z	X
3412	Paper dishes, cups, and napkins	20	47 378	7 121	15.0	Z	X
3413	Industrial paper (wrapping, bags, cartons, etc.)	41	292 959	14 862	5.1	Z	X
3415	Other industrial and personal service paper	14	35 200	1 806	5.1	Z	X
3500	Drugs, pharmaceuticals, cosmetics, and toiletries	105	560 866	85 974	15.3	.1	12.0
3513	Cosmetics	6	22 330	2 130	9.5	Z	X
3515	Other toiletries and druggists' sundries	43	312 834	50 173	16.0	.1	X
3600	Piece goods, knit and woven	96	2 000 795	687 033	34.3	.9	55.1
3612	Cotton (including blends)	29	117 136	22 547	19.2	Z	X
3613	Synthetics (excluding synthetic knits)	19	103 497	12 630	12.2	Z	X
3614	Knit fabrics, n.e.c. (including double knit)	10	63 372	3 816	6.0	Z	X
3615	Woolen and worsted piece goods	10	1 621 227	580 055	35.8	.8	X
3616	Other piece goods	22	55 357	4 135	7.5	Z	X
3700	Notions (buttons, ribbons, lace, sewing accessories, zippers, bindings, etc.)	36	96 190	4 183	4.3	Z	X
3800	Men's and boys' wear	78	2 083 409	201 141	9.7	.3	1.8
3811	Men's and boys' suits, coats, and formal wear	40	191 447	19 702	10.3	Z	X
3812	Men's and boys' dress and casual shirts, slacks, and jeans	25	155 566	6 284	4.0	Z	X
3813	Men's and boys' underwear and nightwear	25	155 566	1 828	1.2	Z	X
3814	Men's and boys' work clothing and uniforms	10	43 413	783	1.8	Z	X
3815	Other men's and boys' wear (caps, hats, swimwear, neckwear, etc.)	25	155 566	2 610	1.7	Z	X
3900	Women's and children's wear	104	2 264 163	302 997	13.4	.4	3.8
3911	Infants' and children's wear (to size 6X)	56	319 321	34 010	10.7	Z	X
3912	Women's misses', and girls' dresses and blouses	51	257 672	14 525	5.6	Z	X
3913	Women's, misses', and girls' suits and coats	51	257 672	3 254	1.3	Z	X
3914	Women's and misses' outerwear	51	257 672	1 855	.7	Z	X
3915	Women's and misses' underwear and sleepwear	62	274 677	11 441	4.2	Z	X
3916	Other women's, misses, and girl's wear (furs, sweaters, millinery, etc.) ..	51	257 672	1 855	.7	Z	X
4000	Footwear	20	79 951	6 320	7.9	Z	28.0
4012	Infants' footwear	10	62 853	1 048	1.7	Z	X
4013	Other women's, misses', and girls' footwear	10	62 853	1 324	2.1	Z	X
4014	Other men's and boy's footwear	10	62 853	792	1.3	Z	X
4860	Other grocery specialties	27	135 802	11 899	8.8	Z	7.5
4865	Pickles, preserves, jellies, jams, and sauces	7	7 996	60	.8	Z	X
4868	Grocery specialties, n.e.c.	9	21 068	4 413	20.9	Z	X
5300	Plastics materials and basic shapes	51	428 923	54 994	12.8	.1	X
5330	Chemicals and allied products (excluding agricultural, plastics, gases, and petroleum)	75	460 895	62 562	13.6	.1	14.7
5335	Detergents and soaps	18	132 547	4 871	3.7	Z	X
5342	Adhesives, sealants, and glues	25	83 575	9 719	11.6	Z	X
5800	Farm supplies	24	562 750	87 564	15.6	.1	1.4
5816	Other agricultural chemicals and fertilizers	16	27 511	5 575	20.3	Z	X
6000	Paint, paint supplies, and wallpaper	233	1 007 452	75 191	7.5	.1	3.1
6013	Special purpose coatings (automotive, refinish, marine, traffic coatings) ..	66	142 514	2 472	1.7	Z	X
6015	Wallpaper	79	371 334	41 225	11.1	.1	X

See footnotes at end of table.

Table 2. All Types of Operation by Kind of Business and Commodity Line for Wholesale Trade: 1997—Con.

[Includes only establishments with payroll. For meaning of abbreviations and symbols, see introductory text. For explanation of terms, see Appendix A]

NAICS code and CL code	Kind of business and commodity line	Establishments handling commodity line		Commodity line sales			Sales coverage percent
		Number	Total sales (\$1,000)	Amount ¹ (\$1,000)	As percent of total sales of—		
					Establishments handling line	Establishments in NAICS industry ¹	
4212	Furniture & home furnishings whse—Con.						
6100	Books, periodicals, newspapers, and miscellaneous printed materials	66	321 898	28 436	8.8	Z	.3
6101	Books	9	11 668	1 185	10.2	Z	X
6110	Flowers and florists' supplies	74	314 367	42 872	13.6	.1	X
6120	Art goods (including novelties and souvenirs)	302	1 086 500	223 563	20.6	.3	22.0
6121	Art materials	88	202 386	28 556	14.1	Z	X
6122	Novelties and souvenirs	190	770 862	189 875	24.6	.3	X
6130	Textile bags, bagging, and burlap	14	15 874	1 124	7.1	Z	X
6150	Nondurable goods, n.e.c.	53	1 977 022	83 503	4.2	.1	X
9700	Service receipts and labor charges (including installed parts)	1 211	6 907 805	682 158	9.9	.9	65.1
9701	Labor charges for repair work	547	2 776 003	192 534	6.9	.3	X
9702	Parts installed in repair work	199	741 328	20 672	2.8	Z	X
9703	Other service receipts and labor charges—Specify	851	5 479 833	468 097	8.5	.6	X
9720	Receipts for service contracts	37	150 315	16 914	11.3	Z	X
9730	Advertising specialties (paper novelties, etc.)	11	39 459	9 572	24.3	Z	X
9740	Receipts for installing equipment	40	45 835	4 886	10.7	Z	X
9810	Miscellaneous commodities	458	1 476 497	170 598	11.6	.2	X
9940	Rental and leasing receipts	122	832 656	38 703	4.6	.1	3.2
9941	Computer rental and leasing receipts	32	56 204	325	.6	Z	X
9942	Photocopying machine rental	55	589 430	14 953	2.5	Z	X
9943	Other office machine rental receipts	32	422 740	997	.2	Z	X
9944	Other rental receipts	10	101 519	584	.6	Z	X
9970	Receipts for printing or photocopying performed at this establishment	15	28 260	1 996	7.1	Z	X
42121	Furniture whse	6 697	X	31 898 583	X	100.0	76.3
0400	Household and lawn furniture	3 503	12 816 508	11 102 284	86.6	34.8	63.7
0411	Upholstered furniture	1 931	7 245 427	3 425 981	47.3	10.7	X
0412	Sleep furniture and equipment	1 159	4 585 159	1 516 337	33.1	4.8	X
0413	Lawn furniture and equipment	516	1 531 683	721 463	47.1	2.3	X
0414	Other furniture (including sleep sofas)	2 342	8 659 732	5 438 502	62.8	17.0	X
0420	Office and business furniture	3 713	20 951 827	18 563 856	88.6	58.2	65.3
0421	New office furniture (wooden and metal)	3 342	19 881 284	16 955 241	85.3	53.2	X
0422	New store and restaurant furniture	307	1 454 669	620 165	42.6	1.9	X
0423	New public furniture (theater seats, church pews, park benches, and school desks)	420	1 287 643	533 707	41.4	1.7	X
0424	Used office and business furniture	859	3 093 972	454 739	14.7	1.4	X
0500	Household china, glassware, crockery, and plastic housewares	140	483 719	67 050	13.9	.2	X
0520	Linens, domestics, curtains, and draperies	264	892 055	184 799	20.7	.6	46.5
0521	Bedspreads, blankets, and bedding	130	363 095	27 978	7.7	.1	X
0522	Curtains and draperies	154	414 526	27 437	6.6	.1	X
0523	Shades and blinds	103	156 214	6 316	4.0	Z	X
0524	Towels and washcloths	20	41 702	1 495	3.6	Z	X
0525	Other linens and domestics	34	77 124	13 842	17.9	Z	X
0530	Flooring and floor coverings	412	2 350 622	221 640	9.4	.7	57.6
0531	Soft-surface (textile) floor coverings and accessories (including rugs, carpets, and pads)	397	2 246 866	191 204	8.5	.6	X
0532	Hardwood flooring	20	136 378	2 431	1.8	Z	X
0533	Other hard-surface floor coverings and accessories (including tile and sheet goods)	75	504 573	28 003	5.6	.1	X
0540	Other home furnishings	569	2 253 428	292 307	13.0	.9	67.2
0541	Metal flatware and kitchen utensils	26	61 406	5 603	9.1	Z	X
0542	Mirrors, lamps, and picture frames	469	1 709 252	139 782	8.2	.4	X
0543	Home furnishings, n.e.c.	209	879 526	146 916	16.7	.5	X
0600	Lumber: rough, dressed, and finished	9	86 879	8 549	9.8	Z	X
0700	Brick, stone, tile, sand, block, cement, and gravel	6	38 276	9 916	25.9	Z	X
0740	Other construction materials	9	121 771	13 534	11.1	Z	6.0
0744	Construction materials, n.e.c. (including wire fence and construction paper)	6	27 736	992	3.6	Z	X
0800	Photographic equipment and supplies (excluding video)	9	17 919	850	4.7	Z	X
0900	Office equipment	168	576 155	72 797	12.6	.2	5.4
0911	Typewriters and dedicated word processors	89	228 577	1 549	.7	Z	X
0912	Calculators and accounting machines	100	268 472	3 511	1.3	Z	X
0913	Copying machines and equipment	112	331 676	42 156	12.7	.1	X
0914	Dictating, transcribing, and recording machines	41	202 543	833	.4	Z	X
0915	Mailing, letter handling, and addressing machines	20	48 251	378	.8	Z	X
0920	New computer equipment	79	110 754	7 051	6.4	Z	31.1
0921	Computers	21	51 719	2 812	5.4	Z	X
0922	Computer storage devices	46	48 482	1 831	3.8	Z	X
0923	Computer printers	17	35 566	613	1.7	Z	X
0924	Other computer peripheral equipment	15	30 156	1 113	3.7	Z	X
0950	Computer software (packaged)	15	110 912	5 583	5.0	Z	X
0960	Restaurant and hotel equipment and supplies	30	95 568	12 840	13.4	Z	X
0970	Store machines and equipment	17	34 977	5 719	16.4	Z	X
1040	Religious and school supplies	18	77 232	5 562	7.2	Z	14.4
1042	School supplies	17	35 336	5 144	14.6	Z	X
1120	Flat iron and steel products	8	17 641	2 134	12.1	Z	X
1400	Electrical apparatus and equipment	14	58 855	11 700	19.9	Z	64.7
1418	Lighting fixtures (residential and commercial)	6	34 304	1 445	4.2	Z	X

See footnotes at end of table.

Table 2. All Types of Operation by Kind of Business and Commodity Line for Wholesale Trade: 1997—Con.

[Includes only establishments with payroll. For meaning of abbreviations and symbols, see introductory text. For explanation of terms, see Appendix A]

NAICS code and CL code	Kind of business and commodity line	Establishments handling commodity line		Commodity line sales			Sales coverage percent
		Number	Total sales (\$1,000)	Amount ¹ (\$1,000)	As percent of total sales of—		
					Establishments handling line	Establishments in NAICS industry ¹	
42121	Furniture whse—Con.						
1500	Electrical appliances, household	39	374 093	52 765	14.1	.2	34.7
1511	Televisions	30	81 293	6 067	7.5	Z	X
1512	Radios, stereos, and CD players	6	207 227	8 478	4.1	Z	X
1515	Refrigerators and freezers, household	14	43 215	2 304	5.3	Z	X
1518	Other electrical household appliances (including fans, dishwashers, etc.)	9	253 046	15 815	6.3	.1	X
1600	Electronic parts and equipment, except communication	13	27 340	3 794	13.9	Z	X
1700	Hardware	50	195 440	16 996	8.7	.1	19.1
1711	Hand tools (including power driven)	37	54 562	3 705	6.8	Z	X
1712	Bolts, nuts, rivets, and fasteners	11	132 706	12 486	9.4	Z	X
1800	Plumbing and heating equipment and supplies (hydronics)	6	78 969	23 971	30.4	.1	X
1900	Warm air heating and air-conditioning equipment and supplies	11	56 400	11 742	20.8	Z	62.9
1911	Furnaces (warm air)	10	32 843	9 306	28.3	Z	X
2220	Garden machinery, equipment, and parts	6	17 950	1 906	10.6	Z	X
2320	General-purpose industrial machinery, equipment, and parts	11	116 590	11 384	9.8	Z	X
2460	Other industrial supplies	33	138 796	5 565	4.0	Z	X
2700	Sporting and recreational goods and supplies	26	332 893	33 860	10.2	.1	3.1
2714	Camping and fishing equipment and accessories	9	267 926	30 884	11.5	.1	X
2800	Toys and hobby goods and supplies	53	263 086	18 150	6.9	.1	8.7
2812	Other toys and games (including fireworks and children's vehicles)	35	194 452	7 358	3.8	Z	X
2813	Crafts and craft supplies	12	49 607	10 523	21.2	Z	X
3000	Jewelry, diamonds, gem stones, and watches	12	137 655	15 208	11.0	Z	1.5
3014	Watches, clocks, and watch movements and cases	6	109 290	9 110	8.3	Z	X
3200	Printing and writing paper	50	182 961	19 544	10.7	.1	18.9
3213	Other printing and writing paper	48	140 062	7 563	5.4	Z	X
3300	Stationery, office supplies and greeting cards	279	1 057 990	227 574	21.5	.7	15.8
3311	Business forms	88	280 589	7 304	2.6	Z	X
3312	Stationery, photocopy paper, and typing paper	155	566 191	62 775	11.1	.2	X
3313	Inked ribbons, carbon paper, pens and pencils	158	634 579	33 146	5.2	.1	X
3314	Toner and cartridges	185	706 035	32 726	4.6	.1	X
3315	Greeting cards	22	38 110	345	.9	Z	X
3316	Other stationery supplies (envelopes, ruled forms, and binder paper)	211	768 409	75 809	9.9	.2	X
3400	Industrial and personal services paper and plastics	30	60 006	3 808	6.3	Z	43.8
3411	Paperboard and boxboard boxes	16	26 777	1 920	7.2	Z	X
3412	Paper dishes, cups, and napkins	10	38 681	988	2.6	Z	X
3413	Industrial paper (wrapping, bags, cartons, etc.)	9	6 365	191	3.0	Z	X
3600	Piece goods, knit and woven	28	184 898	57 057	30.9	.2	1.9
3616	Other piece goods	14	27 756	1 418	5.1	Z	X
3900	Women's and children's wear	7	65 559	17 766	27.1	.1	X
5300	Plastics materials and basic shapes	9	133 677	13 338	10.0	Z	X
5330	Chemicals and allied products (excluding agricultural, plastics, gases, and petroleum)	14	86 039	7 556	8.8	Z	X
6000	Paint, paint supplies, and wallpaper	117	435 203	12 875	3.0	Z	.3
6013	Special purpose coatings (automotive, refinish, marine, traffic coatings)	30	77 311	944	1.2	Z	X
6015	Wallpaper	30	129 365	5 192	4.0	Z	X
6110	Flowers and florists' supplies	8	13 335	4 058	30.4	Z	X
6120	Art goods (including novelties and souvenirs)	74	248 508	15 820	6.4	.1	5.1
6121	Art materials	7	56 167	1 941	3.5	Z	X
6122	Novelties and souvenirs	36	72 681	11 091	15.3	Z	X
6150	Nondurable goods, n.e.c.	11	49 790	12 565	25.2	Z	X
9700	Service receipts and labor charges (including installed parts)	779	5 601 385	528 353	9.4	1.7	72.0
9701	Labor charges for repair work	403	2 508 077	173 263	6.9	.5	X
9702	Parts installed in repair work	130	595 437	16 359	2.7	.1	X
9703	Other service receipts and labor charges—Specify	528	4 381 059	338 730	7.7	1.1	X
9720	Receipts for service contracts	37	150 315	16 914	11.3	.1	X
9740	Receipts for installing equipment	39	43 133	4 727	11.0	Z	X
9810	Miscellaneous commodities	144	376 133	43 136	11.5	.1	X
9940	Rental and leasing receipts	100	787 874	36 064	4.6	.1	3.6
9941	Computer rental and leasing receipts	32	56 204	325	.6	Z	X
9942	Photocopying machine rental	55	589 430	14 953	2.5	Z	X
9943	Other office machine rental receipts	32	422 740	997	.2	Z	X
9944	Other rental receipts	10	101 519	584	.6	Z	X
9970	Receipts for printing or photocopying performed at this establishment	15	28 260	1 996	7.1	Z	X
421210	Furniture whse	6 697	X	31 898 583	X	100.0	76.3
0400	Household and lawn furniture	3 503	12 816 508	11 102 284	86.6		34.8
0411	Upholstered furniture	1 931	7 245 427	3 425 981	47.3		10.7
0412	Sleep furniture and equipment	1 159	4 585 159	1 516 337	33.1		4.8
0413	Lawn furniture and equipment	516	1 531 683	721 463	47.1		2.3
0414	Other furniture (including sleep sofas)	2 342	8 659 732	5 438 502	62.8		X
0420	Office and business furniture	3 713	20 951 827	18 563 856	88.6		65.3
0421	New office furniture (wooden and metal)	3 342	19 881 284	16 955 241	85.3		X
0422	New store and restaurant furniture	307	1 454 669	620 165	42.6		X
0423	New public furniture (theater seats, church pews, park benches, and school desks)	420	1 287 643	533 707	41.4		X
0424	Used office and business furniture	859	3 093 972	454 739	14.7		X
0500	Household china, glassware, crockery, and plastic housewares	140	483 719	67 050	13.9		X

See footnotes at end of table.

Table 2. All Types of Operation by Kind of Business and Commodity Line for Wholesale Trade: 1997—Con.

[Includes only establishments with payroll. For meaning of abbreviations and symbols, see introductory text. For explanation of terms, see Appendix A]

NAICS code and CL code	Kind of business and commodity line	Establishments handling commodity line		Commodity line sales			Sales coverage percent
		Number	Total sales (\$1,000)	Amount ¹ (\$1,000)	As percent of total sales of—		
					Establishments handling line	Establishments in NAICS industry ¹	
421210	Furniture whsle—Con.						
0520	Linens, domestics, curtains, and draperies	264	892 055	184 799	20.7	.6	46.5
0521	Bedspreads, blankets, and bedding	130	363 095	27 978	7.7	.1	X
0522	Curtains and draperies	154	414 526	27 437	6.6	.1	X
0523	Shades and blinds	103	156 214	6 316	4.0	Z	X
0524	Towels and washcloths	20	41 702	1 495	3.6	Z	X
0525	Other linens and domestics	34	77 124	13 842	17.9	Z	X
0530	Flooring and floor coverings	412	2 350 622	221 640	9.4	.7	57.6
0531	Soft-surface (textile) floor coverings and accessories (including rugs, carpets, and pads)	397	2 246 866	191 204	8.5	.6	X
0532	Hardwood flooring	20	136 378	2 431	1.8	Z	X
0533	Other hard-surface floor coverings and accessories (including tile and sheet goods)	75	504 573	28 003	5.6	.1	X
0540	Other home furnishings	569	2 253 428	292 307	13.0	.9	67.2
0541	Metal flatware and kitchen utensils	26	61 406	5 603	9.1	Z	X
0542	Mirrors, lamps, and picture frames	469	1 709 252	139 782	8.2	.4	X
0543	Home furnishings, n.e.c.	209	879 526	146 916	16.7	.5	X
0600	Lumber: rough, dressed, and finished	9	86 879	8 549	9.8	Z	X
0700	Brick, stone, tile, sand, block, cement, and gravel	6	38 276	9 916	25.9	Z	X
0740	Other construction materials	9	121 771	13 534	11.1	Z	6.0
0744	Construction materials, n.e.c. (including wire fence and construction paper)	6	27 736	992	3.6	Z	X
0800	Photographic equipment and supplies (excluding video)	9	17 919	850	4.7	Z	X
0900	Office equipment	168	576 155	72 797	12.6	.2	5.4
0911	Typewriters and dedicated word processors	89	228 577	1 549	.7	Z	X
0912	Calculators and accounting machines	100	268 472	3 511	1.3	Z	X
0913	Copying machines and equipment	112	331 676	42 156	12.7	.1	X
0914	Dictating, transcribing, and recording machines	41	202 543	833	.4	Z	X
0915	Mailing, letter handling, and addressing machines	20	48 251	378	.8	Z	X
0920	New computer equipment	79	110 754	7 051	6.4	Z	31.1
0921	Computers	21	51 719	2 812	5.4	Z	X
0922	Computer storage devices	46	48 482	1 831	3.8	Z	X
0923	Computer printers	17	35 566	613	1.7	Z	X
0924	Other computer peripheral equipment	15	30 156	1 113	3.7	Z	X
0950	Computer software (packaged)	15	110 912	5 583	5.0	Z	X
0960	Restaurant and hotel equipment and supplies	30	95 568	12 840	13.4	Z	X
0970	Store machines and equipment	17	34 977	5 719	16.4	Z	X
1040	Religious and school supplies	18	77 232	5 562	7.2	Z	14.4
1042	School supplies	17	35 336	5 144	14.6	Z	X
1120	Flat iron and steel products	8	17 641	2 134	12.1	Z	X
1400	Electrical apparatus and equipment	14	58 855	11 700	19.9	Z	64.7
1418	Lighting fixtures (residential and commercial)	6	34 304	1 445	4.2	Z	X
1500	Electrical appliances, household	39	374 093	52 765	14.1	.2	34.7
1511	Televisions	30	81 293	6 067	7.5	Z	X
1512	Radios, stereos, and CD players	6	207 227	8 478	4.1	Z	X
1515	Refrigerators and freezers, household	14	43 215	2 304	5.3	Z	X
1518	Other electrical household appliances (including fans, dishwashers, etc.) ..	9	253 046	15 815	6.3	.1	X
1600	Electronic parts and equipment, except communication	13	27 340	3 794	13.9	Z	X
1700	Hardware	50	195 440	16 996	8.7	.1	19.1
1711	Hand tools (including power driven)	37	54 562	3 705	6.8	Z	X
1712	Bolts, nuts, rivets, and fasteners	11	132 706	12 486	9.4	Z	X
1800	Plumbing and heating equipment and supplies (hydronics)	6	78 969	23 971	30.4	.1	X
1900	Warm air heating and air-conditioning equipment and supplies	11	56 400	11 742	20.8	Z	62.9
1911	Furnaces (warm air)	10	32 843	9 306	28.3	Z	X
2220	Garden machinery, equipment, and parts	6	17 950	1 906	10.6	Z	X
2320	General-purpose industrial machinery, equipment, and parts	11	116 590	11 384	9.8	Z	X
2460	Other industrial supplies	33	138 796	5 565	4.0	Z	X
2700	Sporting and recreational goods and supplies	26	332 893	33 860	10.2	.1	3.1
2714	Camping and fishing equipment and accessories	9	267 926	30 884	11.5	.1	X
2800	Toys and hobby goods and supplies	53	263 086	18 150	6.9	.1	8.7
2812	Other toys and games (including fireworks and children's vehicles)	35	194 452	7 358	3.8	Z	X
2813	Crafts and craft supplies	12	49 607	10 523	21.2	Z	X
3000	Jewelry, diamonds, gem stones, and watches	12	137 655	15 208	11.0	Z	1.5
3014	Watches, clocks, and watch movements and cases	6	109 290	9 110	8.3	Z	X
3200	Printing and writing paper	50	182 961	19 544	10.7	.1	18.9
3213	Other printing and writing paper	48	140 062	7 563	5.4	Z	X
3300	Stationery, office supplies and greeting cards	279	1 057 990	227 574	21.5	.7	15.8
3311	Business forms	88	280 589	7 304	2.6	Z	X
3312	Stationery, photocopy paper, and typing paper	155	566 191	62 775	11.1	.2	X
3313	Inked ribbons, carbon paper, pens and pencils	158	634 579	33 146	5.2	.1	X
3314	Toner and cartridges	185	706 035	32 726	4.6	.1	X
3315	Greeting cards	22	38 110	345	.9	Z	X
3316	Other stationery supplies (envelopes, ruled forms, and binder paper) ...	211	768 409	75 809	9.9	.2	X
3400	Industrial and personal services paper and plastics	30	60 006	3 808	6.3	Z	43.8
3411	Paperboard and boxboard boxes	16	26 777	1 920	7.2	Z	X
3412	Paper dishes, cups, and napkins	10	38 681	988	2.6	Z	X
3413	Industrial paper (wrapping, bags, cartons, etc.)	9	6 365	191	3.0	Z	X
3600	Piece goods, knit and woven	28	184 898	57 057	30.9	.2	1.9
3616	Other piece goods	14	27 756	1 418	5.1	Z	X
3900	Women's and children's wear	7	65 559	17 766	27.1	.1	X

See footnotes at end of table.

Table 2. All Types of Operation by Kind of Business and Commodity Line for Wholesale Trade: 1997—Con.

[Includes only establishments with payroll. For meaning of abbreviations and symbols, see introductory text. For explanation of terms, see Appendix A]

NAICS code and CL code	Kind of business and commodity line	Establishments handling commodity line		Commodity line sales			Sales coverage percent
		Number	Total sales (\$1,000)	Amount ¹ (\$1,000)	As percent of total sales of—		
					Establishments handling line	Establishments in NAICS industry ¹	
421210	Furniture whsle—Con.						
5300	Plastics materials and basic shapes	9	133 677	13 338	10.0	Z	X
5330	Chemicals and allied products (excluding agricultural, plastics, gases, and petroleum)	14	86 039	7 556	8.8	Z	X
6000	Paint, paint supplies, and wallpaper	117	435 203	12 875	3.0	Z	.3
6013	Special purpose coatings (automotive, refinish, marine, traffic coatings)	30	77 311	944	1.2	Z	X
6015	Wallpaper	30	129 365	5 192	4.0	Z	X
6110	Flowers and florists' supplies	8	13 335	4 058	30.4	Z	X
6120	Art goods (including novelties and souvenirs)	74	248 508	15 820	6.4	.1	5.1
6121	Art materials	7	56 167	1 941	3.5	Z	X
6122	Novelties and souvenirs	36	72 681	11 091	15.3	Z	X
6150	Nondurable goods, n.e.c.	11	49 790	12 565	25.2	Z	X
9700	Service receipts and labor charges (including installed parts)	779	5 601 385	528 353	9.4	1.7	72.0
9701	Labor charges for repair work	403	2 508 077	173 263	6.9	.5	X
9702	Parts installed in repair work	130	595 437	16 359	2.7	.1	X
9703	Other service receipts and labor charges—Specify	528	4 381 059	338 730	7.7	1.1	X
9720	Receipts for service contracts	37	150 315	16 914	11.3	.1	X
9740	Receipts for installing equipment	39	43 133	4 727	11.0	Z	X
9810	Miscellaneous commodities	144	376 133	43 136	11.5	.1	X
9940	Rental and leasing receipts	100	787 874	36 064	4.6	.1	3.6
9941	Computer rental and leasing receipts	32	56 204	325	.6	Z	X
9942	Photocopying machine rental	55	589 430	14 953	2.5	Z	X
9943	Other office machine rental receipts	32	422 740	997	.2	Z	X
9944	Other rental receipts	10	101 519	584	.6	Z	X
9970	Receipts for printing or photocopying performed at this establishment	15	28 260	1 996	7.1	Z	X
4212101	Household & lawn furniture whsle	3 304	X	12 079 496	X	100.0	72.7
0400	Household and lawn furniture	3 304	12 079 496	10 996 219	91.0	91.0	60.1
0411	Upholstered furniture	1 815	6 891 551	3 397 670	49.3	28.1	X
0412	Sleep furniture and equipment	1 124	4 425 303	1 504 665	34.0	12.5	X
0413	Lawn furniture and equipment	491	1 433 998	716 564	50.0	5.9	X
0414	Other furniture (including sleep sofas)	2 246	8 266 015	5 377 320	65.1	44.5	X
0420	Office and business furniture	320	1 132 740	172 110	15.2	1.4	70.8
0421	New office furniture (wooden and metal)	284	1 053 549	150 873	14.3	1.2	X
0422	New store and restaurant furniture	63	211 653	16 837	8.0	.1	X
0423	New public furniture (theater seats, church pews, park benches, and school desks)	15	22 225	1 548	7.0	Z	X
0424	Used office and business furniture	25	45 847	2 851	6.2	Z	X
0500	Household china, glassware, crockery, and plastic housewares	134	473 688	63 222	13.3	.5	X
0520	Linens, domestics, curtains, and draperies	173	452 439	66 440	14.7	.6	63.7
0521	Bedspreads, blankets, and bedding	122	357 520	27 640	7.7	.2	X
0522	Curtains and draperies	101	234 922	20 070	8.5	.2	X
0523	Shades and blinds	54	91 694	3 352	3.7	Z	X
0524	Towels and washcloths	20	41 702	1 495	3.6	Z	X
0525	Other linens and domestics	34	77 124	13 842	17.9	.1	X
0530	Flooring and floor coverings	156	523 901	70 757	13.5	.6	58.1
0531	Soft-surface (textile) floor coverings and accessories (including rugs, carpets, and pads)	143	481 593	62 365	13.0	.5	X
0532	Hardwood flooring	6	12 775	308	2.4	Z	X
0533	Other hard-surface floor coverings and accessories (including tile and sheet goods)	36	86 192	8 083	9.4	.1	X
0540	Other home furnishings	520	2 041 194	275 561	13.5	2.3	63.5
0541	Metal flatware and kitchen utensils	25	60 852	5 356	8.8	Z	X
0542	Mirrors, lamps, and picture frames	436	1 543 809	132 242	8.6	1.1	X
0543	Home furnishings, n.e.c.	190	828 201	137 957	16.7	1.1	X
0600	Lumber: rough, dressed, and finished	9	86 879	8 549	9.8	.1	X
0700	Brick, stone, tile, sand, block, cement, and gravel	6	38 276	9 916	25.9	.1	X
0740	Other construction materials	7	111 828	11 083	9.9	.1	3.3
0744	Construction materials, n.e.c. (including wire fence and construction paper)	6	27 736	992	3.6	Z	X
0900	Office equipment	12	32 569	678	2.1	Z	X
0920	New computer equipment	9	7 796	669	8.6	Z	X
0960	Restaurant and hotel equipment and supplies	22	78 775	9 997	12.7	.1	X
1040	Religious and school supplies	7	3 946	181	4.6	Z	50.5
1042	School supplies	7	3 946	181	4.6	Z	X
1400	Electrical apparatus and equipment	11	51 100	8 883	17.4	.1	67.3
1418	Lighting fixtures (residential and commercial)	6	34 304	1 445	4.2	Z	X
1500	Electrical appliances, household	36	323 888	35 704	11.0	.3	39.8
1511	Televisions	30	81 293	6 067	7.5	.1	X
1512	Radios, stereos, and CD players	6	207 227	8 478	4.1	.1	X
1515	Refrigerators and freezers, household	14	43 215	2 304	5.3	Z	X
1518	Other electrical household appliances (including fans, dishwashers, etc.)	9	253 046	15 815	6.3	.1	X
1700	Hardware	46	187 246	15 566	8.3	.1	16.6
1711	Hand tools (including power driven)	37	54 562	3 705	6.8	Z	X
1712	Bolts, nuts, rivets, and fasteners	7	124 512	11 056	8.9	.1	X
1800	Plumbing and heating equipment and supplies (hydronics)	6	78 969	23 971	30.4	.2	X
1900	Warm air heating and air-conditioning equipment and supplies	11	56 400	11 742	20.8	.1	60.0
1911	Furnaces (warm air)	10	32 843	9 306	28.3	.1	X
2220	Garden machinery, equipment, and parts	6	17 950	1 906	10.6	Z	X
2460	Other industrial supplies	8	29 928	1 913	6.4	Z	X

See footnotes at end of table.

Table 2. All Types of Operation by Kind of Business and Commodity Line for Wholesale Trade: 1997—Con.

[Includes only establishments with payroll. For meaning of abbreviations and symbols, see introductory text. For explanation of terms, see Appendix A]

NAICS code and CL code	Kind of business and commodity line	Establishments handling commodity line		Commodity line sales			Sales coverage percent
		Number	Total sales (\$1,000)	Amount ¹ (\$1,000)	As percent of total sales of—		
					Establishments handling line	Establishments in NAICS industry ¹	
4212101	Household & lawn furniture whsle—Con.						
2700	Sporting and recreational goods and supplies	25	328 177	33 391	10.2	.3	3.0
2714	Camping and fishing equipment and accessories	9	267 926	30 884	11.5	.3	X
2800	Toys and hobby goods and supplies	47	244 059	17 881	7.3	.1	8.8
2812	Other toys and games (including fireworks and children's vehicles)	35	194 452	7 358	3.8	.1	X
2813	Crafts and craft supplies	12	49 607	10 523	21.2	.1	X
3000	Jewelry, diamonds, gem stones, and watches	12	137 655	15 208	11.0	.1	1.4
3014	Watches, clocks, and watch movements and cases	6	109 290	9 110	8.3		X
3300	Stationery, office supplies and greeting cards	10	48 157	4 959	10.3	Z	X
3600	Piece goods, knit and woven	22	181 093	56 009	30.9	.5	1.8
3616	Other piece goods	14	27 756	1 418	5.1		X
3900	Women's and children's wear	7	65 559	17 766	27.1	.1	X
5330	Chemicals and allied products (excluding agricultural, plastics, gases, and petroleum)	10	67 682	7 010	10.4	.1	X
6000	Paint, paint supplies, and wallpaper	69	263 889	8 670	3.3	.1	.5
6013	Special purpose coatings (automotive, refinish, marine, traffic coatings)	30	77 311	944	1.2	Z	X
6015	Wallpaper	30	129 365	5 192	4.0	Z	X
6110	Flowers and florists' supplies	6	7 806	1 848	23.7	Z	X
6120	Art goods (including novelties and souvenirs)	43	128 848	13 032	10.1	.1	10.0
6121	Art materials	7	56 167	1 941	3.5	Z	X
6122	Novelties and souvenirs	36	72 681	11 091	15.3	.1	X
6150	Nondurable goods, n.e.c.	9	48 022	12 279	25.6	.1	X
9700	Service receipts and labor charges (including installed parts)	90	175 211	11 387	6.5		63.3
9701	Labor charges for repair work	29	49 579	3 614	7.3	Z	X
9702	Parts installed in repair work	11	7 541	1 070	14.2	Z	X
9703	Other service receipts and labor charges—Specify	64	125 946	6 703	5.3	.1	X
9810	Miscellaneous commodities	80	186 300	16 076	8.6	.1	X
9940	Rental and leasing receipts	12	23 972	985	4.1	Z	X
4212102	Office & business furniture whsle	3 393	X	19 819 087	X	100.0	78.4
0400	Household and lawn furniture	199	737 012	106 065	14.4	.5	76.7
0411	Upholstered furniture	116	353 876	28 311	8.0	.1	X
0412	Sleep furniture and equipment	35	159 856	11 672	7.3	.1	X
0413	Lawn furniture and equipment	24	97 685	4 899	5.0	Z	X
0414	Other furniture (including sleep sofas)	96	393 717	61 182	15.5	.3	X
0420	Office and business furniture	3 393	19 819 087	18 391 746	92.8	92.8	66.7
0421	New office furniture (wooden and metal)	3 058	18 827 735	16 804 368	89.3	84.8	X
0422	New store and restaurant furniture	244	1 243 016	603 328	48.5	3.0	X
0423	New public furniture (theater seats, church pews, park benches, and school desks)	405	1 265 418	532 159	42.1	2.7	X
0424	Used office and business furniture	834	3 048 125	451 888	14.8	2.3	X
0500	Household china, glassware, crockery, and plastic housewares	6	10 031	3 828	38.2	Z	X
0520	Linens, domestics, curtains, and draperies	91	439 616	118 359	26.9	.6	28.7
0521	Bedspreads, blankets, and bedding	8	5 575	338	6.1	Z	X
0522	Curtains and draperies	53	179 604	7 367	4.1	Z	X
0523	Shades and blinds	49	64 520	2 964	4.6	Z	X
0530	Flooring and floor coverings	256	1 826 721	150 883	8.3	.8	58.4
0531	Soft-surface (textile) floor coverings and accessories (including rugs, carpets, and pads)	254	1 765 273	128 839	7.3	.7	X
0532	Hardwood flooring	14	123 603	2 123	1.7	Z	X
0533	Other hard-surface floor coverings and accessories (including tile and sheet goods)	40	418 381	19 920	4.8	.1	X
0540	Other home furnishings	49	212 234	16 746	7.9	.1	73.6
0542	Mirrors, lamps, and picture frames	33	165 443	7 540	4.6	Z	X
0543	Home furnishings, n.e.c.	19	51 325	8 959	17.5	Z	X
0800	Photographic equipment and supplies (excluding video)	9	17 919	850	4.7	Z	X
0900	Office equipment	156	543 586	72 119	13.3	.4	5.9
0911	Typewriters and dedicated word processors	89	228 577	1 549	.7	Z	X
0912	Calculators and accounting machines	100	268 472	3 511	1.3	Z	X
0913	Copying machines and equipment	112	331 676	42 156	12.7	.2	X
0914	Dictating, transcribing, and recording machines	41	202 543	833	.4	Z	X
0915	Mailing, letter handling, and addressing machines	20	48 251	378	.8	Z	X
0920	New computer equipment	70	102 958	6 382	6.2	Z	33.9
0921	Computers	21	51 719	2 812	5.4	Z	X
0922	Computer storage devices	46	48 482	1 831	3.8	Z	X
0923	Computer printers	17	35 566	613	1.7	Z	X
0924	Other computer peripheral equipment	15	30 156	1 113	3.7	Z	X
0950	Computer software (packaged)	15	110 912	5 583	5.0	Z	X
0960	Restaurant and hotel equipment and supplies	8	16 793	2 843	16.9	Z	X
0970	Store machines and equipment	17	34 977	5 719	16.4	Z	X
1040	Religious and school supplies	11	73 286	5 381	7.3	Z	12.7
1042	School supplies	10	31 390	4 963	15.8	Z	X
1600	Electronic parts and equipment, except communication	8	13 143	3 617	27.5	Z	X
2320	General-purpose industrial machinery, equipment, and parts	6	99 818	9 963	10.0	.1	X
2460	Other industrial supplies	25	108 868	3 652	3.4	Z	X
2800	Toys and hobby goods and supplies	6	19 027	269	1.4	Z	X
3200	Printing and writing paper	50	182 961	19 544	10.7	.1	19.5
3213	Other printing and writing paper	48	140 062	7 563	5.4	Z	X

See footnotes at end of table.

Table 2. All Types of Operation by Kind of Business and Commodity Line for Wholesale Trade: 1997—Con.

[Includes only establishments with payroll. For meaning of abbreviations and symbols, see introductory text. For explanation of terms, see Appendix A]

NAICS code and CL code	Kind of business and commodity line	Establishments handling commodity line		Commodity line sales			Sales coverage percent
		Number	Total sales (\$1,000)	Amount ¹ (\$1,000)	As percent of total sales of—		
					Establishments handling line	Establishments in NAICS industry ¹	
4212102	Office & business furniture whsle—Con.						
3300	Stationery, office supplies and greeting cards	269	1 009 833	222 615	22.0	1.1	16.6
3311	Business forms	88	280 589	7 304	2.6		X
3312	Stationery, photocopy paper, and typing paper	155	566 191	62 775	11.1	.3	X
3313	Linked ribbons, carbon paper, pens and pencils	158	634 579	33 146	5.2	.2	X
3314	Toner and cartridges	185	706 035	32 726	4.6	.2	X
3315	Greeting cards	22	38 110	345	.9		X
3316	Other stationery supplies (envelopes, ruled forms, and binder paper)	211	768 409	75 809	9.9	.4	X
3400	Industrial and personal services paper and plastics	25	58 029	3 789	6.5		46.6
3411	Paperboard and boxboard boxes	16	26 777	1 920	7.2		X
3412	Paper dishes, cups, and napkins	10	38 681	988	2.6		X
3413	Industrial paper (wrapping, bags, cartons, etc.)	9	6 365	191	3.0		X
3600	Piece goods, knit and woven	6	3 805	1 048	27.5		X
6000	Paint, paint supplies, and wallpaper	48	171 314	4 205	2.5		X
6120	Art goods (including novelties and souvenirs)	31	119 660	2 788	2.3		X
9700	Service receipts and labor charges (including installed parts)	689	5 426 174	516 966	9.5	2.6	74.2
9701	Labor charges for repair work	373	2 458 498	169 649	6.9	.9	X
9702	Parts installed in repair work	119	587 896	15 289	2.6	.1	X
9703	Other service receipts and labor charges—Specify	464	4 255 113	332 027	7.8	1.7	X
9720	Receipts for service contracts	35	145 909	16 652	11.4	.1	X
9740	Receipts for installing equipment	39	43 133	4 727	11.0		X
9810	Miscellaneous commodities	64	189 833	27 060	14.3	.1	X
9940	Rental and leasing receipts	88	763 902	35 079	4.6	.2	3.9
9941	Computer rental and leasing receipts	32	56 204	325	.6		X
9942	Photocopying machine rental	55	589 430	14 953	2.5	.1	X
9943	Other office machine rental receipts	32	422 740	997	.2		X
9944	Other rental receipts	10	101 519	584	.6		X
9970	Receipts for printing or photocopying performed at this establishment	12	27 459	1 963	7.1		X
42122	Home furnishings whsle	8 549	X	43 107 895	X	100.0	67.3
0400	Household and lawn furniture	585	2 814 548	560 034	19.9	1.3	56.1
0411	Upholstered furniture	253	906 869	131 460	14.5	.3	X
0412	Sleep furniture and equipment	97	286 338	22 407	7.8	.1	X
0413	Lawn furniture and equipment	143	1 490 634	276 265	18.5	.6	X
0414	Other furniture (including sleep sofas)	327	1 057 204	129 880	12.3	.3	X
0420	Office and business furniture	135	480 536	56 808	11.8	.1	52.3
0421	New office furniture (wooden and metal)	85	331 871	33 387	10.1	.1	X
0422	New store and restaurant furniture	35	106 783	7 478	7.0		X
0423	New public furniture (theater seats, church pews, park benches, and school desks)	29	91 750	7 672	8.4		X
0424	Used office and business furniture	23	62 287	8 238	13.2		X
0500	Household china, glassware, crockery, and plastic housewares	1 639	8 036 140	5 502 862	68.5	12.8	X
0520	Linens, domestics, curtains, and draperies	2 212	13 004 581	9 383 260	72.2	21.8	51.2
0521	Bedspreads, blankets, and bedding	918	7 281 887	3 684 822	50.6	8.5	X
0522	Curtains and draperies	1 017	3 785 525	834 155	22.0	1.9	X
0523	Shades and blinds	823	2 179 885	1 013 312	46.5	2.4	X
0524	Towels and washcloths	583	5 846 756	2 184 405	37.4	5.1	X
0525	Other linens and domestics	738	5 800 181	1 666 503	28.7	3.9	X
0530	Flooring and floor coverings	2 788	19 127 516	16 195 302	84.7	37.6	57.3
0531	Soft-surface (textile) floor coverings and accessories (including rugs, carpets, and pads)	2 422	17 139 061	11 421 064	66.6	26.5	X
0532	Hardwood flooring	814	4 700 139	1 081 644	23.0	2.5	X
0533	Other hard-surface floor coverings and accessories (including tile and sheet goods)	1 408	7 902 881	3 692 593	46.7	8.6	X
0540	Other home furnishings	3 281	13 457 657	7 993 969	59.4	18.5	47.6
0541	Metal flatware and kitchen utensils	551	3 566 673	1 268 328	35.6	2.9	X
0542	Mirrors, lamps, and picture frames	1 646	4 636 174	2 392 850	51.6	5.6	X
0543	Home furnishings, n.e.c.	1 736	7 902 853	4 332 767	54.8	10.1	X
0600	Lumber: rough, dressed, and finished	12	24 449	8 645	35.4		47.8
0611	Dimensional lumber (non-treated)	10	23 093	8 502	36.8		X
0620	Plywood and millwork	39	201 154	55 745	27.7	.1	16.8
0622	Other panels products (including hardwood plywood, waterboard, and particleboard)	11	97 706	3 434	3.5		X
0623	Gypsum, specialty boards, and treatments	6	12 302	1 616	13.1		X
0624	Wood millwork (doors, windows, cabinets, etc.)	22	87 257	45 182	51.8	.1	X
0700	Brick, stone, tile, sand, block, cement, and gravel	22	93 663	18 897	20.2		62.3
0712	Cement and lime	6	3 050	688	22.6		X
0714	Brick, block, tile, clay/cement sewer pipe, etc.	15	88 237	17 103	19.4		X
0720	Roofing, siding, and insulation materials	45	236 820	27 776	11.7	.1	3.8
0721	Roofing, except wood	27	138 314	12 717	9.2		X
0722	Siding, except wood	7	20 876	5 216	25.0		X
0730	Flat glass and other construction glass (excluding automotive)	20	108 846	46 364	42.6	.1	X
0740	Other construction materials	25	181 438	30 910	17.0	.1	50.1
0744	Construction materials, n.e.c. (including wire fence and construction paper)	19	109 207	25 170	23.0	.1	X
0800	Photographic equipment and supplies (excluding video)	15	29 408	3 105	10.6		X
0900	Office equipment	26	149 343	17 594	11.8		28.0
0913	Copying machines and equipment	14	76 375	15 752	20.6		X
0930	Used computer equipment	10	30 428	3 044	10.0		X
0960	Restaurant and hotel equipment and supplies	82	369 213	53 351	14.5	.1	X

See footnotes at end of table.

Table 2. All Types of Operation by Kind of Business and Commodity Line for Wholesale Trade: 1997—Con.

[Includes only establishments with payroll. For meaning of abbreviations and symbols, see introductory text. For explanation of terms, see Appendix A]

NAICS code and CL code	Kind of business and commodity line	Establishments handling commodity line		Commodity line sales			Sales coverage percent
		Number	Total sales (\$1,000)	Amount ¹ (\$1,000)	As percent of total sales of—		
					Establishments handling line	Establishments in NAICS industry ¹	
42122	Home furnishings whsle—Con.						
0970	Store machines and equipment	7	53 831	15 409	28.6	Z	67.3
0972	Other store machines and equipment	7	53 831	15 409	28.6	Z	X
1120	Flat iron and steel products	10	33 315	9 536	28.6	Z	X
1140	Iron and steel wire and wire products	10	106 158	20 106	18.9	Z	X
1200	Copper and brass	17	80 496	15 846	19.7	Z	X
1220	Aluminum shapes, forms, etc.	8	48 040	4 541	9.5	Z	X
1400	Electrical apparatus and equipment	30	179 404	38 422	21.4	.1	6.4
1413	Motors and generators (including motor-generator sets)	6	24 656	997	4.0	Z	X
1418	Lighting fixtures (residential and commercial)	11	11 305	19 770	100.0	Z	X
1421	Other electrical apparatus and equipment (including fuses and lightning rods)	6	24 656	997	4.0	Z	X
1500	Electrical appliances, household	178	1 284 272	154 238	12.0	.4	17.7
1511	Televisions	27	154 805	7 265	4.7	Z	X
1512	Radios, stereos, and CD players	14	32 023	51	.2	Z	X
1513	V.C.R.'s and video cameras	14	32 023	33	.1	Z	X
1514	Electrical household ranges and ovens	29	466 885	51 479	11.0	.1	X
1515	Refrigerators and freezers, household	6	52 841	5 009	9.5	Z	X
1516	Household laundry equipment	6	52 841	2 012	3.8	Z	X
1518	Other electrical household appliances (including fans, dishwashers, etc.) ..	70	358 799	45 248	12.6	.1	X
1600	Electronic parts and equipment, except communication	18	148 761	10 143	6.8	Z	43.1
1618	Electronic parts and equipment, n.e.c.	14	131 262	8 820	6.7	Z	X
1700	Hardware	282	1 583 836	255 732	16.1	.6	4.1
1711	Hand tools (including power driven)	56	470 417	56 594	12.0	.1	X
1712	Bolts, nuts, rivets, and fasteners	13	15 362	3 036	19.8	Z	X
1713	Cutlery	119	403 576	79 583	19.7	.2	X
1800	Plumbing and heating equipment and supplies (hydronics)	28	189 524	36 112	19.1	.1	2.8
1818	Other plumbing and heating equipment and supplies	13	42 820	9 394	21.9	Z	X
2320	General-purpose industrial machinery, equipment, and parts	32	95 098	4 998	5.3	Z	X
2460	Other industrial supplies	40	249 877	27 105	10.8	.1	13.8
2462	Abrasives and abrasive materials	6	72 219	9 186	12.7	Z	X
2464	Mechanical rubber goods	12	49 190	2 691	5.5	Z	X
2520	Custodial (janitors') equipment and supplies	6	44 763	7 800	17.4	Z	X
2540	Other service establishment equipment and supplies	6	17 606	2 641	15.0	Z	50.2
2542	Service establishment equipment and supplies, n.e.c.	6	17 606	2 641	15.0	Z	X
2700	Sporting and recreational goods and supplies	98	549 415	70 701	12.9	.2	3.8
2712	Bicycles and bicycle tires and tubes	8	31 958	1 468	4.6	Z	X
2715	Athletic equipment and accessories	47	242 042	25 137	10.4	.1	X
2800	Toys and hobby goods and supplies	214	1 006 045	123 906	12.3	.3	4.3
2812	Other toys and games (including fireworks and children's vehicles)	105	517 888	49 669	9.6	.1	X
2813	Crafts and craft supplies	138	551 216	54 601	9.9	.1	X
2814	Other hobby goods and accessories	7	28 122	693	2.5	Z	X
2930	Recyclable paper and paperboard	9	3 222	531	16.5	Z	X
3000	Jewelry, diamonds, gem stones, and watches	83	311 104	28 054	9.0	.1	.5
3015	Karat gold jewelry (rings, necklaces, etc.)	35	99 331	7 733	7.8	Z	X
3130	Compact discs, prerecorded audio tapes, and phonograph records	18	64 291	4 509	7.0	Z	X
3140	Prerecorded video tapes	13	44 442	1 438	3.2	Z	X
3150	Other durable goods	9	54 396	5 259	9.7	Z	X
3200	Printing and writing paper	24	190 722	9 674	5.1	Z	X
3300	Stationery, office supplies and greeting cards	136	968 770	86 301	8.9	.2	2.1
3311	Business forms	11	62 473	991	1.6	Z	X
3312	Stationery, photocopy paper, and typing paper	11	62 473	2 259	3.6	Z	X
3313	Inked ribbons, carbon paper, pens and pencils	14	160 374	7 676	4.8	Z	X
3314	Toner and cartridges	11	62 473	245	.4	Z	X
3315	Greeting cards	65	374 845	24 454	6.5	.1	X
3316	Other stationery supplies (envelopes, ruled forms, and binder paper) ...	37	271 445	27 751	10.2	.1	X
3400	Industrial and personal services paper and plastics	64	423 985	49 743	11.7	.1	18.8
3411	Paperboard and boxboard boxes	9	2 386	1 413	59.2	Z	X
3412	Paper dishes, cups, and napkins	10	8 697	6 133	70.5	Z	X
3413	Industrial paper (wrapping, bags, cartons, etc.)	32	286 594	14 671	5.1	Z	X
3415	Other industrial and personal service paper	12	33 617	1 382	4.1	Z	X
3500	Drugs, pharmaceuticals, cosmetics, and toiletries	102	559 672	85 923	15.4	.2	11.4
3513	Cosmetics	6	22 330	2 130	9.5	Z	X
3515	Other toiletries and druggists' sundries	43	312 834	50 173	16.0	.1	X
3600	Piece goods, knit and woven	68	1 815 897	629 976	34.7	1.5	57.9
3612	Cotton (including blends)	29	117 136	22 547	19.2	.1	X
3613	Synthetics (excluding synthetic knits)	19	103 497	12 630	12.2	Z	X
3614	Knit fabrics, n.e.c. (including double knit)	10	63 372	3 816	6.0	Z	X
3615	Woolen and worsted piece goods	10	1 621 227	580 055	35.8	1.3	X
3616	Other piece goods	8	27 601	2 717	9.8	Z	X
3700	Notions (buttons, ribbons, lace, sewing accessories, zippers, bindings, etc.)	34	90 643	4 129	4.6	Z	X
3800	Men's and boys' wear	74	2 079 852	199 635	9.6	.5	1.7
3811	Men's and boys' suits, coats, and formal wear	40	191 447	19 702	10.3	Z	X
3812	Men's and boys' dress and casual shirts, slacks, and jeans	25	155 566	6 284	4.0	Z	X
3813	Men's and boys' underwear and nightwear	25	155 566	1 828	1.2	Z	X
3814	Men's and boys' work clothing and uniforms	10	43 413	783	1.8	Z	X
3815	Other men's and boys' wear (caps, hats, swimwear, neckwear, etc.) ...	25	155 566	2 610	1.7	Z	X

See footnotes at end of table.

Table 2. All Types of Operation by Kind of Business and Commodity Line for Wholesale Trade: 1997—Con.

[Includes only establishments with payroll. For meaning of abbreviations and symbols, see introductory text. For explanation of terms, see Appendix A]

NAICS code and CL code	Kind of business and commodity line	Establishments handling commodity line		Commodity line sales			Sales coverage percent
		Number	Total sales (\$1,000)	Amount ¹ (\$1,000)	As percent of total sales of—		
					Establishments handling line	Establishments in NAICS industry ¹	
42122	Home furnishings whse—Con.						
3900	Women's and children's wear	97	2 198 604	285 231	13.0	.7	1.4
3911	Infants' and children's wear (to size 6X)	51	257 672	16 399	6.4	Z	X
3912	Women's, misses', and girls' dresses and blouses	51	257 672	14 525	5.6	Z	X
3913	Women's, misses', and girls' suits and coats	51	257 672	3 254	1.3	Z	X
3914	Women's and misses' outerwear	51	257 672	1 855	.7	Z	X
3915	Women's and misses' underwear and sleepwear	62	274 677	11 441	4.2	Z	X
3916	Other women's, misses, and girl's wear (furs, sweaters, millinery, etc.)	51	257 672	1 855	.7	Z	X
4000	Footwear	20	79 951	6 320	7.9	Z	26.5
4012	Infants' footwear	10	62 853	1 048	1.7	Z	X
4013	Other women's, misses', and girls' footwear	10	62 853	1 324	2.1	Z	X
4014	Other men's and boy's footwear	10	62 853	792	1.3	Z	X
4860	Other grocery specialties	25	36 263	5 174	14.3	Z	29.7
4865	Pickles, preserves, jellies, jams, and sauces	7	7 996	60	.8	Z	X
4868	Grocery specialties, n.e.c.	9	21 068	4 413	20.9	Z	X
5300	Plastics materials and basic shapes	42	295 246	41 656	14.1	.1	X
5330	Chemicals and allied products (excluding agricultural, plastics, gases, and petroleum)	61	374 856	55 006	14.7	.1	16.2
5335	Detergents and soaps	18	132 547	4 871	3.7	Z	X
5342	Adhesives, sealants, and glues	25	83 575	9 719	11.6	Z	X
5800	Farm supplies	19	543 106	82 591	15.2	.2	1.4
5816	Other agricultural chemicals and fertilizers	16	27 511	5 575	20.3	Z	X
6000	Paint, paint supplies, and wallpaper	116	572 249	62 316	10.9	.1	4.7
6013	Special purpose coatings (automotive, refinish, marine, traffic coatings)	36	65 203	1 528	2.3	Z	X
6015	Wallpaper	49	241 969	36 033	14.9	.1	X
6100	Books, periodicals, newspapers, and miscellaneous printed materials	61	219 205	20 907	9.5	Z	.4
6101	Books	9	11 668	1 185	10.2	Z	X
6110	Flowers and florists' supplies	66	301 032	38 814	12.9	.1	X
6120	Art goods (including novelties and souvenirs)	228	837 992	207 743	24.8	.5	25.6
6121	Art materials	81	146 219	26 615	18.2	.1	X
6122	Novelties and souvenirs	154	698 181	178 784	25.6	.4	X
6130	Textile bags, bagging, and burlap	14	15 874	1 124	7.1	Z	X
6150	Nondurable goods, n.e.c.	42	1 927 232	70 938	3.7	.2	X
9700	Service receipts and labor charges (including installed parts)	432	1 306 420	153 805	11.8	.4	52.0
9701	Labor charges for repair work	145	267 926	19 271	7.2	Z	X
9702	Parts installed in repair work	69	145 891	4 313	3.0	Z	X
9703	Other service receipts and labor charges—Specify	323	1 098 774	129 367	11.8	.3	X
9730	Advertising specialties (paper novelties, etc.)	11	39 459	9 572	24.3	Z	X
9810	Miscellaneous commodities	314	1 100 364	127 462	11.6	.3	X
9940	Rental and leasing receipts	22	44 782	2 639	5.9	Z	X
421220	Home furnishings whse	8 549	X	43 107 895	X	100.0	67.3
0400	Household and lawn furniture	585	2 814 548	560 034	19.9	1.3	56.1
0411	Upholstered furniture	253	906 869	131 460	14.5	.3	X
0412	Sleep furniture and equipment	97	286 338	22 407	7.8	.1	X
0413	Lawn furniture and equipment	143	1 490 634	276 265	18.5	.6	X
0414	Other furniture (including sleep sofas)	327	1 057 204	129 880	12.3	.3	X
0420	Office and business furniture	135	480 536	56 808	11.8	.1	52.3
0421	New office furniture (wooden and metal)	85	331 871	33 387	10.1	.1	X
0422	New store and restaurant furniture	35	106 783	7 478	7.0	Z	X
0423	New public furniture (theater seats, church pews, park benches, and school desks)	29	91 750	7 672	8.4	Z	X
0424	Used office and business furniture	23	62 287	8 238	13.2	Z	X
0500	Household china, glassware, crockery, and plastic housewares	1 639	8 036 140	5 502 862	68.5	12.8	X
0520	Linens, domestics, curtains, and draperies	2 212	13 004 581	9 383 260	72.2	21.8	51.2
0521	Bedspreads, blankets, and bedding	918	7 281 887	3 684 822	50.6	8.5	X
0522	Curtains and draperies	1 017	3 785 525	834 155	22.0	1.9	X
0523	Shades and blinds	823	2 179 885	1 013 312	46.5	2.4	X
0524	Towels and washcloths	583	5 846 756	2 184 405	37.4	5.1	X
0525	Other linens and domestics	738	5 800 181	1 666 503	28.7	3.9	X
0530	Flooring and floor coverings	2 788	19 127 516	16 195 302	84.7	37.6	57.3
0531	Soft-surface (textile) floor coverings and accessories (including rugs, carpets, and pads)	2 422	17 139 061	11 421 064	66.6	26.5	X
0532	Hardwood flooring	814	4 700 139	1 081 644	23.0	2.5	X
0533	Other hard-surface floor coverings and accessories (including tile and sheet goods)	1 408	7 902 881	3 692 593	46.7	8.6	X
0540	Other home furnishings	3 281	13 457 657	7 993 969	59.4	18.5	47.6
0541	Metal flatware and kitchen utensils	551	3 566 673	1 268 328	35.6	2.9	X
0542	Mirrors, lamps, and picture frames	1 646	4 636 174	2 392 850	51.6	5.6	X
0543	Home furnishings, n.e.c.	1 736	7 902 853	4 332 767	54.8	10.1	X
0600	Lumber: rough, dressed, and finished	12	24 449	8 645	35.4	Z	47.8
0611	Dimensional lumber (non-treated)	10	23 093	8 502	36.8	Z	X
0620	Plywood and millwork	39	201 154	55 745	27.7	.1	16.8
0622	Other panels products (including hardwood plywood, waterboard, and particleboard)	11	97 706	3 434	3.5	Z	X
0623	Gypsum, specialty boards, and treatments	6	12 302	1 616	13.1	Z	X
0624	Wood millwork (doors, windows, cabinets, etc.)	22	87 257	45 182	51.8	.1	X
0700	Brick, stone, tile, sand, block, cement, and gravel	22	93 663	18 897	20.2	Z	62.3
0712	Cement and lime	6	3 050	688	22.6	Z	X
0714	Brick, block, tile, clay/cement sewer pipe, etc.	15	88 237	17 103	19.4	Z	X

See footnotes at end of table.

Table 2. All Types of Operation by Kind of Business and Commodity Line for Wholesale Trade: 1997—Con.

[Includes only establishments with payroll. For meaning of abbreviations and symbols, see introductory text. For explanation of terms, see Appendix A]

NAICS code and CL code	Kind of business and commodity line	Establishments handling commodity line		Commodity line sales			Sales coverage percent
		Number	Total sales (\$1,000)	Amount ¹ (\$1,000)	As percent of total sales of—		
					Establishments handling line	Establishments in NAICS industry ¹	
421220	Home furnishings whlse—Con.						
0720	Roofing, siding, and insulation materials.....	45	236 820	27 776	11.7	.1	3.8
0721	Roofing, except wood.....	27	138 314	12 717	9.2	Z	X
0722	Siding, except wood.....	7	20 876	5 216	25.0	Z	X
0730	Flat glass and other construction glass (excluding automotive).....	20	108 846	46 364	42.6	.1	X
0740	Other construction materials.....	25	181 438	30 910	17.0	.1	50.1
0744	Construction materials, n.e.c. (including wire fence and construction paper).....	19	109 207	25 170	23.0	.1	X
0800	Photographic equipment and supplies (excluding video).....	15	29 408	3 105	10.6	Z	X
0900	Office equipment.....	26	149 343	17 594	11.8	Z	28.0
0913	Copying machines and equipment.....	14	76 375	15 752	20.6	Z	X
0930	Used computer equipment.....	10	30 428	3 044	10.0	Z	X
0960	Restaurant and hotel equipment and supplies.....	82	369 213	53 351	14.5	.1	X
0970	Store machines and equipment.....	7	53 831	15 409	28.6	Z	67.3
0972	Other store machines and equipment.....	7	53 831	15 409	28.6	Z	X
1120	Flat iron and steel products.....	10	33 315	9 536	28.6	Z	X
1140	Iron and steel wire and wire products.....	10	106 158	20 106	18.9	Z	X
1200	Copper and brass.....	17	80 496	15 846	19.7	Z	X
1220	Aluminum shapes, forms, etc.....	8	48 040	4 541	9.5	Z	X
1400	Electrical apparatus and equipment.....	30	179 404	38 422	21.4	.1	6.4
1413	Motors and generators (including motor-generator sets).....	6	24 656	997	4.0	Z	X
1418	Lighting fixtures (residential and commercial).....	11	11 305	19 770	100.0	Z	X
1421	Other electrical apparatus and equipment (including fuses and lightning rods).....	6	24 656	997	4.0	Z	X
1500	Electrical appliances, household.....	178	1 284 272	154 238	12.0	.4	17.7
1511	Televisions.....	27	154 805	7 265	4.7	Z	X
1512	Radios, stereos, and CD players.....	14	32 023	51	.2	Z	X
1513	V.C.R.'s and video cameras.....	14	32 023	33	.1	Z	X
1514	Electrical household ranges and ovens.....	29	466 885	51 479	11.0	.1	X
1515	Refrigerators and freezers, household.....	6	52 841	5 009	9.5	Z	X
1516	Household laundry equipment.....	6	52 841	2 012	3.8	Z	X
1518	Other electrical household appliances (including fans, dishwashers, etc.).....	70	358 799	45 248	12.6	.1	X
1600	Electronic parts and equipment, except communication.....	18	148 761	10 143	6.8	Z	43.1
1618	Electronic parts and equipment, n.e.c.....	14	131 262	8 820	6.7	Z	X
1700	Hardware.....	282	1 583 836	255 732	16.1	.6	4.1
1711	Hand tools (including power driven).....	56	470 417	56 594	12.0	Z	X
1712	Bolts, nuts, rivets, and fasteners.....	13	15 362	3 036	19.8	Z	X
1713	Cutlery.....	119	403 576	79 583	19.7	.2	X
1800	Plumbing and heating equipment and supplies (hydronics).....	28	189 524	36 112	19.1	.1	2.8
1818	Other plumbing and heating equipment and supplies.....	13	42 820	9 394	21.9	Z	X
2320	General-purpose industrial machinery, equipment, and parts.....	32	95 098	4 998	5.3	Z	X
2460	Other industrial supplies.....	40	249 877	27 105	10.8	.1	13.8
2462	Abrasives and abrasive materials.....	6	72 219	9 186	12.7	Z	X
2464	Mechanical rubber goods.....	12	49 190	2 691	5.5	Z	X
2520	Custodial (janitors') equipment and supplies.....	6	44 763	7 800	17.4	Z	X
2540	Other service establishment equipment and supplies.....	6	17 606	2 641	15.0	Z	50.2
2542	Service establishment equipment and supplies, n.e.c.....	6	17 606	2 641	15.0	Z	X
2700	Sporting and recreational goods and supplies.....	98	549 415	70 701	12.9	.2	3.8
2712	Bicycles and bicycle tires and tubes.....	8	31 958	1 468	4.6	Z	X
2715	Athletic equipment and accessories.....	47	242 042	25 137	10.4	.1	X
2800	Toys and hobby goods and supplies.....	214	1 006 045	123 906	12.3	.3	4.3
2812	Other toys and games (including fireworks and children's vehicles).....	105	517 888	49 669	9.6	.1	X
2813	Crafts and craft supplies.....	138	551 216	54 601	9.9	.1	X
2814	Other hobby goods and accessories.....	7	28 122	693	2.5	Z	X
2930	Recyclable paper and paperboard.....	9	3 222	531	16.5	Z	X
3000	Jewelry, diamonds, gem stones, and watches.....	83	311 104	28 054	9.0	.1	.5
3015	Karat gold jewelry (rings, necklaces, etc.).....	35	99 331	7 733	7.8	Z	X
3130	Compact discs, prerecorded audio tapes, and phonograph records.....	18	64 291	4 509	7.0	Z	X
3140	Prerecorded video tapes.....	13	44 442	1 438	3.2	Z	X
3150	Other durable goods.....	9	54 396	5 259	9.7	Z	X
3200	Printing and writing paper.....	24	190 722	9 674	5.1	Z	X
3300	Stationery, office supplies and greeting cards.....	136	968 770	86 301	8.9	.2	2.1
3311	Business forms.....	11	62 473	991	1.6	Z	X
3312	Stationery, photocopy paper, and typing paper.....	11	62 473	2 259	3.6	Z	X
3313	Inked ribbons, carbon paper, pens and pencils.....	14	160 374	7 676	4.8	Z	X
3314	Toner and cartridges.....	11	62 473	245	.4	Z	X
3315	Greeting cards.....	65	374 845	24 454	6.5	.1	X
3316	Other stationery supplies (envelopes, ruled forms, and binder paper).....	37	271 445	27 751	10.2	.1	X
3400	Industrial and personal services paper and plastics.....	64	423 985	49 743	11.7	.1	18.8
3411	Paperboard and boxboard boxes.....	9	2 386	1 413	59.2	Z	X
3412	Paper dishes, cups, and napkins.....	10	8 697	6 133	70.5	Z	X
3413	Industrial paper (wrapping, bags, cartons, etc.).....	32	286 594	14 671	5.1	Z	X
3415	Other industrial and personal service paper.....	12	33 617	1 382	4.1	Z	X
3500	Drugs, pharmaceuticals, cosmetics, and toiletries.....	102	559 672	85 923	15.4	.2	11.4
3513	Cosmetics.....	6	22 330	2 130	9.5	Z	X
3515	Other toiletries and druggists' sundries.....	43	312 834	50 173	16.0	.1	X

See footnotes at end of table.

Table 2. All Types of Operation by Kind of Business and Commodity Line for Wholesale Trade: 1997—Con.

[Includes only establishments with payroll. For meaning of abbreviations and symbols, see introductory text. For explanation of terms, see Appendix A]

NAICS code and CL code	Kind of business and commodity line	Establishments handling commodity line		Commodity line sales			Sales coverage percent
		Number	Total sales (\$1,000)	Amount ¹ (\$1,000)	As percent of total sales of—		
					Establishments handling line	Establishments in NAICS industry ¹	
421220	Home furnishings whsle—Con.						
3600	Piece goods, knit and woven	68	1 815 897	629 976	34.7	1.5	57.9
3612	Cotton (including blends)	29	117 136	22 547	19.2	.1	X
3613	Synthetics (excluding synthetic knits)	19	103 497	12 630	12.2	Z	X
3614	Knit fabrics, n.e.c. (including double knit)	10	63 372	3 816	6.0	Z	X
3615	Woolen and worsted piece goods	10	1 621 227	580 055	35.8	1.3	X
3616	Other piece goods	8	27 601	2 717	9.8	Z	X
3700	Notions (buttons, ribbons, lace, sewing accessories, zippers, bindings, etc.)	34	90 643	4 129	4.6	Z	X
3800	Men's and boys' wear	74	2 079 852	199 635	9.6	.5	1.7
3811	Men's and boys' suits, coats, and formal wear	40	191 447	19 702	10.3	Z	X
3812	Men's and boys' dress and casual shirts, slacks, and jeans	25	155 566	6 284	4.0	Z	X
3813	Men's and boys' underwear and nightwear	25	155 566	1 828	1.2	Z	X
3814	Men's and boys' work clothing and uniforms	10	43 413	783	1.8	Z	X
3815	Other men's and boys' wear (caps, hats, swimwear, neckwear, etc.)	25	155 566	2 610	1.7	Z	X
3900	Women's and children's wear	97	2 198 604	285 231	13.0	.7	1.4
3911	Infants' and children's wear (to size 6X)	51	257 672	16 399	6.4	Z	X
3912	Women's misses', and girls' dresses and blouses	51	257 672	14 525	5.6	Z	X
3913	Women's, misses', and girls' suits and coats	51	257 672	3 254	1.3	Z	X
3914	Women's and misses' outerwear	51	257 672	1 855	.7	Z	X
3915	Women's and misses' underwear and sleepwear	62	274 677	11 441	4.2	Z	X
3916	Other women's, misses, and girl's wear (furs, sweaters, millinery, etc.) ..	51	257 672	1 855	.7	Z	X
4000	Footwear	20	79 951	6 320	7.9	Z	26.5
4012	Infants' footwear	10	62 853	1 048	1.7	Z	X
4013	Other women's, misses', and girls' footwear	10	62 853	1 324	2.1	Z	X
4014	Other men's and boy's footwear	10	62 853	792	1.3	Z	X
4860	Other grocery specialties	25	36 263	5 174	14.3	Z	29.7
4865	Pickles, preserves, jellies, jams, and sauces	7	7 996	60	.8	Z	X
4868	Grocery specialties, n.e.c.	9	21 068	4 413	20.9	Z	X
5300	Plastics materials and basic shapes	42	295 246	41 656	14.1	.1	X
5330	Chemicals and allied products (excluding agricultural, plastics, gases, and petroleum)	61	374 856	55 006	14.7	.1	16.2
5335	Detergents and soaps	18	132 547	4 871	3.7	Z	X
5342	Adhesives, sealants, and glues	25	83 575	9 719	11.6	Z	X
5800	Farm supplies	19	543 106	82 591	15.2	.2	1.4
5816	Other agricultural chemicals and fertilizers	16	27 511	5 575	20.3	Z	X
6000	Paint, paint supplies, and wallpaper	116	572 249	62 316	10.9	.1	4.7
6013	Special purpose coatings (automotive, refinish, marine, traffic coatings) ..	36	65 203	1 528	2.3	Z	X
6015	Wallpaper	49	241 969	36 033	14.9	.1	X
6100	Books, periodicals, newspapers, and miscellaneous printed materials	61	219 205	20 907	9.5	Z	.4
6101	Books	9	11 668	1 185	10.2	Z	X
6110	Flowers and florists' supplies	66	301 032	38 814	12.9	.1	X
6120	Art goods (including novelties and souvenirs)	228	837 992	207 743	24.8	.5	25.6
6121	Art materials	81	146 219	26 615	18.2	.1	X
6122	Novelties and souvenirs	154	698 181	178 784	25.6	.4	X
6130	Textile bags, bagging, and burlap	14	15 874	1 124	7.1	Z	X
6150	Nondurable goods, n.e.c.	42	1 927 232	70 938	3.7	.2	X
9700	Service receipts and labor charges (including installed parts)	432	1 306 420	153 805	11.8	.4	52.0
9701	Labor charges for repair work	145	267 926	19 271	7.2	Z	X
9702	Parts installed in repair work	69	145 891	4 313	3.0	Z	X
9703	Other service receipts and labor charges—Specify	323	1 098 774	129 367	11.8	.3	X
9730	Advertising specialties (paper novelties, etc.)	11	39 459	9 572	24.3	Z	X
9810	Miscellaneous commodities	314	1 100 364	127 462	11.6	.3	X
9940	Rental and leasing receipts	22	44 782	2 639	5.9	Z	X
4212201	Household china, glassware, & crockery whsle	1 332	X	6 744 886	X	100.0	78.3
0400	Household and lawn furniture	147	1 324 472	314 625	23.8	4.7	X
0420	Office and business furniture	14	81 521	8 367	10.3	.1	X
0500	Household china, glassware, crockery, and plastic housewares	1 332	6 744 886	5 326 152	79.0	79.0	X
0520	Lins, domestics, curtains, and draperies	108	668 927	72 078	10.8	1.1	X
0530	Flooring and floor coverings	28	220 646	21 547	9.8	.3	X
0540	Other home furnishings	340	2 196 849	323 609	14.7	4.8	X
0730	Flat glass and other construction glass (excluding automotive)	9	43 270	21 499	49.7	.3	X
0800	Photographic equipment and supplies (excluding video)	9	16 668	1 668	10.0	Z	X
0960	Restaurant and hotel equipment and supplies	14	30 076	6 692	22.3	.1	X
1200	Copper and brass	11	47 845	13 357	27.9	.2	X
1220	Aluminum shapes, forms, etc.	6	28 206	3 357	11.9	.1	X
1500	Electrical appliances, household	59	361 086	35 500	9.8	.5	X
1700	Hardware	89	685 287	116 063	16.9	1.7	X
2460	Other industrial supplies	7	79 394	9 400	11.8	.1	X
2700	Sporting and recreational goods and supplies	38	228 679	19 991	8.7	.3	X
2800	Toys and hobby goods and supplies	95	424 057	60 714	14.3	.9	X
3000	Jewelry, diamonds, gem stones, and watches	46	180 697	12 443	6.9	.2	X
3130	Compact discs, prerecorded audio tapes, and phonograph records	7	44 101	1 985	4.5	Z	X
3140	Prerecorded video tapes	11	38 872	1 132	2.9	Z	X
3200	Printing and writing paper	7	24 511	1 537	6.3	Z	X

See footnotes at end of table.

Table 2. All Types of Operation by Kind of Business and Commodity Line for Wholesale Trade: 1997—Con.

[Includes only establishments with payroll. For meaning of abbreviations and symbols, see introductory text. For explanation of terms, see Appendix A]

NAICS code and CL code	Kind of business and commodity line	Establishments handling commodity line		Commodity line sales			Sales coverage percent
		Number	Total sales (\$1,000)	Amount ¹ (\$1,000)	As percent of total sales of—		
					Establishments handling line	Establishments in NAICS industry ¹	
4212201	Household china, glassware, & crockery whsle—Con.						
3300	Stationery, office supplies and greeting cards	58	374 537	37 068	9.9	.6	X
3400	Industrial and personal services paper and plastics	14	110 331	8 910	8.1	.1	X
3500	Drugs, pharmaceuticals, cosmetics, and toiletries	45	332 794	47 342	14.2	.7	X
3600	Piece goods, knit and woven	9	17 311	1 762	10.2	Z	X
3700	Notions (buttons, ribbons, lace, sewing accessories, zippers, bindings, etc.)	10	49 610	1 352	2.7	Z	X
3800	Men's and boys' wear	15	46 365	3 031	6.5	Z	X
3900	Women's and children's wear	21	87 883	11 974	13.6	.2	X
4000	Footwear	8	15 295	1 711	11.2	Z	X
4860	Other grocery specialties	8	4 427	241	5.4	Z	X
5300	Plastics materials and basic shapes	7	17 361	3 799	21.9	.1	X
5330	Chemicals and allied products (excluding agricultural, plastics, gases, and petroleum)	15	137 200	4 570	3.3	.1	X
6000	Paint, paint supplies, and wallpaper	14	167 008	15 245	9.1	.2	X
6100	Books, periodicals, newspapers, and miscellaneous printed materials	19	86 868	10 305	11.9	.2	X
6110	Flowers and florists' supplies	32	158 088	22 370	14.2	.3	X
6120	Art goods (including novelties and souvenirs)	66	169 376	28 232	16.7	.4	X
6130	Textile bags, bagging, and burlap	9	8 128	515	6.3	Z	X
6150	Nondurable goods, n.e.c.	11	208 294	5 769	2.8	.1	X
9700	Service receipts and labor charges (including installed parts)	20	109 531	3 678	3.4	.1	X
9810	Miscellaneous commodities	52	217 344	27 470	12.6	.4	X
4212202	Linens, domestics, draperies, & curtains whsle	1 876	X	11 337 298	X	100.0	66.5
0400	Household and lawn furniture	105	336 761	71 695	21.3	.6	55.1
0411	Upholstered furniture	64	178 563	27 713	15.5	.2	X
0412	Sleep furniture and equipment	21	105 204	6 403	6.1	.1	X
0413	Lawn furniture and equipment	17	39 537	4 392	11.1	Z	X
0414	Other furniture (including sleep sofas)	53	211 735	33 185	15.7	.3	X
0420	Office and business furniture	26	94 689	12 585	13.3	.1	57.9
0421	New office furniture (wooden and metal)	20	92 809	10 797	11.6	.1	X
0423	New public furniture (theater seats, church pews, park benches, and school desks)	6	8 527	1 471	17.3	Z	X
0500	Household china, glassware, crockery, and plastic housewares	74	334 164	30 821	9.2	.3	X
0520	Linens, domestics, curtains, and draperies	1 876	11 337 298	9 199 514	81.1	81.1	50.4
0521	Bedspreads, blankets, and bedding	807	6 876 529	3 653 151	53.1	32.2	X
0522	Curtains and draperies	913	3 232 533	799 430	24.7	7.1	X
0523	Shades and blinds	729	1 869 053	998 032	53.4	8.8	X
0524	Towels and washcloths	490	5 462 172	2 156 619	39.5	19.0	X
0525	Other linens and domestics	603	4 998 743	1 592 281	31.9	14.0	X
0530	Flooring and floor coverings	126	2 253 597	310 696	13.8	2.7	63.1
0531	Soft-surface (textile) floor coverings and accessories (including rugs, carpets, and pads)	118	2 249 436	309 879	13.8	2.7	X
0533	Other hard-surface floor coverings and accessories (including tile and sheet goods)	17	38 149	714	1.9	Z	X
0540	Other home furnishings	144	2 505 848	332 608	13.3	2.9	58.6
0541	Metal flatware and kitchen utensils	24	72 430	11 440	15.8	.1	X
0542	Mirrors, lamps, and picture frames	78	343 926	22 930	6.7	.2	X
0543	Home furnishings, n.e.c.	70	2 193 839	298 223	13.6	2.6	X
0720	Roofing, siding, and insulation materials	8	21 988	5 328	24.2	Z	39.3
0722	Siding, except wood	7	20 876	5 216	25.0	Z	X
0960	Restaurant and hotel equipment and supplies	20	128 213	24 216	18.9	.2	X
1500	Electrical appliances, household	16	141 965	13 576	9.6	.1	2.4
1511	Televisions	13	122 782	6 853	5.6	.1	X
1700	Hardware	36	101 408	9 690	9.6	.1	30.2
1713	Cutlery	30	58 289	8 751	15.0	.1	X
2700	Sporting and recreational goods and supplies	14	71 429	15 085	21.1	.1	.7
2712	Bicycles and bicycle tires and tubes	8	31 958	1 468	4.6	Z	X
2715	Athletic equipment and accessories	8	31 958	1 799	5.6	Z	X
2800	Toys and hobby goods and supplies	22	81 147	6 457	8.0	.1	2.0
2812	Other toys and games (including fireworks and children's vehicles)	7	16 111	659	4.1	Z	X
2813	Crafts and craft supplies	7	28 122	4 179	14.9	Z	X
2814	Other hobby goods and accessories	7	28 122	693	2.5	Z	X
3000	Jewelry, diamonds, gem stones, and watches	7	45 681	4 552	10.0	Z	X
3300	Stationery, office supplies and greeting cards	13	75 516	4 892	6.5	Z	7.2
3311	Business forms	11	62 473	991	1.6	Z	X
3312	Stationery, photocopy paper, and typing paper	11	62 473	2 259	3.6	Z	X
3314	Toner and cartridges	11	62 473	245	.4	Z	X
3316	Other stationery supplies (envelopes, ruled forms, and binder paper)	11	62 473	746	1.2	Z	X
3400	Industrial and personal services paper and plastics	22	43 189	8 514	19.7	.1	18.8
3412	Paper dishes, cups, and napkins	10	8 697	6 133	70.5	.1	X
3413	Industrial paper (wrapping, bags, cartons, etc.)	10	32 689	1 407	4.3	Z	X
3415	Other industrial and personal service paper	10	32 689	938	2.9	Z	X
3500	Drugs, pharmaceuticals, cosmetics, and toiletries	22	41 198	10 849	26.3	.1	X
3600	Piece goods, knit and woven	38	1 702 583	615 107	36.1	5.4	62.0
3612	Cotton (including blends)	21	102 519	20 839	20.3	.2	X
3613	Synthetics (excluding synthetic knits)	12	45 046	9 901	22.0	.1	X
3616	Other piece goods	8	27 601	2 717	9.8	Z	X
3700	Notions (buttons, ribbons, lace, sewing accessories, zippers, bindings, etc.)	14	15 898	972	6.1	Z	X

See footnotes at end of table.

Table 2. All Types of Operation by Kind of Business and Commodity Line for Wholesale Trade: 1997—Con.

[Includes only establishments with payroll. For meaning of abbreviations and symbols, see introductory text. For explanation of terms, see Appendix A]

NAICS code and CL code	Kind of business and commodity line	Establishments handling commodity line		Commodity line sales			Sales coverage percent
		Number	Total sales (\$1,000)	Amount ¹ (\$1,000)	As percent of total sales of—		
					Establishments handling line	Establishments in NAICS industry ¹	
4212202	Linens, domestics, draperies, & curtains whsle—Con.						
3800	Men's and boys' wear.....	44	1 977 172	186 918	9.5	1.6	1.0
3811	Men's and boys' suits, coats, and formal wear.....	30	148 034	17 605	11.9	.2	X
3812	Men's and boys' dress and casual shirts, slacks, and jeans.....	15	112 153	4 187	3.7	Z	X
3813	Men's and boys' underwear and nightwear.....	15	112 153	1 045	.9	Z	X
3815	Other men's and boys' wear (caps, hats, swimwear, neckwear, etc.)....	15	112 153	2 087	1.9	Z	X
3900	Women's and children's wear.....	51	2 040 158	265 194	13.0	2.3	.7
3911	Infants' and children's wear (to size 6X).....	35	206 003	15 015	7.3	.1	X
3912	Women's misses', and girls' dresses and blouses.....	35	206 003	13 141	6.4	.1	X
3913	Women's, misses', and girls' suits and coats.....	35	206 003	1 870	.9	Z	X
3914	Women's and misses' outerwear.....	35	206 003	935	.5	Z	X
3915	Women's and misses' underwear and sleepwear.....	46	223 008	10 521	4.7	.1	X
3916	Other women's, misses, and girl's wear (furs, sweaters, millinery, etc.)..	35	206 003	935	.5	Z	X
4000	Footwear.....	8	37 721	2 311	6.1	Z	22.5
4012	Infants' footwear.....	6	35 918	541	1.5	Z	X
4013	Other women's, misses', and girls' footwear.....	6	35 918	1 073	3.0	Z	X
4014	Other men's and boy's footwear.....	6	35 918	541	1.5	Z	X
5330	Chemicals and allied products (excluding agricultural, plastics, gases, and petroleum).....	11	20 324	3 203	15.8	Z	43.4
5342	Adhesives, sealants, and glues.....	6	14 989	2 194	14.6	Z	X
6000	Paint, paint supplies, and wallpaper.....	46	221 450	30 419	13.7	.3	2.8
6015	Wallpaper.....	46	221 450	30 419	13.7	.3	X
6100	Books, periodicals, newspapers, and miscellaneous printed materials.....	9	73 376	4 082	5.6	Z	X
6110	Flowers and florists' supplies.....	9	82 407	5 470	6.6	Z	X
6120	Art goods (including novelties and souvenirs).....	22	168 960	40 144	23.8	.4	36.5
6122	Novelties and souvenirs.....	18	152 668	38 908	25.5	.3	X
6150	Nondurable goods, n.e.c.....	6	1 614 231	47 474	2.9	.4	X
9700	Service receipts and labor charges (including installed parts).....	101	201 491	16 875	8.4	.1	53.8
9701	Labor charges for repair work.....	45	41 879	1 698	4.1	Z	X
9702	Parts installed in repair work.....	34	37 867	1 300	3.4	Z	X
9703	Other service receipts and labor charges—Specify.....	70	161 283	13 059	8.1	.1	X
9810	Miscellaneous commodities.....	68	110 925	20 081	18.1	.2	X
4212203	Floor coverings whsle.....	2 591	X	16 467 044	X	100.0	60.5
0400	Household and lawn furniture.....	74	266 858	38 569	14.5	.2	58.1
0411	Upholstered furniture.....	44	175 613	18 892	10.8	.1	X
0412	Sleep furniture and equipment.....	19	56 698	3 676	6.5	Z	X
0413	Lawn furniture and equipment.....	15	15 495	1 478	9.5	Z	X
0414	Other furniture (including sleep sofas).....	40	173 066	14 523	8.4	.1	X
0420	Office and business furniture.....	42	103 456	12 375	12.0	.1	48.7
0421	New office furniture (wooden and metal).....	15	14 775	1 242	8.4	Z	X
0422	New store and restaurant furniture.....	14	28 912	5 144	17.8	Z	X
0423	New public furniture (theater seats, church pews, park benches, and school desks).....	11	54 857	4 771	8.7	Z	X
0424	Used office and business furniture.....	13	15 437	1 217	7.9	Z	X
0500	Household china, glassware, crockery, and plastic housewares.....	22	67 846	8 817	13.0	.1	X
0520	Linens, domestics, curtains, and draperies.....	97	458 511	73 850	16.1	.4	57.4
0521	Bedspreads, blankets, and bedding.....	31	115 442	15 946	13.8	.1	X
0522	Curtains and draperies.....	43	242 673	22 154	9.1	.1	X
0523	Shades and blinds.....	46	115 448	9 181	8.0	.1	X
0524	Towels and washcloths.....	11	69 839	12 862	18.4	.1	X
0525	Other linens and domestics.....	20	148 254	13 685	9.2	.1	X
0530	Flooring and floor coverings.....	2 591	16 467 044	15 848 714	96.2	96.2	50.5
0531	Soft-surface (textile) floor coverings and accessories (including rugs, carpets, and pads).....	2 235	14 484 342	11 083 271	76.5	67.3	X
0532	Hardwood flooring.....	803	4 636 987	1 080 834	23.3	6.6	X
0533	Other hard-surface floor coverings and accessories (including tile and sheet goods).....	1 388	7 805 126	3 684 608	47.2	22.4	X
0540	Other home furnishings.....	47	196 293	41 452	21.1	.3	41.4
0542	Mirrors, lamps, and picture frames.....	21	87 042	26 279	30.2	.2	X
0543	Home furnishings, n.e.c.....	37	90 883	11 747	12.9	.1	X
0600	Lumber: rough, dressed, and finished.....	10	23 093	8 565	37.1	.1	45.3
0611	Dimensional lumber (non-treated).....	10	23 093	8 502	36.8	.1	X
0620	Plywood and millwork.....	31	183 061	49 851	27.2	.3	14.8
0622	Other panels products (including hardwood plywood, waterboard, and particleboard).....	11	97 706	3 434	3.5	Z	X
0623	Gypsum, specialty boards, and treatments.....	6	12 302	1 616	13.1	Z	X
0624	Wood millwork (doors, windows, cabinets, etc.).....	20	85 977	44 800	52.1	.3	X
0700	Brick, stone, tile, sand, block, cement, and gravel.....	22	93 663	18 897	20.2	.1	56.0
0712	Cement and lime.....	6	3 050	688	22.6	Z	X
0714	Brick, block, tile, clay/cement sewer pipe, etc.....	15	88 237	17 103	19.4	.1	X
0720	Roofing, siding, and insulation materials.....	29	141 827	12 969	9.1	.1	.5
0721	Roofing, except wood.....	27	138 314	12 717	9.2	.1	X
0740	Other construction materials.....	21	121 661	30 102	24.7	.2	59.5
0744	Construction materials, n.e.c. (including wire fence and construction paper).....	19	109 207	25 170	23.0	.2	X
0960	Restaurant and hotel equipment and supplies.....	9	41 264	2 064	5.0	Z	X
1400	Electrical apparatus and equipment.....	7	54 941	7 875	14.3	Z	X

See footnotes at end of table.

Table 2. All Types of Operation by Kind of Business and Commodity Line for Wholesale Trade: 1997—Con.

[Includes only establishments with payroll. For meaning of abbreviations and symbols, see introductory text. For explanation of terms, see Appendix A]

NAICS code and CL code	Kind of business and commodity line	Establishments handling commodity line		Commodity line sales			Sales coverage percent
		Number	Total sales (\$1,000)	Amount ¹ (\$1,000)	As percent of total sales of—		
					Establishments handling line	Establishments in NAICS industry ¹	
4212203	Floor coverings whse—Con.						
1500	Electrical appliances, household	15	67 754	13 472	19.9	.1	38.9
1514	Electrical household ranges and ovens	6	52 841	3 477	6.6	Z	X
1515	Refrigerators and freezers, household	6	52 841	5 009	9.5	Z	X
1516	Household laundry equipment	6	52 841	2 012	3.8	Z	X
1518	Other electrical household appliances (including fans, dishwashers, etc.)	6	52 841	1 587	3.0	Z	X
1600	Electronic parts and equipment, except communication	10	113 301	6 903	6.1	Z	48.7
1618	Electronic parts and equipment, n.e.c.	10	113 301	6 903	6.1	Z	X
1700	Hardware	31	129 086	13 325	10.3	.1	20.7
1711	Hand tools (including power driven)	8	81 513	3 760	4.6	Z	X
1712	Bolts, nuts, rivets, and fasteners	13	15 362	3 036	19.8	Z	X
1713	Cutlery	7	25 339	6 212	24.5	Z	X
1800	Plumbing and heating equipment and supplies (hydronics)	11	111 522	15 013	13.5	.1	X
2320	General-purpose industrial machinery, equipment, and parts	9	6 614	410	6.2	Z	X
2460	Other industrial supplies	12	49 190	2 691	5.5	Z	12.4
2464	Mechanical rubber goods	12	49 190	2 691	5.5	Z	X
2700	Sporting and recreational goods and supplies	7	39 223	11 415	29.1	.1	X
3500	Drugs, pharmaceuticals, cosmetics, and toiletries	6	14 321	1 244	8.7	Z	X
3600	Piece goods, knit and woven	11	66 605	9 310	14.0	.1	8.2
3613	Synthetics (excluding synthetic knits)	7	58 451	2 729	4.7	Z	X
3614	Knit fabrics, n.e.c. (including double knit)	7	58 451	2 729	4.7	Z	X
3615	Woolen and worsted piece goods	7	58 451	1 826	3.1	Z	X
3900	Women's and children's wear	6	4 064	278	6.8	Z	X
5300	Plastics materials and basic shapes	12	138 848	22 984	16.6	.1	X
5330	Chemicals and allied products (excluding agricultural, plastics, gases, and petroleum)	21	70 084	8 273	11.8	.1	47.9
5342	Adhesives, sealants, and glues	19	68 586	7 525	11.0	Z	X
6000	Paint, paint supplies, and wallpaper	43	91 699	8 171	8.9	.1	20.8
6013	Special purpose coatings (automotive, refinish, marine, traffic coatings)	36	65 203	1 528	2.3	Z	X
9700	Service receipts and labor charges (including installed parts)	212	624 627	105 646	16.9	.6	45.0
9701	Labor charges for repair work	49	159 493	11 345	7.1	.1	X
9702	Parts installed in repair work	14	81 988	1 017	1.2	Z	X
9703	Other service receipts and labor charges—Specify	178	516 390	93 284	18.1	.6	X
9810	Miscellaneous commodities	115	537 239	53 810	10.0	.3	X
9940	Rental and leasing receipts	12	26 378	1 168	4.4	Z	X
4212204	Other home furnishings whse	2 750	X	8 558 667	X	100.0	72.8
0400	Household and lawn furniture	259	886 457	135 145	15.2	1.6	53.8
0411	Upholstered furniture	120	308 305	39 889	12.9	.5	X
0412	Sleep furniture and equipment	35	100 862	9 450	9.4	.1	X
0413	Lawn furniture and equipment	70	432 403	35 354	8.2	.4	X
0414	Other furniture (including sleep sofas)	143	376 775	50 446	13.4	.6	X
0420	Office and business furniture	53	200 870	23 481	11.7	.3	47.9
0421	New office furniture (wooden and metal)	42	153 588	13 890	9.0	.2	X
0422	New store and restaurant furniture	13	70 226	1 726	2.5	Z	X
0423	New public furniture (theater seats, church pews, park benches, and school desks)	9	20 272	930	4.6	Z	X
0424	Used office and business furniture	7	41 568	6 908	16.6	.1	X
0500	Household china, glassware, crockery, and plastic housewares	211	889 244	137 072	15.4	1.6	X
0520	Linens, domestics, curtains, and draperies	131	539 845	37 818	7.0	.4	46.0
0521	Bedspreads, blankets, and bedding	53	224 840	9 418	4.2	.1	X
0522	Curtains and draperies	36	127 551	3 570	2.8	Z	X
0523	Shades and blinds	39	143 622	5 249	3.7	.1	X
0524	Towels and washcloths	34	115 186	3 904	3.4	Z	X
0525	Other linens and domestics	59	367 919	15 650	4.3	.2	X
0530	Flooring and floor coverings	43	186 229	14 345	7.7	.2	72.8
0531	Soft-surface (textile) floor coverings and accessories (including rugs, carpets, and pads)	41	184 637	13 638	7.4	.2	X
0532	Hardwood flooring	6	56 740	707	1.2	Z	X
0540	Other home furnishings	2 750	8 558 667	7 296 300	85.3	85.3	46.0
0541	Metal flatware and kitchen utensils	332	1 705 245	1 021 173	59.9	11.9	X
0542	Mirrors, lamps, and picture frames	1 421	3 512 834	2 305 590	65.6	26.9	X
0543	Home furnishings, n.e.c.	1 511	5 283 279	3 969 537	75.1	46.4	X
0720	Roofing, siding, and insulation materials	8	73 005	9 479	13.0	.1	X
0730	Flat glass and other construction glass (excluding automotive)	11	65 576	24 865	37.9	.3	X
0900	Office equipment	21	132 200	16 940	12.8	.2	33.1
0913	Copying machines and equipment	14	76 375	15 752	20.6	.2	X
0930	Used computer equipment	10	30 428	3 044	10.0	Z	X
0960	Restaurant and hotel equipment and supplies	39	169 660	20 379	12.0	.2	X
1400	Electrical apparatus and equipment	18	114 131	30 205	26.5	.4	11.1
1413	Motors and generators (including motor-generator sets)	6	24 656	997	4.0	Z	X
1418	Lighting fixtures (residential and commercial)	11	11 305	19 770	100.0	.2	X
1421	Other electrical apparatus and equipment (including fuses and lightning rods)	6	24 656	997	4.0	Z	X
1500	Electrical appliances, household	88	713 467	91 690	12.9	1.1	27.5
1511	Televisions	11	75	13	17.3	Z	X
1512	Radios, stereos, and CD players	11	75	2	2.7	Z	X
1513	V.C.R.'s and video cameras	11	75	11	14.7	Z	X
1514	Electrical household ranges and ovens	23	414 044	48 002	11.6	.6	X
1518	Other electrical household appliances (including fans, dishwashers, etc.)	64	305 958	43 661	14.3	.5	X

See footnotes at end of table.

Table 2. All Types of Operation by Kind of Business and Commodity Line for Wholesale Trade: 1997—Con.

[Includes only establishments with payroll. For meaning of abbreviations and symbols, see introductory text. For explanation of terms, see Appendix A]

NAICS code and CL code	Kind of business and commodity line	Establishments handling commodity line		Commodity line sales			Sales coverage percent
		Number	Total sales (\$1,000)	Amount ¹ (\$1,000)	As percent of total sales of—		
					Establishments handling line	Establishments in NAICS industry ¹	
4212204	Other home furnishings whse—Con.						
1700	Hardware	126	668 055	116 654	17.5	1.4	.3
1711	Hand tools (including power driven)	44	348 107	52 034	14.9	.6	X
1713	Cutlery	82	319 948	64 620	20.2	.8	X
1800	Plumbing and heating equipment and supplies (hydronics)	15	74 195	20 955	28.2	.2	8.0
1818	Other plumbing and heating equipment and supplies	13	42 820	9 394	21.9	.1	X
2320	General-purpose industrial machinery, equipment, and parts	15	83 218	3 888	4.7	Z	X
2460	Other industrial supplies	18	114 531	14 606	12.8	.2	X
2700	Sporting and recreational goods and supplies	39	210 084	24 210	11.5	.3	11.4
2715	Athletic equipment and accessories	39	210 084	23 338	11.1	.3	X
2800	Toys and hobby goods and supplies	93	496 109	56 539	11.4	.7	1.1
2812	Other toys and games (including fireworks and children's vehicles)	34	280 352	14 574	5.2	.2	X
2813	Crafts and craft supplies	66	316 954	27 203	8.6	.3	X
2930	Recyclable paper and paperboard	6	1 828	122	6.7	Z	X
3000	Jewelry, diamonds, gem stones, and watches	27	82 299	10 924	13.3	.1	X
3130	Compact discs, prerecorded audio tapes, and phonograph records	7	7 512	887	11.8	Z	X
3150	Other durable goods	8	53 899	5 205	9.7	.1	X
3200	Printing and writing paper	14	129 077	6 569	5.1	.1	X
3300	Stationery, office supplies and greeting cards	63	514 985	44 164	8.6	.5	2.6
3313	Inked ribbons, carbon paper, pens and pencils	14	160 374	7 676	4.8	.1	X
3315	Greeting cards	23	145 639	9 483	6.5	.1	X
3316	Other stationery supplies (envelopes, ruled forms, and binder paper)	26	208 972	27 005	12.9	.3	X
3400	Industrial and personal services paper and plastics	26	269 537	31 875	11.8	.4	26.3
3411	Paperboard and boxboard boxes	9	2 386	1 413	59.2	Z	X
3413	Industrial paper (wrapping, bags, cartons, etc.)	10	158 968	4 960	3.1	.1	X
3500	Drugs, pharmaceuticals, cosmetics, and toiletries	29	171 359	26 488	15.5	.3	10.7
3513	Cosmetics	6	22 330	2 130	9.5	Z	X
3515	Other toiletries and druggists' sundries	23	149 029	24 358	16.3	.3	X
3600	Piece goods, knit and woven	10	29 398	3 797	12.9	Z	X
3700	Notions (buttons, ribbons, lace, sewing accessories, zippers, bindings, etc.)	9	14 082	1 696	12.0	Z	X
3800	Men's and boys' wear	11	52 535	9 414	17.9	.1	28.1
3811	Men's and boys' suits, coats, and formal wear	10	43 413	2 097	4.8	Z	X
3812	Men's and boys' dress and casual shirts, slacks, and jeans	10	43 413	2 097	4.8	Z	X
3813	Men's and boys' underwear and nightwear	10	43 413	783	1.8	Z	X
3814	Men's and boys' work clothing and uniforms	10	43 413	783	1.8	Z	X
3815	Other men's and boys' wear (caps, hats, swimwear, neckwear, etc.)	10	43 413	523	1.2	Z	X
3900	Women's and children's wear	19	66 499	7 785	11.7	.1	22.1
3911	Infants' and children's wear (to size 6X)	16	51 669	1 384	2.7	Z	X
3912	Women's misses', and girls' dresses and blouses	16	51 669	1 384	2.7	Z	X
3913	Women's, misses', and girls' suits and coats	16	51 669	1 384	2.7	Z	X
3914	Women's and misses' outerwear	16	51 669	920	1.8	Z	X
3915	Women's and misses' underwear and sleepwear	16	51 669	920	1.8	Z	X
3916	Other women's, misses, and girl's wear (furs, sweaters, millinery, etc.)	16	51 669	920	1.8	Z	X
4860	Other grocery specialties	12	18 132	2 541	14.0	Z	35.1
4865	Pickles, preserves, jellies, jams, and sauces	7	7 996	60	.8	Z	X
5300	Plastics materials and basic shapes	22	132 489	14 679	11.1	.2	X
5330	Chemicals and allied products (excluding agricultural, plastics, gases, and petroleum)	14	147 248	38 960	26.5	.5	X
5800	Farm supplies	14	14 488	3 841	26.5	Z	18.7
5816	Other agricultural chemicals and fertilizers	12	12 014	3 793	31.6	Z	X
6000	Paint, paint supplies, and wallpaper	13	92 092	8 481	9.2	.1	X
6100	Books, periodicals, newspapers, and miscellaneous printed materials	31	57 369	6 504	11.3	.1	X
6110	Flowers and florists' supplies	25	60 537	10 974	18.1	.1	X
6120	Art goods (including novelties and souvenirs)	139	484 013	137 023	28.3	1.6	13.5
6121	Art materials	63	65 663	21 099	32.1	.2	X
6122	Novelties and souvenirs	79	421 599	115 924	27.5	1.4	X
6150	Nondurable goods, n.e.c.	22	98 795	15 702	15.9	.2	X
9700	Service receipts and labor charges (including installed parts)	99	370 771	27 606	7.4	.3	61.0
9701	Labor charges for repair work	51	66 554	6 228	9.4	.1	X
9702	Parts installed in repair work	21	26 036	1 996	7.7	Z	X
9703	Other service receipts and labor charges—Specify	55	311 570	19 346	6.2	.2	X
9810	Miscellaneous commodities	79	234 856	26 101	11.1	.3	X
4213	Lumber & other construction materials whse	14 267	X	89 175 875	X	100.0	66.4
0200	New and rebuilt automotive parts and supplies	120	499 495	89 323	17.9	.1	3.4
0216	Glass	70	276 302	69 930	25.3	.1	X
0223	Parts, n.e.c.	19	48 263	14 102	29.2	Z	X
0400	Household and lawn furniture	34	156 325	8 208	5.3	Z	48.5
0411	Upholstered furniture	19	88 930	946	1.1	Z	X
0414	Other furniture (including sleep sofas)	14	56 331	364	.6	Z	X
0420	Office and business furniture	7	5 630	437	7.8	Z	X
0520	Linens, domestics, curtains, and draperies	10	53 263	2 006	3.8	Z	66.4
0522	Curtains and draperies	6	8 733	717	8.2	Z	X
0530	Flooring and floor coverings	384	2 827 805	264 070	9.3	.3	2.7
0531	Soft-surface (textile) floor coverings and accessories (including rugs, carpets, and pads)	189	1 010 067	24 096	2.4	Z	X
0532	Hardwood flooring	48	435 003	38 336	8.8	Z	X
0533	Other hard-surface floor coverings and accessories (including tile and sheet goods)	190	1 012 483	103 268	10.2	.1	X

See footnotes at end of table.

Table 2. All Types of Operation by Kind of Business and Commodity Line for Wholesale Trade: 1997—Con.

[Includes only establishments with payroll. For meaning of abbreviations and symbols, see introductory text. For explanation of terms, see Appendix A]

NAICS code and CL code	Kind of business and commodity line	Establishments handling commodity line		Commodity line sales			Sales coverage percent
		Number	Total sales (\$1,000)	Amount ¹ (\$1,000)	As percent of total sales of—		
					Establishments handling line	Establishments in NAICS industry ¹	
4213	Lumber & other construction materials whsle—Con.						
0540	Other home furnishings	31	219 010	44 157	20.2	.1	61.2
0542	Mirrors, lamps, and picture frames	20	103 478	7 243	7.0	Z	X
0543	Home furnishings, n.e.c.	9	112 344	36 593	32.6	Z	X
0600	Lumber: rough, dressed, and finished	4 368	46 207 413	28 862 899	62.5	32.4	62.7
0611	Dimensional lumber (non-treated)	3 746	42 198 547	22 265 368	52.8	25.0	X
0612	Treated lumber	1 765	22 035 945	2 958 904	13.4	3.3	X
0613	Boards	1 367	18 468 224	3 638 581	19.7	4.1	X
0620	Plywood and millwork	5 499	53 212 506	27 943 915	52.5	31.3	60.2
0621	Softwood plywood and oriented strand board (OSB)	2 018	31 315 623	7 362 303	23.5	8.3	X
0622	Other panels products (including hardwood plywood, waterboard, and particleboard)	2 166	25 738 722	5 706 330	22.2	6.4	X
0623	Gypsum, specialty boards, and treatments	1 130	14 574 028	1 430 561	9.8	1.6	X
0624	Wood millwork (doors, windows, cabinets, etc.)	2 978	27 998 570	10 486 966	37.5	11.8	X
0625	Metal millwork	760	9 906 257	1 254 858	12.7	1.4	X
0626	Other millwork and wood siding (including trusses and wood roofing)	1 088	13 964 303	1 702 861	12.2	1.9	X
0700	Brick, stone, tile, sand, block, cement, and gravel	3 437	16 248 030	10 578 970	65.1	11.9	56.5
0711	Ready-mixed or transit-mixed concrete	393	4 604 223	461 367	10.0	.5	X
0712	Cement and lime	1 144	6 051 327	3 685 269	60.9	4.1	X
0713	Sand, gravel, and crushed stone	1 229	2 681 113	1 670 497	62.3	1.9	X
0714	Brick, block, tile, clay/cement sewer pipe, etc.	1 919	5 897 778	4 761 725	80.7	5.3	X
0720	Roofing, siding, and insulation materials	2 778	27 216 552	9 575 292	35.2	10.7	63.5
0721	Roofing, except wood	1 724	20 012 563	4 682 666	23.4	5.3	X
0722	Siding, except wood	1 552	18 523 065	2 468 732	13.3	2.8	X
0723	Insulation materials	1 619	19 421 139	2 420 443	12.5	2.7	X
0730	Flat glass and other construction glass (excluding automotive)	929	3 231 144	1 910 204	59.1	2.1	X
0740	Other construction materials	3 310	17 405 379	6 404 002	36.8	7.2	63.4
0741	Rain-carrying equipment (down spouts, gutters, etc.)	621	4 191 703	417 941	10.0	.5	X
0742	Prefabricated buildings and structural assemblies (nonwood)	480	1 191 110	858 467	72.1	1.0	X
0743	Manufactured (mobile) homes	396	807 869	723 895	89.6	.8	X
0744	Construction materials, n.e.c. (including wire fence and construction paper)	2 084	12 865 227	4 403 685	34.2	4.9	X
0800	Photographic equipment and supplies (excluding video)	6	28 265	5 307	18.8	Z	X
0900	Office equipment	8	49 812	1 217	2.4	Z	X
0920	New computer equipment	16	165 506	5 859	3.5	Z	X
0960	Restaurant and hotel equipment and supplies	17	46 724	2 200	4.7	Z	X
0970	Store machines and equipment	10	50 574	2 184	4.3	Z	66.0
0972	Other store machines and equipment	6	49 237	2 166	4.4	Z	X
1050	Other professional equipment and supplies	6	6 066	2 988	49.3	Z	X
1100	Iron and steel products (semifinished)	11	38 898	11 861	30.5	Z	35.7
1116	Other semifinished iron and steel products	6	34 872	11 503	33.0	Z	X
1120	Flat iron and steel products	193	2 623 094	120 007	4.6	.1	X
1140	Iron and steel wire and wire products	263	3 223 596	140 349	4.4	.2	X
1150	Iron and steel pipe and tubing	113	736 456	46 869	6.4	.1	X
1160	Other iron and steel products	159	2 581 012	105 094	4.1	.1	.4
1164	Concrete reinforcement bars	15	373 681	28 366	7.6	Z	X
1165	Structural shapes (excluding bar-size shapes)	95	1 850 641	57 568	3.1	.1	X
1220	Aluminum shapes, forms, etc.	301	1 669 375	125 869	7.5	.1	X
1400	Electrical apparatus and equipment	210	1 259 785	62 125	4.9	.1	1.2
1411	Power and distribution transformers	10	53 183	361	.7	Z	X
1416	Interior wiring (excluding conduit)	10	53 183	4 373	8.2	Z	X
1417	Exterior wiring and cable (excluding conduit)	71	701 181	25 315	3.6	Z	X
1418	Lighting fixtures (residential and commercial)	6	15 092	2 045	13.6	Z	X
1500	Electrical appliances, household	104	545 977	43 677	8.0	Z	.9
1512	Radios, stereos, and CD players	43	173 016	23 942	13.8	Z	X
1600	Electronic parts and equipment, except communication	83	731 168	13 227	1.8	Z	1.7
1618	Electronic parts and equipment, n.e.c.	36	409 883	3 643	.9	Z	X
1700	Hardware	938	10 825 534	588 365	5.4	.7	2.1
1711	Hand tools (including power driven)	384	6 183 656	209 390	3.4	.2	X
1712	Bolts, nuts, rivets, and fasteners	223	3 951 025	98 743	2.5	.1	X
1713	Cutlery	432	3 291 512	255 651	7.8	.3	X
1800	Plumbing and heating equipment and supplies (hydronics)	260	2 697 285	212 333	7.9	.2	2.1
1811	Plastic pipe fittings and valves (excluding pipe and tubing)	47	928 958	22 216	2.4	Z	X
1812	Metal pipe fittings and valves (excluding pipe and tubing)	16	401 469	1 270	.3	Z	X
1813	Plumbing fixtures	100	850 986	37 883	4.5	Z	X
1814	Furnaces, stoves, water heaters (except electric and warm air)	90	1 104 765	93 901	8.5	.1	X
1818	Other plumbing and heating equipment and supplies	114	1 144 122	30 354	2.7	Z	X
1900	Warm air heating and air-conditioning equipment and supplies	127	775 030	54 419	7.0	.1	2.7
1911	Furnaces (warm air)	41	175 431	9 888	5.6	Z	X
1912	Central air-conditioning (residential and commercial)	48	200 002	12 478	6.2	Z	X
1914	Heat pumps (residential and commercial)	16	51 904	8 875	17.1	Z	X
1916	Air cleaning and filtration systems	10	27 343	225	.8	Z	X
1917	Compressors for air-conditioners	10	27 343	225	.8	Z	X
1918	Condensing units for air-conditioners	10	27 343	225	.8	Z	X
1919	Registers, grills, pre-formed ductwork (excluding sheet metal), and duct insulation	31	176 841	11 367	6.4	Z	X
2100	Construction and mining machinery and equipment (including parts and attachments)	26	84 090	5 679	6.8	Z	17.6
2117	Other new construction and mining, logging, and road maintenance machinery, equipment, and parts	14	31 124	2 619	8.4	Z	X

See footnotes at end of table.

Table 2. All Types of Operation by Kind of Business and Commodity Line for Wholesale Trade: 1997—Con.

[Includes only establishments with payroll. For meaning of abbreviations and symbols, see introductory text. For explanation of terms, see Appendix A]

NAICS code and CL code	Kind of business and commodity line	Establishments handling commodity line		Commodity line sales			Sales coverage percent
		Number	Total sales (\$1,000)	Amount ¹ (\$1,000)	As percent of total sales of—		
					Establishments handling line	Establishments in NAICS industry ¹	
4213	Lumber & other construction materials whsle—Con.						
2200	Farm machinery, equipment, and parts	16	20 612	2 333	11.3	Z	36.3
2212	New harvesting machinery	15	16 949	384	2.3	Z	X
2213	New land preparation, planting, and cultivating machinery	15	16 949	189	1.1	Z	X
2216	Other new farm machinery and equipment	15	16 949	1 049	6.2	Z	X
2218	Used farm machinery and equipment	15	16 949	189	1.1	Z	X
2220	Garden machinery, equipment, and parts	8	35 336	454	1.3	Z	X
2320	General-purpose industrial machinery, equipment, and parts	26	144 451	18 994	13.1	Z	X
2330	Metalworking machinery, equipment, and parts	10	25 198	4 536	18.0	Z	X
2340	Materials handling machinery, equipment, and parts	16	85 944	6 018	7.0	Z	X
2360	Other industrial machinery, equipment, and parts	14	22 391	1 860	8.3	Z	12.1
2363	New printing trades machinery, equipment, and supplies	7	8 952	522	5.8	Z	X
2460	Other industrial supplies	144	1 163 917	44 209	3.8	.1	3.9
2462	Abrasives and abrasive materials	15	97 288	6 251	6.4	Z	X
2466	Industrial supplies, n.e.c.	29	220 405	15 730	7.1	Z	X
2700	Sporting and recreational goods and supplies	26	129 331	9 338	7.2	Z	47.2
2714	Camping and fishing equipment and accessories	9	75 270	7 398	9.8	Z	X
2800	Toys and hobby goods and supplies	10	47 037	4 537	9.6	Z	X
2900	Ferrous metal scrap	7	5 700	275	4.8	Z	X
2930	Recyclable paper and paperboard	7	6 207	314	5.1	Z	X
3000	Jewelry, diamonds, gem stones, and watches	6	9 970	1 259	12.6	Z	26.1
3016	Other jewel., silverware, and plated ware (incl. jewel. where gemstones less than 50% of value, gold filled sterling, and costume jewel. and medallions)	6	9 970	1 259	12.6	Z	X
3100	Musical instruments and supplies	7	35 731	1 798	5.0	Z	X
3120	Forest products, except lumber (including cordwood, hewn posts, poles, and ties)	317	3 217 203	299 252	9.3	.3	X
3150	Other durable goods	8	56 955	7 400	13.0	Z	50.6
3154	Other durable goods, n.e.c.	8	56 955	7 400	13.0	Z	X
3400	Industrial and personal services paper and plastics	10	29 372	6 877	23.4	Z	49.9
3413	Industrial paper (wrapping, bags, cartons, etc.)	7	20 741	5 799	28.0	Z	X
3500	Drugs, pharmaceuticals, cosmetics, and toiletries	18	24 731	4 697	19.0	Z	X
4000	Footwear	8	43 849	426	1.0	Z	X
5140	Other farm products, inedible	6	21 023	1 233	5.9	Z	66.4
5143	Farm products, n.e.c.	6	21 023	1 233	5.9	Z	X
5300	Plastics materials and basic shapes	399	4 397 691	277 389	6.3	.3	.5
5313	Plastics raw materials	128	1 128 904	89 077	7.9	.1	X
5314	Other plastics materials and basic shapes	103	648 908	36 948	5.7	Z	X
5330	Chemicals and allied products (excluding agricultural, plastics, gases, and petroleum)	191	1 637 670	98 514	6.0	.1	10.6
5338	Wood chemicals, naval stores, and gum	12	47 466	3 488	7.3	Z	X
5342	Adhesives, sealants, and glues	85	1 267 583	56 680	4.5	.1	X
5344	Other chemicals and allied products	33	136 653	19 208	14.1	Z	X
5400	Petroleum products	11	29 801	1 201	4.0	Z	X
5800	Farm supplies	26	170 856	18 189	10.6	Z	41.8
5818	Other farm supplies (including harness and saddlery equipment)	12	99 594	8 073	8.1	Z	X
6000	Paint, paint supplies, and wallpaper	356	5 327 304	140 755	2.6	.2	.3
6011	Architectural coatings (enamels, primers, stains, solvents, and lacquers)	38	947 479	21 286	2.2	Z	X
6014	Paint supplies	85	572 932	14 507	2.5	Z	X
6015	Wallpaper	56	172 691	9 486	5.5	Z	X
6120	Art goods (including novelties and souvenirs)	15	8 897	2 584	29.0	Z	X
6150	Nondurable goods, n.e.c.	21	74 805	9 500	12.7	Z	X
9700	Service receipts and labor charges (including installed parts)	878	3 693 407	238 175	6.4	.3	63.9
9701	Labor charges for repair work	404	1 082 447	53 390	4.9	.1	X
9702	Parts installed in repair work	230	343 799	18 434	5.4	Z	X
9703	Other service receipts and labor charges—Specify	495	2 943 203	166 335	5.7	.2	X
9740	Receipts for installing equipment	16	28 501	2 025	7.1	Z	X
9810	Miscellaneous commodities	862	6 945 460	610 349	8.8	.7	X
9940	Rental and leasing receipts	155	753 067	28 559	3.8	Z	.3
9944	Other rental receipts	36	227 179	3 388	1.5	Z	X
9950	Construction receipts	110	274 817	52 803	19.2	.1	X
42131	Lumber, plywood, millwork, & wood panel whsle	6 767	X	60 455 924	X	100.0	74.8
0200	New and rebuilt automotive parts and supplies	18	58 308	2 186	3.7	Z	X
0400	Household and lawn furniture	16	95 082	5 837	6.1	Z	X
0520	Linens, domestics, curtains, and draperies	6	48 749	1 534	3.1	Z	X
0530	Flooring and floor coverings	234	2 004 124	147 105	7.3	.2	1.6
0531	Soft-surface (textile) floor coverings and accessories (including rugs, carpets, and pads)	131	785 048	2 967	.4	Z	X
0532	Hardwood flooring	48	435 003	38 336	8.8	.1	X
0533	Other hard-surface floor coverings and accessories (including tile and sheet goods)	131	785 048	63 203	8.1	.1	X
0540	Other home furnishings	10	38 140	4 900	12.8	Z	X
0600	Lumber: rough, dressed, and finished	4 142	44 333 440	28 645 329	64.6	47.4	71.4
0611	Dimensional lumber (non-treated)	3 616	41 199 623	22 169 457	53.8	36.7	X
0612	Treated lumber	1 617	21 158 652	2 879 139	13.6	4.8	X
0613	Boards	1 298	17 904 435	3 596 732	20.1	5.9	X

See footnotes at end of table.

Table 2. All Types of Operation by Kind of Business and Commodity Line for Wholesale Trade: 1997—Con.

[Includes only establishments with payroll. For meaning of abbreviations and symbols, see introductory text. For explanation of terms, see Appendix A]

NAICS code and CL code	Kind of business and commodity line	Establishments handling commodity line		Commodity line sales			Sales coverage percent
		Number	Total sales (\$1,000)	Amount ¹ (\$1,000)	As percent of total sales of—		
					Establishments handling line	Establishments in NAICS industry ¹	
42131	Lumber, plywood, millwork, & wood panel whse—Con.						
0620	Plywood and millwork	4 914	49 138 583	27 373 301	55.7	45.3	68.2
0621	Softwood plywood and oriented strand board (OSB)	1 945	30 816 322	7 285 944	23.6	12.1	X
0622	Other panels products (including hardwood plywood, waterboard, and particleboard)	2 055	24 798 877	5 651 466	22.8	9.3	X
0623	Gypsum, specialty boards, and treatments	947	12 974 695	1 298 988	10.0	2.1	X
0624	Wood millwork (doors, windows, cabinets, etc.)	2 592	25 177 406	10 275 653	40.8	17.0	X
0625	Metal millwork	576	8 410 130	1 179 940	14.0	2.0	X
0626	Other millwork and wood siding (including trusses and wood roofing)	1 008	13 584 508	1 681 303	12.4	2.8	X
0700	Brick, stone, tile, sand, block, cement, and gravel	291	4 258 319	120 918	2.8	.2	69.9
0711	Ready-mixed or transit-mixed concrete	124	3 223 556	54 745	1.7	.1	X
0712	Cement and lime	121	1 412 718	40 117	2.8	.1	X
0713	Sand, gravel, and crushed stone	34	130 102	2 480	1.9	Z	X
0714	Brick, block, tile, clay/cement sewer pipe, etc.	120	407 773	23 546	5.8	Z	X
0720	Roofing, siding, and insulation materials	965	16 576 001	1 517 835	9.2	2.5	72.7
0721	Roofing, except wood	669	12 697 345	626 987	4.9	1.0	X
0722	Siding, except wood	604	13 363 476	541 223	4.1	.9	X
0723	Insulation materials	671	13 280 460	349 611	2.6	.6	X
0730	Flat glass and other construction glass (excluding automotive)	120	605 563	54 792	9.0	.1	X
0740	Other construction materials	521	7 906 975	563 624	7.1	.9	73.3
0741	Rain-carrying equipment (down spouts, gutters, etc.)	138	1 629 613	29 168	1.8	Z	X
0742	Prefabricated buildings and structural assemblies (nonwood)	37	82 290	8 614	10.5	Z	X
0743	Manufactured (mobile) homes	9	42 241	10 076	23.9	Z	X
0744	Construction materials, n.e.c. (including wire fence and construction paper)	425	7 007 358	515 763	7.4	.9	X
0920	New computer equipment	12	158 842	5 670	3.6	Z	X
0960	Restaurant and hotel equipment and supplies	7	34 662	346	1.0	Z	X
1100	Iron and steel products (semifinished)	6	34 872	11 503	33.0	Z	43.0
1116	Other semifinished iron and steel products	6	34 872	11 503	33.0	Z	X
1120	Flat iron and steel products	103	2 003 521	83 321	4.2	.1	X
1140	Iron and steel wire and wire products	125	1 734 301	57 317	3.3	.1	X
1150	Iron and steel pipe and tubing	51	589 396	22 221	3.8	Z	X
1160	Other iron and steel products	113	2 265 893	88 383	3.9	.1	.5
1164	Concrete reinforcement bars	15	373 681	28 366	7.6	Z	X
1165	Structural shapes (excluding bar-size shapes)	95	1 850 641	57 568	3.1	.1	X
1220	Aluminum shapes, forms, etc.	94	425 393	29 651	7.0	Z	X
1400	Electrical apparatus and equipment	114	910 750	36 904	4.1	.1	.8
1411	Power and distribution transformers	10	53 183	361	.7	Z	X
1416	Interior wiring (excluding conduit)	10	53 183	4 373	8.2	Z	X
1417	Exterior wiring and cable (excluding conduit)	70	698 765	24 590	3.5	Z	X
1500	Electrical appliances, household	73	301 582	28 348	9.4	Z	2.5
1512	Radios, stereos, and CD players	43	173 016	23 942	13.8	Z	X
1600	Electronic parts and equipment, except communication	56	641 478	6 577	1.0	Z	1.6
1618	Electronic parts and equipment, n.e.c.	32	399 188	2 789	.7	Z	X
1700	Hardware	653	8 393 854	427 419	5.1	.7	1.2
1711	Hand tools (including power driven)	205	4 354 356	138 118	3.2	.2	X
1712	Bolts, nuts, rivets, and fasteners	123	3 325 615	58 065	1.7	.1	X
1713	Cutlery	377	3 017 079	226 615	7.5	.4	X
1800	Plumbing and heating equipment and supplies (hydronics)	166	1 695 190	107 765	6.4	.2	1.7
1811	Plastic pipe fittings and valves (excluding pipe and tubing)	16	401 469	3 822	1.0	Z	X
1812	Metal pipe fittings and valves (excluding pipe and tubing)	16	401 469	1 270	.3	Z	X
1813	Plumbing fixtures	78	681 001	14 925	2.2	Z	X
1814	Furnaces, stoves, water heaters (except electric and warm air)	45	709 351	70 559	9.9	.1	X
1818	Other plumbing and heating equipment and supplies	57	427 444	10 030	2.3	Z	X
1900	Warm air heating and air-conditioning equipment and supplies	53	494 599	8 757	1.8	Z	X
2100	Construction and mining machinery and equipment (including parts and attachments)	8	36 296	804	2.2	Z	X
2220	Garden machinery, equipment, and parts	7	34 662	346	1.0	Z	X
2320	General-purpose industrial machinery, equipment, and parts	8	79 953	13 657	17.1	Z	X
2340	Materials handling machinery, equipment, and parts	10	60 577	5 032	8.3	Z	X
2360	Other industrial machinery, equipment, and parts	7	8 952	522	5.8	Z	2.9
2363	New printing trades machinery, equipment, and supplies	7	8 952	522	5.8	Z	X
2460	Other industrial supplies	55	778 313	11 827	1.5	Z	2.6
2462	Abrasives and abrasive materials	10	48 135	2 976	6.2	Z	X
2700	Sporting and recreational goods and supplies	10	72 535	7 284	10.0	Z	X
3100	Musical instruments and supplies	7	35 731	1 798	5.0	Z	X
3120	Forest products, except lumber (including cordwood, hewn posts, poles, and ties)	263	2 790 619	271 822	9.7	.5	X
3150	Other durable goods	8	56 955	7 400	13.0	Z	56.9
3154	Other durable goods, n.e.c.	8	56 955	7 400	13.0	Z	X
5300	Plastics materials and basic shapes	239	3 429 417	166 280	4.8	.3	.4
5313	Plastics raw materials	128	1 128 904	89 077	7.9	.1	X
5314	Other plastics materials and basic shapes	24	138 005	18 351	13.3	Z	X
5330	Chemicals and allied products (excluding agricultural, plastics, gases, and petroleum)	85	1 224 059	55 911	4.6	.1	13.3
5338	Wood chemicals, naval stores, and gum	12	47 466	3 488	7.3	Z	X
5342	Adhesives, sealants, and glues	67	1 153 243	50 035	4.3	.1	X
5800	Farm supplies	7	29 779	793	2.7	Z	X

See footnotes at end of table.

Table 2. All Types of Operation by Kind of Business and Commodity Line for Wholesale Trade: 1997—Con.

[Includes only establishments with payroll. For meaning of abbreviations and symbols, see introductory text. For explanation of terms, see Appendix A]

NAICS code and CL code	Kind of business and commodity line	Establishments handling commodity line		Commodity line sales			Sales coverage percent
		Number	Total sales (\$1,000)	Amount ¹ (\$1,000)	As percent of total sales of—		
					Establishments handling line	Establishments in NAICS industry ¹	
42131	Lumber, plywood, millwork, & wood panel whsle—Con.						
6000	Paint, paint supplies, and wallpaper	225	4 219 025	91 928	2.2	.2	.3
6011	Architectural coatings (enamels, primers, stains, solvents, and lacquers)	29	929 705	19 837	2.1	Z	X
6014	Paint supplies	76	555 158	10 246	1.8	Z	X
6015	Wallpaper	47	154 917	9 370	6.0	Z	X
6150	Nondurable goods, n.e.c.	10	47 436	4 168	8.8	Z	X
9700	Service receipts and labor charges (including installed parts)	296	2 636 622	83 311	3.2	.1	73.6
9701	Labor charges for repair work	127	626 396	16 503	2.6	Z	X
9702	Parts installed in repair work	45	90 116	3 869	4.3	Z	X
9703	Other service receipts and labor charges—Specify	184	2 321 636	62 935	2.7	.1	X
9740	Receipts for installing equipment	6	8 107	1 101	13.6	Z	X
9810	Miscellaneous commodities	345	4 568 362	341 358	7.5	.6	X
9940	Rental and leasing receipts	60	498 211	4 138	.8	Z	.4
9944	Other rental receipts	36	227 179	3 388	1.5	Z	X
9950	Construction receipts	14	55 531	5 040	9.1	Z	X
421310	Lumber, plywood, millwork, & wood panel whsle	6 767	X	60 455 924	X	100.0	74.8
0200	New and rebuilt automotive parts and supplies	18	58 308	2 186	3.7	Z	X
0400	Household and lawn furniture	16	95 082	5 837	6.1	Z	X
0520	Linens, domestics, curtains, and draperies	6	48 749	1 534	3.1	Z	X
0530	Flooring and floor coverings	234	2 004 124	147 105	7.3	.2	1.6
0531	Soft-surface (textile) floor coverings and accessories (including rugs, carpets, and pads)	131	785 048	2 967	.4	Z	X
0532	Hardwood flooring	48	435 003	38 336	8.8	.1	X
0533	Other hard-surface floor coverings and accessories (including tile and sheet goods)	131	785 048	63 203	8.1	.1	X
0540	Other home furnishings	10	38 140	4 900	12.8	Z	X
0600	Lumber: rough, dressed, and finished	4 142	44 333 440	28 645 329	64.6	47.4	71.4
0611	Dimensional lumber (non-treated)	3 616	41 199 623	22 169 457	53.8	36.7	X
0612	Treated lumber	1 617	21 158 652	2 879 139	13.6	4.8	X
0613	Boards	1 298	17 904 435	3 596 732	20.1	5.9	X
0620	Plywood and millwork	4 914	49 138 583	27 373 301	55.7	45.3	68.2
0621	Softwood plywood and oriented strand board (OSB)	1 945	30 816 322	7 285 944	23.6	12.1	X
0622	Other panels products (including hardwood plywood, waterboard, and particleboard)	2 055	24 798 877	5 651 466	22.8	9.3	X
0623	Gypsum, specialty boards, and treatments	947	12 974 695	1 298 988	10.0	2.1	X
0624	Wood millwork (doors, windows, cabinets, etc.)	2 592	25 177 406	10 275 653	40.8	17.0	X
0625	Metal millwork	576	8 410 130	1 179 940	14.0	2.0	X
0626	Other millwork and wood siding (including trusses and wood roofing)	1 008	13 584 508	1 681 303	12.4	2.8	X
0700	Brick, stone, tile, sand, block, cement, and gravel	291	4 258 319	120 918	2.8	.2	69.9
0711	Ready-mixed or transit-mixed concrete	124	3 223 556	54 745	1.7	.1	X
0712	Cement and lime	121	1 412 718	40 117	2.8	.1	X
0713	Sand, gravel, and crushed stone	34	130 102	2 480	1.9	Z	X
0714	Brick, block, tile, clay/cement sewer pipe, etc.	120	407 773	23 546	5.8	Z	X
0720	Roofing, siding, and insulation materials	965	16 576 001	1 517 835	9.2	2.5	72.7
0721	Roofing, except wood	669	12 697 345	626 987	4.9	1.0	X
0722	Siding, except wood	604	13 363 476	541 223	4.1	.9	X
0723	Insulation materials	671	13 280 460	349 611	2.6	.6	X
0730	Flat glass and other construction glass (excluding automotive)	120	605 563	54 792	9.0	.1	X
0740	Other construction materials	521	7 906 975	563 624	7.1	.9	73.3
0741	Rain-carrying equipment (down spouts, gutters, etc.)	138	1 629 613	29 168	1.8	Z	X
0742	Prefabricated buildings and structural assemblies (nonwood)	37	82 290	8 614	10.5	Z	X
0743	Manufactured (mobile) homes	9	42 241	10 076	23.9	Z	X
0744	Construction materials, n.e.c. (including wire fence and construction paper)	425	7 007 358	515 763	7.4	.9	X
0920	New computer equipment	12	158 842	5 670	3.6	Z	X
0960	Restaurant and hotel equipment and supplies	7	34 662	346	1.0	Z	X
1100	Iron and steel products (semifinished)	6	34 872	11 503	33.0	Z	43.0
1116	Other semifinished iron and steel products	6	34 872	11 503	33.0	Z	X
1120	Flat iron and steel products	103	2 003 521	83 321	4.2	.1	X
1140	Iron and steel wire and wire products	125	1 734 301	57 317	3.3	.1	X
1150	Iron and steel pipe and tubing	51	589 396	22 221	3.8	Z	X
1160	Other iron and steel products	113	2 265 893	88 383	3.9	.1	.5
1164	Concrete reinforcement bars	15	373 681	28 366	7.6	Z	X
1165	Structural shapes (excluding bar-size shapes)	95	1 850 641	57 568	3.1	.1	X
1220	Aluminum shapes, forms, etc.	94	425 393	29 651	7.0	Z	X
1400	Electrical apparatus and equipment	114	910 750	36 904	4.1	.1	.8
1411	Power and distribution transformers	10	53 183	361	.7	Z	X
1416	Interior wiring (excluding conduit)	10	53 183	4 373	8.2	Z	X
1417	Exterior wiring and cable (excluding conduit)	70	698 765	24 590	3.5	Z	X
1500	Electrical appliances, household	73	301 582	28 348	9.4	Z	2.5
1512	Radios, stereos, and CD players	43	173 016	23 942	13.8	Z	X
1600	Electronic parts and equipment, except communication	56	641 478	6 577	1.0	Z	1.6
1618	Electronic parts and equipment, n.e.c.	32	399 188	2 789	.7	Z	X
1700	Hardware	653	8 393 854	427 419	5.1	.7	1.2
1711	Hand tools (including power driven)	205	4 354 356	138 118	3.2	.2	X
1712	Bolts, nuts, rivets, and fasteners	123	3 325 615	58 065	1.7	.1	X
1713	Cutlery	377	3 017 079	226 615	7.5	.4	X

See footnotes at end of table.

Table 2. All Types of Operation by Kind of Business and Commodity Line for Wholesale Trade: 1997—Con.

[Includes only establishments with payroll. For meaning of abbreviations and symbols, see introductory text. For explanation of terms, see Appendix A]

NAICS code and CL code	Kind of business and commodity line	Establishments handling commodity line		Commodity line sales			Sales coverage percent
		Number	Total sales (\$1,000)	Amount ¹ (\$1,000)	As percent of total sales of—		
					Establishments handling line	Establishments in NAICS industry ¹	
421310	Lumber, plywood, millwork, & wood panel whse—Con.						
1800	Plumbing and heating equipment and supplies (hydronics)	166	1 695 190	107 765	6.4	.2	1.7
1811	Plastic pipe fittings and valves (excluding pipe and tubing)	16	401 469	3 822	1.0	Z	X
1812	Metal pipe fittings and valves (excluding pipe and tubing)	16	401 469	1 270	.3	Z	X
1813	Plumbing fixtures	78	681 001	14 925	2.2	Z	X
1814	Furnaces, stoves, water heaters (except electric and warm air)	45	709 351	70 559	9.9	.1	X
1818	Other plumbing and heating equipment and supplies	57	427 444	10 030	2.3	Z	X
1900	Warm air heating and air-conditioning equipment and supplies	53	494 599	8 757	1.8	Z	X
2100	Construction and mining machinery and equipment (including parts and attachments)	8	36 296	804	2.2	Z	X
2220	Garden machinery, equipment, and parts	7	34 662	346	1.0	Z	X
2320	General-purpose industrial machinery, equipment, and parts	8	79 953	13 657	17.1	Z	X
2340	Materials handling machinery, equipment, and parts	10	60 577	5 032	8.3	Z	X
2360	Other industrial machinery, equipment, and parts	7	8 952	522	5.8	Z	2.9
2363	New printing trades machinery, equipment, and supplies	7	8 952	522	5.8	Z	X
2460	Other industrial supplies	55	778 313	11 827	1.5	Z	2.6
2462	Abrasives and abrasive materials	10	48 135	2 976	6.2	Z	X
2700	Sporting and recreational goods and supplies	10	72 535	7 284	10.0	Z	X
3100	Musical instruments and supplies	7	35 731	1 798	5.0	Z	X
3120	Forest products, except lumber (including cordwood, hewn posts, poles, and ties)	263	2 790 619	271 822	9.7	.5	X
3150	Other durable goods	8	56 955	7 400	13.0	Z	56.9
3154	Other durable goods, n.e.c	8	56 955	7 400	13.0	Z	X
5300	Plastics materials and basic shapes	239	3 429 417	166 280	4.8	.3	4
5313	Plastics raw materials	128	1 128 904	89 077	7.9	.1	X
5314	Other plastics materials and basic shapes	24	138 005	18 351	13.3	Z	X
5330	Chemicals and allied products (excluding agricultural, plastics, gases, and petroleum)	85	1 224 059	55 911	4.6	.1	13.3
5338	Wood chemicals, naval stores, and gum	12	47 466	3 488	7.3	Z	X
5342	Adhesives, sealants, and glues	67	1 153 243	50 035	4.3	.1	X
5800	Farm supplies	7	29 779	793	2.7	Z	X
6000	Paint, paint supplies, and wallpaper	225	4 219 025	91 928	2.2	.2	.3
6011	Architectural coatings (enamels, primers, stains, solvents, and lacquers)	29	929 705	19 837	2.1	Z	X
6014	Paint supplies	76	555 158	10 246	1.8	Z	X
6015	Wallpaper	47	154 917	9 370	6.0	Z	X
6150	Nondurable goods, n.e.c	10	47 436	4 168	8.8	Z	X
9700	Service receipts and labor charges (including installed parts)	296	2 636 622	83 311	3.2	.1	73.6
9701	Labor charges for repair work	127	626 396	16 503	2.6	Z	X
9702	Parts installed in repair work	45	90 116	3 869	4.3	Z	X
9703	Other service receipts and labor charges—Specify	184	2 321 636	62 935	2.7	.1	X
9740	Receipts for installing equipment	6	8 107	1 101	13.6	Z	X
9810	Miscellaneous commodities	345	4 568 362	341 358	7.5	.6	X
9940	Rental and leasing receipts	60	498 211	4 138	.8	Z	.4
9944	Other rental receipts	36	227 179	3 388	1.5	Z	X
9950	Construction receipts	14	55 531	5 040	9.1	Z	X
4213101	Lumber without yard whse	1 627	X	17 143 755	X	100.0	81.4
0200	New and rebuilt automotive parts and supplies	9	36 812	443	1.2	Z	X
0400	Household and lawn furniture	8	42 078	1 093	2.6	Z	X
0530	Flooring and floor coverings	35	587 007	21 103	3.6	.1	X
0600	Lumber: rough, dressed, and finished	1 627	17 143 755	13 483 531	78.7	78.7	X
0620	Plywood and millwork	591	10 802 429	2 762 436	25.6	16.1	X
0700	Brick, stone, tile, sand, block, cement, and gravel	63	2 495 889	34 921	1.4	.2	X
0720	Roofing, siding, and insulation materials	160	4 387 991	348 068	7.9	2.0	X
0730	Flat glass and other construction glass (excluding automotive)	20	95 446	7 289	7.6	Z	X
0740	Other construction materials	101	1 714 101	94 471	5.5	.6	X
0960	Restaurant and hotel equipment and supplies	7	34 662	346	1.0	Z	X
1120	Flat iron and steel products	9	392 832	15 181	3.9	.1	X
1140	Iron and steel wire and wire products	12	71 237	1 023	1.4	Z	X
1150	Iron and steel pipe and tubing	9	37 306	455	1.2	Z	X
1160	Other iron and steel products	16	380 907	28 798	7.6	.2	X
1220	Aluminum shapes, forms, etc.	17	71 917	4 442	6.2	Z	X
1400	Electrical apparatus and equipment	17	61 776	6 308	10.2	Z	X
1500	Electrical appliances, household	14	59 480	1 334	2.2	Z	X
1600	Electronic parts and equipment, except communication	19	81 774	1 417	1.7	Z	X
1700	Hardware	74	2 571 663	117 813	4.6	.7	X
1800	Plumbing and heating equipment and supplies (hydronics)	17	402 335	11 515	2.9	.1	X
2100	Construction and mining machinery and equipment (including parts and attachments)	7	34 662	693	2.0	Z	X
2220	Garden machinery, equipment, and parts	7	34 662	346	1.0	Z	X
2340	Materials handling machinery, equipment, and parts	9	35 913	594	1.7	Z	X
2460	Other industrial supplies	10	44 144	3 607	8.2	Z	X
2700	Sporting and recreational goods and supplies	9	41 114	1 635	4.0	Z	X
3120	Forest products, except lumber (including cordwood, hewn posts, poles, and ties)	97	657 503	68 967	10.5	.4	X
5300	Plastics materials and basic shapes	7	42 852	10 819	25.2	.1	X
5330	Chemicals and allied products (excluding agricultural, plastics, gases, and petroleum)	13	73 325	4 820	6.6	Z	X
6000	Paint, paint supplies, and wallpaper	37	2 283 650	47 255	2.1	.3	X
9700	Service receipts and labor charges (including installed parts)	29	408 733	19 122	4.7	.1	X
9810	Miscellaneous commodities	37	312 630	25 439	8.1	.1	X
9940	Rental and leasing receipts	10	69 724	424	.6	Z	X

See footnotes at end of table.

Table 2. All Types of Operation by Kind of Business and Commodity Line for Wholesale Trade: 1997—Con.

[Includes only establishments with payroll. For meaning of abbreviations and symbols, see introductory text. For explanation of terms, see Appendix A]

NAICS code and CL code	Kind of business and commodity line	Establishments handling commodity line		Commodity line sales			Sales coverage percent
		Number	Total sales (\$1,000)	Amount ¹ (\$1,000)	As percent of total sales of—		
					Establishments handling line	Establishments in NAICS industry ¹	
4213102	Lumber with yard whse	1 599	X	15 464 304	X	100.0	74.9
0530	Flooring and floor coverings	51	482 652	39 255	8.1	.3	.3
0532	Hardwood flooring	48	435 003	38 336	8.8	.2	X
0600	Lumber: rough, dressed, and finished	1 599	15 464 304	12 224 174	79.0	79.0	69.1
0611	Dimensional lumber (non-treated)	1 402	13 955 249	8 888 976	63.7	57.5	X
0612	Treated lumber	656	7 306 069	1 245 697	17.1	8.1	X
0613	Boards	600	7 199 742	2 089 499	29.0	13.5	X
0620	Plywood and millwork	782	10 488 289	2 313 651	22.1	15.0	72.9
0621	Softwood plywood and oriented strand board (OSB)	544	8 255 793	1 100 000	13.3	7.1	X
0622	Other panels products (including hardwood plywood, waterboard, and particleboard)	444	5 643 924	500 235	8.9	3.2	X
0623	Gypsum, specialty boards, and treatments	131	2 149 905	84 348	3.9	.5	X
0624	Wood millwork (doors, windows, cabinets, etc.)	240	2 570 201	225 623	8.8	1.5	X
0625	Metal millwork	40	1 090 551	19 500	1.8	.1	X
0626	Other millwork and wood siding (including trusses and wood roofing) ...	262	4 661 717	383 941	8.2	2.5	X
0700	Brick, stone, tile, sand, block, cement, and gravel	67	867 387	18 228	2.1	.1	63.7
0711	Ready-mixed or transit-mixed concrete	40	667 660	9 159	1.4	.1	X
0712	Cement and lime	33	646 956	7 511	1.2	Z	X
0713	Sand, gravel, and crushed stone	12	23 492	318	1.4	Z	X
0714	Brick, block, tile, clay/cement sewer pipe, etc.	15	74 506	1 222	1.6	Z	X
0720	Roofing, siding, and insulation materials	216	3 181 668	264 973	8.3	1.7	72.0
0721	Roofing, except wood	166	2 454 353	132 943	5.4	.9	X
0722	Siding, except wood	123	2 205 391	76 932	3.5	.5	X
0723	Insulation materials	127	1 942 787	55 092	2.8	.4	X
0730	Flat glass and other construction glass (excluding automotive)	17	68 874	6 082	8.8	Z	X
0740	Other construction materials	90	1 384 268	96 622	7.0	.6	73.1
0741	Rain-carrying equipment (down spouts, gutters, etc.)	24	595 003	4 287	.7	Z	X
0742	Prefabricated buildings and structural assemblies (nonwood)	6	17 034	3 212	18.9	Z	X
0744	Construction materials, n.e.c. (including wire fence and construction paper)	75	1 265 872	89 122	7.0	.6	X
0920	New computer equipment	7	121 135	3 501	2.9	Z	X
1120	Flat iron and steel products	30	731 428	13 588	1.9	.1	X
1140	Iron and steel wire and wire products	42	792 381	22 578	2.8	.1	X
1150	Iron and steel pipe and tubing	25	492 320	19 520	4.0	.1	X
1160	Other iron and steel products	36	1 012 979	13 440	1.3	.1	.2
1165	Structural shapes (excluding bar-size shapes)	35	979 481	11 431	1.2	.1	X
1220	Aluminum shapes, forms, etc.	11	35 049	3 572	10.2	Z	X
1400	Electrical apparatus and equipment	14	88 006	1 188	1.4	Z	X
1500	Electrical appliances, household	9	31 981	522	1.6	Z	X
1700	Hardware	98	1 624 030	65 887	4.1	.4	.9
1713	Cutlery	89	1 488 716	62 662	4.2	.4	X
1800	Plumbing and heating equipment and supplies (hydronics)	27	462 639	7 019	1.5	Z	X
2460	Other industrial supplies	10	48 135	2 976	6.2	Z	19.8
2462	Abrasives and abrasive materials	10	48 135	2 976	6.2	Z	X
3120	Forest products, except lumber (including cordwood, hewn posts, poles, and ties)	89	1 289 287	103 499	8.0	.7	X
5300	Plastics materials and basic shapes	67	1 532 978	40 974	2.7	.3	X
5330	Chemicals and allied products (excluding agricultural, plastics, gases, and petroleum)	12	47 466	3 488	7.3	Z	12.0
5338	Wood chemicals, naval stores, and gum	12	47 466	3 488	7.3	Z	X
6000	Paint, paint supplies, and wallpaper	59	1 064 233	26 321	2.5	.2	.5
6011	Architectural coatings (enamels, primers, stains, solvents, and lacquers)	29	929 705	19 837	2.1	.1	X
6014	Paint supplies	28	97 777	6 214	6.4	Z	X
9700	Service receipts and labor charges (including installed parts)	64	1 333 501	22 168	1.7	.1	74.4
9701	Labor charges for repair work	17	265 177	3 608	1.4	Z	X
9702	Parts installed in repair work	8	10 573	777	7.3	Z	X
9703	Other service receipts and labor charges—Specify	46	1 280 492	17 781	1.4	.1	X
9810	Miscellaneous commodities	92	1 242 087	110 644	8.9	.7	X
9940	Rental and leasing receipts	12	198 846	303	.2	Z	X
4213103	Plywood, veneer, millwork, & wood panel whse	3 541	X	27 847 865	X	100.0	70.6
0200	New and rebuilt automotive parts and supplies	7	17 719	1 564	8.8	Z	X
0520	Linens, domestics, curtains, and draperies	6	48 749	1 534	3.1	Z	X
0530	Flooring and floor coverings	148	934 465	86 747	9.3	.3	3.6
0531	Soft-surface (textile) floor coverings and accessories (including rugs, carpets, and pads)	131	785 048	2 967	.4	Z	X
0533	Other hard-surface floor coverings and accessories (including tile and sheet goods)	131	785 048	63 203	8.1	.2	X
0540	Other home furnishings	9	35 599	4 588	12.9	Z	X
0600	Lumber: rough, dressed, and finished	916	11 725 381	2 937 624	25.1	10.5	68.8
0611	Dimensional lumber (non-treated)	803	11 082 088	2 205 563	19.9	7.9	X
0612	Treated lumber	401	6 269 823	389 624	6.2	1.4	X
0613	Boards	297	4 877 355	342 438	7.0	1.2	X

See footnotes at end of table.

Table 2. All Types of Operation by Kind of Business and Commodity Line for Wholesale Trade: 1997—Con.

[Includes only establishments with payroll. For meaning of abbreviations and symbols, see introductory text. For explanation of terms, see Appendix A]

NAICS code and CL code	Kind of business and commodity line	Establishments handling commodity line		Commodity line sales			Sales coverage percent
		Number	Total sales (\$1,000)	Amount ¹ (\$1,000)	As percent of total sales of—		
					Establishments handling line	Establishments in NAICS industry ¹	
4213103	Plywood, veneer, millwork, & wood panel whsle—Con.						
0620	Plywood and millwork	3 541	27 847 865	22 297 214	80.1	80.1	60.2
0621	Softwood plywood and oriented strand board (OSB)	985	12 703 577	4 497 935	35.4	16.2	X
0622	Other panels products (including hardwood plywood, waterboard, and particleboard)	1 348	14 359 443	4 653 101	32.4	16.7	X
0623	Gypsum, specialty boards, and treatments	693	7 204 001	1 049 317	14.6	3.8	X
0624	Wood millwork (doors, windows, cabinets, etc.)	2 144	18 522 012	9 772 327	52.8	35.1	X
0625	Metal millwork	520	4 836 254	1 122 813	23.2	4.0	X
0626	Other millwork and wood siding (including trusses and wood roofing)	616	5 986 137	1 201 719	20.1	4.3	X
0700	Brick, stone, tile, sand, block, cement, and gravel	161	895 043	67 769	7.6	.2	59.8
0711	Ready-mixed or transit-mixed concrete	43	276 030	18 500	6.7	.1	X
0712	Cement and lime	63	548 833	27 429	5.0	.1	X
0713	Sand, gravel, and crushed stone	12	31 059	1 104	3.6	Z	X
0714	Brick, block, tile, clay/cement sewer pipe, etc.	89	253 638	20 725	8.2	.1	X
0720	Roofing, siding, and insulation materials	589	9 006 342	904 794	10.0	3.2	67.9
0721	Roofing, except wood	370	6 353 989	324 359	5.1	1.2	X
0722	Siding, except wood	375	7 476 284	380 316	5.1	1.4	X
0723	Insulation materials	424	7 339 428	200 113	2.7	.7	X
0730	Flat glass and other construction glass (excluding automotive)	83	441 243	41 421	9.4	.1	X
0740	Other construction materials	330	4 808 606	372 531	7.7	1.3	68.8
0741	Rain-carrying equipment (down spouts, gutters, etc.)	90	852 372	20 245	2.4	.1	X
0742	Prefabricated buildings and structural assemblies (nonwood)	25	46 146	3 548	7.7	Z	X
0743	Manufactured (mobile) homes	7	36 416	9 838	27.0	Z	X
0744	Construction materials, n.e.c. (including wire fence and construction paper)	266	4 092 590	338 899	8.3	1.2	X
1100	Iron and steel products (semifinished)	6	34 872	11 503	33.0	Z	40.7
1116	Other semifinished iron and steel products	6	34 872	11 503	33.0	Z	X
1120	Flat iron and steel products	64	879 261	54 552	6.2	.2	X
1140	Iron and steel wire and wire products	71	870 683	33 716	3.9	.1	X
1150	Iron and steel pipe and tubing	17	59 770	2 246	3.8	Z	X
1160	Other iron and steel products	61	872 007	46 145	5.3	.2	.9
1165	Structural shapes (excluding bar-size shapes)	60	871 160	46 137	5.3	.2	X
1220	Aluminum shapes, forms, etc.	66	318 427	21 637	6.8	.1	X
1400	Electrical apparatus and equipment	83	760 968	29 408	3.9	.1	.9
1411	Power and distribution transformers	10	53 183	361	.7	.1	X
1416	Interior wiring (excluding conduit)	10	53 183	4 373	8.2	Z	X
1417	Exterior wiring and cable (excluding conduit)	70	698 765	24 590	3.5	.1	X
1500	Electrical appliances, household	50	210 121	26 492	12.6	.1	3.0
1512	Radios, stereos, and CD players	43	173 016	23 942	13.8	.1	X
1600	Electronic parts and equipment, except communication	35	418 959	4 528	1.1	Z	2.1
1618	Electronic parts and equipment, n.e.c.	32	399 188	2 789	.7	Z	X
1700	Hardware	481	4 198 161	243 719	5.8	.9	2.1
1711	Hand tools (including power driven)	137	1 849 269	54 965	3.0	.2	X
1712	Bolts, nuts, rivets, and fasteners	55	820 528	24 801	3.0	.1	X
1713	Cutlery	288	1 528 363	163 953	10.7	.6	X
1800	Plumbing and heating equipment and supplies (hydronics)	122	830 216	89 231	10.7	.3	3.4
1813	Plumbing fixtures	62	279 532	9 828	3.5	Z	X
1814	Furnaces, stoves, water heaters (except electric and warm air)	29	307 882	69 289	22.5	.2	X
1818	Other plumbing and heating equipment and supplies	57	427 444	10 030	2.3	Z	X
1900	Warm air heating and air-conditioning equipment and supplies	45	137 996	5 051	3.7	Z	X
2360	Other industrial machinery, equipment, and parts	7	8 952	522	5.8	Z	2.8
2363	New printing trades machinery, equipment, and supplies	7	8 952	522	5.8	Z	X
2460	Other industrial supplies	35	686 034	5 244	.8	Z	X
3120	Forest products, except lumber (including cordwood, hewn posts, poles, and ties)	77	843 829	99 356	11.8	.4	X
5300	Plastics materials and basic shapes	165	1 853 587	114 487	6.2	.4	.8
5313	Plastics raw materials	128	1 128 904	89 077	7.9	.3	X
5314	Other plastics materials and basic shapes	18	102 878	10 236	10.0	Z	X
5330	Chemicals and allied products (excluding agricultural, plastics, gases, and petroleum)	60	1 103 268	47 603	4.3	.2	12.2
5342	Adhesives, sealants, and glues	56	1 094 870	46 535	4.3	.2	X
6000	Paint, paint supplies, and wallpaper	129	871 142	18 352	2.1	.1	1.1
6014	Paint supplies	48	457 381	4 032	.9	Z	X
6015	Wallpaper	47	154 917	9 370	6.0	Z	X
9700	Service receipts and labor charges (including installed parts)	203	894 388	42 021	4.7	.2	69.0
9701	Labor charges for repair work	104	353 962	12 259	3.5	Z	X
9702	Parts installed in repair work	35	75 006	2 821	3.8	Z	X
9703	Other service receipts and labor charges—Specify	115	639 668	26 940	4.2	.1	X
9740	Receipts for installing equipment	6	8 107	1 101	13.6	Z	X
9810	Miscellaneous commodities	216	3 013 645	205 275	6.8	.7	X
9940	Rental and leasing receipts	38	229 641	3 411	1.5	Z	.8
9944	Other rental receipts	36	227 179	3 388	1.5	Z	X
9950	Construction receipts	8	8 475	2 251	26.6	Z	X

See footnotes at end of table.

Table 2. All Types of Operation by Kind of Business and Commodity Line for Wholesale Trade: 1997—Con.

[Includes only establishments with payroll. For meaning of abbreviations and symbols, see introductory text. For explanation of terms, see Appendix A]

NAICS code and CL code	Kind of business and commodity line	Establishments handling commodity line		Commodity line sales			Sales coverage percent
		Number	Total sales (\$1,000)	Amount ¹ (\$1,000)	As percent of total sales of—		
					Establishments handling line	Establishments in NAICS industry ¹	
42132	Brick, stone, & related construction materials whsle	3 026	X	10 711 750	X	100.0	44.7
0530	Flooring and floor coverings	29	59 712	22 867	38.3	.2	X
0600	Lumber: rough, dressed, and finished	7	33 487	4 620	13.8	Z	13.2
0611	Dimensional lumber (non-treated)	7	33 487	2 892	8.6	Z	X
0620	Plywood and millwork	28	106 531	10 938	10.3	.1	44.7
0622	Other panels products (including hardwood plywood, waterboard, and particleboard)	6	26 616	887	3.3	Z	X
0623	Gypsum, specialty boards, and treatments	16	59 057	5 287	9.0	Z	X
0624	Wood millwork (doors, windows, cabinets, etc.)	8	31 255	1 984	6.3	Z	X
0700	Brick, stone, tile, sand, block, cement, and gravel	3 026	10 711 750	10 410 608	97.2	97.2	37.6
0711	Ready-mixed or transit-mixed concrete	230	610 317	386 051	63.3	3.6	X
0712	Cement and lime	971	4 245 419	3 635 462	85.6	33.9	X
0713	Sand, gravel, and crushed stone	1 176	2 438 089	1 665 696	68.3	15.6	X
0714	Brick, block, tile, clay/cement sewer pipe, etc.	1 755	5 118 792	4 723 402	92.3	44.1	X
0720	Roofing, siding, and insulation materials	25	104 986	22 930	21.8	.2	26.7
0721	Roofing, except wood	17	41 275	7 754	18.8	.1	X
0723	Insulation materials	11	61 311	11 539	18.8	.1	X
0730	Flat glass and other construction glass (excluding automotive)	9	47 647	16 586	34.8	.2	X
0740	Other construction materials	158	521 311	38 446	7.4	.4	44.7
0741	Rain-carrying equipment (down spouts, gutters, etc.)	6	6 695	3 278	49.0	Z	X
0744	Construction materials, n.e.c. (including wire fence and construction paper)	152	514 616	35 168	6.8	.3	X
1120	Flat iron and steel products	12	38 681	3 084	8.0	Z	X
1140	Iron and steel wire and wire products	12	61 781	4 244	6.9	Z	X
1160	Other iron and steel products	7	24 168	2 001	8.3	Z	X
1700	Hardware	25	174 932	15 579	8.9	.1	19.1
1711	Hand tools (including power driven)	9	40 027	3 375	8.4	Z	X
1800	Plumbing and heating equipment and supplies (hydronics)	12	85 266	7 967	9.3	.1	X
1900	Warm air heating and air-conditioning equipment and supplies	7	45 868	1 223	2.7	Z	X
2460	Other industrial supplies	12	90 109	12 540	13.9	.1	X
3120	Forest products, except lumber (including cordwood, hewn posts, poles, and ties)	10	22 024	1 439	6.5	Z	X
5300	Plastics materials and basic shapes	6	32 821	4 342	13.2	Z	X
5330	Chemicals and allied products (excluding agricultural, plastics, gases, and petroleum)	36	147 893	14 763	10.0	.1	1.6
5344	Other chemicals and allied products	12	55 473	4 746	8.6	Z	X
9700	Service receipts and labor charges (including installed parts)	117	299 958	42 739	14.2	.4	37.8
9701	Labor charges for repair work	27	85 847	6 147	7.2	.1	X
9702	Parts installed in repair work	8	26 797	302	1.1	Z	X
9703	Other service receipts and labor charges—Specify	96	223 516	36 289	16.2	.3	X
9810	Miscellaneous commodities	97	428 545	26 395	6.2	.2	X
9940	Rental and leasing receipts	37	108 913	9 983	9.2	.1	X
9950	Construction receipts	17	32 698	7 623	23.3	.1	X
421320	Brick, stone, & related construction materials whsle	3 026	X	10 711 750	X	100.0	44.7
0530	Flooring and floor coverings	29	59 712	22 867	38.3	.2	X
0600	Lumber: rough, dressed, and finished	7	33 487	4 620	13.8	Z	13.2
0611	Dimensional lumber (non-treated)	7	33 487	2 892	8.6	Z	X
0620	Plywood and millwork	28	106 531	10 938	10.3	.1	44.7
0622	Other panels products (including hardwood plywood, waterboard, and particleboard)	6	26 616	887	3.3	Z	X
0623	Gypsum, specialty boards, and treatments	16	59 057	5 287	9.0	Z	X
0624	Wood millwork (doors, windows, cabinets, etc.)	8	31 255	1 984	6.3	Z	X
0700	Brick, stone, tile, sand, block, cement, and gravel	3 026	10 711 750	10 410 608	97.2	97.2	37.6
0711	Ready-mixed or transit-mixed concrete	230	610 317	386 051	63.3	3.6	X
0712	Cement and lime	971	4 245 419	3 635 462	85.6	33.9	X
0713	Sand, gravel, and crushed stone	1 176	2 438 089	1 665 696	68.3	15.6	X
0714	Brick, block, tile, clay/cement sewer pipe, etc.	1 755	5 118 792	4 723 402	92.3	44.1	X
0720	Roofing, siding, and insulation materials	25	104 986	22 930	21.8	.2	26.7
0721	Roofing, except wood	17	41 275	7 754	18.8	.1	X
0723	Insulation materials	11	61 311	11 539	18.8	.1	X
0730	Flat glass and other construction glass (excluding automotive)	9	47 647	16 586	34.8	.2	X
0740	Other construction materials	158	521 311	38 446	7.4	.4	44.7
0741	Rain-carrying equipment (down spouts, gutters, etc.)	6	6 695	3 278	49.0	Z	X
0744	Construction materials, n.e.c. (including wire fence and construction paper)	152	514 616	35 168	6.8	.3	X
1120	Flat iron and steel products	12	38 681	3 084	8.0	Z	X
1140	Iron and steel wire and wire products	12	61 781	4 244	6.9	Z	X
1160	Other iron and steel products	7	24 168	2 001	8.3	Z	X
1700	Hardware	25	174 932	15 579	8.9	.1	19.1
1711	Hand tools (including power driven)	9	40 027	3 375	8.4	Z	X
1800	Plumbing and heating equipment and supplies (hydronics)	12	85 266	7 967	9.3	.1	X
1900	Warm air heating and air-conditioning equipment and supplies	7	45 868	1 223	2.7	Z	X
2460	Other industrial supplies	12	90 109	12 540	13.9	.1	X
3120	Forest products, except lumber (including cordwood, hewn posts, poles, and ties)	10	22 024	1 439	6.5	Z	X
5300	Plastics materials and basic shapes	6	32 821	4 342	13.2	Z	X
5330	Chemicals and allied products (excluding agricultural, plastics, gases, and petroleum)	36	147 893	14 763	10.0	.1	1.6
5344	Other chemicals and allied products	12	55 473	4 746	8.6	Z	X

See footnotes at end of table.

Table 2. All Types of Operation by Kind of Business and Commodity Line for Wholesale Trade: 1997—Con.

[Includes only establishments with payroll. For meaning of abbreviations and symbols, see introductory text. For explanation of terms, see Appendix A]

NAICS code and CL code	Kind of business and commodity line	Establishments handling commodity line		Commodity line sales			Sales coverage percent
		Number	Total sales (\$1,000)	Amount ¹ (\$1,000)	As percent of total sales of—		
					Establishments handling line	Establishments in NAICS industry ¹	
421320	Brick, stone, & related construction materials whsle—Con.						
9700	Service receipts and labor charges (including installed parts)	117	299 958	42 739	14.2	.4	37.8
9701	Labor charges for repair work	27	85 847	6 147	7.2	.1	X
9702	Parts installed in repair work	8	26 797	302	1.1	Z	X
9703	Other service receipts and labor charges—Specify	96	223 516	36 289	16.2	.3	X
9810	Miscellaneous commodities	97	428 545	26 395	6.2	.2	X
9940	Rental and leasing receipts	37	108 913	9 983	9.2	.1	X
9950	Construction receipts	17	32 698	7 623	23.3	.1	X
4213201	Brick, block, tile, clay/cement sewer pipe whsle	1 184	X	3 546 360	X	100.0	20.1
0530	Flooring and floor coverings	16	36 881	14 029	38.0	.4	X
0620	Plywood and millwork	10	38 388	5 978	15.6	.2	20.1
0623	Gypsum, specialty boards, and treatments	8	32 614	4 708	14.4	.1	X
0700	Brick, stone, tile, sand, block, cement, and gravel	1 184	3 546 360	3 413 601	96.3	96.3	18.7
0711	Ready-mixed or transit-mixed concrete	95	236 263	104 718	44.3	3.0	X
0712	Cement and lime	114	491 902	59 489	12.1	1.7	X
0713	Sand, gravel, and crushed stone	104	298 791	24 459	8.2	.7	X
0714	Brick, block, tile, clay/cement sewer pipe, etc.	1 184	3 546 360	3 224 939	92.9	90.9	X
0720	Roofing, siding, and insulation materials	12	52 525	16 187	30.8	.5	19.8
0721	Roofing, except wood	8	34 282	7 017	20.5	.2	X
0723	Insulation materials	9	44 444	8 966	20.2	.3	X
0740	Other construction materials	145	495 681	36 513	7.4	1.0	20.1
0744	Construction materials, n.e.c. (including wire fence and construction paper)	142	489 126	33 241	6.8	.9	X
1120	Flat iron and steel products	11	38 310	3 078	8.0	.1	X
1140	Iron and steel wire and wire products	8	41 813	3 086	7.4	.1	X
1160	Other iron and steel products	7	24 168	2 001	8.3	.1	X
1700	Hardware	12	128 513	10 821	8.4	.3	X
1800	Plumbing and heating equipment and supplies (hydronics)	6	39 510	5 163	13.1	.1	X
5330	Chemicals and allied products (excluding agricultural, plastics, gases, and petroleum)	15	69 066	5 193	7.5	.1	X
9700	Service receipts and labor charges (including installed parts)	21	58 066	5 287	9.1	.1	20.1
9701	Labor charges for repair work	6	32 955	1 323	4.0	Z	X
9703	Other service receipts and labor charges—Specify	16	27 325	3 856	14.1	.1	X
9810	Miscellaneous commodities	18	75 236	9 767	13.0	.3	X
4213202	Sand, gravel, & stone whsle	1 012	X	2 001 239	X	100.0	49.6
0700	Brick, stone, tile, sand, block, cement, and gravel	1 012	2 001 239	1 906 175	95.3	95.3	45.2
0711	Ready-mixed or transit-mixed concrete	45	76 579	41 693	54.4	2.1	X
0712	Cement and lime	27	60 442	14 777	24.4	.7	X
0713	Sand, gravel, and crushed stone	1 012	2 001 239	1 582 414	92.0	79.1	X
0714	Brick, block, tile, clay/cement sewer pipe, etc.	151	336 841	267 290	79.4	13.4	X
0740	Other construction materials	6	19 016	182	1.0	Z	49.6
0744	Construction materials, n.e.c. (including wire fence and construction paper)	6	19 016	182	1.0	Z	X
3120	Forest products, except lumber (including cordwood, hewn posts, poles, and ties)	6	12 490	1 162	9.3	.1	X
9700	Service receipts and labor charges (including installed parts)	78	187 221	31 715	16.9	1.6	39.1
9701	Labor charges for repair work	15	47 542	4 676	9.8	.2	X
9703	Other service receipts and labor charges—Specify	67	146 870	26 911	18.3	1.3	X
9810	Miscellaneous commodities	48	121 995	11 782	9.7	.6	X
9940	Rental and leasing receipts	29	76 959	9 446	12.3	.5	X
9950	Construction receipts	13	28 288	6 343	22.4	.3	X
4213203	Cement, lime, & related products whsle	830	X	5 164 151	X	100.0	59.8
0530	Flooring and floor coverings	11	20 896	8 261	39.5	.2	X
0620	Plywood and millwork	17	63 377	4 915	7.8	.1	59.8
0622	Other panels products (including hardwood plywood, waterboard, and particleboard)	6	26 616	887	3.3	Z	X
0623	Gypsum, specialty boards, and treatments	7	21 677	534	2.5	Z	X
0700	Brick, stone, tile, sand, block, cement, and gravel	830	5 164 151	5 090 832	98.6	98.6	47.7
0711	Ready-mixed or transit-mixed concrete	90	297 475	239 640	80.6	4.6	X
0712	Cement and lime	830	5 164 151	3 561 196	96.4	69.0	X
0713	Sand, gravel, and crushed stone	59	419 796	58 823	14.0	1.1	X
0714	Brick, block, tile, clay/cement sewer pipe, etc.	420	1 310 041	1 231 173	94.0	23.8	X
0720	Roofing, siding, and insulation materials	10	23 117	3 094	13.4	.1	59.5
0721	Roofing, except wood	7	6 250	521	8.3	Z	X
0730	Flat glass and other construction glass (excluding automotive)	6	40 697	10 846	26.7	.2	X
0740	Other construction materials	7	6 614	1 751	26.5	Z	X
1700	Hardware	12	17 818	2 471	13.9	Z	22.5
1711	Hand tools (including power driven)	8	11 426	1 088	9.5	Z	X
1800	Plumbing and heating equipment and supplies (hydronics)	6	45 756	2 804	6.1	.1	X
5330	Chemicals and allied products (excluding agricultural, plastics, gases, and petroleum)	17	75 815	9 231	12.2	.2	2.7
5344	Other chemicals and allied products	12	55 473	4 746	8.6	.1	X
9700	Service receipts and labor charges (including installed parts)	18	54 671	5 737	10.5	.1	53.9
9701	Labor charges for repair work	6	5 350	148	2.8	Z	X
9703	Other service receipts and labor charges—Specify	13	49 321	5 522	11.2	.1	X
9810	Miscellaneous commodities	31	231 314	4 846	2.1	.1	X

See footnotes at end of table.

Table 2. All Types of Operation by Kind of Business and Commodity Line for Wholesale Trade: 1997—Con.

[Includes only establishments with payroll. For meaning of abbreviations and symbols, see introductory text. For explanation of terms, see Appendix A]

NAICS code and CL code	Kind of business and commodity line	Establishments handling commodity line		Commodity line sales			Sales coverage percent
		Number	Total sales (\$1,000)	Amount ¹ (\$1,000)	As percent of total sales of—		
					Establishments handling line	Establishments in NAICS industry ¹	
42133	Roofing, siding, & insulation material whsle	1 584	X	9 811 545	X	100.0	57.0
0530	Flooring and floor coverings	48	499 434	24 581	4.9	.3	X
0600	Lumber: rough, dressed, and finished	130	1 518 450	189 661	12.5	1.9	33.8
0611	Dimensional lumber (non-treated)	70	701 697	85 423	12.2	.9	X
0612	Treated lumber	70	716 635	72 232	10.1	.7	X
0613	Boards	33	335 228	32 000	9.5	.3	X
0620	Plywood and millwork	408	3 201 662	407 745	12.7	4.2	43.9
0621	Softwood plywood and oriented strand board (OSB)	44	278 958	22 563	8.1	.2	X
0622	Other panels products (including hardwood plywood, waterboard, and particleboard)	80	721 694	46 997	6.5	.5	X
0623	Gypsum, specialty boards, and treatments	124	1 222 863	76 860	6.3	.8	X
0624	Wood millwork (doors, windows, cabinets, etc.)	271	2 235 768	180 881	8.1	1.8	X
0625	Metal millwork	156	1 343 409	63 859	4.8	.7	X
0626	Other millwork and wood siding (including trusses and wood roofing)	56	226 061	16 583	7.3	.2	X
0700	Brick, stone, tile, sand, block, cement, and gravel	85	1 211 106	44 223	3.7	.5	28.3
0711	Ready-mixed or transit-mixed concrete	36	766 246	20 537	2.7	.2	X
0712	Cement and lime	30	342 018	8 085	2.4	.1	X
0714	Brick, block, tile, clay/cement sewer pipe, etc.	31	334 981	14 104	4.2	.1	X
0720	Roofing, siding, and insulation materials	1 584	9 811 545	7 945 503	81.0	81.0	53.1
0721	Roofing, except wood	986	7 094 093	4 033 606	56.9	41.1	X
0722	Siding, except wood	849	4 826 403	1 884 736	39.1	19.2	X
0723	Insulation materials	828	5 593 227	2 027 157	36.2	20.7	X
0730	Flat glass and other construction glass (excluding automotive)	97	569 448	129 185	22.7	1.3	X
0740	Other construction materials	364	2 542 136	280 003	11.0	2.9	54.8
0741	Rain-carrying equipment (down spouts, gutters, etc.)	296	2 067 107	167 958	8.1	1.7	X
0742	Prefabricated buildings and structural assemblies (nonwood)	35	171 971	17 263	10.0	.2	X
0744	Construction materials, n.e.c. (including wire fence and construction paper)	110	873 337	94 770	10.9	1.0	X
1120	Flat iron and steel products	48	501 764	30 769	6.1	.3	X
1140	Iron and steel wire and wire products	81	1 271 379	67 627	5.3	.7	X
1150	Iron and steel pipe and tubing	9	28 281	3 026	10.7	.1	X
1160	Other iron and steel products	28	259 024	13 665	5.3	.1	X
1220	Aluminum shapes, forms, etc.	131	975 671	63 336	6.5	.6	X
1400	Electrical apparatus and equipment	23	178 220	10 481	5.9	.1	X
1700	Hardware	115	1 597 560	93 031	5.8	.9	3.4
1711	Hand tools (including power driven)	111	1 583 843	57 835	3.7	.6	X
1712	Bolts, nuts, rivets, and fasteners	47	465 611	30 205	6.5	.3	X
1713	Cutlery	7	42 579	4 990	11.7	.1	X
1800	Plumbing and heating equipment and supplies (hydronics)	21	627 233	35 432	5.6	.4	2.2
1811	Plastic pipe fittings and valves (excluding pipe and tubing)	11	425 780	16 019	3.8	.2	X
1814	Furnaces, stoves, water heaters (except electric and warm air)	9	183 631	972	.5	Z	X
1818	Other plumbing and heating equipment and supplies	19	609 411	17 744	2.9	Z	X
1900	Warm air heating and air-conditioning equipment and supplies	21	149 498	20 350	13.6	.2	3.0
1911	Furnaces (warm air)	10	123 963	4 604	3.7	Z	X
1912	Central air-conditioning (residential and commercial)	10	123 963	4 604	3.7	Z	X
1919	Registers, grills, pre-formed ductwork (excluding sheet metal), and duct insulation	21	149 498	11 142	7.5	.1	X
2100	Construction and mining machinery and equipment (including parts and attachments)	14	29 676	2 517	8.5	Z	28.7
2117	Other new construction and mining, logging, and road maintenance machinery, equipment, and parts	13	29 490	2 508	8.5	Z	X
2460	Other industrial supplies	27	188 663	13 022	6.9	.1	3.6
2466	Industrial supplies, n.e.c.	24	171 252	12 457	7.3	.1	X
2700	Sporting and recreational goods and supplies	6	9 759	151	1.5	Z	X
2930	Recyclable paper and paperboard	6	5 787	102	1.8	Z	X
3120	Forest products, except lumber (including cordwood, hewn posts, poles, and ties)	30	349 335	19 509	5.6	.2	X
5300	Plastics materials and basic shapes	85	730 374	79 613	10.9	.8	.9
5314	Other plastics materials and basic shapes	76	499 094	17 650	3.5	.2	X
5330	Chemicals and allied products (excluding agricultural, plastics, gases, and petroleum)	28	170 662	18 155	10.6	.2	7.6
5342	Adhesives, sealants, and glues	11	110 423	6 450	5.8	.1	X
5344	Other chemicals and allied products	18	60 239	11 705	19.4	.1	X
5800	Farm supplies	8	46 039	8 278	18.0	.1	X
6000	Paint, paint supplies, and wallpaper	52	856 608	18 772	2.2	.2	X
9700	Service receipts and labor charges (including installed parts)	45	144 842	34 129	23.6	.3	42.6
9701	Labor charges for repair work	19	95 934	17 478	18.2	.2	X
9702	Parts installed in repair work	9	34 552	1 605	4.6	Z	X
9703	Other service receipts and labor charges—Specify	34	100 645	15 046	15.0	.2	X
9810	Miscellaneous commodities	328	1 637 181	226 873	13.9	2.3	X
9940	Rental and leasing receipts	20	34 278	622	1.8	Z	X
9950	Construction receipts	12	9 177	3 593	39.2	Z	X
421330	Roofing, siding, & insulation material whsle	1 584	X	9 811 545	X	100.0	57.0
0530	Flooring and floor coverings	48	499 434	24 581	4.9	.3	X
0600	Lumber: rough, dressed, and finished	130	1 518 450	189 661	12.5	1.9	33.8
0611	Dimensional lumber (non-treated)	70	701 697	85 423	12.2	.9	X
0612	Treated lumber	70	716 635	72 232	10.1	.7	X
0613	Boards	33	335 228	32 000	9.5	.3	X

See footnotes at end of table.

Table 2. All Types of Operation by Kind of Business and Commodity Line for Wholesale Trade: 1997—Con.

[Includes only establishments with payroll. For meaning of abbreviations and symbols, see introductory text. For explanation of terms, see Appendix A]

NAICS code and CL code	Kind of business and commodity line	Establishments handling commodity line		Commodity line sales			Sales coverage percent
		Number	Total sales (\$1,000)	Amount ¹ (\$1,000)	As percent of total sales of—		
					Establishments handling line	Establishments in NAICS industry ¹	
421330	Roofing, siding, & insulation material whsle—Con.						
0620	Plywood and millwork	408	3 201 662	407 745	12.7	4.2	43.9
0621	Softwood plywood and oriented strand board (OSB)	44	278 958	22 563	8.1	.2	X
0622	Other panels products (including hardwood plywood, waterboard, and particleboard)	80	721 694	46 997	6.5	.5	X
0623	Gypsum, specialty boards, and treatments	124	1 222 863	76 860	6.3	.8	X
0624	Wood millwork (doors, windows, cabinets, etc.)	271	2 235 768	180 881	8.1	1.8	X
0625	Metal millwork	156	1 343 409	63 859	4.8	.7	X
0626	Other millwork and wood siding (including trusses and wood roofing)	56	226 061	16 583	7.3	.2	X
0700	Brick, stone, tile, sand, block, cement, and gravel	85	1 211 106	44 223	3.7	.5	28.3
0711	Ready-mixed or transit-mixed concrete	36	766 246	20 537	2.7	.2	X
0712	Cement and lime	30	342 018	8 085	2.4	.1	X
0714	Brick, block, tile, clay/cement sewer pipe, etc.	31	334 981	14 104	4.2	.1	X
0720	Roofing, siding, and insulation materials	1 584	9 811 545	7 945 503	81.0	81.0	53.1
0721	Roofing, except wood	986	7 094 093	4 033 606	56.9	41.1	X
0722	Siding, except wood	849	4 826 403	1 884 736	39.1	19.2	X
0723	Insulation materials	828	5 593 227	2 027 157	36.2	20.7	X
0730	Flat glass and other construction glass (excluding automotive)	97	569 448	129 185	22.7	1.3	X
0740	Other construction materials	364	2 542 136	280 003	11.0	2.9	54.8
0741	Rain-carrying equipment (down spouts, gutters, etc.)	296	2 067 107	167 958	8.1	1.7	X
0742	Prefabricated buildings and structural assemblies (nonwood)	35	171 971	17 263	10.0	.2	X
0744	Construction materials, n.e.c. (including wire fence and construction paper)	110	873 337	94 770	10.9	1.0	X
1120	Flat iron and steel products	48	501 764	30 769	6.1	.3	X
1140	Iron and steel wire and wire products	81	1 271 379	67 627	5.3	.7	X
1150	Iron and steel pipe and tubing	9	28 281	3 026	10.7	.2	X
1160	Other iron and steel products	28	259 024	13 665	5.3	.1	X
1220	Aluminum shapes, forms, etc.	131	975 671	63 336	6.5	.6	X
1400	Electrical apparatus and equipment	23	178 220	10 481	5.9	.1	X
1700	Hardware	115	1 597 560	93 031	5.8	.9	3.4
1711	Hand tools (including power driven)	111	1 583 843	57 835	3.7	.3	X
1712	Bolts, nuts, rivets, and fasteners	47	465 611	30 205	6.5	.3	X
1713	Cutlery	7	42 579	4 990	11.7	.1	X
1800	Plumbing and heating equipment and supplies (hydronics)	21	627 233	35 432	5.6	.4	2.2
1811	Plastic pipe fittings and valves (excluding pipe and tubing)	11	425 780	16 019	3.8	.2	X
1814	Furnaces, stoves, water heaters (except electric and warm air)	9	183 631	972	.5	.2	X
1818	Other plumbing and heating equipment and supplies	19	609 411	17 744	2.9	.2	X
1900	Warm air heating and air-conditioning equipment and supplies	21	149 498	20 350	13.6	.2	3.0
1911	Furnaces (warm air)	10	123 963	4 604	3.7	.2	X
1912	Central air-conditioning (residential and commercial)	10	123 963	4 604	3.7	.2	X
1919	Registers, grills, pre-formed ductwork (excluding sheet metal), and duct insulation	21	149 498	11 142	7.5	.1	X
2100	Construction and mining machinery and equipment (including parts and attachments)	14	29 676	2 517	8.5	Z	28.7
2117	Other new construction and mining, logging, and road maintenance machinery, equipment, and parts	13	29 490	2 508	8.5	Z	X
2460	Other industrial supplies	27	188 663	13 022	6.9	.1	3.6
2466	Industrial supplies, n.e.c.	24	171 252	12 457	7.3	.1	X
2700	Sporting and recreational goods and supplies	6	9 759	151	1.5	Z	X
2930	Recyclable paper and paperboard	6	5 787	102	1.8	Z	X
3120	Forest products, except lumber (including cordwood, hewn posts, poles, and ties)	30	349 335	19 509	5.6	.2	X
5300	Plastics materials and basic shapes	85	730 374	79 613	10.9	.8	.9
5314	Other plastics materials and basic shapes	76	499 094	17 650	3.5	.2	X
5330	Chemicals and allied products (excluding agricultural, plastics, gases, and petroleum)	28	170 662	18 155	10.6	.2	7.6
5342	Adhesives, sealants, and glues	11	110 423	6 450	5.8	.1	X
5344	Other chemicals and allied products	18	60 239	11 705	19.4	.1	X
5800	Farm supplies	8	46 039	8 278	18.0	.1	X
6000	Paint, paint supplies, and wallpaper	52	856 608	18 772	2.2	.2	X
9700	Service receipts and labor charges (including installed parts)	45	144 842	34 129	23.6	.3	42.6
9701	Labor charges for repair work	19	95 934	17 478	18.2	.2	X
9702	Parts installed in repair work	9	34 552	1 605	4.6	Z	X
9703	Other service receipts and labor charges—Specify	34	100 645	15 046	15.0	.2	X
9810	Miscellaneous commodities	328	1 637 181	226 873	13.9	2.3	X
9940	Rental and leasing receipts	20	34 278	622	1.8	Z	X
9950	Construction receipts	12	9 177	3 593	39.2	Z	X
4213301	Roofing, siding, & insulation material whsle	1 584	X	9 811 545	X	100.0	57.0
0530	Flooring and floor coverings	48	499 434	24 581	4.9	.3	X
0600	Lumber: rough, dressed, and finished	130	1 518 450	189 661	12.5	1.9	33.8
0611	Dimensional lumber (non-treated)	70	701 697	85 423	12.2	.9	X
0612	Treated lumber	70	716 635	72 232	10.1	.7	X
0613	Boards	33	335 228	32 000	9.5	.3	X
0620	Plywood and millwork	408	3 201 662	407 745	12.7	4.2	43.9
0621	Softwood plywood and oriented strand board (OSB)	44	278 958	22 563	8.1	.2	X
0622	Other panels products (including hardwood plywood, waterboard, and particleboard)	80	721 694	46 997	6.5	.5	X
0623	Gypsum, specialty boards, and treatments	124	1 222 863	76 860	6.3	.8	X
0624	Wood millwork (doors, windows, cabinets, etc.)	271	2 235 768	180 881	8.1	1.8	X
0625	Metal millwork	156	1 343 409	63 859	4.8	.7	X
0626	Other millwork and wood siding (including trusses and wood roofing)	56	226 061	16 583	7.3	.2	X

See footnotes at end of table.

Table 2. All Types of Operation by Kind of Business and Commodity Line for Wholesale Trade: 1997—Con.

[Includes only establishments with payroll. For meaning of abbreviations and symbols, see introductory text. For explanation of terms, see Appendix A]

NAICS code and CL code	Kind of business and commodity line	Establishments handling commodity line		Commodity line sales			Sales coverage percent
		Number	Total sales (\$1,000)	Amount ¹ (\$1,000)	As percent of total sales of—		
					Establishments handling line	Establishments in NAICS industry ¹	
4213301	Roofing, siding, & insulation material whsle—Con.						
0700	Brick, stone, tile, sand, block, cement, and gravel	85	1 211 106	44 223	3.7	.5	28.3
0711	Ready-mixed or transit-mixed concrete	36	766 246	20 537	2.7	.2	X
0712	Cement and lime	30	342 018	8 085	2.4	.1	X
0714	Brick, block, tile, clay/cement sewer pipe, etc.	31	334 981	14 104	4.2	.1	X
0720	Roofing, siding, and insulation materials	1 584	9 811 545	7 945 503	81.0	81.0	53.1
0721	Roofing, except wood	986	7 094 093	4 033 606	56.9	41.1	X
0722	Siding, except wood	849	4 826 403	1 884 736	39.1	19.2	X
0723	Insulation materials	828	5 593 227	2 027 157	36.2	20.7	X
0730	Flat glass and other construction glass (excluding automotive)	97	569 448	129 185	22.7	1.3	X
0740	Other construction materials	364	2 542 136	280 003	11.0	2.9	54.8
0741	Rain-carrying equipment (down spouts, gutters, etc.)	296	2 067 107	167 958	8.1	1.7	X
0742	Prefabricated buildings and structural assemblies (nonwood)	35	171 971	17 263	10.0	.2	X
0744	Construction materials, n.e.c. (including wire fence and construction paper)	110	873 337	94 770	10.9	1.0	X
1120	Flat iron and steel products	48	501 764	30 769	6.1	.3	X
1140	Iron and steel wire and wire products	11	1 271 379	67 627	5.3	.7	X
1150	Iron and steel pipe and tubing	9	28 281	3 026	10.7	Z	X
1160	Other iron and steel products	28	259 024	13 665	5.3	.1	X
1220	Aluminum shapes, forms, etc.	131	975 671	63 336	6.5	.6	X
1400	Electrical apparatus and equipment	23	178 220	10 481	5.9	.1	X
1700	Hardware	115	1 597 560	93 031	5.8	.9	3.4
1711	Hand tools (including power driven)	111	1 583 843	57 835	3.7	.6	X
1712	Bolts, nuts, rivets, and fasteners	47	465 611	30 205	6.5	.3	X
1713	Cutlery	7	42 579	4 990	11.7	.1	X
1800	Plumbing and heating equipment and supplies (hydronics)	21	627 233	35 432	5.6	.4	2.2
1811	Plastic pipe fittings and valves (excluding pipe and tubing)	11	425 780	16 019	3.8	.2	X
1814	Furnaces, stoves, water heaters (except electric and warm air)	9	183 631	972	.5	.1	X
1818	Other plumbing and heating equipment and supplies	19	609 411	17 744	2.9	.2	X
1900	Warm air heating and air-conditioning equipment and supplies	21	149 498	20 350	13.6	.2	3.0
1911	Furnaces (warm air)	10	123 963	4 604	3.7	Z	X
1912	Central air-conditioning (residential and commercial)	10	123 963	4 604	3.7	Z	X
1919	Registers, grills, pre-formed ductwork (excluding sheet metal), and duct insulation	21	149 498	11 142	7.5	.1	X
2100	Construction and mining machinery and equipment (including parts and attachments)	14	29 676	2 517	8.5	Z	28.7
2117	Other new construction and mining, logging, and road maintenance machinery, equipment, and parts	13	29 490	2 508	8.5	Z	X
2460	Other industrial supplies	27	188 663	13 022	6.9	.1	3.6
2466	Industrial supplies, n.e.c.	24	171 252	12 457	7.3	.1	X
2700	Sporting and recreational goods and supplies	6	9 759	151	1.5	Z	X
2930	Recyclable paper and paperboard	6	5 787	102	1.8	Z	X
3120	Forest products, except lumber (including cordwood, hewn posts, poles, and ties)	30	349 335	19 509	5.6	.2	X
5300	Plastics materials and basic shapes	85	730 374	79 613	10.9	.8	.9
5314	Other plastics materials and basic shapes	76	499 094	17 650	3.5	.2	X
5330	Chemicals and allied products (excluding agricultural, plastics, gases, and petroleum)	28	170 662	18 155	10.6	.2	7.6
5342	Adhesives, sealants, and glues	11	110 423	6 450	5.8	.1	X
5344	Other chemicals and allied products	18	60 239	11 705	19.4	.1	X
5800	Farm supplies	8	46 039	8 278	18.0	.1	X
6000	Paint, paint supplies, and wallpaper	52	856 608	18 772	2.2	.2	X
9700	Service receipts and labor charges (including installed parts)	45	144 842	34 129	23.6	.3	42.6
9701	Labor charges for repair work	19	95 934	17 478	18.2	.2	X
9702	Parts installed in repair work	9	34 552	1 605	4.6	Z	X
9703	Other service receipts and labor charges—Specify	34	100 645	15 046	15.0	.2	X
9810	Miscellaneous commodities	328	1 637 181	226 873	13.9	2.3	X
9940	Rental and leasing receipts	20	34 278	622	1.8	Z	X
9950	Construction receipts	12	9 177	3 593	39.2	Z	X
42139	Other construction materials whsle	2 890	X	8 196 656	X	100.0	44.7
0200	New and rebuilt automotive parts and supplies	98	435 290	87 102	20.0	1.1	2.4
0216	Glass	70	276 302	69 930	25.3	.9	X
0223	Parts, n.e.c.	19	48 263	14 102	29.2	.2	X
0400	Household and lawn furniture	15	53 649	588	1.1	Z	44.1
0411	Upholstered furniture	15	53 649	585	1.1	Z	X
0414	Other furniture (including sleep sofas)	10	21 050	3	Z	Z	X
0530	Flooring and floor coverings	73	264 535	69 517	26.3	.8	24.2
0531	Soft-surface (textile) floor coverings and accessories (including rugs, carpets, and pads)	58	225 019	21 129	9.4	.3	X
0533	Other hard-surface floor coverings and accessories (including tile and sheet goods)	59	227 435	40 065	17.6	.5	X
0540	Other home furnishings	19	177 682	38 936	21.9	.5	44.5
0542	Mirrors, lamps, and picture frames	15	87 293	6 086	7.0	.1	X
0600	Lumber: rough, dressed, and finished	89	322 036	23 289	7.2	.3	44.7
0611	Dimensional lumber (non-treated)	53	263 740	7 596	2.9	.1	X
0612	Treated lumber	76	151 865	5 869	3.9	.1	X
0613	Boards	34	222 749	9 786	4.4	.1	X

See footnotes at end of table.

Table 2. All Types of Operation by Kind of Business and Commodity Line for Wholesale Trade: 1997—Con.

[Includes only establishments with payroll. For meaning of abbreviations and symbols, see introductory text. For explanation of terms, see Appendix A]

NAICS code and CL code	Kind of business and commodity line	Establishments handling commodity line		Commodity line sales			Sales coverage percent
		Number	Total sales (\$1,000)	Amount ¹ (\$1,000)	As percent of total sales of—		
					Establishments handling line	Establishments in NAICS industry ¹	
42139	Other construction materials whse—Con.						
0620	Plywood and millwork	149	765 730	151 931	19.8	1.9	39.3
0621	Softwood plywood and oriented strand board (OSB)	25	204 000	51 188	25.1	.6	X
0622	Other panels products (including hardwood plywood, waterboard, and particleboard)	26	191 535	6 980	3.6	.1	X
0623	Gypsum, specialty boards, and treatments	42	317 413	49 426	15.6	.6	X
0624	Wood millwork (doors, windows, cabinets, etc.)	107	554 141	28 448	5.1	.3	X
0625	Metal millwork	27	134 357	10 887	8.1	.1	X
0626	Other millwork and wood siding (including trusses and wood roofing)	24	153 734	4 975	3.2	.1	X
0700	Brick, stone, tile, sand, block, cement, and gravel	35	66 855	3 221	4.8	Z	44.0
0712	Cement and lime	21	51 172	1 605	3.1	Z	X
0713	Sand, gravel, and crushed stone	16	35 631	824	2.3	Z	X
0714	Brick, block, tile, clay/cement sewer pipe, etc.	14	36 232	673	1.9	Z	X
0720	Roofing, siding, and insulation materials	204	724 020	89 024	12.3	1.1	37.4
0721	Roofing, except wood	52	179 850	14 319	8.0	.2	X
0722	Siding, except wood	96	326 825	42 569	13.0	.5	X
0723	Insulation materials	109	486 141	32 136	6.6	.4	X
0730	Flat glass and other construction glass (excluding automotive)	703	2 008 486	1 709 641	85.1	20.9	X
0740	Other construction materials	2 267	6 434 957	5 521 929	85.8	67.4	39.8
0741	Rain-carrying equipment (down spouts, gutters, etc.)	181	488 288	217 537	44.6	2.7	X
0742	Prefabricated buildings and structural assemblies (nonwood)	408	936 849	832 590	88.9	10.2	X
0743	Manufactured (mobile) homes	387	765 628	713 819	93.2	8.7	X
0744	Construction materials, n.e.c. (including wire fence and construction paper)	1 398	4 469 916	3 757 984	84.1	45.8	X
0960	Restaurant and hotel equipment and supplies	8	11 558	1 604	13.9	Z	X
0970	Store machines and equipment	6	2 303	112	4.9	Z	X
1120	Flat iron and steel products	30	79 128	2 833	3.6	Z	X
1140	Iron and steel wire and wire products	45	156 135	11 161	7.1	.1	X
1150	Iron and steel pipe and tubing	51	117 981	21 590	18.3	.3	X
1160	Other iron and steel products	11	31 927	1 045	3.3	Z	X
1220	Aluminum shapes, forms, etc.	76	268 311	32 882	12.3	.4	X
1400	Electrical apparatus and equipment	69	152 985	14 421	9.4	.2	7.0
1418	Lighting fixtures (residential and commercial)	6	15 092	2 045	13.6	Z	X
1500	Electrical appliances, household	30	228 632	14 940	6.5	.2	X
1600	Electronic parts and equipment, except communication	20	35 749	4 334	12.1	.1	X
1700	Hardware	145	659 188	52 336	7.9	.6	8.3
1711	Hand tools (including power driven)	59	205 430	10 062	4.9	.1	X
1712	Bolts, nuts, rivets, and fasteners	49	153 407	9 090	5.9	.1	X
1713	Cutlery	47	231 854	24 046	10.4	.3	X
1800	Plumbing and heating equipment and supplies (hydronics)	61	289 596	61 169	21.1	.7	6.3
1811	Plastic pipe fittings and valves (excluding pipe and tubing)	21	101 709	2 375	2.3	Z	X
1813	Plumbing fixtures	16	110 070	19 630	17.8	.2	X
1814	Furnaces, stoves, water heaters (except electric and warm air)	36	211 783	22 370	10.6	.3	X
1818	Other plumbing and heating equipment and supplies	38	107 267	2 580	2.4	Z	X
1900	Warm air heating and air-conditioning equipment and supplies	46	85 065	24 089	28.3	.3	30.3
1911	Furnaces (warm air)	31	51 468	5 284	10.3	.1	X
1912	Central air-conditioning (residential and commercial)	38	76 039	7 874	10.4	.1	X
1914	Heat pumps (residential and commercial)	16	51 904	8 875	17.1	.1	X
1916	Air cleaning and filtration systems	10	27 343	225	.8	Z	X
1917	Compressors for air-conditioners	10	27 343	225	.8	Z	X
1918	Condensing units for air-conditioners	10	27 343	225	.8	Z	X
1919	Registers, grills, pre-formed ductwork (excluding sheet metal), and duct insulation	10	27 343	225	.8	Z	X
2200	Farm machinery, equipment, and parts	15	16 949	1 811	10.7	Z	12.4
2212	New harvesting machinery	15	16 949	384	2.3	Z	X
2213	New land preparation, planting, and cultivating machinery	15	16 949	189	1.1	Z	X
2216	Other new farm machinery and equipment	15	16 949	1 049	6.2	Z	X
2218	Used farm machinery and equipment	15	16 949	189	1.1	Z	X
2320	General-purpose industrial machinery, equipment, and parts	12	48 929	4 684	9.6	.1	X
2460	Other industrial supplies	50	106 832	6 820	6.4	.1	X
2700	Sporting and recreational goods and supplies	8	43 849	1 749	4.0	Z	22.4
2714	Camping and fishing equipment and accessories	8	43 849	1 749	4.0	Z	X
2800	Toys and hobby goods and supplies	8	43 849	4 383	10.0	.1	X
3120	Forest products, except lumber (including cordwood, hewn posts, poles, and ties)	14	55 225	6 482	11.7	.1	X
3400	Industrial and personal services paper and plastics	7	20 741	5 799	28.0	.1	44.7
3413	Industrial paper (wrapping, bags, cartons, etc.)	7	20 741	5 799	28.0	.1	X
3500	Drugs, pharmaceuticals, cosmetics, and toiletries	12	18 449	4 243	23.0	.1	X
4000	Footwear	8	43 849	426	1.0	Z	X
5300	Plastics materials and basic shapes	69	205 079	27 154	13.2	.3	X
5330	Chemicals and allied products (excluding agricultural, plastics, gases, and petroleum)	42	95 056	9 685	10.2	.1	7.8
5342	Adhesives, sealants, and glues	7	3 917	195	5.0	Z	X
5400	Petroleum products	8	11 558	127	1.1	Z	X
5800	Farm supplies	11	95 038	9 118	9.6	.1	41.0
5818	Other farm supplies (including harness and saddlery equipment)	11	95 038	7 847	8.3	.1	X
6000	Paint, paint supplies, and wallpaper	74	216 250	23 845	11.0	.3	2.3
6011	Architectural coatings (enamels, primers, stains, solvents, and lacquers)	9	17 774	1 449	8.2	Z	X
6014	Paint supplies	9	17 774	4 261	24.0	.1	X
6015	Wallpaper	9	17 774	116	.7	Z	X
6120	Art goods (including novelties and souvenirs)	8	3 200	633	19.8	Z	X

See footnotes at end of table.

Table 2. All Types of Operation by Kind of Business and Commodity Line for Wholesale Trade: 1997—Con.

[Includes only establishments with payroll. For meaning of abbreviations and symbols, see introductory text. For explanation of terms, see Appendix A]

NAICS code and CL code	Kind of business and commodity line	Establishments handling commodity line		Commodity line sales			Sales coverage percent
		Number	Total sales (\$1,000)	Amount ¹ (\$1,000)	As percent of total sales of—		
					Establishments handling line	Establishments in NAICS industry ¹	
42139	Other construction materials whsle—Con.						
6150	Nondurable goods, n.e.c.	8	20 676	4 424	21.4	.1	X
9700	Service receipts and labor charges (including installed parts)	420	611 985	77 996	12.7	1.0	37.6
9701	Labor charges for repair work	232	274 270	13 262	4.8	.2	X
9702	Parts installed in repair work	168	192 334	12 658	6.6	.2	X
9703	Other service receipts and labor charges—Specify	181	297 406	52 065	17.5	.6	X
9740	Receipts for installing equipment	6	2 063	80	3.9	Z	X
9810	Miscellaneous commodities	92	311 372	15 723	5.1	.2	X
9940	Rental and leasing receipts	38	111 665	13 816	12.4	.2	X
9950	Construction receipts	67	177 411	36 547	20.6	.4	X
421390	Other construction materials whsle	2 890	X	8 196 656	X	100.0	44.7
0200	New and rebuilt automotive parts and supplies	98	435 290	87 102	20.0	1.1	2.4
0216	Glass	70	276 302	69 930	25.3	.9	X
0223	Parts, n.e.c.	19	48 263	14 102	29.2	Z	X
0400	Household and lawn furniture	15	53 649	588	1.1	Z	44.1
0411	Upholstered furniture	15	53 649	585	1.1	Z	X
0414	Other furniture (including sleep sofas)	10	21 050	3	Z	Z	X
0530	Flooring and floor coverings	73	264 535	69 517	26.3	.8	24.2
0531	Soft-surface (textile) floor coverings and accessories (including rugs, carpets, and pads)	58	225 019	21 129	9.4	.3	X
0533	Other hard-surface floor coverings and accessories (including tile and sheet goods)	59	227 435	40 065	17.6	.5	X
0540	Other home furnishings	19	177 682	38 936	21.9	.5	44.5
0542	Mirrors, lamps, and picture frames	15	87 293	6 086	7.0	.1	X
0600	Lumber: rough, dressed, and finished	89	322 036	23 289	7.2	.3	44.7
0611	Dimensional lumber (non-treated)	53	263 740	7 596	2.9	.1	X
0612	Treated lumber	76	151 865	5 869	3.9	.1	X
0613	Boards	34	222 749	9 786	4.4	.1	X
0620	Plywood and millwork	149	765 730	151 931	19.8	1.9	39.3
0621	Softwood plywood and oriented strand board (OSB)	25	204 000	51 188	25.1	.6	X
0622	Other panels products (including hardwood plywood, waterboard, and particleboard)	26	191 535	6 980	3.6	.1	X
0623	Gypsum, specialty boards, and treatments	42	317 413	49 426	15.6	.6	X
0624	Wood millwork (doors, windows, cabinets, etc.)	107	554 141	28 448	5.1	.3	X
0625	Metal millwork	27	134 357	10 887	8.1	.1	X
0626	Other millwork and wood siding (including trusses and wood roofing) ...	24	153 734	4 975	3.2	.1	X
0700	Brick, stone, tile, sand, block, cement, and gravel	35	66 855	3 221	4.8	Z	44.0
0712	Cement and lime	21	51 172	1 605	3.1	Z	X
0713	Sand, gravel, and crushed stone	16	35 631	824	2.3	Z	X
0714	Brick, block, tile, clay/cement sewer pipe, etc.	14	36 232	673	1.9	Z	X
0720	Roofing, siding, and insulation materials	204	724 020	89 024	12.3	1.1	37.4
0721	Roofing, except wood	52	179 850	14 319	8.0	.2	X
0722	Siding, except wood	96	326 825	42 569	13.0	.5	X
0723	Insulation materials	109	486 141	32 136	6.6	.4	X
0730	Flat glass and other construction glass (excluding automotive)	703	2 008 486	1 709 641	85.1	20.9	X
0740	Other construction materials	2 267	6 434 957	5 521 929	85.8	67.4	39.8
0741	Rain-carrying equipment (down spouts, gutters, etc.)	181	488 288	217 537	44.6	2.7	X
0742	Prefabricated buildings and structural assemblies (nonwood)	408	936 849	832 590	88.9	10.2	X
0743	Manufactured (mobile) homes	387	765 628	713 819	93.2	8.7	X
0744	Construction materials, n.e.c. (including wire fence and construction paper)	1 398	4 469 916	3 757 984	84.1	45.8	X
0960	Restaurant and hotel equipment and supplies	8	11 558	1 604	13.9	Z	X
0970	Store machines and equipment	6	2 303	112	4.9	Z	X
1120	Flat iron and steel products	30	79 128	2 833	3.6	Z	X
1140	Iron and steel wire and wire products	45	156 135	11 161	7.1	.1	X
1150	Iron and steel pipe and tubing	51	117 981	21 590	18.3	.3	X
1160	Other iron and steel products	11	31 927	1 045	3.3	Z	X
1220	Aluminum shapes, forms, etc.	76	268 311	32 882	12.3	.4	X
1400	Electrical apparatus and equipment	69	152 985	14 421	9.4	.2	7.0
1418	Lighting fixtures (residential and commercial)	6	15 092	2 045	13.6	Z	X
1500	Electrical appliances, household	30	228 632	14 940	6.5	.2	X
1600	Electronic parts and equipment, except communication	20	35 749	4 334	12.1	.1	X
1700	Hardware	145	659 188	52 336	7.9	.6	8.3
1711	Hand tools (including power driven)	59	205 430	10 062	4.9	.1	X
1712	Bolts, nuts, rivets, and fasteners	49	153 407	9 090	5.9	.1	X
1713	Cutlery	47	231 854	24 046	10.4	.3	X
1800	Plumbing and heating equipment and supplies (hydronics)	61	289 596	61 169	21.1	.7	6.3
1811	Plastic pipe fittings and valves (excluding pipe and tubing)	21	101 709	2 375	2.3	Z	X
1813	Plumbing fixtures	16	110 070	19 630	17.8	.2	X
1814	Furnaces, stoves, water heaters (except electric and warm air)	36	211 783	22 370	10.6	.3	X
1818	Other plumbing and heating equipment and supplies	38	107 267	2 580	2.4	Z	X
1900	Warm air heating and air-conditioning equipment and supplies	46	85 065	24 089	28.3	.3	30.3
1911	Furnaces (warm air)	31	51 468	5 284	10.3	.1	X
1912	Central air-conditioning (residential and commercial)	38	76 039	7 874	10.4	.1	X
1914	Heat pumps (residential and commercial)	16	51 904	8 875	17.1	.1	X
1916	Air cleaning and filtration systems	10	27 343	225	.8	Z	X
1917	Compressors for air-conditioners	10	27 343	225	.8	Z	X
1918	Condensing units for air-conditioners	10	27 343	225	.8	Z	X
1919	Registers, grills, pre-formed ductwork (excluding sheet metal), and duct insulation	10	27 343	225	.8	Z	X

See footnotes at end of table.

Table 2. All Types of Operation by Kind of Business and Commodity Line for Wholesale Trade: 1997—Con.

[Includes only establishments with payroll. For meaning of abbreviations and symbols, see introductory text. For explanation of terms, see Appendix A]

NAICS code and CL code	Kind of business and commodity line	Establishments handling commodity line		Commodity line sales			Sales coverage percent
		Number	Total sales (\$1,000)	Amount ¹ (\$1,000)	As percent of total sales of—		
					Establishments handling line	Establishments in NAICS industry ¹	
421390	Other construction materials whsle—Con.						
2200	Farm machinery, equipment, and parts	15	16 949	1 811	10.7	Z	12.4
2212	New harvesting machinery	15	16 949	384	2.3	Z	X
2213	New land preparation, planting, and cultivating machinery	15	16 949	189	1.1	Z	X
2216	Other new farm machinery and equipment	15	16 949	1 049	6.2	Z	X
2218	Used farm machinery and equipment	15	16 949	189	1.1	Z	X
2320	General-purpose industrial machinery, equipment, and parts	12	48 929	4 684	9.6	.1	X
2460	Other industrial supplies	50	106 832	6 820	6.4	.1	X
2700	Sporting and recreational goods and supplies	8	43 849	1 749	4.0	Z	22.4
2714	Camping and fishing equipment and accessories	8	43 849	1 749	4.0	Z	X
2800	Toys and hobby goods and supplies	8	43 849	4 383	10.0	.1	X
3120	Forest products, except lumber (including cordwood, hewn posts, poles, and ties)	14	55 225	6 482	11.7	.1	X
3400	Industrial and personal services paper and plastics	7	20 741	5 799	28.0	.1	44.7
3413	Industrial paper (wrapping, bags, cartons, etc.)	7	20 741	5 799	28.0	.1	X
3500	Drugs, pharmaceuticals, cosmetics, and toiletries	12	18 449	4 243	23.0	.1	X
4000	Footwear	8	43 849	426	1.0	Z	X
5300	Plastics materials and basic shapes	69	205 079	27 154	13.2	.3	X
5330	Chemicals and allied products (excluding agricultural, plastics, gases, and petroleum)	42	95 056	9 685	10.2	.1	7.8
5342	Adhesives, sealants, and glues	7	3 917	195	5.0	Z	X
5400	Petroleum products	8	11 558	127	1.1	Z	X
5800	Farm supplies	11	95 038	9 118	9.6	.1	41.0
5818	Other farm supplies (including harness and saddlery equipment)	11	95 038	7 847	8.3	.1	X
6000	Paint, paint supplies, and wallpaper	74	216 250	23 845	11.0	.3	2.3
6011	Architectural coatings (enamels, primers, stains, solvents, and lacquers)	9	17 774	1 449	8.2	Z	X
6014	Paint supplies	9	17 774	4 261	24.0	.1	X
6015	Wallpaper	9	17 774	116	.7	Z	X
6120	Art goods (including novelties and souvenirs)	8	3 200	633	19.8	Z	X
6150	Nondurable goods, n.e.c.	8	20 676	4 424	21.4	.1	X
9700	Service receipts and labor charges (including installed parts)	420	611 985	77 996	12.7	1.0	37.6
9701	Labor charges for repair work	232	274 270	13 262	4.8	.2	X
9702	Parts installed in repair work	168	192 334	12 658	6.6	.2	X
9703	Other service receipts and labor charges—Specify	181	297 406	52 065	17.5	.6	X
9740	Receipts for installing equipment	6	2 063	80	3.9	Z	X
9810	Miscellaneous commodities	92	311 372	15 723	5.1	.2	X
9940	Rental and leasing receipts	38	111 665	13 816	12.4	.2	X
9950	Construction receipts	67	177 411	36 547	20.6	.4	X
4213901	Flat glass & other construction glass whsle	669	X	1 950 805	X	100.0	57.0
0200	New and rebuilt automotive parts and supplies	70	276 302	69 930	25.3	3.6	X
0540	Other home furnishings	9	101 142	36 209	35.8	1.9	X
0600	Lumber: rough, dressed, and finished	6	1 704	261	15.3	Z	X
0620	Plywood and millwork	43	132 799	17 026	12.8	.9	X
0720	Roofing, siding, and insulation materials	14	51 987	18 935	36.4	1.0	X
0730	Flat glass and other construction glass (excluding automotive)	669	1 950 805	1 700 103	87.1	87.1	X
0740	Other construction materials	46	189 106	30 343	16.0	1.6	X
1140	Iron and steel wire and wire products	6	7 342	2 127	29.0	.1	X
1150	Iron and steel pipe and tubing	11	6 171	747	12.1	Z	X
1220	Aluminum shapes, forms, etc.	41	158 406	22 445	14.2	1.2	X
1400	Electrical apparatus and equipment	8	10 207	2 150	21.1	.1	X
1700	Hardware	37	85 905	4 364	5.1	.2	X
2460	Other industrial supplies	10	25 230	1 095	4.3	.1	X
5300	Plastics materials and basic shapes	30	48 790	7 027	14.4	.4	X
5330	Chemicals and allied products (excluding agricultural, plastics, gases, and petroleum)	8	9 906	1 632	16.5	.1	X
6000	Paint, paint supplies, and wallpaper	10	20 190	6 309	31.2	.3	X
6150	Nondurable goods, n.e.c.	8	20 676	4 424	21.4	.2	X
9700	Service receipts and labor charges (including installed parts)	49	86 140	10 377	12.0	.5	X
9810	Miscellaneous commodities	35	98 477	4 480	4.5	.2	X
9940	Rental and leasing receipts	9	42 932	7 484	17.4	.4	X
4213902	Other construction materials whsle	2 221	X	6 245 851	X	100.0	40.9
0200	New and rebuilt automotive parts and supplies	28	158 988	17 172	10.8	.3	.1
0223	Parts, n.e.c.	19	48 263	14 102	29.2	.2	X
0400	Household and lawn furniture	15	53 649	588	1.1	Z	40.3
0411	Upholstered furniture	15	53 649	585	1.1	Z	X
0414	Other furniture (including sleep sofas)	10	21 050	3	Z	Z	X
0530	Flooring and floor coverings	68	261 006	69 221	26.5	1.1	21.6
0531	Soft-surface (textile) floor coverings and accessories (including rugs, carpets, and pads)	58	225 019	21 129	9.4	.3	X
0533	Other hard-surface floor coverings and accessories (including tile and sheet goods)	58	225 019	39 824	17.7	.6	X
0540	Other home furnishings	10	76 540	2 727	3.6	Z	40.6
0542	Mirrors, lamps, and picture frames	10	76 540	2 727	3.6	Z	X
0600	Lumber: rough, dressed, and finished	83	320 332	23 028	7.2	.4	40.9
0611	Dimensional lumber (non-treated)	50	263 082	7 549	2.9	.1	X
0612	Treated lumber	72	150 342	5 672	3.8	.1	X
0613	Boards	33	222 272	9 772	4.4	.2	X

See footnotes at end of table.

Table 2. All Types of Operation by Kind of Business and Commodity Line for Wholesale Trade: 1997—Con.

[Includes only establishments with payroll. For meaning of abbreviations and symbols, see introductory text. For explanation of terms, see Appendix A]

NAICS code and CL code	Kind of business and commodity line	Establishments handling commodity line		Commodity line sales			Sales coverage percent
		Number	Total sales (\$1,000)	Amount ¹ (\$1,000)	As percent of total sales of—		
					Establishments handling line	Establishments in NAICS industry ¹	
4213902	Other construction materials whsle—Con.						
0620	Plywood and millwork	106	632 931	134 905	21.3	2.2	35.4
0621	Softwood plywood and oriented strand board (OSB)	19	200 671	50 694	25.3	.8	X
0622	Other panels products (including hardwood plywood, waterboard, and particleboard)	20	185 799	6 727	3.6	.1	X
0623	Gypsum, specialty boards, and treatments	38	316 291	49 412	15.6	.8	X
0624	Wood millwork (doors, windows, cabinets, etc.)	82	454 533	18 039	4.0	.3	X
0625	Metal millwork	19	109 798	5 031	4.6	.1	X
0626	Other millwork and wood siding (including trusses and wood roofing)	24	153 734	4 975	3.2	.1	X
0700	Brick, stone, tile, sand, block, cement, and gravel	35	66 855	3 221	4.8	.1	40.3
0712	Cement and lime	21	51 172	1 605	3.1	Z	X
0713	Sand, gravel, and crushed stone	16	35 631	824	2.3	Z	X
0714	Brick, block, tile, clay/cement sewer pipe, etc.	14	36 232	673	1.9	Z	X
0720	Roofing, siding, and insulation materials	190	672 033	70 089	10.4	1.1	33.9
0721	Roofing, except wood	46	134 228	12 659	9.4	.2	X
0722	Siding, except wood	86	275 953	26 830	9.7	.4	X
0723	Insulation materials	99	435 672	30 600	7.0	.5	X
0730	Flat glass and other construction glass (excluding automotive)	34	57 681	9 538	16.5	.2	X
0740	Other construction materials	2 221	6 245 851	5 491 586	87.9	87.9	36.5
0741	Rain-carrying equipment (down spouts, gutters, etc.)	174	427 604	216 604	50.7	3.5	X
0742	Prefabricated buildings and structural assemblies (nonwood)	406	932 793	832 137	89.2	13.3	X
0743	Manufactured (mobile) homes	387	765 628	713 819	93.2	11.4	X
0744	Construction materials, n.e.c. (including wire fence and construction paper)	1 357	4 312 915	3 729 027	86.5	59.7	X
0960	Restaurant and hotel equipment and supplies	8	11 558	1 604	13.9	Z	X
0970	Store machines and equipment	6	2 303	112	4.9	Z	X
1120	Flat iron and steel products	27	72 582	2 322	3.2	Z	X
1140	Iron and steel wire and wire products	39	148 793	9 034	6.1	.1	X
1150	Iron and steel pipe and tubing	40	111 810	20 843	18.6	.3	X
1160	Other iron and steel products	11	31 927	1 045	3.3	Z	X
1220	Aluminum shapes, forms, etc.	35	109 905	10 437	9.5	.2	X
1400	Electrical apparatus and equipment	61	142 778	12 271	8.6	.2	4.9
1418	Lighting fixtures (residential and commercial)	6	15 092	2 045	13.6	Z	X
1500	Electrical appliances, household	30	228 632	14 940	6.5	.2	X
1600	Electronic parts and equipment, except communication	20	35 749	4 334	12.1	.1	X
1700	Hardware	108	573 283	47 972	8.4	.8	7.4
1711	Hand tools (including power driven)	55	171 514	9 248	5.4	.1	X
1712	Bolts, nuts, rivets, and fasteners	49	153 407	9 090	5.9	.1	X
1713	Cutlery	44	226 601	23 397	10.3	.4	X
1800	Plumbing and heating equipment and supplies (hydronics)	57	288 483	61 114	21.2	1.0	5.8
1811	Plastic pipe fittings and valves (excluding pipe and tubing)	21	101 709	2 375	2.3	Z	X
1813	Plumbing fixtures	16	110 070	19 630	17.8	.3	X
1814	Furnaces, stoves, water heaters (except electric and warm air)	36	211 783	22 370	10.6	.4	X
1818	Other plumbing and heating equipment and supplies	38	107 267	2 580	2.4	Z	X
1900	Warm air heating and air-conditioning equipment and supplies	42	83 952	24 055	28.7	.4	27.9
1911	Furnaces (warm air)	31	51 468	5 284	10.3	.1	X
1912	Central air-conditioning (residential and commercial)	38	76 039	7 874	10.4	.1	X
1914	Heat pumps (residential and commercial)	16	51 904	8 875	17.1	.1	X
1916	Air cleaning and filtration systems	10	27 343	225	.8	Z	X
1917	Compressors for air-conditioners	10	27 343	225	.8	Z	X
1918	Condensing units for air-conditioners	10	27 343	225	.8	Z	X
1919	Registers, grills, pre-formed ductwork (excluding sheet metal), and duct insulation	10	27 343	225	.8	Z	X
2200	Farm machinery, equipment, and parts	15	16 949	1 811	10.7	Z	11.3
2212	New harvesting machinery	15	16 949	384	2.3	Z	X
2213	New land preparation, planting, and cultivating machinery	15	16 949	189	1.1	Z	X
2216	Other new farm machinery and equipment	15	16 949	1 049	6.2	Z	X
2218	Used farm machinery and equipment	15	16 949	189	1.1	Z	X
2320	General-purpose industrial machinery, equipment, and parts	12	48 929	4 684	9.6	.1	X
2460	Other industrial supplies	40	81 602	5 725	7.0	.1	X
2700	Sporting and recreational goods and supplies	8	43 849	1 749	4.0	Z	20.4
2714	Camping and fishing equipment and accessories	8	43 849	1 749	4.0	Z	X
2800	Toys and hobby goods and supplies	8	43 849	4 383	10.0	.1	X
3120	Forest products, except lumber (including cordwood, hewn posts, poles, and ties)	10	52 763	6 240	11.8	.1	X
3400	Industrial and personal services paper and plastics	7	20 741	5 799	28.0	.1	40.9
3413	Industrial paper (wrapping, bags, cartons, etc.)	7	20 741	5 799	28.0	.1	X
3500	Drugs, pharmaceuticals, cosmetics, and toiletries	12	18 449	4 243	23.0	.1	X
4000	Footwear	8	43 849	426	1.0	Z	X
5300	Plastics materials and basic shapes	39	156 289	20 127	12.9	.3	X
5330	Chemicals and allied products (excluding agricultural, plastics, gases, and petroleum)	34	85 150	8 053	9.5	.1	X
5400	Petroleum products	8	11 558	127	1.1	Z	X
5800	Farm supplies	11	95 038	9 118	9.6	.1	37.5
5818	Other farm supplies (including harness and saddlery equipment)	11	95 038	7 847	8.3	.1	X
6000	Paint, paint supplies, and wallpaper	64	196 060	17 536	8.9	.3	X
6120	Art goods (including novelties and souvenirs)	8	3 200	633	19.8	Z	X
9700	Service receipts and labor charges (including installed parts)	371	525 845	67 619	12.9	1.1	31.5
9701	Labor charges for repair work	194	208 232	9 008	4.3	.1	X
9702	Parts installed in repair work	143	155 255	8 422	5.4	.1	X
9703	Other service receipts and labor charges—Specify	174	277 863	50 189	18.1	.8	X
9740	Receipts for installing equipment	6	2 063	80	3.9	Z	X

See footnotes at end of table.

Table 2. All Types of Operation by Kind of Business and Commodity Line for Wholesale Trade: 1997—Con.

[Includes only establishments with payroll. For meaning of abbreviations and symbols, see introductory text. For explanation of terms, see Appendix A]

NAICS code and CL code	Kind of business and commodity line	Establishments handling commodity line		Commodity line sales			Sales coverage percent
		Number	Total sales (\$1,000)	Amount ¹ (\$1,000)	As percent of total sales of—		
					Establishments handling line	Establishments in NAICS industry ¹	
4213902	Other construction materials whsle—Con.						
9810	Miscellaneous commodities	57	212 895	11 243	5.3	.2	X
9940	Rental and leasing receipts	29	68 733	6 332	9.2	.1	X
9950	Construction receipts	64	164 587	35 029	21.3	.6	X
4214	Professional & commercial equipment & supplies whsle	45 351	X	367 383 550	X	100.0	73.9
0200	New and rebuilt automotive parts and supplies	18	480 095	26 698	5.6	Z	X
0300	Tires and tubes	10	14 524	840	5.8	Z	X
0400	Household and lawn furniture	39	127 646	13 536	10.6	Z	61.4
0411	Upholstered furniture	8	13 753	431	3.1	Z	X
0412	Sleep furniture and equipment	21	77 714	8 245	10.6	Z	X
0420	Office and business furniture	1 032	4 015 106	608 211	15.1	.2	11.1
0421	New office furniture (wooden and metal)	527	1 191 807	134 518	11.3	Z	X
0422	New store and restaurant furniture	43	301 994	26 875	8.9	Z	X
0423	New public furniture (theater seats, church pews, park benches, and school desks)	70	196 266	16 964	8.6	Z	X
0424	Used office and business furniture	71	58 724	520	.9	Z	X
0500	Household china, glassware, crockery, and plastic housewares	20	164 301	34 907	21.2	Z	X
0520	Linens, domestics, curtains, and draperies	17	38 859	4 848	12.5	Z	53.1
0521	Bedspreads, blankets, and bedding	6	8 467	479	5.7	Z	X
0522	Curtains and draperies	8	9 132	579	6.3	Z	X
0530	Flooring and floor coverings	17	217 291	18 335	8.4	Z	73.1
0531	Soft-surface (textile) floor coverings and accessories (including rugs, carpets, and pads)	15	213 072	17 518	8.2	Z	X
0540	Other home furnishings	180	634 806	61 635	9.7	Z	3.7
0541	Metal flatware and kitchen utensils	37	261 879	9 142	3.5	Z	X
0542	Mirrors, lamps, and picture frames	120	311 478	48 664	15.6	Z	X
0543	Home furnishings, n.e.c.	9	13 557	1 273	9.4	Z	X
0620	Plywood and millwork	26	69 384	7 588	10.9	Z	18.0
0622	Other panels products (including hardwood plywood, waterboard, and particleboard)	10	8 263	1 919	23.2	Z	X
0624	Wood millwork (doors, windows, cabinets, etc.)	9	26 253	2 642	10.1	Z	X
0800	Photographic equipment and supplies (excluding video)	1 723	24 732 892	15 350 704	62.1	4.2	37.3
0811	Still picture photographic equipment	624	13 235 646	2 312 858	17.5	.6	X
0812	Motion picture photographic equipment	254	4 170 569	323 997	7.8	.1	X
0813	Photographic film	713	13 474 429	6 167 191	45.8	1.7	X
0814	Developing supplies (excluding film)	569	12 567 074	2 665 437	21.2	.7	X
0815	Other photographic equipment and supplies	1 014	14 099 805	2 852 182	20.2	.8	X
0900	Office equipment	8 135	61 383 214	22 152 190	36.1	6.0	50.9
0911	Typewriters and dedicated word processors	1 414	4 800 807	350 835	7.3	.1	X
0912	Calculators and accounting machines	1 296	18 486 204	726 532	3.9	.2	X
0913	Copying machines and equipment	6 697	35 908 395	19 059 770	53.1	5.2	X
0914	Dictating, transcribing, and recording machines	868	3 036 146	639 754	21.1	.2	X
0915	Mailing, letter handling, and addressing machines	810	5 445 570	1 243 195	22.8	.3	X
0920	New computer equipment	16 004	233 950 036	182 645 300	78.1	49.7	56.0
0921	Computers	12 075	183 114 060	103 664 000	56.6	28.2	X
0922	Computer storage devices	6 685	134 311 082	18 559 499	13.8	5.1	X
0923	Computer printers	7 961	134 499 251	20 020 026	14.9	5.4	X
0924	Other computer peripheral equipment	10 234	146 012 583	40 374 439	27.7	11.0	X
0930	Used computer equipment	1 899	9 784 355	2 574 688	26.3	.7	X
0950	Computer software (packaged)	8 245	104 398 613	20 970 793	20.1	5.7	X
0960	Restaurant and hotel equipment and supplies	3 301	11 057 178	9 806 130	88.7	2.7	X
0970	Store machines and equipment	2 936	26 537 626	5 258 004	19.8	1.4	10.4
0971	Vending machines	457	1 405 522	1 031 818	73.4	.3	X
0972	Other store machines and equipment	2 296	5 073 265	3 613 640	71.2	1.0	X
1000	Medical, hospital, and surgical supplies	8 975	56 170 003	52 489 554	93.4	14.3	68.0
1011	Surgical and medical instruments and equipment	5 536	37 917 369	24 186 397	63.8	6.6	X
1012	Orthopedic, and prosthetic appliances and supplies	1 887	8 335 764	4 066 816	48.8	1.1	X
1013	Other surgical, medical, and hospital supplies	4 966	31 022 465	24 206 006	78.0	6.6	X
1020	Dental supplies	1 423	6 427 670	4 242 640	66.0	1.2	65.6
1021	Equipment (chairs, x-rays, cabinets, etc.)	751	3 522 920	1 044 477	29.6	.3	X
1022	Instruments and other supplies	1 240	5 831 352	3 196 945	54.8	.9	X
1030	Optical and ophthalmic goods	1 976	7 642 316	6 786 006	88.8	1.8	64.7
1031	Ophthalmic goods	946	4 200 277	2 980 023	70.9	.8	X
1032	Prescription grinding	529	1 332 597	975 830	73.2	.3	X
1033	Optometric equipment and supplies	326	982 774	531 910	54.1	.1	X
1034	Optical goods, n.e.c. (excluding cameras)	779	3 220 342	2 221 668	69.0	.6	X
1040	Religious and school supplies	587	2 870 856	1 486 567	51.8	.4	69.2
1041	Religious supplies	114	480 967	418 625	87.0	.1	X
1042	School supplies	480	2 452 963	1 066 052	43.5	.3	X
1050	Other professional equipment and supplies	2 823	14 228 420	9 041 972	63.5	2.5	69.7
1051	Architects' equipment and supplies	338	644 615	229 098	35.5	.1	X
1052	Drafting instruments	272	452 758	65 617	14.5	Z	X
1053	Engineers' equipment and supplies	461	891 053	375 212	42.1	.1	X
1054	Laboratory equipment	1 018	6 387 263	2 824 978	44.2	.8	X
1055	Scientific instruments	758	5 780 802	2 837 105	49.1	.8	X
1056	Veterinarians' equipment and supplies	410	2 690 621	556 536	20.7	.2	X
1057	Professional equipment and supplies, n.e.c.	848	3 699 601	2 133 682	57.7	.6	X
1100	Iron and steel products (semifinished)	7	6 309	1 110	17.6	Z	X
1120	Flat iron and steel products	7	7 488	449	6.0	Z	X
1140	Iron and steel wire and wire products	23	60 780	10 394	17.1	Z	X

See footnotes at end of table.

Table 2. All Types of Operation by Kind of Business and Commodity Line for Wholesale Trade: 1997—Con.

[Includes only establishments with payroll. For meaning of abbreviations and symbols, see introductory text. For explanation of terms, see Appendix A]

NAICS code and CL code	Kind of business and commodity line	Establishments handling commodity line		Commodity line sales			Sales coverage percent
		Number	Total sales (\$1,000)	Amount ¹ (\$1,000)	As percent of total sales of—		
					Establishments handling line	Establishments in NAICS industry ¹	
4214	Professional & commercial equipment & supplies whsle—Con.						
1400	Electrical apparatus and equipment	540	10 769 953	879 491	8.2	.2	1.2
1411	Power and distribution transformers	28	87 082	5 056	5.8	Z	X
1412	Switchgear and switchboard apparatus	31	65 283	1 942	3.0	Z	X
1414	Conduit, raceway, and fittings	37	86 964	1 739	2.0	Z	X
1415	Electric bulbs (all types)	14	25 213	1 014	4.0	Z	X
1416	Interior wiring (excluding conduit)	83	6 151 331	309 940	5.0	.1	X
1417	Exterior wiring and cable (excluding conduit)	26	50 612	2 933	5.8	Z	X
1418	Lighting fixtures (residential and commercial)	29	63 890	6 002	9.4	Z	X
1419	Industrial controls	106	317 044	34 681	10.9	Z	X
1421	Other electrical apparatus and equipment (including fuses and lightning rods)	25	25 105	859	3.4	Z	X
1500	Electrical appliances, household	182	3 288 149	317 033	9.6	.1	22.9
1511	Televisions	79	2 491 663	68 327	2.7	Z	X
1512	Radios, stereos, and CD players	66	1 272 595	76 640	6.0	Z	X
1513	V.C.R.'s and video cameras	84	1 096 060	45 639	4.2	Z	X
1514	Electrical household ranges and ovens	16	638 741	8 303	1.3	Z	X
1515	Refrigerators and freezers, household	16	808 148	12 284	1.5	Z	X
1516	Household laundry equipment	16	808 148	11 628	1.4	Z	X
1517	Vacuum cleaners and sewing machines, household	22	649 673	7 364	1.1	Z	X
1518	Other electrical household appliances (including fans, dishwashers, etc.)	26	813 826	47 294	5.8	Z	X
1600	Electronic parts and equipment, except communication	1 025	19 786 286	1 825 583	9.2	.5	3.5
1612	Integrated circuits	112	388 099	20 713	5.3	Z	X
1613	Capacitors and resistors	22	108 943	10 198	9.4	Z	X
1616	Electronic connectors and other passive electronic parts	92	102 109	9 304	9.1	Z	X
1618	Electronic parts and equipment, n.e.c.	396	7 699 136	1 619 751	21.0	.4	X
1650	Communication equipment and supplies	1 407	28 643 541	1 135 933	4.0	.3	4.3
1651	Telephones	411	5 422 945	501 883	9.3	.1	X
1652	Other electronic communication equipment	729	3 714 201	179 888	4.8	Z	X
1653	Other electrical communication equipment	178	776 196	33 732	4.3	Z	X
1700	Hardware	172	772 780	127 883	16.5	Z	2.9
1711	Hand tools (including power driven)	15	21 679	6 616	30.5	Z	X
1712	Bolts, nuts, rivets, and fasteners	11	38 058	591	1.6	Z	X
1713	Cutlery	44	58 870	5 733	9.7	Z	X
1800	Plumbing and heating equipment and supplies (hydronics)	62	186 125	14 847	8.0	Z	4.5
1812	Metal pipe fittings and valves (excluding pipe and tubing)	42	140 882	4 923	3.5	Z	X
1814	Furnaces, stoves, water heaters (except electric and warm air)	44	155 545	7 168	4.6	Z	X
1815	Boilers, radiators, and convectors	6	8 830	775	8.8	Z	X
1900	Warm air heating and air-conditioning equipment and supplies	24	273 176	41 775	15.3	Z	X
2000	Refrigeration equipment and supplies	455	1 530 807	274 852	18.0	.1	4.9
2011	Commercial refrigerators (reach-in and walk-in)	351	1 200 399	91 586	7.6	Z	X
2012	Unit coolers for commercial refrigerators	49	176 949	8 022	4.5	Z	X
2013	Condensing units for commercial refrigerators	19	63 317	3 859	6.1	Z	X
2014	Refrigerants	15	18 845	1 841	9.8	Z	X
2015	Other refrigeration equipment and supplies	300	1 014 388	159 461	15.7	Z	X
2100	Construction and mining machinery and equipment (including parts and attachments)	10	55 246	6 184	11.2	Z	X
2200	Farm machinery, equipment, and parts	6	1 718	462	26.9	Z	X
2230	Food-processing machinery, equipment, and parts	15	55 068	5 992	10.9	Z	53.2
2231	New commercial food-processing machinery (slicers, choppers, baking, etc.)	10	43 675	5 441	12.5	Z	X
2300	Hydraulic and pneumatic (fluid-power) pumps, motors, and parts	10	18 303	557	3.0	Z	60.9
2311	Pumps	7	14 958	129	.9	Z	X
2312	Motors	7	14 958	129	.9	Z	X
2313	Parts for pumps and motors	6	15 184	271	1.8	Z	X
2320	General-purpose industrial machinery, equipment, and parts	370	2 747 288	393 935	14.3	.1	2.1
2321	New pumps, compressors (air or gas), and equipment	20	55 898	1 744	3.1	Z	X
2326	New controlling, recording, and indicating instruments and access	18	751 667	99 629	13.3	Z	X
2327	All other new general-purpose industrial machinery and equipment	26	95 110	13 064	13.7	Z	X
2328	Used general-purpose industrial machinery and equipment	17	14 384	1 013	7.0	Z	X
2330	Metalworking machinery, equipment, and parts	18	47 441	4 381	9.2	Z	X
2340	Materials handling machinery, equipment, and parts	67	262 389	27 180	10.4	Z	33.6
2341	New conveying equipment	49	225 090	15 495	6.9	Z	X
2342	New hoists, cranes, and monorails	20	90 891	1 604	1.8	Z	X
2344	New industrial trucks and tractors	7	17 120	1 208	7.1	Z	X
2345	Used materials handling machinery, equipment, and parts	29	71 142	5 784	8.1	Z	X
2360	Other industrial machinery, equipment, and parts	45	87 613	13 133	15.0	Z	52.2
2363	New printing trades machinery, equipment, and supplies	12	23 683	6 347	26.8	Z	X
2366	Other new industrial machinery and equipment	16	27 886	2 299	8.2	Z	X
2367	Used industrial machinery and equipment	10	11 375	537	4.7	Z	X
2430	Fluid-power filters, components, accessories, and parts	10	20 999	811	3.9	Z	69.4
2431	Filters	8	17 443	651	3.7	Z	X
2440	Welding supplies (excluding gases)	12	42 249	1 285	3.0	Z	X
2450	Industrial containers and supplies	38	197 604	38 091	19.3	Z	39.6
2451	New and reconditioned drums and barrels	7	33 683	965	2.9	Z	X
2454	Other industrial containers and supplies	28	144 982	31 183	21.5	Z	X
2460	Other industrial supplies	55	326 334	42 374	13.0	Z	61.4
2461	Printing and duplicating inks	10	33 656	5 409	16.1	Z	X
2463	Nylon, polyester, and synthetic rubber	11	37 035	2 139	5.8	Z	X
2465	Strapping and tape	9	40 098	1 368	3.4	Z	X
2466	Industrial supplies, n.e.c.	24	212 698	28 938	13.6	Z	X

See footnotes at end of table.

Table 2. All Types of Operation by Kind of Business and Commodity Line for Wholesale Trade: 1997—Con.

[Includes only establishments with payroll. For meaning of abbreviations and symbols, see introductory text. For explanation of terms, see Appendix A]

NAICS code and CL code	Kind of business and commodity line	Establishments handling commodity line		Commodity line sales			Sales coverage percent
		Number	Total sales (\$1,000)	Amount ¹ (\$1,000)	As percent of total sales of—		
					Establishments handling line	Establishments in NAICS industry ¹	
4214	Professional & commercial equipment & supplies whsle—Con.						
2520	Custodial (janitors') equipment and supplies	204	738 064	73 561	10.0	Z	4.1
2521	Custodial equipment—power equipment	58	370 921	7 226	1.9	Z	X
2522	Custodial equipment—nonpower equipment	66	438 068	14 064	3.2	Z	X
2523	Custodial supplies	180	675 175	49 387	7.3	Z	X
2530	Laundry and dry-cleaning equipment and supplies	23	101 190	5 414	5.4	Z	X
2540	Other service establishment equipment and supplies	8	7 834	2 300	29.4	Z	51.8
2542	Service establishment equipment and supplies, n.e.c.	6	5 670	1 281	22.6	Z	X
2700	Sporting and recreational goods and supplies	37	116 040	17 258	14.9	Z	19.9
2713	Billiards, pool, bowling equipment, and accessories	10	56 465	9 735	17.2	Z	X
2718	Other sporting and recreational goods (go carts, bait, etc.)	7	4 241	132	3.1	Z	X
2800	Toys and hobby goods and supplies	89	479 560	87 546	18.3	Z	15.8
2811	Video games and cartridges	9	126 419	32 035	25.3	Z	X
2813	Crafts and craft supplies	18	132 221	16 651	12.6	Z	X
2940	Recyclable materials, except metal	6	3 014	556	18.4	Z	X
3000	Jewelry, diamonds, gem stones, and watches	34	136 500	23 198	17.0	Z	35.3
3014	Watches, clocks, and watch movements and cases	16	93 342	11 393	12.2	Z	X
3016	Other jewel, silverware, and plated ware (incl. jewel, where gemstones less than 50% of value, gold filled sterling, and costume jewel, and medallions)	6	17 204	5 461	31.7	Z	X
3100	Musical instruments and supplies	24	52 171	6 130	11.8	Z	X
3130	Compact discs, prerecorded audio tapes, and phonograph records	18	287 926	58 215	20.2	Z	X
3140	Prerecorded video tapes	10	34 876	3 810	10.9	Z	X
3150	Other durable goods	26	66 508	12 878	19.4	Z	69.1
3151	Coin-operated games	6	12 874	4 313	33.5	Z	X
3154	Other durable goods, n.e.c.	18	51 361	8 339	16.2	Z	X
3160	Fire extinguishers and fire safety equipment	6	13 722	2 097	15.3	Z	X
3200	Printing and writing paper	1 183	16 202 127	318 128	2.0	.1	.5
3212	Fine roll paper	188	848 367	39 358	4.6	Z	X
3213	Other printing and writing paper	860	2 216 498	97 823	4.4	Z	X
3300	Stationery, office supplies and greeting cards	2 231	12 885 876	2 100 303	16.3	.6	3.2
3311	Business forms	636	1 749 829	149 691	8.6	Z	X
3312	Stationery, photocopy paper, and typing paper	617	1 265 463	74 849	5.9	Z	X
3313	Inked ribbons, carbon paper, pens and pencils	807	8 397 129	1 233 192	14.7	.3	X
3314	Toner and cartridges	1 182	3 237 672	268 620	8.3	.1	X
3315	Greeting cards	69	69 096	1 352	2.0	Z	X
3316	Other stationery supplies (envelopes, ruled forms, and binder paper)	778	2 801 638	301 462	10.8	.1	X
3400	Industrial and personal services paper and plastics	231	804 657	106 996	13.3	Z	24.9
3411	Paperboard and boxboard boxes	41	122 630	6 454	5.3	Z	X
3412	Paper dishes, cups, and napkins	63	260 122	12 507	4.8	Z	X
3413	Industrial paper (wrapping, bags, cartons, etc.)	101	244 379	26 937	11.0	Z	X
3414	Disposable plastic boxes, containers, cups, dishes, and supplies	68	250 427	12 220	4.9	Z	X
3415	Other industrial and personal service paper	69	94 876	20 065	21.1	Z	X
3500	Drugs, pharmaceuticals, cosmetics, and toiletries	356	1 899 624	310 355	16.3	.1	14.2
3511	Prescription drugs	153	1 168 054	122 689	10.5	Z	X
3512	Nonprescription pharmaceuticals	172	967 437	61 403	6.3	Z	X
3513	Cosmetics	14	200 747	7 531	3.8	Z	X
3514	Perfumes	9	21 646	4 779	22.1	Z	X
3515	Other toiletries and druggists' sundries	87	362 619	52 928	14.6	Z	X
3600	Piece goods, knit and woven	48	1 183 775	80 814	6.8	Z	X
3700	Notions (buttons, ribbons, lace, sewing accessories, zippers, bindings, etc.)	10	27 737	1 680	6.1	Z	X
3800	Men's and boys' wear	31	55 141	15 565	28.2	Z	37.0
3815	Other men's and boys' wear (caps, hats, swimwear, neckwear, etc.)	20	46 456	13 916	30.0	Z	X
3900	Women's and children's wear	17	257 918	23 517	9.1	Z	71.1
3916	Other women's, misses, and girl's wear (furs, sweaters, millinery, etc.)	6	31 653	7 621	24.1	Z	X
4000	Footwear	7	8 438	1 575	18.7	Z	71.7
4011	All athletic footwear	6	5 608	144	2.6	Z	X
4014	Other men's and boy's footwear	7	8 438	1 431	17.0	Z	X
4100	Frozen foods (packaged)	14	231 963	94 884	40.9	Z	8.2
4115	Meat (frozen packaged)	6	207 415	73 786	35.6	Z	X
4200	Dairy products (excluding dried or canned)	12	269 134	25 130	9.3	Z	X
4300	Poultry and poultry products	7	31 085	4 841	15.6	Z	X
4400	Confectionery	7	12 510	2 223	17.8	Z	61.7
4411	Candy	7	12 510	758	6.1	Z	X
4414	Chips and popcorn	6	10 737	1 465	13.6	Z	X
4500	Fish and seafoods (excluding canned and frozen packaged)	10	33 636	2 791	8.3	Z	X
4600	Meat and meat products (fresh and unpackaged)	8	59 604	13 705	23.0	Z	X
4800	Coffee, tea, and spices	37	52 445	7 326	14.0	Z	64.7
4811	Coffee	20	20 324	3 443	16.9	Z	X
4812	Tea	11	10 480	487	4.6	Z	X
4813	Spices	19	40 965	3 303	8.1	Z	X
4820	Bread and baked goods	9	35 012	800	2.3	Z	41.1
4822	Cookies, cakes, and other baked goods	8	21 425	665	3.1	Z	X
4830	Canned foods	16	41 696	3 028	7.3	Z	43.0
4831	Canned and bottled fruits, vegetables, and juices	10	29 943	1 124	3.8	Z	X
4840	Food and beverage basic materials (include flavoring extracts, fruit peel, hop extract, industrial molasses, sausage casings, malt, yeast, etc.)	15	10 761	736	6.8	Z	X
4850	Soft drinks and bottled water	7	18 881	1 318	7.0	Z	X

See footnotes at end of table.

Table 2. All Types of Operation by Kind of Business and Commodity Line for Wholesale Trade: 1997—Con.

[Includes only establishments with payroll. For meaning of abbreviations and symbols, see introductory text. For explanation of terms, see Appendix A]

NAICS code and CL code	Kind of business and commodity line	Establishments handling commodity line		Commodity line sales			Sales coverage percent
		Number	Total sales (\$1,000)	Amount ¹ (\$1,000)	As percent of total sales of—		
					Establishments handling line	Establishments in NAICS industry ¹	
4214	Professional & commercial equipment & supplies whsle—Con.						
4860	Other grocery specialties	32	424 289	63 355	14.9	Z	15.4
4868	Grocery specialties, n.e.c.	27	413 044	62 712	15.2	Z	X
5300	Plastics materials and basic shapes	56	239 339	21 072	8.8	Z	9.5
5311	Plastic pipes, rods, tubes, and shapes	6	63 665	1 485	2.3	Z	X
5330	Chemicals and allied products (excluding agricultural, plastics, gases, and petroleum)	603	3 785 840	437 592	11.6	.1	1.7
5335	Detergents and soaps	24	24 455	2 010	8.2	Z	X
5342	Adhesives, sealants, and glues	11	40 410	4 589	11.4	Z	X
5344	Other chemicals and allied products	247	1 600 873	162 718	10.2	Z	X
5800	Farm supplies	25	136 057	26 371	19.4	Z	X
6000	Paint, paint supplies, and wallpaper	25	41 929	4 040	9.6	Z	X
6100	Books, periodicals, newspapers, and miscellaneous printed materials	30	499 567	189 005	37.8	.1	68.2
6101	Books	13	428 219	183 937	43.0	.1	X
6120	Art goods (including novelties and souvenirs)	49	114 312	7 453	6.5	Z	45.8
6121	Art materials	13	11 519	3 124	27.1	Z	X
6122	Novelties and souvenirs	12	54 215	1 312	2.4	Z	X
6150	Nondurable goods, n.e.c.	41	599 826	164 317	27.4	Z	X
9700	Service receipts and labor charges (including installed parts)	12 579	83 866 017	10 391 713	12.4	2.8	56.2
9701	Labor charges for repair work	10 365	58 005 385	6 054 119	10.4	1.6	X
9702	Parts installed in repair work	7 385	45 128 390	1 419 496	3.1	.4	X
9703	Other service receipts and labor charges—Specify	3 750	34 858 890	2 916 609	8.4	.8	X
9720	Receipts for service contracts	6 072	40 681 277	4 624 052	11.4	1.3	X
9730	Advertising specialties (paper novelties, etc.)	11	7 949	1 094	13.8	Z	X
9740	Receipts for installing equipment	2 851	15 822 117	1 621 126	10.2	.4	X
9810	Miscellaneous commodities	2 183	31 053 385	3 812 215	12.3	1.0	X
9930	Sales of integrated systems which you wrote or modified software	735	7 928 313	435 603	5.5	.1	X
9940	Rental and leasing receipts	4 608	51 906 444	2 964 697	5.7	.8	62.0
9941	Computer rental and leasing receipts	814	24 569 762	900 094	3.7	.2	X
9942	Photocopying machine rental	2 642	16 547 965	873 924	5.3	.2	X
9943	Other office machine rental receipts	1 120	5 595 322	1 048 544	18.7	.3	X
9944	Other rental receipts	223	1 227 565	21 103	1.7	Z	X
9960	Custom software (designed to customer specifications)	1 250	6 953 756	417 915	6.0	.1	X
9970	Receipts for printing or photocopying performed at this establishment	26	119 715	22 613	18.9	Z	X
42141	Photographic equipment & supplies whsle	1 379	X	16 679 051	X	100.0	75.9
0420	Office and business furniture	11	68 181	5 015	7.4	Z	X
0540	Other home furnishings	10	39 621	2 055	5.2	Z	X
0800	Photographic equipment and supplies (excluding video)	1 379	16 679 051	14 308 091	85.8	85.8	58.7
0811	Still picture photographic equipment	617	13 211 875	2 311 730	17.5	13.9	X
0812	Motion picture photographic equipment	249	4 162 290	322 523	7.7	1.9	X
0813	Photographic film	688	13 409 640	6 157 314	45.9	36.9	X
0814	Developing supplies (excluding film)	565	12 566 771	2 685 435	21.2	16.0	X
0815	Other photographic equipment and supplies	1 008	14 086 208	2 851 089	20.2	17.1	X
0900	Office equipment	73	7 260 813	148 448	2.0	.9	.4
0911	Typewriters and dedicated word processors	6	29 131	1 580	5.4	Z	X
0913	Copying machines and equipment	20	63 911	7 880	12.3	Z	X
0914	Dictating, transcribing, and recording machines	13	55 742	10 019	18.0	.1	X
0915	Mailing, letter handling, and addressing machines	6	15 360	599	3.9	Z	X
0920	New computer equipment	127	9 753 784	432 834	4.4	2.6	1.0
0921	Computers	24	261 533	17 589	6.7	.1	X
0922	Computer storage devices	10	135 915	3 829	2.8	Z	X
0923	Computer printers	27	102 963	6 808	6.6	Z	X
0924	Other computer peripheral equipment	64	2 440 644	382 627	15.7	2.3	X
0950	Computer software (packaged)	72	5 056 736	11 568	.2	.1	X
0960	Restaurant and hotel equipment and supplies	8	22 713	4 490	19.8	Z	X
0970	Store machines and equipment	7	46 587	5 035	10.8	Z	X
1000	Medical, hospital, and surgical supplies	15	58 150	8 872	15.3	.1	62.8
1011	Surgical and medical instruments and equipment	12	46 678	5 158	11.1	Z	X
1013	Other surgical, medical, and hospital supplies	15	58 150	3 713	6.4	Z	X
1030	Optical and ophthalmic goods	16	331 454	76 186	23.0	.5	X
1040	Religious and school supplies	6	6 229	87	1.4	Z	X
1400	Electrical apparatus and equipment	17	74 489	9 635	12.9	.1	28.7
1419	Industrial controls	17	74 489	9 635	12.9	.1	X
1500	Electrical appliances, household	27	182 292	42 322	23.2	.3	12.3
1511	Televisions	20	124 548	3 247	2.6	Z	X
1512	Radios, stereos, and CD players	20	124 548	1 827	1.5	Z	X
1513	V.C.R.'s and video cameras	14	112 556	19 647	17.5	.1	X
1600	Electronic parts and equipment, except communication	111	9 623 223	395 639	4.1	2.4	.7
1618	Electronic parts and equipment, n.e.c.	82	2 519 799	333 588	13.2	2.0	X
1650	Communication equipment and supplies	6	24 734	8 996	36.4	.1	X
1700	Hardware	6	17 556	1 659	9.5	Z	X
3000	Jewelry, diamonds, gem stones, and watches	7	22 949	5 903	25.7	Z	X
3200	Printing and writing paper	22	45 123	4 054	9.0	Z	20.7
3213	Other printing and writing paper	22	45 123	4 054	9.0	Z	X
3300	Stationery, office supplies and greeting cards	35	108 877	23 255	21.4	.1	15.6
3312	Stationery, photocopy paper, and typing paper	24	81 755	11 204	13.7	.1	X
3314	Toner and cartridges	6	7 675	257	3.3	Z	X
3316	Other stationery supplies (envelopes, ruled forms, and binder paper)	19	34 767	6 702	19.3	Z	X

See footnotes at end of table.

Table 2. All Types of Operation by Kind of Business and Commodity Line for Wholesale Trade: 1997—Con.

[Includes only establishments with payroll. For meaning of abbreviations and symbols, see introductory text. For explanation of terms, see Appendix A]

NAICS code and CL code	Kind of business and commodity line	Establishments handling commodity line		Commodity line sales			Sales coverage percent
		Number	Total sales (\$1,000)	Amount ¹ (\$1,000)	As percent of total sales of—		
					Establishments handling line	Establishments in NAICS industry ¹	
42141	Photographic equipment & supplies whse—Con.						
3400	Industrial and personal services paper and plastics	9	8 868	1 107	12.5	Z	X
5300	Plastics materials and basic shapes	7	31 851	2 609	8.2	Z	X
5330	Chemicals and allied products (excluding agricultural, plastics, gases, and petroleum)	50	211 727	27 566	13.0	.2	X
9700	Service receipts and labor charges (including installed parts)	314	8 881 180	629 448	7.1	3.8	55.9
9701	Labor charges for repair work	220	1 353 494	53 984	4.0	.3	X
9702	Parts installed in repair work	168	8 195 750	64 990	.8	.4	X
9703	Other service receipts and labor charges—Specify	126	7 788 411	510 471	6.6	3.1	X
9720	Receipts for service contracts	27	102 369	13 348	13.0	.1	X
9740	Receipts for installing equipment	51	314 769	10 800	3.4	.1	X
9810	Miscellaneous commodities	97	7 263 687	440 464	6.1	2.6	X
9940	Rental and leasing receipts	99	5 060 616	35 858	.7	.2	.6
9942	Photocopying machine rental	47	267 791	25 536	9.5	.2	X
9943	Other office machine rental receipts	36	196 509	3 337	1.7	Z	X
9944	Other rental receipts	7	15 174	265	1.7	Z	X
421410	Photographic equipment & supplies whse	1 379	X	16 679 051	X	100.0	75.9
0420	Office and business furniture	11	68 181	5 015	7.4	Z	X
0540	Other home furnishings	10	39 621	2 055	5.2	Z	X
0800	Photographic equipment and supplies (excluding video)	1 379	16 679 051	14 308 091	85.8	85.8	58.7
0811	Still picture photographic equipment	617	13 211 875	2 311 730	17.5	13.9	X
0812	Motion picture photographic equipment	249	4 162 290	322 523	7.7	1.9	X
0813	Photographic film	688	13 409 640	6 157 314	45.9	36.9	X
0814	Developing supplies (excluding film)	565	12 566 771	2 685 435	21.2	16.0	X
0815	Other photographic equipment and supplies	1 008	14 086 208	2 851 089	20.2	17.1	X
0900	Office equipment	73	7 260 813	148 448	2.0	.9	.4
0911	Typewriters and dedicated word processors	6	29 131	1 580	5.4	Z	X
0913	Copying machines and equipment	20	63 911	7 880	12.3	Z	X
0914	Dictating, transcribing, and recording machines	13	55 742	10 019	18.0	.1	X
0915	Mailing, letter handling, and addressing machines	6	15 360	599	3.9	Z	X
0920	New computer equipment	127	9 753 784	432 834	4.4	2.6	1.0
0921	Computers	24	261 533	17 589	6.7	.1	X
0922	Computer storage devices	10	135 915	3 829	2.8	Z	X
0923	Computer printers	27	102 963	6 808	6.6	Z	X
0924	Other computer peripheral equipment	64	2 440 644	382 627	15.7	2.3	X
0950	Computer software (packaged)	72	5 056 736	11 568	.2	.1	X
0960	Restaurant and hotel equipment and supplies	8	22 713	4 490	19.8	Z	X
0970	Store machines and equipment	7	46 587	5 035	10.8	Z	X
1000	Medical, hospital, and surgical supplies	15	58 150	8 872	15.3	.1	62.8
1011	Surgical and medical instruments and equipment	12	46 678	5 158	11.1	Z	X
1013	Other surgical, medical, and hospital supplies	15	58 150	3 713	6.4	Z	X
1030	Optical and ophthalmic goods	16	331 454	76 186	23.0	.5	X
1040	Religious and school supplies	6	6 229	87	1.4	Z	X
1400	Electrical apparatus and equipment	17	74 489	9 635	12.9	.1	28.7
1419	Industrial controls	17	74 489	9 635	12.9	.1	X
1500	Electrical appliances, household	27	182 292	42 322	23.2	.3	12.3
1511	Televisions	20	124 548	3 247	2.6	Z	X
1512	Radios, stereos, and CD players	20	124 548	1 827	1.5	Z	X
1513	V.C.R.'s and video cameras	14	112 556	19 647	17.5	.1	X
1600	Electronic parts and equipment, except communication	111	9 623 223	395 639	4.1	2.4	.7
1618	Electronic parts and equipment, n.e.c.	82	2 519 799	333 588	13.2	2.0	X
1650	Communication equipment and supplies	6	24 734	8 996	36.4	.1	X
1700	Hardware	6	17 556	1 659	9.5	Z	X
3000	Jewelry, diamonds, gem stones, and watches	7	22 949	5 903	25.7	Z	X
3200	Printing and writing paper	22	45 123	4 054	9.0	Z	20.7
3213	Other printing and writing paper	22	45 123	4 054	9.0	Z	X
3300	Stationery, office supplies and greeting cards	35	108 877	23 255	21.4	.1	15.6
3312	Stationery, photocopy paper, and typing paper	24	81 755	11 204	13.7	.1	X
3314	Toner and cartridges	6	7 675	257	3.3	Z	X
3316	Other stationery supplies (envelopes, ruled forms, and binder paper)	19	34 767	6 702	19.3	Z	X
3400	Industrial and personal services paper and plastics	9	8 868	1 107	12.5	Z	X
5300	Plastics materials and basic shapes	7	31 851	2 609	8.2	Z	X
5330	Chemicals and allied products (excluding agricultural, plastics, gases, and petroleum)	50	211 727	27 566	13.0	.2	X
9700	Service receipts and labor charges (including installed parts)	314	8 881 180	629 448	7.1	3.8	55.9
9701	Labor charges for repair work	220	1 353 494	53 984	4.0	.3	X
9702	Parts installed in repair work	168	8 195 750	64 990	.8	.4	X
9703	Other service receipts and labor charges—Specify	126	7 788 411	510 471	6.6	3.1	X
9720	Receipts for service contracts	27	102 369	13 348	13.0	.1	X
9740	Receipts for installing equipment	51	314 769	10 800	3.4	.1	X
9810	Miscellaneous commodities	97	7 263 687	440 464	6.1	2.6	X
9940	Rental and leasing receipts	99	5 060 616	35 858	.7	.2	.6
9942	Photocopying machine rental	47	267 791	25 536	9.5	.2	X
9943	Other office machine rental receipts	36	196 509	3 337	1.7	Z	X
9944	Other rental receipts	7	15 174	265	1.7	Z	X

See footnotes at end of table.

Table 2. All Types of Operation by Kind of Business and Commodity Line for Wholesale Trade: 1997—Con.

[Includes only establishments with payroll. For meaning of abbreviations and symbols, see introductory text. For explanation of terms, see Appendix A]

NAICS code and CL code	Kind of business and commodity line	Establishments handling commodity line		Commodity line sales			Sales coverage percent
		Number	Total sales (\$1,000)	Amount ¹ (\$1,000)	As percent of total sales of—		
					Establishments handling line	Establishments in NAICS industry ¹	
42142	Office equipment whse	7 319	X	36 646 598	X	100.0	76.7
0400	Household and lawn furniture	12	23 705	4 125	17.4	Z	60.5
0412	Sleep furniture and equipment	9	15 999	3 993	25.0	Z	X
0420	Office and business furniture	465	852 470	110 049	12.9	.3	9.5
0421	New office furniture (wooden and metal)	464	749 749	93 998	12.5	.3	X
0423	New public furniture (theater seats, church pews, park benches, and school desks)	35	33 121	1 150	3.5	Z	X
0424	Used office and business furniture	71	58 724	520	.9	Z	X
0800	Photographic equipment and supplies (excluding video)	171	7 474 885	990 024	13.2	2.7	X
0900	Office equipment	7 319	36 646 598	21 018 260	57.4	57.4	54.3
0911	Typewriters and dedicated word processors	1 117	3 511 456	268 098	7.6	.7	X
0912	Calculators and accounting machines	1 011	2 856 886	336 528	11.8	.9	X
0913	Copying machines and equipment	6 307	33 018 373	18 704 668	56.6	51.0	X
0914	Dictating, transcribing, and recording machines	753	2 309 474	532 416	23.1	1.5	X
0915	Mailing, letter handling, and addressing machines	693	4 223 777	1 176 549	27.9	3.2	X
0920	New computer equipment	1 097	11 943 135	2 751 123	23.0	7.5	37.5
0921	Computers	800	6 204 026	744 882	12.0	2.0	X
0922	Computer storage devices	81	491 434	30 530	6.2	.1	X
0923	Computer printers	547	6 482 076	941 526	14.5	2.6	X
0924	Other computer peripheral equipment	406	5 298 684	1 034 181	19.5	2.8	X
0930	Used computer equipment	48	44 848	3 068	6.8	Z	X
0950	Computer software (packaged)	393	2 976 628	147 553	5.0	.4	X
0970	Store machines and equipment	178	241 745	20 611	8.5	.1	2.2
0972	Other store machines and equipment	172	231 071	20 283	8.8	.1	X
1040	Religious and school supplies	9	23 388	1 434	6.1	Z	7.8
1042	School supplies	9	23 388	1 434	6.1	Z	X
1140	Iron and steel wire and wire products	10	31 099	9 330	30.0	Z	X
1400	Electrical apparatus and equipment	49	6 025 843	302 189	5.0	.8	X
1416	Interior wiring (excluding conduit)	40	5 998 315	297 244	5.0	.8	X
1500	Electrical appliances, household	29	175 162	35 778	20.4	.1	50.1
1512	Radios, stereos, and CD players	10	69 495	9 955	14.3	Z	X
1513	V.C.R.'s and video cameras	11	88 816	10 304	11.6	Z	X
1600	Electronic parts and equipment, except communication	138	302 870	32 023	10.6	.1	17.0
1616	Electronic connectors and other passive electronic parts	31	3 231	346	10.7	Z	X
1618	Electronic parts and equipment, n.e.c.	93	255 604	25 475	10.0	.1	X
1650	Communication equipment and supplies	467	1 836 445	111 969	6.1	.3	7.6
1651	Telephones	19	217 461	7 143	3.3	Z	X
1652	Other electronic communication equipment	428	1 444 550	86 874	6.0	.2	X
1653	Other electrical communication equipment	70	537 704	17 934	3.3	Z	X
1700	Hardware	46	81 198	7 323	9.0	Z	19.5
1713	Cutlery	44	58 870	5 733	9.7	Z	X
1900	Warm air heating and air-conditioning equipment and supplies	8	6 814	2 646	38.8	Z	X
2320	General-purpose industrial machinery, equipment, and parts	266	1 268 408	203 569	16.0	.6	X
2460	Other industrial supplies	9	27 254	636	2.3	Z	X
2520	Custodial (janitors') equipment and supplies	12	32 796	1 300	4.0	Z	X
3000	Jewelry, diamonds, gem stones, and watches	10	62 648	9 856	15.7	Z	56.6
3014	Watches, clocks, and watch movements and cases	10	62 648	9 856	15.7	Z	X
3100	Musical instruments and supplies	22	51 705	6 120	11.8	Z	X
3200	Printing and writing paper	832	2 624 414	110 939	4.2	.3	2.5
3212	Fine roll paper	188	848 367	39 358	4.6	.1	X
3213	Other printing and writing paper	627	1 690 998	58 799	3.5	.2	X
3300	Stationery, office supplies and greeting cards	1 521	10 483 321	1 749 684	16.7	4.8	2.2
3311	Business forms	425	1 075 960	95 468	8.9	.3	X
3312	Stationery, photocopy paper, and typing paper	466	773 996	49 205	6.4	.1	X
3313	Inked ribbons, carbon paper, pens and pencils	635	7 970 146	1 198 419	15.0	3.3	X
3314	Toner and cartridges	909	2 304 732	198 810	8.6	.5	X
3315	Greeting cards	39	32 951	866	2.6	Z	X
3316	Other stationery supplies (envelopes, ruled forms, and binder paper)	475	1 748 622	206 909	11.8	.6	X
3400	Industrial and personal services paper and plastics	27	39 398	2 012	5.1	Z	35.5
3411	Paperboard and boxboard boxes	7	17 783	426	2.4	Z	X
3415	Other industrial and personal service paper	20	21 615	1 586	7.3	Z	X
3500	Drugs, pharmaceuticals, cosmetics, and toiletries	9	21 646	4 779	22.1	Z	4.4
3514	Perfumes	9	21 646	4 779	22.1	Z	X
5300	Plastics materials and basic shapes	6	20 118	910	4.5	Z	X
5330	Chemicals and allied products (excluding agricultural, plastics, gases, and petroleum)	190	1 087 937	127 134	11.7	.3	X
6100	Books, periodicals, newspapers, and miscellaneous printed materials	8	18 342	553	3.0	Z	X
6120	Art goods (including novelties and souvenirs)	12	18 046	416	2.3	Z	X
6150	Nondurable goods, n.e.c.	11	108 224	16 023	14.8	Z	X
9700	Service receipts and labor charges (including installed parts)	4 374	20 600 920	4 219 904	20.5	11.5	75.0
9701	Labor charges for repair work	4 013	19 317 736	3 408 831	17.6	9.3	X
9702	Parts installed in repair work	3 080	9 187 823	359 943	3.9	1.0	X
9703	Other service receipts and labor charges—Specify	782	2 652 456	451 120	17.0	1.2	X
9720	Receipts for service contracts	2 983	16 185 739	2 366 239	14.6	6.5	X
9740	Receipts for installing equipment	706	2 483 682	112 033	4.5	.3	X
9810	Miscellaneous commodities	725	2 485 062	150 769	6.1	.4	X
9930	Sales of integrated systems which you wrote or modified software	203	831 839	12 279	1.5	Z	X

See footnotes at end of table.

Table 2. All Types of Operation by Kind of Business and Commodity Line for Wholesale Trade: 1997—Con.

[Includes only establishments with payroll. For meaning of abbreviations and symbols, see introductory text. For explanation of terms, see Appendix A]

NAICS code and CL code	Kind of business and commodity line	Establishments handling commodity line		Commodity line sales			Sales coverage percent
		Number	Total sales (\$1,000)	Amount ¹ (\$1,000)	As percent of total sales of—		
					Establishments handling line	Establishments in NAICS industry ¹	
42142	Office equipment whsle—Con.						
9940	Rental and leasing receipts	3 002	19 919 160	1 880 627	9.4	5.1	75.9
9941	Computer rental and leasing receipts	93	529 834	10 223	1.9	Z	X
9942	Photocopying machine rental	2 546	15 876 229	833 389	5.2	2.3	X
9943	Other office machine rental receipts	914	5 073 225	1 035 562	20.4	2.8	X
9944	Other rental receipts	40	73 612	1 450	2.0	Z	X
9960	Custom software (designed to customer specifications)	179	2 199 767	44 822	2.0	.1	X
9970	Receipts for printing or photocopying performed at this establishment	10	14 516	297	2.0	Z	X
421420	Office equipment whsle	7 319	X	36 646 598	X	100.0	76.7
0400	Household and lawn furniture	12	23 705	4 125	17.4	Z	60.5
0412	Sleep furniture and equipment	9	15 999	3 993	25.0	Z	X
0420	Office and business furniture	465	852 470	110 049	12.9	.3	9.5
0421	New office furniture (wooden and metal)	464	749 749	93 998	12.5	.3	X
0423	New public furniture (theater seats, church pews, park benches, and school desks)	35	33 121	1 150	3.5	Z	X
0424	Used office and business furniture	71	58 724	520	.9	Z	X
0800	Photographic equipment and supplies (excluding video)	171	7 474 885	990 024	13.2	2.7	X
0900	Office equipment	7 319	36 646 598	21 018 260	57.4	57.4	54.3
0911	Typewriters and dedicated word processors	1 117	3 511 456	268 098	7.6	.7	X
0912	Calculators and accounting machines	1 011	2 856 886	336 528	11.8	.9	X
0913	Copying machines and equipment	6 307	33 018 373	18 704 668	56.6	51.0	X
0914	Dictating, transcribing, and recording machines	753	2 309 474	532 416	23.1	1.5	X
0915	Mailing, letter handling, and addressing machines	693	4 223 777	1 176 549	27.9	3.2	X
0920	New computer equipment	1 097	11 943 135	2 751 123	23.0	7.5	37.5
0921	Computers	800	6 204 026	744 882	12.0	2.0	X
0922	Computer storage devices	81	491 434	30 530	6.2	.1	X
0923	Computer printers	547	6 482 076	941 526	14.5	2.6	X
0924	Other computer peripheral equipment	406	5 298 684	1 034 181	19.5	2.8	X
0930	Used computer equipment	48	44 848	3 068	6.8	Z	X
0950	Computer software (packaged)	393	2 976 628	147 553	5.0	.4	X
0970	Store machines and equipment	178	241 745	20 611	8.5	.1	2.2
0972	Other store machines and equipment	172	231 071	20 283	8.8	.1	X
1040	Religious and school supplies	9	23 388	1 434	6.1	Z	7.8
1042	School supplies	9	23 388	1 434	6.1	Z	X
1140	Iron and steel wire and wire products	10	31 099	9 330	30.0	Z	X
1400	Electrical apparatus and equipment	49	6 025 843	302 189	5.0	.8	X
1416	Interior wiring (excluding conduit)	40	5 998 315	297 244	5.0	.8	X
1500	Electrical appliances, household	29	175 162	35 778	20.4	.1	50.1
1512	Radios, stereos, and CD players	10	69 495	9 955	14.3	Z	X
1513	V.C.R.'s and video cameras	11	88 816	10 304	11.6	Z	X
1600	Electronic parts and equipment, except communication	138	302 870	32 023	10.6	.1	17.0
1616	Electronic connectors and other passive electronic parts	31	3 231	346	10.7	Z	X
1618	Electronic parts and equipment, n.e.c.	93	255 604	25 475	10.0	.1	X
1650	Communication equipment and supplies	467	1 836 445	111 969	6.1	.3	7.6
1651	Telephones	19	217 461	7 143	3.3	Z	X
1652	Other electronic communication equipment	428	1 444 550	86 874	6.0	.2	X
1653	Other electrical communication equipment	70	537 704	17 934	3.3	Z	X
1700	Hardware	46	81 198	7 323	9.0	Z	19.5
1713	Cutlery	44	58 870	5 733	9.7	Z	X
1900	Warm air heating and air-conditioning equipment and supplies	8	6 814	2 646	38.8	Z	X
2320	General-purpose industrial machinery, equipment, and parts	266	1 268 408	203 569	16.0	.6	X
2460	Other industrial supplies	9	27 254	636	2.3	Z	X
2520	Custodial (janitors') equipment and supplies	12	32 796	1 300	4.0	Z	X
3000	Jewelry, diamonds, gem stones, and watches	10	62 648	9 856	15.7	Z	56.6
3014	Watches, clocks, and watch movements and cases	10	62 648	9 856	15.7	Z	X
3100	Musical instruments and supplies	22	51 705	6 120	11.8	Z	X
3200	Printing and writing paper	832	2 624 414	110 939	4.2	.3	2.5
3212	Fine roll paper	188	848 367	39 358	4.6	.1	X
3213	Other printing and writing paper	627	1 690 998	58 799	3.5	.2	X
3300	Stationery, office supplies and greeting cards	1 521	10 483 321	1 749 684	16.7	4.8	2.2
3311	Business forms	425	1 075 960	95 468	8.9	.3	X
3312	Stationery, photocopy paper, and typing paper	466	773 996	49 205	6.4	.1	X
3313	Inked ribbons, carbon paper, pens and pencils	635	7 970 146	1 198 419	15.0	3.3	X
3314	Toner and cartridges	909	2 304 732	198 810	8.6	.5	X
3315	Greeting cards	39	32 951	866	2.6	Z	X
3316	Other stationery supplies (envelopes, ruled forms, and binder paper)	475	1 748 622	206 909	11.8	.6	X
3400	Industrial and personal services paper and plastics	27	39 398	2 012	5.1	Z	35.5
3411	Paperboard and boxboard boxes	7	17 783	426	2.4	Z	X
3415	Other industrial and personal service paper	20	21 615	1 586	7.3	Z	X
3500	Drugs, pharmaceuticals, cosmetics, and toiletries	9	21 646	4 779	22.1	Z	4.4
3514	Perfumes	9	21 646	4 779	22.1	Z	X
5300	Plastics materials and basic shapes	6	20 118	910	4.5	Z	X
5330	Chemicals and allied products (excluding agricultural, plastics, gases, and petroleum)	190	1 087 937	127 134	11.7	.3	X
6100	Books, periodicals, newspapers, and miscellaneous printed materials	8	18 342	553	3.0	Z	X
6120	Art goods (including novelties and souvenirs)	12	18 046	416	2.3	Z	X
6150	Nondurable goods, n.e.c.	11	108 224	16 023	14.8	Z	X

See footnotes at end of table.

Table 2. All Types of Operation by Kind of Business and Commodity Line for Wholesale Trade: 1997—Con.

[Includes only establishments with payroll. For meaning of abbreviations and symbols, see introductory text. For explanation of terms, see Appendix A]

NAICS code and CL code	Kind of business and commodity line	Establishments handling commodity line		Commodity line sales			Sales coverage percent
		Number	Total sales (\$1,000)	Amount ¹ (\$1,000)	As percent of total sales of—		
					Establishments handling line	Establishments in NAICS industry ¹	
421420	Office equipment whsle—Con.						
9700	Service receipts and labor charges (including installed parts)	4 374	20 600 920	4 219 904	20.5	11.5	75.0
9701	Labor charges for repair work	4 013	19 317 736	3 408 831	17.6	9.3	X
9702	Parts installed in repair work	3 080	9 187 823	359 943	3.9	1.0	X
9703	Other service receipts and labor charges—Specify	782	2 652 456	451 120	17.0	1.2	X
9720	Receipts for service contracts	2 983	16 185 739	2 366 239	14.6	6.5	X
9740	Receipts for installing equipment	706	2 483 682	112 033	4.5	.3	X
9810	Miscellaneous commodities	725	2 485 062	150 769	6.1	.4	X
9930	Sales of integrated systems which you wrote or modified software	203	831 839	12 279	1.5	Z	X
9940	Rental and leasing receipts	3 002	19 919 160	1 880 627	9.4	5.1	75.9
9941	Computer rental and leasing receipts	93	529 834	10 223	1.9	Z	X
9942	Photocopying machine rental	2 546	15 876 229	833 389	5.2	2.3	X
9943	Other office machine rental receipts	914	5 073 225	1 035 562	20.4	2.8	X
9944	Other rental receipts	40	73 612	1 450	2.0	Z	X
9960	Custom software (designed to customer specifications)	179	2 199 767	44 822	2.0	.1	X
9970	Receipts for printing or photocopying performed at this establishment	10	14 516	297	2.0	Z	X
42143	Computer & computer peripheral equipment & software whsle	16 929	X	221 447 412	X	100.0	74.7
0200	New and rebuilt automotive parts and supplies	13	468 743	26 488	5.7	Z	X
0400	Household and lawn furniture	7	13 391	3 292	24.6	Z	56.4
0412	Sleep furniture and equipment	7	13 391	3 219	24.0	Z	X
0420	Office and business furniture	261	2 119 222	393 599	18.6	.2	X
0800	Photographic equipment and supplies (excluding video)	87	307 429	14 612	4.8	Z	.4
0811	Still picture photographic equipment	7	23 771	1 128	4.7	Z	X
0900	Office equipment	613	17 199 829	972 281	5.7	.4	69.2
0911	Typewriters and dedicated word processors	265	1 227 987	80 313	6.5	Z	X
0912	Calculators and accounting machines	258	15 597 413	389 385	2.5	.2	X
0913	Copying machines and equipment	320	2 742 324	341 212	12.4	.2	X
0914	Dictating, transcribing, and recording machines	98	669 772	97 244	14.5	Z	X
0915	Mailing, letter handling, and addressing machines	105	1 197 692	64 102	5.4	Z	X
0920	New computer equipment	14 527	211 751 820	179 420 925	84.7	81.0	60.6
0921	Computers	11 109	176 401 446	102 883 684	58.3	46.5	X
0922	Computer storage devices	6 581	133 645 016	18 524 927	13.9	8.4	X
0923	Computer printers	7 319	127 804 594	19 067 586	14.9	8.6	X
0924	Other computer peripheral equipment	9 664	138 067 978	38 944 725	28.2	17.6	X
0930	Used computer equipment	1 817	9 715 428	2 571 146	26.5	1.2	X
0950	Computer software (packaged)	7 562	95 190 894	20 762 450	21.8	9.4	X
0960	Restaurant and hotel equipment and supplies	18	56 170	4 104	7.3	Z	X
0970	Store machines and equipment	353	20 644 571	635 141	3.1	.3	X
0972	Other store machines and equipment	74	243 965	22 923	9.4	Z	X
1000	Medical, hospital, and surgical supplies	7	30 202	9 588	31.7	Z	X
1140	Iron and steel wire and wire products	10	21 338	861	4.0	Z	X
1400	Electrical apparatus and equipment	374	4 468 490	524 146	11.7	.2	2.0
1411	Power and distribution transformers	28	87 082	5 056	5.8	Z	X
1412	Switchgear and switchboard apparatus	29	61 064	1 930	3.2	Z	X
1414	Conduit, raceway, and fittings	37	86 964	1 739	2.0	Z	X
1415	Electric bulbs (all types)	12	20 994	1 012	4.8	Z	X
1416	Interior wiring (excluding conduit)	43	153 016	12 696	8.3	Z	X
1417	Exterior wiring and cable (excluding conduit)	26	50 612	2 933	5.8	Z	X
1418	Lighting fixtures (residential and commercial)	25	55 524	4 348	7.8	Z	X
1419	Industrial controls	34	152 415	11 016	7.2	Z	X
1421	Other electrical apparatus and equipment (including fuses and lightning rods)	12	20 994	97	.5	Z	X
1500	Electrical appliances, household	100	2 827 538	232 307	8.2	.1	23.2
1511	Televisions	55	2 333 044	60 682	2.6	Z	X
1512	Radios, stereos, and CD players	36	1 078 552	64 858	6.0	Z	X
1513	V.C.R.'s and video cameras	59	894 688	15 688	1.8	Z	X
1514	Electrical household ranges and ovens	16	638 741	8 303	1.3	Z	X
1515	Refrigerators and freezers, household	16	808 148	12 284	1.5	Z	X
1516	Household laundry equipment	16	808 148	11 628	1.4	Z	X
1517	Vacuum cleaners and sewing machines, household	22	649 673	7 364	1.1	Z	X
1518	Other electrical household appliances (including fans, dishwashers, etc.)	26	813 826	47 294	5.8	Z	X
1600	Electronic parts and equipment, except communication	606	9 438 578	1 339 245	14.2	.6	6.4
1612	Integrated circuits	112	388 099	20 713	5.3	Z	X
1613	Capacitors and resistors	22	108 943	10 198	9.4	Z	X
1616	Electronic connectors and other passive electronic parts	60	98 878	8 958	9.1	Z	X
1618	Electronic parts and equipment, n.e.c.	216	4 919 084	1 259 824	25.6	.6	X
1650	Communication equipment and supplies	927	26 775 762	1 014 887	3.8	.5	4.2
1651	Telephones	387	5 196 311	493 502	9.5	.2	X
1652	Other electronic communication equipment	301	2 268 491	93 011	4.1	Z	X
1653	Other electrical communication equipment	108	238 492	15 798	6.6	Z	X
1700	Hardware	78	553 608	93 706	16.9	Z	X
1900	Warm air heating and air-conditioning equipment and supplies	9	218 983	24 637	11.3	Z	X
2230	Food-processing machinery, equipment, and parts	8	24 326	795	3.3	Z	X
2320	General-purpose industrial machinery, equipment, and parts	60	1 384 486	174 750	12.6	.1	2.7
2321	New pumps, compressors (air or gas), and equipment	7	28 881	833	2.9	Z	X
2326	New controlling, recording, and indicating instruments and access	8	732 674	95 787	13.1	Z	X
2328	Used general-purpose industrial machinery and equipment	14	13 823	849	6.1	Z	X
2330	Metalworking machinery, equipment, and parts	8	17 450	2 188	12.5	Z	X
2340	Materials handling machinery, equipment, and parts	14	52 040	3 050	5.9	Z	31.1
2345	Used materials handling machinery, equipment, and parts	10	12 069	428	3.5	Z	X

See footnotes at end of table.

Table 2. All Types of Operation by Kind of Business and Commodity Line for Wholesale Trade: 1997—Con.

[Includes only establishments with payroll. For meaning of abbreviations and symbols, see introductory text. For explanation of terms, see Appendix A]

NAICS code and CL code	Kind of business and commodity line	Establishments handling commodity line		Commodity line sales			Sales coverage percent
		Number	Total sales (\$1,000)	Amount ¹ (\$1,000)	As percent of total sales of—		
					Establishments handling line	Establishments in NAICS industry ¹	
42143	Computer & computer peripheral equipment & software whsle —Con.						
2360	Other industrial machinery, equipment, and parts	12	27 950	1 976	7.1	Z	71.2
2366	Other new industrial machinery and equipment	6	16 118	1 500	9.3	Z	X
2430	Fluid-power filters, components, accessories, and parts	7	16 556	680	4.1	Z	68.9
2431	Filters	7	16 556	593	3.6	Z	X
2460	Other industrial supplies	10	226 220	30 073	13.3	Z	74.1
2461	Printing and duplicating inks	6	28 694	4 296	15.0	Z	X
2520	Custodial (janitors') equipment and supplies	7	6 156	66	1.1	Z	X
2700	Sporting and recreational goods and supplies	15	21 117	864	4.1	Z	17.5
2718	Other sporting and recreational goods (go carts, bait, etc.)	7	4 241	132	3.1	Z	X
2800	Toys and hobby goods and supplies	11	120 174	32 152	26.8	Z	X
3130	Compact discs, prerecorded audio tapes, and phonograph records	8	241 409	55 582	23.0	Z	X
3200	Printing and writing paper	307	13 493 587	198 877	1.5	.1	.1
3213	Other printing and writing paper	205	462 081	33 299	7.2	Z	X
3300	Stationery, office supplies and greeting cards	424	1 607 342	218 779	13.6	.1	5.3
3311	Business forms	150	506 917	39 597	7.8	Z	X
3312	Stationery, photocopy paper, and typing paper	83	272 030	4 309	1.6	Z	X
3313	Inked ribbons, carbon paper, pens and pencils	110	339 581	31 785	9.4	Z	X
3314	Toner and cartridges	213	763 622	53 232	7.0	Z	X
3315	Greeting cards	17	18 505	401	2.2	Z	X
3316	Other stationery supplies (envelopes, ruled forms, and binder paper)	211	750 775	55 145	7.3	Z	X
3400	Industrial and personal services paper and plastics	53	330 644	44 496	13.5	Z	8.9
3411	Paperboard and boxboard boxes	6	29 375	2 115	7.2	Z	X
3413	Industrial paper (wrapping, bags, cartons, etc.)	14	60 804	6 410	10.5	Z	X
3415	Other industrial and personal service paper	15	16 278	9 276	57.0	Z	X
3500	Drugs, pharmaceuticals, cosmetics, and toiletries	7	15 836	2 757	17.4	Z	X
5330	Chemicals and allied products (excluding agricultural, plastics, gases, and petroleum)	29	94 718	6 410	6.8	Z	28.8
5335	Detergents and soaps	14	18 152	1 245	6.9	Z	X
5342	Adhesives, sealants, and glues	6	31 226	3 853	12.3	Z	X
5344	Other chemicals and allied products	6	13 606	1 115	8.2	Z	X
6100	Books, periodicals, newspapers, and miscellaneous printed materials	9	391 966	181 320	46.3	.1	72.3
6101	Books	7	382 614	181 151	47.3	.1	X
9700	Service receipts and labor charges (including installed parts)	5 154	42 902 828	4 043 913	9.4	1.8	47.5
9701	Labor charges for repair work	3 822	27 929 534	1 951 439	7.0	.9	X
9702	Parts installed in repair work	2 325	20 107 628	529 172	2.6	.2	X
9703	Other service receipts and labor charges—Specify	2 034	20 607 138	1 563 270	7.6	.7	X
9720	Receipts for service contracts	2 710	22 563 831	2 032 400	9.0	.9	X
9740	Receipts for installing equipment	1 540	11 724 068	1 420 996	12.1	.6	X
9810	Miscellaneous commodities	893	19 961 968	3 040 625	15.2	1.4	X
9930	Sales of integrated systems which you wrote or modified software	527	7 069 964	423 143	6.0	.2	X
9940	Rental and leasing receipts	846	25 170 179	921 022	3.7	.4	71.3
9941	Computer rental and leasing receipts	720	24 039 928	889 871	3.7	.4	X
9942	Photocopying machine rental	49	403 945	14 999	3.7	Z	X
9943	Other office machine rental receipts	83	276 287	3 725	1.3	Z	X
9944	Other rental receipts	80	923 102	12 429	1.3	Z	X
9960	Custom software (designed to customer specifications)	1 059	4 740 303	372 776	7.9	.2	X
9970	Receipts for printing or photocopying performed at this establishment	11	46 016	2 296	5.0	Z	X
421430	Computer & computer peripheral equipment & software whsle	16 929	X	221 447 412	X	100.0	74.7
0200	New and rebuilt automotive parts and supplies	13	468 743	26 488	5.7	Z	X
0400	Household and lawn furniture	7	13 391	3 292	24.6	Z	56.4
0412	Sleep furniture and equipment	7	13 391	3 219	24.0	Z	X
0420	Office and business furniture	261	2 119 222	393 599	18.6	.2	X
0800	Photographic equipment and supplies (excluding video)	87	307 429	14 612	4.8	Z	.4
0811	Still picture photographic equipment	7	23 771	1 128	4.7	Z	X
0900	Office equipment	613	17 199 829	972 281	5.7	.4	69.2
0911	Typewriters and dedicated word processors	265	1 227 987	80 313	6.5	Z	X
0912	Calculators and accounting machines	258	15 597 413	389 385	2.5	.2	X
0913	Copying machines and equipment	320	2 742 324	341 212	12.4	.2	X
0914	Dictating, transcribing, and recording machines	98	669 772	97 244	14.5	Z	X
0915	Mailing, letter handling, and addressing machines	105	1 197 692	64 102	5.4	Z	X
0920	New computer equipment	14 527	211 751 820	179 420 925	84.7	81.0	60.6
0921	Computers	11 109	176 401 446	102 883 684	58.3	46.5	X
0922	Computer storage devices	6 581	133 645 016	18 524 927	13.9	8.4	X
0923	Computer printers	7 319	127 804 594	19 067 586	14.9	8.6	X
0924	Other computer peripheral equipment	9 664	138 067 978	38 944 725	28.2	17.6	X
0930	Used computer equipment	1 817	9 715 428	2 571 146	26.5	1.2	X
0950	Computer software (packaged)	7 562	95 190 894	20 762 450	21.8	9.4	X
0960	Restaurant and hotel equipment and supplies	18	56 170	4 104	7.3	Z	X
0970	Store machines and equipment	353	20 644 571	635 141	3.1	.3	X
0972	Other store machines and equipment	74	243 965	22 923	9.4	Z	X
1000	Medical, hospital, and surgical supplies	7	30 202	9 588	31.7	Z	X
1140	Iron and steel wire and wire products	10	21 338	861	4.0	Z	X

See footnotes at end of table.

Table 2. All Types of Operation by Kind of Business and Commodity Line for Wholesale Trade: 1997—Con.

[Includes only establishments with payroll. For meaning of abbreviations and symbols, see introductory text. For explanation of terms, see Appendix A]

NAICS code and CL code	Kind of business and commodity line	Establishments handling commodity line		Commodity line sales			Sales coverage percent
		Number	Total sales (\$1,000)	Amount ¹ (\$1,000)	As percent of total sales of—		
					Establishments handling line	Establishments in NAICS industry ¹	
421430	Computer & computer peripheral equipment & software whsle —Con.						
1400	Electrical apparatus and equipment	374	4 468 490	524 146	11.7	.2	2.0
1411	Power and distribution transformers	28	87 082	5 056	5.8	Z	X
1412	Switchgear and switchboard apparatus	29	61 064	1 930	3.2	Z	X
1414	Conduit, raceway, and fittings	37	86 964	1 739	2.0	Z	X
1415	Electric bulbs (all types)	12	20 994	1 012	4.8	Z	X
1416	Interior wiring (excluding conduit)	43	153 016	12 696	8.3	Z	X
1417	Exterior wiring and cable (excluding conduit)	26	50 612	2 933	5.8	Z	X
1418	Lighting fixtures (residential and commercial)	25	55 524	4 348	7.8	Z	X
1419	Industrial controls	34	152 415	11 016	7.2	Z	X
1421	Other electrical apparatus and equipment (including fuses and lightning rods)	12	20 994	97	.5	Z	X
1500	Electrical appliances, household	100	2 827 538	232 307	8.2	.1	23.2
1511	Televisions	55	2 333 044	60 682	2.6	Z	X
1512	Radios, stereos, and CD players	36	1 078 552	64 858	6.0	Z	X
1513	V.C.R.'s and video cameras	59	894 688	15 688	1.8	Z	X
1514	Electrical household ranges and ovens	16	638 741	8 303	1.3	Z	X
1515	Refrigerators and freezers, household	16	808 148	12 284	1.5	Z	X
1516	Household laundry equipment	16	808 148	11 628	1.4	Z	X
1517	Vacuum cleaners and sewing machines, household	22	649 673	7 364	1.1	Z	X
1518	Other electrical household appliances (including fans, dishwashers, etc.)	26	813 826	47 294	5.8	Z	X
1600	Electronic parts and equipment, except communication	606	9 438 578	1 339 245	14.2	.6	6.4
1612	Integrated circuits	112	388 099	20 713	5.3	Z	X
1613	Capacitors and resistors	22	108 943	10 198	9.4	Z	X
1616	Electronic connectors and other passive electronic parts	60	98 878	8 958	9.1	Z	X
1618	Electronic parts and equipment, n.e.c.	216	4 919 084	1 259 824	25.6	.6	X
1650	Communication equipment and supplies	927	26 775 762	1 014 887	3.8	.5	4.2
1651	Telephones	387	5 196 311	493 502	9.5	.2	X
1652	Other electronic communication equipment	301	2 268 491	93 011	4.1	Z	X
1653	Other electrical communication equipment	108	238 492	15 798	6.6	Z	X
1700	Hardware	78	553 608	93 706	16.9	Z	X
1900	Warm air heating and air-conditioning equipment and supplies	9	218 983	24 637	11.3	Z	X
2230	Food-processing machinery, equipment, and parts	8	24 326	795	3.3	Z	X
2320	General-purpose industrial machinery, equipment, and parts	60	1 384 486	174 750	12.6	.1	2.7
2321	New pumps, compressors (air or gas), and equipment	7	28 881	833	2.9	Z	X
2326	New controlling, recording, and indicating instruments and access	8	732 674	95 787	13.1	Z	X
2328	Used general-purpose industrial machinery and equipment	14	13 823	849	6.1	Z	X
2330	Metalworking machinery, equipment, and parts	8	17 450	2 188	12.5	Z	X
2340	Materials handling machinery, equipment, and parts	14	52 040	3 050	5.9	Z	31.1
2345	Used materials handling machinery, equipment, and parts	10	12 069	428	3.5	Z	X
2360	Other industrial machinery, equipment, and parts	12	27 950	1 976	7.1	Z	71.2
2366	Other new industrial machinery and equipment	6	16 118	1 500	9.3	Z	X
2430	Fluid-power filters, components, accessories, and parts	7	16 556	680	4.1	Z	68.9
2431	Filters	7	16 556	593	3.6	Z	X
2460	Other industrial supplies	10	226 220	30 073	13.3	Z	74.1
2461	Printing and duplicating inks	6	28 694	4 296	15.0	Z	X
2520	Custodial (janitors') equipment and supplies	7	6 156	66	1.1	Z	X
2700	Sporting and recreational goods and supplies	15	21 117	864	4.1	Z	17.5
2718	Other sporting and recreational goods (go carts, bait, etc.)	7	4 241	132	3.1	Z	X
2800	Toys and hobby goods and supplies	11	120 174	32 152	26.8	Z	X
3130	Compact discs, prerecorded audio tapes, and phonograph records	8	241 409	55 582	23.0	Z	X
3200	Printing and writing paper	307	13 493 587	198 877	1.5	.1	.1
3213	Other printing and writing paper	205	462 081	33 299	7.2	Z	X
3300	Stationery, office supplies and greeting cards	424	1 607 342	218 779	13.6	.1	5.3
3311	Business forms	150	506 917	39 597	7.8	Z	X
3312	Stationery, photocopy paper, and typing paper	83	272 030	4 309	1.6	Z	X
3313	Inked ribbons, carbon paper, pens and pencils	110	339 581	31 785	9.4	Z	X
3314	Toner and cartridges	213	763 622	53 232	7.0	Z	X
3315	Greeting cards	17	18 505	401	2.2	Z	X
3316	Other stationery supplies (envelopes, ruled forms, and binder paper)	211	750 775	55 145	7.3	Z	X
3400	Industrial and personal services paper and plastics	53	330 644	44 496	13.5	Z	8.9
3411	Paperboard and boxboard boxes	6	29 375	2 115	7.2	Z	X
3413	Industrial paper (wrapping, bags, cartons, etc.)	14	60 804	6 410	10.5	Z	X
3415	Other industrial and personal service paper	15	16 278	9 276	57.0	Z	X
3500	Drugs, pharmaceuticals, cosmetics, and toiletries	7	15 836	2 757	17.4	Z	X
5330	Chemicals and allied products (excluding agricultural, plastics, gases, and petroleum)	29	94 718	6 410	6.8	Z	28.8
5335	Detergents and soaps	14	18 152	1 245	6.9	Z	X
5342	Adhesives, sealants, and glues	6	31 226	3 853	12.3	Z	X
5344	Other chemicals and allied products	6	13 606	1 115	8.2	Z	X
6100	Books, periodicals, newspapers, and miscellaneous printed materials	9	391 966	181 320	46.3	.1	72.3
6101	Books	7	382 614	181 151	47.3	.1	X
9700	Service receipts and labor charges (including installed parts)	5 154	42 902 828	4 043 913	9.4	1.8	47.5
9701	Labor charges for repair work	3 822	27 929 534	1 951 439	7.0	.9	X
9702	Parts installed in repair work	2 325	20 107 628	529 172	2.6	.2	X
9703	Other service receipts and labor charges—Specify	2 034	20 607 138	1 563 270	7.6	.7	X
9720	Receipts for service contracts	2 710	22 563 831	2 032 400	9.0	.9	X
9740	Receipts for installing equipment	1 540	11 724 068	1 420 996	12.1	.6	X
9810	Miscellaneous commodities	893	19 961 968	3 040 625	15.2	1.4	X
9930	Sales of integrated systems which you wrote or modified software	527	7 069 964	423 143	6.0	.2	X

See footnotes at end of table.

Table 2. All Types of Operation by Kind of Business and Commodity Line for Wholesale Trade: 1997—Con.

[Includes only establishments with payroll. For meaning of abbreviations and symbols, see introductory text. For explanation of terms, see Appendix A]

NAICS code and CL code	Kind of business and commodity line	Establishments handling commodity line		Commodity line sales			Sales coverage percent
		Number	Total sales (\$1,000)	Amount ¹ (\$1,000)	As percent of total sales of—		
					Establishments handling line	Establishments in NAICS industry ¹	
421430	Computer & computer peripheral equipment & software whse —Con.						
9940	Rental and leasing receipts	846	25 170 179	921 022	3.7	.4	71.3
9941	Computer rental and leasing receipts	720	24 039 928	889 871	3.7	.4	X
9942	Photocopying machine rental	49	403 945	14 999	3.7	Z	X
9943	Other office machine rental receipts	83	276 287	3 725	1.3	Z	X
9944	Other rental receipts	80	923 102	12 429	1.3	Z	X
9960	Custom software (designed to customer specifications)	1 059	4 740 303	372 776	7.9	.2	X
9970	Receipts for printing or photocopying performed at this establishment	11	46 016	2 296	5.0	Z	X
4214301	Computer & peripheral equipment whse	14 080	X	209 760 805	X	100.0	74.8
0200	New and rebuilt automotive parts and supplies	10	458 860	25 995	5.7	Z	X
0400	Household and lawn furniture	7	13 391	3 292	24.6	Z	56.4
0412	Sleep furniture and equipment	7	13 391	3 219	24.0	Z	X
0420	Office and business furniture	244	2 083 501	390 001	18.7	.2	X
0800	Photographic equipment and supplies (excluding video)	80	283 658	13 484	4.8	Z	X
0900	Office equipment	579	17 024 140	946 163	5.6	.5	69.3
0911	Typewriters and dedicated word processors	255	1 221 047	79 912	6.5	Z	X
0912	Calculators and accounting machines	248	15 465 642	366 253	2.4	.2	X
0913	Copying machines and equipment	314	2 710 561	340 015	12.5	.2	X
0914	Dictating, transcribing, and recording machines	84	661 064	96 480	14.6	Z	X
0915	Mailing, letter handling, and addressing machines	98	1 188 918	63 479	5.3	Z	X
0920	New computer equipment	13 727	208 823 973	178 755 511	85.6	85.2	60.6
0921	Computers	10 493	174 494 083	102 474 751	58.7	48.9	X
0922	Computer storage devices	6 411	133 208 100	18 502 737	13.9	8.8	X
0923	Computer printers	7 081	127 212 514	19 047 439	15.0	9.1	X
0924	Other computer peripheral equipment	9 230	135 918 538	38 730 581	28.5	18.5	X
0930	Used computer equipment	1 773	9 637 900	2 567 770	26.6	1.2	X
0950	Computer software (packaged)	4 713	83 504 287	11 022 841	13.2	5.3	X
0960	Restaurant and hotel equipment and supplies	17	54 673	3 939	7.2	Z	X
0970	Store machines and equipment	350	20 638 654	634 473	3.1	.3	X
0972	Other store machines and equipment	74	243 965	22 923	9.4	Z	X
1140	Iron and steel wire and wire products	10	21 338	861	4.0	Z	X
1400	Electrical apparatus and equipment	355	4 367 598	513 458	11.8	.2	.6
1411	Power and distribution transformers	28	87 082	5 056	5.8	Z	X
1412	Switchgear and switchboard apparatus	29	61 064	1 930	3.2	Z	X
1414	Conduit, raceway, and fittings	37	86 964	1 739	2.0	Z	X
1415	Electric bulbs (all types)	12	20 994	1 012	4.8	Z	X
1416	Interior wiring (excluding conduit)	42	80 953	5 492	6.8	Z	X
1417	Exterior wiring and cable (excluding conduit)	26	50 612	2 933	5.8	Z	X
1418	Lighting fixtures (residential and commercial)	25	55 524	4 348	7.8	Z	X
1419	Industrial controls	34	152 415	11 016	7.2	Z	X
1421	Other electrical apparatus and equipment (including fuses and lightning rods)	12	20 994	97	.5	Z	X
1500	Electrical appliances, household	91	2 777 814	213 416	7.7	.1	22.4
1511	Televisions	54	2 327 608	60 007	2.6	Z	X
1512	Radios, stereos, and CD players	33	1 071 824	64 143	6.0	Z	X
1513	V.C.R.'s and video cameras	55	887 965	14 636	1.6	Z	X
1514	Electrical household ranges and ovens	16	638 741	8 303	1.3	Z	X
1515	Refrigerators and freezers, household	16	808 148	12 284	1.5	Z	X
1516	Household laundry equipment	16	808 148	11 628	1.4	Z	X
1517	Vacuum cleaners and sewing machines, household	22	649 673	7 364	1.1	Z	X
1518	Other electrical household appliances (including fans, dishwashers, etc.)	23	772 123	30 860	4.0	Z	X
1600	Electronic parts and equipment, except communication	573	9 362 479	1 328 250	14.2	.6	6.3
1612	Integrated circuits	82	345 666	16 235	4.7	Z	X
1613	Capacitors and resistors	22	108 943	10 198	9.4	Z	X
1616	Electronic connectors and other passive electronic parts	60	98 878	8 958	9.1	Z	X
1618	Electronic parts and equipment, n.e.c.	213	4 885 418	1 253 307	25.7	.6	X
1650	Communication equipment and supplies	892	26 191 359	1 010 286	3.9	.5	4.3
1651	Telephones	370	5 190 770	493 383	9.5	.2	X
1652	Other electronic communication equipment	284	1 694 632	88 578	5.2	Z	X
1653	Other electrical communication equipment	108	238 492	15 798	6.6	Z	X
1700	Hardware	58	441 487	58 873	13.3	Z	X
1900	Warm air heating and air-conditioning equipment and supplies	9	218 983	24 637	11.3	Z	X
2230	Food-processing machinery, equipment, and parts	8	24 326	795	3.3	Z	X
2320	General-purpose industrial machinery, equipment, and parts	46	841 976	103 286	12.3	Z	5.1
2321	New pumps, compressors (air or gas), and equipment	7	28 881	833	2.9	Z	X
2328	Used general-purpose industrial machinery and equipment	14	13 823	849	6.1	Z	X
2330	Metalworking machinery, equipment, and parts	8	17 450	2 188	12.5	Z	X
2340	Materials handling machinery, equipment, and parts	14	52 040	3 050	5.9	Z	31.1
2345	Used materials handling machinery, equipment, and parts	10	12 069	428	3.5	Z	X
2360	Other industrial machinery, equipment, and parts	12	27 950	1 976	7.1	Z	71.3
2366	Other new industrial machinery and equipment	6	16 118	1 500	9.3	Z	X
2430	Fluid-power filters, components, accessories, and parts	7	16 556	680	4.1	Z	69.0
2431	Filters	7	16 556	593	3.6	Z	X
2460	Other industrial supplies	8	218 954	28 259	12.9	Z	X
2520	Custodial (janitors') equipment and supplies	7	6 156	66	1.1	Z	X
2700	Sporting and recreational goods and supplies	12	11 234	667	5.9	Z	24.4
2718	Other sporting and recreational goods (go carts, bait, etc.)	7	4 241	132	3.1	Z	X
2800	Toys and hobby goods and supplies	7	104 855	31 274	29.8	Z	X

See footnotes at end of table.

Table 2. All Types of Operation by Kind of Business and Commodity Line for Wholesale Trade: 1997—Con.

[Includes only establishments with payroll. For meaning of abbreviations and symbols, see introductory text. For explanation of terms, see Appendix A]

NAICS code and CL code	Kind of business and commodity line	Establishments handling commodity line		Commodity line sales			Sales coverage percent
		Number	Total sales (\$1,000)	Amount ¹ (\$1,000)	As percent of total sales of—		
					Establishments handling line	Establishments in NAICS industry ¹	
4214301	Computer & peripheral equipment whsle—Con.						
3200	Printing and writing paper	281	13 440 933	196 179	1.5	.1	.1
3213	Other printing and writing paper	179	409 427	30 601	7.5	Z	X
3300	Stationery, office supplies and greeting cards	390	1 435 800	198 579	13.8	.1	5.7
3311	Business forms	150	506 917	39 597	7.8	Z	X
3312	Stationery, photocopy paper, and typing paper	83	272 030	4 309	1.6	Z	X
3313	Inked ribbons, carbon paper, pens and pencils	108	337 467	31 682	9.4	Z	X
3314	Toner and cartridges	211	761 508	53 129	7.0	Z	X
3315	Greeting cards	17	18 505	4 401	2.2	Z	X
3316	Other stationery supplies (envelopes, ruled forms, and binder paper) ...	179	581 347	35 155	6.0	Z	X
3400	Industrial and personal services paper and plastics	47	301 269	36 009	12.0	Z	5.4
3413	Industrial paper (wrapping, bags, cartons, etc.)	8	31 429	38	.1	Z	X
3415	Other industrial and personal service paper	15	16 278	9 276	57.0	Z	X
3500	Drugs, pharmaceuticals, cosmetics, and toiletries	7	15 836	2 757	17.4	Z	X
5330	Chemicals and allied products (excluding agricultural, plastics, gases, and petroleum)	26	62 984	6 213	9.9	Z	34.6
5335	Detergents and soaps	14	18 152	1 245	6.9	Z	X
5342	Adhesives, sealants, and glues	6	31 226	3 853	12.3	Z	X
5344	Other chemicals and allied products	6	13 606	1 115	8.2	Z	X
9700	Service receipts and labor charges (including installed parts)	4 623	41 129 618	3 780 273	9.2	1.8	46.7
9701	Labor charges for repair work	3 631	27 548 716	1 902 065	6.9	.9	X
9702	Parts installed in repair work	2 265	19 931 740	524 459	2.6	.3	X
9703	Other service receipts and labor charges—Specify	1 636	19 136 953	1 353 717	7.1	.6	X
9720	Receipts for service contracts	2 232	20 472 286	1 570 379	7.7	.7	X
9740	Receipts for installing equipment	1 387	11 312 430	1 388 651	12.3	.7	X
9810	Miscellaneous commodities	782	19 753 668	3 018 320	15.3	1.4	X
9930	Sales of integrated systems which you wrote or modified software	451	6 955 058	401 849	5.8	.2	X
9940	Rental and leasing receipts	818	24 605 478	913 739	3.7	.4	71.3
9941	Computer rental and leasing receipts	703	24 010 737	883 680	3.7	.4	X
9942	Photocopying machine rental	49	403 945	14 999	3.7	Z	X
9943	Other office machine rental receipts	83	276 287	3 725	1.3	Z	X
9944	Other rental receipts	69	387 592	11 337	2.9	Z	X
9960	Custom software (designed to customer specifications)	769	3 909 102	248 156	6.3	.1	X
9970	Receipts for printing or photocopying performed at this establishment	11	46 016	2 296	5.0	Z	X
42143011	Computers & peripheral equipment for resale	5 657	X	115 317 362	X	100.0	74.4
0200	New and rebuilt automotive parts and supplies	8	452 879	25 432	5.6	Z	X
0420	Office and business furniture	41	1 240 525	288 875	23.3	.3	X
0800	Photographic equipment and supplies (excluding video)	23	145 316	7 215	5.0	Z	X
0900	Office equipment	180	15 441 486	703 514	4.6	.6	X
0920	New computer equipment	5 412	114 685 296	101 930 189	88.9	88.4	X
0930	Used computer equipment	871	5 283 659	1 633 805	30.9	1.4	X
0950	Computer software (packaged)	1 120	43 135 179	4 001 432	9.3	3.5	X
0960	Restaurant and hotel equipment and supplies	14	53 971	3 799	7.0	Z	X
0970	Store machines and equipment	42	152 032	8 950	5.9	Z	X
1140	Iron and steel wire and wire products	7	19 072	631	3.3	Z	X
1400	Electrical apparatus and equipment	58	147 150	17 282	11.7	Z	X
1500	Electrical appliances, household	60	2 699 993	205 908	7.6	.2	X
1600	Electronic parts and equipment, except communication	191	4 721 126	1 201 592	25.5	1.0	X
1650	Communication equipment and supplies	242	3 346 753	284 818	8.5	.2	X
1700	Hardware	33	330 935	36 906	11.2	Z	X
1900	Warm air heating and air-conditioning equipment and supplies	9	218 983	24 637	11.3	Z	X
2230	Food-processing machinery, equipment, and parts	7	19 072	4 429	2.2	Z	X
2320	General-purpose industrial machinery, equipment, and parts	26	768 789	96 421	12.5	.1	X
2340	Materials handling machinery, equipment, and parts	10	12 069	853	7.1	Z	X
2360	Other industrial machinery, equipment, and parts	11	22 696	1 768	7.8	Z	X
2430	Fluid-power filters, components, accessories, and parts	7	16 556	680	4.1	Z	X
2700	Sporting and recreational goods and supplies	7	4 241	132	3.1	Z	X
3200	Printing and writing paper	99	13 023 961	165 379	1.3	.1	X
3300	Stationery, office supplies and greeting cards	76	160 764	21 466	13.4	Z	X
3400	Industrial and personal services paper and plastics	22	204 648	24 252	11.9	Z	X
5330	Chemicals and allied products (excluding agricultural, plastics, gases, and petroleum)	12	44 832	4 968	11.1	Z	X
9700	Service receipts and labor charges (including installed parts)	1 027	11 076 687	957 798	8.6	.8	X
9720	Receipts for service contracts	386	6 706 886	437 754	6.5	.4	X
9740	Receipts for installing equipment	193	1 310 911	47 040	3.6	Z	X
9810	Miscellaneous commodities	167	13 398 151	2 673 683	20.0	2.3	X
9930	Sales of integrated systems which you wrote or modified software	78	3 208 426	102 320	3.2	.1	X
9940	Rental and leasing receipts	122	605 685	19 027	3.1	Z	X
9960	Custom software (designed to customer specifications)	169	436 273	36 424	8.3	Z	X
42143012	Computers & peripheral equipment for end use	8 423	X	94 443 443	X	100.0	75.3
0400	Household and lawn furniture	6	5 933	608	10.2	Z	19.3
0412	Sleep furniture and equipment	6	5 933	608	10.2	Z	X
0420	Office and business furniture	203	842 976	101 126	12.0	.1	X
0800	Photographic equipment and supplies (excluding video)	57	138 342	6 269	4.5	Z	X
0900	Office equipment	399	1 582 654	242 649	15.3	.3	34.4
0911	Typewriters and dedicated word processors	186	548 800	23 200	4.2	Z	X
0912	Calculators and accounting machines	137	603 287	51 794	8.6	.1	X
0913	Copying machines and equipment	223	1 025 897	135 607	13.2	.1	X
0914	Dictating, transcribing, and recording machines	46	216 125	13 533	6.3	Z	X
0915	Mailing, letter handling, and addressing machines	34	147 380	18 513	12.6	Z	X

See footnotes at end of table.

Table 2. All Types of Operation by Kind of Business and Commodity Line for Wholesale Trade: 1997—Con.

[Includes only establishments with payroll. For meaning of abbreviations and symbols, see introductory text. For explanation of terms, see Appendix A]

NAICS code and CL code	Kind of business and commodity line	Establishments handling commodity line		Commodity line sales			Sales coverage percent
		Number	Total sales (\$1,000)	Amount ¹ (\$1,000)	As percent of total sales of—		
					Establishments handling line	Establishments in NAICS industry ¹	
42143012	Computers & peripheral equipment for end use—Con.						
0920	New computer equipment	8 315	94 138 677	76 825 322	81.6	81.3	53.0
0921	Computers	7 140	83 619 216	52 039 642	62.2	55.1	X
0922	Computer storage devices	4 489	66 150 808	9 464 783	14.3	10.0	X
0923	Computer printers	5 198	66 178 188	5 106 654	7.7	5.4	X
0924	Other computer peripheral equipment	5 470	48 228 995	10 214 242	21.2	10.8	X
0930	Used computer equipment	902	4 354 241	933 965	21.5	1.0	X
0950	Computer software (packaged)	3 593	40 369 108	7 021 409	17.4	7.4	X
0970	Store machines and equipment	308	20 486 622	625 523	3.1	.7	X
0972	Other store machines and equipment	33	92 305	14 029	15.2	.7	X
1400	Electrical apparatus and equipment	297	4 220 448	496 176	11.8	.5	.5
1414	Conduit, raceway, and fittings	13	18 951	1 141	6.0	.7	X
1416	Interior wiring (excluding conduit)	18	12 940	2 478	19.2	.7	X
1417	Exterior wiring and cable (excluding conduit)	14	29 618	2 427	8.2	.7	X
1418	Lighting fixtures (residential and commercial)	13	34 530	2 842	8.2	.7	X
1419	Industrial controls	11	114 463	9 639	8.4	.7	X
1500	Electrical appliances, household	31	77 821	7 508	9.6	.7	18.8
1511	Televisions	9	1 503	370	24.6	.7	X
1513	V.C.R.'s and video cameras	25	40 826	3 031	7.4	.7	X
1600	Electronic parts and equipment, except communication	382	4 641 353	126 658	2.7	.1	1.0
1612	Integrated circuits	21	31 675	1 310	4.1	.7	X
1613	Capacitors and resistors	22	108 943	10 198	9.4	.7	X
1616	Electronic connectors and other passive electronic parts	45	81 345	5 371	6.6	.7	X
1618	Electronic parts and equipment, n.e.c.	99	495 817	70 227	14.2	.7	X
1650	Communication equipment and supplies	650	22 844 606	725 468	3.2	.8	.3
1651	Telephones	219	1 927 783	253 844	13.2	.3	X
1652	Other electronic communication equipment	156	786 273	47 563	6.0	.1	X
1653	Other electrical communication equipment	72	202 117	11 534	5.7	.7	X
1700	Hardware	25	110 552	21 967	19.9	.7	X
2320	General-purpose industrial machinery, equipment, and parts	20	73 187	6 865	9.4	.7	X
2330	Metalworking machinery, equipment, and parts	6	15 817	2 106	13.3	.7	X
2520	Custodial (janitors') equipment and supplies	7	6 156	66	1.1	.7	X
3200	Printing and writing paper	182	416 972	30 800	7.4	.7	4.2
3213	Other printing and writing paper	179	409 427	30 601	7.5	.7	X
3300	Stationery, office supplies and greeting cards	314	1 275 036	177 113	13.9	.2	5.9
3311	Business forms	115	422 970	34 746	8.2	.7	X
3312	Stationery, photocopy paper, and typing paper	83	272 030	4 309	1.6	.7	X
3313	Inked ribbons, carbon paper, pens and pencils	108	337 467	31 682	9.4	.7	X
3314	Toner and cartridges	174	708 387	49 209	6.9	.1	X
3315	Greeting cards	17	18 505	401	2.2	.7	X
3316	Other stationery supplies (envelopes, ruled forms, and binder paper)	139	473 698	22 470	4.7	.7	X
3400	Industrial and personal services paper and plastics	25	96 621	11 757	12.2	.7	13.7
3413	Industrial paper (wrapping, bags, cartons, etc.)	8	31 429	38	.1	.7	X
3415	Other industrial and personal service paper	15	16 278	9 276	57.0	.7	X
5330	Chemicals and allied products (excluding agricultural, plastics, gases, and petroleum)	14	18 152	1 245	6.9	.7	2.8
5335	Detergents and soaps	14	18 152	1 245	6.9	.7	X
9700	Service receipts and labor charges (including installed parts)	3 596	30 052 931	2 822 475	9.4	3.0	38.0
9701	Labor charges for repair work	2 782	20 108 046	1 379 631	6.9	1.5	X
9702	Parts installed in repair work	1 742	12 651 704	329 943	2.6	.3	X
9703	Other service receipts and labor charges—Specify	1 338	14 224 113	1 112 896	7.8	1.2	X
9720	Receipts for service contracts	1 846	13 765 400	1 132 625	8.2	1.2	X
9740	Receipts for installing equipment	1 194	10 001 519	1 341 611	13.4	1.4	X
9810	Miscellaneous commodities	615	6 355 517	344 637	5.4	.4	X
9930	Sales of integrated systems which you wrote or modified software	373	3 746 632	299 529	8.0	.3	X
9940	Rental and leasing receipts	696	23 999 793	894 712	3.7	.9	71.9
9941	Computer rental and leasing receipts	620	23 504 917	868 456	3.7	.9	X
9942	Photocopying machine rental	44	326 238	14 108	4.3	.7	X
9943	Other office machine rental receipts	53	153 720	1 935	1.3	.7	X
9944	Other rental receipts	49	330 028	10 213	3.1	.7	X
9960	Custom software (designed to customer specifications)	600	3 472 829	211 732	6.1	.2	X
9970	Receipts for printing or photocopying performed at this establishment	9	43 787	1 806	4.1	.7	X
4214302	Computer software (packaged) whsle	2 849	X	11 686 607	X	100.0	73.4
0420	Office and business furniture	17	35 721	3 598	10.1	.7	X
0800	Photographic equipment and supplies (excluding video)	7	23 771	1 128	4.7	.7	X
0900	Office equipment	34	175 689	26 118	14.9	.2	X
0920	New computer equipment	800	2 927 847	665 414	22.7	5.7	X
0930	Used computer equipment	44	77 528	3 376	4.4	.7	X
0950	Computer software (packaged)	2 849	11 686 607	9 739 609	83.3	83.3	X
1400	Electrical apparatus and equipment	19	100 892	10 688	10.6	.1	X
1500	Electrical appliances, household	9	49 724	18 891	38.0	.2	X
1600	Electronic parts and equipment, except communication	33	76 099	10 995	14.4	.1	X
1650	Communication equipment and supplies	35	584 403	4 601	.8	.7	X
1700	Hardware	20	112 121	34 833	31.1	.3	X
2320	General-purpose industrial machinery, equipment, and parts	14	542 510	71 464	13.2	.6	X
3130	Compact discs, prerecorded audio tapes, and phonograph records	8	241 409	55 582	23.0	.5	X
3200	Printing and writing paper	26	52 654	2 698	5.1	.7	X
3300	Stationery, office supplies and greeting cards	34	171 542	20 200	11.8	.2	X
3400	Industrial and personal services paper and plastics	6	29 375	8 487	28.9	.1	X
9700	Service receipts and labor charges (including installed parts)	531	1 773 210	263 640	14.9	2.3	X
9720	Receipts for service contracts	478	2 091 545	462 021	22.1	4.0	X
9740	Receipts for installing equipment	153	411 638	32 345	7.9	.3	X

See footnotes at end of table.

Table 2. All Types of Operation by Kind of Business and Commodity Line for Wholesale Trade: 1997—Con.

[Includes only establishments with payroll. For meaning of abbreviations and symbols, see introductory text. For explanation of terms, see Appendix A]

NAICS code and CL code	Kind of business and commodity line	Establishments handling commodity line		Commodity line sales			Sales coverage percent
		Number	Total sales (\$1,000)	Amount ¹ (\$1,000)	As percent of total sales of—		
					Establishments handling line	Establishments in NAICS industry ¹	
4214302	Computer software (packaged) whlse—Con.						
9810	Miscellaneous commodities	111	208 300	22 305	10.7	.2	X
9930	Sales of integrated systems which you wrote or modified software	76	114 906	21 294	18.5	.2	X
9940	Rental and leasing receipts	28	564 701	7 283	1.3	.1	X
9960	Custom software (designed to customer specifications)	290	831 201	124 620	15.0	1.1	X
42144	Other commercial equipment whlse	5 380	X	15 914 735	X	100.0	72.9
0300	Tires and tubes	6	1 718	306	17.8	Z	X
0400	Household and lawn furniture	12	16 735	4 365	26.1	Z	X
0420	Office and business furniture	107	474 853	55 053	11.6	.3	38.5
0421	New office furniture (wooden and metal)	58	266 595	21 381	8.0	.1	X
0422	New store and restaurant furniture	43	301 994	26 875	8.9	.2	X
0423	New public furniture (theater seats, church pews, park benches, and school desks)	17	103 266	6 780	6.6	Z	X
0500	Household china, glassware, crockery, and plastic housewares	7	42 173	12 783	30.3	.1	X
0520	Linens, domestics, curtains, and draperies	11	25 842	3 725	14.4	Z	72.9
0521	Bedspreads, blankets, and bedding	6	8 467	479	5.7	Z	X
0522	Curtains and draperies	8	9 132	579	6.3	Z	X
0530	Flooring and floor coverings	17	217 291	18 335	8.4	.1	72.1
0531	Soft-surface (textile) floor coverings and accessories (including rugs, carpets, and pads)	15	213 072	17 518	8.2	.1	X
0540	Other home furnishings	160	558 409	52 086	9.3	.3	2.5
0541	Metal flatware and kitchen utensils	37	261 879	9 142	3.5	.1	X
0542	Mirrors, lamps, and picture frames	116	291 318	42 481	14.6	.3	X
0543	Home furnishings, n.e.c.	7	5 212	463	8.9	Z	X
0620	Plywood and millwork	19	34 516	4 561	13.2	Z	19.4
0622	Other panels products (including hardwood plywood, waterboard, and particleboard)	10	8 263	1 919	23.2	Z	X
0624	Wood millwork (doors, windows, cabinets, etc.)	9	26 253	2 642	10.1	Z	X
0800	Photographic equipment and supplies (excluding video)	17	26 624	2 787	10.5	Z	35.8
0815	Other photographic equipment and supplies	6	13 597	1 093	8.0	Z	X
0900	Office equipment	48	49 359	3 829	7.8	Z	20.5
0911	Typewriters and dedicated word processors	25	32 233	844	2.6	Z	X
0912	Calculators and accounting machines	28	31 905	619	1.9	Z	X
0913	Copying machines and equipment	9	3 949	233	5.9	Z	X
0915	Mailing, letter handling, and addressing machines	6	8 741	1 945	22.3	Z	X
0920	New computer equipment	125	150 886	15 428	10.2	.1	21.8
0921	Computers	79	91 609	5 613	6.1	Z	X
0922	Computer storage devices	14	38 717	213	.6	Z	X
0923	Computer printers	62	84 751	3 106	3.7	Z	X
0924	Other computer peripheral equipment	45	70 776	3 783	5.3	Z	X
0930	Used computer equipment	31	21 107	434	2.1	Z	X
0950	Computer software (packaged)	87	145 388	9 141	6.3	.1	X
0960	Restaurant and hotel equipment and supplies	3 268	10 962 682	9 794 701	89.3	61.5	X
0970	Store machines and equipment	2 389	5 585 395	4 595 317	82.3	28.9	57.4
0971	Vending machines	454	1 361 663	1 027 353	75.4	6.5	X
0972	Other store machines and equipment	2 037	4 576 173	3 567 964	78.0	22.4	X
1000	Medical, hospital, and surgical supplies	9	53 572	8 997	16.8	.1	X
1400	Electrical apparatus and equipment	15	17 928	1 472	8.2	Z	27.7
1419	Industrial controls	6	6 436	1 348	20.9	Z	X
1500	Electrical appliances, household	23	93 745	5 243	5.6	Z	X
1600	Electronic parts and equipment, except communication	64	149 888	18 182	12.1	.1	X
1650	Communication equipment and supplies	6	5 440	78	1.4	Z	X
1700	Hardware	12	14 143	1 203	8.5	Z	X
1800	Plumbing and heating equipment and supplies (hydronics)	52	172 961	13 921	8.0	.1	4.1
1812	Metal pipe fittings and valves (excluding pipe and tubing)	42	140 882	4 923	3.5	Z	X
1814	Furnaces, stoves, water heaters (except electric and warm air)	44	155 545	7 168	4.6	Z	X
1900	Warm air heating and air-conditioning equipment and supplies	7	47 379	14 492	30.6	.1	X
2000	Refrigeration equipment and supplies	442	1 509 607	271 542	18.0	1.7	4.8
2011	Commercial refrigerators (reach-in and walk-in)	347	1 191 408	89 208	7.5	.6	X
2012	Unit coolers for commercial refrigerators	49	176 949	8 022	4.5	.1	X
2013	Condensing units for commercial refrigerators	19	63 317	3 859	6.1	Z	X
2014	Refrigerants	15	18 845	1 841	9.8	Z	X
2015	Other refrigeration equipment and supplies	298	1 013 851	159 397	15.7	1.0	X
2200	Farm machinery, equipment, and parts	6	1 718	462	26.9	Z	X
2230	Food-processing machinery, equipment, and parts	7	30 742	5 197	16.9	Z	33.5
2231	New commercial food-processing machinery (slicers, choppers, baking, etc.)	7	30 742	5 197	16.9	Z	X
2320	General-purpose industrial machinery, equipment, and parts	14	19 146	3 366	17.6	Z	X
2340	Materials handling machinery, equipment, and parts	39	129 584	17 297	13.3	.1	60.8
2341	New conveying equipment	37	117 219	9 570	8.2	.1	X
2342	New hoists, cranes, and monorails	12	22 991	686	3.0	Z	X
2345	Used materials handling machinery, equipment, and parts	19	59 073	5 356	9.1	Z	X
2360	Other industrial machinery, equipment, and parts	9	13 399	2 656	19.8	Z	X
2450	Industrial containers and supplies	18	136 080	31 327	23.0	.2	41.0
2454	Other industrial containers and supplies	14	106 656	29 347	27.5	.2	X

See footnotes at end of table.

Table 2. All Types of Operation by Kind of Business and Commodity Line for Wholesale Trade: 1997—Con.

[Includes only establishments with payroll. For meaning of abbreviations and symbols, see introductory text. For explanation of terms, see Appendix A]

NAICS code and CL code	Kind of business and commodity line	Establishments handling commodity line		Commodity line sales			Sales coverage percent
		Number	Total sales (\$1,000)	Amount ¹ (\$1,000)	As percent of total sales of—		
					Establishments handling line	Establishments in NAICS industry ¹	
42144	Other commercial equipment whse—Con.						
2520	Custodial (janitors') equipment and supplies	175	679 075	70 181	10.3	.4	3.8
2521	Custodial equipment—power equipment	58	370 921	7 226	1.9	Z	X
2522	Custodial equipment—nonpower equipment	66	438 068	14 064	3.2	.1	X
2523	Custodial supplies	172	661 597	47 500	7.2	.3	X
2530	Laundry and dry-cleaning equipment and supplies	22	98 137	5 383	5.5	Z	X
2700	Sporting and recreational goods and supplies	12	8 619	2 516	29.2	Z	29.7
2713	Billiards, pool, bowling equipment, and accessories	6	3 631	778	21.4	Z	X
3150	Other durable goods	22	52 910	11 691	22.1	.1	65.9
3151	Coin-operated games	6	12 874	4 313	33.5	Z	X
3154	Other durable goods, n.e.c.	16	40 036	7 378	18.4	Z	X
3200	Printing and writing paper	22	39 003	4 258	10.9	Z	25.0
3213	Other printing and writing paper	6	18 296	1 671	9.1	Z	X
3300	Stationery, office supplies and greeting cards	93	201 777	40 156	19.9	.3	34.6
3311	Business forms	48	90 238	8 020	8.9	.1	X
3312	Stationery, photocopy paper, and typing paper	43	90 855	7 239	8.0	Z	X
3313	Inked ribbons, carbon paper, pens and pencils	62	87 402	2 988	3.4	Z	X
3314	Toner and cartridges	55	161 643	16 321	10.1	.1	X
3316	Other stationery supplies (envelopes, ruled forms, and binder paper)	31	64 667	5 505	8.5	Z	X
3400	Industrial and personal services paper and plastics	120	372 838	54 545	14.6	.3	37.1
3411	Paperboard and boxboard boxes	28	75 472	3 913	5.2	Z	X
3412	Paper dishes, cups, and napkins	63	260 122	12 507	4.8	.1	X
3413	Industrial paper (wrapping, bags, cartons, etc.)	77	143 614	17 355	12.1	.1	X
3414	Disposable plastic boxes, containers, cups, dishes, and supplies	63	244 908	11 533	4.7	.1	X
3415	Other industrial and personal service paper	21	49 789	8 895	17.9	.1	X
3500	Drugs, pharmaceuticals, cosmetics, and toiletries	10	20 944	2 136	10.2	Z	6.3
3515	Other toiletries and druggists' sundries	7	4 344	1 773	40.8	Z	X
3600	Piece goods, knit and woven	6	6 272	446	7.1	Z	X
4100	Frozen foods (packaged)	10	219 027	93 936	42.9	.6	7.2
4115	Meat (frozen packaged)	6	207 415	73 786	35.6	.5	X
4200	Dairy products (excluding dried or canned)	12	269 134	25 130	9.3	.2	X
4300	Poultry and poultry products	6	28 032	4 689	16.7	Z	X
4400	Confectionery	7	12 510	2 223	17.8	Z	60.9
4411	Candy	7	12 510	758	6.1	Z	X
4414	Chips and popcorn	6	10 737	1 465	13.6	Z	X
4500	Fish and seafoods (excluding canned and frozen packaged)	7	23 753	2 594	10.9	Z	X
4600	Meat and meat products (fresh and unpackaged)	6	57 780	13 196	22.8	.1	X
4800	Coffee, tea, and spices	34	47 658	6 598	13.8	Z	62.7
4811	Coffee	17	15 537	2 776	17.9	Z	X
4812	Tea	11	10 480	487	4.6	Z	X
4813	Spices	18	37 912	3 242	8.6	Z	X
4830	Canned foods	12	28 760	1 890	6.6	Z	43.7
4831	Canned and bottled fruits, vegetables, and juices	9	26 890	972	3.6	Z	X
4840	Food and beverage basic materials (include flavoring extracts, fruit peel, hop extract, industrial molasses, sausage casings, malt, yeast, etc.)	14	7 708	705	9.1	Z	X
4850	Soft drinks and bottled water	6	15 828	1 015	6.4	Z	X
4860	Other grocery specialties	12	28 121	2 731	9.7	Z	43.1
4868	Grocery specialties, n.e.c.	7	16 876	2 088	12.4	Z	X
5300	Plastics materials and basic shapes	13	32 724	2 196	6.7	Z	X
5330	Chemicals and allied products (excluding agricultural, plastics, gases, and petroleum)	75	276 814	18 536	6.7	.1	X
5800	Farm supplies	8	2 763	431	15.6	Z	X
6120	Art goods (including novelties and souvenirs)	10	18 206	1 984	10.9	Z	X
6150	Nondurable goods, n.e.c.	7	37 373	9 777	26.2	.1	X
9700	Service receipts and labor charges (including installed parts)	1 079	2 312 093	355 911	15.4	2.2	65.9
9701	Labor charges for repair work	874	1 820 482	157 118	8.6	1.0	X
9702	Parts installed in repair work	693	1 429 526	93 781	6.6	.6	X
9703	Other service receipts and labor charges—Specify	325	686 384	105 002	15.3	.7	X
9720	Receipts for service contracts	96	179 422	13 316	7.4	.1	X
9740	Receipts for installing equipment	410	957 260	61 668	6.4	.4	X
9810	Miscellaneous commodities	201	344 673	49 948	14.5	.3	X
9940	Rental and leasing receipts	313	501 836	31 438	6.3	.2	6.8
9943	Other office machine rental receipts	87	49 301	5 920	12.0	Z	X
9944	Other rental receipts	96	215 677	6 959	3.2	Z	X
9960	Custom software (designed to customer specifications)	12	13 686	317	2.3	Z	X
421440	Other commercial equipment whse	5 380	X	15 914 735	X	100.0	72.9
0300	Tires and tubes	6	1 718	306	17.8	Z	X
0400	Household and lawn furniture	12	16 735	4 365	26.1	Z	X
0420	Office and business furniture	107	474 853	55 053	11.6	.3	38.5
0421	New office furniture (wooden and metal)	58	266 595	21 381	8.0	.1	X
0422	New store and restaurant furniture	43	301 994	26 875	8.9	.2	X
0423	New public furniture (theater seats, church pews, park benches, and school desks)	17	103 266	6 780	6.6	Z	X
0500	Household china, glassware, crockery, and plastic housewares	7	42 173	12 783	30.3	.1	X
0520	Linens, domestics, curtains, and draperies	11	25 842	3 725	14.4	Z	72.9
0521	Bedspreads, blankets, and bedding	6	8 467	479	5.7	Z	X
0522	Curtains and draperies	8	9 132	579	6.3	Z	X

See footnotes at end of table.

Table 2. All Types of Operation by Kind of Business and Commodity Line for Wholesale Trade: 1997—Con.

[Includes only establishments with payroll. For meaning of abbreviations and symbols, see introductory text. For explanation of terms, see Appendix A]

NAICS code and CL code	Kind of business and commodity line	Establishments handling commodity line		Commodity line sales			Sales coverage percent
		Number	Total sales (\$1,000)	Amount ¹ (\$1,000)	As percent of total sales of—		
					Establishments handling line	Establishments in NAICS industry ¹	
421440	Other commercial equipment whsle—Con.						
0530	Flooring and floor coverings	17	217 291	18 335	8.4	.1	72.1
0531	Soft-surface (textile) floor coverings and accessories (including rugs, carpets, and pads)	15	213 072	17 518	8.2	.1	X
0540	Other home furnishings	160	558 409	52 086	9.3	.3	2.5
0541	Metal flatware and kitchen utensils	37	261 879	9 142	3.5	.1	X
0542	Mirrors, lamps, and picture frames	116	291 318	42 481	14.6	.3	X
0543	Home furnishings, n.e.c.	7	5 212	463	8.9	Z	X
0620	Plywood and millwork	19	34 516	4 561	13.2	Z	19.4
0622	Other panels products (including hardwood plywood, waterboard, and particleboard)	10	8 263	1 919	23.2	Z	X
0624	Wood millwork (doors, windows, cabinets, etc.)	9	26 253	2 642	10.1	Z	X
0800	Photographic equipment and supplies (excluding video)	17	26 624	2 787	10.5	Z	35.8
0815	Other photographic equipment and supplies	6	13 597	1 093	8.0	Z	X
0900	Office equipment	48	49 359	3 829	7.8	Z	20.5
0911	Typewriters and dedicated word processors	25	32 233	844	2.6	Z	X
0912	Calculators and accounting machines	28	31 905	619	1.9	Z	X
0913	Copying machines and equipment	9	3 949	233	5.9	Z	X
0915	Mailing, letter handling, and addressing machines	6	8 741	1 945	22.3	Z	X
0920	New computer equipment	125	150 886	15 428	10.2	.1	21.8
0921	Computers	79	91 609	5 613	6.1	Z	X
0922	Computer storage devices	14	38 717	213	.6	Z	X
0923	Computer printers	62	84 751	3 106	3.7	Z	X
0924	Other computer peripheral equipment	45	70 776	3 783	5.3	Z	X
0930	Used computer equipment	31	21 107	434	2.1	Z	X
0950	Computer software (packaged)	87	145 388	9 141	6.3	.1	X
0960	Restaurant and hotel equipment and supplies	3 268	10 962 682	9 794 701	89.3	61.5	X
0970	Store machines and equipment	2 389	5 585 395	4 595 317	82.3	28.9	57.4
0971	Vending machines	454	1 361 663	1 027 353	75.4	6.5	X
0972	Other store machines and equipment	2 037	4 576 173	3 567 964	78.0	22.4	X
1000	Medical, hospital, and surgical supplies	9	53 572	8 997	16.8	.1	X
1400	Electrical apparatus and equipment	15	17 928	1 472	8.2	Z	27.7
1419	Industrial controls	6	6 436	1 348	20.9	Z	X
1500	Electrical appliances, household	23	93 745	5 243	5.6	Z	X
1600	Electronic parts and equipment, except communication	64	149 888	18 182	12.1	.1	X
1650	Communication equipment and supplies	6	5 440	78	1.4	Z	X
1700	Hardware	12	14 143	1 203	8.5	Z	X
1800	Plumbing and heating equipment and supplies (hydronics)	52	172 961	13 921	8.0	.1	4.1
1812	Metal pipe fittings and valves (excluding pipe and tubing)	42	140 882	4 923	3.5	Z	X
1814	Furnaces, stoves, water heaters (except electric and warm air)	44	155 545	7 168	4.6	Z	X
1900	Warm air heating and air-conditioning equipment and supplies	7	47 379	14 492	30.6	.1	X
2000	Refrigeration equipment and supplies	442	1 509 607	271 542	18.0	1.7	4.8
2011	Commercial refrigerators (reach-in and walk-in)	347	1 191 408	89 208	7.5	.6	X
2012	Unit coolers for commercial refrigerators	49	176 949	8 022	4.5	.1	X
2013	Condensing units for commercial refrigerators	19	63 317	3 859	6.1	Z	X
2014	Refrigerants	15	18 845	1 841	9.8	Z	X
2015	Other refrigeration equipment and supplies	298	1 013 851	159 397	15.7	1.0	X
2200	Farm machinery, equipment, and parts	6	1 718	462	26.9	Z	X
2230	Food-processing machinery, equipment, and parts	7	30 742	5 197	16.9	Z	33.5
2231	New commercial food-processing machinery (slicers, choppers, baking, etc.)	7	30 742	5 197	16.9	Z	X
2320	General-purpose industrial machinery, equipment, and parts	14	19 146	3 366	17.6	Z	X
2340	Materials handling machinery, equipment, and parts	39	129 584	17 297	13.3	.1	60.8
2341	New conveying equipment	37	117 219	9 570	8.2	.1	X
2342	New hoists, cranes, and monorails	12	22 991	686	3.0	Z	X
2345	Used materials handling machinery, equipment, and parts	19	59 073	5 356	9.1	Z	X
2360	Other industrial machinery, equipment, and parts	9	13 399	2 656	19.8	Z	X
2450	Industrial containers and supplies	18	136 080	31 327	23.0	.2	41.0
2454	Other industrial containers and supplies	14	106 656	29 347	27.5	.2	X
2520	Custodial (janitors') equipment and supplies	175	679 075	70 181	10.3	.4	3.8
2521	Custodial equipment—power equipment	58	370 921	7 226	1.9	Z	X
2522	Custodial equipment—nonpower equipment	66	438 068	14 064	3.2	.1	X
2523	Custodial supplies	172	661 597	47 500	7.2	.3	X
2530	Laundry and dry-cleaning equipment and supplies	22	98 137	5 383	5.5	Z	X
2700	Sporting and recreational goods and supplies	12	8 619	2 516	29.2	Z	29.7
2713	Billiards, pool, bowling equipment, and accessories	6	3 631	778	21.4	Z	X
3150	Other durable goods	22	52 910	11 691	22.1	.1	65.9
3151	Coin-operated games	6	12 874	4 313	33.5	Z	X
3154	Other durable goods, n.e.c.	16	40 036	7 378	18.4	Z	X
3200	Printing and writing paper	22	39 003	4 258	10.9	Z	25.0
3213	Other printing and writing paper	6	18 296	1 671	9.1	Z	X
3300	Stationery, office supplies and greeting cards	93	201 777	40 156	19.9	.3	34.6
3311	Business forms	48	90 238	8 020	8.9	.1	X
3312	Stationery, photocopy paper, and typing paper	43	90 855	7 239	8.0	Z	X
3313	Inked ribbons, carbon paper, pens and pencils	62	87 402	2 988	3.4	Z	X
3314	Toner and cartridges	55	161 643	16 321	10.1	.1	X
3316	Other stationery supplies (envelopes, ruled forms, and binder paper)	31	64 667	5 505	8.5	Z	X

See footnotes at end of table.

Table 2. All Types of Operation by Kind of Business and Commodity Line for Wholesale Trade: 1997—Con.

[Includes only establishments with payroll. For meaning of abbreviations and symbols, see introductory text. For explanation of terms, see Appendix A]

NAICS code and CL code	Kind of business and commodity line	Establishments handling commodity line		Commodity line sales			Sales coverage percent
		Number	Total sales (\$1,000)	Amount ¹ (\$1,000)	As percent of total sales of—		
					Establishments handling line	Establishments in NAICS industry ¹	
421440	Other commercial equipment whse—Con.						
3400	Industrial and personal services paper and plastics	120	372 838	54 545	14.6	.3	37.1
3411	Paperboard and boxboard boxes	28	75 472	3 913	5.2	Z	X
3412	Paper dishes, cups, and napkins	63	260 122	12 507	4.8	.1	X
3413	Industrial paper (wrapping, bags, cartons, etc.)	77	143 614	17 355	12.1	.1	X
3414	Disposable plastic boxes, containers, cups, dishes, and supplies	63	244 908	11 533	4.7	.1	X
3415	Other industrial and personal service paper	21	49 789	8 895	17.9	.1	X
3500	Drugs, pharmaceuticals, cosmetics, and toiletries	10	20 944	2 136	10.2	Z	6.3
3515	Other toiletries and druggists' sundries	7	4 344	1 773	40.8	Z	X
3600	Piece goods, knit and woven	6	6 272	446	7.1	Z	X
4100	Frozen foods (packaged)	10	219 027	93 936	42.9	.6	7.2
4115	Meat (frozen packaged)	6	207 415	73 786	35.6	.5	X
4200	Dairy products (excluding dried or canned)	12	269 134	25 130	9.3	.2	X
4300	Poultry and poultry products	6	28 032	4 689	16.7	Z	X
4400	Confectionery	7	12 510	2 223	17.8	Z	60.9
4411	Candy	7	12 510	758	6.1	Z	X
4414	Chips and popcorn	6	10 737	1 465	13.6	Z	X
4500	Fish and seafoods (excluding canned and frozen packaged)	7	23 753	2 594	10.9	Z	X
4600	Meat and meat products (fresh and unpackaged)	6	57 780	13 196	22.8	.1	X
4800	Coffee, tea, and spices	34	47 658	6 598	13.8	Z	62.7
4811	Coffee	17	15 537	2 776	17.9	Z	X
4812	Tea	11	10 480	487	4.6	Z	X
4813	Spices	18	37 912	3 242	8.6	Z	X
4830	Canned foods	12	28 760	1 890	6.6	Z	43.7
4831	Canned and bottled fruits, vegetables, and juices	9	26 890	972	3.6	Z	X
4840	Food and beverage basic materials (include flavoring extracts, fruit peel, hop extract, industrial molasses, sausage casings, malt, yeast, etc.)	14	7 708	705	9.1	Z	X
4850	Soft drinks and bottled water	6	15 828	1 015	6.4	Z	X
4860	Other grocery specialties	12	28 121	2 731	9.7	Z	43.1
4868	Grocery specialties, n.e.c.	7	16 876	2 088	12.4	Z	X
5300	Plastics materials and basic shapes	13	32 724	2 196	6.7	Z	X
5330	Chemicals and allied products (excluding agricultural, plastics, gases, and petroleum)	75	276 814	18 536	6.7	.1	X
5800	Farm supplies	8	2 763	431	15.6	Z	X
6120	Art goods (including novelties and souvenirs)	10	18 206	1 984	10.9	Z	X
6150	Nondurable goods, n.e.c.	7	37 373	9 777	26.2	.1	X
9700	Service receipts and labor charges (including installed parts)	1 079	2 312 093	355 911	15.4	2.2	65.9
9701	Labor charges for repair work	874	1 820 482	157 118	8.6	1.0	X
9702	Parts installed in repair work	693	1 429 526	93 781	6.6	.6	X
9703	Other service receipts and labor charges—Specify	325	686 384	105 002	15.3	.7	X
9720	Receipts for service contracts	96	179 422	13 316	7.4	.1	X
9740	Receipts for installing equipment	410	957 260	61 668	6.4	.4	X
9810	Miscellaneous commodities	201	344 673	49 948	14.5	.3	X
9940	Rental and leasing receipts	313	501 836	31 438	6.3	.2	6.8
9943	Other office machine rental receipts	87	49 301	5 920	12.0	Z	X
9944	Other rental receipts	96	215 677	6 959	3.2	Z	X
9960	Custom software (designed to customer specifications)	12	13 686	317	2.3	Z	X
4214401	Restaurant & hotel equipment & supplies whse.....	3 165	X	10 686 971	X	100.0	77.8
0300	Tires and tubes	6	1 718	306	17.8	Z	X
0400	Household and lawn furniture	7	13 411	3 980	29.7	Z	X
0420	Office and business furniture	52	338 431	35 900	10.6	.3	X
0520	Linen, domestics, curtains, and draperies	11	25 842	3 725	14.4	Z	X
0530	Flooring and floor coverings	13	212 470	18 184	8.6	.2	X
0540	Other home furnishings	147	535 209	50 933	9.5	.5	X
0900	Office equipment	9	6 087	113	1.9	Z	X
0920	New computer equipment	30	22 357	2 706	12.1	Z	X
0930	Used computer equipment	15	3 355	243	7.2	Z	X
0950	Computer software (packaged)	16	10 354	707	6.8	Z	X
0960	Restaurant and hotel equipment and supplies	3 165	10 686 971	9 724 993	91.0	91.0	X
0970	Store machines and equipment	174	357 631	39 785	11.1	.4	X
1500	Electrical appliances, household	19	89 302	5 237	5.9	Z	X
1600	Electronic parts and equipment, except communication	18	34 259	6 312	18.4	.1	X
1800	Plumbing and heating equipment and supplies (hydronics)	46	156 899	12 325	7.9	.1	X
1900	Warm air heating and air-conditioning equipment and supplies	6	42 221	13 983	33.1	.1	X
2000	Refrigeration equipment and supplies	363	1 269 409	216 207	17.0	2.0	X
2200	Farm machinery, equipment, and parts	6	1 718	462	26.9	Z	X
2320	General-purpose industrial machinery, equipment, and parts	9	8 186	933	11.4	Z	X
2520	Custodial (janitors') equipment and supplies	173	678 982	70 180	10.3	.7	X
2530	Laundry and dry-cleaning equipment and supplies	20	97 836	5 377	5.5	.1	X
2700	Sporting and recreational goods and supplies	6	4 988	1 738	34.8	Z	X
3200	Printing and writing paper	6	18 296	1 671	9.1	Z	X
3300	Stationery, office supplies and greeting cards	33	86 150	20 610	23.9	.2	X
3400	Industrial and personal services paper and plastics	82	308 276	45 895	14.9	.4	X
4100	Frozen foods (packaged)	10	219 027	93 936	42.9	.9	X
4200	Dairy products (excluding dried or canned)	8	259 793	22 984	8.8	.2	X
4400	Confectionery	6	10 737	2 150	20.0	Z	X
4600	Meat and meat products (fresh and unpackaged)	6	57 780	13 196	22.8	.1	X
4800	Coffee, tea, and spices	25	36 953	5 593	15.1	.1	X

See footnotes at end of table.

Table 2. All Types of Operation by Kind of Business and Commodity Line for Wholesale Trade: 1997—Con.

[Includes only establishments with payroll. For meaning of abbreviations and symbols, see introductory text. For explanation of terms, see Appendix A]

NAICS code and CL code	Kind of business and commodity line	Establishments handling commodity line		Commodity line sales			Sales coverage percent
		Number	Total sales (\$1,000)	Amount ¹ (\$1,000)	As percent of total sales of—		
					Establishments handling line	Establishments in NAICS industry ¹	
4214401	Restaurant & hotel equipment & supplies whse—Con.						
4830	Canned foods	12	28 760	1 890	6.6	Z	X
4840	Food and beverage basic materials (include flavoring extracts, fruit peel, hop extract, industrial molasses, sausage casings, malt, yeast, etc.)	8	3 292	374	11.4	Z	X
4850	Soft drinks and bottled water	6	15 828	1 015	6.4	Z	X
4860	Other grocery specialties	7	17 007	455	2.7	Z	X
5330	Chemicals and allied products (excluding agricultural, plastics, gases, and petroleum)	73	274 050	18 401	6.7	.2	X
5800	Farm supplies	8	2 783	431	15.6	Z	X
9700	Service receipts and labor charges (including installed parts)	408	785 412	118 619	15.1	1.1	X
9720	Receipts for service contracts	9	11 159	388	3.5	Z	X
9740	Receipts for installing equipment	209	586 177	32 452	5.5	.3	X
9810	Miscellaneous commodities	57	108 178	18 166	16.8	.2	X
9940	Rental and leasing receipts	118	218 929	17 275	7.9	.2	X
4214402	Store machines & equipment whse	2 215	X	5 227 764	X	100.0	62.9
0420	Office and business furniture	55	136 422	19 153	14.0	.4	13.0
0421	New office furniture (wooden and metal)	29	100 652	13 490	13.4	.3	X
0422	New store and restaurant furniture	14	25 764	3 266	12.7	.1	X
0423	New public furniture (theater seats, church pews, park benches, and school desks)	13	10 008	2 397	24.0	Z	X
0540	Other home furnishings	13	23 200	1 153	5.0	Z	9.2
0542	Mirrors, lamps, and picture frames	6	17 988	690	3.8	Z	X
0543	Home furnishings, n.e.c.	7	5 212	463	8.9	Z	X
0620	Plywood and millwork	18	33 496	4 460	13.3	.1	14.3
0622	Other panels products (including hardwood plywood, waterboard, and particleboard)	9	7 243	1 818	25.1	Z	X
0624	Wood millwork (doors, windows, cabinets, etc.)	9	26 253	2 642	10.1	.1	X
0800	Photographic equipment and supplies (excluding video)	16	20 260	1 519	7.5	Z	19.3
0815	Other photographic equipment and supplies	6	13 597	1 093	8.0	Z	X
0900	Office equipment	39	43 272	3 716	8.6	.1	18.7
0911	Typewriters and dedicated word processors	25	32 233	844	2.6	Z	X
0912	Calculators and accounting machines	28	31 905	619	1.9	Z	X
0913	Copying machines and equipment	9	3 949	233	5.9	Z	X
0915	Mailing, letter handling, and addressing machines	6	8 741	1 945	22.3	Z	X
0920	New computer equipment	95	128 529	12 722	9.9	.2	22.7
0921	Computers	79	91 609	5 613	6.1	.1	X
0922	Computer storage devices	14	38 717	213	.6	Z	X
0923	Computer printers	62	84 751	3 106	3.7	.1	X
0924	Other computer peripheral equipment	45	70 776	3 783	5.3	.1	X
0930	Used computer equipment	16	17 752	191	1.1	Z	X
0950	Computer software (packaged)	71	135 034	8 434	6.2	.2	X
0960	Restaurant and hotel equipment and supplies	103	275 711	69 708	25.3	1.3	X
0970	Store machines and equipment	2 215	5 227 764	4 555 532	87.1	87.1	48.9
0971	Vending machines	416	1 249 446	1 024 892	82.0	19.6	X
0972	Other store machines and equipment	1 867	4 220 537	3 530 640	83.7	67.5	X
1000	Medical, hospital, and surgical supplies	7	12 483	369	3.0	Z	X
1400	Electrical apparatus and equipment	15	17 928	1 472	8.2	Z	23.9
1419	Industrial controls	6	6 436	1 348	20.9	Z	X
1600	Electronic parts and equipment, except communication	46	115 629	11 870	10.3	.2	X
1650	Communication equipment and supplies	6	5 440	78	1.4	Z	X
1700	Hardware	7	8 649	464	5.4	Z	X
1800	Plumbing and heating equipment and supplies (hydronics)	6	16 062	1 596	9.9	Z	X
2000	Refrigeration equipment and supplies	79	240 198	55 335	23.0	1.1	5.1
2011	Commercial refrigerators (reach-in and walk-in)	73	184 848	23 374	12.6	.4	X
2012	Unit coolers for commercial refrigerators	35	74 468	1 029	1.4	Z	X
2013	Condensing units for commercial refrigerators	19	63 317	3 859	6.1	.1	X
2015	Other refrigeration equipment and supplies	35	105 191	17 859	17.0	.3	X
2340	Materials handling machinery, equipment, and parts	39	129 584	17 297	13.3	.3	52.4
2341	New conveying equipment	37	117 219	9 570	8.2	.2	X
2342	New hoists, cranes, and monorails	12	22 991	686	3.0	Z	X
2345	Used materials handling machinery, equipment, and parts	19	59 073	5 356	9.1	.1	X
2450	Industrial containers and supplies	14	106 656	29 347	27.5	.6	47.0
2454	Other industrial containers and supplies	14	106 656	29 347	27.5	.6	X
2700	Sporting and recreational goods and supplies	6	3 631	778	21.4	Z	44.6
2713	Billiards, pool, bowling equipment, and accessories	6	3 631	778	21.4	Z	X
3150	Other durable goods	22	52 910	11 691	22.1	.2	56.9
3151	Coin-operated games	6	12 874	4 313	33.5	.1	X
3154	Other durable goods, n.e.c.	16	40 036	7 378	18.4	.1	X
3200	Printing and writing paper	16	20 707	2 587	12.5	Z	X
3300	Stationery, office supplies and greeting cards	60	115 627	19 546	16.9	.4	31.8
3311	Business forms	19	14 117	22	.2	Z	X
3312	Stationery, photocopy paper, and typing paper	19	14 117	572	4.1	Z	X
3313	Inked ribbons, carbon paper, pens and pencils	40	22 985	549	2.4	Z	X
3314	Toner and cartridges	38	106 233	15 698	14.8	.3	X
3316	Other stationery supplies (envelopes, ruled forms, and binder paper)	19	14 117	2 653	18.8	.1	X
3400	Industrial and personal services paper and plastics	38	64 562	8 650	13.4	.2	3.2
3413	Industrial paper (wrapping, bags, cartons, etc.)	36	61 237	8 321	13.6	.2	X
3500	Drugs, pharmaceuticals, cosmetics, and toiletries	7	4 344	1 773	40.8	Z	31.8
3515	Other toiletries and druggists' sundries	7	4 344	1 773	40.8	Z	X

See footnotes at end of table.

Table 2. All Types of Operation by Kind of Business and Commodity Line for Wholesale Trade: 1997—Con.

[Includes only establishments with payroll. For meaning of abbreviations and symbols, see introductory text. For explanation of terms, see Appendix A]

NAICS code and CL code	Kind of business and commodity line	Establishments handling commodity line		Commodity line sales			Sales coverage percent
		Number	Total sales (\$1,000)	Amount ¹ (\$1,000)	As percent of total sales of—		
					Establishments handling line	Establishments in NAICS industry ¹	
4214402	Store machines & equipment whsle—Con.						
4800	Coffee, tea, and spices	9	10 705	1 005	9.4	Z	62.9
4813	Spices	9	10 705	1 005	9.4	Z	X
4840	Food and beverage basic materials (include flavoring extracts, fruit peel, hop extract, industrial molasses, sausage casings, malt, yeast, etc.)	6	4 416	331	7.5	Z	X
5300	Plastics materials and basic shapes	8	15 651	1 122	7.2	Z	X
6120	Art goods (including novelties and souvenirs)	10	18 206	1 984	10.9	Z	X
9700	Service receipts and labor charges (including installed parts)	671	1 526 681	237 292	15.5	4.5	55.6
9701	Labor charges for repair work	509	1 083 294	96 231	8.9	1.8	X
9702	Parts installed in repair work	397	830 152	47 803	5.8	.9	X
9703	Other service receipts and labor charges—Specify	246	553 879	93 250	16.8	1.8	X
9720	Receipts for service contracts	87	168 263	12 928	7.7	.2	X
9740	Receipts for installing equipment	201	371 083	29 216	7.9	.6	X
9810	Miscellaneous commodities	144	236 495	31 782	13.4	.6	X
9940	Rental and leasing receipts	195	282 907	14 163	5.0	.3	11.3
9943	Other office machine rental receipts	87	49 301	5 920	12.0		X
9944	Other rental receipts	96	215 677	6 959	3.2	.1	X
9960	Custom software (designed to customer specifications)	12	13 686	317	2.3	Z	X
42145	Medical, dental, & hospital equipment & supplies whsle	9 782	X	58 791 711	X	100.0	69.2
0420	Office and business furniture	67	254 385	13 308	5.2	Z	X
0800	Photographic equipment and supplies (excluding video)	22	64 486	9 875	15.3	Z	32.6
0813	Photographic film	22	64 486	9 875	15.3	Z	X
0900	Office equipment	30	89 657	2 130	2.4	Z	X
0920	New computer equipment	58	136 370	7 374	5.4	Z	1.7
0921	Computers	56	130 579	7 240	5.5	Z	X
0950	Computer software (packaged)	50	787 623	24 286	3.1	Z	X
1000	Medical, hospital, and surgical supplies	8 767	55 306 433	52 301 342	94.6	89.0	63.8
1011	Surgical and medical instruments and equipment	5 402	37 434 772	24 077 246	64.3	41.0	X
1012	Orthopedic, and prosthetic appliances and supplies	1 869	8 290 083	4 062 860	49.0	6.9	X
1013	Other surgical, medical, and hospital supplies	4 873	30 656 941	24 161 235	78.8	41.1	X
1020	Dental supplies	1 391	6 332 020	4 231 961	66.8	7.2	61.6
1021	Equipment (chairs, x-rays, cabinets, etc.)	746	3 517 513	1 044 174	29.7	1.8	X
1022	Instruments and other supplies	1 212	5 759 254	3 187 782	55.4	5.4	X
1030	Optical and ophthalmic goods	116	256 956	32 029	12.5	.1	66.0
1031	Ophthalmic goods	71	162 960	17 447	10.7	Z	X
1033	Optometric equipment and supplies	47	92 247	9 536	10.3	Z	X
1034	Optical goods, n.e.c. (excluding cameras)	18	41 860	4 648	11.1	Z	X
1040	Religious and school supplies	25	101 542	3 370	3.3	Z	68.4
1042	School supplies	23	100 337	2 558	2.5	Z	X
1050	Other professional equipment and supplies	445	4 366 928	506 132	11.6	.9	66.0
1054	Laboratory equipment	160	1 912 209	183 879	9.6	.3	X
1055	Scientific instruments	72	1 353 409	134 418	9.9	Z	X
1056	Veterinarians' equipment and supplies	236	2 238 730	147 432	6.6	.3	X
1057	Professional equipment and supplies, n.e.c.	93	192 663	40 168	20.8	.1	X
1400	Electrical apparatus and equipment	35	51 289	14 848	29.0	Z	16.7
1419	Industrial controls	13	12 460	2 872	23.1	Z	X
1421	Other electrical apparatus and equipment (including fuses and lightning rods)	13	4 111	762	18.5	Z	X
1600	Electronic parts and equipment, except communication	37	55 064	5 930	10.8	Z	X
1700	Hardware	26	85 655	21 214	24.8	Z	.5
1711	Hand tools (including power driven)	11	16 919	6 321	37.4	Z	X
1712	Bolts, nuts, rivets, and fasteners	11	38 058	591	1.6	Z	X
1800	Plumbing and heating equipment and supplies (hydronics)	6	8 830	775	8.8	Z	14.5
1815	Boilers, radiators, and convectors	6	8 830	775	8.8	Z	X
2320	General-purpose industrial machinery, equipment, and parts	20	53 293	8 578	16.1	Z	20.4
2321	New pumps, compressors (air or gas), and equipment	11	18 976	118	.6	Z	X
2327	All other new general-purpose industrial machinery and equipment	20	53 293	8 460	15.9	Z	X
2330	Metalworking machinery, equipment, and parts	9	29 749	2 077	7.0	Z	X
2340	Materials handling machinery, equipment, and parts	11	73 286	5 048	6.9	Z	4.6
2341	New conveying equipment	8	67 900	3 728	5.5	Z	X
2342	New hoists, cranes, and monorails	8	67 900	918	1.4	Z	X
2440	Welding supplies (excluding gases)	9	37 776	1 048	2.8	Z	X
2450	Industrial containers and supplies	14	37 085	2 912	7.9	Z	54.6
2451	New and reconditioned drums and barrels	7	33 683	965	2.9	Z	X
2454	Other industrial containers and supplies	13	36 467	1 465	4.0	Z	X
2460	Other industrial supplies	27	44 843	7 390	16.5	Z	54.5
2463	Nylon, polyester, and synthetic rubber	11	37 035	2 139	5.8	Z	X
2465	Strapping and tape	9	40 098	1 368	3.4	Z	X
2466	Industrial supplies, n.e.c.	17	2 861	292	10.2	Z	X
2520	Custodial (janitors') equipment and supplies	8	13 578	1 887	13.9	Z	46.6
2523	Custodial supplies	8	13 578	1 887	13.9	Z	X
2800	Toys and hobby goods and supplies	8	5 300	479	9.0	Z	X
3300	Stationery, office supplies and greeting cards	48	122 537	1 532	1.3	Z	X
3400	Industrial and personal services paper and plastics	19	42 655	3 423	8.0	Z	8.8
3413	Industrial paper (wrapping, bags, cartons, etc.)	7	36 696	3 002	8.2	Z	X
3415	Other industrial and personal service paper	9	3 929	138	3.5	Z	X

See footnotes at end of table.

Table 2. All Types of Operation by Kind of Business and Commodity Line for Wholesale Trade: 1997—Con.

[Includes only establishments with payroll. For meaning of abbreviations and symbols, see introductory text. For explanation of terms, see Appendix A]

NAICS code and CL code	Kind of business and commodity line	Establishments handling commodity line		Commodity line sales			Sales coverage percent
		Number	Total sales (\$1,000)	Amount ¹ (\$1,000)	As percent of total sales of—		
					Establishments handling line	Establishments in NAICS industry ¹	
42145	Medical, dental, & hospital equipment & supplies whsle—Con.						
3500	Drugs, pharmaceuticals, cosmetics, and toiletries	289	1 696 423	280 155	16.5	.5	12.1
3511	Prescription drugs	147	1 095 723	122 127	11.1	.2	X
3512	Nonprescription pharmaceuticals	166	895 106	53 913	6.0	.1	X
3513	Cosmetics	14	200 747	7 531	3.8	Z	X
3515	Other toiletries and druggists' sundries	64	310 092	42 463	13.7	.1	X
3600	Piece goods, knit and woven	31	922 862	57 400	6.2	.1	X
3800	Men's and boys' wear	19	27 710	12 279	44.3	Z	44.1
3815	Other men's and boys' wear (caps, hats, swimwear, neckwear, etc.)	11	22 302	10 793	48.4	Z	X
4000	Footwear	7	8 438	1 575	18.7	Z	67.2
4011	All athletic footwear	6	5 608	144	2.6	Z	X
4014	Other men's and boy's footwear	7	8 438	1 431	17.0	Z	X
4860	Other grocery specialties	17	380 751	59 921	15.7	.1	12.5
4868	Grocery specialties, n.e.c.	17	380 751	59 921	15.7	.1	X
5300	Plastics materials and basic shapes	19	59 641	4 858	8.1	Z	X
5330	Chemicals and allied products (excluding agricultural, plastics, gases, and petroleum)	151	754 297	83 386	11.1	.1	2.5
5335	Detergents and soaps	10	6 303	765	12.1	Z	X
5344	Other chemicals and allied products	134	393 376	30 922	7.9	.1	X
6000	Paint, paint supplies, and wallpaper	8	10 489	156	1.5	Z	X
9700	Service receipts and labor charges (including installed parts)	1 068	6 525 709	772 164	11.8	1.3	56.2
9701	Labor charges for repair work	931	5 740 614	392 695	6.8	.7	X
9702	Parts installed in repair work	735	4 502 160	278 464	6.2	.5	X
9703	Other service receipts and labor charges—Specify	297	1 756 041	100 997	5.8	.2	X
9720	Receipts for service contracts	164	1 057 888	117 116	11.1	.2	X
9740	Receipts for installing equipment	102	219 790	10 675	4.9	Z	X
9810	Miscellaneous commodities	150	629 206	49 193	7.8	.1	X
9940	Rental and leasing receipts	189	883 820	75 918	8.6	.1	X
421450	Medical, dental, & hospital equipment & supplies whsle	9 782	X	58 791 711	X	100.0	69.2
0420	Office and business furniture	67	254 385	13 308	5.2	Z	X
0800	Photographic equipment and supplies (excluding video)	22	64 486	9 875	15.3	Z	32.6
0813	Photographic film	22	64 486	9 875	15.3	Z	X
0900	Office equipment	30	89 657	2 130	2.4	Z	X
0920	New computer equipment	58	136 370	7 374	5.4	Z	1.7
0921	Computers	56	130 579	7 240	5.5	Z	X
0950	Computer software (packaged)	50	787 623	24 286	3.1	Z	X
1000	Medical, hospital, and surgical supplies	8 767	55 306 433	52 301 342	94.6	89.0	63.8
1011	Surgical and medical instruments and equipment	5 402	37 434 772	24 077 246	64.3	41.0	X
1012	Orthopedic, and prosthetic appliances and supplies	1 869	8 290 083	4 062 860	49.0	6.9	X
1013	Other surgical, medical, and hospital supplies	4 873	30 656 941	24 161 235	78.8	41.1	X
1020	Dental supplies	1 391	6 332 020	4 231 961	66.8	7.2	61.6
1021	Equipment (chairs, x-rays, cabinets, etc.)	746	3 517 513	1 044 174	29.7	1.8	X
1022	Instruments and other supplies	1 212	5 759 254	3 187 782	55.4	5.4	X
1030	Optical and ophthalmic goods	116	256 956	32 029	12.5	.1	66.0
1031	Ophthalmic goods	71	162 960	17 447	10.7	Z	X
1033	Optometric equipment and supplies	47	92 247	9 536	10.3	Z	X
1034	Optical goods, n.e.c. (excluding cameras)	18	41 860	4 648	11.1	Z	X
1040	Religious and school supplies	25	101 542	3 370	3.3	Z	68.4
1042	School supplies	23	100 337	2 558	2.5	Z	X
1050	Other professional equipment and supplies	445	4 366 928	506 132	11.6	.9	66.0
1054	Laboratory equipment	160	1 912 209	183 879	9.6	.3	X
1055	Scientific instruments	72	1 353 409	134 418	9.9	.2	X
1056	Veterinarians' equipment and supplies	236	2 238 730	147 432	6.6	.3	X
1057	Professional equipment and supplies, n.e.c.	93	192 663	40 168	20.8	.1	X
1400	Electrical apparatus and equipment	35	51 289	14 848	29.0	Z	16.7
1419	Industrial controls	13	12 460	2 872	23.1	Z	X
1421	Other electrical apparatus and equipment (including fuses and lightning rods)	13	4 111	762	18.5	Z	X
1600	Electronic parts and equipment, except communication	37	55 064	5 930	10.8	Z	X
1700	Hardware	26	85 655	21 214	24.8	Z	.5
1711	Hand tools (including power driven)	11	16 919	6 321	37.4	Z	X
1712	Bolts, nuts, rivets, and fasteners	11	38 058	591	1.6	Z	X
1800	Plumbing and heating equipment and supplies (hydronics)	6	8 830	775	8.8	Z	14.5
1815	Boilers, radiators, and convectors	6	8 830	775	8.8	Z	X
2320	General-purpose industrial machinery, equipment, and parts	20	53 293	8 578	16.1	Z	20.4
2321	New pumps, compressors (air or gas), and equipment	11	18 976	118	.6	Z	X
2327	All other new general-purpose industrial machinery and equipment	20	53 293	8 460	15.9	Z	X
2330	Metalworking machinery, equipment, and parts	9	29 749	2 077	7.0	Z	X
2340	Materials handling machinery, equipment, and parts	11	73 286	5 048	6.9	Z	4.6
2341	New conveying equipment	8	67 900	3 728	5.5	Z	X
2342	New hoists, cranes, and monorails	8	67 900	918	1.4	Z	X
2440	Welding supplies (excluding gases)	9	37 776	1 048	2.8	Z	X
2450	Industrial containers and supplies	14	37 085	2 912	7.9	Z	54.6
2451	New and reconditioned drums and barrels	7	33 683	965	2.9	Z	X
2454	Other industrial containers and supplies	13	36 467	1 465	4.0	Z	X

See footnotes at end of table.

Table 2. All Types of Operation by Kind of Business and Commodity Line for Wholesale Trade: 1997—Con.

[Includes only establishments with payroll. For meaning of abbreviations and symbols, see introductory text. For explanation of terms, see Appendix A]

NAICS code and CL code	Kind of business and commodity line	Establishments handling commodity line		Commodity line sales			Sales coverage percent
		Number	Total sales (\$1,000)	Amount ¹ (\$1,000)	As percent of total sales of—		
					Establishments handling line	Establishments in NAICS industry ¹	
421450	Medical, dental, & hospital equipment & supplies whsle—Con.						
2460	Other industrial supplies	27	44 843	7 390	16.5	Z	54.5
2463	Nylon, polyester, and synthetic rubber	11	37 035	2 139	5.8	Z	X
2465	Strapping and tape	9	40 098	1 368	3.4	Z	X
2466	Industrial supplies, n.e.c.	17	2 861	292	10.2	Z	X
2520	Custodial (janitors') equipment and supplies	8	13 578	1 887	13.9	Z	46.6
2523	Custodial supplies	8	13 578	1 887	13.9	Z	X
2800	Toys and hobby goods and supplies	8	5 300	479	9.0	Z	X
3300	Stationery, office supplies and greeting cards	48	122 537	1 532	1.3	Z	X
3400	Industrial and personal services paper and plastics	19	42 655	3 423	8.0	Z	8.8
3413	Industrial paper (wrapping, bags, cartons, etc.)	7	36 696	3 002	8.2	Z	X
3415	Other industrial and personal service paper	9	3 929	138	3.5	Z	X
3500	Drugs, pharmaceuticals, cosmetics, and toiletries	289	1 696 423	280 155	16.5	.5	12.1
3511	Prescription drugs	147	1 095 723	122 127	11.1	.2	X
3512	Nonprescription pharmaceuticals	166	895 106	53 913	6.0	.1	X
3513	Cosmetics	14	200 747	7 531	3.8	Z	X
3515	Other toiletries and druggists' sundries	64	310 092	42 463	13.7	.1	X
3600	Piece goods, knit and woven	31	922 862	57 400	6.2	.1	X
3800	Men's and boys' wear	19	27 710	12 279	44.3	Z	44.1
3815	Other men's and boys' wear (caps, hats, swimwear, neckwear, etc.)	11	22 302	10 793	48.4	Z	X
4000	Footwear	7	8 438	1 575	18.7	Z	67.2
4011	All athletic footwear	6	5 608	144	2.6	Z	X
4014	Other men's and boy's footwear	7	8 438	1 431	17.0	Z	X
4860	Other grocery specialties	17	380 751	59 921	15.7	.1	12.5
4868	Grocery specialties, n.e.c.	17	380 751	59 921	15.7	.1	X
5300	Plastics materials and basic shapes	19	59 641	4 858	8.1	Z	X
5330	Chemicals and allied products (excluding agricultural, plastics, gases, and petroleum)	151	754 297	83 386	11.1	.1	2.5
5335	Detergents and soaps	10	6 303	765	12.1	Z	X
5344	Other chemicals and allied products	134	393 376	30 922	7.9	.1	X
6000	Paint, paint supplies, and wallpaper	8	10 489	156	1.5	Z	X
9700	Service receipts and labor charges (including installed parts)	1 068	6 525 709	772 164	11.8	1.3	56.2
9701	Labor charges for repair work	931	5 740 614	392 695	6.8	.7	X
9702	Parts installed in repair work	735	4 502 160	278 464	6.2	.5	X
9703	Other service receipts and labor charges—Specify	297	1 756 041	100 997	5.8	.2	X
9720	Receipts for service contracts	164	1 057 888	117 116	11.1	.2	X
9740	Receipts for installing equipment	102	219 790	10 675	4.9	Z	X
9810	Miscellaneous commodities	150	629 206	49 193	7.8	.1	X
9940	Rental and leasing receipts	189	883 820	75 918	8.6	.1	X
4214501	Surgical, medical, & hospital supplies whsle	8 721	X	54 484 063	X	100.0	68.2
0420	Office and business furniture	66	253 770	13 140	5.2	Z	X
0800	Photographic equipment and supplies (excluding video)	22	64 486	9 875	15.3	Z	32.2
0813	Photographic film	22	64 486	9 875	15.3	Z	X
0900	Office equipment	27	85 416	1 336	1.6	Z	X
0920	New computer equipment	57	135 755	7 344	5.4	Z	1.7
0921	Computers	56	130 579	7 240	5.5	Z	X
0950	Computer software (packaged)	43	198 220	12 255	6.2	Z	X
1000	Medical, hospital, and surgical supplies	8 721	54 484 063	52 097 876	95.6	95.6	62.7
1011	Surgical and medical instruments and equipment	5 380	36 656 533	23 883 365	65.2	43.8	X
1012	Orthopedic, and prosthetic appliances and supplies	1 869	8 290 083	4 062 860	49.0	7.5	X
1013	Other surgical, medical, and hospital supplies	4 847	30 612 810	24 151 650	78.9	44.3	X
1020	Dental supplies	330	2 024 372	268 615	13.3	.5	56.8
1021	Equipment (chairs, x-rays, cabinets, etc.)	132	434 681	39 129	9.0	.1	X
1022	Instruments and other supplies	258	1 749 205	229 483	13.1	.4	X
1030	Optical and ophthalmic goods	115	248 612	31 364	12.6	.1	65.0
1031	Ophthalmic goods	71	162 960	17 447	10.7	Z	X
1033	Optometric equipment and supplies	46	83 903	8 871	10.6	Z	X
1034	Optical goods, n.e.c. (excluding cameras)	18	41 860	4 648	11.1	Z	X
1040	Religious and school supplies	23	101 097	3 303	3.3	Z	67.4
1042	School supplies	21	99 892	2 491	2.5	Z	X
1050	Other professional equipment and supplies	421	3 748 753	475 942	12.7	.9	64.8
1054	Laboratory equipment	156	1 909 277	183 577	9.6	.3	X
1055	Scientific instruments	70	1 350 366	132 234	9.8	.2	X
1056	Veterinarians' equipment and supplies	222	1 626 802	120 796	7.4	.2	X
1057	Professional equipment and supplies, n.e.c.	89	190 484	39 315	20.6	.1	X
1400	Electrical apparatus and equipment	33	51 156	14 828	29.0	Z	16.5
1419	Industrial controls	13	12 460	2 872	23.1	Z	X
1421	Other electrical apparatus and equipment (including fuses and lightning rods)	13	4 111	762	18.5	Z	X
1600	Electronic parts and equipment, except communication	35	53 964	5 867	10.9	Z	X
1700	Hardware	25	84 344	20 692	24.5	Z	.5
1711	Hand tools (including power driven)	11	16 919	6 321	37.4	Z	X
1712	Bolts, nuts, rivets, and fasteners	11	38 058	591	1.6	Z	X
1800	Plumbing and heating equipment and supplies (hydronics)	6	8 830	775	8.8	Z	14.3
1815	Boilers, radiators, and convectors	6	8 830	775	8.8	Z	X

See footnotes at end of table.

Table 2. All Types of Operation by Kind of Business and Commodity Line for Wholesale Trade: 1997—Con.

[Includes only establishments with payroll. For meaning of abbreviations and symbols, see introductory text. For explanation of terms, see Appendix A]

NAICS code and CL code	Kind of business and commodity line	Establishments handling commodity line		Commodity line sales			Sales coverage percent
		Number	Total sales (\$1,000)	Amount ¹ (\$1,000)	As percent of total sales of—		
					Establishments handling line	Establishments in NAICS industry ¹	
4214501	Surgical, medical, & hospital supplies whse—Con.						
2320	General-purpose industrial machinery, equipment, and parts	19	52 675	8 479	16.1	Z	19.4
2321	New pumps, compressors (air or gas), and equipment	10	18 358	87	.5	Z	X
2327	All other new general-purpose industrial machinery and equipment	19	52 675	8 392	15.9	Z	X
2330	Metalworking machinery, equipment, and parts	9	29 749	2 077	7.0	Z	X
2340	Materials handling machinery, equipment, and parts	11	73 286	5 048	6.9	Z	4.5
2341	New conveying equipment	8	67 900	3 728	5.5	Z	X
2342	New hoists, cranes, and monorails	8	67 900	918	1.4	Z	X
2440	Welding supplies (excluding gases)	9	37 776	1 048	2.8	Z	X
2450	Industrial containers and supplies	13	36 467	2 894	7.9	Z	54.7
2451	New and reconditioned drums and barrels	7	33 683	965	2.9	Z	X
2454	Other industrial containers and supplies	13	36 467	1 465	4.0	Z	X
2460	Other industrial supplies	27	44 843	7 390	16.5	Z	53.7
2463	Nylon, polyester, and synthetic rubber	11	37 035	2 139	5.8	Z	X
2465	Strapping and tape	9	40 098	1 368	3.4	Z	X
2466	Industrial supplies, n.e.c.	17	2 861	292	10.2	Z	X
2520	Custodial (janitors') equipment and supplies	8	13 578	1 887	13.9	Z	45.9
2523	Custodial supplies	8	13 578	1 887	13.9	Z	X
2800	Toys and hobby goods and supplies	8	5 300	479	9.0	Z	X
3300	Stationery, office supplies and greeting cards	46	121 579	1 247	1.0	Z	X
3400	Industrial and personal services paper and plastics	19	42 655	3 423	8.0	Z	8.7
3413	Industrial paper (wrapping, bags, cartons, etc.)	7	36 696	3 002	8.2	Z	X
3415	Other industrial and personal service paper	9	3 929	138	3.5	Z	X
3500	Drugs, pharmaceuticals, cosmetics, and toiletries	284	1 644 232	265 819	16.2	.5	12.4
3511	Prescription drugs	147	1 095 723	122 127	11.1	.2	X
3512	Nonprescription pharmaceuticals	166	895 106	53 913	6.0	.1	X
3513	Cosmetics	14	200 747	7 531	3.8	.1	X
3515	Other toiletries and druggists' sundries	64	310 092	42 463	13.7	.1	X
3600	Piece goods, knit and woven	31	922 862	57 400	6.2	.1	X
3800	Men's and boys' wear	19	27 710	12 279	44.3	Z	43.5
3815	Other men's and boys' wear (caps, hats, swimwear, neckwear, etc.)	11	22 302	10 793	48.4	Z	X
4000	Footwear	7	8 438	1 575	18.7	Z	66.2
4011	All athletic footwear	6	5 608	144	2.6	Z	X
4014	Other men's and boy's footwear	7	8 438	1 431	17.0	Z	X
4860	Other grocery specialties	17	380 751	59 921	15.7	.1	12.3
4868	Grocery specialties, n.e.c.	17	380 751	59 921	15.7	.1	X
5300	Plastics materials and basic shapes	19	59 641	4 858	8.1	Z	X
5330	Chemicals and allied products (excluding agricultural, plastics, gases, and petroleum)	148	750 583	82 442	11.0	.2	2.4
5335	Detergents and soaps	10	6 303	765	12.1	Z	X
5344	Other chemicals and allied products	134	393 376	30 922	7.9	.1	X
6000	Paint, paint supplies, and wallpaper	8	10 489	156	1.5	Z	X
9700	Service receipts and labor charges (including installed parts)	878	5 330 237	700 404	13.1	1.3	52.1
9701	Labor charges for repair work	752	4 606 256	362 241	7.9	.7	X
9702	Parts installed in repair work	590	3 516 678	251 953	7.2	.5	X
9703	Other service receipts and labor charges—Specify	187	915 571	86 206	9.4	.2	X
9720	Receipts for service contracts	163	1 057 376	117 115	11.1	.2	X
9740	Receipts for installing equipment	102	219 790	10 675	4.9	Z	X
9810	Miscellaneous commodities	141	617 522	47 601	7.7	.1	X
9940	Rental and leasing receipts	186	878 244	75 861	8.6	.1	X
4214502	Dental equipment & supplies whse	1 061	X	4 307 648	X	100.0	82.1
0950	Computer software (packaged)	7	589 403	12 031	2.0	.3	X
1000	Medical, hospital, and surgical supplies	46	822 370	203 466	24.7	4.7	80.5
1011	Surgical and medical instruments and equipment	22	778 239	193 881	24.9	4.5	X
1013	Other surgical, medical, and hospital supplies	26	44 131	9 585	21.7	.2	X
1020	Dental supplies	1 061	4 307 648	3 963 346	92.0	92.0	75.0
1021	Equipment (chairs, x-rays, cabinets, etc.)	614	3 082 832	1 005 045	32.6	23.3	X
1022	Instruments and other supplies	954	4 010 049	2 958 299	73.8	68.7	X
1050	Other professional equipment and supplies	24	618 175	30 190	4.9	.7	79.7
1056	Veterinarians' equipment and supplies	14	611 928	26 636	4.4	.6	X
9700	Service receipts and labor charges (including installed parts)	190	1 195 472	71 760	6.0	1.7	81.9
9701	Labor charges for repair work	179	1 134 358	30 454	2.7	.7	X
9702	Parts installed in repair work	145	985 482	26 511	2.7	.6	X
9703	Other service receipts and labor charges—Specify	110	840 470	14 791	1.8	.3	X
9810	Miscellaneous commodities	9	11 684	1 592	13.6	Z	X
42146	Ophthalmic goods whse	1 781	X	6 865 265	X	100.0	67.3
0800	Photographic equipment and supplies (excluding video)	11	83 875	9 008	10.7	.1	X
1000	Medical, hospital, and surgical supplies	27	100 972	14 258	14.1	.2	67.3
1011	Surgical and medical instruments and equipment	16	62 620	5 030	8.0	.1	X
1013	Other surgical, medical, and hospital supplies	13	47 935	8 772	18.3	.1	X
1030	Optical and ophthalmic goods	1 781	6 865 265	6 647 052	96.8	96.8	62.3
1031	Ophthalmic goods	863	3 987 838	2 959 540	74.2	43.1	X
1032	Prescription grinding	521	1 299 526	973 226	74.9	14.2	X
1033	Optometric equipment and supplies	266	876 386	520 931	59.4	7.6	X
1034	Optical goods, n.e.c. (excluding cameras)	721	3 045 666	2 193 355	72.0	31.9	X

See footnotes at end of table.

Table 2. All Types of Operation by Kind of Business and Commodity Line for Wholesale Trade: 1997—Con.

[Includes only establishments with payroll. For meaning of abbreviations and symbols, see introductory text. For explanation of terms, see Appendix A]

NAICS code and CL code	Kind of business and commodity line	Establishments handling commodity line		Commodity line sales			Sales coverage percent
		Number	Total sales (\$1,000)	Amount ¹ (\$1,000)	As percent of total sales of—		
					Establishments handling line	Establishments in NAICS industry ¹	
42146	Ophthalmic goods whsle—Con.						
1050	Other professional equipment and supplies	19	130 126	52 913	40.7	.8	47.7
1054	Laboratory equipment	9	103 319	25 087	24.3	.4	X
1055	Scientific instruments	6	26 577	13 428	50.5	.2	X
1600	Electronic parts and equipment, except communication	6	39 704	2 330	5.9	Z	X
2800	Toys and hobby goods and supplies	14	16 730	1 453	8.7	Z	X
3000	Jewelry, diamonds, gem stones, and watches	10	45 561	6 734	14.8	.1	15.2
3016	Other jewel., silverware, and plated ware (incl. jewel. where gemstones less than 50% of value, gold filled sterling, and costume jewel. and medallions)	6	17 204	5 461	31.7	.1	X
3300	Stationery, office supplies and greeting cards	9	21 801	2 666	12.2	Z	.7
3311	Business forms	9	21 801	2 224	10.2	Z	X
3316	Other stationery supplies (envelopes, ruled forms, and binder paper) ...	9	21 801	442	2.0	Z	X
3500	Drugs, pharmaceuticals, cosmetics, and toiletries	16	15 433	3 274	21.2	Z	X
3800	Men's and boys' wear	9	24 154	3 123	12.9	Z	30.0
3815	Other men's and boys' wear (caps, hats, swimwear, neckwear, etc.)	9	24 154	3 123	12.9	Z	X
3900	Women's and children's wear	8	37 441	8 818	23.6	.1	50.0
3916	Other women's, misses, and girl's wear (furs, sweaters, millinery, etc.) ..	6	31 653	7 621	24.1	.1	X
6150	Nondurable goods, n.e.c.	7	30 812	9 261	30.1	.1	X
9700	Service receipts and labor charges (including installed parts)	73	563 817	31 200	5.5	.5	64.3
9701	Labor charges for repair work	54	270 453	12 131	4.5	.2	X
9702	Parts installed in repair work	32	234 778	3 175	1.4	Z	X
9703	Other service receipts and labor charges—Specify	16	290 522	14 475	5.0	.2	X
9810	Miscellaneous commodities	19	241 471	55 734	23.1	.8	X
421460	Ophthalmic goods whsle	1 781	X	6 865 265	X	100.0	67.3
0800	Photographic equipment and supplies (excluding video)	11	83 875	9 008	10.7	.1	X
1000	Medical, hospital, and surgical supplies	27	100 972	14 258	14.1	.2	67.3
1011	Surgical and medical instruments and equipment	16	62 620	5 030	8.0	.1	X
1013	Other surgical, medical, and hospital supplies	13	47 935	8 772	18.3	.1	X
1030	Optical and ophthalmic goods	1 781	6 865 265	6 647 052	96.8	96.8	62.3
1031	Ophthalmic goods	863	3 987 838	2 959 540	74.2	43.1	X
1032	Prescription grinding	521	1 299 526	973 226	74.9	14.2	X
1033	Optometric equipment and supplies	266	876 386	520 931	59.4	7.6	X
1034	Optical goods, n.e.c. (excluding cameras)	721	3 045 666	2 193 355	72.0	31.9	X
1050	Other professional equipment and supplies	19	130 126	52 913	40.7	.8	47.7
1054	Laboratory equipment	9	103 319	25 087	24.3	.4	X
1055	Scientific instruments	6	26 577	13 428	50.5	.2	X
1600	Electronic parts and equipment, except communication	6	39 704	2 330	5.9	Z	X
2800	Toys and hobby goods and supplies	14	16 730	1 453	8.7	Z	X
3000	Jewelry, diamonds, gem stones, and watches	10	45 561	6 734	14.8	.1	15.2
3016	Other jewel., silverware, and plated ware (incl. jewel. where gemstones less than 50% of value, gold filled sterling, and costume jewel. and medallions)	6	17 204	5 461	31.7	.1	X
3300	Stationery, office supplies and greeting cards	9	21 801	2 666	12.2	Z	.7
3311	Business forms	9	21 801	2 224	10.2	Z	X
3316	Other stationery supplies (envelopes, ruled forms, and binder paper) ...	9	21 801	442	2.0	Z	X
3500	Drugs, pharmaceuticals, cosmetics, and toiletries	16	15 433	3 274	21.2	Z	X
3800	Men's and boys' wear	9	24 154	3 123	12.9	Z	30.0
3815	Other men's and boys' wear (caps, hats, swimwear, neckwear, etc.)	9	24 154	3 123	12.9	Z	X
3900	Women's and children's wear	8	37 441	8 818	23.6	.1	50.0
3916	Other women's, misses, and girl's wear (furs, sweaters, millinery, etc.) ..	6	31 653	7 621	24.1	.1	X
6150	Nondurable goods, n.e.c.	7	30 812	9 261	30.1	.1	X
9700	Service receipts and labor charges (including installed parts)	73	563 817	31 200	5.5	.5	64.3
9701	Labor charges for repair work	54	270 453	12 131	4.5	.2	X
9702	Parts installed in repair work	32	234 778	3 175	1.4	Z	X
9703	Other service receipts and labor charges—Specify	16	290 522	14 475	5.0	.2	X
9810	Miscellaneous commodities	19	241 471	55 734	23.1	.8	X
42149	Other professional equipment & supplies whsle	2 781	X	11 038 778	X	100.0	76.2
0420	Office and business furniture	120	244 914	30 778	12.6	.3	6.6
0423	New public furniture (theater seats, church pews, park benches, and school desks)	19	59 879	9 034	15.1	.1	X
0800	Photographic equipment and supplies (excluding video)	36	96 542	16 307	16.9	.1	X
0900	Office equipment	52	136 958	7 242	5.3	.1	5.8
0913	Copying machines and equipment	40	79 838	5 777	7.2	.1	X
0920	New computer equipment	67	191 712	17 554	9.2	.2	.8
0921	Computers	6	24 867	4 992	20.1	Z	X
0923	Computer printers	6	24 867	1 000	4.0	Z	X
0924	Other computer peripheral equipment	55	134 501	9 123	6.8	.1	X
0950	Computer software (packaged)	79	240 796	15 741	6.5	.1	X
1000	Medical, hospital, and surgical supplies	147	519 629	116 031	22.3	1.1	69.4
1011	Surgical and medical instruments and equipment	100	301 721	81 907	27.1	.7	X
1012	Orthopedic, and prosthetic appliances and supplies	12	15 010	1 835	12.2	Z	X
1013	Other surgical, medical, and hospital supplies	65	259 439	32 286	12.4	.3	X
1020	Dental supplies	27	73 108	9 431	12.9	.1	76.2
1022	Instruments and other supplies	25	69 880	9 128	13.1	.1	X

See footnotes at end of table.

Table 2. All Types of Operation by Kind of Business and Commodity Line for Wholesale Trade: 1997—Con.

[Includes only establishments with payroll. For meaning of abbreviations and symbols, see introductory text. For explanation of terms, see Appendix A]

NAICS code and CL code	Kind of business and commodity line	Establishments handling commodity line		Commodity line sales			Sales coverage percent
		Number	Total sales (\$1,000)	Amount ¹ (\$1,000)	As percent of total sales of—		
					Establishments handling line	Establishments in NAICS industry ¹	
42149	Other professional equipment & supplies whsle—Con.						
1030	Optical and ophthalmic goods	57	158 774	24 652	15.5	.2	73.7
1031	Ophthalmic goods	12	49 479	3 036	6.1	Z	X
1033	Optometric equipment and supplies	13	14 141	1 443	10.2	Z	X
1034	Optical goods, n.e.c. (excluding cameras)	36	103 919	17 936	17.3	.2	X
1040	Religious and school supplies	538	2 734 431	1 479 445	54.1	13.4	71.9
1041	Religious supplies	109	474 921	418 416	88.1	3.8	X
1042	School supplies	445	2 326 437	1 061 029	45.6	9.6	X
1050	Other professional equipment and supplies	2 346	9 677 171	8 464 358	87.5	76.7	71.8
1051	Architects' equipment and supplies	338	644 615	229 098	35.5	2.1	X
1052	Drafting instruments	272	452 758	65 617	14.5	.6	X
1053	Engineers' equipment and supplies	454	882 346	372 696	42.2	3.4	X
1054	Laboratory equipment	844	4 369 120	2 615 164	59.9	23.7	X
1055	Scientific instruments	680	4 400 816	2 689 259	61.1	24.4	X
1056	Veterinarians' equipment and supplies	173	449 729	408 997	90.9	3.7	X
1057	Professional equipment and supplies, n.e.c.	749	3 432 822	2 079 043	60.6	18.8	X
1400	Electrical apparatus and equipment	46	109 736	24 516	22.3	.2	14.7
1419	Industrial controls	36	71 244	9 810	13.8	.1	X
1600	Electronic parts and equipment, except communication	63	176 959	32 234	18.2	.3	X
2360	Other industrial machinery, equipment, and parts	9	16 180	4 870	30.1	Z	X
2800	Toys and hobby goods and supplies	44	183 168	22 689	12.4	.2	11.1
2813	Crafts and craft supplies	18	132 221	16 651	12.6	.2	X
3300	Stationery, office supplies and greeting cards	101	340 221	64 231	18.9	.6	4.6
3315	Greeting cards	14	17 640	85	.5	Z	X
3316	Other stationery supplies (envelopes, ruled forms, and binder paper)	33	181 006	26 759	14.8	.2	X
3500	Drugs, pharmaceuticals, cosmetics, and toiletries	20	85 995	8 778	10.2	.1	21.2
3511	Prescription drugs	6	72 331	562	.8	Z	X
3512	Nonprescription pharmaceuticals	6	72 331	7 490	10.4	.1	X
3515	Other toiletries and druggists' sundries	11	4 836	216	4.5	Z	X
5300	Plastics materials and basic shapes	7	64 612	1 533	2.4	Z	38.9
5311	Plastic pipes, rods, tubes, and shapes	6	63 665	1 485	2.3	Z	X
5330	Chemicals and allied products (excluding agricultural, plastics, gases, and petroleum)	108	1 360 347	174 560	12.8	1.6	1.9
5344	Other chemicals and allied products	102	1 174 286	127 835	10.9	1.2	X
5800	Farm supplies	15	130 512	25 190	19.3	.2	X
6000	Paint, paint supplies, and wallpaper	7	20 045	3 046	15.2	Z	X
6120	Art goods (including novelties and souvenirs)	20	74 929	4 389	5.9	Z	63.9
6121	Art materials	9	9 560	2 672	28.0	Z	X
6122	Novelties and souvenirs	10	53 438	1 119	2.1	Z	X
9700	Service receipts and labor charges (including installed parts)	517	2 079 470	339 173	16.3	3.1	66.8
9701	Labor charges for repair work	451	1 573 072	77 921	5.0	.7	X
9702	Parts installed in repair work	351	1 470 725	89 971	6.1	.8	X
9703	Other service receipts and labor charges—Specify	169	1 077 938	171 274	15.9	1.6	X
9720	Receipts for service contracts	89	548 883	81 160	14.8	.7	X
9740	Receipts for installing equipment	42	122 548	4 954	4.0	Z	X
9810	Miscellaneous commodities	98	127 318	25 482	20.0	.2	X
9940	Rental and leasing receipts	154	335 045	19 531	5.8	.2	X
421490	Other professional equipment & supplies whsle	2 781	X	11 038 778	X	100.0	76.2
0420	Office and business furniture	120	244 914	30 778	12.6	.3	6.6
0423	New public furniture (theater seats, church pews, park benches, and school desks)	19	59 879	9 034	15.1	.1	X
0800	Photographic equipment and supplies (excluding video)	36	96 542	16 307	16.9	.1	X
0900	Office equipment	52	136 958	7 242	5.3	.1	5.8
0913	Copying machines and equipment	40	79 838	5 777	7.2	.1	X
0920	New computer equipment	67	191 712	17 554	9.2	.2	.8
0921	Computers	6	24 867	4 992	20.1	Z	X
0923	Computer printers	6	24 867	1 000	4.0	Z	X
0924	Other computer peripheral equipment	55	134 501	9 123	6.8	.1	X
0950	Computer software (packaged)	79	240 796	15 741	6.5	.1	X
1000	Medical, hospital, and surgical supplies	147	519 629	116 031	22.3	1.1	69.4
1011	Surgical and medical instruments and equipment	100	301 721	81 907	27.1	.7	X
1012	Orthopedic, and prosthetic appliances and supplies	12	15 010	1 835	12.2	Z	X
1013	Other surgical, medical, and hospital supplies	65	259 439	32 286	12.4	.3	X
1020	Dental supplies	27	73 108	9 431	12.9	.1	76.2
1022	Instruments and other supplies	25	69 880	9 128	13.1	.1	X
1030	Optical and ophthalmic goods	57	158 774	24 652	15.5	.2	73.7
1031	Ophthalmic goods	12	49 479	3 036	6.1	Z	X
1033	Optometric equipment and supplies	13	14 141	1 443	10.2	Z	X
1034	Optical goods, n.e.c. (excluding cameras)	36	103 919	17 936	17.3	.2	X
1040	Religious and school supplies	538	2 734 431	1 479 445	54.1	13.4	71.9
1041	Religious supplies	109	474 921	418 416	88.1	3.8	X
1042	School supplies	445	2 326 437	1 061 029	45.6	9.6	X

See footnotes at end of table.

Table 2. All Types of Operation by Kind of Business and Commodity Line for Wholesale Trade: 1997—Con.

[Includes only establishments with payroll. For meaning of abbreviations and symbols, see introductory text. For explanation of terms, see Appendix A]

NAICS code and CL code	Kind of business and commodity line	Establishments handling commodity line		Commodity line sales			Sales coverage percent
		Number	Total sales (\$1,000)	Amount ¹ (\$1,000)	As percent of total sales of—		
					Establishments handling line	Establishments in NAICS industry ¹	
421490	Other professional equipment & supplies whsle—Con.						
1050	Other professional equipment and supplies	2 346	9 677 171	8 464 358	87.5	76.7	71.8
1051	Architects' equipment and supplies	338	644 615	229 098	35.5	2.1	X
1052	Drafting instruments	272	452 758	65 617	14.5	.6	X
1053	Engineers' equipment and supplies	454	882 346	372 696	42.2	3.4	X
1054	Laboratory equipment and supplies	844	4 369 120	2 615 164	59.9	23.7	X
1055	Scientific instruments	680	4 400 816	2 689 259	61.1	24.4	X
1056	Veterinarians' equipment and supplies	173	449 729	408 997	90.9	3.7	X
1057	Professional equipment and supplies, n.e.c.	749	3 432 822	2 079 043	60.6	18.8	X
1400	Electrical apparatus and equipment	46	109 736	24 516	22.3	.2	14.7
1419	Industrial controls	36	71 244	9 810	13.8	.1	X
1600	Electronic parts and equipment, except communication	63	176 959	32 234	18.2	.3	X
2360	Other industrial machinery, equipment, and parts	9	16 180	4 870	30.1	Z	X
2800	Toys and hobby goods and supplies	44	183 168	22 689	12.4	.2	11.1
2813	Crafts and craft supplies	18	132 221	16 651	12.6	.2	X
3300	Stationery, office supplies and greeting cards	101	340 221	64 231	18.9	.6	4.6
3315	Greeting cards	14	17 640	85	.5	Z	X
3316	Other stationery supplies (envelopes, ruled forms, and binder paper) ...	33	181 006	26 759	14.8	.2	X
3500	Drugs, pharmaceuticals, cosmetics, and toiletries	20	85 995	8 778	10.2	.1	21.2
3511	Prescription drugs	6	72 331	562	.8	Z	X
3512	Nonprescription pharmaceuticals	6	72 331	7 490	10.4	.1	X
3515	Other toiletries and druggists' sundries	11	4 836	216	4.5	Z	X
5300	Plastics materials and basic shapes	7	64 612	1 533	2.4	Z	38.9
5311	Plastic pipes, rods, tubes, and shapes	6	63 665	1 485	2.3	Z	X
5330	Chemicals and allied products (excluding agricultural, plastics, gases, and petroleum)	108	1 360 347	174 560	12.8	1.6	1.9
5344	Other chemicals and allied products	102	1 174 286	127 835	10.9	1.2	X
5800	Farm supplies	15	130 512	25 190	19.3	.2	X
6000	Paint, paint supplies, and wallpaper	7	20 045	3 046	15.2	Z	X
6120	Art goods (including novelties and souvenirs)	20	74 929	4 389	5.9	Z	63.9
6121	Art materials	9	9 560	2 672	28.0	Z	X
6122	Novelties and souvenirs	10	53 438	1 119	2.1	Z	X
9700	Service receipts and labor charges (including installed parts)	517	2 079 470	339 173	16.3	3.1	66.8
9701	Labor charges for repair work	451	1 573 072	77 921	5.0	.7	X
9702	Parts installed in repair work	351	1 470 725	89 971	6.1	.8	X
9703	Other service receipts and labor charges—Specify	169	1 077 938	171 274	15.9	1.6	X
9720	Receipts for service contracts	89	548 883	81 160	14.8	.7	X
9740	Receipts for installing equipment	42	122 548	4 954	4.0	Z	X
9810	Miscellaneous commodities	98	127 318	25 482	20.0	.2	X
9940	Rental and leasing receipts	154	335 045	19 531	5.8	.2	X
4214901	Religious & school supplies whsle	456	X	1 495 661	X	100.0	64.7
0420	Office and business furniture	20	60 242	9 038	15.0	.6	21.8
0423	New public furniture (theater seats, church pews, park benches, and school desks)	19	59 879	9 034	15.1	.6	X
0900	Office equipment	10	49 865	1 104	2.2	.1	X
0920	New computer equipment	8	34 172	7 490	21.9	.5	1.4
0921	Computers	6	24 867	4 992	20.1	.3	X
0923	Computer printers	6	24 867	1 000	4.0	.1	X
0950	Computer software (packaged)	6	31 157	2 751	8.8	.2	X
1000	Medical, hospital, and surgical supplies	10	86 712	13 174	15.2	.9	64.7
1011	Surgical and medical instruments and equipment	7	5 316	859	16.2	.1	X
1040	Religious and school supplies	456	1 495 661	1 362 945	91.1	91.1	56.9
1041	Religious supplies	109	474 921	418 416	88.1	28.0	X
1042	School supplies	363	1 087 667	944 529	86.8	63.2	X
1050	Other professional equipment and supplies	21	134 054	17 023	12.7	1.1	58.6
1054	Laboratory equipment	12	29 565	3 794	12.8	.3	X
2800	Toys and hobby goods and supplies	18	132 221	16 651	12.6	1.1	13.0
2813	Crafts and craft supplies	18	132 221	16 651	12.6	1.1	X
3300	Stationery, office supplies and greeting cards	50	211 318	34 207	16.2	2.3	6.6
3315	Greeting cards	14	17 640	85	.5	Z	X
3316	Other stationery supplies (envelopes, ruled forms, and binder paper) ...	33	181 006	26 759	14.8	1.8	X
6120	Art goods (including novelties and souvenirs)	11	65 369	1 717	2.6	.1	55.1
6122	Novelties and souvenirs	10	53 438	1 119	2.1	.1	X
9700	Service receipts and labor charges (including installed parts)	15	22 445	2 279	10.2	.2	53.1
9701	Labor charges for repair work	12	21 970	1 752	8.0	.1	X
9810	Miscellaneous commodities	13	14 150	1 894	13.4	.1	X
4214902	Other professional equipment & supplies whsle	2 325	X	9 543 117	X	100.0	78.0
0420	Office and business furniture	100	184 672	21 740	11.8	.2	X
0800	Photographic equipment and supplies (excluding video)	32	92 568	15 116	16.3	.2	X
0900	Office equipment	42	87 093	6 138	7.0	.1	9.4
0913	Copying machines and equipment	40	79 838	5 777	7.2	.1	X
0920	New computer equipment	59	157 540	10 064	6.4	.1	.7
0924	Other computer peripheral equipment	55	134 501	9 123	6.8	.1	X
0950	Computer software (packaged)	73	209 639	12 990	6.2	.1	X

See footnotes at end of table.

Table 2. All Types of Operation by Kind of Business and Commodity Line for Wholesale Trade: 1997—Con.

[Includes only establishments with payroll. For meaning of abbreviations and symbols, see introductory text. For explanation of terms, see Appendix A]

NAICS code and CL code	Kind of business and commodity line	Establishments handling commodity line		Commodity line sales			Sales coverage percent
		Number	Total sales (\$1,000)	Amount ¹ (\$1,000)	As percent of total sales of—		
					Establishments handling line	Establishments in NAICS industry ¹	
4214902	Other professional equipment & supplies whsle—Con.						
1000	Medical, hospital, and surgical supplies	137	432 917	102 857	23.8	1.1	69.3
1011	Surgical and medical instruments and equipment	93	296 405	81 048	27.3	.8	X
1012	Orthopedic, and prosthetic appliances and supplies	11	14 223	1 796	12.6	Z	X
1013	Other surgical, medical, and hospital supplies	62	178 043	20 010	11.2	.2	X
1020	Dental supplies	26	68 742	7 686	11.2	.1	78.0
1022	Instruments and other supplies	24	65 514	7 383	11.3	.1	X
1030	Optical and ophthalmic goods	56	133 415	22 625	17.0	Z	74.9
1031	Ophthalmic goods	12	49 479	3 036	6.1	Z	X
1033	Optometric equipment and supplies	13	14 141	1 443	10.2	Z	X
1034	Optical goods, n.e.c. (excluding cameras)	35	78 560	15 909	20.3	.2	X
1040	Religious and school supplies	82	1 238 770	116 500	9.4	1.2	78.0
1042	School supplies	82	1 238 770	116 500	9.4	1.2	X
1050	Other professional equipment and supplies	2 325	9 543 117	8 447 335	88.5	88.5	73.5
1051	Architects' equipment and supplies	334	636 634	228 602	35.9	2.4	X
1052	Drafting instruments	269	444 777	65 121	14.6	.7	X
1053	Engineers' equipment and supplies	454	882 346	372 696	42.2	3.9	X
1054	Laboratory equipment	832	4 339 555	2 611 370	60.2	27.4	X
1055	Scientific instruments	680	4 400 816	2 689 259	61.1	28.2	X
1056	Veterinarians' equipment and supplies	173	449 729	408 997	90.9	4.3	X
1057	Professional equipment and supplies, n.e.c.	745	3 345 275	2 071 286	61.9	21.7	X
1400	Electrical apparatus and equipment	46	109 736	24 516	22.3	.3	15.0
1419	Industrial controls	36	71 244	9 810	13.8	.1	X
1600	Electronic parts and equipment, except communication	58	172 310	31 370	18.2	.3	X
2360	Other industrial machinery, equipment, and parts	9	16 180	4 870	30.1	.1	X
2800	Toys and hobby goods and supplies	26	50 947	6 038	11.9	.1	X
3300	Stationery, office supplies and greeting cards	51	128 903	30 024	23.3	.3	X
3500	Drugs, pharmaceuticals, cosmetics, and toiletries	17	77 167	8 268	10.7	.1	23.8
3511	Prescription drugs	6	72 331	562	.8	Z	X
3512	Nonprescription pharmaceuticals	6	72 331	7 490	10.4	.1	X
3515	Other toiletries and druggists' sundries	11	4 836	216	4.5	Z	X
5300	Plastics materials and basic shapes	6	63 665	1 485	2.3	Z	40.8
5311	Plastic pipes, rods, tubes, and shapes	6	63 665	1 485	2.3	Z	X
5330	Chemicals and allied products (excluding agricultural, plastics, gases, and petroleum)	108	1 360 347	174 560	12.8	1.8	1.9
5344	Other chemicals and allied products	102	1 174 286	127 835	10.9	1.3	X
5800	Farm supplies	13	46 562	13 901	29.9	.1	X
6000	Paint, paint supplies, and wallpaper	7	20 045	3 046	15.2	Z	X
6120	Art goods (including novelties and souvenirs)	9	9 560	2 672	28.0	Z	53.1
6121	Art materials	9	9 560	2 672	28.0	Z	X
9700	Service receipts and labor charges (including installed parts)	502	2 057 025	336 894	16.4	3.5	68.4
9701	Labor charges for repair work	439	1 551 102	76 169	4.9	.8	X
9702	Parts installed in repair work	349	1 462 328	89 574	6.1	.9	X
9703	Other service receipts and labor charges—Specify	165	1 077 100	171 144	15.9	1.8	X
9720	Receipts for service contracts	86	544 090	80 464	14.8	.8	X
9740	Receipts for installing equipment	39	117 758	4 897	4.2	.1	X
9810	Miscellaneous commodities	85	113 168	23 588	20.8	.2	X
9940	Rental and leasing receipts	153	328 712	19 217	5.8	.2	X
4215	Metal & mineral (except petroleum) whsle	'12 583	X	'150 493 610	X	100.0	79.5
0100	New and used automobiles, motorcycles, etc.	15	22 470	4 150	18.5	Z	13.5
0114	Motorscooters, mopeds, snowmobiles, and utility trailers	11	15 451	3 762	24.3	Z	X
0200	New and rebuilt automotive parts and supplies	56	1 356 705	386 335	28.5	.3	72.1
0211	Batteries	14	10 093	140	1.4	Z	X
0213	Electrical engine parts (including ignition parts)	9	8 204	100	1.2	Z	X
0214	Brake parts (including fluid and all disk and drum parts)	9	7 275	64	.9	Z	X
0216	Glass	6	6 859	83	1.2	Z	X
0219	Engine parts, except electrical	18	260 430	56 073	21.5	Z	X
0221	Body parts and repair materials	11	9 302	120	1.3	Z	X
0222	Suspension parts (shocks, struts, balljoints, etc.)	13	28 255	8 312	29.4	Z	X
0223	Parts, n.e.c.	14	1 067 042	311 728	29.2	.2	X
0240	Used automotive parts, accessories, and equipment	46	46 407	6 853	14.8	Z	X
0300	Tires and tubes	22	401 339	4 602	1.1	Z	.5
0312	Recapped and used tires and repair materials	8	10 137	292	2.9	Z	X
0400	Household and lawn furniture	12	71 618	12 538	17.5	Z	X
0500	Household china, glassware, crockery, and plastic housewares	11	25 379	6 873	27.1	Z	X
0520	Linens, domestics, curtains, and draperies	9	35 390	5 722	16.2	Z	77.6
0523	Shades and blinds	7	34 714	5 708	16.4	Z	X
0530	Flooring and floor coverings	14	16 401	966	5.9	Z	X
0540	Other home furnishings	11	27 224	2 781	10.2	Z	14.3
0542	Mirrors, lamps, and picture frames	10	25 224	2 700	10.7	Z	X
0600	Lumber: rough, dressed, and finished	115	389 293	47 623	12.2	Z	50.4
0611	Dimensional lumber (non-treated)	52	170 356	7 431	4.4	Z	X
0612	Treated lumber	80	251 707	29 609	11.8	Z	X
0613	Boards	11	45 096	10 583	23.5	Z	X

See footnotes at end of table.

Table 2. All Types of Operation by Kind of Business and Commodity Line for Wholesale Trade: 1997—Con.

[Includes only establishments with payroll. For meaning of abbreviations and symbols, see introductory text. For explanation of terms, see Appendix A]

NAICS code and CL code	Kind of business and commodity line	Establishments handling commodity line		Commodity line sales			Sales coverage percent
		Number	Total sales (\$1,000)	Amount ¹ (\$1,000)	As percent of total sales of—		
					Establishments handling line	Establishments in NAICS industry ¹	
4215	Metal & mineral (except petroleum) whsle—Con.						
0620	Plywood and millwork	130	730 865	85 291	11.7	.1	42.4
0621	Softwood plywood and oriented strand board (OSB)	17	44 063	3 389	7.7	Z	X
0622	Other panels products (including hardwood plywood, waterboard, and particleboard)	50	209 821	4 563	2.2	Z	X
0623	Gypsum, specialty boards, and treatments	28	207 336	25 600	12.3	Z	X
0624	Wood millwork (doors, windows, cabinets, etc.)	53	366 775	47 726	13.0	Z	X
0625	Metal millwork	13	62 088	2 035	3.3	Z	X
0626	Other millwork and wood siding (including trusses and wood roofing)	7	28 204	1 977	7.0	Z	X
0700	Brick, stone, tile, sand, block, cement, and gravel	96	626 869	63 892	10.2	Z	16.2
0711	Ready-mixed or transit-mixed concrete	27	103 128	9 174	8.9	Z	X
0712	Cement and lime	44	175 564	9 152	5.2	Z	X
0713	Sand, gravel, and crushed stone	16	29 553	1 630	5.5	Z	X
0714	Brick, block, tile, clay/cement sewer pipe, etc.	33	170 585	22 092	13.0	Z	X
0720	Roofing, siding, and insulation materials	133	645 706	76 552	11.9	.1	37.4
0721	Roofing, except wood	59	298 219	28 809	9.7	Z	X
0722	Siding, except wood	37	141 724	3 326	2.3	Z	X
0723	Insulation materials	90	474 337	44 173	9.3	Z	X
0730	Flat glass and other construction glass (excluding automotive)	66	250 333	47 308	18.9	Z	X
0740	Other construction materials	177	595 313	83 514	14.0	.1	59.0
0741	Rain-carrying equipment (down spouts, gutters, etc.)	29	118 407	6 097	5.1	Z	X
0742	Prefabricated buildings and structural assemblies (nonwood)	16	50 452	2 838	5.6	Z	X
0744	Construction materials, n.e.c. (including wire fence and construction paper)	152	503 848	74 578	14.8	.1	X
0920	New computer equipment	7	38 666	2 022	5.2	Z	X
0950	Computer software (packaged)	6	3 819	373	9.8	Z	X
1100	Iron and steel products (semifinished)	2 076	24 357 931	9 101 395	37.4	6.0	72.5
1111	Sheet bars and tin plate bars	573	4 789 119	795 319	16.6	.5	X
1112	Wire rods	234	5 383 618	849 358	15.8	.6	X
1113	Rough castings and foundry products	609	4 832 245	2 540 472	52.6	1.7	X
1114	Forgings	517	5 931 948	1 138 505	19.2	.8	X
1116	Other semifinished iron and steel products	777	11 459 662	3 775 872	32.9	2.5	X
1120	Flat iron and steel products	4 835	73 218 878	46 354 109	63.3	30.8	72.6
1121	Plates	2 652	31 503 850	6 720 378	21.3	4.5	X
1122	Strips (hot-rolled and cold-rolled)	1 465	17 267 657	4 758 178	27.6	3.2	X
1123	Sheets (cold-rolled)	2 342	48 472 072	9 325 718	19.2	6.2	X
1124	Sheets (hot-rolled)	2 618	49 287 894	9 241 437	18.8	6.1	X
1126	Sheets (galvanized and coated)	2 140	46 915 406	12 172 657	25.9	8.1	X
1127	Tin plate and terneplate	193	12 167 513	835 209	6.9	.7	X
1128	Fabricated and structural plate products	938	6 681 389	1 050 847	15.7	.6	X
1129	Other flat iron and steel products	1 141	22 769 381	2 249 655	9.9	1.5	X
1140	Iron and steel wire and wire products	1 986	15 259 692	4 227 947	27.7	2.8	62.3
1141	Wire (plain, coated, barbed, and twisted)	968	9 269 058	2 034 387	21.9	1.4	X
1142	Nails	290	1 504 962	466 890	31.0	.3	X
1143	Wire rope, strand, strapping, reinforcement mesh, and bale ties	1 211	7 877 141	1 724 303	21.9	1.1	X
1150	Iron and steel pipe and tubing	3 764	40 569 688	13 108 489	32.3	8.7	73.1
1152	Tubing	2 850	29 977 097	5 264 119	17.6	3.5	X
1153	Standard steel pipe	2 505	26 448 491	5 132 679	19.4	3.4	X
1154	Other steel pipe	1 034	12 403 789	2 705 173	21.8	1.8	X
1160	Other iron and steel products	3 327	38 135 262	13 011 424	34.1	8.6	73.1
1162	Bars (excluding reinforcement bars) and bar-size shapes: hot-rolled	1 584	23 269 073	2 957 762	12.7	2.0	X
1163	Bars and bar-size shapes: cold finished	1 463	19 055 624	2 054 680	10.8	1.4	X
1164	Concrete reinforcement bars	1 037	9 023 113	1 605 729	17.8	1.1	X
1165	Structural shapes (excluding bar-size shapes)	1 696	21 462 014	3 773 349	17.6	2.5	X
1167	Finished products, n.e.c.	865	8 431 973	2 553 781	30.3	1.7	X
1170	Alloy steel	1 750	23 116 439	4 090 269	17.7	2.7	74.7
1171	Bars, hot-rolled or cold-finished	1 100	15 380 299	1 860 008	12.1	1.2	X
1173	Pipe, tubing, and plates	787	11 893 114	1 339 178	11.3	.9	X
1175	Other alloy steel	572	7 330 765	891 077	12.2	.6	X
1180	Stainless steel	2 955	35 766 902	9 428 489	26.4	6.3	74.4
1181	Plates	1 179	15 362 031	1 077 434	7.0	.7	X
1182	Strip	561	5 849 744	947 808	16.2	.6	X
1183	Sheets	1 468	20 139 936	2 580 140	12.8	1.7	X
1184	Bars and bar-size shapes	1 545	20 279 577	2 312 025	11.4	1.5	X
1185	Other stainless steel (including tubing)	1 768	23 742 444	2 511 071	10.6	1.7	X
1200	Copper and brass	1 792	23 598 568	7 500 491	31.8	5.0	70.9
1211	Copper wire mill products (structural only)	283	4 513 434	1 425 444	31.6	.9	X
1212	Flat products (sheets, strips, and plates)	921	12 698 662	2 273 170	17.9	1.5	X
1213	Tubular products (pipes and tubes)	892	12 084 020	1 623 433	13.4	1.1	X
1214	Rod, nonelectrical wire, extruded shapes, etc.	783	12 735 464	2 178 155	17.1	1.4	X
1220	Aluminum shapes, forms, etc.	3 308	37 906 976	14 469 518	38.2	9.6	71.2
1221	Plates (.250 inch and over)	1 447	17 755 965	2 351 757	13.2	1.6	X
1222	Sheets and coils (.006 to .249 inch)	1 987	25 392 622	5 426 300	21.4	3.6	X
1223	Rods, bars, and wires: rolled or extruded (rounds, hexes, squares, and rectangles)	2 209	26 810 351	5 212 251	19.4	3.5	X
1224	Pipe and tubing (including hollow bar, square, and rectangular tubing)	1 612	18 874 309	1 151 465	6.1	.8	X
1225	Foils	241	2 223 683	327 609	14.7	.2	X
1230	Other nonferrous metals (magnesium, nickel, tin, lead, zinc, etc., except precious)	1 012	17 775 764	6 468 596	36.4	4.3	X
1300	Coal and coke	485	11 041 273	9 746 792	88.3	6.5	70.7
1311	Coal	439	10 093 859	8 739 578	86.6	5.8	X
1312	Coke	89	1 891 294	996 510	52.7	.7	X
1320	Minerals and ores (excluding coal, precious stones, and crude oil)	364	8 090 310	4 399 789	54.4	2.9	X

See footnotes at end of table.

Table 2. All Types of Operation by Kind of Business and Commodity Line for Wholesale Trade: 1997—Con.

[Includes only establishments with payroll. For meaning of abbreviations and symbols, see introductory text. For explanation of terms, see Appendix A]

NAICS code and CL code	Kind of business and commodity line	Establishments handling commodity line		Commodity line sales			Sales coverage percent
		Number	Total sales (\$1,000)	Amount ¹ (\$1,000)	As percent of total sales of—		
					Establishments handling line	Establishments in NAICS industry ¹	
4215	Metal & mineral (except petroleum) whsle—Con.						
1400	Electrical apparatus and equipment	267	2 688 230	219 852	8.2	.1	.5
1413	Motors and generators (including motor-generator sets)	8	20 305	3 715	18.3	Z	X
1414	Conduit, raceway, and fittings	6	19 400	1 647	8.5	Z	X
1419	Industrial controls	7	16 943	3 164	18.7	Z	X
1421	Other electrical apparatus and equipment (including fuses and lightning rods)	161	993 298	59 858	6.0	Z	X
1500	Electrical appliances, household	9	23 563	3 082	13.1	Z	X
1600	Electronic parts and equipment, except communication	145	2 381 338	124 876	5.2	.1	.9
1613	Capacitors and resistors	10	59 503	4 271	7.2	Z	X
1615	Discrete semiconductors, etc.	9	68 584	11 652	17.0	Z	X
1616	Electronic connectors and other passive electronic parts	10	12 698	3 129	24.6	Z	X
1650	Communication equipment and supplies	6	27 347	5 893	21.5	Z	X
1700	Hardware	937	4 813 316	545 542	11.3	.4	14.0
1711	Hand tools (including power driven)	613	3 089 832	238 824	7.7	.2	X
1712	Bolts, nuts, rivets, and fasteners	621	3 015 468	187 333	6.2	.1	X
1713	Cutlery	493	2 389 433	90 083	3.8	.1	X
1800	Plumbing and heating equipment and supplies (hydronics)	289	1 845 368	281 426	15.3	.2	23.3
1811	Plastic pipe fittings and valves (excluding pipe and tubing)	154	721 814	23 901	3.3	Z	X
1812	Metal pipe fittings and valves (excluding pipe and tubing)	200	966 613	120 786	12.5	.1	X
1813	Plumbing fixtures	71	417 189	21 003	5.0	Z	X
1814	Furnaces, stoves, water heaters (except electric and warm air)	27	225 922	17 441	7.7	Z	X
1815	Boilers, radiators, and convectors	34	204 459	4 883	2.4	Z	X
1818	Other plumbing and heating equipment and supplies	141	1 080 052	92 985	8.6	.1	X
1900	Warm air heating and air-conditioning equipment and supplies	38	262 136	27 576	10.5	Z	52.2
1911	Furnaces (warm air)	15	162 502	3 257	2.0	Z	X
1912	Central air-conditioning (residential and commercial)	7	25 483	287	1.1	Z	X
1914	Heat pumps (residential and commercial)	17	180 988	1 947	1.1	Z	X
1916	Air cleaning and filtration systems	7	22 617	3 373	14.9	Z	X
1919	Registers, grills, pre-formed ductwork (excluding sheet metal), and duct insulation	24	214 439	17 590	8.2	Z	X
2100	Construction and mining machinery and equipment (including parts and attachments)	50	685 188	162 205	23.7	.1	1.1
2113	New mixers, pavers, and related equipment	13	170 985	12 187	7.1	Z	X
2117	Other new construction and mining, logging, and road maintenance machinery, equipment, and parts	24	467 093	111 600	23.9	.1	X
2118	Used construction and mining machinery and equipment	13	170 985	32 241	18.9	Z	X
2200	Farm machinery, equipment, and parts	19	30 682	1 852	6.0	Z	X
2220	Garden machinery, equipment, and parts	7	27 924	2 680	9.6	Z	X
2300	Hydraulic and pneumatic (fluid-power) pumps, motors, and parts	25	128 281	10 811	8.4	Z	42.8
2311	Pumps	19	124 561	9 190	7.4	Z	X
2312	Motors	12	45 300	938	2.1	Z	X
2313	Parts for pumps and motors	11	25 039	685	2.7	Z	X
2320	General-purpose industrial machinery, equipment, and parts	501	8 243 427	1 365 604	16.6	.9	4.0
2321	New pumps, compressors (air or gas), and equipment	243	3 224 008	198 149	6.1	.1	X
2326	New controlling, recording, and indicating instruments and access	162	2 188 935	427 240	19.5	.3	X
2327	All other new general-purpose industrial machinery and equipment	285	3 218 072	304 184	9.5	.2	X
2328	Used general-purpose industrial machinery and equipment	81	1 106 018	16 292	1.5	Z	X
2330	Metalworking machinery, equipment, and parts	118	525 090	61 874	11.8	Z	X
2340	Materials handling machinery, equipment, and parts	76	229 314	20 401	8.9	Z	48.1
2341	New conveying equipment	38	80 094	9 326	11.6	Z	X
2342	New hoists, cranes, and monorails	25	45 521	2 725	6.0	Z	X
2343	New forklift trucks	20	117 394	4 683	4.0	Z	X
2350	Oil well, oil refinery, and pipeline machinery, equipment, and supplies	75	447 016	72 096	16.1	Z	68.1
2351	New oil refining and pipeline machinery, equipment, and supplies	44	170 613	22 279	13.1	Z	X
2352	New oil field machinery, equipment, and supplies (including drilling bits)	28	273 156	49 659	18.2	Z	X
2360	Other industrial machinery, equipment, and parts	30	601 830	51 985	8.6	Z	12.0
2362	New power plant machinery (excluding electrical)	6	43 057	8 674	20.1	Z	X
2366	Other new industrial machinery and equipment	22	162 282	20 893	12.9	Z	X
2367	Used industrial machinery and equipment	11	54 185	1 450	2.7	Z	X
2370	Mechanical power transmission supplies	31	1 482 593	196 375	13.2	.1	76.9
2371	Bearings and bushings	27	489 585	112 106	22.9	.1	X
2372	Other mechanical power transmission supplies	9	1 037 078	84 268	8.1	.1	X
2380	Industrial valves and fittings (except fluid-power)	143	899 043	233 668	26.0	.2	X
2390	Hydraulic and pneumatic (fluid-power) valves	23	160 301	26 502	16.5	Z	51.0
2391	Hydraulic valves	17	77 250	5 386	7.0	Z	X
2392	Pneumatic valves	17	109 777	21 115	19.2	Z	X
2400	Hydraulic and pneumatic cylinders and rotary actuators	15	111 786	11 673	10.4	Z	69.0
2411	Hydraulic cylinders and rotary actuators	12	45 240	4 571	10.1	Z	X
2420	Hydraulic and pneumatic connectors and assemblies	16	178 112	52 720	29.6	Z	9.5
2421	Hydraulic and pneumatic connectors	9	65 598	6 457	9.8	Z	X
2422	Hydraulic and pneumatic assemblies	10	84 685	27 094	32.0	Z	X
2430	Fluid-power filters, components, accessories, and parts	16	55 515	2 608	4.7	Z	79.5
2431	Filters	10	14 481	395	2.7	Z	X
2432	Other fluid-power components, accessories, and parts, n.e.c.	10	44 735	2 213	4.9	Z	X
2440	Welding supplies (excluding gases)	21	1 027 469	23 272	2.3	Z	X
2450	Industrial containers and supplies	48	114 668	10 976	9.6	Z	4.8
2454	Other industrial containers and supplies	39	75 072	7 167	9.5	Z	X

See footnotes at end of table.

Table 2. All Types of Operation by Kind of Business and Commodity Line for Wholesale Trade: 1997—Con.

[Includes only establishments with payroll. For meaning of abbreviations and symbols, see introductory text. For explanation of terms, see Appendix A]

NAICS code and CL code	Kind of business and commodity line	Establishments handling commodity line		Commodity line sales			Sales coverage percent
		Number	Total sales (\$1,000)	Amount ¹ (\$1,000)	As percent of total sales of—		
					Establishments handling line	Establishments in NAICS industry ¹	
4215	Metal & mineral (except petroleum) whsle—Con.						
2460	Other industrial supplies	354	1 932 639	119 811	6.2	.1	6.6
2462	Abrasives and abrasive materials	137	695 490	14 013	2.0	Z	X
2463	Nylon, polyester, and synthetic rubber	55	280 068	3 964	1.4	Z	X
2464	Mechanical rubber goods	105	465 944	17 233	3.7	Z	X
2465	Strapping and tape	117	494 969	16 719	3.4	Z	X
2466	Industrial supplies, n.e.c.	157	1 100 219	66 503	6.0	Z	X
2620	Marine machinery, equipment, and supplies	9	14 223	460	3.2	Z	X
2700	Sporting and recreational goods and supplies	13	120 156	19 266	16.0	Z	X
2900	Ferrous metal scrap	350	6 130 291	263 093	4.3	.2	3.4
2911	Prepared ferrous metal scrap (processed by this establishment)	170	2 566 981	75 704	2.9	.1	X
2912	Prepared ferrous metal scrap (not processed by this establishment)	124	1 837 272	129 766	7.1	.1	X
2913	Unprepared ferrous metal scrap including bimetal cans	109	1 028 941	24 491	2.4	Z	X
2920	Nonferrous metal scrap	358	5 763 119	373 842	6.5	.2	6.2
2921	Aluminum scrap	297	3 424 360	130 672	3.8	.1	X
2922	Copper and copper alloy scrap	177	2 730 757	148 125	5.4	.1	X
2923	Lead scrap	73	529 454	5 810	1.1	Z	X
2924	Other nonferrous metallic scrap (nickel, zinc, and precious and special metals)	89	1 961 299	66 279	3.4	Z	X
2930	Recyclable paper and paperboard	23	61 223	3 505	5.7	Z	X
2940	Recyclable materials, except metal	33	51 821	7 468	14.4	Z	53.7
2943	Recyclable plastics	26	36 306	2 581	7.1	Z	X
2944	Recyclable glass	25	30 683	2 799	9.1	Z	X
2945	Other recyclable materials (including rubber and bones)	7	18 727	2 088	11.2	Z	X
3000	Jewelry, diamonds, gem stones, and watches	32	74 991	31 891	42.5	Z	73.1
3015	Karat gold jewelry (rings, necklaces, etc.)	6	60 750	28 404	46.8	Z	X
3016	Other jewel., silverware, and plated ware (incl. jewel. where gemstones less than 50% of value, gold filled sterling, and costume jewel. and medallions)	16	8 824	2 154	24.4	Z	X
3030	Precious metals—gold, silver, and platinum including precious metal coins	37	1 181 522	171 060	14.5	.1	X
3120	Forest products, except lumber (including cordwood, hewn posts, poles, and ties)	23	63 211	7 953	12.6	Z	X
3150	Other durable goods	9	38 065	8 069	21.2	Z	77.9
3154	Other durable goods, n.e.c.	7	23 976	7 535	31.4	Z	X
3400	Industrial and personal services paper and plastics	22	40 330	3 349	8.3	Z	6.1
3413	Industrial paper (wrapping, bags, cartons, etc.)	10	24 729	2 587	10.5	Z	X
3500	Drugs, pharmaceuticals, cosmetics, and toiletries	21	63 973	10 913	17.1	Z	45.1
3515	Other toiletries and druggists' sundries	8	44 493	9 085	20.4	Z	X
3800	Men's and boys' wear	6	227 718	22 817	10.0	Z	X
3900	Women's and children's wear	14	126 403	15 330	12.1	Z	X
4000	Footwear	7	144 764	33 255	23.0	Z	X
4860	Other grocery specialties	12	87 496	13 006	14.9	Z	X
4900	Grain and beans	6	436 849	109 903	25.2	.1	X
5300	Plastics materials and basic shapes	867	7 755 953	724 993	9.3	.5	3.7
5311	Plastic pipes, rods, tubes, and shapes	476	4 213 702	349 845	8.3	.2	X
5312	High pressure laminates	13	64 069	7 875	12.3	Z	X
5313	Plastics raw materials	51	556 105	24 969	4.5	Z	X
5314	Other plastics materials and basic shapes	295	2 788 689	299 654	10.7	.2	X
5320	Industrial gases (welding, etc.)	12	21 730	3 427	15.8	Z	X
5330	Chemicals and allied products (excluding agricultural, plastics, gases, and petroleum)	298	4 988 123	754 030	15.1	.5	4.8
5332	Alkalies and chlorine	46	284 302	42 226	14.9	Z	X
5334	Organic fibers	38	246 409	11 283	4.6	Z	X
5335	Detergents and soaps	41	338 777	3 494	1.0	Z	X
5336	Sanitation chemicals, polishes, and waxes	16	45 201	473	1.0	Z	X
5341	Insecticides, nonagricultural	21	68 471	2 350	3.4	Z	X
5342	Adhesives, sealants, and glues	53	562 362	118 598	21.1	.1	X
5344	Other chemicals and allied products	177	2 374 246	193 579	8.2	.1	X
5400	Petroleum products	49	1 280 538	70 596	5.5	Z	X
5800	Farm supplies	14	1 083 906	114 553	10.6	.1	3.2
5816	Other agricultural chemicals and fertilizers	6	62 328	12 084	19.4	Z	X
6000	Paint, paint supplies, and wallpaper	82	287 947	13 290	4.6	Z	5.1
6011	Architectural coatings (enamels, primers, stains, solvents, and lacquers)	69	253 211	10 729	4.2	Z	X
6100	Books, periodicals, newspapers, and miscellaneous printed materials	6	5 554	341	6.1	Z	X
6120	Art goods (including novelties and souvenirs)	22	26 144	4 186	16.0	Z	4.8
6122	Novelties and souvenirs	6	7 608	1 224	16.1	Z	X
6130	Textile bags, bagging, and burlap	8	16 260	3 703	22.8	Z	X
6150	Nondurable goods, n.e.c.	8	77 092	13 208	17.1	Z	X
9700	Service receipts and labor charges (including installed parts)	746	6 549 178	332 632	5.1	.2	7.3
9701	Labor charges for repair work	443	3 002 627	124 707	4.2	.1	X
9702	Parts installed in repair work	359	2 635 200	56 648	2.2	Z	X
9703	Other service receipts and labor charges—Specify	244	2 732 755	117 078	4.3	.1	X
9720	Receipts for service contracts	15	33 807	2 397	7.1	Z	X
9740	Receipts for installing equipment	31	57 484	8 058	14.0	Z	X
9810	Miscellaneous commodities	920	11 347 699	838 182	7.4	.6	X
9940	Rental and leasing receipts	114	713 436	34 998	4.9	Z	X
9950	Construction receipts	24	78 817	24 650	31.3	Z	X

See footnotes at end of table.

Table 2. All Types of Operation by Kind of Business and Commodity Line for Wholesale Trade: 1997—Con.

[Includes only establishments with payroll. For meaning of abbreviations and symbols, see introductory text. For explanation of terms, see Appendix A]

NAICS code and CL code	Kind of business and commodity line	Establishments handling commodity line		Commodity line sales			Sales coverage percent
		Number	Total sales (\$1,000)	Amount ¹ (\$1,000)	As percent of total sales of—		
					Establishments handling line	Establishments in NAICS industry ¹	
42151	Metal service centers & offices	11 827	X	135 695 563	X	100.0	78.7
0100	New and used automobiles, motorcycles, etc.	15	22 470	4 150	18.5	Z	13.4
0114	Motorscooters, mopeds, snowmobiles, and utility trailers	11	15 451	3 762	24.3	Z	X
0200	New and rebuilt automotive parts and supplies	55	337 653	80 621	23.9	.1	45.2
0211	Batteries	14	10 093	140	1.4	Z	X
0213	Electrical engine parts (including ignition parts)	9	8 204	100	1.2	Z	X
0214	Brake parts (including fluid and all disk and drum parts)	9	7 275	64	.9	Z	X
0216	Glass	6	6 859	83	1.2	Z	X
0219	Engine parts, except electrical	18	260 430	56 073	21.5	Z	X
0221	Body parts and repair materials	11	9 302	120	1.3	Z	X
0222	Suspension parts (shocks, struts, balljoints, etc.)	13	28 255	8 312	29.4	Z	X
0223	Parts, n.e.c.	13	47 990	6 014	12.5	Z	X
0240	Used automotive parts, accessories, and equipment	46	46 407	6 853	14.8	Z	X
0300	Tires and tubes	22	401 339	4 602	1.1	Z	.5
0312	Recapped and used tires and repair materials	8	10 137	292	2.9	Z	X
0400	Household and lawn furniture	12	71 618	12 538	17.5	Z	X
0500	Household china, glassware, crockery, and plastic housewares	11	25 379	6 873	27.1	Z	X
0520	Linens, domestics, curtains, and draperies	9	35 390	5 722	16.2	Z	76.9
0523	Shades and blinds	7	34 714	5 708	16.4	Z	X
0530	Flooring and floor coverings	14	16 401	966	5.9	Z	X
0540	Other home furnishings	11	27 224	2 781	10.2	Z	14.2
0542	Mirrors, lamps, and picture frames	10	25 224	2 700	10.7	Z	X
0600	Lumber: rough, dressed, and finished	115	389 293	47 623	12.2	Z	49.9
0611	Dimensional lumber (non-treated)	52	170 356	7 431	4.4	Z	X
0612	Treated lumber	80	251 707	29 609	11.8	Z	X
0613	Boards	11	45 096	10 583	23.5	Z	X
0620	Plywood and millwork	130	730 865	85 291	11.7	.1	42.0
0621	Softwood plywood and oriented strand board (OSB)	17	44 063	3 389	7.7	Z	X
0622	Other panels products (including hardwood plywood, waterboard, and particleboard)	50	209 821	4 563	2.2	Z	X
0623	Gypsum, specialty boards, and treatments	28	207 336	25 600	12.3	Z	X
0624	Wood millwork (doors, windows, cabinets, etc.)	53	366 775	47 726	13.0	Z	X
0625	Metal millwork	13	62 088	2 035	3.3	Z	X
0626	Other millwork and wood siding (including trusses and wood roofing)	7	28 204	1 977	7.0	Z	X
0700	Brick, stone, tile, sand, block, cement, and gravel	94	617 184	63 504	10.3	Z	15.2
0711	Ready-mixed or transit-mixed concrete	27	103 128	9 174	8.9	Z	X
0712	Cement and lime	44	175 564	9 152	5.2	Z	X
0713	Sand, gravel, and crushed stone	14	19 868	1 242	6.3	Z	X
0714	Brick, block, tile, clay/cement sewer pipe, etc.	33	170 585	22 092	13.0	Z	X
0720	Roofing, siding, and insulation materials	133	645 706	76 552	11.9	.1	37.0
0721	Roofing, except wood	59	298 219	28 809	9.7	Z	X
0722	Siding, except wood	37	141 724	3 326	2.3	Z	X
0723	Insulation materials	90	474 337	44 173	9.3	Z	X
0730	Flat glass and other construction glass (excluding automotive)	66	250 333	47 308	18.9	Z	X
0740	Other construction materials	177	595 313	83 514	14.0	.1	58.5
0741	Rain-carrying equipment (down spouts, gutters, etc.)	29	118 407	6 097	5.1	Z	X
0742	Prefabricated buildings and structural assemblies (nonwood)	16	50 452	2 838	5.6	Z	X
0744	Construction materials, n.e.c. (including wire fence and construction paper)	152	503 848	74 578	14.8	.1	X
0920	New computer equipment	7	38 666	2 022	5.2	Z	X
0950	Computer software (packaged)	6	3 819	373	9.8	Z	X
1100	Iron and steel products (semifinished)	2 071	23 770 413	9 010 854	37.9	6.6	71.7
1111	Sheet bars and tin plate bars	573	4 789 119	795 319	16.6	.6	X
1112	Wire rods	232	4 987 127	841 513	16.9	.6	X
1113	Rough castings and foundry products	609	4 832 245	2 540 472	52.6	1.9	X
1114	Forgings	517	5 931 948	1 138 505	19.2	.8	X
1116	Other semifinished iron and steel products	775	11 275 075	3 695 043	32.8	2.7	X
1120	Flat iron and steel products	4 832	72 716 167	46 344 352	63.7	34.2	71.9
1121	Plates	2 651	31 397 630	6 712 867	21.4	4.9	X
1122	Strips (hot-rolled and cold-rolled)	1 465	17 267 657	4 758 178	27.6	3.5	X
1123	Sheets (cold-rolled)	2 340	48 075 581	9 325 550	19.4	6.9	X
1124	Sheets (hot-rolled)	2 616	48 891 403	9 239 390	18.9	6.8	X
1126	Sheets (galvanized and coated)	2 140	46 915 406	12 172 657	25.9	9.0	X
1127	Tin plate and terneplate	193	12 167 513	835 209	6.9	.6	X
1128	Fabricated and structural plate products	938	6 681 389	1 050 847	15.7	.8	X
1129	Other flat iron and steel products	1 139	22 372 890	2 249 624	10.1	1.7	X
1140	Iron and steel wire and wire products	1 984	14 863 201	4 185 723	28.2	3.1	61.2
1141	Wire (plain, coated, barbed, and twisted)	968	9 269 058	2 034 387	21.9	1.5	X
1142	Nails	290	1 504 962	466 890	31.0	.3	X
1143	Wire rope, strand, strapping, reinforcement mesh, and bale ties	1 209	7 480 650	1 682 079	22.5	1.2	X
1150	Iron and steel pipe and tubing	3 760	40 138 627	13 086 835	32.6	9.6	72.4
1152	Tubing	2 848	29 580 606	5 248 979	17.7	3.9	X
1153	Standard steel pipe	2 505	26 448 491	5 132 679	19.4	3.8	X
1154	Other steel pipe	1 034	12 403 789	2 705 173	21.8	2.0	X
1160	Other iron and steel products	3 317	37 447 250	12 943 872	34.6	9.5	73.0
1162	Bars (excluding reinforcement bars) and bar-size shapes: hot-rolled	1 578	22 787 870	2 956 323	13.0	2.2	X
1163	Bars and bar-size shapes: cold finished	1 463	19 055 624	2 054 680	10.8	1.5	X
1164	Concrete reinforcement bars	1 037	9 023 113	1 605 729	17.8	1.2	X
1165	Structural shapes (excluding bar-size shapes)	1 696	21 462 014	3 773 349	17.6	2.8	X
1167	Finished products, n.e.c.	865	8 431 973	2 553 781	30.3	1.9	X

See footnotes at end of table.

Table 2. All Types of Operation by Kind of Business and Commodity Line for Wholesale Trade: 1997—Con.

[Includes only establishments with payroll. For meaning of abbreviations and symbols, see introductory text. For explanation of terms, see Appendix A]

NAICS code and CL code	Kind of business and commodity line	Establishments handling commodity line		Commodity line sales			Sales coverage percent
		Number	Total sales (\$1,000)	Amount ¹ (\$1,000)	As percent of total sales of—		
					Establishments handling line	Establishments in NAICS industry ¹	
42151	Metal service centers & offices—Con.						
1170	Alloy steel	1 750	23 116 439	4 090 269	17.7	3.0	74.0
1171	Bars, hot-rolled or cold-finished	1 100	15 380 299	1 860 008	12.1	1.4	X
1173	Pipe, tubing, and plates	787	11 893 114	1 339 178	11.3	1.0	X
1175	Other alloy steel	572	7 330 765	891 077	12.2	.7	X
1180	Stainless steel	2 952	35 264 191	9 406 731	26.7	6.9	73.6
1181	Plates	1 179	15 362 031	1 077 434	7.0	.8	X
1182	Strip	561	5 849 744	947 808	16.2	.7	X
1183	Sheets	1 467	20 033 716	2 579 069	12.9	1.9	X
1184	Bars and bar-size shapes	1 545	20 279 577	2 312 025	11.4	1.7	X
1185	Other stainless steel (including tubing)	1 766	23 345 953	2 490 384	10.7	1.8	X
1200	Copper and brass	1 790	23 593 291	7 500 221	31.8	5.5	70.3
1211	Copper wire mill products (structural only)	283	4 513 434	1 425 444	31.6	1.1	X
1212	Flat products (sheets, strips, and plates)	921	12 698 662	2 273 170	17.9	1.7	X
1213	Tubular products (pipes and tubes)	892	12 084 020	1 623 433	13.4	1.2	X
1214	Rod, nonelectrical wire, extruded shapes, etc.	783	12 735 464	2 178 155	17.1	1.6	X
1220	Aluminum shapes, forms, etc.	3 304	37 501 391	14 469 174	38.6	10.7	70.5
1221	Plates (.250 inch and over)	1 447	17 755 965	2 351 757	13.2	1.7	X
1222	Sheets and coils (.006 to .249 inch)	1 985	24 996 131	5 426 058	21.7	4.0	X
1223	Rods, bars, and wires: rolled or extruded (rounds, hexes, squares, and rectangles)	2 209	26 810 351	5 212 251	19.4	3.8	X
1224	Pipe and tubing (including hollow bar, square, and rectangular tubing) ..	1 612	18 874 309	1 151 465	6.1	.8	X
1225	Foils	241	2 223 683	327 609	14.7	.2	X
1230	Other nonferrous metals (magnesium, nickel, tin, lead, zinc, etc., except precious)	1 006	17 357 051	6 449 705	37.2	4.8	X
1300	Coal and coke	20	852 867	171 522	20.1	.1	33.8
1311	Coal	15	491 582	4 416	.9	Z	X
1312	Coke	15	551 492	156 402	28.4	.1	X
1320	Minerals and ores (excluding coal, precious stones, and crude oil)	39	2 791 852	327 617	11.7	.2	X
1400	Electrical apparatus and equipment	266	2 687 752	219 847	8.2	.2	.5
1413	Motors and generators (including motor-generator sets)	8	20 305	3 715	18.3	Z	X
1414	Conduit, raceway, and fittings	6	19 400	1 647	8.5	Z	X
1419	Industrial controls	7	16 943	3 164	18.7	Z	X
1421	Other electrical apparatus and equipment (including fuses and lightning rods)	161	993 298	59 858	6.0	Z	X
1500	Electrical appliances, household	9	23 563	3 082	13.1	Z	X
1600	Electronic parts and equipment, except communication	144	2 379 418	124 762	5.2	.1	.9
1613	Capacitors and resistors	10	59 503	4 271	7.2	Z	X
1615	Discrete semiconductors, etc.	9	68 584	11 652	17.0	Z	X
1616	Electronic connectors and other passive electronic parts	10	12 698	3 129	24.6	Z	X
1650	Communication equipment and supplies	6	27 347	5 893	21.5	Z	X
1700	Hardware	937	4 813 316	545 542	11.3	.4	13.8
1711	Hand tools (including power driven)	613	3 089 832	238 824	7.7	.2	X
1712	Bolts, nuts, rivets, and fasteners	621	3 015 468	187 333	6.2	.1	X
1713	Cutlery	493	2 389 433	90 083	3.8	.1	X
1800	Plumbing and heating equipment and supplies (hydronics)	289	1 845 368	281 426	15.3	.2	23.0
1811	Plastic pipe fittings and valves (excluding pipe and tubing)	154	721 814	23 901	3.3	Z	X
1812	Metal pipe fittings and valves (excluding pipe and tubing)	200	966 613	120 786	12.5	.1	X
1813	Plumbing fixtures	71	417 189	21 003	5.0	Z	X
1814	Furnaces, stoves, water heaters (except electric and warm air)	27	225 922	17 441	7.7	Z	X
1815	Boilers, radiators, and convectors	34	204 459	4 883	2.4	Z	X
1818	Other plumbing and heating equipment and supplies	141	1 080 052	92 985	8.6	.1	X
1900	Warm air heating and air-conditioning equipment and supplies	38	262 136	27 576	10.5	Z	51.7
1911	Furnaces (warm air)	15	162 502	3 257	2.0	Z	X
1912	Central air-conditioning (residential and commercial)	7	25 483	287	1.1	Z	X
1914	Heat pumps (residential and commercial)	17	180 988	1 947	1.1	Z	X
1916	Air cleaning and filtration systems	7	22 617	3 373	14.9	Z	X
1919	Registers, grills, pre-formed ductwork (excluding sheet metal), and duct insulation	24	214 439	17 590	8.2	Z	X
2100	Construction and mining machinery and equipment (including parts and attachments)	48	679 742	161 064	23.7	.1	1.1
2113	New mixers, pavers, and related equipment	13	170 985	12 187	7.1	Z	X
2117	Other new construction and mining, logging, and road maintenance machinery, equipment, and parts	24	467 093	111 600	23.9	.1	X
2118	Used construction and mining machinery and equipment	13	170 985	32 241	18.9	Z	X
2200	Farm machinery, equipment, and parts	19	30 682	1 852	6.0	Z	X
2220	Garden machinery, equipment, and parts	7	27 924	2 680	9.6	Z	X
2300	Hydraulic and pneumatic (fluid-power) pumps, motors, and parts	25	128 281	10 811	8.4	Z	42.4
2311	Pumps	19	124 561	9 190	7.4	Z	X
2312	Motors	12	45 300	938	2.1	Z	X
2313	Parts for pumps and motors	11	25 039	685	2.7	Z	X
2320	General-purpose industrial machinery, equipment, and parts	487	7 592 671	1 301 131	17.1	1.0	4.4
2321	New pumps, compressors (air or gas), and equipment	243	3 224 008	198 149	6.1	.1	X
2326	New controlling, recording, and indicating instruments and access	162	2 188 935	427 240	19.5	.3	X
2327	All other new general-purpose industrial machinery and equipment	285	3 218 072	304 184	9.5	.2	X
2328	Used general-purpose industrial machinery and equipment	81	1 106 018	16 292	1.5	Z	X
2330	Metalworking machinery, equipment, and parts	118	525 090	61 874	11.8	Z	X
2340	Materials handling machinery, equipment, and parts	76	229 314	20 401	8.9	Z	47.7
2341	New conveying equipment	38	80 094	9 326	11.6	Z	X
2342	New hoists, cranes, and monorails	25	45 521	2 725	6.0	Z	X
2343	New forklift trucks	20	117 394	4 683	4.0	Z	X

See footnotes at end of table.

Table 2. All Types of Operation by Kind of Business and Commodity Line for Wholesale Trade: 1997—Con.

[Includes only establishments with payroll. For meaning of abbreviations and symbols, see introductory text. For explanation of terms, see Appendix A]

NAICS code and CL code	Kind of business and commodity line	Establishments handling commodity line		Commodity line sales			Sales coverage percent
		Number	Total sales (\$1,000)	Amount ¹ (\$1,000)	As percent of total sales of—		
					Establishments handling line	Establishments in NAICS industry ¹	
42151	Metal service centers & offices—Con.						
2350	Oil well, oil refinery, and pipeline machinery, equipment, and supplies	75	447 016	72 096	16.1	.1	67.5
2351	New oil refining and pipeline machinery, equipment, and supplies	44	170 613	22 279	13.1	Z	X
2352	New oil field machinery, equipment, and supplies (including drilling bits) . .	28	273 156	49 659	18.2	Z	X
2360	Other industrial machinery, equipment, and parts	28	205 339	31 105	15.1	Z	28.4
2362	New power plant machinery (excluding electrical)	6	43 057	8 674	20.1	Z	X
2366	Other new industrial machinery and equipment	22	162 282	20 893	12.9	Z	X
2367	Used industrial machinery and equipment	11	54 185	1 450	2.7	Z	X
2370	Mechanical power transmission supplies	28	1 479 102	194 630	13.2	.1	76.2
2371	Bearings and bushings	24	486 094	110 361	22.7	.1	X
2372	Other mechanical power transmission supplies	9	1 037 078	84 268	8.1	.1	X
2380	Industrial valves and fittings (except fluid-power)	143	899 043	233 668	26.0	.2	X
2390	Hydraulic and pneumatic (fluid-power) valves	23	160 301	26 502	16.5	Z	50.5
2391	Hydraulic valves	17	77 250	5 386	7.0	Z	X
2392	Pneumatic valves	17	109 777	21 115	19.2	Z	X
2400	Hydraulic and pneumatic cylinders and rotary actuators	15	111 786	11 673	10.4	Z	68.3
2411	Hydraulic cylinders and rotary actuators	12	45 240	4 571	10.1	Z	X
2420	Hydraulic and pneumatic connectors and assemblies	16	178 112	52 720	29.6	Z	9.4
2421	Hydraulic and pneumatic connectors	9	65 598	6 457	9.8	Z	X
2422	Hydraulic and pneumatic assemblies	10	84 685	27 094	32.0	Z	X
2430	Fluid-power filters, components, accessories, and parts	16	55 515	2 608	4.7	Z	78.7
2431	Filters	10	14 481	395	2.7	Z	X
2432	Other fluid-power components, accessories, and parts, n.e.c.	10	44 735	2 213	4.9	Z	X
2440	Welding supplies (excluding gases)	21	1 027 469	23 272	2.3	Z	X
2450	Industrial containers and supplies	45	91 368	8 948	9.8	Z	6.2
2454	Other industrial containers and supplies	39	75 072	7 167	9.5	Z	X
2460	Other industrial supplies	350	1 845 438	118 753	6.4	.1	6.9
2462	Abrasives and abrasive materials	137	695 490	14 013	2.0	Z	X
2463	Nylon, polyester, and synthetic rubber	55	280 068	3 964	1.4	Z	X
2464	Mechanical rubber goods	105	465 944	17 233	3.7	Z	X
2465	Strapping and tape	117	494 969	16 719	3.4	Z	X
2466	Industrial supplies, n.e.c.	157	1 100 219	66 503	6.0	Z	X
2620	Marine machinery, equipment, and supplies	9	14 223	460	3.2	Z	X
2700	Sporting and recreational goods and supplies	13	120 156	19 266	16.0	Z	X
2900	Ferrous metal scrap	346	5 920 242	249 166	4.2	.2	3.5
2911	Prepared ferrous metal scrap (processed by this establishment)	170	2 566 981	75 704	2.9	.1	X
2912	Prepared ferrous metal scrap (not processed by this establishment)	124	1 837 272	129 766	7.1	.1	X
2913	Unprepared ferrous metal scrap including bimetal cans	109	1 028 941	24 491	2.4	Z	X
2920	Nonferrous metal scrap	353	5 522 429	367 634	6.7	.3	6.5
2921	Aluminum scrap	297	3 424 360	130 672	3.8	.1	X
2922	Copper and copper alloy scrap	177	2 730 757	148 125	5.4	.1	X
2923	Lead scrap	73	529 454	5 810	1.1	Z	X
2924	Other nonferrous metallic scrap (nickel, zinc, and precious and special metals)	89	1 961 299	66 279	3.4	Z	X
2930	Recyclable paper and paperboard	22	52 430	3 398	6.5	Z	X
2940	Recyclable materials, except metal	33	51 821	7 468	14.4	Z	53.2
2943	Recyclable plastics	26	36 306	2 581	7.1	Z	X
2944	Recyclable glass	25	30 683	2 799	9.1	Z	X
2945	Other recyclable materials (including rubber and bones)	7	18 727	2 088	11.2	Z	X
3000	Jewelry, diamonds, gem stones, and watches	19	13 068	3 059	23.4	Z	68.0
3016	Other jewel., silverware, and plated ware (incl. jewel. where gemstones less than 50% of value, gold filled sterling, and costume jewel. and medallions)	16	8 824	2 154	24.4	Z	X
3030	Precious metals—gold, silver, and platinum including precious metal coins	37	1 181 522	171 060	14.5	.1	X
3120	Forest products, except lumber (including cordwood, hewn posts, poles, and ties)	18	53 920	6 882	12.8	Z	X
3150	Other durable goods	9	38 065	8 069	21.2	Z	77.2
3154	Other durable goods, n.e.c	7	23 976	7 535	31.4	Z	X
3400	Industrial and personal services paper and plastics	21	40 016	3 219	8.0	Z	6.1
3413	Industrial paper (wrapping, bags, cartons, etc.)	10	24 729	2 587	10.5	Z	X
3500	Drugs, pharmaceuticals, cosmetics, and toiletries	19	62 288	10 442	16.8	Z	44.9
3515	Other toiletries and druggists' sundries	8	44 493	9 085	20.4	Z	X
3900	Women's and children's wear	11	36 609	6 317	17.3	Z	X
4000	Footwear	7	144 764	33 255	23.0	Z	X
4860	Other grocery specialties	11	86 367	12 928	15.0	Z	X
5300	Plastics materials and basic shapes	857	7 292 577	712 006	9.8	.5	3.1
5311	Plastic pipes, rods, tubes, and shapes	475	4 213 302	349 786	8.3	.3	X
5312	High pressure laminates	13	64 069	7 875	12.3	Z	X
5313	Plastics raw materials	47	510 447	14 197	2.8	Z	X
5314	Other plastics materials and basic shapes	292	2 767 868	299 058	10.8	.2	X
5320	Industrial gases (welding, etc.)	12	21 730	3 427	15.8	Z	X

See footnotes at end of table.

Table 2. All Types of Operation by Kind of Business and Commodity Line for Wholesale Trade: 1997—Con.

[Includes only establishments with payroll. For meaning of abbreviations and symbols, see introductory text. For explanation of terms, see Appendix A]

NAICS code and CL code	Kind of business and commodity line	Establishments handling commodity line		Commodity line sales			Sales coverage percent
		Number	Total sales (\$1,000)	Amount ¹ (\$1,000)	As percent of total sales of—		
					Establishments handling line	Establishments in NAICS industry ¹	
42151	Metal service centers & offices—Con.						
5330	Chemicals and allied products (excluding agricultural, plastics, gases, and petroleum)	260	4 076 220	643 370	15.8	.5	3.1
5332	Alkalies and chlorine	41	261 032	41 021	15.7	Z	X
5334	Organic fibers	24	29 606	4 844	16.4	Z	X
5335	Detergents and soaps	32	310 019	2 823	.9	Z	X
5336	Sanitation chemicals, polishes, and waxes	16	45 201	473	1.0	Z	X
5341	Insecticides, nonagricultural	16	45 201	473	1.0	Z	X
5342	Adhesives, sealants, and glues	53	562 362	118 598	21.1	.1	X
5344	Other chemicals and allied products	154	1 958 462	135 651	6.9	.1	X
5400	Petroleum products	36	894 152	49 975	5.6	Z	X
5800	Farm supplies	11	63 167	12 563	19.9	Z	65.5
5816	Other agricultural chemicals and fertilizers	6	62 328	12 084	19.4	Z	X
6000	Paint, paint supplies, and wallpaper	82	287 947	13 290	4.6	Z	5.1
6011	Architectural coatings (enamels, primers, stains, solvents, and lacquers)	69	253 211	10 729	4.2	Z	X
6120	Art goods (including novelties and souvenirs)	21	25 666	4 181	16.3	Z	4.9
6122	Novelties and souvenirs	6	7 608	1 224	16.1	Z	X
6130	Textile bags, bagging, and burlap	8	16 260	3 703	22.8	Z	X
6150	Nondurable goods, n.e.c.	7	76 130	12 729	16.7	Z	X
9700	Service receipts and labor charges (including installed parts)	724	6 179 212	300 486	4.9	.2	7.6
9701	Labor charges for repair work	441	2 990 078	124 622	4.2	.1	X
9702	Parts installed in repair work	357	2 622 651	56 509	2.2	Z	X
9703	Other service receipts and labor charges—Specify	244	2 732 755	117 078	4.3	.1	X
9720	Receipts for service contracts	15	33 807	2 397	7.1	Z	X
9740	Receipts for installing equipment	31	57 484	8 058	14.0	Z	X
9810	Miscellaneous commodities	883	10 640 746	811 767	7.6	.6	X
9940	Rental and leasing receipts	107	428 123	28 339	6.6	Z	X
9950	Construction receipts	24	78 817	24 650	31.3	Z	X
421510	Metal service centers & offices	11 827	X	135 695 563	X	100.0	78.7
0100	New and used automobiles, motorcycles, etc.	15	22 470	4 150	18.5	Z	13.4
0114	Motorscooters, mopeds, snowmobiles, and utility trailers	11	15 451	3 762	24.3	Z	X
0200	New and rebuilt automotive parts and supplies	55	337 653	80 621	23.9	.1	45.2
0211	Batteries	14	10 093	140	1.4	Z	X
0213	Electrical engine parts (including ignition parts)	9	8 204	100	1.2	Z	X
0214	Brake parts (including fluid and all disk and drum parts)	9	7 275	64	.9	Z	X
0216	Glass	6	6 859	83	1.2	Z	X
0219	Engine parts, except electrical	18	260 430	56 073	21.5	Z	X
0221	Body parts and repair materials	11	9 302	120	1.3	Z	X
0222	Suspension parts (shocks, struts, balljoints, etc.)	13	28 255	8 312	29.4	Z	X
0223	Parts, n.e.c.	13	47 990	6 014	12.5	Z	X
0240	Used automotive parts, accessories, and equipment	46	46 407	6 853	14.8	Z	X
0300	Tires and tubes	22	401 339	4 602	1.1	Z	.5
0312	Recapped and used tires and repair materials	8	10 137	292	2.9	Z	X
0400	Household and lawn furniture	12	71 618	12 538	17.5	Z	X
0500	Household china, glassware, crockery, and plastic housewares	11	25 379	6 873	27.1	Z	X
0520	Linens, domestics, curtains, and draperies	9	35 390	5 722	16.2	Z	76.9
0523	Shades and blinds	7	34 714	5 708	16.4	Z	X
0530	Flooring and floor coverings	14	16 401	966	5.9	Z	X
0540	Other home furnishings	11	27 224	2 781	10.2	Z	14.2
0542	Mirrors, lamps, and picture frames	10	25 224	2 700	10.7	Z	X
0600	Lumber: rough, dressed, and finished	115	389 293	47 623	12.2	Z	49.9
0611	Dimensional lumber (non-treated)	52	170 356	7 431	4.4	Z	X
0612	Treated lumber	80	251 707	29 609	11.8	Z	X
0613	Boards	11	45 096	10 583	23.5	Z	X
0620	Plywood and millwork	130	730 865	85 291	11.7	.1	42.0
0621	Softwood plywood and oriented strand board (OSB)	17	44 063	3 389	7.7	Z	X
0622	Other panels products (including hardwood plywood, waterboard, and particleboard)	50	209 821	4 563	2.2	Z	X
0623	Gypsum, specialty boards, and treatments	28	207 336	25 600	12.3	Z	X
0624	Wood millwork (doors, windows, cabinets, etc.)	53	366 775	47 726	13.0	Z	X
0625	Metal millwork	13	62 088	2 035	3.3	Z	X
0626	Other millwork and wood siding (including trusses and wood roofing)	7	28 204	1 977	7.0	Z	X
0700	Brick, stone, tile, sand, block, cement, and gravel	94	617 184	63 504	10.3	Z	15.2
0711	Ready-mixed or transit-mixed concrete	27	103 128	9 174	8.9	Z	X
0712	Cement and lime	44	175 564	9 152	5.2	Z	X
0713	Sand, gravel, and crushed stone	14	19 868	1 242	6.3	Z	X
0714	Brick, block, tile, clay/cement sewer pipe, etc.	33	170 585	22 092	13.0	Z	X
0720	Roofing, siding, and insulation materials	133	645 706	76 552	11.9	.1	37.0
0721	Roofing, except wood	59	298 219	28 809	9.7	Z	X
0722	Siding, except wood	37	141 724	3 326	2.3	Z	X
0723	Insulation materials	90	474 337	44 173	9.3	Z	X
0730	Flat glass and other construction glass (excluding automotive)	66	250 333	47 308	18.9	Z	X
0740	Other construction materials	177	595 313	83 514	14.0	.1	58.5
0741	Rain-carrying equipment (down spouts, gutters, etc.)	29	118 407	6 097	5.1	Z	X
0742	Prefabricated buildings and structural assemblies (nonwood)	16	50 452	2 838	5.6	Z	X
0744	Construction materials, n.e.c. (including wire fence and construction paper)	152	503 848	74 578	14.8	.1	X
0920	New computer equipment	7	38 666	2 022	5.2	Z	X
0950	Computer software (packaged)	6	3 819	373	9.8	Z	X

See footnotes at end of table.

Table 2. All Types of Operation by Kind of Business and Commodity Line for Wholesale Trade: 1997—Con.

[Includes only establishments with payroll. For meaning of abbreviations and symbols, see introductory text. For explanation of terms, see Appendix A]

NAICS code and CL code	Kind of business and commodity line	Establishments handling commodity line		Commodity line sales			Sales coverage percent
		Number	Total sales (\$1,000)	Amount ¹ (\$1,000)	As percent of total sales of—		
					Establishments handling line	Establishments in NAICS industry ¹	
421510	Metal service centers & offices—Con.						
1100	Iron and steel products (semifinished)	2 071	23 770 413	9 010 854	37.9	6.6	71.7
1111	Sheet bars and tin plate bars	573	4 789 119	795 319	16.6	.6	X
1112	Wire rods	232	4 987 127	841 513	16.9	.6	X
1113	Rough castings and foundry products	609	4 832 245	2 540 472	52.6	1.9	X
1114	Forgings	517	5 931 948	1 138 505	19.2	.8	X
1116	Other semifinished iron and steel products	775	11 275 075	3 695 043	32.8	2.7	X
1120	Flat iron and steel products	4 832	72 716 167	46 344 352	63.7	34.2	71.9
1121	Plates	2 651	31 397 630	6 712 867	21.4	4.9	X
1122	Strips (hot-rolled and cold-rolled)	1 465	17 267 657	4 758 178	27.6	3.5	X
1123	Sheets (cold-rolled)	2 340	48 075 581	9 325 550	19.4	6.9	X
1124	Sheets (hot-rolled)	2 616	48 891 403	9 239 390	18.9	6.8	X
1126	Sheets (galvanized and coated)	2 140	46 915 406	12 172 657	25.9	9.0	X
1127	Tin plate and terneplate	193	12 167 513	835 209	6.9	.6	X
1128	Fabricated and structural plate products	938	6 681 389	1 050 847	15.7	.7	X
1129	Other flat iron and steel products	1 139	22 372 890	2 249 624	10.1	1.8	X
1140	Iron and steel wire and wire products	1 984	14 863 201	4 185 723	28.2	3.1	61.2
1141	Wire (plain, coated, barbed, and twisted)	968	9 269 058	2 034 387	21.9	1.5	X
1142	Nails	290	1 504 962	466 890	31.0	.3	X
1143	Wire rope, strand, strapping, reinforcement mesh, and bale ties	1 209	7 480 650	1 682 079	22.5	1.2	X
1150	Iron and steel pipe and tubing	3 760	40 138 627	13 086 835	32.6	9.6	72.4
1152	Tubing	2 848	29 580 606	5 248 979	17.7	3.9	X
1153	Standard steel pipe	2 505	26 448 491	5 132 679	19.4	3.8	X
1154	Other steel pipe	1 034	12 403 789	2 705 173	21.8	2.0	X
1160	Other iron and steel products	3 317	37 447 250	12 943 872	34.6	9.5	73.0
1162	Bars (excluding reinforcement bars) and bar-size shapes: hot-rolled	1 578	22 787 870	2 956 323	13.0	2.2	X
1163	Bars and bar-size shapes: cold finished	1 463	19 055 624	2 054 680	10.8	1.5	X
1164	Concrete reinforcement bars	1 037	9 023 113	1 605 729	17.8	1.2	X
1165	Structural shapes (excluding bar-size shapes)	1 696	21 462 014	3 773 349	17.6	2.8	X
1167	Finished products, n.e.c.	865	8 431 973	2 553 781	30.3	1.9	X
1170	Alloy steel	1 750	23 116 439	4 090 269	17.7	3.0	74.0
1171	Bars, hot-rolled or cold-finished	1 100	15 380 299	1 860 008	12.1	1.4	X
1173	Pipe, tubing, and plates	787	11 893 114	1 339 178	11.3	1.0	X
1175	Other alloy steel	572	7 330 765	891 077	12.2	.7	X
1180	Stainless steel	2 952	35 264 191	9 406 731	26.7	6.9	73.6
1181	Plates	1 179	15 362 031	1 077 434	7.0	.8	X
1182	Strip	561	5 849 744	947 808	16.2	.7	X
1183	Sheets	1 467	20 033 716	2 579 069	12.9	1.9	X
1184	Bars and bar-size shapes	1 545	20 279 577	2 312 025	11.4	1.7	X
1185	Other stainless steel (including tubing)	1 766	23 345 953	2 490 384	10.7	1.8	X
1200	Copper and brass	1 790	23 593 291	7 500 221	31.8	5.5	70.3
1211	Copper wire mill products (structural only)	283	4 513 434	1 425 444	31.6	1.1	X
1212	Flat products (sheets, strips, and plates)	921	12 698 662	2 273 170	17.9	1.7	X
1213	Tubular products (pipes and tubes)	892	12 084 020	1 623 433	13.4	1.2	X
1214	Rod, nonelectrical wire, extruded shapes, etc.	783	12 735 464	2 178 155	17.1	1.6	X
1220	Aluminum shapes, forms, etc.	3 304	37 501 391	14 469 174	38.6	10.7	70.5
1221	Plates (.250 inch and over)	1 447	17 755 965	2 351 757	13.2	1.7	X
1222	Sheets and coils (.006 to .249 inch)	1 985	24 996 131	5 426 058	21.7	4.0	X
1223	Rods, bars, and wires: rolled or extruded (rounds, hexes, squares, and rectangles)	2 209	26 810 351	5 212 251	19.4	3.8	X
1224	Pipe and tubing (including hollow bar, square, and rectangular tubing) ..	1 612	18 874 309	1 151 465	6.1	.8	X
1225	Foils	241	2 223 683	327 609	14.7	.2	X
1230	Other nonferrous metals (magnesium, nickel, tin, lead, zinc, etc., except precious)	1 006	17 357 051	6 449 705	37.2	4.8	X
1300	Coal and coke	20	852 867	171 522	20.1	.1	33.8
1311	Coal	15	491 582	4 416	.9	Z	X
1312	Coke	15	551 492	156 402	28.4	.1	X
1320	Minerals and ores (excluding coal, precious stones, and crude oil)	39	2 791 852	327 617	11.7	.2	X
1400	Electrical apparatus and equipment	266	2 687 752	219 847	8.2	.2	.5
1413	Motors and generators (including motor-generator sets)	8	20 305	3 715	18.3	Z	X
1414	Conduit, raceway, and fittings	6	19 400	1 647	8.5	Z	X
1419	Industrial controls	7	16 943	3 164	18.7	Z	X
1421	Other electrical apparatus and equipment (including fuses and lightning rods)	161	993 298	59 858	6.0	Z	X
1500	Electrical appliances, household	9	23 563	3 082	13.1	Z	X
1600	Electronic parts and equipment, except communication	144	2 379 418	124 762	5.2	.1	.9
1613	Capacitors and resistors	10	59 503	4 271	7.2	Z	X
1615	Discrete semiconductors, etc.	9	68 584	11 652	17.0	Z	X
1616	Electronic connectors and other passive electronic parts	10	12 698	3 129	24.6	Z	X
1650	Communication equipment and supplies	6	27 347	5 893	21.5	Z	X
1700	Hardware	937	4 813 316	545 542	11.3	.4	13.8
1711	Hand tools (including power driven)	613	3 089 832	238 824	7.7	.2	X
1712	Bolts, nuts, rivets, and fasteners	621	3 015 468	187 333	6.2	.1	X
1713	Cutlery	493	2 389 433	90 083	3.8	.1	X
1800	Plumbing and heating equipment and supplies (hydronics)	289	1 845 368	281 426	15.3	.2	23.0
1811	Plastic pipe fittings and valves (excluding pipe and tubing)	154	721 814	23 901	3.3	Z	X
1812	Metal pipe fittings and valves (excluding pipe and tubing)	200	966 613	120 786	12.5	.1	X
1813	Plumbing fixtures	71	417 189	21 003	5.0	Z	X
1814	Furnaces, stoves, water heaters (except electric and warm air)	27	225 922	17 441	7.7	Z	X
1815	Boilers, radiators, and convectors	34	204 459	4 883	2.4	Z	X
1818	Other plumbing and heating equipment and supplies	141	1 080 052	92 985	8.6	.1	X

See footnotes at end of table.

Table 2. All Types of Operation by Kind of Business and Commodity Line for Wholesale Trade: 1997—Con.

[Includes only establishments with payroll. For meaning of abbreviations and symbols, see introductory text. For explanation of terms, see Appendix A]

NAICS code and CL code	Kind of business and commodity line	Establishments handling commodity line		Commodity line sales			Sales coverage percent
		Number	Total sales (\$1,000)	Amount ¹ (\$1,000)	As percent of total sales of—		
					Establishments handling line	Establishments in NAICS industry ¹	
421510	Metal service centers & offices—Con.						
1900	Warm air heating and air-conditioning equipment and supplies	38	262 136	27 576	10.5	Z	51.7
1911	Furnaces (warm air)	15	162 502	3 257	2.0	Z	X
1912	Central air-conditioning (residential and commercial)	7	25 483	287	1.1	Z	X
1914	Heat pumps (residential and commercial)	17	180 988	1 947	1.1	Z	X
1916	Air cleaning and filtration systems	7	22 617	3 373	14.9	Z	X
1919	Registers, grills, pre-formed ductwork (excluding sheet metal), and duct insulation	24	214 439	17 590	8.2	Z	X
2100	Construction and mining machinery and equipment (including parts and attachments)	48	679 742	161 064	23.7	.1	1.1
2113	New mixers, pavers, and related equipment	13	170 985	12 187	7.1	Z	X
2117	Other new construction and mining, logging, and road maintenance machinery, equipment, and parts	24	467 093	111 600	23.9	.1	X
2118	Used construction and mining machinery and equipment	13	170 985	32 241	18.9	Z	X
2200	Farm machinery, equipment, and parts	19	30 682	1 852	6.0	Z	X
2220	Garden machinery, equipment, and parts	7	27 924	2 680	9.6	Z	X
2300	Hydraulic and pneumatic (fluid-power) pumps, motors, and parts	25	128 281	10 811	8.4	Z	42.4
2311	Pumps	19	124 561	9 190	7.4	Z	X
2312	Motors	12	45 300	938	2.1	Z	X
2313	Parts for pumps and motors	11	25 039	685	2.7	Z	X
2320	General-purpose industrial machinery, equipment, and parts	487	7 592 671	1 301 131	17.1	1.0	4.4
2321	New pumps, compressors (air or gas), and equipment	243	3 224 008	198 149	6.1	.1	X
2326	New controlling, recording, and indicating instruments and access	162	2 188 935	427 240	19.5	.3	X
2327	All other new general-purpose industrial machinery and equipment	285	3 218 072	304 184	9.5	.2	X
2328	Used general-purpose industrial machinery and equipment	81	1 106 018	16 292	1.5	Z	X
2330	Metalworking machinery, equipment, and parts	118	525 090	61 874	11.8	Z	X
2340	Materials handling machinery, equipment, and parts	76	229 314	20 401	8.9	Z	47.7
2341	New conveying equipment	38	80 094	9 326	11.6	Z	X
2342	New hoists, cranes, and monorails	25	45 521	2 725	6.0	Z	X
2343	New forklift trucks	20	117 394	4 683	4.0	Z	X
2350	Oil well, oil refinery, and pipeline machinery, equipment, and supplies	75	447 016	72 096	16.1	.1	67.5
2351	New oil refining and pipeline machinery, equipment, and supplies	44	170 613	22 279	13.1	Z	X
2352	New oil field machinery, equipment, and supplies (including drilling bits)	28	273 156	49 659	18.2	Z	X
2360	Other industrial machinery, equipment, and parts	28	205 339	31 105	15.1	Z	28.4
2362	New power plant machinery (excluding electrical)	6	43 057	8 674	20.1	Z	X
2366	Other new industrial machinery and equipment	22	162 282	20 893	12.9	Z	X
2367	Used industrial machinery and equipment	11	54 185	1 450	2.7	Z	X
2370	Mechanical power transmission supplies	28	1 479 102	194 630	13.2	.1	76.2
2371	Bearings and bushings	24	486 094	110 361	22.7	.1	X
2372	Other mechanical power transmission supplies	9	1 037 078	84 268	8.1	.1	X
2380	Industrial valves and fittings (except fluid-power)	143	899 043	233 668	26.0	.2	X
2390	Hydraulic and pneumatic (fluid-power) valves	23	160 301	26 502	16.5	Z	50.5
2391	Hydraulic valves	17	77 250	5 386	7.0	Z	X
2392	Pneumatic valves	17	109 777	21 115	19.2	Z	X
2400	Hydraulic and pneumatic cylinders and rotary actuators	15	111 786	11 673	10.4	Z	68.3
2411	Hydraulic cylinders and rotary actuators	12	45 240	4 571	10.1	Z	X
2420	Hydraulic and pneumatic connectors and assemblies	16	178 112	52 720	29.6	Z	9.4
2421	Hydraulic and pneumatic connectors	9	65 598	6 457	9.8	Z	X
2422	Hydraulic and pneumatic assemblies	10	84 685	27 094	32.0	Z	X
2430	Fluid-power filters, components, accessories, and parts	16	55 515	2 608	4.7	Z	78.7
2431	Filters	10	14 481	395	2.7	Z	X
2432	Other fluid-power components, accessories, and parts, n.e.c.	10	44 735	2 213	4.9	Z	X
2440	Welding supplies (excluding gases)	21	1 027 469	23 272	2.3	Z	X
2450	Industrial containers and supplies	45	91 368	8 948	9.8	Z	6.2
2454	Other industrial containers and supplies	39	75 072	7 167	9.5	Z	X
2460	Other industrial supplies	350	1 845 438	118 753	6.4	.1	6.9
2462	Abrasives and abrasive materials	137	695 490	14 013	2.0	Z	X
2463	Nylon, polyester, and synthetic rubber	55	280 068	3 964	1.4	Z	X
2464	Mechanical rubber goods	105	465 944	17 233	3.7	Z	X
2465	Strapping and tape	117	494 969	16 719	3.4	Z	X
2466	Industrial supplies, n.e.c.	157	1 100 219	66 503	6.0	Z	X
2620	Marine machinery, equipment, and supplies	9	14 223	460	3.2	Z	X
2700	Sporting and recreational goods and supplies	13	120 156	19 266	16.0	Z	X
2900	Ferrous metal scrap	346	5 920 242	249 166	4.2	.2	3.5
2911	Prepared ferrous metal scrap (processed by this establishment)	170	2 566 981	75 704	2.9	.1	X
2912	Prepared ferrous metal scrap (not processed by this establishment)	124	1 837 272	129 766	7.1	.1	X
2913	Unprepared ferrous metal scrap including bimetal cans	109	1 028 941	24 491	2.4	Z	X
2920	Nonferrous metal scrap	353	5 522 429	367 634	6.7	.3	6.5
2921	Aluminum scrap	297	3 424 360	130 672	3.8	.1	X
2922	Copper and copper alloy scrap	177	2 730 757	148 125	5.4	.1	X
2923	Lead scrap	73	529 454	5 810	1.1	Z	X
2924	Other nonferrous metallic scrap (nickel, zinc, and precious and special metals)	89	1 961 299	66 279	3.4	Z	X
2930	Recyclable paper and paperboard	22	52 430	3 398	6.5	Z	X
2940	Recyclable materials, except metal	33	51 821	7 468	14.4	Z	53.2
2943	Recyclable plastics	26	36 306	2 581	7.1	Z	X
2944	Recyclable glass	25	30 683	2 799	9.1	Z	X
2945	Other recyclable materials (including rubber and bones)	7	18 727	2 088	11.2	Z	X

See footnotes at end of table.

Table 2. All Types of Operation by Kind of Business and Commodity Line for Wholesale Trade: 1997—Con.

[Includes only establishments with payroll. For meaning of abbreviations and symbols, see introductory text. For explanation of terms, see Appendix A]

NAICS code and CL code	Kind of business and commodity line	Establishments handling commodity line		Commodity line sales			Sales coverage percent
		Number	Total sales (\$1,000)	Amount ¹ (\$1,000)	As percent of total sales of—		
					Establishments handling line	Establishments in NAICS industry ¹	
421510	Metal service centers & offices—Con.						
3000	Jewelry, diamonds, gem stones, and watches	19	13 068	3 059	23.4	Z	68.0
3016	Other jewel., silverware, and plated ware (incl. jewel. where gemstones less than 50% of value, gold filled sterling, and costume jewel. and medallions)	16	8 824	2 154	24.4	Z	X
3030	Precious metals—gold, silver, and platinum including precious metal coins	37	1 181 522	171 060	14.5	.1	X
3120	Forest products, except lumber (including cordwood, hewn posts, poles, and ties)	18	53 920	6 882	12.8	Z	X
3150	Other durable goods	9	38 065	8 069	21.2	Z	77.2
3154	Other durable goods, n.e.c.	7	23 976	7 535	31.4	Z	X
3400	Industrial and personal services paper and plastics	21	40 016	3 219	8.0	Z	6.1
3413	Industrial paper (wrapping, bags, cartons, etc.)	10	24 729	2 587	10.5	Z	X
3500	Drugs, pharmaceuticals, cosmetics, and toiletries	19	62 288	10 442	16.8	Z	44.9
3515	Other toiletries and druggists' sundries	8	44 493	9 085	20.4	Z	X
3900	Women's and children's wear	11	36 609	6 317	17.3	Z	X
4000	Footwear	7	144 764	33 255	23.0	Z	X
4860	Other grocery specialties	11	86 367	12 928	15.0	Z	X
5300	Plastics materials and basic shapes	857	7 292 577	712 006	9.8	.5	3.1
5311	Plastic pipes, rods, tubes, and shapes	475	4 213 302	349 786	8.3	.3	X
5312	High pressure laminates	13	64 069	7 875	12.3	Z	X
5313	Plastics raw materials	47	510 447	14 197	2.8	Z	X
5314	Other plastics materials and basic shapes	292	2 767 868	299 058	10.8	.2	X
5320	Industrial gases (welding, etc.)	12	21 730	3 427	15.8	Z	X
5330	Chemicals and allied products (excluding agricultural, plastics, gases, and petroleum)	260	4 076 220	643 370	15.8	.5	3.1
5332	Alkalies and chlorine	41	261 032	41 021	15.7	Z	X
5334	Organic fibers	24	29 606	4 844	16.4	Z	X
5335	Detergents and soaps	32	310 019	2 823	.9	Z	X
5336	Sanitation chemicals, polishes, and waxes	16	45 201	473	1.0	Z	X
5341	Insecticides, nonagricultural	16	45 201	473	1.0	Z	X
5342	Adhesives, sealants, and glues	53	562 362	118 598	21.1	.1	X
5344	Other chemicals and allied products	154	1 958 462	135 651	6.9	.1	X
5400	Petroleum products	36	894 152	49 975	5.6	Z	X
5800	Farm supplies	11	63 167	12 563	19.9	Z	65.5
5816	Other agricultural chemicals and fertilizers	6	62 328	12 084	19.4	Z	X
6000	Paint, paint supplies, and wallpaper	82	287 947	13 290	4.6	Z	5.1
6011	Architectural coatings (enamels, primers, stains, solvents, and lacquers)	69	253 211	10 729	4.2	Z	X
6120	Art goods (including novelties and souvenirs)	21	25 666	4 181	16.3	Z	4.9
6122	Novelties and souvenirs	6	7 608	1 224	16.1	Z	X
6130	Textile bags, bagging, and burlap	8	16 260	3 703	22.8	Z	X
6150	Nondurable goods, n.e.c.	7	76 130	12 729	16.7	Z	X
9700	Service receipts and labor charges (including installed parts)	724	6 179 212	300 486	4.9	.2	7.6
9701	Labor charges for repair work	441	2 990 078	124 622	4.2	.1	X
9702	Parts installed in repair work	357	2 622 651	56 509	2.2	Z	X
9703	Other service receipts and labor charges—Specify	244	2 732 755	117 078	4.3	.1	X
9720	Receipts for service contracts	15	33 807	2 397	7.1	Z	X
9740	Receipts for installing equipment	31	57 484	8 058	14.0	Z	X
9810	Miscellaneous commodities	883	10 640 746	811 767	7.6	.6	X
9940	Rental and leasing receipts	107	428 123	28 339	6.6	Z	X
9950	Construction receipts	24	78 817	24 650	31.3	Z	X
4215101	Ferrous metal service centers & sales offices	9 437	X	106 496 206	X	100.0	79.2
0100	New and used automobiles, motorcycles, etc.	12	18 218	3 257	17.9	Z	12.4
0114	Motorscooters, mopeds, snowmobiles, and utility trailers	8	11 199	2 869	25.6	Z	X
0200	New and rebuilt automotive parts and supplies	51	302 062	72 209	23.9	.1	51.7
0211	Batteries	14	10 093	140	1.4	Z	X
0213	Electrical engine parts (including ignition parts)	9	8 204	100	1.2	Z	X
0214	Brake parts (including fluid and all disk and drum parts)	9	7 275	64	.9	Z	X
0216	Glass	6	6 859	83	1.2	Z	X
0219	Engine parts, except electrical	18	260 430	56 073	21.5	.1	X
0221	Body parts and repair materials	11	9 302	120	1.3	Z	X
0222	Suspension parts (shocks, struts, balljoints, etc.)	13	28 255	8 312	29.4	Z	X
0223	Parts, n.e.c.	13	47 990	6 014	12.5	Z	X
0240	Used automotive parts, accessories, and equipment	43	43 358	6 623	15.3	Z	X
0300	Tires and tubes	21	15 337	749	4.9	Z	14.0
0312	Recapped and used tires and repair materials	8	10 137	292	2.9	Z	X
0400	Household and lawn furniture	11	67 379	12 454	18.5	Z	X
0500	Household china, glassware, crockery, and plastic housewares	7	18 384	5 552	30.2	Z	X
0530	Flooring and floor coverings	12	13 511	620	4.6	Z	X
0600	Lumber: rough, dressed, and finished	111	376 901	45 945	12.2	Z	49.5
0611	Dimensional lumber (non-treated)	48	157 964	6 242	4.0	Z	X
0612	Treated lumber	77	245 413	29 120	11.9	Z	X
0613	Boards	11	45 096	10 583	23.5	Z	X

See footnotes at end of table.

Table 2. All Types of Operation by Kind of Business and Commodity Line for Wholesale Trade: 1997—Con.

[Includes only establishments with payroll. For meaning of abbreviations and symbols, see introductory text. For explanation of terms, see Appendix A]

NAICS code and CL code	Kind of business and commodity line	Establishments handling commodity line		Commodity line sales			Sales coverage percent
		Number	Total sales (\$1,000)	Amount ¹ (\$1,000)	As percent of total sales of—		
					Establishments handling line	Establishments in NAICS industry ¹	
4215101	Ferrous metal service centers & sales offices—Con.						
0620	Plywood and millwork	106	553 184	68 084	12.3	.1	44.7
0621	Softwood plywood and oriented strand board (OSB)	13	35 355	3 251	9.2	Z	X
0622	Other panels products (including hardwood plywood, waterboard, and particleboard)	44	183 596	4 019	2.2	Z	X
0623	Gypsum, specialty boards, and treatments	24	201 255	25 001	12.4	Z	X
0624	Wood millwork (doors, windows, cabinets, etc.)	39	221 400	33 733	15.2	Z	X
0625	Metal millwork	7	35 863	1 354	3.8	Z	X
0700	Brick, stone, tile, sand, block, cement, and gravel	93	344 248	41 671	12.1	Z	31.2
0711	Ready-mixed or transit-mixed concrete	27	103 128	9 174	8.9	Z	X
0712	Cement and lime	44	175 564	9 152	5.2	Z	X
0713	Sand, gravel, and crushed stone	14	19 868	1 242	6.3	Z	X
0714	Brick, block, tile, clay/cement sewer pipe, etc.	33	170 585	22 092	13.0	Z	X
0720	Roofing, siding, and insulation materials	120	582 839	67 380	11.6	.1	33.8
0721	Roofing, except wood	51	265 052	25 194	9.5	Z	X
0722	Siding, except wood	30	114 825	1 871	1.6	Z	X
0723	Insulation materials	83	425 354	40 314	9.5	Z	X
0730	Flat glass and other construction glass (excluding automotive)	11	71 433	18 366	25.7	Z	X
0740	Other construction materials	151	513 920	74 256	14.4	.1	56.0
0741	Rain-carrying equipment (down spouts, gutters, etc.)	15	79 347	4 134	5.2	Z	X
0742	Prefabricated buildings and structural assemblies (nonwood)	14	44 002	2 195	5.0	Z	X
0744	Construction materials, n.e.c. (including wire fence and construction paper)	134	448 884	67 927	15.1	.1	X
0920	New computer equipment	6	38 065	1 998	5.2	Z	X
0950	Computer software (packaged)	6	3 819	373	9.8	Z	X
1100	Iron and steel products (semifinished)	1 987	21 533 608	8 613 907	40.0	8.1	73.8
1111	Sheet bars and tin plate bars	558	4 676 080	789 376	16.9	.7	X
1112	Wire rods	232	4 987 127	841 513	16.9	.8	X
1113	Rough castings and foundry products	575	4 167 640	2 389 982	57.3	2.2	X
1114	Forgings	494	4 602 639	916 467	19.9	.9	X
1116	Other semifinished iron and steel products	753	11 099 396	3 676 567	33.1	3.5	X
1120	Flat iron and steel products	4 596	69 739 779	46 078 728	66.1	43.3	72.3
1121	Plates	2 585	29 687 751	6 671 894	22.5	6.3	X
1122	Strips (hot-rolled and cold-rolled)	1 425	17 084 464	4 740 066	27.7	4.5	X
1123	Sheets (cold-rolled)	2 247	46 507 925	9 300 732	20.0	8.7	X
1124	Sheets (hot-rolled)	2 557	47 228 994	9 147 409	19.4	8.6	X
1126	Sheets (galvanized and coated)	2 026	45 975 136	12 125 916	26.4	11.4	X
1127	Tin plate and terneplate	191	12 151 134	835 191	6.9	.8	X
1128	Fabricated and structural plate products	915	6 578 632	1 040 902	15.8	1.0	X
1129	Other flat iron and steel products	1 097	21 433 092	2 216 616	10.3	2.1	X
1140	Iron and steel wire and wire products	1 921	13 849 587	4 145 150	29.9	3.9	61.0
1141	Wire (plain, coated, barbed, and twisted)	953	8 675 834	2 024 821	23.3	1.9	X
1142	Nails	287	1 477 725	459 078	31.1	.4	X
1143	Wire rope, strand, strapping, reinforcement mesh, and bale ties	1 171	7 105 643	1 661 246	23.4	1.6	X
1150	Iron and steel pipe and tubing	3 612	38 997 702	13 031 001	33.4	12.2	73.2
1152	Tubing	2 733	28 536 684	5 202 706	18.2	4.9	X
1153	Standard steel pipe	2 437	26 152 064	5 127 979	19.6	4.8	X
1154	Other steel pipe	993	12 266 338	2 700 315	22.0	2.5	X
1160	Other iron and steel products	3 210	35 630 695	12 856 348	36.1	12.1	73.8
1162	Bars (excluding reinforcement bars) and bar-size shapes: hot-rolled	1 529	22 129 986	2 940 725	13.3	2.8	X
1163	Bars and bar-size shapes: cold finished	1 400	17 673 836	2 028 905	11.5	1.9	X
1164	Concrete reinforcement bars	1 036	9 012 731	1 605 720	17.8	1.5	X
1165	Structural shapes (excluding bar-size shapes)	1 642	20 822 660	3 766 183	18.1	3.5	X
1167	Finished products, n.e.c.	843	8 221 884	2 514 811	30.6	2.4	X
1170	Alloy steel	1 590	21 129 029	3 989 742	18.9	3.7	75.5
1171	Bars, hot-rolled or cold-finished	992	13 949 941	1 781 635	12.8	1.7	X
1173	Pipe, tubing, and plates	712	10 827 299	1 327 048	12.3	1.2	X
1175	Other alloy steel	529	6 876 675	881 052	12.8	.8	X
1180	Stainless steel	2 420	28 498 106	8 154 859	28.6	7.7	73.8
1181	Plates	964	12 200 048	894 505	7.3	.8	X
1182	Strip	487	5 253 218	866 054	16.5	.8	X
1183	Sheets	1 153	15 447 859	1 972 769	12.8	1.9	X
1184	Bars and bar-size shapes	1 261	16 351 048	2 078 058	12.7	2.0	X
1185	Other stainless steel (including tubing)	1 490	19 533 464	2 343 476	12.0	2.2	X
1200	Copper and brass	899	11 188 162	512 263	4.6	.5	75.8
1211	Copper wire mill products (structural only)	82	1 074 704	22 061	2.1	.1	X
1212	Flat products (sheets, strips, and plates)	419	5 768 880	154 233	2.7	.1	X
1213	Tubular products (pipes and tubes)	483	6 724 567	177 268	2.6	.2	X
1214	Rod, nonelectrical wire, extruded shapes, etc.	353	5 605 938	158 685	2.8	.1	X
1220	Aluminum shapes, forms, etc.	1 596	18 141 688	2 123 570	11.7	2.0	74.0
1221	Plates (.250 inch and over)	813	9 779 568	293 875	3.0	.3	X
1222	Sheets and coils (.006 to .249 inch)	945	13 403 782	1 019 524	7.6	1.0	X
1223	Rods, bars, and wires: rolled or extruded (rounds, hexes, squares, and rectangles)	1 032	11 923 196	502 914	4.2	.5	X
1224	Pipe and tubing (including hollow bar, square, and rectangular tubing)	870	10 340 018	274 180	2.7	.3	X
1225	Foils	40	244 512	33 046	13.5	Z	X
1230	Other nonferrous metals (magnesium, nickel, tin, lead, zinc, etc., except precious)	356	6 543 453	439 801	6.7	.4	X
1300	Coal and coke	17	554 774	160 818	29.0	.2	54.8
1311	Coal	15	491 582	4 416	.9	Z	X
1312	Coke	15	551 492	156 402	28.4	.1	X
1320	Minerals and ores (excluding coal, precious stones, and crude oil)	28	1 527 747	70 200	4.6	.1	X

See footnotes at end of table.

Table 2. All Types of Operation by Kind of Business and Commodity Line for Wholesale Trade: 1997—Con.

[Includes only establishments with payroll. For meaning of abbreviations and symbols, see introductory text. For explanation of terms, see Appendix A]

NAICS code and CL code	Kind of business and commodity line	Establishments handling commodity line		Commodity line sales			Sales coverage percent
		Number	Total sales (\$1,000)	Amount ¹ (\$1,000)	As percent of total sales of—		
					Establishments handling line	Establishments in NAICS industry ¹	
4215101	Ferrous metal service centers & sales offices—Con.						
1400	Electrical apparatus and equipment.....	224	2 222 620	141 110	6.3	.1	.4
1414	Conduit, raceway, and fittings.....	6	19 400	1 647	8.5	Z	X
1419	Industrial controls.....	7	16 943	3 164	18.7	Z	X
1421	Other electrical apparatus and equipment (including fuses and lightning rods).....	161	993 298	59 858	6.0	.1	X
1500	Electrical appliances, household.....	8	20 271	2 424	12.0	Z	X
1600	Electronic parts and equipment, except communication.....	117	1 589 090	82 231	5.2	.1	1.4
1613	Capacitors and resistors.....	10	59 503	4 271	7.2	Z	X
1615	Discrete semiconductors, etc.....	9	68 584	11 652	17.0	Z	X
1616	Electronic connectors and other passive electronic parts.....	10	12 698	3 129	24.6	Z	X
1700	Hardware.....	795	3 875 267	451 268	11.6	.4	14.9
1711	Hand tools (including power driven).....	503	2 647 315	217 548	8.2	.2	X
1712	Bolts, nuts, rivets, and fasteners.....	598	2 965 554	180 704	6.1	.2	X
1713	Cutlery.....	394	1 755 404	53 015	3.0	.1	X
1800	Plumbing and heating equipment and supplies (hydronics).....	266	1 599 557	249 629	15.6	.2	23.9
1811	Plastic pipe fittings and valves (excluding pipe and tubing).....	153	676 021	21 614	3.2	Z	X
1812	Metal pipe fittings and valves (excluding pipe and tubing).....	199	920 820	119 414	13.0	.1	X
1813	Plumbing fixtures.....	71	417 189	21 003	5.0	Z	X
1814	Furnaces, stoves, water heaters (except electric and warm air).....	27	225 922	17 441	7.7	Z	X
1815	Boilers, radiators, and convectors.....	34	204 459	4 883	2.4	Z	X
1818	Other plumbing and heating equipment and supplies.....	119	836 483	65 271	7.8	.1	X
1900	Warm air heating and air-conditioning equipment and supplies.....	36	257 361	27 387	10.6	Z	52.8
1911	Furnaces (warm air).....	15	162 502	3 257	2.0	Z	X
1912	Central air-conditioning (residential and commercial).....	7	25 483	287	1.1	Z	X
1914	Heat pumps (residential and commercial).....	17	180 988	1 947	1.1	Z	X
1916	Air cleaning and filtration systems.....	7	22 617	3 373	14.9	Z	X
1919	Registers, grills, pre-formed ductwork (excluding sheet metal), and duct insulation.....	24	214 439	17 590	8.2	Z	X
2100	Construction and mining machinery and equipment (including parts and attachments).....	48	679 742	161 064	23.7	.2	1.1
2113	New mixers, pavers, and related equipment.....	13	170 985	12 187	7.1	Z	X
2117	Other new construction and mining, logging, and road maintenance machinery, equipment, and parts.....	24	467 093	111 600	23.9	.1	X
2118	Used construction and mining machinery and equipment.....	13	170 985	32 241	18.9	Z	X
2200	Farm machinery, equipment, and parts.....	19	30 682	1 852	6.0	Z	X
2220	Garden machinery, equipment, and parts.....	7	27 924	2 680	9.6	Z	X
2300	Hydraulic and pneumatic (fluid-power) pumps, motors, and parts.....	25	128 281	10 811	8.4	Z	42.7
2311	Pumps.....	19	124 561	9 190	7.4	Z	X
2312	Motors.....	12	45 300	938	2.1	Z	X
2313	Parts for pumps and motors.....	11	25 039	685	2.7	Z	X
2320	General-purpose industrial machinery, equipment, and parts.....	435	6 641 246	1 177 485	17.7	1.1	4.5
2321	New pumps, compressors (air or gas), and equipment.....	243	3 224 008	198 149	6.1	.2	X
2326	New controlling, recording, and indicating instruments and access.....	129	1 424 242	423 720	29.8	.4	X
2327	All other new general-purpose industrial machinery and equipment.....	236	2 268 048	184 518	8.1	.2	X
2328	Used general-purpose industrial machinery and equipment.....	81	1 106 018	16 292	1.5	Z	X
2330	Metalworking machinery, equipment, and parts.....	102	394 977	47 950	12.1	Z	X
2340	Materials handling machinery, equipment, and parts.....	62	170 355	16 965	10.0	Z	46.6
2341	New conveying equipment.....	37	75 894	7 649	10.1	Z	X
2342	New hoists, cranes, and monorails.....	23	42 523	2 005	4.7	Z	X
2343	New forklift trucks.....	9	65 633	3 644	5.6	Z	X
2350	Oil well, oil refinery, and pipeline machinery, equipment, and supplies.....	72	446 143	72 072	16.2	.1	67.9
2351	New oil refining and pipeline machinery, equipment, and supplies.....	41	169 740	22 255	13.1	Z	X
2352	New oil field machinery, equipment, and supplies (including drilling bits).....	28	273 156	49 659	18.2	Z	X
2360	Other industrial machinery, equipment, and parts.....	26	171 277	21 672	12.7	Z	32.3
2362	New power plant machinery (excluding electrical).....	6	43 057	8 674	20.1	Z	X
2366	Other new industrial machinery and equipment.....	20	128 220	11 460	8.9	Z	X
2367	Used industrial machinery and equipment.....	11	54 185	1 450	2.7	Z	X
2370	Mechanical power transmission supplies.....	28	1 479 102	194 630	13.2	.2	76.7
2371	Bearings and bushings.....	24	486 094	110 361	22.7	.1	X
2372	Other mechanical power transmission supplies.....	9	1 037 078	84 268	8.1	.1	X
2380	Industrial valves and fittings (except fluid-power).....	141	896 530	233 041	26.0	.2	X
2390	Hydraulic and pneumatic (fluid-power) valves.....	23	160 301	26 502	16.5	Z	50.8
2391	Hydraulic valves.....	17	77 250	5 386	7.0	Z	X
2392	Pneumatic valves.....	17	109 777	21 115	19.2	Z	X
2400	Hydraulic and pneumatic cylinders and rotary actuators.....	15	111 786	11 673	10.4	Z	68.8
2411	Hydraulic cylinders and rotary actuators.....	12	45 240	4 571	10.1	Z	X
2420	Hydraulic and pneumatic connectors and assemblies.....	16	178 112	52 720	29.6	.1	9.5
2421	Hydraulic and pneumatic connectors.....	9	65 598	6 457	9.8	Z	X
2422	Hydraulic and pneumatic assemblies.....	10	84 685	27 094	32.0	Z	X
2430	Fluid-power filters, components, accessories, and parts.....	16	55 515	2 608	4.7	Z	79.2
2431	Filters.....	10	14 481	395	2.7	Z	X
2432	Other fluid-power components, accessories, and parts, n.e.c.....	10	44 735	2 213	4.9	Z	X
2440	Welding supplies (excluding gases).....	21	1 027 469	23 272	2.3	Z	X
2450	Industrial containers and supplies.....	39	75 072	7 167	9.5	Z	7.7
2454	Other industrial containers and supplies.....	39	75 072	7 167	9.5	Z	X
2460	Other industrial supplies.....	319	1 775 373	112 262	6.3	.1	6.9
2462	Abrasives and abrasive materials.....	137	695 490	14 013	2.0	Z	X
2463	Nylon, polyester, and synthetic rubber.....	55	280 068	3 964	1.4	Z	X
2464	Mechanical rubber goods.....	98	442 561	15 289	3.5	Z	X
2465	Strapping and tape.....	101	455 306	12 482	2.7	Z	X
2466	Industrial supplies, n.e.c.....	157	1 100 219	66 503	6.0	.1	X

See footnotes at end of table.

Table 2. All Types of Operation by Kind of Business and Commodity Line for Wholesale Trade: 1997—Con.

[Includes only establishments with payroll. For meaning of abbreviations and symbols, see introductory text. For explanation of terms, see Appendix A]

NAICS code and CL code	Kind of business and commodity line	Establishments handling commodity line		Commodity line sales			Sales coverage percent
		Number	Total sales (\$1,000)	Amount ¹ (\$1,000)	As percent of total sales of—		
					Establishments handling line	Establishments in NAICS industry ¹	
4215101	Ferrous metal service centers & sales offices—Con.						
2620	Marine machinery, equipment, and supplies	9	14 223	460	3.2	Z	X
2700	Sporting and recreational goods and supplies	8	49 087	12 171	24.8	Z	X
2900	Ferrous metal scrap	285	5 380 361	239 302	4.4	.2	2.7
2911	Prepared ferrous metal scrap (processed by this establishment)	157	2 509 682	70 981	2.8	.1	X
2912	Prepared ferrous metal scrap (not processed by this establishment)	99	1 517 297	127 412	8.4	.1	X
2913	Unprepared ferrous metal scrap including bimetal cans	84	981 349	22 432	2.3	Z	X
2920	Nonferrous metal scrap	179	2 169 057	122 699	5.7	.1	8.6
2921	Aluminum scrap	161	1 650 928	53 048	3.2	.1	X
2922	Copper and copper alloy scrap	123	1 446 597	36 426	2.5	Z	X
2923	Lead scrap	41	242 399	3 883	1.6	Z	X
2924	Other nonferrous metallic scrap (nickel, zinc, and precious and special metals)	47	905 752	28 250	3.1	Z	X
2930	Recyclable paper and paperboard	6	37 159	1 768	4.8	Z	X
2940	Recyclable materials, except metal	6	17 229	1 941	11.3	Z	X
3030	Precious metals—gold, silver, and platinum including precious metal coins	10	283 938	116 379	41.0	.1	X
3120	Forest products, except lumber (including cordwood, hewn posts, poles, and ties)	13	42 851	6 689	15.6	Z	X
3400	Industrial and personal services paper and plastics	18	28 950	2 800	9.7	Z	10.0
3413	Industrial paper (wrapping, bags, cartons, etc.)	10	24 729	2 587	10.5	Z	X
4860	Other grocery specialties	10	83 075	12 140	14.6	Z	X
5300	Plastics materials and basic shapes	622	5 539 277	537 175	9.7	.5	2.9
5311	Plastic pipes, rods, tubes, and shapes	413	3 379 980	256 326	7.6	.2	X
5312	High pressure laminates	13	64 069	7 875	12.3	Z	X
5313	Plastics raw materials	47	510 447	14 197	2.8	Z	X
5314	Other plastics materials and basic shapes	144	1 659 559	238 290	14.4	.2	X
5320	Industrial gases (welding, etc.)	12	21 730	3 427	15.8	Z	X
5330	Chemicals and allied products (excluding agricultural, plastics, gases, and petroleum)	206	3 296 666	595 648	18.1	.6	1.7
5332	Alkalies and chlorine	31	141 251	40 475	28.7	Z	X
5334	Organic fibers	24	29 606	4 844	16.4	Z	X
5335	Detergents and soaps	22	190 238	2 642	1.4	Z	X
5336	Sanitation chemicals, polishes, and waxes	16	45 201	473	1.0	Z	X
5341	Insecticides, nonagricultural	16	45 201	473	1.0	Z	X
5342	Adhesives, sealants, and glues	42	529 366	118 544	22.4	.1	X
5344	Other chemicals and allied products	126	1 312 016	100 830	7.7	.1	X
5400	Petroleum products	34	506 091	34 068	6.7	Z	X
5800	Farm supplies	11	63 167	12 563	19.9	Z	65.9
5816	Other agricultural chemicals and fertilizers	6	62 328	12 084	19.4	Z	X
6000	Paint, paint supplies, and wallpaper	76	273 913	12 490	4.6	Z	4.6
6011	Architectural coatings (enamels, primers, stains, solvents, and lacquers)	68	250 865	10 263	4.1	Z	X
9700	Service receipts and labor charges (including installed parts)	628	5 682 548	271 545	4.8	.3	6.7
9701	Labor charges for repair work	386	2 733 802	114 025	4.2	.1	X
9702	Parts installed in repair work	321	2 425 216	50 864	2.1	Z	X
9703	Other service receipts and labor charges—Specify	199	2 491 909	104 418	4.2	.1	X
9720	Receipts for service contracts	12	25 735	1 919	7.5	Z	X
9740	Receipts for installing equipment	31	57 484	8 058	14.0	Z	X
9810	Miscellaneous commodities	667	6 770 567	582 241	8.6	.5	X
9940	Rental and leasing receipts	76	317 458	19 981	6.3	Z	X
9950	Construction receipts	19	66 750	20 421	30.6	Z	X
42151011	Ferrous metal service centers	6 412	X	69 014 037	X	100.0	79.7
0100	New and used automobiles, motorcycles, etc.	11	17 285	3 153	18.2	Z	14.5
0114	Motorscooters, mopeds, snowmobiles, and utility trailers	8	11 199	2 869	25.6	Z	X
0200	New and rebuilt automotive parts and supplies	32	232 540	56 143	24.1	.1	48.3
0211	Batteries	14	10 093	140	1.4	Z	X
0213	Electrical engine parts (including ignition parts)	9	8 204	100	1.2	Z	X
0214	Brake parts (including fluid and all disk and drum parts)	9	7 275	64	.9	Z	X
0216	Glass	6	6 859	83	1.2	Z	X
0219	Engine parts, except electrical	15	223 452	54 150	24.2	.1	X
0221	Body parts and repair materials	11	9 302	120	1.3	Z	X
0223	Parts, n.e.c.	7	6 723	183	2.7	Z	X
0240	Used automotive parts, accessories, and equipment	36	23 956	4 554	19.0	Z	X
0300	Tires and tubes	8	10 137	292	2.9	Z	22.8
0312	Recapped and used tires and repair materials	8	10 137	292	2.9	Z	X
0530	Flooring and floor coverings	6	9 596	234	2.4	Z	X
0600	Lumber: rough, dressed, and finished	99	370 079	45 140	12.2	.1	50.1
0611	Dimensional lumber (non-treated)	38	151 338	5 671	3.7	Z	X
0612	Treated lumber	70	243 930	28 886	11.8	Z	X
0613	Boards	11	45 096	10 583	23.5	Z	X
0620	Plywood and millwork	82	466 257	55 989	12.0	.1	38.2
0621	Softwood plywood and oriented strand board (OSB)	10	34 263	3 202	9.3	Z	X
0622	Other panels products (including hardwood plywood, waterboard, and particleboard)	41	182 896	3 988	2.2	Z	X
0623	Gypsum, specialty boards, and treatments	19	131 585	16 368	12.4	Z	X
0624	Wood millwork (doors, windows, cabinets, etc.)	27	208 635	31 176	14.9	Z	X
0625	Metal millwork	6	33 187	529	1.6	Z	X

See footnotes at end of table.

Table 2. All Types of Operation by Kind of Business and Commodity Line for Wholesale Trade: 1997—Con.

[Includes only establishments with payroll. For meaning of abbreviations and symbols, see introductory text. For explanation of terms, see Appendix A]

NAICS code and CL code	Kind of business and commodity line	Establishments handling commodity line		Commodity line sales			Sales coverage percent
		Number	Total sales (\$1,000)	Amount ¹ (\$1,000)	As percent of total sales of—		
					Establishments handling line	Establishments in NAICS industry ¹	
42151011	Ferrous metal service centers—Con.						
0700	Brick, stone, tile, sand, block, cement, and gravel	78	318 668	36 700	11.5	.1	28.3
0711	Ready-mixed or transit-mixed concrete	19	96 204	8 699	9.0	Z	X
0712	Cement and lime	44	175 564	9 152	5.2	Z	X
0713	Sand, gravel, and crushed stone	14	19 868	1 242	6.3	Z	X
0714	Brick, block, tile, clay/cement sewer pipe, etc.	24	148 115	17 596	11.9	Z	X
0720	Roofing, siding, and insulation materials	110	570 915	66 285	11.6	.1	34.1
0721	Roofing, except wood	47	264 528	25 128	9.5	Z	X
0722	Siding, except wood	26	114 301	1 805	1.6	Z	X
0723	Insulation materials	73	413 430	39 352	9.5	.1	X
0730	Flat glass and other construction glass (excluding automotive)	6	28 044	1 746	6.2	Z	X
0740	Other construction materials	126	493 128	70 673	14.3	.1	55.7
0741	Rain-carrying equipment (down spouts, gutters, etc.)	9	76 988	4 054	5.3	Z	X
0742	Prefabricated buildings and structural assemblies (nonwood)	6	33 799	280	.8	Z	X
0744	Construction materials, n.e.c. (including wire fence and construction paper)	120	439 182	66 339	15.1	.1	X
1100	Iron and steel products (semifinished)	1 173	14 088 913	4 503 355	32.0	6.5	73.6
1111	Sheet bars and tin plate bars	403	3 576 717	651 520	18.2	.9	X
1112	Wire rods	160	3 533 232	448 477	12.7	.7	X
1113	Rough castings and foundry products	244	1 945 648	1 084 819	55.8	1.6	X
1114	Forgings	263	3 097 232	423 546	13.7	.6	X
1116	Other semifinished iron and steel products	434	6 906 587	1 894 992	27.4	2.7	X
1120	Flat iron and steel products	3 276	43 228 305	24 362 945	56.4	35.3	74.0
1121	Plates	2 006	22 145 371	4 635 794	20.9	6.7	X
1122	Strips (hot-rolled and cold-rolled)	1 214	15 133 083	4 485 293	29.6	6.5	X
1123	Sheets (cold-rolled)	1 725	27 082 030	4 345 221	16.0	6.3	X
1124	Sheets (hot-rolled)	2 044	27 457 429	4 255 789	15.5	6.2	X
1126	Sheets (galvanized and coated)	1 577	26 475 763	4 299 087	16.2	6.2	X
1127	Tin plate and terneplate	109	2 821 687	440 568	15.6	.6	X
1128	Fabricated and structural plate products	595	4 092 543	540 622	13.2	.8	X
1129	Other flat iron and steel products	846	11 704 736	1 360 566	11.6	2.0	X
1140	Iron and steel wire and wire products	1 473	11 430 711	3 458 401	30.3	5.0	62.5
1141	Wire (plain, coated, barbed, and twisted)	667	6 724 142	1 472 607	21.9	2.1	X
1142	Nails	241	1 397 067	442 652	31.7	.6	X
1143	Wire rope, strand, strapping, reinforcement mesh, and bale ties	956	6 507 053	1 543 137	23.7	2.2	X
1150	Iron and steel pipe and tubing	2 658	30 531 538	8 603 704	28.2	12.5	73.6
1152	Tubing	2 097	23 579 174	3 805 797	16.1	5.5	X
1153	Standard steel pipe	1 976	21 602 600	2 907 777	13.5	4.2	X
1154	Other steel pipe	698	8 698 891	1 890 132	21.7	2.7	X
1160	Other iron and steel products	2 373	28 294 306	9 941 983	35.1	14.4	75.0
1162	Bars (excluding reinforcement bars) and bar-size shapes: hot-rolled	1 290	18 963 531	1 925 088	10.2	2.8	X
1163	Bars and bar-size shapes: cold finished	1 164	16 373 759	1 724 148	10.5	2.5	X
1164	Concrete reinforcement bars	959	7 955 990	1 368 179	17.2	2.0	X
1165	Structural shapes (excluding bar-size shapes)	1 343	18 293 771	3 299 521	18.0	4.8	X
1167	Finished products, n.e.c.	526	6 695 403	1 625 048	24.3	2.4	X
1170	Alloy steel	1 282	17 813 785	2 886 713	16.2	4.2	75.9
1171	Bars, hot-rolled or cold-finished	809	12 041 272	1 328 427	11.0	1.9	X
1173	Pipe, tubing, and plates	554	9 284 884	1 038 316	11.2	1.5	X
1175	Other alloy steel	410	5 904 918	519 967	8.8	.8	X
1180	Stainless steel	1 928	25 213 034	7 224 162	28.7	10.5	73.8
1181	Plates	816	11 339 817	787 334	6.9	1.1	X
1182	Strip	385	4 639 052	689 885	14.9	1.0	X
1183	Sheets	956	13 972 243	1 807 599	12.9	2.6	X
1184	Bars and bar-size shapes	1 117	15 475 160	2 002 613	12.9	2.9	X
1185	Other stainless steel (including tubing)	1 183	17 742 778	1 936 729	10.9	2.8	X
1200	Copper and brass	712	10 011 517	422 516	4.2	.6	77.1
1211	Copper wire mill products (structural only)	66	921 008	9 863	1.1	Z	X
1212	Flat products (sheets, strips, and plates)	323	5 246 383	118 364	2.3	.2	X
1213	Tubular products (pipes and tubes)	399	6 114 864	151 240	2.5	.2	X
1214	Rod, nonelectrical wire, extruded shapes, etc.	283	5 145 746	143 041	2.8	.2	X
1220	Aluminum shapes, forms, etc.	1 248	16 452 196	1 971 063	12.0	2.9	75.0
1221	Plates (.250 inch and over)	681	9 223 766	271 532	2.9	.4	X
1222	Sheets and coils (.006 to .249 inch)	816	12 893 799	991 178	7.7	1.4	X
1223	Rods, bars, and wires: rolled or extruded (rounds, hexes, squares, and rectangles)	853	11 077 317	443 097	4.0	.6	X
1224	Pipe and tubing (including hollow bar, square, and rectangular tubing)	701	9 587 604	239 836	2.5	.3	X
1225	Foils	25	139 713	25 414	18.2	Z	X
1230	Other nonferrous metals (magnesium, nickel, tin, lead, zinc, etc., except precious)	263	5 328 829	303 326	5.7	.4	X
1300	Coal and coke	10	396 538	145 861	36.8	.2	73.0
1311	Coal	8	333 346	1 569	.5	Z	X
1312	Coke	8	393 256	144 292	36.7	.2	X
1320	Minerals and ores (excluding coal, precious stones, and crude oil)	18	1 133 024	59 693	5.3	.1	X
1400	Electrical apparatus and equipment	170	2 077 851	115 294	5.5	.2	.3
1421	Other electrical apparatus and equipment (including fuses and lightning rods)	161	993 298	59 858	6.0	.1	X
1500	Electrical appliances, household	6	17 040	2 360	13.9	Z	X
1600	Electronic parts and equipment, except communication	59	1 355 276	58 514	4.3	.1	X
1700	Hardware	640	3 392 069	372 997	11.0	.5	14.0
1711	Hand tools (including power driven)	476	2 604 217	216 307	8.3	.3	X
1712	Bolts, nuts, rivets, and fasteners	488	2 514 143	106 606	4.2	.2	X
1713	Cutlery	331	1 616 498	50 083	3.1	.1	X

See footnotes at end of table.

Table 2. All Types of Operation by Kind of Business and Commodity Line for Wholesale Trade: 1997—Con.

[Includes only establishments with payroll. For meaning of abbreviations and symbols, see introductory text. For explanation of terms, see Appendix A]

NAICS code and CL code	Kind of business and commodity line	Establishments handling commodity line		Commodity line sales			Sales coverage percent
		Number	Total sales (\$1,000)	Amount ¹ (\$1,000)	As percent of total sales of—		
					Establishments handling line	Establishments in NAICS industry ¹	
42151011	Ferrous metal service centers—Con.						
1800	Plumbing and heating equipment and supplies (hydronics)	214	1 467 356	224 963	15.3	.3	24.4
1811	Plastic pipe fittings and valves (excluding pipe and tubing)	122	629 422	17 930	2.8	Z	X
1812	Metal pipe fittings and valves (excluding pipe and tubing)	154	803 307	102 550	12.8	Z	X
1813	Plumbing fixtures	51	363 860	18 693	5.1	Z	X
1814	Furnaces, stoves, water heaters (except electric and warm air)	27	225 922	17 441	7.7	Z	X
1815	Boilers, radiators, and convectors	34	204 459	4 883	2.4	Z	X
1818	Other plumbing and heating equipment and supplies	105	806 789	63 465	7.9	.1	X
1900	Warm air heating and air-conditioning equipment and supplies	29	231 878	26 946	11.6	Z	52.3
1911	Furnaces (warm air)	14	160 284	3 147	2.0	Z	X
1914	Heat pumps (residential and commercial)	17	180 988	1 947	1.1	Z	X
1916	Air cleaning and filtration systems	7	22 617	3 373	14.9	Z	X
1919	Registers, grills, pre-formed ductwork (excluding sheet metal), and duct insulation	24	214 439	17 590	8.2	Z	X
2100	Construction and mining machinery and equipment (including parts and attachments)	38	641 060	156 116	24.4	.2	1.2
2113	New mixers, pavers, and related equipment	13	170 985	12 187	7.1	Z	X
2117	Other new construction and mining, logging, and road maintenance machinery, equipment, and parts	24	467 093	111 600	23.9	.2	X
2118	Used construction and mining machinery and equipment	13	170 985	32 241	18.9	Z	X
2200	Farm machinery, equipment, and parts	14	29 017	1 618	5.6	Z	X
2300	Hydraulic and pneumatic (fluid-power) pumps, motors, and parts	14	94 571	9 423	10.0	Z	42.3
2311	Pumps	11	93 933	8 227	8.8	Z	X
2312	Motors	6	42 163	852	2.0	Z	X
2313	Parts for pumps and motors	8	21 957	346	1.6	Z	X
2320	General-purpose industrial machinery, equipment, and parts	287	5 666 449	1 036 888	18.3	1.5	.5
2321	New pumps, compressors (air or gas), and equipment	152	2 794 369	185 478	6.6	.3	X
2326	New controlling, recording, and indicating instruments and access	111	1 108 493	364 042	32.8	.5	X
2327	All other new general-purpose industrial machinery and equipment	111	1 697 648	121 825	7.2	.2	X
2328	Used general-purpose industrial machinery and equipment	36	966 326	12 220	1.3	Z	X
2330	Metalworking machinery, equipment, and parts	50	223 621	22 166	9.9	Z	X
2340	Materials handling machinery, equipment, and parts	42	145 276	14 278	9.8	Z	38.8
2341	New conveying equipment	31	65 657	5 722	8.7	Z	X
2342	New hoists, cranes, and monorails	9	27 681	1 337	4.8	Z	X
2343	New forklift trucks	6	61 503	3 598	5.9	Z	X
2350	Oil well, oil refinery, and pipeline machinery, equipment, and supplies	69	442 896	71 914	16.2	.1	68.7
2351	New oil refining and pipeline machinery, equipment, and supplies	41	169 740	22 255	13.1	Z	X
2352	New oil field machinery, equipment, and supplies (including drilling bits)	28	273 156	49 659	18.2	.1	X
2360	Other industrial machinery, equipment, and parts	10	74 095	9 918	13.4	Z	79.7
2366	Other new industrial machinery and equipment	10	74 095	9 824	13.3	Z	X
2370	Mechanical power transmission supplies	12	1 169 698	130 843	11.2	.2	79.7
2371	Bearings and bushings	8	176 690	51 299	29.0	.1	X
2380	Industrial valves and fittings (except fluid-power)	124	860 711	228 048	26.5	.3	X
2390	Hydraulic and pneumatic (fluid-power) valves	13	75 169	4 597	6.1	Z	79.7
2391	Hydraulic valves	9	66 939	3 368	5.0	Z	X
2392	Pneumatic valves	7	24 645	1 228	5.0	Z	X
2400	Hydraulic and pneumatic cylinders and rotary actuators	7	77 103	6 041	7.8	Z	79.7
2411	Hydraulic cylinders and rotary actuators	6	40 586	4 146	10.2	Z	X
2420	Hydraulic and pneumatic connectors and assemblies	13	176 370	52 669	29.9	.1	9.2
2421	Hydraulic and pneumatic connectors	6	63 856	6 406	10.0	Z	X
2422	Hydraulic and pneumatic assemblies	10	84 685	27 094	32.0	Z	X
2430	Fluid-power filters, components, accessories, and parts	13	53 773	2 522	4.7	Z	79.7
2431	Filters	7	12 739	379	3.0	Z	X
2432	Other fluid-power components, accessories, and parts, n.e.c.	7	42 993	2 143	5.0	Z	X
2440	Welding supplies (excluding gases)	21	1 027 469	23 272	2.3	Z	X
2450	Industrial containers and supplies	12	51 960	3 095	6.0	Z	6.6
2454	Other industrial containers and supplies	12	51 960	3 095	6.0	Z	X
2460	Other industrial supplies	257	1 578 131	87 151	5.5	.1	4.1
2462	Abrasives and abrasive materials	120	651 035	12 308	1.9	Z	X
2463	Nylon, polyester, and synthetic rubber	36	233 225	594	.3	Z	X
2464	Mechanical rubber goods	67	341 530	7 387	2.2	Z	X
2465	Strapping and tape	92	438 736	12 271	2.8	Z	X
2466	Industrial supplies, n.e.c.	123	1 036 871	54 579	5.3	.1	X
2620	Marine machinery, equipment, and supplies	8	13 864	388	2.8	Z	X
2700	Sporting and recreational goods and supplies	8	49 087	12 171	24.8	Z	X
2900	Ferrous metal scrap	243	4 195 056	130 162	3.1	.2	2.6
2911	Prepared ferrous metal scrap (processed by this establishment)	139	2 482 891	68 727	2.8	.1	X
2912	Prepared ferrous metal scrap (not processed by this establishment)	66	809 464	33 364	4.1	Z	X
2913	Unprepared ferrous metal scrap including bimetal cans	63	945 524	19 500	2.1	Z	X
2920	Nonferrous metal scrap	140	2 038 832	102 553	5.0	.1	6.7
2921	Aluminum scrap	126	1 600 108	49 261	3.1	.1	X
2922	Copper and copper alloy scrap	97	1 398 643	32 894	2.4	Z	X
2923	Lead scrap	22	196 882	1 246	.6	Z	X
2924	Other nonferrous metallic scrap (nickel, zinc, and precious and special metals)	34	783 382	18 077	2.3	Z	X
2940	Recyclable materials, except metal	6	17 229	1 941	11.3	Z	X
3030	Precious metals—gold, silver, and platinum including precious metal coins	8	281 048	114 938	40.9	.2	X
3120	Forest products, except lumber (including cordwood, hewn posts, poles, and ties)	13	42 851	6 689	15.6	Z	X

See footnotes at end of table.

Table 2. All Types of Operation by Kind of Business and Commodity Line for Wholesale Trade: 1997—Con.

[Includes only establishments with payroll. For meaning of abbreviations and symbols, see introductory text. For explanation of terms, see Appendix A]

NAICS code and CL code	Kind of business and commodity line	Establishments handling commodity line		Commodity line sales			Sales coverage percent
		Number	Total sales (\$1,000)	Amount ¹ (\$1,000)	As percent of total sales of—		
					Establishments handling line	Establishments in NAICS industry ¹	
42151011	Ferrous metal service centers—Con.						
3400	Industrial and personal services paper and plastics	10	24 729	2 587	10.5	Z	11.4
3413	Industrial paper (wrapping, bags, cartons, etc.)	10	24 729	2 587	10.5	Z	X
4860	Other grocery specialties	6	63 574	7 307	11.5	Z	X
5300	Plastics materials and basic shapes	432	4 240 167	276 011	6.5	.4	.6
5311	Plastic pipes, rods, tubes, and shapes	303	2 950 956	199 472	6.8	.3	X
5313	Plastics raw materials	47	510 447	14 197	2.8	Z	X
5314	Other plastics materials and basic shapes	62	566 335	41 855	7.4	.1	X
5320	Industrial gases (welding, etc.)	10	19 725	3 411	17.3	Z	X
5330	Chemicals and allied products (excluding agricultural, plastics, gases, and petroleum)	168	2 625 599	549 570	20.9	.8	1.3
5332	Alkalies and chlorine	31	141 251	40 475	28.7	.1	X
5334	Organic fibers	24	29 606	4 844	16.4	Z	X
5335	Detergents and soaps	22	190 238	2 642	1.4	Z	X
5336	Sanitation chemicals, polishes, and waxes	16	45 201	473	1.0	Z	X
5341	Insecticides, nonagricultural	16	45 201	473	1.0	Z	X
5342	Adhesives, sealants, and glues	38	511 602	115 208	22.5	.2	X
5344	Other chemicals and allied products	95	1 255 131	94 278	7.5	.1	X
5400	Petroleum products	30	487 034	27 767	5.7	Z	X
5800	Farm supplies	8	23 537	744	3.2	Z	X
6000	Paint, paint supplies, and wallpaper	69	258 516	10 492	4.1	Z	4.8
6011	Architectural coatings (enamels, primers, stains, solvents, and lacquers)	68	250 865	10 263	4.1	Z	X
9700	Service receipts and labor charges (including installed parts)	531	5 294 094	254 313	4.8	.4	6.6
9701	Labor charges for repair work	354	2 689 975	111 787	4.2	.2	X
9702	Parts installed in repair work	283	2 376 102	48 149	2.0	.1	X
9703	Other service receipts and labor charges—Specify	152	2 375 294	94 365	4.0	.1	X
9740	Receipts for installing equipment	21	30 551	6 641	21.7	Z	X
9810	Miscellaneous commodities	510	4 961 772	438 140	8.8	.6	X
9940	Rental and leasing receipts	60	301 423	17 983	6.0	Z	X
9950	Construction receipts	12	49 367	18 665	37.8	Z	X
42151012	Ferrous metal sales offices	3 025	X	37 482 169	X	100.0	78.4
0200	New and rebuilt automotive parts and supplies	19	69 522	16 066	23.1	Z	66.2
0222	Suspension parts (shocks, struts, balljoints, etc.)	13	28 255	8 312	29.4	Z	X
0223	Parts, n.e.c.	6	41 267	5 831	14.1	Z	X
0240	Used automotive parts, accessories, and equipment	7	19 402	2 069	10.7	Z	X
0300	Tires and tubes	13	5 200	457	8.8	Z	X
0400	Household and lawn furniture	6	22 445	6 305	28.1	Z	X
0530	Flooring and floor coverings	6	3 915	386	9.9	Z	X
0600	Lumber: rough, dressed, and finished	12	6 822	805	11.8	Z	32.9
0611	Dimensional lumber (non-treated)	10	6 626	571	8.6	Z	X
0612	Treated lumber	7	1 483	234	15.8	Z	X
0620	Plywood and millwork	24	86 927	12 095	13.9	Z	76.3
0624	Wood millwork (doors, windows, cabinets, etc.)	12	12 765	2 557	20.0	Z	X
0700	Brick, stone, tile, sand, block, cement, and gravel	15	25 580	4 971	19.4	Z	71.0
0711	Ready-mixed or transit-mixed concrete	8	6 924	475	6.9	Z	X
0714	Brick, block, tile, clay/cement sewer pipe, etc.	9	22 470	4 496	20.0	Z	X
0720	Roofing, siding, and insulation materials	10	11 924	1 095	9.2	Z	28.1
0723	Insulation materials	10	11 924	962	8.1	Z	X
0740	Other construction materials	25	20 792	3 583	17.2	Z	72.9
0741	Rain-carrying equipment (down spouts, gutters, etc.)	6	2 359	80	3.4	Z	X
0742	Prefabricated buildings and structural assemblies (nonwood)	8	10 203	1 915	18.8	Z	X
0744	Construction materials, n.e.c. (including wire fence and construction paper)	14	9 702	1 588	16.4	Z	X
1100	Iron and steel products (semifinished)	814	7 444 695	4 110 552	55.2	11.0	74.1
1111	Sheet bars and tin plate bars	155	1 099 363	137 856	12.5	.4	X
1112	Wire rods	72	1 453 895	393 036	27.0	1.0	X
1113	Rough castings and foundry products	331	2 221 992	1 305 163	58.7	3.5	X
1114	Forgings	231	1 505 407	492 921	32.7	1.3	X
1116	Other semifinished iron and steel products	319	4 192 809	1 781 575	42.5	4.8	X
1120	Flat iron and steel products	1 320	26 511 474	21 715 783	81.9	57.9	69.5
1121	Plates	579	7 542 380	2 036 100	27.0	5.4	X
1122	Strips (hot-rolled and cold-rolled)	212	1 951 381	254 773	13.1	.7	X
1123	Sheets (cold-rolled)	522	19 425 895	4 955 511	25.5	13.2	X
1124	Sheets (hot-rolled)	513	19 771 565	4 891 620	24.7	13.1	X
1126	Sheets (galvanized and coated)	449	19 499 373	7 826 829	40.1	20.9	X
1127	Tin plate and terneplate	82	9 329 447	394 623	4.2	1.1	X
1128	Fabricated and structural plate products	320	2 486 089	500 280	20.1	1.3	X
1129	Other flat iron and steel products	250	9 728 356	856 050	8.8	2.3	X
1140	Iron and steel wire and wire products	448	2 418 876	686 749	28.4	1.8	55.0
1141	Wire (plain, coated, barbed, and twisted)	286	1 951 692	552 214	28.3	1.5	X
1142	Nails	46	80 658	16 426	20.4	Z	X
1143	Wire rope, strand, strapping, reinforcement mesh, and bale ties	215	598 590	118 109	19.7	.3	X
1150	Iron and steel pipe and tubing	954	8 466 164	4 427 297	52.3	11.8	72.5
1152	Tubing	637	4 957 510	1 396 909	28.2	3.7	X
1153	Standard steel pipe	461	4 549 464	2 220 202	48.8	5.9	X
1154	Other steel pipe	295	3 567 447	810 183	22.7	2.2	X

See footnotes at end of table.

Table 2. All Types of Operation by Kind of Business and Commodity Line for Wholesale Trade: 1997—Con.

[Includes only establishments with payroll. For meaning of abbreviations and symbols, see introductory text. For explanation of terms, see Appendix A]

NAICS code and CL code	Kind of business and commodity line	Establishments handling commodity line		Commodity line sales			Sales coverage percent
		Number	Total sales (\$1,000)	Amount ¹ (\$1,000)	As percent of total sales of—		
					Establishments handling line	Establishments in NAICS industry ¹	
42151012	Ferrous metal sales offices—Con.						
1160	Other iron and steel products	837	7 336 389	2 914 365	39.7	7.8	69.7
1162	Bars (excluding reinforcement bars) and bar-size shapes: hot-rolled	239	3 166 455	1 015 637	32.1	2.7	X
1163	Bars and bar-size shapes: cold finished	236	1 300 077	304 757	23.4	.8	X
1164	Concrete reinforcement bars	77	1 056 741	237 541	22.5	.6	X
1165	Structural shapes (excluding bar-size shapes)	299	2 528 889	466 662	18.5	1.2	X
1167	Finished products, n.e.c.	317	1 526 481	889 763	58.3	2.4	X
1170	Alloy steel	308	3 315 244	1 103 029	33.3	2.9	75.0
1171	Bars, hot-rolled or cold-finished	183	1 908 669	453 208	23.7	1.2	X
1173	Pipe, tubing, and plates	157	1 542 415	288 732	18.7	.8	X
1175	Other alloy steel	119	971 757	361 085	37.2	1.0	X
1180	Stainless steel	492	3 285 072	930 697	28.3	2.5	76.3
1181	Plates	148	860 231	107 171	12.5	.3	X
1182	Strip	102	614 166	176 169	28.7	.5	X
1183	Sheets	196	1 475 616	165 170	11.2	.4	X
1184	Bars and bar-size shapes	144	875 888	75 445	8.6	.2	X
1185	Other stainless steel (including tubing)	308	1 790 686	406 747	22.7	1.1	X
1200	Copper and brass	187	1 176 645	89 747	7.6	.2	67.9
1211	Copper wire mill products (structural only)	16	153 696	12 198	7.9	Z	X
1212	Flat products (sheets, strips, and plates)	97	522 497	35 869	6.9	.1	X
1213	Tubular products (pipes and tubes)	84	609 703	26 028	4.3	.1	X
1214	Rod, nonelectrical wire, extruded shapes, etc.	70	460 192	15 644	3.4	Z	X
1220	Aluminum shapes, forms, etc.	348	1 689 492	152 507	9.0	.4	67.0
1221	Plates (.250 inch and over)	133	555 802	22 343	4.0	.1	X
1222	Sheets and coils (.006 to .249 inch)	129	509 983	28 346	5.6	.1	X
1223	Rods, bars, and wires: rolled or extruded (rounds, hexes, squares, and rectangles)	179	845 879	59 817	7.1	.2	X
1224	Pipe and tubing (including hollow bar, square, and rectangular tubing) ..	169	752 414	34 344	4.6	.1	X
1225	Foils	15	104 799	7 632	7.3	Z	X
1230	Other nonferrous metals (magnesium, nickel, tin, lead, zinc, etc., except precious)	93	1 214 624	136 475	11.2	.4	X
1300	Coal and coke	7	158 236	14 957	9.5	Z	12.6
1311	Coal	7	158 236	2 847	1.8	Z	X
1312	Coke	7	158 236	12 110	7.7	Z	X
1320	Minerals and ores (excluding coal, precious stones, and crude oil)	10	394 723	10 507	2.7	Z	X
1400	Electrical apparatus and equipment	54	144 769	25 816	17.8	.1	3.6
1414	Conduit, raceway, and fittings	6	19 400	1 647	8.5	Z	X
1419	Industrial controls	7	16 943	3 164	18.7	Z	X
1600	Electronic parts and equipment, except communication	58	233 814	23 717	10.1	.1	10.3
1613	Capacitors and resistors	10	59 503	4 271	7.2	Z	X
1615	Discrete semiconductors, etc.	9	68 584	11 652	17.0	Z	X
1616	Electronic connectors and other passive electronic parts	10	12 698	3 129	24.6	Z	X
1700	Hardware	155	483 198	78 271	16.2	.2	21.8
1711	Hand tools (including power driven)	27	43 098	1 241	2.9	Z	X
1712	Bolts, nuts, rivets, and fasteners	110	451 411	74 098	16.4	.2	X
1713	Cutlery	63	138 906	2 932	2.1	Z	X
1800	Plumbing and heating equipment and supplies (hydronics)	52	132 201	24 666	18.7	.1	18.8
1811	Plastic pipe fittings and valves (excluding pipe and tubing)	31	46 599	3 684	7.9	Z	X
1812	Metal pipe fittings and valves (excluding pipe and tubing)	45	117 513	16 864	14.4	Z	X
1813	Plumbing fixtures	20	53 329	2 310	4.3	Z	X
1818	Other plumbing and heating equipment and supplies	14	29 694	1 806	6.1	Z	X
1900	Warm air heating and air-conditioning equipment and supplies	7	25 483	441	1.7	Z	72.3
1912	Central air-conditioning (residential and commercial)	7	25 483	287	1.1	Z	X
2100	Construction and mining machinery and equipment (including parts and attachments)	10	38 682	4 948	12.8	Z	X
2300	Hydraulic and pneumatic (fluid-power) pumps, motors, and parts	11	33 710	1 388	4.1	Z	44.2
2311	Pumps	9	30 628	963	3.1	Z	X
2312	Motors	7	3 137	86	2.7	Z	X
2320	General-purpose industrial machinery, equipment, and parts	148	974 797	140 597	14.4	.4	27.6
2321	New pumps, compressors (air or gas), and equipment	91	429 639	12 671	2.9	Z	X
2326	New controlling, recording, and indicating instruments and access	18	315 749	59 678	18.9	.2	X
2327	All other new general-purpose industrial machinery and equipment	125	570 400	62 693	11.0	.2	X
2328	Used general-purpose industrial machinery and equipment	45	139 692	4 072	2.9	Z	X
2330	Metalworking machinery, equipment, and parts	52	171 356	25 784	15.0	.1	X
2340	Materials handling machinery, equipment, and parts	20	25 079	2 687	10.7	Z	71.6
2341	New conveying equipment	6	10 237	1 927	18.8	Z	X
2342	New hoists, cranes, and monorails	14	14 842	668	4.5	Z	X
2360	Other industrial machinery, equipment, and parts	16	97 182	11 754	12.1	Z	14.3
2362	New power plant machinery (excluding electrical)	6	43 057	8 674	20.1	Z	X
2366	Other new industrial machinery and equipment	10	54 125	1 636	3.0	Z	X
2367	Used industrial machinery and equipment	10	54 125	1 444	2.7	Z	X
2370	Mechanical power transmission supplies	16	309 404	63 787	20.6	.2	62.5
2371	Bearings and bushings	16	309 404	59 062	19.1	.2	X
2380	Industrial valves and fittings (except fluid-power)	17	35 819	4 993	13.9	Z	X
2390	Hydraulic and pneumatic (fluid-power) valves	10	85 132	21 905	25.7	.1	18.6
2391	Hydraulic valves	8	10 311	2 018	19.6	Z	X
2392	Pneumatic valves	10	85 132	19 887	23.4	.1	X
2400	Hydraulic and pneumatic cylinders and rotary actuators	8	34 683	5 632	16.2	Z	42.3
2411	Hydraulic cylinders and rotary actuators	6	4 654	425	9.1	Z	X
2450	Industrial containers and supplies	27	23 112	4 072	17.6	Z	10.8
2454	Other industrial containers and supplies	27	23 112	4 072	17.6	Z	X

See footnotes at end of table.

Table 2. All Types of Operation by Kind of Business and Commodity Line for Wholesale Trade: 1997—Con.

[Includes only establishments with payroll. For meaning of abbreviations and symbols, see introductory text. For explanation of terms, see Appendix A]

NAICS code and CL code	Kind of business and commodity line	Establishments handling commodity line		Commodity line sales			Sales coverage percent
		Number	Total sales (\$1,000)	Amount ¹ (\$1,000)	As percent of total sales of—		
					Establishments handling line	Establishments in NAICS industry ¹	
42151012	Ferrous metal sales offices—Con.						
2460	Other industrial supplies	62	197 242	25 111	12.7	.1	28.4
2462	Abrasives and abrasive materials	17	44 455	1 705	3.8	Z	X
2463	Nylon, polyester, and synthetic rubber	19	46 843	3 370	7.2	Z	X
2464	Mechanical rubber goods	31	101 031	7 902	7.8	Z	X
2465	Strapping and tape	9	16 570	211	1.3	Z	X
2466	Industrial supplies, n.e.c.	33	63 348	11 924	18.8	Z	X
2900	Ferrous metal scrap	42	1 185 305	109 140	9.2	.3	3.0
2911	Prepared ferrous metal scrap (processed by this establishment)	18	26 791	2 254	8.4	Z	X
2912	Prepared ferrous metal scrap (not processed by this establishment)	33	707 833	94 048	13.3	.3	X
2913	Unprepared ferrous metal scrap including bimetal cans	21	35 825	2 932	8.2	Z	X
2920	Nonferrous metal scrap	39	130 225	20 146	15.5	.1	43.7
2921	Aluminum scrap	35	50 820	3 787	7.5	Z	X
2922	Copper and copper alloy scrap	26	47 954	3 532	7.4	Z	X
2923	Lead scrap	19	45 517	2 637	5.8	Z	X
2924	Other nonferrous metallic scrap (nickel, zinc, and precious and special metals)	13	122 370	10 173	8.3	Z	X
3400	Industrial and personal services paper and plastics	8	4 221	213	5.0	Z	X
5300	Plastics materials and basic shapes	190	1 299 110	261 164	20.1	.7	10.3
5311	Plastic pipes, rods, tubes, and shapes	111	429 024	56 854	13.3	.2	X
5312	High pressure laminates	13	64 069	7 875	12.3	Z	X
5314	Other plastics materials and basic shapes	83	1 093 224	196 435	18.0	.5	X
5330	Chemicals and allied products (excluding agricultural, plastics, gases, and petroleum)	38	671 067	46 078	6.9	.1	13.2
5344	Other chemicals and allied products	31	56 885	6 552	11.5	Z	X
6000	Paint, paint supplies, and wallpaper	7	15 397	1 998	13.0	Z	X
9700	Service receipts and labor charges (including installed parts)	97	388 454	17 232	4.4	Z	7.7
9701	Labor charges for repair work	32	43 827	2 238	5.1	Z	X
9702	Parts installed in repair work	38	49 114	2 715	5.5	Z	X
9703	Other service receipts and labor charges—Specify	48	116 615	10 053	8.6	Z	X
9720	Receipts for service contracts	9	17 176	1 778	10.4	Z	X
9740	Receipts for installing equipment	10	26 933	1 417	5.3	Z	X
9810	Miscellaneous commodities	157	1 808 795	144 101	8.0	.4	X
9940	Rental and leasing receipts	16	16 035	1 998	12.5	Z	X
9950	Construction receipts	7	17 383	1 756	10.1	Z	X
4215102	Nonferrous metal service centers & sales offices	2 390	X	29 199 357	X	100.0	76.9
0540	Other home furnishings	11	25 537	2 731	10.7	Z	16.1
0542	Mirrors, lamps, and picture frames	10	25 224	2 700	10.7	Z	X
0620	Plywood and millwork	24	177 681	17 207	9.7	.1	30.6
0622	Other panels products (including hardwood plywood, waterboard, and particleboard)	6	26 225	544	2.1	Z	X
0624	Wood millwork (doors, windows, cabinets, etc.)	14	145 375	13 993	9.6	Z	X
0625	Metal millwork	6	26 225	681	2.6	Z	X
0720	Roofing, siding, and insulation materials	13	62 867	9 172	14.6	Z	73.2
0721	Roofing, except wood	8	33 167	3 615	10.9	Z	X
0722	Siding, except wood	7	26 899	1 455	5.4	Z	X
0723	Insulation materials	7	48 983	3 859	7.9	Z	X
0730	Flat glass and other construction glass (excluding automotive)	55	178 900	28 942	16.2	.1	X
0740	Other construction materials	26	81 393	9 258	11.4	Z	76.9
0741	Rain-carrying equipment (down spouts, gutters, etc.)	14	39 060	1 963	5.0	Z	X
0744	Construction materials, n.e.c. (including wire fence and construction paper)	18	54 964	6 651	12.1	Z	X
1100	Iron and steel products (semifinished)	84	2 236 805	396 947	17.7	1.4	52.4
1111	Sheet bars and tin plate bars	15	113 039	5 943	5.3	Z	X
1113	Rough castings and foundry products	34	664 605	150 490	22.6	.5	X
1114	Forgings	24	1 329 309	222 038	16.7	.8	X
1116	Other semifinished iron and steel products	22	175 679	18 476	10.5	.1	X
1120	Flat iron and steel products	236	2 976 388	265 624	8.9	.9	71.9
1121	Plates	66	1 709 879	40 973	2.4	.1	X
1122	Strips (hot-rolled and cold-rolled)	39	183 193	18 112	9.9	.1	X
1123	Sheets (cold-rolled)	92	1 567 656	24 818	1.6	.1	X
1124	Sheets (hot-rolled)	59	1 662 409	91 981	5.5	.3	X
1126	Sheets (galvanized and coated)	114	940 270	46 741	5.0	.2	X
1128	Fabricated and structural plate products	23	102 757	9 945	9.7	Z	X
1129	Other flat iron and steel products	43	939 798	33 008	3.5	.1	X
1140	Iron and steel wire and wire products	63	1 013 614	40 573	4.0	.1	68.9
1141	Wire (plain, coated, barbed, and twisted)	15	593 224	9 566	1.6	Z	X
1143	Wire rope, strand, strapping, reinforcement mesh, and bale ties	37	375 007	20 833	5.6	.1	X
1150	Iron and steel pipe and tubing	148	1 140 925	55 834	4.9	.2	57.8
1152	Tubing	115	1 043 922	46 273	4.4	.2	X
1153	Standard steel pipe	68	296 427	4 700	1.6	Z	X
1154	Other steel pipe	41	137 451	4 858	3.5	Z	X
1160	Other iron and steel products	107	1 816 555	87 524	4.8	.3	64.1
1162	Bars (excluding reinforcement bars) and bar-size shapes: hot-rolled	49	657 884	15 598	2.4	.1	X
1163	Bars and bar-size shapes: cold finished	63	1 381 788	25 775	1.9	.1	X
1165	Structural shapes (excluding bar-size shapes)	54	639 354	7 166	1.1	Z	X
1167	Finished products, n.e.c.	22	210 089	38 970	18.5	.1	X
1170	Alloy steel	160	1 987 410	100 527	5.1	.3	61.7
1171	Bars, hot-rolled or cold-finished	108	1 430 358	78 373	5.5	.3	X
1173	Pipe, tubing, and plates	75	1 065 815	12 130	1.1	Z	X
1175	Other alloy steel	42	454 090	10 025	2.2	Z	X

See footnotes at end of table.

Table 2. All Types of Operation by Kind of Business and Commodity Line for Wholesale Trade: 1997—Con.

[Includes only establishments with payroll. For meaning of abbreviations and symbols, see introductory text. For explanation of terms, see Appendix A]

NAICS code and CL code	Kind of business and commodity line	Establishments handling commodity line		Commodity line sales			Sales coverage percent
		Number	Total sales (\$1,000)	Amount ¹ (\$1,000)	As percent of total sales of—		
					Establishments handling line	Establishments in NAICS industry ¹	
4215102	Nonferrous metal service centers & sales offices—Con.						
1180	Stainless steel	532	6 766 085	1 251 872	18.5	4.3	73.4
1181	Plates	216	3 161 983	182 929	5.8	.6	X
1182	Strip	74	596 526	81 754	13.7	.3	X
1183	Sheets	314	4 585 857	606 300	13.2	2.1	X
1184	Bars and bar-size shapes	284	3 928 529	233 967	6.0	.8	X
1185	Other stainless steel (including tubing)	276	3 812 489	146 908	3.9	.5	X
1200	Copper and brass	891	12 405 129	6 987 958	56.3	23.9	63.9
1211	Copper wire mill products (structural only)	202	3 438 730	1 403 383	40.8	4.8	X
1212	Flat products (sheets, strips, and plates)	502	6 929 782	2 118 937	30.6	7.3	X
1213	Tubular products (pipes and tubes)	409	5 359 453	1 446 165	27.0	5.0	X
1214	Rod, nonelectrical wire, extruded shapes, etc.	430	7 129 526	2 019 470	28.3	6.9	X
1220	Aluminum shapes, forms, etc.	1 708	19 359 703	12 345 604	63.8	42.3	65.9
1221	Plates (.250 inch and over)	634	7 976 397	2 057 882	25.8	7.0	X
1222	Sheets and coils (.006 to .249 inch)	1 040	11 592 349	4 406 534	38.0	15.1	X
1223	Rods, bars, and wires: rolled or extruded (rounds, hexes, squares, and rectangles)	1 176	14 887 155	4 709 337	31.6	16.1	X
1224	Pipe and tubing (including hollow bar, square, and rectangular tubing)	742	8 534 291	877 285	10.3	3.0	X
1225	Foils	201	1 979 171	294 563	14.9	1.0	X
1230	Other nonferrous metals (magnesium, nickel, tin, lead, zinc, etc., except precious)	650	10 813 598	6 009 904	55.6	20.6	X
1320	Minerals and ores (excluding coal, precious stones, and crude oil)	11	1 264 105	257 417	20.4	.9	X
1400	Electrical apparatus and equipment	42	465 132	78 737	16.9	.3	.7
1413	Motors and generators (including motor-generator sets)	8	20 305	3 715	18.3	Z	X
1600	Electronic parts and equipment, except communication	27	790 328	42 531	5.4	.1	X
1700	Hardware	142	938 049	94 274	10.1	.3	9.0
1711	Hand tools (including power driven)	110	442 517	21 276	4.8	.1	X
1712	Bolts, nuts, rivets, and fasteners	22	49 914	6 629	13.3	Z	X
1713	Cutlery	99	634 029	37 068	5.8	.1	X
1800	Plumbing and heating equipment and supplies (hydronics)	23	245 811	31 797	12.9	.1	18.3
1818	Other plumbing and heating equipment and supplies	22	243 569	27 714	11.4	.1	X
2320	General-purpose industrial machinery, equipment, and parts	52	951 425	123 646	13.0	.4	3.7
2326	New controlling, recording, and indicating instruments and access	33	764 693	3 520	.5	Z	X
2327	All other new general-purpose industrial machinery and equipment	49	950 024	119 666	12.6	.4	X
2330	Metalworking machinery, equipment, and parts	16	130 113	13 924	10.7	Z	X
2340	Materials handling machinery, equipment, and parts	14	58 959	3 436	5.8	Z	76.9
2343	New forklift trucks	11	51 761	1 039	2.0	Z	X
2450	Industrial containers and supplies	6	16 296	1 781	10.9	Z	X
2460	Other industrial supplies	31	70 065	6 491	9.3	Z	8.1
2464	Mechanical rubber goods	7	23 383	1 944	8.3	Z	X
2465	Strapping and tape	16	39 663	4 237	10.7	Z	X
2900	Ferrous metal scrap	61	539 881	9 864	1.8	Z	12.5
2911	Prepared ferrous metal scrap (processed by this establishment)	13	57 299	4 723	8.2	Z	X
2912	Prepared ferrous metal scrap (not processed by this establishment)	26	319 975	2 354	.7	Z	X
2913	Unprepared ferrous metal scrap including bimetal cans	25	47 592	2 059	4.3	Z	X
2920	Nonferrous metal scrap	174	3 353 372	244 935	7.3	.8	4.9
2921	Aluminum scrap	136	1 773 432	77 624	4.4	.3	X
2922	Copper and copper alloy scrap	54	1 284 160	111 699	8.7	.4	X
2923	Lead scrap	32	287 055	1 927	.7	Z	X
2924	Other nonferrous metallic scrap (nickel, zinc, and precious and special metals)	42	1 055 547	38 029	3.6	.1	X
2930	Recyclable paper and paperboard	16	15 271	1 630	10.7	Z	X
2940	Recyclable materials, except metal	27	34 592	5 527	16.0	Z	76.6
2943	Recyclable plastics	25	33 883	2 478	7.3	Z	X
2944	Recyclable glass	23	28 260	2 696	9.5	Z	X
3000	Jewelry, diamonds, gem stones, and watches	19	13 068	3 059	23.4	Z	66.4
3016	Other jewel., silverware, and plated ware (incl. jewel. where gemstones less than 50% of value, gold filled sterling, and costume jewel. and medallions)	16	8 824	2 154	24.4	Z	X
3030	Precious metals—gold, silver, and platinum including precious metal coins	27	897 584	54 681	6.1	.2	X
3500	Drugs, pharmaceuticals, cosmetics, and toiletries	15	56 351	9 792	17.4	Z	48.3
3515	Other toiletries and druggists' sundries	8	44 493	9 085	20.4	Z	X
3900	Women's and children's wear	8	14 890	3 074	20.6	Z	X
5300	Plastics materials and basic shapes	235	1 753 300	174 831	10.0	.6	3.4
5311	Plastic pipes, rods, tubes, and shapes	62	833 322	93 460	11.2	.3	X
5314	Other plastics materials and basic shapes	148	1 108 309	60 768	5.5	.2	X
5330	Chemicals and allied products (excluding agricultural, plastics, gases, and petroleum)	54	779 554	47 722	6.1	.2	7.3
5332	Alkalies and chlorine	10	119 781	546	.5	Z	X
5335	Detergents and soaps	10	119 781	181	.2	Z	X
5342	Adhesives, sealants, and glues	11	32 996	54	.2	Z	X
5344	Other chemicals and allied products	28	646 446	34 821	5.4	.1	X
6000	Paint, paint supplies, and wallpaper	6	14 034	800	5.7	Z	X
6120	Art goods (including novelties and souvenirs)	16	20 989	2 347	11.2	Z	4.6
6122	Novelties and souvenirs	6	7 608	1 224	16.1	Z	X
9700	Service receipts and labor charges (including installed parts)	96	496 664	28 941	5.8	.1	20.1
9701	Labor charges for repair work	55	256 276	10 597	4.1	Z	X
9702	Parts installed in repair work	36	197 435	5 645	2.9	Z	X
9703	Other service receipts and labor charges—Specify	45	240 846	12 660	5.3	Z	X

See footnotes at end of table.

Table 2. All Types of Operation by Kind of Business and Commodity Line for Wholesale Trade: 1997—Con.

[Includes only establishments with payroll. For meaning of abbreviations and symbols, see introductory text. For explanation of terms, see Appendix A]

NAICS code and CL code	Kind of business and commodity line	Establishments handling commodity line		Commodity line sales			Sales coverage percent
		Number	Total sales (\$1,000)	Amount ¹ (\$1,000)	As percent of total sales of—		
					Establishments handling line	Establishments in NAICS industry ¹	
4215102	Nonferrous metal service centers & sales offices—Con.						
9810	Miscellaneous commodities	216	3 870 179	229 526	5.9	.8	X
9940	Rental and leasing receipts	31	110 665	8 358	7.6	Z	X
42151021	Nonferrous metal service centers	1 556	X	22 107 893	X	100.0	75.8
0540	Other home furnishings	10	25 224	2 700	10.7	Z	16.1
0542	Mirrors, lamps, and picture frames	10	25 224	2 700	10.7	Z	X
0620	Plywood and millwork	8	85 483	3 070	3.6	Z	X
0720	Roofing, siding, and insulation materials	7	26 899	5 692	21.2	Z	75.8
0721	Roofing, except wood	6	26 548	3 278	12.3	Z	X
0722	Siding, except wood	7	26 899	1 455	5.4	Z	X
0730	Flat glass and other construction glass (excluding automotive)	28	117 810	12 604	10.7	.1	X
0740	Other construction materials	16	63 498	7 414	11.7	Z	75.8
0741	Rain-carrying equipment (down spouts, gutters, etc.)	8	29 169	1 018	3.5	Z	X
0744	Construction materials, n.e.c. (including wire fence and construction paper)	11	40 644	5 752	14.2	Z	X
1100	Iron and steel products (semifinished)	42	979 323	162 966	16.6	.7	75.6
1111	Sheet bars and tin plate bars	15	113 039	5 943	5.3	Z	X
1113	Rough castings and foundry products	18	595 760	138 739	23.3	.6	X
1116	Other semifinished iron and steel products	13	138 756	14 322	10.3	.1	X
1120	Flat iron and steel products	198	2 783 198	247 301	8.9	1.1	72.6
1121	Plates	63	1 702 547	40 918	2.4	.2	X
1122	Strips (hot-rolled and cold-rolled)	37	1 800 921	17 674	9.8	.1	X
1123	Sheets (cold-rolled)	85	1 558 749	23 942	1.5	.1	X
1124	Sheets (hot-rolled)	57	1 628 416	91 424	5.6	.4	X
1126	Sheets (galvanized and coated)	104	914 230	42 327	4.6	.2	X
1128	Fabricated and structural plate products	14	45 748	2 877	6.3	Z	X
1129	Other flat iron and steel products	29	860 171	28 120	3.3	.1	X
1140	Iron and steel wire and wire products	45	954 409	30 080	3.2	.1	72.5
1141	Wire (plain, coated, barbed, and twisted)	10	583 758	9 247	1.6	Z	X
1143	Wire rope, strand, strapping, reinforcement mesh, and bale ties	37	375 007	20 833	5.6	.1	X
1150	Iron and steel pipe and tubing	116	992 619	40 769	4.1	.2	64.9
1152	Tubing	86	898 097	33 493	3.7	.2	X
1153	Standard steel pipe	46	264 050	3 009	1.1	Z	X
1154	Other steel pipe	29	124 212	4 265	3.4	Z	X
1160	Other iron and steel products	93	1 737 612	76 610	4.4	.3	62.5
1162	Bars (excluding reinforcement bars) and bar-size shapes: hot-rolled	47	637 277	13 570	2.1	.1	X
1163	Bars and bar-size shapes: cold finished	60	1 365 936	23 826	1.7	.1	X
1165	Structural shapes (excluding bar-size shapes)	51	621 888	6 348	1.0	Z	X
1167	Finished products, n.e.c.	15	178 279	32 851	18.4	.1	X
1170	Alloy steel	136	1 933 664	96 367	5.0	.4	60.9
1171	Bars, hot-rolled or cold-finished	101	1 402 977	75 289	5.4	.3	X
1173	Pipe, tubing, and plates	70	1 064 932	12 092	1.1	.1	X
1175	Other alloy steel	27	419 401	8 987	2.1	Z	X
1180	Stainless steel	448	6 497 677	1 221 676	18.8	5.5	72.7
1181	Plates	196	3 121 479	181 496	5.8	.8	X
1182	Strip	59	576 887	80 793	14.0	.4	X
1183	Sheets	298	4 525 262	601 137	13.3	2.7	X
1184	Bars and bar-size shapes	259	3 893 640	232 124	6.0	1.1	X
1185	Other stainless steel (including tubing)	223	3 645 537	126 125	3.5	.6	X
1200	Copper and brass	633	9 986 787	5 202 702	52.1	23.5	62.6
1211	Copper wire mill products (structural only)	156	3 340 887	1 363 429	40.8	6.2	X
1212	Flat products (sheets, strips, and plates)	421	5 951 900	1 438 733	24.2	6.5	X
1213	Tubular products (pipes and tubes)	328	4 119 860	799 782	19.4	3.6	X
1214	Rod, nonelectrical wire, extruded shapes, etc.	286	5 766 043	1 600 755	27.8	7.2	X
1220	Aluminum shapes, forms, etc.	1 138	14 447 705	8 819 577	61.0	39.9	66.3
1221	Plates (.250 inch and over)	482	5 990 185	1 406 725	23.5	6.4	X
1222	Sheets and coils (.006 to .249 inch)	826	9 096 325	3 062 345	33.7	13.9	X
1223	Rods, bars, and wires: rolled or extruded (rounds, hexes, squares, and rectangles)	836	11 345 737	3 555 571	31.3	16.1	X
1224	Pipe and tubing (including hollow bar, square, and rectangular tubing) ..	544	5 812 111	670 924	11.5	3.0	X
1225	Foils	90	794 557	124 010	15.6	.6	X
1230	Other nonferrous metals (magnesium, nickel, tin, lead, zinc, etc., except precious)	455	9 420 866	5 057 020	53.7	22.9	X
1320	Minerals and ores (excluding coal, precious stones, and crude oil)	8	1 261 945	256 992	20.4	1.2	X
1400	Electrical apparatus and equipment	27	204 204	32 588	16.0	.1	X
1600	Electronic parts and equipment, except communication	18	776 261	39 841	5.1	.2	X
1700	Hardware	103	677 262	54 029	8.0	.2	1.4
1711	Hand tools (including power driven)	91	424 379	21 150	5.0	.1	X
1713	Cutlery	91	424 379	3 578	.8	Z	X
1800	Plumbing and heating equipment and supplies (hydronics)	19	232 703	28 740	12.4	.1	15.6
1818	Other plumbing and heating equipment and supplies	18	230 461	24 657	10.7	.1	X
2320	General-purpose industrial machinery, equipment, and parts	36	785 296	83 094	10.6	.4	1.5
2326	New controlling, recording, and indicating instruments and access	33	764 693	3 520	.5	Z	X
2327	All other new general-purpose industrial machinery and equipment	36	785 296	79 574	10.1	.4	X
2460	Other industrial supplies	19	44 185	4 373	9.9	Z	13.2
2465	Strapping and tape	16	39 663	4 237	10.7	Z	X
2900	Ferrous metal scrap	38	521 183	7 602	1.5	Z	10.6
2911	Prepared ferrous metal scrap (processed by this establishment)	12	56 633	4 658	8.2	Z	X
2912	Prepared ferrous metal scrap (not processed by this establishment)	20	311 927	1 061	.3	Z	X
2913	Unprepared ferrous metal scrap including bimetal cans	11	40 321	1 181	2.9	Z	X

See footnotes at end of table.

Table 2. All Types of Operation by Kind of Business and Commodity Line for Wholesale Trade: 1997—Con.

[Includes only establishments with payroll. For meaning of abbreviations and symbols, see introductory text. For explanation of terms, see Appendix A]

NAICS code and CL code	Kind of business and commodity line	Establishments handling commodity line		Commodity line sales			Sales coverage percent
		Number	Total sales (\$1,000)	Amount ¹ (\$1,000)	As percent of total sales of—		
					Establishments handling line	Establishments in NAICS industry ¹	
42151021	Nonferrous metal service centers—Con.						
2920	Nonferrous metal scrap	122	2 720 479	220 214	8.1	1.0	5.5
2921	Aluminum scrap	91	1 704 109	66 114	3.9	.3	X
2922	Copper and copper alloy scrap	35	1 263 919	106 989	8.5	.5	X
2923	Lead scrap	14	273 255	1 303	.5	Z	X
2924	Other nonferrous metallic scrap (nickel, zinc, and precious and special metals)	42	1 055 547	38 029	3.6	.2	X
2930	Recyclable paper and paperboard	10	8 901	811	9.1	Z	X
2940	Recyclable materials, except metal	12	13 911	1 852	13.3	Z	75.8
2943	Recyclable plastics	11	13 726	278	2.0	Z	X
2944	Recyclable glass	9	9 282	1 221	13.2	Z	X
3000	Jewelry, diamonds, gem stones, and watches	11	10 574	2 412	22.8	Z	75.3
3016	Other jewel., silverware, and plated ware (incl. jewel. where gemstones less than 50% of value, gold filled sterling, and costume jewel. and medallions)	8	6 330	1 507	23.8	Z	X
3030	Precious metals—gold, silver, and platinum including precious metal coins	16	889 402	53 798	6.0	.2	X
3500	Drugs, pharmaceuticals, cosmetics, and toiletries	8	44 493	9 085	20.4	Z	55.8
3515	Other toiletries and druggists' sundries	8	44 493	9 085	20.4	Z	X
5300	Plastics materials and basic shapes	154	1 153 370	75 671	6.6	.3	3.3
5311	Plastic pipes, rods, tubes, and shapes	40	404 688	36 768	9.1	.2	X
5314	Other plastics materials and basic shapes	124	991 458	29 918	3.0	.1	X
5330	Chemicals and allied products (excluding agricultural, plastics, gases, and petroleum)	33	602 432	25 501	4.2	.1	2.8
5332	Alkalies and chlorine	10	119 781	546	.5	Z	X
5335	Detergents and soaps	10	119 781	181	.2	Z	X
5342	Adhesives, sealants, and glues	11	32 996	54	.2	Z	X
5344	Other chemicals and allied products	20	567 535	24 551	4.3	.1	X
6120	Art goods (including novelties and souvenirs)	6	7 608	1 224	16.1	Z	8.7
6122	Novelties and souvenirs	6	7 608	1 224	16.1	Z	X
9700	Service receipts and labor charges (including installed parts)	64	445 329	17 971	4.0	.1	17.4
9701	Labor charges for repair work	40	233 209	6 854	2.9	Z	X
9702	Parts installed in repair work	21	174 368	2 065	1.2	Z	X
9703	Other service receipts and labor charges—Specify	27	212 352	9 035	4.3	Z	X
9810	Miscellaneous commodities	175	2 293 009	107 811	4.7	.5	X
9940	Rental and leasing receipts	18	93 841	4 778	5.1	Z	X
42151022	Nonferrous metal sales offices	834	X	7 091 464	X	100.0	80.5
0620	Plywood and millwork	16	92 198	14 137	15.3	.2	24.4
0624	Wood millwork (doors, windows, cabinets, etc.)	10	68 600	12 593	18.4	.2	X
0720	Roofing, siding, and insulation materials	6	35 968	3 480	9.7	Z	X
0730	Flat glass and other construction glass (excluding automotive)	27	61 090	16 338	26.7	.2	X
0740	Other construction materials	10	17 895	1 844	10.3	Z	80.5
0741	Rain-carrying equipment (down spouts, gutters, etc.)	6	9 891	945	9.6	Z	X
0744	Construction materials, n.e.c. (including wire fence and construction paper)	7	14 320	899	6.3	Z	X
1100	Iron and steel products (semifinished)	42	1 257 482	233 981	18.6	3.3	36.2
1113	Rough castings and foundry products	16	68 845	11 751	17.1	.2	X
1114	Forgings	20	1 162 498	218 076	18.8	3.1	X
1116	Other semifinished iron and steel products	9	36 923	4 154	11.3	.1	X
1120	Flat iron and steel products	38	193 190	18 323	9.5	.3	55.3
1123	Sheets (cold-rolled)	7	8 907	876	9.8	Z	X
1126	Sheets (galvanized and coated)	10	26 040	4 414	17.0	.1	X
1128	Fabricated and structural plate products	10	57 009	7 068	12.4	.1	X
1129	Other flat iron and steel products	14	79 627	4 888	6.1	.1	X
1140	Iron and steel wire and wire products	18	59 205	10 493	17.7	.1	X
1150	Iron and steel pipe and tubing	32	148 306	15 065	10.2	.2	33.3
1152	Tubing	29	145 825	12 780	8.8	Z	X
1153	Standard steel pipe	22	32 377	1 691	5.2	Z	X
1154	Other steel pipe	12	13 239	593	4.5	Z	X
1160	Other iron and steel products	14	78 943	10 914	13.8	.2	76.9
1167	Finished products, n.e.c.	8	31 810	6 119	19.2	.1	X
1170	Alloy steel	24	53 746	4 160	7.7	.1	59.3
1171	Bars, hot-rolled or cold-finished	7	27 381	3 084	11.3	Z	X
1175	Other alloy steel	15	34 689	1 038	3.0	Z	X
1180	Stainless steel	84	268 408	30 196	11.3	.4	68.0
1181	Plates	20	40 504	1 433	3.5	Z	X
1182	Strip	16	19 639	961	4.9	Z	X
1183	Sheets	17	60 595	5 163	8.5	.1	X
1184	Bars and bar-size shapes	25	34 889	1 843	5.3	Z	X
1185	Other stainless steel (including tubing)	53	166 952	20 783	12.4	.3	X
1200	Copper and brass	258	2 418 342	1 785 256	73.8	25.2	68.2
1211	Copper wire mill products (structural only)	46	97 843	39 954	40.8	.6	X
1212	Flat products (sheets, strips, and plates)	81	977 882	680 204	69.6	9.6	X
1213	Tubular products (pipes and tubes)	81	1 239 593	646 383	52.1	9.1	X
1214	Rod, nonelectrical wire, extruded shapes, etc.	144	1 363 483	418 715	30.7	5.9	X

See footnotes at end of table.

Table 2. All Types of Operation by Kind of Business and Commodity Line for Wholesale Trade: 1997—Con.

[Includes only establishments with payroll. For meaning of abbreviations and symbols, see introductory text. For explanation of terms, see Appendix A]

NAICS code and CL code	Kind of business and commodity line	Establishments handling commodity line		Commodity line sales			Sales coverage percent
		Number	Total sales (\$1,000)	Amount ¹ (\$1,000)	As percent of total sales of—		
					Establishments handling line	Establishments in NAICS industry ¹	
42151022	Nonferrous metal sales offices—Con.						
1220	Aluminum shapes, forms, etc.	570	4 911 998	3 526 027	71.8	49.7	64.8
1221	Plates (.250 inch and over)	152	1 986 212	651 157	32.8	9.2	X
1222	Sheets and coils (.006 to .249 inch)	214	2 496 024	1 344 189	53.9	19.0	X
1223	Rods, bars, and wires: rolled or extruded (rounds, hexes, squares, and rectangles)	341	3 541 418	1 153 766	32.6	16.3	X
1224	Pipe and tubing (including hollow bar, square, and rectangular tubing) ..	199	2 722 180	206 361	7.6	2.9	X
1225	Foils	110	1 184 614	170 553	14.4	2.4	X
1230	Other nonferrous metals (magnesium, nickel, tin, lead, zinc, etc., except precious)	195	1 392 732	952 884	68.4	13.4	X
1400	Electrical apparatus and equipment	15	260 928	46 149	17.7	.7	1.3
1413	Motors and generators (including motor-generator sets)	8	20 305	3 715	18.3	.1	X
1600	Electronic parts and equipment, except communication	9	14 067	2 690	19.1	Z	X
1700	Hardware	39	260 787	40 245	15.4	.6	25.1
1711	Hand tools (including power driven)	19	18 138	126	.7	Z	X
1712	Bolts, nuts, rivets, and fasteners	22	49 914	6 629	13.3	.1	X
1713	Cutlery	8	209 650	33 490	16.0	.5	X
2320	General-purpose industrial machinery, equipment, and parts	16	166 129	40 552	24.4	.6	24.1
2327	All other new general-purpose industrial machinery and equipment	13	164 728	40 092	24.3	.6	X
2330	Metalworking machinery, equipment, and parts	15	126 192	13 706	10.9	.2	X
2340	Materials handling machinery, equipment, and parts	13	54 759	1 759	3.2	Z	80.5
2343	New forklift trucks	11	51 761	1 039	2.0	Z	X
2460	Other industrial supplies	12	25 880	2 118	8.2	Z	.6
2464	Mechanical rubber goods	7	23 383	1 944	8.3	Z	X
2900	Ferrous metal scrap	23	18 698	2 262	12.1	Z	70.3
2912	Prepared ferrous metal scrap (not processed by this establishment)	6	8 048	1 293	16.1	Z	X
2913	Unprepared ferrous metal scrap including bimetal cans	14	7 271	878	12.1	Z	X
2920	Nonferrous metal scrap	52	632 893	24 721	3.9	.3	2.3
2921	Aluminum scrap	45	69 323	11 510	16.6	.2	X
2922	Copper and copper alloy scrap	19	20 241	4 710	23.3	.1	X
2923	Lead scrap	18	13 800	624	4.5	Z	X
2930	Recyclable paper and paperboard	6	6 370	819	12.9	Z	X
2940	Recyclable materials, except metal	15	20 681	3 675	17.8	.1	79.4
2943	Recyclable plastics	14	20 157	2 200	10.9	Z	X
2944	Recyclable glass	14	18 978	1 475	7.8	Z	X
3000	Jewelry, diamonds, gem stones, and watches	8	2 494	647	25.9	Z	10.6
3016	Other jewel., silverware, and plated ware (incl. jewel. where gemstones less than 50% of value, gold filled sterling, and costume jewel. and medallions)	8	2 494	647	25.9	Z	X
3030	Precious metals—gold, silver, and platinum including precious metal coins	11	8 182	883	10.8	Z	X
3500	Drugs, pharmaceuticals, cosmetics, and toiletries	7	11 858	707	6.0	Z	X
3900	Women's and children's wear	6	9 487	1 892	19.9	Z	X
5300	Plastics materials and basic shapes	81	599 930	99 160	16.5	1.4	3.7
5311	Plastic pipes, rods, tubes, and shapes	22	428 634	56 692	13.2	.8	X
5314	Other plastics materials and basic shapes	24	116 851	30 850	26.4	.4	X
5330	Chemicals and allied products (excluding agricultural, plastics, gases, and petroleum)	21	177 122	22 221	12.5	.3	28.4
5344	Other chemicals and allied products	8	78 911	10 270	13.0	.1	X
6120	Art goods (including novelties and souvenirs)	10	13 381	1 123	8.4	Z	X
9700	Service receipts and labor charges (including installed parts)	32	51 335	10 970	21.4	.2	47.7
9701	Labor charges for repair work	15	23 067	3 743	16.2	.1	X
9702	Parts installed in repair work	15	23 067	3 580	15.5	.1	X
9703	Other service receipts and labor charges—Specify	18	28 494	3 625	12.7	.1	X
9810	Miscellaneous commodities	41	1 577 170	121 715	7.7	1.7	X
9940	Rental and leasing receipts	13	16 824	3 580	21.3	.1	X
42152	Coal & other mineral & ore whsle	756	X	14 798 047	X	100.0	86.3
1160	Other iron and steel products	10	688 012	67 552	9.8	.5	49.8
1162	Bars (excluding reinforcement bars) and bar-size shapes: hot-rolled	6	481 203	1 439	.3	Z	X
1230	Other nonferrous metals (magnesium, nickel, tin, lead, zinc, etc., except precious)	6	418 713	18 891	4.5	.1	X
1300	Coal and coke	465	10 188 406	9 575 270	94.0	64.7	80.3
1311	Coal	424	9 602 277	8 735 162	91.0	59.0	X
1312	Coke	75	1 339 802	840 108	62.7	5.7	X
1320	Minerals and ores (excluding coal, precious stones, and crude oil)	325	5 298 458	4 072 172	76.9	27.5	X
2320	General-purpose industrial machinery, equipment, and parts	14	650 756	64 473	9.9	.4	X
3000	Jewelry, diamonds, gem stones, and watches	13	61 923	28 832	46.6	.2	X
5300	Plastics materials and basic shapes	10	463 376	12 987	2.8	.1	X
5330	Chemicals and allied products (excluding agricultural, plastics, gases, and petroleum)	38	911 903	110 660	12.1	.7	12.0
5334	Organic fibers	14	216 803	6 439	3.0	Z	X
5335	Detergents and soaps	9	28 758	671	2.3	Z	X
5344	Other chemicals and allied products	23	415 784	57 928	13.9	.4	X
5400	Petroleum products	13	386 386	20 621	5.3	.1	X
9700	Service receipts and labor charges (including installed parts)	22	369 966	32 146	8.7	.2	X
9810	Miscellaneous commodities	37	706 953	26 415	3.7	.2	X
9940	Rental and leasing receipts	7	285 313	6 659	2.3	Z	X

See footnotes at end of table.

Table 2. All Types of Operation by Kind of Business and Commodity Line for Wholesale Trade: 1997—Con.

[Includes only establishments with payroll. For meaning of abbreviations and symbols, see introductory text. For explanation of terms, see Appendix A]

NAICS code and CL code	Kind of business and commodity line	Establishments handling commodity line		Commodity line sales			Sales coverage percent
		Number	Total sales (\$1,000)	Amount ¹ (\$1,000)	As percent of total sales of—		
					Establishments handling line	Establishments in NAICS industry ¹	
421520	Coal & other mineral & ore whsle	756	X	'14 798 047	X	100.0	86.3
1160	Other iron and steel products	10	688 012	67 552	9.8	.5	49.8
1162	Bars (excluding reinforcement bars) and bar-size shapes: hot-rolled	6	481 203	1 439	.3	Z	X
1230	Other nonferrous metals (magnesium, nickel, tin, lead, zinc, etc., except precious).....	6	418 713	18 891	4.5	.1	X
1300	Coal and coke	465	10 188 406	9 575 270	94.0	64.7	80.3
1311	Coal	424	9 602 277	8 735 162	91.0	59.0	X
1312	Coke	75	1 339 802	840 108	62.7	5.7	X
1320	Minerals and ores (excluding coal, precious stones, and crude oil)	325	5 298 458	4 072 172	76.9	27.5	X
2320	General-purpose industrial machinery, equipment, and parts	14	650 756	64 473	9.9	.4	X
3000	Jewelry, diamonds, gem stones, and watches	13	61 923	28 832	46.6	.2	X
5300	Plastics materials and basic shapes	10	463 376	12 987	2.8	.1	X
5330	Chemicals and allied products (excluding agricultural, plastics, gases, and petroleum)	38	911 903	110 660	12.1	.7	12.0
5334	Organic fibers	14	216 803	6 439	3.0	Z	X
5335	Detergents and soaps	9	28 758	671	2.3	Z	X
5344	Other chemicals and allied products	23	415 784	57 928	13.9	.4	X
5400	Petroleum products	13	386 386	20 621	5.3	.1	X
9700	Service receipts and labor charges (including installed parts)	22	369 966	32 146	8.7	.2	X
9810	Miscellaneous commodities	37	706 953	26 415	3.7	.2	X
9940	Rental and leasing receipts	7	285 313	6 659	2.3	Z	X
4215201	Coal whsle	452	X	10 037 343	X	100.0	83.6
1160	Other iron and steel products	7	682 424	65 828	9.6	.7	48.5
1162	Bars (excluding reinforcement bars) and bar-size shapes: hot-rolled	6	481 203	1 439	.3	Z	X
1300	Coal and coke	452	10 037 343	9 537 760	95.0	95.0	77.9
1311	Coal	411	9 451 214	8 697 652	92.0	86.7	X
1312	Coke	75	1 339 802	840 108	62.7	8.4	X
1320	Minerals and ores (excluding coal, precious stones, and crude oil)	21	537 754	30 596	5.7	.3	X
9700	Service receipts and labor charges (including installed parts)	9	281 849	22 139	7.9	.2	X
9810	Miscellaneous commodities	18	491 888	11 153	2.3	.1	X
4215202	Other mineral & ore whsle	'304	X	'4 760 704	X	100.0	92.1
1300	Coal and coke	13	151 063	37 510	24.8	.8	X
1320	Minerals and ores (excluding coal, precious stones, and crude oil)	304	4 760 704	4 041 576	84.9	84.9	X
2320	General-purpose industrial machinery, equipment, and parts	9	41 903	2 112	5.0	Z	X
3000	Jewelry, diamonds, gem stones, and watches	13	61 923	28 832	46.6	.6	X
5300	Plastics materials and basic shapes	8	66 885	11 427	17.1	.2	X
5330	Chemicals and allied products (excluding agricultural, plastics, gases, and petroleum)	36	515 412	91 698	17.8	1.9	X
5400	Petroleum products	10	105 515	15 026	14.2	.3	X
9700	Service receipts and labor charges (including installed parts)	13	88 117	10 007	11.4	.2	X
9810	Miscellaneous commodities	19	215 065	15 262	7.1	.3	X
4216	Electrical goods whsle	38 234	X	357 691 888	X	100.0	69.5
0100	New and used automobiles, motorcycles, etc.	17	50 996	2 744	5.4	Z	X
0200	New and rebuilt automotive parts and supplies	115	310 752	46 605	15.0	Z	13.7
0211	Batteries	39	70 071	11 740	16.8	Z	X
0213	Electrical engine parts (including ignition parts)	11	17 689	1 402	7.9	Z	X
0214	Brake parts (including fluid and all disk and drum parts)	12	52 607	1 714	3.3	Z	X
0219	Engine parts, except electrical	12	32 789	4 730	14.4	Z	X
0223	Parts, n.e.c.	42	159 866	12 270	7.7	Z	X
0224	Accessories	32	111 577	2 742	2.5	Z	X
0300	Tires and tubes	17	48 407	4 535	9.4	Z	X
0400	Household and lawn furniture	53	316 508	59 114	18.7	Z	24.4
0411	Upholstered furniture	12	113 152	16 013	14.2	Z	X
0412	Sleep furniture and equipment	22	166 591	15 165	9.1	Z	X
0413	Lawn furniture and equipment	8	92 276	14 379	15.6	Z	X
0414	Other furniture (including sleep sofas)	17	54 593	11 878	21.8	Z	X
0420	Office and business furniture	35	64 688	12 156	18.8	Z	X
0500	Household china, glassware, crockery, and plastic housewares	54	388 938	48 684	12.5	Z	X
0520	Linens, domestics, curtains, and draperies	13	63 666	5 761	9.0	Z	35.3
0521	Bedspreads, blankets, and bedding	7	17 974	2 434	13.5	Z	X
0530	Flooring and floor coverings	58	406 218	58 908	14.5	Z	6.7
0531	Soft-surface (textile) floor coverings and accessories (including rugs, carpets, and pads)	31	313 993	27 520	8.8	Z	X
0532	Hardwood flooring	12	232 927	2 308	1.0	Z	X
0533	Other hard-surface floor coverings and accessories (including tile and sheet goods)	17	266 210	24 704	9.3	Z	X
0540	Other home furnishings	232	2 526 107	293 319	11.6	.1	12.7
0541	Metal flatware and kitchen utensils	66	872 990	72 090	8.3	Z	X
0542	Mirrors, lamps, and picture frames	63	727 756	20 972	2.9	Z	X
0543	Home furnishings, n.e.c.	129	1 136 965	139 924	12.3	Z	X
0600	Lumber: rough, dressed, and finished	9	44 774	8 076	18.0	Z	X
0620	Plywood and millwork	28	186 993	43 663	23.4	Z	14.0
0622	Other panels products (including hardwood plywood, waterboard, and particleboard)	9	55 671	17 748	31.9	Z	X
0623	Gypsum, specialty boards, and treatments	11	60 076	14 944	24.9	Z	X
0720	Roofing, siding, and insulation materials	15	44 248	8 869	20.0	Z	30.9
0721	Roofing, except wood	6	14 509	1 849	12.7	Z	X
0722	Siding, except wood	8	21 745	3 295	15.2	Z	X

See footnotes at end of table.

Table 2. All Types of Operation by Kind of Business and Commodity Line for Wholesale Trade: 1997—Con.

[Includes only establishments with payroll. For meaning of abbreviations and symbols, see introductory text. For explanation of terms, see Appendix A]

NAICS code and CL code	Kind of business and commodity line	Establishments handling commodity line		Commodity line sales			Sales coverage percent
		Number	Total sales (\$1,000)	Amount ¹ (\$1,000)	As percent of total sales of—		
					Establishments handling line	Establishments in NAICS industry ¹	
4216	Electrical goods whse—Con.						
0740	Other construction materials	9	51 283	8 909	17.4	Z	X
0800	Photographic equipment and supplies (excluding video)	97	541 502	65 492	12.1	Z	7.7
0811	Still picture photographic equipment	25	190 458	24 900	13.1	Z	X
0813	Photographic film	32	59 377	6 060	10.2	Z	X
0815	Other photographic equipment and supplies	28	177 393	23 055	13.0	Z	X
0900	Office equipment	368	7 764 088	1 723 875	22.2	.5	11.7
0911	Typewriters and dedicated word processors	89	4 287 175	341 507	8.0	.1	X
0912	Calculators and accounting machines	139	5 234 984	846 139	16.2	.2	X
0913	Copying machines and equipment	228	4 856 741	525 577	10.8	.1	X
0914	Dictating, transcribing, and recording machines	19	30 555	2 746	9.0	Z	X
0915	Mailing, letter handling, and addressing machines	23	52 622	2 279	4.3	Z	X
0920	New computer equipment	1 183	19 193 395	2 454 873	12.8	.7	11.8
0921	Computers	757	9 542 596	851 314	8.9	.2	X
0922	Computer storage devices	284	2 966 743	189 368	6.4	.1	X
0923	Computer printers	393	3 132 562	344 871	11.0	.1	X
0924	Other computer peripheral equipment	456	8 525 518	1 069 308	12.5	.3	X
0930	Used computer equipment	38	132 954	10 046	7.6	Z	X
0950	Computer software (packaged)	752	8 130 567	269 969	3.3	.1	X
0960	Restaurant and hotel equipment and supplies	34	45 319	5 175	11.4	Z	X
0970	Store machines and equipment	35	207 494	37 486	18.1	Z	6.9
0971	Vending machines	12	40 356	5 071	12.6	Z	X
0972	Other store machines and equipment	9	20 470	1 388	6.8	Z	X
1000	Medical, hospital, and surgical supplies	169	834 075	70 584	8.5	Z	67.0
1011	Surgical and medical instruments and equipment	23	51 064	8 755	17.1	Z	X
1013	Other surgical, medical, and hospital supplies	141	757 441	60 656	8.0	Z	X
1030	Optical and ophthalmic goods	10	88 964	11 004	12.4	Z	X
1050	Other professional equipment and supplies	52	1 640 085	22 553	1.4	Z	69.5
1054	Laboratory equipment	14	23 965	5 023	21.0	Z	X
1055	Scientific instruments	41	1 625 121	16 661	1.0	Z	X
1120	Flat iron and steel products	28	312 711	58 276	18.6	Z	X
1140	Iron and steel wire and wire products	53	296 629	26 132	8.8	Z	25.4
1141	Wire (plain, coated, barbed, and twisted)	35	209 357	13 253	6.3	Z	X
1142	Nails	7	15 644	677	4.3	Z	X
1150	Iron and steel pipe and tubing	29	459 931	115 143	25.0	Z	X
1160	Other iron and steel products	8	34 151	7 551	22.1	Z	X
1200	Copper and brass	16	33 090	4 758	14.4	Z	10.1
1211	Copper wire mill products (structural only)	7	17 640	2 590	14.7	Z	X
1220	Aluminum shapes, forms, etc.	23	125 838	11 974	9.5	Z	X
1230	Other nonferrous metals (magnesium, nickel, tin, lead, zinc, etc., except precious)	9	243 485	40 550	16.7	Z	X
1400	Electrical apparatus and equipment	16 057	106 364 666	82 149 263	77.2	23.0	60.0
1411	Power and distribution transformers	5 079	39 356 671	6 450 598	16.4	1.8	X
1412	Switchgear and switchboard apparatus	3 738	27 318 710	4 856 918	17.8	1.4	X
1413	Motors and generators (including motor-generator sets)	4 271	26 782 230	6 213 266	23.2	1.7	X
1414	Conduit, raceway, and fittings	3 696	29 240 462	4 130 527	14.1	1.2	X
1415	Electric bulbs (all types)	4 073	26 001 137	5 450 921	21.0	1.5	X
1416	Interior wiring (excluding conduit)	4 502	33 139 316	5 687 893	17.2	1.6	X
1417	Exterior wiring and cable (excluding conduit)	3 593	26 841 696	4 346 360	16.2	1.2	X
1418	Lighting fixtures (residential and commercial)	5 327	34 977 002	9 590 690	27.4	2.7	X
1419	Industrial controls	6 831	46 085 028	17 879 957	38.8	5.0	X
1421	Other electrical apparatus and equipment (including fuses and lightning rods)	8 006	57 435 862	17 542 136	30.5	4.9	X
1500	Electrical appliances, household	4 825	63 387 706	48 666 162	76.8	13.6	61.6
1511	Televisions	1 678	35 959 221	8 138 413	22.6	2.3	X
1512	Radios, stereos, and CD players	2 408	35 544 530	12 108 234	34.1	3.4	X
1513	V.C.R.'s and video cameras	1 603	33 762 318	7 649 509	22.7	2.1	X
1514	Electrical household ranges and ovens	1 042	25 532 144	4 443 586	17.4	1.2	X
1515	Refrigerators and freezers, household	1 039	14 768 296	3 853 500	26.1	1.1	X
1516	Household laundry equipment	829	13 182 778	2 485 861	18.9	.7	X
1517	Vacuum cleaners and sewing machines, household	665	13 446 415	2 095 784	15.6	.6	X
1518	Other electrical household appliances (including fans, dishwashers, etc.)	1 966	35 720 705	7 891 267	22.1	2.2	X
1600	Electronic parts and equipment, except communication	13 816	156 503 578	123 016 180	78.6	34.4	57.1
1612	Integrated circuits	4 619	58 850 475	35 256 055	59.9	9.9	X
1613	Capacitors and resistors	4 493	37 639 173	7 067 413	18.8	2.0	X
1615	Discrete semiconductors, etc.	4 572	66 033 435	29 314 271	44.4	8.2	X
1616	Electronic connectors and other passive electronic parts	6 746	55 052 379	19 954 959	36.2	5.6	X
1618	Electronic parts and equipment, n.e.c.	8 156	65 503 147	31 423 466	48.0	8.8	X
1650	Communication equipment and supplies	11 249	118 936 396	85 018 760	71.5	23.8	59.6
1651	Telephones	5 345	48 610 436	17 697 193	36.4	4.9	X
1652	Other electronic communication equipment	8 773	97 833 369	48 151 932	49.2	13.5	X
1653	Other electrical communication equipment	2 438	42 344 653	19 169 500	45.3	5.4	X
1700	Hardware	1 749	11 178 173	1 361 210	12.2	.4	5.3
1711	Hand tools (including power driven)	1 323	7 553 478	434 434	5.8	.1	X
1712	Bolts, nuts, rivets, and fasteners	703	4 721 977	707 574	15.0	.2	X
1713	Cutlery	532	1 875 667	137 874	7.4	Z	X
1800	Plumbing and heating equipment and supplies (hydronics)	960	5 380 363	495 810	9.2	.1	7.8
1811	Plastic pipe fittings and valves (excluding pipe and tubing)	151	899 399	23 351	2.6	Z	X
1812	Metal pipe fittings and valves (excluding pipe and tubing)	587	2 648 478	134 469	5.1	Z	X
1813	Plumbing fixtures	169	1 727 291	177 959	10.3	.1	X
1814	Furnaces, stoves, water heaters (except electric and warm air)	60	222 200	3 395	1.5	Z	X
1815	Boilers, radiators, and convectors	62	320 666	10 066	3.1	Z	X
1818	Other plumbing and heating equipment and supplies	251	1 682 392	129 828	7.7	Z	X

See footnotes at end of table.

Table 2. All Types of Operation by Kind of Business and Commodity Line for Wholesale Trade: 1997—Con.

[Includes only establishments with payroll. For meaning of abbreviations and symbols, see introductory text. For explanation of terms, see Appendix A]

NAICS code and CL code	Kind of business and commodity line	Establishments handling commodity line		Commodity line sales			Sales coverage percent
		Number	Total sales (\$1,000)	Amount ¹ (\$1,000)	As percent of total sales of—		
					Establishments handling line	Establishments in NAICS industry ¹	
4216	Electrical goods whse—Con.						
1900	Warm air heating and air-conditioning equipment and supplies	1 247	13 292 764	1 080 137	8.1	.3	2.3
1911	Furnaces (warm air)	321	3 001 163	124 345	4.1	Z	X
1912	Central air-conditioning (residential and commercial)	315	3 167 494	155 334	4.9	Z	X
1914	Heat pumps (residential and commercial)	715	4 370 404	95 095	2.2	Z	X
1916	Air cleaning and filtration systems	804	3 163 451	170 853	5.4	Z	X
1917	Compressors for air-conditioners	810	4 767 998	237 060	5.0	.1	X
1918	Condensing units for air-conditioners	786	6 108 101	107 266	1.8	Z	X
1919	Registers, grills, pre-formed ductwork (excluding sheet metal), and duct insulation	244	1 442 590	30 948	2.1	Z	X
2000	Refrigeration equipment and supplies	229	801 424	107 777	13.4	Z	24.8
2011	Commercial refrigerators (reach-in and walk-in)	17	196 759	27 554	14.0	Z	X
2012	Unit coolers for commercial refrigerators	20	208 734	12 673	6.1	Z	X
2013	Condensing units for commercial refrigerators	42	230 381	14 400	6.3	Z	X
2014	Refrigerants	175	290 435	22 141	7.6	Z	X
2015	Other refrigeration equipment and supplies	183	370 682	25 566	6.9	Z	X
2100	Construction and mining machinery and equipment (including parts and attachments)	25	1 380 997	62 559	4.5	Z	.4
2113	New mixers, pavers, and related equipment	6	39 621	470	1.2	Z	X
2116	New mining machinery	10	15 078	3 689	24.5	Z	X
2117	Other new construction and mining, logging, and road maintenance machinery, equipment, and parts	6	39 621	2 345	5.9	Z	X
2200	Farm machinery, equipment, and parts	10	47 407	4 530	9.6	Z	41.9
2215	New irrigation equipment	6	10 166	2 079	20.5	Z	X
2220	Garden machinery, equipment, and parts	23	102 123	12 680	12.4	Z	X
2230	Food-processing machinery, equipment, and parts	12	27 994	2 358	8.4	Z	60.2
2232	New packing, packaging, and bottling equipment	6	14 750	736	5.0	Z	X
2300	Hydraulic and pneumatic (fluid-power) pumps, motors, and parts	30	293 409	15 046	5.1	Z	62.7
2311	Pumps	25	271 169	4 223	1.6	Z	X
2312	Motors	23	262 203	4 201	1.6	Z	X
2313	Parts for pumps and motors	14	16 898	434	2.6	Z	X
2320	General-purpose industrial machinery, equipment, and parts	970	11 268 491	927 080	8.2	.3	3.1
2321	New pumps, compressors (air or gas), and equipment	162	2 718 992	90 362	3.3	Z	X
2323	New diesel engines (excluding automotive)	61	2 495 562	41 844	1.7	Z	X
2326	New controlling, recording, and indicating instruments and access	458	5 092 482	395 545	7.8	.1	X
2327	All other new general-purpose industrial machinery and equipment	364	3 981 661	219 560	5.5	.1	X
2328	Used general-purpose industrial machinery and equipment	124	1 341 362	117 686	8.8	Z	X
2330	Metalworking machinery, equipment, and parts	42	109 312	14 655	13.4	Z	X
2340	Materials handling machinery, equipment, and parts	989	5 788 605	609 012	10.5	.2	1.0
2341	New conveying equipment	95	613 373	37 122	6.1	Z	X
2342	New hoists, cranes, and monorails	329	765 041	21 596	2.8	Z	X
2343	New forklift trucks	441	3 047 539	428 445	14.1	.1	X
2344	New industrial trucks and tractors	25	55 873	1 766	3.2	Z	X
2345	Used materials handling machinery, equipment, and parts	290	443 604	22 693	5.1	Z	X
2350	Oil well, oil refinery, and pipeline machinery, equipment, and supplies	20	151 064	14 182	9.4	Z	29.3
2351	New oil refining and pipeline machinery, equipment, and supplies	6	25 423	3 104	12.2	Z	X
2352	New oil field machinery, equipment, and supplies (including drilling bits)	12	85 712	8 223	9.6	Z	X
2360	Other industrial machinery, equipment, and parts	79	425 881	75 882	17.8	Z	33.3
2362	New power plant machinery (excluding electrical)	8	161 635	25 566	15.8	Z	X
2363	New printing trades machinery, equipment, and supplies	24	141 170	28 173	20.0	Z	X
2365	New woodworking machinery	12	2 427	114	4.7	Z	X
2366	Other new industrial machinery and equipment	28	96 173	18 758	19.5	Z	X
2370	Mechanical power transmission supplies	77	360 549	85 151	23.6	Z	47.7
2371	Bearings and bushings	41	177 340	47 062	26.5	Z	X
2372	Other mechanical power transmission supplies	54	239 456	38 089	15.9	Z	X
2380	Industrial valves and fittings (except fluid-power)	46	249 898	43 710	17.5	Z	X
2390	Hydraulic and pneumatic (fluid-power) valves	43	182 303	14 340	7.9	Z	69.2
2391	Hydraulic valves	26	120 020	4 703	3.9	Z	X
2392	Pneumatic valves	35	155 858	9 636	6.2	Z	X
2400	Hydraulic and pneumatic cylinders and rotary actuators	27	86 674	6 752	7.8	Z	63.2
2411	Hydraulic cylinders and rotary actuators	18	33 125	4 176	12.6	Z	X
2412	Pneumatic cylinders and rotary actuators	11	64 908	2 576	4.0	Z	X
2420	Hydraulic and pneumatic connectors and assemblies	17	119 905	16 585	13.8	Z	69.0
2421	Hydraulic and pneumatic connectors	13	55 045	1 895	3.4	Z	X
2430	Fluid-power filters, components, accessories, and parts	168	840 366	56 289	6.7	Z	6.5
2431	Filters	101	425 194	8 532	2.0	Z	X
2432	Other fluid-power components, accessories, and parts, n.e.c.	120	577 600	47 756	8.3	Z	X
2440	Welding supplies (excluding gases)	12	43 736	2 957	6.8	Z	X
2450	Industrial containers and supplies	7	12 566	2 461	19.6	Z	X
2460	Other industrial supplies	73	471 436	55 383	11.7	Z	37.6
2462	Abrasives and abrasive materials	16	217 434	10 552	4.9	Z	X
2463	Nylon, polyester, and synthetic rubber	9	13 090	1 290	9.9	Z	X
2464	Mechanical rubber goods	11	62 860	3 236	5.1	Z	X
2465	Strapping and tape	9	156 696	3 168	2.0	Z	X
2466	Industrial supplies, n.e.c.	35	329 795	36 041	10.9	Z	X
2500	Beauty and barber equipment and supplies	11	24 126	5 244	21.7	Z	X
2520	Custodial (janitors') equipment and supplies	21	67 403	6 374	9.5	Z	4.0
2521	Custodial equipment—power equipment	6	5 345	81	1.5	Z	X
2522	Custodial equipment—nonpower equipment	6	5 345	81	1.5	Z	X
2523	Custodial supplies	6	5 345	658	12.3	Z	X

See footnotes at end of table.

Table 2. All Types of Operation by Kind of Business and Commodity Line for Wholesale Trade: 1997—Con.

[Includes only establishments with payroll. For meaning of abbreviations and symbols, see introductory text. For explanation of terms, see Appendix A]

NAICS code and CL code	Kind of business and commodity line	Establishments handling commodity line		Commodity line sales			Sales coverage percent
		Number	Total sales (\$1,000)	Amount ¹ (\$1,000)	As percent of total sales of—		
					Establishments handling line	Establishments in NAICS industry ¹	
4216	Electrical goods whse—Con.						
2600	Aircraft and aeronautical equipment and supplies	26	178 564	47 882	26.8	Z	36.2
2613	Other new aircraft equipment and supplies	8	43 605	6 270	14.4	Z	X
2614	Used aircraft and aeronautical equipment and supplies	6	18 562	2 198	11.8	Z	X
2620	Marine machinery, equipment, and supplies	10	35 905	10 257	28.6	Z	33.3
2623	New marine supplies	6	15 509	1 673	10.8	Z	X
2700	Sporting and recreational goods and supplies	209	1 527 419	97 980	6.4	Z	1.7
2712	Bicycles and bicycle tires and tubes	17	128 110	35 883	28.0	Z	X
2714	Camping and fishing equipment and accessories	82	696 918	22 245	3.2	Z	X
2717	Marine pleasure craft, equipment, and accessories	41	372 819	12 559	3.4	Z	X
2718	Other sporting and recreational goods (go carts, bait, etc.)	54	410 595	19 880	4.8	Z	X
2800	Toys and hobby goods and supplies	169	2 019 126	232 620	11.5	.1	6.8
2811	Video games and cartridges	145	1 812 477	205 362	11.3	.1	X
2812	Other toys and games (including fireworks and children's vehicles)	14	175 302	24 988	14.3	Z	X
2900	Ferrous metal scrap	7	8 013	398	5.0	Z	X
2920	Nonferrous metal scrap	7	8 013	2 337	29.2	Z	X
3000	Jewelry, diamonds, gem stones, and watches	60	399 186	74 642	18.7	Z	18.7
3011	Diamond jewelry and diamond jewelry where lapidary work was not performed at this location	10	45 717	1 860	4.1	Z	X
3012	Gem stone and pearl jewelry where lapidary work was not performed at this location	20	93 796	2 757	2.9	Z	X
3014	Watches, clocks, and watch movements and cases	47	282 297	61 573	21.8	Z	X
3015	Karat gold jewelry (rings, necklaces, etc.)	10	45 717	917	2.0	Z	X
3016	Other jewel., silverware, and plated ware (incl. jewel. where gemstones less than 50% of value, gold filled sterling, and costume jewel. and medallions)	25	116 479	3 784	3.2	Z	X
3100	Musical instruments and supplies	9	18 385	3 281	17.8	Z	X
3130	Compact discs, prerecorded audio tapes, and phonograph records	113	1 096 744	53 505	4.9	Z	X
3140	Prerecorded video tapes	116	906 931	68 393	7.5	Z	X
3150	Other durable goods	14	43 001	8 023	18.7	Z	63.6
3152	Luggage	6	10 134	948	9.4	Z	X
3154	Other durable goods, n.e.c.	8	32 867	7 075	21.5	Z	X
3160	Fire extinguishers and fire safety equipment	7	35 456	5 270	14.9	Z	X
3200	Printing and writing paper	38	49 048	3 060	6.2	Z	X
3300	Stationery, office supplies and greeting cards	50	158 315	19 355	12.2	Z	3.5
3313	Inked ribbons, carbon paper, pens and pencils	12	40 962	3 498	8.5	Z	X
3314	Toner and cartridges	7	21 255	1 081	5.1	Z	X
3316	Other stationery supplies (envelopes, ruled forms, and binder paper)	7	21 255	2 162	10.2	Z	X
3400	Industrial and personal services paper and plastics	53	290 643	47 718	16.4	Z	23.0
3413	Industrial paper (wrapping, bags, cartons, etc.)	9	79 263	2 711	3.4	Z	X
3500	Drugs, pharmaceuticals, cosmetics, and toiletries	50	292 687	55 240	18.9	Z	9.5
3513	Cosmetics	11	42 577	5 442	12.8	Z	X
3515	Other toiletries and druggists' sundries	26	78 832	10 306	13.1	Z	X
3600	Piece goods, knit and woven	18	1 341 118	105 644	7.9	Z	X
3700	Notions (buttons, ribbons, lace, sewing accessories, zippers, bindings, etc.)	7	22 689	3 915	17.3	Z	X
3800	Men's and boys' wear	24	84 487	14 369	17.0	Z	19.9
3815	Other men's and boys' wear (caps, hats, swimwear, neckwear, etc.)	13	56 960	11 825	20.8	Z	X
3900	Women's and children's wear	31	72 249	11 605	16.1	Z	4.2
3911	Infants' and children's wear (to size 6X)	18	49 027	7 636	15.6	Z	X
3914	Women's and misses' outerwear	8	13 613	2 905	21.3	Z	X
4000	Footwear	13	86 256	11 955	13.9	Z	X
4400	Confectionery	9	2 918	258	8.8	Z	12.9
4411	Candy	7	935	79	8.4	Z	X
4412	Chewing gum	7	935	41	4.4	Z	X
4830	Canned foods	6	17 046	1 642	9.6	Z	X
4860	Other grocery specialties	7	36 187	1 225	3.4	Z	X
5300	Plastics materials and basic shapes	101	743 757	116 565	15.7	Z	11.8
5313	Plastics raw materials	11	229 163	6 446	2.8	Z	X
5314	Other plastics materials and basic shapes	74	226 713	33 525	14.8	Z	X
5330	Chemicals and allied products (excluding agricultural, plastics, gases, and petroleum)	286	2 212 732	264 246	11.9	.1	31.6
5331	Gasses, compressed and liquified, except L.P.	10	802 033	26 854	3.3	Z	X
5342	Adhesives, sealants, and glues	18	840 958	10 191	1.2	Z	X
5343	Explosives	8	96 230	285	.3	Z	X
5344	Other chemicals and allied products	238	1 994 172	212 375	10.7	.1	X
6000	Paint, paint supplies, and wallpaper	30	257 373	23 247	9.0	Z	X
6100	Books, periodicals, newspapers, and miscellaneous printed materials	19	55 317	3 020	5.5	Z	X
6110	Flowers and florists' supplies	12	52 412	3 553	6.8	Z	X
6120	Art goods (including novelties and souvenirs)	31	196 330	23 711	12.1	Z	11.3
6122	Novelties and souvenirs	16	146 338	20 745	14.2	Z	X
6150	Nondurable goods, n.e.c.	29	280 514	33 577	12.0	Z	X
9700	Service receipts and labor charges (including installed parts)	4 459	24 185 307	3 118 025	12.9	.9	58.1
9701	Labor charges for repair work	3 482	17 090 503	1 600 629	9.4	.4	X
9702	Parts installed in repair work	2 409	10 091 800	684 784	6.8	.2	X
9703	Other service receipts and labor charges—Specify	1 794	11 464 151	832 553	7.3	.2	X
9720	Receipts for service contracts	2 030	15 343 168	891 715	5.8	.2	X
9730	Advertising specialties (paper novelties, etc.)	13	46 674	5 084	10.9	Z	X
9740	Receipts for installing equipment	1 908	13 369 499	823 402	6.2	.2	X
9810	Miscellaneous commodities	1 535	14 969 242	1 839 781	12.3	.5	X

See footnotes at end of table.

Table 2. All Types of Operation by Kind of Business and Commodity Line for Wholesale Trade: 1997—Con.

[Includes only establishments with payroll. For meaning of abbreviations and symbols, see introductory text. For explanation of terms, see Appendix A]

NAICS code and CL code	Kind of business and commodity line	Establishments handling commodity line		Commodity line sales			Sales coverage percent
		Number	Total sales (\$1,000)	Amount ¹ (\$1,000)	As percent of total sales of—		
					Establishments handling line	Establishments in NAICS industry ¹	
4216	Electrical goods whse—Con.						
9930	Sales of integrated systems which you wrote or modified software	16	33 674	8 345	24.8	Z	X
9940	Rental and leasing receipts	710	2 034 112	137 394	6.8	Z	8.8
9941	Computer rental and leasing receipts	39	682 948	11 711	1.7	Z	X
9942	Photocopying machine rental	268	559 470	49 333	8.8	Z	X
9943	Other office machine rental receipts	166	404 070	25 117	6.2	Z	X
9944	Other rental receipts	245	390 837	46 032	11.8	Z	X
9950	Construction receipts	8	3 877	692	17.8	Z	X
9960	Custom software (designed to customer specifications)	26	29 534	3 141	10.6	Z	X
42161	Electrical apparatus & equip, wiring supp, & const material whse	13 431	X	85 861 019	X	100.0	70.3
0200	New and rebuilt automotive parts and supplies	37	112 422	19 850	17.7	Z	11.3
0213	Electrical engine parts (including ignition parts)	11	17 689	1 402	7.9	Z	X
0219	Engine parts, except electrical	12	32 789	4 730	14.4	Z	X
0300	Tires and tubes	6	7 546	345	4.6	Z	X
0400	Household and lawn furniture	12	19 080	5 366	28.1	Z	7.8
0414	Other furniture (including sleep sofas)	12	19 080	5 366	28.1	Z	X
0420	Office and business furniture	6	17 108	4 309	25.2	Z	X
0500	Household china, glassware, crockery, and plastic housewares	6	17 964	1 316	7.3	Z	X
0530	Flooring and floor coverings	15	48 954	3 837	7.8	Z	X
0540	Other home furnishings	30	208 452	40 601	19.5	Z	14.3
0543	Home furnishings, n.e.c.	25	66 936	3 297	4.9	Z	X
0720	Roofing, siding, and insulation materials	12	24 222	5 144	21.2	Z	37.5
0721	Roofing, except wood	6	14 509	1 849	12.7	Z	X
0722	Siding, except wood	8	21 745	3 295	15.2	Z	X
0800	Photographic equipment and supplies (excluding video)	30	45 139	5 063	11.2	Z	15.7
0813	Photographic film	23	19 703	1 032	5.2	Z	X
0815	Other photographic equipment and supplies	11	21 437	3 580	16.7	Z	X
0900	Office equipment	30	66 713	5 779	8.7	Z	30.8
0913	Copying machines and equipment	17	25 375	3 328	13.1	Z	X
0915	Mailing, letter handling, and addressing machines	14	41 338	1 872	4.5	Z	X
0920	New computer equipment	157	2 072 587	308 357	14.9	.4	15.4
0921	Computers	144	1 991 344	212 424	10.7	.2	X
0922	Computer storage devices	72	1 763 520	64 081	3.6	.1	X
0923	Computer printers	33	7 464	210	2.8	Z	X
0924	Other computer peripheral equipment	87	1 010 823	31 631	3.1	Z	X
0950	Computer software (packaged)	261	2 317 261	78 112	3.4	.1	X
1000	Medical, hospital, and surgical supplies	142	766 060	61 517	8.0	.1	69.4
1013	Other surgical, medical, and hospital supplies	141	757 441	60 656	8.0	.1	X
1050	Other professional equipment and supplies	42	1 630 249	20 599	1.3	Z	70.3
1055	Scientific instruments	39	1 617 361	16 264	1.0	Z	X
1120	Flat iron and steel products	8	28 658	6 386	22.3	Z	X
1140	Iron and steel wire and wire products	32	219 385	20 710	9.4	Z	31.7
1141	Wire (plain, coated, barbed, and twisted)	19	169 990	10 346	6.1	Z	X
1142	Nails	7	15 644	677	4.3	Z	X
1150	Iron and steel pipe and tubing	18	112 724	11 973	10.6	Z	X
1200	Copper and brass	7	17 640	2 590	14.7	Z	21.0
1211	Copper wire mill products (structural only)	7	17 640	2 590	14.7	Z	X
1220	Aluminum shapes, forms, etc.	11	94 276	8 910	9.5	Z	X
1400	Electrical apparatus and equipment	13 431	85 861 019	77 935 259	90.8	90.8	59.9
1411	Power and distribution transformers	4 257	29 857 170	5 246 118	17.6	6.1	X
1412	Switchgear and switchboard apparatus	3 341	24 111 885	4 519 886	18.7	5.3	X
1413	Motors and generators (including motor-generator sets)	3 951	24 879 048	6 067 801	24.4	7.1	X
1414	Conduit, raceway, and fittings	3 338	26 864 560	3 996 768	14.9	4.7	X
1415	Electric bulbs (all types)	3 714	23 906 438	5 326 050	22.3	6.2	X
1416	Interior wiring (excluding conduit)	3 278	25 727 685	5 132 616	20.0	6.0	X
1417	Exterior wiring and cable (excluding conduit)	2 997	22 675 173	4 102 415	18.1	4.8	X
1418	Lighting fixtures (residential and commercial)	5 001	31 519 528	9 444 645	30.0	11.0	X
1419	Industrial controls	5 964	40 136 863	17 291 860	43.1	20.1	X
1421	Other electrical apparatus and equipment (including fuses and lightning rods)	7 003	50 175 954	16 807 087	33.5	19.6	X
1500	Electrical appliances, household	405	1 704 522	418 121	24.5	.5	36.8
1511	Televisions	37	95 787	13 510	14.1	Z	X
1512	Radios, stereos, and CD players	105	176 648	36 439	20.6	Z	X
1513	V.C.R.'s and video cameras	61	198 093	23 034	11.6	Z	X
1514	Electrical household ranges and ovens	46	208 060	54 486	26.2	.1	X
1515	Refrigerators and freezers, household	42	179 338	12 005	6.7	Z	X
1517	Vacuum cleaners and sewing machines, household	14	43 091	8 703	20.2	Z	X
1518	Other electrical household appliances (including fans, dishwashers, etc.)	221	1 289 308	269 640	20.9	.3	X
1600	Electronic parts and equipment, except communication	1 234	7 976 106	986 052	12.4	1.1	62.7
1612	Integrated circuits	262	2 661 820	56 160	2.1	.1	X
1613	Capacitors and resistors	320	1 069 253	61 059	5.7	.1	X
1615	Discrete semiconductors, etc.	172	722 915	28 134	3.9	Z	X
1616	Electronic connectors and other passive electronic parts	569	2 491 757	311 705	12.5	.4	X
1618	Electronic parts and equipment, n.e.c.	747	4 484 488	528 981	11.8	.6	X
1650	Communication equipment and supplies	767	7 655 127	1 114 407	14.6	1.3	67.7
1651	Telephones	389	3 611 712	263 485	7.3	.3	X
1652	Other electronic communication equipment	580	5 973 515	443 494	7.4	.5	X
1653	Other electrical communication equipment	453	5 026 782	407 409	8.1	.5	X

See footnotes at end of table.

Table 2. All Types of Operation by Kind of Business and Commodity Line for Wholesale Trade: 1997—Con.

[Includes only establishments with payroll. For meaning of abbreviations and symbols, see introductory text. For explanation of terms, see Appendix A]

NAICS code and CL code	Kind of business and commodity line	Establishments handling commodity line		Commodity line sales			Sales coverage percent
		Number	Total sales (\$1,000)	Amount ¹ (\$1,000)	As percent of total sales of—		
					Establishments handling line	Establishments in NAICS industry ¹	
42161	Electrical apparatus & equip, wiring supp, & const material whsle—Con.						
1700	Hardware	862	4 331 840	763 482	17.6	.9	3.3
1711	Hand tools (including power driven)	688	3 601 992	255 293	7.1	.3	X
1712	Bolts, nuts, rivets, and fasteners	194	1 872 190	472 826	25.3	.6	X
1713	Cutlery	138	683 869	35 363	5.2	Z	X
1800	Plumbing and heating equipment and supplies (hydronics)	774	3 979 957	313 043	7.9	.4	6.3
1811	Plastic pipe fittings and valves (excluding pipe and tubing)	93	604 403	11 732	1.9	Z	X
1812	Metal pipe fittings and valves (excluding pipe and tubing)	536	2 309 878	99 148	4.3	.1	X
1813	Plumbing fixtures	138	1 371 033	140 847	10.3	.2	X
1815	Boilers, radiators, and convectors	38	237 873	2 254	.9	Z	X
1818	Other plumbing and heating equipment and supplies	175	685 380	53 064	7.7	.1	X
1900	Warm air heating and air-conditioning equipment and supplies	791	4 340 371	607 224	14.0	.7	5.4
1911	Furnaces (warm air)	139	564 871	24 755	4.4	Z	X
1912	Central air-conditioning (residential and commercial)	267	1 853 537	124 339	6.7	.1	X
1914	Heat pumps (residential and commercial)	546	2 155 990	59 530	2.8	.1	X
1916	Air cleaning and filtration systems	600	2 475 188	165 766	6.7	.2	X
1917	Compressors for air-conditioners	536	2 569 137	203 726	7.9	.2	X
1918	Condensing units for air-conditioners	524	2 122 841	16 978	.8	Z	X
1919	Registers, grills, pre-formed ductwork (excluding sheet metal), and duct insulation	117	531 739	3 418	.6	Z	X
2000	Refrigeration equipment and supplies	95	419 216	62 444	14.9	.1	35.6
2012	Unit coolers for commercial refrigerators	15	197 810	12 379	6.3	Z	X
2013	Condensing units for commercial refrigerators	15	197 810	13 534	6.8	Z	X
2014	Refrigerants	76	174 993	18 257	10.4	Z	X
2015	Other refrigeration equipment and supplies	82	253 183	16 037	6.3	Z	X
2100	Construction and mining machinery and equipment (including parts and attachments)	16	54 699	6 504	11.9	Z	8.6
2113	New mixers, pavers, and related equipment	6	39 621	470	1.2	Z	X
2116	New mining machinery	10	15 078	3 689	24.5	Z	X
2117	Other new construction and mining, logging, and road maintenance machinery, equipment, and parts	6	39 621	2 345	5.9	Z	X
2200	Farm machinery, equipment, and parts	10	47 407	4 530	9.6	Z	42.3
2215	New irrigation equipment	6	10 166	2 079	20.5	Z	X
2220	Garden machinery, equipment, and parts	7	36 360	6 427	17.7	Z	X
2300	Hydraulic and pneumatic (fluid-power) pumps, motors, and parts	7	23 399	6 901	29.5	Z	20.9
2311	Pumps	6	7 924	483	6.1	Z	X
2320	General-purpose industrial machinery, equipment, and parts	481	4 386 273	232 653	5.3	.3	2.8
2321	New pumps, compressors (air or gas), and equipment	76	152 690	12 134	7.9	Z	X
2323	New diesel engines (excluding automotive)	23	314 016	29 052	9.3	Z	X
2326	New controlling, recording, and indicating instruments and access	151	431 606	55 347	12.8	.1	X
2327	All other new general-purpose industrial machinery and equipment	177	623 327	65 432	10.5	.1	X
2328	Used general-purpose industrial machinery and equipment	62	256 475	8 604	3.4	Z	X
2330	Metalworking machinery, equipment, and parts	20	45 677	5 468	12.0	Z	X
2340	Materials handling machinery, equipment, and parts	795	4 956 623	543 030	11.0	.6	.2
2342	New hoists, cranes, and monorails	230	332 456	16 681	5.0	Z	X
2343	New forklift trucks	441	3 047 539	428 445	14.1	.5	X
2345	Used materials handling machinery, equipment, and parts	230	332 456	8 342	2.5	Z	X
2350	Oil well, oil refinery, and pipeline machinery, equipment, and supplies	9	44 768	7 876	17.6	Z	15.9
2352	New oil field machinery, equipment, and supplies (including drilling bits)	6	30 602	4 966	16.2	Z	X
2360	Other industrial machinery, equipment, and parts	41	121 602	20 300	16.7	Z	49.2
2365	New woodworking machinery	12	2 427	114	4.7	Z	X
2366	Other new industrial machinery and equipment	17	70 972	9 923	14.0	Z	X
2370	Mechanical power transmission supplies	39	123 239	24 788	20.1	Z	53.3
2371	Bearings and bushings	18	41 602	1 618	3.9	Z	X
2372	Other mechanical power transmission supplies	32	106 886	23 170	21.7	Z	X
2380	Industrial valves and fittings (except fluid-power)	22	52 205	9 489	18.2	Z	X
2390	Hydraulic and pneumatic (fluid-power) valves	16	41 421	3 229	7.8	Z	70.3
2391	Hydraulic valves	9	20 662	637	3.1	Z	X
2392	Pneumatic valves	15	31 804	2 591	8.1	Z	X
2400	Hydraulic and pneumatic cylinders and rotary actuators	9	12 801	1 162	9.1	Z	X
2420	Hydraulic and pneumatic connectors and assemblies	8	96 054	15 873	16.5	Z	X
2430	Fluid-power filters, components, accessories, and parts	152	789 782	53 937	6.8	.1	3.0
2431	Filters	87	391 067	7 742	2.0	Z	X
2432	Other fluid-power components, accessories, and parts, n.e.c.	109	546 608	46 195	8.5	.1	X
2460	Other industrial supplies	29	152 772	32 634	21.4	Z	49.8
2463	Nylon, polyester, and synthetic rubber	9	13 090	1 290	9.9	Z	X
2466	Industrial supplies, n.e.c.	17	139 278	30 259	21.7	Z	X
2520	Custodial (janitors') equipment and supplies	14	61 663	5 542	9.0	Z	X
2600	Aircraft and aeronautical equipment and supplies	7	30 556	8 729	28.6	Z	X
2620	Marine machinery, equipment, and supplies	8	31 576	8 960	28.4	Z	X
2700	Sporting and recreational goods and supplies	19	78 980	9 702	12.3	Z	6.6
2717	Marine pleasure craft, equipment, and accessories	12	23 849	5 134	21.5	Z	X
2800	Toys and hobby goods and supplies	18	186 983	26 473	14.2	Z	.9
2812	Other toys and games (including fireworks and children's vehicles)	14	175 302	24 988	14.3	Z	X
3000	Jewelry, diamonds, gem stones, and watches	11	37 558	8 340	22.2	Z	5.7
3014	Watches, clocks, and watch movements and cases	8	23 334	7 489	32.1	Z	X
3130	Compact discs, prerecorded audio tapes, and phonograph records	8	29 686	1 077	3.6	Z	X
3140	Prerecorded video tapes	11	30 915	1 791	5.8	Z	X
3300	Stationery, office supplies and greeting cards	12	30 004	2 188	7.3	Z	X

See footnotes at end of table.

Table 2. All Types of Operation by Kind of Business and Commodity Line for Wholesale Trade: 1997—Con.

[Includes only establishments with payroll. For meaning of abbreviations and symbols, see introductory text. For explanation of terms, see Appendix A]

NAICS code and CL code	Kind of business and commodity line	Establishments handling commodity line		Commodity line sales			Sales coverage percent
		Number	Total sales (\$1,000)	Amount ¹ (\$1,000)	As percent of total sales of—		
					Establishments handling line	Establishments in NAICS industry ¹	
42161	Electrical apparatus & equip, wiring supp, & const material whsle—Con.						
3400	Industrial and personal services paper and plastics	10	87 479	4 599	5.3	Z	61.7
3413	Industrial paper (wrapping, bags, cartons, etc.)	9	79 263	2 711	3.4	Z	X
3500	Drugs, pharmaceuticals, cosmetics, and toiletries	12	23 189	2 643	11.4	Z	23.7
3513	Cosmetics	6	21 711	1 293	6.0	Z	X
3515	Other toiletries and druggists' sundries	12	23 189	1 350	5.8	Z	X
5300	Plastics materials and basic shapes	29	366 078	84 809	23.2	.1	1.2
5314	Other plastics materials and basic shapes	18	109 347	11 539	10.6	Z	X
5330	Chemicals and allied products (excluding agricultural, plastics, gases, and petroleum)	207	932 170	83 427	9.0	.1	58.0
5344	Other chemicals and allied products	177	867 807	68 265	7.9	.1	X
6000	Paint, paint supplies, and wallpaper	20	94 398	4 483	4.7	Z	X
6150	Nondurable goods, n.e.c.	12	122 171	11 928	9.8	Z	X
9700	Service receipts and labor charges (including installed parts)	1 121	6 240 408	749 837	12.0	.9	48.7
9701	Labor charges for repair work	883	4 783 712	366 908	7.7	.4	X
9702	Parts installed in repair work	502	2 351 172	177 429	7.5	.2	X
9703	Other service receipts and labor charges—Specify	382	2 163 216	205 500	9.5	.2	X
9720	Receipts for service contracts	356	2 842 160	168 731	5.9	.2	X
9740	Receipts for installing equipment	498	3 390 804	134 039	4.0	.2	X
9810	Miscellaneous commodities	753	4 584 053	681 628	14.9	.8	X
9940	Rental and leasing receipts	98	228 484	16 036	7.0	Z	3.9
9943	Other office machine rental receipts	90	198 851	15 333	7.7	Z	X
9944	Other rental receipts	7	28 047	521	1.9	Z	X
421610	Electrical apparatus & equip, wiring supp, & const material whsle	13 431	X	85 861 019	X	100.0	70.3
0200	New and rebuilt automotive parts and supplies	37	112 422	19 850	17.7	Z	11.3
0213	Electrical engine parts (including ignition parts)	11	17 689	1 402	7.9	Z	X
0219	Engine parts, except electrical	12	32 789	4 730	14.4	Z	X
0300	Tires and tubes	6	7 546	345	4.6	Z	X
0400	Household and lawn furniture	12	19 080	5 366	28.1	Z	7.8
0414	Other furniture (including sleep sofas)	12	19 080	5 366	28.1	Z	X
0420	Office and business furniture	6	17 108	4 309	25.2	Z	X
0500	Household china, glassware, crockery, and plastic housewares	6	17 964	1 316	7.3	Z	X
0530	Flooring and floor coverings	15	48 954	3 837	7.8	Z	X
0540	Other home furnishings	30	208 452	40 601	19.5	Z	14.3
0543	Home furnishings, n.e.c.	25	66 936	3 297	4.9	Z	X
0720	Roofing, siding, and insulation materials	12	24 222	5 144	21.2	Z	37.5
0721	Roofing, except wood	6	14 509	1 849	12.7	Z	X
0722	Siding, except wood	8	21 745	3 295	15.2	Z	X
0800	Photographic equipment and supplies (excluding video)	30	45 139	5 063	11.2	Z	15.7
0813	Photographic film	23	19 703	1 032	5.2	Z	X
0815	Other photographic equipment and supplies	11	21 437	3 580	16.7	Z	X
0900	Office equipment	30	66 713	5 779	8.7	Z	30.8
0913	Copying machines and equipment	17	25 375	3 328	13.1	Z	X
0915	Mailing, letter handling, and addressing machines	14	41 338	1 872	4.5	Z	X
0920	New computer equipment	157	2 072 587	308 357	14.9	.4	15.4
0921	Computers	144	1 991 344	212 424	10.7	.2	X
0922	Computer storage devices	72	1 763 520	64 081	3.6	.1	X
0923	Computer printers	33	7 464	210	2.8	Z	X
0924	Other computer peripheral equipment	87	1 010 823	31 631	3.1	Z	X
0950	Computer software (packaged)	261	2 317 261	78 112	3.4	.1	X
1000	Medical, hospital, and surgical supplies	142	766 060	61 517	8.0	.1	69.4
1013	Other surgical, medical, and hospital supplies	141	757 441	60 656	8.0	.1	X
1050	Other professional equipment and supplies	42	1 630 249	20 599	1.3	Z	70.3
1055	Scientific instruments	39	1 617 361	16 264	1.0	Z	X
1120	Flat iron and steel products	8	28 658	6 386	22.3	Z	X
1140	Iron and steel wire and wire products	32	219 385	20 710	9.4	Z	31.7
1141	Wire (plain, coated, barbed, and twisted)	19	169 990	10 346	6.1	Z	X
1142	Nails	7	15 644	677	4.3	Z	X
1150	Iron and steel pipe and tubing	18	112 724	11 973	10.6	Z	X
1200	Copper and brass	7	17 640	2 590	14.7	Z	21.0
1211	Copper wire mill products (structural only)	7	17 640	2 590	14.7	Z	X
1220	Aluminum shapes, forms, etc.	11	94 276	8 910	9.5	Z	X
1400	Electrical apparatus and equipment	13 431	85 861 019	77 935 259	90.8	90.8	59.9
1411	Power and distribution transformers	4 257	29 857 170	5 246 118	17.6	6.1	X
1412	Switchgear and switchboard apparatus	3 341	24 111 885	4 519 886	18.7	5.3	X
1413	Motors and generators (including motor-generator sets)	3 951	24 879 048	6 067 801	24.4	7.1	X
1414	Conduit, raceway, and fittings	3 338	26 864 560	3 996 768	14.9	4.7	X
1415	Electric bulbs (all types)	3 714	23 906 438	5 326 050	22.3	6.2	X
1416	Interior wiring (excluding conduit)	3 278	25 727 685	5 132 616	20.0	6.0	X
1417	Exterior wiring and cable (excluding conduit)	2 997	22 675 173	4 102 415	18.1	4.8	X
1418	Lighting fixtures (residential and commercial)	5 001	31 519 528	9 444 645	30.0	11.0	X
1419	Industrial controls	5 964	40 136 863	17 291 860	43.1	20.1	X
1421	Other electrical apparatus and equipment (including fuses and lightning rods)	7 003	50 175 954	16 807 087	33.5	19.6	X

See footnotes at end of table.

Table 2. All Types of Operation by Kind of Business and Commodity Line for Wholesale Trade: 1997—Con.

[Includes only establishments with payroll. For meaning of abbreviations and symbols, see introductory text. For explanation of terms, see Appendix A]

NAICS code and CL code	Kind of business and commodity line	Establishments handling commodity line		Commodity line sales			Sales coverage percent
		Number	Total sales (\$1,000)	Amount ¹ (\$1,000)	As percent of total sales of—		
					Establishments handling line	Establishments in NAICS industry ¹	
421610	Electrical apparatus & equip, wiring supp, & const material whsle—Con.						
1500	Electrical appliances, household	405	1 704 522	418 121	24.5	.5	36.8
1511	Televisions	37	95 787	13 510	14.1	Z	X
1512	Radios, stereos, and CD players	105	176 648	36 439	20.6	Z	X
1513	V.C.R.'s and video cameras	61	198 093	23 034	11.6	Z	X
1514	Electrical household ranges and ovens	46	208 060	54 486	26.2	.1	X
1515	Refrigerators and freezers, household	42	179 338	12 005	6.7	Z	X
1517	Vacuum cleaners and sewing machines, household	14	43 091	8 703	20.2	Z	X
1518	Other electrical household appliances (including fans, dishwashers, etc.)	221	1 289 308	269 640	20.9	.3	X
1600	Electronic parts and equipment, except communication	1 234	7 976 106	986 052	12.4	1.1	62.7
1612	Integrated circuits	262	2 661 820	56 160	2.1	.1	X
1613	Capacitors and resistors	320	1 069 253	61 059	5.7	.1	X
1615	Discrete semiconductors, etc.	172	722 915	28 134	3.9	Z	X
1616	Electronic connectors and other passive electronic parts	569	2 491 757	311 705	12.5	.4	X
1618	Electronic parts and equipment, n.e.c.	747	4 484 488	528 981	11.8	.6	X
1650	Communication equipment and supplies	767	7 655 127	1 114 407	14.6	1.3	67.7
1651	Telephones	389	3 611 712	263 485	7.3	.3	X
1652	Other electronic communication equipment	580	5 973 515	443 494	7.4	.5	X
1653	Other electrical communication equipment	453	5 026 782	407 409	8.1	.5	X
1700	Hardware	862	4 331 840	763 482	17.6	.9	3.3
1711	Hand tools (including power driven)	688	3 601 992	255 293	7.1	.3	X
1712	Bolts, nuts, rivets, and fasteners	194	1 872 190	472 826	25.3	.6	X
1713	Cutlery	138	683 869	35 363	5.2	Z	X
1800	Plumbing and heating equipment and supplies (hydronics)	774	3 979 957	313 043	7.9	.4	6.3
1811	Plastic pipe fittings and valves (excluding pipe and tubing)	93	604 403	11 732	1.9	Z	X
1812	Metal pipe fittings and valves (excluding pipe and tubing)	536	2 309 878	99 148	4.3	.1	X
1813	Plumbing fixtures	138	1 371 033	140 847	10.3	.2	X
1815	Boilers, radiators, and convectors	38	237 873	2 254	.9	Z	X
1818	Other plumbing and heating equipment and supplies	175	685 380	53 064	7.7	.1	X
1900	Warm air heating and air-conditioning equipment and supplies	791	4 340 371	607 224	14.0	.7	5.4
1911	Furnaces (warm air)	139	564 871	24 755	4.4	Z	X
1912	Central air-conditioning (residential and commercial)	267	1 853 537	124 339	6.7	.1	X
1914	Heat pumps (residential and commercial)	546	2 155 990	59 530	2.8	.1	X
1916	Air cleaning and filtration systems	600	2 475 188	165 766	6.7	.2	X
1917	Compressors for air-conditioners	536	2 569 137	203 726	7.9	.2	X
1918	Condensing units for air-conditioners	524	2 122 841	16 978	.8	Z	X
1919	Registers, grills, pre-formed ductwork (excluding sheet metal), and duct insulation	117	531 739	3 418	.6	Z	X
2000	Refrigeration equipment and supplies	95	419 216	62 444	14.9	.1	35.6
2012	Unit coolers for commercial refrigerators	15	197 810	12 379	6.3	Z	X
2013	Condensing units for commercial refrigerators	15	197 810	13 534	6.8	Z	X
2014	Refrigerants	76	174 993	18 257	10.4	Z	X
2015	Other refrigeration equipment and supplies	82	253 183	16 037	6.3	Z	X
2100	Construction and mining machinery and equipment (including parts and attachments)	16	54 699	6 504	11.9	Z	8.6
2113	New mixers, pavers, and related equipment	6	39 621	470	1.2	Z	X
2116	New mining machinery	10	15 078	3 689	24.5	Z	X
2117	Other new construction and mining, logging, and road maintenance machinery, equipment, and parts	6	39 621	2 345	5.9	Z	X
2200	Farm machinery, equipment, and parts	10	47 407	4 530	9.6	Z	42.3
2215	New irrigation equipment	6	10 166	2 079	20.5	Z	X
2220	Garden machinery, equipment, and parts	7	36 360	6 427	17.7	Z	X
2300	Hydraulic and pneumatic (fluid-power) pumps, motors, and parts	7	23 399	6 901	29.5	Z	20.9
2311	Pumps	6	7 924	483	6.1	Z	X
2320	General-purpose industrial machinery, equipment, and parts	481	4 386 273	232 653	5.3	.3	2.8
2321	New pumps, compressors (air or gas), and equipment	76	152 690	12 134	7.9	Z	X
2323	New diesel engines (excluding automotive)	23	314 016	29 052	9.3	Z	X
2326	New controlling, recording, and indicating instruments and access	151	431 606	55 347	12.8	.1	X
2327	All other new general-purpose industrial machinery and equipment	177	623 327	65 432	10.5	.1	X
2328	Used general-purpose industrial machinery and equipment	62	256 475	8 604	3.4	Z	X
2330	Metalworking machinery, equipment, and parts	20	45 677	5 468	12.0	Z	X
2340	Materials handling machinery, equipment, and parts	795	4 956 623	543 030	11.0	.6	.2
2342	New hoists, cranes, and monorails	230	332 456	16 681	5.0	Z	X
2343	New forklift trucks	441	3 047 539	428 445	14.1	.5	X
2345	Used materials handling machinery, equipment, and parts	230	332 456	8 342	2.5	Z	X
2350	Oil well, oil refinery, and pipeline machinery, equipment, and supplies	9	44 768	7 876	17.6	Z	15.9
2352	New oil field machinery, equipment, and supplies (including drilling bits)	6	30 602	4 966	16.2	Z	X
2360	Other industrial machinery, equipment, and parts	41	121 602	20 300	16.7	Z	49.2
2365	New woodworking machinery	12	2 427	114	4.7	Z	X
2366	Other new industrial machinery and equipment	17	70 972	9 923	14.0	Z	X
2370	Mechanical power transmission supplies	39	123 239	24 788	20.1	Z	53.3
2371	Bearings and bushings	18	41 602	1 618	3.9	Z	X
2372	Other mechanical power transmission supplies	32	106 886	23 170	21.7	Z	X
2380	Industrial valves and fittings (except fluid-power)	22	52 205	9 489	18.2	Z	X
2390	Hydraulic and pneumatic (fluid-power) valves	16	41 421	3 229	7.8	Z	70.3
2391	Hydraulic valves	9	20 662	637	3.1	Z	X
2392	Pneumatic valves	15	31 804	2 591	8.1	Z	X
2400	Hydraulic and pneumatic cylinders and rotary actuators	9	12 801	1 162	9.1	Z	X
2420	Hydraulic and pneumatic connectors and assemblies	8	96 054	15 873	16.5	Z	X
2430	Fluid-power filters, components, accessories, and parts	152	789 782	53 937	6.8	.1	3.0
2431	Filters	87	391 067	7 742	2.0	Z	X
2432	Other fluid-power components, accessories, and parts, n.e.c.	109	546 608	46 195	8.5	.1	X

See footnotes at end of table.

Table 2. All Types of Operation by Kind of Business and Commodity Line for Wholesale Trade: 1997—Con.

[Includes only establishments with payroll. For meaning of abbreviations and symbols, see introductory text. For explanation of terms, see Appendix A]

NAICS code and CL code	Kind of business and commodity line	Establishments handling commodity line		Commodity line sales			Sales coverage percent
		Number	Total sales (\$1,000)	Amount ¹ (\$1,000)	As percent of total sales of—		
					Establishments handling line	Establishments in NAICS industry ¹	
421610	Electrical apparatus & equip, wiring supp, & const material whsle—Con.						
2460	Other industrial supplies	29	152 772	32 634	21.4	Z	49.8
2463	Nylon, polyester, and synthetic rubber	9	13 090	1 290	9.9	Z	X
2466	Industrial supplies, n.e.c.	17	139 278	30 259	21.7	Z	X
2520	Custodial (janitors') equipment and supplies	14	61 663	5 542	9.0	Z	X
2600	Aircraft and aeronautical equipment and supplies	7	30 556	8 729	28.6	Z	X
2620	Marine machinery, equipment, and supplies	8	31 576	8 960	28.4	Z	X
2700	Sporting and recreational goods and supplies	19	78 980	9 702	12.3	Z	6.6
2717	Marine pleasure craft, equipment, and accessories	12	23 849	5 134	21.5	Z	X
2800	Toys and hobby goods and supplies	18	186 983	26 473	14.2	Z	.9
2812	Other toys and games (including fireworks and children's vehicles)	14	175 302	24 988	14.3	Z	X
3000	Jewelry, diamonds, gem stones, and watches	11	37 558	8 340	22.2	Z	5.7
3014	Watches, clocks, and watch movements and cases	8	23 334	7 489	32.1	Z	X
3130	Compact discs, prerecorded audio tapes, and phonograph records	8	29 686	1 077	3.6	Z	X
3140	Prerecorded video tapes	11	30 915	1 791	5.8	Z	X
3300	Stationery, office supplies and greeting cards	12	30 004	2 188	7.3	Z	X
3400	Industrial and personal services paper and plastics	10	87 479	4 599	5.3	Z	61.7
3413	Industrial paper (wrapping, bags, cartons, etc.)	9	79 263	2 711	3.4	Z	X
3500	Drugs, pharmaceuticals, cosmetics, and toiletries	12	23 189	2 643	11.4	Z	23.7
3513	Cosmetics	6	21 711	1 293	6.0	Z	X
3515	Other toiletries and druggists' sundries	12	23 189	1 350	5.8	Z	X
5300	Plastics materials and basic shapes	29	366 078	84 809	23.2	.1	1.2
5314	Other plastics materials and basic shapes	18	109 347	11 539	10.6	Z	X
5330	Chemicals and allied products (excluding agricultural, plastics, gases, and petroleum)	207	932 170	83 427	9.0	.1	58.0
5344	Other chemicals and allied products	177	867 807	68 265	7.9	.1	X
6000	Paint, paint supplies, and wallpaper	20	94 398	4 483	4.7	Z	X
6150	Nondurable goods, n.e.c.	12	122 171	11 928	9.8	Z	X
9700	Service receipts and labor charges (including installed parts)	1 121	6 240 408	749 837	12.0	.9	48.7
9701	Labor charges for repair work	883	4 783 712	366 908	7.7	.4	X
9702	Parts installed in repair work	502	2 351 172	177 429	7.5	.2	X
9703	Other service receipts and labor charges—Specify	382	2 163 216	205 500	9.5	.2	X
9720	Receipts for service contracts	356	2 842 160	168 731	5.9	.2	X
9740	Receipts for installing equipment	498	3 390 804	134 039	4.0	.2	X
9810	Miscellaneous commodities	753	4 584 053	681 628	14.9	.8	X
9940	Rental and leasing receipts	98	228 484	16 036	7.0	Z	3.9
9943	Other office machine rental receipts	90	198 851	15 333	7.7	Z	X
9944	Other rental receipts	7	28 047	521	1.9	Z	X
42162	Electrical appliance, television & radio set whsle	3 895	X	54 683 947	X	100.0	70.7
0200	New and rebuilt automotive parts and supplies	34	36 949	11 734	31.8	Z	3.4
0211	Batteries	34	36 949	11 734	31.8	Z	X
0400	Household and lawn furniture	30	247 010	47 543	19.2	.1	24.4
0411	Upholstered furniture	12	113 152	16 013	14.2	Z	X
0412	Sleep furniture and equipment	22	166 591	15 165	9.1	Z	X
0413	Lawn furniture and equipment	8	92 276	14 379	15.6	Z	X
0500	Household china, glassware, crockery, and plastic housewares	40	323 765	41 432	12.8	.1	X
0520	Linens, domestics, curtains, and draperies	6	25 464	5 128	20.1	Z	X
0530	Flooring and floor coverings	28	282 497	50 177	17.8	.1	4.4
0531	Soft-surface (textile) floor coverings and accessories (including rugs, carpets, and pads)	23	249 214	23 165	9.3	Z	X
0532	Hardwood flooring	12	232 927	2 308	1.0	Z	X
0533	Other hard-surface floor coverings and accessories (including tile and sheet goods)	17	266 210	24 704	9.3	Z	X
0540	Other home furnishings	118	1 528 524	223 001	14.6	.4	16.6
0541	Metal flatware and kitchen utensils	58	798 220	67 441	8.4	.1	X
0542	Mirrors, lamps, and picture frames	63	727 756	20 972	2.9	Z	X
0543	Home furnishings, n.e.c.	39	484 737	134 588	27.8	.2	X
0620	Plywood and millwork	18	112 829	31 733	28.1	.1	10.0
0622	Other panels products (including hardwood plywood, waterboard, and particleboard)	9	55 671	17 748	31.9	Z	X
0623	Gypsum, specialty boards, and treatments	10	57 158	13 985	24.5	Z	X
0800	Photographic equipment and supplies (excluding video)	35	360 064	45 412	12.6	.1	4.1
0811	Still picture photographic equipment	17	149 483	21 972	14.7	Z	X
0815	Other photographic equipment and supplies	9	132 966	18 667	14.0	Z	X
0900	Office equipment	98	5 056 444	1 369 984	27.1	2.5	1.2
0911	Typewriters and dedicated word processors	22	2 952 077	161 804	5.5	.3	X
0912	Calculators and accounting machines	98	5 056 444	829 173	16.4	1.5	X
0913	Copying machines and equipment	43	3 575 517	379 007	10.6	.7	X
0920	New computer equipment	128	4 890 695	280 032	5.7	.5	.2
0921	Computers	128	4 890 695	280 032	5.7	.5	X
0950	Computer software (packaged)	79	641 219	32 641	5.1	.1	X
0960	Restaurant and hotel equipment and supplies	17	34 370	3 484	10.1	Z	X
0970	Store machines and equipment	9	42 132	5 458	13.0	Z	11.4
0971	Vending machines	8	40 004	5 035	12.6	Z	X

See footnotes at end of table.

Table 2. All Types of Operation by Kind of Business and Commodity Line for Wholesale Trade: 1997—Con.

[Includes only establishments with payroll. For meaning of abbreviations and symbols, see introductory text. For explanation of terms, see Appendix A]

NAICS code and CL code	Kind of business and commodity line	Establishments handling commodity line		Commodity line sales			Sales coverage percent
		Number	Total sales (\$1,000)	Amount ¹ (\$1,000)	As percent of total sales of—		
					Establishments handling line	Establishments in NAICS industry ¹	
42162	Electrical appliance, television & radio set whole—Con.						
1400	Electrical apparatus and equipment	246	2 183 800	317 153	14.5	.6	61.5
1411	Power and distribution transformers	28	125 901	8 085	6.4	Z	X
1412	Switchgear and switchboard apparatus	14	125 417	7 929	6.3	Z	X
1413	Motors and generators (including motor-generator sets)	54	128 154	6 853	5.3	Z	X
1414	Conduit, raceway, and fittings	18	60 925	2 605	4.3	Z	X
1415	Electric bulbs (all types)	56	496 622	78 587	15.8	.1	X
1416	Interior wiring (excluding conduit)	83	344 055	34 513	10.0	.1	X
1417	Exterior wiring and cable (excluding conduit)	28	80 481	2 460	3.1	Z	X
1418	Lighting fixtures (residential and commercial)	75	507 635	54 723	10.8	.1	X
1419	Industrial controls	20	828 754	92 417	11.2	.2	X
1421	Other electrical apparatus and equipment (including fuses and lightning rods)	56	288 226	28 980	10.1	.1	X
1500	Electrical appliances, household	3 895	54 683 947	47 154 390	86.2	86.2	65.9
1511	Televisions	1 387	30 440 584	7 805 405	25.6	14.3	X
1512	Radios, stereos, and CD players	1 981	32 243 368	11 862 881	36.8	21.7	X
1513	V.C.R.'s and video cameras	1 249	28 168 689	7 333 317	26.0	13.4	X
1514	Electrical household ranges and ovens	983	22 688 174	4 275 307	18.8	7.8	X
1515	Refrigerators and freezers, household	986	14 288 640	3 834 574	26.8	7.0	X
1516	Household laundry equipment	821	13 167 322	2 484 580	18.9	4.5	X
1517	Vacuum cleaners and sewing machines, household	610	12 373 621	2 061 281	16.7	3.8	X
1518	Other electrical household appliances (including fans, dishwashers, etc.)	1 608	29 508 596	7 497 049	25.4	13.7	X
1600	Electronic parts and equipment, except communication	264	9 053 072	1 057 737	11.7	1.9	64.5
1612	Integrated circuits	37	105 925	4 196	4.0	Z	X
1613	Capacitors and resistors	64	183 979	5 349	2.9	Z	X
1615	Discrete semiconductors, etc.	18	64 178	1 722	2.7	Z	X
1616	Electronic connectors and other passive electronic parts	97	3 528 843	30 864	.9	.1	X
1618	Electronic parts and equipment, n.e.c.	197	5 684 170	1 015 598	17.9	1.9	X
1650	Communication equipment and supplies	450	15 446 738	1 815 197	11.8	3.3	69.0
1651	Telephones	364	12 918 499	942 507	7.3	1.7	X
1652	Other electronic communication equipment	191	11 479 009	862 909	7.5	1.6	X
1653	Other electrical communication equipment	22	171 018	9 777	5.7	Z	X
1700	Hardware	148	2 088 043	260 131	12.5	.5	10.8
1711	Hand tools (including power driven)	108	872 864	29 865	3.4	.1	X
1712	Bolts, nuts, rivets, and fasteners	81	1 180 091	138 975	11.8	.3	X
1713	Cutlery	23	434 427	91 289	21.0	.2	X
1800	Plumbing and heating equipment and supplies (hydronics)	118	647 175	66 883	10.3	.1	14.0
1811	Plastic pipe fittings and valves (excluding pipe and tubing)	21	173 970	2 379	1.4	Z	X
1812	Metal pipe fittings and valves (excluding pipe and tubing)	21	220 336	2 886	1.3	Z	X
1813	Plumbing fixtures	31	356 258	37 112	10.4	.1	X
1814	Furnaces, stoves, water heaters (except electric and warm air)	55	207 653	2 860	1.4	Z	X
1815	Boilers, radiators, and convectors	17	73 191	3 522	4.8	Z	X
1818	Other plumbing and heating equipment and supplies	30	351 520	18 124	5.2	Z	X
1900	Warm air heating and air-conditioning equipment and supplies	225	4 967 920	304 034	6.1	.6	.3
1911	Furnaces (warm air)	55	1 502 814	81 369	5.4	.1	X
1912	Central air-conditioning (residential and commercial)	30	1 287 369	29 365	2.3	.1	X
1914	Heat pumps (residential and commercial)	30	1 287 369	29 365	2.3	.1	X
1916	Air cleaning and filtration systems	93	429 359	2 491	.6	Z	X
1917	Compressors for air-conditioners	168	1 950 357	28 957	1.5	.1	X
1918	Condensing units for air-conditioners	122	1 716 720	26 993	1.6	Z	X
2000	Refrigeration equipment and supplies	108	348 426	41 172	11.8	.1	11.3
2011	Commercial refrigerators (reach-in and walk-in)	14	193 973	27 406	14.1	.1	X
2014	Refrigerants	78	93 795	2 632	2.8	Z	X
2015	Other refrigeration equipment and supplies	79	95 852	8 901	9.3	Z	X
2320	General-purpose industrial machinery, equipment, and parts	18	81 113	3 587	4.4	Z	9.0
2326	New controlling, recording, and indicating instruments and access	18	81 113	3 587	4.4	Z	X
2340	Materials handling machinery, equipment, and parts	20	51 595	5 285	10.2	Z	12.5
2342	New hoists, cranes, and monorails	19	48 334	3 092	6.4	Z	X
2344	New industrial trucks and tractors	19	48 334	1 542	3.2	Z	X
2360	Other industrial machinery, equipment, and parts	12	90 685	21 103	23.3	Z	34.2
2363	New printing trades machinery, equipment, and supplies	12	90 685	21 103	23.3	Z	X
2500	Beauty and barber equipment and supplies	6	3 245	584	18.0	Z	X
2700	Sporting and recreational goods and supplies	82	696 918	46 988	6.7	.1	2.4
2714	Camping and fishing equipment and accessories	82	696 918	22 245	3.2	Z	X
2717	Marine pleasure craft, equipment, and accessories	29	348 970	7 425	2.1	Z	X
2718	Other sporting and recreational goods (go carts, bait, etc.)	29	348 970	17 318	5.0	Z	X
2800	Toys and hobby goods and supplies	79	1 320 592	165 269	12.5	.3	9.7
2811	Video games and cartridges	79	1 320 592	165 269	12.5	.3	X
3000	Jewelry, diamonds, gem stones, and watches	36	231 247	56 742	24.5	.1	29.4
3011	Diamond jewelry and diamond jewelry where lapidary work was not performed at this location	10	45 717	1 860	4.1	Z	X
3012	Gem stone and pearl jewelry where lapidary work was not performed at this location	16	51 483	1 862	3.6	Z	X
3014	Watches, clocks, and watch movements and cases	31	208 564	48 497	23.3	.1	X
3015	Karat gold jewelry (rings, necklaces, etc.)	10	45 717	917	2.0	Z	X
3016	Other jewel., silverware, and plated ware (incl. jewel. where gemstones less than 50% of value, gold filled sterling, and costume jewel. and medallions)	21	74 166	3 606	4.9	Z	X
3130	Compact discs, prerecorded audio tapes, and phonograph records	60	878 138	19 451	2.2	Z	X
3140	Prerecorded video tapes	55	445 821	34 206	7.7	.1	X
3300	Stationery, office supplies and greeting cards	11	64 552	9 259	14.3	Z	3.4
3313	Inked ribbons, carbon paper, pens and pencils	7	21 255	1 081	5.1	Z	X
3314	Toner and cartridges	7	21 255	1 081	5.1	Z	X
3316	Other stationery supplies (envelopes, ruled forms, and binder paper)	7	21 255	2 162	10.2	Z	X
3400	Industrial and personal services paper and plastics	8	108 318	13 255	12.2	Z	X

See footnotes at end of table.

Table 2. All Types of Operation by Kind of Business and Commodity Line for Wholesale Trade: 1997—Con.

[Includes only establishments with payroll. For meaning of abbreviations and symbols, see introductory text. For explanation of terms, see Appendix A]

NAICS code and CL code	Kind of business and commodity line	Establishments handling commodity line		Commodity line sales			Sales coverage percent
		Number	Total sales (\$1,000)	Amount ¹ (\$1,000)	As percent of total sales of—		
					Establishments handling line	Establishments in NAICS industry ¹	
42162	Electrical appliance, television & radio set whole—Con.						
3500	Drugs, pharmaceuticals, cosmetics, and toiletries	16	67 784	15 192	22.4	Z	25.3
3515	Other toiletries and druggists' sundries	10	33 298	2 813	8.4	Z	X
3800	Men's and boys' wear	7	8 678	1 523	17.6	Z	X
3900	Women's and children's wear	10	15 266	2 961	19.4	Z	14.3
3914	Women's and misses' outerwear	8	13 613	2 905	21.3	Z	X
5330	Chemicals and allied products (excluding agricultural, plastics, gases, and petroleum)	19	29 373	4 987	17.0	Z	29.1
5344	Other chemicals and allied products	19	29 373	4 987	17.0	Z	X
6120	Art goods (including novelties and souvenirs)	14	162 260	20 545	12.7	Z	11.7
6122	Novelties and souvenirs	11	140 941	20 143	14.3	Z	X
6150	Nondurable goods, n.e.c.	9	117 110	16 357	14.0	Z	X
9700	Service receipts and labor charges (including installed parts)	436	3 139 342	396 195	12.6	.7	65.6
9701	Labor charges for repair work	290	1 990 086	212 280	10.7	.4	X
9702	Parts installed in repair work	211	1 662 354	117 665	7.1	.2	X
9703	Other service receipts and labor charges—Specify	212	1 323 687	66 212	5.0	.1	X
9720	Receipts for service contracts	52	1 137 571	58 026	5.1	.1	X
9740	Receipts for installing equipment	115	1 284 254	196 278	15.3	.4	X
9810	Miscellaneous commodities	164	4 231 875	347 415	8.2	.6	X
9940	Rental and leasing receipts	65	284 863	17 865	6.3	Z	3.1
9944	Other rental receipts	60	219 593	15 555	7.1	Z	X
421620	Electrical appliance, television & radio set whole	3 895	X	54 683 947	X	100.0	70.7
0200	New and rebuilt automotive parts and supplies	34	36 949	11 734	31.8	Z	3.4
0211	Batteries	34	36 949	11 734	31.8	Z	X
0400	Household and lawn furniture	30	247 010	47 543	19.2	.1	24.4
0411	Upholstered furniture	12	113 152	16 013	14.2	Z	X
0412	Sleep furniture and equipment	22	166 591	15 165	9.1	Z	X
0413	Lawn furniture and equipment	8	92 276	14 379	15.6	Z	X
0500	Household china, glassware, crockery, and plastic housewares	40	323 765	41 432	12.8	.1	X
0520	Linens, domestics, curtains, and draperies	6	25 464	5 128	20.1	Z	X
0530	Flooring and floor coverings	28	282 497	50 177	17.8	.1	4.4
0531	Soft-surface (textile) floor coverings and accessories (including rugs, carpets, and pads)	23	249 214	23 165	9.3	Z	X
0532	Hardwood flooring	12	232 927	2 308	1.0	Z	X
0533	Other hard-surface floor coverings and accessories (including tile and sheet goods)	17	266 210	24 704	9.3	Z	X
0540	Other home furnishings	118	1 528 524	223 001	14.6	.4	16.6
0541	Metal flatware and kitchen utensils	58	798 220	67 441	8.4	.1	X
0542	Mirrors, lamps, and picture frames	63	727 756	20 972	2.9	Z	X
0543	Home furnishings, n.e.c.	39	484 737	134 588	27.8	.2	X
0620	Plywood and millwork	18	112 829	31 733	28.1	.1	10.0
0622	Other panels products (including hardwood plywood, waterboard, and particleboard)	9	55 671	17 748	31.9	Z	X
0623	Gypsum, specialty boards, and treatments	10	57 158	13 985	24.5	Z	X
0800	Photographic equipment and supplies (excluding video)	35	360 064	45 412	12.6	.1	4.1
0811	Still picture photographic equipment	17	149 483	21 972	14.7	Z	X
0815	Other photographic equipment and supplies	9	132 966	18 667	14.0	Z	X
0900	Office equipment	98	5 056 444	1 369 984	27.1	2.5	1.2
0911	Typewriters and dedicated word processors	22	2 952 077	161 804	5.5	.3	X
0912	Calculators and accounting machines	98	5 056 444	829 173	16.4	1.5	X
0913	Copying machines and equipment	43	3 575 517	379 007	10.6	.7	X
0920	New computer equipment	128	4 890 695	280 032	5.7	.5	.2
0921	Computers	128	4 890 695	280 032	5.7	.5	X
0950	Computer software (packaged)	79	641 219	32 641	5.1	.1	X
0960	Restaurant and hotel equipment and supplies	17	34 370	3 484	10.1	Z	X
0970	Store machines and equipment	9	42 132	5 458	13.0	Z	11.4
0971	Vending machines	8	40 004	5 035	12.6	Z	X
1400	Electrical apparatus and equipment	246	2 183 800	317 153	14.5	.6	61.5
1411	Power and distribution transformers	28	125 901	8 085	6.4	Z	X
1412	Switchgear and switchboard apparatus	14	125 417	7 929	6.3	Z	X
1413	Motors and generators (including motor-generator sets)	54	128 154	6 853	5.3	Z	X
1414	Conduit, raceway, and fittings	18	60 925	2 605	4.3	Z	X
1415	Electric bulbs (all types)	56	496 622	78 587	15.8	.1	X
1416	Interior wiring (excluding conduit)	83	344 055	34 513	10.0	.1	X
1417	Exterior wiring and cable (excluding conduit)	28	80 481	2 460	3.1	Z	X
1418	Lighting fixtures (residential and commercial)	75	507 635	54 723	10.8	.1	X
1419	Industrial controls	20	828 754	92 417	11.2	.2	X
1421	Other electrical apparatus and equipment (including fuses and lightning rods)	56	288 226	28 980	10.1	.1	X
1500	Electrical appliances, household	3 895	54 683 947	47 154 390	86.2	86.2	65.9
1511	Televisions	1 387	30 440 584	7 805 405	25.6	14.3	X
1512	Radios, stereos, and CD players	1 981	32 243 368	11 862 881	36.8	21.7	X
1513	V.C.R.'s and video cameras	1 249	28 168 689	7 333 317	26.0	13.4	X
1514	Electrical household ranges and ovens	983	22 688 174	4 275 307	18.8	7.8	X
1515	Refrigerators and freezers, household	986	14 288 640	3 834 574	26.8	7.0	X
1516	Household laundry equipment	821	13 167 322	2 484 580	18.9	4.5	X
1517	Vacuum cleaners and sewing machines, household	610	12 373 621	2 061 281	16.7	3.8	X
1518	Other electrical household appliances (including fans, dishwashers, etc.)	1 608	29 508 596	7 497 049	25.4	13.7	X

See footnotes at end of table.

Table 2. All Types of Operation by Kind of Business and Commodity Line for Wholesale Trade: 1997—Con.

[Includes only establishments with payroll. For meaning of abbreviations and symbols, see introductory text. For explanation of terms, see Appendix A]

NAICS code and CL code	Kind of business and commodity line	Establishments handling commodity line		Commodity line sales			Sales coverage percent
		Number	Total sales (\$1,000)	Amount ¹ (\$1,000)	As percent of total sales of—		
					Establishments handling line	Establishments in NAICS industry ¹	
421620	Electrical appliance, television & radio set whole—Con.						
1600	Electronic parts and equipment, except communication	264	9 053 072	1 057 737	11.7	1.9	64.5
1612	Integrated circuits	37	105 925	4 196	4.0	Z	X
1613	Capacitors and resistors	64	183 979	5 349	2.9	Z	X
1615	Discrete semiconductors, etc.	18	64 178	1 722	2.7	Z	X
1616	Electronic connectors and other passive electronic parts	97	3 528 843	30 864	.9	.1	X
1618	Electronic parts and equipment, n.e.c.	197	5 684 170	1 015 598	17.9	1.9	X
1650	Communication equipment and supplies	450	15 446 738	1 815 197	11.8	3.3	69.0
1651	Telephones	364	12 918 499	942 507	7.3	1.7	X
1652	Other electronic communication equipment	191	11 479 009	862 909	7.5	1.6	X
1653	Other electrical communication equipment	22	171 018	9 777	5.7	Z	X
1700	Hardware	148	2 088 043	260 131	12.5	.5	10.8
1711	Hand tools (including power driven)	108	872 864	29 865	3.4	.1	X
1712	Bolts, nuts, rivets, and fasteners	81	1 180 091	138 975	11.8	.3	X
1713	Cutlery	23	434 427	91 289	21.0	.2	X
1800	Plumbing and heating equipment and supplies (hydronics)	118	647 175	66 883	10.3	1.4	14.0
1811	Plastic pipe fittings and valves (excluding pipe and tubing)	21	173 970	2 379	1.4	Z	X
1812	Metal pipe fittings and valves (excluding pipe and tubing)	21	220 336	2 886	1.3	Z	X
1813	Plumbing fixtures	31	356 258	37 112	10.4	.1	X
1814	Furnaces, stoves, water heaters (except electric and warm air)	55	207 653	2 860	1.4	Z	X
1815	Boilers, radiators, and convectors	17	73 191	3 522	4.8	Z	X
1818	Other plumbing and heating equipment and supplies	30	351 520	18 124	5.2	Z	X
1900	Warm air heating and air-conditioning equipment and supplies	225	4 967 920	304 034	6.1	.6	.3
1911	Furnaces (warm air)	55	1 502 814	81 369	5.4	.1	X
1912	Central air-conditioning (residential and commercial)	30	1 287 369	29 365	2.3	.1	X
1914	Heat pumps (residential and commercial)	30	1 287 369	29 365	2.3	.1	X
1916	Air cleaning and filtration systems	93	429 359	2 491	.6	Z	X
1917	Compressors for air-conditioners	168	1 950 357	28 957	1.5	.1	X
1918	Condensing units for air-conditioners	122	1 716 720	26 993	1.6	Z	X
2000	Refrigeration equipment and supplies	108	348 426	41 172	11.8	.1	11.3
2011	Commercial refrigerators (reach-in and walk-in)	14	193 973	27 406	14.1	.1	X
2014	Refrigerants	78	93 795	2 632	2.8	Z	X
2015	Other refrigeration equipment and supplies	79	95 852	8 901	9.3	Z	X
2320	General-purpose industrial machinery, equipment, and parts	18	81 113	3 587	4.4	Z	9.0
2326	New controlling, recording, and indicating instruments and access	18	81 113	3 587	4.4	Z	X
2340	Materials handling machinery, equipment, and parts	20	51 595	5 285	10.2	Z	12.5
2342	New hoists, cranes, and monorails	19	48 334	3 092	6.4	Z	X
2344	New industrial trucks and tractors	19	48 334	1 542	3.2	Z	X
2360	Other industrial machinery, equipment, and parts	12	90 685	21 103	23.3	Z	34.2
2363	New printing trades machinery, equipment, and supplies	12	90 685	21 103	23.3	Z	X
2500	Beauty and barber equipment and supplies	6	3 245	584	18.0	Z	X
2700	Sporting and recreational goods and supplies	82	696 918	46 988	6.7	.1	2.4
2714	Camping and fishing equipment and accessories	82	696 918	22 245	3.2	Z	X
2717	Marine pleasure craft, equipment, and accessories	29	348 970	7 425	2.1	Z	X
2718	Other sporting and recreational goods (go carts, bait, etc.)	29	348 970	17 318	5.0	Z	X
2800	Toys and hobby goods and supplies	79	1 320 592	165 269	12.5	.3	9.7
2811	Video games and cartridges	79	1 320 592	165 269	12.5	.3	X
3000	Jewelry, diamonds, gem stones, and watches	36	231 247	56 742	24.5	.1	29.4
3011	Diamond jewelry and diamond jewelry where lapidary work was not performed at this location	10	45 717	1 860	4.1	Z	X
3012	Gem stone and pearl jewelry where lapidary work was not performed at this location	16	51 483	1 862	3.6	Z	X
3014	Watches, clocks, and watch movements and cases	31	208 564	48 497	23.3	.1	X
3015	Karat gold jewelry (rings, necklaces, etc.)	10	45 717	917	2.0	Z	X
3016	Other jewel, silverware, and plated ware (incl. jewel, where gemstones less than 50% of value, gold filled sterling, and costume jewel, and medallions)	21	74 166	3 606	4.9	Z	X
3130	Compact discs, prerecorded audio tapes, and phonograph records	60	878 138	19 451	2.2	Z	X
3140	Prerecorded video tapes	55	445 821	34 206	7.7	.1	X
3300	Stationery, office supplies and greeting cards	11	64 552	9 259	14.3	Z	3.4
3313	Inked ribbons, carbon paper, pens and pencils	7	21 255	1 081	5.1	Z	X
3314	Toner and cartridges	7	21 255	1 081	5.1	Z	X
3316	Other stationery supplies (envelopes, ruled forms, and binder paper)	7	21 255	2 162	10.2	Z	X
3400	Industrial and personal services paper and plastics	8	108 318	13 255	12.2	Z	X
3500	Drugs, pharmaceuticals, cosmetics, and toiletries	16	67 784	15 192	22.4	Z	25.3
3515	Other toiletries and druggists' sundries	10	33 298	2 813	8.4	Z	X
3800	Men's and boys' wear	7	8 678	1 523	17.6	Z	X
3900	Women's and children's wear	10	15 266	2 961	19.4	Z	14.3
3914	Women's and misses' outerwear	8	13 613	2 905	21.3	Z	X
5330	Chemicals and allied products (excluding agricultural, plastics, gases, and petroleum)	19	29 373	4 987	17.0	Z	29.1
5344	Other chemicals and allied products	19	29 373	4 987	17.0	Z	X
6120	Art goods (including novelties and souvenirs)	14	162 260	20 545	12.7	Z	11.7
6122	Novelties and souvenirs	11	140 941	20 143	14.3	Z	X
6150	Nondurable goods, n.e.c.	9	117 110	16 357	14.0	Z	X
9700	Service receipts and labor charges (including installed parts)	436	3 139 342	396 195	12.6	.7	65.6
9701	Labor charges for repair work	290	1 990 086	212 280	10.7	.4	X
9702	Parts installed in repair work	211	1 662 354	117 665	7.1	.2	X
9703	Other service receipts and labor charges—Specify	212	1 323 687	66 212	5.0	.1	X
9720	Receipts for service contracts	52	1 137 571	58 026	5.1	.1	X
9740	Receipts for installing equipment	115	1 284 254	196 278	15.3	.4	X

See footnotes at end of table.

Table 2. All Types of Operation by Kind of Business and Commodity Line for Wholesale Trade: 1997—Con.

[Includes only establishments with payroll. For meaning of abbreviations and symbols, see introductory text. For explanation of terms, see Appendix A]

NAICS code and CL code	Kind of business and commodity line	Establishments handling commodity line		Commodity line sales			Sales coverage percent
		Number	Total sales (\$1,000)	Amount ¹ (\$1,000)	As percent of total sales of—		
					Establishments handling line	Establishments in NAICS industry ¹	
421620	Electrical appliance, television & radio set whsle—Con.						
9810	Miscellaneous commodities	164	4 231 875	347 415	8.2	.6	X
9940	Rental and leasing receipts	65	284 863	17 865	6.3	Z	3.1
9944	Other rental receipts	60	219 593	15 555	7.1	Z	X
42169	Other electronic parts & equipment whsle	20 908	X	217 146 922	X	100.0	68.9
0100	New and used automobiles, motorcycles, etc.	8	33 292	589	1.8	Z	X
0200	New and rebuilt automotive parts and supplies	44	161 381	15 021	9.3	Z	19.7
0214	Brake parts (including fluid and all disk and drum parts)	12	52 607	1 714	3.3	Z	X
0223	Parts, n.e.c.	41	151 422	8 978	5.9	Z	X
0224	Accessories	27	106 750	2 545	2.4	Z	X
0300	Tires and tubes	6	35 320	1 421	4.0	Z	X
0400	Household and lawn furniture	11	50 418	6 205	12.3	Z	X
0420	Office and business furniture	26	32 548	4 697	14.4	Z	X
0500	Household china, glassware, crockery, and plastic housewares	8	47 209	5 936	12.6	Z	X
0530	Flooring and floor coverings	15	74 767	4 894	6.5	Z	18.4
0531	Soft-surface (textile) floor coverings and accessories (including rugs, carpets, and pads)	8	64 779	4 355	6.7	Z	X
0540	Other home furnishings	84	789 131	29 717	3.8	Z	5.1
0541	Metal flatware and kitchen utensils	8	74 770	4 649	6.2	Z	X
0543	Home furnishings, n.e.c.	65	585 292	2 039	.3	Z	X
0800	Photographic equipment and supplies (excluding video)	32	136 299	15 017	11.0	Z	15.7
0811	Still picture photographic equipment	8	40 975	2 928	7.1	Z	X
0813	Photographic film	9	39 674	5 028	12.7	Z	X
0815	Other photographic equipment and supplies	9	22 990	808	3.5	Z	X
0900	Office equipment	240	2 640 931	348 112	13.2	.2	32.6
0911	Typewriters and dedicated word processors	67	1 335 098	179 703	13.5	.1	X
0912	Calculators and accounting machines	38	169 373	16 389	9.7	.1	X
0913	Copying machines and equipment	169	1 255 849	143 242	11.4	.1	X
0914	Dictating, transcribing, and recording machines	19	30 555	2 746	9.0	Z	X
0915	Mailing, letter handling, and addressing machines	9	11 284	407	3.6	Z	X
0920	New computer equipment	898	12 230 113	1 866 484	15.3	.9	16.4
0921	Computers	486	2 660 557	358 858	13.5	.2	X
0922	Computer storage devices	211	1 203 223	125 287	10.4	.1	X
0923	Computer printers	359	3 125 098	344 661	11.0	.2	X
0924	Other computer peripheral equipment	369	7 514 695	1 037 677	13.8	.5	X
0930	Used computer equipment	37	132 550	10 037	7.6	Z	X
0950	Computer software (packaged)	412	5 172 087	159 216	3.1	.1	X
0960	Restaurant and hotel equipment and supplies	15	10 225	1 539	15.1	Z	X
0970	Store machines and equipment	21	160 494	31 525	19.6	Z	5.9
0972	Other store machines and equipment	8	18 342	965	5.3	Z	X
1000	Medical, hospital, and surgical supplies	27	68 015	9 067	13.3	Z	41.2
1011	Surgical and medical instruments and equipment	23	51 064	8 755	17.1	Z	X
1050	Other professional equipment and supplies	10	9 836	1 954	19.9	Z	66.4
1054	Laboratory equipment	10	9 836	757	7.7	Z	X
1120	Flat iron and steel products	20	284 053	51 890	18.3	Z	X
1140	Iron and steel wire and wire products	19	41 556	3 282	7.9	Z	12.3
1141	Wire (plain, coated, barbed, and twisted)	16	39 367	2 907	7.4	Z	X
1150	Iron and steel pipe and tubing	9	342 609	102 987	30.1	Z	X
1200	Copper and brass	9	15 450	2 168	14.0	Z	X
1220	Aluminum shapes, forms, etc.	12	31 562	3 064	9.7	Z	X
1230	Other nonferrous metals (magnesium, nickel, tin, lead, zinc, etc., except precious)	6	231 150	39 851	17.2	Z	X
1400	Electrical apparatus and equipment	2 380	18 319 847	3 896 851	21.3	1.8	62.9
1411	Power and distribution transformers	794	9 373 600	1 196 395	12.8	.6	X
1412	Switchgear and switchboard apparatus	383	3 081 408	329 103	10.7	.2	X
1413	Motors and generators (including motor-generator sets)	267	1 775 028	138 612	7.8	.1	X
1414	Conduit, raceway, and fittings	339	2 314 977	131 154	5.7	.1	X
1415	Electric bulbs (all types)	303	1 598 077	46 284	2.9	Z	X
1416	Interior wiring (excluding conduit)	1 141	7 067 576	520 764	7.4	.2	X
1417	Exterior wiring and cable (excluding conduit)	568	4 086 042	241 485	5.9	.1	X
1418	Lighting fixtures (residential and commercial)	251	2 949 839	91 322	3.1	Z	X
1419	Industrial controls	847	5 119 411	495 680	9.7	.2	X
1421	Other electrical apparatus and equipment (including fuses and lightning rods)	946	6 971 682	706 069	10.1	.3	X
1500	Electrical appliances, household	525	6 999 237	1 093 651	15.6	.5	44.7
1511	Televisions	254	5 422 850	319 498	5.9	.1	X
1512	Radios, stereos, and CD players	323	3 124 514	208 914	6.7	.1	X
1513	V.C.R.'s and video cameras	293	5 395 536	293 158	5.4	.1	X
1514	Electrical household ranges and ovens	14	2 635 910	113 793	4.3	.1	X
1515	Refrigerators and freezers, household	11	300 318	6 921	2.3	Z	X
1517	Vacuum cleaners and sewing machines, household	41	1 029 703	25 800	2.5	Z	X
1518	Other electrical household appliances (including fans, dishwashers, etc.)	137	4 922 801	124 578	2.5	.1	X
1600	Electronic parts and equipment, except communication	12 318	139 474 400	120 972 391	86.7	55.7	55.9
1612	Integrated circuits	4 320	56 082 730	35 195 699	62.8	16.2	X
1613	Capacitors and resistors	4 109	36 385 941	7 001 005	19.2	3.2	X
1615	Discrete semiconductors, etc.	4 382	65 246 342	29 284 415	44.9	13.5	X
1616	Electronic connectors and other passive electronic parts	6 080	49 031 779	19 612 390	40.0	9.0	X
1618	Electronic parts and equipment, n.e.c.	7 213	55 334 489	29 878 887	54.0	13.8	X
1650	Communication equipment and supplies	10 032	95 834 531	82 089 156	85.7	37.8	57.1
1651	Telephones	4 592	32 080 225	16 491 201	51.4	7.6	X
1652	Other electronic communication equipment	8 002	80 380 845	46 845 529	58.3	21.6	X
1653	Other electrical communication equipment	1 964	37 146 853	18 752 314	50.5	8.6	X

See footnotes at end of table.

Table 2. All Types of Operation by Kind of Business and Commodity Line for Wholesale Trade: 1997—Con.

[Includes only establishments with payroll. For meaning of abbreviations and symbols, see introductory text. For explanation of terms, see Appendix A]

NAICS code and CL code	Kind of business and commodity line	Establishments handling commodity line		Commodity line sales			Sales coverage percent
		Number	Total sales (\$1,000)	Amount ¹ (\$1,000)	As percent of total sales of—		
					Establishments handling line	Establishments in NAICS industry ¹	
42169	Other electronic parts & equipment whse—Con.						
1700	Hardware	739	4 758 290	337 597	7.1	.2	4.6
1711	Hand tools (including power driven)	527	3 078 622	149 276	4.8	.1	X
1712	Bolts, nuts, rivets, and fasteners	428	1 669 696	95 773	5.7	Z	X
1713	Cutlery	371	757 371	11 222	1.5	Z	X
1800	Plumbing and heating equipment and supplies (hydronics)	68	753 231	115 884	15.4	.1	12.3
1811	Plastic pipe fittings and valves (excluding pipe and tubing)	37	121 026	9 240	7.6	Z	X
1812	Metal pipe fittings and valves (excluding pipe and tubing)	31	118 264	32 435	27.4	Z	X
1815	Boilers, radiators, and convectors	7	9 602	4 290	44.7	Z	X
1818	Other plumbing and heating equipment and supplies	46	645 492	58 640	9.1	Z	X
1900	Warm air heating and air-conditioning equipment and supplies	231	3 984 473	168 879	4.2	.1	1.1
1911	Furnaces (warm air)	128	933 478	18 221	2.0	Z	X
1912	Central air-conditioning (residential and commercial)	18	26 588	1 630	6.1	Z	X
1914	Heat pumps (residential and commercial)	139	927 045	6 200	.7	Z	X
1916	Air cleaning and filtration systems	112	258 904	2 596	1.0	Z	X
1917	Compressors for air-conditioners	106	248 504	4 377	1.8	Z	X
1918	Condensing units for air-conditioners	139	2 268 540	63 295	2.8	Z	X
1919	Registers, grills, pre-formed ductwork (excluding sheet metal), and duct insulation	128	910 851	27 530	3.0	Z	X
2000	Refrigeration equipment and supplies	26	33 782	4 161	12.3	Z	10.1
2013	Condensing units for commercial refrigerators	22	21 647	628	2.9	Z	X
2014	Refrigerants	22	21 647	1 252	5.8	Z	X
2015	Other refrigeration equipment and supplies	22	21 647	628	2.9	Z	X
2100	Construction and mining machinery and equipment (including parts and attachments)	8	1 315 641	52 860	4.0	Z	X
2220	Garden machinery, equipment, and parts	11	49 517	2 293	4.6	Z	X
2230	Food-processing machinery, equipment, and parts	9	19 771	1 740	8.8	Z	54.9
2232	New packing, packaging, and bottling equipment	6	14 750	736	5.0	Z	X
2300	Hydraulic and pneumatic (fluid-power) pumps, motors, and parts	23	270 010	8 145	3.0	Z	66.8
2311	Pumps	19	263 245	3 740	1.4	Z	X
2312	Motors	19	258 857	4 022	1.6	Z	X
2313	Parts for pumps and motors	12	16 032	383	2.4	Z	X
2320	General-purpose industrial machinery, equipment, and parts	471	6 801 105	690 840	10.2	.3	3.2
2321	New pumps, compressors (air or gas), and equipment	86	2 566 302	78 228	3.0	Z	X
2323	New diesel engines (excluding automotive)	38	2 181 546	12 792	.6	Z	X
2326	New controlling, recording, and indicating instruments and access	289	4 579 763	336 611	7.4	.2	X
2327	All other new general-purpose industrial machinery and equipment	188	3 358 334	154 128	4.6	.1	X
2328	Used general-purpose industrial machinery and equipment	62	1 084 887	109 082	10.1	.1	X
2330	Metalworking machinery, equipment, and parts	20	63 324	9 149	14.4	Z	X
2340	Materials handling machinery, equipment, and parts	174	780 387	60 697	7.8	Z	5.7
2341	New conveying equipment	95	613 373	37 122	6.1	Z	X
2342	New hoists, cranes, and monorails	80	384 251	1 823	.5	Z	X
2344	New industrial trucks and tractors	6	7 539	224	3.0	Z	X
2345	Used materials handling machinery, equipment, and parts	60	111 148	14 351	12.9	Z	X
2350	Oil well, oil refinery, and pipeline machinery, equipment, and supplies	11	106 296	6 306	5.9	Z	36.0
2352	New oil field machinery, equipment, and supplies (including drilling bits)	6	55 110	3 257	5.9	Z	X
2360	Other industrial machinery, equipment, and parts	26	213 594	34 479	16.1	Z	23.6
2363	New printing trades machinery, equipment, and supplies	12	50 485	7 070	14.0	Z	X
2366	Other new industrial machinery and equipment	11	25 201	8 835	35.1	Z	X
2370	Mechanical power transmission supplies	38	237 310	60 363	25.4	Z	44.4
2371	Bearings and bushings	23	135 738	45 444	33.5	Z	X
2372	Other mechanical power transmission supplies	21	132 570	14 919	11.3	Z	X
2380	Industrial valves and fittings (except fluid-power)	24	197 693	34 221	17.3	Z	X
2390	Hydraulic and pneumatic (fluid-power) valves	27	140 882	11 111	7.9	Z	68.4
2391	Hydraulic valves	17	99 358	4 066	4.1	Z	X
2392	Pneumatic valves	20	124 054	7 045	5.7	Z	X
2400	Hydraulic and pneumatic cylinders and rotary actuators	18	73 873	5 590	7.6	Z	65.3
2411	Hydraulic cylinders and rotary actuators	13	31 150	4 062	13.0	Z	X
2412	Pneumatic cylinders and rotary actuators	8	54 082	1 528	2.8	Z	X
2420	Hydraulic and pneumatic connectors and assemblies	9	23 851	712	3.0	Z	66.4
2421	Hydraulic and pneumatic connectors	9	23 851	712	3.0	Z	X
2430	Fluid-power filters, components, accessories, and parts	16	50 584	2 352	4.7	Z	67.5
2431	Filters	14	34 127	790	2.3	Z	X
2432	Other fluid-power components, accessories, and parts, n.e.c.	11	30 992	1 561	5.0	Z	X
2440	Welding supplies (excluding gases)	8	32 773	2 274	6.9	Z	X
2460	Other industrial supplies	39	264 735	14 276	5.4	Z	16.9
2462	Abrasives and abrasive materials	6	156 290	1 704	1.1	Z	X
2464	Mechanical rubber goods	8	60 297	2 619	4.3	Z	X
2465	Strapping and tape	6	156 290	3 075	2.0	Z	X
2466	Industrial supplies, n.e.c.	18	190 517	5 782	3.0	Z	X
2520	Custodial (janitors') equipment and supplies	6	5 345	820	15.3	Z	48.8
2521	Custodial equipment—power equipment	6	5 345	81	1.5	Z	X
2522	Custodial equipment—nonpower equipment	6	5 345	81	1.5	Z	X
2523	Custodial supplies	6	5 345	658	12.3	Z	X
2600	Aircraft and aeronautical equipment and supplies	19	148 008	39 153	26.5	Z	X
2700	Sporting and recreational goods and supplies	108	751 521	41 290	5.5	Z	4
2712	Bicycles and bicycle tires and tubes	17	128 110	35 883	28.0	Z	X
2718	Other sporting and recreational goods (go carts, bait, etc.)	25	61 625	2 562	4.2	Z	X
2800	Toys and hobby goods and supplies	72	511 551	40 878	8.0	Z	2.3
2811	Video games and cartridges	66	491 885	40 093	8.2	Z	X

See footnotes at end of table.

Table 2. All Types of Operation by Kind of Business and Commodity Line for Wholesale Trade: 1997—Con.

[Includes only establishments with payroll. For meaning of abbreviations and symbols, see introductory text. For explanation of terms, see Appendix A]

NAICS code and CL code	Kind of business and commodity line	Establishments handling commodity line		Commodity line sales			Sales coverage percent
		Number	Total sales (\$1,000)	Amount ¹ (\$1,000)	As percent of total sales of—		
					Establishments handling line	Establishments in NAICS industry ¹	
42169	Other electronic parts & equipment whse—Con.						
3000	Jewelry, diamonds, gem stones, and watches	13	130 381	9 560	7.3	Z	7.0
3014	Watches, clocks, and watch movements and cases	8	50 399	5 587	11.1	Z	X
3100	Musical instruments and supplies	6	953	182	19.1	Z	X
3130	Compact discs, prerecorded audio tapes, and phonograph records	45	188 920	32 977	17.5	Z	X
3140	Prerecorded video tapes	50	430 195	32 396	7.5	Z	X
3150	Other durable goods	7	22 590	4 174	18.5	Z	X
3200	Printing and writing paper	30	39 861	2 807	7.0	Z	X
3300	Stationery, office supplies and greeting cards	27	63 759	7 908	12.4	Z	X
3400	Industrial and personal services paper and plastics	35	94 846	29 864	31.5	Z	X
3500	Drugs, pharmaceuticals, cosmetics, and toiletries	22	201 714	37 405	18.5	Z	X
3600	Piece goods, knit and woven	10	1 333 744	105 228	7.9	Z	X
3800	Men's and boys' wear	17	75 809	12 846	16.9	Z	17.7
3815	Other men's and boys' wear (caps, hats, swimwear, neckwear, etc.)	13	56 960	11 825	20.8	Z	X
3900	Women's and children's wear	19	50 328	7 648	15.2	Z	.2
3911	Infants' and children's wear (to size 6X)	18	49 027	7 636	15.6	Z	X
4000	Footwear	10	84 493	11 658	13.8	Z	X
4400	Confectionery	7	935	120	12.8	Z	68.9
4411	Candy	7	935	79	8.4	Z	X
4412	Chewing gum	7	935	41	4.4	Z	X
5300	Plastics materials and basic shapes	69	362 424	31 133	8.6	Z	33.1
5313	Plastics raw materials	11	229 163	6 446	2.8	Z	X
5314	Other plastics materials and basic shapes	56	117 366	21 986	18.7	Z	X
5330	Chemicals and allied products (excluding agricultural, plastics, gases, and petroleum)	60	1 251 189	175 832	14.1	.1	7.2
5331	Gasses, compressed and liquified, except L.P.	10	802 033	26 854	3.3	Z	X
5342	Adhesives, sealants, and glues	16	830 454	4 408	.5	Z	X
5343	Explosives	8	96 230	285	.3	Z	X
5344	Other chemicals and allied products	42	1 096 992	139 123	12.7	.1	X
6100	Books, periodicals, newspapers, and miscellaneous printed materials	10	25 286	1 361	5.4	Z	X
6110	Flowers and florists' supplies	7	45 012	234	.5	Z	X
6120	Art goods (including novelties and souvenirs)	12	28 673	2 564	8.9	Z	X
6150	Nondurable goods, n.e.c.	8	41 233	5 292	12.8	Z	X
9700	Service receipts and labor charges (including installed parts)	2 902	14 805 557	1 971 993	13.3	.9	60.4
9701	Labor charges for repair work	2 309	10 316 705	1 021 441	9.9	.5	X
9702	Parts installed in repair work	1 695	6 078 274	389 690	6.4	.2	X
9703	Other service receipts and labor charges—Specify	1 201	7 977 248	560 841	7.0	.3	X
9720	Receipts for service contracts	1 622	11 363 437	664 958	5.9	.3	X
9730	Advertising specialties (paper novelties, etc.)	7	36 261	4 367	12.0	Z	X
9740	Receipts for installing equipment	1 295	8 694 441	493 085	5.7	.2	X
9810	Miscellaneous commodities	618	6 153 314	810 738	13.2	.4	X
9930	Sales of integrated systems which you wrote or modified software	13	31 737	8 031	25.3	Z	X
9940	Rental and leasing receipts	547	1 520 765	103 493	6.8	Z	10.6
9941	Computer rental and leasing receipts	39	682 948	11 711	1.7	Z	X
9942	Photocopying machine rental	268	559 470	49 333	8.8	Z	X
9943	Other office machine rental receipts	76	205 219	9 784	4.8	Z	X
9944	Other rental receipts	178	143 197	29 956	20.9	Z	X
9960	Custom software (designed to customer specifications)	22	28 159	2 932	10.4	Z	X
421690	Other electronic parts & equipment whse	20 908	X	217 146 922	X	100.0	68.9
0100	New and used automobiles, motorcycles, etc.	8	33 292	589	1.8	Z	X
0200	New and rebuilt automotive parts and supplies	44	161 381	15 021	9.3	Z	19.7
0214	Brake parts (including fluid and all disk and drum parts)	12	52 607	1 714	3.3	Z	X
0223	Parts, n.e.c.	41	151 422	8 978	5.9	Z	X
0224	Accessories	27	106 750	2 545	2.4	Z	X
0300	Tires and tubes	6	35 320	1 421	4.0	Z	X
0400	Household and lawn furniture	11	50 418	6 205	12.3	Z	X
0420	Office and business furniture	26	32 548	4 697	14.4	Z	X
0500	Household china, glassware, crockery, and plastic housewares	8	47 209	5 936	12.6	Z	X
0530	Flooring and floor coverings	15	74 767	4 894	6.5	Z	18.4
0531	Soft-surface (textile) floor coverings and accessories (including rugs, carpets, and pads)	8	64 779	4 355	6.7	Z	X
0540	Other home furnishings	84	789 131	29 717	3.8	Z	5.1
0541	Metal flatware and kitchen utensils	8	74 770	4 649	6.2	Z	X
0543	Home furnishings, n.e.c.	65	585 292	2 039	.3	Z	X
0800	Photographic equipment and supplies (excluding video)	32	136 299	15 017	11.0	Z	15.7
0811	Still picture photographic equipment	8	40 975	2 928	7.1	Z	X
0813	Photographic film	9	39 674	5 028	12.7	Z	X
0815	Other photographic equipment and supplies	9	22 990	808	3.5	Z	X
0900	Office equipment	240	2 640 931	348 112	13.2	.2	32.6
0911	Typewriters and dedicated word processors	67	1 335 098	179 703	13.5	.1	X
0912	Calculators and accounting machines	38	169 373	16 389	9.7	Z	X
0913	Copying machines and equipment	169	1 255 849	143 242	11.4	.1	X
0914	Dictating, transcribing, and recording machines	19	30 555	2 746	9.0	Z	X
0915	Mailing, letter handling, and addressing machines	9	11 284	407	3.6	Z	X
0920	New computer equipment	898	12 230 113	1 866 484	15.3	.9	16.4
0921	Computers	486	2 660 557	358 858	13.5	.2	X
0922	Computer storage devices	211	1 203 223	125 287	10.4	.1	X
0923	Computer printers	359	3 125 098	344 661	11.0	.2	X
0924	Other computer peripheral equipment	369	7 514 695	1 037 677	13.8	.5	X
0930	Used computer equipment	37	132 550	10 037	7.6	Z	X
0950	Computer software (packaged)	412	5 172 087	159 216	3.1	.1	X

See footnotes at end of table.

Table 2. All Types of Operation by Kind of Business and Commodity Line for Wholesale Trade: 1997—Con.

[Includes only establishments with payroll. For meaning of abbreviations and symbols, see introductory text. For explanation of terms, see Appendix A]

NAICS code and CL code	Kind of business and commodity line	Establishments handling commodity line		Commodity line sales			Sales coverage percent
		Number	Total sales (\$1,000)	Amount ¹ (\$1,000)	As percent of total sales of—		
					Establishments handling line	Establishments in NAICS industry ¹	
421690	Other electronic parts & equipment whse—Con.						
0960	Restaurant and hotel equipment and supplies	15	10 225	1 539	15.1	Z	X
0970	Store machines and equipment	21	160 494	31 525	19.6	Z	5.9
0972	Other store machines and equipment	8	18 342	965	5.3	Z	X
1000	Medical, hospital, and surgical supplies	27	68 015	9 067	13.3	Z	41.2
1011	Surgical and medical instruments and equipment	23	51 064	8 755	17.1	Z	X
1050	Other professional equipment and supplies	10	9 836	1 954	19.9	Z	66.4
1054	Laboratory equipment	10	9 836	757	7.7	Z	X
1120	Flat iron and steel products	20	284 053	51 890	18.3	Z	X
1140	Iron and steel wire and wire products	19	41 556	3 282	7.9	Z	12.3
1141	Wire (plain, coated, barbed, and twisted)	16	39 367	2 907	7.4	Z	X
1150	Iron and steel pipe and tubing	9	342 609	102 987	30.1	Z	X
1200	Copper and brass	9	15 450	2 168	14.0	Z	X
1220	Aluminum shapes, forms, etc.	12	31 562	3 064	9.7	Z	X
1230	Other nonferrous metals (magnesium, nickel, tin, lead, zinc, etc., except precious)	6	231 150	39 851	17.2	Z	X
1400	Electrical apparatus and equipment	2 380	18 319 847	3 896 851	21.3	1.8	62.9
1411	Power and distribution transformers	794	9 373 600	1 196 395	12.8		X
1412	Switchgear and switchboard apparatus	383	3 081 408	329 103	10.7	.2	X
1413	Motors and generators (including motor-generator sets)	267	1 775 028	138 612	7.8	.1	X
1414	Conduit, raceway, and fittings	339	2 314 977	131 154	5.7	.1	X
1415	Electric bulbs (all types)	303	1 598 077	46 284	2.9	Z	X
1416	Interior wiring (excluding conduit)	1 141	7 067 576	520 764	7.4	.2	X
1417	Exterior wiring and cable (excluding conduit)	568	4 086 042	241 485	5.9	.1	X
1418	Lighting fixtures (residential and commercial)	251	2 949 839	91 322	3.1	Z	X
1419	Industrial controls	847	5 119 411	495 680	9.7	.2	X
1421	Other electrical apparatus and equipment (including fuses and lightning rods)	946	6 971 682	706 069	10.1	.3	X
1500	Electrical appliances, household	525	6 999 237	1 093 651	15.6	.5	44.7
1511	Televisions	254	5 422 850	319 498	5.9	.1	X
1512	Radios, stereos, and CD players	323	3 124 514	208 914	6.7	.1	X
1513	V.C.R.'s and video cameras	293	5 395 536	293 158	5.4	.1	X
1514	Electrical household ranges and ovens	14	2 635 910	113 793	4.3	.1	X
1515	Refrigerators and freezers, household	11	300 318	6 921	2.3	Z	X
1517	Vacuum cleaners and sewing machines, household	41	1 029 703	25 800	2.5	Z	X
1518	Other electrical household appliances (including fans, dishwashers, etc.)	137	4 922 801	124 578	2.5	.1	X
1600	Electronic parts and equipment, except communication	12 318	139 474 400	120 972 391	86.7	55.7	55.9
1612	Integrated circuits	4 320	56 082 730	35 195 699	62.8	16.2	X
1613	Capacitors and resistors	4 109	36 385 941	7 001 005	19.2	3.2	X
1615	Discrete semiconductors, etc.	4 382	65 246 342	29 284 415	44.9	13.5	X
1616	Electronic connectors and other passive electronic parts	6 080	49 031 779	19 612 390	40.0	9.0	X
1618	Electronic parts and equipment, n.e.c.	7 213	55 334 489	29 878 887	54.0	13.8	X
1650	Communication equipment and supplies	10 032	95 834 531	82 089 156	85.7	37.8	57.1
1651	Telephones	4 592	32 080 225	16 491 201	51.4	7.6	X
1652	Other electronic communication equipment	8 002	80 380 845	46 845 529	58.3	21.6	X
1653	Other electrical communication equipment	1 964	37 146 853	18 752 314	50.5	8.6	X
1700	Hardware	739	4 758 290	337 597	7.1	.2	4.6
1711	Hand tools (including power driven)	527	3 078 622	149 276	4.8	.1	X
1712	Bolts, nuts, rivets, and fasteners	428	1 669 696	95 773	5.7	Z	X
1713	Cutlery	371	757 371	11 222	1.5	Z	X
1800	Plumbing and heating equipment and supplies (hydronics)	68	753 231	115 884	15.4	.1	12.3
1811	Plastic pipe fittings and valves (excluding pipe and tubing)	37	121 026	9 240	7.6	Z	X
1812	Metal pipe fittings and valves (excluding pipe and tubing)	31	118 264	32 435	27.4	Z	X
1815	Boilers, radiators, and convectors	7	9 602	4 290	44.7	Z	X
1818	Other plumbing and heating equipment and supplies	46	645 492	58 640	9.1	Z	X
1900	Warm air heating and air-conditioning equipment and supplies	231	3 984 473	168 879	4.2	.1	1.1
1911	Furnaces (warm air)	128	933 478	18 221	2.0	Z	X
1912	Central air-conditioning (residential and commercial)	18	26 588	1 630	6.1	Z	X
1914	Heat pumps (residential and commercial)	139	927 045	6 200	.7	Z	X
1916	Air cleaning and filtration systems	112	258 904	2 596	1.0	Z	X
1917	Compressors for air-conditioners	106	248 504	4 377	1.8	Z	X
1918	Condensing units for air-conditioners	139	2 268 540	63 295	2.8	Z	X
1919	Registers, grills, pre-formed ductwork (excluding sheet metal), and duct insulation	128	910 851	27 530	3.0	Z	X
2000	Refrigeration equipment and supplies	26	33 782	4 161	12.3	Z	10.1
2013	Condensing units for commercial refrigerators	22	21 647	628	2.9	Z	X
2014	Refrigerants	22	21 647	1 252	5.8	Z	X
2015	Other refrigeration equipment and supplies	22	21 647	628	2.9	Z	X
2100	Construction and mining machinery and equipment (including parts and attachments)	8	1 315 641	52 860	4.0	Z	X
2220	Garden machinery, equipment, and parts	11	49 517	2 293	4.6	Z	X
2230	Food-processing machinery, equipment, and parts	9	19 771	1 740	8.8	Z	54.9
2232	New packing, packaging, and bottling equipment	6	14 750	736	5.0	Z	X
2300	Hydraulic and pneumatic (fluid-power) pumps, motors, and parts	23	270 010	8 145	3.0	Z	66.8
2311	Pumps	19	263 245	3 740	1.4	Z	X
2312	Motors	19	258 857	4 022	1.6	Z	X
2313	Parts for pumps and motors	12	16 032	383	2.4	Z	X
2320	General-purpose industrial machinery, equipment, and parts	471	6 801 105	690 840	10.2	.3	3.2
2321	New pumps, compressors (air or gas), and equipment	86	2 566 302	78 228	3.0	Z	X
2323	New diesel engines (excluding automotive)	38	2 181 546	12 792	.6	Z	X
2326	New controlling, recording, and indicating instruments and access	289	4 579 763	336 611	7.4	.2	X
2327	All other new general-purpose industrial machinery and equipment	188	3 358 334	154 128	4.6	.1	X
2328	Used general-purpose industrial machinery and equipment	62	1 084 887	109 082	10.1	.1	X
2330	Metalworking machinery, equipment, and parts	20	63 324	9 149	14.4	Z	X

See footnotes at end of table.

Table 2. All Types of Operation by Kind of Business and Commodity Line for Wholesale Trade: 1997—Con.

[Includes only establishments with payroll. For meaning of abbreviations and symbols, see introductory text. For explanation of terms, see Appendix A]

NAICS code and CL code	Kind of business and commodity line	Establishments handling commodity line		Commodity line sales			Sales coverage percent
		Number	Total sales (\$1,000)	Amount ¹ (\$1,000)	As percent of total sales of—		
					Establishments handling line	Establishments in NAICS industry ¹	
421690	Other electronic parts & equipment whse—Con.						
2340	Materials handling machinery, equipment, and parts	174	780 387	60 697	7.8	Z	5.7
2341	New conveying equipment	95	613 373	37 122	6.1	Z	X
2342	New hoists, cranes, and monorails	80	384 251	1 825	.5	Z	X
2344	New industrial trucks and tractors	6	7 539	224	3.0	Z	X
2345	Used materials handling machinery, equipment, and parts	60	111 148	14 351	12.9	Z	X
2350	Oil well, oil refinery, and pipeline machinery, equipment, and supplies	11	106 296	6 306	5.9	Z	36.0
2352	New oil field machinery, equipment, and supplies (including drilling bits)	6	55 110	3 257	5.9	Z	X
2360	Other industrial machinery, equipment, and parts	26	213 594	34 479	16.1	Z	23.6
2363	New printing trades machinery, equipment, and supplies	12	50 485	7 070	14.0	Z	X
2366	Other new industrial machinery and equipment	11	25 201	8 835	35.1	Z	X
2370	Mechanical power transmission supplies	38	237 310	60 363	25.4	Z	44.4
2371	Bearings and bushings	23	135 738	45 444	33.5	Z	X
2372	Other mechanical power transmission supplies	21	132 570	14 919	11.3	Z	X
2380	Industrial valves and fittings (except fluid-power)	24	197 693	34 221	17.3	Z	X
2390	Hydraulic and pneumatic (fluid-power) valves	27	140 882	11 111	7.9	Z	68.4
2391	Hydraulic valves	17	99 358	4 066	4.1	Z	X
2392	Pneumatic valves	20	124 054	7 045	5.7	Z	X
2400	Hydraulic and pneumatic cylinders and rotary actuators	18	73 873	5 590	7.6	Z	65.3
2411	Hydraulic cylinders and rotary actuators	13	31 150	4 062	13.0	Z	X
2412	Pneumatic cylinders and rotary actuators	8	54 082	1 528	2.8	Z	X
2420	Hydraulic and pneumatic connectors and assemblies	9	23 851	712	3.0	Z	66.4
2421	Hydraulic and pneumatic connectors	9	23 851	712	3.0	Z	X
2430	Fluid-power filters, components, accessories, and parts	16	50 584	2 352	4.7	Z	67.5
2431	Filters	14	34 127	790	2.3	Z	X
2432	Other fluid-power components, accessories, and parts, n.e.c.	11	30 992	1 561	5.0	Z	X
2440	Welding supplies (excluding gases)	8	32 773	2 274	6.9	Z	X
2460	Other industrial supplies	39	264 735	14 276	5.4	Z	16.9
2462	Abrasives and abrasive materials	6	156 290	1 704	1.1	Z	X
2464	Mechanical rubber goods	8	60 297	2 619	4.3	Z	X
2465	Strapping and tape	6	156 290	3 075	2.0	Z	X
2466	Industrial supplies, n.e.c.	18	190 517	5 782	3.0	Z	X
2520	Custodial (janitors') equipment and supplies	6	5 345	820	15.3	Z	48.8
2521	Custodial equipment—power equipment	6	5 345	81	1.5	Z	X
2522	Custodial equipment—nonpower equipment	6	5 345	81	1.5	Z	X
2523	Custodial supplies	6	5 345	658	12.3	Z	X
2600	Aircraft and aeronautical equipment and supplies	19	148 008	39 153	26.5	Z	X
2700	Sporting and recreational goods and supplies	108	751 521	41 290	5.5	Z	.4
2712	Bicycles and bicycle tires and tubes	17	128 110	35 883	28.0	Z	X
2718	Other sporting and recreational goods (go carts, bait, etc.)	25	61 625	2 562	4.2	Z	X
2800	Toys and hobby goods and supplies	72	511 551	40 878	8.0	Z	2.3
2811	Video games and cartridges	66	491 885	40 093	8.2	Z	X
3000	Jewelry, diamonds, gem stones, and watches	13	130 381	9 560	7.3	Z	7.0
3014	Watches, clocks, and watch movements and cases	8	50 399	5 587	11.1	Z	X
3100	Musical instruments and supplies	6	953	182	19.1	Z	X
3130	Compact discs, prerecorded audio tapes, and phonograph records	45	188 920	32 977	17.5	Z	X
3140	Prerecorded video tapes	50	430 195	32 396	7.5	Z	X
3150	Other durable goods	7	22 590	4 174	18.5	Z	X
3200	Printing and writing paper	30	39 861	2 807	7.0	Z	X
3300	Stationery, office supplies and greeting cards	27	63 759	7 908	12.4	Z	X
3400	Industrial and personal services paper and plastics	35	94 846	29 864	31.5	Z	X
3500	Drugs, pharmaceuticals, cosmetics, and toiletries	22	201 714	37 405	18.5	Z	X
3600	Piece goods, knit and woven	10	1 333 744	105 228	7.9	Z	X
3800	Men's and boys' wear	17	75 809	12 846	16.9	Z	17.7
3815	Other men's and boys' wear (caps, hats, swimwear, neckwear, etc.)	13	56 960	11 825	20.8	Z	X
3900	Women's and children's wear	19	50 328	7 648	15.2	Z	.2
3911	Infants' and children's wear (to size 6X)	18	49 027	7 636	15.6	Z	X
4000	Footwear	10	84 493	11 658	13.8	Z	X
4400	Confectionery	7	935	120	12.8	Z	68.9
4411	Candy	7	935	79	8.4	Z	X
4412	Chewing gum	7	935	41	4.4	Z	X
5300	Plastics materials and basic shapes	69	362 424	31 133	8.6	Z	33.1
5313	Plastics raw materials	11	229 163	6 446	2.8	Z	X
5314	Other plastics materials and basic shapes	56	117 366	21 986	18.7	Z	X
5330	Chemicals and allied products (excluding agricultural, plastics, gases, and petroleum)	60	1 251 189	175 832	14.1	.1	7.2
5331	Gasses, compressed and liquified, except L.P.	10	802 033	26 854	3.3	Z	X
5342	Adhesives, sealants, and glues	16	830 454	4 408	.5	Z	X
5343	Explosives	8	96 230	285	.3	Z	X
5344	Other chemicals and allied products	42	1 096 992	139 123	12.7	.1	X
6100	Books, periodicals, newspapers, and miscellaneous printed materials	10	25 286	1 361	5.4	Z	X
6110	Flowers and florists' supplies	7	45 012	234	.5	Z	X
6120	Art goods (including novelties and souvenirs)	12	28 673	2 564	8.9	Z	X
6150	Nondurable goods, n.e.c.	8	41 233	5 292	12.8	Z	X
9700	Service receipts and labor charges (including installed parts)	2 902	14 805 557	1 971 993	13.3	.9	60.4
9701	Labor charges for repair work	2 309	10 316 705	1 021 441	9.9	.5	X
9702	Parts installed in repair work	1 695	6 078 274	389 690	6.4	.2	X
9703	Other service receipts and labor charges—Specify	1 201	7 977 248	560 841	7.0	.3	X
9720	Receipts for service contracts	1 622	11 363 437	664 958	5.9	.3	X
9730	Advertising specialties (paper novelties, etc.)	7	36 261	4 367	12.0	Z	X

See footnotes at end of table.

Table 2. All Types of Operation by Kind of Business and Commodity Line for Wholesale Trade: 1997—Con.

[Includes only establishments with payroll. For meaning of abbreviations and symbols, see introductory text. For explanation of terms, see Appendix A]

NAICS code and CL code	Kind of business and commodity line	Establishments handling commodity line		Commodity line sales			Sales coverage percent
		Number	Total sales (\$1,000)	Amount ¹ (\$1,000)	As percent of total sales of—		
					Establishments handling line	Establishments in NAICS industry ¹	
421690	Other electronic parts & equipment whse—Con.						
9740	Receipts for installing equipment	1 295	8 694 441	493 085	5.7	.2	X
9810	Miscellaneous commodities	618	6 153 314	810 738	13.2	.4	X
9930	Sales of integrated systems which you wrote or modified software	13	31 737	8 031	25.3	Z	X
9940	Rental and leasing receipts	547	1 520 765	103 493	6.8	Z	10.6
9941	Computer rental and leasing receipts	39	682 948	11 711	1.7	Z	X
9942	Photocopying machine rental	268	559 470	49 333	8.8	Z	X
9943	Other office machine rental receipts	76	205 219	9 784	4.8	Z	X
9944	Other rental receipts	178	143 197	29 956	20.9	Z	X
9960	Custom software (designed to customer specifications)	22	28 159	2 932	10.4	Z	X
4216901	Communications equipment & supplies whse	9 180	X	88 413 555	X	100.0	72.3
0200	New and rebuilt automotive parts and supplies	14	44 672	5 229	11.7	Z	53.2
0223	Parts, n.e.c.	14	44 672	5 229	11.7	Z	X
0420	Office and business furniture	22	21 762	3 934	18.1	Z	X
0540	Other home furnishings	63	605 704	4 866	.8	Z	5.4
0543	Home furnishings, n.e.c.	56	558 022	1 439	.3	Z	X
0800	Photographic equipment and supplies (excluding video)	11	24 399	4 353	17.8	Z	X
0900	Office equipment	189	1 958 489	291 766	14.9	.3	41.2
0911	Typewriters and dedicated word processors	61	1 333 459	179 659	13.5	Z	X
0912	Calculators and accounting machines	32	167 734	16 362	9.8	Z	X
0913	Copying machines and equipment	145	652 951	95 228	14.6	.1	X
0914	Dictating, transcribing, and recording machines	13	9 786	178	1.8	Z	X
0920	New computer equipment	375	2 708 930	360 251	13.3	.4	33.6
0921	Computers	202	645 329	63 823	9.9	.1	X
0922	Computer storage devices	54	133 103	6 978	5.2	Z	X
0923	Computer printers	173	2 105 403	222 845	10.6	.3	X
0924	Other computer peripheral equipment	132	520 023	66 604	12.8	.1	X
0930	Used computer equipment	16	54 584	6 106	11.2	Z	X
0950	Computer software (packaged)	222	4 214 282	109 160	2.6	.1	X
0970	Store machines and equipment	7	123 248	25 332	20.6	Z	X
1400	Electrical apparatus and equipment	682	8 331 117	1 597 074	19.2	1.8	63.6
1411	Power and distribution transformers	169	4 931 201	826 630	16.8	.9	X
1412	Switchgear and switchboard apparatus	92	894 243	35 528	4.0	Z	X
1413	Motors and generators (including motor-generator sets)	43	543 375	13 089	2.4	Z	X
1414	Conduit, raceway, and fittings	182	1 715 068	88 404	5.2	.1	X
1415	Electric bulbs (all types)	68	749 782	15 523	2.1	Z	X
1416	Interior wiring (excluding conduit)	420	2 961 729	231 453	7.8	.3	X
1417	Exterior wiring and cable (excluding conduit)	169	2 053 582	137 404	6.7	.2	X
1418	Lighting fixtures (residential and commercial)	63	1 273 406	55 207	4.3	.1	X
1419	Industrial controls	82	707 451	20 570	2.9	Z	X
1421	Other electrical apparatus and equipment (including fuses and lightning rods)	131	1 845 845	173 284	9.4	.2	X
1500	Electrical appliances, household	296	2 203 491	236 535	10.7	.3	56.6
1511	Televisions	171	1 417 762	43 437	3.1	Z	X
1512	Radios, stereos, and CD players	199	1 389 060	88 295	6.4	.1	X
1513	V.C.R.'s and video cameras	167	1 283 664	47 389	3.7	.1	X
1514	Electrical household ranges and ovens	6	46 762	3 203	6.9	Z	X
1515	Refrigerators and freezers, household	11	300 318	6 921	2.3	Z	X
1517	Vacuum cleaners and sewing machines, household	10	14 592	950	6.5	Z	X
1518	Other electrical household appliances (including fans, dishwashers, etc.) ..	104	1 271 500	46 320	3.6	.1	X
1600	Electronic parts and equipment, except communication	590	10 741 033	1 626 825	15.1	1.8	68.8
1612	Integrated circuits	97	2 638 725	431 397	16.3	.5	X
1613	Capacitors and resistors	82	281 090	22 747	8.1	Z	X
1615	Discrete semiconductors, etc.	92	3 976 872	395 168	9.9	.4	X
1616	Electronic connectors and other passive electronic parts	311	3 080 895	498 367	16.2	.6	X
1618	Electronic parts and equipment, n.e.c.	335	2 366 348	279 144	11.8	.3	X
1650	Communication equipment and supplies	9 180	88 413 555	81 159 016	91.8	91.8	59.4
1651	Telephones	4 392	30 435 885	16 361 396	53.8	18.5	X
1652	Other electronic communication equipment	7 277	74 126 169	46 211 157	62.3	52.3	X
1653	Other electrical communication equipment	1 791	36 062 694	18 586 353	51.5	21.0	X
1700	Hardware	82	669 066	49 091	7.3	.1	11.3
1712	Bolts, nuts, rivets, and fasteners	60	234 519	11 460	4.9	Z	X
1800	Plumbing and heating equipment and supplies (hydronics)	9	284 870	2 348	.8	Z	13.9
1818	Other plumbing and heating equipment and supplies	8	268 632	2 190	.8	Z	X
1900	Warm air heating and air-conditioning equipment and supplies	13	284 534	16 077	5.7	Z	X
2300	Hydraulic and pneumatic (fluid-power) pumps, motors, and parts	10	23 054	1 893	8.2	Z	72.3
2311	Pumps	6	16 289	600	3.7	Z	X
2312	Motors	10	23 054	1 195	5.2	Z	X
2320	General-purpose industrial machinery, equipment, and parts	47	499 031	91 376	18.3	.1	4.3
2321	New pumps, compressors (air or gas), and equipment	26	251 913	3 487	1.4	Z	X
2326	New controlling, recording, and indicating instruments and access	39	433 677	59 009	13.6	.1	X
2327	All other new general-purpose industrial machinery and equipment	34	317 267	28 881	9.1	Z	X
2340	Materials handling machinery, equipment, and parts	31	82 871	14 250	17.2	Z	29.3
2342	New hoists, cranes, and monorails	8	20 123	345	1.7	Z	X
2344	New industrial trucks and tractors	6	7 539	224	3.0	Z	X
2345	Used materials handling machinery, equipment, and parts	13	35 621	9 950	27.9	Z	X
2390	Hydraulic and pneumatic (fluid-power) valves	6	14 301	280	2.0	Z	72.3
2392	Pneumatic valves	6	14 301	189	1.3	Z	X
2420	Hydraulic and pneumatic connectors and assemblies	6	14 301	613	4.3	Z	72.3
2421	Hydraulic and pneumatic connectors	6	14 301	613	4.3	Z	X

See footnotes at end of table.

Table 2. All Types of Operation by Kind of Business and Commodity Line for Wholesale Trade: 1997—Con.

[Includes only establishments with payroll. For meaning of abbreviations and symbols, see introductory text. For explanation of terms, see Appendix A]

NAICS code and CL code	Kind of business and commodity line	Establishments handling commodity line		Commodity line sales			Sales coverage percent
		Number	Total sales (\$1,000)	Amount ¹ (\$1,000)	As percent of total sales of—		
					Establishments handling line	Establishments in NAICS industry ¹	
4216901	Communications equipment & supplies whsle—Con.						
2430	Fluid-power filters, components, accessories, and parts	6	8 066	896	11.1	Z	72.3
2431	Filters	6	8 066	533	6.6	Z	X
2460	Other industrial supplies	13	13 921	1 092	7.8	Z	X
2700	Sporting and recreational goods and supplies	66	561 786	2 845	.5	Z	X
2800	Toys and hobby goods and supplies	6	19 666	785	4.0	Z	X
3130	Compact discs, prerecorded audio tapes, and phonograph records	8	60 413	2 376	3.9	Z	X
3140	Prerecorded video tapes	18	293 799	22 668	7.7	Z	X
3200	Printing and writing paper	9	4 186	121	2.9	Z	X
3300	Stationery, office supplies and greeting cards	12	20 940	3 377	16.1	Z	X
5300	Plastics materials and basic shapes	13	13 921	2 354	16.9	Z	51.2
5314	Other plastics materials and basic shapes	13	13 921	2 354	16.9	Z	X
9700	Service receipts and labor charges (including installed parts)	2 000	8 481 040	1 364 410	16.1	1.5	63.2
9701	Labor charges for repair work	1 636	6 996 132	851 461	12.2	1.0	X
9702	Parts installed in repair work	1 196	4 314 459	299 008	6.9	.3	X
9703	Other service receipts and labor charges—Specify	914	4 080 129	213 938	5.2	.2	X
9720	Receipts for service contracts	1 351	9 080 361	506 896	5.6	.6	X
9740	Receipts for installing equipment	1 010	5 750 771	288 966	5.0	.3	X
9810	Miscellaneous commodities	179	3 407 887	515 124	15.1	.6	X
9930	Sales of integrated systems which you wrote or modified software	11	31 491	7 998	25.4	Z	X
9940	Rental and leasing receipts	371	799 040	72 471	9.1	.1	15.8
9941	Computer rental and leasing receipts	19	68 696	564	.8	Z	X
9942	Photocopying machine rental	268	559 470	49 333	8.8	.1	X
9943	Other office machine rental receipts	71	185 785	9 656	5.2	Z	X
9944	Other rental receipts	26	50 047	12 634	25.2	Z	X
9960	Custom software (designed to customer specifications)	11	19 593	1 825	9.3	Z	X
4216902	Electronic parts (excluding communications equipment) whsle	11 728	X	128 733 367	X	100.0	66.5
0100	New and used automobiles, motorcycles, etc.	8	33 292	589	1.8	Z	X
0200	New and rebuilt automotive parts and supplies	30	116 709	9 792	8.4	Z	3.9
0214	Brake parts (including fluid and all disk and drum parts)	12	52 607	1 714	3.3	Z	X
0223	Parts, n.e.c.	27	106 750	3 749	3.5	Z	X
0224	Accessories	27	106 750	2 545	2.4	Z	X
0300	Tires and tubes	6	35 320	1 421	4.0	Z	X
0400	Household and lawn furniture	11	50 418	6 205	12.3	Z	X
0500	Household china, glassware, crockery, and plastic housewares	8	47 209	5 936	12.6	Z	X
0530	Flooring and floor coverings	12	74 086	4 553	6.1	Z	18.0
0531	Soft-surface (textile) floor coverings and accessories (including rugs, carpets, and pads)	8	64 779	4 355	6.7	Z	X
0540	Other home furnishings	21	183 427	24 851	13.5	Z	4.5
0541	Metal flatware and kitchen utensils	8	74 770	4 649	6.2	Z	X
0543	Home furnishings, n.e.c.	9	27 270	600	2.2	Z	X
0800	Photographic equipment and supplies (excluding video)	21	111 900	10 664	9.5	Z	19.3
0811	Still picture photographic equipment	8	40 975	2 928	7.1	Z	X
0813	Photographic film	9	39 674	5 028	12.7	Z	X
0815	Other photographic equipment and supplies	9	22 990	808	3.5	Z	X
0900	Office equipment	51	682 442	56 346	8.3	Z	12.9
0911	Typewriters and dedicated word processors	6	1 639	44	2.7	Z	X
0912	Calculators and accounting machines	6	1 639	27	1.6	Z	X
0913	Copying machines and equipment	24	602 898	48 014	8.0	Z	X
0914	Dictating, transcribing, and recording machines	6	20 769	2 568	12.4	Z	X
0915	Mailing, letter handling, and addressing machines	7	8 663	68	.8	Z	X
0920	New computer equipment	523	9 521 183	1 506 233	15.8	1.2	11.6
0921	Computers	284	2 015 228	295 035	14.6	.2	X
0922	Computer storage devices	157	1 070 120	118 309	11.1	.1	X
0923	Computer printers	186	1 019 695	121 816	11.9	.1	X
0924	Other computer peripheral equipment	237	6 994 672	971 073	13.9	.8	X
0930	Used computer equipment	21	77 966	3 931	5.0	Z	X
0950	Computer software (packaged)	190	957 805	50 056	5.2	Z	X
0960	Restaurant and hotel equipment and supplies	15	10 225	1 539	15.1	Z	X
0970	Store machines and equipment	14	37 246	6 193	16.6	Z	43.2
0972	Other store machines and equipment	8	18 342	965	5.3	Z	X
1000	Medical, hospital, and surgical supplies	25	66 959	8 908	13.3	Z	40.6
1011	Surgical and medical instruments and equipment	23	51 064	8 755	17.1	Z	X
1050	Other professional equipment and supplies	10	9 836	1 954	19.9	Z	64.1
1054	Laboratory equipment	10	9 836	757	7.7	Z	X
1120	Flat iron and steel products	20	284 053	51 890	18.3	Z	X
1140	Iron and steel wire and wire products	17	41 037	3 074	7.5	Z	12.1
1141	Wire (plain, coated, barbed, and twisted)	16	39 367	2 907	7.4	Z	X
1150	Iron and steel pipe and tubing	8	339 597	102 685	30.2	.1	X
1200	Copper and brass	9	15 450	2 168	14.0	Z	X
1220	Aluminum shapes, forms, etc.	12	31 562	3 064	9.7	Z	X
1230	Other nonferrous metals (magnesium, nickel, tin, lead, zinc, etc., except precious)	6	231 150	39 851	17.2	Z	X

See footnotes at end of table.

Table 2. All Types of Operation by Kind of Business and Commodity Line for Wholesale Trade: 1997—Con.

[Includes only establishments with payroll. For meaning of abbreviations and symbols, see introductory text. For explanation of terms, see Appendix A]

NAICS code and CL code	Kind of business and commodity line	Establishments handling commodity line		Commodity line sales			Sales coverage percent
		Number	Total sales (\$1,000)	Amount ¹ (\$1,000)	As percent of total sales of—		
					Establishments handling line	Establishments in NAICS industry ¹	
4216902	Electronic parts (excluding communications equipment) whole—Con.						
1400	Electrical apparatus and equipment	1 698	9 988 730	2 299 777	23.0	1.8	63.0
1411	Power and distribution transformers	625	4 442 399	369 765	8.3	.3	X
1412	Switchgear and switchboard apparatus	291	2 187 165	293 575	13.4	.2	X
1413	Motors and generators (including motor-generator sets)	224	1 231 653	125 523	10.2	.1	X
1414	Conduit, raceway, and fittings	158	599 909	42 750	7.1	Z	X
1415	Electric bulbs (all types)	235	848 295	30 761	3.6	Z	X
1416	Interior wiring (excluding conduit)	721	4 105 847	289 311	7.0	.2	X
1417	Exterior wiring and cable (excluding conduit)	399	2 032 460	104 081	5.1	.1	X
1418	Lighting fixtures (residential and commercial)	188	1 676 433	36 115	2.2	Z	X
1419	Industrial controls	765	4 411 960	475 110	10.8	.4	X
1421	Other electrical apparatus and equipment (including fuses and lightning rods)	815	5 125 837	532 785	10.4	.4	X
1500	Electrical appliances, household	229	4 795 746	857 116	17.9	.7	39.6
1511	Televisions	84	4 005 088	276 061	6.9	.2	X
1512	Radios, stereos, and CD players	124	1 735 454	120 619	7.0	.1	X
1513	V.C.R.'s and video cameras	126	4 111 872	245 769	6.0	.2	X
1514	Electrical household ranges and ovens	8	2 589 148	110 590	4.3	.1	X
1517	Vacuum cleaners and sewing machines, household	32	1 015 111	24 850	2.4	Z	X
1518	Other electrical household appliances (including fans, dishwashers, etc.)	33	3 651 301	78 258	2.1	.1	X
1600	Electronic parts and equipment, except communication	11 728	128 733 367	119 345 566	92.7	92.7	53.0
1612	Integrated circuits	4 223	53 444 005	34 764 302	65.0	27.0	X
1613	Capacitors and resistors	4 027	36 104 851	6 978 258	19.3	5.4	X
1615	Discrete semiconductors, etc.	4 290	61 269 470	28 889 247	47.2	22.4	X
1616	Electronic connectors and other passive electronic parts	5 769	45 950 884	19 114 023	41.6	14.8	X
1618	Electronic parts and equipment, n.e.c.	6 878	52 968 141	29 599 743	55.9	23.0	X
1650	Communication equipment and supplies	852	7 420 976	930 140	12.5	.7	61.8
1651	Telephones	200	1 644 340	129 805	7.9	.1	X
1652	Other electronic communication equipment	725	6 254 676	634 372	10.1	.5	X
1653	Other electrical communication equipment	172	1 084 159	165 961	15.3	.1	X
1700	Hardware	657	4 089 224	288 506	7.1	.2	2.9
1711	Hand tools (including power driven)	527	3 078 622	149 276	4.8	.1	X
1712	Bolts, nuts, rivets, and fasteners	368	1 435 177	84 313	5.9	.1	X
1713	Cutlery	371	757 371	11 222	1.5	Z	X
1800	Plumbing and heating equipment and supplies (hydronics)	59	468 361	113 536	24.2	.1	11.2
1811	Plastic pipe fittings and valves (excluding pipe and tubing)	37	121 026	9 240	7.6	Z	X
1812	Metal pipe fittings and valves (excluding pipe and tubing)	31	118 264	32 435	27.4	Z	X
1815	Boilers, radiators, and convectors	7	9 602	4 290	44.7	Z	X
1818	Other plumbing and heating equipment and supplies	38	376 860	56 450	15.0	Z	X
1900	Warm air heating and air-conditioning equipment and supplies	218	3 699 939	152 802	4.1	.1	1.2
1911	Furnaces (warm air)	128	933 478	18 221	2.0	Z	X
1912	Central air-conditioning (residential and commercial)	18	26 588	1 630	6.1	Z	X
1914	Heat pumps (residential and commercial)	139	927 045	6 200	.7	Z	X
1916	Air cleaning and filtration systems	112	258 904	2 596	1.0	Z	X
1917	Compressors for air-conditioners	106	248 504	4 377	1.8	Z	X
1918	Condensing units for air-conditioners	139	2 268 540	63 295	2.8	Z	X
1919	Registers, grills, pre-formed ductwork (excluding sheet metal), and duct insulation	128	910 851	27 530	3.0	Z	X
2000	Refrigeration equipment and supplies	24	33 018	4 155	12.6	Z	9.8
2013	Condensing units for commercial refrigerators	22	21 647	628	2.9	Z	X
2014	Refrigerants	22	21 647	1 252	5.8	Z	X
2015	Other refrigeration equipment and supplies	22	21 647	628	2.9	Z	X
2100	Construction and mining machinery and equipment (including parts and attachments)	8	1 315 641	52 860	4.0	Z	X
2220	Garden machinery, equipment, and parts	11	49 517	2 293	4.6	Z	X
2230	Food-processing machinery, equipment, and parts	6	14 750	736	5.0	Z	51.5
2232	New packing, packaging, and bottling equipment	6	14 750	736	5.0	Z	X
2300	Hydraulic and pneumatic (fluid-power) pumps, motors, and parts	13	246 956	6 252	2.5	Z	64.4
2311	Pumps	13	246 956	3 140	1.3	Z	X
2312	Motors	9	235 803	2 827	1.2	Z	X
2313	Parts for pumps and motors	9	4 782	285	6.0	Z	X
2320	General-purpose industrial machinery, equipment, and parts	424	6 302 074	599 464	9.5	.5	3.0
2321	New pumps, compressors (air or gas), and equipment	60	2 314 389	74 741	3.2	.1	X
2323	New diesel engines (excluding automotive)	38	2 181 546	12 792	.6	Z	X
2326	New controlling, recording, and indicating instruments and access	250	4 146 086	277 602	6.7	.2	X
2327	All other new general-purpose industrial machinery and equipment	154	3 041 067	125 247	4.1	.1	X
2328	Used general-purpose industrial machinery and equipment	62	1 084 887	109 082	10.1	.1	X
2330	Metalworking machinery, equipment, and parts	19	59 601	8 926	15.0	Z	X
2340	Materials handling machinery, equipment, and parts	143	697 516	46 447	6.7	Z	3.0
2341	New conveying equipment	95	613 373	37 122	6.1	Z	X
2342	New hoists, cranes, and monorails	72	364 128	1 478	.4	Z	X
2345	Used materials handling machinery, equipment, and parts	47	75 527	4 401	5.8	Z	X
2350	Oil well, oil refinery, and pipeline machinery, equipment, and supplies	8	95 039	6 112	6.4	Z	31.7
2352	New oil field machinery, equipment, and supplies (including drilling bits)	6	55 110	3 257	5.9	Z	X
2360	Other industrial machinery, equipment, and parts	23	201 866	32 696	16.2	Z	22.6
2363	New printing trades machinery, equipment, and supplies	9	38 757	5 287	13.6	Z	X
2366	Other new industrial machinery and equipment	11	25 201	8 835	35.1	Z	X
2370	Mechanical power transmission supplies	38	237 310	60 363	25.4	Z	42.9
2371	Bearings and bushings	23	135 738	45 444	33.5	Z	X
2372	Other mechanical power transmission supplies	21	132 570	14 919	11.3	Z	X
2380	Industrial valves and fittings (except fluid-power)	24	197 693	34 221	17.3	Z	X

See footnotes at end of table.

Table 2. All Types of Operation by Kind of Business and Commodity Line for Wholesale Trade: 1997—Con.

[Includes only establishments with payroll. For meaning of abbreviations and symbols, see introductory text. For explanation of terms, see Appendix A]

NAICS code and CL code	Kind of business and commodity line	Establishments handling commodity line		Commodity line sales			Sales coverage percent
		Number	Total sales (\$1,000)	Amount ¹ (\$1,000)	As percent of total sales of—		
					Establishments handling line	Establishments in NAICS industry ¹	
4216902	Electronic parts (excluding communications equipment) whsle—Con.						
2390	Hydraulic and pneumatic (fluid-power) valves	21	126 581	10 831	8.6	Z	66.1
2391	Hydraulic valves	14	96 318	3 975	4.1	Z	X
2392	Pneumatic valves	14	109 753	6 856	6.2	Z	X
2400	Hydraulic and pneumatic cylinders and rotary actuators	15	70 833	5 559	7.8	Z	63.0
2411	Hydraulic cylinders and rotary actuators	10	28 110	4 031	14.3	Z	X
2412	Pneumatic cylinders and rotary actuators	8	54 082	1 528	2.8	Z	X
2430	Fluid-power filters, components, accessories, and parts	10	42 518	1 456	3.4	Z	65.0
2431	Filters	8	26 061	257	1.0	Z	X
2432	Other fluid-power components, accessories, and parts, n.e.c.	8	27 948	1 198	4.3	Z	X
2440	Welding supplies (excluding gases).....	8	32 773	2 274	6.9	Z	X
2460	Other industrial supplies	26	250 814	13 184	5.3	Z	17.8
2462	Abrasives and abrasive materials	6	156 290	1 704	1.1	Z	X
2464	Mechanical rubber goods	8	60 297	2 619	4.3	Z	X
2465	Strapping and tape	6	156 290	3 075	2.0	Z	X
2466	Industrial supplies, n.e.c.	18	190 517	5 782	3.0	Z	X
2520	Custodial (janitors') equipment and supplies	6	5 345	820	15.3	Z	47.1
2521	Custodial equipment—power equipment	6	5 345	81	1.5	Z	X
2522	Custodial equipment—nonpower equipment	6	5 345	81	1.5	Z	X
2523	Custodial supplies.....	6	5 345	658	12.3	Z	X
2600	Aircraft and aeronautical equipment and supplies.....	17	143 742	38 300	26.6	Z	X
2700	Sporting and recreational goods and supplies	42	189 735	38 445	20.3	Z	1.7
2712	Bicycles and bicycle tires and tubes	17	128 110	35 883	28.0	Z	X
2718	Other sporting and recreational goods (go carts, bait, etc.)....	25	61 625	2 562	4.2	Z	X
2800	Toys and hobby goods and supplies	66	491 885	40 093	8.2	Z	2.3
2811	Video games and cartridges	66	491 885	40 093	8.2	Z	X
3000	Jewelry, diamonds, gem stones, and watches	13	130 381	9 560	7.3	Z	6.7
3014	Watches, clocks, and watch movements and cases.....	8	50 399	5 587	11.1	Z	X
3100	Musical instruments and supplies	6	953	182	19.1	Z	X
3130	Compact discs, prerecorded audio tapes, and phonograph records ..	37	128 507	30 601	23.8	Z	X
3140	Prerecorded video tapes	32	136 396	9 728	7.1	Z	X
3150	Other durable goods.....	7	22 590	4 174	18.5	Z	X
3200	Printing and writing paper	21	35 675	2 686	7.5	Z	X
3300	Stationery, office supplies and greeting cards	15	42 819	4 531	10.6	Z	X
3400	Industrial and personal services paper and plastics	35	94 846	29 864	31.5	Z	X
3500	Drugs, pharmaceuticals, cosmetics, and toiletries	22	201 714	37 405	18.5	Z	X
3600	Piece goods, knit and woven	10	1 333 744	105 228	7.9	.1	X
3800	Men's and boys' wear.....	15	72 604	12 685	17.5	Z	17.6
3815	Other men's and boys' wear (caps, hats, swimwear, neckwear, etc.) ..	13	56 960	11 825	20.8	Z	X
3900	Women's and children's wear	19	50 328	7 648	15.2	Z	.2
3911	Infants' and children's wear (to size 6X)	18	49 027	7 636	15.6	Z	X
4000	Footwear.....	10	84 493	11 658	13.8	Z	X
4400	Confectionery.....	7	935	120	12.8	Z	66.5
4411	Candy	7	935	79	8.4	Z	X
4412	Chewing gum.....	7	935	41	4.4	Z	X
5300	Plastics materials and basic shapes	56	348 503	28 779	8.3	Z	30.9
5313	Plastics raw materials.....	11	229 163	6 446	2.8	Z	X
5314	Other plastics materials and basic shapes	43	103 445	19 632	19.0	Z	X
5330	Chemicals and allied products (excluding agricultural, plastics, gases, and petroleum)	58	1 246 707	175 683	14.1	.1	7.0
5331	Gasses, compressed and liquified, except L.P.	10	802 033	26 854	3.3	Z	X
5342	Adhesives, sealants, and glues	16	830 454	4 408	.5	Z	X
5343	Explosives	8	96 230	285	.3	Z	X
5344	Other chemicals and allied products	42	1 096 992	139 123	12.7	.1	X
6100	Books, periodicals, newspapers, and miscellaneous printed materials ..	10	25 286	1 361	5.4	Z	X
6110	Flowers and florists' supplies	7	45 012	234	.5	Z	X
6120	Art goods (including novelties and souvenirs)	12	28 673	2 564	8.9	Z	X
6150	Nondurable goods, n.e.c.	7	39 984	4 982	12.5	Z	X
9700	Service receipts and labor charges (including installed parts)	902	6 324 517	607 583	9.6	.5	58.6
9701	Labor charges for repair work	672	3 320 573	169 980	5.1	.1	X
9702	Parts installed in repair work	500	1 763 815	90 682	5.1	.1	X
9703	Other service receipts and labor charges—Specify	287	3 897 119	346 903	8.9	.3	X
9720	Receipts for service contracts	271	2 283 076	158 062	6.9	.1	X
9730	Advertising specialties (paper novelties, etc.)	7	36 261	4 367	12.0	Z	X
9740	Receipts for installing equipment	285	2 943 670	204 119	6.9	.2	X
9810	Miscellaneous commodities	439	2 745 427	295 614	10.8	.2	X
9940	Rental and leasing receipts	176	721 725	31 022	4.3	Z	5.3
9941	Computer rental and leasing receipts	20	614 252	11 147	1.8	Z	X
9944	Other rental receipts	153	93 150	17 322	18.6	Z	X
9960	Custom software (designed to customer specifications)	11	8 566	1 107	12.9	Z	X

See footnotes at end of table.

Table 2. All Types of Operation by Kind of Business and Commodity Line for Wholesale Trade: 1997—Con.

[Includes only establishments with payroll. For meaning of abbreviations and symbols, see introductory text. For explanation of terms, see Appendix A]

NAICS code and CL code	Kind of business and commodity line	Establishments handling commodity line		Commodity line sales			Sales coverage percent
		Number	Total sales (\$1,000)	Amount ¹ (\$1,000)	As percent of total sales of—		
					Establishments handling line	Establishments in NAICS industry ¹	
4217	Hardware, & plumbing & heating equipment & supplies whsle .	21 194	X	92 189 762	X	100.0	74.9
0200	New and rebuilt automotive parts and supplies	179	4 886 578	343 490	7.0	.4	7.1
0213	Electrical engine parts (including ignition parts)	13	25 990	95	.4	Z	X
0214	Brake parts (including fluid and all disk and drum parts)	31	275 004	8 448	3.1	Z	X
0215	Exhaust system parts	34	309 548	15 482	5.0	Z	X
0217	Hoses, belts, gaskets, and wiper blades	25	257 140	6 819	2.7	Z	X
0218	Filters (oil, air, gas, and transmission)	36	259 095	3 075	1.2	Z	X
0219	Engine parts, except electrical	25	257 140	3 888	1.5	Z	X
0221	Body parts and repair materials	64	3 727 067	152 471	4.1	.2	X
0222	Suspension parts (shocks, struts, balljoints, etc.)	6	53 053	862	1.6	Z	X
0223	Parts, n.e.c.	62	642 504	69 474	10.8	.1	X
0224	Accessories	62	830 031	71 446	8.6	.1	X
0300	Tires and tubes	7	4 049	219	5.4	Z	15.5
0312	Recapped and used tires and repair materials	7	4 049	219	5.4	Z	X
0400	Household and lawn furniture	75	2 793 362	115 522	4.1	.1	3.2
0411	Upholstered furniture	27	1 491 255	16 571	1.1	Z	X
0414	Other furniture (including sleep sofas)	38	969 795	61 720	6.4	.1	X
0500	Household china, glassware, crockery, and plastic housewares	13	44 703	2 349	5.3	Z	X
0520	Linens, domestics, curtains, and draperies	26	77 054	4 208	5.5	Z	32.4
0522	Curtains and draperies	11	19 229	1 278	6.6	Z	X
0523	Shades and blinds	9	12 471	1 312	10.5	Z	X
0530	Flooring and floor coverings	60	415 413	59 420	14.3	.1	34.3
0531	Soft-surface (textile) floor coverings and accessories (including rugs, carpets, and pads)	45	299 243	13 064	4.4	Z	X
0532	Hardwood flooring	14	186 590	453	.2	Z	X
0533	Other hard-surface floor coverings and accessories (including tile and sheet goods)	25	286 368	43 471	15.2	Z	X
0540	Other home furnishings	114	1 808 263	141 440	7.8	.2	2.3
0541	Metal flatware and kitchen utensils	11	142 726	16 502	11.6	Z	X
0542	Mirrors, lamps, and picture frames	54	1 190 905	81 353	6.8	.1	X
0543	Home furnishings, n.e.c.	21	223 901	13 127	5.9	Z	X
0600	Lumber: rough, dressed, and finished	40	307 654	34 043	11.1	Z	18.0
0611	Dimensional lumber (non-treated)	23	182 766	9 409	5.1	Z	X
0612	Treated lumber	16	139 384	10 743	7.7	Z	X
0613	Boards	13	105 379	5 208	4.9	Z	X
0620	Plywood and millwork	362	3 064 698	473 755	15.5	.5	15.4
0621	Softwood plywood and oriented strand board (OSB)	67	909 476	49 337	5.4	.1	X
0622	Other panels products (including hardwood plywood, waterboard, and particleboard)	68	632 665	66 711	10.5	.1	X
0623	Gypsum, specialty boards, and treatments	88	895 557	106 608	11.9	.1	X
0624	Wood millwork (doors, windows, cabinets, etc.)	229	1 567 718	132 197	8.4	.1	X
0625	Metal millwork	92	789 275	102 777	13.0	.1	X
0626	Other millwork and wood siding (including trusses and wood roofing)	13	131 874	13 602	10.3	Z	X
0700	Brick, stone, tile, sand, block, cement, and gravel	156	1 303 389	33 016	2.5	Z	9.4
0711	Ready-mixed or transit-mixed concrete	67	643 554	5 726	.9	Z	X
0712	Cement and lime	39	611 266	6 742	1.1	Z	X
0713	Sand, gravel, and crushed stone	28	339 005	7 103	2.1	Z	X
0714	Brick, block, tile, clay/cement sewer pipe, etc.	91	614 950	11 162	1.8	Z	X
0720	Roofing, siding, and insulation materials	364	3 281 109	179 776	5.5	.2	6.4
0721	Roofing, except wood	161	1 775 797	65 592	3.7	.1	X
0722	Siding, except wood	56	673 155	30 175	4.5	Z	X
0723	Insulation materials	153	1 214 423	73 369	6.0	.1	X
0730	Flat glass and other construction glass (excluding automotive)	23	36 957	1 471	4.0	Z	X
0740	Other construction materials	149	1 359 533	135 664	10.0	.1	25.2
0741	Rain-carrying equipment (down spouts, gutters, etc.)	29	434 683	6 049	1.4	Z	X
0742	Prefabricated buildings and structural assemblies (nonwood)	9	23 242	2 489	10.7	Z	X
0743	Manufactured (mobile) homes	18	191 594	27 108	14.1	Z	X
0744	Construction materials, n.e.c. (including wire fence and construction paper)	103	1 011 400	98 977	9.8	.1	X
0800	Photographic equipment and supplies (excluding video)	6	24 606	2 013	8.2	Z	X
0900	Office equipment	14	29 613	986	3.3	Z	26.3
0913	Copying machines and equipment	9	17 120	261	1.5	Z	X
0920	New computer equipment	31	126 229	17 026	13.5	Z	X
0950	Computer software (packaged)	70	329 122	33 646	10.2	Z	X
0960	Restaurant and hotel equipment and supplies	319	1 115 522	103 531	9.3	.1	X
0970	Store machines and equipment	41	201 607	26 591	13.2	Z	27.6
0972	Other store machines and equipment	35	178 540	24 483	13.7	Z	X
1000	Medical, hospital, and surgical supplies	11	31 658	6 748	21.3	Z	28.6
1013	Other surgical, medical, and hospital supplies	9	19 582	4 682	23.9	Z	X
1100	Iron and steel products (semifinished)	13	135 900	20 729	15.3	Z	71.0
1113	Rough castings and foundry products	6	81 639	13 822	16.9	Z	X
1120	Flat iron and steel products	752	4 147 079	330 704	8.0	.4	1.9
1121	Plates	89	361 660	12 298	3.4	Z	X
1122	Strips (hot-rolled and cold-rolled)	61	345 757	3 999	1.2	Z	X
1123	Sheets (cold-rolled)	61	345 757	7 706	2.2	Z	X
1124	Sheets (hot-rolled)	89	361 660	7 874	2.2	Z	X
1126	Sheets (galvanized and coated)	524	2 267 800	124 690	5.5	.1	X
1127	Tin plate and terneplate	31	272 133	274	.1	Z	X
1128	Fabricated and structural plate products	28	812 394	26 690	3.3	Z	X
1129	Other flat iron and steel products	229	714 531	107 567	15.1	.1	X

See footnotes at end of table.

Table 2. All Types of Operation by Kind of Business and Commodity Line for Wholesale Trade: 1997—Con.

[Includes only establishments with payroll. For meaning of abbreviations and symbols, see introductory text. For explanation of terms, see Appendix A]

NAICS code and CL code	Kind of business and commodity line	Establishments handling commodity line		Commodity line sales			Sales coverage percent
		Number	Total sales (\$1,000)	Amount ¹ (\$1,000)	As percent of total sales of—		
					Establishments handling line	Establishments in NAICS industry ¹	
4217	Hardware, & plumbing & heating equipment & supplies whsle —Con.						
1140	Iron and steel wire and wire products	484	3 404 709	201 141	5.9	.2	4.1
1141	Wire (plain, coated, barbed, and twisted)	106	1 140 183	29 259	2.6	Z	X
1142	Nails	195	1 298 155	7 648	.6	Z	X
1143	Wire rope, strand, strapping, reinforcement mesh, and bale ties	329	2 696 620	154 586	5.7	.2	X
1150	Iron and steel pipe and tubing	1 515	6 956 834	719 524	10.3	.8	1.4
1152	Tubing	112	1 200 280	24 378	2.0	Z	X
1153	Standard steel pipe	141	1 378 219	19 357	1.4	Z	X
1154	Other steel pipe	92	1 450 363	61 990	4.3	.1	X
1160	Other iron and steel products	25	91 247	11 325	12.4	Z	22.7
1162	Bars (excluding reinforcement bars) and bar-size shapes: hot-rolled	16	68 349	3 460	5.1	Z	X
1163	Bars and bar-size shapes: cold finished	21	83 894	1 374	1.6	Z	X
1164	Concrete reinforcement bars	8	64 977	1 975	3.0	Z	X
1165	Structural shapes (excluding bar-size shapes)	16	68 349	2 328	3.4	Z	X
1167	Finished products, n.e.c.	14	81 803	1 828	2.2	Z	X
1170	Alloy steel	6	20 359	4 791	23.5	Z	X
1180	Stainless steel	19	80 529	4 825	6.0	Z	70.7
1185	Other stainless steel (including tubing)	15	75 303	4 338	5.8	Z	X
1200	Copper and brass	47	254 495	44 831	17.6	Z	40.9
1212	Flat products (sheets, strips, and plates)	21	88 388	5 106	5.8	Z	X
1213	Tubular products (pipes and tubes)	23	139 204	31 773	22.8	Z	X
1220	Aluminum shapes, forms, etc.	265	1 392 681	57 078	4.1	.1	1.6
1221	Plates (.250 inch and over)	35	404 131	2 209	.5	Z	X
1222	Sheets and coils (.006 to .249 inch)	68	572 024	6 292	1.1	Z	X
1223	Rods, bars, and wires: rolled or extruded (rounds, hexes, squares, and rectangles)	35	404 131	4 444	1.1	Z	X
1224	Pipe and tubing (including hollow bar, square, and rectangular tubing)	69	507 154	7 278	1.4	Z	X
1400	Electrical apparatus and equipment	1 356	10 281 462	1 110 751	10.8	1.2	6.3
1411	Power and distribution transformers	162	1 696 930	135 632	8.0	.1	X
1412	Switchgear and switchboard apparatus	8	179 118	1 242	.7	Z	X
1413	Motors and generators (including motor-generator sets)	607	2 731 220	98 632	3.6	.1	X
1414	Conduit, raceway, and fittings	52	385 169	15 778	4.1	Z	X
1415	Electric bulbs (all types)	349	1 893 680	52 828	2.8	.1	X
1416	Interior wiring (excluding conduit)	200	1 797 263	45 098	2.5	Z	X
1417	Exterior wiring and cable (excluding conduit)	166	916 362	81 971	8.9	.1	X
1418	Lighting fixtures (residential and commercial)	270	3 003 930	126 529	4.2	.1	X
1419	Industrial controls	371	2 418 136	276 227	11.4	.3	X
1421	Other electrical apparatus and equipment (including fuses and lightning rods)	346	3 312 244	261 183	7.9	.3	X
1500	Electrical appliances, household	485	7 772 857	816 266	10.5	.9	1.5
1511	Televisions	164	2 323 542	21 440	.9	Z	X
1512	Radios, stereos, and CD players	140	1 462 603	52 672	3.6	.1	X
1513	V.C.R.'s and video cameras	145	1 141 282	11 723	1.0	Z	X
1514	Electrical household ranges and ovens	228	2 538 434	31 595	1.2	Z	X
1515	Refrigerators and freezers, household	250	2 806 660	44 943	1.6	Z	X
1516	Household laundry equipment	229	2 554 434	38 613	1.5	Z	X
1517	Vacuum cleaners and sewing machines, household	11	603 649	766	.1	Z	X
1518	Other electrical household appliances (including fans, dishwashers, etc.)	275	4 218 753	214 578	5.1	.2	X
1600	Electronic parts and equipment, except communication	884	4 330 497	469 057	10.8	.5	4.4
1612	Integrated circuits	235	1 119 936	68 664	6.1	.1	X
1613	Capacitors and resistors	495	1 620 635	48 058	3.0	.1	X
1615	Discrete semiconductors, etc.	122	438 225	9 749	2.2	Z	X
1616	Electronic connectors and other passive electronic parts	270	1 511 028	71 646	4.7	.1	X
1618	Electronic parts and equipment, n.e.c.	639	3 119 697	232 047	7.4	.3	X
1650	Communication equipment and supplies	28	228 542	18 891	8.3	Z	31.0
1652	Other electronic communication equipment	11	89 741	15 766	17.6	Z	X
1700	Hardware	12 254	53 684 481	36 783 328	68.5	39.9	57.2
1711	Hand tools (including power driven)	7 173	32 984 952	11 826 338	35.9	12.8	X
1712	Bolts, nuts, rivets, and fasteners	7 568	27 819 176	14 714 943	52.9	16.0	X
1713	Cutlery	5 181	25 337 636	10 234 745	40.4	11.1	X
1800	Plumbing and heating equipment and supplies (hydronics)	7 938	37 152 951	21 580 659	58.1	23.4	62.5
1811	Plastic pipe fittings and valves (excluding pipe and tubing)	2 981	15 124 986	2 137 772	14.1	2.3	X
1812	Metal pipe fittings and valves (excluding pipe and tubing)	4 434	19 100 737	4 201 468	22.0	4.6	X
1813	Plumbing fixtures	2 858	19 808 553	6 418 497	32.4	7.0	X
1814	Furnaces, stoves, water heaters (except electric and warm air)	2 073	10 960 477	1 581 766	14.4	1.7	X
1815	Boilers, radiators, and convectors	1 681	6 245 579	1 288 663	20.6	1.4	X
1818	Other plumbing and heating equipment and supplies	4 683	23 411 977	5 950 008	25.4	6.5	X
1900	Warm air heating and air-conditioning equipment and supplies	6 994	26 904 531	17 321 670	64.4	18.8	67.3
1911	Furnaces (warm air)	4 185	15 927 155	2 803 377	17.6	3.0	X
1912	Central air-conditioning (residential and commercial)	4 749	18 433 375	6 866 062	37.2	7.4	X
1914	Heat pumps (residential and commercial)	2 673	11 319 611	1 172 566	10.4	1.3	X
1916	Air cleaning and filtration systems	3 263	12 017 454	1 701 485	14.2	1.8	X
1917	Compressors for air-conditioners	3 090	11 409 566	833 404	7.3	.9	X
1918	Condensing units for air-conditioners	2 503	10 767 997	1 195 104	11.1	1.3	X
1919	Registers, grills, pre-formed ductwork (excluding sheet metal), and duct insulation	3 898	14 941 918	2 749 656	18.4	3.0	X
2000	Refrigeration equipment and supplies	3 624	11 303 807	4 938 846	43.7	5.4	67.0
2011	Commercial refrigerators (reach-in and walk-in)	1 218	3 534 368	996 381	28.2	1.1	X
2012	Unit coolers for commercial refrigerators	882	3 169 495	308 551	9.7	.3	X
2013	Condensing units for commercial refrigerators	1 651	4 316 086	402 297	9.3	.4	X
2014	Refrigerants	2 515	5 917 704	801 841	13.6	.9	X
2015	Other refrigeration equipment and supplies	2 766	8 368 264	2 425 254	29.0	2.6	X

See footnotes at end of table.

Table 2. All Types of Operation by Kind of Business and Commodity Line for Wholesale Trade: 1997—Con.

[Includes only establishments with payroll. For meaning of abbreviations and symbols, see introductory text. For explanation of terms, see Appendix A]

NAICS code and CL code	Kind of business and commodity line	Establishments handling commodity line		Commodity line sales			Sales coverage percent
		Number	Total sales (\$1,000)	Amount ¹ (\$1,000)	As percent of total sales of—		
					Establishments handling line	Establishments in NAICS industry ¹	
4217	Hardware, & plumbing & heating equipment & supplies whsle —Con.						
2100	Construction and mining machinery and equipment (including parts and attachments)	232	1 013 854	84 021	8.3	.1	3.3
2113	New mixers, pavers, and related equipment	17	47 525	1 294	2.7	Z	X
2117	Other new construction and mining, logging, and road maintenance machinery, equipment, and parts	149	577 566	59 605	10.3	.1	X
2118	Used construction and mining machinery and equipment	41	203 772	7 506	3.7	Z	X
2200	Farm machinery, equipment, and parts	75	557 033	35 123	6.3	Z	.5
2215	New irrigation equipment	45	379 126	15 544	4.1	Z	X
2220	Garden machinery, equipment, and parts	184	4 532 079	466 980	10.3	.5	1.1
2221	New power lawn mowers	69	3 722 355	157 395	4.2	.2	X
2222	Other new lawn and garden machinery and equipment	162	4 406 038	253 704	5.8	.3	X
2223	Used garden machinery and equipment	66	100 742	39 280	39.0	Z	X
2230	Food-processing machinery, equipment, and parts	12	19 213	1 635	8.5	Z	74.9
2231	New commercial food-processing machinery (slicers, choppers, baking, etc.)	11	7 883	1 049	13.3	Z	X
2233	Used food-processing machinery and equipment	6	2 285	23	1.0	Z	X
2300	Hydraulic and pneumatic (fluid-power) pumps, motors, and parts	37	164 552	28 103	17.1	Z	14.9
2311	Pumps	20	133 479	11 682	8.8	Z	X
2312	Motors	7	103 706	5 849	5.6	Z	X
2313	Parts for pumps and motors	20	126 317	9 668	7.7	Z	X
2320	General-purpose industrial machinery, equipment, and parts	695	3 011 112	325 304	10.8	.4	7.8
2321	New pumps, compressors (air or gas), and equipment	291	1 021 210	60 279	5.9	.1	X
2326	New controlling, recording, and indicating instruments and access	146	759 424	56 994	7.5	.1	X
2327	All other new general-purpose industrial machinery and equipment	357	1 827 410	173 949	9.5	.2	X
2328	Used general-purpose industrial machinery and equipment	80	395 792	29 858	7.5	Z	X
2330	Metalworking machinery, equipment, and parts	363	1 474 362	124 528	8.4	.1	X
2340	Materials handling machinery, equipment, and parts	316	1 056 594	71 726	6.8	.1	2.1
2341	New conveying equipment	53	121 753	8 735	7.2	Z	X
2342	New hoists, cranes, and monorails	189	698 339	44 309	6.3	Z	X
2345	Used materials handling machinery, equipment, and parts	24	6 808	442	6.5	Z	X
2350	Oil well, oil refinery, and pipeline machinery, equipment, and supplies	9	23 578	3 995	16.9	Z	X
2360	Other industrial machinery, equipment, and parts	33	153 549	25 285	16.5	Z	72.5
2365	New woodworking machinery	10	62 941	10 527	16.7	Z	X
2366	Other new industrial machinery and equipment	20	105 484	13 668	13.0	Z	X
2370	Mechanical power transmission supplies	29	94 666	6 630	7.0	Z	29.5
2371	Bearings and bushings	20	56 973	1 421	2.5	Z	X
2372	Other mechanical power transmission supplies	21	64 357	4 765	7.4	Z	X
2380	Industrial valves and fittings (except fluid-power)	73	253 175	47 971	18.9	.1	X
2390	Hydraulic and pneumatic (fluid-power) valves	43	73 018	4 155	5.7	Z	57.9
2391	Hydraulic valves	17	39 929	2 402	6.0	Z	X
2392	Pneumatic valves	32	51 248	1 411	2.8	Z	X
2400	Hydraulic and pneumatic cylinders and rotary actuators	35	106 147	2 760	2.6	Z	34.7
2411	Hydraulic cylinders and rotary actuators	12	48 538	1 444	3.0	Z	X
2412	Pneumatic cylinders and rotary actuators	17	40 391	533	1.3	Z	X
2420	Hydraulic and pneumatic connectors and assemblies	45	68 244	6 482	9.5	Z	59.9
2421	Hydraulic and pneumatic connectors	36	47 958	4 630	9.7	Z	X
2422	Hydraulic and pneumatic assemblies	29	58 970	1 852	3.1	Z	X
2430	Fluid-power filters, components, accessories, and parts	25	35 259	1 785	5.1	Z	74.0
2431	Filters	17	12 082	405	3.4	Z	X
2432	Other fluid-power components, accessories, and parts, n.e.c.	22	32 551	1 380	4.2	Z	X
2440	Welding supplies (excluding gases)	19	53 623	10 345	19.3	Z	X
2450	Industrial containers and supplies	212	1 740 472	149 348	8.6	.2	1.5
2451	New and reconditioned drums and barrels	31	58 418	714	1.2	Z	X
2452	Bottles and bottlers' supplies	21	25 335	745	2.9	Z	X
2454	Other industrial containers and supplies	81	476 518	23 476	4.9	Z	X
2460	Other industrial supplies	1 184	5 351 807	362 351	6.8	.4	4.4
2461	Printing and duplicating inks	106	338 347	5 275	1.6	Z	X
2462	Abrasives and abrasive materials	693	2 797 293	107 452	3.8	.1	X
2463	Nylon, polyester, and synthetic rubber	26	59 620	1 214	2.0	Z	X
2464	Mechanical rubber goods	85	499 139	20 292	4.1	Z	X
2465	Strapping and tape	245	1 183 175	27 608	2.3	Z	X
2466	Industrial supplies, n.e.c.	491	2 241 845	196 156	8.8	.2	X
2520	Custodial (janitors') equipment and supplies	42	398 965	44 204	11.1	Z	31.0
2523	Custodial supplies	41	398 131	40 344	10.1	Z	X
2530	Laundry and dry-cleaning equipment and supplies	8	41 227	2 653	6.4	Z	X
2540	Other service establishment equipment and supplies	21	92 020	22 413	24.4	Z	74.9
2542	Service establishment equipment and supplies, n.e.c.	21	92 020	22 413	24.4	Z	X
2600	Aircraft and aeronautical equipment and supplies	16	100 555	27 837	27.7	Z	4.2
2613	Other new aircraft equipment and supplies	14	88 559	24 798	28.0	Z	X
2700	Sporting and recreational goods and supplies	128	4 294 084	178 026	4.1	.2	1.7
2711	Ammunition, firearms, reloading equipment, archery supplies, shooting aids, and accessories	35	257 721	6 625	2.6	Z	X
2712	Bicycles and bicycle tires and tubes	21	589 755	3 329	.6	Z	X
2714	Camping and fishing equipment and accessories	98	3 775 049	55 396	1.5	.1	X
2715	Athletic equipment and accessories	21	589 755	13 322	2.3	Z	X
2717	Marine pleasure craft, equipment, and accessories	47	874 855	10 389	1.2	Z	X
2718	Other sporting and recreational goods (go carts, bait, etc.)	49	3 086 554	73 843	2.4	.1	X

See footnotes at end of table.

Table 2. All Types of Operation by Kind of Business and Commodity Line for Wholesale Trade: 1997—Con.

[Includes only establishments with payroll. For meaning of abbreviations and symbols, see introductory text. For explanation of terms, see Appendix A]

NAICS code and CL code	Kind of business and commodity line	Establishments handling commodity line		Commodity line sales			Sales coverage percent
		Number	Total sales (\$1,000)	Amount ¹ (\$1,000)	As percent of total sales of—		
					Establishments handling line	Establishments in NAICS industry ¹	
4217	Hardware, & plumbing & heating equipment & supplies whsle —Con.						
2800	Toys and hobby goods and supplies	44	419 548	38 632	9.2	Z	.8
2812	Other toys and games (including fireworks and children's vehicles)	34	229 772	25 227	11.0	Z	X
3120	Forest products, except lumber (including cordwood, hewn posts, poles, and ties)	14	80 118	7 736	9.7	Z	X
3140	Prerecorded video tapes	6	49 424	1 222	2.5	Z	X
3160	Fire extinguishers and fire safety equipment	6	36 773	6 022	16.4	Z	X
3300	Stationery, office supplies and greeting cards	14	83 741	13 837	16.5	Z	X
3400	Industrial and personal services paper and plastics	29	501 881	71 740	14.3	.1	.1
3412	Paper dishes, cups, and napkins	17	413 002	67 794	16.4	.1	X
3500	Drugs, pharmaceuticals, cosmetics, and toiletries	20	632 947	61 915	9.8	.1	69.5
3515	Other toiletries and druggists' sundries	18	619 468	59 331	9.6	.1	X
3600	Piece goods, knit and woven	14	12 419	1 152	9.3	Z	X
3700	Notions (buttons, ribbons, lace, sewing accessories, zippers, bindings, etc.)	7	5 340	632	11.8	Z	X
3800	Men's and boys' wear	12	46 568	6 169	13.2	Z	34.5
3812	Men's and boys' dress and casual shirts, slacks, and jeans	7	33 950	2 280	6.7	Z	X
3900	Women's and children's wear	9	41 204	7 777	18.9	Z	50.1
3916	Other women's, misses, and girl's wear (furs, sweaters, millinery, etc.) ..	6	33 192	7 336	22.1	Z	X
4000	Footwear	10	69 691	7 291	10.5	Z	.7
4014	Other men's and boy's footwear	8	50 123	5 953	11.9	Z	X
4800	Coffee, tea, and spices	6	64 375	31 002	48.2	Z	72.3
4812	Tea	6	64 375	15 501	24.1	Z	X
4813	Spices	6	64 375	15 501	24.1	Z	X
4860	Other grocery specialties	8	405 621	93 026	22.9	.1	X
4900	Grain and beans	11	13 527	893	6.6	Z	X
5300	Plastics materials and basic shapes	825	5 232 686	529 216	10.1	.6	1.3
5311	Plastic pipes, rods, tubes, and shapes	461	2 267 795	276 657	12.2	.3	X
5312	High pressure laminates	54	382 607	50 429	13.2	.1	X
5314	Other plastics materials and basic shapes	68	842 644	44 725	5.3	Z	X
5330	Chemicals and allied products (excluding agricultural, plastics, gases, and petroleum)	1 019	4 750 496	264 532	5.6	.3	1.6
5331	Gasses, compressed and liquified, except L.P.	26	16 155	1 167	7.2	Z	X
5332	Alkalies and chlorine	73	611 835	7 668	1.3	Z	X
5335	Detergents and soaps	57	383 881	14 823	3.9	Z	X
5336	Sanitation chemicals, polishes, and waxes	120	556 089	42 978	7.7	Z	X
5341	Insecticides, nonagricultural	105	927 001	28 620	3.1	Z	X
5342	Adhesives, sealants, and glues	646	2 877 455	121 695	4.2	.1	X
5344	Other chemicals and allied products	101	517 715	28 860	5.6	Z	X
5400	Petroleum products	42	175 708	13 105	7.5	Z	.2
5412	Motor gasoline	12	9 790	2 389	24.4	Z	X
5416	All other distillate fuel oil (no. 1 and no. 4 diesel and heating)	12	43 800	227	.5	Z	X
5418	Lubricating oil and greases	22	46 309	1 252	2.7	Z	X
5800	Farm supplies	100	750 892	73 368	9.8	.1	6.8
5811	Hay, straw, and alfalfa	25	71 175	1 412	2.0	Z	X
5812	Feeds (poultry and livestock) not mixed on location	21	190 561	11 827	6.2	Z	X
5813	Prepared feeds (poultry and livestock) mixed on location	14	190 305	705	.4	Z	X
5814	Weed killers, soil sterilizers, and soil conditioners	13	143 310	24 259	16.9	Z	X
5815	Insecticides, fungicides, and pesticides	12	87 990	10 281	11.7	Z	X
5817	Seeds and bulbs	14	145 894	311	.2	Z	X
5818	Other farm supplies (including harness and saddlery equipment)	47	473 055	23 739	5.0	Z	X
6000	Paint, paint supplies, and wallpaper	639	6 878 734	790 567	11.5	.9	.5
6011	Architectural coatings (enamels, primers, stains, solvents, and lacquers)	358	3 609 167	212 811	5.9	.2	X
6014	Paint supplies	182	3 836 780	543 241	14.2	.6	X
6110	Flowers and florists' supplies	9	41 335	4 298	10.4	Z	X
6120	Art goods (including novelties and souvenirs)	24	23 238	3 311	14.2	Z	55.7
6122	Novelties and souvenirs	22	22 572	3 279	14.5	Z	X
6150	Nondurable goods, n.e.c.	12	37 861	13 241	35.0	Z	X
9700	Service receipts and labor charges (including installed parts)	1 599	6 520 341	1 016 928	15.6	1.1	66.2
9701	Labor charges for repair work	1 260	4 993 737	523 028	10.5	.6	X
9702	Parts installed in repair work	1 041	4 301 134	336 308	7.8	.4	X
9703	Other service receipts and labor charges—Specify	380	1 409 471	157 546	11.2	.2	X
9720	Receipts for service contracts	216	1 124 288	95 845	8.5	.1	X
9740	Receipts for installing equipment	303	1 570 914	156 335	10.0	.2	X
9810	Miscellaneous commodities	898	4 890 363	571 454	11.7	.6	X
9940	Rental and leasing receipts	262	872 715	70 463	8.1	.1	X
9950	Construction receipts	49	329 801	25 019	7.6	Z	X
42171	Hardware whsle	9 473	X	44 063 674	X	100.0	77.3
0200	New and rebuilt automotive parts and supplies	154	4 718 616	330 171	7.0	.7	6.7
0213	Electrical engine parts (including ignition parts)	13	25 990	95	.4	Z	X
0214	Brake parts (including fluid and all disk and drum parts)	25	257 140	7 312	2.8	Z	X
0215	Exhaust system parts	25	257 140	12 742	5.0	Z	X
0217	Hoses, belts, gaskets, and wiper blades	25	257 140	6 819	2.7	Z	X
0218	Filters (oil, air, gas, and transmission)	36	259 095	3 075	1.2	Z	X
0219	Engine parts, except electrical	25	257 140	3 888	1.5	Z	X
0221	Body parts and repair materials	64	3 727 067	152 471	4.1	.3	X
0223	Parts, n.e.c.	62	642 504	69 474	10.8	.2	X
0224	Accessories	62	830 031	71 446	8.6	.2	X

See footnotes at end of table.

Table 2. All Types of Operation by Kind of Business and Commodity Line for Wholesale Trade: 1997—Con.

[Includes only establishments with payroll. For meaning of abbreviations and symbols, see introductory text. For explanation of terms, see Appendix A]

NAICS code and CL code	Kind of business and commodity line	Establishments handling commodity line		Commodity line sales			Sales coverage percent
		Number	Total sales (\$1,000)	Amount ¹ (\$1,000)	As percent of total sales of—		
					Establishments handling line	Establishments in NAICS industry ¹	
42171	Hardware whsle—Con.						
0300	Tires and tubes	7	4 049	219	5.4	Z	16.0
0312	Recapped and used tires and repair materials	7	4 049	219	5.4	Z	X
0400	Household and lawn furniture	48	2 263 910	70 706	3.1	.2	.7
0411	Upholstered furniture	10	1 294 115	8 986	.7	Z	X
0414	Other furniture (including sleep sofas)	38	969 795	61 720	6.4	.1	X
0500	Household china, glassware, crockery, and plastic housewares	12	43 239	2 334	5.4	Z	X
0520	Linens, domestics, curtains, and draperies	22	74 059	3 808	5.1	Z	34.9
0522	Curtains and draperies	11	19 229	1 278	6.6	Z	X
0523	Shades and blinds	9	12 471	1 312	10.5	Z	X
0530	Flooring and floor coverings	35	191 603	15 006	7.8	Z	18.8
0531	Soft-surface (textile) floor coverings and accessories (including rugs, carpets, and pads)	27	98 351	7 831	8.0	Z	X
0533	Other hard-surface floor coverings and accessories (including tile and sheet goods)	8	86 757	6 991	8.1	Z	X
0540	Other home furnishings	79	1 446 748	110 982	7.7	.3	2.7
0541	Metal flatware and kitchen utensils	11	142 726	16 502	11.6	Z	X
0542	Mirrors, lamps, and picture frames	54	1 190 905	81 353	6.8	.2	X
0543	Home furnishings, n.e.c.	21	223 901	13 127	5.9	Z	X
0600	Lumber: rough, dressed, and finished	28	246 084	31 931	13.0	.1	6.0
0611	Dimensional lumber (non-treated)	17	176 842	9 305	5.3	Z	X
0612	Treated lumber	10	83 738	9 753	11.6	Z	X
0613	Boards	7	49 733	4 218	8.5	Z	X
0620	Plywood and millwork	276	2 286 507	399 455	17.5	.9	15.9
0621	Softwood plywood and oriented strand board (OSB)	53	712 306	47 645	6.7	.1	X
0622	Other panels products (including hardwood plywood, waterboard, and particleboard)	59	497 913	65 008	13.1	.1	X
0623	Gypsum, specialty boards, and treatments	72	747 938	105 262	14.1	.2	X
0624	Wood millwork (doors, windows, cabinets, etc.)	156	890 006	102 506	11.5	.2	X
0625	Metal millwork	74	524 263	68 362	13.0	.2	X
0700	Brick, stone, tile, sand, block, cement, and gravel	91	919 327	22 235	2.4	.1	1.7
0711	Ready-mixed or transit-mixed concrete	55	522 397	4 634	.9	Z	X
0712	Cement and lime	33	588 473	5 824	1.0	Z	X
0713	Sand, gravel, and crushed stone	23	319 449	6 747	2.1	Z	X
0714	Brick, block, tile, clay/cement sewer pipe, etc.	46	423 639	5 016	1.2	Z	X
0720	Roofing, siding, and insulation materials	128	1 975 328	64 172	3.2	.1	5.1
0721	Roofing, except wood	69	1 220 296	27 994	2.3	.1	X
0722	Siding, except wood	17	534 200	9 998	1.9	Z	X
0723	Insulation materials	56	710 625	20 031	2.8	Z	X
0730	Flat glass and other construction glass (excluding automotive)	21	31 898	1 422	4.5	Z	X
0740	Other construction materials	97	864 820	51 833	6.0	.1	11.8
0741	Rain-carrying equipment (down spouts, gutters, etc.)	26	432 943	5 820	1.3	Z	X
0742	Prefabricated buildings and structural assemblies (nonwood)	6	21 495	2 158	10.0	Z	X
0744	Construction materials, n.e.c. (including wire fence and construction paper)	77	714 084	43 854	6.1	.1	X
0900	Office equipment	10	25 327	874	3.5	Z	30.2
0913	Copying machines and equipment	9	17 120	261	1.5	Z	X
0920	New computer equipment	28	124 564	16 890	13.6	Z	X
0950	Computer software (packaged)	66	323 152	33 450	10.4	.1	X
0960	Restaurant and hotel equipment and supplies	41	173 333	9 473	5.5	Z	X
0970	Store machines and equipment	14	120 651	9 094	7.5	Z	22.2
0972	Other store machines and equipment	11	102 488	7 606	7.4	Z	X
1000	Medical, hospital, and surgical supplies	10	29 341	6 633	22.6	Z	33.0
1013	Other surgical, medical, and hospital supplies	9	19 582	4 682	23.9	Z	X
1100	Iron and steel products (semifinished)	9	84 769	13 869	16.4	Z	X
1120	Flat iron and steel products	229	1 865 014	138 773	7.4	.3	3.3
1121	Plates	89	361 660	12 298	3.4	Z	X
1122	Strips (hot-rolled and cold-rolled)	61	345 757	3 999	1.2	Z	X
1123	Sheets (cold-rolled)	61	345 757	7 706	2.2	Z	X
1124	Sheets (hot-rolled)	89	361 660	7 874	2.2	Z	X
1126	Sheets (galvanized and coated)	31	272 133	447	.2	Z	X
1127	Tin plate and terneplate	31	272 133	274	.1	Z	X
1128	Fabricated and structural plate products	28	812 394	26 690	3.3	.1	X
1129	Other flat iron and steel products	122	566 684	61 499	10.9	.1	X
1140	Iron and steel wire and wire products	336	2 726 976	166 043	6.1	.4	5.0
1141	Wire (plain, coated, barbed, and twisted)	106	1 140 183	29 259	2.6	.1	X
1142	Nails	61	805 866	3 186	.4	Z	X
1143	Wire rope, strand, strapping, reinforcement mesh, and bale ties	282	2 418 608	133 600	5.5	.3	X
1150	Iron and steel pipe and tubing	148	1 449 885	49 031	3.4	.1	2.4
1152	Tubing	112	1 200 280	24 378	2.0	.1	X
1153	Standard steel pipe	141	1 378 219	19 357	1.4	Z	X
1154	Other steel pipe	36	947 317	5 296	.6	Z	X
1160	Other iron and steel products	18	73 339	10 282	14.0	Z	17.0
1162	Bars (excluding reinforcement bars) and bar-size shapes: hot-rolled ...	16	68 349	3 460	5.1	Z	X
1163	Bars and bar-size shapes: cold finished	16	68 349	1 239	1.8	Z	X
1164	Concrete reinforcement bars	8	64 977	1 975	3.0	Z	X
1165	Structural shapes (excluding bar-size shapes)	16	68 349	2 328	3.4	Z	X
1167	Finished products, n.e.c.	8	64 977	981	1.5	Z	X
1200	Copper and brass	21	43 061	10 670	24.8	Z	22.6
1212	Flat products (sheets, strips, and plates)	12	41 067	3 736	9.1	Z	X
1213	Tubular products (pipes and tubes)	7	1 450	6 891	100.0	Z	X

See footnotes at end of table.

Table 2. All Types of Operation by Kind of Business and Commodity Line for Wholesale Trade: 1997—Con.

[Includes only establishments with payroll. For meaning of abbreviations and symbols, see introductory text. For explanation of terms, see Appendix A]

NAICS code and CL code	Kind of business and commodity line	Establishments handling commodity line		Commodity line sales			Sales coverage percent
		Number	Total sales (\$1,000)	Amount ¹ (\$1,000)	As percent of total sales of—		
					Establishments handling line	Establishments in NAICS industry ¹	
42171	Hardware whsle—Con.						
1220	Aluminum shapes, forms, etc.	121	889 173	38 042	4.3	.1	2.6
1221	Plates (.250 inch and over)	35	404 131	2 209	.5	Z	X
1222	Sheets and coils (.006 to .249 inch)	68	572 024	6 292	1.1	Z	X
1223	Rods, bars, and wires: rolled or extruded (rounds, hexes, squares, and rectangles)	35	404 131	4 444	1.1	Z	X
1224	Pipe and tubing (including hollow bar, square, and rectangular tubing) ..	69	507 154	7 278	1.4	Z	X
1400	Electrical apparatus and equipment	390	5 989 442	614 012	10.3	1.4	6.9
1411	Power and distribution transformers	53	1 279 842	90 214	7.0	.2	X
1413	Motors and generators (including motor-generator sets)	141	855 006	33 723	3.9	.1	X
1414	Conduit, raceway, and fittings	21	269 555	13 770	5.1	Z	X
1415	Electric bulbs (all types)	180	1 229 163	46 863	3.8	.1	X
1416	Interior wiring (excluding conduit)	126	1 452 451	42 620	2.9	.1	X
1417	Exterior wiring and cable (excluding conduit)	32	299 183	50 314	16.8	.1	X
1418	Lighting fixtures (residential and commercial)	173	2 266 104	64 802	2.9	.1	X
1419	Industrial controls	58	1 394 830	198 681	14.2	.5	X
1421	Other electrical apparatus and equipment (including fuses and lightning rods)	169	1 811 583	64 383	3.6	.1	X
1500	Electrical appliances, household	132	5 452 194	633 859	11.6	1.4	.9
1511	Televisions	16	1 062 232	4 408	.4	Z	X
1512	Radios, stereos, and CD players	16	451 589	45 656	10.1	.1	X
1513	V.C.R.'s and video cameras	8	95 059	8 073	8.5	Z	X
1514	Electrical household ranges and ovens	25	1 304 487	16 522	1.3	Z	X
1515	Refrigerators and freezers, household	25	1 304 487	20 646	1.6	Z	X
1516	Household laundry equipment	17	1 076 406	13 430	1.2	Z	X
1517	Vacuum cleaners and sewing machines, household	11	603 649	766	.1	Z	X
1518	Other electrical household appliances (including fans, dishwashers, etc.) ..	99	3 179 104	129 644	4.1	.3	X
1600	Electronic parts and equipment, except communication	377	2 212 024	307 581	13.9	.7	7.5
1612	Integrated circuits	47	373 013	64 631	17.3	.1	X
1613	Capacitors and resistors	178	313 595	4 790	1.5	Z	X
1615	Discrete semiconductors, etc.	17	70 485	695	1.0	Z	X
1616	Electronic connectors and other passive electronic parts	80	678 512	46 045	6.8	.1	X
1618	Electronic parts and equipment, n.e.c.	330	1 917 457	191 422	10.0	.4	X
1650	Communication equipment and supplies	15	65 427	4 892	7.5	Z	70.1
1652	Other electronic communication equipment	9	29 049	4 094	14.1	Z	X
1700	Hardware	9 473	44 063 674	36 145 521	82.0	82.0	57.2
1711	Hand tools (including power driven)	4 772	25 101 176	11 520 365	45.9	26.1	X
1712	Bolts, nuts, rivets, and fasteners	6 517	23 626 502	14 551 678	61.6	33.0	X
1713	Cutlery	4 672	23 236 790	10 066 213	43.3	22.8	X
1800	Plumbing and heating equipment and supplies (hydronics)	723	6 547 581	904 234	13.8	2.1	62.0
1811	Plastic pipe fittings and valves (excluding pipe and tubing)	224	2 738 185	93 471	3.4	.2	X
1812	Metal pipe fittings and valves (excluding pipe and tubing)	394	2 588 523	81 841	3.2	.2	X
1813	Plumbing fixtures	258	4 640 132	375 142	8.1	.9	X
1814	Furnaces, stoves, water heaters (except electric and warm air)	70	1 893 542	43 423	2.3	.1	X
1818	Other plumbing and heating equipment and supplies	214	4 246 408	307 827	7.2	.7	X
1900	Warm air heating and air-conditioning equipment and supplies	205	2 152 144	138 626	6.4	.3	65.6
1911	Furnaces (warm air)	52	741 794	48 243	6.5	.1	X
1912	Central air-conditioning (residential and commercial)	29	164 854	9 691	5.9	Z	X
1914	Heat pumps (residential and commercial)	9	18 462	1 213	6.6	Z	X
1916	Air cleaning and filtration systems	64	413 946	36 864	8.9	.1	X
1917	Compressors for air-conditioners	28	29 128	1 566	5.4	Z	X
1918	Condensing units for air-conditioners	20	37 978	1 173	3.1	Z	X
1919	Registers, grills, pre-formed ductwork (excluding sheet metal), and duct insulation	85	1 153 283	39 863	3.5	.1	X
2000	Refrigeration equipment and supplies	84	193 844	16 196	8.4	Z	45.5
2011	Commercial refrigerators (reach-in and walk-in)	14	16 330	424	2.6	Z	X
2013	Condensing units for commercial refrigerators	23	19 756	1 864	9.4	Z	X
2014	Refrigerants	42	34 387	2 111	6.1	Z	X
2015	Other refrigeration equipment and supplies	52	161 258	11 436	7.1	Z	X
2100	Construction and mining machinery and equipment (including parts and attachments)	201	916 801	78 325	8.5	.2	3.7
2113	New mixers, pavers, and related equipment	17	47 525	1 294	2.7	Z	X
2117	Other new construction and mining, logging, and road maintenance machinery, equipment, and parts	149	577 566	59 605	10.3	.1	X
2118	Used construction and mining machinery and equipment	41	203 772	7 506	3.7	Z	X
2200	Farm machinery, equipment, and parts	53	427 223	22 646	5.3	.1	.6
2215	New irrigation equipment	45	379 126	15 544	4.1	Z	X
2220	Garden machinery, equipment, and parts	158	4 325 891	428 513	9.9	1.0	.7
2221	New power lawn mowers	65	3 642 208	137 298	3.8	.3	X
2222	Other new lawn and garden machinery and equipment	158	4 325 891	251 935	5.8	.6	X
2223	Used garden machinery and equipment	66	100 742	39 280	39.0	.1	X
2230	Food-processing machinery, equipment, and parts	8	5 473	788	14.4	Z	77.3
2231	New commercial food-processing machinery (slicers, choppers, baking, etc.)	8	5 473	765	14.0	Z	X
2233	Used food-processing machinery and equipment	6	2 285	23	1.0	Z	X
2300	Hydraulic and pneumatic (fluid-power) pumps, motors, and parts	20	118 208	20 933	17.7	Z	4.4
2311	Pumps	12	101 642	9 255	9.1	Z	X
2313	Parts for pumps and motors	12	101 208	6 339	6.3	Z	X
2320	General-purpose industrial machinery, equipment, and parts	395	2 134 727	206 329	9.7	.5	5.0
2321	New pumps, compressors (air or gas), and equipment	179	689 834	29 275	4.2	.1	X
2326	New controlling, recording, and indicating instruments and access	70	578 374	24 932	4.3	.1	X
2327	All other new general-purpose industrial machinery and equipment	231	1 476 293	123 567	8.4	.3	X
2328	Used general-purpose industrial machinery and equipment	70	385 475	28 551	7.4	.1	X
2330	Metalworking machinery, equipment, and parts	259	1 178 699	105 935	9.0	.2	X

See footnotes at end of table.

Table 2. All Types of Operation by Kind of Business and Commodity Line for Wholesale Trade: 1997—Con.

[Includes only establishments with payroll. For meaning of abbreviations and symbols, see introductory text. For explanation of terms, see Appendix A]

NAICS code and CL code	Kind of business and commodity line	Establishments handling commodity line		Commodity line sales			Sales coverage percent
		Number	Total sales (\$1,000)	Amount ¹ (\$1,000)	As percent of total sales of—		
					Establishments handling line	Establishments in NAICS industry ¹	
42171	Hardware whsle—Con.						
2340	Materials handling machinery, equipment, and parts	253	872 454	58 595	6.7	.1	2.6
2341	New conveying equipment	53	121 753	8 735	7.2	Z	X
2342	New hoists, cranes, and monorails	189	698 339	44 309	6.3	.1	X
2345	Used materials handling machinery, equipment, and parts	24	6 808	442	6.5	Z	X
2360	Other industrial machinery, equipment, and parts	29	153 414	25 278	16.5	.1	74.9
2365	New woodworking machinery	10	62 941	10 527	16.7	Z	X
2366	Other new industrial machinery and equipment	20	105 484	13 668	13.0	Z	X
2370	Mechanical power transmission supplies	20	74 359	1 957	2.6	Z	19.4
2371	Bearings and bushings	13	40 113	966	2.4	Z	X
2372	Other mechanical power transmission supplies	14	46 422	547	1.2	Z	X
2380	Industrial valves and fittings (except fluid-power)	35	108 830	19 792	18.2	Z	X
2390	Hydraulic and pneumatic (fluid-power) valves	23	46 789	2 862	6.1	Z	62.9
2391	Hydraulic valves	14	28 727	1 842	6.4	Z	X
2392	Pneumatic valves	18	41 963	1 018	2.4	Z	X
2400	Hydraulic and pneumatic cylinders and rotary actuators	17	59 044	1 734	2.9	Z	63.3
2411	Hydraulic cylinders and rotary actuators	12	48 538	1 444	3.0	Z	X
2412	Pneumatic cylinders and rotary actuators	10	32 182	290	.9	Z	X
2420	Hydraulic and pneumatic connectors and assemblies	31	54 153	5 400	10.0	Z	60.1
2421	Hydraulic and pneumatic connectors	25	39 609	4 467	11.3	Z	X
2422	Hydraulic and pneumatic assemblies	15	44 879	933	2.1	Z	X
2430	Fluid-power filters, components, accessories, and parts	11	23 768	1 026	4.3	Z	76.5
2432	Other fluid-power components, accessories, and parts, n.e.c.	10	23 563	1 019	4.3	Z	X
2440	Welding supplies (excluding gases)	15	44 367	10 184	23.0	Z	X
2450	Industrial containers and supplies	137	705 956	38 543	5.5	.1	3.5
2451	New and reconditioned drums and barrels	21	28 176	340	1.2	Z	X
2452	Bottles and bottlers' supplies	21	25 335	745	2.9	Z	X
2454	Other industrial containers and supplies	81	476 518	23 476	4.9	.1	X
2460	Other industrial supplies	843	4 128 946	311 759	7.6	.7	4.9
2461	Printing and duplicating inks	11	18 812	333	1.8	Z	X
2462	Abrasives and abrasive materials	633	2 665 712	102 883	3.9	.2	X
2463	Nylon, polyester, and synthetic rubber	26	59 620	1 214	2.0	Z	X
2464	Mechanical rubber goods	68	345 611	11 785	3.4	Z	X
2465	Strapping and tape	183	996 951	25 438	2.6	.1	X
2466	Industrial supplies, n.e.c.	382	1 815 237	170 105	9.4	.4	X
2520	Custodial (janitors') equipment and supplies	20	138 315	20 638	14.9	Z	61.7
2523	Custodial supplies	20	138 315	16 861	12.2	Z	X
2530	Laundry and dry-cleaning equipment and supplies	6	37 943	2 490	6.6	Z	X
2540	Other service establishment equipment and supplies	18	72 883	17 685	24.3	Z	77.3
2542	Service establishment equipment and supplies, n.e.c.	18	72 883	17 685	24.3	Z	X
2600	Aircraft and aeronautical equipment and supplies	16	100 555	27 837	27.7	.1	4.3
2613	Other new aircraft equipment and supplies	14	88 559	24 798	28.0	.1	X
2700	Sporting and recreational goods and supplies	98	3 933 723	153 594	3.9	.3	1.0
2711	Ammunition, firearms, reloading equipment, archery supplies, shooting aids, and accessories	19	215 258	221	.1	Z	X
2712	Bicycles and bicycle tires and tubes	21	589 755	3 329	.6	Z	X
2714	Camping and fishing equipment and accessories	79	3 718 465	54 158	1.5	.1	X
2715	Athletic equipment and accessories	21	589 755	13 322	2.3	Z	X
2717	Marine pleasure craft, equipment, and accessories	41	782 509	8 721	1.1	Z	X
2718	Other sporting and recreational goods (go carts, bait, etc.)	49	3 086 554	73 843	2.4	.2	X
2800	Toys and hobby goods and supplies	43	321 977	37 340	11.6	.1	1.5
2812	Other toys and games (including fireworks and children's vehicles)	34	229 772	25 227	11.0	.1	X
3120	Forest products, except lumber (including cordwood, hewn posts, poles, and ties)	13	78 163	7 678	9.8	Z	X
3300	Stationery, office supplies and greeting cards	13	57 382	10 676	18.6	Z	X
3400	Industrial and personal services paper and plastics	23	478 940	71 073	14.8	.2	.1
3412	Paper dishes, cups, and napkins	17	413 002	67 794	16.4	.2	X
3500	Drugs, pharmaceuticals, cosmetics, and toiletries	17	632 847	61 896	9.8	.1	71.7
3515	Other toiletries and druggists' sundries	15	619 368	59 312	9.6	.1	X
3600	Piece goods, knit and woven	12	2 165	237	10.9	Z	X
3700	Notions (buttons, ribbons, lace, sewing accessories, zippers, bindings, etc.)	7	5 340	632	11.8	Z	X
3800	Men's and boys' wear	10	41 962	5 253	12.5	Z	31.2
3812	Men's and boys' dress and casual shirts, slacks, and jeans	7	33 950	2 280	6.7	Z	X
3900	Women's and children's wear	7	36 598	7 093	19.4	Z	X
4000	Footwear	10	69 691	7 291	10.5	Z	.8
4014	Other men's and boy's footwear	8	50 123	5 953	11.9	Z	X
4800	Coffee, tea, and spices	6	64 375	31 002	48.2	.1	74.6
4812	Tea	6	64 375	15 501	24.1	Z	X
4813	Spices	6	64 375	15 501	24.1	Z	X
4860	Other grocery specialties	8	405 621	93 026	22.9	.2	X
4900	Grain and beans	8	7 874	480	6.1	Z	X
5300	Plastics materials and basic shapes	196	1 811 531	148 853	8.2	.3	2.8
5311	Plastic pipes, rods, tubes, and shapes	74	560 862	57 405	10.2	.1	X
5312	High pressure laminates	54	382 607	50 429	13.2	.1	X
5314	Other plastics materials and basic shapes	64	828 559	40 722	4.9	.1	X

See footnotes at end of table.

Table 2. All Types of Operation by Kind of Business and Commodity Line for Wholesale Trade: 1997—Con.

[Includes only establishments with payroll. For meaning of abbreviations and symbols, see introductory text. For explanation of terms, see Appendix A]

NAICS code and CL code	Kind of business and commodity line	Establishments handling commodity line		Commodity line sales			Sales coverage percent
		Number	Total sales (\$1,000)	Amount ¹ (\$1,000)	As percent of total sales of—		
					Establishments handling line	Establishments in NAICS industry ¹	
42171	Hardware whsle—Con.						
5330	Chemicals and allied products (excluding agricultural, plastics, gases, and petroleum)	438	2 362 577	145 719	6.2	.3	2.2
5331	Gases, compressed and liquified, except L.P.	26	16 155	1 167	7.2	Z	X
5335	Detergents and soaps	57	383 881	14 823	3.9	Z	X
5336	Sanitation chemicals, polishes, and waxes	45	330 739	15 445	4.7	Z	X
5341	Insecticides, nonagricultural	31	315 166	5 606	1.8	Z	X
5342	Adhesives, sealants, and glues	355	2 092 463	92 865	4.4	.2	X
5344	Other chemicals and allied products	69	163 235	7 814	4.8	Z	X
5400	Petroleum products	40	161 320	12 440	7.7	Z	.3
5412	Motor gasoline	12	9 790	2 389	24.4	Z	X
5416	All other distillate fuel oil (no. 1 and no. 4 diesel and heating)	12	43 800	227	.5	Z	X
5418	Lubricating oil and greases	22	46 309	1 252	2.7	Z	X
5800	Farm supplies	78	727 289	71 926	9.9	.2	6.8
5811	Hay, straw, and alfalfa	6	50 884	5	Z	Z	X
5812	Feeds (poultry and livestock) not mixed on location	21	190 561	11 827	6.2	Z	X
5813	Prepared feeds (poultry and livestock) mixed on location	14	190 305	705	.4	Z	X
5814	Weed killers, soil sterilizers, and soil conditioners	13	143 310	24 259	16.9	.1	X
5815	Insecticides, fungicides, and pesticides	12	87 990	10 281	11.7	Z	X
5817	Seeds and bulbs	14	145 894	311	.2	Z	X
5818	Other farm supplies (including harness and saddlery equipment)	47	473 055	23 739	5.0	.1	X
6000	Paint, paint supplies, and wallpaper	450	5 889 405	749 699	12.7	1.7	.4
6011	Architectural coatings (enamels, primers, stains, solvents, and lacquers)	345	3 358 351	204 260	6.1	.5	X
6014	Paint supplies	182	3 836 780	543 241	14.2	1.2	X
6110	Flowers and florists' supplies	8	35 447	3 415	9.6	Z	X
6120	Art goods (including novelties and souvenirs)	24	23 238	3 311	14.2	Z	57.5
6122	Novelties and souvenirs	22	22 572	3 279	14.5	Z	X
9700	Service receipts and labor charges (including installed parts)	707	2 370 200	259 419	10.9	.6	61.8
9701	Labor charges for repair work	558	1 523 955	76 670	5.0	.2	X
9702	Parts installed in repair work	437	1 199 148	62 556	5.2	.1	X
9703	Other service receipts and labor charges—Specify	194	683 526	120 181	17.6	.3	X
9720	Receipts for service contracts	38	159 344	10 179	6.4	Z	X
9740	Receipts for installing equipment	42	195 128	6 243	3.2	Z	X
9810	Miscellaneous commodities	455	3 031 013	309 732	10.2	.7	X
9940	Rental and leasing receipts	132	519 338	44 206	8.5	.1	X
9950	Construction receipts	12	30 232	1 259	4.2	Z	X
421710	Hardware whsle	9 473	X	44 063 674	X	100.0	77.3
0200	New and rebuilt automotive parts and supplies	154	4 718 616	330 171	7.0	.7	6.7
0213	Electrical engine parts (including ignition parts)	13	25 990	95	.4	Z	X
0214	Brake parts (including fluid and all disk and drum parts)	25	257 140	7 312	2.8	Z	X
0215	Exhaust system parts	25	257 140	12 742	5.0	Z	X
0217	Hoses, belts, gaskets, and wiper blades	25	257 140	6 819	2.7	Z	X
0218	Filters (oil, air, gas, and transmission)	36	259 095	3 075	1.2	Z	X
0219	Engine parts, except electrical	25	257 140	3 888	1.5	Z	X
0221	Body parts and repair materials	64	3 727 067	152 471	4.1	.3	X
0223	Parts, n.e.c.	62	642 504	69 474	10.8	.2	X
0224	Accessories	62	830 031	71 446	8.6	.2	X
0300	Tires and tubes	7	4 049	219	5.4	Z	16.0
0312	Recapped and used tires and repair materials	7	4 049	219	5.4	Z	X
0400	Household and lawn furniture	48	2 263 910	70 706	3.1	.2	.7
0411	Upholstered furniture	10	1 294 115	8 986	.7	Z	X
0414	Other furniture (including sleep sofas)	38	969 795	61 720	6.4	.1	X
0500	Household china, glassware, crockery, and plastic housewares	12	43 239	2 334	5.4	Z	X
0520	Linens, domestics, curtains, and draperies	22	74 059	3 808	5.1	Z	34.9
0522	Curtains and draperies	11	19 229	1 278	6.6	Z	X
0523	Shades and blinds	9	12 471	1 312	10.5	Z	X
0530	Flooring and floor coverings	35	191 603	15 006	7.8	Z	18.8
0531	Soft-surface (textile) floor coverings and accessories (including rugs, carpets, and pads)	27	98 351	7 831	8.0	Z	X
0533	Other hard-surface floor coverings and accessories (including tile and sheet goods)	8	86 757	6 991	8.1	Z	X
0540	Other home furnishings	79	1 446 748	110 982	7.7	.3	2.7
0541	Metal flatware and kitchen utensils	11	142 726	16 502	11.6	Z	X
0542	Mirrors, lamps, and picture frames	54	1 190 905	81 353	6.8	.2	X
0543	Home furnishings, n.e.c.	21	223 901	13 127	5.9	Z	X
0600	Lumber: rough, dressed, and finished	28	246 084	31 931	13.0	.1	6.0
0611	Dimensional lumber (non-treated)	17	176 842	9 305	5.3	Z	X
0612	Treated lumber	10	83 738	9 753	11.6	Z	X
0613	Boards	7	49 733	4 218	8.5	Z	X
0620	Plywood and millwork	276	2 286 507	399 455	17.5	.9	15.9
0621	Softwood plywood and oriented strand board (OSB)	53	712 306	47 645	6.7	.1	X
0622	Other panels products (including hardwood plywood, waterboard, and particleboard)	59	497 913	65 008	13.1	.1	X
0623	Gypsum, specialty boards, and treatments	72	747 938	105 262	14.1	.2	X
0624	Wood millwork (doors, windows, cabinets, etc.)	156	890 006	102 506	11.5	.2	X
0625	Metal millwork	74	524 263	68 362	13.0	.2	X
0700	Brick, stone, tile, sand, block, cement, and gravel	91	919 327	22 235	2.4	.1	1.7
0711	Ready-mixed or transit-mixed concrete	55	522 397	4 634	.9	Z	X
0712	Cement and lime	33	588 473	5 824	1.0	Z	X
0713	Sand, gravel, and crushed stone	23	319 449	6 747	2.1	Z	X
0714	Brick, block, tile, clay/cement sewer pipe, etc.	46	423 639	5 016	1.2	Z	X

See footnotes at end of table.

Table 2. All Types of Operation by Kind of Business and Commodity Line for Wholesale Trade: 1997—Con.

[Includes only establishments with payroll. For meaning of abbreviations and symbols, see introductory text. For explanation of terms, see Appendix A]

NAICS code and CL code	Kind of business and commodity line	Establishments handling commodity line		Commodity line sales			Sales coverage percent
		Number	Total sales (\$1,000)	Amount ¹ (\$1,000)	As percent of total sales of—		
					Establishments handling line	Establishments in NAICS industry ¹	
421710	Hardware whsle—Con.						
0720	Roofing, siding, and insulation materials	128	1 975 328	64 172	3.2	.1	5.1
0721	Roofing, except wood	69	1 220 296	27 994	2.3	.1	X
0722	Siding, except wood	17	534 200	9 998	1.9	Z	X
0723	Insulation materials	56	710 625	20 031	2.8	Z	X
0730	Flat glass and other construction glass (excluding automotive)	21	31 898	1 422	4.5	Z	X
0740	Other construction materials	97	864 820	51 833	6.0	.1	11.8
0741	Rain-carrying equipment (down spouts, gutters, etc.)	26	432 943	5 820	1.3	Z	X
0742	Prefabricated buildings and structural assemblies (nonwood)	6	21 495	2 158	10.0	Z	X
0744	Construction materials, n.e.c. (including wire fence and construction paper)	77	714 084	43 854	6.1	.1	X
0900	Office equipment	10	25 327	874	3.5	Z	30.2
0913	Copying machines and equipment	9	17 120	261	1.5	Z	X
0920	New computer equipment	28	124 564	16 890	13.6	Z	X
0950	Computer software (packaged)	66	323 152	33 450	10.4	.1	X
0960	Restaurant and hotel equipment and supplies	41	173 333	9 473	5.5	Z	X
0970	Store machines and equipment	14	120 651	9 094	7.5	Z	22.2
0972	Other store machines and equipment	11	102 488	7 606	7.4	Z	X
1000	Medical, hospital, and surgical supplies	10	29 341	6 633	22.6	Z	33.0
1013	Other surgical, medical, and hospital supplies	9	19 582	4 682	23.9	Z	X
1100	Iron and steel products (semifinished)	9	84 769	13 869	16.4	Z	X
1120	Flat iron and steel products	229	1 865 014	138 773	7.4	.3	3.3
1121	Plates	89	361 660	12 298	3.4	Z	X
1122	Strips (hot-rolled and cold-rolled)	61	345 757	3 999	1.2	Z	X
1123	Sheets (cold-rolled)	61	345 757	7 706	2.2	Z	X
1124	Sheets (hot-rolled)	89	361 660	7 874	2.2	Z	X
1126	Sheets (galvanized and coated)	31	272 133	447	.2	Z	X
1127	Tin plate and terneplate	31	272 133	274	.1	Z	X
1128	Fabricated and structural plate products	28	812 394	26 690	3.3	.1	X
1129	Other flat iron and steel products	122	566 684	61 499	10.9	.1	X
1140	Iron and steel wire and wire products	336	2 726 976	166 043	6.1	.4	5.0
1141	Wire (plain, coated, barbed, and twisted)	106	1 140 183	29 259	2.6	.1	X
1142	Nails	61	805 866	3 186	.4	Z	X
1143	Wire rope, strand, strapping, reinforcement mesh, and bale ties	282	2 418 608	133 600	5.5	.3	X
1150	Iron and steel pipe and tubing	148	1 449 885	49 031	3.4	.1	2.4
1152	Tubing	112	1 200 280	24 378	2.0	.1	X
1153	Standard steel pipe	141	1 378 219	19 357	1.4	Z	X
1154	Other steel pipe	36	947 317	5 296	.6	Z	X
1160	Other iron and steel products	18	73 339	10 282	14.0	Z	17.0
1162	Bars (excluding reinforcement bars) and bar-size shapes: hot-rolled	16	68 349	3 460	5.1	Z	X
1163	Bars and bar-size shapes: cold finished	16	68 349	1 239	1.8	Z	X
1164	Concrete reinforcement bars	8	64 977	1 975	3.0	Z	X
1165	Structural shapes (excluding bar-size shapes)	16	68 349	2 328	3.4	Z	X
1167	Finished products, n.e.c.	8	64 977	981	1.5	Z	X
1200	Copper and brass	21	43 061	10 670	24.8	Z	22.6
1212	Flat products (sheets, strips, and plates)	12	41 067	3 736	9.1	Z	X
1213	Tubular products (pipes and tubes)	7	1 450	6 891	100.0	Z	X
1220	Aluminum shapes, forms, etc.	121	889 173	38 042	4.3	.1	2.6
1221	Plates (.250 inch and over)	35	404 131	2 209	.5	Z	X
1222	Sheets and coils (.006 to .249 inch)	68	572 024	6 292	1.1	Z	X
1223	Rods, bars, and wires: rolled or extruded (rounds, hexes, squares, and rectangles)	35	404 131	4 444	1.1	Z	X
1224	Pipe and tubing (including hollow bar, square, and rectangular tubing) ..	69	507 154	7 278	1.4	Z	X
1400	Electrical apparatus and equipment	390	5 989 442	614 012	10.3	1.4	6.9
1411	Power and distribution transformers	53	1 279 842	90 214	7.0	.2	X
1413	Motors and generators (including motor-generator sets)	141	855 006	33 723	3.9	.1	X
1414	Conduit, raceway, and fittings	21	269 555	13 770	5.1	Z	X
1415	Electric bulbs (all types)	180	1 229 163	46 863	3.8	.1	X
1416	Interior wiring (excluding conduit)	126	1 452 451	42 620	2.9	.1	X
1417	Exterior wiring and cable (excluding conduit)	32	299 183	50 314	16.8	.1	X
1418	Lighting fixtures (residential and commercial)	173	2 266 104	64 802	2.9	.1	X
1419	Industrial controls	58	1 394 830	198 681	14.2	.5	X
1421	Other electrical apparatus and equipment (including fuses and lightning rods)	169	1 811 583	64 383	3.6	.1	X
1500	Electrical appliances, household	132	5 452 194	633 859	11.6	1.4	.9
1511	Televisions	16	1 062 232	4 408	.4	Z	X
1512	Radios, stereos, and CD players	16	451 589	45 656	10.1	.1	X
1513	V.C.R.'s and video cameras	8	95 059	8 073	8.5	Z	X
1514	Electrical household ranges and ovens	25	1 304 487	16 522	1.3	Z	X
1515	Refrigerators and freezers, household	25	1 304 487	20 646	1.6	Z	X
1516	Household laundry equipment	17	1 076 406	13 430	1.2	Z	X
1517	Vacuum cleaners and sewing machines, household	11	603 649	766	.1	Z	X
1518	Other electrical household appliances (including fans, dishwashers, etc.) ..	99	3 179 104	129 644	4.1	.3	X
1600	Electronic parts and equipment, except communication	377	2 212 024	307 581	13.9	.7	7.5
1612	Integrated circuits	47	373 013	64 631	17.3	.1	X
1613	Capacitors and resistors	178	313 595	4 790	1.5	Z	X
1615	Discrete semiconductors, etc.	17	70 485	695	1.0	Z	X
1616	Electronic connectors and other passive electronic parts	80	678 512	46 045	6.8	.1	X
1618	Electronic parts and equipment, n.e.c.	330	1 917 457	191 422	10.0	.4	X
1650	Communication equipment and supplies	15	65 427	4 892	7.5	Z	70.1
1652	Other electronic communication equipment	9	29 049	4 094	14.1	Z	X

See footnotes at end of table.

Table 2. All Types of Operation by Kind of Business and Commodity Line for Wholesale Trade: 1997—Con.

[Includes only establishments with payroll. For meaning of abbreviations and symbols, see introductory text. For explanation of terms, see Appendix A]

NAICS code and CL code	Kind of business and commodity line	Establishments handling commodity line		Commodity line sales			Sales coverage percent
		Number	Total sales (\$1,000)	Amount ¹ (\$1,000)	As percent of total sales of—		
					Establishments handling line	Establishments in NAICS industry ¹	
421710	Hardware whsle—Con.						
1700	Hardware	9 473	44 063 674	36 145 521	82.0	82.0	57.2
1711	Hand tools (including power driven)	4 772	25 101 176	11 520 365	45.9	26.1	X
1712	Bolts, nuts, rivets, and fasteners	6 517	23 626 502	14 551 678	61.6	33.0	X
1713	Cutlery	4 672	23 236 790	10 066 213	43.3	22.8	X
1800	Plumbing and heating equipment and supplies (hydronics)	723	6 547 581	904 234	13.8	2.1	62.0
1811	Plastic pipe fittings and valves (excluding pipe and tubing)	224	2 738 185	93 471	3.4	.2	X
1812	Metal pipe fittings and valves (excluding pipe and tubing)	394	2 588 523	81 841	3.2	.2	X
1813	Plumbing fixtures	258	4 640 132	375 142	8.1	.9	X
1814	Furnaces, stoves, water heaters (except electric and warm air)	70	1 893 542	43 423	2.3	.1	X
1818	Other plumbing and heating equipment and supplies	214	4 246 408	307 827	7.2	.7	X
1900	Warm air heating and air-conditioning equipment and supplies	205	2 152 144	138 626	6.4	.3	65.6
1911	Furnaces (warm air)	52	741 794	48 243	6.5	.1	X
1912	Central air-conditioning (residential and commercial)	29	164 854	9 691	5.9	.2	X
1914	Heat pumps (residential and commercial)	9	18 462	1 213	6.6	.2	X
1916	Air cleaning and filtration systems	64	413 946	36 864	8.9	.1	X
1917	Compressors for air-conditioners	28	29 128	1 566	5.4	.2	X
1918	Condensing units for air-conditioners	20	37 978	1 173	3.1	.1	X
1919	Registers, grills, pre-formed ductwork (excluding sheet metal), and duct insulation	85	1 153 283	39 863	3.5	.1	X
2000	Refrigeration equipment and supplies	84	193 844	16 196	8.4	.2	45.5
2011	Commercial refrigerators (reach-in and walk-in)	14	16 330	424	2.6	.1	X
2013	Condensing units for commercial refrigerators	23	19 756	1 864	9.4	.2	X
2014	Refrigerants	42	34 387	2 111	6.1	.2	X
2015	Other refrigeration equipment and supplies	52	161 258	11 436	7.1	.2	X
2100	Construction and mining machinery and equipment (including parts and attachments)	201	916 801	78 325	8.5	.2	3.7
2113	New mixers, pavers, and related equipment	17	47 525	1 294	2.7	.1	X
2117	Other new construction and mining, logging, and road maintenance machinery, equipment, and parts	149	577 566	59 605	10.3	.1	X
2118	Used construction and mining machinery and equipment	41	203 772	7 506	3.7	.1	X
2200	Farm machinery, equipment, and parts	53	427 223	22 646	5.3	.1	.6
2215	New irrigation equipment	45	379 126	15 544	4.1	.1	X
2220	Garden machinery, equipment, and parts	158	4 325 891	428 513	9.9	1.0	.7
2221	New power lawn mowers	65	3 642 208	137 298	3.8	.3	X
2222	Other new lawn and garden machinery and equipment	158	4 325 891	251 935	5.8	.6	X
2223	Used garden machinery and equipment	66	100 742	39 280	39.0	.1	X
2230	Food-processing machinery, equipment, and parts	8	5 473	788	14.4	.2	77.3
2231	New commercial food-processing machinery (slicers, choppers, baking, etc.)	8	5 473	765	14.0	.2	X
2233	Used food-processing machinery and equipment	6	2 285	23	1.0	.1	X
2300	Hydraulic and pneumatic (fluid-power) pumps, motors, and parts	20	118 208	20 933	17.7	.2	4.4
2311	Pumps	12	101 642	9 255	9.1	.2	X
2313	Parts for pumps and motors	12	101 208	6 339	6.3	.2	X
2320	General-purpose industrial machinery, equipment, and parts	395	2 134 727	206 329	9.7	.5	5.0
2321	New pumps, compressors (air or gas), and equipment	179	689 834	29 275	4.2	.1	X
2326	New controlling, recording, and indicating instruments and access	70	578 374	24 932	4.3	.1	X
2327	All other new general-purpose industrial machinery and equipment	231	1 476 293	123 567	8.4	.3	X
2328	Used general-purpose industrial machinery and equipment	70	385 475	28 551	7.4	.1	X
2330	Metalworking machinery, equipment, and parts	259	1 178 699	105 935	9.0	.2	X
2340	Materials handling machinery, equipment, and parts	253	872 454	58 595	6.7	.1	2.6
2341	New conveying equipment	53	121 753	8 735	7.2	.2	X
2342	New hoists, cranes, and monorails	189	698 339	44 309	6.3	.1	X
2345	Used materials handling machinery, equipment, and parts	24	6 808	442	6.5	.2	X
2360	Other industrial machinery, equipment, and parts	29	153 414	25 278	16.5	.1	74.9
2365	New woodworking machinery	10	62 941	10 527	16.7	.2	X
2366	Other new industrial machinery and equipment	20	105 484	13 668	13.0	.2	X
2370	Mechanical power transmission supplies	20	74 359	1 957	2.6	.2	19.4
2371	Bearings and bushings	13	40 113	966	2.4	.2	X
2372	Other mechanical power transmission supplies	14	46 422	547	1.2	.2	X
2380	Industrial valves and fittings (except fluid-power)	35	108 830	19 792	18.2	.2	X
2390	Hydraulic and pneumatic (fluid-power) valves	23	46 789	2 862	6.1	.2	62.9
2391	Hydraulic valves	14	28 727	1 842	6.4	.2	X
2392	Pneumatic valves	18	41 963	1 018	2.4	.2	X
2400	Hydraulic and pneumatic cylinders and rotary actuators	17	59 044	1 734	2.9	.2	63.3
2411	Hydraulic cylinders and rotary actuators	12	48 538	1 444	3.0	.2	X
2412	Pneumatic cylinders and rotary actuators	10	32 182	290	.9	.2	X
2420	Hydraulic and pneumatic connectors and assemblies	31	54 153	5 400	10.0	.2	60.1
2421	Hydraulic and pneumatic connectors	25	39 609	4 467	11.3	.2	X
2422	Hydraulic and pneumatic assemblies	15	44 879	933	2.1	.2	X
2430	Fluid-power filters, components, accessories, and parts	11	23 768	1 026	4.3	.2	76.5
2432	Other fluid-power components, accessories, and parts, n.e.c.	10	23 563	1 019	4.3	.2	X
2440	Welding supplies (excluding gases)	15	44 367	10 184	23.0	.2	X
2450	Industrial containers and supplies	137	705 956	38 543	5.5	.1	3.5
2451	New and reconditioned drums and barrels	21	28 176	340	1.2	.2	X
2452	Bottles and bottlers' supplies	21	25 335	745	2.9	.2	X
2454	Other industrial containers and supplies	81	476 518	23 476	4.9	.1	X

See footnotes at end of table.

Table 2. All Types of Operation by Kind of Business and Commodity Line for Wholesale Trade: 1997—Con.

[Includes only establishments with payroll. For meaning of abbreviations and symbols, see introductory text. For explanation of terms, see Appendix A]

NAICS code and CL code	Kind of business and commodity line	Establishments handling commodity line		Commodity line sales			Sales coverage percent
		Number	Total sales (\$1,000)	Amount ¹ (\$1,000)	As percent of total sales of—		
					Establishments handling line	Establishments in NAICS industry ¹	
421710	Hardware whsle—Con.						
2460	Other industrial supplies	843	4 128 946	311 759	7.6	.7	4.9
2461	Printing and duplicating inks	11	18 812	333	1.8	Z	X
2462	Abrasives and abrasive materials	633	2 665 712	102 883	3.9	Z	X
2463	Nylon, polyester, and synthetic rubber	26	59 620	1 214	2.0	Z	X
2464	Mechanical rubber goods	68	345 611	11 785	3.4	Z	X
2465	Strapping and tape	183	996 951	25 438	2.6	.1	X
2466	Industrial supplies, n.e.c.	382	1 815 237	170 105	9.4	.4	X
2520	Custodial (janitors') equipment and supplies	20	138 315	20 638	14.9	Z	61.7
2523	Custodial supplies	20	138 315	16 861	12.2	Z	X
2530	Laundry and dry-cleaning equipment and supplies	6	37 943	2 490	6.6	Z	X
2540	Other service establishment equipment and supplies	18	72 883	17 685	24.3	Z	77.3
2542	Service establishment equipment and supplies, n.e.c.	18	72 883	17 685	24.3	Z	X
2600	Aircraft and aeronautical equipment and supplies	16	100 555	27 837	27.7	.1	4.3
2613	Other new aircraft equipment and supplies	14	88 559	24 798	28.0	.1	X
2700	Sporting and recreational goods and supplies	98	3 933 723	153 594	3.9	.3	1.0
2711	Ammunition, firearms, reloading equipment, archery supplies, shooting aids, and accessories	19	215 258	221	.1	Z	X
2712	Bicycles and bicycle tires and tubes	21	589 755	3 329	.6	Z	X
2714	Camping and fishing equipment and accessories	79	3 718 465	54 158	1.5	.1	X
2715	Athletic equipment and accessories	21	589 755	13 322	2.3	Z	X
2717	Marine pleasure craft, equipment, and accessories	41	782 509	8 721	1.1	Z	X
2718	Other sporting and recreational goods (go carts, bait, etc.)	49	3 086 554	73 843	2.4	.2	X
2800	Toys and hobby goods and supplies	43	321 977	37 340	11.6	.1	1.5
2812	Other toys and games (including fireworks and children's vehicles)	34	229 772	25 227	11.0	.1	X
3120	Forest products, except lumber (including cordwood, hewn posts, poles, and ties)	13	78 163	7 678	9.8	Z	X
3300	Stationery, office supplies and greeting cards	13	57 382	10 676	18.6	Z	X
3400	Industrial and personal services paper and plastics	23	478 940	71 073	14.8	.2	.1
3412	Paper dishes, cups, and napkins	17	413 002	67 794	16.4	.2	X
3500	Drugs, pharmaceuticals, cosmetics, and toiletries	17	632 847	61 896	9.8	.1	71.7
3515	Other toiletries and druggists' sundries	15	619 368	59 312	9.6	.1	X
3600	Piece goods, knit and woven	12	2 165	237	10.9	Z	X
3700	Notions (buttons, ribbons, lace, sewing accessories, zippers, bindings, etc.)	7	5 340	632	11.8	Z	X
3800	Men's and boys' wear	10	41 962	5 253	12.5	Z	31.2
3812	Men's and boys' dress and casual shirts, slacks, and jeans	7	33 950	2 280	6.7	Z	X
3900	Women's and children's wear	7	36 598	7 093	19.4	Z	X
4000	Footwear	10	69 691	7 291	10.5	Z	.8
4014	Other men's and boy's footwear	8	50 123	5 953	11.9	Z	X
4800	Coffee, tea, and spices	6	64 375	31 002	48.2	.1	74.6
4812	Tea	6	64 375	15 501	24.1	Z	X
4813	Spices	6	64 375	15 501	24.1	Z	X
4860	Other grocery specialties	8	405 621	93 026	22.9	.2	X
4900	Grain and beans	8	7 874	480	6.1	Z	X
5300	Plastics materials and basic shapes	196	1 811 531	148 853	8.2	.3	2.8
5311	Plastic pipes, rods, tubes, and shapes	74	560 862	57 405	10.2	.1	X
5312	High pressure laminates	54	382 607	50 429	13.2	.1	X
5314	Other plastics materials and basic shapes	64	828 559	40 722	4.9	.1	X
5330	Chemicals and allied products (excluding agricultural, plastics, gases, and petroleum)	438	2 362 577	145 719	6.2	.3	2.2
5331	Gasses, compressed and liquified, except L.P.	26	16 155	1 167	7.2	Z	X
5335	Detergents and soaps	57	383 881	14 823	3.9	Z	X
5336	Sanitation chemicals, polishes, and waxes	45	330 739	15 445	4.7	Z	X
5341	Insecticides, nonagricultural	31	315 166	5 606	1.8	Z	X
5342	Adhesives, sealants, and glues	355	2 092 463	92 865	4.4	.2	X
5344	Other chemicals and allied products	69	163 235	7 814	4.8	Z	X
5400	Petroleum products	40	161 320	12 440	7.7	Z	.3
5412	Motor gasoline	12	9 790	2 389	24.4	Z	X
5416	All other distillate fuel oil (no. 1 and no. 4 diesel and heating)	12	43 800	227	.5	Z	X
5418	Lubricating oil and greases	22	46 309	1 252	2.7	Z	X
5800	Farm supplies	78	727 289	71 926	9.9	.2	6.8
5811	Hay, straw, and alfalfa	6	50 884	5	Z	Z	X
5812	Feeds (poultry and livestock) not mixed on location	21	190 561	11 827	6.2	Z	X
5813	Prepared feeds (poultry and livestock) mixed on location	14	190 305	705	.4	Z	X
5814	Weed killers, soil sterilizers, and soil conditioners	13	143 310	24 259	16.9	.1	X
5815	Insecticides, fungicides, and pesticides	12	87 990	10 281	11.7	Z	X
5817	Seeds and bulbs	14	145 894	311	.2	Z	X
5818	Other farm supplies (including harness and saddlery equipment)	47	473 055	23 739	5.0	.1	X
6000	Paint, paint supplies, and wallpaper	450	5 889 405	749 699	12.7	1.7	.4
6011	Architectural coatings (enamels, primers, stains, solvents, and lacquers)	345	3 358 351	204 260	6.1	.5	X
6014	Paint supplies	182	3 836 780	543 241	14.2	1.2	X
6110	Flowers and florists' supplies	8	35 447	3 415	9.6	Z	X
6120	Art goods (including novelties and souvenirs)	24	23 238	3 311	14.2	Z	57.5
6122	Novelties and souvenirs	22	22 572	3 279	14.5	Z	X
9700	Service receipts and labor charges (including installed parts)	707	2 370 200	259 419	10.9	.6	61.8
9701	Labor charges for repair work	558	1 523 955	76 670	5.0	.2	X
9702	Parts installed in repair work	437	1 199 148	62 556	5.2	.1	X
9703	Other service receipts and labor charges—Specify	194	683 526	120 181	17.6	.3	X

See footnotes at end of table.

Table 2. All Types of Operation by Kind of Business and Commodity Line for Wholesale Trade: 1997—Con.

[Includes only establishments with payroll. For meaning of abbreviations and symbols, see introductory text. For explanation of terms, see Appendix A]

NAICS code and CL code	Kind of business and commodity line	Establishments handling commodity line		Commodity line sales			Sales coverage percent
		Number	Total sales (\$1,000)	Amount ¹ (\$1,000)	As percent of total sales of—		
					Establishments handling line	Establishments in NAICS industry ¹	
421710	Hardware whsle—Con.						
9720	Receipts for service contracts	38	159 344	10 179	6.4	Z	X
9740	Receipts for installing equipment	42	195 128	6 243	3.2	Z	X
9810	Miscellaneous commodities	455	3 031 013	309 732	10.2	.7	X
9940	Rental and leasing receipts	132	519 338	44 206	8.5	.1	X
9950	Construction receipts	12	30 232	1 259	4.2	Z	X
42172	Plumbing & heating equipment & supplies (hydronics) whsle	4 625	X	22 928 107	X	100.0	69.2
0200	New and rebuilt automotive parts and supplies	7	61 816	1 667	2.7	Z	X
0400	Household and lawn furniture	25	524 594	44 006	8.4	.2	16.8
0411	Upholstered furniture	17	197 140	7 585	3.8	Z	X
0530	Flooring and floor coverings	18	208 448	42 067	20.2	.2	53.5
0531	Soft-surface (textile) floor coverings and accessories (including rugs, carpets, and pads)	17	199 611	5 107	2.6	Z	X
0532	Hardwood flooring	9	152 820	269	.2	Z	X
0533	Other hard-surface floor coverings and accessories (including tile and sheet goods)	17	199 611	36 480	18.3	.2	X
0540	Other home furnishings	24	234 791	15 449	6.6	.1	X
0600	Lumber: rough, dressed, and finished	10	61 341	2 110	3.4	Z	67.6
0612	Treated lumber	6	55 646	990	1.8	Z	X
0613	Boards	6	55 646	990	1.8	Z	X
0620	Plywood and millwork	55	588 400	55 329	9.4	.2	13.6
0621	Softwood plywood and oriented strand board (OSB)	14	197 170	1 692	.9	Z	X
0622	Other panels products (including hardwood plywood, waterboard, and particleboard)	9	134 752	1 703	1.3	Z	X
0623	Gypsum, specialty boards, and treatments	16	147 619	1 346	.9	Z	X
0624	Wood millwork (doors, windows, cabinets, etc.)	55	588 400	23 322	4.0	.1	X
0625	Metal millwork	14	197 170	27 266	13.8	.1	X
0700	Brick, stone, tile, sand, block, cement, and gravel	45	297 724	6 922	2.3	Z	58.0
0711	Ready-mixed or transit-mixed concrete	12	121 157	1 092	.9	Z	X
0712	Cement and lime	6	22 793	918	4.0	Z	X
0713	Sand, gravel, and crushed stone	6	19 556	356	1.8	Z	X
0714	Brick, block, tile, clay/cement sewer pipe, etc.	27	152 534	4 188	2.7	Z	X
0720	Roofing, siding, and insulation materials	75	543 427	30 823	5.7	.1	16.5
0721	Roofing, except wood	52	414 298	22 929	5.5	.1	X
0723	Insulation materials	23	129 129	7 894	6.1	Z	X
0740	Other construction materials	21	290 985	53 211	18.3	.2	68.0
0744	Construction materials, n.e.c. (including wire fence and construction paper)	19	288 670	52 171	18.1	.2	X
0960	Restaurant and hotel equipment and supplies	55	320 459	18 213	5.7	.1	X
1120	Flat iron and steel products	83	470 372	33 262	7.1	.1	.6
1126	Sheets (galvanized and coated)	68	330 403	17 393	5.3	.1	X
1140	Iron and steel wire and wire products	52	319 143	23 113	7.2	.1	1.8
1142	Nails	47	278 012	73	Z	Z	X
1143	Wire rope, strand, strapping, reinforcement mesh, and bale ties	47	278 012	20 986	7.5	.1	X
1150	Iron and steel pipe and tubing	628	3 669 663	570 027	15.5	2.5	1.7
1154	Other steel pipe	56	503 046	56 694	11.3	.2	X
1160	Other iron and steel products	6	16 627	662	4.0	Z	X
1180	Stainless steel	12	62 301	3 723	6.0	Z	69.2
1185	Other stainless steel (including tubing)	12	62 301	3 723	6.0	Z	X
1200	Copper and brass	16	137 754	24 882	18.1	.1	64.7
1213	Tubular products (pipes and tubes)	16	137 754	24 882	18.1	.1	X
1220	Aluminum shapes, forms, etc.	52	198 502	7 728	3.9	Z	X
1400	Electrical apparatus and equipment	300	1 791 889	272 395	15.2	1.2	8.0
1411	Power and distribution transformers	57	127 946	4 897	3.8	Z	X
1413	Motors and generators (including motor-generator sets)	142	1 008 206	14 895	1.5	.1	X
1414	Conduit, raceway, and fittings	22	92 817	1 854	2.0	Z	X
1415	Electric bulbs (all types)	11	90 223	608	.7	Z	X
1416	Interior wiring (excluding conduit)	11	90 223	608	.7	Z	X
1417	Exterior wiring and cable (excluding conduit)	11	90 223	1 215	1.3	Z	X
1418	Lighting fixtures (residential and commercial)	33	483 237	59 857	12.4	.3	X
1419	Industrial controls	146	317 380	29 981	9.4	.1	X
1421	Other electrical apparatus and equipment (including fuses and lightning rods)	69	941 116	156 718	16.7	.7	X
1500	Electrical appliances, household	138	1 224 834	68 572	5.6	.3	1.1
1511	Televisions	124	1 011 014	10 502	1.0	Z	X
1512	Radios, stereos, and CD players	124	1 011 014	7 016	.7	Z	X
1513	V.C.R.'s and video cameras	124	1 011 014	3 483	.3	Z	X
1514	Electrical household ranges and ovens	124	1 011 014	10 502	1.0	Z	X
1515	Refrigerators and freezers, household	124	1 011 014	10 502	1.0	Z	X
1516	Household laundry equipment	124	1 011 014	7 016	.7	Z	X
1518	Other electrical household appliances (including fans, dishwashers, etc.)	14	213 820	19 542	9.1	.1	X
1600	Electronic parts and equipment, except communication	163	778 309	64 973	8.3	.3	2.3
1613	Capacitors and resistors	142	565 216	34 116	6.0	.1	X
1650	Communication equipment and supplies	13	163 115	13 999	8.6	.1	X
1700	Hardware	772	4 008 108	443 032	11.1	1.9	54.2
1711	Hand tools (including power driven)	589	2 897 412	183 747	6.3	.8	X
1712	Bolts, nuts, rivets, and fasteners	407	1 936 084	110 708	5.7	.5	X
1713	Cutlery	262	1 232 536	148 552	12.1	.6	X

See footnotes at end of table.

Table 2. All Types of Operation by Kind of Business and Commodity Line for Wholesale Trade: 1997—Con.

[Includes only establishments with payroll. For meaning of abbreviations and symbols, see introductory text. For explanation of terms, see Appendix A]

NAICS code and CL code	Kind of business and commodity line	Establishments handling commodity line		Commodity line sales			Sales coverage percent
		Number	Total sales (\$1,000)	Amount ¹ (\$1,000)	As percent of total sales of—		
					Establishments handling line	Establishments in NAICS industry ¹	
42172	Plumbing & heating equipment & supplies (hydronics) whsle—Con.						
1800	Plumbing and heating equipment and supplies (hydronics)	4 625	22 928 107	19 517 235	85.1	85.1	56.4
1811	Plastic pipe fittings and valves (excluding pipe and tubing)	1 935	9 777 889	1 962 333	20.1	8.6	X
1812	Metal pipe fittings and valves (excluding pipe and tubing)	2 341	12 155 135	3 861 747	31.8	16.8	X
1813	Plumbing fixtures	2 222	13 806 076	5 953 683	43.1	26.0	X
1814	Furnaces, stoves, water heaters (except electric and warm air)	1 244	6 326 020	1 362 539	21.5	5.9	X
1815	Boilers, radiators, and convectors	995	3 761 432	1 154 047	30.7	5.0	X
1818	Other plumbing and heating equipment and supplies	2 980	14 798 420	5 222 878	35.3	22.8	X
1900	Warm air heating and air-conditioning equipment and supplies	627	3 284 625	423 764	12.9	1.8	56.0
1911	Furnaces (warm air)	393	2 026 189	140 245	6.9	.6	X
1912	Central air-conditioning (residential and commercial)	289	1 324 892	97 595	7.4	.4	X
1914	Heat pumps (residential and commercial)	207	981 481	30 310	3.1	.1	X
1916	Air cleaning and filtration systems	121	469 280	16 377	3.5	.1	X
1917	Compressors for air-conditioners	159	660 300	26 692	4.0	.1	X
1918	Condensing units for air-conditioners	135	526 110	16 120	3.1	.1	X
1919	Registers, grills, pre-formed ductwork (excluding sheet metal), and duct insulation	272	1 458 538	96 434	6.6	.4	X
2000	Refrigeration equipment and supplies	158	776 308	64 767	8.3	.3	60.5
2011	Commercial refrigerators (reach-in and walk-in)	21	41 430	693	1.7	Z	X
2012	Unit coolers for commercial refrigerators	10	24 532	733	3.0	Z	X
2013	Condensing units for commercial refrigerators	50	130 663	6 604	5.1	Z	X
2014	Refrigerants	54	210 510	3 575	1.7	Z	X
2015	Other refrigeration equipment and supplies	126	701 018	53 160	7.6	.2	X
2100	Construction and mining machinery and equipment (including parts and attachments)	17	42 109	2 529	6.0	Z	X
2200	Farm machinery, equipment, and parts	17	89 408	11 082	12.4	Z	X
2220	Garden machinery, equipment, and parts	21	123 533	16 227	13.1	.1	X
2300	Hydraulic and pneumatic (fluid-power) pumps, motors, and parts	11	37 299	6 274	16.8	Z	52.2
2311	Pumps	9	31 837	2 427	7.6	Z	X
2313	Parts for pumps and motors	8	25 109	3 329	13.3	Z	X
2320	General-purpose industrial machinery, equipment, and parts	164	458 869	59 050	12.9	.3	13.0
2321	New pumps, compressors (air or gas), and equipment	101	299 941	26 564	8.9	.1	X
2326	New controlling, recording, and indicating instruments and access	47	110 285	26 956	24.4	.1	X
2327	All other new general-purpose industrial machinery and equipment	21	10 214	1 252	12.3	Z	X
2328	Used general-purpose industrial machinery and equipment	10	10 317	1 307	12.7	Z	X
2330	Metalworking machinery, equipment, and parts	24	77 977	7 285	9.3	Z	X
2340	Materials handling machinery, equipment, and parts	24	78 545	8 311	10.6	Z	X
2380	Industrial valves and fittings (except fluid-power)	33	124 197	25 487	20.5	.1	X
2390	Hydraulic and pneumatic (fluid-power) valves	17	20 487	953	4.7	Z	68.3
2392	Pneumatic valves	14	9 285	393	4.2	Z	X
2400	Hydraulic and pneumatic cylinders and rotary actuators	7	8 209	243	3.0	Z	69.2
2412	Pneumatic cylinders and rotary actuators	7	8 209	243	3.0	Z	X
2420	Hydraulic and pneumatic connectors and assemblies	11	8 349	572	6.9	Z	61.0
2421	Hydraulic and pneumatic connectors	11	8 349	163	2.0	Z	X
2422	Hydraulic and pneumatic assemblies	11	8 349	409	4.9	Z	X
2430	Fluid-power filters, components, accessories, and parts	13	11 360	746	6.6	Z	67.6
2431	Filters	13	11 360	385	3.4	Z	X
2432	Other fluid-power components, accessories, and parts, n.e.c.	12	8 988	361	4.0	Z	X
2450	Industrial containers and supplies	65	1 004 274	110 431	11.0	.5	X
2460	Other industrial supplies	123	521 812	29 218	5.6	.1	4.1
2466	Industrial supplies, n.e.c.	109	426 608	26 051	6.1	.1	X
2520	Custodial (janitors') equipment and supplies	18	140 261	7 788	5.6	Z	3.3
2523	Custodial supplies	18	140 261	7 788	5.6	Z	X
2700	Sporting and recreational goods and supplies	27	289 115	22 404	7.7	.1	13.0
2711	Ammunition, firearms, reloading equipment, archery supplies, shooting aids, and accessories	16	42 463	6 404	15.1	Z	X
2714	Camping and fishing equipment and accessories	19	56 584	1 238	2.2	Z	X
2717	Marine pleasure craft, equipment, and accessories	6	92 346	1 668	1.8	Z	X
5300	Plastics materials and basic shapes	463	2 742 222	339 085	12.4	1.5	.2
5311	Plastic pipes, rods, tubes, and shapes	387	1 706 933	219 252	12.8	1.0	X
5330	Chemicals and allied products (excluding agricultural, plastics, gases, and petroleum)	251	1 404 643	94 544	6.7	.4	.7
5332	Alkalies and chlorine	73	611 835	7 668	1.3	Z	X
5336	Sanitation chemicals, polishes, and waxes	75	225 350	27 533	12.2	.1	X
5341	Insecticides, nonagricultural	73	611 835	23 014	3.8	.1	X
5342	Adhesives, sealants, and glues	72	229 002	17 644	7.7	.1	X
5344	Other chemicals and allied products	27	312 245	17 540	5.6	.1	X
5800	Farm supplies	19	20 291	1 407	6.9	Z	14.8
5811	Hay, straw, and alfalfa	19	20 291	1 407	6.9	Z	X
6000	Paint, paint supplies, and wallpaper	155	891 173	39 095	4.4	.2	1.2
6011	Architectural coatings (enamels, primers, stains, solvents, and lacquers)	13	250 816	8 551	3.4	Z	X
9700	Service receipts and labor charges (including installed parts)	192	527 047	105 541	20.0	.5	40.9
9701	Labor charges for repair work	144	419 728	54 386	13.0	.2	X
9702	Parts installed in repair work	104	247 341	42 027	17.0	.2	X
9703	Other service receipts and labor charges—Specify	38	79 128	9 110	11.5	Z	X
9720	Receipts for service contracts	26	140 465	14 722	10.5	.1	X
9740	Receipts for installing equipment	38	63 781	7 182	11.3	Z	X
9810	Miscellaneous commodities	196	1 125 468	180 748	16.1	.8	X
9940	Rental and leasing receipts	35	80 488	6 743	8.4	Z	X

See footnotes at end of table.

Table 2. All Types of Operation by Kind of Business and Commodity Line for Wholesale Trade: 1997—Con.

[Includes only establishments with payroll. For meaning of abbreviations and symbols, see introductory text. For explanation of terms, see Appendix A]

NAICS code and CL code	Kind of business and commodity line	Establishments handling commodity line		Commodity line sales			Sales coverage percent
		Number	Total sales (\$1,000)	Amount ¹ (\$1,000)	As percent of total sales of—		
					Establishments handling line	Establishments in NAICS industry ¹	
421720	Plumbing & heating equipment & supplies (hydronics) whse . .	4 625	X	22 928 107	X	100.0	69.2
0200	New and rebuilt automotive parts and supplies	7	61 816	1 667	2.7	Z	X
0400	Household and lawn furniture	25	524 594	44 006	8.4	.2	16.8
0411	Upholstered furniture	17	197 140	7 585	3.8	Z	X
0530	Flooring and floor coverings	18	208 448	42 067	20.2	.2	53.5
0531	Soft-surface (textile) floor coverings and accessories (including rugs, carpets, and pads)	17	199 611	5 107	2.6	Z	X
0532	Hardwood flooring	9	152 820	269	.2	Z	X
0533	Other hard-surface floor coverings and accessories (including tile and sheet goods)	17	199 611	36 480	18.3	.2	X
0540	Other home furnishings	24	234 791	15 449	6.6	.1	X
0600	Lumber: rough, dressed, and finished	10	61 341	2 110	3.4	Z	67.6
0612	Treated lumber	6	55 646	990	1.8	Z	X
0613	Boards	6	55 646	990	1.8	Z	X
0620	Plywood and millwork	55	588 400	55 329	9.4	.2	13.6
0621	Softwood plywood and oriented strand board (OSB)	14	197 170	1 692	.9	Z	X
0622	Other panels products (including hardwood plywood, waterboard, and particleboard)	9	134 752	1 703	1.3	Z	X
0623	Gypsum, specialty boards, and treatments	16	147 619	1 346	.9	Z	X
0624	Wood millwork (doors, windows, cabinets, etc.)	55	588 400	23 322	4.0	.1	X
0625	Metal millwork	14	197 170	27 266	13.8	.1	X
0700	Brick, stone, tile, sand, block, cement, and gravel	45	297 724	6 922	2.3	Z	58.0
0711	Ready-mixed or transit-mixed concrete	12	121 157	1 092	.9	Z	X
0712	Cement and lime	6	22 793	918	4.0	Z	X
0713	Sand, gravel, and crushed stone	6	19 556	356	1.8	Z	X
0714	Brick, block, tile, clay/cement sewer pipe, etc.	27	152 534	4 188	2.7	Z	X
0720	Roofing, siding, and insulation materials	75	543 427	30 823	5.7	.1	16.5
0721	Roofing, except wood	52	414 298	22 929	5.5	.1	X
0723	Insulation materials	23	129 129	7 894	6.1	Z	X
0740	Other construction materials	21	290 985	53 211	18.3	.2	68.0
0744	Construction materials, n.e.c. (including wire fence and construction paper)	19	288 670	52 171	18.1	.2	X
0960	Restaurant and hotel equipment and supplies	55	320 459	18 213	5.7	.1	X
1120	Flat iron and steel products	83	470 372	33 262	7.1	.1	.6
1126	Sheets (galvanized and coated)	68	330 403	17 393	5.3	.1	X
1140	Iron and steel wire and wire products	52	319 143	23 113	7.2	.1	1.8
1142	Nails	47	278 012	73	Z	Z	X
1143	Wire rope, strand, strapping, reinforcement mesh, and bale ties	47	278 012	20 986	7.5	.1	X
1150	Iron and steel pipe and tubing	628	3 669 663	570 027	15.5	2.5	1.7
1154	Other steel pipe	56	503 046	56 694	11.3	.2	X
1160	Other iron and steel products	6	16 627	662	4.0	Z	X
1180	Stainless steel	12	62 301	3 723	6.0	Z	69.2
1185	Other stainless steel (including tubing)	12	62 301	3 723	6.0	Z	X
1200	Copper and brass	16	137 754	24 882	18.1	.1	64.7
1213	Tubular products (pipes and tubes)	16	137 754	24 882	18.1	.1	X
1220	Aluminum shapes, forms, etc.	52	198 502	7 728	3.9	Z	X
1400	Electrical apparatus and equipment	300	1 791 889	272 395	15.2	1.2	8.0
1411	Power and distribution transformers	57	127 946	4 897	3.8	Z	X
1413	Motors and generators (including motor-generator sets)	142	1 008 206	14 895	1.5	.1	X
1414	Conduit, raceway, and fittings	22	92 817	1 854	2.0	Z	X
1415	Electric bulbs (all types)	11	90 223	608	.7	Z	X
1416	Interior wiring (excluding conduit)	11	90 223	608	.7	Z	X
1417	Exterior wiring and cable (excluding conduit)	11	90 223	1 215	1.3	Z	X
1418	Lighting fixtures (residential and commercial)	33	483 237	59 857	12.4	.3	X
1419	Industrial controls	146	317 380	29 981	9.4	.1	X
1421	Other electrical apparatus and equipment (including fuses and lightning rods)	69	941 116	156 718	16.7	.7	X
1500	Electrical appliances, household	138	1 224 834	68 572	5.6	.3	1.1
1511	Televisions	124	1 011 014	10 502	1.0	Z	X
1512	Radios, stereos, and CD players	124	1 011 014	7 016	.7	Z	X
1513	V.C.R.'s and video cameras	124	1 011 014	3 483	.3	Z	X
1514	Electrical household ranges and ovens	124	1 011 014	10 502	1.0	Z	X
1515	Refrigerators and freezers, household	124	1 011 014	10 502	1.0	Z	X
1516	Household laundry equipment	124	1 011 014	7 016	.7	Z	X
1518	Other electrical household appliances (including fans, dishwashers, etc.)	14	213 820	19 542	9.1	.1	X
1600	Electronic parts and equipment, except communication	163	778 309	64 973	8.3	.3	2.3
1613	Capacitors and resistors	142	565 216	34 116	6.0	.1	X
1650	Communication equipment and supplies	13	163 115	13 999	8.6	.1	X
1700	Hardware	772	4 008 108	443 032	11.1	1.9	54.2
1711	Hand tools (including power driven)	589	2 897 412	183 747	6.3	.8	X
1712	Bolts, nuts, rivets, and fasteners	407	1 936 084	110 708	5.7	.5	X
1713	Cutlery	262	1 232 536	148 552	12.1	.6	X
1800	Plumbing and heating equipment and supplies (hydronics)	4 625	22 928 107	19 517 235	85.1	85.1	56.4
1811	Plastic pipe fittings and valves (excluding pipe and tubing)	1 935	9 777 889	1 962 333	20.1	8.6	X
1812	Metal pipe fittings and valves (excluding pipe and tubing)	2 341	12 155 135	3 861 747	31.8	16.8	X
1813	Plumbing fixtures	2 222	13 806 076	5 953 683	43.1	26.0	X
1814	Furnaces, stoves, water heaters (except electric and warm air)	1 244	6 326 020	1 362 539	21.5	5.9	X
1815	Boilers, radiators, and convectors	995	3 761 432	1 154 047	30.7	5.0	X
1818	Other plumbing and heating equipment and supplies	2 980	14 798 420	5 222 878	35.3	22.8	X

See footnotes at end of table.

Table 2. All Types of Operation by Kind of Business and Commodity Line for Wholesale Trade: 1997—Con.

[Includes only establishments with payroll. For meaning of abbreviations and symbols, see introductory text. For explanation of terms, see Appendix A]

NAICS code and CL code	Kind of business and commodity line	Establishments handling commodity line		Commodity line sales			Sales coverage percent
		Number	Total sales (\$1,000)	Amount ¹ (\$1,000)	As percent of total sales of—		
					Establishments handling line	Establishments in NAICS industry ¹	
421720	Plumbing & heating equipment & supplies (hydronics) whse—Con.						
1900	Warm air heating and air-conditioning equipment and supplies	627	3 284 625	423 764	12.9	1.8	56.0
1911	Furnaces (warm air)	393	2 026 189	140 245	6.9	.6	X
1912	Central air-conditioning (residential and commercial)	289	1 324 892	97 595	7.4	.4	X
1914	Heat pumps (residential and commercial)	207	981 481	30 310	3.1	.1	X
1916	Air cleaning and filtration systems	121	469 280	16 377	3.5	.1	X
1917	Compressors for air-conditioners	159	660 300	26 692	4.0	.1	X
1918	Condensing units for air-conditioners	135	526 110	16 120	3.1	.1	X
1919	Registers, grills, pre-formed ductwork (excluding sheet metal), and duct insulation	272	1 458 538	96 434	6.6	.4	X
2000	Refrigeration equipment and supplies	158	776 308	64 767	8.3	.3	60.5
2011	Commercial refrigerators (reach-in and walk-in)	21	41 430	693	1.7	Z	X
2012	Unit coolers for commercial refrigerators	10	24 532	733	3.0	Z	X
2013	Condensing units for commercial refrigerators	50	130 663	6 604	5.1	Z	X
2014	Refrigerants	54	210 510	3 575	1.7	Z	X
2015	Other refrigeration equipment and supplies	126	701 018	53 160	7.6	.2	X
2100	Construction and mining machinery and equipment (including parts and attachments)	17	42 109	2 529	6.0	Z	X
2200	Farm machinery, equipment, and parts	17	89 408	11 082	12.4	Z	X
2220	Garden machinery, equipment, and parts	21	123 533	16 227	13.1	.1	X
2300	Hydraulic and pneumatic (fluid-power) pumps, motors, and parts	11	37 299	6 274	16.8	Z	52.2
2311	Pumps	9	31 837	2 427	7.6	X	X
2313	Parts for pumps and motors	8	25 109	3 329	13.3	Z	X
2320	General-purpose industrial machinery, equipment, and parts	164	458 869	59 050	12.9	.3	13.0
2321	New pumps, compressors (air or gas), and equipment	101	299 941	26 564	8.9	.1	X
2326	New controlling, recording, and indicating instruments and access	47	110 285	26 956	24.4	.1	X
2327	All other new general-purpose industrial machinery and equipment	21	10 214	1 252	12.3	Z	X
2328	Used general-purpose industrial machinery and equipment	10	10 317	1 307	12.7	Z	X
2330	Metalworking machinery, equipment, and parts	24	77 977	7 285	9.3	Z	X
2340	Materials handling machinery, equipment, and parts	24	78 545	8 311	10.6	Z	X
2380	Industrial valves and fittings (except fluid-power)	33	124 197	25 487	20.5	.1	X
2390	Hydraulic and pneumatic (fluid-power) valves	17	20 487	953	4.7	Z	68.3
2392	Pneumatic valves	14	9 285	393	4.2	Z	X
2400	Hydraulic and pneumatic cylinders and rotary actuators	7	8 209	243	3.0	Z	69.2
2412	Pneumatic cylinders and rotary actuators	7	8 209	243	3.0	Z	X
2420	Hydraulic and pneumatic connectors and assemblies	11	8 349	572	6.9	Z	61.0
2421	Hydraulic and pneumatic connectors	11	8 349	163	2.0	Z	X
2422	Hydraulic and pneumatic assemblies	11	8 349	409	4.9	Z	X
2430	Fluid-power filters, components, accessories, and parts	13	11 360	746	6.6	Z	67.6
2431	Filters	13	11 360	385	3.4	Z	X
2432	Other fluid-power components, accessories, and parts, n.e.c.	12	8 988	361	4.0	Z	X
2450	Industrial containers and supplies	65	1 004 274	110 431	11.0	.5	X
2460	Other industrial supplies	123	521 812	29 218	5.6	.1	4.1
2466	Industrial supplies, n.e.c.	109	426 608	26 051	6.1	.1	X
2520	Custodial (janitors') equipment and supplies	18	140 261	7 788	5.6	Z	3.3
2523	Custodial supplies	18	140 261	7 788	5.6	Z	X
2700	Sporting and recreational goods and supplies	27	289 115	22 404	7.7	.1	13.0
2711	Ammunition, firearms, reloading equipment, archery supplies, shooting aids, and accessories	16	42 463	6 404	15.1	Z	X
2714	Camping and fishing equipment and accessories	19	56 584	1 238	2.2	Z	X
2717	Marine pleasure craft, equipment, and accessories	6	92 346	1 668	1.8	Z	X
5300	Plastics materials and basic shapes	463	2 742 222	339 085	12.4	1.5	.2
5311	Plastic pipes, rods, tubes, and shapes	387	1 706 933	219 252	12.8	1.0	X
5330	Chemicals and allied products (excluding agricultural, plastics, gases, and petroleum)	251	1 404 643	94 544	6.7	.4	.7
5332	Alkalies and chlorine	73	611 835	7 668	1.3	Z	X
5336	Sanitation chemicals, polishes, and waxes	75	225 350	27 533	12.2	.1	X
5341	Insecticides, nonagricultural	73	611 835	23 014	3.8	.1	X
5342	Adhesives, sealants, and glues	72	229 002	17 644	7.7	.1	X
5344	Other chemicals and allied products	27	312 245	17 540	5.6	.1	X
5800	Farm supplies	19	20 291	1 407	6.9	Z	14.8
5811	Hay, straw, and alfalfa	19	20 291	1 407	6.9	Z	X
6000	Paint, paint supplies, and wallpaper	155	891 173	39 095	4.4	.2	1.2
6011	Architectural coatings (enamels, primers, stains, solvents, and lacquers)	13	250 816	8 551	3.4	Z	X
9700	Service receipts and labor charges (including installed parts)	192	527 047	105 541	20.0	.5	40.9
9701	Labor charges for repair work	144	419 728	54 386	13.0	.2	X
9702	Parts installed in repair work	104	247 341	42 027	17.0	.2	X
9703	Other service receipts and labor charges—Specify	38	79 128	9 110	11.5	Z	X
9720	Receipts for service contracts	26	140 465	14 722	10.5	.1	X
9740	Receipts for installing equipment	38	63 781	7 182	11.3	Z	X
9810	Miscellaneous commodities	196	1 125 468	180 748	16.1	.8	X
9940	Rental and leasing receipts	35	80 488	6 743	8.4	Z	X

See footnotes at end of table.

Table 2. All Types of Operation by Kind of Business and Commodity Line for Wholesale Trade: 1997—Con.

[Includes only establishments with payroll. For meaning of abbreviations and symbols, see introductory text. For explanation of terms, see Appendix A]

NAICS code and CL code	Kind of business and commodity line	Establishments handling commodity line		Commodity line sales			Sales coverage percent
		Number	Total sales (\$1,000)	Amount ¹ (\$1,000)	As percent of total sales of—		
					Establishments handling line	Establishments in NAICS industry ¹	
42173	Warm air heating & air-conditioning equipment & supplies						
	whse	5 524	X	20 062 710	X	100.0	73.6
0200	New and rebuilt automotive parts and supplies	10	57 238	4 020	7.0	Z	19.5
0214	Brake parts (including fluid and all disk and drum parts)	6	17 864	1 136	6.4	Z	X
0215	Exhaust system parts	9	52 408	2 740	5.2	Z	X
0620	Plywood and millwork	27	172 228	16 469	9.6	.1	19.4
0624	Wood millwork (doors, windows, cabinets, etc.)	18	89 312	6 369	7.1	Z	X
0626	Other millwork and wood siding (including trusses and wood roofing)	9	55 258	2 942	5.3	Z	X
0700	Brick, stone, tile, sand, block, cement, and gravel	20	86 338	3 859	4.5	Z	1.3
0714	Brick, block, tile, clay/cement sewer pipe, etc.	18	38 777	1 958	5.0	Z	X
0720	Roofing, siding, and insulation materials	156	760 730	84 737	11.1	.4	4.9
0721	Roofing, except wood	40	141 203	14 669	10.4	.1	X
0722	Siding, except wood	38	138 955	20 177	14.5	X	X
0723	Insulation materials	74	374 669	45 444	12.1	.2	X
0740	Other construction materials	28	201 981	30 289	15.0	.2	28.6
0743	Manufactured (mobile) homes	18	191 594	27 108	14.1	.1	X
0744	Construction materials, n.e.c. (including wire fence and construction paper)	7	8 646	2 952	34.1	Z	X
0960	Restaurant and hotel equipment and supplies	64	210 544	8 392	4.0	Z	X
1120	Flat iron and steel products	434	1 791 774	157 834	8.8	.8	.9
1126	Sheets (galvanized and coated)	425	1 665 264	106 850	6.4	.5	X
1129	Other flat iron and steel products	107	147 847	46 068	31.2	.2	X
1140	Iron and steel wire and wire products	95	351 099	11 933	3.4	.1	.2
1142	Nails	87	214 277	4 389	2.0	Z	X
1150	Iron and steel pipe and tubing	480	1 430 226	83 572	5.8	.4	X
1200	Copper and brass	10	73 680	9 279	12.6	Z	1.7
1212	Flat products (sheets, strips, and plates)	9	47 321	1 370	2.9	Z	X
1220	Aluminum shapes, forms, etc.	85	286 123	10 724	3.7	.1	X
1400	Electrical apparatus and equipment	533	2 095 504	184 317	8.8	.9	4.1
1411	Power and distribution transformers	52	289 142	40 521	14.0	.2	X
1412	Switchgear and switchboard apparatus	8	179 118	1 242	.7	Z	X
1413	Motors and generators (including motor-generator sets)	263	793 898	43 779	5.5	.2	X
1414	Conduit, raceway, and fittings	9	22 797	154	.7	Z	X
1415	Electric bulbs (all types)	158	574 294	5 357	.9	Z	X
1416	Interior wiring (excluding conduit)	63	254 589	1 870	.7	Z	X
1417	Exterior wiring and cable (excluding conduit)	63	254 589	1 870	.7	Z	X
1418	Lighting fixtures (residential and commercial)	63	254 589	1 870	.7	Z	X
1419	Industrial controls	167	705 926	47 565	6.7	.2	X
1421	Other electrical apparatus and equipment (including fuses and lightning rods)	108	559 545	40 082	7.2	.2	X
1500	Electrical appliances, household	203	1 067 266	111 572	10.5	.6	5.1
1511	Televisions	24	250 296	6 530	2.6	Z	X
1513	V.C.R.'s and video cameras	13	35 209	167	.5	Z	X
1514	Electrical household ranges and ovens	67	194 370	3 448	1.8	Z	X
1515	Refrigerators and freezers, household	90	462 596	12 672	2.7	.1	X
1516	Household laundry equipment	89	467 014	18 167	3.9	.1	X
1518	Other electrical household appliances (including fans, dishwashers, etc.)	162	825 829	65 392	7.9	.3	X
1600	Electronic parts and equipment, except communication	294	1 200 256	78 187	6.5	.4	1.1
1612	Integrated circuits	189	746 923	4 033	.5	Z	X
1613	Capacitors and resistors	175	741 824	9 152	1.2	Z	X
1615	Discrete semiconductors, etc.	105	367 740	9 054	2.5	Z	X
1616	Electronic connectors and other passive electronic parts	190	832 516	25 601	3.1	.1	X
1618	Electronic parts and equipment, n.e.c.	266	1 104 465	30 341	2.7	.2	X
1700	Hardware	1 534	4 659 050	153 265	3.3	.8	69.4
1711	Hand tools (including power driven)	1 374	4 137 373	89 756	2.2	.4	X
1712	Bolts, nuts, rivets, and fasteners	533	1 983 234	47 478	2.4	.2	X
1713	Cutlery	201	746 578	16 023	2.1	.1	X
1800	Plumbing and heating equipment and supplies (hydronics)	2 039	6 553 802	1 023 649	15.6	5.1	67.5
1811	Plastic pipe fittings and valves (excluding pipe and tubing)	694	2 279 264	73 124	3.2	.4	X
1812	Metal pipe fittings and valves (excluding pipe and tubing)	1 275	3 559 662	225 794	6.3	1.1	X
1813	Plumbing fixtures	347	1 312 211	84 120	6.4	.4	X
1814	Furnaces, stoves, water heaters (except electric and warm air)	685	2 563 281	170 925	6.7	.9	X
1815	Boilers, radiators, and convectors	613	2 275 557	127 152	5.6	.6	X
1818	Other plumbing and heating equipment and supplies	1 067	3 512 972	342 528	9.8	1.7	X
1900	Warm air heating and air-conditioning equipment and supplies	5 524	20 062 710	16 418 239	81.8	81.8	67.4
1911	Furnaces (warm air)	3 303	12 316 357	2 570 749	20.9	12.8	X
1912	Central air-conditioning (residential and commercial)	3 921	15 915 828	6 655 820	41.8	33.2	X
1914	Heat pumps (residential and commercial)	2 273	9 919 717	1 123 375	11.3	5.6	X
1916	Air cleaning and filtration systems	2 688	10 448 092	1 635 318	15.7	8.2	X
1917	Compressors for air-conditioners	2 530	9 774 652	703 139	7.2	3.5	X
1918	Condensing units for air-conditioners	2 066	9 529 552	1 142 306	12.0	5.7	X
1919	Registers, grills, pre-formed ductwork (excluding sheet metal), and duct insulation	3 141	11 606 833	2 587 531	22.3	12.9	X
2000	Refrigeration equipment and supplies	1 810	5 198 384	800 315	15.4	4.0	70.6
2011	Commercial refrigerators (reach-in and walk-in)	384	848 877	25 585	3.0	.1	X
2012	Unit coolers for commercial refrigerators	288	1 132 578	77 010	6.8	.4	X
2013	Condensing units for commercial refrigerators	655	1 479 650	77 828	5.3	.4	X
2014	Refrigerants	1 525	3 771 154	347 004	9.2	1.7	X
2015	Other refrigeration equipment and supplies	1 194	3 210 007	272 896	8.5	1.4	X
2100	Construction and mining machinery and equipment (including parts and attachments)	11	28 215	2 499	8.9	Z	X
2300	Hydraulic and pneumatic (fluid-power) pumps, motors, and parts	6	9 045	896	9.9	Z	X

See footnotes at end of table.

Table 2. All Types of Operation by Kind of Business and Commodity Line for Wholesale Trade: 1997—Con.

[Includes only establishments with payroll. For meaning of abbreviations and symbols, see introductory text. For explanation of terms, see Appendix A]

NAICS code and CL code	Kind of business and commodity line	Establishments handling commodity line		Commodity line sales			Sales coverage percent
		Number	Total sales (\$1,000)	Amount ¹ (\$1,000)	As percent of total sales of—		
					Establishments handling line	Establishments in NAICS industry ¹	
42173	Warm air heating & air-conditioning equipment & supplies whsle—Con.						
2320	General-purpose industrial machinery, equipment, and parts	124	380 233	53 500	14.1	.3	17.3
2326	New controlling, recording, and indicating instruments and access	19	39 330	4 370	11.1	Z	X
2327	All other new general-purpose industrial machinery and equipment	105	340 903	49 130	14.4	.2	X
2330	Metalworking machinery, equipment, and parts	78	192 831	7 396	3.8	Z	X
2340	Materials handling machinery, equipment, and parts	33	92 311	3 291	3.6	Z	X
2370	Mechanical power transmission supplies	9	20 307	4 673	23.0	Z	67.3
2371	Bearings and bushings	7	16 860	455	2.7	Z	X
2372	Other mechanical power transmission supplies	7	17 935	4 218	23.5	Z	X
2450	Industrial containers and supplies	10	30 242	374	1.2	Z	.6
2451	New and reconditioned drums and barrels	10	30 242	374	1.2	Z	X
2460	Other industrial supplies	203	660 790	20 128	3.0	.1	2.5
2461	Printing and duplicating inks	95	319 535	4 942	1.5	Z	X
2462	Abrasives and abrasive materials	60	131 581	4 569	3.5	Z	X
2464	Mechanical rubber goods	17	153 528	8 507	5.5	Z	X
2465	Strapping and tape	60	169 529	1 839	1.1	Z	X
5300	Plastics materials and basic shapes	134	602 550	34 859	5.8	.2	X
5330	Chemicals and allied products (excluding agricultural, plastics, gases, and petroleum)	231	758 489	16 560	2.2	.1	1.1
5342	Adhesives, sealants, and glues	219	555 990	11 186	2.0	.1	X
6000	Paint, paint supplies, and wallpaper	32	93 623	1 241	1.3	Z	X
9700	Service receipts and labor charges (including installed parts)	468	2 456 111	501 452	20.4	2.5	70.6
9701	Labor charges for repair work	363	2 021 370	311 511	15.4	1.6	X
9702	Parts installed in repair work	340	1 933 259	176 593	9.1	.9	X
9703	Other service receipts and labor charges—Specify	86	232 754	13 340	5.7	.1	X
9720	Receipts for service contracts	116	435 472	35 323	8.1	.2	X
9740	Receipts for installing equipment	133	344 050	31 754	9.2	.2	X
9810	Miscellaneous commodities	204	632 512	71 238	11.3	.4	X
9940	Rental and leasing receipts	47	127 789	2 070	1.6	Z	X
9950	Construction receipts	22	65 952	7 152	10.8	Z	X
421730	Warm air heating & air-conditioning equipment & supplies whsle	5 524	X	20 062 710	X	100.0	73.6
0200	New and rebuilt automotive parts and supplies	10	57 238	4 020	7.0	Z	19.5
0214	Brake parts (including fluid and all disk and drum parts)	6	17 864	1 136	6.4	Z	X
0215	Exhaust system parts	9	52 408	2 740	5.2	Z	X
0620	Plywood and millwork	27	172 228	16 469	9.6	.1	19.4
0624	Wood millwork (doors, windows, cabinets, etc.)	18	89 312	6 369	7.1	Z	X
0626	Other millwork and wood siding (including trusses and wood roofing)	9	55 258	2 942	5.3	Z	X
0700	Brick, stone, tile, sand, block, cement, and gravel	20	86 338	3 859	4.5	Z	1.3
0714	Brick, block, tile, clay/cement sewer pipe, etc.	18	38 777	1 958	5.0	Z	X
0720	Roofing, siding, and insulation materials	156	760 730	84 737	11.1	.4	4.9
0721	Roofing, except wood	40	141 203	14 669	10.4	.1	X
0722	Siding, except wood	38	138 955	20 177	14.5	X	X
0723	Insulation materials	74	374 669	45 444	12.1	.2	X
0740	Other construction materials	28	201 981	30 289	15.0	.2	28.6
0743	Manufactured (mobile) homes	18	191 594	27 108	14.1	.1	X
0744	Construction materials, n.e.c. (including wire fence and construction paper)	7	8 646	2 952	34.1	Z	X
0960	Restaurant and hotel equipment and supplies	64	210 544	8 392	4.0	Z	X
1120	Flat iron and steel products	434	1 791 774	157 834	8.8	.8	.9
1126	Sheets (galvanized and coated)	425	1 665 264	106 850	6.4	.5	X
1129	Other flat iron and steel products	107	147 847	46 068	31.2	.2	X
1140	Iron and steel wire and wire products	95	351 099	11 933	3.4	.1	.2
1142	Nails	87	214 277	4 389	2.0	Z	X
1150	Iron and steel pipe and tubing	480	1 430 226	83 572	5.8	.4	X
1200	Copper and brass	10	73 680	9 279	12.6	Z	1.7
1212	Flat products (sheets, strips, and plates)	9	47 321	1 370	2.9	Z	X
1220	Aluminum shapes, forms, etc.	85	286 123	10 724	3.7	.1	X
1400	Electrical apparatus and equipment	533	2 095 504	184 317	8.8	.9	4.1
1411	Power and distribution transformers	52	289 142	40 521	14.0	.2	X
1412	Switchgear and switchboard apparatus	8	179 118	1 242	.7	Z	X
1413	Motors and generators (including motor-generator sets)	263	793 898	43 779	5.5	.2	X
1414	Conduit, raceway, and fittings	9	22 797	154	.7	Z	X
1415	Electric bulbs (all types)	158	574 294	5 357	.9	Z	X
1416	Interior wiring (excluding conduit)	63	254 589	1 870	.7	Z	X
1417	Exterior wiring and cable (excluding conduit)	63	254 589	1 870	.7	Z	X
1418	Lighting fixtures (residential and commercial)	63	254 589	1 870	.7	Z	X
1419	Industrial controls	167	705 926	47 565	6.7	.2	X
1421	Other electrical apparatus and equipment (including fuses and lightning rods)	108	559 545	40 082	7.2	.2	X
1500	Electrical appliances, household	203	1 067 266	111 572	10.5	.6	5.1
1511	Televisions	24	250 296	6 530	2.6	Z	X
1513	V.C.R.'s and video cameras	13	35 209	167	.5	Z	X
1514	Electrical household ranges and ovens	67	194 370	3 448	1.8	Z	X
1515	Refrigerators and freezers, household	90	462 596	12 672	2.7	.1	X
1516	Household laundry equipment	89	467 014	18 167	3.9	.1	X
1518	Other electrical household appliances (including fans, dishwashers, etc.)	162	825 829	65 392	7.9	.3	X

See footnotes at end of table.

Table 2. All Types of Operation by Kind of Business and Commodity Line for Wholesale Trade: 1997—Con.

[Includes only establishments with payroll. For meaning of abbreviations and symbols, see introductory text. For explanation of terms, see Appendix A]

NAICS code and CL code	Kind of business and commodity line	Establishments handling commodity line		Commodity line sales			Sales coverage percent
		Number	Total sales (\$1,000)	Amount ¹ (\$1,000)	As percent of total sales of—		
					Establishments handling line	Establishments in NAICS industry ¹	
421730	Warm air heating & air-conditioning equipment & supplies whsle—Con.						
1600	Electronic parts and equipment, except communication	294	1 200 256	78 187	6.5	.4	1.1
1612	Integrated circuits	189	746 923	4 033	.5	Z	X
1613	Capacitors and resistors	175	741 824	9 152	1.2	Z	X
1615	Discrete semiconductors, etc.	105	367 740	9 054	2.5	Z	X
1616	Electronic connectors and other passive electronic parts	190	832 516	25 601	3.1	.1	X
1618	Electronic parts and equipment, n.e.c.	266	1 104 465	30 341	2.7	.2	X
1700	Hardware	1 534	4 659 050	153 265	3.3	.8	69.4
1711	Hand tools (including power driven)	1 374	4 137 373	89 756	2.2	.4	X
1712	Bolts, nuts, rivets, and fasteners	533	1 983 234	47 478	2.4	.2	X
1713	Cutlery	201	746 578	16 023	2.1	.1	X
1800	Plumbing and heating equipment and supplies (hydronics)	2 039	6 553 802	1 023 649	15.6	5.1	67.5
1811	Plastic pipe fittings and valves (excluding pipe and tubing)	694	2 279 264	73 124	3.2	.4	X
1812	Metal pipe fittings and valves (excluding pipe and tubing)	1 275	3 559 662	225 794	6.3	1.1	X
1813	Plumbing fixtures	347	1 312 211	84 120	6.4	.4	X
1814	Furnaces, stoves, water heaters (except electric and warm air)	685	2 563 281	170 925	6.7	.9	X
1815	Boilers, radiators, and convectors	613	2 275 557	127 152	5.6	.6	X
1818	Other plumbing and heating equipment and supplies	1 067	3 512 972	342 528	9.8	1.7	X
1900	Warm air heating and air-conditioning equipment and supplies	5 524	20 062 710	16 418 239	81.8	81.8	67.4
1911	Furnaces (warm air)	3 303	12 316 357	2 570 749	20.9	12.8	X
1912	Central air-conditioning (residential and commercial)	3 921	15 915 828	6 655 820	41.8	33.2	X
1914	Heat pumps (residential and commercial)	2 273	9 919 717	1 123 375	11.3	5.6	X
1916	Air cleaning and filtration systems	2 688	10 448 092	1 635 318	15.7	8.2	X
1917	Compressors for air-conditioners	2 530	9 774 652	703 139	7.2	3.5	X
1918	Condensing units for air-conditioners	2 066	9 529 552	1 142 306	12.0	5.7	X
1919	Registers, grills, pre-formed ductwork (excluding sheet metal), and duct insulation	3 141	11 606 833	2 587 531	22.3	12.9	X
2000	Refrigeration equipment and supplies	1 810	5 198 384	800 315	15.4	4.0	70.6
2011	Commercial refrigerators (reach-in and walk-in)	384	848 877	25 585	3.0	.1	X
2012	Unit coolers for commercial refrigerators	288	1 132 578	77 010	6.8	.4	X
2013	Condensing units for commercial refrigerators	655	1 479 650	77 828	5.3	.4	X
2014	Refrigerants	1 525	3 771 154	347 004	9.2	1.7	X
2015	Other refrigeration equipment and supplies	1 194	3 210 007	272 896	8.5	1.4	X
2100	Construction and mining machinery and equipment (including parts and attachments)	11	28 215	2 499	8.9	Z	X
2300	Hydraulic and pneumatic (fluid-power) pumps, motors, and parts	6	9 045	896	9.9	Z	X
2320	General-purpose industrial machinery, equipment, and parts	124	380 233	53 500	14.1	.3	17.3
2326	New controlling, recording, and indicating instruments and access	19	39 330	4 370	11.1	Z	X
2327	All other new general-purpose industrial machinery and equipment	105	340 903	49 130	14.4	.2	X
2330	Metalworking machinery, equipment, and parts	78	192 831	7 396	3.8	Z	X
2340	Materials handling machinery, equipment, and parts	33	92 311	3 291	3.6	Z	X
2370	Mechanical power transmission supplies	9	20 307	4 673	23.0	Z	67.3
2371	Bearings and bushings	7	16 860	455	2.7	Z	X
2372	Other mechanical power transmission supplies	7	17 935	4 218	23.5	Z	X
2450	Industrial containers and supplies	10	30 242	374	1.2	.6	X
2451	New and reconditioned drums and barrels	10	30 242	374	1.2	Z	X
2460	Other industrial supplies	203	660 790	20 128	3.0	.1	2.5
2461	Printing and duplicating inks	95	319 535	4 942	1.5	Z	X
2462	Abrasives and abrasive materials	60	131 581	4 569	3.5	Z	X
2464	Mechanical rubber goods	17	153 528	8 507	5.5	Z	X
2465	Strapping and tape	60	169 529	1 839	1.1	Z	X
5300	Plastics materials and basic shapes	134	602 550	34 859	5.8	.2	X
5330	Chemicals and allied products (excluding agricultural, plastics, gases, and petroleum)	231	758 489	16 560	2.2	.1	1.1
5342	Adhesives, sealants, and glues	219	555 990	11 186	2.0	.1	X
6000	Paint, paint supplies, and wallpaper	32	93 623	1 241	1.3	Z	X
9700	Service receipts and labor charges (including installed parts)	468	2 456 111	501 452	20.4	2.5	70.6
9701	Labor charges for repair work	363	2 021 370	311 511	15.4	1.6	X
9702	Parts installed in repair work	340	1 933 259	176 593	9.1	.9	X
9703	Other service receipts and labor charges—Specify	86	232 754	13 340	5.7	.1	X
9720	Receipts for service contracts	116	435 472	35 323	8.1	.2	X
9740	Receipts for installing equipment	133	344 050	31 754	9.2	.2	X
9810	Miscellaneous commodities	204	632 512	71 238	11.3	.4	X
9940	Rental and leasing receipts	47	127 789	2 070	1.6	Z	X
9950	Construction receipts	22	65 952	7 152	10.8	Z	X
42174	Refrigeration equipment & supplies whsle	1 572	X	5 135 271	X	100.0	85.2
0200	New and rebuilt automotive parts and supplies	8	48 908	7 632	15.6	.1	X
0540	Other home furnishings	9	8 747	1 462	16.7	Z	X
0960	Restaurant and hotel equipment and supplies	159	411 186	67 453	16.4	1.3	X
0970	Store machines and equipment	22	65 060	16 642	25.6	.3	40.5
0972	Other store machines and equipment	21	62 923	16 103	25.6	.3	X
1120	Flat iron and steel products	6	19 919	835	4.2	Z	X
1150	Iron and steel pipe and tubing	259	407 060	16 894	4.2	.3	X
1220	Aluminum shapes, forms, etc.	7	18 883	584	3.1	Z	X
1400	Electrical apparatus and equipment	133	404 627	40 027	9.9	.8	1.9
1413	Motors and generators (including motor-generator sets)	61	74 110	6 235	8.4	.1	X
1417	Exterior wiring and cable (excluding conduit)	61	272 367	28 572	10.5	.6	X
1500	Electrical appliances, household	12	28 563	2 263	7.9	Z	17.9
1514	Electrical household ranges and ovens	12	28 563	1 123	3.9	Z	X
1515	Refrigerators and freezers, household	12	28 563	1 123	3.9	Z	X

See footnotes at end of table.

Table 2. All Types of Operation by Kind of Business and Commodity Line for Wholesale Trade: 1997—Con.

[Includes only establishments with payroll. For meaning of abbreviations and symbols, see introductory text. For explanation of terms, see Appendix A]

NAICS code and CL code	Kind of business and commodity line	Establishments handling commodity line		Commodity line sales			Sales coverage percent
		Number	Total sales (\$1,000)	Amount ¹ (\$1,000)	As percent of total sales of—		
					Establishments handling line	Establishments in NAICS industry ¹	
42174	Refrigeration equipment & supplies whlse—Con.						
1600	Electronic parts and equipment, except communication	50	139 908	18 316	13.1	.4	.5
1618	Electronic parts and equipment, n.e.c.	43	97 775	10 284	10.5	.2	X
1700	Hardware	475	953 649	41 510	4.4	.8	83.7
1711	Hand tools (including power driven)	437	848 991	32 470	3.8	.6	X
1712	Bolts, nuts, rivets, and fasteners	111	273 356	5 079	1.9	.1	X
1713	Cutlery	47	121 732	3 957	3.3	.1	X
1800	Plumbing and heating equipment and supplies (hydronics)	551	1 123 461	135 541	12.1	2.6	80.5
1811	Plastic pipe fittings and valves (excluding pipe and tubing)	128	329 648	8 844	2.7	.2	X
1812	Metal pipe fittings and valves (excluding pipe and tubing)	425	797 417	32 086	4.0	.6	X
1813	Plumbing fixtures	30	50 134	5 552	11.1	.1	X
1814	Furnaces, stoves, water heaters (except electric and warm air)	75	177 634	4 879	2.7	.1	X
1815	Boilers, radiators, and convectors	71	207 603	7 404	3.6	.1	X
1818	Other plumbing and heating equipment and supplies	422	854 177	76 775	9.0	1.5	X
1900	Warm air heating and air-conditioning equipment and supplies	638	1 405 052	341 041	24.3	6.6	78.2
1911	Furnaces (warm air)	437	842 815	44 140	5.2	.9	X
1912	Central air-conditioning (residential and commercial)	509	1 027 801	102 956	10.0	2.0	X
1914	Heat pumps (residential and commercial)	185	399 951	17 668	4.4	.3	X
1916	Air cleaning and filtration systems	389	686 136	12 926	1.9	.3	X
1917	Compressors for air-conditioners	373	945 486	102 007	10.8	2.0	X
1918	Condensing units for air-conditioners	283	674 357	35 505	5.3	.7	X
1919	Registers, grills, pre-formed ductwork (excluding sheet metal), and duct insulation	400	723 264	25 828	3.6	.5	X
2000	Refrigeration equipment and supplies	1 572	5 135 271	4 057 568	79.0	79.0	72.4
2011	Commercial refrigerators (reach-in and walk-in)	799	2 627 731	969 679	36.9	18.9	X
2012	Unit coolers for commercial refrigerators	579	2 006 400	230 451	11.5	4.5	X
2013	Condensing units for commercial refrigerators	923	2 686 017	316 001	11.8	6.2	X
2014	Refrigerants	895	1 901 653	449 151	23.6	8.7	X
2015	Other refrigeration equipment and supplies	1 394	4 295 981	2 087 762	48.6	40.7	X
2320	General-purpose industrial machinery, equipment, and parts	12	37 283	6 425	17.2	.1	25.7
2321	New pumps, compressors (air or gas), and equipment	10	31 435	4 440	14.1	.1	X
2326	New controlling, recording, and indicating instruments and access	10	31 435	736	2.3	Z	X
2340	Materials handling machinery, equipment, and parts	6	13 284	1 529	11.5	Z	X
2400	Hydraulic and pneumatic cylinders and rotary actuators	8	33 152	329	1.0	Z	X
2460	Other industrial supplies	15	40 259	1 246	3.1	Z	X
5300	Plastics materials and basic shapes	32	76 383	6 419	8.4	.1	X
5330	Chemicals and allied products (excluding agricultural, plastics, gases, and petroleum)	99	224 787	7 709	3.4	.2	X
9700	Service receipts and labor charges (including installed parts)	232	1 166 983	150 516	12.9	2.9	82.8
9701	Labor charges for repair work	194	1 028 684	80 461	7.8	1.6	X
9702	Parts installed in repair work	160	921 386	55 132	6.0	1.1	X
9703	Other service receipts and labor charges—Specify	62	414 063	14 915	3.6	.3	X
9720	Receipts for service contracts	36	389 007	35 621	9.2	.7	X
9740	Receipts for installing equipment	90	967 955	111 156	11.5	2.2	X
9810	Miscellaneous commodities	43	101 370	9 736	9.6	.2	X
9940	Rental and leasing receipts	48	145 100	17 444	12.0	.3	X
9950	Construction receipts	12	225 230	15 008	6.7	.3	X
421740	Refrigeration equipment & supplies whlse	1 572	X	5 135 271	X	100.0	85.2
0200	New and rebuilt automotive parts and supplies	8	48 908	7 632	15.6	.1	X
0540	Other home furnishings	9	8 747	1 462	16.7	Z	X
0960	Restaurant and hotel equipment and supplies	159	411 186	67 453	16.4	1.3	X
0970	Store machines and equipment	22	65 060	16 642	25.6	.3	40.5
0972	Other store machines and equipment	21	62 923	16 103	25.6	.3	X
1120	Flat iron and steel products	6	19 919	835	4.2	Z	X
1150	Iron and steel pipe and tubing	259	407 060	16 894	4.2	.3	X
1220	Aluminum shapes, forms, etc.	7	18 883	584	3.1	Z	X
1400	Electrical apparatus and equipment	133	404 627	40 027	9.9	.8	1.9
1413	Motors and generators (including motor-generator sets)	61	74 110	6 235	8.4	.1	X
1417	Exterior wiring and cable (excluding conduit)	61	272 367	28 572	10.5	.6	X
1500	Electrical appliances, household	12	28 563	2 263	7.9	Z	17.9
1514	Electrical household ranges and ovens	12	28 563	1 123	3.9	Z	X
1515	Refrigerators and freezers, household	12	28 563	1 123	3.9	Z	X
1600	Electronic parts and equipment, except communication	50	139 908	18 316	13.1	.4	.5
1618	Electronic parts and equipment, n.e.c.	43	97 775	10 284	10.5	.2	X
1700	Hardware	475	953 649	41 510	4.4	.8	83.7
1711	Hand tools (including power driven)	437	848 991	32 470	3.8	.6	X
1712	Bolts, nuts, rivets, and fasteners	111	273 356	5 079	1.9	.1	X
1713	Cutlery	47	121 732	3 957	3.3	.1	X
1800	Plumbing and heating equipment and supplies (hydronics)	551	1 123 461	135 541	12.1	2.6	80.5
1811	Plastic pipe fittings and valves (excluding pipe and tubing)	128	329 648	8 844	2.7	.2	X
1812	Metal pipe fittings and valves (excluding pipe and tubing)	425	797 417	32 086	4.0	.6	X
1813	Plumbing fixtures	30	50 134	5 552	11.1	.1	X
1814	Furnaces, stoves, water heaters (except electric and warm air)	75	177 634	4 879	2.7	.1	X
1815	Boilers, radiators, and convectors	71	207 603	7 404	3.6	.1	X
1818	Other plumbing and heating equipment and supplies	422	854 177	76 775	9.0	1.5	X
1900	Warm air heating and air-conditioning equipment and supplies	638	1 405 052	341 041	24.3	6.6	78.2
1911	Furnaces (warm air)	437	842 815	44 140	5.2	.9	X
1912	Central air-conditioning (residential and commercial)	509	1 027 801	102 956	10.0	2.0	X
1914	Heat pumps (residential and commercial)	185	399 951	17 668	4.4	.3	X
1916	Air cleaning and filtration systems	389	686 136	12 926	1.9	.3	X
1917	Compressors for air-conditioners	373	945 486	102 007	10.8	2.0	X
1918	Condensing units for air-conditioners	283	674 357	35 505	5.3	.7	X

See footnotes at end of table.

Table 2. All Types of Operation by Kind of Business and Commodity Line for Wholesale Trade: 1997—Con.

[Includes only establishments with payroll. For meaning of abbreviations and symbols, see introductory text. For explanation of terms, see Appendix A]

NAICS code and CL code	Kind of business and commodity line	Establishments handling commodity line		Commodity line sales			Sales coverage percent
		Number	Total sales (\$1,000)	Amount ¹ (\$1,000)	As percent of total sales of—		
					Establishments handling line	Establishments in NAICS industry ¹	
421740	Refrigeration equipment & supplies whlse—Con.						
1900	Warm air heating and air-conditioning equipment and supplies—Con.						
1919	Registers, grills, pre-formed ductwork (excluding sheet metal), and duct insulation	400	723 264	25 828	3.6	.5	X
2000	Refrigeration equipment and supplies	1 572	5 135 271	4 057 568	79.0	79.0	72.4
2011	Commercial refrigerators (reach-in and walk-in)	799	2 627 731	969 679	36.9	18.9	X
2012	Unit coolers for commercial refrigerators	579	2 006 400	230 451	11.5	4.5	X
2013	Condensing units for commercial refrigerators	923	2 686 017	316 001	11.8	6.2	X
2014	Refrigerants	895	1 901 653	449 151	23.6	8.7	X
2015	Other refrigeration equipment and supplies	1 394	4 295 981	2 087 762	48.6	40.7	X
2320	General-purpose industrial machinery, equipment, and parts	12	37 283	6 425	17.2	.1	25.7
2321	New pumps, compressors (air or gas), and equipment	10	31 435	4 440	14.1	.1	X
2326	New controlling, recording, and indicating instruments and access	10	31 435	736	2.3	Z	X
2340	Materials handling machinery, equipment, and parts	6	13 284	1 529	11.5	Z	X
2400	Hydraulic and pneumatic cylinders and rotary actuators	8	33 152	329	1.0	Z	X
2460	Other industrial supplies	15	40 259	1 246	3.1	Z	X
5300	Plastics materials and basic shapes	32	76 383	6 419	8.4	.1	X
5330	Chemicals and allied products (excluding agricultural, plastics, gases, and petroleum)	99	224 787	7 709	3.4	.2	X
9700	Service receipts and labor charges (including installed parts)	232	1 166 983	150 516	12.9	2.9	82.8
9701	Labor charges for repair work	194	1 028 684	80 461	7.8	1.6	X
9702	Parts installed in repair work	160	921 386	55 132	6.0	1.1	X
9703	Other service receipts and labor charges—Specify	62	414 063	14 915	3.6	.3	X
9720	Receipts for service contracts	36	389 007	35 621	9.2	.7	X
9740	Receipts for installing equipment	90	967 955	111 156	11.5	2.2	X
9810	Miscellaneous commodities	43	101 370	9 736	9.6	.2	X
9940	Rental and leasing receipts	48	145 100	17 444	12.0	.3	X
9950	Construction receipts	12	225 230	15 008	6.7	.3	X
4218	Machinery, equipment, & supplies whlse	76 643	X	328 968 331	X	100.0	72.4
0100	New and used automobiles, motorcycles, etc.	261	920 926	85 927	9.3	Z	6.0
0112	Used automobiles	72	218 086	5 849	2.7	Z	X
0113	Motorcycles	35	65 052	1 523	2.3	Z	X
0114	Motor scooters, mopeds, snowmobiles, and utility trailers	170	641 568	74 543	11.6	Z	X
0120	Buses, campers, and motor homes	16	70 571	8 165	11.6	Z	61.2
0121	Buses	6	38 855	1 153	3.0	Z	X
0122	Motor homes, car trailers, and campers	8	23 610	5 846	24.8	Z	X
0130	Light trucks and vans (14,000 lb or less)	238	603 015	63 512	10.5	Z	1.8
0131	New light trucks	158	400 183	34 381	8.6	Z	X
0132	Used light trucks	156	375 231	12 755	3.4	Z	X
0133	Vans and cargo vans (new and used)	6	13 222	1 064	8.0	Z	X
0140	Medium trucks and tractors (14,001 to 26,000 lb)	275	937 221	77 954	8.3	Z	X
0150	Heavy trucks and tractors (over 26,000 lb)	229	1 592 324	126 474	7.9	Z	7.2
0152	New heavy truck tractors	116	1 153 916	46 029	4.0	Z	X
0154	New truck bodies	38	131 392	17 694	13.5	Z	X
0155	Used heavy trucks, tractors, and trailers	145	1 183 894	44 607	3.8	Z	X
0200	New and rebuilt automotive parts and supplies	1 533	8 898 187	1 125 351	12.6	.3	4.6
0211	Batteries	443	2 598 219	22 847	.9	Z	X
0212	Engines (complete)	350	1 727 415	45 741	2.6	Z	X
0213	Electrical engine parts (including ignition parts)	306	849 206	21 684	2.6	Z	X
0214	Brake parts (including fluid and all disk and drum parts)	211	1 137 088	32 037	2.8	Z	X
0215	Exhaust system parts	82	320 529	5 103	1.6	Z	X
0217	Hoses, belts, gaskets, and wiper blades	373	2 007 815	72 116	3.6	Z	X
0218	Filters (oil, air, gas, and transmission)	283	1 657 654	52 840	3.2	Z	X
0219	Engine parts, except electrical	306	1 850 823	103 479	5.6	Z	X
0221	Body parts and repair materials	127	542 506	17 288	3.2	Z	X
0222	Suspension parts (shocks, struts, balljoints, etc.)	113	2 063 089	309 134	15.0	.1	X
0223	Parts, n.e.c.	594	1 571 945	238 626	15.2	.1	X
0224	Accessories	200	528 242	15 433	2.9	Z	X
0240	Used automotive parts, accessories, and equipment	22	118 404	9 774	8.3	Z	X
0250	Petroleum products marketing equipment	14	105 115	31 693	30.2	Z	X
0300	Tires and tubes	606	1 989 171	45 242	2.3	Z	1.7
0311	New tires and tubes	52	122 856	2 712	2.2	Z	X
0312	Recapped and used tires and repair materials	475	1 272 109	27 457	2.2	Z	X
0400	Household and lawn furniture	14	54 699	7 348	13.4	Z	X
0420	Office and business furniture	36	110 920	14 631	13.2	Z	15.4
0421	New office furniture (wooden and metal)	12	37 388	10 411	27.8	Z	X
0520	Linens, domestics, curtains, and draperies	11	40 032	5 315	13.3	Z	X
0530	Flooring and floor coverings	70	144 420	8 503	5.9	Z	7.3
0531	Soft-surface (textile) floor coverings and accessories (including rugs, carpets, and pads)	52	87 021	4 997	5.7	Z	X
0540	Other home furnishings	23	190 739	10 117	5.3	Z	X
0600	Lumber: rough, dressed, and finished	18	22 692	3 747	16.5	Z	25.3
0611	Dimensional lumber (non-treated)	7	6 996	678	9.7	Z	X
0620	Plywood and millwork	38	172 637	17 588	10.2	Z	44.7
0621	Softwood plywood and oriented strand board (OSB)	9	29 838	4 600	15.4	Z	X
0622	Other panels products (including hardwood plywood, waterboard, and particleboard)	11	22 527	2 860	12.7	Z	X
0624	Wood millwork (doors, windows, cabinets, etc.)	8	102 627	6 713	6.5	Z	X

See footnotes at end of table.

Table 2. All Types of Operation by Kind of Business and Commodity Line for Wholesale Trade: 1997—Con.

[Includes only establishments with payroll. For meaning of abbreviations and symbols, see introductory text. For explanation of terms, see Appendix A]

NAICS code and CL code	Kind of business and commodity line	Establishments handling commodity line		Commodity line sales			Sales coverage percent
		Number	Total sales (\$1,000)	Amount ¹ (\$1,000)	As percent of total sales of—		
					Establishments handling line	Establishments in NAICS industry ¹	
4218	Machinery, equipment, & supplies whsle—Con.						
0700	Brick, stone, tile, sand, block, cement, and gravel	27	208 598	33 563	16.1	Z	9.9
0712	Cement and lime	9	19 011	1 953	10.3	Z	X
0714	Brick, block, tile, clay/cement sewer pipe, etc.	8	26 945	729	2.7	Z	X
0720	Roofing, siding, and insulation materials	29	128 481	13 221	10.3	Z	9.7
0721	Roofing, except wood	7	19 490	7 237	37.1	Z	X
0723	Insulation materials	11	33 993	3 717	10.9	Z	X
0730	Flat glass and other construction glass (excluding automotive)	8	10 720	2 986	27.9	Z	X
0740	Other construction materials	112	345 166	34 319	9.9	Z	11.9
0742	Prefabricated buildings and structural assemblies (nonwood)	19	70 086	10 890	15.5	Z	X
0744	Construction materials, n.e.c. (including wire fence and construction paper)	29	120 050	12 257	10.2	Z	X
0800	Photographic equipment and supplies (excluding video)	22	239 726	19 908	8.3	Z	41.9
0813	Photographic film	15	43 354	3 146	7.3	Z	X
0814	Developing supplies (excluding film)	7	2 206	93	4.2	Z	X
0900	Office equipment	137	657 635	87 794	13.4	Z	30.4
0913	Copying machines and equipment	41	230 316	56 610	24.6	Z	X
0915	Mailing, letter handling, and addressing machines	15	52 294	7 720	14.8	Z	X
0920	New computer equipment	326	1 244 510	103 509	8.3	Z	11.3
0921	Computers	202	685 747	39 308	5.7	Z	X
0924	Other computer peripheral equipment	93	409 742	48 666	11.9	Z	X
0930	Used computer equipment	8	10 859	3 262	30.0	Z	X
0950	Computer software (packaged)	56	208 584	19 197	9.2	Z	X
0960	Restaurant and hotel equipment and supplies	311	895 325	111 854	12.5	Z	X
0970	Store machines and equipment	78	284 747	44 493	15.6	Z	50.7
0971	Vending machines	6	36 962	2 350	6.4	Z	X
0972	Other store machines and equipment	48	202 376	38 453	19.0	Z	X
1000	Medical, hospital, and surgical supplies	321	1 233 768	130 880	10.6	Z	16.3
1011	Surgical and medical instruments and equipment	12	40 940	1 933	4.7	Z	X
1013	Other surgical, medical, and hospital supplies	273	913 922	102 713	11.2	Z	X
1030	Optical and ophthalmic goods	6	14 047	2 654	18.9	Z	X
1050	Other professional equipment and supplies	29	84 509	9 564	11.3	Z	59.7
1055	Scientific instruments	10	13 016	3 533	27.1	Z	X
1057	Professional equipment and supplies, n.e.c.	12	51 834	2 254	4.3	Z	X
1100	Iron and steel products (semifinished)	29	101 785	21 642	21.3	Z	61.1
1113	Rough castings and foundry products	22	66 652	11 038	16.6	Z	X
1116	Other semifinished iron and steel products	11	13 368	4 144	31.0	Z	X
1120	Flat iron and steel products	845	4 308 847	256 045	5.9	.1	2.5
1121	Plates	45	84 770	4 854	5.7	Z	X
1124	Sheets (hot-rolled)	16	304 056	40 329	13.3	Z	X
1126	Sheets (galvanized and coated)	17	1 930 162	67 990	3.5	Z	X
1127	Tin plate and terneplate	17	1 930 162	8 493	.4	Z	X
1128	Fabricated and structural plate products	48	146 843	3 997	2.7	Z	X
1129	Other flat iron and steel products	121	2 206 991	21 417	1.0	Z	X
1140	Iron and steel wire and wire products	912	5 250 506	528 354	10.1	.2	2.1
1141	Wire (plain, coated, barbed, and twisted)	125	643 930	38 021	5.9	Z	X
1143	Wire rope, strand, strapping, reinforcement mesh, and bale ties	544	2 452 835	83 307	3.4	Z	X
1150	Iron and steel pipe and tubing	975	3 783 480	460 958	12.2	.1	14.2
1152	Tubing	40	737 637	24 110	3.3	Z	X
1153	Standard steel pipe	379	1 601 208	310 356	19.4	.1	X
1154	Other steel pipe	144	571 002	16 425	2.9	Z	X
1160	Other iron and steel products	223	1 386 765	63 314	4.6	Z	38.7
1163	Bars and bar-size shapes: cold finished	30	285 661	5 419	1.9	Z	X
1165	Structural shapes (excluding bar-size shapes)	11	80 225	3 585	4.5	Z	X
1167	Finished products, n.e.c.	12	78 993	14 592	18.5	Z	X
1170	Alloy steel	9	780 198	290 254	37.2	.1	X
1180	Stainless steel	40	394 669	81 280	20.6	Z	22.3
1185	Other stainless steel (including tubing)	18	105 851	15 692	14.8	Z	X
1200	Copper and brass	69	231 285	13 530	5.9	Z	47.9
1213	Tubular products (pipes and tubes)	42	182 577	8 445	4.6	Z	X
1220	Aluminum shapes, forms, etc.	55	145 663	13 538	9.3	Z	27.2
1221	Plates (.250 inch and over)	8	3 121	444	14.2	Z	X
1222	Sheets and coils (.006 to .249 inch)	12	72 076	3 237	4.5	Z	X
1230	Other nonferrous metals (magnesium, nickel, tin, lead, zinc, etc., except precious)	119	2 477 688	158 144	6.4	Z	X
1320	Minerals and ores (excluding coal, precious stones, and crude oil)	8	15 185	1 401	9.2	Z	X
1400	Electrical apparatus and equipment	2 824	13 207 161	1 285 558	9.7	.4	5.1
1411	Power and distribution transformers	112	881 201	20 785	2.4	Z	X
1412	Switchgear and switchboard apparatus	105	979 738	30 028	3.1	Z	X
1413	Motors and generators (including motor-generator sets)	1 148	6 495 246	510 544	7.9	.2	X
1414	Conduit, raceway, and fittings	237	828 142	14 453	1.7	Z	X
1415	Electric bulbs (all types)	288	781 668	26 034	3.3	Z	X
1416	Interior wiring (excluding conduit)	24	169 579	7 185	4.2	Z	X
1417	Exterior wiring and cable (excluding conduit)	178	609 385	27 396	4.5	Z	X
1418	Lighting fixtures (residential and commercial)	195	930 263	12 846	1.4	Z	X
1419	Industrial controls	735	2 801 593	222 734	8.0	.1	X
1421	Other electrical apparatus and equipment (including fuses and lightning rods)	509	2 633 210	146 166	5.6	Z	X

See footnotes at end of table.

Table 2. All Types of Operation by Kind of Business and Commodity Line for Wholesale Trade: 1997—Con.

[Includes only establishments with payroll. For meaning of abbreviations and symbols, see introductory text. For explanation of terms, see Appendix A]

NAICS code and CL code	Kind of business and commodity line	Establishments handling commodity line		Commodity line sales			Sales coverage percent
		Number	Total sales (\$1,000)	Amount ¹ (\$1,000)	As percent of total sales of—		
					Establishments handling line	Establishments in NAICS industry ¹	
4218	Machinery, equipment, & supplies whsle—Con.						
1500	Electrical appliances, household	126	447 222	34 834	7.8	Z	11.6
1511	Televisions	13	13 766	526	3.8	Z	X
1512	Radios, stereos, and CD players	10	18 178	1 365	7.5	Z	X
1513	V.C.R.'s and video cameras	13	13 766	445	3.2	Z	X
1514	Electrical household ranges and ovens	12	78 489	3 072	3.9	Z	X
1515	Refrigerators and freezers, household	22	94 331	2 544	2.7	Z	X
1517	Vacuum cleaners and sewing machines, household	8	14 653	375	2.6	Z	X
1518	Other electrical household appliances (including fans, dishwashers, etc.)	26	104 123	8 599	8.3	Z	X
1600	Electronic parts and equipment, except communication	1 804	7 713 901	744 565	9.7	.2	4.3
1612	Integrated circuits	145	215 418	21 837	10.1	Z	X
1613	Capacitors and resistors	36	41 215	189	.5	Z	X
1615	Discrete semiconductors, etc.	36	125 094	9 043	7.2	Z	X
1616	Electronic connectors and other passive electronic parts	191	1 272 372	107 683	8.5	Z	X
1618	Electronic parts and equipment, n.e.c.	648	3 188 227	242 907	7.6	.1	X
1650	Communication equipment and supplies	178	2 362 058	91 116	3.9	Z	4.0
1651	Telephones	6	20 543	535	2.6	Z	X
1652	Other electronic communication equipment	71	1 794 637	55 677	3.1	Z	X
1653	Other electrical communication equipment	71	1 272 628	26 078	2.0	Z	X
1700	Hardware	3 250	13 243 889	1 183 296	8.9	.4	7.1
1711	Hand tools (including power driven)	2 068	9 203 339	673 694	7.3	.2	X
1712	Bolts, nuts, rivets, and fasteners	1 706	5 842 794	242 903	4.2	.1	X
1713	Cutlery	557	1 930 218	42 260	2.2	Z	X
1800	Plumbing and heating equipment and supplies (hydronics)	1 470	7 199 315	671 247	9.3	.2	5.4
1811	Plastic pipe fittings and valves (excluding pipe and tubing)	584	3 809 899	208 685	5.5	.1	X
1812	Metal pipe fittings and valves (excluding pipe and tubing)	455	2 841 585	157 735	5.6	Z	X
1813	Plumbing fixtures	122	507 470	16 486	3.2	Z	X
1814	Furnaces, stoves, water heaters (except electric and warm air)	122	1 417 020	31 526	2.2	Z	X
1815	Boilers, radiators, and convectors	103	939 956	43 963	4.7	Z	X
1818	Other plumbing and heating equipment and supplies	293	1 784 413	79 625	4.5	Z	X
1900	Warm air heating and air-conditioning equipment and supplies	420	1 031 351	100 382	9.7	Z	20.2
1911	Furnaces (warm air)	74	111 783	5 350	4.8	Z	X
1912	Central air-conditioning (residential and commercial)	43	80 048	12 150	15.2	Z	X
1914	Heat pumps (residential and commercial)	17	32 908	999	3.0	Z	X
1916	Air cleaning and filtration systems	144	390 257	46 074	11.8	Z	X
1917	Compressors for air-conditioners	43	88 597	4 325	4.9	Z	X
1918	Condensing units for air-conditioners	26	80 146	2 974	3.7	Z	X
1919	Registers, grills, pre-formed ductwork (excluding sheet metal), and duct insulation	59	137 268	9 702	7.1	Z	X
2000	Refrigeration equipment and supplies	83	301 521	32 981	10.9	Z	29.2
2013	Condensing units for commercial refrigerators	13	66 437	1 645	2.5	Z	X
2014	Refrigerants	44	114 223	7 389	6.5	Z	X
2015	Other refrigeration equipment and supplies	50	160 419	12 666	7.9	Z	X
2100	Construction and mining machinery and equipment (including parts and attachments)	7 345	52 201 045	36 900 693	70.7	11.2	51.4
2111	New off-highway wheel and track-laying tractors	1 728	22 840 822	6 168 744	27.0	1.9	X
2112	New power cranes, draglines, and shovels	922	9 642 591	1 614 758	16.7	.5	X
2113	New mixers, pavers, and related equipment	1 130	17 320 177	999 531	5.8	.3	X
2114	New tractor shovel loaders	1 496	18 997 277	2 666 147	14.0	.8	X
2115	New graders, rollers, and off-highway trucks	1 678	23 442 933	2 638 951	11.3	.8	X
2116	New mining machinery	999	8 761 453	1 752 497	20.0	.5	X
2117	Other new construction and mining, logging, and road maintenance machinery, equipment, and parts	4 344	37 501 910	15 655 555	41.7	4.8	X
2118	Used construction and mining machinery and equipment	4 122	29 239 987	5 152 925	17.6	1.6	X
2200	Farm machinery, equipment, and parts	10 329	47 000 266	29 476 097	62.7	9.0	51.0
2211	New tractors (farm)	5 662	33 114 663	8 538 871	25.8	2.6	X
2212	New harvesting machinery	4 396	26 716 130	4 512 093	16.9	1.4	X
2213	New land preparation, planting, and cultivating machinery	4 024	25 086 670	2 364 313	9.4	.7	X
2214	New dairy farm and barn equipment	915	2 484 370	411 681	16.6	.1	X
2215	New irrigation equipment	1 711	5 934 613	2 532 530	42.7	.8	X
2216	Other new farm machinery and equipment	6 123	31 432 332	5 103 601	16.2	1.6	X
2218	Used farm machinery and equipment	6 570	25 874 205	5 868 497	22.7	1.8	X
2220	Garden machinery, equipment, and parts	4 795	28 709 428	5 739 940	20.0	1.7	57.6
2221	New power lawn mowers	3 442	22 547 591	2 176 056	9.7	.7	X
2222	Other new lawn and garden machinery and equipment	2 690	19 537 215	3 290 125	16.8	1.0	X
2223	Used garden machinery and equipment	2 501	11 944 677	246 967	2.1	.1	X
2230	Food-processing machinery, equipment, and parts	2 040	6 584 847	3 928 971	59.7	1.2	67.1
2231	New commercial food-processing machinery (slicers, choppers, baking, etc.)	1 257	4 216 838	2 365 466	56.1	.7	X
2232	New packing, packaging, and bottling equipment	895	2 892 739	1 247 272	43.1	.4	X
2233	Used food-processing machinery and equipment	685	1 657 092	316 208	19.1	.1	X
2300	Hydraulic and pneumatic (fluid-power) pumps, motors, and parts	4 727	15 128 388	4 981 822	32.9	1.5	54.8
2311	Pumps	3 835	12 290 164	2 792 628	22.7	.8	X
2312	Motors	2 411	7 391 679	919 876	12.4	.3	X
2313	Parts for pumps and motors	3 023	8 577 781	1 265 282	14.8	.4	X
2320	General-purpose industrial machinery, equipment, and parts	17 091	69 268 813	38 223 181	55.2	11.6	45.0
2321	New pumps, compressors (air or gas), and equipment	6 099	24 290 205	8 511 100	35.0	2.6	X
2323	New diesel engines (excluding automotive)	691	4 296 261	1 545 940	36.0	.5	X
2326	New controlling, recording, and indicating instruments and access	4 299	17 836 658	6 207 569	34.8	1.9	X
2327	All other new general-purpose industrial machinery and equipment	9 488	37 476 118	19 049 399	50.8	5.8	X
2328	Used general-purpose industrial machinery and equipment	3 323	9 462 487	2 367 881	25.0	.7	X
2330	Metalworking machinery, equipment, and parts	5 917	26 295 143	18 293 223	69.6	5.6	X

See footnotes at end of table.

Table 2. All Types of Operation by Kind of Business and Commodity Line for Wholesale Trade: 1997—Con.

[Includes only establishments with payroll. For meaning of abbreviations and symbols, see introductory text. For explanation of terms, see Appendix A]

NAICS code and CL code	Kind of business and commodity line	Establishments handling commodity line		Commodity line sales			Sales coverage percent
		Number	Total sales (\$1,000)	Amount ¹ (\$1,000)	As percent of total sales of—		
					Establishments handling line	Establishments in NAICS industry ¹	
4218	Machinery, equipment, & supplies whsle—Con.						
2340	Materials handling machinery, equipment, and parts	8 305	35 157 827	16 065 426	45.7	4.9	45.8
2341	New conveying equipment	4 332	17 760 931	5 163 225	29.1	1.6	X
2342	New hoists, cranes, and monorails	2 324	10 487 705	1 737 543	16.6	.5	X
2343	New forklift trucks	2 002	12 575 112	5 891 999	46.9	1.8	X
2344	New industrial trucks and tractors	497	2 295 323	449 860	19.6	.1	X
2345	Used materials handling machinery, equipment, and parts	3 493	14 404 460	2 771 478	19.2	.8	X
2350	Oil well, oil refinery, and pipeline machinery, equipment, and supplies	4 737	16 639 486	11 282 718	67.8	3.4	53.9
2351	New oil refining and pipeline machinery, equipment, and supplies	1 898	7 445 350	3 387 017	45.5	1.0	X
2352	New oil field machinery, equipment, and supplies (including drilling bits)	2 927	10 454 051	6 563 054	62.8	2.0	X
2353	Used oil well, oil refinery, and pipeline machinery, equipment, and supplies	1 340	2 984 973	1 244 849	41.7	.4	X
2360	Other industrial machinery, equipment, and parts	8 970	36 871 182	28 657 528	77.7	8.7	61.1
2361	New metal smelting and refining machinery, and equipment	298	891 346	220 262	24.7	.1	X
2362	New power plant machinery (excluding electrical)	621	2 464 711	915 899	37.2	.3	X
2363	New printing trades machinery, equipment, and supplies	1 875	9 536 483	7 908 185	82.9	2.4	X
2364	New textile and sewing machinery and equipment	852	4 179 457	3 435 679	82.2	1.0	X
2365	New woodworking machinery	733	2 270 681	1 337 150	58.9	.4	X
2366	Other new industrial machinery and equipment	4 668	19 196 893	13 140 698	68.5	4.0	X
2367	Used industrial machinery and equipment	2 100	6 579 170	1 625 819	24.7	.5	X
2370	Mechanical power transmission supplies	4 675	20 992 482	12 927 191	61.6	3.9	55.8
2371	Bearings and bushings	3 856	17 194 843	7 787 523	45.3	2.4	X
2372	Other mechanical power transmission supplies	3 780	13 915 001	5 137 102	36.9	1.6	X
2380	Industrial valves and fittings (except fluid-power)	4 422	16 249 274	6 714 582	41.3	2.0	X
2390	Hydraulic and pneumatic (fluid-power) valves	4 107	13 097 803	2 378 577	18.2	.7	67.9
2391	Hydraulic valves	3 007	9 553 822	1 156 222	12.1	.4	X
2392	Pneumatic valves	3 040	9 576 740	1 220 439	12.7	.4	X
2400	Hydraulic and pneumatic cylinders and rotary actuators	3 451	12 950 840	2 075 733	16.0	.6	60.2
2411	Hydraulic cylinders and rotary actuators	2 557	9 633 898	1 193 422	12.4	.4	X
2412	Pneumatic cylinders and rotary actuators	2 237	8 099 961	872 677	10.8	.3	X
2420	Hydraulic and pneumatic connectors and assemblies	4 051	13 657 036	2 765 367	20.2	.8	68.5
2421	Hydraulic and pneumatic connectors	3 438	11 959 383	1 610 920	13.5	.5	X
2422	Hydraulic and pneumatic assemblies	2 866	9 963 513	1 154 376	11.6	.4	X
2430	Fluid-power filters, components, accessories, and parts	4 447	15 121 377	2 341 831	15.5	.7	63.4
2431	Filters	3 285	11 418 645	1 066 953	9.3	.3	X
2432	Other fluid-power components, accessories, and parts, n.e.c.	2 979	10 355 266	1 274 265	12.3	.4	X
2440	Welding supplies (excluding gases)	2 830	6 556 035	3 428 071	52.3	1.0	X
2450	Industrial containers and supplies	3 101	15 880 480	9 940 973	62.6	3.0	36.0
2451	New and reconditioned drums and barrels	613	1 614 241	644 975	40.0	.2	X
2452	Bottles and bottlers' supplies	624	6 651 395	5 210 794	78.3	1.6	X
2454	Other industrial containers and supplies	2 266	9 636 284	4 047 379	42.0	1.2	X
2460	Other industrial supplies	8 883	40 103 803	24 221 254	60.4	7.4	48.4
2461	Printing and duplicating inks	528	4 676 091	3 530 691	75.5	1.1	X
2462	Abrasives and abrasive materials	3 363	11 567 035	2 447 888	21.2	.7	X
2463	Nylon, polyester, and synthetic rubber	1 092	3 275 206	1 012 409	30.9	.3	X
2464	Mechanical rubber goods	2 042	5 810 872	2 268 626	39.0	.7	X
2465	Strapping and tape	1 846	7 028 366	1 498 595	21.3	.5	X
2466	Industrial supplies, n.e.c.	5 480	23 060 407	13 435 631	58.3	4.1	X
2500	Beauty and barber equipment and supplies	1 306	2 435 468	2 370 341	97.3	.7	67.0
2511	Equipment (furniture, dryers, etc.)	828	1 470 440	368 309	25.0	.1	X
2512	Supplies (combs, curlers, shampoos, etc.)	1 258	2 151 770	2 002 032	93.0	.6	X
2520	Custodial (janitors') equipment and supplies	2 480	5 045 059	3 641 006	72.2	1.1	43.2
2521	Custodial equipment—power equipment	1 647	3 090 716	543 033	17.6	.2	X
2522	Custodial equipment—nonpower equipment	1 204	2 352 969	337 754	14.4	.1	X
2523	Custodial supplies	2 284	4 409 340	2 726 645	61.8	.8	X
2530	Laundry and dry-cleaning equipment and supplies	816	4 401 403	2 631 210	59.8	.8	X
2540	Other service establishment equipment and supplies	2 509	5 181 084	4 765 250	92.0	1.4	52.9
2541	Undertakers' equipment and supplies	619	1 553 858	1 529 751	98.4	.5	X
2542	Service establishment equipment and supplies, n.e.c.	1 909	3 621 433	3 232 920	89.3	1.0	X
2600	Aircraft and aeronautical equipment and supplies	2 508	18 352 515	16 801 188	91.5	5.1	63.8
2611	New aircraft	253	4 403 563	2 879 317	65.4	.9	X
2612	New aircraft engines and engine parts	604	5 153 849	2 209 608	42.9	.7	X
2613	Other new aircraft equipment and supplies	1 215	10 759 654	5 896 231	54.8	1.8	X
2614	Used aircraft and aeronautical equipment and supplies	1 653	9 373 813	5 784 335	61.7	1.8	X
2620	Marine machinery, equipment, and supplies	1 172	4 965 926	3 401 055	68.5	1.0	59.7
2621	New ships and boats (excluding pleasure boats)	91	841 428	297 544	35.4	.1	X
2622	New marine propulsion machinery and equipment	379	1 757 152	1 040 397	59.2	.3	X
2623	New marine supplies	785	2 847 907	1 749 001	61.4	.5	X
2624	Used marine machinery, equipment, and supplies	236	708 085	276 513	39.1	.1	X
2630	Other transportation equipment and supplies	859	5 341 079	2 324 620	43.5	.7	24.6
2631	New transportation equipment (excluding automotive)	605	4 472 802	1 746 096	39.0	.5	X
2632	Used transportation equipment (excluding automotive)	347	1 759 692	549 026	31.2	.2	X
2700	Sporting and recreational goods and supplies	251	1 094 943	167 258	15.3	.1	8.2
2711	Ammunition, firearms, reloading equipment, archery supplies, shooting aids, and accessories	15	46 915	13 449	28.7	Z	X
2713	Billiards, pool, bowling equipment, and accessories	18	69 186	8 009	11.6	Z	X
2714	Camping and fishing equipment and accessories	19	60 737	7 311	12.0	Z	X
2715	Athletic equipment and accessories	98	446 757	35 877	8.0	Z	X
2718	Other sporting and recreational goods (go carts, bait, etc.)	9	29 627	2 183	7.4	Z	X
2800	Toys and hobby goods and supplies	41	83 374	7 159	8.6	Z	18.1
2812	Other toys and games (including fireworks and children's vehicles)	14	10 444	848	8.1	Z	X

See footnotes at end of table.

Table 2. All Types of Operation by Kind of Business and Commodity Line for Wholesale Trade: 1997—Con.

[Includes only establishments with payroll. For meaning of abbreviations and symbols, see introductory text. For explanation of terms, see Appendix A]

NAICS code and CL code	Kind of business and commodity line	Establishments handling commodity line		Commodity line sales			Sales coverage percent
		Number	Total sales (\$1,000)	Amount ¹ (\$1,000)	As percent of total sales of—		
					Establishments handling line	Establishments in NAICS industry ¹	
4218	Machinery, equipment, & supplies whsle—Con.						
2900	Ferrous metal scrap	19	205 114	37 152	18.1	Z	42.0
2911	Prepared ferrous metal scrap (processed by this establishment)	10	151 180	25 739	17.0	Z	X
2920	Nonferrous metal scrap	11	169 297	14 636	8.6	Z	38.9
2921	Aluminum scrap	8	153 439	8 933	5.8	Z	X
2930	Recyclable paper and paperboard	80	202 345	16 053	7.9	Z	X
2940	Recyclable materials, except metal	30	60 555	12 320	20.3	Z	8.2
2945	Other recyclable materials (including rubber and bones)	7	8 963	676	7.5	Z	X
3000	Jewelry, diamonds, gem stones, and watches	8	62 086	809	1.3	Z	X
3120	Forest products, except lumber (including cordwood, hewn posts, poles, and ties)	24	102 290	6 138	6.0	Z	X
3150	Other durable goods	17	64 750	10 400	16.1	Z	72.4
3154	Other durable goods, n.e.c.	17	64 750	10 400	16.1	Z	X
3160	Fire extinguishers and fire safety equipment	14	32 536	6 788	20.9	Z	X
3200	Printing and writing paper	97	293 287	22 711	7.7	Z	46.3
3211	Roll newsprint and rotogravure paper	10	26 042	2 641	10.1	Z	X
3212	Fine roll paper	7	59 363	1 087	1.8	Z	X
3213	Other printing and writing paper	73	206 499	17 951	8.7	Z	X
3300	Stationery, office supplies and greeting cards	146	266 246	40 969	15.4	Z	54.6
3311	Business forms	36	34 039	5 109	15.0	Z	X
3312	Stationery, photocopy paper, and typing paper	48	125 177	11 310	9.0	Z	X
3313	Inked ribbons, carbon paper, pens and pencils	49	65 516	13 414	20.5	Z	X
3314	Toner and cartridges	23	16 611	867	5.2	Z	X
3316	Other stationery supplies (envelopes, ruled forms, and binder paper) ...	59	101 777	6 445	6.3	Z	X
3400	Industrial and personal services paper and plastics	1 099	2 854 354	503 457	17.6	Z	26.0
3411	Paperboard and boxboard boxes	544	1 550 545	141 755	9.1	Z	X
3412	Paper dishes, cups, and napkins	485	1 102 740	48 888	4.4	Z	X
3413	Industrial paper (wrapping, bags, cartons, etc.)	518	1 426 766	103 111	7.2	Z	X
3414	Disposable plastic boxes, containers, cups, dishes, and supplies	492	1 201 922	95 260	7.9	Z	X
3415	Other industrial and personal service paper	326	816 615	102 758	12.6	Z	X
3500	Drugs, pharmaceuticals, cosmetics, and toiletries	71	152 201	18 012	11.8	Z	13.9
3512	Nonprescription pharmaceuticals	6	8 077	768	9.5	Z	X
3513	Cosmetics	15	38 271	7 911	20.7	Z	X
3514	Perfumes	10	15 847	360	2.3	Z	X
3515	Other toiletries and druggists' sundries	18	25 956	2 805	10.8	Z	X
3600	Piece goods, knit and woven	40	392 220	63 138	16.1	Z	21.1
3612	Cotton (including blends)	12	36 087	1 871	5.2	Z	X
3613	Synthetics (excluding synthetic knits)	14	37 938	1 877	4.9	Z	X
3614	Knit fabrics, n.e.c. (including double knit)	13	40 609	6 314	15.5	Z	X
3615	Woolen and worsted piece goods	15	36 411	2 047	5.6	Z	X
3700	Notions (buttons, ribbons, lace, sewing accessories, zippers, bindings, etc.)	24	40 019	5 106	12.8	Z	X
3800	Men's and boys' wear	37	93 372	9 476	10.1	Z	20.8
3815	Other men's and boys' wear (caps, hats, swimwear, neckwear, etc.) ...	13	22 630	5 369	23.7	Z	X
3900	Women's and children's wear	13	38 240	3 480	9.1	Z	X
4000	Footwear	20	40 394	2 164	5.4	Z	X
4830	Canned foods	26	144 949	23 411	16.2	Z	28.1
4831	Canned and bottled fruits, vegetables, and juices	6	52 261	3 061	5.9	Z	X
4850	Soft drinks and bottled water	8	50 652	6 338	12.5	Z	X
4860	Other grocery specialties	66	2 325 349	364 691	15.7	.1	13.4
4867	Pet foods	15	16 774	734	4.4	Z	X
4868	Grocery specialties, n.e.c.	42	2 271 402	356 294	15.7	.1	X
5140	Other farm products, inedible	27	110 270	34 559	31.3	Z	72.4
5143	Farm products, n.e.c.	27	110 270	34 559	31.3	Z	X
5300	Plastics materials and basic shapes	1 054	4 923 248	431 654	8.8	.1	3.5
5311	Plastic pipes, rods, tubes, and shapes	465	2 155 673	93 926	4.4	Z	X
5312	High pressure laminates	36	255 668	24 724	9.7	Z	X
5313	Plastics raw materials	266	1 598 714	93 291	5.8	Z	X
5314	Other plastics materials and basic shapes	366	1 042 141	134 284	12.9	Z	X
5320	Industrial gases (welding, etc.)	1 963	3 972 007	1 043 781	26.3	.3	X
5330	Chemicals and allied products (excluding agricultural, plastics, gases, and petroleum)	2 756	10 435 162	1 732 339	16.6	.5	18.1
5331	Gasses, compressed and liquified, except L.P.	304	687 027	74 420	10.8	Z	X
5332	Alkalies and chlorine	180	814 575	65 970	8.1	Z	X
5335	Detergents and soaps	931	4 230 925	420 792	9.9	.1	X
5336	Sanitation chemicals, polishes, and waxes	759	3 584 816	391 367	10.9	.1	X
5338	Wood chemicals, naval stores, and gum	27	54 389	1 689	3.1	Z	X
5341	Insecticides, nonagricultural	225	2 600 876	105 600	4.1	Z	X
5342	Adhesives, sealants, and glues	607	1 942 000	173 006	8.9	.1	X
5344	Other chemicals and allied products	416	1 505 337	103 871	6.9	Z	X
5400	Petroleum products	681	3 164 054	193 738	6.1	.1	11.3
5411	Aviation gasoline	9	235 873	25 276	10.7	Z	X
5414	Jet fuel (naphtha or kerosine type)	26	134 489	22 796	17.0	Z	X
5415	No. 2 distillate fuel oil (no. 2 diesel and no. 2 heating oil)	7	182 646	7 478	4.1	Z	X
5418	Lubricating oil and greases	522	1 927 151	100 646	5.2	Z	X
5420	Liquified petroleum gases (excluding natural gas)	41	81 663	10 448	12.8	Z	X
5700	Wines and distilled alcoholic beverages	7	10 636	104	1.0	Z	X

See footnotes at end of table.

Table 2. All Types of Operation by Kind of Business and Commodity Line for Wholesale Trade: 1997—Con.

[Includes only establishments with payroll. For meaning of abbreviations and symbols, see introductory text. For explanation of terms, see Appendix A]

NAICS code and CL code	Kind of business and commodity line	Establishments handling commodity line		Commodity line sales			Sales coverage percent
		Number	Total sales (\$1,000)	Amount ¹ (\$1,000)	As percent of total sales of—		
					Establishments handling line	Establishments in NAICS industry ¹	
4218	Machinery, equipment, & supplies whsle—Con.						
5800	Farm supplies	1 492	4 979 616	551 546	11.1	.2	3.6
5811	Hay, straw, and alfalfa	40	90 423	91	.1	Z	X
5812	Feeds (poultry and livestock) not mixed on location	382	1 413 072	119 365	8.4	Z	X
5813	Prepared feeds (poultry and livestock) mixed on location	118	319 798	25 757	8.1	Z	X
5814	Weed killers, soil sterilizers, and soil conditioners	180	699 540	34 396	4.9	Z	X
5815	Insecticides, fungicides, and pesticides	257	835 693	53 141	6.4	Z	X
5816	Other agricultural chemicals and fertilizers	486	1 643 574	189 459	11.5	.1	X
5817	Seeds and bulbs	407	1 289 745	53 413	4.1	Z	X
5818	Other farm supplies (including harness and saddlery equipment)	347	792 211	73 026	9.2	Z	X
5900	Tobacco and tobacco products	6	9 184	1 372	14.9	Z	X
6000	Paint, paint supplies, and wallpaper	836	2 746 795	146 882	5.3	Z	1.7
6011	Architectural coatings (enamels, primers, stains, solvents, and lacquers)	254	1 124 213	40 210	3.6	Z	X
6013	Special purpose coatings (automotive, refinish, marine, traffic coatings)	40	112 200	10 451	9.3	Z	X
6014	Paint supplies	152	361 216	18 283	5.1	Z	X
6100	Books, periodicals, newspapers, and miscellaneous printed materials	11	67 971	8 561	12.6	Z	X
6110	Flowers and florists' supplies	57	146 999	29 140	19.8	Z	X
6120	Art goods (including novelties and souvenirs)	15	62 535	10 194	16.3	Z	X
6130	Textile bags, bagging, and burlap	7	2 866	716	25.0	Z	X
6150	Nondurable goods, n.e.c.	7	2 120 775	394 381	18.6	.1	X
9700	Service receipts and labor charges (including installed parts)	18 597	87 455 708	11 409 577	13.0	3.5	68.5
9701	Labor charges for repair work	17 144	81 146 851	6 266 029	7.7	1.9	X
9702	Parts installed in repair work	12 714	62 760 928	4 432 072	7.1	1.3	X
9703	Other service receipts and labor charges—Specify	3 285	15 333 744	694 205	4.5	.2	X
9720	Receipts for service contracts	1 313	8 056 343	1 054 101	13.1	.3	X
9740	Receipts for installing equipment	1 842	6 218 332	473 522	7.6	.1	X
9750	Reconditioning of drums or barrels	50	82 648	24 730	29.9	Z	X
9810	Miscellaneous commodities	3 050	16 423 108	1 448 451	8.8	.4	X
9830	Flight training and charter service	41	737 762	42 335	5.7	Z	51.1
9831	Flight training	19	397 155	7 329	1.8	Z	X
9832	Charter services	26	540 543	34 247	6.3	Z	X
9910	Receipts from Commodity Credit Corporation	6	25 404	3 994	15.7	Z	X
9940	Rental and leasing receipts	7 117	40 239 380	3 911 535	9.7	1.2	.1
9941	Computer rental and leasing receipts	110	152 754	8 272	5.4	Z	X
9942	Photocopying machine rental	93	239 420	20 259	8.5	Z	X
9943	Other office machine rental receipts	339	1 136 967	72 585	6.4	Z	X
9944	Other rental receipts	1 277	7 259 396	765 672	10.5	.2	X
9950	Construction receipts	12	32 040	6 061	18.9	Z	X
9960	Custom software (designed to customer specifications)	6	5 509	600	10.9	Z	X
9980	Receipts for machine shop job work	37	68 576	5 789	8.4	Z	X
42181	Construction & mining (except petroleum) machinery & equip whsle	5 321	X	44 725 989	X	100.0	78.3
0120	Buses, campers, and motor homes	6	38 855	1 153	3.0	Z	78.3
0121	Buses	6	38 855	1 153	3.0	Z	X
0130	Light trucks and vans (14,000 lb or less)	60	159 546	13 568	8.5	Z	X
0140	Medium trucks and tractors (14,001 to 26,000 lb)	111	433 717	44 533	10.3	.1	X
0150	Heavy trucks and tractors (over 26,000 lb)	166	1 310 089	101 588	7.8	.2	8.8
0152	New heavy truck tractors	94	1 073 172	39 381	3.7	.1	X
0154	New truck bodies	38	1 131 392	17 694	13.5	Z	X
0155	Used heavy trucks, tractors, and trailers	123	1 103 150	40 730	3.7	.1	X
0200	New and rebuilt automotive parts and supplies	370	3 573 444	477 955	13.4	1.1	2.3
0211	Batteries	77	717 414	2 525	.4	Z	X
0212	Engines (complete)	180	1 205 842	31 567	2.6	.1	X
0213	Electrical engine parts (including ignition parts)	60	112 223	3 402	3.0	Z	X
0214	Brake parts (including fluid and all disk and drum parts)	103	567 875	9 830	1.7	Z	X
0217	Hoses, belts, gaskets, and wiper blades	137	1 084 228	7 211	.7	Z	X
0218	Filters (oil, air, gas, and transmission)	118	885 652	15 750	1.8	Z	X
0219	Engine parts, except electrical	67	794 493	20 976	2.6	Z	X
0221	Body parts and repair materials	98	416 660	13 352	3.2	Z	X
0222	Suspension parts (shocks, struts, balljoints, etc.)	41	1 628 218	302 866	18.6	.7	X
0223	Parts, n.e.c.	22	19 957	1 188	6.0	Z	X
0224	Accessories	27	174 978	7 107	4.1	Z	X
0300	Tires and tubes	11	25 474	651	2.6	Z	36.4
0311	New tires and tubes	11	25 474	651	2.6	Z	X
0720	Roofing, siding, and insulation materials	9	19 856	7 380	37.2	Z	58.3
0721	Roofing, except wood	7	19 490	7 237	37.1	Z	X
0920	New computer equipment	6	7 988	265	3.3	Z	43.1
0921	Computers	6	7 988	265	3.3	Z	X
1120	Flat iron and steel products	22	68 283	7 989	11.7	Z	X
1140	Iron and steel wire and wire products	29	68 578	3 654	5.3	Z	10.9
1141	Wire (plain, coated, barbed, and twisted)	14	58 973	2 370	4.0	Z	X
1143	Wire rope, strand, strapping, reinforcement mesh, and bale ties	13	5 198	227	4.4	Z	X
1150	Iron and steel pipe and tubing	9	11 585	289	2.5	Z	X
1400	Electrical apparatus and equipment	169	1 403 714	202 067	14.4	.5	4.2
1413	Motors and generators (including motor-generator sets)	80	1 163 341	194 030	16.7	.4	X
1421	Other electrical apparatus and equipment (including fuses and lightning rods)	80	109 561	1 603	1.5	Z	X
1500	Electrical appliances, household	7	15 697	490	3.1	Z	33.0
1515	Refrigerators and freezers, household	7	15 697	490	3.1	Z	X

See footnotes at end of table.

Table 2. All Types of Operation by Kind of Business and Commodity Line for Wholesale Trade: 1997—Con.

[Includes only establishments with payroll. For meaning of abbreviations and symbols, see introductory text. For explanation of terms, see Appendix A]

NAICS code and CL code	Kind of business and commodity line	Establishments handling commodity line		Commodity line sales			Sales coverage percent
		Number	Total sales (\$1,000)	Amount ¹ (\$1,000)	As percent of total sales of—		
					Establishments handling line	Establishments in NAICS industry ¹	
42181	Construction & mining (except petroleum) machinery & equipment—Con.						
1600	Electronic parts and equipment, except communication	22	63 434	2 632	4.1	Z	X
1650	Communication equipment and supplies	7	15 299	517	3.4	Z	X
1700	Hardware	241	1 724 943	95 321	5.5	.2	5.3
1711	Hand tools (including power driven)	238	1 627 554	73 562	4.5	.2	X
1712	Bolts, nuts, rivets, and fasteners	104	554 282	10 657	1.9	Z	X
1713	Cutlery	44	186 052	3 580	1.9	Z	X
1800	Plumbing and heating equipment and supplies (hydronics)	17	65 847	5 767	8.8	Z	46.5
1818	Other plumbing and heating equipment and supplies	15	64 299	5 445	8.5	Z	X
1900	Warm air heating and air-conditioning equipment and supplies	6	6 263	566	9.0	Z	74.2
1911	Furnaces (warm air)	6	6 263	207	3.3	Z	X
2100	Construction and mining machinery and equipment (including parts and attachments)	5 321	44 725 989	35 878 032	80.2	80.2	62.9
2111	New off-highway wheel and track-laying tractors	1 547	22 219 291	6 138 063	27.6	13.7	X
2112	New power cranes, draglines, and shovels	795	8 660 153	1 579 404	18.2	3.5	X
2113	New mixers, pavers, and related equipment	1 052	17 145 570	981 364	5.7	2.2	X
2114	New tractor shovel loaders	1 123	17 210 068	2 558 282	14.9	5.7	X
2115	New graders, rollers, and off-highway trucks	1 526	22 450 933	2 618 227	11.7	5.9	X
2116	New mining machinery	804	7 394 536	1 704 038	23.0	3.8	X
2117	Other new construction and mining, logging, and road maintenance machinery, equipment, and parts	3 553	34 075 755	15 299 967	44.9	34.2	X
2118	Used construction and mining machinery and equipment	3 373	26 336 232	4 998 688	19.0	11.2	X
2200	Farm machinery, equipment, and parts	577	8 301 181	493 000	5.9	1.1	3.5
2211	New tractors (farm)	309	4 597 038	167 160	3.6	.4	X
2212	New harvesting machinery	123	2 409 346	15 639	.6	Z	X
2213	New land preparation, planting, and cultivating machinery	133	2 320 194	18 798	.8	Z	X
2214	New dairy farm and barn equipment	29	387 608	4 408	1.1	Z	X
2215	New irrigation equipment	76	1 131 006	95 423	8.4	.2	X
2216	Other new farm machinery and equipment	222	4 365 352	85 194	2.0	.2	X
2218	Used farm machinery and equipment	299	3 627 180	106 370	2.9	.2	X
2220	Garden machinery, equipment, and parts	196	876 438	65 160	7.4	.1	11.6
2221	New power lawn mowers	137	625 918	27 171	4.3	.1	X
2222	Other new lawn and garden machinery and equipment	117	524 240	32 520	6.2	.1	X
2223	Used garden machinery and equipment	59	365 765	5 469	1.5	Z	X
2300	Hydraulic and pneumatic (fluid-power) pumps, motors, and parts	62	115 576	6 050	5.2	Z	67.4
2311	Pumps	55	100 187	2 744	2.7	Z	X
2312	Motors	22	60 084	1 085	1.8	Z	X
2313	Parts for pumps and motors	45	86 685	2 209	2.5	Z	X
2320	General-purpose industrial machinery, equipment, and parts	520	4 522 641	491 999	10.9	1.1	3.4
2321	New pumps, compressors (air or gas), and equipment	171	1 383 384	102 434	7.4	.2	X
2323	New diesel engines (excluding automotive)	50	575 223	44 228	7.7	.1	X
2326	New controlling, recording, and indicating instruments and access	32	493 761	31 226	6.3	.1	X
2327	All other new general-purpose industrial machinery and equipment	145	1 969 120	169 336	8.6	.4	X
2328	Used general-purpose industrial machinery and equipment	208	743 043	107 303	14.4	.2	X
2330	Metalworking machinery, equipment, and parts	31	300 836	32 214	10.7	.1	X
2340	Materials handling machinery, equipment, and parts	470	3 917 065	388 331	9.9	.9	3.7
2341	New conveying equipment	95	1 028 098	106 730	10.4	.2	X
2342	New hoists, cranes, and monorails	22	657 850	86 851	13.2	.2	X
2343	New forklift trucks	21	616 905	14 246	2.3	Z	X
2344	New industrial trucks and tractors	17	27 284	4 552	16.7	Z	X
2345	Used materials handling machinery, equipment, and parts	354	2 151 526	152 802	7.1	.3	X
2350	Oil well, oil refinery, and pipeline machinery, equipment, and supplies	105	1 391 071	145 583	10.5	.3	.6
2351	New oil refining and pipeline machinery, equipment, and supplies	44	660 121	26 491	4.0	Z	X
2352	New oil field machinery, equipment, and supplies (including drilling bits)	65	617 123	89 124	14.4	.2	X
2360	Other industrial machinery, equipment, and parts	61	230 328	44 681	19.4	.1	54.7
2366	Other new industrial machinery and equipment	30	84 153	20 127	23.9	Z	X
2367	Used industrial machinery and equipment	33	144 682	20 847	14.4	Z	X
2370	Mechanical power transmission supplies	26	47 852	6 808	14.2	Z	53.8
2371	Bearings and bushings	21	39 826	892	2.2	Z	X
2372	Other mechanical power transmission supplies	21	45 448	5 916	13.0	Z	X
2380	Industrial valves and fittings (except fluid-power)	33	275 680	43 299	15.7	.1	X
2390	Hydraulic and pneumatic (fluid-power) valves	38	100 538	3 010	3.0	Z	78.3
2391	Hydraulic valves	36	83 841	2 014	2.4	Z	X
2392	Pneumatic valves	15	28 842	995	3.5	Z	X
2400	Hydraulic and pneumatic cylinders and rotary actuators	164	1 545 881	57 486	3.7	.1	2.3
2411	Hydraulic cylinders and rotary actuators	153	1 269 908	36 322	2.9	.1	X
2412	Pneumatic cylinders and rotary actuators	36	488 633	12 831	2.6	Z	X
2420	Hydraulic and pneumatic connectors and assemblies	32	93 056	3 260	3.5	Z	75.5
2421	Hydraulic and pneumatic connectors	27	86 343	1 445	1.7	Z	X
2422	Hydraulic and pneumatic assemblies	18	54 363	1 814	3.3	Z	X
2430	Fluid-power filters, components, accessories, and parts	149	1 323 881	37 073	2.8	.1	9.1
2431	Filters	120	1 103 498	21 695	2.0	Z	X
2432	Other fluid-power components, accessories, and parts, n.e.c.	56	842 688	15 302	1.8	Z	X
2440	Welding supplies (excluding gases)	7	7 512	222	3.0	Z	X
2450	Industrial containers and supplies	8	43 723	10 470	23.9	Z	X
2460	Other industrial supplies	156	648 790	48 663	7.5	.1	8.6
2462	Abrasives and abrasive materials	94	270 828	14 904	5.5	Z	X
2463	Nylon, polyester, and synthetic rubber	9	92 823	371	.7	Z	X
2464	Mechanical rubber goods	27	32 573	244	.7	Z	X
2466	Industrial supplies, n.e.c.	74	244 788	18 463	7.5	Z	X
2630	Other transportation equipment and supplies	21	202 796	10 141	5.0	Z	X

See footnotes at end of table.

Table 2. All Types of Operation by Kind of Business and Commodity Line for Wholesale Trade: 1997—Con.

[Includes only establishments with payroll. For meaning of abbreviations and symbols, see introductory text. For explanation of terms, see Appendix A]

NAICS code and CL code	Kind of business and commodity line	Establishments handling commodity line		Commodity line sales			Sales coverage percent
		Number	Total sales (\$1,000)	Amount ¹ (\$1,000)	As percent of total sales of—		
					Establishments handling line	Establishments in NAICS industry ¹	
42181	Construction & mining (except petroleum) machinery & equip whsle—Con.						
5300	Plastics materials and basic shapes	6	18 791	3 948	21.0	Z	X
5330	Chemicals and allied products (excluding agricultural, plastics, gases, and petroleum)	23	53 484	2 168	4.1	Z	X
5400	Petroleum products	82	511 824	19 950	3.9	Z	X
5800	Farm supplies	11	47 943	3 576	7.5	Z	9.9
5812	Feeds (poultry and livestock) not mixed on location	10	39 048	3 490	8.9	Z	X
6000	Paint, paint supplies, and wallpaper	16	50 944	4 437	8.7	Z	X
9700	Service receipts and labor charges (including installed parts)	2 626	23 515 489	3 356 912	14.3	7.5	76.5
9701	Labor charges for repair work	2 514	22 940 234	1 822 356	7.9	4.1	X
9702	Parts installed in repair work	2 031	18 989 669	1 440 520	7.6	3.2	X
9703	Other service receipts and labor charges—Specify	419	3 207 859	94 024	2.9	.2	X
9720	Receipts for service contracts	92	983 330	53 614	5.5	.1	X
9740	Receipts for installing equipment	13	107 797	12 273	11.4	Z	X
9810	Miscellaneous commodities	257	3 943 554	174 974	4.4	.4	X
9940	Rental and leasing receipts	1 892	18 234 676	2 305 806	12.6	5.2	X
9980	Receipts for machine shop job work	7	7 793	165	2.1	Z	X
421810	Construction & mining (except petroleum) machinery & equip whsle	5 321	X	44 725 989	X	100.0	78.3
0120	Buses, campers, and motor homes	6	38 855	1 153	3.0	Z	78.3
0121	Buses	6	38 855	1 153	3.0	Z	X
0130	Light trucks and vans (14,000 lb or less)	60	159 546	13 568	8.5	Z	X
0140	Medium trucks and tractors (14,001 to 26,000 lb)	111	433 717	44 533	10.3	.1	X
0150	Heavy trucks and tractors (over 26,000 lb)	166	1 310 089	101 588	7.8	.2	8.8
0152	New heavy truck tractors	94	1 073 172	39 381	3.7	.1	X
0154	New truck bodies	38	1 131 392	17 694	13.5	Z	X
0155	Used heavy trucks, tractors, and trailers	123	1 103 150	40 730	3.7	.1	X
0200	New and rebuilt automotive parts and supplies	370	3 573 444	477 955	13.4	1.1	2.3
0211	Batteries	77	717 414	2 525	.4	Z	X
0212	Engines (complete)	180	1 205 842	31 567	2.6	.1	X
0213	Electrical engine parts (including ignition parts)	60	112 223	3 402	3.0	Z	X
0214	Brake parts (including fluid and all disk and drum parts)	103	567 875	9 830	1.7	Z	X
0217	Hoses, belts, gaskets, and wiper blades	137	1 084 228	7 211	.7	Z	X
0218	Filters (oil, air, gas, and transmission)	118	885 652	15 750	1.8	Z	X
0219	Engine parts, except electrical	67	794 493	20 976	2.6	Z	X
0221	Body parts and repair materials	98	416 660	13 352	3.2	Z	X
0222	Suspension parts (shocks, struts, balljoints, etc.)	41	1 628 218	302 866	18.6	.7	X
0223	Parts, n.e.c.	22	19 957	1 188	6.0	Z	X
0224	Accessories	27	174 978	7 107	4.1	Z	X
0300	Tires and tubes	11	25 474	651	2.6	Z	36.4
0311	New tires and tubes	11	25 474	651	2.6	Z	X
0720	Roofing, siding, and insulation materials	9	19 856	7 380	37.2	Z	58.3
0721	Roofing, except wood	7	19 490	7 237	37.1	Z	X
0920	New computer equipment	6	7 988	265	3.3	Z	43.1
0921	Computers	6	7 988	265	3.3	Z	X
1120	Flat iron and steel products	22	68 283	7 989	11.7	Z	X
1140	Iron and steel wire and wire products	29	68 578	3 654	5.3	Z	10.9
1141	Wire (plain, coated, barbed, and twisted)	14	58 973	2 370	4.0	Z	X
1143	Wire rope, strand, strapping, reinforcement mesh, and bale ties	13	5 198	227	4.4	Z	X
1150	Iron and steel pipe and tubing	9	11 585	289	2.5	Z	X
1400	Electrical apparatus and equipment	169	1 403 714	202 067	14.4	.5	4.2
1413	Motors and generators (including motor-generator sets)	80	1 163 341	194 030	16.7	.4	X
1421	Other electrical apparatus and equipment (including fuses and lightning rods)	80	109 561	1 603	1.5	Z	X
1500	Electrical appliances, household	7	15 697	490	3.1	Z	33.0
1515	Refrigerators and freezers, household	7	15 697	490	3.1	Z	X
1600	Electronic parts and equipment, except communication	22	63 434	2 632	4.1	Z	X
1650	Communication equipment and supplies	7	15 299	517	3.4	Z	X
1700	Hardware	241	1 724 943	95 321	5.5	.2	5.3
1711	Hand tools (including power driven)	238	1 627 554	73 562	4.5	.2	X
1712	Bolts, nuts, rivets, and fasteners	104	554 282	10 657	1.9	Z	X
1713	Cutlery	44	186 052	3 580	1.9	Z	X
1800	Plumbing and heating equipment and supplies (hydronics)	17	65 847	5 767	8.8	Z	46.5
1818	Other plumbing and heating equipment and supplies	15	64 299	5 445	8.5	Z	X
1900	Warm air heating and air-conditioning equipment and supplies	6	6 263	566	9.0	Z	74.2
1911	Furnaces (warm air)	6	6 263	207	3.3	Z	X
2100	Construction and mining machinery and equipment (including parts and attachments)	5 321	44 725 989	35 878 032	80.2	80.2	62.9
2111	New off-highway wheel and track-laying tractors	1 547	22 219 291	6 138 063	27.6	13.7	X
2112	New power cranes, draglines, and shovels	795	8 660 153	1 579 404	18.2	3.5	X
2113	New mixers, pavers, and related equipment	1 052	17 145 570	981 364	5.7	2.2	X
2114	New tractor shovel loaders	1 123	17 210 068	2 558 282	14.9	5.7	X
2115	New graders, rollers, and off-highway trucks	1 526	22 450 933	2 618 227	11.7	5.9	X
2116	New mining machinery	804	7 394 536	1 704 038	23.0	3.8	X
2117	Other new construction and mining, logging, and road maintenance machinery, equipment, and parts	3 553	34 075 755	15 299 967	44.9	34.2	X
2118	Used construction and mining machinery and equipment	3 373	26 336 232	4 998 688	19.0	11.2	X

See footnotes at end of table.

Table 2. All Types of Operation by Kind of Business and Commodity Line for Wholesale Trade: 1997—Con.

[Includes only establishments with payroll. For meaning of abbreviations and symbols, see introductory text. For explanation of terms, see Appendix A]

NAICS code and CL code	Kind of business and commodity line	Establishments handling commodity line		Commodity line sales			Sales coverage percent
		Number	Total sales (\$1,000)	Amount ¹ (\$1,000)	As percent of total sales of—		
					Establishments handling line	Establishments in NAICS industry ¹	
421810	Construction & mining (except petroleum) machinery & equipment—Con.						
2200	Farm machinery, equipment, and parts	577	8 301 181	493 000	5.9	1.1	3.5
2211	New tractors (farm)	309	4 597 038	167 160	3.6	.4	X
2212	New harvesting machinery	123	2 409 346	15 639	.6	Z	X
2213	New land preparation, planting, and cultivating machinery	133	2 320 194	18 798	.8	Z	X
2214	New dairy farm and barn equipment	29	387 608	4 408	1.1	Z	X
2215	New irrigation equipment	76	1 131 006	95 423	8.4	.2	X
2216	Other new farm machinery and equipment	222	4 365 352	85 194	2.0	.2	X
2218	Used farm machinery and equipment	299	3 627 180	106 370	2.9	.2	X
2220	Garden machinery, equipment, and parts	196	876 438	65 160	7.4	.1	11.6
2221	New power lawn mowers	137	625 918	27 171	4.3	.1	X
2222	Other new lawn and garden machinery and equipment	117	524 240	32 520	6.2	.1	X
2223	Used garden machinery and equipment	59	365 765	5 469	1.5	Z	X
2300	Hydraulic and pneumatic (fluid-power) pumps, motors, and parts	62	115 576	6 050	5.2	Z	67.4
2311	Pumps	55	100 187	2 744	2.7	Z	X
2312	Motors	22	60 084	1 085	1.8	Z	X
2313	Parts for pumps and motors	45	86 685	2 209	2.5	Z	X
2320	General-purpose industrial machinery, equipment, and parts	520	4 522 641	491 999	10.9	1.1	3.4
2321	New pumps, compressors (air or gas), and equipment	171	1 383 384	102 434	7.4	.2	X
2323	New diesel engines (excluding automotive)	50	575 223	44 228	7.7	.1	X
2326	New controlling, recording, and indicating instruments and access	32	493 761	31 226	6.3	.1	X
2327	All other new general-purpose industrial machinery and equipment	145	1 969 120	169 336	8.6	.4	X
2328	Used general-purpose industrial machinery and equipment	208	743 043	107 303	14.4	.2	X
2330	Metalworking machinery, equipment, and parts	31	300 836	32 214	10.7	.1	X
2340	Materials handling machinery, equipment, and parts	470	3 917 065	388 331	9.9	.9	3.7
2341	New conveying equipment	95	1 028 098	106 730	10.4	.2	X
2342	New hoists, cranes, and monorails	22	657 850	86 851	13.2	.2	X
2343	New forklift trucks	21	616 905	14 246	2.3	Z	X
2344	New industrial trucks and tractors	17	27 284	4 552	16.7	Z	X
2345	Used materials handling machinery, equipment, and parts	354	2 151 526	152 802	7.1	.3	X
2350	Oil well, oil refinery, and pipeline machinery, equipment, and supplies	105	1 391 071	145 583	10.5	.3	.6
2351	New oil refining and pipeline machinery, equipment, and supplies	44	660 121	26 491	4.0	.1	X
2352	New oil field machinery, equipment, and supplies (including drilling bits)	65	617 123	89 124	14.4	.2	X
2360	Other industrial machinery, equipment, and parts	61	230 328	44 681	19.4	.1	54.7
2366	Other new industrial machinery and equipment	30	84 153	20 127	23.9	Z	X
2367	Used industrial machinery and equipment	33	144 682	20 847	14.4	Z	X
2370	Mechanical power transmission supplies	26	47 852	6 808	14.2	Z	53.8
2371	Bearings and bushings	21	39 826	892	2.2	Z	X
2372	Other mechanical power transmission supplies	21	45 448	5 916	13.0	Z	X
2380	Industrial valves and fittings (except fluid-power)	33	275 680	43 299	15.7	.1	X
2390	Hydraulic and pneumatic (fluid-power) valves	38	100 538	3 010	3.0	Z	78.3
2391	Hydraulic valves	36	83 841	2 014	2.4	Z	X
2392	Pneumatic valves	15	28 842	995	3.5	Z	X
2400	Hydraulic and pneumatic cylinders and rotary actuators	164	1 545 881	57 486	3.7	.1	2.3
2411	Hydraulic cylinders and rotary actuators	153	1 269 908	36 322	2.9	.1	X
2412	Pneumatic cylinders and rotary actuators	36	488 633	12 831	2.6	Z	X
2420	Hydraulic and pneumatic connectors and assemblies	32	93 056	3 260	3.5	Z	75.5
2421	Hydraulic and pneumatic connectors	27	86 343	1 445	1.7	Z	X
2422	Hydraulic and pneumatic assemblies	18	54 363	1 814	3.3	Z	X
2430	Fluid-power filters, components, accessories, and parts	149	1 323 881	37 073	2.8	.1	9.1
2431	Filters	120	1 103 498	21 695	2.0	Z	X
2432	Other fluid-power components, accessories, and parts, n.e.c.	56	842 688	15 302	1.8	Z	X
2440	Welding supplies (excluding gases)	7	7 512	222	3.0	Z	X
2450	Industrial containers and supplies	8	43 723	10 470	23.9	Z	X
2460	Other industrial supplies	156	648 790	48 663	7.5	.1	8.6
2462	Abrasives and abrasive materials	94	270 828	14 904	5.5	Z	X
2463	Nylon, polyester, and synthetic rubber	9	92 823	371	.4	Z	X
2464	Mechanical rubber goods	27	32 573	244	.7	Z	X
2466	Industrial supplies, n.e.c.	74	244 788	18 463	7.5	Z	X
2630	Other transportation equipment and supplies	21	202 796	10 141	5.0	Z	X
5300	Plastics materials and basic shapes	6	18 791	3 948	21.0	Z	X
5330	Chemicals and allied products (excluding agricultural, plastics, gases, and petroleum)	23	53 484	2 168	4.1	Z	X
5400	Petroleum products	82	511 824	19 950	3.9	Z	X
5800	Farm supplies	11	47 943	3 576	7.5	Z	9.9
5812	Feeds (poultry and livestock) not mixed on location	10	39 048	3 490	8.9	Z	X
6000	Paint, paint supplies, and wallpaper	16	50 944	4 437	8.7	Z	X
9700	Service receipts and labor charges (including installed parts)	2 626	23 515 489	3 356 912	14.3	7.5	76.5
9701	Labor charges for repair work	2 514	22 940 234	1 822 356	7.9	4.1	X
9702	Parts installed in repair work	2 031	18 989 669	1 440 520	7.6	3.2	X
9703	Other service receipts and labor charges—Specify	419	3 207 859	94 024	2.9	.2	X
9720	Receipts for service contracts	92	983 330	53 614	5.5	.1	X
9740	Receipts for installing equipment	13	107 797	12 273	11.4	Z	X
9810	Miscellaneous commodities	257	3 943 554	174 974	4.4	.4	X
9940	Rental and leasing receipts	1 892	18 234 676	2 305 806	12.6	5.2	X
9980	Receipts for machine shop job work	7	7 793	165	2.1	Z	X

See footnotes at end of table.

Table 2. All Types of Operation by Kind of Business and Commodity Line for Wholesale Trade: 1997—Con.

[Includes only establishments with payroll. For meaning of abbreviations and symbols, see introductory text. For explanation of terms, see Appendix A]

NAICS code and CL code	Kind of business and commodity line	Establishments handling commodity line		Commodity line sales			Sales coverage percent
		Number	Total sales (\$1,000)	Amount ¹ (\$1,000)	As percent of total sales of—		
					Establishments handling line	Establishments in NAICS industry ¹	
42182	Farm & garden machinery & equipment whsle	9 782	X	39 713 264	X	100.0	78.9
0100	New and used automobiles, motorcycles, etc.	249	888 459	82 107	9.2	.2	6.0
0112	Used automobiles	72	218 086	5 849	2.7	Z	X
0113	Motorcycles	35	65 052	1 523	2.3	Z	X
0114	Motorscooters, mopeds, snowmobiles, and utility trailers	169	629 517	72 134	11.5	.2	X
0120	Buses, campers, and motor homes	10	31 716	7 012	22.1	Z	17.5
0122	Motor homes, car trailers, and campers	8	23 610	5 846	24.8	Z	X
0130	Light trucks and vans (14,000 lb or less)	168	404 931	43 127	10.7	.1	.9
0131	New light trucks	156	375 231	28 647	7.6	.1	X
0132	Used light trucks	156	375 231	12 755	3.4	Z	X
0140	Medium trucks and tractors (14,001 to 26,000 lb)	152	476 599	28 945	6.1	.1	X
0150	Heavy trucks and tractors (over 26,000 lb)	49	229 191	16 812	7.3	Z	3.5
0152	New heavy truck tractors	22	80 744	6 648	8.2	Z	X
0155	Used heavy trucks, tractors, and trailers	22	80 744	3 877	4.8	Z	X
0200	New and rebuilt automotive parts and supplies	587	2 057 573	254 107	12.4	.6	2.7
0211	Batteries	263	1 439 777	15 772	1.1	Z	X
0212	Engines (complete)	122	250 232	8 632	3.5	Z	X
0213	Electrical engine parts (including ignition parts)	141	361 395	9 812	2.7	Z	X
0214	Brake parts (including fluid and all disk and drum parts)	17	240 683	13 393	5.6	Z	X
0215	Exhaust system parts	9	103 053	1 583	1.5	Z	X
0217	Hoses, belts, gaskets, and wiper blades	126	260 268	19 303	7.4	Z	X
0218	Filters (oil, air, gas, and transmission)	15	120 077	3 783	3.2	Z	X
0219	Engine parts, except electrical	145	421 965	35 368	8.4	.1	X
0222	Suspension parts (shocks, struts, balljoints, etc.)	17	240 683	3 325	1.4	Z	X
0223	Parts, n.e.c.	432	668 274	135 431	20.3	.3	X
0224	Accessories	128	139 624	1 254	.9	Z	X
0300	Tires and tubes	543	1 821 686	40 271	2.2	.1	.1
0312	Recapped and used tires and repair materials	471	1 255 529	26 221	2.1	.1	X
0400	Household and lawn furniture	8	47 413	6 889	14.5	Z	X
0740	Other construction materials	72	207 356	21 926	10.6	.1	5.1
0742	Prefabricated buildings and structural assemblies (nonwood)	10	58 835	10 487	17.8	Z	X
0744	Construction materials, n.e.c. (including wire fence and construction paper)	6	47 995	3 149	6.6	Z	X
1120	Flat iron and steel products	20	69 060	2 765	4.0	Z	7.2
1121	Plates	6	10 270	859	8.4	Z	X
1140	Iron and steel wire and wire products	8	49 793	6 678	13.4	Z	X
1150	Iron and steel pipe and tubing	25	73 483	6 033	8.2	Z	X
1220	Aluminum shapes, forms, etc.	6	7 162	562	7.8	Z	X
1400	Electrical apparatus and equipment	237	402 080	37 248	9.3	.1	12.1
1413	Motors and generators (including motor-generator sets)	148	175 364	6 846	3.9	Z	X
1417	Exterior wiring and cable (excluding conduit)	80	179 607	18 562	10.3	Z	X
1500	Electrical appliances, household	57	263 344	12 767	4.8	Z	X
1600	Electronic parts and equipment, except communication	17	174 181	18 121	10.4	Z	X
1700	Hardware	570	1 867 571	129 608	6.9	.3	9.6
1711	Hand tools (including power driven)	482	1 558 483	87 763	5.6	.2	X
1712	Bolts, nuts, rivets, and fasteners	493	1 342 237	25 158	1.9	.1	X
1713	Cutlery	66	390 987	8 641	2.2	Z	X
1800	Plumbing and heating equipment and supplies (hydronics)	175	650 257	53 061	8.2	.1	22.2
1811	Plastic pipe fittings and valves (excluding pipe and tubing)	112	332 792	12 177	3.7	Z	X
1812	Metal pipe fittings and valves (excluding pipe and tubing)	116	468 367	13 925	3.0	Z	X
1813	Plumbing fixtures	44	271 558	6 997	2.6	Z	X
1814	Furnaces, stoves, water heaters (except electric and warm air)	37	176 404	14 091	8.0	Z	X
1815	Boilers, radiators, and convectors	29	81 499	2 817	3.5	Z	X
1818	Other plumbing and heating equipment and supplies	10	76 277	977	1.3	Z	X
1900	Warm air heating and air-conditioning equipment and supplies	65	173 786	10 581	6.1	Z	5.5
1916	Air cleaning and filtration systems	25	88 871	8 024	9.0	Z	X
2100	Construction and mining machinery and equipment (including parts and attachments)	774	3 366 300	474 629	14.1	1.2	3.3
2111	New off-highway wheel and track-laying tractors	149	486 579	18 658	3.8	Z	X
2112	New power cranes, draglines, and shovels	93	808 555	6 716	.8	Z	X
2114	New tractor shovel loaders	359	1 729 103	101 178	5.9	.3	X
2115	New graders, rollers, and off-highway trucks	93	808 555	13 439	1.7	Z	X
2116	New mining machinery	150	1 058 567	28 341	2.7	.1	X
2117	Other new construction and mining, logging, and road maintenance machinery, equipment, and parts	378	2 074 923	166 143	8.0	.4	X
2118	Used construction and mining machinery and equipment	455	1 869 335	84 746	4.5	.2	X
2200	Farm machinery, equipment, and parts	9 123	35 907 978	28 705 281	79.9	72.3	71.0
2211	New tractors (farm)	5 236	27 560 207	8 302 632	30.1	20.9	X
2212	New harvesting machinery	4 240	24 044 548	4 491 927	18.7	11.3	X
2213	New land preparation, planting, and cultivating machinery	3 820	22 150 167	2 329 220	10.5	5.9	X
2214	New dairy farm and barn equipment	872	2 013 149	405 192	20.1	1.0	X
2215	New irrigation equipment	1 601	4 553 850	2 430 954	53.4	6.1	X
2216	Other new farm machinery and equipment	5 788	26 468 856	4 999 594	18.9	12.6	X
2218	Used farm machinery and equipment	6 179	21 635 051	5 745 761	26.6	14.5	X
2220	Garden machinery, equipment, and parts	4 399	24 939 284	5 519 849	22.1	13.9	71.4
2221	New power lawn mowers	3 233	19 722 009	2 089 690	10.6	5.3	X
2222	Other new lawn and garden machinery and equipment	2 497	17 167 936	3 197 193	18.6	8.1	X
2223	Used garden machinery and equipment	2 399	10 114 184	232 958	2.3	.6	X
2300	Hydraulic and pneumatic (fluid-power) pumps, motors, and parts	9	28 143	2 060	7.3	Z	78.9
2313	Parts for pumps and motors	6	20 389	1 638	8.0	Z	X

See footnotes at end of table.

Table 2. All Types of Operation by Kind of Business and Commodity Line for Wholesale Trade: 1997—Con.

[Includes only establishments with payroll. For meaning of abbreviations and symbols, see introductory text. For explanation of terms, see Appendix A]

NAICS code and CL code	Kind of business and commodity line	Establishments handling commodity line		Commodity line sales			Sales coverage percent
		Number	Total sales (\$1,000)	Amount ¹ (\$1,000)	As percent of total sales of—		
					Establishments handling line	Establishments in NAICS industry ¹	
42182	Farm & garden machinery & equipment whsle—Con.						
	General-purpose industrial machinery, equipment, and parts	620	3 431 120	465 663	13.6	1.2	3.3
2320	New pumps, compressors (air or gas), and equipment	307	1 522 174	170 007	11.2	.4	X
2323	New diesel engines (excluding automotive)	47	118 391	4 327	3.7	Z	X
2326	New controlling, recording, and indicating instruments and access	78	207 977	40 206	19.3	.1	X
2327	All other new general-purpose industrial machinery and equipment	107	443 731	52 448	11.8	.1	X
2328	Used general-purpose industrial machinery and equipment	97	253 119	24 164	9.5	.1	X
2330	Metalworking machinery, equipment, and parts	15	62 560	5 894	9.4	Z	X
2340	Materials handling machinery, equipment, and parts	27	66 930	16 755	25.0	Z	67.1
2341	New conveying equipment	15	38 523	9 693	25.2	Z	X
2343	New forklift trucks	9	17 930	3 273	18.3	Z	X
2345	Used materials handling machinery, equipment, and parts	14	25 999	1 696	6.5	Z	X
2360	Other industrial machinery, equipment, and parts	19	287 217	78 932	27.5	.2	6.7
2366	Other new industrial machinery and equipment	11	55 414	15 882	28.7	Z	X
2460	Other industrial supplies	6	48 279	1 086	2.2	Z	X
2630	Other transportation equipment and supplies	7	31 935	2 554	8.0	Z	X
2700	Sporting and recreational goods and supplies	122	633 793	65 694	10.4	.2	6.3
2715	Athletic equipment and accessories	94	437 478	34 424	7.9	.1	X
2718	Other sporting and recreational goods (go carts, bait, etc.)	7	27 129	1 440	5.3	Z	X
3120	Forest products, except lumber (including cordwood, hewn posts, poles, and ties)	15	67 222	2 978	4.4	Z	X
3800	Men's and boys' wear	16	55 783	2 492	4.5	Z	X
4000	Footwear	7	12 869	378	2.9	Z	X
4860	Other grocery specialties	16	22 483	2 047	9.1	Z	7.8
4867	Pet foods	15	16 774	734	4.4	Z	X
5300	Plastics materials and basic shapes	11	51 110	5 883	11.5	Z	X
5330	Chemicals and allied products (excluding agricultural, plastics, gases, and petroleum)	133	403 319	39 199	9.7	.1	X
5400	Petroleum products	444	1 400 073	31 841	2.3	.1	.8
5418	Lubricating oil and greases	442	1 372 889	30 317	2.2	.1	X
5800	Farm supplies	1 417	4 720 230	516 579	10.9	1.3	3.4
5811	Hay, straw, and alfalfa	40	90 423	91	.1	Z	X
5812	Feeds (poultry and livestock) not mixed on location	372	1 374 024	115 875	8.4	.3	X
5813	Prepared feeds (poultry and livestock) mixed on location	118	319 798	25 757	8.1	.1	X
5814	Weed killers, soil sterilizers, and soil conditioners	150	539 170	25 545	4.7	.1	X
5815	Insecticides, fungicides, and pesticides	252	791 547	44 176	5.6	.1	X
5816	Other agricultural chemicals and fertilizers	481	1 599 428	187 148	11.7	.5	X
5817	Seeds and bulbs	398	1 268 735	47 428	3.7	.1	X
5818	Other farm supplies (including harness and saddlery equipment)	339	744 934	69 943	9.4	.2	X
6000	Paint, paint supplies, and wallpaper	163	741 238	24 946	3.4	.1	.1
6011	Architectural coatings (enamels, primers, stains, solvents, and lacquers)	136	571 227	6 346	1.1	Z	X
6110	Flowers and florists' supplies	52	134 649	28 449	21.1	.1	X
9700	Service receipts and labor charges (including installed parts)	5 414	19 771 829	2 473 844	12.5	6.2	76.4
9701	Labor charges for repair work	5 218	19 407 766	1 292 559	6.7	3.3	X
9702	Parts installed in repair work	4 131	15 797 737	1 082 053	6.8	2.7	X
9703	Other service receipts and labor charges—Specify	871	3 855 659	97 409	2.5	.2	X
9720	Receipts for service contracts	116	454 163	16 677	3.7	Z	X
9740	Receipts for installing equipment	38	47 376	4 776	10.1	Z	X
9810	Miscellaneous commodities	529	3 036 899	197 530	6.5	.5	X
9940	Rental and leasing receipts	1 562	7 422 436	208 753	2.8	.5	X
9980	Receipts for machine shop job work	8	17 830	950	5.3	Z	X
421820	Farm & garden machinery & equipment whsle	9 782	X	39 713 264	X	100.0	78.9
0100	New and used automobiles, motorcycles, etc.	249	888 459	82 107	9.2	.2	6.0
0112	Used automobiles	72	218 086	5 849	2.7	Z	X
0113	Motorcycles	35	65 052	1 523	2.3	Z	X
0114	Motorscooters, mopeds, snowmobiles, and utility trailers	169	629 517	72 134	11.5	.2	X
0120	Buses, campers, and motor homes	10	31 716	7 012	22.1	Z	17.5
0122	Motor homes, car trailers, and campers	8	23 610	5 846	24.8	Z	X
0130	Light trucks and vans (14,000 lb or less)	168	404 931	43 127	10.7	.1	.9
0131	New light trucks	156	375 231	28 647	7.6	.1	X
0132	Used light trucks	156	375 231	12 755	3.4	Z	X
0140	Medium trucks and tractors (14,001 to 26,000 lb)	152	476 599	28 945	6.1	.1	X
0150	Heavy trucks and tractors (over 26,000 lb)	49	229 191	16 812	7.3	Z	3.5
0152	New heavy truck tractors	22	80 744	6 648	8.2	Z	X
0155	Used heavy trucks, tractors, and trailers	22	80 744	3 877	4.8	Z	X
0200	New and rebuilt automotive parts and supplies	587	2 057 573	254 107	12.4	.6	2.7
0211	Batteries	263	1 439 777	15 772	1.1	Z	X
0212	Engines (complete)	122	250 232	8 632	3.5	Z	X
0213	Electrical engine parts (including ignition parts)	141	361 395	9 812	2.7	Z	X
0214	Brake parts (including fluid and all disk and drum parts)	17	240 683	13 393	5.6	Z	X
0215	Exhaust system parts	9	103 053	1 583	1.5	Z	X
0217	Hoses, belts, gaskets, and wiper blades	126	260 268	19 303	7.4	Z	X
0218	Filters (oil, air, gas, and transmission)	15	120 077	3 783	3.2	Z	X
0219	Engine parts, except electrical	145	421 965	35 368	8.4	.1	X
0222	Suspension parts (shocks, struts, balljoints, etc.)	17	240 683	3 325	1.4	Z	X
0223	Parts, n.e.c.	432	668 274	135 431	20.3	.3	X
0224	Accessories	128	139 624	1 254	.9	Z	X
0300	Tires and tubes	543	1 821 686	40 271	2.2	.1	.1
0312	Recapped and used tires and repair materials	471	1 255 529	26 221	2.1	.1	X

See footnotes at end of table.

Table 2. All Types of Operation by Kind of Business and Commodity Line for Wholesale Trade: 1997—Con.

[Includes only establishments with payroll. For meaning of abbreviations and symbols, see introductory text. For explanation of terms, see Appendix A]

NAICS code and CL code	Kind of business and commodity line	Establishments handling commodity line		Commodity line sales			Sales coverage percent
		Number	Total sales (\$1,000)	Amount ¹ (\$1,000)	As percent of total sales of—		
					Establishments handling line	Establishments in NAICS industry ¹	
421820	Farm & garden machinery & equipment whlse—Con.						
0400	Household and lawn furniture	8	47 413	6 889	14.5	Z	X
0740	Other construction materials	72	207 356	21 926	10.6	.1	5.1
0742	Prefabricated buildings and structural assemblies (nonwood)	10	58 835	10 487	17.8	Z	X
0744	Construction materials, n.e.c. (including wire fence and construction paper)	6	47 995	3 149	6.6	Z	X
1120	Flat iron and steel products	20	69 060	2 765	4.0	Z	7.2
1121	Plates	6	10 270	859	8.4	Z	X
1140	Iron and steel wire and wire products	8	49 793	6 678	13.4	Z	X
1150	Iron and steel pipe and tubing	25	73 483	6 033	8.2	Z	X
1220	Aluminum shapes, forms, etc.	6	7 162	562	7.8	Z	X
1400	Electrical apparatus and equipment	237	402 080	37 248	9.3	.1	12.1
1413	Motors and generators (including motor-generator sets)	148	175 364	6 846	3.9	Z	X
1417	Exterior wiring and cable (excluding conduit)	80	179 607	18 562	10.3	Z	X
1500	Electrical appliances, household	57	263 344	12 767	4.8	Z	X
1600	Electronic parts and equipment, except communication	17	174 181	18 121	10.4	Z	X
1700	Hardware	570	1 867 571	129 608	6.9	.3	9.6
1711	Hand tools (including power driven)	482	1 558 483	87 763	5.6	.2	X
1712	Bolts, nuts, rivets, and fasteners	493	1 342 237	25 158	1.9	.1	X
1713	Cutlery	66	390 987	8 641	2.2	.1	X
1800	Plumbing and heating equipment and supplies (hydronics)	175	650 257	53 061	8.2	.1	22.2
1811	Plastic pipe fittings and valves (excluding pipe and tubing)	112	332 792	12 177	3.7	Z	X
1812	Metal pipe fittings and valves (excluding pipe and tubing)	116	468 367	13 925	3.0	Z	X
1813	Plumbing fixtures	44	271 558	6 997	2.6	Z	X
1814	Furnaces, stoves, water heaters (except electric and warm air)	37	176 404	14 091	8.0	Z	X
1815	Boilers, radiators, and convectors	29	81 499	2 817	3.5	Z	X
1818	Other plumbing and heating equipment and supplies	10	76 277	977	1.3	Z	X
1900	Warm air heating and air-conditioning equipment and supplies	65	173 786	10 581	6.1	Z	5.5
1916	Air cleaning and filtration systems	25	88 871	8 024	9.0	Z	X
2100	Construction and mining machinery and equipment (including parts and attachments)	774	3 366 300	474 629	14.1	1.2	3.3
2111	New off-highway wheel and track-laying tractors	149	486 579	18 658	3.8	Z	X
2112	New power cranes, draglines, and shovels	93	808 555	6 716	.8	Z	X
2114	New tractor shovel loaders	359	1 729 103	101 178	5.9	.3	X
2115	New graders, rollers, and off-highway trucks	93	808 555	13 439	1.7	Z	X
2116	New mining machinery	150	1 058 567	28 341	2.7	.1	X
2117	Other new construction and mining, logging, and road maintenance machinery, equipment, and parts	378	2 074 923	166 143	8.0	.4	X
2118	Used construction and mining machinery and equipment	455	1 869 335	84 746	4.5	.2	X
2200	Farm machinery, equipment, and parts	9 123	35 907 978	28 705 281	79.9	72.3	71.0
2211	New tractors (farm)	5 236	27 560 207	8 302 632	30.1	20.9	X
2212	New harvesting machinery	4 240	24 044 548	4 491 927	18.7	11.3	X
2213	New land preparation, planting, and cultivating machinery	3 820	22 150 167	2 329 220	10.5	5.9	X
2214	New dairy farm and barn equipment	872	2 013 149	405 192	20.1	1.0	X
2215	New irrigation equipment	1 601	4 553 850	2 430 954	53.4	6.1	X
2216	Other new farm machinery and equipment	5 788	26 468 856	4 999 594	18.9	12.6	X
2218	Used farm machinery and equipment	6 179	21 635 051	5 745 761	26.6	14.5	X
2220	Garden machinery, equipment, and parts	4 399	24 939 284	5 519 849	22.1	13.9	71.4
2221	New power lawn mowers	3 233	19 722 009	2 089 690	10.6	5.3	X
2222	Other new lawn and garden machinery and equipment	2 497	17 167 936	3 197 193	18.6	8.1	X
2223	Used garden machinery and equipment	2 399	10 114 184	232 958	2.3	.6	X
2300	Hydraulic and pneumatic (fluid-power) pumps, motors, and parts	9	28 143	2 060	7.3	Z	78.9
2313	Parts for pumps and motors	6	20 389	1 638	8.0	Z	X
2320	General-purpose industrial machinery, equipment, and parts	620	3 431 120	465 663	13.6	1.2	3.3
2321	New pumps, compressors (air or gas), and equipment	307	1 522 174	170 007	11.2	.4	X
2323	New diesel engines (excluding automotive)	47	118 391	4 327	3.7	Z	X
2326	New controlling, recording, and indicating instruments and access	78	207 977	40 206	19.3	.1	X
2327	All other new general-purpose industrial machinery and equipment	107	443 731	52 448	11.8	.1	X
2328	Used general-purpose industrial machinery and equipment	97	253 119	24 164	9.5	.1	X
2330	Metalworking machinery, equipment, and parts	15	62 560	5 894	9.4	Z	X
2340	Materials handling machinery, equipment, and parts	27	66 930	16 755	25.0	Z	67.1
2341	New conveying equipment	15	38 523	9 693	25.2	Z	X
2343	New forklift trucks	9	17 930	3 273	18.3	Z	X
2345	Used materials handling machinery, equipment, and parts	14	25 999	1 696	6.5	Z	X
2360	Other industrial machinery, equipment, and parts	19	287 217	78 932	27.5	.2	6.7
2366	Other new industrial machinery and equipment	11	55 414	15 882	28.7	Z	X
2460	Other industrial supplies	6	48 279	1 086	2.2	Z	X
2630	Other transportation equipment and supplies	7	31 935	2 554	8.0	Z	X
2700	Sporting and recreational goods and supplies	122	633 793	65 694	10.4	.2	6.3
2715	Athletic equipment and accessories	94	437 478	34 424	7.9	.1	X
2718	Other sporting and recreational goods (go carts, bait, etc.)	7	27 129	1 440	5.3	Z	X
3120	Forest products, except lumber (including cordwood, hewn posts, poles, and ties)	15	67 222	2 978	4.4	Z	X
3800	Men's and boys' wear	16	55 783	2 492	4.5	Z	X
4000	Footwear	7	12 869	378	2.9	Z	X
4860	Other grocery specialties	16	22 483	2 047	9.1	Z	7.8
4867	Pet foods	15	16 774	734	4.4	Z	X
5300	Plastics materials and basic shapes	11	51 110	5 883	11.5	Z	X
5330	Chemicals and allied products (excluding agricultural, plastics, gases, and petroleum)	133	403 319	39 199	9.7	.1	X
5400	Petroleum products	444	1 400 073	31 841	2.3	.1	.8
5418	Lubricating oil and greases	442	1 372 889	30 317	2.2	.1	X

See footnotes at end of table.

Table 2. All Types of Operation by Kind of Business and Commodity Line for Wholesale Trade: 1997—Con.

[Includes only establishments with payroll. For meaning of abbreviations and symbols, see introductory text. For explanation of terms, see Appendix A]

NAICS code and CL code	Kind of business and commodity line	Establishments handling commodity line		Commodity line sales			Sales coverage percent
		Number	Total sales (\$1,000)	Amount ¹ (\$1,000)	As percent of total sales of—		
					Establishments handling line	Establishments in NAICS industry ¹	
421820	Farm & garden machinery & equipment whlse—Con.						
5800	Farm supplies	1 417	4 720 230	516 579	10.9	1.3	3.4
5811	Hay, straw, and alfalfa	40	90 423	91	.1	Z	X
5812	Feeds (poultry and livestock) not mixed on location	372	1 374 024	115 875	8.4	.3	X
5813	Prepared feeds (poultry and livestock) mixed on location	118	319 798	25 757	8.1	.1	X
5814	Weed killers, soil sterilizers, and soil conditioners	150	539 170	25 545	4.7	.1	X
5815	Insecticides, fungicides, and pesticides	252	791 547	44 176	5.6	.1	X
5816	Other agricultural chemicals and fertilizers	481	1 599 428	187 148	11.7	.5	X
5817	Seeds and bulbs	398	1 268 735	47 428	3.7	.1	X
5818	Other farm supplies (including harness and saddlery equipment)	339	744 934	69 943	9.4	.2	X
6000	Paint, paint supplies, and wallpaper	163	741 238	24 946	3.4	.1	.1
6011	Architectural coatings (enamels, primers, stains, solvents, and lacquers)	136	571 227	6 346	1.1	Z	X
6110	Flowers and florists' supplies	52	134 649	28 449	21.1	.1	X
9700	Service receipts and labor charges (including installed parts)	5 414	19 771 829	2 473 844	12.5	6.2	76.4
9701	Labor charges for repair work	5 218	19 407 766	1 292 559	6.7	3.3	X
9702	Parts installed in repair work	4 131	15 797 737	1 082 053	6.8	2.7	X
9703	Other service receipts and labor charges—Specify	871	3 855 659	97 409	2.5	.2	X
9720	Receipts for service contracts	116	454 163	16 677	3.7	Z	X
9740	Receipts for installing equipment	38	47 376	4 776	10.1	Z	X
9810	Miscellaneous commodities	529	3 036 899	197 530	6.5	.5	X
9940	Rental and leasing receipts	1 562	7 422 436	208 753	2.8	.5	X
9980	Receipts for machine shop job work	8	17 830	950	5.3	Z	X
4218201	Farm machinery & equipment—farm dealers	6 931	X	21 996 353	X	100.0	76.5
0100	New and used automobiles, motorcycles, etc.	233	771 404	59 130	7.7	.3	2.2
0112	Used automobiles	72	218 086	5 849	2.7	Z	X
0113	Motorcycles	35	65 052	1 523	2.3	Z	X
0114	Motorscooters, mopeds, snowmobiles, and utility trailers	161	553 318	51 758	9.4	.2	X
0120	Buses, campers, and motor homes	8	23 610	5 846	24.8	Z	22.7
0122	Motor homes, car trailers, and campers	8	23 610	5 846	24.8	Z	X
0130	Light trucks and vans (14,000 lb or less)	156	375 231	41 402	11.0	.2	.9
0131	New light trucks	156	375 231	28 647	7.6	.1	X
0132	Used light trucks	156	375 231	12 755	3.4	.1	X
0140	Medium trucks and tractors (14,001 to 26,000 lb)	134	421 684	23 417	5.6	.1	X
0150	Heavy trucks and tractors (over 26,000 lb)	26	143 848	6 153	4.3	Z	X
0200	New and rebuilt automotive parts and supplies	478	1 572 793	139 945	8.9	.6	1.4
0211	Batteries	236	1 316 752	11 934	.9	.1	X
0212	Engines (complete)	117	157 215	7 867	5.0	Z	X
0213	Electrical engine parts (including ignition parts)	118	103 696	2 055	2.0	Z	X
0217	Hoses, belts, gaskets, and wiper blades	117	157 215	15 737	10.0	.1	X
0219	Engine parts, except electrical	117	157 215	23 606	15.0	.1	X
0223	Parts, n.e.c.	358	395 785	76 218	19.3	.3	X
0224	Accessories	122	134 868	1 118	.8	Z	X
0300	Tires and tubes	472	1 266 758	26 682	2.1	.1	.2
0312	Recapped and used tires and repair materials	471	1 255 529	26 221	2.1	.1	X
0740	Other construction materials	53	80 838	5 739	7.1	Z	X
1120	Flat iron and steel products	7	11 400	867	7.6	Z	42.4
1121	Plates	6	10 270	859	8.4	Z	X
1150	Iron and steel pipe and tubing	13	13 142	630	4.8	Z	X
1400	Electrical apparatus and equipment	148	175 364	6 846	3.9	Z	1.0
1413	Motors and generators (including motor-generator sets)	148	175 364	6 846	3.9	Z	X
1500	Electrical appliances, household	46	149 670	8 125	5.4	Z	X
1700	Hardware	477	1 268 580	47 605	3.8	.2	.8
1711	Hand tools (including power driven)	427	1 102 959	20 862	1.9	.1	X
1712	Bolts, nuts, rivets, and fasteners	427	1 102 959	20 862	1.9	.1	X
1713	Cutlery	49	158 228	5 770	3.6	Z	X
1800	Plumbing and heating equipment and supplies (hydronics)	76	211 606	16 015	7.6	.1	4.0
1811	Plastic pipe fittings and valves (excluding pipe and tubing)	75	202 010	7 032	3.5	Z	X
1812	Metal pipe fittings and valves (excluding pipe and tubing)	75	202 010	7 032	3.5	Z	X
1900	Warm air heating and air-conditioning equipment and supplies	38	80 725	1 928	2.4	Z	X
2100	Construction and mining machinery and equipment (including parts and attachments)	544	2 177 521	192 371	8.8	.9	3.2
2111	New off-highway wheel and track-laying tractors	114	298 842	9 866	3.3	Z	X
2112	New power cranes, draglines, and shovels	59	659 322	3 932	.6	Z	X
2114	New tractor shovel loaders	223	1 127 516	44 448	3.9	.2	X
2115	New graders, rollers, and off-highway trucks	59	659 322	7 848	1.2	Z	X
2116	New mining machinery	116	909 334	19 960	2.2	.1	X
2117	Other new construction and mining, logging, and road maintenance machinery, equipment, and parts	275	1 521 683	69 126	4.5	.3	X
2118	Used construction and mining machinery and equipment	317	1 270 841	36 158	2.8	.2	X
2200	Farm machinery, equipment, and parts	6 931	21 996 353	16 974 084	77.2	77.2	71.0
2211	New tractors (farm)	4 808	18 954 111	4 518 999	23.8	20.5	X
2212	New harvesting machinery	3 905	16 397 530	2 608 232	15.9	11.9	X
2213	New land preparation, planting, and cultivating machinery	3 392	14 400 991	1 241 698	8.6	5.6	X
2214	New dairy farm and barn equipment	756	1 681 757	322 733	19.2	1.5	X
2215	New irrigation equipment	4 790	2 318 673	731 451	31.5	3.3	X
2216	Other new farm machinery and equipment	4 755	16 174 090	2 345 967	14.5	10.7	X
2218	Used farm machinery and equipment	5 593	19 797 117	5 205 006	26.3	23.7	X

See footnotes at end of table.

Table 2. All Types of Operation by Kind of Business and Commodity Line for Wholesale Trade: 1997—Con.

[Includes only establishments with payroll. For meaning of abbreviations and symbols, see introductory text. For explanation of terms, see Appendix A]

NAICS code and CL code	Kind of business and commodity line	Establishments handling commodity line		Commodity line sales			Sales coverage percent
		Number	Total sales (\$1,000)	Amount ¹ (\$1,000)	As percent of total sales of—		
					Establishments handling line	Establishments in NAICS industry ¹	
4218201	Farm machinery & equipment—farm dealers—Con.						
2220	Garden machinery, equipment, and parts	3 342	13 702 044	1 064 996	7.8	4.8	71.4
2221	New power lawn mowers	2 660	11 428 486	622 214	5.4	2.8	X
2222	Other new lawn and garden machinery and equipment	1 620	6 529 712	249 606	3.8	1.1	X
2223	Used garden machinery and equipment	2 158	8 973 898	193 176	2.2	.9	X
2320	General-purpose industrial machinery, equipment, and parts	434	1 744 642	180 633	10.4	.8	.8
2321	New pumps, compressors (air or gas), and equipment	214	1 208 158	105 535	8.7	.5	X
2326	New controlling, recording, and indicating instruments and access	74	161 706	35 721	22.1	.2	X
2327	All other new general-purpose industrial machinery and equipment	70	280 298	27 224	9.7	.1	X
2328	Used general-purpose industrial machinery and equipment	74	74 184	6 987	9.4	Z	X
2340	Materials handling machinery, equipment, and parts	10	30 047	9 212	30.7	Z	76.0
2343	New forklift trucks	6	9 054	1 540	17.0	Z	X
2345	Used materials handling machinery, equipment, and parts	6	15 104	1 418	9.4	Z	X
2700	Sporting and recreational goods and supplies	88	351 546	27 497	7.8	.1	2.9
2715	Athletic equipment and accessories	88	351 546	27 497	7.8	.1	X
3800	Men's and boys' wear	14	44 885	1 623	3.6	Z	X
4000	Footwear	6	12 078	175	1.4	Z	X
4860	Other grocery specialties	14	16 537	722	4.4	Z	9.1
4867	Pet foods	14	16 537	722	4.4	Z	X
5330	Chemicals and allied products (excluding agricultural, plastics, gases, and petroleum)	63	177 221	12 890	7.3	.1	X
5400	Petroleum products	398	1 251 626	27 480	2.2	.1	.9
5418	Lubricating oil and greases	398	1 251 626	27 480	2.2	.1	X
5800	Farm supplies	1 294	4 267 400	440 822	10.3	2.0	1.2
5811	Hay, straw, and alfalfa	40	90 423	91	.1	Z	X
5812	Feeds (poultry and livestock) not mixed on location	371	1 358 959	108 344	8.0	.5	X
5813	Prepared feeds (poultry and livestock) mixed on location	118	319 798	25 757	8.1	.1	X
5814	Weed killers, soil sterilizers, and soil conditioners	34	134 213	839	.6	Z	X
5815	Insecticides, fungicides, and pesticides	189	414 662	4 442	1.1	Z	X
5816	Other agricultural chemicals and fertilizers	456	1 594 146	186 812	11.7	.8	X
5817	Seeds and bulbs	352	1 007 373	47 005	4.7	.2	X
5818	Other farm supplies (including harness and saddlery equipment)	335	717 092	67 005	9.3	.3	X
6000	Paint, paint supplies, and wallpaper	136	571 227	6 346	1.1	Z	.2
6011	Architectural coatings (enamels, primers, stains, solvents, and lacquers)	136	571 227	6 346	1.1	Z	X
6110	Flowers and florists' supplies	17	24 989	1 146	4.6	Z	X
9700	Service receipts and labor charges (including installed parts)	4 842	17 613 324	2 301 691	13.1	10.5	74.5
9701	Labor charges for repair work	4 693	17 370 250	1 206 748	6.9	5.5	X
9702	Parts installed in repair work	3 764	14 331 345	1 008 507	7.0	4.6	X
9703	Other service receipts and labor charges—Specify	789	3 367 600	86 432	2.6	.4	X
9720	Receipts for service contracts	94	421 051	14 357	3.4	.1	X
9740	Receipts for installing equipment	18	19 680	3 362	17.1	Z	X
9810	Miscellaneous commodities	417	1 620 793	138 735	8.6	.6	X
9940	Rental and leasing receipts	1 414	6 752 640	188 069	2.8	.9	X
4218202	Farm machinery & equipment—whsle distributors	2 122	X	13 486 595	X	100.0	82.1
0100	New and used automobiles, motorcycles, etc.	8	40 856	2 601	6.4	Z	X
0130	Light trucks and vans (14,000 lb or less)	7	13 992	1 103	7.9	Z	X
0140	Medium trucks and tractors (14,001 to 26,000 lb)	17	50 316	5 485	10.9	Z	X
0150	Heavy trucks and tractors (over 26,000 lb)	22	80 744	10 525	13.0	.1	11.4
0152	New heavy truck tractors	22	80 744	6 648	8.2	Z	X
0155	Used heavy trucks, tractors, and trailers	22	80 744	3 877	4.8	Z	X
0200	New and rebuilt automotive parts and supplies	76	316 963	92 406	29.2	.7	5.7
0211	Batteries	9	103 053	1 583	1.5	Z	X
0213	Electrical engine parts (including ignition parts)	9	103 053	3 566	3.5	Z	X
0214	Brake parts (including fluid and all disk and drum parts)	9	103 053	6 629	6.4	Z	X
0215	Exhaust system parts	9	103 053	1 583	1.5	Z	X
0217	Hoses, belts, gaskets, and wiper blades	9	103 053	3 566	3.5	Z	X
0218	Filters (oil, air, gas, and transmission)	9	103 053	2 618	2.5	Z	X
0219	Engine parts, except electrical	13	104 646	6 889	6.6	.1	X
0222	Suspension parts (shocks, struts, balljoints, etc.)	9	103 053	1 978	1.9	Z	X
0223	Parts, n.e.c.	68	267 733	58 187	21.7	.4	X
0300	Tires and tubes	64	527 167	13 311	2.5	.1	X
0740	Other construction materials	12	75 660	13 011	17.2	.1	10.3
0742	Prefabricated buildings and structural assemblies (nonwood)	10	58 835	10 487	17.8	.1	X
1120	Flat iron and steel products	9	14 599	1 264	8.7	Z	X
1150	Iron and steel pipe and tubing	8	17 280	3 866	22.4	Z	X
1400	Electrical apparatus and equipment	80	179 607	18 562	10.3	.1	8.4
1417	Exterior wiring and cable (excluding conduit)	80	179 607	18 562	10.3	.1	X
1600	Electronic parts and equipment, except communication	8	19 244	2 120	11.0	Z	X
1700	Hardware	62	231 725	28 775	12.4	.2	1.8
1711	Hand tools (including power driven)	30	93 986	16 860	17.9	.1	X
1712	Bolts, nuts, rivets, and fasteners	60	185 437	3 980	2.1	Z	X
1800	Plumbing and heating equipment and supplies (hydronics)	84	248 592	22 743	9.1	.2	4.7
1811	Plastic pipe fittings and valves (excluding pipe and tubing)	27	54 505	1 348	2.5	Z	X
1812	Metal pipe fittings and valves (excluding pipe and tubing)	29	81 499	2 727	3.3	Z	X
1813	Plumbing fixtures	29	81 499	3 616	4.4	Z	X
1814	Furnaces, stoves, water heaters (except electric and warm air)	27	100 127	12 113	12.1	.1	X
1815	Boilers, radiators, and convectors	29	81 499	2 817	3.5	Z	X

See footnotes at end of table.

Table 2. All Types of Operation by Kind of Business and Commodity Line for Wholesale Trade: 1997—Con.

[Includes only establishments with payroll. For meaning of abbreviations and symbols, see introductory text. For explanation of terms, see Appendix A]

NAICS code and CL code	Kind of business and commodity line	Establishments handling commodity line		Commodity line sales			Sales coverage percent
		Number	Total sales (\$1,000)	Amount ¹ (\$1,000)	As percent of total sales of—		
					Establishments handling line	Establishments in NAICS industry ¹	
4218202	Farm machinery & equipment—wholesale distributors—Con.						
1900	Warm air heating and air-conditioning equipment and supplies	25	88 871	8 024	9.0	.1	12.6
1916	Air cleaning and filtration systems	25	88 871	8 024	9.0	.1	X
2100	Construction and mining machinery and equipment (including parts and attachments)	222	1 133 835	279 033	24.6	2.1	3.7
2111	New off-highway wheel and track-laying tractors	34	187 737	8 792	4.7	.1	X
2112	New power cranes, draglines, and shovels	33	149 233	2 784	1.9	Z	X
2114	New tractor shovel loaders	136	601 587	56 730	9.4	.4	X
2115	New graders, rollers, and off-highway trucks	33	149 233	5 591	3.7	Z	X
2116	New mining machinery	33	149 233	8 381	5.6	.1	X
2117	Other new construction and mining, logging, and road maintenance machinery, equipment, and parts	103	553 240	97 017	17.5	.7	X
2118	Used construction and mining machinery and equipment	137	598 494	48 588	8.1	.4	X
2200	Farm machinery, equipment, and parts	2 122	13 486 595	11 634 877	86.3	86.3	70.7
2211	New tractors (farm)	413	8 558 768	3 775 634	44.1	28.0	X
2212	New harvesting machinery	327	7 608 685	1 881 573	24.7	14.0	X
2213	New land preparation, planting, and cultivating machinery	413	7 692 049	1 080 585	14.0	8.0	X
2214	New dairy farm and barn equipment	116	331 392	82 459	24.9	.6	X
2215	New irrigation equipment	790	1 959 685	1 631 718	83.3	12.1	X
2216	Other new farm machinery and equipment	1 006	10 211 214	2 643 712	25.9	19.6	X
2218	Used farm machinery and equipment	572	1 816 323	539 195	29.7	4.0	X
2220	Garden machinery, equipment, and parts	328	7 006 924	719 742	10.3	5.3	80.1
2221	New power lawn mowers	190	5 540 133	209 605	3.8	1.6	X
2222	Other new lawn and garden machinery and equipment	241	6 698 174	495 512	7.4	3.7	X
2223	Used garden machinery and equipment	112	596 272	14 617	2.5	.1	X
2320	General-purpose industrial machinery, equipment, and parts	164	1 561 445	263 711	16.9	2.0	4.4
2321	New pumps, compressors (air or gas), and equipment	82	199 902	47 625	23.8	.4	X
2323	New diesel engines (excluding automotive)	47	118 391	4 327	3.7	Z	X
2327	All other new general-purpose industrial machinery and equipment	28	160 346	21 534	13.4	.2	X
2328	Used general-purpose industrial machinery and equipment	23	178 935	17 177	9.6	.1	X
2330	Metalworking machinery, equipment, and parts	7	43 387	3 570	8.2	Z	X
2340	Materials handling machinery, equipment, and parts	14	32 242	5 890	18.3	Z	65.3
2341	New conveying equipment	11	23 366	3 859	16.5	Z	X
2345	Used materials handling machinery, equipment, and parts	8	10 895	278	2.6	Z	X
2360	Other industrial machinery, equipment, and parts	11	54 765	22 465	41.0	.2	19.7
2366	Other new industrial machinery and equipment	6	30 876	12 962	42.0	.1	X
2700	Sporting and recreational goods and supplies	15	45 026	1 699	3.8	Z	X
3120	Forest products, except lumber (including cordwood, hewn posts, poles, and ties)	14	59 306	2 962	5.0	Z	X
5330	Chemicals and allied products (excluding agricultural, plastics, gases, and petroleum)	42	102 000	15 663	15.4	.1	X
5400	Petroleum products	44	121 263	2 837	2.3	Z	.3
5418	Lubricating oil and greases	44	121 263	2 837	2.3	Z	X
5800	Farm supplies	105	332 341	46 768	14.1	.3	14.6
5814	Weed killers, soil sterilizers, and soil conditioners	100	289 434	13 149	4.5	.1	X
5815	Insecticides, fungicides, and pesticides	47	261 362	22 391	8.6	.2	X
5816	Other agricultural chemicals and fertilizers	24	5 282	336	6.4	Z	X
5817	Seeds and bulbs	47	261 362	423	.2	Z	X
6000	Paint, paint supplies, and wallpaper	18	62 530	688	1.1	Z	X
6110	Flowers and florists' supplies	33	109 527	27 285	24.9	.2	X
9700	Service receipts and labor charges (including installed parts)	459	1 622 896	143 401	8.8	1.1	77.3
9701	Labor charges for repair work	422	1 532 029	71 782	4.7	.5	X
9702	Parts installed in repair work	295	1 088 516	60 273	5.5	.4	X
9703	Other service receipts and labor charges—Specify	73	454 967	9 529	2.1	.1	X
9720	Receipts for service contracts	13	10 364	2 065	19.9	Z	X
9740	Receipts for installing equipment	20	27 696	1 414	5.1	Z	X
9810	Miscellaneous commodities	85	1 309 673	48 832	3.7	.4	X
9940	Rental and leasing receipts	133	632 933	20 201	3.2	.2	X
4218203	Lawn & garden machinery & equipment wholesale	729	X	4 230 316	X	100.0	81.2
0100	New and used automobiles, motorcycles, etc.	8	76 199	20 376	26.7	.5	49.1
0114	Motorscooters, mopeds, snowmobiles, and utility trailers	8	76 199	20 376	26.7	.5	X
0200	New and rebuilt automotive parts and supplies	33	167 817	21 756	13.0	.5	11.9
0211	Batteries	18	19 972	2 255	11.3	.1	X
0213	Electrical engine parts (including ignition parts)	14	154 646	4 191	2.7	.1	X
0214	Brake parts (including fluid and all disk and drum parts)	8	137 630	6 764	4.9	.2	X
0218	Filters (oil, air, gas, and transmission)	6	17 024	1 165	6.8	Z	X
0219	Engine parts, except electrical	15	160 104	4 873	3.0	.1	X
0222	Suspension parts (shocks, struts, balljoints, etc.)	8	137 630	1 347	1.0	Z	X
0223	Parts, n.e.c.	6	4 756	1 026	21.6	Z	X
0224	Accessories	6	4 756	136	2.9	Z	X
0300	Tires and tubes	7	27 761	278	1.0	Z	X
0400	Household and lawn furniture	8	47 413	6 889	14.5	.2	X
0740	Other construction materials	7	50 858	3 176	6.2	.1	6.7
0744	Construction materials, n.e.c. (including wire fence and construction paper)	6	47 995	3 149	6.6	.1	X
1400	Electrical apparatus and equipment	9	47 109	11 840	25.1	.3	X
1500	Electrical appliances, household	6	94 033	602	.6	Z	X
1600	Electronic parts and equipment, except communication	6	153 190	15 565	10.2	.4	X
1700	Hardware	31	367 266	53 228	14.5	1.3	49.3
1711	Hand tools (including power driven)	26	361 538	50 041	13.8	1.2	X
1712	Bolts, nuts, rivets, and fasteners	7	53 841	316	.6	Z	X
1713	Cutlery	17	232 759	2 871	1.2	.1	X

See footnotes at end of table.

Table 2. All Types of Operation by Kind of Business and Commodity Line for Wholesale Trade: 1997—Con.

[Includes only establishments with payroll. For meaning of abbreviations and symbols, see introductory text. For explanation of terms, see Appendix A]

NAICS code and CL code	Kind of business and commodity line	Establishments handling commodity line		Commodity line sales			Sales coverage percent
		Number	Total sales (\$1,000)	Amount ¹ (\$1,000)	As percent of total sales of—		
					Establishments handling line	Establishments in NAICS industry ¹	
4218203	Lawn & garden machinery & equipment whsle—Con.						
1800	Plumbing and heating equipment and supplies (hydronics)	15	190 059	14 303	7.5	.3	62.2
1811	Plastic pipe fittings and valves (excluding pipe and tubing)	10	76 277	3 797	5.0	.1	X
1812	Metal pipe fittings and valves (excluding pipe and tubing)	13	184 858	4 166	2.3	.1	X
1813	Plumbing fixtures	15	190 059	3 381	1.8	.1	X
1814	Furnaces, stoves, water heaters (except electric and warm air)	10	76 277	1 978	2.6	Z	X
1818	Other plumbing and heating equipment and supplies	10	76 277	977	1.3	Z	X
2100	Construction and mining machinery and equipment (including parts and attachments)	8	54 944	3 225	5.9	.1	X
2200	Farm machinery, equipment, and parts	70	425 030	96 320	22.7	2.3	59.6
2211	New tractors (farm)	16	47 328	7 999	16.9	.2	X
2212	New harvesting machinery	8	38 333	2 122	5.5	.1	X
2213	New land preparation, planting, and cultivating machinery	15	57 127	6 937	12.1	.2	X
2215	New irrigation equipment	22	275 492	67 785	24.6	1.6	X
2216	Other new farm machinery and equipment	27	83 552	9 915	11.9	.2	X
2218	Used farm machinery and equipment	14	21 611	1 560	7.2	Z	X
2220	Garden machinery, equipment, and parts	729	4 230 316	3 735 111	88.3	88.3	55.9
2221	New power lawn mowers	383	2 753 390	1 257 871	45.7	29.7	X
2222	Other new lawn and garden machinery and equipment	635	3 940 050	2 452 075	62.2	58.0	X
2223	Used garden machinery and equipment	129	544 014	25 165	4.6	.6	X
2320	General-purpose industrial machinery, equipment, and parts	22	125 033	21 319	17.1	.5	29.7
2321	New pumps, compressors (air or gas), and equipment	12	114 114	16 847	14.8	.4	X
2327	All other new general-purpose industrial machinery and equipment	10	3 087	3 690	100.0	.1	X
2330	Metalworking machinery, equipment, and parts	6	17 195	1 732	10.1	Z	X
2360	Other industrial machinery, equipment, and parts	6	226 176	53 330	23.6	1.3	X
2700	Sporting and recreational goods and supplies	19	237 221	36 498	15.4	.9	12.6
2715	Athletic equipment and accessories	6	85 932	6 927	8.1	.2	X
2718	Other sporting and recreational goods (go carts, bait, etc.)	7	27 129	1 440	5.3	Z	X
5300	Plastics materials and basic shapes	6	43 451	4 674	10.8	.1	X
5330	Chemicals and allied products (excluding agricultural, plastics, gases, and petroleum)	28	124 098	10 646	8.6	.3	X
5800	Farm supplies	18	120 489	28 989	24.1	.7	54.4
5814	Weed killers, soil sterilizers, and soil conditioners	16	115 523	11 557	10.0	.3	X
5815	Insecticides, fungicides, and pesticides	16	115 523	17 343	15.0	.4	X
6000	Paint, paint supplies, and wallpaper	9	107 481	17 912	16.7	.4	X
9700	Service receipts and labor charges (including installed parts)	113	535 609	28 752	5.4	.7	67.4
9701	Labor charges for repair work	103	505 487	14 029	2.8	.3	X
9702	Parts installed in repair work	71	377 876	13 273	3.5	.3	X
9703	Other service receipts and labor charges—Specify	9	33 092	1 448	4.4	Z	X
9720	Receipts for service contracts	9	22 748	255	1.1	Z	X
9810	Miscellaneous commodities	27	106 433	9 963	9.4	.2	X
9940	Rental and leasing receipts	15	36 863	483	1.3	Z	X
42183	Industrial machinery & equipment whsle	35 674	X	139 946 952	X	100.0	74.9
0100	New and used automobiles, motorcycles, etc.	7	14 521	646	4.4	Z	X
0130	Light trucks and vans (14,000 lb or less)	6	13 222	1 064	8.0	Z	9.9
0133	Vans and cargo vans (new and used)	6	13 222	1 064	8.0	Z	X
0150	Heavy trucks and tractors (over 26,000 lb)	14	53 044	8 074	15.2	Z	X
0200	New and rebuilt automotive parts and supplies	330	1 769 597	236 583	13.4	.2	10.1
0211	Batteries	65	262 731	2 302	1.9	Z	X
0212	Engines (complete)	17	114 509	2 147	1.9	Z	X
0213	Electrical engine parts (including ignition parts)	46	170 108	3 263	1.9	Z	X
0214	Brake parts (including fluid and all disk and drum parts)	37	141 155	4 425	3.1	Z	X
0215	Exhaust system parts	42	136 981	2 716	2.0	Z	X
0217	Hoses, belts, gaskets, and wiper blades	60	452 291	40 536	9.0	Z	X
0218	Filters (oil, air, gas, and transmission)	93	385 687	18 797	4.9	Z	X
0219	Engine parts, except electrical	37	193 443	15 764	8.1	Z	X
0221	Body parts and repair materials	14	54 429	3 189	5.9	Z	X
0222	Suspension parts (shocks, struts, balljoints, etc.)	17	92 228	839	.9	Z	X
0223	Parts, n.e.c.	49	570 074	78 673	13.8	.1	X
0224	Accessories	24	110 082	5 779	5.3	Z	X
0240	Used automotive parts, accessories, and equipment	11	46 305	7 114	15.4	Z	X
0250	Petroleum products marketing equipment	8	97 926	30 208	30.8	Z	X
0300	Tires and tubes	47	129 988	3 517	2.7	Z	8.2
0311	New tires and tubes	39	86 238	1 514	1.8	Z	X
0420	Office and business furniture	20	73 670	11 646	15.8	Z	21.1
0421	New office furniture (wooden and metal)	12	37 388	10 411	27.8	Z	X
0530	Flooring and floor coverings	8	14 316	1 356	9.5	Z	X
0540	Other home furnishings	11	34 575	5 929	17.1	Z	X
0600	Lumber: rough, dressed, and finished	11	13 138	1 713	13.0	Z	37.5
0611	Dimensional lumber (non-treated)	6	5 881	569	9.7	Z	X
0620	Plywood and millwork	22	150 848	13 808	9.2	Z	49.6
0621	Softwood plywood and oriented strand board (OSB)	9	29 838	4 600	15.4	Z	X
0622	Other panels products (including hardwood plywood, waterboard, and particleboard)	7	19 239	2 554	13.3	Z	X
0624	Wood millwork (doors, windows, cabinets, etc.)	6	99 985	6 185	6.2	Z	X
0700	Brick, stone, tile, sand, block, cement, and gravel	9	22 729	2 112	9.3	Z	.9
0712	Cement and lime	7	9 418	1 859	19.7	Z	X
0720	Roofing, siding, and insulation materials	9	39 173	1 101	2.8	Z	.5
0723	Insulation materials	8	19 597	920	4.7	Z	X

See footnotes at end of table.

Table 2. All Types of Operation by Kind of Business and Commodity Line for Wholesale Trade: 1997—Con.

[Includes only establishments with payroll. For meaning of abbreviations and symbols, see introductory text. For explanation of terms, see Appendix A]

NAICS code and CL code	Kind of business and commodity line	Establishments handling commodity line		Commodity line sales			Sales coverage percent
		Number	Total sales (\$1,000)	Amount ¹ (\$1,000)	As percent of total sales of—		
					Establishments handling line	Establishments in NAICS industry ¹	
42183	Industrial machinery & equipment whsle—Con.						
0730	Flat glass and other construction glass (excluding automotive)	6	10 023	2 777	27.7	Z	X
0740	Other construction materials	22	69 705	8 288	11.9	Z	22.7
0742	Prefabricated buildings and structural assemblies (nonwood)	9	11 251	403	3.6	Z	X
0744	Construction materials, n.e.c. (including wire fence and construction paper)	9	42 475	6 316	14.9	Z	X
0800	Photographic equipment and supplies (excluding video)	18	49 229	4 645	9.4	Z	61.1
0813	Photographic film	15	43 354	3 146	7.3	Z	X
0814	Developing supplies (excluding film)	7	2 206	93	4.2	Z	X
0900	Office equipment	62	405 120	75 847	18.7	.1	38.9
0913	Copying machines and equipment	14	184 734	53 974	29.2	Z	X
0915	Mailing, letter handling, and addressing machines	15	52 294	7 720	14.8	Z	X
0920	New computer equipment	270	1 059 111	89 072	8.4	.1	12.6
0921	Computers	191	666 168	38 814	5.8	Z	X
0924	Other computer peripheral equipment	88	366 675	39 845	10.9	Z	X
0930	Used computer equipment	6	10 073	3 223	32.0	Z	X
0950	Computer software (packaged)	54	208 090	19 171	9.2	Z	X
0960	Restaurant and hotel equipment and supplies	33	72 592	9 263	12.8	Z	X
0970	Store machines and equipment	32	169 132	31 729	18.8	Z	66.8
0972	Other store machines and equipment	30	165 619	31 160	18.8	Z	X
1000	Medical, hospital, and surgical supplies	33	113 302	21 752	19.2	Z	46.5
1013	Other surgical, medical, and hospital supplies	22	88 615	18 948	21.4	Z	X
1050	Other professional equipment and supplies	17	61 210	5 169	8.4	Z	64.8
1057	Professional equipment and supplies, n.e.c.	10	43 647	2 010	4.6	Z	X
1100	Iron and steel products (semifinished)	18	44 565	8 848	19.9	Z	74.5
1113	Rough castings and foundry products	17	31 922	7 414	23.2	Z	X
1116	Other semifinished iron and steel products	10	5 885	1 151	19.6	Z	X
1120	Flat iron and steel products	350	3 289 420	183 523	5.6	.1	1.6
1121	Plates	39	74 500	3 995	5.4	Z	X
1124	Sheets (hot-rolled)	16	304 056	40 329	13.3	Z	X
1126	Sheets (galvanized and coated)	17	1 930 162	67 990	3.5	Z	X
1127	Tin plate and terneplate	17	1 930 162	8 493	.4	Z	X
1128	Fabricated and structural plate products	48	146 843	3 997	2.7	Z	X
1129	Other flat iron and steel products	24	1 952 961	9 542	.5	Z	X
1140	Iron and steel wire and wire products	436	4 013 752	425 651	10.6	.3	.8
1141	Wire (plain, coated, barbed, and twisted)	14	382 527	27 858	7.3	Z	X
1143	Wire rope, strand, strapping, reinforcement mesh, and bale ties	196	1 822 621	34 535	1.9	Z	X
1150	Iron and steel pipe and tubing	210	563 485	83 486	14.8	.1	10.0
1152	Tubing	38	114 912	11 655	10.1	Z	X
1153	Standard steel pipe	116	348 829	55 147	15.8	Z	X
1154	Other steel pipe	15	45 728	3 571	7.8	Z	X
1160	Other iron and steel products	49	375 846	28 372	7.5	Z	19.6
1163	Bars and bar-size shapes: cold finished	12	250 735	4 259	1.7	Z	X
1165	Structural shapes (excluding bar-size shapes)	11	80 225	3 585	4.5	Z	X
1167	Finished products, n.e.c.	12	78 993	14 592	18.5	Z	X
1180	Stainless steel	18	124 035	4 626	3.7	Z	61.3
1185	Other stainless steel (including tubing)	17	73 176	3 600	4.9	Z	X
1200	Copper and brass	41	170 066	9 413	5.5	Z	51.3
1213	Tubular products (pipes and tubes)	36	146 941	5 814	4.0	Z	X
1220	Aluminum shapes, forms, etc.	24	103 674	6 127	5.9	Z	36.4
1222	Sheets and coils (.006 to .249 inch)	12	72 076	3 237	4.5	Z	X
1230	Other nonferrous metals (magnesium, nickel, tin, lead, zinc, etc., except precious)	98	2 445 428	155 217	6.3	.1	X
1400	Electrical apparatus and equipment	1 083	7 220 832	608 581	8.4	.4	6.8
1411	Power and distribution transformers	112	881 201	20 785	2.4	Z	X
1412	Switchgear and switchboard apparatus	105	979 738	30 028	3.1	Z	X
1413	Motors and generators (including motor-generator sets)	389	3 518 788	144 791	4.1	.1	X
1414	Conduit, raceway, and fittings	98	453 971	8 882	2.0	Z	X
1415	Electric bulbs (all types)	33	117 884	693	.6	Z	X
1416	Interior wiring (excluding conduit)	24	169 579	7 185	4.2	Z	X
1417	Exterior wiring and cable (excluding conduit)	98	429 778	8 834	2.1	Z	X
1418	Lighting fixtures (residential and commercial)	59	558 551	7 285	1.3	Z	X
1419	Industrial controls	366	1 987 436	114 867	5.8	.1	X
1421	Other electrical apparatus and equipment (including fuses and lightning rods)	285	2 129 630	128 712	6.0	.1	X
1500	Electrical appliances, household	43	143 754	17 586	12.2	Z	25.4
1511	Televisions	13	13 766	526	3.8	Z	X
1512	Radios, stereos, and CD players	10	18 178	1 365	7.5	Z	X
1513	V.C.R.'s and video cameras	13	13 766	445	3.2	Z	X
1514	Electrical household ranges and ovens	11	66 674	2 603	3.9	Z	X
1515	Refrigerators and freezers, household	14	66 819	1 703	2.5	Z	X
1517	Vacuum cleaners and sewing machines, household	8	14 653	375	2.6	Z	X
1518	Other electrical household appliances (including fans, dishwashers, etc.)	23	92 039	8 245	9.0	Z	X
1600	Electronic parts and equipment, except communication	923	4 402 756	462 608	10.5	.3	6.8
1612	Integrated circuits	126	197 273	8 886	4.5	Z	X
1613	Capacitors and resistors	36	41 215	189	.5	Z	X
1615	Discrete semiconductors, etc.	12	10 809	774	7.2	Z	X
1616	Electronic connectors and other passive electronic parts	180	1 216 210	102 152	8.4	.1	X
1618	Electronic parts and equipment, n.e.c.	582	2 820 103	222 227	7.9	.2	X

See footnotes at end of table.

Table 2. All Types of Operation by Kind of Business and Commodity Line for Wholesale Trade: 1997—Con.

[Includes only establishments with payroll. For meaning of abbreviations and symbols, see introductory text. For explanation of terms, see Appendix A]

NAICS code and CL code	Kind of business and commodity line	Establishments handling commodity line		Commodity line sales			Sales coverage percent
		Number	Total sales (\$1,000)	Amount ¹ (\$1,000)	As percent of total sales of—		
					Establishments handling line	Establishments in NAICS industry ¹	
42183	Industrial machinery & equipment whsle—Con.						
1650	Communication equipment and supplies	162	2 233 043	79 777	3.6	.1	3.2
1651	Telephones	6	20 543	535	2.6	Z	X
1652	Other electronic communication equipment	70	1 790 257	54 955	3.1	Z	X
1653	Other electrical communication equipment	69	1 223 296	20 157	1.6	Z	X
1700	Hardware	1 017	5 914 542	490 927	8.3	.4	8.8
1711	Hand tools (including power driven)	729	4 310 279	319 635	7.4	.2	X
1712	Bolts, nuts, rivets, and fasteners	324	2 454 935	77 807	3.2	.1	X
1713	Cutlery	135	834 791	15 013	1.8	Z	X
1800	Plumbing and heating equipment and supplies (hydronics)	642	4 578 787	400 656	8.8	.3	3.8
1811	Plastic pipe fittings and valves (excluding pipe and tubing)	258	2 779 489	99 355	3.6	.1	X
1812	Metal pipe fittings and valves (excluding pipe and tubing)	245	2 179 816	125 912	5.8	.1	X
1813	Plumbing fixtures	30	142 252	5 712	4.0	Z	X
1814	Furnaces, stoves, water heaters (except electric and warm air)	83	1 228 964	17 384	1.4	Z	X
1815	Boilers, radiators, and convectors	71	854 944	41 082	4.8	Z	X
1818	Other plumbing and heating equipment and supplies	240	1 603 565	68 441	4.3	Z	X
1900	Warm air heating and air-conditioning equipment and supplies	184	415 690	56 921	13.7	Z	36.1
1911	Furnaces (warm air)	63	94 280	4 743	5.0	Z	X
1912	Central air-conditioning (residential and commercial)	40	76 899	12 001	15.6	Z	X
1914	Heat pumps (residential and commercial)	14	29 759	850	2.9	Z	X
1916	Air cleaning and filtration systems	81	197 130	22 427	11.4	Z	X
1917	Compressors for air-conditioners	43	88 597	4 325	4.9	Z	X
1918	Condensing units for air-conditioners	26	80 146	2 974	3.7	Z	X
1919	Registers, grills, pre-formed ductwork (excluding sheet metal), and duct insulation	58	121 508	8 915	7.3	Z	X
2000	Refrigeration equipment and supplies	74	262 048	27 362	10.4	Z	31.7
2013	Condensing units for commercial refrigerators	13	66 437	1 645	2.5	Z	X
2014	Refrigerants	44	114 223	7 389	6.5	Z	X
2015	Other refrigeration equipment and supplies	50	160 419	12 666	7.9	Z	X
2100	Construction and mining machinery and equipment (including parts and attachments)	744	2 653 956	344 078	13.0	.2	13.3
2111	New off-highway wheel and track-laying tractors	32	134 952	12 023	8.9	Z	X
2112	New power cranes, draglines, and shovels	35	173 883	28 638	16.5	Z	X
2113	New mixers, pavers, and related equipment	78	174 607	18 167	10.4	Z	X
2114	New tractor shovel loaders	13	58 106	6 687	11.5	Z	X
2115	New graders, rollers, and off-highway trucks	60	183 445	7 285	4.0	Z	X
2116	New mining machinery	34	193 429	11 845	6.1	Z	X
2117	Other new construction and mining, logging, and road maintenance machinery, equipment, and parts	297	1 075 119	126 665	11.8	.1	X
2118	Used construction and mining machinery and equipment	295	1 034 420	69 491	6.7	.1	X
2200	Farm machinery, equipment, and parts	416	2 226 299	230 120	10.3	.2	13.6
2211	New tractors (farm)	116	957 418	69 079	7.2	Z	X
2212	New harvesting machinery	33	262 236	4 527	1.7	Z	X
2213	New land preparation, planting, and cultivating machinery	71	616 309	16 295	2.6	Z	X
2214	New dairy farm and barn equipment	14	83 613	2 081	2.5	Z	X
2215	New irrigation equipment	34	249 757	6 153	2.5	Z	X
2216	Other new farm machinery and equipment	112	598 124	18 813	3.1	Z	X
2218	Used farm machinery and equipment	92	611 974	16 366	2.7	Z	X
2220	Garden machinery, equipment, and parts	148	2 801 071	145 168	5.2	.1	6.9
2221	New power lawn mowers	71	2 199 664	59 195	2.7	Z	X
2222	Other new lawn and garden machinery and equipment	76	1 845 039	60 412	3.3	Z	X
2223	Used garden machinery and equipment	43	1 464 728	8 540	.6	Z	X
2230	Food-processing machinery, equipment, and parts	1 985	6 436 004	3 910 908	60.8	2.8	69.6
2231	New commercial food-processing machinery (slicers, choppers, baking, etc.)	1 226	4 118 656	2 357 743	57.2	1.7	X
2232	New packing, packaging, and bottling equipment	857	2 817 233	1 236 964	43.9	.9	X
2233	Used food-processing machinery and equipment	683	1 656 487	316 177	19.1	.2	X
2300	Hydraulic and pneumatic (fluid-power) pumps, motors, and parts	3 741	12 572 465	4 823 497	38.4	3.4	63.3
2311	Pumps	3 061	10 231 328	2 702 031	26.4	1.9	X
2312	Motors	2 108	6 747 571	894 336	13.3	.6	X
2313	Parts for pumps and motors	2 462	7 454 910	1 227 045	16.5	.9	X
2320	General-purpose industrial machinery, equipment, and parts	14 004	54 172 419	36 341 609	67.1	26.0	55.2
2321	New pumps, compressors (air or gas), and equipment	5 024	19 957 951	8 149 880	40.8	5.8	X
2323	New diesel engines (excluding automotive)	524	3 002 124	1 421 226	47.3	1.0	X
2326	New controlling, recording, and indicating instruments and access	3 337	14 997 967	5 966 582	39.8	4.3	X
2327	All other new general-purpose industrial machinery and equipment	8 250	32 394 291	18 578 508	57.4	13.3	X
2328	Used general-purpose industrial machinery and equipment	2 910	7 904 717	2 225 378	28.2	1.6	X
2330	Metalworking machinery, equipment, and parts	5 115	23 745 147	18 031 151	75.9	12.9	X
2340	Materials handling machinery, equipment, and parts	6 305	26 779 009	15 227 180	56.9	10.9	59.4
2341	New conveying equipment	3 143	13 769 864	4 741 967	34.4	3.4	X
2342	New hoists, cranes, and monorails	1 662	8 047 730	1 560 326	19.4	1.1	X
2343	New forklift trucks	1 930	11 855 251	5 870 630	49.5	4.2	X
2344	New industrial trucks and tractors	461	2 224 078	442 519	19.9	.9	X
2345	Used materials handling machinery, equipment, and parts	3 055	12 110 334	2 611 669	21.6	1.9	X
2350	Oil well, oil refinery, and pipeline machinery, equipment, and supplies	4 137	13 708 801	10 970 857	80.0	7.8	64.7
2351	New oil refining and pipeline machinery, equipment, and supplies	1 594	5 929 709	3 289 018	55.5	2.4	X
2352	New oil field machinery, equipment, and supplies (including drilling bits)	2 657	9 315 322	6 437 559	69.1	4.6	X
2353	Used oil well, oil refinery, and pipeline machinery, equipment, and supplies	1 338	2 980 317	1 244 155	41.7	.9	X
2360	Other industrial machinery, equipment, and parts	8 515	35 301 335	28 405 824	80.5	20.3	64.6
2361	New metal smelting and refining machinery, and equipment	289	851 831	211 841	24.9	.2	X
2362	New power plant machinery (excluding electrical)	529	2 202 999	904 923	41.1	.6	X
2363	New printing trades machinery, equipment, and supplies	1 819	9 422 264	7 889 613	83.7	5.6	X
2364	New textile and sewing machinery and equipment	834	4 103 870	3 422 429	83.4	2.4	X
2365	New woodworking machinery	683	2 182 693	1 329 520	60.9	1.0	X
2366	Other new industrial machinery and equipment	4 407	18 647 933	13 053 807	70.0	9.3	X
2367	Used industrial machinery and equipment	2 027	6 322 899	1 593 635	25.2	1.1	X

See footnotes at end of table.

Table 2. All Types of Operation by Kind of Business and Commodity Line for Wholesale Trade: 1997—Con.

[Includes only establishments with payroll. For meaning of abbreviations and symbols, see introductory text. For explanation of terms, see Appendix A]

NAICS code and CL code	Kind of business and commodity line	Establishments handling commodity line		Commodity line sales			Sales coverage percent
		Number	Total sales (\$1,000)	Amount ¹ (\$1,000)	As percent of total sales of—		
					Establishments handling line	Establishments in NAICS industry ¹	
42183	Industrial machinery & equipment whsle—Con.						
2370	Mechanical power transmission supplies	507	4 179 663	299 160	7.2	.2	23.5
2371	Bearings and bushings	299	2 630 185	136 875	5.2	.1	X
2372	Other mechanical power transmission supplies	342	1 955 526	161 963	8.3	.1	X
2380	Industrial valves and fittings (except fluid-power)	1 118	5 154 705	440 999	8.6	.3	X
2390	Hydraulic and pneumatic (fluid-power) valves	2 556	9 030 363	2 046 126	22.7	1.5	69.5
2391	Hydraulic valves	1 984	6 852 173	1 007 782	14.7	.7	X
2392	Pneumatic valves	1 779	6 553 703	1 038 299	15.8	.7	X
2400	Hydraulic and pneumatic cylinders and rotary actuators	2 138	8 460 278	1 814 407	21.4	1.3	68.1
2411	Hydraulic cylinders and rotary actuators	1 654	6 476 186	1 090 431	16.8	.8	X
2412	Pneumatic cylinders and rotary actuators	1 441	5 747 093	722 712	12.6	.5	X
2420	Hydraulic and pneumatic connectors and assemblies	2 131	9 426 927	2 212 416	23.5	1.6	70.6
2421	Hydraulic and pneumatic connectors	1 833	8 373 359	1 317 801	15.7	.9	X
2422	Hydraulic and pneumatic assemblies	1 539	7 266 445	894 579	12.3	.6	X
2430	Fluid-power filters, components, accessories, and parts	2 615	9 227 985	1 972 670	21.4	1.4	69.2
2431	Filters	2 083	7 590 705	918 637	12.1	.7	X
2432	Other fluid-power components, accessories, and parts, n.e.c.	1 800	6 384 567	1 053 517	16.5	.8	X
2440	Welding supplies (excluding gases)	67	164 862	29 372	17.8	Z	X
2450	Industrial containers and supplies	361	2 998 848	153 894	5.1	.1	2.5
2451	New and reconditioned drums and barrels	51	96 066	775	.8	Z	X
2452	Bottles and bottlers' supplies	44	590 260	27 115	4.6	.1	X
2454	Other industrial containers and supplies	281	2 544 443	102 180	4.0	.1	X
2460	Other industrial supplies	1 312	6 824 619	668 723	9.8	.5	16.1
2461	Printing and duplicating inks	94	240 185	29 594	12.3	Z	X
2462	Abrasives and abrasive materials	764	4 192 562	322 751	7.7	.2	X
2463	Nylon, polyester, and synthetic rubber	116	411 012	16 757	4.1	Z	X
2464	Mechanical rubber goods	169	444 775	41 697	9.4	Z	X
2465	Strapping and tape	284	1 941 812	75 416	3.9	.1	X
2466	Industrial supplies, n.e.c.	528	1 910 466	173 000	9.1	.1	X
2520	Custodial (janitors') equipment and supplies	17	72 171	10 010	13.9	Z	16.5
2522	Custodial equipment—nonpower equipment	6	25 581	1 985	7.8	Z	X
2540	Other service establishment equipment and supplies	20	53 760	9 040	16.8	Z	38.4
2542	Service establishment equipment and supplies, n.e.c.	16	44 068	8 419	19.1	Z	X
2600	Aircraft and aeronautical equipment and supplies	30	268 295	38 178	14.2	Z	18.3
2614	Used aircraft and aeronautical equipment and supplies	10	82 195	14 806	18.0	Z	X
2620	Marine machinery, equipment, and supplies	45	681 293	149 995	22.0	.1	56.7
2622	New marine propulsion machinery and equipment	9	23 031	2 124	9.2	Z	X
2623	New marine supplies	23	101 942	8 576	8.4	Z	X
2630	Other transportation equipment and supplies	151	2 333 919	138 012	5.9	.1	.5
2631	New transportation equipment (excluding automotive)	46	2 048 552	104 258	5.1	.1	X
2632	Used transportation equipment (excluding automotive)	14	531 506	14 009	2.6	Z	X
2700	Sporting and recreational goods and supplies	37	114 494	15 151	13.2	Z	28.0
2713	Billiards, pool, bowling equipment, and accessories	6	43 896	4 430	10.1	Z	X
2714	Camping and fishing equipment and accessories	15	48 185	7 233	15.0	Z	X
2800	Toys and hobby goods and supplies	26	37 975	1 797	4.7	Z	13.2
2812	Other toys and games (including fireworks and children's vehicles)	12	5 278	317	6.0	Z	X
2900	Ferrous metal scrap	14	161 297	34 389	21.3	Z	54.1
2911	Prepared ferrous metal scrap (processed by this establishment)	10	151 180	25 739	17.0	Z	X
2920	Nonferrous metal scrap	10	164 710	14 454	8.8	Z	42.1
2921	Aluminum scrap	8	153 439	8 933	5.8	Z	X
2930	Recyclable paper and paperboard	71	181 793	14 757	8.1	Z	X
2940	Recyclable materials, except metal	19	35 238	5 132	14.6	Z	2.0
2945	Other recyclable materials (including rubber and bones)	7	8 963	676	7.5	Z	X
3000	Jewelry, diamonds, gem stones, and watches	6	61 716	805	1.3	Z	X
3150	Other durable goods	6	49 562	7 448	15.0	Z	74.9
3154	Other durable goods, n.e.c.	6	49 562	7 448	15.0	Z	X
3200	Printing and writing paper	16	37 270	3 607	9.7	Z	30.9
3213	Other printing and writing paper	10	11 986	2 381	19.9	Z	X
3300	Stationery, office supplies and greeting cards	45	54 722	7 442	13.6	Z	27.4
3313	Inked ribbons, carbon paper, pens and pencils	22	23 342	3 112	13.3	Z	X
3400	Industrial and personal services paper and plastics	63	140 428	15 913	11.3	Z	22.0
3411	Paperboard and boxboard boxes	9	24 785	3 086	12.5	Z	X
3413	Industrial paper (wrapping, bags, cartons, etc.)	18	32 738	5 406	16.5	Z	X
3415	Other industrial and personal service paper	9	20 848	406	1.9	Z	X
3500	Drugs, pharmaceuticals, cosmetics, and toiletries	10	14 520	1 076	7.4	Z	26.6
3515	Other toiletries and druggists' sundries	9	14 241	992	7.0	Z	X
3600	Piece goods, knit and woven	12	14 099	1 683	11.9	Z	X
3700	Notions (buttons, ribbons, lace, sewing accessories, zippers, bindings, etc.)	13	22 381	2 573	11.5	Z	X
3800	Men's and boys' wear	8	21 610	4 649	21.5	Z	X
3900	Women's and children's wear	7	16 845	824	4.9	Z	X
4830	Canned foods	6	44 565	2 414	5.4	Z	X
5140	Other farm products, inedible	24	105 047	33 404	31.8	Z	74.9
5143	Farm products, n.e.c.	24	105 047	33 404	31.8	Z	X

See footnotes at end of table.

Table 2. All Types of Operation by Kind of Business and Commodity Line for Wholesale Trade: 1997—Con.

[Includes only establishments with payroll. For meaning of abbreviations and symbols, see introductory text. For explanation of terms, see Appendix A]

NAICS code and CL code	Kind of business and commodity line	Establishments handling commodity line		Commodity line sales			Sales coverage percent
		Number	Total sales (\$1,000)	Amount ¹ (\$1,000)	As percent of total sales of—		
					Establishments handling line	Establishments in NAICS industry ¹	
42183	Industrial machinery & equipment whsle—Con.						
5300	Plastics materials and basic shapes	375	2 825 775	156 372	5.5	.1	1.9
5311	Plastic pipes, rods, tubes, and shapes	103	1 022 910	32 074	3.1	Z	X
5312	High pressure laminates	31	215 452	17 943	8.3	Z	X
5313	Plastics raw materials	18	1 003 999	46 912	4.7	Z	X
5314	Other plastics materials and basic shapes	64	175 914	8 950	5.1	Z	X
5320	Industrial gases (welding, etc.)	57	166 539	37 993	22.8	Z	X
5330	Chemicals and allied products (excluding agricultural, plastics, gases, and petroleum)	973	3 195 632	328 194	10.3	.2	3.3
5331	Gasses, compressed and liquified, except L.P.	10	17 214	3 527	20.5	Z	X
5332	Alkalies and chlorine	91	34 706	542	1.6	Z	X
5335	Detergents and soaps	236	698 322	55 465	7.9	Z	X
5336	Sanitation chemicals, polishes, and waxes	49	454 957	19 461	4.3	Z	X
5341	Insecticides, nonagricultural	12	165 477	963	.6	Z	X
5342	Adhesives, sealants, and glues	368	1 114 047	121 281	10.9	.1	X
5344	Other chemicals and allied products	129	704 075	51 794	7.4	Z	X
5400	Petroleum products	69	730 296	80 659	11.0	.1	38.7
5415	No. 2 distillate fuel oil (no. 2 diesel and no. 2 heating oil)	7	182 646	7 478	4.1	Z	X
5418	Lubricating oil and greases	58	508 905	65 238	12.8	Z	X
5800	Farm supplies	39	133 714	9 378	7.0	Z	3.8
5814	Weed killers, soil sterilizers, and soil conditioners	25	116 224	7 530	6.5	Z	X
6000	Paint, paint supplies, and wallpaper	93	383 090	30 245	7.9	Z	1.5
6011	Architectural coatings (enamels, primers, stains, solvents, and lacquers)	9	8 372	564	6.7	Z	X
6013	Special purpose coatings (automotive, refinish, marine, traffic coatings)	20	96 391	9 236	9.6	Z	X
6014	Paint supplies	10	69 759	3 972	5.7	Z	X
6150	Nondurable goods, n.e.c.	13	83 104	24 236	29.2	Z	X
9700	Service receipts and labor charges (including installed parts)	7 083	31 152 362	4 138 192	13.3	3.0	70.9
9701	Labor charges for repair work	6 474	27 958 566	2 380 654	8.5	1.7	X
9702	Parts installed in repair work	4 673	20 102 477	1 477 080	7.3	1.1	X
9703	Other service receipts and labor charges—Specify	1 100	5 436 360	280 410	5.2	.2	X
9720	Receipts for service contracts	1 012	6 169 206	951 607	15.4	.7	X
9740	Receipts for installing equipment	1 576	5 565 968	414 070	7.4	.3	X
9810	Miscellaneous commodities	1 094	4 665 891	478 117	10.2	.3	X
9940	Rental and leasing receipts	2 080	9 664 131	969 740	10.0	.7	.4
9941	Computer rental and leasing receipts	105	141 163	8 159	5.8	Z	X
9942	Photocopying machine rental	93	239 420	20 253	8.5	Z	X
9943	Other office machine rental receipts	339	1 136 967	72 585	6.4	.1	X
9944	Other rental receipts	1 199	7 132 197	761 197	10.7	.5	X
9950	Construction receipts	7	29 572	4 828	16.3	Z	X
9960	Custom software (designed to customer specifications)	6	5 509	600	10.9	Z	X
9980	Receipts for machine shop job work	9	27 323	3 773	13.8	Z	X
421830	Industrial machinery & equipment whsle	35 674	X	139 946 952	X	100.0	74.9
0100	New and used automobiles, motorcycles, etc.	7	14 521	646	4.4	Z	X
0130	Light trucks and vans (14,000 lb or less)	6	13 222	1 064	8.0	Z	9.9
0133	Vans and cargo vans (new and used)	6	13 222	1 064	8.0	Z	X
0150	Heavy trucks and tractors (over 26,000 lb)	14	53 044	8 074	15.2	Z	X
0200	New and rebuilt automotive parts and supplies	330	1 769 597	236 583	13.4	.2	10.1
0211	Batteries	65	262 731	2 302	.9	Z	X
0212	Engines (complete)	17	114 509	2 147	1.9	Z	X
0213	Electrical engine parts (including ignition parts)	46	170 108	3 263	1.9	Z	X
0214	Brake parts (including fluid and all disk and drum parts)	37	141 155	4 425	3.1	Z	X
0215	Exhaust system parts	42	136 981	2 716	2.0	Z	X
0217	Hoses, belts, gaskets, and wiper blades	60	452 291	40 536	9.0	Z	X
0218	Filters (oil, air, gas, and transmission)	93	385 687	18 797	4.9	Z	X
0219	Engine parts, except electrical	37	193 443	15 764	8.1	Z	X
0221	Body parts and repair materials	14	54 429	3 189	5.9	Z	X
0222	Suspension parts (shocks, struts, balljoints, etc.)	17	92 228	839	.9	Z	X
0223	Parts, n.e.c.	49	570 074	78 673	13.8	.1	X
0224	Accessories	24	110 082	5 779	5.3	Z	X
0240	Used automotive parts, accessories, and equipment	11	46 305	7 114	15.4	Z	X
0250	Petroleum products marketing equipment	8	97 926	30 208	30.8	Z	X
0300	Tires and tubes	47	129 988	3 517	2.7	Z	8.2
0311	New tires and tubes	39	86 238	1 514	1.8	Z	X
0420	Office and business furniture	20	73 670	11 646	15.8	Z	21.1
0421	New office furniture (wooden and metal)	12	37 388	10 411	27.8	Z	X
0530	Flooring and floor coverings	8	14 316	1 356	9.5	Z	X
0540	Other home furnishings	11	34 575	5 929	17.1	Z	X
0600	Lumber: rough, dressed, and finished	11	13 138	1 713	13.0	Z	37.5
0611	Dimensional lumber (non-treated)	6	5 881	569	9.7	Z	X
0620	Plywood and millwork	22	150 848	13 808	9.2	Z	49.6
0621	Softwood plywood and oriented strand board (OSB)	9	29 838	4 600	15.4	Z	X
0622	Other panels products (including hardwood plywood, waterboard, and particleboard)	7	19 239	2 554	13.3	Z	X
0624	Wood millwork (doors, windows, cabinets, etc.)	6	99 985	6 185	6.2	Z	X
0700	Brick, stone, tile, sand, block, cement, and gravel	9	22 729	2 112	9.3	Z	.9
0712	Cement and lime	7	9 418	1 859	19.7	Z	X
0720	Roofing, siding, and insulation materials	9	39 173	1 101	2.8	Z	.5
0723	Insulation materials	8	19 597	920	4.7	Z	X

See footnotes at end of table.

Table 2. All Types of Operation by Kind of Business and Commodity Line for Wholesale Trade: 1997—Con.

[Includes only establishments with payroll. For meaning of abbreviations and symbols, see introductory text. For explanation of terms, see Appendix A]

NAICS code and CL code	Kind of business and commodity line	Establishments handling commodity line		Commodity line sales			Sales coverage percent
		Number	Total sales (\$1,000)	Amount ¹ (\$1,000)	As percent of total sales of—		
					Establishments handling line	Establishments in NAICS industry ¹	
421830	Industrial machinery & equipment whsle—Con.						
0730	Flat glass and other construction glass (excluding automotive)	6	10 023	2 777	27.7	Z	X
0740	Other construction materials	22	69 705	8 288	11.9	Z	22.7
0742	Prefabricated buildings and structural assemblies (nonwood)	9	11 251	403	3.6	Z	X
0744	Construction materials, n.e.c. (including wire fence and construction paper)	9	42 475	6 316	14.9	Z	X
0800	Photographic equipment and supplies (excluding video)	18	49 229	4 645	9.4	Z	61.1
0813	Photographic film	15	43 354	3 146	7.3	Z	X
0814	Developing supplies (excluding film)	7	2 206	93	4.2	Z	X
0900	Office equipment	62	405 120	75 847	18.7	.1	38.9
0913	Copying machines and equipment	14	184 734	53 974	29.2	Z	X
0915	Mailing, letter handling, and addressing machines	15	52 294	7 720	14.8	Z	X
0920	New computer equipment	270	1 059 111	89 072	8.4	.1	12.6
0921	Computers	191	666 168	38 814	5.8	Z	X
0924	Other computer peripheral equipment	88	366 675	39 845	10.9	Z	X
0930	Used computer equipment	6	10 073	3 223	32.0	Z	X
0950	Computer software (packaged)	54	208 090	19 171	9.2	Z	X
0960	Restaurant and hotel equipment and supplies	33	72 592	9 263	12.8	Z	X
0970	Store machines and equipment	32	169 132	31 729	18.8	Z	66.8
0972	Other store machines and equipment	30	165 619	31 160	18.8	Z	X
1000	Medical, hospital, and surgical supplies	33	113 302	21 752	19.2	Z	46.5
1013	Other surgical, medical, and hospital supplies	22	88 615	18 948	21.4	Z	X
1050	Other professional equipment and supplies	17	61 210	5 169	8.4	Z	64.8
1057	Professional equipment and supplies, n.e.c.	10	43 647	2 010	4.6	Z	X
1100	Iron and steel products (semifinished)	18	44 565	8 848	19.9	Z	74.5
1113	Rough castings and foundry products	17	31 922	7 414	23.2	Z	X
1116	Other semifinished iron and steel products	10	5 885	1 151	19.6	Z	X
1120	Flat iron and steel products	350	3 289 420	183 523	5.6	.1	1.6
1121	Plates	39	74 500	3 995	5.4	Z	X
1124	Sheets (hot-rolled)	16	304 056	40 329	13.3	Z	X
1126	Sheets (galvanized and coated)	17	1 930 162	67 990	3.5	Z	X
1127	Tin plate and terneplate	17	1 930 162	8 493	.4	Z	X
1128	Fabricated and structural plate products	48	146 843	3 997	2.7	Z	X
1129	Other flat iron and steel products	24	1 952 961	9 542	.5	Z	X
1140	Iron and steel wire and wire products	436	4 013 752	425 651	10.6	.3	.8
1141	Wire (plain, coated, barbed, and twisted)	14	382 527	27 858	7.3	Z	X
1143	Wire rope, strand, strapping, reinforcement mesh, and bale ties	196	1 822 621	34 535	1.9	Z	X
1150	Iron and steel pipe and tubing	210	563 485	83 486	14.8	.1	10.0
1152	Tubing	38	114 912	11 655	10.1	Z	X
1153	Standard steel pipe	116	348 829	55 147	15.8	Z	X
1154	Other steel pipe	15	45 728	3 571	7.8	Z	X
1160	Other iron and steel products	49	375 846	28 372	7.5	Z	19.6
1163	Bars and bar-size shapes: cold finished	12	250 735	4 259	1.7	Z	X
1165	Structural shapes (excluding bar-size shapes)	11	80 225	3 585	4.5	Z	X
1167	Finished products, n.e.c.	12	78 993	14 592	18.5	Z	X
1180	Stainless steel	18	124 035	4 626	3.7	Z	61.3
1185	Other stainless steel (including tubing)	17	73 176	3 600	4.9	Z	X
1200	Copper and brass	41	170 066	9 413	5.5	Z	51.3
1213	Tubular products (pipes and tubes)	36	146 941	5 814	4.0	Z	X
1220	Aluminum shapes, forms, etc.	24	103 674	6 127	5.9	Z	36.4
1222	Sheets and coils (.006 to .249 inch)	12	72 076	3 237	4.5	Z	X
1230	Other nonferrous metals (magnesium, nickel, tin, lead, zinc, etc., except precious)	98	2 445 428	155 217	6.3	.1	X
1400	Electrical apparatus and equipment	1 083	7 220 832	608 581	8.4	.4	6.8
1411	Power and distribution transformers	112	881 201	20 785	2.4	Z	X
1412	Switchgear and switchboard apparatus	105	979 738	30 028	3.1	Z	X
1413	Motors and generators (including motor-generator sets)	389	3 518 788	144 791	4.1	.1	X
1414	Conduit, raceway, and fittings	98	453 971	8 882	2.0	Z	X
1415	Electric bulbs (all types)	33	117 884	693	.6	Z	X
1416	Interior wiring (excluding conduit)	24	169 579	7 185	4.2	Z	X
1417	Exterior wiring and cable (excluding conduit)	98	429 778	8 834	2.1	Z	X
1418	Lighting fixtures (residential and commercial)	59	558 551	7 285	1.3	Z	X
1419	Industrial controls	366	1 987 436	114 867	5.8	.1	X
1421	Other electrical apparatus and equipment (including fuses and lightning rods)	285	2 129 630	128 712	6.0	.1	X
1500	Electrical appliances, household	43	143 754	17 586	12.2	Z	25.4
1511	Televisions	13	13 766	526	3.8	Z	X
1512	Radios, stereos, and CD players	10	18 178	1 365	7.5	Z	X
1513	V.C.R.'s and video cameras	13	13 766	445	3.2	Z	X
1514	Electrical household ranges and ovens	11	66 674	2 603	3.9	Z	X
1515	Refrigerators and freezers, household	14	66 819	1 703	2.5	Z	X
1517	Vacuum cleaners and sewing machines, household	8	14 653	375	2.6	Z	X
1518	Other electrical household appliances (including fans, dishwashers, etc.) ..	23	92 039	8 245	9.0	Z	X
1600	Electronic parts and equipment, except communication	923	4 402 756	462 608	10.5	.3	6.8
1612	Integrated circuits	126	197 273	8 886	4.5	Z	X
1613	Capacitors and resistors	36	41 215	189	.5	Z	X
1615	Discrete semiconductors, etc.	12	10 809	774	7.2	Z	X
1616	Electronic connectors and other passive electronic parts	180	1 216 210	102 152	8.4	.1	X
1618	Electronic parts and equipment, n.e.c.	582	2 820 103	222 227	7.9	.2	X

See footnotes at end of table.

Table 2. All Types of Operation by Kind of Business and Commodity Line for Wholesale Trade: 1997—Con.

[Includes only establishments with payroll. For meaning of abbreviations and symbols, see introductory text. For explanation of terms, see Appendix A]

NAICS code and CL code	Kind of business and commodity line	Establishments handling commodity line		Commodity line sales			Sales coverage percent
		Number	Total sales (\$1,000)	Amount ¹ (\$1,000)	As percent of total sales of—		
					Establishments handling line	Establishments in NAICS industry ¹	
421830	Industrial machinery & equipment whsle—Con.						
1650	Communication equipment and supplies	162	2 233 043	79 777	3.6	.1	3.2
1651	Telephones	6	20 543	535	2.6	Z	X
1652	Other electronic communication equipment	70	1 790 257	54 955	3.1	Z	X
1653	Other electrical communication equipment	69	1 223 296	20 157	1.6	Z	X
1700	Hardware	1 017	5 914 542	490 927	8.3	.4	8.8
1711	Hand tools (including power driven)	729	4 310 279	319 635	7.4	.2	X
1712	Bolts, nuts, rivets, and fasteners	324	2 454 935	77 807	3.2	.1	X
1713	Cutlery	135	834 791	15 013	1.8	Z	X
1800	Plumbing and heating equipment and supplies (hydronics)	642	4 578 787	400 656	8.8	.3	3.8
1811	Plastic pipe fittings and valves (excluding pipe and tubing)	258	2 779 489	99 355	3.6	.1	X
1812	Metal pipe fittings and valves (excluding pipe and tubing)	245	2 179 816	125 912	5.8	.1	X
1813	Plumbing fixtures	30	142 252	5 712	4.0	Z	X
1814	Furnaces, stoves, water heaters (except electric and warm air)	83	1 228 964	17 384	1.4	Z	X
1815	Boilers, radiators, and convectors	71	854 944	41 082	4.8	Z	X
1818	Other plumbing and heating equipment and supplies	240	1 603 565	68 441	4.3	Z	X
1900	Warm air heating and air-conditioning equipment and supplies	184	415 690	56 921	13.7	Z	36.1
1911	Furnaces (warm air)	63	94 280	4 743	5.0	Z	X
1912	Central air-conditioning (residential and commercial)	40	76 899	12 001	15.6	Z	X
1914	Heat pumps (residential and commercial)	14	29 759	850	2.9	Z	X
1916	Air cleaning and filtration systems	81	197 130	22 427	11.4	Z	X
1917	Compressors for air-conditioners	43	88 597	4 325	4.9	Z	X
1918	Condensing units for air-conditioners	26	80 146	2 974	3.7	Z	X
1919	Registers, grills, pre-formed ductwork (excluding sheet metal), and duct insulation	58	121 508	8 915	7.3	Z	X
2000	Refrigeration equipment and supplies	74	262 048	27 362	10.4	Z	31.7
2013	Condensing units for commercial refrigerators	13	66 437	1 645	2.5	Z	X
2014	Refrigerants	44	114 223	7 389	6.5	Z	X
2015	Other refrigeration equipment and supplies	50	160 419	12 666	7.9	Z	X
2100	Construction and mining machinery and equipment (including parts and attachments)	744	2 653 956	344 078	13.0	.2	13.3
2111	New off-highway wheel and track-laying tractors	32	134 952	12 023	8.9	Z	X
2112	New power cranes, draglines, and shovels	35	173 883	28 638	16.5	Z	X
2113	New mixers, pavers, and related equipment	78	174 607	18 167	10.4	Z	X
2114	New tractor shovel loaders	13	58 106	6 687	11.5	Z	X
2115	New graders, rollers, and off-highway trucks	60	183 445	7 285	4.0	Z	X
2116	New mining machinery	34	193 429	11 845	6.1	Z	X
2117	Other new construction and mining, logging, and road maintenance machinery, equipment, and parts	297	1 075 119	126 665	11.8	.1	X
2118	Used construction and mining machinery and equipment	295	1 034 420	69 491	6.7	.1	X
2200	Farm machinery, equipment, and parts	416	2 226 299	230 120	10.3	.2	13.6
2211	New tractors (farm)	116	957 418	69 079	7.2	Z	X
2212	New harvesting machinery	33	262 236	4 527	1.7	Z	X
2213	New land preparation, planting, and cultivating machinery	71	616 309	16 295	2.6	Z	X
2214	New dairy farm and barn equipment	14	83 613	2 081	2.5	Z	X
2215	New irrigation equipment	34	249 757	6 153	2.5	Z	X
2216	Other new farm machinery and equipment	112	598 124	18 813	3.1	Z	X
2218	Used farm machinery and equipment	92	611 974	16 366	2.7	Z	X
2220	Garden machinery, equipment, and parts	148	2 801 071	145 168	5.2	.1	6.9
2221	New power lawn mowers	71	2 199 664	59 195	2.7	Z	X
2222	Other new lawn and garden machinery and equipment	76	1 845 039	60 412	3.3	Z	X
2223	Used garden machinery and equipment	43	1 464 728	8 540	.6	Z	X
2230	Food-processing machinery, equipment, and parts	1 985	6 436 004	3 910 908	60.8	2.8	69.6
2231	New commercial food-processing machinery (slicers, choppers, baking, etc.)	1 226	4 118 656	2 357 743	57.2	1.7	X
2232	New packing, packaging, and bottling equipment	857	2 817 233	1 236 964	43.9	.9	X
2233	Used food-processing machinery and equipment	683	1 656 487	316 177	19.1	.2	X
2300	Hydraulic and pneumatic (fluid-power) pumps, motors, and parts	3 741	12 572 465	4 823 497	38.4	3.4	63.3
2311	Pumps	3 061	10 231 328	2 702 031	26.4	1.9	X
2312	Motors	2 108	6 747 571	894 336	13.3	.6	X
2313	Parts for pumps and motors	2 462	7 454 910	1 227 045	16.5	.9	X
2320	General-purpose industrial machinery, equipment, and parts	14 004	54 172 419	36 341 609	67.1	26.0	55.2
2321	New pumps, compressors (air or gas), and equipment	5 024	19 957 951	8 149 880	40.8	5.8	X
2323	New diesel engines (excluding automotive)	524	3 002 124	1 421 226	47.3	1.0	X
2326	New controlling, recording, and indicating instruments and access	3 337	14 997 967	5 966 582	39.8	4.3	X
2327	All other new general-purpose industrial machinery and equipment	8 250	32 394 291	18 578 508	57.4	13.3	X
2328	Used general-purpose industrial machinery and equipment	2 910	7 904 717	2 225 378	28.2	1.6	X
2330	Metalworking machinery, equipment, and parts	5 115	23 745 147	18 031 151	75.9	12.9	X
2340	Materials handling machinery, equipment, and parts	6 305	26 779 009	15 227 180	56.9	10.9	59.4
2341	New conveying equipment	3 143	13 769 864	4 741 967	34.4	3.4	X
2342	New hoists, cranes, and monorails	1 662	8 047 730	1 560 326	19.4	1.1	X
2343	New forklift trucks	1 930	11 855 251	5 870 630	49.5	4.2	X
2344	New industrial trucks and tractors	461	2 224 078	442 519	19.9	.9	X
2345	Used materials handling machinery, equipment, and parts	3 055	12 110 334	2 611 669	21.6	1.3	X
2350	Oil well, oil refinery, and pipeline machinery, equipment, and supplies	4 137	13 708 801	10 970 857	80.0	7.8	64.7
2351	New oil refining and pipeline machinery, equipment, and supplies	1 594	5 929 709	3 289 018	55.5	2.4	X
2352	New oil field machinery, equipment, and supplies (including drilling bits)	2 657	9 315 322	6 437 559	69.1	4.6	X
2353	Used oil well, oil refinery, and pipeline machinery, equipment, and supplies	1 338	2 980 317	1 244 155	41.7	.9	X
2360	Other industrial machinery, equipment, and parts	8 515	35 301 335	28 405 824	80.5	20.3	64.6
2361	New metal smelting and refining machinery, and equipment	289	851 831	211 841	24.9	.2	X
2362	New power plant machinery (excluding electrical)	529	2 202 999	904 923	41.1	.6	X
2363	New printing trades machinery, equipment, and supplies	1 819	9 422 264	7 889 613	83.7	5.6	X
2364	New textile and sewing machinery and equipment	834	4 103 870	3 422 429	83.4	2.4	X
2365	New woodworking machinery	683	2 182 693	1 329 520	60.9	1.0	X
2366	Other new industrial machinery and equipment	4 407	18 647 933	13 053 807	70.0	9.3	X
2367	Used industrial machinery and equipment	2 027	6 322 899	1 593 635	25.2	1.1	X

See footnotes at end of table.

Table 2. All Types of Operation by Kind of Business and Commodity Line for Wholesale Trade: 1997—Con.

[Includes only establishments with payroll. For meaning of abbreviations and symbols, see introductory text. For explanation of terms, see Appendix A]

NAICS code and CL code	Kind of business and commodity line	Establishments handling commodity line		Commodity line sales			Sales coverage percent
		Number	Total sales (\$1,000)	Amount ¹ (\$1,000)	As percent of total sales of—		
					Establishments handling line	Establishments in NAICS industry ¹	
421830	Industrial machinery & equipment whsle—Con.						
2370	Mechanical power transmission supplies	507	4 179 663	299 160	7.2	.2	23.5
2371	Bearings and bushings	299	2 630 185	136 875	5.2	.1	X
2372	Other mechanical power transmission supplies	342	1 955 526	161 963	8.3	.1	X
2380	Industrial valves and fittings (except fluid-power)	1 118	5 154 705	440 999	8.6	.3	X
2390	Hydraulic and pneumatic (fluid-power) valves	2 556	9 030 363	2 046 126	22.7	1.5	69.5
2391	Hydraulic valves	1 984	6 852 173	1 007 782	14.7	.7	X
2392	Pneumatic valves	1 779	6 553 703	1 038 299	15.8	.7	X
2400	Hydraulic and pneumatic cylinders and rotary actuators	2 138	8 460 278	1 814 407	21.4	1.3	68.1
2411	Hydraulic cylinders and rotary actuators	1 654	6 476 186	1 090 431	16.8	.8	X
2412	Pneumatic cylinders and rotary actuators	1 441	5 747 093	722 712	12.6	.5	X
2420	Hydraulic and pneumatic connectors and assemblies	2 131	9 426 927	2 212 416	23.5	1.6	70.6
2421	Hydraulic and pneumatic connectors	1 833	8 373 359	1 317 801	15.7	.9	X
2422	Hydraulic and pneumatic assemblies	1 539	7 266 445	894 579	12.3	.6	X
2430	Fluid-power filters, components, accessories, and parts	2 615	9 227 985	1 972 670	21.4	1.4	69.2
2431	Filters	2 083	7 590 705	918 637	12.1	.7	X
2432	Other fluid-power components, accessories, and parts, n.e.c.	1 800	6 384 567	1 053 517	16.5	.8	X
2440	Welding supplies (excluding gases)	67	164 862	29 372	17.8	Z	X
2450	Industrial containers and supplies	361	2 998 848	153 894	5.1	.1	2.5
2451	New and reconditioned drums and barrels	51	96 066	775	.8	Z	X
2452	Bottles and bottlers' supplies	44	590 280	27 115	4.6	Z	X
2454	Other industrial containers and supplies	281	2 544 443	102 180	4.0	.1	X
2460	Other industrial supplies	1 312	6 824 619	668 723	9.8	.5	16.1
2461	Printing and duplicating inks	94	240 185	29 594	12.3	Z	X
2462	Abrasives and abrasive materials	764	4 192 562	322 751	7.7	.2	X
2463	Nylon, polyester, and synthetic rubber	116	411 012	16 757	4.1	Z	X
2464	Mechanical rubber goods	169	444 775	41 697	9.4	Z	X
2465	Strapping and tape	284	1 941 812	75 416	3.9	.1	X
2466	Industrial supplies, n.e.c.	528	1 910 466	173 000	9.1	.1	X
2520	Custodial (janitors') equipment and supplies	17	72 171	10 010	13.9	Z	16.5
2522	Custodial equipment—nonpower equipment	6	25 581	1 985	7.8	Z	X
2540	Other service establishment equipment and supplies	20	53 760	9 040	16.8	Z	38.4
2542	Service establishment equipment and supplies, n.e.c.	16	44 068	8 419	19.1	Z	X
2600	Aircraft and aeronautical equipment and supplies	30	268 295	38 178	14.2	Z	18.3
2614	Used aircraft and aeronautical equipment and supplies	10	82 195	14 806	18.0	Z	X
2620	Marine machinery, equipment, and supplies	45	681 293	149 995	22.0	.1	56.7
2622	New marine propulsion machinery and equipment	9	23 031	2 124	9.2	Z	X
2623	New marine supplies	23	101 942	8 576	8.4	Z	X
2630	Other transportation equipment and supplies	151	2 333 919	138 012	5.9	.1	.5
2631	New transportation equipment (excluding automotive)	46	2 048 552	104 258	5.1	.1	X
2632	Used transportation equipment (excluding automotive)	14	531 506	14 009	2.6	Z	X
2700	Sporting and recreational goods and supplies	37	114 494	15 151	13.2	Z	28.0
2713	Billiards, pool, bowling equipment, and accessories	6	43 896	4 430	10.1	Z	X
2714	Camping and fishing equipment and accessories	15	48 185	7 233	15.0	Z	X
2800	Toys and hobby goods and supplies	26	37 975	1 797	4.7	Z	13.2
2812	Other toys and games (including fireworks and children's vehicles)	12	5 278	317	6.0	Z	X
2900	Ferrous metal scrap	14	161 297	34 389	21.3	Z	54.1
2911	Prepared ferrous metal scrap (processed by this establishment)	10	151 180	25 739	17.0	Z	X
2920	Nonferrous metal scrap	10	164 710	14 454	8.8	Z	42.1
2921	Aluminum scrap	8	153 439	8 933	5.8	Z	X
2930	Recyclable paper and paperboard	71	181 793	14 757	8.1	Z	X
2940	Recyclable materials, except metal	19	35 238	5 132	14.6	Z	2.0
2945	Other recyclable materials (including rubber and bones)	7	8 963	676	7.5	Z	X
3000	Jewelry, diamonds, gem stones, and watches	6	61 716	805	1.3	Z	X
3150	Other durable goods	6	49 562	7 448	15.0	Z	74.9
3154	Other durable goods, n.e.c.	6	49 562	7 448	15.0	Z	X
3200	Printing and writing paper	16	37 270	3 607	9.7	Z	30.9
3213	Other printing and writing paper	10	11 986	2 381	19.9	Z	X
3300	Stationery, office supplies and greeting cards	45	54 722	7 442	13.6	Z	27.4
3313	Inked ribbons, carbon paper, pens and pencils	22	23 342	3 112	13.3	Z	X
3400	Industrial and personal services paper and plastics	63	140 428	15 913	11.3	Z	22.0
3411	Paperboard and boxboard boxes	9	24 785	3 086	12.5	Z	X
3413	Industrial paper (wrapping, bags, cartons, etc.)	18	32 738	5 406	16.5	Z	X
3415	Other industrial and personal service paper	9	20 848	406	1.9	Z	X
3500	Drugs, pharmaceuticals, cosmetics, and toiletries	10	14 520	1 076	7.4	Z	26.6
3515	Other toiletries and druggists' sundries	9	14 241	992	7.0	Z	X
3600	Piece goods, knit and woven	12	14 099	1 683	11.9	Z	X
3700	Notions (buttons, ribbons, lace, sewing accessories, zippers, bindings, etc.)	13	22 381	2 573	11.5	Z	X
3800	Men's and boys' wear	8	21 610	4 649	21.5	Z	X
3900	Women's and children's wear	7	16 845	824	4.9	Z	X
4830	Canned foods	6	44 565	2 414	5.4	Z	X
5140	Other farm products, inedible	24	105 047	33 404	31.8	Z	74.9
5143	Farm products, n.e.c.	24	105 047	33 404	31.8	Z	X

See footnotes at end of table.

Table 2. All Types of Operation by Kind of Business and Commodity Line for Wholesale Trade: 1997—Con.

[Includes only establishments with payroll. For meaning of abbreviations and symbols, see introductory text. For explanation of terms, see Appendix A]

NAICS code and CL code	Kind of business and commodity line	Establishments handling commodity line		Commodity line sales			Sales coverage percent
		Number	Total sales (\$1,000)	Amount ¹ (\$1,000)	As percent of total sales of—		
					Establishments handling line	Establishments in NAICS industry ¹	
421830	Industrial machinery & equipment whsle—Con.						
5300	Plastics materials and basic shapes	375	2 825 775	156 372	5.5	.1	1.9
5311	Plastic pipes, rods, tubes, and shapes	103	1 022 910	32 074	3.1	Z	X
5312	High pressure laminates	31	215 452	17 943	8.3	Z	X
5313	Plastics raw materials	18	1 003 999	46 912	4.7	Z	X
5314	Other plastics materials and basic shapes	64	175 914	8 950	5.1	Z	X
5320	Industrial gases (welding, etc.)	57	166 539	37 993	22.8	Z	X
5330	Chemicals and allied products (excluding agricultural, plastics, gases, and petroleum)	973	3 195 632	328 194	10.3	.2	3.3
5331	Gasses, compressed and liquified, except L.P.	10	17 214	3 527	20.5	Z	X
5332	Alkalies and chlorine	91	34 706	542	1.6	Z	X
5335	Detergents and soaps	236	698 322	55 465	7.9	Z	X
5336	Sanitation chemicals, polishes, and waxes	49	454 957	19 461	4.3	Z	X
5341	Insecticides, nonagricultural	12	165 477	963	.6	Z	X
5342	Adhesives, sealants, and glues	368	1 114 047	121 281	10.9	.1	X
5344	Other chemicals and allied products	129	704 075	51 794	7.4	Z	X
5400	Petroleum products	69	730 296	80 659	11.0	.1	38.7
5415	No. 2 distillate fuel oil (no. 2 diesel and no. 2 heating oil)	7	182 646	7 478	4.1	Z	X
5418	Lubricating oil and greases	58	508 905	65 238	12.8	Z	X
5800	Farm supplies	39	133 714	9 378	7.0	Z	3.8
5814	Weed killers, soil sterilizers, and soil conditioners	25	116 224	7 530	6.5	Z	X
6000	Paint, paint supplies, and wallpaper	93	383 090	30 245	7.9	Z	1.5
6011	Architectural coatings (enamels, primers, stains, solvents, and lacquers)	9	8 372	564	6.7	Z	X
6013	Special purpose coatings (automotive, refinish, marine, traffic coatings)	20	96 391	9 236	9.6	Z	X
6014	Paint supplies	10	69 759	3 972	5.7	Z	X
6150	Nondurable goods, n.e.c.	13	83 104	24 236	29.2	Z	X
9700	Service receipts and labor charges (including installed parts)	7 083	31 152 362	4 138 192	13.3	3.0	70.9
9701	Labor charges for repair work	6 474	27 958 566	2 380 654	8.5	1.7	X
9702	Parts installed in repair work	4 673	20 102 477	1 477 080	7.3	1.1	X
9703	Other service receipts and labor charges—Specify	1 100	5 436 360	280 410	5.2	.2	X
9720	Receipts for service contracts	1 012	6 169 206	951 607	15.4	.7	X
9740	Receipts for installing equipment	1 576	5 565 968	414 070	7.4	.3	X
9810	Miscellaneous commodities	1 094	4 665 891	478 117	10.2	.3	X
9940	Rental and leasing receipts	2 080	9 664 131	969 740	10.0	.7	.4
9941	Computer rental and leasing receipts	105	141 163	8 159	5.8	Z	X
9942	Photocopying machine rental	93	239 420	20 253	8.5	Z	X
9943	Other office machine rental receipts	339	1 136 967	72 585	6.4	.1	X
9944	Other rental receipts	1 199	7 132 197	761 197	10.7	.5	X
9950	Construction receipts	7	29 572	4 828	16.3	Z	X
9960	Custom software (designed to customer specifications)	6	5 509	600	10.9	Z	X
9980	Receipts for machine shop job work	9	27 323	3 773	13.8	Z	X
4218301	Food-processing machinery & equipment whsle	1 333	X	4 273 371	X	100.0	75.7
0960	Restaurant and hotel equipment and supplies	11	44 439	6 196	13.9	.1	X
0970	Store machines and equipment	6	18 581	1 105	5.9	Z	35.9
0972	Other store machines and equipment	6	18 581	1 105	5.9	Z	X
1400	Electrical apparatus and equipment	11	58 855	3 255	5.5	.1	.7
1413	Motors and generators (including motor-generator sets)	10	58 056	842	1.5	Z	X
1419	Industrial controls	10	58 056	2 255	3.9	.1	X
1600	Electronic parts and equipment, except communication	15	94 507	5 590	5.9	.1	X
1800	Plumbing and heating equipment and supplies (hydronics)	7	27 244	2 067	7.6	Z	X
2230	Food-processing machinery, equipment, and parts	1 333	4 273 371	3 680 692	86.1	86.1	68.3
2231	New commercial food-processing machinery (slicers, choppers, baking, etc.)	885	2 919 520	2 253 981	77.2	52.7	X
2232	New packing, packaging, and bottling equipment	535	1 776 216	1 140 852	64.2	26.7	X
2233	Used food-processing machinery and equipment	523	1 173 292	285 857	24.4	6.7	X
2300	Hydraulic and pneumatic (fluid-power) pumps, motors, and parts	45	162 201	11 520	7.1	.3	75.7
2311	Pumps	36	135 763	5 918	4.4	.1	X
2312	Motors	27	78 884	2 162	2.7	.1	X
2313	Parts for pumps and motors	23	76 571	3 439	4.5	.1	X
2320	General-purpose industrial machinery, equipment, and parts	178	537 050	122 628	22.8	2.9	64.7
2321	New pumps, compressors (air or gas), and equipment	81	264 937	35 537	13.4	.8	X
2326	New controlling, recording, and indicating instruments and access	76	245 542	31 707	12.9	.7	X
2327	All other new general-purpose industrial machinery and equipment	92	285 159	45 192	15.8	1.1	X
2328	Used general-purpose industrial machinery and equipment	37	103 331	10 187	9.9	.2	X
2330	Metalworking machinery, equipment, and parts	28	113 331	22 339	19.7	.5	X
2340	Materials handling machinery, equipment, and parts	123	386 677	58 044	15.0	1.4	71.6
2341	New conveying equipment	107	345 101	46 887	13.6	1.1	X
2342	New hoists, cranes, and monorails	11	24 844	1 008	4.1	Z	X
2343	New forklift trucks	6	64 037	3 614	5.6	.1	X
2345	Used materials handling machinery, equipment, and parts	24	54 130	6 535	12.1	.2	X
2350	Oil well, oil refinery, and pipeline machinery, equipment, and supplies	10	72 312	21 041	29.1	.5	34.0
2351	New oil refining and pipeline machinery, equipment, and supplies	7	57 451	15 704	27.3	.4	X
2360	Other industrial machinery, equipment, and parts	51	170 985	38 304	22.4	.9	68.9
2363	New printing trades machinery, equipment, and supplies	11	50 870	10 705	21.0	.3	X
2364	New textile and sewing machinery and equipment	6	18 261	2 714	14.9	.1	X
2366	Other new industrial machinery and equipment	17	99 790	17 597	17.6	.4	X
2367	Used industrial machinery and equipment	19	26 333	3 580	13.6	.1	X
2380	Industrial valves and fittings (except fluid-power)	15	73 472	5 020	6.8	.1	X

See footnotes at end of table.

Table 2. All Types of Operation by Kind of Business and Commodity Line for Wholesale Trade: 1997—Con.

[Includes only establishments with payroll. For meaning of abbreviations and symbols, see introductory text. For explanation of terms, see Appendix A]

NAICS code and CL code	Kind of business and commodity line	Establishments handling commodity line		Commodity line sales			Sales coverage percent
		Number	Total sales (\$1,000)	Amount ¹ (\$1,000)	As percent of total sales of—		
					Establishments handling line	Establishments in NAICS industry ¹	
4218301	Food-processing machinery & equipment whsle—Con.						
2390	Hydraulic and pneumatic (fluid-power) valves	41	159 487	9 190	5.8	.2	75.6
2391	Hydraulic valves	26	108 649	3 339	3.1	.1	X
2392	Pneumatic valves	34	109 827	5 848	5.3	.1	X
2400	Hydraulic and pneumatic cylinders and rotary actuators	29	104 083	22 187	21.3	.5	72.4
2411	Hydraulic cylinders and rotary actuators	16	71 122	16 720	23.5	.4	X
2412	Pneumatic cylinders and rotary actuators	18	41 301	5 467	13.2	.1	X
2420	Hydraulic and pneumatic connectors and assemblies	20	60 584	4 804	7.9	.1	75.7
2421	Hydraulic and pneumatic connectors	17	49 382	2 097	4.2	Z	X
2422	Hydraulic and pneumatic assemblies	10	22 989	2 707	11.8	.1	X
2430	Fluid-power filters, components, accessories, and parts	30	148 345	10 582	7.1	.2	75.6
2431	Filters	29	130 037	3 670	2.8	.1	X
2432	Other fluid-power components, accessories, and parts, n.e.c.	16	93 411	6 908	7.4	.2	X
2450	Industrial containers and supplies	13	45 532	4 489	9.9	.1	X
2460	Other industrial supplies	20	54 326	1 377	2.5	Z	2.9
2466	Industrial supplies, n.e.c.	20	54 326	1 377	2.5	Z	X
2930	Recyclable paper and paperboard	8	37 069	4 854	13.1	.1	X
3400	Industrial and personal services paper and plastics	8	29 064	3 494	12.0	.1	X
5300	Plastics materials and basic shapes	19	72 558	14 447	19.9	.3	X
5330	Chemicals and allied products (excluding agricultural, plastics, gases, and petroleum)	27	95 695	18 490	19.3	.4	5.3
5342	Adhesives, sealants, and glues	25	59 356	6 895	11.6	.2	X
9700	Service receipts and labor charges (including installed parts)	222	766 124	89 960	11.7	2.1	74.6
9701	Labor charges for repair work	201	660 591	36 460	5.5	.9	X
9702	Parts installed in repair work	154	452 537	34 932	7.7	.8	X
9703	Other service receipts and labor charges—Specify	49	148 206	18 558	12.5	.4	X
9720	Receipts for service contracts	43	152 560	7 366	4.8	.2	X
9740	Receipts for installing equipment	92	345 965	24 418	7.1	.6	X
9810	Miscellaneous commodities	47	147 196	21 379	14.5	.5	X
9940	Rental and leasing receipts	44	196 830	23 082	11.7	.5	X
4218302	Hydraulic & pneumatic (fluid-power) machinery & equipment whsle	3 866	X	13 016 250	X	100.0	73.4
0200	New and rebuilt automotive parts and supplies	51	91 553	16 362	17.9	.1	4.9
0211	Batteries	31	53 246	1 509	2.8	Z	X
0215	Exhaust system parts	31	53 246	1 509	2.8	Z	X
0217	Hoses, belts, gaskets, and wiper blades	31	53 246	3 627	6.8	Z	X
0218	Filters (oil, air, gas, and transmission)	31	53 246	5 425	10.2	Z	X
0920	New computer equipment	14	37 049	3 275	8.8	Z	X
1120	Flat iron and steel products	24	62 713	2 232	3.6	Z	X
1140	Iron and steel wire and wire products	32	52 292	2 459	4.7	Z	X
1150	Iron and steel pipe and tubing	45	80 575	5 233	6.5	Z	X
1160	Other iron and steel products	8	13 756	368	2.7	Z	X
1230	Other nonferrous metals (magnesium, nickel, tin, lead, zinc, etc., except precious)	10	79 289	6 925	8.7	.1	X
1400	Electrical apparatus and equipment	95	322 631	44 208	13.7	.3	X
1600	Electronic parts and equipment, except communication	146	813 108	111 729	13.7	.9	X
1650	Communication equipment and supplies	19	22 010	344	1.6	Z	X
1700	Hardware	87	139 128	7 873	5.7	.1	2.0
1711	Hand tools (including power driven)	54	86 485	6 589	7.6	.1	X
1800	Plumbing and heating equipment and supplies (hydronics)	69	207 441	19 529	9.4	.2	4.5
1811	Plastic pipe fittings and valves (excluding pipe and tubing)	14	82 390	5 928	7.2	Z	X
1812	Metal pipe fittings and valves (excluding pipe and tubing)	19	25 787	1 034	4.0	Z	X
1900	Warm air heating and air-conditioning equipment and supplies	23	20 679	2 130	10.3	Z	7.8
1916	Air cleaning and filtration systems	19	14 569	1 310	9.0	Z	X
1919	Registers, grills, pre-formed ductwork (excluding sheet metal), and duct insulation	7	2 234	209	9.4	Z	X
2100	Construction and mining machinery and equipment (including parts and attachments)	86	157 597	19 763	12.5	.2	11.2
2111	New off-highway wheel and track-laying tractors	12	32 704	1 213	3.7	Z	X
2113	New mixers, pavers, and related equipment	28	37 725	4 613	12.2	Z	X
2115	New graders, rollers, and off-highway trucks	12	32 704	605	1.9	Z	X
2117	Other new construction and mining, logging, and road maintenance machinery, equipment, and parts	12	20 805	3 928	18.9	Z	X
2118	Used construction and mining machinery and equipment	24	53 504	4 508	8.4	Z	X
2200	Farm machinery, equipment, and parts	58	157 641	16 379	10.4	.1	5.5
2213	New land preparation, planting, and cultivating machinery	33	92 784	7 748	8.4	.1	X
2220	Garden machinery, equipment, and parts	18	44 259	3 152	7.1	Z	X
2230	Food-processing machinery, equipment, and parts	70	248 245	15 549	6.3	.1	70.6
2231	New commercial food-processing machinery (slicers, choppers, baking, etc.)	39	132 721	8 104	6.1	.1	X
2232	New packing, packaging, and bottling equipment	33	70 166	3 848	5.5	Z	X
2233	Used food-processing machinery and equipment	32	126 751	3 585	2.8	Z	X
2300	Hydraulic and pneumatic (fluid-power) pumps, motors, and parts	2 457	7 935 820	4 376 934	55.2	33.6	60.8
2311	Pumps	2 113	7 088 549	2 498 827	35.3	19.2	X
2312	Motors	1 445	4 738 446	783 500	16.5	6.0	X
2313	Parts for pumps and motors	1 763	4 929 388	1 094 602	22.2	8.4	X

See footnotes at end of table.

Table 2. All Types of Operation by Kind of Business and Commodity Line for Wholesale Trade: 1997—Con.

[Includes only establishments with payroll. For meaning of abbreviations and symbols, see introductory text. For explanation of terms, see Appendix A]

NAICS code and CL code	Kind of business and commodity line	Establishments handling commodity line		Commodity line sales			Sales coverage percent
		Number	Total sales (\$1,000)	Amount ¹ (\$1,000)	As percent of total sales of—		
					Establishments handling line	Establishments in NAICS industry ¹	
4218302	Hydraulic & pneumatic (fluid-power) machinery & equipment whsle—Con.						
2320	General-purpose industrial machinery, equipment, and parts	804	3 042 029	457 898	15.1	3.5	68.2
2321	New pumps, compressors (air or gas), and equipment	541	1 914 465	189 014	9.9	1.5	X
2323	New diesel engines (excluding automotive)	42	70 823	3 946	5.6	Z	X
2326	New controlling, recording, and indicating instruments and access	253	1 091 578	102 689	9.4	.8	X
2327	All other new general-purpose industrial machinery and equipment	317	1 223 622	157 306	12.9	1.2	X
2328	Used general-purpose industrial machinery and equipment	81	118 663	4 946	4.2	Z	X
2330	Metalworking machinery, equipment, and parts	70	149 050	14 053	9.4	.1	X
2340	Materials handling machinery, equipment, and parts	180	396 181	39 242	9.9	.3	59.3
2341	New conveying equipment	76	170 275	15 413	9.1	.1	X
2342	New hoists, cranes, and monorails	52	99 541	6 176	6.2	Z	X
2343	New forklift trucks	49	61 547	2 961	4.8	Z	X
2344	New industrial trucks and tractors	19	37 235	1 036	2.8	Z	X
2345	Used materials handling machinery, equipment, and parts	63	128 372	13 615	10.6	.1	X
2350	Oil well, oil refinery, and pipeline machinery, equipment, and supplies	101	293 388	39 371	13.4	.3	55.6
2351	New oil refining and pipeline machinery, equipment, and supplies	68	201 755	22 893	11.3	.2	X
2352	New oil field machinery, equipment, and supplies (including drilling bits)	36	96 642	13 314	13.8	.1	X
2353	Used oil well, oil refinery, and pipeline machinery, equipment, and supplies	31	42 819	3 100	7.2	Z	X
2360	Other industrial machinery, equipment, and parts	137	484 923	65 483	13.5	.5	68.3
2362	New power plant machinery (excluding electrical)	28	100 363	12 861	12.8	.1	X
2363	New printing trades machinery, equipment, and supplies	15	43 357	1 179	2.7	Z	X
2365	New woodworking machinery	6	14 895	832	5.6	Z	X
2366	Other new industrial machinery and equipment	92	356 722	48 190	13.5	.4	X
2367	Used industrial machinery and equipment	21	33 750	1 464	4.3	Z	X
2370	Mechanical power transmission supplies	149	536 070	79 856	14.9	.6	27.5
2371	Bearings and bushings	107	266 774	20 527	7.7	.2	X
2372	Other mechanical power transmission supplies	86	358 659	59 329	16.5	.5	X
2380	Industrial valves and fittings (except fluid-power)	240	625 595	71 862	11.5	.6	X
2390	Hydraulic and pneumatic (fluid-power) valves	1 803	6 179 735	1 858 729	30.1	14.3	70.9
2391	Hydraulic valves	1 439	4 630 389	916 242	19.8	7.0	X
2392	Pneumatic valves	1 291	4 687 503	942 464	20.1	7.2	X
2400	Hydraulic and pneumatic cylinders and rotary actuators	1 459	5 698 034	1 593 536	28.0	12.2	70.4
2411	Hydraulic cylinders and rotary actuators	1 181	4 501 470	985 909	21.9	7.6	X
2412	Pneumatic cylinders and rotary actuators	1 046	3 954 926	607 608	15.4	4.7	X
2420	Hydraulic and pneumatic connectors and assemblies	1 620	5 786 606	2 049 952	35.4	15.7	71.5
2421	Hydraulic and pneumatic connectors	1 442	5 129 181	1 234 375	24.1	9.5	X
2422	Hydraulic and pneumatic assemblies	1 204	4 171 268	815 562	19.6	6.3	X
2430	Fluid-power filters, components, accessories, and parts	1 793	6 111 408	1 722 459	28.2	13.2	70.6
2431	Filters	1 450	5 121 103	754 276	14.7	5.8	X
2432	Other fluid-power components, accessories, and parts, n.e.c.	1 374	4 915 515	968 172	19.7	7.4	X
2440	Welding supplies (excluding gases)	9	6 446	199	3.1	Z	X
2450	Industrial containers and supplies	26	47 580	2 302	4.8	Z	27.6
2451	New and reconditioned drums and barrels	7	1 783	30	1.7	Z	X
2454	Other industrial containers and supplies	23	46 862	2 259	4.8	Z	X
2460	Other industrial supplies	130	317 446	55 550	17.5	.4	52.9
2462	Abrasives and abrasive materials	39	80 895	2 522	3.1	Z	X
2463	Nylon, polyester, and synthetic rubber	41	109 328	13 777	12.6	.1	X
2464	Mechanical rubber goods	68	125 736	20 559	16.4	.2	X
2465	Strapping and tape	9	9 289	305	3.3	Z	X
2466	Industrial supplies, n.e.c.	69	131 272	17 020	13.0	.1	X
2630	Other transportation equipment and supplies	21	45 725	4 499	9.8	Z	X
5300	Plastics materials and basic shapes	39	83 990	7 030	8.4	.1	X
5320	Industrial gases (welding, etc.)	14	22 279	4 381	19.7	Z	X
5330	Chemicals and allied products (excluding agricultural, plastics, gases, and petroleum)	110	426 040	19 553	4.6	.2	X
6000	Paint, paint supplies, and wallpaper	6	10 226	2 800	27.4	Z	X
9700	Service receipts and labor charges (including installed parts)	550	1 747 180	159 286	9.1	1.2	70.5
9701	Labor charges for repair work	503	1 613 976	91 137	5.6	.7	X
9702	Parts installed in repair work	372	1 207 742	58 662	4.9	.5	X
9703	Other service receipts and labor charges—Specify	72	176 322	9 471	5.4	.1	X
9720	Receipts for service contracts	46	117 230	4 758	4.1	Z	X
9740	Receipts for installing equipment	64	130 022	7 392	5.7	.1	X
9810	Miscellaneous commodities	135	423 638	54 029	12.8	.4	X
9940	Rental and leasing receipts	54	129 600	16 129	12.4	.1	X
42183021	Hydraulic & pneumatic pumps & motors whsle	1 636	X	4 753 826	X	100.0	61.7
0200	New and rebuilt automotive parts and supplies	18	33 982	3 544	10.4	.1	X
1120	Flat iron and steel products	13	21 348	807	3.8	Z	X
1140	Iron and steel wire and wire products	7	20 377	498	2.4	Z	X
1150	Iron and steel pipe and tubing	6	13 259	452	3.4	Z	X
1400	Electrical apparatus and equipment	36	124 253	19 809	15.9	.4	X
1600	Electronic parts and equipment, except communication	26	57 292	5 719	10.0	.1	X
1650	Communication equipment and supplies	14	12 130	137	1.1	Z	X
1700	Hardware	32	44 104	1 030	2.3	Z	X
1800	Plumbing and heating equipment and supplies (hydronics)	35	88 523	12 352	14.0	.3	X
2100	Construction and mining machinery and equipment (including parts and attachments)	33	57 829	2 744	4.7	.1	X
2200	Farm machinery, equipment, and parts	24	39 769	4 116	10.4	.1	X
2220	Garden machinery, equipment, and parts	15	25 886	1 378	5.3	Z	X

See footnotes at end of table.

Table 2. All Types of Operation by Kind of Business and Commodity Line for Wholesale Trade: 1997—Con.

[Includes only establishments with payroll. For meaning of abbreviations and symbols, see introductory text. For explanation of terms, see Appendix A]

NAICS code and CL code	Kind of business and commodity line	Establishments handling commodity line		Commodity line sales			Sales coverage percent
		Number	Total sales (\$1,000)	Amount ¹ (\$1,000)	As percent of total sales of—		
					Establishments handling line	Establishments in NAICS industry ¹	
42183021	Hydraulic & pneumatic pumps & motors whsle—Con.						
2230	Food-processing machinery, equipment, and parts	44	143 723	10 626	7.4	.2	54.9
2231	New commercial food-processing machinery (slicers, choppers, baking, etc.)	31	115 020	6 809	5.9	.1	X
2232	New packing, packaging, and bottling equipment	19	38 195	1 542	4.0	Z	X
2233	Used food-processing machinery and equipment	27	67 584	2 271	3.4	Z	X
2300	Hydraulic and pneumatic (fluid-power) pumps, motors, and parts	1 636	4 753 826	3 845 261	80.9	80.9	47.8
2311	Pumps	1 365	4 117 184	2 193 702	53.3	46.1	X
2312	Motors	869	2 577 310	646 700	25.1	13.6	X
2313	Parts for pumps and motors	1 230	3 184 706	1 004 859	31.6	21.1	X
2320	General-purpose industrial machinery, equipment, and parts	422	1 337 085	231 737	17.3	4.9	58.9
2321	New pumps, compressors (air or gas), and equipment	310	914 886	104 526	11.4	2.2	X
2323	New diesel engines (excluding automotive)	27	39 219	2 396	6.1	.1	X
2326	New controlling, recording, and indicating instruments and access.	103	242 658	20 998	8.7	.4	X
2327	All other new general-purpose industrial machinery and equipment	181	806 054	100 744	12.5	2.1	X
2328	Used general-purpose industrial machinery and equipment	52	53 094	3 070	5.8	.1	X
2330	Metalworking machinery, equipment, and parts	25	37 426	2 993	8.0	.1	X
2340	Materials handling machinery, equipment, and parts	61	115 720	11 186	9.7	.2	57.3
2341	New conveying equipment	23	58 199	6 062	10.4	.1	X
2342	New hoists, cranes, and monorails	16	24 672	1 752	7.1	Z	X
2343	New forklift trucks	20	26 944	1 357	5.0	Z	X
2344	New industrial trucks and tractors	15	32 257	814	2.5	Z	X
2345	Used materials handling machinery, equipment, and parts	16	12 736	1 171	9.2	Z	X
2350	Oil well, oil refinery, and pipeline machinery, equipment, and supplies	49	87 451	12 278	14.0	.3	51.1
2351	New oil refining and pipeline machinery, equipment, and supplies	37	66 859	5 860	8.8	.1	X
2352	New oil field machinery, equipment, and supplies (including drilling bits)	13	21 399	3 254	15.2	.1	X
2353	Used oil well, oil refinery, and pipeline machinery, equipment, and supplies	31	42 819	3 100	7.2	.1	X
2360	Other industrial machinery, equipment, and parts	54	148 507	24 954	16.8	.5	56.8
2362	New power plant machinery (excluding electrical)	17	57 527	8 313	14.5	.2	X
2366	Other new industrial machinery and equipment	36	92 950	14 699	15.8	.3	X
2367	Used industrial machinery and equipment	7	13 876	890	6.4	Z	X
2370	Mechanical power transmission supplies	46	98 687	12 449	12.6	.3	28.0
2371	Bearings and bushings	43	96 988	6 981	7.2	.1	X
2372	Other mechanical power transmission supplies	10	32 268	5 468	16.9	.1	X
2380	Industrial valves and fittings (except fluid-power)	66	154 177	15 171	9.8	.3	X
2390	Hydraulic and pneumatic (fluid-power) valves	341	962 034	149 700	15.6	3.1	59.0
2391	Hydraulic valves	303	892 820	110 064	12.3	2.3	X
2392	Pneumatic valves	207	584 060	39 627	6.8	.8	X
2400	Hydraulic and pneumatic cylinders and rotary actuators	235	643 801	59 191	9.2	1.2	57.5
2411	Hydraulic cylinders and rotary actuators	214	595 034	50 729	8.5	1.1	X
2412	Pneumatic cylinders and rotary actuators	104	252 896	8 456	3.3	.2	X
2420	Hydraulic and pneumatic connectors and assemblies	252	602 113	61 462	10.2	1.3	60.4
2421	Hydraulic and pneumatic connectors	236	588 435	27 779	4.7	.6	X
2422	Hydraulic and pneumatic assemblies	178	470 280	33 677	7.2	.7	X
2430	Fluid-power filters, components, accessories, and parts	309	875 518	104 040	11.9	2.2	60.5
2431	Filters	260	745 246	48 199	6.5	1.0	X
2432	Other fluid-power components, accessories, and parts, n.e.c.	203	577 458	55 836	9.7	1.2	X
2460	Other industrial supplies	24	65 277	14 320	21.9	.3	32.4
2462	Abrasives and abrasive materials	13	15 927	173	1.1	Z	X
2463	Nylon, polyester, and synthetic rubber	13	15 927	104	.7	Z	X
2464	Mechanical rubber goods	11	49 350	12 929	26.2	.3	X
2466	Industrial supplies, n.e.c.	13	15 927	1 114	7.0	Z	X
2630	Other transportation equipment and supplies	15	16 166	835	5.2	Z	X
5300	Plastics materials and basic shapes	11	35 437	4 691	13.2	.1	X
5330	Chemicals and allied products (excluding agricultural, plastics, gases, and petroleum)	73	381 154	15 936	4.2	.3	X
9700	Service receipts and labor charges (including installed parts)	236	627 562	66 957	10.7	1.4	57.2
9701	Labor charges for repair work	214	539 473	37 964	7.0	.8	X
9702	Parts installed in repair work	167	407 379	25 084	6.2	.5	X
9703	Other service receipts and labor charges—Specify	28	79 625	3 904	4.9	.1	X
9720	Receipts for service contracts	22	50 291	1 398	2.8	Z	X
9740	Receipts for installing equipment	37	77 427	5 096	6.6	.1	X
9810	Miscellaneous commodities	40	91 252	11 515	12.6	.2	X
9940	Rental and leasing receipts	27	74 065	12 515	16.9	.3	X
42183022	Hydraulic & pneumatic parts, accessories, & supplies whsle ...	2 230	X	8 262 424	X	100.0	80.1
0200	New and rebuilt automotive parts and supplies	33	57 571	12 818	22.3	.2	8.2
0211	Batteries	31	53 246	1 509	2.8	Z	X
0215	Exhaust system parts	31	53 246	1 509	2.8	Z	X
0217	Hoses, belts, gaskets, and wiper blades	31	53 246	3 627	6.8	Z	X
0218	Filters (oil, air, gas, and transmission)	31	53 246	5 425	10.2	.1	X
0920	New computer equipment	9	35 047	3 200	9.1	Z	X
1120	Flat iron and steel products	11	41 365	1 425	3.4	Z	X
1140	Iron and steel wire and wire products	25	31 915	1 961	6.1	Z	X
1150	Iron and steel pipe and tubing	39	67 316	4 781	7.1	.1	X
1230	Other nonferrous metals (magnesium, nickel, tin, lead, zinc, etc., except precious)	9	77 326	6 731	8.7	.1	X
1400	Electrical apparatus and equipment	59	198 378	24 399	12.3	.3	X
1600	Electronic parts and equipment, except communication	120	755 816	106 010	14.0	1.3	X
1700	Hardware	55	95 024	6 843	7.2	.1	3.0
1711	Hand tools (including power driven)	54	86 485	6 589	7.6	.1	X

See footnotes at end of table.

Table 2. All Types of Operation by Kind of Business and Commodity Line for Wholesale Trade: 1997—Con.

[Includes only establishments with payroll. For meaning of abbreviations and symbols, see introductory text. For explanation of terms, see Appendix A]

NAICS code and CL code	Kind of business and commodity line	Establishments handling commodity line		Commodity line sales			Sales coverage percent
		Number	Total sales (\$1,000)	Amount ¹ (\$1,000)	As percent of total sales of—		
					Establishments handling line	Establishments in NAICS industry ¹	
42183022	Hydraulic & pneumatic parts, accessories, & supplies whse—Con.						
1800	Plumbing and heating equipment and supplies (hydronics)	34	118 918	7 177	6.0	.1	7.5
1811	Plastic pipe fittings and valves (excluding pipe and tubing)	14	82 390	5 928	7.2	.1	X
1812	Metal pipe fittings and valves (excluding pipe and tubing)	19	25 787	1 034	4.0	Z	X
1900	Warm air heating and air-conditioning equipment and supplies	19	14 569	1 519	10.4	Z	12.2
1916	Air cleaning and filtration systems	19	14 569	1 310	9.0	Z	X
1919	Registers, grills, pre-formed ductwork (excluding sheet metal), and duct insulation	7	2 234	209	9.4	Z	X
2100	Construction and mining machinery and equipment (including parts and attachments)	53	99 768	17 019	17.1	.2	18.3
2111	New off-highway wheel and track-laying tractors	12	32 704	1 213	3.7	Z	X
2113	New mixers, pavers, and related equipment	28	37 725	4 613	12.2	.1	X
2115	New graders, rollers, and off-highway trucks	12	32 704	605	1.9	Z	X
2117	Other new construction and mining, logging, and road maintenance machinery, equipment, and parts	12	20 805	3 928	18.9	Z	X
2118	Used construction and mining machinery and equipment	24	53 504	4 508	8.4	.1	X
2200	Farm machinery, equipment, and parts	34	117 872	12 263	10.4	.1	7.7
2213	New land preparation, planting, and cultivating machinery	33	92 784	7 748	8.4	.1	X
2230	Food-processing machinery, equipment, and parts	26	104 522	4 923	4.7	.1	80.1
2231	New commercial food-processing machinery (slicers, choppers, baking, etc.)	8	17 701	1 295	7.3	Z	X
2232	New packing, packaging, and bottling equipment	14	31 971	2 306	7.2	Z	X
2300	Hydraulic and pneumatic (fluid-power) pumps, motors, and parts	821	3 181 994	531 673	16.7	6.4	71.1
2311	Pumps	748	2 971 365	305 125	10.3	3.7	X
2312	Motors	577	2 161 136	136 800	6.3	1.7	X
2313	Parts for pumps and motors	534	1 744 682	89 743	5.1	1.1	X
2320	General-purpose industrial machinery, equipment, and parts	382	1 704 944	226 161	13.3	2.7	73.6
2321	New pumps, compressors (air or gas), and equipment	231	999 579	84 488	8.5	1.0	X
2323	New diesel engines (excluding automotive)	15	31 604	1 550	4.9	Z	X
2326	New diesel engines (excluding automotive)	15	31 604	1 550	4.9	Z	X
2326	New controlling, recording, and indicating instruments and access	150	848 920	81 691	9.6	1.0	X
2327	All other new general-purpose industrial machinery and equipment	136	417 568	56 562	13.5	.7	X
2328	Used general-purpose industrial machinery and equipment	28	65 569	1 876	2.9	Z	X
2330	Metalworking machinery, equipment, and parts	45	111 624	11 060	9.9	.1	X
2340	Materials handling machinery, equipment, and parts	119	280 461	28 056	10.0	.3	62.0
2341	New conveying equipment	53	112 076	9 351	8.3	.1	X
2342	New hoists, cranes, and monorails	37	74 869	4 424	5.9	.1	X
2343	New forklift trucks	29	34 603	1 604	4.6	Z	X
2345	Used materials handling machinery, equipment, and parts	47	115 636	12 444	10.8	.2	X
2350	Oil well, oil refinery, and pipeline machinery, equipment, and supplies	52	205 937	27 093	13.2	.3	58.5
2351	New oil refining and pipeline machinery, equipment, and supplies	31	134 896	17 033	12.6	.2	X
2352	New oil field machinery, equipment, and supplies (including drilling bits)	24	75 243	10 060	13.4	.1	X
2360	Other industrial machinery, equipment, and parts	83	336 416	40 529	12.0	.5	74.8
2362	New power plant machinery (excluding electrical)	11	42 836	4 548	10.6	.1	X
2363	New printing trades machinery, equipment, and supplies	11	28 333	899	3.2	Z	X
2366	Other new industrial machinery and equipment	57	263 772	33 491	12.7	.4	X
2367	Used industrial machinery and equipment	14	19 874	574	2.9	Z	X
2370	Mechanical power transmission supplies	103	437 383	67 407	15.4	.8	28.8
2371	Bearings and bushings	63	169 786	13 546	8.0	.2	X
2372	Other mechanical power transmission supplies	77	326 391	53 861	16.5	.7	X
2380	Industrial valves and fittings (except fluid-power)	174	471 418	56 691	12.0	.7	X
2390	Hydraulic and pneumatic (fluid-power) valves	1 462	5 217 701	1 709 029	32.8	20.7	77.5
2391	Hydraulic valves	1 136	3 737 569	806 178	21.6	9.8	X
2392	Pneumatic valves	1 083	4 103 443	902 837	22.0	10.9	X
2400	Hydraulic and pneumatic cylinders and rotary actuators	1 224	5 054 233	1 534 345	30.4	18.6	77.1
2411	Hydraulic cylinders and rotary actuators	967	3 906 436	935 180	23.9	11.3	X
2412	Pneumatic cylinders and rotary actuators	941	3 702 030	599 152	16.2	7.3	X
2420	Hydraulic and pneumatic connectors and assemblies	1 368	5 184 493	1 988 490	38.4	24.1	78.0
2421	Hydraulic and pneumatic connectors	1 206	4 540 746	1 206 596	26.6	14.6	X
2422	Hydraulic and pneumatic assemblies	1 026	3 700 988	781 885	21.1	9.5	X
2430	Fluid-power filters, components, accessories, and parts	1 484	5 235 890	1 618 419	30.9	19.6	76.9
2431	Filters	1 190	4 375 857	706 077	16.1	8.5	X
2432	Other fluid-power components, accessories, and parts, n.e.c.	1 171	4 338 057	912 336	21.0	11.0	X
2440	Welding supplies (excluding gases)	6	5 585	189	3.4	Z	X
2450	Industrial containers and supplies	23	42 109	2 246	5.3	Z	24.7
2451	New and reconditioned drums and barrels	7	1 783	30	1.7	Z	X
2454	Other industrial containers and supplies	20	41 391	2 203	5.3	Z	X
2460	Other industrial supplies	106	252 169	41 230	16.4	.5	61.2
2462	Abrasives and abrasive materials	26	64 968	2 349	3.6	Z	X
2463	Nylon, polyester, and synthetic rubber	28	93 401	13 673	14.6	.2	X
2464	Mechanical rubber goods	9	76 386	7 630	10.0	.1	X
2465	Strapping and tape	57	9 289	305	3.3	Z	X
2466	Industrial supplies, n.e.c.	56	115 345	15 906	13.8	.2	X
2630	Other transportation equipment and supplies	6	29 559	3 664	12.4	Z	X
5300	Plastics materials and basic shapes	28	48 553	2 339	4.8	Z	X
5320	Industrial gases (welding, etc.)	10	18 106	4 325	23.9	.1	X
5330	Chemicals and allied products (excluding agricultural, plastics, gases, and petroleum)	37	44 886	3 617	8.1	Z	X
9700	Service receipts and labor charges (including installed parts)	314	1 119 618	92 329	8.2	1.1	78.2
9701	Labor charges for repair work	290	1 074 503	53 173	4.9	.6	X
9702	Parts installed in repair work	205	800 363	33 578	4.2	.4	X
9703	Other service receipts and labor charges—Specify	45	96 697	5 567	5.8	.1	X

See footnotes at end of table.

Table 2. All Types of Operation by Kind of Business and Commodity Line for Wholesale Trade: 1997—Con.

[Includes only establishments with payroll. For meaning of abbreviations and symbols, see introductory text. For explanation of terms, see Appendix A]

NAICS code and CL code	Kind of business and commodity line	Establishments handling commodity line		Commodity line sales			Sales coverage percent
		Number	Total sales (\$1,000)	Amount ¹ (\$1,000)	As percent of total sales of—		
					Establishments handling line	Establishments in NAICS industry ¹	
42183022	Hydraulic & pneumatic parts, accessories, & supplies whse—Con.						
9720	Receipts for service contracts	24	66 939	3 360	5.0	Z	X
9740	Receipts for installing equipment	27	52 595	2 296	4.4	Z	X
9810	Miscellaneous commodities	95	332 386	42 514	12.8	.5	X
9940	Rental and leasing receipts	27	55 535	3 614	6.5	Z	X
4218303	General-purpose industrial machinery & equipment whse	11 101	X	42 641 534	X	100.0	84.0
0100	New and used automobiles, motorcycles, etc.	7	14 521	646	4.4	Z	X
0130	Light trucks and vans (14,000 lb or less)	6	13 222	1 064	8.0	Z	11.1
0133	Vans and cargo vans (new and used)	6	13 222	1 064	8.0	Z	X
0150	Heavy trucks and tractors (over 26,000 lb)	8	32 729	2 941	9.0	Z	X
0200	New and rebuilt automotive parts and supplies	113	912 883	137 487	15.1	.3	17.3
0211	Batteries	34	209 485	793	.4	Z	X
0212	Engines (complete)	17	114 509	2 147	1.9	Z	X
0213	Electrical engine parts (including ignition parts)	36	121 952	1 780	1.5	Z	X
0214	Brake parts (including fluid and all disk and drum parts)	27	92 999	782	.8	Z	X
0215	Exhaust system parts	11	83 735	1 207	1.4	Z	X
0217	Hoses, belts, gaskets, and wiper blades	20	300 442	36 302	12.1	.1	X
0218	Filters (oil, air, gas, and transmission)	53	233 838	2 683	1.1	Z	X
0219	Engine parts, except electrical	27	145 287	13 601	9.4	Z	X
0221	Body parts and repair materials	7	51 228	2 920	5.7	Z	X
0222	Suspension parts (shocks, struts, balljoints, etc.)	17	92 228	839	.9	Z	X
0223	Parts, n.e.c.	23	477 581	68 654	14.4	.2	X
0224	Accessories	24	110 082	5 779	5.3	Z	X
0240	Used automotive parts, accessories, and equipment	9	20 154	565	2.8	Z	X
0300	Tires and tubes	39	86 238	1 514	1.8	Z	9.7
0311	New tires and tubes	39	86 238	1 514	1.8	Z	X
0540	Other home furnishings	7	15 443	4 118	26.7	Z	X
0720	Roofing, siding, and insulation materials	8	19 597	920	4.7	Z	1.0
0723	Insulation materials	8	19 597	920	4.7	Z	X
0900	Office equipment	16	187 114	52 276	27.9	.1	75.8
0913	Copying machines and equipment	10	179 740	51 942	28.9	.1	X
0920	New computer equipment	110	543 021	46 545	8.6	.1	25.1
0921	Computers	86	365 103	21 999	6.0	.1	X
0924	Other computer peripheral equipment	35	222 140	24 016	10.8	.1	X
0950	Computer software (packaged)	36	176 036	17 825	10.1	Z	X
0960	Restaurant and hotel equipment and supplies	20	24 199	1 869	7.7	Z	X
1000	Medical, hospital, and surgical supplies	19	77 914	19 081	24.5	Z	54.5
1013	Other surgical, medical, and hospital supplies	18	71 429	17 072	23.9	Z	X
1100	Iron and steel products (semifinished)	13	36 683	7 729	21.1	Z	83.4
1113	Rough castings and foundry products	12	24 040	6 323	26.3	Z	X
1116	Other semifinished iron and steel products	10	5 885	1 151	19.6	Z	X
1120	Flat iron and steel products	112	2 534 815	139 388	5.5	.3	2.2
1121	Plates	39	74 500	3 995	5.4	Z	X
1124	Sheets (hot-rolled)	16	304 056	40 329	13.3	.1	X
1126	Sheets (galvanized and coated)	17	1 930 162	67 990	3.5	.2	X
1127	Tin plate and terneplate	17	1 930 162	8 493	.4	Z	X
1128	Fabricated and structural plate products	48	146 843	3 997	2.7	Z	X
1129	Other flat iron and steel products	17	1 930 162	8 493	.4	Z	X
1140	Iron and steel wire and wire products	170	2 837 668	288 536	10.2	.7	.5
1141	Wire (plain, coated, barbed, and twisted)	14	382 527	27 858	7.3	.1	X
1143	Wire rope, strand, strapping, reinforcement mesh, and bale ties	88	1 531 636	19 772	1.3	Z	X
1150	Iron and steel pipe and tubing	68	186 086	17 274	9.3	Z	26.3
1152	Tubing	25	68 316	2 435	3.6	Z	X
1153	Standard steel pipe	57	159 515	11 262	7.1	Z	X
1154	Other steel pipe	15	45 728	3 571	7.8	Z	X
1160	Other iron and steel products	20	314 793	20 062	6.4	Z	22.0
1163	Bars and bar-size shapes: cold finished	12	250 735	4 259	1.7	Z	X
1165	Structural shapes (excluding bar-size shapes)	11	80 225	3 585	4.5	Z	X
1167	Finished products, n.e.c.	7	62 961	11 977	19.0	Z	X
1180	Stainless steel	8	86 882	3 636	4.2	Z	84.0
1185	Other stainless steel (including tubing)	7	36 023	2 610	7.2	Z	X
1200	Copper and brass	33	134 271	7 939	5.9	Z	54.4
1213	Tubular products (pipes and tubes)	31	115 522	5 384	4.7	Z	X
1220	Aluminum shapes, forms, etc.	16	76 532	3 445	4.5	Z	55.6
1222	Sheets and coils (.006 to .249 inch)	12	72 076	3 237	4.5	Z	X
1230	Other nonferrous metals (magnesium, nickel, tin, lead, zinc, etc., except precious)	34	2 133 126	128 721	6.0	.3	X
1400	Electrical apparatus and equipment	571	4 555 481	352 105	7.7	.8	9.6
1411	Power and distribution transformers	67	699 656	8 786	1.3	Z	X
1412	Switchgear and switchboard apparatus	91	838 886	26 708	3.2	.1	X
1413	Motors and generators (including motor-generator sets)	288	2 944 299	120 660	4.1	.3	X
1414	Conduit, raceway, and fittings	42	233 292	5 959	2.6	Z	X
1415	Electric bulbs (all types)	25	62 171	407	.7	Z	X
1416	Interior wiring (excluding conduit)	24	169 579	7 185	4.2	Z	X
1417	Exterior wiring and cable (excluding conduit)	34	153 386	5 338	3.5	Z	X
1418	Lighting fixtures (residential and commercial)	59	558 551	7 285	1.3	Z	X
1419	Industrial controls	246	1 577 558	90 202	5.7	.2	X
1421	Other electrical apparatus and equipment (including fuses and lightning rods)	222	1 641 674	79 582	4.8	.2	X

See footnotes at end of table.

Table 2. All Types of Operation by Kind of Business and Commodity Line for Wholesale Trade: 1997—Con.

[Includes only establishments with payroll. For meaning of abbreviations and symbols, see introductory text. For explanation of terms, see Appendix A]

NAICS code and CL code	Kind of business and commodity line	Establishments handling commodity line		Commodity line sales			Sales coverage percent
		Number	Total sales (\$1,000)	Amount ¹ (\$1,000)	As percent of total sales of—		
					Establishments handling line	Establishments in NAICS industry ¹	
4218303	General-purpose industrial machinery & equipment whse— Con.						
1500	Electrical appliances, household	29	98 044	7 794	7.9	Z	25.7
1511	Televisions	13	13 766	526	3.8	Z	X
1512	Radios, stereos, and CD players	10	18 178	1 365	7.5	Z	X
1513	V.C.R.'s and video cameras	13	13 766	445	3.2	Z	X
1514	Electrical household ranges and ovens	11	66 674	2 603	3.9	Z	X
1515	Refrigerators and freezers, household	14	66 819	1 703	2.5	Z	X
1518	Other electrical household appliances (including fans, dishwashers, etc.)	18	75 064	1 020	1.4	Z	X
1600	Electronic parts and equipment, except communication	370	1 765 769	191 650	10.9	.4	15.0
1612	Integrated circuits	123	183 784	5 961	3.2	Z	X
1613	Capacitors and resistors	36	41 215	189	.5	Z	X
1615	Discrete semiconductors, etc.	12	10 809	774	7.2	Z	X
1616	Electronic connectors and other passive electronic parts	95	901 245	71 966	8.0	.2	X
1618	Electronic parts and equipment, n.e.c.	308	1 654 102	112 750	6.8	.3	X
1650	Communication equipment and supplies	77	2 060 724	69 645	3.4	.2	2.8
1651	Telephones	6	20 543	535	2.6	Z	X
1652	Other electronic communication equipment	65	1 780 963	54 123	3.0	.1	X
1653	Other electrical communication equipment	41	1 174 501	14 987	1.3	Z	X
1700	Hardware	341	3 019 545	208 913	6.9	.5	5.6
1711	Hand tools (including power driven)	303	2 880 264	162 164	5.6	.4	X
1712	Bolts, nuts, rivets, and fasteners	136	1 627 357	41 727	2.6	.1	X
1713	Cutlery	65	586 245	5 022	.9	Z	X
1800	Plumbing and heating equipment and supplies (hydronics)	372	2 814 126	198 700	7.1	.5	4.6
1811	Plastic pipe fittings and valves (excluding pipe and tubing)	145	1 473 345	35 871	2.4	.1	X
1812	Metal pipe fittings and valves (excluding pipe and tubing)	128	1 046 341	33 779	3.2	.1	X
1813	Plumbing fixtures	17	86 901	3 764	4.3	Z	X
1814	Furnaces, stoves, water heaters (except electric and warm air)	68	817 574	11 015	1.3	Z	X
1815	Boilers, radiators, and convectors	71	854 944	41 082	4.8	.1	X
1818	Other plumbing and heating equipment and supplies	222	1 526 859	63 985	4.2	.2	X
1900	Warm air heating and air-conditioning equipment and supplies	116	310 724	45 717	14.7	.1	50.2
1911	Furnaces (warm air)	47	72 779	4 271	5.9	Z	X
1912	Central air-conditioning (residential and commercial)	32	68 208	11 610	17.0	Z	X
1914	Heat pumps (residential and commercial)	14	29 759	850	2.9	Z	X
1916	Air cleaning and filtration systems	27	116 166	13 116	11.3	Z	X
1917	Compressors for air-conditioners	35	79 906	4 178	5.2	Z	X
1918	Condensing units for air-conditioners	26	80 146	2 974	3.7	Z	X
1919	Registers, grills, pre-formed ductwork (excluding sheet metal), and duct insulation	52	119 274	8 706	7.3	Z	X
2000	Refrigeration equipment and supplies	64	224 911	20 530	9.1	Z	31.2
2013	Condensing units for commercial refrigerators	12	49 496	798	1.6	Z	X
2014	Refrigerants	44	114 223	7 389	6.5	Z	X
2015	Other refrigeration equipment and supplies	42	142 284	6 782	4.8	Z	X
2100	Construction and mining machinery and equipment (including parts and attachments)	286	1 057 982	137 345	13.0	.3	16.6
2111	New off-highway wheel and track-laying tractors	8	27 198	7 546	27.7	Z	X
2112	New power cranes, draglines, and shovels	15	72 195	22 021	30.5	.1	X
2113	New mixers, pavers, and related equipment	24	32 023	1 113	3.5	Z	X
2114	New tractor shovel loaders	7	8 621	997	11.6	Z	X
2115	New graders, rollers, and off-highway trucks	29	98 119	5 950	6.1	Z	X
2116	New mining machinery	26	70 481	1 283	1.8	Z	X
2117	Other new construction and mining, logging, and road maintenance machinery, equipment, and parts	147	565 301	58 247	10.3	.1	X
2118	Used construction and mining machinery and equipment	138	523 367	40 187	7.7	.1	X
2200	Farm machinery, equipment, and parts	153	838 302	75 636	9.0	.2	12.1
2211	New tractors (farm)	99	664 842	30 269	4.6	.1	X
2212	New harvesting machinery	33	262 236	4 527	1.7	Z	X
2213	New land preparation, planting, and cultivating machinery	21	230 949	2 577	1.1	Z	X
2214	New dairy farm and barn equipment	14	83 613	2 081	2.5	Z	X
2215	New irrigation equipment	34	249 757	6 153	2.5	Z	X
2216	Other new farm machinery and equipment	89	572 138	12 803	2.2	Z	X
2218	Used farm machinery and equipment	92	611 974	16 366	2.7	Z	X
2220	Garden machinery, equipment, and parts	87	2 312 324	96 445	4.2	.2	3.7
2221	New power lawn mowers	56	1 948 674	55 467	2.8	.1	X
2222	Other new lawn and garden machinery and equipment	61	1 594 049	32 409	2.0	.1	X
2223	Used garden machinery and equipment	43	1 464 728	8 540	.6	Z	X
2230	Food-processing machinery, equipment, and parts	275	873 979	97 940	11.2	.2	83.5
2231	New commercial food-processing machinery (slicers, choppers, baking, etc.)	143	520 710	40 251	7.7	.1	X
2232	New packing, packaging, and bottling equipment	118	354 743	43 860	12.4	.1	X
2233	Used food-processing machinery and equipment	50	140 131	13 824	9.9	Z	X
2300	Hydraulic and pneumatic (fluid-power) pumps, motors, and parts	679	2 408 082	238 955	9.9	.6	78.0
2311	Pumps	472	1 511 835	101 143	6.7	.2	X
2312	Motors	286	851 010	53 101	6.2	.1	X
2313	Parts for pumps and motors	407	1 396 420	84 702	6.1	.2	X
2320	General-purpose industrial machinery, equipment, and parts	11 101	42 641 534	34 380 447	80.6	80.6	60.7
2321	New pumps, compressors (air or gas), and equipment	3 781	15 121 228	7 619 980	50.4	17.9	X
2323	New diesel engines (excluding automotive)	421	2 665 300	1 393 494	52.3	3.3	X
2326	New controlling, recording, and indicating instruments and access	2 544	12 170 848	5 696 454	46.8	13.4	X
2327	All other new general-purpose industrial machinery and equipment	6 717	26 126 485	17 602 163	67.4	41.3	X
2328	Used general-purpose industrial machinery and equipment	2 342	6 010 768	2 068 355	34.4	4.9	X
2330	Metalworking machinery, equipment, and parts	500	3 195 749	410 743	12.9	1.0	X

See footnotes at end of table.

Table 2. All Types of Operation by Kind of Business and Commodity Line for Wholesale Trade: 1997—Con.

[Includes only establishments with payroll. For meaning of abbreviations and symbols, see introductory text. For explanation of terms, see Appendix A]

NAICS code and CL code	Kind of business and commodity line	Establishments handling commodity line		Commodity line sales			Sales coverage percent
		Number	Total sales (\$1,000)	Amount ¹ (\$1,000)	As percent of total sales of—		
					Establishments handling line	Establishments in NAICS industry ¹	
4218303	General-purpose industrial machinery & equipment whse— Con.						
2340	Materials handling machinery, equipment, and parts	750	4 250 694	443 496	10.4	1.0	70.9
2341	New conveying equipment	484	3 233 045	187 960	5.8	.4	X
2342	New hoists, cranes, and monorails	242	2 721 865	104 936	3.9	.2	X
2343	New forklift trucks	89	606 419	56 531	9.3	.1	X
2344	New industrial trucks and tractors	52	423 885	39 323	9.3	.1	X
2345	Used materials handling machinery, equipment, and parts	191	679 113	54 748	8.1	.1	X
2350	Oil well, oil refinery, and pipeline machinery, equipment, and supplies	293	1 081 157	236 840	21.9	.6	60.7
2351	New oil refining and pipeline machinery, equipment, and supplies	198	852 658	174 222	20.4	.4	X
2352	New oil field machinery, equipment, and supplies (including drilling bits)	102	343 111	45 916	13.4	.1	X
2353	Used oil well, oil refinery, and pipeline machinery, equipment, and supplies	63	187 577	16 701	8.9	Z	X
2360	Other industrial machinery, equipment, and parts	608	1 644 075	261 321	15.9	.6	80.1
2361	New metal smelting and refining machinery, and equipment	27	111 027	12 169	11.0	Z	X
2362	New power plant machinery (excluding electrical)	116	359 297	40 016	11.1	.1	X
2363	New printing trades machinery, equipment, and supplies	56	166 917	16 990	10.2	Z	X
2364	New textile and sewing machinery and equipment	15	82 424	6 282	7.6	Z	X
2365	New woodworking machinery	67	152 830	18 132	11.9	Z	X
2366	Other new industrial machinery and equipment	315	896 493	134 533	15.0	.3	X
2367	Used industrial machinery and equipment	185	346 555	33 190	9.6	.1	X
2370	Mechanical power transmission supplies	181	3 149 812	165 245	5.2	.4	26.0
2371	Bearings and bushings	79	2 093 237	106 958	5.1	.3	X
2372	Other mechanical power transmission supplies	124	1 139 528	58 287	5.1	.1	X
2380	Industrial valves and fittings (except fluid-power)	423	3 133 683	213 777	6.8	.5	X
2390	Hydraulic and pneumatic (fluid-power) valves	326	1 104 547	81 992	7.4	.2	80.2
2391	Hydraulic valves	223	775 295	37 768	4.9	.1	X
2392	Pneumatic valves	219	763 291	44 217	5.8	.1	X
2400	Hydraulic and pneumatic cylinders and rotary actuators	258	930 819	74 629	8.0	.2	71.0
2411	Hydraulic cylinders and rotary actuators	189	717 266	40 625	5.7	.1	X
2412	Pneumatic cylinders and rotary actuators	152	606 068	33 251	5.5	.1	X
2420	Hydraulic and pneumatic connectors and assemblies	213	2 307 833	76 406	3.3	.2	81.5
2421	Hydraulic and pneumatic connectors	162	2 171 738	38 746	1.8	.1	X
2422	Hydraulic and pneumatic assemblies	149	2 140 134	37 650	1.8	.1	X
2430	Fluid-power filters, components, accessories, and parts	430	1 527 632	148 918	9.7	.3	78.6
2431	Filters	350	1 270 956	108 067	8.5	.3	X
2432	Other fluid-power components, accessories, and parts, n.e.c.	200	665 647	40 847	6.1	.1	X
2440	Welding supplies (excluding gases)	30	113 681	20 587	18.1	Z	X
2450	Industrial containers and supplies	104	2 160 906	76 105	3.5	.2	1.1
2451	New and reconditioned drums and barrels	8	20 635	446	2.2	Z	X
2452	Bottles and bottlers' supplies	20	584 629	26 867	4.6	.1	X
2454	Other industrial containers and supplies	85	1 890 045	45 793	2.4	.1	X
2460	Other industrial supplies	388	2 995 420	215 492	7.2	.5	14.0
2462	Abrasives and abrasive materials	245	2 203 114	123 223	5.6	.3	X
2463	Nylon, polyester, and synthetic rubber	34	164 943	1 598	1.0	Z	X
2464	Mechanical rubber goods	53	200 587	16 496	8.2	Z	X
2465	Strapping and tape	98	1 347 668	54 027	4.0	.1	X
2466	Industrial supplies, n.e.c.	120	453 474	18 718	4.1	Z	X
2520	Custodial (janitors') equipment and supplies	9	28 846	3 252	11.3	Z	X
2540	Other service establishment equipment and supplies	12	28 129	5 994	21.3	Z	43.1
2542	Service establishment equipment and supplies, n.e.c.	11	25 511	5 444	21.3	Z	X
2600	Aircraft and aeronautical equipment and supplies	16	87 337	16 013	18.3	Z	25.6
2614	Used aircraft and aeronautical equipment and supplies	10	82 195	14 806	18.0	Z	X
2620	Marine machinery, equipment, and supplies	23	600 192	144 404	24.1	.3	64.8
2623	New marine supplies	11	44 150	4 606	10.4	Z	X
2630	Other transportation equipment and supplies	44	2 050 398	118 339	5.8	.3	.5
2631	New transportation equipment (excluding automotive)	43	2 042 716	103 563	5.1	.2	X
2632	Used transportation equipment (excluding automotive)	14	531 506	14 009	2.6	Z	X
2700	Sporting and recreational goods and supplies	9	52 293	5 614	10.7	Z	.6
2713	Billiards, pool, bowling equipment, and accessories	6	43 896	4 430	10.1	Z	X
2800	Toys and hobby goods and supplies	7	15 890	272	1.7	Z	X
2930	Recyclable paper and paperboard	24	36 968	1 117	3.0	Z	X
2940	Recyclable materials, except metal	8	9 434	723	7.7	Z	8.6
2945	Other recyclable materials (including rubber and bones)	7	8 963	676	7.5	Z	X
3200	Printing and writing paper	10	19 922	2 305	11.6	Z	1.1
3213	Other printing and writing paper	9	11 115	2 217	19.9	Z	X
3300	Stationery, office supplies and greeting cards	35	39 492	4 928	12.5	Z	34.7
3313	Inked ribbons, carbon paper, pens and pencils	22	23 342	3 112	13.3	Z	X
3400	Industrial and personal services paper and plastics	20	58 984	6 775	11.5	Z	X
3900	Women's and children's wear	6	13 949	493	3.5	Z	X
5300	Plastics materials and basic shapes	166	2 214 379	89 815	4.1	.2	2.0
5311	Plastic pipes, rods, tubes, and shapes	74	995 523	27 807	2.8	.1	X
5313	Plastics raw materials	18	1 003 999	46 912	4.7	.1	X
5314	Other plastics materials and basic shapes	64	175 914	8 950	5.1	Z	X
5320	Industrial gases (welding, etc.)	29	39 006	7 684	19.7	Z	X

See footnotes at end of table.

Table 2. All Types of Operation by Kind of Business and Commodity Line for Wholesale Trade: 1997—Con.

[Includes only establishments with payroll. For meaning of abbreviations and symbols, see introductory text. For explanation of terms, see Appendix A]

NAICS code and CL code	Kind of business and commodity line	Establishments handling commodity line		Commodity line sales			Sales coverage percent
		Number	Total sales (\$1,000)	Amount ¹ (\$1,000)	As percent of total sales of—		
					Establishments handling line	Establishments in NAICS industry ¹	
4218303	General-purpose industrial machinery & equipment whsle— Con.						
5330	Chemicals and allied products (excluding agricultural, plastics, gases, and petroleum)	402	1 383 900	164 928	11.9	.4	4.0
5331	Gasses, compressed and liquified, except L.P.	10	17 214	3 527	20.5	Z	X
5332	Alkalies and chlorine	91	34 706	542	1.6	Z	X
5335	Detergents and soaps	236	698 322	55 465	7.9	.1	X
5336	Sanitation chemicals, polishes, and waxes	49	454 957	19 461	4.3	Z	X
5341	Insecticides, nonagricultural	12	165 477	963	.6	Z	X
5342	Adhesives, sealants, and glues	80	324 485	49 264	15.2	.1	X
5344	Other chemicals and allied products	78	604 673	35 698	5.9	.1	X
5400	Petroleum products	40	322 523	41 804	13.0	.1	47.8
5418	Lubricating oil and greases	40	322 523	41 804	13.0	.1	X
5800	Farm supplies	29	128 952	8 856	6.9	Z	4.4
5814	Weed killers, soil sterilizers, and soil conditioners	25	116 224	7 530	6.5	Z	X
6000	Paint, paint supplies, and wallpaper	28	101 587	13 772	13.6	Z	5.2
6011	Architectural coatings (enamels, primers, stains, solvents, and lacquers)	9	8 372	564	6.7	Z	X
6013	Special purpose coatings (automotive, refinish, marine, traffic coatings) ..	20	96 391	9 236	9.6	Z	X
6014	Paint supplies	10	69 759	3 972	5.7	Z	X
9700	Service receipts and labor charges (including installed parts)	2 353	9 048 403	1 193 249	13.2	2.8	77.8
9701	Labor charges for repair work	2 123	7 915 349	677 267	8.6	1.6	X
9702	Parts installed in repair work	1 571	5 925 085	436 784	7.4	1.0	X
9703	Other service receipts and labor charges—Specify	341	1 716 486	79 194	4.6	.2	X
9720	Receipts for service contracts	333	2 795 380	767 823	27.5	1.8	X
9740	Receipts for installing equipment	432	1 247 700	76 793	6.2	.2	X
9810	Miscellaneous commodities	403	2 432 254	180 594	7.4	.4	X
9940	Rental and leasing receipts	590	2 615 752	199 473	7.6	.5	1.2
9941	Computer rental and leasing receipts	105	141 163	8 159	5.8	Z	X
9942	Photocopying machine rental	93	239 420	20 253	8.5	Z	X
9943	Other office machine rental receipts	92	88 028	3 448	3.9	Z	X
9944	Other rental receipts	282	2 054 511	164 528	8.0	.4	X
9960	Custom software (designed to customer specifications)	6	5 509	600	10.9	Z	X
9980	Receipts for machine shop job work	9	27 323	3 773	13.8	Z	X
4218304	Metalworking machinery & equipment whsle	4 092	X	19 008 973	X	100.0	80.1
0200	New and rebuilt automotive parts and supplies	16	44 337	9 278	20.9	Z	X
0920	New computer equipment	28	96 641	9 122	9.4	Z	X
1050	Other professional equipment and supplies	7	6 653	599	9.0	Z	X
1120	Flat iron and steel products	80	224 890	12 202	5.4	.1	X
1140	Iron and steel wire and wire products	57	136 027	8 302	6.1	Z	X
1150	Iron and steel pipe and tubing	12	22 331	4 013	18.0	Z	X
1160	Other iron and steel products	10	16 768	1 134	6.8	Z	X
1230	Other nonferrous metals (magnesium, nickel, tin, lead, zinc, etc., except precious)	13	148 760	8 406	5.7	Z	X
1400	Electrical apparatus and equipment	48	130 803	19 946	15.2	.1	X
1600	Electronic parts and equipment, except communication	84	728 046	48 142	6.6	.3	X
1700	Hardware	211	1 013 927	108 485	10.7	.6	X
1800	Plumbing and heating equipment and supplies (hydronics)	17	413 835	20 741	5.0	.1	X
1900	Warm air heating and air-conditioning equipment and supplies	8	12 810	375	2.9	Z	X
2100	Construction and mining machinery and equipment (including parts and attachments)	37	192 242	13 097	6.8	.1	X
2200	Farm machinery, equipment, and parts	16	54 190	9 444	17.4	.1	X
2230	Food-processing machinery, equipment, and parts	31	55 297	7 477	13.5	Z	X
2300	Hydraulic and pneumatic (fluid-power) pumps, motors, and parts	105	839 827	71 228	8.5	.4	X
2320	General-purpose industrial machinery, equipment, and parts	406	1 998 768	376 643	18.8	2.0	X
2330	Metalworking machinery, equipment, and parts	4 092	19 008 973	17 387 950	91.5	91.5	X
2340	Materials handling machinery, equipment, and parts	194	1 165 055	131 905	11.3	.7	X
2350	Oil well, oil refinery, and pipeline machinery, equipment, and supplies	22	37 487	5 215	13.9	Z	X
2360	Other industrial machinery, equipment, and parts	207	841 315	84 879	10.1	.4	X
2370	Mechanical power transmission supplies	17	25 374	904	3.6	Z	X
2380	Industrial valves and fittings (except fluid-power)	38	130 079	6 483	5.0	Z	X
2390	Hydraulic and pneumatic (fluid-power) valves	77	567 774	41 746	7.4	.2	X
2400	Hydraulic and pneumatic cylinders and rotary actuators	99	687 983	41 632	6.1	.2	X
2420	Hydraulic and pneumatic connectors and assemblies	48	553 830	30 485	5.5	.2	X
2430	Fluid-power filters, components, accessories, and parts	71	578 458	27 130	4.7	.1	X
2440	Welding supplies (excluding gases)	23	27 534	2 427	8.8	Z	X
2450	Industrial containers and supplies	23	66 838	3 767	5.6	Z	X
2460	Other industrial supplies	401	1 523 266	199 506	13.1	1.1	X
2620	Marine machinery, equipment, and supplies	6	17 233	1 432	8.3	Z	X
5300	Plastics materials and basic shapes	24	58 836	7 561	12.9	Z	X
5320	Industrial gases (welding, etc.)	6	19 812	4 218	21.3	Z	X
5330	Chemicals and allied products (excluding agricultural, plastics, gases, and petroleum)	155	470 391	33 793	7.2	.2	X
6000	Paint, paint supplies, and wallpaper	18	29 845	3 171	10.6	Z	X
9700	Service receipts and labor charges (including installed parts)	417	2 371 096	140 098	5.9	.7	X
9720	Receipts for service contracts	37	340 419	10 851	3.2	.1	X
9740	Receipts for installing equipment	41	339 498	10 680	3.1	.1	X
9810	Miscellaneous commodities	77	321 656	46 083	14.3	.2	X
9940	Rental and leasing receipts	74	189 775	7 404	3.9	Z	X

See footnotes at end of table.

Table 2. All Types of Operation by Kind of Business and Commodity Line for Wholesale Trade: 1997—Con.

[Includes only establishments with payroll. For meaning of abbreviations and symbols, see introductory text. For explanation of terms, see Appendix A]

NAICS code and CL code	Kind of business and commodity line	Establishments handling commodity line		Commodity line sales			Sales coverage percent
		Number	Total sales (\$1,000)	Amount ¹ (\$1,000)	As percent of total sales of—		
					Establishments handling line	Establishments in NAICS industry ¹	
4218305	Materials handling equipment whse	4 642	X	18 803 215	X	100.0	71.7
0150	Heavy trucks and tractors (over 26,000 lb)	6	20 315	5 133	25.3	Z	X
0200	New and rebuilt automotive parts and supplies	75	487 057	46 982	9.6	.3	X
0420	Office and business furniture	9	25 476	8 440	33.1	Z	40.0
0421	New office furniture (wooden and metal)	9	25 476	8 440	33.1	Z	X
0600	Lumber: rough, dressed, and finished	6	5 881	569	9.7	Z	16.1
0611	Dimensional lumber (non-treated)	6	5 881	569	9.7	Z	X
0620	Plywood and millwork	14	42 016	6 098	14.5	Z	24.3
0621	Softwood plywood and oriented strand board (OSB)	8	22 777	3 544	15.6	Z	X
0622	Other panels products (including hardwood plywood, waterboard, and particleboard)	7	19 239	2 554	13.3	Z	X
0740	Other construction materials	9	42 475	6 316	14.9	Z	15.5
0744	Construction materials, n.e.c. (including wire fence and construction paper)	9	42 475	6 316	14.9	Z	X
0900	Office equipment	7	7 005	235	3.4	Z	X
0920	New computer equipment	23	102 145	4 829	4.7	Z	X
0970	Store machines and equipment	21	135 779	29 077	21.4	.2	68.9
0972	Other store machines and equipment	21	135 779	29 077	21.4	.2	X
1000	Medical, hospital, and surgical supplies	6	5 125	79	1.5	Z	X
1120	Flat iron and steel products	37	70 024	7 357	10.5	Z	X
1140	Iron and steel wire and wire products	63	664 840	108 368	16.3	.6	X
1150	Iron and steel pipe and tubing	13	38 583	3 861	10.0	Z	X
1230	Other nonferrous metals (magnesium, nickel, tin, lead, zinc, etc., except precious)	13	20 958	2 973	14.2	Z	X
1400	Electrical apparatus and equipment	147	1 405 856	105 477	7.5	.6	5.0
1411	Power and distribution transformers	46	181 545	11 999	6.6	X	X
1412	Switchgear and switchboard apparatus	14	140 852	3 320	2.4	Z	X
1413	Motors and generators (including motor-generator sets)	23	162 208	4 647	2.9	Z	X
1415	Electric bulbs (all types)	8	55 713	286	.5	Z	X
1417	Exterior wiring and cable (excluding conduit)	8	55 713	573	1.0	Z	X
1419	Industrial controls	33	215 806	13 792	6.4	.1	X
1421	Other electrical apparatus and equipment (including fuses and lightning rods)	62	487 956	49 130	10.1	.3	X
1600	Electronic parts and equipment, except communication	78	141 111	11 946	8.5	.1	18.8
1616	Electronic connectors and other passive electronic parts	37	50 921	1 409	2.8	Z	X
1618	Electronic parts and equipment, n.e.c.	53	104 070	10 537	10.1	.1	X
1650	Communication equipment and supplies	30	55 015	6 002	10.9	Z	44.2
1653	Other electrical communication equipment	28	48 795	5 170	10.6	Z	X
1700	Hardware	92	817 631	62 745	7.7	.3	4.4
1711	Hand tools (including power driven)	82	304 331	19 795	6.5	.1	X
1712	Bolts, nuts, rivets, and fasteners	70	212 179	2 502	1.2	Z	X
1713	Cutlery	43	154 149	7 619	4.9	Z	X
1800	Plumbing and heating equipment and supplies (hydronics)	67	675 296	129 454	19.2	.7	10.3
1811	Plastic pipe fittings and valves (excluding pipe and tubing)	62	673 108	45 886	6.8	.2	X
1812	Metal pipe fittings and valves (excluding pipe and tubing)	52	554 132	80 289	14.5	.4	X
1813	Plumbing fixtures	11	52 906	1 625	3.1	Z	X
1818	Other plumbing and heating equipment and supplies	8	69 511	1 654	2.4	Z	X
1900	Warm air heating and air-conditioning equipment and supplies	10	15 653	3 965	25.3	Z	38.6
1911	Furnaces (warm air)	8	8 691	97	1.1	Z	X
1912	Central air-conditioning (residential and commercial)	8	8 691	391	4.5	Z	X
1916	Air cleaning and filtration systems	10	15 653	3 330	21.3	Z	X
1917	Compressors for air-conditioners	8	8 691	147	1.7	Z	X
2000	Refrigeration equipment and supplies	7	23 926	1 495	6.2	Z	59.3
2015	Other refrigeration equipment and supplies	6	6 985	648	9.3	Z	X
2100	Construction and mining machinery and equipment (including parts and attachments)	135	533 507	88 852	16.7	.5	27.2
2111	New off-highway wheel and track-laying tractors	13	75 050	3 264	4.3	Z	X
2112	New power cranes, draglines, and shovels	19	101 688	6 617	6.5	Z	X
2113	New mixers, pavers, and related equipment	13	78 870	4 018	5.1	Z	X
2114	New tractor shovel loaders	6	49 485	5 690	11.5	Z	X
2115	New graders, rollers, and off-highway trucks	19	52 622	730	1.4	Z	X
2116	New mining machinery	7	122 948	10 562	8.6	.1	X
2117	Other new construction and mining, logging, and road maintenance machinery, equipment, and parts	78	248 087	39 421	15.9	.2	X
2118	Used construction and mining machinery and equipment	72	216 623	18 538	8.6	.1	X
2200	Farm machinery, equipment, and parts	105	797 144	72 409	9.1	.4	X
2220	Garden machinery, equipment, and parts	20	143 263	13 210	9.2	.1	X
2230	Food-processing machinery, equipment, and parts	99	341 917	48 789	14.3	.3	71.4
2231	New commercial food-processing machinery (slicers, choppers, baking, etc.)	54	224 813	19 196	8.5	.1	X
2232	New packing, packaging, and bottling equipment	70	246 740	26 781	10.9	.1	X
2233	Used food-processing machinery and equipment	23	90 360	2 811	3.1	Z	X
2300	Hydraulic and pneumatic (fluid-power) pumps, motors, and parts	143	465 167	32 643	7.0	.2	63.8
2311	Pumps	114	390 942	14 756	3.8	.1	X
2312	Motors	105	381 734	11 590	3.0	.1	X
2313	Parts for pumps and motors	62	239 706	6 284	2.6	Z	X
2320	General-purpose industrial machinery, equipment, and parts	544	2 760 949	435 006	15.8	2.3	43.2
2321	New pumps, compressors (air or gas), and equipment	125	1 076 382	144 174	13.4	.8	X
2323	New diesel engines (excluding automotive)	13	92 033	1 510	1.6	Z	X
2326	New controlling, recording, and indicating instruments and access	50	223 972	7 922	3.5	Z	X
2327	All other new general-purpose industrial machinery and equipment	399	1 735 645	238 243	13.7	1.3	X
2328	Used general-purpose industrial machinery and equipment	177	940 099	43 150	4.6	.2	X
2330	Metalworking machinery, equipment, and parts	146	409 898	53 309	13.0	.3	X

See footnotes at end of table.

Table 2. All Types of Operation by Kind of Business and Commodity Line for Wholesale Trade: 1997—Con.

[Includes only establishments with payroll. For meaning of abbreviations and symbols, see introductory text. For explanation of terms, see Appendix A]

NAICS code and CL code	Kind of business and commodity line	Establishments handling commodity line		Commodity line sales			Sales coverage percent
		Number	Total sales (\$1,000)	Amount ¹ (\$1,000)	As percent of total sales of—		
					Establishments handling line	Establishments in NAICS industry ¹	
4218305	Materials handling equipment whsle—Con.						
2340	Materials handling machinery, equipment, and parts	4 642	18 803 215	14 390 387	76.5	76.5	55.4
2341	New conveying equipment	2 118	8 036 247	4 277 978	53.2	22.8	X
2342	New hoists, cranes, and monorails	1 179	4 376 911	1 412 618	32.3	7.5	X
2343	New forklift trucks	1 763	11 031 398	5 803 790	52.6	30.9	X
2344	New industrial trucks and tractors	369	1 652 898	392 755	23.8	2.1	X
2345	Used materials handling machinery, equipment, and parts	2 594	10 769 291	2 503 249	23.2	13.3	X
2350	Oil well, oil refinery, and pipeline machinery, equipment, and supplies	79	163 190	37 988	23.3	.2	31.1
2351	New oil refining and pipeline machinery, equipment, and supplies	32	115 459	10 423	9.0	.1	X
2352	New oil field machinery, equipment, and supplies (including drilling bits)	24	108 387	7 865	7.3	Z	X
2353	Used oil well, oil refinery, and pipeline machinery, equipment, and supplies	51	143 088	19 649	13.7	.1	X
2360	Other industrial machinery, equipment, and parts	309	1 141 744	188 773	16.5	1.0	68.7
2361	New metal smelting and refining machinery, and equipment	28	128 139	8 895	6.9	Z	X
2362	New power plant machinery (excluding electrical)	30	212 279	19 933	9.4	.1	X
2363	New printing trades machinery, equipment, and supplies	59	97 456	4 605	4.7	Z	X
2364	New textile and sewing machinery and equipment	14	69 019	4 410	6.4	Z	X
2365	New woodworking machinery	20	124 889	1 715	1.4	Z	X
2366	Other new industrial machinery and equipment	194	824 539	138 793	16.8	.7	X
2367	Used industrial machinery and equipment	53	130 116	10 416	8.0	.1	X
2370	Mechanical power transmission supplies	96	300 703	34 799	11.6	Z	18.7
2371	Bearings and bushings	50	110 974	3 103	2.8	.2	X
2372	Other mechanical power transmission supplies	96	300 703	31 694	10.5	.2	X
2380	Industrial valves and fittings (except fluid-power)	41	125 961	7 463	5.9	Z	X
2390	Hydraulic and pneumatic (fluid-power) valves	94	288 313	10 631	3.7	.1	59.7
2391	Hydraulic valves	77	232 573	5 157	2.2	Z	X
2392	Pneumatic valves	51	175 526	5 468	3.1	Z	X
2400	Hydraulic and pneumatic cylinders and rotary actuators	104	395 884	21 773	5.5	.1	66.2
2411	Hydraulic cylinders and rotary actuators	85	335 459	15 613	4.7	.1	X
2412	Pneumatic cylinders and rotary actuators	45	171 095	5 672	3.3	Z	X
2420	Hydraulic and pneumatic connectors and assemblies	83	278 096	13 554	4.9	.1	65.8
2421	Hydraulic and pneumatic connectors	68	228 066	6 081	2.7	Z	X
2422	Hydraulic and pneumatic assemblies	50	161 397	7 467	4.6	Z	X
2430	Fluid-power filters, components, accessories, and parts	82	278 374	13 759	4.9	.1	63.6
2431	Filters	58	211 696	6 526	3.1	Z	X
2432	Other fluid-power components, accessories, and parts, n.e.c.	59	176 793	6 743	3.8	Z	X
2450	Industrial containers and supplies	132	412 475	37 857	9.2	.2	6.6
2451	New and reconditioned drums and barrels	36	73 648	299	.4	Z	X
2454	Other industrial containers and supplies	132	412 475	37 558	9.1	.2	X
2460	Other industrial supplies	105	833 316	30 727	3.7	.2	4.6
2461	Printing and duplicating inks	10	28 114	144	.5	Z	X
2462	Abrasives and abrasive materials	48	170 538	5 602	3.3	Z	X
2463	Nylon, polyester, and synthetic rubber	23	69 190	436	.6	Z	X
2464	Mechanical rubber goods	31	96 012	2 584	2.7	Z	X
2465	Strapping and tape	35	99 859	1 077	1.1	Z	X
2466	Industrial supplies, n.e.c.	52	175 442	11 387	6.5	.1	X
2630	Other transportation equipment and supplies	66	145 699	8 407	5.8	Z	X
2930	Recyclable paper and paperboard	7	3 880	829	21.4	Z	X
3400	Industrial and personal services paper and plastics	18	28 382	4 990	17.6	Z	45.3
3413	Industrial paper (wrapping, bags, cartons, etc.)	14	23 595	3 989	16.9	Z	X
5300	Plastics materials and basic shapes	33	71 213	5 933	8.3	Z	X
5330	Chemicals and allied products (excluding agricultural, plastics, gases, and petroleum)	25	94 892	3 816	4.0	Z	X
6000	Paint, paint supplies, and wallpaper	21	117 802	5 220	4.4	Z	X
9700	Service receipts and labor charges (including installed parts)	1 669	8 099 267	1 727 562	21.3	9.2	68.5
9701	Labor charges for repair work	1 605	7 950 709	1 074 036	13.5	5.7	X
9702	Parts installed in repair work	1 318	6 739 918	616 091	9.1	3.3	X
9703	Other service receipts and labor charges—Specify	225	856 425	37 432	4.4	.2	X
9720	Receipts for service contracts	306	1 605 671	64 450	4.0	.3	X
9740	Receipts for installing equipment	499	1 725 468	160 022	9.3	.9	X
9810	Miscellaneous commodities	190	648 486	96 863	14.9	.5	X
9940	Rental and leasing receipts	932	5 193 575	608 360	11.7	3.2	.1
9944	Other rental receipts	917	5 077 686	596 669	11.8	3.2	X
4218306	Oilwell, oil refinery, & pipeline mach, equip, & supplies whsle ..	3 536	X	11 671 958	X	100.0	78.5
0200	New and rebuilt automotive parts and supplies	33	40 134	2 997	7.5	Z	X
0900	Office equipment	15	101 345	2 027	2.0	Z	X
0920	New computer equipment	13	57 129	1 382	2.4	Z	X
1120	Flat iron and steel products	48	249 249	12 746	5.1	.1	X
1140	Iron and steel wire and wire products	63	205 149	12 522	6.1	.1	9.9
1143	Wire rope, strand, strapping, reinforcement mesh, and bale ties	59	185 875	9 547	5.1	.1	X
1150	Iron and steel pipe and tubing	59	189 314	43 885	23.2	.4	6.5
1153	Standard steel pipe	59	189 314	43 885	23.2	.4	X
1180	Stainless steel	10	37 153	990	2.7	Z	31.1
1185	Other stainless steel (including tubing)	10	37 153	990	2.7	Z	X
1400	Electrical apparatus and equipment	71	276 443	52 336	18.9	.4	X
1600	Electronic parts and equipment, except communication	36	138 376	9 018	6.5	.1	X
1650	Communication equipment and supplies	17	67 119	1 396	2.1	Z	X
1700	Hardware	144	399 533	33 196	8.3	.3	X
1800	Plumbing and heating equipment and supplies (hydronics)	49	251 794	16 796	6.7	.1	X

See footnotes at end of table.

Table 2. All Types of Operation by Kind of Business and Commodity Line for Wholesale Trade: 1997—Con.

[Includes only establishments with payroll. For meaning of abbreviations and symbols, see introductory text. For explanation of terms, see Appendix A]

NAICS code and CL code	Kind of business and commodity line	Establishments handling commodity line		Commodity line sales			Sales coverage percent
		Number	Total sales (\$1,000)	Amount ¹ (\$1,000)	As percent of total sales of—		
					Establishments handling line	Establishments in NAICS industry ¹	
4218306	Oilwell, oil refinery, & pipeline mach, equip, & supplies whsle— Con.						
2100	Construction and mining machinery and equipment (including parts and attachments)	74	276 435	33 168	12.0	.3	4.1
2117	Other new construction and mining, logging, and road maintenance machinery, equipment, and parts	61	240 926	25 069	10.4	.2	X
2118	Used construction and mining machinery and equipment	61	240 926	6 258	2.6	.1	X
2200	Farm machinery, equipment, and parts	36	56 775	5 323	9.4	Z	X
2220	Garden machinery, equipment, and parts	6	49 719	583	1.2	Z	X
2230	Food-processing machinery, equipment, and parts	26	44 333	1 999	4.5	Z	74.9
2231	New commercial food-processing machinery (slicers, choppers, baking, etc.)	24	40 761	977	2.4	Z	X
2300	Hydraulic and pneumatic (fluid-power) pumps, motors, and parts	125	276 424	32 387	11.7	.3	69.3
2311	Pumps	103	211 663	16 702	7.9	.1	X
2312	Motors	65	130 854	7 761	5.9	.1	X
2313	Parts for pumps and motors	65	151 719	7 924	5.2	.1	X
2320	General-purpose industrial machinery, equipment, and parts	419	1 320 952	222 839	16.9	1.9	67.3
2321	New pumps, compressors (air or gas), and equipment	164	555 511	56 583	10.2	.5	X
2323	New diesel engines (excluding automotive)	18	76 764	8 912	11.6	.1	X
2326	New controlling, recording, and indicating instruments and access	135	384 661	50 831	13.2	.4	X
2327	All other new general-purpose industrial machinery and equipment	195	535 264	70 238	13.1	.6	X
2328	Used general-purpose industrial machinery and equipment	70	224 422	36 265	16.2	.3	X
2330	Metalworking machinery, equipment, and parts	99	249 165	48 670	19.5	.4	X
2340	Materials handling machinery, equipment, and parts	40	197 723	15 022	7.6	.1	70.3
2341	New conveying equipment	6	54 891	2 402	4.4	Z	X
2342	New hoists, cranes, and monorails	23	98 171	7 121	7.3	.1	X
2344	New industrial trucks and tractors	7	38 953	4 682	12.0	Z	X
2345	Used materials handling machinery, equipment, and parts	11	12 997	518	4.0	Z	X
2350	Oil well, oil refinery, and pipeline machinery, equipment, and supplies	3 536	11 671 958	10 568 983	90.6	90.6	69.7
2351	New oil refining and pipeline machinery, equipment, and supplies	1 209	4 404 229	3 021 022	68.6	25.9	X
2352	New oil field machinery, equipment, and supplies (including drilling bits)	2 436	8 560 736	6 348 509	74.2	54.4	X
2353	Used oil well, oil refinery, and pipeline machinery, equipment, and supplies	1 171	2 566 199	1 199 451	46.7	10.3	X
2360	Other industrial machinery, equipment, and parts	99	486 642	83 089	17.1	.7	62.3
2361	New metal smelting and refining machinery, and equipment	15	36 519	2 736	7.5	Z	X
2362	New power plant machinery (excluding electrical)	23	195 861	27 072	13.8	.2	X
2366	Other new industrial machinery and equipment	57	193 253	22 804	11.8	.2	X
2367	Used industrial machinery and equipment	14	42 042	8 415	20.0	.1	X
2370	Mechanical power transmission supplies	31	91 314	9 082	9.9	.1	27.8
2371	Bearings and bushings	20	64 895	2 624	4.0	Z	X
2372	Other mechanical power transmission supplies	16	82 937	6 410	7.7	.1	X
2380	Industrial valves and fittings (except fluid-power)	213	601 160	78 919	13.1	.7	X
2390	Hydraulic and pneumatic (fluid-power) valves	94	317 553	17 906	5.6	.2	72.8
2391	Hydraulic valves	76	270 698	9 182	3.4	.1	X
2392	Pneumatic valves	46	149 570	8 720	5.8	.1	X
2400	Hydraulic and pneumatic cylinders and rotary actuators	66	239 177	20 628	8.6	.2	75.4
2411	Hydraulic cylinders and rotary actuators	36	95 878	4 451	4.6	.1	X
2412	Pneumatic cylinders and rotary actuators	42	187 416	16 176	8.6	.1	X
2420	Hydraulic and pneumatic connectors and assemblies	76	184 544	7 718	4.2	.1	75.9
2421	Hydraulic and pneumatic connectors	58	160 204	4 010	2.5	Z	X
2422	Hydraulic and pneumatic assemblies	36	109 217	3 708	3.4	Z	X
2430	Fluid-power filters, components, accessories, and parts	78	274 352	23 031	8.4	.2	78.5
2431	Filters	66	231 392	15 701	6.8	.1	X
2432	Other fluid-power components, accessories, and parts, n.e.c.	39	121 671	7 329	6.0	.1	X
2450	Industrial containers and supplies	18	112 424	14 025	12.5	.1	X
2460	Other industrial supplies	67	328 857	19 682	6.0	.2	35.9
2464	Mechanical rubber goods	11	17 336	2 035	11.7	Z	X
2465	Strapping and tape	37	174 701	5 573	3.2	Z	X
2466	Industrial supplies, n.e.c.	27	146 406	12 017	8.2	.1	X
2620	Marine machinery, equipment, and supplies	6	11 793	746	6.3	Z	9.6
2623	New marine supplies	6	11 793	746	6.3	Z	X
5300	Plastics materials and basic shapes	7	8 528	550	6.4	Z	X
5330	Chemicals and allied products (excluding agricultural, plastics, gases, and petroleum)	40	213 744	17 931	8.4	.2	X
5400	Petroleum products	16	67 087	12 967	19.3	.1	37.0
5418	Lubricating oil and greases	11	22 560	4 833	21.4	Z	X
6000	Paint, paint supplies, and wallpaper	18	109 597	5 142	4.7	Z	X
9700	Service receipts and labor charges (including installed parts)	406	1 086 342	125 388	11.5	1.1	75.0
9701	Labor charges for repair work	380	910 240	72 748	8.0	.6	X
9702	Parts installed in repair work	238	672 212	43 150	6.4	.4	X
9703	Other service receipts and labor charges—Specify	47	270 586	9 488	3.5	.1	X
9720	Receipts for service contracts	39	153 775	17 656	11.5	.2	X
9740	Receipts for installing equipment	105	228 622	19 334	8.5	.2	X
9810	Miscellaneous commodities	45	130 819	16 279	12.4	.1	X
9940	Rental and leasing receipts	133	265 374	45 140	17.0	.4	X

See footnotes at end of table.

Table 2. All Types of Operation by Kind of Business and Commodity Line for Wholesale Trade: 1997—Con.

[Includes only establishments with payroll. For meaning of abbreviations and symbols, see introductory text. For explanation of terms, see Appendix A]

NAICS code and CL code	Kind of business and commodity line	Establishments handling commodity line		Commodity line sales			Sales coverage percent
		Number	Total sales (\$1,000)	Amount ¹ (\$1,000)	As percent of total sales of—		
					Establishments handling line	Establishments in NAICS industry ¹	
4218307	Other industrial machinery & equipment whse	7 104	X	30 531 651	X	100.0	60.1
0200	New and rebuilt automotive parts and supplies	42	193 633	23 477	12.1	.1	7.4
0213	Electrical engine parts (including ignition parts)	10	48 156	1 483	3.1	Z	X
0214	Brake parts (including fluid and all disk and drum parts)	10	48 156	3 643	7.6	Z	X
0217	Hoses, belts, gaskets, and wiper blades	9	98 603	607	.6	Z	X
0218	Filters (oil, air, gas, and transmission)	9	98 603	10 689	10.8	Z	X
0219	Engine parts, except electrical	10	48 156	2 163	4.5	Z	X
0221	Body parts and repair materials	7	3 201	269	8.4	Z	X
0223	Parts, n.e.c.	10	48 156	741	1.5	Z	X
0420	Office and business furniture	6	35 479	927	2.6	Z	X
0700	Brick, stone, tile, sand, block, cement, and gravel	7	9 418	1 859	19.7	Z	2.0
0712	Cement and lime	7	9 418	1 859	19.7	Z	X
0740	Other construction materials	9	11 251	403	3.6	Z	60.1
0742	Prefabricated buildings and structural assemblies (nonwood)	9	11 251	403	3.6	Z	X
0800	Photographic equipment and supplies (excluding video)	15	43 354	4 444	10.3	Z	57.9
0813	Photographic film	15	43 354	3 146	7.3	Z	X
0814	Developing supplies (excluding film)	7	2 206	93	4.2	Z	X
0900	Office equipment	19	108 226	21 292	19.7	.1	5.1
0915	Mailing, letter handling, and addressing machines	11	44 295	7 471	16.9	Z	X
0920	New computer equipment	80	206 223	23 701	11.5	.1	3.5
0921	Computers	80	206 223	7 872	3.8	Z	X
0924	Other computer peripheral equipment	54	144 535	15 829	11.0	.1	X
0950	Computer software (packaged)	14	22 892	893	3.9	Z	X
1120	Flat iron and steel products	46	136 168	7 371	5.4	Z	1.1
1129	Other flat iron and steel products	7	22 799	1 049	4.6	Z	X
1140	Iron and steel wire and wire products	49	105 110	5 216	5.0	Z	1.2
1143	Wire rope, strand, strapping, reinforcement mesh, and bale ties	49	105 110	5 216	5.0	Z	X
1150	Iron and steel pipe and tubing	13	46 596	9 220	19.8	Z	2.4
1152	Tubing	13	46 596	9 220	19.8	Z	X
1230	Other nonferrous metals (magnesium, nickel, tin, lead, zinc, etc., except precious)	24	56 277	7 922	14.1	Z	X
1400	Electrical apparatus and equipment	140	470 763	31 254	6.6	.1	2.1
1413	Motors and generators (including motor-generator sets)	68	354 225	18 642	5.3	.1	X
1414	Conduit, raceway, and fittings	56	220 679	2 923	1.3	Z	X
1417	Exterior wiring and cable (excluding conduit)	56	220 679	2 923	1.3	Z	X
1419	Industrial controls	72	116 538	6 766	5.8	Z	X
1500	Electrical appliances, household	7	12 230	929	7.6	Z	X
1600	Electronic parts and equipment, except communication	194	721 839	84 533	11.7	.3	.1
1616	Electronic connectors and other passive electronic parts	37	194 899	22 522	11.6	.1	X
1618	Electronic parts and equipment, n.e.c.	157	526 940	62 011	11.8	.2	X
1650	Communication equipment and supplies	16	26 376	2 211	8.4	Z	X
1700	Hardware	137	502 468	64 443	12.8	.2	11.8
1711	Hand tools (including power driven)	99	444 315	58 464	13.2	.2	X
1712	Bolts, nuts, rivets, and fasteners	22	18 449	91	.5	Z	X
1800	Plumbing and heating equipment and supplies (hydronics)	61	189 051	13 369	7.1	Z	2.2
1811	Plastic pipe fittings and valves (excluding pipe and tubing)	23	139 256	4 025	2.9	Z	X
1812	Metal pipe fittings and valves (excluding pipe and tubing)	31	142 166	4 441	3.1	Z	X
1818	Other plumbing and heating equipment and supplies	10	7 195	2 802	38.9	Z	X
1900	Warm air heating and air-conditioning equipment and supplies	25	50 742	4 671	9.2	Z	5.9
1916	Air cleaning and filtration systems	25	50 742	4 671	9.2	Z	X
2100	Construction and mining machinery and equipment (including parts and attachments)	121	399 612	49 224	12.3	.2	2.0
2113	New mixers, pavers, and related equipment	12	25 989	8 423	32.4	Z	X
2200	Farm machinery, equipment, and parts	44	310 666	46 772	15.1	.2	33.8
2211	New tractors (farm)	17	292 576	38 810	13.3	.1	X
2213	New land preparation, planting, and cultivating machinery	17	292 576	5 970	2.0	Z	X
2216	Other new farm machinery and equipment	19	14 405	1 853	12.9	Z	X
2220	Garden machinery, equipment, and parts	17	251 506	31 778	12.6	.1	40.5
2221	New power lawn mowers	15	250 990	3 728	1.5	Z	X
2222	Other new lawn and garden machinery and equipment	15	250 990	28 003	11.2	.1	X
2230	Food-processing machinery, equipment, and parts	151	598 862	58 462	9.8	.2	58.0
2231	New commercial food-processing machinery (slicers, choppers, baking, etc.)	70	263 673	34 217	13.0	.1	X
2232	New packing, packaging, and bottling equipment	90	356 981	19 436	5.4	.1	X
2233	Used food-processing machinery and equipment	37	86 377	4 806	5.6	Z	X
2300	Hydraulic and pneumatic (fluid-power) pumps, motors, and parts	187	484 944	59 830	12.3	.2	59.5
2311	Pumps	149	390 951	32 967	8.4	.1	X
2312	Motors	134	293 921	18 753	6.4	.1	X
2313	Parts for pumps and motors	98	223 728	8 088	3.6	Z	X
2320	General-purpose industrial machinery, equipment, and parts	552	1 871 137	346 148	18.5	1.1	57.1
2321	New pumps, compressors (air or gas), and equipment	227	729 118	89 204	12.2	.3	X
2323	New diesel engines (excluding automotive)	30	97 204	13 364	13.7	Z	X
2326	New controlling, recording, and indicating instruments and access	146	472 955	36 697	7.8	.1	X
2327	All other new general-purpose industrial machinery and equipment	283	1 027 656	183 034	17.8	.6	X
2328	Used general-purpose industrial machinery and equipment	91	155 473	23 834	15.3	.1	X
2330	Metalworking machinery, equipment, and parts	180	618 981	94 087	15.2	.3	X

See footnotes at end of table.

Table 2. All Types of Operation by Kind of Business and Commodity Line for Wholesale Trade: 1997—Con.

[Includes only establishments with payroll. For meaning of abbreviations and symbols, see introductory text. For explanation of terms, see Appendix A]

NAICS code and CL code	Kind of business and commodity line	Establishments handling commodity line		Commodity line sales			Sales coverage percent
		Number	Total sales (\$1,000)	Amount ¹ (\$1,000)	As percent of total sales of—		
					Establishments handling line	Establishments in NAICS industry ¹	
4218307	Other industrial machinery & equipment whse—Con.						
2340	Materials handling machinery, equipment, and parts	376	1 579 464	149 084	9.4	.5	57.1
2341	New conveying equipment	266	1 196 065	107 084	9.0	.4	X
2342	New hoists, cranes, and monorails	97	417 277	18 653	4.5	.1	X
2343	New forklift trucks	19	85 228	3 422	4.0	Z	X
2344	New industrial trucks and tractors	10	61 822	3 777	6.1	Z	X
2345	Used materials handling machinery, equipment, and parts	96	195 778	16 125	8.2	.1	X
2350	Oil well, oil refinery, and pipeline machinery, equipment, and supplies	96	389 309	61 419	15.8	.2	51.8
2351	New oil refining and pipeline machinery, equipment, and supplies	69	276 057	41 574	15.1	.1	X
2352	New oil field machinery, equipment, and supplies (including drilling bits)	43	152 166	14 588	9.6	Z	X
2353	Used oil well, oil refinery, and pipeline machinery, equipment, and supplies	19	40 395	5 253	13.0	Z	X
2360	Other industrial machinery, equipment, and parts	7 104	30 531 651	27 683 975	90.7	90.7	51.0
2361	New metal smelting and refining machinery, and equipment	202	517 380	184 787	35.7	.6	X
2362	New power plant machinery (excluding electrical)	328	1 299 363	802 343	61.7	2.6	X
2363	New printing trades machinery, equipment, and supplies	1 659	9 051 556	7 854 917	86.8	25.7	X
2364	New textile and sewing machinery and equipment	788	3 908 965	3 408 155	87.2	11.2	X
2365	New woodworking machinery	543	1 700 318	1 275 165	75.0	4.2	X
2366	Other new industrial machinery and equipment	3 622	15 964 172	12 656 332	79.3	41.5	X
2367	Used industrial machinery and equipment	1 660	5 294 216	1 502 275	28.4	4.9	X
2370	Mechanical power transmission supplies	30	74 335	9 217	12.4	Z	5.0
2371	Bearings and bushings	26	68 931	2 846	4.1	Z	X
2372	Other mechanical power transmission supplies	13	67 396	6 156	9.1	Z	X
2380	Industrial valves and fittings (except fluid-power)	148	464 755	57 475	12.4	.2	X
2390	Hydraulic and pneumatic (fluid-power) valves	121	412 954	25 932	6.3	.1	59.2
2391	Hydraulic valves	76	307 258	12 704	4.1	Z	X
2392	Pneumatic valves	87	261 060	13 228	5.1	Z	X
2400	Hydraulic and pneumatic cylinders and rotary actuators	123	404 298	40 022	9.9	.1	59.7
2411	Hydraulic cylinders and rotary actuators	90	317 706	14 083	4.4	Z	X
2412	Pneumatic cylinders and rotary actuators	74	276 790	25 938	9.4	.1	X
2420	Hydraulic and pneumatic connectors and assemblies	71	255 434	29 497	11.5	.1	58.4
2421	Hydraulic and pneumatic connectors	60	233 887	18 014	7.7	.1	X
2422	Hydraulic and pneumatic assemblies	51	163 611	11 478	7.0	Z	X
2430	Fluid-power filters, components, accessories, and parts	131	309 416	26 791	8.7	.1	54.7
2431	Filters	92	237 337	15 492	6.5	Z	X
2432	Other fluid-power components, accessories, and parts, n.e.c.	73	127 450	11 294	8.9	.1	X
2450	Industrial containers and supplies	45	153 093	15 349	10.0	.1	8.0
2452	Bottles and bottlers' supplies	20	4 571	235	5.1	Z	X
2454	Other industrial containers and supplies	20	128 330	12 835	10.0	Z	X
2460	Other industrial supplies	201	771 988	146 389	19.0	.5	12.8
2461	Printing and duplicating inks	63	116 123	25 968	22.4	.1	X
2462	Abrasives and abrasive materials	78	348 999	51 510	14.8	.2	X
2465	Strapping and tape	19	80 650	9 882	12.3	Z	X
2466	Industrial supplies, n.e.c.	62	382 422	59 029	15.4	.2	X
2600	Aircraft and aeronautical equipment and supplies	9	16 944	2 602	15.4	Z	X
2630	Other transportation equipment and supplies	16	65 588	6 232	9.5	Z	X
2700	Sporting and recreational goods and supplies	21	49 353	7 290	14.8	Z	56.2
2714	Camping and fishing equipment and accessories	15	48 185	7 233	15.0	Z	X
2800	Toys and hobby goods and supplies	12	5 278	317	6.0	Z	48.5
2812	Other toys and games (including fireworks and children's vehicles)	12	5 278	317	6.0	Z	X
2900	Ferrous metal scrap	9	56 549	19 561	34.6	.1	10.7
2911	Prepared ferrous metal scrap (processed by this establishment)	9	56 549	19 561	34.6	.1	X
2920	Nonferrous metal scrap	6	48 514	2 726	5.6	Z	11.9
2921	Aluminum scrap	6	48 514	2 726	5.6	Z	X
2930	Recyclable paper and paperboard	28	73 263	7 439	10.2	Z	X
3400	Industrial and personal services paper and plastics	12	21 196	441	2.1	Z	4.1
3415	Other industrial and personal service paper	9	20 848	406	1.9	Z	X
3600	Piece goods, knit and woven	7	9 103	658	7.2	Z	X
5140	Other farm products, inedible	20	12 195	6 097	50.0	Z	60.1
5143	Farm products, n.e.c.	20	12 195	6 097	50.0	Z	X
5300	Plastics materials and basic shapes	87	316 271	31 036	9.8	.1	4.3
5311	Plastic pipes, rods, tubes, and shapes	30	27 387	4 267	15.6	Z	X
5312	High pressure laminates	31	215 452	17 943	8.3	.1	X
5320	Industrial gases (welding, etc.)	6	35 153	10 648	30.3	Z	X
5330	Chemicals and allied products (excluding agricultural, plastics, gases, and petroleum)	214	510 970	69 683	13.6	.2	7.2
5342	Adhesives, sealants, and glues	126	297 299	34 554	11.6	.1	X
5344	Other chemicals and allied products	51	99 402	16 096	16.2	.1	X
5800	Farm supplies	6	1 168	114	9.8	Z	X
6150	Nondurable goods, n.e.c.	11	76 495	23 212	30.3	.1	X
9700	Service receipts and labor charges (including installed parts)	1 466	8 033 950	702 649	8.7	2.3	57.3
9701	Labor charges for repair work	1 300	6 813 641	340 386	5.0	1.1	X
9702	Parts installed in repair work	871	4 375 020	250 079	5.7	.8	X
9703	Other service receipts and labor charges—Specify	295	1 965 535	112 172	5.7	.4	X
9720	Receipts for service contracts	208	1 004 171	78 703	7.8	.3	X
9740	Receipts for installing equipment	343	1 548 693	115 431	7.5	.4	X
9810	Miscellaneous commodities	197	561 842	62 890	11.2	.2	X

See footnotes at end of table.

Table 2. All Types of Operation by Kind of Business and Commodity Line for Wholesale Trade: 1997—Con.

[Includes only establishments with payroll. For meaning of abbreviations and symbols, see introductory text. For explanation of terms, see Appendix A]

NAICS code and CL code	Kind of business and commodity line	Establishments handling commodity line		Commodity line sales			Sales coverage percent
		Number	Total sales (\$1,000)	Amount ¹ (\$1,000)	As percent of total sales of—		
					Establishments handling line	Establishments in NAICS industry ¹	
4218307	Other industrial machinery & equipment whse—Con.						
9940	Rental and leasing receipts	253	1 073 225	70 152	6.5	.2	X
9943	Other office machine rental receipts	247	1 048 939	69 137	6.6	.2	X
42184	Industrial supplies whse	15 055	X	64 861 321	X	100.0	57.1
0200	New and rebuilt automotive parts and supplies	163	1 006 173	109 589	10.9	.2	9.1
0211	Batteries	22	92 882	1 648	1.8	Z	X
0212	Engines (complete)	15	71 417	372	.5	Z	X
0213	Electrical engine parts (including ignition parts)	42	120 065	4 004	3.3	Z	X
0214	Brake parts (including fluid and all disk and drum parts)	38	101 960	3 789	3.7	Z	X
0215	Exhaust system parts	31	80 495	804	1.0	Z	X
0217	Hoses, belts, gaskets, and wiper blades	34	125 613	4 466	3.6	Z	X
0218	Filters (oil, air, gas, and transmission)	41	180 823	13 307	7.4	Z	X
0219	Engine parts, except electrical	41	355 507	25 332	7.1	Z	X
0221	Body parts and repair materials	15	71 417	747	1.0	Z	X
0222	Suspension parts (shocks, struts, balljoints, etc.)	38	101 960	2 104	2.1	Z	X
0223	Parts, n.e.c.	91	313 640	23 334	7.4	Z	X
0420	Office and business furniture	9	27 468	2 603	9.5	Z	X
0530	Flooring and floor coverings	8	6 319	601	9.5	Z	26.6
0531	Soft-surface (textile) floor coverings and accessories (including rugs, carpets, and pads)	6	5 897	433	7.3	Z	X
0540	Other home furnishings	8	16 467	1 308	7.9	Z	X
0620	Plywood and millwork	10	9 976	1 209	12.1	Z	X
0720	Roofing, siding, and insulation materials	6	21 697	3 222	14.9	Z	X
0740	Other construction materials	9	48 370	1 784	3.7	Z	X
0900	Office equipment	73	251 888	11 929	4.7	Z	.4
0913	Copying machines and equipment	27	45 582	2 636	5.8	Z	X
0920	New computer equipment	34	149 472	12 398	8.3	Z	X
0960	Restaurant and hotel equipment and supplies	16	71 650	6 310	8.8	Z	X
0970	Store machines and equipment	31	62 869	8 229	13.1	Z	33.4
0972	Other store machines and equipment	15	33 919	6 964	20.5	Z	X
1000	Medical, hospital, and surgical supplies	271	1 089 478	101 785	9.3	.2	9.9
1013	Other surgical, medical, and hospital supplies	237	805 305	80 000	9.9	.1	X
1100	Iron and steel products (semifinished)	9	48 535	12 045	24.8	Z	X
1120	Flat iron and steel products	429	841 070	59 454	7.1	.1	6.0
1129	Other flat iron and steel products	97	254 030	11 875	4.7	Z	X
1140	Iron and steel wire and wire products	415	1 084 554	89 600	8.3	.1	6.4
1141	Wire (plain, coated, barbed, and twisted)	96	202 430	7 793	3.9	Z	X
1143	Wire rope, strand, strapping, reinforcement mesh, and bale ties	335	625 016	48 545	7.8	.1	X
1150	Iron and steel pipe and tubing	706	3 096 937	366 966	11.8	.6	12.5
1153	Standard steel pipe	263	1 252 379	255 209	20.4	.4	X
1154	Other steel pipe	112	495 101	8 911	1.8	Z	X
1160	Other iron and steel products	171	1 004 320	34 381	3.4	.1	39.3
1163	Bars and bar-size shapes: cold finished	18	34 926	1 160	3.3	Z	X
1170	Alloy steel	8	779 003	290 248	37.3	.4	X
1180	Stainless steel	22	270 634	76 654	28.3	.1	X
1200	Copper and brass	11	47 772	3 678	7.7	Z	38.4
1213	Tubular products (pipes and tubes)	6	35 636	2 631	7.4	Z	X
1220	Aluminum shapes, forms, etc.	13	20 865	3 909	18.7	Z	2.8
1221	Plates (.250 inch and over)	8	3 121	444	14.2	Z	X
1230	Other nonferrous metals (magnesium, nickel, tin, lead, zinc, etc., except precious)	20	31 348	2 919	9.3	Z	X
1400	Electrical apparatus and equipment	1 241	3 531 219	373 374	10.6	.6	1.5
1413	Motors and generators (including motor-generator sets)	525	1 624 228	164 728	10.1	.3	X
1414	Conduit, raceway, and fittings	136	371 712	5 561	1.5	Z	X
1415	Electric bulbs (all types)	247	652 386	24 687	3.8	Z	X
1418	Lighting fixtures (residential and commercial)	136	371 712	5 561	1.5	Z	X
1419	Industrial controls	365	782 691	98 163	12.5	.2	X
1421	Other electrical apparatus and equipment (including fuses and lightning rods)	136	371 712	13 983	3.8	Z	X
1600	Electronic parts and equipment, except communication	657	2 174 006	182 849	8.4	.3	.6
1615	Discrete semiconductors, etc.	24	114 285	8 269	7.2	Z	X
1616	Electronic connectors and other passive electronic parts	11	56 162	5 531	9.8	Z	X
1618	Electronic parts and equipment, n.e.c.	36	112 969	4 803	4.3	Z	X
1700	Hardware	1 245	3 241 639	391 520	12.1	.6	3.8
1711	Hand tools (including power driven)	618	1 707 023	192 734	11.3	.3	X
1712	Bolts, nuts, rivets, and fasteners	763	1 465 030	121 101	8.3	.2	X
1713	Cutlery	313	518 388	15 026	2.9	Z	X
1800	Plumbing and heating equipment and supplies (hydronics)	562	1 757 119	192 631	11.0	.3	1.6
1811	Plastic pipe fittings and valves (excluding pipe and tubing)	189	669 026	94 725	14.2	.1	X
1812	Metal pipe fittings and valves (excluding pipe and tubing)	45	131 424	10 652	8.1	Z	X
1813	Plumbing fixtures	27	35 188	886	2.5	Z	X
1818	Other plumbing and heating equipment and supplies	24	28 788	562	2.0	Z	X
1900	Warm air heating and air-conditioning equipment and supplies	161	429 945	32 258	7.5	.1	4.8
1916	Air cleaning and filtration systems	31	95 475	15 510	16.2	Z	X
2000	Refrigeration equipment and supplies	6	28 440	5 136	18.1	Z	X
2100	Construction and mining machinery and equipment (including parts and attachments)	459	1 256 521	174 954	13.9	.3	4.6
2116	New mining machinery	11	114 921	8 273	7.2	Z	X
2117	Other new construction and mining, logging, and road maintenance machinery, equipment, and parts	116	276 113	62 780	22.7	.1	X

See footnotes at end of table.

Table 2. All Types of Operation by Kind of Business and Commodity Line for Wholesale Trade: 1997—Con.

[Includes only establishments with payroll. For meaning of abbreviations and symbols, see introductory text. For explanation of terms, see Appendix A]

NAICS code and CL code	Kind of business and commodity line	Establishments handling commodity line		Commodity line sales			Sales coverage percent
		Number	Total sales (\$1,000)	Amount ¹ (\$1,000)	As percent of total sales of—		
					Establishments handling line	Establishments in NAICS industry ¹	
42184	Industrial supplies whse—Con.						
2200	Farm machinery, equipment, and parts	197	552 720	46 107	8.3	.1	X
2220	Garden machinery, equipment, and parts	45	70 784	6 972	9.9	Z	X
2230	Food-processing machinery, equipment, and parts	43	122 904	13 650	11.1	Z	50.8
2231	New commercial food-processing machinery (slicers, choppers, baking, etc.)	28	90 356	7 492	8.3	Z	X
2232	New packing, packaging, and bottling equipment	31	57 998	6 157	10.6	Z	X
2300	Hydraulic and pneumatic (fluid-power) pumps, motors, and parts	885	2 221 671	128 154	5.8	.2	6.7
2311	Pumps	688	1 773 960	67 207	3.8	.1	X
2312	Motors	259	536 747	23 976	4.5	Z	X
2313	Parts for pumps and motors	489	951 625	33 055	3.5	.1	X
2320	General-purpose industrial machinery, equipment, and parts	1 717	6 363 166	839 982	13.2	1.3	12.1
2321	New pumps, compressors (air or gas), and equipment	517	1 286 809	69 323	5.4	.1	X
2323	New diesel engines (excluding automotive)	10	335 399	67 845	20.2	.1	X
2326	New controlling, recording, and indicating instruments and access	807	2 054 951	167 774	8.2	.3	X
2327	All other new general-purpose industrial machinery and equipment	902	2 288 749	216 477	9.5	.3	X
2328	Used general-purpose industrial machinery and equipment	105	560 721	10 937	2.0	Z	X
2330	Metalworking machinery, equipment, and parts	751	2 172 547	220 347	10.1	.3	X
2340	Materials handling machinery, equipment, and parts	1 478	4 338 219	431 629	9.9	.7	5.1
2341	New conveying equipment	1 077	2 917 654	304 693	10.4	.5	X
2342	New hoists, cranes, and monorails	624	1 737 608	89 873	5.2	.1	X
2343	New forklift trucks	41	84 639	3 774	4.5	Z	X
2345	Used materials handling machinery, equipment, and parts	56	84 521	4 784	5.7	Z	X
2350	Oil well, oil refinery, and pipeline machinery, equipment, and supplies	466	1 419 917	155 871	11.0	.2	20.8
2351	New oil refining and pipeline machinery, equipment, and supplies	255	845 150	71 334	8.4	.1	X
2352	New oil field machinery, equipment, and supplies (including drilling bits)	202	512 172	35 163	6.9	.1	X
2360	Other industrial machinery, equipment, and parts	349	964 370	117 448	12.2	.2	30.8
2361	New metal smelting and refining machinery, and equipment	9	39 515	8 421	21.3	Z	X
2362	New power plant machinery (excluding electrical)	89	233 202	10 362	4.4	Z	X
2363	New printing trades machinery, equipment, and supplies	54	97 504	17 143	17.6	Z	X
2364	New textile and sewing machinery and equipment	17	61 474	10 429	17.0	Z	X
2365	New woodworking machinery	45	64 828	5 202	8.0	Z	X
2366	Other new industrial machinery and equipment	204	380 552	47 639	12.5	.1	X
2367	Used industrial machinery and equipment	32	80 262	1 782	2.2	Z	X
2370	Mechanical power transmission supplies	4 136	16 732 857	12 618 895	75.4	19.5	53.4
2371	Bearings and bushings	3 536	14 523 785	7 649 652	52.7	11.8	X
2372	Other mechanical power transmission supplies	3 418	11 914 027	4 969 223	41.7	7.7	X
2380	Industrial valves and fittings (except fluid-power)	3 258	10 788 895	6 225 947	57.7	9.6	X
2390	Hydraulic and pneumatic (fluid-power) valves	1 490	3 890 425	325 395	8.4	.5	55.1
2391	Hydraulic valves	965	2 543 872	143 477	5.6	.2	X
2392	Pneumatic valves	1 229	2 947 200	180 068	6.1	.3	X
2400	Hydraulic and pneumatic cylinders and rotary actuators	1 128	2 884 979	202 879	7.0	.3	55.2
2411	Hydraulic cylinders and rotary actuators	731	1 830 646	66 098	3.6	.1	X
2412	Pneumatic cylinders and rotary actuators	742	1 823 694	136 755	7.5	.2	X
2420	Hydraulic and pneumatic connectors and assemblies	1 868	4 083 700	544 439	13.3	.8	54.8
2421	Hydraulic and pneumatic connectors	1 561	3 455 855	290 070	8.4	.4	X
2422	Hydraulic and pneumatic assemblies	1 294	2 601 307	254 337	9.8	.4	X
2430	Fluid-power filters, components, accessories, and parts	1 655	4 502 137	330 592	7.3	.5	54.7
2431	Filters	1 055	2 662 250	125 781	4.7	.2	X
2432	Other fluid-power components, accessories, and parts, n.e.c.	1 103	3 079 846	204 792	6.6	.3	X
2440	Welding supplies (excluding gases)	2 750	6 371 240	3 396 333	53.3	5.2	X
2450	Industrial containers and supplies	2 689	12 757 225	9 770 473	76.6	15.1	37.2
2451	New and reconditioned drums and barrels	563	1 518 175	644 200	42.4	1.0	X
2452	Bottles and bottlers' supplies	580	6 061 135	5 183 679	85.5	8.0	X
2454	Other industrial containers and supplies	1 945	7 028 230	3 942 059	56.1	6.1	X
2460	Other industrial supplies	7 285	32 250 607	23 476 888	72.8	36.2	49.1
2461	Printing and duplicating inks	434	4 435 906	3 501 097	78.9	5.4	X
2462	Abrasives and abrasive materials	2 505	7 103 645	2 110 233	29.7	3.3	X
2463	Nylon, polyester, and synthetic rubber	967	2 771 371	995 281	35.9	1.5	X
2464	Mechanical rubber goods	1 846	5 333 524	2 226 685	41.7	3.4	X
2465	Strapping and tape	1 562	5 086 554	1 423 179	28.0	2.2	X
2466	Industrial supplies, n.e.c.	4 790	20 617 696	13 220 404	64.1	20.4	X
2520	Custodial (janitors') equipment and supplies	49	225 332	18 840	8.4	Z	3.5
2523	Custodial supplies	12	84 165	3 679	4.4	Z	X
2600	Aircraft and aeronautical equipment and supplies	12	9 595	2 872	29.9	Z	X
2620	Marine machinery, equipment, and supplies	117	325 202	49 993	15.4	.1	.5
2623	New marine supplies	36	90 174	17 947	19.9	Z	X
2630	Other transportation equipment and supplies	7	23 844	952	4.0	Z	X
2700	Sporting and recreational goods and supplies	9	38 861	4 918	12.7	Z	X
2940	Recyclable materials, except metal	8	20 711	6 087	29.4	Z	X
3200	Printing and writing paper	21	127 737	13 966	10.9	Z	49.0
3211	Roll newsprint and rotogravure paper	7	22 033	1 866	8.5	Z	X
3213	Other printing and writing paper	14	105 704	11 375	10.8	Z	X
3300	Stationery, office supplies and greeting cards	58	133 611	20 523	15.4	Z	46.2
3311	Business forms	33	30 787	5 066	16.5	Z	X
3312	Stationery, photocopy paper, and typing paper	11	51 272	1 047	2.0	Z	X
3313	Inked ribbons, carbon paper, pens and pencils	27	42 174	10 302	24.4	Z	X
3314	Toner and cartridges	21	15 952	816	5.1	Z	X
3316	Other stationery supplies (envelopes, ruled forms, and binder paper) ..	31	45 719	3 292	7.2	Z	X

See footnotes at end of table.

Table 2. All Types of Operation by Kind of Business and Commodity Line for Wholesale Trade: 1997—Con.

[Includes only establishments with payroll. For meaning of abbreviations and symbols, see introductory text. For explanation of terms, see Appendix A]

NAICS code and CL code	Kind of business and commodity line	Establishments handling commodity line		Commodity line sales			Sales coverage percent
		Number	Total sales (\$1,000)	Amount ¹ (\$1,000)	As percent of total sales of—		
					Establishments handling line	Establishments in NAICS industry ¹	
42184	Industrial supplies whse—Con.						
3400	Industrial and personal services paper and plastics	515	1 634 162	269 977	16.5	.4	22.5
3411	Paperboard and boxboard boxes	420	1 243 931	116 174	9.3	.2	X
3412	Paper dishes, cups, and napkins	131	509 077	10 565	2.1	.2	X
3413	Industrial paper (wrapping, bags, cartons, etc.)	329	978 251	69 964	7.2	.1	X
3414	Disposable plastic boxes, containers, cups, dishes, and supplies	159	631 175	46 713	7.4	.1	X
3415	Other industrial and personal service paper	77	335 896	26 035	7.8	.1	X
3500	Drugs, pharmaceuticals, cosmetics, and toiletries	18	17 446	1 065	6.1	.2	X
3600	Piece goods, knit and woven	10	304 451	47 257	15.5	.1	X
3700	Notions (buttons, ribbons, lace, sewing accessories, zippers, bindings, etc.)	6	12 303	1 641	13.3	.2	X
3800	Men's and boys' wear	8	11 964	1 060	8.9	.2	48.1
3815	Other men's and boys' wear (caps, hats, swimwear, neckwear, etc.)	8	11 964	1 060	8.9	.2	X
4830	Canned foods	14	48 123	17 698	36.8	.2	X
5300	Plastics materials and basic shapes	589	1 850 258	231 600	12.5	.4	3.8
5311	Plastic pipes, rods, tubes, and shapes	358	1 131 211	61 290	5.4	.1	X
5313	Plastics raw materials	244	582 526	42 273	7.3	.1	X
5314	Other plastics materials and basic shapes	245	732 021	104 744	14.3	.2	X
5320	Industrial gases (welding, etc.)	1 896	3 793 647	1 003 957	26.5	1.5	X
5330	Chemicals and allied products (excluding agricultural, plastics, gases, and petroleum)	695	2 724 883	434 248	15.9	.7	8.6
5331	Gases, compressed and liquified, except L.P.	284	617 189	70 371	11.4	.1	X
5335	Detergents and soaps	80	217 862	11 502	5.3	.2	X
5336	Sanitation chemicals, polishes, and waxes	62	157 920	5 882	3.7	.2	X
5338	Wood chemicals, naval stores, and gum	10	35 859	1 506	4.2	.2	X
5342	Adhesives, sealants, and glues	239	827 953	51 725	6.2	.1	X
5344	Other chemicals and allied products	57	341 379	24 977	7.3	.2	X
5400	Petroleum products	23	84 217	5 691	6.8	.2	6.3
5418	Lubricating oil and greases	19	43 984	4 724	10.7	.2	X
5420	Liquified petroleum gases (excluding natural gas)	35	66 950	6 552	9.8	.2	X
5700	Wines and distilled alcoholic beverages	7	10 636	104	1.0	.2	X
5800	Farm supplies	20	68 492	21 061	30.8	.2	35.2
5817	Seeds and bulbs	9	21 010	5 985	28.5	.2	X
6000	Paint, paint supplies, and wallpaper	554	1 556 646	85 904	5.5	.1	2.1
6011	Architectural coatings (enamels, primers, stains, solvents, and lacquers)	109	544 614	33 300	6.1	.1	X
6013	Special purpose coatings (automotive, refinish, marine, traffic coatings)	19	15 809	1 215	7.7	.2	X
6014	Paint supplies	142	291 457	14 311	4.9	.2	X
6120	Art goods (including novelties and souvenirs)	7	38 624	4 840	12.5	.2	X
6150	Nondurable goods, n.e.c.	11	37 961	3 345	8.8	.2	X
9700	Service receipts and labor charges (including installed parts)	1 877	5 403 544	393 945	7.3	.6	48.3
9701	Labor charges for repair work	1 568	4 547 565	227 478	5.0	.4	X
9702	Parts installed in repair work	823	2 488 393	88 094	3.5	.1	X
9703	Other service receipts and labor charges—Specify	591	1 406 973	78 332	5.6	.1	X
9720	Receipts for service contracts	11	64 901	2 518	3.9	.2	X
9740	Receipts for installing equipment	23	44 635	2 187	4.9	.2	X
9750	Reconditioning of drums or barrels	48	80 500	24 303	30.2	.2	X
9810	Miscellaneous commodities	912	2 904 077	427 706	14.7	.7	X
9940	Rental and leasing receipts	1 244	2 852 983	286 949	10.1	.4	X
421840	Industrial supplies whse	15 055	X	64 861 321	X	100.0	57.1
0200	New and rebuilt automotive parts and supplies	163	1 006 173	109 589	10.9	.2	9.1
0211	Batteries	22	92 882	1 648	1.8	.2	X
0212	Engines (complete)	15	71 417	372	.5	.2	X
0213	Electrical engine parts (including ignition parts)	42	120 065	4 004	3.3	.2	X
0214	Brake parts (including fluid and all disk and drum parts)	38	101 960	3 789	3.7	.2	X
0215	Exhaust system parts	31	80 495	804	1.0	.2	X
0217	Hoses, belts, gaskets, and wiper blades	34	125 613	4 466	3.6	.2	X
0218	Filters (oil, air, gas, and transmission)	41	180 823	13 307	7.4	.2	X
0219	Engine parts, except electrical	41	355 507	25 332	7.1	.2	X
0221	Body parts and repair materials	15	71 417	747	1.0	.2	X
0222	Suspension parts (shocks, struts, balljoints, etc.)	38	101 960	2 104	2.1	.2	X
0223	Parts, n.e.c.	91	313 640	23 334	7.4	.2	X
0420	Office and business furniture	9	27 468	2 603	9.5	.2	X
0530	Flooring and floor coverings	8	6 319	601	9.5	.2	26.6
0531	Soft-surface (textile) floor coverings and accessories (including rugs, carpets, and pads)	6	5 897	433	7.3	.2	X
0540	Other home furnishings	8	16 467	1 308	7.9	.2	X
0620	Plywood and millwork	10	9 976	1 209	12.1	.2	X
0720	Roofing, siding, and insulation materials	6	21 697	3 222	14.9	.2	X
0740	Other construction materials	9	48 370	1 784	3.7	.2	X
0900	Office equipment	73	251 888	11 929	4.7	.2	.4
0913	Copying machines and equipment	27	45 582	2 636	5.8	.2	X
0920	New computer equipment	34	149 472	12 398	8.3	.2	X
0960	Restaurant and hotel equipment and supplies	16	71 650	6 310	8.8	.2	X
0970	Store machines and equipment	31	62 869	8 229	13.1	.2	33.4
0972	Other store machines and equipment	15	33 919	6 964	20.5	.2	X
1000	Medical, hospital, and surgical supplies	271	1 089 478	101 785	9.3	.2	9.9
1013	Other surgical, medical, and hospital supplies	237	805 305	80 000	9.9	.1	X
1100	Iron and steel products (semifinished)	9	48 535	12 045	24.8	.2	X

See footnotes at end of table.

Table 2. All Types of Operation by Kind of Business and Commodity Line for Wholesale Trade: 1997—Con.

[Includes only establishments with payroll. For meaning of abbreviations and symbols, see introductory text. For explanation of terms, see Appendix A]

NAICS code and CL code	Kind of business and commodity line	Establishments handling commodity line		Commodity line sales			Sales coverage percent
		Number	Total sales (\$1,000)	Amount ¹ (\$1,000)	As percent of total sales of—		
					Establishments handling line	Establishments in NAICS industry ¹	
421840	Industrial supplies whse—Con.						
1120	Flat iron and steel products	429	841 070	59 454	7.1	.1	6.0
1129	Other flat iron and steel products	97	254 030	11 875	4.7	Z	X
1140	Iron and steel wire and wire products	415	1 084 554	89 600	8.3	.1	6.4
1141	Wire (plain, coated, barbed, and twisted)	96	202 430	7 793	3.9	Z	X
1143	Wire rope, strand, strapping, reinforcement mesh, and bale ties	335	625 016	48 545	7.8	.1	X
1150	Iron and steel pipe and tubing	706	3 096 937	366 966	11.8	.6	12.5
1153	Standard steel pipe	263	1 252 379	255 209	20.4	.4	X
1154	Other steel pipe	112	495 101	8 911	1.8	Z	X
1160	Other iron and steel products	171	1 004 320	34 381	3.4	.1	39.3
1163	Bars and bar-size shapes: cold finished	18	34 926	1 160	3.3	Z	X
1170	Alloy steel	8	779 003	290 248	37.3	.4	X
1180	Stainless steel	22	270 634	76 654	28.3	.1	X
1200	Copper and brass	11	47 772	3 678	7.7	Z	38.4
1213	Tubular products (pipes and tubes)	6	35 636	2 631	7.4	Z	X
1220	Aluminum shapes, forms, etc.	13	20 865	3 909	18.7	Z	2.8
1221	Plates (.250 inch and over)	8	3 121	444	14.2	Z	X
1230	Other nonferrous metals (magnesium, nickel, tin, lead, zinc, etc., except precious)	20	31 348	2 919	9.3	Z	X
1400	Electrical apparatus and equipment	1 241	3 531 219	373 374	10.6	.6	1.5
1413	Motors and generators (including motor-generator sets)	525	1 624 228	164 728	10.1	.3	X
1414	Conduit, raceway, and fittings	136	371 712	5 561	1.5	Z	X
1415	Electric bulbs (all types)	247	652 386	24 687	3.8	Z	X
1418	Lighting fixtures (residential and commercial)	136	371 712	5 561	1.5	Z	X
1419	Industrial controls	365	782 691	98 163	12.5	.2	X
1421	Other electrical apparatus and equipment (including fuses and lightning rods)	136	371 712	13 983	3.8	Z	X
1600	Electronic parts and equipment, except communication	657	2 174 006	182 849	8.4	.3	.6
1615	Discrete semiconductors, etc.	24	114 285	8 269	7.2	Z	X
1616	Electronic connectors and other passive electronic parts	11	56 162	5 531	9.8	Z	X
1618	Electronic parts and equipment, n.e.c.	36	112 969	4 803	4.3	Z	X
1700	Hardware	1 245	3 241 639	391 520	12.1	.6	3.8
1711	Hand tools (including power driven)	618	1 707 023	192 734	11.3	.3	X
1712	Bolts, nuts, rivets, and fasteners	763	1 465 030	121 101	8.3	.2	X
1713	Cutlery	313	518 388	15 026	2.9	Z	X
1800	Plumbing and heating equipment and supplies (hydronics)	562	1 757 119	192 631	11.0	.3	1.6
1811	Plastic pipe fittings and valves (excluding pipe and tubing)	189	669 026	94 725	14.2	.1	X
1812	Metal pipe fittings and valves (excluding pipe and tubing)	45	131 424	10 652	8.1	Z	X
1813	Plumbing fixtures	27	35 188	886	2.5	Z	X
1818	Other plumbing and heating equipment and supplies	24	28 788	562	2.0	Z	X
1900	Warm air heating and air-conditioning equipment and supplies	161	429 945	32 258	7.5	.1	4.8
1916	Air cleaning and filtration systems	31	95 475	15 510	16.2	Z	X
2000	Refrigeration equipment and supplies	6	28 440	5 136	18.1	Z	X
2100	Construction and mining machinery and equipment (including parts and attachments)	459	1 256 521	174 954	13.9	.3	4.6
2116	New mining machinery	11	114 921	8 273	7.2	Z	X
2117	Other new construction and mining, logging, and road maintenance machinery, equipment, and parts	116	276 113	62 780	22.7	.1	X
2200	Farm machinery, equipment, and parts	197	552 720	46 107	8.3	.1	X
2220	Garden machinery, equipment, and parts	45	70 784	6 972	9.9	Z	X
2230	Food-processing machinery, equipment, and parts	43	122 904	13 650	11.1	Z	50.8
2231	New commercial food-processing machinery (slicers, choppers, baking, etc.)	28	90 356	7 492	8.3	Z	X
2232	New packing, packaging, and bottling equipment	31	57 998	6 157	10.6	Z	X
2300	Hydraulic and pneumatic (fluid-power) pumps, motors, and parts	885	2 221 671	128 154	5.8	.2	6.7
2311	Pumps	688	1 773 960	67 207	3.8	.1	X
2312	Motors	259	536 747	23 976	4.5	Z	X
2313	Parts for pumps and motors	489	951 625	33 055	3.5	.1	X
2320	General-purpose industrial machinery, equipment, and parts	1 717	6 363 166	839 982	13.2	1.3	12.1
2321	New pumps, compressors (air or gas), and equipment	517	1 286 809	69 323	5.4	.1	X
2323	New diesel engines (excluding automotive)	10	335 399	67 845	20.2	.1	X
2326	New controlling, recording, and indicating instruments and access	807	2 054 951	167 774	8.2	.3	X
2327	All other new general-purpose industrial machinery and equipment	902	2 288 749	216 477	9.5	.3	X
2328	Used general-purpose industrial machinery and equipment	105	560 721	10 937	2.0	Z	X
2330	Metalworking machinery, equipment, and parts	751	2 172 547	220 347	10.1	.3	X
2340	Materials handling machinery, equipment, and parts	1 478	4 338 219	431 629	9.9	.7	5.1
2341	New conveying equipment	1 077	2 917 654	304 693	10.4	.5	X
2342	New hoists, cranes, and monorails	624	1 737 608	89 873	5.2	.1	X
2343	New forklift trucks	41	84 639	3 774	4.5	Z	X
2345	Used materials handling machinery, equipment, and parts	56	84 521	4 784	5.7	Z	X
2350	Oil well, oil refinery, and pipeline machinery, equipment, and supplies	466	1 419 917	155 871	11.0	.2	20.8
2351	New oil refining and pipeline machinery, equipment, and supplies	255	845 150	71 334	8.4	.1	X
2352	New oil field machinery, equipment, and supplies (including drilling bits)	202	512 172	35 163	6.9	.1	X
2360	Other industrial machinery, equipment, and parts	349	964 370	117 448	12.2	.2	30.8
2361	New metal smelting and refining machinery, and equipment	9	39 515	8 421	21.3	Z	X
2362	New power plant machinery (excluding electrical)	89	233 202	10 362	4.4	Z	X
2363	New printing trades machinery, equipment, and supplies	54	97 504	17 143	17.6	Z	X
2364	New textile and sewing machinery and equipment	17	61 474	10 429	17.0	Z	X
2365	New woodworking machinery	45	64 828	5 202	8.0	Z	X
2366	Other new industrial machinery and equipment	204	380 552	47 639	12.5	.1	X
2367	Used industrial machinery and equipment	32	80 262	1 782	2.2	Z	X

See footnotes at end of table.

Table 2. All Types of Operation by Kind of Business and Commodity Line for Wholesale Trade: 1997—Con.

[Includes only establishments with payroll. For meaning of abbreviations and symbols, see introductory text. For explanation of terms, see Appendix A]

NAICS code and CL code	Kind of business and commodity line	Establishments handling commodity line		Commodity line sales			Sales coverage percent
		Number	Total sales (\$1,000)	Amount ¹ (\$1,000)	As percent of total sales of—		
					Establishments handling line	Establishments in NAICS industry ¹	
421840	Industrial supplies whse—Con.						
2370	Mechanical power transmission supplies	4 136	16 732 857	12 618 895	75.4	19.5	53.4
2371	Bearings and bushings	3 536	14 523 785	7 649 652	52.7	11.8	X
2372	Other mechanical power transmission supplies	3 418	11 914 027	4 969 223	41.7	7.7	X
2380	Industrial valves and fittings (except fluid-power)	3 258	10 788 895	6 225 947	57.7	9.6	X
2390	Hydraulic and pneumatic (fluid-power) valves	1 490	3 890 425	325 395	8.4	.5	55.1
2391	Hydraulic valves	965	2 543 872	143 477	5.6	.2	X
2392	Pneumatic valves	1 229	2 947 200	180 068	6.1	.3	X
2400	Hydraulic and pneumatic cylinders and rotary actuators	1 128	2 884 979	202 879	7.0	.3	55.2
2411	Hydraulic cylinders and rotary actuators	731	1 830 646	66 098	3.6	.1	X
2412	Pneumatic cylinders and rotary actuators	742	1 823 694	136 755	7.5	.2	X
2420	Hydraulic and pneumatic connectors and assemblies	1 868	4 083 700	544 439	13.3	.8	54.8
2421	Hydraulic and pneumatic connectors	1 561	3 455 855	290 070	8.4	.4	X
2422	Hydraulic and pneumatic assemblies	1 294	2 601 307	254 337	9.8	.4	X
2430	Fluid-power filters, components, accessories, and parts	1 655	4 502 137	330 592	7.3	.5	54.7
2431	Filters	1 055	2 662 250	125 781	4.7	.2	X
2432	Other fluid-power components, accessories, and parts, n.e.c.	1 103	3 079 846	204 792	6.6	.3	X
2440	Welding supplies (excluding gases)	2 750	6 371 240	3 396 333	53.3	5.2	X
2450	Industrial containers and supplies	2 689	12 757 225	9 770 473	76.6	15.1	37.2
2451	New and reconditioned drums and barrels	563	1 518 175	644 200	42.4	1.0	X
2452	Bottles and bottlers' supplies	580	6 061 135	5 183 679	85.5	8.0	X
2454	Other industrial containers and supplies	1 945	7 028 230	3 942 059	56.1	6.1	X
2460	Other industrial supplies	7 285	32 250 607	23 476 888	72.8	36.2	49.1
2461	Printing and duplicating inks	434	4 435 906	3 501 097	78.9	5.4	X
2462	Abrasives and abrasive materials	2 505	7 103 645	2 110 233	29.7	3.3	X
2463	Nylon, polyester, and synthetic rubber	967	2 771 371	995 281	35.9	1.5	X
2464	Mechanical rubber goods	1 846	5 333 524	2 226 685	41.7	3.4	X
2465	Strapping and tape	1 562	5 086 554	1 423 179	28.0	2.2	X
2466	Industrial supplies, n.e.c.	4 790	20 617 696	13 220 404	64.1	20.4	X
2520	Custodial (janitors') equipment and supplies	49	225 332	18 840	8.4	Z	3.5
2523	Custodial supplies	12	84 165	3 679	4.4	Z	X
2600	Aircraft and aeronautical equipment and supplies	12	9 595	2 872	29.9	Z	X
2620	Marine machinery, equipment, and supplies	117	325 202	49 993	15.4	.1	.5
2623	New marine supplies	36	90 174	17 947	19.9	Z	X
2630	Other transportation equipment and supplies	7	23 844	952	4.0	Z	X
2700	Sporting and recreational goods and supplies	9	38 861	4 918	12.7	Z	X
2940	Recyclable materials, except metal	8	20 711	6 087	29.4	Z	X
3200	Printing and writing paper	21	127 737	13 966	10.9	Z	49.0
3211	Roll newsprint and rotogravure paper	7	22 033	1 866	8.5	Z	X
3213	Other printing and writing paper	14	105 704	11 375	10.8	Z	X
3300	Stationery, office supplies and greeting cards	58	133 611	20 523	15.4	Z	46.2
3311	Business forms	33	30 787	5 066	16.5	Z	X
3312	Stationery, photocopy paper, and typing paper	11	51 272	1 047	2.0	Z	X
3313	Inked ribbons, carbon paper, pens and pencils	27	42 174	10 302	24.4	Z	X
3314	Toner and cartridges	21	15 952	816	5.1	Z	X
3316	Other stationery supplies (envelopes, ruled forms, and binder paper) ...	31	45 719	3 292	7.2	Z	X
3400	Industrial and personal services paper and plastics	515	1 634 162	269 977	16.5	.4	22.5
3411	Paperboard and boxboard boxes	420	1 243 931	116 174	9.3	.2	X
3412	Paper dishes, cups, and napkins	131	509 077	10 565	2.1	Z	X
3413	Industrial paper (wrapping, bags, cartons, etc.)	329	978 251	69 964	7.2	.1	X
3414	Disposable plastic boxes, containers, cups, dishes, and supplies	159	631 175	46 713	7.4	.1	X
3415	Other industrial and personal service paper	77	335 896	26 035	7.8	Z	X
3500	Drugs, pharmaceuticals, cosmetics, and toiletries	18	17 446	1 065	6.1	Z	X
3600	Piece goods, knit and woven	10	304 451	47 257	15.5	.1	X
3700	Notions (buttons, ribbons, lace, sewing accessories, zippers, bindings, etc.)	6	12 303	1 641	13.3	Z	X
3800	Men's and boys' wear	8	11 964	1 060	8.9	Z	48.1
3815	Other men's and boys' wear (caps, hats, swimwear, neckwear, etc.) ...	8	11 964	1 060	8.9	Z	X
4830	Canned foods	14	48 123	17 698	36.8	Z	X
5300	Plastics materials and basic shapes	589	1 850 258	231 600	12.5	.4	3.8
5311	Plastic pipes, rods, tubes, and shapes	358	1 131 211	61 290	5.4	.1	X
5313	Plastics raw materials	244	582 526	42 273	7.3	.1	X
5314	Other plastics materials and basic shapes	245	732 021	104 744	14.3	.2	X
5320	Industrial gases (welding, etc.)	1 896	3 793 647	1 003 957	26.5	1.5	X
5330	Chemicals and allied products (excluding agricultural, plastics, gases, and petroleum)	695	2 724 883	434 248	15.9	.7	8.6
5331	Gasses, compressed and liquified, except L.P.	284	617 189	70 371	11.4	.1	X
5335	Detergents and soaps	80	217 862	11 502	5.3	Z	X
5336	Sanitation chemicals, polishes, and waxes	62	157 920	5 882	3.7	Z	X
5338	Wood chemicals, naval stores, and gum	10	35 859	1 506	4.2	Z	X
5342	Adhesives, sealants, and glues	239	827 953	51 725	6.2	.1	X
5344	Other chemicals and allied products	57	341 379	24 977	7.3	Z	X
5400	Petroleum products	23	84 217	5 691	6.8	Z	6.3
5418	Lubricating oil and greases	19	43 984	4 724	10.7	Z	X
5420	Liquified petroleum gases (excluding natural gas)	35	66 950	6 552	9.8	Z	X
5700	Wines and distilled alcoholic beverages	7	10 636	104	1.0	Z	X
5800	Farm supplies	20	68 492	21 061	30.8	Z	35.2
5817	Seeds and bulbs	9	21 010	5 985	28.5	Z	X

See footnotes at end of table.

Table 2. All Types of Operation by Kind of Business and Commodity Line for Wholesale Trade: 1997—Con.

[Includes only establishments with payroll. For meaning of abbreviations and symbols, see introductory text. For explanation of terms, see Appendix A]

NAICS code and CL code	Kind of business and commodity line	Establishments handling commodity line		Commodity line sales			Sales coverage percent
		Number	Total sales (\$1,000)	Amount ¹ (\$1,000)	As percent of total sales of—		
					Establishments handling line	Establishments in NAICS industry ¹	
421840	Industrial supplies whse—Con.						
6000	Paint, paint supplies, and wallpaper	554	1 556 646	85 904	5.5	.1	2.1
6011	Architectural coatings (enamels, primers, stains, solvents, and lacquers)	109	544 614	33 300	6.1	.1	X
6013	Special purpose coatings (automotive, refinish, marine, traffic coatings)	19	15 809	1 215	7.7	Z	X
6014	Paint supplies	142	291 457	14 311	4.9	Z	X
6120	Art goods (including novelties and souvenirs)	7	38 624	4 840	12.5	Z	X
6150	Nondurable goods, n.e.c.	11	37 961	3 345	8.8	Z	X
9700	Service receipts and labor charges (including installed parts)	1 877	5 403 544	393 945	7.3	.6	48.3
9701	Labor charges for repair work	1 568	4 547 565	227 478	5.0	.4	X
9702	Parts installed in repair work	823	2 488 393	88 094	3.5	.1	X
9703	Other service receipts and labor charges—Specify	591	1 406 973	78 332	5.6	.1	X
9720	Receipts for service contracts	11	64 901	2 518	3.9	Z	X
9740	Receipts for installing equipment	23	44 635	2 187	4.9	Z	X
9750	Reconditioning of drums or barrels	48	80 500	24 303	30.2	Z	X
9810	Miscellaneous commodities	912	2 904 077	427 706	14.7	.7	X
9940	Rental and leasing receipts	1 244	2 852 983	286 949	10.1	.4	X
4218401	General-line industrial supplies whse	2 176	X	4 367 291	X	100.0	47.7
0200	New and rebuilt automotive parts and supplies	85	374 302	46 187	12.3	1.1	.4
0223	Parts, n.e.c.	76	242 223	22 587	9.3	.5	X
0420	Office and business furniture	9	27 468	2 603	9.5	.1	X
0900	Office equipment	36	173 476	7 991	4.6	.2	X
0920	New computer equipment	25	91 851	911	1.0	Z	X
1000	Medical, hospital, and surgical supplies	75	236 376	21 606	9.1	.5	5.3
1013	Other surgical, medical, and hospital supplies	74	217 755	20 667	9.5	.5	X
1120	Flat iron and steel products	224	302 871	17 326	5.7	.4	X
1140	Iron and steel wire and wire products	228	491 502	31 805	6.5	.7	1.2
1143	Wire rope, strand, strapping, reinforcement mesh, and bale ties	222	373 144	27 018	7.2	.6	X
1150	Iron and steel pipe and tubing	340	799 154	73 252	9.2	1.7	X
1160	Other iron and steel products	122	274 884	11 758	4.3	.3	X
1230	Other nonferrous metals (magnesium, nickel, tin, lead, zinc, etc., except precious)	9	13 083	2 456	18.8	.1	X
1400	Electrical apparatus and equipment	445	859 077	86 419	10.1	2.0	.8
1414	Conduit, raceway, and fittings	136	371 712	5 561	1.5	.1	X
1415	Electric bulbs (all types)	136	371 712	2 773	.7	.1	X
1418	Lighting fixtures (residential and commercial)	136	371 712	5 561	1.5	.1	X
1419	Industrial controls	280	318 519	41 869	13.1	1.0	X
1421	Other electrical apparatus and equipment (including fuses and lightning rods)	136	371 712	13 983	3.8	.3	X
1600	Electronic parts and equipment, except communication	275	750 204	73 913	9.9	1.7	X
1700	Hardware	619	1 199 892	132 109	11.0	3.0	1.1
1711	Hand tools (including power driven)	354	975 459	79 752	8.2	1.8	X
1712	Bolts, nuts, rivets, and fasteners	468	569 096	27 282	4.8	.6	X
1713	Cutlery	238	435 605	11 113	2.6	.3	X
1800	Plumbing and heating equipment and supplies (hydronics)	318	857 663	69 618	8.1	1.6	X
1900	Warm air heating and air-conditioning equipment and supplies	101	212 606	9 973	4.7	.2	X
2100	Construction and mining machinery and equipment (including parts and attachments)	242	656 415	69 786	10.6	1.6	X
2200	Farm machinery, equipment, and parts	69	119 417	7 657	6.4	.2	X
2220	Garden machinery, equipment, and parts	17	23 328	496	2.1	Z	X
2230	Food-processing machinery, equipment, and parts	24	54 576	3 405	6.2	.1	34.7
2231	New commercial food-processing machinery (slicers, choppers, baking, etc.)	20	41 694	813	2.0	Z	X
2232	New packing, packaging, and bottling equipment	17	31 263	2 591	8.3	.1	X
2300	Hydraulic and pneumatic (fluid-power) pumps, motors, and parts	474	981 543	64 501	6.6	1.5	11.5
2311	Pumps	323	703 414	37 037	5.3	.8	X
2312	Motors	135	329 989	10 590	3.2	.2	X
2313	Parts for pumps and motors	281	475 353	16 872	3.5	.4	X
2320	General-purpose industrial machinery, equipment, and parts	726	1 446 402	166 142	11.5	3.8	17.2
2321	New pumps, compressors (air or gas), and equipment	216	377 773	33 318	8.8	.8	X
2326	New controlling, recording, and indicating instruments and access	456	952 190	78 392	8.2	1.8	X
2327	All other new general-purpose industrial machinery and equipment	283	504 519	53 121	10.5	1.2	X
2328	Used general-purpose industrial machinery and equipment	36	105 656	1 309	1.2	Z	X
2330	Metalworking machinery, equipment, and parts	274	553 921	52 917	9.6	1.2	X
2340	Materials handling machinery, equipment, and parts	481	1 080 320	142 809	13.2	3.3	9.3
2341	New conveying equipment	341	794 713	117 896	14.8	2.7	X
2342	New hoists, cranes, and monorails	245	563 715	20 967	3.7	.5	X
2343	New forklift trucks	36	49 451	3 144	6.4	.1	X
2345	Used materials handling machinery, equipment, and parts	16	16 645	777	4.7	Z	X
2350	Oil well, oil refinery, and pipeline machinery, equipment, and supplies	240	591 646	67 620	11.4	1.5	21.1
2351	New oil refining and pipeline machinery, equipment, and supplies	202	516 319	39 735	7.7	.9	X
2352	New oil field machinery, equipment, and supplies (including drilling bits)	175	456 090	25 403	5.6	.6	X
2360	Other industrial machinery, equipment, and parts	224	439 896	50 182	11.4	1.1	32.7
2362	New power plant machinery (excluding electrical)	85	220 477	9 477	4.3	.2	X
2363	New printing trades machinery, equipment, and supplies	32	41 078	8 954	21.8	.2	X
2365	New woodworking machinery	36	61 886	4 842	7.8	.1	X
2366	Other new industrial machinery and equipment	132	211 242	26 450	12.5	.6	X
2367	Used industrial machinery and equipment	15	26 731	376	1.4	Z	X

See footnotes at end of table.

Table 2. All Types of Operation by Kind of Business and Commodity Line for Wholesale Trade: 1997—Con.

[Includes only establishments with payroll. For meaning of abbreviations and symbols, see introductory text. For explanation of terms, see Appendix A]

NAICS code and CL code	Kind of business and commodity line	Establishments handling commodity line		Commodity line sales			Sales coverage percent
		Number	Total sales (\$1,000)	Amount ¹ (\$1,000)	As percent of total sales of—		
					Establishments handling line	Establishments in NAICS industry ¹	
4218401	General-line industrial supplies whse—Con.						
2370	Mechanical power transmission supplies	883	1 691 095	336 875	19.9	7.7	40.9
2371	Bearings and bushings	745	1 380 913	152 514	11.0	3.5	X
2372	Other mechanical power transmission supplies	647	1 240 171	184 354	14.9	4.2	X
2380	Industrial valves and fittings (except fluid-power)	1 207	2 415 218	553 335	22.9	12.7	X
2390	Hydraulic and pneumatic (fluid-power) valves	876	1 810 649	180 767	10.0	4.1	47.0
2391	Hydraulic valves	621	1 348 273	92 642	6.9	2.1	X
2392	Pneumatic valves	739	1 411 225	88 105	6.2	2.0	X
2400	Hydraulic and pneumatic cylinders and rotary actuators	621	1 196 000	94 133	7.9	2.2	46.4
2411	Hydraulic cylinders and rotary actuators	401	717 286	29 670	4.1	.7	X
2412	Pneumatic cylinders and rotary actuators	465	958 358	64 457	6.7	1.5	X
2420	Hydraulic and pneumatic connectors and assemblies	1 079	1 747 375	308 825	17.7	7.1	45.5
2421	Hydraulic and pneumatic connectors	943	1 601 179	171 240	10.7	3.9	X
2422	Hydraulic and pneumatic assemblies	741	1 136 994	137 570	12.1	3.2	X
2430	Fluid-power filters, components, accessories, and parts	849	1 695 402	156 538	9.2	3.6	46.3
2431	Filters	587	1 229 689	84 733	6.9	1.9	X
2432	Other fluid-power components, accessories, and parts, n.e.c.	597	1 166 604	71 796	6.2	1.6	X
2440	Welding supplies (excluding gases)	347	636 778	125 958	19.8	2.9	X
2450	Industrial containers and supplies	592	1 390 495	263 940	19.0	6.0	27.1
2451	New and reconditioned drums and barrels	126	335 306	17 934	5.3	.4	X
2452	Bottles and bottlers' supplies	80	102 111	8 628	8.5	.2	X
2454	Other industrial containers and supplies	444	1 024 274	237 378	23.2	5.4	X
2460	Other industrial supplies	1 550	3 092 509	731 676	23.7	16.8	36.4
2461	Printing and duplicating inks	67	70 607	8 488	12.0	.2	X
2462	Abrasives and abrasive materials	683	1 132 923	95 968	8.5	2.2	X
2463	Nylon, polyester, and synthetic rubber	261	532 025	68 778	12.9	1.6	X
2464	Mechanical rubber goods	690	1 187 662	148 830	12.5	3.4	X
2465	Strapping and tape	550	1 072 716	75 568	7.0	1.7	X
2466	Industrial supplies, n.e.c.	968	1 768 325	334 042	18.9	7.6	X
2520	Custodial (janitors') equipment and supplies	24	104 349	12 396	11.9	.3	X
2600	Aircraft and aeronautical equipment and supplies	12	9 595	2 872	29.9	.1	X
2620	Marine machinery, equipment, and supplies	45	82 203	6 672	8.1	.2	X
3300	Stationery, office supplies and greeting cards	32	80 746	7 610	9.4	.2	47.7
3311	Business forms	25	11 744	2 401	20.4	.1	X
3313	Inked ribbons, carbon paper, pens and pencils	17	11 500	763	6.6	.2	X
3314	Toner and cartridges	17	11 500	763	6.6	.2	X
3316	Other stationery supplies (envelopes, ruled forms, and binder paper)	24	40 564	2 850	7.0	.1	X
3400	Industrial and personal services paper and plastics	181	470 687	73 561	15.6	1.7	23.9
3411	Paperboard and boxboard boxes	144	415 608	24 085	5.8	.6	X
3412	Paper dishes, cups, and napkins	38	261 901	5 720	2.2	.1	X
3413	Industrial paper (wrapping, bags, cartons, etc.)	163	460 085	24 516	5.3	.6	X
3414	Disposable plastic boxes, containers, cups, dishes, and supplies	62	270 112	4 073	1.5	.1	X
3415	Other industrial and personal service paper	33	188 118	15 163	8.1	.3	X
3500	Drugs, pharmaceuticals, cosmetics, and toiletries	10	10 572	625	5.9	.2	X
5300	Plastics materials and basic shapes	211	522 492	50 118	9.6	1.1	.7
5311	Plastic pipes, rods, tubes, and shapes	211	522 492	21 194	4.1	.5	X
5313	Plastics raw materials	198	450 132	28 924	6.4	.7	X
5320	Industrial gases (welding, etc.)	142	230 083	50 957	22.1	1.2	X
5330	Chemicals and allied products (excluding agricultural, plastics, gases, and petroleum)	263	538 403	42 183	7.8	1.0	5.1
5331	Gases, compressed and liquified, except L.P.	203	454 687	36 535	8.0	.8	X
5342	Adhesives, sealants, and glues	28	32 589	1 986	6.1	.2	X
5344	Other chemicals and allied products	27	38 375	1 673	4.4	.2	X
5400	Petroleum products	6	9 516	1 022	10.7	.2	47.7
5418	Lubricating oil and greases	6	9 516	1 022	10.7	.2	X
6000	Paint, paint supplies, and wallpaper	242	506 935	22 171	4.4	.5	X
9700	Service receipts and labor charges (including installed parts)	387	826 894	53 839	6.5	1.2	40.5
9701	Labor charges for repair work	317	692 524	28 908	4.2	.7	X
9702	Parts installed in repair work	208	477 931	14 847	3.1	.3	X
9703	Other service receipts and labor charges—Specify	79	169 364	10 077	6.0	.2	X
9740	Receipts for installing equipment	12	8 389	684	8.2	.2	X
9750	Reconditioning of drums or barrels	8	9 135	499	5.5	.2	X
9810	Miscellaneous commodities	191	275 630	39 361	14.3	.9	X
9940	Rental and leasing receipts	135	276 263	13 375	4.8	.3	X
4218402	Mechanical power transmission supplies whse	2 917	X	13 895 428	X	100.0	59.7
0200	New and rebuilt automotive parts and supplies	26	100 147	21 734	21.7	.2	12.4
0211	Batteries	7	21 465	149	.7	.1	X
0213	Electrical engine parts (including ignition parts)	7	21 465	1 727	8.0	.2	X
0214	Brake parts (including fluid and all disk and drum parts)	7	21 465	1 876	8.7	.2	X
0217	Hoses, belts, gaskets, and wiper blades	15	36 091	3 932	10.9	.2	X
0218	Filters (oil, air, gas, and transmission)	22	91 301	11 112	12.2	.1	X
0219	Engine parts, except electrical	7	21 465	1 090	5.1	.2	X
0222	Suspension parts (shocks, struts, balljoints, etc.)	7	21 465	465	2.2	.2	X
0900	Office equipment	7	22 819	1 203	5.3	.2	X
1120	Flat iron and steel products	26	99 391	7 563	7.6	.1	X
1140	Iron and steel wire and wire products	24	142 228	6 461	4.5	.2	X
1150	Iron and steel pipe and tubing	19	670 151	14 327	2.1	.1	X
1160	Other iron and steel products	21	683 356	21 053	3.1	.2	X
1400	Electrical apparatus and equipment	538	1 689 261	177 570	10.5	1.3	.7
1413	Motors and generators (including motor-generator sets)	525	1 624 228	164 728	10.1	1.2	X

See footnotes at end of table.

Table 2. All Types of Operation by Kind of Business and Commodity Line for Wholesale Trade: 1997—Con.

[Includes only establishments with payroll. For meaning of abbreviations and symbols, see introductory text. For explanation of terms, see Appendix A]

NAICS code and CL code	Kind of business and commodity line	Establishments handling commodity line		Commodity line sales			Sales coverage percent
		Number	Total sales (\$1,000)	Amount ¹ (\$1,000)	As percent of total sales of—		
					Establishments handling line	Establishments in NAICS industry ¹	
4218402	Mechanical power transmission supplies whole—Con.						
1600	Electronic parts and equipment, except communication	280	866 024	59 576	6.9	.4	.9
1616	Electronic connectors and other passive electronic parts	11	56 162	5 531	9.8	Z	X
1618	Electronic parts and equipment, n.e.c.	11	56 162	3 688	6.6	Z	X
1700	Hardware	82	207 758	21 465	10.3	.2	X
1800	Plumbing and heating equipment and supplies (hydronics)	6	25 119	1 330	5.3	Z	X
1900	Warm air heating and air-conditioning equipment and supplies	11	53 779	2 997	5.6	Z	X
2100	Construction and mining machinery and equipment (including parts and attachments)	57	163 613	21 501	13.1	.2	X
2200	Farm machinery, equipment, and parts	72	216 143	23 024	10.7	.2	X
2220	Garden machinery, equipment, and parts	15	21 893	281	1.3	Z	X
2300	Hydraulic and pneumatic (fluid-power) pumps, motors, and parts	251	705 270	26 390	3.7	.2	1.0
2311	Pumps	248	693 297	10 380	1.5	.1	X
2312	Motors	124	206 758	13 386	6.5	.1	X
2313	Parts for pumps and motors	125	152 500	680	.4	Z	X
2320	General-purpose industrial machinery, equipment, and parts	249	761 176	95 216	12.5	.7	13.5
2321	New pumps, compressors (air or gas), and equipment	50	134 805	2 654	2.0	Z	X
2323	New diesel engines (excluding automotive)	10	335 399	67 845	20.2	.5	X
2326	New controlling, recording, and indicating instruments and access	93	234 878	7 767	3.3	.1	X
2327	All other new general-purpose industrial machinery and equipment	128	144 976	15 075	10.4	.1	X
2328	Used general-purpose industrial machinery and equipment	14	30 452	1 875	6.2	Z	X
2330	Metalworking machinery, equipment, and parts	43	173 693	16 474	9.5	.1	X
2340	Materials handling machinery, equipment, and parts	479	1 295 207	155 014	12.0	1.1	7.8
2341	New conveying equipment	479	1 295 207	151 461	11.7	1.1	X
2342	New hoists, cranes, and monorails	54	143 594	1 331	.9	Z	X
2345	Used materials handling machinery, equipment, and parts	29	25 209	2 222	8.8	Z	X
2350	Oil well, oil refinery, and pipeline machinery, equipment, and supplies	104	260 004	13 799	5.3	.1	X
2360	Other industrial machinery, equipment, and parts	11	52 859	9 502	18.0	.1	15.8
2364	New textile and sewing machinery and equipment	9	43 987	7 849	17.8	.1	X
2367	Used industrial machinery and equipment	9	43 987	826	1.9	Z	X
2370	Mechanical power transmission supplies	2 917	13 895 428	12 178 627	87.6	87.6	56.1
2371	Bearings and bushings	2 620	12 524 963	7 473 514	59.7	53.8	X
2372	Other mechanical power transmission supplies	2 491	9 770 570	4 705 104	48.2	33.9	X
2380	Industrial valves and fittings (except fluid-power)	149	392 074	20 609	5.3	.1	X
2390	Hydraulic and pneumatic (fluid-power) valves	293	853 166	41 566	4.9	.3	57.2
2391	Hydraulic valves	183	512 187	21 498	4.2	.2	X
2392	Pneumatic valves	246	666 469	20 051	3.0	.1	X
2400	Hydraulic and pneumatic cylinders and rotary actuators	251	675 849	19 455	2.9	.1	57.6
2411	Hydraulic cylinders and rotary actuators	218	578 267	14 565	2.5	.1	X
2412	Pneumatic cylinders and rotary actuators	86	200 847	4 887	2.4	Z	X
2420	Hydraulic and pneumatic connectors and assemblies	387	1 130 186	107 942	9.6	.8	56.5
2421	Hydraulic and pneumatic connectors	304	913 525	61 333	6.7	.4	X
2422	Hydraulic and pneumatic assemblies	274	705 529	46 595	6.6	.3	X
2430	Fluid-power filters, components, accessories, and parts	521	1 743 902	111 036	6.4	.8	58.4
2431	Filters	303	807 306	14 047	1.7	.1	X
2432	Other fluid-power components, accessories, and parts, n.e.c.	327	1 212 012	96 988	8.0	.7	X
2440	Welding supplies (excluding gases)	88	299 157	33 488	11.2	.2	X
2450	Industrial containers and supplies	11	35 401	3 810	10.8	Z	59.7
2451	New and reconditioned drums and barrels	6	19 637	3 345	17.0	Z	X
2460	Other industrial supplies	667	2 217 627	242 100	10.9	1.7	58.5
2462	Abrasives and abrasive materials	50	107 561	4 817	4.5	Z	X
2463	Nylon, polyester, and synthetic rubber	141	361 705	19 245	5.3	.1	X
2464	Mechanical rubber goods	323	878 146	66 527	7.6	.5	X
2465	Strapping and tape	17	40 688	1 129	2.8	Z	X
2466	Industrial supplies, n.e.c.	434	1 575 124	150 043	9.5	1.1	X
2620	Marine machinery, equipment, and supplies	22	55 687	7 919	14.2	.1	X
3400	Industrial and personal services paper and plastics	7	7 822	179	2.3	Z	X
5300	Plastics materials and basic shapes	32	87 424	1 610	1.8	Z	X
5330	Chemicals and allied products (excluding agricultural, plastics, gases, and petroleum)	25	94 765	4 156	4.4	Z	X
6000	Paint, paint supplies, and wallpaper	40	121 885	3 066	2.5	Z	X
9700	Service receipts and labor charges (including installed parts)	214	884 904	79 295	9.0	.6	56.5
9701	Labor charges for repair work	181	814 139	50 451	6.2	.4	X
9702	Parts installed in repair work	91	371 866	24 784	6.7	.2	X
9703	Other service receipts and labor charges—Specify	50	126 087	4 056	3.2	Z	X
9810	Miscellaneous commodities	129	495 540	42 645	8.6	.3	X
9940	Rental and leasing receipts	10	17 902	298	1.7	Z	X
4218403	Welding supplies whole	2 141	X	4 750 926	X	100.0	77.9
0200	New and rebuilt automotive parts and supplies	9	16 741	1 291	7.7	Z	X
1000	Medical, hospital, and surgical supplies	122	441 688	32 431	7.3	.7	X
1120	Flat iron and steel products	24	17 511	1 262	7.2	Z	X
1140	Iron and steel wire and wire products	35	123 882	13 950	11.3	.3	X
1150	Iron and steel pipe and tubing	7	11 919	487	4.1	Z	X
1400	Electrical apparatus and equipment	36	69 223	8 179	11.8	.2	X
1700	Hardware	51	90 789	6 434	7.1	.1	X
2100	Construction and mining machinery and equipment (including parts and attachments)	19	38 307	4 557	11.9	.1	X
2320	General-purpose industrial machinery, equipment, and parts	80	199 079	17 240	8.7	.4	X
2330	Metalworking machinery, equipment, and parts	118	243 901	19 455	8.0	.4	X

See footnotes at end of table.

Table 2. All Types of Operation by Kind of Business and Commodity Line for Wholesale Trade: 1997—Con.

[Includes only establishments with payroll. For meaning of abbreviations and symbols, see introductory text. For explanation of terms, see Appendix A]

NAICS code and CL code	Kind of business and commodity line	Establishments handling commodity line		Commodity line sales			Sales coverage percent
		Number	Total sales (\$1,000)	Amount ¹ (\$1,000)	As percent of total sales of—		
					Establishments handling line	Establishments in NAICS industry ¹	
4218403	Welding supplies whsle—Con.						
2380	Industrial valves and fittings (except fluid-power)	35	140 571	7 347	5.2	.2	X
2420	Hydraulic and pneumatic connectors and assemblies	7	3 727	205	5.5	Z	X
2440	Welding supplies (excluding gases)	2 141	4 750 926	3 199 333	67.3	67.3	X
2450	Industrial containers and supplies	82	297 479	16 097	5.4	.3	X
2460	Other industrial supplies	304	767 633	88 604	11.5	1.9	X
3500	Drugs, pharmaceuticals, cosmetics, and toiletries	6	5 529	263	4.8	Z	X
5300	Plastics materials and basic shapes	8	6 501	2 019	31.1	Z	X
5320	Industrial gases (welding, etc.)	1 731	3 510 498	946 623	27.0	19.9	X
5330	Chemicals and allied products (excluding agricultural, plastics, gases, and petroleum)	84	165 293	33 909	20.5	.7	X
5420	Liquefied petroleum gases (excluding natural gas)	33	62 101	6 073	9.8	.1	X
6000	Paint, paint supplies, and wallpaper	41	70 874	3 196	4.5	Z	X
9700	Service receipts and labor charges (including installed parts)	709	1 410 330	52 483	3.7	1.1	X
9810	Miscellaneous commodities	243	574 977	37 838	6.6	.8	X
9940	Rental and leasing receipts	1 001	2 248 295	245 073	10.9	5.2	X
4218404	Industrial containers & supplies whsle	1 763	X	9 931 630	X	100.0	64.2
0960	Restaurant and hotel equipment and supplies	11	17 460	3 535	20.2	Z	X
0970	Store machines and equipment	15	44 483	4 419	9.9	Z	39.1
0972	Other store machines and equipment	11	24 000	4 207	17.5	Z	X
1000	Medical, hospital, and surgical supplies	21	222 796	19 194	8.6	.2	X
1120	Flat iron and steel products	6	25 553	4 962	19.4	.1	X
1140	Iron and steel wire and wire products	11	43 204	5 429	12.6	.1	X
1150	Iron and steel pipe and tubing	7	134 222	4 569	3.4	Z	X
1400	Electrical apparatus and equipment	13	30 243	2 584	8.5	Z	X
1700	Hardware	38	271 984	40 158	14.8	.4	13.4
1711	Hand tools (including power driven)	19	29 921	533	1.8	Z	X
1712	Bolts, nuts, rivets, and fasteners	28	259 248	39 625	15.3	.4	X
1800	Plumbing and heating equipment and supplies (hydronics)	7	21 549	2 456	11.4	Z	X
2100	Construction and mining machinery and equipment (including parts and attachments)	6	10 040	1 501	15.0	Z	X
2200	Farm machinery, equipment, and parts	8	133 213	5 260	3.9	.1	X
2220	Garden machinery, equipment, and parts	9	19 475	4 882	25.1	Z	X
2230	Food-processing machinery, equipment, and parts	12	40 411	5 631	13.9	.1	63.1
2232	New packing, packaging, and bottling equipment	10	18 606	3 234	17.4	Z	X
2320	General-purpose industrial machinery, equipment, and parts	41	140 565	22 351	15.9	.2	17.2
2327	All other new general-purpose industrial machinery and equipment	29	114 537	17 074	14.9	.2	X
2330	Metalworking machinery, equipment, and parts	13	51 201	5 420	10.6	.1	X
2340	Materials handling machinery, equipment, and parts	43	166 794	21 876	13.1	.2	6.4
2341	New conveying equipment	37	125 536	10 589	8.4	.1	X
2342	New hoists, cranes, and monorails	27	72 443	2 014	2.8	Z	X
2345	Used materials handling machinery, equipment, and parts	11	42 667	1 785	4.2	Z	X
2360	Other industrial machinery, equipment, and parts	9	8 716	1 593	18.3	Z	25.1
2366	Other new industrial machinery and equipment	8	8 206	1 365	16.6	Z	X
2380	Industrial valves and fittings (except fluid-power)	26	163 683	8 299	5.1	.1	X
2390	Hydraulic and pneumatic (fluid-power) valves	6	126 826	3 029	2.4	Z	X
2430	Fluid-power filters, components, accessories, and parts	12	155 649	8 687	5.6	.1	62.2
2431	Filters	12	155 649	7 119	4.6	.1	X
2440	Welding supplies (excluding gases)	10	139 623	3 634	2.6	Z	X
2450	Industrial containers and supplies	1 763	9 931 630	9 378 459	94.4	94.4	41.1
2451	New and reconditioned drums and barrels	405	1 063 584	613 599	57.7	6.2	X
2452	Bottles and bottlers' supplies	447	5 666 611	5 160 033	91.1	52.0	X
2454	Other industrial containers and supplies	1 224	4 778 302	3 604 826	75.4	36.3	X
2460	Other industrial supplies	133	577 379	85 230	14.8	.9	47.3
2462	Abrasives and abrasive materials	7	13 176	195	1.5	Z	X
2463	Nylon, polyester, and synthetic rubber	6	76 157	6 670	8.8	.1	X
2465	Strapping and tape	113	463 664	28 465	6.1	.3	X
2466	Industrial supplies, n.e.c.	50	305 061	42 775	14.0	.4	X
2520	Custodial (janitors') equipment and supplies	12	84 165	3 679	4.4	Z	8.7
2523	Custodial supplies	12	84 165	3 679	4.4	Z	X
3300	Stationery, office supplies and greeting cards	10	17 234	2 729	15.8	Z	X
3400	Industrial and personal services paper and plastics	104	491 713	96 154	19.6	1.0	32.2
3411	Paperboard and boxboard boxes	77	257 724	26 621	10.3	.3	X
3412	Paper dishes, cups, and napkins	17	41 200	425	1.0	Z	X
3413	Industrial paper (wrapping, bags, cartons, etc.)	60	219 683	31 625	14.4	.3	X
3414	Disposable plastic boxes, containers, cups, dishes, and supplies	14	139 211	36 375	26.1	.4	X
3415	Other industrial and personal service paper	27	54 572	1 104	2.0	Z	X
5300	Plastics materials and basic shapes	54	213 626	18 696	8.8	.2	9.6
5313	Plastics raw materials	10	69 347	6 555	9.5	.1	X
5314	Other plastics materials and basic shapes	41	96 832	10 240	10.6	.1	X
5320	Industrial gases (welding, etc.)	6	7 382	1 320	17.9	Z	X
5330	Chemicals and allied products (excluding agricultural, plastics, gases, and petroleum)	37	306 550	22 348	7.3	.2	4.5
5335	Detergents and soaps	7	4 758	473	9.9	Z	X
5342	Adhesives, sealants, and glues	20	131 691	2 126	1.6	Z	X
5344	Other chemicals and allied products	19	275 312	19 749	7.2	.2	X
5700	Wines and distilled alcoholic beverages	7	10 636	104	1.0	Z	X
5800	Farm supplies	15	65 306	20 930	32.0	.2	43.7
5817	Seeds and bulbs	9	21 010	5 985	28.5	.1	X

See footnotes at end of table.

Table 2. All Types of Operation by Kind of Business and Commodity Line for Wholesale Trade: 1997—Con.

[Includes only establishments with payroll. For meaning of abbreviations and symbols, see introductory text. For explanation of terms, see Appendix A]

NAICS code and CL code	Kind of business and commodity line	Establishments handling commodity line		Commodity line sales			Sales coverage percent
		Number	Total sales (\$1,000)	Amount ¹ (\$1,000)	As percent of total sales of—		
					Establishments handling line	Establishments in NAICS industry ¹	
4218404	Industrial containers & supplies whse—Con.						
9700	Service receipts and labor charges (including installed parts)	71	270 454	17 202	6.4	.2	51.8
9701	Labor charges for repair work	48	136 545	5 076	3.7	.1	X
9702	Parts installed in repair work	31	95 952	3 717	3.9	Z	X
9703	Other service receipts and labor charges—Specify	37	175 735	8 407	4.8	.1	X
9740	Receipts for installing equipment	6	5 936	239	4.0	Z	X
9750	Reconditioning of drums or barrels	37	67 505	23 767	35.2	.2	X
9810	Miscellaneous commodities	47	169 855	15 705	9.2	.2	X
9940	Rental and leasing receipts	23	95 256	15 429	16.2	.2	X
4218405	Industrial valves & fittings (except fluid-power) whse	1 552	X	6 805 404	X	100.0	79.5
1100	Iron and steel products (semifinished)	6	29 847	3 676	12.3	.1	X
1120	Flat iron and steel products	46	103 275	5 756	5.6	.1	X
1150	Iron and steel pipe and tubing	265	1 259 427	266 297	21.1	3.9	X
1160	Other iron and steel products	18	34 926	1 160	3.3	Z	X
1180	Stainless steel	21	237 959	64 562	27.1	.9	X
1200	Copper and brass	6	35 636	2 631	7.4	Z	X
1400	Electrical apparatus and equipment	90	503 087	63 215	12.6	.9	X
1600	Electronic parts and equipment, except communication	44	252 937	32 419	12.8	.5	X
1700	Hardware	44	215 487	11 789	5.5	.2	X
1800	Plumbing and heating equipment and supplies (hydronics)	160	700 507	107 069	15.3	1.6	X
1900	Warm air heating and air-conditioning equipment and supplies	31	95 475	15 510	16.2	.2	X
2100	Construction and mining machinery and equipment (including parts and attachments)	9	48 055	6 556	13.6	.1	X
2300	Hydraulic and pneumatic (fluid-power) pumps, motors, and parts	53	248 484	24 079	9.7	.4	X
2320	General-purpose industrial machinery, equipment, and parts	110	572 171	89 887	15.7	1.3	X
2330	Metalworking machinery, equipment, and parts	7	34 466	7 500	21.8	.1	X
2340	Materials handling machinery, equipment, and parts	17	46 987	1 741	3.7	Z	X
2350	Oil well, oil refinery, and pipeline machinery, equipment, and supplies	84	399 338	45 543	11.4	.7	X
2360	Other industrial machinery, equipment, and parts	34	85 065	15 029	17.7	.2	X
2370	Mechanical power transmission supplies	19	36 087	3 117	8.6	Z	X
2380	Industrial valves and fittings (except fluid-power)	1 552	6 805 404	5 568 627	81.8	81.8	X
2390	Hydraulic and pneumatic (fluid-power) valves	169	678 976	75 396	11.1	1.1	X
2400	Hydraulic and pneumatic cylinders and rotary actuators	147	641 169	80 499	12.6	1.2	X
2420	Hydraulic and pneumatic connectors and assemblies	72	273 962	24 224	8.8	.4	X
2430	Fluid-power filters, components, accessories, and parts	79	300 551	16 892	5.6	.2	X
2440	Welding supplies (excluding gases)	21	89 360	4 343	4.9	.1	X
2450	Industrial containers and supplies	14	109 889	10 752	9.8	.2	X
2460	Other industrial supplies	125	484 817	51 990	10.7	.8	X
2620	Marine machinery, equipment, and supplies	8	46 424	6 443	13.9	.1	X
5300	Plastics materials and basic shapes	32	139 148	21 668	15.6	.3	X
5330	Chemicals and allied products (excluding agricultural, plastics, gases, and petroleum)	12	104 501	11 993	11.5	.2	X
6000	Paint, paint supplies, and wallpaper	16	76 128	4 583	6.0	.1	X
9700	Service receipts and labor charges (including installed parts)	86	522 024	54 830	10.5	.8	X
9810	Miscellaneous commodities	110	435 152	86 647	19.9	1.3	X
9940	Rental and leasing receipts	6	17 108	782	4.6	Z	X
4218406	Other industrial supplies whse	4 506	X	25 110 642	X	100.0	44.6
0200	New and rebuilt automotive parts and supplies	35	334 080	35 794	10.7	.1	19.8
0211	Batteries	15	71 417	1 499	2.1	Z	X
0212	Engines (complete)	15	71 417	372	.5	Z	X
0213	Electrical engine parts (including ignition parts)	31	80 495	1 551	1.9	Z	X
0214	Brake parts (including fluid and all disk and drum parts)	31	80 495	1 913	2.4	Z	X
0215	Exhaust system parts	31	80 495	804	1.0	Z	X
0217	Hoses, belts, gaskets, and wiper blades	15	71 417	372	.5	Z	X
0218	Filters (oil, air, gas, and transmission)	15	71 417	1 873	2.6	Z	X
0219	Engine parts, except electrical	34	334 042	24 242	7.3	.1	X
0221	Body parts and repair materials	15	71 417	747	1.0	Z	X
0222	Suspension parts (shocks, struts, balljoints, etc.)	31	80 495	1 639	2.0	Z	X
0223	Parts, n.e.c.	15	71 417	747	1.0	Z	X
0530	Flooring and floor coverings	6	5 897	433	7.3	Z	21.9
0531	Soft-surface (textile) floor coverings and accessories (including rugs, carpets, and pads)	6	5 897	433	7.3	Z	X
0740	Other construction materials	6	44 918	1 170	2.6	Z	X
0900	Office equipment	27	45 582	2 636	5.8	Z	.7
0913	Copying machines and equipment	27	45 582	2 636	5.8	Z	X
0970	Store machines and equipment	12	8 467	1 053	12.4	Z	X
1000	Medical, hospital, and surgical supplies	46	161 788	27 368	16.9	.1	31.1
1013	Other surgical, medical, and hospital supplies	46	161 788	27 368	16.9	.1	X
1120	Flat iron and steel products	103	292 469	22 585	7.7	.1	10.9
1129	Other flat iron and steel products	97	254 030	11 875	4.7	Z	X
1140	Iron and steel wire and wire products	117	283 738	31 955	11.3	.1	13.9
1141	Wire (plain, coated, barbed, and twisted)	96	202 430	7 793	3.9	Z	X
1143	Wire rope, strand, strapping, reinforcement mesh, and bale ties	113	251 872	21 527	8.5	.1	X
1150	Iron and steel pipe and tubing	68	222 064	8 034	3.6	Z	X
1220	Aluminum shapes, forms, etc.	12	18 830	3 865	20.5	Z	2.5
1221	Plates (.250 inch and over)	8	3 121	444	14.2	Z	X
1400	Electrical apparatus and equipment	119	380 328	35 407	9.3	.1	.6
1415	Electric bulbs (all types)	111	280 674	21 914	7.8	.1	X
1600	Electronic parts and equipment, except communication	53	188 097	11 126	5.9	Z	1.8
1615	Discrete semiconductors, etc.	24	114 285	8 269	7.2	Z	X
1618	Electronic parts and equipment, n.e.c.	23	54 519	1 042	1.9	Z	X

See footnotes at end of table.

Table 2. All Types of Operation by Kind of Business and Commodity Line for Wholesale Trade: 1997—Con.

[Includes only establishments with payroll. For meaning of abbreviations and symbols, see introductory text. For explanation of terms, see Appendix A]

NAICS code and CL code	Kind of business and commodity line	Establishments handling commodity line		Commodity line sales			Sales coverage percent
		Number	Total sales (\$1,000)	Amount ¹ (\$1,000)	As percent of total sales of—		
					Establishments handling line	Establishments in NAICS industry ¹	
4218406	Other industrial supplies whsle—Con.						
1700	Hardware	411	1 255 729	179 565	14.3	.7	2.9
1711	Hand tools (including power driven)	241	693 064	110 604	16.0	.4	X
1712	Bolts, nuts, rivets, and fasteners	231	445 197	47 070	10.6	.2	X
1713	Cutlery	68	68 933	1 719	2.5	Z	X
1800	Plumbing and heating equipment and supplies (hydronics)	66	143 308	12 069	8.4	Z	7.4
1811	Plastic pipe fittings and valves (excluding pipe and tubing)	45	43 557	1 224	2.8	Z	X
1812	Metal pipe fittings and valves (excluding pipe and tubing)	42	119 772	9 860	8.2	Z	X
1813	Plumbing fixtures	24	23 536	835	3.5	Z	X
1818	Other plumbing and heating equipment and supplies	21	20 013	139	.7	Z	X
1900	Warm air heating and air-conditioning equipment and supplies	13	56 845	3 378	5.9	Z	X
2100	Construction and mining machinery and equipment (including parts and attachments)	126	340 091	71 053	20.9	.3	10.4
2116	New mining machinery	11	114 921	8 273	7.2	Z	X
2117	Other new construction and mining, logging, and road maintenance machinery, equipment, and parts	116	276 113	62 780	22.7	.3	X
2200	Farm machinery, equipment, and parts	42	60 410	8 889	14.7	Z	X
2300	Hydraulic and pneumatic (fluid-power) pumps, motors, and parts	98	262 982	12 686	4.8	.1	2.5
2311	Pumps	75	159 795	4 626	2.9	Z	X
2313	Parts for pumps and motors	61	169 837	7 312	4.3	Z	X
2320	General-purpose industrial machinery, equipment, and parts	511	3 243 773	449 146	13.8	1.8	.9
2321	New pumps, compressors (air or gas), and equipment	225	661 259	19 948	3.0	.1	X
2326	New controlling, recording, and indicating instruments and access	170	347 664	10 702	3.1	Z	X
2327	All other new general-purpose industrial machinery and equipment	414	1 412 253	124 152	8.8	.5	X
2328	Used general-purpose industrial machinery and equipment	55	424 613	7 753	1.8	Z	X
2330	Metalworking machinery, equipment, and parts	296	1 115 365	118 581	10.6	.5	X
2340	Materials handling machinery, equipment, and parts	456	1 744 991	110 043	6.3	.4	1.1
2341	New conveying equipment	205	670 461	24 299	3.6	.1	X
2342	New hoists, cranes, and monorails	296	952 847	65 483	6.9	.3	X
2350	Oil well, oil refinery, and pipeline machinery, equipment, and supplies	32	159 033	28 638	18.0	.1	X
2360	Other industrial machinery, equipment, and parts	70	377 039	41 137	10.9	.2	21.7
2363	New printing trades machinery, equipment, and supplies	20	48 760	7 421	15.2	Z	X
2364	New textile and sewing machinery and equipment	8	17 487	2 580	14.8	Z	X
2366	Other new industrial machinery and equipment	33	83 880	10 249	12.2	Z	X
2367	Used industrial machinery and equipment	6	9 034	405	4.5	Z	X
2370	Mechanical power transmission supplies	313	995 189	99 094	10.0	.4	41.6
2371	Bearings and bushings	157	481 592	22 197	4.6	.1	X
2372	Other mechanical power transmission supplies	265	875 300	76 893	8.8	.3	X
2380	Industrial valves and fittings (except fluid-power)	289	871 945	67 730	7.8	.3	X
2390	Hydraulic and pneumatic (fluid-power) valves	146	420 808	24 637	5.9	.1	41.8
2391	Hydraulic valves	98	312 161	13 022	4.2	.1	X
2392	Pneumatic valves	94	274 352	11 599	4.2	Z	X
2400	Hydraulic and pneumatic cylinders and rotary actuators	104	354 393	8 255	2.3	Z	41.0
2411	Hydraulic cylinders and rotary actuators	65	280 610	4 645	1.7	Z	X
2412	Pneumatic cylinders and rotary actuators	65	148 467	3 594	2.4	Z	X
2420	Hydraulic and pneumatic connectors and assemblies	320	914 927	102 286	11.2	.4	43.0
2421	Hydraulic and pneumatic connectors	239	661 933	39 849	6.0	.2	X
2422	Hydraulic and pneumatic assemblies	240	623 257	62 435	10.0	.2	X
2430	Fluid-power filters, components, accessories, and parts	194	606 633	37 439	6.2	.1	38.7
2431	Filters	91	262 698	9 121	3.5	Z	X
2432	Other fluid-power components, accessories, and parts, n.e.c.	133	412 196	28 314	6.9	.1	X
2440	Welding supplies (excluding gases)	143	455 396	29 577	6.5	.1	X
2450	Industrial containers and supplies	227	992 331	97 415	9.8	.4	38.8
2451	New and reconditioned drums and barrels	23	72 289	3 912	5.4	Z	X
2452	Bottles and bottlers' supplies	38	241 412	11 683	4.8	Z	X
2454	Other industrial containers and supplies	200	898 060	81 820	9.1	.3	X
2460	Other industrial supplies	4 506	25 110 642	22 277 288	88.7	88.7	38.4
2461	Printing and duplicating inks	359	4 344 537	3 491 522	80.4	13.9	X
2462	Abrasives and abrasive materials	1 500	5 273 070	1 980 411	37.6	7.9	X
2463	Nylon, polyester, and synthetic rubber	551	1 781 447	899 685	50.5	3.6	X
2464	Mechanical rubber goods	782	3 113 704	1 992 004	64.0	7.9	X
2465	Strapping and tape	874	3 488 433	1 317 317	37.8	5.2	X
2466	Industrial supplies, n.e.c.	3 161	16 310 221	12 596 347	77.2	50.2	X
2520	Custodial (janitors') equipment and supplies	10	28 011	1 646	5.9	Z	X
2620	Marine machinery, equipment, and supplies	42	140 888	28 959	20.6	.1	.9
2623	New marine supplies	36	90 174	17 947	19.9	.1	X
2700	Sporting and recreational goods and supplies	6	29 435	4 088	13.9	Z	X
3200	Printing and writing paper	16	80 842	10 957	13.6	Z	33.5
3211	Roll newsprint and rotogravure paper	7	22 033	1 866	8.5	Z	X
3213	Other printing and writing paper	9	58 809	9 091	15.5	Z	X
3300	Stationery, office supplies and greeting cards	16	35 631	10 184	28.6	Z	36.3
3313	Inked ribbons, carbon paper, pens and pencils	9	30 476	9 530	31.3	Z	X
3316	Other stationery supplies (envelopes, ruled forms, and binder paper) ...	7	5 155	442	8.6	Z	X
3400	Industrial and personal services paper and plastics	220	651 075	99 746	15.3	.4	12.7
3411	Paperboard and boxboard boxes	199	570 599	65 468	11.5	.3	X
3412	Paper dishes, cups, and napkins	76	205 976	4 420	2.1	Z	X
3413	Industrial paper (wrapping, bags, cartons, etc.)	106	298 483	13 823	4.6	.1	X
3414	Disposable plastic boxes, containers, cups, dishes, and supplies	83	221 852	6 265	2.8	Z	X
3415	Other industrial and personal service paper	18	93 206	9 768	10.5	Z	X

See footnotes at end of table.

Table 2. All Types of Operation by Kind of Business and Commodity Line for Wholesale Trade: 1997—Con.

[Includes only establishments with payroll. For meaning of abbreviations and symbols, see introductory text. For explanation of terms, see Appendix A]

NAICS code and CL code	Kind of business and commodity line	Establishments handling commodity line		Commodity line sales			Sales coverage percent
		Number	Total sales (\$1,000)	Amount ¹ (\$1,000)	As percent of total sales of—		
					Establishments handling line	Establishments in NAICS industry ¹	
4218406	Other industrial supplies whsle—Con.						
3600	Piece goods, knit and woven	8	294 835	44 375	15.1	.2	X
3700	Notions (buttons, ribbons, lace, sewing accessories, zippers, bindings, etc.)	6	12 303	1 641	13.3	Z	X
4830	Canned foods	10	47 110	17 411	37.0	.1	X
5300	Plastics materials and basic shapes	252	881 067	137 489	15.6	.5	3.8
5311	Plastic pipes, rods, tubes, and shapes	117	479 269	20 158	4.2	.1	X
5313	Plastics raw materials	37	63 047	6 794	10.8	Z	X
5314	Other plastics materials and basic shapes	203	635 189	94 504	14.9	.4	X
5320	Industrial gases (welding, etc.)	12	33 927	2 020	6.0	Z	X
5330	Chemicals and allied products (excluding agricultural, plastics, gases, and petroleum)	274	1 515 371	319 659	21.1	1.3	5.5
5335	Detergents and soaps	73	213 104	11 029	5.2	Z	X
5336	Sanitation chemicals, polishes, and waxes	62	157 920	5 882	3.7	Z	X
5338	Wood chemicals, naval stores, and gum	10	35 859	1 506	4.2	Z	X
5342	Adhesives, sealants, and glues	191	663 673	47 613	7.2	.2	X
5344	Other chemicals and allied products	9	24 901	3 482	14.0	Z	X
5400	Petroleum products	13	34 468	3 702	10.7	Z	.3
5418	Lubricating oil and greases	13	34 468	3 702	10.7	Z	X
6000	Paint, paint supplies, and wallpaper	210	649 136	49 481	7.6	.2	3.6
6011	Architectural coatings (enamels, primers, stains, solvents, and lacquers)	109	544 614	33 300	6.1	.1	X
6013	Special purpose coatings (automotive, refinish, marine, traffic coatings) ..	19	15 809	1 215	7.7	Z	X
6014	Paint supplies	142	291 457	14 311	4.9	.1	X
6150	Nondurable goods, n.e.c.	8	7 604	1 642	21.6	Z	X
9700	Service receipts and labor charges (including installed parts)	410	1 488 938	136 296	9.2	.5	42.0
9701	Labor charges for repair work	332	1 266 516	77 653	6.1	.3	X
9702	Parts installed in repair work	173	633 719	23 303	3.7	.1	X
9703	Other service receipts and labor charges—Specify	88	246 589	35 334	14.3	.1	X
9810	Miscellaneous commodities	192	952 923	205 510	21.6	.8	X
9940	Rental and leasing receipts	69	198 159	11 992	6.1	Z	X
42185	Service establishment equipment & supplies whsle	6 808	X	16 038 492	X	100.0	74.9
0200	New and rebuilt automotive parts and supplies	21	54 630	7 234	13.2	Z	X
0420	Office and business furniture	7	9 782	382	3.9	Z	X
0530	Flooring and floor coverings	50	112 548	5 901	5.2	Z	.8
0531	Soft-surface (textile) floor coverings and accessories (including rugs, carpets, and pads)	40	70 490	3 764	5.3	Z	X
0700	Brick, stone, tile, sand, block, cement, and gravel	8	26 945	919	3.4	Z	66.8
0714	Brick, block, tile, clay/cement sewer pipe, etc.	8	26 945	729	2.7	Z	X
0920	New computer equipment	13	23 811	1 657	7.0	Z	X
0960	Restaurant and hotel equipment and supplies	262	751 083	96 281	12.8	.6	X
0970	Store machines and equipment	15	52 746	4 535	8.6	Z	X
1000	Medical, hospital, and surgical supplies	14	20 002	3 867	19.3	Z	29.2
1011	Surgical and medical instruments and equipment	6	8 352	102	1.2	Z	X
1013	Other surgical, medical, and hospital supplies	14	20 002	3 765	18.8	Z	X
1120	Flat iron and steel products	16	38 205	2 170	5.7	Z	X
1140	Iron and steel wire and wire products	17	26 796	1 725	6.4	Z	X
1150	Iron and steel pipe and tubing	20	36 279	4 123	11.4	Z	1.6
1154	Other steel pipe	18	30 173	3 943	13.1	Z	X
1200	Copper and brass	8	8 022	341	4.3	Z	X
1400	Electrical apparatus and equipment	19	31 360	2 070	6.6	Z	38.9
1415	Electric bulbs (all types)	7	11 398	654	5.7	Z	X
1500	Electrical appliances, household	17	22 778	3 942	17.3	Z	X
1600	Electronic parts and equipment, except communication	72	176 380	13 901	7.9	.1	.2
1618	Electronic parts and equipment, n.e.c.	12	20 681	2 490	12.0	Z	X
1700	Hardware	54	137 163	18 012	13.1	.1	2.4
1712	Bolts, nuts, rivets, and fasteners	21	26 310	8 180	31.1	.1	X
1800	Plumbing and heating equipment and supplies (hydronics)	74	147 305	19 132	13.0	.1	10.5
1811	Plastic pipe fittings and valves (excluding pipe and tubing)	22	24 076	2 258	9.4	Z	X
1812	Metal pipe fittings and valves (excluding pipe and tubing)	44	55 500	7 187	13.0	Z	X
1813	Plumbing fixtures	19	55 508	2 865	5.2	Z	X
2100	Construction and mining machinery and equipment (including parts and attachments)	6	8 488	2 540	29.9	Z	X
2200	Farm machinery, equipment, and parts	9	3 541	210	5.9	Z	X
2300	Hydraulic and pneumatic (fluid-power) pumps, motors, and parts	20	66 301	3 888	5.9	Z	63.2
2311	Pumps	19	54 250	2 470	4.6	Z	X
2312	Motors	14	34 627	345	1.0	Z	X
2313	Parts for pumps and motors	16	57 668	1 050	1.8	Z	X
2320	General-purpose industrial machinery, equipment, and parts	116	226 293	23 209	10.3	.1	14.7
2321	New pumps, compressors (air or gas), and equipment	61	92 102	9 390	10.2	.1	X
2326	New controlling, recording, and indicating instruments and access	36	68 850	1 469	2.1	Z	X
2327	All other new general-purpose industrial machinery and equipment	22	61 997	5 157	8.3	Z	X
2340	Materials handling machinery, equipment, and parts	15	35 014	1 044	3.0	Z	49.6
2342	New hoists, cranes, and monorails	12	27 835	269	1.0	Z	X
2344	New industrial trucks and tractors	12	27 835	269	1.0	Z	X
2345	Used materials handling machinery, equipment, and parts	12	27 835	269	1.0	Z	X
2360	Other industrial machinery, equipment, and parts	15	39 682	6 973	17.6	Z	47.9
2366	Other new industrial machinery and equipment	12	17 076	1 606	9.4	Z	X

See footnotes at end of table.

Table 2. All Types of Operation by Kind of Business and Commodity Line for Wholesale Trade: 1997—Con.

[Includes only establishments with payroll. For meaning of abbreviations and symbols, see introductory text. For explanation of terms, see Appendix A]

NAICS code and CL code	Kind of business and commodity line	Establishments handling commodity line		Commodity line sales			Sales coverage percent
		Number	Total sales (\$1,000)	Amount ¹ (\$1,000)	As percent of total sales of—		
					Establishments handling line	Establishments in NAICS industry ¹	
42185	Service establishment equipment & supplies whsle—Con.						
2380	Industrial valves and fittings (except fluid-power)	6	13 754	2 285	16.6	Z	X
2390	Hydraulic and pneumatic (fluid-power) valves	13	34 295	672	2.0	Z	74.9
2391	Hydraulic valves	13	34 295	326	1.0	Z	X
2392	Pneumatic valves	13	34 295	326	1.0	Z	X
2400	Hydraulic and pneumatic cylinders and rotary actuators	12	27 835	545	2.0	Z	74.9
2411	Hydraulic cylinders and rotary actuators	12	27 835	267	1.0	Z	X
2412	Pneumatic cylinders and rotary actuators	12	27 835	267	1.0	Z	X
2420	Hydraulic and pneumatic connectors and assemblies	15	33 590	837	2.5	Z	74.9
2421	Hydraulic and pneumatic connectors	15	33 590	564	1.7	Z	X
2422	Hydraulic and pneumatic assemblies	12	27 839	271	1.0	Z	X
2430	Fluid-power filters, components, accessories, and parts	16	40 840	1 001	2.5	Z	74.9
2431	Filters	15	35 658	424	1.2	Z	X
2432	Other fluid-power components, accessories, and parts, n.e.c.	13	33 019	575	1.7	Z	X
2440	Welding supplies (excluding gases)	6	11 374	2 040	17.9	Z	X
2450	Industrial containers and supplies	42	69 717	3 500	5.0	Z	5.5
2454	Other industrial containers and supplies	40	63 611	3 140	4.9	Z	X
2460	Other industrial supplies	89	245 094	16 845	6.9	.1	1.0
2466	Industrial supplies, n.e.c.	66	220 078	15 338	7.0	.1	X
2500	Beauty and barber equipment and supplies	1 306	2 435 468	2 370 341	97.3	14.8	69.4
2511	Equipment (furniture, dryers, etc.)	828	1 470 440	368 309	25.0	2.3	X
2512	Supplies (combs, curlers, shampoos, etc.)	1 258	2 151 770	2 002 032	93.0	12.5	X
2520	Custodial (janitors') equipment and supplies	2 414	4 747 556	3 612 156	76.1	22.5	46.8
2521	Custodial equipment—power equipment	1 643	3 079 868	542 097	17.6	3.4	X
2522	Custodial equipment—nonpower equipment	1 198	2 327 388	335 769	14.4	2.1	X
2523	Custodial supplies	2 268	4 311 162	2 722 851	63.2	17.0	X
2530	Laundry and dry-cleaning equipment and supplies	812	4 395 100	2 630 730	59.9	16.4	X
2540	Other service establishment equipment and supplies	2 482	5 108 886	4 751 587	93.0	29.6	54.9
2541	Undertakers' equipment and supplies	618	1 551 240	1 529 201	98.6	9.5	X
2542	Service establishment equipment and supplies, n.e.c.	1 887	3 558 927	3 219 878	90.5	20.1	X
2700	Sporting and recreational goods and supplies	22	62 765	16 265	25.9	.1	42.0
2711	Ammunition, firearms, reloading equipment, archery supplies, shooting aids, and accessories	12	44 555	13 288	29.8	.1	X
2713	Billiards, pool, bowling equipment, and accessories	10	18 210	2 977	16.3	Z	X
3160	Fire extinguishers and fire safety equipment	8	6 378	520	8.2	Z	X
3200	Printing and writing paper	60	128 280	5 138	4.0	Z	34.5
3213	Other printing and writing paper	49	88 809	4 195	4.7	Z	X
3300	Stationery, office supplies and greeting cards	41	77 726	12 958	16.7	.1	70.4
3312	Stationery, photocopy paper, and typing paper	37	73 905	10 263	13.9	.1	X
3316	Other stationery supplies (envelopes, ruled forms, and binder paper)	25	53 132	2 339	4.4	Z	X
3400	Industrial and personal services paper and plastics	519	1 075 719	217 486	20.2	1.4	23.7
3411	Paperboard and boxboard boxes	114	281 829	22 495	8.0	.1	X
3412	Paper dishes, cups, and napkins	354	593 663	38 323	6.5	.2	X
3413	Industrial paper (wrapping, bags, cartons, etc.)	170	415 777	27 741	6.7	.2	X
3414	Disposable plastic boxes, containers, cups, dishes, and supplies	333	570 747	48 547	8.5	.3	X
3415	Other industrial and personal service paper	240	459 871	76 317	16.6	.5	X
3500	Drugs, pharmaceuticals, cosmetics, and toiletries	37	94 624	13 840	14.6	.1	14.0
3513	Cosmetics	15	38 271	7 911	20.7	Z	X
3514	Perfumes	10	15 847	360	2.3	Z	X
3515	Other toiletries and druggists' sundries	8	10 448	1 651	15.8	Z	X
3600	Piece goods, knit and woven	16	65 587	12 182	18.6	.1	28.2
3612	Cotton (including blends)	10	35 715	1 868	5.2	Z	X
3613	Synthetics (excluding synthetic knits)	10	35 715	1 238	3.5	Z	X
3614	Knit fabrics, n.e.c. (including double knit)	10	35 715	5 327	14.9	Z	X
3615	Woolen and worsted piece goods	10	35 715	1 868	5.2	Z	X
4830	Canned foods	6	52 261	3 299	6.3	Z	74.9
4831	Canned and bottled fruits, vegetables, and juices	6	52 261	3 061	5.9	Z	X
4850	Soft drinks and bottled water	7	48 912	6 147	12.6	Z	X
4860	Other grocery specialties	40	2 254 189	356 397	15.8	2.2	13.2
4868	Grocery specialties, n.e.c.	37	2 236 658	352 032	15.7	2.2	X
5300	Plastics materials and basic shapes	63	166 844	32 689	19.6	.2	22.5
5314	Other plastics materials and basic shapes	56	130 011	18 490	14.2	.1	X
5320	Industrial gases (welding, etc.)	8	11 376	1 609	14.1	Z	X
5330	Chemicals and allied products (excluding agricultural, plastics, gases, and petroleum)	925	4 028 236	920 804	22.9	5.7	35.4
5331	Gasses, compressed and liquified, except L.P.	10	52 624	522	1.0	Z	X
5332	Alkalies and chlorine	89	779 869	65 428	8.4	.4	X
5335	Detergents and soaps	614	3 314 741	353 825	10.7	2.2	X
5336	Sanitation chemicals, polishes, and waxes	647	2 971 939	366 024	12.3	2.3	X
5338	Wood chemicals, naval stores, and gum	17	18 530	183	1.0	Z	X
5341	Insecticides, nonagricultural	213	2 435 399	104 637	4.3	.7	X
5344	Other chemicals and allied products	230	459 883	27 100	5.9	.2	X
5400	Petroleum products	10	11 667	2 172	18.6	Z	X
6000	Paint, paint supplies, and wallpaper	10	14 877	1 350	9.1	Z	X
6150	Non-durable goods, n.e.c.	39	1 949 151	346 796	17.8	2.2	X
9700	Service receipts and labor charges (including installed parts)	1 075	2 030 818	255 452	12.6	1.6	64.2
9701	Labor charges for repair work	927	1 757 528	114 535	6.5	.7	X
9702	Parts installed in repair work	726	1 384 429	90 829	6.6	.6	X
9703	Other service receipts and labor charges—Specify	177	313 223	50 067	16.0	.3	X

See footnotes at end of table.

Table 2. All Types of Operation by Kind of Business and Commodity Line for Wholesale Trade: 1997—Con.

[Includes only establishments with payroll. For meaning of abbreviations and symbols, see introductory text. For explanation of terms, see Appendix A]

NAICS code and CL code	Kind of business and commodity line	Establishments handling commodity line		Commodity line sales			Sales coverage percent
		Number	Total sales (\$1,000)	Amount ¹ (\$1,000)	As percent of total sales of—		
					Establishments handling line	Establishments in NAICS industry ¹	
42185	Service establishment equipment & supplies whole—Con.						
9720	Receipts for service contracts	26	63 715	5 917	9.3	Z	X
9740	Receipts for installing equipment	185	415 540	36 426	8.8	.2	X
9810	Miscellaneous commodities	153	1 009 798	114 913	11.4	.7	X
9940	Rental and leasing receipts	189	348 595	21 402	6.1	.1	1.6
9944	Other rental receipts	78	127 199	4 475	3.5		X
9980	Receipts for machine shop job work	9	3 541	34	1.0	Z	X
421850	Service establishment equipment & supplies whole	6 808	X	16 038 492	X	100.0	74.9
0200	New and rebuilt automotive parts and supplies	21	54 630	7 234	13.2	Z	X
0420	Office and business furniture	7	9 782	382	3.9	Z	X
0530	Flooring and floor coverings	50	112 548	5 901	5.2	Z	.8
0531	Soft-surface (textile) floor coverings and accessories (including rugs, carpets, and pads)	40	70 490	3 764	5.3	Z	X
0700	Brick, stone, tile, sand, block, cement, and gravel	8	26 945	919	3.4	Z	66.8
0714	Brick, block, tile, clay/cement sewer pipe, etc.	8	26 945	729	2.7	Z	X
0920	New computer equipment	13	23 811	1 657	7.0	Z	X
0960	Restaurant and hotel equipment and supplies	262	751 083	96 281	12.8	.6	X
0970	Store machines and equipment	15	52 746	4 535	8.6	Z	X
1000	Medical, hospital, and surgical supplies	14	20 002	3 867	19.3	Z	29.2
1011	Surgical and medical instruments and equipment	6	8 352	102	1.2	Z	X
1013	Other surgical, medical, and hospital supplies	14	20 002	3 765	18.8	Z	X
1120	Flat iron and steel products	16	38 205	2 170	5.7	Z	X
1140	Iron and steel wire and wire products	17	26 796	1 725	6.4	Z	X
1150	Iron and steel pipe and tubing	20	36 279	4 123	11.4	Z	1.6
1154	Other steel pipe	18	30 173	3 943	13.1	Z	X
1200	Copper and brass	8	8 022	341	4.3	Z	X
1400	Electrical apparatus and equipment	19	31 360	2 070	6.6	Z	38.9
1415	Electric bulbs (all types)	7	11 398	654	5.7	Z	X
1500	Electrical appliances, household	17	22 778	3 942	17.3	Z	X
1600	Electronic parts and equipment, except communication	72	176 380	13 901	7.9	.1	.2
1618	Electronic parts and equipment, n.e.c.	12	20 681	2 490	12.0	Z	X
1700	Hardware	54	137 163	18 012	13.1	.1	2.4
1712	Bolts, nuts, rivets, and fasteners	21	26 310	8 180	31.1	.1	X
1800	Plumbing and heating equipment and supplies (hydronics)	74	147 305	19 132	13.0	.1	10.5
1811	Plastic pipe fittings and valves (excluding pipe and tubing)	22	24 076	2 258	9.4	Z	X
1812	Metal pipe fittings and valves (excluding pipe and tubing)	44	55 500	7 187	13.0	Z	X
1813	Plumbing fixtures	19	55 508	2 865	5.2	Z	X
2100	Construction and mining machinery and equipment (including parts and attachments)	6	8 488	2 540	29.9	Z	X
2200	Farm machinery, equipment, and parts	9	3 541	210	5.9	Z	X
2300	Hydraulic and pneumatic (fluid-power) pumps, motors, and parts	20	66 301	3 888	5.9	Z	63.2
2311	Pumps	19	54 250	2 470	4.6	Z	X
2312	Motors	14	34 627	345	1.0	Z	X
2313	Parts for pumps and motors	16	57 668	1 050	1.8	Z	X
2320	General-purpose industrial machinery, equipment, and parts	116	226 293	23 209	10.3	.1	14.7
2321	New pumps, compressors (air or gas), and equipment	61	92 102	9 390	10.2	.1	X
2326	New controlling, recording, and indicating instruments and access	36	68 850	1 469	2.1	Z	X
2327	All other new general-purpose industrial machinery and equipment	22	61 997	5 157	8.3	Z	X
2340	Materials handling machinery, equipment, and parts	15	35 014	1 044	3.0	Z	49.6
2342	New hoists, cranes, and monorails	12	27 835	269	1.0	Z	X
2344	New industrial trucks and tractors	12	27 835	269	1.0	Z	X
2345	Used materials handling machinery, equipment, and parts	12	27 835	269	1.0	Z	X
2360	Other industrial machinery, equipment, and parts	15	39 682	6 973	17.6	Z	47.9
2366	Other new industrial machinery and equipment	12	17 076	1 606	9.4	Z	X
2380	Industrial valves and fittings (except fluid-power)	6	13 754	2 285	16.6	Z	X
2390	Hydraulic and pneumatic (fluid-power) valves	13	34 295	672	2.0	Z	74.9
2391	Hydraulic valves	13	34 295	326	1.0	Z	X
2392	Pneumatic valves	13	34 295	326	1.0	Z	X
2400	Hydraulic and pneumatic cylinders and rotary actuators	12	27 835	545	2.0	Z	74.9
2411	Hydraulic cylinders and rotary actuators	12	27 835	267	1.0	Z	X
2412	Pneumatic cylinders and rotary actuators	12	27 835	267	1.0	Z	X
2420	Hydraulic and pneumatic connectors and assemblies	15	33 590	837	2.5	Z	74.9
2421	Hydraulic and pneumatic connectors	15	33 590	564	1.7	Z	X
2422	Hydraulic and pneumatic assemblies	12	27 839	271	1.0	Z	X
2430	Fluid-power filters, components, accessories, and parts	16	40 840	1 001	2.5	Z	74.9
2431	Filters	15	35 658	424	1.2	Z	X
2432	Other fluid-power components, accessories, and parts, n.e.c.	13	33 019	575	1.7	Z	X
2440	Welding supplies (excluding gases)	6	11 374	2 040	17.9	Z	X
2450	Industrial containers and supplies	42	69 717	3 500	5.0	Z	5.5
2454	Other industrial containers and supplies	40	63 611	3 140	4.9	Z	X
2460	Other industrial supplies	89	245 094	16 845	6.9	.1	1.0
2466	Industrial supplies, n.e.c.	66	220 078	15 338	7.0	.1	X
2500	Beauty and barber equipment and supplies	1 306	2 435 468	2 370 341	97.3	14.8	69.4
2511	Equipment (furniture, dryers, etc.)	828	1 470 440	368 309	25.0	2.3	X
2512	Supplies (combs, curlers, shampoos, etc.)	1 258	2 151 770	2 002 032	93.0	12.5	X

See footnotes at end of table.

Table 2. All Types of Operation by Kind of Business and Commodity Line for Wholesale Trade: 1997—Con.

[Includes only establishments with payroll. For meaning of abbreviations and symbols, see introductory text. For explanation of terms, see Appendix A]

NAICS code and CL code	Kind of business and commodity line	Establishments handling commodity line		Commodity line sales			Sales coverage percent
		Number	Total sales (\$1,000)	Amount ¹ (\$1,000)	As percent of total sales of—		
					Establishments handling line	Establishments in NAICS industry ¹	
421850	Service establishment equipment & supplies whsle—Con.						
2520	Custodial (janitors') equipment and supplies	2 414	4 747 556	3 612 156	76.1	22.5	46.8
2521	Custodial equipment—power equipment	1 643	3 079 868	542 097	17.6		X
2522	Custodial equipment—nonpower equipment	1 198	2 327 388	335 769	14.4		X
2523	Custodial supplies	2 268	4 311 162	2 722 851	63.2	17.0	X
2530	Laundry and dry-cleaning equipment and supplies	812	4 395 100	2 630 730	59.9	16.4	X
2540	Other service establishment equipment and supplies	2 482	5 108 886	4 751 587	93.0	29.6	54.9
2541	Undertakers' equipment and supplies	618	1 551 240	1 529 201	98.6	9.5	X
2542	Service establishment equipment and supplies, n.e.c.	1 887	3 558 927	3 219 878	90.5	20.1	X
2700	Sporting and recreational goods and supplies	22	62 765	16 265	25.9	.1	42.0
2711	Ammunition, firearms, reloading equipment, archery supplies, shooting aids, and accessories	12	44 555	13 288	29.8	.1	X
2713	Billiards, pool, bowling equipment, and accessories	10	18 210	2 977	16.3	Z	X
3160	Fire extinguishers and fire safety equipment	8	6 378	520	8.2	Z	X
3200	Printing and writing paper	60	128 280	5 138	4.0	Z	34.5
3213	Other printing and writing paper	49	88 809	4 195	4.7	Z	X
3300	Stationery, office supplies and greeting cards	41	77 726	12 958	16.7	.1	70.4
3312	Stationery, photocopy paper, and typing paper	37	73 905	10 263	13.9	.1	X
3316	Other stationery supplies (envelopes, ruled forms, and binder paper)	25	53 132	2 339	4.4	Z	X
3400	Industrial and personal services paper and plastics	519	1 075 719	217 486	20.2	1.4	23.7
3411	Paperboard and boxboard boxes	114	281 829	22 495	8.0	.1	X
3412	Paper dishes, cups, and napkins	354	593 663	38 323	6.5	.2	X
3413	Industrial paper (wrapping, bags, cartons, etc.)	170	415 777	27 741	6.7	.2	X
3414	Disposable plastic boxes, containers, cups, dishes, and supplies	333	570 747	48 547	8.5	.3	X
3415	Other industrial and personal service paper	240	459 871	76 317	16.6	.5	X
3500	Drugs, pharmaceuticals, cosmetics, and toiletries	37	94 624	13 840	14.6	.1	14.0
3513	Cosmetics	15	38 271	7 911	20.7	Z	X
3514	Perfumes	10	15 847	360	2.3	Z	X
3515	Other toiletries and druggists' sundries	8	10 448	1 651	15.8	Z	X
3600	Piece goods, knit and woven	16	65 587	12 182	18.6	.1	28.2
3612	Cotton (including blends)	10	35 715	1 868	5.2	Z	X
3613	Synthetics (excluding synthetic knits)	10	35 715	1 238	3.5	Z	X
3614	Knit fabrics, n.e.c. (including double knit)	10	35 715	5 327	14.9	Z	X
3615	Woolen and worsted piece goods	10	35 715	1 868	5.2	Z	X
4830	Canned foods	6	52 261	3 299	6.3	Z	74.9
4831	Canned and bottled fruits, vegetables, and juices	6	52 261	3 061	5.9	Z	X
4850	Soft drinks and bottled water	7	48 912	6 147	12.6	Z	X
4860	Other grocery specialties	40	2 254 189	356 397	15.8	2.2	13.2
4868	Grocery specialties, n.e.c.	37	2 236 658	352 032	15.7	2.2	X
5300	Plastics materials and basic shapes	63	166 844	32 689	19.6	.2	22.5
5314	Other plastics materials and basic shapes	56	130 011	18 490	14.2	.1	X
5320	Industrial gases (welding, etc.)	8	11 376	1 609	14.1	Z	X
5330	Chemicals and allied products (excluding agricultural, plastics, gases, and petroleum)	925	4 028 236	920 804	22.9	5.7	35.4
5331	Gases, compressed and liquified, except L.P.	10	52 624	522	1.0	Z	X
5332	Alkalies and chlorine	89	779 869	65 428	8.4	.4	X
5335	Detergents and soaps	614	3 314 741	353 825	10.7	2.2	X
5336	Sanitation chemicals, polishes, and waxes	647	2 971 939	366 024	12.3	2.3	X
5338	Wood chemicals, naval stores, and gum	17	18 530	183	1.0	Z	X
5341	Insecticides, nonagricultural	213	2 435 399	104 637	4.3	.7	X
5344	Other chemicals and allied products	230	459 883	27 100	5.9	.2	X
5400	Petroleum products	10	11 667	2 172	18.6	Z	X
6000	Paint, paint supplies, and wallpaper	10	14 877	1 350	9.1	Z	X
6150	Nondurable goods, n.e.c.	39	1 949 151	346 796	17.8	2.2	X
9700	Service receipts and labor charges (including installed parts)	1 075	2 030 818	255 452	12.6	1.6	64.2
9701	Labor charges for repair work	927	1 757 528	114 535	6.5	.7	X
9702	Parts installed in repair work	726	1 384 429	90 829	6.6	.6	X
9703	Other service receipts and labor charges—Specify	177	313 223	50 067	16.0	.3	X
9720	Receipts for service contracts	26	63 715	5 917	9.3	Z	X
9740	Receipts for installing equipment	185	415 540	36 426	8.8	.2	X
9810	Miscellaneous commodities	153	1 009 798	114 913	11.4	.7	X
9940	Rental and leasing receipts	189	348 595	21 402	6.1	.1	1.6
9944	Other rental receipts	78	127 199	4 475	3.5	Z	X
9980	Receipts for machine shop job work	9	3 541	34	1.0	Z	X
4218501	Beauty & barber shop equipment & supplies whsle	1 296	X	2 416 390	X	100.0	70.0
1500	Electrical appliances, household	13	10 579	2 283	21.6	.1	X
2500	Beauty and barber equipment and supplies	1 296	2 416 390	2 368 452	98.0	98.0	64.8
2511	Equipment (furniture, dryers, etc.)	821	1 462 142	367 985	25.2	15.2	X
2512	Supplies (combs, curlers, shampoos, etc.)	1 252	2 138 805	2 000 467	93.5	82.8	X
3500	Drugs, pharmaceuticals, cosmetics, and toiletries	27	56 415	10 183	18.1	.4	23.8
3513	Cosmetics	15	38 271	7 911	20.7	.3	X
3514	Perfumes	10	15 847	360	2.3	Z	X
3515	Other toiletries and druggists' sundries	8	10 448	1 651	15.8	.1	X
6150	Nondurable goods, n.e.c.	7	26 551	2 327	8.8	.1	X
9700	Service receipts and labor charges (including installed parts)	49	54 352	14 138	26.0	.6	31.8
9701	Labor charges for repair work	44	46 054	2 818	6.1	.1	X
9702	Parts installed in repair work	17	15 473	404	2.6	Z	X
9810	Miscellaneous commodities	17	17 879	491	2.7	Z	X

See footnotes at end of table.

Table 2. All Types of Operation by Kind of Business and Commodity Line for Wholesale Trade: 1997—Con.

[Includes only establishments with payroll. For meaning of abbreviations and symbols, see introductory text. For explanation of terms, see Appendix A]

NAICS code and CL code	Kind of business and commodity line	Establishments handling commodity line		Commodity line sales			Sales coverage percent
		Number	Total sales (\$1,000)	Amount ¹ (\$1,000)	As percent of total sales of—		
					Establishments handling line	Establishments in NAICS industry ¹	
4218502	Custodial, janitors' equipment & supplies whsle	2 356	X	4 430 938	X	100.0	73.8
0530	Flooring and floor coverings	47	104 527	5 731	5.5	.1	X
0960	Restaurant and hotel equipment and supplies	217	632 431	84 279	13.3	1.9	X
0970	Store machines and equipment	10	33 429	2 068	6.2	Z	X
1000	Medical, hospital, and surgical supplies	6	9 641	981	10.2	Z	X
1120	Flat iron and steel products	9	4 620	328	7.1	Z	X
1400	Electrical apparatus and equipment	7	11 398	681	6.0	Z	X
1600	Electronic parts and equipment, except communication	14	65 675	4 895	7.5	.1	X
1700	Hardware	29	88 461	5 248	5.9	.1	X
1800	Plumbing and heating equipment and supplies (hydronics)	20	63 262	3 794	6.0	.1	X
2320	General-purpose industrial machinery, equipment, and parts	52	78 588	6 228	7.9	.1	X
2440	Welding supplies (excluding gases)	6	11 374	2 040	17.9	Z	X
2450	Industrial containers and supplies	40	63 611	3 140	4.9	.1	X
2460	Other industrial supplies	67	225 930	15 629	6.9	.4	X
2520	Custodial (janitors') equipment and supplies	2 356	4 430 938	3 593 154	81.1	81.1	X
2530	Laundry and dry-cleaning equipment and supplies	110	266 217	26 482	9.9	.6	X
2540	Other service establishment equipment and supplies	15	19 406	2 317	11.9	.1	X
2700	Sporting and recreational goods and supplies	8	8 374	519	6.2	Z	X
3200	Printing and writing paper	51	104 320	4 359	4.2	.1	X
3300	Stationery, office supplies and greeting cards	38	76 490	12 696	16.6	.3	X
3400	Industrial and personal services paper and plastics	488	1 020 138	214 895	21.1	4.9	X
4860	Other grocery specialties	6	34 769	9 924	28.5	.2	X
5300	Plastics materials and basic shapes	48	118 040	15 373	13.0	.3	X
5320	Industrial gases (welding, etc.)	8	11 376	1 609	14.1	Z	X
5330	Chemicals and allied products (excluding agricultural, plastics, gases, and petroleum)	638	1 464 590	307 842	21.0	6.9	X
6000	Paint, paint supplies, and wallpaper	6	10 979	804	7.3	Z	X
9700	Service receipts and labor charges (including installed parts)	427	809 286	69 049	8.5	1.6	X
9810	Miscellaneous commodities	67	115 045	10 480	9.1	.2	X
9940	Rental and leasing receipts	84	122 631	2 509	2.0	.1	X
4218503	Laundry & dry-cleaning equipment & supplies whsle	699	X	4 123 097	X	100.0	85.4
0960	Restaurant and hotel equipment and supplies	31	101 737	11 430	11.2	.3	X
1140	Iron and steel wire and wire products	6	10 776	1 279	11.9	Z	X
1600	Electronic parts and equipment, except communication	7	13 068	319	2.4	Z	X
1800	Plumbing and heating equipment and supplies (hydronics)	6	17 059	1 693	9.9	Z	X
2320	General-purpose industrial machinery, equipment, and parts	6	25 943	6 087	23.5	.1	X
2520	Custodial (janitors') equipment and supplies	45	286 670	17 062	6.0	.4	X
2530	Laundry and dry-cleaning equipment and supplies	699	4 123 097	2 603 258	63.1	63.1	X
3400	Industrial and personal services paper and plastics	13	29 345	1 915	6.5	Z	X
4830	Canned foods	6	52 261	3 299	6.3	.1	X
4860	Other grocery specialties	34	2 219 420	346 473	15.6	8.4	X
5330	Chemicals and allied products (excluding agricultural, plastics, gases, and petroleum)	148	2 431 816	588 298	24.2	14.3	X
6150	Nondurable goods, n.e.c.	23	1 899 353	340 961	18.0	8.3	X
9700	Service receipts and labor charges (including installed parts)	143	377 195	54 607	14.5	1.3	X
9740	Receipts for installing equipment	87	243 388	10 866	4.5	.3	X
9810	Miscellaneous commodities	14	784 192	93 027	11.9	2.3	X
9940	Rental and leasing receipts	20	68 498	12 158	17.7	.3	X
4218504	Other service establishment equipment & supplies whsle	2 457	X	5 068 067	X	100.0	69.7
0200	New and rebuilt automotive parts and supplies	18	51 534	6 353	12.3	.1	X
0700	Brick, stone, tile, sand, block, cement, and gravel	6	17 352	635	3.7	Z	54.2
0714	Brick, block, tile, clay/cement sewer pipe, etc.	6	17 352	635	3.7	Z	X
0920	New computer equipment	13	23 811	1 657	7.0	Z	X
0960	Restaurant and hotel equipment and supplies	14	16 915	572	3.4	Z	X
1000	Medical, hospital, and surgical supplies	8	10 361	2 886	27.9	.1	26.7
1011	Surgical and medical instruments and equipment	6	8 352	102	1.2	Z	X
1013	Other surgical, medical, and hospital supplies	8	10 361	2 784	26.9	.1	X
1140	Iron and steel wire and wire products	6	6 786	106	1.6	Z	X
1150	Iron and steel pipe and tubing	18	30 173	3 943	13.1	.1	1.8
1154	Other steel pipe	18	30 173	3 943	13.1	.1	X
1200	Copper and brass	8	8 022	341	4.3	Z	X
1400	Electrical apparatus and equipment	10	9 927	1 187	12.0	Z	X
1600	Electronic parts and equipment, except communication	51	97 637	8 687	8.9	.2	X
1700	Hardware	22	42 589	12 705	29.8	.3	7.0
1712	Bolts, nuts, rivets, and fasteners	21	26 310	8 180	31.1	.2	X
1800	Plumbing and heating equipment and supplies (hydronics)	48	66 984	13 645	20.4	.3	21.6
1811	Plastic pipe fittings and valves (excluding pipe and tubing)	22	24 076	2 258	9.4	Z	X
1812	Metal pipe fittings and valves (excluding pipe and tubing)	44	55 500	7 187	13.0	.1	X
2100	Construction and mining machinery and equipment (including parts and attachments)	6	8 488	2 540	29.9	.1	X
2200	Farm machinery, equipment, and parts	9	3 541	210	5.9	Z	X
2300	Hydraulic and pneumatic (fluid-power) pumps, motors, and parts	16	52 077	3 163	6.1	.1	55.8
2311	Pumps	16	52 077	2 366	4.5	Z	X
2312	Motors	13	34 295	331	1.0	Z	X
2313	Parts for pumps and motors	15	45 617	446	1.0	Z	X
2320	General-purpose industrial machinery, equipment, and parts	58	121 762	10 894	8.9	.2	29.4
2321	New pumps, compressors (air or gas), and equipment	23	45 401	5 830	12.8	.1	X
2326	New controlling, recording, and indicating instruments and access	36	68 850	1 469	2.1	Z	X
2327	All other new general-purpose industrial machinery and equipment	12	34 516	3 082	8.9	.1	X

See footnotes at end of table.

Table 2. All Types of Operation by Kind of Business and Commodity Line for Wholesale Trade: 1997—Con.

[Includes only establishments with payroll. For meaning of abbreviations and symbols, see introductory text. For explanation of terms, see Appendix A]

NAICS code and CL code	Kind of business and commodity line	Establishments handling commodity line		Commodity line sales			Sales coverage percent
		Number	Total sales (\$1,000)	Amount ¹ (\$1,000)	As percent of total sales of—		
					Establishments handling line	Establishments in NAICS industry ¹	
4218504	Other service establishment equipment & supplies whsle— Con.						
2340	Materials handling machinery, equipment, and parts	13	34 295	953	2.8	Z	44.9
2342	New hoists, cranes, and monorails	12	27 835	269	1.0	Z	X
2344	New industrial trucks and tractors	12	27 835	269	1.0	Z	X
2345	Used materials handling machinery, equipment, and parts	12	27 835	269	1.0	Z	X
2360	Other industrial machinery, equipment, and parts	10	15 235	1 351	8.9	Z	35.7
2366	Other new industrial machinery and equipment	10	15 235	1 351	8.9	Z	X
2390	Hydraulic and pneumatic (fluid-power) valves	13	34 295	672	2.0	Z	69.7
2391	Hydraulic valves	13	34 295	326	1.0	Z	X
2392	Pneumatic valves	13	34 295	326	1.0	Z	X
2400	Hydraulic and pneumatic cylinders and rotary actuators	12	27 835	545	2.0	Z	69.7
2411	Hydraulic cylinders and rotary actuators	12	27 835	267	1.0	Z	X
2412	Pneumatic cylinders and rotary actuators	12	27 835	267	1.0	Z	X
2420	Hydraulic and pneumatic connectors and assemblies	15	33 590	837	2.5	Z	69.7
2421	Hydraulic and pneumatic connectors	15	33 590	564	1.7	Z	X
2422	Hydraulic and pneumatic assemblies	12	27 839	271	1.0	Z	X
2430	Fluid-power filters, components, accessories, and parts	16	40 840	1 001	2.5	Z	69.7
2431	Filters	15	35 658	424	1.2	Z	X
2432	Other fluid-power components, accessories, and parts, n.e.c.	13	33 019	575	1.7	Z	X
2460	Other industrial supplies	21	17 615	1 201	6.8	Z	X
2520	Custodial (janitors') equipment and supplies	8	7 045	334	4.7	Z	69.7
2522	Custodial equipment—nonpower equipment	8	7 045	268	3.8	Z	X
2540	Other service establishment equipment and supplies	2 457	5 068 067	4 743 682	93.6	93.6	51.0
2541	Undertakers' equipment and supplies	618	1 551 240	1 529 201	98.6	30.2	X
2542	Service establishment equipment and supplies, n.e.c.	1 867	3 523 130	3 214 481	91.2	63.4	X
2700	Sporting and recreational goods and supplies	12	44 555	13 288	29.8	.3	19.0
2711	Ammunition, firearms, reloading equipment, archery supplies, shooting aids, and accessories	12	44 555	13 288	29.8	.3	X
3160	Fire extinguishers and fire safety equipment	8	6 378	520	8.2	Z	X
3400	Industrial and personal services paper and plastics	15	7 541	217	2.9	Z	X
3600	Piece goods, knit and woven	10	35 715	10 301	28.8	.2	51.5
3612	Cotton (including blends)	10	35 715	1 868	5.2	Z	X
3613	Synthetics (excluding synthetic knits)	10	35 715	1 238	3.5	Z	X
3614	Knit fabrics, n.e.c. (including double knit)	10	35 715	5 327	14.9	.1	X
3615	Woolen and worsted piece goods	10	35 715	1 868	5.2	Z	X
5300	Plastics materials and basic shapes	13	24 160	7 223	29.9	.1	27.4
5314	Other plastics materials and basic shapes	13	24 160	7 223	29.9	.1	X
5330	Chemicals and allied products (excluding agricultural, plastics, gases, and petroleum)	137	128 338	23 278	18.1	.5	5.2
5335	Detergents and soaps	111	121 121	16 565	13.7	.3	X
5336	Sanitation chemicals, polishes, and waxes	26	35 508	4 878	13.7	.1	X
5344	Other chemicals and allied products	25	6 481	1 764	27.2	Z	X
6150	Nondurable goods, n.e.c.	6	19 962	2 933	14.7	.1	X
9700	Service receipts and labor charges (including installed parts)	456	789 985	117 658	14.9	2.3	64.0
9701	Labor charges for repair work	360	645 423	60 530	9.4	1.2	X
9702	Parts installed in repair work	303	512 238	40 670	7.9	.8	X
9703	Other service receipts and labor charges—Specify	103	146 802	16 454	11.2	.3	X
9720	Receipts for service contracts	18	52 322	4 179	8.0	.1	X
9740	Receipts for installing equipment	90	156 875	25 237	16.1	.5	X
9810	Miscellaneous commodities	55	92 682	10 915	11.8	.2	X
9940	Rental and leasing receipts	83	138 790	4 588	3.3	.1	4.6
9944	Other rental receipts	78	127 199	4 475	3.5	.1	X
9980	Receipts for machine shop job work	9	3 541	34	1.0	Z	X
42186	Transportation equipment & supplies (exc motor vehicle) whsle	4 003	X	23 682 313	X	100.0	75.6
0200	New and rebuilt automotive parts and supplies	62	436 770	39 883	9.1	.2	3.0
0211	Batteries	16	85 415	600	.7	Z	X
0212	Engines (complete)	16	85 415	3 023	3.5	Z	X
0213	Electrical engine parts (including ignition parts)	16	85 415	1 203	1.4	Z	X
0214	Brake parts (including fluid and all disk and drum parts)	16	85 415	600	.7	Z	X
0217	Hoses, belts, gaskets, and wiper blades	16	85 415	600	.7	Z	X
0218	Filters (oil, air, gas, and transmission)	16	85 415	1 203	1.4	Z	X
0219	Engine parts, except electrical	16	85 415	6 039	7.1	Z	X
0224	Accessories	16	85 415	1 203	1.4	Z	X
1120	Flat iron and steel products	8	2 809	144	5.1	Z	X
1140	Iron and steel wire and wire products	7	7 033	1 046	14.9	Z	X
1200	Copper and brass	6	2 295	68	3.0	Z	X
1220	Aluminum shapes, forms, etc.	7	8 230	2 378	28.9	Z	X
1400	Electrical apparatus and equipment	75	617 956	62 218	10.1	.3	X
1600	Electronic parts and equipment, except communication	113	723 144	64 454	8.9	.3	.9
1612	Integrated circuits	19	18 145	12 951	71.4	.1	X
1618	Electronic parts and equipment, n.e.c.	19	234 474	13 387	5.7	.1	X
1700	Hardware	123	358 031	57 908	16.2	.2	X
2100	Construction and mining machinery and equipment (including parts and attachments)	41	189 791	26 460	13.9	.1	X
2200	Farm machinery, equipment, and parts	7	8 547	1 379	16.1	Z	X
2220	Garden machinery, equipment, and parts	6	14 097	1 551	11.0	Z	X
2300	Hydraulic and pneumatic (fluid-power) pumps, motors, and parts	10	124 232	18 173	14.6	.1	75.6
2311	Pumps	10	124 232	17 799	14.3	.1	X

See footnotes at end of table.

Table 2. All Types of Operation by Kind of Business and Commodity Line for Wholesale Trade: 1997—Con.

[Includes only establishments with payroll. For meaning of abbreviations and symbols, see introductory text. For explanation of terms, see Appendix A]

NAICS code and CL code	Kind of business and commodity line	Establishments handling commodity line		Commodity line sales			Sales coverage percent
		Number	Total sales (\$1,000)	Amount ¹ (\$1,000)	As percent of total sales of—		
					Establishments handling line	Establishments in NAICS industry ¹	
42186	Transportation equipment & supplies (exc motor vehicle) whsle—Con.						
2320	General-purpose industrial machinery, equipment, and parts	114	553 174	60 719	11.0	.3	5.2
2321	New pumps, compressors (air or gas), and equipment	19	47 785	10 066	21.1	Z	X
2323	New diesel engines (excluding automotive)	60	265 124	8 314	3.1	Z	X
2326	New controlling, recording, and indicating instruments and access	11	13 152	312	2.4	Z	X
2327	All other new general-purpose industrial machinery and equipment	62	318 230	27 473	8.6	.1	X
2340	Materials handling machinery, equipment, and parts	10	21 590	487	2.3	Z	X
2350	Oil well, oil refinery, and pipeline machinery, equipment, and supplies	23	107 194	8 474	7.9	Z	X
2360	Other industrial machinery, equipment, and parts	11	48 250	3 670	7.6	Z	X
2390	Hydraulic and pneumatic (fluid-power) valves	9	35 986	2 456	6.8	Z	75.6
2391	Hydraulic valves	7	33 445	2 294	6.9	Z	X
2400	Hydraulic and pneumatic cylinders and rotary actuators	8	24 624	258	1.0	Z	75.6
2411	Hydraulic cylinders and rotary actuators	6	22 080	158	.7	Z	X
2430	Fluid-power filters, components, accessories, and parts	7	11 877	154	1.3	Z	75.6
2431	Filters	7	11 877	115	1.0	Z	X
2460	Other industrial supplies	35	86 414	9 049	10.5	Z	4.6
2466	Industrial supplies, n.e.c.	20	62 161	7 434	12.0	Z	X
2600	Aircraft and aeronautical equipment and supplies	2 460	18 006 367	16 746 786	93.0	70.7	67.7
2611	New aircraft	253	4 403 563	2 879 317	65.4	12.2	X
2612	New aircraft engines and engine parts	600	5 102 245	2 205 295	43.2	9.3	X
2613	Other new aircraft equipment and supplies	1 214	10 723 826	5 892 645	54.9	24.9	X
2614	Used aircraft and aeronautical equipment and supplies	1 643	9 291 618	5 769 529	62.1	24.4	X
2620	Marine machinery, equipment, and supplies	1 004	3 929 812	3 197 989	81.4	13.5	68.0
2621	New ships and boats (excluding pleasure boats)	88	458 276	174 964	38.2	.7	X
2622	New marine propulsion machinery and equipment	368	1 715 428	1 035 474	60.4	4.4	X
2623	New marine supplies	725	2 648 925	1 722 342	65.0	7.3	X
2624	Used marine machinery, equipment, and supplies	231	676 209	265 206	39.2	1.1	X
2630	Other transportation equipment and supplies	673	2 748 585	2 172 961	79.1	9.2	54.9
2631	New transportation equipment (excluding automotive)	556	2 324 907	1 637 944	70.5	6.9	X
2632	Used transportation equipment (excluding automotive)	333	1 228 186	535 017	43.6	2.3	X
2700	Sporting and recreational goods and supplies	56	239 967	64 883	27.0	.3	X
5300	Plastics materials and basic shapes	10	10 470	1 162	11.1	Z	X
5330	Chemicals and allied products (excluding agricultural, plastics, gases, and petroleum)	7	29 608	7 726	26.1	Z	X
5400	Petroleum products	53	425 977	53 425	12.5	.2	12.2
5411	Aviation gasoline	9	235 873	25 276	10.7	.1	X
5414	Jet fuel (naphtha or kerosine type)	26	134 489	22 796	17.0	.1	X
9700	Service receipts and labor charges (including installed parts)	522	5 581 666	791 232	14.2	3.3	64.8
9701	Labor charges for repair work	443	4 535 192	428 447	9.4	1.8	X
9702	Parts installed in repair work	331	3 998 223	253 496	6.3	1.1	X
9703	Other service receipts and labor charges—Specify	127	1 113 670	93 963	8.4	.4	X
9720	Receipts for service contracts	56	321 028	23 768	7.4	.1	X
9740	Receipts for installing equipment	7	37 016	3 790	10.2	Z	X
9810	Miscellaneous commodities	105	862 889	55 211	6.4	.2	X
9830	Flight training and charter service	41	737 762	42 335	5.7	.2	53.3
9831	Flight training	19	397 155	7 329	1.8	Z	X
9832	Charter services	26	540 543	34 247	6.3	.1	X
9940	Rental and leasing receipts	150	1 716 559	118 885	6.9	.5	X
421860	Transportation equipment & supplies (exc motor vehicle) whsle	4 003	X	23 682 313	X	100.0	75.6
0200	New and rebuilt automotive parts and supplies	62	436 770	39 883	9.1	.2	3.0
0211	Batteries	16	85 415	600	.7	Z	X
0212	Engines (complete)	16	85 415	3 023	3.5	Z	X
0213	Electrical engine parts (including ignition parts)	16	85 415	1 203	1.4	Z	X
0214	Brake parts (including fluid and all disk and drum parts)	16	85 415	600	.7	Z	X
0217	Hoses, belts, gaskets, and wiper blades	16	85 415	600	.7	Z	X
0218	Filters (oil, air, gas, and transmission)	16	85 415	1 203	1.4	Z	X
0219	Engine parts, except electrical	16	85 415	6 039	7.1	Z	X
0224	Accessories	16	85 415	1 203	1.4	Z	X
1120	Flat iron and steel products	8	2 809	144	5.1	Z	X
1140	Iron and steel wire and wire products	7	7 033	1 046	14.9	Z	X
1200	Copper and brass	6	2 295	68	3.0	Z	X
1220	Aluminum shapes, forms, etc.	7	8 230	2 378	28.9	Z	X
1400	Electrical apparatus and equipment	75	617 956	62 218	10.1	.3	X
1600	Electronic parts and equipment, except communication	113	723 144	64 454	8.9	.3	.9
1612	Integrated circuits	19	18 145	12 951	71.4	.1	X
1618	Electronic parts and equipment, n.e.c.	19	234 474	13 387	5.7	.1	X
1700	Hardware	123	358 031	57 908	16.2	.2	X
2100	Construction and mining machinery and equipment (including parts and attachments)	41	189 791	26 460	13.9	.1	X
2200	Farm machinery, equipment, and parts	7	8 547	1 379	16.1	Z	X
2220	Garden machinery, equipment, and parts	6	14 097	1 551	11.0	Z	X
2300	Hydraulic and pneumatic (fluid-power) pumps, motors, and parts	10	124 232	18 173	14.6	.1	75.6
2311	Pumps	10	124 232	17 799	14.3	.1	X
2320	General-purpose industrial machinery, equipment, and parts	114	553 174	60 719	11.0	.3	5.2
2321	New pumps, compressors (air or gas), and equipment	19	47 785	10 066	21.1	Z	X
2323	New diesel engines (excluding automotive)	60	265 124	8 314	3.1	Z	X
2326	New controlling, recording, and indicating instruments and access	11	13 152	312	2.4	Z	X
2327	All other new general-purpose industrial machinery and equipment	62	318 230	27 473	8.6	.1	X
2340	Materials handling machinery, equipment, and parts	10	21 590	487	2.3	Z	X

See footnotes at end of table.

Table 2. All Types of Operation by Kind of Business and Commodity Line for Wholesale Trade: 1997—Con.

[Includes only establishments with payroll. For meaning of abbreviations and symbols, see introductory text. For explanation of terms, see Appendix A]

NAICS code and CL code	Kind of business and commodity line	Establishments handling commodity line		Commodity line sales			Sales coverage percent
		Number	Total sales (\$1,000)	Amount ¹ (\$1,000)	As percent of total sales of—		
					Establishments handling line	Establishments in NAICS industry ¹	
421860	Transportation equipment & supplies (exc motor vehicle) whsle—Con.						
2350	Oil well, oil refinery, and pipeline machinery, equipment, and supplies	23	107 194	8 474	7.9	Z	X
2360	Other industrial machinery, equipment, and parts	11	48 250	3 670	7.6	Z	X
2390	Hydraulic and pneumatic (fluid-power) valves	9	35 986	2 456	6.8	Z	75.6
2391	Hydraulic valves	7	33 445	2 294	6.9	Z	X
2400	Hydraulic and pneumatic cylinders and rotary actuators	8	24 624	258	1.0	Z	75.6
2411	Hydraulic cylinders and rotary actuators	6	22 080	158	.7	Z	X
2430	Fluid-power filters, components, accessories, and parts	7	11 877	154	1.3	Z	75.6
2431	Filters	7	11 877	115	1.0	Z	X
2460	Other industrial supplies	35	86 414	9 049	10.5	Z	4.6
2466	Industrial supplies, n.e.c.	20	62 161	7 434	12.0	Z	X
2600	Aircraft and aeronautical equipment and supplies	2 460	18 006 367	16 746 786	93.0	70.7	67.7
2611	New aircraft	253	4 403 563	2 879 317	65.4	12.2	X
2612	New aircraft engines and engine parts	600	5 102 245	2 205 295	43.2	9.3	X
2613	Other new aircraft equipment and supplies	1 214	10 723 826	5 892 645	54.9	24.9	X
2614	Used aircraft and aeronautical equipment and supplies	1 643	9 291 618	5 769 529	62.1	24.4	X
2620	Marine machinery, equipment, and supplies	1 004	3 929 812	3 197 989	81.4	13.5	68.0
2621	New ships and boats (excluding pleasure boats)	88	458 276	174 964	38.2	7.7	X
2622	New marine propulsion machinery and equipment	368	1 715 428	1 035 474	60.4	4.4	X
2623	New marine supplies	725	2 648 925	1 722 342	65.0	7.3	X
2624	Used marine machinery, equipment, and supplies	231	676 209	265 206	39.2	1.1	X
2630	Other transportation equipment and supplies	673	2 748 585	2 172 961	79.1	9.2	54.9
2631	New transportation equipment (excluding automotive)	556	2 324 907	1 637 944	70.5	6.9	X
2632	Used transportation equipment (excluding automotive)	333	1 228 186	535 017	43.6	2.3	X
2700	Sporting and recreational goods and supplies	56	239 967	64 883	27.0	.3	X
5300	Plastics materials and basic shapes	10	10 470	1 162	11.1	Z	X
5330	Chemicals and allied products (excluding agricultural, plastics, gases, and petroleum)	7	29 608	7 726	26.1	Z	X
5400	Petroleum products	53	425 977	53 425	12.5	.2	12.2
5411	Aviation gasoline	9	235 873	25 276	10.7	.1	X
5414	Jet fuel (naphtha or kerosine type)	26	134 489	22 796	17.0	.1	X
9700	Service receipts and labor charges (including installed parts)	522	5 581 666	791 232	14.2	3.3	64.8
9701	Labor charges for repair work	443	4 535 192	428 447	9.4	1.8	X
9702	Parts installed in repair work	331	3 998 223	253 496	6.3	1.1	X
9703	Other service receipts and labor charges—Specify	127	1 113 670	93 963	8.4	.4	X
9720	Receipts for service contracts	56	321 028	23 768	7.4	.1	X
9740	Receipts for installing equipment	7	37 016	3 790	10.2	Z	X
9810	Miscellaneous commodities	105	862 889	55 211	6.4	.2	X
9830	Flight training and charter service	41	737 762	42 335	5.7	.2	53.3
9831	Flight training	19	397 155	7 329	1.8	Z	X
9832	Charter services	26	540 543	34 247	6.3	.1	X
9940	Rental and leasing receipts	150	1 716 559	118 885	6.9	.5	X
4218601	Aircraft & aeronautical equipment & supplies whsle	2 428	X	17 709 438	X	100.0	77.2
0200	New and rebuilt automotive parts and supplies	28	234 499	17 433	7.4	.1	X
1120	Flat iron and steel products	6	2 295	123	5.4	Z	X
1200	Copper and brass	6	2 295	68	3.0	Z	X
1220	Aluminum shapes, forms, etc.	7	8 230	2 378	28.9	Z	X
1400	Electrical apparatus and equipment	29	504 894	51 429	10.2	.3	X
1600	Electronic parts and equipment, except communication	60	357 895	40 520	11.3	.2	1.8
1612	Integrated circuits	19	18 145	12 951	71.4	.1	X
1618	Electronic parts and equipment, n.e.c.	19	234 474	13 387	5.7	.1	X
1700	Hardware	62	209 678	35 656	17.0	.2	X
2100	Construction and mining machinery and equipment (including parts and attachments)	6	111 251	18 894	17.0	.1	X
2320	General-purpose industrial machinery, equipment, and parts	30	186 272	14 455	7.8	.1	X
2460	Other industrial supplies	14	24 151	1 608	6.7	Z	X
2600	Aircraft and aeronautical equipment and supplies	2 428	17 709 438	16 654 481	94.0	94.0	69.0
2611	New aircraft	250	4 393 684	2 876 947	65.5	16.2	X
2612	New aircraft engines and engine parts	595	5 101 314	2 205 258	43.2	12.5	X
2613	Other new aircraft equipment and supplies	1 202	10 490 960	5 844 746	55.7	33.0	X
2614	Used aircraft and aeronautical equipment and supplies	1 627	9 108 410	5 727 530	62.9	32.3	X
2620	Marine machinery, equipment, and supplies	34	267 980	17 656	6.6	.1	76.8
2622	New marine propulsion machinery and equipment	9	15 471	1 243	8.0	Z	X
2623	New marine supplies	12	66 823	7 659	11.5	Z	X
2624	Used marine machinery, equipment, and supplies	14	107 859	4 006	3.7	Z	X
2630	Other transportation equipment and supplies	29	189 849	9 118	4.8	.1	77.2
2631	New transportation equipment (excluding automotive)	16	64 172	7 104	11.1	Z	X
2632	Used transportation equipment (excluding automotive)	17	136 528	2 014	1.5	Z	X
2700	Sporting and recreational goods and supplies	15	44 360	5 214	11.8	Z	X
5400	Petroleum products	37	396 913	51 789	13.0	.3	13.1
5411	Aviation gasoline	9	235 873	25 276	10.7	.1	X
5414	Jet fuel (naphtha or kerosine type)	26	134 489	22 796	17.0	.1	X
9700	Service receipts and labor charges (including installed parts)	231	4 252 401	576 853	13.6	3.3	68.0
9701	Labor charges for repair work	200	3 658 285	330 007	9.0	1.9	X
9702	Parts installed in repair work	144	2 971 096	162 196	5.5	.9	X
9703	Other service receipts and labor charges—Specify	71	894 107	84 643	9.5	.5	X
9720	Receipts for service contracts	25	261 897	18 881	7.2	.1	X
9810	Miscellaneous commodities	47	500 780	31 273	6.2	.2	X

See footnotes at end of table.

Table 2. All Types of Operation by Kind of Business and Commodity Line for Wholesale Trade: 1997—Con.

[Includes only establishments with payroll. For meaning of abbreviations and symbols, see introductory text. For explanation of terms, see Appendix A]

NAICS code and CL code	Kind of business and commodity line	Establishments handling commodity line		Commodity line sales			Sales coverage percent
		Number	Total sales (\$1,000)	Amount ¹ (\$1,000)	As percent of total sales of—		
					Establishments handling line	Establishments in NAICS industry ¹	
4218601	Aircraft & aeronautical equipment & supplies whsle—Con.						
9830	Flight training and charter service	38	727 948	41 576	5.7	.2	55.0
9831	Flight training	19	397 155	7 329	1.8	Z	X
9832	Charter services	26	540 543	34 247	6.3	.2	X
9940	Rental and leasing receipts	69	1 422 312	95 239	6.7	.5	X
4218602	Marine machinery, equipment, & supplies whsle	952	X	3 513 978	X	100.0	74.8
0200	New and rebuilt automotive parts and supplies	18	92 572	16 173	17.5	.5	12.6
0211	Batteries	16	85 415	600	.7	Z	X
0212	Engines (complete)	16	85 415	3 023	3.5	.1	X
0213	Electrical engine parts (including ignition parts)	16	85 415	1 203	1.4	Z	X
0214	Brake parts (including fluid and all disk and drum parts)	16	85 415	600	.7	Z	X
0217	Hoses, belts, gaskets, and wiper blades	16	85 415	600	.7	Z	X
0218	Filters (oil, air, gas, and transmission)	16	85 415	1 203	1.4	Z	X
0219	Engine parts, except electrical	16	85 415	6 039	7.1	.2	X
0224	Accessories	16	85 415	1 203	1.4	Z	X
1400	Electrical apparatus and equipment	36	93 403	9 148	9.8	.3	X
1600	Electronic parts and equipment, except communication	37	256 770	9 804	3.8	.3	X
1700	Hardware	56	141 032	19 946	14.1	.6	X
2100	Construction and mining machinery and equipment (including parts and attachments)	28	65 561	6 371	9.7	.2	X
2320	General-purpose industrial machinery, equipment, and parts	56	281 105	33 743	12.0	1.0	2.4
2323	New diesel engines (excluding automotive)	49	251 972	8 160	3.2	.2	X
2327	All other new general-purpose industrial machinery and equipment	52	257 828	17 397	6.7	.5	X
2350	Oil well, oil refinery, and pipeline machinery, equipment, and supplies	14	50 322	7 581	15.1	.2	X
2460	Other industrial supplies	20	62 161	7 434	12.0	.2	6.8
2466	Industrial supplies, n.e.c.	20	62 161	7 434	12.0	.2	X
2600	Aircraft and aeronautical equipment and supplies	16	147 796	28 668	19.4	.8	74.5
2614	Used aircraft and aeronautical equipment and supplies	10	138 470	25 842	18.7	.7	X
2620	Marine machinery, equipment, and supplies	952	3 513 978	3 169 768	90.2	90.2	66.5
2621	New ships and boats (excluding pleasure boats)	82	365 959	170 216	46.5	4.8	X
2622	New marine propulsion machinery and equipment	352	1 631 059	1 025 842	62.9	29.2	X
2623	New marine supplies	706	2 503 904	1 712 548	68.4	48.7	X
2624	Used marine machinery, equipment, and supplies	211	567 490	261 160	46.0	7.4	X
2630	Other transportation equipment and supplies	21	99 839	10 876	10.9	.3	74.8
2631	New transportation equipment (excluding automotive)	19	91 299	7 640	8.4	.2	X
2632	Used transportation equipment (excluding automotive)	8	22 817	3 236	14.2	.1	X
2700	Sporting and recreational goods and supplies	33	173 430	57 618	33.2	1.6	X
5400	Petroleum products	16	29 064	1 636	5.6	Z	X
9700	Service receipts and labor charges (including installed parts)	147	614 102	96 966	15.8	2.8	60.6
9701	Labor charges for repair work	122	370 595	50 540	13.6	1.4	X
9702	Parts installed in repair work	82	391 523	23 447	6.0	.7	X
9703	Other service receipts and labor charges—Specify	24	63 927	7 662	12.0	.2	X
9720	Receipts for service contracts	19	36 954	2 263	6.1	.1	X
9810	Miscellaneous commodities	36	234 419	13 236	5.6	.4	X
9940	Rental and leasing receipts	15	53 646	2 601	4.8	.1	X
4218603	Other transportation equipment & supplies whsle	623	X	2 458 897	X	100.0	65.3
0200	New and rebuilt automotive parts and supplies	16	109 699	6 277	5.7	.3	X
1400	Electrical apparatus and equipment	10	19 659	1 641	8.3	.1	X
1600	Electronic parts and equipment, except communication	16	108 479	14 130	13.0	.6	X
2100	Construction and mining machinery and equipment (including parts and attachments)	7	12 979	1 195	9.2	Z	X
2200	Farm machinery, equipment, and parts	7	8 547	1 379	16.1	.1	X
2300	Hydraulic and pneumatic (fluid-power) pumps, motors, and parts	9	35 986	5 076	14.1	.2	65.3
2311	Pumps	9	35 986	4 702	13.1	.2	X
2320	General-purpose industrial machinery, equipment, and parts	28	85 797	12 521	14.6	.5	28.6
2321	New pumps, compressors (air or gas), and equipment	15	24 508	1 880	7.7	.1	X
2323	New diesel engines (excluding automotive)	11	13 152	154	1.2	Z	X
2326	New controlling, recording, and indicating instruments and access	11	13 152	312	2.4	Z	X
2327	All other new general-purpose industrial machinery and equipment	10	60 402	10 076	16.7	.4	X
2340	Materials handling machinery, equipment, and parts	10	21 590	487	2.3	Z	X
2360	Other industrial machinery, equipment, and parts	8	40 560	2 303	5.7	.1	X
2390	Hydraulic and pneumatic (fluid-power) valves	9	35 986	2 456	6.8	.1	65.3
2391	Hydraulic valves	7	33 445	2 294	6.9	.1	X
2400	Hydraulic and pneumatic cylinders and rotary actuators	8	24 624	258	1.0	Z	65.3
2411	Hydraulic cylinders and rotary actuators	6	22 080	158	.7	Z	X
2600	Aircraft and aeronautical equipment and supplies	16	149 133	63 637	42.7	2.6	65.3
2613	Other new aircraft equipment and supplies	8	101 658	45 366	44.6	1.8	X
2614	Used aircraft and aeronautical equipment and supplies	7	44 738	16 157	36.1	.7	X
2620	Marine machinery, equipment, and supplies	18	147 854	10 565	7.1	.4	65.3
2622	New marine propulsion machinery and equipment	7	68 898	8 389	12.2	.3	X
2623	New marine supplies	7	78 198	2 135	2.7	.1	X
2630	Other transportation equipment and supplies	623	2 458 897	2 152 967	87.6	87.6	45.2
2631	New transportation equipment (excluding automotive)	521	2 169 436	1 623 200	74.8	66.0	X
2632	Used transportation equipment (excluding automotive)	308	1 068 841	529 767	49.6	21.5	X
2700	Sporting and recreational goods and supplies	8	22 177	2 051	9.2	.1	X

See footnotes at end of table.

Table 2. All Types of Operation by Kind of Business and Commodity Line for Wholesale Trade: 1997—Con.

[Includes only establishments with payroll. For meaning of abbreviations and symbols, see introductory text. For explanation of terms, see Appendix A]

NAICS code and CL code	Kind of business and commodity line	Establishments handling commodity line		Commodity line sales			Sales coverage percent
		Number	Total sales (\$1,000)	Amount ¹ (\$1,000)	As percent of total sales of—		
					Establishments handling line	Establishments in NAICS industry ¹	
4218603	Other transportation equipment & supplies whsle—Con.						
9700	Service receipts and labor charges (including installed parts)	144	715 163	117 413	16.4	4.8	49.0
9701	Labor charges for repair work	120	506 312	47 900	9.5	1.9	X
9702	Parts installed in repair work	105	635 604	67 853	10.7	2.8	X
9703	Other service receipts and labor charges—Specify	32	155 636	1 658	1.1	.1	X
9720	Receipts for service contracts	12	22 177	2 624	11.8	.1	X
9740	Receipts for installing equipment	7	37 016	3 790	10.2	.2	X
9810	Miscellaneous commodities	22	127 690	10 702	8.4	.4	X
9940	Rental and leasing receipts	66	240 601	21 045	8.7	.9	X
4219	Miscellaneous durable goods whsle	37 783	X	185 455 758	X	100.0	70.2
0100	New and used automobiles, motorcycles, etc.	115	101 281	8 030	7.9	Z	17.2
0112	Used automobiles	18	15 991	958	6.0	Z	X
0120	Buses, campers, and motor homes	20	13 875	445	3.2	Z	X
0130	Light trucks and vans (14,000 lb or less)	21	21 398	798	3.7	Z	X
0140	Medium trucks and tractors (14,001 to 26,000 lb)	18	36 950	2 184	5.9	Z	X
0150	Heavy trucks and tractors (over 26,000 lb)	35	50 048	7 375	14.7	Z	X
0200	New and rebuilt automotive parts and supplies	600	2 824 460	173 213	6.1	.1	7.1
0211	Batteries	299	2 105 259	8 246	.4	Z	X
0212	Engines (complete)	300	1 064 218	3 263	.3	Z	X
0213	Electrical engine parts (including ignition parts)	297	2 075 358	12 350	.6	Z	X
0214	Brake parts (including fluid and all disk and drum parts)	298	2 084 630	4 986	.2	Z	X
0215	Exhaust system parts	282	2 069 028	3 007	.1	Z	X
0216	Glass	138	1 052 055	2 110	.2	Z	X
0217	Hoses, belts, gaskets, and wiper blades	443	2 087 623	7 469	.4	Z	X
0218	Filters (oil, air, gas, and transmission)	448	2 090 982	12 959	.6	Z	X
0219	Engine parts, except electrical	296	2 073 904	6 101	.3	Z	X
0221	Body parts and repair materials	152	1 136 202	18 589	1.6	Z	X
0222	Suspension parts (shocks, struts, balljoints, etc.)	282	2 069 028	5 770	.3	Z	X
0223	Parts, n.e.c.	284	2 076 992	3 448	.2	Z	X
0224	Accessories	381	2 481 126	69 995	2.8	Z	X
0240	Used automotive parts, accessories, and equipment	441	827 747	60 488	7.3	Z	X
0250	Petroleum products marketing equipment	9	100 698	16 540	16.4	Z	X
0300	Tires and tubes	312	2 924 467	69 342	2.4	Z	.9
0311	New tires and tubes	239	2 843 479	57 357	2.0	Z	X
0312	Recapped and used tires and repair materials	28	29 870	6 715	22.5	Z	X
0400	Household and lawn furniture	179	1 435 177	175 522	12.2	.1	3.4
0411	Upholstered furniture	22	62 319	4 705	7.6	Z	X
0412	Sleep furniture and equipment	17	59 780	671	1.1	Z	X
0413	Lawn furniture and equipment	32	109 920	9 124	8.3	Z	X
0414	Other furniture (including sleep sofas)	26	62 933	1 980	3.1	Z	X
0420	Office and business furniture	140	399 869	93 437	23.4	.1	62.4
0421	New office furniture (wooden and metal)	127	346 933	88 669	25.6	Z	X
0500	Household china, glassware, crockery, and plastic housewares	326	1 979 528	143 644	7.3	.1	X
0520	Linens, domestics, curtains, and draperies	234	601 637	35 673	5.9	Z	8.0
0521	Bedspreads, blankets, and bedding	20	27 225	910	3.3	Z	X
0522	Curtains and draperies	8	15 705	394	2.5	Z	X
0524	Towels and washcloths	16	129 807	5 510	4.2	Z	X
0525	Other linens and domestics	6	13 593	336	2.5	Z	X
0530	Flooring and floor coverings	205	151 638	6 844	4.5	Z	14.4
0531	Soft-surface (textile) floor coverings and accessories (including rugs, carpets, and pads)	203	125 810	6 090	4.8	Z	X
0533	Other hard-surface floor coverings and accessories (including tile and sheet goods)	10	9 681	459	4.7	Z	X
0540	Other home furnishings	943	3 635 034	238 644	6.6	.1	2.1
0541	Metal flatware and kitchen utensils	8	249 875	15 803	6.3	Z	X
0542	Mirrors, lamps, and picture frames	295	1 202 891	90 980	7.6	Z	X
0543	Home furnishings, n.e.c.	129	372 439	38 172	10.2	Z	X
0600	Lumber: rough, dressed, and finished	481	2 726 324	411 322	15.1	.2	3.1
0611	Dimensional lumber (non-treated)	385	1 768 770	178 417	10.1	.1	X
0612	Treated lumber	357	1 466 818	68 547	4.7	Z	X
0613	Boards	190	1 172 149	162 299	13.8	.1	X
0620	Plywood and millwork	590	2 462 880	275 122	11.2	.1	7.5
0621	Softwood plywood and oriented strand board (OSB)	171	982 364	46 865	4.8	Z	X
0622	Other panels products (including hardwood plywood, waterboard, and particleboard)	395	1 649 332	86 601	5.3	Z	X
0623	Gypsum, specialty boards, and treatments	246	763 221	41 438	5.4	Z	X
0624	Wood millwork (doors, windows, cabinets, etc.)	168	750 125	57 242	7.6	Z	X
0625	Metal millwork	169	208 230	10 253	4.9	Z	X
0626	Other millwork and wood siding (including trusses and wood roofing)	148	189 813	4 564	2.4	Z	X
0700	Brick, stone, tile, sand, block, cement, and gravel	317	239 901	27 907	11.6	Z	39.0
0711	Ready-mixed or transit-mixed concrete	152	89 462	4 345	4.9	Z	X
0712	Cement and lime	151	103 572	10 526	10.2	Z	X
0713	Sand, gravel, and crushed stone	159	78 075	3 527	4.5	Z	X
0714	Brick, block, tile, clay/cement sewer pipe, etc.	242	190 824	8 246	4.3	Z	X
0720	Roofing, siding, and insulation materials	437	451 502	59 537	13.2	Z	37.1
0721	Roofing, except wood	190	78 021	5 004	6.4	Z	X
0722	Siding, except wood	116	240 616	33 046	13.7	Z	X
0723	Insulation materials	324	203 193	17 790	8.8	Z	X
0730	Flat glass and other construction glass (excluding automotive)	150	251 230	17 513	7.0	Z	X

See footnotes at end of table.

Table 2. All Types of Operation by Kind of Business and Commodity Line for Wholesale Trade: 1997—Con.

[Includes only establishments with payroll. For meaning of abbreviations and symbols, see introductory text. For explanation of terms, see Appendix A]

NAICS code and CL code	Kind of business and commodity line	Establishments handling commodity line		Commodity line sales			Sales coverage percent
		Number	Total sales (\$1,000)	Amount ¹ (\$1,000)	As percent of total sales of—		
					Establishments handling line	Establishments in NAICS industry ¹	
4219	Miscellaneous durable goods whole—Con.						
0740	Other construction materials	431	1 203 898	113 606	9.4	.1	4.8
0741	Rain-carrying equipment (down spouts, gutters, etc.)	84	161 491	3 199	2.0	Z	X
0742	Prefabricated buildings and structural assemblies (nonwood)	64	134 281	10 738	8.0	Z	X
0744	Construction materials, n.e.c. (including wire fence and construction paper)	315	785 786	55 750	7.1	Z	X
0800	Photographic equipment and supplies (excluding video)	477	2 288 663	984 867	43.0	.5	48.8
0811	Still picture photographic equipment	89	9 124	88	1.0	Z	X
0812	Motion picture photographic equipment	89	9 124	176	1.9	Z	X
0813	Photographic film	123	1 667 060	944 129	56.6	.5	X
0814	Developing supplies (excluding film)	17	21 055	3 027	14.4	Z	X
0815	Other photographic equipment and supplies	172	12 775	499	3.9	Z	X
0900	Office equipment	628	1 100 899	197 747	18.0	.1	28.4
0911	Typewriters and dedicated word processors	65	39 409	595	1.5	Z	X
0912	Calculators and accounting machines	75	253 719	52 414	20.7	Z	X
0913	Copying machines and equipment	355	170 293	23 899	14.0	Z	X
0914	Dictating, transcribing, and recording machines	137	162 298	21 909	13.5	Z	X
0920	New computer equipment	421	1 521 745	279 198	18.3	.2	62.3
0921	Computers	67	168 357	7 245	4.3	Z	X
0922	Computer storage devices	12	836	16	1.9	Z	X
0923	Computer printers	45	26 542	1 475	5.6	Z	X
0924	Other computer peripheral equipment	359	1 248 262	261 299	20.9	.1	X
0930	Used computer equipment	25	14 559	1 710	11.7	Z	X
0950	Computer software (packaged)	478	3 747 546	156 077	4.2	.1	X
0960	Restaurant and hotel equipment and supplies	134	100 986	19 050	18.9	Z	X
0970	Store machines and equipment	98	352 903	51 192	14.5	Z	32.8
0971	Vending machines	59	173 519	37 978	21.9	Z	X
0972	Other store machines and equipment	71	190 164	13 200	6.9	Z	X
1000	Medical, hospital, and surgical supplies	98	554 286	131 330	23.7	.1	29.4
1013	Other surgical, medical, and hospital supplies	86	476 617	115 030	24.1	.1	X
1030	Optical and ophthalmic goods	28	63 862	13 864	21.7	Z	62.4
1034	Optical goods, n.e.c. (excluding cameras)	14	40 524	9 108	22.5	Z	X
1040	Religious and school supplies	89	90 677	15 692	17.3	Z	7.1
1042	School supplies	67	38 273	3 189	8.3	Z	X
1050	Other professional equipment and supplies	17	80 133	8 208	10.2	Z	18.2
1057	Professional equipment and supplies, n.e.c.	7	14 195	1 367	9.6	Z	X
1100	Iron and steel products (semifinished)	164	484 306	55 810	11.5	Z	14.3
1111	Sheet bars and tin plate bars	45	28 034	1 269	4.5	Z	X
1113	Rough castings and foundry products	22	70 151	2 356	3.4	Z	X
1116	Other semifinished iron and steel products	70	325 112	41 156	12.7	Z	X
1120	Flat iron and steel products	796	4 584 474	490 003	10.7	.3	24.9
1121	Plates	237	871 906	31 840	3.7	Z	X
1122	Strips (hot-rolled and cold-rolled)	127	365 443	2 750	.8	Z	X
1123	Sheets (cold-rolled)	145	437 687	5 410	1.2	Z	X
1124	Sheets (hot-rolled)	575	3 826 889	166 907	4.4	.1	X
1126	Sheets (galvanized and coated)	690	4 295 665	272 634	6.3	.1	X
1128	Fabricated and structural plate products	24	80 527	509	.6	Z	X
1129	Other flat iron and steel products	21	44 892	1 621	3.6	Z	X
1140	Iron and steel wire and wire products	778	1 505 756	88 353	5.9	Z	3.0
1141	Wire (plain, coated, barbed, and twisted)	68	311 859	8 169	2.6	Z	X
1142	Nails	13	6 496	125	1.9	Z	X
1143	Wire rope, strand, strapping, reinforcement mesh, and bale ties	43	134 084	6 554	4.9	Z	X
1150	Iron and steel pipe and tubing	895	2 445 282	178 157	7.3	.1	4.3
1152	Tubing	182	869 521	30 796	3.5	Z	X
1153	Standard steel pipe	248	597 363	10 260	1.7	Z	X
1154	Other steel pipe	26	42 216	1 324	3.1	Z	X
1160	Other iron and steel products	415	1 251 935	75 044	6.0	Z	5.5
1162	Bars (excluding reinforcement bars) and bar-size shapes: hot-rolled	148	633 752	14 750	2.3	Z	X
1163	Bars and bar-size shapes: cold finished	133	553 525	5 000	.9	Z	X
1164	Concrete reinforcement bars	180	738 370	8 002	1.1	Z	X
1165	Structural shapes (excluding bar-size shapes)	162	588 314	10 082	1.7	Z	X
1167	Finished products, n.e.c.	8	98 448	486	.5	Z	X
1170	Alloy steel	100	699 408	37 675	5.4	Z	1.9
1171	Bars, hot-rolled or cold-finished	91	672 561	36 749	5.5	Z	X
1180	Stainless steel	904	4 563 984	225 950	5.0	.1	2.3
1181	Plates	138	2 074 763	32 384	1.6	Z	X
1182	Strip	92	712 260	10 137	1.4	Z	X
1183	Sheets	499	3 186 502	130 685	4.1	.1	X
1184	Bars and bar-size shapes	121	813 592	24 538	3.0	Z	X
1185	Other stainless steel (including tubing)	269	843 079	14 472	1.7	Z	X
1200	Copper and brass	1 080	21 080 345	2 000 867	9.5	1.1	34.6
1211	Copper wire mill products (structural only)	509	3 306 447	277 147	8.4	.1	X
1212	Flat products (sheets, strips, and plates)	346	13 988 291	406 332	2.9	.2	X
1213	Tubular products (pipes and tubes)	374	11 548 496	466 592	4.0	.3	X
1214	Rod, nonelectrical wire, extruded shapes, etc.	49	330 775	54 743	16.6	Z	X
1220	Aluminum shapes, forms, etc.	723	18 887 467	1 231 279	6.5	.7	42.1
1221	Plates (.250 inch and over)	59	94 491	2 963	3.1	Z	X
1222	Sheets and coils (.006 to .249 inch)	129	1 444 997	62 855	4.4	Z	X
1223	Rods, bars, and wires: rolled or extruded (rounds, hexes, squares, and rectangles)	504	15 373 896	987 206	6.4	.5	X
1224	Pipe and tubing (including hollow bar, square, and rectangular tubing)	130	242 171	5 619	2.3	Z	X
1225	Foils	18	20 088	923	4.6	Z	X
1230	Other nonferrous metals (magnesium, nickel, tin, lead, zinc, etc., except precious)	448	14 521 048	585 581	4.0	.3	X

See footnotes at end of table.

Table 2. All Types of Operation by Kind of Business and Commodity Line for Wholesale Trade: 1997—Con.

[Includes only establishments with payroll. For meaning of abbreviations and symbols, see introductory text. For explanation of terms, see Appendix A]

NAICS code and CL code	Kind of business and commodity line	Establishments handling commodity line		Commodity line sales			Sales coverage percent
		Number	Total sales (\$1,000)	Amount ¹ (\$1,000)	As percent of total sales of—		
					Establishments handling line	Establishments in NAICS industry ¹	
4219	Miscellaneous durable goods whse—Con.						
1300	Coal and coke	62	1 235 895	373 035	30.2	.2	.7
1311	Coal	7	12 833	5 918	46.1	Z	X
1320	Minerals and ores (excluding coal, precious stones, and crude oil)	57	11 128 155	1 744 333	15.7	.9	X
1400	Electrical apparatus and equipment	1 618	5 928 937	557 311	9.4	.3	1.5
1411	Power and distribution transformers	49	153 125	17 915	11.7	Z	X
1412	Switchgear and switchboard apparatus	50	1 204 770	72 097	6.0	Z	X
1413	Motors and generators (including motor-generator sets)	857	2 276 264	83 820	3.7	Z	X
1414	Conduit, raceway, and fittings	48	157 496	3 533	2.2	Z	X
1415	Electric bulbs (all types)	145	884 600	25 481	2.9	Z	X
1416	Interior wiring (excluding conduit)	257	1 613 110	55 411	3.4	Z	X
1417	Exterior wiring and cable (excluding conduit)	160	949 461	38 110	4.0	Z	X
1418	Lighting fixtures (residential and commercial)	321	1 538 076	58 642	3.8	Z	X
1419	Industrial controls	105	317 573	14 284	4.5	Z	X
1421	Other electrical apparatus and equipment (including fuses and lightning rods)	444	1 771 634	52 540	3.0	Z	X
1500	Electrical appliances, household	1 329	6 899 779	800 022	11.6	.4	4.3
1511	Televisions	497	3 640 973	204 924	5.6	.1	X
1512	Radios, stereos, and CD players	728	3 846 850	182 914	4.8	.1	X
1513	V.C.R.'s and video cameras	859	3 687 480	145 906	4.0	.1	X
1514	Electrical household ranges and ovens	8	25 340	4 183	16.5	Z	X
1516	Household laundry equipment	8	25 340	871	3.4	Z	X
1517	Vacuum cleaners and sewing machines, household	149	811 970	2 249	.3	Z	X
1518	Other electrical household appliances (including fans, dishwashers, etc.)	505	1 727 832	89 652	5.2	Z	X
1600	Electronic parts and equipment, except communication	1 666	16 764 769	1 967 944	11.7	1.1	1.8
1612	Integrated circuits	119	2 334 452	9 326	.4	Z	X
1613	Capacitors and resistors	107	2 325 450	13 285	.6	Z	X
1615	Discrete semiconductors, etc.	107	2 325 450	12 463	.5	Z	X
1616	Electronic connectors and other passive electronic parts	865	3 431 531	157 559	4.6	.1	X
1618	Electronic parts and equipment, n.e.c.	889	16 042 533	1 743 960	10.9	.9	X
1650	Communication equipment and supplies	143	227 617	37 537	16.5	Z	58.2
1651	Telephones	107	135 349	23 965	17.7	Z	X
1652	Other electronic communication equipment	91	152 201	13 348	8.8	Z	X
1653	Other electrical communication equipment	42	14 496	212	1.5	Z	X
1700	Hardware	2 032	6 406 812	719 109	11.2	.4	14.0
1711	Hand tools (including power drivers)	1 174	3 942 206	440 876	11.2	.2	X
1712	Bolts, nuts, rivets, and fasteners	1 174	1 313 972	161 820	12.3	.1	X
1713	Cutlery	1 012	2 950 912	92 010	3.1	.1	X
1800	Plumbing and heating equipment and supplies (hydronics)	958	3 446 961	369 318	10.7	.2	26.1
1811	Plastic pipe fittings and valves (excluding pipe and tubing)	546	903 090	44 543	4.9	Z	X
1812	Metal pipe fittings and valves (excluding pipe and tubing)	636	974 238	49 347	5.1	Z	X
1813	Plumbing fixtures	510	2 550 928	218 447	8.6	.1	X
1814	Furnaces, stoves, water heaters (except electric and warm air)	172	672 266	20 052	3.0	Z	X
1815	Boilers, radiators, and convectors	215	96 212	2 065	2.1	Z	X
1818	Other plumbing and heating equipment and supplies	278	465 674	31 838	6.8	Z	X
1900	Warm air heating and air-conditioning equipment and supplies	441	974 865	66 196	6.8	Z	51.7
1911	Furnaces (warm air)	279	680 538	11 519	1.7	Z	X
1912	Central air-conditioning (residential and commercial)	201	206 876	26 662	12.9	Z	X
1914	Heat pumps (residential and commercial)	143	62 322	1 593	2.6	Z	X
1916	Air cleaning and filtration systems	178	627 546	6 492	1.0	Z	X
1917	Compressors for air-conditioners	182	89 571	1 621	1.8	Z	X
1918	Condensing units for air-conditioners	94	42 172	383	.9	Z	X
1919	Registers, grills, pre-formed ductwork (excluding sheet metal), and duct insulation	246	777 045	16 717	2.2	Z	X
2000	Refrigeration equipment and supplies	117	171 235	18 838	11.0	Z	66.5
2011	Commercial refrigerators (reach-in and walk-in)	43	128 530	4 021	3.1	Z	X
2012	Unit coolers for commercial refrigerators	14	88 969	6 136	6.9	Z	X
2013	Condensing units for commercial refrigerators	42	53 132	833	1.6	Z	X
2014	Refrigerants	46	54 791	1 187	2.2	Z	X
2015	Other refrigeration equipment and supplies	84	78 147	6 660	8.5	Z	X
2100	Construction and mining machinery and equipment (including parts and attachments)	337	695 026	52 203	7.5	Z	17.4
2111	New off-highway wheel and track-laying tractors	293	632 619	19 539	3.1	Z	X
2115	New graders, rollers, and off-highway trucks	250	588 498	8 491	1.4	Z	X
2117	Other new construction and mining, logging, and road maintenance machinery, equipment, and parts	112	198 725	10 651	5.4	Z	X
2118	Used construction and mining machinery and equipment	176	443 476	13 084	3.0	Z	X
2200	Farm machinery, equipment, and parts	234	848 199	32 978	3.9	Z	3.2
2211	New tractors (farm)	227	837 865	8 034	1.0	Z	X
2212	New harvesting machinery	227	837 865	4 025	.5	Z	X
2213	New land preparation, planting, and cultivating machinery	227	837 865	8 034	1.0	Z	X
2214	New dairy farm and barn equipment	227	837 865	4 025	.5	Z	X
2216	Other new farm machinery and equipment	227	837 865	4 025	.5	Z	X
2218	Used farm machinery and equipment	227	837 865	4 025	.5	Z	X
2220	Garden machinery, equipment, and parts	524	2 698 957	317 677	11.8	.2	1.2
2221	New power lawn mowers	429	2 227 044	91 252	4.1	Z	X
2222	Other new lawn and garden machinery and equipment	435	2 419 921	112 820	4.7	.1	X
2223	Used garden machinery and equipment	430	2 291 271	91 949	4.0	.1	X
2300	Hydraulic and pneumatic (fluid-power) pumps, motors, and parts	115	480 428	10 385	2.2	Z	7.7
2311	Pumps	67	277 499	6 068	2.2	Z	X
2312	Motors	64	184 875	1 945	1.1	Z	X
2313	Parts for pumps and motors	88	315 925	2 323	.7	Z	X
2320	General-purpose industrial machinery, equipment, and parts	1 677	18 131 498	822 429	4.5	.4	.1
2321	New pumps, compressors (air or gas), and equipment	947	11 562 971	177 020	1.5	.1	X
2326	New controlling, recording, and indicating instruments and access	675	11 548 425	135 095	1.2	.1	X
2327	All other new general-purpose industrial machinery and equipment	724	11 630 051	347 331	3.0	.2	X
2328	Used general-purpose industrial machinery and equipment	382	5 391 389	57 112	1.1	Z	X

See footnotes at end of table.

Table 2. All Types of Operation by Kind of Business and Commodity Line for Wholesale Trade: 1997—Con.

[Includes only establishments with payroll. For meaning of abbreviations and symbols, see introductory text. For explanation of terms, see Appendix A]

NAICS code and CL code	Kind of business and commodity line	Establishments handling commodity line		Commodity line sales			Sales coverage percent
		Number	Total sales (\$1,000)	Amount ¹ (\$1,000)	As percent of total sales of—		
					Establishments handling line	Establishments in NAICS industry ¹	
4219	Miscellaneous durable goods whse—Con.						
2330	Metalworking machinery, equipment, and parts	418	1 868 522	33 122	1.8	Z	X
2340	Materials handling machinery, equipment, and parts	357	269 940	25 805	9.6	Z	9.7
2341	New conveying equipment	6	14 201	4 256	30.0	Z	X
2342	New hoists, cranes, and monorails	182	109 679	1 289	1.2	Z	X
2345	Used materials handling machinery, equipment, and parts	167	138 271	19 857	14.4	Z	X
2350	Oil well, oil refinery, and pipeline machinery, equipment, and supplies	13	402 501	4 012	1.0	Z	X
2360	Other industrial machinery, equipment, and parts	131	486 682	15 092	3.1	Z	44.6
2363	New printing trades machinery, equipment, and supplies	55	173 729	9 972	5.7	Z	X
2365	New woodworking machinery	37	47 844	44	.1	Z	X
2366	Other new industrial machinery and equipment	53	267 309	3 699	1.4	Z	X
2367	Used industrial machinery and equipment	23	38 719	878	2.3	Z	X
2370	Mechanical power transmission supplies	115	96 253	4 621	4.8	Z	61.8
2371	Bearings and bushings	106	94 383	3 994	4.2	Z	X
2372	Other mechanical power transmission supplies	29	19 327	627	3.2	Z	X
2380	Industrial valves and fittings (except fluid-power)	77	41 619	7 100	17.1	Z	X
2390	Hydraulic and pneumatic (fluid-power) valves	81	452 750	26 859	5.9	Z	67.1
2391	Hydraulic valves	71	445 034	14 268	3.2	Z	X
2392	Pneumatic valves	70	429 509	12 427	2.9	Z	X
2400	Hydraulic and pneumatic cylinders and rotary actuators	50	423 271	17 963	4.2	Z	51.6
2411	Hydraulic cylinders and rotary actuators	37	409 000	12 297	3.0	Z	X
2412	Pneumatic cylinders and rotary actuators	40	409 692	4 233	1.0	Z	X
2420	Hydraulic and pneumatic connectors and assemblies	40	31 368	3 756	12.0	Z	70.2
2421	Hydraulic and pneumatic connectors	39	25 827	1 451	5.6	Z	X
2430	Fluid-power filters, components, accessories, and parts	130	104 542	4 383	4.2	Z	56.5
2431	Filters	123	104 270	2 430	2.3	Z	X
2432	Other fluid-power components, accessories, and parts, n.e.c.	119	82 816	1 949	2.4	Z	X
2440	Welding supplies (excluding gases)	151	110 709	8 882	8.0	Z	X
2450	Industrial containers and supplies	294	298 568	30 652	10.3	Z	22.1
2451	New and reconditioned drums and barrels	66	6 094	340	5.6	Z	X
2454	Other industrial containers and supplies	253	150 010	10 107	6.7	Z	X
2460	Other industrial supplies	829	1 243 116	84 311	6.8	Z	16.8
2461	Printing and duplicating inks	349	809 077	8 454	1.0	Z	X
2462	Abrasives and abrasive materials	324	200 459	13 662	6.8	Z	X
2463	Nylon, polyester, and synthetic rubber	342	284 666	9 413	3.3	Z	X
2464	Mechanical rubber goods	492	853 064	29 432	3.5	Z	X
2465	Strapping and tape	37	18 493	483	2.6	Z	X
2466	Industrial supplies, n.e.c.	150	130 503	10 358	7.9	Z	X
2520	Custodial (janitors') equipment and supplies	142	139 206	17 297	12.4	Z	7.4
2521	Custodial equipment—power equipment	68	12 818	703	5.5	Z	X
2522	Custodial equipment—nonpower equipment	122	63 890	4 392	6.9	Z	X
2523	Custodial supplies	69	13 302	2 083	15.7	Z	X
2530	Laundry and dry-cleaning equipment and supplies	12	9 560	543	5.7	Z	X
2540	Other service establishment equipment and supplies	32	100 700	15 116	15.0	Z	63.4
2542	Service establishment equipment and supplies, n.e.c.	32	100 700	15 116	15.0	Z	X
2600	Aircraft and aeronautical equipment and supplies	126	2 770 310	222 438	8.0	.1	X
2620	Marine machinery, equipment, and supplies	52	491 111	21 024	4.3	Z	X
2630	Other transportation equipment and supplies	7	13 618	4 501	33.1	Z	X
2700	Sporting and recreational goods and supplies	7 066	33 074 184	26 910 050	81.4	14.5	51.1
2711	Ammunition, firearms, reloading equipment, archery supplies, shooting aids, and accessories	991	7 293 937	4 845 551	66.4	2.6	X
2712	Bicycles and bicycle tires and tubes	508	3 792 187	2 197 969	58.0	1.2	X
2713	Billiards, pool, bowling equipment, and accessories	572	2 523 295	1 320 825	52.3	.7	X
2714	Camping and fishing equipment and accessories	1 340	7 614 853	3 192 564	41.9	1.7	X
2715	Athletic equipment and accessories	1 969	10 941 645	7 163 587	65.5	3.9	X
2716	Skiing equipment	307	1 898 675	901 987	47.5	.5	X
2717	Marine pleasure craft, equipment, and accessories	804	5 238 527	2 513 369	48.0	1.4	X
2718	Other sporting and recreational goods (go carts, bait, etc.)	2 152	8 197 937	4 691 480	57.2	2.5	X
2800	Toys and hobby goods and supplies	3 978	23 342 549	19 584 793	83.9	10.6	56.7
2811	Video games and cartridges	416	5 921 610	4 152 274	70.1	2.2	X
2812	Other toys and games (including fireworks and children's vehicles)	1 845	14 590 782	11 813 159	81.0	6.4	X
2813	Crafts and craft supplies	1 357	3 674 008	1 138 210	31.0	.6	X
2814	Other hobby goods and accessories	1 326	4 642 299	2 449 454	52.8	1.3	X
2900	Ferrous metal scrap	4 897	35 434 260	16 208 589	45.7	8.7	47.7
2911	Prepared ferrous metal scrap (processed by this establishment)	3 081	16 438 209	9 313 772	56.7	5.0	X
2912	Prepared ferrous metal scrap (not processed by this establishment)	2 026	12 098 645	6 170 578	51.0	3.3	X
2913	Unprepared ferrous metal scrap including bimetal cans	1 277	3 939 479	611 008	15.5	.3	X
2920	Nonferrous metal scrap	5 229	30 199 378	12 576 992	41.6	6.8	45.8
2921	Aluminum scrap	4 791	22 337 705	6 616 978	29.6	3.6	X
2922	Copper and copper alloy scrap	3 716	21 706 385	3 393 244	15.6	1.8	X
2923	Lead scrap	1 374	10 390 460	291 248	2.8	.2	X
2924	Other nonferrous metallic scrap (nickel, zinc, and precious and special metals)	2 541	14 832 767	2 242 705	15.1	1.2	X
2930	Recyclable paper and paperboard	2 284	8 234 651	5 359 464	65.1	2.9	X
2940	Recyclable materials, except metal	2 519	5 816 840	2 742 660	47.2	1.5	64.7
2941	Wiping cloths, waste rags, and textile waste	527	1 039 529	883 334	85.0	.5	X
2943	Recyclable plastics	1 333	3 836 317	885 586	23.1	.5	X
2944	Recyclable glass	899	2 607 796	293 108	11.2	.2	X
2945	Other recyclable materials (including rubber and bones)	757	1 141 339	680 372	59.6	.4	X

See footnotes at end of table.

Table 2. All Types of Operation by Kind of Business and Commodity Line for Wholesale Trade: 1997—Con.

[Includes only establishments with payroll. For meaning of abbreviations and symbols, see introductory text. For explanation of terms, see Appendix A]

NAICS code and CL code	Kind of business and commodity line	Establishments handling commodity line		Commodity line sales			Sales coverage percent
		Number	Total sales (\$1,000)	Amount ¹ (\$1,000)	As percent of total sales of—		
					Establishments handling line	Establishments in NAICS industry ¹	
4219	Miscellaneous durable goods whse—Con.						
3000	Jewelry, diamonds, gem stones, and watches	7 589	23 609 953	22 006 911	93.2	11.9	60.1
3011	Diamond jewelry and diamond jewelry where lapidary work was not performed at this location	3 074	10 719 645	7 470 959	69.7	4.0	X
3012	Gem stone and pearl jewelry where lapidary work was not performed at this location	2 099	4 369 527	1 703 489	39.0	.9	X
3013	Diamonds, diamond jewelry, gem stones, and pearl jewelry where lapidary work was performed at this location	1 127	3 133 082	1 731 879	55.3	.9	X
3014	Watches, clocks, and watch movements and cases	1 760	6 433 645	4 083 860	63.5	2.2	X
3015	Karat gold jewelry (rings, necklaces, etc.)	1 817	6 250 546	3 620 551	57.9	2.0	X
3016	Other jewel., silverware, and plated ware (incl. jewel. where gemstones less than 50% of value, gold filled sterling, and costume jewel. and medallions)	2 929	5 522 954	3 372 994	61.1	1.8	X
3030	Precious metals—gold, silver, and platinum including precious metal coins	874	22 057 114	9 044 072	41.0	4.9	X
3100	Musical instruments and supplies	575	2 538 513	2 445 014	96.3	1.3	X
3120	Forest products, except lumber (including cordwood, hewn posts, poles, and ties)	2 164	22 603 963	11 100 223	49.1	6.0	X
3130	Compact discs, prerecorded audio tapes, and phonograph records	1 692	18 370 723	13 656 942	74.3	7.4	X
3140	Prerecorded video tapes	3 762	15 917 131	9 189 921	57.7	5.0	X
3150	Other durable goods	2 860	6 528 538	5 577 446	85.4	3.0	66.9
3151	Coin-operated games	288	1 196 806	1 044 708	87.3	.6	X
3152	Luggage	446	1 352 209	1 156 966	85.6	.6	X
3153	Works of art	390	469 776	258 876	55.1	.1	X
3154	Other durable goods, n.e.c.	2 037	3 805 451	3 116 888	81.9	1.7	X
3160	Fire extinguishers and fire safety equipment	1 087	1 208 509	1 021 201	84.5	.6	X
3200	Printing and writing paper	253	588 240	179 423	30.5	.1	52.2
3212	Fine roll paper	29	30 516	326	1.1	Z	X
3213	Other printing and writing paper	201	487 330	158 238	32.5	.1	X
3300	Stationery, office supplies and greeting cards	733	2 156 402	153 462	7.1	.1	9.9
3311	Business forms	398	999 872	3 622	.4	Z	X
3312	Stationery, photocopy paper, and typing paper	428	1 051 703	9 225	.9	Z	X
3313	Inked ribbons, carbon paper, pens and pencils	447	1 201 643	54 985	4.6	Z	X
3314	Toner and cartridges	493	1 019 359	5 699	.6	Z	X
3315	Greeting cards	62	369 717	27 174	7.4	Z	X
3316	Other stationery supplies (envelopes, ruled forms, and binder paper)	588	1 341 250	48 375	3.6	Z	X
3400	Industrial and personal services paper and plastics	419	552 979	67 338	12.2	Z	9.5
3411	Paperboard and boxboard boxes	295	207 991	23 128	11.1	Z	X
3412	Paper dishes, cups, and napkins	73	40 970	1 307	3.2	Z	X
3413	Industrial paper (wrapping, bags, cartons, etc.)	84	20 888	2 132	10.2	Z	X
3415	Other industrial and personal service paper	54	64 950	14 579	22.4	Z	X
3500	Drugs, pharmaceuticals, cosmetics, and toiletries	388	1 716 027	174 238	10.2	.1	42.1
3512	Nonprescription pharmaceuticals	34	2 256	326	14.5	Z	X
3513	Cosmetics	111	61 183	1 723	2.8	Z	X
3514	Perfumes	24	131 030	20 374	15.5	Z	X
3515	Other toiletries and druggists' sundries	215	1 192 340	108 181	9.1	.1	X
3600	Piece goods, knit and woven	138	1 588 583	110 104	6.9	.1	X
3700	Notions (buttons, ribbons, lace, sewing accessories, zippers, bindings, etc.)	180	277 467	35 003	12.6	Z	X
3800	Men's and boys' wear	772	3 741 943	294 870	7.9	.2	4.3
3811	Men's and boys' suits, coats, and formal wear	75	313 841	17 391	5.5	Z	X
3812	Men's and boys' dress and casual shirts, slacks, and jeans	256	893 595	42 218	4.7	Z	X
3813	Men's and boys' underwear and nightwear	34	188 442	2 689	1.4	Z	X
3814	Men's and boys' work clothing and uniforms	79	655 666	105 582	16.1	.1	X
3815	Other men's and boys' wear (caps, hats, swimwear, neckwear, etc.)	350	2 006 920	109 330	5.4	.1	X
3900	Women's and children's wear	524	2 561 547	128 983	5.0	.1	3.6
3911	Infants' and children's wear (to size 6X)	170	1 503 026	13 365	.9	Z	X
3912	Women's misses', and girls' dresses and blouses	114	456 386	43 725	9.6	Z	X
3913	Women's, misses', and girls' suits and coats	54	64 953	7 030	10.8	Z	X
3914	Women's and misses' outerwear	139	241 281	17 725	7.3	Z	X
3915	Women's and misses' underwear and sleepwear	44	151 876	3 522	2.3	Z	X
3916	Other women's, misses, and girl's wear (furs, sweaters, millinery, etc.)	84	180 297	26 564	14.7	Z	X
4000	Footwear	351	3 282 663	192 290	5.9	.1	5.7
4011	All athletic footwear	189	1 212 751	144 661	11.9	Z	X
4012	Infants' footwear	19	17 168	99	.6	Z	X
4013	Other women's, misses', and girls' footwear	54	90 184	5 208	5.8	Z	X
4014	Other men's and boy's footwear	116	775 009	28 434	3.7	Z	X
4015	Shoe accessories	15	79 964	1 910	2.4	Z	X
4100	Frozen foods (packaged)	139	1 634 435	17 250	1.1	Z	X
4400	Confectionery	40	315 714	40 914	13.0	Z	14.3
4411	Candy	31	139 910	25 577	18.3	Z	X
4412	Chewing gum	26	104 651	1 838	1.8	Z	X
4500	Fish and seafoods (excluding canned and frozen packaged)	61	60 977	1 429	2.3	Z	X
4600	Meat and meat products (fresh and unpackaged)	19	394 178	214 224	54.3	.1	68.2
4611	Beef (not killed on location)	16	355 239	115 296	32.5	.1	X
4614	Pork (not killed on location)	16	355 239	84 559	23.8	Z	X
4700	Fresh fruits and vegetables	88	1 244 152	18 673	1.5	Z	X
4800	Coffee, tea, and spices	72	194 675	2 427	1.2	Z	X
4820	Bread and baked goods	6	38 872	1 848	4.8	Z	X
4830	Canned foods	142	1 752 784	76 550	4.4	Z	X
4840	Food and beverage basic materials (include flavoring extracts, fruit peel, hop extract, industrial molasses, sausage casings, malt, yeast, etc.)	16	355 234	40 682	11.5	Z	X
4850	Soft drinks and bottled water	108	1 350 150	9 418	.7	Z	X

See footnotes at end of table.

Table 2. All Types of Operation by Kind of Business and Commodity Line for Wholesale Trade: 1997—Con.

[Includes only establishments with payroll. For meaning of abbreviations and symbols, see introductory text. For explanation of terms, see Appendix A]

NAICS code and CL code	Kind of business and commodity line	Establishments handling commodity line		Commodity line sales			Sales coverage percent
		Number	Total sales (\$1,000)	Amount ¹ (\$1,000)	As percent of total sales of—		
					Establishments handling line	Establishments in NAICS industry ¹	
4219	Miscellaneous durable goods whse—Con.						
4860	Other grocery specialties	188	12 853 285	1 826 136	14.2	1.0	.7
4862	Breakfast cereals	14	44 060	1 571	3.6	Z	X
4867	Pet foods	7	74 749	2 571	3.4	Z	X
4868	Grocery specialties, n.e.c.	9	26 155	1 165	4.5	Z	X
4900	Grain and beans	28	395 339	67 705	17.1	Z	X
5100	Hides, skins, and pelts	6	7 031	1 615	23.0	Z	X
5300	Plastics materials and basic shapes	797	3 656 415	139 506	3.8	.1	1.2
5311	Plastic pipes, rods, tubes, and shapes	532	3 089 141	55 518	1.8	Z	X
5312	High pressure laminates	13	15 671	4 945	31.6	Z	X
5314	Other plastics materials and basic shapes	260	725 741	17 343	2.4	Z	X
5320	Industrial gases (welding, etc.)	21	15 928	1 448	9.1	Z	X
5330	Chemicals and allied products (excluding agricultural, plastics, gases, and petroleum)	1 286	16 731 665	2 186 987	13.1	1.2	.6
5331	Gasses, compressed and liquified, except L.P.	20	73 603	756	1.0	Z	X
5332	Alkalies and chlorine	403	538 070	19 634	3.6	Z	X
5334	Organic fibers	26	94 717	11 560	12.2	Z	X
5335	Detergents and soaps	455	11 134 066	700 177	6.3	.4	X
5336	Sanitation chemicals, polishes, and waxes	473	11 273 203	707 950	6.3	.4	X
5341	Insecticides, nonagricultural	367	449 971	11 519	2.6	Z	X
5342	Adhesives, sealants, and glues	831	12 576 092	556 368	4.4	.3	X
5344	Other chemicals and allied products	351	3 737 564	168 901	4.5	.1	X
5400	Petroleum products	266	12 518 924	676 584	5.4	.4	.2
5418	Lubricating oil and greases	8	45 749	4 574	10.0	Z	X
5420	Liquified petroleum gases (excluding natural gas)	69	1 296 028	299 896	23.1	.2	X
5500	Crude oil	11	2 508	24	1.0	Z	X
5700	Wines and distilled alcoholic beverages	9	23 792	4 031	16.9	Z	36.1
5712	Distilled liquor (including premixed alcoholic drinks)	6	15 668	3 909	24.9	Z	X
5800	Farm supplies	183	2 522 029	170 890	6.8	.1	11.4
5811	Hay, straw, and alfalfa	75	2 234 541	73 669	3.3	Z	X
5814	Weed killers, soil sterilizers, and soil conditioners	18	39 413	4 544	11.5	Z	X
5816	Other agricultural chemicals and fertilizers	18	39 413	1 135	2.9	Z	X
5818	Other farm supplies (including harness and saddlery equipment)	82	236 412	89 938	38.0	Z	X
5900	Tobacco and tobacco products	15	38 836	2 844	7.3	Z	X
6000	Paint, paint supplies, and wallpaper	716	2 313 984	322 191	13.9	.2	5.4
6011	Architectural coatings (enamels, primers, stains, solvents, and lacquers)	636	2 096 844	294 299	14.0	.2	X
6015	Wallpaper	33	24 505	2 201	9.0	Z	X
6100	Books, periodicals, newspapers, and miscellaneous printed materials	647	4 178 969	431 109	10.3	.2	2.3
6101	Books	264	3 311 124	316 114	9.5	.2	X
6102	Other periodicals, newspapers, and miscellaneous printed materials	139	399 626	48 395	12.1	Z	X
6110	Flowers and florists' supplies	153	893 348	36 237	4.1	Z	X
6120	Art goods (including novelties and souvenirs)	460	1 318 598	138 282	10.5	.1	22.0
6121	Art materials	50	231 778	19 531	8.4	Z	X
6122	Novelties and souvenirs	408	701 286	101 130	14.4	.1	X
6130	Textile bags, bagging, and burlap	25	114 274	10 983	9.6	Z	X
6150	Nondurable goods, n.e.c.	229	2 008 899	160 324	8.0	.1	X
9700	Service receipts and labor charges (including installed parts)	3 035	6 786 585	752 967	11.1	.4	52.2
9701	Labor charges for repair work	1 515	2 384 140	173 912	7.3	.1	X
9702	Parts installed in repair work	1 169	1 368 572	93 049	6.8	.1	X
9703	Other service receipts and labor charges—Specify	1 465	4 053 298	474 826	11.7	.3	X
9720	Receipts for service contracts	186	203 613	24 734	12.1	Z	X
9730	Advertising specialties (paper novelties, etc.)	199	395 369	44 556	11.3	Z	X
9740	Receipts for installing equipment	117	78 656	10 813	13.7	Z	X
9810	Miscellaneous commodities	1 558	22 635 507	1 634 971	7.2	.9	X
9940	Rental and leasing receipts	791	1 730 696	110 278	6.4	.1	.2
9941	Computer rental and leasing receipts	76	193 888	2 178	1.1	Z	X
9942	Photocopying machine rental	232	418 683	22 479	5.4	Z	X
9943	Other office machine rental receipts	76	193 888	6 399	3.3	Z	X
9944	Other rental receipts	81	22 179	1 201	5.4	Z	X
9950	Construction receipts	65	98 168	10 992	11.2	Z	X
9970	Receipts for printing or photocopying performed at this establishment	16	16 397	447	2.7	Z	X
9980	Receipts for machine shop job work	24	14 196	826	5.8	Z	X
42191	Sporting & recreational goods & supplies whse	6 080	X	28 233 685	X	100.0	69.8
0200	New and rebuilt automotive parts and supplies	16	33 223	5 455	16.4	Z	28.8
0211	Batteries	15	25 507	5 072	19.9	Z	X
0300	Tires and tubes	9	18 356	702	3.8	Z	2.3
0311	New tires and tubes	9	18 356	702	3.8	Z	X
0400	Household and lawn furniture	31	413 503	62 544	15.1	.2	.1
0411	Upholstered furniture	17	59 780	4 592	7.7	Z	X
0412	Sleep furniture and equipment	17	59 780	671	1.1	Z	X
0414	Other furniture (including sleep sofas)	17	59 780	1 825	3.1	Z	X
0420	Office and business furniture	7	205 502	56 379	27.4	.2	X
0500	Household china, glassware, crockery, and plastic housewares	25	329 785	60 667	18.4	.2	X
0540	Other home furnishings	37	332 481	26 660	8.0	.1	6.5
0541	Metal flatware and kitchen utensils	8	249 875	15 803	6.3	.1	X
0542	Mirrors, lamps, and picture frames	37	332 481	10 857	3.3	Z	X

See footnotes at end of table.

Table 2. All Types of Operation by Kind of Business and Commodity Line for Wholesale Trade: 1997—Con.

[Includes only establishments with payroll. For meaning of abbreviations and symbols, see introductory text. For explanation of terms, see Appendix A]

NAICS code and CL code	Kind of business and commodity line	Establishments handling commodity line		Commodity line sales			Sales coverage percent
		Number	Total sales (\$1,000)	Amount ¹ (\$1,000)	As percent of total sales of—		
					Establishments handling line	Establishments in NAICS industry ¹	
42191	Sporting & recreational goods & supplies whole—Con.						
0700	Brick, stone, tile, sand, block, cement, and gravel	8	25 299	481	1.9	Z	51.6
0714	Brick, block, tile, clay/cement sewer pipe, etc.	8	25 299	481	1.9	Z	X
0800	Photographic equipment and supplies (excluding video)	19	233 699	8 224	3.5	Z	X
0920	New computer equipment	6	32 270	6 591	20.4	Z	X
1000	Medical, hospital, and surgical supplies	7	18 110	4 996	27.6	Z	X
1400	Electrical apparatus and equipment	47	365 630	44 750	12.2	Z	X
1500	Electrical appliances, household	26	556 677	119 005	21.4	.4	26.5
1511	Televisions	18	520 620	47 132	9.1	.2	X
1512	Radios, stereos, and CD players	19	531 337	37 580	7.1	.1	X
1513	V.C.R.'s and video cameras	10	495 280	29 217	5.9	.1	X
1514	Electrical household ranges and ovens	8	25 340	4 183	16.5	Z	X
1516	Household laundry equipment	8	25 340	871	3.4	Z	X
1600	Electronic parts and equipment, except communication	54	167 879	23 731	14.1	.1	17.1
1612	Integrated circuits	10	8 264	104	1.3	Z	X
1616	Electronic connectors and other passive electronic parts	9	12 959	3 185	24.6	Z	X
1618	Electronic parts and equipment, n.e.c.	42	139 964	19 157	13.7	.1	X
1700	Hardware	60	571 932	42 642	7.5	.2	2.3
1711	Hand tools (including power driven)	28	421 866	29 619	7.0	.1	X
1713	Cutlery	56	245 281	13 023	5.3	Z	X
1800	Plumbing and heating equipment and supplies (hydronics)	42	131 876	18 241	13.8	.1	10.9
1811	Plastic pipe fittings and valves (excluding pipe and tubing)	22	85 673	10 009	11.7	Z	X
1813	Plumbing fixtures	10	17 779	1 664	9.4	Z	X
1814	Furnaces, stoves, water heaters (except electric and warm air)	10	28 424	5 232	18.4	Z	X
1818	Other plumbing and heating equipment and supplies	11	36 819	1 336	3.6	Z	X
2220	Garden machinery, equipment, and parts	18	252 234	34 078	13.5	.1	8.0
2222	Other new lawn and garden machinery and equipment	10	198 014	22 322	11.3	.1	X
2320	General-purpose industrial machinery, equipment, and parts	8	43 407	2 738	6.3	Z	X
2520	Custodial (janitors') equipment and supplies	7	36 027	824	2.3	Z	X
2620	Marine machinery, equipment, and supplies	15	92 837	16 913	18.2	.1	X
2700	Sporting and recreational goods and supplies	6 080	28 233 685	26 519 495	93.9	93.9	58.1
2711	Ammunition, firearms, reloading equipment, archery supplies, shooting aids, and accessories	975	7 281 817	4 844 907	66.5	17.2	X
2712	Bicycles and bicycle tires and tubes	480	3 317 097	2 125 673	64.1	7.5	X
2713	Billiards, pool, bowling equipment, and accessories	547	2 464 230	1 318 332	53.5	4.7	X
2714	Camping and fishing equipment and accessories	1 107	6 629 488	3 095 232	46.7	11.0	X
2715	Athletic equipment and accessories	1 738	10 017 008	7 142 301	71.3	25.3	X
2716	Skiing equipment	302	1 892 181	901 333	47.6	3.2	X
2717	Marine pleasure craft, equipment, and accessories	800	5 038 138	2 503 463	49.7	8.9	X
2718	Other sporting and recreational goods (go carts, bait, etc.)	1 913	7 154 568	4 588 256	64.1	16.3	X
2800	Toys and hobby goods and supplies	109	1 323 389	233 915	17.7	.8	59.3
2812	Other toys and games (including fireworks and children's vehicles)	85	1 262 601	207 820	16.5	.7	X
2813	Crafts and craft supplies	19	117 403	9 250	7.9	Z	X
2814	Other hobby goods and accessories	26	116 338	16 250	14.0	.1	X
3000	Jewelry, diamonds, gem stones, and watches	46	132 921	6 891	5.2	Z	9.7
3016	Other jewel., silverware, and plated ware (incl. jewel. where gemstones less than 50% of value, gold filled sterling, and costume jewel. and medallions)	43	108 308	4 306	4.0	Z	X
3140	Prerecorded video tapes	19	106 761	1 806	1.7	Z	X
3150	Other durable goods	7	18 880	4 298	22.8	Z	X
3300	Stationery, office supplies and greeting cards	13	75 412	3 949	5.2	Z	X
3500	Drugs, pharmaceuticals, cosmetics, and toiletries	23	82 442	16 361	19.8	.1	6.4
3515	Other toiletries and druggists' sundries	22	40 535	5 838	14.4	Z	X
3600	Piece goods, knit and woven	16	8 142	964	11.8	Z	X
3700	Notions (buttons, ribbons, lace, sewing accessories, zippers, bindings, etc.)	17	44 889	3 271	7.3	Z	X
3800	Men's and boys' wear	375	1 690 515	241 192	14.3	.9	7.8
3811	Men's and boys' suits, coats, and formal wear	49	188 410	14 368	7.6	.1	X
3812	Men's and boys' dress and casual shirts, slacks, and jeans	186	634 872	31 101	4.9	.1	X
3813	Men's and boys' underwear and nightwear	34	188 442	2 689	1.4	Z	X
3814	Men's and boys' work clothing and uniforms	73	643 703	103 774	16.1	.4	X
3815	Other men's and boys' wear (caps, hats, swimwear, neckwear, etc.)	152	476 880	89 260	18.7	.3	X
3900	Women's and children's wear	215	753 954	63 909	8.5	.2	8.3
3911	Infants' and children's wear (to size 6X)	33	195 841	2 333	1.2	Z	X
3912	Women's misses', and girls' dresses and blouses	102	424 627	35 493	8.4	.1	X
3914	Women's and misses' outerwear	95	131 519	11 302	8.6	Z	X
3915	Women's and misses' underwear and sleepwear	35	145 672	2 876	2.0	Z	X
3916	Other women's, misses, and girl's wear (furs, sweaters, millinery, etc.) ..	56	100 065	11 898	11.9	Z	X
4000	Footwear	267	3 193 779	186 325	5.8	.7	5.5
4011	All athletic footwear	164	1 172 926	142 729	12.2	.5	X
4012	Infants' footwear	19	17 168	99	.6	Z	X
4013	Other women's, misses', and girls' footwear	54	90 184	5 208	5.8	Z	X
4014	Other men's and boy's footwear	116	775 009	28 434	3.7	.1	X
4015	Shoe accessories	15	79 964	1 910	2.4	Z	X
4400	Confectionery	7	161 891	9 748	6.0	Z	X
4860	Other grocery specialties	6	28 834	2 012	7.0	Z	X
5300	Plastics materials and basic shapes	9	49 377	4 214	8.5	Z	21.7
5311	Plastic pipes, rods, tubes, and shapes	9	49 377	4 214	8.5	Z	X
5330	Chemicals and allied products (excluding agricultural, plastics, gases, and petroleum)	69	267 417	48 350	18.1	.2	8.8
5331	Gasses, compressed and liquified, except L.P.	20	73 603	756	1.0	Z	X
5332	Alkalies and chlorine	41	98 924	15 541	15.7	.1	X
5336	Sanitation chemicals, polishes, and waxes	20	147 318	15 283	10.4	.1	X
5344	Other chemicals and allied products	20	73 603	15 120	20.5	.1	X

See footnotes at end of table.

Table 2. All Types of Operation by Kind of Business and Commodity Line for Wholesale Trade: 1997—Con.

[Includes only establishments with payroll. For meaning of abbreviations and symbols, see introductory text. For explanation of terms, see Appendix A]

NAICS code and CL code	Kind of business and commodity line	Establishments handling commodity line		Commodity line sales			Sales coverage percent
		Number	Total sales (\$1,000)	Amount ¹ (\$1,000)	As percent of total sales of—		
					Establishments handling line	Establishments in NAICS industry ¹	
42191	Sporting & recreational goods & supplies whse—Con.						
5400	Petroleum products	6	41 838	4 069	9.7	Z	33.8
5418	Lubricating oil and greases	6	41 838	4 069	9.7	Z	X
5800	Farm supplies	19	41 446	6 696	16.2	Z	6.6
5814	Weed killers, soil sterilizers, and soil conditioners.....	18	39 413	4 544	11.5	Z	X
5816	Other agricultural chemicals and fertilizers.....	18	39 413	1 135	2.9	Z	X
6000	Paint, paint supplies, and wallpaper	10	13 435	2 260	16.8	Z	68.0
6011	Architectural coatings (enamels, primers, stains, solvents, and lacquers).....	10	13 435	2 260	16.8	Z	X
6100	Books, periodicals, newspapers, and miscellaneous printed materials.....	57	173 399	4 894	2.8	Z	X
6120	Art goods (including novelties and souvenirs)	36	153 115	18 343	12.0	.1	12.1
6122	Novelties and souvenirs.....	36	153 115	18 225	11.9	.1	X
6150	Nondurable goods, n.e.c.	12	6 736	1 026	15.2	Z	X
9700	Service receipts and labor charges (including installed parts)	336	823 360	104 087	12.6	.4	61.4
9701	Labor charges for repair work	231	444 770	21 694	4.9	.1	X
9702	Parts installed in repair work	138	297 184	12 536	4.2	Z	X
9703	Other service receipts and labor charges—Specify	127	396 003	69 841	17.6	.2	X
9730	Advertising specialties (paper novelties, etc.)	50	143 142	21 761	15.2	.1	X
9740	Receipts for installing equipment	6	11 795	1 206	10.2	Z	X
9810	Miscellaneous commodities	148	2 461 395	137 862	5.6	.5	X
9940	Rental and leasing receipts	35	103 843	6 095	5.9	Z	X
421910	Sporting & recreational goods & supplies whse	6 080	X	28 233 685	X	100.0	69.8
0200	New and rebuilt automotive parts and supplies	16	33 223	5 455	16.4	Z	28.8
0211	Batteries	15	25 507	5 072	19.9	Z	X
0300	Tires and tubes	9	18 356	702	3.8	Z	2.3
0311	New tires and tubes	9	18 356	702	3.8	Z	X
0400	Household and lawn furniture	31	413 503	62 544	15.1	.2	.1
0411	Upholstered furniture	17	59 780	4 592	7.7	Z	X
0412	Sleep furniture and equipment	17	59 780	671	1.1	Z	X
0414	Other furniture (including sleep sofas)	17	59 780	1 825	3.1	Z	X
0420	Office and business furniture	7	205 502	56 379	27.4	.2	X
0500	Household china, glassware, crockery, and plastic housewares	25	329 785	60 667	18.4	.2	X
0540	Other home furnishings	37	332 481	26 660	8.0	.1	6.5
0541	Metal flatware and kitchen utensils	8	249 875	15 803	6.3	.1	X
0542	Mirrors, lamps, and picture frames	37	332 481	10 857	3.3	Z	X
0700	Brick, stone, tile, sand, block, cement, and gravel	8	25 299	481	1.9	Z	51.6
0714	Brick, block, tile, clay/cement sewer pipe, etc.....	8	25 299	481	1.9	Z	X
0800	Photographic equipment and supplies (excluding video)	19	233 699	8 224	3.5	Z	X
0920	New computer equipment	6	32 270	6 591	20.4	Z	X
1000	Medical, hospital, and surgical supplies	7	18 110	4 996	27.6	Z	X
1400	Electrical apparatus and equipment.....	47	365 630	44 750	12.2	.2	X
1500	Electrical appliances, household	26	556 677	119 005	21.4	.4	26.5
1511	Televisions	18	520 620	47 132	9.1	.2	X
1512	Radios, stereos, and CD players	19	531 337	37 580	7.1	.1	X
1513	V.C.R.'s and video cameras	10	495 280	29 217	5.9	.1	X
1514	Electrical household ranges and ovens.....	8	25 340	4 183	16.5	Z	X
1516	Household laundry equipment	8	25 340	871	3.4	Z	X
1600	Electronic parts and equipment, except communication	54	167 879	23 731	14.1	.1	17.1
1612	Integrated circuits	10	8 264	104	1.3	Z	X
1616	Electronic connectors and other passive electronic parts	9	12 959	3 185	24.6	Z	X
1618	Electronic parts and equipment, n.e.c.	42	139 964	19 157	13.7	.1	X
1700	Hardware	60	571 932	42 642	7.5	.2	2.3
1711	Hand tools (including power driven).....	28	421 866	29 619	7.0	.1	X
1713	Cutlery.....	56	245 281	13 023	5.3	Z	X
1800	Plumbing and heating equipment and supplies (hydronics)	42	131 876	18 241	13.8	.1	10.9
1811	Plastic pipe fittings and valves (excluding pipe and tubing).....	22	85 673	10 009	11.7	Z	X
1813	Plumbing fixtures.....	10	17 779	1 664	9.4	Z	X
1814	Furnaces, stoves, water heaters (except electric and warm air).....	10	28 424	5 232	18.4	Z	X
1818	Other plumbing and heating equipment and supplies.....	11	36 819	1 336	3.6	Z	X
2220	Garden machinery, equipment, and parts	18	252 234	34 078	13.5	.1	8.0
2222	Other new lawn and garden machinery and equipment	10	198 014	22 322	11.3	.1	X
2320	General-purpose industrial machinery, equipment, and parts.....	8	43 407	2 738	6.3	Z	X
2520	Custodial (janitors') equipment and supplies	7	36 027	824	2.3	Z	X
2620	Marine machinery, equipment, and supplies	15	92 837	16 913	18.2	.1	X
2700	Sporting and recreational goods and supplies	6 080	28 233 685	26 519 495	93.9	93.9	58.1
2711	Ammunition, firearms, reloading equipment, archery supplies, shooting aids, and accessories	975	7 281 817	4 844 907	66.5	17.2	X
2712	Bicycles and bicycle tires and tubes	480	3 317 097	2 125 673	64.1	7.5	X
2713	Billiards, pool, bowling equipment, and accessories.....	547	2 464 230	1 318 332	53.5	4.7	X
2714	Camping and fishing equipment and accessories.....	1 107	6 629 488	3 095 232	46.7	11.0	X
2715	Athletic equipment and accessories	1 738	10 017 008	7 142 301	71.3	25.3	X
2716	Skiing equipment	302	1 892 181	901 333	47.6	3.2	X
2717	Marine pleasure craft, equipment, and accessories	800	5 038 138	2 503 463	49.7	8.9	X
2718	Other sporting and recreational goods (go carts, bait, etc.).....	1 913	7 154 568	4 588 256	64.1	16.3	X
2800	Toys and hobby goods and supplies	109	1 323 389	233 915	17.7	.8	59.3
2812	Other toys and games (including fireworks and children's vehicles)	85	1 262 601	207 820	16.5	.7	X
2813	Crafts and craft supplies	19	117 403	9 250	7.9	Z	X
2814	Other hobby goods and accessories	26	116 338	16 250	14.0	.1	X

See footnotes at end of table.

Table 2. All Types of Operation by Kind of Business and Commodity Line for Wholesale Trade: 1997—Con.

[Includes only establishments with payroll. For meaning of abbreviations and symbols, see introductory text. For explanation of terms, see Appendix A]

NAICS code and CL code	Kind of business and commodity line	Establishments handling commodity line		Commodity line sales			Sales coverage percent
		Number	Total sales (\$1,000)	Amount ¹ (\$1,000)	As percent of total sales of—		
					Establishments handling line	Establishments in NAICS industry ¹	
421910	Sporting & recreational goods & supplies whsle—Con.						
3000	Jewelry, diamonds, gem stones, and watches	46	132 921	6 891	5.2	Z	9.7
3016	Other jewel., silverware, and plated ware (incl. jewel. where gemstones less than 50% of value, gold filled sterling, and costume jewel. and medallions)	43	108 308	4 306	4.0	Z	X
3140	Prerecorded video tapes	19	106 761	1 806	1.7	Z	X
3150	Other durable goods	7	18 880	4 298	22.8	Z	X
3300	Stationery, office supplies and greeting cards	13	75 412	3 949	5.2	Z	X
3500	Drugs, pharmaceuticals, cosmetics, and toiletries	23	82 442	16 361	19.8	.1	6.4
3515	Other toiletries and druggists' sundries	22	40 535	5 838	14.4	Z	X
3600	Piece goods, knit and woven	16	8 142	964	11.8	Z	X
3700	Notions (buttons, ribbons, lace, sewing accessories, zippers, bindings, etc.)	17	44 889	3 271	7.3	Z	X
3800	Men's and boys' wear	375	1 690 515	241 192	14.3	.9	7.8
3811	Men's and boys' suits, coats, and formal wear	49	188 410	14 368	7.6	.1	X
3812	Men's and boys' dress and casual shirts, slacks, and jeans	186	634 872	31 101	4.9	.1	X
3813	Men's and boys' underwear and nightwear	34	188 442	2 689	1.4	Z	X
3814	Men's and boys' work clothing and uniforms	73	643 703	103 774	16.1	.4	X
3815	Other men's and boys' wear (caps, hats, swimwear, neckwear, etc.)	152	476 880	89 260	18.7	.3	X
3900	Women's and children's wear	215	753 954	63 909	8.5	.2	8.3
3911	Infants' and children's wear (to size 6X)	33	195 841	2 333	1.2	Z	X
3912	Women's misses', and girls' dresses and blouses	102	424 627	35 493	8.4	.1	X
3914	Women's and misses' outerwear	95	131 519	11 302	8.6	Z	X
3915	Women's and misses' underwear and sleepwear	35	145 672	2 876	2.0	Z	X
3916	Other women's, misses, and girl's wear (furs, sweaters, millinery, etc.)	56	100 065	11 898	11.9	Z	X
4000	Footwear	267	3 193 779	186 325	5.8	.7	5.5
4011	All athletic footwear	164	1 172 926	142 729	12.2	.5	X
4012	Infants' footwear	19	17 168	99	.6	Z	X
4013	Other women's, misses', and girls' footwear	54	90 184	5 208	5.8	Z	X
4014	Other men's and boy's footwear	116	775 009	28 434	3.7	.1	X
4015	Shoe accessories	15	79 964	1 910	2.4	Z	X
4400	Confectionery	7	161 891	9 748	6.0	Z	X
4860	Other grocery specialties	6	28 834	2 012	7.0	Z	X
5300	Plastics materials and basic shapes	9	49 377	4 214	8.5	Z	21.7
5311	Plastic pipes, rods, tubes, and shapes	9	49 377	4 214	8.5	Z	X
5330	Chemicals and allied products (excluding agricultural, plastics, gases, and petroleum)	69	267 417	48 350	18.1	.2	8.8
5331	Gasses, compressed and liquified, except L.P.	20	73 603	756	1.0	Z	X
5332	Alkalies and chlorine	41	98 924	15 541	15.7	.1	X
5336	Sanitation chemicals, polishes, and waxes	20	147 318	15 283	10.4	.1	X
5344	Other chemicals and allied products	20	73 603	15 120	20.5	.1	X
5400	Petroleum products	6	41 838	4 069	9.7	Z	33.8
5418	Lubricating oil and greases	6	41 838	4 069	9.7	Z	X
5800	Farm supplies	19	41 446	6 696	16.2	Z	6.6
5814	Weed killers, soil sterilizers, and soil conditioners	18	39 413	4 544	11.5	Z	X
5816	Other agricultural chemicals and fertilizers	18	39 413	1 135	2.9	Z	X
6000	Paint, paint supplies, and wallpaper	10	13 435	2 260	16.8	Z	68.0
6011	Architectural coatings (enamels, primers, stains, solvents, and lacquers)	10	13 435	2 260	16.8	Z	X
6100	Books, periodicals, newspapers, and miscellaneous printed materials	57	173 399	4 894	2.8	Z	X
6120	Art goods (including novelties and souvenirs)	36	153 115	18 343	12.0	.1	12.1
6122	Novelties and souvenirs	36	153 115	18 225	11.9	.1	X
6150	Nondurable goods, n.e.c.	12	6 736	1 026	15.2	Z	X
9700	Service receipts and labor charges (including installed parts)	336	823 360	104 087	12.6	.4	61.4
9701	Labor charges for repair work	231	444 770	21 694	4.9	.1	X
9702	Parts installed in repair work	138	297 184	12 536	4.2	Z	X
9703	Other service receipts and labor charges—Specify	127	396 003	69 841	17.6	.2	X
9730	Advertising specialties (paper novelties, etc.)	50	143 142	21 761	15.2	.1	X
9740	Receipts for installing equipment	6	11 795	1 206	10.2	Z	X
9810	Miscellaneous commodities	148	2 461 395	137 862	5.6	.5	X
9940	Rental and leasing receipts	35	103 843	6 095	5.9	Z	X
42192	Toy & hobby goods & supplies whsle	3 229	X	20 166 025	X	100.0	81.8
0200	New and rebuilt automotive parts and supplies	9	40 125	4 530	11.3	Z	X
0400	Household and lawn furniture	18	58 416	9 887	16.9	Z	58.2
0414	Other furniture (including sleep sofas)	9	3 153	155	4.9	Z	X
0500	Household china, glassware, crockery, and plastic housewares	54	957 710	34 686	3.6	.2	X
0520	Linens, domestics, curtains, and draperies	27	139 471	5 423	3.9	Z	13.7
0521	Bedspreads, blankets, and bedding	14	13 632	686	5.0	Z	X
0524	Towels and washcloths	12	123 305	4 164	3.4	Z	X
0540	Other home furnishings	60	396 753	24 895	6.3	.1	10.1
0542	Mirrors, lamps, and picture frames	35	258 333	6 302	2.4	Z	X
0543	Home furnishings, n.e.c.	36	188 348	18 593	9.9	.1	X
0800	Photographic equipment and supplies (excluding video)	23	28 696	3 789	13.2	Z	9.4
0814	Developing supplies (excluding film)	17	21 055	3 027	14.4	Z	X
1030	Optical and ophthalmic goods	9	33 654	7 302	21.7	Z	81.8
1034	Optical goods, n.e.c. (excluding cameras)	9	33 654	7 302	21.7	Z	X
1040	Religious and school supplies	19	44 246	12 221	27.6	.1	X
1400	Electrical apparatus and equipment	32	191 970	40 885	21.3	.2	X

See footnotes at end of table.

Table 2. All Types of Operation by Kind of Business and Commodity Line for Wholesale Trade: 1997—Con.

[Includes only establishments with payroll. For meaning of abbreviations and symbols, see introductory text. For explanation of terms, see Appendix A]

NAICS code and CL code	Kind of business and commodity line	Establishments handling commodity line		Commodity line sales			Sales coverage percent
		Number	Total sales (\$1,000)	Amount ¹ (\$1,000)	As percent of total sales of—		
					Establishments handling line	Establishments in NAICS industry ¹	
42192	Toy & hobby goods & supplies whlse—Con.						
1500	Electrical appliances, household	31	1 034 203	58 461	5.7	.3	X
1600	Electronic parts and equipment, except communication	24	175 350	27 414	15.6	.1	58.8
1616	Electronic connectors and other passive electronic parts	23	173 883	27 327	15.7	.1	X
1700	Hardware	40	195 556	7 833	4.0	Z	X
2320	General-purpose industrial machinery, equipment, and parts	6	8 237	312	3.8	Z	X
2700	Sporting and recreational goods and supplies	92	913 022	179 485	19.7	.9	56.6
2711	Ammunition, firearms, reloading equipment, archery supplies, shooting aids, and accessories	16	12 120	644	5.3	Z	X
2712	Bicycles and bicycle tires and tubes	26	473 632	72 151	15.2	.4	X
2713	Billiards, pool, bowling equipment, and accessories	12	56 025	2 161	3.9	Z	X
2714	Camping and fishing equipment and accessories	25	250 489	37 440	14.9	.2	X
2715	Athletic equipment and accessories	12	151 031	3 576	2.4	Z	X
2718	Other sporting and recreational goods (go carts, bait, etc.)	19	304 860	52 935	17.4	.3	X
2800	Toys and hobby goods and supplies	3 229	20 166 025	19 194 752	95.2	95.2	69.8
2811	Video games and cartridges	318	5 421 291	4 089 788	75.4	20.3	X
2812	Other toys and games (including fireworks and children's vehicles)	1 666	13 133 298	11 596 149	88.3	57.5	X
2813	Crafts and craft supplies	949	2 518 633	1 107 960	44.0	5.5	X
2814	Other hobby goods and accessories	932	3 526 146	2 400 005	68.1	11.9	X
3000	Jewelry, diamonds, gem stones, and watches	52	127 244	11 697	9.2	.1	1.6
3015	Karat gold jewelry (rings, necklaces, etc.)	34	82 852	496	.6	Z	X
3016	Other jewel., silverware, and plated ware (incl. jewel. where gemstones less than 50% of value, gold filled sterling, and costume jewel. and medallions)	16	35 539	11 073	31.2	.1	X
3030	Precious metals—gold, silver, and platinum including precious metal coins	7	4 850	586	12.1	Z	X
3130	Compact discs, prerecorded audio tapes, and phonograph records	12	23 809	6 502	27.3	Z	X
3140	Prerecorded video tapes	14	42 572	458	1.1	Z	X
3150	Other durable goods	7	5 490	716	13.0	Z	X
3200	Printing and writing paper	7	74 241	23 690	31.9	.1	X
3300	Stationery, office supplies and greeting cards	91	620 669	65 337	10.5	.3	17.2
3313	Inked ribbons, carbon paper, pens and pencils	35	172 391	20 259	11.8	.1	X
3314	Toner and cartridges	13	9 340	337	3.6	Z	X
3315	Greeting cards	35	296 923	24 295	8.2	.1	X
3316	Other stationery supplies (envelopes, ruled forms, and binder paper)	19	157 487	20 446	13.0	.1	X
3400	Industrial and personal services paper and plastics	7	3 993	757	19.0	Z	2.9
3415	Other industrial and personal service paper	7	3 993	757	19.0	Z	X
3500	Drugs, pharmaceuticals, cosmetics, and toiletries	60	223 259	37 255	16.7	.2	15.3
3513	Cosmetics	28	58 057	1 531	2.6	Z	X
3514	Perfumes	9	1 243	59	4.7	Z	X
3515	Other toiletries and druggists' sundries	37	176 739	29 193	16.5	.1	X
3600	Piece goods, knit and woven	8	24 333	820	3.4	Z	X
3700	Notions (buttons, ribbons, lace, sewing accessories, zippers, bindings, etc.)	62	154 796	27 012	17.5	.1	X
3800	Men's and boys' wear	42	174 878	8 967	5.1	Z	4.3
3811	Men's and boys' suits, coats, and formal wear	19	93 172	1 596	1.7	Z	X
3812	Men's and boys' dress and casual shirts, slacks, and jeans	23	99 400	3 825	3.8	Z	X
3815	Other men's and boys' wear (caps, hats, swimwear, neckwear, etc.)	42	174 878	3 546	2.0	Z	X
3900	Women's and children's wear	36	102 337	4 069	4.0	Z	3.6
3914	Women's and misses' outerwear	34	93 731	3 886	4.1	Z	X
4000	Footwear	17	35 865	1 745	4.9	Z	26.0
4011	All athletic footwear	17	35 865	1 745	4.9	Z	X
4400	Confectionery	29	139 058	27 259	19.6	.1	28.1
4411	Candy	29	139 058	25 421	18.3	.1	X
4412	Chewing gum	26	104 651	1 838	1.8	Z	X
4860	Other grocery specialties	12	26 903	1 576	5.9	Z	39.0
4862	Breakfast cereals	11	24 321	1 302	5.4	Z	X
5300	Plastics materials and basic shapes	13	16 687	3 442	20.6	Z	X
6100	Books, periodicals, newspapers, and miscellaneous printed materials	135	703 612	77 145	11.0	.4	2.4
6101	Books	75	450 588	43 959	9.8	.2	X
6102	Other periodicals, newspapers, and miscellaneous printed materials	60	253 024	33 186	13.1	.2	X
6110	Flowers and florists' supplies	33	80 449	13 548	16.8	.1	X
6120	Art goods (including novelties and souvenirs)	121	481 276	57 420	11.9	.3	49.9
6121	Art materials	25	201 688	18 482	9.2	.1	X
6122	Novelties and souvenirs	101	280 790	38 938	13.9	.2	X
6130	Textile bags, bagging, and burlap	7	54 504	2 115	3.9	Z	X
6150	Nondurable goods, n.e.c.	54	207 003	22 693	11.0	.1	X
9700	Service receipts and labor charges (including installed parts)	72	124 452	15 161	12.2	.1	71.2
9701	Labor charges for repair work	52	99 662	4 811	4.8	Z	X
9702	Parts installed in repair work	26	71 471	1 074	1.5	Z	X
9703	Other service receipts and labor charges—Specify	25	29 529	9 272	31.4	Z	X
9730	Advertising specialties (paper novelties, etc.)	25	66 615	11 540	17.3	.1	X
9810	Miscellaneous commodities	94	1 213 916	76 725	6.3	.4	X
9940	Rental and leasing receipts	14	11 431	752	6.6	Z	X

See footnotes at end of table.

Table 2. All Types of Operation by Kind of Business and Commodity Line for Wholesale Trade: 1997—Con.

[Includes only establishments with payroll. For meaning of abbreviations and symbols, see introductory text. For explanation of terms, see Appendix A]

NAICS code and CL code	Kind of business and commodity line	Establishments handling commodity line		Commodity line sales			Sales coverage percent
		Number	Total sales (\$1,000)	Amount ¹ (\$1,000)	As percent of total sales of—		
					Establishments handling line	Establishments in NAICS industry ¹	
421920	Toy & hobby goods & supplies whsle	3 229	X	20 166 025	X	100.0	81.8
0200	New and rebuilt automotive parts and supplies	9	40 125	4 530	11.3	Z	X
0400	Household and lawn furniture	18	58 416	9 887	16.9	Z	58.2
0414	Other furniture (including sleep sofas)	9	3 153	155	4.9	Z	X
0500	Household china, glassware, crockery, and plastic housewares	54	957 710	34 686	3.6	.2	X
0520	Linens, domestics, curtains, and draperies	27	139 471	5 423	3.9	Z	13.7
0521	Bedspreads, blankets, and bedding	14	13 632	686	5.0	Z	X
0524	Towels and washcloths	12	123 305	4 164	3.4	Z	X
0540	Other home furnishings	60	396 753	24 895	6.3	.1	10.1
0542	Mirrors, lamps, and picture frames	35	258 333	6 302	2.4	Z	X
0543	Home furnishings, n.e.c.	36	188 348	18 593	9.9	.1	X
0800	Photographic equipment and supplies (excluding video)	23	28 696	3 789	13.2	Z	9.4
0814	Developing supplies (excluding film)	17	21 055	3 027	14.4	Z	X
1030	Optical and ophthalmic goods	9	33 654	7 302	21.7	Z	81.8
1034	Optical goods, n.e.c. (excluding cameras)	9	33 654	7 302	21.7	Z	X
1040	Religious and school supplies	19	44 246	12 221	27.6	.1	X
1400	Electrical apparatus and equipment	32	191 970	40 885	21.3	.2	X
1500	Electrical appliances, household	31	1 034 203	58 461	5.7	.3	X
1600	Electronic parts and equipment, except communication	24	175 350	27 414	15.6	.1	58.8
1616	Electronic connectors and other passive electronic parts	23	173 883	27 327	15.7	.1	X
1700	Hardware	40	195 556	7 833	4.0	Z	X
2320	General-purpose industrial machinery, equipment, and parts	6	8 237	312	3.8	Z	X
2700	Sporting and recreational goods and supplies	92	913 022	179 485	19.7	.9	56.6
2711	Ammunition, firearms, reloading equipment, archery supplies, shooting aids, and accessories	16	12 120	644	5.3	Z	X
2712	Bicycles and bicycle tires and tubes	26	473 632	72 151	15.2	.4	X
2713	Billiards, pool, bowling equipment, and accessories	12	56 025	2 161	3.9	Z	X
2714	Camping and fishing equipment and accessories	25	250 489	37 440	14.9	.2	X
2715	Athletic equipment and accessories	12	151 031	3 576	2.4	Z	X
2718	Other sporting and recreational goods (go carts, bait, etc.)	19	304 860	52 935	17.4	.3	X
2800	Toys and hobby goods and supplies	3 229	20 166 025	19 194 752	95.2	95.2	69.8
2811	Video games and cartridges	318	5 421 291	4 089 788	75.4	20.3	X
2812	Other toys and games (including fireworks and children's vehicles)	1 666	13 133 298	11 596 149	88.3	57.5	X
2813	Crafts and craft supplies	949	2 518 633	1 107 960	44.0	5.5	X
2814	Other hobby goods and accessories	932	3 526 146	2 400 005	68.1	11.9	X
3000	Jewelry, diamonds, gem stones, and watches	52	127 244	11 697	9.2	.1	1.6
3015	Karat gold jewelry (rings, necklaces, etc.)	34	82 852	496	.6	Z	X
3016	Other jewel, silverware, and plated ware (incl. jewel. where gemstones less than 50% of value, gold filled sterling, and costume jewel. and medallions)	16	35 539	11 073	31.2	.1	X
3030	Precious metals—gold, silver, and platinum including precious metal coins	7	4 850	586	12.1	Z	X
3130	Compact discs, prerecorded audio tapes, and phonograph records	12	23 809	6 502	27.3	Z	X
3140	Prerecorded video tapes	14	42 572	458	1.1	Z	X
3150	Other durable goods	7	5 490	716	13.0	Z	X
3200	Printing and writing paper	7	74 241	23 690	31.9	.1	X
3300	Stationery, office supplies and greeting cards	91	620 669	65 337	10.5	.3	17.2
3313	Inked ribbons, carbon paper, pens and pencils	35	172 391	20 259	11.8	.1	X
3314	Toner and cartridges	13	9 340	337	3.6	Z	X
3315	Greeting cards	35	296 923	24 295	8.2	.1	X
3316	Other stationery supplies (envelopes, ruled forms, and binder paper)	19	157 487	20 446	13.0	.1	X
3400	Industrial and personal services paper and plastics	7	3 993	757	19.0	Z	2.9
3415	Other industrial and personal service paper	7	3 993	757	19.0	Z	X
3500	Drugs, pharmaceuticals, cosmetics, and toiletries	60	223 259	37 255	16.7	.2	15.3
3513	Cosmetics	28	58 057	1 531	2.6	Z	X
3514	Perfumes	9	1 243	59	4.7	Z	X
3515	Other toiletries and druggists' sundries	37	176 739	29 193	16.5	.1	X
3600	Piece goods, knit and woven	8	24 333	820	3.4	Z	X
3700	Notions (buttons, ribbons, lace, sewing accessories, zippers, bindings, etc.)	62	154 796	27 012	17.5	.1	X
3800	Men's and boys' wear	42	174 878	8 967	5.1	Z	4.3
3811	Men's and boys' suits, coats, and formal wear	19	93 172	1 596	1.7	Z	X
3812	Men's and boys' dress and casual shirts, slacks, and jeans	23	99 400	3 825	3.8	Z	X
3815	Other men's and boys' wear (caps, hats, swimwear, neckwear, etc.)	42	174 878	3 546	2.0	Z	X
3900	Women's and children's wear	36	102 337	4 069	4.0	Z	3.6
3914	Women's and misses' outerwear	34	93 731	3 886	4.1	Z	X
4000	Footwear	17	35 865	1 745	4.9	Z	26.0
4011	All athletic footwear	17	35 865	1 745	4.9	Z	X
4400	Confectionery	29	139 058	27 259	19.6	.1	28.1
4411	Candy	29	139 058	25 421	18.3	.1	X
4412	Chewing gum	26	104 651	1 838	1.8	Z	X
4860	Other grocery specialties	12	26 903	1 576	5.9	Z	39.0
4862	Breakfast cereals	11	24 321	1 302	5.4	Z	X
5300	Plastics materials and basic shapes	13	16 687	3 442	20.6	Z	X
6100	Books, periodicals, newspapers, and miscellaneous printed materials	135	703 612	77 145	11.0	.4	2.4
6101	Books	75	450 588	43 959	9.8	.2	X
6102	Other periodicals, newspapers, and miscellaneous printed materials	60	253 024	33 186	13.1	.2	X
6110	Flowers and florists' supplies	33	80 449	13 548	16.8	.1	X

See footnotes at end of table.

Table 2. All Types of Operation by Kind of Business and Commodity Line for Wholesale Trade: 1997—Con.

[Includes only establishments with payroll. For meaning of abbreviations and symbols, see introductory text. For explanation of terms, see Appendix A]

NAICS code and CL code	Kind of business and commodity line	Establishments handling commodity line		Commodity line sales			Sales coverage percent
		Number	Total sales (\$1,000)	Amount ¹ (\$1,000)	As percent of total sales of—		
					Establishments handling line	Establishments in NAICS industry ¹	
421920	Toy & hobby goods & supplies whlse—Con.						
6120	Art goods (including novelties and souvenirs)	121	481 276	57 420	11.9	.3	49.9
6121	Art materials	25	201 688	18 482	9.2	.1	X
6122	Novelties and souvenirs	101	280 790	38 938	13.9	.2	X
6130	Textile bags, bagging, and burlap	7	54 504	2 115	3.9		X
6150	Nondurable goods, n.e.c.	54	207 003	22 693	11.0	.1	X
9700	Service receipts and labor charges (including installed parts)	72	124 452	15 161	12.2	.1	71.2
9701	Labor charges for repair work	52	99 662	4 811	4.8	Z	X
9702	Parts installed in repair work	26	71 471	1 074	1.5	Z	X
9703	Other service receipts and labor charges—Specify	25	29 529	9 272	31.4	Z	X
9730	Advertising specialties (paper novelties, etc.)	25	66 615	11 540	17.3	.1	X
9810	Miscellaneous commodities	94	1 213 916	76 725	6.3	.4	X
9940	Rental and leasing receipts	14	11 431	752	6.6	Z	X
42193	Recyclable material whlse	9 088	X	38 748 659	X	100.0	73.3
0100	New and used automobiles, motorcycles, etc.	23	21 998	3 062	13.9	Z	7.3
0112	Used automobiles	18	15 991	958	6.0	Z	X
0120	Buses, campers, and motor homes	17	9 282	314	3.4	Z	X
0130	Light trucks and vans (14,000 lb or less)	15	4 886	257	5.3	Z	X
0200	New and rebuilt automotive parts and supplies	36	156 000	24 165	15.5	.1	51.7
0212	Engines (complete)	17	9 177	1 161	12.7	Z	X
0213	Electrical engine parts (including ignition parts)	15	6 330	52	.8	Z	X
0214	Brake parts (including fluid and all disk and drum parts)	16	15 602	363	2.3	Z	X
0217	Hoses, belts, gaskets, and wiper blades	14	4 876	29	.6	Z	X
0218	Filters (oil, air, gas, and transmission)	19	8 235	613	7.4	Z	X
0219	Engine parts, except electrical	14	4 876	84	1.7	Z	X
0221	Body parts and repair materials	16	94 871	16 979	17.9	Z	X
0240	Used automotive parts, accessories, and equipment	430	813 540	59 252	7.3	.2	X
0300	Tires and tubes	28	29 870	6 715	22.5	Z	70.9
0312	Recapped and used tires and repair materials	28	29 870	6 715	22.5	Z	X
0920	New computer equipment	9	20 045	319	1.6	Z	X
1100	Iron and steel products (semifinished)	138	447 083	52 713	11.8	.1	15.1
1111	Sheet bars and tin plate bars	26	13 778	555	4.0	Z	X
1113	Rough castings and foundry products	22	70 151	2 356	3.4	Z	X
1116	Other semifinished iron and steel products	70	325 112	41 156	12.7	.1	X
1120	Flat iron and steel products	264	923 696	78 546	8.5	.2	9.5
1121	Plates	237	871 906	31 840	3.7	.1	X
1122	Strips (hot-rolled and cold-rolled)	127	365 443	2 750	.8	Z	X
1123	Sheets (cold-rolled)	145	437 687	5 410	1.2	Z	X
1124	Sheets (hot-rolled)	64	205 834	3 783	1.8	Z	X
1126	Sheets (galvanized and coated)	179	674 610	27 946	4.1	.1	X
1128	Fabricated and structural plate products	24	80 527	509	.6	Z	X
1129	Other flat iron and steel products	21	44 892	1 621	3.6	Z	X
1140	Iron and steel wire and wire products	140	609 322	19 939	3.3	.1	6.1
1141	Wire (plain, coated, barbed, and twisted)	68	311 859	8 169	2.6	Z	X
1142	Nails	13	6 496	125	1.9	Z	X
1143	Wire rope, strand, strapping, reinforcement mesh, and bale ties	43	134 084	6 554	4.9	Z	X
1150	Iron and steel pipe and tubing	285	984 258	46 540	4.7	.1	8.4
1152	Tubing	182	869 521	30 796	3.5	.1	X
1153	Standard steel pipe	248	597 363	10 260	1.7	Z	X
1154	Other steel pipe	26	42 216	1 324	3.1	Z	X
1160	Other iron and steel products	265	1 120 491	65 807	5.9	.2	6.0
1162	Bars (excluding reinforcement bars) and bar-size shapes: hot-rolled	148	633 752	14 750	2.3	Z	X
1163	Bars and bar-size shapes: cold finished	133	553 525	5 000	.9	Z	X
1164	Concrete reinforcement bars	180	738 370	8 002	1.1	Z	X
1165	Structural shapes (excluding bar-size shapes)	162	588 314	10 082	1.7	Z	X
1167	Finished products, n.e.c.	8	98 448	486	.5	Z	X
1170	Alloy steel	99	698 340	37 644	5.4	.1	2.0
1171	Bars, hot-rolled or cold-finished	91	672 561	36 749	5.5	.1	X
1180	Stainless steel	904	4 563 984	225 950	5.0	.6	2.4
1181	Plates	138	2 074 763	32 384	1.6	.1	X
1182	Strip	92	712 260	10 137	1.4	Z	X
1183	Sheets	499	3 186 502	130 685	4.1	.3	X
1184	Bars and bar-size shapes	121	813 592	24 538	3.0	.1	X
1185	Other stainless steel (including tubing)	269	843 079	14 472	1.7	Z	X
1200	Copper and brass	765	3 801 474	434 797	11.4	1.1	1.2
1211	Copper wire mill products (structural only)	509	3 306 447	277 147	8.4	.7	X
1212	Flat products (sheets, strips, and plates)	231	198 929	60 298	30.3	.2	X
1213	Tubular products (pipes and tubes)	231	316 483	27 757	8.8	.1	X
1214	Rod, nonelectrical wire, extruded shapes, etc.	49	330 775	54 743	16.6	.1	X
1220	Aluminum shapes, forms, etc.	289	1 528 790	357 550	23.4	.9	36.2
1221	Plates (.250 inch and over)	59	94 491	2 963	3.1	Z	X
1222	Sheets and coils (.006 to .249 inch)	117	1 404 324	61 346	4.4	.2	X
1223	Rods, bars, and wires: rolled or extruded (rounds, hexes, squares, and rectangles)	112	1 311 728	282 093	21.5	.7	X
1224	Pipe and tubing (including hollow bar, square, and rectangular tubing) ..	130	242 171	5 619	2.3	Z	X
1225	Foils	18	20 088	923	4.6	Z	X
1230	Other nonferrous metals (magnesium, nickel, tin, lead, zinc, etc., except precious)	391	1 970 032	120 793	6.1	.3	X
1300	Coal and coke	7	12 833	5 918	46.1	Z	73.3
1311	Coal	7	12 833	5 918	46.1	Z	X

See footnotes at end of table.

Table 2. All Types of Operation by Kind of Business and Commodity Line for Wholesale Trade: 1997—Con.

[Includes only establishments with payroll. For meaning of abbreviations and symbols, see introductory text. For explanation of terms, see Appendix A]

NAICS code and CL code	Kind of business and commodity line	Establishments handling commodity line		Commodity line sales			Sales coverage percent
		Number	Total sales (\$1,000)	Amount ¹ (\$1,000)	As percent of total sales of—		
					Establishments handling line	Establishments in NAICS industry ¹	
42193	Recyclable material whsle—Con.						
1600	Electronic parts and equipment, except communication	8	3 423	285	8.3	Z	X
1650	Communication equipment and supplies	9	22 212	6 299	28.4	Z	7.8
1652	Other electronic communication equipment	7	21 198	6 287	29.7	Z	X
1700	Hardware	9	3 625	266	7.3	Z	X
1800	Plumbing and heating equipment and supplies (hydronics)	7	11 787	1 089	9.2	Z	X
2320	General-purpose industrial machinery, equipment, and parts	247	820 874	98 560	12.0	.3	.5
2327	All other new general-purpose industrial machinery and equipment	23	99 537	2 585	2.6	Z	X
2328	Used general-purpose industrial machinery and equipment	144	345 013	39 557	11.5	.1	X
2340	Materials handling machinery, equipment, and parts	7	20 774	4 647	22.4	Z	55.7
2341	New conveying equipment	6	14 201	4 256	30.0	Z	X
2360	Other industrial machinery, equipment, and parts	14	15 933	565	3.5	Z	73.3
2363	New printing trades machinery, equipment, and supplies	9	6 351	372	5.9	Z	X
2400	Hydraulic and pneumatic cylinders and rotary actuators	12	12 663	921	7.3	Z	X
2450	Industrial containers and supplies	6	14 274	3 226	22.6	Z	56.3
2454	Other industrial containers and supplies	6	14 274	3 226	22.6	Z	X
2460	Other industrial supplies	16	47 008	2 865	6.1	Z	X
2630	Other transportation equipment and supplies	7	13 618	4 501	33.1	Z	X
2900	Ferrous metal scrap	4 861	24 304 086	16 090 441	66.2	41.5	65.8
2911	Prepared ferrous metal scrap (processed by this establishment)	3 077	16 424 712	9 313 414	56.7	24.0	X
2912	Prepared ferrous metal scrap (not processed by this establishment)	2 026	12 098 645	6 170 578	51.0	15.9	X
2913	Unprepared ferrous metal scrap including bimetal cans	1 276	3 930 352	606 447	15.4	1.6	X
2920	Nonferrous metal scrap	5 157	24 311 692	12 424 255	51.1	32.1	61.0
2921	Aluminum scrap	4 791	22 337 705	6 616 978	29.6	17.1	X
2922	Copper and copper alloy scrap	3 681	17 296 199	3 390 385	19.6	8.8	X
2923	Lead scrap	1 339	5 980 274	174 169	2.9	.4	X
2924	Other nonferrous metallic scrap (nickel, zinc, and precious and special metals)	2 541	14 832 767	2 242 705	15.1	5.8	X
2930	Recyclable paper and paperboard	2 206	8 197 470	5 354 772	65.3	13.8	X
2940	Recyclable materials, except metal	2 504	5 813 408	2 742 429	47.2	7.1	67.7
2941	Wiping cloths, waste rags, and textile waste	527	1 039 529	883 334	85.0	2.3	X
2943	Recyclable plastics	1 333	3 836 317	885 586	23.1	2.3	X
2944	Recyclable glass	899	2 607 796	293 108	11.2	.8	X
2945	Other recyclable materials (including rubber and bones)	757	1 141 339	680 372	59.6	1.8	X
3030	Precious metals—gold, silver, and platinum including precious metal coins	6	18 335	4 953	27.0	Z	X
3300	Stationery, office supplies and greeting cards	7	9 518	840	8.8	Z	6.8
3311	Business forms	7	9 518	342	3.6	Z	X
3312	Stationery, photocopy paper, and typing paper	7	9 518	182	1.9	Z	X
3313	Inked ribbons, carbon paper, pens and pencils	7	9 518	144	1.5	Z	X
3314	Toner and cartridges	7	9 518	101	1.1	Z	X
3316	Other stationery supplies (envelopes, ruled forms, and binder paper)	7	9 518	64	.7	Z	X
3400	Industrial and personal services paper and plastics	91	184 759	35 867	19.4	.1	19.1
3415	Other industrial and personal service paper	47	60 957	13 822	22.7	Z	X
3600	Piece goods, knit and woven	6	4 833	1 127	23.3	Z	X
5100	Hides, skins, and pelts	6	7 031	1 615	23.0	Z	X
5300	Plastics materials and basic shapes	46	68 291	9 564	14.0	Z	X
5330	Chemicals and allied products (excluding agricultural, plastics, gases, and petroleum)	33	28 506	5 730	20.1	Z	19.4
5334	Organic fibers	18	13 499	3 269	24.2	Z	X
5344	Other chemicals and allied products	15	15 007	2 461	16.4	Z	X
6130	Textile bags, bagging, and burlap	6	25 843	6 308	24.4	Z	X
6150	Nondurable goods, n.e.c.	6	24 205	8 564	35.4	Z	X
9700	Service receipts and labor charges (including installed parts)	706	2 326 180	240 023	10.3	.6	66.2
9701	Labor charges for repair work	226	422 393	21 992	5.2	.1	X
9702	Parts installed in repair work	142	265 658	6 046	2.3	Z	X
9703	Other service receipts and labor charges—Specify	520	1 973 837	211 981	10.7	.5	X
9720	Receipts for service contracts	8	48 379	2 547	5.3	Z	X
9810	Miscellaneous commodities	328	1 180 958	70 768	6.0	.2	X
9940	Rental and leasing receipts	205	603 052	30 870	5.1	.1	X
9950	Construction receipts	35	60 258	3 878	6.4	Z	X
421930	Recyclable material whsle	9 088	X	38 748 659	X	100.0	73.3
0100	New and used automobiles, motorcycles, etc.	23	21 998	3 062	13.9	Z	7.3
0112	Used automobiles	18	15 991	958	6.0	Z	X
0120	Buses, campers, and motor homes	17	9 282	314	3.4	Z	X
0130	Light trucks and vans (14,000 lb or less)	15	4 886	257	5.3	Z	X
0200	New and rebuilt automotive parts and supplies	36	156 000	24 165	15.5	.1	51.7
0212	Engines (complete)	17	9 177	1 161	12.7	Z	X
0213	Electrical engine parts (including ignition parts)	15	6 330	52	.8	Z	X
0214	Brake parts (including fluid and all disk and drum parts)	16	15 602	365	2.3	Z	X
0217	Hoses, belts, gaskets, and wiper blades	14	4 876	29	.6	Z	X
0218	Filters (oil, air, gas, and transmission)	19	8 235	613	7.4	Z	X
0219	Engine parts, except electrical	14	4 876	84	1.7	Z	X
0221	Body parts and repair materials	16	94 871	16 979	17.9	Z	X
0240	Used automotive parts, accessories, and equipment	430	813 540	59 252	7.3	.2	X
0300	Tires and tubes	28	29 870	6 715	22.5	Z	70.9
0312	Recapped and used tires and repair materials	28	29 870	6 715	22.5	Z	X

See footnotes at end of table.

Table 2. All Types of Operation by Kind of Business and Commodity Line for Wholesale Trade: 1997—Con.

[Includes only establishments with payroll. For meaning of abbreviations and symbols, see introductory text. For explanation of terms, see Appendix A]

NAICS code and CL code	Kind of business and commodity line	Establishments handling commodity line		Commodity line sales			Sales coverage percent
		Number	Total sales (\$1,000)	Amount ¹ (\$1,000)	As percent of total sales of—		
					Establishments handling line	Establishments in NAICS industry ¹	
421930	Recyclable material whsle—Con.						
0920	New computer equipment	9	20 045	319	1.6	Z	X
1100	Iron and steel products (semifinished)	138	447 083	52 713	11.8	.1	15.1
1111	Sheet bars and tin plate bars	26	13 778	555	4.0	Z	X
1113	Rough castings and foundry products	22	70 151	2 356	3.4	Z	X
1116	Other semifinished iron and steel products	70	325 112	41 156	12.7	.1	X
1120	Flat iron and steel products	264	923 696	78 546	8.5	.2	9.5
1121	Plates	237	871 906	31 840	3.7	.1	X
1122	Strips (hot-rolled and cold-rolled)	127	365 443	2 750	.8	Z	X
1123	Sheets (cold-rolled)	145	437 687	5 410	1.2	Z	X
1124	Sheets (hot-rolled)	64	205 834	3 783	1.8	Z	X
1126	Sheets (galvanized and coated)	179	674 610	27 946	4.1	.1	X
1128	Fabricated and structural plate products	24	80 527	509	.6	Z	X
1129	Other flat iron and steel products	21	44 892	1 621	3.6	Z	X
1140	Iron and steel wire and wire products	140	609 322	19 939	3.3	.1	6.1
1141	Wire (plain, coated, barbed, and twisted)	68	311 859	8 169	2.6	Z	X
1142	Nails	13	6 496	125	1.9	Z	X
1143	Wire rope, strand, strapping, reinforcement mesh, and bale ties	43	134 084	6 554	4.9	Z	X
1150	Iron and steel pipe and tubing	285	984 258	46 540	4.7	.1	8.4
1152	Tubing	182	869 521	30 796	3.5	.1	X
1153	Standard steel pipe	248	597 363	10 260	1.7	Z	X
1154	Other steel pipe	26	42 216	1 324	3.1	Z	X
1160	Other iron and steel products	265	1 120 491	65 807	5.9	.2	6.0
1162	Bars (excluding reinforcement bars) and bar-size shapes: hot-rolled	148	633 752	14 750	2.3	Z	X
1163	Bars and bar-size shapes: cold finished	133	553 525	5 000	.9	Z	X
1164	Concrete reinforcement bars	180	738 370	8 002	1.1	Z	X
1165	Structural shapes (excluding bar-size shapes)	162	588 314	10 082	1.7	Z	X
1167	Finished products, n.e.c.	8	98 448	486	.5	Z	X
1170	Alloy steel	99	698 340	37 644	5.4	.1	2.0
1171	Bars, hot-rolled or cold-finished	91	672 561	36 749	5.5	.1	X
1180	Stainless steel	904	4 563 984	225 950	5.0	.6	2.4
1181	Plates	138	2 074 763	32 384	1.6	.1	X
1182	Strip	92	712 260	10 137	1.4	Z	X
1183	Sheets	499	3 186 502	130 685	4.1	.3	X
1184	Bars and bar-size shapes	121	813 592	24 538	3.0	.1	X
1185	Other stainless steel (including tubing)	269	843 079	14 472	1.7	Z	X
1200	Copper and brass	765	3 801 474	434 797	11.4	1.1	1.2
1211	Copper wire mill products (structural only)	509	3 306 447	277 147	8.4	.7	X
1212	Flat products (sheets, strips, and plates)	231	198 929	60 298	30.3	.2	X
1213	Tubular products (pipes and tubes)	231	316 483	27 757	8.8	.1	X
1214	Rod, nonelectrical wire, extruded shapes, etc.	49	330 775	54 743	16.6	.1	X
1220	Aluminum shapes, forms, etc.	289	1 528 790	357 550	23.4	.9	36.2
1221	Plates (.250 inch and over)	59	94 491	2 963	3.1	Z	X
1222	Sheets and coils (.006 to .249 inch)	117	1 404 324	61 346	4.4	.2	X
1223	Rods, bars, and wires: rolled or extruded (rounds, hexes, squares, and rectangles)	112	1 311 728	282 093	21.5	.7	X
1224	Pipe and tubing (including hollow bar, square, and rectangular tubing) ..	130	242 171	5 619	2.3	Z	X
1225	Foils	18	20 088	923	4.6	Z	X
1230	Other nonferrous metals (magnesium, nickel, tin, lead, zinc, etc., except precious)	391	1 970 032	120 793	6.1	.3	X
1300	Coal and coke	7	12 833	5 918	46.1	Z	73.3
1311	Coal	7	12 833	5 918	46.1	Z	X
1600	Electronic parts and equipment, except communication	8	3 423	285	8.3	Z	X
1650	Communication equipment and supplies	9	22 212	6 299	28.4	Z	7.8
1652	Other electronic communication equipment	7	21 198	6 287	29.7	Z	X
1700	Hardware	9	3 625	266	7.3	Z	X
1800	Plumbing and heating equipment and supplies (hydronics)	7	11 787	1 089	9.2	Z	X
2320	General-purpose industrial machinery, equipment, and parts	247	820 874	98 560	12.0	.3	.5
2327	All other new general-purpose industrial machinery and equipment	23	99 537	2 585	2.6	Z	X
2328	Used general-purpose industrial machinery and equipment	144	345 013	39 557	11.5	.1	X
2340	Materials handling machinery, equipment, and parts	7	20 774	4 647	22.4	Z	55.7
2341	New conveying equipment	6	14 201	4 256	30.0	Z	X
2360	Other industrial machinery, equipment, and parts	14	15 933	565	3.5	Z	73.3
2363	New printing trades machinery, equipment, and supplies	9	6 351	372	5.9	Z	X
2400	Hydraulic and pneumatic cylinders and rotary actuators	12	12 663	921	7.3	Z	X
2450	Industrial containers and supplies	6	14 274	3 226	22.6	Z	56.3
2454	Other industrial containers and supplies	6	14 274	3 226	22.6	Z	X
2460	Other industrial supplies	16	47 008	2 865	6.1	Z	X
2630	Other transportation equipment and supplies	7	13 618	4 501	33.1	Z	X
2900	Ferrous metal scrap	4 861	24 304 086	16 090 441	66.2	41.5	65.8
2911	Prepared ferrous metal scrap (processed by this establishment)	3 077	16 424 712	9 313 414	56.7	24.0	X
2912	Prepared ferrous metal scrap (not processed by this establishment)	2 026	12 098 645	6 170 578	51.0	15.9	X
2913	Unprepared ferrous metal scrap including bimetal cans	1 276	3 930 352	606 447	15.4	1.6	X
2920	Nonferrous metal scrap	5 157	24 311 692	12 424 255	51.1	32.1	61.0
2921	Aluminum scrap	4 791	22 337 705	6 616 978	29.6	17.1	X
2922	Copper and copper alloy scrap	3 681	17 296 199	3 390 385	19.6	8.8	X
2923	Lead scrap	1 339	5 980 274	174 169	2.9	.4	X
2924	Other nonferrous metallic scrap (nickel, zinc, and precious and special metals)	2 541	14 832 767	2 242 705	15.1	5.8	X
2930	Recyclable paper and paperboard	2 206	8 197 470	5 354 772	65.3	13.8	X

See footnotes at end of table.

Table 2. All Types of Operation by Kind of Business and Commodity Line for Wholesale Trade: 1997—Con.

[Includes only establishments with payroll. For meaning of abbreviations and symbols, see introductory text. For explanation of terms, see Appendix A]

NAICS code and CL code	Kind of business and commodity line	Establishments handling commodity line		Commodity line sales			Sales coverage percent
		Number	Total sales (\$1,000)	Amount ¹ (\$1,000)	As percent of total sales of—		
					Establishments handling line	Establishments in NAICS industry ¹	
421930	Recyclable material whsle—Con.						
2940	Recyclable materials, except metal	2 504	5 813 408	2 742 429	47.2	7.1	67.7
2941	Wiping cloths, waste rags, and textile waste	527	1 039 529	883 334	85.0	2.3	X
2943	Recyclable plastics	1 333	3 836 317	885 586	23.1	2.3	X
2944	Recyclable glass	899	2 607 796	293 108	11.2	.8	X
2945	Other recyclable materials (including rubber and bones)	757	1 141 339	680 372	59.6	1.8	X
3030	Precious metals—gold, silver, and platinum including precious metal coins	6	18 335	4 953	27.0	Z	X
3300	Stationery, office supplies and greeting cards	7	9 518	840	8.8	Z	6.8
3311	Business forms	7	9 518	342	3.6	Z	X
3312	Stationery, photocopy paper, and typing paper	7	9 518	182	1.9	Z	X
3313	Inked ribbons, carbon paper, pens and pencils	7	9 518	144	1.5	Z	X
3314	Toner and cartridges	7	9 518	101	1.1	Z	X
3316	Other stationery supplies (envelopes, ruled forms, and binder paper)	7	9 518	64	.7	Z	X
3400	Industrial and personal services paper and plastics	91	184 759	35 867	19.4	.1	19.1
3415	Other industrial and personal service paper	47	60 957	13 822	22.7	Z	X
3600	Piece goods, knit and woven	6	4 833	1 127	23.3	Z	X
5100	Hides, skins, and pelts	6	7 031	1 615	23.0	Z	X
5300	Plastics materials and basic shapes	46	68 291	9 564	14.0	Z	X
5330	Chemicals and allied products (excluding agricultural, plastics, gases, and petroleum)	33	28 506	5 730	20.1	Z	19.4
5334	Organic fibers	18	13 499	3 269	24.2	Z	X
5344	Other chemicals and allied products	15	15 007	2 461	16.4	Z	X
6130	Textile bags, bagging, and burlap	6	25 843	6 308	24.4	Z	X
6150	Nondurable goods, n.e.c.	6	24 205	8 564	35.4	Z	X
9700	Service receipts and labor charges (including installed parts)	706	2 326 180	240 023	10.3	.6	66.2
9701	Labor charges for repair work	226	422 393	21 992	5.2	.1	X
9702	Parts installed in repair work	142	265 658	6 046	2.3	Z	X
9703	Other service receipts and labor charges—Specify	520	1 973 837	211 981	10.7	.5	X
9720	Receipts for service contracts	8	48 379	2 547	5.3	Z	X
9810	Miscellaneous commodities	328	1 180 958	70 768	6.0	.2	X
9940	Rental and leasing receipts	205	603 052	30 870	5.1	.1	X
9950	Construction receipts	35	60 258	3 878	6.4	Z	X
4219301	Iron & steel scrap processors & dealers	3 480	X	18 205 778	X	100.0	71.0
0100	New and used automobiles, motorcycles, etc.	18	15 991	958	6.0	Z	8.8
0112	Used automobiles	18	15 991	958	6.0	Z	X
0120	Buses, campers, and motor homes	14	4 847	181	3.7	Z	X
0130	Light trucks and vans (14,000 lb or less)	14	4 847	256	5.3	Z	X
0200	New and rebuilt automotive parts and supplies	20	20 149	2 631	13.1	Z	48.9
0212	Engines (complete)	17	9 177	1 161	12.7	Z	X
0213	Electrical engine parts (including ignition parts)	15	6 330	52	.8	Z	X
0214	Brake parts (including fluid and all disk and drum parts)	16	15 602	363	2.3	Z	X
0217	Hoses, belts, gaskets, and wiper blades	14	4 876	29	.6	Z	X
0218	Filters (oil, air, gas, and transmission)	14	4 876	29	.6	Z	X
0219	Engine parts, except electrical	14	4 876	84	1.7	Z	X
0221	Body parts and repair materials	15	6 330	154	2.4	Z	X
0240	Used automotive parts, accessories, and equipment	312	549 912	49 648	9.0	.3	X
0300	Tires and tubes	21	15 910	828	5.2	Z	68.7
0312	Recapped and used tires and repair materials	21	15 910	828	5.2	Z	X
1100	Iron and steel products (semifinished)	76	339 741	47 312	13.9	.3	19.3
1111	Sheet bars and tin plate bars	26	13 778	555	4.0	Z	X
1113	Rough castings and foundry products	22	70 151	2 356	3.4	Z	X
1116	Other semifinished iron and steel products	70	325 112	41 156	12.7	.2	X
1120	Flat iron and steel products	193	594 726	55 985	9.4	.3	12.5
1121	Plates	170	553 977	29 858	5.4	.2	X
1122	Strips (hot-rolled and cold-rolled)	127	365 443	2 750	.8	Z	X
1123	Sheets (cold-rolled)	145	437 687	5 410	1.2	Z	X
1124	Sheets (hot-rolled)	64	205 834	3 783	1.8	Z	X
1126	Sheets (galvanized and coated)	112	356 681	8 039	2.3	Z	X
1128	Fabricated and structural plate products	24	80 527	509	.6	Z	X
1129	Other flat iron and steel products	21	44 892	1 621	3.6	Z	X
1140	Iron and steel wire and wire products	73	416 614	15 413	3.7	.1	4.6
1141	Wire (plain, coated, barbed, and twisted)	27	196 686	4 146	2.1	Z	X
1142	Nails	13	6 496	125	1.9	Z	X
1143	Wire rope, strand, strapping, reinforcement mesh, and bale ties	43	134 084	6 554	4.9	Z	X
1150	Iron and steel pipe and tubing	196	674 110	36 334	5.4	.2	9.5
1152	Tubing	168	580 962	20 663	3.6	.1	X
1153	Standard steel pipe	175	587 712	10 192	1.7	.1	X
1154	Other steel pipe	26	42 216	1 324	3.1	Z	X
1160	Other iron and steel products	198	863 484	58 168	6.7	.3	7.7
1162	Bars (excluding reinforcement bars) and bar-size shapes: hot-rolled	148	633 752	14 750	2.3	.1	X
1163	Bars and bar-size shapes: cold finished	133	553 525	5 000	.9	Z	X
1164	Concrete reinforcement bars	180	738 370	8 002	1.1	Z	X
1165	Structural shapes (excluding bar-size shapes)	162	588 314	10 082	1.7	.1	X
1167	Finished products, n.e.c.	8	98 448	486	.5	Z	X
1170	Alloy steel	53	280 566	9 784	3.5	.1	.2
1171	Bars, hot-rolled or cold-finished	45	254 787	8 889	3.5	Z	X

See footnotes at end of table.

Table 2. All Types of Operation by Kind of Business and Commodity Line for Wholesale Trade: 1997—Con.

[Includes only establishments with payroll. For meaning of abbreviations and symbols, see introductory text. For explanation of terms, see Appendix A]

NAICS code and CL code	Kind of business and commodity line	Establishments handling commodity line		Commodity line sales			Sales coverage percent
		Number	Total sales (\$1,000)	Amount ¹ (\$1,000)	As percent of total sales of—		
					Establishments handling line	Establishments in NAICS industry ¹	
4219301	Iron & steel scrap processors & dealers—Con.						
1180	Stainless steel	474	2 386 390	101 487	4.3	.6	.7
1181	Plates	109	1 810 685	29 035	1.6	.2	X
1182	Strip	55	483 854	7 752	1.6	Z	X
1183	Sheets	343	2 131 475	35 781	1.7	.2	X
1184	Bars and bar-size shapes	55	483 854	7 752	1.6	Z	X
1185	Other stainless steel (including tubing)	111	511 010	8 147	1.6	Z	X
1200	Copper and brass	402	1 878 811	101 057	5.4	.6	.6
1211	Copper wire mill products (structural only)	277	1 593 371	77 684	4.9	.4	X
1212	Flat products (sheets, strips, and plates)	141	95 757	1 643	1.7	Z	X
1213	Tubular products (pipes and tubes)	141	95 757	9 057	9.5	.1	X
1220	Aluminum shapes, forms, etc.	130	481 602	18 703	3.9	.1	4.0
1221	Plates (.250 inch and over)	42	74 775	1 441	1.9	Z	X
1222	Sheets and coils (.006 to .249 inch)	69	439 456	6 793	1.5	Z	X
1223	Rods, bars, and wires: rolled or extruded (rounds, hexes, squares, and rectangles)	53	381 850	6 247	1.6	Z	X
1224	Pipe and tubing (including hollow bar, square, and rectangular tubing)	83	189 104	2 676	1.4	Z	X
1230	Other nonferrous metals (magnesium, nickel, tin, lead, zinc, etc., except precious)	169	1 102 649	73 341	6.7	.4	X
1300	Coal and coke	7	12 833	5 918	46.1	Z	71.0
1311	Coal	7	12 833	5 918	46.1	Z	X
2320	General-purpose industrial machinery, equipment, and parts	74	391 967	52 096	13.3	.3	X
2900	Ferrous metal scrap	3 480	18 205 778	14 943 683	82.1	82.1	63.8
2911	Prepared ferrous metal scrap (processed by this establishment)	2 311	12 633 629	8 560 682	67.8	47.0	X
2912	Prepared ferrous metal scrap (not processed by this establishment)	1 485	9 449 549	5 871 929	62.1	32.3	X
2913	Unprepared ferrous metal scrap including bimetal cans	788	2 570 319	511 071	19.9	2.8	X
2920	Nonferrous metal scrap	2 210	10 521 912	2 414 672	22.9	13.3	63.3
2921	Aluminum scrap	2 046	9 547 551	1 287 825	13.5	7.1	X
2922	Copper and copper alloy scrap	1 790	7 947 842	643 024	8.1	3.5	X
2923	Lead scrap	532	2 229 013	38 431	1.7	.2	X
2924	Other nonferrous metallic scrap (nickel, zinc, and precious and special metals)	1 090	6 403 593	445 377	7.0	2.4	X
2930	Recyclable paper and paperboard	174	1 077 738	67 783	6.3	.4	X
2940	Recyclable materials, except metal	93	487 272	6 719	1.4	Z	70.2
2941	Wiping cloths, waste rags, and textile waste	8	8 058	413	5.1	Z	X
2943	Recyclable plastics	53	411 590	4 242	1.0	Z	X
2944	Recyclable glass	41	118 874	1 195	1.0	Z	X
2945	Other recyclable materials (including rubber and bones)	28	57 034	867	1.5	Z	X
3400	Industrial and personal services paper and plastics	7	18 448	482	2.6	Z	X
9700	Service receipts and labor charges (including installed parts)	264	1 061 896	84 667	8.0	.5	65.9
9701	Labor charges for repair work	96	135 063	7 507	5.6	Z	X
9702	Parts installed in repair work	71	88 472	2 303	2.6	Z	X
9703	Other service receipts and labor charges—Specify	176	932 841	74 857	8.0	.4	X
9810	Miscellaneous commodities	117	704 105	35 547	5.0	.2	X
9940	Rental and leasing receipts	100	326 272	9 635	3.0	.1	X
9950	Construction receipts	18	31 848	3 024	9.5	Z	X
42193011	Iron & steel scrap processors (using power processing equipment)	2 308	X	12 550 221	X	100.0	72.9
0100	New and used automobiles, motorcycles, etc.	18	15 991	958	6.0	Z	X
0120	Buses, campers, and motor homes	14	4 847	181	3.7	Z	X
0130	Light trucks and vans (14,000 lb or less)	14	4 847	256	5.3	Z	X
0200	New and rebuilt automotive parts and supplies	20	20 149	2 631	13.1	Z	X
0240	Used automotive parts, accessories, and equipment	178	408 784	28 700	7.0	.2	X
0300	Tires and tubes	21	15 910	828	5.2	Z	X
1100	Iron and steel products (semifinished)	70	325 112	44 067	13.6	.4	X
1120	Flat iron and steel products	170	553 977	51 970	9.4	.4	X
1140	Iron and steel wire and wire products	56	324 279	10 825	3.3	.1	X
1150	Iron and steel pipe and tubing	175	587 712	32 180	5.5	.3	X
1160	Other iron and steel products	180	738 370	38 330	5.2	.3	X
1170	Alloy steel	45	254 787	8 889	3.5	.1	X
1180	Stainless steel	399	2 158 982	88 523	4.1	.7	X
1200	Copper and brass	278	1 593 720	88 488	5.6	.7	X
1220	Aluminum shapes, forms, etc.	95	456 625	17 172	3.8	.1	X
1230	Other nonferrous metals (magnesium, nickel, tin, lead, zinc, etc., except precious)	144	1 060 233	72 238	6.8	.6	X
1300	Coal and coke	7	12 833	5 918	46.1	Z	X
2320	General-purpose industrial machinery, equipment, and parts	62	250 719	12 993	5.2	.1	X
2900	Ferrous metal scrap	2 308	12 550 221	9 718 131	77.4	77.4	X
2920	Nonferrous metal scrap	1 556	9 289 073	2 138 681	23.0	17.0	X
2930	Recyclable paper and paperboard	138	1 006 042	62 492	6.2	.5	X
2940	Recyclable materials, except metal	72	450 715	6 139	1.4	Z	X
9700	Service receipts and labor charges (including installed parts)	218	994 915	74 594	7.5	.6	X
9810	Miscellaneous commodities	103	559 799	24 296	4.3	.2	X
9940	Rental and leasing receipts	73	306 210	8 789	2.9	.1	X
9950	Construction receipts	17	31 750	3 009	9.5	Z	X

See footnotes at end of table.

Table 2. All Types of Operation by Kind of Business and Commodity Line for Wholesale Trade: 1997—Con.

[Includes only establishments with payroll. For meaning of abbreviations and symbols, see introductory text. For explanation of terms, see Appendix A]

NAICS code and CL code	Kind of business and commodity line	Establishments handling commodity line		Commodity line sales			Sales coverage percent
		Number	Total sales (\$1,000)	Amount ¹ (\$1,000)	As percent of total sales of—		
					Establishments handling line	Establishments in NAICS industry ¹	
42193012	Iron & steel scrap processors (not using power processing equip)	1 172	X	5 655 557	X	100.0	67.0
0240	Used automotive parts, accessories, and equipment	134	141 128	20 948	14.8	.4	X
1100	Iron and steel products (semifinished)	6	14 629	3 245	22.2	.1	X
1120	Flat iron and steel products	23	40 749	4 015	9.9	.1	X
1140	Iron and steel wire and wire products	17	92 335	4 588	5.0	.1	X
1150	Iron and steel pipe and tubing	21	86 398	4 154	4.8	.1	X
1160	Other iron and steel products	18	125 114	19 838	15.9	.4	X
1170	Alloy steel	8	25 779	895	3.5	.2	X
1180	Stainless steel	75	227 408	12 964	5.7	.2	X
1200	Copper and brass	124	285 091	12 569	4.4	.2	X
1220	Aluminum shapes, forms, etc.	35	24 977	1 531	6.1	Z	X
1230	Other nonferrous metals (magnesium, nickel, tin, lead, zinc, etc., except precious)	25	42 416	1 103	2.6	Z	X
2320	General-purpose industrial machinery, equipment, and parts	12	141 248	39 103	27.7	.7	X
2900	Ferrous metal scrap	1 172	5 655 557	5 225 552	92.4	92.4	60.2
2912	Prepared ferrous metal scrap (not processed by this establishment)	852	5 362 848	4 897 021	91.3	86.6	X
2913	Unprepared ferrous metal scrap including bimetal cans	428	575 695	277 678	48.2	4.9	X
2920	Nonferrous metal scrap	654	1 232 839	275 991	22.4	4.9	44.9
2921	Aluminum scrap	571	1 084 070	141 811	13.1	2.5	X
2922	Copper and copper alloy scrap	491	861 928	73 543	8.5	1.3	X
2923	Lead scrap	126	369 379	7 539	2.0	.1	X
2924	Other nonferrous metallic scrap (nickel, zinc, and precious and special metals)	226	622 327	53 086	8.5	.9	X
2930	Recyclable paper and paperboard	36	71 696	5 291	7.4	.1	X
2940	Recyclable materials, except metal	21	36 557	580	1.6	Z	64.4
2943	Recyclable plastics	19	36 086	292	.8	Z	X
2944	Recyclable glass	16	28 888	260	.9	Z	X
9700	Service receipts and labor charges (including installed parts)	46	66 981	10 073	15.0	.2	63.5
9701	Labor charges for repair work	20	7 338	1 286	17.5	Z	X
9702	Parts installed in repair work	9	4 707	493	10.5	Z	X
9703	Other service receipts and labor charges—Specify	24	59 160	8 294	14.0	.1	X
9810	Miscellaneous commodities	14	144 306	11 251	7.8	.2	X
9940	Rental and leasing receipts	27	20 062	846	4.2	Z	X
4219302	Recyclable paper & paperboard whse	1 588	X	5 592 266	X	100.0	81.0
0200	New and rebuilt automotive parts and supplies	6	91 900	17 409	18.9	.3	X
0240	Used automotive parts, accessories, and equipment	6	15 570	46	.3	Z	X
0920	New computer equipment	7	17 264	236	1.4	Z	X
1100	Iron and steel products (semifinished)	7	15 734	223	1.4	Z	X
1140	Iron and steel wire and wire products	26	77 535	503	.6	Z	X
1180	Stainless steel	16	48 795	695	1.4	Z	X
1200	Copper and brass	37	100 986	1 800	1.8	Z	X
1220	Aluminum shapes, forms, etc.	21	34 346	3 056	8.9	.1	X
1230	Other nonferrous metals (magnesium, nickel, tin, lead, zinc, etc., except precious)	15	55 197	573	1.0	Z	X
1650	Communication equipment and supplies	7	21 198	6 287	29.7	.1	8.8
1652	Other electronic communication equipment	7	21 198	6 287	29.7	.1	X
2320	General-purpose industrial machinery, equipment, and parts	23	99 537	5 739	5.8	.1	2.7
2327	All other new general-purpose industrial machinery and equipment	23	99 537	2 585	2.6	Z	X
2328	Used general-purpose industrial machinery and equipment	26	48 143	3 154	6.6	.1	X
2340	Materials handling machinery, equipment, and parts	6	14 201	4 256	30.0	.1	81.0
2341	New conveying equipment	6	14 201	4 256	30.0	.1	X
2360	Other industrial machinery, equipment, and parts	12	15 122	557	3.7	Z	81.0
2363	New printing trades machinery, equipment, and supplies	9	6 351	372	5.9	Z	X
2460	Other industrial supplies	15	44 849	2 437	5.4	Z	X
2900	Ferrous metal scrap	196	541 350	28 809	5.3	.5	79.1
2911	Prepared ferrous metal scrap (processed by this establishment)	61	150 202	13 080	8.7	.2	X
2912	Prepared ferrous metal scrap (not processed by this establishment)	59	139 649	9 781	7.0	.2	X
2913	Unprepared ferrous metal scrap including bimetal cans	121	379 846	5 948	1.6	.1	X
2920	Nonferrous metal scrap	417	1 339 872	138 701	10.4	2.5	80.9
2921	Aluminum scrap	405	1 318 998	121 436	9.2	2.2	X
2922	Copper and copper alloy scrap	93	230 640	8 557	3.7	.2	X
2923	Lead scrap	24	54 382	1 799	3.3	Z	X
2924	Other nonferrous metallic scrap (nickel, zinc, and precious and special metals)	51	153 610	6 908	4.5	.1	X
2930	Recyclable paper and paperboard	1 588	5 592 266	5 127 637	91.7	91.7	X
2940	Recyclable materials, except metal	420	1 309 596	96 268	7.4	1.7	79.8
2941	Wiping cloths, waste rags, and textile waste	32	71 480	1 951	2.7	Z	X
2943	Recyclable plastics	372	1 156 437	45 880	4.0	.8	X
2944	Recyclable glass	310	1 004 254	27 513	2.7	.5	X
2945	Other recyclable materials (including rubber and bones)	51	161 557	20 898	12.9	.4	X
3300	Stationery, office supplies and greeting cards	7	9 518	840	8.8	Z	7.6
3311	Business forms	7	9 518	342	3.6	Z	X
3312	Stationery, photocopy paper, and typing paper	7	9 518	182	1.9	Z	X
3313	Inked ribbons, carbon paper, pens and pencils	7	9 518	144	1.5	Z	X
3314	Toner and cartridges	7	9 518	101	1.1	Z	X
3316	Other stationery supplies (envelopes, ruled forms, and binder paper)	7	9 518	64	.7	Z	X
3400	Industrial and personal services paper and plastics	29	83 629	21 139	25.3	.4	X
5300	Plastics materials and basic shapes	32	43 347	7 256	16.7	.1	X
5330	Chemicals and allied products (excluding agricultural, plastics, gases, and petroleum)	15	15 007	2 461	16.4	Z	5.7
5344	Other chemicals and allied products	15	15 007	2 461	16.4	Z	X

See footnotes at end of table.

Table 2. All Types of Operation by Kind of Business and Commodity Line for Wholesale Trade: 1997—Con.

[Includes only establishments with payroll. For meaning of abbreviations and symbols, see introductory text. For explanation of terms, see Appendix A]

NAICS code and CL code	Kind of business and commodity line	Establishments handling commodity line		Commodity line sales			Sales coverage percent
		Number	Total sales (\$1,000)	Amount ¹ (\$1,000)	As percent of total sales of—		
					Establishments handling line	Establishments in NAICS industry ¹	
4219302	Recyclable paper & paperboard whse—Con.						
9700	Service receipts and labor charges (including installed parts)	149	449 285	59 577	13.3	1.1	78.0
9701	Labor charges for repair work	17	48 842	2 754	5.6	Z	X
9702	Parts installed in repair work	14	34 918	3 302	.9	Z	X
9703	Other service receipts and labor charges—Specify	138	405 721	56 519	13.9	1.0	X
9810	Miscellaneous commodities	76	252 664	15 400	6.1	.3	X
9940	Rental and leasing receipts	25	83 701	4 189	5.0	.1	X
4219303	Other recyclable material whse	4 020	X	14 950 615	X	100.0	73.3
0200	New and rebuilt automotive parts and supplies	10	43 951	4 125	9.4	Z	X
0240	Used automotive parts, accessories, and equipment	112	248 058	9 558	3.9	.1	X
0300	Tires and tubes	7	13 960	5 887	42.2	Z	70.8
0312	Recapped and used tires and repair materials	7	13 960	5 887	42.2	Z	X
1100	Iron and steel products (semifinished)	55	91 608	5 178	5.7	Z	X
1120	Flat iron and steel products	67	317 929	21 889	6.9	.1	4.3
1121	Plates	67	317 929	1 982	.6	Z	X
1126	Sheets (galvanized and coated)	67	317 929	19 907	6.3	.1	X
1140	Iron and steel wire and wire products	41	115 173	4 023	3.5	Z	17.0
1141	Wire (plain, coated, barbed, and twisted)	41	115 173	4 023	3.5	Z	X
1150	Iron and steel pipe and tubing	87	298 210	10 201	3.4	.1	5.6
1152	Tubing	14	288 559	10 133	3.5	.1	X
1153	Standard steel pipe	73	9 651	68	.7	Z	X
1160	Other iron and steel products	67	257 007	7 639	3.0	.1	X
1170	Alloy steel	46	417 774	27 860	6.7	.2	3.0
1171	Bars, hot-rolled or cold-finished	46	417 774	27 860	6.7	.2	X
1180	Stainless steel	414	2 128 799	123 768	5.8	.8	4.4
1181	Plates	30	264 078	3 349	1.3	Z	X
1182	Strip	37	228 406	2 385	1.0	Z	X
1183	Sheets	156	1 055 027	94 904	9.0	.6	X
1184	Bars and bar-size shapes	65	329 738	16 786	5.1	.1	X
1185	Other stainless steel (including tubing)	158	332 069	6 325	1.9	Z	X
1200	Copper and brass	326	1 821 677	331 940	18.2	2.2	1.8
1211	Copper wire mill products (structural only)	232	1 713 076	199 463	11.6	1.3	X
1212	Flat products (sheets, strips, and plates)	91	103 172	58 655	56.9	.4	X
1213	Tubular products (pipes and tubes)	91	220 726	18 700	8.5	.1	X
1214	Rod, nonelectrical wire, extruded shapes, etc.	49	330 775	54 743	16.6	.4	X
1220	Aluminum shapes, forms, etc.	138	1 012 842	335 791	33.2	2.2	49.3
1221	Plates (.250 inch and over)	16	19 716	1 522	7.7	Z	X
1222	Sheets and coils (.006 to .249 inch)	48	964 868	54 553	5.7	.4	X
1223	Rods, bars, and wires: rolled or extruded (rounds, hexes, squares, and rectangles)	59	929 878	275 846	29.7	1.8	X
1224	Pipe and tubing (including hollow bar, square, and rectangular tubing) ..	47	53 067	2 943	5.5	Z	X
1225	Foils	18	20 088	923	4.6	Z	X
1230	Other nonferrous metals (magnesium, nickel, tin, lead, zinc, etc., except precious)	207	812 186	46 879	5.8	.3	X
1800	Plumbing and heating equipment and supplies (hydronics)	7	11 787	1 089	9.2	Z	X
2320	General-purpose industrial machinery, equipment, and parts	150	329 370	40 725	12.4	.3	.3
2328	Used general-purpose industrial machinery and equipment	138	296 870	36 403	12.3	.2	X
2900	Ferrous metal scrap	1 185	5 556 958	1 117 949	20.1	7.5	64.9
2911	Prepared ferrous metal scrap (processed by this establishment)	705	3 640 881	739 652	20.3	4.9	X
2912	Prepared ferrous metal scrap (not processed by this establishment)	481	2 509 447	288 868	11.5	1.9	X
2913	Unprepared ferrous metal scrap including bimetal cans	367	980 187	89 428	9.1	.6	X
2920	Nonferrous metal scrap	2 530	12 449 908	9 870 882	79.3	66.0	56.0
2921	Aluminum scrap	2 341	11 471 156	5 207 717	45.4	34.8	X
2922	Copper and copper alloy scrap	1 798	9 117 717	2 738 804	30.0	18.3	X
2923	Lead scrap	783	3 696 879	133 939	3.6	.9	X
2924	Other nonferrous metallic scrap (nickel, zinc, and precious and special metals)	1 400	8 275 564	1 790 420	21.6	12.0	X
2930	Recyclable paper and paperboard	444	1 527 466	159 352	10.4	1.1	X
2940	Recyclable materials, except metal	1 991	4 016 540	2 639 442	65.7	17.7	65.0
2941	Wiping cloths, waste rags, and textile waste	488	959 991	880 970	91.8	5.9	X
2943	Recyclable plastics	908	2 268 290	835 464	36.8	5.6	X
2944	Recyclable glass	548	1 484 668	264 400	17.8	1.8	X
2945	Other recyclable materials (including rubber and bones)	677	922 748	658 607	71.4	4.4	X
3030	Precious metals—gold, silver, and platinum including precious metal coins	6	18 335	4 953	27.0	Z	X
3400	Industrial and personal services paper and plastics	55	82 682	14 246	17.2	.1	6.0
3415	Other industrial and personal service paper	47	60 957	13 822	22.7	.1	X
5300	Plastics materials and basic shapes	12	13 390	1 960	14.6	Z	X
5330	Chemicals and allied products (excluding agricultural, plastics, gases, and petroleum)	18	13 499	3 269	24.2	Z	44.9
5334	Organic fibers	18	13 499	3 269	24.2	Z	X
6150	Nondurable goods, n.e.c.	6	24 205	8 564	35.4	.1	X
9700	Service receipts and labor charges (including installed parts)	293	814 999	95 779	11.8	.6	59.5
9701	Labor charges for repair work	114	238 488	11 731	4.9	.1	X
9702	Parts installed in repair work	57	142 268	3 441	2.4	Z	X
9703	Other service receipts and labor charges—Specify	206	635 275	80 605	12.7	.5	X
9810	Miscellaneous commodities	135	224 189	19 821	8.8	.1	X
9940	Rental and leasing receipts	80	193 079	17 046	8.8	.1	X

See footnotes at end of table.

Table 2. All Types of Operation by Kind of Business and Commodity Line for Wholesale Trade: 1997—Con.

[Includes only establishments with payroll. For meaning of abbreviations and symbols, see introductory text. For explanation of terms, see Appendix A]

NAICS code and CL code	Kind of business and commodity line	Establishments handling commodity line		Commodity line sales			Sales coverage percent
		Number	Total sales (\$1,000)	Amount ¹ (\$1,000)	As percent of total sales of—		
					Establishments handling line	Establishments in NAICS industry ¹	
4219303	Other recyclable material whse—Con.						
9950	Construction receipts	12	13 277	618	4.7	Z	X
42194	Jewelry/watch/silverware/precious stone, & precious metal whse	7 689	X	32 398 553	X	100.0	75.9
0500	Household china, glassware, crockery, and plastic housewares	69	490 923	23 384	4.8	.1	X
0540	Other home furnishings	57	377 903	15 407	4.1	Z	.6
0542	Mirrors, lamps, and picture frames	50	75 578	3 907	5.2	Z	X
0543	Home furnishings, n.e.c.	54	85 170	5 686	6.7	Z	X
0800	Photographic equipment and supplies (excluding video)	7	144 594	12 818	8.9	Z	X
0900	Office equipment	10	214 310	52 106	24.3	.2	75.8
0912	Calculators and accounting machines	10	214 310	52 106	24.3	.2	X
1030	Optical and ophthalmic goods	6	16 115	5 143	31.9	Z	X
1200	Copper and brass	75	3 373 709	780 472	23.1	2.4	X
1220	Aluminum shapes, forms, etc.	23	3 243 051	164 698	5.1	.5	X
1320	Minerals and ores (excluding coal, precious stones, and crude oil)	24	29 573	3 910	13.2	Z	X
1400	Electrical apparatus and equipment	10	51 203	4 292	8.4	Z	62.1
1419	Industrial controls	10	51 203	4 292	8.4	Z	X
1500	Electrical appliances, household	40	579 931	60 924	10.5	.2	.3
1512	Radios, stereos, and CD players	34	279 217	44 551	16.0	.1	X
1700	Hardware	21	55 448	10 375	18.7	Z	60.5
1711	Hand tools (including power driven)	17	41 702	7 719	18.5	Z	X
2700	Sporting and recreational goods and supplies	38	57 820	4 893	8.5	Z	24.2
2713	Billiards, pool, bowling equipment, and accessories	10	1 582	260	16.4	Z	X
2715	Athletic equipment and accessories	11	38 730	2 492	6.4	Z	X
2718	Other sporting and recreational goods (go carts, bait, etc.)	12	3 633	981	27.0	Z	X
2800	Toys and hobby goods and supplies	35	113 252	16 508	14.6	.1	17.2
2812	Other toys and games (including fireworks and children's vehicles)	18	81 258	7 257	8.9	Z	X
2813	Crafts and craft supplies	14	27 268	8 045	29.5	Z	X
2920	Nonferrous metal scrap	45	4 445 516	123 899	2.8	.4	.2
2922	Copper and copper alloy scrap	35	4 410 186	2 859	.1	Z	X
2923	Lead scrap	35	4 410 186	117 079	2.7	.4	X
3000	Jewelry, diamonds, gem stones, and watches	7 280	22 950 871	21 938 636	95.6	67.7	66.4
3011	Diamond jewelry and diamond jewelry where lapidary work was not performed at this location	3 074	10 719 645	7 470 959	69.7	23.1	X
3012	Gem stone and pearl jewelry where lapidary work was not performed at this location	2 099	4 369 527	1 703 489	39.0	5.3	X
3013	Diamonds, diamond jewelry, gem stones, and pearl jewelry where lapidary work was performed at this location	1 127	3 133 082	1 731 879	55.3	5.3	X
3014	Watches, clocks, and watch movements and cases	1 760	6 433 645	4 083 860	63.5	12.6	X
3015	Karat gold jewelry (rings, necklaces, etc.)	1 781	6 157 320	3 619 539	58.8	11.2	X
3016	Other jewel., silverware, and plated ware (incl. jewel. where gemstones less than 50% of value, gold filled sterling, and costume jewel. and medallions)	2 832	5 211 963	3 328 900	63.9	10.3	X
3030	Precious metals—gold, silver, and platinum including precious metal coins	833	10 940 690	8 821 000	80.6	27.2	X
3150	Other durable goods	6	2 173	718	33.0	Z	X
3300	Stationery, office supplies and greeting cards	20	183 403	26 181	14.3	.1	50.0
3312	Stationery, photocopy paper, and typing paper	8	1 913	568	29.7	Z	X
3313	Inked ribbons, carbon paper, pens and pencils	10	180 783	25 606	14.2	.1	X
3400	Industrial and personal services paper and plastics	8	17 442	1 986	11.4	Z	11.3
3413	Industrial paper (wrapping, bags, cartons, etc.)	8	17 442	1 986	11.4	Z	X
3500	Drugs, pharmaceuticals, cosmetics, and toiletries	19	140 176	21 585	15.4	.1	4.1
3514	Perfumes	15	129 787	20 315	15.7	.1	X
3700	Notions (buttons, ribbons, lace, sewing accessories, zippers, bindings, etc.)	8	8 263	1 409	17.1	Z	X
3800	Men's and boys' wear	27	113 559	8 743	7.7	Z	10.8
3811	Men's and boys' suits, coats, and formal wear	7	32 259	1 427	4.4	Z	X
3812	Men's and boys' dress and casual shirts, slacks, and jeans	7	29 634	2 849	9.6	Z	X
3814	Men's and boys' work clothing and uniforms	6	11 963	1 808	15.1	Z	X
3815	Other men's and boys' wear (caps, hats, swimwear, neckwear, etc.)	9	39 670	2 653	6.7	Z	X
3900	Women's and children's wear	99	188 480	37 524	19.9	.1	16.6
3911	Infants' and children's wear (to size 6X)	55	65 059	4 958	7.6	Z	X
3912	Women's misses', and girls' dresses and blouses	12	31 759	8 232	25.9	Z	X
3913	Women's, misses', and girls' suits and coats	54	64 953	7 030	10.8	Z	X
3914	Women's and misses' outerwear	10	16 031	2 537	15.8	Z	X
3916	Other women's, misses, and girl's wear (furs, sweaters, millinery, etc.)	25	80 056	14 659	18.3	Z	X
4000	Footwear	9	6 746	1 016	15.1	Z	5.2
4011	All athletic footwear	8	3 960	187	4.7	Z	X
6000	Paint, paint supplies, and wallpaper	33	24 505	2 201	9.0	Z	75.9
6015	Wallpaper	33	24 505	2 201	9.0	Z	X
6100	Books, periodicals, newspapers, and miscellaneous printed materials	15	22 508	4 113	18.3	Z	13.9
6102	Other periodicals, newspapers, and miscellaneous printed materials	13	16 063	2 791	17.4	Z	X
6120	Art goods (including novelties and souvenirs)	140	587 882	54 305	9.2	.2	2.3
6122	Novelties and souvenirs	126	204 043	37 553	18.4	.1	X
6150	Nondurable goods, n.e.c.	25	43 130	8 924	20.7	Z	X
9700	Service receipts and labor charges (including installed parts)	209	720 951	26 840	3.7	.1	1.2
9701	Labor charges for repair work	26	137 128	688	.5	Z	X
9702	Parts installed in repair work	19	4 598	405	8.8	Z	X
9703	Other service receipts and labor charges—Specify	147	174 662	14 735	8.4	Z	X

See footnotes at end of table.

Table 2. All Types of Operation by Kind of Business and Commodity Line for Wholesale Trade: 1997—Con.

[Includes only establishments with payroll. For meaning of abbreviations and symbols, see introductory text. For explanation of terms, see Appendix A]

NAICS code and CL code	Kind of business and commodity line	Establishments handling commodity line		Commodity line sales			Sales coverage percent
		Number	Total sales (\$1,000)	Amount ¹ (\$1,000)	As percent of total sales of—		
					Establishments handling line	Establishments in NAICS industry ¹	
42194	Jewelry/watch/silverware/precious stone, & precious metal whsle—Con.						
9730	Advertising specialties (paper novelties, etc.)	11	9 893	1 615	16.3	Z	X
9810	Miscellaneous commodities	292	5 156 411	109 289	2.1	.3	X
9940	Rental and leasing receipts	36	47 325	5 185	11.0	Z	X
421940	Jewelry/watch/silverware/precious stone, & precious metal whsle	7 689	X	32 398 553	X	100.0	75.9
0500	Household china, glassware, crockery, and plastic housewares	69	490 923	23 384	4.8	.1	X
0540	Other home furnishings	57	377 903	15 407	4.1	Z	.6
0542	Mirrors, lamps, and picture frames	50	75 578	3 907	5.2	Z	X
0543	Home furnishings, n.e.c.	54	85 170	5 686	6.7	Z	X
0800	Photographic equipment and supplies (excluding video)	7	144 594	12 818	8.9	Z	X
0900	Office equipment	10	214 310	52 106	24.3	.2	75.8
0912	Calculators and accounting machines	10	214 310	52 106	24.3	.2	X
1030	Optical and ophthalmic goods	6	16 115	5 143	31.9	Z	X
1200	Copper and brass	75	3 373 709	780 472	23.1	2.4	X
1220	Aluminum shapes, forms, etc.	23	3 243 051	164 698	5.1	.5	X
1320	Minerals and ores (excluding coal, precious stones, and crude oil)	24	29 573	3 910	13.2	Z	X
1400	Electrical apparatus and equipment	10	51 203	4 292	8.4	Z	62.1
1419	Industrial controls	10	51 203	4 292	8.4	Z	X
1500	Electrical appliances, household	40	579 931	60 924	10.5	.2	.3
1512	Radios, stereos, and CD players	34	279 217	44 551	16.0	.1	X
1700	Hardware	21	55 448	10 375	18.7	Z	60.5
1711	Hand tools (including power driven)	17	41 702	7 719	18.5	Z	X
2700	Sporting and recreational goods and supplies	38	57 820	4 893	8.5	Z	24.2
2713	Billiards, pool, bowling equipment, and accessories	10	1 582	260	16.4	Z	X
2715	Athletic equipment and accessories	11	38 730	2 492	6.4	Z	X
2718	Other sporting and recreational goods (go carts, bait, etc.)	12	3 633	981	27.0	Z	X
2800	Toys and hobby goods and supplies	35	113 252	16 508	14.6	.1	17.2
2812	Other toys and games (including fireworks and children's vehicles)	18	81 258	7 257	8.9	Z	X
2813	Crafts and craft supplies	14	27 268	8 045	29.5	Z	X
2920	Nonferrous metal scrap	45	4 445 516	123 899	2.8	.4	.2
2922	Copper and copper alloy scrap	35	4 410 186	2 859	.1	Z	X
2923	Lead scrap	35	4 410 186	117 079	2.7	.4	X
3000	Jewelry, diamonds, gem stones, and watches	7 280	22 950 871	21 938 636	95.6	67.7	66.4
3011	Diamond jewelry and diamond jewelry where lapidary work was not performed at this location	3 074	10 719 645	7 470 959	69.7	23.1	X
3012	Gem stone and pearl jewelry where lapidary work was not performed at this location	2 099	4 369 527	1 703 489	39.0	5.3	X
3013	Diamonds, diamond jewelry, gem stones, and pearl jewelry where lapidary work was performed at this location	1 127	3 133 082	1 731 879	55.3	5.3	X
3014	Watches, clocks, and watch movements and cases	1 760	6 433 645	4 083 860	63.5	12.6	X
3015	Karat gold jewelry (rings, necklaces, etc.)	1 781	6 157 320	3 619 539	58.8	11.2	X
3016	Other jewel, silverware, and plated ware (incl. jewel, where gemstones less than 50% of value, gold filled sterling, and costume jewel, and medallions)	2 832	5 211 963	3 328 900	63.9	10.3	X
3030	Precious metals—gold, silver, and platinum including precious metal coins	833	10 940 690	8 821 000	80.6	27.2	X
3150	Other durable goods	6	2 173	718	33.0	Z	X
3300	Stationery, office supplies and greeting cards	20	183 403	26 181	14.3	.1	50.0
3312	Stationery, photocopy paper, and typing paper	8	1 913	568	29.7	Z	X
3313	Inked ribbons, carbon paper, pens and pencils	10	180 783	25 606	14.2	.1	X
3400	Industrial and personal services paper and plastics	8	17 442	1 986	11.4	Z	11.3
3413	Industrial paper (wrapping, bags, cartons, etc.)	8	17 442	1 986	11.4	Z	X
3500	Drugs, pharmaceuticals, cosmetics, and toiletries	19	140 176	21 585	15.4	.1	4.1
3514	Perfumes	15	129 787	20 315	15.7	.1	X
3700	Notions (buttons, ribbons, lace, sewing accessories, zippers, bindings, etc.)	8	8 263	1 409	17.1	Z	X
3800	Men's and boys' wear	27	113 559	8 743	7.7	Z	10.8
3811	Men's and boys' suits, coats, and formal wear	7	32 259	1 427	4.4	Z	X
3812	Men's and boys' dress and casual shirts, slacks, and jeans	7	29 634	2 849	9.6	Z	X
3814	Men's and boys' work clothing and uniforms	6	11 963	1 808	15.1	Z	X
3815	Other men's and boys' wear (caps, hats, swimwear, neckwear, etc.)	9	39 670	2 653	6.7	Z	X
3900	Women's and children's wear	99	188 480	37 524	19.9	.1	16.6
3911	Infants' and children's wear (to size 6X)	55	65 059	4 958	7.6	Z	X
3912	Women's misses', and girls' dresses and blouses	12	31 759	8 232	25.9	Z	X
3913	Women's, misses', and girls' suits and coats	54	64 953	7 030	10.8	Z	X
3914	Women's and misses' outerwear	10	16 031	2 537	15.8	Z	X
3916	Other women's, misses, and girl's wear (furs, sweaters, millinery, etc.)	25	80 056	14 659	18.3	Z	X
4000	Footwear	9	6 746	1 016	15.1	Z	5.2
4011	All athletic footwear	8	3 960	187	4.7	Z	X
6000	Paint, paint supplies, and wallpaper	33	24 505	2 201	9.0	Z	75.9
6015	Wallpaper	33	24 505	2 201	9.0	Z	X
6100	Books, periodicals, newspapers, and miscellaneous printed materials	15	22 508	4 113	18.3	Z	13.9
6102	Other periodicals, newspapers, and miscellaneous printed materials	13	16 063	2 791	17.4	Z	X
6120	Art goods (including novelties and souvenirs)	140	587 882	54 305	9.2	.2	2.3
6122	Novelties and souvenirs	126	204 043	37 553	18.4	.1	X
6150	Nondurable goods, n.e.c.	25	43 130	8 924	20.7	Z	X

See footnotes at end of table.

Table 2. All Types of Operation by Kind of Business and Commodity Line for Wholesale Trade: 1997—Con.

[Includes only establishments with payroll. For meaning of abbreviations and symbols, see introductory text. For explanation of terms, see Appendix A]

NAICS code and CL code	Kind of business and commodity line	Establishments handling commodity line		Commodity line sales			Sales coverage percent
		Number	Total sales (\$1,000)	Amount ¹ (\$1,000)	As percent of total sales of—		
					Establishments handling line	Establishments in NAICS industry ¹	
421940	Jewelry/watch/silverware/precious stone, & precious metal whsle—Con.						
9700	Service receipts and labor charges (including installed parts)	209	720 951	26 840	3.7	.1	1.2
9701	Labor charges for repair work	26	137 128	688	.5	Z	X
9702	Parts installed in repair work	19	4 598	405	8.8	Z	X
9703	Other service receipts and labor charges—Specify	147	174 662	14 735	8.4	Z	X
9730	Advertising specialties (paper novelties, etc.)	11	9 893	1 615	16.3	Z	X
9810	Miscellaneous commodities	292	5 156 411	109 289	2.1	.3	X
9940	Rental and leasing receipts	36	47 325	5 185	11.0	Z	X
4219401	Jewelry, watch, diamonds, precious stone, & silverware whsle .	7 116	X	22 519 342	X	100.0	72.5
0500	Household china, glassware, crockery, and plastic housewares	62	472 955	22 831	4.8	.1	X
0540	Other home furnishings	55	374 174	15 370	4.1	.1	.5
0542	Mirrors, lamps, and picture frames	50	75 578	3 907	5.2	Z	X
0543	Home furnishings, n.e.c.	54	85 170	5 686	6.7	Z	X
0800	Photographic equipment and supplies (excluding video)	7	144 594	12 818	8.9	.1	X
0900	Office equipment	10	214 310	52 106	24.3	.2	72.4
0912	Calculators and accounting machines	10	214 310	52 106	24.3	.2	X
1030	Optical and ophthalmic goods	6	16 115	5 143	31.9	Z	X
1200	Copper and brass	44	62 322	9 255	14.9	Z	X
1220	Aluminum shapes, forms, etc.	16	29 704	1 135	3.8	Z	X
1320	Minerals and ores (excluding coal, precious stones, and crude oil)	14	24 182	3 653	15.1	Z	X
1400	Electrical apparatus and equipment	10	51 203	4 292	8.4	Z	59.3
1419	Industrial controls	10	51 203	4 292	8.4	Z	X
1500	Electrical appliances, household	39	578 750	60 900	10.5	.3	.3
1512	Radios, stereos, and CD players	34	279 217	44 551	16.0	.2	X
1700	Hardware	14	35 824	5 325	14.9	Z	49.5
1711	Hand tools (including power driven)	11	29 216	4 596	15.7	Z	X
2700	Sporting and recreational goods and supplies	38	57 820	4 893	8.5	Z	23.1
2713	Billiards, pool, bowling equipment, and accessories	10	1 582	260	16.4	Z	X
2715	Athletic equipment and accessories	11	38 730	2 492	6.4	Z	X
2718	Other sporting and recreational goods (go carts, bait, etc.)	12	3 633	981	27.0	Z	X
2800	Toys and hobby goods and supplies	32	108 526	15 302	14.1	.1	19.3
2812	Other toys and games (including fireworks and children's vehicles)	18	81 258	7 257	8.9	Z	X
2813	Crafts and craft supplies	14	27 268	8 045	29.5	Z	X
2920	Nonferrous metal scrap	9	18 946	685	3.6	Z	X
3000	Jewelry, diamonds, gem stones, and watches	7 116	22 519 342	21 886 168	97.2	97.2	63.3
3011	Diamond jewelry and diamond jewelry where lapidary work was not performed at this location	3 005	10 548 538	7 461 742	70.7	33.1	X
3012	Gem stone and pearl jewelry where lapidary work was not performed at this location	2 071	4 314 302	1 701 507	39.4	7.6	X
3013	Diamonds, diamond jewelry, gem stones, and pearl jewelry where lapidary work was performed at this location	1 095	3 068 157	1 723 697	56.2	7.7	X
3014	Watches, clocks, and watch movements and cases	1 712	6 308 763	4 079 492	64.7	18.1	X
3015	Karat gold jewelry (rings, necklaces, etc.)	1 686	5 911 049	3 599 640	60.9	16.0	X
3016	Other jewel., silverware, and plated ware (incl. jewel. where gemstones less than 50% of value, gold filled sterling, and costume jewel. and medallions)	2 792	5 072 463	3 320 092	65.5	14.7	X
3030	Precious metals—gold, silver, and platinum including precious metal coins	260	1 061 479	103 325	9.7	.5	X
3150	Other durable goods	6	2 173	718	33.0	Z	X
3300	Stationery, office supplies and greeting cards	20	183 403	26 181	14.3	.1	47.8
3312	Stationery, photocopy paper, and typing paper	8	1 913	568	29.7	Z	X
3313	Inked ribbons, carbon paper, pens and pencils	10	180 783	25 606	14.2	.1	X
3400	Industrial and personal services paper and plastics	8	17 442	1 986	11.4	Z	10.8
3413	Industrial paper (wrapping, bags, cartons, etc.)	8	17 442	1 986	11.4	Z	X
3500	Drugs, pharmaceuticals, cosmetics, and toiletries	19	140 176	21 585	15.4	.1	3.9
3514	Perfumes	15	129 787	20 315	15.7	.1	X
3700	Notions (buttons, ribbons, lace, sewing accessories, zippers, bindings, etc.)	8	8 263	1 409	17.1	Z	X
3800	Men's and boys' wear	27	113 559	8 743	7.7	Z	10.3
3811	Men's and boys' suits, coats, and formal wear	7	32 259	1 427	4.4	Z	X
3812	Men's and boys' dress and casual shirts, slacks, and jeans	7	29 634	2 849	9.6	Z	X
3814	Men's and boys' work clothing and uniforms	6	11 963	1 808	15.1	Z	X
3815	Other men's and boys' wear (caps, hats, swimwear, neckwear, etc.)	9	39 670	2 653	6.7	Z	X
3900	Women's and children's wear	97	187 940	37 416	19.9	.2	15.9
3911	Infants' and children's wear (to size 6X)	55	65 059	4 958	7.6	Z	X
3912	Women's misses', and girls' dresses and blouses	12	31 759	8 232	25.9	Z	X
3913	Women's, misses', and girls' suits and coats	54	64 953	7 030	10.8	Z	X
3914	Women's and misses' outerwear	10	16 031	2 537	15.8	Z	X
3916	Other women's, misses, and girl's wear (furs, sweaters, millinery, etc.) ..	25	80 056	14 659	18.3	.1	X
4000	Footwear	9	6 746	1 016	15.1	Z	4.9
4011	All athletic footwear	8	3 960	187	4.7	Z	X
6000	Paint, paint supplies, and wallpaper	33	24 505	2 201	9.0	Z	72.5
6015	Wallpaper	33	24 505	2 201	9.0	Z	X
6100	Books, periodicals, newspapers, and miscellaneous printed materials	14	20 600	3 923	19.0	Z	15.2
6102	Other periodicals, newspapers, and miscellaneous printed materials	13	16 063	2 791	17.4	Z	X
6120	Art goods (including novelties and souvenirs)	127	493 047	49 113	10.0	.2	2.7
6122	Novelties and souvenirs	126	204 043	37 553	18.4	.2	X

See footnotes at end of table.

Table 2. All Types of Operation by Kind of Business and Commodity Line for Wholesale Trade: 1997—Con.

[Includes only establishments with payroll. For meaning of abbreviations and symbols, see introductory text. For explanation of terms, see Appendix A]

NAICS code and CL code	Kind of business and commodity line	Establishments handling commodity line		Commodity line sales			Sales coverage percent
		Number	Total sales (\$1,000)	Amount ¹ (\$1,000)	As percent of total sales of—		
					Establishments handling line	Establishments in NAICS industry ¹	
4219401	Jewelry, watch, diamonds, precious stone, & silverware whsle —Con.						
6150	Nondurable goods, n.e.c.	21	33 627	7 879	23.4	Z	X
9700	Service receipts and labor charges (including installed parts)	186	609 865	21 647	3.5	.1	1.4
9701	Labor charges for repair work	26	137 128	688	.5	Z	X
9702	Parts installed in repair work	19	4 598	405	8.8	Z	X
9703	Other service receipts and labor charges—Specify	147	174 662	14 735	8.4	.1	X
9730	Advertising specialties (paper novelties, etc.)	11	9 893	1 615	16.3	Z	X
9810	Miscellaneous commodities	251	749 821	88 174	11.8	.4	X
9940	Rental and leasing receipts	25	36 051	4 409	12.2	Z	X
4219402	Precious metal (excluding ores) whsle	573	X	9 879 211	X	100.0	83.7
0500	Household china, glassware, crockery, and plastic housewares	7	17 968	553	3.1	Z	X
1200	Copper and brass	31	3 311 387	771 217	23.3	7.8	X
1220	Aluminum shapes, forms, etc.	7	3 213 347	163 563	5.1	1.7	X
1320	Minerals and ores (excluding coal, precious stones, and crude oil)	10	5 391	257	4.8	Z	X
1700	Hardware	7	19 624	5 050	25.7	.1	X
2920	Nonferrous metal scrap	36	4 426 570	123 214	2.8	1.2	X
3000	Jewelry, diamonds, gem stones, and watches	164	431 529	52 468	12.2	.5	X
3030	Precious metals—gold, silver, and platinum including precious metal coins	573	9 879 211	8 717 675	88.2	88.2	X
6120	Art goods (including novelties and souvenirs)	13	94 835	5 192	5.5	.1	X
9700	Service receipts and labor charges (including installed parts)	23	111 086	5 193	4.7	.1	X
9810	Miscellaneous commodities	41	4 406 590	21 115	.5	.2	X
9940	Rental and leasing receipts	11	11 274	776	6.9	Z	X
42199	Other miscellaneous durable goods whsle	11 697	X	65 908 836	X	100.0	62.0
0100	New and used automobiles, motorcycles, etc.	85	58 854	2 587	4.4	Z	X
0140	Medium trucks and tractors (14,001 to 26,000 lb)	14	33 346	1 982	5.9	Z	X
0150	Heavy trucks and tractors (over 26,000 lb)	29	36 560	6 048	16.5	Z	X
0200	New and rebuilt automotive parts and supplies	539	2 595 112	139 063	5.4	.2	2.7
0211	Batteries	282	2 069 028	3 007	.1	Z	X
0212	Engines (complete)	283	1 055 041	2 102	.2	Z	X
0213	Electrical engine parts (including ignition parts)	282	2 069 028	12 298	.6	Z	X
0214	Brake parts (including fluid and all disk and drum parts)	282	2 069 028	4 623	.2	Z	X
0215	Exhaust system parts	282	2 069 028	3 007	.1	Z	X
0216	Glass	136	1 041 331	1 610	.2	Z	X
0217	Hoses, belts, gaskets, and wiper blades	429	2 082 747	7 440	.4	Z	X
0218	Filters (oil, air, gas, and transmission)	429	2 082 747	12 346	.6	Z	X
0219	Engine parts, except electrical	282	2 069 028	6 017	.3	Z	X
0221	Body parts and repair materials	136	1 041 331	1 610	.2	Z	X
0222	Suspension parts (shocks, struts, balljoints, etc.)	282	2 069 028	5 770	.3	Z	X
0223	Parts, n.e.c.	282	2 069 028	3 007	.1	Z	X
0224	Accessories	380	2 479 679	69 972	2.8	.1	X
0240	Used automotive parts, accessories, and equipment	11	14 207	1 236	8.7	Z	X
0250	Petroleum products marketing equipment	9	100 698	16 540	16.4	Z	X
0300	Tires and tubes	272	2 872 363	61 689	2.1	.1	.2
0311	New tires and tubes	230	2 825 123	56 655	2.0	.1	X
0400	Household and lawn furniture	128	956 956	103 029	10.8	.2	1.4
0413	Lawn furniture and equipment	27	65 673	1 417	2.2	Z	X
0420	Office and business furniture	132	105 826	14 923	14.1	Z	26.3
0421	New office furniture (wooden and metal)	125	63 455	11 953	18.8	Z	X
0500	Household china, glassware, crockery, and plastic housewares	178	201 110	24 907	12.4	Z	X
0520	Linens, domestics, curtains, and draperies	202	458 107	29 941	6.5	Z	4.9
0521	Bedspreads, blankets, and bedding	6	13 593	224	1.6	Z	X
0522	Curtains and draperies	6	13 593	224	1.6	Z	X
0525	Other linens and domestics	6	13 593	336	2.5	Z	X
0530	Flooring and floor coverings	202	149 526	6 760	4.5	Z	11.5
0531	Soft-surface (textile) floor coverings and accessories (including rugs, carpets, and pads)	200	123 698	6 006	4.9	Z	X
0533	Other hard-surface floor coverings and accessories (including tile and sheet goods)	10	9 681	459	4.7	Z	X
0540	Other home furnishings	787	2 527 032	171 638	6.8	.3	.4
0542	Mirrors, lamps, and picture frames	173	536 499	69 914	13.0	.1	X
0543	Home furnishings, n.e.c.	39	98 921	13 893	14.0	Z	X
0600	Lumber: rough, dressed, and finished	479	2 723 917	410 713	15.1	.6	2.7
0611	Dimensional lumber (non-treated)	385	1 768 770	178 417	10.1	.3	X
0612	Treated lumber	356	1 465 808	68 526	4.7	.1	X
0613	Boards	190	1 172 149	162 299	13.8	.2	X
0620	Plywood and millwork	589	2 461 609	275 059	11.2	.4	6.6
0621	Softwood plywood and oriented strand board (OSB)	171	982 364	46 865	4.8	.1	X
0622	Other panels products (including hardwood plywood, waterboard, and particleboard)	395	1 649 332	86 601	5.3	.1	X
0623	Gypsum, specialty boards, and treatments	246	763 221	41 438	5.4	.1	X
0624	Wood millwork (doors, windows, cabinets, etc.)	167	748 854	57 179	7.6	.1	X
0625	Metal millwork	169	208 230	10 253	4.9	Z	X
0626	Other millwork and wood siding (including trusses and wood roofing)	148	189 813	4 564	2.4	Z	X
0700	Brick, stone, tile, sand, block, cement, and gravel	304	189 884	23 333	12.3	Z	28.8
0711	Ready-mixed or transit-mixed concrete	152	89 462	4 345	4.9	Z	X
0712	Cement and lime	151	103 572	10 526	10.2	Z	X
0713	Sand, gravel, and crushed stone	159	78 075	3 527	4.5	Z	X
0714	Brick, block, tile, clay/cement sewer pipe, etc.	231	141 846	3 920	2.8	Z	X

See footnotes at end of table.

Table 2. All Types of Operation by Kind of Business and Commodity Line for Wholesale Trade: 1997—Con.

[Includes only establishments with payroll. For meaning of abbreviations and symbols, see introductory text. For explanation of terms, see Appendix A]

NAICS code and CL code	Kind of business and commodity line	Establishments handling commodity line		Commodity line sales			Sales coverage percent
		Number	Total sales (\$1,000)	Amount ¹ (\$1,000)	As percent of total sales of—		
					Establishments handling line	Establishments in NAICS industry ¹	
42199	Other miscellaneous durable goods whse—Con.						
0720	Roofing, siding, and insulation materials.....	436	450 411	59 211	13.1	.1	32.9
0721	Roofing, except wood.....	190	78 021	5 004	6.4	Z	X
0722	Siding, except wood.....	116	240 616	33 046	13.7	.1	X
0723	Insulation materials.....	324	203 193	17 790	8.8	Z	X
0730	Flat glass and other construction glass (excluding automotive).....	150	251 230	17 513	7.0	Z	X
0740	Other construction materials.....	429	1 188 167	110 933	9.3	.2	3.5
0741	Rain-carrying equipment (down spouts, gutters, etc.).....	84	161 491	3 199	2.0	Z	X
0742	Prefabricated buildings and structural assemblies (nonwood).....	64	134 281	10 738	8.0	Z	X
0744	Construction materials, n.e.c. (including wire fence and construction paper).....	313	770 055	53 077	6.9	.1	X
0800	Photographic equipment and supplies (excluding video).....	427	1 881 498	960 027	51.0	1.5	54.1
0811	Still picture photographic equipment.....	89	9 124	88	1.0	Z	X
0812	Motion picture photographic equipment.....	89	9 124	176	1.9	Z	X
0813	Photographic film.....	123	1 667 060	944 129	56.6	1.4	X
0815	Other photographic equipment and supplies.....	172	12 775	499	3.9	Z	X
0900	Office equipment.....	614	884 158	145 398	16.4	.2	1.9
0911	Typewriters and dedicated word processors.....	65	39 409	595	1.5	Z	X
0912	Calculators and accounting machines.....	65	39 409	308	.8	Z	X
0913	Copying machines and equipment.....	355	170 293	23 899	14.0	Z	X
0914	Dictating, transcribing, and recording machines.....	137	162 298	21 909	13.5	Z	X
0920	New computer equipment.....	400	1 311 024	264 540	20.2	.4	56.6
0921	Computers.....	61	9 951	740	7.4	Z	X
0922	Computer storage devices.....	12	836	16	1.9	Z	X
0923	Computer printers.....	43	5 759	232	4.0	Z	X
0924	Other computer peripheral equipment.....	357	1 245 481	261 216	21.0	.4	X
0930	Used computer equipment.....	23	13 869	1 495	10.8	Z	X
0950	Computer software (packaged).....	468	3 606 335	117 112	3.2	.2	X
0960	Restaurant and hotel equipment and supplies.....	130	91 517	17 232	18.8	Z	X
0970	Store machines and equipment.....	88	211 761	44 811	21.2	.1	58.0
0971	Vending machines.....	59	173 519	37 978	21.9	.1	X
0972	Other store machines and equipment.....	63	49 379	6 833	13.8	Z	X
1000	Medical, hospital, and surgical supplies.....	88	533 254	125 629	23.6	.2	18.9
1013	Other surgical, medical, and hospital supplies.....	79	469 038	112 787	24.0	.2	X
1030	Optical and ophthalmic goods.....	11	8 893	89	1.0	Z	X
1040	Religious and school supplies.....	67	38 273	3 189	8.3	Z	17.8
1042	School supplies.....	67	38 273	3 189	8.3	Z	X
1050	Other professional equipment and supplies.....	16	79 523	8 196	10.3	Z	15.3
1057	Professional equipment and supplies, n.e.c.....	6	13 585	1 355	10.0	Z	X
1100	Iron and steel products (semifinished).....	25	36 746	3 025	8.2	Z	9.2
1111	Sheet bars and tin plate bars.....	19	14 256	714	5.0	Z	X
1120	Flat iron and steel products.....	525	3 636 697	408 899	11.2	.6	25.8
1124	Sheets (hot-rolled).....	511	3 621 055	163 124	4.5	.2	X
1126	Sheets (galvanized and coated).....	511	3 621 055	244 688	6.8	.4	X
1140	Iron and steel wire and wire products.....	632	876 432	65 663	7.5	.1	X
1150	Iron and steel pipe and tubing.....	608	1 448 270	130 981	9.0	.2	X
1160	Other iron and steel products.....	150	131 444	9 237	7.0	Z	X
1200	Copper and brass.....	236	13 877 565	785 312	5.7	1.2	53.7
1212	Flat products (sheets, strips, and plates).....	115	13 789 362	346 034	2.5	.5	X
1213	Tubular products (pipes and tubes).....	143	11 232 013	438 835	3.9	.7	X
1220	Aluminum shapes, forms, etc.....	409	14 115 522	709 010	5.0	1.1	53.2
1222	Sheets and coils (.006 to .249 inch).....	12	40 673	1 509	3.7	Z	X
1223	Rods, bars, and wires: rolled or extruded (rounds, hexes, squares, and rectangles).....	392	14 062 168	705 113	5.0	1.1	X
1230	Other nonferrous metals (magnesium, nickel, tin, lead, zinc, etc., except precious).....	54	12 536 222	463 934	3.7	.7	X
1300	Coal and coke.....	52	1 208 430	363 190	30.1	.6	X
1320	Minerals and ores (excluding coal, precious stones, and crude oil).....	28	11 093 239	1 740 138	15.7	2.6	X
1400	Electrical apparatus and equipment.....	1 525	5 317 096	466 458	8.8	.7	1.0
1411	Power and distribution transformers.....	47	150 698	16 995	11.3	Z	X
1412	Switchgear and switchboard apparatus.....	50	1 204 770	72 097	6.0	.1	X
1413	Motors and generators (including motor-generator sets).....	857	2 276 264	83 820	3.7	.1	X
1414	Conduit, raceway, and fittings.....	48	157 496	3 533	2.2	Z	X
1415	Electric bulbs (all types).....	145	884 600	25 481	2.9	Z	X
1416	Interior wiring (excluding conduit).....	257	1 613 110	55 411	3.4	.1	X
1417	Exterior wiring and cable (excluding conduit).....	160	949 461	38 110	4.0	.1	X
1418	Lighting fixtures (residential and commercial).....	321	1 538 076	58 642	3.8	.1	X
1419	Industrial controls.....	93	234 468	9 021	3.8	Z	X
1421	Other electrical apparatus and equipment (including fuses and lightning rods).....	444	1 771 634	52 540	3.0	.1	X
1500	Electrical appliances, household.....	1 232	4 728 968	561 632	11.9	.9	1.0
1511	Televisions.....	476	2 924 720	148 393	5.1	.2	X
1512	Radios, stereos, and CD players.....	673	2 918 068	94 125	3.2	.1	X
1513	V.C.R.'s and video cameras.....	849	3 192 200	116 689	3.7	.2	X
1517	Vacuum cleaners and sewing machines, household.....	149	811 970	2 249	.3	Z	X
1518	Other electrical household appliances (including fans, dishwashers, etc.).....	504	1 611 539	80 259	5.0	.1	X
1600	Electronic parts and equipment, except communication.....	1 575	16 395 793	1 912 868	11.7	2.9	.7
1612	Integrated circuits.....	108	2 326 188	9 222	.4	Z	X
1613	Capacitors and resistors.....	107	2 325 450	13 285	.6	Z	X
1615	Discrete semiconductors, etc.....	107	2 325 450	12 463	.5	Z	X
1616	Electronic connectors and other passive electronic parts.....	833	3 244 689	127 047	3.9	.2	X
1618	Electronic parts and equipment, n.e.c.....	841	15 878 778	1 721 070	10.8	2.6	X

See footnotes at end of table.

Table 2. All Types of Operation by Kind of Business and Commodity Line for Wholesale Trade: 1997—Con.

[Includes only establishments with payroll. For meaning of abbreviations and symbols, see introductory text. For explanation of terms, see Appendix A]

NAICS code and CL code	Kind of business and commodity line	Establishments handling commodity line		Commodity line sales			Sales coverage percent
		Number	Total sales (\$1,000)	Amount ¹ (\$1,000)	As percent of total sales of—		
					Establishments handling line	Establishments in NAICS industry ¹	
42199	Other miscellaneous durable goods whse—Con.						
1650	Communication equipment and supplies	126	129 202	24 803	19.2	Z	51.7
1651	Telephones	103	121 258	20 526	16.9	Z	X
1652	Other electronic communication equipment	80	68 891	4 065	5.9	Z	X
1653	Other electrical communication equipment	42	14 496	212	1.5	Z	X
1700	Hardware	1 902	5 580 251	657 993	11.8	1.0	13.6
1711	Hand tools (including power driven)	1 129	3 478 638	403 538	11.6	.6	X
1712	Bolts, nuts, rivets, and fasteners	1 169	1 305 427	159 803	12.2	.2	X
1713	Cutlery	953	2 699 023	78 258	2.9	.1	X
1800	Plumbing and heating equipment and supplies (hydronics)	905	3 289 929	349 423	10.6	.5	23.6
1811	Plastic pipe fittings and valves (excluding pipe and tubing)	524	817 417	34 534	4.2	.1	X
1812	Metal pipe fittings and valves (excluding pipe and tubing)	636	974 238	49 347	5.1	.1	X
1813	Plumbing fixtures	499	2 533 149	216 783	8.6	.3	X
1814	Furnaces, stoves, water heaters (except electric and warm air)	153	619 700	13 178	2.1	Z	X
1815	Boilers, radiators, and convectors	215	96 212	2 065	2.1	Z	X
1818	Other plumbing and heating equipment and supplies	266	428 855	30 502	7.1	Z	X
1900	Warm air heating and air-conditioning equipment and supplies	441	974 865	66 196	6.8	.1	45.7
1911	Furnaces (warm air)	279	680 538	11 519	1.7	Z	X
1912	Central air-conditioning (residential and commercial)	201	206 876	26 662	12.9	Z	X
1914	Heat pumps (residential and commercial)	143	62 322	1 593	2.6	Z	X
1916	Air cleaning and filtration systems	178	627 546	6 492	2.0	Z	X
1917	Compressors for air-conditioners	182	89 571	1 621	1.8	Z	X
1918	Condensing units for air-conditioners	94	42 172	383	.9	Z	X
1919	Registers, grills, pre-formed ductwork (excluding sheet metal), and duct insulation	246	777 045	16 717	2.2	Z	X
2000	Refrigeration equipment and supplies	114	163 615	18 457	11.3	Z	58.7
2011	Commercial refrigerators (reach-in and walk-in)	43	128 530	4 021	3.1	Z	X
2012	Unit coolers for commercial refrigerators	14	88 969	6 136	6.9	Z	X
2013	Condensing units for commercial refrigerators	42	53 132	833	1.6	Z	X
2014	Refrigerants	46	54 791	1 187	2.2	Z	X
2015	Other refrigeration equipment and supplies	81	70 527	6 279	8.9	Z	X
2100	Construction and mining machinery and equipment (including parts and attachments)	331	667 679	47 034	7.0	.1	13.2
2111	New off-highway wheel and track-laying tractors	293	632 619	19 539	3.1	Z	X
2115	New graders, rollers, and off-highway trucks	250	588 498	8 491	1.4	Z	X
2117	Other new construction and mining, logging, and road maintenance machinery, equipment, and parts	108	177 201	5 506	3.1	Z	X
2118	Used construction and mining machinery and equipment	175	443 187	13 070	2.9	Z	X
2200	Farm machinery, equipment, and parts	232	838 315	32 485	3.9	Z	2.9
2211	New tractors (farm)	227	837 865	8 034	1.0	Z	X
2212	New harvesting machinery	227	837 865	4 025	.5	Z	X
2213	New land preparation, planting, and cultivating machinery	227	837 865	8 034	1.0	Z	X
2214	New dairy farm and barn equipment	227	837 865	4 025	.5	Z	X
2216	Other new farm machinery and equipment	227	837 865	4 025	.5	Z	X
2218	Used farm machinery and equipment	227	837 865	4 025	.5	Z	X
2220	Garden machinery, equipment, and parts	505	2 445 816	283 553	11.6	.4	.4
2221	New power lawn mowers	425	2 221 907	90 498	4.1	.1	X
2222	Other new lawn and garden machinery and equipment	425	2 221 907	90 498	4.1	.1	X
2223	Used garden machinery and equipment	425	2 221 907	90 498	4.1	.1	X
2300	Hydraulic and pneumatic (fluid-power) pumps, motors, and parts	113	475 544	10 336	2.2	Z	7.0
2311	Pumps	67	277 499	6 068	2.2	Z	X
2312	Motors	64	184 875	1 945	1.1	Z	X
2313	Parts for pumps and motors	88	315 925	2 323	.7	Z	X
2320	General-purpose industrial machinery, equipment, and parts	1 414	17 244 865	720 657	4.2	1.1	.1
2321	New pumps, compressors (air or gas), and equipment	947	11 562 971	177 020	1.5	.3	X
2326	New controlling, recording, and indicating instruments and access	675	11 548 425	135 095	1.2	.2	X
2327	All other new general-purpose industrial machinery and equipment	701	11 530 514	344 746	3.0	.5	X
2328	Used general-purpose industrial machinery and equipment	238	5 046 376	17 555	.3	Z	X
2330	Metalworking machinery, equipment, and parts	411	1 848 642	29 068	1.6	Z	X
2340	Materials handling machinery, equipment, and parts	350	249 166	21 158	8.5	Z	.6
2342	New hoists, cranes, and monorails	182	109 679	1 289	1.2	Z	X
2345	Used materials handling machinery, equipment, and parts	167	138 271	19 857	14.4	Z	X
2350	Oil well, oil refinery, and pipeline machinery, equipment, and supplies	12	396 771	3 956	1.0	Z	X
2360	Other industrial machinery, equipment, and parts	115	466 281	14 081	3.0	Z	35.9
2363	New printing trades machinery, equipment, and supplies	46	167 378	9 600	5.7	Z	X
2365	New woodworking machinery	35	47 033	36	.1	Z	X
2366	Other new industrial machinery and equipment	51	264 086	3 604	1.4	Z	X
2367	Used industrial machinery and equipment	19	34 814	841	2.4	Z	X
2370	Mechanical power transmission supplies	115	96 253	4 621	4.8	Z	54.7
2371	Bearings and bushings	106	94 383	3 994	4.2	Z	X
2372	Other mechanical power transmission supplies	29	19 327	627	3.2	Z	X
2380	Industrial valves and fittings (except fluid-power)	77	41 619	7 100	17.1	Z	X
2390	Hydraulic and pneumatic (fluid-power) valves	78	449 534	26 699	5.9	Z	62.0
2391	Hydraulic valves	71	445 034	14 268	3.2	Z	X
2392	Pneumatic valves	70	429 509	12 427	2.9	Z	X
2400	Hydraulic and pneumatic cylinders and rotary actuators	38	410 608	17 042	4.2	Z	52.5
2411	Hydraulic cylinders and rotary actuators	37	409 000	12 297	3.0	Z	X
2412	Pneumatic cylinders and rotary actuators	37	409 000	4 231	1.0	Z	X
2420	Hydraulic and pneumatic connectors and assemblies	36	25 135	1 470	5.8	Z	62.0
2421	Hydraulic and pneumatic connectors	36	25 135	1 450	5.8	Z	X
2430	Fluid-power filters, components, accessories, and parts	130	104 542	4 383	4.2	Z	49.9
2431	Filters	123	104 270	2 430	2.3	Z	X
2432	Other fluid-power components, accessories, and parts, n.e.c.	119	82 816	1 949	2.4	Z	X

See footnotes at end of table.

Table 2. All Types of Operation by Kind of Business and Commodity Line for Wholesale Trade: 1997—Con.

[Includes only establishments with payroll. For meaning of abbreviations and symbols, see introductory text. For explanation of terms, see Appendix A]

NAICS code and CL code	Kind of business and commodity line	Establishments handling commodity line		Commodity line sales			Sales coverage percent
		Number	Total sales (\$1,000)	Amount ¹ (\$1,000)	As percent of total sales of—		
					Establishments handling line	Establishments in NAICS industry ¹	
42199	Other miscellaneous durable goods whole—Con.						
2440	Welding supplies (excluding gases).....	149	83 216	8 607	10.3	Z	X
2450	Industrial containers and supplies	287	284 087	27 362	9.6	Z	17.0
2451	New and reconditioned drums and barrels	66	6 094	340	5.6	Z	X
2454	Other industrial containers and supplies	247	135 736	6 881	5.1	Z	X
2460	Other industrial supplies	808	1 175 755	80 277	6.8	.1	13.9
2461	Printing and duplicating inks	349	809 077	8 454	1.0	Z	X
2462	Abrasives and abrasive materials	322	185 046	12 739	6.9	Z	X
2463	Nylon, polyester, and synthetic rubber	342	284 666	9 413	3.3	Z	X
2464	Mechanical rubber goods	492	853 064	29 432	3.5	Z	X
2465	Strapping and tape	37	18 493	483	2.6	Z	X
2466	Industrial supplies, n.e.c.	150	130 503	10 358	7.9	Z	X
2520	Custodial (janitors') equipment and supplies	132	99 193	15 923	16.1	Z	8.3
2521	Custodial equipment—power equipment	68	12 818	703	5.5	Z	X
2522	Custodial equipment—nonpower equipment	122	63 890	4 392	6.9	Z	X
2523	Custodial supplies	68	12 818	1 962	15.3	Z	X
2530	Laundry and dry-cleaning equipment and supplies	12	9 560	543	5.7	Z	X
2540	Other service establishment equipment and supplies	28	47 620	9 081	19.1	Z	49.1
2542	Service establishment equipment and supplies, n.e.c.	28	47 620	9 081	19.1	Z	X
2600	Aircraft and aeronautical equipment and supplies	124	2 768 126	222 221	8.0	.3	X
2620	Marine machinery, equipment, and supplies	37	398 274	4 111	1.0	Z	X
2700	Sporting and recreational goods and supplies	853	3 867 793	205 920	5.3	.3	.3
2714	Camping and fishing equipment and accessories	207	734 876	59 892	8.2	.1	X
2715	Athletic equipment and accessories	207	734 876	15 218	2.1	Z	X
2718	Other sporting and recreational goods (go carts, bait, etc.)	207	734 876	49 308	6.7	.1	X
2800	Toys and hobby goods and supplies	603	1 738 798	139 512	8.0	.2	6.1
2811	Video games and cartridges	96	449 423	61 890	13.8	.1	X
2812	Other toys and games (including fireworks and children's vehicles)	77	113 625	1 933	1.7	Z	X
2813	Crafts and craft supplies	374	1 010 704	12 955	1.3	Z	X
2814	Other hobby goods and accessories	368	999 815	33 199	3.3	.1	X
2900	Ferrous metal scrap	31	11 107 550	113 229	1.0	.2	X
2920	Nonferrous metal scrap	25	1 441 247	28 828	2.0	Z	X
2930	Recyclable paper and paperboard	76	35 268	4 657	13.2	Z	X
2940	Recyclable materials, except metal	15	3 432	231	6.7	Z	X
3000	Jewelry, diamonds, gem stones, and watches	209	388 543	49 068	12.6	.1	.4
3016	Other jewel., silverware, and plated ware (incl. jewel. where gemstones less than 50% of value, gold filled sterling, and costume jewel. and medallions).....	36	156 770	28 612	18.3	Z	X
3030	Precious metals—gold, silver, and platinum including precious metal coins	28	11 093 239	217 533	2.0	.3	X
3100	Musical instruments and supplies	573	2 537 940	2 444 980	96.3	3.7	X
3120	Forest products, except lumber (including cordwood, hewn posts, poles, and ties)	2 163	22 599 579	11 099 785	49.1	16.8	X
3130	Compact discs, prerecorded audio tapes, and phonograph records	1 674	18 248 504	13 648 262	74.8	20.7	X
3140	Prerecorded video tapes	3 725	15 762 352	9 186 141	58.3	13.9	X
3150	Other durable goods	2 840	6 501 995	5 571 714	85.7	8.5	59.2
3151	Coin-operated games	288	1 196 806	1 044 708	87.3	1.6	X
3152	Luggage	444	1 338 006	1 153 876	86.2	1.8	X
3153	Works of art	383	468 074	258 645	55.3	.4	X
3154	Other durable goods, n.e.c.	2 026	3 794 813	3 114 477	82.1	4.7	X
3160	Fire extinguishers and fire safety equipment	1 086	1 198 192	1 020 756	85.2	1.5	X
3200	Printing and writing paper	241	509 055	154 661	30.4	.2	45.1
3212	Fine roll paper	29	30 516	326	1.1	Z	X
3213	Other printing and writing paper	199	422 454	147 528	34.9	.2	X
3300	Stationery, office supplies and greeting cards	602	1 267 400	57 155	4.5	.1	3.2
3311	Business forms	391	990 354	3 280	.3	Z	X
3312	Stationery, photocopy paper, and typing paper	413	1 040 272	8 475	.8	Z	X
3313	Inked ribbons, carbon paper, pens and pencils	394	838 951	8 976	1.1	Z	X
3314	Toner and cartridges	471	999 794	5 254	.5	Z	X
3315	Greeting cards	27	72 794	2 879	4.0	Z	X
3316	Other stationery supplies (envelopes, ruled forms, and binder paper)	562	1 174 245	27 865	2.4	Z	X
3400	Industrial and personal services paper and plastics	311	329 037	28 355	8.6	Z	3.3
3411	Paperboard and boxboard boxes	291	166 940	12 859	7.7	Z	X
3412	Paper dishes, cups, and napkins	73	40 970	1 307	3.2	Z	X
3413	Industrial paper (wrapping, bags, cartons, etc.).....	76	3 446	146	4.2	Z	X
3500	Drugs, pharmaceuticals, cosmetics, and toiletries	286	1 270 150	99 037	7.8	.2	46.4
3512	Nonprescription pharmaceuticals	34	2 256	326	14.5	Z	X
3513	Cosmetics	83	3 126	192	6.1	Z	X
3515	Other toiletries and druggists' sundries	157	975 066	73 150	7.5	.1	X
3600	Piece goods, knit and woven	104	1 549 634	106 556	6.9	.2	X
3700	Notions (buttons, ribbons, lace, sewing accessories, zippers, bindings, etc.)	91	68 434	3 205	4.7	Z	X
3800	Men's and boys' wear	328	1 762 991	35 968	2.0	.1	.3
3812	Men's and boys' dress and casual shirts, slacks, and jeans	40	129 689	4 443	3.4	Z	X
3815	Other men's and boys' wear (caps, hats, swimwear, neckwear, etc.)	148	1 315 492	13 871	1.1	Z	X
3900	Women's and children's wear	173	1 513 769	21 981	1.5	Z	.1
3911	Infants' and children's wear (to size 6X)	82	1 242 126	6 074	.5	Z	X
3915	Women's and misses' underwear and sleepwear	9	6 204	646	10.4	Z	X
4000	Footwear	58	46 273	3 204	6.9	Z	X
4100	Frozen foods (packaged)	137	1 616 687	16 877	1.0	Z	X
4500	Fish and seafoods (excluding canned and frozen packaged)	58	39 304	831	2.1	Z	X

See footnotes at end of table.

Table 2. All Types of Operation by Kind of Business and Commodity Line for Wholesale Trade: 1997—Con.

[Includes only establishments with payroll. For meaning of abbreviations and symbols, see introductory text. For explanation of terms, see Appendix A]

NAICS code and CL code	Kind of business and commodity line	Establishments handling commodity line		Commodity line sales			Sales coverage percent
		Number	Total sales (\$1,000)	Amount ¹ (\$1,000)	As percent of total sales of—		
					Establishments handling line	Establishments in NAICS industry ¹	
42199	Other miscellaneous durable goods whse—Con.						
4600	Meat and meat products (fresh and unpackaged)	14	337 486	199 110	59.0	.3	62.0
4611	Beef (not killed on location)	14	337 486	114 737	34.0	.2	X
4614	Pork (not killed on location)	14	337 486	84 373	25.0	.1	X
4700	Fresh fruits and vegetables	86	1 226 404	17 741	1.4	Z	X
4800	Coffee, tea, and spices	71	181 421	2 164	1.2	Z	X
4830	Canned foods	136	1 712 594	73 082	4.3	.1	X
4840	Food and beverage basic materials (include flavoring extracts, fruit peel, hop extract, industrial molasses, sausage casings, malt, yeast, etc.)	14	337 486	40 495	12.0	.1	X
4850	Soft drinks and bottled water	104	1 329 559	8 774	.7	Z	X
4860	Other grocery specialties	162	12 790 125	1 821 197	14.2	2.8	X
4900	Grain and beans	26	391 742	67 506	17.2	.1	X
5300	Plastics materials and basic shapes	729	3 522 060	122 286	3.5	.2	.9
5311	Plastic pipes, rods, tubes, and shapes	523	3 039 764	51 304	1.7	.1	X
5312	High pressure laminates	13	15 671	4 945	31.6	Z	X
5314	Other plastics materials and basic shapes	260	725 741	17 343	2.4	Z	X
5320	Industrial gases (welding, etc.)	21	15 928	1 448	9.1	Z	X
5330	Chemicals and allied products (excluding agricultural, plastics, gases, and petroleum)	1 179	16 415 635	2 131 667	13.0	3.2	.3
5332	Alkalies and chlorine	363	439 146	4 093	.9	Z	X
5334	Organic fibers	8	81 218	8 291	10.2	Z	X
5335	Detergents and soaps	455	11 134 066	700 177	6.3	1.1	X
5336	Sanitation chemicals, polishes, and waxes	453	11 125 885	692 667	6.2	1.1	X
5341	Insecticides, nonagricultural	367	449 971	11 519	2.6	Z	X
5342	Adhesives, sealants, and glues	831	12 576 092	556 368	4.4	.8	X
5344	Other chemicals and allied products	315	3 648 954	151 320	4.1	.2	X
5400	Petroleum products	257	12 472 311	671 754	5.4	1.0	X
5420	Liquified petroleum gases (excluding natural gas)	69	1 296 028	299 896	23.1	.5	X
5500	Crude oil	11	2 508	24	1.0	Z	X
5700	Wines and distilled alcoholic beverages	6	15 668	3 909	24.9	Z	62.0
5712	Distilled liquor (including premixed alcoholic drinks)	6	15 668	3 909	24.9	Z	X
5800	Farm supplies	156	2 472 152	163 706	6.6	.2	10.2
5811	Hay, straw, and alfalfa	75	2 234 541	73 669	3.3	.1	X
5818	Other farm supplies (including harness and saddlery equipment)	80	235 373	89 928	38.2	.1	X
6000	Paint, paint supplies, and wallpaper	668	2 271 995	316 577	13.9	.5	3.7
6011	Architectural coatings (enamels, primers, stains, solvents, and lacquers)	626	2 083 409	292 039	14.0	.4	X
6100	Books, periodicals, newspapers, and miscellaneous printed materials	437	3 263 281	341 086	10.5	.5	2.1
6101	Books	189	2 860 536	272 155	9.5	.4	X
6102	Other periodicals, newspapers, and miscellaneous printed materials	66	130 539	12 418	9.5	Z	X
6110	Flowers and florists' supplies	114	811 095	22 524	2.8	Z	X
6120	Art goods (including novelties and souvenirs)	158	93 231	8 055	8.6	Z	32.5
6121	Art materials	21	25 558	932	3.6	Z	X
6122	Novelties and souvenirs	140	60 244	6 255	10.4	Z	X
6150	Nondurable goods, n.e.c.	132	1 727 825	119 117	6.9	.2	X
9700	Service receipts and labor charges (including installed parts)	1 712	2 791 642	366 856	13.1	.6	48.3
9701	Labor charges for repair work	981	1 280 187	124 727	9.7	.2	X
9702	Parts installed in repair work	844	729 661	72 988	10.0	.1	X
9703	Other service receipts and labor charges—Specify	646	1 479 267	168 997	11.4	.3	X
9720	Receipts for service contracts	171	148 609	21 224	14.3	Z	X
9730	Advertising specialties (paper novelties, etc.)	108	173 720	9 578	5.5	Z	X
9740	Receipts for installing equipment	111	66 861	9 607	14.4	Z	X
9810	Miscellaneous commodities	696	12 622 827	1 240 327	9.8	1.9	X
9940	Rental and leasing receipts	501	965 045	67 376	7.0	.1	.3
9941	Computer rental and leasing receipts	76	193 888	2 178	1.1	Z	X
9942	Photocopying machine rental	232	418 683	22 479	5.4	Z	X
9943	Other office machine rental receipts	76	193 888	6 399	3.3	Z	X
9944	Other rental receipts	81	22 179	1 201	5.4	Z	X
9950	Construction receipts	30	37 910	7 114	18.8	Z	X
9970	Receipts for printing or photocopying performed at this establishment	16	16 397	447	2.7	Z	X
9980	Receipts for machine shop job work	22	4 312	530	12.3	Z	X
421990	Other miscellaneous durable goods whse	11 697	X	65 908 836	X	100.0	62.0
0100	New and used automobiles, motorcycles, etc.	85	58 854	2 587	4.4	Z	X
0140	Medium trucks and tractors (14,001 to 26,000 lb)	14	33 346	1 982	5.9	Z	X
0150	Heavy trucks and tractors (over 26,000 lb)	29	36 560	6 048	16.5	Z	X
0200	New and rebuilt automotive parts and supplies	539	2 595 112	139 063	5.4	.2	2.7
0211	Batteries	282	2 069 028	3 007	.1	Z	X
0212	Engines (complete)	283	1 055 041	2 102	.2	Z	X
0213	Electrical engine parts (including ignition parts)	282	2 069 028	12 298	.6	Z	X
0214	Brake parts (including fluid and all disk and drum parts)	282	2 069 028	4 623	.2	Z	X
0215	Exhaust system parts	282	2 069 028	3 007	.1	Z	X
0216	Glass	136	1 041 331	1 610	.2	Z	X
0217	Hoses, belts, gaskets, and wiper blades	429	2 082 747	7 440	.4	Z	X
0218	Filters (oil, air, gas, and transmission)	429	2 082 747	12 346	.6	Z	X
0219	Engine parts, except electrical	282	2 069 028	6 017	.3	Z	X
0221	Body parts and repair materials	136	1 041 331	1 610	.2	Z	X
0222	Suspension parts (shocks, struts, balljoints, etc.)	282	2 069 028	5 770	.3	Z	X
0223	Parts, n.e.c.	282	2 069 028	3 007	.1	Z	X
0224	Accessories	380	2 479 679	69 972	2.8	.1	X
0240	Used automotive parts, accessories, and equipment	11	14 207	1 236	8.7	Z	X
0250	Petroleum products marketing equipment	9	100 698	16 540	16.4	Z	X

See footnotes at end of table.

Table 2. All Types of Operation by Kind of Business and Commodity Line for Wholesale Trade: 1997—Con.

[Includes only establishments with payroll. For meaning of abbreviations and symbols, see introductory text. For explanation of terms, see Appendix A]

NAICS code and CL code	Kind of business and commodity line	Establishments handling commodity line		Commodity line sales			Sales coverage percent
		Number	Total sales (\$1,000)	Amount ¹ (\$1,000)	As percent of total sales of—		
					Establishments handling line	Establishments in NAICS industry ¹	
421990	Other miscellaneous durable goods whse—Con.						
0300	Tires and tubes	272	2 872 363	61 689	2.1	.1	.2
0311	New tires and tubes	230	2 825 123	56 655	2.0	.1	X
0400	Household and lawn furniture	128	956 956	103 029	10.8	.2	1.4
0413	Lawn furniture and equipment	27	65 673	1 417	2.2	Z	X
0420	Office and business furniture	132	105 826	14 923	14.1	Z	26.3
0421	New office furniture (wooden and metal)	125	63 455	11 953	18.8	Z	X
0500	Household china, glassware, crockery, and plastic housewares	178	201 110	24 907	12.4	Z	X
0520	Linens, domestics, curtains, and draperies	202	458 107	29 941	6.5	Z	4.9
0521	Bedspreads, blankets, and bedding	6	13 593	224	1.6	Z	X
0522	Curtains and draperies	6	13 593	224	1.6	Z	X
0525	Other linens and domestics	6	13 593	336	2.5	Z	X
0530	Flooring and floor coverings	202	149 526	6 760	4.5	Z	11.5
0531	Soft-surface (textile) floor coverings and accessories (including rugs, carpets, and pads)	200	123 698	6 006	4.9	Z	X
0533	Other hard-surface floor coverings and accessories (including tile and sheet goods)	10	9 681	459	4.7	Z	X
0540	Other home furnishings	787	2 527 032	171 638	6.8	.3	.4
0542	Mirrors, lamps, and picture frames	173	536 499	69 914	13.0	.1	X
0543	Home furnishings, n.e.c.	39	98 921	13 893	14.0	Z	X
0600	Lumber: rough, dressed, and finished	479	2 723 917	410 713	15.1	.6	2.7
0611	Dimensional lumber (non-treated)	385	1 768 770	178 417	10.1	.3	X
0612	Treated lumber	356	1 465 808	68 526	4.7	.1	X
0613	Boards	190	1 172 149	162 299	13.8	.2	X
0620	Plywood and millwork	589	2 461 609	275 059	11.2	.4	6.6
0621	Softwood plywood and oriented strand board (OSB)	171	982 364	46 865	4.8	.1	X
0622	Other panels products (including hardwood plywood, waterboard, and particleboard)	395	1 649 332	86 601	5.3	.1	X
0623	Gypsum, specialty boards, and treatments	246	763 221	41 438	5.4	.1	X
0624	Wood millwork (doors, windows, cabinets, etc.)	167	748 854	57 179	7.6	.1	X
0625	Metal millwork	169	208 230	10 253	4.9	Z	X
0626	Other millwork and wood siding (including trusses and wood roofing)	148	189 813	4 564	2.4	Z	X
0700	Brick, stone, tile, sand, block, cement, and gravel	304	189 884	23 333	12.3	Z	28.8
0711	Ready-mixed or transit-mixed concrete	152	89 462	4 345	4.9	Z	X
0712	Cement and lime	151	103 572	10 526	10.2	Z	X
0713	Sand, gravel, and crushed stone	159	78 075	3 527	4.5	Z	X
0714	Brick, block, tile, clay/cement sewer pipe, etc.	231	141 846	3 920	2.8	Z	X
0720	Roofing, siding, and insulation materials	436	450 411	59 211	13.1	.1	32.9
0721	Roofing, except wood	190	78 021	5 004	6.4	Z	X
0722	Siding, except wood	116	240 616	33 046	13.7	.1	X
0723	Insulation materials	324	203 193	17 790	8.8	Z	X
0730	Flat glass and other construction glass (excluding automotive)	150	251 230	17 513	7.0	Z	X
0740	Other construction materials	429	1 188 167	110 933	9.3	.2	3.5
0741	Rain-carrying equipment (down spouts, gutters, etc.)	84	161 491	3 199	2.0	Z	X
0742	Prefabricated buildings and structural assemblies (nonwood)	64	134 281	10 738	8.0	Z	X
0744	Construction materials, n.e.c. (including wire fence and construction paper)	313	770 055	53 077	6.9	.1	X
0800	Photographic equipment and supplies (excluding video)	427	1 881 498	960 027	51.0	1.5	54.1
0811	Still picture photographic equipment	89	9 124	88	1.0	Z	X
0812	Motion picture photographic equipment	89	9 124	176	1.9	Z	X
0813	Photographic film	123	1 667 060	944 129	56.6	1.4	X
0815	Other photographic equipment and supplies	172	12 775	499	3.9	Z	X
0900	Office equipment	614	884 158	145 398	16.4	.2	1.9
0911	Typewriters and dedicated word processors	65	39 409	595	1.5	Z	X
0912	Calculators and accounting machines	65	39 409	308	.8	Z	X
0913	Copying machines and equipment	355	170 293	23 899	14.0	Z	X
0914	Dictating, transcribing, and recording machines	137	162 298	21 909	13.5	Z	X
0920	New computer equipment	400	1 311 024	264 540	20.2	.4	56.6
0921	Computers	61	9 951	740	7.4	Z	X
0922	Computer storage devices	12	836	16	1.9	Z	X
0923	Computer printers	43	5 759	232	4.0	Z	X
0924	Other computer peripheral equipment	357	1 245 481	261 216	21.0	.4	X
0930	Used computer equipment	23	13 869	1 495	10.8	Z	X
0950	Computer software (packaged)	468	3 606 335	117 112	3.2	.2	X
0960	Restaurant and hotel equipment and supplies	130	91 517	17 232	18.8	Z	X
0970	Store machines and equipment	88	211 761	44 811	21.2	.1	58.0
0971	Vending machines	59	173 519	37 978	21.9	.1	X
0972	Other store machines and equipment	63	49 379	6 833	13.8	Z	X
1000	Medical, hospital, and surgical supplies	88	533 254	125 629	23.6	.2	18.9
1013	Other surgical, medical, and hospital supplies	79	469 038	112 787	24.0	.2	X
1030	Optical and ophthalmic goods	11	8 893	89	1.0	Z	X
1040	Religious and school supplies	67	38 273	3 189	8.3	Z	17.8
1042	School supplies	67	38 273	3 189	8.3	Z	X
1050	Other professional equipment and supplies	16	79 523	8 196	10.3	Z	15.3
1057	Professional equipment and supplies, n.e.c.	6	13 585	1 355	10.0	Z	X
1100	Iron and steel products (semifinished)	25	36 746	3 025	8.2	Z	9.2
1111	Sheet bars and tin plate bars	19	14 256	714	5.0	Z	X
1120	Flat iron and steel products	525	3 636 697	408 899	11.2	.6	25.8
1124	Sheets (hot-rolled)	511	3 621 055	163 124	4.5	.2	X
1126	Sheets (galvanized and coated)	511	3 621 055	244 688	6.8	.4	X

See footnotes at end of table.

Table 2. All Types of Operation by Kind of Business and Commodity Line for Wholesale Trade: 1997—Con.

[Includes only establishments with payroll. For meaning of abbreviations and symbols, see introductory text. For explanation of terms, see Appendix A]

NAICS code and CL code	Kind of business and commodity line	Establishments handling commodity line		Commodity line sales			Sales coverage percent
		Number	Total sales (\$1,000)	Amount ¹ (\$1,000)	As percent of total sales of—		
					Establishments handling line	Establishments in NAICS industry ¹	
421990	Other miscellaneous durable goods whse—Con.						
1140	Iron and steel wire and wire products	632	876 432	65 663	7.5	.1	X
1150	Iron and steel pipe and tubing	608	1 448 270	130 981	9.0	.2	X
1160	Other iron and steel products	150	131 444	9 237	7.0	Z	X
1200	Copper and brass	236	13 877 565	785 312	5.7	1.2	53.7
1212	Flat products (sheets, strips, and plates)	115	13 789 362	346 034	2.5	.5	X
1213	Tubular products (pipes and tubes)	143	11 232 013	438 835	3.9	.7	X
1220	Aluminum shapes, forms, etc.	409	14 115 522	709 010	5.0	1.1	53.2
1222	Sheets and coils (.006 to .249 inch)	12	40 673	1 509	3.7	Z	X
1223	Rods, bars, and wires: rolled or extruded (rounds, hexes, squares, and rectangles)	392	14 062 168	705 113	5.0	1.1	X
1230	Other nonferrous metals (magnesium, nickel, tin, lead, zinc, etc., except precious)	54	12 536 222	463 934	3.7	.7	X
1300	Coal and coke	52	1 208 430	363 190	30.1	.6	X
1320	Minerals and ores (excluding coal, precious stones, and crude oil)	28	11 093 239	1 740 138	15.7	2.6	X
1400	Electrical apparatus and equipment	1 525	5 317 096	466 458	8.8	.7	1.0
1411	Power and distribution transformers	47	150 698	16 995	11.3	Z	X
1412	Switchgear and switchboard apparatus	50	1 204 770	72 097	6.0	.1	X
1413	Motors and generators (including motor-generator sets)	857	2 276 264	83 820	3.7	.1	X
1414	Conduit, raceway, and fittings	48	157 496	3 533	2.2	Z	X
1415	Electric bulbs (all types)	145	884 600	25 481	2.9	Z	X
1416	Interior wiring (excluding conduit)	257	1 613 110	55 411	3.4	.1	X
1417	Exterior wiring and cable (excluding conduit)	160	949 461	38 110	4.0	.1	X
1418	Lighting fixtures (residential and commercial)	321	1 538 076	58 642	3.8	.1	X
1419	Industrial controls	93	234 468	9 021	3.8	Z	X
1421	Other electrical apparatus and equipment (including fuses and lightning rods)	444	1 771 634	52 540	3.0	.1	X
1500	Electrical appliances, household	1 232	4 728 968	561 632	11.9	.9	1.0
1511	Televisions	476	2 924 720	148 393	5.1	.2	X
1512	Radios, stereos, and CD players	673	2 918 068	94 125	3.2	.1	X
1513	V.C.R.'s and video cameras	849	3 192 200	116 689	3.7	.2	X
1517	Vacuum cleaners and sewing machines, household	149	811 970	2 249	.3	Z	X
1518	Other electrical household appliances (including fans, dishwashers, etc.)	504	1 611 539	80 259	5.0	.1	X
1600	Electronic parts and equipment, except communication	1 575	16 395 793	1 912 868	11.7	2.9	.7
1612	Integrated circuits	108	2 326 188	9 222	.4	Z	X
1613	Capacitors and resistors	107	2 325 450	13 285	.6	Z	X
1615	Discrete semiconductors, etc.	107	2 325 450	12 463	.5	Z	X
1616	Electronic connectors and other passive electronic parts	833	3 244 689	127 047	3.9	.2	X
1618	Electronic parts and equipment, n.e.c.	841	15 878 778	1 721 070	10.8	2.6	X
1650	Communication equipment and supplies	126	129 202	24 803	19.2	Z	51.7
1651	Telephones	103	121 258	20 526	16.9	Z	X
1652	Other electronic communication equipment	80	68 891	4 065	5.9	Z	X
1653	Other electrical communication equipment	42	14 496	212	1.5	Z	X
1700	Hardware	1 902	5 580 251	657 993	11.8	1.0	13.6
1711	Hand tools (including power driven)	1 129	3 478 638	403 538	11.6	.6	X
1712	Bolts, nuts, rivets, and fasteners	1 169	1 305 427	159 803	12.2	.2	X
1713	Cutlery	953	2 699 023	78 258	2.9	.1	X
1800	Plumbing and heating equipment and supplies (hydronics)	905	3 289 929	349 423	10.6	.5	23.6
1811	Plastic pipe fittings and valves (excluding pipe and tubing)	524	817 417	34 534	4.2	.1	X
1812	Metal pipe fittings and valves (excluding pipe and tubing)	636	974 238	49 347	5.1	.1	X
1813	Plumbing fixtures	499	2 533 149	216 783	8.6	.3	X
1814	Furnaces, stoves, water heaters (except electric and warm air)	153	619 700	13 178	2.1	Z	X
1815	Boilers, radiators, and convectors	215	96 212	2 065	2.1	Z	X
1818	Other plumbing and heating equipment and supplies	266	428 855	30 502	7.1	Z	X
1900	Warm air heating and air-conditioning equipment and supplies	441	974 865	66 196	6.8	.1	45.7
1911	Furnaces (warm air)	279	680 538	11 519	1.7	Z	X
1912	Central air-conditioning (residential and commercial)	201	206 876	26 662	12.9	Z	X
1914	Heat pumps (residential and commercial)	143	62 322	1 593	2.6	Z	X
1916	Air cleaning and filtration systems	178	627 546	6 492	1.0	Z	X
1917	Compressors for air-conditioners	182	89 571	1 621	1.8	Z	X
1918	Condensing units for air-conditioners	94	42 172	383	.9	Z	X
1919	Registers, grills, pre-formed ductwork (excluding sheet metal), and duct insulation	246	777 045	16 717	2.2	Z	X
2000	Refrigeration equipment and supplies	114	163 615	18 457	11.3	Z	58.7
2011	Commercial refrigerators (reach-in and walk-in)	43	128 530	4 021	3.1	Z	X
2012	Unit coolers for commercial refrigerators	14	88 969	6 136	6.9	Z	X
2013	Condensing units for commercial refrigerators	42	53 132	833	1.6	Z	X
2014	Refrigerants	46	54 791	1 187	2.2	Z	X
2015	Other refrigeration equipment and supplies	81	70 527	6 279	8.9	Z	X
2100	Construction and mining machinery and equipment (including parts and attachments)	331	667 679	47 034	7.0	.1	13.2
2111	New off-highway wheel and track-laying tractors	293	632 619	19 539	3.1	Z	X
2115	New graders, rollers, and off-highway trucks	250	588 498	8 491	1.4	Z	X
2117	Other new construction and mining, logging, and road maintenance machinery, equipment, and parts	108	177 201	5 506	3.1	Z	X
2118	Used construction and mining machinery and equipment	175	443 187	13 070	2.9	Z	X
2200	Farm machinery, equipment, and parts	232	838 315	32 485	3.9	Z	2.9
2211	New tractors (farm)	227	837 865	8 034	1.0	Z	X
2212	New harvesting machinery	227	837 865	4 025	.5	Z	X
2213	New land preparation, planting, and cultivating machinery	227	837 865	8 034	1.0	Z	X
2214	New dairy farm and barn equipment	227	837 865	4 025	.5	Z	X
2216	Other new farm machinery and equipment	227	837 865	4 025	.5	Z	X
2218	Used farm machinery and equipment	227	837 865	4 025	.5	Z	X
2220	Garden machinery, equipment, and parts	505	2 445 816	283 553	11.6	.4	.4
2221	New power lawn mowers	425	2 221 907	90 498	4.1	.1	X
2222	Other new lawn and garden machinery and equipment	425	2 221 907	90 498	4.1	.1	X
2223	Used garden machinery and equipment	425	2 221 907	90 498	4.1	.1	X

See footnotes at end of table.

Table 2. All Types of Operation by Kind of Business and Commodity Line for Wholesale Trade: 1997—Con.

[Includes only establishments with payroll. For meaning of abbreviations and symbols, see introductory text. For explanation of terms, see Appendix A]

NAICS code and CL code	Kind of business and commodity line	Establishments handling commodity line		Commodity line sales			Sales coverage percent
		Number	Total sales (\$1,000)	Amount ¹ (\$1,000)	As percent of total sales of—		
					Establishments handling line	Establishments in NAICS industry ¹	
421990	Other miscellaneous durable goods whse—Con.						
2300	Hydraulic and pneumatic (fluid-power) pumps, motors, and parts	113	475 544	10 336	2.2	Z	7.0
2311	Pumps	67	277 499	6 068	2.2	Z	X
2312	Motors	64	184 875	1 945	1.1	Z	X
2313	Parts for pumps and motors	88	315 925	2 323	.7	Z	X
2320	General-purpose industrial machinery, equipment, and parts	1 414	17 244 865	720 657	4.2	1.1	.1
2321	New pumps, compressors (air or gas), and equipment	947	11 562 971	177 020	1.5	.3	X
2326	New controlling, recording, and indicating instruments and access	675	11 548 425	135 095	1.2	.2	X
2327	All other new general-purpose industrial machinery and equipment	701	11 530 514	344 746	3.0	.5	X
2328	Used general-purpose industrial machinery and equipment	238	5 046 376	17 555	.3	Z	X
2330	Metalworking machinery, equipment, and parts	411	1 848 642	29 068	1.6	Z	X
2340	Materials handling machinery, equipment, and parts	350	249 166	21 158	8.5	Z	.6
2342	New hoists, cranes, and monorails	182	109 679	1 289	1.2	Z	X
2345	Used materials handling machinery, equipment, and parts	167	138 271	19 857	14.4	Z	X
2350	Oil well, oil refinery, and pipeline machinery, equipment, and supplies	12	396 771	3 956	1.0	Z	X
2360	Other industrial machinery, equipment, and parts	115	466 281	14 081	3.0	Z	35.9
2363	New printing trades machinery, equipment, and supplies	46	167 378	9 600	5.7	Z	X
2365	New woodworking machinery	35	47 033	36	.1	Z	X
2366	Other new industrial machinery and equipment	51	264 086	3 604	1.4	Z	X
2367	Used industrial machinery and equipment	19	34 814	841	2.4	Z	X
2370	Mechanical power transmission supplies	115	96 253	4 621	4.8	Z	54.7
2371	Bearings and bushings	106	94 383	3 994	4.2	Z	X
2372	Other mechanical power transmission supplies	29	19 327	627	3.2	Z	X
2380	Industrial valves and fittings (except fluid-power)	77	41 619	7 100	17.1	Z	X
2390	Hydraulic and pneumatic (fluid-power) valves	78	449 534	26 699	5.9	Z	62.0
2391	Hydraulic valves	71	445 034	14 268	3.2	Z	X
2392	Pneumatic valves	70	429 509	12 427	2.9	Z	X
2400	Hydraulic and pneumatic cylinders and rotary actuators	38	410 608	17 042	4.2	Z	52.5
2411	Hydraulic cylinders and rotary actuators	37	409 000	12 297	3.0	Z	X
2412	Pneumatic cylinders and rotary actuators	37	409 000	4 231	1.0	Z	X
2420	Hydraulic and pneumatic connectors and assemblies	36	25 135	1 470	5.8	Z	62.0
2421	Hydraulic and pneumatic connectors	36	25 135	1 450	5.8	Z	X
2430	Fluid-power filters, components, accessories, and parts	130	104 542	4 383	4.2	Z	49.9
2431	Filters	123	104 270	2 430	2.3	Z	X
2432	Other fluid-power components, accessories, and parts, n.e.c.	119	82 816	1 949	2.4	Z	X
2440	Welding supplies (excluding gases)	149	83 216	8 607	10.3	Z	X
2450	Industrial containers and supplies	287	284 087	27 362	9.6	Z	17.0
2451	New and reconditioned drums and barrels	66	6 094	340	5.6	Z	X
2454	Other industrial containers and supplies	247	135 736	6 881	5.1	Z	X
2460	Other industrial supplies	808	1 175 755	80 277	6.8	.1	13.9
2461	Printing and duplicating inks	349	809 077	8 454	1.0	Z	X
2462	Abrasives and abrasive materials	322	185 046	12 739	6.9	Z	X
2463	Nylon, polyester, and synthetic rubber	342	284 666	9 413	3.3	Z	X
2464	Mechanical rubber goods	492	853 064	29 432	3.5	Z	X
2465	Strapping and tape	37	18 493	483	2.6	Z	X
2466	Industrial supplies, n.e.c.	150	130 503	10 358	7.9	Z	X
2520	Custodial (janitors') equipment and supplies	132	99 193	15 923	16.1	Z	8.3
2521	Custodial equipment—power equipment	68	12 818	703	5.5	Z	X
2522	Custodial equipment—nonpower equipment	122	63 890	4 392	6.9	Z	X
2523	Custodial supplies	68	12 818	1 962	15.3	Z	X
2530	Laundry and dry-cleaning equipment and supplies	12	9 560	543	5.7	Z	X
2540	Other service establishment equipment and supplies	28	47 620	9 081	19.1	Z	49.1
2542	Service establishment equipment and supplies, n.e.c.	28	47 620	9 081	19.1	Z	X
2600	Aircraft and aeronautical equipment and supplies	124	2 768 126	222 221	8.0	.3	X
2620	Marine machinery, equipment, and supplies	37	398 274	4 111	1.0	Z	X
2700	Sporting and recreational goods and supplies	853	3 867 793	205 920	5.3	.3	.3
2714	Camping and fishing equipment and accessories	207	734 876	59 892	8.2	.1	X
2715	Athletic equipment and accessories	207	734 876	15 218	2.1	Z	X
2718	Other sporting and recreational goods (go carts, bait, etc.)	207	734 876	49 308	6.7	.1	X
2800	Toys and hobby goods and supplies	603	1 738 798	139 512	8.0	.2	6.1
2811	Video games and cartridges	96	449 423	61 890	13.8	.1	X
2812	Other toys and games (including fireworks and children's vehicles)	77	113 625	1 933	1.7	Z	X
2813	Crafts and craft supplies	374	1 010 704	12 955	1.3	Z	X
2814	Other hobby goods and accessories	368	999 815	33 199	3.3	.1	X
2900	Ferrous metal scrap	31	11 107 550	113 229	1.0	.2	X
2920	Nonferrous metal scrap	25	1 441 247	28 828	2.0	Z	X
2930	Recyclable paper and paperboard	76	35 268	4 657	13.2	Z	X
2940	Recyclable materials, except metal	15	3 432	231	6.7	Z	X
3000	Jewelry, diamonds, gem stones, and watches	209	388 543	49 068	12.6	.1	.4
3016	Other jewel., silverware, and plated ware (incl. jewel. where gemstones less than 50% of value, gold filled sterling, and costume jewel. and medallions)	36	156 770	28 612	18.3	Z	X
3030	Precious metals—gold, silver, and platinum including precious metal coins	28	11 093 239	217 533	2.0	.3	X
3100	Musical instruments and supplies	573	2 537 940	2 444 980	96.3	3.7	X
3120	Forest products, except lumber (including cordwood, hewn posts, poles, and ties)	2 163	22 599 579	11 099 785	49.1	16.8	X
3130	Compact discs, prerecorded audio tapes, and phonograph records	1 674	18 248 504	13 648 262	74.8	20.7	X
3140	Prerecorded video tapes	3 725	15 762 352	9 186 141	58.3	13.9	X

See footnotes at end of table.

Table 2. All Types of Operation by Kind of Business and Commodity Line for Wholesale Trade: 1997—Con.

[Includes only establishments with payroll. For meaning of abbreviations and symbols, see introductory text. For explanation of terms, see Appendix A]

NAICS code and CL code	Kind of business and commodity line	Establishments handling commodity line		Commodity line sales			Sales coverage percent
		Number	Total sales (\$1,000)	Amount ¹ (\$1,000)	As percent of total sales of—		
					Establishments handling line	Establishments in NAICS industry ¹	
421990	Other miscellaneous durable goods whse—Con.						
3150	Other durable goods	2 840	6 501 995	5 571 714	85.7	8.5	59.2
3151	Coin-operated games	288	1 196 806	1 044 708	87.3	1.6	X
3152	Luggage	444	1 338 006	1 153 876	86.2	1.8	X
3153	Works of art	383	468 074	258 645	55.3	.4	X
3154	Other durable goods, n.e.c	2 026	3 794 813	3 114 477	82.1	4.7	X
3160	Fire extinguishers and fire safety equipment	1 086	1 198 192	1 020 756	85.2	1.5	X
3200	Printing and writing paper	241	509 055	154 661	30.4	.2	45.1
3212	Fine roll paper	29	30 516	326	1.1	Z	X
3213	Other printing and writing paper	199	422 454	147 528	34.9	.2	X
3300	Stationery, office supplies and greeting cards	602	1 267 400	57 155	4.5	.1	3.2
3311	Business forms	391	990 354	3 280	.3	Z	X
3312	Stationery, photocopy paper, and typing paper	413	1 040 272	8 475	.8	Z	X
3313	Inked ribbons, carbon paper, pens and pencils	394	838 951	8 976	1.1	Z	X
3314	Toner and cartridges	471	999 794	5 254	.5	Z	X
3315	Greeting cards	27	72 794	2 879	4.0	Z	X
3316	Other stationery supplies (envelopes, ruled forms, and binder paper)	562	1 174 245	27 865	2.4	Z	X
3400	Industrial and personal services paper and plastics	311	329 037	28 355	8.6	Z	3.3
3411	Paperboard and boxboard boxes	291	166 940	12 859	7.7	Z	X
3412	Paper dishes, cups, and napkins	73	40 970	1 307	3.2	Z	X
3413	Industrial paper (wrapping, bags, cartons, etc.)	76	3 446	146	4.2	Z	X
3500	Drugs, pharmaceuticals, cosmetics, and toiletries	286	1 270 150	99 037	7.8	.2	46.4
3512	Nonprescription pharmaceuticals	34	2 256	326	14.5	Z	X
3513	Cosmetics	83	3 126	192	6.1	Z	X
3515	Other toiletries and druggists' sundries	157	975 066	73 150	7.5	.1	X
3600	Piece goods, knit and woven	104	1 549 634	106 556	6.9	.2	X
3700	Notions (buttons, ribbons, lace, sewing accessories, zippers, bindings, etc.)	91	68 434	3 205	4.7	Z	X
3800	Men's and boys' wear	328	1 762 991	35 968	2.0	.1	.3
3812	Men's and boys' dress and casual shirts, slacks, and jeans	40	129 689	4 443	3.4	Z	X
3815	Other men's and boys' wear (caps, hats, swimwear, neckwear, etc.)	148	1 315 492	13 871	1.1	Z	X
3900	Women's and children's wear	173	1 513 769	21 981	1.5	Z	.1
3911	Infants' and children's wear (to size 6X)	82	1 242 126	6 074	.5	Z	X
3915	Women's and misses' underwear and sleepwear	9	6 204	646	10.4	Z	X
4000	Footwear	58	46 273	3 204	6.9	Z	X
4100	Frozen foods (packaged)	137	1 616 687	16 877	1.0	Z	X
4500	Fish and seafoods (excluding canned and frozen packaged)	58	39 304	831	2.1	Z	X
4600	Meat and meat products (fresh and un packaged)	14	337 486	199 110	59.0	.3	62.0
4611	Beef (not killed on location)	14	337 486	114 737	34.0	.2	X
4614	Pork (not killed on location)	14	337 486	84 373	25.0	.1	X
4700	Fresh fruits and vegetables	86	1 226 404	17 741	1.4	Z	X
4800	Coffee, tea, and spices	71	181 421	2 164	1.2	Z	X
4830	Canned foods	136	1 712 594	73 082	4.3	.1	X
4840	Food and beverage basic materials (include flavoring extracts, fruit peel, hop extract, industrial molasses, sausage casings, malt, yeast, etc.)	14	337 486	40 495	12.0	.1	X
4850	Soft drinks and bottled water	104	1 329 559	8 774	.7	Z	X
4860	Other grocery specialties	162	12 790 125	1 821 197	14.2	2.8	X
4900	Grain and beans	26	391 742	67 506	17.2	.1	X
5300	Plastics materials and basic shapes	729	3 522 060	122 286	3.5	.2	.9
5311	Plastic pipes, rods, tubes, and shapes	523	3 039 764	51 304	1.7	.1	X
5312	High pressure laminates	13	15 671	4 945	31.6	Z	X
5314	Other plastics materials and basic shapes	260	725 741	17 343	2.4	Z	X
5320	Industrial gases (welding, etc.)	21	15 928	1 448	9.1	Z	X
5330	Chemicals and allied products (excluding agricultural, plastics, gases, and petroleum)	1 179	16 415 635	2 131 667	13.0	3.2	.3
5332	Alkalies and chlorine	363	439 146	4 093	.9	Z	X
5334	Organic fibers	8	81 218	8 291	10.2	Z	X
5335	Detergents and soaps	455	11 134 066	700 177	6.3	1.1	X
5336	Sanitation chemicals, polishes, and waxes	453	11 125 885	692 667	6.2	1.1	X
5341	Insecticides, nonagricultural	367	449 971	11 519	2.6	Z	X
5342	Adhesives, sealants, and glues	831	12 576 092	556 368	4.4	.8	X
5344	Other chemicals and allied products	315	3 648 954	151 320	4.1	.2	X
5400	Petroleum products	257	12 472 311	671 754	5.4	1.0	X
5420	Liquified petroleum gases (excluding natural gas)	69	1 296 028	299 896	23.1	.5	X
5500	Crude oil	11	2 508	24	1.0	Z	X
5700	Wines and distilled alcoholic beverages	6	15 668	3 909	24.9	Z	62.0
5712	Distilled liquor (including premixed alcoholic drinks)	6	15 668	3 909	24.9	Z	X
5800	Farm supplies	156	2 472 152	163 706	6.6	.2	10.2
5811	Hay, straw, and alfalfa	75	2 234 541	73 669	3.3	.1	X
5818	Other farm supplies (including harness and saddlery equipment)	80	235 373	89 928	38.2	.1	X
6000	Paint, paint supplies, and wallpaper	668	2 271 995	316 577	13.9	.5	3.7
6011	Architectural coatings (enamels, primers, stains, solvents, and lacquers)	626	2 083 409	292 039	14.0	.4	X
6100	Books, periodicals, newspapers, and miscellaneous printed materials	437	3 263 281	341 086	10.5	.5	2.1
6101	Books	189	2 860 536	272 155	9.5	.4	X
6102	Other periodicals, newspapers, and miscellaneous printed materials	66	130 539	12 418	9.5	Z	X
6110	Flowers and florists' supplies	114	811 095	22 524	2.8	Z	X
6120	Art goods (including novelties and souvenirs)	158	93 231	8 055	8.6	Z	32.5
6121	Art materials	21	25 558	932	3.6	Z	X
6122	Novelties and souvenirs	140	60 244	6 255	10.4	Z	X
6150	Nondurable goods, n.e.c.	132	1 727 825	119 117	6.9	.2	X

See footnotes at end of table.

Table 2. All Types of Operation by Kind of Business and Commodity Line for Wholesale Trade: 1997—Con.

[Includes only establishments with payroll. For meaning of abbreviations and symbols, see introductory text. For explanation of terms, see Appendix A]

NAICS code and CL code	Kind of business and commodity line	Establishments handling commodity line		Commodity line sales			Sales coverage percent
		Number	Total sales (\$1,000)	Amount ¹ (\$1,000)	As percent of total sales of—		
					Establishments handling line	Establishments in NAICS industry ¹	
421990	Other miscellaneous durable goods whse—Con.						
9700	Service receipts and labor charges (including installed parts)	1 712	2 791 642	366 856	13.1	.6	48.3
9701	Labor charges for repair work	981	1 280 187	124 727	9.7	.2	X
9702	Parts installed in repair work	844	729 661	72 988	10.0	.1	X
9703	Other service receipts and labor charges—Specify	646	1 479 267	168 997	11.4	.3	X
9720	Receipts for service contracts	171	148 609	21 224	14.3	Z	X
9730	Advertising specialties (paper novelties, etc.)	108	173 720	9 578	5.5	Z	X
9740	Receipts for installing equipment	111	66 861	9 607	14.4	Z	X
9810	Miscellaneous commodities	696	12 622 827	1 240 327	9.8	1.9	X
9940	Rental and leasing receipts	501	965 045	67 376	7.0	.1	.3
9941	Computer rental and leasing receipts	76	193 888	2 178	1.1	Z	X
9942	Photocopying machine rental	232	418 683	22 479	5.4	Z	X
9943	Other office machine rental receipts	76	193 888	6 399	3.3	Z	X
9944	Other rental receipts	81	22 179	1 201	5.4	Z	X
9950	Construction receipts	30	37 910	7 114	18.8	Z	X
9970	Receipts for printing or photocopying performed at this establishment	16	16 397	447	2.7	Z	X
9980	Receipts for machine shop job work	22	4 312	530	12.3	Z	X
4219901	Musical instruments & supplies whse	512	X	2 474 693	X	100.0	60.5
0950	Computer software (packaged)	8	327 710	4 479	1.4	.2	X
1600	Electronic parts and equipment, except communication	10	74 699	14 448	19.3	.6	X
3100	Musical instruments and supplies	512	2 474 693	2 439 945	98.6	98.6	X
3130	Compact discs, prerecorded audio tapes, and phonograph records	8	5 975	302	5.1	Z	X
3140	Prerecorded video tapes	8	9 342	528	5.7	Z	X
3150	Other durable goods	8	4 745	1 433	30.2	.1	X
3700	Notions (buttons, ribbons, lace, sewing accessories, zippers, bindings, etc.)	6	3 323	86	2.6	Z	X
3800	Men's and boys' wear	7	3 518	558	15.9	Z	X
3900	Women's and children's wear	7	3 518	244	6.9	Z	X
6100	Books, periodicals, newspapers, and miscellaneous printed materials	7	7 221	306	4.2	Z	X
9700	Service receipts and labor charges (including installed parts)	18	33 212	2 675	8.1	.1	X
4219902	Forest products (except lumber) whse	2 032	X	11 386 630	X	100.0	59.1
0600	Lumber: rough, dressed, and finished	98	758 712	183 542	24.2	1.6	X
0620	Plywood and millwork	27	172 036	15 063	8.8	.1	X
0700	Brick, stone, tile, sand, block, cement, and gravel	8	21 035	2 654	12.6	Z	X
1120	Flat iron and steel products	6	9 354	449	4.8	Z	X
1140	Iron and steel wire and wire products	11	21 728	708	3.3	Z	X
1150	Iron and steel pipe and tubing	6	5 868	56	1.0	Z	X
1300	Coal and coke	8	19 106	380	2.0	Z	X
1700	Hardware	18	32 234	2 205	6.8	Z	X
2320	General-purpose industrial machinery, equipment, and parts	18	68 106	2 459	3.6	Z	X
2540	Other service establishment equipment and supplies	6	11 014	110	1.0	Z	X
3120	Forest products, except lumber (including cordwood, hewn posts, poles, and ties)	2 032	11 386 630	10 751 729	94.4	94.4	X
5300	Plastics materials and basic shapes	23	79 722	14 410	18.1	.1	X
5330	Chemicals and allied products (excluding agricultural, plastics, gases, and petroleum)	23	106 649	12 877	12.1	.1	X
5800	Farm supplies	17	225 572	89 734	39.8	.8	X
6110	Flowers and florists' supplies	7	29 295	5 705	19.5	.1	X
9700	Service receipts and labor charges (including installed parts)	70	199 004	22 972	11.5	.2	X
9730	Advertising specialties (paper novelties, etc.)	7	24 065	1 609	6.7	Z	X
9810	Miscellaneous commodities	60	161 003	9 471	5.9	.1	X
9940	Rental and leasing receipts	56	236 536	12 020	5.1	.1	X
4219903	General merchandise (durable goods) whse	3 382	X	21 595 797	X	100.0	59.0
0100	New and used automobiles, motorcycles, etc.	66	46 608	2 028	4.4	Z	X
0140	Medium trucks and tractors (14,001 to 26,000 lb)	14	33 346	1 982	5.9	Z	X
0150	Heavy trucks and tractors (over 26,000 lb)	29	36 560	6 048	16.5	Z	X
0200	New and rebuilt automotive parts and supplies	498	2 471 154	131 256	5.3	.6	2.5
0211	Batteries	282	2 069 028	3 007	.1	Z	X
0212	Engines (complete)	283	1 055 041	2 102	.2	Z	X
0213	Electrical engine parts (including ignition parts)	282	2 069 028	12 298	.6	.1	X
0214	Brake parts (including fluid and all disk and drum parts)	282	2 069 028	4 623	.2	Z	X
0215	Exhaust system parts	282	2 069 028	3 007	.1	Z	X
0216	Glass	136	1 041 331	1 610	.2	Z	X
0217	Hoses, belts, gaskets, and wiper blades	429	2 082 747	7 440	.4	Z	X
0218	Filters (oil, air, gas, and transmission)	429	2 082 747	12 346	.6	.1	X
0219	Engine parts, except electrical	282	2 069 028	6 017	.3	Z	X
0221	Body parts and repair materials	136	1 041 331	1 610	.2	Z	X
0222	Suspension parts (shocks, struts, balljoints, etc.)	282	2 069 028	5 770	.3	Z	X
0223	Parts, n.e.c.	282	2 069 028	3 007	.1	Z	X
0224	Accessories	351	2 457 435	68 357	2.8	.3	X
0240	Used automotive parts, accessories, and equipment	11	14 207	1 236	8.7	Z	X
0300	Tires and tubes	255	2 857 467	60 157	2.1	.3	.1
0311	New tires and tubes	230	2 825 123	56 655	2.0	.3	X
0400	Household and lawn furniture	117	940 586	102 556	10.9	.5	.6
0413	Lawn furniture and equipment	23	53 049	1 316	2.5	Z	X
0420	Office and business furniture	130	80 810	13 683	16.9	.1	4.4
0421	New office furniture (wooden and metal)	125	63 455	11 953	18.8	.1	X
0500	Household china, glassware, crockery, and plastic housewares	164	154 945	22 315	14.4	.1	X
0520	Linens, domestics, curtains, and draperies	169	416 343	23 625	5.7	.1	X

See footnotes at end of table.

Table 2. All Types of Operation by Kind of Business and Commodity Line for Wholesale Trade: 1997—Con.

[Includes only establishments with payroll. For meaning of abbreviations and symbols, see introductory text. For explanation of terms, see Appendix A]

NAICS code and CL code	Kind of business and commodity line	Establishments handling commodity line		Commodity line sales			Sales coverage percent
		Number	Total sales (\$1,000)	Amount ¹ (\$1,000)	As percent of total sales of—		
					Establishments handling line	Establishments in NAICS industry ¹	
4219903	General merchandise (durable goods) whse—Con.						
0530	Flooring and floor coverings	199	113 403	5 995	5.3	Z	4.8
0531	Soft-surface (textile) floor coverings and accessories (including rugs, carpets, and pads)	199	113 403	5 494	4.8	Z	X
0533	Other hard-surface floor coverings and accessories (including tile and sheet goods)	10	9 681	459	4.7	Z	X
0540	Other home furnishings	713	2 383 200	154 906	6.5	.7	X
0542	Mirrors, lamps, and picture frames	169	523 875	69 346	13.2	.3	X
0600	Lumber: rough, dressed, and finished	371	1 941 595	226 328	11.7	1.0	.9
0611	Dimensional lumber (non-treated)	324	1 568 002	151 409	9.7	.7	X
0612	Treated lumber	324	1 330 912	49 869	3.7	.2	X
0613	Boards	161	663 384	25 049	3.8	.1	X
0620	Plywood and millwork	551	2 273 327	256 150	11.3	1.2	3.0
0621	Softwood plywood and oriented strand board (OSB)	149	858 046	43 602	5.1	.2	X
0622	Other panels products (including hardwood plywood, waterboard, and particleboard)	380	1 531 938	84 771	5.5	.4	X
0623	Gypsum, specialty boards, and treatments	246	763 221	41 438	5.4	.2	X
0624	Wood millwork (doors, windows, cabinets, etc.)	161	701 136	46 699	6.7	.2	X
0625	Metal millwork	169	208 230	10 253	4.9	.2	X
0626	Other millwork and wood siding (including trusses and wood roofing)	145	184 223	4 280	2.3	Z	X
0700	Brick, stone, tile, sand, block, cement, and gravel	296	168 849	20 679	12.2	.1	26.2
0711	Ready-mixed or transit-mixed concrete	152	89 462	4 345	4.9	Z	X
0712	Cement and lime	151	103 572	10 526	10.2	Z	X
0713	Sand, gravel, and crushed stone	153	63 821	1 887	3.0	Z	X
0714	Brick, block, tile, clay/cement sewer pipe, etc.	231	141 846	3 920	2.8	Z	X
0720	Roofing, siding, and insulation materials	431	445 349	58 452	13.1	.3	31.0
0721	Roofing, except wood	190	78 021	5 004	6.4	Z	X
0722	Siding, except wood	116	240 616	33 046	13.7	.2	X
0723	Insulation materials	319	198 131	17 031	8.6	.1	X
0730	Flat glass and other construction glass (excluding automotive)	150	251 230	17 513	7.0	.1	X
0740	Other construction materials	417	1 172 268	107 812	9.2	.5	3.3
0741	Rain-carrying equipment (down spouts, gutters, etc.)	84	161 491	3 199	2.0	Z	X
0742	Prefabricated buildings and structural assemblies (nonwood)	64	134 281	10 738	8.0	.1	X
0744	Construction materials, n.e.c. (including wire fence and construction paper)	313	770 055	53 077	6.9	.2	X
0800	Photographic equipment and supplies (excluding video)	398	1 749 486	952 293	54.4	4.4	55.4
0811	Still picture photographic equipment	89	9 124	88	1.0	Z	X
0812	Motion picture photographic equipment	89	9 124	176	1.9	Z	X
0813	Photographic film	103	1 574 756	942 023	59.8	4.4	X
0815	Other photographic equipment and supplies	172	12 775	499	3.9	Z	X
0900	Office equipment	545	798 241	127 968	16.0	.6	2.0
0911	Typewriters and dedicated word processors	65	39 409	595	1.5	Z	X
0912	Calculators and accounting machines	65	39 409	308	.8	Z	X
0913	Copying machines and equipment	355	170 293	23 899	14.0	.1	X
0914	Dictating, transcribing, and recording machines	129	154 543	20 749	13.4	.1	X
0920	New computer equipment	393	1 251 675	262 204	20.9	1.2	55.8
0921	Computers	61	9 951	740	7.4	Z	X
0922	Computer storage devices	12	836	16	1.9	Z	X
0923	Computer printers	43	5 759	232	4.0	Z	X
0924	Other computer peripheral equipment	357	1 245 481	261 216	21.0	1.2	X
0930	Used computer equipment	23	13 869	1 495	10.8	Z	X
0950	Computer software (packaged)	382	1 628 552	32 462	2.0	.2	X
0960	Restaurant and hotel equipment and supplies	120	85 993	16 778	19.5	.1	X
0970	Store machines and equipment	62	47 358	6 433	13.6	Z	40.2
0971	Vending machines	34	11 137	204	1.8	Z	X
0972	Other store machines and equipment	62	47 358	6 229	13.2	Z	X
1000	Medical, hospital, and surgical supplies	59	501 780	117 591	23.4	.5	6.1
1013	Other surgical, medical, and hospital supplies	50	437 564	104 749	23.9	.5	X
1030	Optical and ophthalmic goods	11	8 893	89	1.0	Z	X
1040	Religious and school supplies	67	38 273	3 189	8.3	Z	17.0
1042	School supplies	67	38 273	3 189	8.3	Z	X
1050	Other professional equipment and supplies	16	79 523	8 196	10.3	Z	14.5
1057	Professional equipment and supplies, n.e.c.	6	13 585	1 355	10.0	Z	X
1100	Iron and steel products (semifinished)	19	14 256	714	5.0	Z	59.0
1111	Sheet bars and tin plate bars	19	14 256	714	5.0	Z	X
1120	Flat iron and steel products	512	3 624 441	408 320	11.3	1.9	24.6
1124	Sheets (hot-rolled)	511	3 621 055	163 124	4.5	.8	X
1126	Sheets (galvanized and coated)	511	3 621 055	244 688	6.8	1.1	X
1140	Iron and steel wire and wire products	595	814 227	58 697	7.2	.3	X
1150	Iron and steel pipe and tubing	590	1 418 533	126 059	8.9	.6	X
1160	Other iron and steel products	148	119 934	9 123	7.6	Z	X
1200	Copper and brass	228	13 874 018	785 176	5.7	3.6	51.1
1212	Flat products (sheets, strips, and plates)	115	13 789 362	346 034	2.5	1.6	X
1213	Tubular products (pipes and tubes)	143	11 232 013	438 835	3.9	2.0	X
1220	Aluminum shapes, forms, etc.	390	14 060 076	704 279	5.0	3.3	50.7
1223	Rods, bars, and wires: rolled or extruded (rounds, hexes, squares, and rectangles)	390	14 060 076	704 279	5.0	3.3	X
1230	Other nonferrous metals (magnesium, nickel, tin, lead, zinc, etc., except precious)	54	12 536 222	463 934	3.7	2.1	X
1300	Coal and coke	44	1 189 324	362 810	30.5	1.7	X
1320	Minerals and ores (excluding coal, precious stones, and crude oil)	28	11 093 239	1 740 138	15.7	8.1	X

See footnotes at end of table.

Table 2. All Types of Operation by Kind of Business and Commodity Line for Wholesale Trade: 1997—Con.

[Includes only establishments with payroll. For meaning of abbreviations and symbols, see introductory text. For explanation of terms, see Appendix A]

NAICS code and CL code	Kind of business and commodity line	Establishments handling commodity line		Commodity line sales			Sales coverage percent
		Number	Total sales (\$1,000)	Amount ¹ (\$1,000)	As percent of total sales of—		
					Establishments handling line	Establishments in NAICS industry ¹	
4219903	General merchandise (durable goods) whse—Con.						
1400	Electrical apparatus and equipment	1 420	5 068 757	415 830	8.2	1.9	.6
1412	Switchgear and switchboard apparatus	49	1 204 032	71 986	6.0	.3	X
1413	Motors and generators (including motor-generator sets)	856	2 275 526	83 635	3.7	.4	X
1415	Electric bulbs (all types)	98	733 902	12 368	1.7	.1	X
1416	Interior wiring (excluding conduit)	212	1 476 912	54 640	3.7	.3	X
1417	Exterior wiring and cable (excluding conduit)	160	949 461	38 110	4.0	.2	X
1418	Lighting fixtures (residential and commercial)	319	1 529 895	58 233	3.8	.3	X
1419	Industrial controls	74	213 089	5 095	2.4	Z	X
1421	Other electrical apparatus and equipment (including fuses and lightning rods)	444	1 771 634	52 540	3.0	.2	X
1500	Electrical appliances, household	1 167	4 527 938	518 260	11.4	2.4	.3
1511	Televisions	471	2 857 466	120 326	4.2	.6	X
1512	Radios, stereos, and CD players	672	2 917 967	94 106	3.2	.4	X
1513	V.C.R.'s and video cameras	846	3 127 765	113 219	3.6	.5	X
1517	Vacuum cleaners and sewing machines, household	149	811 970	2 249	.3	Z	X
1518	Other electrical household appliances (including fans, dishwashers, etc.)	504	1 611 539	80 259	5.0	.4	X
1600	Electronic parts and equipment, except communication	1 469	16 056 941	1 871 060	11.7	8.7	.6
1612	Integrated circuits	107	2 325 450	9 149	.4	Z	X
1613	Capacitors and resistors	107	2 325 450	13 285	.6	.1	X
1615	Discrete semiconductors, etc.	107	2 325 450	12 463	.5	.1	X
1616	Electronic connectors and other passive electronic parts	831	3 236 508	126 472	3.9	.6	X
1618	Electronic parts and equipment, n.e.c.	824	15 767 187	1 709 690	10.8	7.9	X
1650	Communication equipment and supplies	118	119 596	23 274	19.5	.1	48.7
1651	Telephones	99	116 167	19 945	17.2	.1	X
1652	Other electronic communication equipment	76	64 376	3 117	4.8	Z	X
1653	Other electrical communication equipment	42	14 496	212	1.5	Z	X
1700	Hardware	1 815	5 410 885	646 275	11.9	3.0	13.2
1711	Hand tools (including power driven)	1 129	3 478 638	403 538	11.6	1.9	X
1712	Bolts, nuts, rivets, and fasteners	1 169	1 305 427	159 803	12.2	.7	X
1713	Cutlery	953	2 699 023	78 258	2.9	.4	X
1800	Plumbing and heating equipment and supplies (hydronics)	904	3 288 860	349 092	10.6	1.6	22.4
1811	Plastic pipe fittings and valves (excluding pipe and tubing)	524	817 417	34 534	4.2	.2	X
1812	Metal pipe fittings and valves (excluding pipe and tubing)	636	974 238	49 347	5.1	.2	X
1813	Plumbing fixtures	499	2 533 149	216 783	8.6	1.0	X
1814	Furnaces, stoves, water heaters (except electric and warm air)	152	618 631	12 847	2.1	.1	X
1815	Boilers, radiators, and convectors	215	96 212	2 065	2.1	Z	X
1818	Other plumbing and heating equipment and supplies	266	428 855	30 502	7.1	.1	X
1900	Warm air heating and air-conditioning equipment and supplies	439	966 684	65 869	6.8	.3	43.8
1911	Furnaces (warm air)	279	680 538	11 519	1.7	.1	X
1912	Central air-conditioning (residential and commercial)	201	206 876	26 662	12.9	.1	X
1914	Heat pumps (residential and commercial)	143	62 322	1 593	2.6	Z	X
1916	Air cleaning and filtration systems	178	627 546	6 492	1.0	Z	X
1917	Compressors for air-conditioners	182	89 571	1 621	1.8	Z	X
1918	Condensing units for air-conditioners	94	42 172	383	.9	Z	X
1919	Registers, grills, pre-formed ductwork (excluding sheet metal), and duct insulation	246	777 045	16 717	2.2	.1	X
2000	Refrigeration equipment and supplies	114	163 615	18 457	11.3	.1	55.8
2011	Commercial refrigerators (reach-in and walk-in)	43	128 530	4 021	3.1	Z	X
2012	Unit coolers for commercial refrigerators	14	88 969	6 136	6.9	Z	X
2013	Condensing units for commercial refrigerators	42	53 132	833	1.6	Z	X
2014	Refrigerants	46	54 791	1 187	2.2	Z	X
2015	Other refrigeration equipment and supplies	81	70 527	6 279	8.9	Z	X
2100	Construction and mining machinery and equipment (including parts and attachments)	326	664 509	46 655	7.0	.2	12.6
2111	New off-highway wheel and track-laying tractors	293	632 619	19 539	3.1	.1	X
2115	New graders, rollers, and off-highway trucks	250	588 498	8 491	1.4	Z	X
2117	Other new construction and mining, logging, and road maintenance machinery, equipment, and parts	108	177 201	5 506	3.1	Z	X
2118	Used construction and mining machinery and equipment	175	443 187	13 070	2.9	.1	X
2200	Farm machinery, equipment, and parts	227	837 865	32 374	3.9	.2	2.8
2211	New tractors (farm)	227	837 865	8 034	1.0	Z	X
2212	New harvesting machinery	227	837 865	4 025	.5	Z	X
2213	New land preparation, planting, and cultivating machinery	227	837 865	8 034	1.0	Z	X
2214	New dairy farm and barn equipment	227	837 865	4 025	.5	Z	X
2216	Other new farm machinery and equipment	227	837 865	4 025	.5	Z	X
2218	Used farm machinery and equipment	227	837 865	4 025	.5	Z	X
2220	Garden machinery, equipment, and parts	502	2 443 487	283 497	11.6	1.3	.4
2221	New power lawn mowers	425	2 221 907	90 498	4.1	.4	X
2222	Other new lawn and garden machinery and equipment	425	2 221 907	90 498	4.1	.4	X
2223	Used garden machinery and equipment	425	2 221 907	90 498	4.1	.4	X
2300	Hydraulic and pneumatic (fluid-power) pumps, motors, and parts	113	475 544	10 336	2.2	Z	6.6
2311	Pumps	67	277 499	6 068	2.2	Z	X
2312	Motors	64	184 875	1 945	1.1	Z	X
2313	Parts for pumps and motors	88	315 925	2 323	.7	Z	X
2320	General-purpose industrial machinery, equipment, and parts	1 354	17 072 758	709 417	4.2	3.3	.1
2321	New pumps, compressors (air or gas), and equipment	947	11 562 971	177 020	1.5	.8	X
2326	New controlling, recording, and indicating instruments and access	675	11 548 425	135 095	1.2	.6	X
2327	All other new general-purpose industrial machinery and equipment	701	11 530 514	344 746	3.0	1.6	X
2328	Used general-purpose industrial machinery and equipment	238	5 046 376	17 555	.3	.1	X
2330	Metalworking machinery, equipment, and parts	392	1 813 160	26 539	1.5	.1	X
2340	Materials handling machinery, equipment, and parts	348	247 950	21 146	8.5	.1	.5
2342	New hoists, cranes, and monorails	182	109 679	1 289	1.2	Z	X
2345	Used materials handling machinery, equipment, and parts	167	138 271	19 857	14.4	.1	X
2350	Oil well, oil refinery, and pipeline machinery, equipment, and supplies	12	396 771	3 956	1.0	Z	X

See footnotes at end of table.

Table 2. All Types of Operation by Kind of Business and Commodity Line for Wholesale Trade: 1997—Con.

[Includes only establishments with payroll. For meaning of abbreviations and symbols, see introductory text. For explanation of terms, see Appendix A]

NAICS code and CL code	Kind of business and commodity line	Establishments handling commodity line		Commodity line sales			Sales coverage percent
		Number	Total sales (\$1,000)	Amount ¹ (\$1,000)	As percent of total sales of—		
					Establishments handling line	Establishments in NAICS industry ¹	
4219903	General merchandise (durable goods) whole—Con.						
2360	Other industrial machinery, equipment, and parts	104	412 832	6 327	1.5	Z	8.3
2363	New printing trades machinery, equipment, and supplies	35	113 929	1 846	1.6	Z	X
2365	New woodworking machinery	35	47 033	36	.1	Z	X
2366	Other new industrial machinery and equipment	51	264 086	3 604	1.4	Z	X
2367	Used industrial machinery and equipment	19	34 814	841	2.4	Z	X
2370	Mechanical power transmission supplies	115	96 253	4 621	4.8	Z	52.0
2371	Bearings and bushings	106	94 383	3 994	4.2	Z	X
2372	Other mechanical power transmission supplies	29	19 327	627	3.2	Z	X
2380	Industrial valves and fittings (except fluid-power)	77	41 619	7 100	17.1	Z	X
2390	Hydraulic and pneumatic (fluid-power) valves	78	449 534	26 699	5.9	.1	59.0
2391	Hydraulic valves	71	445 034	14 268	3.2	.1	X
2392	Pneumatic valves	70	429 509	12 427	2.9	.1	X
2400	Hydraulic and pneumatic cylinders and rotary actuators	37	409 000	16 530	4.0	.1	53.0
2411	Hydraulic cylinders and rotary actuators	37	409 000	12 297	3.0	.1	X
2412	Pneumatic cylinders and rotary actuators	37	409 000	4 231	1.0	Z	X
2420	Hydraulic and pneumatic connectors and assemblies	36	25 135	1 470	5.8	Z	59.0
2421	Hydraulic and pneumatic connectors	36	25 135	1 450	5.8	Z	X
2430	Fluid-power filters, components, accessories, and parts	130	104 542	4 383	4.2	Z	47.5
2431	Filters	123	104 270	2 430	2.3	Z	X
2432	Other fluid-power components, accessories, and parts, n.e.c.	119	82 816	1 949	2.4	Z	X
2440	Welding supplies (excluding gases)	149	83 216	8 607	10.3	Z	X
2450	Industrial containers and supplies	268	251 992	24 105	9.6	.1	17.5
2451	New and reconditioned drums and barrels	66	6 094	340	5.6	Z	X
2454	Other industrial containers and supplies	247	135 736	6 881	5.1	Z	X
2460	Other industrial supplies	799	1 157 845	78 129	6.7	.4	11.9
2461	Printing and duplicating inks	349	809 077	8 454	1.0	.1	X
2462	Abrasives and abrasive materials	322	185 046	12 739	6.9	.1	X
2463	Nylon, polyester, and synthetic rubber	342	284 666	9 413	3.3	.1	X
2464	Mechanical rubber goods	492	853 064	29 432	3.5	.1	X
2465	Strapping and tape	35	15 629	200	1.3	Z	X
2466	Industrial supplies, n.e.c.	146	119 523	9 264	7.8	Z	X
2520	Custodial (janitors') equipment and supplies	127	96 039	15 527	16.2	.1	7.7
2521	Custodial equipment—power equipment	68	12 818	703	5.5	Z	X
2522	Custodial equipment—nonpower equipment	118	61 009	4 105	6.7	Z	X
2523	Custodial supplies	68	12 818	1 962	15.3	Z	X
2530	Laundry and dry-cleaning equipment and supplies	12	9 560	543	5.7	Z	X
2540	Other service establishment equipment and supplies	16	12 020	2 304	19.2	Z	12.9
2542	Service establishment equipment and supplies, n.e.c.	16	12 020	2 304	19.2	Z	X
2600	Aircraft and aeronautical equipment and supplies	115	2 756 670	222 069	8.1	1.0	X
2620	Marine machinery, equipment, and supplies	37	398 274	4 111	1.0	Z	X
2700	Sporting and recreational goods and supplies	767	3 743 549	192 540	5.1	.9	.2
2714	Camping and fishing equipment and accessories	207	734 876	59 892	8.2	.3	X
2715	Athletic equipment and accessories	207	734 876	15 218	2.1	.1	X
2718	Other sporting and recreational goods (go carts, bait, etc.)	207	734 876	49 308	6.7	.2	X
2800	Toys and hobby goods and supplies	518	1 519 404	97 763	6.4	.5	6.2
2811	Video games and cartridges	74	405 964	52 300	12.9	.2	X
2812	Other toys and games (including fireworks and children's vehicles)	77	113 625	1 933	1.7	Z	X
2813	Crafts and craft supplies	368	999 815	10 331	1.0	Z	X
2814	Other hobby goods and accessories	368	999 815	33 199	3.3	.2	X
2900	Ferrous metal scrap	28	11 093 239	108 717	1.0	.5	X
2920	Nonferrous metal scrap	25	1 441 247	28 828	2.0	.1	X
2930	Recyclable paper and paperboard	74	34 696	4 640	13.4	Z	X
2940	Recyclable materials, except metal	15	3 432	231	6.7	Z	X
3000	Jewelry, diamonds, gem stones, and watches	151	195 128	18 347	9.4	.1	X
3030	Precious metals—gold, silver, and platinum including precious metal coins	28	11 093 239	217 533	2.0	1.0	X
3100	Musical instruments and supplies	46	37 909	729	1.9	Z	X
3120	Forest products, except lumber (including cordwood, hewn posts, poles, and ties)	69	11 132 288	327 105	2.9	1.5	X
3130	Compact discs, prerecorded audio tapes, and phonograph records	135	152 175	10 890	7.2	.1	X
3140	Prerecorded video tapes	91	107 370	3 572	3.3	Z	X
3150	Other durable goods	135	494 534	111 351	22.5	.5	55.6
3151	Coin-operated games	52	48 204	1 043	2.2	Z	X
3152	Luggage	68	74 106	3 941	5.3	Z	X
3153	Works of art	53	173 179	16 427	9.5	.1	X
3154	Other durable goods, n.e.c.	68	260 282	89 938	34.6	.4	X
3160	Fire extinguishers and fire safety equipment	54	46 588	1 073	2.3	Z	X
3200	Printing and writing paper	219	116 122	6 856	5.9	Z	18.0
3212	Fine roll paper	29	30 516	326	1.1	Z	X
3213	Other printing and writing paper	194	83 778	3 126	3.7	Z	X
3300	Stationery, office supplies and greeting cards	506	1 113 367	42 082	3.8	.2	3.1
3311	Business forms	391	990 354	3 280	.3	Z	X
3312	Stationery, photocopy paper, and typing paper	391	990 354	8 150	.8	Z	X
3313	Inked ribbons, carbon paper, pens and pencils	394	838 951	8 976	1.1	Z	X
3314	Toner and cartridges	471	999 794	5 254	.5	Z	X
3316	Other stationery supplies (envelopes, ruled forms, and binder paper) ..	506	1 113 367	16 370	1.5	.1	X
3400	Industrial and personal services paper and plastics	298	248 170	19 992	8.1	.1	4.8
3411	Paperboard and boxboard boxes	291	166 940	12 859	7.7	.1	X
3412	Paper dishes, cups, and napkins	73	40 970	1 307	3.2	Z	X
3413	Industrial paper (wrapping, bags, cartons, etc.)	76	3 446	146	4.2	Z	X

See footnotes at end of table.

Table 2. All Types of Operation by Kind of Business and Commodity Line for Wholesale Trade: 1997—Con.

[Includes only establishments with payroll. For meaning of abbreviations and symbols, see introductory text. For explanation of terms, see Appendix A]

NAICS code and CL code	Kind of business and commodity line	Establishments handling commodity line		Commodity line sales			Sales coverage percent
		Number	Total sales (\$1,000)	Amount ¹ (\$1,000)	As percent of total sales of—		
					Establishments handling line	Establishments in NAICS industry ¹	
4219903	General merchandise (durable goods) whlse—Con.						
3500	Drugs, pharmaceuticals, cosmetics, and toiletries	258	1 142 783	92 519	8.1	.4	48.7
3512	Nonprescription pharmaceuticals	34	2 256	326	14.5	Z	X
3513	Cosmetics	83	3 126	192	6.1	Z	X
3515	Other toiletries and druggists' sundries	146	889 373	69 783	7.8	.3	X
3600	Piece goods, knit and woven	90	1 525 208	104 220	6.8	.5	X
3700	Notions (buttons, ribbons, lace, sewing accessories, zippers, bindings, etc.)	74	38 038	2 314	6.1	Z	X
3800	Men's and boys' wear	245	1 541 514	18 846	1.2	.1	X
3815	Other men's and boys' wear (caps, hats, swimwear, neckwear, etc.)	128	1 258 091	6 027	.5	Z	X
3900	Women's and children's wear	125	1 436 578	18 750	1.3	.1	X
3911	Infants' and children's wear (to size 6X)	82	1 242 126	6 074	.5	Z	X
4000	Footwear	45	34 258	2 839	8.3	Z	X
4100	Frozen foods (packaged)	130	1 608 802	16 496	1.0	.1	X
4500	Fish and seafoods (excluding canned and frozen packaged)	58	39 304	831	2.1	Z	X
4600	Meat and meat products (fresh and un packaged)	14	337 486	199 110	59.0	.9	59.0
4611	Beef (not killed on location)	14	337 486	114 737	34.0	.5	X
4614	Pork (not killed on location)	14	337 486	84 373	25.0	.4	X
4700	Fresh fruits and vegetables	86	1 226 404	17 741	1.4	.1	X
4800	Coffee, tea, and spices	70	180 642	2 087	1.2	Z	X
4830	Canned foods	125	1 614 505	69 363	4.3	.3	X
4840	Food and beverage basic materials (include flavoring extracts, fruit peel, hop extract, industrial molasses, sausage casings, malt, yeast, etc.)	14	337 486	40 495	12.0	.2	X
4850	Soft drinks and bottled water	96	1 233 283	7 751	.6	Z	X
4860	Other grocery specialties	144	12 699 616	1 818 895	14.3	8.4	X
4900	Grain and beans	25	387 623	67 345	17.4	.3	X
5300	Plastics materials and basic shapes	664	3 338 180	98 385	2.9	.5	.1
5311	Plastic pipes, rods, tubes, and shapes	519	3 022 172	48 797	1.6	.2	X
5314	Other plastics materials and basic shapes	254	679 274	10 413	1.5	Z	X
5320	Industrial gases (welding, etc.)	16	10 424	1 340	12.9	Z	X
5330	Chemicals and allied products (excluding agricultural, plastics, gases, and petroleum)	1 122	16 265 299	2 116 772	13.0	9.8	.1
5332	Alkalies and chlorine	363	439 146	4 093	.9	Z	X
5335	Detergents and soaps	453	11 125 885	699 192	6.3	3.2	X
5336	Sanitation chemicals, polishes, and waxes	453	11 125 885	692 667	6.2	3.2	X
5341	Insecticides, nonagricultural	363	439 146	8 579	2.0	Z	X
5342	Adhesives, sealants, and glues	820	12 561 484	555 741	4.4	2.6	X
5344	Other chemicals and allied products	294	3 616 190	149 428	4.1	.7	X
5400	Petroleum products	249	12 448 179	668 717	5.4	3.1	X
5420	Liquified petroleum gases (excluding natural gas)	67	1 292 560	299 729	23.2	1.4	X
5500	Crude oil	11	2 508	24	1.0	Z	X
5800	Farm supplies	138	2 244 342	73 863	3.3	.3	9.6
5811	Hay, straw, and alfalfa	70	2 231 924	73 063	3.3	.3	X
5818	Other farm supplies (including harness and saddlery equipment)	68	12 418	800	6.4	Z	X
6000	Paint, paint supplies, and wallpaper	664	2 234 855	312 931	14.0	1.4	3.6
6011	Architectural coatings (enamels, primers, stains, solvents, and lacquers)	626	2 083 409	292 039	14.0	1.4	X
6100	Books, periodicals, newspapers, and miscellaneous printed materials	230	128 477	5 213	4.1	Z	X
6110	Flowers and florists' supplies	101	778 844	16 702	2.1	.1	X
6120	Art goods (including novelties and souvenirs)	124	68 661	5 229	7.6	Z	27.3
6121	Art materials	21	25 558	932	3.6	Z	X
6122	Novelties and souvenirs	109	35 850	3 436	9.6	Z	X
6150	Nondurable goods, n.e.c.	103	1 522 239	79 661	5.2	.4	X
9700	Service receipts and labor charges (including installed parts)	904	892 472	104 706	11.7	.5	53.3
9701	Labor charges for repair work	601	308 725	34 921	11.3	.2	X
9702	Parts installed in repair work	633	393 303	45 289	11.5	.2	X
9703	Other service receipts and labor charges—Specify	243	584 687	24 384	4.2	.1	X
9720	Receipts for service contracts	155	117 300	17 168	14.6	.1	X
9730	Advertising specialties (paper novelties, etc.)	78	86 757	6 569	7.6	Z	X
9740	Receipts for installing equipment	100	45 342	3 651	8.1	Z	X
9810	Miscellaneous commodities	466	12 144 344	1 201 750	9.9	5.6	X
9940	Rental and leasing receipts	356	458 830	37 829	8.2	.2	.5
9941	Computer rental and leasing receipts	76	193 888	2 178	1.1	Z	X
9942	Photocopying machine rental	232	418 683	22 479	5.4	.1	X
9943	Other office machine rental receipts	76	193 888	6 399	3.3	Z	X
9944	Other rental receipts	81	22 179	1 201	5.4	Z	X
9950	Construction receipts	30	37 910	7 114	18.8	Z	X
9970	Receipts for printing or photocopying performed at this establishment	16	16 397	447	2.7	Z	X
9980	Receipts for machine shop job work	22	4 312	530	12.3	Z	X
4219904	Prerecorded media whlse	2 075	X	23 424 629	X	100.0	69.6
0200	New and rebuilt automotive parts and supplies	12	101 714	6 192	6.1	Z	X
0250	Petroleum products marketing equipment	6	98 961	16 196	16.4	.1	X
0500	Household china, glassware, crockery, and plastic housewares	6	20 100	589	2.9	Z	X
0520	Linens, domestics, curtains, and draperies	7	14 372	829	5.8	Z	X
0540	Other home furnishings	6	13 513	607	4.5	Z	X
0620	Plywood and millwork	6	4 397	1 943	44.2	Z	X
0800	Photographic equipment and supplies (excluding video)	20	92 304	2 106	2.3	Z	X
0900	Office equipment	9	10 521	1 573	15.0	Z	X
0950	Computer software (packaged)	55	1 567 317	66 644	4.3	.3	X
0970	Store machines and equipment	6	33 760	8 641	25.6	Z	X

See footnotes at end of table.

Table 2. All Types of Operation by Kind of Business and Commodity Line for Wholesale Trade: 1997—Con.

[Includes only establishments with payroll. For meaning of abbreviations and symbols, see introductory text. For explanation of terms, see Appendix A]

NAICS code and CL code	Kind of business and commodity line	Establishments handling commodity line		Commodity line sales			Sales coverage percent
		Number	Total sales (\$1,000)	Amount ¹ (\$1,000)	As percent of total sales of—		
					Establishments handling line	Establishments in NAICS industry ¹	
4219904	Prerecorded media whsle—Con.						
1400	Electrical apparatus and equipment.....	14	22 440	5 222	23.3	Z	X
1500	Electrical appliances, household.....	8	69 583	31 593	45.4	.1	X
1600	Electronic parts and equipment, except communication.....	18	112 329	11 453	10.2	Z	X
1650	Communication equipment and supplies.....	6	6 052	676	11.2	Z	X
1700	Hardware.....	13	24 287	2 587	10.7	Z	X
2700	Sporting and recreational goods and supplies.....	13	22 962	2 724	11.9	Z	X
2800	Toys and hobby goods and supplies.....	29	61 715	12 288	19.9	.1	X
3000	Jewelry, diamonds, gem stones, and watches.....	13	22 537	722	3.2	Z	X
3100	Musical instruments and supplies.....	8	14 201	951	6.7	Z	X
3130	Compact discs, prerecorded audio tapes, and phonograph records.....	1 501	17 809 640	13 582 124	76.3	58.0	X
3140	Prerecorded video tapes.....	965	15 608 548	9 174 180	58.8	39.2	X
3150	Other durable goods.....	12	49 309	15 295	31.0	.1	X
3200	Printing and writing paper.....	7	8 112	2 889	35.6	Z	X
3300	Stationery, office supplies and greeting cards.....	11	16 893	342	2.0	Z	X
3500	Drugs, pharmaceuticals, cosmetics, and toiletries.....	15	87 044	3 565	4.1	Z	X
3800	Men's and boys' wear.....	28	128 957	4 465	3.5	Z	X
3900	Women's and children's wear.....	17	16 874	1 138	6.7	Z	X
4000	Footwear.....	8	4 709	237	5.0	Z	X
6100	Books, periodicals, newspapers, and miscellaneous printed materials.....	148	2 917 008	318 484	10.9	1.4	X
6120	Art goods (including novelties and souvenirs).....	15	19 710	2 630	13.3	Z	X
9700	Service receipts and labor charges (including installed parts).....	124	668 896	108 827	16.3	.5	X
9720	Receipts for service contracts.....	13	25 621	3 554	13.9	Z	X
9810	Miscellaneous commodities.....	86	238 868	16 640	7.0	.1	X
9940	Rental and leasing receipts.....	21	84 679	4 125	4.9	Z	X
42199041	Compact discs/prerecorded audio tapes, & phonograph records whsle	1 418	X	15 602 913	X	100.0	64.7
0200	New and rebuilt automotive parts and supplies.....	6	2 753	119	4.3	Z	X
0520	Linens, domestics, curtains, and draperies.....	6	13 593	791	5.8	Z	X
0800	Photographic equipment and supplies (excluding video).....	20	92 304	2 106	2.3	Z	X
0900	Office equipment.....	8	7 755	1 160	15.0	Z	X
0950	Computer software (packaged).....	44	1 431 516	63 957	4.5	.4	X
1400	Electrical apparatus and equipment.....	11	7 202	1 449	20.1	Z	X
1600	Electronic parts and equipment, except communication.....	17	111 591	11 380	10.2	.1	X
1700	Hardware.....	11	9 789	1 140	11.6	Z	X
2700	Sporting and recreational goods and supplies.....	12	22 183	2 686	12.1	Z	X
2800	Toys and hobby goods and supplies.....	21	34 454	3 140	9.1	Z	X
3000	Jewelry, diamonds, gem stones, and watches.....	7	20 960	280	1.3	Z	X
3100	Musical instruments and supplies.....	8	14 201	951	6.7	Z	X
3130	Compact discs, prerecorded audio tapes, and phonograph records.....	1 418	15 602 913	13 325 402	85.4	85.4	X
3140	Prerecorded video tapes.....	308	7 786 832	1 825 907	23.4	11.7	X
3150	Other durable goods.....	9	20 255	1 143	5.6	Z	X
3200	Printing and writing paper.....	7	8 112	2 889	35.6	Z	X
3300	Stationery, office supplies and greeting cards.....	9	15 142	255	1.7	Z	X
3500	Drugs, pharmaceuticals, cosmetics, and toiletries.....	13	84 895	2 977	3.5	Z	X
3800	Men's and boys' wear.....	25	123 082	3 048	2.5	Z	X
3900	Women's and children's wear.....	8	10 670	492	4.6	Z	X
4000	Footwear.....	6	2 958	61	2.1	Z	X
6100	Books, periodicals, newspapers, and miscellaneous printed materials.....	116	2 861 937	309 527	10.8	2.0	X
6120	Art goods (including novelties and souvenirs).....	12	13 054	666	5.1	Z	X
9700	Service receipts and labor charges (including installed parts).....	101	322 111	20 014	6.2	.1	X
9720	Receipts for service contracts.....	9	11 758	3 355	28.5	Z	X
9810	Miscellaneous commodities.....	45	188 573	8 890	4.7	.1	X
9940	Rental and leasing receipts.....	8	72 577	1 388	1.9	Z	X
42199042	Prerecorded video tapes whsle	657	X	7 821 716	X	100.0	79.2
0200	New and rebuilt automotive parts and supplies.....	6	98 961	6 073	6.1	.1	X
0250	Petroleum products marketing equipment.....	6	98 961	16 196	16.4	.2	X
0950	Computer software (packaged).....	11	135 801	2 687	2.0	Z	X
2800	Toys and hobby goods and supplies.....	8	27 261	9 148	33.6	.1	X
3000	Jewelry, diamonds, gem stones, and watches.....	6	1 577	442	28.0	Z	X
3130	Compact discs, prerecorded audio tapes, and phonograph records.....	83	2 206 727	256 722	11.6	3.3	X
3140	Prerecorded video tapes.....	657	7 821 716	7 348 273	93.9	93.9	X
3900	Women's and children's wear.....	9	6 204	646	10.4	Z	X
6100	Books, periodicals, newspapers, and miscellaneous printed materials.....	32	55 071	8 957	16.3	.1	X
9700	Service receipts and labor charges (including installed parts).....	23	346 785	88 813	25.6	1.1	X
9810	Miscellaneous commodities.....	41	50 295	7 750	15.4	.1	X
9940	Rental and leasing receipts.....	13	12 102	2 737	22.6	Z	X
4219905	Fire extinguishers & fire safety equipment whsle	1 016	X	1 136 419	X	100.0	64.5
0900	Office equipment.....	8	6 475	791	12.2	.1	X
1000	Medical, hospital, and surgical supplies.....	16	19 458	5 028	25.8	.4	X
1140	Iron and steel wire and wire products.....	10	21 605	863	4.0	.1	X
1400	Electrical apparatus and equipment.....	21	29 560	4 335	14.7	.4	X
1600	Electronic parts and equipment, except communication.....	15	19 538	3 138	16.1	.3	X
1700	Hardware.....	20	37 171	3 126	8.4	.3	X
2320	General-purpose industrial machinery, equipment, and parts.....	10	7 775	1 161	14.9	.1	X
2330	Metalworking machinery, equipment, and parts.....	13	29 661	2 415	8.1	.2	X
2450	Industrial containers and supplies.....	6	15 385	2 807	18.2	.2	X
2540	Other service establishment equipment and supplies.....	6	24 586	6 667	27.1	.6	X
3160	Fire extinguishers and fire safety equipment.....	1 016	1 136 419	1 018 827	89.7	89.7	X
3500	Drugs, pharmaceuticals, cosmetics, and toiletries.....	6	3 090	627	20.3	.1	X
5300	Plastics materials and basic shapes.....	14	41 369	7 339	17.7	.6	X
5330	Chemicals and allied products (excluding agricultural, plastics, gases, and petroleum).....	20	36 879	1 858	5.0	.2	X
9700	Service receipts and labor charges (including installed parts).....	266	237 283	53 162	22.4	4.7	X
9740	Receipts for installing equipment.....	8	18 599	5 804	31.2	.5	X

See footnotes at end of table.

Table 2. All Types of Operation by Kind of Business and Commodity Line for Wholesale Trade: 1997—Con.

[Includes only establishments with payroll. For meaning of abbreviations and symbols, see introductory text. For explanation of terms, see Appendix A]

NAICS code and CL code	Kind of business and commodity line	Establishments handling commodity line		Commodity line sales			Sales coverage percent
		Number	Total sales (\$1,000)	Amount ¹ (\$1,000)	As percent of total sales of—		
					Establishments handling line	Establishments in NAICS industry ¹	
4219905	Fire extinguishers & fire safety equipment whole—Con.						
9810	Miscellaneous commodities	8	6 117	508	8.3	Z	X
9940	Rental and leasing receipts	18	26 992	448	1.7	Z	X
4219906	Other durable goods whole	2 680	X	5 890 668	X	100.0	49.1
0100	New and used automobiles, motorcycles, etc.	11	2 989	238	8.0	Z	X
0200	New and rebuilt automotive parts and supplies	29	22 244	1 615	7.3	Z	17.6
0224	Accessories	29	22 244	1 615	7.3	Z	X
0300	Tires and tubes	14	12 567	1 421	11.3	Z	X
0400	Household and lawn furniture	6	3 637	358	9.8	Z	X
0500	Household china, glassware, crockery, and plastic housewares	7	23 864	1 369	5.7	Z	X
0520	Linens, domestics, curtains, and draperies	24	23 002	4 183	18.2	.	X
0540	Other home furnishings	65	128 506	16 107	12.5	.3	1.4
0543	Home furnishings, n.e.c.	39	98 921	13 893	14.0	.2	X
0600	Lumber: rough, dressed, and finished	9	22 764	798	3.5	Z	X
0740	Other construction materials	9	10 432	3 013	28.9	.1	X
0800	Photographic equipment and supplies (excluding video)	9	39 708	5 628	14.2	.1	X
0900	Office equipment	52	68 921	15 066	21.9	.3	X
0950	Computer software (packaged)	20	75 181	13 381	17.8	.2	X
0960	Restaurant and hotel equipment and supplies	9	3 618	377	10.4	Z	X
0970	Store machines and equipment	20	130 643	29 737	22.8	.5	49.1
0971	Vending machines	20	130 643	29 737	22.8	.5	X
1000	Medical, hospital, and surgical supplies	13	12 016	3 010	25.1	.1	38.0
1013	Other surgical, medical, and hospital supplies	13	12 016	3 010	25.1	.1	X
1120	Flat iron and steel products	7	2 902	130	4.5	Z	X
1140	Iron and steel wire and wire products	11	3 994	237	5.9	Z	X
1150	Iron and steel pipe and tubing	9	4 783	1 114	23.3	Z	X
1220	Aluminum shapes, forms, etc.	15	52 910	3 888	7.3	.1	22.7
1222	Sheets and coils (.006 to .249 inch)	12	40 673	1 509	3.7	Z	X
1400	Electrical apparatus and equipment	64	173 905	33 463	19.2	.6	3.9
1411	Power and distribution transformers	45	136 198	14 097	10.4	.2	X
1414	Conduit, raceway, and fittings	45	136 198	2 339	1.7	Z	X
1415	Electric bulbs (all types)	45	136 198	12 534	9.2	.2	X
1416	Interior wiring (excluding conduit)	45	136 198	771	.6	Z	X
1500	Electrical appliances, household	52	115 937	7 777	6.7	.1	X
1600	Electronic parts and equipment, except communication	63	132 286	12 769	9.7	.2	X
1700	Hardware	36	75 674	3 800	5.0	.1	X
2320	General-purpose industrial machinery, equipment, and parts	29	94 219	7 261	7.7	.1	X
2330	Metalworking machinery, equipment, and parts	6	5 821	114	2.0	Z	X
2360	Other industrial machinery, equipment, and parts	11	53 449	7 754	14.5	.1	49.1
2363	New printing trades machinery, equipment, and supplies	11	53 449	7 754	14.5	.1	X
2450	Industrial containers and supplies	9	991	53	5.3	Z	X
2600	Aircraft and aeronautical equipment and supplies	6	9 946	99	1.0	Z	X
2700	Sporting and recreational goods and supplies	70	93 707	10 510	11.2	.2	X
2800	Toys and hobby goods and supplies	51	156 622	29 218	18.7	.5	X
3000	Jewelry, diamonds, gem stones, and watches	40	168 178	29 489	17.5	.5	.6
3016	Other jewel-, silverware, and plated ware (incl. jewel. where gemstones less than 50% of value, gold filled sterling, and costume jewel. and medallions)	36	156 770	28 612	18.3	.5	X
3100	Musical instruments and supplies	7	11 137	3 355	30.1	.1	X
3120	Forest products, except lumber (including cordwood, hewn posts, poles, and ties)	62	80 661	20 951	26.0	.4	X
3130	Compact discs, prerecorded audio tapes, and phonograph records	27	85 601	15 959	18.6	.3	X
3140	Prerecorded video tapes	2 661	37 092	7 861	21.2	.1	X
3150	Other durable goods	2 680	5 890 668	5 428 906	92.2	92.2	47.0
3151	Coin-operated games	236	1 148 602	1 043 665	90.9	17.7	X
3152	Luggage	370	1 234 062	1 135 181	92.0	19.3	X
3153	Works of art	326	291 360	241 941	83.0	4.1	X
3154	Other durable goods, n.e.c.	1 938	3 447 134	3 008 113	87.3	51.1	X
3160	Fire extinguishers and fire safety equipment	15	8 476	722	8.5	Z	X
3200	Printing and writing paper	7	42 155	413	1.0	Z	X
3300	Stationery, office supplies and greeting cards	83	133 672	14 699	11.0	.3	2.0
3312	Stationery, photocopy paper, and typing paper	22	49 918	325	.7	Z	X
3315	Greeting cards	27	72 794	2 879	4.0	Z	X
3316	Other stationery supplies (envelopes, ruled forms, and binder paper)	56	60 878	11 495	18.9	.2	X
3400	Industrial and personal services paper and plastics	8	42 736	632	1.5	Z	X
3500	Drugs, pharmaceuticals, cosmetics, and toiletries	7	37 233	2 326	6.2	Z	X
3600	Piece goods, knit and woven	13	5 035	396	7.9	Z	X
3700	Notions (buttons, ribbons, lace, sewing accessories, zippers, bindings, etc.)	11	27 073	805	3.0	Z	X
3800	Men's and boys' wear	44	82 623	10 233	12.4	.2	5.2
3812	Men's and boys' dress and casual shirts, slacks, and jeans	18	7 236	1 400	19.3	Z	X
3815	Other men's and boys' wear (caps, hats, swimwear, neckwear, etc.)	17	57 225	7 837	13.7	.1	X
3900	Women's and children's wear	20	50 420	1 100	2.2	Z	X
4100	Frozen foods (packaged)	6	7 106	343	4.8	Z	X
5300	Plastics materials and basic shapes	27	51 848	2 042	3.9	Z	X
5330	Chemicals and allied products (excluding agricultural, plastics, gases, and petroleum)	11	6 179	59	1.0	Z	X
5700	Wines and distilled alcoholic beverages	6	15 668	3 909	24.9	.1	49.1
5712	Distilled liquor (including premixed alcoholic drinks)	6	15 668	3 909	24.9	.1	X

See footnotes at end of table.

Table 2. All Types of Operation by Kind of Business and Commodity Line for Wholesale Trade: 1997—Con.

[Includes only establishments with payroll. For meaning of abbreviations and symbols, see introductory text. For explanation of terms, see Appendix A]

NAICS code and CL code	Kind of business and commodity line	Establishments handling commodity line		Commodity line sales			Sales coverage percent
		Number	Total sales (\$1,000)	Amount ¹ (\$1,000)	As percent of total sales of—		
					Establishments handling line	Establishments in NAICS industry ¹	
4219906	Other durable goods whsle—Con.						
6100	Books, periodicals, newspapers, and miscellaneous printed materials	49	208 269	16 444	7.9	.3	4.7
6101	Books	48	203 128	15 767	7.8	.3	X
6102	Other periodicals, newspapers, and miscellaneous printed materials	24	18 052	163	.9	Z	X
6120	Art goods (including novelties and souvenirs)	16	4 684	189	4.0	Z	33.2
6122	Novelties and souvenirs	16	4 684	189	4.0	Z	X
6150	Nondurable goods, n.e.c.	23	8 660	381	4.4	Z	X
9700	Service receipts and labor charges (including installed parts)	330	760 775	74 514	9.8	1.3	42.6
9701	Labor charges for repair work	163	604 545	28 220	4.7	.5	X
9702	Parts installed in repair work	58	152 735	13 783	9.0	.2	X
9703	Other service receipts and labor charges—Specify	162	132 244	32 479	24.6	.6	X
9730	Advertising specialties (paper novelties, etc.)	19	58 953	1 231	2.1	Z	X
9810	Miscellaneous commodities	73	48 985	11 251	23.0	.2	X
9940	Rental and leasing receipts	47	152 787	12 726	8.3	.2	X
422	Wholesale trade, nondurable goods	162 841	X	1 879 940 402	X	100.0	79.7
0100	New and used automobiles, motorcycles, etc.	50	139 545	10 197	7.3	Z	18.6
0114	Motorscooters, mopeds, snowmobiles, and utility trailers	7	9 655	2 183	22.6	Z	X
0120	Buses, campers, and motor homes	7	29 002	2 967	10.2	Z	69.4
0122	Motor homes, car trailers, and campers	6	25 363	2 022	8.0	Z	X
0130	Light trucks and vans (14,000 lb or less)	6	7 640	696	9.1	Z	X
0200	New and rebuilt automotive parts and supplies	1 210	14 020 912	637 273	4.5	Z	3.3
0211	Batteries	301	2 106 092	14 560	.7	Z	X
0212	Engines (complete)	35	138 170	717	.5	Z	X
0213	Electrical engine parts (including ignition parts)	194	823 490	17 436	2.1	Z	X
0214	Brake parts (including fluid and all disk and drum parts)	260	1 379 046	25 385	1.8	Z	X
0215	Exhaust system parts	55	184 978	3 675	2.0	Z	X
0216	Glass	42	110 130	4 246	3.9	Z	X
0217	Hoses, belts, gaskets, and wiper blades	316	2 207 752	17 396	.8	Z	X
0218	Filters (oil, air, gas, and transmission)	468	2 962 519	58 852	2.0	Z	X
0219	Engine parts, except electrical	196	835 642	24 294	2.9	Z	X
0221	Body parts and repair materials	116	428 221	18 910	4.4	Z	X
0222	Suspension parts (shocks, struts, balljoints, etc.)	124	1 025 264	36 169	3.5	Z	X
0223	Parts, n.e.c.	171	1 380 525	24 246	1.8	Z	X
0224	Accessories	222	1 571 607	33 058	2.1	Z	X
0240	Used automotive parts, accessories, and equipment	6	8 594	138	1.6	Z	X
0250	Petroleum products marketing equipment	387	3 335 244	66 957	2.0	Z	X
0300	Tires and tubes	795	7 888 335	248 342	3.1	Z	.8
0311	New tires and tubes	552	2 810 288	117 035	4.2	Z	X
0312	Recapped and used tires and repair materials	262	980 103	8 578	.9	Z	X
0400	Household and lawn furniture	501	2 224 468	238 130	10.7	Z	37.3
0411	Upholstered furniture	52	293 501	24 420	8.3	Z	X
0412	Sleep furniture and equipment	249	1 281 830	155 283	12.1	Z	X
0413	Lawn furniture and equipment	104	467 439	28 241	6.0	Z	X
0414	Other furniture (including sleep sofas)	109	326 476	22 552	6.9	Z	X
0420	Office and business furniture	1 439	10 345 235	1 479 707	14.3	.1	2.7
0421	New office furniture (wooden and metal)	1 333	9 899 441	1 371 215	13.9	.1	X
0422	New store and restaurant furniture	18	126 686	1 350	1.1	Z	X
0423	New public furniture (theater seats, church pews, park benches, and school desks)	48	198 240	16 985	8.6	Z	X
0424	Used office and business furniture	219	1 673 848	70 059	4.2	Z	X
0500	Household china, glassware, crockery, and plastic housewares	869	2 356 792	197 917	8.4	Z	X
0520	Linens, domestics, curtains, and draperies	633	2 446 946	269 629	11.0	Z	17.4
0521	Bedspreads, blankets, and bedding	108	745 330	54 612	7.3	Z	X
0522	Curtains and draperies	126	543 575	69 143	12.7	Z	X
0523	Shades and blinds	35	167 500	11 649	7.0	Z	X
0524	Towels and washcloths	351	1 112 987	42 102	3.8	Z	X
0525	Other linens and domestics	312	1 116 497	70 773	6.3	Z	X
0530	Flooring and floor coverings	162	761 970	198 299	26.0	Z	48.1
0531	Soft-surface (textile) floor coverings and accessories (including rugs, carpets, and pads)	106	695 304	168 820	24.3	Z	X
0532	Hardwood flooring	24	99 591	4 278	4.3	Z	X
0533	Other hard-surface floor coverings and accessories (including tile and sheet goods)	29	161 627	16 887	10.4	Z	X
0540	Other home furnishings	1 770	31 769 459	937 825	3.0	.1	1.2
0541	Metal flatware and kitchen utensils	462	1 781 039	124 417	7.0	Z	X
0542	Mirrors, lamps, and picture frames	216	1 273 962	76 776	6.0	Z	X
0543	Home furnishings, n.e.c.	237	1 500 828	91 465	6.1	Z	X
0600	Lumber: rough, dressed, and finished	205	1 632 845	188 361	11.5	Z	3.2
0611	Dimensional lumber (non-treated)	30	89 578	8 303	9.3	Z	X
0612	Treated lumber	9	9 513	1 547	16.3	Z	X
0613	Boards	9	28 564	5 437	19.0	Z	X
0620	Plywood and millwork	175	1 707 797	199 180	11.7	Z	30.1
0621	Softwood plywood and oriented strand board (OSB)	30	519 759	50 754	9.8	Z	X
0622	Other panels products (including hardwood plywood, waterboard, and particleboard)	42	206 752	25 939	12.5	Z	X
0623	Gypsum, specialty boards, and treatments	9	467 440	53 744	11.5	Z	X
0624	Wood millwork (doors, windows, cabinets, etc.)	54	209 052	18 121	8.7	Z	X
0625	Metal millwork	6	67 486	6 107	9.0	Z	X
0626	Other millwork and wood siding (including trusses and wood roofing)	6	28 164	1 665	5.9	Z	X

See footnotes at end of table.

Table 2. All Types of Operation by Kind of Business and Commodity Line for Wholesale Trade: 1997—Con.

[Includes only establishments with payroll. For meaning of abbreviations and symbols, see introductory text. For explanation of terms, see Appendix A]

NAICS code and CL code	Kind of business and commodity line	Establishments handling commodity line		Commodity line sales			Sales coverage percent
		Number	Total sales (\$1,000)	Amount ¹ (\$1,000)	As percent of total sales of—		
					Establishments handling line	Establishments in NAICS industry ¹	
422	Wholesale trade, nondurable goods—Con.						
0700	Brick, stone, tile, sand, block, cement, and gravel	88	358 523	43 116	12.0	Z	31.5
0711	Ready-mixed or transit-mixed concrete	12	78 090	7 549	9.7	Z	X
0712	Cement and lime	20	72 026	8 241	11.4	Z	X
0713	Sand, gravel, and crushed stone	23	72 643	6 321	8.7	Z	X
0714	Brick, block, tile, clay/cement sewer pipe, etc.	26	107 223	17 649	16.5	Z	X
0720	Roofing, siding, and insulation materials	114	585 300	65 027	11.1	Z	23.3
0721	Roofing, except wood	44	302 459	32 142	10.6	Z	X
0722	Siding, except wood	14	66 125	15 802	23.9	Z	X
0723	Insulation materials	35	147 423	13 362	9.1	Z	X
0730	Flat glass and other construction glass (excluding automotive)	46	143 480	19 505	13.6	Z	X
0740	Other construction materials	224	1 646 709	78 844	4.8	Z	11.5
0744	Construction materials, n.e.c. (including wire fence and construction paper)	58	300 404	32 686	10.9	Z	X
0800	Photographic equipment and supplies (excluding video)	692	14 920 766	546 518	3.7	Z	1.0
0813	Photographic film	175	859 720	46 606	5.4	Z	X
0814	Developing supplies (excluding film)	24	205 389	31 069	15.1	Z	X
0815	Other photographic equipment and supplies	210	2 232 618	206 110	9.2	Z	X
0900	Office equipment	2 052	14 039 660	1 172 123	8.3	.1	4.0
0911	Typewriters and dedicated word processors	603	2 242 103	69 541	3.1	Z	X
0912	Calculators and accounting machines	773	3 899 323	179 302	4.6	Z	X
0913	Copying machines and equipment	1 173	6 123 525	709 643	11.6	Z	X
0914	Dictating, transcribing, and recording machines	209	853 865	33 401	3.9	Z	X
0915	Mailing, letter handling, and addressing machines	198	1 054 761	93 695	8.9	Z	X
0920	New computer equipment	1 089	5 306 189	502 571	9.5	Z	12.0
0921	Computers	609	2 102 402	144 689	6.9	Z	X
0922	Computer storage devices	200	740 108	37 094	5.0	Z	X
0923	Computer printers	636	3 217 826	237 778	7.4	Z	X
0924	Other computer peripheral equipment	461	1 259 686	67 123	5.3	Z	X
0930	Used computer equipment	47	35 769	1 493	4.2	Z	X
0950	Computer software (packaged)	481	1 792 616	123 963	6.9	Z	X
0960	Restaurant and hotel equipment and supplies	3 400	67 411 984	4 446 201	6.6	.2	X
0970	Store machines and equipment	731	10 223 634	207 325	2.0	Z	.8
0971	Vending machines	52	489 322	21 967	4.5	Z	X
0972	Other store machines and equipment	441	1 074 131	65 919	6.1	Z	X
1000	Medical, hospital, and surgical supplies	703	25 054 416	2 698 968	10.8	.1	7.5
1011	Surgical and medical instruments and equipment	304	10 854 679	797 512	7.3	Z	X
1012	Orthopedic, and prosthetic appliances and supplies	134	1 962 035	24 040	1.2	Z	X
1013	Other surgical, medical, and hospital supplies	529	8 435 948	557 938	6.6	Z	X
1020	Dental supplies	10	66 518	7 457	11.2	Z	11.6
1021	Equipment (chairs, x-rays, cabinets, etc.)	7	8 695	4 169	47.9	Z	X
1030	Optical and ophthalmic goods	128	400 811	14 326	3.6	Z	53.1
1031	Ophthalmic goods	17	51 906	2 745	5.3	Z	X
1033	Optometric equipment and supplies	14	78 272	1 617	2.1	Z	X
1034	Optical goods, n.e.c. (excluding cameras)	93	268 756	9 853	3.7	Z	X
1040	Religious and school supplies	380	3 247 733	147 584	4.5	Z	4.2
1041	Religious supplies	13	15 350	6 967	45.4	Z	X
1042	School supplies	277	1 707 495	111 074	6.5	Z	X
1050	Other professional equipment and supplies	80	1 219 129	190 723	15.6	Z	77.3
1051	Architects' equipment and supplies	7	5 014	751	15.0	Z	X
1054	Laboratory equipment	24	40 704	6 350	15.6	Z	X
1055	Scientific instruments	9	47 564	1 735	3.6	Z	X
1056	Veterinarians' equipment and supplies	40	1 099 244	177 628	16.2	Z	X
1057	Professional equipment and supplies, n.e.c.	6	6 441	877	13.6	Z	X
1100	Iron and steel products (semifinished)	15	102 298	7 302	7.1	Z	15.5
1113	Rough castings and foundry products	7	27 959	1 582	5.7	Z	X
1120	Flat iron and steel products	258	9 688 574	419 273	4.3	Z	16.4
1121	Plates	11	11 017	1 453	13.2	Z	X
1123	Sheets (cold-rolled)	35	7 677 333	297 335	3.9	Z	X
1124	Sheets (hot-rolled)	7	28 347	4 014	14.2	Z	X
1126	Sheets (galvanized and coated)	14	18 339	2 167	11.8	Z	X
1128	Fabricated and structural plate products	58	262 091	13 595	5.2	Z	X
1140	Iron and steel wire and wire products	373	2 084 716	123 254	5.9	Z	4.9
1141	Wire (plain, coated, barbed, and twisted)	52	240 806	29 102	12.1	Z	X
1143	Wire rope, strand, strapping, reinforcement mesh, and bale ties	33	108 493	9 442	8.7	Z	X
1150	Iron and steel pipe and tubing	204	3 018 251	172 122	5.7	Z	53.1
1152	Tubing	59	351 921	35 492	10.1	Z	X
1153	Standard steel pipe	58	289 080	53 998	18.7	Z	X
1154	Other steel pipe	67	2 362 822	75 725	3.2	Z	X
1160	Other iron and steel products	35	209 929	23 647	11.3	Z	62.9
1167	Finished products, n.e.c.	19	81 212	9 779	12.0	Z	X
1170	Alloy steel	14	74 204	24 138	32.5	Z	7.9
1175	Other alloy steel	6	33 493	10 692	31.9	Z	X
1180	Stainless steel	20	2 020 759	25 619	1.3	Z	77.6
1185	Other stainless steel (including tubing)	19	2 001 341	24 650	1.2	Z	X
1200	Copper and brass	233	10 114 346	1 550 584	15.3	.1	.3
1213	Tubular products (pipes and tubes)	47	250 508	15 813	6.3	Z	X
1214	Rod, nonelectrical wire, extruded shapes, etc.	62	660 997	12 350	1.9	Z	X

See footnotes at end of table.

Table 2. All Types of Operation by Kind of Business and Commodity Line for Wholesale Trade: 1997—Con.

[Includes only establishments with payroll. For meaning of abbreviations and symbols, see introductory text. For explanation of terms, see Appendix A]

NAICS code and CL code	Kind of business and commodity line	Establishments handling commodity line		Commodity line sales			Sales coverage percent
		Number	Total sales (\$1,000)	Amount ¹ (\$1,000)	As percent of total sales of—		
					Establishments handling line	Establishments in NAICS industry ¹	
422	Wholesale trade, nondurable goods—Con.						
1220	Aluminum shapes, forms, etc.	296	13 323 742	2 093 984	15.7	.1	1.5
1221	Plates (.250 inch and over)	9	49 249	1 694	3.4	Z	X
1222	Sheets and coils (.006 to .249 inch)	106	392 367	33 609	8.6	Z	X
1223	Rods, bars, and wires: rolled or extruded (rounds, hexes, squares, and rectangles)	13	96 208	13 015	13.5	Z	X
1224	Pipe and tubing (including hollow bar, square, and rectangular tubing) ..	95	332 704	14 769	4.4	Z	X
1225	Foils	16	222 691	15 649	7.0	Z	X
1230	Other nonferrous metals (magnesium, nickel, tin, lead, zinc, etc., except precious)	42	2 134 310	560 327	26.3	Z	X
1300	Coal and coke	37	4 507 108	397 641	8.8	Z	6.8
1311	Coal	16	606 641	134 692	22.2	Z	X
1320	Minerals and ores (excluding coal, precious stones, and crude oil)	107	12 141 716	795 238	6.6	Z	X
1400	Electrical apparatus and equipment	583	5 489 365	251 721	4.6	Z	4.6
1411	Power and distribution transformers	47	291 423	2 331	.8	Z	X
1412	Switchgear and switchboard apparatus	47	122 641	4 084	3.3	Z	X
1414	Conduit, raceway, and fittings	76	1 969 949	7 740	.4	Z	X
1415	Electric bulbs (all types)	105	479 427	25 625	5.3	Z	X
1416	Interior wiring (excluding conduit)	140	2 364 162	25 181	1.1	Z	X
1417	Exterior wiring and cable (excluding conduit)	37	412 192	46 587	11.3	Z	X
1418	Lighting fixtures (residential and commercial)	30	69 374	3 203	4.6	Z	X
1419	Industrial controls	226	3 943 832	68 048	1.7	Z	X
1421	Other electrical apparatus and equipment (including fuses and lightning rods)	133	2 070 075	12 136	.6	Z	X
1500	Electrical appliances, household	594	3 776 636	222 543	5.9	Z	3.1
1511	Televisions	65	796 351	21 987	2.8	Z	X
1512	Radios, stereos, and CD players	39	700 199	28 652	4.1	Z	X
1513	V.C.R.'s and video cameras	30	103 333	1 810	1.8	Z	X
1517	Vacuum cleaners and sewing machines, household	15	27 575	497	1.8	Z	X
1518	Other electrical household appliances (including fans, dishwashers, etc.) ..	405	2 378 621	114 004	4.8	Z	X
1600	Electronic parts and equipment, except communication	806	5 861 565	517 169	8.8	Z	2.4
1612	Integrated circuits	104	3 223 030	13 911	.4	Z	X
1615	Discrete semiconductors, etc.	187	732 444	91 855	12.5	Z	X
1616	Electronic connectors and other passive electronic parts	357	4 112 089	120 122	2.9	Z	X
1618	Electronic parts and equipment, n.e.c.	217	3 711 140	225 930	6.1	Z	X
1650	Communication equipment and supplies	171	409 076	35 153	8.6	Z	39.6
1651	Telephones	128	355 616	18 539	5.2	Z	X
1652	Other electronic communication equipment	118	226 848	14 346	6.3	Z	X
1653	Other electrical communication equipment	17	91 888	2 077	2.3	Z	X
1700	Hardware	2 260	22 439 381	1 157 811	5.2	.1	2.1
1711	Hand tools (including power driven)	1 033	5 156 716	339 100	6.6	Z	X
1712	Bolts, nuts, rivets, and fasteners	790	3 284 047	127 467	3.9	Z	X
1713	Cutlery	407	3 187 498	205 661	6.5	Z	X
1800	Plumbing and heating equipment and supplies (hydronics)	485	2 067 416	250 271	12.1	Z	39.8
1811	Plastic pipe fittings and valves (excluding pipe and tubing)	276	847 930	93 121	11.0	Z	X
1812	Metal pipe fittings and valves (excluding pipe and tubing)	200	722 218	42 006	5.8	Z	X
1813	Plumbing fixtures	130	636 454	26 916	4.2	Z	X
1814	Furnaces, stoves, water heaters (except electric and warm air)	111	226 989	6 484	2.9	Z	X
1815	Boilers, radiators, and convectors	30	29 485	3 632	12.3	Z	X
1818	Other plumbing and heating equipment and supplies	169	655 426	63 150	9.6	Z	X
1900	Warm air heating and air-conditioning equipment and supplies	89	282 421	43 530	15.4	Z	60.8
1911	Furnaces (warm air)	40	98 666	8 291	8.4	Z	X
1912	Central air-conditioning (residential and commercial)	44	90 683	11 513	12.7	Z	X
1914	Heat pumps (residential and commercial)	12	103 942	13 988	13.5	Z	X
1916	Air cleaning and filtration systems	14	36 631	4 724	12.9	Z	X
1918	Condensing units for air-conditioners	10	2 569	18	.7	Z	X
1919	Registers, grills, pre-formed ductwork (excluding sheet metal), and duct insulation	42	106 471	4 831	4.5	Z	X
2000	Refrigeration equipment and supplies	88	156 054	28 036	18.0	Z	23.3
2011	Commercial refrigerators (reach-in and walk-in)	64	49 802	2 616	5.3	Z	X
2012	Unit coolers for commercial refrigerators	62	46 210	2 740	5.9	Z	X
2013	Condensing units for commercial refrigerators	62	46 210	2 426	5.3	Z	X
2014	Refrigerants	49	42 872	5 098	11.9	Z	X
2015	Other refrigeration equipment and supplies	59	66 832	3 635	5.4	Z	X
2100	Construction and mining machinery and equipment (including parts and attachments)	82	425 258	48 794	11.5	Z	8.5
2112	New power cranes, draglines, and shovels	16	67 437	775	1.1	Z	X
2113	New mixers, pavers, and related equipment	13	10 677	534	5.0	Z	X
2117	Other new construction and mining, logging, and road maintenance machinery, equipment, and parts	36	114 479	20 163	17.6	Z	X
2118	Used construction and mining machinery and equipment	20	21 901	1 568	7.2	Z	X
2200	Farm machinery, equipment, and parts	571	3 112 382	170 946	5.5	Z	2.3
2211	New tractors (farm)	44	177 896	4 154	2.3	Z	X
2212	New harvesting machinery	25	132 970	1 465	1.1	Z	X
2213	New land preparation, planting, and cultivating machinery	18	112 368	8 283	7.4	Z	X
2214	New dairy farm and barn equipment	69	473 852	28 652	6.0	Z	X
2215	New irrigation equipment	76	458 166	50 439	11.0	Z	X
2216	Other new farm machinery and equipment	352	1 817 767	66 388	3.7	Z	X
2218	Used farm machinery and equipment	297	760 730	2 712	.4	Z	X
2220	Garden machinery, equipment, and parts	615	3 116 193	405 131	13.0	Z	5.9
2221	New power lawn mowers	63	48 913	2 901	5.9	Z	X
2222	Other new lawn and garden machinery and equipment	118	1 592 617	136 809	8.6	Z	X

See footnotes at end of table.

Table 2. All Types of Operation by Kind of Business and Commodity Line for Wholesale Trade: 1997—Con.

[Includes only establishments with payroll. For meaning of abbreviations and symbols, see introductory text. For explanation of terms, see Appendix A]

NAICS code and CL code	Kind of business and commodity line	Establishments handling commodity line		Commodity line sales			Sales coverage percent
		Number	Total sales (\$1,000)	Amount ¹ (\$1,000)	As percent of total sales of—		
					Establishments handling line	Establishments in NAICS industry ¹	
422	Wholesale trade, nondurable goods—Con.						
2230	Food-processing machinery, equipment, and parts	42	629 601	86 555	13.7	Z	9.0
2231	New commercial food-processing machinery (slicers, choppers, baking, etc.)	22	23 984	4 422	18.4	Z	X
2232	New packing, packaging, and bottling equipment	8	44 581	10 766	24.1	Z	X
2233	Used food-processing machinery and equipment	12	36 439	1 303	3.6	Z	X
2300	Hydraulic and pneumatic (fluid-power) pumps, motors, and parts	40	101 357	13 789	13.6	Z	31.5
2311	Pumps	30	78 330	10 517	13.4	Z	X
2312	Motors	18	18 977	343	1.8	Z	X
2313	Parts for pumps and motors	21	29 806	1 257	4.2	Z	X
2320	General-purpose industrial machinery, equipment, and parts	1 564	25 319 553	4 410 299	17.4	.2	15.7
2321	New pumps, compressors (air or gas), and equipment	377	11 050 076	2 064 065	18.7	.1	X
2323	New diesel engines (excluding automotive)	30	410 191	21 618	5.3	Z	X
2326	New controlling, recording, and indicating instruments and access	368	14 724 089	1 758 722	11.9	.1	X
2327	All other new general-purpose industrial machinery and equipment	575	4 162 754	141 215	3.4	Z	X
2328	Used general-purpose industrial machinery and equipment	301	2 791 329	220 817	7.9	Z	X
2330	Metalworking machinery, equipment, and parts	96	316 175	30 179	9.5	Z	X
2340	Materials handling machinery, equipment, and parts	125	866 325	48 680	5.6	Z	52.1
2341	New conveying equipment	26	599 984	4 288	.7	Z	X
2343	New forklift trucks	35	107 076	16 428	15.3	Z	X
2344	New industrial trucks and tractors	6	27 921	11 670	41.8	Z	X
2345	Used materials handling machinery, equipment, and parts	60	82 123	6 520	7.9	Z	X
2350	Oil well, oil refinery, and pipeline machinery, equipment, and supplies	42	3 936 677	2 195 207	55.8	.1	X
2360	Other industrial machinery, equipment, and parts	241	1 738 048	343 896	19.8	Z	57.4
2362	New power plant machinery (excluding electrical)	8	30 098	2 377	7.9	Z	X
2363	New printing trades machinery, equipment, and supplies	89	278 410	30 140	10.8	Z	X
2364	New textile and sewing machinery and equipment	9	73 795	8 693	11.8	Z	X
2366	Other new industrial machinery and equipment	114	1 044 903	207 518	19.9	Z	X
2367	Used industrial machinery and equipment	39	98 495	6 439	6.5	Z	X
2370	Mechanical power transmission supplies	10	11 320	969	8.6	Z	X
2380	Industrial valves and fittings (except fluid-power)	36	171 565	14 379	8.4	Z	X
2390	Hydraulic and pneumatic (fluid-power) valves	31	101 429	19 205	18.9	Z	65.1
2391	Hydraulic valves	26	76 748	17 438	22.7	Z	X
2392	Pneumatic valves	11	20 890	884	4.2	Z	X
2400	Hydraulic and pneumatic cylinders and rotary actuators	35	533 715	5 634	1.1	Z	75.4
2411	Hydraulic cylinders and rotary actuators	29	489 404	2 422	.5	Z	X
2412	Pneumatic cylinders and rotary actuators	8	17 865	313	1.8	Z	X
2420	Hydraulic and pneumatic connectors and assemblies	28	65 811	11 129	16.9	Z	54.1
2421	Hydraulic and pneumatic connectors	24	58 770	8 761	14.9	Z	X
2422	Hydraulic and pneumatic assemblies	22	19 513	1 615	8.3	Z	X
2430	Fluid-power filters, components, accessories, and parts	59	203 174	12 113	6.0	Z	70.2
2431	Filters	54	159 064	4 401	2.8	Z	X
2432	Other fluid-power components, accessories, and parts, n.e.c.	19	66 269	7 712	11.6	Z	X
2440	Welding supplies (excluding gases)	1 044	2 761 393	601 300	21.8	Z	X
2450	Industrial containers and supplies	917	7 880 935	564 080	7.2	Z	9.0
2451	New and reconditioned drums and barrels	209	991 292	8 466	.9	Z	X
2452	Bottles and bottlers' supplies	86	977 418	78 131	8.0	Z	X
2454	Other industrial containers and supplies	677	6 659 016	464 442	7.0	Z	X
2460	Other industrial supplies	2 325	17 557 378	1 417 313	8.1	.1	3.6
2461	Printing and duplicating inks	93	270 953	36 053	13.3	Z	X
2462	Abrasives and abrasive materials	486	1 995 373	97 916	4.9	Z	X
2463	Nylon, polyester, and synthetic rubber	55	136 675	8 409	6.2	Z	X
2464	Mechanical rubber goods	126	1 026 705	125 695	12.2	Z	X
2465	Strapping and tape	879	4 027 799	357 099	8.9	Z	X
2466	Industrial supplies, n.e.c.	902	7 708 653	366 094	4.7	Z	X
2500	Beauty and barber equipment and supplies	26	32 468	6 734	20.7	Z	27.5
2512	Supplies (combs, curlers, shampoos, etc.)	11	12 567	994	7.9	Z	X
2520	Custodial (janitors') equipment and supplies	2 487	19 704 767	1 844 120	9.4	.1	2.4
2521	Custodial equipment—power equipment	1 223	9 437 245	263 294	2.8	Z	X
2522	Custodial equipment—nonpower equipment	1 007	4 514 006	124 871	2.8	Z	X
2523	Custodial supplies	1 805	13 341 604	1 269 830	9.5	.1	X
2530	Laundry and dry-cleaning equipment and supplies	1 159	58 906 519	6 439 574	10.9	.3	X
2540	Other service establishment equipment and supplies	219	562 244	78 213	13.9	Z	22.3
2542	Service establishment equipment and supplies, n.e.c.	214	545 194	71 712	13.2	Z	X
2600	Aircraft and aeronautical equipment and supplies	98	3 531 859	124 195	3.5	Z	.5
2613	Other new aircraft equipment and supplies	94	3 523 191	122 841	3.5	Z	X
2620	Marine machinery, equipment, and supplies	96	610 905	28 612	4.7	Z	X
2700	Sporting and recreational goods and supplies	1 208	5 672 587	427 574	7.5	Z	12.4
2711	Ammunition, firearms, reloading equipment, archery supplies, shooting aids, and accessories	34	126 932	7 416	5.8	Z	X
2712	Bicycles and bicycle tires and tubes	27	68 703	6 692	9.7	Z	X
2713	Billiards, pool, bowling equipment, and accessories	400	584 022	35 732	6.1	Z	X
2714	Camping and fishing equipment and accessories	171	1 937 205	64 777	3.3	Z	X
2715	Athletic equipment and accessories	315	1 823 331	172 109	9.4	Z	X
2716	Skiing equipment	18	19 686	1 334	6.8	Z	X
2717	Marine pleasure craft, equipment, and accessories	7	22 991	6 064	26.4	Z	X
2718	Other sporting and recreational goods (go carts, bait, etc.)	148	670 078	64 941	9.7	Z	X
2800	Toys and hobby goods and supplies	1 940	12 559 355	1 179 306	9.4	.1	8.8
2811	Video games and cartridges	110	1 862 570	96 465	5.2	Z	X
2812	Other toys and games (including fireworks and children's vehicles)	1 070	5 718 494	375 933	6.6	Z	X
2813	Crafts and craft supplies	281	476 535	53 582	11.2	Z	X
2814	Other hobby goods and accessories	278	1 467 603	87 548	6.0	Z	X

See footnotes at end of table.

Table 2. All Types of Operation by Kind of Business and Commodity Line for Wholesale Trade: 1997—Con.

[Includes only establishments with payroll. For meaning of abbreviations and symbols, see introductory text. For explanation of terms, see Appendix A]

NAICS code and CL code	Kind of business and commodity line	Establishments handling commodity line		Commodity line sales			Sales coverage percent
		Number	Total sales (\$1,000)	Amount ¹ (\$1,000)	As percent of total sales of—		
					Establishments handling line	Establishments in NAICS industry ¹	
422	Wholesale trade, nondurable goods—Con.						
2900	Ferrous metal scrap	13	408 556	9 239	2.3	Z	X
2920	Nonferrous metal scrap	7	101 877	6 184	6.1	Z	X
2930	Recyclable paper and paperboard	201	892 000	89 361	10.0	Z	X
2940	Recyclable materials, except metal	56	255 963	49 438	19.3	Z	55.7
2941	Wiping cloths, waste rags, and textile waste	20	145 225	35 645	24.5	Z	X
2943	Recyclable plastics	9	13 318	3 189	23.9	Z	X
3000	Jewelry, diamonds, gem stones, and watches	857	7 866 943	751 304	9.6	Z	43.5
3011	Diamond jewelry and diamond jewelry where lapidary work was not performed at this location	29	140 162	13 538	9.7	Z	X
3012	Gem stone and pearl jewelry where lapidary work was not performed at this location	10	4 077	60	1.5	Z	X
3014	Watches, clocks, and watch movements and cases	92	332 145	25 680	7.7	Z	X
3015	Karat gold jewelry (rings, necklaces, etc.)	18	3 678 328	367 730	10.0	Z	X
3016	Other jewel., silverware, and plated ware (incl. jewel. where gemstones less than 50% of value, gold filled sterling, and costume jewel. and medallions)	343	630 368	56 515	9.0	Z	X
3030	Precious metals—gold, silver, and platinum including precious metal coins	13	1 905 909	22 396	1.2	Z	X
3100	Musical instruments and supplies	28	83 610	10 885	13.0	Z	X
3120	Forest products, except lumber (including cordwood, hewn posts, poles, and ties)	112	1 163 105	167 128	14.4	Z	X
3130	Compact discs, prerecorded audio tapes, and phonograph records	375	2 985 281	128 759	4.3	Z	X
3140	Prerecorded video tapes	381	3 418 345	206 835	6.1	Z	X
3150	Other durable goods	139	498 972	26 087	5.2	Z	14.2
3152	Luggage	84	376 319	9 430	2.5	Z	X
3154	Other durable goods, n.e.c.	97	442 060	15 438	3.5	Z	X
3160	Fire extinguishers and fire safety equipment	14	89 836	8 398	9.3	Z	X
3200	Printing and writing paper	4 764	56 043 263	35 063 640	62.6	1.9	63.0
3211	Roll newsprint and rotogravure paper	953	14 682 812	4 047 472	27.6	.2	X
3212	Fine roll paper	1 265	25 466 532	12 084 054	47.5	.6	X
3213	Other printing and writing paper	3 935	41 644 875	18 927 789	45.5	1.0	X
3300	Stationery, office supplies and greeting cards	11 491	68 427 369	29 850 305	43.6	1.6	47.7
3311	Business forms	6 707	26 907 536	8 817 622	32.8	.5	X
3312	Stationery, photocopy paper, and typing paper	5 087	34 897 807	4 266 527	12.2	.2	X
3313	Inked ribbons, carbon paper, pens and pencils	3 322	21 665 522	2 277 318	10.5	.1	X
3314	Toner and cartridges	3 183	18 126 127	2 867 096	15.8	.2	X
3315	Greeting cards	1 422	11 498 278	4 093 713	35.6	.2	X
3316	Other stationery supplies (envelopes, ruled forms, and binder paper)	5 915	32 534 472	7 373 008	22.7	.4	X
3400	Industrial and personal services paper and plastics	12 210	221 661 791	49 904 510	22.5	2.7	18.3
3411	Paperboard and boxboard boxes	4 305	37 831 088	12 921 847	34.2	.7	X
3412	Paper dishes, cups, and napkins	5 193	93 915 651	7 526 081	8.0	.4	X
3413	Industrial paper (wrapping, bags, cartons, etc.)	4 560	44 334 550	9 412 919	21.2	.5	X
3414	Disposable plastic boxes, containers, cups, dishes, and supplies	3 035	33 032 669	5 261 000	15.9	.3	X
3415	Other industrial and personal service paper	2 924	29 260 240	10 176 686	34.8	.5	X
3500	Drugs, pharmaceuticals, cosmetics, and toiletries	11 963	339 574 469	195 532 385	57.6	10.4	34.8
3511	Prescription drugs	2 683	155 707 197	132 633 217	85.2	7.1	X
3512	Nonprescription pharmaceuticals	3 495	110 083 159	14 585 270	13.2	.8	X
3513	Cosmetics	2 609	40 983 482	10 468 231	25.5	.6	X
3514	Perfumes	921	21 172 415	5 283 693	25.0	.3	X
3515	Other toiletries and druggists' sundries	5 526	152 762 820	27 910 984	18.3	1.5	X
3600	Piece goods, knit and woven	4 856	34 051 912	25 294 448	74.3	1.3	34.0
3611	Goods purchased grey and finished on contract	592	3 995 658	1 023 506	25.6	.1	X
3612	Cotton (including blends)	2 456	11 921 208	6 101 016	51.2	.3	X
3613	Synthetics (excluding synthetic knits)	2 193	9 933 103	4 857 705	48.9	.3	X
3614	Knit fabrics, n.e.c. (including double knit)	1 423	7 179 059	3 975 412	55.4	.2	X
3615	Woolen and worsted piece goods	871	3 568 319	1 301 844	36.5	.1	X
3616	Other piece goods	1 718	7 580 090	3 737 466	49.3	.2	X
3700	Notions (buttons, ribbons, lace, sewing accessories, zippers, bindings, etc.)	2 409	9 857 893	3 616 033	36.7	.2	X
3800	Men's and boys' wear	8 066	64 411 602	34 043 680	52.9	1.8	51.5
3811	Men's and boys' suits, coats, and formal wear	1 631	10 438 707	4 204 854	40.3	.2	X
3812	Men's and boys' dress and casual shirts, slacks, and jeans	4 280	41 904 010	19 485 671	46.5	1.0	X
3813	Men's and boys' underwear and nightwear	924	6 523 502	1 687 396	25.9	.1	X
3814	Men's and boys' work clothing and uniforms	1 709	8 152 133	3 409 238	41.8	.2	X
3815	Other men's and boys' wear (caps, hats, swimwear, neckwear, etc.)	3 199	27 076 741	5 180 149	19.1	.3	X
3900	Women's and children's wear	11 600	74 267 286	43 002 901	57.9	2.3	54.9
3911	Infants' and children's wear (to size 6X)	2 226	13 647 862	5 287 045	38.7	.7	X
3912	Women's misses', and girls' dresses and blouses	5 202	28 134 587	14 346 316	51.0	.8	X
3913	Women's, misses', and girls' suits and coats	1 641	9 571 795	3 440 199	35.9	.2	X
3914	Women's and misses' outerwear	2 596	23 869 068	6 512 130	27.3	.3	X
3915	Women's and misses' underwear and sleepwear	1 507	11 088 948	4 496 790	40.6	.2	X
3916	Other women's, misses, and girl's wear (furs, sweaters, millinery, etc.)	3 636	18 498 897	8 593 863	46.5	.5	X
4000	Footwear	2 924	36 383 316	23 104 357	63.5	1.2	52.0
4011	All athletic footwear	846	15 981 902	9 328 513	58.4	.5	X
4012	Infants' footwear	317	2 346 184	290 688	12.4	.2	X
4013	Other women's, misses', and girls' footwear	1 680	19 682 748	7 802 077	39.6	.4	X
4014	Other men's and boy's footwear	1 431	17 577 700	5 243 876	29.8	.3	X
4015	Shoe accessories	381	2 462 974	324 972	13.2	.2	X
4100	Frozen foods (packaged)	12 901	322 892 172	81 639 395	25.3	4.3	53.1
4111	Dinners (frozen)	3 294	152 675 489	7 254 328	4.8	.4	X
4112	Fish and seafoods (frozen packaged)	6 999	171 087 150	16 461 501	9.6	.9	X
4113	Vegetables (frozen)	5 640	184 759 008	10 566 771	5.7	.6	X
4114	Fruits and fruit juices (frozen)	4 478	165 211 440	6 567 824	4.0	.3	X
4115	Meat (frozen packaged)	5 995	154 730 790	15 970 095	10.3	.9	X
4116	Frozen baked goods	4 806	170 376 851	9 982 985	5.9	.5	X

See footnotes at end of table.

Table 2. All Types of Operation by Kind of Business and Commodity Line for Wholesale Trade: 1997—Con.

[Includes only establishments with payroll. For meaning of abbreviations and symbols, see introductory text. For explanation of terms, see Appendix A]

NAICS code and CL code	Kind of business and commodity line	Establishments handling commodity line		Commodity line sales			Sales coverage percent
		Number	Total sales (\$1,000)	Amount ¹ (\$1,000)	As percent of total sales of—		
					Establishments handling line	Establishments in NAICS industry ¹	
422	Wholesale trade, nondurable goods—Con.						
4100	Frozen foods (packaged)—Con.						
4117	Other frozen foods (except frozen dairy products)	5 035	170 164 438	14 812 275	8.7	.8	X
4200	Dairy products (excluding dried or canned)	10 497	283 926 693	56 576 914	19.9	3.0	49.2
4211	Butter	4 769	135 332 558	3 874 805	2.9	.2	X
4212	Cheese	7 442	204 094 174	19 974 771	9.8	1.1	X
4213	Milk and cream, except raw	3 520	82 074 674	7 136 639	8.7	.4	X
4214	Ice cream	3 295	113 620 010	7 729 026	6.8	.4	X
4215	Raw milk	366	14 997 494	4 896 876	32.7	.3	X
4216	Other dairy products	4 530	186 574 782	12 911 843	6.9	.7	X
4300	Poultry and poultry products	6 507	162 220 156	23 043 471	14.2	1.2	4.9
4311	Dressed poultry killed on location	676	10 867 052	2 092 509	19.3	.1	X
4312	Eggs	3 076	69 065 823	6 847 922	9.9	.4	X
4313	Live poultry	591	4 533 096	675 149	14.9	Z	X
4314	Other poultry (excluding frozen packaged)	2 666	42 005 170	10 629 814	25.3	.6	X
4400	Confectionery	7 658	174 378 207	34 971 922	20.1	1.9	13.8
4411	Candy	4 461	82 012 941	14 559 791	17.8	.8	X
4412	Chewing gum	1 386	21 336 641	1 606 874	7.5	.1	X
4413	Nuts	3 483	53 881 242	4 292 961	8.0	.2	X
4414	Chips and popcorn	3 946	87 847 265	11 183 880	12.7	.6	X
4415	Other confections	1 355	25 916 167	1 792 993	6.9	.1	X
4500	Fish and seafoods (excluding canned and frozen packaged)	5 518	95 318 243	15 774 936	16.6	.8	X
4600	Meat and meat products (fresh and unpackage)	8 654	226 643 233	61 449 387	27.1	3.3	42.5
4611	Beef (not killed on location)	5 812	150 841 005	28 011 264	18.6	1.5	X
4612	Veal (not killed on location)	2 105	37 083 912	1 229 413	3.3	.1	X
4613	Lamb and mutton (not killed on location)	1 689	35 395 450	1 178 979	3.3	.1	X
4614	Pork (not killed on location)	4 461	112 981 553	10 624 381	9.4	.6	X
4615	Sausage and prepared meats made on location	1 424	15 381 232	999 916	6.5	.1	X
4616	Sausage and prepared meats not made on location	4 318	119 721 455	12 312 746	10.3	.7	X
4617	Meat from animals killed on location	176	2 257 467	358 604	15.9	Z	X
4618	Other meat products	2 699	92 007 069	6 693 022	7.3	.4	X
4700	Fresh fruits and vegetables	10 002	175 757 461	52 357 654	29.8	2.8	18.6
4711	Fresh fruits	8 366	147 250 482	30 014 510	20.4	1.6	X
4712	Prepackaged fresh-cut vegetables (carrots, salads, etc.)	3 135	50 890 865	3 662 424	7.2	.2	X
4713	Other fresh vegetables	5 348	62 396 470	17 580 777	28.2	.9	X
4800	Coffee, tea, and spices	8 945	240 652 109	22 065 192	9.2	1.2	46.6
4811	Coffee	5 986	179 742 423	13 953 296	7.8	.7	X
4812	Tea	4 360	117 869 266	2 634 951	2.2	.1	X
4813	Spices	4 852	131 955 532	4 960 192	3.8	.3	X
4820	Bread and baked goods	7 485	131 634 224	23 748 121	18.0	1.3	55.2
4821	Breads and rolls	3 593	55 543 895	6 757 030	12.2	.4	X
4822	Cookies, cakes, and other baked goods	6 005	114 608 945	16 859 145	14.7	.9	X
4830	Canned foods	9 089	253 218 717	56 583 533	22.3	3.0	45.5
4831	Canned and bottled fruits, vegetables, and juices	7 585	221 154 374	32 602 047	14.7	1.7	X
4832	Canned and bottled baby foods	1 742	98 786 536	3 159 238	3.2	.2	X
4833	Canned meats	2 896	118 438 581	3 100 024	2.6	.2	X
4834	Canned fish and seafoods	3 979	135 788 087	4 374 302	3.2	.2	X
4835	Canned milk	1 454	66 036 923	1 086 210	1.6	.1	X
4836	Other canned foods	4 253	158 238 570	11 697 489	7.4	.6	X
4840	Food and beverage basic materials (include flavoring extracts, fruit peel, hop extract, industrial molasses, sausage casings, malt, yeast, etc.)	3 665	69 964 567	8 040 061	11.5	.4	X
4850	Soft drinks and bottled water	10 291	230 542 664	35 192 735	15.3	1.9	47.5
4851	Soft drinks, packaged	7 814	169 737 768	28 002 950	16.5	1.5	X
4852	Soft drinks, pre and post mix bulk	3 082	80 677 482	3 286 378	4.1	.2	X
4853	Bottled water	6 073	145 071 549	3 874 249	2.7	.2	X
4860	Other grocery specialties	13 501	335 646 304	98 192 065	29.3	5.2	50.1
4861	Pasta	5 601	160 457 597	6 619 911	4.1	.4	X
4862	Breakfast cereals	3 510	157 231 547	16 548 785	10.5	.9	X
4863	Cooking oils and margarine	5 588	163 006 495	7 290 694	4.5	.4	X
4864	Flour	4 453	120 338 391	4 733 432	3.9	.3	X
4865	Pickles, preserves, jellies, jams, and sauces	5 616	175 149 672	8 035 225	4.6	.4	X
4866	Sugar, refined	4 275	121 064 663	4 812 634	4.0	.3	X
4867	Pet foods	2 712	114 223 547	7 643 931	6.7	.4	X
4868	Grocery specialties, n.e.c.	7 084	198 368 641	42 223 688	21.3	2.2	X
4900	Grain and beans	9 378	190 306 246	114 057 603	59.9	6.1	44.3
4911	Corn (for grain)	5 903	109 317 232	42 199 046	38.6	2.2	X
4912	Oats and barley	2 803	38 833 017	2 195 766	5.7	.1	X
4913	Wheat	4 947	86 083 003	20 463 192	23.8	1.1	X
4914	Sorghum (for grain)	1 643	51 110 112	3 664 968	7.2	.2	X
4915	Soybeans	5 010	100 569 933	32 479 644	32.3	1.7	X
4916	Other grain and beans (rice and edible and inedible beans)	1 847	45 724 123	10 051 572	22.0	.5	X
5000	Cattle, hogs, sheep, and goats	2 326	26 240 957	23 941 057	91.2	1.3	74.8
5011	Cattle	1 644	21 533 886	18 823 351	87.4	1.0	X
5012	Hogs	1 362	13 672 914	4 566 573	33.4	.2	X
5013	Sheep	534	6 709 591	408 010	6.1	Z	X
5014	Goats	346	3 924 072	141 404	3.6	Z	X
5100	Hides, skins, and pelts	305	2 781 592	2 172 262	78.1	.1	X
5120	Leaf tobacco	574	11 102 228	3 884 766	35.0	.2	19.1
5121	Leaf tobacco stemmed and re-dried at this location	28	416 681	414 494	99.5	Z	X
5122	All other leaf tobacco	306	3 334 988	3 244 432	97.3	.2	X
5130	Wool, wool tops, and mohair	91	245 293	196 954	80.3	Z	X

See footnotes at end of table.

Table 2. All Types of Operation by Kind of Business and Commodity Line for Wholesale Trade: 1997—Con.

[Includes only establishments with payroll. For meaning of abbreviations and symbols, see introductory text. For explanation of terms, see Appendix A]

NAICS code and CL code	Kind of business and commodity line	Establishments handling commodity line		Commodity line sales			Sales coverage percent
		Number	Total sales (\$1,000)	Amount ¹ (\$1,000)	As percent of total sales of—		
					Establishments handling line	Establishments in NAICS industry ¹	
422	Wholesale trade, nondurable goods—Con.						
5140	Other farm products, inedible	1 160	14 269 094	6 904 063	48.4	.4	76.6
5141	Raw sugar	26	3 355 868	2 012 667	60.0	.1	X
5142	Horses, mules, and donkeys	351	1 966 102	587 457	29.9	Z	X
5143	Farm products, n.e.c.	804	8 627 243	4 161 163	48.2	.2	X
5200	Raw cotton	408	11 193 338	10 522 085	94.0	.6	X
5300	Plastics materials and basic shapes	5 975	58 485 927	34 766 038	59.4	1.8	48.0
5311	Plastic pipes, rods, tubes, and shapes	1 564	7 994 506	4 633 202	58.0	.2	X
5312	High pressure laminates	542	4 014 270	2 226 770	55.5	.1	X
5313	Plastics raw materials	1 800	30 234 665	17 825 273	59.0	.9	X
5314	Other plastics materials and basic shapes	2 774	17 621 654	9 666 608	54.9	.5	X
5320	Industrial gases (welding, etc.)	1 228	5 764 694	2 524 928	43.8	.1	X
5330	Chemicals and allied products (excluding agricultural, plastics, gases, and petroleum)	16 882	226 984 451	95 061 801	41.9	5.1	25.0
5331	Gasses, compressed and liquified, except L.P.	1 013	13 103 412	3 319 249	25.3	.2	X
5332	Alkalies and chlorine	1 683	20 856 563	9 775 791	46.9	.5	X
5334	Organic fibers	242	7 158 573	3 969 333	55.4	.2	X
5335	Detergents and soaps	6 017	96 308 963	13 392 976	13.9	.7	X
5336	Sanitation chemicals, polishes, and waxes	2 586	14 282 650	2 385 856	16.7	.1	X
5338	Wood chemicals, naval stores, and gum	392	4 543 439	685 203	15.1	Z	X
5341	Insecticides, nonagricultural	877	4 525 869	754 114	16.7	Z	X
5342	Adhesives, sealants, and glues	1 580	10 014 578	2 535 339	25.3	.1	X
5343	Explosives	392	2 126 380	1 864 414	87.7	.1	X
5344	Other chemicals and allied products	8 364	86 536 822	53 727 047	62.1	2.9	X
5400	Petroleum products	12 200	245 673 758	204 891 712	83.4	10.9	66.0
5411	Aviation gasoline	1 000	19 630 426	3 553 939	18.1	.2	X
5412	Motor gasoline	8 636	201 368 916	114 472 849	56.8	6.1	X
5413	Special naphtha	271	5 563 480	485 875	8.7	Z	X
5414	Jet fuel (naphtha or kerosine type)	1 138	70 561 240	5 417 580	7.7	.3	X
5415	No. 2 distillate fuel oil (no. 2 diesel and no. 2 heating oil)	8 081	189 944 168	48 842 278	25.7	2.6	X
5416	All other distillate fuel oil (no. 1 and no. 4 diesel and heating)	4 643	106 801 752	8 040 124	7.5	.4	X
5417	Residual fuel oil (no. 5, no. 6, heavy diesel, etc.)	530	29 157 637	8 386 043	28.8	.4	X
5418	Lubricating oil and greases	8 057	73 143 616	15 481 141	21.2	.8	X
5420	Liquified petroleum gases (excluding natural gas)	1 562	32 073 448	8 270 776	25.8	.4	X
5500	Crude oil	341	64 480 950	47 171 784	73.2	2.5	X
5520	Other petroleum products (including asphalt, road oil, wax, etc.)	712	18 680 919	4 332 389	23.2	.2	X
5600	Beer and ale	4 401	56 108 234	34 755 841	61.9	1.8	X
5700	Wines and distilled alcoholic beverages	3 218	50 211 951	34 401 759	68.5	1.8	59.5
5711	Wines	2 264	38 842 913	15 131 377	39.0	.8	X
5712	Distilled liquor (including premixed alcoholic drinks)	1 413	35 384 205	19 123 065	54.0	1.0	X
5800	Farm supplies	11 776	112 276 338	58 097 080	51.7	3.1	37.9
5811	Hay, straw, and alfalfa	1 009	6 352 954	1 616 780	25.4	.1	X
5812	Feeds (poultry and livestock) not mixed on location	3 266	27 097 632	6 041 550	22.3	.3	X
5813	Prepared feeds (poultry and livestock) mixed on location	1 457	12 942 814	2 072 252	16.0	.1	X
5814	Weed killers, soil sterilizers, and soil conditioners	2 354	20 206 289	6 468 210	32.0	.3	X
5815	Insecticides, fungicides, and pesticides	2 797	22 516 710	5 927 151	26.3	.3	X
5816	Other agricultural chemicals and fertilizers	6 405	63 226 668	24 664 517	39.0	1.3	X
5817	Seeds and bulbs	3 997	38 803 777	9 222 570	23.8	.5	X
5818	Other farm supplies (including harness and saddlery equipment)	2 591	13 135 431	1 896 051	14.4	.1	X
5900	Tobacco and tobacco products	3 489	113 001 717	45 842 182	40.6	2.4	34.3
5911	Cigars	2 465	66 183 762	6 001 800	9.1	.3	X
5912	Cigarettes	2 471	62 784 949	35 092 313	55.9	1.9	X
5913	Other tobacco products (excluding leaf)	1 962	43 546 259	4 001 546	9.2	.2	X
6000	Paint, paint supplies, and wallpaper	2 866	11 423 925	6 964 670	61.0	.4	39.1
6011	Architectural coatings (enamels, primers, stains, solvents, and lacquers)	1 071	4 370 533	2 222 875	50.9	.1	X
6012	Industrial/OEM coatings (coatings applied by original manufacturers to products during manufacturing)	619	2 569 646	1 031 956	40.2	.1	X
6013	Special purpose coatings (automotive, refinish, marine, traffic coatings)	1 024	2 714 646	1 663 174	61.3	.1	X
6014	Paint supplies	1 020	3 035 398	1 060 728	34.9	.1	X
6015	Wallpaper	479	1 506 477	896 234	59.5	Z	X
6100	Books, periodicals, newspapers, and miscellaneous printed materials	5 486	39 092 166	32 831 648	84.0	1.7	53.8
6101	Books	3 473	25 379 503	16 980 859	66.9	.9	X
6102	Other periodicals, newspapers, and miscellaneous printed materials	2 537	19 373 362	15 708 509	81.1	.8	X
6110	Flowers and florists' supplies	4 283	9 198 498	7 833 113	85.2	.4	X
6120	Art goods (including novelties and souvenirs)	6 049	15 199 576	9 244 396	60.8	.5	39.7
6121	Art materials	1 980	4 709 302	3 414 825	72.5	.2	X
6122	Novelties and souvenirs	4 312	10 256 650	5 757 047	56.1	.3	X
6130	Textile bags, bagging, and burlap	722	1 534 543	828 437	54.0	Z	X
6150	Nondurable goods, n.e.c.	7 483	24 882 943	17 959 301	72.2	1.0	X
9700	Service receipts and labor charges (including installed parts)	7 887	55 656 435	2 884 759	5.2	.2	4.9
9701	Labor charges for repair work	4 782	25 377 841	801 401	3.2	Z	X
9702	Parts installed in repair work	2 668	7 801 068	229 614	2.9	Z	X
9703	Other service receipts and labor charges—Specify	3 645	32 103 682	1 292 180	4.0	.1	X
9720	Receipts for service contracts	1 072	1 947 171	345 372	17.7	Z	X
9730	Advertising specialties (paper novelties, etc.)	559	1 865 134	172 471	9.2	Z	X
9740	Receipts for installing equipment	586	527 908	75 748	14.3	Z	X
9810	Miscellaneous commodities	9 899	178 042 492	12 722 050	7.1	.7	X
9840	Pipeline transportation receipts	21	1 032 964	7 974	.8	Z	X
9910	Receipts from Commodity Credit Corporation	292	3 488 411	24 076	.7	Z	X
9920	Receipts for farm product preparation services (cleaning, shelling, etc.)	1 548	16 169 600	563 127	3.5	Z	X
9930	Sales of integrated systems which you wrote or modified software	172	147 913	31 894	21.6	Z	X

See footnotes at end of table.

Table 2. All Types of Operation by Kind of Business and Commodity Line for Wholesale Trade: 1997—Con.

[Includes only establishments with payroll. For meaning of abbreviations and symbols, see introductory text. For explanation of terms, see Appendix A]

NAICS code and CL code	Kind of business and commodity line	Establishments handling commodity line		Commodity line sales			Sales coverage percent
		Number	Total sales (\$1,000)	Amount ¹ (\$1,000)	As percent of total sales of—		
					Establishments handling line	Establishments in NAICS industry ¹	
422	Wholesale trade, nondurable goods—Con.						
9940	Rental and leasing receipts	3 279	25 963 562	858 348	3.3	Z	.9
9941	Computer rental and leasing receipts	131	112 989	14 748	13.1	Z	X
9942	Photocopying machine rental	356	582 933	88 046	15.1	Z	X
9943	Other office machine rental receipts	488	803 093	27 978	3.5	Z	X
9944	Other rental receipts	52	20 445	257	1.3	Z	X
9950	Construction receipts	47	47 070	7 927	16.8	Z	X
9960	Custom software (designed to customer specifications)	176	140 907	20 608	14.6	Z	X
9970	Receipts for printing or photocopying performed at this establishment	234	409 174	64 505	15.8	Z	X
4221	Paper & paper product whse	15 848	X	117 062 485	X	100.0	77.1
0200	New and rebuilt automotive parts and supplies	14	6 580	636	9.7	Z	26.7
0211	Batteries	6	4 764	206	4.3	Z	X
0213	Electrical engine parts (including ignition parts)	6	174	3	1.7	Z	X
0216	Glass	6	4 764	39	.8	Z	X
0218	Filters (oil, air, gas, and transmission)	6	4 764	121	2.5	Z	X
0219	Engine parts, except electrical	6	4 764	39	.8	Z	X
0221	Body parts and repair materials	6	4 764	39	.8	Z	X
0224	Accessories	6	4 764	39	.8	Z	X
0400	Household and lawn furniture	200	921 730	141 210	15.3	.1	59.3
0412	Sleep furniture and equipment	195	912 945	140 471	15.4	.1	X
0420	Office and business furniture	1 301	9 860 923	1 419 265	14.4	1.2	1.8
0421	New office furniture (wooden and metal)	1 231	9 543 591	1 333 208	14.0	1.1	X
0422	New store and restaurant furniture	10	112 445	754	.7	Z	X
0423	New public furniture (theater seats, church pews, park benches, and school desks)	31	46 320	2 862	6.2	Z	X
0424	Used office and business furniture	219	1 673 848	70 059	4.2	.1	X
0500	Household china, glassware, crockery, and plastic housewares	34	155 531	18 563	11.9	Z	X
0530	Flooring and floor coverings	10	10 948	465	4.2	Z	X
0540	Other home furnishings	51	409 980	47 041	11.5	Z	8.4
0541	Metal flatware and kitchen utensils	7	61 403	8 927	14.5	Z	X
0542	Mirrors, lamps, and picture frames	34	288 568	28 937	10.0	Z	X
0543	Home furnishings, n.e.c.	13	139 762	8 974	6.4	Z	X
0730	Flat glass and other construction glass (excluding automotive)	12	15 568	2 116	13.6	Z	X
0800	Photographic equipment and supplies (excluding video)	236	2 721 660	201 241	7.4	.2	1.4
0813	Photographic film	19	260 364	24 683	9.5	Z	X
0814	Developing supplies (excluding film)	15	199 066	30 900	15.5	Z	X
0815	Other photographic equipment and supplies	190	2 006 373	116 121	5.8	.1	X
0900	Office equipment	1 363	8 790 197	1 022 417	11.6	.9	4.5
0911	Typewriters and dedicated word processors	438	1 997 406	63 153	3.2	.1	X
0912	Calculators and accounting machines	626	3 587 452	176 623	4.9	.2	X
0913	Copying machines and equipment	889	5 507 403	658 608	12.0	.6	X
0914	Dictating, transcribing, and recording machines	117	741 344	31 822	4.3	Z	X
0915	Mailing, letter handling, and addressing machines	123	884 192	87 129	9.9	.1	X
0920	New computer equipment	623	4 736 756	434 030	9.2	.4	10.4
0921	Computers	242	1 704 449	116 218	6.8	.1	X
0922	Computer storage devices	107	511 797	13 867	2.7	Z	X
0923	Computer printers	408	2 911 457	231 551	8.0	.2	X
0924	Other computer peripheral equipment	189	968 693	64 427	6.7	.1	X
0930	Used computer equipment	18	19 236	871	4.5	Z	X
0950	Computer software (packaged)	248	1 462 096	108 241	7.4	.1	X
0960	Restaurant and hotel equipment and supplies	558	7 748 864	1 705 429	22.0	1.5	X
0970	Store machines and equipment	258	1 040 218	58 329	5.6	.1	1.7
0971	Vending machines	33	184 635	17 414	9.4	Z	X
0972	Other store machines and equipment	201	538 728	21 058	3.9	Z	X
1000	Medical, hospital, and surgical supplies	19	2 119 372	518 570	24.5	.4	75.0
1013	Other surgical, medical, and hospital supplies	16	74 419	8 724	11.7	Z	X
1040	Religious and school supplies	213	1 252 009	56 370	4.5	Z	2.3
1042	School supplies	183	820 456	43 816	5.3	Z	X
1140	Iron and steel wire and wire products	15	38 851	2 622	6.7	Z	7.9
1143	Wire rope, strand, strapping, reinforcement mesh, and bale ties	12	35 501	1 558	4.4	Z	X
1220	Aluminum shapes, forms, etc.	6	36 442	4 613	12.7	Z	X
1400	Electrical apparatus and equipment	22	40 986	1 826	4.5	Z	1.2
1415	Electric bulbs (all types)	19	29 563	1 508	5.1	Z	X
1500	Electrical appliances, household	35	206 460	17 860	8.7	Z	.6
1511	Televisions	22	56 686	2 960	5.2	Z	X
1600	Electronic parts and equipment, except communication	36	156 772	13 521	8.6	Z	4.5
1618	Electronic parts and equipment, n.e.c.	22	49 143	6 888	14.0	Z	X
1650	Communication equipment and supplies	25	43 999	2 910	6.6	Z	6.6
1652	Other electronic communication equipment	23	42 296	2 828	6.7	Z	X
1700	Hardware	57	127 649	19 402	15.2	Z	2.5
1711	Hand tools (including power driven)	7	9 551	1 212	12.7	Z	X
2100	Construction and mining machinery and equipment (including parts and attachments)	7	7 150	349	4.9	Z	X
2320	General-purpose industrial machinery, equipment, and parts	67	222 360	21 541	9.7	Z	X
2340	Materials handling machinery, equipment, and parts	11	35 139	3 912	11.1	Z	X
2360	Other industrial machinery, equipment, and parts	58	203 245	19 741	9.7	Z	76.8
2363	New printing trades machinery, equipment, and supplies	55	179 617	15 489	8.6	Z	X

See footnotes at end of table.

Table 2. All Types of Operation by Kind of Business and Commodity Line for Wholesale Trade: 1997—Con.

[Includes only establishments with payroll. For meaning of abbreviations and symbols, see introductory text. For explanation of terms, see Appendix A]

NAICS code and CL code	Kind of business and commodity line	Establishments handling commodity line		Commodity line sales			Sales coverage percent
		Number	Total sales (\$1,000)	Amount ¹ (\$1,000)	As percent of total sales of—		
					Establishments handling line	Establishments in NAICS industry ¹	
4221	Paper & paper product whse—Con.						
2450	Industrial containers and supplies	399	3 948 925	298 668	7.6	.3	3.4
2451	New and reconditioned drums and barrels	18	374 562	1 785	.5	Z	X
2452	Bottles and bottlers' supplies	31	378 270	3 760	1.0	Z	X
2454	Other industrial containers and supplies	371	3 728 222	284 622	7.6	.2	X
2460	Other industrial supplies	1 304	12 338 615	983 525	8.0	.8	2.5
2461	Printing and duplicating inks	15	21 860	895	4.1	Z	X
2462	Abrasives and abrasive materials	79	252 902	14 211	5.6	Z	X
2463	Nylon, polyester, and synthetic rubber	30	72 218	1 108	1.5	Z	X
2464	Mechanical rubber goods	93	930 682	115 671	12.4	.1	X
2465	Strapping and tape	650	3 143 279	309 738	9.9	.3	X
2466	Industrial supplies, n.e.c.	324	4 034 779	164 667	4.1	.1	X
2520	Custodial (janitors') equipment and supplies	1 493	15 139 273	1 406 113	9.3	1.2	1.5
2521	Custodial equipment—power equipment	819	8 611 162	204 426	2.4	.2	X
2522	Custodial equipment—nonpower equipment	638	3 707 589	87 033	2.3	.1	X
2523	Custodial supplies	1 087	10 504 163	1 001 013	9.5	.9	X
2530	Laundry and dry-cleaning equipment and supplies	50	136 058	4 369	3.2	Z	X
2540	Other service establishment equipment and supplies	7	16 150	1 577	9.8	Z	69.6
2542	Service establishment equipment and supplies, n.e.c.	7	16 150	1 577	9.8	Z	X
2700	Sporting and recreational goods and supplies	13	16 161	2 307	14.3	Z	11.8
2713	Billiards, pool, bowling equipment, and accessories	3	16 161	370	2.3	Z	X
2718	Other sporting and recreational goods (go carts, bait, etc.)	13	13 111	1 937	14.8	Z	X
2800	Toys and hobby goods and supplies	134	1 154 689	118 493	10.3	.1	10.9
2811	Video games and cartridges	12	321 273	41 330	12.9	Z	X
2812	Other toys and games (including fireworks and children's vehicles)	38	28 752	8 472	29.5	Z	X
2813	Crafts and craft supplies	23	3 889	406	10.4	Z	X
2814	Other hobby goods and accessories	14	15 685	458	2.9	Z	X
2930	Recyclable paper and paperboard	31	67 814	8 485	12.5	Z	X
2940	Recyclable materials, except metal	12	13 258	1 365	10.3	Z	34.4
2943	Recyclable plastics	6	3 152	56	1.8	Z	X
3000	Jewelry, diamonds, gem stones, and watches	14	145 951	11 654	8.0	Z	X
3130	Compact discs, prerecorded audio tapes, and phonograph records	6	8 114	912	11.2	Z	X
3140	Prerecorded video tapes	8	17 558	1 281	7.3	Z	X
3150	Other durable goods	9	25 453	6 333	24.9	Z	54.3
3154	Other durable goods, n.e.c.	9	25 453	6 333	24.9	Z	X
3200	Printing and writing paper	4 114	51 253 723	34 889 627	68.1	29.8	66.6
3211	Roll newspaper and rotogravure paper	928	14 542 785	4 041 152	27.8	X	3.5
3212	Fine roll paper	1 194	24 834 654	12 066 966	48.6	10.3	X
3213	Other printing and writing paper	3 351	37 231 992	18 781 509	50.4	16.0	X
3300	Stationery, office supplies and greeting cards	9 594	49 207 618	28 852 174	58.6	24.6	63.8
3311	Business forms	6 168	23 381 558	8 703 882	37.2	7.4	X
3312	Stationery, photocopy paper, and typing paper	4 481	31 491 658	4 173 027	13.3	3.6	X
3313	Linked ribbons, carbon paper, pens and pencils	2 860	16 882 463	2 128 080	12.6	1.8	X
3314	Toner and cartridges	2 650	13 184 798	2 757 641	20.9	2.4	X
3315	Greeting cards	2 913	6 462 202	3 942 659	61.0	3.4	X
3316	Other stationery supplies (envelopes, ruled forms, and binder paper)	5 114	28 435 777	7 146 875	25.1	6.1	X
3400	Industrial and personal services paper and plastics	6 677	63 962 067	40 226 407	62.9	34.4	60.3
3411	Paperboard and boxboard boxes	3 734	31 589 637	12 591 351	39.9	10.8	X
3412	Paper dishes, cups, and napkins	2 305	25 669 938	3 751 059	14.6	3.2	X
3413	Industrial paper (wrapping, bags, cartons, etc.)	3 747	32 313 561	9 062 047	28.0	7.7	X
3414	Disposable plastic boxes, containers, cups, dishes, and supplies	2 375	21 579 868	4 982 662	23.1	4.3	X
3415	Other industrial and personal service paper	2 496	24 288 074	9 839 291	40.5	8.4	X
3500	Drugs, pharmaceuticals, cosmetics, and toiletries	161	1 209 617	115 792	9.6	.1	14.6
3512	Nonprescription pharmaceuticals	35	135 380	11 041	8.2	Z	X
3513	Cosmetics	11	73 027	2 453	3.4	Z	X
3515	Other toiletries and druggists' sundries	112	865 504	95 365	11.0	.1	X
3600	Piece goods, knit and woven	11	153 364	13 300	8.7	Z	30.0
3613	Synthetics (excluding synthetic knits)	7	147 900	6 866	4.6	Z	X
3700	Notions (buttons, ribbons, lace, sewing accessories, zippers, bindings, etc.)	14	21 574	1 662	7.7	Z	X
3800	Men's and boys' wear	9	242 265	16 257	6.7	Z	73.7
3811	Men's and boys' suits, coats, and formal wear	7	239 075	9 106	3.8	Z	X
3900	Women's and children's wear	23	390 305	98 647	25.3	.1	27.3
3916	Other women's, misses, and girls' wear (furs, sweaters, millinery, etc.)	6	70 458	25 052	35.6	Z	X
4000	Footwear	8	140 763	14 321	10.2	Z	70.3
4013	Other women's, misses', and girls' footwear	6	136 469	14 231	10.4	Z	X
4100	Frozen foods (packaged)	27	281 131	44 527	15.8	Z	66.7
4112	Fish and seafoods (frozen packaged)	14	196 246	7 336	3.7	Z	X
4113	Vegetables (frozen)	13	179 801	13 030	7.2	Z	X
4115	Meat (frozen packaged)	17	225 265	10 428	4.6	Z	X
4116	Frozen baked goods	13	83 708	5 837	7.0	Z	X
4200	Dairy products (excluding dried or canned)	13	202 912	18 330	9.0	Z	77.1
4211	Butter	6	122 194	1 085	.9	Z	X
4212	Cheese	10	169 098	5 138	3.0	Z	X
4300	Poultry and poultry products	13	194 533	10 108	5.2	Z	X
4400	Confectionery	43	290 884	37 371	12.8	Z	5.1
4411	Candy	40	286 789	33 244	11.6	Z	X
4413	Nuts	27	60 417	3 171	5.2	Z	X
4600	Meat and meat products (fresh and unpackaged)	6	140 769	17 940	12.7	Z	67.6
4616	Sausage and prepared meats not made on location	6	140 769	12 665	9.0	Z	X

See footnotes at end of table.

Table 2. All Types of Operation by Kind of Business and Commodity Line for Wholesale Trade: 1997—Con.

[Includes only establishments with payroll. For meaning of abbreviations and symbols, see introductory text. For explanation of terms, see Appendix A]

NAICS code and CL code	Kind of business and commodity line	Establishments handling commodity line		Commodity line sales			Sales coverage percent
		Number	Total sales (\$1,000)	Amount ¹ (\$1,000)	As percent of total sales of—		
					Establishments handling line	Establishments in NAICS industry ¹	
4221	Paper & paper product whse—Con.						
4800	Coffee, tea, and spices	34	234 161	13 812	5.9	Z	64.4
4811	Coffee	28	196 451	10 952	5.6	Z	X
4812	Tea	9	62 305	1 180	1.9	Z	X
4820	Bread and baked goods	13	122 722	16 013	13.0	Z	69.2
4821	Breads and rolls	7	81 005	4 389	5.4	Z	X
4822	Cookies, cakes, and other baked goods	12	122 121	11 384	9.3	Z	X
4830	Canned foods	26	331 811	44 626	13.4	Z	44.6
4831	Canned and bottled fruits, vegetables, and juices	26	331 811	31 854	9.6	Z	X
4836	Other canned foods	11	263 449	9 767	3.7	Z	X
4840	Food and beverage basic materials (include flavoring extracts, fruit peel, hop extract, industrial molasses, sausage casings, malt, yeast, etc.)	6	31 827	2 282	7.2	Z	X
4850	Soft drinks and bottled water	25	102 448	3 602	3.5	Z	45.9
4851	Soft drinks, packaged	20	99 709	2 425	2.4	Z	X
4853	Bottled water	16	80 979	1 177	1.5	Z	X
4860	Other grocery specialties	222	2 122 197	78 145	3.7	.1	3.9
4861	Pasta	17	234 054	1 666	.7	Z	X
4862	Breakfast cereals	30	253 494	1 246	.5	Z	X
4863	Cooking oils and margarine	42	266 402	2 946	1.1	Z	X
4864	Flour	47	514 018	10 905	2.1	Z	X
4865	Pickles, preserves, jellies, jams, and sauces	60	291 736	8 809	3.0	Z	X
4866	Sugar, refined	37	443 919	1 901	.4	Z	X
4868	Grocery specialties, n.e.c.	90	493 952	36 549	7.4	Z	X
5300	Plastics materials and basic shapes	490	2 442 776	321 545	13.2	.3	.9
5313	Plastics raw materials	66	300 079	78 913	26.3	.1	X
5314	Other plastics materials and basic shapes	314	1 620 596	188 743	11.6	.2	X
5330	Chemicals and allied products (excluding agricultural, plastics, gases, and petroleum)	1 031	6 194 097	641 967	10.4	.5	8.2
5332	Alkalies and chlorine	52	403 381	28 114	7.0	Z	X
5334	Organic fibers	13	30 570	834	2.7	Z	X
5335	Detergents and soaps	821	4 146 325	271 123	6.5	.2	X
5336	Sanitation chemicals, polishes, and waxes	351	2 302 549	140 854	6.1	.1	X
5341	Insecticides, nonagricultural	17	29 393	789	2.7	Z	X
5342	Adhesives, sealants, and glues	76	1 234 817	123 153	10.0	.1	X
5344	Other chemicals and allied products	260	1 806 171	72 983	4.0	.1	X
5400	Petroleum products	49	987 350	288 001	29.2	.2	2.7
5418	Lubricating oil and greases	25	502 490	142 925	28.4	.1	X
5800	Farm supplies	16	6 192	811	13.1	Z	X
5900	Tobacco and tobacco products	42	113 435	30 601	27.0	Z	52.2
5911	Cigars	19	40 293	2 132	5.3	Z	X
5912	Cigarettes	31	47 826	7 508	15.7	Z	X
5913	Other tobacco products (excluding leaf)	35	109 638	20 948	19.1	Z	X
6000	Paint, paint supplies, and wallpaper	6	234 143	8 000	3.4	Z	X
6100	Books, periodicals, newspapers, and miscellaneous printed materials	364	3 203 203	182 249	5.7	.2	.3
6101	Books	235	1 600 590	70 495	4.4	.1	X
6102	Other periodicals, newspapers, and miscellaneous printed materials	38	76 670	14 774	19.3	Z	X
6110	Flowers and florists' supplies	11	41 515	3 506	8.4	Z	X
6120	Art goods (including novelties and souvenirs)	449	3 088 582	169 270	5.5	.1	5.4
6121	Art materials	79	359 242	15 153	4.2	Z	X
6122	Novelties and souvenirs	366	2 018 419	90 149	4.5	.1	X
6130	Textile bags, bagging, and burlap	25	56 122	10 433	18.6	Z	X
6150	Nondurable goods, n.e.c.	42	858 767	263 860	30.7	.2	X
9700	Service receipts and labor charges (including installed parts)	748	2 765 965	237 142	8.6	.2	16.8
9701	Labor charges for repair work	563	1 770 399	79 776	4.5	.1	X
9702	Parts installed in repair work	470	1 325 676	29 396	2.2	Z	X
9703	Other service receipts and labor charges—Specify	202	892 268	75 966	8.5	.1	X
9720	Receipts for service contracts	225	923 103	141 969	15.4	.1	X
9730	Advertising specialties (paper novelties, etc.)	23	175 818	17 616	10.0	Z	X
9740	Receipts for installing equipment	23	71 311	1 074	1.5	Z	X
9810	Miscellaneous commodities	942	9 022 425	1 351 411	15.0	1.2	X
9940	Rental and leasing receipts	197	413 210	19 109	4.6	Z	16.9
9941	Computer rental and leasing receipts	15	24 841	1 130	4.5	Z	X
9942	Photocopying machine rental	52	115 832	4 439	3.8	Z	X
9943	Other office machine rental receipts	66	94 494	6 998	7.4	Z	X
9960	Custom software (designed to customer specifications)	19	39 720	2 035	5.1	Z	X
9970	Receipts for printing or photocopying performed at this establishment	155	296 888	49 083	16.5	Z	X
42211	Printing & writing paper whse	2 309	X	38 397 487	X	100.0	78.6
0420	Office and business furniture	36	239 258	9 891	4.1	Z	2.5
0421	New office furniture (wooden and metal)	36	239 258	7 837	3.3	Z	X
0422	New store and restaurant furniture	10	112 445	754	.7	Z	X
0424	Used office and business furniture	9	71 782	1 300	1.8	Z	X
0800	Photographic equipment and supplies (excluding video)	43	741 757	101 254	13.7	.3	2.5
0815	Other photographic equipment and supplies	34	535 717	70 810	13.2	.2	X
0900	Office equipment	44	331 115	24 639	7.4	.1	3.2
0911	Typewriters and dedicated word processors	6	22 980	281	1.2	Z	X
0912	Calculators and accounting machines	13	49 243	875	1.8	Z	X
0913	Copying machines and equipment	27	275 552	20 801	7.5	.1	X
0915	Mailing, letter handling, and addressing machines	13	99 279	1 508	1.5	Z	X

See footnotes at end of table.

Table 2. All Types of Operation by Kind of Business and Commodity Line for Wholesale Trade: 1997—Con.

[Includes only establishments with payroll. For meaning of abbreviations and symbols, see introductory text. For explanation of terms, see Appendix A]

NAICS code and CL code	Kind of business and commodity line	Establishments handling commodity line		Commodity line sales			Sales coverage percent
		Number	Total sales (\$1,000)	Amount ¹ (\$1,000)	As percent of total sales of—		
					Establishments handling line	Establishments in NAICS industry ¹	
42211	Printing & writing paper whse—Con.						
0920	New computer equipment	54	236 154	20 429	8.7	.1	4.6
0921	Computers	20	28 116	677	2.4	Z	X
0923	Computer printers	27	64 270	9 801	15.3	Z	X
0924	Other computer peripheral equipment	20	28 470	2 989	10.5	Z	X
0950	Computer software (packaged)	10	43 222	1 254	2.9	Z	X
0960	Restaurant and hotel equipment and supplies	46	2 075 204	203 057	9.8	.5	X
0970	Store machines and equipment	22	313 907	19 364	6.2	.1	X
1040	Religious and school supplies	28	418 876	10 274	2.5	Z	X
2360	Other industrial machinery, equipment, and parts	7	115 192	7 760	6.7	Z	78.0
2363	New printing trades machinery, equipment, and supplies	7	115 192	7 760	6.7	Z	X
2450	Industrial containers and supplies	44	1 844 322	91 837	5.0	.2	2.6
2454	Other industrial containers and supplies	39	1 708 015	90 125	5.3	.2	X
2460	Other industrial supplies	158	3 707 671	194 502	5.2	.5	.3
2465	Strapping and tape	72	471 429	73 317	15.6	Z	X
2466	Industrial supplies, n.e.c.	144	3 381 174	104 071	3.1	.3	X
2520	Custodial (janitors') equipment and supplies	135	4 589 615	163 982	3.6	.4	.2
2521	Custodial equipment—power equipment	39	2 525 687	2 985	.1	Z	X
2523	Custodial supplies	118	3 282 702	149 951	4.6	.4	X
2800	Toys and hobby goods and supplies	10	35 216	3 575	10.2	Z	X
3200	Printing and writing paper	2 309	38 397 487	32 975 249	85.9	85.9	65.6
3211	Roll newsprint and rotogravure paper	512	11 057 098	3 833 066	34.7	10.0	X
3212	Fine roll paper	850	21 736 502	11 669 155	53.7	30.4	X
3213	Other printing and writing paper	1 898	27 026 746	17 473 027	64.7	45.5	X
3300	Stationery, office supplies and greeting cards	864	11 082 318	2 310 590	20.8	6.0	68.1
3311	Business forms	426	6 098 618	355 968	5.8	.9	X
3312	Stationery, photocopy paper, and typing paper	525	9 991 007	1 436 717	14.4	3.7	X
3313	Inked ribbons, carbon paper, pens and pencils	179	1 254 500	55 439	4.4	.1	X
3314	Toner and cartridges	153	1 317 638	59 595	4.5	.2	X
3315	Greeting cards	95	228 903	8 952	3.9	Z	X
3316	Other stationery supplies (envelopes, ruled forms, and binder paper) ...	526	6 002 678	393 921	6.6	1.0	X
3400	Industrial and personal services paper and plastics	505	10 442 295	1 958 799	18.8	5.1	65.5
3411	Paperboard and boxboard boxes	217	5 678 500	399 703	7.0	1.0	X
3412	Paper dishes, cups, and napkins	109	3 833 401	156 606	4.1	.4	X
3413	Industrial paper (wrapping, bags, cartons, etc.)	380	8 821 094	882 570	10.0	2.3	X
3414	Disposable plastic boxes, containers, cups, dishes, and supplies	150	4 186 798	197 743	4.7	.5	X
3415	Other industrial and personal service paper	164	3 680 777	322 175	8.8	.8	X
3500	Drugs, pharmaceuticals, cosmetics, and toiletries	8	166 646	1 870	1.1	Z	X
5300	Plastics materials and basic shapes	36	389 893	35 897	9.2	.1	.5
5314	Other plastics materials and basic shapes	34	337 904	35 376	10.5	.1	X
5330	Chemicals and allied products (excluding agricultural, plastics, gases, and petroleum)	146	1 044 420	40 533	3.9	.1	.2
5335	Detergents and soaps	139	954 935	30 371	3.2	.1	X
5344	Other chemicals and allied products	139	954 935	6 046	.6	Z	X
6100	Books, periodicals, newspapers, and miscellaneous printed materials	41	596 818	66 789	11.2	.2	X
6120	Art goods (including novelties and souvenirs)	31	101 899	10 628	10.4	Z	1.7
6122	Novelties and souvenirs	27	78 347	6 234	8.0	Z	X
9700	Service receipts and labor charges (including installed parts)	64	605 239	14 801	2.4	Z	7.8
9701	Labor charges for repair work	54	233 854	8 747	3.7	Z	X
9702	Parts installed in repair work	36	157 380	2 557	1.6	Z	X
9703	Other service receipts and labor charges—Specify	9	339 526	2 429	.7	Z	X
9720	Receipts for service contracts	10	13 539	1 897	14.0	Z	X
9810	Miscellaneous commodities	74	979 377	45 020	4.6	.1	X
9940	Rental and leasing receipts	16	11 279	1 679	14.9	Z	58.7
9941	Computer rental and leasing receipts	8	2 398	477	19.9	Z	X
9942	Photocopying machine rental	7	8 469	849	10.0	Z	X
9943	Other office machine rental receipts	8	2 398	149	6.2	Z	X
9960	Custom software (designed to customer specifications)	8	5 832	1 371	23.5	Z	X
9970	Receipts for printing or photocopying performed at this establishment	15	89 231	21 045	23.6	.1	X
422110	Printing & writing paper whse	2 309	X	38 397 487	X	100.0	78.6
0420	Office and business furniture	36	239 258	9 891	4.1	Z	2.5
0421	New office furniture (wooden and metal)	36	239 258	7 837	3.3	Z	X
0422	New store and restaurant furniture	10	112 445	754	.7	Z	X
0424	Used office and business furniture	9	71 782	1 300	1.8	Z	X
0800	Photographic equipment and supplies (excluding video)	43	741 757	101 254	13.7	.3	2.5
0815	Other photographic equipment and supplies	34	535 717	70 810	13.2	.2	X
0900	Office equipment	44	331 115	24 639	7.4	.1	3.2
0911	Typewriters and dedicated word processors	6	22 980	281	1.2	Z	X
0912	Calculators and accounting machines	13	49 243	875	1.8	Z	X
0913	Copying machines and equipment	27	275 552	20 801	7.5	.1	X
0915	Mailing, letter handling, and addressing machines	13	99 279	1 508	1.5	Z	X
0920	New computer equipment	54	236 154	20 429	8.7	.1	4.6
0921	Computers	20	28 116	677	2.4	Z	X
0923	Computer printers	27	64 270	9 801	15.3	Z	X
0924	Other computer peripheral equipment	20	28 470	2 989	10.5	Z	X
0950	Computer software (packaged)	10	43 222	1 254	2.9	Z	X
0960	Restaurant and hotel equipment and supplies	46	2 075 204	203 057	9.8	.5	X
0970	Store machines and equipment	22	313 907	19 364	6.2	.1	X
1040	Religious and school supplies	28	418 876	10 274	2.5	Z	X

See footnotes at end of table.

Table 2. All Types of Operation by Kind of Business and Commodity Line for Wholesale Trade: 1997—Con.

[Includes only establishments with payroll. For meaning of abbreviations and symbols, see introductory text. For explanation of terms, see Appendix A]

NAICS code and CL code	Kind of business and commodity line	Establishments handling commodity line		Commodity line sales			Sales coverage percent
		Number	Total sales (\$1,000)	Amount ¹ (\$1,000)	As percent of total sales of—		
					Establishments handling line	Establishments in NAICS industry ¹	
422110	Printing & writing paper whse—Con.						
2360	Other industrial machinery, equipment, and parts	7	115 192	7 760	6.7	Z	78.0
2363	New printing trades machinery, equipment, and supplies	7	115 192	7 760	6.7	Z	X
2450	Industrial containers and supplies	44	1 844 322	91 837	5.0	.2	2.6
2454	Other industrial containers and supplies	39	1 708 015	90 125	5.3	.2	X
2460	Other industrial supplies	158	3 707 671	194 502	5.2	.5	.3
2465	Strapping and tape	72	471 429	73 317	15.6	.2	X
2466	Industrial supplies, n.e.c.	144	3 381 174	104 071	3.1	.3	X
2520	Custodial (janitors') equipment and supplies	135	4 589 615	163 982	3.6	.4	.2
2521	Custodial equipment—power equipment	39	2 525 687	2 985	.1	Z	X
2523	Custodial supplies	118	3 282 702	149 951	4.6	.4	X
2800	Toys and hobby goods and supplies	10	35 216	3 575	10.2	Z	X
3200	Printing and writing paper	2 309	38 397 487	32 975 249	85.9	85.9	65.6
3211	Roll newsprint and rotogravure paper	512	11 057 098	3 833 066	34.7	10.0	X
3212	Fine roll paper	850	21 736 502	11 669 155	53.7	30.4	X
3213	Other printing and writing paper	1 898	27 026 746	17 473 027	64.7	45.5	X
3300	Stationery, office supplies and greeting cards	864	11 082 318	2 310 590	20.8	6.0	68.1
3311	Business forms	426	6 098 618	355 968	5.8	.9	X
3312	Stationery, photocopy paper, and typing paper	525	9 991 007	1 436 717	14.4	3.7	X
3313	Linked ribbons, carbon paper, pens and pencils	179	1 254 500	55 439	4.4	.1	X
3314	Toner and cartridges	153	1 317 638	59 595	4.5	.2	X
3315	Greeting cards	95	228 903	8 952	3.9	Z	X
3316	Other stationery supplies (envelopes, ruled forms, and binder paper) ...	526	6 002 678	393 921	6.6	1.0	X
3400	Industrial and personal services paper and plastics	505	10 442 295	1 958 799	18.8	5.1	65.5
3411	Paperboard and boxboard boxes	217	5 678 500	399 703	7.0	1.0	X
3412	Paper dishes, cups, and napkins	109	3 833 401	156 606	4.1	.4	X
3413	Industrial paper (wrapping, bags, cartons, etc.)	380	8 821 094	882 570	10.0	2.3	X
3414	Disposable plastic boxes, containers, cups, dishes, and supplies	150	4 186 798	197 743	4.7	.5	X
3415	Other industrial and personal service paper	164	3 680 777	322 175	8.8	.8	X
3500	Drugs, pharmaceuticals, cosmetics, and toiletries	8	166 646	1 870	1.1	Z	X
5300	Plastics materials and basic shapes	36	389 893	35 897	9.2	.1	.5
5314	Other plastics materials and basic shapes	34	337 904	35 376	10.5	.1	X
5330	Chemicals and allied products (excluding agricultural, plastics, gases, and petroleum)	146	1 044 420	40 533	3.9	.1	.2
5335	Detergents and soaps	139	954 935	30 371	3.2	.1	X
5344	Other chemicals and allied products	139	954 935	6 046	.6	Z	X
6100	Books, periodicals, newspapers, and miscellaneous printed materials	41	596 818	66 789	11.2	.2	X
6120	Art goods (including novelties and souvenirs)	31	101 899	10 628	10.4	Z	1.7
6122	Novelties and souvenirs	27	78 347	6 234	8.0	Z	X
9700	Service receipts and labor charges (including installed parts)	64	605 239	14 801	2.4	Z	7.8
9701	Labor charges for repair work	54	233 854	8 747	3.7	Z	X
9702	Parts installed in repair work	36	157 380	2 557	1.6	Z	X
9703	Other service receipts and labor charges—Specify	9	339 526	2 429	.7	Z	X
9720	Receipts for service contracts	10	13 539	1 897	14.0	Z	X
9810	Miscellaneous commodities	74	979 377	45 020	4.6	.1	X
9940	Rental and leasing receipts	16	11 279	1 679	14.9	Z	58.7
9941	Computer rental and leasing receipts	8	2 398	477	19.9	Z	X
9942	Photocopying machine rental	7	8 469	849	10.0	Z	X
9943	Other office machine rental receipts	8	2 398	149	6.2	Z	X
9960	Custom software (designed to customer specifications)	8	5 832	1 371	23.5	Z	X
9970	Receipts for printing or photocopying performed at this establishment	15	89 231	21 045	23.6	.1	X
42212	Stationery & office supplies whse	8 046	X	33 271 034	X	100.0	79.7
0400	Household and lawn furniture	197	915 771	140 924	15.4	.4	61.2
0412	Sleep furniture and equipment	195	912 945	140 471	15.4	.4	X
0420	Office and business furniture	1 232	9 549 199	1 405 534	14.7	4.2	1.8
0421	New office furniture (wooden and metal)	1 195	9 304 333	1 325 371	14.2	4.0	X
0423	New public furniture (theater seats, church pews, park benches, and school desks)	31	46 320	2 862	6.2	Z	X
0424	Used office and business furniture	210	1 602 066	68 759	4.3	.2	X
0500	Household china, glassware, crockery, and plastic housewares	23	119 828	10 127	8.5	Z	X
0540	Other home furnishings	34	308 683	36 253	11.7	.1	2.5
0542	Mirrors, lamps, and picture frames	26	253 200	26 722	10.6	.1	X
0543	Home furnishings, n.e.c.	9	106 193	4 510	4.2	Z	X
0800	Photographic equipment and supplies (excluding video)	160	1 508 311	45 862	3.0	.1	1.0
0815	Other photographic equipment and supplies	156	1 470 656	45 311	3.1	.1	X
0900	Office equipment	1 280	8 372 521	993 870	11.9	3.0	4.8
0911	Typewriters and dedicated word processors	432	1 974 426	62 872	3.2	.2	X
0912	Calculators and accounting machines	612	3 538 209	175 748	5.0	.5	X
0913	Copying machines and equipment	863	5 231 851	637 807	12.2	1.9	X
0914	Dictating, transcribing, and recording machines	117	741 344	31 822	4.3	.1	X
0915	Mailing, letter handling, and addressing machines	110	784 913	85 621	10.9	.3	X
0920	New computer equipment	557	4 449 241	412 588	9.3	1.2	11.2
0921	Computers	223	1 676 333	115 541	6.9	.3	X
0922	Computer storage devices	103	511 383	13 854	2.7	Z	X
0923	Computer printers	381	2 847 187	221 750	7.8	.7	X
0924	Other computer peripheral equipment	169	940 223	61 438	6.5	.2	X
0930	Used computer equipment	13	9 368	293	3.1	Z	X
0950	Computer software (packaged)	235	1 412 713	106 617	7.5	.3	X

See footnotes at end of table.

Table 2. All Types of Operation by Kind of Business and Commodity Line for Wholesale Trade: 1997—Con.

[Includes only establishments with payroll. For meaning of abbreviations and symbols, see introductory text. For explanation of terms, see Appendix A]

NAICS code and CL code	Kind of business and commodity line	Establishments handling commodity line		Commodity line sales			Sales coverage percent
		Number	Total sales (\$1,000)	Amount ¹ (\$1,000)	As percent of total sales of—		
					Establishments handling line	Establishments in NAICS industry ¹	
42212	Stationery & office supplies whsle—Con.						
0960	Restaurant and hotel equipment and supplies	91	201 675	14 444	7.2	Z	X
0970	Store machines and equipment	170	353 485	22 118	6.3	.1	4.3
0971	Vending machines	33	184 635	17 414	9.4	.1	X
0972	Other store machines and equipment	135	165 902	4 211	2.5	Z	X
1040	Religious and school supplies	138	318 244	33 509	10.5	.1	9.7
1042	School supplies	136	305 567	31 229	10.2	.1	X
1400	Electrical apparatus and equipment	6	3 225	141	4.4	Z	3.6
1415	Electric bulbs (all types)	6	3 225	141	4.4	Z	X
1500	Electrical appliances, household	28	186 328	15 140	8.1	Z	.7
1511	Televisions	22	56 686	2 960	5.2	Z	X
1600	Electronic parts and equipment, except communication	23	71 901	10 299	14.3	Z	7.3
1618	Electronic parts and equipment, n.e.c.	22	49 143	6 888	14.0	Z	X
1650	Communication equipment and supplies	23	42 296	2 828	6.7	Z	7.0
1652	Other electronic communication equipment	23	42 296	2 828	6.7	Z	X
1700	Hardware	10	31 974	5 612	17.6	Z	9.7
1711	Hand tools (including power driven)	7	9 551	1 212	12.7	Z	X
2320	General-purpose industrial machinery, equipment, and parts	12	26 317	5 803	22.1	Z	X
2360	Other industrial machinery, equipment, and parts	49	68 489	7 633	11.1	Z	79.7
2363	New printing trades machinery, equipment, and supplies	47	59 678	6 640	11.1	Z	X
2450	Industrial containers and supplies	46	161 899	6 457	4.0	Z	14.8
2454	Other industrial containers and supplies	45	161 352	6 331	3.9	Z	X
2460	Other industrial supplies	297	4 179 511	339 099	8.1	1.0	X
2520	Custodial (janitors') equipment and supplies	273	2 342 335	102 592	4.4	.3	X
2700	Sporting and recreational goods and supplies	6	13 111	2 025	15.4	Z	5.4
2713	Billiards, pool, bowling equipment, and accessories	6	13 111	88	.7	Z	X
2718	Other sporting and recreational goods (go carts, bait, etc.)	6	13 111	1 937	14.8	Z	X
2800	Toys and hobby goods and supplies	92	665 027	73 977	11.1	.2	16.1
2811	Video games and cartridges	12	321 273	41 330	12.9	.1	X
2812	Other toys and games (including fireworks and children's vehicles)	38	28 752	8 472	29.5	Z	X
2813	Crafts and craft supplies	23	3 889	406	10.4	Z	X
2814	Other hobby goods and accessories	14	15 685	458	2.9	Z	X
3000	Jewelry, diamonds, gem stones, and watches	13	142 987	11 064	7.7	Z	X
3130	Compact discs, prerecorded audio tapes, and phonograph records	6	8 114	912	11.2	Z	X
3150	Other durable goods	7	8 963	1 387	15.5	Z	14.3
3154	Other durable goods, n.e.c.	7	8 963	1 387	15.5	Z	X
3200	Printing and writing paper	1 220	7 474 236	1 003 407	13.4	3.0	75.2
3211	Roll newsprint and rotogravure paper	138	372 069	31 061	8.3	.1	X
3212	Fine roll paper	176	793 935	81 437	10.3	.2	X
3213	Other printing and writing paper	1 092	7 241 141	890 909	12.3	2.7	X
3300	Stationery, office supplies and greeting cards	8 046	33 271 034	26 046 453	78.3	78.3	63.3
3311	Business forms	5 479	14 855 963	8 292 557	55.8	24.9	X
3312	Stationery, photocopy paper, and typing paper	3 465	17 428 324	2 423 379	13.9	7.3	X
3313	Inked ribbons, carbon paper, pens and pencils	2 574	15 083 760	2 059 051	13.7	6.2	X
3314	Toner and cartridges	2 476	11 779 427	2 696 444	22.9	8.1	X
3315	Greeting cards	780	6 183 080	3 929 159	63.5	11.8	X
3316	Other stationery supplies (envelopes, ruled forms, and binder paper)	4 301	19 724 273	6 645 858	33.7	20.0	X
3400	Industrial and personal services paper and plastics	679	8 125 808	534 240	6.6	1.6	72.1
3411	Paperboard and boxboard boxes	310	2 186 938	74 482	3.4	.2	X
3412	Paper dishes, cups, and napkins	317	7 147 378	293 259	4.1	.9	X
3413	Industrial paper (wrapping, bags, cartons, etc.)	230	1 376 141	76 545	5.6	.2	X
3414	Disposable plastic boxes, containers, cups, dishes, and supplies	187	896 795	33 203	3.7	.1	X
3415	Other industrial and personal service paper	196	698 006	56 756	8.1	.2	X
3500	Drugs, pharmaceuticals, cosmetics, and toiletries	39	333 633	37 944	11.4	.1	32.3
3512	Nonprescription pharmaceuticals	11	38 908	3 773	9.7	Z	X
3513	Cosmetics	11	73 027	2 453	3.4	Z	X
3515	Other toiletries and druggists' sundries	29	294 725	31 717	10.8	.1	X
3700	Notions (buttons, ribbons, lace, sewing accessories, zippers, bindings, etc.)	7	10 103	1 123	11.1	Z	X
3900	Women's and children's wear	10	143 436	25 053	17.5	.1	X
4400	Confectionery	6	155 010	8 289	5.3	Z	.3
4411	Candy	6	155 010	8 289	5.3	Z	X
4860	Other grocery specialties	72	1 303 522	14 128	1.1	Z	X
5300	Plastics materials and basic shapes	68	278 816	17 929	6.4	.1	X
5330	Chemicals and allied products (excluding agricultural, plastics, gases, and petroleum)	42	242 098	6 380	2.6	Z	1.3
5334	Organic fibers	13	30 570	834	2.7	Z	X
5342	Adhesives, sealants, and glues	15	188 698	5 373	2.8	Z	X
5344	Other chemicals and allied products	14	22 831	173	.8	Z	X
6100	Books, periodicals, newspapers, and miscellaneous printed materials	280	2 516 225	100 048	4.0	.3	.1
6101	Books	235	1 600 590	70 495	4.4	.2	X
6110	Flowers and florists' supplies	7	40 447	3 493	8.6	Z	X
6120	Art goods (including novelties and souvenirs)	385	2 950 447	154 517	5.2	.5	5.6
6121	Art materials	53	314 959	7 108	2.3	Z	X
6122	Novelties and souvenirs	329	1 929 484	83 679	4.3	.3	X
6130	Textile bags, bagging, and burlap	7	30 288	7 666	25.3	Z	X
6150	Nondurable goods, n.e.c.	20	104 719	28 963	27.7	.1	X

See footnotes at end of table.

Table 2. All Types of Operation by Kind of Business and Commodity Line for Wholesale Trade: 1997—Con.

[Includes only establishments with payroll. For meaning of abbreviations and symbols, see introductory text. For explanation of terms, see Appendix A]

NAICS code and CL code	Kind of business and commodity line	Establishments handling commodity line		Commodity line sales			Sales coverage percent
		Number	Total sales (\$1,000)	Amount ¹ (\$1,000)	As percent of total sales of—		
					Establishments handling line	Establishments in NAICS industry ¹	
42212	Stationery & office supplies whse—Con.						
9700	Service receipts and labor charges (including installed parts)	493	1 182 667	143 246	12.1	.4	27.6
9701	Labor charges for repair work	381	980 752	60 440	6.2	.2	X
9702	Parts installed in repair work	301	584 725	15 736	2.7	Z	X
9703	Other service receipts and labor charges—Specify	166	459 760	67 057	14.6	.2	X
9720	Receipts for service contracts	202	851 082	131 068	15.4	.4	X
9730	Advertising specialties (paper novelties, etc.)	15	157 252	15 838	10.1	Z	X
9740	Receipts for installing equipment	20	67 815	876	1.3	Z	X
9810	Miscellaneous commodities	498	6 179 916	1 141 372	18.5	3.4	X
9940	Rental and leasing receipts	105	200 113	11 137	5.6	Z	36.6
9941	Computer rental and leasing receipts	7	22 443	653	2.9	Z	X
9942	Photocopying machine rental	45	107 363	3 590	3.3	Z	X
9943	Other office machine rental receipts	58	92 096	6 849	7.4	Z	X
9960	Custom software (designed to customer specifications)	11	33 888	664	2.0	Z	X
9970	Receipts for printing or photocopying performed at this establishment	127	165 309	17 272	10.4	.1	X
42210	Stationery & office supplies whse	8 046	X	33 271 034	X	100.0	79.7
4000	Household and lawn furniture	197	915 771	140 924	15.4	.4	61.2
0412	Sleep furniture and equipment	195	912 945	140 471	15.4	.4	X
0420	Office and business furniture	1 232	9 549 199	1 405 534	14.7	4.2	1.8
0421	New office furniture (wooden and metal)	1 195	9 304 333	1 325 371	14.2	4.0	X
0423	New public furniture (theater seats, church pews, park benches, and school desks)	31	46 320	2 862	6.2	Z	X
0424	Used office and business furniture	210	1 602 066	68 759	4.3	.2	X
0500	Household china, glassware, crockery, and plastic housewares	23	119 828	10 127	8.5	Z	X
0540	Other home furnishings	34	308 683	36 253	11.7	.1	2.5
0542	Mirrors, lamps, and picture frames	26	253 200	26 722	10.6	.1	X
0543	Home furnishings, n.e.c.	9	106 193	4 510	4.2	Z	X
0800	Photographic equipment and supplies (excluding video)	160	1 508 311	45 862	3.0	.1	1.0
0815	Other photographic equipment and supplies	156	1 470 656	45 311	3.1	.1	X
0900	Office equipment	1 280	8 372 521	993 870	11.9	3.0	4.8
0911	Typewriters and dedicated word processors	432	1 974 426	62 872	3.2	.2	X
0912	Calculators and accounting machines	612	3 538 209	175 748	5.0	.5	X
0913	Copying machines and equipment	863	5 231 851	637 807	12.2	1.9	X
0914	Dictating, transcribing, and recording machines	117	741 344	31 822	4.3	.1	X
0915	Mailing, letter handling, and addressing machines	110	784 913	85 621	10.9	.3	X
0920	New computer equipment	557	4 449 241	412 588	9.3	1.2	11.2
0921	Computers	223	1 676 333	115 541	6.9	.3	X
0922	Computer storage devices	103	511 383	13 854	2.7	Z	X
0923	Computer printers	381	2 847 187	221 750	7.8	.7	X
0924	Other computer peripheral equipment	169	940 223	61 438	6.5	.2	X
0930	Used computer equipment	13	9 368	293	3.1	Z	X
0950	Computer software (packaged)	235	1 412 713	106 617	7.5	.3	X
0960	Restaurant and hotel equipment and supplies	91	201 675	14 444	7.2	Z	X
0970	Store machines and equipment	170	353 485	22 118	6.3	.1	4.3
0971	Vending machines	33	184 635	17 414	9.4	.1	X
0972	Other store machines and equipment	135	165 902	4 211	2.5	Z	X
1040	Religious and school supplies	138	318 244	33 509	10.5	.1	9.7
1042	School supplies	136	305 567	31 229	10.2	.1	X
1400	Electrical apparatus and equipment	6	3 225	141	4.4	Z	3.6
1415	Electric bulbs (all types)	6	3 225	141	4.4	Z	X
1500	Electrical appliances, household	28	186 328	15 140	8.1	Z	.7
1511	Televisions	22	56 686	2 960	5.2	Z	X
1600	Electronic parts and equipment, except communication	23	71 901	10 299	14.3	Z	7.3
1618	Electronic parts and equipment, n.e.c.	22	49 143	6 888	14.0	Z	X
1650	Communication equipment and supplies	23	42 296	2 828	6.7	Z	7.0
1652	Other electronic communication equipment	23	42 296	2 828	6.7	Z	X
1700	Hardware	10	31 974	5 612	17.6	Z	9.7
1711	Hand tools (including power driven)	7	9 551	1 212	12.7	Z	X
2320	General-purpose industrial machinery, equipment, and parts	12	26 317	5 803	22.1	Z	X
2360	Other industrial machinery, equipment, and parts	49	68 489	7 633	11.1	Z	79.7
2363	New printing trades machinery, equipment, and supplies	47	59 678	6 640	11.1	Z	X
2450	Industrial containers and supplies	46	161 899	6 457	4.0	Z	14.8
2454	Other industrial containers and supplies	45	161 352	6 331	3.9	Z	X
2460	Other industrial supplies	297	4 179 511	339 099	8.1	1.0	X
2520	Custodial (janitors') equipment and supplies	273	2 342 335	102 592	4.4	.3	X
2700	Sporting and recreational goods and supplies	6	13 111	2 025	15.4	Z	5.4
2713	Billiards, pool, bowling equipment, and accessories	6	13 111	88	.7	Z	X
2718	Other sporting and recreational goods (go carts, bait, etc.)	6	13 111	1 937	14.8	Z	X
2800	Toys and hobby goods and supplies	92	665 027	73 977	11.1	.2	16.1
2811	Video games and cartridges	12	321 273	41 330	12.9	.1	X
2812	Other toys and games (including fireworks and children's vehicles)	38	28 752	8 472	29.5	Z	X
2813	Crafts and craft supplies	23	3 889	406	10.4	Z	X
2814	Other hobby goods and accessories	14	15 685	458	2.9	Z	X
3000	Jewelry, diamonds, gem stones, and watches	13	142 987	11 064	7.7	Z	X
3130	Compact discs, prerecorded audio tapes, and phonograph records	6	8 114	912	11.2	Z	X
3150	Other durable goods	7	8 963	1 387	15.5	Z	14.3
3154	Other durable goods, n.e.c.	7	8 963	1 387	15.5	Z	X

See footnotes at end of table.

Table 2. All Types of Operation by Kind of Business and Commodity Line for Wholesale Trade: 1997—Con.

[Includes only establishments with payroll. For meaning of abbreviations and symbols, see introductory text. For explanation of terms, see Appendix A]

NAICS code and CL code	Kind of business and commodity line	Establishments handling commodity line		Commodity line sales			Sales coverage percent
		Number	Total sales (\$1,000)	Amount ¹ (\$1,000)	As percent of total sales of—		
					Establishments handling line	Establishments in NAICS industry ¹	
422120	Stationery & office supplies whse—Con.						
3200	Printing and writing paper	1 220	7 474 236	1 003 407	13.4	3.0	75.2
3211	Roll newsprint and rotogravure paper	138	372 069	31 061	8.3	.1	X
3212	Fine roll paper	176	793 935	81 437	10.3	.2	X
3213	Other printing and writing paper	1 092	7 241 141	890 909	12.3	2.7	X
3300	Stationery, office supplies and greeting cards	8 046	33 271 034	26 046 453	78.3	78.3	63.3
3311	Business forms	5 479	14 855 963	8 292 557	55.8	24.9	X
3312	Stationery, photocopy paper, and typing paper	3 465	17 428 324	2 423 379	13.9	7.3	X
3313	Inked ribbons, carbon paper, pens and pencils	2 574	15 083 760	2 059 051	13.7	6.2	X
3314	Toner and cartridges	2 476	11 779 427	2 696 444	22.9	11.1	X
3315	Greeting cards	780	6 183 080	3 929 159	63.5	8.8	X
3316	Other stationery supplies (envelopes, ruled forms, and binder paper)	4 301	19 724 273	6 645 858	33.7	20.0	X
3400	Industrial and personal services paper and plastics	679	8 125 808	534 240	6.6	1.6	72.1
3411	Paperboard and boxboard boxes	310	2 186 938	74 482	3.4	.2	X
3412	Paper dishes, cups, and napkins	317	7 147 378	293 259	4.1	.9	X
3413	Industrial paper (wrapping, bags, cartons, etc.)	230	1 376 141	76 545	5.6	.2	X
3414	Disposable plastic boxes, containers, cups, dishes, and supplies	187	896 795	33 203	3.7	.1	X
3415	Other industrial and personal service paper	196	698 006	56 756	8.1	.2	X
3500	Drugs, pharmaceuticals, cosmetics, and toiletries	39	333 633	37 944	11.4	.1	32.3
3512	Nonprescription pharmaceuticals	11	38 908	3 773	9.7	Z	X
3513	Cosmetics	11	73 027	2 453	3.4	Z	X
3515	Other toiletries and druggists' sundries	29	294 725	31 717	10.8	.1	X
3700	Notions (buttons, ribbons, lace, sewing accessories, zippers, bindings, etc.)	7	10 103	1 123	11.1	Z	X
3900	Women's and children's wear	10	143 436	25 053	17.5	.1	X
4400	Confectionery	6	155 010	8 289	5.3	Z	.3
4411	Candy	6	155 010	8 289	5.3	Z	X
4860	Other grocery specialties	72	1 303 522	14 128	1.1	Z	X
5300	Plastics materials and basic shapes	68	278 816	17 929	6.4	.1	X
5330	Chemicals and allied products (excluding agricultural, plastics, gases, and petroleum)	42	242 098	6 380	2.6	Z	1.3
5334	Organic fibers	13	30 570	834	2.7	Z	X
5342	Adhesives, sealants, and glues	15	188 698	5 373	2.8	Z	X
5344	Other chemicals and allied products	14	22 831	173	.8	Z	X
6100	Books, periodicals, newspapers, and miscellaneous printed materials	280	2 516 225	100 048	4.0	.3	.1
6101	Books	235	1 600 590	70 495	4.4	.2	X
6110	Flowers and florists' supplies	7	40 447	3 493	8.6	Z	X
6120	Art goods (including novelties and souvenirs)	385	2 950 447	154 517	5.2	.5	5.6
6121	Art materials	53	314 959	7 108	2.3	Z	X
6122	Novelties and souvenirs	329	1 929 484	83 679	4.3	.3	X
6130	Textile bags, bagging, and burlap	7	30 288	7 666	25.3	Z	X
6150	Nondurable goods, n.e.c.	20	104 719	28 963	27.7	.1	X
9700	Service receipts and labor charges (including installed parts)	493	1 182 667	143 246	12.1	.4	27.6
9701	Labor charges for repair work	381	980 752	60 440	6.2	.2	X
9702	Parts installed in repair work	301	584 725	15 736	2.7	Z	X
9703	Other service receipts and labor charges—Specify	166	459 760	67 057	14.6	.2	X
9720	Receipts for service contracts	202	851 082	131 068	15.4	.4	X
9730	Advertising specialties (paper novelties, etc.)	15	157 252	15 838	10.1	Z	X
9740	Receipts for installing equipment	20	67 815	876	1.3	Z	X
9810	Miscellaneous commodities	498	6 179 916	1 141 372	18.5	3.4	X
9940	Rental and leasing receipts	105	200 113	11 137	5.6	Z	36.6
9941	Computer rental and leasing receipts	7	22 443	653	2.9	Z	X
9942	Photocopying machine rental	45	107 363	3 590	3.3	Z	X
9943	Other office machine rental receipts	58	92 096	6 849	7.4	Z	X
9960	Custom software (designed to customer specifications)	11	33 888	664	2.0	Z	X
9970	Receipts for printing or photocopying performed at this establishment	127	165 309	17 272	10.4	.1	X
42213	Industrial & personal service paper whse	5 493	X	45 393 964	X	100.0	73.9
0200	New and rebuilt automotive parts and supplies	11	4 938	486	9.8	Z	36.5
0211	Batteries	6	4 764	206	4.3	Z	X
0213	Electrical engine parts (including ignition parts)	6	174	3	1.7	Z	X
0216	Glass	6	4 764	39	.8	Z	X
0218	Filters (oil, air, gas, and transmission)	6	4 764	121	2.5	Z	X
0219	Engine parts, except electrical	6	4 764	39	.8	Z	X
0221	Body parts and repair materials	6	4 764	39	.8	Z	X
0224	Accessories	6	4 764	39	.8	Z	X
0420	Office and business furniture	33	72 466	3 840	5.3	Z	X
0500	Household china, glassware, crockery, and plastic housewares	11	35 703	8 436	23.6	Z	X
0530	Flooring and floor coverings	8	10 609	393	3.7	Z	X
0540	Other home furnishings	12	66 822	8 810	13.2	Z	X
0730	Flat glass and other construction glass (excluding automotive)	10	9 739	1 249	12.8	Z	X
0800	Photographic equipment and supplies (excluding video)	33	471 592	54 125	11.5	.1	1.0
0813	Photographic film	17	253 799	23 139	9.1	.1	X
0814	Developing supplies (excluding film)	15	199 066	30 900	15.5	.1	X
0900	Office equipment	39	86 561	3 908	4.5	Z	X
0920	New computer equipment	12	51 361	1 013	2.0	Z	X
0960	Restaurant and hotel equipment and supplies	421	5 471 985	1 487 928	27.2	3.3	X
0970	Store machines and equipment	66	372 826	16 847	4.5	Z	.9
0972	Other store machines and equipment	66	372 826	16 847	4.5	Z	X
1000	Medical, hospital, and surgical supplies	19	2 119 372	518 570	24.5	1.1	71.8
1013	Other surgical, medical, and hospital supplies	16	74 419	8 724	11.7	Z	X

See footnotes at end of table.

Table 2. All Types of Operation by Kind of Business and Commodity Line for Wholesale Trade: 1997—Con.

[Includes only establishments with payroll. For meaning of abbreviations and symbols, see introductory text. For explanation of terms, see Appendix A]

NAICS code and CL code	Kind of business and commodity line	Establishments handling commodity line		Commodity line sales			Sales coverage percent
		Number	Total sales (\$1,000)	Amount ¹ (\$1,000)	As percent of total sales of—		
					Establishments handling line	Establishments in NAICS industry ¹	
42213	Industrial & personal service paper whlse—Con.						
1040	Religious and school supplies	47	514 889	12 587	2.4	Z	.2
1042	School supplies	47	514 889	12 587	2.4	Z	X
1140	Iron and steel wire and wire products	15	38 851	2 622	6.7	Z	7.6
1143	Wire rope, strand, strapping, reinforcement mesh, and bale ties	12	35 501	1 558	4.4	Z	X
1400	Electrical apparatus and equipment	16	37 761	1 685	4.5	Z	.9
1415	Electric bulbs (all types)	13	26 338	1 367	5.2	Z	X
1600	Electronic parts and equipment, except communication	8	21 287	2 095	9.8	Z	X
1700	Hardware	45	92 621	13 730	14.8	Z	X
2320	General-purpose industrial machinery, equipment, and parts	52	195 550	15 691	8.0	Z	X
2340	Materials handling machinery, equipment, and parts	9	26 952	2 718	10.1	Z	X
2450	Industrial containers and supplies	309	1 942 704	200 374	10.3	.4	3.3
2451	New and reconditioned drums and barrels	18	374 562	1 785	.5	Z	X
2452	Bottles and bottlers' supplies	31	378 270	3 760	1.0	Z	X
2454	Other industrial containers and supplies	287	1 858 855	188 166	10.1	.4	X
2460	Other industrial supplies	849	4 451 433	449 924	10.1	1.0	7.0
2461	Printing and duplicating inks	15	21 860	895	4.1	Z	X
2462	Abrasives and abrasive materials	79	252 902	14 211	5.6	Z	X
2463	Nylon, polyester, and synthetic rubber	30	72 218	1 108	1.5	Z	X
2464	Mechanical rubber goods	93	930 682	115 671	12.4	.3	X
2465	Strapping and tape	578	2 671 850	236 421	8.8	.5	X
2466	Industrial supplies, n.e.c.	180	653 605	60 596	9.3	.1	X
2520	Custodial (janitors') equipment and supplies	1 085	8 207 323	1 139 539	13.9	2.5	2.8
2521	Custodial equipment—power equipment	780	6 085 475	201 441	3.3	.4	X
2522	Custodial equipment—nonpower equipment	638	3 707 589	87 033	2.3	.2	X
2523	Custodial supplies	969	7 221 461	851 062	11.8	1.9	X
2530	Laundry and dry-cleaning equipment and supplies	49	133 909	4 263	3.2	Z	X
2700	Sporting and recreational goods and supplies	7	3 050	282	9.2	Z	46.9
2713	Billiards, pool, bowling equipment, and accessories	7	3 050	282	9.2	Z	X
2800	Toys and hobby goods and supplies	32	454 446	40 941	9.0	.1	X
2930	Recyclable paper and paperboard	25	28 021	6 798	24.3	Z	X
2940	Recyclable materials, except metal	10	9 146	1 154	12.6	Z	60.1
2943	Recyclable plastics	6	3 152	56	1.8	Z	X
3200	Printing and writing paper	585	5 382 000	910 971	16.9	2.0	71.5
3211	Roll newsprint and rotogravure paper	279	3 113 618	177 025	5.7	.4	X
3212	Fine roll paper	168	2 304 217	316 374	13.7	.7	X
3213	Other printing and writing paper	362	2 964 105	417 573	14.1	.9	X
3300	Stationery, office supplies and greeting cards	684	4 854 286	495 131	10.2	1.1	72.1
3311	Business forms	264	2 426 977	55 357	2.3	.1	X
3312	Stationery, photocopy paper, and typing paper	491	4 072 327	312 931	7.7	.7	X
3313	Linked ribbons, carbon paper, pens and pencils	22	544 203	13 590	2.5	Z	X
3314	Toner and cartridges	22	87 733	1 602	1.8	Z	X
3315	Greeting cards	39	50 219	4 548	9.1	X	X
3316	Other stationery supplies (envelopes, ruled forms, and binder paper) ..	288	2 708 826	107 096	4.0	Z	X
3400	Industrial and personal services paper and plastics	5 493	45 393 964	37 733 368	83.1	83.1	55.0
3411	Paperboard and boxboard boxes	3 207	23 724 199	12 117 166	51.1	26.7	X
3412	Paper dishes, cups, and napkins	1 879	14 689 159	3 301 194	22.5	7.3	X
3413	Industrial paper (wrapping, bags, cartons, etc.)	3 136	22 116 326	8 102 932	36.6	17.9	X
3414	Disposable plastic boxes, containers, cups, dishes, and supplies	2 038	16 496 275	4 751 716	28.8	10.5	X
3415	Other industrial and personal service paper	2 136	19 909 291	9 460 360	47.5	20.8	X
3500	Drugs, pharmaceuticals, cosmetics, and toiletries	114	709 338	75 978	10.7	.2	10.1
3512	Nonprescription pharmaceuticals	24	96 472	7 268	7.5	Z	X
3515	Other toiletries and druggists' sundries	83	570 779	63 648	11.2	.1	X
3700	Notions (buttons, ribbons, lace, sewing accessories, zippers, bindings, etc.)	7	11 471	539	4.7	Z	X
3900	Women's and children's wear	10	229 038	71 935	31.4	.2	63.6
3916	Other women's, misses, and girl's wear (furs, sweaters, millinery, etc.) ..	6	70 458	25 052	35.6	.1	X
4000	Footwear	6	136 469	14 231	10.4	Z	71.6
4013	Other women's, misses', and girls' footwear	6	136 469	14 231	10.4	Z	X
4100	Frozen foods (packaged)	23	248 934	42 707	17.2	.1	70.9
4112	Fish and seafoods (frozen packaged)	14	196 246	7 336	3.7	Z	X
4113	Vegetables (frozen)	13	179 801	13 030	7.2	Z	X
4115	Meat (frozen packaged)	17	225 265	10 428	4.6	Z	X
4116	Frozen baked goods	13	83 708	5 837	7.0	Z	X
4200	Dairy products (excluding dried or canned)	13	202 912	18 330	9.0	Z	73.9
4211	Butter	6	122 194	1 085	.9	Z	X
4212	Cheese	10	169 098	5 138	3.0	Z	X
4300	Poultry and poultry products	13	194 533	10 108	5.2	Z	X
4400	Confectionery	37	135 874	29 082	21.4	.1	11.3
4411	Candy	34	131 779	24 955	18.9	.1	X
4413	Nuts	27	60 417	3 171	5.2	Z	X
4600	Meat and meat products (fresh and unpackaged)	6	140 769	17 940	12.7	Z	64.7
4616	Sausage and prepared meats not made on location	6	140 769	12 665	9.0	Z	X
4800	Coffee, tea, and spices	31	232 972	13 379	5.7	Z	62.0
4811	Coffee	25	195 262	10 519	5.4	Z	X
4812	Tea	9	62 305	1 180	1.9	Z	X
4820	Bread and baked goods	12	122 121	15 773	12.9	Z	66.8
4821	Breads and rolls	7	81 005	4 389	5.4	Z	X
4822	Cookies, cakes, and other baked goods	12	122 121	11 384	9.3	Z	X

See footnotes at end of table.

Table 2. All Types of Operation by Kind of Business and Commodity Line for Wholesale Trade: 1997—Con.

[Includes only establishments with payroll. For meaning of abbreviations and symbols, see introductory text. For explanation of terms, see Appendix A]

NAICS code and CL code	Kind of business and commodity line	Establishments handling commodity line		Commodity line sales			Sales coverage percent
		Number	Total sales (\$1,000)	Amount ¹ (\$1,000)	As percent of total sales of—		
					Establishments handling line	Establishments in NAICS industry ¹	
42213	Industrial & personal service paper whsle—Con.						
4830	Canned foods	23	330 396	44 557	13.5	.1	42.9
4831	Canned and bottled fruits, vegetables, and juices	23	330 396	31 785	9.6	.1	X
4836	Other canned foods	11	263 449	9 767	3.7	Z	X
4840	Food and beverage basic materials (include flavoring extracts, fruit peel, hop extract, industrial molasses, sausage casings, malt, yeast, etc.)	6	31 827	2 282	7.2	Z	X
4850	Soft drinks and bottled water	21	84 980	3 412	4.0	Z	39.6
4851	Soft drinks, packaged	16	82 241	2 235	2.7	Z	X
4853	Bottled water	16	80 979	1 177	1.5	Z	X
4860	Other grocery specialties	150	818 675	64 017	7.8	.1	9.9
4861	Pasta	17	234 054	1 666	.7	Z	X
4862	Breakfast cereals	30	253 494	1 246	.5	Z	X
4863	Cooking oils and margarine	42	266 402	2 946	1.1	Z	X
4864	Flour	47	514 018	10 905	2.1	Z	X
4865	Pickles, preserves, jellies, jams, and sauces	60	291 736	8 809	3.0	Z	X
4866	Sugar, refined	37	443 919	1 901	.4	Z	X
4868	Grocery specialties, n.e.c.	90	493 952	36 549	7.4	.1	X
5300	Plastics materials and basic shapes	386	1 774 067	267 719	15.1	.6	1.1
5313	Plastics raw materials	66	300 079	78 913	26.3	.2	X
5314	Other plastics materials and basic shapes	280	1 282 692	153 367	12.0	.3	X
5330	Chemicals and allied products (excluding agricultural, plastics, gases, and petroleum)	843	4 907 579	595 054	12.1	1.3	10.1
5332	Alkalies and chlorine	52	403 381	28 114	7.0	.1	X
5335	Detergents and soaps	682	3 191 390	240 752	7.5	.5	X
5336	Sanitation chemicals, polishes, and waxes	351	2 302 549	140 854	6.1	.3	X
5341	Insecticides, nonagricultural	17	29 393	789	2.7	Z	X
5342	Adhesives, sealants, and glues	61	1 046 119	117 780	11.3	.3	X
5344	Other chemicals and allied products	107	828 405	66 764	8.1	.1	X
5400	Petroleum products	48	986 047	287 995	29.2	.6	2.6
5418	Lubricating oil and greases	25	502 490	142 925	28.4	.3	X
5800	Farm supplies	15	5 642	784	13.9	Z	X
5900	Tobacco and tobacco products	40	113 323	30 588	27.0	.1	50.1
5911	Cigars	19	40 293	2 132	5.3	Z	X
5912	Cigarettes	31	47 826	7 508	15.7	Z	X
5913	Other tobacco products (excluding leaf)	35	109 638	20 948	19.1	Z	X
6000	Paint, paint supplies, and wallpaper	6	234 143	8 000	3.4	Z	X
6100	Books, periodicals, newspapers, and miscellaneous printed materials	43	90 160	15 412	17.1	Z	3.7
6102	Other periodicals, newspapers, and miscellaneous printed materials	38	76 670	14 774	19.3	Z	X
6120	Art goods (including novelties and souvenirs)	33	36 236	4 125	11.4	Z	8.7
6121	Art materials	22	21 524	3 686	17.1	Z	X
6122	Novelties and souvenirs	10	10 588	236	2.2	Z	X
6130	Textile bags, bagging, and burlap	17	24 496	2 754	11.2	Z	X
6150	Nondurable goods, n.e.c.	19	661 865	219 444	33.2	.5	X
9700	Service receipts and labor charges (including installed parts)	191	978 059	79 095	8.1	.2	10.3
9701	Labor charges for repair work	128	555 793	10 589	1.9	Z	X
9702	Parts installed in repair work	134	583 571	11 103	1.9	Z	X
9703	Other service receipts and labor charges—Specify	27	92 982	6 480	7.0	Z	X
9720	Receipts for service contracts	13	58 482	9 004	15.4	Z	X
9810	Miscellaneous commodities	370	1 863 132	165 019	8.9	.4	X
9940	Rental and leasing receipts	76	201 818	6 293	3.1	Z	X
9970	Receipts for printing or photocopying performed at this establishment	13	42 348	10 766	25.4	Z	X
422130	Industrial & personal service paper whsle	5 493	X	45 393 964	X	100.0	73.9
0200	New and rebuilt automotive parts and supplies	11	4 938	486	9.8	Z	36.5
0211	Batteries	6	4 784	206	4.3	Z	X
0213	Electrical engine parts (including ignition parts)	6	174	3	1.7	Z	X
0216	Glass	6	4 764	39	.8	Z	X
0218	Filters (oil, air, gas, and transmission)	6	4 764	121	2.5	Z	X
0219	Engine parts, except electrical	6	4 764	39	.8	Z	X
0221	Body parts and repair materials	6	4 764	39	.8	Z	X
0224	Accessories	6	4 764	39	.8	Z	X
0420	Office and business furniture	33	72 466	3 840	5.3	Z	X
0500	Household china, glassware, crockery, and plastic housewares	11	35 703	8 436	23.6	Z	X
0530	Flooring and floor coverings	8	10 609	393	3.7	Z	X
0540	Other home furnishings	12	66 822	8 810	13.2	Z	X
0730	Flat glass and other construction glass (excluding automotive)	10	9 739	1 249	12.8	Z	X
0800	Photographic equipment and supplies (excluding video)	33	471 592	54 125	11.5	.1	1.0
0813	Photographic film	17	253 799	23 139	9.1	.1	X
0814	Developing supplies (excluding film)	15	199 066	30 900	15.5	.1	X
0900	Office equipment	39	86 561	3 908	4.5	Z	X
0920	New computer equipment	12	51 361	1 013	2.0	Z	X
0960	Restaurant and hotel equipment and supplies	421	5 471 985	1 487 928	27.2	3.3	X
0970	Store machines and equipment	66	372 826	16 847	4.5	Z	.9
0972	Other store machines and equipment	66	372 826	16 847	4.5	Z	X
1000	Medical, hospital, and surgical supplies	19	2 119 372	518 570	24.5	1.1	71.8
1013	Other surgical, medical, and hospital supplies	16	74 419	8 724	11.7	Z	X
1040	Religious and school supplies	47	514 889	12 587	2.4	Z	.2
1042	School supplies	47	514 889	12 587	2.4	Z	X
1140	Iron and steel wire and wire products	15	38 851	2 622	6.7	Z	7.6
1143	Wire rope, strand, strapping, reinforcement mesh, and bale ties	12	35 501	1 558	4.4	Z	X

See footnotes at end of table.

Table 2. All Types of Operation by Kind of Business and Commodity Line for Wholesale Trade: 1997—Con.

[Includes only establishments with payroll. For meaning of abbreviations and symbols, see introductory text. For explanation of terms, see Appendix A]

NAICS code and CL code	Kind of business and commodity line	Establishments handling commodity line		Commodity line sales			Sales coverage percent
		Number	Total sales (\$1,000)	Amount ¹ (\$1,000)	As percent of total sales of—		
					Establishments handling line	Establishments in NAICS industry ¹	
422130	Industrial & personal service paper whlse—Con.						
1400	Electrical apparatus and equipment	16	37 761	1 685	4.5	Z	.9
1415	Electric bulbs (all types)	13	26 338	1 367	5.2	Z	X
1600	Electronic parts and equipment, except communication	8	21 287	2 095	9.8	Z	X
1700	Hardware	45	92 621	13 730	14.8	Z	X
2320	General-purpose industrial machinery, equipment, and parts	52	195 550	15 691	8.0	Z	X
2340	Materials handling machinery, equipment, and parts	9	26 952	2 718	10.1	Z	X
2450	Industrial containers and supplies	309	1 942 704	200 374	10.3	.4	3.3
2451	New and reconditioned drums and barrels	18	374 562	1 785	.5	Z	X
2452	Bottles and bottlers' supplies	31	378 270	3 760	1.0	Z	X
2454	Other industrial containers and supplies	287	1 858 855	188 166	10.1	.4	X
2460	Other industrial supplies	849	4 451 433	449 924	10.1	1.0	7.0
2461	Printing and duplicating inks	15	21 860	895	4.1	Z	X
2462	Abrasives and abrasive materials	79	252 902	14 211	5.6	Z	X
2463	Nylon, polyester, and synthetic rubber	30	72 218	1 108	1.5	Z	X
2464	Mechanical rubber goods	93	930 682	115 671	12.4	.3	X
2465	Strapping and tape	578	2 671 850	236 421	8.8	.5	X
2466	Industrial supplies, n.e.c.	180	653 605	60 596	9.3	.1	X
2520	Custodial (janitors') equipment and supplies	1 085	8 207 323	1 139 539	13.9	2.5	2.8
2521	Custodial equipment—power equipment	780	6 085 475	201 441	3.3	.4	X
2522	Custodial equipment—nonpower equipment	638	3 707 589	87 033	2.3	.2	X
2523	Custodial supplies	969	7 221 461	851 062	11.8	1.9	X
2530	Laundry and dry-cleaning equipment and supplies	49	133 909	4 263	3.2	Z	X
2700	Sporting and recreational goods and supplies	7	3 050	282	9.2	Z	46.9
2713	Billiards, pool, bowling equipment, and accessories	7	3 050	282	9.2	Z	X
2800	Toys and hobby goods and supplies	32	454 446	40 941	9.0	.1	X
2930	Recyclable paper and paperboard	25	28 021	6 798	24.3	Z	X
2940	Recyclable materials, except metal	10	9 146	1 154	12.6	Z	60.1
2943	Recyclable plastics	6	3 152	56	1.8	Z	X
3200	Printing and writing paper	585	5 382 000	910 971	16.9	2.0	71.5
3211	Roll newsprint and rotogravure paper	279	3 113 618	177 025	5.7	.4	X
3212	Fine roll paper	168	2 304 217	316 374	13.7	.7	X
3213	Other printing and writing paper	362	2 964 105	417 573	14.1	.9	X
3300	Stationery, office supplies and greeting cards	684	4 854 266	495 131	10.2	1.1	72.1
3311	Business forms	264	2 426 977	55 357	2.3	.1	X
3312	Stationery, photocopy paper, and typing paper	491	4 072 327	312 931	7.7	.7	X
3313	Inked ribbons, carbon paper, pens and pencils	107	544 203	13 590	2.5	Z	X
3314	Toner and cartridges	22	87 733	1 602	1.8	Z	X
3315	Greeting cards	39	50 219	4 548	9.1	Z	X
3316	Other stationery supplies (envelopes, ruled forms, and binder paper) ..	288	2 708 826	107 096	4.0	.2	X
3400	Industrial and personal services paper and plastics	5 493	45 393 964	37 733 368	83.1	83.1	55.0
3411	Paperboard and boxboard boxes	3 207	23 724 199	12 117 166	51.1	26.7	X
3412	Paper dishes, cups, and napkins	1 879	14 689 159	3 301 194	22.5	7.3	X
3413	Industrial paper (wrapping, bags, cartons, etc.)	3 136	22 116 326	8 102 932	36.6	17.9	X
3414	Disposable plastic boxes, containers, cups, dishes, and supplies	2 038	16 496 275	4 751 716	28.8	10.5	X
3415	Other industrial and personal service paper	2 136	19 909 291	9 460 360	47.5	20.8	X
3500	Drugs, pharmaceuticals, cosmetics, and toiletries	114	709 338	75 978	10.7	.2	10.1
3512	Nonprescription pharmaceuticals	24	96 472	7 268	7.5	Z	X
3515	Other toiletries and druggists' sundries	83	570 779	63 648	11.2	.1	X
3700	Notions (buttons, ribbons, lace, sewing accessories, zippers, bindings, etc.)	7	11 471	539	4.7	Z	X
3900	Women's and children's wear	10	229 038	71 935	31.4	.2	63.6
3916	Other women's, misses, and girl's wear (furs, sweaters, millinery, etc.) ..	6	70 458	25 052	35.6	.1	X
4000	Footwear	6	136 469	14 231	10.4	Z	71.6
4013	Other women's, misses', and girls' footwear	6	136 469	14 231	10.4	Z	X
4100	Frozen foods (packaged)	23	248 934	42 707	17.2	.1	70.9
4112	Fish and seafoods (frozen packaged)	14	196 246	7 336	3.7	Z	X
4113	Vegetables (frozen)	13	179 801	13 030	7.2	Z	X
4115	Meat (frozen packaged)	17	225 265	10 428	4.6	Z	X
4116	Frozen baked goods	13	83 708	5 837	7.0	Z	X
4200	Dairy products (excluding dried or canned)	13	202 912	18 330	9.0	Z	73.9
4211	Butter	6	122 194	1 085	.9	Z	X
4212	Cheese	10	169 098	5 138	3.0	Z	X
4300	Poultry and poultry products	13	194 533	10 108	5.2	Z	X
4400	Confectionery	37	135 874	29 082	21.4	.1	11.3
4411	Candy	34	131 779	24 955	18.9	.1	X
4413	Nuts	27	60 417	3 171	5.2	Z	X
4600	Meat and meat products (fresh and unpackaged)	6	140 769	17 940	12.7	Z	64.7
4616	Sausage and prepared meats not made on location	6	140 769	12 665	9.0	Z	X
4800	Coffee, tea, and spices	31	232 972	13 379	5.7	Z	62.0
4811	Coffee	25	195 262	10 519	5.4	Z	X
4812	Tea	9	62 305	1 180	1.9	Z	X
4820	Bread and baked goods	12	122 121	15 773	12.9	Z	66.8
4821	Breads and rolls	7	81 005	4 389	5.4	Z	X
4822	Cookies, cakes, and other baked goods	12	122 121	11 384	9.3	Z	X
4830	Canned foods	23	330 396	44 557	13.5	.1	42.9
4831	Canned and bottled fruits, vegetables, and juices	23	330 396	31 785	9.6	.1	X
4836	Other canned foods	11	263 449	9 767	3.7	Z	X
4840	Food and beverage basic materials (include flavoring extracts, fruit peel, hop extract, industrial molasses, sausage casings, malt, yeast, etc.)	6	31 827	2 282	7.2	Z	X

See footnotes at end of table.

Table 2. All Types of Operation by Kind of Business and Commodity Line for Wholesale Trade: 1997—Con.

[Includes only establishments with payroll. For meaning of abbreviations and symbols, see introductory text. For explanation of terms, see Appendix A]

NAICS code and CL code	Kind of business and commodity line	Establishments handling commodity line		Commodity line sales			Sales coverage percent
		Number	Total sales (\$1,000)	Amount ¹ (\$1,000)	As percent of total sales of—		
					Establishments handling line	Establishments in NAICS industry ¹	
422130	Industrial & personal service paper whsle—Con.						
4850	Soft drinks and bottled water	21	84 980	3 412	4.0	Z	39.6
4851	Soft drinks, packaged	16	82 241	2 235	2.7	Z	X
4853	Bottled water	16	80 979	1 177	1.5	Z	X
4860	Other grocery specialties	150	818 675	64 017	7.8	.1	9.9
4861	Pasta	17	234 054	1 666	.7	Z	X
4862	Breakfast cereals	30	253 494	1 246	.5	Z	X
4863	Cooking oils and margarine	42	266 402	2 946	1.1	Z	X
4864	Flour	47	514 018	10 905	2.1	Z	X
4865	Pickles, preserves, jellies, jams, and sauces	60	291 736	8 809	3.0	Z	X
4866	Sugar, refined	37	443 919	1 901	.4	Z	X
4868	Grocery specialties, n.e.c.	90	493 952	36 549	7.4	.1	X
5300	Plastics materials and basic shapes	386	1 774 067	267 719	15.1	.6	1.1
5313	Plastics raw materials	66	300 079	78 913	26.3	.2	X
5314	Other plastics materials and basic shapes	280	1 282 692	153 367	12.0	.3	X
5330	Chemicals and allied products (excluding agricultural, plastics, gases, and petroleum)	843	4 907 579	595 054	12.1	1.3	10.1
5332	Alkalies and chlorine	52	403 381	28 114	7.0	.1	X
5335	Detergents and soaps	682	3 191 390	240 752	7.5	.5	X
5336	Sanitation chemicals, polishes, and waxes	351	2 302 549	140 854	6.1	.3	X
5341	Insecticides, nonagricultural	17	29 393	789	2.7	Z	X
5342	Adhesives, sealants, and glues	61	1 046 119	117 780	11.3	.3	X
5344	Other chemicals and allied products	107	828 405	66 764	8.1	.1	X
5400	Petroleum products	48	986 047	287 995	29.2	.6	2.6
5418	Lubricating oil and greases	25	502 490	142 925	28.4	.3	X
5800	Farm supplies	15	5 642	784	13.9	Z	X
5900	Tobacco and tobacco products	40	113 323	30 588	27.0	.1	50.1
5911	Cigars	19	40 293	2 132	5.3	Z	X
5912	Cigarettes	31	47 826	7 508	15.7	Z	X
5913	Other tobacco products (excluding leaf)	35	109 638	20 948	19.1	Z	X
6000	Paint, paint supplies, and wallpaper	6	234 143	8 000	3.4	Z	X
6100	Books, periodicals, newspapers, and miscellaneous printed materials	43	90 160	15 412	17.1	Z	3.7
6102	Other periodicals, newspapers, and miscellaneous printed materials	38	76 670	14 774	19.3	Z	X
6120	Art goods (including novelties and souvenirs)	33	36 236	4 125	11.4	Z	8.7
6121	Art materials	22	21 524	3 686	17.1	Z	X
6122	Novelties and souvenirs	10	10 588	236	2.2	Z	X
6130	Textile bags, bagging, and burlap	17	24 496	2 754	11.2	Z	X
6150	Nondurable goods, n.e.c.	19	661 865	219 444	33.2	.5	X
9700	Service receipts and labor charges (including installed parts)	191	978 059	79 095	8.1	.2	10.3
9701	Labor charges for repair work	128	555 793	10 589	1.9	Z	X
9702	Parts installed in repair work	134	583 571	11 103	1.9	Z	X
9703	Other service receipts and labor charges—Specify	27	92 982	6 480	7.0	Z	X
9720	Receipts for service contracts	13	58 482	9 004	15.4	Z	X
9810	Miscellaneous commodities	370	1 863 132	165 019	8.9	.4	X
9940	Rental and leasing receipts	76	201 818	6 293	3.1	Z	X
9970	Receipts for printing or photocopying performed at this establishment	13	42 348	10 766	25.4	Z	X
4222	Drugs, & druggists' sundries whsle	8 053	X	203 147 771	X	100.0	87.7
0200	New and rebuilt automotive parts and supplies	14	77 642	3 037	3.9	Z	59.4
0223	Parts, n.e.c.	7	40 159	1 837	4.6	Z	X
0400	Household and lawn furniture	9	38 095	6 206	16.3	Z	76.1
0412	Sleep furniture and equipment	6	31 570	4 659	14.8	Z	X
0420	Office and business furniture	7	9 048	679	7.5	Z	X
0500	Household china, glassware, crockery, and plastic housewares	26	272 406	14 990	5.5	Z	X
0520	Linens, domestics, curtains, and draperies	8	13 220	281	2.1	Z	X
0540	Other home furnishings	106	3 451 091	195 083	5.7	.1	4
0541	Metal flatware and kitchen utensils	14	509 145	53 181	10.4	Z	X
0542	Mirrors, lamps, and picture frames	11	582 546	18 908	3.2	Z	X
0543	Home furnishings, n.e.c.	32	460 577	2 837	.6	Z	X
0800	Photographic equipment and supplies (excluding video)	132	7 688 778	146 295	1.9	.1	X
1000	Medical, hospital, and surgical supplies	446	21 402 982	2 031 494	9.5	1.0	1.3
1011	Surgical and medical instruments and equipment	248	8 641 717	242 966	2.8	.1	X
1012	Orthopedic, and prosthetic appliances and supplies	81	1 781 334	12 580	.7	Z	X
1013	Other surgical, medical, and hospital supplies	362	7 702 659	473 213	6.1	.2	X
1020	Dental supplies	8	63 841	6 743	10.6	Z	10.3
1021	Equipment (chairs, x-rays, cabinets, etc.)	6	6 377	3 473	54.5	Z	X
1030	Optical and ophthalmic goods	28	122 419	4 415	3.6	Z	28.7
1031	Ophthalmic goods	11	42 973	2 446	5.7	Z	X
1033	Optometric equipment and supplies	14	78 272	1 617	2.1	Z	X
1040	Religious and school supplies	45	1 627 240	60 966	3.7	Z	.8
1042	School supplies	22	759 194	53 136	7.0	Z	X
1050	Other professional equipment and supplies	28	294 091	74 952	25.5	Z	87.7
1056	Veterinarians' equipment and supplies	24	282 944	73 648	26.0	Z	X
1400	Electrical apparatus and equipment	27	362 593	36 173	10.0	Z	54.7
1415	Electric bulbs (all types)	16	316 896	13 243	4.2	Z	X
1419	Industrial controls	11	134 290	20 348	15.2	Z	X

See footnotes at end of table.

Table 2. All Types of Operation by Kind of Business and Commodity Line for Wholesale Trade: 1997—Con.

[Includes only establishments with payroll. For meaning of abbreviations and symbols, see introductory text. For explanation of terms, see Appendix A]

NAICS code and CL code	Kind of business and commodity line	Establishments handling commodity line		Commodity line sales			Sales coverage percent
		Number	Total sales (\$1,000)	Amount ¹ (\$1,000)	As percent of total sales of—		
					Establishments handling line	Establishments in NAICS industry ¹	
4222	Drugs, & druggists' sundries whse—Con.						
1500	Electrical appliances, household	80	2 270 656	121 388	5.3	.1	3.6
1511	Televisions	13	642 105	16 036	2.5	Z	X
1512	Radios, stereos, and CD players	13	642 105	26 738	4.2	Z	X
1518	Other electrical household appliances (including fans, dishwashers, etc.)	67	1 628 551	78 614	4.8	Z	X
1600	Electronic parts and equipment, except communication	17	120 035	18 493	15.4	Z	77.6
1618	Electronic parts and equipment, n.e.c.	6	104 633	17 789	17.0	Z	X
1650	Communication equipment and supplies	7	105 836	10 823	10.2	Z	87.7
1651	Telephones	6	104 633	10 463	10.0	Z	X
1700	Hardware	97	3 563 598	188 301	5.3	.1	.1
1713	Cutlery	45	1 860 292	70 641	3.8	Z	X
2320	General-purpose industrial machinery, equipment, and parts	9	23 267	2 245	9.6	Z	8.3
2327	All other new general-purpose industrial machinery and equipment	9	23 267	2 245	9.6	Z	X
2460	Other industrial supplies	10	78 841	5 283	6.7	Z	72.3
2466	Industrial supplies, n.e.c.	10	78 841	5 283	6.7	Z	X
2500	Beauty and barber equipment and supplies	10	21 102	5 891	27.9	Z	X
2520	Custodial (janitors') equipment and supplies	9	57 206	8 558	15.0	Z	5.3
2523	Custodial supplies	9	57 206	8 558	15.0	Z	X
2530	Laundry and dry-cleaning equipment and supplies	58	16 405 687	4 667 290	28.4	2.3	X
2700	Sporting and recreational goods and supplies	21	111 483	18 776	16.8	Z	20.1
2714	Camping and fishing equipment and accessories	9	400	1	.3	Z	X
2718	Other sporting and recreational goods (go carts, bait, etc.)	9	27 981	2 229	8.0	Z	X
2800	Toys and hobby goods and supplies	165	5 650 816	507 701	9.0	.3	.4
2811	Video games and cartridges	15	645 556	1 616	.3	Z	X
2812	Other toys and games (including fireworks and children's vehicles)	82	2 199 086	50 707	2.3	Z	X
2814	Other hobby goods and accessories	15	645 556	814	.1	Z	X
3000	Jewelry, diamonds, gem stones, and watches	36	2 014 178	240 771	12.0	.1	1.6
3016	Other jewel., silverware, and plated ware (incl. jewel. where gemstones less than 50% of value, gold filled sterling, and costume jewel. and medallions)	21	157 078	12 271	7.8	Z	X
3130	Compact discs, prerecorded audio tapes, and phonograph records	16	38 912	6 668	17.1	Z	X
3140	Prerecorded video tapes	7	16 832	742	4.4	Z	X
3200	Printing and writing paper	6	9 896	317	3.2	Z	X
3300	Stationery, office supplies and greeting cards	157	4 795 001	198 071	4.1	.1	2.6
3311	Business forms	26	1 351 048	9 241	.7	Z	X
3312	Stationery, photocopy paper, and typing paper	52	1 466 678	7 513	.5	Z	X
3313	Inked ribbons, carbon paper, pens and pencils	29	684 290	48 347	7.1	Z	X
3315	Greeting cards	99	3 983 181	80 782	2.0	Z	X
3316	Other stationery supplies (envelopes, ruled forms, and binder paper)	43	1 471 707	52 177	3.5	Z	X
3400	Industrial and personal services paper and plastics	70	1 957 618	223 242	11.4	.1	6.2
3412	Paper dishes, cups, and napkins	67	1 444 143	79 652	5.5	Z	X
3414	Disposable plastic boxes, containers, cups, dishes, and supplies	6	202 879	2 350	1.2	Z	X
3415	Other industrial and personal service paper	6	699 053	106 931	15.3	.1	X
3500	Drugs, pharmaceuticals, cosmetics, and toiletries	8 053	203 147 771	187 028 602	92.1	92.1	60.2
3511	Prescription drugs	2 540	154 773 942	132 563 557	85.7	65.3	X
3512	Nonprescription pharmaceuticals	2 790	102 905 532	14 030 707	13.6	6.9	X
3513	Cosmetics	2 178	34 390 452	10 051 293	29.2	4.9	X
3514	Perfumes	822	16 322 610	5 041 523	30.9	2.5	X
3515	Other toiletries and druggists' sundries	3 729	105 873 804	25 341 522	23.9	12.5	X
3600	Piece goods, knit and woven	15	52 784	8 530	16.2	Z	57.5
3615	Woolen and worsted piece goods	10	50 948	6 481	12.7	Z	X
3700	Notions (buttons, ribbons, lace, sewing accessories, zippers, bindings, etc.)	70	1 996 429	30 278	1.5	Z	X
3800	Men's and boys' wear	73	3 179 980	46 487	1.5	Z	.9
3812	Men's and boys' dress and casual shirts, slacks, and jeans	8	9 486	1 165	12.3	Z	X
3813	Men's and boys' underwear and nightwear	35	540 717	5 920	1.1	Z	X
3814	Men's and boys' work clothing and uniforms	8	9 486	154	1.6	Z	X
3815	Other men's and boys' wear (caps, hats, swimwear, neckwear, etc.)	18	183 663	8 280	4.5	Z	X
3900	Women's and children's wear	89	3 923 352	231 491	5.9	.1	.7
3911	Infants' and children's wear (to size 6X)	6	9 631	280	2.9	Z	X
3912	Women's misses', and girls' dresses and blouses	13	50 583	3 223	6.4	Z	X
3915	Women's and misses' underwear and sleepwear	53	1 671 976	19 673	1.2	Z	X
3916	Other women's, misses, and girl's wear (furs, sweaters, millinery, etc.)	14	297 484	6 771	2.3	Z	X
4000	Footwear	18	152 611	9 988	6.5	Z	11.9
4013	Other women's, misses', and girls' footwear	18	152 611	9 988	6.5	Z	X
4100	Frozen foods (packaged)	13	13 155 951	487 799	3.7	.2	87.7
4114	Fruits and fruit juices (frozen)	54	12 916 755	475 008	3.7	.2	X
4117	Other frozen foods (except frozen dairy products)	6	155 461	3 059	2.0	Z	X
4200	Dairy products (excluding dried or canned)	7	94 786	1 222	1.3	Z	X
4400	Confectionery	110	8 071 549	974 067	12.1	.5	.5
4411	Candy	42	586 185	30 148	5.1	Z	X
4412	Chewing gum	13	414 216	46 320	11.2	Z	X
4413	Nuts	30	1 705 325	90 775	5.3	Z	X
4414	Chips and popcorn	14	159 017	1 629	1.0	Z	X
4600	Meat and meat products (fresh and unpackage)	11	11 333	1 716	15.1	Z	49.1
4614	Pork (not killed on location)	7	4 894	1 459	29.8	Z	X
4800	Coffee, tea, and spices	87	13 183 968	1 164 201	8.8	.6	87.7
4811	Coffee	63	13 036 631	1 142 434	8.8	.6	X
4812	Tea	16	57 832	1 636	2.8	Z	X
4813	Spices	8	89 507	20 131	22.5	Z	X

See footnotes at end of table.

Table 2. All Types of Operation by Kind of Business and Commodity Line for Wholesale Trade: 1997—Con.

[Includes only establishments with payroll. For meaning of abbreviations and symbols, see introductory text. For explanation of terms, see Appendix A]

NAICS code and CL code	Kind of business and commodity line	Establishments handling commodity line		Commodity line sales			Sales coverage percent
		Number	Total sales (\$1,000)	Amount ¹ (\$1,000)	As percent of total sales of—		
					Establishments handling line	Establishments in NAICS industry ¹	
4222	Drugs, & druggists' sundries whsle—Con.						
4820	Bread and baked goods	62	12 904 089	184 045	1.4	.1	87.7
4822	Cookies, cakes, and other baked goods	62	12 904 089	184 045	1.4	.1	X
4830	Canned foods	39	2 723 557	253 418	9.3	.1	4.7
4831	Canned and bottled fruits, vegetables, and juices	22	1 887 936	160 641	8.5	.1	X
4834	Canned fish and seafoods	9	839 410	13 225	1.6	Z	X
4835	Canned milk	8	856 399	11 957	1.4	Z	X
4836	Other canned foods	8	793 926	11 873	1.5	Z	X
4840	Food and beverage basic materials (include flavoring extracts, fruit peel, hop extract, industrial molasses, sausage casings, malt, yeast, etc.)	66	1 315 877	293 209	22.3	.1	X
4850	Soft drinks and bottled water	26	316 312	8 277	2.6	Z	61.7
4851	Soft drinks, packaged	14	125 868	4 273	3.4	Z	X
4853	Bottled water	14	204 938	4 004	2.0	Z	X
4860	Other grocery specialties	203	20 334 378	1 135 159	5.6	.6	76.1
4861	Pasta	37	423 692	3 405	.8	Z	X
4862	Breakfast cereals	20	482 403	31 223	6.5	Z	X
4863	Cooking oils and margarine	90	16 776 790	356 207	2.1	.2	X
4864	Flour	23	117 923	1 285	1.1	Z	X
4865	Pickles, preserves, jellies, jams, and sauces	35	389 534	4 163	1.1	Z	X
4867	Pet foods	49	671 624	42 764	6.4	Z	X
4868	Grocery specialties, n.e.c.	75	3 335 362	695 719	20.9	.3	X
4900	Grain and beans	9	108 177	1 326	1.2	Z	X
5300	Plastics materials and basic shapes	20	233 275	18 116	7.8	Z	X
5330	Chemicals and allied products (excluding agricultural, plastics, gases, and petroleum)	170	2 257 703	216 831	9.6	.1	11.5
5335	Detergents and soaps	62	693 071	12 412	1.8	Z	X
5344	Other chemicals and allied products	88	1 417 000	184 784	13.0	.1	X
5800	Farm supplies	121	746 732	145 001	19.4	.1	37.5
5812	Feeds (poultry and livestock) not mixed on location	9	83 011	20 672	24.9	Z	X
5815	Insecticides, fungicides, and pesticides	51	370 081	48 315	13.1	Z	X
5818	Other farm supplies (including harness and saddlery equipment)	58	454 767	59 564	13.1	Z	X
5900	Tobacco and tobacco products	35	3 347 849	298 207	8.9	.1	6.4
5911	Cigars	10	95 613	381	.4	Z	X
5912	Cigarettes	19	1 012 814	124 529	12.3	.1	X
5913	Other tobacco products (excluding leaf)	10	95 613	767	.8	Z	X
6100	Books, periodicals, newspapers, and miscellaneous printed materials	59	201 622	5 904	2.9	Z	9.5
6101	Books	35	174 317	4 382	2.5	Z	X
6102	Other periodicals, newspapers, and miscellaneous printed materials	15	15 327	981	6.4	Z	X
6110	Flowers and florists' supplies	7	5 108	1 921	37.6	Z	X
6120	Art goods (including novelties and souvenirs)	21	35 634	5 955	16.7	Z	53.2
6122	Novelties and souvenirs	20	30 113	3 760	12.5	Z	X
6150	Nondurable goods, n.e.c.	63	743 170	66 601	9.0	Z	X
9700	Service receipts and labor charges (including installed parts)	164	1 344 043	109 654	8.2	.1	7.5
9701	Labor charges for repair work	6	12 705	49	.4	Z	X
9702	Parts installed in repair work	6	12 705	13	.1	Z	X
9703	Other service receipts and labor charges—Specify	150	1 266 706	107 380	8.5	.1	X
9720	Receipts for service contracts	12	45 126	2 372	5.3	Z	X
9810	Miscellaneous commodities	497	26 525 913	1 478 096	5.6	.7	X
9940	Rental and leasing receipts	57	264 289	7 596	2.9	Z	X
42221	Drugs, & druggists' sundries whsle	8 053	X	203 147 771	X	100.0	87.7
0200	New and rebuilt automotive parts and supplies	14	77 642	3 037	3.9	Z	59.4
0223	Parts, n.e.c.	7	40 159	1 837	4.6	Z	X
0400	Household and lawn furniture	9	38 095	6 206	16.3	Z	76.1
0412	Sleep furniture and equipment	6	31 570	4 659	14.8	Z	X
0420	Office and business furniture	7	9 048	679	7.5	Z	X
0500	Household china, glassware, crockery, and plastic housewares	26	272 406	14 990	5.5	Z	X
0520	Linens, domestics, curtains, and draperies	8	13 220	281	2.1	Z	X
0540	Other home furnishings	106	3 451 091	195 083	5.7	.1	4
0541	Metal flatware and kitchen utensils	14	509 145	53 181	10.4	Z	X
0542	Mirrors, lamps, and picture frames	11	582 546	18 908	3.2	Z	X
0543	Home furnishings, n.e.c.	32	460 577	2 837	.6	Z	X
0800	Photographic equipment and supplies (excluding video)	132	7 688 778	146 295	1.9	.1	X
1000	Medical, hospital, and surgical supplies	446	21 402 982	2 031 494	9.5	1.0	1.3
1011	Surgical and medical instruments and equipment	248	8 641 717	242 966	2.8	.1	X
1012	Orthopedic, and prosthetic appliances and supplies	81	1 781 334	12 580	.7	Z	X
1013	Other surgical, medical, and hospital supplies	362	7 702 659	473 213	6.1	.2	X
1020	Dental supplies	8	63 841	6 743	10.6	Z	10.3
1021	Equipment (chairs, x-rays, cabinets, etc.)	6	6 377	3 473	54.5	Z	X
1030	Optical and ophthalmic goods	28	122 419	4 415	3.6	Z	28.7
1031	Ophthalmic goods	11	42 973	2 446	5.7	Z	X
1033	Optometric equipment and supplies	14	78 272	1 617	2.1	Z	X
1040	Religious and school supplies	45	1 627 240	60 966	3.7	Z	.8
1042	School supplies	22	759 194	53 136	7.0	Z	X
1050	Other professional equipment and supplies	28	294 091	74 952	25.5	Z	87.7
1056	Veterinarians' equipment and supplies	24	282 944	73 648	26.0	Z	X
1400	Electrical apparatus and equipment	27	362 593	36 173	10.0	Z	54.7
1415	Electric bulbs (all types)	16	316 896	13 243	4.2	Z	X
1419	Industrial controls	11	134 290	20 348	15.2	Z	X

See footnotes at end of table.

Table 2. All Types of Operation by Kind of Business and Commodity Line for Wholesale Trade: 1997—Con.

[Includes only establishments with payroll. For meaning of abbreviations and symbols, see introductory text. For explanation of terms, see Appendix A]

NAICS code and CL code	Kind of business and commodity line	Establishments handling commodity line		Commodity line sales			Sales coverage percent
		Number	Total sales (\$1,000)	Amount ¹ (\$1,000)	As percent of total sales of—		
					Establishments handling line	Establishments in NAICS industry ¹	
42221	Drugs, & druggists' sundries whse—Con.						
1500	Electrical appliances, household	80	2 270 656	121 388	5.3	.1	3.6
1511	Televisions	13	642 105	16 036	2.5	Z	X
1512	Radios, stereos, and CD players	13	642 105	26 738	4.2	Z	X
1518	Other electrical household appliances (including fans, dishwashers, etc.)	67	1 628 551	78 614	4.8	Z	X
1600	Electronic parts and equipment, except communication	17	120 035	18 493	15.4	Z	77.6
1618	Electronic parts and equipment, n.e.c.	6	104 633	17 789	17.0	Z	X
1650	Communication equipment and supplies	7	105 836	10 823	10.2	Z	87.7
1651	Telephones	6	104 633	10 463	10.0	Z	X
1700	Hardware	97	3 563 598	188 301	5.3	.1	.1
1713	Cutlery	45	1 860 292	70 641	3.8	Z	X
2320	General-purpose industrial machinery, equipment, and parts	9	23 267	2 245	9.6	Z	8.3
2327	All other new general-purpose industrial machinery and equipment	9	23 267	2 245	9.6	Z	X
2460	Other industrial supplies	10	78 841	5 283	6.7	Z	72.3
2466	Industrial supplies, n.e.c.	10	78 841	5 283	6.7	Z	X
2500	Beauty and barber equipment and supplies	10	21 102	5 891	27.9	Z	X
2520	Custodial (janitors') equipment and supplies	9	57 206	8 558	15.0	Z	5.3
2523	Custodial supplies	9	57 206	8 558	15.0	Z	X
2530	Laundry and dry-cleaning equipment and supplies	58	16 405 687	4 667 290	28.4	2.3	X
2700	Sporting and recreational goods and supplies	21	111 483	18 776	16.8	Z	20.1
2714	Camping and fishing equipment and accessories	9	400	1	.3	Z	X
2718	Other sporting and recreational goods (go carts, bait, etc.)	9	27 981	2 229	8.0	Z	X
2800	Toys and hobby goods and supplies	165	5 650 816	507 701	9.0	.3	.4
2811	Video games and cartridges	15	645 556	1 616	.3	Z	X
2812	Other toys and games (including fireworks and children's vehicles)	82	2 199 086	50 707	2.3	Z	X
2814	Other hobby goods and accessories	15	645 556	814	.1	Z	X
3000	Jewelry, diamonds, gem stones, and watches	36	2 014 178	240 771	12.0	.1	1.6
3016	Other jewel., silverware, and plated ware (incl. jewel. where gemstones less than 50% of value, gold filled sterling, and costume jewel. and medallions)	21	157 078	12 271	7.8	Z	X
3130	Compact discs, prerecorded audio tapes, and phonograph records	16	38 912	6 668	17.1	Z	X
3140	Prerecorded video tapes	7	16 832	742	4.4	Z	X
3200	Printing and writing paper	6	9 896	317	3.2	Z	X
3300	Stationery, office supplies and greeting cards	157	4 795 001	198 071	4.1	.1	2.6
3311	Business forms	26	1 351 048	9 241	.7	Z	X
3312	Stationery, photocopy paper, and typing paper	52	1 466 678	7 513	.5	Z	X
3313	Inked ribbons, carbon paper, pens and pencils	29	684 290	48 347	7.1	Z	X
3315	Greeting cards	99	3 983 181	80 782	2.0	Z	X
3316	Other stationery supplies (envelopes, ruled forms, and binder paper)	43	1 471 707	52 177	3.5	Z	X
3400	Industrial and personal services paper and plastics	70	1 957 618	223 242	11.4	.1	6.2
3412	Paper dishes, cups, and napkins	67	1 444 143	79 652	5.5	Z	X
3414	Disposable plastic boxes, containers, cups, dishes, and supplies	6	202 879	2 350	1.2	Z	X
3415	Other industrial and personal service paper	6	699 053	106 931	15.3	.1	X
3500	Drugs, pharmaceuticals, cosmetics, and toiletries	8 053	203 147 771	187 028 602	92.1	92.1	60.2
3511	Prescription drugs	2 540	154 773 942	132 563 557	85.7	65.3	X
3512	Nonprescription pharmaceuticals	2 790	102 905 532	14 030 707	13.6	6.9	X
3513	Cosmetics	2 178	34 390 452	10 051 293	29.2	4.9	X
3514	Perfumes	822	16 322 610	5 041 523	30.9	2.5	X
3515	Other toiletries and druggists' sundries	3 729	105 873 804	25 341 522	23.9	12.5	X
3600	Piece goods, knit and woven	15	52 784	8 530	16.2	Z	57.5
3615	Woolen and worsted piece goods	10	50 948	6 481	12.7	Z	X
3700	Notions (buttons, ribbons, lace, sewing accessories, zippers, bindings, etc.)	70	1 996 429	30 278	1.5	Z	X
3800	Men's and boys' wear	73	3 179 980	46 487	1.5	Z	.9
3812	Men's and boys' dress and casual shirts, slacks, and jeans	8	9 486	1 165	12.3	Z	X
3813	Men's and boys' underwear and nightwear	35	540 717	5 920	1.1	Z	X
3814	Men's and boys' work clothing and uniforms	8	9 486	154	1.6	Z	X
3815	Other men's and boys' wear (caps, hats, swimwear, neckwear, etc.)	18	183 663	8 280	4.5	Z	X
3900	Women's and children's wear	89	3 923 352	231 491	5.9	.1	.7
3911	Infants' and children's wear (to size 6X)	6	9 631	280	2.9	Z	X
3912	Women's misses', and girls' dresses and blouses	13	50 583	3 223	6.4	Z	X
3915	Women's and misses' underwear and sleepwear	53	1 671 976	19 673	1.2	Z	X
3916	Other women's, misses, and girl's wear (furs, sweaters, millinery, etc.)	14	297 484	6 771	2.3	Z	X
4000	Footwear	18	152 611	9 988	6.5	Z	11.9
4013	Other women's, misses', and girls' footwear	18	152 611	9 988	6.5	Z	X
4100	Frozen foods (packaged)	13	13 155 951	487 799	3.7	.2	87.7
4114	Fruits and fruit juices (frozen)	54	12 916 755	475 008	3.7	.2	X
4117	Other frozen foods (except frozen dairy products)	6	155 461	3 059	2.0	Z	X
4200	Dairy products (excluding dried or canned)	7	94 786	1 222	1.3	Z	X
4400	Confectionery	110	8 071 549	974 067	12.1	.5	.5
4411	Candy	42	586 185	30 148	5.1	Z	X
4412	Chewing gum	13	414 216	46 320	11.2	Z	X
4413	Nuts	30	1 705 325	90 775	5.3	Z	X
4414	Chips and popcorn	14	159 017	1 629	1.0	Z	X
4600	Meat and meat products (fresh and unpackage)	11	11 333	1 716	15.1	Z	49.1
4614	Pork (not killed on location)	7	4 894	1 459	29.8	Z	X
4800	Coffee, tea, and spices	87	13 183 968	1 164 201	8.8	.6	87.7
4811	Coffee	63	13 036 631	1 142 434	8.8	.6	X
4812	Tea	16	57 832	1 636	2.8	Z	X
4813	Spices	8	89 507	20 131	22.5	Z	X

See footnotes at end of table.

Table 2. All Types of Operation by Kind of Business and Commodity Line for Wholesale Trade: 1997—Con.

[Includes only establishments with payroll. For meaning of abbreviations and symbols, see introductory text. For explanation of terms, see Appendix A]

NAICS code and CL code	Kind of business and commodity line	Establishments handling commodity line		Commodity line sales			Sales coverage percent
		Number	Total sales (\$1,000)	Amount ¹ (\$1,000)	As percent of total sales of—		
					Establishments handling line	Establishments in NAICS industry ¹	
42221	Drugs, & druggists' sundries whsle—Con.						
4820	Bread and baked goods	62	12 904 089	184 045	1.4	.1	87.7
4822	Cookies, cakes, and other baked goods	62	12 904 089	184 045	1.4	.1	X
4830	Canned foods	39	2 723 557	253 418	9.3	.1	4.7
4831	Canned and bottled fruits, vegetables, and juices	22	1 887 936	160 641	8.5	.1	X
4834	Canned fish and seafoods	9	839 410	13 225	1.6	Z	X
4835	Canned milk	8	856 399	11 957	1.4	Z	X
4836	Other canned foods	8	793 926	11 873	1.5	Z	X
4840	Food and beverage basic materials (include flavoring extracts, fruit peel, hop extract, industrial molasses, sausage casings, malt, yeast, etc.)	66	1 315 877	293 209	22.3	.1	X
4850	Soft drinks and bottled water	26	316 312	8 277	2.6	Z	61.7
4851	Soft drinks, packaged	14	125 868	4 273	3.4	Z	X
4853	Bottled water	14	204 938	4 004	2.0	Z	X
4860	Other grocery specialties	203	20 334 378	1 135 159	5.6	.6	76.1
4861	Pasta	37	423 692	3 405	.8	Z	X
4862	Breakfast cereals	20	482 403	31 223	6.5	Z	X
4863	Cooking oils and margarine	90	16 776 790	356 207	2.1	.2	X
4864	Flour	23	117 923	1 285	1.1	Z	X
4865	Pickles, preserves, jellies, jams, and sauces	35	389 534	4 163	1.1	Z	X
4867	Pet foods	49	671 624	42 764	6.4	Z	X
4868	Grocery specialties, n.e.c.	75	3 335 362	695 719	20.9	.3	X
4900	Grain and beans	9	108 177	1 326	1.2	Z	X
5300	Plastics materials and basic shapes	20	233 275	18 116	7.8	Z	X
5330	Chemicals and allied products (excluding agricultural, plastics, gases, and petroleum)	170	2 257 703	216 831	9.6	.1	11.5
5335	Detergents and soaps	62	693 071	12 412	1.8	Z	X
5344	Other chemicals and allied products	88	1 417 000	184 784	13.0	.1	X
5800	Farm supplies	121	746 732	145 001	19.4	.1	37.5
5812	Feeds (poultry and livestock) not mixed on location	9	83 011	20 672	24.9	Z	X
5815	Insecticides, fungicides, and pesticides	51	370 081	48 315	13.1	Z	X
5818	Other farm supplies (including harness and saddlery equipment)	58	454 767	59 564	13.1	Z	X
5900	Tobacco and tobacco products	35	3 347 849	298 207	8.9	.1	6.4
5911	Cigars	10	95 613	381	.4	Z	X
5912	Cigarettes	19	1 012 814	124 529	12.3	.1	X
5913	Other tobacco products (excluding leaf)	10	95 613	767	.8	Z	X
6100	Books, periodicals, newspapers, and miscellaneous printed materials	59	201 622	5 904	2.9	Z	9.5
6101	Books	35	174 317	4 382	2.5	Z	X
6102	Other periodicals, newspapers, and miscellaneous printed materials	15	15 327	981	6.4	Z	X
6110	Flowers and florists' supplies	7	5 108	1 921	37.6	Z	X
6120	Art goods (including novelties and souvenirs)	21	35 634	5 955	16.7	Z	53.2
6122	Novelties and souvenirs	20	30 113	3 760	12.5	Z	X
6150	Nondurable goods, n.e.c.	63	743 170	66 601	9.0	Z	X
9700	Service receipts and labor charges (including installed parts)	164	1 344 043	109 654	8.2	.1	7.5
9701	Labor charges for repair work	6	12 705	49	.4	Z	X
9702	Parts installed in repair work	6	12 705	13	.1	Z	X
9703	Other service receipts and labor charges—Specify	150	1 266 706	107 380	8.5	.1	X
9720	Receipts for service contracts	12	45 126	2 372	5.3	Z	X
9810	Miscellaneous commodities	497	26 525 913	1 478 096	5.6	.7	X
9940	Rental and leasing receipts	57	264 289	7 596	2.9	Z	X
422210	Drugs, & druggists' sundries whsle	8 053	X	203 147 771	X	100.0	87.7
0200	New and rebuilt automotive parts and supplies	14	77 642	3 037	3.9	Z	59.4
0223	Parts, n.e.c.	7	40 159	1 837	4.6	Z	X
0400	Household and lawn furniture	9	38 095	6 206	16.3	Z	76.1
0412	Sleep furniture and equipment	6	31 570	4 659	14.8	Z	X
0420	Office and business furniture	7	9 048	679	7.5	Z	X
0500	Household china, glassware, crockery, and plastic housewares	26	272 406	14 990	5.5	Z	X
0520	Linens, domestics, curtains, and draperies	8	13 220	281	2.1	Z	X
0540	Other home furnishings	106	3 451 091	195 083	5.7	.1	4
0541	Metal flatware and kitchen utensils	14	509 145	53 181	10.4	Z	X
0542	Mirrors, lamps, and picture frames	11	582 546	18 908	3.2	Z	X
0543	Home furnishings, n.e.c.	32	460 577	2 837	.6	Z	X
0800	Photographic equipment and supplies (excluding video)	132	7 688 778	146 295	1.9	.1	X
1000	Medical, hospital, and surgical supplies	446	21 402 982	2 031 494	9.5	1.0	1.3
1011	Surgical and medical instruments and equipment	248	8 641 717	242 966	2.8	.1	X
1012	Orthopedic, and prosthetic appliances and supplies	81	1 781 334	12 580	.7	Z	X
1013	Other surgical, medical, and hospital supplies	362	7 702 659	473 213	6.1	.2	X
1020	Dental supplies	8	63 841	6 743	10.6	Z	10.3
1021	Equipment (chairs, x-rays, cabinets, etc.)	6	6 377	3 473	54.5	Z	X
1030	Optical and ophthalmic goods	28	122 419	4 415	3.6	Z	28.7
1031	Ophthalmic goods	11	42 973	2 446	5.7	Z	X
1033	Optometric equipment and supplies	14	78 272	1 617	2.1	Z	X
1040	Religious and school supplies	45	1 627 240	60 966	3.7	Z	.8
1042	School supplies	22	759 194	53 136	7.0	Z	X
1050	Other professional equipment and supplies	28	294 091	74 952	25.5	Z	87.7
1056	Veterinarians' equipment and supplies	24	282 944	73 648	26.0	Z	X
1400	Electrical apparatus and equipment	27	362 593	36 173	10.0	Z	54.7
1415	Electric bulbs (all types)	16	316 896	13 243	4.2	Z	X
1419	Industrial controls	11	134 290	20 348	15.2	Z	X

See footnotes at end of table.

Table 2. All Types of Operation by Kind of Business and Commodity Line for Wholesale Trade: 1997—Con.

[Includes only establishments with payroll. For meaning of abbreviations and symbols, see introductory text. For explanation of terms, see Appendix A]

NAICS code and CL code	Kind of business and commodity line	Establishments handling commodity line		Commodity line sales			Sales coverage percent
		Number	Total sales (\$1,000)	Amount ¹ (\$1,000)	As percent of total sales of—		
					Establishments handling line	Establishments in NAICS industry ¹	
422210	Drugs, & druggists' sundries whse—Con.						
1500	Electrical appliances, household	80	2 270 656	121 388	5.3	.1	3.6
1511	Televisions	13	642 105	16 036	2.5	Z	X
1512	Radios, stereos, and CD players	13	642 105	26 738	4.2	Z	X
1518	Other electrical household appliances (including fans, dishwashers, etc.)	67	1 628 551	78 614	4.8	Z	X
1600	Electronic parts and equipment, except communication	17	120 035	18 493	15.4	Z	77.6
1618	Electronic parts and equipment, n.e.c.	6	104 633	17 789	17.0	Z	X
1650	Communication equipment and supplies	7	105 836	10 823	10.2	Z	87.7
1651	Telephones	6	104 633	10 463	10.0	Z	X
1700	Hardware	97	3 563 598	188 301	5.3	.1	.1
1713	Cutlery	45	1 860 292	70 641	3.8	Z	X
2320	General-purpose industrial machinery, equipment, and parts	9	23 267	2 245	9.6	Z	8.3
2327	All other new general-purpose industrial machinery and equipment	9	23 267	2 245	9.6	Z	X
2460	Other industrial supplies	10	78 841	5 283	6.7	Z	72.3
2466	Industrial supplies, n.e.c.	10	78 841	5 283	6.7	Z	X
2500	Beauty and barber equipment and supplies	10	21 102	5 891	27.9	Z	X
2520	Custodial (janitors') equipment and supplies	9	57 206	8 558	15.0	Z	5.3
2523	Custodial supplies	9	57 206	8 558	15.0	Z	X
2530	Laundry and dry-cleaning equipment and supplies	58	16 405 687	4 667 290	28.4	2.3	X
2700	Sporting and recreational goods and supplies	21	111 483	18 776	16.8	Z	20.1
2714	Camping and fishing equipment and accessories	9	400	1	.3	Z	X
2718	Other sporting and recreational goods (go carts, bait, etc.)	9	27 981	2 229	8.0	Z	X
2800	Toys and hobby goods and supplies	165	5 650 816	507 701	9.0	.3	.4
2811	Video games and cartridges	15	645 556	1 616	.3	Z	X
2812	Other toys and games (including fireworks and children's vehicles)	82	2 199 086	50 707	2.3	Z	X
2814	Other hobby goods and accessories	15	645 556	814	.1	Z	X
3000	Jewelry, diamonds, gem stones, and watches	36	2 014 178	240 771	12.0	.1	1.6
3016	Other jewel., silverware, and plated ware (incl. jewel. where gemstones less than 50% of value, gold filled sterling, and costume jewel. and medallions)	21	157 078	12 271	7.8	Z	X
3130	Compact discs, prerecorded audio tapes, and phonograph records	16	38 912	6 668	17.1	Z	X
3140	Prerecorded video tapes	7	16 832	742	4.4	Z	X
3200	Printing and writing paper	6	9 896	317	3.2	Z	X
3300	Stationery, office supplies and greeting cards	157	4 795 001	198 071	4.1	.1	2.6
3311	Business forms	26	1 351 048	9 241	.7	Z	X
3312	Stationery, photocopy paper, and typing paper	52	1 466 678	7 513	.5	Z	X
3313	Inked ribbons, carbon paper, pens and pencils	29	684 290	48 347	7.1	Z	X
3315	Greeting cards	99	3 983 181	80 782	2.0	Z	X
3316	Other stationery supplies (envelopes, ruled forms, and binder paper)	43	1 471 707	52 177	3.5	Z	X
3400	Industrial and personal services paper and plastics	70	1 957 618	223 242	11.4	.1	6.2
3412	Paper dishes, cups, and napkins	67	1 444 143	79 652	5.5	Z	X
3414	Disposable plastic boxes, containers, cups, dishes, and supplies	6	202 879	2 350	1.2	Z	X
3415	Other industrial and personal service paper	6	699 053	106 931	15.3	.1	X
3500	Drugs, pharmaceuticals, cosmetics, and toiletries	8 053	203 147 771	187 028 602	92.1	92.1	60.2
3511	Prescription drugs	2 540	154 773 942	132 563 557	85.7	65.3	X
3512	Nonprescription pharmaceuticals	2 790	102 905 532	14 030 707	13.6	6.9	X
3513	Cosmetics	2 178	34 390 452	10 051 293	29.2	4.9	X
3514	Perfumes	822	16 322 610	5 041 523	30.9	2.5	X
3515	Other toiletries and druggists' sundries	3 729	105 873 804	25 341 522	23.9	12.5	X
3600	Piece goods, knit and woven	15	52 784	8 530	16.2	Z	57.5
3615	Woolen and worsted piece goods	10	50 948	6 481	12.7	Z	X
3700	Notions (buttons, ribbons, lace, sewing accessories, zippers, bindings, etc.)	70	1 996 429	30 278	1.5	Z	X
3800	Men's and boys' wear	73	3 179 980	46 487	1.5	Z	.9
3812	Men's and boys' dress and casual shirts, slacks, and jeans	8	9 486	1 165	12.3	Z	X
3813	Men's and boys' underwear and nightwear	35	540 717	5 920	1.1	Z	X
3814	Men's and boys' work clothing and uniforms	8	9 486	154	1.6	Z	X
3815	Other men's and boys' wear (caps, hats, swimwear, neckwear, etc.)	18	183 663	8 280	4.5	Z	X
3900	Women's and children's wear	89	3 923 352	231 491	5.9	.1	.7
3911	Infants' and children's wear (to size 6X)	6	9 631	280	2.9	Z	X
3912	Women's misses', and girls' dresses and blouses	13	50 583	3 223	6.4	Z	X
3915	Women's and misses' underwear and sleepwear	53	1 671 976	19 673	1.2	Z	X
3916	Other women's, misses, and girl's wear (furs, sweaters, millinery, etc.)	14	297 484	6 771	2.3	Z	X
4000	Footwear	18	152 611	9 988	6.5	Z	11.9
4013	Other women's, misses', and girls' footwear	18	152 611	9 988	6.5	Z	X
4100	Frozen foods (packaged)	13	13 155 951	487 799	3.7	.2	87.7
4114	Fruits and fruit juices (frozen)	54	12 916 755	475 008	3.7	.2	X
4117	Other frozen foods (except frozen dairy products)	6	155 461	3 059	2.0	Z	X
4200	Dairy products (excluding dried or canned)	7	94 786	1 222	1.3	Z	X
4400	Confectionery	110	8 071 549	974 067	12.1	.5	.5
4411	Candy	42	586 185	30 148	5.1	Z	X
4412	Chewing gum	13	414 216	46 320	11.2	Z	X
4413	Nuts	30	1 705 325	90 775	5.3	Z	X
4414	Chips and popcorn	14	159 017	1 629	1.0	Z	X
4600	Meat and meat products (fresh and unpackage)	11	11 333	1 716	15.1	Z	49.1
4614	Pork (not killed on location)	7	4 894	1 459	29.8	Z	X
4800	Coffee, tea, and spices	87	13 183 968	1 164 201	8.8	.6	87.7
4811	Coffee	63	13 036 631	1 142 434	8.8	.6	X
4812	Tea	16	57 832	1 636	2.8	Z	X
4813	Spices	8	89 507	20 131	22.5	Z	X

See footnotes at end of table.

Table 2. All Types of Operation by Kind of Business and Commodity Line for Wholesale Trade: 1997—Con.

[Includes only establishments with payroll. For meaning of abbreviations and symbols, see introductory text. For explanation of terms, see Appendix A]

NAICS code and CL code	Kind of business and commodity line	Establishments handling commodity line		Commodity line sales			Sales coverage percent
		Number	Total sales (\$1,000)	Amount ¹ (\$1,000)	As percent of total sales of—		
					Establishments handling line	Establishments in NAICS industry ¹	
422210	Drugs, & druggists' sundries whse—Con.						
4820	Bread and baked goods	62	12 904 089	184 045	1.4	.1	87.7
4822	Cookies, cakes, and other baked goods	62	12 904 089	184 045	1.4	.1	X
4830	Canned foods	39	2 723 557	253 418	9.3	.1	4.7
4831	Canned and bottled fruits, vegetables, and juices	22	1 887 936	160 641	8.5	.1	X
4834	Canned fish and seafoods	9	839 410	13 225	1.6	Z	X
4835	Canned milk	8	856 399	11 957	1.4	Z	X
4836	Other canned foods	8	793 926	11 873	1.5	Z	X
4840	Food and beverage basic materials (include flavoring extracts, fruit peel, hop extract, industrial molasses, sausage casings, malt, yeast, etc.)	66	1 315 877	293 209	22.3	.1	X
4850	Soft drinks and bottled water	26	316 312	8 277	2.6	Z	61.7
4851	Soft drinks, packaged	14	125 868	4 273	3.4	Z	X
4853	Bottled water	14	204 938	4 004	2.0	Z	X
4860	Other grocery specialties	203	20 334 378	1 135 159	5.6	.6	76.1
4861	Pasta	37	423 692	3 405	.8	Z	X
4862	Breakfast cereals	20	482 403	31 223	6.5	Z	X
4863	Cooking oils and margarine	90	16 776 790	356 207	2.1	.2	X
4864	Flour	23	117 923	1 285	1.1	Z	X
4865	Pickles, preserves, jellies, jams, and sauces	35	389 534	4 163	1.1	Z	X
4867	Pet foods	49	671 624	42 764	6.4	Z	X
4868	Grocery specialties, n.e.c.	75	3 335 362	695 719	20.9	.3	X
4900	Grain and beans	9	108 177	1 326	1.2	Z	X
5300	Plastics materials and basic shapes	20	233 275	18 116	7.8	Z	X
5330	Chemicals and allied products (excluding agricultural, plastics, gases, and petroleum)	170	2 257 703	216 831	9.6	.1	11.5
5335	Detergents and soaps	62	693 071	12 412	1.8	Z	X
5344	Other chemicals and allied products	88	1 417 000	184 784	13.0	.1	X
5800	Farm supplies	121	746 732	145 001	19.4	.1	37.5
5812	Feeds (poultry and livestock) not mixed on location	9	83 011	20 672	24.9	Z	X
5815	Insecticides, fungicides, and pesticides	51	370 081	48 315	13.1	Z	X
5818	Other farm supplies (including harness and saddlery equipment)	58	454 767	59 564	13.1	Z	X
5900	Tobacco and tobacco products	35	3 347 849	298 207	8.9	.1	6.4
5911	Cigars	10	95 613	381	.4	Z	X
5912	Cigarettes	19	1 012 814	124 529	12.3	.1	X
5913	Other tobacco products (excluding leaf)	10	95 613	767	.8	Z	X
6100	Books, periodicals, newspapers, and miscellaneous printed materials	59	201 622	5 904	2.9	Z	9.5
6101	Books	35	174 317	4 382	2.5	Z	X
6102	Other periodicals, newspapers, and miscellaneous printed materials	15	15 327	981	6.4	Z	X
6110	Flowers and florists' supplies	7	5 108	1 921	37.6	Z	X
6120	Art goods (including novelties and souvenirs)	21	35 634	5 955	16.7	Z	53.2
6122	Novelties and souvenirs	20	30 113	3 760	12.5	Z	X
6150	Nondurable goods, n.e.c.	63	743 170	66 601	9.0	Z	X
9700	Service receipts and labor charges (including installed parts)	164	1 344 043	109 654	8.2	.1	7.5
9701	Labor charges for repair work	6	12 705	49	.4	Z	X
9702	Parts installed in repair work	6	12 705	13	.1	Z	X
9703	Other service receipts and labor charges—Specify	150	1 266 706	107 380	8.5	.1	X
9720	Receipts for service contracts	12	45 126	2 372	5.3	Z	X
9810	Miscellaneous commodities	497	26 525 913	1 478 096	5.6	.7	X
9940	Rental and leasing receipts	57	264 289	7 596	2.9	Z	X
4222101	General-line drugs whse	3 283	X	79 946 995	X	100.0	91.7
0200	New and rebuilt automotive parts and supplies	7	37 483	1 200	3.2	Z	X
0400	Household and lawn furniture	7	26 972	3 208	11.9	Z	X
0500	Household china, glassware, crockery, and plastic housewares	19	175 261	7 584	4.3	Z	X
0520	Linens, domestics, curtains, and draperies	8	13 220	281	2.1	Z	X
0540	Other home furnishings	57	1 552 268	74 926	4.8	.1	1.0
0541	Metal flatware and kitchen utensils	14	509 145	53 181	10.4	.1	X
0542	Mirrors, lamps, and picture frames	11	582 546	18 908	3.2	Z	X
0543	Home furnishings, n.e.c.	32	460 577	2 837	.6	Z	X
0800	Photographic equipment and supplies (excluding video)	63	4 809 968	87 264	1.8	.1	X
1000	Medical, hospital, and surgical supplies	272	10 179 731	602 045	5.9	.8	2.6
1011	Surgical and medical instruments and equipment	166	7 160 682	232 972	3.3	.3	X
1012	Orthopedic, and prosthetic appliances and supplies	39	502 081	8 590	1.7	Z	X
1013	Other surgical, medical, and hospital supplies	225	6 206 703	360 482	5.8	.5	X
1030	Optical and ophthalmic goods	14	44 147	2 798	6.3	Z	44.5
1031	Ophthalmic goods	11	42 973	2 446	5.7	Z	X
1040	Religious and school supplies	22	759 194	53 136	7.0	.1	2.3
1042	School supplies	22	759 194	53 136	7.0	.1	X
1050	Other professional equipment and supplies	28	294 091	74 952	25.5	.1	91.7
1056	Veterinarians' equipment and supplies	24	282 944	73 648	26.0	.1	X
1400	Electrical apparatus and equipment	21	318 809	33 591	10.5	Z	66.8
1415	Electric bulbs (all types)	16	316 896	13 243	4.2	Z	X
1419	Industrial controls	11	134 290	20 348	15.2	Z	X
1500	Electrical appliances, household	39	620 580	29 431	4.7	Z	1.2
1518	Other electrical household appliances (including fans, dishwashers, etc.)	39	620 580	29 431	4.7	Z	X
1600	Electronic parts and equipment, except communication	11	15 402	704	4.6	Z	X
1700	Hardware	45	1 860 292	70 641	3.8	.1	.2
1713	Cutlery	45	1 860 292	70 641	3.8	.1	X

See footnotes at end of table.

Table 2. All Types of Operation by Kind of Business and Commodity Line for Wholesale Trade: 1997—Con.

[Includes only establishments with payroll. For meaning of abbreviations and symbols, see introductory text. For explanation of terms, see Appendix A]

NAICS code and CL code	Kind of business and commodity line	Establishments handling commodity line		Commodity line sales			Sales coverage percent
		Number	Total sales (\$1,000)	Amount ¹ (\$1,000)	As percent of total sales of—		
					Establishments handling line	Establishments in NAICS industry ¹	
4222101	General-line drugs whse—Con.						
2320	General-purpose industrial machinery, equipment, and parts	8	23 196	2 238	9.6	Z	8.2
2327	All other new general-purpose industrial machinery and equipment	8	23 196	2 238	9.6	Z	X
2460	Other industrial supplies	10	78 841	5 283	6.7	Z	75.6
2466	Industrial supplies, n.e.c.	10	78 841	5 283	6.7	Z	X
2520	Custodial (janitors') equipment and supplies	9	57 206	8 558	15.0	Z	5.5
2523	Custodial supplies	9	57 206	8 558	15.0	Z	X
2700	Sporting and recreational goods and supplies	17	28 381	2 230	7.9	Z	28.6
2714	Camping and fishing equipment and accessories	9	400	1	.3	Z	X
2718	Other sporting and recreational goods (go carts, bait, etc.)	9	27 981	2 229	8.0	Z	X
2800	Toys and hobby goods and supplies	82	2 199 086	53 137	2.4	.1	1.2
2811	Video games and cartridges	15	645 556	1 616	.3	Z	X
2812	Other toys and games (including fireworks and children's vehicles)	82	2 199 086	50 707	2.3	.1	X
2814	Other hobby goods and accessories	15	645 556	814	.1	Z	X
3000	Jewelry, diamonds, gem stones, and watches	21	157 078	12 271	7.8	Z	21.9
3016	Other jewel., silverware, and plated ware (incl. jewel. where gemstones less than 50% of value, gold filled sterling, and costume jewel. and medallions)	21	157 078	12 271	7.8	Z	X
3130	Compact discs, prerecorded audio tapes, and phonograph records	14	28 196	1 310	4.6	Z	X
3140	Prerecorded video tapes	7	16 832	742	4.4	Z	X
3200	Printing and writing paper	6	9 896	317	3.2	Z	X
3300	Stationery, office supplies and greeting cards	78	1 673 512	109 636	6.6	.1	4.8
3311	Business forms	26	1 351 048	9 241	.7	Z	X
3312	Stationery, photocopy paper, and typing paper	52	1 466 678	7 513	.5	Z	X
3313	Inked ribbons, carbon paper, pens and pencils	13	69 538	391	.6	Z	X
3315	Greeting cards	52	1 597 110	53 342	3.3	.1	X
3316	Other stationery supplies (envelopes, ruled forms, and binder paper)	26	1 351 048	39 138	2.9	Z	X
3400	Industrial and personal services paper and plastics	39	812 016	151 060	18.6	.2	8.9
3412	Paper dishes, cups, and napkins	36	298 541	7 470	2.5	Z	X
3414	Disposable plastic boxes, containers, cups, dishes, and supplies	6	202 879	2 350	1.2	Z	X
3415	Other industrial and personal service paper	6	699 053	106 931	15.3	.1	X
3500	Drugs, pharmaceuticals, cosmetics, and toiletries	3 283	79 946 995	77 003 267	96.3	96.3	84.2
3511	Prescription drugs	1 383	72 358 688	63 041 587	87.1	78.9	X
3512	Nonprescription pharmaceuticals	1 433	69 511 173	4 967 511	7.1	6.2	X
3513	Cosmetics	576	12 917 613	870 722	6.7	1.1	X
3514	Perfumes	198	3 140 374	727 438	23.2	.9	X
3515	Other toiletries and druggists' sundries	1 733	65 534 697	7 396 009	11.3	9.3	X
3600	Piece goods, knit and woven	10	39 789	7 320	18.4	Z	X
3700	Notions (buttons, ribbons, lace, sewing accessories, zippers, bindings, etc.)	37	711 676	12 864	1.8	Z	X
3800	Men's and boys' wear	43	709 983	14 051	2.0	Z	4.5
3812	Men's and boys' dress and casual shirts, slacks, and jeans	8	9 486	1 165	12.3	Z	X
3813	Men's and boys' underwear and nightwear	34	535 811	4 452	.8	Z	X
3814	Men's and boys' work clothing and uniforms	8	9 486	154	1.6	Z	X
3815	Other men's and boys' wear (caps, hats, swimwear, neckwear, etc.)	18	183 663	8 280	4.5	Z	X
3900	Women's and children's wear	44	882 523	13 330	1.5	Z	3.1
3911	Infants' and children's wear (to size 6X)	6	9 631	280	2.9	Z	X
3912	Women's misses', and girls' dresses and blouses	13	50 583	3 223	6.4	Z	X
3915	Women's and misses' underwear and sleepwear	18	534 457	3 054	.6	Z	X
3916	Other women's, misses, and girls' wear (furs, sweaters, millinery, etc.)	14	297 484	6 771	2.3	Z	X
4000	Footwear	18	152 611	9 988	6.5	Z	12.5
4013	Other women's, misses', and girls' footwear	18	152 611	9 988	6.5	Z	X
4100	Frozen foods (packaged)	6	155 461	3 059	2.0	Z	90.8
4117	Other frozen foods (except frozen dairy products)	6	155 461	3 059	2.0	Z	X
4400	Confectionery	44	1 718 272	99 393	5.8	.1	.5
4411	Candy	29	171 969	6 989	4.1	Z	X
4413	Nuts	30	1 705 325	90 775	5.3	.1	X
4414	Chips and popcorn	14	159 017	1 629	1.0	Z	X
4600	Meat and meat products (fresh and unpackage)	11	11 333	1 716	15.1	Z	51.3
4614	Pork (not killed on location)	7	4 894	1 459	29.8	Z	X
4800	Coffee, tea, and spices	20	101 884	2 974	2.9	Z	76.6
4812	Tea	14	57 751	1 611	2.8	Z	X
4820	Bread and baked goods	9	36 097	778	2.2	Z	91.7
4822	Cookies, cakes, and other baked goods	9	36 097	778	2.2	Z	X
4830	Canned foods	21	1 839 175	189 058	10.3	.2	1.6
4831	Canned and bottled fruits, vegetables, and juices	21	1 839 175	158 212	8.6	.2	X
4834	Canned fish and seafoods	7	745 165	9 444	1.3	Z	X
4835	Canned milk	8	856 399	11 957	1.4	Z	X
4836	Other canned foods	7	745 165	9 444	1.3	Z	X
4840	Food and beverage basic materials (include flavoring extracts, fruit peel, hop extract, industrial molasses, sausage casings, malt, yeast, etc.)	17	276 092	68 267	24.7	.1	X
4850	Soft drinks and bottled water	19	137 646	5 070	3.7	Z	36.1
4851	Soft drinks, packaged	13	77 104	2 322	3.0	Z	X
4853	Bottled water	8	75 036	2 748	3.7	Z	X
4860	Other grocery specialties	86	1 661 685	241 281	14.5	.3	36.1
4861	Pasta	26	237 080	2 733	1.2	Z	X
4862	Breakfast cereals	20	482 403	31 223	6.5	Z	X
4863	Cooking oils and margarine	24	190 650	1 783	.9	Z	X
4864	Flour	23	117 923	1 285	1.1	Z	X
4865	Pickles, preserves, jellies, jams, and sauces	24	202 922	787	.4	Z	X
4867	Pet foods	30	400 280	8 606	2.2	Z	X
4868	Grocery specialties, n.e.c.	32	1 333 541	194 496	14.6	.2	X

See footnotes at end of table.

Table 2. All Types of Operation by Kind of Business and Commodity Line for Wholesale Trade: 1997—Con.

[Includes only establishments with payroll. For meaning of abbreviations and symbols, see introductory text. For explanation of terms, see Appendix A]

NAICS code and CL code	Kind of business and commodity line	Establishments handling commodity line		Commodity line sales			Sales coverage percent
		Number	Total sales (\$1,000)	Amount ¹ (\$1,000)	As percent of total sales of—		
					Establishments handling line	Establishments in NAICS industry ¹	
4222101	General-line drugs whse—Con.						
4900	Grain and beans	6	24 442	376	1.5	Z	X
5300	Plastics materials and basic shapes	7	132 011	4 448	3.4	Z	X
5330	Chemicals and allied products (excluding agricultural, plastics, gases, and petroleum)	107	1 034 750	144 477	14.0	.2	20.4
5335	Detergents and soaps	40	117 027	8 276	7.1	Z	X
5344	Other chemicals and allied products	58	904 055	129 294	14.3	.2	X
5800	Farm supplies	66	500 684	87 191	17.4	.1	51.0
5812	Feeds (poultry and livestock) not mixed on location	9	83 011	20 672	24.9	Z	X
5815	Insecticides, fungicides, and pesticides	51	370 081	48 315	13.1	.1	X
5900	Tobacco and tobacco products	19	1 012 814	125 677	12.4	.2	24.0
5911	Cigars	10	95 613	8 381	.4	Z	X
5912	Cigarettes	19	1 012 814	124 529	12.3	.2	X
5913	Other tobacco products (excluding leaf)	10	95 613	767	.8	Z	X
6100	Books, periodicals, newspapers, and miscellaneous printed materials	50	189 644	5 363	2.8	Z	10.5
6101	Books	35	174 317	4 382	2.5	Z	X
6102	Other periodicals, newspapers, and miscellaneous printed materials	15	15 327	981	6.4	Z	X
6110	Flowers and florists' supplies	6	4 815	1 897	39.4	Z	X
6120	Art goods (including novelties and souvenirs)	17	27 724	3 812	13.8	Z	68.1
6122	Novelties and souvenirs	17	27 724	3 712	13.4	Z	X
6150	Nondurable goods, n.e.c.	45	598 219	35 953	6.0	Z	X
9700	Service receipts and labor charges (including installed parts)	95	630 551	51 555	8.2	.1	11.6
9701	Labor charges for repair work	6	12 705	49	.4	Z	X
9702	Parts installed in repair work	6	12 705	13	.1	Z	X
9703	Other service receipts and labor charges—Specify	89	617 846	51 493	8.3	.1	X
9720	Receipts for service contracts	12	45 126	2 372	5.3	Z	X
9810	Miscellaneous commodities	252	2 230 550	333 820	15.0	.4	X
9940	Rental and leasing receipts	39	232 909	6 493	2.8	Z	X
4222102	Specialty-line drug, pharmaceutical, cosmetic, & toiletries whse	4 770	X	123 200 776	X	100.0	85.2
0200	New and rebuilt automotive parts and supplies	7	40 159	1 837	4.6	Z	85.2
0223	Parts, n.e.c.	7	40 159	1 837	4.6	Z	X
0500	Household china, glassware, crockery, and plastic housewares	7	97 145	7 406	7.6	Z	X
0540	Other home furnishings	49	1 898 823	120 157	6.3	.1	X
0800	Photographic equipment and supplies (excluding video)	69	2 878 810	59 031	2.1	Z	X
1000	Medical, hospital, and surgical supplies	174	11 223 251	1 429 449	12.7	1.2	.2
1011	Surgical and medical instruments and equipment	82	1 481 035	9 994	.7	Z	X
1012	Orthopedic, and prosthetic appliances and supplies	41	1 279 253	3 990	.3	Z	X
1013	Other surgical, medical, and hospital supplies	136	1 495 956	112 731	7.5	.1	X
1030	Optical and ophthalmic goods	14	78 272	1 617	2.1	Z	12.5
1033	Optometric equipment and supplies	14	78 272	1 617	2.1	Z	X
1040	Religious and school supplies	23	868 046	7 830	.9	Z	X
1400	Electrical apparatus and equipment	6	43 784	2 582	5.9	Z	X
1500	Electrical appliances, household	41	1 650 076	91 957	5.6	.1	4.4
1511	Televisions	13	642 105	16 036	2.5	Z	X
1512	Radios, stereos, and CD players	13	642 105	26 738	4.2	Z	X
1518	Other electrical household appliances (including fans, dishwashers, etc.) ..	28	1 007 971	49 183	4.9	Z	X
1600	Electronic parts and equipment, except communication	6	104 633	17 789	17.0	Z	85.2
1618	Electronic parts and equipment, n.e.c.	6	104 633	17 789	17.0	Z	X
1650	Communication equipment and supplies	6	104 633	10 463	10.0	Z	85.2
1651	Telephones	6	104 633	10 463	10.0	Z	X
1700	Hardware	52	1 703 306	117 660	6.9	.1	X
2500	Beauty and barber equipment and supplies	7	18 842	5 721	30.4	Z	X
2530	Laundry and dry-cleaning equipment and supplies	55	16 399 528	4 667 011	28.5	3.8	X
2800	Toys and hobby goods and supplies	83	3 451 730	454 564	13.2	.4	X
3000	Jewelry, diamonds, gem stones, and watches	15	1 857 100	228 500	12.3	.2	X
3300	Stationery, office supplies and greeting cards	79	3 121 489	88 435	2.8	.1	1.6
3313	Inked ribbons, carbon paper, pens and pencils	16	614 752	47 956	7.8	Z	X
3315	Greeting cards	47	2 386 071	27 440	1.2	Z	X
3316	Other stationery supplies (envelopes, ruled forms, and binder paper) ...	17	120 659	13 039	10.8	Z	X
3400	Industrial and personal services paper and plastics	31	1 145 602	72 182	6.3	.1	4.1
3412	Paper dishes, cups, and napkins	31	1 145 602	72 182	6.3	.1	X
3500	Drugs, pharmaceuticals, cosmetics, and toiletries	4 770	123 200 776	110 025 335	89.3	89.3	44.6
3511	Prescription drugs	1 157	82 415 254	69 521 970	84.4	84.4	X
3512	Nonprescription pharmaceuticals	1 356	33 394 359	9 063 196	27.1	27.1	X
3513	Cosmetics	1 602	21 472 839	9 180 571	42.8	42.8	X
3514	Perfumes	624	13 182 236	4 314 085	32.7	32.7	X
3515	Other toiletries and druggists' sundries	1 996	40 339 107	17 945 513	44.5	44.5	X
3700	Notions (buttons, ribbons, lace, sewing accessories, zippers, bindings, etc.)	33	1 284 753	17 414	1.4	Z	X
3800	Men's and boys' wear	30	2 469 997	32 436	1.3	Z	X
3900	Women's and children's wear	45	3 040 829	218 161	7.2	.2	X
3915	Women's and misses' underwear and sleepwear	35	1 137 519	16 619	1.5	Z	X
4100	Frozen foods (packaged)	57	13 000 490	484 740	3.7	.4	85.2
4114	Fruits and fruit juices (frozen)	54	12 916 755	475 008	3.7	.4	X
4400	Confectionery	66	6 353 277	874 674	13.8	.7	.5
4411	Candy	13	414 216	23 159	5.6	Z	X
4412	Chewing gum	13	414 216	46 320	11.2	Z	X

See footnotes at end of table.

Table 2. All Types of Operation by Kind of Business and Commodity Line for Wholesale Trade: 1997—Con.

[Includes only establishments with payroll. For meaning of abbreviations and symbols, see introductory text. For explanation of terms, see Appendix A]

NAICS code and CL code	Kind of business and commodity line	Establishments handling commodity line		Commodity line sales			Sales coverage percent
		Number	Total sales (\$1,000)	Amount ¹ (\$1,000)	As percent of total sales of—		
					Establishments handling line	Establishments in NAICS industry ¹	
4222102	Specialty-line drug, pharmaceutical, cosmetic, & toiletries whsle—Con.						
4800	Coffee, tea, and spices	67	13 082 084	1 161 227	8.9	.9	85.2
4811	Coffee	59	12 997 896	1 142 027	8.8	.9	X
4813	Spices	6	84 106	19 175	22.8	Z	X
4820	Bread and baked goods	53	12 867 992	183 267	1.4	.1	85.2
4822	Cookies, cakes, and other baked goods	53	12 867 992	183 267	1.4	.1	X
4830	Canned foods	18	884 382	64 360	7.3	.1	X
4840	Food and beverage basic materials (include flavoring extracts, fruit peel, hop extract, industrial molasses, sausage casings, malt, yeast, etc.)	49	1 039 785	224 942	21.6	.2	X
4850	Soft drinks and bottled water	7	178 666	3 207	1.8	Z	85.2
4853	Bottled water	6	129 902	1 256	1.0	Z	X
4860	Other grocery specialties	117	18 672 693	893 878	4.8	.7	77.1
4861	Pasta	11	186 612	672	.4	Z	X
4863	Cooking oils and margarine	66	16 586 140	354 424	2.1	.3	X
4865	Pickles, preserves, jellies, jams, and sauces	11	186 612	3 376	1.8	Z	X
4867	Pet foods	19	271 344	34 158	12.6	Z	X
4868	Grocery specialties, n.e.c.	43	2 001 821	501 223	25.0	.4	X
5300	Plastics materials and basic shapes	13	101 264	13 668	13.5	Z	X
5330	Chemicals and allied products (excluding agricultural, plastics, gases, and petroleum)	63	1 222 953	72 354	5.9	.1	4.5
5335	Detergents and soaps	22	576 044	4 136	.7	Z	X
5344	Other chemicals and allied products	31	512 945	55 490	10.8	Z	X
5800	Farm supplies	55	246 048	57 810	23.5	Z	9.3
5818	Other farm supplies (including harness and saddlery equipment)	55	246 048	57 810	23.5	Z	X
5900	Tobacco and tobacco products	16	2 335 035	172 530	7.4	.1	X
6100	Books, periodicals, newspapers, and miscellaneous printed materials	9	11 978	541	4.5	Z	X
6150	Nondurable goods, n.e.c.	18	144 951	30 648	21.1	Z	X
9700	Service receipts and labor charges (including installed parts)	69	713 492	58 099	8.1	Z	.3
9703	Other service receipts and labor charges—Specify	61	648 860	55 887	8.6	Z	X
9810	Miscellaneous commodities	245	24 295 363	1 144 276	4.7	.9	X
9940	Rental and leasing receipts	18	31 380	1 103	3.5	Z	X
4223	Apparel, piece goods, & notions whsle	20 707	X	124 104 420	X	100.0	69.3
0100	New and used automobiles, motorcycles, etc.	8	70 578	3 666	5.2	Z	X
0200	New and rebuilt automotive parts and supplies	16	59 673	16 487	27.6	Z	53.8
0224	Accessories	12	24 757	6 125	24.7	Z	X
0400	Household and lawn furniture	57	270 970	30 088	11.1	Z	48.9
0411	Upholstered furniture	23	189 862	17 110	9.0	Z	X
0412	Sleep furniture and equipment	9	24 524	5 144	21.0	Z	X
0413	Lawn furniture and equipment	8	9 430	854	9.1	Z	X
0414	Other furniture (including sleep sofas)	21	72 940	6 336	8.7	Z	X
0500	Household china, glassware, crockery, and plastic housewares	31	44 818	2 841	6.3	Z	X
0520	Linens, domestics, curtains, and draperies	254	1 394 373	209 540	15.0	.2	16.3
0521	Bedspreads, blankets, and bedding	66	489 436	42 798	8.7	Z	X
0522	Curtains and draperies	124	541 086	69 130	12.8	.1	X
0523	Shades and blinds	19	30 384	4 987	16.4	Z	X
0524	Towels and washcloths	86	505 204	38 665	7.7	Z	X
0525	Other linens and domestics	32	477 293	37 934	7.9	Z	X
0530	Flooring and floor coverings	17	322 512	129 392	40.1	.1	67.2
0531	Soft-surface (textile) floor coverings and accessories (including rugs, carpets, and pads)	8	308 393	124 587	40.4	.1	X
0532	Hardwood flooring	6	671	54	8.0	Z	X
0540	Other home furnishings	93	236 545	11 929	5.0	Z	12.2
0541	Metal flatware and kitchen utensils	28	22 579	1 313	5.8	Z	X
0542	Mirrors, lamps, and picture frames	35	55 899	3 647	6.5	Z	X
0543	Home furnishings, n.e.c.	19	54 817	1 801	3.3	Z	X
0800	Photographic equipment and supplies (excluding video)	12	114 380	14 629	12.8	Z	X
0900	Office equipment	10	22 007	3 240	14.7	Z	X
0950	Computer software (packaged)	6	18 197	2 367	13.0	Z	X
0960	Restaurant and hotel equipment and supplies	12	13 145	1 061	8.1	Z	X
0970	Store machines and equipment	9	19 965	4 503	22.6	Z	46.7
0972	Other store machines and equipment	9	19 965	4 503	22.6	Z	X
1000	Medical, hospital, and surgical supplies	43	246 518	63 246	25.7	.1	29.1
1011	Surgical and medical instruments and equipment	10	66 969	27 876	41.6	Z	X
1013	Other surgical, medical, and hospital supplies	33	179 549	35 370	19.7	Z	X
1030	Optical and ophthalmic goods	10	19 114	1 959	10.2	Z	33.8
1031	Ophthalmic goods	6	8 933	299	3.3	Z	X
1120	Flat iron and steel products	28	26 704	2 444	9.2	Z	14.5
1121	Plates	11	11 017	1 453	13.2	Z	X
1400	Electrical apparatus and equipment	25	58 440	5 739	9.8	Z	2.7
1418	Lighting fixtures (residential and commercial)	7	10 078	1 713	17.0	Z	X
1500	Electrical appliances, household	21	53 480	4 695	8.8	Z	8.0
1512	Radios, stereos, and CD players	6	15 712	1 026	6.5	Z	X
1600	Electronic parts and equipment, except communication	27	106 792	6 708	6.3	Z	X
1700	Hardware	40	240 041	28 214	11.8	Z	12.0
1713	Cutlery	13	45 212	14 196	31.4	Z	X

See footnotes at end of table.

Table 2. All Types of Operation by Kind of Business and Commodity Line for Wholesale Trade: 1997—Con.

[Includes only establishments with payroll. For meaning of abbreviations and symbols, see introductory text. For explanation of terms, see Appendix A]

NAICS code and CL code	Kind of business and commodity line	Establishments handling commodity line		Commodity line sales			Sales coverage percent
		Number	Total sales (\$1,000)	Amount ¹ (\$1,000)	As percent of total sales of—		
					Establishments handling line	Establishments in NAICS industry ¹	
4223	Apparel, piece goods, & notions whlse—Con.						
2320	General-purpose industrial machinery, equipment, and parts	70	814 221	67 761	8.3	.1	2.7
2328	Used general-purpose industrial machinery and equipment	42	674 948	53 453	7.9	Z	X
2330	Metalworking machinery, equipment, and parts	8	69 210	7 224	10.4	Z	X
2360	Other industrial machinery, equipment, and parts	17	145 415	29 416	20.2	Z	X
2460	Other industrial supplies	23	45 865	5 590	12.2	Z	43.0
2462	Abrasives and abrasive materials	13	9 123	794	8.7	Z	X
2520	Custodial (janitors') equipment and supplies	6	24 766	7 775	31.4	Z	X
2540	Other service establishment equipment and supplies	167	220 226	36 485	16.6	Z	12.1
2542	Service establishment equipment and supplies, n.e.c.	164	218 147	36 296	16.6	Z	X
2600	Aircraft and aeronautical equipment and supplies	7	10 747	886	8.2	Z	X
2700	Sporting and recreational goods and supplies	454	3 258 162	265 230	8.1	.2	13.0
2711	Ammunition, firearms, reloading equipment, archery supplies, shooting aids, and accessories	19	95 336	6 203	6.5	Z	X
2712	Bicycles and bicycle tires and tubes	26	67 682	6 685	9.9	Z	X
2713	Billiards, pool, bowling equipment, and accessories	15	21 220	863	4.1	Z	X
2714	Camping and fishing equipment and accessories	71	1 132 261	29 422	2.6	Z	X
2715	Athletic equipment and accessories	294	1 696 440	169 218	10.0	.1	X
2716	Skiing equipment	18	19 686	1 334	6.8	Z	X
2718	Other sporting and recreational goods (go carts, bait, etc.)	112	507 095	49 511	9.8	Z	X
2800	Toys and hobby goods and supplies	244	857 541	93 508	10.9	.1	21.7
2811	Video games and cartridges	10	17 161	233	1.4	Z	X
2812	Other toys and games (including fireworks and children's vehicles)	117	650 982	37 458	5.8	Z	X
2813	Crafts and craft supplies	53	194 922	19 896	10.2	Z	X
2814	Other hobby goods and accessories	112	382 297	30 306	7.9	Z	X
2930	Recyclable paper and paperboard	7	9 970	686	6.9	Z	X
2940	Recyclable materials, except metal	10	94 016	26 230	27.9	Z	69.3
2941	Wiping cloths, waste rags, and textile waste	10	94 016	26 230	27.9	Z	X
3000	Jewelry, diamonds, gem stones, and watches	239	652 797	43 382	6.6	Z	4.1
3011	Diamond jewelry and diamond jewelry where lapidary work was not performed at this location	7	24 325	4 683	19.3	Z	X
3014	Watches, clocks, and watch movements and cases	29	124 336	8 328	6.7	Z	X
3016	Other jewel., silverware, and plated ware (incl. jewel. where gemstones less than 50% of value, gold filled sterling, and costume jewel. and medallions)	185	355 503	26 802	7.5	Z	X
3130	Compact discs, prerecorded audio tapes, and phonograph records	9	13 278	3 391	25.5	Z	X
3140	Prerecorded video tapes	8	178 846	12 589	7.0	Z	X
3150	Other durable goods	21	33 068	3 996	12.1	Z	60.7
3152	Luggage	17	25 331	2 653	10.5	Z	X
3200	Printing and writing paper	8	9 315	949	10.2	Z	X
3300	Stationery, office supplies and greeting cards	67	264 484	22 126	8.4	Z	5.7
3311	Business forms	26	88 391	8 091	9.2	Z	X
3313	Inked ribbons, carbon paper, pens and pencils	11	90 919	3 294	3.6	Z	X
3315	Greeting cards	12	47 443	433	.9	Z	X
3316	Other stationery supplies (envelopes, ruled forms, and binder paper)	18	51 007	4 078	8.0	Z	X
3400	Industrial and personal services paper and plastics	37	77 137	8 144	10.6	Z	14.9
3411	Paperboard and boxboard boxes	11	19 853	1 009	5.1	Z	X
3412	Paper dishes, cups, and napkins	12	29 746	3 024	10.2	Z	X
3415	Other industrial and personal service paper	9	18 812	2 605	13.8	Z	X
3500	Drugs, pharmaceuticals, cosmetics, and toiletries	127	488 572	95 479	19.5	.1	22.1
3511	Prescription drugs	27	105 256	5 317	5.1	Z	X
3512	Nonprescription pharmaceuticals	8	3 710	401	10.8	Z	X
3513	Cosmetics	15	2 970	227	7.6	Z	X
3514	Perfumes	9	87 107	26 775	30.7	Z	X
3515	Other toiletries and druggists' sundries	66	279 898	61 323	21.9	Z	X
3600	Piece goods, knit and woven	4 515	23 929 722	21 039 004	87.9	17.0	46.6
3611	Goods purchased grey and finished on contract	589	3 940 625	1 017 325	25.8	.8	X
3612	Cotton (including blends)	2 419	11 775 235	6 095 940	51.8	4.9	X
3613	Synthetics (excluding synthetic knits)	2 144	9 588 297	4 835 387	50.4	3.9	X
3614	Knit fabrics, n.e.c. (including double knit)	1 386	6 952 711	3 964 924	57.0	3.2	X
3615	Woolen and worsted piece goods	861	3 517 371	1 295 363	36.8	1.0	X
3616	Other piece goods	1 701	7 527 822	3 736 715	49.6	3.0	X
3700	Notions (buttons, ribbons, lace, sewing accessories, zippers, bindings, etc.)	1 856	5 095 445	3 496 506	68.6	2.8	X
3800	Men's and boys' wear	6 972	52 902 278	33 397 756	63.1	26.9	55.6
3811	Men's and boys' suits, coats, and formal wear	1 592	10 067 339	4 181 277	41.5	3.4	X
3812	Men's and boys' dress and casual shirts, slacks, and jeans	3 885	36 779 651	19 377 690	52.7	15.6	X
3813	Men's and boys' underwear and nightwear	831	5 888 088	1 674 456	28.4	1.3	X
3814	Men's and boys' work clothing and uniforms	1 280	5 390 880	3 255 711	60.4	2.6	X
3815	Other men's and boys' wear (caps, hats, swimwear, neckwear, etc.)	2 525	20 248 520	4 895 068	24.2	3.9	X
3900	Women's and children's wear	10 603	66 816 710	42 422 403	63.5	34.2	53.3
3911	Infants' and children's wear (to size 6X)	2 178	13 578 761	5 281 390	38.9	4.3	X
3912	Women's misses', and girls' dresses and blouses	4 978	27 223 420	14 263 481	52.4	11.5	X
3913	Women's, misses', and girls' suits and coats	1 609	9 348 131	3 423 063	36.6	2.8	X
3914	Women's and misses' outerwear	2 407	23 582 307	6 459 661	27.4	5.2	X
3915	Women's and misses' underwear and sleepwear	1 401	9 303 219	4 470 108	48.0	3.6	X
3916	Other women's, misses, and girl's wear (furs, sweaters, millinery, etc.) ..	3 180	17 338 827	8 493 043	49.0	6.8	X

See footnotes at end of table.

Table 2. All Types of Operation by Kind of Business and Commodity Line for Wholesale Trade: 1997—Con.

[Includes only establishments with payroll. For meaning of abbreviations and symbols, see introductory text. For explanation of terms, see Appendix A]

NAICS code and CL code	Kind of business and commodity line	Establishments handling commodity line		Commodity line sales			Sales coverage percent
		Number	Total sales (\$1,000)	Amount ¹ (\$1,000)	As percent of total sales of—		
					Establishments handling line	Establishments in NAICS industry ¹	
4223	Apparel, piece goods, & notions whse—Con.						
4000	Footwear	2 555	28 556 192	21 251 552	74.4	17.1	59.0
4011	All athletic footwear	834	15 898 395	9 326 922	58.7	7.5	X
4012	Infants' footwear	317	2 346 184	290 688	12.4	.2	X
4013	Other women's, misses', and girls' footwear	1 491	13 430 074	6 931 036	51.6	5.6	X
4014	Other men's and boy's footwear	1 256	11 378 962	4 382 434	38.5	3.5	X
4015	Shoe accessories	356	2 414 804	320 460	13.3	.3	X
4830	Canned foods	7	66 273	15 702	23.7	Z	X
4860	Other grocery specialties	16	32 482	3 952	12.2	Z	4.9
4868	Grocery specialties, n.e.c.	10	14 521	1 962	13.5	Z	X
5200	Raw cotton	25	24 847	1 989	8.0	Z	X
5300	Plastics materials and basic shapes	39	135 411	13 118	9.7	Z	35.3
5311	Plastic pipes, rods, tubes, and shapes	16	80 248	1 700	2.1	Z	X
5314	Other plastics materials and basic shapes	6	9 674	2 469	25.5	Z	X
5330	Chemicals and allied products (excluding agricultural, plastics, gases, and petroleum)	46	538 587	116 021	21.5	.1	23.6
5334	Organic fibers	21	411 311	76 178	18.5	.1	X
5335	Detergents and soaps	13	29 756	2 631	8.8	Z	X
5344	Other chemicals and allied products	21	122 893	37 037	30.1	Z	X
5400	Petroleum products	7	73 285	1 505	2.1	Z	X
5800	Farm supplies	8	14 614	522	3.6	Z	X
6000	Paint, paint supplies, and wallpaper	106	405 482	35 686	8.8	Z	6.5
6011	Architectural coatings (enamels, primers, stains, solvents, and lacquers)	24	120 006	7 781	6.5	Z	X
6013	Special purpose coatings (automotive, refinish, marine, traffic coatings) ..	6	4 287	632	14.7	Z	X
6014	Paint supplies	7	17 944	2 726	15.2	Z	X
6015	Wallpaper	81	276 103	23 993	8.7	Z	X
6100	Books, periodicals, newspapers, and miscellaneous printed materials	45	148 950	7 523	5.1	Z	X
6110	Flowers and florists' supplies	14	51 463	6 001	11.7	Z	X
6120	Art goods (including novelties and souvenirs)	255	477 148	56 245	11.8	Z	22.2
6121	Art materials	41	76 352	2 617	3.4	Z	X
6122	Novelties and souvenirs	212	396 804	53 185	13.4	Z	X
6130	Textile bags, bagging, and burlap	51	121 443	25 675	21.1	Z	X
6150	Nondurable goods, n.e.c.	245	1 427 042	330 470	23.2	.3	X
9700	Service receipts and labor charges (including installed parts)	225	1 000 260	198 006	19.8	.2	6.5
9701	Labor charges for repair work	103	736 804	160 273	21.8	.1	X
9702	Parts installed in repair work	17	40 434	2 758	6.8	Z	X
9703	Other service receipts and labor charges—Specify	138	454 958	26 475	5.8	Z	X
9730	Advertising specialties (paper novelties, etc.)	86	136 611	26 260	19.2	Z	X
9810	Miscellaneous commodities	644	3 776 591	294 965	7.8	.2	X
9940	Rental and leasing receipts	63	640 024	17 929	2.8	Z	.3
9941	Computer rental and leasing receipts	15	18 219	771	4.2	Z	X
42231	Piece goods, notions, & other dry goods whse	5 666	X	25 776 927	X	100.0	63.9
0200	New and rebuilt automotive parts and supplies	8	7 043	2 369	33.6	Z	X
0400	Household and lawn furniture	37	225 844	23 630	10.5	.1	X
0500	Household china, glassware, crockery, and plastic housewares	9	19 684	876	4.5	Z	X
0520	Linens, domestics, curtains, and draperies	147	765 193	153 283	20.0	.6	X
0530	Flooring and floor coverings	15	318 522	129 073	40.5	.5	X
0540	Other home furnishings	17	45 639	2 948	6.5	Z	X
0800	Photographic equipment and supplies (excluding video)	7	109 702	14 327	13.1	.1	X
0900	Office equipment	6	6 111	303	5.0	Z	X
0950	Computer software (packaged)	6	18 197	2 367	13.0	Z	X
0960	Restaurant and hotel equipment and supplies	9	10 799	521	4.8	Z	X
0970	Store machines and equipment	9	19 965	4 503	22.6	Z	X
1120	Flat iron and steel products	28	26 704	2 444	9.2	Z	X
1400	Electrical apparatus and equipment	11	17 162	2 066	12.0	Z	X
1600	Electronic parts and equipment, except communication	8	25 369	2 120	8.4	Z	X
1700	Hardware	22	137 866	15 351	11.1	.1	X
2320	General-purpose industrial machinery, equipment, and parts	52	698 647	55 093	7.9	.2	X
2330	Metalworking machinery, equipment, and parts	7	64 972	6 377	9.8	Z	X
2360	Other industrial machinery, equipment, and parts	12	69 264	20 932	30.2	.1	X
2460	Other industrial supplies	17	39 342	5 221	13.3	Z	X
2540	Other service establishment equipment and supplies	142	194 720	32 601	16.7	.1	X
2600	Aircraft and aeronautical equipment and supplies	7	10 747	886	8.2	Z	X
2700	Sporting and recreational goods and supplies	11	8 929	1 806	20.2	Z	X
2800	Toys and hobby goods and supplies	60	137 746	24 292	17.6	.1	X
2940	Recyclable materials, except metal	8	84 760	25 861	30.5	.1	X
3000	Jewelry, diamonds, gem stones, and watches	18	31 011	4 895	15.8	Z	X
3200	Printing and writing paper	6	7 171	692	9.7	Z	X
3300	Stationery, office supplies and greeting cards	37	116 261	17 492	15.0	.1	X
3400	Industrial and personal services paper and plastics	22	54 838	6 903	12.6	Z	X
3500	Drugs, pharmaceuticals, cosmetics, and toiletries	31	197 598	52 904	26.8	.2	X
3600	Piece goods, knit and woven	4 277	22 315 989	20 852 766	93.4	80.9	X
3700	Notions (buttons, ribbons, lace, sewing accessories, zippers, bindings, etc.)	1 764	4 385 086	3 478 369	79.3	13.5	X
3800	Men's and boys' wear	104	747 385	72 185	9.7	.3	X
3900	Women's and children's wear	152	1 152 267	166 140	14.4	.6	X
4000	Footwear	19	22 934	3 251	14.2	Z	X
5200	Raw cotton	25	24 847	1 989	8.0	Z	X
5300	Plastics materials and basic shapes	26	45 102	11 774	26.1	Z	X
5330	Chemicals and allied products (excluding agricultural, plastics, gases, and petroleum)	34	440 954	83 619	19.0	.3	X
6000	Paint, paint supplies, and wallpaper	100	390 867	30 697	7.9	.1	X
6100	Books, periodicals, newspapers, and miscellaneous printed materials	13	27 274	3 498	12.8	Z	X

See footnotes at end of table.

Table 2. All Types of Operation by Kind of Business and Commodity Line for Wholesale Trade: 1997—Con.

[Includes only establishments with payroll. For meaning of abbreviations and symbols, see introductory text. For explanation of terms, see Appendix A]

NAICS code and CL code	Kind of business and commodity line	Establishments handling commodity line		Commodity line sales			Sales coverage percent
		Number	Total sales (\$1,000)	Amount ¹ (\$1,000)	As percent of total sales of—		
					Establishments handling line	Establishments in NAICS industry ¹	
42231	Piece goods, notions, & other dry goods whse—Con.						
6110	Flowers and florists' supplies	13	51 426	5 999	11.7	Z	X
6120	Art goods (including novelties and souvenirs)	34	80 752	16 265	20.1	.1	X
6130	Textile bags, bagging, and burlap	25	88 619	20 816	23.5	.1	X
6150	Nondurable goods, n.e.c.	144	715 431	196 745	27.5	.8	X
9700	Service receipts and labor charges (including installed parts)	66	364 475	27 818	7.6	.1	X
9730	Advertising specialties (paper novelties, etc.)	14	16 917	3 182	18.8	Z	X
9810	Miscellaneous commodities	195	1 258 167	116 910	9.3	.5	X
9940	Rental and leasing receipts	27	232 528	10 727	4.6	Z	X
422310	Piece goods, notions, & other dry goods whse	5 666	X	25 776 927	X	100.0	63.9
0200	New and rebuilt automotive parts and supplies	8	7 043	2 369	33.6	Z	X
0400	Household and lawn furniture	37	225 844	23 630	10.5	.1	X
0500	Household china, glassware, crockery, and plastic housewares	9	19 684	876	4.5	Z	X
0520	Linens, domestics, curtains, and draperies	147	765 193	153 283	20.0	.6	X
0530	Flooring and floor coverings	15	318 522	129 073	40.5	.5	X
0540	Other home furnishings	17	45 639	2 948	6.5	Z	X
0800	Photographic equipment and supplies (excluding video)	7	109 702	14 327	13.1	.1	X
0900	Office equipment	6	6 111	303	5.0	Z	X
0950	Computer software (packaged)	6	18 197	2 367	13.0	Z	X
0960	Restaurant and hotel equipment and supplies	9	10 799	521	4.8	Z	X
0970	Store machines and equipment	9	19 965	4 503	22.6	Z	X
1120	Flat iron and steel products	28	26 704	2 444	9.2	Z	X
1400	Electrical apparatus and equipment	11	17 162	2 066	12.0	Z	X
1600	Electronic parts and equipment, except communication	8	25 369	2 120	8.4	Z	X
1700	Hardware	22	137 866	15 351	11.1	.1	X
2320	General-purpose industrial machinery, equipment, and parts	52	698 647	55 093	7.9	.2	X
2330	Metalworking machinery, equipment, and parts	7	64 972	6 377	9.8	Z	X
2360	Other industrial machinery, equipment, and parts	12	69 264	20 932	30.2	.1	X
2460	Other industrial supplies	17	39 342	5 221	13.3	Z	X
2540	Other service establishment equipment and supplies	142	194 720	32 601	16.7	.1	X
2600	Aircraft and aeronautical equipment and supplies	7	10 747	886	8.2	Z	X
2700	Sporting and recreational goods and supplies	11	8 929	1 806	20.2	Z	X
2800	Toys and hobby goods and supplies	60	137 746	24 292	17.6	.1	X
2940	Recyclable materials, except metal	8	84 760	25 861	30.5	.1	X
3000	Jewelry, diamonds, gem stones, and watches	18	31 011	4 895	15.8	Z	X
3200	Printing and writing paper	6	7 171	692	9.7	Z	X
3300	Stationery, office supplies and greeting cards	37	116 261	17 492	15.0	.1	X
3400	Industrial and personal services paper and plastics	22	54 838	6 903	12.6	Z	X
3500	Drugs, pharmaceuticals, cosmetics, and toiletries	31	197 598	52 904	26.8	.2	X
3600	Piece goods, knit and woven	4 277	22 315 989	20 852 766	93.4	80.9	X
3700	Notions (buttons, ribbons, lace, sewing accessories, zippers, bindings, etc.)	1 764	4 385 086	3 478 369	79.3	13.5	X
3800	Men's and boys' wear	104	747 385	72 185	9.7	.3	X
3900	Women's and children's wear	152	1 152 267	166 140	14.4	.6	X
4000	Footwear	19	22 934	3 251	14.2	Z	X
5200	Raw cotton	25	24 847	1 989	8.0	Z	X
5300	Plastics materials and basic shapes	26	45 102	11 774	26.1	Z	X
5330	Chemicals and allied products (excluding agricultural, plastics, gases, and petroleum)	34	440 954	83 619	19.0	.3	X
6000	Paint, paint supplies, and wallpaper	100	390 867	30 697	7.9	.1	X
6100	Books, periodicals, newspapers, and miscellaneous printed materials	13	27 274	3 498	12.8	Z	X
6110	Flowers and florists' supplies	13	51 426	5 999	11.7	Z	X
6120	Art goods (including novelties and souvenirs)	34	80 752	16 265	20.1	.1	X
6130	Textile bags, bagging, and burlap	25	88 619	20 816	23.5	.1	X
6150	Nondurable goods, n.e.c.	144	715 431	196 745	27.5	.8	X
9700	Service receipts and labor charges (including installed parts)	66	364 475	27 818	7.6	.1	X
9730	Advertising specialties (paper novelties, etc.)	14	16 917	3 182	18.8	Z	X
9810	Miscellaneous commodities	195	1 258 167	116 910	9.3	.5	X
9940	Rental and leasing receipts	27	232 528	10 727	4.6	Z	X
4223101	Piece goods—jobbers	4 191	X	22 125 937	X	100.0	65.1
0200	New and rebuilt automotive parts and supplies	8	7 043	2 369	33.6	Z	X
0400	Household and lawn furniture	35	214 755	22 986	10.7	.1	X
0520	Linens, domestics, curtains, and draperies	138	756 946	152 378	20.1	.7	X
0530	Flooring and floor coverings	12	308 672	124 641	40.4	.6	X
0540	Other home furnishings	14	26 704	2 093	7.8	Z	X
0800	Photographic equipment and supplies (excluding video)	7	109 702	14 327	13.1	.1	X
0900	Office equipment	6	6 111	303	5.0	Z	X
0950	Computer software (packaged)	6	18 197	2 367	13.0	Z	X
0960	Restaurant and hotel equipment and supplies	7	10 393	388	3.7	Z	X
0970	Store machines and equipment	9	19 965	4 503	22.6	Z	X
1120	Flat iron and steel products	17	15 687	991	6.3	Z	X
1400	Electrical apparatus and equipment	7	10 078	1 713	17.0	Z	X
1600	Electronic parts and equipment, except communication	6	17 733	754	4.3	Z	X
1700	Hardware	20	122 883	8 008	6.5	Z	X
2320	General-purpose industrial machinery, equipment, and parts	44	681 127	54 071	7.9	.2	X
2330	Metalworking machinery, equipment, and parts	7	64 972	6 377	9.8	Z	X
2360	Other industrial machinery, equipment, and parts	11	69 154	20 888	30.2	.1	X
2460	Other industrial supplies	17	39 342	5 221	13.3	Z	X
2540	Other service establishment equipment and supplies	116	166 547	29 563	17.8	.1	X
2600	Aircraft and aeronautical equipment and supplies	7	10 747	886	8.2	Z	X

See footnotes at end of table.

Table 2. All Types of Operation by Kind of Business and Commodity Line for Wholesale Trade: 1997—Con.

[Includes only establishments with payroll. For meaning of abbreviations and symbols, see introductory text. For explanation of terms, see Appendix A]

NAICS code and CL code	Kind of business and commodity line	Establishments handling commodity line		Commodity line sales			Sales coverage percent
		Number	Total sales (\$1,000)	Amount ¹ (\$1,000)	As percent of total sales of—		
					Establishments handling line	Establishments in NAICS industry ¹	
4223101	Piece goods—jobbers—Con.						
2700	Sporting and recreational goods and supplies	8	6 625	883	13.3	Z	X
2800	Toys and hobby goods and supplies	35	58 489	9 439	16.1	Z	X
2940	Recyclable materials, except metal	8	84 760	25 861	30.5	.1	X
3000	Jewelry, diamonds, gem stones, and watches	6	5 459	431	7.9	Z	X
3200	Printing and writing paper	6	7 171	692	9.7	Z	X
3300	Stationery, office supplies and greeting cards	19	60 589	6 813	11.2	Z	X
3400	Industrial and personal services paper and plastics	19	52 702	6 699	12.7	Z	X
3500	Drugs, pharmaceuticals, cosmetics, and toiletries	9	143 315	36 599	25.5	.2	X
3600	Piece goods, knit and woven	4 191	22 125 937	20 807 742	94.0	94.0	X
3700	Notions (buttons, ribbons, lace, sewing accessories, zippers, bindings, etc.)	289	734 096	105 412	14.4	.5	X
3800	Men's and boys' wear	97	736 597	70 393	9.6	.3	X
3900	Women's and children's wear	139	1 137 848	160 593	14.1	.7	X
4000	Footwear	14	19 713	2 435	12.4	Z	X
5200	Raw cotton	19	20 031	1 296	6.5	Z	X
5300	Plastics materials and basic shapes	23	43 003	11 091	25.8	.1	X
5330	Chemicals and allied products (excluding agricultural, plastics, gases, and petroleum)	31	439 255	83 170	18.9	.4	X
6000	Paint, paint supplies, and wallpaper	96	378 562	30 397	8.0	.1	X
6100	Books, periodicals, newspapers, and miscellaneous printed materials	8	7 073	590	8.3	Z	X
6110	Flowers and florists' supplies	8	33 397	2 612	7.8	Z	X
6120	Art goods (including novelties and souvenirs)	25	27 099	3 567	13.2	Z	X
6130	Textile bags, bagging, and burlap	23	79 679	19 931	25.0	.1	X
6150	Nondurable goods, n.e.c.	94	423 695	86 516	20.4	.4	X
9700	Service receipts and labor charges (including installed parts)	54	351 317	26 810	7.6	.1	X
9730	Advertising specialties (paper novelties, etc.)	11	7 916	2 738	34.6	Z	X
9810	Miscellaneous commodities	170	1 169 901	108 634	9.3	.5	X
9940	Rental and leasing receipts	19	172 313	5 543	3.2	Z	X
4223102	Notions & other dry goods whsle	1 475	X	3 650 990	X	100.0	56.9
0520	Linens, domestics, curtains, and draperies	9	8 247	905	11.0	Z	X
1120	Flat iron and steel products	11	11 017	1 453	13.2	Z	X
2320	General-purpose industrial machinery, equipment, and parts	8	17 520	1 022	5.8	Z	X
2540	Other service establishment equipment and supplies	26	28 173	3 038	10.8	.1	X
2800	Toys and hobby goods and supplies	25	79 257	14 853	18.7	.4	X
3000	Jewelry, diamonds, gem stones, and watches	12	25 552	4 464	17.5	.1	X
3300	Stationery, office supplies and greeting cards	18	55 672	10 679	19.2	.3	X
3500	Drugs, pharmaceuticals, cosmetics, and toiletries	22	54 283	16 305	30.0	.4	X
3600	Piece goods, knit and woven	86	190 052	45 024	23.7	1.2	X
3700	Notions (buttons, ribbons, lace, sewing accessories, zippers, bindings, etc.)	1 475	3 650 990	3 372 957	92.4	92.4	X
3800	Men's and boys' wear	7	10 788	1 792	16.6	Z	X
3900	Women's and children's wear	13	14 419	5 547	38.5	.2	X
5200	Raw cotton	6	4 816	693	14.4	Z	X
6120	Art goods (including novelties and souvenirs)	9	53 653	12 698	23.7	.3	X
6150	Nondurable goods, n.e.c.	50	291 736	110 229	37.8	3.0	X
9700	Service receipts and labor charges (including installed parts)	12	13 158	1 008	7.7	Z	X
9810	Miscellaneous commodities	25	88 266	8 276	9.4	.2	X
9940	Rental and leasing receipts	8	60 215	5 184	8.6	.1	X
42232	Men's & boys' clothing & furnishings whsle	5 006	X	33 360 264	X	100.0	72.5
0200	New and rebuilt automotive parts and supplies	6	51 090	14 102	27.6	Z	X
0500	Household china, glassware, crockery, and plastic housewares	14	13 300	1 000	7.5	Z	X
0520	Linens, domestics, curtains, and draperies	37	118 728	21 510	18.1	.1	6.3
0524	Towels and washcloths	35	109 956	20 100	18.3	.1	X
0540	Other home furnishings	31	27 723	1 641	5.9	Z	6.1
0541	Metal flatware and kitchen utensils	28	22 579	1 313	5.8	Z	X
1000	Medical, hospital, and surgical supplies	9	122 169	12 674	10.4	Z	49.2
1013	Other surgical, medical, and hospital supplies	9	122 169	12 674	10.4	Z	X
1030	Optical and ophthalmic goods	8	17 605	1 659	9.4	Z	29.9
1031	Ophthalmic goods	6	8 933	299	3.3	Z	X
1400	Electrical apparatus and equipment	12	41 169	3 646	8.9	Z	X
1500	Electrical appliances, household	8	31 896	3 192	10.0	Z	2.8
1512	Radios, stereos, and CD players	6	15 712	1 026	6.5	Z	X
1700	Hardware	12	79 723	10 165	12.8	Z	X
2320	General-purpose industrial machinery, equipment, and parts	15	42 670	9 005	21.1	Z	X
2540	Other service establishment equipment and supplies	16	13 257	2 773	20.9	Z	70.8
2542	Service establishment equipment and supplies, n.e.c.	16	13 257	2 773	20.9	Z	X
2700	Sporting and recreational goods and supplies	271	2 124 855	125 013	5.9	.4	7.9
2711	Ammunition, firearms, reloading equipment, archery supplies, shooting aids, and accessories	12	87 961	5 260	6.0	Z	X
2713	Billiards, pool, bowling equipment, and accessories	15	21 220	863	4.1	Z	X
2714	Camping and fishing equipment and accessories	44	1 096 632	22 264	2.0	.1	X
2715	Athletic equipment and accessories	189	851 642	58 899	6.9	.2	X
2718	Other sporting and recreational goods (go carts, bait, etc.)	73	283 924	37 726	13.3	.1	X
2800	Toys and hobby goods and supplies	79	310 464	34 317	11.1	.1	24.4
2812	Other toys and games (including fireworks and children's vehicles)	34	278 193	7 391	2.7	Z	X
2814	Other hobby goods and accessories	69	283 253	23 026	8.1	.1	X
3000	Jewelry, diamonds, gem stones, and watches	92	281 431	13 982	5.0	Z	5.4
3014	Watches, clocks, and watch movements and cases	10	10 964	170	1.6	Z	X
3016	Other jewel., silverware, and plated ware (incl. jewel. where gemstones less than 50% of value, gold filled sterling, and costume jewel. and medallions)	73	235 785	11 786	5.0	Z	X

See footnotes at end of table.

Table 2. All Types of Operation by Kind of Business and Commodity Line for Wholesale Trade: 1997—Con.

[Includes only establishments with payroll. For meaning of abbreviations and symbols, see introductory text. For explanation of terms, see Appendix A]

NAICS code and CL code	Kind of business and commodity line	Establishments handling commodity line		Commodity line sales			Sales coverage percent
		Number	Total sales (\$1,000)	Amount ¹ (\$1,000)	As percent of total sales of—		
					Establishments handling line	Establishments in NAICS industry ¹	
42232	Men's & boys' clothing & furnishings whsle—Con.						
3150	Other durable goods	14	23 014	2 718	11.8	Z	56.6
3152	Luggage	13	22 603	2 627	11.6	Z	X
3300	Stationery, office supplies and greeting cards	21	142 652	3 491	2.4	Z	2.0
3313	Inked ribbons, carbon paper, pens and pencils	9	88 160	2 742	3.1	Z	X
3315	Greeting cards	9	45 750	310	.7	Z	X
3500	Drugs, pharmaceuticals, cosmetics, and toiletries	23	100 613	31 027	30.8	.1	41.6
3512	Nonprescription pharmaceuticals	8	3 710	401	10.8	Z	X
3514	Perfumes	9	87 107	26 775	30.7	.1	X
3600	Piece goods, knit and woven	140	341 439	53 177	15.6	.2	16.5
3612	Cotton (including blends)	106	93 394	11 302	12.1	Z	X
3613	Synthetics (excluding synthetic knits)	99	60 239	1 626	2.7	Z	X
3614	Knit fabrics, n.e.c. (including double knit)	99	60 239	1 376	2.3	Z	X
3615	Woolen and worsted piece goods	24	87 782	10 179	11.6	Z	X
3616	Other piece goods	18	195 156	27 890	14.3	.1	X
3700	Notions (buttons, ribbons, lace, sewing accessories, zippers, bindings, etc.)	40	176 753	6 316	3.6	Z	X
3800	Men's and boys' wear	5 006	33 360 264	28 899 322	86.6	86.6	55.5
3811	Men's and boys' suits, coats, and formal wear	1 244	7 264 355	3 718 174	51.2	11.1	X
3812	Men's and boys' dress and casual shirts, slacks, and jeans	2 807	22 166 783	16 392 048	73.9	49.1	X
3813	Men's and boys' underwear and nightwear	388	3 715 377	1 336 573	36.0	4.0	X
3814	Men's and boys' work clothing and uniforms	1 041	4 660 570	3 119 798	66.9	9.4	X
3815	Other men's and boys' wear (caps, hats, swimwear, neckwear, etc.)	1 893	12 545 283	4 332 728	34.5	13.0	X
3900	Women's and children's wear	1 910	15 551 364	3 557 560	22.9	10.7	51.0
3911	Infants' and children's wear (to size 6X)	549	4 897 019	507 887	10.4	1.5	X
3912	Women's misses', and girls' dresses and blouses	671	6 244 178	1 062 921	17.0	3.2	X
3913	Women's, misses', and girls' suits and coats	260	1 560 416	224 143	14.4	.7	X
3914	Women's and misses' outerwear	661	6 764 552	947 152	14.0	2.8	X
3915	Women's and misses' underwear and sleepwear	207	1 726 246	202 352	11.7	.6	X
3916	Other women's, misses, and girl's wear (furs, sweaters, millinery, etc.) ..	645	3 841 833	613 100	16.0	1.8	X
4000	Footwear	447	2 791 954	276 954	9.9	.8	56.0
4011	All athletic footwear	191	1 585 693	122 436	7.7	.4	X
4012	Infants' footwear	15	17 280	1 336	7.7	Z	X
4013	Other women's, misses', and girls' footwear	97	727 319	50 461	6.9	.2	X
4014	Other men's and boy's footwear	274	1 473 309	91 708	6.2	.3	X
4015	Shoe accessories	61	93 311	11 003	11.8	Z	X
5330	Chemicals and allied products (excluding agricultural, plastics, gases, and petroleum)	6	19 949	4 617	23.1	Z	X
6100	Books, periodicals, newspapers, and miscellaneous printed materials	16	115 758	3 185	2.8	Z	X
6120	Art goods (including novelties and souvenirs)	112	294 095	26 576	9.0	.1	16.2
6121	Art materials	13	47 284	1 158	2.4	Z	X
6122	Novelties and souvenirs	99	246 811	25 418	10.3	.1	X
6130	Textile bags, bagging, and burlap	17	13 376	1 421	10.6	Z	X
6150	Nondurable goods, n.e.c.	61	243 159	42 227	17.4	.1	X
9700	Service receipts and labor charges (including installed parts)	86	249 075	15 463	6.2	Z	5.3
9701	Labor charges for repair work	25	74 462	6 010	8.1	Z	X
9703	Other service receipts and labor charges—Specify	65	96 218	7 280	7.6	Z	X
9730	Advertising specialties (paper novelties, etc.)	65	114 127	21 973	19.3	.1	X
9810	Miscellaneous commodities	226	1 633 041	101 605	6.2	.3	X
9940	Rental and leasing receipts	15	174 273	3 052	1.8	Z	X
422320	Men's & boys' clothing & furnishings whsle	5 006	X	33 360 264	X	100.0	72.5
0200	New and rebuilt automotive parts and supplies	6	51 090	14 102	27.6	Z	X
0500	Household china, glassware, crockery, and plastic housewares	14	13 300	1 000	7.5	Z	X
0520	Linens, domestics, curtains, and draperies	37	118 728	21 510	18.1	.1	6.3
0524	Towels and washcloths	35	109 956	20 100	18.3	.1	X
0540	Other home furnishings	31	27 723	1 641	5.9	Z	6.1
0541	Metal flatware and kitchen utensils	28	22 579	1 313	5.8	Z	X
1000	Medical, hospital, and surgical supplies	9	122 169	12 674	10.4	Z	49.2
1013	Other surgical, medical, and hospital supplies	9	122 169	12 674	10.4	Z	X
1030	Optical and ophthalmic goods	8	17 605	1 659	9.4	Z	29.9
1031	Ophthalmic goods	6	8 933	299	3.3	Z	X
1400	Electrical apparatus and equipment	12	41 169	3 646	8.9	Z	X
1500	Electrical appliances, household	8	31 896	3 192	10.0	Z	2.8
1512	Radios, stereos, and CD players	6	15 712	1 026	6.5	Z	X
1700	Hardware	12	79 723	10 165	12.8	Z	X
2320	General-purpose industrial machinery, equipment, and parts	15	42 670	9 005	21.1	Z	X
2540	Other service establishment equipment and supplies	16	13 257	2 773	20.9	Z	70.8
2542	Service establishment equipment and supplies, n.e.c.	16	13 257	2 773	20.9	Z	X
2700	Sporting and recreational goods and supplies	271	2 124 855	125 013	5.9	.4	7.9
2711	Ammunition, firearms, reloading equipment, archery supplies, shooting aids, and accessories	12	87 961	5 260	6.0	Z	X
2713	Billiards, pool, bowling equipment, and accessories	15	21 220	863	4.1	Z	X
2714	Camping and fishing equipment and accessories	44	1 096 632	22 264	2.0	.1	X
2715	Athletic equipment and accessories	189	851 642	58 899	6.9	.2	X
2718	Other sporting and recreational goods (go carts, bait, etc.)	73	283 924	37 726	13.3	.1	X
2800	Toys and hobby goods and supplies	79	310 464	34 317	11.1	.1	24.4
2812	Other toys and games (including fireworks and children's vehicles)	34	278 193	7 391	2.7	Z	X
2814	Other hobby goods and accessories	69	283 253	23 026	8.1	.1	X

See footnotes at end of table.

Table 2. All Types of Operation by Kind of Business and Commodity Line for Wholesale Trade: 1997—Con.

[Includes only establishments with payroll. For meaning of abbreviations and symbols, see introductory text. For explanation of terms, see Appendix A]

NAICS code and CL code	Kind of business and commodity line	Establishments handling commodity line		Commodity line sales			Sales coverage percent
		Number	Total sales (\$1,000)	Amount ¹ (\$1,000)	As percent of total sales of—		
					Establishments handling line	Establishments in NAICS industry ¹	
422320	Men's & boys' clothing & furnishings whsle—Con.						
3000	Jewelry, diamonds, gem stones, and watches	92	281 431	13 982	5.0	Z	5.4
3014	Watches, clocks, and watch movements and cases	10	10 964	170	1.6	Z	X
3016	Other jewel, silverware, and plated ware (incl. jewel, where gemstones less than 50% of value, gold filled sterling, and costume jewel, and medallions)	73	235 785	11 786	5.0	Z	X
3150	Other durable goods	14	23 014	2 718	11.8	Z	56.6
3152	Luggage	13	22 603	2 627	11.6	Z	X
3300	Stationery, office supplies and greeting cards	21	142 652	3 491	2.4	Z	2.0
3313	Inked ribbons, carbon paper, pens and pencils	9	88 160	2 742	3.1	Z	X
3315	Greeting cards	9	45 750	310	.7	Z	X
3500	Drugs, pharmaceuticals, cosmetics, and toiletries	23	100 613	31 027	30.8	.1	41.6
3512	Nonprescription pharmaceuticals	8	3 710	401	10.8	Z	X
3514	Perfumes	9	87 107	26 775	30.7	.1	X
3600	Piece goods, knit and woven	140	341 439	53 177	15.6	.2	16.5
3612	Cotton (including blends)	106	93 394	11 302	12.1	Z	X
3613	Synthetics (excluding synthetic knits)	99	60 239	1 626	2.7	Z	X
3614	Knit fabrics, n.e.c. (including double knit)	99	60 239	1 376	2.3	Z	X
3615	Woolen and worsted piece goods	24	87 782	10 179	11.6	Z	X
3616	Other piece goods	18	195 156	27 890	14.3	.1	X
3700	Notions (buttons, ribbons, lace, sewing accessories, zippers, bindings, etc.)	40	176 753	6 316	3.6	Z	X
3800	Men's and boys' wear	5 006	33 360 264	28 899 322	86.6	86.6	55.5
3811	Men's and boys' suits, coats, and formal wear	1 244	7 264 355	3 718 174	51.2	X	X
3812	Men's and boys' dress and casual shirts, slacks, and jeans	2 807	22 166 783	16 392 048	73.9	X	49.1
3813	Men's and boys' underwear and nightwear	388	3 715 377	1 336 573	36.0	X	4.0
3814	Men's and boys' work clothing and uniforms	1 041	4 660 570	3 119 798	66.9	X	9.4
3815	Other men's and boys' wear (caps, hats, swimwear, neckwear, etc.)	1 893	12 545 283	4 332 728	34.5	X	13.0
3900	Women's and children's wear	1 910	15 551 364	3 557 560	22.9	10.7	51.0
3911	Infants' and children's wear (to size 6X)	549	4 897 019	507 887	10.4	1.5	X
3912	Women's misses', and girls' dresses and blouses	671	6 244 178	1 062 921	17.0	3.2	X
3913	Women's, misses', and girls' suits and coats	260	1 560 416	224 143	14.4	.7	X
3914	Women's and misses' outerwear	661	6 764 552	947 152	14.0	2.8	X
3915	Women's and misses' underwear and sleepwear	207	1 726 246	202 352	11.7	.6	X
3916	Other women's, misses, and girl's wear (furs, sweaters, millinery, etc.)	645	3 841 833	613 100	16.0	1.8	X
4000	Footwear	447	2 791 954	276 954	9.9	.8	56.0
4011	All athletic footwear	191	1 585 693	122 436	7.7	.4	X
4012	Infants' footwear	15	17 280	1 336	7.7	Z	X
4013	Other women's, misses', and girls' footwear	97	727 319	50 461	6.9	.2	X
4014	Other men's and boy's footwear	274	1 473 309	91 708	6.2	.3	X
4015	Shoe accessories	61	93 311	11 003	11.8	Z	X
5330	Chemicals and allied products (excluding agricultural, plastics, gases, and petroleum)	6	19 949	4 617	23.1	Z	X
6100	Books, periodicals, newspapers, and miscellaneous printed materials	16	115 758	3 185	2.8	Z	X
6120	Art goods (including novelties and souvenirs)	112	294 095	26 576	9.0	.1	16.2
6121	Art materials	13	47 284	1 158	2.4	Z	X
6122	Novelties and souvenirs	99	246 811	25 418	10.3	.1	X
6130	Textile bags, bagging, and burlap	17	13 376	1 421	10.6	Z	X
6150	Nondurable goods, n.e.c.	61	243 159	42 227	17.4	.1	X
9700	Service receipts and labor charges (including installed parts)	86	249 075	15 463	6.2	Z	5.3
9701	Labor charges for repair work	25	74 462	6 010	8.1	Z	X
9703	Other service receipts and labor charges—Specify	65	96 218	7 280	7.6	Z	X
9730	Advertising specialties (paper novelties, etc.)	65	114 127	21 973	19.3	.1	X
9810	Miscellaneous commodities	226	1 633 041	101 605	6.2	.3	X
9940	Rental and leasing receipts	15	174 273	3 052	1.8	Z	X
42233	Women's, children's, & infants' clothing & accessories whsle	8 217	X	40 603 484	X	100.0	64.5
0400	Household and lawn furniture	18	41 638	6 349	15.2	Z	60.1
0414	Other furniture (including sleep sofas)	13	18 690	797	4.3	Z	X
0500	Household china, glassware, crockery, and plastic housewares	8	11 834	965	8.2	Z	X
0520	Linens, domestics, curtains, and draperies	66	500 215	33 146	6.6	.1	5.2
0521	Bedspreads, blankets, and bedding	22	17 385	2 569	14.8	Z	X
0522	Curtains and draperies	39	230 681	22 859	9.9	.1	X
0540	Other home furnishings	43	159 123	7 083	4.5	Z	2.6
0542	Mirrors, lamps, and picture frames	24	30 830	2 007	6.5	Z	X
0543	Home furnishings, n.e.c.	12	45 959	1 021	2.2	Z	X
1000	Medical, hospital, and surgical supplies	21	24 877	3 282	13.2	Z	29.6
1013	Other surgical, medical, and hospital supplies	21	24 877	3 282	13.2	Z	X
1500	Electrical appliances, household	6	14 119	947	6.7	Z	X
2540	Other service establishment equipment and supplies	9	12 249	1 111	9.1	Z	64.5
2542	Service establishment equipment and supplies, n.e.c.	9	12 249	1 111	9.1	Z	X
2700	Sporting and recreational goods and supplies	82	310 753	24 059	7.7	.1	16.3
2712	Bicycles and bicycle tires and tubes	12	12 241	3 162	25.8	Z	X
2714	Camping and fishing equipment and accessories	11	6 377	2 294	36.0	Z	X
2715	Athletic equipment and accessories	46	110 428	12 009	10.9	Z	X
2718	Other sporting and recreational goods (go carts, bait, etc.)	13	181 695	6 565	3.6	Z	X
2800	Toys and hobby goods and supplies	72	371 179	30 550	8.2	.1	26.7
2811	Video games and cartridges	10	17 161	233	1.4	Z	X
2812	Other toys and games (including fireworks and children's vehicles)	72	371 179	29 608	8.0	.1	X
2813	Crafts and craft supplies	8	64 351	709	1.1	Z	X

See footnotes at end of table.

Table 2. All Types of Operation by Kind of Business and Commodity Line for Wholesale Trade: 1997—Con.

[Includes only establishments with payroll. For meaning of abbreviations and symbols, see introductory text. For explanation of terms, see Appendix A]

NAICS code and CL code	Kind of business and commodity line	Establishments handling commodity line		Commodity line sales			Sales coverage percent
		Number	Total sales (\$1,000)	Amount ¹ (\$1,000)	As percent of total sales of—		
					Establishments handling line	Establishments in NAICS industry ¹	
42233	Women's, children's, & infants' clothing & accessories whse—Con.						
3000	Jewelry, diamonds, gem stones, and watches	120	229 474	23 353	10.2	.1	3.6
3011	Diamond jewelry and diamond jewelry where lapidary work was not performed at this location	7	24 325	4 683	19.3	Z	X
3014	Watches, clocks, and watch movements and cases	19	113 372	8 158	7.2	Z	X
3016	Other jewel, silverware, and plated ware (incl. jewel, where gemstones less than 50% of value, gold filled sterling, and costume jewel, and medallions)	95	91 780	10 479	11.4	Z	X
3300	Stationery, office supplies and greeting cards	9	5 571	1 143	20.5	Z	X
3400	Industrial and personal services paper and plastics	14	21 546	1 091	5.1	Z	41.7
3411	Paperboard and boxboard boxes	11	19 853	1 009	5.1	Z	X
3500	Drugs, pharmaceuticals, cosmetics, and toiletries	71	182 611	10 484	5.7	Z	9.3
3511	Prescription drugs	27	105 256	5 317	5.1	Z	X
3513	Cosmetics	15	2 970	227	7.6	Z	X
3515	Other toiletries and druggists' sundries	29	72 507	4 568	6.3	Z	X
3600	Piece goods, knit and woven	73	483 807	94 437	19.5	.2	5.7
3613	Synthetics (excluding synthetic knits)	28	85 982	5 856	6.8	Z	X
3614	Knit fabrics, n.e.c. (including double knit)	25	88 691	12 710	14.3	Z	X
3615	Woolen and worsted piece goods	28	85 982	5 856	6.8	Z	X
3616	Other piece goods	39	142 435	15 305	10.7	Z	X
3700	Notions (buttons, ribbons, lace, sewing accessories, zippers, bindings, etc.)	49	318 602	9 464	3.0	Z	X
3800	Men's and boys' wear	1 503	8 859 028	2 422 069	27.3	6.0	59.5
3811	Men's and boys' suits, coats, and formal wear	331	1 815 216	413 205	22.8	1.0	X
3812	Men's and boys' dress and casual shirts, slacks, and jeans	935	6 479 678	1 549 694	23.9	3.8	X
3813	Men's and boys' underwear and nightwear	225	1 384 516	94 407	6.8	.2	X
3814	Men's and boys' work clothing and uniforms	206	609 039	120 753	19.8	.3	X
3815	Other men's and boys' wear (caps, hats, swimwear, neckwear, etc.)	506	2 306 333	243 997	10.6	.6	X
3900	Women's and children's wear	8 217	40 603 484	37 592 293	92.6	92.6	52.9
3911	Infants' and children's wear (to size 6X)	1 606	8 471 423	4 707 764	55.6	11.6	X
3912	Women's misses', and girls' dresses and blouses	4 220	20 343 654	12 829 705	63.1	31.6	X
3913	Women's, misses', and girls' suits and coats	1 341	7 373 610	3 172 732	43.0	7.8	X
3914	Women's and misses' outerwear	1 670	9 704 330	5 070 087	52.2	12.5	X
3915	Women's and misses' underwear and sleepwear	973	6 340 178	4 076 877	64.3	10.0	X
3916	Other women's, misses, and girl's wear (furs, sweaters, millinery, etc.)	2 463	12 425 186	7 735 128	62.3	19.1	X
4000	Footwear	271	1 377 559	192 075	13.9	.5	53.5
4011	All athletic footwear	95	427 317	47 494	11.1	.1	X
4012	Infants' footwear	79	197 940	19 269	9.7	Z	X
4013	Other women's, misses', and girls' footwear	175	1 063 664	111 227	10.5	.3	X
4014	Other men's and boy's footwear	64	231 153	9 523	4.1	Z	X
4015	Shoe accessories	57	139 422	4 563	3.3	Z	X
4860	Other grocery specialties	11	17 114	2 997	17.5	Z	6.4
4868	Grocery specialties, n.e.c.	10	14 521	1 962	13.5	Z	X
5300	Plastics materials and basic shapes	11	89 352	1 288	1.4	Z	55.1
5311	Plastic pipes, rods, tubes, and shapes	6	73 912	1 033	1.4	Z	X
5330	Chemicals and allied products (excluding agricultural, plastics, gases, and petroleum)	6	77 684	27 785	35.8	.1	X
6120	Art goods (including novelties and souvenirs)	102	99 381	12 912	13.0	Z	20.6
6121	Art materials	19	17 110	645	3.8	Z	X
6122	Novelties and souvenirs	83	82 271	12 267	14.9	Z	X
6150	Nondurable goods, n.e.c.	31	117 613	12 244	10.4	Z	X
9700	Service receipts and labor charges (including installed parts)	63	65 901	7 807	11.8	Z	5.7
9701	Labor charges for repair work	29	26 746	909	3.4	Z	X
9703	Other service receipts and labor charges—Specify	30	21 829	1 661	7.6	Z	X
9730	Advertising specialties (paper novelties, etc.)	7	5 567	1 105	19.8	Z	X
9810	Miscellaneous commodities	153	343 101	47 791	13.9	.1	X
9940	Rental and leasing receipts	14	20 119	644	3.2	Z	X
422330	Women's, children's, & infants' clothing & accessories whse	8 217	X	40 603 484	X	100.0	64.5
0400	Household and lawn furniture	18	41 638	6 349	15.2	Z	60.1
0414	Other furniture (including sleep sofas)	13	18 690	797	4.3	Z	X
0500	Household china, glassware, crockery, and plastic housewares	8	11 834	965	8.2	Z	X
0520	Linens, domestics, curtains, and draperies	66	500 215	33 146	6.6	.1	5.2
0521	Bedspreads, blankets, and bedding	22	17 385	2 569	14.8	Z	X
0522	Curtains and draperies	39	230 681	22 859	9.9	.1	X
0540	Other home furnishings	43	159 123	7 083	4.5	Z	2.6
0542	Mirrors, lamps, and picture frames	24	30 830	2 007	6.5	Z	X
0543	Home furnishings, n.e.c.	12	45 959	1 021	2.2	Z	X
1000	Medical, hospital, and surgical supplies	21	24 877	3 282	13.2	Z	29.6
1013	Other surgical, medical, and hospital supplies	21	24 877	3 282	13.2	Z	X
1500	Electrical appliances, household	6	14 119	947	6.7	Z	X
2540	Other service establishment equipment and supplies	9	12 249	1 111	9.1	Z	64.5
2542	Service establishment equipment and supplies, n.e.c.	9	12 249	1 111	9.1	Z	X
2700	Sporting and recreational goods and supplies	82	310 753	24 059	7.7	.1	16.3
2712	Bicycles and bicycle tires and tubes	12	12 241	3 162	25.8	Z	X
2714	Camping and fishing equipment and accessories	11	6 377	2 294	36.0	Z	X
2715	Athletic equipment and accessories	46	110 428	12 009	10.9	Z	X
2718	Other sporting and recreational goods (go carts, bait, etc.)	13	181 695	6 565	3.6	Z	X

See footnotes at end of table.

Table 2. All Types of Operation by Kind of Business and Commodity Line for Wholesale Trade: 1997—Con.

[Includes only establishments with payroll. For meaning of abbreviations and symbols, see introductory text. For explanation of terms, see Appendix A]

NAICS code and CL code	Kind of business and commodity line	Establishments handling commodity line		Commodity line sales			Sales coverage percent
		Number	Total sales (\$1,000)	Amount ¹ (\$1,000)	As percent of total sales of—		
					Establishments handling line	Establishments in NAICS industry ¹	
422330	Women's, children's, & infants' clothing & accessories whse—Con.						
2800	Toys and hobby goods and supplies	72	371 179	30 550	8.2	.1	26.7
2811	Video games and cartridges	10	17 161	233	1.4	Z	X
2812	Other toys and games (including fireworks and children's vehicles)	72	371 179	29 608	8.0	.1	X
2813	Crafts and craft supplies	8	64 351	709	1.1	Z	X
3000	Jewelry, diamonds, gem stones, and watches	120	229 474	23 353	10.2	.1	3.6
3011	Diamond jewelry and diamond jewelry where lapidary work was not performed at this location	7	24 325	4 683	19.3	Z	X
3014	Watches, clocks, and watch movements and cases	19	113 372	8 158	7.2	Z	X
3016	Other jewel., silverware, and plated ware (incl. jewel. where gemstones less than 50% of value, gold filled sterling, and costume jewel. and medallions)	95	91 780	10 479	11.4	Z	X
3300	Stationery, office supplies and greeting cards	9	5 571	1 143	20.5	Z	X
3400	Industrial and personal services paper and plastics	14	21 546	1 091	5.1	Z	41.7
3411	Paperboard and boxboard boxes	11	19 853	1 009	5.1	Z	X
3500	Drugs, pharmaceuticals, cosmetics, and toiletries	71	182 611	10 484	5.7	Z	9.3
3511	Prescription drugs	27	105 256	5 317	5.1	Z	X
3513	Cosmetics	15	2 970	227	7.6	Z	X
3515	Other toiletries and druggists' sundries	29	72 507	4 568	6.3	Z	X
3600	Piece goods, knit and woven	73	483 807	94 437	19.5	.2	5.7
3613	Synthetics (excluding synthetic knits)	28	85 982	5 856	6.8	Z	X
3614	Knit fabrics, n.e.c. (including double knit)	25	88 691	12 710	14.3	Z	X
3615	Woolen and worsted piece goods	28	85 982	5 856	6.8	Z	X
3616	Other piece goods	39	142 435	15 305	10.7	Z	X
3700	Notions (buttons, ribbons, lace, sewing accessories, zippers, bindings, etc.)	49	318 602	9 464	3.0	Z	X
3800	Men's and boys' wear	1 503	8 859 028	2 422 069	27.3	6.0	59.5
3811	Men's and boys' suits, coats, and formal wear	331	1 815 216	413 205	22.8	1.0	X
3812	Men's and boys' dress and casual shirts, slacks, and jeans	935	6 479 678	1 549 694	23.9	3.8	X
3813	Men's and boys' underwear and nightwear	225	1 384 516	94 407	6.8	.2	X
3814	Men's and boys' work clothing and uniforms	206	609 039	120 753	19.8	.3	X
3815	Other men's and boys' wear (caps, hats, swimwear, neckwear, etc.)	506	2 306 333	243 997	10.6	.6	X
3900	Women's and children's wear	8 217	40 603 484	37 592 293	92.6	92.6	52.9
3911	Infants' and children's wear (to size 6X)	1 606	8 471 423	4 707 764	55.6	11.6	X
3912	Women's misses', and girls' dresses and blouses	4 220	20 343 654	12 829 705	63.1	31.6	X
3913	Women's, misses', and girls' suits and coats	1 341	7 373 610	3 172 732	43.0	7.8	X
3914	Women's and misses' outerwear	1 670	9 704 330	5 070 087	52.2	12.5	X
3915	Women's and misses' underwear and sleepwear	973	6 340 178	4 076 877	64.3	10.0	X
3916	Other women's, misses, and girl's wear (furs, sweaters, millinery, etc.) ..	2 463	12 425 186	7 735 128	62.3	19.1	X
4000	Footwear	271	1 377 559	192 075	13.9	.5	53.5
4011	All athletic footwear	95	427 317	47 494	11.1	.1	X
4012	Infants' footwear	79	197 940	19 269	9.7	Z	X
4013	Other women's, misses', and girls' footwear	175	1 063 664	111 227	10.5	.3	X
4014	Other men's and boy's footwear	64	231 153	9 523	4.1	Z	X
4015	Shoe accessories	57	139 422	4 563	3.3	Z	X
4860	Other grocery specialties	11	17 114	2 997	17.5	Z	6.4
4868	Grocery specialties, n.e.c.	10	14 521	1 962	13.5	Z	X
5300	Plastics materials and basic shapes	11	89 352	1 288	1.4	Z	55.1
5311	Plastic pipes, rods, tubes, and shapes	6	73 912	1 033	1.4	Z	X
5330	Chemicals and allied products (excluding agricultural, plastics, gases, and petroleum)	6	77 684	27 785	35.8	.1	X
6120	Art goods (including novelties and souvenirs)	102	99 381	12 912	13.0	Z	20.6
6121	Art materials	19	17 110	645	3.8	Z	X
6122	Novelties and souvenirs	83	82 271	12 267	14.9	Z	X
6150	Nondurable goods, n.e.c.	31	117 613	12 244	10.4	Z	X
9700	Service receipts and labor charges (including installed parts)	63	65 901	7 807	11.8	Z	5.7
9701	Labor charges for repair work	29	26 746	4 909	3.4	Z	X
9703	Other service receipts and labor charges—Specify	30	21 829	1 661	7.6	Z	X
9730	Advertising specialties (paper novelties, etc.)	7	5 567	1 105	19.8	Z	X
9810	Miscellaneous commodities	153	343 101	47 791	13.9	.1	X
9940	Rental and leasing receipts	14	20 119	644	3.2	Z	X
42234	Footwear whse	1 818	X	24 363 745	X	100.0	78.6
1000	Medical, hospital, and surgical supplies	13	99 472	47 290	47.5	.2	18.5
1011	Surgical and medical instruments and equipment	10	66 969	27 876	41.6	.1	X
1600	Electronic parts and equipment, except communication	14	2 035	101	5.0	Z	X
2700	Sporting and recreational goods and supplies	90	813 625	114 352	14.1	.5	29.9
2711	Ammunition, firearms, reloading equipment, archery supplies, shooting aids, and accessories	7	7 375	943	12.8	Z	X
2712	Bicycles and bicycle tires and tubes	14	55 441	3 523	6.4	Z	X
2714	Camping and fishing equipment and accessories	16	29 252	4 864	16.6	Z	X
2715	Athletic equipment and accessories	59	734 370	98 310	13.4	.4	X
2716	Skiing equipment	18	19 686	1 334	6.8	Z	X
2718	Other sporting and recreational goods (go carts, bait, etc.)	26	41 476	5 220	12.6	Z	X
2800	Toys and hobby goods and supplies	33	38 152	4 349	11.4	Z	1.5
2814	Other hobby goods and accessories	32	28 702	3 407	11.9	Z	X
3000	Jewelry, diamonds, gem stones, and watches	9	110 881	1 152	1.0	Z	X
3600	Piece goods, knit and woven	25	788 487	38 624	4.9	.2	X

See footnotes at end of table.

Table 2. All Types of Operation by Kind of Business and Commodity Line for Wholesale Trade: 1997—Con.

[Includes only establishments with payroll. For meaning of abbreviations and symbols, see introductory text. For explanation of terms, see Appendix A]

NAICS code and CL code	Kind of business and commodity line	Establishments handling commodity line		Commodity line sales			Sales coverage percent
		Number	Total sales (\$1,000)	Amount ¹ (\$1,000)	As percent of total sales of—		
					Establishments handling line	Establishments in NAICS industry ¹	
42234	Footwear whsle—Con.						
3800	Men's and boys' wear.....	359	9 935 601	2 004 180	20.2	8.2	68.5
3811	Men's and boys' suits, coats, and formal wear.....	18	987 768	49 898	5.1	.2	X
3812	Men's and boys' dress and casual shirts, slacks, and jeans.....	103	8 032 952	1 414 582	17.6	5.8	X
3813	Men's and boys' underwear and nightwear.....	201	683 288	232 376	34.0	1.0	X
3814	Men's and boys' work clothing and uniforms.....	19	33 521	6 284	18.7	Z	X
3815	Other men's and boys' wear (caps, hats, swimwear, neckwear, etc.)....	89	5 277 593	301 040	5.7	1.2	X
3900	Women's and children's wear.....	324	9 509 595	1 106 410	11.6	4.5	59.5
3911	Infants' and children's wear (to size 6X).....	10	187 317	63 067	33.7	.3	X
3912	Women's misses', and girls' dresses and blouses.....	20	448 184	300 058	67.0	1.2	X
3913	Women's, misses', and girls' suits and coats.....	8	414 105	26 188	6.3	.1	X
3914	Women's and misses' outerwear.....	68	7 100 765	441 582	6.2	1.8	X
3915	Women's and misses' underwear and sleepwear.....	209	783 054	146 176	18.7	.6	X
3916	Other women's, misses, and girl's wear (furs, sweaters, millinery, etc.)..	37	1 015 379	129 338	12.7	.5	X
4000	Footwear.....	1 818	24 363 745	20 779 272	85.3	85.3	67.5
4011	All athletic footwear.....	548	13 885 385	9 156 992	65.9	37.6	X
4012	Infants' footwear.....	223	2 130 964	270 083	12.7	1.1	X
4013	Other women's, misses', and girls' footwear.....	1 209	11 621 759	6 767 913	58.2	27.8	X
4014	Other men's and boy's footwear.....	909	9 659 938	4 280 203	44.3	17.6	X
4015	Shoe accessories.....	232	2 178 850	304 078	14.0	1.2	X
6100	Books, periodicals, newspapers, and miscellaneous printed materials.....	14	2 035	101	5.0	Z	X
6120	Art goods (including novelties and souvenirs).....	7	2 920	492	16.8	Z	X
6150	Nondurable goods, n.e.c.....	9	350 839	79 254	22.6	.3	X
9700	Service receipts and labor charges (including installed parts).....	10	320 809	146 918	45.8	.6	4.7
9701	Labor charges for repair work.....	7	296 755	146 097	49.2	.6	X
9810	Miscellaneous commodities.....	70	542 282	28 659	5.3	.1	X
9940	Rental and leasing receipts.....	7	213 104	3 506	1.6	Z	X
422340	Footwear whsle.....	1 818	X	24 363 745	X	100.0	78.6
1000	Medical, hospital, and surgical supplies.....	13	99 472	47 290	47.5	.2	18.5
1011	Surgical and medical instruments and equipment.....	10	66 969	27 876	41.6	.1	X
1600	Electronic parts and equipment, except communication.....	14	2 035	101	5.0	Z	X
2700	Sporting and recreational goods and supplies.....	90	813 625	114 352	14.1	.5	29.9
2711	Ammunition, firearms, reloading equipment, archery supplies, shooting aids, and accessories.....	7	7 375	943	12.8	Z	X
2712	Bicycles and bicycle tires and tubes.....	14	55 441	3 523	6.4	Z	X
2714	Camping and fishing equipment and accessories.....	16	29 252	4 864	16.6	Z	X
2715	Athletic equipment and accessories.....	59	734 370	98 310	13.4	.4	X
2716	Skiing equipment.....	18	19 686	1 334	6.8	Z	X
2718	Other sporting and recreational goods (go carts, bait, etc.).....	26	41 476	5 220	12.6	Z	X
2800	Toys and hobby goods and supplies.....	33	38 152	4 349	11.4	Z	1.5
2814	Other hobby goods and accessories.....	32	28 702	3 407	11.9	Z	X
3000	Jewelry, diamonds, gem stones, and watches.....	9	110 881	1 152	1.0	Z	X
3600	Piece goods, knit and woven.....	25	788 487	38 624	4.9	.2	X
3800	Men's and boys' wear.....	359	9 935 601	2 004 180	20.2	8.2	68.5
3811	Men's and boys' suits, coats, and formal wear.....	18	987 768	49 898	5.1	.2	X
3812	Men's and boys' dress and casual shirts, slacks, and jeans.....	103	8 032 952	1 414 582	17.6	5.8	X
3813	Men's and boys' underwear and nightwear.....	201	683 288	232 376	34.0	1.0	X
3814	Men's and boys' work clothing and uniforms.....	19	33 521	6 284	18.7	Z	X
3815	Other men's and boys' wear (caps, hats, swimwear, neckwear, etc.)....	89	5 277 593	301 040	5.7	1.2	X
3900	Women's and children's wear.....	324	9 509 595	1 106 410	11.6	4.5	59.5
3911	Infants' and children's wear (to size 6X).....	10	187 317	63 067	33.7	.3	X
3912	Women's misses', and girls' dresses and blouses.....	20	448 184	300 058	67.0	1.2	X
3913	Women's, misses', and girls' suits and coats.....	8	414 105	26 188	6.3	.1	X
3914	Women's and misses' outerwear.....	68	7 100 765	441 582	6.2	1.8	X
3915	Women's and misses' underwear and sleepwear.....	209	783 054	146 176	18.7	.6	X
3916	Other women's, misses, and girl's wear (furs, sweaters, millinery, etc.)..	37	1 015 379	129 338	12.7	.5	X
4000	Footwear.....	1 818	24 363 745	20 779 272	85.3	85.3	67.5
4011	All athletic footwear.....	548	13 885 385	9 156 992	65.9	37.6	X
4012	Infants' footwear.....	223	2 130 964	270 083	12.7	1.1	X
4013	Other women's, misses', and girls' footwear.....	1 209	11 621 759	6 767 913	58.2	27.8	X
4014	Other men's and boy's footwear.....	909	9 659 938	4 280 203	44.3	17.6	X
4015	Shoe accessories.....	232	2 178 850	304 078	14.0	1.2	X
6100	Books, periodicals, newspapers, and miscellaneous printed materials.....	14	2 035	101	5.0	Z	X
6120	Art goods (including novelties and souvenirs).....	7	2 920	492	16.8	Z	X
6150	Nondurable goods, n.e.c.....	9	350 839	79 254	22.6	.3	X
9700	Service receipts and labor charges (including installed parts).....	10	320 809	146 918	45.8	.6	4.7
9701	Labor charges for repair work.....	7	296 755	146 097	49.2	.6	X
9810	Miscellaneous commodities.....	70	542 282	28 659	5.3	.1	X
9940	Rental and leasing receipts.....	7	213 104	3 506	1.6	Z	X
4224	Grocery & related products whsle.....	41 760	X	588 970 062	X	100.0	77.4
0100	New and used automobiles, motorcycles, etc.....	7	11 336	520	4.6	Z	X
0200	New and rebuilt automotive parts and supplies.....	28	817 556	50 897	6.2	Z	X
0400	Household and lawn furniture.....	6	4 048	175	4.3	Z	X
0500	Household china, glassware, crockery, and plastic housewares.....	39	130 277	12 103	9.3	Z	X
0520	Linens, domestics, curtains, and draperies.....	13	107 454	2 920	2.7	Z	65.0
0525	Other linens and domestics.....	10	89 956	1 014	1.1	Z	X
0540	Other home furnishings.....	743	25 468 753	506 652	2.0	.1	.3
0541	Metal flatware and kitchen utensils.....	13	109 560	3 201	2.9	Z	X
0543	Home furnishings, n.e.c.....	7	96 169	10 592	11.0	Z	X
0740	Other construction materials.....	7	37 866	2 606	6.9	Z	X

See footnotes at end of table.

Table 2. All Types of Operation by Kind of Business and Commodity Line for Wholesale Trade: 1997—Con.

[Includes only establishments with payroll. For meaning of abbreviations and symbols, see introductory text. For explanation of terms, see Appendix A]

NAICS code and CL code	Kind of business and commodity line	Establishments handling commodity line		Commodity line sales			Sales coverage percent
		Number	Total sales (\$1,000)	Amount ¹ (\$1,000)	As percent of total sales of—		
					Establishments handling line	Establishments in NAICS industry ¹	
4224	Grocery & related products whole—Con.						
0800	Photographic equipment and supplies (excluding video)	16	206 330	8 615	4.2	Z	X
0900	Office equipment	212	4 399 517	73 337	1.7	Z	X
0920	New computer equipment	6	11 002	3 472	31.6	Z	X
0960	Restaurant and hotel equipment and supplies	2 343	52 748 253	2 506 086	4.8	.4	X
0970	Store machines and equipment	238	8 799 536	110 602	1.3	Z	.2
0971	Vending machines	10	281 526	3 800	1.4	Z	X
0972	Other store machines and equipment	42	286 174	13 012	4.5	Z	X
1000	Medical, hospital, and surgical supplies	8	17 924	956	5.3	Z	X
1030	Optical and ophthalmic goods	9	6 343	2 651	41.8	Z	8.6
1034	Optical goods, n.e.c. (excluding cameras)	9	6 343	2 651	41.8	Z	X
1120	Flat iron and steel products	15	135 863	5 495	4.0	Z	X
1140	Iron and steel wire and wire products	16	132 530	1 689	1.3	Z	X
1150	Iron and steel pipe and tubing	6	25 632	890	3.5	Z	X
1400	Electrical apparatus and equipment	22	220 830	27 213	12.3	Z	X
1500	Electrical appliances, household	42	337 283	15 517	4.6	Z	1.1
1518	Other electrical household appliances (including fans, dishwashers, etc.)	28	164 141	6 748	4.1	Z	X
1600	Electronic parts and equipment, except communication	34	133 576	16 794	12.6	Z	37.4
1616	Electronic connectors and other passive electronic parts	14	62 336	9 007	14.4	Z	X
1618	Electronic parts and equipment, n.e.c.	9	30 087	3 083	10.2	Z	X
1700	Hardware	341	10 286 652	200 675	2.0	Z	X
1711	Hand tools (including power driven)	9	84 083	2 612	3.1	Z	X
1712	Bolts, nuts, rivets, and fasteners	9	84 083	2 612	3.1	Z	X
1713	Cutlery	9	84 083	3 915	4.7	Z	X
1800	Plumbing and heating equipment and supplies (hydronics)	16	210 877	4 516	2.1	Z	75.3
1812	Metal pipe fittings and valves (excluding pipe and tubing)	6	184 162	2 075	1.1	Z	X
1813	Plumbing fixtures	8	35 577	777	2.2	Z	X
2000	Refrigeration equipment and supplies	10	44 293	3 646	8.2	Z	51.1
2015	Other refrigeration equipment and supplies	9	30 856	1 655	5.4	Z	X
2200	Farm machinery, equipment, and parts	14	31 913	991	3.1	Z	X
2220	Garden machinery, equipment, and parts	8	17 194	177	1.0	Z	X
2230	Food-processing machinery, equipment, and parts	17	549 004	73 654	13.4	Z	1.6
2231	New commercial food-processing machinery (slicers, choppers, baking, etc.)	7	2 160	388	18.0	Z	X
2320	General-purpose industrial machinery, equipment, and parts	37	150 228	7 546	5.0	Z	1.6
2327	All other new general-purpose industrial machinery and equipment	16	101 228	3 009	3.0	Z	X
2360	Other industrial machinery, equipment, and parts	7	56 241	605	1.1	Z	X
2450	Industrial containers and supplies	7	145 102	16 334	11.3	Z	X
2460	Other industrial supplies	7	25 820	1 273	4.9	Z	X
2520	Custodial (janitors') equipment and supplies	70	1 059 741	40 781	3.8	Z	X
2530	Laundry and dry-cleaning equipment and supplies	785	40 923 022	1 676 735	4.1	.3	X
2600	Aircraft and aeronautical equipment and supplies	9	10 341	2 579	24.9	Z	77.4
2613	Other new aircraft equipment and supplies	9	10 341	2 579	24.9	Z	X
2620	Marine machinery, equipment, and supplies	76	491 738	16 587	3.4	Z	X
2700	Sporting and recreational goods and supplies	30	156 678	9 756	6.2	Z	X
2800	Toys and hobby goods and supplies	78	888 962	59 276	6.7	Z	28.5
2811	Video games and cartridges	11	281 316	31 660	11.3	Z	X
2813	Crafts and craft supplies	38	22 950	1 207	5.3	Z	X
2930	Recyclable paper and paperboard	12	21 193	3 684	17.4	Z	X
3000	Jewelry, diamonds, gem stones, and watches	18	116 508	935	.8	Z	X
3130	Compact discs, prerecorded audio tapes, and phonograph records	7	37 244	1 076	2.9	Z	X
3140	Prerecorded video tapes	12	743 683	7 771	1.0	Z	X
3200	Printing and writing paper	16	97 047	16 774	17.3	Z	72.8
3213	Other printing and writing paper	11	95 138	16 694	17.5	Z	X
3300	Stationery, office supplies and greeting cards	76	390 975	37 171	9.5	Z	6.9
3316	Other stationery supplies (envelopes, ruled forms, and binder paper)	27	176 169	26 434	15.0	Z	X
3400	Industrial and personal services paper and plastics	3 824	141 562 558	8 576 937	6.1	1.5	.3
3411	Paperboard and boxboard boxes	89	3 770 536	116 896	3.1	Z	X
3412	Paper dishes, cups, and napkins	1 852	56 356 877	3 531 837	6.3	.6	X
3413	Industrial paper (wrapping, bags, cartons, etc.)	51	1 525 845	35 498	2.3	Z	X
3414	Disposable plastic boxes, containers, cups, dishes, and supplies	178	2 550 289	241 604	9.5	Z	X
3415	Other industrial and personal service paper	36	2 212 689	75 011	3.4	Z	X
3500	Drugs, pharmaceuticals, cosmetics, and toiletries	1 900	104 128 947	6 708 381	6.4	1.1	.3
3511	Prescription drugs	22	145 526	11 368	7.8	Z	X
3512	Nonprescription pharmaceuticals	140	2 765 959	91 431	3.3	Z	X
3513	Cosmetics	97	6 118 130	368 237	6.0	.1	X
3514	Perfumes	23	4 632 031	199 234	4.3	Z	X
3515	Other toiletries and druggists' sundries	390	19 097 095	1 420 833	7.4	.2	X
3600	Piece goods, knit and woven	39	476 295	84 225	17.7	Z	X
3700	Notions (buttons, ribbons, lace, sewing accessories, zippers, bindings, etc.)	7	42 850	858	2.0	Z	X
3800	Men's and boys' wear	82	991 312	18 106	1.8	Z	8.3
3812	Men's and boys' dress and casual shirts, slacks, and jeans	19	215 205	8 997	4.2	Z	X
3900	Women's and children's wear	91	1 803 272	61 344	3.4	Z	5.0
3912	Women's misses', and girls' dresses and blouses	20	384 537	11 042	2.9	Z	X
3916	Other women's, misses, and girl's wear (furs, sweaters, millinery, etc.)	7	7 700	828	10.8	Z	X
4000	Footwear	51	1 164 592	110 458	9.5	Z	X

See footnotes at end of table.

Table 2. All Types of Operation by Kind of Business and Commodity Line for Wholesale Trade: 1997—Con.

[Includes only establishments with payroll. For meaning of abbreviations and symbols, see introductory text. For explanation of terms, see Appendix A]

NAICS code and CL code	Kind of business and commodity line	Establishments handling commodity line		Commodity line sales			Sales coverage percent
		Number	Total sales (\$1,000)	Amount ¹ (\$1,000)	As percent of total sales of—		
					Establishments handling line	Establishments in NAICS industry ¹	
4224	Grocery & related products whole—Con.						
4100	Frozen foods (packaged)	12 041	290 821 586	80 196 571	27.6	13.6	53.3
4111	Dinners (frozen)	3 099	141 455 909	6 986 013	4.9	1.2	X
4112	Fish and seafoods (frozen packaged)	6 549	168 142 095	16 363 006	9.7	2.8	X
4113	Vegetables (frozen)	5 121	176 490 140	10 441 029	5.9	1.8	X
4114	Fruits and fruit juices (frozen)	3 994	147 088 487	6 029 354	4.1	1.0	X
4115	Meat (frozen packaged)	5 464	145 326 686	15 750 562	10.8	2.7	X
4116	Frozen baked goods	4 617	164 943 004	9 899 449	6.0	1.7	X
4117	Other frozen foods (except frozen dairy products)	4 768	163 142 643	14 716 800	9.0	2.5	X
4200	Dairy products (excluding dried or canned)	9 792	271 601 005	56 135 166	20.7	9.5	49.6
4211	Butter	4 387	131 100 226	3 861 762	2.9	.7	X
4212	Cheese	6 865	195 323 242	19 780 463	10.1	3.4	X
4213	Milk and cream, except raw	3 321	77 639 064	7 026 886	9.1	1.2	X
4214	Ice cream	3 206	111 544 368	7 697 016	6.9	1.3	X
4215	Raw milk	3 325	14 850 323	4 882 302	32.9	.8	X
4216	Other dairy products	4 345	180 419 164	12 839 633	7.1	2.2	X
4300	Poultry and poultry products	5 967	156 675 417	22 780 994	14.5	3.9	4.9
4311	Dressed poultry killed on location	676	10 867 052	2 092 509	19.3	.4	X
4312	Eggs	2 660	67 531 823	6 776 721	10.0	1.2	X
4313	Live poultry	131	2 453 116	556 192	22.7	.1	X
4314	Other poultry (excluding frozen packaged)	2 665	42 000 163	10 629 014	25.3	1.8	X
4400	Confectionery	6 098	136 226 250	30 978 892	22.7	5.3	17.0
4411	Candy	3 128	53 050 832	12 300 334	23.2	2.1	X
4412	Chewing gum	728	5 595 372	1 243 984	22.2	.2	X
4413	Nuts	3 035	40 530 565	4 022 377	9.9	.7	X
4414	Chips and popcorn	3 422	74 146 591	11 020 594	14.9	1.9	X
4415	Other confections	1 128	16 887 991	1 669 947	9.9	.3	X
4500	Fish and seafoods (excluding canned and frozen packaged)	5 368	94 120 583	15 694 520	16.7	2.7	X
4600	Meat and meat products (fresh and unpackage)	8 031	216 296 068	60 808 251	28.1	10.3	42.8
4611	Beef (not killed on location)	5 346	144 875 619	27 654 172	19.1	4.7	X
4612	Veal (not killed on location)	1 832	36 424 160	1 223 609	3.4	.2	X
4613	Lamb and mutton (not killed on location)	1 680	35 213 614	1 176 882	3.3	.2	X
4614	Pork (not killed on location)	4 148	109 713 959	10 526 204	9.6	1.8	X
4615	Sausage and prepared meats made on location	1 152	13 814 455	992 899	7.2	.2	X
4616	Sausage and prepared meats not made on location	4 158	113 785 898	12 248 092	10.8	2.1	X
4617	Meat from animals killed on location	176	2 257 467	358 604	15.9	.1	X
4618	Other meat products	2 617	89 502 857	6 612 369	7.4	1.1	X
4700	Fresh fruits and vegetables	9 460	172 504 115	52 087 759	30.2	8.8	18.4
4711	Fresh fruits	7 870	144 848 172	29 853 844	20.6	5.1	X
4712	Prepackaged fresh-cut vegetables (carrots, salads, etc.)	3 103	50 272 943	3 648 542	7.3	.6	X
4713	Other fresh vegetables	5 308	61 789 043	17 565 953	28.4	3.0	X
4800	Coffee, tea, and spices	7 961	206 318 054	20 083 562	9.7	3.4	47.2
4811	Coffee	5 392	151 467 760	12 603 675	8.3	2.1	X
4812	Tea	4 059	108 905 609	2 523 348	2.3	.4	X
4813	Spices	4 330	126 378 987	4 880 857	3.9	.8	X
4820	Bread and baked goods	7 059	116 359 789	23 500 052	20.2	4.0	50.4
4821	Breads and rolls	3 500	54 521 889	6 742 892	12.4	1.1	X
4822	Cookies, cakes, and other baked goods	5 605	99 620 018	16 630 649	16.7	2.8	X
4830	Canned foods	8 057	230 703 515	55 012 231	23.8	9.3	48.2
4831	Canned and bottled fruits, vegetables, and juices	6 679	202 397 124	31 883 995	15.8	5.4	X
4832	Canned and bottled baby foods	1 462	91 992 466	3 119 196	3.4	.5	X
4833	Canned meats	2 527	110 342 153	3 011 407	2.7	.5	X
4834	Canned fish and seafoods	3 573	129 935 833	4 320 078	3.3	.7	X
4835	Canned milk	1 365	61 752 393	1 061 914	1.7	.2	X
4836	Other canned foods	3 949	148 768 265	11 549 625	7.8	2.0	X
4840	Food and beverage basic materials (include flavoring extracts, fruit peel, hop extract, industrial molasses, sausage casings, malt, yeast, etc.)	3 120	62 101 624	7 503 517	12.1	1.3	X
4850	Soft drinks and bottled water	7 857	187 499 865	33 503 355	17.9	5.7	56.7
4851	Soft drinks, packaged	5 774	137 316 433	26 882 796	19.6	4.6	X
4852	Soft drinks, pre and post mix bulk	2 851	72 741 539	3 189 915	4.4	.5	X
4853	Bottled water	4 440	114 054 281	3 403 581	3.0	.6	X
4860	Other grocery specialties	11 111	272 187 514	93 796 912	34.5	15.9	52.9
4861	Pasta	4 874	151 431 160	6 480 913	4.3	1.1	X
4862	Breakfast cereals	3 077	148 994 581	16 458 220	11.0	2.8	X
4863	Cooking oils and margarine	4 576	129 198 197	6 250 405	4.8	1.1	X
4864	Flour	3 655	109 871 365	4 638 287	4.2	.8	X
4865	Pickles, preserves, jellies, jams, and sauces	4 786	162 525 855	7 925 276	4.9	1.3	X
4866	Sugar, refined	3 442	107 423 049	4 506 744	4.2	.8	X
4867	Pet foods	2 079	106 222 688	7 414 588	7.0	1.3	X
4868	Grocery specialties, n.e.c.	6 104	180 614 464	40 120 023	22.2	6.8	X
4900	Grain and beans	1 984	50 144 048	1 666 540	3.3	.3	.7
4911	Corn (for grain)	176	2 750 745	260 423	9.5	Z	X
4912	Oats and barley	73	1 346 355	44 536	3.3	Z	X
4913	Wheat	351	8 432 769	127 254	1.5	Z	X
4914	Sorghum (for grain)	25	78 987	807	1.0	Z	X
4915	Soybeans	74	2 127 283	227 317	10.7	Z	X
4916	Other grain and beans (rice and edible and inedible beans)	175	1 498 922	83 002	5.5	Z	X
5120	Leaf tobacco	15	128 224	8 624	6.7	Z	X
5140	Other farm products, inedible	18	436 031	165 841	38.0	Z	15.2
5143	Farm products, n.e.c.	14	77 468	23 052	29.8	Z	X
5300	Plastics materials and basic shapes	26	228 080	29 869	13.1	Z	.8
5314	Other plastics materials and basic shapes	8	12 011	1 849	15.4	Z	X

See footnotes at end of table.

Table 2. All Types of Operation by Kind of Business and Commodity Line for Wholesale Trade: 1997—Con.

[Includes only establishments with payroll. For meaning of abbreviations and symbols, see introductory text. For explanation of terms, see Appendix A]

NAICS code and CL code	Kind of business and commodity line	Establishments handling commodity line		Commodity line sales			Sales coverage percent
		Number	Total sales (\$1,000)	Amount ¹ (\$1,000)	As percent of total sales of—		
					Establishments handling line	Establishments in NAICS industry ¹	
4224	Grocery & related products whole—Con.						
5330	Chemicals and allied products (excluding agricultural, plastics, gases, and petroleum)	1 795	82 306 170	2 590 636	3.1	.4	.8
5331	Gases, compressed and liquified, except L.P.	7	5 014	134	2.7	Z	X
5332	Alkalies and chlorine	10	1 064	4	.4	Z	X
5335	Detergents and soaps	1 244	63 558 969	2 003 710	3.2	.3	X
5344	Other chemicals and allied products	176	2 753 332	121 511	4.4	Z	X
5400	Petroleum products	71	450 140	28 260	6.3	Z	1.0
5412	Motor gasoline	9	15 921	838	5.3	Z	X
5415	No. 2 distillate fuel oil (no. 2 diesel and no. 2 heating oil)	48	275 701	17 508	6.4	Z	X
5416	All other distillate fuel oil (no. 1 and no. 4 diesel and heating)	9	15 921	838	5.3	Z	X
5418	Lubricating oil and greases	49	276 970	992	.4	Z	X
5600	Beer and ale	700	6 494 214	327 084	5.0	.1	X
5700	Wines and distilled alcoholic beverages	711	7 890 928	237 539	3.0	Z	1.3
5711	Wines	77	2 162 371	54 867	2.5	Z	X
5712	Distilled liquor (including premixed alcoholic drinks)	78	1 980 203	37 975	1.9	Z	X
5800	Farm supplies	203	2 352 642	225 882	9.6	Z	17.0
5811	Hay, straw, and alfalfa	25	85 844	4 672	5.4	Z	X
5812	Feeds (poultry and livestock) not mixed on location	63	313 767	14 106	4.5	Z	X
5813	Prepared feeds (poultry and livestock) mixed on location	15	201 830	43 718	21.7	Z	X
5814	Weed killers, soil sterilizers, and soil conditioners	35	435 009	21 039	4.8	Z	X
5815	Insecticides, fungicides, and pesticides	39	390 120	6 448	1.7	Z	X
5816	Other agricultural chemicals and fertilizers	41	398 005	15 055	3.8	Z	X
5817	Seeds and bulbs	54	613 661	43 983	7.2	Z	X
5818	Other farm supplies (including harness and saddlery equipment)	51	375 782	20 206	5.4	Z	X
5900	Tobacco and tobacco products	1 500	56 160 224	3 538 930	6.3	.6	5.0
5911	Cigars	893	32 650 237	1 658 751	5.1	.3	X
5912	Cigarettes	975	16 951 281	1 007 765	5.9	.2	X
5913	Other tobacco products (excluding leaf)	878	14 640 898	328 286	2.2	.1	X
6100	Books, periodicals, newspapers, and miscellaneous printed materials	46	291 474	19 311	6.6	Z	X
6110	Flowers and florists' supplies	26	122 069	20 448	16.8	Z	X
6120	Art goods (including novelties and souvenirs)	61	214 064	32 288	15.1	Z	62.2
6122	Novelties and souvenirs	57	205 933	30 073	14.6	Z	X
6150	Nondurable goods, n.e.c.	114	1 722 475	163 810	9.5	Z	X
9700	Service receipts and labor charges (including installed parts)	587	7 445 397	512 438	6.9	.1	1.4
9701	Labor charges for repair work	192	1 138 545	19 675	1.7	Z	X
9702	Parts installed in repair work	150	911 880	2 937	.3	Z	X
9703	Other service receipts and labor charges—Specify	355	3 860 671	223 552	5.8	Z	X
9730	Advertising specialties (paper novelties, etc.)	12	34 392	2 685	7.8	Z	X
9810	Miscellaneous commodities	1 941	68 070 336	5 479 179	8.0	.9	X
9920	Receipts for farm product preparation services (cleaning, shelling, etc.)	194	1 474 090	245 628	16.7	Z	X
9940	Rental and leasing receipts	604	4 511 240	313 413	6.9	.1	X
42241	General-line grocery whole	4 138	X	146 689 286	X	100.0	70.3
0200	New and rebuilt automotive parts and supplies	7	18 988	580	3.1	Z	X
0540	Other home furnishings	483	15 882 699	243 174	1.5	.2	X
0900	Office equipment	178	4 234 954	70 296	1.7	Z	X
0960	Restaurant and hotel equipment and supplies	1 436	30 543 389	1 454 267	4.8	1.0	X
0970	Store machines and equipment	81	5 530 450	45 519	.8	Z	X
1500	Electrical appliances, household	6	2 132	190	8.9	Z	70.3
1518	Other electrical household appliances (including fans, dishwashers, etc.)	6	2 132	113	5.3	Z	X
1700	Hardware	238	6 859 654	71 087	1.0	Z	X
2530	Laundry and dry-cleaning equipment and supplies	634	32 259 838	1 343 253	4.2	.9	X
2800	Toys and hobby goods and supplies	7	19 496	1 668	8.6	Z	X
3400	Industrial and personal services paper and plastics	2 133	96 565 116	5 288 111	5.5	3.6	X
3412	Paper dishes, cups, and napkins	1 424	46 791 707	2 976 534	6.4	2.0	X
3500	Drugs, pharmaceuticals, cosmetics, and toiletries	1 259	77 434 442	3 995 811	5.2	2.7	X
3800	Men's and boys' wear	45	738 521	8 060	1.1	Z	X
3900	Women's and children's wear	47	1 376 834	45 772	3.3	Z	X
4000	Footwear	31	685 274	30 112	4.4	Z	X
4100	Frozen foods (packaged)	3 553	134 953 502	20 228 652	15.0	13.8	45.2
4111	Dinners (frozen)	1 867	99 749 976	3 572 181	3.6	2.4	X
4112	Fish and seafoods (frozen packaged)	2 381	89 166 998	1 983 642	2.2	1.4	X
4113	Vegetables (frozen)	2 597	112 521 606	4 553 030	4.0	3.1	X
4114	Fruits and fruit juices (frozen)	2 087	98 177 290	2 080 273	2.1	1.4	X
4115	Meat (frozen packaged)	2 068	71 425 464	2 534 089	3.5	1.7	X
4116	Frozen baked goods	2 223	98 374 473	2 172 954	2.2	1.5	X
4117	Other frozen foods (except frozen dairy products)	1 991	86 449 482	3 332 451	3.9	2.3	X
4200	Dairy products (excluding dried or canned)	3 451	126 591 421	11 897 584	9.4	8.1	45.7
4211	Butter	2 251	88 326 069	1 659 223	1.9	1.1	X
4212	Cheese	2 915	105 801 460	4 382 182	4.1	3.0	X
4213	Milk and cream, except raw	1 220	47 504 055	1 169 523	2.5	.8	X
4214	Ice cream	1 214	78 043 357	1 927 918	2.5	1.3	X
4215	Raw milk	92	5 199 122	115 396	2.2	.1	X
4216	Other dairy products	1 895	92 304 724	2 643 343	2.9	1.8	X
4300	Poultry and poultry products	1 872	85 059 967	5 591 307	6.6	3.8	.4
4312	Eggs	1 146	42 652 674	2 597 167	6.1	1.8	X
4314	Other poultry (excluding frozen packaged)	775	3 965 128	812 265	20.5	.6	X
4400	Confectionery	2 056	74 848 663	3 065 460	4.1	2.1	.1
4411	Candy	729	19 925 664	73 892	.4	.1	X
4413	Nuts	1 414	24 196 693	506 335	2.1	.3	X
4414	Chips and popcorn	1 876	57 735 944	2 075 812	3.6	1.4	X
4415	Other confections	39	7 262 966	132 740	1.8	.1	X

See footnotes at end of table.

Table 2. All Types of Operation by Kind of Business and Commodity Line for Wholesale Trade: 1997—Con.

[Includes only establishments with payroll. For meaning of abbreviations and symbols, see introductory text. For explanation of terms, see Appendix A]

NAICS code and CL code	Kind of business and commodity line	Establishments handling commodity line		Commodity line sales			Sales coverage percent
		Number	Total sales (\$1,000)	Amount ¹ (\$1,000)	As percent of total sales of—		
					Establishments handling line	Establishments in NAICS industry ¹	
42241	General-line grocery whse—Con.						
4500	Fish and seafoods (excluding canned and frozen packaged)	1 059	53 498 025	1 950 606	3.6	1.3	X
4600	Meat and meat products (fresh and unpackaged)	2 396	101 980 926	11 148 863	10.9	7.6	38.8
4611	Beef (not killed on location)	1 656	80 773 622	5 040 285	6.2	3.4	X
4612	Veal (not killed on location)	388	16 484 457	190 942	1.2	.1	X
4613	Lamb and mutton (not killed on location)	309	13 229 289	79 017	.6	.1	X
4614	Pork (not killed on location)	1 152	55 940 438	1 845 607	3.3	1.3	X
4615	Sausage and prepared meats made on location	210	6 907 198	249 399	3.6	.2	X
4616	Sausage and prepared meats not made on location	1 428	55 575 091	2 124 421	3.8	1.4	X
4618	Other meat products	829	48 028 205	1 618 614	3.4	1.1	X
4700	Fresh fruits and vegetables	2 056	85 662 565	4 735 678	5.5	3.2	.1
4711	Fresh fruits	1 990	73 196 253	3 021 117	4.1	2.1	X
4712	Prepackaged fresh-cut vegetables (carrots, salads, etc.)	1 151	24 282 691	703 337	2.9	.5	X
4713	Other fresh vegetables	999	11 589 402	230 043	2.0	.2	X
4800	Coffee, tea, and spices	3 063	121 409 773	4 676 893	3.9	3.2	42.9
4811	Coffee	2 275	93 797 877	2 221 951	2.4	1.5	X
4812	Tea	2 065	78 461 971	969 280	1.2	.7	X
4813	Spices	2 361	94 198 755	1 485 657	1.6	1.0	X
4820	Bread and baked goods	1 824	56 331 025	2 934 024	5.2	2.0	55.0
4821	Breads and rolls	1 000	27 944 674	860 915	3.1	.6	X
4822	Cookies, cakes, and other baked goods	1 610	49 540 715	2 073 099	4.2	1.4	X
4830	Canned foods	3 643	141 010 935	29 493 895	20.9	20.1	44.9
4831	Canned and bottled fruits, vegetables, and juices	3 427	136 612 136	15 628 901	11.4	10.7	X
4832	Canned and bottled baby foods	1 172	83 350 108	1 989 443	2.4	1.4	X
4833	Canned meats	1 859	96 072 127	2 149 230	2.2	1.5	X
4834	Canned fish and seafoods	2 296	106 715 507	2 744 933	2.6	1.9	X
4835	Canned milk	1 124	54 902 568	835 495	1.5	.6	X
4836	Other canned foods	2 291	108 949 189	6 145 893	5.6	4.2	X
4840	Food and beverage basic materials (include flavoring extracts, fruit peel, hop extract, industrial molasses, sausage casings, malt, yeast, etc.)	1 228	35 260 140	1 042 550	3.0	.7	X
4850	Soft drinks and bottled water	2 531	103 332 743	3 499 483	3.4	2.4	55.2
4851	Soft drinks, packaged	1 885	70 564 501	1 723 554	2.4	1.2	X
4852	Soft drinks, pre and post mix bulk	796	37 609 227	708 242	1.9	.5	X
4853	Bottled water	1 667	71 140 193	1 067 668	1.5	.7	X
4860	Other grocery specialties	3 192	119 184 264	26 956 473	22.6	18.4	53.2
4861	Pasta	2 655	107 439 446	2 826 532	2.6	1.9	X
4862	Breakfast cereals	2 010	96 048 861	4 906 758	5.1	3.3	X
4863	Cooking oils and margarine	2 462	92 277 624	2 898 329	3.1	2.0	X
4864	Flour	2 031	72 079 362	1 624 101	2.3	1.1	X
4865	Pickles, preserves, jellies, jams, and sauces	2 466	104 447 569	3 913 417	3.7	2.7	X
4866	Sugar, refined	1 977	82 986 308	1 818 584	2.2	1.2	X
4867	Pet foods	1 215	84 600 495	3 058 041	3.6	2.1	X
4868	Grocery specialties, n.e.c.	1 681	77 565 145	5 910 699	7.6	4.0	X
4900	Grain and beans	1 158	39 835 050	679 727	1.7	.5	X
5330	Chemicals and allied products (excluding agricultural, plastics, gases, and petroleum)	1 242	66 478 674	2 102 617	3.2	1.4	.8
5335	Detergents and soaps	1 131	60 089 535	1 927 775	3.2	1.3	X
5344	Other chemicals and allied products	58	1 822 547	45 664	2.5	Z	X
5600	Beer and ale	506	3 237 390	75 530	2.3	.1	X
5700	Wines and distilled alcoholic beverages	527	2 999 887	51 393	1.7	Z	X
5900	Tobacco and tobacco products	1 112	42 774 799	2 380 029	5.6	1.6	.7
5911	Cigars	716	29 677 006	1 624 721	5.5	1.1	X
5912	Cigarettes	687	6 228 094	312 450	5.0	.2	X
5913	Other tobacco products (excluding leaf)	687	6 228 094	24 160	.4	Z	X
9700	Service receipts and labor charges (including installed parts)	88	3 046 940	84 851	2.8	.1	.8
9701	Labor charges for repair work	41	712 332	2 071	.3	Z	X
9702	Parts installed in repair work	41	712 332	853	.1	Z	X
9703	Other service receipts and labor charges—Specify	39	1 689 340	37 708	2.2	Z	X
9810	Miscellaneous commodities	302	21 348 148	1 414 218	6.6	1.0	X
9940	Rental and leasing receipts	39	1 286 496	23 778	1.8	Z	X
422410	General-line grocery whse	4 138	X	146 689 286	X	100.0	70.3
0200	New and rebuilt automotive parts and supplies	7	18 988	580	3.1	Z	X
0540	Other home furnishings	483	15 882 699	243 174	1.5	.2	X
0900	Office equipment	178	4 234 954	70 296	1.7	Z	X
0960	Restaurant and hotel equipment and supplies	1 436	30 543 389	1 454 267	4.8	1.0	X
0970	Store machines and equipment	81	5 530 450	45 519	.8	Z	X
1500	Electrical appliances, household	6	2 132	190	8.9	Z	70.3
1518	Other electrical household appliances (including fans, dishwashers, etc.)	6	2 132	113	5.3	Z	X
1700	Hardware	238	6 859 654	71 087	1.0	Z	X
2530	Laundry and dry-cleaning equipment and supplies	634	32 259 838	1 343 253	4.2	.9	X
2800	Toys and hobby goods and supplies	7	19 496	1 668	8.6	Z	X
3400	Industrial and personal services paper and plastics	2 133	96 565 116	5 288 111	5.5	3.6	X
3412	Paper dishes, cups, and napkins	1 424	46 791 707	2 976 534	6.4	2.0	X
3500	Drugs, pharmaceuticals, cosmetics, and toiletries	1 259	77 434 442	3 995 811	5.2	2.7	X
3800	Men's and boys' wear	45	738 521	8 060	1.1	Z	X
3900	Women's and children's wear	47	1 376 834	45 772	3.3	Z	X
4000	Footwear	31	685 274	30 112	4.4	Z	X

See footnotes at end of table.

Table 2. All Types of Operation by Kind of Business and Commodity Line for Wholesale Trade: 1997—Con.

[Includes only establishments with payroll. For meaning of abbreviations and symbols, see introductory text. For explanation of terms, see Appendix A]

NAICS code and CL code	Kind of business and commodity line	Establishments handling commodity line		Commodity line sales			Sales coverage percent
		Number	Total sales (\$1,000)	Amount ¹ (\$1,000)	As percent of total sales of—		
					Establishments handling line	Establishments in NAICS industry ¹	
422410	General-line grocery whse—Con.						
4100	Frozen foods (packaged)	3 553	134 953 502	20 228 652	15.0	13.8	45.2
4111	Dinners (frozen)	1 867	99 749 976	3 572 181	3.6	2.4	X
4112	Fish and seafoods (frozen packaged)	2 381	89 166 998	1 983 642	2.2	1.4	X
4113	Vegetables (frozen)	2 597	112 521 606	4 553 030	4.0	3.1	X
4114	Fruits and fruit juices (frozen)	2 087	98 177 290	2 080 273	2.1	1.4	X
4115	Meat (frozen packaged)	2 068	71 425 464	2 534 089	3.5	1.7	X
4116	Frozen baked goods	2 223	98 374 473	2 172 954	2.2	1.5	X
4117	Other frozen foods (except frozen dairy products)	1 991	86 449 482	3 332 451	3.9	2.3	X
4200	Dairy products (excluding dried or canned)	3 451	126 591 421	11 897 584	9.4	8.1	45.7
4211	Butter	2 251	88 326 069	1 659 223	1.9	1.1	X
4212	Cheese	2 915	105 801 460	4 382 182	4.1	3.0	X
4213	Milk and cream, except raw	1 220	47 504 055	1 169 523	2.5	.8	X
4214	Ice cream	1 214	78 043 357	1 927 918	2.5	1.3	X
4215	Raw milk	92	5 199 122	115 396	2.2	.1	X
4216	Other dairy products	1 895	92 304 724	2 643 343	2.9	1.8	X
4300	Poultry and poultry products	1 872	85 059 967	5 591 307	6.6	3.8	.4
4312	Eggs	1 146	42 652 674	2 597 167	6.1	1.8	X
4314	Other poultry (excluding frozen packaged)	775	3 965 128	812 265	20.5	.6	X
4400	Confectionery	2 056	74 848 663	3 065 460	4.1	2.1	.1
4411	Candy	729	19 925 664	73 892	.4	.1	X
4413	Nuts	1 414	24 196 693	506 335	2.1	.3	X
4414	Chips and popcorn	1 876	57 735 944	2 075 812	3.6	1.4	X
4415	Other confections	39	7 262 966	132 740	1.8	.1	X
4500	Fish and seafoods (excluding canned and frozen packaged)	1 059	53 498 025	1 950 606	3.6	1.3	X
4600	Meat and meat products (fresh and un packaged)	2 396	101 980 926	11 148 863	10.9	7.6	38.8
4611	Beef (not killed on location)	1 656	80 773 622	5 040 285	6.2	3.4	X
4612	Veal (not killed on location)	388	16 484 457	190 942	1.2	.1	X
4613	Lamb and mutton (not killed on location)	309	13 229 289	79 017	.6	.1	X
4614	Pork (not killed on location)	1 152	55 940 438	1 845 607	3.3	1.3	X
4615	Sausage and prepared meats made on location	210	6 907 198	249 399	3.6	.2	X
4616	Sausage and prepared meats not made on location	1 428	55 575 091	2 124 421	3.8	1.4	X
4618	Other meat products	829	48 028 205	1 618 614	3.4	1.1	X
4700	Fresh fruits and vegetables	2 056	85 662 565	4 735 678	5.5	3.2	.1
4711	Fresh fruits	1 990	73 196 253	3 021 117	4.1	2.1	X
4712	Prepackaged fresh-cut vegetables (carrots, salads, etc.)	1 151	24 282 691	703 337	2.9	.5	X
4713	Other fresh vegetables	999	11 589 402	230 043	2.0	.2	X
4800	Coffee, tea, and spices	3 063	121 409 773	4 676 893	3.9	3.2	42.9
4811	Coffee	2 275	93 797 877	2 221 951	2.4	1.5	X
4812	Tea	2 065	78 461 971	969 280	1.2	.7	X
4813	Spices	2 361	94 198 755	1 485 657	1.6	1.0	X
4820	Bread and baked goods	1 824	56 331 025	2 934 024	5.2	2.0	55.0
4821	Breads and rolls	1 000	27 944 674	860 915	3.1	.6	X
4822	Cookies, cakes, and other baked goods	1 610	49 540 715	2 073 099	4.2	1.4	X
4830	Canned foods	3 643	141 010 935	29 493 895	20.9	20.1	44.9
4831	Canned and bottled fruits, vegetables, and juices	3 427	136 612 136	15 628 901	11.4	10.7	X
4832	Canned and bottled baby foods	1 172	83 350 108	1 989 443	2.2	1.4	X
4833	Canned meats	1 859	96 072 127	2 149 230	2.4	1.5	X
4834	Canned fish and seafoods	2 296	106 715 507	2 744 933	2.6	1.9	X
4835	Canned milk	1 124	54 902 568	835 495	1.5	.6	X
4836	Other canned foods	2 291	108 949 189	6 145 893	5.6	4.2	X
4840	Food and beverage basic materials (include flavoring extracts, fruit peel, hop extract, industrial molasses, sausage casings, malt, yeast, etc.)	1 228	35 260 140	1 042 550	3.0	.7	X
4850	Soft drinks and bottled water	2 531	103 332 743	3 499 483	3.4	2.4	55.2
4851	Soft drinks, packaged	1 885	70 564 501	1 723 554	2.4	1.2	X
4852	Soft drinks, pre and post mix bulk	796	37 609 227	708 242	1.9	.5	X
4853	Bottled water	1 667	71 140 193	1 067 668	1.5	.7	X
4860	Other grocery specialties	3 192	119 184 264	26 956 473	22.6	18.4	53.2
4861	Pasta	2 655	107 439 446	2 826 532	2.6	1.9	X
4862	Breakfast cereals	2 010	96 048 861	4 906 758	5.1	3.3	X
4863	Cooking oils and margarine	2 462	92 277 624	2 898 329	3.1	2.0	X
4864	Flour	2 031	72 079 362	1 624 101	2.3	1.1	X
4865	Pickles, preserves, jellies, jams, and sauces	2 466	104 447 569	3 913 417	3.7	2.7	X
4866	Sugar, refined	1 977	82 986 308	1 818 584	2.2	1.2	X
4867	Pet foods	1 215	84 600 495	3 058 041	3.6	2.1	X
4868	Grocery specialties, n.e.c.	1 681	77 565 145	5 910 699	7.6	4.0	X
4900	Grain and beans	1 158	39 835 050	679 727	1.7	.5	X
5330	Chemicals and allied products (excluding agricultural, plastics, gases, and petroleum)	1 242	66 478 674	2 102 617	3.2	1.4	.8
5335	Detergents and soaps	1 131	60 089 535	1 927 775	3.2	1.3	X
5344	Other chemicals and allied products	58	1 822 547	45 664	2.5	Z	X
5600	Beer and ale	506	3 237 390	75 530	2.3	.1	X
5700	Wines and distilled alcoholic beverages	527	2 999 887	51 393	1.7	Z	X
5900	Tobacco and tobacco products	1 112	42 774 799	2 380 029	5.6	1.6	.7
5911	Cigars	716	29 677 006	1 624 721	5.5	1.1	X
5912	Cigarettes	687	6 228 094	312 450	5.0	.2	X
5913	Other tobacco products (excluding leaf)	687	6 228 094	24 160	.4	Z	X
9700	Service receipts and labor charges (including installed parts)	88	3 046 940	84 851	2.8	.1	.8
9701	Labor charges for repair work	41	712 332	2 071	.3	Z	X
9702	Parts installed in repair work	41	712 332	853	.1	Z	X
9703	Other service receipts and labor charges—Specify	39	1 689 340	37 708	2.2	Z	X
9810	Miscellaneous commodities	302	21 348 148	1 414 218	6.6	1.0	X
9940	Rental and leasing receipts	39	1 286 496	23 778	1.8	Z	X

See footnotes at end of table.

Table 2. All Types of Operation by Kind of Business and Commodity Line for Wholesale Trade: 1997—Con.

[Includes only establishments with payroll. For meaning of abbreviations and symbols, see introductory text. For explanation of terms, see Appendix A]

NAICS code and CL code	Kind of business and commodity line	Establishments handling commodity line		Commodity line sales			Sales coverage percent
		Number	Total sales (\$1,000)	Amount ¹ (\$1,000)	As percent of total sales of—		
					Establishments handling line	Establishments in NAICS industry ¹	
4224101	General-line grocery whsle, voluntary group	186	X	16 156 029	X	100.0	74.8
0540	Other home furnishings	23	2 025 200	21 350	1.1	.1	X
0960	Restaurant and hotel equipment and supplies	18	291 729	6 287	2.2	Z	X
2530	Laundry and dry-cleaning equipment and supplies	42	2 707 865	50 370	1.9	.3	X
3400	Industrial and personal services paper and plastics	131	12 413 666	620 287	5.0	3.8	X
3500	Drugs, pharmaceuticals, cosmetics, and toiletries	58	5 902 735	186 116	3.2	1.2	X
4100	Frozen foods (packaged)	180	14 525 425	1 417 496	9.8	8.8	47.3
4111	Dinners (frozen)	116	11 626 511	274 113	2.4	1.7	X
4112	Fish and seafoods (frozen packaged)	128	9 988 800	105 104	1.1	.7	X
4113	Vegetables (frozen)	174	14 275 506	269 902	1.9	1.7	X
4114	Fruits and fruit juices (frozen)	131	12 452 811	151 731	1.2	.9	X
4115	Meat (frozen packaged)	153	9 187 095	221 382	2.4	1.4	X
4116	Frozen baked goods	151	13 729 935	176 059	1.3	1.1	X
4117	Other frozen foods (except frozen dairy products)	123	10 649 102	219 194	2.1	1.4	X
4200	Dairy products (excluding dried or canned)	179	14 513 084	1 641 335	11.3	10.2	46.9
4211	Butter	139	13 341 832	214 502	1.6	1.3	X
4212	Cheese	176	14 254 248	679 536	4.8	4.2	X
4213	Milk and cream, except raw	105	7 438 148	193 047	2.6	1.2	X
4214	Ice cream	102	11 062 941	164 083	1.5	1.0	X
4215	Raw milk	11	1 537 728	45 948	3.0	.3	X
4216	Other dairy products	147	14 078 889	344 218	2.4	2.1	X
4300	Poultry and poultry products	148	12 568 257	325 613	2.6	2.0	X
4400	Confectionery	122	9 687 912	276 681	2.9	1.7	X
4500	Fish and seafoods (excluding canned and frozen packaged)	54	7 092 896	105 486	1.5	.7	X
4600	Meat and meat products (fresh and unpackaged)	168	14 463 633	1 765 698	12.2	10.9	44.0
4611	Beef (not killed on location)	145	13 163 989	698 974	5.3	4.3	X
4612	Veal (not killed on location)	23	900 656	8 462	.9	.1	X
4613	Lamb and mutton (not killed on location)	26	1 245 294	14 612	1.2	.1	X
4614	Pork (not killed on location)	135	12 074 804	410 115	3.4	2.5	X
4615	Sausage and prepared meats made on location	14	26 244	752	2.9	Z	X
4616	Sausage and prepared meats not made on location	134	12 365 219	459 539	3.7	2.8	X
4618	Other meat products	65	7 413 051	173 243	2.3	1.1	X
4700	Fresh fruits and vegetables	152	12 693 289	810 018	6.4	5.0	.1
4711	Fresh fruits	152	12 693 289	202 974	1.6	1.3	X
4712	Prepackaged fresh-cut vegetables (carrots, salads, etc.)	152	12 693 289	607 044	4.8	3.8	X
4800	Coffee, tea, and spices	181	15 899 927	681 080	4.3	4.2	48.1
4811	Coffee	155	13 958 417	409 928	2.9	2.5	X
4812	Tea	109	10 567 748	105 210	1.0	.7	X
4813	Spices	146	13 268 488	165 940	1.3	1.0	X
4820	Bread and baked goods	126	8 695 826	286 007	3.3	1.8	56.1
4821	Breads and rolls	76	4 752 026	64 521	1.4	.4	X
4822	Cookies, cakes, and other baked goods	110	8 199 791	221 485	2.7	1.4	X
4830	Canned foods	186	16 156 029	2 709 017	16.8	16.8	46.7
4831	Canned and bottled fruits, vegetables, and juices	186	16 156 029	1 302 551	8.1	8.1	X
4832	Canned and bottled baby foods	110	12 905 088	327 001	2.5	2.0	X
4833	Canned meats	147	13 580 874	225 636	1.7	1.4	X
4834	Canned fish and seafoods	157	13 739 207	241 899	1.8	1.5	X
4835	Canned milk	66	5 913 842	55 102	.9	.3	X
4836	Other canned foods	150	14 314 384	556 830	3.9	3.4	X
4840	Food and beverage basic materials (include flavoring extracts, fruit peel, hop extract, industrial molasses, sausage casings, malt, yeast, etc.)	44	4 041 501	43 519	1.1	.3	X
4850	Soft drinks and bottled water	167	15 902 275	648 326	4.1	4.0	44.1
4851	Soft drinks, packaged	145	15 593 204	427 824	2.7	2.6	X
4852	Soft drinks, pre and post mix bulk	84	5 923 768	93 455	1.6	.6	X
4853	Bottled water	126	8 198 510	127 047	1.4	.8	X
4860	Other grocery specialties	183	16 069 626	3 873 810	24.1	24.0	44.8
4861	Pasta	171	15 816 657	404 417	2.6	2.5	X
4862	Breakfast cereals	146	15 719 926	1 034 945	6.6	6.4	X
4863	Cooking oils and margarine	175	15 813 811	337 655	2.1	2.1	X
4864	Flour	169	14 607 831	292 819	2.0	1.8	X
4865	Pickles, preserves, jellies, jams, and sauces	173	16 036 274	579 115	3.6	3.6	X
4866	Sugar, refined	168	15 793 667	384 003	2.4	2.4	X
4867	Pet foods	124	15 370 128	664 454	4.3	4.1	X
4868	Grocery specialties, n.e.c.	119	9 397 920	176 421	1.9	1.1	X
4900	Grain and beans	66	6 497 721	102 056	1.6	.6	X
5330	Chemicals and allied products (excluding agricultural, plastics, gases, and petroleum)	53	4 566 592	129 178	2.8	.8	X
5900	Tobacco and tobacco products	112	11 959 875	404 326	3.4	2.5	X
9810	Miscellaneous commodities	10	2 920 881	29 379	1.0	.2	X
4224102	General-line grocery whsle, retail cooperative	211	X	16 142 440	X	100.0	62.8
0540	Other home furnishings	120	3 176 765	33 907	1.1	.2	X
0900	Office equipment	60	550 141	7 923	1.4	Z	X
0960	Restaurant and hotel equipment and supplies	117	760 422	30 912	4.1	.2	X
0970	Store machines and equipment	8	1 868 360	22 044	1.2	.1	X
1700	Hardware	115	1 440 201	24 390	1.7	.2	X
2530	Laundry and dry-cleaning equipment and supplies	122	5 174 023	314 526	6.1	1.9	X
3400	Industrial and personal services paper and plastics	139	6 190 061	308 019	5.0	1.9	X
3500	Drugs, pharmaceuticals, cosmetics, and toiletries	138	8 241 504	204 396	2.5	1.3	X
4100	Frozen foods (packaged)	191	13 241 268	1 041 801	7.9	6.5	42.2
4111	Dinners (frozen)	64	10 806 761	136 756	1.3	.8	X
4112	Fish and seafoods (frozen packaged)	155	9 772 428	99 180	1.0	.6	X
4113	Vegetables (frozen)	165	10 556 835	189 478	1.8	1.2	X
4114	Fruits and fruit juices (frozen)	144	11 448 119	155 890	1.4	1.0	X
4115	Meat (frozen packaged)	156	9 931 141	178 968	1.8	1.1	X
4116	Frozen baked goods	122	5 759 684	58 881	1.0	.4	X
4117	Other frozen foods (except frozen dairy products)	78	10 455 583	222 654	2.1	1.4	X

See footnotes at end of table.

Table 2. All Types of Operation by Kind of Business and Commodity Line for Wholesale Trade: 1997—Con.

[Includes only establishments with payroll. For meaning of abbreviations and symbols, see introductory text. For explanation of terms, see Appendix A]

NAICS code and CL code	Kind of business and commodity line	Establishments handling commodity line		Commodity line sales			Sales coverage percent
		Number	Total sales (\$1,000)	Amount ¹ (\$1,000)	As percent of total sales of—		
					Establishments handling line	Establishments in NAICS industry ¹	
4224102	General-line grocery whsle, retail cooperative—Con.						
4200	Dairy products (excluding dried or canned)	180	13 602 188	1 600 017	11.8	9.9	41.3
4211	Butter	156	11 966 708	157 978	1.3	1.0	X
4212	Cheese	165	12 032 352	483 861	4.0	3.0	X
4213	Milk and cream, except raw	125	11 875 860	424 047	3.6	2.6	X
4214	Ice cream	55	10 405 303	175 055	1.7	1.1	X
4215	Raw milk	6	720 600	20 303	2.8	.1	X
4216	Other dairy products	67	12 503 239	338 779	2.7	2.1	X
4300	Poultry and poultry products	142	10 337 652	259 303	2.5	1.6	X
4400	Confectionery	58	7 424 807	133 572	1.8	.8	.2
4411	Candy	19	161 841	832	.5	Z	X
4415	Other confections	39	7 262 966	132 740	1.8	.8	X
4500	Fish and seafoods (excluding canned and frozen packaged)	23	1 250 560	20 754	1.7	.1	X
4600	Meat and meat products (fresh and unpackaged)	163	13 356 068	1 860 940	13.9	11.5	35.7
4611	Beef (not killed on location)	151	12 686 264	969 052	7.6	6.0	X
4612	Veal (not killed on location)	6	2 488 085	26 902	1.1	.2	X
4614	Pork (not killed on location)	130	7 378 722	281 026	3.8	1.7	X
4616	Sausage and prepared meats not made on location	134	6 178 939	274 090	4.4	1.7	X
4618	Other meat products	34	7 373 840	227 323	3.1	1.4	X
4700	Fresh fruits and vegetables	66	12 466 312	781 181	6.3	4.8	X
4800	Coffee, tea, and spices	197	15 754 085	719 317	4.6	4.5	44.6
4811	Coffee	167	15 577 665	474 989	3.0	2.9	X
4812	Tea	158	7 250 931	88 376	1.2	.5	X
4813	Spices	171	10 249 906	155 952	1.5	1.0	X
4820	Bread and baked goods	152	8 058 158	187 078	2.3	1.2	54.1
4821	Breads and rolls	96	4 148 497	72 185	1.7	.4	X
4822	Cookies, cakes, and other baked goods	147	5 880 704	114 887	2.0	.7	X
4830	Canned foods	201	15 786 392	2 935 346	18.6	18.2	44.6
4831	Canned and bottled fruits, vegetables, and juices	196	15 726 467	1 131 336	7.2	7.0	X
4832	Canned and bottled baby foods	58	14 021 317	257 573	1.8	1.6	X
4833	Canned meats	145	13 446 008	174 222	1.3	1.1	X
4834	Canned fish and seafoods	174	14 021 497	248 323	1.8	1.5	X
4835	Canned milk	130	10 264 795	132 980	1.3	.8	X
4836	Other canned foods	100	14 451 612	990 913	6.9	6.1	X
4840	Food and beverage basic materials (include flavoring extracts, fruit peel, hop extract, industrial molasses, sausage casings, malt, yeast, etc.)	19	4 265 012	44 665	1.0	.3	X
4850	Soft drinks and bottled water	180	15 639 071	455 862	2.9	2.8	44.4
4851	Soft drinks, packaged	178	15 103 929	207 697	1.4	1.3	X
4852	Soft drinks, pre and post mix bulk	113	8 808 450	139 973	1.6	.9	X
4853	Bottled water	64	10 630 529	108 186	1.0	.7	X
4860	Other grocery specialties	206	16 111 875	4 276 823	26.5	26.5	43.2
4861	Pasta	180	14 867 519	301 845	2.0	1.9	X
4862	Breakfast cereals	96	15 579 426	941 290	6.0	5.8	X
4863	Cooking oils and margarine	200	16 073 602	503 617	3.1	3.1	X
4864	Flour	194	14 888 150	334 851	2.2	2.1	X
4865	Pickles, preserves, jellies, jams, and sauces	182	15 976 282	573 789	3.6	3.6	X
4866	Sugar, refined	193	15 893 777	301 207	1.9	1.9	X
4867	Pet foods	78	15 432 018	543 260	3.5	3.4	X
4868	Grocery specialties, n.e.c.	145	14 057 003	776 950	5.5	4.8	X
4900	Grain and beans	135	3 834 206	83 579	2.2	.5	X
5330	Chemicals and allied products (excluding agricultural, plastics, gases, and petroleum)	117	2 860 778	66 062	2.3	.4	14.3
5335	Detergents and soaps	59	1 038 231	20 398	2.0	.1	X
5344	Other chemicals and allied products	58	1 822 547	45 664	2.5	.3	X
5900	Tobacco and tobacco products	140	10 737 423	528 620	4.9	3.3	X
5911	Cigars	140	10 737 423	528 620	4.9	3.3	X
9810	Miscellaneous commodities	17	1 446 544	144 599	10.0	.9	X
4224103	Other general-line grocery whsle	3 741	X	114 390 817	X	100.0	70.7
0200	New and rebuilt automotive parts and supplies	7	18 988	580	3.1	Z	X
0540	Other home furnishings	340	10 680 734	187 917	1.8	.2	X
0900	Office equipment	118	3 684 813	62 373	1.7	.1	X
0960	Restaurant and hotel equipment and supplies	1 301	29 491 238	1 417 068	4.8	1.2	X
0970	Store machines and equipment	71	3 385 167	21 347	.6	Z	X
1500	Electrical appliances, household	6	2 132	190	8.9	Z	70.7
1518	Other electrical household appliances (including fans, dishwashers, etc.)	6	2 132	113	5.3	Z	X
1700	Hardware	119	3 714 511	28 991	.8	Z	X
2530	Laundry and dry-cleaning equipment and supplies	470	24 377 950	978 357	4.0	.9	X
2800	Toys and hobby goods and supplies	7	19 496	1 668	8.6	Z	X
3400	Industrial and personal services paper and plastics	1 863	77 961 389	4 359 805	5.6	3.8	X
3412	Paper dishes, cups, and napkins	1 424	46 791 707	2 976 534	6.4	2.6	X
3500	Drugs, pharmaceuticals, cosmetics, and toiletries	1 063	63 290 203	3 605 299	5.7	3.2	X
3800	Men's and boys' wear	43	655 486	6 574	1.0	Z	X
3900	Women's and children's wear	43	1 287 702	44 217	3.4	Z	X
4000	Footwear	30	648 342	28 640	4.4	Z	X
4100	Frozen foods (packaged)	3 182	107 186 809	17 769 355	16.6	15.5	45.4
4111	Dinners (frozen)	1 686	77 316 704	3 161 312	4.1	2.8	X
4112	Fish and seafoods (frozen packaged)	2 099	69 405 770	1 779 358	2.6	1.6	X
4113	Vegetables (frozen)	2 258	87 689 265	4 093 650	4.7	3.6	X
4114	Fruits and fruit juices (frozen)	1 812	74 276 360	1 772 652	2.4	1.6	X
4115	Meat (frozen packaged)	1 760	52 307 228	2 133 739	4.1	1.9	X
4116	Frozen baked goods	1 950	78 884 854	1 938 014	2.5	1.7	X
4117	Other frozen foods (except frozen dairy products)	1 789	65 344 797	2 890 603	4.4	2.5	X

See footnotes at end of table.

Table 2. All Types of Operation by Kind of Business and Commodity Line for Wholesale Trade: 1997—Con.

[Includes only establishments with payroll. For meaning of abbreviations and symbols, see introductory text. For explanation of terms, see Appendix A]

NAICS code and CL code	Kind of business and commodity line	Establishments handling commodity line		Commodity line sales			Sales coverage percent
		Number	Total sales (\$1,000)	Amount ¹ (\$1,000)	As percent of total sales of—		
					Establishments handling line	Establishments in NAICS industry ¹	
4224103	Other general-line grocery whse—Con.						
4200	Dairy products (excluding dried or canned)	3 092	98 476 149	8 656 232	8.8	7.6	46.2
4211	Butter	1 957	63 017 529	1 286 743	2.0	1.1	X
4212	Cheese	2 574	79 514 860	3 218 785	4.0	2.8	X
4213	Milk and cream, except raw	990	28 190 047	552 429	2.0	.5	X
4214	Ice cream	1 058	56 575 113	1 588 780	2.8	1.4	X
4215	Raw milk	75	2 940 794	49 145	1.7	Z	X
4216	Other dairy products	1 681	65 722 596	1 960 346	3.0	1.7	X
4300	Poultry and poultry products	1 582	62 154 058	5 006 391	8.1	4.4	.6
4312	Eggs	1 146	42 652 674	2 597 167	6.1	2.3	X
4314	Other poultry (excluding frozen packaged)	775	3 965 128	812 265	20.5	.7	X
4400	Confectionery	1 876	57 735 944	2 655 207	4.6	2.3	.2
4411	Candy	710	19 763 823	73 060	.4	.1	X
4413	Nuts	1 414	24 196 693	506 335	2.1	.4	X
4414	Chips and popcorn	1 876	57 735 944	2 075 812	3.6	1.8	X
4500	Fish and seafoods (excluding canned and frozen packaged)	982	45 154 569	1 824 366	4.0	1.6	X
4600	Meat and meat products (fresh and unpackaged)	2 065	74 161 225	7 522 225	10.1	6.6	38.4
4611	Beef (not killed on location)	1 359	54 923 369	3 372 259	6.1	2.9	X
4612	Veal (not killed on location)	359	13 095 716	155 578	1.2	.1	X
4613	Lamb and mutton (not killed on location)	280	11 211 427	56 055	.5	Z	X
4614	Pork (not killed on location)	886	36 486 912	1 154 466	3.2	1.0	X
4615	Sausage and prepared meats made on location	194	5 165 431	174 455	3.4	.2	X
4616	Sausage and prepared meats not made on location	1 160	37 030 933	1 390 792	3.8	1.2	X
4618	Other meat products	729	33 241 314	1 218 048	3.7	1.1	X
4700	Fresh fruits and vegetables	1 838	60 502 964	3 144 479	5.2	2.7	.1
4711	Fresh fruits	1 838	60 502 964	2 818 143	4.7	2.5	X
4712	Prepackaged fresh-cut vegetables (carrots, salads, etc.)	999	11 589 402	96 293	.8	.1	X
4713	Other fresh vegetables	999	11 589 402	230 043	2.0	.2	X
4800	Coffee, tea, and spices	2 685	89 755 761	3 276 496	3.7	2.9	41.7
4811	Coffee	1 952	64 261 795	1 337 034	2.1	1.2	X
4812	Tea	1 798	60 643 292	775 694	1.3	.7	X
4813	Spices	2 045	70 680 361	1 163 765	1.6	1.0	X
4820	Bread and baked goods	1 546	39 577 041	2 460 939	6.2	2.2	54.8
4821	Breads and rolls	828	19 044 151	724 209	3.8	.6	X
4822	Cookies, cakes, and other baked goods	1 353	35 460 220	1 736 727	4.9	1.5	X
4830	Canned foods	3 256	109 068 514	23 849 532	21.9	20.8	44.7
4831	Canned and bottled fruits, vegetables, and juices	3 045	104 729 640	13 195 014	12.6	11.5	X
4832	Canned and bottled baby foods	1 003	56 423 703	1 404 869	2.5	1.2	X
4833	Canned meats	1 566	69 045 245	1 749 372	2.5	1.5	X
4834	Canned fish and seafoods	1 964	78 954 803	2 254 711	2.9	2.0	X
4835	Canned milk	929	38 723 931	647 413	1.7	.6	X
4836	Other canned foods	2 040	80 183 193	4 598 150	5.7	4.0	X
4840	Food and beverage basic materials (include flavoring extracts, fruit peel, hop extract, industrial molasses, sausage casings, malt, yeast, etc.)	1 165	26 953 627	954 366	3.5	.8	X
4850	Soft drinks and bottled water	2 184	71 791 397	2 395 295	3.3	2.1	59.8
4851	Soft drinks, packaged	1 562	39 867 368	1 088 033	2.7	1.0	X
4852	Soft drinks, pre and post mix bulk	598	22 877 009	474 814	2.1	.4	X
4853	Bottled water	1 476	51 591 154	832 435	1.6	.7	X
4860	Other grocery specialties	2 803	87 002 763	18 805 840	21.6	16.4	56.5
4861	Pasta	2 304	76 755 270	2 120 270	2.8	1.9	X
4862	Breakfast cereals	1 768	64 749 509	2 930 523	4.5	2.6	X
4863	Cooking oils and margarine	2 087	60 390 211	2 057 057	3.4	1.8	X
4864	Flour	1 669	42 583 381	996 431	2.3	.9	X
4865	Pickles, preserves, jellies, jams, and sauces	2 111	72 435 013	2 760 513	3.8	2.4	X
4866	Sugar, refined	1 617	51 298 864	1 133 374	2.2	1.0	X
4867	Pet foods	1 013	53 798 349	1 850 327	3.4	1.6	X
4868	Grocery specialties, n.e.c.	1 417	54 110 222	4 957 328	9.2	4.3	X
4900	Grain and beans	957	29 503 123	494 092	1.7	.4	X
5330	Chemicals and allied products (excluding agricultural, plastics, gases, and petroleum)	1 072	59 051 304	1 907 377	3.2	1.7	.1
5335	Detergents and soaps	1 072	59 051 304	1 907 377	3.2	1.7	X
5600	Beer and ale	500	2 191 106	61 149	2.8	.1	X
5700	Wines and distilled alcoholic beverages	525	2 988 753	51 295	1.7	Z	X
5900	Tobacco and tobacco products	860	20 077 501	1 447 083	7.2	1.3	1.4
5911	Cigars	576	18 939 583	1 096 101	5.8	1.0	X
5912	Cigarettes	687	6 228 094	312 450	5.0	.3	X
5913	Other tobacco products (excluding leaf)	687	6 228 094	24 160	.4	Z	X
9700	Service receipts and labor charges (including installed parts)	83	2 755 376	56 942	2.1	.1	.9
9701	Labor charges for repair work	41	712 332	2 071	.3	Z	X
9702	Parts installed in repair work	41	712 332	853	.1	Z	X
9703	Other service receipts and labor charges—Specify	39	1 689 340	37 708	2.2	Z	X
9810	Miscellaneous commodities	275	16 980 723	1 240 240	7.3	1.1	X
9940	Rental and leasing receipts	35	1 257 180	23 543	1.9	Z	X
42242	Packaged frozen food whse	3 838	X	69 114 831	X	100.0	79.2
0540	Other home furnishings	104	4 858 608	132 617	2.7	.2	X
0960	Restaurant and hotel equipment and supplies	262	13 806 202	648 659	4.7	.9	X
0970	Store machines and equipment	22	132 975	1 516	1.1	Z	X
1400	Electrical apparatus and equipment	6	11 315	867	7.7	Z	X
1700	Hardware	7	15 518	695	4.5	Z	X
2530	Laundry and dry-cleaning equipment and supplies	25	1 965 053	32 171	1.6	Z	X
2620	Marine machinery, equipment, and supplies	18	379 885	12 309	3.2	Z	X
3400	Industrial and personal services paper and plastics	438	20 487 890	1 662 034	8.1	2.4	X

See footnotes at end of table.

Table 2. All Types of Operation by Kind of Business and Commodity Line for Wholesale Trade: 1997—Con.

[Includes only establishments with payroll. For meaning of abbreviations and symbols, see introductory text. For explanation of terms, see Appendix A]

NAICS code and CL code	Kind of business and commodity line	Establishments handling commodity line		Commodity line sales			Sales coverage percent
		Number	Total sales (\$1,000)	Amount ¹ (\$1,000)	As percent of total sales of—		
					Establishments handling line	Establishments in NAICS industry ¹	
42242	Packaged frozen food whsle—Con.						
3500	Drugs, pharmaceuticals, cosmetics, and toiletries	47	1 807 460	66 957	3.7	.1	.8
3512	Nonprescription pharmaceuticals	18	906 282	15 659	1.7	Z	X
3513	Cosmetics	18	906 282	1 175	.1	Z	X
3515	Other toiletries and druggists' sundries	19	193 427	1 948	1.0	Z	X
4100	Frozen foods (packaged)	3 838	69 114 831	46 699 713	67.6	67.6	65.6
4111	Dinners (frozen)	559	17 271 114	2 273 363	13.2	3.3	X
4112	Fish and seafoods (frozen packaged)	2 069	46 761 259	12 187 181	26.1	17.6	X
4113	Vegetables (frozen)	1 210	33 248 676	4 585 869	13.8	6.6	X
4114	Fruits and fruit juices (frozen)	1 003	27 815 262	3 275 019	11.8	4.7	X
4115	Meat (frozen packaged)	1 680	41 988 193	11 028 580	26.3	16.0	X
4116	Frozen baked goods	1 230	33 858 601	5 172 995	15.3	7.5	X
4117	Other frozen foods (except frozen dairy products)	1 432	32 777 491	8 176 705	24.9	11.8	X
4200	Dairy products (excluding dried or canned)	836	30 305 480	2 525 605	8.3	3.7	19.0
4211	Butter	343	15 670 928	302 665	1.9	.4	X
4212	Cheese	654	25 126 056	1 184 877	4.7	1.7	X
4213	Milk and cream, except raw	190	7 274 477	176 674	2.4	.3	X
4214	Ice cream	182	9 972 121	499 101	5.0	.7	X
4215	Raw milk	32	930 614	17 586	1.9	Z	X
4216	Other dairy products	319	13 592 984	344 696	2.5	.5	X
4300	Poultry and poultry products	806	23 899 646	2 651 080	11.1	3.8	2.5
4311	Dressed poultry killed on location	68	935 249	81 431	8.7	.1	X
4312	Eggs	384	10 704 566	189 906	1.8	.3	X
4313	Live poultry	66	1 928 331	255 841	13.3	4.1	X
4314	Other poultry (excluding frozen packaged)	609	19 730 007	2 123 901	10.8	3.1	X
4400	Confectionery	267	8 479 873	398 230	4.7	.6	.5
4411	Candy	98	3 542 597	173 533	4.9	.3	X
4413	Nuts	101	3 728 596	161 735	4.3	.2	X
4414	Chips and popcorn	74	896 796	7 282	.8	Z	X
4415	Other confections	113	1 337 497	39 919	3.0	.1	X
4500	Fish and seafoods (excluding canned and frozen packaged)	506	9 870 762	1 029 835	10.4	1.5	X
4600	Meat and meat products (fresh and unpackaged)	557	17 280 613	1 803 670	10.4	2.6	27.6
4611	Beef (not killed on location)	394	12 836 136	866 940	6.8	1.3	X
4612	Veal (not killed on location)	102	2 451 287	79 971	3.3	.1	X
4613	Lamb and mutton (not killed on location)	84	1 574 282	23 906	1.5	.1	X
4614	Pork (not killed on location)	293	9 673 785	397 686	4.1	.6	X
4615	Sausage and prepared meats made on location	117	1 847 446	44 268	2.4	.1	X
4616	Sausage and prepared meats not made on location	242	7 201 292	186 651	2.6	.3	X
4617	Meat from animals killed on location	11	293 918	2 484	.8	Z	X
4618	Other meat products	168	5 526 021	201 524	3.6	.3	X
4700	Fresh fruits and vegetables	477	18 408 161	927 435	5.0	1.3	1.3
4711	Fresh fruits	410	16 273 065	588 341	3.6	.9	X
4712	Prepackaged fresh-cut vegetables (carrots, salads, etc.)	170	2 679 679	148 969	5.6	.2	X
4713	Other fresh vegetables	149	7 391 728	190 021	2.6	.3	X
4800	Coffee, tea, and spices	614	20 151 312	596 628	3.0	.9	19.4
4811	Coffee	346	12 993 130	265 927	2.0	.4	X
4812	Tea	214	9 132 605	122 844	1.3	.2	X
4813	Spices	221	8 441 629	133 376	1.6	.2	X
4820	Bread and baked goods	373	11 872 663	498 446	4.2	.7	22.9
4821	Breads and rolls	189	7 458 340	197 132	2.6	.3	X
4822	Cookies, cakes, and other baked goods	289	8 742 971	301 306	3.4	.4	X
4830	Canned foods	769	23 349 534	2 634 726	11.3	3.8	20.8
4831	Canned and bottled fruits, vegetables, and juices	612	19 665 466	1 604 666	8.2	2.3	X
4832	Canned and bottled baby foods	52	1 213 572	25 218	2.1	.1	X
4833	Canned meats	151	5 444 814	98 401	1.8	Z	X
4834	Canned fish and seafoods	239	9 102 523	181 041	2.0	.3	X
4835	Canned milk	60	3 324 173	26 998	.8	Z	X
4836	Other canned foods	309	10 303 648	638 482	6.2	.9	X
4840	Food and beverage basic materials (include flavoring extracts, fruit peel, hop extract, industrial molasses, sausage casings, malt, yeast, etc.)	275	11 322 437	626 677	5.5	.9	X
4850	Soft drinks and bottled water	366	16 044 901	588 831	3.7	.9	22.2
4851	Soft drinks, packaged	216	10 079 469	268 194	2.7	.4	X
4852	Soft drinks, pre and post mix bulk	115	5 598 427	150 426	2.7	.2	X
4853	Bottled water	156	7 254 720	147 614	2.0	.2	X
4860	Other grocery specialties	811	28 715 483	4 162 156	14.5	6.0	25.4
4861	Pasta	332	12 594 337	437 056	3.5	.6	X
4862	Breakfast cereals	194	9 292 191	236 276	2.5	.3	X
4863	Cooking oils and margarine	416	11 963 420	328 874	2.7	.5	X
4864	Flour	198	5 715 647	109 610	1.9	.2	X
4865	Pickles, preserves, jellies, jams, and sauces	396	14 990 454	361 863	2.4	.5	X
4866	Sugar, refined	194	6 349 994	123 355	1.9	.2	X
4867	Pet foods	49	3 589 226	104 131	2.9	.2	X
4868	Grocery specialties, n.e.c.	366	15 702 507	2 461 002	15.7	3.6	X
4900	Grain and beans	84	1 670 011	130 439	7.8	.2	X
5330	Chemicals and allied products (excluding agricultural, plastics, gases, and petroleum)	212	10 142 883	254 151	2.5	.4	X
5600	Beer and ale	7	28 926	453	1.6	Z	X
5700	Wines and distilled alcoholic beverages	41	702 362	56 400	8.0	.1	X
5800	Farm supplies	15	247 935	55 076	22.2	.1	78.0
5817	Seeds and bulbs	13	191 438	37 789	19.7	.1	X
5900	Tobacco and tobacco products	8	97 641	1 045	1.1	Z	X
9700	Service receipts and labor charges (including installed parts)	33	334 329	15 064	4.5	Z	.3
9701	Labor charges for repair work	31	162 699	11 633	7.2	Z	X
9810	Miscellaneous commodities	189	7 230 661	724 667	10.0	1.0	X

See footnotes at end of table.

Table 2. All Types of Operation by Kind of Business and Commodity Line for Wholesale Trade: 1997—Con.

[Includes only establishments with payroll. For meaning of abbreviations and symbols, see introductory text. For explanation of terms, see Appendix A]

NAICS code and CL code	Kind of business and commodity line	Establishments handling commodity line		Commodity line sales			Sales coverage percent
		Number	Total sales (\$1,000)	Amount ¹ (\$1,000)	As percent of total sales of—		
					Establishments handling line	Establishments in NAICS industry ¹	
42242	Packaged frozen food whsle—Con.						
9920	Receipts for farm product preparation services (cleaning, shelling, etc.) . . .	6	17 701	2 386	13.5	Z	X
9940	Rental and leasing receipts	37	225 937	9 208	4.1	Z	X
422420	Packaged frozen food whsle	3 838	X	69 114 831	X	100.0	79.2
0540	Other home furnishings	104	4 858 608	132 617	2.7	.	X
0960	Restaurant and hotel equipment and supplies	262	13 806 202	648 659	4.7	.9	X
0970	Store machines and equipment	22	132 975	1 516	1.1	Z	X
1400	Electrical apparatus and equipment	6	11 315	867	7.7	Z	X
1700	Hardware	7	15 518	695	4.5	Z	X
2530	Laundry and dry-cleaning equipment and supplies	25	1 965 053	32 171	1.6	Z	X
2620	Marine machinery, equipment, and supplies	18	379 885	12 309	3.2	Z	X
3400	Industrial and personal services paper and plastics	438	20 487 890	1 662 034	8.1	2.4	X
3500	Drugs, pharmaceuticals, cosmetics, and toiletries	47	1 807 460	66 957	3.7	.1	.8
3512	Nonprescription pharmaceuticals	18	906 282	15 659	1.7	Z	X
3513	Cosmetics	18	906 282	1 175	.1	Z	X
3515	Other toiletries and druggists' sundries	19	193 427	1 948	1.0	Z	X
4100	Frozen foods (packaged)	3 838	69 114 831	46 699 713	67.6	67.6	65.6
4111	Dinners (frozen)	559	17 271 114	2 273 363	13.2	3.3	X
4112	Fish and seafoods (frozen packaged)	2 069	46 761 259	12 187 181	26.1	17.6	X
4113	Vegetables (frozen)	1 210	33 248 676	4 585 869	13.8	6.6	X
4114	Fruits and fruit juices (frozen)	1 003	27 815 262	3 275 019	11.8	4.7	X
4115	Meat (frozen packaged)	1 680	41 988 193	11 028 580	26.3	16.0	X
4116	Frozen baked goods	1 230	33 858 601	5 172 995	15.3	7.5	X
4117	Other frozen foods (except frozen dairy products)	1 432	32 777 491	8 176 705	24.9	11.8	X
4200	Dairy products (excluding dried or canned)	836	30 305 480	2 525 605	8.3	3.7	19.0
4211	Butter	343	15 670 928	302 665	1.9	.4	X
4212	Cheese	654	25 126 056	1 184 877	4.7	1.7	X
4213	Milk and cream, except raw	190	7 274 477	176 674	2.4	.3	X
4214	Ice cream	182	9 972 121	499 101	5.0	.7	X
4215	Raw milk	32	930 614	17 586	1.9	Z	X
4216	Other dairy products	319	13 592 984	344 696	2.5	.5	X
4300	Poultry and poultry products	806	23 899 646	2 651 080	11.1	3.8	2.5
4311	Dressed poultry killed on location	68	935 249	81 431	8.7	.1	X
4312	Eggs	384	10 704 566	189 906	1.8	.3	X
4313	Live poultry	66	1 928 331	255 841	13.3	4	X
4314	Other poultry (excluding frozen packaged)	609	19 730 007	2 123 901	10.8	3.1	X
4400	Confectionery	267	8 479 873	398 230	4.7	.6	.5
4411	Candy	98	3 542 597	173 533	4.9	.3	X
4413	Nuts	101	3 728 596	161 735	4.3	.2	X
4414	Chips and popcorn	74	896 796	7 282	.8	Z	X
4415	Other confections	113	1 337 497	39 919	3.0	.1	X
4500	Fish and seafoods (excluding canned and frozen packaged)	506	9 870 762	1 029 835	10.4	1.5	X
4600	Meat and meat products (fresh and unpackaged)	557	17 280 613	1 803 670	10.4	2.6	27.6
4611	Beef (not killed on location)	394	12 836 136	866 940	6.8	1.3	X
4612	Veal (not killed on location)	102	2 451 287	79 971	3.3	.1	X
4613	Lamb and mutton (not killed on location)	84	1 574 282	23 906	1.5	Z	X
4614	Pork (not killed on location)	293	9 673 785	397 686	4.1	.6	X
4615	Sausage and prepared meats made on location	117	1 847 446	44 268	2.4	.1	X
4616	Sausage and prepared meats not made on location	242	7 201 292	186 651	2.6	.3	X
4617	Meat from animals killed on location	11	293 918	2 484	.8	Z	X
4618	Other meat products	168	5 526 021	201 524	3.6	.3	X
4700	Fresh fruits and vegetables	477	18 408 161	927 435	5.0	1.3	1.3
4711	Fresh fruits	410	16 273 065	588 341	3.6	.9	X
4712	Prepackaged fresh-cut vegetables (carrots, salads, etc.)	170	2 679 679	148 969	5.6	.2	X
4713	Other fresh vegetables	149	7 391 728	190 021	2.6	.3	X
4800	Coffee, tea, and spices	614	20 151 312	596 628	3.0	.9	19.4
4811	Coffee	346	12 993 130	265 927	2.0	.4	X
4812	Tea	214	9 132 605	122 844	1.3	.2	X
4813	Spices	221	8 441 629	133 376	1.6	.2	X
4820	Bread and baked goods	373	11 872 663	498 446	4.2	.7	22.9
4821	Breads and rolls	189	7 458 340	197 132	2.6	.3	X
4822	Cookies, cakes, and other baked goods	289	8 742 971	301 306	3.4	.4	X
4830	Canned foods	769	23 349 534	2 634 726	11.3	3.8	20.8
4831	Canned and bottled fruits, vegetables, and juices	612	19 665 466	1 604 666	8.2	2.3	X
4832	Canned and bottled baby foods	52	1 213 572	25 218	2.1	Z	X
4833	Canned meats	151	5 444 814	98 401	1.8	.1	X
4834	Canned fish and seafoods	239	9 102 523	181 041	2.0	.3	X
4835	Canned milk	60	3 324 173	26 998	.8	Z	X
4836	Other canned foods	309	10 303 648	638 482	6.2	.9	X
4840	Food and beverage basic materials (include flavoring extracts, fruit peel, hop extract, industrial molasses, sausage casings, malt, yeast, etc.)	275	11 322 437	626 677	5.5	.9	X
4850	Soft drinks and bottled water	366	16 044 901	588 831	3.7	.9	22.2
4851	Soft drinks, packaged	216	10 079 469	268 194	2.7	.4	X
4852	Soft drinks, pre and post mix bulk	115	5 598 427	150 426	2.7	.2	X
4853	Bottled water	156	7 254 720	147 614	2.0	.2	X
4860	Other grocery specialties	811	28 715 483	4 162 156	14.5	6.0	25.4
4861	Pasta	332	12 594 337	437 056	3.5	.6	X
4862	Breakfast cereals	194	9 292 191	236 276	2.5	.3	X
4863	Cooking oils and margarine	416	11 963 420	328 874	2.7	.5	X
4864	Flour	198	5 715 647	109 610	1.9	.2	X
4865	Pickles, preserves, jellies, jams, and sauces	396	14 990 454	361 863	2.4	.5	X
4866	Sugar, refined	194	6 349 994	123 355	1.9	.2	X
4867	Pet foods	49	3 589 226	104 131	2.9	.2	X
4868	Grocery specialties, n.e.c.	366	15 702 507	2 461 002	15.7	3.6	X

See footnotes at end of table.

Table 2. All Types of Operation by Kind of Business and Commodity Line for Wholesale Trade: 1997—Con.

[Includes only establishments with payroll. For meaning of abbreviations and symbols, see introductory text. For explanation of terms, see Appendix A]

NAICS code and CL code	Kind of business and commodity line	Establishments handling commodity line		Commodity line sales			Sales coverage percent
		Number	Total sales (\$1,000)	Amount ¹ (\$1,000)	As percent of total sales of—		
					Establishments handling line	Establishments in NAICS industry ¹	
422420	Packaged frozen food whsle—Con.						
4900	Grain and beans	84	1 670 011	130 439	7.8	.2	X
5330	Chemicals and allied products (excluding agricultural, plastics, gases, and petroleum)	212	10 142 883	254 151	2.5	.4	X
5600	Beer and ale	7	28 926	453	1.6	Z	X
5700	Wines and distilled alcoholic beverages	41	702 362	56 400	8.0	.1	X
5800	Farm supplies	15	247 935	55 076	22.2	.1	78.0
5817	Seeds and bulbs	13	191 438	37 789	19.7	.1	X
5900	Tobacco and tobacco products	8	97 641	1 045	1.1	Z	X
9700	Service receipts and labor charges (including installed parts)	33	334 329	15 064	4.5	Z	.3
9701	Labor charges for repair work	31	162 699	11 633	7.2	Z	X
9810	Miscellaneous commodities	189	7 230 661	724 667	10.0	1.0	X
9920	Receipts for farm product preparation services (cleaning, shelling, etc.)	6	17 701	2 386	13.5	Z	X
9940	Rental and leasing receipts	37	225 937	9 208	4.1	Z	X
42243	Dairy products, (except dried or canned) whsle	2 862	X	34 594 779	X	100.0	78.6
0960	Restaurant and hotel equipment and supplies	51	664 349	32 222	4.9	.1	X
3400	Industrial and personal services paper and plastics	92	1 188 848	109 945	9.2	.3	X
4100	Frozen foods (packaged)	378	4 158 777	556 834	13.4	1.6	28.2
4111	Dinners (frozen)	71	884 429	40 599	4.6	.1	X
4112	Fish and seafoods (frozen packaged)	96	1 107 314	35 007	3.2	.1	X
4113	Vegetables (frozen)	100	1 248 340	50 840	4.1	.1	X
4114	Fruits and fruit juices (frozen)	52	842 449	15 096	1.8	Z	X
4115	Meat (frozen packaged)	196	2 165 876	182 293	8.4	.5	X
4116	Frozen baked goods	117	1 903 684	166 510	8.7	.5	X
4117	Other frozen foods (except frozen dairy products)	129	1 176 582	66 267	5.6	.2	X
4200	Dairy products (excluding dried or canned)	2 862	34 594 779	31 125 480	90.0	90.0	69.3
4211	Butter	1 025	10 899 331	1 502 506	13.8	4.3	X
4212	Cheese	1 372	17 170 815	9 013 833	52.5	26.1	X
4213	Milk and cream, except raw	1 348	10 400 493	5 219 440	50.2	15.1	X
4214	Ice cream	1 438	8 892 287	4 863 813	54.7	14.1	X
4215	Raw milk	164	5 233 866	4 677 910	89.4	13.5	X
4216	Other dairy products	1 199	16 801 308	5 847 978	34.8	16.9	X
4300	Poultry and poultry products	265	3 505 290	389 179	11.1	1.1	3.1
4312	Eggs	245	3 018 129	340 518	11.3	1.0	X
4400	Confectionery	80	664 321	32 232	4.9	.1	4.0
4411	Candy	37	69 720	2 112	3.0	Z	X
4412	Chewing gum	19	14 563	19	.1	Z	X
4414	Chips and popcorn	38	332 573	23 506	7.1	.1	X
4415	Other confections	38	250 790	3 784	1.5	Z	X
4500	Fish and seafoods (excluding canned and frozen packaged)	84	1 026 416	64 791	6.3	.2	X
4600	Meat and meat products (fresh and unpackaged)	283	4 060 106	676 086	16.7	2.0	36.6
4611	Beef (not killed on location)	60	1 571 454	213 713	13.6	.6	X
4612	Veal (not killed on location)	10	1 492 068	11 981	.8	Z	X
4613	Lamb and mutton (not killed on location)	15	1 431 108	19 209	1.3	.1	X
4614	Pork (not killed on location)	39	1 741 446	124 113	7.1	.4	X
4615	Sausage and prepared meats made on location	40	127 680	15 152	11.9	Z	X
4616	Sausage and prepared meats not made on location	187	3 157 595	168 488	5.3	.5	X
4618	Other meat products	61	2 294 687	115 854	5.0	.3	X
4700	Fresh fruits and vegetables	92	1 519 657	108 279	7.1	.3	5.7
4711	Fresh fruits	86	1 432 147	104 617	7.3	.3	X
4800	Coffee, tea, and spices	163	1 384 993	40 464	2.9	.1	20.0
4811	Coffee	86	546 855	13 663	2.5	Z	X
4812	Tea	35	123 651	2 973	2.4	Z	X
4813	Spices	110	1 028 815	23 815	2.3	.1	X
4820	Bread and baked goods	156	2 022 306	69 005	3.4	.2	7.3
4821	Breads and rolls	102	912 816	33 485	3.7	.1	X
4822	Cookies, cakes, and other baked goods	91	798 223	33 167	4.2	.1	X
4830	Canned foods	236	3 200 016	263 332	8.2	.8	40.9
4831	Canned and bottled fruits, vegetables, and juices	169	1 240 510	125 267	10.1	.4	X
4833	Canned meats	15	1 671 764	17 868	1.1	.1	X
4834	Canned fish and seafoods	49	428 548	19 460	4.5	.1	X
4836	Other canned foods	113	888 442	100 668	11.3	.3	X
4840	Food and beverage basic materials (include flavoring extracts, fruit peel, hop extract, industrial molasses, sausage casings, malt, yeast, etc.)	94	899 472	43 945	4.9	.1	X
4850	Soft drinks and bottled water	294	2 618 047	92 237	3.5	.3	10.9
4851	Soft drinks, packaged	180	1 302 536	44 112	3.4	.1	X
4852	Soft drinks, pre and post mix bulk	43	357 290	8 668	2.4	Z	X
4853	Bottled water	101	1 256 436	38 901	3.1	.1	X
4860	Other grocery specialties	274	3 960 635	439 142	11.1	1.3	18.7
4861	Pasta	181	2 191 165	94 813	4.3	.3	X
4862	Breakfast cereals	8	113 998	1 159	1.0	Z	X
4863	Cooking oils and margarine	78	1 928 262	58 099	3.0	.2	X
4864	Flour	111	1 576 124	100 298	6.4	.3	X
4865	Pickles, preserves, jellies, jams, and sauces	65	675 289	18 787	2.8	.1	X
4866	Sugar, refined	40	517 385	9 635	1.9	Z	X
4867	Pet foods	10	192 197	6 277	3.3	Z	X
4868	Grocery specialties, n.e.c.	98	839 129	149 939	17.9	.4	X
4900	Grain and beans	10	156 998	18 283	11.6	.1	X
5330	Chemicals and allied products (excluding agricultural, plastics, gases, and petroleum)	19	129 336	2 518	1.9	Z	X
5800	Farm supplies	50	1 354 841	64 453	4.8	.2	2.8
5812	Feeds (poultry and livestock) not mixed on location	8	24 323	4 738	19.5	Z	X

See footnotes at end of table.

Table 2. All Types of Operation by Kind of Business and Commodity Line for Wholesale Trade: 1997—Con.

[Includes only establishments with payroll. For meaning of abbreviations and symbols, see introductory text. For explanation of terms, see Appendix A]

NAICS code and CL code	Kind of business and commodity line	Establishments handling commodity line		Commodity line sales			Sales coverage percent
		Number	Total sales (\$1,000)	Amount ¹ (\$1,000)	As percent of total sales of—		
					Establishments handling line	Establishments in NAICS industry ¹	
42243	Dairy products, (except dried or canned) whole—Con.						
9700	Service receipts and labor charges (including installed parts)	24	480 367	10 801	2.2	Z	X
9703	Other service receipts and labor charges—Specify	17	62 192	1 607	2.6	Z	X
9810	Miscellaneous commodities	176	3 785 625	424 043	11.2	1.2	X
9940	Rental and leasing receipts	35	129 614	3 629	2.8	Z	X
422430	Dairy products, (except dried or canned) whole	2 862	X	34 594 779	X	100.0	78.6
0960	Restaurant and hotel equipment and supplies	51	664 349	32 222	4.9	.1	X
3400	Industrial and personal services paper and plastics	92	1 188 848	109 945	9.2	.3	X
4100	Frozen foods (packaged)	378	4 158 777	556 834	13.4	1.6	28.2
4111	Dinners (frozen)	71	884 429	40 599	4.6	.1	X
4112	Fish and seafoods (frozen packaged)	96	1 107 314	35 007	3.2	.1	X
4113	Vegetables (frozen)	100	1 248 340	50 840	4.1	.1	X
4114	Fruits and fruit juices (frozen)	52	842 449	15 096	1.8	.2	X
4115	Meat (frozen packaged)	196	2 165 876	182 293	8.4	.5	X
4116	Frozen baked goods	117	1 903 684	166 510	8.7	.5	X
4117	Other frozen foods (except frozen dairy products)	129	1 176 582	66 267	5.6	.2	X
4200	Dairy products (excluding dried or canned)	2 862	34 594 779	31 125 480	90.0	90.0	69.3
4211	Butter	1 025	10 899 331	1 502 506	13.8	4.3	X
4212	Cheese	1 372	17 170 815	9 013 833	52.5	26.1	X
4213	Milk and cream, except raw	1 348	10 400 493	5 219 440	50.2	15.1	X
4214	Ice cream	1 438	8 892 267	4 863 813	54.7	14.1	X
4215	Raw milk	164	5 233 866	4 677 910	89.4	13.5	X
4216	Other dairy products	1 199	16 801 308	5 847 978	34.8	16.9	X
4300	Poultry and poultry products	265	3 505 290	389 179	11.1	1.1	3.1
4312	Eggs	245	3 018 129	340 518	11.3	1.0	X
4400	Confectionery	80	664 321	32 232	4.9	.1	4.0
4411	Candy	37	69 720	2 112	3.0	.2	X
4412	Chewing gum	19	14 563	19	.1	.1	X
4414	Chips and popcorn	38	332 573	23 506	7.1	.1	X
4415	Other confections	38	250 790	3 784	1.5	.2	X
4500	Fish and seafoods (excluding canned and frozen packaged)	84	1 026 416	64 791	6.3	.2	X
4600	Meat and meat products (fresh and unpackaged)	283	4 060 106	676 086	16.7	2.0	36.6
4611	Beef (not killed on location)	60	1 571 454	213 713	13.6	.6	X
4612	Veal (not killed on location)	10	1 492 068	11 981	.8	.2	X
4613	Lamb and mutton (not killed on location)	15	1 431 108	19 209	1.3	.1	X
4614	Pork (not killed on location)	39	1 741 446	124 113	7.1	.4	X
4615	Sausage and prepared meats made on location	40	127 680	15 152	11.9	.2	X
4616	Sausage and prepared meats not made on location	187	3 157 595	168 488	5.3	.5	X
4618	Other meat products	61	2 294 687	115 854	5.0	.3	X
4700	Fresh fruits and vegetables	92	1 519 657	108 279	7.1	.3	5.7
4711	Fresh fruits	86	1 432 147	104 617	7.3	.3	X
4800	Coffee, tea, and spices	163	1 384 993	40 464	2.9	.1	20.0
4811	Coffee	86	546 855	13 663	2.5	.2	X
4812	Tea	35	123 651	2 973	2.4	.2	X
4813	Spices	110	1 028 815	23 815	2.3	.1	X
4820	Bread and baked goods	156	2 022 306	69 005	3.4	.2	7.3
4821	Breads and rolls	102	912 816	33 485	3.7	.1	X
4822	Cookies, cakes, and other baked goods	91	798 223	33 167	4.2	.1	X
4830	Canned foods	236	3 200 016	263 332	8.2	.8	40.9
4831	Canned and bottled fruits, vegetables, and juices	169	1 240 510	125 267	10.1	.4	X
4833	Canned meats	15	1 671 764	17 868	1.1	.1	X
4834	Canned fish and seafoods	49	428 548	19 460	4.5	.1	X
4836	Other canned foods	113	888 442	100 668	11.3	.3	X
4840	Food and beverage basic materials (include flavoring extracts, fruit peel, hop extract, industrial molasses, sausage casings, malt, yeast, etc.)	94	899 472	43 945	4.9	.1	X
4850	Soft drinks and bottled water	294	2 618 047	92 237	3.5	.3	10.9
4851	Soft drinks, packaged	180	1 302 536	44 112	3.4	.1	X
4852	Soft drinks, pre and post mix bulk	43	357 290	8 668	2.4	.2	X
4853	Bottled water	101	1 256 436	38 901	3.1	.1	X
4860	Other grocery specialties	274	3 960 635	439 142	11.1	1.3	18.7
4861	Pasta	181	2 191 165	94 813	4.3	.3	X
4862	Breakfast cereals	8	113 998	1 159	1.0	.2	X
4863	Cooking oils and margarine	78	1 928 262	58 099	3.0	.2	X
4864	Flour	111	1 576 124	100 298	6.4	.3	X
4865	Pickles, preserves, jellies, jams, and sauces	65	675 289	18 787	2.8	.1	X
4866	Sugar, refined	40	517 385	9 635	1.9	.2	X
4867	Pet foods	10	192 197	6 277	3.3	.2	X
4868	Grocery specialties, n.e.c.	98	839 129	149 939	17.9	.4	X
4900	Grain and beans	10	156 998	18 283	11.6	.1	X
5330	Chemicals and allied products (excluding agricultural, plastics, gases, and petroleum)	19	129 336	2 518	1.9	Z	X
5800	Farm supplies	50	1 354 841	64 453	4.8	.2	2.8
5812	Feeds (poultry and livestock) not mixed on location	8	24 323	4 738	19.5	Z	X
9700	Service receipts and labor charges (including installed parts)	24	480 367	10 801	2.2	Z	X
9703	Other service receipts and labor charges—Specify	17	62 192	1 607	2.6	Z	X
9810	Miscellaneous commodities	176	3 785 625	424 043	11.2	1.2	X
9940	Rental and leasing receipts	35	129 614	3 629	2.8	Z	X

See footnotes at end of table.

Table 2. All Types of Operation by Kind of Business and Commodity Line for Wholesale Trade: 1997—Con.

[Includes only establishments with payroll. For meaning of abbreviations and symbols, see introductory text. For explanation of terms, see Appendix A]

NAICS code and CL code	Kind of business and commodity line	Establishments handling commodity line		Commodity line sales			Sales coverage percent
		Number	Total sales (\$1,000)	Amount ¹ (\$1,000)	As percent of total sales of—		
					Establishments handling line	Establishments in NAICS industry ¹	
4224301	Raw milk whsle	140	X	4 900 769	X	100.0	84.5
4200	Dairy products (excluding dried or canned)	140	4 900 769	4 817 737	98.3	98.3	X
4850	Soft drinks and bottled water	6	63 227	1 969	3.1	Z	X
5800	Farm supplies	35	1 297 427	51 674	4.0	1.1	X
9700	Service receipts and labor charges (including installed parts)	6	394 655	8 125	2.1	.2	X
4224302	Dairy product (except raw milk) whsle	2 722	X	29 694 010	X	100.0	77.7
0960	Restaurant and hotel equipment and supplies	51	664 349	32 222	4.9	.1	X
3400	Industrial and personal services paper and plastics	92	1 188 848	109 945	9.2	.4	X
4100	Frozen foods (packaged)	373	4 120 501	550 402	13.4	1.9	27.5
4111	Dinners (frozen)	71	884 429	40 599	4.6	.1	X
4112	Fish and seafoods (frozen packaged)	96	1 107 314	35 007	3.2	.1	X
4113	Vegetables (frozen)	100	1 248 340	50 840	4.1	.2	X
4114	Fruits and fruit juices (frozen)	50	815 324	14 531	1.8	Z	X
4115	Meat (frozen packaged)	194	2 138 751	179 467	8.4	.6	X
4116	Frozen baked goods	117	1 903 684	166 510	8.7	.6	X
4117	Other frozen foods (except frozen dairy products)	127	1 149 457	63 441	5.5	.2	X
4200	Dairy products (excluding dried or canned)	2 722	29 694 010	26 307 743	88.6	88.6	66.8
4211	Butter	999	10 212 604	1 496 024	14.6	5.0	X
4212	Cheese	1 350	16 902 739	9 007 522	53.3	30.3	X
4213	Milk and cream, except raw	1 332	9 663 997	5 100 180	52.8	17.2	X
4214	Ice cream	1 424	8 777 110	4 859 864	55.4	16.4	X
4215	Raw milk	24	333 097	76 330	22.9	.3	X
4216	Other dairy products	1 174	15 921 871	5 767 823	36.2	19.4	X
4300	Poultry and poultry products	263	3 478 165	387 766	11.1	1.3	3.1
4312	Eggs	245	3 018 129	340 518	11.3	1.1	X
4400	Confectionery	80	664 321	32 232	4.9	.1	4.0
4411	Candy	37	69 720	2 112	3.0	Z	X
4412	Chewing gum	19	14 563	19	.1	Z	X
4414	Chips and popcorn	38	332 573	23 506	7.1	.1	X
4415	Other confections	38	250 790	3 784	1.5	Z	X
4500	Fish and seafoods (excluding canned and frozen packaged)	84	1 026 416	64 791	6.3	.2	X
4600	Meat and meat products (fresh and un packaged)	278	4 023 821	670 295	16.7	2.3	35.9
4611	Beef (not killed on location)	60	1 571 454	213 713	13.6	.7	X
4612	Veal (not killed on location)	10	1 492 068	11 981	.8	Z	X
4613	Lamb and mutton (not killed on location)	15	1 431 108	19 209	1.3	.1	X
4614	Pork (not killed on location)	39	1 741 446	124 113	7.1	.4	X
4615	Sausage and prepared meats made on location	40	127 680	15 152	11.9	.1	X
4616	Sausage and prepared meats not made on location	185	3 130 470	162 837	5.2	.5	X
4618	Other meat products	61	2 294 687	115 854	5.0	.4	X
4700	Fresh fruits and vegetables	90	1 510 879	108 239	7.2	.4	5.7
4711	Fresh fruits	86	1 432 147	104 617	7.3	.4	X
4800	Coffee, tea, and spices	162	1 382 769	40 452	2.9	.1	19.8
4811	Coffee	86	546 855	13 663	2.5	Z	X
4812	Tea	35	123 651	2 973	2.4	Z	X
4813	Spices	110	1 028 815	23 815	2.3	.1	X
4820	Bread and baked goods	153	2 011 155	68 797	3.4	.2	7.2
4821	Breads and rolls	102	912 816	33 485	3.7	.1	X
4822	Cookies, cakes, and other baked goods	91	798 223	33 167	4.2	.1	X
4830	Canned foods	232	3 164 113	261 860	8.3	.9	40.1
4831	Canned and bottled fruits, vegetables, and juices	167	1 213 385	123 854	10.2	.4	X
4833	Canned meats	15	1 671 764	17 868	1.1	.1	X
4834	Canned fish and seafoods	49	428 548	19 460	4.5	.1	X
4836	Other canned foods	113	888 442	100 668	11.3	.3	X
4840	Food and beverage basic materials (include flavoring extracts, fruit peel, hop extract, industrial molasses, sausage casings, malt, yeast, etc.)	94	899 472	43 945	4.9	.1	X
4850	Soft drinks and bottled water	288	2 554 820	90 268	3.5	.3	10.1
4851	Soft drinks, packaged	178	1 275 411	42 699	3.3	.1	X
4852	Soft drinks, pre and post mix bulk	43	357 290	8 668	2.4	Z	X
4853	Bottled water	101	1 256 436	38 901	3.1	.1	X
4860	Other grocery specialties	270	3 924 732	438 446	11.2	1.5	18.0
4861	Pasta	179	2 164 040	94 531	4.4	.3	X
4862	Breakfast cereals	8	113 998	1 159	1.0	Z	X
4863	Cooking oils and margarine	78	1 928 262	58 099	3.0	.2	X
4864	Flour	111	1 576 124	100 298	6.4	.3	X
4865	Pickles, preserves, jellies, jams, and sauces	65	675 289	18 787	2.8	.1	X
4866	Sugar, refined	38	490 260	9 353	1.9	Z	X
4867	Pet foods	10	192 197	6 277	3.3	Z	X
4868	Grocery specialties, n.e.c.	98	839 129	149 939	17.9	.5	X
4900	Grain and beans	10	156 998	18 283	11.6	.1	X
5330	Chemicals and allied products (excluding agricultural, plastics, gases, and petroleum)	19	129 336	2 518	1.9	Z	X
5800	Farm supplies	15	57 414	12 779	22.3	Z	63.5
5812	Feeds (poultry and livestock) not mixed on location	8	24 323	4 738	19.5	Z	X
9700	Service receipts and labor charges (including installed parts)	18	85 712	2 676	3.1	Z	.2
9703	Other service receipts and labor charges—Specify	17	62 192	1 607	2.6	Z	X
9810	Miscellaneous commodities	171	3 771 699	419 723	11.1	1.4	X
9940	Rental and leasing receipts	35	129 614	3 629	2.8	Z	X

See footnotes at end of table.

Table 2. All Types of Operation by Kind of Business and Commodity Line for Wholesale Trade: 1997—Con.

[Includes only establishments with payroll. For meaning of abbreviations and symbols, see introductory text. For explanation of terms, see Appendix A]

NAICS code and CL code	Kind of business and commodity line	Establishments handling commodity line		Commodity line sales			Sales coverage percent
		Number	Total sales (\$1,000)	Amount ¹ (\$1,000)	As percent of total sales of—		
					Establishments handling line	Establishments in NAICS industry ¹	
42244	Poultry & poultry product whsle	1 040	X	13 809 561	X	100.0	82.3
3400	Industrial and personal services paper and plastics	29	588 035	35 718	6.1	.3	X
3500	Drugs, pharmaceuticals, cosmetics, and toiletries	10	36 934	4 106	11.1	Z	X
4100	Frozen foods (packaged)	269	4 749 078	594 957	12.5	4.3	37.7
4111	Dinners (frozen)	29	586 234	14 946	2.5	.1	X
4112	Fish and seafoods (frozen packaged)	144	2 042 085	79 935	3.9	.6	X
4113	Vegetables (frozen)	74	2 066 906	73 400	3.6	.5	X
4114	Fruits and fruit juices (frozen)	35	730 712	10 348	1.4	.1	X
4115	Meat (frozen packaged)	147	2 650 278	275 667	10.4	2.0	X
4116	Frozen baked goods	33	614 949	24 906	4.1	.2	X
4117	Other frozen foods (except frozen dairy products)	85	1 977 269	105 775	5.4	.8	X
4200	Dairy products (excluding dried or canned)	164	2 794 215	312 738	11.2	2.3	7.2
4211	Butter	41	344 983	28 754	8.3	.2	X
4212	Cheese	139	2 282 196	157 275	6.9	1.1	X
4213	Milk and cream, except raw	9	167 810	33 200	19.8	.2	X
4214	Ice cream	9	86 829	9 359	10.8	.1	X
4216	Other dairy products	58	1 391 683	74 257	5.3	.5	X
4300	Poultry and poultry products	1 040	13 809 561	10 533 224	76.3	76.3	47.2
4311	Dressed poultry killed on location	68	1 894 159	1 075 940	56.8	7.8	X
4312	Eggs	593	5 754 809	3 378 145	58.7	24.5	X
4313	Live poultry	65	524 785	300 351	57.2	2.2	X
4314	Other poultry (excluding frozen packaged)	537	8 473 224	5 778 787	68.2	41.8	X
4400	Confectionery	16	314 483	5 627	1.8	Z	X
4500	Fish and seafoods (excluding canned and frozen packaged)	122	2 332 413	126 315	5.4	.9	X
4600	Meat and meat products (fresh and unpackaged)	290	4 489 399	1 050 864	23.4	7.6	28.1
4611	Beef (not killed on location)	207	2 625 509	379 634	14.5	2.7	X
4612	Veal (not killed on location)	57	1 258 288	16 304	1.3	.1	X
4613	Lamb and mutton (not killed on location)	76	1 464 079	32 985	2.3	.2	X
4614	Pork (not killed on location)	177	2 774 702	234 997	8.5	1.7	X
4615	Sausage and prepared meats made on location	25	238 350	19 595	8.2	.1	X
4616	Sausage and prepared meats not made on location	137	2 583 675	211 100	8.2	1.5	X
4618	Other meat products	71	1 408 850	153 968	10.9	1.1	X
4700	Fresh fruits and vegetables	45	785 064	43 418	5.5	.3	X
4800	Coffee, tea, and spices	23	2 075 549	635 732	30.6	4.6	52.0
4811	Coffee	14	1 810 305	631 249	34.9	4.6	X
4813	Spices	6	25 911	787	3.0	Z	X
4820	Bread and baked goods	26	549 671	20 043	3.6	.1	16.8
4821	Breads and rolls	21	510 848	19 186	3.8	.1	X
4822	Cookies, cakes, and other baked goods	6	147 378	857	.6	Z	X
4830	Canned foods	68	1 680 981	159 282	9.5	1.2	35.2
4831	Canned and bottled fruits, vegetables, and juices	50	564 469	137 961	24.4	1.0	X
4833	Canned meats	10	9 671	160	1.7	Z	X
4834	Canned fish and seafoods	18	25 806	50	.2	Z	X
4836	Other canned foods	9	1 105 273	17 310	1.6	.1	X
4840	Food and beverage basic materials (include flavoring extracts, fruit peel, hop extract, industrial molasses, sausage casings, malt, yeast, etc.)	20	430 572	24 437	5.7	.2	X
4850	Soft drinks and bottled water	33	714 802	22 947	3.2	.2	5.3
4851	Soft drinks, packaged	17	519 434	17 903	3.4	.1	X
4852	Soft drinks, pre and post mix bulk	7	11 287	277	2.5	Z	X
4853	Bottled water	18	549 559	4 767	.9	Z	X
4860	Other grocery specialties	78	1 243 639	52 928	4.3	.4	9.0
4861	Pasta	28	287 676	13 046	4.5	.1	X
4863	Cooking oils and margarine	38	327 280	7 656	2.3	.1	X
4864	Flour	11	146 613	7 304	5.0	.1	X
4865	Pickles, preserves, jellies, jams, and sauces	14	286 838	5 703	2.0	Z	X
4866	Sugar, refined	12	177 251	1 973	1.1	Z	X
4868	Grocery specialties, n.e.c.	14	579 221	13 580	2.3	.1	X
4900	Grain and beans	9	201 169	43 020	21.4	.3	X
5800	Farm supplies	8	146 519	46 171	31.5	.3	67.3
5815	Insecticides, fungicides, and pesticides	7	143 207	1 549	1.1	Z	X
9700	Service receipts and labor charges (including installed parts)	10	26 267	1 200	4.6	Z	X
9810	Miscellaneous commodities	48	913 642	56 595	6.2	.4	X
9920	Receipts for farm product preparation services (cleaning, shelling, etc.)	11	107 930	21 089	19.5	.2	X
9940	Rental and leasing receipts	11	73 082	1 051	1.4	Z	X
422440	Poultry & poultry product whsle	1 040	X	13 809 561	X	100.0	82.3
3400	Industrial and personal services paper and plastics	29	588 035	35 718	6.1	.3	X
3500	Drugs, pharmaceuticals, cosmetics, and toiletries	10	36 934	4 106	11.1	Z	X
4100	Frozen foods (packaged)	269	4 749 078	594 957	12.5	4.3	37.7
4111	Dinners (frozen)	29	586 234	14 946	2.5	.1	X
4112	Fish and seafoods (frozen packaged)	144	2 042 085	79 935	3.9	.6	X
4113	Vegetables (frozen)	74	2 066 906	73 400	3.6	.5	X
4114	Fruits and fruit juices (frozen)	35	730 712	10 348	1.4	.1	X
4115	Meat (frozen packaged)	147	2 650 278	275 667	10.4	2.0	X
4116	Frozen baked goods	33	614 949	24 906	4.1	.2	X
4117	Other frozen foods (except frozen dairy products)	85	1 977 269	105 775	5.4	.8	X
4200	Dairy products (excluding dried or canned)	164	2 794 215	312 738	11.2	2.3	7.2
4211	Butter	41	344 983	28 754	8.3	.2	X
4212	Cheese	139	2 282 196	157 275	6.9	1.1	X
4213	Milk and cream, except raw	9	167 810	33 200	19.8	.2	X
4214	Ice cream	9	86 829	9 359	10.8	.1	X
4216	Other dairy products	58	1 391 683	74 257	5.3	.5	X

See footnotes at end of table.

Table 2. All Types of Operation by Kind of Business and Commodity Line for Wholesale Trade: 1997—Con.

[Includes only establishments with payroll. For meaning of abbreviations and symbols, see introductory text. For explanation of terms, see Appendix A]

NAICS code and CL code	Kind of business and commodity line	Establishments handling commodity line		Commodity line sales			Sales coverage percent
		Number	Total sales (\$1,000)	Amount ¹ (\$1,000)	As percent of total sales of—		
					Establishments handling line	Establishments in NAICS industry ¹	
422440	Poultry & poultry product whsle—Con.						
4300	Poultry and poultry products	1 040	13 809 561	10 533 224	76.3	76.3	47.2
4311	Dressed poultry killed on location	68	1 894 159	1 075 940	56.8	7.8	X
4312	Eggs	593	5 754 809	3 378 145	58.7	24.5	X
4313	Live poultry	65	524 785	300 351	57.2	2.2	X
4314	Other poultry (excluding frozen packaged)	537	8 473 224	5 778 787	68.2	41.8	X
4400	Confectionery	16	314 483	5 627	1.8	Z	X
4500	Fish and seafoods (excluding canned and frozen packaged)	122	2 332 413	126 315	5.4	.9	X
4600	Meat and meat products (fresh and unpackaged)	290	4 489 399	1 050 864	23.4	7.6	28.1
4611	Beef (not killed on location)	207	2 625 509	379 634	14.5	2.7	X
4612	Veal (not killed on location)	57	1 258 288	16 304	1.3	.1	X
4613	Lamb and mutton (not killed on location)	76	1 464 079	32 985	2.3	.2	X
4614	Pork (not killed on location)	177	2 774 702	234 997	8.5	1.7	X
4615	Sausage and prepared meats made on location	25	238 350	19 595	8.2	.1	X
4616	Sausage and prepared meats not made on location	137	2 583 675	211 100	8.2	1.5	X
4618	Other meat products	71	1 408 850	153 968	10.9	1.1	X
4700	Fresh fruits and vegetables	45	785 064	43 418	5.5	.3	X
4800	Coffee, tea, and spices	23	2 075 549	635 732	30.6	4.6	52.0
4811	Coffee	14	1 810 305	631 249	34.9	4.6	X
4813	Spices	6	25 911	787	3.0	Z	X
4820	Bread and baked goods	26	549 671	20 043	3.6	.1	16.8
4821	Breads and rolls	21	510 848	19 186	3.8	.1	X
4822	Cookies, cakes, and other baked goods	6	147 378	857	.6	Z	X
4830	Canned foods	68	1 680 981	159 282	9.5	1.2	35.2
4831	Canned and bottled fruits, vegetables, and juices	50	564 469	137 961	24.4	1.0	X
4833	Canned meats	10	9 671	160	1.7	Z	X
4834	Canned fish and seafoods	18	25 806	50	.2	Z	X
4836	Other canned foods	9	1 105 273	17 310	1.6	.1	X
4840	Food and beverage basic materials (include flavoring extracts, fruit peel, hop extract, industrial molasses, sausage casings, malt, yeast, etc.)	20	430 572	24 437	5.7	.2	X
4850	Soft drinks and bottled water	33	714 802	22 947	3.2	.2	5.3
4851	Soft drinks, packaged	17	519 434	17 903	3.4	.1	X
4852	Soft drinks, pre and post mix bulk	7	11 287	277	2.5	Z	X
4853	Bottled water	18	549 559	4 767	.9	Z	X
4860	Other grocery specialties	78	1 243 639	52 928	4.3	.4	9.0
4861	Pasta	28	287 676	13 046	4.5	.1	X
4863	Cooking oils and margarine	38	327 280	7 656	2.3	.1	X
4864	Flour	11	146 613	7 304	5.0	.1	X
4865	Pickles, preserves, jellies, jams, and sauces	14	286 838	5 703	2.0	Z	X
4866	Sugar, refined	12	177 251	1 973	1.1	Z	X
4868	Grocery specialties, n.e.c.	14	579 221	13 580	2.3	.1	X
4900	Grain and beans	9	201 169	43 020	21.4	.3	X
5800	Farm supplies	8	146 519	46 171	31.5	.3	67.3
5815	Insecticides, fungicides, and pesticides	7	143 207	1 549	1.1	Z	X
9700	Service receipts and labor charges (including installed parts)	10	26 267	1 200	4.6	Z	X
9810	Miscellaneous commodities	48	913 642	56 595	6.2	.4	X
9920	Receipts for farm product preparation services (cleaning, shelling, etc.)	11	107 930	21 089	19.5	.2	X
9940	Rental and leasing receipts	11	73 082	1 051	1.4	Z	X
4224401	Live poultry whsle	50	X	317 047	X	100.0	39.9
4300	Poultry and poultry products	50	317 047	293 626	92.6	92.6	X
4224402	Poultry & poultry product (except live) whsle	990	X	13 492 514	X	100.0	83.3
3400	Industrial and personal services paper and plastics	28	540 516	35 244	6.5	.3	X
3500	Drugs, pharmaceuticals, cosmetics, and toiletries	10	36 934	4 106	11.1	Z	X
4100	Frozen foods (packaged)	268	4 701 559	584 977	12.4	4.3	38.6
4111	Dinners (frozen)	29	586 234	14 946	2.5	.1	X
4112	Fish and seafoods (frozen packaged)	144	2 042 085	79 935	3.9	.6	X
4113	Vegetables (frozen)	74	2 066 906	73 400	3.6	.5	X
4114	Fruits and fruit juices (frozen)	35	730 712	10 348	1.4	.1	X
4115	Meat (frozen packaged)	147	2 650 278	275 667	10.4	2.0	X
4116	Frozen baked goods	33	614 949	24 906	4.1	.2	X
4117	Other frozen foods (except frozen dairy products)	85	1 977 269	105 775	5.4	.8	X
4200	Dairy products (excluding dried or canned)	163	2 746 696	310 362	11.3	2.3	7.5
4211	Butter	41	344 983	28 754	8.3	.2	X
4212	Cheese	139	2 282 196	157 275	6.9	1.2	X
4213	Milk and cream, except raw	9	167 810	33 200	19.8	.2	X
4214	Ice cream	9	86 829	9 359	10.8	.1	X
4216	Other dairy products	58	1 391 683	74 257	5.3	.6	X
4300	Poultry and poultry products	990	13 492 514	10 239 598	75.9	75.9	47.4
4311	Dressed poultry killed on location	65	1 882 637	1 073 627	57.0	8.0	X
4312	Eggs	590	5 701 249	3 375 383	59.2	25.0	X
4313	Live poultry	15	207 738	11 800	5.7	.1	X
4314	Other poultry (excluding frozen packaged)	537	8 473 224	5 778 787	68.2	42.8	X
4400	Confectionery	16	314 483	5 627	1.8	Z	X
4500	Fish and seafoods (excluding canned and frozen packaged)	122	2 332 413	126 315	5.4	.9	X

See footnotes at end of table.

Table 2. All Types of Operation by Kind of Business and Commodity Line for Wholesale Trade: 1997—Con.

[Includes only establishments with payroll. For meaning of abbreviations and symbols, see introductory text. For explanation of terms, see Appendix A]

NAICS code and CL code	Kind of business and commodity line	Establishments handling commodity line		Commodity line sales			Sales coverage percent
		Number	Total sales (\$1,000)	Amount ¹ (\$1,000)	As percent of total sales of—		
					Establishments handling line	Establishments in NAICS industry ¹	
4224402	Poultry & poultry product (except live) whsle—Con.						
4600	Meat and meat products (fresh and unpackaged)	290	4 489 399	1 050 864	23.4	7.8	28.4
4611	Beef (not killed on location)	207	2 625 509	379 634	14.5	2.8	X
4612	Veal (not killed on location)	57	1 258 288	16 304	1.3	.1	X
4613	Lamb and mutton (not killed on location)	76	1 464 079	32 985	2.3	.2	X
4614	Pork (not killed on location)	177	2 774 702	234 997	8.5	1.7	X
4615	Sausage and prepared meats made on location	25	238 350	19 595	8.2	.1	X
4616	Sausage and prepared meats not made on location	137	2 583 675	211 100	8.2	1.6	X
4618	Other meat products	71	1 408 850	153 968	10.9	1.1	X
4700	Fresh fruits and vegetables	44	737 545	42 944	5.8	.3	X
4800	Coffee, tea, and spices	22	2 028 030	634 781	31.3	4.7	53.7
4811	Coffee	14	1 810 305	631 249	34.9	4.7	X
4813	Spices	6	25 911	787	3.0	Z	X
4820	Bread and baked goods	26	549 671	20 043	3.6	.1	17.0
4821	Breads and rolls	21	510 848	19 186	3.8	.1	X
4822	Cookies, cakes, and other baked goods	6	147 378	857	.6	Z	X
4830	Canned foods	67	1 633 462	155 481	9.5	1.2	36.6
4831	Canned and bottled fruits, vegetables, and juices	50	564 469	137 961	24.4	1.0	X
4833	Canned meats	10	9 671	160	1.7	Z	X
4834	Canned fish and seafoods	18	25 806	50	.2	Z	X
4836	Other canned foods	9	1 105 273	17 310	1.6	.1	X
4840	Food and beverage basic materials (include flavoring extracts, fruit peel, hop extract, industrial molasses, sausage casings, malt, yeast, etc.)	20	430 572	24 437	5.7	.2	X
4850	Soft drinks and bottled water	33	714 802	22 947	3.2	.2	5.4
4851	Soft drinks, packaged	17	519 434	17 903	3.4	.1	X
4852	Soft drinks, pre and post mix bulk	7	11 287	277	2.5	Z	X
4853	Bottled water	18	549 559	4 767	.9	Z	X
4860	Other grocery specialties	76	1 195 538	51 416	4.3	.8	9.4
4861	Pasta	28	287 676	13 046	4.5	.1	X
4863	Cooking oils and margarine	38	327 280	7 656	2.3	.1	X
4864	Flour	11	146 613	7 304	5.0	.1	X
4865	Pickles, preserves, jellies, jams, and sauces	14	286 838	5 703	2.0	Z	X
4866	Sugar, refined	12	177 251	1 973	1.1	Z	X
4868	Grocery specialties, n.e.c.	14	579 221	13 580	2.3	.1	X
4900	Grain and beans	9	201 169	43 020	21.4	.3	X
5800	Farm supplies	7	143 207	45 341	31.7	.3	69.5
5815	Insecticides, fungicides, and pesticides	7	143 207	1 549	1.1	Z	X
9700	Service receipts and labor charges (including installed parts)	9	20 226	898	4.4	Z	X
9810	Miscellaneous commodities	48	913 642	56 595	6.2	.4	X
9920	Receipts for farm product preparation services (cleaning, shelling, etc.)	8	94 698	19 570	20.7	.1	X
9940	Rental and leasing receipts	10	67 041	749	1.1	Z	X
42245	Confectionery whsle	2 621	X	27 169 914	X	100.0	87.5
0800	Photographic equipment and supplies (excluding video)	6	11 595	870	7.5	Z	X
0960	Restaurant and hotel equipment and supplies	17	126 665	24 786	19.6	.1	X
0970	Store machines and equipment	9	9 152	190	2.1	Z	X
1030	Optical and ophthalmic goods	9	6 343	2 651	41.8	Z	9.8
1034	Optical goods, n.e.c. (excluding cameras)	9	6 343	2 651	41.8	Z	X
2520	Custodial (janitors') equipment and supplies	40	558 922	10 357	1.9	Z	X
2800	Toys and hobby goods and supplies	12	281 395	31 671	11.3	.1	.4
2811	Video games and cartridges	11	281 316	31 660	11.3	.1	X
3300	Stationery, office supplies and greeting cards	16	68 601	22 145	32.3	.1	53.0
3316	Other stationery supplies (envelopes, ruled forms, and binder paper)	16	68 601	22 145	32.3	.1	X
3400	Industrial and personal services paper and plastics	157	1 857 744	65 827	3.5	.2	.5
3412	Paper dishes, cups, and napkins	16	185 552	6 839	3.7	Z	X
3500	Drugs, pharmaceuticals, cosmetics, and toiletries	109	514 219	42 188	8.2	.2	.3
3512	Nonprescription pharmaceuticals	43	3 452	167	4.8	Z	X
3515	Other toiletries and druggists' sundries	41	222 880	9 442	4.2	Z	X
3900	Women's and children's wear	6	13 580	1 224	9.0	Z	X
4100	Frozen foods (packaged)	176	2 133 066	141 289	6.6	.5	14.7
4111	Dinners (frozen)	28	311 574	12 234	3.9	Z	X
4112	Fish and seafoods (frozen packaged)	14	122 837	5 861	4.8	Z	X
4113	Vegetables (frozen)	14	159 758	11 018	6.9	Z	X
4114	Fruits and fruit juices (frozen)	10	24 036	1 235	5.1	Z	X
4115	Meat (frozen packaged)	21	130 190	18 098	13.9	.1	X
4116	Frozen baked goods	76	1 004 318	62 827	6.3	.2	X
4117	Other frozen foods (except frozen dairy products)	58	1 109 400	30 027	2.7	.1	X
4200	Dairy products (excluding dried or canned)	79	378 690	37 897	10.0	.1	56.3
4212	Cheese	52	188 138	13 724	7.3	.1	X
4214	Ice cream	17	37 403	2 058	5.5	Z	X
4216	Other dairy products	26	127 232	9 338	7.3	Z	X
4300	Poultry and poultry products	6	61 675	1 969	3.2	Z	X
4400	Confectionery	2 621	27 169 914	25 557 539	94.1	94.1	78.6
4411	Candy	1 649	15 378 376	11 040 477	71.8	40.6	X
4412	Chewing gum	610	4 707 406	1 226 648	26.1	4.5	X
4413	Nuts	1 109	5 917 533	3 052 237	51.6	11.2	X
4414	Chips and popcorn	1 196	14 264 238	8 868 873	62.2	32.6	X
4415	Other confections	794	5 321 555	1 369 305	25.7	5.0	X
4500	Fish and seafoods (excluding canned and frozen packaged)	7	50 574	2 528	5.0	Z	X

See footnotes at end of table.

Table 2. All Types of Operation by Kind of Business and Commodity Line for Wholesale Trade: 1997—Con.

[Includes only establishments with payroll. For meaning of abbreviations and symbols, see introductory text. For explanation of terms, see Appendix A]

NAICS code and CL code	Kind of business and commodity line	Establishments handling commodity line		Commodity line sales			Sales coverage percent
		Number	Total sales (\$1,000)	Amount ¹ (\$1,000)	As percent of total sales of—		
					Establishments handling line	Establishments in NAICS industry ¹	
42245	Confectionery whse—Con.						
4600	Meat and meat products (fresh and unpackaged)	88	566 676	39 879	7.0	.1	21.7
4616	Sausage and prepared meats not made on location	45	171 534	10 831	6.3	Z	X
4618	Other meat products	34	165 753	11 451	6.9	Z	X
4700	Fresh fruits and vegetables	10	52 294	2 844	5.4	Z	X
4800	Coffee, tea, and spices	214	2 244 609	257 119	11.5	.9	9.6
4811	Coffee	161	1 710 857	195 322	11.4	.7	X
4812	Tea	67	1 030 715	26 688	2.6	Z	X
4813	Spices	51	644 188	34 991	5.4	.1	X
4820	Bread and baked goods	239	2 459 079	198 443	8.1	.7	17.4
4821	Breads and rolls	8	4 798	473	9.9	Z	X
4822	Cookies, cakes, and other baked goods	232	2 221 220	143 754	6.5	.5	X
4830	Canned foods	134	1 723 341	75 318	4.4	.3	9.4
4831	Canned and bottled fruits, vegetables, and juices	88	1 263 384	60 070	4.8	.2	X
4833	Canned meats	17	201 726	5 021	2.5	Z	X
4834	Canned fish and seafoods	10	68 714	3 302	4.8	Z	X
4836	Other canned foods	51	917 519	6 924	.8	Z	X
4840	Food and beverage basic materials (include flavoring extracts, fruit peel, hop extract, industrial molasses, sausage casings, malt, yeast, etc.)	64	297 403	32 620	11.0	.1	X
4850	Soft drinks and bottled water	260	2 425 319	194 357	8.0	.7	7.0
4851	Soft drinks, packaged	143	946 750	99 864	10.5	.4	X
4852	Soft drinks, pre and post mix bulk	80	1 117 223	30 064	2.7	.1	X
4853	Bottled water	106	686 294	62 133	9.1	.2	X
4860	Other grocery specialties	279	1 305 396	152 268	11.7	.6	28.9
4861	Pasta	53	208 207	3 252	1.6	Z	X
4862	Breakfast cereals	16	27 084	972	3.6	Z	X
4863	Cooking oils and margarine	28	159 331	7 023	4.4	Z	X
4864	Flour	21	103 017	5 723	5.6	Z	X
4865	Pickles, preserves, jellies, jams, and sauces	47	274 936	10 171	3.7	Z	X
4866	Sugar, refined	16	200 390	13 461	6.7	.1	X
4867	Pet foods	7	52 177	2 469	4.7	Z	X
4868	Grocery specialties, n.e.c.	188	779 165	109 196	14.0	.4	X
4900	Grain and beans	14	81 989	5 302	6.5	Z	X
5120	Leaf tobacco	6	30 284	1 333	4.4	Z	X
5330	Chemicals and allied products (excluding agricultural, plastics, gases, and petroleum)	7	5 014	134	2.7	Z	5.4
5331	Gasses, compressed and liquified, except L.P.	7	5 014	134	2.7	Z	X
5900	Tobacco and tobacco products	88	719 258	96 495	13.4	.4	47.3
5911	Cigars	56	527 147	16 106	3.1	.1	X
5912	Cigarettes	67	539 265	50 300	9.3	.2	X
5913	Other tobacco products (excluding leaf)	46	619 039	30 088	4.9	.1	X
6100	Books, periodicals, newspapers, and miscellaneous printed materials	8	11 308	558	4.9	Z	X
6120	Art goods (including novelties and souvenirs)	42	103 025	19 259	18.7	.1	47.9
6122	Novelties and souvenirs	40	97 780	17 552	18.0	.1	X
6150	Nondurable goods, n.e.c.	9	20 215	980	4.8	Z	X
9700	Service receipts and labor charges (including installed parts)	36	137 431	5 803	4.2	Z	3.2
9701	Labor charges for repair work	20	9 273	1 296	14.0	Z	X
9702	Parts installed in repair work	20	9 273	343	3.7	Z	X
9703	Other service receipts and labor charges—Specify	11	26 497	1 147	4.3	Z	X
9810	Miscellaneous commodities	209	1 891 570	92 418	4.9	.3	X
9920	Receipts for farm product preparation services (cleaning, shelling, etc.)	6	54 635	24 217	44.3	.1	X
9940	Rental and leasing receipts	35	92 821	3 392	3.7	Z	X
422450	Confectionery whse	2 621	X	27 169 914	X	100.0	87.5
0800	Photographic equipment and supplies (excluding video)	6	11 595	870	7.5	Z	X
0960	Restaurant and hotel equipment and supplies	17	126 665	24 786	19.6	.1	X
0970	Store machines and equipment	9	9 152	190	2.1	Z	X
1030	Optical and ophthalmic goods	9	6 343	2 651	41.8	Z	9.8
1034	Optical goods, n.e.c. (excluding cameras)	9	6 343	2 651	41.8	Z	X
2520	Custodial (janitors') equipment and supplies	40	558 922	10 357	1.9	Z	X
2800	Toys and hobby goods and supplies	12	281 395	31 671	11.3	.1	.4
2811	Video games and cartridges	11	281 316	31 660	11.3	.1	X
3300	Stationery, office supplies and greeting cards	16	68 601	22 145	32.3	.1	53.0
3316	Other stationery supplies (envelopes, ruled forms, and binder paper)	16	68 601	22 145	32.3	.1	X
3400	Industrial and personal services paper and plastics	157	1 857 744	65 827	3.5	.2	.5
3412	Paper dishes, cups, and napkins	16	185 552	6 839	3.7	Z	X
3500	Drugs, pharmaceuticals, cosmetics, and toiletries	109	514 219	42 188	8.2	.2	.3
3512	Nonprescription pharmaceuticals	43	3 452	167	4.8	Z	X
3515	Other toiletries and druggists' sundries	41	222 880	9 442	4.2	Z	X
3900	Women's and children's wear	6	13 580	1 224	9.0	Z	X
4100	Frozen foods (packaged)	176	2 133 066	141 289	6.6	.5	14.7
4111	Dinners (frozen)	28	311 574	12 234	3.9	Z	X
4112	Fish and seafoods (frozen packaged)	14	122 837	5 861	4.8	Z	X
4113	Vegetables (frozen)	14	159 758	11 018	6.9	Z	X
4114	Fruits and fruit juices (frozen)	10	24 036	1 235	5.1	Z	X
4115	Meat (frozen packaged)	21	130 190	18 098	13.9	.1	X
4116	Frozen baked goods	76	1 004 318	62 827	6.3	.2	X
4117	Other frozen foods (except frozen dairy products)	58	1 109 400	30 027	2.7	.1	X

See footnotes at end of table.

Table 2. All Types of Operation by Kind of Business and Commodity Line for Wholesale Trade: 1997—Con.

[Includes only establishments with payroll. For meaning of abbreviations and symbols, see introductory text. For explanation of terms, see Appendix A]

NAICS code and CL code	Kind of business and commodity line	Establishments handling commodity line		Commodity line sales			Sales coverage percent
		Number	Total sales (\$1,000)	Amount ¹ (\$1,000)	As percent of total sales of—		
					Establishments handling line	Establishments in NAICS industry ¹	
422450	Confectionery whsle—Con.						
4200	Dairy products (excluding dried or canned)	79	378 690	37 897	10.0	.1	56.3
4212	Cheese	52	188 138	13 724	7.3	.1	X
4214	Ice cream	17	37 403	2 058	5.5	Z	X
4216	Other dairy products	26	127 232	9 338	7.3	Z	X
4300	Poultry and poultry products	6	61 675	1 969	3.2	Z	X
4400	Confectionery	2 621	27 169 914	25 557 539	94.1	94.1	78.6
4411	Candy	1 649	15 378 376	11 040 477	71.8	40.6	X
4412	Chewing gum	610	4 707 406	1 226 648	26.1	4.5	X
4413	Nuts	1 109	5 917 533	3 052 237	51.6	11.2	X
4414	Chips and popcorn	1 196	14 264 238	8 868 873	62.2	32.6	X
4415	Other confections	794	5 321 555	1 369 305	25.7	5.0	X
4500	Fish and seafoods (excluding canned and frozen packaged)	7	50 574	2 528	5.0	Z	X
4600	Meat and meat products (fresh and un packaged)	88	566 676	39 879	7.0	.1	21.7
4616	Sausage and prepared meats not made on location	45	171 534	10 831	6.3	Z	X
4618	Other meat products	34	165 753	11 451	6.9	Z	X
4700	Fresh fruits and vegetables	10	52 294	2 844	5.4	Z	X
4800	Coffee, tea, and spices	214	2 244 609	257 119	11.5	.9	9.6
4811	Coffee	161	1 710 857	195 322	11.4	.7	X
4812	Tea	67	1 030 715	26 688	2.6	.1	X
4813	Spices	51	644 188	34 991	5.4	.1	X
4820	Bread and baked goods	239	2 459 079	198 443	8.1	.7	17.4
4821	Breads and rolls	8	4 798	473	9.9	Z	X
4822	Cookies, cakes, and other baked goods	232	2 221 220	143 754	6.5	.5	X
4830	Canned foods	134	1 723 341	75 318	4.4	.3	9.4
4831	Canned and bottled fruits, vegetables, and juices	88	1 263 384	60 070	4.8	.2	X
4833	Canned meats	17	201 726	5 021	2.5	Z	X
4834	Canned fish and seafoods	10	68 714	3 302	4.8	Z	X
4836	Other canned foods	51	917 519	6 924	.8	Z	X
4840	Food and beverage basic materials (include flavoring extracts, fruit peel, hop extract, industrial molasses, sausage casings, malt, yeast, etc.)	64	297 403	32 620	11.0	.1	X
4850	Soft drinks and bottled water	260	2 425 319	194 357	8.0	.7	7.0
4851	Soft drinks, packaged	143	946 750	99 864	10.5	.4	X
4852	Soft drinks, pre and post mix bulk	80	1 117 223	30 064	2.7	.1	X
4853	Bottled water	106	686 294	62 133	9.1	.2	X
4860	Other grocery specialties	279	1 305 396	152 268	11.7	.6	28.9
4861	Pasta	53	208 207	3 252	1.6	Z	X
4862	Breakfast cereals	16	27 084	972	3.6	Z	X
4863	Cooking oils and margarine	28	159 331	7 023	4.4	Z	X
4864	Flour	21	103 017	5 723	5.6	Z	X
4865	Pickles, preserves, jellies, jams, and sauces	47	274 936	10 171	3.7	Z	X
4866	Sugar, refined	16	200 390	13 461	6.7	.1	X
4867	Pet foods	7	52 177	2 469	4.7	Z	X
4868	Grocery specialties, n.e.c.	188	779 165	109 196	14.0	.4	X
4900	Grain and beans	14	81 989	5 302	6.5	Z	X
5120	Leaf tobacco	6	30 284	1 333	4.4	Z	X
5330	Chemicals and allied products (excluding agricultural, plastics, gases, and petroleum)	7	5 014	134	2.7	Z	5.4
5331	Gasses, compressed and liquified, except L.P.	7	5 014	134	2.7	Z	X
5900	Tobacco and tobacco products	88	719 258	96 495	13.4	.4	47.3
5911	Cigars	56	527 147	16 106	3.1	.1	X
5912	Cigarettes	67	539 265	50 300	9.3	.2	X
5913	Other tobacco products (excluding leaf)	46	619 039	30 088	4.9	.1	X
6100	Books, periodicals, newspapers, and miscellaneous printed materials	8	11 308	558	4.9	Z	X
6120	Art goods (including novelties and souvenirs)	42	103 025	19 259	18.7	.1	47.9
6122	Novelties and souvenirs	40	97 780	17 552	18.0	.1	X
6150	Nondurable goods, n.e.c.	9	20 215	980	4.8	Z	X
9700	Service receipts and labor charges (including installed parts)	36	137 431	5 803	4.2	Z	3.2
9701	Labor charges for repair work	6	9 273	1 296	14.0	Z	X
9702	Parts installed in repair work	20	9 273	343	3.7	Z	X
9703	Other service receipts and labor charges—Specify	11	26 497	1 147	4.3	Z	X
9810	Miscellaneous commodities	209	1 891 570	92 418	4.9	.3	X
9920	Receipts for farm product preparation services (cleaning, shelling, etc.)	6	54 635	24 217	44.3	.1	X
9940	Rental and leasing receipts	35	92 821	3 392	3.7	Z	X
42246	Fish & seafood whsle	2 960	X	13 165 780	X	100.0	73.9
0960	Restaurant and hotel equipment and supplies	6	112 882	3 885	3.4	Z	X
2360	Other industrial machinery, equipment, and parts	6	56 006	557	1.0	Z	X
2620	Marine machinery, equipment, and supplies	57	111 325	4 225	3.8	Z	X
4100	Frozen foods (packaged)	654	3 822 710	909 015	23.8	6.9	X
4200	Dairy products (excluding dried or canned)	42	290 809	22 352	7.7	.2	X
4300	Poultry and poultry products	76	686 813	74 412	10.8	.6	X
4400	Confectionery	24	61 610	1 952	3.2	Z	X
4500	Fish and seafoods (excluding canned and frozen packaged)	2 960	13 165 780	11 980 018	91.0	91.0	X
4600	Meat and meat products (fresh and un packaged)	46	297 381	22 271	7.5	.2	X
4700	Fresh fruits and vegetables	49	385 957	9 586	2.5	.1	X

See footnotes at end of table.

Table 2. All Types of Operation by Kind of Business and Commodity Line for Wholesale Trade: 1997—Con.

[Includes only establishments with payroll. For meaning of abbreviations and symbols, see introductory text. For explanation of terms, see Appendix A]

NAICS code and CL code	Kind of business and commodity line	Establishments handling commodity line		Commodity line sales			Sales coverage percent
		Number	Total sales (\$1,000)	Amount ¹ (\$1,000)	As percent of total sales of—		
					Establishments handling line	Establishments in NAICS industry ¹	
42246	Fish & seafood whsle—Con.						
4800	Coffee, tea, and spices	17	52 324	1 842	3.5	Z	X
4820	Bread and baked goods	28	187 191	7 336	3.9	.1	X
4830	Canned foods	37	399 617	26 728	6.7	.2	X
4840	Food and beverage basic materials (include flavoring extracts, fruit peel, hop extract, industrial molasses, sausage casings, malt, yeast, etc.)	26	53 945	7 808	14.5	.1	X
4850	Soft drinks and bottled water	35	98 244	1 183	1.2	Z	X
4860	Other grocery specialties	64	182 809	13 587	7.4	.1	X
5400	Petroleum products	48	275 701	18 438	6.7	.1	X
6150	Nondurable goods, n.e.c.	16	171 350	1 985	1.2	Z	X
9700	Service receipts and labor charges (including installed parts)	45	108 658	4 032	3.7	Z	X
9810	Miscellaneous commodities	93	587 534	25 937	4.4	.2	X
9920	Receipts for farm product preparation services (cleaning, shelling, etc.)	7	14 364	692	4.8	Z	X
9940	Rental and leasing receipts	28	72 931	2 707	3.7	Z	X
422460	Fish & seafood whsle	2 960	X	13 165 780	X	100.0	73.9
0960	Restaurant and hotel equipment and supplies	6	112 882	3 885	3.4	Z	X
2360	Other industrial machinery, equipment, and parts	6	56 006	557	1.0	Z	X
2620	Marine machinery, equipment, and supplies	57	111 325	4 225	3.8	Z	X
4100	Frozen foods (packaged)	654	3 822 710	909 015	23.8	6.9	X
4200	Dairy products (excluding dried or canned)	42	290 809	22 352	7.7	.2	X
4300	Poultry and poultry products	76	686 813	74 412	10.8	.6	X
4400	Confectionery	24	61 610	1 952	3.2	Z	X
4500	Fish and seafoods (excluding canned and frozen packaged)	2 960	13 165 780	11 980 018	91.0	91.0	X
4600	Meat and meat products (fresh and unpackaged)	46	297 381	22 271	7.5	.2	X
4700	Fresh fruits and vegetables	49	385 957	9 586	2.5	.1	X
4800	Coffee, tea, and spices	17	52 324	1 842	3.5	Z	X
4820	Bread and baked goods	28	187 191	7 336	3.9	.1	X
4830	Canned foods	37	399 617	26 728	6.7	.2	X
4840	Food and beverage basic materials (include flavoring extracts, fruit peel, hop extract, industrial molasses, sausage casings, malt, yeast, etc.)	26	53 945	7 808	14.5	.1	X
4850	Soft drinks and bottled water	35	98 244	1 183	1.2	Z	X
4860	Other grocery specialties	64	182 809	13 587	7.4	.1	X
5400	Petroleum products	48	275 701	18 438	6.7	.1	X
6150	Nondurable goods, n.e.c.	16	171 350	1 985	1.2	Z	X
9700	Service receipts and labor charges (including installed parts)	45	108 658	4 032	3.7	Z	X
9810	Miscellaneous commodities	93	587 534	25 937	4.4	.2	X
9920	Receipts for farm product preparation services (cleaning, shelling, etc.)	7	14 364	692	4.8	Z	X
9940	Rental and leasing receipts	28	72 931	2 707	3.7	Z	X
42247	Meat & meat product whsle	3 557	X	51 326 415	X	100.0	85.1
0960	Restaurant and hotel equipment and supplies	69	1 599 900	70 384	4.4	.1	X
1600	Electronic parts and equipment, except communication	12	58 117	10 254	17.6	Z	73.8
1616	Electronic connectors and other passive electronic parts	7	40 368	7 086	17.6	Z	X
2600	Aircraft and aeronautical equipment and supplies	9	10 341	2 579	24.9	Z	85.1
2613	Other new aircraft equipment and supplies	9	10 341	2 579	24.9	Z	X
3400	Industrial and personal services paper and plastics	150	1 906 166	87 091	4.6	.2	.4
3412	Paper dishes, cups, and napkins	146	1 584 914	68 632	4.3	.1	X
3500	Drugs, pharmaceuticals, cosmetics, and toiletries	15	33 092	2 843	8.6	Z	8.3
3515	Other toiletries and druggists' sundries	15	33 092	2 843	8.6	Z	X
4100	Frozen foods (packaged)	1 116	15 726 966	2 283 440	14.5	4.4	68.9
4111	Dinners (frozen)	109	2 555 351	187 160	7.3	.4	X
4112	Fish and seafoods (frozen packaged)	728	10 926 256	559 085	5.1	1.1	X
4113	Vegetables (frozen)	326	3 734 547	118 729	3.2	.2	X
4114	Fruits and fruit juices (frozen)	163	2 205 523	72 702	3.3	.1	X
4115	Meat (frozen packaged)	737	10 333 766	868 264	8.4	1.7	X
4116	Frozen baked goods	211	3 089 705	120 383	3.9	.2	X
4117	Other frozen foods (except frozen dairy products)	342	5 233 307	357 108	6.8	.7	X
4200	Dairy products (excluding dried or canned)	769	11 825 544	1 367 462	11.6	2.7	20.2
4211	Butter	207	1 826 294	23 798	1.3	Z	X
4212	Cheese	667	5 315 397	579 687	10.9	1.1	X
4213	Milk and cream, except raw	139	785 878	8 364	1.1	Z	X
4214	Ice cream	98	1 451 888	24 908	1.7	Z	X
4216	Other dairy products	161	5 647 397	693 599	12.3	1.4	X
4300	Poultry and poultry products	1 389	19 332 072	2 905 392	15.0	5.7	.5
4311	Dressed poultry killed on location	539	8 037 644	935 138	11.6	1.8	X
4312	Eggs	177	2 175 287	88 561	4.1	.2	X
4314	Other poultry (excluding frozen packaged)	630	7 505 088	1 663 048	22.2	3.2	X
4400	Confectionery	82	598 074	14 262	2.4	Z	.5
4413	Nuts	79	524 953	8 614	1.6	Z	X
4415	Other confections	20	340 089	3 755	1.1	Z	X
4500	Fish and seafoods (excluding canned and frozen packaged)	360	8 492 154	340 651	4.0	.7	X
4600	Meat and meat products (fresh and unpackaged)	3 557	51 326 415	41 314 321	80.5	80.5	49.1
4611	Beef (not killed on location)	2 689	37 227 715	20 531 676	55.2	40.0	X
4612	Veal (not killed on location)	1 186	11 512 158	877 204	7.6	1.7	X
4613	Lamb and mutton (not killed on location)	1 163	15 386 951	993 024	6.5	1.9	X
4614	Pork (not killed on location)	2 308	32 397 573	7 719 582	23.8	15.0	X
4615	Sausage and prepared meats made on location	679	4 164 071	650 193	15.6	1.3	X
4616	Sausage and prepared meats not made on location	1 737	24 435 336	6 888 656	28.2	13.4	X
4617	Meat from animals killed on location	155	1 033 438	266 475	25.8	.5	X
4618	Other meat products	1 218	18 228 780	3 387 512	18.6	6.6	X
4700	Fresh fruits and vegetables	241	4 389 620	664 933	15.1	1.3	2.8
4711	Fresh fruits	153	3 931 900	360 573	9.2	.7	X
4713	Other fresh vegetables	154	3 761 292	289 942	7.7	.6	X

See footnotes at end of table.

Table 2. All Types of Operation by Kind of Business and Commodity Line for Wholesale Trade: 1997—Con.

[Includes only establishments with payroll. For meaning of abbreviations and symbols, see introductory text. For explanation of terms, see Appendix A]

NAICS code and CL code	Kind of business and commodity line	Establishments handling commodity line		Commodity line sales			Sales coverage percent
		Number	Total sales (\$1,000)	Amount ¹ (\$1,000)	As percent of total sales of—		
					Establishments handling line	Establishments in NAICS industry ¹	
42247	Meat & meat product whse—Con.						
4800	Coffee, tea, and spices	187	1 991 730	52 284	2.6	.1	27.4
4811	Coffee	135	1 443 147	18 601	1.3	Z	X
4812	Tea	78	500 165	11 416	2.3	Z	X
4813	Spices	107	885 279	22 208	2.5	Z	X
4820	Bread and baked goods	197	2 562 533	132 638	5.2	.3	16.6
4821	Breads and rolls	128	1 895 253	35 713	1.9	.1	X
4822	Cookies, cakes, and other baked goods	149	1 805 202	27 414	1.5	.1	X
4830	Canned foods	344	3 286 862	210 456	6.4	.4	22.0
4831	Canned and bottled fruits, vegetables, and juices	214	2 209 595	81 321	3.7	.2	X
4832	Canned and bottled baby foods	7	10 820	36	.3	Z	X
4833	Canned meats	68	660 955	65 037	9.8	.1	X
4834	Canned fish and seafoods	166	903 234	15 766	1.7	Z	X
4836	Other canned foods	143	872 897	48 134	5.5	.1	X
4840	Food and beverage basic materials (include flavoring extracts, fruit peel, hop extract, industrial molasses, sausage casings, malt, yeast, etc.)	115	1 094 158	23 016	2.1	Z	X
4850	Soft drinks and bottled water	126	1 317 807	19 014	1.4	Z	32.7
4851	Soft drinks, packaged	93	614 882	12 269	2.0	Z	X
4852	Soft drinks, pre and post mix bulk	30	674 521	4 311	.6	Z	X
4853	Bottled water	43	106 122	2 434	2.3	Z	X
4860	Other grocery specialties	392	4 892 358	271 651	5.6	.5	26.2
4861	Pasta	232	1 978 473	27 825	1.4	.1	X
4862	Breakfast cereals	101	843 264	7 355	.9	Z	X
4863	Cooking oils and margarine	175	1 301 689	43 021	3.3	.1	X
4864	Flour	162	1 691 959	19 183	1.1	Z	X
4865	Pickles, preserves, jellies, jams, and sauces	187	2 399 781	21 911	.9	Z	X
4866	Sugar, refined	159	1 517 477	16 467	1.1	Z	X
4867	Pet foods	33	147 457	16 661	11.3	Z	X
4868	Grocery specialties, n.e.c.	175	2 854 822	118 477	4.2	.2	X
4900	Grain and beans	27	86 073	1 176	1.4	Z	10.6
4914	Sorghum (for grain)	25	78 987	807	1.0	Z	X
5330	Chemicals and allied products (excluding agricultural, plastics, gases, and petroleum)	46	746 226	9 011	1.2	Z	1.1
5335	Detergents and soaps	46	746 226	9 011	1.2	Z	X
5600	Beer and ale	13	95 381	2 610	2.7	Z	X
5700	Wines and distilled alcoholic beverages	14	543 618	20 197	3.7	Z	X
5900	Tobacco and tobacco products	12	26 207	524	2.0	Z	30.8
5911	Cigars	12	26 207	524	2.0	Z	X
9700	Service receipts and labor charges (including installed parts)	23	117 850	8 725	7.4	Z	X
9810	Miscellaneous commodities	109	15 873 263	1 372 604	8.6	2.7	X
9920	Receipts for farm product preparation services (cleaning, shelling, etc.)	23	39 280	2 624	6.7	Z	X
9940	Rental and leasing receipts	17	109 454	615	.6	Z	X
422470	Meat & meat product whse	3 557	X	51 326 415	X	100.0	85.1
0960	Restaurant and hotel equipment and supplies	69	1 599 900	70 384	4.4	.1	X
1600	Electronic parts and equipment, except communication	12	58 117	10 254	17.6	Z	73.8
1616	Electronic connectors and other passive electronic parts	7	40 368	7 086	17.6	Z	X
2600	Aircraft and aeronautical equipment and supplies	9	10 341	2 579	24.9	Z	85.1
2613	Other new aircraft equipment and supplies	9	10 341	2 579	24.9	Z	X
3400	Industrial and personal services paper and plastics	150	1 906 166	87 091	4.6	.2	.4
3412	Paper dishes, cups, and napkins	146	1 584 914	68 632	4.3	.1	X
3500	Drugs, pharmaceuticals, cosmetics, and toiletries	15	33 092	2 843	8.6	Z	8.3
3515	Other toiletries and druggists' sundries	15	33 092	2 843	8.6	Z	X
4100	Frozen foods (packaged)	1 116	15 726 966	2 283 440	14.5	4.4	68.9
4111	Dinners (frozen)	109	2 555 351	187 160	7.3	.4	X
4112	Fish and seafoods (frozen packaged)	728	10 926 256	559 085	5.1	1.1	X
4113	Vegetables (frozen)	326	3 734 547	118 729	3.2	.2	X
4114	Fruits and fruit juices (frozen)	163	2 205 523	72 702	3.3	.1	X
4115	Meat (frozen packaged)	737	10 333 766	868 264	8.4	1.7	X
4116	Frozen baked goods	211	3 089 705	120 383	3.9	.2	X
4117	Other frozen foods (except frozen dairy products)	342	5 233 307	357 108	6.8	.7	X
4200	Dairy products (excluding dried or canned)	769	11 825 544	1 367 462	11.6	2.7	20.2
4211	Butter	207	1 826 294	23 798	1.3	Z	X
4212	Cheese	667	5 315 397	579 687	10.9	1.1	X
4213	Milk and cream, except raw	139	785 878	8 364	1.1	Z	X
4214	Ice cream	98	1 451 888	24 908	1.7	Z	X
4216	Other dairy products	161	5 647 397	693 599	12.3	1.4	X
4300	Poultry and poultry products	1 389	19 332 072	2 905 392	15.0	5.7	.5
4311	Dressed poultry killed on location	539	8 037 644	935 138	11.6	1.8	X
4312	Eggs	177	2 175 287	88 561	4.1	.2	X
4314	Other poultry (excluding frozen packaged)	630	7 505 088	1 663 048	22.2	3.2	X
4400	Confectionery	82	598 074	14 262	2.4	Z	.5
4413	Nuts	79	524 953	8 614	1.6	Z	X
4415	Other confections	20	340 089	3 755	1.1	Z	X
4500	Fish and seafoods (excluding canned and frozen packaged)	360	8 492 154	340 651	4.0	.7	X

See footnotes at end of table.

Table 2. All Types of Operation by Kind of Business and Commodity Line for Wholesale Trade: 1997—Con.

[Includes only establishments with payroll. For meaning of abbreviations and symbols, see introductory text. For explanation of terms, see Appendix A]

NAICS code and CL code	Kind of business and commodity line	Establishments handling commodity line		Commodity line sales			Sales coverage percent
		Number	Total sales (\$1,000)	Amount ¹ (\$1,000)	As percent of total sales of—		
					Establishments handling line	Establishments in NAICS industry ¹	
422470	Meat & meat product whse—Con.						
4600	Meat and meat products (fresh and unpackaged)	3 557	51 326 415	41 314 321	80.5	80.5	49.1
4611	Beef (not killed on location)	2 689	37 227 715	20 531 676	55.2	40.0	X
4612	Veal (not killed on location)	1 186	11 512 158	877 204	7.6	1.7	X
4613	Lamb and mutton (not killed on location)	1 163	15 386 951	993 024	6.5	1.9	X
4614	Pork (not killed on location)	2 308	32 397 573	7 719 582	23.8	15.0	X
4615	Sausage and prepared meats made on location	679	4 164 071	650 193	15.6	1.3	X
4616	Sausage and prepared meats not made on location	1 737	24 435 336	6 888 656	28.2	13.4	X
4617	Meat from animals killed on location	155	1 033 438	266 475	25.8	.5	X
4618	Other meat products	1 218	18 228 780	3 387 512	18.6	6.6	X
4700	Fresh fruits and vegetables	241	4 389 620	664 933	15.1	1.3	2.8
4711	Fresh fruits	153	3 931 900	360 573	9.2	.7	X
4713	Other fresh vegetables	154	3 761 292	289 942	7.7	.6	X
4800	Coffee, tea, and spices	187	1 991 730	52 284	2.6	.1	27.4
4811	Coffee	135	1 443 147	18 601	1.3	Z	X
4812	Tea	78	500 165	11 416	2.3	Z	X
4813	Spices	107	885 279	22 208	2.5	Z	X
4820	Bread and baked goods	197	2 562 533	132 638	5.2	.3	16.6
4821	Breads and rolls	128	1 895 253	35 713	1.9	.1	X
4822	Cookies, cakes, and other baked goods	149	1 805 202	27 414	1.5	.1	X
4830	Canned foods	344	3 286 862	210 456	6.4	.4	22.0
4831	Canned and bottled fruits, vegetables, and juices	214	2 209 595	81 321	3.7	.2	X
4832	Canned and bottled baby foods	7	10 820	36	.3	Z	X
4833	Canned meats	68	660 955	65 037	9.8	.1	X
4834	Canned fish and seafoods	166	903 234	15 766	1.7	Z	X
4836	Other canned foods	143	872 897	48 134	5.5	.1	X
4840	Food and beverage basic materials (include flavoring extracts, fruit peel, hop extract, industrial molasses, sausage casings, malt, yeast, etc.)	115	1 094 158	23 016	2.1	Z	X
4850	Soft drinks and bottled water	126	1 317 807	19 014	1.4	Z	32.7
4851	Soft drinks, packaged	93	614 882	12 269	2.0	Z	X
4852	Soft drinks, pre and post mix bulk	30	674 521	4 311	.6	Z	X
4853	Bottled water	43	106 122	2 434	2.3	Z	X
4860	Other grocery specialties	392	4 892 358	271 651	5.6	.5	26.2
4861	Pasta	232	1 978 473	27 825	1.4	.1	X
4862	Breakfast cereals	101	843 264	7 355	.9	Z	X
4863	Cooking oils and margarine	175	1 301 689	43 021	3.3	.1	X
4864	Flour	162	1 691 959	19 183	1.1	Z	X
4865	Pickles, preserves, jellies, jams, and sauces	187	2 399 781	21 911	.9	Z	X
4866	Sugar, refined	159	1 517 477	16 467	1.1	Z	X
4867	Pet foods	33	147 457	16 661	11.3	Z	X
4868	Grocery specialties, n.e.c.	175	2 854 822	118 477	4.2	.2	X
4900	Grain and beans	27	86 073	1 176	1.4	Z	10.6
4914	Sorghum (for grain)	25	78 987	807	1.0	Z	X
5330	Chemicals and allied products (excluding agricultural, plastics, gases, and petroleum)	46	746 226	9 011	1.2	Z	1.1
5335	Detergents and soaps	46	746 226	9 011	1.2	Z	X
5600	Beer and ale	13	95 381	2 610	2.7	Z	X
5700	Wines and distilled alcoholic beverages	14	543 618	20 197	3.7	Z	X
5900	Tobacco and tobacco products	12	26 207	524	2.0	Z	30.8
5911	Cigars	12	26 207	524	2.0	Z	X
9700	Service receipts and labor charges (including installed parts)	23	117 850	8 725	7.4	Z	X
9810	Miscellaneous commodities	109	15 873 263	1 372 604	8.6	2.7	X
9920	Receipts for farm product preparation services (cleaning, shelling, etc.)	23	39 280	2 624	6.7	Z	X
9940	Rental and leasing receipts	17	109 454	615	.6	Z	X
42248	Fresh fruit & vegetable whse	6 121	X	46 340 833	X	100.0	78.1
0960	Restaurant and hotel equipment and supplies	6	33 508	757	2.3	Z	X
3400	Industrial and personal services paper and plastics	33	116 637	6 144	5.3	Z	13.0
3412	Paper dishes, cups, and napkins	31	115 359	5 892	5.1	Z	X
4100	Frozen foods (packaged)	471	3 145 710	318 124	10.1	.7	6.1
4111	Dinners (frozen)	54	395 076	7 517	1.9	Z	X
4112	Fish and seafoods (frozen packaged)	103	1 050 107	53 148	5.1	.1	X
4113	Vegetables (frozen)	286	2 358 143	83 948	3.6	.2	X
4114	Fruits and fruit juices (frozen)	177	1 694 119	48 630	2.9	.1	X
4115	Meat (frozen packaged)	192	1 515 246	58 805	3.9	.1	X
4116	Frozen baked goods	58	744 244	43 584	5.9	.1	X
4117	Other frozen foods (except frozen dairy products)	62	555 195	22 494	4.1	Z	X
4200	Dairy products (excluding dried or canned)	333	2 296 738	121 780	5.3	.3	5.6
4211	Butter	186	1 207 657	19 776	1.6	Z	X
4212	Cheese	274	2 037 770	66 026	3.2	.1	X
4213	Milk and cream, except raw	113	582 756	9 635	1.7	Z	X
4214	Ice cream	59	210 988	1 910	.9	Z	X
4215	Raw milk	6	8 106	283	3.5	Z	X
4216	Other dairy products	121	796 671	24 148	3.0	.1	X
4300	Poultry and poultry products	240	1 686 980	75 043	4.4	.2	.1
4312	Eggs	9	34 564	730	2.1	Z	X
4400	Confectionery	58	534 684	22 556	4.2	Z	5.9
4411	Candy	41	421 627	13 626	3.2	Z	X
4413	Nuts	17	113 057	8 930	7.9	Z	X
4500	Fish and seafoods (excluding canned and frozen packaged)	98	1 271 669	64 206	5.0	.1	X

See footnotes at end of table.

Table 2. All Types of Operation by Kind of Business and Commodity Line for Wholesale Trade: 1997—Con.

[Includes only establishments with payroll. For meaning of abbreviations and symbols, see introductory text. For explanation of terms, see Appendix A]

NAICS code and CL code	Kind of business and commodity line	Establishments handling commodity line		Commodity line sales			Sales coverage percent
		Number	Total sales (\$1,000)	Amount ¹ (\$1,000)	As percent of total sales of—		
					Establishments handling line	Establishments in NAICS industry ¹	
42248	Fresh fruit & vegetable whsle—Con.						
4600	Meat and meat products (fresh and unpackaged)	199	1 485 738	89 105	6.0	.2	6.7
4611	Beef (not killed on location)	116	1 059 550	51 248	4.8	.1	X
4612	Veal (not killed on location)	51	291 460	10 670	3.7	Z	X
4613	Lamb and mutton (not killed on location)	13	141 465	1 146	.8	Z	X
4614	Pork (not killed on location)	48	469 196	10 790	2.3	Z	X
4615	Sausage and prepared meats made on location	35	232 091	4 258	1.8	Z	X
4616	Sausage and prepared meats not made on location	65	503 784	8 457	1.7	Z	X
4618	Other meat products	27	166 383	2 532	1.5	Z	X
4700	Fresh fruits and vegetables	6 121	46 340 833	44 490 311	96.0	96.0	67.3
4711	Fresh fruits	4 985	40 346 148	25 427 167	63.0	54.9	X
4712	Prepackaged fresh-cut vegetables (carrots, salads, etc.)	1 683	14 387 898	2 660 206	18.5	5.7	X
4713	Other fresh vegetables	3 899	29 392 899	16 402 935	55.8	35.4	X
4800	Coffee, tea, and spices	154	1 380 048	39 740	2.9	.1	6.9
4811	Coffee	61	611 892	5 112	.8	Z	X
4812	Tea	33	102 977	1 353	1.3	Z	X
4813	Spices	104	877 426	33 275	3.8	.1	X
4820	Bread and baked goods	103	1 238 262	155 281	12.5	.3	2.9
4821	Breads and rolls	72	524 658	75 473	14.4	.2	X
4822	Cookies, cakes, and other baked goods	51	942 229	79 808	8.5	.2	X
4830	Canned foods	245	1 888 021	126 421	6.7	.3	7.3
4831	Canned and bottled fruits, vegetables, and juices	205	1 501 208	64 587	4.3	.1	X
4832	Canned and bottled baby foods	7	5 060	84	1.7	Z	X
4833	Canned meats	23	74 042	831	1.1	Z	X
4834	Canned fish and seafoods	55	402 294	13 452	3.3	Z	X
4835	Canned milk	8	40 603	320	.8	Z	X
4836	Other canned foods	86	754 902	47 134	6.2	.1	X
4840	Food and beverage basic materials (include flavoring extracts, fruit peel, hop extract, industrial molasses, sausage casings, malt, yeast, etc.)	65	1 030 183	44 746	4.3	.1	X
4850	Soft drinks and bottled water	30	117 289	3 057	2.6	.3	34.8
4851	Soft drinks, packaged	21	58 902	2 213	3.8	Z	X
4853	Bottled water	23	72 523	844	1.2	Z	X
4860	Other grocery specialties	298	1 883 782	213 259	11.3	.5	23.5
4861	Pasta	75	245 904	4 732	1.9	Z	X
4862	Breakfast cereals	25	143 304	2 243	1.6	Z	X
4863	Cooking oils and margarine	112	401 168	6 132	1.5	Z	X
4864	Flour	79	391 443	4 223	1.1	Z	X
4865	Pickles, preserves, jellies, jams, and sauces	75	330 374	4 981	1.5	Z	X
4866	Sugar, refined	68	658 636	36 388	5.5	.1	X
4868	Grocery specialties, n.e.c.	153	1 035 931	154 407	14.9	.3	X
4900	Grain and beans	152	812 352	30 225	3.7	.1	.3
4913	Wheat	144	760 503	26 666	3.5	.1	X
5330	Chemicals and allied products (excluding agricultural, plastics, gases, and petroleum)	8	53 805	403	.7	Z	5.7
5335	Detergents and soaps	8	53 805	403	.7	Z	X
5700	Wines and distilled alcoholic beverages	7	35 054	9 464	27.0	Z	X
5800	Farm supplies	76	453 328	39 386	8.7	.1	1.1
5812	Feeds (poultry and livestock) not mixed on location	27	218 345	2 405	1.1	Z	X
5814	Weed killers, soil sterilizers, and soil conditioners	27	218 345	2 405	1.1	Z	X
5815	Insecticides, fungicides, and pesticides	27	218 345	4 891	2.2	Z	X
5816	Other agricultural chemicals and fertilizers	27	218 345	12 113	5.5	Z	X
5817	Seeds and bulbs	27	218 345	2 405	1.1	Z	X
5818	Other farm supplies (including harness and saddlery equipment)	38	169 776	11 894	7.0	Z	X
5900	Tobacco and tobacco products	13	20 564	370	1.8	Z	X
6110	Flowers and florists' supplies	7	48 435	6 920	14.3	Z	X
9700	Service receipts and labor charges (including installed parts)	94	758 703	100 817	13.3	.2	X
9703	Other service receipts and labor charges—Specify	81	602 929	80 360	13.3	.2	X
9810	Miscellaneous commodities	158	2 041 070	134 093	6.6	.3	X
9920	Receipts for farm product preparation services (cleaning, shelling, etc.)	124	1 108 725	186 505	16.8	.4	X
9940	Rental and leasing receipts	72	827 344	55 170	6.7	.1	X
422480	Fresh fruit & vegetable whsle	6 121	X	46 340 833	X	100.0	78.1
0960	Restaurant and hotel equipment and supplies	6	33 508	757	2.3	Z	X
3400	Industrial and personal services paper and plastics	33	116 637	6 144	5.3	Z	13.0
3412	Paper dishes, cups, and napkins	31	115 359	5 892	5.1	Z	X
4100	Frozen foods (packaged)	471	3 145 710	318 124	10.1	.7	6.1
4111	Dinners (frozen)	54	395 076	7 517	1.9	Z	X
4112	Fish and seafoods (frozen packaged)	103	1 050 107	53 148	5.1	.1	X
4113	Vegetables (frozen)	286	2 358 143	83 948	3.6	.2	X
4114	Fruits and fruit juices (frozen)	177	1 694 119	48 630	2.9	.1	X
4115	Meat (frozen packaged)	192	1 515 246	58 805	3.9	.1	X
4116	Frozen baked goods	58	744 244	43 584	5.9	.1	X
4117	Other frozen foods (except frozen dairy products)	62	555 195	22 494	4.1	Z	X
4200	Dairy products (excluding dried or canned)	333	2 296 738	121 780	5.3	.3	5.6
4211	Butter	186	1 207 657	19 776	1.6	Z	X
4212	Cheese	274	2 037 770	66 026	3.2	.1	X
4213	Milk and cream, except raw	113	582 756	9 635	1.7	Z	X
4214	Ice cream	59	210 988	1 910	.9	Z	X
4215	Raw milk	6	8 106	283	3.5	Z	X
4216	Other dairy products	121	796 671	24 148	3.0	.1	X
4300	Poultry and poultry products	240	1 686 980	75 043	4.4	.2	.1
4312	Eggs	9	34 564	730	2.1	Z	X

See footnotes at end of table.

Table 2. All Types of Operation by Kind of Business and Commodity Line for Wholesale Trade: 1997—Con.

[Includes only establishments with payroll. For meaning of abbreviations and symbols, see introductory text. For explanation of terms, see Appendix A]

NAICS code and CL code	Kind of business and commodity line	Establishments handling commodity line		Commodity line sales			Sales coverage percent
		Number	Total sales (\$1,000)	Amount ¹ (\$1,000)	As percent of total sales of—		
					Establishments handling line	Establishments in NAICS industry ¹	
422480	Fresh fruit & vegetable whse—Con.						
4400	Confectionery	58	534 684	22 556	4.2	Z	5.9
4411	Candy	41	421 627	13 626	3.2	Z	X
4413	Nuts	17	113 057	8 930	7.9	Z	X
4500	Fish and seafoods (excluding canned and frozen packaged)	98	1 271 669	64 206	5.0	.1	X
4600	Meat and meat products (fresh and unpackaged)	199	1 485 738	89 105	6.0	.2	6.7
4611	Beef (not killed on location)	116	1 059 550	51 248	4.8	.1	X
4612	Veal (not killed on location)	51	291 460	10 670	3.7	Z	X
4613	Lamb and mutton (not killed on location)	13	141 465	1 146	.8	Z	X
4614	Pork (not killed on location)	48	469 196	10 790	2.3	Z	X
4615	Sausage and prepared meats made on location	35	232 091	4 258	1.8	Z	X
4616	Sausage and prepared meats not made on location	65	503 784	8 457	1.7	Z	X
4618	Other meat products	27	166 383	2 532	1.5	Z	X
4700	Fresh fruits and vegetables	6 121	46 340 833	44 490 311	96.0	96.0	67.3
4711	Fresh fruits	4 985	40 346 148	25 427 167	63.0	54.9	X
4712	Prepackaged fresh-cut vegetables (carrots, salads, etc.)	1 683	14 387 898	2 660 206	18.5	5.7	X
4713	Other fresh vegetables	3 899	29 392 899	16 402 935	55.8	35.4	X
4800	Coffee, tea, and spices	154	1 380 048	39 740	2.9	.1	6.9
4811	Coffee	61	611 892	5 112	.8	Z	X
4812	Tea	33	102 977	1 353	1.3	Z	X
4813	Spices	104	877 426	33 275	3.8	.1	X
4820	Bread and baked goods	103	1 238 262	155 281	12.5	.3	2.9
4821	Breads and rolls	72	524 658	75 473	14.4	.2	X
4822	Cookies, cakes, and other baked goods	51	942 229	79 808	8.5	.2	X
4830	Canned foods	245	1 888 021	126 421	6.7	.3	7.3
4831	Canned and bottled fruits, vegetables, and juices	205	1 501 208	64 587	4.3	.1	X
4832	Canned and bottled baby foods	7	5 060	84	1.7	Z	X
4833	Canned meats	23	74 042	831	1.1	Z	X
4834	Canned fish and seafoods	55	402 294	13 452	3.3	Z	X
4835	Canned milk	8	40 603	320	.8	Z	X
4836	Other canned foods	86	754 902	47 134	6.2	.1	X
4840	Food and beverage basic materials (include flavoring extracts, fruit peel, hop extract, industrial molasses, sausage casings, malt, yeast, etc.)	65	1 030 183	44 746	4.3	.1	X
4850	Soft drinks and bottled water	30	117 289	3 057	2.6	Z	34.8
4851	Soft drinks, packaged	21	58 902	2 213	3.8	Z	X
4853	Bottled water	23	72 523	844	1.2	Z	X
4860	Other grocery specialties	298	1 883 782	213 259	11.3	.5	23.5
4861	Pasta	75	245 904	4 732	1.9	Z	X
4862	Breakfast cereals	25	143 304	2 243	1.6	Z	X
4863	Cooking oils and margarine	112	401 168	6 132	1.5	Z	X
4864	Flour	79	391 443	4 223	1.1	Z	X
4865	Pickles, preserves, jellies, jams, and sauces	75	330 374	4 981	1.5	Z	X
4866	Sugar, refined	68	658 636	36 388	5.5	.1	X
4868	Grocery specialties, n.e.c.	153	1 035 931	154 407	14.9	.3	X
4900	Grain and beans	152	812 352	30 225	3.7	.1	.3
4913	Wheat	144	760 503	26 666	3.5	.1	X
5330	Chemicals and allied products (excluding agricultural, plastics, gases, and petroleum)	8	53 805	403	.7	Z	5.7
5335	Detergents and soaps	8	53 805	403	.7	Z	X
5700	Wines and distilled alcoholic beverages	7	35 054	9 464	27.0	Z	X
5800	Farm supplies	76	453 328	39 386	8.7	.1	1.1
5812	Feeds (poultry and livestock) not mixed on location	27	218 345	2 405	1.1	Z	X
5814	Weed killers, soil sterilizers, and soil conditioners	27	218 345	2 405	1.1	Z	X
5815	Insecticides, fungicides, and pesticides	27	218 345	4 891	2.2	Z	X
5816	Other agricultural chemicals and fertilizers	27	218 345	12 113	5.5	Z	X
5817	Seeds and bulbs	27	218 345	2 405	1.1	Z	X
5818	Other farm supplies (including harness and saddlery equipment)	38	169 776	11 894	7.0	Z	X
5900	Tobacco and tobacco products	13	20 564	370	1.8	Z	X
6110	Flowers and florists' supplies	7	48 435	6 920	14.3	Z	X
9700	Service receipts and labor charges (including installed parts)	94	758 703	100 817	13.3	.2	X
9703	Other service receipts and labor charges—Specify	81	602 929	80 360	13.3	.2	X
9810	Miscellaneous commodities	158	2 041 070	134 093	6.6	.3	X
9920	Receipts for farm product preparation services (cleaning, shelling, etc.)	124	1 108 725	186 505	16.8	.4	X
9940	Rental and leasing receipts	72	827 344	55 170	6.7	.1	X
42249	Other grocery & related products whse	14 623	X	186 758 663	X	100.0	78.3
0200	New and rebuilt automotive parts and supplies	17	795 556	50 131	6.3	Z	X
0500	Household china, glassware, crockery, and plastic housewares	31	122 521	11 589	9.5	Z	X
0520	Linens, domestics, curtains, and draperies	10	89 956	2 747	3.1	Z	75.6
0525	Other linens and domestics	10	89 956	1 014	1.1	Z	X
0540	Other home furnishings	138	4 611 121	129 124	2.8	.1	1.5
0541	Metal flatware and kitchen utensils	7	96 169	2 641	2.7	Z	X
0543	Home furnishings, n.e.c.	7	96 169	10 592	11.0	Z	X
0740	Other construction materials	7	37 866	2 606	6.9	Z	X
0800	Photographic equipment and supplies (excluding video)	10	194 735	7 745	4.0	Z	X
0900	Office equipment	26	156 863	2 826	1.8	Z	X
0960	Restaurant and hotel equipment and supplies	494	5 791 375	268 959	4.6	.1	X
0970	Store machines and equipment	118	2 996 898	54 219	1.8	Z	.4
0971	Vending machines	6	279 793	3 692	1.3	Z	X
0972	Other store machines and equipment	37	278 755	12 930	4.6	Z	X
1140	Iron and steel wire and wire products	9	32 490	948	2.9	Z	X

See footnotes at end of table.

Table 2. All Types of Operation by Kind of Business and Commodity Line for Wholesale Trade: 1997—Con.

[Includes only establishments with payroll. For meaning of abbreviations and symbols, see introductory text. For explanation of terms, see Appendix A]

NAICS code and CL code	Kind of business and commodity line	Establishments handling commodity line		Commodity line sales			Sales coverage percent
		Number	Total sales (\$1,000)	Amount ¹ (\$1,000)	As percent of total sales of—		
					Establishments handling line	Establishments in NAICS industry ¹	
42249	Other grocery & related products whse—Con.						
1400	Electrical apparatus and equipment.....	10	26 849	936	3.5	Z	X
1500	Electrical appliances, household.....	33	333 140	15 104	4.5	Z	.6
1518	Other electrical household appliances (including fans, dishwashers, etc.) ..	22	162 009	6 635	4.1	Z	X
1600	Electronic parts and equipment, except communication	10	28 645	754	2.6	Z	X
1700	Hardware	86	3 345 352	109 830	3.3	.1	.1
1711	Hand tools (including power driven).....	9	84 083	2 612	3.1	Z	X
1712	Bolts, nuts, rivets, and fasteners	9	84 083	2 612	3.1	Z	X
1713	Cutlery.....	9	84 083	3 915	4.7	Z	X
1800	Plumbing and heating equipment and supplies (hydronics)	9	83 327	3 176	3.8	Z	X
2000	Refrigeration equipment and supplies	7	39 926	2 850	7.1	Z	45.6
2015	Other refrigeration equipment and supplies	6	26 489	1 237	4.7	Z	X
2230	Food-processing machinery, equipment, and parts	13	77 516	27 318	35.2	Z	22.5
2231	New commercial food-processing machinery (slicers, choppers, baking, etc.)	7	2 160	388	18.0	Z	X
2320	General-purpose industrial machinery, equipment, and parts	22	46 345	4 129	8.9	Z	1.0
2327	All other new general-purpose industrial machinery and equipment	10	16 900	2 350	13.9	Z	X
2450	Industrial containers and supplies	7	145 102	16 334	11.3	Z	X
2460	Other industrial supplies	6	24 473	872	3.6	Z	X
2520	Custodial (janitors') equipment and supplies	21	214 161	22 620	10.6	Z	X
2530	Laundry and dry-cleaning equipment and supplies	117	6 686 868	301 166	4.5	.2	X
2700	Sporting and recreational goods and supplies	21	112 369	5 133	4.6	Z	X
2800	Toys and hobby goods and supplies	54	239 426	8 626	3.6	Z	18.6
2813	Crafts and craft supplies	38	22 950	1 207	5.3	Z	X
2930	Recyclable paper and paperboard	12	21 193	3 684	17.4	Z	X
3000	Jewelry, diamonds, gem stones, and watches	15	115 288	661	.6	Z	X
3140	Prerecorded video tapes	9	738 997	6 996	.9	Z	X
3200	Printing and writing paper	14	96 127	16 709	17.4	Z	74.3
3213	Other printing and writing paper	11	95 138	16 694	17.5	Z	X
3300	Stationery, office supplies and greeting cards	53	301 051	11 674	3.9	Z	.2
3316	Other stationery supplies (envelopes, ruled forms, and binder paper) ...	7	88 056	938	1.1	Z	X
3400	Industrial and personal services paper and plastics	788	18 732 566	1 317 312	7.0	.7	1.7
3411	Paperboard and boxboard boxes	87	3 769 258	116 833	3.1	.1	X
3412	Paper dishes, cups, and napkins	235	7 679 345	473 940	6.2	.3	X
3413	Industrial paper (wrapping, bags, cartons, etc.)	51	1 525 845	35 498	2.3	Z	X
3414	Disposable plastic boxes, containers, cups, dishes, and supplies	176	2 549 011	241 415	9.5	.1	X
3415	Other industrial and personal service paper	36	2 212 689	75 011	3.4	Z	X
3500	Drugs, pharmaceuticals, cosmetics, and toiletries	452	24 276 045	2 595 794	10.7	1.4	1.0
3511	Prescription drugs	22	145 526	11 368	7.8	Z	X
3512	Nonprescription pharmaceuticals	80	1 856 225	75 605	4.1	Z	X
3513	Cosmetics	79	5 211 848	367 062	7.0	.2	X
3514	Perfumes	23	4 632 031	199 234	4.3	.1	X
3515	Other toiletries and druggists' sundries	316	18 647 696	1 406 600	7.5	.8	X
3600	Piece goods, knit and woven	36	17 935	1 788	10.0	Z	X
3800	Men's and boys' wear	28	233 940	9 337	4.0	Z	32.5
3812	Men's and boys' dress and casual shirts, slacks, and jeans	19	215 205	8 997	4.2	Z	X
3900	Women's and children's wear	30	396 809	11 849	3.0	Z	21.6
3912	Women's misses', and girls' dresses and blouses	20	384 537	11 042	2.9	Z	X
4000	Footwear	16	458 227	77 735	17.0	Z	X
4100	Frozen foods (packaged)	1 586	53 016 946	8 464 547	16.0	4.5	51.5
4111	Dinners (frozen)	351	19 349 129	851 107	4.4	.5	X
4112	Fish and seafoods (frozen packaged)	394	13 574 763	650 958	4.8	.3	X
4113	Vegetables (frozen)	488	21 004 422	952 265	4.5	.5	X
4114	Fruits and fruit juices (frozen)	456	15 462 329	521 480	3.4	.3	X
4115	Meat (frozen packaged)	384	14 768 848	762 027	5.2	.4	X
4116	Frozen baked goods	653	25 172 479	2 127 465	8.5	1.1	X
4117	Other frozen foods (except frozen dairy products)	626	33 412 674	2 599 118	7.8	1.4	X
4200	Dairy products (excluding dried or canned)	1 256	62 523 329	8 724 268	14.0	4.7	63.8
4211	Butter	308	12 584 362	311 694	2.5	.2	X
4212	Cheese	751	37 115 179	4 362 006	11.8	2.3	X
4213	Milk and cream, except raw	278	10 698 481	409 164	3.8	.2	X
4214	Ice cream	188	12 849 515	367 949	2.9	.2	X
4215	Raw milk	30	3 478 615	71 127	2.0	Z	X
4216	Other dairy products	566	49 757 165	3 202 274	6.4	1.7	X
4300	Poultry and poultry products	273	8 633 413	559 388	6.5	.3	.2
4312	Eggs	107	3 191 794	181 694	5.7	.1	X
4314	Other poultry (excluding frozen packaged)	39	1 680 751	177 827	10.6	.1	X
4400	Confectionery	894	23 554 628	1 881 034	8.0	1.0	5.7
4411	Candy	574	13 712 848	996 694	7.3	.5	X
4412	Chewing gum	99	873 403	17 317	2.0	Z	X
4413	Nuts	315	6 049 733	284 526	4.7	.2	X
4414	Chips and popcorn	238	917 040	45 121	4.9	Z	X
4415	Other confections	125	2 375 094	120 444	5.1	.1	X
4500	Fish and seafoods (excluding canned and frozen packaged)	172	4 412 790	135 570	3.1	.1	X

See footnotes at end of table.

Table 2. All Types of Operation by Kind of Business and Commodity Line for Wholesale Trade: 1997—Con.

[Includes only establishments with payroll. For meaning of abbreviations and symbols, see introductory text. For explanation of terms, see Appendix A]

NAICS code and CL code	Kind of business and commodity line	Establishments handling commodity line		Commodity line sales			Sales coverage percent
		Number	Total sales (\$1,000)	Amount ¹ (\$1,000)	As percent of total sales of—		
					Establishments handling line	Establishments in NAICS industry ¹	
42249	Other grocery & related products whse—Con.						
4600	Meat and meat products (fresh and unpackaged).....	615	34 808 814	4 663 192	13.4	2.5	53.0
4611	Beef (not killed on location).....	198	8 642 837	560 080	6.5	.3	X
4612	Veal (not killed on location).....	33	2 901 179	36 100	1.2	Z	X
4613	Lamb and mutton (not killed on location).....	21	1 986 440	27 595	1.4	Z	X
4614	Pork (not killed on location).....	107	6 508 404	178 884	2.7	.1	X
4615	Sausage and prepared meats made on location.....	48	297 619	10 034	3.4	Z	X
4616	Sausage and prepared meats not made on location.....	308	20 116 234	2 648 730	13.2	1.4	X
4618	Other meat products.....	210	13 684 178	1 120 914	8.2	.6	X
4700	Fresh fruits and vegetables.....	369	14 959 964	1 105 275	7.4	.6	.6
4711	Fresh fruits.....	197	9 282 702	342 443	3.7	.2	X
4712	Prepackaged fresh-cut vegetables (carrots, salads, etc.).....	99	8 922 675	136 030	1.5	.1	X
4713	Other fresh vegetables.....	106	9 653 722	453 012	4.7	.2	X
4800	Coffee, tea, and spices.....	3 526	55 627 716	13 782 860	24.8	7.4	61.9
4811	Coffee.....	2 311	38 550 865	9 251 836	24.0	5.0	X
4812	Tea.....	1 560	19 335 930	1 384 499	7.2	.7	X
4813	Spices.....	1 363	20 253 272	3 146 470	15.5	1.7	X
4820	Bread and baked goods.....	4 113	39 137 059	19 484 836	49.8	10.4	57.0
4821	Breads and rolls.....	1 963	15 223 644	5 519 332	36.3	3.0	X
4822	Cookies, cakes, and other baked goods.....	3 159	35 248 609	13 965 108	39.6	7.5	X
4830	Canned foods.....	2 581	54 164 208	22 022 073	40.7	11.8	63.9
4831	Canned and bottled fruits, vegetables, and juices.....	1 903	39 319 825	14 171 702	36.0	7.6	X
4832	Canned and bottled baby foods.....	224	7 412 906	1 104 415	14.9	.6	X
4833	Canned meats.....	383	6 207 054	674 859	10.9	.4	X
4834	Canned fish and seafoods.....	719	12 113 592	1 326 900	11.0	.7	X
4835	Canned milk.....	173	3 485 049	199 101	5.7	.1	X
4836	Other canned foods.....	948	24 976 395	4 545 080	18.2	2.4	X
4840	Food and beverage basic materials (include flavoring extracts, fruit peel, hop extract, industrial molasses, sausage casings, malt, yeast, etc.).....	1 233	11 713 314	5 657 718	48.3	3.0	X
4850	Soft drinks and bottled water.....	4 182	60 830 713	29 082 246	47.8	15.6	66.4
4851	Soft drinks, packaged.....	3 186	53 131 715	24 713 504	46.5	13.2	X
4852	Soft drinks, pre and post mix bulk.....	1 780	27 373 564	2 287 927	8.4	1.2	X
4853	Bottled water.....	2 327	32 988 434	2 079 220	6.3	1.1	X
4860	Other grocery specialties.....	5 723	110 819 148	61 535 448	55.5	32.9	59.5
4861	Pasta.....	1 318	26 485 952	3 073 657	11.6	1.6	X
4862	Breakfast cereals.....	721	42 416 741	11 301 309	26.6	6.1	X
4863	Cooking oils and margarine.....	1 267	20 839 423	2 901 271	13.9	1.6	X
4864	Flour.....	1 044	28 167 200	2 767 845	9.8	1.5	X
4865	Pickles, preserves, jellies, jams, and sauces.....	1 493	39 020 434	3 580 605	9.2	1.9	X
4866	Sugar, refined.....	975	15 015 608	2 486 881	16.6	1.3	X
4867	Pet foods.....	741	17 552 598	4 224 012	24.1	2.3	X
4868	Grocery specialties, n.e.c.....	3 426	81 229 905	31 199 820	38.4	16.7	X
4900	Grain and beans.....	530	7 300 406	758 368	10.4	.4	4.4
4911	Corn (for grain).....	176	2 750 745	260 423	9.5	.1	X
4912	Oats and barley.....	73	1 346 355	44 536	3.3	Z	X
4913	Wheat.....	141	1 174 545	100 588	8.6	.1	X
4915	Soybeans.....	74	2 127 283	227 317	10.7	.1	X
4916	Other grain and beans (rice and edible and inedible beans).....	175	1 498 922	83 002	5.5	Z	X
5120	Leaf tobacco.....	6	57 065	6 863	12.0	Z	X
5140	Other farm products, inedible.....	15	420 469	164 283	39.1	.1	13.3
5143	Farm products, n.e.c.....	12	71 676	21 501	30.0	Z	X
5300	Plastics materials and basic shapes.....	15	90 307	7 639	8.5	Z	.4
5314	Other plastics materials and basic shapes.....	8	12 011	1 849	15.4	Z	X
5330	Chemicals and allied products (excluding agricultural, plastics, gases, and petroleum).....	255	4 719 040	216 447	4.6	.1	2.6
5332	Alkalies and chlorine.....	10	1 064	4	.4	Z	X
5335	Detergents and soaps.....	59	2 669 403	66 521	2.5	Z	X
5344	Other chemicals and allied products.....	118	930 785	75 847	8.1	Z	X
5400	Petroleum products.....	17	39 451	3 134	7.9	Z	8.4
5412	Motor gasoline.....	9	15 921	838	5.3	Z	X
5416	All other distillate fuel oil (no. 1 and no. 4 diesel and heating).....	9	15 921	838	5.3	Z	X
5600	Beer and ale.....	165	3 120 618	247 484	7.9	.1	X
5700	Wines and distilled alcoholic beverages.....	114	3 355 169	95 979	2.9	.1	2.3
5711	Wines.....	68	2 073 207	41 764	2.0	Z	X
5712	Distilled liquor (including premixed alcoholic drinks).....	75	1 979 593	37 915	1.9	Z	X
5800	Farm supplies.....	42	112 500	18 486	16.4	Z	42.6
5811	Hay, straw, and alfalfa.....	23	54 378	1 530	2.8	Z	X
5812	Feeds (poultry and livestock) not mixed on location.....	28	71 099	6 963	9.8	Z	X
5813	Prepared feeds (poultry and livestock) mixed on location.....	6	36 972	1 804	4.9	Z	X
5816	Other agricultural chemicals and fertilizers.....	10	47 459	246	.5	Z	X
5817	Seeds and bulbs.....	8	57 627	871	1.5	Z	X
5818	Other farm supplies (including harness and saddlery equipment).....	11	74 023	6 991	9.4	Z	X
5900	Tobacco and tobacco products.....	259	12 461 922	1 057 548	8.5	.6	16.0
5911	Cigars.....	109	2 419 877	17 400	.7	Z	X
5912	Cigarettes.....	221	10 183 922	645 015	6.3	.3	X
5913	Other tobacco products (excluding leaf).....	146	7 793 765	274 038	3.5	.1	X
6100	Books, periodicals, newspapers, and miscellaneous printed materials.....	29	247 968	18 043	7.3	Z	X
6110	Flowers and florists' supplies.....	19	73 634	13 528	18.4	Z	X
6120	Art goods (including novelties and souvenirs).....	14	75 317	8 635	11.5	Z	77.6
6122	Novelties and souvenirs.....	13	74 715	8 629	11.5	Z	X
6150	Nondurable goods, n.e.c.....	79	826 668	142 313	17.2	.1	X

See footnotes at end of table.

Table 2. All Types of Operation by Kind of Business and Commodity Line for Wholesale Trade: 1997—Con.

[Includes only establishments with payroll. For meaning of abbreviations and symbols, see introductory text. For explanation of terms, see Appendix A]

NAICS code and CL code	Kind of business and commodity line	Establishments handling commodity line		Commodity line sales			Sales coverage percent
		Number	Total sales (\$1,000)	Amount ¹ (\$1,000)	As percent of total sales of—		
					Establishments handling line	Establishments in NAICS industry ¹	
42249	Other grocery & related products whse—Con.						
9700	Service receipts and labor charges (including installed parts)	234	2 434 852	281 145	11.5	.2	2.3
9701	Labor charges for repair work	101	254 241	4 675	1.8	Z	X
9702	Parts installed in repair work	89	190 275	1 741	.9	Z	X
9703	Other service receipts and labor charges—Specify	163	1 371 908	98 785	7.2	.1	X
9730	Advertising specialties (paper novelties, etc.)	8	4 403	406	9.2	Z	X
9810	Miscellaneous commodities	657	14 398 823	1 234 604	8.6	.7	X
9920	Receipts for farm product preparation services (cleaning, shelling, etc.) ...	12	41 255	4 290	10.4	Z	X
9940	Rental and leasing receipts	330	1 693 561	213 863	12.6	.1	X
422490	Other grocery & related products whse	14 623	X	186 758 663	X	100.0	78.3
0200	New and rebuilt automotive parts and supplies	17	795 556	50 131	6.3	Z	X
0500	Household china, glassware, crockery, and plastic housewares	31	122 521	11 589	9.5	Z	X
0520	Linens, domestics, curtains, and draperies	10	89 956	2 747	3.1	Z	75.6
0525	Other linens and domestics	10	89 956	1 014	1.1	Z	X
0540	Other home furnishings	138	4 611 121	129 124	2.8	.1	1.5
0541	Metal flatware and kitchen utensils	7	96 169	2 641	2.7	Z	X
0543	Home furnishings, n.e.c.	7	96 169	10 592	11.0	Z	X
0740	Other construction materials	7	37 866	2 606	6.9	Z	X
0800	Photographic equipment and supplies (excluding video)	10	194 735	7 745	4.0	Z	X
0900	Office equipment	26	156 863	2 826	1.8	Z	X
0960	Restaurant and hotel equipment and supplies	494	5 791 375	268 959	4.6	.1	X
0970	Store machines and equipment	118	2 996 898	54 219	1.8	Z	.4
0971	Vending machines	6	279 793	3 692	1.3	Z	X
0972	Other store machines and equipment	37	278 755	12 930	4.6	Z	X
1140	Iron and steel wire and wire products	9	32 490	948	2.9	Z	X
1400	Electrical apparatus and equipment	10	26 849	936	3.5	Z	X
1500	Electrical appliances, household	33	333 140	15 104	4.5	Z	.6
1518	Other electrical household appliances (including fans, dishwashers, etc.) .	22	162 009	6 635	4.1	Z	X
1600	Electronic parts and equipment, except communication	10	28 645	754	2.6	Z	X
1700	Hardware	86	3 345 352	109 830	3.3	.1	.1
1711	Hand tools (including power driven)	9	84 083	2 612	3.1	Z	X
1712	Bolts, nuts, rivets, and fasteners	9	84 083	2 612	3.1	Z	X
1713	Cutlery	9	84 083	3 915	4.7	Z	X
1800	Plumbing and heating equipment and supplies (hydronics)	9	83 327	3 176	3.8	Z	X
2000	Refrigeration equipment and supplies	7	39 926	2 850	7.1	Z	45.6
2015	Other refrigeration equipment and supplies	6	26 489	1 237	4.7	Z	X
2230	Food-processing machinery, equipment, and parts	13	77 516	27 318	35.2	Z	22.5
2231	New commercial food-processing machinery (slicers, choppers, baking, etc.)	7	2 160	388	18.0	Z	X
2320	General-purpose industrial machinery, equipment, and parts	22	46 345	4 129	8.9	Z	1.0
2327	All other new general-purpose industrial machinery and equipment	10	16 900	2 350	13.9	Z	X
2450	Industrial containers and supplies	7	145 102	16 334	11.3	Z	X
2460	Other industrial supplies	6	24 473	872	3.6	Z	X
2520	Custodial (janitors') equipment and supplies	21	214 161	22 620	10.6	Z	X
2530	Laundry and dry-cleaning equipment and supplies	117	6 686 868	301 166	4.5	.2	X
2700	Sporting and recreational goods and supplies	21	112 369	5 133	4.6	Z	X
2800	Toys and hobby goods and supplies	54	239 426	8 626	3.6	Z	18.6
2813	Crafts and craft supplies	38	22 950	1 207	5.3	Z	X
2930	Recyclable paper and paperboard	12	21 193	3 684	17.4	Z	X
3000	Jewelry, diamonds, gem stones, and watches	15	115 288	661	.6	Z	X
3140	Prerecorded video tapes	9	738 997	6 996	.9	Z	X
3200	Printing and writing paper	14	96 127	16 709	17.4	Z	74.3
3213	Other printing and writing paper	11	95 138	16 694	17.5	Z	X
3300	Stationery, office supplies and greeting cards	53	301 051	11 674	3.9	Z	.2
3316	Other stationery supplies (envelopes, ruled forms, and binder paper) ...	7	88 056	938	1.1	Z	X
3400	Industrial and personal services paper and plastics	788	18 732 566	1 317 312	7.0	.7	1.7
3411	Paperboard and boxboard boxes	87	3 769 258	116 833	3.1	.1	X
3412	Paper dishes, cups, and napkins	235	7 679 345	473 940	6.2	.3	X
3413	Industrial paper (wrapping, bags, cartons, etc.)	51	1 525 845	35 498	2.3	Z	X
3414	Disposable plastic boxes, containers, cups, dishes, and supplies	176	2 549 011	241 415	9.5	.1	X
3415	Other industrial and personal service paper	36	2 212 689	75 011	3.4	Z	X
3500	Drugs, pharmaceuticals, cosmetics, and toiletries	452	24 276 045	2 595 794	10.7	1.4	1.0
3511	Prescription drugs	22	145 526	11 368	7.8	Z	X
3512	Nonprescription pharmaceuticals	80	1 856 225	75 605	4.1	Z	X
3513	Cosmetics	79	5 211 848	367 062	7.0	.2	X
3514	Perfumes	23	4 632 031	199 234	4.3	.1	X
3515	Other toiletries and druggists' sundries	316	18 647 696	1 406 600	7.5	.8	X
3600	Piece goods, knit and woven	36	17 935	1 788	10.0	Z	X
3800	Men's and boys' wear	28	233 940	9 337	4.0	Z	32.5
3812	Men's and boys' dress and casual shirts, slacks, and jeans	19	215 205	8 997	4.2	Z	X
3900	Women's and children's wear	30	396 809	11 849	3.0	Z	21.6
3912	Women's misses', and girls' dresses and blouses	20	384 537	11 042	2.9	Z	X
4000	Footwear	16	458 227	77 735	17.0	Z	X

See footnotes at end of table.

Table 2. All Types of Operation by Kind of Business and Commodity Line for Wholesale Trade: 1997—Con.

[Includes only establishments with payroll. For meaning of abbreviations and symbols, see introductory text. For explanation of terms, see Appendix A]

NAICS code and CL code	Kind of business and commodity line	Establishments handling commodity line		Commodity line sales			Sales coverage percent
		Number	Total sales (\$1,000)	Amount ¹ (\$1,000)	As percent of total sales of—		
					Establishments handling line	Establishments in NAICS industry ¹	
422490	Other grocery & related products whsle—Con.						
4100	Frozen foods (packaged)	1 586	53 016 946	8 464 547	16.0	4.5	51.5
4111	Dinners (frozen)	351	19 349 129	851 107	4.4	.5	X
4112	Fish and seafoods (frozen packaged)	394	13 574 763	650 958	4.8	.3	X
4113	Vegetables (frozen)	488	21 004 422	952 265	4.5	.5	X
4114	Fruits and fruit juices (frozen)	456	15 462 329	521 480	3.4	.3	X
4115	Meat (frozen packaged)	384	14 768 848	762 027	5.2	.4	X
4116	Frozen baked goods	653	25 172 479	2 127 465	8.5	1.1	X
4117	Other frozen foods (except frozen dairy products)	626	33 412 674	2 599 118	7.8	1.4	X
4200	Dairy products (excluding dried or canned)	1 256	62 523 329	8 724 268	14.0	4.7	63.8
4211	Butter	308	12 584 362	311 694	2.5	.2	X
4212	Cheese	751	37 115 179	4 362 006	11.8	2.3	X
4213	Milk and cream, except raw	278	10 698 481	409 164	3.8	.2	X
4214	Ice cream	188	12 849 515	367 949	2.9	.2	X
4215	Raw milk	30	3 478 615	71 127	2.0	Z	X
4216	Other dairy products	566	49 757 165	3 202 274	6.4	1.7	X
4300	Poultry and poultry products	273	8 633 413	559 388	6.5	.3	.2
4312	Eggs	107	3 191 794	181 694	5.7	.1	X
4314	Other poultry (excluding frozen packaged)	39	1 680 751	177 827	10.6	.1	X
4400	Confectionery	894	23 554 628	1 881 034	8.0	1.0	5.7
4411	Candy	574	13 712 848	996 694	7.3	.5	X
4412	Chewing gum	99	873 403	17 317	2.0	Z	X
4413	Nuts	315	6 049 733	284 526	4.7	.2	X
4414	Chips and popcorn	238	917 040	45 121	4.9	Z	X
4415	Other confections	125	2 375 094	120 444	5.1	.1	X
4500	Fish and seafoods (excluding canned and frozen packaged)	172	4 412 790	135 570	3.1	.1	X
4600	Meat and meat products (fresh and unpackaged)	615	34 808 814	4 663 192	13.4	2.5	53.0
4611	Beef (not killed on location)	198	8 642 837	560 080	6.5	.3	X
4612	Veal (not killed on location)	33	2 901 179	36 100	1.2	Z	X
4613	Lamb and mutton (not killed on location)	21	1 986 440	27 595	1.4	Z	X
4614	Pork (not killed on location)	107	6 508 404	178 884	2.7	.1	X
4615	Sausage and prepared meats made on location	48	297 619	10 034	3.4	Z	X
4616	Sausage and prepared meats not made on location	308	20 116 234	2 648 730	13.2	1.4	X
4618	Other meat products	210	13 684 178	1 120 914	8.2	.6	X
4700	Fresh fruits and vegetables	369	14 959 964	1 105 275	7.4	.6	.6
4711	Fresh fruits	197	9 282 702	342 443	3.7	.2	X
4712	Prepackaged fresh-cut vegetables (carrots, salads, etc.)	99	8 922 675	136 030	1.5	.1	X
4713	Other fresh vegetables	106	9 653 722	453 012	4.7	.2	X
4800	Coffee, tea, and spices	3 526	55 627 716	13 782 860	24.8	7.4	61.9
4811	Coffee	2 311	38 550 865	9 251 836	24.0	5.0	X
4812	Tea	1 560	19 335 930	1 384 499	7.2	.7	X
4813	Spices	1 363	20 253 272	3 146 470	15.5	1.7	X
4820	Bread and baked goods	4 113	39 137 059	19 484 836	49.8	10.4	57.0
4821	Breads and rolls	1 963	15 223 644	5 519 332	36.3	3.0	X
4822	Cookies, cakes, and other baked goods	3 159	35 248 609	13 965 108	39.6	7.5	X
4830	Canned foods	2 581	54 164 208	22 022 073	40.7	11.8	63.9
4831	Canned and bottled fruits, vegetables, and juices	1 903	39 319 825	14 171 702	36.0	7.6	X
4832	Canned and bottled baby foods	224	7 412 906	1 104 415	14.9	.6	X
4833	Canned meats	383	6 207 054	674 859	10.9	.4	X
4834	Canned fish and seafoods	719	12 113 592	1 326 900	11.0	.7	X
4835	Canned milk	173	3 485 049	199 101	5.7	.1	X
4836	Other canned foods	948	24 976 395	4 545 080	18.2	2.4	X
4840	Food and beverage basic materials (include flavoring extracts, fruit peel, hop extract, industrial molasses, sausage casings, malt, yeast, etc.)	1 233	11 713 314	5 657 718	48.3	3.0	X
4850	Soft drinks and bottled water	4 182	60 830 713	29 082 246	47.8	15.6	66.4
4851	Soft drinks, packaged	3 186	53 131 715	24 713 504	46.5	13.2	X
4852	Soft drinks, pre and post mix bulk	1 780	27 373 564	2 287 927	8.4	1.2	X
4853	Bottled water	2 327	32 988 434	2 079 220	6.3	1.1	X
4860	Other grocery specialties	5 723	110 819 148	61 535 448	55.5	32.9	59.5
4861	Pasta	1 318	26 485 952	3 073 657	11.6	1.6	X
4862	Breakfast cereals	721	42 416 741	11 301 309	26.6	6.1	X
4863	Cooking oils and margarine	1 267	20 839 423	2 901 271	13.9	1.6	X
4864	Flour	1 044	28 167 200	2 767 845	9.8	1.5	X
4865	Pickles, preserves, jellies, jams, and sauces	1 493	39 020 434	3 580 605	9.2	1.9	X
4866	Sugar, refined	975	15 015 608	2 486 881	16.6	1.3	X
4867	Pet foods	741	17 552 598	4 224 012	24.1	2.3	X
4868	Grocery specialties, n.e.c.	3 426	81 229 905	31 199 820	38.4	16.7	X
4900	Grain and beans	530	7 300 406	758 368	10.4	.4	4.4
4911	Corn (for grain)	176	2 750 745	260 423	9.5	.1	X
4912	Oats and barley	73	1 346 355	44 536	3.3	Z	X
4913	Wheat	141	1 174 545	100 588	8.6	.1	X
4915	Soybeans	74	2 127 283	227 317	10.7	.1	X
4916	Other grain and beans (rice and edible and inedible beans)	175	1 498 922	83 002	5.5	Z	X
5120	Leaf tobacco	6	57 065	6 863	12.0	Z	X
5140	Other farm products, inedible	15	420 469	164 283	39.1	.1	13.3
5143	Farm products, n.e.c.	12	71 676	21 501	30.0	Z	X
5300	Plastics materials and basic shapes	15	90 307	7 639	8.5	Z	.4
5314	Other plastics materials and basic shapes	8	12 011	1 849	15.4	Z	X
5330	Chemicals and allied products (excluding agricultural, plastics, gases, and petroleum)	255	4 719 040	216 447	4.6	.1	2.6
5332	Alkalies and chlorine	10	1 064	4	.4	Z	X
5335	Detergents and soaps	59	2 669 403	66 521	2.5	Z	X
5344	Other chemicals and allied products	118	930 785	75 847	8.1	Z	X

See footnotes at end of table.

Table 2. All Types of Operation by Kind of Business and Commodity Line for Wholesale Trade: 1997—Con.

[Includes only establishments with payroll. For meaning of abbreviations and symbols, see introductory text. For explanation of terms, see Appendix A]

NAICS code and CL code	Kind of business and commodity line	Establishments handling commodity line		Commodity line sales			Sales coverage percent
		Number	Total sales (\$1,000)	Amount ¹ (\$1,000)	As percent of total sales of—		
					Establishments handling line	Establishments in NAICS industry ¹	
422490	Other grocery & related products whsle—Con.						
5400	Petroleum products	17	39 451	3 134	7.9	Z	8.4
5412	Motor gasoline	9	15 921	838	5.3	Z	X
5416	All other distillate fuel oil (no. 1 and no. 4 diesel and heating)	9	15 921	838	5.3	Z	X
5600	Beer and ale	165	3 120 618	247 484	7.9	.1	X
5700	Wines and distilled alcoholic beverages	114	3 355 169	95 979	2.9	.1	2.3
5711	Wines	68	2 073 207	41 764	2.0	Z	X
5712	Distilled liquor (including premixed alcoholic drinks)	75	1 979 593	37 915	1.9	Z	X
5800	Farm supplies	42	112 500	18 486	16.4	Z	42.6
5811	Hay, straw, and alfalfa	23	54 378	1 530	2.8	Z	X
5812	Feeds (poultry and livestock) not mixed on location	28	71 099	6 963	9.8	Z	X
5813	Prepared feeds (poultry and livestock) mixed on location	6	36 972	1 804	4.9	Z	X
5816	Other agricultural chemicals and fertilizers	10	47 459	246	.5	Z	X
5817	Seeds and bulbs	8	57 627	871	1.5	Z	X
5818	Other farm supplies (including harness and saddlery equipment)	11	74 023	6 991	9.4	Z	X
5900	Tobacco and tobacco products	259	12 461 922	1 057 548	8.5	.6	16.0
5911	Cigars	109	2 419 877	17 400	.7	Z	X
5912	Cigarettes	221	10 183 922	645 015	6.3	.3	X
5913	Other tobacco products (excluding leaf)	146	7 793 765	274 038	3.5	.1	X
6100	Books, periodicals, newspapers, and miscellaneous printed materials	29	247 968	18 043	7.3	Z	X
6110	Flowers and florists' supplies	19	73 634	13 528	18.4	Z	X
6120	Art goods (including novelties and souvenirs)	14	75 317	8 635	11.5	Z	77.6
6122	Novelties and souvenirs	13	74 715	8 629	11.5	Z	X
6150	Nondurable goods, n.e.c.	79	826 668	142 313	17.2	.1	X
9700	Service receipts and labor charges (including installed parts)	234	2 434 852	281 145	11.5	.2	2.3
9701	Labor charges for repair work	101	254 241	4 675	1.8	Z	X
9702	Parts installed in repair work	89	190 275	1 741	.9	Z	X
9703	Other service receipts and labor charges—Specify	163	1 371 908	98 785	7.2	.1	X
9730	Advertising specialties (paper novelties, etc.)	8	4 403	406	9.2	Z	X
9810	Miscellaneous commodities	657	14 398 823	1 234 604	8.6	.7	X
9920	Receipts for farm product preparation services (cleaning, shelling, etc.)	12	41 255	4 290	10.4	Z	X
9940	Rental and leasing receipts	330	1 693 561	213 863	12.6	.1	X
4224901	Coffee, tea, & spice whsle	1 788	X	13 421 054	X	100.0	71.5
0540	Other home furnishings	12	43 471	2 231	5.1	Z	X
0960	Restaurant and hotel equipment and supplies	135	685 180	29 434	4.3	.2	X
0970	Store machines and equipment	31	98 916	7 189	7.3	.1	10.6
0972	Other store machines and equipment	31	98 916	7 189	7.3	.1	X
1700	Hardware	9	27 456	1 534	5.6	Z	X
2230	Food-processing machinery, equipment, and parts	6	3 107	1 092	35.1	Z	X
3400	Industrial and personal services paper and plastics	211	658 557	61 575	9.4	.5	X
3500	Drugs, pharmaceuticals, cosmetics, and toiletries	27	501 593	99 988	19.9	.7	.9
3515	Other toiletries and druggists' sundries	26	473 059	86 292	18.2	.6	X
4100	Frozen foods (packaged)	67	1 071 282	200 080	18.7	1.5	68.1
4111	Dinners (frozen)	10	741 631	25 347	3.4	.2	X
4112	Fish and seafoods (frozen packaged)	15	99 472	16 245	16.3	.1	X
4113	Vegetables (frozen)	12	481 903	37 965	7.9	.3	X
4114	Fruits and fruit juices (frozen)	22	502 395	23 890	4.8	.2	X
4115	Meat (frozen packaged)	7	73 243	19 418	26.5	.1	X
4116	Frozen baked goods	21	507 580	25 119	4.9	.2	X
4117	Other frozen foods (except frozen dairy products)	20	497 496	52 059	10.5	.4	X
4200	Dairy products (excluding dried or canned)	110	2 766 652	142 104	5.1	1.1	38.6
4211	Butter	16	119 612	9 798	8.2	.1	X
4212	Cheese	32	125 064	17 399	13.9	.1	X
4213	Milk and cream, except raw	35	56 611	927	1.6	Z	X
4214	Ice cream	13	389 962	18 106	4.6	.1	X
4216	Other dairy products	54	2 553 308	95 852	3.8	.7	X
4300	Poultry and poultry products	13	388 455	10 873	2.8	.1	X
4400	Confectionery	128	738 284	52 784	7.2	.4	13.8
4411	Candy	88	225 219	3 708	1.6	Z	X
4413	Nuts	40	513 065	37 489	7.3	.3	X
4414	Chips and popcorn	60	107 243	11 587	10.8	.1	X
4500	Fish and seafoods (excluding canned and frozen packaged)	13	32 230	1 643	5.1	Z	X
4600	Meat and meat products (fresh and unpackaged)	36	846 188	174 521	20.6	1.3	71.5
4611	Beef (not killed on location)	8	112 805	31 944	28.3	.2	X
4615	Sausage and prepared meats made on location	7	8 692	690	7.9	Z	X
4616	Sausage and prepared meats not made on location	14	346 876	131 874	38.0	1.0	X
4618	Other meat products	14	392 636	9 551	2.4	.1	X
4700	Fresh fruits and vegetables	11	379 801	33 484	8.8	.2	1.7
4712	Prepackaged fresh-cut vegetables (carrots, salads, etc.)	10	31 068	8 878	28.6	.1	X
4800	Coffee, tea, and spices	1 788	13 421 054	10 735 796	80.0	80.0	59.4
4811	Coffee	1 260	10 365 006	7 544 447	72.8	56.2	X
4812	Tea	796	4 976 068	825 611	16.6	6.2	X
4813	Spices	597	3 642 679	2 365 740	64.9	17.6	X
4820	Bread and baked goods	98	691 915	49 276	7.1	.4	70.8
4821	Breads and rolls	16	13 357	847	6.3	Z	X
4822	Cookies, cakes, and other baked goods	95	689 872	48 427	7.0	.4	X

See footnotes at end of table.

Table 2. All Types of Operation by Kind of Business and Commodity Line for Wholesale Trade: 1997—Con.

[Includes only establishments with payroll. For meaning of abbreviations and symbols, see introductory text. For explanation of terms, see Appendix A]

NAICS code and CL code	Kind of business and commodity line	Establishments handling commodity line		Commodity line sales			Sales coverage percent
		Number	Total sales (\$1,000)	Amount ¹ (\$1,000)	As percent of total sales of—		
					Establishments handling line	Establishments in NAICS industry ¹	
4224901	Coffee, tea, & spice whsle—Con.						
4830	Canned foods	147	2 464 170	625 566	25.4	4.7	32.3
4831	Canned and bottled fruits, vegetables, and juices	115	2 381 665	611 286	25.7	4.6	X
4833	Canned meats	10	20 663	863	Z	Z	X
4834	Canned fish and seafoods	26	66 596	2 889	4.3	Z	X
4835	Canned milk	10	21 271	479	2.3	Z	X
4836	Other canned foods	29	62 963	9 853	15.6	.1	X
4840	Food and beverage basic materials (include flavoring extracts, fruit peel, hop extract, industrial molasses, sausage casings, malt, yeast, etc.)	140	683 586	150 123	22.0	1.1	X
4850	Soft drinks and bottled water	261	1 073 147	88 845	8.3	.7	71.1
4851	Soft drinks, packaged	188	863 301	48 672	5.6	.4	X
4852	Soft drinks, pre and post mix bulk	73	257 230	13 231	5.1	.1	X
4853	Bottled water	122	341 034	26 941	7.9	.2	X
4860	Other grocery specialties	352	3 953 692	729 498	18.5	5.4	47.9
4861	Pasta	40	108 069	10 682	9.9	.1	X
4862	Breakfast cereals	15	18 959	195	1.0	Z	X
4863	Cooking oils and margarine	32	479 750	15 389	3.2	.1	X
4864	Flour	35	175 338	13 287	7.6	.1	X
4865	Pickles, preserves, jellies, jams, and sauces	72	958 255	33 920	3.5	.3	X
4866	Sugar, refined	162	411 031	25 391	6.2	.2	X
4868	Grocery specialties, n.e.c.	140	2 698 359	619 676	23.0	4.6	X
4900	Grain and beans	40	102 389	11 893	11.6	.1	X
5330	Chemicals and allied products (excluding agricultural, plastics, gases, and petroleum)	8	17 680	508	2.9	Z	X
9700	Service receipts and labor charges (including installed parts)	60	154 573	4 463	2.9	Z	1.0
9701	Labor charges for repair work	29	94 803	1 747	1.8	Z	X
9702	Parts installed in repair work	30	48 799	300	.6	Z	X
9703	Other service receipts and labor charges—Specify	30	48 799	2 317	4.7	Z	X
9810	Miscellaneous commodities	103	395 418	32 845	8.3	.2	X
9940	Rental and leasing receipts	64	152 193	6 477	4.3	Z	X
4224902	Bread & baked goods whsle	3 290	X	20 275 213	X	100.0	60.5
0540	Other home furnishings	8	123 792	16 576	13.4	.1	X
0960	Restaurant and hotel equipment and supplies	10	308 367	5 601	1.8	Z	X
3300	Stationery, office supplies and greeting cards	7	88 056	938	1.1	Z	X
3400	Industrial and personal services paper and plastics	38	501 349	45 744	9.1	.2	X
3500	Drugs, pharmaceuticals, cosmetics, and toiletries	16	746 859	87 692	11.7	.4	X
4100	Frozen foods (packaged)	192	3 526 854	602 696	17.1	3.0	X
4200	Dairy products (excluding dried or canned)	85	2 590 980	152 638	5.9	.8	X
4300	Poultry and poultry products	28	640 069	33 276	5.2	.2	X
4400	Confectionery	112	1 555 556	91 558	5.9	.5	X
4500	Fish and seafoods (excluding canned and frozen packaged)	15	86 872	6 115	7.0	Z	X
4600	Meat and meat products (fresh and unpackaged)	91	1 260 145	218 331	17.3	1.1	X
4700	Fresh fruits and vegetables	23	1 041 855	53 968	5.2	.3	X
4800	Coffee, tea, and spices	138	854 747	53 566	6.3	.3	X
4820	Bread and baked goods	3 290	20 275 213	18 379 709	90.7	90.7	X
4830	Canned foods	89	473 343	55 055	11.6	.3	X
4840	Food and beverage basic materials (include flavoring extracts, fruit peel, hop extract, industrial molasses, sausage casings, malt, yeast, etc.)	21	108 173	16 801	15.5	.1	X
4850	Soft drinks and bottled water	110	707 802	36 559	5.2	.2	X
4860	Other grocery specialties	170	1 147 790	190 163	16.6	.9	X
4900	Grain and beans	14	115 429	3 282	2.8	Z	X
5330	Chemicals and allied products (excluding agricultural, plastics, gases, and petroleum)	6	56 955	2 278	4.0	Z	X
5900	Tobacco and tobacco products	10	1 891 444	112 899	6.0	.6	X
9700	Service receipts and labor charges (including installed parts)	10	11 459	1 352	11.8	Z	X
9810	Miscellaneous commodities	38	1 255 209	53 873	4.3	.3	X
9940	Rental and leasing receipts	10	14 396	234	1.6	Z	X
4224903	Soft drinks whsle	3 150	X	29 142 717	X	100.0	78.8
0540	Other home furnishings	9	31 668	1 084	3.4	Z	X
0960	Restaurant and hotel equipment and supplies	66	415 866	17 845	4.3	.1	X
0970	Store machines and equipment	70	634 639	18 740	3.0	.1	X
1700	Hardware	7	8 525	89	1.0	Z	X
2520	Custodial (janitors') equipment and supplies	6	8 487	586	6.9	Z	X
2530	Laundry and dry-cleaning equipment and supplies	10	31 569	5 190	16.4	Z	X
3400	Industrial and personal services paper and plastics	129	1 553 124	41 026	2.6	.1	X
3500	Drugs, pharmaceuticals, cosmetics, and toiletries	48	245 404	11 313	4.6	Z	1.1
3515	Other toiletries and druggists' sundries	45	220 410	10 859	4.9	Z	X
4100	Frozen foods (packaged)	109	1 125 413	86 118	7.7	.3	75.1
4111	Dinners (frozen)	23	764 731	14 680	1.9	.1	X
4112	Fish and seafoods (frozen packaged)	27	46 861	1 902	4.1	Z	X
4113	Vegetables (frozen)	23	810 576	16 769	2.1	.1	X
4114	Fruits and fruit juices (frozen)	47	241 256	18 848	7.8	.1	X
4115	Meat (frozen packaged)	33	853 073	13 477	1.6	.1	X
4116	Frozen baked goods	30	815 699	9 958	1.2	Z	X
4117	Other frozen foods (except frozen dairy products)	35	844 742	10 416	1.2	Z	X
4200	Dairy products (excluding dried or canned)	95	1 404 197	268 488	19.1	.9	77.2
4211	Butter	19	728 779	15 281	2.1	.1	X
4212	Cheese	38	1 179 013	39 193	3.3	.1	X
4213	Milk and cream, except raw	49	563 635	31 020	5.5	.1	X
4214	Ice cream	31	1 088 011	52 979	4.9	.2	X
4216	Other dairy products	37	1 084 769	129 538	11.9	.4	X
4300	Poultry and poultry products	28	1 108 746	67 404	6.1	.2	X

See footnotes at end of table.

Table 2. All Types of Operation by Kind of Business and Commodity Line for Wholesale Trade: 1997—Con.

[Includes only establishments with payroll. For meaning of abbreviations and symbols, see introductory text. For explanation of terms, see Appendix A]

NAICS code and CL code	Kind of business and commodity line	Establishments handling commodity line		Commodity line sales			Sales coverage percent
		Number	Total sales (\$1,000)	Amount ¹ (\$1,000)	As percent of total sales of—		
					Establishments handling line	Establishments in NAICS industry ¹	
4224903	Soft drinks whsle—Con.						
4400	Confectionery.....	127	1 124 955	87 533	7.8	.3	4.9
4411	Candy.....	98	404 154	11 079	2.7	Z	X
4412	Chewing gum.....	65	260 625	1 673	5.6	Z	X
4413	Nuts.....	78	930 270	54 076	5.8	Z	X
4414	Chips and popcorn.....	93	363 328	10 304	2.8	Z	X
4415	Other confections.....	56	289 795	8 925	3.1	Z	X
4500	Fish and seafoods (excluding canned and frozen packaged).....	15	756 537	15 374	2.0	.1	X
4600	Meat and meat products (fresh and unpackage).....	30	790 640	72 923	9.2	.3	77.9
4611	Beef (not killed on location).....	18	782 503	35 455	4.5	.1	X
4614	Pork (not killed on location).....	10	751 127	13 986	1.9	Z	X
4616	Sausage and prepared meats not made on location.....	15	683 530	8 358	1.2	Z	X
4618	Other meat products.....	9	9 009	1 143	12.7	Z	X
4700	Fresh fruits and vegetables.....	32	810 918	58 124	7.2	.2	X
4800	Coffee, tea, and spices.....	492	5 757 106	454 196	7.9	1.6	71.4
4811	Coffee.....	358	2 918 317	146 585	5.0	.5	X
4812	Tea.....	246	4 218 094	298 262	7.1	1.0	X
4813	Spices.....	24	754 697	9 338	1.2	Z	X
4820	Bread and baked goods.....	127	1 599 957	76 662	4.8	.3	63.5
4821	Breads and rolls.....	40	730 317	17 618	2.4	.1	X
4822	Cookies, cakes, and other baked goods.....	120	1 568 319	59 044	3.8	.2	X
4830	Canned foods.....	315	4 494 143	198 908	4.4	.7	71.2
4831	Canned and bottled fruits, vegetables, and juices.....	300	4 279 715	165 344	3.9	.6	X
4832	Canned and bottled baby foods.....	6	35 485	452	1.3	Z	X
4833	Canned meats.....	13	35 345	2 018	5.7	Z	X
4834	Canned fish and seafoods.....	14	100 572	2 333	2.3	Z	X
4836	Other canned foods.....	32	895 914	27 885	3.1	.1	X
4840	Food and beverage basic materials (include flavoring extracts, fruit peel, hop extract, industrial molasses, sausage casings, malt, yeast, etc.).....	42	73 164	6 539	8.9	Z	X
4850	Soft drinks and bottled water.....	3 150	29 142 717	26 896 664	92.3	92.3	74.6
4851	Soft drinks, packaged.....	2 445	27 410 932	23 155 685	84.5	79.5	X
4852	Soft drinks, pre and post mix bulk.....	1 584	22 332 965	2 144 906	9.6	7.4	X
4853	Bottled water.....	1 833	19 932 738	1 596 073	8.0	5.5	X
4860	Other grocery specialties.....	170	1 857 832	163 133	8.8	.6	59.9
4861	Pasta.....	46	1 071 091	45 378	4.2	.2	X
4862	Breakfast cereals.....	30	950 208	29 906	3.1	.1	X
4863	Cooking oils and margarine.....	47	226 440	3 586	1.6	Z	X
4864	Flour.....	28	822 843	8 711	1.1	Z	X
4865	Pickles, preserves, jellies, jams, and sauces.....	61	680 197	21 541	3.2	.1	X
4866	Sugar, refined.....	41	207 201	3 141	1.5	Z	X
4867	Pet foods.....	15	713 219	14 990	2.1	.1	X
4868	Grocery specialties, n.e.c.....	93	282 326	35 869	12.7	.1	X
4900	Grain and beans.....	12	33 532	460	1.4	Z	X
5330	Chemicals and allied products (excluding agricultural, plastics, gases, and petroleum).....	21	198 383	8 874	4.5	Z	13.4
5332	Alkalies and chlorine.....	10	1 064	4	.4	Z	X
5344	Other chemicals and allied products.....	10	173 810	8 852	5.1	Z	X
5600	Beer and ale.....	104	1 011 032	190 373	18.8	.7	X
5700	Wines and distilled alcoholic beverages.....	44	270 372	28 138	10.4	.1	29.1
5711	Wines.....	44	270 372	24 487	9.1	.1	X
5712	Distilled liquor (including premixed alcoholic drinks).....	35	90 084	3 651	4.1	Z	X
5900	Tobacco and tobacco products.....	66	942 499	45 632	4.8	.2	6.3
5911	Cigars.....	28	797 306	8 003	1.0	Z	X
5912	Cigarettes.....	61	879 297	32 244	3.7	.1	X
5913	Other tobacco products (excluding leaf).....	28	797 306	4 467	.6	Z	X
6150	Nondurable goods, n.e.c.....	6	13 224	883	6.7	Z	X
9700	Service receipts and labor charges (including installed parts).....	79	260 946	9 516	3.6	Z	1.7
9701	Labor charges for repair work.....	59	141 476	2 143	1.5	Z	X
9702	Parts installed in repair work.....	59	141 476	1 441	1.0	Z	X
9703	Other service receipts and labor charges—Specify.....	59	44 322	3 503	7.9	Z	X
9810	Miscellaneous commodities.....	234	3 203 369	96 939	3.0	.3	X
9940	Rental and leasing receipts.....	218	1 259 138	203 583	16.2	.7	X
4224904	Canned goods whsle.....	1 283	X	27 632 847	X	100.0	82.9
0540	Other home furnishings.....	26	312 969	7 561	2.4	Z	X
0960	Restaurant and hotel equipment and supplies.....	64	1 051 035	39 648	3.8	.1	X
1700	Hardware.....	9	78 657	4 007	5.1	Z	X
2530	Laundry and dry-cleaning equipment and supplies.....	25	1 459 392	31 110	2.1	.1	X
3300	Stationery, office supplies and greeting cards.....	7	26 944	1 032	3.8	Z	X
3400	Industrial and personal services paper and plastics.....	94	4 425 938	225 061	5.1	.8	X
3500	Drugs, pharmaceuticals, cosmetics, and toiletries.....	66	5 452 157	493 849	9.1	1.8	.1
3515	Other toiletries and druggists' sundries.....	40	1 597 676	59 330	3.7	.2	X
4100	Frozen foods (packaged).....	385	9 365 964	1 555 169	16.6	5.6	67.7
4111	Dinners (frozen).....	98	3 562 295	215 330	6.0	.8	X
4112	Fish and seafoods (frozen packaged).....	132	2 611 036	158 713	6.1	.6	X
4113	Vegetables (frozen).....	176	3 874 934	254 297	6.6	.9	X
4114	Fruits and fruit juices (frozen).....	130	2 717 893	159 928	5.9	.6	X
4115	Meat (frozen packaged).....	110	2 463 603	184 347	7.5	.7	X
4116	Frozen baked goods.....	91	2 317 428	90 037	3.9	.3	X
4117	Other frozen foods (except frozen dairy products).....	168	5 962 832	492 507	8.3	1.8	X

See footnotes at end of table.

Table 2. All Types of Operation by Kind of Business and Commodity Line for Wholesale Trade: 1997—Con.

[Includes only establishments with payroll. For meaning of abbreviations and symbols, see introductory text. For explanation of terms, see Appendix A]

NAICS code and CL code	Kind of business and commodity line	Establishments handling commodity line		Commodity line sales			Sales coverage percent
		Number	Total sales (\$1,000)	Amount ¹ (\$1,000)	As percent of total sales of—		
					Establishments handling line	Establishments in NAICS industry ¹	
4224904	Canned goods whse—Con.						
4200	Dairy products (excluding dried or canned)	264	9 292 744	1 141 625	12.3	4.1	68.6
4211	Butter	70	3 361 345	100 073	3.0	.4	X
4212	Cheese	169	4 887 476	399 141	8.2	1.4	X
4213	Milk and cream, except raw	30	1 032 896	27 829	2.7	.1	X
4214	Ice cream	25	1 309 021	34 681	2.6	.1	X
4216	Other dairy products	113	6 765 822	578 541	8.6	2.1	X
4300	Poultry and poultry products	51	1 575 592	84 494	5.4	.3	X
4400	Confectionery	108	5 500 257	479 004	8.7	1.7	.3
4411	Candy	73	1 077 834	74 319	6.9	.3	X
4500	Fish and seafoods (excluding canned and frozen packaged)	38	952 455	23 523	2.5	.1	X
4600	Meat and meat products (fresh and unpackaged)	105	3 815 217	358 910	9.4	1.3	48.1
4611	Beef (not killed on location)	34	1 357 001	62 061	4.6	.2	X
4614	Pork (not killed on location)	24	849 337	22 059	2.6	.1	X
4616	Sausage and prepared meats not made on location	38	985 441	79 229	8.0	.3	X
4618	Other meat products	33	1 304 925	99 745	7.6	.4	X
4700	Fresh fruits and vegetables	77	2 466 879	145 225	5.9	.5	X
4712	Prepackaged fresh-cut vegetables (carrots, salads, etc.)	72	2 072 617	30 002	1.4	.1	X
4713	Other fresh vegetables	72	2 072 617	89 070	4.3	.3	X
4800	Coffee, tea, and spices	344	7 623 621	541 694	7.1	2.0	73.3
4811	Coffee	191	3 030 765	121 237	4.0	.4	X
4812	Tea	148	3 694 106	130 328	3.5	.5	X
4813	Spices	208	4 881 588	290 123	5.9	1.1	X
4820	Bread and baked goods	180	3 657 142	224 572	6.1	.8	51.9
4821	Breads and rolls	31	1 491 264	42 143	2.8	.2	X
4822	Cookies, cakes, and other baked goods	165	2 866 213	182 428	6.4	.7	X
4830	Canned foods	1 283	27 632 847	19 037 572	68.9	68.9	69.0
4831	Canned and bottled fruits, vegetables, and juices	894	19 487 992	12 476 488	64.0	45.2	X
4832	Canned and bottled baby foods	100	2 498 127	928 715	37.2	3.4	X
4833	Canned meats	204	3 070 146	622 719	20.3	2.3	X
4834	Canned fish and seafoods	412	5 646 087	1 164 948	20.6	4.2	X
4835	Canned milk	82	1 602 584	179 783	11.2	.7	X
4836	Other canned foods	533	11 947 180	3 664 911	30.7	13.3	X
4840	Food and beverage basic materials (include flavoring extracts, fruit peel, hop extract, industrial molasses, sausage casings, malt, yeast, etc.)	70	1 518 620	91 148	6.0	.3	X
4850	Soft drinks and bottled water	182	4 901 697	331 094	6.8	1.2	74.5
4851	Soft drinks, packaged	131	1 811 732	71 157	3.9	.3	X
4852	Soft drinks, pre and post mix bulk	15	156 786	3 045	1.9	Z	X
4853	Bottled water	84	3 352 021	255 470	7.6	.9	X
4860	Other grocery specialties	550	12 954 427	2 258 402	17.4	8.2	72.2
4861	Pasta	275	6 472 218	374 076	5.8	1.4	X
4862	Breakfast cereals	154	3 092 258	125 805	4.1	.5	X
4863	Cooking oils and margarine	275	5 060 333	367 091	7.3	1.3	X
4864	Flour	141	3 216 539	75 409	2.3	.3	X
4865	Pickles, preserves, jellies, jams, and sauces	288	9 384 851	344 442	3.7	1.2	X
4866	Sugar, refined	157	1 431 169	38 741	2.7	.1	X
4867	Pet foods	76	2 900 274	117 675	4.1	.4	X
4868	Grocery specialties, n.e.c.	213	4 732 776	815 151	17.2	3.0	X
4900	Grain and beans	128	1 041 173	100 924	9.7	.4	2.5
4913	Wheat	74	669 163	80 862	12.1	.3	X
4916	Other grain and beans (rice and edible and inedible beans)	38	251 756	15 369	6.1	.1	X
5330	Chemicals and allied products (excluding agricultural, plastics, gases, and petroleum)	38	819 329	39 770	4.9	.1	X
5400	Petroleum products	7	22 261	1 388	6.2	Z	X
5600	Beer and ale	17	268 264	16 713	6.2	.1	X
5700	Wines and distilled alcoholic beverages	10	167 152	6 166	3.7	Z	X
5900	Tobacco and tobacco products	37	1 413 602	55 511	3.9	.2	.9
5911	Cigars	36	1 353 883	6 535	.5	Z	X
5912	Cigarettes	36	1 353 883	47 599	3.5	.2	X
5913	Other tobacco products (excluding leaf)	25	624 678	800	.1	Z	X
9700	Service receipts and labor charges (including installed parts)	8	29 885	1 894	6.3	Z	X
9810	Miscellaneous commodities	62	1 388 543	180 364	13.0	.7	X
4224905	Food & beverage basic materials whse	703	X	6 331 021	X	100.0	64.3
0540	Other home furnishings	11	126 107	3 189	2.5	.1	X
0960	Restaurant and hotel equipment and supplies	28	132 031	26 906	20.4	.4	X
1700	Hardware	10	86 900	9 487	10.9	.2	X
3400	Industrial and personal services paper and plastics	21	348 364	42 100	12.1	.7	X
3500	Drugs, pharmaceuticals, cosmetics, and toiletries	29	476 707	78 352	16.4	1.2	X
4100	Frozen foods (packaged)	98	1 402 495	293 224	20.9	4.6	X
4200	Dairy products (excluding dried or canned)	72	736 710	55 728	7.6	.9	X
4300	Poultry and poultry products	6	7 976	2 218	27.8	Z	X
4400	Confectionery	53	385 033	31 060	8.1	.5	X
4500	Fish and seafoods (excluding canned and frozen packaged)	17	96 285	11 008	11.4	.2	X
4600	Meat and meat products (fresh and unpackaged)	18	165 799	4 845	2.9	.1	X
4700	Fresh fruits and vegetables	34	210 159	9 530	4.5	.2	X
4800	Coffee, tea, and spices	65	650 842	36 714	5.6	.6	X
4820	Bread and baked goods	24	188 541	10 796	5.7	.2	X
4830	Canned foods	33	521 993	50 467	9.7	.8	X
4840	Food and beverage basic materials (include flavoring extracts, fruit peel, hop extract, industrial molasses, sausage casings, malt, yeast, etc.)	703	6 331 021	5 190 649	82.0	82.0	X
4850	Soft drinks and bottled water	32	257 042	24 173	9.4	.4	X
4860	Other grocery specialties	72	949 596	158 467	16.7	2.5	X
4900	Grain and beans	14	106 231	23 116	21.8	.4	X

See footnotes at end of table.

Table 2. All Types of Operation by Kind of Business and Commodity Line for Wholesale Trade: 1997—Con.

[Includes only establishments with payroll. For meaning of abbreviations and symbols, see introductory text. For explanation of terms, see Appendix A]

NAICS code and CL code	Kind of business and commodity line	Establishments handling commodity line		Commodity line sales			Sales coverage percent
		Number	Total sales (\$1,000)	Amount ¹ (\$1,000)	As percent of total sales of—		
					Establishments handling line	Establishments in NAICS industry ¹	
4224905	Food & beverage basic materials whsle—Con.						
5330	Chemicals and allied products (excluding agricultural, plastics, gases, and petroleum)	17	206 678	33 278	16.1	.5	X
5600	Beer and ale	22	80 559	2 485	3.1	Z	X
5700	Wines and distilled alcoholic beverages	19	76 397	615	.8	Z	X
5900	Tobacco and tobacco products	26	207 350	43 453	21.0	.7	X
9700	Service receipts and labor charges (including installed parts)	9	399 630	46 664	11.7	.7	X
9810	Miscellaneous commodities	32	848 662	120 838	14.2	1.9	X
4224906	Other grocery specialties whsle	4 409	X	89 955 811	X	100.0	82.7
0200	New and rebuilt automotive parts and supplies	12	782 315	49 292	6.3	.1	X
0500	Household china, glassware, crockery, and plastic housewares	28	71 880	6 138	8.5	Z	X
0520	Linens, domestics, curtains, and draperies	8	3 549	161	4.5	Z	2.9
0525	Other linens and domestics	8	3 549	161	4.5	Z	X
0540	Other home furnishings	72	3 973 114	98 483	2.5	.1	X
0800	Photographic equipment and supplies (excluding video)	6	174 592	7 501	4.3	Z	X
0900	Office equipment	17	103 316	1 473	1.4	Z	X
0960	Restaurant and hotel equipment and supplies	191	3 198 896	149 525	4.7	.2	X
0970	Store machines and equipment	11	459 632	9 433	2.1	Z	.2
0971	Vending machines	6	279 793	3 692	1.3	Z	X
0972	Other store machines and equipment	6	179 839	5 741	3.2	Z	X
1140	Iron and steel wire and wire products	7	11 530	532	4.6	Z	X
1400	Electrical apparatus and equipment	7	3 655	254	6.9	Z	X
1500	Electrical appliances, household	24	222 100	12 644	5.7	Z	.9
1518	Other electrical household appliances (including fans, dishwashers, etc.)	22	162 009	6 635	4.1	Z	X
1700	Hardware	49	3 057 407	91 263	3.0	.1	X
2320	General-purpose industrial machinery, equipment, and parts	16	21 042	3 134	14.9	Z	1.6
2327	All other new general-purpose industrial machinery and equipment	10	16 900	2 350	13.9	Z	X
2520	Custodial (janitors') equipment and supplies	13	179 844	14 549	8.1	Z	X
2530	Laundry and dry-cleaning equipment and supplies	75	5 180 063	262 293	5.1	.3	X
2700	Sporting and recreational goods and supplies	17	65 703	3 226	4.9	Z	X
2800	Toys and hobby goods and supplies	44	85 364	4 682	5.5	Z	6.6
2813	Crafts and craft supplies	38	22 950	1 207	5.3	Z	X
2930	Recyclable paper and paperboard	9	19 749	3 566	18.1	Z	X
3000	Jewelry, diamonds, gem stones, and watches	13	114 184	566	.5	Z	X
3140	Prerecorded video tapes	6	145 976	948	.6	Z	X
3200	Printing and writing paper	11	95 138	16 694	17.5	Z	79.1
3213	Other printing and writing paper	11	95 138	16 694	17.5	Z	X
3300	Stationery, office supplies and greeting cards	33	119 102	7 825	6.6	Z	X
3400	Industrial and personal services paper and plastics	295	11 245 234	901 806	8.0	1.0	2.8
3411	Paperboard and boxboard boxes	87	3 769 258	116 833	3.1	.1	X
3412	Paper dishes, cups, and napkins	201	7 300 882	464 236	6.4	.5	X
3413	Industrial paper (wrapping, bags, cartons, etc.)	17	1 147 382	29 376	2.6	Z	X
3414	Disposable plastic boxes, containers, cups, dishes, and supplies	142	2 170 548	218 403	10.1	.2	X
3415	Other industrial and personal service paper	18	2 058 182	72 957	3.5	.1	X
3500	Drugs, pharmaceuticals, cosmetics, and toiletries	266	16 853 325	1 824 600	10.8	2.0	1.0
3511	Prescription drugs	22	145 526	11 368	7.8	Z	X
3512	Nonprescription pharmaceuticals	64	1 725 973	60 383	3.5	.1	X
3513	Cosmetics	67	5 032 666	325 393	6.5	.4	X
3514	Perfumes	22	4 620 407	196 236	4.2	.2	X
3515	Other toiletries and druggists' sundries	197	16 026 629	1 231 222	7.7	1.4	X
3600	Piece goods, knit and woven	34	17 566	1 753	10.0	Z	X
3800	Men's and boys' wear	19	215 205	8 997	4.2	Z	36.7
3812	Men's and boys' dress and casual shirts, slacks, and jeans	19	215 205	8 997	4.2	Z	X
3900	Women's and children's wear	20	384 537	11 042	2.9	Z	22.6
3912	Women's misses', and girls' dresses and blouses	20	384 537	11 042	2.9	Z	X
4000	Footwear	9	46 889	3 534	7.5	Z	X
4100	Frozen foods (packaged)	735	36 524 938	5 727 260	15.7	6.4	48.3
4111	Dinners (frozen)	191	12 827 987	524 493	4.1	.6	X
4112	Fish and seafoods (frozen packaged)	198	9 420 929	419 627	4.5	.5	X
4113	Vegetables (frozen)	252	14 644 392	597 133	4.1	.7	X
4114	Fruits and fruit juices (frozen)	228	10 512 047	238 083	2.3	.3	X
4115	Meat (frozen packaged)	208	9 652 675	470 183	4.9	.5	X
4116	Frozen baked goods	326	18 244 464	1 596 814	8.8	1.8	X
4117	Other frozen foods (except frozen dairy products)	325	24 537 671	1 880 911	7.7	2.1	X
4200	Dairy products (excluding dried or canned)	630	45 732 046	6 963 685	15.2	7.7	67.9
4211	Butter	159	7 944 913	168 880	2.1	.2	X
4212	Cheese	431	30 184 272	3 875 114	12.8	4.3	X
4213	Milk and cream, except raw	135	8 077 621	326 039	4.0	.4	X
4214	Ice cream	94	8 862 243	222 457	2.5	.2	X
4215	Raw milk	20	3 287 313	63 025	1.9	.1	X
4216	Other dairy products	321	37 799 175	2 308 165	6.1	2.6	X
4300	Poultry and poultry products	147	4 912 575	361 123	7.4	.4	.3
4312	Eggs	107	3 191 794	181 694	5.7	.2	X
4314	Other poultry (excluding frozen packaged)	39	1 680 751	177 827	10.6	.2	X
4400	Confectionery	366	14 250 543	1 139 095	8.0	1.3	8.2
4411	Candy	242	11 102 980	857 598	7.7	1.0	X
4412	Chewing gum	9	186 898	11 255	6.0	Z	X
4413	Nuts	156	4 212 173	178 893	4.2	.2	X
4414	Chips and popcorn	9	5 018	697	13.9	Z	X
4415	Other confections	33	1 049 009	79 880	7.6	.1	X

See footnotes at end of table.

Table 2. All Types of Operation by Kind of Business and Commodity Line for Wholesale Trade: 1997—Con.

[Includes only establishments with payroll. For meaning of abbreviations and symbols, see introductory text. For explanation of terms, see Appendix A]

NAICS code and CL code	Kind of business and commodity line	Establishments handling commodity line		Commodity line sales			Sales coverage percent
		Number	Total sales (\$1,000)	Amount ¹ (\$1,000)	As percent of total sales of—		
					Establishments handling line	Establishments in NAICS industry ¹	
4224906	Other grocery specialties whole—Con.						
4500	Fish and seafoods (excluding canned and frozen packaged)	74	2 488 411	77 907	3.1	.1	X
4600	Meat and meat products (fresh and unpackaged)	335	27 930 825	3 833 662	13.7	4.3	55.1
4611	Beef (not killed on location)	111	6 211 983	425 410	6.8	.5	X
4612	Veal (not killed on location)	24	2 027 103	26 614	1.3	Z	X
4613	Lamb and mutton (not killed on location)	14	1 155 966	11 019	1.0	Z	X
4614	Pork (not killed on location)	57	4 669 118	139 319	3.0	.2	X
4615	Sausage and prepared meats made on location	24	254 158	5 016	2.0	Z	X
4616	Sausage and prepared meats not made on location	192	17 775 425	2 405 913	13.5	2.7	X
4618	Other meat products	122	10 956 277	820 367	7.5	.9	X
4700	Fresh fruits and vegetables	192	10 050 352	804 944	8.0	.9	.8
4711	Fresh fruits	159	9 061 111	330 078	3.6	.4	X
4712	Prepackaged fresh-cut vegetables (carrots, salads, etc.)	17	6 818 990	97 150	1.4	.1	X
4713	Other fresh vegetables	34	7 581 105	363 942	4.8	.4	X
4800	Coffee, tea, and spices	699	27 320 346	1 960 894	7.2	2.2	61.1
4811	Coffee	384	21 459 955	1 412 757	6.6	1.6	X
4812	Tea	308	5 808 777	110 893	1.9	.1	X
4813	Spices	449	10 072 133	437 241	4.3	.5	X
4820	Bread and baked goods	394	12 724 291	743 821	5.8	.8	62.1
4821	Breads and rolls	134	5 137 839	118 883	2.3	.1	X
4822	Cookies, cakes, and other baked goods	343	12 228 904	624 936	5.1	.7	X
4830	Canned foods	714	18 577 712	2 054 505	11.1	2.3	67.6
4831	Canned and bottled fruits, vegetables, and juices	514	12 340 137	846 247	6.9	.9	X
4832	Canned and bottled baby foods	116	4 869 900	175 052	3.6	.2	X
4833	Canned meats	154	3 012 430	48 416	1.6	.1	X
4834	Canned fish and seafoods	248	6 049 633	150 749	2.5	.2	X
4835	Canned milk	64	1 541 826	14 095	.9	Z	X
4836	Other canned foods	300	11 570 517	819 937	7.1	.9	X
4840	Food and beverage basic materials (include flavoring extracts, fruit peel, hop extract, industrial molasses, sausage casings, malt, yeast, etc.)	257	2 998 750	202 458	6.8	.2	X
4850	Soft drinks and bottled water	447	24 748 308	1 704 911	6.9	1.9	61.1
4851	Soft drinks, packaged	326	22 584 210	1 413 284	6.3	1.6	X
4852	Soft drinks, pre and post mix bulk	73	4 442 344	113 227	2.5	.1	X
4853	Bottled water	224	8 744 125	178 391	2.0	.2	X
4860	Other grocery specialties	4 409	89 955 811	58 035 785	64.5	64.5	61.9
4861	Pasta	904	18 545 963	2 621 497	14.1	2.9	X
4862	Breakfast cereals	496	38 209 757	11 142 798	29.2	12.4	X
4863	Cooking oils and margarine	872	14 466 940	2 497 683	17.3	2.8	X
4864	Flour	777	22 932 119	2 582 591	11.3	2.9	X
4865	Pickles, preserves, jellies, jams, and sauces	1 020	27 526 911	3 147 069	11.4	3.5	X
4866	Sugar, refined	545	11 672 927	2 328 561	19.9	2.6	X
4867	Pet foods	644	13 481 977	4 079 476	30.3	4.5	X
4868	Grocery specialties, n.e.c.	2 880	72 912 869	29 636 109	40.6	32.9	X
4900	Grain and beans	322	5 901 652	618 693	10.5	.7	5.1
4911	Corn (for grain)	176	2 750 745	260 423	9.5	.3	X
4912	Oats and barley	73	1 346 355	44 536	3.3	.1	X
4913	Wheat	67	505 382	19 726	3.9	.3	X
4915	Soybeans	74	2 127 283	227 317	10.7	.7	X
4916	Other grain and beans (rice and edible and inedible beans)	137	1 242 473	66 691	5.4	.1	X
5140	Other farm products, inedible	11	50 315	17 775	35.3	Z	82.2
5143	Farm products, n.e.c.	10	49 756	17 769	35.7	Z	X
5300	Plastics materials and basic shapes	10	78 708	6 563	8.3	Z	.5
5314	Other plastics materials and basic shapes	8	12 011	1 849	15.4	Z	X
5330	Chemicals and allied products (excluding agricultural, plastics, gases, and petroleum)	165	3 420 015	131 739	3.9	.1	3.0
5335	Detergents and soaps	58	2 663 040	64 744	2.4	.1	X
5344	Other chemicals and allied products	108	756 975	66 995	8.9	.1	X
5400	Petroleum products	10	17 190	1 746	10.2	Z	16.2
5412	Motor gasoline	9	15 921	838	5.3	Z	X
5416	All other distillate fuel oil (no. 1 and no. 4 diesel and heating)	9	15 921	838	5.3	Z	X
5600	Beer and ale	16	1 756 319	37 839	2.2	Z	X
5700	Wines and distilled alcoholic beverages	41	2 841 248	61 060	2.1	.1	.2
5711	Wines	24	1 802 835	17 277	1.0	Z	X
5712	Distilled liquor (including premixed alcoholic drinks)	40	1 889 509	34 264	1.8	Z	X
5800	Farm supplies	37	103 255	18 187	17.6	Z	42.9
5811	Hay, straw, and alfalfa	23	54 378	1 530	2.8	Z	X
5812	Feeds (poultry and livestock) not mixed on location	28	71 099	6 963	9.8	Z	X
5816	Other agricultural chemicals and fertilizers	10	47 459	246	.5	Z	X
5817	Seeds and bulbs	8	57 627	871	1.5	Z	X
5818	Other farm supplies (including harness and saddlery equipment)	11	74 023	6 991	9.4	Z	X
5900	Tobacco and tobacco products	119	7 909 057	793 993	10.0	.9	24.4
5911	Cigars	40	265 963	2 841	1.1	Z	X
5912	Cigarettes	99	7 775 398	524 291	6.7	.6	X
5913	Other tobacco products (excluding leaf)	89	6 343 645	266 861	4.2	.3	X
6100	Books, periodicals, newspapers, and miscellaneous printed materials	26	246 687	17 987	7.3	Z	X
6110	Flowers and florists' supplies	14	34 406	785	2.3	Z	X
6120	Art goods (including novelties and souvenirs)	8	53 046	3 541	6.7	Z	82.7
6122	Novelties and souvenirs	7	52 444	3 535	6.7	Z	X
6150	Nondurable goods, n.e.c.	66	779 485	133 436	17.1	.1	X
9700	Service receipts and labor charges (including installed parts)	68	1 578 359	217 256	13.8	.2	2.9
9701	Labor charges for repair work	9	14 946	437	2.9	Z	X
9703	Other service receipts and labor charges—Specify	64	1 267 328	91 961	7.3	.1	X

See footnotes at end of table.

Table 2. All Types of Operation by Kind of Business and Commodity Line for Wholesale Trade: 1997—Con.

[Includes only establishments with payroll. For meaning of abbreviations and symbols, see introductory text. For explanation of terms, see Appendix A]

NAICS code and CL code	Kind of business and commodity line	Establishments handling commodity line		Commodity line sales			Sales coverage percent
		Number	Total sales (\$1,000)	Amount ¹ (\$1,000)	As percent of total sales of—		
					Establishments handling line	Establishments in NAICS industry ¹	
4224906	Other grocery specialties whse—Con.						
9730	Advertising specialties (paper novelties, etc.)	6	3 487	403	11.6	Z	X
9810	Miscellaneous commodities	188	7 307 622	749 745	10.3	.8	X
9940	Rental and leasing receipts	33	179 909	2 553	1.4	Z	X
4225	Farm-product raw material whse	10 343	X	166 786 245	X	100.0	87.5
0300	Tires and tubes	35	208 566	2 373	1.1	Z	X
0600	Lumber: rough, dressed, and finished	145	1 092 609	57 434	5.3	Z	X
0720	Roofing, siding, and insulation materials	6	51 874	517	1.0	Z	X
0740	Other construction materials	18	121 780	1 033	.8	Z	X
1140	Iron and steel wire and wire products	85	974 532	33 597	3.4	Z	X
1700	Hardware	69	443 332	16 606	3.7	Z	X
1900	Warm air heating and air-conditioning equipment and supplies	10	64 237	12 329	19.2	Z	64.0
1916	Air cleaning and filtration systems	6	3 791	128	3.4	Z	X
2200	Farm machinery, equipment, and parts	26	109 811	1 431	1.3	Z	2.2
2211	New tractors (farm)	20	104 537	398	.4	Z	X
2212	New harvesting machinery	20	104 537	202	.2	Z	X
2216	Other new farm machinery and equipment	20	104 537	384	.4	Z	X
2218	Used farm machinery and equipment	20	104 537	202	.2	Z	X
2320	General-purpose industrial machinery, equipment, and parts	66	1 241 771	40 963	3.3	Z	X
2700	Sporting and recreational goods and supplies	20	85 695	1 505	1.8	Z	X
3400	Industrial and personal services paper and plastics	16	45 457	10 054	22.1	Z	X
3500	Drugs, pharmaceuticals, cosmetics, and toiletries	16	53 337	1 188	2.2	Z	36.8
3515	Other toiletries and druggists' sundries	16	53 337	1 188	2.2	Z	X
4000	Footwear	8	172 961	13 164	7.6	Z	X
4100	Frozen foods (packaged)	14	32 002	2 832	8.8	Z	60.1
4113	Vegetables (frozen)	7	11 038	201	1.8	Z	X
4200	Dairy products (excluding dried or canned)	28	150 935	15 889	10.5	Z	72.4
4212	Cheese	8	21 885	1 048	4.8	Z	X
4213	Milk and cream, except raw	6	13 622	296	2.2	Z	X
4215	Raw milk	15	126 710	13 695	10.8	Z	X
4300	Poultry and poultry products	25	97 811	4 018	4.1	Z	73.6
4313	Live poultry	25	97 811	4 018	4.1	Z	X
4400	Confectionery	6	56 444	21 069	37.3	Z	1.3
4414	Chips and popcorn	6	56 444	21 069	37.3	Z	X
4500	Fish and seafoods (excluding canned and frozen packaged)	7	132 220	2 081	1.6	Z	X
4600	Meat and meat products (fresh and unpackaged)	25	1 826 284	141 561	7.8	.1	.5
4611	Beef (not killed on location)	12	1 628 607	79 884	4.9	Z	X
4618	Other meat products	14	1 630 472	39 978	2.5	Z	X
4700	Fresh fruits and vegetables	36	291 747	36 777	12.6	Z	9.3
4711	Fresh fruits	20	209 247	7 121	3.4	Z	X
4712	Prepackaged fresh-cut vegetables (carrots, salads, etc.)	11	218 762	9 531	4.4	Z	X
4713	Other fresh vegetables	20	209 247	10 345	4.9	Z	X
4800	Coffee, tea, and spices	53	2 296 974	99 790	4.3	.1	12.0
4811	Coffee	27	1 027 815	45 772	4.5	Z	X
4812	Tea	19	1 179 987	50 185	4.3	Z	X
4813	Spices	11	415 012	3 833	.9	Z	X
4820	Bread and baked goods	8	7 355	393	5.3	Z	5.8
4821	Breads and rolls	8	7 355	393	5.3	Z	X
4830	Canned foods	22	215 860	13 004	6.0	Z	71.2
4831	Canned and bottled fruits, vegetables, and juices	16	163 873	3 609	2.2	Z	X
4834	Canned fish and seafoods	7	10 113	205	2.0	Z	X
4840	Food and beverage basic materials (include flavoring extracts, fruit peel, hop extract, industrial molasses, sausage casings, malt, yeast, etc.)	6	17 333	733	4.2	Z	X
4850	Soft drinks and bottled water	11	124 631	2 743	2.2	Z	86.8
4851	Soft drinks, packaged	10	122 800	2 574	2.1	Z	X
4860	Other grocery specialties	113	6 870 644	769 268	11.2	.5	58.1
4861	Pasta	15	43 693	11 383	26.1	Z	X
4863	Cooking oils and margarine	28	4 784 805	449 626	9.4	.3	X
4864	Flour	30	225 767	30 433	13.5	Z	X
4865	Pickles, preserves, jellies, jams, and sauces	20	118 330	12 615	10.7	Z	X
4866	Sugar, refined	22	1 781 031	215 022	12.1	.1	X
4867	Pet foods	22	28 588	2 455	8.6	Z	X
4868	Grocery specialties, n.e.c.	40	565 505	47 075	8.3	Z	X
4900	Grain and beans	6 681	121 248 166	109 716 599	90.5	65.8	71.1
4911	Corn (for grain)	5 332	103 767 247	41 613 308	40.1	25.0	X
4912	Oats and barley	2 585	36 705 605	2 134 328	5.8	1.3	X
4913	Wheat	4 305	75 727 538	20 274 767	26.8	12.2	X
4914	Sorghum (for grain)	1 562	50 819 686	3 660 082	7.2	2.2	X
4915	Soybeans	4 639	96 130 658	32 076 362	33.4	19.2	X
4916	Other grain and beans (rice and edible and inedible beans)	1 586	43 631 700	9 957 754	22.8	6.0	X
5000	Cattle, hogs, sheep, and goats	2 259	25 305 996	23 843 134	94.2	14.3	85.0
5011	Cattle	1 634	21 516 843	18 804 275	87.4	11.3	X
5012	Hogs	1 307	12 915 877	4 497 069	34.8	2.7	X
5013	Sheep	530	6 691 928	406 975	6.1	.2	X
5014	Goats	337	3 840 752	134 815	3.5	.1	X
5100	Hides, skins, and pelts	290	2 268 813	2 094 376	92.3	1.3	X
5120	Leaf tobacco	333	3 749 802	3 675 445	98.0	2.2	79.9
5121	Leaf tobacco stemmed and re-dried at this location	28	416 681	414 494	99.5	.2	X
5122	All other leaf tobacco	302	3 286 525	3 237 653	98.5	1.9	X

See footnotes at end of table.

Table 2. All Types of Operation by Kind of Business and Commodity Line for Wholesale Trade: 1997—Con.

[Includes only establishments with payroll. For meaning of abbreviations and symbols, see introductory text. For explanation of terms, see Appendix A]

NAICS code and CL code	Kind of business and commodity line	Establishments handling commodity line		Commodity line sales			Sales coverage percent
		Number	Total sales (\$1,000)	Amount ¹ (\$1,000)	As percent of total sales of—		
					Establishments handling line	Establishments in NAICS industry ¹	
4225	Farm-product raw material whsle—Con.						
5130	Wool, wool tops, and mohair	87	238 925	194 922	81.6	.1	X
5140	Other farm products, inedible	1 073	13 705 053	6 710 802	49.0	4.0	86.7
5141	Raw sugar	26	3 355 868	2 012 667	60.0	1.2	X
5142	Horses, mules, and donkeys	333	1 942 658	584 845	30.1	.4	X
5143	Farm products, n.e.c.	737	8 434 880	4 113 290	48.8	2.5	X
5200	Raw cotton	375	11 098 013	10 513 692	94.7	6.3	X
5330	Chemicals and allied products (excluding agricultural, plastics, gases, and petroleum)	1 260	11 430 726	1 146 426	10.0	.7	X
5344	Other chemicals and allied products	9	129 329	15 600	12.1	Z	X
5400	Petroleum products	758	8 121 574	529 691	6.5	.3	1.2
5412	Motor gasoline	363	3 592 248	170 194	4.7	.1	X
5414	Jet fuel (naphtha or kerosine type)	53	373 624	37	Z	Z	X
5415	No. 2 distillate fuel oil (no. 2 diesel and no. 2 heating oil)	310	2 523 748	58 501	2.3	Z	X
5416	All other distillate fuel oil (no. 1 and no. 4 diesel and heating)	312	3 941 002	193 063	4.9	.1	X
5418	Lubricating oil and greases	739	8 020 138	106 297	1.3	.1	X
5420	Liquified petroleum gases (excluding natural gas)	38	301 743	12 063	4.0	Z	X
5800	Farm supplies	3 112	36 255 338	5 334 048	14.7	3.2	9.2
5811	Hay, straw, and alfalfa	300	3 391 661	213 353	6.3	.1	X
5812	Feeds (poultry and livestock) not mixed on location	1 558	13 809 537	994 078	7.2	.6	X
5813	Prepared feeds (poultry and livestock) mixed on location	1 027	9 596 656	964 946	10.1	.6	X
5814	Weed killers, soil sterilizers, and soil conditioners	468	4 216 962	158 291	3.8	.1	X
5815	Insecticides, fungicides, and pesticides	617	4 786 735	188 014	3.9	.1	X
5816	Other agricultural chemicals and fertilizers	1 659	14 076 718	1 338 037	9.5	.8	X
5817	Seeds and bulbs	1 256	22 419 832	1 405 347	6.3	.8	X
5818	Other farm supplies (including harness and saddlery equipment)	584	5 317 545	61 242	1.2	Z	X
6000	Paint, paint supplies, and wallpaper	8	26 693	1 061	4.0	Z	X
6100	Books, periodicals, newspapers, and miscellaneous printed materials	7	15 526	705	4.5	Z	X
6110	Flowers and florists' supplies	13	58 957	8 002	13.6	Z	X
6150	Nondurable goods, n.e.c.	39	397 742	54 949	13.8	Z	X
9700	Service receipts and labor charges (including installed parts)	1 076	20 452 693	355 518	1.7	.2	1.0
9701	Labor charges for repair work	382	8 029 536	68 601	.9	Z	X
9703	Other service receipts and labor charges—Specify	916	17 196 744	280 077	1.6	.2	X
9810	Miscellaneous commodities	1 004	13 875 244	730 095	5.3	.4	X
9910	Receipts from Commodity Credit Corporation	276	3 390 874	23 634	.7	Z	X
9920	Receipts for farm product preparation services (cleaning, shelling, etc.)	1 238	14 043 960	288 445	2.1	.2	X
9940	Rental and leasing receipts	279	3 210 809	32 266	1.0	Z	X
42251	Grain & field bean whsle	6 569	X	120 312 556	X	100.0	92.8
0300	Tires and tubes	34	204 696	2 083	1.0	Z	X
0600	Lumber: rough, dressed, and finished	141	1 078 246	56 648	5.3	Z	X
0720	Roofing, siding, and insulation materials	6	51 874	517	1.0	Z	X
0740	Other construction materials	18	121 780	1 033	.8	Z	X
1140	Iron and steel wire and wire products	67	889 375	29 870	3.4	Z	X
1700	Hardware	58	411 196	15 851	3.9	Z	X
1900	Warm air heating and air-conditioning equipment and supplies	10	64 237	12 329	19.2	Z	67.9
1916	Air cleaning and filtration systems	6	3 791	128	3.4	Z	X
2200	Farm machinery, equipment, and parts	20	104 537	1 187	1.1	Z	1.2
2211	New tractors (farm)	20	104 537	398	.4	Z	X
2212	New harvesting machinery	20	104 537	202	.2	Z	X
2216	Other new farm machinery and equipment	20	104 537	384	.4	Z	X
2218	Used farm machinery and equipment	20	104 537	202	.2	Z	X
2320	General-purpose industrial machinery, equipment, and parts	52	1 187 369	39 120	3.3	Z	X
2700	Sporting and recreational goods and supplies	17	83 490	1 418	1.7	Z	X
3400	Industrial and personal services paper and plastics	15	22 873	2 148	9.4	Z	X
3500	Drugs, pharmaceuticals, cosmetics, and toiletries	10	42 053	1 078	2.6	Z	43.9
3515	Other toiletries and druggists' sundries	10	42 053	1 078	2.6	Z	X
4100	Frozen foods (packaged)	13	28 448	1 912	6.7	Z	72.3
4113	Vegetables (frozen)	7	11 038	201	1.8	Z	X
4200	Dairy products (excluding dried or canned)	16	89 951	11 247	12.5	Z	62.3
4212	Cheese	8	21 885	1 048	4.8	Z	X
4213	Milk and cream, except raw	6	13 622	296	2.2	Z	X
4300	Poultry and poultry products	13	62 655	3 111	5.0	Z	72.5
4313	Live poultry	13	62 655	3 111	5.0	Z	X
4400	Confectionery	6	56 444	21 069	37.3	Z	1.3
4414	Chips and popcorn	6	56 444	21 069	37.3	Z	X
4500	Fish and seafoods (excluding canned and frozen packaged)	7	132 220	2 081	1.6	Z	X
4600	Meat and meat products (fresh and unpackaged)	16	1 762 555	128 186	7.3	.1	.5
4611	Beef (not killed on location)	12	1 628 607	79 884	4.9	.1	X
4618	Other meat products	14	1 630 472	39 978	2.5	Z	X
4700	Fresh fruits and vegetables	22	224 571	29 183	13.0	Z	9.9
4711	Fresh fruits	20	209 247	7 121	3.4	Z	X
4712	Prepackaged fresh-cut vegetables (carrots, salads, etc.)	8	183 579	6 545	3.6	Z	X
4713	Other fresh vegetables	20	209 247	10 345	4.9	Z	X
4800	Coffee, tea, and spices	50	2 278 196	91 340	4.0	.1	12.6
4811	Coffee	24	1 009 037	37 322	3.7	Z	X
4812	Tea	19	1 179 987	50 185	4.3	Z	X
4813	Spices	11	415 012	3 833	.9	Z	X
4820	Bread and baked goods	8	7 355	393	5.3	Z	6.1
4821	Breads and rolls	8	7 355	393	5.3	Z	X

See footnotes at end of table.

Table 2. All Types of Operation by Kind of Business and Commodity Line for Wholesale Trade: 1997—Con.

[Includes only establishments with payroll. For meaning of abbreviations and symbols, see introductory text. For explanation of terms, see Appendix A]

NAICS code and CL code	Kind of business and commodity line	Establishments handling commodity line		Commodity line sales			Sales coverage percent
		Number	Total sales (\$1,000)	Amount ¹ (\$1,000)	As percent of total sales of—		
					Establishments handling line	Establishments in NAICS industry ¹	
42251	Grain & field bean whse—Con.						
4830	Canned foods	18	187 063	10 319	5.5	Z	80.8
4831	Canned and bottled fruits, vegetables, and juices	16	163 873	3 609	2.2	Z	X
4834	Canned fish and seafoods	7	10 113	205	2.0	Z	X
4840	Food and beverage basic materials (include flavoring extracts, fruit peel, hop extract, industrial molasses, sausage casings, malt, yeast, etc.)	6	17 333	733	4.2	Z	X
4850	Soft drinks and bottled water	11	124 631	2 743	2.2	Z	92.1
4851	Soft drinks, packaged	10	122 800	2 574	2.1	Z	X
4860	Other grocery specialties	100	5 209 434	544 601	10.5	.5	67.7
4861	Pasta	15	43 693	11 383	26.1	Z	X
4863	Cooking oils and margarine	23	4 737 565	444 877	9.4	.4	X
4864	Flour	25	178 527	24 494	13.7	Z	X
4865	Pickles, preserves, jellies, jams, and sauces	20	118 330	12 615	10.7	Z	X
4866	Sugar, refined	17	169 266	1 702	1.0	Z	X
4867	Pet foods	22	28 588	2 455	8.6	Z	X
4868	Grocery specialties, n.e.c.	40	565 505	47 075	8.3	Z	X
4900	Grain and beans	6 569	120 312 556	109 595 599	91.1	91.1	75.4
4911	Corn (for grain)	5 253	103 486 828	41 585 050	40.2	.1	X
4912	Oats and barley	2 557	36 629 583	2 132 310	5.8	1.8	X
4913	Wheat	4 242	75 363 106	20 262 283	26.9	.1	X
4914	Sorghum (for grain)	1 548	50 706 504	3 641 648	7.2	3.0	X
4915	Soybeans	4 587	95 789 830	32 038 667	33.4	.1	X
4916	Other grain and beans (rice and edible and inedible beans)	1 562	43 016 044	9 935 642	23.1	8.3	X
5000	Cattle, hogs, sheep, and goats	160	1 160 311	176 823	15.2	.1	81.4
5011	Cattle	84	514 425	66 914	13.0	.1	X
5012	Hogs	127	876 659	109 008	12.4	.1	X
5140	Other farm products, inedible	236	6 171 924	1 195 322	19.4	1.0	92.8
5142	Horses, mules, and donkeys	8	11 381	4 200	36.9	Z	X
5143	Farm products, n.e.c.	225	5 026 236	1 177 753	23.4	1.0	X
5200	Raw cotton	72	455 905	39 604	8.7	Z	X
5330	Chemicals and allied products (excluding agricultural, plastics, gases, and petroleum)	1 227	11 116 050	1 095 065	9.9	.9	X
5400	Petroleum products	740	8 063 073	522 427	6.5	.4	1.1
5412	Motor gasoline	359	3 577 711	167 450	4.7	.1	X
5414	Jet fuel (naphtha or kerosine type)	53	373 624	37	Z	Z	X
5415	No. 2 distillate fuel oil (no. 2 diesel and no. 2 heating oil)	306	2 500 875	55 141	2.2	Z	X
5416	All other distillate fuel oil (no. 1 and no. 4 diesel and heating)	312	3 941 002	193 063	4.9	.2	X
5418	Lubricating oil and greases	739	8 020 138	106 297	1.3	.1	X
5420	Liquified petroleum gases (excluding natural gas)	33	298 414	11 667	3.9	Z	X
5800	Farm supplies	2 954	35 071 390	5 076 343	14.5	4.2	9.9
5811	Hay, straw, and alfalfa	246	2 898 088	140 632	4.9	.1	X
5812	Feeds (poultry and livestock) not mixed on location	1 512	13 626 037	954 861	7.0	.8	X
5813	Prepared feeds (poultry and livestock) mixed on location	993	9 264 710	900 146	9.7	.7	X
5814	Weed killers, soil sterilizers, and soil conditioners	433	3 989 923	153 919	3.9	.1	X
5815	Insecticides, fungicides, and pesticides	576	4 537 945	178 379	3.9	.1	X
5816	Other agricultural chemicals and fertilizers	1 599	13 708 987	1 313 341	9.6	1.1	X
5817	Seeds and bulbs	1 197	21 942 570	1 398 578	6.4	1.2	X
5818	Other farm supplies (including harness and saddlery equipment)	542	4 935 855	36 490	.7	Z	X
6110	Flowers and florists' supplies	6	37 784	1 884	5.0	Z	X
6150	Nondurable goods, n.e.c.	25	204 192	36 232	17.7	Z	X
9700	Service receipts and labor charges (including installed parts)	1 020	18 688 985	324 022	1.7	.3	1.1
9701	Labor charges for repair work	382	8 029 536	68 601	.9	.1	X
9703	Other service receipts and labor charges—Specify	891	16 018 497	255 421	1.6	.2	X
9810	Miscellaneous commodities	898	13 380 996	690 119	5.2	.6	X
9910	Receipts from Commodity Credit Corporation	245	2 740 130	20 784	.8	Z	X
9920	Receipts for farm product preparation services (cleaning, shelling, etc.)	1 208	13 833 018	276 063	2.0	.2	X
9940	Rental and leasing receipts	237	2 998 299	23 624	.8	Z	X
422510	Grain & field bean whse	6 569	X	120 312 556	X	100.0	92.8
0300	Tires and tubes	34	204 696	2 083	1.0	Z	X
0600	Lumber: rough, dressed, and finished	141	1 078 246	56 648	5.3	Z	X
0720	Roofing, siding, and insulation materials	6	51 874	517	1.0	Z	X
0740	Other construction materials	18	121 780	1 033	.8	Z	X
1140	Iron and steel wire and wire products	67	889 375	29 870	3.4	Z	X
1700	Hardware	58	411 196	15 851	3.9	Z	X
1900	Warm air heating and air-conditioning equipment and supplies	10	64 237	12 329	19.2	Z	67.9
1916	Air cleaning and filtration systems	6	3 791	128	3.4	Z	X
2200	Farm machinery, equipment, and parts	20	104 537	1 187	1.1	Z	1.2
2211	New tractors (farm)	20	104 537	398	.4	Z	X
2212	New harvesting machinery	20	104 537	202	.2	Z	X
2216	Other new farm machinery and equipment	20	104 537	384	.4	Z	X
2218	Used farm machinery and equipment	20	104 537	202	.2	Z	X
2320	General-purpose industrial machinery, equipment, and parts	52	1 187 369	39 120	3.3	Z	X
2700	Sporting and recreational goods and supplies	17	83 490	1 418	1.7	Z	X
3400	Industrial and personal services paper and plastics	15	22 873	2 148	9.4	Z	X
3500	Drugs, pharmaceuticals, cosmetics, and toiletries	10	42 053	1 078	2.6	Z	43.9
3515	Other toiletries and druggists' sundries	10	42 053	1 078	2.6	Z	X
4100	Frozen foods (packaged)	13	28 448	1 912	6.7	Z	72.3
4113	Vegetables (frozen)	7	11 038	201	1.8	Z	X
4200	Dairy products (excluding dried or canned)	16	89 951	11 247	12.5	Z	62.3
4212	Cheese	8	21 885	1 048	4.8	Z	X
4213	Milk and cream, except raw	6	13 622	296	2.2	Z	X

See footnotes at end of table.

Table 2. All Types of Operation by Kind of Business and Commodity Line for Wholesale Trade: 1997—Con.

[Includes only establishments with payroll. For meaning of abbreviations and symbols, see introductory text. For explanation of terms, see Appendix A]

NAICS code and CL code	Kind of business and commodity line	Establishments handling commodity line		Commodity line sales			Sales coverage percent
		Number	Total sales (\$1,000)	Amount ¹ (\$1,000)	As percent of total sales of—		
					Establishments handling line	Establishments in NAICS industry ¹	
422510	Grain & field bean whsle—Con.						
4300	Poultry and poultry products	13	62 655	3 111	5.0	Z	72.5
4313	Live poultry	13	62 655	3 111	5.0	Z	X
4400	Confectionery	6	56 444	21 069	37.3	Z	1.3
4414	Chips and popcorn	6	56 444	21 069	37.3	Z	X
4500	Fish and seafoods (excluding canned and frozen packaged)	7	132 220	2 081	1.6	Z	X
4600	Meat and meat products (fresh and unpackaged)	16	1 762 555	128 186	7.3	.1	.5
4611	Beef (not killed on location)	12	1 628 607	79 884	4.9	.1	X
4618	Other meat products	14	1 630 472	39 978	2.5	Z	X
4700	Fresh fruits and vegetables	22	224 571	29 183	13.0	Z	9.9
4711	Fresh fruits	20	209 247	7 121	3.4	Z	X
4712	Prepackaged fresh-cut vegetables (carrots, salads, etc.)	8	183 579	6 545	3.6	Z	X
4713	Other fresh vegetables	20	209 247	10 345	4.9	Z	X
4800	Coffee, tea, and spices	50	2 278 196	91 340	4.0	.1	12.6
4811	Coffee	24	1 009 037	37 322	3.7	Z	X
4812	Tea	19	1 179 987	50 185	4.3	Z	X
4813	Spices	11	415 012	3 833	.9	Z	X
4820	Bread and baked goods	8	7 355	393	5.3	Z	6.1
4821	Breads and rolls	8	7 355	393	5.3	Z	X
4830	Canned foods	18	187 063	10 319	5.5	Z	80.8
4831	Canned and bottled fruits, vegetables, and juices	16	163 873	3 609	2.2	Z	X
4834	Canned fish and seafoods	7	10 113	205	2.0	Z	X
4840	Food and beverage basic materials (include flavoring extracts, fruit peel, hop extract, industrial molasses, sausage casings, malt, yeast, etc.)	6	17 333	733	4.2	Z	X
4850	Soft drinks and bottled water	11	124 631	2 743	2.2	Z	92.1
4851	Soft drinks, packaged	10	122 800	2 574	2.1	Z	X
4860	Other grocery specialties	100	5 209 434	544 601	10.5	.5	67.7
4861	Pasta	15	43 693	11 383	26.1	Z	X
4863	Cooking oils and margarine	23	4 737 565	444 877	9.4	.4	X
4864	Flour	25	178 527	24 494	13.7	Z	X
4865	Pickles, preserves, jellies, jams, and sauces	20	118 330	12 615	10.7	Z	X
4866	Sugar, refined	17	169 266	1 702	1.0	Z	X
4867	Pet foods	22	28 588	2 455	8.6	Z	X
4868	Grocery specialties, n.e.c.	40	565 505	47 075	8.3	Z	X
4900	Grain and beans	6 569	120 312 556	109 595 599	91.1	91.1	75.4
4911	Corn (for grain)	5 253	103 486 828	41 585 050	40.2	34.6	X
4912	Oats and barley	2 557	36 629 583	2 132 310	5.8	1.8	X
4913	Wheat	4 242	75 363 106	20 262 283	26.9	16.8	X
4914	Sorghum (for grain)	1 548	50 706 504	3 641 648	7.2	3.0	X
4915	Soybeans	4 587	95 789 830	32 038 667	33.4	26.6	X
4916	Other grain and beans (rice and edible and inedible beans)	1 562	43 016 044	9 935 642	23.1	8.3	X
5000	Cattle, hogs, sheep, and goats	160	1 160 311	176 823	15.2	.1	81.4
5011	Cattle	84	514 425	66 914	13.0	.1	X
5012	Hogs	127	876 659	109 008	12.4	.1	X
5140	Other farm products, inedible	236	6 171 924	1 195 322	19.4	1.0	92.8
5142	Horses, mules, and donkeys	8	11 381	4 200	36.9	Z	X
5143	Farm products, n.e.c.	225	5 026 236	1 177 753	23.4	1.0	X
5200	Raw cotton	72	455 905	39 604	8.7	Z	X
5330	Chemicals and allied products (excluding agricultural, plastics, gases, and petroleum)	1 227	11 116 050	1 095 065	9.9	.9	X
5400	Petroleum products	740	8 063 073	522 427	6.5	.4	1.1
5412	Motor gasoline	359	3 577 711	167 450	4.7	.1	X
5414	Jet fuel (naphtha or kerosine type)	53	373 624	37	Z	Z	X
5415	No. 2 distillate fuel oil (no. 2 diesel and no. 2 heating oil)	306	2 500 875	55 141	2.2	Z	X
5416	All other distillate fuel oil (no. 1 and no. 4 diesel and heating)	312	3 941 002	193 063	4.9	.2	X
5418	Lubricating oil and greases	739	8 020 138	106 297	1.3	.1	X
5420	Liquified petroleum gases (excluding natural gas)	33	298 414	11 667	3.9	Z	X
5800	Farm supplies	2 954	35 071 390	5 076 343	14.5	4.2	9.9
5811	Hay, straw, and alfalfa	246	2 898 088	140 632	4.9	.1	X
5812	Feeds (poultry and livestock) not mixed on location	1 512	13 626 037	954 861	7.0	.8	X
5813	Prepared feeds (poultry and livestock) mixed on location	993	9 264 710	900 146	9.7	.7	X
5814	Weed killers, soil sterilizers, and soil conditioners	433	3 989 923	153 919	3.9	.1	X
5815	Insecticides, fungicides, and pesticides	576	4 537 945	178 379	3.9	.1	X
5816	Other agricultural chemicals and fertilizers	1 599	13 708 987	1 313 341	9.6	1.1	X
5817	Seeds and bulbs	1 197	21 942 570	1 398 578	6.4	1.2	X
5818	Other farm supplies (including harness and saddlery equipment)	542	4 935 855	36 490	.7	Z	X
6110	Flowers and florists' supplies	6	37 784	1 884	5.0	Z	X
6150	Nondurable goods, n.e.c.	25	204 192	36 232	17.7	Z	X
9700	Service receipts and labor charges (including installed parts)	1 020	18 688 985	324 022	1.7	.3	1.1
9701	Labor charges for repair work	382	8 029 536	68 601	.9	.1	X
9703	Other service receipts and labor charges—Specify	891	16 018 497	255 421	1.6	.2	X
9810	Miscellaneous commodities	898	13 380 996	690 119	5.2	.6	X
9910	Receipts from Commodity Credit Corporation	245	2 740 130	20 784	.8	Z	X
9920	Receipts for farm product preparation services (cleaning, shelling, etc.)	1 208	13 833 018	276 063	2.0	.2	X
9940	Rental and leasing receipts	237	2 998 299	23 624	.8	Z	X

See footnotes at end of table.

Table 2. All Types of Operation by Kind of Business and Commodity Line for Wholesale Trade: 1997—Con.

[Includes only establishments with payroll. For meaning of abbreviations and symbols, see introductory text. For explanation of terms, see Appendix A]

NAICS code and CL code	Kind of business and commodity line	Establishments handling commodity line		Commodity line sales			Sales coverage percent
		Number	Total sales (\$1,000)	Amount ¹ (\$1,000)	As percent of total sales of—		
					Establishments handling line	Establishments in NAICS industry ¹	
42252	Livestock whsle	2 090	X	24 098 461	X	100.0	71.4
1700	Hardware	7	17 107	603	3.5	Z	X
2320	General-purpose industrial machinery, equipment, and parts	8	24 466	1 331	5.4	Z	X
3500	Drugs, pharmaceuticals, cosmetics, and toiletries	6	11 284	110	1.0	Z	10.4
3515	Other toiletries and druggists' sundries	6	11 284	110	1.0	Z	X
4200	Dairy products (excluding dried or canned)	12	60 984	4 642	7.6	Z	71.4
4215	Raw milk	12	60 984	4 642	7.6	Z	X
4300	Poultry and poultry products	12	35 156	907	2.6	Z	70.0
4313	Live poultry	12	35 156	907	2.6	Z	X
4700	Fresh fruits and vegetables	6	13 752	2 788	20.3	Z	X
4900	Grain and beans	47	462 940	27 866	6.0	.1	67.8
4911	Corn (for grain)	39	119 393	10 027	8.4	Z	X
4912	Oats and barley	6	13 214	397	3.0	Z	X
4913	Wheat	24	53 544	825	1.5	Z	X
4915	Soybeans	22	52 031	3 337	6.4	Z	X
4916	Other grain and beans (rice and edible and inedible beans)	14	373 615	13 264	3.6	.1	X
5000	Cattle, hogs, sheep, and goats	2 090	24 098 461	23 662 939	98.2	98.2	69.8
5011	Cattle	1 543	20 957 730	18 734 374	89.4	77.7	X
5012	Hogs	1 178	12 032 543	4 388 029	36.5	18.2	X
5013	Sheep	521	6 654 052	405 721	6.1	1.7	X
5014	Goats	337	3 840 752	134 815	3.5	.6	X
5100	Hides, skins, and pelts	20	88 394	26 160	29.6	.1	X
5140	Other farm products, inedible	112	1 706 857	70 233	4.1	.3	70.7
5142	Horses, mules, and donkeys	105	1 396 203	63 446	4.5	.3	X
5143	Farm products, n.e.c.	11	330 286	6 787	2.1	Z	X
5800	Farm supplies	82	868 604	194 872	22.4	.8	2.4
5811	Hay, straw, and alfalfa	36	480 453	71 418	14.9	.3	X
5812	Feeds (poultry and livestock) not mixed on location	28	170 380	37 914	22.3	.2	X
5813	Prepared feeds (poultry and livestock) mixed on location	34	331 946	64 800	19.5	.3	X
5815	Insecticides, fungicides, and pesticides	10	50 101	4 729	9.4	Z	X
5817	Seeds and bulbs	23	230 279	4 067	1.8	Z	X
5818	Other farm supplies (including harness and saddlery equipment)	11	183 001	9 963	5.4	Z	X
9700	Service receipts and labor charges (including installed parts)	25	484 898	3 813	.8	Z	X
9810	Miscellaneous commodities	68	370 940	22 095	6.0	.1	X
9910	Receipts from Commodity Credit Corporation	23	54 925	411	.7	Z	X
9920	Receipts for farm product preparation services (cleaning, shelling, etc.)	14	132 256	5 467	4.1	Z	X
9940	Rental and leasing receipts	27	118 296	6 150	5.2	Z	X
422520	Livestock whsle	2 090	X	24 098 461	X	100.0	71.4
1700	Hardware	7	17 107	603	3.5	Z	X
2320	General-purpose industrial machinery, equipment, and parts	8	24 466	1 331	5.4	Z	X
3500	Drugs, pharmaceuticals, cosmetics, and toiletries	6	11 284	110	1.0	Z	10.4
3515	Other toiletries and druggists' sundries	6	11 284	110	1.0	Z	X
4200	Dairy products (excluding dried or canned)	12	60 984	4 642	7.6	Z	71.4
4215	Raw milk	12	60 984	4 642	7.6	Z	X
4300	Poultry and poultry products	12	35 156	907	2.6	Z	70.0
4313	Live poultry	12	35 156	907	2.6	Z	X
4700	Fresh fruits and vegetables	6	13 752	2 788	20.3	Z	X
4900	Grain and beans	47	462 940	27 866	6.0	.1	67.8
4911	Corn (for grain)	39	119 393	10 027	8.4	Z	X
4912	Oats and barley	6	13 214	397	3.0	Z	X
4913	Wheat	24	53 544	825	1.5	Z	X
4915	Soybeans	22	52 031	3 337	6.4	Z	X
4916	Other grain and beans (rice and edible and inedible beans)	14	373 615	13 264	3.6	.1	X
5000	Cattle, hogs, sheep, and goats	2 090	24 098 461	23 662 939	98.2	98.2	69.8
5011	Cattle	1 543	20 957 730	18 734 374	89.4	77.7	X
5012	Hogs	1 178	12 032 543	4 388 029	36.5	18.2	X
5013	Sheep	521	6 654 052	405 721	6.1	1.7	X
5014	Goats	337	3 840 752	134 815	3.5	.6	X
5100	Hides, skins, and pelts	20	88 394	26 160	29.6	.1	X
5140	Other farm products, inedible	112	1 706 857	70 233	4.1	.3	70.7
5142	Horses, mules, and donkeys	105	1 396 203	63 446	4.5	.3	X
5143	Farm products, n.e.c.	11	330 286	6 787	2.1	Z	X
5800	Farm supplies	82	868 604	194 872	22.4	.8	2.4
5811	Hay, straw, and alfalfa	36	480 453	71 418	14.9	.3	X
5812	Feeds (poultry and livestock) not mixed on location	28	170 380	37 914	22.3	.2	X
5813	Prepared feeds (poultry and livestock) mixed on location	34	331 946	64 800	19.5	.3	X
5815	Insecticides, fungicides, and pesticides	10	50 101	4 729	9.4	Z	X
5817	Seeds and bulbs	23	230 279	4 067	1.8	Z	X
5818	Other farm supplies (including harness and saddlery equipment)	11	183 001	9 963	5.4	Z	X
9700	Service receipts and labor charges (including installed parts)	25	484 898	3 813	.8	Z	X
9810	Miscellaneous commodities	68	370 940	22 095	6.0	.1	X
9910	Receipts from Commodity Credit Corporation	23	54 925	411	.7	Z	X
9920	Receipts for farm product preparation services (cleaning, shelling, etc.)	14	132 256	5 467	4.1	Z	X
9940	Rental and leasing receipts	27	118 296	6 150	5.2	Z	X

See footnotes at end of table.

Table 2. All Types of Operation by Kind of Business and Commodity Line for Wholesale Trade: 1997—Con.

[Includes only establishments with payroll. For meaning of abbreviations and symbols, see introductory text. For explanation of terms, see Appendix A]

NAICS code and CL code	Kind of business and commodity line	Establishments handling commodity line		Commodity line sales			Sales coverage percent
		Number	Total sales (\$1,000)	Amount ¹ (\$1,000)	As percent of total sales of—		
					Establishments handling line	Establishments in NAICS industry ¹	
42259	Other farm product raw material whsle	1 684	X	22 375 228	X	100.0	75.9
1140	Iron and steel wire and wire products	16	84 881	3 721	4.4	Z	X
2320	General-purpose industrial machinery, equipment, and parts	6	29 936	512	1.7	Z	X
4700	Fresh fruits and vegetables	8	53 424	4 806	9.0	Z	X
4860	Other grocery specialties	10	1 659 005	224 008	13.5	1.0	X
4900	Grain and beans	65	472 670	93 134	19.7	.4	75.7
4911	Corn (for grain)	40	161 026	18 231	11.3	.1	X
4912	Oats and barley	23	62 808	1 621	2.6	Z	X
4913	Wheat	40	310 888	11 659	3.8	.1	X
4914	Sorghum (for grain)	14	113 182	18 434	16.3	.1	X
4915	Soybeans	29	288 797	34 358	11.9	.2	X
4916	Other grain and beans (rice and edible and inedible beans)	10	242 041	8 848	3.7	Z	X
5000	Cattle, hogs, sheep, and goats	9	47 224	3 372	7.1	Z	70.3
5011	Cattle	6	44 688	2 987	6.7	Z	X
5100	Hides, skins, and pelts	265	2 156 155	2 063 868	95.7	9.2	X
5120	Leaf tobacco	328	3 658 394	3 652 030	99.8	16.3	70.0
5121	Leaf tobacco stemmed and re-dried at this location	28	416 681	414 494	99.5	1.9	X
5122	All other leaf tobacco	301	3 241 713	3 237 536	99.9	14.5	X
5130	Wool, wool tops, and mohair	81	218 975	194 264	88.7	.9	X
5140	Other farm products, inedible	725	5 826 272	5 445 247	93.5	24.3	74.2
5141	Raw sugar	23	2 221 563	1 999 298	90.0	8.9	X
5142	Horses, mules, and donkeys	220	535 074	517 199	96.7	2.3	X
5143	Farm products, n.e.c.	501	3 078 358	2 928 750	95.1	13.1	X
5200	Raw cotton	303	10 642 108	10 474 088	98.4	46.8	X
5330	Chemicals and allied products (excluding agricultural, plastics, gases, and petroleum)	29	303 277	46 279	15.3	.2	1.2
5344	Other chemicals and allied products	9	129 329	15 600	12.1	.1	X
5400	Petroleum products	15	56 296	7 242	12.9	Z	X
5800	Farm supplies	76	315 344	62 833	19.9	.3	2.4
5811	Hay, straw, and alfalfa	18	13 120	1 303	9.9	Z	X
5812	Feeds (poultry and livestock) not mixed on location	18	13 120	1 303	9.9	Z	X
5814	Weed killers, soil sterilizers, and soil conditioners	31	198 689	2 660	1.3	Z	X
5815	Insecticides, fungicides, and pesticides	31	198 689	4 906	2.5	Z	X
5816	Other agricultural chemicals and fertilizers	54	260 716	24 428	9.4	.1	X
5817	Seeds and bulbs	36	246 983	2 702	1.1	Z	X
5818	Other farm supplies (including harness and saddlery equipment)	31	198 689	14 789	7.4	.1	X
6110	Flowers and florists' supplies	7	21 173	6 118	28.9	Z	X
6150	Nondurable goods, n.e.c.	9	153 284	3 613	2.4	Z	X
9700	Service receipts and labor charges (including installed parts)	31	1 278 810	27 683	2.2	.1	.1
9703	Other service receipts and labor charges—Specify	25	1 178 247	24 656	2.1	.1	X
9810	Miscellaneous commodities	38	123 308	17 881	14.5	.1	X
9910	Receipts from Commodity Credit Corporation	8	595 819	2 439	.4	Z	X
9920	Receipts for farm product preparation services (cleaning, shelling, etc.)	16	78 686	6 915	8.8	Z	X
9940	Rental and leasing receipts	15	94 214	2 492	2.6	Z	X
422590	Other farm product raw material whsle	1 684	X	22 375 228	X	100.0	75.9
1140	Iron and steel wire and wire products	16	84 881	3 721	4.4	Z	X
2320	General-purpose industrial machinery, equipment, and parts	6	29 936	512	1.7	Z	X
4700	Fresh fruits and vegetables	8	53 424	4 806	9.0	Z	X
4860	Other grocery specialties	10	1 659 005	224 008	13.5	1.0	X
4900	Grain and beans	65	472 670	93 134	19.7	.4	75.7
4911	Corn (for grain)	40	161 026	18 231	11.3	.1	X
4912	Oats and barley	23	62 808	1 621	2.6	Z	X
4913	Wheat	40	310 888	11 659	3.8	.1	X
4914	Sorghum (for grain)	14	113 182	18 434	16.3	.1	X
4915	Soybeans	29	288 797	34 358	11.9	.2	X
4916	Other grain and beans (rice and edible and inedible beans)	10	242 041	8 848	3.7	Z	X
5000	Cattle, hogs, sheep, and goats	9	47 224	3 372	7.1	Z	70.3
5011	Cattle	6	44 688	2 987	6.7	Z	X
5100	Hides, skins, and pelts	265	2 156 155	2 063 868	95.7	9.2	X
5120	Leaf tobacco	328	3 658 394	3 652 030	99.8	16.3	70.0
5121	Leaf tobacco stemmed and re-dried at this location	28	416 681	414 494	99.5	1.9	X
5122	All other leaf tobacco	301	3 241 713	3 237 536	99.9	14.5	X
5130	Wool, wool tops, and mohair	81	218 975	194 264	88.7	.9	X
5140	Other farm products, inedible	725	5 826 272	5 445 247	93.5	24.3	74.2
5141	Raw sugar	23	2 221 563	1 999 298	90.0	8.9	X
5142	Horses, mules, and donkeys	220	535 074	517 199	96.7	2.3	X
5143	Farm products, n.e.c.	501	3 078 358	2 928 750	95.1	13.1	X
5200	Raw cotton	303	10 642 108	10 474 088	98.4	46.8	X
5330	Chemicals and allied products (excluding agricultural, plastics, gases, and petroleum)	29	303 277	46 279	15.3	.2	1.2
5344	Other chemicals and allied products	9	129 329	15 600	12.1	.1	X
5400	Petroleum products	15	56 296	7 242	12.9	Z	X

See footnotes at end of table.

Table 2. All Types of Operation by Kind of Business and Commodity Line for Wholesale Trade: 1997—Con.

[Includes only establishments with payroll. For meaning of abbreviations and symbols, see introductory text. For explanation of terms, see Appendix A]

NAICS code and CL code	Kind of business and commodity line	Establishments handling commodity line		Commodity line sales			Sales coverage percent
		Number	Total sales (\$1,000)	Amount ¹ (\$1,000)	As percent of total sales of—		
					Establishments handling line	Establishments in NAICS industry ¹	
422590	Other farm product raw material whsle—Con.						
5800	Farm supplies	76	315 344	62 833	19.9	.3	2.4
5811	Hay, straw, and alfalfa	18	13 120	1 303	9.9	Z	X
5812	Feeds (poultry and livestock) not mixed on location	18	13 120	1 303	9.9	Z	X
5814	Weed killers, soil sterilizers, and soil conditioners	31	198 689	2 660	1.3	Z	X
5815	Insecticides, fungicides, and pesticides	31	198 689	4 906	2.5	Z	X
5816	Other agricultural chemicals and fertilizers	54	260 716	24 428	9.4	.1	X
5817	Seeds and bulbs	36	246 983	2 702	1.1	Z	X
5818	Other farm supplies (including harness and saddlery equipment)	31	198 689	14 789	7.4	.1	X
6110	Flowers and florists' supplies	7	21 173	6 118	28.9	Z	X
6150	Nondurable goods, n.e.c.	9	153 284	3 613	2.4	Z	X
9700	Service receipts and labor charges (including installed parts)	31	1 278 810	27 683	2.2	.1	.1
9703	Other service receipts and labor charges—Specify	25	1 178 247	24 656	2.1	.1	X
9810	Miscellaneous commodities	38	123 308	17 881	14.5	.1	X
9910	Receipts from Commodity Credit Corporation	8	595 819	2 439	.4	Z	X
9920	Receipts for farm product preparation services (cleaning, shelling, etc.)	16	78 686	6 915	8.8	Z	X
9940	Rental and leasing receipts	15	94 214	2 492	2.6	Z	X
4225901	Hides, skins, & pelts whsle	260	X	2 096 303	X	100.0	79.1
5100	Hides, skins, and pelts	260	2 096 303	2 039 996	97.3	97.3	X
9810	Miscellaneous commodities	8	26 070	2 384	9.1	.1	X
4225902	Leaf tobacco whsle	328	X	3 658 394	X	100.0	64.1
5120	Leaf tobacco	328	3 658 394	3 652 030	99.8	99.8	59.1
5121	Leaf tobacco stemmed and re-dried at this location	28	416 681	414 494	99.5	11.3	X
5122	All other leaf tobacco	301	3 241 713	3 237 536	99.9	88.5	X
4225903	Wool, wool tops, & mohair whsle	80	X	202 820	X	100.0	71.1
5130	Wool, wool tops, and mohair	80	202 820	190 389	93.9	93.9	X
5800	Farm supplies	17	38 349	8 796	22.9	4.3	X
9810	Miscellaneous commodities	7	15 036	2 565	17.1	1.3	X
4225904	Cotton whsle	297	X	10 618 437	X	100.0	87.0
4900	Grain and beans	15	299 961	51 628	17.2	.5	X
5200	Raw cotton	297	10 618 437	10 470 420	98.6	98.6	X
5330	Chemicals and allied products (excluding agricultural, plastics, gases, and petroleum)	9	129 329	15 600	12.1	.1	X
5800	Farm supplies	13	185 569	45 255	24.4	.4	X
9700	Service receipts and labor charges (including installed parts)	12	1 136 084	22 183	2.0		X
9810	Miscellaneous commodities	7	23 957	1 576	6.6	Z	X
9910	Receipts from Commodity Credit Corporation	6	595 366	2 436	.4	Z	X
4225905	Other farm-product raw material whsle	719	X	5 799 274	X	100.0	62.0
1140	Iron and steel wire and wire products	15	83 470	3 445	4.1	.1	X
2320	General-purpose industrial machinery, equipment, and parts	6	29 936	512	1.7	Z	X
4700	Fresh fruits and vegetables	8	53 424	4 806	9.0	.1	X
4860	Other grocery specialties	10	1 659 005	224 008	13.5	3.9	X
4900	Grain and beans	45	168 943	41 356	24.5	.7	61.6
4911	Corn (for grain)	36	129 645	17 438	13.5	.3	X
4912	Oats and barley	23	62 808	1 621	2.6	Z	X
4913	Wheat	30	77 854	5 590	7.2	.1	X
4915	Soybeans	15	57 252	8 876	15.5	.2	X
4916	Other grain and beans (rice and edible and inedible beans)	6	37 085	6 885	18.6	.1	X
5000	Cattle, hogs, sheep, and goats	6	9 896	2 167	21.9	Z	X
5140	Other farm products, inedible	719	5 799 274	5 440 027	93.8	93.8	60.6
5141	Raw sugar	23	2 221 563	1 999 298	90.0	34.5	X
5142	Horses, mules, and donkeys	220	535 074	517 199	96.7	8.9	X
5143	Farm products, n.e.c.	495	3 051 360	2 923 530	95.8	50.4	X
5200	Raw cotton	6	23 671	3 668	15.5	.1	X
5330	Chemicals and allied products (excluding agricultural, plastics, gases, and petroleum)	15	36 307	5 454	15.0	.1	X
5400	Petroleum products	9	37 410	6 104	16.3	.1	X
5800	Farm supplies	42	75 498	6 884	9.1	.1	8.3
5811	Hay, straw, and alfalfa	18	13 120	1 303	9.9	Z	X
5812	Feeds (poultry and livestock) not mixed on location	18	13 120	1 303	9.9	Z	X
5814	Weed killers, soil sterilizers, and soil conditioners	18	13 120	280	2.1	Z	X
5815	Insecticides, fungicides, and pesticides	18	13 120	280	2.1	Z	X
5816	Other agricultural chemicals and fertilizers	41	75 147	1 913	2.5	Z	X
5817	Seeds and bulbs	23	61 414	1 247	2.0	Z	X
5818	Other farm supplies (including harness and saddlery equipment)	18	13 120	512	3.9	Z	X
6110	Flowers and florists' supplies	7	21 173	6 118	28.9	.1	X
9700	Service receipts and labor charges (including installed parts)	14	127 598	5 199	4.1	.1	.6
9703	Other service receipts and labor charges—Specify	13	42 163	2 473	5.9	Z	X
9810	Miscellaneous commodities	16	58 245	11 356	19.5	.2	X
9920	Receipts for farm product preparation services (cleaning, shelling, etc.)	9	23 204	1 193	5.1	Z	X
9940	Rental and leasing receipts	8	60 127	1 421	2.4	Z	X

See footnotes at end of table.

Table 2. All Types of Operation by Kind of Business and Commodity Line for Wholesale Trade: 1997—Con.

[Includes only establishments with payroll. For meaning of abbreviations and symbols, see introductory text. For explanation of terms, see Appendix A]

NAICS code and CL code	Kind of business and commodity line	Establishments handling commodity line		Commodity line sales			Sales coverage percent
		Number	Total sales (\$1,000)	Amount ¹ (\$1,000)	As percent of total sales of—		
					Establishments handling line	Establishments in NAICS industry ¹	
4226	Chemical & allied products whse	15 920	X	128 923 496	X	100.0	77.0
0200	New and rebuilt automotive parts and supplies	99	452 369	52 401	11.6	Z	11.3
0213	Electrical engine parts (including ignition parts)	10	11 979	2 454	3.8	Z	X
0214	Brake parts (including fluid and all disk and drum parts)	33	123 217	2 450	2.0	Z	X
0215	Exhaust system parts	18	55 110	1 236	2.2	Z	X
0217	Hoses, belts, gaskets, and wiper blades	32	120 737	2 682	2.2	Z	X
0218	Filters (oil, air, gas, and transmission)	35	121 024	5 711	4.7	Z	X
0219	Engine parts, except electrical	10	14 056	416	3.0	Z	X
0221	Body parts and repair materials	17	88 848	9 670	10.9	Z	X
0222	Suspension parts (shocks, struts, balljoints, etc.)	10	7 928	216	2.7	Z	X
0223	Parts, n.e.c.	17	64 126	2 660	4.1	Z	X
0224	Accessories	36	110 225	3 787	3.4	Z	X
0300	Tires and tubes	19	70 360	8 934	12.7	Z	9.0
0311	New tires and tubes	6	62 309	3 016	4.8	Z	X
0312	Recapped and used tires and repair materials	12	5 861	5 917	100.0	Z	X
0400	Household and lawn furniture	10	33 768	1 799	5.3	Z	2.4
0412	Sleep furniture and equipment	7	21 544	939	4.4	Z	X
0420	Office and business furniture	15	67 408	4 482	6.6	Z	2.3
0422	New store and restaurant furniture	6	2 883	31	1.1	Z	X
0423	New public furniture (theater seats, church pews, park benches, and school desks)	11	33 657	3 134	9.3	Z	X
0500	Household china, glassware, crockery, and plastic housewares	15	27 990	4 369	15.6	Z	X
0530	Flooring and floor coverings	43	127 039	38 355	30.2	Z	44.4
0531	Soft-surface (textile) floor coverings and accessories (including rugs, carpets, and pads)	29	105 569	18 137	17.2	Z	X
0532	Hardwood flooring	19	98 920	4 224	4.3	Z	X
0533	Other hard-surface floor coverings and accessories (including tile and sheet goods)	24	54 700	13 208	24.1	Z	X
0540	Other home furnishings	26	75 156	8 195	10.9	Z	2.5
0542	Mirrors, lamps, and picture frames	9	18 746	2 644	14.1	Z	X
0600	Lumber: rough, dressed, and finished	14	51 913	10 922	21.0	Z	X
0620	Plywood and millwork	79	795 417	95 962	12.1	.1	60.4
0621	Softwood plywood and oriented strand board (OSB)	21	507 605	50 535	10.0	Z	X
0622	Other panels products (including hardwood plywood, waterboard, and particleboard)	39	203 728	24 900	12.2	Z	X
0624	Wood millwork (doors, windows, cabinets, etc.)	28	144 173	14 565	10.1	Z	X
0700	Brick, stone, tile, sand, block, cement, and gravel	44	176 809	28 799	16.3	Z	41.8
0711	Ready-mixed or transit-mixed concrete	8	22 658	2 542	11.2	Z	X
0712	Cement and lime	10	59 912	7 552	12.6	Z	X
0713	Sand, gravel, and crushed stone	6	10 512	1 933	18.4	Z	X
0714	Brick, block, tile, clay/cement sewer pipe, etc.	20	80 156	15 309	19.1	Z	X
0720	Roofing, siding, and insulation materials	41	198 197	31 134	15.7	Z	28.3
0721	Roofing, except wood	12	31 850	2 644	8.3	Z	X
0722	Siding, except wood	7	63 388	15 622	24.6	Z	X
0723	Insulation materials	25	113 849	12 857	11.3	Z	X
0730	Flat glass and other construction glass (excluding automotive)	9	25 241	3 510	13.9	Z	X
0740	Other construction materials	41	235 524	24 961	10.6	Z	50.1
0744	Construction materials, n.e.c. (including wire fence and construction paper)	35	189 748	22 688	12.0	Z	X
0800	Photographic equipment and supplies (excluding video)	11	27 754	3 887	14.0	Z	X
0900	Office equipment	26	62 847	2 280	3.6	Z	11.7
0913	Copying machines and equipment	7	37 349	868	2.3	Z	X
0915	Mailing, letter handling, and addressing machines	19	25 498	1 412	5.5	Z	X
0920	New computer equipment	20	30 706	1 373	4.5	Z	26.2
0921	Computers	14	26 968	609	2.3	Z	X
0924	Other computer peripheral equipment	13	26 721	597	2.2	Z	X
0950	Computer software (packaged)	10	19 538	278	1.4	Z	X
0960	Restaurant and hotel equipment and supplies	73	171 955	21 069	12.3	Z	X
0970	Store machines and equipment	14	94 349	8 097	8.6	Z	X
1000	Medical, hospital, and surgical supplies	159	1 103 657	66 239	6.0	.1	3.6
1011	Surgical and medical instruments and equipment	37	110 132	17 714	16.1	Z	X
1012	Orthopedic, and prosthetic appliances and supplies	51	179 221	11 166	6.2	Z	X
1013	Other surgical, medical, and hospital supplies	100	366 225	24 330	6.6	Z	X
1050	Other professional equipment and supplies	22	65 676	8 096	12.3	Z	76.3
1054	Laboratory equipment	19	28 738	5 686	19.8	Z	X
1100	Iron and steel products (semifinished)	7	27 959	2 702	9.7	Z	58.3
1113	Rough castings and foundry products	7	27 959	1 582	5.7	Z	X
1120	Flat iron and steel products	121	746 385	85 118	11.4	.1	4.7
1123	Sheets (cold-rolled)	7	91 489	20 228	22.1	Z	X
1124	Sheets (hot-rolled)	7	28 347	4 014	14.2	Z	X
1126	Sheets (galvanized and coated)	14	18 339	2 167	11.8	Z	X
1128	Fabricated and structural plate products	58	262 091	13 595	5.2	Z	X
1140	Iron and steel wire and wire products	129	440 504	53 001	12.0	Z	1.3
1141	Wire (plain, coated, barbed, and twisted)	39	146 602	26 364	18.0	Z	X
1143	Wire rope, strand, strapping, reinforcement mesh, and bale ties	21	72 992	7 884	10.8	Z	X
1150	Iron and steel pipe and tubing	125	646 059	116 091	18.0	.1	9.0
1152	Tubing	59	351 921	35 492	10.1	Z	X
1153	Standard steel pipe	58	289 080	53 998	18.7	Z	X
1154	Other steel pipe	50	194 149	26 577	13.7	Z	X
1160	Other iron and steel products	24	120 949	21 977	18.2	Z	52.6
1167	Finished products, n.e.c.	17	81 108	9 770	12.0	Z	X

See footnotes at end of table.

Table 2. All Types of Operation by Kind of Business and Commodity Line for Wholesale Trade: 1997—Con.

[Includes only establishments with payroll. For meaning of abbreviations and symbols, see introductory text. For explanation of terms, see Appendix A]

NAICS code and CL code	Kind of business and commodity line	Establishments handling commodity line		Commodity line sales			Sales coverage percent
		Number	Total sales (\$1,000)	Amount ¹ (\$1,000)	As percent of total sales of—		
					Establishments handling line	Establishments in NAICS industry ¹	
4226	Chemical & allied products whse—Con.						
1170	Alloy steel	7	37 910	10 736	28.3	Z	14.2
1175	Other alloy steel	6	33 493	10 692	31.9	Z	X
1180	Stainless steel	13	95 852	11 090	11.6	Z	27.0
1185	Other stainless steel (including tubing)	12	76 434	10 121	13.2	Z	X
1200	Copper and brass	131	1 044 432	47 055	4.5	Z	2.2
1213	Tubular products (pipes and tubes)	46	249 403	15 759	6.3	Z	X
1214	Rod, nonelectrical wire, extruded shapes, etc.	62	660 997	12 350	1.9	Z	X
1220	Aluminum shapes, forms, etc.	180	951 650	110 310	11.6	.1	14.2
1221	Plates (.250 inch and over)	9	49 249	1 694	3.4	Z	X
1222	Sheets and coils (.006 to .249 inch)	104	391 176	33 252	8.5	Z	X
1223	Rods, bars, and wires: rolled or extruded (rounds, hexes, squares, and rectangles)	11	90 379	12 201	13.5	Z	X
1224	Pipe and tubing (including hollow bar, square, and rectangular tubing) ..	93	331 513	14 745	4.4	Z	X
1225	Foils	13	114 649	14 455	12.6	Z	X
1230	Other nonferrous metals (magnesium, nickel, tin, lead, zinc, etc., except precious)	27	164 783	35 149	21.3	Z	X
1320	Minerals and ores (excluding coal, precious stones, and crude oil)	65	1 045 546	143 750	13.7	.1	X
1400	Electrical apparatus and equipment	101	636 011	22 403	3.5	Z	2.9
1415	Electric bulbs (all types)	32	61 266	2 244	3.7	Z	X
1416	Interior wiring (excluding conduit)	7	42 875	3 033	7.1	Z	X
1417	Exterior wiring and cable (excluding conduit)	7	42 875	3 033	7.1	Z	X
1418	Lighting fixtures (residential and commercial)	8	17 441	6 673	3.9	Z	X
1419	Industrial controls	13	430 687	3 597	.8	Z	X
1421	Other electrical apparatus and equipment (including fuses and lightning rods)	36	99 341	5 812	5.9	Z	X
1500	Electrical appliances, household	40	83 508	5 118	6.1	Z	9.6
1511	Televisions	13	61 636	1 918	3.1	Z	X
1513	V.C.R.'s and video cameras	13	61 636	1 145	1.9	Z	X
1518	Other electrical household appliances (including fans, dishwashers, etc.) ..	26	21 843	2 049	9.4	Z	X
1600	Electronic parts and equipment, except communication	272	1 241 926	162 134	13.1	.1	2.1
1615	Discrete semiconductors, etc.	184	718 001	90 337	12.6	.1	X
1616	Electronic connectors and other passive electronic parts	41	260 949	6 049	2.3	Z	X
1618	Electronic parts and equipment, n.e.c.	41	260 949	27 231	10.4	Z	X
1700	Hardware	497	1 914 425	210 183	11.0	.2	8.0
1711	Hand tools (including power driven)	291	1 144 053	111 932	9.8	.1	X
1712	Bolts, nuts, rivets, and fasteners	198	462 209	31 563	6.8	Z	X
1713	Cutlery	108	327 439	39 970	12.2	Z	X
1800	Plumbing and heating equipment and supplies (hydronics)	235	924 288	143 343	15.5	.1	31.3
1811	Plastic pipe fittings and valves (excluding pipe and tubing)	111	498 801	77 591	15.6	.1	X
1812	Metal pipe fittings and valves (excluding pipe and tubing)	66	244 303	24 746	10.1	Z	X
1813	Plumbing fixtures	63	416 181	11 168	2.7	Z	X
1814	Furnaces, stoves, water heaters (except electric and warm air)	42	141 601	3 775	2.7	Z	X
1815	Boilers, radiators, and convectors	17	20 393	2 028	9.9	Z	X
1818	Other plumbing and heating equipment and supplies	93	266 669	24 020	9.0	Z	X
1900	Warm air heating and air-conditioning equipment and supplies	24	113 475	16 422	14.5	Z	70.4
1911	Furnaces (warm air)	10	45 147	3 196	7.1	Z	X
1912	Central air-conditioning (residential and commercial)	10	48 251	6 581	13.6	Z	X
1914	Heat pumps (residential and commercial)	6	43 096	1 747	4.1	Z	X
1919	Registers, grills, pre-formed ductwork (excluding sheet metal), and duct insulation	8	59 889	4 474	7.5	Z	X
2000	Refrigeration equipment and supplies	6	4 505	673	14.9	Z	77.0
2015	Other refrigeration equipment and supplies	6	4 505	673	14.9	Z	X
2100	Construction and mining machinery and equipment (including parts and attachments)	34	340 171	37 098	10.9	Z	1.5
2112	New power cranes, draglines, and shovels	15	63 317	622	1.0	Z	X
2117	Other new construction and mining, logging, and road maintenance machinery, equipment, and parts	15	63 317	12 420	19.6	Z	X
2200	Farm machinery, equipment, and parts	35	56 832	11 038	19.4	Z	10.4
2214	New dairy farm and barn equipment	20	32 770	4 648	14.2	Z	X
2215	New irrigation equipment	7	9 709	2 351	24.2	Z	X
2218	Used farm machinery and equipment	12	33 747	756	2.2	Z	X
2220	Garden machinery, equipment, and parts	281	992 101	245 526	24.7	.2	X
2230	Food-processing machinery, equipment, and parts	8	56 436	8 546	15.1	Z	X
2300	Hydraulic and pneumatic (fluid-power) pumps, motors, and parts	20	84 194	12 547	14.9	Z	21.7
2311	Pumps	14	66 526	10 327	15.5	Z	X
2320	General-purpose industrial machinery, equipment, and parts	890	5 914 906	388 227	6.6	.3	11.8
2321	New pumps, compressors (air or gas), and equipment	275	801 031	77 740	9.7	.1	X
2323	New diesel engines (excluding automotive)	19	35 046	1 261	3.6	Z	X
2326	New controlling, recording, and indicating instruments and access	188	484 388	77 909	16.1	.1	X
2327	All other new general-purpose industrial machinery and equipment	413	3 631 641	90 969	2.5	.1	X
2328	Used general-purpose industrial machinery and equipment	218	570 083	80 005	14.0	.1	X
2330	Metalworking machinery, equipment, and parts	46	152 675	15 642	10.2	Z	X
2340	Materials handling machinery, equipment, and parts	39	623 582	20 991	3.4	Z	58.8
2341	New conveying equipment	19	539 835	2 511	.5	Z	X
2344	New industrial trucks and tractors	6	27 921	11 670	41.8	Z	X
2345	Used materials handling machinery, equipment, and parts	7	26 209	4 883	18.6	Z	X
2360	Other industrial machinery, equipment, and parts	100	879 231	68 142	7.8	.1	59.1
2362	New power plant machinery (excluding electrical)	8	30 098	2 377	7.9	Z	X
2363	New printing trades machinery, equipment, and supplies	9	8 193	2 620	32.0	Z	X
2364	New textile and sewing machinery and equipment	7	58 868	5 390	9.2	Z	X
2366	Other new industrial machinery and equipment	68	754 334	45 205	6.0	Z	X
2367	Used industrial machinery and equipment	25	87 011	5 346	6.1	Z	X

See footnotes at end of table.

Table 2. All Types of Operation by Kind of Business and Commodity Line for Wholesale Trade: 1997—Con.

[Includes only establishments with payroll. For meaning of abbreviations and symbols, see introductory text. For explanation of terms, see Appendix A]

NAICS code and CL code	Kind of business and commodity line	Establishments handling commodity line		Commodity line sales			Sales coverage percent
		Number	Total sales (\$1,000)	Amount ¹ (\$1,000)	As percent of total sales of—		
					Establishments handling line	Establishments in NAICS industry ¹	
4226	Chemical & allied products whse—Con.						
2380	Industrial valves and fittings (except fluid-power)	26	99 723	10 054	10.1	Z	X
2390	Hydraulic and pneumatic (fluid-power) valves	12	87 420	18 725	21.4	Z	60.6
2391	Hydraulic valves	7	62 739	17 095	27.2	Z	X
2400	Hydraulic and pneumatic cylinders and rotary actuators	14	515 167	5 096	1.0	Z	72.7
2411	Hydraulic cylinders and rotary actuators	9	470 969	2 001	.4	Z	X
2420	Hydraulic and pneumatic connectors and assemblies	8	48 271	9 028	18.7	Z	X
2430	Fluid-power filters, components, accessories, and parts	20	146 701	9 411	6.4	Z	66.7
2431	Filters	15	102 591	1 797	1.8	Z	X
2432	Other fluid-power components, accessories, and parts, n.e.c.	10	56 270	7 614	13.5	Z	X
2440	Welding supplies (excluding gases)	1 003	2 666 537	590 571	22.1	.5	X
2450	Industrial containers and supplies	411	3 109 572	179 856	5.8	.1	8.6
2451	New and reconditioned drums and barrels	188	601 422	2 559	.4	Z	X
2452	Bottles and bottlers' supplies	54	487 581	65 440	13.4	.1	X
2454	Other industrial containers and supplies	216	2 346 039	111 857	4.8	.1	X
2460	Other industrial supplies	532	3 358 092	233 023	6.9	.2	4.9
2461	Printing and duplicating inks	15	60 421	2 039	3.4	Z	X
2462	Abrasives and abrasive materials	231	1 464 368	55 640	3.8	Z	X
2463	Nylon, polyester, and synthetic rubber	21	54 650	2 621	4.8	Z	X
2464	Mechanical rubber goods	33	96 023	10 024	10.4	Z	X
2465	Strapping and tape	115	729 033	40 328	5.5	Z	X
2466	Industrial supplies, n.e.c.	366	2 786 390	122 372	4.4	.1	X
2520	Custodial (janitors') equipment and supplies	838	3 015 684	348 204	11.5	.3	7.8
2521	Custodial equipment—power equipment	404	826 083	58 868	7.1	Z	X
2522	Custodial equipment—nonpower equipment	369	806 417	37 838	4.7	Z	X
2523	Custodial supplies	675	2 704 904	248 660	9.2	.2	X
2530	Laundry and dry-cleaning equipment and supplies	184	1 094 383	72 880	6.7	.1	X
2540	Other service establishment equipment and supplies	26	102 361	16 068	15.7	Z	34.8
2542	Service establishment equipment and supplies, n.e.c.	25	98 094	14 573	14.9	Z	X
2700	Sporting and recreational goods and supplies	39	106 861	13 881	13.0	Z	28.7
2713	Billiards, pool, bowling equipment, and accessories	8	16 022	3 109	19.4	Z	X
2715	Athletic equipment and accessories	7	13 142	283	2.2	Z	X
2718	Other sporting and recreational goods (go carts, bait, etc.)	8	22 010	7 106	32.3	Z	X
2800	Toys and hobby goods and supplies	22	67 510	8 032	11.9	Z	X
2930	Recyclable paper and paperboard	37	91 815	9 684	10.5	Z	X
2940	Recyclable materials, except metal	11	44 352	10 744	24.2	Z	X
3000	Jewelry, diamonds, gem stones, and watches	9	26 736	3 361	12.6	Z	X
3120	Forest products, except lumber (including cordwood, hewn posts, poles, and ties)	64	364 532	42 238	11.6	Z	X
3150	Other durable goods	18	55 760	1 213	2.2	Z	1.8
3154	Other durable goods, n.e.c.	18	55 760	1 213	2.2	Z	X
3200	Printing and writing paper	50	170 365	9 214	5.4	Z	36.8
3211	Roll newsprint and rotogravure paper	25	140 027	6 320	4.5	Z	X
3212	Fine roll paper	6	76 911	103	.1	Z	X
3213	Other printing and writing paper	24	29 761	2 786	9.4	Z	X
3300	Stationery, office supplies and greeting cards	56	182 206	15 365	8.4	Z	27.5
3311	Business forms	13	59 280	7 402	12.5	Z	X
3312	Stationery, photocopy paper, and typing paper	29	109 166	1 981	1.8	Z	X
3313	Inked ribbons, carbon paper, pens and pencils	21	15 816	1 189	7.5	Z	X
3314	Toner and cartridges	24	24 130	4 070	16.9	Z	X
3316	Other stationery supplies (envelopes, ruled forms, and binder paper)	8	3 644	265	7.3	Z	X
3400	Industrial and personal services paper and plastics	672	3 339 343	426 975	12.8	.3	17.6
3411	Paperboard and boxboard boxes	260	1 308 850	122 921	9.4	.1	X
3412	Paper dishes, cups, and napkins	223	856 042	16 826	2.0	Z	X
3413	Industrial paper (wrapping, bags, cartons, etc.)	217	1 083 192	161 818	14.9	.1	X
3414	Disposable plastic boxes, containers, cups, dishes, and supplies	92	549 836	10 087	1.8	Z	X
3415	Other industrial and personal service paper	279	1 527 827	115 318	7.5	.1	X
3500	Drugs, pharmaceuticals, cosmetics, and toiletries	303	6 379 497	627 227	9.8	.5	.8
3511	Prescription drugs	13	178 912	25 522	14.3	Z	X
3512	Nonprescription pharmaceuticals	57	2 733 049	187 773	6.9	.1	X
3513	Cosmetics	60	102 670	13 648	13.3	Z	X
3515	Other toiletries and druggists' sundries	193	3 559 110	396 519	11.1	.3	X
3600	Piece goods, knit and woven	24	638 407	153 641	24.1	.1	X
3700	Notions (buttons, ribbons, lace, sewing accessories, zippers, bindings, etc.)	36	83 049	6 771	8.2	Z	X
3900	Women's and children's wear	9	38 564	5 191	13.5	Z	X
4100	Frozen foods (packaged)	9	248 438	13 099	5.3	Z	.4
4117	Other frozen foods (except frozen dairy products)	6	53 531	3 564	6.7	Z	X
4200	Dairy products (excluding dried or canned)	7	7 799	400	5.1	Z	60.2
4215	Raw milk	7	7 799	400	5.1	Z	X
4800	Coffee, tea, and spices	59	697 351	4 752	.7	Z	X
4830	Canned foods	23	2 309 547	478 233	20.7	.4	8.1
4831	Canned and bottled fruits, vegetables, and juices	6	239 690	38 801	16.2	Z	X
4840	Food and beverage basic materials (include flavoring extracts, fruit peel, hop extract, industrial molasses, sausage casings, malt, yeast, etc.)	8	60 301	19 436	32.2	Z	X
4850	Soft drinks and bottled water	11	224 922	5 724	2.5	Z	75.9
4853	Bottled water	6	217 761	2 938	1.3	Z	X

See footnotes at end of table.

Table 2. All Types of Operation by Kind of Business and Commodity Line for Wholesale Trade: 1997—Con.

[Includes only establishments with payroll. For meaning of abbreviations and symbols, see introductory text. For explanation of terms, see Appendix A]

NAICS code and CL code	Kind of business and commodity line	Establishments handling commodity line		Commodity line sales			Sales coverage percent
		Number	Total sales (\$1,000)	Amount ¹ (\$1,000)	As percent of total sales of—		
					Establishments handling line	Establishments in NAICS industry ¹	
4226	Chemical & allied products whse—Con.						
4860	Other grocery specialties	46	698 982	28 266	4.0	Z	25.3
4862	Breakfast cereals	7	237 850	3 488	1.5	Z	X
4863	Cooking oils and margarine	7	237 850	6 973	2.9	Z	X
4865	Pickles, preserves, jellies, jams, and sauces	7	237 850	3 488	1.5	Z	X
4868	Grocery specialties, n.e.c.	21	90 110	2 128	2.4	Z	X
4900	Grain and beans	52	201 317	48 203	23.9	Z	66.6
4911	Corn (for grain)	35	158 385	24 320	15.4	Z	X
4912	Oats and barley	25	62 608	2 154	3.4	Z	X
4913	Wheat	21	53 539	2 815	5.3	Z	X
4915	Soybeans	16	118 526	15 056	12.7	Z	X
4916	Other grain and beans (rice and edible and inedible beans)	22	59 111	2 767	4.7	Z	X
5140	Other farm products, inedible	8	25 221	3 245	12.9	Z	77.0
5143	Farm products, n.e.c.	8	25 221	3 245	12.9	Z	X
5300	Plastics materials and basic shapes	4 887	46 633 665	33 632 724	72.1	26.1	54.9
5311	Plastic pipes, rods, tubes, and shapes	1 496	7 691 360	4 612 096	60.0	3.6	X
5312	High pressure laminates	542	4 014 270	2 226 770	55.5	1.7	X
5313	Plastics raw materials	1 674	27 787 072	17 325 035	62.3	13.4	X
5314	Other plastics materials and basic shapes	2 425	15 936 230	9 468 821	59.4	7.3	X
5320	Industrial gases (welding, etc.)	1 187	3 442 914	2 076 350	60.3	1.6	X
5330	Chemicals and allied products (excluding agricultural, plastics, gases, and petroleum)	10 939	95 388 782	84 690 669	88.8	65.7	53.7
5331	Gasses, compressed and liquified, except L.P.	916	7 183 523	2 793 539	38.9	2.2	X
5332	Alkalies and chlorine	1 550	20 120 372	9 743 307	48.4	7.6	X
5334	Organic fibers	190	4 993 055	3 784 000	75.8	2.9	X
5335	Detergents and soaps	3 244	24 970 768	10 664 625	42.7	8.3	X
5336	Sanitation chemicals, polishes, and waxes	2 022	10 619 407	2 067 798	19.5	1.6	X
5338	Wood chemicals, naval stores, and gum	357	4 145 439	674 473	16.3	.5	X
5341	Insecticides, nonagricultural	843	4 391 269	752 662	17.1	.6	X
5342	Adhesives, sealants, and glues	1 385	7 888 851	2 343 958	29.7	1.8	X
5343	Explosives	390	2 105 250	1 860 550	88.4	1.4	X
5344	Other chemicals and allied products	6 987	65 297 709	50 005 755	76.6	38.8	X
5400	Petroleum products	664	6 249 631	861 640	13.8	.7	1.1
5411	Aviation gasoline	18	13 120	3 199	24.4	Z	X
5412	Motor gasoline	113	1 470 445	131 562	8.9	.1	X
5415	No. 2 distillate fuel oil (no. 2 diesel and no. 2 heating oil)	96	1 234 271	111 500	9.0	.1	X
5416	All other distillate fuel oil (no. 1 and no. 4 diesel and heating)	124	1 480 698	65 015	4.4	.1	X
5417	Residual fuel oil (no. 5, no. 6, heavy diesel, etc.)	51	1 603 611	273 764	17.1	.2	X
5418	Lubricating oil and greases	471	2 170 875	228 389	10.5	.2	X
5420	Liquified petroleum gases (excluding natural gas)	74	692 885	22 530	3.3	Z	X
5520	Other petroleum products (including asphalt, road oil, wax, etc.)	7	299 088	64 673	21.6	.1	X
5800	Farm supplies	290	2 493 782	212 559	8.5	.2	8.3
5811	Hay, straw, and alfalfa	50	165 562	17 078	10.3	Z	X
5812	Feeds (poultry and livestock) not mixed on location	73	1 021 757	59 106	5.8	Z	X
5814	Weed killers, soil sterilizers, and soil conditioners	39	249 665	1 749	.7	Z	X
5815	Insecticides, fungicides, and pesticides	48	286 094	5 071	1.8	Z	X
5816	Other agricultural chemicals and fertilizers	163	1 006 177	53 690	5.3	Z	X
5817	Seeds and bulbs	104	176 025	1 985	1.1	Z	X
5818	Other farm supplies (including harness and saddlery equipment)	26	101 295	882	.9	Z	X
6000	Paint, paint supplies, and wallpaper	370	2 178 719	188 722	8.7	.1	3.5
6011	Architectural coatings (enamels, primers, stains, solvents, and lacquers)	155	597 199	68 000	11.4	.1	X
6012	Industrial/OEM coatings (coatings applied by original manufacturers to products during manufacturing)	152	605 885	49 982	8.2	Z	X
6014	Paint supplies	62	226 601	24 094	10.6	Z	X
6100	Books, periodicals, newspapers, and miscellaneous printed materials	27	110 907	8 051	7.3	Z	.1
6101	Books	18	49 136	1 149	2.3	Z	X
6102	Other periodicals, newspapers, and miscellaneous printed materials	18	49 136	1 149	2.3	Z	X
6120	Art goods (including novelties and souvenirs)	19	88 187	14 798	16.8	Z	75.7
6121	Art materials	13	71 668	13 422	18.7	Z	X
6130	Textile bags, bagging, and burlap	8	76 876	16 081	20.9	Z	X
6150	Nondurable goods, n.e.c.	25	121 899	27 388	22.5	Z	X
9700	Service receipts and labor charges (including installed parts)	1 184	3 380 279	236 372	7.0	.2	16.2
9701	Labor charges for repair work	913	2 313 268	96 278	4.2	.1	X
9702	Parts installed in repair work	574	1 466 396	46 464	3.2	Z	X
9703	Other service receipts and labor charges—Specify	352	1 180 690	72 987	6.2	.1	X
9720	Receipts for service contracts	32	96 663	7 776	8.0	Z	X
9740	Receipts for installing equipment	13	33 372	1 100	3.3	Z	X
9810	Miscellaneous commodities	1 363	7 276 461	657 883	9.0	.5	X
9920	Receipts for farm product preparation services (cleaning, shelling, etc.)	14	28 055	2 591	9.2	Z	X
9940	Rental and leasing receipts	654	2 175 433	181 579	8.3	.1	.3
9943	Other office machine rental receipts	83	403 592	12 789	3.2	Z	X
42261	Plastics materials & basic forms & shapes whse	4 349	X	35 193 271	X	100.0	79.9
0200	New and rebuilt automotive parts and supplies	15	191 246	23 091	12.1	.1	X
0420	Office and business furniture	10	36 634	1 379	3.8	Z	2.5
0422	New store and restaurant furniture	6	2 883	31	1.1	Z	X
0423	New public furniture (theater seats, church pews, park benches, and school desks)	6	2 883	31	1.1	Z	X

See footnotes at end of table.

Table 2. All Types of Operation by Kind of Business and Commodity Line for Wholesale Trade: 1997—Con.

[Includes only establishments with payroll. For meaning of abbreviations and symbols, see introductory text. For explanation of terms, see Appendix A]

NAICS code and CL code	Kind of business and commodity line	Establishments handling commodity line		Commodity line sales			Sales coverage percent
		Number	Total sales (\$1,000)	Amount ¹ (\$1,000)	As percent of total sales of—		
					Establishments handling line	Establishments in NAICS industry ¹	
42261	Plastics materials & basic forms & shapes whsle—Con.						
0530	Flooring and floor coverings	22	100 825	36 204	35.9	.1	53.1
0531	Soft-surface (textile) floor coverings and accessories (including rugs, carpets, and pads)	16	91 678	17 210	18.8	Z	X
0532	Hardwood flooring	14	88 675	3 516	4.0	Z	X
0533	Other hard-surface floor coverings and accessories (including tile and sheet goods)	19	44 455	13 136	29.5	Z	X
0540	Other home furnishings	12	38 830	4 655	12.0	Z	4.7
0542	Mirrors, lamps, and picture frames	9	18 746	2 644	14.1	Z	X
0600	Lumber: rough, dressed, and finished	10	39 599	9 696	24.5	Z	X
0620	Plywood and millwork	59	693 732	75 974	11.0	.2	68.5
0621	Softwood plywood and oriented strand board (OSB)	18	493 285	47 787	9.7	.1	X
0622	Other panels products (including hardwood plywood, waterboard, and particleboard)	30	148 636	18 847	12.7	.1	X
0624	Wood millwork (doors, windows, cabinets, etc.)	15	90 066	5 628	6.2	Z	X
0700	Brick, stone, tile, sand, block, cement, and gravel	24	88 649	14 696	16.6	Z	57.3
0712	Cement and lime	6	14 647	1 632	11.1	Z	X
0714	Brick, block, tile, clay/cement sewer pipe, etc.	16	67 192	12 488	18.6	Z	X
0720	Roofing, siding, and insulation materials	17	62 667	10 591	16.9	Z	25.6
0723	Insulation materials	11	46 033	6 374	13.8	Z	X
0730	Flat glass and other construction glass (excluding automotive)	7	23 403	3 328	14.2	Z	X
0740	Other construction materials	12	81 801	7 700	9.4	Z	75.7
0744	Construction materials, n.e.c. (including wire fence and construction paper)	6	36 025	5 427	15.1	Z	X
0800	Photographic equipment and supplies (excluding video)	11	27 754	3 887	14.0	Z	X
0900	Office equipment	19	25 498	1 412	5.5	Z	26.2
0915	Mailing, letter handling, and addressing machines	19	25 498	1 412	5.5	Z	X
0920	New computer equipment	13	26 721	1 198	4.5	Z	29.5
0921	Computers	13	26 721	597	2.2	Z	X
0924	Other computer peripheral equipment	13	26 721	597	2.2	Z	X
0950	Computer software (packaged)	9	19 179	260	1.4	Z	X
0960	Restaurant and hotel equipment and supplies	12	55 538	9 674	17.4	Z	X
0970	Store machines and equipment	12	60 449	6 949	11.5	Z	X
1000	Medical, hospital, and surgical supplies	34	195 437	17 811	9.1	.1	5.4
1013	Other surgical, medical, and hospital supplies	30	131 939	11 112	8.4	Z	X
1100	Iron and steel products (semifinished)	7	27 959	2 702	9.7	Z	60.5
1113	Rough castings and foundry products	7	27 959	1 582	5.7	Z	X
1120	Flat iron and steel products	73	386 194	40 131	10.4	.1	9.4
1123	Sheets (cold-rolled)	7	91 489	20 228	22.1	.1	X
1124	Sheets (hot-rolled)	7	28 347	4 014	14.2	Z	X
1126	Sheets (galvanized and coated)	14	18 339	2 167	11.8	Z	X
1128	Fabricated and structural plate products	58	262 091	13 595	5.2	Z	X
1140	Iron and steel wire and wire products	56	300 804	36 956	12.3	.1	1.6
1141	Wire (plain, coated, barbed, and twisted)	16	138 112	25 763	18.7	.1	X
1150	Iron and steel pipe and tubing	106	597 771	111 085	18.6	.3	10.0
1152	Tubing	59	351 921	35 492	10.1	.1	X
1153	Standard steel pipe	58	289 080	53 998	18.7	.2	X
1154	Other steel pipe	34	148 614	21 595	14.5	.1	X
1160	Other iron and steel products	7	71 191	9 250	13.0	Z	61.6
1167	Finished products, n.e.c.	7	71 191	9 250	13.0	Z	X
1180	Stainless steel	9	90 649	11 013	12.1	Z	25.7
1185	Other stainless steel (including tubing)	8	71 231	10 044	14.1	Z	X
1200	Copper and brass	53	331 515	25 591	7.7	.1	6.4
1213	Tubular products (pipes and tubes)	46	249 403	15 759	6.3	Z	X
1220	Aluminum shapes, forms, etc.	140	644 642	77 083	12.0	.2	20.9
1221	Plates (.250 inch and over)	9	49 249	1 694	3.4	Z	X
1222	Sheets and coils (.006 to .249 inch)	104	391 176	33 252	8.5	.1	X
1223	Rods, bars, and wires: rolled or extruded (rounds, hexes, squares, and rectangles)	11	90 379	12 201	13.5	Z	X
1224	Pipe and tubing (including hollow bar, square, and rectangular tubing)	93	331 513	14 745	4.4	Z	X
1225	Foils	13	114 649	14 455	12.6	Z	X
1400	Electrical apparatus and equipment	47	121 582	14 516	11.9	Z	15.9
1415	Electric bulbs (all types)	32	61 266	2 244	3.7	Z	X
1416	Interior wiring (excluding conduit)	7	42 875	3 033	7.1	Z	X
1417	Exterior wiring and cable (excluding conduit)	7	42 875	3 033	7.1	Z	X
1418	Lighting fixtures (residential and commercial)	8	17 441	673	3.9	Z	X
1421	Other electrical apparatus and equipment (including fuses and lightning rods)	8	35 821	5 518	15.4	Z	X
1500	Electrical appliances, household	13	61 636	3 063	5.0	Z	6.1
1511	Televisions	13	61 636	1 918	3.1	Z	X
1513	V.C.R.'s and video cameras	13	61 636	1 145	1.9	Z	X
1600	Electronic parts and equipment, except communication	65	339 993	50 844	15.0	.1	.9
1616	Electronic connectors and other passive electronic parts	41	260 949	6 049	2.3	Z	X
1618	Electronic parts and equipment, n.e.c.	41	260 949	27 231	10.4	.1	X
1700	Hardware	223	1 018 801	122 619	12.0	.3	9.3
1711	Hand tools (including power driven)	155	730 606	76 085	10.4	.2	X
1712	Bolts, nuts, rivets, and fasteners	98	351 823	13 828	3.9	Z	X
1713	Cutlery	63	294 566	32 302	11.0	.1	X

See footnotes at end of table.

Table 2. All Types of Operation by Kind of Business and Commodity Line for Wholesale Trade: 1997—Con.

[Includes only establishments with payroll. For meaning of abbreviations and symbols, see introductory text. For explanation of terms, see Appendix A]

NAICS code and CL code	Kind of business and commodity line	Establishments handling commodity line		Commodity line sales			Sales coverage percent
		Number	Total sales (\$1,000)	Amount ¹ (\$1,000)	As percent of total sales of—		
					Establishments handling line	Establishments in NAICS industry ¹	
42261	Plastics materials & basic forms & shapes whole—Con.						
1800	Plumbing and heating equipment and supplies (hydronics)	106	513 595	106 017	20.6	.3	39.5
1811	Plastic pipe fittings and valves (excluding pipe and tubing)	83	413 412	71 189	17.2	.2	X
1812	Metal pipe fittings and valves (excluding pipe and tubing)	44	160 539	19 582	12.2	.1	X
1813	Plumbing fixtures	24	150 789	5 448	3.6	Z	X
1814	Furnaces, stoves, water heaters (except electric and warm air)	14	104 571	2 081	2.0	Z	X
1818	Other plumbing and heating equipment and supplies	20	72 754	7 694	10.6	Z	X
1900	Warm air heating and air-conditioning equipment and supplies	6	43 096	10 328	24.0	Z	71.8
1911	Furnaces (warm air)	6	43 096	3 072	7.1	Z	X
1912	Central air-conditioning (residential and commercial)	6	43 096	5 509	12.8	Z	X
1914	Heat pumps (residential and commercial)	6	43 096	1 747	4.1	Z	X
2100	Construction and mining machinery and equipment (including parts and attachments)	13	76 798	14 889	19.4	Z	X
2230	Food-processing machinery, equipment, and parts	6	33 197	7 828	23.6	Z	X
2300	Hydraulic and pneumatic (fluid-power) pumps, motors, and parts	7	42 384	10 568	24.9	Z	X
2320	General-purpose industrial machinery, equipment, and parts	161	944 332	90 374	9.6	.3	4.2
2321	New pumps, compressors (air or gas), and equipment	77	549 171	44 904	8.2	.1	X
2327	All other new general-purpose industrial machinery and equipment	76	317 209	33 887	10.7	.1	X
2328	Used general-purpose industrial machinery and equipment	27	170 205	751	.4	Z	X
2330	Metalworking machinery, equipment, and parts	11	29 993	3 839	12.8	Z	X
2340	Materials handling machinery, equipment, and parts	19	133 176	18 336	13.8	.1	8.4
2341	New conveying equipment	8	80 150	2 163	2.7	Z	X
2344	New industrial trucks and tractors	6	27 921	11 670	41.8	Z	X
2345	Used materials handling machinery, equipment, and parts	6	25 107	4 503	17.9	Z	X
2360	Other industrial machinery, equipment, and parts	34	152 970	23 972	15.7	.1	17.1
2364	New textile and sewing machinery and equipment	7	58 868	5 390	9.2	Z	X
2366	Other new industrial machinery and equipment	10	48 514	8 527	17.6	Z	X
2367	Used industrial machinery and equipment	12	48 981	3 690	7.5	Z	X
2440	Welding supplies (excluding gases)	29	100 598	1 269	1.3	Z	X
2450	Industrial containers and supplies	107	654 174	98 373	15.0	.3	30.1
2452	Bottles and bottlers' supplies	50	483 951	65 335	13.5	.2	X
2454	Other industrial containers and supplies	63	187 288	33 038	17.6	.1	X
2460	Other industrial supplies	170	981 115	99 035	10.1	.3	5.8
2461	Printing and duplicating inks	15	60 421	2 039	3.4	Z	X
2462	Abrasives and abrasive materials	15	60 421	255	.4	Z	X
2463	Nylon, polyester, and synthetic rubber	14	15 566	2 188	14.1	Z	X
2464	Mechanical rubber goods	33	96 023	10 024	10.4	Z	X
2465	Strapping and tape	82	511 360	39 022	7.6	.1	X
2466	Industrial supplies, n.e.c.	70	639 170	45 507	7.1	.1	X
2520	Custodial (janitors') equipment and supplies	50	330 594	47 509	14.4	.1	.8
2522	Custodial equipment—nonpower equipment	46	294 704	16 994	5.8	Z	X
2523	Custodial supplies	46	294 704	28 301	9.6	.1	X
2700	Sporting and recreational goods and supplies	16	55 686	3 343	6.0	Z	X
2800	Toys and hobby goods and supplies	14	54 276	6 804	12.5	Z	X
2930	Recyclable paper and paperboard	22	51 001	7 244	14.2	Z	X
3120	Forest products, except lumber (including cordwood, hewn posts, poles, and ties)	42	183 473	22 311	12.2	.1	X
3200	Printing and writing paper	31	141 985	6 971	4.9	Z	44.9
3211	Roll newsprint and rotogravure paper	25	140 027	6 320	4.5	Z	X
3212	Fine roll paper	6	76 911	103	.1	Z	X
3213	Other printing and writing paper	6	1 958	548	28.0	Z	X
3300	Stationery, office supplies and greeting cards	41	158 818	13 840	8.7	Z	27.7
3312	Stationery, photocopy paper, and typing paper	29	109 166	1 981	1.8	Z	X
3313	Inked ribbons, carbon paper, pens and pencils	21	15 816	1 189	7.5	Z	X
3314	Toner and cartridges	16	15 777	3 965	25.1	Z	X
3316	Other stationery supplies (envelopes, ruled forms, and binder paper)	8	3 644	265	7.3	Z	X
3400	Industrial and personal services paper and plastics	175	1 095 914	179 094	16.3	.5	37.8
3411	Paperboard and boxboard boxes	112	874 653	118 431	13.5	.3	X
3412	Paper dishes, cups, and napkins	21	65 162	2 872	4.4	Z	X
3413	Industrial paper (wrapping, bags, cartons, etc.)	73	442 442	43 792	9.9	.1	X
3414	Disposable plastic boxes, containers, cups, dishes, and supplies	21	153 105	3 750	2.4	Z	X
3415	Other industrial and personal service paper	48	99 112	10 244	10.3	Z	X
3500	Drugs, pharmaceuticals, cosmetics, and toiletries	14	190 780	28 340	14.9	.1	2.8
3511	Prescription drugs	13	178 912	25 522	14.3	.1	X
3512	Nonprescription pharmaceuticals	13	178 912	1 039	.6	Z	X
3600	Piece goods, knit and woven	11	243 829	46 699	19.2	.1	X
3700	Notions (buttons, ribbons, lace, sewing accessories, zippers, bindings, etc.)	22	77 223	6 385	8.3	Z	X
4860	Other grocery specialties	7	203 958	2 569	1.3	Z	X
5300	Plastics materials and basic shapes	4 349	35 193 271	32 298 971	91.8	91.8	53.4
5311	Plastic pipes, rods, tubes, and shapes	1 395	7 425 831	4 590 500	61.8	13.0	X
5312	High pressure laminates	534	3 882 544	2 222 643	57.2	6.3	X
5313	Plastics raw materials	1 383	18 077 149	16 223 903	89.7	46.1	X
5314	Other plastics materials and basic shapes	2 244	14 260 797	9 261 925	64.9	26.3	X
5320	Industrial gases (welding, etc.)	22	174 033	33 475	19.2	.1	X
5330	Chemicals and allied products (excluding agricultural, plastics, gases, and petroleum)	413	4 342 329	692 893	16.0	2.0	69.5
5331	Gasses, compressed and liquified, except L.P.	11	73 092	16 901	23.1	Z	X
5332	Alkalies and chlorine	15	78 346	8 392	10.7	Z	X
5334	Organic fibers	17	135 519	15 178	11.2	Z	X
5335	Detergents and soaps	48	520 303	35 638	6.8	.1	X
5336	Sanitation chemicals, polishes, and waxes	33	358 416	28 858	8.1	.1	X
5338	Wood chemicals, naval stores, and gum	14	226 738	16 005	7.1	Z	X
5342	Adhesives, sealants, and glues	267	2 511 105	182 586	7.3	.5	X

See footnotes at end of table.

Table 2. All Types of Operation by Kind of Business and Commodity Line for Wholesale Trade: 1997—Con.

[Includes only establishments with payroll. For meaning of abbreviations and symbols, see introductory text. For explanation of terms, see Appendix A]

NAICS code and CL code	Kind of business and commodity line	Establishments handling commodity line		Commodity line sales			Sales coverage percent
		Number	Total sales (\$1,000)	Amount ¹ (\$1,000)	As percent of total sales of—		
					Establishments handling line	Establishments in NAICS industry ¹	
42261	Plastics materials & basic forms & shapes whsle—Con.						
5330	Chemicals and allied products (excluding agricultural, plastics, gases, and petroleum)—Con.						
5344	Other chemicals and allied products	140	2 201 542	387 788	17.6	1.1	X
5400	Petroleum products	22	733 365	32 239	4.4	.1	X
5800	Farm supplies	16	293 813	72 821	24.8	.2	X
6000	Paint, paint supplies, and wallpaper	64	767 882	54 972	7.2	.2	.8
6011	Architectural coatings (enamels, primers, stains, solvents, and lacquers)	28	200 804	13 106	6.5	Z	X
6014	Paint supplies	26	136 656	20 348	14.9	.1	X
6120	Art goods (including novelties and souvenirs)	11	80 724	13 617	16.9	Z	79.9
6121	Art materials	6	64 404	12 336	19.2	Z	X
6130	Textile bags, bagging, and burlap	6	76 173	16 010	21.0	Z	X
9700	Service receipts and labor charges (including installed parts)	179	935 916	66 335	7.1	.2	16.7
9701	Labor charges for repair work	119	397 076	14 767	3.7	Z	X
9702	Parts installed in repair work	77	256 173	4 470	1.7	Z	X
9703	Other service receipts and labor charges—Specify	88	627 836	47 097	7.5	.1	X
9720	Receipts for service contracts	10	47 414	4 179	8.8	Z	X
9810	Miscellaneous commodities	332	2 176 323	213 014	9.8	.6	X
9940	Rental and leasing receipts	86	438 847	13 057	3.0	Z	1.6
9943	Other office machine rental receipts	83	403 592	12 789	3.2	Z	X
422610	Plastics materials & basic forms & shapes whsle	4 349	X	35 193 271	X	100.0	79.9
0200	New and rebuilt automotive parts and supplies	15	191 246	23 091	12.1	.1	X
0420	Office and business furniture	10	36 634	1 379	3.8	Z	2.5
0422	New store and restaurant furniture	6	2 883	31	1.1	Z	X
0423	New public furniture (theater seats, church pews, park benches, and school desks)	6	2 883	31	1.1	Z	X
0530	Flooring and floor coverings	22	100 825	36 204	35.9	.1	53.1
0531	Soft-surface (textile) floor coverings and accessories (including rugs, carpets, and pads)	16	91 678	17 210	18.8	Z	X
0532	Hardwood flooring	14	88 675	3 516	4.0	Z	X
0533	Other hard-surface floor coverings and accessories (including tile and sheet goods)	19	44 455	13 136	29.5	Z	X
0540	Other home furnishings	12	38 830	4 655	12.0	Z	4.7
0542	Mirrors, lamps, and picture frames	9	18 746	2 644	14.1	Z	X
0600	Lumber: rough, dressed, and finished	10	39 599	9 696	24.5	Z	X
0620	Plywood and millwork	59	693 732	75 974	11.0	.2	68.5
0621	Softwood plywood and oriented strand board (OSB)	18	493 285	47 787	9.7	.1	X
0622	Other panels products (including hardwood plywood, waterboard, and particleboard)	30	148 636	18 847	12.7	.1	X
0624	Wood millwork (doors, windows, cabinets, etc.)	15	90 066	5 628	6.2	Z	X
0700	Brick, stone, tile, sand, block, cement, and gravel	24	88 649	14 696	16.6	Z	57.3
0712	Cement and lime	6	14 647	1 632	11.1	Z	X
0714	Brick, block, tile, clay/cement sewer pipe, etc.	16	67 192	12 488	18.6	Z	X
0720	Roofing, siding, and insulation materials	17	62 667	10 591	16.9	Z	25.6
0723	Insulation materials	11	46 033	6 374	13.8	Z	X
0730	Flat glass and other construction glass (excluding automotive)	7	23 403	3 328	14.2	Z	X
0740	Other construction materials	12	81 801	7 700	9.4	Z	75.7
0744	Construction materials, n.e.c. (including wire fence and construction paper)	6	36 025	5 427	15.1	Z	X
0800	Photographic equipment and supplies (excluding video)	11	27 754	3 887	14.0	Z	X
0900	Office equipment	19	25 498	1 412	5.5	Z	26.2
0915	Mailing, letter handling, and addressing machines	19	25 498	1 412	5.5	Z	X
0920	New computer equipment	13	26 721	1 198	4.5	Z	29.5
0921	Computers	13	26 721	597	2.2	Z	X
0924	Other computer peripheral equipment	13	26 721	597	2.2	Z	X
0950	Computer software (packaged)	9	19 179	260	1.4	Z	X
0960	Restaurant and hotel equipment and supplies	12	55 538	9 674	17.4	Z	X
0970	Store machines and equipment	12	60 449	6 949	11.5	Z	X
1000	Medical, hospital, and surgical supplies	34	195 437	17 811	9.1	.1	5.4
1013	Other surgical, medical, and hospital supplies	30	131 939	11 112	8.4	Z	X
1100	Iron and steel products (semifinished)	7	27 959	2 702	9.7	Z	60.5
1113	Rough castings and foundry products	7	27 959	1 582	5.7	Z	X
1120	Flat iron and steel products	73	386 194	40 131	10.4	.1	9.4
1123	Sheets (cold-rolled)	7	91 489	20 228	22.1	.1	X
1124	Sheets (hot-rolled)	7	28 347	4 014	14.2	Z	X
1126	Sheets (galvanized and coated)	14	18 339	2 167	11.8	Z	X
1128	Fabricated and structural plate products	58	262 091	13 595	5.2	Z	X
1140	Iron and steel wire and wire products	56	300 804	36 956	12.3	.1	1.6
1141	Wire (plain, coated, barbed, and twisted)	16	138 112	25 763	18.7	.1	X
1150	Iron and steel pipe and tubing	106	597 771	111 085	18.6	.3	10.0
1152	Tubing	59	351 921	35 492	10.1	.1	X
1153	Standard steel pipe	58	289 080	53 998	18.7	.2	X
1154	Other steel pipe	34	148 614	21 595	14.5	.1	X
1160	Other iron and steel products	7	71 191	9 250	13.0	Z	61.6
1167	Finished products, n.e.c.	7	71 191	9 250	13.0	Z	X

See footnotes at end of table.

Table 2. All Types of Operation by Kind of Business and Commodity Line for Wholesale Trade: 1997—Con.

[Includes only establishments with payroll. For meaning of abbreviations and symbols, see introductory text. For explanation of terms, see Appendix A]

NAICS code and CL code	Kind of business and commodity line	Establishments handling commodity line		Commodity line sales			Sales coverage percent
		Number	Total sales (\$1,000)	Amount ¹ (\$1,000)	As percent of total sales of—		
					Establishments handling line	Establishments in NAICS industry ¹	
422610	Plastics materials & basic forms & shapes whsle—Con.						
1180	Stainless steel	9	90 649	11 013	12.1	Z	25.7
1185	Other stainless steel (including tubing)	8	71 231	10 044	14.1	Z	X
1200	Copper and brass	53	331 515	25 591	7.7	.1	6.4
1213	Tubular products (pipes and tubes)	46	249 403	15 759	6.3	Z	X
1220	Aluminum shapes, forms, etc.	140	644 642	77 083	12.0	Z	20.9
1221	Plates (.250 inch and over)	9	49 249	1 694	3.4	Z	X
1222	Sheets and coils (.006 to .249 inch)	104	391 176	33 252	8.5	.1	X
1223	Rods, bars, and wires: rolled or extruded (rounds, hexes, squares, and rectangles)	11	90 379	12 201	13.5	Z	X
1224	Pipe and tubing (including hollow bar, square, and rectangular tubing)	93	331 513	14 745	4.4	Z	X
1225	Foils	13	114 649	14 455	12.6	Z	X
1400	Electrical apparatus and equipment	47	121 582	14 516	11.9	Z	15.9
1415	Electric bulbs (all types)	32	61 266	2 244	3.7	Z	X
1416	Interior wiring (excluding conduit)	7	42 875	3 033	7.1	Z	X
1417	Exterior wiring and cable (excluding conduit)	7	42 875	3 033	7.1	Z	X
1418	Lighting fixtures (residential and commercial)	8	17 441	673	3.9	Z	X
1421	Other electrical apparatus and equipment (including fuses and lightning rods)	8	35 821	5 518	15.4	Z	X
1500	Electrical appliances, household	13	61 636	3 063	5.0	Z	6.1
1511	Televisions	13	61 636	1 918	3.1	Z	X
1513	V.C.R.'s and video cameras	13	61 636	1 145	1.9	Z	X
1600	Electronic parts and equipment, except communication	65	339 993	50 844	15.0	.1	.9
1616	Electronic connectors and other passive electronic parts	41	260 949	6 049	2.3	Z	X
1618	Electronic parts and equipment, n.e.c.	41	260 949	27 231	10.4	.1	X
1700	Hardware	223	1 018 801	122 619	12.0	.3	9.3
1711	Hand tools (including power driven)	155	730 606	76 085	10.4	.2	X
1712	Bolts, nuts, rivets, and fasteners	98	351 823	13 828	3.9	Z	X
1713	Cutlery	63	294 566	32 302	11.0	.1	X
1800	Plumbing and heating equipment and supplies (hydronics)	106	513 595	106 017	20.6	.3	39.5
1811	Plastic pipe fittings and valves (excluding pipe and tubing)	83	413 412	71 189	17.2	.2	X
1812	Metal pipe fittings and valves (excluding pipe and tubing)	44	160 539	19 582	12.2	.1	X
1813	Plumbing fixtures	24	150 789	5 448	3.6	Z	X
1814	Furnaces, stoves, water heaters (except electric and warm air)	14	104 571	2 081	2.0	Z	X
1818	Other plumbing and heating equipment and supplies	20	72 754	7 694	10.6	Z	X
1900	Warm air heating and air-conditioning equipment and supplies	6	43 096	10 328	24.0	Z	71.8
1911	Furnaces (warm air)	6	43 096	3 072	7.1	Z	X
1912	Central air-conditioning (residential and commercial)	6	43 096	5 509	12.8	Z	X
1914	Heat pumps (residential and commercial)	6	43 096	1 747	4.1	Z	X
2100	Construction and mining machinery and equipment (including parts and attachments)	13	76 798	14 889	19.4	Z	X
2230	Food-processing machinery, equipment, and parts	6	33 197	7 828	23.6	Z	X
2300	Hydraulic and pneumatic (fluid-power) pumps, motors, and parts	7	42 384	10 568	24.9	Z	X
2320	General-purpose industrial machinery, equipment, and parts	161	944 332	90 374	9.6	.3	4.2
2321	New pumps, compressors (air or gas), and equipment	77	549 171	44 904	8.2	.1	X
2327	All other new general-purpose industrial machinery and equipment	76	317 209	33 887	10.7	.1	X
2328	Used general-purpose industrial machinery and equipment	27	170 205	751	.4	Z	X
2330	Metalworking machinery, equipment, and parts	11	29 993	3 839	12.8	Z	X
2340	Materials handling machinery, equipment, and parts	19	133 176	18 336	13.8	.1	8.4
2341	New conveying equipment	8	80 150	2 163	2.7	Z	X
2344	New industrial trucks and tractors	6	27 921	11 670	41.8	Z	X
2345	Used materials handling machinery, equipment, and parts	6	25 107	4 503	17.9	Z	X
2360	Other industrial machinery, equipment, and parts	34	152 970	23 972	15.7	.1	17.1
2364	New textile and sewing machinery and equipment	7	58 868	5 390	9.2	Z	X
2366	Other new industrial machinery and equipment	10	48 514	8 527	17.6	Z	X
2367	Used industrial machinery and equipment	12	48 981	3 690	7.5	Z	X
2440	Welding supplies (excluding gases)	29	100 598	1 269	1.3	Z	X
2450	Industrial containers and supplies	107	654 174	98 373	15.0	.3	30.1
2452	Bottles and bottlers' supplies	50	483 951	65 335	13.5	.2	X
2454	Other industrial containers and supplies	63	187 288	33 038	17.6	.1	X
2460	Other industrial supplies	170	981 115	99 035	10.1	.3	5.8
2461	Printing and duplicating inks	15	60 421	2 039	3.4	Z	X
2462	Abrasives and abrasive materials	15	60 421	255	.4	Z	X
2463	Nylon, polyester, and synthetic rubber	14	15 566	2 188	14.1	Z	X
2464	Mechanical rubber goods	33	96 023	10 024	10.4	Z	X
2465	Strapping and tape	82	511 360	39 022	7.6	.1	X
2466	Industrial supplies, n.e.c.	70	639 170	45 507	7.1	.1	X
2520	Custodial (janitors') equipment and supplies	50	330 594	47 509	14.4	.1	.8
2522	Custodial equipment—nonpower equipment	46	294 704	16 994	5.8	Z	X
2523	Custodial supplies	46	294 704	28 301	9.6	.1	X
2700	Sporting and recreational goods and supplies	16	55 686	3 343	6.0	Z	X
2800	Toys and hobby goods and supplies	14	54 276	6 804	12.5	Z	X
2930	Recyclable paper and paperboard	22	51 001	7 244	14.2	Z	X
3120	Forest products, except lumber (including cordwood, hewn posts, poles, and ties)	42	183 473	22 311	12.2	.1	X
3200	Printing and writing paper	31	141 985	6 971	4.9	Z	44.9
3211	Roll newsprint and rotogravure paper	25	140 027	6 320	4.5	Z	X
3212	Fine roll paper	6	76 911	103	.1	Z	X
3213	Other printing and writing paper	6	1 958	548	28.0	Z	X

See footnotes at end of table.

Table 2. All Types of Operation by Kind of Business and Commodity Line for Wholesale Trade: 1997—Con.

[Includes only establishments with payroll. For meaning of abbreviations and symbols, see introductory text. For explanation of terms, see Appendix A]

NAICS code and CL code	Kind of business and commodity line	Establishments handling commodity line		Commodity line sales			Sales coverage percent
		Number	Total sales (\$1,000)	Amount ¹ (\$1,000)	As percent of total sales of—		
					Establishments handling line	Establishments in NAICS industry ¹	
422610	Plastics materials & basic forms & shapes whsle—Con.						
3300	Stationery, office supplies and greeting cards	41	158 818	13 840	8.7	Z	27.7
3312	Stationery, photocopy paper, and typing paper	29	109 166	1 981	1.8	Z	X
3313	Linked ribbons, carbon paper, pens and pencils	21	15 816	1 189	7.5	Z	X
3314	Toner and cartridges	16	15 777	3 965	25.1	Z	X
3316	Other stationery supplies (envelopes, ruled forms, and binder paper) ...	8	3 644	265	7.3	Z	X
3400	Industrial and personal services paper and plastics	175	1 095 914	179 094	16.3	.5	37.8
3411	Paperboard and boxboard boxes	112	874 653	118 431	13.5	.3	X
3412	Paper dishes, cups, and napkins	21	65 162	2 872	4.4	Z	X
3413	Industrial paper (wrapping, bags, cartons, etc.)	73	442 442	43 792	9.9	.1	X
3414	Disposable plastic boxes, containers, cups, dishes, and supplies	21	153 105	3 750	2.4	Z	X
3415	Other industrial and personal service paper	48	99 112	10 244	10.3	Z	X
3500	Drugs, pharmaceuticals, cosmetics, and toiletries	14	190 780	28 340	14.9	.1	2.8
3511	Prescription drugs	13	178 912	25 522	14.3	.1	X
3512	Nonprescription pharmaceuticals	13	178 912	1 039	.6	Z	X
3600	Piece goods, knit and woven	11	243 829	46 699	19.2	.1	X
3700	Notions (buttons, ribbons, lace, sewing accessories, zippers, bindings, etc.)	22	77 223	6 385	8.3	Z	X
4860	Other grocery specialties	7	203 958	2 569	1.3	Z	X
5300	Plastics materials and basic shapes	4 349	35 193 271	32 298 971	91.8	91.8	53.4
5311	Plastic pipes, rods, tubes, and shapes	1 395	7 425 831	4 590 500	61.8	13.0	X
5312	High pressure laminates	534	3 882 544	2 222 643	57.2	6.3	X
5313	Plastics raw materials	1 383	18 077 149	16 223 903	89.7	46.1	X
5314	Other plastics materials and basic shapes	2 244	14 260 797	9 261 925	64.9	26.3	X
5320	Industrial gases (welding, etc.)	22	174 033	33 475	19.2	.1	X
5330	Chemicals and allied products (excluding agricultural, plastics, gases, and petroleum)	413	4 342 329	692 893	16.0	2.0	69.5
5331	Gases, compressed and liquified, except L.P.	11	73 092	16 901	23.1	Z	X
5332	Alkalies and chlorine	15	78 346	8 392	10.7	Z	X
5334	Organic fibers	17	135 519	15 175	11.2	Z	X
5335	Detergents and soaps	48	520 303	35 638	6.8	.1	X
5336	Sanitation chemicals, polishes, and waxes	33	358 416	28 858	8.1	.1	X
5338	Wood chemicals, naval stores, and gum	14	226 738	16 005	7.1	.1	X
5342	Adhesives, sealants, and glues	267	2 511 105	182 586	7.3	.5	X
5344	Other chemicals and allied products	140	2 201 542	387 788	17.6	1.1	X
5400	Petroleum products	22	733 365	32 239	4.4	.1	X
5800	Farm supplies	16	293 813	72 821	24.8	.2	X
6000	Paint, paint supplies, and wallpaper	64	767 882	54 972	7.2	.2	.8
6011	Architectural coatings (enamels, primers, stains, solvents, and lacquers)	28	200 804	13 106	6.5	Z	X
6014	Paint supplies	26	136 656	20 348	14.9	.1	X
6120	Art goods (including novelties and souvenirs)	11	80 724	13 617	16.9	Z	79.9
6121	Art materials	6	64 404	12 336	19.2	Z	X
6130	Textile bags, bagging, and burlap	6	76 173	16 010	21.0	Z	X
9700	Service receipts and labor charges (including installed parts)	179	935 916	66 335	7.1	.2	16.7
9701	Labor charges for repair work	119	397 076	14 767	3.7	Z	X
9702	Parts installed in repair work	77	256 173	4 470	1.7	Z	X
9703	Other service receipts and labor charges—Specify	88	627 836	47 097	7.5	.1	X
9720	Receipts for service contracts	10	47 414	4 179	8.8	Z	X
9810	Miscellaneous commodities	332	2 176 323	213 014	9.8	.6	X
9940	Rental and leasing receipts	86	438 847	13 057	3.0	Z	1.6
9943	Other office machine rental receipts	83	403 592	12 789	3.2	Z	X
42269	Other chemical & allied products whsle	11 571	X	93 730 225	X	100.0	75.9
0200	New and rebuilt automotive parts and supplies	84	261 123	29 310	11.2	Z	20.2
0213	Electrical engine parts (including ignition parts)	10	11 979	454	3.8	Z	X
0214	Brake parts (including fluid and all disk and drum parts)	33	123 217	2 450	2.0	Z	X
0215	Exhaust system parts	18	55 110	1 236	2.2	Z	X
0217	Hoses, belts, gaskets, and wiper blades	32	120 737	2 682	2.2	Z	X
0218	Filters (oil, air, gas, and transmission)	35	121 024	5 711	4.7	Z	X
0219	Engine parts, except electrical	10	14 056	416	3.0	Z	X
0221	Body parts and repair materials	17	88 848	9 670	10.9	Z	X
0222	Suspension parts (shocks, struts, balljoints, etc.)	10	7 928	216	2.7	Z	X
0223	Parts, n.e.c.	17	64 126	2 660	4.1	Z	X
0224	Accessories	36	110 225	3 787	3.4	Z	X
0300	Tires and tubes	19	70 360	8 934	12.7	Z	8.8
0311	New tires and tubes	6	62 309	3 016	4.8	Z	X
0312	Recapped and used tires and repair materials	12	5 861	5 917	100.0	Z	X
0400	Household and lawn furniture	8	31 028	1 389	4.5	Z	2.5
0412	Sleep furniture and equipment	7	21 544	939	4.4	Z	X
0500	Household china, glassware, crockery, and plastic housewares	10	18 625	2 203	11.8	Z	X
0530	Flooring and floor coverings	21	26 214	2 151	8.2	Z	17.8
0531	Soft-surface (textile) floor coverings and accessories (including rugs, carpets, and pads)	13	13 891	927	6.7	Z	X
0540	Other home furnishings	14	36 326	3 540	9.7	Z	X
0620	Plywood and millwork	20	101 685	19 988	19.7	Z	29.9
0622	Other panels products (including hardwood plywood, waterboard, and particleboard)	9	55 092	6 053	11.0	Z	X
0624	Wood millwork (doors, windows, cabinets, etc.)	13	54 107	8 937	16.5	Z	X
0700	Brick, stone, tile, sand, block, cement, and gravel	20	88 160	14 103	16.0	Z	26.9
0713	Sand, gravel, and crushed stone	6	10 512	1 933	18.4	Z	X

See footnotes at end of table.

Table 2. All Types of Operation by Kind of Business and Commodity Line for Wholesale Trade: 1997—Con.

[Includes only establishments with payroll. For meaning of abbreviations and symbols, see introductory text. For explanation of terms, see Appendix A]

NAICS code and CL code	Kind of business and commodity line	Establishments handling commodity line		Commodity line sales			Sales coverage percent
		Number	Total sales (\$1,000)	Amount ¹ (\$1,000)	As percent of total sales of—		
					Establishments handling line	Establishments in NAICS industry ¹	
42269	Other chemical & allied products whse—Con.						
0720	Roofing, siding, and insulation materials.....	24	135 530	20 543	15.2	Z	29.6
0721	Roofing, except wood.....	7	17 255	1 751	10.1	Z	X
0723	Insulation materials.....	14	67 816	6 483	9.6	Z	X
0740	Other construction materials.....	29	153 723	17 261	11.2	Z	36.2
0744	Construction materials, n.e.c. (including wire fence and construction paper).....	29	153 723	17 261	11.2	Z	X
0900	Office equipment.....	7	37 349	868	2.3	Z	1.5
0913	Copying machines and equipment.....	7	37 349	868	2.3	Z	X
0920	New computer equipment.....	7	3 985	175	4.4	Z	X
0960	Restaurant and hotel equipment and supplies.....	61	116 417	11 395	9.8	Z	X
1000	Medical, hospital, and surgical supplies.....	125	908 220	48 428	5.3	.1	3.2
1011	Surgical and medical instruments and equipment.....	37	110 132	17 714	16.1	Z	X
1012	Orthopedic, and prosthetic appliances and supplies.....	51	179 221	11 166	6.2	Z	X
1013	Other surgical, medical, and hospital supplies.....	70	234 286	13 218	5.6	Z	X
1050	Other professional equipment and supplies.....	22	65 676	8 096	12.3	Z	75.2
1054	Laboratory equipment.....	19	28 738	5 686	19.8	Z	X
1120	Flat iron and steel products.....	48	360 191	44 987	12.5	Z	X
1140	Iron and steel wire and wire products.....	73	139 700	16 045	11.5	Z	.8
1141	Wire (plain, coated, barbed, and twisted).....	23	8 490	601	7.1	Z	X
1143	Wire rope, strand, strapping, reinforcement mesh, and bale ties.....	21	72 992	7 884	10.8	Z	X
1150	Iron and steel pipe and tubing.....	19	48 288	5 006	10.4	Z	1.6
1154	Other steel pipe.....	16	45 535	4 982	10.9	Z	X
1160	Other iron and steel products.....	17	49 758	12 727	25.6	Z	42.0
1167	Finished products, n.e.c.....	10	9 917	520	5.2	Z	X
1170	Alloy steel.....	6	33 493	10 692	31.9	Z	3.0
1175	Other alloy steel.....	6	33 493	10 692	31.9	Z	X
1200	Copper and brass.....	78	712 917	21 464	3.0	Z	.3
1214	Rod, nonelectrical wire, extruded shapes, etc.....	62	660 997	12 350	1.9	Z	X
1220	Aluminum shapes, forms, etc.....	40	307 008	33 227	10.8	Z	X
1230	Other nonferrous metals (magnesium, nickel, tin, lead, zinc, etc., except precious).....	24	148 425	32 483	21.9	Z	X
1320	Minerals and ores (excluding coal, precious stones, and crude oil).....	60	934 017	121 754	13.0	.1	X
1400	Electrical apparatus and equipment.....	54	514 429	7 887	1.5	Z	.1
1419	Industrial controls.....	13	430 687	3 597	.8	Z	X
1421	Other electrical apparatus and equipment (including fuses and lightning rods).....	28	63 520	294	.5	Z	X
1500	Electrical appliances, household.....	27	21 872	2 055	9.4	Z	20.9
1518	Other electrical household appliances (including fans, dishwashers, etc.).....	26	21 843	2 049	9.4	Z	X
1600	Electronic parts and equipment, except communication.....	207	901 933	111 290	12.3	.1	2.6
1615	Discrete semiconductors, etc.....	184	718 001	90 337	12.6	.1	X
1700	Hardware.....	274	895 624	87 564	9.8	.1	6.7
1711	Hand tools (including power driven).....	137	413 447	35 847	8.7	Z	X
1712	Bolts, nuts, rivets, and fasteners.....	100	110 386	17 735	16.1	Z	X
1713	Cutlery.....	45	32 873	7 668	23.3	Z	X
1800	Plumbing and heating equipment and supplies (hydronics).....	129	410 693	37 326	9.1	Z	22.1
1811	Plastic pipe fittings and valves (excluding pipe and tubing).....	29	85 389	6 402	7.5	Z	X
1812	Metal pipe fittings and valves (excluding pipe and tubing).....	23	83 764	5 164	6.2	Z	X
1813	Plumbing fixtures.....	38	265 392	5 720	2.2	Z	X
1814	Furnaces, stoves, water heaters (except electric and warm air).....	28	37 030	1 694	4.6	Z	X
1815	Boilers, radiators, and convectors.....	15	18 232	2 011	11.0	Z	X
1818	Other plumbing and heating equipment and supplies.....	73	193 915	16 326	8.4	Z	X
1900	Warm air heating and air-conditioning equipment and supplies.....	18	70 379	6 094	8.7	Z	70.2
1919	Registers, grills, pre-formed ductwork (excluding sheet metal), and duct insulation.....	8	59 889	4 474	7.5	Z	X
2100	Construction and mining machinery and equipment (including parts and attachments).....	21	263 373	22 209	8.4	Z	1.7
2112	New power cranes, draglines, and shovels.....	15	63 317	622	1.0	Z	X
2117	Other new construction and mining, logging, and road maintenance machinery, equipment, and parts.....	15	63 317	12 420	19.6	Z	X
2200	Farm machinery, equipment, and parts.....	33	53 895	10 744	19.9	Z	7.8
2214	New dairy farm and barn equipment.....	20	32 770	4 648	14.2	Z	X
2218	Used farm machinery and equipment.....	12	33 747	756	2.2	Z	X
2220	Garden machinery, equipment, and parts.....	278	985 784	245 238	24.9	.3	X
2300	Hydraulic and pneumatic (fluid-power) pumps, motors, and parts.....	13	41 810	1 979	4.7	Z	37.7
2311	Pumps.....	9	32 162	1 235	3.8	Z	X
2320	General-purpose industrial machinery, equipment, and parts.....	729	4 970 574	297 853	6.0	.3	13.2
2321	New pumps, compressors (air or gas), and equipment.....	198	251 860	32 836	13.0	Z	X
2323	New diesel engines (excluding automotive).....	19	35 046	1 261	3.6	Z	X
2326	New controlling, recording, and indicating instruments and access.....	184	437 489	72 097	16.5	.1	X
2327	All other new general-purpose industrial machinery and equipment.....	338	3 314 432	57 082	1.7	.1	X
2328	Used general-purpose industrial machinery and equipment.....	191	399 878	79 254	19.8	.1	X
2330	Metalworking machinery, equipment, and parts.....	35	122 682	11 803	9.6	Z	X
2340	Materials handling machinery, equipment, and parts.....	20	490 406	2 655	.5	Z	69.5
2341	New conveying equipment.....	12	459 685	348	.1	Z	X
2360	Other industrial machinery, equipment, and parts.....	66	726 261	44 170	6.1	Z	67.1
2362	New power plant machinery (excluding electrical).....	8	30 098	2 377	7.9	Z	X
2366	Other new industrial machinery and equipment.....	57	705 820	36 678	5.2	Z	X
2367	Used industrial machinery and equipment.....	13	38 030	1 656	4.4	Z	X

See footnotes at end of table.

Table 2. All Types of Operation by Kind of Business and Commodity Line for Wholesale Trade: 1997—Con.

[Includes only establishments with payroll. For meaning of abbreviations and symbols, see introductory text. For explanation of terms, see Appendix A]

NAICS code and CL code	Kind of business and commodity line	Establishments handling commodity line		Commodity line sales			Sales coverage percent
		Number	Total sales (\$1,000)	Amount ¹ (\$1,000)	As percent of total sales of—		
					Establishments handling line	Establishments in NAICS industry ¹	
42269	Other chemical & allied products whse—Con.						
2380	Industrial valves and fittings (except fluid-power)	22	92 578	9 690	10.5	Z	X
2390	Hydraulic and pneumatic (fluid-power) valves	7	26 654	1 664	6.2	Z	X
2400	Hydraulic and pneumatic cylinders and rotary actuators	9	503 091	4 320	.9	Z	71.5
2411	Hydraulic cylinders and rotary actuators	7	467 106	1 422	.3	Z	X
2420	Hydraulic and pneumatic connectors and assemblies	6	43 203	8 277	19.2	Z	X
2430	Fluid-power filters, components, accessories, and parts	18	92 379	9 113	9.9	Z	59.1
2431	Filters	14	49 038	1 755	3.6	Z	X
2432	Other fluid-power components, accessories, and parts, n.e.c.	9	55 501	7 358	13.3	Z	X
2440	Welding supplies (excluding gases)	974	2 565 939	589 302	23.0	.6	X
2450	Industrial containers and supplies	304	2 455 398	81 483	3.3	.1	3.3
2451	New and reconditioned drums and barrels	188	601 422	2 559	.4	Z	X
2454	Other industrial containers and supplies	153	2 158 751	78 819	3.7	.1	X
2460	Other industrial supplies	362	2 376 977	133 988	5.6	.1	4.5
2462	Abrasives and abrasive materials	216	1 403 947	55 385	3.9	.1	X
2463	Nylon, polyester, and synthetic rubber	7	39 084	433	1.1	Z	X
2465	Strapping and tape	33	217 673	1 306	.6	Z	X
2466	Industrial supplies, n.e.c.	296	2 147 220	76 865	3.6	.1	X
2520	Custodial (janitors') equipment and supplies	788	2 685 090	300 695	11.2	.3	8.6
2521	Custodial equipment—power equipment	404	826 083	58 868	7.1	.1	X
2522	Custodial equipment—nonpower equipment	323	511 713	20 844	4.1	Z	X
2523	Custodial supplies	629	2 410 200	220 359	9.1	.2	X
2530	Laundry and dry-cleaning equipment and supplies	181	1 081 197	70 998	6.6	.1	X
2540	Other service establishment equipment and supplies	21	88 380	13 443	15.2	Z	27.9
2542	Service establishment equipment and supplies, n.e.c.	21	88 380	13 443	15.2	Z	X
2700	Sporting and recreational goods and supplies	23	51 175	10 538	20.6	Z	52.8
2713	Billiards, pool, bowling equipment, and accessories	8	16 022	3 109	19.4	Z	X
2715	Athletic equipment and accessories	7	13 142	283	2.2	Z	X
2718	Other sporting and recreational goods (go carts, bait, etc.)	8	22 010	7 106	32.3	Z	X
2800	Toys and hobby goods and supplies	8	13 234	1 228	9.3	Z	X
2930	Recyclable paper and paperboard	15	40 814	2 440	6.0	Z	X
2940	Recyclable materials, except metal	7	34 050	7 593	22.3	Z	X
3000	Jewelry, diamonds, gem stones, and watches	6	22 624	2 939	13.0	Z	X
3120	Forest products, except lumber (including cordwood, hewn posts, poles, and ties)	22	181 059	19 927	11.0	Z	X
3150	Other durable goods	18	55 760	1 213	2.2	Z	1.8
3154	Other durable goods, n.e.c.	18	55 760	1 213	2.2	Z	X
3200	Printing and writing paper	19	28 380	2 243	7.9	Z	13.2
3213	Other printing and writing paper	18	27 803	2 238	8.0	Z	X
3300	Stationery, office supplies and greeting cards	15	23 388	1 525	6.5	Z	32.2
3311	Business forms	9	11 580	962	8.3	Z	X
3314	Toner and cartridges	7	8 353	105	1.3	Z	X
3400	Industrial and personal services paper and plastics	497	2 243 429	247 881	11.0	.3	7.7
3411	Paperboard and boxboard boxes	148	434 197	4 490	1.0	Z	X
3412	Paper dishes, cups, and napkins	202	790 880	13 954	1.8	Z	X
3413	Industrial paper (wrapping, bags, cartons, etc.)	144	640 750	118 026	18.4	.1	X
3414	Disposable plastic boxes, containers, cups, dishes, and supplies	71	396 731	6 337	1.6	Z	X
3415	Other industrial and personal service paper	231	1 428 715	105 074	7.4	.1	X
3500	Drugs, pharmaceuticals, cosmetics, and toiletries	289	6 188 717	598 887	9.7	.6	.7
3512	Nonprescription pharmaceuticals	44	2 554 137	186 734	7.3	.2	X
3513	Cosmetics	60	102 670	13 648	13.3	Z	X
3515	Other toiletries and druggists' sundries	193	3 559 110	396 519	11.1	.4	X
3600	Piece goods, knit and woven	13	394 578	106 942	27.1	.1	X
3700	Notions (buttons, ribbons, lace, sewing accessories, zippers, bindings, etc.)	14	5 826	386	6.6	Z	X
3900	Women's and children's wear	6	8 982	1 522	16.9	Z	X
4100	Frozen foods (packaged)	8	150 544	5 271	3.5	Z	.7
4117	Other frozen foods (except frozen dairy products)	6	53 531	3 564	6.7	Z	X
4200	Dairy products (excluding dried or canned)	7	7 799	400	5.1	Z	59.3
4215	Raw milk	7	7 799	400	5.1	Z	X
4800	Coffee, tea, and spices	58	691 214	4 693	.7	Z	X
4830	Canned foods	23	2 309 547	478 233	20.7	.5	7.9
4831	Canned and bottled fruits, vegetables, and juices	6	239 690	38 801	16.2	Z	X
4840	Food and beverage basic materials (include flavoring extracts, fruit peel, hop extract, industrial molasses, sausage casings, malt, yeast, etc.)	7	47 486	16 235	34.2	Z	X
4850	Soft drinks and bottled water	10	223 252	5 591	2.5	Z	75.4
4853	Bottled water	6	217 761	2 938	1.3	Z	X
4860	Other grocery specialties	39	495 024	25 697	5.2	Z	36.9
4862	Breakfast cereals	7	237 850	3 488	1.5	Z	X
4863	Cooking oils and margarine	7	237 850	6 973	2.9	Z	X
4865	Pickles, preserves, jellies, jams, and sauces	7	237 850	3 488	1.5	Z	X
4868	Grocery specialties, n.e.c.	21	90 110	2 128	2.4	Z	X
4900	Grain and beans	49	192 002	47 119	24.5	.1	69.5
4911	Corn (for grain)	35	158 385	24 320	15.4	Z	X
4912	Oats and barley	25	62 608	2 154	3.4	Z	X
4913	Wheat	21	53 539	2 815	5.3	Z	X
4915	Soybeans	16	118 526	15 056	12.7	Z	X
4916	Other grain and beans (rice and edible and inedible beans)	22	59 111	2 767	4.7	Z	X

See footnotes at end of table.

Table 2. All Types of Operation by Kind of Business and Commodity Line for Wholesale Trade: 1997—Con.

[Includes only establishments with payroll. For meaning of abbreviations and symbols, see introductory text. For explanation of terms, see Appendix A]

NAICS code and CL code	Kind of business and commodity line	Establishments handling commodity line		Commodity line sales			Sales coverage percent
		Number	Total sales (\$1,000)	Amount ¹ (\$1,000)	As percent of total sales of—		
					Establishments handling line	Establishments in NAICS industry ¹	
42269	Other chemical & allied products whsle—Con.						
5140	Other farm products, inedible	8	25 221	3 245	12.9	Z	75.9
5143	Farm products, n.e.c.	8	25 221	3 245	12.9	Z	X
5300	Plastics materials and basic shapes	538	11 440 394	1 333 753	11.7	1.4	65.0
5311	Plastic pipes, rods, tubes, and shapes	101	265 529	21 596	8.1	Z	X
5312	High pressure laminates	9	131 726	4 127	3.1	Z	X
5313	Plastics raw materials	291	9 709 923	1 101 132	11.3	1.2	X
5314	Other plastics materials and basic shapes	181	1 675 433	206 896	12.3	.2	X
5320	Industrial gases (welding, etc.)	1 165	3 268 881	2 042 875	62.5	2.2	X
5330	Chemicals and allied products (excluding agricultural, plastics, gases, and petroleum)	10 526	91 046 453	83 997 776	92.3	89.6	52.3
5331	Gasses, compressed and liquified, except L.P.	905	7 110 431	2 776 638	39.1	3.0	X
5332	Alkalies and chlorine	1 535	20 042 026	9 734 915	48.6	10.4	X
5334	Organic fibers	173	4 857 536	3 768 822	77.6	4.0	X
5335	Detergents and soaps	3 196	24 450 465	10 628 987	43.5	11.3	X
5336	Sanitation chemicals, polishes, and waxes	1 988	10 260 991	2 038 940	19.9	2.2	X
5338	Wood chemicals, naval stores, and gum	343	3 918 701	658 468	16.8	.7	X
5341	Insecticides, nonagricultural	839	4 290 295	751 120	17.5	.8	X
5342	Adhesives, sealants, and glues	1 118	5 377 746	2 161 372	40.2	2.3	X
5343	Explosives	390	2 105 250	1 860 550	88.4	2.0	X
5344	Other chemicals and allied products	6 847	63 096 167	49 617 967	78.6	52.9	X
5400	Petroleum products	642	5 516 266	829 401	15.0	.9	1.2
5411	Aviation gasoline	18	13 120	3 199	24.4	Z	X
5412	Motor gasoline	113	1 470 445	131 562	8.9	.1	X
5415	No. 2 distillate fuel oil (no. 2 diesel and no. 2 heating oil)	96	1 234 271	111 500	9.0	.1	X
5416	All other distillate fuel oil (no. 1 and no. 4 diesel and heating)	124	1 480 698	65 015	4.4	.1	X
5417	Residual fuel oil (no. 5, no. 6, heavy diesel, etc.)	51	1 603 611	273 764	17.1	.3	X
5418	Lubricating oil and greases	471	2 170 875	228 389	10.5	.2	X
5420	Liquified petroleum gases (excluding natural gas)	73	220 093	17 803	8.1	Z	X
5520	Other petroleum products (including asphalt, road oil, wax, etc.)	7	299 088	64 673	21.6	.1	X
5800	Farm supplies	274	2 199 969	139 738	6.4	.1	9.4
5811	Hay, straw, and alfalfa	48	164 655	16 715	10.2	Z	X
5812	Feeds (poultry and livestock) not mixed on location	73	1 021 757	59 106	5.8	.1	X
5814	Weed killers, soil sterilizers, and soil conditioners	39	249 665	1 749	.7	Z	X
5815	Insecticides, fungicides, and pesticides	48	286 094	5 071	1.8	Z	X
5816	Other agricultural chemicals and fertilizers	163	1 006 177	53 690	5.3	.1	X
5817	Seeds and bulbs	104	176 025	1 985	1.1	Z	X
5818	Other farm supplies (including harness and saddlery equipment)	26	101 295	882	.9	Z	X
6000	Paint, paint supplies, and wallpaper	306	1 410 837	133 750	9.5	.1	4.6
6011	Architectural coatings (enamels, primers, stains, solvents, and lacquers)	127	396 395	54 894	13.8	.1	X
6012	Industrial/OEM coatings (coatings applied by original manufacturers to products during manufacturing)	152	605 885	49 982	8.2	.1	X
6014	Paint supplies	37	89 945	3 746	4.2	Z	X
6100	Books, periodicals, newspapers, and miscellaneous printed materials	23	76 768	2 760	3.6	Z	.2
6101	Books	18	49 136	1 149	2.3	Z	X
6102	Other periodicals, newspapers, and miscellaneous printed materials	18	49 136	1 149	2.3	Z	X
6120	Art goods (including novelties and souvenirs)	8	7 463	1 181	15.8	Z	59.5
6121	Art materials	7	7 264	1 086	15.0	Z	X
6150	Nondurable goods, n.e.c.	22	117 885	27 112	23.0	Z	X
9700	Service receipts and labor charges (including installed parts)	1 005	2 444 363	170 037	7.0	.2	16.1
9701	Labor charges for repair work	794	1 916 192	81 511	4.3	.1	X
9702	Parts installed in repair work	497	1 210 223	41 994	3.5	Z	X
9703	Other service receipts and labor charges—Specify	264	552 854	25 890	4.7	Z	X
9720	Receipts for service contracts	22	49 249	3 597	7.3	Z	X
9740	Receipts for installing equipment	12	30 966	1 077	3.5	Z	X
9810	Miscellaneous commodities	1 031	5 100 138	444 869	8.7	.5	X
9920	Receipts for farm product preparation services (cleaning, shelling, etc.)	14	28 055	2 591	9.2	Z	X
9940	Rental and leasing receipts	568	1 736 586	168 522	9.7	.2	X
422690	Other chemical & allied products whsle	11 571	X	93 730 225	X	100.0	75.9
0200	New and rebuilt automotive parts and supplies	84	261 123	29 310	11.2	Z	20.2
0213	Electrical engine parts (including ignition parts)	10	11 979	454	3.8	Z	X
0214	Brake parts (including fluid and all disk and drum parts)	33	123 217	2 450	2.0	Z	X
0215	Exhaust system parts	18	55 110	1 236	2.2	Z	X
0217	Hoses, belts, gaskets, and wiper blades	32	120 737	2 682	2.2	Z	X
0218	Filters (oil, air, gas, and transmission)	35	121 024	5 711	4.7	Z	X
0219	Engine parts, except electrical	10	14 056	416	3.0	Z	X
0221	Body parts and repair materials	17	88 848	9 670	10.9	Z	X
0222	Suspension parts (shocks, struts, balljoints, etc.)	10	7 928	216	2.7	Z	X
0223	Parts, n.e.c.	17	64 126	2 660	4.1	Z	X
0224	Accessories	36	110 225	3 787	3.4	Z	X
0300	Tires and tubes	19	70 360	8 934	12.7	Z	8.8
0311	New tires and tubes	6	62 309	3 016	4.8	Z	X
0312	Recapped and used tires and repair materials	12	5 861	5 917	100.0	Z	X
0400	Household and lawn furniture	8	31 028	1 389	4.5	Z	2.5
0412	Sleep furniture and equipment	7	21 544	939	4.4	Z	X
0500	Household china, glassware, crockery, and plastic housewares	10	18 625	2 203	11.8	Z	X
0530	Flooring and floor coverings	21	26 214	2 151	8.2	Z	17.8
0531	Soft-surface (textile) floor coverings and accessories (including rugs, carpets, and pads)	13	13 891	927	6.7	Z	X
0540	Other home furnishings	14	36 326	3 540	9.7	Z	X

See footnotes at end of table.

Table 2. All Types of Operation by Kind of Business and Commodity Line for Wholesale Trade: 1997—Con.

[Includes only establishments with payroll. For meaning of abbreviations and symbols, see introductory text. For explanation of terms, see Appendix A]

NAICS code and CL code	Kind of business and commodity line	Establishments handling commodity line		Commodity line sales			Sales coverage percent
		Number	Total sales (\$1,000)	Amount ¹ (\$1,000)	As percent of total sales of—		
					Establishments handling line	Establishments in NAICS industry ¹	
422690	Other chemical & allied products whse—Con.						
0620	Plywood and millwork	20	101 685	19 988	19.7	Z	29.9
0622	Other panels products (including hardwood plywood, waterboard, and particleboard)	9	55 092	6 053	11.0	Z	X
0624	Wood millwork (doors, windows, cabinets, etc.)	13	54 107	8 937	16.5	Z	X
0700	Brick, stone, tile, sand, block, cement, and gravel	20	88 160	14 103	16.0	Z	26.9
0713	Sand, gravel, and crushed stone	6	10 512	1 933	18.4	Z	X
0720	Roofing, siding, and insulation materials	24	135 530	20 543	15.2	Z	29.6
0721	Roofing, except wood	7	17 255	1 751	10.1	Z	X
0723	Insulation materials	14	67 816	6 483	9.6	Z	X
0740	Other construction materials	29	153 723	17 261	11.2	Z	36.2
0744	Construction materials, n.e.c. (including wire fence and construction paper)	29	153 723	17 261	11.2	Z	X
0900	Office equipment	7	37 349	868	2.3	Z	1.5
0913	Copying machines and equipment	7	37 349	868	2.3	Z	X
0920	New computer equipment	7	3 985	175	4.4	Z	X
0960	Restaurant and hotel equipment and supplies	61	116 417	11 395	9.8	Z	X
1000	Medical, hospital, and surgical supplies	125	908 220	48 428	5.3	.1	3.2
1011	Surgical and medical instruments and equipment	37	110 132	17 714	16.1	Z	X
1012	Orthopedic, and prosthetic appliances and supplies	51	179 221	11 166	6.2	Z	X
1013	Other surgical, medical, and hospital supplies	70	234 286	13 218	5.6	Z	X
1050	Other professional equipment and supplies	22	65 676	8 096	12.3	Z	75.2
1054	Laboratory equipment	19	28 738	5 686	19.8	Z	X
1120	Flat iron and steel products	48	360 191	44 987	12.5	Z	X
1140	Iron and steel wire and wire products	73	139 700	16 045	11.5	Z	.8
1141	Wire (plain, coated, barbed, and twisted)	23	8 490	7 601	7.1	Z	X
1143	Wire rope, strand, strapping, reinforcement mesh, and bale ties	21	72 992	7 884	10.8	Z	X
1150	Iron and steel pipe and tubing	19	48 288	5 006	10.4	Z	1.6
1154	Other steel pipe	16	45 535	4 982	10.9	Z	X
1160	Other iron and steel products	17	49 758	12 727	25.6	Z	42.0
1167	Finished products, n.e.c.	10	9 917	520	5.2	Z	X
1170	Alloy steel	6	33 493	10 692	31.9	Z	3.0
1175	Other alloy steel	6	33 493	10 692	31.9	Z	X
1200	Copper and brass	78	712 917	21 464	3.0	Z	.3
1214	Rod, nonelectrical wire, extruded shapes, etc.	62	660 997	12 350	1.9	Z	X
1220	Aluminum shapes, forms, etc.	40	307 008	33 227	10.8	Z	X
1230	Other nonferrous metals (magnesium, nickel, tin, lead, zinc, etc., except precious)	24	148 425	32 483	21.9	Z	X
1320	Minerals and ores (excluding coal, precious stones, and crude oil)	60	934 017	121 754	13.0	.1	X
1400	Electrical apparatus and equipment	54	514 429	7 887	1.5	Z	.1
1419	Industrial controls	13	430 687	3 597	.8	Z	X
1421	Other electrical apparatus and equipment (including fuses and lightning rods)	28	63 520	294	.5	Z	X
1500	Electrical appliances, household	27	21 872	2 055	9.4	Z	20.9
1518	Other electrical household appliances (including fans, dishwashers, etc.)	26	21 843	2 049	9.4	Z	X
1600	Electronic parts and equipment, except communication	207	901 933	111 290	12.3	.1	2.6
1615	Discrete semiconductors, etc.	184	718 001	90 337	12.6	.1	X
1700	Hardware	274	895 624	87 564	9.8	.1	6.7
1711	Hand tools (including power driven)	137	413 447	35 847	8.7	Z	X
1712	Bolts, nuts, rivets, and fasteners	100	110 386	17 735	16.1	Z	X
1713	Cutlery	45	32 873	7 668	23.3	Z	X
1800	Plumbing and heating equipment and supplies (hydronics)	129	410 693	37 326	9.1	Z	22.1
1811	Plastic pipe fittings and valves (excluding pipe and tubing)	29	85 389	6 402	7.5	Z	X
1812	Metal pipe fittings and valves (excluding pipe and tubing)	23	83 764	5 164	6.2	Z	X
1813	Plumbing fixtures	38	265 392	5 720	2.2	Z	X
1814	Furnaces, stoves, water heaters (except electric and warm air)	28	37 030	1 694	4.6	Z	X
1815	Boilers, radiators, and convectors	15	18 232	2 011	11.0	Z	X
1818	Other plumbing and heating equipment and supplies	73	193 915	16 326	8.4	Z	X
1900	Warm air heating and air-conditioning equipment and supplies	18	70 379	6 094	8.7	Z	70.2
1919	Registers, grills, pre-formed ductwork (excluding sheet metal), and duct insulation	8	59 889	4 474	7.5	Z	X
2100	Construction and mining machinery and equipment (including parts and attachments)	21	263 373	22 209	8.4	Z	1.7
2112	New power cranes, draglines, and shovels	15	63 317	622	1.0	Z	X
2117	Other new construction and mining, logging, and road maintenance machinery, equipment, and parts	15	63 317	12 420	19.6	Z	X
2200	Farm machinery, equipment, and parts	33	53 895	10 744	19.9	Z	7.8
2214	New dairy farm and barn equipment	20	32 770	4 648	14.2	Z	X
2218	Used farm machinery and equipment	12	33 747	756	2.2	Z	X
2220	Garden machinery, equipment, and parts	278	985 784	245 238	24.9	.3	X
2300	Hydraulic and pneumatic (fluid-power) pumps, motors, and parts	13	41 810	1 979	4.7	Z	37.7
2311	Pumps	9	32 162	1 235	3.8	Z	X
2320	General-purpose industrial machinery, equipment, and parts	729	4 970 574	297 853	6.0	.3	13.2
2321	New pumps, compressors (air or gas), and equipment	198	251 860	32 836	13.0	Z	X
2323	New diesel engines (excluding automotive)	19	35 046	1 261	3.6	Z	X
2326	New controlling, recording, and indicating instruments and access	184	437 489	72 097	16.5	.1	X
2327	All other new general-purpose industrial machinery and equipment	338	3 314 432	57 082	1.7	.1	X
2328	Used general-purpose industrial machinery and equipment	191	399 878	79 254	19.8	.1	X
2330	Metalworking machinery, equipment, and parts	35	122 682	11 803	9.6	Z	X

See footnotes at end of table.

Table 2. All Types of Operation by Kind of Business and Commodity Line for Wholesale Trade: 1997—Con.

[Includes only establishments with payroll. For meaning of abbreviations and symbols, see introductory text. For explanation of terms, see Appendix A]

NAICS code and CL code	Kind of business and commodity line	Establishments handling commodity line		Commodity line sales			Sales coverage percent
		Number	Total sales (\$1,000)	Amount ¹ (\$1,000)	As percent of total sales of—		
					Establishments handling line	Establishments in NAICS industry ¹	
422690	Other chemical & allied products whsle—Con.						
2340	Materials handling machinery, equipment, and parts	20	490 406	2 655	.5	Z	69.5
2341	New conveying equipment	12	459 685	348	.1	Z	X
2360	Other industrial machinery, equipment, and parts	66	726 261	44 170	6.1	Z	67.1
2362	New power plant machinery (excluding electrical)	8	30 098	2 377	7.9	Z	X
2366	Other new industrial machinery and equipment	57	705 820	36 678	5.2	Z	X
2367	Used industrial machinery and equipment	13	38 030	1 656	4.4	Z	X
2380	Industrial valves and fittings (except fluid-power)	22	92 578	9 690	10.5	Z	X
2390	Hydraulic and pneumatic (fluid-power) valves	7	26 654	1 664	6.2	Z	X
2400	Hydraulic and pneumatic cylinders and rotary actuators	9	503 091	4 320	.9	Z	71.5
2411	Hydraulic cylinders and rotary actuators	7	467 106	1 422	.3	Z	X
2420	Hydraulic and pneumatic connectors and assemblies	6	43 203	8 277	19.2	Z	X
2430	Fluid-power filters, components, accessories, and parts	18	92 379	9 113	9.9	Z	59.1
2431	Filters	14	49 038	1 755	3.6	Z	X
2432	Other fluid-power components, accessories, and parts, n.e.c.	9	55 501	7 358	13.3	Z	X
2440	Welding supplies (excluding gases)	974	2 565 939	589 302	23.0	.6	X
2450	Industrial containers and supplies	304	2 455 398	81 483	3.3	.1	3.3
2451	New and reconditioned drums and barrels	188	601 422	2 559	.4	Z	X
2454	Other industrial containers and supplies	153	2 158 751	78 819	3.7	.1	X
2460	Other industrial supplies	362	2 376 977	133 988	5.6	.1	4.5
2462	Abrasives and abrasive materials	216	1 403 947	55 385	3.9	.1	X
2463	Nylon, polyester, and synthetic rubber	7	39 084	433	1.1	Z	X
2465	Strapping and tape	33	217 673	1 306	.6	Z	X
2466	Industrial supplies, n.e.c.	296	2 147 220	76 865	3.6	.1	X
2520	Custodial (janitors') equipment and supplies	788	2 685 090	300 695	11.2	.3	8.6
2521	Custodial equipment—power equipment	404	826 083	58 868	7.1	.1	X
2522	Custodial equipment—nonpower equipment	323	511 713	20 844	4.1	Z	X
2523	Custodial supplies	629	2 410 200	220 359	9.1	.2	X
2530	Laundry and dry-cleaning equipment and supplies	181	1 081 197	70 998	6.6	.1	X
2540	Other service establishment equipment and supplies	21	88 380	13 443	15.2	Z	27.9
2542	Service establishment equipment and supplies, n.e.c.	21	88 380	13 443	15.2	Z	X
2700	Sporting and recreational goods and supplies	23	51 175	10 538	20.6	Z	52.8
2713	Billiards, pool, bowling equipment, and accessories	8	16 022	3 109	19.4	Z	X
2715	Athletic equipment and accessories	7	13 142	283	2.2	Z	X
2718	Other sporting and recreational goods (go carts, bait, etc.)	8	22 010	7 106	32.3	Z	X
2800	Toys and hobby goods and supplies	8	13 234	1 228	9.3	Z	X
2930	Recyclable paper and paperboard	15	40 814	2 440	6.0	Z	X
2940	Recyclable materials, except metal	7	34 050	7 593	22.3	Z	X
3000	Jewelry, diamonds, gem stones, and watches	6	22 624	2 939	13.0	Z	X
3120	Forest products, except lumber (including cordwood, hewn posts, poles, and ties)	22	181 059	19 927	11.0	Z	X
3150	Other durable goods	18	55 760	1 213	2.2	Z	1.8
3154	Other durable goods, n.e.c.	18	55 760	1 213	2.2	Z	X
3200	Printing and writing paper	19	28 380	2 243	7.9	Z	13.2
3213	Other printing and writing paper	18	27 803	2 238	8.0	Z	X
3300	Stationery, office supplies and greeting cards	15	23 388	1 525	6.5	Z	32.2
3311	Business forms	9	11 580	962	8.3	Z	X
3314	Toner and cartridges	7	8 353	105	1.3	Z	X
3400	Industrial and personal services paper and plastics	497	2 243 429	247 881	11.0	.3	7.7
3411	Paperboard and boxboard boxes	148	434 197	4 490	1.0	Z	X
3412	Paper dishes, cups, and napkins	202	790 880	13 954	1.8	Z	X
3413	Industrial paper (wrapping, bags, cartons, etc.)	144	640 750	118 026	18.4	.1	X
3414	Disposable plastic boxes, containers, cups, dishes, and supplies	71	396 731	6 337	1.6	Z	X
3415	Other industrial and personal service paper	231	1 428 715	105 074	7.4	.1	X
3500	Drugs, pharmaceuticals, cosmetics, and toiletries	289	6 188 717	598 887	9.7	.6	.7
3512	Nonprescription pharmaceuticals	44	2 554 137	186 734	7.3	.2	X
3513	Cosmetics	60	102 670	13 648	13.3	Z	X
3515	Other toiletries and druggists' sundries	193	3 559 110	396 519	11.1	.4	X
3600	Piece goods, knit and woven	13	394 578	106 942	27.1	.1	X
3700	Notions (buttons, ribbons, lace, sewing accessories, zippers, bindings, etc.)	14	5 826	386	6.6	Z	X
3900	Women's and children's wear	6	8 982	1 522	16.9	Z	X
4100	Frozen foods (packaged)	8	150 544	5 271	3.5	Z	.7
4117	Other frozen foods (except frozen dairy products)	6	53 531	3 564	6.7	Z	X
4200	Dairy products (excluding dried or canned)	7	7 799	400	5.1	Z	59.3
4215	Raw milk	7	7 799	400	5.1	Z	X
4800	Coffee, tea, and spices	58	691 214	4 693	.7	Z	X
4830	Canned foods	23	2 309 547	478 233	20.7	.5	7.9
4831	Canned and bottled fruits, vegetables, and juices	26	239 690	38 801	16.2	Z	X
4840	Food and beverage basic materials (include flavoring extracts, fruit peel, hop extract, industrial molasses, sausage casings, malt, yeast, etc.)	7	47 486	16 235	34.2	Z	X
4850	Soft drinks and bottled water	10	223 252	5 591	2.5	Z	75.4
4853	Bottled water	6	217 761	2 938	1.3	Z	X
4860	Other grocery specialties	39	495 024	25 697	5.2	Z	36.9
4862	Breakfast cereals	7	237 850	3 488	1.5	Z	X
4863	Cooking oils and margarine	7	237 850	6 973	2.9	Z	X
4865	Pickles, preserves, jellies, jams, and sauces	7	237 850	3 488	1.5	Z	X
4868	Grocery specialties, n.e.c.	21	90 110	2 128	2.4	Z	X

See footnotes at end of table.

Table 2. All Types of Operation by Kind of Business and Commodity Line for Wholesale Trade: 1997—Con.

[Includes only establishments with payroll. For meaning of abbreviations and symbols, see introductory text. For explanation of terms, see Appendix A]

NAICS code and CL code	Kind of business and commodity line	Establishments handling commodity line		Commodity line sales			Sales coverage percent
		Number	Total sales (\$1,000)	Amount ¹ (\$1,000)	As percent of total sales of—		
					Establishments handling line	Establishments in NAICS industry ¹	
422690	Other chemical & allied products whsle—Con.						
4900	Grain and beans	49	192 002	47 119	24.5	.1	69.5
4911	Corn (for grain)	35	158 385	24 320	15.4	Z	X
4912	Oats and barley	25	62 608	2 154	3.4	Z	X
4913	Wheat	21	53 539	2 815	5.3	Z	X
4915	Soybeans	16	118 526	15 056	12.7	Z	X
4916	Other grain and beans (rice and edible and inedible beans)	22	59 111	2 767	4.7	Z	X
5140	Other farm products, inedible	8	25 221	3 245	12.9	Z	75.9
5143	Farm products, n.e.c.	8	25 221	3 245	12.9	Z	X
5300	Plastics materials and basic shapes	538	11 440 394	1 333 753	11.7	1.4	65.0
5311	Plastic pipes, rods, tubes, and shapes	101	265 529	21 596	8.1	Z	X
5312	High pressure laminates	9	131 726	4 127	3.1	Z	X
5313	Plastics raw materials	291	9 709 923	1 101 132	11.3	1.2	X
5314	Other plastics materials and basic shapes	181	1 675 433	206 896	12.3	.2	X
5320	Industrial gases (welding, etc.)	1 165	3 268 881	2 042 875	62.5	2.2	X
5330	Chemicals and allied products (excluding agricultural, plastics, gases, and petroleum)	10 526	91 046 453	83 997 776	92.3	89.6	52.3
5331	Gasses, compressed and liquified, except L.P.	905	7 110 431	2 776 638	39.1	3.0	X
5332	Alkalies and chlorine	1 535	20 042 026	9 734 915	48.6	10.4	X
5334	Organic fibers	173	4 857 536	3 768 822	77.6	4.0	X
5335	Detergents and soaps	3 196	24 450 465	10 628 987	43.5	11.3	X
5336	Sanitation chemicals, polishes, and waxes	1 988	10 260 991	2 038 940	19.9	2.2	X
5338	Wood chemicals, naval stores, and gum	343	3 918 701	658 468	16.8	.7	X
5341	Insecticides, nonagricultural	839	4 290 295	751 120	17.5	.8	X
5342	Adhesives, sealants, and glues	1 118	5 377 746	2 161 372	40.2	2.3	X
5343	Explosives	390	2 105 250	1 860 550	88.4	2.0	X
5344	Other chemicals and allied products	6 847	63 096 167	49 617 967	78.6	52.9	X
5400	Petroleum products	642	5 516 266	829 401	15.0	.9	1.2
5411	Aviation gasoline	18	13 120	3 199	24.4	Z	X
5412	Motor gasoline	113	1 470 445	131 562	8.9	.1	X
5415	No. 2 distillate fuel oil (no. 2 diesel and no. 2 heating oil)	96	1 234 271	111 500	9.0	.1	X
5416	All other distillate fuel oil (no. 1 and no. 4 diesel and heating)	124	1 480 698	65 015	4.4	.1	X
5417	Residual fuel oil (no. 5, no. 6, heavy diesel, etc.)	51	1 603 611	273 764	17.1	.3	X
5418	Lubricating oil and greases	471	2 170 875	228 389	10.5	.2	X
5420	Liquified petroleum gases (excluding natural gas)	73	220 093	17 803	8.1	Z	X
5520	Other petroleum products (including asphalt, road oil, wax, etc.)	7	299 088	64 673	21.6	.1	X
5800	Farm supplies	274	2 199 969	139 738	6.4	.1	9.4
5811	Hay, straw, and alfalfa	48	164 655	16 715	10.2	Z	X
5812	Feeds (poultry and livestock) not mixed on location	73	1 021 757	59 106	5.8	.1	X
5814	Weed killers, soil sterilizers, and soil conditioners	39	249 665	1 749	.7	Z	X
5815	Insecticides, fungicides, and pesticides	48	286 094	5 071	1.8	Z	X
5816	Other agricultural chemicals and fertilizers	163	1 006 177	53 690	5.3	.1	X
5817	Seeds and bulbs	104	176 025	1 985	1.1	Z	X
5818	Other farm supplies (including harness and saddlery equipment)	26	101 295	882	.9	Z	X
6000	Paint, paint supplies, and wallpaper	306	1 410 837	133 750	9.5	.1	4.6
6011	Architectural coatings (enamels, primers, stains, solvents, and lacquers)	127	396 395	54 894	13.8	.1	X
6012	Industrial/OEM coatings (coatings applied by original manufacturers to products during manufacturing)	152	605 885	49 982	8.2	.1	X
6014	Paint supplies	37	89 945	3 746	4.2	Z	X
6100	Books, periodicals, newspapers, and miscellaneous printed materials	23	76 768	2 760	3.6	Z	.2
6101	Books	18	49 136	1 149	2.3	Z	X
6102	Other periodicals, newspapers, and miscellaneous printed materials	18	49 136	1 149	2.3	Z	X
6120	Art goods (including novelties and souvenirs)	8	7 463	1 181	15.8	Z	59.5
6121	Art materials	7	7 264	1 086	15.0	Z	X
6150	Nondurable goods, n.e.c.	22	117 885	27 112	23.0	Z	X
9700	Service receipts and labor charges (including installed parts)	1 005	2 444 363	170 037	7.0	.2	16.1
9701	Labor charges for repair work	794	1 916 192	81 511	4.3	.1	X
9702	Parts installed in repair work	497	1 210 223	41 994	3.5	Z	X
9703	Other service receipts and labor charges—Specify	264	552 854	25 890	4.7	Z	X
9720	Receipts for service contracts	22	49 249	3 597	7.3	Z	X
9740	Receipts for installing equipment	12	30 966	1 077	3.5	Z	X
9810	Miscellaneous commodities	1 031	5 100 138	444 869	8.7	.5	X
9920	Receipts for farm product preparation services (cleaning, shelling, etc.)	14	28 055	2 591	9.2	Z	X
9940	Rental and leasing receipts	568	1 736 586	168 522	9.7	.2	X
4226901	Industrial gases (except LP) whsle	1 106	X	2 806 880	X	100.0	59.6
1000	Medical, hospital, and surgical supplies	57	219 749	10 742	4.9	Z	X
1120	Flat iron and steel products	17	10 555	1 025	9.7	Z	X
1140	Iron and steel wire and wire products	24	49 091	7 118	14.5	.3	X
1400	Electrical apparatus and equipment	7	13 952	3 050	21.9	.1	X
1600	Electronic parts and equipment, except communication	7	33 337	1 960	5.9	.1	X
1700	Hardware	34	79 039	6 909	8.7	.2	X
1800	Plumbing and heating equipment and supplies (hydronics)	9	6 307	151	2.4	Z	X
2320	General-purpose industrial machinery, equipment, and parts	44	150 854	10 126	6.7	.4	X
2330	Metalworking machinery, equipment, and parts	12	52 157	5 802	11.1	.2	X
2360	Other industrial machinery, equipment, and parts	18	32 380	8 026	24.8	.3	X
2440	Welding supplies (excluding gases)	807	1 668 764	505 598	30.3	18.0	X
2450	Industrial containers and supplies	24	77 759	2 593	3.3	.1	X
2460	Other industrial supplies	41	89 493	7 108	7.9	.3	X
3500	Drugs, pharmaceuticals, cosmetics, and toiletries	13	43 376	1 986	4.6	.1	X
5320	Industrial gases (welding, etc.)	1 106	2 806 880	2 015 315	71.8	71.8	X
5330	Chemicals and allied products (excluding agricultural, plastics, gases, and petroleum)	61	123 108	18 835	15.3	.7	X
5420	Liquified petroleum gases (excluding natural gas)	40	70 223	5 518	7.9	.2	X

See footnotes at end of table.

Table 2. All Types of Operation by Kind of Business and Commodity Line for Wholesale Trade: 1997—Con.

[Includes only establishments with payroll. For meaning of abbreviations and symbols, see introductory text. For explanation of terms, see Appendix A]

NAICS code and CL code	Kind of business and commodity line	Establishments handling commodity line		Commodity line sales			Sales coverage percent
		Number	Total sales (\$1,000)	Amount ¹ (\$1,000)	As percent of total sales of—		
					Establishments handling line	Establishments in NAICS industry ¹	
4226901	Industrial gases (except LP) whsle—Con.						
6000	Paint, paint supplies, and wallpaper	16	34 842	2 224	6.4	.1	X
9700	Service receipts and labor charges (including installed parts)	201	477 904	14 081	2.9	.5	X
9810	Miscellaneous commodities	120	422 099	26 722	6.3	1.0	X
9940	Rental and leasing receipts	334	881 116	131 458	14.9	4.7	X
4226902	Other chemical & allied products whsle	10 465	X	90 923 345	X	100.0	76.4
0200	New and rebuilt automotive parts and supplies	84	261 123	29 310	11.2	Z	20.3
0213	Electrical engine parts (including ignition parts)	10	11 979	454	3.8	Z	X
0214	Brake parts (including fluid and all disk and drum parts)	33	123 217	2 450	2.0	Z	X
0215	Exhaust system parts	18	55 110	1 236	2.2	Z	X
0217	Hoses, belts, gaskets, and wiper blades	32	120 737	2 682	2.2	Z	X
0218	Filters (oil, air, gas, and transmission)	35	121 024	5 711	4.7	Z	X
0219	Engine parts, except electrical	10	14 056	416	3.0	Z	X
0221	Body parts and repair materials	17	88 848	9 670	10.9	Z	X
0222	Suspension parts (shocks, struts, balljoints, etc.)	10	7 928	216	2.7	Z	X
0223	Parts, n.e.c.	17	64 126	2 660	4.1	Z	X
0224	Accessories	36	110 225	3 787	3.4	Z	X
0300	Tires and tubes	19	70 360	8 934	12.7	Z	8.9
0311	New tires and tubes	6	62 309	3 016	4.8	Z	X
0312	Recapped and used tires and repair materials	12	5 861	5 917	100.0	Z	X
0400	Household and lawn furniture	8	31 028	1 389	4.5	Z	2.6
0412	Sleep furniture and equipment	7	21 544	939	4.4	Z	X
0500	Household china, glassware, crockery, and plastic housewares	10	18 625	2 203	11.8	Z	X
0530	Flooring and floor coverings	21	26 214	2 151	8.2	Z	17.9
0531	Soft-surface (textile) floor coverings and accessories (including rugs, carpets, and pads)	13	13 891	927	6.7	Z	X
0540	Other home furnishings	14	36 326	3 540	9.7	Z	X
0620	Plywood and millwork	20	101 685	19 988	19.7	Z	30.1
0622	Other panels products (including hardwood plywood, waterboard, and particleboard)	9	55 092	6 053	11.0	Z	X
0624	Wood millwork (doors, windows, cabinets, etc.)	13	54 107	8 937	16.5	Z	X
0700	Brick, stone, tile, sand, block, cement, and gravel	20	88 160	14 103	16.0	Z	27.1
0713	Sand, gravel, and crushed stone	6	10 512	1 933	18.4	Z	X
0720	Roofing, siding, and insulation materials	24	135 530	20 543	15.2	Z	29.8
0721	Roofing, except wood	7	17 255	1 751	10.1	Z	X
0723	Insulation materials	14	67 816	6 483	9.6	Z	X
0740	Other construction materials	29	153 723	17 261	11.2	Z	36.4
0744	Construction materials, n.e.c. (including wire fence and construction paper)	29	153 723	17 261	11.2	Z	X
0900	Office equipment	7	37 349	868	2.3	Z	1.5
0913	Copying machines and equipment	7	37 349	868	2.3	Z	X
0920	New computer equipment	7	3 985	175	4.4	Z	X
0960	Restaurant and hotel equipment and supplies	61	116 417	11 395	9.8	Z	X
1000	Medical, hospital, and surgical supplies	68	688 471	37 686	5.5	Z	3.9
1011	Surgical and medical instruments and equipment	37	110 132	17 714	16.1	Z	X
1013	Other surgical, medical, and hospital supplies	24	71 802	12 110	16.9	Z	X
1050	Other professional equipment and supplies	22	65 676	8 096	12.3	Z	75.7
1054	Laboratory equipment	19	28 738	5 686	19.8	Z	X
1120	Flat iron and steel products	31	349 636	43 962	12.6	Z	X
1140	Iron and steel wire and wire products	49	90 609	8 927	9.9	Z	1.2
1141	Wire (plain, coated, barbed, and twisted)	23	8 490	601	7.1	Z	X
1143	Wire rope, strand, strapping, reinforcement mesh, and bale ties	21	72 992	7 884	10.8	Z	X
1150	Iron and steel pipe and tubing	16	45 535	4 982	10.9	Z	1.7
1154	Other steel pipe	16	45 535	4 982	10.9	Z	X
1160	Other iron and steel products	13	46 580	12 625	27.1	Z	44.6
1167	Finished products, n.e.c.	10	9 917	520	5.2	Z	X
1170	Alloy steel	6	33 493	10 692	31.9	Z	3.1
1175	Other alloy steel	6	33 493	10 692	31.9	Z	X
1200	Copper and brass	73	708 529	21 428	3.0	Z	.3
1214	Rod, nonelectrical wire, extruded shapes, etc.	62	660 997	12 350	1.9	Z	X
1220	Aluminum shapes, forms, etc.	39	305 699	33 191	10.9	Z	X
1230	Other nonferrous metals (magnesium, nickel, tin, lead, zinc, etc., except precious)	24	148 425	32 483	21.9	Z	X
1320	Minerals and ores (excluding coal, precious stones, and crude oil)	60	934 017	121 754	13.0	.1	X
1400	Electrical apparatus and equipment	47	500 477	4 837	1.0	Z	.1
1419	Industrial controls	13	430 687	3 597	.8	Z	X
1421	Other electrical apparatus and equipment (including fuses and lightning rods)	28	63 520	294	.5	Z	X
1500	Electrical appliances, household	26	21 843	2 049	9.4	Z	21.0
1518	Other electrical household appliances (including fans, dishwashers, etc.) ..	26	21 843	2 049	9.4	Z	X
1600	Electronic parts and equipment, except communication	200	868 596	109 330	12.6	.1	2.7
1615	Discrete semiconductors, etc.	184	718 001	90 337	12.6	.1	X
1700	Hardware	240	816 585	80 655	9.9	.1	6.7
1711	Hand tools (including power driven)	132	397 036	33 686	8.5	Z	X
1712	Bolts, nuts, rivets, and fasteners	85	65 597	16 786	25.6	Z	X
1713	Cutlery	32	15 034	3 869	25.7	Z	X

See footnotes at end of table.

Table 2. All Types of Operation by Kind of Business and Commodity Line for Wholesale Trade: 1997—Con.

[Includes only establishments with payroll. For meaning of abbreviations and symbols, see introductory text. For explanation of terms, see Appendix A]

NAICS code and CL code	Kind of business and commodity line	Establishments handling commodity line		Commodity line sales			Sales coverage percent
		Number	Total sales (\$1,000)	Amount ¹ (\$1,000)	As percent of total sales of—		
					Establishments handling line	Establishments in NAICS industry ¹	
4226902	Other chemical & allied products whse—Con.						
1800	Plumbing and heating equipment and supplies (hydronics)	120	404 386	37 175	9.2	Z	22.8
1811	Plastic pipe fittings and valves (excluding pipe and tubing)	29	85 389	6 402	7.5	Z	X
1812	Metal pipe fittings and valves (excluding pipe and tubing)	14	77 457	5 013	6.5	Z	X
1813	Plumbing fixtures	38	265 392	5 720	2.2	Z	X
1814	Furnaces, stoves, water heaters (except electric and warm air)	28	37 030	1 694	4.6	Z	X
1815	Boilers, radiators, and convectors	15	18 232	2 011	11.0	Z	X
1818	Other plumbing and heating equipment and supplies	73	193 915	16 326	8.4	Z	X
1900	Warm air heating and air-conditioning equipment and supplies	15	66 862	5 988	9.0	Z	74.6
1919	Registers, grills, pre-formed ductwork (excluding sheet metal), and duct insulation	8	59 889	4 474	7.5	Z	X
2100	Construction and mining machinery and equipment (including parts and attachments)	18	257 642	21 956	8.5	Z	1.8
2112	New power cranes, draglines, and shovels	15	63 317	622	1.0	Z	X
2117	Other new construction and mining, logging, and road maintenance machinery, equipment, and parts	15	63 317	12 420	19.6	Z	X
2200	Farm machinery, equipment, and parts	33	53 895	10 744	19.9	Z	7.9
2214	New dairy farm and barn equipment	20	32 770	4 648	14.2	Z	X
2218	Used farm machinery and equipment	12	33 747	756	2.2	Z	X
2220	Garden machinery, equipment, and parts	278	985 784	245 238	24.9	.3	X
2300	Hydraulic and pneumatic (fluid-power) pumps, motors, and parts	11	39 837	1 888	4.7	Z	39.7
2311	Pumps	9	32 162	1 235	3.8	Z	X
2320	General-purpose industrial machinery, equipment, and parts	685	4 819 720	287 727	6.0	.3	13.6
2321	New pumps, compressors (air or gas), and equipment	198	251 860	32 836	13.0	Z	X
2323	New diesel engines (excluding automotive)	19	35 046	1 261	3.6	Z	X
2326	New controlling, recording, and indicating instruments and access	184	437 489	72 097	16.5	.1	X
2327	All other new general-purpose industrial machinery and equipment	301	3 202 622	49 521	1.5	.1	X
2328	Used general-purpose industrial machinery and equipment	154	288 068	77 372	26.9	.1	X
2330	Metalworking machinery, equipment, and parts	23	70 525	6 001	8.5	Z	X
2340	Materials handling machinery, equipment, and parts	17	477 857	2 113	.4	Z	71.7
2341	New conveying equipment	12	459 685	348	.1	Z	X
2360	Other industrial machinery, equipment, and parts	48	693 881	36 144	5.2	Z	67.9
2362	New power plant machinery (excluding electrical)	8	30 098	2 377	7.9	Z	X
2366	Other new industrial machinery and equipment	39	673 440	28 652	4.3	Z	X
2367	Used industrial machinery and equipment	13	38 030	1 656	4.4	Z	X
2380	Industrial valves and fittings (except fluid-power)	18	86 017	9 553	11.1	Z	X
2400	Hydraulic and pneumatic cylinders and rotary actuators	7	467 106	1 422	.3	Z	73.8
2411	Hydraulic cylinders and rotary actuators	7	467 106	1 422	.3	Z	X
2430	Fluid-power filters, components, accessories, and parts	16	90 406	9 056	10.0	Z	59.2
2431	Filters	14	49 038	1 755	3.6	Z	X
2432	Other fluid-power components, accessories, and parts, n.e.c.	7	53 528	7 301	13.6	Z	X
2440	Welding supplies (excluding gases)	167	897 175	83 704	9.3	.1	X
2450	Industrial containers and supplies	280	2 377 639	78 890	3.3	.1	2.8
2451	New and reconditioned drums and barrels	185	594 571	2 450	.4	Z	X
2454	Other industrial containers and supplies	135	2 091 467	76 440	3.7	.1	X
2460	Other industrial supplies	321	2 287 484	126 880	5.5	.1	2.5
2462	Abrasives and abrasive materials	179	1 321 904	52 318	4.0	.1	X
2465	Strapping and tape	33	217 673	1 306	.6	Z	X
2466	Industrial supplies, n.e.c.	282	2 098 843	73 256	3.5	.1	X
2520	Custodial (janitors') equipment and supplies	787	2 681 624	300 073	11.2	.3	8.7
2521	Custodial equipment—power equipment	404	826 083	58 868	7.1	.1	X
2522	Custodial equipment—nonpower equipment	323	511 713	20 844	4.1	Z	X
2523	Custodial supplies	629	2 410 200	220 359	9.1	.2	X
2530	Laundry and dry-cleaning equipment and supplies	181	1 081 197	70 998	6.6	.1	X
2540	Other service establishment equipment and supplies	21	88 380	13 443	15.2	Z	28.1
2542	Service establishment equipment and supplies, n.e.c.	21	88 380	13 443	15.2	Z	X
2700	Sporting and recreational goods and supplies	22	37 102	4 207	11.3	Z	45.6
2713	Billiards, pool, bowling equipment, and accessories	8	16 022	3 109	19.4	Z	X
2715	Athletic equipment and accessories	7	13 142	283	2.2	Z	X
2718	Other sporting and recreational goods (go carts, bait, etc.)	7	7 937	775	9.8	Z	X
2800	Toys and hobby goods and supplies	8	13 234	1 228	9.3	Z	X
2930	Recyclable paper and paperboard	15	40 814	2 440	6.0	Z	X
2940	Recyclable materials, except metal	7	34 050	7 593	22.3	Z	X
3000	Jewelry, diamonds, gem stones, and watches	6	22 624	2 939	13.0	Z	X
3120	Forest products, except lumber (including cordwood, hewn posts, poles, and ties)	22	181 059	19 927	11.0	Z	X
3150	Other durable goods	18	55 760	1 213	2.2	Z	1.8
3154	Other durable goods, n.e.c.	18	55 760	1 213	2.2	Z	X
3200	Printing and writing paper	19	28 380	2 243	7.9	Z	13.3
3213	Other printing and writing paper	18	27 803	2 238	8.0	Z	X
3300	Stationery, office supplies and greeting cards	15	23 388	1 525	6.5	Z	32.4
3311	Business forms	9	11 580	962	8.3	Z	X
3314	Toner and cartridges	7	8 353	105	1.3	Z	X
3400	Industrial and personal services paper and plastics	497	2 243 429	247 881	11.0	.3	7.7
3411	Paperboard and boxboard boxes	148	434 197	4 490	1.0	Z	X
3412	Paper dishes, cups, and napkins	202	790 880	13 954	1.8	Z	X
3413	Industrial paper (wrapping, bags, cartons, etc.)	144	640 750	118 026	18.4	.1	X
3414	Disposable plastic boxes, containers, cups, dishes, and supplies	71	396 731	6 337	1.6	Z	X
3415	Other industrial and personal service paper	231	1 428 715	105 074	7.4	.1	X

See footnotes at end of table.

Table 2. All Types of Operation by Kind of Business and Commodity Line for Wholesale Trade: 1997—Con.

[Includes only establishments with payroll. For meaning of abbreviations and symbols, see introductory text. For explanation of terms, see Appendix A]

NAICS code and CL code	Kind of business and commodity line	Establishments handling commodity line		Commodity line sales			Sales coverage percent
		Number	Total sales (\$1,000)	Amount ¹ (\$1,000)	As percent of total sales of—		
					Establishments handling line	Establishments in NAICS industry ¹	
4226902	Other chemical & allied products whse—Con.						
3500	Drugs, pharmaceuticals, cosmetics, and toiletries	276	6 145 341	596 901	9.7	.7	.7
3512	Nonprescription pharmaceuticals	44	2 554 137	186 734	7.3	.2	X
3513	Cosmetics	60	102 670	13 648	13.3	Z	X
3515	Other toiletries and druggists' sundries	193	3 559 110	396 519	11.1	.4	X
3600	Piece goods, knit and woven	13	394 578	106 942	27.1	.1	X
3700	Notions (buttons, ribbons, lace, sewing accessories, zippers, bindings, etc.)	14	5 826	386	6.6	Z	X
3900	Women's and children's wear	6	8 982	1 522	16.9	Z	X
4100	Frozen foods (packaged)	8	150 544	5 271	3.5	Z	.7
4117	Other frozen foods (except frozen dairy products)	6	53 531	3 564	6.7	Z	X
4200	Dairy products (excluding dried or canned)	7	7 799	400	5.1	Z	59.7
4215	Raw milk	7	7 799	400	5.1	Z	X
4800	Coffee, tea, and spices	58	691 214	4 693	.7	Z	X
4830	Canned foods	23	2 309 547	478 233	20.7	.5	8.0
4831	Canned and bottled fruits, vegetables, and juices	6	239 690	38 801	16.2	Z	X
4840	Food and beverage basic materials (include flavoring extracts, fruit peel, hop extract, industrial molasses, sausage casings, malt, yeast, etc.)	7	47 486	16 235	34.2	Z	X
4850	Soft drinks and bottled water	10	223 252	5 591	2.5	Z	75.9
4853	Bottled water	6	217 761	2 938	1.3	Z	X
4860	Other grocery specialties	39	495 024	25 697	5.2	Z	37.2
4862	Breakfast cereals	7	237 850	3 488	1.5	Z	X
4863	Cooking oils and margarine	7	237 850	6 973	2.9	Z	X
4865	Pickles, preserves, jellies, jams, and sauces	7	237 850	3 488	1.5	Z	X
4868	Grocery specialties, n.e.c.	21	90 110	2 128	2.4	Z	X
4900	Grain and beans	49	192 002	47 119	24.5	.1	70.0
4911	Corn (for grain)	35	158 385	24 320	15.4	Z	X
4912	Oats and barley	25	62 608	2 154	3.4	Z	X
4913	Wheat	21	53 539	2 815	5.3	Z	X
4915	Soybeans	16	118 526	15 056	12.7	Z	X
4916	Other grain and beans (rice and edible and inedible beans)	22	59 111	2 767	4.7	Z	X
5140	Other farm products, inedible	8	25 221	3 245	12.9	Z	76.4
5143	Farm products, n.e.c.	8	25 221	3 245	12.9	Z	X
5300	Plastics materials and basic shapes	534	11 425 830	1 327 905	11.6	1.5	65.4
5311	Plastic pipes, rods, tubes, and shapes	101	265 529	21 596	8.1	Z	X
5312	High pressure laminates	9	131 726	4 127	3.1	Z	X
5313	Plastics raw materials	291	9 709 923	1 101 132	11.3	1.2	X
5314	Other plastics materials and basic shapes	177	1 660 869	201 048	12.1	.2	X
5320	Industrial gases (welding, etc.)	59	462 001	27 560	6.0	Z	X
5330	Chemicals and allied products (excluding agricultural, plastics, gases, and petroleum)	10 465	90 923 345	83 978 941	92.4	92.4	52.6
5331	Gasses, compressed and liquified, except L.P.	849	6 994 351	2 758 011	39.4	3.0	X
5332	Alkalies and chlorine	1 535	20 042 026	9 734 915	48.6	10.7	X
5334	Organic fibers	173	4 857 536	3 768 822	77.6	4.1	X
5335	Detergents and soaps	3 196	24 450 465	10 628 987	43.5	11.7	X
5336	Sanitation chemicals, polishes, and waxes	1 988	10 260 991	2 038 940	19.9	2.2	X
5338	Wood chemicals, naval stores, and gum	343	3 918 701	658 468	16.8	.7	X
5341	Insecticides, nonagricultural	839	4 290 295	751 120	17.5	.8	X
5342	Adhesives, sealants, and glues	1 116	5 373 405	2 161 188	40.2	2.4	X
5343	Explosives	390	2 105 250	1 860 550	88.4	2.0	X
5344	Other chemicals and allied products	6 844	63 093 475	49 617 943	78.6	54.6	X
5400	Petroleum products	641	5 512 719	829 265	15.0	.9	1.3
5411	Aviation gasoline	18	13 120	3 199	24.4	Z	X
5412	Motor gasoline	113	1 470 445	131 562	8.9	.1	X
5415	No. 2 distillate fuel oil (no. 2 diesel and no. 2 heating oil)	96	1 234 271	111 500	9.0	.1	X
5416	All other distillate fuel oil (no. 1 and no. 4 diesel and heating)	124	1 480 698	65 015	4.4	.1	X
5417	Residual fuel oil (no. 5, no. 6, heavy diesel, etc.)	51	1 603 611	273 764	17.1	.3	X
5418	Lubricating oil and greases	471	2 170 875	228 389	10.5	.3	X
5420	Liquified petroleum gases (excluding natural gas)	33	149 870	12 285	8.2	Z	X
5520	Other petroleum products (including asphalt, road oil, wax, etc.)	7	299 088	64 673	21.6	.1	X
5800	Farm supplies	271	2 199 557	139 731	6.4	.2	9.4
5811	Hay, straw, and alfalfa	48	164 655	16 715	10.2	Z	X
5812	Feeds (poultry and livestock) not mixed on location	73	1 021 757	59 106	5.8	.1	X
5814	Weed killers, soil sterilizers, and soil conditioners	39	249 665	1 749	.7	Z	X
5815	Insecticides, fungicides, and pesticides	48	286 094	5 071	1.8	Z	X
5816	Other agricultural chemicals and fertilizers	163	1 006 177	53 690	5.3	.1	X
5817	Seeds and bulbs	104	176 025	1 985	1.1	Z	X
5818	Other farm supplies (including harness and saddlery equipment)	26	101 295	882	.9	Z	X
6000	Paint, paint supplies, and wallpaper	290	1 375 995	131 526	9.6	.1	4.7
6011	Architectural coatings (enamels, primers, stains, solvents, and lacquers)	127	396 395	54 894	13.8	.1	X
6012	Industrial/OEM coatings (coatings applied by original manufacturers to products during manufacturing)	152	605 885	49 982	8.2	.1	X
6014	Paint supplies	37	89 945	3 746	4.2	Z	X
6100	Books, periodicals, newspapers, and miscellaneous printed materials	23	76 768	2 760	3.6	Z	.2
6101	Books	18	49 136	1 149	2.3	Z	X
6102	Other periodicals, newspapers, and miscellaneous printed materials	18	49 136	1 149	2.3	Z	X
6120	Art goods (including novelties and souvenirs)	7	7 264	1 086	15.0	Z	61.9
6121	Art materials	7	7 264	1 086	15.0	Z	X
6150	Nondurable goods, n.e.c.	21	108 179	24 681	22.8	Z	X

See footnotes at end of table.

Table 2. All Types of Operation by Kind of Business and Commodity Line for Wholesale Trade: 1997—Con.

[Includes only establishments with payroll. For meaning of abbreviations and symbols, see introductory text. For explanation of terms, see Appendix A]

NAICS code and CL code	Kind of business and commodity line	Establishments handling commodity line		Commodity line sales			Sales coverage percent
		Number	Total sales (\$1,000)	Amount ¹ (\$1,000)	As percent of total sales of—		
					Establishments handling line	Establishments in NAICS industry ¹	
4226902	Other chemical & allied products whse—Con.						
9700	Service receipts and labor charges (including installed parts)	804	1 966 459	155 956	7.9	.2	12.5
9701	Labor charges for repair work	625	1 486 394	74 489	5.0	.1	X
9702	Parts installed in repair work	429	974 715	38 553	4.0	Z	X
9703	Other service receipts and labor charges—Specify	166	333 785	22 275	6.7	Z	X
9720	Receipts for service contracts	22	49 249	3 597	7.3	Z	X
9740	Receipts for installing equipment	11	21 260	608	2.9	Z	X
9810	Miscellaneous commodities	911	4 678 039	418 147	8.9	.5	X
9920	Receipts for farm product preparation services (cleaning, shelling, etc.) ...	14	28 055	2 591	9.2	Z	X
9940	Rental and leasing receipts	234	855 470	37 064	4.3	Z	X
4227	Petroleum & petroleum products whse	'11 297	X	'267 623 942	X	100.0	80.7
0100	New and used automobiles, motorcycles, etc.	12	10 056	2 215	22.0	Z	51.5
0114	Motorscooters, mopeds, snowmobiles, and utility trailers	7	9 655	2 183	22.6	Z	X
0200	New and rebuilt automotive parts and supplies	804	11 633 831	430 719	3.7	.2	1.2
0211	Batteries	290	2 067 119	13 011	.6	Z	X
0212	Engines (complete)	35	138 170	717	.5	Z	X
0213	Electrical engine parts (including ignition parts)	173	804 512	16 845	2.1	Z	X
0214	Brake parts (including fluid and all disk and drum parts)	220	1 215 628	19 568	1.6	Z	X
0215	Exhaust system parts	30	89 667	416	.5	Z	X
0216	Glass	30	89 667	7	.2	Z	X
0217	Hoses, belts, gaskets, and wiper blades	277	2 046 814	13 845	.7	Z	X
0218	Filters (oil, air, gas, and transmission)	421	2 816 697	52 201	1.9	Z	X
0219	Engine parts, except electrical	168	784 264	21 195	2.7	Z	X
0221	Body parts and repair materials	56	271 880	750	.3	Z	X
0222	Suspension parts (shocks, struts, balljoints, etc.)	108	1 010 511	35 554	3.5	Z	X
0223	Parts, n.e.c.	130	958 580	3 881	.4	Z	X
0224	Accessories	158	1 411 165	22 419	1.6	Z	X
0250	Petroleum products marketing equipment	371	3 282 943	61 185	1.9	Z	X
0300	Tires and tubes	652	6 443 632	118 512	1.8	Z	.5
0311	New tires and tubes	544	2 714 603	107 009	3.9	Z	X
0312	Recapped and used tires and repair materials	250	974 242	2 661	.3	Z	X
0600	Lumber: rough, dressed, and finished	7	18 390	661	3.6	Z	X
0740	Other construction materials	11	46 318	5 511	11.9	Z	X
1120	Fiat iron and steel products	9	1 113 062	31 620	2.8	Z	X
1140	Iron and steel wire and wire products	19	30 521	2 916	9.6	Z	.5
1141	Wire (plain, coated, barbed, and twisted)	6	4 856	251	5.2	Z	X
1150	Iron and steel pipe and tubing	8	9 641	239	2.5	Z	X
1300	Coal and coke	13	735 701	37 529	5.1	Z	13.5
1311	Coal	7	240 013	13 071	5.4	Z	X
1400	Electrical apparatus and equipment	9	33 950	2 008	5.9	Z	55.0
1416	Interior wiring (excluding conduit)	7	32 512	1 935	6.0	Z	X
1500	Electrical appliances, household	32	101 845	3 607	3.5	Z	X
1700	Hardware	59	296 247	30 067	10.1	Z	X
1800	Plumbing and heating equipment and supplies (hydronics)	30	271 096	10 960	4.0	Z	8.0
1818	Other plumbing and heating equipment and supplies	14	56 625	755	1.3	Z	X
1900	Warm air heating and air-conditioning equipment and supplies	6	43 803	6 328	14.4	Z	X
2100	Construction and mining machinery and equipment (including parts and attachments)	9	34 113	5 789	17.0	Z	53.1
2117	Other new construction and mining, logging, and road maintenance machinery, equipment, and parts	9	34 113	5 483	16.1	Z	X
2200	Farm machinery, equipment, and parts	12	30 871	850	2.8	Z	X
2220	Garden machinery, equipment, and parts	12	38 200	5 587	14.6	Z	X
2320	General-purpose industrial machinery, equipment, and parts	145	4 499 262	129 663	2.9	Z	69.4
2321	New pumps, compressors (air or gas), and equipment	29	178 424	3 760	2.1	Z	X
2323	New diesel engines (excluding automotive)	7	314 659	19 428	6.2	Z	X
2326	New controlling, recording, and indicating instruments and access	49	3 801 702	80 343	2.1	Z	X
2327	All other new general-purpose industrial machinery and equipment	45	84 363	4 173	4.9	Z	X
2328	Used general-purpose industrial machinery and equipment	6	13 207	335	2.5	Z	X
2350	Oil well, oil refinery, and pipeline machinery, equipment, and supplies	35	3 915 663	2 194 535	56.0	.8	X
2430	Fluid-power filters, components, accessories, and parts	7	28 745	579	2.0	Z	80.7
2431	Filters	7	28 745	579	2.0	Z	X
2450	Industrial containers and supplies	7	262 900	44 117	16.8	Z	X
2460	Other industrial supplies	18	94 624	18 679	19.7	Z	8.3
2466	Industrial supplies, n.e.c.	8	59 965	12 987	21.7	Z	X
2600	Aircraft and aeronautical equipment and supplies	39	116 009	14 594	12.6	Z	9.8
2613	Other new aircraft equipment and supplies	39	116 009	13 937	12.0	Z	X
2700	Sporting and recreational goods and supplies	9	43 146	7 156	16.6	Z	52.6
2713	Billiards, pool, bowling equipment, and accessories	6	21 448	1 270	5.9	Z	X
3400	Industrial and personal services paper and plastics	7	43 449	393	.9	Z	X
3500	Drugs, pharmaceuticals, cosmetics, and toiletries	8	64 535	11 366	17.6	Z	39.8
3515	Other toiletries and druggists' sundries	8	64 535	11 349	17.7	Z	X
4400	Confectionery	31	115 168	1 452	1.3	Z	41.7
4411	Candy	31	115 168	1 452	1.3	Z	X
4850	Soft drinks and bottled water	35	88 865	1 189	1.3	Z	1.9
4851	Soft drinks, packaged	6	27 480	279	1.0	Z	X

See footnotes at end of table.

Table 2. All Types of Operation by Kind of Business and Commodity Line for Wholesale Trade: 1997—Con.

[Includes only establishments with payroll. For meaning of abbreviations and symbols, see introductory text. For explanation of terms, see Appendix A]

NAICS code and CL code	Kind of business and commodity line	Establishments handling commodity line		Commodity line sales			Sales coverage percent
		Number	Total sales (\$1,000)	Amount ¹ (\$1,000)	As percent of total sales of—		
					Establishments handling line	Establishments in NAICS industry ¹	
4227	Petroleum & petroleum products whsle—Con.						
4860	Other grocery specialties	202	6 760 049	431 379	6.4	.2	.6
4868	Grocery specialties, n.e.c.	185	1 972 309	178 616	9.1	.1	X
4900	Grain and beans	27	175 835	31 585	18.0	Z	38.7
4911	Corn (for grain)	27	175 835	15 056	8.6	Z	X
4912	Oats and barley	7	111 749	339	.3	Z	X
4913	Wheat	21	169 333	4 154	2.5	Z	X
4915	Soybeans	21	169 333	12 036	7.1	Z	X
5300	Plastics materials and basic shapes	20	1 998 994	407 727	20.4	.2	80.1
5313	Plastics raw materials	12	1 979 020	404 536	20.4	.2	X
5314	Other plastics materials and basic shapes	8	19 974	3 007	15.1	Z	X
5330	Chemicals and allied products (excluding agricultural, plastics, gases, and petroleum)	774	13 594 269	1 576 706	11.6	.6	16.6
5331	Gasses, compressed and liquified, except L.P.	68	5 572 728	498 049	8.9	.2	X
5332	Alkalies and chlorine	52	1 099 368	3 199	2.9	Z	X
5334	Organic fibers	9	1 605 020	107 448	6.7	Z	X
5335	Detergents and soaps	199	625 002	20 886	3.3	Z	X
5336	Sanitation chemicals, polishes, and waxes	36	111 610	6 176	5.5	Z	X
5338	Wood chemicals, naval stores, and gum	21	292 863	10 400	3.6	Z	X
5342	Adhesives, sealants, and glues	13	51 382	4 489	8.7	Z	X
5344	Other chemicals and allied products	522	5 071 910	351 363	6.9	.1	X
5400	Petroleum products	10 293	225 886 819	202 862 525	89.8	75.8	73.0
5411	Aviation gasoline	983	19 617 306	3 550 740	18.1	1.3	X
5412	Motor gasoline	8 109	196 107 618	114 153 704	58.2	42.7	X
5413	Special naphtha	271	5 563 480	485 875	8.7	.2	X
5414	Jet fuel (naphtha or kerosine type)	1 078	70 172 663	5 413 974	7.7	2.0	X
5415	No. 2 distillate fuel oil (no. 2 diesel and no. 2 heating oil)	7 585	185 727 764	48 640 787	26.2	18.2	X
5416	All other distillate fuel oil (no. 1 and no. 4 diesel and heating)	4 159	101 236 368	7 764 567	7.7	2.9	X
5417	Residual fuel oil (no. 5, no. 6, heavy diesel, etc.)	480	27 554 026	8 112 279	29.4	3.0	X
5418	Lubricating oil and greases	6 512	58 488 634	14 740 598	25.2	5.5	X
5420	Liquified petroleum gases (excluding natural gas)	1 359	30 381 387	8 197 073	27.0	3.1	X
5500	Crude oil	312	55 797 361	43 012 328	77.1	16.1	X
5520	Other petroleum products (including asphalt, road oil, wax, etc.)	700	18 349 223	4 263 550	23.2	1.6	X
5800	Farm supplies	358	1 477 747	211 903	14.3	.1	11.5
5811	Hay, straw, and alfalfa	6	98 288	524	.2	Z	X
5812	Feeds (poultry and livestock) not mixed on location	186	800 551	22 110	2.8	Z	X
5813	Prepared feeds (poultry and livestock) mixed on location	26	73 662	5 954	8.1	Z	X
5814	Weed killers, soil sterilizers, and soil conditioners	164	831 592	50 261	6.0	Z	X
5815	Insecticides, fungicides, and pesticides	91	457 567	10 221	2.2	Z	X
5816	Other agricultural chemicals and fertilizers	237	1 200 489	108 487	9.0	Z	X
5817	Seeds and bulbs	157	609 577	8 037	1.3	Z	X
5818	Other farm supplies (including harness and saddlery equipment)	109	436 266	6 114	1.4	Z	X
5900	Tobacco and tobacco products	59	477 482	43 093	9.0	Z	53.0
5911	Cigars	54	467 084	43 016	9.2	Z	X
6000	Paint, paint supplies, and wallpaper	13	33 155	5 145	15.5	Z	X
6100	Books, periodicals, newspapers, and miscellaneous printed materials	30	32 741	1 186	3.6	Z	X
6150	Nondurable goods, n.e.c.	15	100 993	15 338	15.2	Z	X
9700	Service receipts and labor charges (including installed parts)	1 281	11 821 186	437 289	3.7	.2	5.7
9701	Labor charges for repair work	919	8 601 855	208 077	2.4	.1	X
9702	Parts installed in repair work	318	2 485 828	57 988	2.3	Z	X
9703	Other service receipts and labor charges—Specify	523	4 447 826	141 001	3.2	.1	X
9720	Receipts for service contracts	10	5 910	1 561	26.4	Z	X
9810	Miscellaneous commodities	911	21 301 336	1 303 614	6.1	.5	X
9840	Pipeline transportation receipts	21	1 032 964	7 974	.8	Z	X
9940	Rental and leasing receipts	583	12 395 327	163 605	1.3	.1	X
42271	Petroleum bulk stations & terminals	7 690	X	176 719 246	X	100.0	84.9
0100	New and used automobiles, motorcycles, etc.	7	9 655	2 183	22.6	Z	54.8
0114	Motorscooters, mopeds, snowmobiles, and utility trailers	7	9 655	2 183	22.6	Z	X
0200	New and rebuilt automotive parts and supplies	560	4 936 499	228 951	4.6	.1	2.1
0211	Batteries	266	1 809 751	12 336	.7	Z	X
0212	Engines (complete)	35	138 170	7 717	.5	Z	X
0213	Electrical engine parts (including ignition parts)	131	726 439	8 619	1.2	Z	X
0214	Brake parts (including fluid and all disk and drum parts)	178	1 137 555	11 303	1.0	Z	X
0215	Exhaust system parts	30	89 667	416	.5	Z	X
0216	Glass	30	89 667	7	.0	Z	X
0217	Hoses, belts, gaskets, and wiper blades	235	1 968 741	9 655	.5	Z	X
0218	Filters (oil, air, gas, and transmission)	334	2 386 895	36 370	1.5	Z	X
0219	Engine parts, except electrical	124	702 855	2 391	.3	Z	X
0221	Body parts and repair materials	56	271 880	750	.3	Z	X
0222	Suspension parts (shocks, struts, balljoints, etc.)	107	1 006 680	35 479	3.5	Z	X
0223	Parts, n.e.c.	85	430 300	1 629	.4	Z	X
0224	Accessories	134	1 157 627	21 959	1.9	Z	X
0250	Petroleum products marketing equipment	324	3 043 782	46 810	1.5	Z	X
0300	Tires and tubes	557	3 091 922	96 104	3.1	.1	.8
0311	New tires and tubes	457	2 470 608	86 273	3.5	Z	X
0312	Recapped and used tires and repair materials	206	802 436	1 641	.2	Z	X
0740	Other construction materials	7	18 898	1 540	8.1	Z	X
1120	Flat iron and steel products	9	1 113 062	31 620	2.8	Z	X
1140	Iron and steel wire and wire products	12	25 232	2 648	10.5	Z	X
1300	Coal and coke	7	240 013	13 071	5.4	Z	46.8
1311	Coal	7	240 013	13 071	5.4	Z	X
1400	Electrical apparatus and equipment	7	33 023	1 949	5.9	Z	59.0
1416	Interior wiring (excluding conduit)	7	33 023	1 935	6.0	Z	X

See footnotes at end of table.

Table 2. All Types of Operation by Kind of Business and Commodity Line for Wholesale Trade: 1997—Con.

[Includes only establishments with payroll. For meaning of abbreviations and symbols, see introductory text. For explanation of terms, see Appendix A]

NAICS code and CL code	Kind of business and commodity line	Establishments handling commodity line		Commodity line sales			Sales coverage percent
		Number	Total sales (\$1,000)	Amount ¹ (\$1,000)	As percent of total sales of—		
					Establishments handling line	Establishments in NAICS industry ¹	
42271	Petroleum bulk stations & terminals—Con.						
1500	Electrical appliances, household	32	101 845	3 607	3.5	Z	X
1700	Hardware	45	224 911	18 845	8.4	Z	X
1800	Plumbing and heating equipment and supplies (hydronics)	14	188 043	6 243	3.3	Z	X
2100	Construction and mining machinery and equipment (including parts and attachments)	9	34 113	5 789	17.0	Z	55.8
2117	Other new construction and mining, logging, and road maintenance machinery, equipment, and parts	9	34 113	5 483	16.1	Z	X
2200	Farm machinery, equipment, and parts	8	24 095	799	3.3	Z	X
2220	Garden machinery, equipment, and parts	12	38 200	5 587	14.6	Z	X
2320	General-purpose industrial machinery, equipment, and parts	94	4 374 379	110 799	2.5	.1	73.8
2321	New pumps, compressors (air or gas), and equipment	27	177 171	3 287	1.9	Z	X
2323	New diesel engines (excluding automotive)	7	314 659	19 428	6.2	Z	X
2326	New controlling, recording, and indicating instruments and access	49	3 801 702	80 343	2.1	Z	X
2327	All other new general-purpose industrial machinery and equipment	45	84 363	4 173	4.9	Z	X
2328	Used general-purpose industrial machinery and equipment	6	13 207	335	2.5	Z	X
2350	Oil well, oil refinery, and pipeline machinery, equipment, and supplies	25	225 889	14 245	6.3	Z	X
2430	Fluid-power filters, components, accessories, and parts	7	28 745	579	2.0	Z	84.9
2431	Filters	7	28 745	579	2.0	Z	X
2460	Other industrial supplies	12	69 772	17 667	25.3	Z	10.9
2466	Industrial supplies, n.e.c.	8	59 965	12 987	21.7	Z	X
2700	Sporting and recreational goods and supplies	8	40 296	7 136	17.7	Z	61.2
2713	Billiards, pool, bowling equipment, and accessories	6	21 448	1 270	5.9	Z	X
3500	Drugs, pharmaceuticals, cosmetics, and toiletries	8	64 535	11 366	17.6	Z	41.8
3515	Other toiletries and druggists' sundries	8	64 535	11 349	17.7	Z	X
4400	Confectionery	31	115 168	1 452	1.3	Z	43.8
4411	Candy	31	115 168	1 452	1.3	Z	X
4850	Soft drinks and bottled water	29	61 385	910	1.5	Z	X
4860	Other grocery specialties	170	6 376 399	415 483	6.5	.2	.4
4868	Grocery specialties, n.e.c.	153	1 588 659	162 720	10.2	.1	X
4900	Grain and beans	21	169 333	30 670	18.1	Z	40.7
4911	Corn (for grain)	21	169 333	14 141	8.4	Z	X
4912	Oats and barley	7	111 749	339	.3	Z	X
4913	Wheat	21	169 333	4 154	2.5	Z	X
4915	Soybeans	21	169 333	12 036	7.1	Z	X
5300	Plastics materials and basic shapes	11	1 320 505	139 610	10.6	.1	84.3
5314	Other plastics materials and basic shapes	8	19 974	3 007	15.1	Z	X
5330	Chemicals and allied products (excluding agricultural, plastics, gases, and petroleum)	456	7 551 115	995 570	13.2	.6	19.2
5331	Gases, compressed and liquified, except L.P.	10	517 359	46 959	9.1	Z	X
5332	Alkalies and chlorine	50	105 017	2 992	2.8	Z	X
5334	Organic fibers	9	1 605 020	107 448	6.7	.1	X
5335	Detergents and soaps	152	576 784	14 791	2.6	Z	X
5336	Sanitation chemicals, polishes, and waxes	22	47 518	810	1.7	Z	X
5338	Wood chemicals, naval stores, and gum	21	292 863	10 400	3.6	Z	X
5342	Adhesives, sealants, and glues	11	19 565	256	1.3	Z	X
5344	Other chemicals and allied products	314	4 201 740	237 218	5.6	.1	X
5400	Petroleum products	7 193	152 954 746	134 778 041	88.1	76.3	80.6
5411	Aviation gasoline	649	11 063 641	693 365	6.3	.4	X
5412	Motor gasoline	6 203	135 105 837	79 336 685	58.7	44.9	X
5413	Special naphtha	222	3 346 928	177 932	5.3	.1	X
5414	Jet fuel (naphtha or kerosine type)	708	43 525 803	3 341 228	7.7	1.9	X
5415	No. 2 distillate fuel oil (no. 2 diesel and no. 2 heating oil)	5 901	128 256 838	33 791 664	26.3	19.1	X
5416	All other distillate fuel oil (no. 1 and no. 4 diesel and heating)	3 394	72 359 531	4 515 225	6.2	2.6	X
5417	Residual fuel oil (no. 5, no. 6, heavy diesel, etc.)	296	16 360 887	5 229 996	32.0	3.0	X
5418	Lubricating oil and greases	4 903	40 595 647	7 691 945	18.9	4.4	X
5420	Liquified petroleum gases (excluding natural gas)	1 090	22 480 143	5 237 746	23.3	3.0	X
5500	Crude oil	146	36 434 882	30 479 739	83.7	17.2	X
5520	Other petroleum products (including asphalt, road oil, wax, etc.)	260	10 863 353	687 190	6.3	.4	X
5800	Farm supplies	302	1 390 032	194 765	14.0	.1	11.8
5811	Hay, straw, and alfalfa	6	98 288	524	.5	Z	X
5812	Feeds (poultry and livestock) not mixed on location	160	766 156	20 333	2.7	Z	X
5813	Prepared feeds (poultry and livestock) mixed on location	19	55 802	3 714	6.7	Z	X
5814	Weed killers, soil sterilizers, and soil conditioners	150	805 803	47 030	5.8	Z	X
5815	Insecticides, fungicides, and pesticides	84	439 707	9 842	2.2	Z	X
5816	Other agricultural chemicals and fertilizers	214	1 142 967	100 213	8.8	.1	X
5817	Seeds and bulbs	131	575 182	7 286	1.3	Z	X
5818	Other farm supplies (including harness and saddlery equipment)	85	401 085	5 820	1.5	Z	X
5900	Tobacco and tobacco products	44	329 116	17 636	5.4	Z	60.8
5911	Cigars	39	318 718	17 559	5.5	Z	X
6000	Paint, paint supplies, and wallpaper	7	24 941	4 929	19.8	Z	X
6100	Books, periodicals, newspapers, and miscellaneous printed materials	27	30 501	1 164	3.8	Z	X
6150	Nondurable goods, n.e.c.	9	66 930	11 128	16.6	Z	X
9700	Service receipts and labor charges (including installed parts)	987	9 920 393	334 074	3.4	.2	5.9
9701	Labor charges for repair work	720	7 356 432	167 125	2.3	.1	X
9702	Parts installed in repair work	263	2 194 150	47 315	2.2	Z	X
9703	Other service receipts and labor charges—Specify	377	3 514 747	91 169	2.6	.1	X
9810	Miscellaneous commodities	660	16 158 351	1 153 682	7.1	.7	X
9840	Pipeline transportation receipts	12	947 999	6 749	.7	Z	X
9940	Rental and leasing receipts	452	8 279 655	113 111	1.4	.1	X

See footnotes at end of table.

Table 2. All Types of Operation by Kind of Business and Commodity Line for Wholesale Trade: 1997—Con.

[Includes only establishments with payroll. For meaning of abbreviations and symbols, see introductory text. For explanation of terms, see Appendix A]

NAICS code and CL code	Kind of business and commodity line	Establishments handling commodity line		Commodity line sales			Sales coverage percent
		Number	Total sales (\$1,000)	Amount ¹ (\$1,000)	As percent of total sales of—		
					Establishments handling line	Establishments in NAICS industry ¹	
422710	Petroleum bulk stations & terminals	7 690	X	176 719 246	X	100.0	84.9
0100	New and used automobiles, motorcycles, etc.	7	9 655	2 183	22.6	Z	54.8
0114	Motorscooters, mopeds, snowmobiles, and utility trailers	7	9 655	2 183	22.6	Z	X
0200	New and rebuilt automotive parts and supplies	560	4 936 499	228 951	4.6	.1	2.1
0211	Batteries	266	1 809 751	12 336	.7	Z	X
0212	Engines (complete)	35	138 170	717	.5	Z	X
0213	Electrical engine parts (including ignition parts)	131	726 439	8 619	1.2	Z	X
0214	Brake parts (including fluid and all disk and drum parts)	178	1 137 555	11 303	1.0	Z	X
0215	Exhaust system parts	30	89 667	416	.5	Z	X
0216	Glass	30	89 667	7	.0	Z	X
0217	Hoses, belts, gaskets, and wiper blades	235	1 968 741	9 655	.5	Z	X
0218	Filters (oil, air, gas, and transmission)	334	2 386 895	36 370	1.5	Z	X
0219	Engine parts, except electrical	124	702 855	2 391	.3	Z	X
0221	Body parts and repair materials	56	271 880	750	.3	Z	X
0222	Suspension parts (shocks, struts, balljoints, etc.)	107	1 006 680	35 479	3.5	Z	X
0223	Parts, n.e.c.	85	430 300	1 629	.4	Z	X
0224	Accessories	134	1 157 627	21 959	1.9	Z	X
0250	Petroleum products marketing equipment	324	3 043 782	46 810	1.5	Z	X
0300	Tires and tubes	557	3 091 922	96 104	3.1	.1	.8
0311	New tires and tubes	457	2 470 608	86 273	3.5	Z	X
0312	Recapped and used tires and repair materials	206	802 436	1 641	.2	Z	X
0740	Other construction materials	7	18 898	1 540	8.1	Z	X
1120	Flat iron and steel products	9	1 113 062	31 620	2.8	Z	X
1140	Iron and steel wire and wire products	12	25 232	2 648	10.5	Z	X
1300	Coal and coke	7	240 013	13 071	5.4	Z	46.8
1311	Coal	7	240 013	13 071	5.4	Z	X
1400	Electrical apparatus and equipment	7	33 023	1 949	5.9	Z	59.0
1416	Interior wiring (excluding conduit)	7	33 023	1 935	6.0	Z	X
1500	Electrical appliances, household	32	101 845	3 607	3.5	Z	X
1700	Hardware	45	224 911	18 845	8.4	Z	X
1800	Plumbing and heating equipment and supplies (hydronics)	14	188 043	6 243	3.3	Z	X
2100	Construction and mining machinery and equipment (including parts and attachments)	9	34 113	5 789	17.0	Z	55.8
2117	Other new construction and mining, logging, and road maintenance machinery, equipment, and parts	9	34 113	5 483	16.1	Z	X
2200	Farm machinery, equipment, and parts	8	24 095	799	3.3	Z	X
2220	Garden machinery, equipment, and parts	12	38 200	5 587	14.6	Z	X
2320	General-purpose industrial machinery, equipment, and parts	94	4 374 379	110 799	2.5	.1	73.8
2321	New pumps, compressors (air or gas), and equipment	27	177 171	3 287	1.9	Z	X
2323	New diesel engines (excluding automotive)	7	314 659	19 428	6.2	Z	X
2326	New controlling, recording, and indicating instruments and access	49	3 801 702	80 343	2.1	Z	X
2327	All other new general-purpose industrial machinery and equipment	45	84 363	4 173	4.9	Z	X
2328	Used general-purpose industrial machinery and equipment	6	13 207	335	2.5	Z	X
2350	Oil well, oil refinery, and pipeline machinery, equipment, and supplies	25	225 889	14 245	6.3	Z	X
2430	Fluid-power filters, components, accessories, and parts	7	28 745	579	2.0	Z	84.9
2431	Filters	7	28 745	579	2.0	Z	X
2460	Other industrial supplies	12	69 772	17 667	25.3	Z	10.9
2466	Industrial supplies, n.e.c.	8	59 965	12 987	21.7	Z	X
2700	Sporting and recreational goods and supplies	8	40 296	7 136	17.7	Z	61.2
2713	Billiards, pool, bowling equipment, and accessories	6	21 448	1 270	5.9	Z	X
3500	Drugs, pharmaceuticals, cosmetics, and toiletries	8	64 535	11 366	17.6	Z	41.8
3515	Other toiletries and druggists' sundries	8	64 535	11 349	17.7	Z	X
4400	Confectionery	31	115 168	1 452	1.3	Z	43.8
4411	Candy	31	115 168	1 452	1.3	Z	X
4850	Soft drinks and bottled water	29	61 385	910	1.5	Z	X
4860	Other grocery specialties	170	6 376 399	415 483	6.5	.2	.4
4868	Grocery specialties, n.e.c.	153	1 588 659	162 720	10.2	.1	X
4900	Grain and beans	21	169 333	30 670	18.1	Z	40.7
4911	Corn (for grain)	21	169 333	14 141	8.4	Z	X
4912	Oats and barley	7	111 749	339	.3	Z	X
4913	Wheat	21	169 333	4 154	2.5	Z	X
4915	Soybeans	21	169 333	12 036	7.1	Z	X
5300	Plastics materials and basic shapes	11	1 320 505	139 610	10.6	.1	84.3
5314	Other plastics materials and basic shapes	8	19 974	3 007	15.1	Z	X
5330	Chemicals and allied products (excluding agricultural, plastics, gases, and petroleum)	456	7 551 115	995 570	13.2	.6	19.2
5331	Gasses, compressed and liquified, except L.P.	10	517 359	46 959	9.1	Z	X
5332	Alkalies and chlorine	50	105 017	2 992	2.8	Z	X
5334	Organic fibers	9	1 605 020	107 448	6.7	.1	X
5335	Detergents and soaps	152	576 784	14 791	2.6	Z	X
5336	Sanitation chemicals, polishes, and waxes	22	47 518	810	1.7	Z	X
5338	Wood chemicals, naval stores, and gum	21	292 863	10 400	3.6	Z	X
5342	Adhesives, sealants, and glues	11	19 565	256	1.3	Z	X
5344	Other chemicals and allied products	314	4 201 740	237 218	5.6	.1	X

See footnotes at end of table.

Table 2. All Types of Operation by Kind of Business and Commodity Line for Wholesale Trade: 1997—Con.

[Includes only establishments with payroll. For meaning of abbreviations and symbols, see introductory text. For explanation of terms, see Appendix A]

NAICS code and CL code	Kind of business and commodity line	Establishments handling commodity line		Commodity line sales			Sales coverage percent
		Number	Total sales (\$1,000)	Amount ¹ (\$1,000)	As percent of total sales of—		
					Establishments handling line	Establishments in NAICS industry ¹	
422710	Petroleum bulk stations & terminals—Con.						
5400	Petroleum products	7 193	152 954 746	134 778 041	88.1	76.3	80.6
5411	Aviation gasoline	649	11 063 641	693 365	6.3	.4	X
5412	Motor gasoline	6 203	135 105 837	79 336 685	58.7	44.9	X
5413	Special naphtha	222	3 346 928	177 932	5.3	.1	X
5414	Jet fuel (naphtha or kerosine type)	708	43 525 803	3 341 228	7.7	1.9	X
5415	No. 2 distillate fuel oil (no. 2 diesel and no. 2 heating oil)	5 901	128 256 838	33 791 664	26.3	19.1	X
5416	All other distillate fuel oil (no. 1 and no. 4 diesel and heating)	3 394	72 359 531	4 515 225	6.2	2.6	X
5417	Residual fuel oil (no. 5, no. 6, heavy diesel, etc.)	296	16 360 887	5 229 996	32.0	3.0	X
5418	Lubricating oil and greases	4 903	40 595 647	7 691 945	18.9	4.4	X
5420	Liquified petroleum gases (excluding natural gas)	1 090	22 480 143	5 237 746	23.3	3.0	X
5500	Crude oil	146	36 434 882	30 479 739	83.7	17.2	X
5520	Other petroleum products (including asphalt, road oil, wax, etc.)	260	10 863 353	687 190	6.3	.4	X
5800	Farm supplies	302	1 390 032	194 765	14.0	.1	11.8
5811	Hay, straw, and alfalfa	6	98 288	524	.5	Z	X
5812	Feeds (poultry and livestock) not mixed on location	160	766 156	20 333	2.7	Z	X
5813	Prepared feeds (poultry and livestock) mixed on location	19	55 802	3 714	6.7	Z	X
5814	Weed killers, soil sterilizers, and soil conditioners	150	805 803	47 030	5.8	Z	X
5815	Insecticides, fungicides, and pesticides	84	439 707	9 842	2.2	Z	X
5816	Other agricultural chemicals and fertilizers	214	1 142 967	100 213	8.8	.1	Z
5817	Seeds and bulbs	131	575 182	7 286	1.3	Z	X
5818	Other farm supplies (including harness and saddlery equipment)	85	401 085	5 820	1.5	Z	X
5900	Tobacco and tobacco products	44	329 116	17 636	5.4	Z	60.8
5911	Cigars	39	318 718	17 559	5.5	Z	X
6000	Paint, paint supplies, and wallpaper	7	24 941	4 929	19.8	Z	X
6100	Books, periodicals, newspapers, and miscellaneous printed materials	27	30 501	1 164	3.8	Z	X
6150	Nondurable goods, n.e.c.	9	66 930	11 128	16.6	Z	X
9700	Service receipts and labor charges (including installed parts)	987	9 920 393	334 074	3.4	.2	5.9
9701	Labor charges for repair work	720	7 356 432	167 125	2.3	.1	X
9702	Parts installed in repair work	263	2 194 150	47 315	2.2	Z	X
9703	Other service receipts and labor charges—Specify	377	3 514 747	91 169	2.6	.1	X
9810	Miscellaneous commodities	660	16 158 351	1 153 682	7.1	.7	X
9840	Pipeline transportation receipts	12	947 999	6 749	.7	Z	X
9940	Rental and leasing receipts	452	8 279 655	113 111	1.4	.1	X
4227101	Petroleum bulk stations & terminals (except LP)	7 270	X	171 008 939	X	100.0	85.1
0100	New and used automobiles, motorcycles, etc.	7	9 655	2 183	22.6	Z	54.9
0114	Motorscooters, mopeds, snowmobiles, and utility trailers	7	9 655	2 183	22.6	Z	X
0200	New and rebuilt automotive parts and supplies	542	4 867 171	225 197	4.6	.1	2.1
0211	Batteries	266	1 809 751	12 336	.7	Z	X
0212	Engines (complete)	35	138 170	717	.5	Z	X
0213	Electrical engine parts (including ignition parts)	131	726 439	8 619	1.2	Z	X
0214	Brake parts (including fluid and all disk and drum parts)	178	1 137 555	11 303	1.0	Z	X
0215	Exhaust system parts	30	89 667	416	.5	Z	X
0216	Glass	30	89 667	7	Z	Z	X
0217	Hoses, belts, gaskets, and wiper blades	235	1 968 741	9 655	.5	Z	X
0218	Filters (oil, air, gas, and transmission)	334	2 386 895	36 370	1.5	Z	X
0219	Engine parts, except electrical	124	702 855	2 391	.3	Z	X
0221	Body parts and repair materials	56	271 880	750	.3	Z	X
0222	Suspension parts (shocks, struts, balljoints, etc.)	107	1 006 680	35 479	3.5	Z	X
0223	Parts, n.e.c.	85	430 300	1 629	.4	Z	X
0224	Accessories	134	1 157 627	21 959	1.9	Z	X
0250	Petroleum products marketing equipment	322	3 041 416	46 650	1.5	Z	X
0300	Tires and tubes	548	3 065 609	95 118	3.1	.1	.8
0311	New tires and tubes	457	2 470 608	86 273	3.5	.1	X
0312	Recapped and used tires and repair materials	206	802 436	1 641	.2	Z	X
1120	Flat iron and steel products	9	1 113 062	31 620	2.8	Z	X
1140	Iron and steel wire and wire products	12	25 232	2 648	10.5	Z	X
1300	Coal and coke	7	240 013	13 071	5.4	Z	46.9
1311	Coal	7	240 013	13 071	5.4	Z	X
1400	Electrical apparatus and equipment	7	32 512	1 935	6.0	Z	60.4
1416	Interior wiring (excluding conduit)	7	32 512	1 935	6.0	Z	X
1700	Hardware	39	212 375	18 435	8.7	Z	X
1800	Plumbing and heating equipment and supplies (hydronics)	10	176 616	5 775	3.3	Z	X
2100	Construction and mining machinery and equipment (including parts and attachments)	9	34 113	5 789	17.0	Z	55.9
2117	Other new construction and mining, logging, and road maintenance machinery, equipment, and parts	9	34 113	5 483	16.1	Z	X
2200	Farm machinery, equipment, and parts	6	21 164	661	3.1	Z	X
2220	Garden machinery, equipment, and parts	12	38 200	5 587	14.6	Z	X
2320	General-purpose industrial machinery, equipment, and parts	92	4 369 330	110 695	2.5	.1	74.1
2321	New pumps, compressors (air or gas), and equipment	27	177 171	3 287	1.9	Z	X
2323	New diesel engines (excluding automotive)	7	314 659	19 428	6.2	Z	X
2326	New controlling, recording, and indicating instruments and access	49	3 801 702	80 343	2.1	Z	X
2327	All other new general-purpose industrial machinery and equipment	45	84 363	4 173	4.9	Z	X
2328	Used general-purpose industrial machinery and equipment	6	13 207	335	2.5	Z	X
2350	Oil well, oil refinery, and pipeline machinery, equipment, and supplies	25	225 889	14 245	6.3	Z	X
2430	Fluid-power filters, components, accessories, and parts	7	28 745	579	2.0	Z	85.1
2431	Filters	7	28 745	579	2.0	Z	X
2460	Other industrial supplies	12	69 772	17 667	25.3	Z	10.9
2466	Industrial supplies, n.e.c.	8	59 965	12 987	21.7	Z	X

See footnotes at end of table.

Table 2. All Types of Operation by Kind of Business and Commodity Line for Wholesale Trade: 1997—Con.

[Includes only establishments with payroll. For meaning of abbreviations and symbols, see introductory text. For explanation of terms, see Appendix A]

NAICS code and CL code	Kind of business and commodity line	Establishments handling commodity line		Commodity line sales			Sales coverage percent
		Number	Total sales (\$1,000)	Amount ¹ (\$1,000)	As percent of total sales of—		
					Establishments handling line	Establishments in NAICS industry ¹	
4227101	Petroleum bulk stations & terminals (except LP)—Con.						
2700	Sporting and recreational goods and supplies	6	21 448	1 270	5.9	Z	40.9
2713	Billiards, pool, bowling equipment, and accessories	6	21 448	1 270	5.9	Z	X
3500	Drugs, pharmaceuticals, cosmetics, and toiletries	8	64 024	11 349	17.7	Z	42.5
3515	Other toiletries and druggists' sundries	8	64 024	11 349	17.7	Z	X
4400	Confectionery	31	115 168	1 452	1.3	Z	43.9
4411	Candy	31	115 168	1 452	1.3	Z	X
4850	Soft drinks and bottled water	29	60 874	870	1.4	Z	X
4860	Other grocery specialties	165	6 365 483	415 262	6.5	.2	.4
4868	Grocery specialties, n.e.c.	153	1 588 659	162 720	10.2	.1	X
4900	Grain and beans	21	169 333	30 670	18.1	Z	40.8
4911	Corn (for grain)	21	169 333	14 141	8.4	Z	X
4912	Oats and barley	7	111 749	339	.3	Z	X
4913	Wheat	21	169 333	4 154	2.5	Z	X
4915	Soybeans	21	169 333	12 036	7.1	Z	X
5300	Plastics materials and basic shapes	11	1 320 505	139 610	10.6	.1	84.5
5314	Other plastics materials and basic shapes	8	19 974	3 007	15.1	Z	X
5330	Chemicals and allied products (excluding agricultural, plastics, gases, and petroleum)	452	5 949 857	464 465	7.8	.3	24.4
5331	Gasses, compressed and liquified, except L.P.	10	517 359	46 959	9.1	Z	X
5332	Alkalies and chlorine	50	105 017	2 992	2.8	Z	X
5334	Organic fibers	9	1 605 020	107 448	6.7	.1	X
5335	Detergents and soaps	152	576 784	14 791	2.6	Z	X
5336	Sanitation chemicals, polishes, and waxes	22	47 518	810	1.7	Z	X
5338	Wood chemicals, naval stores, and gum	21	292 863	10 400	3.6	Z	X
5342	Adhesives, sealants, and glues	11	19 565	256	1.3	Z	X
5344	Other chemicals and allied products	314	4 201 740	237 218	5.6	.1	X
5400	Petroleum products	7 164	151 265 882	134 339 953	88.8	78.6	80.8
5411	Aviation gasoline	649	11 063 641	693 365	6.3	.4	X
5412	Motor gasoline	6 187	133 659 186	79 264 033	59.3	46.4	X
5413	Special naphtha	222	3 346 928	177 932	5.3	.1	X
5414	Jet fuel (naphtha or kerosine type)	707	42 134 811	3 337 250	7.9	2.0	X
5415	No. 2 distillate fuel oil (no. 2 diesel and no. 2 heating oil)	5 884	126 815 459	33 654 610	26.5	19.7	X
5416	All other distillate fuel oil (no. 1 and no. 4 diesel and heating)	3 384	70 950 812	4 483 704	6.3	2.6	X
5417	Residual fuel oil (no. 5, no. 6, heavy diesel, etc.)	292	14 762 038	5 037 788	34.1	2.9	X
5418	Lubricating oil and greases	4 884	40 551 025	7 691 270	19.0	4.5	X
5420	Liquified petroleum gases (excluding natural gas)	671	16 774 255	902 763	5.4	.5	X
5500	Crude oil	144	35 997 019	30 479 216	84.7	17.8	X
5520	Other petroleum products (including asphalt, road oil, wax, etc.)	260	10 863 353	687 190	6.3	.4	X
5800	Farm supplies	290	1 355 400	188 678	13.9	.1	11.3
5811	Hay, straw, and alfalfa	6	98 288	524	.5	Z	X
5812	Feeds (poultry and livestock) not mixed on location	160	766 156	20 333	2.7	Z	X
5813	Prepared feeds (poultry and livestock) mixed on location	19	55 802	3 714	6.7	Z	X
5814	Weed killers, soil sterilizers, and soil conditioners	150	805 803	47 030	5.8	Z	X
5815	Insecticides, fungicides, and pesticides	84	439 707	9 842	2.2	Z	X
5816	Other agricultural chemicals and fertilizers	202	1 108 335	94 126	8.5	.1	X
5817	Seeds and bulbs	131	575 182	7 286	1.3	Z	X
5818	Other farm supplies (including harness and saddlery equipment)	85	401 085	5 820	1.5	Z	X
5900	Tobacco and tobacco products	39	318 718	17 559	5.5	Z	62.4
5911	Cigars	39	318 718	17 559	5.5	Z	X
6000	Paint, paint supplies, and wallpaper	7	24 941	4 929	19.8	Z	X
6100	Books, periodicals, newspapers, and miscellaneous printed materials	27	30 501	1 164	3.8	Z	X
6150	Nondurable goods, n.e.c.	9	66 930	11 128	16.6	Z	X
9700	Service receipts and labor charges (including installed parts)	926	9 613 822	318 606	3.3	.2	5.2
9701	Labor charges for repair work	674	7 172 798	161 729	2.3	.1	X
9702	Parts installed in repair work	263	2 194 150	47 315	2.2	Z	X
9703	Other service receipts and labor charges—Specify	326	3 245 901	81 097	2.5	Z	X
9810	Miscellaneous commodities	632	15 440 571	1 132 423	7.3	.7	X
9840	Pipeline transportation receipts	11	510 888	5 871	1.1	Z	X
9940	Rental and leasing receipts	443	8 193 017	110 134	1.3	.1	X
42271011	Petroleum bulk stations (except LP)	6 045	X	50 922 994	X	100.0	77.1
0100	New and used automobiles, motorcycles, etc.	7	9 655	2 183	22.6	Z	49.8
0114	Motorscooters, mopeds, snowmobiles, and utility trailers	7	9 655	2 183	22.6	Z	X
0200	New and rebuilt automotive parts and supplies	525	4 400 807	212 997	4.8	.4	1.3
0211	Batteries	255	1 728 476	12 156	.7	Z	X
0212	Engines (complete)	30	89 667	516	.6	Z	X
0213	Electrical engine parts (including ignition parts)	120	645 164	7 513	1.2	Z	X
0214	Brake parts (including fluid and all disk and drum parts)	167	1 056 280	10 874	1.0	Z	X
0215	Exhaust system parts	30	89 667	416	.5	Z	X
0216	Glass	30	89 667	7	.0	Z	X
0217	Hoses, belts, gaskets, and wiper blades	219	1 597 499	8 001	.5	Z	X
0218	Filters (oil, air, gas, and transmission)	318	2 015 653	31 594	1.6	.1	X
0219	Engine parts, except electrical	124	702 855	2 391	.3	Z	X
0221	Body parts and repair materials	56	271 880	750	.3	Z	X
0222	Suspension parts (shocks, struts, balljoints, etc.)	102	958 177	35 147	3.7	.1	X
0223	Parts, n.e.c.	80	397 526	1 153	.3	Z	X
0224	Accessories	129	867 660	19 003	2.2	Z	X
0250	Petroleum products marketing equipment	312	2 934 063	45 735	1.6	.1	X
0300	Tires and tubes	532	2 725 597	88 808	3.3	.2	.8
0311	New tires and tubes	457	2 470 608	86 273	3.5	.2	X
0312	Recapped and used tires and repair materials	206	802 436	1 641	.2	Z	X
1120	Flat iron and steel products	8	25 012	1 090	4.4	Z	X

See footnotes at end of table.

Table 2. All Types of Operation by Kind of Business and Commodity Line for Wholesale Trade: 1997—Con.

[Includes only establishments with payroll. For meaning of abbreviations and symbols, see introductory text. For explanation of terms, see Appendix A]

NAICS code and CL code	Kind of business and commodity line	Establishments handling commodity line		Commodity line sales			Sales coverage percent
		Number	Total sales (\$1,000)	Amount ¹ (\$1,000)	As percent of total sales of—		
					Establishments handling line	Establishments in NAICS industry ¹	
42271011	Petroleum bulk stations (except LP)—Con.						
1140	Iron and steel wire and wire products	12	25 232	2 648	10.5	Z	X
1400	Electrical apparatus and equipment	7	32 512	1 935	6.0	Z	54.8
1416	Interior wiring (excluding conduit)	7	32 512	1 935	6.0	Z	X
1700	Hardware	37	182 988	14 398	7.9	Z	X
2100	Construction and mining machinery and equipment (including parts and attachments)	9	34 113	5 789	17.0	Z	50.7
2117	Other new construction and mining, logging, and road maintenance machinery, equipment, and parts	9	34 113	5 483	16.1	Z	X
2200	Farm machinery, equipment, and parts	6	21 164	661	3.1	Z	X
2220	Garden machinery, equipment, and parts	12	38 200	5 587	14.6	Z	X
2320	General-purpose industrial machinery, equipment, and parts	88	651 991	37 444	5.7	.1	5.4
2321	New pumps, compressors (air or gas), and equipment	27	177 171	3 287	1.9	Z	X
2323	New diesel engines (excluding automotive)	7	314 659	19 428	6.2	Z	X
2326	New controlling, recording, and indicating instruments and access	45	84 363	7 092	8.4	Z	X
2327	All other new general-purpose industrial machinery and equipment	45	84 363	4 173	4.9	Z	X
2328	Used general-purpose industrial machinery and equipment	6	13 207	335	2.5	Z	X
2350	Oil well, oil refinery, and pipeline machinery, equipment, and supplies	11	127 791	3 746	2.9	Z	X
2430	Fluid-power filters, components, accessories, and parts	7	28 745	579	2.0	Z	77.1
2431	Filters	7	28 745	579	2.0	Z	X
2460	Other industrial supplies	12	69 772	17 667	25.3	Z	9.9
2466	Industrial supplies, n.e.c.	8	59 965	12 987	21.7	Z	X
2700	Sporting and recreational goods and supplies	6	21 448	1 270	5.9	Z	37.1
2713	Billiards, pool, bowling equipment, and accessories	6	21 448	1 270	5.9	Z	X
3500	Drugs, pharmaceuticals, cosmetics, and toiletries	8	64 024	11 349	17.7	Z	38.5
3515	Other toiletries and druggists' sundries	8	64 024	11 349	17.7	Z	X
4400	Confectionery	31	115 168	1 452	1.3	Z	39.8
4411	Candy	31	115 168	1 452	1.3	Z	X
4850	Soft drinks and bottled water	29	60 874	870	1.4	Z	X
4860	Other grocery specialties	158	1 769 119	166 642	9.4	.3	1.6
4868	Grocery specialties, n.e.c.	153	1 588 659	162 720	10.2	.3	X
4900	Grain and beans	21	169 333	30 670	18.1	.1	37.0
4911	Corn (for grain)	21	169 333	14 141	8.4	Z	X
4912	Oats and barley	7	111 749	339	.3	Z	X
4913	Wheat	21	169 333	4 154	2.5	Z	X
4915	Soybeans	21	169 333	12 036	7.1	Z	X
5300	Plastics materials and basic shapes	8	19 974	3 007	15.1	Z	30.5
5314	Other plastics materials and basic shapes	8	19 974	3 007	15.1	Z	X
5330	Chemicals and allied products (excluding agricultural, plastics, gases, and petroleum)	424	3 769 842	292 842	7.8	.6	6.0
5331	Gasses, compressed and liquified, except L.P.	10	517 359	46 959	9.1	.1	X
5332	Alkalies and chlorine	50	105 017	2 992	2.8	Z	X
5335	Detergents and soaps	152	576 784	14 791	2.6	Z	X
5336	Sanitation chemicals, polishes, and waxes	22	47 518	810	1.7	Z	X
5338	Wood chemicals, naval stores, and gum	13	257 088	9 250	3.6	Z	X
5342	Adhesives, sealants, and glues	11	19 565	256	1.3	Z	X
5344	Other chemicals and allied products	297	2 436 013	177 979	7.3	.4	X
5400	Petroleum products	5 983	49 769 068	47 519 186	95.5	93.3	70.9
5411	Aviation gasoline	571	4 178 769	330 253	7.9	.6	X
5412	Motor gasoline	5 172	43 762 172	26 358 563	60.2	51.8	X
5413	Special naphtha	196	1 721 775	109 730	6.4	.2	X
5414	Jet fuel (naphtha or kerosine type)	511	4 817 072	766 569	15.9	1.5	X
5415	No. 2 distillate fuel oil (no. 2 diesel and no. 2 heating oil)	4 883	38 958 898	12 273 487	31.5	24.1	X
5416	All other distillate fuel oil (no. 1 and no. 4 diesel and heating)	2 847	21 717 164	1 240 855	5.7	2.4	X
5417	Residual fuel oil (no. 5, no. 6, heavy diesel, etc.)	161	1 863 509	229 771	12.3	.5	X
5418	Lubricating oil and greases	4 651	34 224 813	6 209 957	18.1	12.2	X
5420	Liquified petroleum gases (excluding natural gas)	603	4 640 379	392 639	8.5	.8	X
5500	Crude oil	65	1 198 443	1 172 443	97.8	2.3	X
5520	Other petroleum products (including asphalt, road oil, wax, etc.)	214	2 202 970	59 158	2.7	.1	X
5800	Farm supplies	282	1 259 491	175 897	14.0	.3	8.7
5811	Hay, straw, and alfalfa	6	98 288	524	.5	Z	X
5812	Feeds (poultry and livestock) not mixed on location	155	693 833	19 869	2.9	Z	X
5813	Prepared feeds (poultry and livestock) mixed on location	19	55 802	3 714	6.7	Z	X
5814	Weed killers, soil sterilizers, and soil conditioners	150	805 803	47 030	5.8	.1	X
5815	Insecticides, fungicides, and pesticides	84	439 707	9 842	2.2	Z	X
5816	Other agricultural chemicals and fertilizers	194	1 012 426	81 809	8.1	.2	X
5817	Seeds and bulbs	131	575 182	7 286	1.3	Z	X
5818	Other farm supplies (including harness and saddlery equipment)	85	401 085	5 820	1.5	Z	X
5900	Tobacco and tobacco products	39	318 718	17 559	5.5	Z	56.6
5911	Cigars	39	318 718	17 559	5.5	Z	X
6000	Paint, paint supplies, and wallpaper	7	24 941	4 929	19.8	Z	X
6100	Books, periodicals, newspapers, and miscellaneous printed materials	27	30 501	1 164	3.8	Z	X
6150	Nondurable goods, n.e.c.	9	66 930	11 128	16.6	Z	X
9700	Service receipts and labor charges (including installed parts)	847	7 243 882	239 544	3.3	.5	2.9
9701	Labor charges for repair work	642	5 665 967	126 858	2.2	.2	X
9702	Parts installed in repair work	263	2 194 150	47 315	2.2	.1	X
9703	Other service receipts and labor charges—Specify	301	2 653 193	59 220	2.2	.1	X
9810	Miscellaneous commodities	553	4 635 660	224 863	4.9	.4	X
9840	Pipeline transportation receipts	11	510 888	5 871	1.1	Z	X
9940	Rental and leasing receipts	380	3 788 462	66 140	1.7	.1	X

See footnotes at end of table.

Table 2. All Types of Operation by Kind of Business and Commodity Line for Wholesale Trade: 1997—Con.

[Includes only establishments with payroll. For meaning of abbreviations and symbols, see introductory text. For explanation of terms, see Appendix A]

NAICS code and CL code	Kind of business and commodity line	Establishments handling commodity line		Commodity line sales			Sales coverage percent
		Number	Total sales (\$1,000)	Amount ¹ (\$1,000)	As percent of total sales of—		
					Establishments handling line	Establishments in NAICS industry ¹	
42271012	Petroleum bulk terminals (except LP)	'1 225	X	'120 085 945	X	100.0	88.5
0200	New and rebuilt automotive parts and supplies	17	466 364	12 200	2.6	Z	8.9
0211	Batteries	11	81 275	180	.2	Z	X
0213	Electrical engine parts (including ignition parts)	11	81 275	1 106	1.4	Z	X
0214	Brake parts (including fluid and all disk and drum parts)	11	81 275	429	.5	Z	X
0217	Hoses, belts, gaskets, and wiper blades	16	371 242	1 654	1.4	Z	X
0218	Filters (oil, air, gas, and transmission)	16	371 242	4 776	.3	Z	X
0250	Petroleum products marketing equipment	10	107 353	915	.9	Z	X
0300	Tires and tubes	16	340 012	6 310	1.9	Z	X
2350	Oil well, oil refinery, and pipeline machinery, equipment, and supplies	14	98 098	10 499	10.7	Z	X
4860	Other grocery specialties	7	4 596 364	248 620	5.4	.2	X
5330	Chemicals and allied products (excluding agricultural, plastics, gases, and petroleum)	28	2 180 015	171 623	7.9	.1	52.4
5334	Organic fibers	9	1 605 020	107 448	6.7	.1	X
5338	Wood chemicals, naval stores, and gum	9	35 775	1 150	3.2	Z	X
5344	Other chemicals and allied products	17	1 765 727	59 239	3.4	Z	X
5400	Petroleum products	1 181	101 496 814	86 820 767	85.5	72.3	85.1
5411	Aviation gasoline	78	6 884 872	363 112	5.3	.3	X
5412	Motor gasoline	1 015	89 897 014	52 905 470	58.9	44.1	X
5413	Special naphtha	27	1 625 153	68 202	4.2	.1	X
5414	Jet fuel (naphtha or kerosine type)	197	37 317 739	2 570 681	6.9	2.1	X
5415	No. 2 distillate fuel oil (no. 2 diesel and no. 2 heating oil)	1 001	87 856 561	21 381 123	24.3	17.8	X
5416	All other distillate fuel oil (no. 1 and no. 4 diesel and heating)	538	49 233 648	3 242 849	6.6	2.7	X
5417	Residual fuel oil (no. 5, no. 6, heavy diesel, etc.)	131	12 898 529	4 808 017	37.3	4.0	X
5418	Lubricating oil and greases	234	6 326 212	1 481 313	23.4	1.2	X
5420	Liquefied petroleum gases (excluding natural gas)	68	12 133 876	510 124	4.2	.4	X
5500	Crude oil	79	34 798 576	29 306 773	84.2	24.4	X
5520	Other petroleum products (including asphalt, road oil, wax, etc.)	46	8 660 383	628 032	7.3	.5	X
5800	Farm supplies	8	95 909	12 781	13.3	Z	33.4
5816	Other agricultural chemicals and fertilizers	8	95 909	12 317	12.8	Z	X
9700	Service receipts and labor charges (including installed parts)	79	2 369 940	79 062	3.3	.1	11.5
9701	Labor charges for repair work	32	1 506 831	34 871	2.3	Z	X
9703	Other service receipts and labor charges—Specify	25	592 708	21 877	3.7	Z	X
9810	Miscellaneous commodities	79	10 804 911	907 560	8.4	.8	X
9940	Rental and leasing receipts	63	4 404 555	43 994	1.0	Z	X
4227102	Liquefied petroleum bulk stations & terminals	420	X	5 710 307	X	100.0	78.8
0200	New and rebuilt automotive parts and supplies	18	69 328	3 754	5.4	.1	X
0300	Tires and tubes	9	26 313	986	3.7	Z	X
1500	Electrical appliances, household	29	96 990	3 361	3.5	.1	X
1700	Hardware	6	12 536	410	3.3	Z	X
5400	Petroleum products	29	1 688 864	438 088	25.9	7.7	X
5420	Liquefied petroleum gases (excluding natural gas)	419	5 705 888	4 334 983	76.0	75.9	X
5800	Farm supplies	12	34 632	6 087	17.6	.1	X
9700	Service receipts and labor charges (including installed parts)	61	306 571	15 468	5.0	.3	X
9810	Miscellaneous commodities	28	717 780	21 259	3.0	.4	X
9940	Rental and leasing receipts	9	86 638	2 977	3.4	.1	X
42272	Petroleum & petroleum prod whse (exc bulk stations & terminals)	3 607	X	'90 904 696	X	100.0	72.6
0200	New and rebuilt automotive parts and supplies	244	6 697 332	201 768	3.0	.2	X
0250	Petroleum products marketing equipment	47	239 161	14 375	6.0	Z	X
0300	Tires and tubes	95	3 351 710	22 408	.7	Z	X
1140	Iron and steel wire and wire products	7	5 289	268	5.1	Z	X
1300	Coal and coke	6	495 688	24 458	4.9	Z	X
1700	Hardware	14	71 336	11 222	15.7	Z	X
1800	Plumbing and heating equipment and supplies (hydronics)	16	83 053	4 717	5.7	Z	X
2320	General-purpose industrial machinery, equipment, and parts	51	124 883	18 864	15.1	Z	X
2350	Oil well, oil refinery, and pipeline machinery, equipment, and supplies	10	3 689 774	2 180 290	59.1	2.4	X
2460	Other industrial supplies	6	24 852	1 012	4.1	Z	X
2600	Aircraft and aeronautical equipment and supplies	34	94 931	11 310	11.9	Z	X
3400	Industrial and personal services paper and plastics	6	41 230	371	.9	Z	X
4850	Soft drinks and bottled water	6	27 480	279	1.0	Z	X
4860	Other grocery specialties	32	383 650	15 896	4.1	Z	X
4900	Grain and beans	6	6 502	915	14.1	Z	X
5300	Plastics materials and basic shapes	9	678 489	268 117	39.5	.3	X
5330	Chemicals and allied products (excluding agricultural, plastics, gases, and petroleum)	318	6 043 154	581 136	9.6	.6	X
5400	Petroleum products	3 100	72 932 073	68 084 484	93.4	74.9	X
5420	Liquefied petroleum gases (excluding natural gas)	269	7 901 244	2 959 327	37.5	3.3	X
5500	Crude oil	166	19 362 479	12 532 589	64.7	13.8	X
5520	Other petroleum products (including asphalt, road oil, wax, etc.)	440	7 485 870	3 576 360	47.8	3.9	X
5800	Farm supplies	56	87 715	17 138	19.5	Z	X
5900	Tobacco and tobacco products	15	148 366	25 457	17.2	Z	X
6000	Paint, paint supplies, and wallpaper	6	8 214	216	2.6	Z	X
6150	Nondurable goods, n.e.c.	6	34 063	4 210	12.4	Z	X
9700	Service receipts and labor charges (including installed parts)	294	1 900 793	103 215	5.4	.1	X
9720	Receipts for service contracts	10	5 910	1 561	26.4	Z	X
9810	Miscellaneous commodities	251	5 142 985	149 932	2.9	.2	X
9840	Pipeline transportation receipts	9	84 965	1 225	1.4	Z	X
9940	Rental and leasing receipts	131	4 115 672	50 494	1.2	.1	X

See footnotes at end of table.

Table 2. All Types of Operation by Kind of Business and Commodity Line for Wholesale Trade: 1997—Con.

[Includes only establishments with payroll. For meaning of abbreviations and symbols, see introductory text. For explanation of terms, see Appendix A]

NAICS code and CL code	Kind of business and commodity line	Establishments handling commodity line		Commodity line sales			Sales coverage percent
		Number	Total sales (\$1,000)	Amount ¹ (\$1,000)	As percent of total sales of—		
					Establishments handling line	Establishments in NAICS industry ¹	
422720	Petroleum & petroleum prod whsle (exc bulk stations & terminals)	3 607	X	'90 904 696	X	100.0	72.6
0200	New and rebuilt automotive parts and supplies	244	6 697 332	201 768	3.0	.2	X
0250	Petroleum products marketing equipment	47	239 161	14 375	6.0	Z	X
0300	Tires and tubes	95	3 351 710	22 408	.7	Z	X
1140	Iron and steel wire and wire products	7	5 289	268	5.1	Z	X
1300	Coal and coke	6	495 688	24 458	4.9	Z	X
1700	Hardware	14	71 336	11 222	15.7	Z	X
1800	Plumbing and heating equipment and supplies (hydronics)	16	83 053	4 717	5.7	Z	X
2320	General-purpose industrial machinery, equipment, and parts	51	124 883	18 864	15.1	Z	X
2350	Oil well, oil refinery, and pipeline machinery, equipment, and supplies	10	3 689 774	2 180 290	59.1	2.4	X
2460	Other industrial supplies	6	24 852	1 012	4.1	Z	X
2600	Aircraft and aeronautical equipment and supplies	34	94 931	11 310	11.9	Z	X
3400	Industrial and personal services paper and plastics	6	41 230	371	.9	Z	X
4850	Soft drinks and bottled water	6	27 480	279	1.0	Z	X
4860	Other grocery specialties	32	383 650	15 896	4.1	Z	X
4900	Grain and beans	6	6 502	915	14.1	Z	X
5300	Plastics materials and basic shapes	9	678 489	268 117	39.5	.3	X
5330	Chemicals and allied products (excluding agricultural, plastics, gases, and petroleum)	318	6 043 154	581 136	9.6	.6	X
5400	Petroleum products	3 100	72 932 073	68 084 484	93.4	74.9	X
5420	Liquified petroleum gases (excluding natural gas)	269	7 901 244	2 959 327	37.5	3.3	X
5500	Crude oil	166	19 362 479	12 532 589	64.7	13.8	X
5520	Other petroleum products (including asphalt, road oil, wax, etc.)	440	7 485 870	3 576 360	47.8	3.9	X
5800	Farm supplies	56	87 715	17 138	19.5	Z	X
5900	Tobacco and tobacco products	15	148 366	25 457	17.2	Z	X
6000	Paint, paint supplies, and wallpaper	6	8 214	216	2.6	Z	X
6150	Nondurable goods, n.e.c.	6	34 063	4 210	12.4	Z	X
9700	Service receipts and labor charges (including installed parts)	294	1 900 793	103 215	5.4	.1	X
9720	Receipts for service contracts	10	5 910	1 561	26.4	Z	X
9810	Miscellaneous commodities	251	5 142 985	149 932	2.9	.2	X
9840	Pipeline transportation receipts	9	84 965	1 225	1.4	Z	X
9940	Rental and leasing receipts	131	4 115 672	50 494	1.2	.1	X
4228	Beer, wine, & distilled alcoholic beverage whsle	4 850	X	69 703 203	X	100.0	82.7
3500	Drugs, pharmaceuticals, cosmetics, and toiletries	9	43 384	9 937	22.9	Z	X
4400	Confectionery	63	258 260	12 595	4.9	Z	X
4830	Canned foods	9	38 934	1 742	4.5	Z	X
4850	Soft drinks and bottled water	1 446	20 114 525	944 689	4.7	1.4	X
4860	Other grocery specialties	76	641 891	20 553	3.2	Z	X
5600	Beer and ale	3 648	48 923 488	34 396 098	70.3	49.3	X
5700	Wines and distilled alcoholic beverages	2 445	41 505 806	34 085 342	82.1	48.9	X
5900	Tobacco and tobacco products	165	2 262 683	50 359	2.2	.1	X
9700	Service receipts and labor charges (including installed parts)	36	363 258	14 152	3.9	Z	X
9810	Miscellaneous commodities	483	5 339 300	152 625	2.9	.2	X
9940	Rental and leasing receipts	61	599 634	2 985	.5	Z	X
42281	Beer & ale whsle	3 013	X	34 997 239	X	100.0	84.8
4400	Confectionery	52	136 709	8 543	6.2	Z	X
4850	Soft drinks and bottled water	1 137	11 324 411	716 880	6.3	2.0	X
4860	Other grocery specialties	25	99 011	6 391	6.5	Z	X
5600	Beer and ale	3 013	34 997 239	33 214 854	94.9	94.9	X
5700	Wines and distilled alcoholic beverages	608	6 799 842	963 693	14.2	2.8	X
5900	Tobacco and tobacco products	85	364 563	15 962	4.4	Z	X
9700	Service receipts and labor charges (including installed parts)	12	269 597	4 490	1.7	Z	X
9810	Miscellaneous commodities	358	3 748 446	57 711	1.5	.2	X
9940	Rental and leasing receipts	47	521 277	2 527	.5	Z	X
422810	Beer & ale whsle	3 013	X	34 997 239	X	100.0	84.8
4400	Confectionery	52	136 709	8 543	6.2	Z	X
4850	Soft drinks and bottled water	1 137	11 324 411	716 880	6.3	2.0	X
4860	Other grocery specialties	25	99 011	6 391	6.5	Z	X
5600	Beer and ale	3 013	34 997 239	33 214 854	94.9	94.9	X
5700	Wines and distilled alcoholic beverages	608	6 799 842	963 693	14.2	2.8	X
5900	Tobacco and tobacco products	85	364 563	15 962	4.4	Z	X
9700	Service receipts and labor charges (including installed parts)	12	269 597	4 490	1.7	Z	X
9810	Miscellaneous commodities	358	3 748 446	57 711	1.5	.2	X
9940	Rental and leasing receipts	47	521 277	2 527	.5	Z	X
42282	Wine & distilled alcoholic beverage whsle	1 837	X	34 705 964	X	100.0	80.5
4400	Confectionery	11	121 551	4 052	3.3	Z	X
4850	Soft drinks and bottled water	309	8 790 114	227 803	2.6	.7	.4
4851	Soft drinks, packaged	147	5 846 176	81 989	1.4	.2	X
4852	Soft drinks, pre and post mix bulk	8	113 412	4 410	3.9	Z	X
4853	Bottled water	300	8 675 398	141 341	1.6	.4	X
4860	Other grocery specialties	51	542 880	14 162	2.6	Z	2.1
4862	Breakfast cereals	13	88 937	415	.5	Z	X
4863	Cooking oils and margarine	13	88 937	415	.5	Z	X
4868	Grocery specialties, n.e.c.	39	453 943	13 331	2.9	Z	X
5600	Beer and ale	635	13 926 249	1 181 244	8.5	3.4	X
5700	Wines and distilled alcoholic beverages	1 837	34 705 964	33 121 649	95.4	95.4	71.1
5711	Wines	1 578	29 614 360	14 247 246	48.1	41.1	X
5712	Distilled liquor (including premixed alcoholic drinks)	1 145	31 130 524	18 874 402	60.6	54.4	X
5900	Tobacco and tobacco products	80	1 898 120	34 397	1.8	.1	X
5911	Cigars	79	1 887 898	34 392	1.8	.1	X

See footnotes at end of table.

Table 2. All Types of Operation by Kind of Business and Commodity Line for Wholesale Trade: 1997—Con.

[Includes only establishments with payroll. For meaning of abbreviations and symbols, see introductory text. For explanation of terms, see Appendix A]

NAICS code and CL code	Kind of business and commodity line	Establishments handling commodity line		Commodity line sales			Sales coverage percent
		Number	Total sales (\$1,000)	Amount ¹ (\$1,000)	As percent of total sales of—		
					Establishments handling line	Establishments in NAICS industry ¹	
42282	Wine & distilled alcoholic beverage whse—Con.						
9700	Service receipts and labor charges (including installed parts)	24	93 661	9 662	10.3	Z	1.1
9703	Other service receipts and labor charges—Specify	24	93 661	9 662	10.3	Z	X
9810	Miscellaneous commodities	125	1 590 854	94 914	6.0	.3	X
9940	Rental and leasing receipts	14	78 357	458	.6	Z	X
422820	Wine & distilled alcoholic beverage whse	1 837	X	34 705 964	X	100.0	80.5
4400	Confectionery	11	121 551	4 052	3.3	Z	X
4850	Soft drinks and bottled water	309	8 790 114	227 803	2.6	.7	.4
4851	Soft drinks, packaged	147	5 846 176	81 989	1.4	.2	X
4852	Soft drinks, pre and post mix bulk	8	113 412	4 410	3.9	Z	X
4853	Bottled water	300	8 675 398	141 341	1.6	.4	X
4860	Other grocery specialties	51	542 880	14 162	2.6	Z	2.1
4862	Breakfast cereals	13	88 937	415	.5	Z	X
4863	Cooking oils and margarine	13	88 937	415	.5	Z	X
4868	Grocery specialties, n.e.c.	39	453 943	13 331	2.9	Z	X
5600	Beer and ale	635	13 926 249	1 181 244	8.5	3.4	X
5700	Wines and distilled alcoholic beverages	1 837	34 705 964	33 121 649	95.4	95.4	71.1
5711	Wines	1 578	29 614 360	14 247 246	48.1	41.1	X
5712	Distilled liquor (including premixed alcoholic drinks)	1 145	31 130 524	18 874 402	60.6	54.4	X
5900	Tobacco and tobacco products	80	1 898 120	34 397	1.8	.1	X
5911	Cigars	79	1 887 898	34 392	1.8	.1	X
9700	Service receipts and labor charges (including installed parts)	24	93 661	9 662	10.3	Z	1.1
9703	Other service receipts and labor charges—Specify	24	93 661	9 662	10.3	Z	X
9810	Miscellaneous commodities	125	1 590 854	94 914	6.0	.3	X
9940	Rental and leasing receipts	14	78 357	458	.6	Z	X
4228201	Wine & distilled alcoholic bev (licensed operation) whse	1 715	X	34 325 562	X	100.0	80.4
4400	Confectionery	11	121 551	4 052	3.3	Z	X
4850	Soft drinks and bottled water	309	8 790 114	227 803	2.6	.7	X
4860	Other grocery specialties	51	542 880	14 162	2.6	Z	X
5600	Beer and ale	635	13 926 249	1 181 244	8.5	3.4	X
5700	Wines and distilled alcoholic beverages	1 715	34 325 562	32 742 288	95.4	95.4	X
5900	Tobacco and tobacco products	80	1 898 120	34 397	1.8	.1	X
9700	Service receipts and labor charges (including installed parts)	24	93 661	9 662	10.3	Z	X
9810	Miscellaneous commodities	125	1 590 854	94 914	6.0	.3	X
9940	Rental and leasing receipts	14	78 357	458	.6	Z	X
4228202	Wine & distilled alcoholic beverage (State operated) whse	122	X	380 402	X	100.0	91.3
5700	Wines and distilled alcoholic beverages	122	380 402	379 361	99.7	99.7	88.1
5711	Wines	39	316 436	77 067	24.4	20.3	X
5712	Distilled liquor (including premixed alcoholic drinks)	122	380 402	302 294	79.5	79.5	X
4229	Miscellaneous nondurable goods whse	34 063	X	213 618 778	X	100.0	79.0
0100	New and used automobiles, motorcycles, etc.	21	46 226	3 549	7.7	Z	X
0120	Buses, campers, and motor homes	6	25 363	2 022	8.0	Z	79.0
0122	Motor homes, car trailers, and campers	6	25 363	2 022	8.0	Z	X
0200	New and rebuilt automotive parts and supplies	233	882 027	58 935	6.7	Z	17.6
0216	Glass	6	15 699	4 200	26.8	Z	X
0219	Engine parts, except electrical	11	12 391	2 445	19.7	Z	X
0221	Body parts and repair materials	37	62 729	8 451	13.5	Z	X
0223	Parts, n.e.c.	16	284 284	10 864	3.8	Z	X
0224	Accessories	11	20 696	688	3.3	Z	X
0250	Petroleum products marketing equipment	10	9 208	2 762	30.0	Z	X
0300	Tires and tubes	76	1 055 841	84 317	8.0	Z	X
0400	Household and lawn furniture	213	947 924	58 042	6.1	Z	4.3
0411	Upholstered furniture	26	99 293	6 795	6.8	Z	X
0412	Sleep furniture and equipment	32	291 247	4 070	1.4	Z	X
0413	Lawn furniture and equipment	93	450 200	27 065	6.0	Z	X
0414	Other furniture (including sleep sofas)	83	242 572	14 767	6.1	Z	X
0420	Office and business furniture	112	302 698	29 896	9.9	Z	24.7
0421	New office furniture (wooden and metal)	96	246 615	21 722	8.8	Z	X
0500	Household china, glassware, crockery, and plastic housewares	720	1 629 091	143 185	8.8	.1	X
0520	Linens, domestics, curtains, and draperies	350	876 349	54 066	6.2	Z	6.6
0521	Bedspreads, blankets, and bedding	40	169 487	10 961	6.5	Z	X
0523	Shades and blinds	15	64 627	6 649	4.9	Z	X
0524	Towels and washcloths	263	521 376	2 584	.5	Z	X
0525	Other linens and domestics	271	549 248	31 825	5.8	Z	X
0530	Flooring and floor coverings	90	291 499	29 092	10.0	Z	18.7
0531	Soft-surface (textile) floor coverings and accessories (including rugs, carpets, and pads)	70	281 342	26 096	9.3	Z	X
0540	Other home furnishings	748	2 117 798	168 064	7.9	.1	13.3
0541	Metal flatware and kitchen utensils	401	1 078 352	57 795	5.4	Z	X
0542	Mirrors, lamps, and picture frames	127	328 203	22 640	6.9	Z	X
0543	Home furnishings, n.e.c.	166	749 503	67 261	9.0	Z	X
0600	Lumber: rough, dressed, and finished	31	84 162	4 803	5.7	Z	23.6
0611	Dimensional lumber (non-treated)	22	51 733	3 333	6.4	Z	X

See footnotes at end of table.

Table 2. All Types of Operation by Kind of Business and Commodity Line for Wholesale Trade: 1997—Con.

[Includes only establishments with payroll. For meaning of abbreviations and symbols, see introductory text. For explanation of terms, see Appendix A]

NAICS code and CL code	Kind of business and commodity line	Establishments handling commodity line		Commodity line sales			Sales coverage percent
		Number	Total sales (\$1,000)	Amount ¹ (\$1,000)	As percent of total sales of—		
					Establishments handling line	Establishments in NAICS industry ¹	
4229	Miscellaneous nondurable goods whsle—Con.						
0620	Plywood and millwork	91	888 396	101 973	11.5	Z	5.2
0621	Softwood plywood and oriented strand board (OSB)	9	12 154	219	1.8	Z	X
0623	Gypsum, specialty boards, and treatments	7	457 570	52 125	11.4	Z	X
0624	Wood millwork (doors, windows, cabinets, etc.)	26	64 879	3 556	5.5	Z	X
0700	Brick, stone, tile, sand, block, cement, and gravel	38	136 719	11 525	8.4	Z	9.0
0712	Cement and lime	10	12 114	689	5.7	Z	X
0713	Sand, gravel, and crushed stone	14	41 768	3 340	8.0	Z	X
0720	Roofing, siding, and insulation materials	59	304 528	31 649	10.4	Z	25.2
0721	Roofing, except wood	32	270 609	29 498	10.9	Z	X
0722	Siding, except wood	7	2 737	180	6.6	Z	X
0723	Insulation materials	8	32 856	218	.7	Z	X
0730	Flat glass and other construction glass (excluding automotive)	24	85 007	12 118	14.3	Z	X
0740	Other construction materials	142	1 193 578	42 369	3.6	Z	3.5
0744	Construction materials, n.e.c. (including wire fence and construction paper)	10	53 855	4 241	7.9	Z	X
0800	Photographic equipment and supplies (excluding video)	285	4 161 864	171 851	4.1	.1	2.5
0813	Photographic film	152	596 542	21 748	3.6	Z	X
0814	Developing supplies (excluding film)	9	6 323	169	2.7	Z	X
0815	Other photographic equipment and supplies	20	226 245	89 989	39.8	Z	X
0900	Office equipment	434	741 538	69 538	9.4	Z	25.6
0911	Typewriters and dedicated word processors	165	244 697	6 388	2.6	Z	X
0912	Calculators and accounting machines	146	308 618	2 138	.7	Z	X
0913	Copying machines and equipment	277	578 773	50 167	8.7	Z	X
0914	Dictating, transcribing, and recording machines	91	112 521	1 579	1.4	Z	X
0915	Mailing, letter handling, and addressing machines	55	145 071	5 154	3.6	Z	X
0920	New computer equipment	433	499 412	60 704	12.2	Z	54.1
0921	Computers	353	370 985	27 862	7.5	Z	X
0922	Computer storage devices	92	228 064	23 215	10.2	Z	X
0923	Computer printers	226	304 355	6 117	2.0	Z	X
0924	Other computer peripheral equipment	260	264 272	2 099	.8	Z	X
0930	Used computer equipment	28	16 286	610	3.7	Z	X
0950	Computer software (packaged)	207	256 373	11 289	4.4	Z	X
0960	Restaurant and hotel equipment and supplies	403	6 711 165	211 235	3.1	.1	X
0970	Store machines and equipment	210	269 098	25 677	9.5	Z	28.6
0971	Vending machines	10	23 161	753	3.3	Z	X
0972	Other store machines and equipment	186	220 058	24 541	11.2	Z	X
1000	Medical, hospital, and surgical supplies	28	163 963	18 463	11.3	Z	16.5
1011	Surgical and medical instruments and equipment	8	2 485	615	24.7	Z	X
1013	Other surgical, medical, and hospital supplies	16	98 619	15 558	15.8	Z	X
1030	Optical and ophthalmic goods	78	250 412	5 064	2.0	Z	74.0
1034	Optical goods, n.e.c. (excluding cameras)	74	248 535	4 953	2.0	Z	X
1040	Religious and school supplies	113	326 829	28 066	8.6	Z	19.3
1041	Religious supplies	11	15 074	6 913	45.9	Z	X
1042	School supplies	68	97 453	13 762	14.1	Z	X
1050	Other professional equipment and supplies	27	50 160	5 027	10.0	Z	22.5
1051	Architects' equipment and supplies	7	5 014	751	15.0	Z	X
1056	Veterinarians' equipment and supplies	13	4 297	281	6.5	Z	X
1120	Flat iron and steel products	81	7 649 322	294 106	3.8	.1	19.1
1123	Sheets (cold-rolled)	26	7 504 397	277 062	3.7	.1	X
1140	Iron and steel wire and wire products	104	429 160	24 842	5.8	Z	X
1150	Iron and steel pipe and tubing	64	2 335 519	54 901	2.4	Z	63.8
1154	Other steel pipe	17	2 168 673	49 148	2.3	Z	X
1200	Copper and brass	83	8 989 405	1 495 852	16.6	.7	X
1220	Aluminum shapes, forms, etc.	97	12 166 274	1 976 232	16.2	.9	X
1230	Other nonferrous metals (magnesium, nickel, tin, lead, zinc, etc., except precious)	7	1 875 540	521 317	27.8	.2	X
1300	Coal and coke	18	3 401 405	238 445	7.0	.1	X
1320	Minerals and ores (excluding coal, precious stones, and crude oil)	37	10 838 862	624 787	5.8	.3	X
1400	Electrical apparatus and equipment	372	4 132 577	155 871	3.8	.1	1.5
1411	Power and distribution transformers	47	291 423	2 331	.8	Z	X
1412	Switchgear and switchboard apparatus	47	122 641	4 084	3.3	Z	X
1414	Conduit, raceway, and fittings	76	1 969 949	7 740	.4	Z	X
1415	Electric bulbs (all types)	39	71 702	8 630	12.0	Z	X
1416	Interior wiring (excluding conduit)	126	2 288 775	20 213	.9	Z	X
1417	Exterior wiring and cable (excluding conduit)	30	369 317	43 554	11.8	Z	X
1418	Lighting fixtures (residential and commercial)	15	41 855	817	2.0	Z	X
1419	Industrial controls	198	3 378 230	44 017	1.3	Z	X
1421	Other electrical apparatus and equipment (including fuses and lightning rods)	97	1 970 734	6 324	.3	Z	X
1500	Electrical appliances, household	344	723 404	54 358	7.5	Z	3.1
1511	Televisions	14	34 106	1 066	3.1	Z	X
1512	Radios, stereos, and CD players	17	40 564	822	2.0	Z	X
1513	V.C.R.'s and video cameras	17	41 697	665	1.6	Z	X
1517	Vacuum cleaners and sewing machines, household	15	27 575	497	1.8	Z	X
1518	Other electrical household appliances (including fans, dishwashers, etc.)	281	559 490	26 367	4.7	Z	X
1600	Electronic parts and equipment, except communication	412	4 097 182	299 303	7.3	.1	.1
1612	Integrated circuits	104	3 223 030	13 911	.4	Z	X
1616	Electronic connectors and other passive electronic parts	300	3 781 168	103 700	2.7	Z	X
1618	Electronic parts and equipment, n.e.c.	140	3 266 328	170 939	5.2	.1	X

See footnotes at end of table.

Table 2. All Types of Operation by Kind of Business and Commodity Line for Wholesale Trade: 1997—Con.

[Includes only establishments with payroll. For meaning of abbreviations and symbols, see introductory text. For explanation of terms, see Appendix A]

NAICS code and CL code	Kind of business and commodity line	Establishments handling commodity line		Commodity line sales			Sales coverage percent
		Number	Total sales (\$1,000)	Amount ¹ (\$1,000)	As percent of total sales of—		
					Establishments handling line	Establishments in NAICS industry ¹	
4229	Miscellaneous nondurable goods whse—Con.						
1650	Communication equipment and supplies	133	252 723	21 393	8.5	Z	18.6
1651	Telephones	122	250 983	8 076	3.2	Z	X
1652	Other electronic communication equipment	90	178 845	11 153	6.2	Z	X
1653	Other electrical communication equipment	17	91 888	2 077	2.3	Z	X
1700	Hardware	1 100	5 567 437	464 363	8.3	.2	5.7
1711	Hand tools (including power driven)	718	3 853 303	214 807	5.6	.1	X
1712	Bolts, nuts, rivets, and fasteners	580	2 683 959	90 448	3.4	Z	X
1713	Cutlery	231	870 472	76 939	8.8	Z	X
1800	Plumbing and heating equipment and supplies (hydronics)	198	574 037	81 141	14.1	Z	65.0
1811	Plastic pipe fittings and valves (excluding pipe and tubing)	160	316 492	15 185	4.8	Z	X
1812	Metal pipe fittings and valves (excluding pipe and tubing)	126	267 325	11 223	4.2	Z	X
1813	Plumbing fixtures	60	184 696	14 971	8.1	Z	X
1814	Furnaces, stoves, water heaters (except electric and warm air)	67	64 428	2 503	3.9	Z	X
1815	Boilers, radiators, and convectors	13	9 092	1 604	17.6	Z	X
1818	Other plumbing and heating equipment and supplies	59	302 692	35 511	11.7	Z	X
1900	Warm air heating and air-conditioning equipment and supplies	44	58 301	8 368	14.4	Z	49.2
1911	Furnaces (warm air)	27	36 179	1 410	3.9	Z	X
1912	Central air-conditioning (residential and commercial)	34	42 432	4 932	11.6	Z	X
1918	Condensing units for air-conditioners	10	2 569	18	.7	Z	X
1919	Registers, grills, pre-formed ductwork (excluding sheet metal), and duct insulation	34	46 582	357	.8	Z	X
2000	Refrigeration equipment and supplies	64	51 638	12 098	23.4	Z	13.4
2011	Commercial refrigerators (reach-in and walk-in)	62	46 210	2 578	5.6	Z	X
2012	Unit coolers for commercial refrigerators	62	46 210	2 740	5.9	Z	X
2013	Condensing units for commercial refrigerators	62	46 210	2 426	5.3	Z	X
2014	Refrigerants	44	31 471	1 402	4.5	Z	X
2015	Other refrigeration equipment and supplies	44	31 471	1 307	4.2	Z	X
2100	Construction and mining machinery and equipment (including parts and attachments)	29	43 033	5 296	12.3	Z	42.0
2113	New mixers, pavers, and related equipment	13	10 677	534	5.0	Z	X
2117	Other new construction and mining, logging, and road maintenance machinery, equipment, and parts	12	17 049	2 260	13.3	Z	X
2118	Used construction and mining machinery and equipment	20	21 901	1 568	7.2	Z	X
2200	Farm machinery, equipment, and parts	480	2 747 737	153 125	5.6	.1	2.2
2211	New tractors (farm)	21	65 601	2 857	4.4	Z	X
2213	New land preparation, planting, and cultivating machinery	15	104 610	8 162	7.8	Z	X
2214	New dairy farm and barn equipment	49	441 082	24 004	5.4	Z	X
2215	New irrigation equipment	62	433 857	47 581	11.0	Z	X
2216	Other new farm machinery and equipment	329	1 705 472	65 944	3.9	Z	X
2218	Used farm machinery and equipment	265	622 446	1 754	.3	Z	X
2220	Garden machinery, equipment, and parts	303	2 056 332	153 105	7.4	.1	6.9
2221	New power lawn mowers	58	40 381	2 693	6.7	Z	X
2222	Other new lawn and garden machinery and equipment	118	1 592 617	136 809	8.6	.1	X
2230	Food-processing machinery, equipment, and parts	14	14 778	3 620	24.5	Z	74.5
2231	New commercial food-processing machinery (slicers, choppers, baking, etc.)	11	14 400	2 736	19.0	Z	X
2233	Used food-processing machinery and equipment	11	14 400	862	6.0	Z	X
2300	Hydraulic and pneumatic (fluid-power) pumps, motors, and parts	16	11 804	582	4.9	Z	79.0
2311	Pumps	16	11 804	190	1.6	Z	X
2312	Motors	16	11 804	202	1.7	Z	X
2313	Parts for pumps and motors	16	11 804	190	1.6	Z	X
2320	General-purpose industrial machinery, equipment, and parts	280	12 453 538	3 752 353	30.1	1.8	.3
2321	New pumps, compressors (air or gas), and equipment	73	10 070 621	1 982 565	19.7	.9	X
2326	New controlling, recording, and indicating instruments and access	130	10 437 999	1 600 470	15.3	.7	X
2327	All other new general-purpose industrial machinery and equipment	91	321 780	40 791	12.7	Z	X
2328	Used general-purpose industrial machinery and equipment	35	1 533 091	87 024	5.7	Z	X
2330	Metalworking machinery, equipment, and parts	32	68 255	6 341	9.3	Z	X
2340	Materials handling machinery, equipment, and parts	66	117 470	18 634	15.9	Z	56.2
2343	New forklift trucks	35	107 076	16 428	15.3	Z	X
2345	Used materials handling machinery, equipment, and parts	53	55 914	1 637	2.9	Z	X
2360	Other industrial machinery, equipment, and parts	56	259 654	170 113	65.5	.1	76.4
2363	New printing trades machinery, equipment, and supplies	20	14 449	3 547	24.5	Z	X
2366	Other new industrial machinery and equipment	41	235 860	161 616	68.5	.1	X
2367	Used industrial machinery and equipment	13	6 386	176	2.8	Z	X
2390	Hydraulic and pneumatic (fluid-power) valves	16	11 804	291	2.5	Z	79.0
2391	Hydraulic valves	16	11 804	196	1.7	Z	X
2400	Hydraulic and pneumatic cylinders and rotary actuators	16	11 804	367	3.1	Z	79.0
2411	Hydraulic cylinders and rotary actuators	16	11 804	272	2.3	Z	X
2420	Hydraulic and pneumatic connectors and assemblies	12	2 264	201	8.9	Z	79.0
2421	Hydraulic and pneumatic connectors	12	2 264	100	4.4	Z	X
2422	Hydraulic and pneumatic assemblies	12	2 264	100	4.4	Z	X
2430	Fluid-power filters, components, accessories, and parts	28	22 425	1 654	7.4	Z	75.8
2431	Filters	28	22 425	1 556	6.9	Z	X
2432	Other fluid-power components, accessories, and parts, n.e.c.	9	9 999	98	1.0	Z	X
2440	Welding supplies (excluding gases)	31	87 824	10 485	11.9	Z	X
2450	Industrial containers and supplies	88	363 547	23 374	6.4	Z	33.8
2454	Other industrial containers and supplies	82	291 042	21 840	7.5	Z	X
2460	Other industrial supplies	429	1 611 538	169 873	10.5	.1	3.3
2461	Printing and duplicating inks	63	188 672	33 119	17.6	Z	X
2462	Abrasives and abrasive materials	163	268 980	27 271	10.1	Z	X
2465	Strapping and tape	111	138 731	4 542	3.3	Z	X
2466	Industrial supplies, n.e.c.	189	730 331	58 328	8.0	Z	X

See footnotes at end of table.

Table 2. All Types of Operation by Kind of Business and Commodity Line for Wholesale Trade: 1997—Con.

[Includes only establishments with payroll. For meaning of abbreviations and symbols, see introductory text. For explanation of terms, see Appendix A]

NAICS code and CL code	Kind of business and commodity line	Establishments handling commodity line		Commodity line sales			Sales coverage percent
		Number	Total sales (\$1,000)	Amount ¹ (\$1,000)	As percent of total sales of—		
					Establishments handling line	Establishments in NAICS industry ¹	
4229	Miscellaneous nondurable goods whsle—Con.						
2500	Beauty and barber equipment and supplies	9	2 869	619	21.6	Z	X
2520	Custodial (janitors') equipment and supplies	66	401 650	32 144	8.0	Z	.5
2523	Custodial supplies	34	75 331	11 599	15.4	Z	X
2530	Laundry and dry-cleaning equipment and supplies	75	329 694	17 908	5.4	Z	X
2540	Other service establishment equipment and supplies	16	69 947	22 357	32.0	Z	79.0
2542	Service establishment equipment and supplies, n.e.c.	15	59 243	17 540	29.6	Z	X
2600	Aircraft and aeronautical equipment and supplies	43	3 394 762	106 136	3.1	.1	X
2613	Other new aircraft equipment and supplies	43	3 394 762	106 136	3.1	.1	X
2620	Marine machinery, equipment, and supplies	14	39 824	2 149	5.4	Z	X
2700	Sporting and recreational goods and supplies	619	1 887 129	108 837	5.8	.1	4.3
2711	Ammunition, firearms, reloading equipment, archery supplies, shooting aids, and accessories	15	31 596	1 213	3.8	Z	X
2713	Billiards, pool, bowling equipment, and accessories	356	506 599	30 042	5.9	Z	X
2714	Camping and fishing equipment and accessories	88	790 040	31 263	4.0	Z	X
2715	Athletic equipment and accessories	12	71 412	915	1.3	Z	X
2718	Other sporting and recreational goods (go carts, bait, etc.)	13	99 881	4 158	4.2	Z	X
2800	Toys and hobby goods and supplies	1 290	3 893 034	388 918	10.0	.2	15.0
2811	Video games and cartridges	62	597 264	21 626	3.6	Z	X
2812	Other toys and games (including fireworks and children's vehicles)	824	2 439 893	257 613	10.6	.1	X
2813	Crafts and craft supplies	164	244 843	31 861	13.0	Z	X
2814	Other hobby goods and accessories	133	415 362	55 866	13.5	Z	X
2930	Recyclable paper and paperboard	112	617 810	58 784	9.5	Z	X
2940	Recyclable materials, except metal	21	101 962	11 053	10.8	Z	X
3000	Jewelry, diamonds, gem stones, and watches	537	1 243 342	83 187	6.7	Z	7.4
3011	Diamond jewelry and diamond jewelry where lapidary work was not performed at this location	22	115 837	8 855	7.6	Z	X
3012	Gem stone and pearl jewelry where lapidary work was not performed at this location	10	4 077	60	1.5	Z	X
3014	Watches, clocks, and watch movements and cases	62	201 594	16 547	8.2	Z	X
3015	Karat gold jewelry (rings, necklaces, etc.)	17	22 247	986	4.4	Z	X
3016	Other jewel., silverware, and plated ware (incl. jewel. where gemstones less than 50% of value, gold filled sterling, and costume jewel. and medallions)	134	117 027	17 215	14.7	Z	X
3030	Precious metals—gold, silver, and platinum including precious metal coins	9	1 847 724	20 238	1.1	Z	X
3100	Musical instruments and supplies	28	83 610	10 885	13.0	Z	X
3120	Forest products, except lumber (including cordwood, hewn posts, poles, and ties)	37	321 435	64 790	20.2	Z	X
3130	Compact discs, prerecorded audio tapes, and phonograph records	334	2 887 408	116 691	4.0	.1	X
3140	Prerecorded video tapes	341	2 459 237	184 423	7.5	.1	X
3150	Other durable goods	80	368 235	9 878	2.7	Z	7.1
3152	Luggage	64	338 915	2 775	.8	Z	X
3154	Other durable goods, n.e.c.	64	352 034	6 240	1.8	Z	X
3160	Fire extinguishers and fire safety equipment	6	78 244	5 540	7.1	Z	X
3200	Printing and writing paper	568	4 495 670	146 399	3.3	.1	3.4
3212	Fine roll paper	66	554 967	16 985	3.1	Z	X
3213	Other printing and writing paper	549	4 287 984	126 800	3.0	.1	X
3300	Stationery, office supplies and greeting cards	1 539	13 580 189	725 319	5.3	.3	2.3
3311	Business forms	474	2 027 259	89 006	4.4	Z	X
3312	Stationery, photocopy paper, and typing paper	525	1 830 305	84 006	4.6	Z	X
3313	Inked ribbons, carbon paper, pens and pencils	403	3 992 034	96 408	2.4	Z	X
3314	Toner and cartridges	505	4 916 080	105 273	2.1	Z	X
3315	Greeting cards	396	1 003 641	69 838	7.0	Z	X
3316	Other stationery supplies (envelopes, ruled forms, and binder paper)	704	2 396 168	143 179	6.0	.1	X
3400	Industrial and personal services paper and plastics	906	10 669 748	432 014	4.0	.2	1.8
3411	Paperboard and boxboard boxes	208	956 636	55 361	5.8	Z	X
3412	Paper dishes, cups, and napkins	735	9 558 905	143 683	1.5	.1	X
3413	Industrial paper (wrapping, bags, cartons, etc.)	545	9 411 952	153 556	1.6	.1	X
3414	Disposable plastic boxes, containers, cups, dishes, and supplies	380	8 148 104	24 290	.3	Z	X
3415	Other industrial and personal service paper	98	513 785	37 530	7.3	Z	X
3500	Drugs, pharmaceuticals, cosmetics, and toiletries	1 386	24 058 809	934 413	3.9	.4	1.5
3511	Prescription drugs	80	503 561	27 453	5.5	Z	X
3512	Nonprescription pharmaceuticals	465	1 539 529	263 917	17.1	.1	X
3513	Cosmetics	247	282 187	29 329	10.4	Z	X
3514	Perfumes	63	111 054	12 887	11.6	Z	X
3515	Other toiletries and druggists' sundries	1 006	22 946 277	579 285	2.5	.3	X
3600	Piece goods, knit and woven	247	7 960 295	3 887 794	48.8	1.8	.5
3612	Cotton (including blends)	25	11 461	1 050	9.2	Z	X
3613	Synthetics (excluding synthetic knits)	38	128 249	6 850	5.3	Z	X
3614	Knit fabrics, n.e.c. (including double knit)	37	226 348	10 488	4.6	Z	X
3616	Other piece goods	16	52 268	751	1.4	Z	X
3700	Notions (buttons, ribbons, lace, sewing accessories, zippers, bindings, etc.)	426	2 618 546	79 958	3.1	Z	X
3800	Men's and boys' wear	917	7 024 895	562 378	8.0	.3	1.2
3811	Men's and boys' suits, coats, and formal wear	30	93 000	14 080	15.1	Z	X
3812	Men's and boys' dress and casual shirts, slacks, and jeans	365	4 765 245	91 099	1.9	Z	X
3813	Men's and boys' underwear and nightwear	58	94 697	7 020	7.4	Z	X
3814	Men's and boys' work clothing and uniforms	420	2 751 767	153 373	5.6	.1	X
3815	Other men's and boys' wear (caps, hats, swimwear, neckwear, etc.)	656	6 644 558	276 801	4.2	.1	X

See footnotes at end of table.

Table 2. All Types of Operation by Kind of Business and Commodity Line for Wholesale Trade: 1997—Con.

[Includes only establishments with payroll. For meaning of abbreviations and symbols, see introductory text. For explanation of terms, see Appendix A]

NAICS code and CL code	Kind of business and commodity line	Establishments handling commodity line		Commodity line sales			Sales coverage percent
		Number	Total sales (\$1,000)	Amount ¹ (\$1,000)	As percent of total sales of—		
					Establishments handling line	Establishments in NAICS industry ¹	
4229	Miscellaneous nondurable goods whse—Con.						
3900	Women's and children's wear	777	1 228 377	180 376	14.7	.1	9.8
3911	Infants' and children's wear (to size 6X)	41	59 470	5 375	9.0	Z	X
3912	Women's misses', and girls' dresses and blouses	187	311 350	37 262	12.0	Z	X
3913	Women's misses', and girls' suits and coats	28	65 084	1 513	2.3	Z	X
3914	Women's and misses' outerwear	190	286 761	52 469	18.3	Z	X
3915	Women's and misses' underwear and sleepwear	54	113 753	7 009	6.2	Z	X
3916	Other women's, misses, and girl's wear (furs, sweaters, millinery, etc.)	427	745 135	65 422	8.8	Z	X
4000	Footwear	276	6 174 017	1 702 816	27.6	.8	.3
4011	All athletic footwear	9	66 364	951	1.4	Z	X
4013	Other women's, misses', and girls' footwear	165	5 963 594	846 822	14.2	.4	X
4014	Other men's and boy's footwear	172	6 028 281	848 340	14.1	.4	X
4015	Shoe accessories	23	43 072	2 932	6.8	Z	X
4100	Frozen foods (packaged)	739	18 264 660	892 245	4.9	.4	9.3
4111	Dinners (frozen)	189	11 133 458	259 070	2.3	.1	X
4112	Fish and seafoods (frozen packaged)	432	2 698 041	89 389	3.3	Z	X
4113	Vegetables (frozen)	498	8 029 266	110 072	1.4	.1	X
4114	Fruits and fruit juices (frozen)	425	5 186 988	63 369	1.2	Z	X
4115	Meat (frozen packaged)	507	9 093 099	208 051	2.3	.1	X
4116	Frozen baked goods	169	5 334 314	76 138	1.4	Z	X
4117	Other frozen foods (except frozen dairy products)	249	6 757 393	86 077	1.3	Z	X
4200	Dairy products (excluding dried or canned)	646	11 832 724	405 419	3.4	.2	11.8
4211	Butter	371	4 097 638	11 752	.3	Z	X
4212	Cheese	557	8 569 116	188 014	2.2	.1	X
4213	Milk and cream, except raw	191	4 409 432	105 689	2.4	Z	X
4214	Ice cream	83	2 041 765	26 706	1.3	Z	X
4215	Raw milk	20	12 662	479	3.8	Z	X
4216	Other dairy products	172	6 022 486	67 428	1.1	Z	X
4300	Poultry and poultry products	501	5 247 388	247 551	4.7	.1	X
4312	Eggs	416	1 534 000	71 201	4.6	Z	X
4313	Live poultry	435	1 982 169	114 939	5.8	.1	X
4400	Confectionery	1 302	29 342 042	2 943 175	10.0	1.4	2.3
4411	Candy	1 221	27 973 967	2 194 613	7.8	1.0	X
4412	Chewing gum	645	15 327 053	316 570	2.1	.1	X
4413	Nuts	337	11 434 155	168 230	1.5	.1	X
4414	Chips and popcorn	449	13 346 134	136 786	1.0	.1	X
4415	Other confections	227	9 028 176	123 046	1.4	.1	X
4500	Fish and seafoods (excluding canned and frozen packaged)	142	1 065 318	78 306	7.4	Z	X
4600	Meat and meat products (fresh and unpackaged)	575	8 056 783	454 790	5.6	.2	14.0
4611	Beef (not killed on location)	448	4 006 409	267 676	6.7	.1	X
4612	Veal (not killed on location)	274	659 752	5 804	.9	Z	X
4613	Lamb and mutton (not killed on location)	9	181 836	2 097	1.2	Z	X
4614	Pork (not killed on location)	306	3 262 700	96 718	3.0	Z	X
4615	Sausage and prepared meats made on location	272	1 566 777	7 017	.4	Z	X
4616	Sausage and prepared meats not made on location	145	5 625 334	34 762	.6	Z	X
4618	Other meat products	68	873 740	40 675	4.7	Z	X
4700	Fresh fruits and vegetables	497	2 675 351	209 926	7.8	.1	1.8
4711	Fresh fruits	475	2 192 986	153 507	7.0	.1	X
4712	Prepackaged fresh-cut vegetables (carrots, salads, etc.)	21	399 160	4 351	1.1	Z	X
4713	Other fresh vegetables	20	398 180	4 479	1.1	Z	X
4800	Coffee, tea, and spices	746	14 250 550	257 452	1.8	.1	8.8
4811	Coffee	473	14 005 109	149 503	1.1	.1	X
4812	Tea	251	7 442 838	54 186	.7	Z	X
4813	Spices	498	5 037 832	53 691	1.1	Z	X
4820	Bread and baked goods	333	1 959 424	40 417	2.1	Z	48.9
4821	Breads and rolls	76	720 513	7 228	1.0	Z	X
4822	Cookies, cakes, and other baked goods	323	1 946 768	32 882	1.7	Z	X
4830	Canned foods	905	16 828 350	764 551	4.5	.4	7.6
4831	Canned and bottled fruits, vegetables, and juices	826	16 095 006	481 437	3.0	.2	X
4832	Canned and bottled baby foods	280	6 794 070	40 042	.6	Z	X
4833	Canned meats	361	7 884 516	81 918	1.0	Z	X
4834	Canned fish and seafoods	387	4 930 180	25 982	.5	Z	X
4835	Canned milk	79	3 410 287	12 296	.4	Z	X
4836	Other canned foods	282	8 385 326	122 012	1.5	.1	X
4840	Food and beverage basic materials (include flavoring extracts, fruit peel, hop extract, industrial molasses, sausage casings, malt, yeast, etc.)	453	6 435 242	220 150	3.4	.1	X
4850	Soft drinks and bottled water	878	22 070 139	723 027	3.3	.3	8.3
4851	Soft drinks, packaged	704	14 659 957	412 778	2.8	.2	X
4852	Soft drinks, pre and post mix bulk	134	5 602 628	83 052	1.5	Z	X
4853	Bottled water	572	14 860 943	226 343	1.5	.1	X
4860	Other grocery specialties	1 512	25 998 167	1 928 431	7.4	.9	12.3
4861	Pasta	629	8 224 403	120 080	1.5	.1	X
4862	Breakfast cereals	355	7 163 276	54 069	.8	Z	X
4863	Cooking oils and margarine	816	11 564 914	223 389	1.9	.1	X
4864	Flour	676	9 484 416	49 208	.5	Z	X
4865	Pickles, preserves, jellies, jams, and sauces	691	11 497 767	80 141	.7	Z	X
4866	Sugar, refined	753	11 298 318	87 867	.8	Z	X
4867	Pet foods	553	7 289 641	184 000	2.5	.1	X
4868	Grocery specialties, n.e.c.	503	10 739 875	1 127 552	10.5	.5	X
4900	Grain and beans	615	18 338 378	2 591 114	14.1	1.2	3.6
4911	Corn (for grain)	333	2 465 020	285 939	11.6	.1	X
4912	Oats and barley	113	606 700	14 409	2.4	Z	X
4913	Wheat	249	1 699 824	54 202	3.2	Z	X
4914	Sorghum (for grain)	57	211 439	4 079	1.9	Z	X
4915	Soybeans	260	2 024 133	148 873	7.4	.1	X
4916	Other grain and beans (rice and edible and inedible beans)	63	534 390	8 049	1.5	Z	X

See footnotes at end of table.

Table 2. All Types of Operation by Kind of Business and Commodity Line for Wholesale Trade: 1997—Con.

[Includes only establishments with payroll. For meaning of abbreviations and symbols, see introductory text. For explanation of terms, see Appendix A]

NAICS code and CL code	Kind of business and commodity line	Establishments handling commodity line		Commodity line sales			Sales coverage percent
		Number	Total sales (\$1,000)	Amount ¹ (\$1,000)	As percent of total sales of—		
					Establishments handling line	Establishments in NAICS industry ¹	
4229	Miscellaneous nondurable goods whse—Con.						
5000	Cattle, hogs, sheep, and goats	57	796 440	92 985	11.7	Z	13.0
5012	Hogs	50	744 199	69 448	9.3	Z	X
5014	Goats	7	69 053	6 122	8.9	Z	X
5100	Hides, skins, and pelts	9	15 143	5 974	39.5	Z	X
5120	Leaf tobacco	225	7 211 276	200 569	2.8	.1	X
5140	Other farm products, inedible	59	100 659	23 708	23.6	Z	79.0
5142	Horses, mules, and donkeys	14	10 985	2 132	19.4	Z	X
5143	Farm products, n.e.c.	45	89 674	21 576	24.1	Z	X
5200	Raw cotton	6	52 380	5 501	10.5	Z	X
5300	Plastics materials and basic shapes	489	6 799 807	340 751	5.0	.2	1.4
5311	Plastic pipes, rods, tubes, and shapes	47	217 698	18 613	8.6	Z	X
5313	Plastics raw materials	48	168 494	16 789	10.0	Z	X
5314	Other plastics materials and basic shapes	12	23 169	1 719	7.4	Z	X
5320	Industrial gases (welding, etc.)	31	87 244	18 865	21.6	Z	X
5330	Chemicals and allied products (excluding agricultural, plastics, gases, and petroleum)	865	15 265 003	4 082 153	26.7	1.9	1.6
5331	Gasses, compressed and liquified, except L.P.	19	331 538	25 284	7.6	Z	X
5332	Alkalies and chlorine	18	222 378	1 167	.5	Z	X
5335	Detergents and soaps	436	2 285 072	417 589	18.3	.2	X
5336	Sanitation chemicals, polishes, and waxes	177	1 249 084	171 028	13.7	1.1	X
5338	Wood chemicals, naval stores, and gum	13	105 137	330	.3	Z	X
5341	Insecticides, nonagricultural	17	105 207	663	.6	Z	X
5342	Adhesives, sealants, and glues	105	833 891	62 975	7.6	Z	X
5344	Other chemicals and allied products	302	9 938 478	2 938 014	29.6	1.4	X
5400	Petroleum products	355	3 889 629	319 560	8.2	.2	3.2
5412	Motor gasoline	42	182 684	16 551	9.1	Z	X
5414	Jet fuel (naphtha or kerosine type)	6	14 953	3 569	23.9	Z	X
5415	No. 2 distillate fuel oil (no. 2 diesel and no. 2 heating oil)	42	182 684	13 982	7.7	Z	X
5416	All other distillate fuel oil (no. 1 and no. 4 diesel and heating)	39	127 763	16 641	13.0	Z	X
5418	Lubricating oil and greases	257	3 669 179	261 410	7.1	.1	X
5420	Liquified petroleum gases (excluding natural gas)	91	697 433	39 110	5.6	Z	X
5500	Crude oil	25	8 661 115	4 157 775	48.0	1.9	X
5600	Beer and ale	44	610 270	25 884	4.2	Z	X
5700	Wines and distilled alcoholic beverages	45	615 063	41 666	6.8	Z	9.6
5711	Wines	26	374 452	40 235	10.7	Z	X
5800	Farm supplies	7 665	68 909 908	51 963 956	75.4	24.3	57.8
5811	Hay, straw, and alfalfa	629	2 611 599	1 381 153	52.9	.6	X
5812	Feeds (poultry and livestock) not mixed on location	1 374	11 062 969	4 929 591	44.6	2.3	X
5813	Prepared feeds (poultry and livestock) mixed on location	387	3 041 149	1 049 143	34.5	.5	X
5814	Weed killers, soil sterilizers, and soil conditioners	1 646	14 264 832	6 231 844	43.7	2.9	X
5815	Insecticides, fungicides, and pesticides	1 951	16 226 113	5 669 082	34.9	2.7	X
5816	Other agricultural chemicals and fertilizers	4 301	46 520 497	23 147 245	49.8	10.8	X
5817	Seeds and bulbs	2 423	14 982 800	7 762 289	51.8	3.6	X
5818	Other farm supplies (including harness and saddlery equipment)	1 763	6 449 776	1 748 043	27.1	.8	X
5900	Tobacco and tobacco products	1 679	50 618 080	41 876 135	82.7	19.6	66.5
5911	Cigars	1 318	30 659 029	4 256 584	13.9	2.0	X
5912	Cigarettes	1 360	44 408 465	33 939 663	76.4	15.9	X
5913	Other tobacco products (excluding leaf)	997	28 451 932	3 650 225	12.8	1.7	X
6000	Paint, paint supplies, and wallpaper	2 356	8 519 475	6 724 793	78.9	3.1	51.9
6011	Architectural coatings (enamels, primers, stains, solvents, and lacquers)	880	3 636 937	2 144 773	59.0	1.0	X
6012	Industrial/OEM coatings (coatings applied by original manufacturers to products during manufacturing)	467	1 963 761	981 974	50.0	.5	X
6013	Special purpose coatings (automotive, refinish, marine, traffic coatings) ..	1 009	2 706 199	1 662 110	61.4	.8	X
6014	Paint supplies	944	2 769 557	1 029 596	37.2	.5	X
6015	Wallpaper	398	1 230 374	872 241	70.9	.4	X
6100	Books, periodicals, newspapers, and miscellaneous printed materials	4 908	35 087 743	32 606 719	92.9	15.3	60.1
6101	Books	3 181	23 550 551	16 903 295	71.8	7.9	X
6102	Other periodicals, newspapers, and miscellaneous printed materials	2 466	19 232 229	15 691 605	81.6	7.3	X
6110	Flowers and florists' supplies	4 210	8 914 914	7 793 202	87.4	3.6	X
6120	Art goods (including novelties and souvenirs)	5 237	11 275 115	8 964 047	79.5	4.2	51.1
6121	Art materials	1 838	4 181 313	3 380 468	80.8	1.6	X
6122	Novelties and souvenirs	3 648	7 579 937	5 578 281	73.6	2.6	X
6130	Textile bags, bagging, and burlap	629	1 262 808	772 729	61.2	.4	X
6150	Nondurable goods, n.e.c.	6 936	19 493 404	17 035 975	87.4	8.0	X
9700	Service receipts and labor charges (including installed parts)	2 586	7 083 354	784 188	11.1	.4	10.9
9701	Labor charges for repair work	1 705	2 774 729	168 672	6.1	.1	X
9702	Parts installed in repair work	1 133	1 558 149	90 058	5.8	Z	X
9703	Other service receipts and labor charges—Specify	975	2 536 804	350 760	13.8	.2	X
9720	Receipts for service contracts	788	871 011	191 478	22.0	.1	X
9730	Advertising specialties (paper novelties, etc.)	432	507 061	75 344	14.9	Z	X
9740	Receipts for installing equipment	549	422 902	73 542	17.4	Z	X
9810	Miscellaneous commodities	2 114	22 854 886	1 274 182	5.6	.6	X
9910	Receipts from Commodity Credit Corporation	13	80 928	360	.4	Z	X
9920	Receipts for farm product preparation services (cleaning, shelling, etc.) ...	96	530 316	23 499	4.4	Z	X
9930	Sales of integrated systems which you wrote or modified software	166	137 936	31 028	22.5	Z	X
9940	Rental and leasing receipts	781	1 753 596	119 866	6.8	.1	7.9
9941	Computer rental and leasing receipts	100	69 929	12 847	18.4	Z	X
9942	Photocopying machine rental	303	467 101	83 607	17.9	Z	X
9943	Other office machine rental receipts	339	305 007	8 191	2.7	Z	X
9944	Other rental receipts	47	12 888	213	1.7	Z	X

See footnotes at end of table.

Table 2. All Types of Operation by Kind of Business and Commodity Line for Wholesale Trade: 1997—Con.

[Includes only establishments with payroll. For meaning of abbreviations and symbols, see introductory text. For explanation of terms, see Appendix A]

NAICS code and CL code	Kind of business and commodity line	Establishments handling commodity line		Commodity line sales			Sales coverage percent
		Number	Total sales (\$1,000)	Amount ¹ (\$1,000)	As percent of total sales of—		
					Establishments handling line	Establishments in NAICS industry ¹	
4229	Miscellaneous nondurable goods whse—Con.						
9950	Construction receipts	43	10 776	4 112	38.2	Z	X
9960	Custom software (designed to customer specifications)	152	94 699	18 243	19.3	Z	X
9970	Receipts for printing or photocopying performed at this establishment	75	108 258	15 051	13.9	Z	X
42291	Farm supplies whse	7 378	X	53 634 309	X	100.0	76.1
0200	New and rebuilt automotive parts and supplies	75	246 804	6 891	2.8	Z	X
0300	Tires and tubes	58	1 020 336	81 507	8.0	.2	X
0540	Other home furnishings	11	66 206	11 030	16.7	Z	X
0600	Lumber: rough, dressed, and finished	18	69 444	3 729	5.4	Z	11.9
0611	Dimensional lumber (non-treated)	10	37 683	2 465	6.5	Z	X
0620	Plywood and millwork	41	462 067	42 082	9.1	.1	X
0700	Brick, stone, tile, sand, block, cement, and gravel	17	64 097	3 895	6.1	Z	8.0
0713	Sand, gravel, and crushed stone	12	36 933	2 857	7.7	Z	X
0720	Roofing, siding, and insulation materials	7	22 542	628	2.8	Z	X
0740	Other construction materials	109	1 071 095	35 864	3.3	.1	X
1120	Flat iron and steel products	13	13 347	923	6.9	Z	X
1140	Iron and steel wire and wire products	29	99 283	8 346	8.4	Z	X
1150	Iron and steel pipe and tubing	20	60 817	1 143	1.9	Z	X
1300	Coal and coke	8	10 383	297	2.9	Z	X
1400	Electrical apparatus and equipment	13	29 452	2 156	7.3	Z	X
1500	Electrical appliances, household	19	35 656	1 320	3.7	Z	17.1
1517	Vacuum cleaners and sewing machines, household	15	27 575	497	1.8	Z	X
1600	Electronic parts and equipment, except communication	11	6 581	667	10.1	Z	X
1700	Hardware	373	2 785 555	168 586	6.1	.3	2.3
1711	Hand tools (including power driven)	187	2 107 598	80 654	3.8	.2	X
1712	Bolts, nuts, rivets, and fasteners	141	1 707 777	31 724	1.9	.1	X
1713	Cutlery	98	377 931	13 810	3.7	Z	X
1800	Plumbing and heating equipment and supplies (hydronics)	22	80 553	7 533	9.4	Z	70.1
1811	Plastic pipe fittings and valves (excluding pipe and tubing)	16	69 992	3 777	5.4	Z	X
1812	Metal pipe fittings and valves (excluding pipe and tubing)	11	20 926	371	1.8	Z	X
1813	Plumbing fixtures	7	9 888	130	1.3	Z	X
1814	Furnaces, stoves, water heaters (except electric and warm air)	11	20 926	649	3.1	Z	X
1818	Other plumbing and heating equipment and supplies	12	24 866	961	3.9	Z	X
2200	Farm machinery, equipment, and parts	426	2 620 025	128 681	4.9	.2	2.2
2211	New tractors (farm)	21	65 601	2 857	4.4	Z	X
2213	New land preparation, planting, and cultivating machinery	15	104 610	8 162	7.8	Z	X
2214	New dairy farm and barn equipment	49	441 082	24 004	5.4	Z	X
2215	New irrigation equipment	12	318 074	24 937	7.8	Z	X
2216	Other new farm machinery and equipment	329	1 705 472	65 944	3.9	.1	X
2218	Used farm machinery and equipment	265	622 446	1 754	.3	Z	X
2220	Garden machinery, equipment, and parts	190	1 776 591	142 941	8.0	.3	7.2
2221	New power lawn mowers	58	40 381	2 693	6.7	Z	X
2222	Other new lawn and garden machinery and equipment	118	1 592 617	136 809	8.6	.3	X
2320	General-purpose industrial machinery, equipment, and parts	22	73 120	13 788	18.9	Z	39.1
2326	New controlling, recording, and indicating instruments and access	18	12 634	1 228	9.7	Z	X
2360	Other industrial machinery, equipment, and parts	8	5 477	1 093	20.0	Z	76.1
2366	Other new industrial machinery and equipment	8	5 477	1 093	20.0	Z	X
2460	Other industrial supplies	10	9 027	363	4.0	Z	14.8
2466	Industrial supplies, n.e.c.	6	5 750	200	3.5	Z	X
2700	Sporting and recreational goods and supplies	83	886 668	24 869	2.8	Z	1.5
2711	Ammunition, firearms, reloading equipment, archery supplies, shooting aids, and accessories	13	29 189	389	1.3	Z	X
2714	Camping and fishing equipment and accessories	24	696 053	16 606	2.4	Z	X
2715	Athletic equipment and accessories	11	70 391	908	1.3	Z	X
2718	Other sporting and recreational goods (go carts, bait, etc.)	11	46 542	507	1.1	Z	X
2800	Toys and hobby goods and supplies	7	14 442	1 368	9.5	Z	X
2930	Recyclable paper and paperboard	12	68 381	2 952	4.3	Z	X
3120	Forest products, except lumber (including cordwood, hewn posts, poles, and ties)	11	45 102	8 453	18.7	Z	X
3130	Compact discs, prerecorded audio tapes, and phonograph records	6	5 296	1 782	33.6	Z	X
3300	Stationery, office supplies and greeting cards	9	12 903	986	7.6	Z	X
3400	Industrial and personal services paper and plastics	8	7 388	929	12.6	Z	X
3500	Drugs, pharmaceuticals, cosmetics, and toiletries	71	602 529	109 426	18.2	.2	2.4
3511	Prescription drugs	9	126 246	1 909	1.5	Z	X
3512	Nonprescription pharmaceuticals	9	126 246	55 536	44.0	.1	X
3515	Other toiletries and druggists' sundries	42	322 561	37 538	11.6	.1	X
3800	Men's and boys' wear	35	74 417	4 332	5.8	Z	4.9
3812	Men's and boys' dress and casual shirts, slacks, and jeans	22	53 499	3 878	7.2	Z	X
3815	Other men's and boys' wear (caps, hats, swimwear, neckwear, etc.)	22	53 499	353	.7	Z	X
3900	Women's and children's wear	7	13 699	681	5.0	Z	X
4000	Footwear	24	41 889	799	1.9	Z	X
4300	Poultry and poultry products	27	467 056	46 338	9.9	.1	.3
4313	Live poultry	19	448 169	43 738	9.8	.1	X
4700	Fresh fruits and vegetables	11	456 835	42 937	9.4	.1	X
4800	Coffee, tea, and spices	6	15 016	509	3.4	Z	X
4860	Other grocery specialties	273	1 624 391	182 521	11.2	.3	29.5
4863	Cooking oils and margarine	6	37 633	11 386	30.3	Z	X
4867	Pet foods	246	1 111 739	70 432	6.3	.1	X
4868	Grocery specialties, n.e.c.	23	475 601	100 659	21.2	.2	X

See footnotes at end of table.

Table 2. All Types of Operation by Kind of Business and Commodity Line for Wholesale Trade: 1997—Con.

[Includes only establishments with payroll. For meaning of abbreviations and symbols, see introductory text. For explanation of terms, see Appendix A]

NAICS code and CL code	Kind of business and commodity line	Establishments handling commodity line		Commodity line sales			Sales coverage percent
		Number	Total sales (\$1,000)	Amount ¹ (\$1,000)	As percent of total sales of—		
					Establishments handling line	Establishments in NAICS industry ¹	
42291	Farm supplies whsle—Con.						
4900	Grain and beans	364	2 643 583	514 280	19.5	1.0	28.3
4911	Corn (for grain)	326	2 449 678	285 024	11.6	.5	X
4912	Oats and barley	106	591 358	14 110	2.4	Z	X
4913	Wheat	242	1 684 482	54 144	3.2	.1	X
4914	Sorghum (for grain)	57	211 439	4 079	1.9	Z	X
4915	Soybeans	260	2 024 133	148 873	7.4	.3	X
4916	Other grain and beans (rice and edible and inedible beans)	63	534 390	8 049	1.5	Z	X
5000	Cattle, hogs, sheep, and goats	55	754 137	86 325	11.4	.2	9.6
5012	Hogs	50	744 199	69 448	9.3	.1	X
5014	Goats	6	28 499	40	.1	Z	X
5120	Leaf tobacco	6	10 361	112	1.1	Z	X
5140	Other farm products, inedible	16	21 294	6 256	29.4	Z	76.1
5142	Horses, mules, and donkeys	14	10 985	2 132	19.4	Z	X
5200	Raw cotton	6	52 380	5 501	10.5	Z	X
5330	Chemicals and allied products (excluding agricultural, plastics, gases, and petroleum)	128	3 404 782	546 402	16.0	1.0	.3
5331	Gasses, compressed and liquified, except L.P.	13	312 385	23 935	7.7	Z	X
5332	Alkalies and chlorine	13	105 137	330	.3	Z	X
5335	Detergents and soaps	44	210 489	3 603	1.7	Z	X
5336	Sanitation chemicals, polishes, and waxes	49	239 783	7 934	3.3	Z	X
5338	Wood chemicals, naval stores, and gum	13	105 137	330	.3	Z	X
5341	Insecticides, nonagricultural	13	105 137	662	.6	Z	X
5342	Adhesives, sealants, and glues	30	421 260	31 666	7.5	.1	X
5344	Other chemicals and allied products	44	416 141	20 811	5.0	Z	X
5400	Petroleum products	260	1 586 582	212 692	13.4	.4	8.5
5412	Motor gasoline	42	182 684	16 551	9.1	Z	X
5414	Jet fuel (naphtha or kerosine type)	6	14 953	3 569	23.9	Z	X
5415	No. 2 distillate fuel oil (no. 2 diesel and no. 2 heating oil)	42	182 684	13 982	7.7	Z	X
5416	All other distillate fuel oil (no. 1 and no. 4 diesel and heating)	39	127 763	16 641	13.0	Z	X
5418	Lubricating oil and greases	229	1 488 495	161 762	10.9	.3	X
5420	Liquified petroleum gases (excluding natural gas)	77	687 529	37 443	5.4	.1	X
5800	Farm supplies	7 378	53 634 309	50 592 365	94.3	94.3	55.3
5811	Hay, straw, and alfalfa	629	2 611 599	1 381 153	52.9	2.6	X
5812	Feeds (poultry and livestock) not mixed on location	1 277	10 650 236	4 877 077	45.8	9.1	X
5813	Prepared feeds (poultry and livestock) mixed on location	376	2 971 270	1 045 620	35.2	2.0	X
5814	Weed killers, soil sterilizers, and soil conditioners	1 617	14 161 103	6 227 854	44.0	11.6	X
5815	Insecticides, fungicides, and pesticides	1 916	16 046 179	5 650 324	35.2	10.5	X
5816	Other agricultural chemicals and fertilizers	4 189	32 380 327	21 963 599	67.8	41.0	X
5817	Seeds and bulbs	2 384	14 714 980	7 715 753	52.4	14.4	X
5818	Other farm supplies (including harness and saddlery equipment)	1 729	6 324 866	1 730 987	27.4	3.2	X
6000	Paint, paint supplies, and wallpaper	84	663 370	9 389	1.4	Z	X
6100	Books, periodicals, newspapers, and miscellaneous printed materials	11	5 159	126	2.4	Z	34.6
6101	Books	11	5 159	124	2.4	Z	X
6110	Flowers and florists' supplies	80	235 003	47 961	20.4	.1	X
6120	Art goods (including novelties and souvenirs)	6	2 146	47	2.2	Z	10.8
6122	Novelties and souvenirs	6	2 146	47	2.2	Z	X
6150	Nondurable goods, n.e.c.	23	24 153	3 709	15.4	Z	X
9700	Service receipts and labor charges (including installed parts)	863	2 674 998	150 819	5.6	.3	5.6
9701	Labor charges for repair work	467	1 550 848	58 076	3.7	.1	X
9702	Parts installed in repair work	30	342 766	7 938	2.3	Z	X
9703	Other service receipts and labor charges—Specify	396	1 065 353	78 589	7.4	.1	X
9810	Miscellaneous commodities	512	2 731 289	246 820	9.0	.5	X
9910	Receipts from Commodity Credit Corporation	8	76 511	148	.2	Z	X
9920	Receipts for farm product preparation services (cleaning, shelling, etc.)	92	528 996	22 907	4.3	Z	X
9940	Rental and leasing receipts	57	155 194	3 826	2.5	Z	X
422910	Farm supplies whsle	7 378	X	53 634 309	X	100.0	76.1
0200	New and rebuilt automotive parts and supplies	75	246 804	6 891	2.8	Z	X
0300	Tires and tubes	58	1 020 336	81 507	8.0	.2	X
0540	Other home furnishings	11	66 206	11 030	16.7	Z	X
0600	Lumber: rough, dressed, and finished	18	69 444	3 729	5.4	Z	11.9
0611	Dimensional lumber (non-treated)	10	37 683	2 465	6.5	Z	X
0620	Plywood and millwork	41	462 067	42 082	9.1	.1	X
0700	Brick, stone, tile, sand, block, cement, and gravel	17	64 097	3 895	6.1	Z	8.0
0713	Sand, gravel, and crushed stone	12	36 933	2 857	7.7	Z	X
0720	Roofing, siding, and insulation materials	7	22 542	628	2.8	Z	X
0740	Other construction materials	109	1 071 095	35 864	3.3	.1	X
1120	Flat iron and steel products	13	13 347	923	6.9	Z	X
1140	Iron and steel wire and wire products	29	99 283	8 346	8.4	Z	X
1150	Iron and steel pipe and tubing	20	60 817	1 143	1.9	Z	X
1300	Coal and coke	8	10 383	297	2.9	Z	X
1400	Electrical apparatus and equipment	13	29 452	2 156	7.3	Z	X
1500	Electrical appliances, household	19	35 656	1 320	3.7	Z	17.1
1517	Vacuum cleaners and sewing machines, household	15	27 575	497	1.8	Z	X
1600	Electronic parts and equipment, except communication	11	6 581	667	10.1	Z	X
1700	Hardware	373	2 785 555	168 586	6.1	.3	2.3
1711	Hand tools (including power driven)	187	2 107 598	80 654	3.8	.2	X
1712	Bolts, nuts, rivets, and fasteners	141	1 707 777	31 724	1.9	.1	X
1713	Cutlery	98	377 931	13 810	3.7	Z	X

See footnotes at end of table.

Table 2. All Types of Operation by Kind of Business and Commodity Line for Wholesale Trade: 1997—Con.

[Includes only establishments with payroll. For meaning of abbreviations and symbols, see introductory text. For explanation of terms, see Appendix A]

NAICS code and CL code	Kind of business and commodity line	Establishments handling commodity line		Commodity line sales			Sales coverage percent
		Number	Total sales (\$1,000)	Amount ¹ (\$1,000)	As percent of total sales of—		
					Establishments handling line	Establishments in NAICS industry ¹	
422910	Farm supplies whlse—Con.						
1800	Plumbing and heating equipment and supplies (hydronics)	22	80 553	7 533	9.4	Z	70.1
1811	Plastic pipe fittings and valves (excluding pipe and tubing)	16	69 992	3 777	5.4	Z	X
1812	Metal pipe fittings and valves (excluding pipe and tubing)	11	20 926	371	1.8	Z	X
1813	Plumbing fixtures	7	9 888	130	1.3	Z	X
1814	Furnaces, stoves, water heaters (except electric and warm air)	11	20 926	649	3.1	Z	X
1818	Other plumbing and heating equipment and supplies	12	24 866	961	3.9	Z	X
2200	Farm machinery, equipment, and parts	426	2 620 025	128 681	4.9	.2	2.2
2211	New tractors (farm)	21	65 601	2 857	4.4	Z	X
2213	New land preparation, planting, and cultivating machinery	15	104 610	8 162	7.8	Z	X
2214	New dairy farm and barn equipment	49	441 082	24 004	5.4	Z	X
2215	New irrigation equipment	12	318 074	24 937	7.8	Z	X
2216	Other new farm machinery and equipment	329	1 705 472	65 944	3.9	.1	X
2218	Used farm machinery and equipment	265	622 446	1 754	.3	Z	X
2220	Garden machinery, equipment, and parts	190	1 776 591	142 941	8.0	.3	7.2
2221	New power lawn mowers	58	40 381	2 693	6.7	Z	X
2222	Other new lawn and garden machinery and equipment	118	1 592 617	136 809	8.6	.3	X
2320	General-purpose industrial machinery, equipment, and parts	22	73 120	13 788	18.9	Z	39.1
2326	New controlling, recording, and indicating instruments and access	18	12 634	1 228	9.7	Z	X
2360	Other industrial machinery, equipment, and parts	8	5 477	1 093	20.0	Z	76.1
2366	Other new industrial machinery and equipment	8	5 477	1 093	20.0	Z	X
2460	Other industrial supplies	10	9 027	363	4.0	Z	14.8
2466	Industrial supplies, n.e.c.	6	5 750	200	3.5	Z	X
2700	Sporting and recreational goods and supplies	83	886 668	24 869	2.8	Z	1.5
2711	Ammunition, firearms, reloading equipment, archery supplies, shooting aids, and accessories	13	29 189	389	1.3	Z	X
2714	Camping and fishing equipment and accessories	24	696 053	16 606	2.4	Z	X
2715	Athletic equipment and accessories	11	70 391	908	1.3	Z	X
2718	Other sporting and recreational goods (go carts, bait, etc.)	11	46 542	507	1.1	Z	X
2800	Toys and hobby goods and supplies	7	14 442	1 368	9.5	Z	X
2930	Recyclable paper and paperboard	12	68 381	2 952	4.3	Z	X
3120	Forest products, except lumber (including cordwood, hewn posts, poles, and ties)	11	45 102	8 453	18.7	Z	X
3130	Compact discs, prerecorded audio tapes, and phonograph records	6	5 296	1 782	33.6	Z	X
3300	Stationery, office supplies and greeting cards	9	12 903	986	7.6	Z	X
3400	Industrial and personal services paper and plastics	8	7 388	929	12.6	Z	X
3500	Drugs, pharmaceuticals, cosmetics, and toiletries	71	602 529	109 426	18.2	.2	2.4
3511	Prescription drugs	9	126 246	1 909	1.5	Z	X
3512	Nonprescription pharmaceuticals	9	126 246	55 536	44.0	.1	X
3515	Other toiletries and druggists' sundries	42	322 561	37 538	11.6	.1	X
3800	Men's and boys' wear	35	74 417	4 332	5.8	Z	4.9
3812	Men's and boys' dress and casual shirts, slacks, and jeans	22	53 499	3 878	7.2	Z	X
3815	Other men's and boys' wear (caps, hats, swimwear, neckwear, etc.)	22	53 499	353	.7	Z	X
3900	Women's and children's wear	7	13 699	681	5.0	Z	X
4000	Footwear	24	41 889	799	1.9	Z	X
4300	Poultry and poultry products	27	467 056	46 338	9.9	.1	.3
4313	Live poultry	19	448 169	43 738	9.8	.1	X
4700	Fresh fruits and vegetables	11	456 835	42 937	9.4	.1	X
4800	Coffee, tea, and spices	6	15 016	509	3.4	Z	X
4860	Other grocery specialties	273	1 624 391	182 521	11.2	.3	29.5
4863	Cooking oils and margarine	6	37 633	11 386	30.3	Z	X
4867	Pet foods	246	1 111 739	70 432	6.3	.1	X
4868	Grocery specialties, n.e.c.	23	475 601	100 659	21.2	.2	X
4900	Grain and beans	364	2 643 583	514 280	19.5	1.0	28.3
4911	Corn (for grain)	326	2 449 678	285 024	11.6	.5	X
4912	Oats and barley	106	591 358	14 110	2.4	Z	X
4913	Wheat	242	1 684 482	54 144	3.2	.1	X
4914	Sorghum (for grain)	57	211 439	4 079	1.9	Z	X
4915	Soybeans	260	2 024 133	148 873	7.4	.3	X
4916	Other grain and beans (rice and edible and inedible beans)	63	534 390	8 049	1.5	Z	X
5000	Cattle, hogs, sheep, and goats	55	754 137	86 325	11.4	.2	9.6
5012	Hogs	50	744 199	69 448	9.3	.1	X
5014	Goats	6	28 499	40	.1	Z	X
5120	Leaf tobacco	6	10 361	112	1.1	Z	X
5140	Other farm products, inedible	16	21 294	6 256	29.4	Z	76.1
5142	Horses, mules, and donkeys	14	10 985	2 132	19.4	Z	X
5200	Raw cotton	6	52 380	5 501	10.5	Z	X
5330	Chemicals and allied products (excluding agricultural, plastics, gases, and petroleum)	128	3 404 782	546 402	16.0	1.0	.3
5331	Gasses, compressed and liquified, except L.P.	13	312 385	23 935	7.7	Z	X
5332	Alkalies and chlorine	13	105 137	330	.3	Z	X
5335	Detergents and soaps	44	210 489	3 603	1.7	Z	X
5336	Sanitation chemicals, polishes, and waxes	49	239 783	7 934	3.3	Z	X
5338	Wood chemicals, naval stores, and gum	13	105 137	330	.3	Z	X
5341	Insecticides, nonagricultural	13	105 137	662	.6	Z	X
5342	Adhesives, sealants, and glues	30	421 260	31 666	7.5	.1	X
5344	Other chemicals and allied products	44	416 141	20 811	5.0	Z	X
5400	Petroleum products	260	1 586 582	212 692	13.4	.4	8.5
5412	Motor gasoline	42	182 684	16 551	9.1	Z	X
5414	Jet fuel (naphtha or kerosine type)	6	14 953	3 569	23.9	Z	X
5415	No. 2 distillate fuel oil (no. 2 diesel and no. 2 heating oil)	42	182 684	13 982	7.7	Z	X
5416	All other distillate fuel oil (no. 1 and no. 4 diesel and heating)	39	127 763	16 641	13.0	Z	X
5418	Lubricating oil and greases	229	1 488 495	161 762	10.9	.3	X

See footnotes at end of table.

Table 2. All Types of Operation by Kind of Business and Commodity Line for Wholesale Trade: 1997—Con.

[Includes only establishments with payroll. For meaning of abbreviations and symbols, see introductory text. For explanation of terms, see Appendix A]

NAICS code and CL code	Kind of business and commodity line	Establishments handling commodity line		Commodity line sales			Sales coverage percent
		Number	Total sales (\$1,000)	Amount ¹ (\$1,000)	As percent of total sales of—		
					Establishments handling line	Establishments in NAICS industry ¹	
422910	Farm supplies whsle—Con.						
5420	Liquified petroleum gases (excluding natural gas)	77	687 529	37 443	5.4	.1	X
5800	Farm supplies	7 378	53 634 309	50 592 365	94.3	94.3	55.3
5811	Hay, straw, and alfalfa	629	2 611 599	1 381 153	52.9	2.6	X
5812	Feeds (poultry and livestock) not mixed on location	1 277	10 650 236	4 877 077	45.8	9.1	X
5813	Prepared feeds (poultry and livestock) mixed on location	376	2 971 270	1 045 620	35.2	2.0	X
5814	Weed killers, soil sterilizers, and soil conditioners	1 617	14 161 103	6 227 854	44.0	11.6	X
5815	Insecticides, fungicides, and pesticides	1 916	16 046 179	5 650 324	35.2	10.5	X
5816	Other agricultural chemicals and fertilizers	4 189	32 380 327	21 963 599	67.8	41.0	X
5817	Seeds and bulbs	2 384	14 714 980	7 715 753	52.4	14.4	X
5818	Other farm supplies (including harness and saddlery equipment)	1 729	6 324 866	1 730 987	27.4	3.2	X
6000	Paint, paint supplies, and wallpaper	84	663 370	9 389	1.4	Z	X
6100	Books, periodicals, newspapers, and miscellaneous printed materials	11	5 159	126	2.4	Z	34.6
6101	Books	11	5 159	124	2.4	Z	X
6110	Flowers and florists' supplies	80	235 003	47 961	20.4	.1	X
6120	Art goods (including novelties and souvenirs)	6	2 146	47	2.2	Z	10.8
6122	Novelties and souvenirs	6	2 146	47	2.2	Z	X
6150	Nondurable goods, n.e.c.	23	24 153	3 709	15.4	Z	X
9700	Service receipts and labor charges (including installed parts)	863	2 674 998	150 819	5.6	.3	5.6
9701	Labor charges for repair work	467	1 550 848	58 076	3.7	.1	X
9702	Parts installed in repair work	30	342 766	7 938	2.3	Z	X
9703	Other service receipts and labor charges—Specify	396	1 065 353	78 589	7.4	.1	X
9810	Miscellaneous commodities	512	2 731 289	246 820	9.0	.5	X
9910	Receipts from Commodity Credit Corporation	8	76 511	148	.2	Z	X
9920	Receipts for farm product preparation services (cleaning, shelling, etc.) ...	92	528 996	22 907	4.3	Z	X
9940	Rental and leasing receipts	57	155 194	3 826	2.5	Z	X
4229101	Farm supplies—farm dealers	3 873	X	12 772 801	X	100.0	62.9
0200	New and rebuilt automotive parts and supplies	73	240 588	5 897	2.5	Z	X
0300	Tires and tubes	29	63 087	1 117	1.8	Z	X
0600	Lumber: rough, dressed, and finished	10	37 683	2 465	6.5	Z	20.3
0611	Dimensional lumber (non-treated)	10	37 683	2 465	6.5	Z	X
0620	Plywood and millwork	34	50 339	1 285	2.6	Z	X
0740	Other construction materials	50	103 419	2 133	2.1	Z	X
1120	Flat iron and steel products	7	5 376	58	1.1	Z	X
1150	Iron and steel pipe and tubing	6	21 518	56	.3	Z	X
1500	Electrical appliances, household	15	27 575	497	1.8	Z	7.1
1517	Vacuum cleaners and sewing machines, household	15	27 575	497	1.8	Z	X
1700	Hardware	173	512 230	19 572	3.8	.2	X
2200	Farm machinery, equipment, and parts	314	1 063 528	44 676	4.2	.4	.6
2214	New dairy farm and barn equipment	49	441 082	24 004	5.4	.2	X
2216	Other new farm machinery and equipment	265	622 446	18 918	3.0	.1	X
2218	Used farm machinery and equipment	265	622 446	1 754	.3	Z	X
2220	Garden machinery, equipment, and parts	72	183 974	3 439	1.9	Z	X
2700	Sporting and recreational goods and supplies	45	90 333	4 794	5.3	Z	.4
2711	Ammunition, firearms, reloading equipment, archery supplies, shooting aids, and accessories	13	29 189	389	1.3	Z	X
2714	Camping and fishing equipment and accessories	13	29 189	389	1.3	Z	X
3500	Drugs, pharmaceuticals, cosmetics, and toiletries	17	32 693	2 007	6.1	Z	X
3800	Men's and boys' wear	13	20 918	101	.5	Z	X
4000	Footwear	24	41 889	799	1.9	Z	X
4300	Poultry and poultry products	7	13 820	64	.5	Z	X
4860	Other grocery specialties	219	770 741	82 959	10.8	.6	52.4
4867	Pet foods	205	384 144	8 956	2.3	.1	X
4868	Grocery specialties, n.e.c.	14	386 597	74 003	19.1	.6	X
4900	Grain and beans	212	905 757	179 540	19.8	1.4	27.9
4911	Corn (for grain)	204	900 859	78 332	8.7	.6	X
4912	Oats and barley	50	36 657	605	1.7	Z	X
4913	Wheat	152	841 396	21 560	2.6	.2	X
4914	Sorghum (for grain)	29	14 792	382	2.6	Z	X
4915	Soybeans	169	890 567	74 114	8.3	.6	X
4916	Other grain and beans (rice and edible and inedible beans)	44	101 420	4 547	4.5	Z	X
5000	Cattle, hogs, sheep, and goats	14	64 969	11 418	17.6	.1	24.3
5012	Hogs	14	64 969	11 418	17.6	.1	X
5120	Leaf tobacco	6	10 361	112	1.1	Z	X
5140	Other farm products, inedible	8	3 561	18	.5	Z	62.9
5142	Horses, mules, and donkeys	8	3 561	18	.5	Z	X
5330	Chemicals and allied products (excluding agricultural, plastics, gases, and petroleum)	23	58 562	9 055	15.5	.1	X
5400	Petroleum products	228	642 396	75 317	11.7	.6	22.6
5412	Motor gasoline	42	182 684	16 551	9.1	.1	X
5414	Jet fuel (naphtha or kerosine type)	6	14 953	3 569	23.9	Z	X
5415	No. 2 distillate fuel oil (no. 2 diesel and no. 2 heating oil)	42	182 684	13 982	7.7	.1	X
5416	All other distillate fuel oil (no. 1 and no. 4 diesel and heating)	39	127 763	16 641	13.0	.1	X
5418	Lubricating oil and greases	198	545 929	24 545	4.5	.2	X
5420	Liquified petroleum gases (excluding natural gas)	63	207 123	13 582	6.6	.1	X

See footnotes at end of table.

Table 2. All Types of Operation by Kind of Business and Commodity Line for Wholesale Trade: 1997—Con.

[Includes only establishments with payroll. For meaning of abbreviations and symbols, see introductory text. For explanation of terms, see Appendix A]

NAICS code and CL code	Kind of business and commodity line	Establishments handling commodity line		Commodity line sales			Sales coverage percent
		Number	Total sales (\$1,000)	Amount ¹ (\$1,000)	As percent of total sales of—		
					Establishments handling line	Establishments in NAICS industry ¹	
4229101	Farm supplies—farm dealers—Con.						
5800	Farm supplies	3 873	12 772 801	12 068 149	94.5	94.5	54.8
5811	Hay, straw, and alfalfa	270	744 562	501 608	67.4	3.9	X
5812	Feeds (poultry and livestock) not mixed on location	575	1 927 775	1 353 751	70.2	10.6	X
5813	Prepared feeds (poultry and livestock) mixed on location	181	540 339	334 732	61.9	2.6	X
5814	Weed killers, soil sterilizers, and soil conditioners	595	3 068 353	1 022 453	33.3	8.0	X
5815	Insecticides, fungicides, and pesticides	679	2 717 318	822 591	30.3	6.4	X
5816	Other agricultural chemicals and fertilizers	2 556	6 743 229	4 308 039	63.9	33.7	X
5817	Seeds and bulbs	980	4 827 244	2 794 300	57.9	21.9	X
5818	Other farm supplies (including harness and saddlery equipment)	1 024	2 298 227	930 678	40.5	7.3	X
6000	Paint, paint supplies, and wallpaper	49	83 190	603	.7	Z	X
6110	Flowers and florists' supplies	44	99 409	8 809	8.9	.1	X
9700	Service receipts and labor charges (including installed parts)	704	1 635 084	104 299	6.4	.8	7.0
9701	Labor charges for repair work	346	610 126	35 200	5.8	.3	X
9703	Other service receipts and labor charges—Specify	365	985 549	65 770	6.7	.5	X
9810	Miscellaneous commodities	312	718 352	120 871	16.8	.9	X
9910	Receipts from Commodity Credit Corporation	6	71 592	98	.1	Z	X
9920	Receipts for farm product preparation services (cleaning, shelling, etc.)	27	67 490	2 522	3.7	Z	X
9940	Rental and leasing receipts	14	35 695	274	.8	Z	X
4229102	Farm supplies—wholesale distributors	3 505	X	40 861 508	X	100.0	80.2
0300	Tires and tubes	29	957 249	80 390	8.4	.2	X
0540	Other home furnishings	8	59 987	10 366	17.3	Z	X
0600	Lumber: rough, dressed, and finished	8	31 761	1 264	4.0	Z	X
0620	Plywood and millwork	7	411 728	40 797	9.9	.1	X
0700	Brick, stone, tile, sand, block, cement, and gravel	17	64 097	3 895	6.1	Z	8.5
0713	Sand, gravel, and crushed stone	12	36 933	2 857	7.7	Z	X
0720	Roofing, siding, and insulation materials	6	19 960	501	2.5	Z	X
0740	Other construction materials	59	967 676	33 731	3.5	.1	X
1120	Flat iron and steel products	6	7 971	865	10.9	Z	X
1140	Iron and steel wire and wire products	25	92 884	8 269	8.9	Z	X
1150	Iron and steel pipe and tubing	14	39 299	1 087	2.8	Z	X
1400	Electrical apparatus and equipment	13	29 452	2 156	7.3	Z	X
1600	Electronic parts and equipment, except communication	10	3 999	415	10.4	Z	X
1700	Hardware	200	2 273 325	149 014	6.6	.4	2.7
1711	Hand tools (including power driven)	187	2 107 598	80 654	3.8	.2	X
1712	Bolts, nuts, rivets, and fasteners	141	1 707 777	31 724	1.9	.1	X
1713	Cutlery	98	377 931	13 810	3.7	Z	X
1800	Plumbing and heating equipment and supplies (hydronics)	21	77 971	7 406	9.5	Z	75.1
1811	Plastic pipe fittings and valves (excluding pipe and tubing)	16	69 992	3 777	5.4	Z	X
1812	Metal pipe fittings and valves (excluding pipe and tubing)	11	20 926	371	1.8	Z	X
1813	Plumbing fixtures	7	9 888	130	1.3	Z	X
1814	Furnaces, stoves, water heaters (except electric and warm air)	11	20 926	649	3.1	Z	X
1818	Other plumbing and heating equipment and supplies	12	24 866	961	3.9	Z	X
2200	Farm machinery, equipment, and parts	112	1 556 497	84 005	5.4	.2	3.1
2211	New tractors (farm)	21	65 601	2 857	4.4	Z	X
2213	New land preparation, planting, and cultivating machinery	15	104 610	8 162	7.8	Z	X
2215	New irrigation equipment	12	318 074	24 937	7.8	.1	X
2216	Other new farm machinery and equipment	64	1 083 026	47 026	4.3	.1	X
2220	Garden machinery, equipment, and parts	118	1 592 617	139 502	8.8	.3	8.1
2221	New power lawn mowers	58	40 381	2 693	6.7	Z	X
2222	Other new lawn and garden machinery and equipment	118	1 592 617	136 809	8.6	.3	X
2320	General-purpose industrial machinery, equipment, and parts	22	73 120	13 788	18.9	Z	41.2
2326	New controlling, recording, and indicating instruments and access	18	12 634	1 228	9.7	Z	X
2360	Other industrial machinery, equipment, and parts	8	5 477	1 093	20.0	Z	80.2
2366	Other new industrial machinery and equipment	8	5 477	1 093	20.0	Z	X
2460	Other industrial supplies	6	5 750	200	3.5	Z	3.8
2466	Industrial supplies, n.e.c.	6	5 750	200	3.5	Z	X
2700	Sporting and recreational goods and supplies	38	796 335	20 075	2.5	Z	1.6
2714	Camping and fishing equipment and accessories	11	666 864	16 217	2.4	Z	X
2715	Athletic equipment and accessories	11	70 391	908	1.3	Z	X
2718	Other sporting and recreational goods (go carts, bait, etc.)	11	46 542	507	1.1	Z	X
2930	Recyclable paper and paperboard	12	68 381	2 952	4.3	Z	X
3120	Forest products, except lumber (including cordwood, hewn posts, poles, and ties)	11	45 102	8 453	18.7	Z	X
3130	Compact discs, prerecorded audio tapes, and phonograph records	6	5 296	1 782	33.6	Z	X
3300	Stationery, office supplies and greeting cards	9	12 903	986	7.6	Z	X
3500	Drugs, pharmaceuticals, cosmetics, and toiletries	54	569 836	107 419	18.9	.3	2.7
3511	Prescription drugs	9	126 246	1 909	1.5	Z	X
3512	Nonprescription pharmaceuticals	9	126 246	55 536	44.0	.1	X
3515	Other toiletries and druggists' sundries	42	322 561	37 538	11.6	.1	X
3800	Men's and boys' wear	22	53 499	4 231	7.9	Z	6.9
3812	Men's and boys' dress and casual shirts, slacks, and jeans	22	53 499	3 878	7.2	Z	X
3815	Other men's and boys' wear (caps, hats, swimwear, neckwear, etc.)	22	53 499	353	.7	Z	X
3900	Women's and children's wear	6	2 500	125	5.0	Z	X
4300	Poultry and poultry products	20	453 236	46 274	10.2	.1	.3
4313	Live poultry	19	448 169	43 738	9.8	.1	X
4700	Fresh fruits and vegetables	11	456 835	42 937	9.4	.1	X
4800	Coffee, tea, and spices	6	15 016	509	3.4	Z	X

See footnotes at end of table.

Table 2. All Types of Operation by Kind of Business and Commodity Line for Wholesale Trade: 1997—Con.

[Includes only establishments with payroll. For meaning of abbreviations and symbols, see introductory text. For explanation of terms, see Appendix A]

NAICS code and CL code	Kind of business and commodity line	Establishments handling commodity line		Commodity line sales			Sales coverage percent
		Number	Total sales (\$1,000)	Amount ¹ (\$1,000)	As percent of total sales of—		
					Establishments handling line	Establishments in NAICS industry ¹	
4229102	Farm supplies—whse distributors—Con.						
4860	Other grocery specialties	54	853 650	99 562	11.7	.2	4.7
4863	Cooking oils and margarine	6	37 633	11 386	30.3	Z	X
4867	Pet foods	41	727 595	61 476	8.4	.2	X
4868	Grocery specialties, n.e.c.	9	89 004	26 656	29.9	.1	X
4900	Grain and beans	152	1 737 826	334 740	19.3	.8	27.7
4911	Corn (for grain)	122	1 548 819	206 692	13.3	.5	X
4912	Oats and barley	56	554 701	13 505	2.4	Z	X
4913	Wheat	90	843 086	32 584	3.9	.1	X
4914	Sorghum (for grain)	28	196 647	3 697	1.9	Z	X
4915	Soybeans	91	1 133 566	74 759	6.6	.2	X
4916	Other grain and beans (rice and edible and inedible beans)	19	432 970	3 502	.8	Z	X
5000	Cattle, hogs, sheep, and goats	41	689 168	74 907	10.9	.2	8.6
5012	Hogs	36	679 230	58 030	8.5	.1	X
5014	Goats	6	28 499	40	.1	Z	X
5140	Other farm products, inedible	8	17 733	6 238	35.2	Z	80.2
5142	Horses, mules, and donkeys	6	7 424	2 114	28.5	Z	X
5330	Chemicals and allied products (excluding agricultural, plastics, gases, and petroleum)	105	3 346 220	537 347	16.1	1.3	.4
5331	Gasses, compressed and liquified, except L.P.	13	312 385	23 935	7.7	.1	X
5332	Alkalies and chlorine	13	105 137	330	.3	Z	X
5335	Detergents and soaps	44	210 489	3 603	1.7	Z	X
5336	Sanitation chemicals, polishes, and waxes	49	239 783	7 934	3.3	Z	X
5338	Wood chemicals, naval stores, and gum	13	105 137	330	.3	Z	X
5341	Insecticides, nonagricultural	13	105 137	662	.6	Z	X
5342	Adhesives, sealants, and glues	30	421 260	31 666	7.5	.1	X
5344	Other chemicals and allied products	44	416 141	20 811	5.0	.1	X
5400	Petroleum products	32	944 186	137 375	14.6	.3	.3
5418	Lubricating oil and greases	31	942 566	137 217	14.6	.3	X
5420	Liquified petroleum gases (excluding natural gas)	14	480 406	23 861	5.0	.1	X
5800	Farm supplies	3 505	40 861 508	38 524 216	94.3	94.3	55.5
5811	Hay, straw, and alfalfa	359	1 867 037	879 545	47.1	2.2	X
5812	Feeds (poultry and livestock) not mixed on location	702	8 722 461	3 523 326	40.4	8.6	X
5813	Prepared feeds (poultry and livestock) mixed on location	195	2 430 931	710 888	29.2	1.7	X
5814	Weed killers, soil sterilizers, and soil conditioners	1 021	11 092 750	5 205 401	46.9	12.7	X
5815	Insecticides, fungicides, and pesticides	1 236	13 328 861	4 827 733	36.2	11.8	X
5816	Other agricultural chemicals and fertilizers	1 633	25 637 098	17 655 560	68.9	43.2	X
5817	Seeds and bulbs	1 404	9 887 736	4 921 453	49.8	12.0	X
5818	Other farm supplies (including harness and saddlery equipment)	705	4 026 639	800 309	19.9	2.0	X
6000	Paint, paint supplies, and wallpaper	35	580 180	8 786	1.5	Z	X
6100	Books, periodicals, newspapers, and miscellaneous printed materials	11	5 159	126	2.4	Z	36.4
6101	Books	11	5 159	124	2.4	Z	X
6110	Flowers and florists' supplies	36	135 594	39 152	28.9	.1	X
6120	Art goods (including novelties and souvenirs)	6	2 146	47	2.2	Z	11.4
6122	Novelties and souvenirs	6	2 146	47	2.2	Z	X
6150	Nondurable goods, n.e.c.	23	24 153	3 709	15.4	Z	X
9700	Service receipts and labor charges (including installed parts)	159	1 039 914	46 520	4.5	.1	2.2
9701	Labor charges for repair work	121	940 722	22 876	2.4	.1	X
9702	Parts installed in repair work	30	342 766	7 938	2.3	Z	X
9703	Other service receipts and labor charges—Specify	32	79 804	12 819	16.1	Z	X
9810	Miscellaneous commodities	200	2 012 937	125 949	6.3	.3	X
9920	Receipts for farm product preparation services (cleaning, shelling, etc.)	65	461 506	20 385	4.4	.1	X
9940	Rental and leasing receipts	43	119 499	3 552	3.0	Z	X
42292	Book, periodical, & newspaper whse	4 265	X	33 630 300	X	100.0	72.7
0420	Office and business furniture	9	10 166	2 307	22.7	Z	15.3
0421	New office furniture (wooden and metal)	9	10 166	2 307	22.7	Z	X
0500	Household china, glassware, crockery, and plastic housewares	30	335 373	10 243	3.1	Z	X
0540	Other home furnishings	13	198 053	8 615	4.4	Z	61.6
0541	Metal flatware and kitchen utensils	13	198 053	8 615	4.4	Z	X
0800	Photographic equipment and supplies (excluding video)	8	4 695	196	4.2	Z	X
1040	Religious and school supplies	12	15 137	6 926	45.8	Z	69.7
1041	Religious supplies	11	15 074	6 913	45.9	Z	X
1120	Flat iron and steel products	6	21 357	3 973	18.6	Z	X
1400	Electrical apparatus and equipment	14	8 388	481	5.7	Z	X
1500	Electrical appliances, household	8	13 443	399	3.0	Z	X
1600	Electronic parts and equipment, except communication	25	176 109	7 481	4.2	Z	X
1700	Hardware	26	528 116	17 238	3.3	.1	X
2700	Sporting and recreational goods and supplies	7	17 624	3 408	19.3	Z	X
2800	Toys and hobby goods and supplies	120	1 275 551	137 550	10.8	.4	3.2
2811	Video games and cartridges	46	577 051	20 213	3.5	.1	X
2812	Other toys and games (including fireworks and children's vehicles)	74	698 500	117 337	16.8	.3	X
3000	Jewelry, diamonds, gem stones, and watches	9	168 618	5 099	3.0	Z	X
3130	Compact discs, prerecorded audio tapes, and phonograph records	239	2 802 590	112 435	4.0	.3	X
3140	Prerecorded video tapes	203	2 364 693	178 798	7.6	.5	X
3150	Other durable goods	10	17 139	1 068	6.2	Z	55.8
3154	Other durable goods, n.e.c.	6	15 376	992	6.5	Z	X
3200	Printing and writing paper	25	24 600	1 931	7.9	Z	17.1
3213	Other printing and writing paper	22	23 201	1 775	7.7	Z	X

See footnotes at end of table.

Table 2. All Types of Operation by Kind of Business and Commodity Line for Wholesale Trade: 1997—Con.

[Includes only establishments with payroll. For meaning of abbreviations and symbols, see introductory text. For explanation of terms, see Appendix A]

NAICS code and CL code	Kind of business and commodity line	Establishments handling commodity line		Commodity line sales			Sales coverage percent
		Number	Total sales (\$1,000)	Amount ¹ (\$1,000)	As percent of total sales of—		
					Establishments handling line	Establishments in NAICS industry ¹	
42292	Book, periodical, & newspaper whsle—Con.						
3300	Stationery, office supplies and greeting cards	255	1 321 562	172 066	13.0	.5	8.2
3311	Business forms	166	975 554	73 925	7.6	.2	X
3312	Stationery, photocopy paper, and typing paper	75	385 853	12 467	3.2	.2	X
3313	Inked ribbons, carbon paper, pens and pencils	38	147 869	1 912	1.3	.2	X
3314	Toner and cartridges	35	215 167	1 028	.5	.2	X
3315	Greeting cards	81	589 525	28 773	4.9	.1	X
3316	Other stationery supplies (envelopes, ruled forms, and binder paper) ...	123	957 416	53 954	5.6	.2	X
3400	Industrial and personal services paper and plastics	18	134 293	26 822	20.0	.1	34.1
3411	Paperboard and boxboard boxes	10	50 555	9 760	19.3	Z	X
3414	Disposable plastic boxes, containers, cups, dishes, and supplies	6	41 438	3 454	8.3	Z	X
3500	Drugs, pharmaceuticals, cosmetics, and toiletries	6	173 003	5 693	3.3	Z	X
3700	Notions (buttons, ribbons, lace, sewing accessories, zippers, bindings, etc.)	11	86 405	6 600	7.6	Z	X
5300	Plastics materials and basic shapes	9	27 274	7 178	26.3	Z	X
6100	Books, periodicals, newspapers, and miscellaneous printed materials	4 265	33 630 300	32 517 575	96.7	96.7	57.1
6101	Books	2 693	22 325 690	16 838 115	75.4	50.1	X
6102	Other periodicals, newspapers, and miscellaneous printed materials	2 419	19 149 335	15 679 460	81.9	46.6	X
6110	Flowers and florists' supplies	8	139 041	4 619	3.3	Z	X
6120	Art goods (including novelties and souvenirs)	122	516 885	45 120	8.7	.1	6.5
6121	Art materials	11	49 130	3 396	6.9	Z	X
6122	Novelties and souvenirs	111	467 755	41 724	8.9	.1	X
6150	Nondurable goods, n.e.c.	7	140 092	46 347	33.1	.1	X
9700	Service receipts and labor charges (including installed parts)	125	610 513	50 521	8.3	.2	1.0
9701	Labor charges for repair work	46	86 425	1 027	1.2	Z	X
9702	Parts installed in repair work	46	86 425	1 521	1.8	Z	X
9703	Other service receipts and labor charges—Specify	68	394 195	38 633	9.8	.1	X
9730	Advertising specialties (paper novelties, etc.)	26	47 510	7 842	16.5	Z	X
9810	Miscellaneous commodities	226	3 472 001	202 492	5.8	.6	X
9940	Rental and leasing receipts	28	91 416	2 433	2.7	Z	X
9970	Receipts for printing or photocopying performed at this establishment	7	63 810	7 654	12.0	Z	X
422920	Book, periodical, & newspaper whsle	4 265	X	33 630 300	X	100.0	72.7
0420	Office and business furniture	9	10 166	2 307	22.7	Z	15.3
0421	New office furniture (wooden and metal)	9	10 166	2 307	22.7	Z	X
0500	Household china, glassware, crockery, and plastic housewares	30	335 373	10 243	3.1	Z	X
0540	Other home furnishings	13	198 053	8 615	4.4	Z	61.6
0541	Metal flatware and kitchen utensils	13	198 053	8 615	4.4	Z	X
0800	Photographic equipment and supplies (excluding video)	8	4 695	196	4.2	Z	X
1040	Religious and school supplies	12	15 137	6 926	45.8	Z	69.7
1041	Religious supplies	11	15 074	6 913	45.9	Z	X
1120	Flat iron and steel products	6	21 357	3 973	18.6	Z	X
1400	Electrical apparatus and equipment	14	8 388	481	5.7	Z	X
1500	Electrical appliances, household	8	13 443	399	3.0	Z	X
1600	Electronic parts and equipment, except communication	25	176 109	7 481	4.2	Z	X
1700	Hardware	26	528 116	17 238	3.3	.1	X
2700	Sporting and recreational goods and supplies	7	17 624	3 408	19.3	Z	X
2800	Toys and hobby goods and supplies	120	1 275 551	137 550	10.8	.4	3.2
2811	Video games and cartridges	46	577 051	20 213	3.5	.1	X
2812	Other toys and games (including fireworks and children's vehicles)	74	698 500	117 337	16.8	.3	X
3000	Jewelry, diamonds, gem stones, and watches	9	168 618	5 099	3.0	Z	X
3130	Compact discs, prerecorded audio tapes, and phonograph records	239	2 802 590	112 435	4.0	.3	X
3140	Prerecorded video tapes	203	2 364 693	178 798	7.6	.5	X
3150	Other durable goods	10	17 139	1 068	6.2	Z	55.8
3154	Other durable goods, n.e.c.	6	15 376	992	6.5	Z	X
3200	Printing and writing paper	25	24 600	1 931	7.9	Z	17.1
3213	Other printing and writing paper	22	23 201	1 775	7.7	Z	X
3300	Stationery, office supplies and greeting cards	255	1 321 562	172 066	13.0	.5	8.2
3311	Business forms	166	975 554	73 925	7.6	.2	X
3312	Stationery, photocopy paper, and typing paper	75	385 853	12 467	3.2	.2	X
3313	Inked ribbons, carbon paper, pens and pencils	38	147 869	1 912	1.3	.2	X
3314	Toner and cartridges	35	215 167	1 028	.5	.2	X
3315	Greeting cards	81	589 525	28 773	4.9	.1	X
3316	Other stationery supplies (envelopes, ruled forms, and binder paper) ...	123	957 416	53 954	5.6	.2	X
3400	Industrial and personal services paper and plastics	18	134 293	26 822	20.0	.1	34.1
3411	Paperboard and boxboard boxes	10	50 555	9 760	19.3	Z	X
3414	Disposable plastic boxes, containers, cups, dishes, and supplies	6	41 438	3 454	8.3	Z	X
3500	Drugs, pharmaceuticals, cosmetics, and toiletries	6	173 003	5 693	3.3	Z	X
3700	Notions (buttons, ribbons, lace, sewing accessories, zippers, bindings, etc.)	11	86 405	6 600	7.6	Z	X
5300	Plastics materials and basic shapes	9	27 274	7 178	26.3	Z	X
6100	Books, periodicals, newspapers, and miscellaneous printed materials	4 265	33 630 300	32 517 575	96.7	96.7	57.1
6101	Books	2 693	22 325 690	16 838 115	75.4	50.1	X
6102	Other periodicals, newspapers, and miscellaneous printed materials	2 419	19 149 335	15 679 460	81.9	46.6	X
6110	Flowers and florists' supplies	8	139 041	4 619	3.3	Z	X
6120	Art goods (including novelties and souvenirs)	122	516 885	45 120	8.7	.1	6.5
6121	Art materials	11	49 130	3 396	6.9	Z	X
6122	Novelties and souvenirs	111	467 755	41 724	8.9	.1	X
6150	Nondurable goods, n.e.c.	7	140 092	46 347	33.1	.1	X

See footnotes at end of table.

Table 2. All Types of Operation by Kind of Business and Commodity Line for Wholesale Trade: 1997—Con.

[Includes only establishments with payroll. For meaning of abbreviations and symbols, see introductory text. For explanation of terms, see Appendix A]

NAICS code and CL code	Kind of business and commodity line	Establishments handling commodity line		Commodity line sales			Sales coverage percent
		Number	Total sales (\$1,000)	Amount ¹ (\$1,000)	As percent of total sales of—		
					Establishments handling line	Establishments in NAICS industry ¹	
422920	Book, periodical, & newspaper whse—Con.						
9700	Service receipts and labor charges (including installed parts)	125	610 513	50 521	8.3	.2	1.0
9701	Labor charges for repair work	46	86 425	1 027	1.2	Z	X
9702	Parts installed in repair work	46	86 425	1 521	1.8	Z	X
9703	Other service receipts and labor charges—Specify	68	394 195	38 633	9.8	.1	X
9730	Advertising specialties (paper novelties, etc.)	26	47 510	7 842	16.5	Z	X
9810	Miscellaneous commodities	226	3 472 001	202 492	5.8	.6	X
9940	Rental and leasing receipts	28	91 416	2 433	2.7	Z	X
9970	Receipts for printing or photocopying performed at this establishment	7	63 810	7 654	12.0	Z	X
42293	Flower, nursery stock, & florists' supplies whse	3 900	X	8 002 830	X	100.0	75.4
0400	Household and lawn furniture	26	43 450	4 720	10.9	.1	X
0500	Household china, glassware, crockery, and plastic housewares	60	106 035	11 112	10.5	.1	X
0520	Linens, domestics, curtains, and draperies	7	12 872	1 740	13.5	Z	X
0540	Other home furnishings	22	29 006	1 857	6.4	Z	X
1140	Iron and steel wire and wire products	6	4 849	659	13.6	Z	X
1200	Copper and brass	8	8 909	548	6.2	Z	X
1700	Hardware	28	166 823	17 372	10.4	.2	X
2800	Toys and hobby goods and supplies	67	203 776	45 186	22.2	.6	X
3300	Stationery, office supplies and greeting cards	22	72 193	10 924	15.1	.1	X
3700	Notions (buttons, ribbons, lace, sewing accessories, zippers, bindings, etc.)	16	56 785	11 018	19.4	.1	X
4400	Confectionery	11	32 158	1 620	5.0	Z	X
5330	Chemicals and allied products (excluding agricultural, plastics, gases, and petroleum)	9	13 991	832	5.9	Z	X
5800	Farm supplies	59	298 278	67 126	22.5	.8	X
6100	Books, periodicals, newspapers, and miscellaneous printed materials	27	68 997	2 015	2.9	Z	X
6110	Flowers and florists' supplies	3 900	8 002 830	7 686 018	96.0	96.0	X
6120	Art goods (including novelties and souvenirs)	69	119 962	20 987	17.5	.3	X
6150	Nondurable goods, n.e.c.	10	78 044	35 290	45.2	.4	X
9700	Service receipts and labor charges (including installed parts)	75	88 697	9 856	11.1	.1	X
9810	Miscellaneous commodities	68	346 866	15 547	4.5	.2	X
9940	Rental and leasing receipts	27	26 186	2 306	8.8	Z	X
422930	Flower, nursery stock, & florists' supplies whse	3 900	X	8 002 830	X	100.0	75.4
0400	Household and lawn furniture	26	43 450	4 720	10.9	.1	X
0500	Household china, glassware, crockery, and plastic housewares	60	106 035	11 112	10.5	.1	X
0520	Linens, domestics, curtains, and draperies	7	12 872	1 740	13.5	Z	X
0540	Other home furnishings	22	29 006	1 857	6.4	Z	X
1140	Iron and steel wire and wire products	6	4 849	659	13.6	Z	X
1200	Copper and brass	8	8 909	548	6.2	Z	X
1700	Hardware	28	166 823	17 372	10.4	.2	X
2800	Toys and hobby goods and supplies	67	203 776	45 186	22.2	.6	X
3300	Stationery, office supplies and greeting cards	22	72 193	10 924	15.1	.1	X
3700	Notions (buttons, ribbons, lace, sewing accessories, zippers, bindings, etc.)	16	56 785	11 018	19.4	.1	X
4400	Confectionery	11	32 158	1 620	5.0	Z	X
5330	Chemicals and allied products (excluding agricultural, plastics, gases, and petroleum)	9	13 991	832	5.9	Z	X
5800	Farm supplies	59	298 278	67 126	22.5	.8	X
6100	Books, periodicals, newspapers, and miscellaneous printed materials	27	68 997	2 015	2.9	Z	X
6110	Flowers and florists' supplies	3 900	8 002 830	7 686 018	96.0	96.0	X
6120	Art goods (including novelties and souvenirs)	69	119 962	20 987	17.5	.3	X
6150	Nondurable goods, n.e.c.	10	78 044	35 290	45.2	.4	X
9700	Service receipts and labor charges (including installed parts)	75	88 697	9 856	11.1	.1	X
9810	Miscellaneous commodities	68	346 866	15 547	4.5	.2	X
9940	Rental and leasing receipts	27	26 186	2 306	8.8	Z	X
42294	Tobacco & tobacco product whse	1 561	X	50 268 772	X	100.0	91.5
0800	Photographic equipment and supplies (excluding video)	46	3 057 321	28 608	.9	.1	X
0960	Restaurant and hotel equipment and supplies	197	5 056 547	81 803	1.6	.2	X
1700	Hardware	11	127 185	2 280	1.8	Z	X
2520	Custodial (janitors') equipment and supplies	9	60 772	1 198	2.0	Z	X
2530	Laundry and dry-cleaning equipment and supplies	8	112 406	1 957	1.7	Z	X
2800	Toys and hobby goods and supplies	8	153 799	1 820	1.2	Z	81.4
2812	Other toys and games (including fireworks and children's vehicles)	8	153 799	1 820	1.2	Z	X
3300	Stationery, office supplies and greeting cards	101	6 209 346	87 115	1.4	.2	X
3400	Industrial and personal services paper and plastics	385	8 802 212	212 524	2.4	.4	.2
3412	Paper dishes, cups, and napkins	384	8 789 538	88 242	1.0	.2	X
3413	Industrial paper (wrapping, bags, cartons, etc.)	384	8 789 538	105 628	1.2	.2	X
3414	Disposable plastic boxes, containers, cups, dishes, and supplies	320	7 779 498	14 470	.2	Z	X
3500	Drugs, pharmaceuticals, cosmetics, and toiletries	639	21 325 721	540 316	2.5	1.1	.6
3512	Nonprescription pharmaceuticals	215	1 035 995	128 168	12.4	.3	X
3515	Other toiletries and druggists' sundries	636	21 325 197	412 142	1.9	.8	X
3700	Notions (buttons, ribbons, lace, sewing accessories, zippers, bindings, etc.)	50	1 767 292	21 507	1.2	Z	X
4100	Frozen foods (packaged)	322	16 577 220	537 024	3.2	1.1	6.0
4111	Dinners (frozen)	143	10 093 773	234 457	2.3	.5	X
4112	Fish and seafoods (frozen packaged)	65	1 471 339	21 177	1.4	Z	X
4113	Vegetables (frozen)	140	6 905 362	63 871	.9	.1	X
4114	Fruits and fruit juices (frozen)	68	3 715 051	42 564	1.1	.1	X
4115	Meat (frozen packaged)	133	7 449 270	90 575	1.2	.2	X
4116	Frozen baked goods	62	4 115 090	33 880	.8	.1	X
4117	Other frozen foods (except frozen dairy products)	110	5 349 210	50 496	.9	.1	X

See footnotes at end of table.

Table 2. All Types of Operation by Kind of Business and Commodity Line for Wholesale Trade: 1997—Con.

[Includes only establishments with payroll. For meaning of abbreviations and symbols, see introductory text. For explanation of terms, see Appendix A]

NAICS code and CL code	Kind of business and commodity line	Establishments handling commodity line		Commodity line sales			Sales coverage percent
		Number	Total sales (\$1,000)	Amount ¹ (\$1,000)	As percent of total sales of—		
					Establishments handling line	Establishments in NAICS industry ¹	
42294	Tobacco & tobacco product whsle—Con.						
4200	Dairy products (excluding dried or canned)	220	9 952 003	160 949	1.6	.3	7.6
4211	Butter	84	3 797 219	6 446	.2		X
4212	Cheese	161	7 083 502	25 886	.4	.1	X
4213	Milk and cream, except raw	77	3 620 187	82 993	2.3	.2	X
4214	Ice cream	23	1 835 826	24 705	1.3		X
4215	Raw milk	8	4 749	325	6.8	Z	X
4216	Other dairy products	83	5 254 113	20 592	.4	Z	X
4300	Poultry and poultry products	47	3 217 863	53 201	1.7	.1	X
4400	Confectionery	999	27 085 689	2 786 973	10.3	5.5	1.4
4411	Candy	989	27 050 925	2 116 454	7.8	4.2	X
4412	Chewing gum	637	15 324 092	316 420	2.1	.6	X
4413	Nuts	285	10 127 101	91 908	.9	.2	X
4414	Chips and popcorn	449	13 346 134	136 786	1.0	.3	X
4415	Other confections	223	9 024 329	123 009	1.4	.2	X
4600	Meat and meat products (fresh and unpackaged)	129	6 261 795	162 476	2.6	.3	9.7
4611	Beef (not killed on location)	36	2 446 388	75 986	3.1	.2	X
4614	Pork (not killed on location)	31	2 382 428	53 813	2.3	.1	X
4615	Sausage and prepared meats made on location	17	1 408 825	3 402	.2	Z	X
4616	Sausage and prepared meats not made on location	96	5 399 135	28 566	.5	.1	X
4618	Other meat products	18	101 457	650	.6		X
4700	Fresh fruits and vegetables	20	398 180	11 942	3.0	Z	7.5
4711	Fresh fruits	20	398 180	3 572	.9	Z	X
4712	Prepackaged fresh-cut vegetables (carrots, salads, etc.)	20	398 180	3 873	1.0	Z	X
4713	Other fresh vegetables	20	398 180	4 479	1.1	Z	X
4800	Coffee, tea, and spices	339	12 703 439	201 340	1.6	.4	8.4
4811	Coffee	339	12 703 439	123 713	1.0	.2	X
4812	Tea	131	6 922 142	47 350	.7	.1	X
4813	Spices	107	3 802 412	30 273	.8	.1	X
4820	Bread and baked goods	42	1 074 264	21 145	2.0	Z	71.2
4822	Cookies, cakes, and other baked goods	42	1 074 264	20 665	1.9	Z	X
4830	Canned foods	487	15 601 207	717 750	4.6	1.4	6.7
4831	Canned and bottled fruits, vegetables, and juices	431	15 133 737	451 159	3.0	.9	X
4832	Canned and bottled baby foods	171	6 721 674	39 325	.6	.1	X
4833	Canned meats	228	7 042 123	75 328	1.1	.2	X
4834	Canned fish and seafoods	129	4 728 013	23 573	.5	Z	X
4835	Canned milk	74	3 362 781	11 806	.4	Z	X
4836	Other canned foods	263	7 838 021	116 020	1.5	.2	X
4840	Food and beverage basic materials (include flavoring extracts, fruit peel, hop extract, industrial molasses, sausage casings, malt, yeast, etc.)	188	6 218 828	212 952	3.4	.4	X
4850	Soft drinks and bottled water	642	20 181 093	614 692	3.0	1.2	6.8
4851	Soft drinks, packaged	510	13 521 523	323 199	2.4	.6	X
4852	Soft drinks, pre and post mix bulk	31	4 515 684	73 567	1.6	.1	X
4853	Bottled water	423	14 027 223	217 388	1.6	.4	X
4860	Other grocery specialties	430	16 092 871	1 090 183	6.8	2.2	14.9
4861	Pasta	94	1 157 381	9 900	.9	Z	X
4862	Breakfast cereals	243	6 776 799	50 261	.7	.1	X
4863	Cooking oils and margarine	187	4 003 912	28 214	.7	.1	X
4864	Flour	164	3 332 459	15 753	.5	Z	X
4865	Pickles, preserves, jellies, jams, and sauces	164	4 872 462	32 180	.7	.1	X
4866	Sugar, refined	229	5 431 922	47 527	.9	.1	X
4867	Pet foods	273	6 122 822	112 783	1.8	.2	X
4868	Grocery specialties, n.e.c.	135	8 065 952	793 577	9.8	1.6	X
4900	Grain and beans	12	360 938	5 746	1.6	Z	X
5120	Leaf tobacco	216	7 200 306	200 153	2.8	.4	X
5330	Chemicals and allied products (excluding agricultural, plastics, gases, and petroleum)	11	217 981	4 059	1.9	Z	3.2
5344	Other chemicals and allied products	10	205 307	3 934	1.9	Z	X
5600	Beer and ale	30	394 096	24 792	6.3	Z	X
5700	Wines and distilled alcoholic beverages	25	312 337	32 779	10.5	.1	4.0
5711	Wines	25	312 337	32 779	10.5	.1	X
5900	Tobacco and tobacco products	1 561	50 268 772	41 846 452	83.2	83.2	77.4
5911	Cigars	1 309	30 656 592	4 256 564	13.9	8.5	X
5912	Cigarettes	1 360	44 408 465	33 939 663	76.4	67.5	X
5913	Other tobacco products (excluding leaf)	997	28 451 932	3 650 225	12.8	7.3	X
6120	Art goods (including novelties and souvenirs)	11	37 048	8 526	23.0	Z	91.5
6122	Novelties and souvenirs	11	37 048	8 526	23.0	Z	X
6150	Nondurable goods, n.e.c.	11	518 092	52 280	10.1	.1	X
9700	Service receipts and labor charges (including installed parts)	11	1 390 416	22 572	1.6	Z	X
9810	Miscellaneous commodities	287	9 050 792	504 894	5.6	1.0	X
9940	Rental and leasing receipts	20	840 961	3 099	.4	Z	X
422940	Tobacco & tobacco product whsle	1 561	X	50 268 772	X	100.0	91.5
0800	Photographic equipment and supplies (excluding video)	46	3 057 321	28 608	.9	.1	X
0960	Restaurant and hotel equipment and supplies	197	5 056 547	81 803	1.6	.2	X
1700	Hardware	11	127 185	2 280	1.8	Z	X
2520	Custodial (janitors') equipment and supplies	9	60 772	1 198	2.0	Z	X
2530	Laundry and dry-cleaning equipment and supplies	8	112 406	1 957	1.7	Z	X
2800	Toys and hobby goods and supplies	8	153 799	1 820	1.2	Z	81.4
2812	Other toys and games (including fireworks and children's vehicles)	8	153 799	1 820	1.2	Z	X
3300	Stationery, office supplies and greeting cards	101	6 209 346	87 115	1.4	.2	X

See footnotes at end of table.

Table 2. All Types of Operation by Kind of Business and Commodity Line for Wholesale Trade: 1997—Con.

[Includes only establishments with payroll. For meaning of abbreviations and symbols, see introductory text. For explanation of terms, see Appendix A]

NAICS code and CL code	Kind of business and commodity line	Establishments handling commodity line		Commodity line sales			Sales coverage percent
		Number	Total sales (\$1,000)	Amount ¹ (\$1,000)	As percent of total sales of—		
					Establishments handling line	Establishments in NAICS industry ¹	
422940	Tobacco & tobacco product whsle—Con.						
3400	Industrial and personal services paper and plastics	385	8 802 212	212 524	2.4	.4	.2
3412	Paper dishes, cups, and napkins	384	8 789 538	88 242	1.0	.2	X
3413	Industrial paper (wrapping, bags, cartons, etc.)	384	8 789 538	105 628	1.2	.2	X
3414	Disposable plastic boxes, containers, cups, dishes, and supplies	320	7 779 498	14 470	.2	Z	X
3500	Drugs, pharmaceuticals, cosmetics, and toiletries	639	21 325 721	540 316	2.5	1.1	.6
3512	Nonprescription pharmaceuticals	215	1 035 995	128 168	12.4	.3	X
3515	Other toiletries and druggists' sundries	636	21 325 197	412 142	1.9	.8	X
3700	Notions (buttons, ribbons, lace, sewing accessories, zippers, bindings, etc.)	50	1 767 292	21 507	1.2	Z	X
4100	Frozen foods (packaged)	322	16 577 220	537 024	3.2	1.1	6.0
4111	Dinners (frozen)	143	10 093 773	234 457	2.3	.5	X
4112	Fish and seafoods (frozen packaged)	65	1 471 339	21 177	1.4	Z	X
4113	Vegetables (frozen)	140	6 905 362	63 871	.9	.1	X
4114	Fruits and fruit juices (frozen)	68	3 715 051	42 564	1.1	.1	X
4115	Meat (frozen packaged)	133	7 449 270	90 575	1.2	.2	X
4116	Frozen baked goods	62	4 115 090	33 880	.8	.1	X
4117	Other frozen foods (except frozen dairy products)	110	5 349 210	50 496	.9	.1	X
4200	Dairy products (excluding dried or canned)	220	9 952 003	160 949	1.6	.3	7.6
4211	Butter	84	3 797 219	6 446	.2	Z	X
4212	Cheese	161	7 083 502	25 886	.4	.1	X
4213	Milk and cream, except raw	77	3 620 187	82 993	2.3	.2	X
4214	Ice cream	23	1 835 826	24 705	1.3	Z	X
4215	Raw milk	8	4 749	325	6.8	Z	X
4216	Other dairy products	83	5 254 113	20 592	.4	Z	X
4300	Poultry and poultry products	47	3 217 863	53 201	1.7	.1	X
4400	Confectionery	999	27 085 689	2 786 973	10.3	5.5	1.4
4411	Candy	989	27 050 925	2 116 454	7.8	4.2	X
4412	Chewing gum	637	15 324 092	316 420	2.1	.6	X
4413	Nuts	285	10 127 101	91 908	.9	.2	X
4414	Chips and popcorn	449	13 346 134	136 786	1.0	.3	X
4415	Other confections	223	9 024 329	123 009	1.4	.2	X
4600	Meat and meat products (fresh and unpackaged)	129	6 261 795	162 476	2.6	.3	9.7
4611	Beef (not killed on location)	36	2 446 388	75 986	3.1	.2	X
4614	Pork (not killed on location)	31	2 382 428	53 813	2.3	.1	X
4615	Sausage and prepared meats made on location	17	1 408 825	3 402	.2	Z	X
4616	Sausage and prepared meats not made on location	96	5 399 135	28 566	.5	.1	X
4618	Other meat products	18	101 457	650	.6	Z	X
4700	Fresh fruits and vegetables	20	398 180	11 942	3.0	Z	7.5
4711	Fresh fruits	20	398 180	3 572	.9	Z	X
4712	Prepackaged fresh-cut vegetables (carrots, salads, etc.)	20	398 180	3 873	1.0	Z	X
4713	Other fresh vegetables	20	398 180	4 479	1.1	Z	X
4800	Coffee, tea, and spices	339	12 703 439	201 340	1.6	.4	8.4
4811	Coffee	339	12 703 439	123 713	1.0	.2	X
4812	Tea	131	6 922 142	47 350	.7	.1	X
4813	Spices	107	3 802 412	30 273	.8	.1	X
4820	Bread and baked goods	42	1 074 264	21 145	2.0	Z	71.2
4822	Cookies, cakes, and other baked goods	42	1 074 264	20 665	1.9	Z	X
4830	Canned foods	487	15 601 207	717 750	4.6	1.4	6.7
4831	Canned and bottled fruits, vegetables, and juices	431	15 133 737	451 159	3.0	.9	X
4832	Canned and bottled baby foods	171	6 721 674	39 325	.6	.1	X
4833	Canned meats	228	7 042 123	75 328	1.1	.2	X
4834	Canned fish and seafoods	129	4 728 013	23 573	.5	.2	X
4835	Canned milk	74	3 362 781	11 806	.4	Z	X
4836	Other canned foods	263	7 838 021	116 020	1.5	.2	X
4840	Food and beverage basic materials (include flavoring extracts, fruit peel, hop extract, industrial molasses, sausage casings, malt, yeast, etc.)	188	6 218 828	212 952	3.4	.4	X
4850	Soft drinks and bottled water	642	20 181 093	614 692	3.0	1.2	6.8
4851	Soft drinks, packaged	510	13 521 523	323 199	2.4	.6	X
4852	Soft drinks, pre and post mix bulk	31	4 515 684	73 567	1.6	.1	X
4853	Bottled water	423	14 027 223	217 388	1.6	.4	X
4860	Other grocery specialties	430	16 092 871	1 090 183	6.8	2.2	14.9
4861	Pasta	94	1 157 381	9 900	.9	Z	X
4862	Breakfast cereals	243	6 776 799	50 261	.7	.1	X
4863	Cooking oils and margarine	187	4 003 912	28 214	.7	.1	X
4864	Flour	164	3 332 459	15 753	.5	Z	X
4865	Pickles, preserves, jellies, jams, and sauces	164	4 872 462	32 180	.7	.1	X
4866	Sugar, refined	229	5 431 922	47 527	.9	.1	X
4867	Pet foods	273	6 122 822	112 783	1.8	.2	X
4868	Grocery specialties, n.e.c.	135	8 065 952	793 577	9.8	1.6	X
4900	Grain and beans	12	360 938	5 746	1.6	Z	X
5120	Leaf tobacco	216	7 200 306	200 153	2.8	.4	X
5330	Chemicals and allied products (excluding agricultural, plastics, gases, and petroleum)	11	217 981	4 059	1.9	Z	3.2
5344	Other chemicals and allied products	10	205 307	3 934	1.9	Z	X
5600	Beer and ale	30	394 096	24 792	6.3	Z	X
5700	Wines and distilled alcoholic beverages	25	312 337	32 779	10.5	.1	4.0
5711	Wines	25	312 337	32 779	10.5	.1	X
5900	Tobacco and tobacco products	1 561	50 268 772	41 846 452	83.2	83.2	77.4
5911	Cigars	1 309	30 656 592	4 256 564	13.9	8.5	X
5912	Cigarettes	1 360	44 408 465	33 939 663	76.4	67.5	X
5913	Other tobacco products (excluding leaf)	997	28 451 932	3 650 225	12.8	7.3	X

See footnotes at end of table.

Table 2. All Types of Operation by Kind of Business and Commodity Line for Wholesale Trade: 1997—Con.

[Includes only establishments with payroll. For meaning of abbreviations and symbols, see introductory text. For explanation of terms, see Appendix A]

NAICS code and CL code	Kind of business and commodity line	Establishments handling commodity line		Commodity line sales			Sales coverage percent
		Number	Total sales (\$1,000)	Amount ¹ (\$1,000)	As percent of total sales of—		
					Establishments handling line	Establishments in NAICS industry ¹	
422940	Tobacco & tobacco product whsle—Con.						
6120	Art goods (including novelties and souvenirs)	11	37 048	8 526	23.0	Z	91.5
6122	Novelties and souvenirs	11	37 048	8 526	23.0	Z	X
6150	Nondurable goods, n.e.c.	11	518 092	52 280	10.1	.1	X
9700	Service receipts and labor charges (including installed parts)	11	1 390 416	22 572	1.6	Z	X
9810	Miscellaneous commodities	287	9 050 792	504 894	5.6	1.0	X
9940	Rental and leasing receipts	20	840 961	3 099	.4	Z	X
42295	Paint, varnish, & supplies whsle	2 192	X	7 510 467	X	100.0	65.3
0200	New and rebuilt automotive parts and supplies	62	114 969	25 804	22.4	.3	8.5
0216	Glass	6	15 699	4 200	26.8	.1	X
0219	Engine parts, except electrical	11	12 391	2 445	19.7	Z	X
0221	Body parts and repair materials	37	62 729	8 451	13.5	.1	X
0223	Parts, n.e.c.	12	15 690	5 770	36.8	.1	X
0224	Accessories	11	20 696	688	3.3	Z	X
0250	Petroleum products marketing equipment	10	9 208	2 762	30.0	Z	X
0400	Household and lawn furniture	19	71 703	6 926	9.7	.1	12.6
0411	Upholstered furniture	19	71 703	5 602	7.8	.1	X
0414	Other furniture (including sleep sofas)	14	17 418	570	3.3	Z	X
0520	Linens, domestics, curtains, and draperies	20	153 375	11 069	7.2	.1	5.3
0523	Shades and blinds	13	128 540	5 860	4.6	.1	X
0525	Other linens and domestics	8	24 835	5 209	21.0	.1	X
0530	Flooring and floor coverings	43	253 959	24 743	9.7	.3	12.6
0531	Soft-surface (textile) floor coverings and accessories (including rugs, carpets, and pads)	41	245 963	21 821	8.9	.3	X
0540	Other home furnishings	6	35 529	2 014	5.7	Z	X
0600	Lumber: rough, dressed, and finished	12	14 050	974	6.9	Z	48.2
0611	Dimensional lumber (non-treated)	12	14 050	868	6.2	Z	X
0620	Plywood and millwork	14	175 371	16 988	9.7	.2	.2
0621	Softwood plywood and oriented strand board (OSB)	9	12 154	219	1.8	Z	X
0624	Wood millwork (doors, windows, cabinets, etc.)	9	12 154	1 471	12.1	Z	X
0700	Brick, stone, tile, sand, block, cement, and gravel	14	67 546	5 696	8.4	.1	4.9
0712	Cement and lime	10	12 114	689	5.7	Z	X
0720	Roofing, siding, and insulation materials	37	221 653	27 911	12.6	.4	12.5
0721	Roofing, except wood	30	218 916	27 513	12.6	.4	X
0722	Siding, except wood	7	2 737	180	6.6	Z	X
0723	Insulation materials	8	32 856	218	.7	Z	X
0740	Other construction materials	9	46 820	455	1.0	Z	X
1120	Flat iron and steel products	18	70 751	9 453	13.4	.1	X
1150	Iron and steel pipe and tubing	6	69 738	1 122	1.6	Z	X
1400	Electrical apparatus and equipment	19	269 273	57 635	21.4	.8	X
1700	Hardware	121	763 043	127 083	16.7	1.7	16.2
1711	Hand tools (including power driven)	99	561 293	53 176	9.5	.7	X
1712	Bolts, nuts, rivets, and fasteners	31	223 454	11 556	5.2	.2	X
1713	Cutlery	59	464 092	62 347	13.4	.8	X
1800	Plumbing and heating equipment and supplies (hydronics)	22	208 668	37 515	18.0	.5	54.5
1811	Plastic pipe fittings and valves (excluding pipe and tubing)	15	177 641	8 245	4.6	.1	X
1812	Metal pipe fittings and valves (excluding pipe and tubing)	13	176 949	7 930	4.5	.1	X
1818	Other plumbing and heating equipment and supplies	17	77 530	7 249	9.4	.1	X
2320	General-purpose industrial machinery, equipment, and parts	54	272 548	41 124	15.1	.5	.8
2327	All other new general-purpose industrial machinery and equipment	47	173 881	14 521	8.4	.2	X
2330	Metalworking machinery, equipment, and parts	18	40 222	892	2.2	Z	X
2340	Materials handling machinery, equipment, and parts	7	19 070	1 148	6.0	Z	X
2450	Industrial containers and supplies	6	72 505	1 534	2.1	Z	X
2460	Other industrial supplies	293	1 039 439	123 156	11.8	1.6	1.9
2461	Printing and duplicating inks	63	188 672	33 119	17.6	.4	X
2462	Abrasives and abrasive materials	163	268 980	27 271	10.1	.4	X
2465	Strapping and tape	105	132 414	4 350	3.3	.1	X
2466	Industrial supplies, n.e.c.	93	382 792	40 340	10.5	.5	X
2620	Marine machinery, equipment, and supplies	6	27 833	1 904	6.8	Z	X
3400	Industrial and personal services paper and plastics	8	11 191	755	6.7	Z	X
3600	Piece goods, knit and woven	22	85 339	11 737	13.8	.2	X
5300	Plastics materials and basic shapes	43	265 940	18 286	6.9	.2	31.7
5311	Plastic pipes, rods, tubes, and shapes	13	110 946	5 630	5.1	.1	X
5313	Plastics raw materials	17	137 255	11 411	8.3	.2	X
5314	Other plastics materials and basic shapes	10	15 688	866	5.5	Z	X
5330	Chemicals and allied products (excluding agricultural, plastics, gases, and petroleum)	125	490 359	60 309	12.3	.8	39.8
5331	Gasses, compressed and liquified, except L.P.	6	19 153	1 349	7.0	Z	X
5335	Detergents and soaps	17	7 611	330	4.3	Z	X
5336	Sanitation chemicals, polishes, and waxes	10	3 911	130	3.3	Z	X
5342	Adhesives, sealants, and glues	66	347 437	26 734	7.7	.4	X
5344	Other chemicals and allied products	82	374 735	29 591	7.9	.4	X
5400	Petroleum products	15	41 138	2 173	5.3	Z	X
5800	Farm supplies	7	91 761	6 293	6.9	.1	X

See footnotes at end of table.

Table 2. All Types of Operation by Kind of Business and Commodity Line for Wholesale Trade: 1997—Con.

[Includes only establishments with payroll. For meaning of abbreviations and symbols, see introductory text. For explanation of terms, see Appendix A]

NAICS code and CL code	Kind of business and commodity line	Establishments handling commodity line		Commodity line sales			Sales coverage percent
		Number	Total sales (\$1,000)	Amount ¹ (\$1,000)	As percent of total sales of—		
					Establishments handling line	Establishments in NAICS industry ¹	
42295	Paint, varnish, & supplies whsle—Con.						
6000	Paint, paint supplies, and wallpaper	2 192	7 510 467	6 690 696	89.1	89.1	49.4
6011	Architectural coatings (enamels, primers, stains, solvents, and lacquers)	880	3 636 937	2 144 773	59.0	28.6	X
6012	Industrial/OEM coatings (coatings applied by original manufacturers to products during manufacturing)	467	1 963 761	981 974	50.0	13.1	X
6013	Special purpose coatings (automotive, refinish, marine, traffic coatings)	1 009	2 706 199	1 662 110	61.4	22.1	X
6014	Paint supplies	944	2 769 557	1 029 596	37.2	13.7	X
6015	Wallpaper	398	1 230 374	872 241	70.9	11.6	X
9700	Service receipts and labor charges (including installed parts)	53	457 026	141 322	30.9	1.9	13.0
9701	Labor charges for repair work	24	59 538	2 525	4.2	Z	X
9702	Parts installed in repair work	21	58 651	939	1.6	Z	X
9703	Other service receipts and labor charges—Specify	19	58 861	5 885	10.0	.1	X
9810	Miscellaneous commodities	57	133 657	17 012	12.7	.2	X
9940	Rental and leasing receipts	8	9 107	196	2.2	Z	X
422950	Paint, varnish, & supplies whsle	2 192	X	7 510 467	X	100.0	65.3
0200	New and rebuilt automotive parts and supplies	62	114 969	25 804	22.4	.3	8.5
0216	Glass	6	15 699	4 200	26.8	Z	X
0219	Engine parts, except electrical	11	12 391	2 445	19.7	Z	X
0221	Body parts and repair materials	37	62 729	8 451	13.5	.1	X
0223	Parts, n.e.c.	12	15 690	5 770	36.8	.1	X
0224	Accessories	11	20 696	688	3.3	Z	X
0250	Petroleum products marketing equipment	10	9 208	2 762	30.0	Z	X
0400	Household and lawn furniture	19	71 703	6 926	9.7	.1	12.6
0411	Upholstered furniture	19	71 703	5 602	7.8	.1	X
0414	Other furniture (including sleep sofas)	14	17 418	570	3.3	Z	X
0520	Linens, domestics, curtains, and draperies	20	153 375	11 069	7.2	.1	5.3
0523	Shades and blinds	13	128 540	5 860	4.6	.1	X
0525	Other linens and domestics	8	24 835	5 209	21.0	.1	X
0530	Flooring and floor coverings	43	253 959	24 743	9.7	.3	12.6
0531	Soft-surface (textile) floor coverings and accessories (including rugs, carpets, and pads)	41	245 963	21 821	8.9	.3	X
0540	Other home furnishings	6	35 529	2 014	5.7	Z	X
0600	Lumber: rough, dressed, and finished	12	14 050	974	6.9	Z	48.2
0611	Dimensional lumber (non-treated)	12	14 050	868	6.2	Z	X
0620	Plywood and millwork	14	175 371	16 988	9.7	.2	.2
0621	Softwood plywood and oriented strand board (OSB)	9	12 154	219	1.8	Z	X
0624	Wood millwork (doors, windows, cabinets, etc.)	9	12 154	1 471	12.1	Z	X
0700	Brick, stone, tile, sand, block, cement, and gravel	14	67 546	5 696	8.4	.1	4.9
0712	Cement and lime	10	12 114	689	5.7	Z	X
0720	Roofing, siding, and insulation materials	37	221 653	27 911	12.6	.4	12.5
0721	Roofing, except wood	30	218 916	27 513	12.6	.4	X
0722	Siding, except wood	7	2 737	180	6.6	Z	X
0723	Insulation materials	8	32 856	218	.7	Z	X
0740	Other construction materials	9	46 820	455	1.0	Z	X
1120	Flat iron and steel products	18	70 751	9 453	13.4	.1	X
1150	Iron and steel pipe and tubing	6	69 738	1 122	1.6	Z	X
1400	Electrical apparatus and equipment	19	269 273	57 635	21.4	.8	X
1700	Hardware	121	763 043	127 083	16.7	1.7	16.2
1711	Hand tools (including power driven)	99	561 293	53 176	9.5	.7	X
1712	Bolts, nuts, rivets, and fasteners	31	223 454	11 556	5.2	.2	X
1713	Cutlery	59	464 092	62 347	13.4	.8	X
1800	Plumbing and heating equipment and supplies (hydronics)	22	208 668	37 515	18.0	.5	54.5
1811	Plastic pipe fittings and valves (excluding pipe and tubing)	15	177 641	8 245	4.6	.1	X
1812	Metal pipe fittings and valves (excluding pipe and tubing)	13	176 949	7 930	4.5	.1	X
1818	Other plumbing and heating equipment and supplies	17	77 530	7 249	9.4	.1	X
2320	General-purpose industrial machinery, equipment, and parts	54	272 548	41 124	15.1	.5	.8
2327	All other new general-purpose industrial machinery and equipment	47	173 881	14 521	8.4	.2	X
2330	Metalworking machinery, equipment, and parts	18	40 222	892	2.2	Z	X
2340	Materials handling machinery, equipment, and parts	7	19 070	1 148	6.0	Z	X
2450	Industrial containers and supplies	6	72 505	1 534	2.1	Z	X
2460	Other industrial supplies	293	1 039 439	123 156	11.8	1.6	1.9
2461	Printing and duplicating inks	63	188 672	33 119	17.6	.4	X
2462	Abrasives and abrasive materials	163	268 980	27 271	10.1	.4	X
2465	Strapping and tape	105	132 414	4 350	3.3	.1	X
2466	Industrial supplies, n.e.c.	93	382 792	40 340	10.5	.5	X
2620	Marine machinery, equipment, and supplies	6	27 833	1 904	6.8	Z	X
3400	Industrial and personal services paper and plastics	8	11 191	755	6.7	Z	X
3600	Piece goods, knit and woven	22	85 339	11 737	13.8	.2	X
5300	Plastics materials and basic shapes	43	265 940	18 286	6.9	.2	31.7
5311	Plastic pipes, rods, tubes, and shapes	13	110 946	5 630	5.1	.1	X
5313	Plastics raw materials	17	137 255	11 411	8.3	.2	X
5314	Other plastics materials and basic shapes	10	15 688	866	5.5	Z	X
5330	Chemicals and allied products (excluding agricultural, plastics, gases, and petroleum)	125	490 359	60 309	12.3	.8	39.8
5331	Gasses, compressed and liquified, except L.P.	6	19 153	1 349	7.0	Z	X
5335	Detergents and soaps	17	7 611	330	4.3	Z	X
5336	Sanitation chemicals, polishes, and waxes	10	3 911	130	3.3	Z	X
5342	Adhesives, sealants, and glues	66	347 437	26 734	7.7	.4	X
5344	Other chemicals and allied products	82	374 735	29 591	7.9	.4	X

See footnotes at end of table.

Table 2. All Types of Operation by Kind of Business and Commodity Line for Wholesale Trade: 1997—Con.

[Includes only establishments with payroll. For meaning of abbreviations and symbols, see introductory text. For explanation of terms, see Appendix A]

NAICS code and CL code	Kind of business and commodity line	Establishments handling commodity line		Commodity line sales			Sales coverage percent
		Number	Total sales (\$1,000)	Amount ¹ (\$1,000)	As percent of total sales of—		
					Establishments handling line	Establishments in NAICS industry ¹	
422950	Paint, varnish, & supplies whsle—Con.						
5400	Petroleum products	15	41 138	2 173	5.3	Z	X
5800	Farm supplies	7	91 761	6 293	6.9	.1	X
6000	Paint, paint supplies, and wallpaper	2 192	7 510 467	6 690 696	89.1	89.1	49.4
6011	Architectural coatings (enamels, primers, stains, solvents, and lacquers)	880	3 636 937	2 144 773	59.0	28.6	X
6012	Industrial/OEM coatings (coatings applied by original manufacturers to products during manufacturing)	467	1 963 761	981 974	50.0	13.1	X
6013	Special purpose coatings (automotive, refinish, marine, traffic coatings)	1 009	2 706 199	1 662 110	61.4	22.1	X
6014	Paint supplies	944	2 769 557	1 029 596	37.2	13.7	X
6015	Wallpaper	398	1 230 374	872 241	70.9	11.6	X
9700	Service receipts and labor charges (including installed parts)	53	457 026	141 322	30.9	1.9	13.0
9701	Labor charges for repair work	24	59 538	2 525	4.2	Z	X
9702	Parts installed in repair work	21	58 651	939	1.6	Z	X
9703	Other service receipts and labor charges—Specify	19	58 861	5 885	10.0	.1	X
9810	Miscellaneous commodities	57	133 657	17 012	12.7	.2	X
9940	Rental and leasing receipts	8	9 107	196	2.2	Z	X
4229501	Paint, varnish, & supplies whsle	2 192	X	7 510 467	X	100.0	65.3
0200	New and rebuilt automotive parts and supplies	62	114 969	25 804	22.4	.3	8.5
0216	Glass	6	15 699	4 200	26.8	.1	X
0219	Engine parts, except electrical	11	12 391	2 445	19.7	Z	X
0221	Body parts and repair materials	37	62 729	8 451	13.5	.1	X
0223	Parts, n.e.c.	12	15 690	5 770	36.8	.1	X
0224	Accessories	11	20 696	688	3.3	Z	X
0250	Petroleum products marketing equipment	10	9 208	2 762	30.0	Z	X
0400	Household and lawn furniture	19	71 703	6 926	9.7	.1	12.6
0411	Upholstered furniture	19	71 703	5 602	7.8	.1	X
0414	Other furniture (including sleep sofas)	14	17 418	570	3.3	Z	X
0520	Linens, domestics, curtains, and draperies	20	153 375	11 069	7.2	.1	5.3
0523	Shades and blinds	13	128 540	5 860	4.6	.1	X
0525	Other linens and domestics	8	24 835	5 209	21.0	.1	X
0530	Flooring and floor coverings	43	253 959	24 743	9.7	.3	12.6
0531	Soft-surface (textile) floor coverings and accessories (including rugs, carpets, and pads)	41	245 963	21 821	8.9	.3	X
0540	Other home furnishings	6	35 529	2 014	5.7	Z	X
0600	Lumber: rough, dressed, and finished	12	14 050	974	6.9	Z	48.2
0611	Dimensional lumber (non-treated)	12	14 050	868	6.2	Z	X
0620	Plywood and millwork	14	175 371	16 988	9.7	.2	.2
0621	Softwood plywood and oriented strand board (OSB)	9	12 154	219	1.8	Z	X
0624	Wood millwork (doors, windows, cabinets, etc.)	9	12 154	1 471	12.1	Z	X
0700	Brick, stone, tile, sand, block, cement, and gravel	14	67 546	5 696	8.4	.1	4.9
0712	Cement and lime	10	12 114	689	5.7	Z	X
0720	Roofing, siding, and insulation materials	37	221 653	27 911	12.6	.4	12.5
0721	Roofing, except wood	30	218 916	27 513	12.6	.4	X
0722	Siding, except wood	7	2 737	180	6.6	Z	X
0723	Insulation materials	8	32 856	218	.7	Z	X
0740	Other construction materials	9	46 820	455	1.0	Z	X
1120	Flat iron and steel products	18	70 751	9 453	13.4	.1	X
1150	Iron and steel pipe and tubing	6	69 738	1 122	1.6	Z	X
1400	Electrical apparatus and equipment	19	269 273	57 635	21.4	.8	X
1700	Hardware	121	763 043	127 083	16.7	1.7	16.2
1711	Hand tools (including power driven)	99	561 293	53 176	9.5	.7	X
1712	Bolts, nuts, rivets, and fasteners	31	223 454	11 556	5.2	.2	X
1713	Cutlery	59	464 092	62 347	13.4	.8	X
1800	Plumbing and heating equipment and supplies (hydronics)	22	208 668	37 515	18.0	.5	54.5
1811	Plastic pipe fittings and valves (excluding pipe and tubing)	15	177 641	8 245	4.6	.1	X
1812	Metal pipe fittings and valves (excluding pipe and tubing)	13	176 949	7 930	4.5	.1	X
1818	Other plumbing and heating equipment and supplies	17	77 530	7 249	9.4	.1	X
2320	General-purpose industrial machinery, equipment, and parts	54	272 548	41 124	15.1	.5	.8
2327	All other new general-purpose industrial machinery and equipment	47	173 881	14 521	8.4	.2	X
2330	Metalworking machinery, equipment, and parts	18	40 222	892	2.2	Z	X
2340	Materials handling machinery, equipment, and parts	7	19 070	1 148	6.0	Z	X
2450	Industrial containers and supplies	6	72 505	1 534	2.1	Z	X
2460	Other industrial supplies	293	1 039 439	123 156	11.8	1.6	1.9
2461	Printing and duplicating inks	63	188 672	33 119	17.6	.4	X
2462	Abrasives and abrasive materials	163	268 980	27 271	10.1	.4	X
2465	Strapping and tape	105	132 414	4 350	3.3	.1	X
2466	Industrial supplies, n.e.c.	93	382 792	40 340	10.5	.5	X
2620	Marine machinery, equipment, and supplies	6	27 833	1 904	6.8	Z	X
3400	Industrial and personal services paper and plastics	8	11 191	755	6.7	Z	X
3600	Piece goods, knit and woven	22	85 339	11 737	13.8	.2	X
5300	Plastics materials and basic shapes	43	265 940	18 286	6.9	.2	31.7
5311	Plastic pipes, rods, tubes, and shapes	13	110 946	5 630	5.1	.1	X
5313	Plastics raw materials	17	137 255	11 411	8.3	.2	X
5314	Other plastics materials and basic shapes	10	15 688	866	5.5	Z	X

See footnotes at end of table.

Table 2. All Types of Operation by Kind of Business and Commodity Line for Wholesale Trade: 1997—Con.

[Includes only establishments with payroll. For meaning of abbreviations and symbols, see introductory text. For explanation of terms, see Appendix A]

NAICS code and CL code	Kind of business and commodity line	Establishments handling commodity line		Commodity line sales			Sales coverage percent
		Number	Total sales (\$1,000)	Amount ¹ (\$1,000)	As percent of total sales of—		
					Establishments handling line	Establishments in NAICS industry ¹	
4229501	Paint, varnish, & supplies whsle—Con.						
5330	Chemicals and allied products (excluding agricultural, plastics, gases, and petroleum)	125	490 359	60 309	12.3	.8	39.8
5331	Gases, compressed and liquified, except L.P.	6	19 153	1 349	7.0	Z	X
5335	Detergents and soaps	17	7 611	330	4.3	Z	X
5336	Sanitation chemicals, polishes, and waxes	10	3 911	130	3.3	Z	X
5342	Adhesives, sealants, and glues	66	347 437	26 734	7.7	.4	X
5344	Other chemicals and allied products	82	374 735	29 591	7.9	.4	X
5400	Petroleum products	15	41 138	2 173	5.3	Z	X
5800	Farm supplies	7	91 761	6 293	6.9	.1	X
6000	Paint, paint supplies, and wallpaper	2 192	7 510 467	6 690 696	89.1	89.1	49.4
6011	Architectural coatings (enamels, primers, stains, solvents, and lacquers)	880	3 636 937	2 144 773	59.0	28.6	X
6012	Industrial/OEM coatings (coatings applied by original manufacturers to products during manufacturing)	467	1 963 761	981 974	50.0	13.1	X
6013	Special purpose coatings (automotive, refinish, marine, traffic coatings)	1 009	2 706 199	1 662 110	61.4	22.1	X
6014	Paint supplies	944	2 769 557	1 029 596	37.2	13.7	X
6015	Wallpaper	398	1 230 374	872 241	70.9	11.6	X
9700	Service receipts and labor charges (including installed parts)	53	457 026	141 322	30.9	1.9	13.0
9701	Labor charges for repair work	24	59 538	2 525	4.2	Z	X
9702	Parts installed in repair work	21	58 651	939	1.6	Z	X
9703	Other service receipts and labor charges—Specify	19	58 861	5 885	10.0	.1	X
9810	Miscellaneous commodities	57	133 657	17 012	12.7	.2	X
9940	Rental and leasing receipts	8	9 107	196	2.2	Z	X
42299	Other miscellaneous nondurable goods whsle	14 767	X	60 572 100	X	100.0	76.8
0100	New and used automobiles, motorcycles, etc.	17	36 378	2 049	5.6	Z	X
0120	Buses, campers, and motor homes	6	25 363	2 022	8.0	Z	76.8
0122	Motor homes, car trailers, and campers	6	25 363	2 022	8.0	Z	X
0200	New and rebuilt automotive parts and supplies	92	251 660	21 146	8.4	Z	X
0300	Tires and tubes	18	35 505	2 810	7.9	Z	X
0400	Household and lawn furniture	164	827 594	46 179	5.6	.1	2.8
0411	Upholstered furniture	7	27 590	1 193	4.3	Z	X
0412	Sleep furniture and equipment	27	236 962	3 882	1.6	Z	X
0413	Lawn furniture and equipment	88	395 915	26 499	6.7	Z	X
0414	Other furniture (including sleep sofas)	59	203 115	10 895	5.4	Z	X
0420	Office and business furniture	100	278 209	25 731	9.2	Z	14.5
0421	New office furniture (wooden and metal)	87	236 449	19 415	8.2	Z	X
0500	Household china, glassware, crockery, and plastic housewares	626	1 161 006	120 498	10.4	.2	X
0520	Linens, domestics, curtains, and draperies	320	695 428	40 212	5.8	.1	3.9
0521	Bedspreads, blankets, and bedding	39	160 900	10 877	6.8	Z	X
0524	Towels and washcloths	262	512 789	2 500	.5	Z	X
0525	Other linens and domestics	262	515 826	26 532	5.1	Z	X
0530	Flooring and floor coverings	47	37 540	4 349	11.6	Z	66.0
0531	Soft-surface (textile) floor coverings and accessories (including rugs, carpets, and pads)	29	35 379	4 275	12.1	Z	X
0540	Other home furnishings	694	1 779 614	143 253	8.1	.2	3.1
0541	Metal flatware and kitchen utensils	384	860 888	48 814	5.7	.1	X
0542	Mirrors, lamps, and picture frames	124	315 319	21 665	6.9	Z	X
0543	Home furnishings, n.e.c.	156	661 560	55 141	8.3	.1	X
0620	Plywood and millwork	34	199 265	26 503	13.3	Z	.6
0624	Wood millwork (doors, windows, cabinets, etc.)	15	1 032	100	9.7	Z	X
0720	Roofing, siding, and insulation materials	13	8 640	1 125	13.0	Z	X
0730	Flat glass and other construction glass (excluding automotive)	16	17 691	8 354	47.2	Z	X
0740	Other construction materials	22	23 970	2 075	8.7	Z	5.6
0744	Construction materials, n.e.c. (including wire fence and construction paper)	8	2 162	266	12.3	Z	X
0800	Photographic equipment and supplies (excluding video)	226	1 097 925	142 962	13.0	.2	12.6
0813	Photographic film	152	596 542	21 748	3.6	Z	X
0814	Developing supplies (excluding film)	9	6 323	169	2.7	Z	X
0815	Other photographic equipment and supplies	20	226 245	89 989	39.8	.1	X
0900	Office equipment	428	730 448	68 036	9.3	.1	25.3
0911	Typewriters and dedicated word processors	165	244 697	6 388	2.6	Z	X
0912	Calculators and accounting machines	146	308 618	2 138	.7	Z	X
0913	Copying machines and equipment	277	578 773	50 167	8.7	.1	X
0914	Dictating, transcribing, and recording machines	91	112 521	1 579	1.4	Z	X
0915	Mailing, letter handling, and addressing machines	55	145 071	5 154	3.6	Z	X
0920	New computer equipment	429	486 601	59 645	12.3	.1	54.3
0921	Computers	353	370 985	27 862	7.5	Z	X
0922	Computer storage devices	92	228 064	23 215	10.2	Z	X
0923	Computer printers	226	304 355	6 117	2.0	Z	X
0924	Other computer peripheral equipment	260	264 272	2 099	.8	Z	X
0930	Used computer equipment	28	16 286	610	3.7	Z	X
0950	Computer software (packaged)	202	241 797	9 284	3.8	Z	X
0960	Restaurant and hotel equipment and supplies	205	1 652 069	128 798	7.8	.2	X
0970	Store machines and equipment	201	245 699	23 600	9.6	Z	29.6
0971	Vending machines	10	23 161	753	3.3	Z	X
0972	Other store machines and equipment	184	214 630	22 693	10.6	Z	X
1000	Medical, hospital, and surgical supplies	25	106 661	17 615	16.5	Z	24.7
1011	Surgical and medical instruments and equipment	8	2 485	615	24.7	Z	X
1013	Other surgical, medical, and hospital supplies	16	98 619	15 558	15.8	Z	X

See footnotes at end of table.

Table 2. All Types of Operation by Kind of Business and Commodity Line for Wholesale Trade: 1997—Con.

[Includes only establishments with payroll. For meaning of abbreviations and symbols, see introductory text. For explanation of terms, see Appendix A]

NAICS code and CL code	Kind of business and commodity line	Establishments handling commodity line		Commodity line sales			Sales coverage percent
		Number	Total sales (\$1,000)	Amount ¹ (\$1,000)	As percent of total sales of—		
					Establishments handling line	Establishments in NAICS industry ¹	
42299	Other miscellaneous nondurable goods whse—Con.						
1030	Optical and ophthalmic goods	78	250 412	5 064	2.0	Z	72.0
1034	Optical goods, n.e.c. (excluding cameras)	74	248 535	4 953	2.0	Z	X
1040	Religious and school supplies	94	273 962	16 908	6.2	Z	12.8
1042	School supplies	63	84 999	10 619	12.5	Z	X
1050	Other professional equipment and supplies	23	13 075	1 391	10.6	Z	76.8
1051	Architects' equipment and supplies	7	5 014	751	15.0	Z	X
1056	Veterinarians' equipment and supplies	12	3 402	264	7.8	Z	X
1120	Flat iron and steel products	44	7 543 867	279 757	3.7	.5	18.7
1123	Sheets (cold-rolled)	26	7 504 397	277 062	3.7	.5	X
1140	Iron and steel wire and wire products	64	257 947	14 579	5.7	Z	X
1150	Iron and steel pipe and tubing	37	2 193 046	52 160	2.4	.1	64.7
1154	Other steel pipe	17	2 168 673	49 148	2.3	.1	X
1200	Copper and brass	73	8 973 846	1 494 955	16.7	2.5	X
1220	Aluminum shapes, forms, etc.	93	12 154 368	1 975 050	16.3	3.3	X
1300	Coal and coke	10	3 391 022	238 148	7.0	.4	X
1320	Minerals and ores (excluding coal, precious stones, and crude oil)	35	10 826 389	623 541	5.8	1.0	X
1400	Electrical apparatus and equipment	325	3 823 725	95 253	2.5	.2	.6
1411	Power and distribution transformers	47	291 423	2 331	.8	Z	X
1412	Switchgear and switchboard apparatus	47	122 641	4 084	3.3	Z	X
1414	Conduit, raceway, and fittings	76	1 969 949	7 740	.4	Z	X
1415	Electric bulbs (all types)	39	71 702	8 630	12.0	Z	X
1416	Interior wiring (excluding conduit)	126	2 288 775	20 213	.9	Z	X
1417	Exterior wiring and cable (excluding conduit)	25	196 962	480	.2	Z	X
1418	Lighting fixtures (residential and commercial)	15	41 855	817	2.0	Z	X
1419	Industrial controls	198	3 378 230	44 017	1.3	.1	X
1421	Other electrical apparatus and equipment (including fuses and lightning rods)	97	1 970 734	6 324	.3	Z	X
1500	Electrical appliances, household	312	654 461	52 265	8.0	.1	2.3
1511	Televisions	14	34 106	1 066	3.1	Z	X
1512	Radios, stereos, and CD players	14	34 106	534	1.6	Z	X
1513	V.C.R.'s and video cameras	17	41 697	665	1.6	Z	X
1518	Other electrical household appliances (including fans, dishwashers, etc.)	280	557 867	25 832	4.6	Z	X
1600	Electronic parts and equipment, except communication	373	3 848 505	290 510	7.5	.5	.1
1612	Integrated circuits	104	3 223 030	13 911	.4	Z	X
1616	Electronic connectors and other passive electronic parts	300	3 781 168	103 700	2.7	.2	X
1618	Electronic parts and equipment, n.e.c.	140	3 266 328	170 939	5.2	.3	X
1650	Communication equipment and supplies	133	252 723	21 393	8.5	Z	18.1
1651	Telephones	122	250 983	8 076	3.2	Z	X
1652	Other electronic communication equipment	90	178 845	11 153	6.2	Z	X
1653	Other electrical communication equipment	17	91 888	2 077	2.3	Z	X
1700	Hardware	541	1 196 715	131 804	11.0	.2	10.3
1711	Hand tools (including power driven)	411	1 031 207	65 647	6.4	.1	X
1712	Bolts, nuts, rivets, and fasteners	408	752 728	47 168	6.3	.1	X
1713	Cutlery	75	28 449	792	2.7	Z	X
1800	Plumbing and heating equipment and supplies (hydronics)	154	284 816	36 093	12.7	.1	56.9
1811	Plastic pipe fittings and valves (excluding pipe and tubing)	128	68 859	3 163	4.6	Z	X
1812	Metal pipe fittings and valves (excluding pipe and tubing)	102	69 450	2 922	4.2	Z	X
1813	Plumbing fixtures	48	42 386	751	1.8	Z	X
1814	Furnaces, stoves, water heaters (except electric and warm air)	56	43 502	1 854	4.3	Z	X
1815	Boilers, radiators, and convectors	8	1 113	88	7.9	Z	X
1818	Other plumbing and heating equipment and supplies	30	200 296	27 301	13.6	Z	X
1900	Warm air heating and air-conditioning equipment and supplies	42	48 139	8 278	17.2	Z	38.2
1911	Furnaces (warm air)	27	36 179	1 410	3.9	Z	X
1912	Central air-conditioning (residential and commercial)	34	42 432	4 932	11.6	Z	X
1918	Condensing units for air-conditioners	10	2 569	18	.7	Z	X
1919	Registers, grills, pre-formed ductwork (excluding sheet metal), and duct insulation	32	36 420	267	.7	Z	X
2000	Refrigeration equipment and supplies	62	46 210	10 468	22.7	Z	15.8
2011	Commercial refrigerators (reach-in and walk-in)	62	46 210	2 578	5.6	Z	X
2012	Unit coolers for commercial refrigerators	62	46 210	2 740	5.9	Z	X
2013	Condensing units for commercial refrigerators	62	46 210	2 426	5.3	Z	X
2014	Refrigerants	44	31 471	1 402	4.5	Z	X
2015	Other refrigeration equipment and supplies	44	31 471	1 307	4.2	Z	X
2100	Construction and mining machinery and equipment (including parts and attachments)	25	27 726	4 363	15.7	Z	71.7
2113	New mixers, pavers, and related equipment	13	10 677	534	5.0	Z	X
2117	Other new construction and mining, logging, and road maintenance machinery, equipment, and parts	12	17 049	2 260	13.3	Z	X
2118	Used construction and mining machinery and equipment	20	21 901	1 568	7.2	Z	X
2200	Farm machinery, equipment, and parts	50	115 783	22 644	19.6	Z	1.6
2215	New irrigation equipment	50	115 783	22 644	19.6	Z	X
2220	Garden machinery, equipment, and parts	107	268 181	9 279	3.5	Z	X
2230	Food-processing machinery, equipment, and parts	14	14 778	3 620	24.5	Z	72.4
2231	New commercial food-processing machinery (slicers, choppers, baking, etc.)	11	14 400	2 736	19.0	Z	X
2233	Used food-processing machinery and equipment	11	14 400	862	6.0	Z	X
2300	Hydraulic and pneumatic (fluid-power) pumps, motors, and parts	16	11 804	582	4.9	Z	76.8
2311	Pumps	16	11 804	190	1.6	Z	X
2312	Motors	16	11 804	202	1.7	Z	X
2313	Parts for pumps and motors	16	11 804	190	1.6	Z	X

See footnotes at end of table.

Table 2. All Types of Operation by Kind of Business and Commodity Line for Wholesale Trade: 1997—Con.

[Includes only establishments with payroll. For meaning of abbreviations and symbols, see introductory text. For explanation of terms, see Appendix A]

NAICS code and CL code	Kind of business and commodity line	Establishments handling commodity line		Commodity line sales			Sales coverage percent
		Number	Total sales (\$1,000)	Amount ¹ (\$1,000)	As percent of total sales of—		
					Establishments handling line	Establishments in NAICS industry ¹	
42299	Other miscellaneous nondurable goods whse—Con.						
2320	General-purpose industrial machinery, equipment, and parts	203	12 107 372	3 697 391	30.5	6.1	.1
2321	New pumps, compressors (air or gas), and equipment	73	10 070 621	1 982 565	19.7	3.3	X
2326	New controlling, recording, and indicating instruments and access	112	10 425 365	1 599 242	15.3	2.6	X
2327	All other new general-purpose industrial machinery and equipment	40	87 413	14 639	16.7	Z	X
2328	Used general-purpose industrial machinery and equipment	35	1 533 091	87 024	5.7	.1	X
2330	Metalworking machinery, equipment, and parts	12	27 313	5 305	19.4	Z	X
2340	Materials handling machinery, equipment, and parts	59	98 400	17 486	17.8	Z	62.3
2343	New forklift trucks	31	91 867	15 849	17.3	Z	X
2345	Used materials handling machinery, equipment, and parts	53	55 914	1 637	2.9	Z	X
2360	Other industrial machinery, equipment, and parts	44	237 419	164 015	69.1	.3	75.1
2363	New printing trades machinery, equipment, and supplies	19	9 543	1 095	11.5	Z	X
2366	Other new industrial machinery and equipment	30	218 531	157 970	72.3	.3	X
2367	Used industrial machinery and equipment	13	6 386	176	2.8	Z	X
2390	Hydraulic and pneumatic (fluid-power) valves	16	11 804	291	2.5	Z	76.8
2391	Hydraulic valves	16	11 804	196	1.7	Z	X
2400	Hydraulic and pneumatic cylinders and rotary actuators	16	11 804	367	3.1	Z	76.8
2411	Hydraulic cylinders and rotary actuators	16	11 804	272	2.3	Z	X
2420	Hydraulic and pneumatic connectors and assemblies	12	2 264	201	8.9	Z	76.8
2421	Hydraulic and pneumatic connectors	12	2 264	100	4.4	Z	X
2422	Hydraulic and pneumatic assemblies	12	2 264	100	4.4	Z	X
2430	Fluid-power filters, components, accessories, and parts	28	22 425	1 654	7.4	Z	73.7
2431	Filters	28	22 425	1 556	6.9	Z	X
2432	Other fluid-power components, accessories, and parts, n.e.c.	9	9 999	98	1.0	Z	X
2440	Welding supplies (excluding gases)	27	83 304	10 442	12.5	Z	X
2450	Industrial containers and supplies	80	271 306	17 895	6.6	Z	40.2
2454	Other industrial containers and supplies	80	271 306	17 895	6.6	Z	X
2460	Other industrial supplies	124	550 137	45 995	8.4	.1	4.7
2466	Industrial supplies, n.e.c.	90	341 789	17 788	5.2	Z	X
2500	Beauty and barber equipment and supplies	9	2 869	619	21.6	Z	X
2520	Custodial (janitors') equipment and supplies	52	282 194	29 208	10.4	Z	.8
2523	Custodial supplies	34	75 331	11 599	15.4	Z	X
2530	Laundry and dry-cleaning equipment and supplies	64	160 147	15 371	9.6	Z	X
2540	Other service establishment equipment and supplies	11	15 260	2 201	14.4	Z	76.8
2542	Service establishment equipment and supplies, n.e.c.	11	15 260	2 201	14.4	Z	X
2600	Aircraft and aeronautical equipment and supplies	43	3 394 762	106 136	3.1	.2	X
2613	Other new aircraft equipment and supplies	43	3 394 762	106 136	3.1	.2	X
2620	Marine machinery, equipment, and supplies	6	11 695	115	1.0	Z	X
2700	Sporting and recreational goods and supplies	522	921 720	76 219	8.3	.1	1.5
2713	Billiards, pool, bowling equipment, and accessories	355	505 570	30 021	5.9	.1	X
2714	Camping and fishing equipment and accessories	63	92 966	14 536	15.6	Z	X
2800	Toys and hobby goods and supplies	1 088	2 245 466	202 994	9.0	.3	11.6
2811	Video games and cartridges	16	20 213	1 413	7.0	Z	X
2812	Other toys and games (including fireworks and children's vehicles)	735	1 565 790	138 287	8.8	.2	X
2813	Crafts and craft supplies	102	141 517	13 209	9.3	Z	X
2814	Other hobby goods and accessories	92	267 701	29 501	11.0	Z	X
2930	Recyclable paper and paperboard	96	544 151	54 869	10.1	.1	X
2940	Recyclable materials, except metal	19	69 882	7 848	11.2	Z	X
3000	Jewelry, diamonds, gem stones, and watches	523	1 064 489	77 278	7.3	.1	8.6
3011	Diamond jewelry and diamond jewelry where lapidary work was not performed at this location	22	115 837	8 855	7.6	Z	X
3012	Gem stone and pearl jewelry where lapidary work was not performed at this location	10	4 077	60	1.5	Z	X
3014	Watches, clocks, and watch movements and cases	62	201 594	16 547	8.2	Z	X
3015	Karat gold jewelry (rings, necklaces, etc.)	17	22 247	986	4.4	Z	X
3016	Other jewel., silverware, and plated ware (incl. jewel. where gemstones less than 50% of value, gold filled sterling, and costume jewel. and medallions)	134	117 027	17 215	14.7	Z	X
3030	Precious metals—gold, silver, and platinum including precious metal coins	9	1 847 724	20 238	1.1	Z	X
3100	Musical instruments and supplies	26	81 425	10 862	13.3	Z	X
3120	Forest products, except lumber (including cordwood, hewn posts, poles, and ties)	25	220 511	55 783	25.3	.1	X
3130	Compact discs, prerecorded audio tapes, and phonograph records	89	79 522	2 474	3.1	Z	X
3140	Prerecorded video tapes	137	94 343	5 624	6.0	Z	X
3150	Other durable goods	63	340 178	8 191	2.4	Z	4.6
3152	Luggage	61	337 765	2 729	.8	Z	X
3154	Other durable goods, n.e.c.	58	336 658	5 248	1.6	Z	X
3200	Printing and writing paper	543	4 471 070	144 468	3.2	.2	3.2
3212	Fine roll paper	66	554 967	16 985	3.1	Z	X
3213	Other printing and writing paper	527	4 264 783	125 025	2.9	.2	X
3300	Stationery, office supplies and greeting cards	1 150	5 894 566	452 164	7.7	.7	3.9
3311	Business forms	308	1 051 705	15 081	1.4	Z	X
3312	Stationery, photocopy paper, and typing paper	451	1 444 452	71 539	5.0	.1	X
3313	Inked ribbons, carbon paper, pens and pencils	365	3 844 165	94 496	2.5	.2	X
3314	Toner and cartridges	470	4 700 913	104 245	2.2	.2	X
3315	Greeting cards	314	414 116	41 065	9.9	.1	X
3316	Other stationery supplies (envelopes, ruled forms, and binder paper) ..	581	1 438 752	89 225	6.2	.1	X

See footnotes at end of table.

Table 2. All Types of Operation by Kind of Business and Commodity Line for Wholesale Trade: 1997—Con.

[Includes only establishments with payroll. For meaning of abbreviations and symbols, see introductory text. For explanation of terms, see Appendix A]

NAICS code and CL code	Kind of business and commodity line	Establishments handling commodity line		Commodity line sales			Sales coverage percent
		Number	Total sales (\$1,000)	Amount ¹ (\$1,000)	As percent of total sales of—		
					Establishments handling line	Establishments in NAICS industry ¹	
42299	Other miscellaneous nondurable goods whse—Con.						
3400	Industrial and personal services paper and plastics	485	1 707 697	190 779	11.2	.3	8.9
3411	Paperboard and boxboard boxes	196	899 114	45 465	5.1	.1	X
3412	Paper dishes, cups, and napkins	346	764 921	55 113	7.2	.1	X
3413	Industrial paper (wrapping, bags, cartons, etc.)	155	612 125	46 974	7.7	.1	X
3414	Disposable plastic boxes, containers, cups, dishes, and supplies	55	327 168	6 366	1.9	Z	X
3415	Other industrial and personal service paper	95	496 906	32 830	6.6	.1	X
3500	Drugs, pharmaceuticals, cosmetics, and toiletries	667	1 927 528	278 569	14.5	.5	16.9
3511	Prescription drugs	72	377 315	25 544	6.8	Z	X
3512	Nonprescription pharmaceuticals	241	377 288	80 213	21.3	.1	X
3513	Cosmetics	247	282 187	29 329	10.4	Z	X
3514	Perfumes	63	111 054	12 887	11.6	Z	X
3515	Other toiletries and druggists' sundries	328	1 298 519	129 605	10.0	.2	X
3600	Piece goods, knit and woven	222	7 870 476	3 874 867	49.2	6.4	.5
3612	Cotton (including blends)	25	11 461	1 050	9.2	Z	X
3613	Synthetics (excluding synthetic knits)	38	128 249	6 850	5.3	Z	X
3614	Knit fabrics, n.e.c. (including double knit)	37	226 348	10 488	4.6	Z	X
3616	Other piece goods	16	52 268	751	1.4	Z	X
3700	Notions (buttons, ribbons, lace, sewing accessories, zippers, bindings, etc.)	349	708 064	40 833	5.8	.1	X
3800	Men's and boys' wear	878	6 948 797	557 974	8.0	.9	1.1
3811	Men's and boys' suits, coats, and formal wear	30	93 000	14 080	15.1	Z	X
3812	Men's and boys' dress and casual shirts, slacks, and jeans	343	4 711 746	87 221	1.9	.1	X
3813	Men's and boys' underwear and nightwear	58	94 697	7 020	7.4	Z	X
3814	Men's and boys' work clothing and uniforms	420	2 751 767	153 373	5.6	.3	X
3815	Other men's and boys' wear (caps, hats, swimwear, neckwear, etc.)	634	6 591 059	276 448	4.2	.5	X
3900	Women's and children's wear	769	1 213 414	179 657	14.8	.3	9.7
3911	Infants' and children's wear (to size 6X)	41	59 470	5 375	9.0	Z	X
3912	Women's misses', and girls' dresses and blouses	187	311 350	37 262	12.0	.1	X
3913	Women's, misses', and girls' suits and coats	28	65 084	1 513	2.3	Z	X
3914	Women's and misses' outerwear	190	286 761	52 469	18.3	.1	X
3915	Women's and misses' underwear and sleepwear	54	113 753	7 009	6.2	Z	X
3916	Other women's, misses, and girl's wear (furs, sweaters, millinery, etc.)	427	745 135	65 422	8.8	.1	X
4000	Footwear	252	6 132 128	1 702 017	27.8	2.8	.2
4011	All athletic footwear	9	66 364	951	1.4	Z	X
4013	Other women's, misses', and girls' footwear	165	5 963 594	846 822	14.2	1.4	X
4014	Other men's and boy's footwear	172	6 028 281	848 340	14.1	1.4	X
4015	Shoe accessories	23	43 072	2 932	6.8	Z	X
4100	Frozen foods (packaged)	413	1 679 349	352 618	21.0	.6	56.9
4111	Dinners (frozen)	46	1 039 685	24 613	2.4	Z	X
4112	Fish and seafoods (frozen packaged)	367	1 226 702	68 212	5.6	.1	X
4113	Vegetables (frozen)	359	1 123 904	46 201	4.1	.1	X
4114	Fruits and fruit juices (frozen)	357	1 471 937	20 805	1.4	Z	X
4115	Meat (frozen packaged)	372	1 636 839	114 893	7.0	.2	X
4116	Frozen baked goods	107	1 219 224	42 258	3.5	.1	X
4117	Other frozen foods (except frozen dairy products)	139	1 408 183	35 581	2.5	.1	X
4200	Dairy products (excluding dried or canned)	421	1 866 841	239 332	12.8	.4	43.7
4211	Butter	287	300 419	5 306	1.8	Z	X
4212	Cheese	396	1 485 614	162 128	10.9	.3	X
4213	Milk and cream, except raw	114	789 245	22 696	2.9	Z	X
4214	Ice cream	60	205 939	2 001	1.0	Z	X
4215	Raw milk	12	7 913	154	1.9	Z	X
4216	Other dairy products	89	768 373	46 836	6.1	.1	X
4300	Poultry and poultry products	427	1 562 469	148 012	9.5	.2	X
4312	Eggs	416	1 534 000	71 201	4.6	.1	X
4313	Live poultry	416	1 534 000	71 201	4.6	.1	X
4400	Confectionery	288	2 217 807	153 396	6.9	.3	18.6
4411	Candy	218	897 214	76 244	8.5	.1	X
4412	Chewing gum	8	2 961	150	5.1	Z	X
4413	Nuts	52	1 307 054	76 322	5.8	.1	X
4500	Fish and seafoods (excluding canned and frozen packaged)	140	1 036 806	77 321	7.5	.1	X
4600	Meat and meat products (fresh and unpackaged)	443	1 792 246	292 289	16.3	.5	34.0
4611	Beef (not killed on location)	412	1 560 021	191 690	12.3	.3	X
4612	Veal (not killed on location)	268	343 100	5 749	1.7	Z	X
4613	Lamb and mutton (not killed on location)	9	181 836	2 097	1.2	Z	X
4614	Pork (not killed on location)	275	880 272	42 905	4.9	.1	X
4615	Sausage and prepared meats made on location	255	157 952	3 615	2.3	Z	X
4616	Sausage and prepared meats not made on location	49	226 199	6 196	2.7	Z	X
4618	Other meat products	47	769 541	40 000	5.2	.1	X
4700	Fresh fruits and vegetables	463	1 802 714	151 909	8.4	.3	1.3
4711	Fresh fruits	455	1 794 806	149 935	8.4	.2	X
4800	Coffee, tea, and spices	401	1 532 095	55 603	3.6	.1	22.7
4811	Coffee	134	1 301 670	25 790	2.0	Z	X
4812	Tea	118	512 633	6 674	1.3	Z	X
4813	Spices	387	1 228 467	23 071	1.9	Z	X
4820	Bread and baked goods	291	885 160	19 272	2.2	Z	35.1
4821	Breads and rolls	71	705 730	6 748	1.0	Z	X
4822	Cookies, cakes, and other baked goods	281	872 504	12 217	1.4	Z	X
4830	Canned foods	418	1 227 143	46 801	3.8	.1	30.9
4831	Canned and bottled fruits, vegetables, and juices	396	961 269	30 278	3.2	.1	X
4832	Canned and bottled baby foods	109	72 396	717	1.0	Z	X
4833	Canned meats	133	842 393	6 590	.8	Z	X
4834	Canned fish and seafoods	258	202 167	2 409	1.2	Z	X
4836	Other canned foods	19	547 305	5 992	1.1	Z	X

See footnotes at end of table.

Table 2. All Types of Operation by Kind of Business and Commodity Line for Wholesale Trade: 1997—Con.

[Includes only establishments with payroll. For meaning of abbreviations and symbols, see introductory text. For explanation of terms, see Appendix A]

NAICS code and CL code	Kind of business and commodity line	Establishments handling commodity line		Commodity line sales			Sales coverage percent
		Number	Total sales (\$1,000)	Amount ¹ (\$1,000)	As percent of total sales of—		
					Establishments handling line	Establishments in NAICS industry ¹	
42299	Other miscellaneous nondurable goods whsle—Con.						
4840	Food and beverage basic materials (include flavoring extracts, fruit peel, hop extract, industrial molasses, sausage casings, malt, yeast, etc.)	262	189 937	3 751	2.0	Z	X
4850	Soft drinks and bottled water	232	1 880 955	108 235	5.8	.2	40.8
4851	Soft drinks, packaged	190	1 130 343	89 479	7.9	.1	X
4852	Soft drinks, pre and post mix bulk	103	1 086 944	9 485	.9	Z	X
4853	Bottled water	149	833 720	8 955	1.1	Z	X
4860	Other grocery specialties	800	8 267 939	653 523	7.9	1.1	7.6
4861	Pasta	535	7 067 022	110 180	1.6	.2	X
4862	Breakfast cereals	113	386 477	3 808	1.0	Z	X
4863	Cooking oils and margarine	623	7 523 369	183 789	2.4	.3	X
4864	Flour	513	6 151 957	33 455	.5	.1	X
4865	Pickles, preserves, jellies, jams, and sauces	524	6 624 719	47 917	.7	.1	X
4866	Sugar, refined	524	5 866 396	40 340	.7	.1	X
4867	Pet foods	31	53 289	737	1.4	Z	X
4868	Grocery specialties, n.e.c.	343	2 196 600	232 802	10.6	.4	X
4900	Grain and beans	238	15 329 624	2 069 523	13.5	3.4	X
4911	Corn (for grain)	7	15 342	915	6.0	Z	X
4912	Oats and barley	7	15 342	299	1.9	Z	X
4913	Wheat	7	15 342	58	.4	Z	X
5100	Hides, skins, and pelts	8	14 870	5 945	40.0	Z	X
5140	Other farm products, inedible	43	79 365	17 452	22.0	Z	76.8
5143	Farm products, n.e.c.	43	79 365	17 452	22.0	Z	X
5300	Plastics materials and basic shapes	427	6 471 552	313 665	4.8	.5	.2
5311	Plastic pipes, rods, tubes, and shapes	31	100 893	12 890	12.8	Z	X
5313	Plastics raw materials	31	31 239	5 378	17.2	Z	X
5320	Industrial gases (welding, etc.)	29	85 795	18 851	22.0	Z	X
5330	Chemicals and allied products (excluding agricultural, plastics, gases, and petroleum)	590	11 133 695	3 469 715	31.2	5.7	.4
5335	Detergents and soaps	375	2 066 972	413 656	20.0	.7	X
5336	Sanitation chemicals, polishes, and waxes	118	1 005 390	162 964	16.2	.3	X
5342	Adhesives, sealants, and glues	9	65 194	4 575	7.0	Z	X
5344	Other chemicals and allied products	166	8 942 295	2 883 678	32.2	4.8	X
5400	Petroleum products	75	2 245 536	104 419	4.7	.2	X
5418	Lubricating oil and greases	28	2 180 684	99 648	4.6	.2	X
5420	Liquified petroleum gases (excluding natural gas)	14	9 904	1 667	16.8	Z	X
5500	Crude oil	25	8 661 115	4 157 775	48.0	6.9	X
5600	Beer and ale	14	216 174	1 092	.5	Z	X
5700	Wines and distilled alcoholic beverages	19	240 611	1 431	.6	Z	X
5800	Farm supplies	217	14 857 820	1 297 385	8.7	2.1	57.1
5812	Feeds (poultry and livestock) not mixed on location	95	385 872	51 814	13.4	.1	X
5813	Prepared feeds (poultry and livestock) mixed on location	11	69 879	3 523	5.0	Z	X
5814	Weed killers, soil sterilizers, and soil conditioners	12	47 652	2 987	6.3	Z	X
5815	Insecticides, fungicides, and pesticides	12	47 652	11 440	24.0	Z	X
5816	Other agricultural chemicals and fertilizers	75	14 052 063	1 176 613	8.4	1.9	X
5817	Seeds and bulbs	12	47 652	2 987	6.3	Z	X
5818	Other farm supplies (including harness and saddlery equipment)	23	94 180	5 493	5.8	Z	X
5900	Tobacco and tobacco products	116	348 207	29 663	8.5	Z	X
6000	Paint, paint supplies, and wallpaper	77	305 010	14 551	4.8	Z	X
6100	Books, periodicals, newspapers, and miscellaneous printed materials	602	1 341 854	86 393	6.4	.1	3.5
6101	Books	454	1 164 253	64 531	5.5	.1	X
6102	Other periodicals, newspapers, and miscellaneous printed materials	38	67 133	11 838	17.6	Z	X
6110	Flowers and florists' supplies	222	538 040	54 604	10.1	.1	X
6120	Art goods (including novelties and souvenirs)	5 024	10 593 959	8 888 562	83.9	14.7	52.3
6121	Art materials	1 801	4 108 387	3 374 898	82.1	5.6	X
6122	Novelties and souvenirs	3 468	6 999 948	5 513 663	78.8	9.1	X
6130	Textile bags, bagging, and burlap	619	1 193 977	769 932	64.5	1.3	X
6150	Nondurable goods, n.e.c.	6 881	18 716 052	16 893 645	90.3	27.9	X
9700	Service receipts and labor charges (including installed parts)	1 459	1 861 704	409 098	22.0	.7	46.2
9701	Labor charges for repair work	1 095	992 036	102 148	10.3	.2	X
9702	Parts installed in repair work	963	984 425	74 764	7.6	.1	X
9703	Other service receipts and labor charges—Specify	492	1 018 395	227 653	22.4	.4	X
9720	Receipts for service contracts	783	842 073	183 864	21.8	.3	X
9730	Advertising specialties (paper novelties, etc.)	399	447 885	67 116	15.0	.1	X
9740	Receipts for installing equipment	546	409 362	73 139	17.9	.1	X
9810	Miscellaneous commodities	964	7 120 281	287 417	4.0	.5	X
9930	Sales of integrated systems which you wrote or modified software	166	137 936	31 028	22.5	.1	X
9940	Rental and leasing receipts	641	630 732	108 006	17.1	.2	37.4
9941	Computer rental and leasing receipts	100	69 929	12 847	18.4	Z	X
9942	Photocopying machine rental	303	467 101	83 607	17.9	.1	X
9943	Other office machine rental receipts	339	305 007	8 191	2.7	Z	X
9944	Other rental receipts	47	12 888	213	1.7	Z	X
9950	Construction receipts	43	10 776	4 112	38.2	Z	X
9960	Custom software (designed to customer specifications)	152	94 699	18 243	19.3	Z	X
9970	Receipts for printing or photocopying performed at this establishment	68	44 448	7 397	16.6	Z	X

See footnotes at end of table.

Table 2. All Types of Operation by Kind of Business and Commodity Line for Wholesale Trade: 1997—Con.

[Includes only establishments with payroll. For meaning of abbreviations and symbols, see introductory text. For explanation of terms, see Appendix A]

NAICS code and CL code	Kind of business and commodity line	Establishments handling commodity line		Commodity line sales			Sales coverage percent
		Number	Total sales (\$1,000)	Amount ¹ (\$1,000)	As percent of total sales of—		
					Establishments handling line	Establishments in NAICS industry ¹	
422990	Other miscellaneous nondurable goods whse	14 767	X	60 572 100	X	100.0	76.8
0100	New and used automobiles, motorcycles, etc.	17	36 378	2 049	5.6	Z	X
0120	Buses, campers, and motor homes	6	25 363	2 022	8.0	Z	76.8
0122	Motor homes, car trailers, and campers	6	25 363	2 022	8.0	Z	X
0200	New and rebuilt automotive parts and supplies	92	251 660	21 146	8.4	Z	X
0300	Tires and tubes	18	35 505	2 810	7.9	Z	X
0400	Household and lawn furniture	164	827 594	46 179	5.6	.1	2.8
0411	Upholstered furniture	7	27 590	1 193	4.3	Z	X
0412	Sleep furniture and equipment	27	236 962	3 882	1.6	Z	X
0413	Lawn furniture and equipment	88	395 915	26 499	6.7	Z	X
0414	Other furniture (including sleep sofas)	59	203 115	10 895	5.4	Z	X
0420	Office and business furniture	100	278 209	25 731	9.2	Z	14.5
0421	New office furniture (wooden and metal)	87	236 449	19 415	8.2	Z	X
0500	Household china, glassware, crockery, and plastic housewares	626	1 161 006	120 498	10.4	.2	X
0520	Linens, domestics, curtains, and draperies	320	695 428	40 212	5.8	.1	3.9
0521	Bedspreads, blankets, and bedding	39	160 900	10 877	6.8	Z	X
0524	Towels and washcloths	262	512 789	2 500	.5	Z	X
0525	Other linens and domestics	262	515 826	26 532	5.1	Z	X
0530	Flooring and floor coverings	47	37 540	4 349	11.6	Z	66.0
0531	Soft-surface (textile) floor coverings and accessories (including rugs, carpets, and pads)	29	35 379	4 275	12.1	Z	X
0540	Other home furnishings	694	1 779 614	143 253	8.1	.2	3.1
0541	Metal flatware and kitchen utensils	384	860 888	48 814	5.7	.1	X
0542	Mirrors, lamps, and picture frames	124	315 319	21 665	6.9	Z	X
0543	Home furnishings, n.e.c.	156	661 560	55 141	8.3	.1	X
0620	Plywood and millwork	34	199 265	26 503	13.3	Z	.6
0624	Wood millwork (doors, windows, cabinets, etc.)	15	1 032	100	9.7	Z	X
0720	Roofing, siding, and insulation materials	13	8 640	1 125	13.0	Z	X
0730	Flat glass and other construction glass (excluding automotive)	16	17 691	8 354	47.2	Z	X
0740	Other construction materials	22	23 970	2 075	8.7	Z	5.6
0744	Construction materials, n.e.c. (including wire fence and construction paper)	8	2 162	266	12.3	Z	X
0800	Photographic equipment and supplies (excluding video)	226	1 097 925	142 962	13.0	.2	12.6
0813	Photographic film	152	596 542	21 748	3.6	Z	X
0814	Developing supplies (excluding film)	9	6 323	169	2.7	Z	X
0815	Other photographic equipment and supplies	20	226 245	89 989	39.8	.1	X
0900	Office equipment	428	730 448	68 036	9.3	.1	25.3
0911	Typewriters and dedicated word processors	165	244 697	6 388	2.6	Z	X
0912	Calculators and accounting machines	146	308 618	2 138	.7	Z	X
0913	Copying machines and equipment	277	578 773	50 167	8.7	.1	X
0914	Dictating, transcribing, and recording machines	91	112 521	1 579	1.4	Z	X
0915	Mailing, letter handling, and addressing machines	55	145 071	5 154	3.6	Z	X
0920	New computer equipment	429	486 601	59 645	12.3	.1	54.3
0921	Computers	353	370 985	27 862	7.5	Z	X
0922	Computer storage devices	92	228 064	23 215	10.2	Z	X
0923	Computer printers	226	304 355	6 117	2.0	Z	X
0924	Other computer peripheral equipment	260	264 272	2 099	.8	Z	X
0930	Used computer equipment	28	16 286	610	3.7	Z	X
0950	Computer software (packaged)	202	241 797	9 284	3.8	Z	X
0960	Restaurant and hotel equipment and supplies	205	1 652 069	128 798	7.8	.2	X
0970	Store machines and equipment	201	245 699	23 600	9.6	Z	29.6
0971	Vending machines	10	23 161	753	3.3	Z	X
0972	Other store machines and equipment	184	214 630	22 693	10.6	Z	X
1000	Medical, hospital, and surgical supplies	25	106 661	17 615	16.5	Z	24.7
1011	Surgical and medical instruments and equipment	8	2 485	615	24.7	Z	X
1013	Other surgical, medical, and hospital supplies	16	98 619	15 558	15.8	Z	X
1030	Optical and ophthalmic goods	78	250 412	5 064	2.0	Z	72.0
1034	Optical goods, n.e.c. (excluding cameras)	74	248 535	4 953	2.0	Z	X
1040	Religious and school supplies	94	273 962	16 908	6.2	Z	12.8
1042	School supplies	63	84 999	10 619	12.5	Z	X
1050	Other professional equipment and supplies	23	13 075	1 391	10.6	Z	76.8
1051	Architects' equipment and supplies	7	5 014	751	15.0	Z	X
1056	Veterinarians' equipment and supplies	12	3 402	264	7.8	Z	X
1120	Flat iron and steel products	44	7 543 867	279 757	3.7	.5	18.7
1123	Sheets (cold-rolled)	26	7 504 397	277 062	3.7	.5	X
1140	Iron and steel wire and wire products	64	257 947	14 579	5.7	Z	X
1150	Iron and steel pipe and tubing	37	2 193 046	52 160	2.4	.1	64.7
1154	Other steel pipe	17	2 168 673	49 148	2.3	.1	X
1200	Copper and brass	73	8 973 846	1 494 955	16.7	2.5	X
1220	Aluminum shapes, forms, etc.	93	12 154 368	1 975 050	16.3	3.3	X
1300	Coal and coke	10	3 391 022	238 148	7.0	.4	X
1320	Minerals and ores (excluding coal, precious stones, and crude oil)	35	10 826 389	623 541	5.8	1.0	X

See footnotes at end of table.

Table 2. All Types of Operation by Kind of Business and Commodity Line for Wholesale Trade: 1997—Con.

[Includes only establishments with payroll. For meaning of abbreviations and symbols, see introductory text. For explanation of terms, see Appendix A]

NAICS code and CL code	Kind of business and commodity line	Establishments handling commodity line		Commodity line sales			Sales coverage percent
		Number	Total sales (\$1,000)	Amount ¹ (\$1,000)	As percent of total sales of—		
					Establishments handling line	Establishments in NAICS industry ¹	
422990	Other miscellaneous nondurable goods whlse—Con.						
1400	Electrical apparatus and equipment	325	3 823 725	95 253	2.5	.2	.6
1411	Power and distribution transformers	47	291 423	2 331	.8	Z	X
1412	Switchgear and switchboard apparatus	47	122 641	4 084	3.3	Z	X
1414	Conduit, raceway, and fittings	76	1 969 949	7 740	.4	Z	X
1415	Electric bulbs (all types)	39	71 702	8 630	12.0	Z	X
1416	Interior wiring (excluding conduit)	126	2 288 775	20 213	.9	Z	X
1417	Exterior wiring and cable (excluding conduit)	25	196 962	480	.2	Z	X
1418	Lighting fixtures (residential and commercial)	15	41 855	817	2.0	Z	X
1419	Industrial controls	198	3 378 230	44 017	1.3	.1	X
1421	Other electrical apparatus and equipment (including fuses and lightning rods)	97	1 970 734	6 324	.3	Z	X
1500	Electrical appliances, household	312	654 461	52 265	8.0	.1	2.3
1511	Televisions	14	34 106	1 066	3.1	Z	X
1512	Radios, stereos, and CD players	14	34 106	534	1.6	Z	X
1513	V.C.R.'s and video cameras	17	41 697	665	1.6	Z	X
1518	Other electrical household appliances (including fans, dishwashers, etc.)	280	557 867	25 832	4.6	Z	X
1600	Electronic parts and equipment, except communication	373	3 848 505	290 510	7.5	.5	.1
1612	Integrated circuits	104	3 223 030	13 911	.4	Z	X
1616	Electronic connectors and other passive electronic parts	300	3 781 168	103 700	2.7	.2	X
1618	Electronic parts and equipment, n.e.c.	140	3 266 328	170 939	5.2	.3	X
1650	Communication equipment and supplies	133	252 723	21 393	8.5	Z	18.1
1651	Telephones	122	250 983	8 076	3.2	Z	X
1652	Other electronic communication equipment	90	178 845	11 153	6.2	Z	X
1653	Other electrical communication equipment	17	91 888	2 077	2.3	Z	X
1700	Hardware	541	1 196 715	131 804	11.0	.2	10.3
1711	Hand tools (including power driven)	411	1 031 207	65 647	6.4	.1	X
1712	Bolts, nuts, rivets, and fasteners	408	752 728	47 168	6.3	X	X
1713	Cutlery	75	28 449	782	2.7	Z	X
1800	Plumbing and heating equipment and supplies (hydronics)	154	284 816	36 093	12.7	.1	56.9
1811	Plastic pipe fittings and valves (excluding pipe and tubing)	128	68 859	3 163	4.6	Z	X
1812	Metal pipe fittings and valves (excluding pipe and tubing)	102	69 450	2 922	4.2	Z	X
1813	Plumbing fixtures	48	42 386	751	1.8	Z	X
1814	Furnaces, stoves, water heaters (except electric and warm air)	56	43 502	1 854	4.3	Z	X
1815	Boilers, radiators, and convectors	8	1 113	88	7.9	Z	X
1818	Other plumbing and heating equipment and supplies	30	200 296	27 301	13.6	Z	X
1900	Warm air heating and air-conditioning equipment and supplies	42	48 139	8 278	17.2	Z	38.2
1911	Furnaces (warm air)	27	36 179	1 410	3.9	Z	X
1912	Central air-conditioning (residential and commercial)	34	42 432	4 932	11.6	Z	X
1918	Condensing units for air-conditioners	10	2 569	18	.7	Z	X
1919	Registers, grills, pre-formed ductwork (excluding sheet metal), and duct insulation	32	36 420	267	.7	Z	X
2000	Refrigeration equipment and supplies	62	46 210	10 468	22.7	Z	15.8
2011	Commercial refrigerators (reach-in and walk-in)	62	46 210	2 578	5.6	Z	X
2012	Unit coolers for commercial refrigerators	62	46 210	2 740	5.9	Z	X
2013	Condensing units for commercial refrigerators	62	46 210	2 426	5.3	Z	X
2014	Refrigerants	44	31 471	1 402	4.5	Z	X
2015	Other refrigeration equipment and supplies	44	31 471	1 307	4.2	Z	X
2100	Construction and mining machinery and equipment (including parts and attachments)	25	27 726	4 363	15.7	Z	71.7
2113	New mixers, pavers, and related equipment	13	10 677	534	5.0	Z	X
2117	Other new construction and mining, logging, and road maintenance machinery, equipment, and parts	12	17 049	2 260	13.3	Z	X
2118	Used construction and mining machinery and equipment	20	21 901	1 568	7.2	Z	X
2200	Farm machinery, equipment, and parts	50	115 783	22 644	19.6	Z	1.6
2215	New irrigation equipment	50	115 783	22 644	19.6	Z	X
2220	Garden machinery, equipment, and parts	107	268 181	9 279	3.5	Z	X
2230	Food-processing machinery, equipment, and parts	14	14 778	3 620	24.5	Z	72.4
2231	New commercial food-processing machinery (slicers, choppers, baking, etc.)	11	14 400	2 736	19.0	Z	X
2233	Used food-processing machinery and equipment	11	14 400	862	6.0	Z	X
2300	Hydraulic and pneumatic (fluid-power) pumps, motors, and parts	16	11 804	582	4.9	Z	76.8
2311	Pumps	16	11 804	190	1.6	Z	X
2312	Motors	16	11 804	202	1.7	Z	X
2313	Parts for pumps and motors	16	11 804	190	1.6	Z	X
2320	General-purpose industrial machinery, equipment, and parts	203	12 107 372	3 697 391	30.5	6.1	.1
2321	New pumps, compressors (air or gas), and equipment	73	10 070 621	1 982 565	19.7	3.3	X
2326	New controlling, recording, and indicating instruments and access	112	10 425 365	1 599 242	15.3	2.6	X
2327	All other new general-purpose industrial machinery and equipment	40	87 413	14 639	16.7	Z	X
2328	Used general-purpose industrial machinery and equipment	35	1 533 091	87 024	5.7	.1	X
2330	Metalworking machinery, equipment, and parts	12	27 313	5 305	19.4	Z	X
2340	Materials handling machinery, equipment, and parts	59	98 400	17 486	17.8	Z	62.3
2343	New forklift trucks	31	91 867	15 849	17.3	Z	X
2345	Used materials handling machinery, equipment, and parts	53	55 914	1 637	2.9	Z	X
2360	Other industrial machinery, equipment, and parts	44	237 419	164 015	69.1	.3	75.1
2363	New printing trades machinery, equipment, and supplies	19	9 543	1 095	11.5	Z	X
2366	Other new industrial machinery and equipment	30	218 531	157 970	72.3	.3	X
2367	Used industrial machinery and equipment	13	6 386	176	2.8	Z	X
2390	Hydraulic and pneumatic (fluid-power) valves	16	11 804	291	2.5	Z	76.8
2391	Hydraulic valves	16	11 804	196	1.7	Z	X
2400	Hydraulic and pneumatic cylinders and rotary actuators	16	11 804	367	3.1	Z	76.8
2411	Hydraulic cylinders and rotary actuators	16	11 804	272	2.3	Z	X

See footnotes at end of table.

Table 2. All Types of Operation by Kind of Business and Commodity Line for Wholesale Trade: 1997—Con.

[Includes only establishments with payroll. For meaning of abbreviations and symbols, see introductory text. For explanation of terms, see Appendix A]

NAICS code and CL code	Kind of business and commodity line	Establishments handling commodity line		Commodity line sales			Sales coverage percent
		Number	Total sales (\$1,000)	Amount ¹ (\$1,000)	As percent of total sales of—		
					Establishments handling line	Establishments in NAICS industry ¹	
422990	Other miscellaneous nondurable goods whse—Con.						
2420	Hydraulic and pneumatic connectors and assemblies	12	2 264	201	8.9	Z	76.8
2421	Hydraulic and pneumatic connectors	12	2 264	100	4.4	Z	X
2422	Hydraulic and pneumatic assemblies	12	2 264	100	4.4	Z	X
2430	Fluid-power filters, components, accessories, and parts	28	22 425	1 654	7.4	Z	73.7
2431	Filters	28	22 425	1 556	6.9	Z	X
2432	Other fluid-power components, accessories, and parts, n.e.c.	9	9 999	98	1.0	Z	X
2440	Welding supplies (excluding gases)	27	83 304	10 442	12.5	Z	X
2450	Industrial containers and supplies	80	271 306	17 895	6.6	Z	40.2
2454	Other industrial containers and supplies	80	271 306	17 895	6.6	Z	X
2460	Other industrial supplies	124	550 137	45 995	8.4	.1	4.7
2466	Industrial supplies, n.e.c.	90	341 789	17 788	5.2	Z	X
2500	Beauty and barber equipment and supplies	9	2 869	619	21.6	Z	X
2520	Custodial (janitors') equipment and supplies	52	282 194	29 208	10.4	Z	.8
2523	Custodial supplies	34	75 331	11 599	15.4	Z	X
2530	Laundry and dry-cleaning equipment and supplies	64	160 147	15 371	9.6	Z	X
2540	Other service establishment equipment and supplies	11	15 260	2 201	14.4	Z	76.8
2542	Service establishment equipment and supplies, n.e.c.	11	15 260	2 201	14.4	Z	X
2600	Aircraft and aeronautical equipment and supplies	43	3 394 762	106 136	3.1	.2	X
2613	Other new aircraft equipment and supplies	43	3 394 762	106 136	3.1	.2	X
2620	Marine machinery, equipment, and supplies	6	11 695	115	1.0	Z	X
2700	Sporting and recreational goods and supplies	522	921 720	76 219	8.3	.1	1.5
2713	Billiards, pool, bowling equipment, and accessories	355	505 570	30 021	5.9	.1	X
2714	Camping and fishing equipment and accessories	63	92 966	14 536	15.6	Z	X
2800	Toys and hobby goods and supplies	1 088	2 245 466	202 994	9.0	.3	11.6
2811	Video games and cartridges	16	20 213	1 413	7.0	Z	X
2812	Other toys and games (including fireworks and children's vehicles) ..	735	1 565 790	138 287	8.8	.2	X
2813	Crafts and craft supplies	102	141 517	13 209	9.3	Z	X
2814	Other hobby goods and accessories	92	267 701	29 501	11.0	Z	X
2930	Recyclable paper and paperboard	96	544 151	54 869	10.1	.1	X
2940	Recyclable materials, except metal	19	69 882	7 848	11.2	Z	X
3000	Jewelry, diamonds, gem stones, and watches	523	1 064 489	77 278	7.3	.1	8.6
3011	Diamond jewelry and diamond jewelry where lapidary work was not performed at this location	22	115 837	8 855	7.6	Z	X
3012	Gem stone and pearl jewelry where lapidary work was not performed at this location	10	4 077	60	1.5	Z	X
3014	Watches, clocks, and watch movements and cases	62	201 594	16 547	8.2	Z	X
3015	Karat gold jewelry (rings, necklaces, etc.)	17	22 247	986	4.4	Z	X
3016	Other jewel, silverware, and plated ware (incl. jewel, where gemstones less than 50% of value, gold filled sterling, and costume jewel, and medallions)	134	117 027	17 215	14.7	Z	X
3030	Precious metals—gold, silver, and platinum including precious metal coins	9	1 847 724	20 238	1.1	Z	X
3100	Musical instruments and supplies	26	81 425	10 862	13.3	Z	X
3120	Forest products, except lumber (including cordwood, hewn posts, poles, and ties)	25	220 511	55 783	25.3	.1	X
3130	Compact discs, prerecorded audio tapes, and phonograph records	89	79 522	2 474	3.1	Z	X
3140	Prerecorded video tapes	137	94 343	5 624	6.0	Z	X
3150	Other durable goods	63	340 178	8 191	2.4	Z	4.6
3152	Luggage	61	337 765	2 729	.8	Z	X
3154	Other durable goods, n.e.c.	58	336 658	5 248	1.6	Z	X
3200	Printing and writing paper	543	4 471 070	144 468	3.2	.2	3.2
3212	Fine roll paper	66	554 967	16 985	3.1	Z	X
3213	Other printing and writing paper	527	4 264 783	125 025	2.9	.2	X
3300	Stationery, office supplies and greeting cards	1 150	5 894 566	452 164	7.7	.7	3.9
3311	Business forms	308	1 051 705	15 081	1.4	Z	X
3312	Stationery, photocopy paper, and typing paper	451	1 444 452	71 539	5.0	.1	X
3313	Inked ribbons, carbon paper, pens and pencils	365	3 844 165	94 496	2.5	.2	X
3314	Toner and cartridges	470	4 700 913	104 245	2.2	.2	X
3315	Greeting cards	314	414 116	41 065	9.9	.1	X
3316	Other stationery supplies (envelopes, ruled forms, and binder paper) ..	581	1 438 752	89 225	6.2	.1	X
3400	Industrial and personal services paper and plastics	485	1 707 697	190 779	11.2	.3	8.9
3411	Paperboard and boxboard boxes	196	899 114	45 465	5.1	.1	X
3412	Paper dishes, cups, and napkins	346	764 921	55 113	7.2	.1	X
3413	Industrial paper (wrapping, bags, cartons, etc.)	155	612 125	46 974	7.7	.1	X
3414	Disposable plastic boxes, containers, cups, dishes, and supplies	55	327 168	6 366	1.9	Z	X
3415	Other industrial and personal service paper	95	496 906	32 830	6.6	.1	X
3500	Drugs, pharmaceuticals, cosmetics, and toiletries	667	1 927 528	278 569	14.5	.5	16.9
3511	Prescription drugs	72	377 315	25 544	6.8	Z	X
3512	Nonprescription pharmaceuticals	241	377 288	80 213	21.3	.1	X
3513	Cosmetics	247	282 187	29 329	10.4	Z	X
3514	Perfumes	63	111 054	12 887	11.6	Z	X
3515	Other toiletries and druggists' sundries	328	1 298 519	129 605	10.0	.2	X
3600	Piece goods, knit and woven	222	7 870 476	3 874 867	49.2	6.4	.5
3612	Cotton (including blends)	25	11 461	1 050	9.2	Z	X
3613	Synthetics (excluding synthetic knits)	38	128 249	6 850	5.3	Z	X
3614	Knit fabrics, n.e.c. (including double knit)	37	226 348	10 488	4.6	Z	X
3616	Other piece goods	16	52 268	751	1.4	Z	X
3700	Notions (buttons, ribbons, lace, sewing accessories, zippers, bindings, etc.)	349	708 064	40 833	5.8	.1	X

See footnotes at end of table.

Table 2. All Types of Operation by Kind of Business and Commodity Line for Wholesale Trade: 1997—Con.

[Includes only establishments with payroll. For meaning of abbreviations and symbols, see introductory text. For explanation of terms, see Appendix A]

NAICS code and CL code	Kind of business and commodity line	Establishments handling commodity line		Commodity line sales			Sales coverage percent
		Number	Total sales (\$1,000)	Amount ¹ (\$1,000)	As percent of total sales of—		
					Establishments handling line	Establishments in NAICS industry ¹	
422990	Other miscellaneous nondurable goods whlse—Con.						
3800	Men's and boys' wear	878	6 948 797	557 974	8.0	.9	1.1
3811	Men's and boys' suits, coats, and formal wear	30	93 000	14 080	15.1	Z	X
3812	Men's and boys' dress and casual shirts, slacks, and jeans	343	4 711 746	87 221	1.9	.1	X
3813	Men's and boys' underwear and nightwear	58	94 697	7 020	7.4	Z	X
3814	Men's and boys' work clothing and uniforms	420	2 751 767	153 373	5.6	.3	X
3815	Other men's and boys' wear (caps, hats, swimwear, neckwear, etc.)	634	6 591 059	276 448	4.2	.5	X
3900	Women's and children's wear	769	1 213 414	179 657	14.8	.3	9.7
3911	Infants' and children's wear (to size 6X)	41	59 470	5 375	9.0	Z	X
3912	Women's misses', and girls' dresses and blouses	187	311 350	37 262	12.0	.1	X
3913	Women's, misses', and girls' suits and coats	28	65 084	1 513	2.3	Z	X
3914	Women's and misses' outerwear	190	286 761	52 469	18.3	.1	X
3915	Women's and misses' underwear and sleepwear	54	113 753	7 009	6.2	Z	X
3916	Other women's, misses, and girl's wear (furs, sweaters, millinery, etc.)	427	745 135	65 422	8.8	.1	X
4000	Footwear	252	6 132 128	1 702 017	27.8	2.8	.2
4011	All athletic footwear	9	66 364	951	1.4	Z	X
4013	Other women's, misses', and girls' footwear	165	5 963 594	846 822	14.2	1.4	X
4014	Other men's and boy's footwear	172	6 028 281	848 340	14.1	1.4	X
4015	Shoe accessories	23	43 072	2 932	6.8	Z	X
4100	Frozen foods (packaged)	413	1 679 349	352 618	21.0	.6	56.9
4111	Dinners (frozen)	46	1 039 685	24 613	2.4	Z	X
4112	Fish and seafoods (frozen packaged)	367	1 226 702	68 212	5.6	.1	X
4113	Vegetables (frozen)	359	1 123 904	46 201	4.1	.1	X
4114	Fruits and fruit juices (frozen)	357	1 471 937	20 805	1.4	Z	X
4115	Meat (frozen packaged)	372	1 636 839	114 893	7.0	.2	X
4116	Frozen baked goods	107	1 219 224	42 258	3.5	.1	X
4117	Other frozen foods (except frozen dairy products)	139	1 408 183	35 581	2.5	.1	X
4200	Dairy products (excluding dried or canned)	421	1 866 841	239 332	12.8	.4	43.7
4211	Butter	287	300 419	5 306	1.8	Z	X
4212	Cheese	396	1 485 614	162 128	10.9	.3	X
4213	Milk and cream, except raw	114	789 245	22 696	2.9	Z	X
4214	Ice cream	60	205 939	2 001	1.0	Z	X
4215	Raw milk	12	7 913	154	1.9	Z	X
4216	Other dairy products	89	768 373	46 836	6.1	.1	X
4300	Poultry and poultry products	427	1 562 469	148 012	9.5	.2	X
4312	Eggs	416	1 534 000	71 201	4.6	.1	X
4313	Live poultry	416	1 534 000	71 201	4.6	.1	X
4400	Confectionery	288	2 217 807	153 396	6.9	.3	18.6
4411	Candy	218	897 214	76 244	8.5	.1	X
4412	Chewing gum	8	2 961	150	5.1	Z	X
4413	Nuts	52	1 307 054	76 322	5.8	.1	X
4500	Fish and seafoods (excluding canned and frozen packaged)	140	1 036 806	77 321	7.5	.1	X
4600	Meat and meat products (fresh and unpackaged)	443	1 792 246	292 289	16.3	.5	34.0
4611	Beef (not killed on location)	412	1 560 021	191 690	12.3	.3	X
4612	Veal (not killed on location)	268	343 100	5 749	1.7	Z	X
4613	Lamb and mutton (not killed on location)	9	181 836	2 097	1.2	Z	X
4614	Pork (not killed on location)	275	880 272	42 905	4.9	.1	X
4615	Sausage and prepared meats made on location	255	157 952	3 615	2.3	Z	X
4616	Sausage and prepared meats not made on location	49	226 199	6 196	2.7	Z	X
4618	Other meat products	47	769 541	40 000	5.2	.1	X
4700	Fresh fruits and vegetables	463	1 802 714	151 909	8.4	.3	1.3
4711	Fresh fruits	455	1 794 806	149 935	8.4	.2	X
4800	Coffee, tea, and spices	401	1 532 095	55 603	3.6	.1	22.7
4811	Coffee	134	1 301 670	25 790	2.0	Z	X
4812	Tea	118	512 633	6 674	1.3	Z	X
4813	Spices	387	1 228 467	23 071	1.9	Z	X
4820	Bread and baked goods	291	885 160	19 272	2.2	Z	35.1
4821	Breads and rolls	71	705 730	6 748	1.0	Z	X
4822	Cookies, cakes, and other baked goods	281	872 504	12 217	1.4	Z	X
4830	Canned foods	418	1 227 143	46 801	3.8	.1	30.9
4831	Canned and bottled fruits, vegetables, and juices	396	961 269	30 278	3.2	.1	X
4832	Canned and bottled baby foods	109	72 396	717	1.0	Z	X
4833	Canned meats	133	842 393	6 590	.8	Z	X
4834	Canned fish and seafoods	258	202 167	2 409	1.2	Z	X
4836	Other canned foods	19	547 305	5 992	1.1	Z	X
4840	Food and beverage basic materials (include flavoring extracts, fruit peel, hop extract, industrial molasses, sausage casings, malt, yeast, etc.)	262	189 937	3 751	2.0	Z	X
4850	Soft drinks and bottled water	232	1 880 955	108 235	5.8	.2	40.8
4851	Soft drinks, packaged	190	1 130 343	89 479	7.9	.1	X
4852	Soft drinks, pre and post mix bulk	103	1 086 944	9 485	.9	Z	X
4853	Bottled water	149	833 720	8 955	1.1	Z	X
4860	Other grocery specialties	800	8 267 939	653 523	7.9	1.1	7.6
4861	Pasta	535	7 067 022	110 180	1.6	.2	X
4862	Breakfast cereals	113	386 477	3 808	1.0	Z	X
4863	Cooking oils and margarine	623	7 523 369	183 789	2.4	.3	X
4864	Flour	513	6 151 957	33 455	.5	.1	X
4865	Pickles, preserves, jellies, jams, and sauces	524	6 624 719	47 917	.7	.1	X
4866	Sugar, refined	524	5 866 396	40 340	.7	.1	X
4867	Pet foods	31	53 289	737	1.4	Z	X
4868	Grocery specialties, n.e.c.	343	2 196 600	232 802	10.6	.4	X
4900	Grain and beans	238	15 329 624	2 069 523	13.5	3.4	X
4911	Corn (for grain)	7	15 342	915	6.0	Z	X
4912	Oats and barley	7	15 342	299	1.9	Z	X
4913	Wheat	7	15 342	58	.4	Z	X
5100	Hides, skins, and pelts	8	14 870	5 945	40.0	Z	X

See footnotes at end of table.

Table 2. All Types of Operation by Kind of Business and Commodity Line for Wholesale Trade: 1997—Con.

[Includes only establishments with payroll. For meaning of abbreviations and symbols, see introductory text. For explanation of terms, see Appendix A]

NAICS code and CL code	Kind of business and commodity line	Establishments handling commodity line		Commodity line sales			Sales coverage percent
		Number	Total sales (\$1,000)	Amount ¹ (\$1,000)	As percent of total sales of—		
					Establishments handling line	Establishments in NAICS industry ¹	
422990	Other miscellaneous nondurable goods whlse—Con.						
5140	Other farm products, inedible	43	79 365	17 452	22.0	Z	76.8
5143	Farm products, n.e.c.	43	79 365	17 452	22.0	Z	X
5300	Plastics materials and basic shapes	427	6 471 552	313 665	4.8	.5	.2
5311	Plastic pipes, rods, tubes, and shapes	31	100 893	12 890	12.8	Z	X
5313	Plastics raw materials.....	31	31 239	5 378	17.2	Z	X
5320	Industrial gases (welding, etc.)	29	85 795	18 851	22.0	Z	X
5330	Chemicals and allied products (excluding agricultural, plastics, gases, and petroleum)	590	11 133 695	3 469 715	31.2	5.7	.4
5335	Detergents and soaps	375	2 066 972	413 656	20.0	.7	X
5336	Sanitation chemicals, polishes, and waxes	118	1 005 390	162 964	16.2	.3	X
5342	Adhesives, sealants, and glues	9	65 194	4 575	7.0	Z	X
5344	Other chemicals and allied products	166	8 942 295	2 883 678	32.2	4.8	X
5400	Petroleum products	75	2 245 536	104 419	4.7	.2	X
5418	Lubricating oil and greases	28	2 180 684	99 648	4.6	.2	X
5420	Liquified petroleum gases (excluding natural gas)	14	9 904	1 667	16.8	Z	X
5500	Crude oil	25	8 661 115	4 157 775	48.0	6.9	X
5600	Beer and ale.....	14	216 174	1 092	.5	Z	X
5700	Wines and distilled alcoholic beverages	19	240 611	1 431	.6	Z	X
5800	Farm supplies	217	14 857 820	1 297 385	8.7	2.1	57.1
5812	Feeds (poultry and livestock) not mixed on location	95	385 872	51 814	13.4	.1	X
5813	Prepared feeds (poultry and livestock) mixed on location	11	69 879	3 523	5.0	Z	X
5814	Weed killers, soil sterilizers, and soil conditioners.....	12	47 652	2 987	6.3	Z	X
5815	Insecticides, fungicides, and pesticides	12	47 652	11 440	24.0	Z	X
5816	Other agricultural chemicals and fertilizers.....	75	14 052 063	1 176 613	8.4	1.9	X
5817	Seeds and bulbs	12	47 652	2 987	6.3	Z	X
5818	Other farm supplies (including harness and saddlery equipment)	23	94 180	5 493	5.8	Z	X
5900	Tobacco and tobacco products	116	348 207	29 663	8.5	Z	X
6000	Paint, paint supplies, and wallpaper	77	305 010	14 551	4.8	Z	X
6100	Books, periodicals, newspapers, and miscellaneous printed materials	602	1 341 854	86 393	6.4	.1	3.5
6101	Books	454	1 164 253	64 531	5.5	.1	X
6102	Other periodicals, newspapers, and miscellaneous printed materials	38	67 133	11 838	17.6	Z	X
6110	Flowers and florists' supplies	222	538 040	54 604	10.1	.1	X
6120	Art goods (including novelties and souvenirs)	5 024	10 593 959	8 888 562	83.9	14.7	52.3
6121	Art materials.....	1 801	4 108 387	3 374 898	82.1	5.6	X
6122	Novelties and souvenirs.....	3 468	6 999 948	5 513 663	78.8	9.1	X
6130	Textile bags, bagging, and burlap	619	1 193 977	769 932	64.5	1.3	X
6150	Nondurable goods, n.e.c.	6 881	18 716 052	16 893 645	90.3	27.9	X
9700	Service receipts and labor charges (including installed parts)	1 459	1 861 704	409 098	22.0	.7	46.2
9701	Labor charges for repair work	1 095	992 036	102 148	10.3	.2	X
9702	Parts installed in repair work.....	963	984 425	74 764	7.6	.1	X
9703	Other service receipts and labor charges—Specify	492	1 018 395	227 653	22.4	.4	X
9720	Receipts for service contracts	783	842 073	183 864	21.8	.3	X
9730	Advertising specialties (paper novelties, etc.)	399	447 885	67 116	15.0	.1	X
9740	Receipts for installing equipment	546	409 362	73 139	17.9	.1	X
9810	Miscellaneous commodities	964	7 120 281	287 417	4.0	.5	X
9930	Sales of integrated systems which you wrote or modified software	166	137 936	31 028	22.5	.1	X
9940	Rental and leasing receipts	641	630 732	108 006	17.1	.2	37.4
9941	Computer rental and leasing receipts	100	69 929	12 847	18.4	Z	X
9942	Photocopying machine rental	303	467 101	83 607	17.9	.1	X
9943	Other office machine rental receipts	339	305 007	8 191	2.7	Z	X
9944	Other rental receipts	47	12 888	213	1.7	Z	X
9950	Construction receipts	43	10 776	4 112	38.2	Z	X
9960	Custom software (designed to customer specifications)	152	94 699	18 243	19.3	Z	X
9970	Receipts for printing or photocopying performed at this establishment	68	44 448	7 397	16.6	Z	X
4229901	Art goods whlse	4 583	X	9 596 493	X	100.0	67.6
0400	Household and lawn furniture	35	202 494	11 086	5.5	.1	.7
0411	Upholstered furniture	7	27 590	1 193	4.3	Z	X
0414	Other furniture (including sleep sofas)	27	171 888	9 592	5.6	.1	X
0500	Household china, glassware, crockery, and plastic housewares	156	583 091	66 116	11.3	.7	X
0520	Linens, domestics, curtains, and draperies	34	128 251	12 304	9.6	.1	4.7
0521	Bedspreads, blankets, and bedding	12	92 494	8 309	9.0	.1	X
0524	Towels and washcloths	11	16 360	2 266	13.9	Z	X
0525	Other linens and domestics	11	19 397	1 729	8.9	Z	X
0540	Other home furnishings	202	718 101	65 233	9.1	.7	4.5
0541	Metal flatware and kitchen utensils	14	47 645	1 436	3.0	Z	X
0542	Mirrors, lamps, and picture frames	112	271 182	21 438	7.9	.2	X
0543	Home furnishings, n.e.c.	107	539 796	42 359	7.8	.4	X
0800	Photographic equipment and supplies (excluding video)	26	250 390	95 649	38.2	1.0	59.3
0813	Photographic film	20	226 245	4 484	2.0	Z	X
0814	Developing supplies (excluding film)	9	6 323	169	2.7	Z	X
0815	Other photographic equipment and supplies	20	226 245	89 989	39.8	.9	X
0970	Store machines and equipment	9	19 893	1 762	8.9	Z	67.6
0972	Other store machines and equipment	6	16 404	1 238	7.5	Z	X
1040	Religious and school supplies	6	5 438	1 136	20.9	Z	X
1140	Iron and steel wire and wire products	22	189 378	8 694	4.6	.1	X
1200	Copper and brass	21	197 728	6 460	3.3	.1	X
1220	Aluminum shapes, forms, etc.	18	41 618	1 361	3.3	Z	X

See footnotes at end of table.

Table 2. All Types of Operation by Kind of Business and Commodity Line for Wholesale Trade: 1997—Con.

[Includes only establishments with payroll. For meaning of abbreviations and symbols, see introductory text. For explanation of terms, see Appendix A]

NAICS code and CL code	Kind of business and commodity line	Establishments handling commodity line		Commodity line sales			Sales coverage percent
		Number	Total sales (\$1,000)	Amount ¹ (\$1,000)	As percent of total sales of—		
					Establishments handling line	Establishments in NAICS industry ¹	
4229901	Art goods whsle—Con.						
1400	Electrical apparatus and equipment.....	24	14 397	1 785	12.4	Z	7.8
1415	Electric bulbs (all types).....	24	14 397	1 785	12.4	Z	X
1500	Electrical appliances, household.....	9	18 484	1 163	6.3	Z	29.7
1518	Other electrical household appliances (including fans, dishwashers, etc.) ..	9	18 484	1 032	5.6	Z	X
1600	Electronic parts and equipment, except communication.....	8	5 182	306	5.9	Z	X
1700	Hardware.....	24	23 376	700	3.0	Z	X
2220	Garden machinery, equipment, and parts.....	6	18 933	2 992	15.8	Z	X
2460	Other industrial supplies.....	15	36 553	1 010	2.8	Z	X
2700	Sporting and recreational goods and supplies.....	60	155 490	7 298	4.7	.1	1.3
2713	Billiards, pool, bowling equipment, and accessories.....	49	118 644	5 764	4.9	.1	X
2800	Toys and hobby goods and supplies.....	260	616 551	69 942	11.3	.7	8.5
2811	Video games and cartridges.....	16	20 213	1 413	7.0	Z	X
2812	Other toys and games (including fireworks and children's vehicles).....	157	401 220	42 668	10.6	.4	X
2813	Crafts and craft supplies.....	74	113 236	10 496	9.3	.1	X
2814	Other hobby goods and accessories.....	41	116 212	15 365	13.2	.2	X
2930	Recyclable paper and paperboard.....	8	23 699	1 093	4.6	Z	X
3000	Jewelry, diamonds, gem stones, and watches.....	151	309 197	31 896	10.3	.3	16.7
3011	Diamond jewelry and diamond jewelry where lapidary work was not performed at this location.....	22	115 837	8 855	7.6	.1	X
3012	Gem stone and pearl jewelry where lapidary work was not performed at this location.....	10	4 077	60	1.5	Z	X
3014	Watches, clocks, and watch movements and cases.....	43	122 982	10 488	8.5	.1	X
3015	Karat gold jewelry (rings, necklaces, etc.).....	17	22 247	986	4.4	Z	X
3016	Other jewel., silverware, and plated ware (incl. jewel. where gemstones less than 50% of value, gold filled sterling, and costume jewel. and medallions).....	94	88 552	11 494	13.0	.1	X
3130	Compact discs, prerecorded audio tapes, and phonograph records.....	20	36 246	1 587	4.4	Z	X
3140	Prerecorded video tapes.....	37	34 511	2 761	8.0	Z	X
3200	Printing and writing paper.....	53	50 355	5 102	10.1	.1	.7
3213	Other printing and writing paper.....	51	50 222	5 096	10.1	.1	X
3300	Stationery, office supplies and greeting cards.....	231	495 923	78 936	15.9	.8	10.1
3311	Business forms.....	7	5 036	33	6.7	Z	X
3312	Stationery, photocopy paper, and typing paper.....	33	183 529	11 403	6.2	.1	X
3313	Inked ribbons, carbon paper, pens and pencils.....	16	24 329	1 653	6.8	Z	X
3315	Greeting cards.....	157	354 832	39 885	11.2	.4	X
3316	Other stationery supplies (envelopes, ruled forms, and binder paper) ..	69	175 213	25 949	14.8	.3	X
3400	Industrial and personal services paper and plastics.....	27	22 736	3 841	16.9	Z	21.9
3412	Paper dishes, cups, and napkins.....	24	19 894	2 972	14.9	Z	X
3414	Disposable plastic boxes, containers, cups, dishes, and supplies.....	6	6 243	758	12.1	Z	X
3500	Drugs, pharmaceuticals, cosmetics, and toiletries.....	56	214 626	16 961	7.9	.2	2.0
3512	Nonprescription pharmaceuticals.....	16	32 486	220	.7	Z	X
3514	Perfumes.....	15	77 643	4 013	5.2	Z	X
3515	Other toiletries and druggists' sundries.....	36	87 434	4 926	5.6	.1	X
3600	Piece goods, knit and woven.....	24	21 826	3 363	15.4	Z	X
3700	Notions (buttons, ribbons, lace, sewing accessories, zippers, bindings, etc.).....	27	25 016	4 671	18.7	Z	X
3800	Men's and boys' wear.....	72	138 731	27 060	19.5	.3	27.0
3812	Men's and boys' dress and casual shirts, slacks, and jeans.....	40	74 033	6 979	9.4	.1	X
3813	Men's and boys' underwear and nightwear.....	16	19 329	2 822	14.6	Z	X
3814	Men's and boys' work clothing and uniforms.....	13	10 871	256	2.4	Z	X
3815	Other men's and boys' wear (caps, hats, swimwear, neckwear, etc.)....	38	74 511	7 912	10.6	.1	X
3900	Women's and children's wear.....	86	122 679	12 106	9.9	.1	10.0
3911	Infants' and children's wear (to size 6X).....	24	47 171	2 222	4.7	Z	X
3912	Women's misses', and girls' dresses and blouses.....	25	26 348	800	3.0	Z	X
3913	Women's, misses', and girls' suits and coats.....	7	4 900	163	3.3	Z	X
3914	Women's and misses' outerwear.....	14	5 331	192	3.6	Z	X
3915	Women's and misses' underwear and sleepwear.....	25	33 948	3 756	11.1	Z	X
3916	Other women's, misses, and girl's wear (furs, sweaters, millinery, etc.) ..	31	42 395	4 951	11.7	.1	X
4000	Footwear.....	18	35 745	1 605	4.5	Z	4.4
4015	Shoe accessories.....	17	34 114	1 573	4.6	Z	X
4400	Confectionery.....	24	54 263	9 458	17.4	.1	17.8
4411	Candy.....	24	54 263	9 348	17.2	.1	X
4820	Bread and baked goods.....	9	48 374	3 492	7.2	Z	X
4850	Soft drinks and bottled water.....	7	3 970	373	9.4	Z	15.4
4851	Soft drinks, packaged.....	7	3 970	373	9.4	Z	X
4860	Other grocery specialties.....	19	77 933	8 740	11.2	.1	27.8
4861	Pasta.....	9	59 594	3 869	6.5	Z	X
4865	Pickles, preserves, jellies, jams, and sauces.....	9	59 790	3 871	6.5	Z	X
4868	Grocery specialties, n.e.c.....	10	18 143	935	5.2	Z	X
5300	Plastics materials and basic shapes.....	10	38 156	3 045	8.0	Z	X
5330	Chemicals and allied products (excluding agricultural, plastics, gases, and petroleum).....	12	28 698	651	2.3	Z	X
5400	Petroleum products.....	7	5 822	468	8.0	Z	X
5800	Farm supplies.....	7	81 934	1 876	2.3	Z	X
5900	Tobacco and tobacco products.....	7	1 336	71	5.3	Z	X
6100	Books, periodicals, newspapers, and miscellaneous printed materials.....	226	780 648	62 325	8.0	.6	3.2
6101	Books.....	226	780 648	50 487	6.5	.5	X
6102	Other periodicals, newspapers, and miscellaneous printed materials....	38	67 133	11 838	17.6	.1	X
6110	Flowers and florists' supplies.....	92	322 861	34 431	10.7	.4	X

See footnotes at end of table.

Table 2. All Types of Operation by Kind of Business and Commodity Line for Wholesale Trade: 1997—Con.

[Includes only establishments with payroll. For meaning of abbreviations and symbols, see introductory text. For explanation of terms, see Appendix A]

NAICS code and CL code	Kind of business and commodity line	Establishments handling commodity line		Commodity line sales			Sales coverage percent
		Number	Total sales (\$1,000)	Amount ¹ (\$1,000)	As percent of total sales of—		
					Establishments handling line	Establishments in NAICS industry ¹	
4229901	Art goods whse—Con.						
6120	Art goods (including novelties and souvenirs)	4 583	9 596 493	8 764 451	91.3	91.3	46.2
6121	Art materials	1 665	3 730 599	3 342 522	89.6	34.8	X
6122	Novelties and souvenirs	3 093	6 254 853	5 421 929	86.7	56.5	X
6130	Textile bags, bagging, and burlap	37	60 183	11 278	18.7	.1	X
6150	Nondurable goods, n.e.c.	45	166 839	20 836	12.5	.2	X
9700	Service receipts and labor charges (including installed parts)	61	216 106	37 276	17.2	.4	16.0
9701	Labor charges for repair work	33	4 449	271	6.1	Z	X
9703	Other service receipts and labor charges—Specify	25	210 305	36 916	17.6	.4	X
9730	Advertising specialties (paper novelties, etc.)	125	176 075	25 865	14.7	.3	X
9810	Miscellaneous commodities	135	152 179	27 295	17.9	.3	X
9940	Rental and leasing receipts	8	11 875	1 409	11.9	Z	X
4229902	General merchandise (nondurable goods) whse	3 248	X	34 597 404	X	100.0	88.7
0100	New and used automobiles, motorcycles, etc.	15	34 858	1 928	5.5	Z	X
0200	New and rebuilt automotive parts and supplies	78	210 903	11 312	5.4	Z	X
0300	Tires and tubes	18	35 505	2 810	7.9	Z	X
0400	Household and lawn furniture	80	373 108	22 052	5.9	.1	1.8
0413	Lawn furniture and equipment	74	175 121	18 761	10.7	.1	X
0420	Office and business furniture	94	260 990	24 322	9.3	.1	8.0
0421	New office furniture (wooden and metal)	87	236 449	19 415	8.2	.1	X
0500	Household china, glassware, crockery, and plastic housewares	412	435 545	35 411	8.1	.1	X
0520	Linens, domestics, curtains, and draperies	256	497 026	25 040	5.0	.1	2.8
0524	Towels and washcloths	251	496 429	234	Z	Z	X
0525	Other linens and domestics	251	496 429	24 803	5.0	.1	X
0530	Flooring and floor coverings	40	20 763	3 807	18.3	Z	63.6
0531	Soft-surface (textile) floor coverings and accessories (including rugs, carpets, and pads)	23	19 270	3 766	19.5	Z	X
0540	Other home furnishings	414	858 765	58 398	6.8	.2	.7
0541	Metal flatware and kitchen utensils	355	770 120	46 238	6.0	.1	X
0620	Plywood and millwork	34	199 265	26 503	13.3	.1	.7
0624	Wood millwork (doors, windows, cabinets, etc.)	15	1 032	100	9.7	Z	X
0730	Flat glass and other construction glass (excluding automotive)	8	4 565	902	19.8	Z	X
0740	Other construction materials	14	21 808	1 809	8.3	Z	X
0800	Photographic equipment and supplies (excluding video)	167	605 347	42 649	7.0	.1	.3
0813	Photographic film	106	324 379	14 579	4.5	Z	X
0900	Office equipment	416	697 102	65 035	9.3	.2	30.3
0911	Typewriters and dedicated word processors	165	244 697	6 388	2.6	Z	X
0912	Calculators and accounting machines	145	307 476	1 908	.6	Z	X
0913	Copying machines and equipment	277	578 773	50 167	8.7	.1	X
0914	Dictating, transcribing, and recording machines	91	112 521	1 579	1.4	Z	X
0915	Mailing, letter handling, and addressing machines	44	112 867	2 383	2.1	Z	X
0920	New computer equipment	428	485 499	59 570	12.3	.2	67.9
0921	Computers	353	370 985	27 862	7.5	.1	X
0922	Computer storage devices	92	228 064	23 215	10.2	.1	X
0923	Computer printers	226	304 355	6 117	2.0	Z	X
0924	Other computer peripheral equipment	260	264 272	2 099	.8	Z	X
0930	Used computer equipment	28	16 286	610	3.7	Z	X
0950	Computer software (packaged)	187	220 597	8 714	4.0	Z	X
0960	Restaurant and hotel equipment and supplies	200	1 651 014	128 553	7.8	.4	X
0970	Store machines and equipment	180	196 175	16 641	8.5	Z	20.1
0972	Other store machines and equipment	172	188 267	16 487	8.8	Z	X
1000	Medical, hospital, and surgical supplies	18	93 060	14 642	15.7	Z	35.2
1011	Surgical and medical instruments and equipment	8	2 485	615	24.7	Z	X
1013	Other surgical, medical, and hospital supplies	10	90 575	14 027	15.5	Z	X
1030	Optical and ophthalmic goods	62	200 146	2 677	1.3	Z	83.6
1034	Optical goods, n.e.c. (excluding cameras)	62	200 146	2 677	1.3	Z	X
1040	Religious and school supplies	62	237 742	8 647	3.6	Z	6.9
1042	School supplies	37	54 217	3 494	6.4	Z	X
1050	Other professional equipment and supplies	17	7 416	967	13.0	Z	88.7
1051	Architects' equipment and supplies	7	5 014	751	15.0	Z	X
1056	Veterinarians' equipment and supplies	10	2 402	216	9.0	Z	X
1120	Flat iron and steel products	31	7 504 994	277 065	3.7	.8	21.7
1123	Sheets (cold-rolled)	26	7 504 397	277 062	3.7	.8	X
1140	Iron and steel wire and wire products	22	19 032	749	3.9	Z	X
1150	Iron and steel pipe and tubing	17	2 168 673	49 148	2.3	.1	75.4
1154	Other steel pipe	17	2 168 673	49 148	2.3	.1	X
1200	Copper and brass	26	8 663 156	1 472 413	17.0	4.3	X
1220	Aluminum shapes, forms, etc.	54	12 067 227	1 964 386	16.3	5.7	X
1320	Minerals and ores (excluding coal, precious stones, and crude oil)	35	10 826 389	623 541	5.8	1.8	X

See footnotes at end of table.

Table 2. All Types of Operation by Kind of Business and Commodity Line for Wholesale Trade: 1997—Con.

[Includes only establishments with payroll. For meaning of abbreviations and symbols, see introductory text. For explanation of terms, see Appendix A]

NAICS code and CL code	Kind of business and commodity line	Establishments handling commodity line		Commodity line sales			Sales coverage percent
		Number	Total sales (\$1,000)	Amount ¹ (\$1,000)	As percent of total sales of—		
					Establishments handling line	Establishments in NAICS industry ¹	
4229902	General merchandise (nondurable goods) whsle—Con.						
1400	Electrical apparatus and equipment	243	3 684 973	84 512	2.3	.2	.2
1411	Power and distribution transformers	47	291 423	2 331	.8	Z	X
1412	Switchgear and switchboard apparatus	47	122 641	4 084	3.3	Z	X
1414	Conduit, raceway, and fittings	76	1 969 949	7 740	.9	Z	X
1416	Interior wiring (excluding conduit)	126	2 288 775	20 213	.9	.1	X
1417	Exterior wiring and cable (excluding conduit)	25	196 962	480	.2	Z	X
1419	Industrial controls	171	3 365 366	43 334	1.3	.1	X
1421	Other electrical apparatus and equipment (including fuses and lightning rods)	97	1 970 734	6 324	.3	.3	X
1500	Electrical appliances, household	274	596 497	47 114	7.9	.1	.4
1518	Other electrical household appliances (including fans, dishwashers, etc.)	242	499 903	22 966	4.6	.1	X
1600	Electronic parts and equipment, except communication	336	3 824 466	288 550	7.5	.8	.1
1612	Integrated circuits	104	3 223 030	13 911	.4	Z	X
1616	Electronic connectors and other passive electronic parts	300	3 781 168	103 700	2.7	.3	X
1618	Electronic parts and equipment, n.e.c.	140	3 266 328	170 939	5.2	.5	X
1650	Communication equipment and supplies	119	194 662	18 188	9.3	.1	16.7
1651	Telephones	111	194 125	4 958	2.6	Z	X
1652	Other electronic communication equipment	90	178 845	11 153	6.2	Z	X
1653	Other electrical communication equipment	17	91 888	2 077	2.3	Z	X
1700	Hardware	453	1 038 494	114 293	11.0	.3	14.1
1711	Hand tools (including power driven)	411	1 031 207	65 647	6.4	.2	X
1712	Bolts, nuts, rivets, and fasteners	408	752 728	47 168	6.3	.1	X
1713	Cutlery	75	28 449	782	2.7	Z	X
1800	Plumbing and heating equipment and supplies (hydronics)	146	267 964	34 652	12.9	.1	71.1
1811	Plastic pipe fittings and valves (excluding pipe and tubing)	128	68 859	3 163	4.6	Z	X
1812	Metal pipe fittings and valves (excluding pipe and tubing)	98	53 548	2 350	4.4	Z	X
1813	Plumbing fixtures	48	42 386	751	1.8	Z	X
1814	Furnaces, stoves, water heaters (except electric and warm air)	56	43 502	1 854	4.3	Z	X
1815	Boilers, radiators, and convectors	8	1 113	88	7.9	Z	X
1818	Other plumbing and heating equipment and supplies	27	199 346	26 432	13.3	.1	X
1900	Warm air heating and air-conditioning equipment and supplies	39	42 673	6 643	15.6	Z	39.0
1911	Furnaces (warm air)	27	36 179	1 410	3.9	Z	X
1912	Central air-conditioning (residential and commercial)	34	42 432	4 932	11.6	Z	X
1918	Condensing units for air-conditioners	10	2 569	18	.7	Z	X
1919	Registers, grills, pre-formed ductwork (excluding sheet metal), and duct insulation	32	36 420	267	.7	Z	X
2000	Refrigeration equipment and supplies	62	46 210	10 468	22.7	Z	18.2
2011	Commercial refrigerators (reach-in and walk-in)	62	46 210	2 578	5.6	Z	X
2012	Unit coolers for commercial refrigerators	62	46 210	2 740	5.9	Z	X
2013	Condensing units for commercial refrigerators	62	46 210	2 426	5.3	Z	X
2014	Refrigerants	44	31 471	1 402	4.5	Z	X
2015	Other refrigeration equipment and supplies	44	31 471	1 307	4.2	Z	X
2100	Construction and mining machinery and equipment (including parts and attachments)	25	27 726	4 363	15.7	Z	82.8
2113	New mixers, pavers, and related equipment	13	10 677	534	5.0	Z	X
2117	Other new construction and mining, logging, and road maintenance machinery, equipment, and parts	12	17 049	2 260	13.3	Z	X
2118	Used construction and mining machinery and equipment	20	21 901	1 568	7.2	Z	X
2200	Farm machinery, equipment, and parts	50	115 783	22 644	19.6	.1	1.9
2215	New irrigation equipment	50	115 783	22 644	19.6	.1	X
2220	Garden machinery, equipment, and parts	80	229 397	4 526	2.0	Z	X
2230	Food-processing machinery, equipment, and parts	11	14 400	3 598	25.0	Z	88.7
2231	New commercial food-processing machinery (slicers, choppers, baking, etc.)	11	14 400	2 736	19.0	Z	X
2233	Used food-processing machinery and equipment	11	14 400	862	6.0	Z	X
2300	Hydraulic and pneumatic (fluid-power) pumps, motors, and parts	16	11 804	582	4.9	Z	88.7
2311	Pumps	16	11 804	190	1.6	Z	X
2312	Motors	16	11 804	202	1.7	Z	X
2313	Parts for pumps and motors	16	11 804	190	1.6	Z	X
2320	General-purpose industrial machinery, equipment, and parts	154	12 014 719	3 682 202	30.6	10.6	.1
2321	New pumps, compressors (air or gas), and equipment	73	10 070 621	1 982 565	19.7	5.7	X
2326	New controlling, recording, and indicating instruments and access	112	10 425 365	1 599 242	15.3	4.6	X
2328	Used general-purpose industrial machinery and equipment	35	1 533 091	87 024	5.7	.3	X
2330	Metalworking machinery, equipment, and parts	7	26 969	5 209	19.3	Z	X
2340	Materials handling machinery, equipment, and parts	53	55 914	9 443	16.9	Z	67.0
2343	New forklift trucks	25	49 381	7 806	15.8	Z	X
2345	Used materials handling machinery, equipment, and parts	53	55 914	1 637	2.9	Z	X
2360	Other industrial machinery, equipment, and parts	38	225 393	159 243	70.7	.5	88.7
2363	New printing trades machinery, equipment, and supplies	19	9 543	1 095	11.5	Z	X
2366	Other new industrial machinery and equipment	30	218 531	157 970	72.3	.5	X
2367	Used industrial machinery and equipment	13	6 386	176	2.8	Z	X
2390	Hydraulic and pneumatic (fluid-power) valves	16	11 804	291	2.5	Z	88.7
2391	Hydraulic valves	16	11 804	196	1.7	Z	X
2400	Hydraulic and pneumatic cylinders and rotary actuators	16	11 804	367	3.1	Z	88.7
2411	Hydraulic cylinders and rotary actuators	16	11 804	272	2.3	Z	X
2420	Hydraulic and pneumatic connectors and assemblies	12	2 264	201	8.9	Z	88.7
2421	Hydraulic and pneumatic connectors	12	2 264	100	4.4	Z	X
2422	Hydraulic and pneumatic assemblies	12	2 264	100	4.4	Z	X
2430	Fluid-power filters, components, accessories, and parts	28	22 425	1 654	7.4	Z	85.1
2431	Filters	28	22 425	1 556	6.9	Z	X
2432	Other fluid-power components, accessories, and parts, n.e.c.	9	9 999	98	1.0	Z	X

See footnotes at end of table.

Table 2. All Types of Operation by Kind of Business and Commodity Line for Wholesale Trade: 1997—Con.

[Includes only establishments with payroll. For meaning of abbreviations and symbols, see introductory text. For explanation of terms, see Appendix A]

NAICS code and CL code	Kind of business and commodity line	Establishments handling commodity line		Commodity line sales			Sales coverage percent
		Number	Total sales (\$1,000)	Amount ¹ (\$1,000)	As percent of total sales of—		
					Establishments handling line	Establishments in NAICS industry ¹	
4229902	General merchandise (nondurable goods) whsle—Con.						
2440	Welding supplies (excluding gases).....	14	74 203	10 437	14.1	Z	X
2450	Industrial containers and supplies	72	221 610	7 382	3.3	Z	30.4
2454	Other industrial containers and supplies	72	221 610	7 382	3.3	Z	X
2460	Other industrial supplies	86	281 760	35 994	12.8	.1	8.1
2466	Industrial supplies, n.e.c.....	79	129 097	10 672	8.3	Z	X
2500	Beauty and barber equipment and supplies	7	856	17	2.0	Z	X
2520	Custodial (janitors') equipment and supplies	46	246 417	27 953	11.3	.1	1.0
2523	Custodial supplies	34	75 331	11 599	15.4	Z	X
2530	Laundry and dry-cleaning equipment and supplies	61	131 839	4 054	3.1	Z	X
2600	Aircraft and aeronautical equipment and supplies	43	3 394 762	106 136	3.1	.3	X
2613	Other new aircraft equipment and supplies	43	3 394 762	106 136	3.1	.3	X
2700	Sporting and recreational goods and supplies	383	532 308	36 788	6.9	.1	1.3
2713	Billiards, pool, bowling equipment, and accessories	306	386 926	24 257	6.3	.1	X
2800	Toys and hobby goods and supplies	668	1 189 835	83 717	7.0	.2	12.5
2812	Other toys and games (including fireworks and children's vehicles)	524	999 310	74 243	7.4	.2	X
2930	Recyclable paper and paperboard	68	313 288	18 238	5.8	.1	X
2940	Recyclable materials, except metal	7	23 337	237	1.0	Z	X
3000	Jewelry, diamonds, gem stones, and watches	307	622 534	28 258	4.5	.1	X
3100	Musical instruments and supplies	9	51 101	1 041	2.0	Z	X
3120	Forest products, except lumber (including cordwood, hewn posts, poles, and ties)	8	213 393	55 467	26.0	.2	X
3130	Compact discs, prerecorded audio tapes, and phonograph records	69	43 276	887	2.1	Z	X
3140	Prerecorded video tapes	79	55 301	2 017	3.6	Z	X
3150	Other durable goods	58	336 658	7 868	2.3	Z	4.8
3152	Luggage	58	336 658	2 620	.8	Z	X
3154	Other durable goods, n.e.c	58	336 658	5 248	1.6	Z	X
3200	Printing and writing paper	476	4 214 561	136 914	3.2	.4	4.0
3212	Fine roll paper	66	554 967	16 985	3.1	Z	X
3213	Other printing and writing paper	476	4 214 561	119 929	2.8	.3	X
3300	Stationery, office supplies and greeting cards	844	5 026 121	322 910	6.4	.9	3.7
3311	Business forms	273	973 251	8 867	.9	Z	X
3312	Stationery, photocopy paper, and typing paper	405	1 252 647	60 005	4.8	.2	X
3313	Inked ribbons, carbon paper, pens and pencils	349	3 819 836	92 843	2.4	.3	X
3314	Toner and cartridges	470	4 700 913	104 245	2.2	.3	X
3315	Greeting cards	157	59 284	1 180	2.0	Z	X
3316	Other stationery supplies (envelopes, ruled forms, and binder paper)	484	1 189 670	55 719	4.7	.2	X
3400	Industrial and personal services paper and plastics	435	1 605 248	180 188	11.2	.5	10.4
3411	Paperboard and boxboard boxes	196	899 114	45 465	5.1	.1	X
3412	Paper dishes, cups, and napkins	322	745 027	52 141	7.0	.1	X
3413	Industrial paper (wrapping, bags, cartons, etc.)	150	583 227	44 094	7.6	.1	X
3414	Disposable plastic boxes, containers, cups, dishes, and supplies	50	320 925	5 608	1.7	Z	X
3415	Other industrial and personal service paper	95	496 906	32 830	6.6	.1	X
3500	Drugs, pharmaceuticals, cosmetics, and toiletries	477	1 204 659	152 825	12.7	.4	28.4
3511	Prescription drugs	36	140 578	21 731	15.5	.1	X
3512	Nonprescription pharmaceuticals	174	74 453	2 884	3.9	Z	X
3513	Cosmetics	226	199 019	19 313	9.7	.1	X
3514	Perfumes	34	16 420	349	2.1	Z	X
3515	Other toiletries and druggists' sundries	212	958 708	107 762	11.2	.3	X
3600	Piece goods, knit and woven	108	7 507 261	3 848 153	51.3	11.1	X
3700	Notions (buttons, ribbons, lace, sewing accessories, zippers, bindings, etc.)	227	477 771	23 137	4.8	.1	X
3800	Men's and boys' wear	707	6 550 827	508 951	7.8	1.5	.1
3812	Men's and boys' dress and casual shirts, slacks, and jeans	267	4 552 732	75 338	1.7	.2	X
3814	Men's and boys' work clothing and uniforms	395	2 737 632	152 912	5.6	.4	X
3815	Other men's and boys' wear (caps, hats, swimwear, neckwear, etc.)	532	6 350 224	265 813	4.2	.8	X
3900	Women's and children's wear	558	769 104	116 131	15.1	.3	2.8
3912	Women's misses', and girls' dresses and blouses	124	207 336	30 403	14.7	.1	X
3914	Women's and misses' outerwear	122	101 239	24 732	24.4	.1	X
3916	Other women's, misses, and girl's wear (furs, sweaters, millinery, etc.)	361	604 162	54 522	9.0	.2	X
4000	Footwear	202	6 007 309	1 695 868	28.2	4.9	.1
4013	Other women's, misses', and girls' footwear	159	5 957 093	846 606	14.2	2.4	X
4014	Other men's and boy's footwear	159	5 957 093	846 606	14.2	2.4	X
4100	Frozen foods (packaged)	392	1 642 107	343 782	20.9	1.0	65.8
4111	Dinners (frozen)	46	1 039 685	24 613	2.4	.1	X
4112	Fish and seafoods (frozen packaged)	355	1 209 484	65 232	5.4	.2	X
4113	Vegetables (frozen)	350	1 104 683	40 502	3.7	.1	X
4114	Fruits and fruit juices (frozen)	357	1 471 937	20 805	1.4	.1	X
4115	Meat (frozen packaged)	372	1 636 839	114 893	7.0	.3	X
4116	Frozen baked goods	107	1 219 224	42 258	3.5	.1	X
4117	Other frozen foods (except frozen dairy products)	127	1 390 965	35 464	2.6	.1	X
4200	Dairy products (excluding dried or canned)	416	1 845 947	238 926	12.9	.7	50.0
4211	Butter	287	300 419	5 306	1.8	Z	X
4212	Cheese	396	1 485 614	162 128	10.9	.5	X
4213	Milk and cream, except raw	114	789 245	22 696	2.9	.1	X
4214	Ice cream	60	205 939	2 001	1.0	Z	X
4215	Raw milk	12	7 913	154	1.9	Z	X
4216	Other dairy products	87	748 725	46 641	6.2	.1	X
4300	Poultry and poultry products	424	1 541 908	142 878	9.3	.4	X
4312	Eggs	416	1 534 000	71 201	4.6	.2	X
4313	Live poultry	416	1 534 000	71 201	4.6	.2	X

See footnotes at end of table.

Table 2. All Types of Operation by Kind of Business and Commodity Line for Wholesale Trade: 1997—Con.

[Includes only establishments with payroll. For meaning of abbreviations and symbols, see introductory text. For explanation of terms, see Appendix A]

NAICS code and CL code	Kind of business and commodity line	Establishments handling commodity line		Commodity line sales			Sales coverage percent
		Number	Total sales (\$1,000)	Amount ¹ (\$1,000)	As percent of total sales of—		
					Establishments handling line	Establishments in NAICS industry ¹	
4229902	General merchandise (nondurable goods) whsle—Con.						
4400	Confectionery	247	2 069 814	126 447	6.1	.4	18.3
4411	Candy	177	749 221	49 555	6.6	.1	X
4413	Nuts	48	1 304 066	76 249	5.8	.2	X
4500	Fish and seafoods (excluding canned and frozen packaged)	134	1 025 111	73 820	7.2	.2	X
4600	Meat and meat products (fresh and unpackaged)	435	1 571 412	259 980	16.5	.8	33.0
4611	Beef (not killed on location)	412	1 560 021	191 690	12.3	.6	X
4612	Veal (not killed on location)	268	343 100	5 749	1.7	Z	X
4613	Lamb and mutton (not killed on location)	9	181 836	2 097	1.2	Z	X
4614	Pork (not killed on location)	275	880 272	42 905	4.9	.1	X
4615	Sausage and prepared meats made on location	255	157 952	3 615	2.3	Z	X
4616	Sausage and prepared meats not made on location	44	206 091	5 938	2.9	Z	X
4618	Other meat products	44	568 815	7 949	1.4	Z	X
4700	Fresh fruits and vegetables	463	1 802 714	151 909	8.4	.4	1.4
4711	Fresh fruits	455	1 794 806	149 935	8.4	.4	X
4800	Coffee, tea, and spices	382	1 489 615	47 364	3.2	.1	25.3
4811	Coffee	115	1 259 190	20 698	1.6	.1	X
4812	Tea	99	470 153	3 886	.8	Z	X
4813	Spices	372	1 212 289	22 718	1.9	.1	X
4820	Bread and baked goods	278	835 846	15 766	1.9	Z	38.2
4821	Breads and rolls	71	705 730	6 748	1.0	Z	X
4822	Cookies, cakes, and other baked goods	272	827 037	9 016	1.1	Z	X
4830	Canned foods	412	1 218 591	46 715	3.8	.1	35.8
4831	Canned and bottled fruits, vegetables, and juices	396	961 269	30 278	3.2	.1	X
4832	Canned and bottled baby foods	109	72 396	717	1.0	Z	X
4833	Canned meats	133	842 393	6 590	.8	Z	X
4834	Canned fish and seafoods	258	202 167	2 409	1.2	Z	X
4836	Other canned foods	19	547 305	5 992	1.1	Z	X
4840	Food and beverage basic materials (include flavoring extracts, fruit peel, hop extract, industrial molasses, sausage casings, malt, yeast, etc.)	261	189 851	3 748	2.0	Z	X
4850	Soft drinks and bottled water	204	1 834 228	104 588	5.7	.3	46.7
4851	Soft drinks, packaged	166	1 087 143	86 450	8.0	.3	X
4852	Soft drinks, pre and post mix bulk	103	1 086 944	9 485	.9	Z	X
4853	Bottled water	143	802 693	8 653	1.1	Z	X
4860	Other grocery specialties	722	7 851 277	586 525	7.5	1.7	7.3
4861	Pasta	517	7 006 474	106 306	1.5	.3	X
4862	Breakfast cereals	109	384 909	3 786	1.0	Z	X
4863	Cooking oils and margarine	597	7 194 866	128 108	1.8	.4	X
4864	Flour	513	6 151 957	33 455	.5	.1	X
4865	Pickles, preserves, jellies, jams, and sauces	506	6 563 975	44 004	.7	.1	X
4866	Sugar, refined	509	5 821 335	40 036	.7	.1	X
4867	Pet foods	12	6 660	411	6.2	Z	X
4868	Grocery specialties, n.e.c.	289	2 126 695	230 420	10.8	.7	X
4900	Grain and beans	231	15 314 282	2 068 251	13.5	6.0	X
5140	Other farm products, inedible	43	79 365	17 452	22.0	.1	88.7
5143	Farm products, n.e.c.	43	79 365	17 452	22.0	.1	X
5300	Plastics materials and basic shapes	330	6 200 659	278 421	4.5	.8	X
5320	Industrial gases (welding, etc.)	16	76 694	17 540	22.9	.1	X
5330	Chemicals and allied products (excluding agricultural, plastics, gases, and petroleum)	497	10 947 649	3 453 987	31.6	10.0	.3
5335	Detergents and soaps	357	2 059 487	411 319	20.0	1.2	X
5336	Sanitation chemicals, polishes, and waxes	118	1 005 390	162 964	16.2	.5	X
5344	Other chemicals and allied products	117	8 869 247	2 877 828	32.4	8.3	X
5400	Petroleum products	33	2 181 281	99 651	4.6	.3	X
5418	Lubricating oil and greases	28	2 180 684	99 648	4.6	.3	X
5500	Crude oil	25	8 661 115	4 157 775	48.0	12.0	X
5600	Beer and ale	11	213 558	520	.2	Z	X
5700	Wines and distilled alcoholic beverages	11	213 558	1 067	.5	Z	X
5800	Farm supplies	152	14 551 724	1 249 989	8.6	3.6	66.9
5812	Feeds (poultry and livestock) not mixed on location	82	349 326	47 263	13.5	.1	X
5816	Other agricultural chemicals and fertilizers	64	14 004 411	1 173 034	8.4	3.4	X
5900	Tobacco and tobacco products	79	282 034	14 487	5.1	Z	X
6000	Paint, paint supplies, and wallpaper	65	298 145	13 826	4.6	Z	X
6100	Books, periodicals, newspapers, and miscellaneous printed materials	292	434 184	18 239	4.2	.1	4.9
6101	Books	228	383 605	14 044	3.7	Z	X
6110	Flowers and florists' supplies	62	129 453	10 283	7.9	Z	X
6120	Art goods (including novelties and souvenirs)	303	377 678	33 416	8.8	.1	67.6
6121	Art materials	91	129 453	5 493	4.2	Z	X
6122	Novelties and souvenirs	275	352 334	27 923	7.9	.1	X
6130	Textile bags, bagging, and burlap	98	148 427	20 868	14.1	.1	X
6150	Nondurable goods, n.e.c.	327	2 953 593	2 344 558	79.4	6.8	X
9700	Service receipts and labor charges (including installed parts)	1 245	1 449 108	347 680	24.0	1.0	65.8
9701	Labor charges for repair work	984	907 847	100 007	11.0	.3	X
9702	Parts installed in repair work	909	917 450	73 272	8.0	.2	X
9703	Other service receipts and labor charges—Specify	369	677 595	174 011	25.7	.5	X
9720	Receipts for service contracts	765	777 890	172 153	22.1	.5	X
9730	Advertising specialties (paper novelties, etc.)	236	230 455	34 594	15.0	.1	X
9740	Receipts for installing equipment	539	405 555	71 888	17.7	.2	X
9810	Miscellaneous commodities	684	6 633 093	209 820	3.2	.6	X
9930	Sales of integrated systems which you wrote or modified software	166	137 936	31 028	22.5	.1	X

See footnotes at end of table.

Table 2. All Types of Operation by Kind of Business and Commodity Line for Wholesale Trade: 1997—Con.

[Includes only establishments with payroll. For meaning of abbreviations and symbols, see introductory text. For explanation of terms, see Appendix A]

NAICS code and CL code	Kind of business and commodity line	Establishments handling commodity line		Commodity line sales			Sales coverage percent
		Number	Total sales (\$1,000)	Amount ¹ (\$1,000)	As percent of total sales of—		
					Establishments handling line	Establishments in NAICS industry ¹	
4229902	General merchandise (nondurable goods) whsle—Con.						
9940	Rental and leasing receipts	551	558 645	102 908	18.4	.3	48.0
9941	Computer rental and leasing receipts	100	69 929	12 847	18.4	Z	X
9942	Photocopying machine rental	303	467 101	83 607	17.9	.2	X
9943	Other office machine rental receipts	257	244 795	4 502	1.8	Z	X
9944	Other rental receipts	47	12 888	213	1.7	Z	X
9950	Construction receipts	43	10 776	4 112	38.2	Z	X
9960	Custom software (designed to customer specifications)	152	94 699	18 243	19.3	.1	X
9970	Receipts for printing or photocopying performed at this establishment	64	35 078	4 687	13.4	Z	X
4229903	Textile bags, bagging, & burlap whsle	446	X	802 397	X	100.0	52.1
0500	Household china, glassware, crockery, and plastic housewares	6	5 792	576	9.9	.1	X
0540	Other home furnishings	7	7 875	284	3.6	Z	X
2700	Sporting and recreational goods and supplies	9	67 653	10 275	15.2	1.3	X
2800	Toys and hobby goods and supplies	15	72 132	8 135	11.3	1.0	X
2930	Recyclable paper and paperboard	9	9 927	419	4.2	.1	X
3300	Stationery, office supplies and greeting cards	6	26 225	2 075	7.9	.3	X
3600	Piece goods, knit and woven	9	28 116	4 212	15.0	.5	X
3800	Men's and boys' wear	15	59 827	4 878	8.2	.6	X
3900	Women's and children's wear	14	53 633	4 111	7.7	.5	X
5300	Plastics materials and basic shapes	10	14 170	1 713	12.1	.2	X
5800	Farm supplies	11	45 791	10 954	23.9	1.4	X
6120	Art goods (including novelties and souvenirs)	18	36 031	8 748	24.3	1.1	X
6130	Textile bags, bagging, and burlap	446	802 397	712 521	88.8	88.8	X
6150	Nondurable goods, n.e.c.	19	19 814	2 338	11.8	.3	X
9700	Service receipts and labor charges (including installed parts)	6	13 744	4 054	29.5	.5	X
9730	Advertising specialties (paper novelties, etc.)	14	24 587	5 671	23.1	.7	X
9810	Miscellaneous commodities	10	30 925	3 450	11.2	.4	X
4229904	Other nondurable goods whsle	6 490	X	15 575 806	X	100.0	57.3
0200	New and rebuilt automotive parts and supplies	10	34 446	7 943	23.1	.1	X
0400	Household and lawn furniture	46	251 385	12 923	5.1	.1	3.8
0412	Sleep furniture and equipment	27	236 962	3 882	1.6	Z	X
0413	Lawn furniture and equipment	14	220 794	7 738	3.5	.1	X
0414	Other furniture (including sleep sofas)	32	31 227	1 303	4.2	Z	X
0500	Household china, glassware, crockery, and plastic housewares	52	136 578	18 395	13.5	.1	X
0520	Linens, domestics, curtains, and draperies	27	68 406	2 568	3.8	Z	10.3
0521	Bedspreads, blankets, and bedding	27	68 406	2 568	3.8	Z	X
0540	Other home furnishings	71	194 873	19 338	9.9	.1	4.9
0541	Metal flatware and kitchen utensils	15	43 123	1 140	2.6	Z	X
0542	Mirrors, lamps, and picture frames	13	44 137	227	.5	Z	X
0543	Home furnishings, n.e.c.	49	121 764	12 782	10.5	.1	X
0720	Roofing, siding, and insulation materials	6	4 394	831	18.9	Z	X
0730	Flat glass and other construction glass (excluding automotive)	6	5 969	2 083	34.9	Z	X
0740	Other construction materials	8	2 162	266	12.3	Z	57.3
0744	Construction materials, n.e.c. (including wire fence and construction paper)	8	2 162	266	12.3	Z	X
0800	Photographic equipment and supplies (excluding video)	31	242 037	4 632	1.9	Z	.1
0813	Photographic film	26	45 918	2 685	5.8	Z	X
0900	Office equipment	11	32 204	2 771	8.6	Z	7.3
0915	Mailing, letter handling, and addressing machines	11	32 204	2 771	8.6	Z	X
0950	Computer software (packaged)	15	21 200	570	2.7	Z	X
0970	Store machines and equipment	12	29 631	5 197	17.5	Z	39.8
0971	Vending machines	7	19 672	229	1.2	Z	X
0972	Other store machines and equipment	6	9 959	4 968	49.9	Z	X
1000	Medical, hospital, and surgical supplies	6	8 044	1 531	19.0	Z	5.8
1013	Other surgical, medical, and hospital supplies	6	8 044	1 531	19.0	Z	X
1030	Optical and ophthalmic goods	12	48 389	2 276	4.7	Z	57.3
1034	Optical goods, n.e.c. (excluding cameras)	12	48 389	2 276	4.7	Z	X
1040	Religious and school supplies	26	30 782	7 125	23.1	Z	53.1
1042	School supplies	26	30 782	7 125	23.1	Z	X
1120	Flat iron and steel products	6	9 415	1 138	12.1	Z	X
1140	Iron and steel wire and wire products	16	43 061	3 211	7.5	Z	X
1150	Iron and steel pipe and tubing	18	24 238	3 000	12.4	Z	X
1200	Copper and brass	26	112 962	16 082	14.2	.1	X
1220	Aluminum shapes, forms, etc.	21	45 523	9 303	20.4	.1	X
1400	Electrical apparatus and equipment	58	124 355	8 956	7.2	.1	20.9
1415	Electric bulbs (all types)	15	57 305	6 845	11.9	Z	X
1418	Lighting fixtures (residential and commercial)	15	41 855	817	2.0	Z	X
1419	Industrial controls	27	12 864	683	5.3	Z	X
1500	Electrical appliances, household	29	39 480	3 988	10.1	Z	14.2
1511	Televisions	14	34 106	1 066	3.1	Z	X
1512	Radios, stereos, and CD players	14	34 106	534	1.6	Z	X
1513	V.C.R.'s and video cameras	14	34 106	534	1.6	Z	X
1518	Other electrical household appliances (including fans, dishwashers, etc.)	29	39 480	1 834	4.6	Z	X
1600	Electronic parts and equipment, except communication	28	18 302	1 630	8.9	Z	X
1650	Communication equipment and supplies	12	51 489	1 882	3.7	Z	13.6
1651	Telephones	9	50 286	1 795	3.6	Z	X
1700	Hardware	62	134 710	16 799	12.5	.1	X
1800	Plumbing and heating equipment and supplies (hydronics)	8	16 852	1 441	8.6	Z	X

See footnotes at end of table.

Table 2. All Types of Operation by Kind of Business and Commodity Line for Wholesale Trade: 1997—Con.

[Includes only establishments with payroll. For meaning of abbreviations and symbols, see introductory text. For explanation of terms, see Appendix A]

NAICS code and CL code	Kind of business and commodity line	Establishments handling commodity line		Commodity line sales			Sales coverage percent
		Number	Total sales (\$1,000)	Amount ¹ (\$1,000)	As percent of total sales of—		
					Establishments handling line	Establishments in NAICS industry ¹	
4229904	Other nondurable goods whsle—Con.						
2220	Garden machinery, equipment, and parts	18	17 956	1 490	8.3	Z	X
2320	General-purpose industrial machinery, equipment, and parts	40	87 413	14 639	16.7	.1	3.8
2327	All other new general-purpose industrial machinery and equipment	40	87 413	14 639	16.7	.1	X
2340	Materials handling machinery, equipment, and parts	6	42 486	8 043	18.9	.1	57.3
2343	New forklift trucks	6	42 486	8 043	18.9	.1	X
2360	Other industrial machinery, equipment, and parts	6	12 026	4 772	39.7	Z	X
2440	Welding supplies (excluding gases)	13	9 101	5	.1	Z	X
2460	Other industrial supplies	21	228 784	8 206	3.6	.1	1.9
2466	Industrial supplies, n.e.c.	9	209 652	6 360	3.0	Z	X
2540	Other service establishment equipment and supplies	7	11 403	1 237	10.8	Z	57.3
2542	Service establishment equipment and supplies, n.e.c.	7	11 403	1 237	10.8	Z	X
2620	Marine machinery, equipment, and supplies	6	11 695	115	1.0	Z	X
2700	Sporting and recreational goods and supplies	70	166 269	21 858	13.1	.1	3.3
2714	Camping and fishing equipment and accessories	63	92 966	14 536	15.6	.1	X
2800	Toys and hobby goods and supplies	145	366 948	41 200	11.2	.3	17.0
2812	Other toys and games (including fireworks and children's vehicles)	54	165 260	21 376	12.9	.1	X
2813	Crafts and craft supplies	28	28 281	2 713	9.6	Z	X
2814	Other hobby goods and accessories	51	151 489	14 136	9.3	.1	X
2930	Recyclable paper and paperboard	11	197 237	35 119	17.8	.2	X
2940	Recyclable materials, except metal	6	37 621	6 820	18.1	Z	X
3000	Jewelry, diamonds, gem stones, and watches	60	107 087	11 780	11.0	.1	24.1
3014	Watches, clocks, and watch movements and cases	20	78 612	6 059	7.7	Z	X
3016	Other jewel., silverware, and plated ware (incl. jewel. where gemstones less than 50% of value, gold filled sterling, and costume jewel. and medallions)	41	28 475	5 721	20.1	Z	X
3100	Musical instruments and supplies	16	30 097	9 741	32.4	.1	X
3120	Forest products, except lumber (including cordwood, hewn posts, poles, and ties)	17	7 118	316	4.4	Z	X
3140	Prerecorded video tapes	21	4 531	846	18.7	Z	X
3200	Printing and writing paper	12	202 809	2 261	1.1	Z	X
3300	Stationery, office supplies and greeting cards	69	346 297	48 243	13.9	.3	3.9
3311	Business forms	28	73 418	6 181	8.4	Z	X
3312	Stationery, photocopy paper, and typing paper	12	8 276	131	1.6	Z	X
3316	Other stationery supplies (envelopes, ruled forms, and binder paper) ..	28	73 869	7 557	10.2	Z	X
3400	Industrial and personal services paper and plastics	18	53 401	3 582	6.7	Z	X
3500	Drugs, pharmaceuticals, cosmetics, and toiletries	131	505 039	108 477	21.5	.7	4.8
3511	Prescription drugs	36	236 737	3 813	1.6	Z	X
3512	Nonprescription pharmaceuticals	52	270 349	77 109	28.5	.5	X
3513	Cosmetics	16	33 619	2 214	6.6	Z	X
3514	Perfumes	15	16 991	8 525	50.2	.1	X
3515	Other toiletries and druggists' sundries	78	251 235	16 814	6.7	.1	X
3600	Piece goods, knit and woven	81	313 273	19 139	6.1	.1	15.1
3612	Cotton (including blends)	25	11 461	1 050	9.2	Z	X
3613	Synthetics (excluding synthetic knits)	38	128 249	6 850	5.3	Z	X
3614	Knit fabrics, n.e.c. (including double knit)	37	226 348	10 488	4.6	.1	X
3616	Other piece goods	16	52 268	751	1.4	Z	X
3700	Notions (buttons, ribbons, lace, sewing accessories, zippers, bindings, etc.)	94	204 961	12 976	6.3	.1	X
3800	Men's and boys' wear	84	199 412	17 085	8.6	.1	25.4
3811	Men's and boys' suits, coats, and formal wear	29	55 131	4 992	9.1	Z	X
3812	Men's and boys' dress and casual shirts, slacks, and jeans	37	84 981	4 904	5.8	Z	X
3813	Men's and boys' underwear and nightwear	42	75 368	4 198	5.6	Z	X
3814	Men's and boys' work clothing and uniforms	13	3 264	205	6.3	Z	X
3815	Other men's and boys' wear (caps, hats, swimwear, neckwear, etc.) ..	64	166 324	2 723	1.6	Z	X
3900	Women's and children's wear	111	267 998	47 309	17.7	.3	28.9
3911	Infants' and children's wear (to size 6X)	17	12 299	3 153	25.6	Z	X
3912	Women's misses', and girls' dresses and blouses	38	77 666	6 059	7.8	Z	X
3913	Women's, misses', and girls' suits and coats	21	60 184	1 350	2.2	Z	X
3914	Women's and misses' outerwear	54	180 191	27 545	15.3	.2	X
3915	Women's and misses' underwear and sleepwear	29	79 805	3 253	4.1	Z	X
3916	Other women's, misses', and girl's wear (furs, sweaters, millinery, etc.) ..	35	98 578	5 949	6.0	Z	X
4000	Footwear	30	87 176	4 429	5.1	Z	23.9
4011	All athletic footwear	9	66 364	951	1.4	Z	X
4013	Other women's, misses', and girls' footwear	6	6 501	216	3.3	Z	X
4014	Other men's and boy's footwear	13	71 188	1 734	2.4	Z	X
4015	Shoe accessories	6	8 958	1 359	15.2	Z	X
4100	Frozen foods (packaged)	20	36 439	8 796	24.1	.1	41.8
4112	Fish and seafoods (frozen packaged)	12	17 218	2 980	17.3	Z	X
4113	Vegetables (frozen)	9	19 221	5 699	29.7	Z	X
4117	Other frozen foods (except frozen dairy products)	12	17 218	117	.7	Z	X
4400	Confectionery	17	93 730	17 491	18.7	.1	55.4
4411	Candy	17	93 730	17 341	18.5	.1	X
4412	Chewing gum	8	2 961	150	5.1	Z	X
4500	Fish and seafoods (excluding canned and frozen packaged)	6	11 695	3 501	29.9	Z	X
4800	Coffee, tea, and spices	15	16 178	924	5.7	Z	9.8
4811	Coffee	15	16 178	212	1.3	Z	X
4812	Tea	15	16 178	353	2.2	Z	X
4813	Spices	15	16 178	353	2.2	Z	X
4830	Canned foods	6	8 552	86	1.0	Z	X

See footnotes at end of table.

Table 2. All Types of Operation by Kind of Business and Commodity Line for Wholesale Trade: 1997—Con.

[Includes only establishments with payroll. For meaning of abbreviations and symbols, see introductory text. For explanation of terms, see Appendix A]

NAICS code and CL code	Kind of business and commodity line	Establishments handling commodity line		Commodity line sales			Sales coverage percent
		Number	Total sales (\$1,000)	Amount ¹ (\$1,000)	As percent of total sales of—		
					Establishments handling line	Establishments in NAICS industry ¹	
4229904	Other nondurable goods whsle—Con.						
4850	Soft drinks and bottled water	21	42 757	3 274	7.7	Z	50.8
4851	Soft drinks, packaged	17	39 230	2 656	6.8	Z	X
4853	Bottled water	6	31 027	302	1.0	Z	X
4860	Other grocery specialties	59	338 729	58 258	17.2	.4	33.8
4861	Pasta	9	954	5	.5	Z	X
4863	Cooking oils and margarine	26	328 503	55 681	17.0	.4	X
4865	Pickles, preserves, jellies, jams, and sauces	9	954	42	4.4	Z	X
4866	Sugar, refined	15	45 061	304	.7	Z	X
4867	Pet foods	15	45 061	304	.7	Z	X
4868	Grocery specialties, n.e.c.	44	51 762	1 447	2.8	Z	X
4900	Grain and beans	7	15 342	1 272	8.3	Z	15.1
4911	Corn (for grain)	7	15 342	915	6.0	Z	X
4912	Oats and barley	7	15 342	299	1.9	Z	X
4913	Wheat	7	15 342	58	.4	Z	X
5100	Hides, skins, and pelts	7	14 595	5 931	40.6	Z	X
5300	Plastics materials and basic shapes	77	218 567	30 486	13.9	.2	5.4
5311	Plastic pipes, rods, tubes, and shapes	31	100 893	12 890	12.8	.1	X
5313	Plastics raw materials	31	31 239	5 378	17.2	Z	X
5320	Industrial gases (welding, etc.)	13	9 101	1 311	14.4	Z	X
5330	Chemicals and allied products (excluding agricultural, plastics, gases, and petroleum)	76	144 692	12 492	8.6	.1	9.2
5335	Detergents and soaps	18	7 485	2 337	31.2	Z	X
5342	Adhesives, sealants, and glues	9	65 194	4 575	7.0	Z	X
5344	Other chemicals and allied products	49	71 906	5 532	7.7	Z	X
5400	Petroleum products	35	58 433	4 300	7.4	Z	X
5420	Liquified petroleum gases (excluding natural gas)	14	9 904	1 667	16.8	Z	X
5700	Wines and distilled alcoholic beverages	6	2 799	123	4.4	Z	X
5800	Farm supplies	47	178 371	34 566	19.4	.2	5.2
5812	Feeds (poultry and livestock) not mixed on location	13	36 546	4 551	12.5	Z	X
5813	Prepared feeds (poultry and livestock) mixed on location	11	69 879	3 523	5.0	Z	X
5814	Weed killers, soil sterilizers, and soil conditioners	12	47 652	2 987	6.3	Z	X
5815	Insecticides, fungicides, and pesticides	12	47 652	11 440	24.0	.1	X
5816	Other agricultural chemicals and fertilizers	12	47 652	3 579	7.5	Z	X
5817	Seeds and bulbs	12	47 652	2 987	6.3	Z	X
5818	Other farm supplies (including harness and saddlery equipment)	23	94 180	5 493	5.8	Z	X
5900	Tobacco and tobacco products	30	64 837	15 105	23.3	.1	X
6000	Paint, paint supplies, and wallpaper	9	4 726	84	1.8	Z	X
6100	Books, periodicals, newspapers, and miscellaneous printed materials	80	123 546	4 919	4.0	Z	X
6110	Flowers and florists' supplies	65	84 446	9 850	11.7	.1	X
6120	Art goods (including novelties and souvenirs)	120	583 757	81 947	14.0	.5	33.9
6121	Art materials	38	227 027	25 595	11.3	.2	X
6122	Novelties and souvenirs	82	356 730	56 352	15.8	.4	X
6130	Textile bags, bagging, and burlap	38	182 970	25 265	13.8	.2	X
6150	Nondurable goods, n.e.c.	6 490	15 575 806	14 525 913	93.3	93.3	X
6150	Nondurable goods, n.e.c.	6 490	15 575 806	14 525 913	93.3	93.3	X
9700	Service receipts and labor charges (including installed parts)	147	182 746	20 088	11.0	.1	20.7
9701	Labor charges for repair work	78	79 740	1 870	2.3	Z	X
9702	Parts installed in repair work	54	66 975	1 492	2.2	Z	X
9703	Other service receipts and labor charges—Specify	98	130 495	16 726	12.8	.1	X
9720	Receipts for service contracts	13	22 456	1 169	5.2	Z	X
9730	Advertising specialties (paper novelties, etc.)	24	16 768	986	5.9	Z	X
9740	Receipts for installing equipment	7	3 807	1 251	32.9	Z	X
9810	Miscellaneous commodities	135	304 084	46 852	15.4	.3	X
9940	Rental and leasing receipts	82	60 212	3 689	6.1	Z	7.8
9943	Other office machine rental receipts	82	60 212	3 689	6.1	Z	X

¹Commodity line sales and line percents may not add to totals due to exclusion of selected lines to avoid disclosing data for individual companies and/or due to rounding.

Table 3. Concentration by Largest Firms: 1997

[Includes only firms and establishments with payroll. Excludes data for central administrative offices, auxiliary operations, or establishments of these firms that are classified in other categories than those specified in this table. For meaning of abbreviations and symbols, see introductory text. For explanation of terms, see Appendix A. For method of assignment to categories shown, see Appendix C]

NAICS code	Largest firms based on sales by kind of business and type of operation	Establishments (number)	Sales		Annual payroll (\$1,000)	First-quarter payroll (\$1,000)	Paid employees for pay period including March 12 (number)
			Amount (number)	As percent of total			
42	WHOLESALE TRADE						
	All firms	'453 470	'4 059 657 778	100.0	'214 915 405	'51 072 571	'5 796 557
	4 largest firms	294	251 645 800	6.2	1 350 045	348 110	38 694
	8 largest firms	1 550	343 243 443	8.5	3 729 885	1 112 202	76 539
	20 largest firms	3 438	523 311 763	12.9	11 673 382	3 414 885	228 300
	50 largest firms	5 987	824 904 707	20.3	17 395 061	4 882 023	363 526
421	Wholesale trade, durable goods						
	All firms	290 629	'2 179 717 376	100.0	'133 236 997	'31 746 275	'3 398 261
	4 largest firms	291	251 637 628	11.5	1 348 789	347 958	38 661
	8 largest firms	1 674	341 494 712	15.7	6 754 268	2 170 268	115 178
	20 largest firms	2 404	465 633 933	21.4	9 552 897	2 912 505	168 790
	50 largest firms	4 502	617 079 710	28.3	14 917 081	4 290 670	271 879
4211	Motor vehicle & motor vehicle parts & supplies whsle						
	All firms	'29 328	'533 352 124	100.0	'11 458 634	'2 717 906	'375 731
	4 largest firms	290	251 636 652	47.2	1 348 501	347 879	38 652
	8 largest firms	363	324 114 747	60.8	1 722 558	432 147	50 426
	20 largest firms	812	376 601 127	70.6	2 319 012	592 015	68 228
	50 largest firms	1 069	413 243 070	77.5	2 881 344	731 182	80 634
42111	Automobile & other motor vehicle whsle						
	All firms	7 664	'428 356 355	100.0	'4 638 901	'1 112 419	150 947
	4 largest firms	229	238 793 793	55.7	569 150	156 671	23 103
	8 largest firms	298	310 074 185	72.4	912 854	233 845	34 172
	20 largest firms	428	356 966 067	83.3	1 289 678	336 740	43 018
	50 largest firms	539	378 259 447	88.3	1 638 101	418 340	51 689
421110	Automobile & other motor vehicle whsle						
	All firms	7 664	'428 356 355	100.0	'4 638 901	'1 112 419	150 947
	4 largest firms	229	238 793 793	55.7	569 150	156 671	23 103
	8 largest firms	298	310 074 185	72.4	912 854	233 845	34 172
	20 largest firms	428	356 966 067	83.3	1 289 678	336 740	43 018
	50 largest firms	539	378 259 447	88.3	1 638 101	418 340	51 689
4211101	Automobile & motorcycle whsle						
	All firms	3 952	'232 780 708	100.0	'1 767 828	'423 461	70 675
	4 largest firms	141	118 242 803	50.8	577 343	138 245	24 319
	8 largest firms	222	163 989 306	70.4	752 127	181 726	35 087
	20 largest firms	265	200 882 341	86.3	996 487	247 862	38 419
	50 largest firms	373	215 493 022	92.6	1 223 261	299 611	45 418
4211102	Bus & recreational vehicle whsle						
	All firms	387	3 059 157	100.0	152 468	33 148	5 047
	4 largest firms	8	761 897	24.9	13 487	2 948	207
	8 largest firms	14	1 004 517	32.8	19 172	4 054	403
	20 largest firms	30	1 441 741	47.1	40 496	9 226	1 207
	50 largest firms	66	2 072 367	67.7	80 052	17 192	2 254
4211103	Light truck & van (14,000 lb or less) whsle						
	All firms	548	159 991 093	100.0	427 702	115 721	9 552
	4 largest firms	105	154 880 798	96.8	204 925	64 843	2 756
	8 largest firms	109	157 029 636	98.1	234 553	70 936	3 228
	20 largest firms	121	157 842 958	98.7	282 053	81 658	4 694
	50 largest firms	153	158 720 030	99.2	346 068	96 398	6 523
4211104	Medium truck & tractor (14,001 lb to 26,000 lb) whsle						
	All firms	516	4 375 397	100.0	275 806	66 215	7 929
	4 largest firms	21	1 748 182	40.0	27 733	7 981	628
	8 largest firms	26	1 994 141	45.6	44 587	12 311	1 036
	20 largest firms	47	2 474 241	56.5	80 740	21 599	1 915
	50 largest firms	87	3 081 198	70.4	142 008	35 635	3 522
4211105	Heavy truck & tractor (over 26,000 lb) whsle						
	All firms	2 261	28 150 000	100.0	2 015 097	473 874	57 744
	4 largest firms	82	4 508 918	16.0	136 909	35 859	3 322
	8 largest firms	101	5 781 711	20.5	194 597	50 178	4 951
	20 largest firms	172	8 097 568	28.8	350 695	91 712	9 190
	50 largest firms	283	11 413 766	40.5	562 177	138 784	14 545
42112	Motor vehicle supplies & new parts whsle						
	All firms	'12 620	'83 214 728	100.0	'5 065 064	'1 194 084	'156 038
	4 largest firms	350	15 415 739	18.5	942 704	234 475	23 128
	8 largest firms	378	22 772 681	27.4	1 061 992	262 745	25 928
	20 largest firms	505	31 716 946	38.1	1 240 670	305 139	29 838
	50 largest firms	742	40 704 951	48.9	1 548 620	379 575	37 177

Table 3. Concentration by Largest Firms: 1997—Con.

[Includes only firms and establishments with payroll. Excludes data for central administrative offices, auxiliary operations, or establishments of these firms that are classified in other categories than those specified in this table. For meaning of abbreviations and symbols, see introductory text. For explanation of terms, see Appendix A. For method of assignment to categories shown, see Appendix C]

NAICS code	Largest firms based on sales by kind of business and type of operation	Establishments (number)	Sales		Annual payroll (\$1,000)	First-quarter payroll (\$1,000)	Paid employees for pay period including March 12 (number)
			Amount (number)	As percent of total			
42	WHOLESALE TRADE—Con.						
421	Wholesale trade, durable goods—Con.						
421120	Motor vehicle supplies & new parts whsle						
	All firms	'12 620	'83 214 728	100.0	'5 065 064	'1 194 084	'156 038
	4 largest firms	350	15 415 739	18.5	942 704	234 475	23 128
	8 largest firms	378	22 772 681	27.4	1 061 992	262 745	25 928
	20 largest firms	505	31 716 946	38.1	1 240 670	305 139	29 838
	50 largest firms	742	40 704 951	48.9	1 548 620	379 575	37 177
4211201	Motor vehicle supplies & new parts—warehouse distributors						
	All firms	'5 095	'30 313 120	100.0	'2 002 699	'463 650	'67 362
	4 largest firms	150	4 744 851	15.7	147 693	37 695	5 356
	8 largest firms	189	7 367 347	24.3	236 098	57 807	7 518
	20 largest firms	263	11 576 727	38.2	348 476	83 619	10 096
	50 largest firms	483	15 490 119	51.1	540 487	127 447	16 474
4211202	Motor vehicle supplies & new parts—jobbers						
	All firms	6 942	51 468 506	100.0	2 905 299	693 404	84 003
	4 largest firms	66	14 991 391	29.1	803 468	196 570	16 167
	8 largest firms	246	20 279 741	39.4	914 556	225 948	20 424
	20 largest firms	270	25 157 966	48.9	1 013 415	249 175	21 948
	50 largest firms	542	30 699 947	59.6	1 277 677	312 450	28 902
4211203	Petroleum products marketing equipment whsle						
	All firms	583	1 433 102	100.0	157 066	37 030	4 673
	4 largest firms	17	222 236	15.5	11 979	3 318	270
	8 largest firms	25	322 564	22.5	18 672	4 756	410
	20 largest firms	54	522 520	36.5	37 139	9 556	886
	50 largest firms	103	789 518	55.1	67 057	15 697	1 606
42113	Tire & tube whsle						
	All firms	1 939	16 508 934	100.0	782 893	183 257	22 939
	4 largest firms	104	8 481 710	51.4	145 935	38 765	2 991
	8 largest firms	181	10 395 246	63.0	239 508	59 551	5 063
	20 largest firms	261	11 705 726	70.9	295 467	72 672	6 619
	50 largest firms	367	12 873 203	78.0	390 347	94 633	9 168
421130	Tire & tube whsle						
	All firms	1 939	16 508 934	100.0	782 893	183 257	22 939
	4 largest firms	104	8 481 710	51.4	145 935	38 765	2 991
	8 largest firms	181	10 395 246	63.0	239 508	59 551	5 063
	20 largest firms	261	11 705 726	70.9	295 467	72 672	6 619
	50 largest firms	367	12 873 203	78.0	390 347	94 633	9 168
42114	Motor vehicle parts, (used) whsle						
	All firms	7 105	5 272 107	100.0	971 776	228 146	45 807
	4 largest firms	16	230 928	4.4	25 687	5 792	1 340
	8 largest firms	42	370 209	7.0	40 776	9 731	1 877
	20 largest firms	85	640 318	12.1	82 481	18 979	3 282
	50 largest firms	125	1 033 434	19.6	133 253	31 111	5 143
421140	Motor vehicle parts, (used) whsle						
	All firms	7 105	5 272 107	100.0	971 776	228 146	45 807
	4 largest firms	16	230 928	4.4	25 687	5 792	1 340
	8 largest firms	42	370 209	7.0	40 776	9 731	1 877
	20 largest firms	85	640 318	12.1	82 481	18 979	3 282
	50 largest firms	125	1 033 434	19.6	133 253	31 111	5 143
4212	Furniture & home furnishings whsle						
	All firms	15 246	75 006 478	100.0	5 316 976	1 225 440	157 465
	4 largest firms	81	8 601 006	11.5	116 082	31 698	3 058
	8 largest firms	111	12 203 130	16.3	209 143	57 163	5 108
	20 largest firms	197	17 833 314	23.8	405 550	102 314	9 304
	50 largest firms	386	23 653 427	31.5	758 181	188 184	19 393
42121	Furniture whsle						
	All firms	6 697	31 898 583	100.0	2 415 323	555 931	65 930
	4 largest firms	79	4 864 968	15.3	110 682	27 481	1 801
	8 largest firms	112	6 461 463	20.3	201 559	49 236	3 820
	20 largest firms	188	8 493 785	26.6	315 448	77 425	6 154
	50 largest firms	292	11 053 110	34.7	557 845	133 596	11 360
421210	Furniture whsle						
	All firms	6 697	31 898 583	100.0	2 415 323	555 931	65 930
	4 largest firms	79	4 864 968	15.3	110 682	27 481	1 801
	8 largest firms	112	6 461 463	20.3	201 559	49 236	3 820
	20 largest firms	188	8 493 785	26.6	315 448	77 425	6 154
	50 largest firms	292	11 053 110	34.7	557 845	133 596	11 360

Table 3. Concentration by Largest Firms: 1997—Con.

[Includes only firms and establishments with payroll. Excludes data for central administrative offices, auxiliary operations, or establishments of these firms that are classified in other categories than those specified in this table. For meaning of abbreviations and symbols, see introductory text. For explanation of terms, see Appendix A. For method of assignment to categories shown, see Appendix C]

NAICS code	Largest firms based on sales by kind of business and type of operation	Establishments (number)	Sales		Annual payroll (\$1,000)	First-quarter payroll (\$1,000)	Paid employees for pay period including March 12 (number)
			Amount (number)	As percent of total			
42	WHOLESALE TRADE—Con.						
421	Wholesale trade, durable goods—Con.						
4212101	Household & lawn furniture whsle						
	All firms	3 304	12 079 496	100.0	698 636	166 690	23 346
	4 largest firms	5	1 284 991	10.6	24 359	5 866	309
	8 largest firms	40	1 753 643	14.5	52 758	15 389	943
	20 largest firms	76	2 688 794	22.3	93 147	25 335	2 240
	50 largest firms	110	3 974 817	32.9	157 071	42 063	3 951
4212102	Office & business furniture whsle						
	All firms	3 393	19 819 087	100.0	1 716 687	389 241	42 584
	4 largest firms	98	4 783 039	24.1	113 427	28 400	1 912
	8 largest firms	120	6 014 981	30.3	198 820	49 428	3 933
	20 largest firms	172	7 422 757	37.5	366 063	85 851	7 243
	50 largest firms	266	9 378 713	47.3	568 065	129 755	11 072
42122	Home furnishings whsle						
	All firms	8 549	43 107 895	100.0	2 901 653	669 509	91 535
	4 largest firms	44	7 166 282	16.6	103 679	27 893	2 836
	8 largest firms	58	9 553 219	22.2	147 306	40 763	3 880
	20 largest firms	129	13 424 685	31.1	295 246	76 106	9 840
	50 largest firms	259	17 328 398	40.2	607 636	151 339	17 623
421220	Home furnishings whsle						
	All firms	8 549	43 107 895	100.0	2 901 653	669 509	91 535
	4 largest firms	44	7 166 282	16.6	103 679	27 893	2 836
	8 largest firms	58	9 553 219	22.2	147 306	40 763	3 880
	20 largest firms	129	13 424 685	31.1	295 246	76 106	9 840
	50 largest firms	259	17 328 398	40.2	607 636	151 339	17 623
4212201	Household china, glassware, & crockery whsle						
	All firms	1 332	6 744 886	100.0	478 488	108 490	16 343
	4 largest firms	6	1 169 648	17.3	50 708	11 259	3 357
	8 largest firms	12	1 604 873	23.8	91 145	20 262	4 400
	20 largest firms	28	2 344 699	34.8	129 111	29 292	5 389
	50 largest firms	68	3 390 029	50.3	210 519	46 997	7 487
4212202	Linens, domestics, draperies, & curtains whsle						
	All firms	1 876	11 337 298	100.0	658 252	152 175	20 019
	4 largest firms	31	3 491 577	30.8	62 343	16 060	1 286
	8 largest firms	41	4 441 693	39.2	111 143	26 076	1 891
	20 largest firms	77	5 697 218	50.3	186 835	46 511	3 638
	50 largest firms	121	7 055 134	62.2	273 102	65 788	5 833
4212203	Floor coverings whsle						
	All firms	2 591	16 467 044	100.0	1 044 511	245 571	30 315
	4 largest firms	38	5 920 665	36.0	100 983	28 913	3 200
	8 largest firms	79	7 337 836	44.6	149 151	41 328	4 332
	20 largest firms	147	8 629 990	52.4	249 255	64 123	6 454
	50 largest firms	312	10 133 490	61.5	374 069	92 571	9 539
4212204	Other home furnishings whsle						
	All firms	2 750	8 558 667	100.0	720 402	163 273	24 858
	4 largest firms	26	1 026 622	12.0	65 320	16 071	2 058
	8 largest firms	31	1 589 358	18.6	101 911	24 946	3 165
	20 largest firms	48	2 482 304	29.0	147 472	36 371	4 621
	50 largest firms	80	3 407 337	39.8	227 115	52 893	6 765
4213	Lumber & other construction materials whsle						
	All firms	14 267	89 175 875	100.0	5 296 176	1 227 622	155 535
	4 largest firms	172	10 478 027	11.7	249 212	67 515	5 250
	8 largest firms	272	14 890 884	16.7	348 302	84 493	7 009
	20 largest firms	850	23 322 227	26.2	683 112	175 150	15 425
	50 largest firms	1 205	32 506 379	36.5	1 057 839	270 476	25 897
42131	Lumber, plywood, millwork, & wood panel whsle						
	All firms	6 767	60 455 924	100.0	3 126 436	736 657	88 905
	4 largest firms	169	10 380 638	17.2	246 194	66 800	5 186
	8 largest firms	205	14 460 368	23.9	363 151	96 297	7 244
	20 largest firms	366	20 205 109	33.4	617 561	158 668	13 543
	50 largest firms	643	26 234 923	43.4	864 428	223 177	20 323
421310	Lumber, plywood, millwork, & wood panel whsle						
	All firms	6 767	60 455 924	100.0	3 126 436	736 657	88 905
	4 largest firms	169	10 380 638	17.2	246 194	66 800	5 186
	8 largest firms	205	14 460 368	23.9	363 151	96 297	7 244
	20 largest firms	366	20 205 109	33.4	617 561	158 668	13 543
	50 largest firms	643	26 234 923	43.4	864 428	223 177	20 323

Table 3. Concentration by Largest Firms: 1997—Con.

[Includes only firms and establishments with payroll. Excludes data for central administrative offices, auxiliary operations, or establishments of these firms that are classified in other categories than those specified in this table. For meaning of abbreviations and symbols, see introductory text. For explanation of terms, see Appendix A. For method of assignment to categories shown, see Appendix C]

NAICS code	Largest firms based on sales by kind of business and type of operation	Establishments (number)	Sales		Annual payroll (\$1,000)	First-quarter payroll (\$1,000)	Paid employees for pay period including March 12 (number)
			Amount (number)	As percent of total			
42	WHOLESALE TRADE—Con.						
421	Wholesale trade, durable goods—Con.						
4213101	Lumber without yard whsle						
	All firms	1 627	17 143 755	100.0	529 208	131 340	12 611
	4 largest firms	51	5 858 128	34.2	87 890	27 423	1 697
	8 largest firms	55	7 340 081	42.8	135 427	38 149	2 365
	20 largest firms	85	8 852 149	51.6	162 597	48 252	2 735
	50 largest firms	123	10 654 021	62.1	203 448	57 836	3 500
4213102	Lumber with yard whsle						
	All firms	1 599	15 464 304	100.0	890 605	203 841	27 481
	4 largest firms	41	2 163 360	14.0	53 271	13 812	1 107
	8 largest firms	63	3 405 319	22.0	77 073	19 592	1 699
	20 largest firms	121	4 767 374	30.8	134 604	33 009	3 401
	50 largest firms	218	6 934 261	44.8	253 489	60 713	6 486
4213103	Plywood, veneer, millwork, & wood panel whsle						
	All firms	3 541	27 847 865	100.0	1 706 623	401 476	48 813
	4 largest firms	105	6 029 433	21.7	195 882	38 896	4 030
	8 largest firms	179	8 131 294	29.2	296 786	72 582	6 485
	20 largest firms	277	11 438 808	41.1	468 894	117 483	11 128
	50 largest firms	522	14 912 967	53.6	668 874	165 308	17 058
42132	Brick, stone, & related construction materials whsle						
	All firms	3 026	10 711 750	100.0	761 681	168 106	23 753
	4 largest firms	390	3 023 703	28.2	95 458	25 838	3 451
	8 largest firms	438	4 128 870	38.5	121 550	33 099	4 077
	20 largest firms	576	5 207 416	48.6	177 994	46 157	5 716
	50 largest firms	773	6 510 499	60.8	270 491	64 186	7 911
421320	Brick, stone, & related construction materials whsle						
	All firms	3 026	10 711 750	100.0	761 681	168 106	23 753
	4 largest firms	390	3 023 703	28.2	95 458	25 838	3 451
	8 largest firms	438	4 128 870	38.5	121 550	33 099	4 077
	20 largest firms	576	5 207 416	48.6	177 994	46 157	5 716
	50 largest firms	773	6 510 499	60.8	270 491	64 186	7 911
4213201	Brick, block, tile, clay/cement sewer pipe whsle						
	All firms	1 184	3 546 360	100.0	284 096	66 310	9 941
	4 largest firms	321	1 761 474	49.7	79 735	21 253	3 376
	8 largest firms	375	1 997 046	56.3	102 976	26 730	4 056
	20 largest firms	433	2 355 016	66.4	135 212	35 027	5 206
	50 largest firms	491	2 692 024	75.9	172 762	42 675	6 110
4213202	Sand, gravel, & stone whsle						
	All firms	1 012	2 001 239	100.0	239 974	49 004	7 775
	4 largest firms	47	221 362	11.1	15 461	3 355	527
	8 largest firms	82	369 036	18.4	29 004	5 950	814
	20 largest firms	106	625 298	31.2	48 675	10 502	1 416
	50 largest firms	160	947 480	47.3	78 395	15 987	2 199
4213203	Cement, lime, & related products whsle						
	All firms	830	5 164 151	100.0	237 611	52 792	6 037
	4 largest firms	66	1 939 440	37.6	29 961	8 287	579
	8 largest firms	139	2 664 134	51.6	49 960	13 969	1 133
	20 largest firms	208	3 437 043	66.6	83 088	20 516	1 704
	50 largest firms	282	4 175 335	80.9	133 138	30 469	2 747
42133	Roofing, siding, & insulation material whsle						
	All firms	1 584	9 811 545	100.0	601 826	133 556	16 402
	4 largest firms	168	2 489 266	25.4	91 305	19 726	2 100
	8 largest firms	222	3 551 831	36.2	121 391	28 529	2 867
	20 largest firms	347	4 754 805	48.5	210 739	48 190	5 281
	50 largest firms	458	6 141 007	62.6	320 298	73 194	8 652
421330	Roofing, siding, & insulation material whsle						
	All firms	1 584	9 811 545	100.0	601 826	133 556	16 402
	4 largest firms	168	2 489 266	25.4	91 305	19 726	2 100
	8 largest firms	222	3 551 831	36.2	121 391	28 529	2 867
	20 largest firms	347	4 754 805	48.5	210 739	48 190	5 281
	50 largest firms	458	6 141 007	62.6	320 298	73 194	8 652

Table 3. Concentration by Largest Firms: 1997—Con.

[Includes only firms and establishments with payroll. Excludes data for central administrative offices, auxiliary operations, or establishments of these firms that are classified in other categories than those specified in this table. For meaning of abbreviations and symbols, see introductory text. For explanation of terms, see Appendix A. For method of assignment to categories shown, see Appendix C]

NAICS code	Largest firms based on sales by kind of business and type of operation	Establishments (number)	Sales		Annual payroll (\$1,000)	First-quarter payroll (\$1,000)	Paid employees for pay period including March 12 (number)
			Amount (number)	As percent of total			
42	WHOLESALE TRADE—Con.						
421	Wholesale trade, durable goods—Con.						
4213301	Roofing, siding, & insulation material whsle						
	All firms	1 584	9 811 545	100.0	601 826	133 556	16 402
	4 largest firms	168	2 489 266	25.4	91 305	19 726	2 100
	8 largest firms	222	3 551 831	36.2	121 391	28 529	2 867
	20 largest firms	347	4 754 805	48.5	210 739	48 190	5 281
	50 largest firms	458	6 141 007	62.6	320 298	73 194	8 652
42139	Other construction materials whsle						
	All firms	2 890	8 196 656	100.0	806 233	189 303	26 475
	4 largest firms	76	978 211	11.9	64 494	15 270	2 050
	8 largest firms	89	1 480 664	18.1	104 497	25 782	3 027
	20 largest firms	155	2 321 120	28.3	169 534	41 933	5 173
	50 largest firms	274	3 425 113	41.8	256 709	63 010	8 045
421390	Other construction materials whsle						
	All firms	2 890	8 196 656	100.0	806 233	189 303	26 475
	4 largest firms	76	978 211	11.9	64 494	15 270	2 050
	8 largest firms	89	1 480 664	18.1	104 497	25 782	3 027
	20 largest firms	155	2 321 120	28.3	169 534	41 933	5 173
	50 largest firms	274	3 425 113	41.8	256 709	63 010	8 045
4213901	Flat glass & other construction glass whsle						
	All firms	669	1 950 805	100.0	235 834	57 069	8 197
	4 largest firms	66	610 021	31.3	60 483	14 803	1 941
	8 largest firms	92	858 051	44.0	93 864	22 382	3 065
	20 largest firms	112	1 107 752	56.8	120 149	28 517	3 890
	50 largest firms	158	1 401 029	71.8	145 540	34 405	4 767
4213902	Other construction materials whsle						
	All firms	2 221	6 245 851	100.0	570 399	132 234	18 278
	4 largest firms	17	827 117	13.2	40 084	9 748	973
	8 largest firms	44	1 149 464	18.4	54 790	13 436	1 435
	20 largest firms	105	1 756 172	28.1	100 567	25 256	2 909
	50 largest firms	186	2 729 246	43.7	174 839	42 866	5 220
4214	Professional & commercial equipment & supplies whsle						
	All firms	45 351	367 383 550	100.0	33 292 437	8 317 953	716 113
	4 largest firms	549	52 729 073	14.4	5 694 634	1 850 499	85 482
	8 largest firms	616	76 286 093	20.8	6 312 038	1 990 070	97 790
	20 largest firms	1 557	118 580 608	32.3	9 263 117	2 700 033	160 808
	50 largest firms	3 004	164 933 954	44.9	12 623 081	3 475 323	224 697
42141	Photographic equipment & supplies whsle						
	All firms	1 379	16 679 051	100.0	929 865	217 200	21 195
	4 largest firms	60	9 464 810	56.7	287 192	69 193	5 209
	8 largest firms	87	10 800 003	64.8	342 141	83 548	6 168
	20 largest firms	154	12 233 278	73.3	444 353	108 514	8 176
	50 largest firms	211	13 468 161	80.7	543 481	132 342	10 428
421410	Photographic equipment & supplies whsle						
	All firms	1 379	16 679 051	100.0	929 865	217 200	21 195
	4 largest firms	60	9 464 810	56.7	287 192	69 193	5 209
	8 largest firms	87	10 800 003	64.8	342 141	83 548	6 168
	20 largest firms	154	12 233 278	73.3	444 353	108 514	8 176
	50 largest firms	211	13 468 161	80.7	543 481	132 342	10 428
42142	Office equipment whsle						
	All firms	7 319	36 646 598	100.0	5 421 076	1 376 025	143 381
	4 largest firms	667	17 713 378	48.3	2 291 019	649 257	48 885
	8 largest firms	1 164	22 852 880	62.4	3 093 056	821 733	73 530
	20 largest firms	1 391	26 500 148	72.3	3 458 572	916 446	81 661
	50 largest firms	1 640	28 463 595	77.7	3 702 447	975 691	87 864
421420	Office equipment whsle						
	All firms	7 319	36 646 598	100.0	5 421 076	1 376 025	143 381
	4 largest firms	667	17 713 378	48.3	2 291 019	649 257	48 885
	8 largest firms	1 164	22 852 880	62.4	3 093 056	821 733	73 530
	20 largest firms	1 391	26 500 148	72.3	3 458 572	916 446	81 661
	50 largest firms	1 640	28 463 595	77.7	3 702 447	975 691	87 864
42143	Computer & computer peripheral equipment & software whsle						
	All firms	16 929	221 447 412	100.0	17 305 512	4 426 859	317 662
	4 largest firms	376	51 037 246	23.0	4 607 853	1 480 663	68 157
	8 largest firms	576	68 796 151	31.1	5 664 405	1 722 055	85 105
	20 largest firms	1 120	100 132 563	45.2	7 144 923	2 041 764	109 755
	50 largest firms	1 480	126 388 980	57.1	8 587 364	2 430 594	134 267

Table 3. Concentration by Largest Firms: 1997—Con.

[Includes only firms and establishments with payroll. Excludes data for central administrative offices, auxiliary operations, or establishments of these firms that are classified in other categories than those specified in this table. For meaning of abbreviations and symbols, see introductory text. For explanation of terms, see Appendix A. For method of assignment to categories shown, see Appendix C]

NAICS code	Largest firms based on sales by kind of business and type of operation	Establishments (number)	Sales		Annual payroll (\$1,000)	First-quarter payroll (\$1,000)	Paid employees for pay period including March 12 (number)
			Amount (number)	As percent of total			
42	WHOLESALE TRADE—Con.						
421	Wholesale trade, durable goods—Con.						
421430	Computer & computer peripheral equipment & software whsle						
	All firms	16 929	221 447 412	100.0	17 305 512	4 426 859	317 662
	4 largest firms	376	51 037 246	23.0	4 607 853	1 480 663	68 157
	8 largest firms	576	68 796 151	31.1	5 664 405	1 722 055	85 105
	20 largest firms	1 120	100 132 563	45.2	7 144 923	2 041 764	109 755
	50 largest firms	1 480	126 388 980	57.1	8 587 364	2 430 594	134 267
4214301	Computer & peripheral equipment whsle						
	All firms	14 080	209 760 805	100.0	15 450 012	3 995 317	282 335
	4 largest firms	375	50 872 741	24.3	4 604 212	1 479 802	68 005
	8 largest firms	575	68 631 646	32.7	5 660 764	1 721 194	84 953
	20 largest firms	1 114	99 885 940	47.6	7 137 916	2 039 962	109 517
	50 largest firms	1 478	125 371 788	59.8	8 525 301	2 415 452	133 007
42143011	Computers & peripheral equipment for resale						
	All firms	5 657	115 317 362	100.0	4 275 564	1 035 136	91 857
	4 largest firms	43	34 284 588	29.7	390 990	96 152	10 600
	8 largest firms	127	45 120 116	39.1	608 675	147 628	13 673
	20 largest firms	237	60 766 632	52.7	1 210 029	327 381	22 632
	50 largest firms	411	73 539 229	63.8	1 639 683	427 939	30 238
42143012	Computers & peripheral equipment for end use						
	All firms	8 423	94 443 443	100.0	11 174 448	2 960 181	190 478
	4 largest firms	460	30 254 177	32.0	4 988 290	1 556 959	70 161
	8 largest firms	659	40 972 228	43.4	5 772 267	1 736 951	84 440
	20 largest firms	1 070	55 893 493	59.2	6 855 336	1 976 438	103 215
	50 largest firms	1 442	64 695 078	68.5	7 740 733	2 187 560	115 392
4214302	Computer software (packaged) whsle						
	All firms	2 849	11 686 607	100.0	1 855 500	431 542	35 327
	4 largest firms	6	2 211 472	18.9	141 681	34 264	1 840
	8 largest firms	10	3 238 879	27.7	203 528	58 341	3 067
	20 largest firms	43	4 866 160	41.6	335 781	90 839	5 614
	50 largest firms	148	6 602 125	56.5	626 581	154 541	9 890
42144	Other commercial equipment whsle						
	All firms	5 380	15 914 735	100.0	1 754 684	402 801	52 186
	4 largest firms	9	1 366 983	8.6	90 157	22 268	2 447
	8 largest firms	46	1 946 726	12.2	131 575	32 102	3 931
	20 largest firms	80	2 911 951	18.3	198 629	46 510	5 553
	50 largest firms	130	4 172 985	26.2	317 014	73 512	8 405
421440	Other commercial equipment whsle						
	All firms	5 380	15 914 735	100.0	1 754 684	402 801	52 186
	4 largest firms	9	1 366 983	8.6	90 157	22 268	2 447
	8 largest firms	46	1 946 726	12.2	131 575	32 102	3 931
	20 largest firms	80	2 911 951	18.3	198 629	46 510	5 553
	50 largest firms	130	4 172 985	26.2	317 014	73 512	8 405
4214401	Restaurant & hotel equipment & supplies whsle						
	All firms	3 165	10 686 971	100.0	1 012 146	230 787	30 890
	4 largest firms	9	1 366 983	12.8	90 157	22 268	2 447
	8 largest firms	45	1 879 179	17.6	121 680	30 163	3 285
	20 largest firms	72	2 565 878	24.0	175 665	41 047	4 500
	50 largest firms	119	3 488 221	32.6	257 493	59 367	6 783
4214402	Store machines & equipment whsle						
	All firms	2 215	5 227 764	100.0	742 538	172 014	21 296
	4 largest firms	25	446 627	8.5	30 617	7 255	1 105
	8 largest firms	30	756 508	14.5	56 445	13 007	1 789
	20 largest firms	47	1 239 355	23.7	104 951	23 713	2 945
	50 largest firms	81	1 977 575	37.8	191 736	46 962	4 826
42145	Medical, dental, & hospital equipment & supplies whsle						
	All firms	9 782	58 791 711	100.0	5 746 165	1 386 809	121 572
	4 largest firms	117	10 706 884	18.2	493 918	131 922	10 621
	8 largest firms	248	16 100 690	27.4	953 376	251 852	17 005
	20 largest firms	542	25 628 877	43.6	1 726 517	435 689	29 892
	50 largest firms	822	33 750 283	57.4	2 421 656	610 011	41 968

Table 3. Concentration by Largest Firms: 1997—Con.

[Includes only firms and establishments with payroll. Excludes data for central administrative offices, auxiliary operations, or establishments of these firms that are classified in other categories than those specified in this table. For meaning of abbreviations and symbols, see introductory text. For explanation of terms, see Appendix A. For method of assignment to categories shown, see Appendix C]

NAICS code	Largest firms based on sales by kind of business and type of operation	Establishments (number)	Sales		Annual payroll (\$1,000)	First-quarter payroll (\$1,000)	Paid employees for pay period including March 12 (number)
			Amount (number)	As percent of total			
42	WHOLESALE TRADE—Con.						
421	Wholesale trade, durable goods—Con.						
421450	Medical, dental, & hospital equipment & supplies whsle						
	All firms	9 782	58 791 711	100.0	5 746 165	1 386 809	121 572
	4 largest firms	117	10 706 884	18.2	493 918	131 922	10 621
	8 largest firms	248	16 100 690	27.4	953 376	251 852	17 005
	20 largest firms	542	25 628 877	43.6	1 726 517	435 689	29 892
	50 largest firms	822	33 750 283	57.4	2 421 656	610 011	41 968
4214501	Surgical, medical, & hospital supplies whsle						
	All firms	8 721	54 484 063	100.0	5 125 079	1 243 720	106 502
	4 largest firms	117	10 706 884	19.7	493 918	131 922	10 621
	8 largest firms	248	16 100 690	29.6	953 376	251 852	17 005
	20 largest firms	467	25 408 669	46.6	1 581 445	401 034	26 193
	50 largest firms	676	32 334 984	59.3	2 199 060	562 904	37 111
4214502	Dental equipment & supplies whsle						
	All firms	1 061	4 307 648	100.0	621 086	143 089	15 070
	4 largest firms	163	1 717 624	39.9	249 550	57 751	5 422
	8 largest firms	184	2 128 209	49.4	291 188	67 871	6 401
	20 largest firms	238	2 724 906	63.3	377 064	87 185	8 248
	50 largest firms	292	3 328 408	77.3	471 130	109 200	10 551
42146	Ophthalmic goods whsle						
	All firms	1 781	6 865 265	100.0	867 808	206 531	28 260
	4 largest firms	43	1 270 220	18.5	88 422	21 103	2 213
	8 largest firms	53	D	D	D	D	h
	20 largest firms	110	2 601 028	37.9	240 889	63 234	7 750
	50 largest firms	196	3 581 747	52.2	341 564	87 118	10 699
421460	Ophthalmic goods whsle						
	All firms	1 781	6 865 265	100.0	867 808	206 531	28 260
	4 largest firms	43	1 270 220	18.5	88 422	21 103	2 213
	8 largest firms	53	D	D	D	D	h
	20 largest firms	110	2 601 028	37.9	240 889	63 234	7 750
	50 largest firms	196	3 581 747	52.2	341 564	87 118	10 699
42149	Other professional equipment & supplies whsle						
	All firms	2 781	11 038 778	100.0	1 267 327	301 728	31 857
	4 largest firms	73	2 517 464	22.8	171 168	40 945	3 075
	8 largest firms	87	3 156 155	28.6	229 549	55 088	4 351
	20 largest firms	121	4 471 045	40.5	351 544	84 618	6 836
	50 largest firms	191	5 782 642	52.4	484 892	118 096	10 161
421490	Other professional equipment & supplies whsle						
	All firms	2 781	11 038 778	100.0	1 267 327	301 728	31 857
	4 largest firms	73	2 517 464	22.8	171 168	40 945	3 075
	8 largest firms	87	3 156 155	28.6	229 549	55 088	4 351
	20 largest firms	121	4 471 045	40.5	351 544	84 618	6 836
	50 largest firms	191	5 782 642	52.4	484 892	118 096	10 161
4214901	Religious & school supplies whsle						
	All firms	456	1 495 661	100.0	175 321	39 860	5 811
	4 largest firms	10	383 282	25.6	26 659	5 642	985
	8 largest firms	16	580 422	38.8	46 158	10 644	1 617
	20 largest firms	32	823 996	55.1	83 992	18 002	2 568
	50 largest firms	65	1 073 020	71.7	113 582	25 654	3 422
4214902	Other professional equipment & supplies whsle						
	All firms	2 325	9 543 117	100.0	1 092 006	261 868	26 046
	4 largest firms	73	2 517 464	26.4	171 168	40 945	3 075
	8 largest firms	87	3 156 155	33.1	229 549	55 088	4 351
	20 largest firms	115	4 362 562	45.7	350 183	84 878	6 578
	50 largest firms	191	5 370 654	56.3	474 050	114 976	8 968
4215	Metal & mineral (except petroleum) whsle						
	All firms	12 583	150 493 610	100.0	6 898 028	1 595 361	174 029
	4 largest firms	109	17 594 811	11.7	220 306	57 755	5 735
	8 largest firms	201	25 436 772	16.9	356 356	98 172	8 052
	20 largest firms	403	39 224 166	26.1	751 537	194 974	17 665
	50 largest firms	791	58 410 453	38.8	1 551 254	375 634	34 265
42151	Metal service centers & offices						
	All firms	11 827	135 695 563	100.0	6 637 599	1 535 410	168 950
	4 largest firms	108	17 570 935	12.9	218 429	57 299	5 704
	8 largest firms	200	25 412 896	18.7	354 479	97 716	8 021
	20 largest firms	444	37 751 670	27.8	920 705	223 729	20 255
	50 largest firms	775	54 838 586	40.4	1 563 016	383 035	35 164

Table 3. Concentration by Largest Firms: 1997—Con.

[Includes only firms and establishments with payroll. Excludes data for central administrative offices, auxiliary operations, or establishments of these firms that are classified in other categories than those specified in this table. For meaning of abbreviations and symbols, see introductory text. For explanation of terms, see Appendix A. For method of assignment to categories shown, see Appendix C]

NAICS code	Largest firms based on sales by kind of business and type of operation	Establishments (number)	Sales		Annual payroll (\$1,000)	First-quarter payroll (\$1,000)	Paid employees for pay period including March 12 (number)
			Amount (number)	As percent of total			
42	WHOLESALE TRADE—Con.						
421	Wholesale trade, durable goods—Con.						
421510	Metal service centers & offices						
	All firms	11 827	135 695 563	100.0	6 637 599	1 535 410	168 950
	4 largest firms	108	17 570 935	12.9	218 429	57 299	5 704
	8 largest firms	200	25 412 896	18.7	354 479	97 716	8 021
	20 largest firms	444	37 751 670	27.8	920 705	223 729	20 255
	50 largest firms	775	54 838 586	40.4	1 563 016	383 035	35 164
4215101	Ferrous metal service centers & sales offices						
	All firms	9 437	106 496 206	100.0	5 338 101	1 229 010	138 934
	4 largest firms	108	17 570 935	16.5	218 429	57 299	5 704
	8 largest firms	150	23 838 885	22.4	255 339	65 367	6 455
	20 largest firms	409	34 306 240	32.2	780 712	182 466	18 507
	50 largest firms	835	47 072 877	44.2	1 323 795	316 666	32 784
42151011	Ferrous metal service centers						
	All firms	6 412	69 014 037	100.0	4 683 412	1 078 180	123 914
	4 largest firms	95	7 328 848	10.6	230 840	58 214	6 049
	8 largest firms	181	11 311 621	16.4	520 112	117 998	11 941
	20 largest firms	411	19 332 364	28.0	934 980	216 378	22 368
	50 largest firms	671	28 288 533	41.0	1 318 324	314 512	33 079
42151012	Ferrous metal sales offices						
	All firms	3 025	37 482 169	100.0	654 689	150 830	15 020
	4 largest firms	45	14 568 745	38.9	36 203	9 397	620
	8 largest firms	63	18 692 301	49.9	48 203	12 937	824
	20 largest firms	186	21 990 229	58.7	83 945	21 214	1 421
	50 largest firms	252	25 295 017	67.5	157 672	38 668	2 901
4215102	Nonferrous metal service centers & sales offices						
	All firms	2 390	29 199 357	100.0	1 299 498	306 400	30 016
	4 largest firms	38	4 610 540	15.8	120 078	34 574	1 641
	8 largest firms	81	7 086 596	24.3	206 849	59 409	3 353
	20 largest firms	133	11 996 194	41.1	371 125	96 701	6 304
	50 largest firms	270	17 126 944	58.7	497 012	129 375	9 555
42151021	Nonferrous metal service centers						
	All firms	1 556	22 107 893	100.0	1 122 138	260 461	26 446
	4 largest firms	60	3 128 552	14.2	126 034	33 020	2 364
	8 largest firms	65	5 404 080	24.4	188 662	45 021	2 947
	20 largest firms	113	9 814 286	44.4	330 506	82 161	6 322
	50 largest firms	241	13 967 216	63.2	479 978	119 339	9 794
42151022	Nonferrous metal sales offices						
	All firms	834	7 091 464	100.0	177 360	45 939	3 570
	4 largest firms	25	2 785 808	39.3	38 723	14 740	338
	8 largest firms	29	3 431 336	48.4	46 122	16 569	414
	20 largest firms	51	4 345 798	61.3	63 933	20 783	667
	50 largest firms	87	5 258 192	74.1	83 861	24 939	951
42152	Coal & other mineral & ore whsle						
	All firms	756	14 798 047	100.0	260 429	59 951	5 079
	4 largest firms	11	3 921 214	26.5	13 257	3 204	181
	8 largest firms	23	5 952 087	40.2	39 856	9 469	518
	20 largest firms	57	8 480 732	57.3	66 473	15 951	933
	50 largest firms	107	10 830 884	73.2	105 676	24 949	1 476
421520	Coal & other mineral & ore whsle						
	All firms	756	14 798 047	100.0	260 429	59 951	5 079
	4 largest firms	11	3 921 214	26.5	13 257	3 204	181
	8 largest firms	23	5 952 087	40.2	39 856	9 469	518
	20 largest firms	57	8 480 732	57.3	66 473	15 951	933
	50 largest firms	107	10 830 884	73.2	105 676	24 949	1 476
4215201	Coal whsle						
	All firms	452	10 037 343	100.0	158 986	35 749	3 037
	4 largest firms	15	3 303 966	32.9	20 356	4 983	162
	8 largest firms	23	4 665 155	46.5	38 654	9 082	474
	20 largest firms	55	7 940 538	79.1	85 649	19 005	1 221
	50 largest firms	104					
4215202	Other mineral & ore whsle						
	All firms	304	4 760 704	100.0	101 443	24 202	2 042
	4 largest firms	4	2 483 816	52.2	7 216	2 033	124
	8 largest firms	8	3 008 479	63.2	15 989	3 913	209
	20 largest firms	26	3 651 172	76.7	35 371	9 310	498
	50 largest firms	63	4 281 972	89.9	57 440	14 495	1 023

Table 3. Concentration by Largest Firms: 1997—Con.

[Includes only firms and establishments with payroll. Excludes data for central administrative offices, auxiliary operations, or establishments of these firms that are classified in other categories than those specified in this table. For meaning of abbreviations and symbols, see introductory text. For explanation of terms, see Appendix A. For method of assignment to categories shown, see Appendix C]

NAICS code	Largest firms based on sales by kind of business and type of operation	Establishments (number)	Sales		Annual payroll (\$1,000)	First-quarter payroll (\$1,000)	Paid employees for pay period including March 12 (number)
			Amount (number)	As percent of total			
42	WHOLESALE TRADE—Con.						
421	Wholesale trade, durable goods—Con.						
4216	Electrical goods whsle						
	All firms	38 234	357 691 888	100.0	22 524 717	5 483 454	475 766
	4 largest firms	1 308	47 934 016	13.4	2 450 139	802 398	36 834
	8 largest firms	1 656	67 863 386	19.0	2 906 366	909 159	44 551
	20 largest firms	3 008	102 496 761	28.7	4 960 829	1 400 592	86 691
	50 largest firms	4 598	146 497 519	41.5	7 677 993	2 049 111	128 128
42161	Electrical apparatus & equip, wiring supp, & const material whsle						
	All firms	13 431	85 861 019	100.0	6 028 387	1 426 667	144 585
	4 largest firms	899	10 955 260	12.8	548 002	142 614	18 715
	8 largest firms	1 469	19 926 402	23.2	1 209 222	304 729	29 517
	20 largest firms	1 970	29 038 012	33.8	1 800 928	453 767	39 677
	50 largest firms	2 277	36 125 917	42.1	2 053 348	513 472	45 084
421610	Electrical apparatus & equip, wiring supp, & const material whsle						
	All firms	13 431	85 861 019	100.0	6 028 387	1 426 667	144 585
	4 largest firms	899	10 955 260	12.8	548 002	142 614	18 715
	8 largest firms	1 469	19 926 402	23.2	1 209 222	304 729	29 517
	20 largest firms	1 970	29 038 012	33.8	1 800 928	453 767	39 677
	50 largest firms	2 277	36 125 917	42.1	2 053 348	513 472	45 084
42162	Electrical appliance, television & radio set whsle						
	All firms	3 895	54 683 947	100.0	2 079 747	481 012	50 922
	4 largest firms	44	13 442 580	24.6	428 508	94 941	6 602
	8 largest firms	108	21 385 427	39.1	565 272	128 694	9 478
	20 largest firms	176	28 931 464	52.9	737 725	171 297	13 167
	50 largest firms	253	35 110 729	64.2	930 933	216 250	17 807
421620	Electrical appliance, television & radio set whsle						
	All firms	3 895	54 683 947	100.0	2 079 747	481 012	50 922
	4 largest firms	44	13 442 580	24.6	428 508	94 941	6 602
	8 largest firms	108	21 385 427	39.1	565 272	128 694	9 478
	20 largest firms	176	28 931 464	52.9	737 725	171 297	13 167
	50 largest firms	253	35 110 729	64.2	930 933	216 250	17 807
42169	Other electronic parts & equipment whsle						
	All firms	20 908	217 146 922	100.0	14 416 583	3 575 775	280 259
	4 largest firms	1 308	47 934 016	22.1	2 450 139	802 398	36 834
	8 largest firms	1 644	61 415 648	28.3	3 085 382	945 964	47 117
	20 largest firms	2 128	82 656 935	38.1	4 494 457	1 286 345	67 275
	50 largest firms	3 165	108 037 833	49.8	5 937 654	1 616 452	90 075
421690	Other electronic parts & equipment whsle						
	All firms	20 908	217 146 922	100.0	14 416 583	3 575 775	280 259
	4 largest firms	1 308	47 934 016	22.1	2 450 139	802 398	36 834
	8 largest firms	1 644	61 415 648	28.3	3 085 382	945 964	47 117
	20 largest firms	2 128	82 656 935	38.1	4 494 457	1 286 345	67 275
	50 largest firms	3 165	108 037 833	49.8	5 937 654	1 616 452	90 075
4216901	Communications equipment & supplies whsle						
	All firms	9 180	88 413 555	100.0	8 091 469	2 116 989	152 279
	4 largest firms	1 321	41 512 560	47.0	2 484 308	808 471	37 049
	8 largest firms	1 482	48 292 278	54.6	3 309 825	1 009 372	49 433
	20 largest firms	2 082	57 828 084	65.4	4 223 623	1 215 927	64 053
	50 largest firms	2 555	65 913 389	74.6	5 123 357	1 436 783	81 068
4216902	Electronic parts (excluding communications equipment) whsle						
	All firms	11 728	128 733 367	100.0	6 325 114	1 458 786	127 980
	4 largest firms	336	18 862 682	14.7	450 133	103 971	7 704
	8 largest firms	442	26 696 827	20.7	736 486	171 897	11 050
	20 largest firms	816	41 432 210	32.2	1 336 224	311 085	19 762
	50 largest firms	1 212	56 976 041	44.3	1 864 337	435 352	27 970
4217	Hardware, & plumbing & heating equipment & supplies whsle						
	All firms	21 194	92 189 762	100.0	7 977 961	1 837 467	219 233
	4 largest firms	38	7 179 876	7.8	212 402	48 760	4 838
	8 largest firms	151	11 429 261	12.4	453 643	107 674	9 327
	20 largest firms	930	17 583 065	19.1	864 802	207 893	18 902
	50 largest firms	2 036	24 670 213	26.8	1 326 391	320 955	32 423

Table 3. Concentration by Largest Firms: 1997—Con.

[Includes only firms and establishments with payroll. Excludes data for central administrative offices, auxiliary operations, or establishments of these firms that are classified in other categories than those specified in this table. For meaning of abbreviations and symbols, see introductory text. For explanation of terms, see Appendix A. For method of assignment to categories shown, see Appendix C]

NAICS code	Largest firms based on sales by kind of business and type of operation	Establishments (number)	Sales		Annual payroll (\$1,000)	First-quarter payroll (\$1,000)	Paid employees for pay period including March 12 (number)
			Amount (number)	As percent of total			
42	WHOLESALE TRADE—Con.						
421	Wholesale trade, durable goods—Con.						
42171	Hardware whsle						
	All firms	9 473	44 063 674	100.0	3 865 008	879 374	110 963
	4 largest firms	36	7 174 554	16.3	212 072	48 674	4 826
	8 largest firms	150	9 816 554	22.3	388 398	90 510	8 412
	20 largest firms	810	13 327 108	30.2	622 573	146 541	16 012
	50 largest firms	954	16 775 564	38.1	839 505	198 934	21 911
421710	Hardware whsle						
	All firms	9 473	44 063 674	100.0	3 865 008	879 374	110 963
	4 largest firms	36	7 174 554	16.3	212 072	48 674	4 826
	8 largest firms	150	9 816 554	22.3	388 398	90 510	8 412
	20 largest firms	810	13 327 108	30.2	622 573	146 541	16 012
	50 largest firms	954	16 775 564	38.1	839 505	198 934	21 911
42172	Plumbing & heating equipment & supplies (hydronics) whsle						
	All firms	4 625	22 928 107	100.0	1 582 219	368 294	43 887
	4 largest firms	130	2 465 458	10.8	95 795	23 074	2 199
	8 largest firms	179	3 666 757	16.0	130 363	31 882	3 243
	20 largest firms	314	5 539 336	24.2	212 636	51 801	5 667
	50 largest firms	425	7 749 418	33.8	354 214	82 819	8 883
421720	Plumbing & heating equipment & supplies (hydronics) whsle						
	All firms	4 625	22 928 107	100.0	1 582 219	368 294	43 887
	4 largest firms	130	2 465 458	10.8	95 795	23 074	2 199
	8 largest firms	179	3 666 757	16.0	130 363	31 882	3 243
	20 largest firms	314	5 539 336	24.2	212 636	51 801	5 667
	50 largest firms	425	7 749 418	33.8	354 214	82 819	8 883
42173	Warm air heating & air-conditioning equipment & supplies whsle						
	All firms	5 524	20 062 710	100.0	2 013 489	471 804	51 252
	4 largest firms	181	2 599 845	13.0	200 600	50 657	3 978
	8 largest firms	539	3 756 218	18.7	291 062	72 749	5 863
	20 largest firms	978	5 566 587	27.7	420 641	104 152	9 788
	50 largest firms	1 253	8 091 571	40.3	625 260	154 224	14 618
421730	Warm air heating & air-conditioning equipment & supplies whsle						
	All firms	5 524	20 062 710	100.0	2 013 489	471 804	51 252
	4 largest firms	181	2 599 845	13.0	200 600	50 657	3 978
	8 largest firms	539	3 756 218	18.7	291 062	72 749	5 863
	20 largest firms	978	5 566 587	27.7	420 641	104 152	9 788
	50 largest firms	1 253	8 091 571	40.3	625 260	154 224	14 618
42174	Refrigeration equipment & supplies whsle						
	All firms	1 572	5 135 271	100.0	517 245	117 995	13 131
	4 largest firms	196	1 222 297	23.8	97 449	23 772	1 741
	8 largest firms	245	1 604 164	31.2	111 227	27 322	2 109
	20 largest firms	334	2 176 219	42.4	146 215	36 139	2 954
	50 largest firms	438	2 841 375	55.3	220 940	50 940	4 510
421740	Refrigeration equipment & supplies whsle						
	All firms	1 572	5 135 271	100.0	517 245	117 995	13 131
	4 largest firms	196	1 222 297	23.8	97 449	23 772	1 741
	8 largest firms	245	1 604 164	31.2	111 227	27 322	2 109
	20 largest firms	334	2 176 219	42.4	146 215	36 139	2 954
	50 largest firms	438	2 841 375	55.3	220 940	50 940	4 510
4218	Machinery, equipment, & supplies whsle						
	All firms	76 643	328 968 331	100.0	29 401 798	6 772 121	772 550
	4 largest firms	107	25 838 011	7.9	505 710	132 736	8 088
	8 largest firms	599	32 959 439	10.0	829 619	204 405	15 311
	20 largest firms	1 344	47 629 843	14.5	1 395 603	335 105	29 862
	50 largest firms	2 873	65 664 963	20.0	2 467 389	585 971	55 213
42181	Construction & mining (except petroleum) machinery & equip whsle						
	All firms	5 321	44 725 989	100.0	3 604 644	862 419	87 611
	4 largest firms	57	10 325 175	23.1	286 843	77 441	5 004
	8 largest firms	105	12 331 014	27.6	437 248	117 576	8 576
	20 largest firms	185	15 523 057	34.7	724 280	187 558	14 894
	50 largest firms	409	20 690 181	46.3	1 174 575	300 359	25 316

Table 3. Concentration by Largest Firms: 1997—Con.

[Includes only firms and establishments with payroll. Excludes data for central administrative offices, auxiliary operations, or establishments of these firms that are classified in other categories than those specified in this table. For meaning of abbreviations and symbols, see introductory text. For explanation of terms, see Appendix A. For method of assignment to categories shown, see Appendix C]

NAICS code	Largest firms based on sales by kind of business and type of operation	Establishments (number)	Sales		Annual payroll (\$1,000)	First-quarter payroll (\$1,000)	Paid employees for pay period including March 12 (number)
			Amount (number)	As percent of total			
42	WHOLESALE TRADE—Con.						
421	Wholesale trade, durable goods—Con.						
421810	Construction & mining (except petroleum) machinery & equip whsle						
	All firms	5 321	44 725 989	100.0	3 604 644	862 419	87 611
	4 largest firms	57	10 325 175	23.1	286 843	77 441	5 004
	8 largest firms	105	12 331 014	27.6	437 248	117 576	8 576
	20 largest firms	185	15 523 507	34.7	724 280	187 558	14 894
	50 largest firms	409	20 690 181	46.3	1 174 575	300 359	25 316
42182	Farm & garden machinery & equipment whsle						
	All firms	9 782	39 713 264	100.0	2 860 510	643 779	101 413
	4 largest firms	22	7 714 094	19.4	127 396	30 030	2 362
	8 largest firms	35	8 629 933	21.7	162 137	38 373	3 195
	20 largest firms	186	9 825 942	24.7	233 832	54 938	5 668
	50 largest firms	298	11 345 046	28.6	338 702	79 975	8 981
421820	Farm & garden machinery & equipment whsle						
	All firms	9 782	39 713 264	100.0	2 860 510	643 779	101 413
	4 largest firms	22	7 714 094	19.4	127 396	30 030	2 362
	8 largest firms	35	8 629 933	21.7	162 137	38 373	3 195
	20 largest firms	186	9 825 942	24.7	233 832	54 938	5 668
	50 largest firms	298	11 345 046	28.6	338 702	79 975	8 981
4218201	Farm machinery & equipment—farm dealers						
	All firms	6 931	21 996 353	100.0	1 898 402	427 060	72 177
	4 largest firms	53	370 553	1.7	28 418	6 789	1 260
	8 largest firms	76	625 141	2.8	44 107	10 792	1 749
	20 largest firms	115	1 180 801	5.4	81 924	19 390	2 860
	50 largest firms	202	2 169 769	9.9	155 984	36 708	5 137
4218202	Farm machinery & equipment—whsle distributors						
	All firms	2 122	13 486 595	100.0	643 692	144 052	19 867
	4 largest firms	18	6 808 979	50.5	98 422	23 489	1 831
	8 largest firms	28	7 715 649	57.2	132 293	31 631	2 616
	20 largest firms	141	8 647 078	64.1	183 783	43 351	4 233
	50 largest firms	229	9 460 509	70.1	247 331	57 098	5 813
4218203	Lawn & garden machinery & equipment whsle						
	All firms	729	4 230 316	100.0	318 416	72 667	9 369
	4 largest firms	5	1 074 610	25.4	36 138	8 550	778
	8 largest firms	17	1 285 269	30.4	52 913	12 808	1 265
	20 largest firms	38	1 747 827	41.3	89 497	20 475	2 261
	50 largest firms	83	2 478 243	58.6	141 836	33 506	3 751
42183	Industrial machinery & equipment whsle						
	All firms	35 674	139 946 952	100.0	14 167 699	3 238 229	342 008
	4 largest firms	41	5 670 581	4.1	348 480	69 163	7 811
	8 largest firms	451	8 658 221	6.2	519 545	111 695	11 837
	20 largest firms	790	14 958 227	10.7	892 717	195 050	20 204
	50 largest firms	1 421	24 739 496	17.7	1 533 148	352 103	33 437
421830	Industrial machinery & equipment whsle						
	All firms	35 674	139 946 952	100.0	14 167 699	3 238 229	342 008
	4 largest firms	41	5 670 581	4.1	348 480	69 163	7 811
	8 largest firms	451	8 658 221	6.2	519 545	111 695	11 837
	20 largest firms	790	14 958 227	10.7	892 717	195 050	20 204
	50 largest firms	1 421	24 739 496	17.7	1 533 148	352 103	33 437
4218301	Food-processing machinery & equipment whsle						
	All firms	1 333	4 273 371	100.0	496 582	115 224	12 098
	4 largest firms	16	439 994	10.3	49 181	12 261	881
	8 largest firms	25	633 350	14.8	70 028	17 777	1 255
	20 largest firms	48	1 014 817	23.7	112 097	28 023	2 168
	50 largest firms	93	1 637 194	38.3	158 320	38 291	3 059
4218302	Hydraulic & pneumatic (fluid-power) machinery & equipment whsle						
	All firms	3 866	13 016 250	100.0	1 637 232	378 722	40 348
	4 largest firms	106	1 323 554	10.2	151 597	36 618	4 345
	8 largest firms	174	2 073 814	15.9	208 467	51 037	5 493
	20 largest firms	266	3 248 714	25.0	288 115	70 797	7 133
	50 largest firms	444	4 511 459	34.7	431 167	104 149	10 278

Table 3. Concentration by Largest Firms: 1997—Con.

[Includes only firms and establishments with payroll. Excludes data for central administrative offices, auxiliary operations, or establishments of these firms that are classified in other categories than those specified in this table. For meaning of abbreviations and symbols, see introductory text. For explanation of terms, see Appendix A. For method of assignment to categories shown, see Appendix C]

NAICS code	Largest firms based on sales by kind of business and type of operation	Establishments (number)	Sales		Annual payroll (\$1,000)	First-quarter payroll (\$1,000)	Paid employees for pay period including March 12 (number)
			Amount (number)	As percent of total			
42	WHOLESALE TRADE—Con.						
421	Wholesale trade, durable goods—Con.						
42183021	Hydraulic & pneumatic pumps & motors whsle						
	All firms	1 636	4 753 826	100.0	543 359	127 730	13 756
	4 largest firms	87	765 660	16.1	49 020	12 286	1 156
	8 largest firms	157	1 165 371	24.5	76 597	19 323	1 824
	20 largest firms	221	1 687 579	35.5	121 920	30 084	2 899
	50 largest firms	307	2 380 410	50.1	206 124	49 053	4 694
42183022	Hydraulic & pneumatic parts, accessories, & supplies whsle						
	All firms	2 230	8 262 424	100.0	1 093 873	250 992	26 592
	4 largest firms	58	1 200 433	14.5	142 049	34 460	3 907
	8 largest firms	71	1 700 748	20.6	166 812	40 289	4 348
	20 largest firms	117	2 319 659	28.1	243 826	58 663	5 956
	50 largest firms	231	3 259 751	39.5	364 552	87 328	8 404
4218303	General-purpose industrial machinery & equipment whsle						
	All firms	11 101	42 641 534	100.0	4 279 378	965 711	102 295
	4 largest firms	58	4 109 024	9.6	286 311	53 923	5 312
	8 largest firms	139	5 518 372	12.9	352 092	67 728	6 524
	20 largest firms	298	8 540 444	20.0	526 856	106 381	10 118
	50 largest firms	497	12 433 552	29.2	775 279	167 800	15 088
4218304	Metalworking machinery & equipment whsle						
	All firms	4 092	19 008 973	100.0	1 603 844	363 648	35 524
	4 largest firms	70	2 073 428	10.9	117 576	26 505	2 939
	8 largest firms	97	3 051 243	16.1	164 196	36 765	3 806
	20 largest firms	133	4 897 936	25.8	260 933	59 920	5 468
	50 largest firms	254	7 122 803	37.5	408 159	94 136	8 111
4218305	Materials handling equipment whsle						
	All firms	4 642	18 803 215	100.0	2 371 197	559 533	63 169
	4 largest firms	24	2 458 153	13.1	95 240	24 916	2 013
	8 largest firms	107	3 423 554	18.2	181 294	45 381	4 061
	20 largest firms	180	4 759 951	25.3	346 879	87 205	8 152
	50 largest firms	289	6 233 171	33.1	553 209	135 850	12 924
4218306	Oilwell, oil refinery, & pipeline mach, equip, & supplies whsle						
	All firms	3 536	11 671 958	100.0	1 006 985	223 687	25 475
	4 largest firms	316	2 070 220	17.7	108 993	26 193	2 779
	8 largest firms	625	3 144 078	26.9	219 455	52 843	5 260
	20 largest firms	736	4 579 203	39.2	275 019	66 150	6 302
	50 largest firms	935	6 197 741	53.1	387 724	91 609	8 792
4218307	Other industrial machinery & equipment whsle						
	All firms	7 104	30 531 651	100.0	2 772 481	631 704	63 099
	4 largest firms	69	2 973 702	9.7	158 104	34 920	4 024
	8 largest firms	86	4 172 488	13.7	233 619	57 303	5 311
	20 largest firms	132	6 598 819	21.6	405 885	88 879	7 934
	50 largest firms	244	9 768 112	32.0	579 773	132 401	10 816
42184	Industrial supplies whsle						
	All firms	15 055	64 861 321	100.0	5 240 795	1 215 121	140 735
	4 largest firms	424	14 019 524	21.6	290 073	74 391	5 868
	8 largest firms	910	18 635 488	28.7	429 768	109 682	10 382
	20 largest firms	1 747	24 221 097	37.3	743 953	182 967	19 239
	50 largest firms	2 543	29 020 286	44.7	1 103 728	273 109	28 296
421840	Industrial supplies whsle						
	All firms	15 055	64 861 321	100.0	5 240 795	1 215 121	140 735
	4 largest firms	424	14 019 524	21.6	290 073	74 391	5 868
	8 largest firms	910	18 635 488	28.7	429 768	109 682	10 382
	20 largest firms	1 747	24 221 097	37.3	743 953	182 967	19 239
	50 largest firms	2 543	29 020 286	44.7	1 103 728	273 109	28 296
4218401	General-line industrial supplies whsle						
	All firms	2 176	4 367 291	100.0	554 823	129 777	16 136
	4 largest firms	51	440 586	10.1	75 652	19 072	1 400
	8 largest firms	65	624 719	14.3	92 090	23 085	1 830
	20 largest firms	104	972 167	22.3	124 863	31 350	2 711
	50 largest firms	187	1 501 238	34.4	189 456	46 947	4 325

Table 3. Concentration by Largest Firms: 1997—Con.

[Includes only firms and establishments with payroll. Excludes data for central administrative offices, auxiliary operations, or establishments of these firms that are classified in other categories than those specified in this table. For meaning of abbreviations and symbols, see introductory text. For explanation of terms, see Appendix A. For method of assignment to categories shown, see Appendix C]

NAICS code	Largest firms based on sales by kind of business and type of operation	Establishments (number)	Sales		Annual payroll (\$1,000)	First-quarter payroll (\$1,000)	Paid employees for pay period including March 12 (number)
			Amount (number)	As percent of total			
42	WHOLESALE TRADE—Con.						
421	Wholesale trade, durable goods—Con.						
4218402	Mechanical power transmission supplies whsle						
	All firms	2 917	13 895 428	100.0	1 027 321	239 619	28 097
	4 largest firms	854	4 914 236	35.4	276 707	68 043	8 119
	8 largest firms	1 175	7 493 038	53.9	416 342	99 573	11 787
	20 largest firms	1 401	9 112 493	65.6	500 106	119 897	14 059
	50 largest firms	1 531	10 456 067	75.2	613 851	146 093	16 998
4218403	Welding supplies whsle						
	All firms	2 141	4 750 926	100.0	649 262	150 474	19 335
	4 largest firms	518	1 182 895	24.9	140 205	34 573	4 251
	8 largest firms	646	1 571 881	33.1	180 555	41 617	5 407
	20 largest firms	849	2 217 914	46.7	250 355	57 522	7 539
	50 largest firms	1 013	2 853 039	60.1	341 811	79 867	10 164
4218404	Industrial containers & supplies whsle						
	All firms	1 763	9 931 630	100.0	574 198	125 587	15 879
	4 largest firms	42	3 973 546	40.0	14 196	3 807	266
	8 largest firms	58	4 353 037	43.8	25 779	7 233	753
	20 largest firms	101	5 045 204	50.8	58 304	13 838	1 357
	50 largest firms	162	6 068 026	61.1	136 740	30 516	3 003
4218405	Industrial valves & fittings (except fluid-power) whsle						
	All firms	1 552	6 805 404	100.0	731 411	169 645	16 740
	4 largest firms	71	767 975	11.3	35 480	8 417	923
	8 largest firms	99	1 070 965	15.7	74 596	17 997	1 737
	20 largest firms	176	1 768 875	26.0	135 033	31 807	2 934
	50 largest firms	308	2 844 141	41.8	255 839	58 977	5 625
4218406	Other industrial supplies whsle						
	All firms	4 506	25 110 642	100.0	1 703 780	400 019	44 548
	4 largest firms	43	10 670 104	42.5	166 383	44 501	2 529
	8 largest firms	129	11 693 749	46.6	203 331	52 549	3 817
	20 largest firms	353	13 357 056	53.2	330 341	83 681	6 921
	50 largest firms	573	14 959 701	59.6	469 034	118 856	10 510
42185	Service establishment equipment & supplies whsle						
	All firms	6 808	16 038 492	100.0	1 804 565	419 918	59 878
	4 largest firms	159	3 385 487	21.1	90 442	21 813	2 133
	8 largest firms	235	4 104 772	25.6	120 757	29 988	2 953
	20 largest firms	354	5 061 211	31.6	205 531	47 934	5 102
	50 largest firms	514	6 141 405	38.3	321 012	75 780	8 647
421850	Service establishment equipment & supplies whsle						
	All firms	6 808	16 038 492	100.0	1 804 565	419 918	59 878
	4 largest firms	159	3 385 487	21.1	90 442	21 813	2 133
	8 largest firms	235	4 104 772	25.6	120 757	29 988	2 953
	20 largest firms	354	5 061 211	31.6	205 531	47 934	5 102
	50 largest firms	514	6 141 405	38.3	321 012	75 780	8 647
4218501	Beauty & barber shop equipment & supplies whsle						
	All firms	1 296	2 416 390	100.0	372 536	87 826	14 071
	4 largest firms	78	290 708	12.0	28 113	6 962	925
	8 largest firms	110	474 440	19.6	43 183	10 372	1 368
	20 largest firms	183	807 307	33.4	100 428	24 035	3 540
	50 largest firms	314	1 283 805	53.1	176 342	42 126	6 055
4218502	Custodial, janitors' equipment & supplies whsle						
	All firms	2 356	4 430 938	100.0	654 149	153 460	22 107
	4 largest firms	91	552 898	12.5	75 509	18 440	2 154
	8 largest firms	102	743 466	16.8	90 770	21 929	2 493
	20 largest firms	125	1 074 847	24.3	128 610	31 177	3 598
	50 largest firms	178	1 551 559	35.0	191 620	45 454	5 080
4218503	Laundry & dry-cleaning equipment & supplies whsle						
	All firms	699	4 123 097	100.0	240 347	56 352	6 526
	4 largest firms	33	2 599 074	63.0	39 865	9 069	619
	8 largest firms	47	2 707 768	65.7	53 504	12 327	940
	20 largest firms	60	2 904 748	70.5	74 479	17 601	1 402
	50 largest firms	102	3 204 524	77.7	113 180	27 111	2 361

Table 3. Concentration by Largest Firms: 1997—Con.

[Includes only firms and establishments with payroll. Excludes data for central administrative offices, auxiliary operations, or establishments of these firms that are classified in other categories than those specified in this table. For meaning of abbreviations and symbols, see introductory text. For explanation of terms, see Appendix A. For method of assignment to categories shown, see Appendix C]

NAICS code	Largest firms based on sales by kind of business and type of operation	Establishments (number)	Sales		Annual payroll (\$1,000)	First-quarter payroll (\$1,000)	Paid employees for pay period including March 12 (number)
			Amount (number)	As percent of total			
42	WHOLESALE TRADE—Con.						
421	Wholesale trade, durable goods—Con.						
4218504	Other service establishment equipment & supplies whsle						
	All firms	2 457	5 068 067	100.0	537 533	122 280	17 174
	4 largest firms	135	1 164 452	23.0	44 298	11 280	1 180
	8 largest firms	158	1 568 559	30.9	61 452	13 556	1 447
	20 largest firms	206	1 984 178	39.2	96 456	22 227	2 270
	50 largest firms	270	2 474 474	48.8	146 331	33 916	3 498
42186	Transportation equipment & supplies (exc motor vehicle) whsle						
	All firms	4 003	23 682 313	100.0	1 723 585	392 655	40 905
	4 largest firms	21	2 924 595	12.3	104 680	24 564	2 124
	8 largest firms	36	4 463 760	18.8	133 987	31 890	2 739
	20 largest firms	84	7 066 045	29.8	257 431	60 354	4 763
	50 largest firms	176	9 914 102	41.9	447 471	104 892	8 812
421860	Transportation equipment & supplies (exc motor vehicle) whsle						
	All firms	4 003	23 682 313	100.0	1 723 585	392 655	40 905
	4 largest firms	21	2 924 595	12.3	104 680	24 564	2 124
	8 largest firms	36	4 463 760	18.8	133 987	31 890	2 739
	20 largest firms	84	7 066 045	29.8	257 431	60 354	4 763
	50 largest firms	176	9 914 102	41.9	447 471	104 892	8 812
4218601	Aircraft & aeronautical equipment & supplies whsle						
	All firms	2 428	17 709 438	100.0	1 162 838	264 642	25 666
	4 largest firms	20	2 844 154	16.1	92 995	21 480	1 915
	8 largest firms	29	4 305 156	24.3	108 657	25 257	2 215
	20 largest firms	78	6 691 099	37.8	212 765	48 824	3 903
	50 largest firms	156	9 168 267	51.8	397 636	95 806	7 332
4218602	Marine machinery, equipment, & supplies whsle						
	All firms	952	3 513 978	100.0	344 478	78 973	9 314
	4 largest firms	11	776 149	22.1	55 326	13 479	1 249
	8 largest firms	19	1 062 299	30.2	86 999	21 208	2 032
	20 largest firms	55	1 505 927	42.9	127 519	30 280	3 118
	50 largest firms	99	2 038 176	58.0	176 608	40 419	4 410
4218603	Other transportation equipment & supplies whsle						
	All firms	623	2 458 897	100.0	216 269	49 040	5 925
	4 largest firms	11	330 942	13.5	20 314	5 269	427
	8 largest firms	21	539 512	21.9	36 918	8 863	880
	20 largest firms	40	966 838	39.3	68 681	15 336	1 642
	50 largest firms	81	1 469 640	59.8	111 016	25 651	2 673
4219	Miscellaneous durable goods whsle						
	All firms	37 783	185 455 758	100.0	11 070 270	2 568 951	351 839
	4 largest firms	16	19 508 375	10.5	207 473	47 439	2 675
	8 largest firms	61	29 102 329	15.7	316 287	75 732	4 716
	20 largest firms	212	43 624 612	23.5	770 010	188 508	15 465
	50 largest firms	529	59 233 734	31.9	1 376 921	327 955	30 717
42191	Sporting & recreational goods & supplies whsle						
	All firms	6 080	28 233 685	100.0	1 897 111	436 625	59 861
	4 largest firms	23	2 666 916	9.4	95 334	22 415	821
	8 largest firms	109	4 155 550	14.7	175 345	42 062	2 742
	20 largest firms	149	6 198 185	22.0	286 116	70 870	6 309
	50 largest firms	219	9 398 307	33.3	445 865	107 969	10 479
421910	Sporting & recreational goods & supplies whsle						
	All firms	6 080	28 233 685	100.0	1 897 111	436 625	59 861
	4 largest firms	23	2 666 916	9.4	95 334	22 415	821
	8 largest firms	109	4 155 550	14.7	175 345	42 062	2 742
	20 largest firms	149	6 198 185	22.0	286 116	70 870	6 309
	50 largest firms	219	9 398 307	33.3	445 865	107 969	10 479
42192	Toy & hobby goods & supplies whsle						
	All firms	3 229	20 166 025	100.0	1 229 055	281 210	36 337
	4 largest firms	11	6 345 321	31.5	190 127	41 194	3 019
	8 largest firms	15	7 210 860	35.8	229 017	49 890	4 245
	20 largest firms	35	8 885 895	44.1	352 684	79 510	6 857
	50 largest firms	91	10 988 675	54.5	476 788	111 484	10 754

Table 3. Concentration by Largest Firms: 1997—Con.

[Includes only firms and establishments with payroll. Excludes data for central administrative offices, auxiliary operations, or establishments of these firms that are classified in other categories than those specified in this table. For meaning of abbreviations and symbols, see introductory text. For explanation of terms, see Appendix A. For method of assignment to categories shown, see Appendix C]

NAICS code	Largest firms based on sales by kind of business and type of operation	Establishments (number)	Sales		Annual payroll (\$1,000)	First-quarter payroll (\$1,000)	Paid employees for pay period including March 12 (number)
			Amount (number)	As percent of total			
42	WHOLESALE TRADE—Con.						
421	Wholesale trade, durable goods—Con.						
421920	Toy & hobby goods & supplies whsle						
	All firms	3 229	20 166 025	100.0	1 229 055	281 210	36 337
	4 largest firms	11	6 345 321	31.5	190 127	41 194	3 019
	8 largest firms	15	7 210 860	35.8	229 017	49 890	4 245
	20 largest firms	35	8 885 895	44.1	352 684	79 510	6 857
	50 largest firms	91	10 988 675	54.5	476 788	111 484	10 754
42193	Recyclable material whsle						
	All firms	9 088	38 748 659	100.0	3 229 092	753 824	114 992
	4 largest firms	66	3 929 301	10.1	80 471	21 797	2 431
	8 largest firms	144	5 590 439	14.4	165 975	42 733	4 613
	20 largest firms	267	8 703 259	22.5	313 777	82 839	8 897
	50 largest firms	455	12 976 181	33.5	569 224	145 990	16 312
421930	Recyclable material whsle						
	All firms	9 088	38 748 659	100.0	3 229 092	753 824	114 992
	4 largest firms	66	3 929 301	10.1	80 471	21 797	2 431
	8 largest firms	144	5 590 439	14.4	165 975	42 733	4 613
	20 largest firms	267	8 703 259	22.5	313 777	82 839	8 897
	50 largest firms	455	12 976 181	33.5	569 224	145 990	16 312
4219301	Iron & steel scrap processors & dealers						
	All firms	3 480	18 205 778	100.0	1 296 382	312 027	43 789
	4 largest firms	74	3 653 093	20.1	88 620	23 985	2 165
	8 largest firms	99	4 899 382	26.9	122 644	32 834	3 045
	20 largest firms	174	7 167 666	39.4	246 958	67 533	6 477
	50 largest firms	330	9 785 693	53.8	424 194	110 211	11 442
42193011	Iron & steel scrap processors (using power processing equipment)						
	All firms	2 308	12 550 221	100.0	1 100 834	258 643	36 303
	4 largest firms	48	1 597 166	12.7	84 114	20 644	2 166
	8 largest firms	83	2 519 174	20.1	144 626	35 422	3 915
	20 largest firms	150	4 281 333	34.1	266 847	67 823	7 074
	50 largest firms	284	6 277 852	50.0	415 597	105 259	11 371
42193012	Iron & steel scrap processors (not using power processing equip)						
	All firms	1 172	5 655 557	100.0	195 548	53 384	7 486
	4 largest firms	25	2 866 430	50.7	14 032	4 996	267
	8 largest firms	37	3 516 539	62.2	17 934	6 028	335
	20 largest firms	52	4 041 973	71.5	30 940	12 108	670
	50 largest firms	87	4 556 589	80.6	62 873	21 538	1 474
4219302	Recyclable paper & paperboard whsle						
	All firms	1 588	5 592 266	100.0	587 535	135 538	20 596
	4 largest firms	73	953 852	17.1	72 894	17 884	2 160
	8 largest firms	89	1 452 527	26.0	101 560	24 596	2 919
	20 largest firms	154	2 317 242	41.4	153 604	36 088	4 533
	50 largest firms	216	3 145 039	56.2	207 299	48 409	6 000
4219303	Other recyclable material whsle						
	All firms	4 020	14 950 615	100.0	1 345 175	306 259	50 607
	4 largest firms	17	1 337 417	8.9	30 946	7 392	971
	8 largest firms	24	1 958 387	13.1	41 769	9 734	1 159
	20 largest firms	57	3 128 432	20.9	96 288	24 019	2 866
	50 largest firms	130	4 887 916	32.7	204 607	49 479	6 247
42194	Jewelry/watch/silverware/precious stone, & precious metal whsle						
	All firms	7 689	32 398 553	100.0	1 702 770	386 713	49 820
	4 largest firms	4	6 581 180	20.3	21 366	4 754	221
	8 largest firms	16	8 328 944	25.7	101 627	19 535	1 495
	20 largest firms	31	10 546 447	32.6	211 736	44 514	3 362
	50 largest firms	89	13 181 831	40.7	354 721	77 849	6 277
421940	Jewelry/watch/silverware/precious stone, & precious metal whsle						
	All firms	7 689	32 398 553	100.0	1 702 770	386 713	49 820
	4 largest firms	4	6 581 180	20.3	21 366	4 754	221
	8 largest firms	16	8 328 944	25.7	101 627	19 535	1 495
	20 largest firms	31	10 546 447	32.6	211 736	44 514	3 362
	50 largest firms	89	13 181 831	40.7	354 721	77 849	6 277
4219401	Jewelry, watch, diamonds, precious stone, & silverware whsle						
	All firms	7 116	22 519 342	100.0	1 579 391	357 866	46 813
	4 largest firms	11	1 632 067	7.2	85 571	16 233	1 366
	8 largest firms	17	2 488 233	11.0	143 464	30 197	2 334
	20 largest firms	30	4 177 167	18.5	272 834	58 870	4 883
	50 largest firms	68	5 911 273	26.2	361 365	79 050	7 302

Table 3. Concentration by Largest Firms: 1997—Con.

[Includes only firms and establishments with payroll. Excludes data for central administrative offices, auxiliary operations, or establishments of these firms that are classified in other categories than those specified in this table. For meaning of abbreviations and symbols, see introductory text. For explanation of terms, see Appendix A. For method of assignment to categories shown, see Appendix C]

NAICS code	Largest firms based on sales by kind of business and type of operation	Establishments (number)	Sales		Annual payroll (\$1,000)	First-quarter payroll (\$1,000)	Paid employees for pay period including March 12 (number)
			Amount (number)	As percent of total			
42	WHOLESALE TRADE—Con.						
421	Wholesale trade, durable goods—Con.						
4219402	Precious metal (excluding ores) whsle						
	All firms	573	9 879 211	100.0	123 379	28 847	3 007
	4 largest firms	4	6 581 180	66.6	21 366	4 754	221
	8 largest firms	9	7 425 175	75.2	25 413	5 778	303
	20 largest firms	25	8 165 745	82.7	49 199	11 319	652
	50 largest firms	57	8 829 826	89.4	69 420	16 665	1 274
42199	Other miscellaneous durable goods whsle						
	All firms	11 697	65 908 836	100.0	3 012 242	710 579	90 829
	4 largest firms	32	17 667 669	26.8	182 217	42 580	2 355
	8 largest firms	87	23 310 073	35.4	325 415	83 122	6 699
	20 largest firms	199	33 308 429	50.5	688 342	170 733	16 702
	50 largest firms	312	41 407 390	62.8	914 570	224 980	22 506
421990	Other miscellaneous durable goods whsle						
	All firms	11 697	65 908 836	100.0	3 012 242	710 579	90 829
	4 largest firms	32	17 667 669	26.8	182 217	42 580	2 355
	8 largest firms	87	23 310 073	35.4	325 415	83 122	6 699
	20 largest firms	199	33 308 429	50.5	688 342	170 733	16 702
	50 largest firms	312	41 407 390	62.8	914 570	224 980	22 506
4219901	Musical instruments & supplies whsle						
	All firms	512	2 474 693	100.0	180 103	41 714	4 906
	4 largest firms	10	807 545	32.6	29 580	7 996	582
	8 largest firms	14	1 099 237	44.4	48 281	12 558	945
	20 largest firms	29	1 504 941	60.8	74 002	18 352	1 559
	50 largest firms	63	1 930 735	78.0	115 606	27 069	2 512
4219902	Forest products (except lumber) whsle						
	All firms	2 032	11 386 630	100.0	406 277	92 740	11 396
	4 largest firms	7	1 924 394	16.9	49 905	12 770	345
	8 largest firms	20	3 090 794	27.1	62 307	15 713	557
	20 largest firms	41	5 327 915	46.8	93 695	23 308	1 045
	50 largest firms	97	7 016 913	61.6	129 708	30 569	1 710
4219903	General merchandise (durable goods) whsle						
	All firms	3 382	21 595 797	100.0	525 213	123 862	18 027
	4 largest firms	32	15 378 909	71.2	122 655	34 607	3 220
	8 largest firms	41	17 172 972	79.5	164 624	42 966	4 425
	20 largest firms	54	17 785 511	82.4	188 000	47 706	5 253
	50 largest firms	104	18 432 029	85.4	243 646	61 121	6 778
4219904	Prerecorded media whsle						
	All firms	2 075	23 424 629	100.0	1 176 057	283 668	34 103
	4 largest firms	52	7 346 923	31.4	188 293	43 597	2 761
	8 largest firms	101	11 979 166	51.1	341 924	83 480	7 497
	20 largest firms	202	17 819 596	76.1	591 925	142 853	15 694
	50 largest firms	250	19 964 786	85.2	763 944	184 974	20 455
42199041	Compact discs/prerecorded audio tapes, & phonograph records whsle						
	All firms	1 418	15 602 913	100.0	825 788	196 901	23 540
	4 largest firms	61	5 694 939	36.5	174 737	41 089	2 634
	8 largest firms	101	9 639 527	61.8	297 448	71 530	6 905
	20 largest firms	135	12 469 909	79.9	496 584	117 889	12 761
	50 largest firms	170	13 637 315	87.4	594 420	140 770	15 673
42199042	Prerecorded video tapes whsle						
	All firms	657	7 821 716	100.0	350 269	86 767	10 563
	4 largest firms	28	4 273 863	54.6	87 166	21 964	1 716
	8 largest firms	65	5 449 012	69.7	119 425	30 249	2 908
	20 largest firms	94	6 643 689	84.9	207 008	53 139	5 703
	50 largest firms	125	7 106 770	90.9	245 388	62 011	6 761
4219905	Fire extinguishers & fire safety equipment whsle						
	All firms	1 016	1 136 419	100.0	181 172	41 557	6 604
	4 largest firms	46	202 166	17.8	15 322	3 643	315
	8 largest firms	53	284 707	25.1	21 956	4 974	522
	20 largest firms	70	418 736	36.8	37 815	8 575	1 002
	50 largest firms	106	577 969	50.9	62 494	14 090	1 717
4219906	Other durable goods whsle						
	All firms	2 680	5 890 668	100.0	543 420	127 038	15 793
	4 largest firms	13	617 154	10.5	34 071	9 171	986
	8 largest firms	19	970 050	16.5	55 494	13 154	1 444
	20 largest firms	41	1 617 408	27.5	114 846	34 798	2 300
	50 largest firms	92	2 547 711	43.2	185 734	49 354	4 096

Table 3. Concentration by Largest Firms: 1997—Con.

[Includes only firms and establishments with payroll. Excludes data for central administrative offices, auxiliary operations, or establishments of these firms that are classified in other categories than those specified in this table. For meaning of abbreviations and symbols, see introductory text. For explanation of terms, see Appendix A. For method of assignment to categories shown, see Appendix C]

NAICS code	Largest firms based on sales by kind of business and type of operation	Establishments (number)	Sales		Annual payroll (\$1,000)	First-quarter payroll (\$1,000)	Paid employees for pay period including March 12 (number)
			Amount (number)	As percent of total			
42	WHOLESALE TRADE—Con.						
422	Wholesale trade, nondurable goods						
	All firms	'162 841	'1 879 940 402	100.0	'81 678 408	'19 326 296	'2 398 296
	4 largest firms	257	68 624 724	3.7	1 952 329	463 944	48 065
	8 largest firms	1 176	123 477 737	6.6	2 739 727	655 255	70 771
	20 largest firms	2 266	252 416 203	13.4	5 701 902	1 431 299	144 991
	50 largest firms	4 419	473 535 004	25.2	10 384 947	2 617 867	256 433
4221	Paper & paper product whsle						
	All firms	15 848	117 062 485	100.0	7 730 308	1 845 993	214 350
	4 largest firms	523	19 597 369	16.7	941 548	237 103	18 944
	8 largest firms	648	29 740 892	25.4	1 358 447	340 496	30 939
	20 largest firms	886	45 425 524	38.8	1 853 589	459 174	57 438
	50 largest firms	1 944	63 745 540	54.5	2 786 202	695 884	78 925
42211	Printing & writing paper whsle						
	All firms	2 309	38 397 487	100.0	1 547 334	377 117	33 135
	4 largest firms	292	14 261 979	37.1	579 994	145 557	11 765
	8 largest firms	360	18 967 703	49.4	609 316	152 964	12 231
	20 largest firms	485	25 823 426	67.3	775 404	194 435	15 572
	50 largest firms	650	31 752 397	82.7	1 032 321	255 202	20 266
422110	Printing & writing paper whsle						
	All firms	2 309	38 397 487	100.0	1 547 334	377 117	33 135
	4 largest firms	292	14 261 979	37.1	579 994	145 557	11 765
	8 largest firms	360	18 967 703	49.4	609 316	152 964	12 231
	20 largest firms	485	25 823 426	67.3	775 404	194 435	15 572
	50 largest firms	650	31 752 397	82.7	1 032 321	255 202	20 266
42212	Stationery & office supplies whsle						
	All firms	8 046	33 271 034	100.0	3 308 237	794 195	109 766
	4 largest firms	130	7 714 344	23.2	534 005	127 264	29 859
	8 largest firms	667	11 367 451	34.2	882 689	215 713	38 075
	20 largest firms	1 057	17 245 574	51.8	1 308 085	323 141	49 780
	50 largest firms	1 241	20 432 764	61.4	1 524 084	376 351	54 655
422120	Stationery & office supplies whsle						
	All firms	8 046	33 271 034	100.0	3 308 237	794 195	109 766
	4 largest firms	130	7 714 344	23.2	534 005	127 264	29 859
	8 largest firms	667	11 367 451	34.2	882 689	215 713	38 075
	20 largest firms	1 057	17 245 574	51.8	1 308 085	323 141	49 780
	50 largest firms	1 241	20 432 764	61.4	1 524 084	376 351	54 655
42213	Industrial & personal service paper whsle						
	All firms	5 493	45 393 964	100.0	2 874 737	674 681	71 449
	4 largest firms	109	8 266 404	18.2	349 965	87 969	7 084
	8 largest firms	189	12 675 200	27.9	523 964	131 603	10 542
	20 largest firms	303	19 828 835	43.7	697 872	174 910	13 694
	50 largest firms	419	25 693 792	56.6	921 370	225 646	18 715
422130	Industrial & personal service paper whsle						
	All firms	5 493	45 393 964	100.0	2 874 737	674 681	71 449
	4 largest firms	109	8 266 404	18.2	349 965	87 969	7 084
	8 largest firms	189	12 675 200	27.9	523 964	131 603	10 542
	20 largest firms	303	19 828 835	43.7	697 872	174 910	13 694
	50 largest firms	419	25 693 792	56.6	921 370	225 646	18 715
4222	Drugs, & druggists' sundries whsle						
	All firms	8 053	203 147 771	100.0	8 394 864	2 024 123	190 127
	4 largest firms	191	53 387 066	26.3	638 757	142 637	16 558
	8 largest firms	266	87 360 899	43.0	1 290 177	314 502	27 729
	20 largest firms	391	132 924 064	65.4	3 289 459	817 894	56 081
	50 largest firms	979	157 281 514	77.4	4 630 095	1 149 164	84 784
42221	Drugs, & druggists' sundries whsle						
	All firms	8 053	203 147 771	100.0	8 394 864	2 024 123	190 127
	4 largest firms	191	53 387 066	26.3	638 757	142 637	16 558
	8 largest firms	266	87 360 899	43.0	1 290 177	314 502	27 729
	20 largest firms	391	132 924 064	65.4	3 289 459	817 894	56 081
	50 largest firms	979	157 281 514	77.4	4 630 095	1 149 164	84 784
422210	Drugs, & druggists' sundries whsle						
	All firms	8 053	203 147 771	100.0	8 394 864	2 024 123	190 127
	4 largest firms	191	53 387 066	26.3	638 757	142 637	16 558
	8 largest firms	266	87 360 899	43.0	1 290 177	314 502	27 729
	20 largest firms	391	132 924 064	65.4	3 289 459	817 894	56 081
	50 largest firms	979	157 281 514	77.4	4 630 095	1 149 164	84 784

Table 3. Concentration by Largest Firms: 1997—Con.

[Includes only firms and establishments with payroll. Excludes data for central administrative offices, auxiliary operations, or establishments of these firms that are classified in other categories than those specified in this table. For meaning of abbreviations and symbols, see introductory text. For explanation of terms, see Appendix A. For method of assignment to categories shown, see Appendix C]

NAICS code	Largest firms based on sales by kind of business and type of operation	Establishments (number)	Sales		Annual payroll (\$1,000)	First-quarter payroll (\$1,000)	Paid employees for pay period including March 12 (number)
			Amount (number)	As percent of total			
42	WHOLESALE TRADE—Con.						
422	Wholesale trade, nondurable goods—Con.						
4222101	General-line drugs whsle						
	All firms	3 283	79 946 995	100.0	2 290 715	546 162	70 977
	4 largest firms	171	44 325 223	55.4	439 685	110 627	14 948
	8 largest firms	196	53 282 074	66.6	527 471	125 771	17 494
	20 largest firms	248	58 940 942	73.7	725 869	174 590	24 035
	50 largest firms	401	65 541 914	82.0	1 083 390	263 660	32 598
4222102	Specialty-line drug, pharmaceutical, cosmetic, & toiletries whsle						
	All firms	4 770	123 200 776	100.0	6 104 149	1 477 961	119 150
	4 largest firms	83	41 565 783	33.7	805 524	192 174	11 259
	8 largest firms	111	63 290 118	51.4	1 828 872	455 612	23 849
	20 largest firms	205	87 976 397	71.4	3 268 873	808 002	48 118
	50 largest firms	858	102 570 638	83.3	4 236 814	1 043 928	69 983
4223	Apparel, piece goods, & notions whsle						
	All firms	20 707	124 104 420	100.0	7 759 577	1 778 842	207 574
	4 largest firms	145	11 429 133	9.2	316 967	71 222	5 749
	8 largest firms	164	16 733 259	13.5	551 763	130 188	10 083
	20 largest firms	234	25 671 571	20.7	879 231	213 733	15 941
	50 largest firms	337	34 876 114	28.1	1 313 208	315 506	22 850
42231	Piece goods, notions, & other dry goods whsle						
	All firms	5 666	25 776 927	100.0	1 611 443	367 889	45 435
	4 largest firms	25	2 068 763	8.0	39 614	10 075	602
	8 largest firms	60	3 042 500	11.8	63 607	14 455	1 003
	20 largest firms	88	5 262 960	20.4	118 760	27 480	2 101
	50 largest firms	187	8 036 483	31.2	285 935	66 517	5 752
422310	Piece goods, notions, & other dry goods whsle						
	All firms	5 666	25 776 927	100.0	1 611 443	367 889	45 435
	4 largest firms	25	2 068 763	8.0	39 614	10 075	602
	8 largest firms	60	3 042 500	11.8	63 607	14 455	1 003
	20 largest firms	88	5 262 960	20.4	118 760	27 480	2 101
	50 largest firms	187	8 036 483	31.2	285 935	66 517	5 752
4223101	Piece goods—jobbers						
	All firms	4 191	22 125 937	100.0	1 240 760	284 390	33 068
	4 largest firms	25	2 068 763	9.3	39 614	10 075	602
	8 largest firms	41	3 000 785	13.6	56 539	12 985	753
	20 largest firms	74	5 003 468	22.6	117 624	27 702	2 038
	50 largest firms	161	7 580 821	34.3	242 872	58 306	4 375
4223102	Notions & other dry goods whsle						
	All firms	1 475	3 650 990	100.0	370 683	83 499	12 367
	4 largest firms	25	657 812	18.0	28 244	5 874	812
	8 largest firms	34	869 266	23.8	43 319	9 493	1 448
	20 largest firms	50	1 228 978	33.7	72 758	16 616	2 261
	50 largest firms	94	1 723 070	47.2	127 135	28 999	3 859
42232	Men's & boys' clothing & furnishings whsle						
	All firms	5 006	33 360 264	100.0	2 166 205	498 595	62 253
	4 largest firms	30	4 211 092	12.6	121 881	31 904	2 926
	8 largest firms	55	6 902 695	20.7	313 071	71 660	6 361
	20 largest firms	79	10 389 521	31.1	501 631	113 184	9 427
	50 largest firms	139	14 340 303	43.0	742 000	168 403	15 903
422320	Men's & boys' clothing & furnishings whsle						
	All firms	5 006	33 360 264	100.0	2 166 205	498 595	62 253
	4 largest firms	30	4 211 092	12.6	121 881	31 904	2 926
	8 largest firms	55	6 902 695	20.7	313 071	71 660	6 361
	20 largest firms	79	10 389 521	31.1	501 631	113 184	9 427
	50 largest firms	139	14 340 303	43.0	742 000	168 403	15 903
42233	Women's, children's, & infants' clothing & accessories whsle						
	All firms	8 217	40 603 484	100.0	2 799 463	632 897	76 256
	4 largest firms	107	5 336 878	13.1	132 529	36 620	2 671
	8 largest firms	115	6 576 396	16.2	187 080	49 947	3 469
	20 largest firms	140	9 086 532	22.4	319 372	81 725	5 211
	50 largest firms	183	13 069 575	32.2	599 834	144 319	10 139

Table 3. Concentration by Largest Firms: 1997—Con.

[Includes only firms and establishments with payroll. Excludes data for central administrative offices, auxiliary operations, or establishments of these firms that are classified in other categories than those specified in this table. For meaning of abbreviations and symbols, see introductory text. For explanation of terms, see Appendix A. For method of assignment to categories shown, see Appendix C]

NAICS code	Largest firms based on sales by kind of business and type of operation	Establishments (number)	Sales		Annual payroll (\$1,000)	First-quarter payroll (\$1,000)	Paid employees for pay period including March 12 (number)
			Amount (number)	As percent of total			
42	WHOLESALE TRADE—Con.						
422	Wholesale trade, nondurable goods—Con.						
422330	Women's, children's, & infants' clothing & accessories whsle						
	All firms	8 217	40 603 484	100.0	2 799 463	632 897	76 256
	4 largest firms	107	5 336 878	13.1	132 529	36 620	2 671
	8 largest firms	115	6 576 396	16.2	187 080	49 947	3 469
	20 largest firms	140	9 086 532	22.4	319 372	81 725	5 211
	50 largest firms	183	13 069 575	32.2	599 834	144 319	10 139
42234	Footwear whsle						
	All firms	1 818	24 363 745	100.0	1 182 466	279 461	23 630
	4 largest firms	34	8 276 261	34.0	281 673	64 311	4 406
	8 largest firms	42	11 033 014	45.3	350 984	83 128	5 706
	20 largest firms	69	14 265 645	58.6	523 509	125 585	7 907
	50 largest firms	131	17 536 663	72.0	726 398	171 022	11 852
422340	Footwear whsle						
	All firms	1 818	24 363 745	100.0	1 182 466	279 461	23 630
	4 largest firms	34	8 276 261	34.0	281 673	64 311	4 406
	8 largest firms	42	11 033 014	45.3	350 984	83 128	5 706
	20 largest firms	69	14 265 645	58.6	523 509	125 585	7 907
	50 largest firms	131	17 536 663	72.0	726 398	171 022	11 852
4224	Grocery & related products whsle						
	All firms	41 760	588 970 062	100.0	26 778 099	6 317 278	854 919
	4 largest firms	163	52 323 366	8.9	2 010 038	496 798	54 683
	8 largest firms	844	89 645 344	15.2	4 459 561	1 082 126	124 661
	20 largest firms	1 289	151 336 629	25.7	5 883 978	1 430 257	164 267
	50 largest firms	2 130	229 420 489	39.0	8 611 715	2 101 581	235 693
42241	General-line grocery whsle						
	All firms	4 138	146 689 286	100.0	5 541 000	1 336 143	168 190
	4 largest firms	187	41 059 348	28.0	1 946 125	478 332	54 520
	8 largest firms	247	59 396 319	40.5	2 158 963	526 282	60 284
	20 largest firms	348	81 276 000	55.4	3 036 348	741 673	83 653
	50 largest firms	662	103 925 150	70.8	3 801 032	927 750	106 541
422410	General-line grocery whsle						
	All firms	4 138	146 689 286	100.0	5 541 000	1 336 143	168 190
	4 largest firms	187	41 059 348	28.0	1 946 125	478 332	54 520
	8 largest firms	247	59 396 319	40.5	2 158 963	526 282	60 284
	20 largest firms	348	81 276 000	55.4	3 036 348	741 673	83 653
	50 largest firms	662	103 925 150	70.8	3 801 032	927 750	106 541
4224101	General-line grocery whsle, voluntary group						
	All firms	186	16 156 029	100.0	554 986	135 594	17 064
	4 largest firms	31	11 836 162	73.3	396 979	96 311	11 573
	8 largest firms	35	13 879 220	85.9	442 732	107 507	12 910
	20 largest firms	51	15 438 148	95.6	495 289	121 871	14 656
	50 largest firms	82	16 002 157	99.0	542 651	132 647	16 435
4224102	General-line grocery whsle, retail cooperative						
	All firms	211	16 142 440	100.0	467 726	112 330	13 882
	4 largest firms	8	7 674 770	47.5	133 834	32 669	3 861
	8 largest firms	18	10 881 891	67.4	280 383	67 689	7 388
	20 largest firms	70	15 084 944	93.4	410 136	98 166	11 637
	50 largest firms	103	15 962 701	98.9	456 144	109 740	13 313
4224103	Other general-line grocery whsle						
	All firms	3 741	114 390 817	100.0	4 518 288	1 088 219	137 244
	4 largest firms	183	36 997 604	32.3	1 681 814	416 840	47 559
	8 largest firms	250	51 400 256	44.9	2 078 827	513 658	57 412
	20 largest firms	480	68 005 988	59.5	2 771 130	678 391	76 313
	50 largest firms	632	83 153 621	72.7	3 160 578	774 684	88 939
42242	Packaged frozen food whsle						
	All firms	3 838	69 114 831	100.0	2 800 272	659 242	85 067
	4 largest firms	69	9 037 828	13.1	220 484	53 093	5 288
	8 largest firms	168	13 796 153	20.0	469 471	112 292	12 022
	20 largest firms	234	21 543 685	31.2	733 188	177 034	19 556
	50 largest firms	300	29 627 814	42.9	1 014 699	244 684	26 897
422420	Packaged frozen food whsle						
	All firms	3 838	69 114 831	100.0	2 800 272	659 242	85 067
	4 largest firms	69	9 037 828	13.1	220 484	53 093	5 288
	8 largest firms	168	13 796 153	20.0	469 471	112 292	12 022
	20 largest firms	234	21 543 685	31.2	733 188	177 034	19 556
	50 largest firms	300	29 627 814	42.9	1 014 699	244 684	26 897

Table 3. Concentration by Largest Firms: 1997—Con.

[Includes only firms and establishments with payroll. Excludes data for central administrative offices, auxiliary operations, or establishments of these firms that are classified in other categories than those specified in this table. For meaning of abbreviations and symbols, see introductory text. For explanation of terms, see Appendix A. For method of assignment to categories shown, see Appendix C]

NAICS code	Largest firms based on sales by kind of business and type of operation	Establishments (number)	Sales		Annual payroll (\$1,000)	First-quarter payroll (\$1,000)	Paid employees for pay period including March 12 (number)
			Amount (number)	As percent of total			
42	WHOLESALE TRADE—Con.						
422	Wholesale trade, nondurable goods—Con.						
42243	Dairy products, (except dried or canned) whsle						
	All firms	2 862	34 594 779	100.0	1 637 129	380 221	47 742
	4 largest firms	62	5 449 633	15.8	392 332	88 536	8 081
	8 largest firms	71	8 930 101	25.8	426 612	97 135	8 933
	20 largest firms	223	14 928 332	43.2	577 054	134 797	13 243
	50 largest firms	387	20 723 557	59.9	798 818	189 478	19 876
422430	Dairy products, (except dried or canned) whsle						
	All firms	2 862	34 594 779	100.0	1 637 129	380 221	47 742
	4 largest firms	62	5 449 633	15.8	392 332	88 536	8 081
	8 largest firms	71	8 930 101	25.8	426 612	97 135	8 933
	20 largest firms	223	14 928 332	43.2	577 054	134 797	13 243
	50 largest firms	387	20 723 557	59.9	798 818	189 478	19 876
4224301	Raw milk whsle						
	All firms	140	4 900 769	100.0	49 043	12 268	1 642
	4 largest firms	8	1 838 549	37.5	16 018	4 297	436
	8 largest firms	15	2 994 948	61.1	26 147	6 883	734
	20 largest firms	27	4 099 117	83.6	33 844	8 724	970
	50 largest firms	57	4 768 410	97.3	43 011	10 950	1 353
4224302	Dairy product (except raw milk) whsle						
	All firms	2 722	29 694 010	100.0	1 588 086	367 953	46 100
	4 largest firms	61	5 002 217	16.8	389 970	87 946	8 016
	8 largest firms	70	8 482 685	28.6	424 250	96 545	8 868
	20 largest firms	262	13 635 402	45.9	617 110	144 864	14 382
	50 largest firms	401	18 168 059	61.2	813 942	192 578	20 272
42244	Poultry & poultry product whsle						
	All firms	1 040	13 809 561	100.0	490 567	113 929	17 792
	4 largest firms	15	2 306 176	16.7	34 922	9 292	652
	8 largest firms	36	3 062 211	22.2	54 608	14 055	1 293
	20 largest firms	60	4 704 181	34.1	86 867	21 854	2 104
	50 largest firms	106	7 013 980	50.8	176 562	42 375	5 263
422440	Poultry & poultry product whsle						
	All firms	1 040	13 809 561	100.0	490 567	113 929	17 792
	4 largest firms	15	2 306 176	16.7	34 922	9 292	652
	8 largest firms	36	3 062 211	22.2	54 608	14 055	1 293
	20 largest firms	60	4 704 181	34.1	86 867	21 854	2 104
	50 largest firms	106	7 013 980	50.8	176 562	42 375	5 263
4224401	Live poultry whsle						
	All firms	50	317 047	100.0	17 713	4 160	595
	4 largest firms	4	197 855	62.4	4 153	973	98
	8 largest firms	8	231 442	73.0	8 267	1 911	236
	20 largest firms	20	287 984	90.8	14 599	3 344	441
	50 largest firms	50	317 047	100.0	17 713	4 160	595
4224402	Poultry & poultry product (except live) whsle						
	All firms	990	13 492 514	100.0	472 854	109 769	17 197
	4 largest firms	15	2 306 176	17.1	34 922	9 292	652
	8 largest firms	34	3 056 249	22.7	54 268	13 934	1 274
	20 largest firms	59	4 686 737	34.7	87 316	21 781	2 082
	50 largest firms	104	6 931 391	51.4	175 248	42 105	5 225
42245	Confectionery whsle						
	All firms	2 621	27 169 914	100.0	1 835 202	442 780	60 010
	4 largest firms	163	12 692 661	46.7	978 335	240 807	29 150
	8 largest firms	196	15 465 142	56.9	1 105 758	273 195	31 895
	20 largest firms	260	17 842 883	65.7	1 235 880	303 775	36 547
	50 largest firms	336	20 056 170	73.8	1 323 472	330 288	39 122
422450	Confectionery whsle						
	All firms	2 621	27 169 914	100.0	1 835 202	442 780	60 010
	4 largest firms	163	12 692 661	46.7	978 335	240 807	29 150
	8 largest firms	196	15 465 142	56.9	1 105 758	273 195	31 895
	20 largest firms	260	17 842 883	65.7	1 235 880	303 775	36 547
	50 largest firms	336	20 056 170	73.8	1 323 472	330 288	39 122
42246	Fish & seafood whsle						
	All firms	2 960	13 165 780	100.0	684 365	154 839	27 402
	4 largest firms	5	816 469	6.2	10 759	2 399	175
	8 largest firms	16	1 335 358	10.1	25 638	5 777	546
	20 largest firms	48	2 502 590	19.0	82 268	17 201	2 174
	50 largest firms	88	4 007 088	30.4	132 246	28 876	3 519

Table 3. Concentration by Largest Firms: 1997—Con.

[Includes only firms and establishments with payroll. Excludes data for central administrative offices, auxiliary operations, or establishments of these firms that are classified in other categories than those specified in this table. For meaning of abbreviations and symbols, see introductory text. For explanation of terms, see Appendix A. For method of assignment to categories shown, see Appendix C]

NAICS code	Largest firms based on sales by kind of business and type of operation	Establishments (number)	Sales		Annual payroll (\$1,000)	First-quarter payroll (\$1,000)	Paid employees for pay period including March 12 (number)
			Amount (number)	As percent of total			
42	WHOLESALE TRADE—Con.						
422	Wholesale trade, nondurable goods—Con.						
422460	Fish & seafood whsle						
	All firms	2 960	13 165 780	100.0	684 365	154 839	27 402
	4 largest firms	5	816 469	6.2	10 759	2 399	175
	8 largest firms	16	1 335 358	10.1	25 638	5 777	546
	20 largest firms	48	2 502 590	19.0	82 268	17 201	2 174
	50 largest firms	88	4 007 088	30.4	132 246	28 876	3 519
42247	Meat & meat product whsle						
	All firms	3 557	51 326 415	100.0	1 490 922	351 742	50 256
	4 largest firms	26	18 362 084	35.8	53 095	12 957	1 531
	8 largest firms	84	21 527 625	41.9	138 950	33 886	4 020
	20 largest firms	117	26 024 753	50.7	237 616	57 207	6 305
	50 largest firms	156	30 808 698	60.0	381 023	91 497	10 271
422470	Meat & meat product whsle						
	All firms	3 557	51 326 415	100.0	1 490 922	351 742	50 256
	4 largest firms	26	18 362 084	35.8	53 095	12 957	1 531
	8 largest firms	84	21 527 625	41.9	138 950	33 886	4 020
	20 largest firms	117	26 024 753	50.7	237 616	57 207	6 305
	50 largest firms	156	30 808 698	60.0	381 023	91 497	10 271
42248	Fresh fruit & vegetable whsle						
	All firms	6 121	46 340 833	100.0	3 021 175	682 431	109 771
	4 largest firms	137	3 868 295	8.3	181 767	46 879	4 272
	8 largest firms	184	5 502 938	11.9	263 005	67 038	6 425
	20 largest firms	233	7 827 600	16.9	335 629	83 246	8 126
	50 largest firms	295	11 241 890	24.3	512 657	127 436	14 859
422480	Fresh fruit & vegetable whsle						
	All firms	6 121	46 340 833	100.0	3 021 175	682 431	109 771
	4 largest firms	137	3 868 295	8.3	181 767	46 879	4 272
	8 largest firms	184	5 502 938	11.9	263 005	67 038	6 425
	20 largest firms	233	7 827 600	16.9	335 629	83 246	8 126
	50 largest firms	295	11 241 890	24.3	512 657	127 436	14 859
42249	Other grocery & related products whsle						
	All firms	14 623	186 758 663	100.0	9 277 467	2 195 951	288 689
	4 largest firms	422	30 107 084	16.1	1 434 608	346 086	42 228
	8 largest firms	792	46 990 008	25.2	1 728 095	420 861	49 734
	20 largest firms	1 162	75 194 723	40.3	2 833 901	690 511	79 240
	50 largest firms	1 471	104 339 396	55.9	3 932 211	954 027	109 861
422490	Other grocery & related products whsle						
	All firms	14 623	186 758 663	100.0	9 277 467	2 195 951	288 689
	4 largest firms	422	30 107 084	16.1	1 434 608	346 086	42 228
	8 largest firms	792	46 990 008	25.2	1 728 095	420 861	49 734
	20 largest firms	1 162	75 194 723	40.3	2 833 901	690 511	79 240
	50 largest firms	1 471	104 339 396	55.9	3 932 211	954 027	109 861
4224901	Coffee, tea, & spice whsle						
	All firms	1 788	13 421 054	100.0	587 048	136 127	19 037
	4 largest firms	35	4 191 433	31.2	46 718	11 326	1 373
	8 largest firms	62	5 620 184	41.9	65 565	15 899	1 882
	20 largest firms	188	8 200 256	61.1	145 469	34 627	4 022
	50 largest firms	293	10 219 108	76.1	228 576	52 080	5 833
4224902	Bread & baked goods whsle						
	All firms	3 290	20 275 213	100.0	1 607 505	400 066	55 337
	4 largest firms	453	10 970 220	54.1	720 541	191 975	21 608
	8 largest firms	480	13 578 730	67.0	825 726	213 590	24 284
	20 largest firms	674	15 338 781	75.7	1 066 335	273 379	31 342
	50 largest firms	777	17 050 734	84.1	1 211 776	307 451	35 886
4224903	Soft drinks whsle						
	All firms	3 150	29 142 717	100.0	3 212 389	739 081	100 272
	4 largest firms	588	14 748 314	50.6	1 609 993	372 633	46 757
	8 largest firms	658	17 119 091	58.7	1 777 925	409 900	51 496
	20 largest firms	887	20 633 504	70.8	2 190 494	506 121	64 930
	50 largest firms	1 030	23 329 941	80.1	2 473 455	571 594	74 229
4224904	Canned goods whsle						
	All firms	1 283	27 632 847	100.0	753 747	178 275	20 470
	4 largest firms	34	10 320 592	37.3	140 913	33 271	3 219
	8 largest firms	62	13 290 326	48.1	183 322	42 629	4 363
	20 largest firms	95	17 271 315	62.5	311 968	74 149	7 024
	50 largest firms	141	20 866 970	75.5	423 391	98 837	9 755

Table 3. Concentration by Largest Firms: 1997—Con.

[Includes only firms and establishments with payroll. Excludes data for central administrative offices, auxiliary operations, or establishments of these firms that are classified in other categories than those specified in this table. For meaning of abbreviations and symbols, see introductory text. For explanation of terms, see Appendix A. For method of assignment to categories shown, see Appendix C]

NAICS code	Largest firms based on sales by kind of business and type of operation	Establishments (number)	Sales		Annual payroll (\$1,000)	First-quarter payroll (\$1,000)	Paid employees for pay period including March 12 (number)
			Amount (number)	As percent of total			
42	WHOLESALE TRADE—Con.						
422	Wholesale trade, nondurable goods—Con.						
4224905	Food & beverage basic materials whsle						
	All firms	703	6 331 021	100.0	266 495	61 485	7 303
	4 largest firms	21	1 575 201	24.9	46 703	11 897	1 335
	8 largest firms	33	2 302 371	36.4	60 886	16 346	1 530
	20 largest firms	72	3 169 292	50.1	93 148	24 946	2 474
	50 largest firms	124	4 250 951	67.1	133 652	31 762	3 144
4224906	Other grocery specialties whsle						
	All firms	4 409	89 955 811	100.0	2 850 283	680 917	86 270
	4 largest firms	72	21 855 218	24.3	333 964	80 992	7 836
	8 largest firms	130	30 541 119	34.0	454 991	112 386	10 568
	20 largest firms	211	46 660 719	51.9	782 974	191 081	19 152
	50 largest firms	344	62 449 360	69.4	1 310 265	324 810	35 839
4225	Farm-product raw material whsle						
	All firms	10 343	166 786 245	100.0	2 306 012	518 518	97 521
	4 largest firms	527	37 575 520	22.5	194 441	47 286	5 852
	8 largest firms	873	58 116 448	34.8	327 372	78 789	9 882
	20 largest firms	996	75 838 394	45.5	424 045	99 704	11 556
	50 largest firms	1 405	91 479 826	54.8	572 639	132 236	16 104
42251	Grain & field bean whsle						
	All firms	6 569	120 312 556	100.0	1 642 921	370 403	56 368
	4 largest firms	508	35 716 937	29.7	183 492	44 245	5 487
	8 largest firms	791	54 477 182	45.3	307 354	73 592	9 212
	20 largest firms	921	71 510 266	59.4	361 952	86 353	10 441
	50 largest firms	1 209	81 065 731	67.4	497 706	116 511	13 825
422510	Grain & field bean whsle						
	All firms	6 569	120 312 556	100.0	1 642 921	370 403	56 368
	4 largest firms	508	35 716 937	29.7	183 492	44 245	5 487
	8 largest firms	791	54 477 182	45.3	307 354	73 592	9 212
	20 largest firms	921	71 510 266	59.4	361 952	86 353	10 441
	50 largest firms	1 209	81 065 731	67.4	497 706	116 511	13 825
42252	Livestock whsle						
	All firms	2 090	24 098 461	100.0	260 202	60 243	27 182
	4 largest firms	62	2 473 705	10.3	8 227	2 189	422
	8 largest firms	198	3 734 065	15.5	18 554	4 783	1 241
	20 largest firms	305	5 890 023	24.4	34 202	8 470	2 160
	50 largest firms	344	8 662 541	35.9	56 669	13 314	3 376
422520	Livestock whsle						
	All firms	2 090	24 098 461	100.0	260 202	60 243	27 182
	4 largest firms	62	2 473 705	10.3	8 227	2 189	422
	8 largest firms	198	3 734 065	15.5	18 554	4 783	1 241
	20 largest firms	305	5 890 023	24.4	34 202	8 470	2 160
	50 largest firms	344	8 662 541	35.9	56 669	13 314	3 376
42259	Other farm product raw material whsle						
	All firms	1 684	22 375 228	100.0	402 889	87 872	13 971
	4 largest firms	36	5 166 080	23.1	61 197	13 079	1 012
	8 largest firms	49	7 778 289	34.8	85 854	17 479	1 464
	20 largest firms	104	11 458 216	51.2	142 841	29 075	3 063
	50 largest firms	148	14 425 860	64.5	177 783	36 951	3 884
422590	Other farm product raw material whsle						
	All firms	1 684	22 375 228	100.0	402 889	87 872	13 971
	4 largest firms	36	5 166 080	23.1	61 197	13 079	1 012
	8 largest firms	49	7 778 289	34.8	85 854	17 479	1 464
	20 largest firms	104	11 458 216	51.2	142 841	29 075	3 063
	50 largest firms	148	14 425 860	64.5	177 783	36 951	3 884
4225901	Hides, skins, & pelts whsle						
	All firms	260	2 096 303	100.0	54 276	13 637	1 983
	4 largest firms	8	478 640	22.8	5 204	1 246	179
	8 largest firms	13	784 712	37.4	12 058	3 344	414
	20 largest firms	25	1 297 858	61.9	19 037	4 987	532
	50 largest firms	59	1 757 190	83.8	31 780	8 217	931
4225902	Leaf tobacco whsle						
	All firms	328	3 658 394	100.0	86 300	19 974	3 720
	4 largest firms	10	1 587 375	43.4	48 905	10 452	809
	8 largest firms	15	1 817 581	49.7	54 051	11 826	1 102
	20 largest firms	36	2 171 938	59.4	58 742	13 139	1 651
	50 largest firms	68	2 663 401	72.8	64 965	14 141	1 816

Table 3. Concentration by Largest Firms: 1997—Con.

[Includes only firms and establishments with payroll. Excludes data for central administrative offices, auxiliary operations, or establishments of these firms that are classified in other categories than those specified in this table. For meaning of abbreviations and symbols, see introductory text. For explanation of terms, see Appendix A. For method of assignment to categories shown, see Appendix C]

NAICS code	Largest firms based on sales by kind of business and type of operation	Establishments (number)	Sales		Annual payroll (\$1,000)	First-quarter payroll (\$1,000)	Paid employees for pay period including March 12 (number)
			Amount (number)	As percent of total			
42	WHOLESALE TRADE—Con.						
422	Wholesale trade, nondurable goods—Con.						
4225903	Wool, wool tops, & mohair whsle						
	All firms	80	202 820	100.0	7 838	1 656	307
	4 largest firms	4	68 752	33.9	1 951	324	21
	8 largest firms	10	98 700	48.7	3 138	555	69
	20 largest firms	22	147 325	72.6	4 349	830	122
	50 largest firms	52	194 583	95.9	7 146	1 509	260
4225904	Cotton whsle						
	All firms	297	10 618 437	100.0	110 196	21 147	2 595
	4 largest firms	25	3 791 823	35.7	37 348	7 269	591
	8 largest firms	39	5 771 415	54.4	51 918	9 546	940
	20 largest firms	61	7 842 811	73.9	76 218	14 666	1 510
	50 largest firms	91	9 285 177	87.4	86 781	16 608	1 748
4225905	Other farm-product raw material whsle						
	All firms	719	5 799 274	100.0	144 279	31 458	5 366
	4 largest firms	8	2 285 270	39.4	15 038	2 392	250
	8 largest firms	45	3 188 998	55.0	27 200	5 372	888
	20 largest firms	64	4 039 048	69.6	41 626	8 855	1 212
	50 largest firms	97	4 690 997	80.9	66 468	14 818	1 977
4226	Chemical & allied products whsle						
	All firms	15 920	128 923 496	100.0	7 241 315	1 741 474	165 768
	4 largest firms	296	17 131 593	13.3	360 925	108 823	4 954
	8 largest firms	343	25 063 692	19.4	512 586	150 210	7 129
	20 largest firms	802	39 813 483	30.9	1 139 312	311 032	18 320
	50 largest firms	1 351	58 103 877	45.1	1 714 328	452 150	30 218
42261	Plastics materials & basic forms & shapes whsle						
	All firms	4 349	35 193 271	100.0	1 743 650	405 948	43 680
	4 largest firms	76	6 688 355	19.0	91 509	24 350	1 295
	8 largest firms	169	9 491 567	27.0	159 952	40 884	2 630
	20 largest firms	237	13 734 958	39.0	238 515	60 415	3 804
	50 largest firms	420	17 805 435	50.6	376 209	94 793	7 728
422610	Plastics materials & basic forms & shapes whsle						
	All firms	4 349	35 193 271	100.0	1 743 650	405 948	43 680
	4 largest firms	76	6 688 355	19.0	91 509	24 350	1 295
	8 largest firms	169	9 491 567	27.0	159 952	40 884	2 630
	20 largest firms	237	13 734 958	39.0	238 515	60 415	3 804
	50 largest firms	420	17 805 435	50.6	376 209	94 793	7 728
42269	Other chemical & allied products whsle						
	All firms	11 571	93 730 225	100.0	5 497 665	1 335 526	122 088
	4 largest firms	28	13 384 948	14.3	328 229	102 697	4 102
	8 largest firms	274	20 045 222	21.4	458 978	134 483	6 654
	20 largest firms	735	32 706 809	34.9	1 048 396	284 013	17 396
	50 largest firms	1 234	48 555 375	51.8	1 569 538	413 820	28 059
422690	Other chemical & allied products whsle						
	All firms	11 571	93 730 225	100.0	5 497 665	1 335 526	122 088
	4 largest firms	28	13 384 948	14.3	328 229	102 697	4 102
	8 largest firms	274	20 045 222	21.4	458 978	134 483	6 654
	20 largest firms	735	32 706 809	34.9	1 048 396	284 013	17 396
	50 largest firms	1 234	48 555 375	51.8	1 569 538	413 820	28 059
4226901	Industrial gases (except LP) whsle						
	All firms	1 106	2 806 880	100.0	407 882	97 550	11 505
	4 largest firms	377	1 219 885	43.5	175 921	42 872	4 653
	8 largest firms	432	1 618 563	57.7	209 670	51 169	5 397
	20 largest firms	522	1 949 943	69.5	249 252	60 584	6 480
	50 largest firms	594	2 274 399	81.0	303 079	73 670	8 041
4226902	Other chemical & allied products whsle						
	All firms	10 465	90 923 345	100.0	5 089 783	1 237 976	110 583
	4 largest firms	28	13 384 948	14.7	328 229	102 697	4 102
	8 largest firms	270	20 032 737	22.0	457 949	134 198	6 620
	20 largest firms	731	32 694 324	36.0	1 047 367	283 728	17 362
	50 largest firms	1 100	48 222 203	53.0	1 503 331	398 405	26 578
4227	Petroleum & petroleum products whsle						
	All firms	11 297	267 623 942	100.0	4 479 853	1 081 580	137 829
	4 largest firms	251	39 947 959	14.9	311 939	89 980	5 059
	8 largest firms	377	71 198 529	26.6	469 096	130 422	7 837
	20 largest firms	932	125 223 451	46.8	938 448	249 099	21 582
	50 largest firms	1 274	168 592 247	63.0	1 211 757	316 200	27 422

Table 3. Concentration by Largest Firms: 1997—Con.

[Includes only firms and establishments with payroll. Excludes data for central administrative offices, auxiliary operations, or establishments of these firms that are classified in other categories than those specified in this table. For meaning of abbreviations and symbols, see introductory text. For explanation of terms, see Appendix A. For method of assignment to categories shown, see Appendix C]

NAICS code	Largest firms based on sales by kind of business and type of operation	Establishments (number)	Sales		Annual payroll (\$1,000)	First-quarter payroll (\$1,000)	Paid employees for pay period including March 12 (number)
			Amount (number)	As percent of total			
42	WHOLESALE TRADE—Con.						
422	Wholesale trade, nondurable goods—Con.						
42271	Petroleum bulk stations & terminals						
	All firms	7 690	176 719 246	100.0	3 165 900	754 255	102 489
	4 largest firms	148	33 093 072	18.7	158 502	41 757	2 928
	8 largest firms	344	59 346 254	33.6	324 442	84 630	6 538
	20 largest firms	676	96 267 989	54.5	623 565	156 496	14 731
	50 largest firms	939	117 451 794	66.5	847 107	210 536	19 242
422710	Petroleum bulk stations & terminals						
	All firms	7 690	176 719 246	100.0	3 165 900	754 255	102 489
	4 largest firms	148	33 093 072	18.7	158 502	41 757	2 928
	8 largest firms	344	59 346 254	33.6	324 442	84 630	6 538
	20 largest firms	676	96 267 989	54.5	623 565	156 496	14 731
	50 largest firms	939	117 451 794	66.5	847 107	210 536	19 242
4227101	Petroleum bulk stations & terminals (except LP)						
	All firms	7 270	171 008 939	100.0	2 991 345	713 993	97 752
	4 largest firms	145	33 024 979	19.3	156 945	41 295	2 895
	8 largest firms	335	57 948 691	33.9	318 946	82 901	6 454
	20 largest firms	664	94 807 229	55.4	614 312	153 793	14 568
	50 largest firms	934	115 193 761	67.4	832 130	207 162	19 045
42271011	Petroleum bulk stations (except LP)						
	All firms	6 045	50 922 994	100.0	1 878 095	443 455	69 499
	4 largest firms	64	4 589 913	9.0	29 791	7 750	558
	8 largest firms	122	6 762 680	13.3	80 481	21 792	1 910
	20 largest firms	200	9 213 502	18.1	128 984	32 894	3 253
	50 largest firms	423	12 794 919	25.1	217 187	55 531	6 793
42271012	Petroleum bulk terminals (except LP)						
	All firms	1 225	120 085 945	100.0	1 113 250	270 538	28 253
	4 largest firms	109	30 861 730	25.7	119 424	30 729	2 157
	8 largest firms	265	54 400 193	45.3	286 846	74 167	5 769
	20 largest firms	517	88 838 172	74.0	546 715	135 582	12 940
	50 largest firms	749	107 929 990	89.9	726 907	179 264	16 482
4227102	Liquefied petroleum bulk stations & terminals						
	All firms	420	5 710 307	100.0	174 555	40 262	4 737
	4 largest firms	131	2 905 372	50.9	41 795	10 159	1 277
	8 largest firms	146	3 660 991	64.1	57 334	13 716	1 591
	20 largest firms	172	4 515 054	79.1	103 418	23 145	2 508
	50 largest firms	220	5 227 056	91.5	131 082	29 930	3 286
42272	Petroleum & petroleum prod whsle (exc bulk stations & terminals)						
	All firms	3 607	90 904 696	100.0	1 313 953	327 325	35 340
	4 largest firms	54	20 029 964	22.0	178 476	52 425	2 408
	8 largest firms	162	32 151 780	35.4	260 354	76 120	5 744
	20 largest firms	199	51 354 933	56.5	322 847	91 506	7 103
	50 largest firms	386	64 935 217	71.4	471 301	130 143	9 703
422720	Petroleum & petroleum prod whsle (exc bulk stations & terminals)						
	All firms	3 607	90 904 696	100.0	1 313 953	327 325	35 340
	4 largest firms	54	20 029 964	22.0	178 476	52 425	2 408
	8 largest firms	162	32 151 780	35.4	260 354	76 120	5 744
	20 largest firms	199	51 354 933	56.5	322 847	91 506	7 103
	50 largest firms	386	64 935 217	71.4	471 301	130 143	9 703
4228	Beer, wine, & distilled alcoholic beverage whsle						
	All firms	4 850	69 703 203	100.0	5 667 069	1 336 925	151 677
	4 largest firms	100	8 327 779	11.9	385 224	106 702	6 323
	8 largest firms	138	12 020 444	17.2	577 303	158 275	9 854
	20 largest firms	259	19 440 661	27.9	1 023 993	267 350	20 212
	50 largest firms	366	26 567 239	38.1	1 556 631	396 175	33 294
42281	Beer & ale whsle						
	All firms	3 013	34 997 239	100.0	3 308 583	752 374	96 284
	4 largest firms	26	2 143 375	6.1	115 216	24 243	2 816
	8 largest firms	43	3 222 507	9.2	177 967	39 807	4 309
	20 largest firms	82	5 387 866	15.4	350 299	80 952	9 045
	50 largest firms	165	8 544 471	24.4	635 115	149 342	17 125
422810	Beer & ale whsle						
	All firms	3 013	34 997 239	100.0	3 308 583	752 374	96 284
	4 largest firms	26	2 143 375	6.1	115 216	24 243	2 816
	8 largest firms	43	3 222 507	9.2	177 967	39 807	4 309
	20 largest firms	82	5 387 866	15.4	350 299	80 952	9 045
	50 largest firms	165	8 544 471	24.4	635 115	149 342	17 125

Table 3. Concentration by Largest Firms: 1997—Con.

[Includes only firms and establishments with payroll. Excludes data for central administrative offices, auxiliary operations, or establishments of these firms that are classified in other categories than those specified in this table. For meaning of abbreviations and symbols, see introductory text. For explanation of terms, see Appendix A. For method of assignment to categories shown, see Appendix C]

NAICS code	Largest firms based on sales by kind of business and type of operation	Establishments (number)	Sales		Annual payroll (\$1,000)	First-quarter payroll (\$1,000)	Paid employees for pay period including March 12 (number)
			Amount (number)	As percent of total			
42	WHOLESALE TRADE—Con.						
422	Wholesale trade, nondurable goods—Con.						
42282	Wine & distilled alcoholic beverage whsle						
	All firms	1 837	34 705 964	100.0	2 358 486	584 551	55 393
	4 largest firms	100	8 327 779	24.0	385 224	106 702	6 323
	8 largest firms	140	11 934 053	34.4	552 741	153 589	9 567
	20 largest firms	246	18 236 711	52.5	990 216	260 438	19 533
	50 largest firms	341	23 812 781	68.6	1 445 774	371 522	30 226
422820	Wine & distilled alcoholic beverage whsle						
	All firms	1 837	34 705 964	100.0	2 358 486	584 551	55 393
	4 largest firms	100	8 327 779	24.0	385 224	106 702	6 323
	8 largest firms	140	11 934 053	34.4	552 741	153 589	9 567
	20 largest firms	246	18 236 711	52.5	990 216	260 438	19 533
	50 largest firms	341	23 812 781	68.6	1 445 774	371 522	30 226
4228201	Wine & distilled alcoholic bev (licensed operation) whsle						
	All firms	1 715	34 325 562	100.0	2 348 175	580 900	54 751
	4 largest firms	100	8 327 779	24.3	385 224	106 702	6 323
	8 largest firms	140	11 934 053	34.8	552 741	153 589	9 567
	20 largest firms	246	18 236 711	53.1	990 216	260 438	19 533
	50 largest firms	342	23 787 811	69.3	1 453 064	373 628	30 394
4228202	Wine & distilled alcoholic beverage (State operated) whsle						
	All firms	122	380 402	100.0	10 311	3 651	642
	4 largest firms	37	282 909	74.4	7 287	1 798	314
	8 largest firms	118	D	D	D	D	f
	20 largest firms	122	380 402	100.0	10 311	3 651	642
	50 largest firms	122	380 402	100.0	10 311	3 651	642
4229	Miscellaneous nondurable goods whsle						
	All firms	34 063	213 618 778	100.0	11 321 311	2 681 563	378 531
	4 largest firms	46	31 683 504	14.8	408 691	117 631	5 665
	8 largest firms	119	47 319 692	22.2	710 696	191 521	13 397
	20 largest firms	590	71 497 937	33.5	1 516 499	398 839	33 310
	50 largest firms	1 277	93 323 003	43.7	2 340 941	602 635	60 379
42291	Farm supplies whsle						
	All firms	7 378	53 634 309	100.0	2 562 527	618 653	74 508
	4 largest firms	263	12 007 796	22.4	482 182	139 613	7 999
	8 largest firms	286	16 475 727	30.7	541 477	153 625	8 765
	20 largest firms	706	23 465 101	43.8	743 627	199 534	14 779
	50 largest firms	1 116	31 474 393	58.7	1 095 634	284 695	24 704
422910	Farm supplies whsle						
	All firms	7 378	53 634 309	100.0	2 562 527	618 653	74 508
	4 largest firms	263	12 007 796	22.4	482 182	139 613	7 999
	8 largest firms	286	16 475 727	30.7	541 477	153 625	8 765
	20 largest firms	706	23 465 101	43.8	743 627	199 534	14 779
	50 largest firms	1 116	31 474 393	58.7	1 095 634	284 695	24 704
4229101	Farm supplies—farm dealers						
	All firms	3 873	12 772 801	100.0	836 054	199 470	29 647
	4 largest firms	371	2 993 406	23.4	112 907	28 877	3 195
	8 largest firms	385	4 033 581	31.6	159 519	43 394	4 745
	20 largest firms	675	5 745 862	45.0	300 439	78 812	8 559
	50 largest firms	892	7 322 660	57.3	395 289	100 658	11 688
4229102	Farm supplies—whsle distributors						
	All firms	3 505	40 861 508	100.0	1 726 473	419 183	44 861
	4 largest firms	41	10 812 377	26.5	423 132	124 133	5 864
	8 largest firms	114	14 933 800	36.5	496 866	139 696	7 228
	20 largest firms	341	21 152 351	51.8	640 469	173 116	11 815
	50 largest firms	505	27 228 468	66.6	858 857	220 155	17 458
42292	Book, periodical, & newspaper whsle						
	All firms	4 265	33 630 300	100.0	2 618 123	641 744	89 309
	4 largest firms	188	8 642 732	25.7	294 435	75 742	7 592
	8 largest firms	273	12 239 423	36.4	514 710	126 331	15 512
	20 largest firms	399	17 036 717	50.7	853 727	215 598	29 520
	50 largest firms	617	21 982 684	65.4	1 214 227	304 285	39 473
422920	Book, periodical, & newspaper whsle						
	All firms	4 265	33 630 300	100.0	2 618 123	641 744	89 309
	4 largest firms	188	8 642 732	25.7	294 435	75 742	7 592
	8 largest firms	273	12 239 423	36.4	514 710	126 331	15 512
	20 largest firms	399	17 036 717	50.7	853 727	215 598	29 520
	50 largest firms	617	21 982 684	65.4	1 214 227	304 285	39 473

Table 3. Concentration by Largest Firms: 1997—Con.

[Includes only firms and establishments with payroll. Excludes data for central administrative offices, auxiliary operations, or establishments of these firms that are classified in other categories than those specified in this table. For meaning of abbreviations and symbols, see introductory text. For explanation of terms, see Appendix A. For method of assignment to categories shown, see Appendix C]

NAICS code	Largest firms based on sales by kind of business and type of operation	Establishments (number)	Sales		Annual payroll (\$1,000)	First-quarter payroll (\$1,000)	Paid employees for pay period including March 12 (number)
			Amount (number)	As percent of total			
42	WHOLESALE TRADE—Con.						
422	Wholesale trade, nondurable goods—Con.						
42293	Flower, nursery stock, & florists' supplies whsle						
	All firms	3 900	8 002 830	100.0	1 026 750	238 920	44 939
	4 largest firms	40	478 311	6.0	58 875	14 123	1 861
	8 largest firms	45	765 052	9.6	78 925	19 159	2 668
	20 largest firms	106	1 378 362	17.2	139 272	34 945	5 252
	50 largest firms	207	2 310 062	28.9	255 280	62 734	9 540
422930	Flower, nursery stock, & florists' supplies whsle						
	All firms	3 900	8 002 830	100.0	1 026 750	238 920	44 939
	4 largest firms	40	478 311	6.0	58 875	14 123	1 861
	8 largest firms	45	765 052	9.6	78 925	19 159	2 668
	20 largest firms	106	1 378 362	17.2	139 272	34 945	5 252
	50 largest firms	207	2 310 062	28.9	255 280	62 734	9 540
42294	Tobacco & tobacco product whsle						
	All firms	1 561	50 268 772	100.0	1 589 663	383 163	57 046
	4 largest firms	61	20 895 088	41.6	487 254	118 000	13 538
	8 largest firms	101	25 346 908	50.4	640 730	160 040	19 238
	20 largest firms	144	30 034 700	59.7	834 182	203 803	26 286
	50 largest firms	219	35 538 639	70.7	1 036 180	257 804	34 541
422940	Tobacco & tobacco product whsle						
	All firms	1 561	50 268 772	100.0	1 589 663	383 163	57 046
	4 largest firms	61	20 895 088	41.6	487 254	118 000	13 538
	8 largest firms	101	25 346 908	50.4	640 730	160 040	19 238
	20 largest firms	144	30 034 700	59.7	834 182	203 803	26 286
	50 largest firms	219	35 538 639	70.7	1 036 180	257 804	34 541
42295	Paint, varnish, & supplies whsle						
	All firms	2 192	7 510 467	100.0	676 404	159 355	19 917
	4 largest firms	174	1 793 592	23.9	102 040	24 644	2 537
	8 largest firms	221	2 472 177	32.9	139 609	33 520	3 369
	20 largest firms	266	3 309 442	44.1	218 405	52 515	5 578
	50 largest firms	355	4 348 940	57.9	291 520	68 288	7 275
422950	Paint, varnish, & supplies whsle						
	All firms	2 192	7 510 467	100.0	676 404	159 355	19 917
	4 largest firms	174	1 793 592	23.9	102 040	24 644	2 537
	8 largest firms	221	2 472 177	32.9	139 609	33 520	3 369
	20 largest firms	266	3 309 442	44.1	218 405	52 515	5 578
	50 largest firms	355	4 348 940	57.9	291 520	68 288	7 275
4229501	Paint, varnish, & supplies whsle						
	All firms	2 192	7 510 467	100.0	676 404	159 355	19 917
	4 largest firms	174	1 793 592	23.9	102 040	24 644	2 537
	8 largest firms	221	2 472 177	32.9	139 609	33 520	3 369
	20 largest firms	266	3 309 442	44.1	218 405	52 515	5 578
	50 largest firms	355	4 348 940	57.9	291 520	68 288	7 275
42299	Other miscellaneous nondurable goods whsle						
	All firms	14 767	60 572 100	100.0	2 847 844	639 728	92 812
	4 largest firms	11	21 492 224	35.5	117 472	32 006	1 155
	8 largest firms	17	27 556 570	45.5	167 983	44 914	1 709
	20 largest firms	35	31 427 113	51.9	334 861	88 124	5 264
	50 largest firms	78	35 214 188	58.1	531 940	133 486	10 357
422990	Other miscellaneous nondurable goods whsle						
	All firms	14 767	60 572 100	100.0	2 847 844	639 728	92 812
	4 largest firms	11	21 492 224	35.5	117 472	32 006	1 155
	8 largest firms	17	27 556 570	45.5	167 983	44 914	1 709
	20 largest firms	35	31 427 113	51.9	334 861	88 124	5 264
	50 largest firms	78	35 214 188	58.1	531 940	133 486	10 357
4229901	Art goods whsle						
	All firms	4 583	9 596 493	100.0	985 525	218 513	33 019
	4 largest firms	6	1 100 487	11.5	57 413	16 935	1 366
	8 largest firms	11	1 547 067	16.1	81 173	22 915	2 076
	20 largest firms	25	2 282 239	23.8	131 154	34 528	3 506
	50 largest firms	77	3 339 174	34.8	269 871	61 937	6 787
4229902	General merchandise (nondurable goods) whsle						
	All firms	3 248	34 597 404	100.0	729 329	171 128	20 477
	4 largest firms	10	21 482 736	62.1	116 914	31 864	1 140
	8 largest firms	16	27 409 582	79.2	188 664	49 685	2 227
	20 largest firms	34	30 043 793	86.8	318 022	80 175	5 423
	50 largest firms	76	31 374 749	90.7	402 728	98 902	7 894

Table 3. Concentration by Largest Firms: 1997—Con.

[Includes only firms and establishments with payroll. Excludes data for central administrative offices, auxiliary operations, or establishments of these firms that are classified in other categories than those specified in this table. For meaning of abbreviations and symbols, see introductory text. For explanation of terms, see Appendix A. For method of assignment to categories shown, see Appendix C]

NAICS code	Largest firms based on sales by kind of business and type of operation	Establishments (number)	Sales		Annual payroll (\$1,000)	First-quarter payroll (\$1,000)	Paid employees for pay period including March 12 (number)
			Amount (number)	As percent of total			
42	WHOLESALE TRADE—Con.						
422	Wholesale trade, nondurable goods—Con.						
4229903	Textile bags, bagging, & burlap whsle						
	All firms	446	802 397	100.0	77 465	16 774	2 966
	4 largest firms	4	112 521	14.0	14 758	3 547	306
	8 largest firms	11	183 837	22.9	19 742	3 963	364
	20 largest firms	25	313 643	39.1	27 964	6 072	624
	50 largest firms	57	488 880	60.9	43 886	9 445	1 146
4229904	Other nondurable goods whsle						
	All firms	6 490	15 575 806	100.0	1 055 525	233 313	36 350
	4 largest firms	6	1 511 107	9.7	27 446	5 890	509
	8 largest firms	11	2 129 655	13.7	37 229	8 100	764
	20 largest firms	24	3 323 456	21.3	105 249	23 487	2 084
	50 largest firms	71	5 070 871	32.6	176 064	39 482	4 359
	MERCHANT WHOLESALERS						
	All firms	376 330	2 333 131 187	100.0	158 373 291	36 705 674	4 591 092
	4 largest firms	263	63 898 538	2.7	2 017 928	502 866	54 833
	8 largest firms	659	112 139 887	4.8	2 893 114	727 878	82 083
	20 largest firms	1 565	224 102 786	9.6	3 701 971	927 599	100 955
	50 largest firms	3 845	372 847 342	16.0	7 728 468	1 893 098	194 279
421	Wholesale trade, durable goods						
	All firms	241 379	1 214 780 670	100.0	99 709 272	23 056 814	2 756 659
	4 largest firms	63	47 586 581	3.9	301 772	75 140	8 406
	8 largest firms	127	73 615 865	6.1	697 595	168 960	15 879
	20 largest firms	1 447	128 637 254	10.6	2 323 031	544 923	52 158
	50 largest firms	3 111	212 482 730	17.5	5 459 703	1 346 060	130 831
4211	Motor vehicle & motor vehicle parts & supplies whsle						
	All firms	26 093	166 674 187	100.0	8 287 385	1 934 223	281 969
	4 largest firms	45	38 477 524	23.1	194 139	47 527	3 428
	8 largest firms	74	55 641 574	33.4	306 136	74 771	5 243
	20 largest firms	420	78 032 475	46.8	728 235	188 648	18 208
	50 largest firms	738	90 181 587	54.1	1 137 342	282 346	28 437
42111	Automobile & other motor vehicle whsle						
	All firms	6 654	113 917 822	100.0	3 320 639	777 402	96 180
	4 largest firms	37	36 926 641	32.4	151 898	37 275	2 475
	8 largest firms	51	52 790 247	46.3	271 139	69 124	4 019
	20 largest firms	82	69 049 519	60.6	451 055	116 501	7 060
	50 largest firms	197	76 035 457	66.7	747 043	185 526	14 444
421110	Automobile & other motor vehicle whsle						
	All firms	6 654	113 917 822	100.0	3 320 639	777 402	96 180
	4 largest firms	37	36 926 641	32.4	151 898	37 275	2 475
	8 largest firms	51	52 790 247	46.3	271 139	69 124	4 019
	20 largest firms	82	69 049 519	60.6	451 055	116 501	7 060
	50 largest firms	197	76 035 457	66.7	747 043	185 526	14 444
4211101	Automobile & motorcycle whsle						
	All firms	3 331	79 437 563	100.0	911 926	222 524	25 772
	4 largest firms	36	35 364 130	44.5	149 397	38 913	2 532
	8 largest firms	48	50 855 658	64.0	245 528	65 080	3 693
	20 largest firms	75	65 203 710	82.1	417 690	110 443	6 642
	50 largest firms	173	68 651 396	86.4	497 520	128 638	8 791
4211102	Bus & recreational vehicle whsle						
	All firms	347	D	D	D	D	h
	4 largest firms	4	D	D	D	D	c
	8 largest firms	10	D	D	D	D	f
	20 largest firms	27	D	D	D	D	g
	50 largest firms	60	D	D	D	D	g
4211103	Light truck & van (14,000 lb or less) whsle						
	All firms	428	7 133 116	100.0	216 730	49 437	6 188
	4 largest firms	10	4 442 191	62.3	38 583	7 049	546
	8 largest firms	14	4 826 683	67.7	54 566	10 875	1 001
	20 largest firms	26	5 346 391	75.0	92 025	20 785	2 134
	50 largest firms	58	6 077 936	85.2	148 443	33 180	3 723
4211104	Medium truck & tractor (14,001 lb to 26,000 lb) whsle						
	All firms	480	D	D	D	D	i
	4 largest firms	4	D	D	D	D	e
	8 largest firms	9	D	D	D	D	f
	20 largest firms	30	D	D	D	D	g
	50 largest firms	70	D	D	D	D	h

Table 3. Concentration by Largest Firms: 1997—Con.

[Includes only firms and establishments with payroll. Excludes data for central administrative offices, auxiliary operations, or establishments of these firms that are classified in other categories than those specified in this table. For meaning of abbreviations and symbols, see introductory text. For explanation of terms, see Appendix A. For method of assignment to categories shown, see Appendix C]

NAICS code	Largest firms based on sales by kind of business and type of operation	Establishments (number)	Sales		Annual payroll (\$1,000)	First-quarter payroll (\$1,000)	Paid employees for pay period including March 12 (number)
			Amount (number)	As percent of total			
421	MERCHANT WHOLESALERS—Con.						
	Wholesale trade, durable goods—Con.						
4211105	Heavy truck & tractor (over 26,000 lb) whsle						
	All firms	2 068	22 058 292	100.0	1 799 190	415 301	52 127
	4 largest firms	46	1 284 538	5.8	75 722	18 491	2 175
	8 largest firms	59	2 170 093	9.8	122 353	29 632	3 306
	20 largest firms	97	3 976 300	18.0	238 801	57 398	6 450
	50 largest firms	198	6 621 511	30.0	437 382	102 231	11 648
42112	Motor vehicle supplies & new parts whsle						
	All firms	'10 596	'40 856 802	100.0	'3 428 913	'799 934	'121 664
	4 largest firms	308	8 030 208	19.7	258 959	65 557	10 508
	8 largest firms	356	11 080 379	27.1	289 853	73 353	11 302
	20 largest firms	486	14 760 304	36.1	421 130	104 215	14 676
	50 largest firms	782	D	D	D	D	j
421120	Motor vehicle supplies & new parts whsle						
	All firms	'10 596	'40 856 802	100.0	'3 428 913	'799 934	'121 664
	4 largest firms	308	8 030 208	19.7	258 959	65 557	10 508
	8 largest firms	356	11 080 379	27.1	289 853	73 353	11 302
	20 largest firms	486	14 760 304	36.1	421 130	104 215	14 676
	50 largest firms	782	D	D	D	D	j
4211201	Motor vehicle supplies & new parts—warehouse distributors						
	All firms	'4 357	'19 025 397	100.0	'1 677 699	'387 998	'59 564
	4 largest firms	139	4 397 143	23.1	141 093	35 589	5 291
	8 largest firms	181	5 890 667	31.0	202 927	49 261	6 853
	20 largest firms	223	D	D	D	D	j
	50 largest firms	452	9 612 926	50.5	522 846	122 754	17 663
4211202	Motor vehicle supplies & new parts—jobbers						
	All firms	5 732	20 760 962	100.0	1 606 696	377 859	57 724
	4 largest firms	181	6 139 410	29.6	132 714	33 533	5 472
	8 largest firms	191	7 605 819	36.6	157 812	39 896	5 967
	20 largest firms	307	9 713 292	46.8	267 561	66 318	9 101
	50 largest firms	477	12 154 107	58.5	465 819	115 169	14 747
4211203	Petroleum products marketing equipment whsle						
	All firms	507	1 070 443	100.0	144 518	34 077	4 376
	4 largest firms	16	135 767	12.7	14 261	3 591	331
	8 largest firms	27	211 045	19.7	20 557	5 676	465
	20 largest firms	53	365 131	34.1	36 678	9 176	906
	50 largest firms	98	591 805	55.3	67 417	15 566	1 701
42113	Tire & tube whsle						
	All firms	1 738	6 627 456	100.0	566 057	128 741	18 318
	4 largest firms	85	1 260 916	19.0	55 648	13 029	1 478
	8 largest firms	120	1 707 586	25.8	78 024	18 516	2 154
	20 largest firms	175	2 495 683	37.7	133 179	30 870	3 646
	50 largest firms	256	3 384 214	51.1	198 851	46 380	5 422
421130	Tire & tube whsle						
	All firms	1 738	6 627 456	100.0	566 057	128 741	18 318
	4 largest firms	85	1 260 916	19.0	55 648	13 029	1 478
	8 largest firms	120	1 707 586	25.8	78 024	18 516	2 154
	20 largest firms	175	2 495 683	37.7	133 179	30 870	3 646
	50 largest firms	256	3 384 214	51.1	198 851	46 380	5 422
42114	Motor vehicle parts, (used) whsle						
	All firms	7 105	5 272 107	100.0	971 776	228 146	45 807
	4 largest firms	16	230 928	4.4	25 687	5 792	1 340
	8 largest firms	42	370 209	7.0	40 776	9 731	1 877
	20 largest firms	85	640 318	12.1	82 481	18 979	3 282
	50 largest firms	125	1 033 434	19.6	133 253	31 111	5 143
421140	Motor vehicle parts, (used) whsle						
	All firms	7 105	5 272 107	100.0	971 776	228 146	45 807
	4 largest firms	16	230 928	4.4	25 687	5 792	1 340
	8 largest firms	42	370 209	7.0	40 776	9 731	1 877
	20 largest firms	85	640 318	12.1	82 481	18 979	3 282
	50 largest firms	125	1 033 434	19.6	133 253	31 111	5 143
4212	Furniture & home furnishings whsle						
	All firms	11 912	38 998 409	100.0	4 272 437	971 161	132 093
	4 largest firms	53	1 370 554	3.5	92 898	23 065	2 594
	8 largest firms	60	2 198 847	5.6	130 247	31 422	3 395
	20 largest firms	127	3 983 851	10.2	298 698	70 336	7 377
	50 largest firms	242	6 906 335	17.7	595 496	140 370	15 351

Table 3. Concentration by Largest Firms: 1997—Con.

[Includes only firms and establishments with payroll. Excludes data for central administrative offices, auxiliary operations, or establishments of these firms that are classified in other categories than those specified in this table. For meaning of abbreviations and symbols, see introductory text. For explanation of terms, see Appendix A. For method of assignment to categories shown, see Appendix C]

NAICS code	Largest firms based on sales by kind of business and type of operation	Establishments (number)	Sales		Annual payroll (\$1,000)	First-quarter payroll (\$1,000)	Paid employees for pay period including March 12 (number)
			Amount (number)	As percent of total			
421	MERCHANT WHOLESALERS—Con.						
	Wholesale trade, durable goods—Con.						
42121	Furniture whsle						
	All firms	4 880	17 259 071	100.0	1 970 278	447 186	56 493
	4 largest firms	22	1 004 531	5.8	63 316	15 706	1 564
	8 largest firms	46	1 555 218	9.0	113 555	26 869	2 600
	20 largest firms	94	2 816 439	16.3	264 092	60 674	5 664
	50 largest firms	171	4 640 648	26.9	462 447	105 426	9 957
421210	Furniture whsle						
	All firms	4 880	17 259 071	100.0	1 970 278	447 186	56 493
	4 largest firms	22	1 004 531	5.8	63 316	15 706	1 564
	8 largest firms	46	1 555 218	9.0	113 555	26 869	2 600
	20 largest firms	94	2 816 439	16.3	264 092	60 674	5 664
	50 largest firms	171	4 640 648	26.9	462 447	105 426	9 957
4212101	Household & lawn furniture whsle						
	All firms	2 275	5 670 483	100.0	524 847	123 314	19 322
	4 largest firms	12	485 566	8.6	20 275	4 635	585
	8 largest firms	17	736 354	13.0	40 055	10 606	1 204
	20 largest firms	32	1 228 469	21.7	74 838	19 353	2 160
	50 largest firms	67	1 939 863	34.2	110 226	27 113	3 377
4212102	Office & business furniture whsle						
	All firms	2 605	11 588 588	100.0	1 445 431	323 872	37 171
	4 largest firms	23	958 967	8.3	65 321	16 519	1 596
	8 largest firms	46	1 491 715	12.9	121 071	29 039	2 636
	20 largest firms	91	2 642 205	22.8	276 972	63 696	5 830
	50 largest firms	169	4 237 792	36.6	464 899	102 627	9 508
42122	Home furnishings whsle						
	All firms	7 032	21 739 338	100.0	2 302 159	523 975	75 600
	4 largest firms	37	1 186 380	5.5	67 449	15 428	1 779
	8 largest firms	63	1 899 337	8.7	121 917	29 168	3 419
	20 largest firms	112	3 244 914	14.9	254 476	61 436	7 617
	50 largest firms	197	5 334 838	24.5	441 259	102 699	12 269
421220	Home furnishings whsle						
	All firms	7 032	21 739 338	100.0	2 302 159	523 975	75 600
	4 largest firms	37	1 186 380	5.5	67 449	15 428	1 779
	8 largest firms	63	1 899 337	8.7	121 917	29 168	3 419
	20 largest firms	112	3 244 914	14.9	254 476	61 436	7 617
	50 largest firms	197	5 334 838	24.5	441 259	102 699	12 269
4212201	Household china, glassware, & crockery whsle						
	All firms	1 039	3 796 559	100.0	377 858	84 585	12 020
	4 largest firms	5	572 510	15.1	49 742	10 612	1 241
	8 largest firms	13	851 142	22.4	74 087	16 711	1 734
	20 largest firms	25	1 363 097	35.9	113 745	24 552	2 885
	50 largest firms	64	2 062 070	54.3	195 393	43 737	5 224
4212202	Linens, domestics, draperies, & curtains whsle						
	All firms	1 532	4 438 939	100.0	448 387	103 114	15 921
	4 largest firms	4	535 126	12.1	40 088	10 970	1 144
	8 largest firms	12	824 221	18.6	60 987	15 989	1 606
	20 largest firms	27	1 344 983	30.3	100 785	25 401	2 748
	50 largest firms	59	2 089 173	47.1	160 291	39 228	4 797
4212203	Floor coverings whsle						
	All firms	2 270	7 941 902	100.0	862 372	197 779	25 505
	4 largest firms	63	660 018	8.3	57 287	13 536	1 693
	8 largest firms	76	1 048 454	13.2	84 187	19 798	2 337
	20 largest firms	130	1 848 721	23.3	165 292	36 695	4 209
	50 largest firms	276	2 987 591	37.6	281 360	66 151	7 169
4212204	Other home furnishings whsle						
	All firms	2 191	5 561 938	100.0	613 542	138 497	22 154
	4 largest firms	26	1 026 622	18.5	65 320	16 071	2 058
	8 largest firms	32	1 425 243	25.6	105 871	26 038	3 645
	20 largest firms	46	1 938 534	34.9	148 663	33 756	4 951
	50 largest firms	78	2 606 951	46.9	216 793	48 488	6 622
4213	Lumber & other construction materials whsle						
	All firms	11 142	61 302 570	100.0	4 167 547	968 604	125 574
	4 largest firms	122	9 291 092	15.2	214 177	57 206	4 458
	8 largest firms	196	12 420 196	20.3	320 491	93 618	6 660
	20 largest firms	364	16 928 981	27.6	528 438	148 244	12 269
	50 largest firms	657	21 388 463	34.9	769 793	209 437	18 923

Table 3. Concentration by Largest Firms: 1997—Con.

[Includes only firms and establishments with payroll. Excludes data for central administrative offices, auxiliary operations, or establishments of these firms that are classified in other categories than those specified in this table. For meaning of abbreviations and symbols, see introductory text. For explanation of terms, see Appendix A. For method of assignment to categories shown, see Appendix C]

NAICS code	Largest firms based on sales by kind of business and type of operation	Establishments (number)	Sales		Annual payroll (\$1,000)	First-quarter payroll (\$1,000)	Paid employees for pay period including March 12 (number)
			Amount (number)	As percent of total			
421	MERCHANT WHOLESALERS—Con.						
	Wholesale trade, durable goods—Con.						
42131	Lumber, plywood, millwork, & wood panel whsle						
	All firms	5 636	46 426 349	100.0	2 598 366	618 903	75 730
	4 largest firms	122	9 291 092	20.0	214 177	57 206	4 458
	8 largest firms	194	12 336 179	26.6	314 444	92 075	6 543
	20 largest firms	360	16 519 107	35.6	516 007	144 805	12 133
	50 largest firms	499	20 366 633	43.9	684 042	187 519	16 684
421310	Lumber, plywood, millwork, & wood panel whsle						
	All firms	5 636	46 426 349	100.0	2 598 366	618 903	75 730
	4 largest firms	122	9 291 092	20.0	214 177	57 206	4 458
	8 largest firms	194	12 336 179	26.6	314 444	92 075	6 543
	20 largest firms	360	16 519 107	35.6	516 007	144 805	12 133
	50 largest firms	499	20 366 633	43.9	684 042	187 519	16 684
4213101	Lumber without yard whsle						
	All firms	1 425	13 795 098	100.0	440 679	111 306	11 000
	4 largest firms	48	5 449 324	39.5	86 255	27 031	1 685
	8 largest firms	52	6 075 015	44.0	93 614	28 615	1 786
	20 largest firms	82	7 213 341	52.3	119 353	38 780	2 212
	50 largest firms	121	8 588 359	62.3	160 900	47 972	2 870
4213102	Lumber with yard whsle						
	All firms	1 499	13 188 854	100.0	780 649	176 782	24 380
	4 largest firms	38	1 819 272	13.8	43 735	11 167	960
	8 largest firms	58	2 677 077	20.3	59 859	15 048	1 429
	20 largest firms	105	3 867 290	29.3	108 663	26 404	2 872
	50 largest firms	187	5 730 328	43.4	211 840	50 365	5 474
4213103	Plywood, veneer, millwork, & wood panel whsle						
	All firms	2 712	19 442 397	100.0	1 377 038	330 815	40 350
	4 largest firms	94	4 909 983	25.3	164 421	46 269	3 457
	8 largest firms	180	6 553 178	33.7	284 115	75 525	6 866
	20 largest firms	262	9 003 989	46.3	413 825	110 936	10 300
	50 largest firms	359	11 213 215	57.7	573 191	148 885	15 129
42132	Brick, stone, & related construction materials whsle						
	All firms	2 094	4 444 476	100.0	502 387	104 660	15 737
	4 largest firms	26	358 410	8.1	10 827	2 423	266
	8 largest firms	57	561 015	12.6	29 936	6 281	697
	20 largest firms	115	979 513	22.0	68 670	12 528	1 409
	50 largest firms	174	1 561 593	35.1	112 751	23 166	2 792
421320	Brick, stone, & related construction materials whsle						
	All firms	2 094	4 444 476	100.0	502 387	104 660	15 737
	4 largest firms	26	358 410	8.1	10 827	2 423	266
	8 largest firms	57	561 015	12.6	29 936	6 281	697
	20 largest firms	115	979 513	22.0	68 670	12 528	1 409
	50 largest firms	174	1 561 593	35.1	112 751	23 166	2 792
4213201	Brick, block, tile, clay/cement sewer pipe whsle						
	All firms	679	1 320 519	100.0	152 601	33 054	4 968
	4 largest firms	29	257 721	19.5	16 064	3 340	422
	8 largest firms	38	343 795	26.0	23 951	5 685	762
	20 largest firms	65	496 578	37.6	39 411	9 330	1 144
	50 largest firms	113	719 238	54.5	65 476	15 150	1 923
4213202	Sand, gravel, & stone whsle						
	All firms	886	1 574 246	100.0	206 541	42 351	6 878
	4 largest firms	30	179 047	11.4	16 787	3 321	446
	8 largest firms	62	305 738	19.4	27 121	5 176	660
	20 largest firms	84	494 266	31.4	44 662	9 119	1 284
	50 largest firms	117	756 655	48.1	74 738	14 991	2 081
4213203	Cement, lime, & related products whsle						
	All firms	529	1 549 711	100.0	143 245	29 255	3 891
	4 largest firms	10	223 794	14.4	10 852	1 960	153
	8 largest firms	20	358 940	23.2	21 596	3 231	255
	20 largest firms	46	644 234	41.6	34 023	5 701	558
	50 largest firms	89	980 577	63.3	70 627	14 257	1 467

Table 3. Concentration by Largest Firms: 1997—Con.

[Includes only firms and establishments with payroll. Excludes data for central administrative offices, auxiliary operations, or establishments of these firms that are classified in other categories than those specified in this table. For meaning of abbreviations and symbols, see introductory text. For explanation of terms, see Appendix A. For method of assignment to categories shown, see Appendix C]

NAICS code	Largest firms based on sales by kind of business and type of operation	Establishments (number)	Sales		Annual payroll (\$1,000)	First-quarter payroll (\$1,000)	Paid employees for pay period including March 12 (number)
			Amount (number)	As percent of total			
421	MERCHANT WHOLESALERS—Con.						
	Wholesale trade, durable goods—Con.						
42133	Roofing, siding, & insulation material whsle						
	All firms	1 069	5 203 479	100.0	430 481	95 695	12 661
	4 largest firms	80	911 294	17.5	33 125	9 278	1 050
	8 largest firms	158	1 342 599	25.8	73 042	17 899	2 070
	20 largest firms	203	2 177 148	41.8	133 034	30 394	4 020
	50 largest firms	294	3 233 836	62.1	225 901	51 347	6 668
421330	Roofing, siding, & insulation material whsle						
	All firms	1 069	5 203 479	100.0	430 481	95 695	12 661
	4 largest firms	80	911 294	17.5	33 125	9 278	1 050
	8 largest firms	158	1 342 599	25.8	73 042	17 899	2 070
	20 largest firms	203	2 177 148	41.8	133 034	30 394	4 020
	50 largest firms	294	3 233 836	62.1	225 901	51 347	6 668
4213301	Roofing, siding, & insulation material whsle						
	All firms	1 069	5 203 479	100.0	430 481	95 695	12 661
	4 largest firms	80	911 294	17.5	33 125	9 278	1 050
	8 largest firms	158	1 342 599	25.8	73 042	17 899	2 070
	20 largest firms	203	2 177 148	41.8	133 034	30 394	4 020
	50 largest firms	294	3 233 836	62.1	225 901	51 347	6 668
42139	Other construction materials whsle						
	All firms	2 343	5 228 266	100.0	636 313	149 346	21 446
	4 largest firms	29	460 909	8.8	58 433	13 480	1 757
	8 largest firms	42	720 935	13.8	86 085	21 187	2 658
	20 largest firms	89	1 241 142	23.7	126 133	31 080	3 978
	50 largest firms	208	2 068 921	39.6	203 421	49 518	6 271
421390	Other construction materials whsle						
	All firms	2 343	5 228 266	100.0	636 313	149 346	21 446
	4 largest firms	29	460 909	8.8	58 433	13 480	1 757
	8 largest firms	42	720 935	13.8	86 085	21 187	2 658
	20 largest firms	89	1 241 142	23.7	126 133	31 080	3 978
	50 largest firms	208	2 068 921	39.6	203 421	49 518	6 271
4213901	Flat glass & other construction glass whsle						
	All firms	523	1 017 500	100.0	169 597	40 685	6 050
	4 largest firms	22	237 096	23.3	40 765	9 052	1 282
	8 largest firms	33	340 612	33.5	50 908	11 516	1 623
	20 largest firms	47	514 391	50.6	76 341	17 167	2 462
	50 largest firms	84	695 075	68.3	106 470	25 141	3 505
4213902	Other construction materials whsle						
	All firms	1 820	4 210 766	100.0	466 716	108 661	15 396
	4 largest firms	15	419 556	10.0	33 430	8 109	864
	8 largest firms	38	635 240	15.1	59 805	15 608	1 773
	20 largest firms	68	1 128 473	26.8	95 918	24 675	3 011
	50 largest firms	187	1 863 187	44.2	159 125	39 683	4 766
4214	Professional & commercial equipment & supplies whsle						
	All firms	38 366	237 178 097	100.0	21 339 923	4 950 844	532 717
	4 largest firms	77	28 549 102	12.0	645 443	148 796	16 862
	8 largest firms	202	41 900 682	17.7	954 802	218 329	24 080
	20 largest firms	1 150	66 201 033	27.9	3 084 941	693 811	76 519
	50 largest firms	1 684	90 079 799	38.0	4 584 125	1 084 640	110 958
42141	Photographic equipment & supplies whsle						
	All firms	1 207	8 347 662	100.0	656 569	148 769	16 320
	4 largest firms	47	2 791 237	33.4	105 455	24 397	2 065
	8 largest firms	75	3 577 862	42.9	139 082	32 323	2 711
	20 largest firms	108	4 514 548	54.1	205 009	48 815	4 085
	50 largest firms	159	5 584 419	66.9	302 026	69 972	6 254
421410	Photographic equipment & supplies whsle						
	All firms	1 207	8 347 662	100.0	656 569	148 769	16 320
	4 largest firms	47	2 791 237	33.4	105 455	24 397	2 065
	8 largest firms	75	3 577 862	42.9	139 082	32 323	2 711
	20 largest firms	108	4 514 548	54.1	205 009	48 815	4 085
	50 largest firms	159	5 584 419	66.9	302 026	69 972	6 254

Table 3. Concentration by Largest Firms: 1997—Con.

[Includes only firms and establishments with payroll. Excludes data for central administrative offices, auxiliary operations, or establishments of these firms that are classified in other categories than those specified in this table. For meaning of abbreviations and symbols, see introductory text. For explanation of terms, see Appendix A. For method of assignment to categories shown, see Appendix C]

NAICS code	Largest firms based on sales by kind of business and type of operation	Establishments (number)	Sales		Annual payroll (\$1,000)	First-quarter payroll (\$1,000)	Paid employees for pay period including March 12 (number)
			Amount (number)	As percent of total			
421	MERCHANT WHOLESALERS—Con.						
	Wholesale trade, durable goods—Con.						
42142	Office equipment whsle						
	All firms	6 291	24 496 462	100.0	3 709 687	865 277	110 654
	4 largest firms	675	11 504 454	47.0	1 326 079	302 416	35 140
	8 largest firms	806	14 874 358	60.7	1 679 873	381 638	47 510
	20 largest firms	1 007	16 558 725	67.6	1 928 434	450 844	53 884
	50 largest firms	1 125	17 694 764	72.2	2 143 192	500 607	59 215
421420	Office equipment whsle						
	All firms	6 291	24 496 462	100.0	3 709 687	865 277	110 654
	4 largest firms	675	11 504 454	47.0	1 326 079	302 416	35 140
	8 largest firms	806	14 874 358	60.7	1 679 873	381 638	47 510
	20 largest firms	1 007	16 558 725	67.6	1 928 434	450 844	53 884
	50 largest firms	1 125	17 694 764	72.2	2 143 192	500 607	59 215
42143	Computer & computer peripheral equipment & software whsle						
	All firms	14 459	142 059 509	100.0	9 616 070	2 203 535	210 526
	4 largest firms	115	25 883 323	18.2	530 721	119 499	14 339
	8 largest firms	269	37 058 463	26.1	1 029 522	207 646	24 754
	20 largest firms	362	51 866 770	36.5	1 596 812	377 344	36 657
	50 largest firms	565	65 991 783	46.5	2 204 633	516 596	46 477
421430	Computer & computer peripheral equipment & software whsle						
	All firms	14 459	142 059 509	100.0	9 616 070	2 203 535	210 526
	4 largest firms	115	25 883 323	18.2	530 721	119 499	14 339
	8 largest firms	269	37 058 463	26.1	1 029 522	207 646	24 754
	20 largest firms	362	51 866 770	36.5	1 596 812	377 344	36 657
	50 largest firms	565	65 991 783	46.5	2 204 633	516 596	46 477
4214301	Computer & peripheral equipment whsle						
	All firms	11 806	131 914 692	100.0	7 857 231	1 794 896	176 584
	4 largest firms	114	25 718 818	19.5	527 080	118 638	14 187
	8 largest firms	268	36 893 958	28.0	1 025 881	206 785	24 602
	20 largest firms	360	51 645 397	39.2	1 592 050	376 245	36 488
	50 largest firms	565	65 017 476	49.3	2 103 591	492 617	45 066
42143011	Computers & peripheral equipment for resale						
	All firms	4 861	83 034 207	100.0	3 215 540	782 321	77 346
	4 largest firms	43	23 742 134	28.6	325 021	79 072	9 902
	8 largest firms	89	31 934 264	38.5	468 721	112 621	12 151
	20 largest firms	116	41 102 180	49.5	746 449	214 692	17 490
	50 largest firms	237	49 867 802	60.1	1 069 883	289 796	23 944
42143012	Computers & peripheral equipment for end use						
	All firms	6 945	48 880 485	100.0	4 641 691	1 012 575	99 238
	4 largest firms	170	10 715 458	21.9	658 740	124 339	15 490
	8 largest firms	252	14 839 876	30.4	906 991	173 567	20 475
	20 largest firms	424	19 502 385	39.9	1 239 776	251 966	24 899
	50 largest firms	534	24 475 923	50.1	1 623 680	339 414	31 778
4214302	Computer software (packaged) whsle						
	All firms	2 653	10 144 817	100.0	1 758 839	408 639	33 942
	4 largest firms	6	1 980 280	19.5	125 443	30 468	1 763
	8 largest firms	10	2 906 608	28.7	185 163	53 764	3 044
	20 largest firms	55	4 268 379	42.1	369 417	98 088	6 525
	50 largest firms	124	5 724 765	56.4	616 280	152 355	10 009
42144	Other commercial equipment whsle						
	All firms	4 658	12 215 821	100.0	1 550 219	355 083	47 048
	4 largest firms	8	1 335 730	10.9	74 953	18 680	2 171
	8 largest firms	23	1 771 215	14.5	102 982	25 381	2 954
	20 largest firms	59	2 589 831	21.2	176 568	40 868	4 766
	50 largest firms	103	3 657 097	29.9	298 116	71 805	7 667
421440	Other commercial equipment whsle						
	All firms	4 658	12 215 821	100.0	1 550 219	355 083	47 048
	4 largest firms	8	1 335 730	10.9	74 953	18 680	2 171
	8 largest firms	23	1 771 215	14.5	102 982	25 381	2 954
	20 largest firms	59	2 589 831	21.2	176 568	40 868	4 766
	50 largest firms	103	3 657 097	29.9	298 116	71 805	7 667
4214401	Restaurant & hotel equipment & supplies whsle						
	All firms	2 689	8 094 253	100.0	898 717	204 625	28 408
	4 largest firms	8	1 335 730	16.5	74 953	18 680	2 171
	8 largest firms	42	1 755 747	21.7	110 878	27 694	3 142
	20 largest firms	65	2 407 348	29.7	166 900	38 888	4 441
	50 largest firms	115	3 210 605	39.7	245 529	56 592	6 770

Table 3. Concentration by Largest Firms: 1997—Con.

[Includes only firms and establishments with payroll. Excludes data for central administrative offices, auxiliary operations, or establishments of these firms that are classified in other categories than those specified in this table. For meaning of abbreviations and symbols, see introductory text. For explanation of terms, see Appendix A. For method of assignment to categories shown, see Appendix C]

NAICS code	Largest firms based on sales by kind of business and type of operation	Establishments (number)	Sales		Annual payroll (\$1,000)	First-quarter payroll (\$1,000)	Paid employees for pay period including March 12 (number)
			Amount (number)	As percent of total			
421	MERCHANT WHOLESALERS—Con.						
	Wholesale trade, durable goods—Con.						
4214402	Store machines & equipment whsle						
	All firms	1 969	4 121 568	100.0	651 502	150 458	18 640
	4 largest firms	4	349 179	8.5	25 562	5 640	643
	8 largest firms	8	526 821	12.8	42 374	9 437	1 168
	20 largest firms	24	939 499	22.8	103 001	26 494	2 404
	50 largest firms	70	1 515 597	36.8	183 029	44 537	4 069
42145	Medical, dental, & hospital equipment & supplies whsle						
	All firms	7 850	35 599 345	100.0	3 918 018	932 702	93 520
	4 largest firms	107	7 559 706	21.2	358 476	95 362	7 513
	8 largest firms	237	10 538 730	29.6	629 476	163 286	13 224
	20 largest firms	466	15 599 742	43.8	1 097 176	275 374	22 307
	50 largest firms	639	18 822 870	52.9	1 427 432	362 412	29 501
421450	Medical, dental, & hospital equipment & supplies whsle						
	All firms	7 850	35 599 345	100.0	3 918 018	932 702	93 520
	4 largest firms	107	7 559 706	21.2	358 476	95 362	7 513
	8 largest firms	237	10 538 730	29.6	629 476	163 286	13 224
	20 largest firms	466	15 599 742	43.8	1 097 176	275 374	22 307
	50 largest firms	639	18 822 870	52.9	1 427 432	362 412	29 501
4214501	Surgical, medical, & hospital supplies whsle						
	All firms	6 859	31 745 475	100.0	3 363 241	805 891	79 839
	4 largest firms	107	7 559 706	23.8	358 476	95 362	7 513
	8 largest firms	230	10 516 871	33.1	633 669	163 250	12 427
	20 largest firms	341	14 506 552	45.7	902 584	232 595	17 976
	50 largest firms	478	17 083 919	53.8	1 172 635	304 556	24 004
4214502	Dental equipment & supplies whsle						
	All firms	991	3 853 870	100.0	554 777	126 811	13 681
	4 largest firms	162	1 711 338	44.4	248 704	57 557	5 400
	8 largest firms	184	2 109 948	54.7	287 560	66 514	6 242
	20 largest firms	234	2 588 493	67.2	358 105	81 752	7 918
	50 largest firms	281	3 061 869	79.4	427 744	98 396	9 726
42146	Ophthalmic goods whsle						
	All firms	1 551	5 713 821	100.0	783 497	184 716	26 022
	4 largest firms	5	898 700	15.7	45 292	11 514	1 057
	8 largest firms	39	1 321 510	23.1	110 644	28 923	4 299
	20 largest firms	90	1 986 973	34.8	206 086	53 515	7 094
	50 largest firms	151	2 873 771	50.3	298 658	75 094	9 631
421460	Ophthalmic goods whsle						
	All firms	1 551	5 713 821	100.0	783 497	184 716	26 022
	4 largest firms	5	898 700	15.7	45 292	11 514	1 057
	8 largest firms	39	1 321 510	23.1	110 644	28 923	4 299
	20 largest firms	90	1 986 973	34.8	206 086	53 515	7 094
	50 largest firms	151	2 873 771	50.3	298 658	75 094	9 631
42149	Other professional equipment & supplies whsle						
	All firms	2 350	8 745 477	100.0	1 105 863	260 762	28 627
	4 largest firms	69	2 197 926	25.1	127 442	30 607	2 570
	8 largest firms	88	2 747 154	31.4	193 845	47 158	3 954
	20 largest firms	116	3 762 069	43.0	314 369	75 546	6 681
	50 largest firms	182	4 749 286	54.3	452 917	108 376	9 693
421490	Other professional equipment & supplies whsle						
	All firms	2 350	8 745 477	100.0	1 105 863	260 762	28 627
	4 largest firms	69	2 197 926	25.1	127 442	30 607	2 570
	8 largest firms	88	2 747 154	31.4	193 845	47 158	3 954
	20 largest firms	116	3 762 069	43.0	314 369	75 546	6 681
	50 largest firms	182	4 749 286	54.3	452 917	108 376	9 693
4214901	Religious & school supplies whsle						
	All firms	397	1 110 568	100.0	161 074	36 464	5 358
	4 largest firms	11	297 415	26.8	34 459	7 706	1 224
	8 largest firms	15	418 860	37.7	55 195	12 077	1 756
	20 largest firms	31	601 044	54.1	85 062	18 018	2 581
	50 largest firms	64	796 759	71.7	114 202	25 355	3 390
4214902	Other professional equipment & supplies whsle						
	All firms	1 953	7 634 909	100.0	944 789	224 298	23 269
	4 largest firms	69	2 197 926	28.8	127 442	30 607	2 570
	8 largest firms	88	2 747 154	36.0	193 845	47 158	3 954
	20 largest firms	109	3 646 291	47.8	295 510	71 352	5 732
	50 largest firms	174	4 465 211	58.5	422 354	102 781	8 423

Table 3. Concentration by Largest Firms: 1997—Con.

[Includes only firms and establishments with payroll. Excludes data for central administrative offices, auxiliary operations, or establishments of these firms that are classified in other categories than those specified in this table. For meaning of abbreviations and symbols, see introductory text. For explanation of terms, see Appendix A. For method of assignment to categories shown, see Appendix C]

NAICS code	Largest firms based on sales by kind of business and type of operation	Establishments (number)	Sales		Annual payroll (\$1,000)	First-quarter payroll (\$1,000)	Paid employees for pay period including March 12 (number)
			Amount (number)	As percent of total			
421	MERCHANT WHOLESALERS—Con.						
	Wholesale trade, durable goods—Con.						
4215	Metal & mineral (except petroleum) whsle						
	All firms	'10 079	'91 553 201	100.0	'5 595 871	'1 287 325	'146 964
	4 largest firms	143	7 441 361	8.1	266 037	69 366	6 641
	8 largest firms	214	11 805 863	12.9	399 270	103 651	10 387
	20 largest firms	405	20 347 593	22.2	796 403	197 879	19 989
	50 largest firms	644	31 959 238	34.9	1 141 530	283 074	28 608
42151	Metal service centers & offices						
	All firms	9 487	83 124 691	100.0	5 405 023	1 242 261	143 028
	4 largest firms	145	7 385 619	8.9	262 891	68 507	6 647
	8 largest firms	241	11 267 355	13.6	460 232	117 458	12 051
	20 largest firms	410	19 545 723	23.5	824 165	205 238	20 744
	50 largest firms	638	29 995 492	36.1	1 141 679	282 529	28 665
421510	Metal service centers & offices						
	All firms	9 487	83 124 691	100.0	5 405 023	1 242 261	143 028
	4 largest firms	145	7 385 619	8.9	262 891	68 507	6 647
	8 largest firms	241	11 267 355	13.6	460 232	117 458	12 051
	20 largest firms	410	19 545 723	23.5	824 165	205 238	20 744
	50 largest firms	638	29 995 492	36.1	1 141 679	282 529	28 665
4215101	Ferrous metal service centers & sales offices						
	All firms	7 595	66 113 409	100.0	4 485 391	1 037 061	120 653
	4 largest firms	105	6 294 055	9.5	211 090	53 537	5 538
	8 largest firms	201	10 121 771	15.3	415 378	104 485	11 237
	20 largest firms	327	17 043 909	25.8	685 389	168 665	17 645
	50 largest firms	558	25 219 583	38.1	1 027 577	256 634	26 833
42151011	Ferrous metal service centers						
	All firms	5 827	58 768 929	100.0	4 105 455	951 193	110 297
	4 largest firms	99	6 255 541	10.6	210 470	53 373	5 529
	8 largest firms	192	10 048 902	17.1	409 455	103 001	11 068
	20 largest firms	314	16 444 695	28.0	722 316	182 324	19 049
	50 largest firms	528	23 827 312	40.5	1 029 464	257 068	26 829
42151012	Ferrous metal sales offices						
	All firms	1 768	7 344 480	100.0	379 936	85 868	10 356
	4 largest firms	7	1 541 422	21.0	10 457	2 520	160
	8 largest firms	14	2 092 992	28.5	20 290	4 856	343
	20 largest firms	38	3 178 804	43.3	63 755	15 065	1 382
	50 largest firms	96	4 464 708	60.8	117 692	26 984	2 659
4215102	Nonferrous metal service centers & sales offices						
	All firms	1 892	17 011 282	100.0	919 632	205 200	22 375
	4 largest firms	54	2 671 876	15.7	89 930	24 296	1 705
	8 largest firms	58	4 321 392	25.4	123 078	27 790	1 787
	20 largest firms	91	6 907 763	40.6	194 734	46 940	3 850
	50 largest firms	186	9 783 432	57.5	314 424	73 329	6 502
42151021	Nonferrous metal service centers						
	All firms	1 380	15 574 704	100.0	839 223	187 391	20 212
	4 largest firms	52	2 633 241	16.9	89 601	24 184	1 701
	8 largest firms	56	4 282 757	27.5	122 749	27 678	1 783
	20 largest firms	88	6 865 059	44.1	193 231	46 528	3 806
	50 largest firms	177	9 656 029	62.0	307 877	72 378	6 455
42151022	Nonferrous metal sales offices						
	All firms	512	1 436 578	100.0	80 409	17 809	2 163
	4 largest firms	6	318 705	22.2	11 473	2 573	163
	8 largest firms	11	471 178	32.8	14 026	3 105	191
	20 largest firms	23	736 203	51.2	18 425	3 936	282
	50 largest firms	59	992 485	69.1	27 945	6 168	510
42152	Coal & other mineral & ore whsle						
	All firms	'592	'8 428 510	100.0	'190 848	'45 064	'3 936
	4 largest firms	9	2 228 090	26.4	21 688	5 460	348
	8 largest firms	28	3 311 138	39.3	29 493	8 040	485
	20 largest firms	45	4 790 770	56.8	46 093	11 473	662
	50 largest firms	91	6 308 498	74.8	83 094	20 734	1 231
421520	Coal & other mineral & ore whsle						
	All firms	'592	'8 428 510	100.0	'190 848	'45 064	'3 936
	4 largest firms	9	2 228 090	26.4	21 688	5 460	348
	8 largest firms	28	3 311 138	39.3	29 493	8 040	485
	20 largest firms	45	4 790 770	56.8	46 093	11 473	662
	50 largest firms	91	6 308 498	74.8	83 094	20 734	1 231

Table 3. Concentration by Largest Firms: 1997—Con.

[Includes only firms and establishments with payroll. Excludes data for central administrative offices, auxiliary operations, or establishments of these firms that are classified in other categories than those specified in this table. For meaning of abbreviations and symbols, see introductory text. For explanation of terms, see Appendix A. For method of assignment to categories shown, see Appendix C]

NAICS code	Largest firms based on sales by kind of business and type of operation	Establishments (number)	Sales		Annual payroll (\$1,000)	First-quarter payroll (\$1,000)	Paid employees for pay period including March 12 (number)
			Amount (number)	As percent of total			
421	MERCHANT WHOLESALERS—Con.						
	Wholesale trade, durable goods—Con.						
4215201	Coal whsle						
	All firms	333	4 987 710	100.0	102 575	23 851	2 117
	4 largest firms	9	1 523 896	30.6	20 018	5 322	291
	8 largest firms	28	2 171 814	43.5	26 311	6 811	387
	20 largest firms	56	3 127 688	62.7	43 482	10 367	685
	50 largest firms	86	4 113 887	82.5	61 669	14 299	944
4215202	Other mineral & ore whsle						
	All firms	259	3 440 800	100.0	88 273	21 213	1 819
	4 largest firms	4	1 762 609	51.2	7 556	1 883	114
	8 largest firms	8	2 205 978	64.1	15 818	3 872	202
	20 largest firms	25	2 701 862	78.5	33 760	8 967	500
	50 largest firms	62	3 152 766	91.6	57 905	14 293	1 014
4216	Electrical goods whsle						
	All firms	27 347	182 334 876	100.0	14 793 391	3 462 691	345 230
	4 largest firms	153	16 381 973	9.0	605 649	135 443	9 928
	8 largest firms	903	28 425 172	15.6	1 245 599	296 815	30 428
	20 largest firms	1 535	53 020 532	29.1	2 605 839	653 519	50 654
	50 largest firms	2 269	75 017 307	41.1	3 851 595	943 370	71 404
42161	Electrical apparatus & equip, wiring supp, & const material whsle						
	All firms	8 857	38 350 174	100.0	3 756 249	887 946	101 739
	4 largest firms	814	9 897 256	25.8	552 294	143 285	18 864
	8 largest firms	937	11 206 279	29.2	629 652	162 110	20 286
	20 largest firms	1 005	13 180 054	34.4	734 118	187 370	22 615
	50 largest firms	1 170	15 798 349	41.2	988 223	249 481	28 636
421610	Electrical apparatus & equip, wiring supp, & const material whsle						
	All firms	8 857	38 350 174	100.0	3 756 249	887 946	101 739
	4 largest firms	814	9 897 256	25.8	552 294	143 285	18 864
	8 largest firms	937	11 206 279	29.2	629 652	162 110	20 286
	20 largest firms	1 005	13 180 054	34.4	734 118	187 370	22 615
	50 largest firms	1 170	15 798 349	41.2	988 223	249 481	28 636
42162	Electrical appliance, television & radio set whsle						
	All firms	3 237	39 717 526	100.0	1 709 097	393 253	42 999
	4 largest firms	29	12 558 449	31.6	425 537	93 361	6 620
	8 largest firms	57	17 777 916	44.8	519 150	118 100	8 248
	20 largest firms	102	22 541 846	56.8	619 364	142 012	10 628
	50 largest firms	153	26 998 928	68.0	748 019	171 172	13 524
421620	Electrical appliance, television & radio set whsle						
	All firms	3 237	39 717 526	100.0	1 709 097	393 253	42 999
	4 largest firms	29	12 558 449	31.6	425 537	93 361	6 620
	8 largest firms	57	17 777 916	44.8	519 150	118 100	8 248
	20 largest firms	102	22 541 846	56.8	619 364	142 012	10 628
	50 largest firms	153	26 998 928	68.0	748 019	171 172	13 524
42169	Other electronic parts & equipment whsle						
	All firms	15 253	104 267 176	100.0	9 328 045	2 181 492	200 492
	4 largest firms	386	12 912 169	12.4	567 915	163 559	9 703
	8 largest firms	539	20 830 387	20.0	1 308 904	335 795	18 995
	20 largest firms	1 029	34 678 356	33.3	2 198 671	537 301	33 383
	50 largest firms	1 638	47 574 017	45.6	2 947 194	723 282	47 817
421690	Other electronic parts & equipment whsle						
	All firms	15 253	104 267 176	100.0	9 328 045	2 181 492	200 492
	4 largest firms	386	12 912 169	12.4	567 915	163 559	9 703
	8 largest firms	539	20 830 387	20.0	1 308 904	335 795	18 995
	20 largest firms	1 029	34 678 356	33.3	2 198 671	537 301	33 383
	50 largest firms	1 638	47 574 017	45.6	2 947 194	723 282	47 817
4216901	Communications equipment & supplies whsle						
	All firms	6 722	36 812 342	100.0	4 566 622	1 092 431	98 210
	4 largest firms	347	7 194 969	19.5	883 562	234 682	12 931
	8 largest firms	391	10 797 862	29.3	1 138 781	293 608	17 248
	20 largest firms	721	15 627 972	42.5	1 578 194	411 181	26 510
	50 largest firms	876	20 768 773	56.4	2 076 311	527 426	35 676

Table 3. Concentration by Largest Firms: 1997—Con.

[Includes only firms and establishments with payroll. Excludes data for central administrative offices, auxiliary operations, or establishments of these firms that are classified in other categories than those specified in this table. For meaning of abbreviations and symbols, see introductory text. For explanation of terms, see Appendix A. For method of assignment to categories shown, see Appendix C]

NAICS code	Largest firms based on sales by kind of business and type of operation	Establishments (number)	Sales		Annual payroll (\$1,000)	First-quarter payroll (\$1,000)	Paid employees for pay period including March 12 (number)
			Amount (number)	As percent of total			
421	MERCHANT WHOLESALERS—Con.						
	Wholesale trade, durable goods—Con.						
4216902	Electronic parts (excluding communications equipment) whsle						
	All firms	8 531	67 454 834	100.0	4 761 423	1 089 061	102 282
	4 largest firms	317	12 681 600	18.8	460 050	104 716	7 918
	8 largest firms	587	18 443 297	27.3	788 579	180 062	12 967
	20 largest firms	839	27 411 261	40.6	1 187 194	273 594	18 955
	50 largest firms	1 011	36 249 157	53.7	1 633 678	378 694	27 408
4217	Hardware, & plumbing & heating equipment & supplies whsle						
	All firms	17 533	57 253 744	100.0	6 391 596	1 466 209	186 312
	4 largest firms	366	4 789 625	8.4	150 573	37 390	5 557
	8 largest firms	1 034	6 491 285	11.3	320 625	77 001	10 346
	20 largest firms	1 499	9 801 297	17.1	488 845	117 981	15 744
	50 largest firms	2 050	13 761 139	24.0	802 658	196 065	25 254
42171	Hardware whsle						
	All firms	8 170	28 781 646	100.0	3 292 606	751 220	99 338
	4 largest firms	83	4 751 359	16.5	167 519	41 714	5 330
	8 largest firms	655	6 150 982	21.4	263 921	63 367	8 772
	20 largest firms	733	7 971 973	27.7	430 232	104 658	13 935
	50 largest firms	991	10 423 090	36.2	701 176	168 334	21 937
421710	Hardware whsle						
	All firms	8 170	28 781 646	100.0	3 292 606	751 220	99 338
	4 largest firms	83	4 751 359	16.5	167 519	41 714	5 330
	8 largest firms	655	6 150 982	21.4	263 921	63 367	8 772
	20 largest firms	733	7 971 973	27.7	430 232	104 658	13 935
	50 largest firms	991	10 423 090	36.2	701 176	168 334	21 937
42172	Plumbing & heating equipment & supplies (hydronics) whsle						
	All firms	3 261	10 850 765	100.0	1 133 400	263 937	33 270
	4 largest firms	81	1 130 171	10.4	60 329	14 476	1 473
	8 largest firms	186	1 753 409	16.2	103 383	25 432	3 371
	20 largest firms	242	2 683 924	24.7	183 798	43 246	5 347
	50 largest firms	420	4 181 864	38.5	331 107	76 881	9 350
421720	Plumbing & heating equipment & supplies (hydronics) whsle						
	All firms	3 261	10 850 765	100.0	1 133 400	263 937	33 270
	4 largest firms	81	1 130 171	10.4	60 329	14 476	1 473
	8 largest firms	186	1 753 409	16.2	103 383	25 432	3 371
	20 largest firms	242	2 683 924	24.7	183 798	43 246	5 347
	50 largest firms	420	4 181 864	38.5	331 107	76 881	9 350
42173	Warm air heating & air-conditioning equipment & supplies whsle						
	All firms	4 744	14 185 407	100.0	1 559 234	359 093	42 511
	4 largest firms	432	1 189 609	8.4	62 526	14 583	2 012
	8 largest firms	594	1 882 050	13.3	116 633	27 101	3 792
	20 largest firms	914	3 228 277	22.8	222 913	55 075	6 776
	50 largest firms	1 184	5 234 137	36.9	391 603	93 948	10 695
421730	Warm air heating & air-conditioning equipment & supplies whsle						
	All firms	4 744	14 185 407	100.0	1 559 234	359 093	42 511
	4 largest firms	432	1 189 609	8.4	62 526	14 583	2 012
	8 largest firms	594	1 882 050	13.3	116 633	27 101	3 792
	20 largest firms	914	3 228 277	22.8	222 913	55 075	6 776
	50 largest firms	1 184	5 234 137	36.9	391 603	93 948	10 695
42174	Refrigeration equipment & supplies whsle						
	All firms	1 358	3 435 926	100.0	406 356	91 959	11 193
	4 largest firms	163	541 659	15.8	22 180	6 069	602
	8 largest firms	217	830 033	24.2	45 899	12 164	1 137
	20 largest firms	305	1 256 952	36.6	88 699	20 682	1 967
	50 largest firms	408	1 768 649	51.5	154 545	34 801	3 635
421740	Refrigeration equipment & supplies whsle						
	All firms	1 358	3 435 926	100.0	406 356	91 959	11 193
	4 largest firms	163	541 659	15.8	22 180	6 069	602
	8 largest firms	217	830 033	24.2	45 899	12 164	1 137
	20 largest firms	305	1 256 952	36.6	88 699	20 682	1 967
	50 largest firms	408	1 768 649	51.5	154 545	34 801	3 635

Table 3. Concentration by Largest Firms: 1997—Con.

[Includes only firms and establishments with payroll. Excludes data for central administrative offices, auxiliary operations, or establishments of these firms that are classified in other categories than those specified in this table. For meaning of abbreviations and symbols, see introductory text. For explanation of terms, see Appendix A. For method of assignment to categories shown, see Appendix C]

NAICS code	Largest firms based on sales by kind of business and type of operation	Establishments (number)	Sales		Annual payroll (\$1,000)	First-quarter payroll (\$1,000)	Paid employees for pay period including March 12 (number)
			Amount (number)	As percent of total			
421	MERCHANT WHOLESALERS—Con.						
	Wholesale trade, durable goods—Con.						
4218	Machinery, equipment, & supplies whsle						
	All firms	64 951	223 849 297	100.0	24 766 878	5 670 011	674 287
	4 largest firms	834	5 573 321	2.5	442 941	98 813	11 005
	8 largest firms	1 174	8 740 797	3.9	655 999	149 203	16 031
	20 largest firms	1 551	14 805 384	6.6	1 005 578	231 056	25 156
	50 largest firms	2 007	24 464 219	10.9	1 700 683	405 451	41 150
42181	Construction & mining (except petroleum) machinery & equip whsle						
	All firms	4 763	31 561 292	100.0	3 110 734	734 605	77 574
	4 largest firms	42	2 468 656	7.8	157 835	41 301	3 675
	8 largest firms	81	3 841 853	12.2	296 253	75 302	6 564
	20 largest firms	136	6 536 150	20.7	523 890	134 783	11 919
	50 largest firms	357	11 042 835	35.0	972 465	241 774	22 030
421810	Construction & mining (except petroleum) machinery & equip whsle						
	All firms	4 763	31 561 292	100.0	3 110 734	734 605	77 574
	4 largest firms	42	2 468 656	7.8	157 835	41 301	3 675
	8 largest firms	81	3 841 853	12.2	296 253	75 302	6 564
	20 largest firms	136	6 536 150	20.7	523 890	134 783	11 919
	50 largest firms	357	11 042 835	35.0	972 465	241 774	22 030
42182	Farm & garden machinery & equipment whsle						
	All firms	9 312	30 536 605	100.0	2 634 589	591 835	95 909
	4 largest firms	16	1 364 950	4.5	36 393	9 503	882
	8 largest firms	29	1 904 241	6.2	60 115	15 259	1 403
	20 largest firms	176	2 809 403	9.2	129 714	31 645	3 922
	50 largest firms	295	4 125 745	13.5	235 389	54 710	6 990
421820	Farm & garden machinery & equipment whsle						
	All firms	9 312	30 536 605	100.0	2 634 589	591 835	95 909
	4 largest firms	16	1 364 950	4.5	36 393	9 503	882
	8 largest firms	29	1 904 241	6.2	60 115	15 259	1 403
	20 largest firms	176	2 809 403	9.2	129 714	31 645	3 922
	50 largest firms	295	4 125 745	13.5	235 389	54 710	6 990
4218201	Farm machinery & equipment—farm dealers						
	All firms	6 789	21 521 310	100.0	1 863 969	418 663	70 910
	4 largest firms	53	370 553	1.7	28 418	6 789	1 260
	8 largest firms	76	625 141	2.9	44 107	10 792	1 749
	20 largest firms	116	1 167 324	5.4	83 659	19 693	2 912
	50 largest firms	204	2 135 018	9.9	154 666	36 310	5 171
4218202	Farm machinery & equipment—whsle distributors						
	All firms	1 891	6 437 932	100.0	507 832	112 807	16 713
	4 largest firms	13	1 355 781	21.1	35 523	9 302	834
	8 largest firms	30	1 889 859	29.4	57 240	14 517	1 322
	20 largest firms	144	2 441 695	37.9	104 615	24 210	2 593
	50 largest firms	228	3 107 344	48.3	159 598	36 256	4 078
4218203	Lawn & garden machinery & equipment whsle						
	All firms	632	2 577 363	100.0	262 788	60 365	8 286
	4 largest firms	6	230 435	8.9	17 549	4 346	567
	8 largest firms	15	401 235	15.6	35 368	8 083	1 124
	20 largest firms	36	761 815	29.6	66 633	15 635	1 965
	50 largest firms	85	1 333 081	51.7	118 837	28 443	3 461
42183	Industrial machinery & equipment whsle						
	All firms	28 321	97 183 003	100.0	11 523 912	2 627 707	286 732
	4 largest firms	39	3 716 720	3.8	279 867	55 099	5 162
	8 largest firms	173	5 631 875	5.8	404 575	85 260	8 861
	20 largest firms	271	9 110 356	9.4	590 956	124 140	12 558
	50 largest firms	679	14 990 732	15.4	1 004 612	221 034	21 234
421830	Industrial machinery & equipment whsle						
	All firms	28 321	97 183 003	100.0	11 523 912	2 627 707	286 732
	4 largest firms	39	3 716 720	3.8	279 867	55 099	5 162
	8 largest firms	173	5 631 875	5.8	404 575	85 260	8 861
	20 largest firms	271	9 110 356	9.4	590 956	124 140	12 558
	50 largest firms	679	14 990 732	15.4	1 004 612	221 034	21 234

Table 3. Concentration by Largest Firms: 1997—Con.

[Includes only firms and establishments with payroll. Excludes data for central administrative offices, auxiliary operations, or establishments of these firms that are classified in other categories than those specified in this table. For meaning of abbreviations and symbols, see introductory text. For explanation of terms, see Appendix A. For method of assignment to categories shown, see Appendix C]

NAICS code	Largest firms based on sales by kind of business and type of operation	Establishments (number)	Sales		Annual payroll (\$1,000)	First-quarter payroll (\$1,000)	Paid employees for pay period including March 12 (number)
			Amount (number)	As percent of total			
421	MERCHANT WHOLESALERS—Con.						
	Wholesale trade, durable goods—Con.						
4218301	Food-processing machinery & equipment whsle						
	All firms	1 056	2 959 044	100.0	410 831	95 919	10 273
	4 largest firms	16	305 138	10.3	41 167	9 850	624
	8 largest firms	20	481 081	16.3	59 589	15 117	960
	20 largest firms	42	843 588	28.5	102 974	25 503	1 905
	50 largest firms	87	1 314 927	44.4	153 136	37 330	3 019
4218302	Hydraulic & pneumatic (fluid-power) machinery & equipment whsle						
	All firms	3 294	9 945 751	100.0	1 464 278	336 675	36 297
	4 largest firms	95	1 058 258	10.6	156 920	38 275	4 139
	8 largest firms	107	1 467 579	14.8	189 949	46 027	4 707
	20 largest firms	187	2 084 021	21.0	268 940	66 375	6 631
	50 largest firms	298	3 091 578	31.1	398 796	95 100	9 263
42183021	Hydraulic & pneumatic pumps & motors whsle						
	All firms	1 275	3 036 164	100.0	437 279	101 041	11 324
	4 largest firms	57	436 712	14.4	36 636	8 861	954
	8 largest firms	77	589 255	19.4	57 103	13 686	1 329
	20 largest firms	118	917 049	30.2	105 582	24 305	2 419
	50 largest firms	175	1 372 113	45.2	170 415	39 191	3 847
42183022	Hydraulic & pneumatic parts, accessories, & supplies whsle						
	All firms	2 019	6 909 587	100.0	1 026 999	235 634	24 973
	4 largest firms	46	D	D	D	D	h
	8 largest firms	55	1 212 319	17.5	177 627	43 257	4 366
	20 largest firms	117	1 735 690	25.1	237 982	57 232	5 664
	50 largest firms	219	2 590 330	37.5	351 109	84 153	7 982
4218303	General-purpose industrial machinery & equipment whsle						
	All firms	8 460	28 259 832	100.0	3 404 519	772 131	84 667
	4 largest firms	9	2 578 642	9.1	190 836	36 741	3 347
	8 largest firms	31	3 533 780	12.5	224 691	44 642	4 287
	20 largest firms	78	5 315 503	18.8	321 276	67 499	6 060
	50 largest firms	206	7 457 703	26.4	514 721	112 841	10 631
4218304	Metalworking machinery & equipment whsle						
	All firms	3 232	13 925 794	100.0	1 338 123	300 153	29 963
	4 largest firms	59	1 313 982	9.4	88 839	18 278	2 388
	8 largest firms	85	2 126 518	15.3	132 320	27 252	3 097
	20 largest firms	127	3 522 832	25.3	213 755	46 372	4 553
	50 largest firms	237	5 177 603	37.2	355 366	80 908	7 275
4218305	Materials handling equipment whsle						
	All firms	4 042	15 099 475	100.0	2 069 068	487 920	56 245
	4 largest firms	18	1 738 566	11.5	44 352	13 523	1 032
	8 largest firms	85	2 374 020	15.7	125 770	34 828	3 053
	20 largest firms	137	3 107 117	20.6	232 256	58 228	5 616
	50 largest firms	240	4 365 245	28.9	408 119	100 067	10 032
4218306	Oilwell, oil refinery, & pipeline mach, equip, & supplies whsle						
	All firms	2 688	7 740 720	100.0	693 599	150 488	18 900
	4 largest firms	225	1 419 330	18.3	54 268	13 087	1 690
	8 largest firms	275	1 939 927	25.1	73 069	17 991	2 198
	20 largest firms	350	2 792 409	36.1	113 225	26 524	3 054
	50 largest firms	485	3 799 817	49.1	197 743	44 480	4 931
4218307	Other industrial machinery & equipment whsle						
	All firms	5 549	19 252 387	100.0	2 143 494	484 421	50 387
	4 largest firms	38	1 468 972	7.6	123 219	20 866	1 871
	8 largest firms	48	2 151 837	11.2	154 707	27 175	2 387
	20 largest firms	84	3 481 099	18.1	228 777	46 591	3 511
	50 largest firms	163	5 503 901	28.6	400 840	87 923	6 677
42184	Industrial supplies whsle						
	All firms	12 868	36 889 029	100.0	4 420 039	1 012 617	122 452
	4 largest firms	1 274	4 027 723	10.9	377 607	91 865	11 483
	8 largest firms	1 394	5 064 991	13.7	439 287	106 966	13 339
	20 largest firms	1 824	7 009 892	19.0	647 875	158 153	18 725
	50 largest firms	2 224	9 593 782	26.0	867 954	208 148	24 647

Table 3. Concentration by Largest Firms: 1997—Con.

[Includes only firms and establishments with payroll. Excludes data for central administrative offices, auxiliary operations, or establishments of these firms that are classified in other categories than those specified in this table. For meaning of abbreviations and symbols, see introductory text. For explanation of terms, see Appendix A. For method of assignment to categories shown, see Appendix C]

NAICS code	Largest firms based on sales by kind of business and type of operation	Establishments (number)	Sales		Annual payroll (\$1,000)	First-quarter payroll (\$1,000)	Paid employees for pay period including March 12 (number)
			Amount (number)	As percent of total			
421	MERCHANT WHOLESALERS—Con.						
	Wholesale trade, durable goods—Con.						
421840	Industrial supplies whsle						
	All firms	12 868	36 889 029	100.0	4 420 039	1 012 617	122 452
	4 largest firms	1 274	4 027 723	10.9	377 607	91 865	11 483
	8 largest firms	1 394	5 064 991	13.7	439 287	106 966	13 339
	20 largest firms	1 824	7 009 892	19.0	647 875	158 153	18 725
	50 largest firms	2 224	9 593 782	26.0	867 954	208 148	24 647
4218401	General-line industrial supplies whsle						
	All firms	2 025	3 940 187	100.0	535 267	124 714	15 671
	4 largest firms	51	440 586	11.2	75 652	19 072	1 400
	8 largest firms	65	623 224	15.8	94 611	24 448	1 866
	20 largest firms	115	952 916	24.2	127 439	31 968	2 798
	50 largest firms	196	1 442 148	36.6	195 765	47 863	4 522
4218402	Mechanical power transmission supplies whsle						
	All firms	2 457	7 883 600	100.0	834 627	194 427	23 497
	4 largest firms	1 013	3 480 118	44.1	300 452	73 033	9 084
	8 largest firms	1 145	3 933 065	49.9	335 235	81 161	10 214
	20 largest firms	1 205	4 636 077	58.8	398 525	96 474	11 840
	50 largest firms	1 336	5 505 082	69.8	494 658	118 328	14 329
4218403	Welding supplies whsle						
	All firms	1 876	4 238 602	100.0	592 621	137 192	17 627
	4 largest firms	453	1 082 189	25.5	125 101	30 849	3 791
	8 largest firms	554	1 436 952	33.9	163 627	37 698	4 924
	20 largest firms	686	1 958 691	46.2	218 539	50 397	6 639
	50 largest firms	822	2 506 084	59.1	305 688	71 106	8 932
4218404	Industrial containers & supplies whsle						
	All firms	1 480	4 968 521	100.0	517 474	111 664	14 688
	4 largest firms	29	468 304	9.4	17 044	4 540	608
	8 largest firms	51	738 479	14.9	28 377	7 003	840
	20 largest firms	93	1 307 186	26.3	66 363	15 493	1 674
	50 largest firms	139	2 091 688	42.1	144 611	31 667	3 379
4218405	Industrial valves & fittings (except fluid-power) whsle						
	All firms	1 279	5 276 944	100.0	611 403	140 346	14 238
	4 largest firms	61	546 316	10.4	41 262	10 074	1 100
	8 largest firms	81	802 562	15.2	57 660	14 139	1 372
	20 largest firms	168	1 398 374	26.5	114 480	27 119	2 674
	50 largest firms	248	2 292 520	43.4	216 126	49 260	4 918
4218406	Other industrial supplies whsle						
	All firms	3 751	10 581 175	100.0	1 328 647	304 274	36 731
	4 largest firms	89	860 807	8.1	60 410	14 948	1 896
	8 largest firms	206	1 343 166	12.7	114 820	26 757	3 324
	20 largest firms	295	2 036 727	19.2	187 999	45 369	5 263
	50 largest firms	422	3 020 129	28.5	291 441	71 173	8 061
42185	Service establishment equipment & supplies whsle						
	All firms	6 233	11 044 612	100.0	1 646 019	383 581	56 364
	4 largest firms	64	927 223	8.4	58 793	14 378	1 553
	8 largest firms	128	1 327 036	12.0	103 341	23 688	2 688
	20 largest firms	264	1 935 163	17.5	158 669	37 228	4 499
	50 largest firms	405	2 785 646	25.2	280 919	66 678	8 491
421850	Service establishment equipment & supplies whsle						
	All firms	6 233	11 044 612	100.0	1 646 019	383 581	56 364
	4 largest firms	64	927 223	8.4	58 793	14 378	1 553
	8 largest firms	128	1 327 036	12.0	103 341	23 688	2 688
	20 largest firms	264	1 935 163	17.5	158 669	37 228	4 499
	50 largest firms	405	2 785 646	25.2	280 919	66 678	8 491
4218501	Beauty & barber shop equipment & supplies whsle						
	All firms	1 240	2 016 050	100.0	351 378	82 788	13 671
	4 largest firms	102	231 827	11.5	27 266	6 487	1 075
	8 largest firms	130	364 052	18.1	47 796	11 382	1 808
	20 largest firms	193	641 747	31.8	99 664	23 624	3 777
	50 largest firms	335	1 060 825	52.6	177 492	42 111	6 420
4218502	Custodial, janitors' equipment & supplies whsle						
	All firms	2 189	3 745 652	100.0	625 841	147 020	21 414
	4 largest firms	89	540 269	14.4	73 878	18 025	2 111
	8 largest firms	98	728 837	19.5	91 489	22 084	2 579
	20 largest firms	127	1 018 110	27.2	136 283	32 918	3 846
	50 largest firms	188	1 426 346	38.1	209 241	49 751	5 650

Table 3. Concentration by Largest Firms: 1997—Con.

[Includes only firms and establishments with payroll. Excludes data for central administrative offices, auxiliary operations, or establishments of these firms that are classified in other categories than those specified in this table. For meaning of abbreviations and symbols, see introductory text. For explanation of terms, see Appendix A. For method of assignment to categories shown, see Appendix C]

NAICS code	Largest firms based on sales by kind of business and type of operation	Establishments (number)	Sales		Annual payroll (\$1,000)	First-quarter payroll (\$1,000)	Paid employees for pay period including March 12 (number)
			Amount (number)	As percent of total			
421	MERCHANT WHOLESALERS—Con.						
	Wholesale trade, durable goods—Con.						
4218503	Laundry & dry-cleaning equipment & supplies whsle						
	All firms	655	D	D	D	D	i
	4 largest firms	17	D	D	D	D	e
	8 largest firms	26	D	D	D	D	f
	20 largest firms	39	D	D	D	D	g
	50 largest firms	83	D	D	D	D	g
4218504	Other service establishment equipment & supplies whsle						
	All firms	2 149	D	D	D	D	j
	4 largest firms	48	D	D	D	D	f
	8 largest firms	68	D	D	D	D	f
	20 largest firms	97	D	D	D	D	g
	50 largest firms	160	D	D	D	D	h
42186	Transportation equipment & supplies (exc motor vehicle) whsle						
	All firms	3 454	16 634 756	100.0	1 431 585	319 666	35 256
	4 largest firms	20	1 807 632	10.9	58 099	12 465	1 120
	8 largest firms	28	2 879 587	17.3	83 197	16 583	1 438
	20 largest firms	80	4 808 129	28.9	201 084	44 451	3 821
	50 largest firms	142	6 769 545	40.7	348 765	77 570	6 919
421860	Transportation equipment & supplies (exc motor vehicle) whsle						
	All firms	3 454	16 634 756	100.0	1 431 585	319 666	35 256
	4 largest firms	20	1 807 632	10.9	58 099	12 465	1 120
	8 largest firms	28	2 879 587	17.3	83 197	16 583	1 438
	20 largest firms	80	4 808 129	28.9	201 084	44 451	3 821
	50 largest firms	142	6 769 545	40.7	348 765	77 570	6 919
4218601	Aircraft & aeronautical equipment & supplies whsle						
	All firms	2 092	12 214 744	100.0	929 885	206 175	21 276
	4 largest firms	20	1 807 632	14.8	58 099	12 465	1 120
	8 largest firms	28	2 879 587	23.6	83 197	16 583	1 438
	20 largest firms	81	4 630 505	37.9	184 552	40 337	3 377
	50 largest firms	126	6 295 101	51.5	281 414	61 867	5 300
4218602	Marine machinery, equipment, & supplies whsle						
	All firms	825	2 566 747	100.0	304 561	69 149	8 418
	4 largest firms	6	515 550	20.1	51 809	12 613	1 119
	8 largest firms	30	735 786	28.7	85 778	19 885	2 096
	20 largest firms	52	1 077 711	42.0	115 857	26 705	2 930
	50 largest firms	97	1 499 702	58.4	158 039	35 867	4 065
4218603	Other transportation equipment & supplies whsle						
	All firms	537	1 853 265	100.0	197 139	44 342	5 562
	4 largest firms	15	263 246	14.2	23 500	6 033	632
	8 largest firms	23	441 709	23.8	36 310	8 482	847
	20 largest firms	37	788 653	42.6	77 291	17 494	1 850
	50 largest firms	77	1 165 654	62.9	115 221	26 396	2 834
4219	Miscellaneous durable goods whsle						
	All firms	33 956	155 636 289	100.0	10 094 244	2 345 746	331 513
	4 largest firms	10	19 091 540	12.3	116 061	28 147	1 387
	8 largest firms	52	28 059 069	18.0	258 628	63 120	3 718
	20 largest firms	182	37 992 020	24.4	561 308	143 623	13 217
	50 largest firms	470	50 864 840	32.7	1 134 983	271 065	27 920
42191	Sporting & recreational goods & supplies whsle						
	All firms	4 961	17 059 006	100.0	1 546 470	356 459	53 620
	4 largest firms	94	959 301	5.6	59 678	14 796	2 289
	8 largest firms	108	1 580 141	9.3	88 352	22 230	3 553
	20 largest firms	141	3 112 803	18.2	179 182	45 869	5 822
	50 largest firms	247	5 310 747	31.1	334 351	86 747	10 508
421910	Sporting & recreational goods & supplies whsle						
	All firms	4 961	17 059 006	100.0	1 546 470	356 459	53 620
	4 largest firms	94	959 301	5.6	59 678	14 796	2 289
	8 largest firms	108	1 580 141	9.3	88 352	22 230	3 553
	20 largest firms	141	3 112 803	18.2	179 182	45 869	5 822
	50 largest firms	247	5 310 747	31.1	334 351	86 747	10 508

Table 3. Concentration by Largest Firms: 1997—Con.

[Includes only firms and establishments with payroll. Excludes data for central administrative offices, auxiliary operations, or establishments of these firms that are classified in other categories than those specified in this table. For meaning of abbreviations and symbols, see introductory text. For explanation of terms, see Appendix A. For method of assignment to categories shown, see Appendix C]

NAICS code	Largest firms based on sales by kind of business and type of operation	Establishments (number)	Sales		Annual payroll (\$1,000)	First-quarter payroll (\$1,000)	Paid employees for pay period including March 12 (number)
			Amount (number)	As percent of total			
421	MERCHANT WHOLESALERS—Con.						
	Wholesale trade, durable goods—Con.						
42192	Toy & hobby goods & supplies whsle						
	All firms	2 792	15 890 421	100.0	1 060 892	244 488	32 791
	4 largest firms	9	5 617 843	35.4	135 344	29 633	2 062
	8 largest firms	13	6 483 382	40.8	174 234	38 329	3 288
	20 largest firms	29	7 969 767	50.2	286 722	66 359	5 595
	50 largest firms	87	9 651 813	60.7	420 946	99 928	10 190
421920	Toy & hobby goods & supplies whsle						
	All firms	2 792	15 890 421	100.0	1 060 892	244 488	32 791
	4 largest firms	9	5 617 843	35.4	135 344	29 633	2 062
	8 largest firms	13	6 483 382	40.8	174 234	38 329	3 288
	20 largest firms	29	7 969 767	50.2	286 722	66 359	5 595
	50 largest firms	87	9 651 813	60.7	420 946	99 928	10 190
42193	Recyclable material whsle						
	All firms	8 833	37 358 147	100.0	3 196 991	746 097	114 097
	4 largest firms	59	3 613 519	9.7	77 595	20 746	2 390
	8 largest firms	137	5 274 657	14.1	163 099	41 682	4 572
	20 largest firms	270	8 327 027	22.3	321 898	84 290	9 179
	50 largest firms	445	12 520 301	33.5	566 288	145 078	16 207
421930	Recyclable material whsle						
	All firms	8 833	37 358 147	100.0	3 196 991	746 097	114 097
	4 largest firms	59	3 613 519	9.7	77 595	20 746	2 390
	8 largest firms	137	5 274 657	14.1	163 099	41 682	4 572
	20 largest firms	270	8 327 027	22.3	321 898	84 290	9 179
	50 largest firms	445	12 520 301	33.5	566 288	145 078	16 207
4219301	Iron & steel scrap processors & dealers						
	All firms	3 403	17 430 292	100.0	1 282 757	308 237	43 370
	4 largest firms	68	3 374 440	19.4	85 776	22 949	2 125
	8 largest firms	93	4 620 729	26.5	119 800	31 798	3 005
	20 largest firms	168	6 783 144	38.9	256 279	68 710	6 696
	50 largest firms	319	9 312 858	53.4	421 601	109 180	11 359
42193011	Iron & steel scrap processors (using power processing equipment)						
	All firms	2 268	12 322 747	100.0	1 093 664	256 788	36 101
	4 largest firms	35	1 553 460	12.6	78 177	19 350	2 103
	8 largest firms	81	2 428 381	19.7	143 285	34 982	3 891
	20 largest firms	148	4 190 540	34.0	265 506	67 383	7 050
	50 largest firms	279	6 179 481	50.1	415 343	104 586	11 279
42193012	Iron & steel scrap processors (not using power processing equip)						
	All firms	1 135	5 107 545	100.0	189 093	51 449	7 269
	4 largest firms	22	2 670 885	52.3	11 336	4 174	162
	8 largest firms	29	3 158 779	61.8	13 926	4 769	204
	20 largest firms	45	3 622 085	70.9	29 595	12 619	559
	50 largest firms	81	4 083 791	80.0	60 656	20 675	1 438
4219302	Recyclable paper & paperboard whsle						
	All firms	1 539	5 384 421	100.0	580 846	133 943	20 405
	4 largest firms	73	953 852	17.7	72 894	17 884	2 160
	8 largest firms	89	1 452 527	27.0	101 560	24 596	2 919
	20 largest firms	153	2 269 139	42.1	152 555	35 759	4 537
	50 largest firms	215	3 058 064	56.8	211 745	49 219	6 154
4219303	Other recyclable material whsle						
	All firms	3 891	14 543 434	100.0	1 333 388	303 917	50 322
	4 largest firms	17	1 337 417	9.2	30 946	7 392	971
	8 largest firms	24	1 958 387	13.5	41 769	9 734	1 159
	20 largest firms	54	3 089 791	21.2	96 405	23 576	2 889
	50 largest firms	148	4 794 207	33.0	209 761	50 986	6 596
42194	Jewelry/watch/silverware/precious stone, & precious metal whsle						
	All firms	7 183	30 824 486	100.0	1 613 759	366 259	47 910
	4 largest firms	4	6 581 180	21.4	21 366	4 754	221
	8 largest firms	14	8 286 731	26.9	100 832	18 907	1 457
	20 largest firms	29	10 419 112	33.8	192 429	40 192	3 158
	50 largest firms	66	12 889 517	41.8	337 285	74 088	6 359
421940	Jewelry/watch/silverware/precious stone, & precious metal whsle						
	All firms	7 183	30 824 486	100.0	1 613 759	366 259	47 910
	4 largest firms	4	6 581 180	21.4	21 366	4 754	221
	8 largest firms	14	8 286 731	26.9	100 832	18 907	1 457
	20 largest firms	29	10 419 112	33.8	192 429	40 192	3 158
	50 largest firms	66	12 889 517	41.8	337 285	74 088	6 359

Table 3. Concentration by Largest Firms: 1997—Con.

[Includes only firms and establishments with payroll. Excludes data for central administrative offices, auxiliary operations, or establishments of these firms that are classified in other categories than those specified in this table. For meaning of abbreviations and symbols, see introductory text. For explanation of terms, see Appendix A. For method of assignment to categories shown, see Appendix C]

NAICS code	Largest firms based on sales by kind of business and type of operation	Establishments (number)	Sales		Annual payroll (\$1,000)	First-quarter payroll (\$1,000)	Paid employees for pay period including March 12 (number)
			Amount (number)	As percent of total			
421	MERCHANT WHOLESALERS—Con.						
	Wholesale trade, durable goods—Con.						
4219401	Jewelry, watch, diamonds, precious stone, & silverware whsle						
	All firms	6 641	21 097 516	100.0	1 495 898	338 739	45 014
	4 largest firms	9	1 589 854	7.5	84 776	15 605	1 328
	8 largest firms	15	2 392 670	11.3	123 995	25 336	2 147
	20 largest firms	28	3 995 946	18.9	252 869	53 901	4 665
	50 largest firms	66	5 614 543	26.6	352 473	78 379	7 266
4219402	Precious metal (excluding ores) whsle						
	All firms	542	9 726 970	100.0	117 861	27 520	2 896
	4 largest firms	4	6 581 180	67.7	21 366	4 754	221
	8 largest firms	9	7 425 175	76.3	25 413	5 778	303
	20 largest firms	23	8 128 670	83.6	46 751	10 924	676
	50 largest firms	55	8 748 955	89.9	65 754	15 756	1 232
42199	Other miscellaneous durable goods whsle						
	All firms	10 187	54 504 229	100.0	2 676 132	632 443	83 095
	4 largest firms	19	17 155 015	31.5	146 043	42 536	3 686
	8 largest firms	63	20 939 859	38.4	259 650	71 169	7 925
	20 largest firms	131	27 828 192	51.1	543 772	136 116	14 059
	50 largest firms	233	34 657 982	63.6	765 314	189 494	19 790
421990	Other miscellaneous durable goods whsle						
	All firms	10 187	54 504 229	100.0	2 676 132	632 443	83 095
	4 largest firms	19	17 155 015	31.5	146 043	42 536	3 686
	8 largest firms	63	20 939 859	38.4	259 650	71 169	7 925
	20 largest firms	131	27 828 192	51.1	543 772	136 116	14 059
	50 largest firms	233	34 657 982	63.6	765 314	189 494	19 790
4219901	Musical instruments & supplies whsle						
	All firms	444	2 155 019	100.0	160 389	36 931	4 465
	4 largest firms	10	D	D	D	D	f
	8 largest firms	14	1 020 260	47.3	40 786	10 769	811
	20 largest firms	29	1 381 805	64.1	66 243	16 399	1 406
	50 largest firms	64	1 746 369	81.0	106 159	24 902	2 357
4219902	Forest products (except lumber) whsle						
	All firms	1 844	10 671 425	100.0	390 863	89 249	10 934
	4 largest firms	7	1 924 394	18.0	49 905	12 770	345
	8 largest firms	20	3 090 794	29.0	62 307	15 713	557
	20 largest firms	42	5 207 172	48.8	94 351	23 450	1 063
	50 largest firms	97	6 820 191	63.9	128 784	30 337	1 695
4219903	General merchandise (durable goods) whsle						
	All firms	2 864	20 154 440	100.0	473 038	112 333	16 449
	4 largest firms	32	15 378 909	76.3	122 655	34 607	3 220
	8 largest firms	41	17 155 534	85.1	168 531	43 755	4 549
	20 largest firms	68	17 576 627	87.2	205 709	52 145	5 653
	50 largest firms	107	17 963 270	89.1	241 712	60 730	6 541
4219904	Prerecorded media whsle						
	All firms	1 852	16 079 741	100.0	992 129	238 465	30 602
	4 largest firms	43	5 542 927	34.5	139 015	36 085	4 779
	8 largest firms	75	7 875 040	49.0	275 108	67 064	7 786
	20 largest firms	139	11 321 445	70.4	464 332	110 516	13 313
	50 largest firms	178	13 083 847	81.4	611 018	148 495	17 683
42199041	Compact discs/prerecorded audio tapes, & phonograph records whsle						
	All firms	1 215	8 766 190	100.0	647 937	153 359	20 147
	4 largest firms	22	3 136 811	35.8	148 020	37 340	4 930
	8 largest firms	53	4 954 720	56.5	268 754	63 220	8 561
	20 largest firms	68	6 217 284	70.9	342 071	80 627	10 373
	50 largest firms	105	7 148 177	81.5	444 807	105 210	13 104
42199042	Prerecorded video tapes whsle						
	All firms	637	7 313 551	100.0	344 192	85 106	10 455
	4 largest firms	38	4 196 140	57.4	91 507	22 904	2 071
	8 largest firms	64	5 302 835	72.5	136 969	34 046	3 602
	20 largest firms	91	6 239 517	85.3	204 233	52 050	5 680
	50 largest firms	125	6 659 889	91.1	243 481	61 167	6 732
4219905	Fire extinguishers & fire safety equipment whsle						
	All firms	923	937 818	100.0	173 795	40 084	6 421
	4 largest firms	33	143 438	15.3	15 972	3 718	368
	8 largest firms	39	199 391	21.3	24 055	5 878	637
	20 largest firms	57	309 059	33.0	41 215	9 546	1 143
	50 largest firms	90	450 709	48.1	61 224	13 922	1 718

Table 3. Concentration by Largest Firms: 1997—Con.

[Includes only firms and establishments with payroll. Excludes data for central administrative offices, auxiliary operations, or establishments of these firms that are classified in other categories than those specified in this table. For meaning of abbreviations and symbols, see introductory text. For explanation of terms, see Appendix A. For method of assignment to categories shown, see Appendix C]

NAICS code	Largest firms based on sales by kind of business and type of operation	Establishments (number)	Sales		Annual payroll (\$1,000)	First-quarter payroll (\$1,000)	Paid employees for pay period including March 12 (number)
			Amount (number)	As percent of total			
421	MERCHANT WHOLESALERS—Con.						
	Wholesale trade, durable goods—Con.						
4219906	Other durable goods whsle						
	All firms	2 260	4 505 786	100.0	485 918	115 381	14 224
	4 largest firms	7	513 519	11.4	25 015	6 958	679
	8 largest firms	15	788 820	17.5	73 211	25 316	1 107
	20 largest firms	39	1 323 009	29.4	103 173	32 324	1 943
	50 largest firms	82	2 072 491	46.0	166 088	45 349	3 489
422	Wholesale trade, nondurable goods						
	All firms	1 134 951	1 118 350 517	100.0	58 664 019	13 648 860	1 834 433
	4 largest firms	248	56 122 196	5.0	2 266 389	562 579	64 276
	8 largest firms	627	99 053 794	8.9	2 627 917	648 728	74 223
	20 largest firms	1 672	188 584 709	16.9	4 356 252	1 076 130	116 035
	50 largest firms	2 407	284 857 510	25.5	6 591 345	1 629 659	178 394
4221	Paper & paper product whsle						
	All firms	12 686	66 491 798	100.0	5 841 711	1 378 526	158 255
	4 largest firms	418	13 492 138	20.3	874 858	217 187	21 448
	8 largest firms	558	19 619 805	29.5	1 095 498	272 575	25 961
	20 largest firms	797	26 530 180	39.9	1 467 710	363 237	35 137
	50 largest firms	964	33 186 733	49.9	1 806 530	440 506	42 751
42211	Printing & writing paper whsle						
	All firms	1 838	20 477 795	100.0	1 203 286	292 367	26 584
	4 largest firms	190	7 721 679	37.7	405 248	101 859	7 922
	8 largest firms	266	10 158 489	49.6	532 811	133 339	10 665
	20 largest firms	344	13 538 857	66.1	680 192	167 368	13 524
	50 largest firms	469	16 379 389	80.0	807 974	198 051	16 088
422110	Printing & writing paper whsle						
	All firms	1 838	20 477 795	100.0	1 203 286	292 367	26 584
	4 largest firms	190	7 721 679	37.7	405 248	101 859	7 922
	8 largest firms	266	10 158 489	49.6	532 811	133 339	10 665
	20 largest firms	344	13 538 857	66.1	680 192	167 368	13 524
	50 largest firms	469	16 379 389	80.0	807 974	198 051	16 088
42212	Stationery & office supplies whsle						
	All firms	6 260	19 572 837	100.0	2 310 376	546 853	70 818
	4 largest firms	177	6 308 700	32.2	430 093	104 762	13 248
	8 largest firms	241	7 502 635	38.3	547 001	134 370	16 715
	20 largest firms	351	8 730 659	44.6	613 405	150 304	18 550
	50 largest firms	459	10 253 839	52.4	815 526	199 568	23 330
422120	Stationery & office supplies whsle						
	All firms	6 260	19 572 837	100.0	2 310 376	546 853	70 818
	4 largest firms	177	6 308 700	32.2	430 093	104 762	13 248
	8 largest firms	241	7 502 635	38.3	547 001	134 370	16 715
	20 largest firms	351	8 730 659	44.6	613 405	150 304	18 550
	50 largest firms	459	10 253 839	52.4	815 526	199 568	23 330
42213	Industrial & personal service paper whsle						
	All firms	4 588	26 441 166	100.0	2 328 049	539 306	60 853
	4 largest firms	99	5 702 701	21.6	231 849	57 901	4 839
	8 largest firms	174	7 865 669	29.7	375 391	92 814	7 919
	20 largest firms	228	10 396 284	39.3	503 031	121 340	10 787
	50 largest firms	311	12 886 970	48.7	702 724	166 601	15 279
422130	Industrial & personal service paper whsle						
	All firms	4 588	26 441 166	100.0	2 328 049	539 306	60 853
	4 largest firms	99	5 702 701	21.6	231 849	57 901	4 839
	8 largest firms	174	7 865 669	29.7	375 391	92 814	7 919
	20 largest firms	228	10 396 284	39.3	503 031	121 340	10 787
	50 largest firms	311	12 886 970	48.7	702 724	166 601	15 279
4222	Drugs, & druggists' sundries whsle						
	All firms	7 250	107 379 498	100.0	4 453 417	1 051 879	128 641
	4 largest firms	180	45 310 715	42.2	477 904	120 566	16 337
	8 largest firms	240	57 118 543	53.2	626 372	154 370	19 876
	20 largest firms	688	66 480 285	61.9	1 035 079	248 278	33 263
	50 largest firms	935	76 149 585	70.9	1 554 836	381 857	45 552
42221	Drugs, & druggists' sundries whsle						
	All firms	7 250	107 379 498	100.0	4 453 417	1 051 879	128 641
	4 largest firms	180	45 310 715	42.2	477 904	120 566	16 337
	8 largest firms	240	57 118 543	53.2	626 372	154 370	19 876
	20 largest firms	688	66 480 285	61.9	1 035 079	248 278	33 263
	50 largest firms	935	76 149 585	70.9	1 554 836	381 857	45 552

Table 3. Concentration by Largest Firms: 1997—Con.

[Includes only firms and establishments with payroll. Excludes data for central administrative offices, auxiliary operations, or establishments of these firms that are classified in other categories than those specified in this table. For meaning of abbreviations and symbols, see introductory text. For explanation of terms, see Appendix A. For method of assignment to categories shown, see Appendix C]

NAICS code	Largest firms based on sales by kind of business and type of operation	Establishments (number)	Sales		Annual payroll (\$1,000)	First-quarter payroll (\$1,000)	Paid employees for pay period including March 12 (number)
			Amount (number)	As percent of total			
422	MERCHANT WHOLESALERS—Con.						
	Wholesale trade, nondurable goods—Con.						
422210	Drugs, & druggists' sundries whsle						
	All firms	7 250	107 379 498	100.0	4 453 417	1 051 879	128 641
	4 largest firms	180	45 310 715	42.2	477 904	120 566	16 337
	8 largest firms	240	57 118 543	53.2	626 372	154 370	19 876
	20 largest firms	688	66 480 285	61.9	1 035 079	248 278	33 263
	50 largest firms	935	76 149 585	70.9	1 554 836	381 857	45 552
4222101	General-line drugs whsle						
	All firms	3 283	79 946 995	100.0	2 290 715	546 162	70 977
	4 largest firms	171	44 325 223	55.4	439 685	110 627	14 948
	8 largest firms	196	53 282 074	66.6	527 471	125 771	17 494
	20 largest firms	248	58 940 942	73.7	725 869	174 590	24 035
	50 largest firms	401	65 541 914	82.0	1 083 390	263 660	32 598
4222102	Specialty-line drug, pharmaceutical, cosmetic, & toiletries whsle						
	All firms	3 967	27 432 503	100.0	2 162 702	505 717	57 664
	4 largest firms	43	6 874 717	25.1	141 397	32 247	4 098
	8 largest firms	426	9 217 405	33.6	364 790	94 090	8 826
	20 largest firms	566	12 685 121	46.2	572 601	139 578	14 866
	50 largest firms	641	15 927 544	58.1	868 061	209 798	21 491
4223	Apparel, piece goods, & notions whsle						
	All firms	16 964	84 358 265	100.0	6 296 411	1 431 085	177 783
	4 largest firms	39	10 363 551	12.3	385 479	85 182	6 493
	8 largest firms	60	13 555 975	16.1	533 541	122 168	9 452
	20 largest firms	88	18 124 127	21.5	736 574	173 801	12 670
	50 largest firms	159	23 784 226	28.2	1 147 890	270 894	21 110
42231	Piece goods, notions, & other dry goods whsle						
	All firms	4 628	14 151 550	100.0	1 231 590	277 556	38 216
	4 largest firms	11	574 486	4.1	17 942	4 263	343
	8 largest firms	17	1 025 165	7.2	37 809	9 594	683
	20 largest firms	69	1 945 406	13.7	113 552	24 487	2 738
	50 largest firms	154	3 537 458	25.0	202 005	44 235	4 811
422310	Piece goods, notions, & other dry goods whsle						
	All firms	4 628	14 151 550	100.0	1 231 590	277 556	38 216
	4 largest firms	11	574 486	4.1	17 942	4 263	343
	8 largest firms	17	1 025 165	7.2	37 809	9 594	683
	20 largest firms	69	1 945 406	13.7	113 552	24 487	2 738
	50 largest firms	154	3 537 458	25.0	202 005	44 235	4 811
4223101	Piece goods—jobbers						
	All firms	3 345	11 726 039	100.0	913 402	205 573	27 021
	4 largest firms	11	574 486	4.9	17 942	4 263	343
	8 largest firms	17	1 025 165	8.7	37 809	9 594	683
	20 largest firms	81	1 927 921	16.4	97 063	21 487	2 140
	50 largest firms	152	3 473 178	29.6	183 437	40 235	3 856
4223102	Notions & other dry goods whsle						
	All firms	1 283	2 425 511	100.0	318 188	71 983	11 195
	4 largest firms	5	219 018	9.0	20 474	4 621	995
	8 largest firms	9	358 613	14.8	32 981	8 116	1 416
	20 largest firms	31	593 849	24.5	68 586	16 337	2 576
	50 largest firms	67	957 184	39.5	119 053	27 535	4 016
42232	Men's & boys' clothing & furnishings whsle						
	All firms	4 144	22 684 344	100.0	1 743 994	397 911	52 198
	4 largest firms	17	3 015 088	13.3	215 091	45 570	4 088
	8 largest firms	22	4 231 566	18.7	281 979	61 880	5 333
	20 largest firms	53	6 438 780	28.4	436 955	98 707	9 628
	50 largest firms	96	9 017 498	39.8	573 000	130 646	13 082
422320	Men's & boys' clothing & furnishings whsle						
	All firms	4 144	22 684 344	100.0	1 743 994	397 911	52 198
	4 largest firms	17	3 015 088	13.3	215 091	45 570	4 088
	8 largest firms	22	4 231 566	18.7	281 979	61 880	5 333
	20 largest firms	53	6 438 780	28.4	436 955	98 707	9 628
	50 largest firms	96	9 017 498	39.8	573 000	130 646	13 082
42233	Women's, children's, & infants' clothing & accessories whsle						
	All firms	6 781	29 520 620	100.0	2 402 560	538 486	67 876
	4 largest firms	17	2 942 956	10.0	80 090	23 005	1 493
	8 largest firms	22	4 023 041	13.6	121 931	32 954	2 095
	20 largest firms	38	6 119 455	20.7	285 018	70 075	4 389
	50 largest firms	74	9 143 570	31.0	543 998	128 478	9 821

Table 3. Concentration by Largest Firms: 1997—Con.

[Includes only firms and establishments with payroll. Excludes data for central administrative offices, auxiliary operations, or establishments of these firms that are classified in other categories than those specified in this table. For meaning of abbreviations and symbols, see introductory text. For explanation of terms, see Appendix A. For method of assignment to categories shown, see Appendix C]

NAICS code	Largest firms based on sales by kind of business and type of operation	Establishments (number)	Sales		Annual payroll (\$1,000)	First-quarter payroll (\$1,000)	Paid employees for pay period including March 12 (number)
			Amount (number)	As percent of total			
422	MERCHANT WHOLESALERS—Con.						
	Wholesale trade, nondurable goods—Con.						
422330	Women's, children's, & infants' clothing & accessories whsle						
	All firms	6 781	29 520 620	100.0	2 402 560	538 486	67 876
	4 largest firms	17	2 942 956	10.0	80 090	23 005	1 493
	8 largest firms	22	4 023 041	13.6	121 931	32 954	2 095
	20 largest firms	38	6 119 455	20.7	285 018	70 075	4 389
	50 largest firms	74	9 143 570	31.0	543 998	128 478	9 821
42234	Footwear whsle						
	All firms	1 411	18 001 751	100.0	918 267	217 132	19 493
	4 largest firms	34	8 263 083	45.9	261 633	59 341	4 287
	8 largest firms	38	9 992 803	55.5	321 455	74 990	5 125
	20 largest firms	66	11 846 422	65.8	475 345	112 282	7 694
	50 largest firms	127	14 024 435	77.9	603 634	143 069	10 632
422340	Footwear whsle						
	All firms	1 411	18 001 751	100.0	918 267	217 132	19 493
	4 largest firms	34	8 263 083	45.9	261 633	59 341	4 287
	8 largest firms	38	9 992 803	55.5	321 455	74 990	5 125
	20 largest firms	66	11 846 422	65.8	475 345	112 282	7 694
	50 largest firms	127	14 024 435	77.9	603 634	143 069	10 632
4224	Grocery & related products whsle						
	All firms	33 343	330 210 735	100.0	18 119 436	4 234 394	604 145
	4 largest firms	206	44 071 934	13.3	2 400 681	595 209	63 663
	8 largest firms	275	59 275 935	18.0	2 748 166	683 301	74 350
	20 largest firms	430	86 876 369	26.3	3 951 681	974 194	106 461
	50 largest firms	982	117 918 295	35.7	5 115 034	1 250 814	139 009
42241	General-line grocery whsle						
	All firms	3 390	93 941 524	100.0	4 682 800	1 135 331	139 593
	4 largest firms	146	38 394 746	40.9	1 862 158	459 063	50 182
	8 largest firms	210	46 913 136	49.9	2 449 707	605 474	65 351
	20 largest firms	410	61 078 275	65.0	3 016 096	743 745	81 714
	50 largest firms	546	74 966 976	79.8	3 496 398	858 035	95 836
422410	General-line grocery whsle						
	All firms	3 390	93 941 524	100.0	4 682 800	1 135 331	139 593
	4 largest firms	146	38 394 746	40.9	1 862 158	459 063	50 182
	8 largest firms	210	46 913 136	49.9	2 449 707	605 474	65 351
	20 largest firms	410	61 078 275	65.0	3 016 096	743 745	81 714
	50 largest firms	546	74 966 976	79.8	3 496 398	858 035	95 836
4224101	General-line grocery whsle, voluntary group						
	All firms	186	16 156 029	100.0	554 986	135 594	17 064
	4 largest firms	31	11 836 162	73.3	396 979	96 311	11 573
	8 largest firms	35	13 879 220	85.9	442 732	107 507	12 910
	20 largest firms	51	15 438 148	95.6	495 289	121 871	14 656
	50 largest firms	82	16 002 157	99.0	542 651	132 647	16 435
4224102	General-line grocery whsle, retail cooperative						
	All firms	211	16 142 440	100.0	467 726	112 330	13 882
	4 largest firms	8	7 674 770	47.5	133 834	32 669	3 861
	8 largest firms	18	10 881 891	67.4	280 383	67 689	7 388
	20 largest firms	70	15 084 944	93.4	410 136	98 166	11 637
	50 largest firms	103	15 962 701	98.9	456 144	109 740	13 313
4224103	Other general-line grocery whsle						
	All firms	2 993	61 643 055	100.0	3 660 088	887 407	108 647
	4 largest firms	152	29 383 516	47.7	1 923 711	478 431	50 311
	8 largest firms	186	35 065 435	56.9	2 218 456	550 903	59 003
	20 largest firms	417	43 338 473	70.3	2 542 334	627 855	68 670
	50 largest firms	477	49 533 725	80.4	2 842 056	696 684	77 674
42242	Packaged frozen food whsle						
	All firms	2 897	44 782 680	100.0	2 297 966	535 761	71 263
	4 largest firms	65	6 967 273	15.6	289 267	67 535	7 012
	8 largest firms	95	10 572 409	23.6	457 969	107 759	11 696
	20 largest firms	140	15 858 234	35.4	712 943	170 359	18 946
	50 largest firms	229	22 418 122	50.1	982 894	231 718	26 183
422420	Packaged frozen food whsle						
	All firms	2 897	44 782 680	100.0	2 297 966	535 761	71 263
	4 largest firms	65	6 967 273	15.6	289 267	67 535	7 012
	8 largest firms	95	10 572 409	23.6	457 969	107 759	11 696
	20 largest firms	140	15 858 234	35.4	712 943	170 359	18 946
	50 largest firms	229	22 418 122	50.1	982 894	231 718	26 183

Table 3. Concentration by Largest Firms: 1997—Con.

[Includes only firms and establishments with payroll. Excludes data for central administrative offices, auxiliary operations, or establishments of these firms that are classified in other categories than those specified in this table. For meaning of abbreviations and symbols, see introductory text. For explanation of terms, see Appendix A. For method of assignment to categories shown, see Appendix C]

NAICS code	Largest firms based on sales by kind of business and type of operation	Establishments (number)	Sales		Annual payroll (\$1,000)	First-quarter payroll (\$1,000)	Paid employees for pay period including March 12 (number)
			Amount (number)	As percent of total			
422	MERCHANT WHOLESALERS—Con.						
	Wholesale trade, nondurable goods—Con.						
42243	Dairy products, (except dried or canned) whsle						
	All firms	2 174	20 315 524	100.0	849 475	196 547	27 596
	4 largest firms	5	3 189 676	15.7	22 968	5 374	605
	8 largest firms	30	5 030 063	24.8	75 466	18 154	1 914
	20 largest firms	61	7 886 134	38.8	123 230	31 348	3 300
	50 largest firms	120	11 043 592	54.4	232 069	57 247	6 340
422430	Dairy products, (except dried or canned) whsle						
	All firms	2 174	20 315 524	100.0	849 475	196 547	27 596
	4 largest firms	5	3 189 676	15.7	22 968	5 374	605
	8 largest firms	30	5 030 063	24.8	75 466	18 154	1 914
	20 largest firms	61	7 886 134	38.8	123 230	31 348	3 300
	50 largest firms	120	11 043 592	54.4	232 069	57 247	6 340
4224301	Raw milk whsle						
	All firms	138	D	D	D	D	g
	4 largest firms	8	D	D	D	D	e
	8 largest firms	15	D	D	D	D	f
	20 largest firms	27	D	D	D	D	f
	50 largest firms	57	D	D	D	D	g
4224302	Dairy product (except raw milk) whsle						
	All firms	2 036	D	D	D	D	k
	4 largest firms	18	D	D	D	D	g
	8 largest firms	32	D	D	D	D	g
	20 largest firms	65	D	D	D	D	h
	50 largest firms	112	D	D	D	D	i
42244	Poultry & poultry product whsle						
	All firms	873	10 721 436	100.0	423 543	96 860	15 681
	4 largest firms	8	2 163 061	20.2	28 662	6 910	524
	8 largest firms	18	2 766 814	25.8	45 330	10 860	880
	20 largest firms	31	4 115 782	38.4	72 352	17 331	1 550
	50 largest firms	76	5 919 714	55.2	155 172	35 824	4 726
422440	Poultry & poultry product whsle						
	All firms	873	10 721 436	100.0	423 543	96 860	15 681
	4 largest firms	8	2 163 061	20.2	28 662	6 910	524
	8 largest firms	18	2 766 814	25.8	45 330	10 860	880
	20 largest firms	31	4 115 782	38.4	72 352	17 331	1 550
	50 largest firms	76	5 919 714	55.2	155 172	35 824	4 726
4224401	Live poultry whsle						
	All firms	45	D	D	D	D	f
	4 largest firms	4	D	D	D	D	c
	8 largest firms	8	D	D	D	D	c
	20 largest firms	20	D	D	D	D	e
	50 largest firms	45	D	D	D	D	f
4224402	Poultry & poultry product (except live) whsle						
	All firms	828	D	D	D	D	j
	4 largest firms	7	D	D	D	D	f
	8 largest firms	17	D	D	D	D	f
	20 largest firms	30	D	D	D	D	g
	50 largest firms	75	D	D	D	D	h
42245	Confectionery whsle						
	All firms	1 962	7 539 889	100.0	523 310	115 927	20 663
	4 largest firms	32	1 542 749	20.5	50 496	11 076	1 230
	8 largest firms	46	2 049 904	27.2	76 279	16 979	2 289
	20 largest firms	75	2 819 161	37.4	101 278	23 251	3 036
	50 largest firms	111	3 887 842	51.6	167 050	36 262	5 494
422450	Confectionery whsle						
	All firms	1 962	7 539 889	100.0	523 310	115 927	20 663
	4 largest firms	32	1 542 749	20.5	50 496	11 076	1 230
	8 largest firms	46	2 049 904	27.2	76 279	16 979	2 289
	20 largest firms	75	2 819 161	37.4	101 278	23 251	3 036
	50 largest firms	111	3 887 842	51.6	167 050	36 262	5 494
42246	Fish & seafood whsle						
	All firms	2 828	11 998 240	100.0	649 137	145 945	26 304
	4 largest firms	5	754 824	6.3	9 604	2 322	157
	8 largest firms	21	1 237 390	10.3	26 891	6 165	706
	20 largest firms	46	2 299 377	19.2	81 097	17 041	2 094
	50 largest firms	85	3 666 202	30.6	126 679	27 740	3 422

Table 3. Concentration by Largest Firms: 1997—Con.

[Includes only firms and establishments with payroll. Excludes data for central administrative offices, auxiliary operations, or establishments of these firms that are classified in other categories than those specified in this table. For meaning of abbreviations and symbols, see introductory text. For explanation of terms, see Appendix A. For method of assignment to categories shown, see Appendix C]

NAICS code	Largest firms based on sales by kind of business and type of operation	Establishments (number)	Sales		Annual payroll (\$1,000)	First-quarter payroll (\$1,000)	Paid employees for pay period including March 12 (number)
			Amount (number)	As percent of total			
422	MERCHANT WHOLESALERS—Con.						
	Wholesale trade, nondurable goods—Con.						
422460	Fish & seafood whsle						
	All firms	2 828	11 998 240	100.0	649 137	145 945	26 304
	4 largest firms	5	754 824	6.3	9 604	2 322	157
	8 largest firms	21	1 237 390	10.3	26 891	6 165	706
	20 largest firms	46	2 299 377	19.2	81 097	17 041	2 094
	50 largest firms	85	3 666 202	30.6	126 679	27 740	3 422
42247	Meat & meat product whsle						
	All firms	3 147	26 899 437	100.0	1 304 916	309 355	45 521
	4 largest firms	5	3 424 889	12.7	75 291	18 991	2 208
	8 largest firms	24	4 968 139	18.5	113 036	27 914	3 131
	20 largest firms	36	7 729 832	28.7	195 000	48 636	5 292
	50 largest firms	81	11 198 719	41.6	332 809	80 234	9 237
422470	Meat & meat product whsle						
	All firms	3 147	26 899 437	100.0	1 304 916	309 355	45 521
	4 largest firms	5	3 424 889	12.7	75 291	18 991	2 208
	8 largest firms	24	4 968 139	18.5	113 036	27 914	3 131
	20 largest firms	36	7 729 832	28.7	195 000	48 636	5 292
	50 largest firms	81	11 198 719	41.6	332 809	80 234	9 237
42248	Fresh fruit & vegetable whsle						
	All firms	5 474	40 417 798	100.0	2 840 345	640 915	104 811
	4 largest firms	129	3 824 888	9.5	179 810	46 220	4 224
	8 largest firms	176	5 459 531	13.5	261 048	66 379	6 377
	20 largest firms	226	7 550 100	18.7	337 664	81 602	7 866
	50 largest firms	286	10 599 590	26.2	527 840	128 194	14 867
422480	Fresh fruit & vegetable whsle						
	All firms	5 474	40 417 798	100.0	2 840 345	640 915	104 811
	4 largest firms	129	3 824 888	9.5	179 810	46 220	4 224
	8 largest firms	176	5 459 531	13.5	261 048	66 379	6 377
	20 largest firms	226	7 550 100	18.7	337 664	81 602	7 866
	50 largest firms	286	10 599 590	26.2	527 840	128 194	14 867
42249	Other grocery & related products whsle						
	All firms	10 598	73 594 207	100.0	4 547 944	1 057 753	152 713
	4 largest firms	35	9 120 270	12.4	281 919	68 991	8 377
	8 largest firms	55	14 686 713	20.0	486 205	120 584	13 510
	20 largest firms	96	24 176 424	32.9	851 022	208 028	24 209
	50 largest firms	156	33 288 704	45.2	1 205 436	292 482	33 727
422490	Other grocery & related products whsle						
	All firms	10 598	73 594 207	100.0	4 547 944	1 057 753	152 713
	4 largest firms	35	9 120 270	12.4	281 919	68 991	8 377
	8 largest firms	55	14 686 713	20.0	486 205	120 584	13 510
	20 largest firms	96	24 176 424	32.9	851 022	208 028	24 209
	50 largest firms	156	33 288 704	45.2	1 205 436	292 482	33 727
4224901	Coffee, tea, & spice whsle						
	All firms	1 420	7 087 834	100.0	397 640	91 263	13 783
	4 largest firms	5	1 901 594	26.8	13 673	3 138	232
	8 largest firms	9	2 835 992	40.0	20 821	4 217	537
	20 largest firms	21	4 036 687	57.0	48 299	8 997	1 030
	50 largest firms	64	4 841 531	68.3	100 111	20 393	2 298
4224902	Bread & baked goods whsle						
	All firms	2 187	5 821 864	100.0	594 621	137 158	24 477
	4 largest firms	5	2 127 568	36.5	89 509	18 050	2 156
	8 largest firms	10	2 581 709	44.3	151 599	33 405	3 784
	20 largest firms	44	3 281 238	56.4	230 197	51 993	6 324
	50 largest firms	95	3 954 690	67.9	293 697	67 055	8 410
4224903	Soft drinks whsle						
	All firms	2 026	7 507 631	100.0	855 980	195 575	29 183
	4 largest firms	6	1 158 787	15.4	53 455	13 193	980
	8 largest firms	55	1 640 990	21.9	111 773	27 035	3 151
	20 largest firms	99	2 579 895	34.4	210 490	49 925	6 609
	50 largest firms	210	3 622 921	48.3	325 348	77 068	10 206
4224904	Canned goods whsle						
	All firms	957	10 184 930	100.0	466 436	109 531	13 777
	4 largest firms	19	3 457 360	33.9	97 485	21 648	2 752
	8 largest firms	25	4 358 044	42.8	143 312	32 626	3 471
	20 largest firms	42	5 551 908	54.5	193 629	44 421	4 853
	50 largest firms	73	6 784 194	66.6	257 453	59 386	6 408

Table 3. Concentration by Largest Firms: 1997—Con.

[Includes only firms and establishments with payroll. Excludes data for central administrative offices, auxiliary operations, or establishments of these firms that are classified in other categories than those specified in this table. For meaning of abbreviations and symbols, see introductory text. For explanation of terms, see Appendix A. For method of assignment to categories shown, see Appendix C]

NAICS code	Largest firms based on sales by kind of business and type of operation	Establishments (number)	Sales		Annual payroll (\$1,000)	First-quarter payroll (\$1,000)	Paid employees for pay period including March 12 (number)
			Amount (number)	As percent of total			
422	MERCHANT WHOLESALERS—Con.						
	Wholesale trade, nondurable goods—Con.						
4224905	Food & beverage basic materials whsle						
	All firms	512	2 687 268	100.0	174 927	38 919	5 172
	4 largest firms	17	372 808	13.9	13 894	3 350	479
	8 largest firms	21	609 855	22.7	24 476	6 958	760
	20 largest firms	58	1 091 192	40.6	52 243	11 515	1 182
	50 largest firms	93	1 738 992	64.7	86 937	19 209	2 158
4224906	Other grocery specialties whsle						
	All firms	3 496	40 304 680	100.0	2 058 340	485 307	66 321
	4 largest firms	32	8 409 017	20.9	248 631	62 279	7 592
	8 largest firms	38	12 399 316	30.8	353 536	86 756	10 386
	20 largest firms	76	19 720 685	48.9	710 885	178 881	21 323
	50 largest firms	131	25 270 271	62.7	1 006 077	248 681	29 263
4225	Farm-product raw material whsle						
	All firms	8 849	132 883 554	100.0	2 096 358	469 297	74 096
	4 largest firms	706	34 163 405	25.7	240 402	58 515	7 359
	8 largest firms	871	51 725 810	38.9	331 705	79 894	10 006
	20 largest firms	994	64 084 103	48.2	420 509	99 435	11 570
	50 largest firms	1 413	78 211 319	58.9	582 692	135 023	16 177
42251	Grain & field bean whsle						
	All firms	6 434	105 267 322	100.0	1 620 355	366 080	55 890
	4 largest firms	628	31 955 460	30.4	225 860	54 643	6 837
	8 largest firms	791	48 087 675	45.7	311 707	74 709	9 338
	20 largest firms	948	59 741 648	56.8	362 799	87 031	10 583
	50 largest firms	1 223	68 088 492	64.7	495 426	116 553	13 911
422510	Grain & field bean whsle						
	All firms	6 434	105 267 322	100.0	1 620 355	366 080	55 890
	4 largest firms	628	31 955 460	30.4	225 860	54 643	6 837
	8 largest firms	791	48 087 675	45.7	311 707	74 709	9 338
	20 largest firms	948	59 741 648	56.8	362 799	87 031	10 583
	50 largest firms	1 223	68 088 492	64.7	495 426	116 553	13 911
42252	Livestock whsle						
	All firms	1 133	8 630 445	100.0	115 475	26 114	7 322
	4 largest firms	113	2 169 946	25.1	7 021	1 779	318
	8 largest firms	237	3 125 116	36.2	14 314	3 602	729
	20 largest firms	255	4 486 778	52.0	27 312	6 243	1 128
	50 largest firms	326	5 800 727	67.2	42 307	9 228	1 753
422520	Livestock whsle						
	All firms	1 133	8 630 445	100.0	115 475	26 114	7 322
	4 largest firms	113	2 169 946	25.1	7 021	1 779	318
	8 largest firms	237	3 125 116	36.2	14 314	3 602	729
	20 largest firms	255	4 486 778	52.0	27 312	6 243	1 128
	50 largest firms	326	5 800 727	67.2	42 307	9 228	1 753
42259	Other farm product raw material whsle						
	All firms	1 282	18 985 787	100.0	360 528	77 103	10 884
	4 largest firms	32	4 850 131	25.5	60 172	12 857	1 000
	8 largest firms	43	7 436 047	39.2	84 645	17 224	1 447
	20 largest firms	98	11 115 974	58.5	141 632	28 820	3 046
	50 largest firms	138	13 909 686	73.3	173 657	35 866	3 792
422590	Other farm product raw material whsle						
	All firms	1 282	18 985 787	100.0	360 528	77 103	10 884
	4 largest firms	32	4 850 131	25.5	60 172	12 857	1 000
	8 largest firms	43	7 436 047	39.2	84 645	17 224	1 447
	20 largest firms	98	11 115 974	58.5	141 632	28 820	3 046
	50 largest firms	138	13 909 686	73.3	173 657	35 866	3 792
4225901	Hides, skins, & pelts whsle						
	All firms	234	1 911 853	100.0	48 450	11 812	1 660
	4 largest firms	8	478 640	25.0	5 204	1 246	179
	8 largest firms	12	770 798	40.3	11 064	2 855	316
	20 largest firms	26	1 248 530	65.3	19 184	5 250	457
	50 largest firms	58	1 660 020	86.8	29 865	7 521	759
4225902	Leaf tobacco whsle						
	All firms	118	2 093 201	100.0	66 701	14 669	1 605
	4 largest firms	9	1 541 317	73.6	48 590	10 349	806
	8 largest firms	13	1 750 305	83.6	53 590	11 343	1 068
	20 largest firms	25	1 932 423	92.3	57 314	12 305	1 166
	50 largest firms	55	2 066 482	98.7	63 039	13 578	1 396

Table 3. Concentration by Largest Firms: 1997—Con.

[Includes only firms and establishments with payroll. Excludes data for central administrative offices, auxiliary operations, or establishments of these firms that are classified in other categories than those specified in this table. For meaning of abbreviations and symbols, see introductory text. For explanation of terms, see Appendix A. For method of assignment to categories shown, see Appendix C]

NAICS code	Largest firms based on sales by kind of business and type of operation	Establishments (number)	Sales		Annual payroll (\$1,000)	First-quarter payroll (\$1,000)	Paid employees for pay period including March 12 (number)
			Amount (number)	As percent of total			
422	MERCHANT WHOLESALERS—Con.						
	Wholesale trade, nondurable goods—Con.						
4225903	Wool, wool tops, & mohair whsle						
	All firms	61	145 997	100.0	6 661	1 386	247
	4 largest firms	4	58 744	40.2	2 040	352	26
	8 largest firms	10	82 535	56.5	3 052	539	70
	20 largest firms	22	120 652	82.6	4 783	1 007	153
	50 largest firms	52	145 409	99.6	6 470	1 352	233
4225904	Cotton whsle						
	All firms	244	9 922 477	100.0	106 703	20 612	2 497
	4 largest firms	22	3 521 932	35.5	36 638	7 150	582
	8 largest firms	34	5 475 231	55.2	51 024	9 394	926
	20 largest firms	56	7 546 627	76.1	75 324	14 514	1 496
	50 largest firms	91	8 891 033	89.6	87 210	16 787	1 790
4225905	Other farm-product raw material whsle						
	All firms	625	4 912 259	100.0	132 013	28 624	4 875
	4 largest firms	8	2 285 270	46.5	15 038	2 392	250
	8 largest firms	47	D	D	D	D	g
	20 largest firms	61	3 714 066	75.6	44 798	9 551	1 291
	50 largest firms	99	4 186 916	85.2	68 975	15 247	2 153
4226	Chemical & allied products whsle						
	All firms	12 249	56 048 362	100.0	4 650 638	1 073 531	115 969
	4 largest firms	208	3 829 520	6.8	149 731	35 063	3 270
	8 largest firms	370	6 574 983	11.7	297 490	72 612	7 009
	20 largest firms	435	11 151 081	19.9	368 945	90 025	8 341
	50 largest firms	693	16 220 110	28.9	583 826	146 566	13 188
42261	Plastics materials & basic forms & shapes whsle						
	All firms	3 357	16 733 225	100.0	1 295 883	297 313	34 844
	4 largest firms	117	2 084 904	12.5	49 534	11 596	1 279
	8 largest firms	137	2 939 875	17.6	67 355	15 811	1 847
	20 largest firms	216	4 317 189	25.8	119 685	29 292	3 075
	50 largest firms	363	6 476 430	38.7	269 126	64 678	6 700
422610	Plastics materials & basic forms & shapes whsle						
	All firms	3 357	16 733 225	100.0	1 295 883	297 313	34 844
	4 largest firms	117	2 084 904	12.5	49 534	11 596	1 279
	8 largest firms	137	2 939 875	17.6	67 355	15 811	1 847
	20 largest firms	216	4 317 189	25.8	119 685	29 292	3 075
	50 largest firms	363	6 476 430	38.7	269 126	64 678	6 700
42269	Other chemical & allied products whsle						
	All firms	8 892	39 315 137	100.0	3 354 755	776 218	81 125
	4 largest firms	178	3 611 156	9.2	169 817	41 775	3 869
	8 largest firms	214	6 000 785	15.3	247 170	60 787	5 625
	20 largest firms	342	9 533 039	24.2	357 495	88 027	7 888
	50 largest firms	566	13 717 707	34.9	578 633	141 065	12 531
422690	Other chemical & allied products whsle						
	All firms	8 892	39 315 137	100.0	3 354 755	776 218	81 125
	4 largest firms	178	3 611 156	9.2	169 817	41 775	3 869
	8 largest firms	214	6 000 785	15.3	247 170	60 787	5 625
	20 largest firms	342	9 533 039	24.2	357 495	88 027	7 888
	50 largest firms	566	13 717 707	34.9	578 633	141 065	12 531
4226901	Industrial gases (except LP) whsle						
	All firms	804	1 432 921	100.0	239 975	56 645	7 340
	4 largest firms	162	367 979	25.7	55 395	13 645	1 650
	8 largest firms	207	497 077	34.7	67 707	16 794	2 046
	20 largest firms	250	704 555	49.2	103 133	25 189	2 948
	50 largest firms	304	947 195	66.1	142 518	34 626	4 124
4226902	Other chemical & allied products whsle						
	All firms	8 088	37 882 216	100.0	3 114 780	719 573	73 785
	4 largest firms	178	3 611 156	9.5	169 817	41 775	3 869
	8 largest firms	214	6 000 785	15.8	247 170	60 787	5 625
	20 largest firms	340	9 531 446	25.2	357 383	88 006	7 886
	50 largest firms	444	13 644 757	36.0	536 518	130 569	11 138
4227	Petroleum & petroleum products whsle						
	All firms	9 770	139 507 960	100.0	3 390 142	797 041	114 863
	4 largest firms	54	18 926 848	13.6	132 319	32 662	4 562
	8 largest firms	116	29 328 205	21.0	182 209	43 902	5 749
	20 largest firms	154	48 159 665	34.5	257 699	62 084	7 288
	50 largest firms	382	61 184 667	43.9	396 124	95 690	10 302

Table 3. Concentration by Largest Firms: 1997—Con.

[Includes only firms and establishments with payroll. Excludes data for central administrative offices, auxiliary operations, or establishments of these firms that are classified in other categories than those specified in this table. For meaning of abbreviations and symbols, see introductory text. For explanation of terms, see Appendix A. For method of assignment to categories shown, see Appendix C]

NAICS code	Largest firms based on sales by kind of business and type of operation	Establishments (number)	Sales		Annual payroll (\$1,000)	First-quarter payroll (\$1,000)	Paid employees for pay period including March 12 (number)
			Amount (number)	As percent of total			
422	MERCHANT WHOLESALERS—Con.						
	Wholesale trade, nondurable goods—Con.						
42271	Petroleum bulk stations & terminals						
	All firms	'6 729	'92 443 546	100.0	'2 497 922	'579 872	'87 532
	4 largest firms	53	16 896 079	18.3	113 090	23 588	3 631
	8 largest firms	97	25 202 785	27.3	167 640	35 741	4 806
	20 largest firms	126	33 529 854	36.3	211 754	46 751	5 427
	50 largest firms	354	41 605 640	45.0	349 526	78 027	9 093
422710	Petroleum bulk stations & terminals						
	All firms	'6 729	'92 443 546	100.0	'2 497 922	'579 872	'87 532
	4 largest firms	53	16 896 079	18.3	113 090	23 588	3 631
	8 largest firms	97	25 202 785	27.3	167 640	35 741	4 806
	20 largest firms	126	33 529 854	36.3	211 754	46 751	5 427
	50 largest firms	354	41 605 640	45.0	349 526	78 027	9 093
4227101	Petroleum bulk stations & terminals (except LP)						
	All firms	'6 337	'88 515 507	100.0	'2 340 748	'544 283	'83 154
	4 largest firms	53	16 896 079	19.1	113 090	23 588	3 631
	8 largest firms	97	25 202 785	28.5	167 640	35 741	4 806
	20 largest firms	126	32 839 003	37.1	213 789	47 919	5 517
	50 largest firms	241	40 266 188	45.5	322 718	72 165	8 206
42271011	Petroleum bulk stations (except LP)						
	All firms	5 784	43 727 608	100.0	1 768 043	414 479	66 627
	4 largest firms	24	1 860 490	4.3	20 639	4 986	531
	8 largest firms	32	2 681 977	6.1	34 279	7 990	937
	20 largest firms	206	4 498 427	10.3	83 103	20 698	2 642
	50 largest firms	309	7 355 886	16.8	154 184	37 856	5 436
42271012	Petroleum bulk terminals (except LP)						
	All firms	'553	'44 787 899	100.0	'572 705	'129 804	'16 527
	4 largest firms	43	16 828 548	37.6	110 408	22 910	3 584
	8 largest firms	67	24 614 042	55.0	152 379	31 781	4 409
	20 largest firms	95	31 874 297	71.2	197 098	43 615	5 105
	50 largest firms	159	37 928 909	84.7	293 046	64 978	7 224
4227102	Liquefied petroleum bulk stations & terminals						
	All firms	392	3 928 039	100.0	157 174	35 589	4 378
	4 largest firms	131	1 972 373	50.2	43 156	10 038	1 345
	8 largest firms	148	D	D	D	D	g
	20 largest firms	160	3 019 737	76.9	93 862	20 415	2 338
	50 largest firms	211	3 557 847	90.6	121 732	26 769	3 124
42272	Petroleum & petroleum prod whsle (exc bulk stations & terminals)						
	All firms	3 041	47 064 414	100.0	892 220	217 169	27 331
	4 largest firms	13	10 380 010	22.1	37 982	15 401	1 534
	8 largest firms	19	17 564 762	37.3	61 457	19 967	1 998
	20 largest firms	50	22 782 037	48.4	104 799	30 968	2 771
	50 largest firms	123	28 540 772	60.6	172 823	46 687	3 944
422720	Petroleum & petroleum prod whsle (exc bulk stations & terminals)						
	All firms	3 041	47 064 414	100.0	892 220	217 169	27 331
	4 largest firms	13	10 380 010	22.1	37 982	15 401	1 534
	8 largest firms	19	17 564 762	37.3	61 457	19 967	1 998
	20 largest firms	50	22 782 037	48.4	104 799	30 968	2 771
	50 largest firms	123	28 540 772	60.6	172 823	46 687	3 944
4228	Beer, wine, & distilled alcoholic beverage whsle						
	All firms	4 476	58 311 981	100.0	5 212 268	1 223 883	143 544
	4 largest firms	39	5 111 524	8.8	343 488	96 027	7 078
	8 largest firms	80	7 832 125	13.4	492 851	134 795	10 739
	20 largest firms	153	12 595 399	21.6	828 124	213 263	18 413
	50 largest firms	260	18 621 178	31.9	1 326 885	335 516	30 792
42281	Beer & ale whsle						
	All firms	2 945	33 616 795	100.0	3 190 276	725 915	93 133
	4 largest firms	15	1 658 921	4.9	51 317	10 770	1 005
	8 largest firms	32	2 672 935	8.0	125 075	28 827	2 763
	20 largest firms	71	4 638 547	13.8	288 446	66 934	7 278
	50 largest firms	146	7 644 416	22.7	556 545	130 427	14 807
422810	Beer & ale whsle						
	All firms	2 945	33 616 795	100.0	3 190 276	725 915	93 133
	4 largest firms	15	1 658 921	4.9	51 317	10 770	1 005
	8 largest firms	32	2 672 935	8.0	125 075	28 827	2 763
	20 largest firms	71	4 638 547	13.8	288 446	66 934	7 278
	50 largest firms	146	7 644 416	22.7	556 545	130 427	14 807

Table 3. Concentration by Largest Firms: 1997—Con.

[Includes only firms and establishments with payroll. Excludes data for central administrative offices, auxiliary operations, or establishments of these firms that are classified in other categories than those specified in this table. For meaning of abbreviations and symbols, see introductory text. For explanation of terms, see Appendix A. For method of assignment to categories shown, see Appendix C]

NAICS code	Largest firms based on sales by kind of business and type of operation	Establishments (number)	Sales		Annual payroll (\$1,000)	First-quarter payroll (\$1,000)	Paid employees for pay period including March 12 (number)
			Amount (number)	As percent of total			
422	MERCHANT WHOLESALERS—Con.						
	Wholesale trade, nondurable goods—Con.						
42282	Wine & distilled alcoholic beverage whsle						
	All firms	1 531	24 695 186	100.0	2 021 992	497 968	50 411
	4 largest firms	37	5 099 953	20.7	342 420	95 735	7 044
	8 largest firms	83	7 819 818	31.7	534 419	144 064	11 850
	20 largest firms	141	11 769 363	47.7	861 384	223 440	19 583
	50 largest firms	241	16 260 143	65.8	1 257 713	320 040	28 798
422820	Wine & distilled alcoholic beverage whsle						
	All firms	1 531	24 695 186	100.0	2 021 992	497 968	50 411
	4 largest firms	37	5 099 953	20.7	342 420	95 735	7 044
	8 largest firms	83	7 819 818	31.7	534 419	144 064	11 850
	20 largest firms	141	11 769 363	47.7	861 384	223 440	19 583
	50 largest firms	241	16 260 143	65.8	1 257 713	320 040	28 798
4228201	Wine & distilled alcoholic bev (licensed operation) whsle						
	All firms	1 409	24 314 784	100.0	2 011 681	494 317	49 769
	4 largest firms	37	5 099 953	21.0	342 420	95 735	7 044
	8 largest firms	83	7 819 818	32.2	534 419	144 064	11 850
	20 largest firms	141	11 769 363	48.4	861 384	223 440	19 583
	50 largest firms	242	16 204 324	66.6	1 259 867	320 693	28 816
4228202	Wine & distilled alcoholic beverage (State operated) whsle						
	All firms	122	380 402	100.0	10 311	3 651	642
	4 largest firms	37	282 909	74.4	7 287	1 798	314
	8 largest firms	118	D	D	D	D	f
	20 largest firms	122	380 402	100.0	10 311	3 651	642
	50 largest firms	122	380 402	100.0	10 311	3 651	642
4229	Miscellaneous nondurable goods whsle						
	All firms	29 364	143 158 364	100.0	8 603 638	1 989 224	317 137
	4 largest firms	20	23 046 508	16.1	295 944	71 883	7 272
	8 largest firms	46	32 318 742	22.6	412 200	102 214	9 926
	20 largest firms	370	43 443 412	30.3	754 775	185 191	23 127
	50 largest firms	696	55 772 183	39.0	1 303 178	322 541	45 569
42291	Farm supplies whsle						
	All firms	6 437	32 607 159	100.0	1 766 562	403 019	59 231
	4 largest firms	166	4 301 289	13.2	95 686	23 277	2 221
	8 largest firms	264	6 265 321	19.2	154 073	39 036	4 805
	20 largest firms	470	10 521 227	32.3	276 842	65 964	8 246
	50 largest firms	716	15 274 690	46.8	516 414	121 776	14 592
422910	Farm supplies whsle						
	All firms	6 437	32 607 159	100.0	1 766 562	403 019	59 231
	4 largest firms	166	4 301 289	13.2	95 686	23 277	2 221
	8 largest firms	264	6 265 321	19.2	154 073	39 036	4 805
	20 largest firms	470	10 521 227	32.3	276 842	65 964	8 246
	50 largest firms	716	15 274 690	46.8	516 414	121 776	14 592
4229101	Farm supplies—farm dealers						
	All firms	3 363	9 641 439	100.0	660 374	151 572	23 898
	4 largest firms	120	2 167 344	22.5	70 285	18 831	1 654
	8 largest firms	156	2 789 847	28.9	131 983	33 955	3 097
	20 largest firms	315	3 725 929	38.6	187 491	46 397	4 747
	50 largest firms	534	4 761 645	49.4	256 094	61 494	7 270
4229102	Farm supplies—whsle distributors						
	All firms	3 074	22 965 720	100.0	1 106 188	251 447	35 333
	4 largest firms	125	3 131 264	13.6	52 063	11 335	1 673
	8 largest firms	154	5 038 745	21.9	107 771	26 810	3 669
	20 largest firms	290	8 838 977	38.5	218 606	50 380	6 759
	50 largest firms	406	12 551 136	54.7	350 968	78 706	10 315
42292	Book, periodical, & newspaper whsle						
	All firms	3 257	17 022 288	100.0	1 697 252	409 254	69 110
	4 largest firms	69	3 304 046	19.4	191 094	46 105	10 188
	8 largest firms	112	5 040 935	29.6	286 943	71 078	14 749
	20 largest firms	161	7 388 362	43.4	484 368	118 237	24 002
	50 largest firms	254	9 855 726	57.9	725 995	176 541	32 245
422920	Book, periodical, & newspaper whsle						
	All firms	3 257	17 022 288	100.0	1 697 252	409 254	69 110
	4 largest firms	69	3 304 046	19.4	191 094	46 105	10 188
	8 largest firms	112	5 040 935	29.6	286 943	71 078	14 749
	20 largest firms	161	7 388 362	43.4	484 368	118 237	24 002
	50 largest firms	254	9 855 726	57.9	725 995	176 541	32 245

Table 3. Concentration by Largest Firms: 1997—Con.

[Includes only firms and establishments with payroll. Excludes data for central administrative offices, auxiliary operations, or establishments of these firms that are classified in other categories than those specified in this table. For meaning of abbreviations and symbols, see introductory text. For explanation of terms, see Appendix A. For method of assignment to categories shown, see Appendix C]

NAICS code	Largest firms based on sales by kind of business and type of operation	Establishments (number)	Sales		Annual payroll (\$1,000)	First-quarter payroll (\$1,000)	Paid employees for pay period including March 12 (number)
			Amount (number)	As percent of total			
422	MERCHANT WHOLESALERS—Con.						
	Wholesale trade, nondurable goods—Con.						
42293	Flower, nursery stock, & florists' supplies whsle						
	All firms	3 654	7 244 856	100.0	986 762	229 037	43 624
	4 largest firms	40	478 311	6.6	58 875	14 123	1 861
	8 largest firms	45	765 052	10.6	78 925	19 159	2 668
	20 largest firms	111	1 355 530	18.7	141 825	34 973	5 335
	50 largest firms	209	2 240 540	30.9	260 504	62 890	9 695
422930	Flower, nursery stock, & florists' supplies whsle						
	All firms	3 654	7 244 856	100.0	986 762	229 037	43 624
	4 largest firms	40	478 311	6.6	58 875	14 123	1 861
	8 largest firms	45	765 052	10.6	78 925	19 159	2 668
	20 largest firms	111	1 355 530	18.7	141 825	34 973	5 335
	50 largest firms	209	2 240 540	30.9	260 504	62 890	9 695
42294	Tobacco & tobacco product whsle						
	All firms	1 466	31 656 394	100.0	1 178 783	276 353	45 602
	4 largest firms	49	8 085 289	25.5	307 878	73 380	10 522
	8 largest firms	62	9 971 936	31.5	372 046	88 014	12 661
	20 largest firms	100	13 575 578	42.9	505 988	120 258	17 762
	50 largest firms	160	17 808 079	56.3	648 444	152 907	23 394
422940	Tobacco & tobacco product whsle						
	All firms	1 466	31 656 394	100.0	1 178 783	276 353	45 602
	4 largest firms	49	8 085 289	25.5	307 878	73 380	10 522
	8 largest firms	62	9 971 936	31.5	372 046	88 014	12 661
	20 largest firms	100	13 575 578	42.9	505 988	120 258	17 762
	50 largest firms	160	17 808 079	56.3	648 444	152 907	23 394
42295	Paint, varnish, & supplies whsle						
	All firms	1 630	3 370 442	100.0	454 352	106 623	14 611
	4 largest firms	11	344 023	10.2	40 812	9 919	1 271
	8 largest firms	36	568 062	16.9	62 152	14 825	1 980
	20 largest firms	67	981 708	29.1	108 794	25 058	3 007
	50 largest firms	172	1 451 102	43.1	169 791	39 814	4 609
422950	Paint, varnish, & supplies whsle						
	All firms	1 630	3 370 442	100.0	454 352	106 623	14 611
	4 largest firms	11	344 023	10.2	40 812	9 919	1 271
	8 largest firms	36	568 062	16.9	62 152	14 825	1 980
	20 largest firms	67	981 708	29.1	108 794	25 058	3 007
	50 largest firms	172	1 451 102	43.1	169 791	39 814	4 609
4229501	Paint, varnish, & supplies whsle						
	All firms	1 630	3 370 442	100.0	454 352	106 623	14 611
	4 largest firms	11	344 023	10.2	40 812	9 919	1 271
	8 largest firms	36	568 062	16.9	62 152	14 825	1 980
	20 largest firms	67	981 708	29.1	108 794	25 058	3 007
	50 largest firms	172	1 451 102	43.1	169 791	39 814	4 609
42299	Other miscellaneous nondurable goods whsle						
	All firms	12 920	51 257 225	100.0	2 519 927	564 938	84 959
	4 largest firms	10	21 482 736	41.9	116 914	31 864	1 140
	8 largest firms	16	27 409 582	53.5	188 664	49 685	2 227
	20 largest firms	36	30 303 347	59.1	345 656	88 573	6 287
	50 largest firms	73	32 871 511	64.1	501 605	125 470	10 936
422990	Other miscellaneous nondurable goods whsle						
	All firms	12 920	51 257 225	100.0	2 519 927	564 938	84 959
	4 largest firms	10	21 482 736	41.9	116 914	31 864	1 140
	8 largest firms	16	27 409 582	53.5	188 664	49 685	2 227
	20 largest firms	36	30 303 347	59.1	345 656	88 573	6 287
	50 largest firms	73	32 871 511	64.1	501 605	125 470	10 936
4229901	Art goods whsle						
	All firms	3 976	7 426 099	100.0	888 512	196 526	30 205
	4 largest firms	4	820 459	11.0	55 266	16 614	1 329
	8 largest firms	9	1 175 197	15.8	83 577	24 048	2 096
	20 largest firms	23	1 792 334	24.1	148 770	38 098	4 058
	50 largest firms	69	2 685 280	36.2	260 560	58 642	6 540
4229902	General merchandise (nondurable goods) whsle						
	All firms	2 842	33 181 350	100.0	653 859	152 784	18 841
	4 largest firms	10	21 482 736	64.7	116 914	31 864	1 140
	8 largest firms	16	27 409 582	82.6	188 664	49 685	2 227
	20 largest firms	35	29 740 066	89.6	288 686	72 252	5 014
	50 largest firms	76	30 706 665	92.5	375 856	91 303	7 652

Table 3. Concentration by Largest Firms: 1997—Con.

[Includes only firms and establishments with payroll. Excludes data for central administrative offices, auxiliary operations, or establishments of these firms that are classified in other categories than those specified in this table. For meaning of abbreviations and symbols, see introductory text. For explanation of terms, see Appendix A. For method of assignment to categories shown, see Appendix C]

NAICS code	Largest firms based on sales by kind of business and type of operation	Establishments (number)	Sales		Annual payroll (\$1,000)	First-quarter payroll (\$1,000)	Paid employees for pay period including March 12 (number)
			Amount (number)	As percent of total			
422	MERCHANT WHOLESALERS—Con.						
	Wholesale trade, nondurable goods—Con.						
4229903	Textile bags, bagging, & burlap whsle						
	All firms	400	723 184	100.0	73 748	16 037	2 882
	4 largest firms	4	112 521	15.6	14 758	3 547	306
	8 largest firms	11	183 837	25.4	19 742	3 963	364
	20 largest firms	23	312 397	43.2	27 624	5 985	612
	50 largest firms	55	464 918	64.3	43 371	9 260	1 127
4229904	Other nondurable goods whsle						
	All firms	5 702	9 926 592	100.0	903 808	199 591	33 031
	4 largest firms	5	534 803	5.4	21 533	4 711	629
	8 largest firms	9	920 873	9.3	48 360	11 405	1 180
	20 largest firms	27	1 704 698	17.2	92 220	21 374	2 691
	50 largest firms	63	2 837 880	28.6	151 548	34 444	4 079
	MANUFACTURERS' SALES BRANCHES AND SALES OFFICES						
	All firms	'29 305	'1 258 874 769	100.0	'45 911 766	'11 963 217	'922 208
	4 largest firms	271	242 512 938	19.3	1 336 140	345 668	24 386
	8 largest firms	1 581	317 995 635	25.3	6 729 288	2 116 693	99 834
	20 largest firms	2 766	454 113 056	36.1	10 907 780	3 231 205	180 672
	50 largest firms	4 540	664 321 503	52.8	16 334 557	4 701 319	287 584
421	Wholesale trade, durable goods						
	All firms	'17 228	'707 565 616	100.0	'26 757 611	'7 167 566	'479 447
	4 largest firms	402	241 089 559	34.1	4 370 047	1 405 796	63 217
	8 largest firms	1 715	305 750 705	43.2	7 618 730	2 393 609	111 358
	20 largest firms	2 322	393 278 976	55.6	10 056 161	3 108 177	151 384
	50 largest firms	3 790	470 556 319	66.5	13 441 815	3 944 578	203 377
4211	Motor vehicle & motor vehicle parts & supplies whsle						
	All firms	1 425	291 207 541	100.0	2 233 321	570 190	47 824
	4 largest firms	220	240 816 098	82.7	1 166 384	298 253	20 449
	8 largest firms	276	263 800 898	90.6	1 265 520	327 225	22 539
	20 largest firms	457	278 830 081	95.7	1 626 491	418 326	30 215
	50 largest firms	810	287 042 351	98.6	1 949 902	502 219	38 721
42111	Automobile & other motor vehicle whsle						
	All firms	380	255 902 304	100.0	735 647	200 319	14 104
	4 largest firms	174	230 141 451	89.9	444 537	120 294	6 726
	8 largest firms	224	250 582 222	97.9	522 158	144 141	8 384
	20 largest firms	321	255 151 679	99.7	679 698	186 787	12 375
	50 largest firms	375	255 897 086	100.0	734 517	200 041	14 074
421110	Automobile & other motor vehicle whsle						
	All firms	380	255 902 304	100.0	735 647	200 319	14 104
	4 largest firms	174	230 141 451	89.9	444 537	120 294	6 726
	8 largest firms	224	250 582 222	97.9	522 158	144 141	8 384
	20 largest firms	321	255 151 679	99.7	679 698	186 787	12 375
	50 largest firms	375	255 897 086	100.0	734 517	200 041	14 074
4211101	Automobile & motorcycle whsle						
	All firms	124	95 851 919	100.0	298 709	71 122	5 211
	4 largest firms	85	86 507 181	90.3	259 865	60 889	4 405
	8 largest firms	116	95 664 360	99.8	293 147	69 774	5 091
	20 largest firms	124	95 851 919	100.0	298 709	71 122	5 211
	50 largest firms	124	95 851 919	100.0	298 709	71 122	5 211
4211102	Bus & recreational vehicle whsle						
	All firms	14	D	D	D	D	c
	4 largest firms	10	D	D	D	D	c
	8 largest firms	14	D	D	D	D	c
	20 largest firms	14	D	D	D	D	c
	50 largest firms	14	D	D	D	D	c
4211103	Light truck & van (14,000 lb or less) whsle						
	All firms	99	152 661 486	100.0	207 342	65 536	3 135
	4 largest firms	94	152 575 660	99.9	195 210	63 467	2 677
	8 largest firms	99	152 661 486	100.0	207 342	65 536	3 135
	20 largest firms	99	152 661 486	100.0	207 342	65 536	3 135
	50 largest firms	99	152 661 486	100.0	207 342	65 536	3 135
4211104	Medium truck & tractor (14,001 lb to 26,000 lb) whsle						
	All firms	20	D	D	D	D	e
	4 largest firms	20	D	D	D	D	e
	8 largest firms	20	D	D	D	D	e
	20 largest firms	20	D	D	D	D	e
	50 largest firms	20	D	D	D	D	e

Table 3. Concentration by Largest Firms: 1997—Con.

[Includes only firms and establishments with payroll. Excludes data for central administrative offices, auxiliary operations, or establishments of these firms that are classified in other categories than those specified in this table. For meaning of abbreviations and symbols, see introductory text. For explanation of terms, see Appendix A. For method of assignment to categories shown, see Appendix C]

NAICS code	Largest firms based on sales by kind of business and type of operation	Establishments (number)	Sales		Annual payroll (\$1,000)	First-quarter payroll (\$1,000)	Paid employees for pay period including March 12 (number)
			Amount (number)	As percent of total			
421	MANUFACTURERS' SALES BRANCHES AND SALES OFFICES—Con.						
	Wholesale trade, durable goods—Con.						
4211105	Heavy truck & tractor (over 26,000 lb) whsle						
	All firms	123	D	D	D	D	i
	4 largest firms	45	D	D	D	D	g
	8 largest firms	84	D	D	D	D	h
	20 largest firms	109	D	D	D	D	h
	50 largest firms	123	D	D	D	D	i
42112	Motor vehicle supplies & new parts whsle						
	All firms	895	25 607 316	100.0	1 287 094	316 689	29 268
	4 largest firms	55	13 753 595	53.7	738 261	181 134	13 036
	8 largest firms	108	16 808 123	65.6	852 924	210 916	16 763
	20 largest firms	194	20 714 854	80.9	989 307	244 984	19 881
	50 largest firms	603	24 177 502	94.4	1 142 534	281 889	24 835
421120	Motor vehicle supplies & new parts whsle						
	All firms	895	25 607 316	100.0	1 287 094	316 689	29 268
	4 largest firms	55	13 753 595	53.7	738 261	181 134	13 036
	8 largest firms	108	16 808 123	65.6	852 924	210 916	16 763
	20 largest firms	194	20 714 854	80.9	989 307	244 984	19 881
	50 largest firms	603	24 177 502	94.4	1 142 534	281 889	24 835
4211201	Motor vehicle supplies & new parts—warehouse distributors						
	All firms	343	6 640 896	100.0	223 308	53 476	5 937
	4 largest firms	45	2 459 983	37.0	75 997	17 906	1 753
	8 largest firms	66	3 688 117	55.5	100 714	24 520	2 357
	20 largest firms	150	5 539 032	83.4	149 787	35 882	3 753
	50 largest firms	312	6 565 425	98.9	216 455	51 811	5 705
4211202	Motor vehicle supplies & new parts—jobbers						
	All firms	541	18 824 469	100.0	1 057 445	261 684	23 182
	4 largest firms	52	13 171 179	70.0	719 065	176 906	12 631
	8 largest firms	67	15 359 293	81.6	803 154	198 497	15 449
	20 largest firms	293	17 342 424	92.1	930 591	230 267	19 137
	50 largest firms	419	18 520 283	98.4	1 022 715	252 814	21 933
4211203	Petroleum products marketing equipment whsle						
	All firms	11	141 951	100.0	6 341	1 529	149
	4 largest firms	8	135 136	95.2	5 640	1 369	129
	8 largest firms	11	141 951	100.0	6 341	1 529	149
	20 largest firms	11	141 951	100.0	6 341	1 529	149
	50 largest firms	11	141 951	100.0	6 341	1 529	149
42113	Tire & tube whsle						
	All firms	150	9 697 921	100.0	210 580	53 182	4 452
	4 largest firms	101	8 460 080	87.2	144 738	38 459	2 953
	8 largest firms	115	9 561 765	98.6	197 233	49 131	3 892
	20 largest firms	147	9 696 267	100.0	210 013	53 073	4 436
	50 largest firms	150	9 697 921	100.0	210 580	53 182	4 452
421130	Tire & tube whsle						
	All firms	150	9 697 921	100.0	210 580	53 182	4 452
	4 largest firms	101	8 460 080	87.2	144 738	38 459	2 953
	8 largest firms	115	9 561 765	98.6	197 233	49 131	3 892
	20 largest firms	147	9 696 267	100.0	210 013	53 073	4 436
	50 largest firms	150	9 697 921	100.0	210 580	53 182	4 452
4212	Furniture & home furnishings whsle						
	All firms	485	21 729 080	100.0	646 395	162 255	16 119
	4 largest firms	70	8 394 607	38.6	118 677	33 164	3 367
	8 largest firms	98	11 853 941	54.6	181 786	51 168	4 618
	20 largest firms	163	16 966 638	78.1	314 024	83 810	6 732
	50 largest firms	296	20 382 908	93.8	540 236	135 804	13 191
42121	Furniture whsle						
	All firms	247	7 242 080	100.0	228 139	56 666	4 486
	4 largest firms	69	4 731 417	65.3	93 942	24 211	1 486
	8 largest firms	108	6 151 754	84.9	149 746	37 915	2 662
	20 largest firms	171	6 966 773	96.2	203 199	49 919	3 714
	50 largest firms	243	7 240 059	100.0	227 806	56 454	4 443

Table 3. Concentration by Largest Firms: 1997—Con.

[Includes only firms and establishments with payroll. Excludes data for central administrative offices, auxiliary operations, or establishments of these firms that are classified in other categories than those specified in this table. For meaning of abbreviations and symbols, see introductory text. For explanation of terms, see Appendix A. For method of assignment to categories shown, see Appendix C]

NAICS code	Largest firms based on sales by kind of business and type of operation	Establishments (number)	Sales		Annual payroll (\$1,000)	First-quarter payroll (\$1,000)	Paid employees for pay period including March 12 (number)
			Amount (number)	As percent of total			
421	MANUFACTURERS' SALES BRANCHES AND SALES OFFICES—Con.						
	Wholesale trade, durable goods—Con.						
421210	Furniture whsle						
	All firms	247	7 242 080	100.0	228 139	56 666	4 486
	4 largest firms	69	4 731 417	65.3	93 942	24 211	1 486
	8 largest firms	108	6 151 754	84.9	149 746	37 915	2 662
	20 largest firms	171	6 966 773	96.2	203 199	49 919	3 714
	50 largest firms	243	7 240 059	100.0	227 806	56 454	4 443
4212101	Household & lawn furniture whsle						
	All firms	91	1 584 873	100.0	59 681	15 306	1 472
	4 largest firms	34	1 084 925	68.5	36 843	9 792	704
	8 largest firms	52	1 375 690	86.8	46 202	12 220	1 049
	20 largest firms	86	1 578 804	99.6	59 253	15 175	1 452
	50 largest firms	91	1 584 873	100.0	59 681	15 306	1 472
4212102	Office & business furniture whsle						
	All firms	156	5 657 207	100.0	168 458	41 360	3 014
	4 largest firms	88	4 649 488	82.2	96 687	25 130	1 597
	8 largest firms	97	5 319 910	94.0	138 908	33 369	2 290
	20 largest firms	135	5 623 947	99.4	164 160	40 281	2 851
	50 largest firms	156	5 657 207	100.0	168 458	41 360	3 014
42122	Home furnishings whsle						
	All firms	238	14 487 000	100.0	418 256	105 589	11 633
	4 largest firms	43	6 957 439	48.0	93 695	25 377	2 672
	8 largest firms	58	9 291 475	64.1	150 296	41 409	3 984
	20 largest firms	84	12 244 257	84.5	270 817	72 153	8 473
	50 largest firms	164	14 069 457	97.1	382 060	97 050	10 408
421220	Home furnishings whsle						
	All firms	238	14 487 000	100.0	418 256	105 589	11 633
	4 largest firms	43	6 957 439	48.0	93 695	25 377	2 672
	8 largest firms	58	9 291 475	64.1	150 296	41 409	3 984
	20 largest firms	84	12 244 257	84.5	270 817	72 153	8 473
	50 largest firms	164	14 069 457	97.1	382 060	97 050	10 408
4212201	Household china, glassware, & crockery whsle						
	All firms	14	597 661	100.0	45 630	11 679	3 156
	4 largest firms	5	526 547	88.1	41 817	10 561	3 061
	8 largest firms	14	597 661	100.0	45 630	11 679	3 156
	20 largest firms	14	597 661	100.0	45 630	11 679	3 156
	50 largest firms	14	597 661	100.0	45 630	11 679	3 156
4212202	Linens, domestics, draperies, & curtains whsle						
	All firms	102	5 437 338	100.0	173 959	41 494	3 356
	4 largest firms	28	3 275 939	60.2	51 726	13 335	1 111
	8 largest firms	38	4 226 055	77.7	100 526	23 351	1 716
	20 largest firms	78	5 225 262	96.1	155 589	37 101	2 757
	50 largest firms	102	5 437 338	100.0	173 959	41 494	3 356
4212203	Floor coverings whsle						
	All firms	96	7 864 637	100.0	161 893	43 378	4 236
	4 largest firms	27	5 878 669	74.7	93 715	27 234	2 834
	8 largest firms	33	7 095 095	90.2	119 363	34 334	3 285
	20 largest firms	62	7 700 409	97.9	147 689	40 026	3 836
	50 largest firms	96	7 864 637	100.0	161 893	43 378	4 236
4212204	Other home furnishings whsle						
	All firms	26	587 364	100.0	36 774	9 038	885
	4 largest firms	5	426 242	72.6	21 597	5 480	393
	8 largest firms	10	512 117	87.2	29 800	7 330	625
	20 largest firms	26	587 364	100.0	36 774	9 038	885
	50 largest firms	26	587 364	100.0	36 774	9 038	885
4213	Lumber & other construction materials whsle						
	All firms	1 728	21 380 553	100.0	959 343	223 167	26 196
	4 largest firms	117	4 685 703	21.9	107 048	20 803	1 945
	8 largest firms	480	7 397 698	34.6	244 681	52 218	5 896
	20 largest firms	611	12 190 971	57.0	343 545	76 428	8 087
	50 largest firms	965	16 223 902	75.9	555 891	129 671	14 489
42131	Lumber, plywood, millwork, & wood panel whsle						
	All firms	501	10 261 254	100.0	445 340	100 385	11 443
	4 largest firms	29	3 983 746	38.8	119 070	21 526	1 821
	8 largest firms	67	5 291 578	51.6	155 258	30 883	2 880
	20 largest firms	166	7 104 359	69.2	219 071	45 499	4 519
	50 largest firms	314	8 952 903	87.2	336 651	73 769	8 171

Table 3. Concentration by Largest Firms: 1997—Con.

[Includes only firms and establishments with payroll. Excludes data for central administrative offices, auxiliary operations, or establishments of these firms that are classified in other categories than those specified in this table. For meaning of abbreviations and symbols, see introductory text. For explanation of terms, see Appendix A. For method of assignment to categories shown, see Appendix C]

NAICS code	Largest firms based on sales by kind of business and type of operation	Establishments (number)	Sales		Annual payroll (\$1,000)	First-quarter payroll (\$1,000)	Paid employees for pay period including March 12 (number)
			Amount (number)	As percent of total			
421	MANUFACTURERS' SALES BRANCHES AND SALES OFFICES—Con.						
	Wholesale trade, durable goods—Con.						
421310	Lumber, plywood, millwork, & wood panel whsle						
	All firms	501	10 261 254	100.0	445 340	100 385	11 443
	4 largest firms	29	3 983 746	38.8	119 070	21 526	1 821
	8 largest firms	67	5 291 578	51.6	155 258	30 883	2 880
	20 largest firms	166	7 104 359	69.2	219 071	45 499	4 519
	50 largest firms	314	8 952 903	87.2	336 651	73 769	8 171
4213101	Lumber without yard whsle						
	All firms	42	2 568 618	100.0	73 903	17 069	1 261
	4 largest firms	6	1 868 525	72.7	48 550	10 962	667
	8 largest firms	11	2 216 201	86.3	53 459	12 079	756
	20 largest firms	25	2 511 721	97.8	64 821	14 863	1 051
	50 largest firms	42	2 568 618	100.0	73 903	17 069	1 261
4213102	Lumber with yard whsle						
	All firms	96	2 240 878	100.0	108 796	26 767	3 064
	4 largest firms	20	991 664	44.3	31 841	8 426	710
	8 largest firms	36	1 322 136	59.0	50 330	12 599	1 189
	20 largest firms	55	1 901 404	84.9	84 952	21 098	2 225
	50 largest firms	94	2 239 080	99.9	108 542	26 686	3 050
4213103	Plywood, veneer, millwork, & wood panel whsle						
	All firms	363	5 451 758	100.0	262 641	56 549	7 118
	4 largest firms	24	2 576 245	47.3	62 073	8 249	1 036
	8 largest firms	56	3 287 717	60.3	91 451	15 138	1 805
	20 largest firms	191	4 297 377	78.8	157 138	30 876	3 955
	50 largest firms	298	5 197 941	95.3	233 831	49 430	6 165
42132	Brick, stone, & related construction materials whsle						
	All firms	761	5 848 872	100.0	243 871	60 393	7 587
	4 largest firms	364	2 899 541	49.6	91 101	25 282	3 333
	8 largest firms	420	3 933 072	67.2	109 360	30 398	3 869
	20 largest firms	549	4 846 146	82.9	168 797	44 183	5 631
	50 largest firms	639	5 509 535	94.2	207 515	52 629	6 609
421320	Brick, stone, & related construction materials whsle						
	All firms	761	5 848 872	100.0	243 871	60 393	7 587
	4 largest firms	364	2 899 541	49.6	91 101	25 282	3 333
	8 largest firms	420	3 933 072	67.2	109 360	30 398	3 869
	20 largest firms	549	4 846 146	82.9	168 797	44 183	5 631
	50 largest firms	639	5 509 535	94.2	207 515	52 629	6 609
4213201	Brick, block, tile, clay/cement sewer pipe whsle						
	All firms	431	2 150 812	100.0	127 852	32 499	4 853
	4 largest firms	324	1 662 859	77.3	81 579	21 693	3 453
	8 largest firms	358	1 876 862	87.3	101 400	26 749	4 133
	20 largest firms	392	2 069 677	96.2	119 633	30 612	4 599
	50 largest firms	431	2 150 812	100.0	127 852	32 499	4 853
4213202	Sand, gravel, & stone whsle						
	All firms	88	309 282	100.0	28 242	5 737	758
	4 largest firms	13	121 659	39.3	6 227	1 504	172
	8 largest firms	24	179 470	58.0	10 062	2 263	266
	20 largest firms	56	261 836	84.7	19 878	4 264	534
	50 largest firms	88	309 282	100.0	28 242	5 737	758
4213203	Cement, lime, & related products whsle						
	All firms	242	3 388 778	100.0	87 777	22 157	1 976
	4 largest firms	62	1 915 909	56.5	26 976	7 663	512
	8 largest firms	134	D	D	D	D	g
	20 largest firms	192	3 103 789	91.6	71 248	18 164	1 534
	50 largest firms	241	3 388 320	100.0	87 747	22 150	1 974
42133	Roofing, siding, & insulation material whsle						
	All firms	222	3 268 532	100.0	134 395	30 154	3 009
	4 largest firms	100	2 195 954	67.2	75 508	15 837	1 534
	8 largest firms	154	2 865 267	87.7	103 852	23 038	2 220
	20 largest firms	199	3 167 796	96.9	124 492	28 196	2 750
	50 largest firms	222	3 268 532	100.0	134 395	30 154	3 009

Table 3. Concentration by Largest Firms: 1997—Con.

[Includes only firms and establishments with payroll. Excludes data for central administrative offices, auxiliary operations, or establishments of these firms that are classified in other categories than those specified in this table. For meaning of abbreviations and symbols, see introductory text. For explanation of terms, see Appendix A. For method of assignment to categories shown, see Appendix C]

NAICS code	Largest firms based on sales by kind of business and type of operation	Establishments (number)	Sales		Annual payroll (\$1,000)	First-quarter payroll (\$1,000)	Paid employees for pay period including March 12 (number)
			Amount (number)	As percent of total			
421	MANUFACTURERS' SALES BRANCHES AND SALES OFFICES—Con.						
	Wholesale trade, durable goods—Con.						
421330	Roofing, siding, & insulation material whsle						
	All firms	222	3 268 532	100.0	134 395	30 154	3 009
	4 largest firms	100	2 195 954	67.2	75 508	15 837	1 534
	8 largest firms	154	2 865 267	87.7	103 852	23 038	2 220
	20 largest firms	199	3 167 796	96.9	124 492	28 196	2 750
	50 largest firms	222	3 268 532	100.0	134 395	30 154	3 009
4213301	Roofing, siding, & insulation material whsle						
	All firms	222	3 268 532	100.0	134 395	30 154	3 009
	4 largest firms	100	2 195 954	67.2	75 508	15 837	1 534
	8 largest firms	154	2 865 267	87.7	103 852	23 038	2 220
	20 largest firms	199	3 167 796	96.9	124 492	28 196	2 750
	50 largest firms	222	3 268 532	100.0	134 395	30 154	3 009
42139	Other construction materials whsle						
	All firms	244	2 001 895	100.0	135 737	32 235	4 157
	4 largest firms	38	869 403	43.4	40 796	10 413	1 193
	8 largest firms	68	1 212 461	60.6	62 758	15 736	1 781
	20 largest firms	135	1 650 145	82.4	96 055	23 638	2 800
	50 largest firms	210	1 961 082	98.0	129 494	31 006	3 942
421390	Other construction materials whsle						
	All firms	244	2 001 895	100.0	135 737	32 235	4 157
	4 largest firms	38	869 403	43.4	40 796	10 413	1 193
	8 largest firms	68	1 212 461	60.6	62 758	15 736	1 781
	20 largest firms	135	1 650 145	82.4	96 055	23 638	2 800
	50 largest firms	210	1 961 082	98.0	129 494	31 006	3 942
4213901	Flat glass & other construction glass whsle						
	All firms	97	712 348	100.0	60 185	14 959	2 027
	4 largest firms	49	507 878	71.3	44 903	11 412	1 428
	8 largest firms	64	639 811	89.8	51 057	12 748	1 684
	20 largest firms	95	711 666	99.9	60 044	14 920	2 020
	50 largest firms	97	712 348	100.0	60 185	14 959	2 027
4213902	Other construction materials whsle						
	All firms	147	1 289 547	100.0	75 552	17 276	2 130
	4 largest firms	14	673 176	52.2	16 849	4 018	329
	8 largest firms	55	857 311	66.5	31 053	7 189	865
	20 largest firms	96	1 131 249	87.7	58 607	14 180	1 648
	50 largest firms	140	1 285 529	99.7	75 172	17 185	2 115
4214	Professional & commercial equipment & supplies whsle						
	All firms	3 160	112 786 674	100.0	11 179 271	3 185 154	168 896
	4 largest firms	547	46 633 200	41.3	5 685 967	1 845 226	82 260
	8 largest firms	741	62 459 088	55.4	6 737 790	2 093 238	98 235
	20 largest firms	1 312	84 263 401	74.7	8 504 639	2 526 957	123 566
	50 largest firms	1 981	101 242 581	89.8	9 760 219	2 839 382	142 482
42141	Photographic equipment & supplies whsle						
	All firms	74	8 103 149	100.0	265 078	66 723	4 684
	4 largest firms	49	7 939 995	98.0	251 407	62 627	4 328
	8 largest firms	61	8 053 576	99.4	261 088	65 773	4 586
	20 largest firms	74	8 103 149	100.0	265 078	66 723	4 684
	50 largest firms	74	8 103 149	100.0	265 078	66 723	4 684
421410	Photographic equipment & supplies whsle						
	All firms	74	8 103 149	100.0	265 078	66 723	4 684
	4 largest firms	49	7 939 995	98.0	251 407	62 627	4 328
	8 largest firms	61	8 053 576	99.4	261 088	65 773	4 586
	20 largest firms	74	8 103 149	100.0	265 078	66 723	4 684
	50 largest firms	74	8 103 149	100.0	265 078	66 723	4 684
42142	Office equipment whsle						
	All firms	624	10 554 896	100.0	1 648 110	496 155	30 895
	4 largest firms	398	9 591 842	90.9	1 493 129	458 194	27 502
	8 largest firms	514	10 123 267	95.9	1 567 590	475 069	28 965
	20 largest firms	579	10 506 483	99.5	1 636 897	493 334	30 492
	50 largest firms	624	10 554 896	100.0	1 648 110	496 155	30 895

Table 3. Concentration by Largest Firms: 1997—Con.

[Includes only firms and establishments with payroll. Excludes data for central administrative offices, auxiliary operations, or establishments of these firms that are classified in other categories than those specified in this table. For meaning of abbreviations and symbols, see introductory text. For explanation of terms, see Appendix A. For method of assignment to categories shown, see Appendix C]

NAICS code	Largest firms based on sales by kind of business and type of operation	Establishments (number)	Sales		Annual payroll (\$1,000)	First-quarter payroll (\$1,000)	Paid employees for pay period including March 12 (number)
			Amount (number)	As percent of total			
421	MANUFACTURERS' SALES BRANCHES AND SALES OFFICES—Con.						
	Wholesale trade, durable goods—Con.						
421420	Office equipment whsle						
	All firms	624	10 554 896	100.0	1 648 110	496 155	30 895
	4 largest firms	398	9 591 842	90.9	1 493 129	458 194	27 502
	8 largest firms	514	10 123 267	95.9	1 567 590	475 069	28 965
	20 largest firms	579	10 506 483	99.5	1 636 897	493 334	30 492
	50 largest firms	624	10 554 896	100.0	1 648 110	496 155	30 895
42143	Computer & computer peripheral equipment & software whsle						
	All firms	1 713	72 042 268	100.0	7 477 349	2 172 050	103 625
	4 largest firms	443	42 769 060	59.4	5 046 563	1 575 413	70 119
	8 largest firms	716	54 146 049	75.2	5 789 090	1 760 687	80 940
	20 largest firms	1 138	65 388 443	90.8	6 694 328	1 987 057	92 195
	50 largest firms	1 502	71 092 797	98.7	7 349 190	2 139 257	101 415
421430	Computer & computer peripheral equipment & software whsle						
	All firms	1 713	72 042 268	100.0	7 477 349	2 172 050	103 625
	4 largest firms	443	42 769 060	59.4	5 046 563	1 575 413	70 119
	8 largest firms	716	54 146 049	75.2	5 789 090	1 760 687	80 940
	20 largest firms	1 138	65 388 443	90.8	6 694 328	1 987 057	92 195
	50 largest firms	1 502	71 092 797	98.7	7 349 190	2 139 257	101 415
4214301	Computer & peripheral equipment whsle						
	All firms	1 665	71 175 956	100.0	7 409 460	2 155 591	102 720
	4 largest firms	443	42 769 060	60.1	5 046 563	1 575 413	70 119
	8 largest firms	713	54 121 747	76.0	5 787 053	1 760 022	80 873
	20 largest firms	1 177	65 166 944	91.6	6 690 832	1 985 823	92 081
	50 largest firms	1 509	70 500 897	99.1	7 340 069	2 136 814	101 350
42143011	Computers & peripheral equipment for resale						
	All firms	476	27 387 050	100.0	957 611	227 003	12 803
	4 largest firms	70	20 546 718	75.0	344 936	83 317	4 097
	8 largest firms	154	23 845 457	87.1	480 673	117 736	5 880
	20 largest firms	378	26 400 744	96.4	844 670	198 757	10 751
	50 largest firms	459	27 370 448	99.9	954 687	226 325	12 733
42143012	Computers & peripheral equipment for end use						
	All firms	1 189	43 788 906	100.0	6 451 849	1 928 588	89 917
	4 largest firms	458	28 779 022	65.7	5 005 372	1 570 254	69 525
	8 largest firms	637	36 584 997	83.5	5 557 319	1 701 503	77 734
	20 largest firms	875	41 976 060	95.9	6 152 960	1 853 698	86 064
	50 largest firms	1 167	43 765 067	99.9	6 449 060	1 927 905	89 877
4214302	Computer software (packaged) whsle						
	All firms	48	866 312	100.0	67 889	16 459	905
	4 largest firms	18	752 929	86.9	46 282	10 743	485
	8 largest firms	26	824 563	95.2	57 102	13 260	663
	20 largest firms	46	865 578	99.9	67 804	16 431	903
	50 largest firms	48	866 312	100.0	67 889	16 459	905
42144	Other commercial equipment whsle						
	All firms	128	1 012 149	100.0	99 000	23 292	2 664
	4 largest firms	25	452 595	44.7	38 021	9 022	1 176
	8 largest firms	34	658 531	65.1	52 109	12 090	1 512
	20 largest firms	67	880 006	86.9	79 780	18 646	2 124
	50 largest firms	125	1 011 680	100.0	98 883	23 260	2 656
421440	Other commercial equipment whsle						
	All firms	128	1 012 149	100.0	99 000	23 292	2 664
	4 largest firms	25	452 595	44.7	38 021	9 022	1 176
	8 largest firms	34	658 531	65.1	52 109	12 090	1 512
	20 largest firms	67	880 006	86.9	79 780	18 646	2 124
	50 largest firms	125	1 011 680	100.0	98 883	23 260	2 656
4214401	Restaurant & hotel equipment & supplies whsle						
	All firms	38	420 448	100.0	35 843	8 121	759
	4 largest firms	8	251 202	59.7	21 226	4 723	366
	8 largest firms	17	323 324	76.9	27 604	6 232	513
	20 largest firms	35	419 420	99.8	35 709	8 071	752
	50 largest firms	38	420 448	100.0	35 843	8 121	759

Table 3. Concentration by Largest Firms: 1997—Con.

[Includes only firms and establishments with payroll. Excludes data for central administrative offices, auxiliary operations, or establishments of these firms that are classified in other categories than those specified in this table. For meaning of abbreviations and symbols, see introductory text. For explanation of terms, see Appendix A. For method of assignment to categories shown, see Appendix C]

NAICS code	Largest firms based on sales by kind of business and type of operation	Establishments (number)	Sales		Annual payroll (\$1,000)	First-quarter payroll (\$1,000)	Paid employees for pay period including March 12 (number)
			Amount (number)	As percent of total			
421	MANUFACTURERS' SALES BRANCHES AND SALES OFFICES—Con.						
	Wholesale trade, durable goods—Con.						
4214402	Store machines & equipment whsle						
	All firms	90	591 701	100.0	63 157	15 171	1 905
	4 largest firms	26	407 329	68.8	30 883	7 367	1 146
	8 largest firms	46	497 489	84.1	46 783	11 181	1 477
	20 largest firms	78	578 624	97.8	60 836	14 575	1 823
	50 largest firms	90	591 701	100.0	63 157	15 171	1 905
42145	Medical, dental, & hospital equipment & supplies whsle						
	All firms	459	18 700 334	100.0	1 505 615	378 593	22 976
	4 largest firms	109	7 171 397	38.3	485 866	121 744	7 163
	8 largest firms	182	11 431 895	61.1	723 087	184 559	11 027
	20 largest firms	226	16 139 626	86.3	1 132 292	283 494	15 933
	50 largest firms	365	18 264 067	97.7	1 401 418	352 148	20 651
421450	Medical, dental, & hospital equipment & supplies whsle						
	All firms	459	18 700 334	100.0	1 505 615	378 593	22 976
	4 largest firms	109	7 171 397	38.3	485 866	121 744	7 163
	8 largest firms	182	11 431 895	61.1	723 087	184 559	11 027
	20 largest firms	226	16 139 626	86.3	1 132 292	283 494	15 933
	50 largest firms	365	18 264 067	97.7	1 401 418	352 148	20 651
4214501	Surgical, medical, & hospital supplies whsle						
	All firms	439	18 453 838	100.0	1 458 202	367 384	21 912
	4 largest firms	109	7 171 397	38.9	485 866	121 744	7 163
	8 largest firms	182	11 431 895	61.9	723 087	184 559	11 027
	20 largest firms	226	16 139 626	87.5	1 132 292	283 494	15 933
	50 largest firms	367	18 132 294	98.3	1 378 604	346 587	20 262
4214502	Dental equipment & supplies whsle						
	All firms	20	246 496	100.0	47 413	11 209	1 064
	4 largest firms	7	185 768	75.4	34 223	8 135	731
	8 largest firms	16	236 692	96.0	45 523	10 715	1 020
	20 largest firms	20	246 496	100.0	47 413	11 209	1 064
	50 largest firms	20	246 496	100.0	47 413	11 209	1 064
42146	Ophthalmic goods whsle						
	All firms	66	886 679	100.0	69 912	18 378	1 819
	4 largest firms	30	700 123	79.0	44 088	11 725	885
	8 largest firms	49	823 152	92.8	57 425	15 301	1 426
	20 largest firms	65	886 270	100.0	69 871	18 337	1 811
	50 largest firms	66	886 679	100.0	69 912	18 378	1 819
421460	Ophthalmic goods whsle						
	All firms	66	886 679	100.0	69 912	18 378	1 819
	4 largest firms	30	700 123	79.0	44 088	11 725	885
	8 largest firms	49	823 152	92.8	57 425	15 301	1 426
	20 largest firms	65	886 270	100.0	69 871	18 337	1 811
	50 largest firms	66	886 679	100.0	69 912	18 378	1 819
42149	Other professional equipment & supplies whsle						
	All firms	96	1 487 199	100.0	114 207	29 963	2 233
	4 largest firms	6	863 014	58.0	62 923	15 672	1 042
	8 largest firms	20	1 140 052	76.7	79 201	19 945	1 359
	20 largest firms	47	1 358 923	91.4	97 759	25 801	1 785
	50 largest firms	87	1 483 100	99.7	113 384	29 728	2 199
421490	Other professional equipment & supplies whsle						
	All firms	96	1 487 199	100.0	114 207	29 963	2 233
	4 largest firms	6	863 014	58.0	62 923	15 672	1 042
	8 largest firms	20	1 140 052	76.7	79 201	19 945	1 359
	20 largest firms	47	1 358 923	91.4	97 759	25 801	1 785
	50 largest firms	87	1 483 100	99.7	113 384	29 728	2 199
4214901	Religious & school supplies whsle						
	All firms	9	211 078	100.0	5 843	1 584	254
	4 largest firms	6	D	D	D	D	C
	8 largest firms	9	211 078	100.0	5 843	1 584	254
	20 largest firms	9	211 078	100.0	5 843	1 584	254
	50 largest firms	9	211 078	100.0	5 843	1 584	254

Table 3. Concentration by Largest Firms: 1997—Con.

[Includes only firms and establishments with payroll. Excludes data for central administrative offices, auxiliary operations, or establishments of these firms that are classified in other categories than those specified in this table. For meaning of abbreviations and symbols, see introductory text. For explanation of terms, see Appendix A. For method of assignment to categories shown, see Appendix C]

NAICS code	Largest firms based on sales by kind of business and type of operation	Establishments (number)	Sales		Annual payroll (\$1,000)	First-quarter payroll (\$1,000)	Paid employees for pay period including March 12 (number)
			Amount (number)	As percent of total			
421	MANUFACTURERS' SALES BRANCHES AND SALES OFFICES—Con.						
	Wholesale trade, durable goods—Con.						
4214902	Other professional equipment & supplies whsle						
	All firms	87	1 276 121	100.0	108 364	28 379	1 979
	4 largest firms	6	D	D	D	D	f
	8 largest firms	22	1 021 379	80.0	77 804	19 344	1 230
	20 largest firms	50	1 178 702	92.4	94 273	24 702	1 633
	50 largest firms	87	1 276 121	100.0	108 364	28 379	1 979
4215	Metal & mineral (except petroleum) whsle						
	All firms	1 045	45 511 177	100.0	1 053 480	254 172	22 869
	4 largest firms	50	14 933 562	32.8	52 752	13 451	1 003
	8 largest firms	82	21 345 558	46.9	110 855	33 348	1 629
	20 largest firms	200	29 596 601	65.0	483 176	114 474	8 457
	50 largest firms	504	37 642 479	82.7	667 752	156 368	12 340
42151	Metal service centers & offices						
	All firms	1 004	40 775 671	100.0	1 013 345	245 477	22 181
	4 largest firms	49	14 909 686	36.6	50 875	12 995	972
	8 largest firms	77	21 012 116	51.5	132 770	38 493	1 986
	20 largest firms	208	27 541 610	67.5	491 260	116 409	8 724
	50 largest firms	535	34 545 681	84.7	687 172	162 131	13 312
421510	Metal service centers & offices						
	All firms	1 004	40 775 671	100.0	1 013 345	245 477	22 181
	4 largest firms	49	14 909 686	36.6	50 875	12 995	972
	8 largest firms	77	21 012 116	51.5	132 770	38 493	1 986
	20 largest firms	208	27 541 610	67.5	491 260	116 409	8 724
	50 largest firms	535	34 545 681	84.7	687 172	162 131	13 312
4215101	Ferrous metal service centers & sales offices						
	All firms	785	30 866 626	100.0	674 331	153 261	15 365
	4 largest firms	49	14 909 686	48.3	50 875	12 995	972
	8 largest firms	75	19 478 157	63.1	199 495	37 533	2 789
	20 largest firms	309	23 958 640	77.6	349 033	74 540	6 772
	50 largest firms	483	28 114 515	91.1	487 750	105 487	10 022
42151011	Ferrous metal service centers						
	All firms	517	8 999 281	100.0	556 503	122 134	13 236
	4 largest firms	90	2 375 286	26.4	221 578	41 951	3 982
	8 largest firms	109	3 739 225	41.6	259 660	51 579	4 997
	20 largest firms	218	5 621 604	62.5	352 025	71 097	7 268
	50 largest firms	303	7 796 467	86.6	450 708	95 389	9 858
42151012	Ferrous metal sales offices						
	All firms	268	21 867 345	100.0	117 828	31 127	2 129
	4 largest firms	45	14 568 745	66.6	36 203	9 397	620
	8 largest firms	61	18 489 949	84.6	47 678	12 816	836
	20 largest firms	195	20 786 837	95.1	79 998	20 822	1 414
	50 largest firms	256	21 854 685	99.9	115 624	30 631	2 060
4215102	Nonferrous metal service centers & sales offices						
	All firms	219	9 909 045	100.0	339 014	92 216	6 816
	4 largest firms	19	4 211 710	42.5	106 908	32 635	1 401
	8 largest firms	42	5 836 482	58.9	201 491	56 628	3 434
	20 largest firms	105	8 201 185	82.8	244 462	67 606	4 365
	50 largest firms	170	9 666 886	97.6	305 553	84 020	5 926
42151021	Nonferrous metal service centers						
	All firms	151	6 405 017	100.0	278 484	72 189	6 118
	4 largest firms	8	2 476 223	38.7	66 353	17 603	1 065
	8 largest firms	25	3 706 919	57.9	163 340	42 088	3 062
	20 largest firms	78	5 383 345	84.0	208 302	53 311	4 151
	50 largest firms	137	6 368 828	99.4	274 345	70 875	5 978
42151022	Nonferrous metal sales offices						
	All firms	68	3 504 028	100.0	60 530	20 027	698
	4 largest firms	25	2 785 808	79.5	38 723	14 740	338
	8 largest firms	30	3 216 205	91.8	43 912	16 102	399
	20 largest firms	55	3 468 196	99.0	57 643	19 183	598
	50 largest firms	68	3 504 028	100.0	60 530	20 027	698
42152	Coal & other mineral & ore whsle						
	All firms	41	4 735 506	100.0	40 135	8 695	688
	4 largest firms	9	3 314 062	70.0	9 520	2 382	112
	8 largest firms	15	4 180 554	88.3	24 026	5 174	306
	20 largest firms	31	4 699 125	99.2	36 919	8 012	628
	50 largest firms	41	4 735 506	100.0	40 135	8 695	688

Table 3. Concentration by Largest Firms: 1997—Con.

[Includes only firms and establishments with payroll. Excludes data for central administrative offices, auxiliary operations, or establishments of these firms that are classified in other categories than those specified in this table. For meaning of abbreviations and symbols, see introductory text. For explanation of terms, see Appendix A. For method of assignment to categories shown, see Appendix C]

NAICS code	Largest firms based on sales by kind of business and type of operation	Establishments (number)	Sales		Annual payroll (\$1,000)	First-quarter payroll (\$1,000)	Paid employees for pay period including March 12 (number)
			Amount (number)	As percent of total			
421	MANUFACTURERS' SALES BRANCHES AND SALES OFFICES—Con.						
	Wholesale trade, durable goods—Con.						
421520	Coal & other mineral & ore whsle						
	All firms	41	4 735 506	100.0	40 135	8 695	688
	4 largest firms	9	3 314 062	70.0	9 520	2 382	112
	8 largest firms	15	4 180 554	88.3	24 026	5 174	306
	20 largest firms	31	4 699 125	99.2	36 919	8 012	628
	50 largest firms	41	4 735 506	100.0	40 135	8 695	688
4215201	Coal whsle						
	All firms	33	D	D	D	D	f
	4 largest firms	9	D	D	D	D	c
	8 largest firms	16	D	D	D	D	e
	20 largest firms	29	D	D	D	D	f
	50 largest firms	33	D	D	D	D	f
4215202	Other mineral & ore whsle						
	All firms	8	D	D	D	D	b
	4 largest firms	6	D	D	D	D	b
	8 largest firms	8	D	D	D	D	b
	20 largest firms	8	D	D	D	D	b
	50 largest firms	8	D	D	D	D	b
4216	Electrical goods whsle						
	All firms	4 235	109 430 432	100.0	5 859 327	1 602 067	96 438
	4 largest firms	1 213	45 633 252	41.7	2 292 563	731 435	34 282
	8 largest firms	1 738	58 698 687	53.6	2 641 524	825 342	39 860
	20 largest firms	2 388	77 825 326	71.1	3 825 131	1 107 414	58 573
	50 largest firms	3 134	94 847 094	86.7	4 857 568	1 357 686	75 001
42161	Electrical apparatus & equip, wiring supp, & const material whsle						
	All firms	1 608	25 132 554	100.0	1 527 424	376 644	27 155
	4 largest firms	603	9 558 344	38.0	627 816	153 832	10 137
	8 largest firms	876	14 091 281	56.1	803 967	199 939	13 550
	20 largest firms	1 133	19 815 259	78.8	1 200 834	297 172	20 178
	50 largest firms	1 358	23 613 536	94.0	1 379 775	340 766	23 613
421610	Electrical apparatus & equip, wiring supp, & const material whsle						
	All firms	1 608	25 132 554	100.0	1 527 424	376 644	27 155
	4 largest firms	603	9 558 344	38.0	627 816	153 832	10 137
	8 largest firms	876	14 091 281	56.1	803 967	199 939	13 550
	20 largest firms	1 133	19 815 259	78.8	1 200 834	297 172	20 178
	50 largest firms	1 358	23 613 536	94.0	1 379 775	340 766	23 613
42162	Electrical appliance, television & radio set whsle						
	All firms	131	9 429 517	100.0	241 386	58 340	5 467
	4 largest firms	76	7 289 809	77.3	129 486	31 452	2 861
	8 largest firms	98	8 246 423	87.5	176 250	41 079	3 877
	20 largest firms	121	9 354 411	99.2	236 200	57 102	5 325
	50 largest firms	131	9 429 517	100.0	241 386	58 340	5 467
421620	Electrical appliance, television & radio set whsle						
	All firms	131	9 429 517	100.0	241 386	58 340	5 467
	4 largest firms	76	7 289 809	77.3	129 486	31 452	2 861
	8 largest firms	98	8 246 423	87.5	176 250	41 079	3 877
	20 largest firms	121	9 354 411	99.2	236 200	57 102	5 325
	50 largest firms	131	9 429 517	100.0	241 386	58 340	5 467
42169	Other electronic parts & equipment whsle						
	All firms	2 496	74 868 361	100.0	4 090 517	1 167 083	63 816
	4 largest firms	1 213	45 633 252	61.0	2 292 563	731 435	34 282
	8 largest firms	1 410	53 215 430	71.1	2 740 983	842 245	40 462
	20 largest firms	1 832	63 061 496	84.2	3 222 025	954 687	47 191
	50 largest firms	2 103	71 204 159	95.1	3 756 552	1 084 611	55 722
421690	Other electronic parts & equipment whsle						
	All firms	2 496	74 868 361	100.0	4 090 517	1 167 083	63 816
	4 largest firms	1 213	45 633 252	61.0	2 292 563	731 435	34 282
	8 largest firms	1 410	53 215 430	71.1	2 740 983	842 245	40 462
	20 largest firms	1 832	63 061 496	84.2	3 222 025	954 687	47 191
	50 largest firms	2 103	71 204 159	95.1	3 756 552	1 084 611	55 722

Table 3. Concentration by Largest Firms: 1997—Con.

[Includes only firms and establishments with payroll. Excludes data for central administrative offices, auxiliary operations, or establishments of these firms that are classified in other categories than those specified in this table. For meaning of abbreviations and symbols, see introductory text. For explanation of terms, see Appendix A. For method of assignment to categories shown, see Appendix C]

NAICS code	Largest firms based on sales by kind of business and type of operation	Establishments (number)	Sales		Annual payroll (\$1,000)	First-quarter payroll (\$1,000)	Paid employees for pay period including March 12 (number)
			Amount (number)	As percent of total			
421	MANUFACTURERS' SALES BRANCHES AND SALES OFFICES—Con.						
	Wholesale trade, durable goods—Con.						
4216901	Communications equipment & supplies whsle						
	All firms	1 884	48 149 700	100.0	3 392 770	993 768	51 416
	4 largest firms	1 223	39 135 796	81.3	2 324 348	736 951	34 471
	8 largest firms	1 619	42 967 438	89.2	2 815 583	855 559	42 403
	20 largest firms	1 718	46 530 465	96.6	3 227 723	953 096	48 715
	50 largest firms	1 843	46 053 326	99.8	3 377 563	989 699	51 028
4216902	Electronic parts (excluding communications equipment) whsle						
	All firms	612	26 718 661	100.0	697 747	173 315	12 400
	4 largest firms	91	13 524 169	50.6	187 832	49 498	2 066
	8 largest firms	160	16 905 696	63.3	250 915	62 425	2 750
	20 largest firms	248	22 006 556	82.4	332 082	82 592	3 820
	50 largest firms	446	25 565 525	95.7	590 479	146 098	9 776
4217	Hardware, & plumbing & heating equipment & supplies whsle						
	All firms	767	D	D	D	D	j
	4 largest firms	70	D	D	D	D	h
	8 largest firms	199	D	D	D	D	i
	20 largest firms	284	D	D	D	D	j
	50 largest firms	403	D	D	D	D	j
42171	Hardware whsle						
	All firms	255	7 531 815	100.0	361 083	81 902	7 244
	4 largest firms	66	5 012 725	66.6	218 929	48 121	2 993
	8 largest firms	81	5 970 744	79.3	261 134	58 268	4 187
	20 largest firms	111	6 896 390	91.6	300 499	67 163	5 221
	50 largest firms	198	7 426 579	98.6	349 931	79 051	6 792
421710	Hardware whsle						
	All firms	255	7 531 815	100.0	361 083	81 902	7 244
	4 largest firms	66	5 012 725	66.6	218 929	48 121	2 993
	8 largest firms	81	5 970 744	79.3	261 134	58 268	4 187
	20 largest firms	111	6 896 390	91.6	300 499	67 163	5 221
	50 largest firms	198	7 426 579	98.6	349 931	79 051	6 792
42172	Plumbing & heating equipment & supplies (hydronics) whsle						
	All firms	212	4 212 982	100.0	163 627	40 542	4 287
	4 largest firms	65	2 371 910	56.3	53 263	12 802	1 375
	8 largest firms	81	3 075 995	73.0	75 688	18 060	1 691
	20 largest firms	134	3 848 532	91.3	128 039	31 377	3 076
	50 largest firms	200	4 197 922	99.6	159 108	39 443	4 153
421720	Plumbing & heating equipment & supplies (hydronics) whsle						
	All firms	212	4 212 982	100.0	163 627	40 542	4 287
	4 largest firms	65	2 371 910	56.3	53 263	12 802	1 375
	8 largest firms	81	3 075 995	73.0	75 688	18 060	1 691
	20 largest firms	134	3 848 532	91.3	128 039	31 377	3 076
	50 largest firms	200	4 197 922	99.6	159 108	39 443	4 153
42173	Warm air heating & air-conditioning equipment & supplies whsle						
	All firms	221	3 572 401	100.0	305 086	77 313	6 036
	4 largest firms	96	2 495 367	69.9	223 291	56 844	3 745
	8 largest firms	105	3 061 610	85.7	255 665	64 788	4 430
	20 largest firms	188	3 463 455	97.0	294 315	74 299	5 741
	50 largest firms	221	3 572 401	100.0	305 086	77 313	6 036
421730	Warm air heating & air-conditioning equipment & supplies whsle						
	All firms	221	3 572 401	100.0	305 086	77 313	6 036
	4 largest firms	96	2 495 367	69.9	223 291	56 844	3 745
	8 largest firms	105	3 061 610	85.7	255 665	64 788	4 430
	20 largest firms	188	3 463 455	97.0	294 315	74 299	5 741
	50 largest firms	221	3 572 401	100.0	305 086	77 313	6 036
42174	Refrigeration equipment & supplies whsle						
	All firms	79	D	D	D	D	g
	4 largest firms	47	D	D	D	D	g
	8 largest firms	62	D	D	D	D	g
	20 largest firms	79	D	D	D	D	g
	50 largest firms	79	D	D	D	D	g

Table 3. Concentration by Largest Firms: 1997—Con.

[Includes only firms and establishments with payroll. Excludes data for central administrative offices, auxiliary operations, or establishments of these firms that are classified in other categories than those specified in this table. For meaning of abbreviations and symbols, see introductory text. For explanation of terms, see Appendix A. For method of assignment to categories shown, see Appendix C]

NAICS code	Largest firms based on sales by kind of business and type of operation	Establishments (number)	Sales		Annual payroll (\$1,000)	First-quarter payroll (\$1,000)	Paid employees for pay period including March 12 (number)
			Amount (number)	As percent of total			
421	MANUFACTURERS' SALES BRANCHES AND SALES OFFICES—Con.						
421740	Wholesale trade, durable goods—Con. Refrigeration equipment & supplies whsle						
	All firms	79	D	D	D	D	g
	4 largest firms	47	D	D	D	D	g
	8 largest firms	62	D	D	D	D	g
	20 largest firms	79	D	D	D	D	g
	50 largest firms	79	D	D	D	D	g
4218	Machinery, equipment, & supplies whsle						
	All firms	4 120	75 691 801	100.0	3 381 032	824 894	72 156
	4 largest firms	104	25 635 032	33.9	498 750	131 328	7 944
	8 largest firms	203	32 429 443	42.8	677 848	168 256	11 370
	20 largest firms	682	43 555 004	57.5	1 060 926	257 928	21 204
	50 largest firms	1 415	55 314 753	73.1	1 727 499	420 728	34 838
42181	Construction & mining (except petroleum) machinery & equip whsle						
	All firms	281	11 913 590	100.0	447 715	117 664	8 930
	4 largest firms	50	9 468 961	79.5	265 371	71 675	4 559
	8 largest firms	97	10 260 954	86.1	306 542	81 765	5 413
	20 largest firms	155	11 386 982	95.6	382 962	101 579	7 296
	50 largest firms	250	11 869 456	99.6	442 781	116 455	8 767
421810	Construction & mining (except petroleum) machinery & equip whsle						
	All firms	281	11 913 590	100.0	447 715	117 664	8 930
	4 largest firms	50	9 468 961	79.5	265 371	71 675	4 559
	8 largest firms	97	10 260 954	86.1	306 542	81 765	5 413
	20 largest firms	155	11 386 982	95.6	382 962	101 579	7 296
	50 largest firms	250	11 869 456	99.6	442 781	116 455	8 767
42182	Farm & garden machinery & equipment whsle						
	All firms	132	7 823 700	100.0	181 944	42 452	4 175
	4 largest firms	24	D	D	D	D	g
	8 largest firms	49	7 439 538	95.1	141 809	32 909	2 985
	20 largest firms	70	7 683 735	98.2	171 300	39 832	3 841
	50 largest firms	129	7 822 723	100.0	181 839	42 432	4 170
421820	Farm & garden machinery & equipment whsle						
	All firms	132	7 823 700	100.0	181 944	42 452	4 175
	4 largest firms	24	D	D	D	D	g
	8 largest firms	49	7 439 538	95.1	141 809	32 909	2 985
	20 largest firms	70	7 683 735	98.2	171 300	39 832	3 841
	50 largest firms	129	7 822 723	100.0	181 839	42 432	4 170
4218201	Farm machinery & equipment—farm dealers						
	All firms	42	D	D	D	D	f
	4 largest firms	18	D	D	D	D	e
	8 largest firms	25	D	D	D	D	f
	20 largest firms	40	D	D	D	D	f
	50 largest firms	42	D	D	D	D	f
4218202	Farm machinery & equipment—whsle distributors						
	All firms	70	D	D	D	D	h
	4 largest firms	16	D	D	D	D	g
	8 largest firms	23	D	D	D	D	g
	20 largest firms	56	D	D	D	D	h
	50 largest firms	70	D	D	D	D	h
4218203	Lawn & garden machinery & equipment whsle						
	All firms	20	1 036 338	100.0	39 387	8 747	754
	4 largest firms	5	998 624	96.4	34 344	7 628	615
	8 largest firms	19	1 036 262	100.0	39 343	8 745	752
	20 largest firms	20	1 036 338	100.0	39 387	8 747	754
	50 largest firms	20	1 036 338	100.0	39 387	8 747	754
42183	Industrial machinery & equipment whsle						
	All firms	2 332	25 170 814	100.0	1 793 155	423 140	38 160
	4 largest firms	89	4 482 494	17.8	217 538	46 367	5 717
	8 largest firms	422	6 685 948	26.6	348 785	77 190	8 296
	20 largest firms	759	11 365 979	45.2	764 527	173 293	16 536
	50 largest firms	1 087	17 942 466	71.3	1 127 479	264 878	23 695

Table 3. Concentration by Largest Firms: 1997—Con.

[Includes only firms and establishments with payroll. Excludes data for central administrative offices, auxiliary operations, or establishments of these firms that are classified in other categories than those specified in this table. For meaning of abbreviations and symbols, see introductory text. For explanation of terms, see Appendix A. For method of assignment to categories shown, see Appendix C]

NAICS code	Largest firms based on sales by kind of business and type of operation	Establishments (number)	Sales		Annual payroll (\$1,000)	First-quarter payroll (\$1,000)	Paid employees for pay period including March 12 (number)
			Amount (number)	As percent of total			
421	MANUFACTURERS' SALES BRANCHES AND SALES OFFICES—Con.						
	Wholesale trade, durable goods—Con.						
421830	Industrial machinery & equipment whsle						
	All firms	2 332	25 170 814	100.0	1 793 155	423 140	38 160
	4 largest firms	89	4 482 494	17.8	217 538	46 367	5 717
	8 largest firms	422	6 685 948	26.6	348 785	77 190	8 296
	20 largest firms	759	11 365 979	45.2	764 527	173 293	16 536
	50 largest firms	1 087	17 942 466	71.3	1 127 479	264 878	23 695
4218301	Food-processing machinery & equipment whsle						
	All firms	33	337 285	100.0	31 261	7 266	771
	4 largest firms	14	232 046	68.8	12 836	3 156	354
	8 largest firms	19	280 075	83.0	20 787	4 948	512
	20 largest firms	32	336 785	99.9	31 161	7 245	770
	50 largest firms	33	337 285	100.0	31 261	7 266	771
4218302	Hydraulic & pneumatic (fluid-power) machinery & equipment whsle						
	All firms	264	2 063 142	100.0	118 654	30 155	2 901
	4 largest firms	59	913 609	44.3	38 371	10 056	1 045
	8 largest firms	112	1 420 075	68.8	59 427	15 843	1 607
	20 largest firms	178	1 813 776	87.9	89 415	22 467	2 189
	50 largest firms	245	2 044 444	99.1	116 037	29 531	2 834
42183021	Hydraulic & pneumatic pumps & motors whsle						
	All firms	204	1 185 714	100.0	77 648	20 182	1 799
	4 largest firms	73	660 682	55.7	30 606	8 140	741
	8 largest firms	116	872 215	73.6	46 663	12 401	1 172
	20 largest firms	175	1 118 422	94.3	70 208	17 721	1 610
	50 largest firms	204	1 185 714	100.0	77 648	20 182	1 799
42183022	Hydraulic & pneumatic parts, accessories, & supplies whsle						
	All firms	60	877 428	100.0	41 006	9 973	1 102
	4 largest firms	21	687 638	78.4	19 858	5 330	622
	8 largest firms	27	776 031	88.4	28 649	6 816	768
	20 largest firms	45	863 462	98.4	38 947	9 376	1 037
	50 largest firms	60	877 428	100.0	41 006	9 973	1 102
4218303	General-purpose industrial machinery & equipment whsle						
	All firms	679	7 711 350	100.0	540 870	118 105	10 902
	4 largest firms	128	2 918 721	37.8	163 901	31 776	3 247
	8 largest firms	221	4 017 455	52.1	267 161	53 005	5 127
	20 largest firms	372	5 772 973	74.9	367 000	78 474	7 116
	50 largest firms	505	7 101 243	92.1	470 724	101 077	9 183
4218304	Metalworking machinery & equipment whsle						
	All firms	133	2 386 799	100.0	146 132	36 850	3 061
	4 largest firms	21	1 340 297	56.2	51 320	13 401	1 004
	8 largest firms	42	1 803 892	75.6	80 242	21 207	1 508
	20 largest firms	77	2 244 350	94.0	126 427	32 256	2 606
	50 largest firms	125	2 383 143	99.8	145 535	36 700	3 037
4218305	Materials handling equipment whsle						
	All firms	188	2 721 654	100.0	244 145	58 321	5 619
	4 largest firms	40	1 423 524	52.3	95 935	22 603	1 870
	8 largest firms	68	1 966 244	72.2	167 917	40 421	3 822
	20 largest firms	119	2 462 060	90.5	212 496	51 585	4 818
	50 largest firms	160	2 695 452	99.0	239 835	57 390	5 500
4218306	Oilwell, oil refinery, & pipeline mach, equip, & supplies whsle						
	All firms	599	2 860 833	100.0	271 680	65 414	5 782
	4 largest firms	294	1 417 927	49.6	130 163	31 071	2 789
	8 largest firms	384	1 998 426	69.9	178 594	42 706	3 616
	20 largest firms	487	2 546 961	89.0	229 334	55 047	4 818
	50 largest firms	584	2 846 227	99.5	269 031	64 740	5 691
4218307	Other industrial machinery & equipment whsle						
	All firms	436	7 089 751	100.0	440 413	107 029	9 124
	4 largest firms	44	2 543 219	35.9	129 101	31 107	3 582
	8 largest firms	65	3 585 473	50.6	174 459	44 432	4 482
	20 largest firms	137	5 275 614	74.4	288 397	70 245	6 248
	50 largest firms	270	6 564 715	92.6	384 655	93 780	7 951

Table 3. Concentration by Largest Firms: 1997—Con.

[Includes only firms and establishments with payroll. Excludes data for central administrative offices, auxiliary operations, or establishments of these firms that are classified in other categories than those specified in this table. For meaning of abbreviations and symbols, see introductory text. For explanation of terms, see Appendix A. For method of assignment to categories shown, see Appendix C]

NAICS code	Largest firms based on sales by kind of business and type of operation	Establishments (number)	Sales		Annual payroll (\$1,000)	First-quarter payroll (\$1,000)	Paid employees for pay period including March 12 (number)
			Amount (number)	As percent of total			
421	MANUFACTURERS' SALES BRANCHES AND SALES OFFICES—Con.						
42184	Wholesale trade, durable goods—Con.						
	Industrial supplies whsle						
	All firms	1 097	23 846 292	100.0	643 575	160 535	14 411
	4 largest firms	46	13 677 576	57.4	149 555	40 777	2 127
	8 largest firms	218	17 106 090	71.7	192 034	51 305	2 915
	20 largest firms	360	20 385 422	85.5	350 965	88 922	6 634
	50 largest firms	756	22 402 692	93.9	498 761	125 071	10 295
421840	Industrial supplies whsle						
	All firms	1 097	23 846 292	100.0	643 575	160 535	14 411
	4 largest firms	46	13 677 576	57.4	149 555	40 777	2 127
	8 largest firms	218	17 106 090	71.7	192 034	51 305	2 915
	20 largest firms	360	20 385 422	85.5	350 965	88 922	6 634
	50 largest firms	756	22 402 692	93.9	498 761	125 071	10 295
4218402	Mechanical power transmission supplies whsle						
	All firms	301	5 311 517	100.0	165 934	38 789	3 993
	4 largest firms	172	3 428 514	64.5	42 479	10 528	788
	8 largest firms	211	4 577 253	86.2	129 090	29 770	3 046
	20 largest firms	266	5 228 022	98.4	157 609	36 867	3 700
	50 largest firms	301	5 311 517	100.0	165 934	38 789	3 993
4218403	Welding supplies whsle						
	All firms	241	451 429	100.0	55 031	12 847	1 663
	4 largest firms	170	301 233	66.7	40 023	9 487	1 157
	8 largest firms	206	381 908	84.6	46 807	11 221	1 424
	20 largest firms	241	451 429	100.0	55 031	12 847	1 663
	50 largest firms	241	451 429	100.0	55 031	12 847	1 663
4218404	Industrial containers & supplies whsle						
	All firms	57	4 145 874	100.0	26 872	7 133	618
	4 largest firms	19	3 845 152	92.7	7 960	2 473	112
	8 largest firms	28	4 003 272	96.6	12 571	3 717	207
	20 largest firms	44	4 115 279	99.3	23 574	6 225	480
	50 largest firms	57	4 145 874	100.0	26 872	7 133	618
4218405	Industrial valves & fittings (except fluid-power) whsle						
	All firms	98	654 866	100.0	67 124	17 160	1 422
	4 largest firms	33	405 524	61.9	33 772	8 061	666
	8 largest firms	65	522 204	79.7	48 321	11 996	991
	20 largest firms	93	643 207	98.2	66 572	17 031	1 410
	50 largest firms	98	654 866	100.0	67 124	17 160	1 422
4218406	Other industrial supplies whsle						
	All firms	400	13 282 606	100.0	328 614	84 606	6 715
	4 largest firms	42	10 669 605	80.3	166 326	44 487	2 528
	8 largest firms	92	11 480 010	86.4	196 434	52 292	3 141
	20 largest firms	236	12 412 201	93.4	247 731	64 942	4 410
	50 largest firms	328	13 055 984	98.3	305 347	78 397	5 925
42185	Service establishment equipment & supplies whsle						
	All firms	182	3 466 042	100.0	98 546	23 118	2 107
	4 largest firms	111	3 055 672	88.2	52 206	11 998	1 043
	8 largest firms	133	3 324 896	95.9	73 590	17 244	1 445
	20 largest firms	157	3 436 063	99.1	93 528	21 876	1 931
	50 largest firms	182	3 466 042	100.0	98 546	23 118	2 107
421850	Service establishment equipment & supplies whsle						
	All firms	182	3 466 042	100.0	98 546	23 118	2 107
	4 largest firms	111	3 055 672	88.2	52 206	11 998	1 043
	8 largest firms	133	3 324 896	95.9	73 590	17 244	1 445
	20 largest firms	157	3 436 063	99.1	93 528	21 876	1 931
	50 largest firms	182	3 466 042	100.0	98 546	23 118	2 107
4218501	Beauty & barber shop equipment & supplies whsle						
	All firms	3	D	D	D	D	c
	4 largest firms	3	D	D	D	D	c
	8 largest firms	3	D	D	D	D	c
	20 largest firms	3	D	D	D	D	c
	50 largest firms	3	D	D	D	D	c

Table 3. Concentration by Largest Firms: 1997—Con.

[Includes only firms and establishments with payroll. Excludes data for central administrative offices, auxiliary operations, or establishments of these firms that are classified in other categories than those specified in this table. For meaning of abbreviations and symbols, see introductory text. For explanation of terms, see Appendix A. For method of assignment to categories shown, see Appendix C]

NAICS code	Largest firms based on sales by kind of business and type of operation	Establishments (number)	Sales		Annual payroll (\$1,000)	First-quarter payroll (\$1,000)	Paid employees for pay period including March 12 (number)
			Amount (number)	As percent of total			
421	MANUFACTURERS' SALES BRANCHES AND SALES OFFICES—Con.						
	Wholesale trade, durable goods—Con.						
4218502	Custodial, janitors' equipment & supplies whsle						
	All firms	12	39 925	100.0	4 969	1 208	153
	4 largest firms	6	31 285	78.4	3 442	848	92
	8 largest firms	11	39 496	96.9	4 890	1 185	148
	20 largest firms	12	39 925	100.0	4 969	1 208	153
	50 largest firms	12	39 925	100.0	4 969	1 208	153
4218503	Laundry & dry-cleaning equipment & supplies whsle						
	All firms	27	D	D	D	D	f
	4 largest firms	24	D	D	D	D	e
	8 largest firms	27	D	D	D	D	f
	20 largest firms	27	D	D	D	D	f
	50 largest firms	27	D	D	D	D	f
4218504	Other service establishment equipment & supplies whsle						
	All firms	140	D	D	D	D	g
	4 largest firms	102	D	D	D	D	f
	8 largest firms	122	D	D	D	D	g
	20 largest firms	136	D	D	D	D	g
	50 largest firms	140	D	D	D	D	g
42186	Transportation equipment & supplies (exc motor vehicle) whsle						
	All firms	96	3 471 363	100.0	216 097	57 985	4 373
	4 largest firms	10	2 243 202	64.6	68 764	17 431	1 439
	8 largest firms	24	2 667 578	76.8	121 185	30 468	2 395
	20 largest firms	44	3 219 735	92.8	189 280	51 078	3 791
	50 largest firms	90	3 465 717	99.8	215 667	57 881	4 357
421860	Transportation equipment & supplies (exc motor vehicle) whsle						
	All firms	96	3 471 363	100.0	216 097	57 985	4 373
	4 largest firms	10	2 243 202	64.6	68 764	17 431	1 439
	8 largest firms	24	2 667 578	76.8	121 185	30 468	2 395
	20 largest firms	44	3 219 735	92.8	189 280	51 078	3 791
	50 largest firms	90	3 465 717	99.8	215 667	57 881	4 357
4218601	Aircraft & aeronautical equipment & supplies whsle						
	All firms	62	2 824 449	100.0	183 159	49 328	3 634
	4 largest firms	7	2 025 429	71.7	73 302	18 319	1 515
	8 largest firms	15	2 333 510	82.6	110 105	27 667	2 168
	20 largest firms	35	2 706 692	95.8	171 958	46 644	3 399
	50 largest firms	62	2 824 449	100.0	183 159	49 328	3 634
4218602	Marine machinery, equipment, & supplies whsle						
	All firms	27	D	D	D	D	f
	4 largest firms	11	D	D	D	D	e
	8 largest firms	21	D	D	D	D	f
	20 largest firms	27	D	D	D	D	f
	50 largest firms	27	D	D	D	D	f
4218603	Other transportation equipment & supplies whsle						
	All firms	7	D	D	D	D	c
	4 largest firms	6	D	D	D	D	c
	8 largest firms	7	D	D	D	D	c
	20 largest firms	7	D	D	D	D	c
	50 largest firms	7	D	D	D	D	c
4219	Miscellaneous durable goods whsle						
	All firms	263	D	D	D	D	i
	4 largest firms	59	D	D	D	D	g
	8 largest firms	71	D	D	D	D	h
	20 largest firms	100	D	D	D	D	i
	50 largest firms	180	D	D	D	D	i
42191	Sporting & recreational goods & supplies whsle						
	All firms	53	3 778 496	100.0	171 399	41 941	2 746
	4 largest firms	4	2 600 971	68.8	91 484	21 570	691
	8 largest firms	8	3 397 623	89.9	145 960	35 826	1 776
	20 largest firms	23	3 681 627	97.4	161 115	39 508	2 292
	50 largest firms	53	3 778 496	100.0	171 399	41 941	2 746

Table 3. Concentration by Largest Firms: 1997—Con.

[Includes only firms and establishments with payroll. Excludes data for central administrative offices, auxiliary operations, or establishments of these firms that are classified in other categories than those specified in this table. For meaning of abbreviations and symbols, see introductory text. For explanation of terms, see Appendix A. For method of assignment to categories shown, see Appendix C]

NAICS code	Largest firms based on sales by kind of business and type of operation	Establishments (number)	Sales		Annual payroll (\$1,000)	First-quarter payroll (\$1,000)	Paid employees for pay period including March 12 (number)
			Amount (number)	As percent of total			
MANUFACTURERS' SALES BRANCHES AND SALES OFFICES—Con.							
421	Wholesale trade, durable goods—Con.						
421910	Sporting & recreational goods & supplies whsle						
	All firms	53	3 778 496	100.0	171 399	41 941	2 746
	4 largest firms	4	2 600 971	68.8	91 484	21 570	691
	8 largest firms	8	3 397 623	89.9	145 960	35 826	1 776
	20 largest firms	23	3 681 627	97.4	161 115	39 508	2 292
	50 largest firms	53	3 778 496	100.0	171 399	41 941	2 746
42192	Toy & hobby goods & supplies whsle						
	All firms	24	D	D	D	D	g
	4 largest firms	10	D	D	D	D	g
	8 largest firms	16	D	D	D	D	g
	20 largest firms	24	D	D	D	D	g
	50 largest firms	24	D	D	D	D	g
421920	Toy & hobby goods & supplies whsle						
	All firms	24	D	D	D	D	g
	4 largest firms	10	D	D	D	D	g
	8 largest firms	16	D	D	D	D	g
	20 largest firms	24	D	D	D	D	g
	50 largest firms	24	D	D	D	D	g
42194	Jewelry/watch/silverware/precious stone, & precious metal whsle						
	All firms	55	669 717	100.0	51 069	11 808	912
	4 largest firms	26	447 373	66.8	35 209	7 644	476
	8 largest firms	33	604 279	90.2	45 084	10 440	755
	20 largest firms	51	669 132	99.9	51 025	11 786	906
	50 largest firms	55	669 717	100.0	51 069	11 808	912
421940	Jewelry/watch/silverware/precious stone, & precious metal whsle						
	All firms	55	669 717	100.0	51 069	11 808	912
	4 largest firms	26	447 373	66.8	35 209	7 644	476
	8 largest firms	33	604 279	90.2	45 084	10 440	755
	20 largest firms	51	669 132	99.9	51 025	11 786	906
	50 largest firms	55	669 717	100.0	51 069	11 808	912
4219401	Jewelry, watch, diamonds, precious stone, & silverware whsle						
	All firms	46	D	D	D	D	f
	4 largest firms	5	D	D	D	D	e
	8 largest firms	33	D	D	D	D	f
	20 largest firms	46	D	D	D	D	f
	50 largest firms	46	D	D	D	D	f
4219402	Precious metal (excluding ores) whsle						
	All firms	9	D	D	D	D	b
	4 largest firms	6	D	D	D	D	b
	8 largest firms	9	D	D	D	D	b
	20 largest firms	9	D	D	D	D	b
	50 largest firms	9	D	D	D	D	b
42199	Other miscellaneous durable goods whsle						
	All firms	131	7 704 440	100.0	217 395	51 674	4 189
	4 largest firms	59	5 114 420	66.4	105 729	24 197	2 144
	8 largest firms	80	6 993 634	90.8	169 204	40 931	3 089
	20 largest firms	112	7 665 560	99.5	212 984	50 471	4 088
	50 largest firms	131	7 704 440	100.0	217 395	51 674	4 189
421990	Other miscellaneous durable goods whsle						
	All firms	131	7 704 440	100.0	217 395	51 674	4 189
	4 largest firms	59	5 114 420	66.4	105 729	24 197	2 144
	8 largest firms	80	6 993 634	90.8	169 204	40 931	3 089
	20 largest firms	112	7 665 560	99.5	212 984	50 471	4 088
	50 largest firms	131	7 704 440	100.0	217 395	51 674	4 189
4219901	Musical instruments & supplies whsle						
	All firms	4	198 784	100.0	14 756	3 571	304
	4 largest firms	4	198 784	100.0	14 756	3 571	304
	8 largest firms	4	198 784	100.0	14 756	3 571	304
	20 largest firms	4	198 784	100.0	14 756	3 571	304
	50 largest firms	4	198 784	100.0	14 756	3 571	304

Table 3. Concentration by Largest Firms: 1997—Con.

[Includes only firms and establishments with payroll. Excludes data for central administrative offices, auxiliary operations, or establishments of these firms that are classified in other categories than those specified in this table. For meaning of abbreviations and symbols, see introductory text. For explanation of terms, see Appendix A. For method of assignment to categories shown, see Appendix C]

NAICS code	Largest firms based on sales by kind of business and type of operation	Establishments (number)	Sales		Annual payroll (\$1,000)	First-quarter payroll (\$1,000)	Paid employees for pay period including March 12 (number)
			Amount (number)	As percent of total			
421	MANUFACTURERS' SALES BRANCHES AND SALES OFFICES—Con.						
	Wholesale trade, durable goods—Con.						
4219903	General merchandise (durable goods) whsle						
	All firms	4	D	D	D	D	b
	4 largest firms	4	D	D	D	D	b
	8 largest firms	4	D	D	D	D	b
	20 largest firms	4	D	D	D	D	b
	50 largest firms	4	D	D	D	D	b
4219904	Prerecorded media whsle						
	All firms	83	7 023 150	100.0	172 098	41 765	3 085
	4 largest firms	59	5 114 420	72.8	105 729	24 197	2 144
	8 largest firms	74	6 934 058	98.7	160 812	38 808	2 839
	20 largest firms	83	7 023 150	100.0	172 098	41 765	3 085
	50 largest firms	83	7 023 150	100.0	172 098	41 765	3 085
42199041	Compact discs/prerecorded audio tapes, & phonograph records whsle						
	All firms	79	D	D	D	D	h
	4 largest firms	58	D	D	D	D	g
	8 largest firms	71	D	D	D	D	h
	20 largest firms	79	D	D	D	D	h
	50 largest firms	79	D	D	D	D	h
42199042	Prerecorded video tapes whsle						
	All firms	4	D	D	D	D	b
	4 largest firms	4	D	D	D	D	b
	8 largest firms	4	D	D	D	D	b
	20 largest firms	4	D	D	D	D	b
	50 largest firms	4	D	D	D	D	b
4219905	Fire extinguishers & fire safety equipment whsle						
	All firms	21	D	D	D	D	b
	4 largest firms	21	D	D	D	D	b
	8 largest firms	21	D	D	D	D	b
	20 largest firms	21	D	D	D	D	b
	50 largest firms	21	D	D	D	D	b
4219906	Other durable goods whsle						
	All firms	19	374 524	100.0	25 519	5 215	692
	4 largest firms	12	367 703	98.2	24 903	5 057	676
	8 largest firms	18	374 457	100.0	25 515	5 214	691
	20 largest firms	19	374 524	100.0	25 519	5 215	692
	50 largest firms	19	374 524	100.0	25 519	5 215	692
422	Wholesale trade, nondurable goods						
	All firms	12 077	551 309 153	100.0	19 154 155	4 795 651	442 761
	4 largest firms	190	63 694 059	11.6	768 080	186 352	13 105
	8 largest firms	695	105 412 382	19.1	2 479 009	620 621	57 806
	20 largest firms	1 392	204 442 169	37.1	4 539 893	1 149 163	101 001
	50 largest firms	2 947	331 039 283	60.0	7 930 591	1 991 952	168 043
4221	Paper & paper product whsle						
	All firms	1 596	42 967 916	100.0	1 646 092	410 886	50 760
	4 largest firms	131	12 291 675	28.6	354 657	90 928	6 999
	8 largest firms	189	18 428 750	42.9	605 119	149 292	27 631
	20 largest firms	847	29 080 271	67.7	956 081	240 386	36 724
	50 largest firms	1 206	39 826 863	92.7	1 384 834	348 091	44 489
42211	Printing & writing paper whsle						
	All firms	294	16 541 542	100.0	310 695	77 028	5 935
	4 largest firms	114	8 873 568	53.6	187 013	46 811	3 875
	8 largest firms	185	12 716 818	76.9	210 119	53 187	4 250
	20 largest firms	241	15 806 137	95.6	263 151	66 488	5 021
	50 largest firms	294	16 541 542	100.0	310 695	77 028	5 935
422110	Printing & writing paper whsle						
	All firms	294	16 541 542	100.0	310 695	77 028	5 935
	4 largest firms	114	8 873 568	53.6	187 013	46 811	3 875
	8 largest firms	185	12 716 818	76.9	210 119	53 187	4 250
	20 largest firms	241	15 806 137	95.6	263 151	66 488	5 021
	50 largest firms	294	16 541 542	100.0	310 695	77 028	5 935
42212	Stationery & office supplies whsle						
	All firms	1 051	11 496 650	100.0	910 139	226 621	36 505
	4 largest firms	457	4 769 538	41.5	411 767	100 874	23 720
	8 largest firms	690	7 373 388	64.1	606 540	149 641	29 848
	20 largest firms	819	10 610 306	92.3	787 719	196 650	33 258
	50 largest firms	984	11 351 088	98.7	887 696	220 981	35 810

Table 3. Concentration by Largest Firms: 1997—Con.

[Includes only firms and establishments with payroll. Excludes data for central administrative offices, auxiliary operations, or establishments of these firms that are classified in other categories than those specified in this table. For meaning of abbreviations and symbols, see introductory text. For explanation of terms, see Appendix A. For method of assignment to categories shown, see Appendix C]

NAICS code	Largest firms based on sales by kind of business and type of operation	Establishments (number)	Sales		Annual payroll (\$1,000)	First-quarter payroll (\$1,000)	Paid employees for pay period including March 12 (number)
			Amount (number)	As percent of total			
422	MANUFACTURERS' SALES BRANCHES AND SALES OFFICES—Con.						
	Wholesale trade, nondurable goods—Con.						
422120	Stationery & office supplies whsle						
	All firms	1 051	11 496 650	100.0	910 139	226 621	36 505
	4 largest firms	457	4 769 538	41.5	411 767	100 874	23 720
	8 largest firms	690	7 373 388	64.1	606 540	149 641	29 848
	20 largest firms	819	10 610 306	92.3	787 719	196 650	33 258
	50 largest firms	984	11 351 088	98.7	887 696	220 981	35 810
42213	Industrial & personal service paper whsle						
	All firms	251	14 929 724	100.0	425 258	107 237	8 320
	4 largest firms	28	5 976 033	40.0	164 218	40 978	3 095
	8 largest firms	61	8 708 584	58.3	190 210	48 102	3 444
	20 largest firms	142	13 084 867	87.6	332 760	84 074	5 990
	50 largest firms	217	14 779 706	99.0	411 766	104 017	7 980
422130	Industrial & personal service paper whsle						
	All firms	251	14 929 724	100.0	425 258	107 237	8 320
	4 largest firms	28	5 976 033	40.0	164 218	40 978	3 095
	8 largest firms	61	8 708 584	58.3	190 210	48 102	3 444
	20 largest firms	142	13 084 867	87.6	332 760	84 074	5 990
	50 largest firms	217	14 779 706	99.0	411 766	104 017	7 980
4222	Drugs, & druggists' sundries whsle						
	All firms	358	90 317 145	100.0	3 827 803	948 944	58 960
	4 largest firms	80	41 486 594	45.9	804 113	191 882	11 239
	8 largest firms	106	63 131 187	69.9	1 821 470	453 822	23 742
	20 largest firms	181	84 283 011	93.3	3 194 829	792 493	45 385
	50 largest firms	306	90 098 368	99.8	3 799 673	942 167	58 063
42221	Drugs, & druggists' sundries whsle						
	All firms	358	90 317 145	100.0	3 827 803	948 944	58 960
	4 largest firms	80	41 486 594	45.9	804 113	191 882	11 239
	8 largest firms	106	63 131 187	69.9	1 821 470	453 822	23 742
	20 largest firms	181	84 283 011	93.3	3 194 829	792 493	45 385
	50 largest firms	306	90 098 368	99.8	3 799 673	942 167	58 063
422210	Drugs, & druggists' sundries whsle						
	All firms	358	90 317 145	100.0	3 827 803	948 944	58 960
	4 largest firms	80	41 486 594	45.9	804 113	191 882	11 239
	8 largest firms	106	63 131 187	69.9	1 821 470	453 822	23 742
	20 largest firms	181	84 283 011	93.3	3 194 829	792 493	45 385
	50 largest firms	306	90 098 368	99.8	3 799 673	942 167	58 063
4222102	Specialty-line drug, pharmaceutical, cosmetic, & toiletries whsle						
	All firms	358	90 317 145	100.0	3 827 803	948 944	58 960
	4 largest firms	80	41 486 594	45.9	804 113	191 882	11 239
	8 largest firms	106	63 131 187	69.9	1 821 470	453 822	23 742
	20 largest firms	181	84 283 011	93.3	3 194 829	792 493	45 385
	50 largest firms	306	90 098 368	99.8	3 799 673	942 167	58 063
4223	Apparel, piece goods, & notions whsle						
	All firms	709	22 808 180	100.0	963 347	238 190	20 459
	4 largest firms	117	5 727 638	25.1	137 507	36 609	3 155
	8 largest firms	142	8 294 179	36.4	199 342	51 644	3 911
	20 largest firms	191	12 113 293	53.1	340 334	81 865	5 455
	50 largest firms	330	16 969 139	74.4	587 314	144 350	11 014
42231	Piece goods, notions, & other dry goods whsle						
	All firms	245	6 592 566	100.0	246 518	61 096	4 657
	4 largest firms	24	2 045 825	31.0	37 157	9 461	522
	8 largest firms	58	3 013 801	45.7	60 687	13 715	920
	20 largest firms	85	4 667 177	70.8	140 488	35 910	2 460
	50 largest firms	137	6 024 430	91.4	189 364	48 243	3 278
422310	Piece goods, notions, & other dry goods whsle						
	All firms	245	6 592 566	100.0	246 518	61 096	4 657
	4 largest firms	24	2 045 825	31.0	37 157	9 461	522
	8 largest firms	58	3 013 801	45.7	60 687	13 715	920
	20 largest firms	85	4 667 177	70.8	140 488	35 910	2 460
	50 largest firms	137	6 024 430	91.4	189 364	48 243	3 278

Table 3. Concentration by Largest Firms: 1997—Con.

[Includes only firms and establishments with payroll. Excludes data for central administrative offices, auxiliary operations, or establishments of these firms that are classified in other categories than those specified in this table. For meaning of abbreviations and symbols, see introductory text. For explanation of terms, see Appendix A. For method of assignment to categories shown, see Appendix C]

NAICS code	Largest firms based on sales by kind of business and type of operation	Establishments (number)	Sales		Annual payroll (\$1,000)	First-quarter payroll (\$1,000)	Paid employees for pay period including March 12 (number)
			Amount (number)	As percent of total			
422	MANUFACTURERS' SALES BRANCHES AND SALES OFFICES—Con.						
	Wholesale trade, nondurable goods—Con.						
4223101	Piece goods—jobbers						
	All firms	194	5 899 943	100.0	217 278	54 350	3 909
	4 largest firms	24	2 045 825	34.7	37 157	9 461	522
	8 largest firms	42	2 967 641	50.3	54 960	12 686	686
	20 largest firms	64	4 319 300	73.2	128 089	33 380	2 177
	50 largest firms	113	5 537 391	93.9	181 891	46 689	3 068
4223102	Notions & other dry goods whsle						
	All firms	51	692 623	100.0	29 240	6 746	748
	4 largest firms	28	543 617	78.5	16 062	3 538	354
	8 largest firms	36	640 708	92.5	21 701	4 939	496
	20 largest firms	51	692 623	100.0	29 240	6 746	748
	50 largest firms	51	692 623	100.0	29 240	6 746	748
42232	Men's & boys' clothing & furnishings whsle						
	All firms	202	7 748 425	100.0	345 408	83 096	8 449
	4 largest firms	33	3 788 702	48.9	91 307	24 291	2 121
	8 largest firms	37	5 062 732	65.3	165 336	38 847	2 575
	20 largest firms	108	6 446 624	83.2	237 315	55 258	4 415
	50 largest firms	173	7 616 448	98.3	329 564	77 740	7 855
422320	Men's & boys' clothing & furnishings whsle						
	All firms	202	7 748 425	100.0	345 408	83 096	8 449
	4 largest firms	33	3 788 702	48.9	91 307	24 291	2 121
	8 largest firms	37	5 062 732	65.3	165 336	38 847	2 575
	20 largest firms	108	6 446 624	83.2	237 315	55 258	4 415
	50 largest firms	173	7 616 448	98.3	329 564	77 740	7 855
42233	Women's, children's, & infants' clothing & accessories whsle						
	All firms	233	6 347 552	100.0	248 975	63 198	5 248
	4 largest firms	92	3 010 425	47.4	77 639	19 648	1 578
	8 largest firms	108	3 857 007	60.8	107 122	28 215	2 088
	20 largest firms	148	5 090 509	80.2	173 569	43 302	3 659
	50 largest firms	189	6 184 618	97.4	233 623	58 814	4 783
422330	Women's, children's, & infants' clothing & accessories whsle						
	All firms	233	6 347 552	100.0	248 975	63 198	5 248
	4 largest firms	92	3 010 425	47.4	77 639	19 648	1 578
	8 largest firms	108	3 857 007	60.8	107 122	28 215	2 088
	20 largest firms	148	5 090 509	80.2	173 569	43 302	3 659
	50 largest firms	189	6 184 618	97.4	233 623	58 814	4 783
42234	Footwear whsle						
	All firms	29	2 119 637	100.0	122 446	30 800	2 105
	4 largest firms	5	1 250 606	59.0	42 515	10 677	555
	8 largest firms	13	1 677 647	79.1	87 151	21 682	1 378
	20 largest firms	27	2 113 320	99.7	121 871	30 681	2 088
	50 largest firms	29	2 119 637	100.0	122 446	30 800	2 105
422340	Footwear whsle						
	All firms	29	2 119 637	100.0	122 446	30 800	2 105
	4 largest firms	5	1 250 606	59.0	42 515	10 677	555
	8 largest firms	13	1 677 647	79.1	87 151	21 682	1 378
	20 largest firms	27	2 113 320	99.7	121 871	30 681	2 088
	50 largest firms	29	2 119 637	100.0	122 446	30 800	2 105
4224	Grocery & related products whsle						
	All firms	3 765	145 608 857	100.0	6 614 860	1 606 055	188 281
	4 largest firms	617	42 656 376	29.3	2 351 208	559 830	67 701
	8 largest firms	859	67 732 388	46.5	2 954 424	712 502	85 671
	20 largest firms	1 429	101 417 767	69.7	4 044 424	983 664	109 317
	50 largest firms	2 007	122 521 351	84.1	4 960 014	1 203 086	136 500
42242	Packaged frozen food whsle						
	All firms	262	7 449 295	100.0	227 226	59 433	6 436
	4 largest firms	93	5 069 362	68.1	111 466	29 183	3 064
	8 largest firms	157	5 825 510	78.2	151 834	39 105	4 273
	20 largest firms	196	7 100 793	95.3	199 636	51 328	5 280
	50 largest firms	262	7 449 295	100.0	227 226	59 433	6 436
422420	Packaged frozen food whsle						
	All firms	262	7 449 295	100.0	227 226	59 433	6 436
	4 largest firms	93	5 069 362	68.1	111 466	29 183	3 064
	8 largest firms	157	5 825 510	78.2	151 834	39 105	4 273
	20 largest firms	196	7 100 793	95.3	199 636	51 328	5 280
	50 largest firms	262	7 449 295	100.0	227 226	59 433	6 436

Table 3. Concentration by Largest Firms: 1997—Con.

[Includes only firms and establishments with payroll. Excludes data for central administrative offices, auxiliary operations, or establishments of these firms that are classified in other categories than those specified in this table. For meaning of abbreviations and symbols, see introductory text. For explanation of terms, see Appendix A. For method of assignment to categories shown, see Appendix C]

NAICS code	Largest firms based on sales by kind of business and type of operation	Establishments (number)	Sales		Annual payroll (\$1,000)	First-quarter payroll (\$1,000)	Paid employees for pay period including March 12 (number)
			Amount (number)	As percent of total			
422	MANUFACTURERS' SALES BRANCHES AND SALES OFFICES—Con.						
	Wholesale trade, nondurable goods—Con.						
42243	Dairy products, (except dried or canned) whsle						
	All firms	507	12 804 977	100.0	757 461	175 830	19 409
	4 largest firms	53	4 683 777	36.6	373 368	84 345	7 629
	8 largest firms	84	7 506 179	58.6	417 255	96 072	8 579
	20 largest firms	237	10 614 393	82.9	600 434	139 082	14 275
	50 largest firms	404	12 450 182	97.2	726 144	168 213	18 268
422430	Dairy products, (except dried or canned) whsle						
	All firms	507	12 804 977	100.0	757 461	175 830	19 409
	4 largest firms	53	4 683 777	36.6	373 368	84 345	7 629
	8 largest firms	84	7 506 179	58.6	417 255	96 072	8 579
	20 largest firms	237	10 614 393	82.9	600 434	139 082	14 275
	50 largest firms	404	12 450 182	97.2	726 144	168 213	18 268
4224302	Dairy product (except raw milk) whsle						
	All firms	507	12 804 977	100.0	757 461	175 830	19 409
	4 largest firms	53	4 683 777	36.6	373 368	84 345	7 629
	8 largest firms	84	7 506 179	58.6	417 255	96 072	8 579
	20 largest firms	237	10 614 393	82.9	600 434	139 082	14 275
	50 largest firms	404	12 450 182	97.2	726 144	168 213	18 268
42244	Poultry & poultry product whsle						
	All firms	54	D	D	D	D	g
	4 largest firms	25	D	D	D	D	f
	8 largest firms	37	D	D	D	D	g
	20 largest firms	54	D	D	D	D	g
	50 largest firms	54	D	D	D	D	g
422440	Poultry & poultry product whsle						
	All firms	54	D	D	D	D	g
	4 largest firms	25	D	D	D	D	f
	8 largest firms	37	D	D	D	D	g
	20 largest firms	54	D	D	D	D	g
	50 largest firms	54	D	D	D	D	g
4224402	Poultry & poultry product (except live) whsle						
	All firms	54	D	D	D	D	g
	4 largest firms	25	D	D	D	D	f
	8 largest firms	37	D	D	D	D	g
	20 largest firms	54	D	D	D	D	g
	50 largest firms	54	D	D	D	D	g
42245	Confectionery whsle						
	All firms	302	16 592 178	100.0	1 242 879	310 472	37 061
	4 largest firms	144	12 668 121	76.3	984 625	243 046	29 135
	8 largest firms	168	14 833 693	89.4	1 076 966	266 609	31 222
	20 largest firms	245	16 252 864	98.0	1 204 831	301 593	35 490
	50 largest firms	302	16 592 178	100.0	1 242 879	310 472	37 061
422450	Confectionery whsle						
	All firms	302	16 592 178	100.0	1 242 879	310 472	37 061
	4 largest firms	144	12 668 121	76.3	984 625	243 046	29 135
	8 largest firms	168	14 833 693	89.4	1 076 966	266 609	31 222
	20 largest firms	245	16 252 864	98.0	1 204 831	301 593	35 490
	50 largest firms	302	16 592 178	100.0	1 242 879	310 472	37 061
42246	Fish & seafood whsle						
	All firms	24	334 555	100.0	18 934	5 492	654
	4 largest firms	5	215 153	64.3	6 940	1 621	167
	8 largest firms	12	295 427	88.3	16 219	4 814	458
	20 largest firms	24	334 555	100.0	18 934	5 492	654
	50 largest firms	24	334 555	100.0	18 934	5 492	654
422460	Fish & seafood whsle						
	All firms	24	334 555	100.0	18 934	5 492	654
	4 largest firms	5	215 153	64.3	6 940	1 621	167
	8 largest firms	12	295 427	88.3	16 219	4 814	458
	20 largest firms	24	334 555	100.0	18 934	5 492	654
	50 largest firms	24	334 555	100.0	18 934	5 492	654
42247	Meat & meat product whsle						
	All firms	112	20 272 965	100.0	121 017	26 471	3 094
	4 largest firms	30	17 416 495	85.9	38 046	8 756	864
	8 largest firms	70	19 040 315	93.9	79 523	16 826	2 057
	20 largest firms	94	20 115 415	99.2	109 711	23 735	2 797
	50 largest firms	112	20 272 965	100.0	121 017	26 471	3 094

Table 3. Concentration by Largest Firms: 1997—Con.

[Includes only firms and establishments with payroll. Excludes data for central administrative offices, auxiliary operations, or establishments of these firms that are classified in other categories than those specified in this table. For meaning of abbreviations and symbols, see introductory text. For explanation of terms, see Appendix A. For method of assignment to categories shown, see Appendix C]

NAICS code	Largest firms based on sales by kind of business and type of operation	Establishments (number)	Sales		Annual payroll (\$1,000)	First-quarter payroll (\$1,000)	Paid employees for pay period including March 12 (number)
			Amount (number)	As percent of total			
422	MANUFACTURERS' SALES BRANCHES AND SALES OFFICES—Con.						
	Wholesale trade, nondurable goods—Con.						
422470	Meat & meat product whsle						
	All firms	112	20 272 965	100.0	121 017	26 471	3 094
	4 largest firms	30	17 416 495	85.9	38 046	8 756	864
	8 largest firms	70	19 040 315	93.9	79 523	16 826	2 057
	20 largest firms	94	20 115 415	99.2	109 711	23 735	2 797
	50 largest firms	112	20 272 965	100.0	121 017	26 471	3 094
42249	Other grocery & related products whsle						
	All firms	2 504	D	D	D	D	m
	4 largest firms	418	D	D	D	D	k
	8 largest firms	706	D	D	D	D	l
	20 largest firms	1 257	D	D	D	D	l
	50 largest firms	1 748	D	D	D	D	l
422490	Other grocery & related products whsle						
	All firms	2 504	D	D	D	D	m
	4 largest firms	418	D	D	D	D	k
	8 largest firms	706	D	D	D	D	l
	20 largest firms	1 257	D	D	D	D	l
	50 largest firms	1 748	D	D	D	D	l
4224901	Coffee, tea, & spice whsle						
	All firms	253	4 860 320	100.0	163 182	39 202	4 600
	4 largest firms	56	3 362 090	69.2	50 754	12 371	1 582
	8 largest firms	173	4 354 007	89.6	111 169	27 468	3 163
	20 largest firms	251	4 856 380	99.9	162 786	39 151	4 588
	50 largest firms	253	4 860 320	100.0	163 182	39 202	4 600
4224902	Bread & baked goods whsle						
	All firms	752	12 763 211	100.0	966 632	252 384	29 483
	4 largest firms	443	10 933 707	85.7	714 333	190 495	21 441
	8 largest firms	557	11 734 366	91.9	806 566	213 303	24 192
	20 largest firms	718	12 680 021	99.3	953 362	248 976	28 875
	50 largest firms	752	12 763 211	100.0	966 632	252 384	29 483
4224903	Soft drinks whsle						
	All firms	1 034	21 211 495	100.0	2 347 120	541 564	70 809
	4 largest firms	584	14 642 630	69.0	1 597 371	369 202	46 288
	8 largest firms	678	16 731 640	78.9	1 801 045	417 086	52 829
	20 largest firms	859	19 464 132	91.8	2 144 148	494 441	63 732
	50 largest firms	973	20 971 156	98.9	2 315 630	534 274	69 648
4224904	Canned goods whsle						
	All firms	88	10 565 606	100.0	160 492	40 791	3 527
	4 largest firms	44	7 882 059	74.6	73 038	17 496	1 359
	8 largest firms	60	9 360 903	88.6	105 809	26 394	1 920
	20 largest firms	81	10 509 541	99.5	156 313	39 222	3 388
	50 largest firms	88	10 565 606	100.0	160 492	40 791	3 527
4224905	Food & beverage basic materials whsle						
	All firms	52	1 323 153	100.0	47 761	12 808	1 011
	4 largest firms	19	1 107 174	83.7	37 387	10 216	767
	8 largest firms	33	1 261 856	95.4	42 144	11 423	902
	20 largest firms	52	1 323 153	100.0	47 761	12 808	1 011
	50 largest firms	52	1 323 153	100.0	47 761	12 808	1 011
4224906	Other grocery specialties whsle						
	All firms	325	D	D	D	D	j
	4 largest firms	75	D	D	D	D	i
	8 largest firms	137	D	D	D	D	i
	20 largest firms	210	D	D	D	D	i
	50 largest firms	289	D	D	D	D	j
4226	Chemical & allied products whsle						
	All firms	2 281	66 366 082	100.0	2 396 085	626 620	46 112
	4 largest firms	32	16 818 902	25.3	346 770	112 804	4 015
	8 largest firms	98	24 268 579	36.6	471 156	141 879	6 289
	20 largest firms	622	38 263 775	57.7	1 028 418	284 529	15 891
	50 largest firms	1 036	52 612 224	79.3	1 493 736	400 155	25 097
42261	Plastics materials & basic forms & shapes whsle						
	All firms	338	14 689 127	100.0	347 971	87 185	7 095
	4 largest firms	23	6 558 228	44.6	74 430	20 461	912
	8 largest firms	62	8 747 552	59.6	129 003	34 784	1 618
	20 largest firms	124	12 114 641	82.5	200 160	51 210	2 951
	50 largest firms	240	14 030 424	95.5	276 426	70 777	5 265

Table 3. Concentration by Largest Firms: 1997—Con.

[Includes only firms and establishments with payroll. Excludes data for central administrative offices, auxiliary operations, or establishments of these firms that are classified in other categories than those specified in this table. For meaning of abbreviations and symbols, see introductory text. For explanation of terms, see Appendix A. For method of assignment to categories shown, see Appendix C]

NAICS code	Largest firms based on sales by kind of business and type of operation	Establishments (number)	Sales		Annual payroll (\$1,000)	First-quarter payroll (\$1,000)	Paid employees for pay period including March 12 (number)
			Amount (number)	As percent of total			
422	MANUFACTURERS' SALES BRANCHES AND SALES OFFICES—Con.						
	Wholesale trade, nondurable goods—Con.						
422610	Plastics materials & basic forms & shapes whsle						
	All firms	338	14 689 127	100.0	347 971	87 185	7 095
	4 largest firms	23	6 558 228	44.6	74 430	20 461	912
	8 largest firms	62	8 747 552	59.6	129 003	34 784	1 618
	20 largest firms	124	12 114 641	82.5	200 160	51 210	2 951
	50 largest firms	240	14 030 424	95.5	276 426	70 777	5 265
42269	Other chemical & allied products whsle						
	All firms	1 943	51 676 955	100.0	2 048 114	539 435	39 017
	4 largest firms	26	13 357 293	25.8	325 528	101 997	4 044
	8 largest firms	152	19 728 519	38.2	599 808	167 280	8 689
	20 largest firms	558	31 362 517	60.7	947 980	260 501	15 035
	50 largest firms	1 045	43 309 257	83.8	1 439 114	385 629	25 240
422690	Other chemical & allied products whsle						
	All firms	1 943	51 676 955	100.0	2 048 114	539 435	39 017
	4 largest firms	26	13 357 293	25.8	325 528	101 997	4 044
	8 largest firms	152	19 728 519	38.2	599 808	167 280	8 689
	20 largest firms	558	31 362 517	60.7	947 980	260 501	15 035
	50 largest firms	1 045	43 309 257	83.8	1 439 114	385 629	25 240
4226901	Industrial gases (except LP) whsle						
	All firms	291	1 302 718	100.0	165 055	40 416	4 117
	4 largest firms	231	1 044 417	80.2	130 883	31 988	3 174
	8 largest firms	285	1 251 754	96.1	161 331	39 427	4 005
	20 largest firms	291	1 302 718	100.0	165 055	40 416	4 117
	50 largest firms	291	1 302 718	100.0	165 055	40 416	4 117
4226902	Other chemical & allied products whsle						
	All firms	1 652	50 374 237	100.0	1 883 059	499 019	34 900
	4 largest firms	26	13 357 293	26.5	325 528	101 997	4 044
	8 largest firms	152	19 728 519	39.2	599 808	167 280	8 689
	20 largest firms	556	31 351 625	62.2	947 063	260 237	15 003
	50 largest firms	1 076	42 809 465	85.0	1 354 007	364 443	23 342
4227	Petroleum & petroleum products whsle						
	All firms	1 271	116 162 796	100.0	992 475	263 868	20 311
	4 largest firms	238	39 240 920	33.8	304 064	87 962	4 923
	8 largest firms	408	69 336 451	59.7	471 747	130 742	8 383
	20 largest firms	943	105 099 321	90.5	783 382	210 884	15 656
	50 largest firms	1 200	115 629 120	99.5	971 844	258 794	19 775
42271	Petroleum bulk stations & terminals						
	All firms	892	83 944 314	100.0	655 953	171 350	14 691
	4 largest firms	168	32 674 877	38.9	160 318	43 377	2 999
	8 largest firms	368	56 660 701	67.5	315 482	83 629	6 450
	20 largest firms	736	78 750 159	93.8	547 035	144 045	12 155
	50 largest firms	891	D	D	D	D	j
422710	Petroleum bulk stations & terminals						
	All firms	892	83 944 314	100.0	655 953	171 350	14 691
	4 largest firms	168	32 674 877	38.9	160 318	43 377	2 999
	8 largest firms	368	56 660 701	67.5	315 482	83 629	6 450
	20 largest firms	736	78 750 159	93.8	547 035	144 045	12 155
	50 largest firms	891	D	D	D	D	j
4227101	Petroleum bulk stations & terminals (except LP)						
	All firms	865	D	D	D	D	j
	4 largest firms	155	D	D	D	D	h
	8 largest firms	359	D	D	D	D	i
	20 largest firms	724	D	D	D	D	j
	50 largest firms	865	D	D	D	D	j
42271011	Petroleum bulk stations (except LP)						
	All firms	198	D	D	D	D	h
	4 largest firms	76	D	D	D	D	g
	8 largest firms	117	D	D	D	D	g
	20 largest firms	169	D	D	D	D	g
	50 largest firms	198	D	D	D	D	h
42271012	Petroleum bulk terminals (except LP)						
	All firms	667	D	D	D	D	j
	4 largest firms	138	D	D	D	D	g
	8 largest firms	280	D	D	D	D	i
	20 largest firms	583	D	D	D	D	j
	50 largest firms	667	D	D	D	D	j

Table 3. Concentration by Largest Firms: 1997—Con.

[Includes only firms and establishments with payroll. Excludes data for central administrative offices, auxiliary operations, or establishments of these firms that are classified in other categories than those specified in this table. For meaning of abbreviations and symbols, see introductory text. For explanation of terms, see Appendix A. For method of assignment to categories shown, see Appendix C]

NAICS code	Largest firms based on sales by kind of business and type of operation	Establishments (number)	Sales		Annual payroll (\$1,000)	First-quarter payroll (\$1,000)	Paid employees for pay period including March 12 (number)
			Amount (number)	As percent of total			
422	MANUFACTURERS' SALES BRANCHES AND SALES OFFICES—Con.						
	Wholesale trade, nondurable goods—Con.						
4227102	Liquefied petroleum bulk stations & terminals						
	All firms	27	D	D	D	D	e
	4 largest firms	15	D	D	D	D	c
	8 largest firms	21	D	D	D	D	e
	20 largest firms	27	D	D	D	D	e
	50 largest firms	27	D	D	D	D	e
42272	Petroleum & petroleum prod whsle (exc bulk stations & terminals)						
	All firms	379	32 218 482	100.0	336 522	92 518	5 620
	4 largest firms	115	18 597 560	57.7	182 533	51 886	2 584
	8 largest firms	144	25 134 822	78.0	211 675	60 033	3 129
	20 largest firms	280	30 649 968	95.1	301 402	83 887	4 747
	50 largest firms	364	32 193 789	99.9	333 165	91 786	5 542
422720	Petroleum & petroleum prod whsle (exc bulk stations & terminals)						
	All firms	379	32 218 482	100.0	336 522	92 518	5 620
	4 largest firms	115	18 597 560	57.7	182 533	51 886	2 584
	8 largest firms	144	25 134 822	78.0	211 675	60 033	3 129
	20 largest firms	280	30 649 968	95.1	301 402	83 887	4 747
	50 largest firms	364	32 193 789	99.9	333 165	91 786	5 542
4228	Beer, wine, & distilled alcoholic beverage whsle						
	All firms	161	D	D	D	D	i
	4 largest firms	95	D	D	D	D	g
	8 largest firms	125	D	D	D	D	i
	20 largest firms	152	D	D	D	D	i
	50 largest firms	161	D	D	D	D	i
42281	Beer & ale whsle						
	All firms	28	D	D	D	D	h
	4 largest firms	22	D	D	D	D	h
	8 largest firms	27	D	D	D	D	h
	20 largest firms	28	D	D	D	D	h
	50 largest firms	28	D	D	D	D	h
422810	Beer & ale whsle						
	All firms	28	D	D	D	D	h
	4 largest firms	22	D	D	D	D	h
	8 largest firms	27	D	D	D	D	h
	20 largest firms	28	D	D	D	D	h
	50 largest firms	28	D	D	D	D	h
42282	Wine & distilled alcoholic beverage whsle						
	All firms	133	8 055 507	100.0	277 666	72 952	3 753
	4 largest firms	95	6 059 102	75.2	186 563	50 368	2 170
	8 largest firms	114	7 793 508	96.7	251 154	66 504	3 105
	20 largest firms	133	D	D	D	D	h
	50 largest firms	133	D	D	D	D	h
422820	Wine & distilled alcoholic beverage whsle						
	All firms	133	8 055 507	100.0	277 666	72 952	3 753
	4 largest firms	95	6 059 102	75.2	186 563	50 368	2 170
	8 largest firms	114	7 793 508	96.7	251 154	66 504	3 105
	20 largest firms	133	D	D	D	D	h
	50 largest firms	133	D	D	D	D	h
4228201	Wine & distilled alcoholic bev (licensed operation) whsle						
	All firms	133	8 055 507	100.0	277 666	72 952	3 753
	4 largest firms	95	6 059 102	75.2	186 563	50 368	2 170
	8 largest firms	114	7 793 508	96.7	251 154	66 504	3 105
	20 largest firms	133	D	D	D	D	h
	50 largest firms	133	D	D	D	D	h
4229	Miscellaneous nondurable goods whsle						
	All firms	1 936	D	D	D	D	i
	4 largest firms	62	D	D	D	D	i
	8 largest firms	236	D	D	D	D	j
	20 largest firms	550	D	D	D	D	j
	50 largest firms	971	D	D	D	D	k

Table 3. Concentration by Largest Firms: 1997—Con.

[Includes only firms and establishments with payroll. Excludes data for central administrative offices, auxiliary operations, or establishments of these firms that are classified in other categories than those specified in this table. For meaning of abbreviations and symbols, see introductory text. For explanation of terms, see Appendix A. For method of assignment to categories shown, see Appendix C]

NAICS code	Largest firms based on sales by kind of business and type of operation	Establishments (number)	Sales		Annual payroll (\$1,000)	First-quarter payroll (\$1,000)	Paid employees for pay period including March 12 (number)
			Amount (number)	As percent of total			
422	MANUFACTURERS' SALES BRANCHES AND SALES OFFICES—Con.						
	Wholesale trade, nondurable goods—Con.						
42291	Farm supplies whsle						
	All firms	718	18 788 908	100.0	768 644	209 649	14 723
	4 largest firms	20	10 549 354	56.1	387 042	113 502	4 387
	8 largest firms	124	13 431 574	71.5	506 954	140 246	7 548
	20 largest firms	432	16 602 030	88.4	648 640	177 825	11 565
	50 largest firms	618	18 521 993	98.6	750 699	204 636	14 119
422910	Farm supplies whsle						
	All firms	718	18 788 908	100.0	768 644	209 649	14 723
	4 largest firms	20	10 549 354	56.1	387 042	113 502	4 387
	8 largest firms	124	13 431 574	71.5	506 954	140 246	7 548
	20 largest firms	432	16 602 030	88.4	648 640	177 825	11 565
	50 largest firms	618	18 521 993	98.6	750 699	204 636	14 119
4229101	Farm supplies—farm dealers						
	All firms	510	3 131 362	100.0	175 680	47 898	5 749
	4 largest firms	236	1 513 681	48.3	54 667	13 810	1 740
	8 largest firms	284	2 327 170	74.3	125 362	35 015	3 835
	20 largest firms	419	2 895 470	92.5	159 293	43 162	5 140
	50 largest firms	503	3 125 710	99.8	175 055	47 754	5 721
4229102	Farm supplies—whsle distributors						
	All firms	208	15 657 546	100.0	592 964	161 751	8 974
	4 largest firms	16	10 260 885	65.5	383 502	112 536	4 316
	8 largest firms	51	12 807 579	81.8	486 737	134 585	6 874
	20 largest firms	122	14 930 256	95.4	542 924	148 349	7 864
	50 largest firms	190	15 637 441	99.9	590 463	161 137	8 894
42292	Book, periodical, & newspaper whsle						
	All firms	674	14 024 800	100.0	817 849	207 016	17 026
	4 largest firms	184	7 833 167	55.9	302 884	74 068	5 924
	8 largest firms	254	9 469 656	67.5	390 377	102 931	7 117
	20 largest firms	340	11 440 339	81.6	543 431	141 484	9 863
	50 largest firms	509	13 442 717	95.8	739 344	187 603	14 586
422920	Book, periodical, & newspaper whsle						
	All firms	674	14 024 800	100.0	817 849	207 016	17 026
	4 largest firms	184	7 833 167	55.9	302 884	74 068	5 924
	8 largest firms	254	9 469 656	67.5	390 377	102 931	7 117
	20 largest firms	340	11 440 339	81.6	543 431	141 484	9 863
	50 largest firms	509	13 442 717	95.8	739 344	187 603	14 586
42293	Flower, nursery stock, & florists' supplies whsle						
	All firms	12	79 855	100.0	7 757	1 813	430
	4 largest firms	4	57 361	71.8	4 829	1 219	295
	8 largest firms	9	D	D	D	D	e
	20 largest firms	12	79 855	100.0	7 757	1 813	430
	50 largest firms	12	79 855	100.0	7 757	1 813	430
422930	Flower, nursery stock, & florists' supplies whsle						
	All firms	12	79 855	100.0	7 757	1 813	430
	4 largest firms	4	57 361	71.8	4 829	1 219	295
	8 largest firms	9	D	D	D	D	e
	20 largest firms	12	79 855	100.0	7 757	1 813	430
	50 largest firms	12	79 855	100.0	7 757	1 813	430
42294	Tobacco & tobacco product whsle						
	All firms	62	18 550 203	100.0	407 935	106 130	11 349
	4 largest firms	49	17 136 156	92.4	328 700	85 972	8 657
	8 largest firms	54	18 304 454	98.7	393 940	101 733	10 888
	20 largest firms	62	18 550 203	100.0	407 935	106 130	11 349
	50 largest firms	62	18 550 203	100.0	407 935	106 130	11 349
422940	Tobacco & tobacco product whsle						
	All firms	62	18 550 203	100.0	407 935	106 130	11 349
	4 largest firms	49	17 136 156	92.4	328 700	85 972	8 657
	8 largest firms	54	18 304 454	98.7	393 940	101 733	10 888
	20 largest firms	62	18 550 203	100.0	407 935	106 130	11 349
	50 largest firms	62	18 550 203	100.0	407 935	106 130	11 349
42295	Paint, varnish, & supplies whsle						
	All firms	356	2 987 359	100.0	184 049	44 333	4 488
	4 largest firms	167	1 757 245	58.8	92 438	21 985	2 361
	8 largest firms	207	2 327 452	77.9	127 663	30 364	3 122
	20 largest firms	232	2 781 242	93.1	160 470	38 340	3 750
	50 largest firms	343	2 982 011	99.8	183 360	44 150	4 449

Table 3. Concentration by Largest Firms: 1997—Con.

[Includes only firms and establishments with payroll. Excludes data for central administrative offices, auxiliary operations, or establishments of these firms that are classified in other categories than those specified in this table. For meaning of abbreviations and symbols, see introductory text. For explanation of terms, see Appendix A. For method of assignment to categories shown, see Appendix C]

NAICS code	Largest firms based on sales by kind of business and type of operation	Establishments (number)	Sales		Annual payroll (\$1,000)	First-quarter payroll (\$1,000)	Paid employees for pay period including March 12 (number)
			Amount (number)	As percent of total			
422	MANUFACTURERS' SALES BRANCHES AND SALES OFFICES—Con.						
	Wholesale trade, nondurable goods—Con.						
422950	Paint, varnish, & supplies whsle						
	All firms	356	2 987 359	100.0	184 049	44 333	4 488
	4 largest firms	167	1 757 245	58.8	92 438	21 985	2 361
	8 largest firms	207	2 327 452	77.9	127 663	30 364	3 122
	20 largest firms	232	2 781 242	93.1	160 470	38 340	3 750
	50 largest firms	343	2 982 011	99.8	183 360	44 150	4 449
4229501	Paint, varnish, & supplies whsle						
	All firms	356	2 987 359	100.0	184 049	44 333	4 488
	4 largest firms	167	1 757 245	58.8	92 438	21 985	2 361
	8 largest firms	207	2 327 452	77.9	127 663	30 364	3 122
	20 largest firms	232	2 781 242	93.1	160 470	38 340	3 750
	50 largest firms	343	2 982 011	99.8	183 360	44 150	4 449
42299	Other miscellaneous nondurable goods whsle						
	All firms	114	D	D	D	D	h
	4 largest firms	7	D	D	D	D	f
	8 largest firms	12	D	D	D	D	g
	20 largest firms	33	D	D	D	D	g
	50 largest firms	74	D	D	D	D	h
422990	Other miscellaneous nondurable goods whsle						
	All firms	114	D	D	D	D	h
	4 largest firms	7	D	D	D	D	f
	8 largest firms	12	D	D	D	D	g
	20 largest firms	33	D	D	D	D	g
	50 largest firms	74	D	D	D	D	h
4229901	Art goods whsle						
	All firms	16	652 548	100.0	27 576	6 680	918
	4 largest firms	6	578 816	88.7	19 930	4 862	665
	8 largest firms	10	633 270	97.0	25 487	6 158	796
	20 largest firms	16	652 548	100.0	27 576	6 680	918
	50 largest firms	16	652 548	100.0	27 576	6 680	918
4229902	General merchandise (nondurable goods) whsle						
	All firms	8	630 129	100.0	38 929	10 597	648
	4 largest firms	5	D	D	D	D	f
	8 largest firms	8	630 129	100.0	38 929	10 597	648
	20 largest firms	8	630 129	100.0	38 929	10 597	648
	50 largest firms	8	630 129	100.0	38 929	10 597	648
4229903	Textile bags, bagging, & burlap whsle						
	All firms	6	25 170	100.0	1 406	318	34
	4 largest firms	5	D	D	D	D	b
	8 largest firms	6	25 170	100.0	1 406	318	34
	20 largest firms	6	25 170	100.0	1 406	318	34
	50 largest firms	6	25 170	100.0	1 406	318	34
4229904	Other nondurable goods whsle						
	All firms	84	D	D	D	D	g
	4 largest firms	6	D	D	D	D	f
	8 largest firms	11	D	D	D	D	f
	20 largest firms	28	D	D	D	D	g
	50 largest firms	74	D	D	D	D	g
	AGENTS, BROKERS, AND COMMISSION MERCHANTS						
	All firms	'47 835	'467 651 822	100.0	'10 630 348	'2 403 680	'283 257
	4 largest firms	114	55 689 903	11.9	398 556	96 700	28 902
	8 largest firms	231	77 749 328	16.6	712 910	168 422	39 433
	20 largest firms	319	104 616 042	22.4	1 085 244	254 665	50 052
	50 largest firms	429	129 860 608	27.8	1 376 969	324 346	57 095
421	Wholesale trade, durable goods						
	All firms	'32 022	'257 371 090	100.0	'6 770 114	'1 521 895	'162 155
	4 largest firms	113	47 413 329	18.4	407 706	97 077	29 019
	8 largest firms	118	51 558 505	20.0	488 412	116 889	30 302
	20 largest firms	142	59 769 737	23.2	595 088	141 701	32 475
	50 largest firms	208	68 496 934	26.6	715 670	167 763	34 767

Table 3. Concentration by Largest Firms: 1997—Con.

[Includes only firms and establishments with payroll. Excludes data for central administrative offices, auxiliary operations, or establishments of these firms that are classified in other categories than those specified in this table. For meaning of abbreviations and symbols, see introductory text. For explanation of terms, see Appendix A. For method of assignment to categories shown, see Appendix C]

NAICS code	Largest firms based on sales by kind of business and type of operation	Establishments (number)	Sales		Annual payroll (\$1,000)	First-quarter payroll (\$1,000)	Paid employees for pay period including March 12 (number)
			Amount (number)	As percent of total			
421	AGENTS, BROKERS, AND COMMISSION MERCHANTS—Con.						
4211	Wholesale trade, durable goods—Con.						
	Motor vehicle & motor vehicle parts & supplies whsle						
	All firms	1 810	'75 470 396	100.0	'937 928	'213 493	45 938
	4 largest firms	113	47 413 329	62.8	407 706	97 077	29 019
	8 largest firms	117	50 892 745	67.4	443 768	104 944	29 665
	20 largest firms	131	55 493 923	73.5	497 307	116 221	31 760
	50 largest firms	163	59 830 358	79.3	568 504	130 032	34 008
42111	Automobile & other motor vehicle whsle						
	All firms	630	'58 536 229	100.0	'582 615	'134 698	40 663
	4 largest firms	113	47 413 329	81.0	407 706	97 077	29 019
	8 largest firms	117	50 773 632	86.7	429 750	102 535	30 379
	20 largest firms	131	53 130 210	90.8	466 828	110 165	32 703
	50 largest firms	166	55 509 379	94.8	507 625	119 068	35 325
421110	Automobile & other motor vehicle whsle						
	All firms	630	'58 536 229	100.0	'582 615	'134 698	40 663
	4 largest firms	113	47 413 329	81.0	407 706	97 077	29 019
	8 largest firms	117	50 773 632	86.7	429 750	102 535	30 379
	20 largest firms	131	53 130 210	90.8	466 828	110 165	32 703
	50 largest firms	166	55 509 379	94.8	507 625	119 068	35 325
4211101	Automobile & motorcycle whsle						
	All firms	497	'57 491 226	100.0	'557 193	'129 815	39 692
	4 largest firms	113	47 413 329	82.5	407 706	97 077	29 019
	8 largest firms	117	50 773 632	88.3	429 750	102 535	30 379
	20 largest firms	131	53 130 210	92.4	466 828	110 165	32 703
	50 largest firms	173	55 276 056	96.1	505 779	119 040	35 480
4211102	Bus & recreational vehicle whsle						
	All firms	26	D	D	D	D	c
	4 largest firms	4	D	D	D	D	c
	8 largest firms	8	D	D	D	D	c
	20 largest firms	20	D	D	D	D	c
	50 largest firms	26	D	D	D	D	c
4211103	Light truck & van (14,000 lb or less) whsle						
	All firms	21	196 491	100.0	3 630	748	229
	4 largest firms	4	148 883	75.8	2 796	539	166
	8 largest firms	8	178 730	91.0	3 165	623	178
	20 largest firms	20	196 431	100.0	3 627	745	228
	50 largest firms	21	196 491	100.0	3 630	748	229
4211104	Medium truck & tractor (14,001 lb to 26,000 lb) whsle						
	All firms	16	D	D	D	D	b
	4 largest firms	4	D	D	D	D	b
	8 largest firms	8	D	D	D	D	b
	20 largest firms	16	D	D	D	D	b
	50 largest firms	16	D	D	D	D	b
4211105	Heavy truck & tractor (over 26,000 lb) whsle						
	All firms	70	D	D	D	D	e
	4 largest firms	8	D	D	D	D	b
	8 largest firms	12	D	D	D	D	c
	20 largest firms	24	D	D	D	D	c
	50 largest firms	54	D	D	D	D	e
42112	Motor vehicle supplies & new parts whsle						
	All firms	1 129	'16 750 610	100.0	349 057	77 461	5 106
	4 largest firms	4	2 451 983	14.6	33 887	6 912	238
	8 largest firms	8	3 625 184	21.6	50 786	10 251	341
	20 largest firms	21	5 533 213	33.0	82 535	15 929	558
	50 largest firms	53	8 248 793	49.2	132 188	27 863	1 023
421120	Motor vehicle supplies & new parts whsle						
	All firms	1 129	'16 750 610	100.0	349 057	77 461	5 106
	4 largest firms	4	2 451 983	14.6	33 887	6 912	238
	8 largest firms	8	3 625 184	21.6	50 786	10 251	341
	20 largest firms	21	5 533 213	33.0	82 535	15 929	558
	50 largest firms	53	8 248 793	49.2	132 188	27 863	1 023

Table 3. Concentration by Largest Firms: 1997—Con.

[Includes only firms and establishments with payroll. Excludes data for central administrative offices, auxiliary operations, or establishments of these firms that are classified in other categories than those specified in this table. For meaning of abbreviations and symbols, see introductory text. For explanation of terms, see Appendix A. For method of assignment to categories shown, see Appendix C]

NAICS code	Largest firms based on sales by kind of business and type of operation	Establishments (number)	Sales		Annual payroll (\$1,000)	First-quarter payroll (\$1,000)	Paid employees for pay period including March 12 (number)
			Amount (number)	As percent of total			
421	AGENTS, BROKERS, AND COMMISSION MERCHANTS—Con.						
	Wholesale trade, durable goods—Con.						
4211201	Motor vehicle supplies & new parts—warehouse distributors						
	All firms	395	4 646 827	100.0	101 692	22 176	1 861
	4 largest firms	4	1 574 617	33.9	17 748	3 220	134
	8 largest firms	9	1 931 405	41.6	25 993	4 415	208
	20 largest firms	25	2 490 649	53.6	37 796	7 109	413
	50 largest firms	56	3 235 081	69.6	55 347	11 294	686
4211202	Motor vehicle supplies & new parts—jobbers						
	All firms	669	11 883 075	100.0	241 158	53 861	3 097
	4 largest firms	4	1 775 963	14.9	31 150	7 149	265
	8 largest firms	8	2 707 083	22.8	41 790	8 746	332
	20 largest firms	21	4 447 932	37.4	73 074	14 494	585
	50 largest firms	52	6 781 208	57.1	113 166	25 452	921
4211203	Petroleum products marketing equipment whsle						
	All firms	65	220 708	100.0	6 207	1 424	148
	4 largest firms	6	95 956	43.5	2 275	598	30
	8 largest firms	10	130 445	59.1	3 442	856	51
	20 largest firms	22	185 947	84.3	4 511	1 069	87
	50 largest firms	52	219 448	99.4	6 020	1 403	138
42113	Tire & tube whsle						
	All firms	51	183 557	100.0	6 256	1 334	169
	4 largest firms	4	78 958	43.0	1 261	243	23
	8 largest firms	11	118 660	64.6	3 405	726	86
	20 largest firms	24	164 626	89.7	4 683	987	118
	50 largest firms	51	183 557	100.0	6 256	1 334	169
421130	Tire & tube whsle						
	All firms	51	183 557	100.0	6 256	1 334	169
	4 largest firms	4	78 958	43.0	1 261	243	23
	8 largest firms	11	118 660	64.6	3 405	726	86
	20 largest firms	24	164 626	89.7	4 683	987	118
	50 largest firms	51	183 557	100.0	6 256	1 334	169
4212	Furniture & home furnishings whsle						
	All firms	2 849	14 278 989	100.0	398 144	92 024	9 253
	4 largest firms	4	977 491	6.8	12 513	4 512	168
	8 largest firms	9	1 321 830	9.3	25 423	7 430	445
	20 largest firms	26	2 157 063	15.1	37 495	10 583	687
	50 largest firms	56	3 448 517	24.2	63 293	16 427	1 112
42121	Furniture whsle						
	All firms	1 570	7 397 432	100.0	216 906	52 079	4 951
	4 largest firms	5	530 828	7.2	15 417	5 530	283
	8 largest firms	11	816 331	11.0	20 021	6 827	399
	20 largest firms	25	1 412 742	19.1	30 094	9 567	592
	50 largest firms	57	2 275 792	30.8	52 305	14 246	1 021
421210	Furniture whsle						
	All firms	1 570	7 397 432	100.0	216 906	52 079	4 951
	4 largest firms	5	530 828	7.2	15 417	5 530	283
	8 largest firms	11	816 331	11.0	20 021	6 827	399
	20 largest firms	25	1 412 742	19.1	30 094	9 567	592
	50 largest firms	57	2 275 792	30.8	52 305	14 246	1 021
4212101	Household & lawn furniture whsle						
	All firms	938	4 824 140	100.0	114 108	28 070	2 552
	4 largest firms	5	530 828	11.0	15 417	5 530	283
	8 largest firms	9	800 236	16.6	18 558	6 487	379
	20 largest firms	21	1 272 596	26.4	30 566	9 233	601
	50 largest firms	52	1 931 284	40.0	41 465	11 446	771
4212102	Office & business furniture whsle						
	All firms	632	2 573 292	100.0	102 798	24 009	2 399
	4 largest firms	7	245 532	9.5	5 071	1 278	92
	8 largest firms	12	407 723	15.8	9 067	2 202	172
	20 largest firms	26	743 347	28.9	18 504	4 345	363
	50 largest firms	58	1 226 722	47.7	36 833	8 564	721
42122	Home furnishings whsle						
	All firms	1 279	6 881 557	100.0	181 238	39 945	4 302
	4 largest firms	4	791 002	11.5	10 006	1 900	162
	8 largest firms	9	1 089 906	15.8	12 789	2 642	201
	20 largest firms	22	1 715 517	24.9	25 564	5 456	415
	50 largest firms	52	2 513 125	36.5	42 777	9 491	701

Table 3. Concentration by Largest Firms: 1997—Con.

[Includes only firms and establishments with payroll. Excludes data for central administrative offices, auxiliary operations, or establishments of these firms that are classified in other categories than those specified in this table. For meaning of abbreviations and symbols, see introductory text. For explanation of terms, see Appendix A. For method of assignment to categories shown, see Appendix C]

NAICS code	Largest firms based on sales by kind of business and type of operation	Establishments (number)	Sales		Annual payroll (\$1,000)	First-quarter payroll (\$1,000)	Paid employees for pay period including March 12 (number)
			Amount (number)	As percent of total			
421	AGENTS, BROKERS, AND COMMISSION MERCHANTS—Con.						
	Wholesale trade, durable goods—Con.						
421220	Home furnishings whsle						
	All firms	1 279	6 881 557	100.0	181 238	39 945	4 302
	4 largest firms	4	791 002	11.5	10 006	1 900	162
	8 largest firms	9	1 089 906	15.8	12 789	2 642	201
	20 largest firms	22	1 715 517	24.9	25 564	5 456	415
	50 largest firms	52	2 513 125	36.5	42 777	9 491	701
4212201	Household china, glassware, & crockery whsle						
	All firms	279	2 350 666	100.0	55 000	12 226	1 167
	4 largest firms	4	705 000	30.0	4 780	750	39
	8 largest firms	8	904 284	38.5	8 434	1 523	114
	20 largest firms	20	1 249 467	53.2	16 106	3 325	235
	50 largest firms	54	1 683 577	71.6	32 438	7 066	535
4212202	Linens, domestics, draperies, & curtains whsle						
	All firms	242	1 461 021	100.0	35 906	7 567	742
	4 largest firms	4	236 212	16.2	5 396	1 221	80
	8 largest firms	8	371 212	25.4	6 877	1 491	94
	20 largest firms	20	606 516	41.5	10 553	2 208	127
	50 largest firms	50	982 244	67.2	17 550	3 628	226
4212203	Floor coverings whsle						
	All firms	225	660 505	100.0	20 246	4 414	574
	4 largest firms	4	102 592	15.5	3 069	498	33
	8 largest firms	8	172 491	26.1	3 968	713	54
	20 largest firms	20	295 578	44.8	6 916	1 314	107
	50 largest firms	50	452 905	68.6	11 080	2 109	203
4212204	Other home furnishings whsle						
	All firms	533	2 409 365	100.0	70 086	15 738	1 819
	4 largest firms	5	362 206	15.0	8 083	1 943	157
	8 largest firms	10	547 601	22.7	12 526	2 947	268
	20 largest firms	23	821 148	34.1	17 652	4 273	368
	50 largest firms	54	1 289 834	53.5	30 152	6 780	630
4213	Lumber & other construction materials whsle						
	All firms	1 397	6 492 752	100.0	169 286	35 851	3 765
	4 largest firms	4	551 652	8.5	7 552	1 315	88
	8 largest firms	8	858 593	13.2	12 364	2 321	132
	20 largest firms	20	1 407 750	21.7	20 191	4 146	227
	50 largest firms	49	2 114 422	32.6	31 851	6 493	423
42131	Lumber, plywood, millwork, & wood panel whsle						
	All firms	630	3 768 321	100.0	82 730	17 369	1 732
	4 largest firms	4	551 543	14.6	6 921	1 182	70
	8 largest firms	8	802 460	21.3	9 723	1 752	100
	20 largest firms	20	1 183 955	31.4	15 139	3 017	201
	50 largest firms	50	1 731 301	45.9	25 123	5 159	336
421310	Lumber, plywood, millwork, & wood panel whsle						
	All firms	630	3 768 321	100.0	82 730	17 369	1 732
	4 largest firms	4	551 543	14.6	6 921	1 182	70
	8 largest firms	8	802 460	21.3	9 723	1 752	100
	20 largest firms	20	1 183 955	31.4	15 139	3 017	201
	50 largest firms	50	1 731 301	45.9	25 123	5 159	336
4213101	Lumber without yard whsle						
	All firms	160	780 039	100.0	14 626	2 965	350
	4 largest firms	4	239 022	30.6	1 314	319	28
	8 largest firms	8	329 252	42.2	2 546	523	48
	20 largest firms	20	462 750	59.3	4 166	811	77
	50 largest firms	53	640 180	82.1	8 928	1 884	177
4213102	Lumber with yard whsle						
	All firms	4	34 572	100.0	1 160	292	37
	4 largest firms	4	34 572	100.0	1 160	292	37
	8 largest firms	4	34 572	100.0	1 160	292	37
	20 largest firms	4	34 572	100.0	1 160	292	37
	50 largest firms	4	34 572	100.0	1 160	292	37

Table 3. Concentration by Largest Firms: 1997—Con.

[Includes only firms and establishments with payroll. Excludes data for central administrative offices, auxiliary operations, or establishments of these firms that are classified in other categories than those specified in this table. For meaning of abbreviations and symbols, see introductory text. For explanation of terms, see Appendix A. For method of assignment to categories shown, see Appendix C]

NAICS code	Largest firms based on sales by kind of business and type of operation	Establishments (number)	Sales		Annual payroll (\$1,000)	First-quarter payroll (\$1,000)	Paid employees for pay period including March 12 (number)
			Amount (number)	As percent of total			
421	AGENTS, BROKERS, AND COMMISSION MERCHANTS—Con.						
	Wholesale trade, durable goods—Con.						
4213103	Plywood, veneer, millwork, & wood panel whsle						
	All firms	466	2 953 710	100.0	66 944	14 112	1 345
	4 largest firms	4	528 219	17.9	8 098	1 407	75
	8 largest firms	8	707 372	23.9	9 969	1 815	102
	20 largest firms	20	1 027 248	34.8	15 290	3 279	191
	50 largest firms	50	1 496 689	50.7	24 279	4 865	294
42132	Brick, stone, & related construction materials whsle						
	All firms	171	418 402	100.0	15 423	3 053	429
	4 largest firms	4	172 439	41.2	2 972	576	30
	8 largest firms	8	209 596	50.1	5 588	1 050	93
	20 largest firms	20	275 896	65.9	7 958	1 506	168
	50 largest firms	50	355 081	84.9	10 434	2 041	238
421320	Brick, stone, & related construction materials whsle						
	All firms	171	418 402	100.0	15 423	3 053	429
	4 largest firms	4	172 439	41.2	2 972	576	30
	8 largest firms	8	209 596	50.1	5 588	1 050	93
	20 largest firms	20	275 896	65.9	7 958	1 506	168
	50 largest firms	50	355 081	84.9	10 434	2 041	238
4213201	Brick, block, tile, clay/cement sewer pipe whsle						
	All firms	74	75 029	100.0	3 643	757	120
	4 largest firms	4	20 096	26.8	354	71	9
	8 largest firms	8	31 368	41.8	640	130	18
	20 largest firms	20	54 263	72.3	1 588	370	47
	50 largest firms	50	73 252	97.6	3 171	644	94
4213202	Sand, gravel, & stone whsle						
	All firms	38	117 711	100.0	5 191	916	139
	4 largest firms	4	66 867	56.8	1 515	239	23
	8 largest firms	8	92 164	78.3	3 954	703	85
	20 largest firms	20	114 194	97.0	4 769	839	117
	50 largest firms	38	117 711	100.0	5 191	916	139
4213203	Cement, lime, & related products whsle						
	All firms	59	225 662	100.0	6 589	1 380	170
	4 largest firms	4	142 031	62.9	2 798	570	58
	8 largest firms	8	162 836	72.2	3 550	730	71
	20 largest firms	20	197 899	87.7	4 284	884	91
	50 largest firms	50	225 054	99.7	6 395	1 340	157
42133	Roofing, siding, & insulation material whsle						
	All firms	293	1 339 534	100.0	36 950	7 707	732
	4 largest firms	4	220 740	16.5	4 711	983	60
	8 largest firms	9	308 851	23.1	5 862	1 122	70
	20 largest firms	21	515 514	38.5	11 048	2 110	143
	50 largest firms	53	818 608	61.1	18 165	3 650	275
421330	Roofing, siding, & insulation material whsle						
	All firms	293	1 339 534	100.0	36 950	7 707	732
	4 largest firms	4	220 740	16.5	4 711	983	60
	8 largest firms	9	308 851	23.1	5 862	1 122	70
	20 largest firms	21	515 514	38.5	11 048	2 110	143
	50 largest firms	53	818 608	61.1	18 165	3 650	275
4213301	Roofing, siding, & insulation material whsle						
	All firms	293	1 339 534	100.0	36 950	7 707	732
	4 largest firms	4	220 740	16.5	4 711	983	60
	8 largest firms	9	308 851	23.1	5 862	1 122	70
	20 largest firms	21	515 514	38.5	11 048	2 110	143
	50 largest firms	53	818 608	61.1	18 165	3 650	275
42139	Other construction materials whsle						
	All firms	303	966 495	100.0	34 183	7 722	872
	4 largest firms	4	169 009	17.5	2 957	648	37
	8 largest firms	8	271 265	28.1	4 860	885	84
	20 largest firms	21	421 113	43.6	9 414	1 985	141
	50 largest firms	53	630 772	65.3	14 518	3 163	259

Table 3. Concentration by Largest Firms: 1997—Con.

[Includes only firms and establishments with payroll. Excludes data for central administrative offices, auxiliary operations, or establishments of these firms that are classified in other categories than those specified in this table. For meaning of abbreviations and symbols, see introductory text. For explanation of terms, see Appendix A. For method of assignment to categories shown, see Appendix C]

NAICS code	Largest firms based on sales by kind of business and type of operation	Establishments (number)	Sales		Annual payroll (\$1,000)	First-quarter payroll (\$1,000)	Paid employees for pay period including March 12 (number)
			Amount (number)	As percent of total			
421	AGENTS, BROKERS, AND COMMISSION MERCHANTS—Con.						
	Wholesale trade, durable goods—Con.						
421390	Other construction materials whsle						
	All firms	303	966 495	100.0	34 183	7 722	872
	4 largest firms	4	169 009	17.5	2 957	648	37
	8 largest firms	8	271 265	28.1	4 860	885	84
	20 largest firms	21	421 113	43.6	9 414	1 985	141
	50 largest firms	53	630 772	65.3	14 518	3 163	259
4213901	Flat glass & other construction glass whsle						
	All firms	49	220 957	100.0	6 052	1 425	120
	4 largest firms	4	59 885	27.1	1 516	390	18
	8 largest firms	8	98 600	44.6	2 697	664	33
	20 largest firms	20	176 913	80.1	4 654	1 148	75
	50 largest firms	49	220 957	100.0	6 052	1 425	120
4213902	Other construction materials whsle						
	All firms	254	745 538	100.0	28 131	6 297	752
	4 largest firms	4	169 009	22.7	2 957	648	37
	8 largest firms	8	266 380	35.7	4 733	873	84
	20 largest firms	23	396 054	53.1	8 067	1 638	152
	50 largest firms	53	537 898	72.1	13 050	2 770	270
4214	Professional & commercial equipment & supplies whsle						
	All firms	3 825	17 418 779	100.0	773 243	181 955	14 500
	4 largest firms	13	2 442 531	14.0	43 708	11 651	579
	8 largest firms	18	3 261 658	18.7	51 171	12 768	624
	20 largest firms	34	4 678 206	26.9	79 192	20 791	1 072
	50 largest firms	68	6 385 557	36.7	127 795	33 558	1 675
42141	Photographic equipment & supplies whsle						
	All firms	98	228 240	100.0	8 218	1 708	191
	4 largest firms	4	67 824	29.7	1 026	287	19
	8 largest firms	8	109 864	48.1	1 992	396	29
	20 largest firms	20	169 161	74.1	3 707	762	66
	50 largest firms	50	216 401	94.8	5 920	1 211	116
421410	Photographic equipment & supplies whsle						
	All firms	98	228 240	100.0	8 218	1 708	191
	4 largest firms	4	67 824	29.7	1 026	287	19
	8 largest firms	8	109 864	48.1	1 992	396	29
	20 largest firms	20	169 161	74.1	3 707	762	66
	50 largest firms	50	216 401	94.8	5 920	1 211	116
42142	Office equipment whsle						
	All firms	404	1 595 240	100.0	63 279	14 593	1 832
	4 largest firms	5	571 701	35.8	4 944	1 149	64
	8 largest firms	9	754 553	47.3	8 526	2 005	113
	20 largest firms	22	1 004 481	63.0	14 860	3 514	264
	50 largest firms	56	1 229 807	77.1	24 124	5 737	514
421420	Office equipment whsle						
	All firms	404	1 595 240	100.0	63 279	14 593	1 832
	4 largest firms	5	571 701	35.8	4 944	1 149	64
	8 largest firms	9	754 553	47.3	8 526	2 005	113
	20 largest firms	22	1 004 481	63.0	14 860	3 514	264
	50 largest firms	56	1 229 807	77.1	24 124	5 737	514
42143	Computer & computer peripheral equipment & software whsle						
	All firms	757	7 345 635	100.0	212 093	51 274	3 511
	4 largest firms	13	2 305 491	31.4	45 111	11 613	574
	8 largest firms	18	3 072 772	41.8	50 275	12 545	608
	20 largest firms	35	4 318 691	58.8	74 168	18 047	899
	50 largest firms	71	5 434 106	74.0	106 505	26 952	1 313
421430	Computer & computer peripheral equipment & software whsle						
	All firms	757	7 345 635	100.0	212 093	51 274	3 511
	4 largest firms	13	2 305 491	31.4	45 111	11 613	574
	8 largest firms	18	3 072 772	41.8	50 275	12 545	608
	20 largest firms	35	4 318 691	58.8	74 168	18 047	899
	50 largest firms	71	5 434 106	74.0	106 505	26 952	1 313

Table 3. Concentration by Largest Firms: 1997—Con.

[Includes only firms and establishments with payroll. Excludes data for central administrative offices, auxiliary operations, or establishments of these firms that are classified in other categories than those specified in this table. For meaning of abbreviations and symbols, see introductory text. For explanation of terms, see Appendix A. For method of assignment to categories shown, see Appendix C]

NAICS code	Largest firms based on sales by kind of business and type of operation	Establishments (number)	Sales		Annual payroll (\$1,000)	First-quarter payroll (\$1,000)	Paid employees for pay period including March 12 (number)
			Amount (number)	As percent of total			
421	AGENTS, BROKERS, AND COMMISSION MERCHANTS—Con.						
	Wholesale trade, durable goods—Con.						
4214301	Computer & peripheral equipment whsle						
	All firms	609	6 670 157	100.0	183 321	44 830	3 031
	4 largest firms	13	2 305 491	34.6	45 111	11 613	574
	8 largest firms	18	3 019 537	45.3	48 954	12 003	604
	20 largest firms	35	4 157 811	62.3	74 069	19 501	904
	50 largest firms	70	5 149 892	77.2	99 929	25 670	1 276
42143011	Computers & peripheral equipment for resale						
	All firms	320	4 896 105	100.0	102 413	25 812	1 708
	4 largest firms	6	2 079 398	42.5	27 328	6 718	385
	8 largest firms	14	2 683 922	54.8	32 869	8 063	456
	20 largest firms	28	3 613 385	73.8	50 066	13 808	590
	50 largest firms	61	4 324 442	88.3	68 528	17 887	836
42143012	Computers & peripheral equipment for end use						
	All firms	289	1 774 052	100.0	80 908	19 018	1 323
	4 largest firms	11	762 839	43.0	30 871	7 505	400
	8 largest firms	15	924 188	52.1	36 076	8 346	459
	20 largest firms	31	1 173 267	66.1	45 334	10 717	575
	50 largest firms	64	1 449 306	81.7	55 348	12 862	724
4214302	Computer software (packaged) whsle						
	All firms	148	675 478	100.0	28 772	6 444	480
	4 largest firms	4	365 000	54.0	7 412	1 772	75
	8 largest firms	8	435 464	64.5	9 246	2 211	95
	20 largest firms	20	531 024	78.6	13 389	3 064	162
	50 largest firms	51	621 950	92.1	21 237	4 671	301
42144	Other commercial equipment whsle						
	All firms	594	2 686 765	100.0	105 465	24 426	2 474
	4 largest firms	5	168 019	6.3	5 249	1 332	129
	8 largest firms	10	289 107	10.8	8 913	2 615	186
	20 largest firms	27	585 401	21.8	20 147	5 068	464
	50 largest firms	61	1 080 009	40.2	38 058	9 363	767
421440	Other commercial equipment whsle						
	All firms	594	2 686 765	100.0	105 465	24 426	2 474
	4 largest firms	5	168 019	6.3	5 249	1 332	129
	8 largest firms	10	289 107	10.8	8 913	2 615	186
	20 largest firms	27	585 401	21.8	20 147	5 068	464
	50 largest firms	61	1 080 009	40.2	38 058	9 363	767
4214401	Restaurant & hotel equipment & supplies whsle						
	All firms	438	2 172 270	100.0	77 586	18 041	1 723
	4 largest firms	6	151 426	7.0	5 943	1 900	132
	8 largest firms	12	256 793	11.8	7 443	2 175	155
	20 largest firms	28	517 124	23.8	14 287	3 843	280
	50 largest firms	63	951 063	43.8	28 296	7 114	494
4214402	Store machines & equipment whsle						
	All firms	156	514 495	100.0	27 879	6 385	751
	4 largest firms	4	137 681	26.8	2 970	715	54
	8 largest firms	8	226 105	43.9	12 000	2 785	314
	20 largest firms	20	328 151	63.8	15 738	3 662	375
	50 largest firms	50	439 584	85.4	21 054	4 963	540
42145	Medical, dental, & hospital equipment & supplies whsle						
	All firms	1 473	4 492 032	100.0	322 532	75 514	5 076
	4 largest firms	4	D	D	D	D	c
	8 largest firms	8	585 569	13.0	21 619	6 767	346
	20 largest firms	20	956 281	21.3	39 329	10 508	564
	50 largest firms	66	1 548 640	34.5	77 889	17 524	971
421450	Medical, dental, & hospital equipment & supplies whsle						
	All firms	1 473	4 492 032	100.0	322 532	75 514	5 076
	4 largest firms	4	D	D	D	D	c
	8 largest firms	8	585 569	13.0	21 619	6 767	346
	20 largest firms	20	956 281	21.3	39 329	10 508	564
	50 largest firms	66	1 548 640	34.5	77 889	17 524	971

Table 3. Concentration by Largest Firms: 1997—Con.

[Includes only firms and establishments with payroll. Excludes data for central administrative offices, auxiliary operations, or establishments of these firms that are classified in other categories than those specified in this table. For meaning of abbreviations and symbols, see introductory text. For explanation of terms, see Appendix A. For method of assignment to categories shown, see Appendix C]

NAICS code	Largest firms based on sales by kind of business and type of operation	Establishments (number)	Sales		Annual payroll (\$1,000)	First-quarter payroll (\$1,000)	Paid employees for pay period including March 12 (number)
			Amount (number)	As percent of total			
421	AGENTS, BROKERS, AND COMMISSION MERCHANTS—Con.						
	Wholesale trade, durable goods—Con.						
4214501	Surgical, medical, & hospital supplies whsle						
	All firms	1 423	4 284 750	100.0	303 636	70 445	4 751
	4 largest firms	4	370 815	8.7	8 378	3 269	189
	8 largest firms	8	562 760	13.1	13 171	3 983	255
	20 largest firms	20	896 652	20.9	28 919	7 414	434
	50 largest firms	66	1 458 836	34.0	65 939	14 303	823
4214502	Dental equipment & supplies whsle						
	All firms	50	207 282	100.0	18 896	5 069	325
	4 largest firms	4	145 926	70.4	12 470	3 492	157
	8 largest firms	8	161 753	78.0	13 493	3 792	187
	20 largest firms	20	191 616	92.4	17 118	4 615	264
	50 largest firms	50	207 282	100.0	18 896	5 069	325
42146	Ophthalmic goods whsle						
	All firms	164	264 765	100.0	14 399	3 437	419
	4 largest firms	4	86 330	32.6	3 989	1 072	156
	8 largest firms	8	123 330	46.6	4 667	1 243	166
	20 largest firms	20	180 311	68.1	6 406	1 628	183
	50 largest firms	50	231 364	87.4	9 388	2 404	250
421460	Ophthalmic goods whsle						
	All firms	164	264 765	100.0	14 399	3 437	419
	4 largest firms	4	86 330	32.6	3 989	1 072	156
	8 largest firms	8	123 330	46.6	4 667	1 243	166
	20 largest firms	20	180 311	68.1	6 406	1 628	183
	50 largest firms	50	231 364	87.4	9 388	2 404	250
42149	Other professional equipment & supplies whsle						
	All firms	335	806 102	100.0	47 257	11 003	997
	4 largest firms	10	147 082	18.2	5 188	1 347	66
	8 largest firms	18	221 143	27.4	8 174	1 956	104
	20 largest firms	31	358 794	44.5	14 453	3 304	189
	50 largest firms	71	536 029	66.5	24 744	5 906	369
421490	Other professional equipment & supplies whsle						
	All firms	335	806 102	100.0	47 257	11 003	997
	4 largest firms	10	147 082	18.2	5 188	1 347	66
	8 largest firms	18	221 143	27.4	8 174	1 956	104
	20 largest firms	31	358 794	44.5	14 453	3 304	189
	50 largest firms	71	536 029	66.5	24 744	5 906	369
4214901	Religious & school supplies whsle						
	All firms	50	174 015	100.0	8 404	1 812	199
	4 largest firms	6	99 108	57.0	2 318	570	54
	8 largest firms	10	124 378	71.5	2 973	725	78
	20 largest firms	22	160 878	92.5	6 851	1 506	146
	50 largest firms	50	174 015	100.0	8 404	1 812	199
4214902	Other professional equipment & supplies whsle						
	All firms	285	632 087	100.0	38 853	9 191	798
	4 largest firms	8	115 004	18.2	4 737	1 296	43
	8 largest firms	16	176 535	27.9	7 213	1 723	73
	20 largest firms	39	292 231	46.2	14 327	3 304	175
	50 largest firms	70	437 115	69.2	22 542	5 394	322
4215	Metal & mineral (except petroleum) whsle						
	All firms	1 459	13 429 232	100.0	248 677	53 864	4 196
	4 largest firms	6	1 368 803	10.2	8 421	1 588	69
	8 largest firms	11	1 992 390	14.8	17 734	3 501	140
	20 largest firms	24	3 063 643	22.8	29 520	6 382	257
	50 largest firms	56	4 580 833	34.1	47 289	9 537	427
42151	Metal service centers & offices						
	All firms	1 336	11 795 201	100.0	219 231	47 672	3 741
	4 largest firms	6	1 368 803	11.6	8 421	1 588	69
	8 largest firms	11	1 907 742	16.2	15 692	3 136	129
	20 largest firms	24	2 823 692	23.9	25 059	5 556	216
	50 largest firms	54	4 222 185	35.8	42 286	8 389	385
421510	Metal service centers & offices						
	All firms	1 336	11 795 201	100.0	219 231	47 672	3 741
	4 largest firms	6	1 368 803	11.6	8 421	1 588	69
	8 largest firms	11	1 907 742	16.2	15 692	3 136	129
	20 largest firms	24	2 823 692	23.9	25 059	5 556	216
	50 largest firms	54	4 222 185	35.8	42 286	8 389	385

Table 3. Concentration by Largest Firms: 1997—Con.

[Includes only firms and establishments with payroll. Excludes data for central administrative offices, auxiliary operations, or establishments of these firms that are classified in other categories than those specified in this table. For meaning of abbreviations and symbols, see introductory text. For explanation of terms, see Appendix A. For method of assignment to categories shown, see Appendix C]

NAICS code	Largest firms based on sales by kind of business and type of operation	Establishments (number)	Sales		Annual payroll (\$1,000)	First-quarter payroll (\$1,000)	Paid employees for pay period including March 12 (number)
			Amount (number)	As percent of total			
421	AGENTS, BROKERS, AND COMMISSION MERCHANTS—Con.						
	Wholesale trade, durable goods—Con.						
4215101	Ferrous metal service centers & sales offices						
	All firms	1 057	9 516 171	100.0	178 379	38 688	2 916
	4 largest firms	6	1 219 456	12.8	9 269	1 513	61
	8 largest firms	11	1 624 286	17.1	13 012	2 437	95
	20 largest firms	23	2 431 323	25.5	21 856	4 457	169
	50 largest firms	56	3 683 944	38.7	40 947	8 015	369
42151011	Ferrous metal service centers						
	All firms	68	1 245 827	100.0	21 454	4 853	381
	4 largest firms	4	791 391	63.5	4 431	667	43
	8 largest firms	8	913 967	73.4	7 044	1 225	82
	20 largest firms	20	1 103 902	88.6	13 791	3 369	193
	50 largest firms	50	1 233 705	99.0	20 265	4 543	343
42151012	Ferrous metal sales offices						
	All firms	989	8 270 344	100.0	156 925	33 835	2 535
	4 largest firms	6	677 735	8.2	8 072	1 363	57
	8 largest firms	11	1 054 323	12.7	12 044	2 285	88
	20 largest firms	23	1 828 852	22.1	20 736	4 192	158
	50 largest firms	56	3 024 585	36.6	40 242	8 347	366
4215102	Nonferrous metal service centers & sales offices						
	All firms	279	2 279 030	100.0	40 852	8 984	825
	4 largest firms	4	564 936	24.8	5 544	1 311	55
	8 largest firms	8	778 911	34.2	7 112	1 691	75
	20 largest firms	20	1 163 302	51.0	11 872	2 531	144
	50 largest firms	51	1 631 710	71.6	19 092	3 835	308
42151021	Nonferrous metal service centers						
	All firms	25	128 172	100.0	4 431	881	116
	4 largest firms	4	85 668	66.8	1 586	178	23
	8 largest firms	8	104 223	81.3	2 838	455	59
	20 largest firms	20	125 146	97.6	4 153	792	105
	50 largest firms	25	128 172	100.0	4 431	881	116
42151022	Nonferrous metal sales offices						
	All firms	254	2 150 858	100.0	36 421	8 103	709
	4 largest firms	4	564 936	26.3	5 544	1 311	55
	8 largest firms	8	778 911	36.2	7 112	1 691	75
	20 largest firms	20	1 147 438	53.3	10 823	2 430	135
	50 largest firms	51	1 587 218	73.8	18 087	3 807	297
42152	Coal & other mineral & ore whsle						
	All firms	123	1 634 031	100.0	29 446	6 192	455
	4 largest firms	4	487 037	29.8	6 429	1 297	68
	8 largest firms	10	679 186	41.6	8 557	1 825	87
	20 largest firms	22	1 064 744	65.2	15 797	2 937	190
	50 largest firms	52	1 478 425	90.5	22 218	4 605	295
421520	Coal & other mineral & ore whsle						
	All firms	123	1 634 031	100.0	29 446	6 192	455
	4 largest firms	4	487 037	29.8	6 429	1 297	68
	8 largest firms	10	679 186	41.6	8 557	1 825	87
	20 largest firms	22	1 064 744	65.2	15 797	2 937	190
	50 largest firms	52	1 478 425	90.5	22 218	4 605	295
4215201	Coal whsle						
	All firms	86	D	D	D	D	e
	4 largest firms	4	D	D	D	D	b
	8 largest firms	10	D	D	D	D	b
	20 largest firms	22	D	D	D	D	c
	50 largest firms	52	D	D	D	D	c
4215202	Other mineral & ore whsle						
	All firms	37	D	D	D	D	c
	4 largest firms	4	D	D	D	D	b
	8 largest firms	8	D	D	D	D	b
	20 largest firms	20	D	D	D	D	c
	50 largest firms	37	D	D	D	D	c
4216	Electrical goods whsle						
	All firms	6 652	65 926 580	100.0	1 871 999	418 696	34 098
	4 largest firms	6	3 105 356	4.7	85 936	20 601	1 280
	8 largest firms	22	4 524 508	6.9	110 769	25 450	1 460
	20 largest firms	44	7 272 192	11.0	151 407	36 485	2 076
	50 largest firms	109	11 808 902	17.9	246 996	57 625	3 109

Table 3. Concentration by Largest Firms: 1997—Con.

[Includes only firms and establishments with payroll. Excludes data for central administrative offices, auxiliary operations, or establishments of these firms that are classified in other categories than those specified in this table. For meaning of abbreviations and symbols, see introductory text. For explanation of terms, see Appendix A. For method of assignment to categories shown, see Appendix C]

NAICS code	Largest firms based on sales by kind of business and type of operation	Establishments (number)	Sales		Annual payroll (\$1,000)	First-quarter payroll (\$1,000)	Paid employees for pay period including March 12 (number)
			Amount (number)	As percent of total			
421	AGENTS, BROKERS, AND COMMISSION MERCHANTS—Con.						
42161	Wholesale trade, durable goods—Con.						
	Electrical apparatus & equip, wiring supp, & const material whsle						
	All firms	2 966	22 378 291	100.0	744 714	162 077	15 691
	4 largest firms	7	990 383	4.4	13 271	2 935	267
	8 largest firms	12	1 448 883	6.5	26 504	5 737	564
	20 largest firms	35	2 414 079	10.8	48 684	10 129	966
	50 largest firms	109	4 143 585	18.5	103 736	23 154	2 084
421610	Electrical apparatus & equip, wiring supp, & const material whsle						
	All firms	2 966	22 378 291	100.0	744 714	162 077	15 691
	4 largest firms	7	990 383	4.4	13 271	2 935	267
	8 largest firms	12	1 448 883	6.5	26 504	5 737	564
	20 largest firms	35	2 414 079	10.8	48 684	10 129	966
	50 largest firms	109	4 143 585	18.5	103 736	23 154	2 084
42162	Electrical appliance, television & radio set whsle						
	All firms	527	5 536 904	100.0	129 264	29 419	2 456
	4 largest firms	6	426 560	7.7	5 627	928	91
	8 largest firms	10	769 158	13.9	11 966	2 428	214
	20 largest firms	25	1 464 306	26.4	27 612	5 553	404
	50 largest firms	58	2 554 839	46.1	48 391	10 257	722
421620	Electrical appliance, television & radio set whsle						
	All firms	527	5 536 904	100.0	129 264	29 419	2 456
	4 largest firms	6	426 560	7.7	5 627	928	91
	8 largest firms	10	769 158	13.9	11 966	2 428	214
	20 largest firms	25	1 464 306	26.4	27 612	5 553	404
	50 largest firms	58	2 554 839	46.1	48 391	10 257	722
42169	Other electronic parts & equipment whsle						
	All firms	3 159	38 011 385	100.0	998 021	227 200	15 951
	4 largest firms	6	3 105 356	8.2	85 936	20 601	1 280
	8 largest firms	22	4 475 629	11.8	112 296	27 473	1 491
	20 largest firms	47	7 077 702	18.6	151 035	36 266	1 921
	50 largest firms	116	11 223 906	29.5	240 041	55 887	2 669
421690	Other electronic parts & equipment whsle						
	All firms	3 159	38 011 385	100.0	998 021	227 200	15 951
	4 largest firms	6	3 105 356	8.2	85 936	20 601	1 280
	8 largest firms	22	4 475 629	11.8	112 296	27 473	1 491
	20 largest firms	47	7 077 702	18.6	151 035	36 266	1 921
	50 largest firms	116	11 223 906	29.5	240 041	55 887	2 669
4216901	Communications equipment & supplies whsle						
	All firms	574	3 451 513	100.0	132 077	30 790	2 653
	4 largest firms	4	488 103	14.1	19 066	6 247	453
	8 largest firms	10	655 309	19.0	23 396	7 154	525
	20 largest firms	24	1 028 931	29.8	33 818	9 797	617
	50 largest firms	57	1 675 938	48.6	53 447	13 822	910
4216902	Electronic parts (excluding communications equipment) whsle						
	All firms	2 585	34 559 872	100.0	865 944	196 410	13 298
	4 largest firms	6	3 105 356	9.0	85 936	20 601	1 280
	8 largest firms	22	4 459 372	12.9	113 087	26 198	1 486
	20 largest firms	51	7 014 030	20.3	150 448	34 551	1 928
	50 largest firms	117	11 079 563	32.1	238 897	53 977	2 647
4217	Hardware, & plumbing & heating equipment & supplies whsle						
	All firms	2 894	D	D	D	D	j
	4 largest firms	5	D	D	D	D	c
	8 largest firms	9	D	D	D	D	e
	20 largest firms	23	D	D	D	D	f
	50 largest firms	57	D	D	D	D	g
42171	Hardware whsle						
	All firms	1 048	7 750 213	100.0	211 319	46 252	4 381
	4 largest firms	5	636 983	8.2	10 219	2 972	147
	8 largest firms	11	1 052 887	13.6	15 757	4 194	260
	20 largest firms	23	1 912 407	24.7	31 735	6 992	558
	50 largest firms	58	3 147 357	40.6	62 322	13 253	1 122

Table 3. Concentration by Largest Firms: 1997—Con.

[Includes only firms and establishments with payroll. Excludes data for central administrative offices, auxiliary operations, or establishments of these firms that are classified in other categories than those specified in this table. For meaning of abbreviations and symbols, see introductory text. For explanation of terms, see Appendix A. For method of assignment to categories shown, see Appendix C]

NAICS code	Largest firms based on sales by kind of business and type of operation	Establishments (number)	Sales		Annual payroll (\$1,000)	First-quarter payroll (\$1,000)	Paid employees for pay period including March 12 (number)
			Amount (number)	As percent of total			
421	AGENTS, BROKERS, AND COMMISSION MERCHANTS—Con.						
421710	Wholesale trade, durable goods—Con.						
	Hardware whsle						
	All firms	1 048	7 750 213	100.0	211 319	46 252	4 381
	4 largest firms	5	636 983	8.2	10 219	2 972	147
	8 largest firms	11	1 052 887	13.6	15 757	4 194	260
	20 largest firms	23	1 912 407	24.7	31 735	6 992	558
	50 largest firms	58	3 147 357	40.6	62 322	13 253	1 122
42172	Plumbing & heating equipment & supplies (hydronics) whsle						
	All firms	1 152	7 864 360	100.0	285 192	63 815	6 330
	4 largest firms	4	453 205	5.8	12 963	2 441	205
	8 largest firms	12	775 650	9.9	21 014	4 355	290
	20 largest firms	24	1 471 456	18.7	38 121	8 095	624
	50 largest firms	62	2 589 797	32.9	70 950	14 855	1 236
421720	Plumbing & heating equipment & supplies (hydronics) whsle						
	All firms	1 152	7 864 360	100.0	285 192	63 815	6 330
	4 largest firms	4	453 205	5.8	12 963	2 441	205
	8 largest firms	12	775 650	9.9	21 014	4 355	290
	20 largest firms	24	1 471 456	18.7	38 121	8 095	624
	50 largest firms	62	2 589 797	32.9	70 950	14 855	1 236
42173	Warm air heating & air-conditioning equipment & supplies whsle						
	All firms	559	2 304 902	100.0	149 169	35 398	2 705
	4 largest firms	4	202 940	8.8	8 419	2 340	173
	8 largest firms	9	369 993	16.1	22 411	6 238	360
	20 largest firms	25	701 612	30.4	38 441	9 205	587
	50 largest firms	64	1 139 227	49.4	62 688	14 769	984
421730	Warm air heating & air-conditioning equipment & supplies whsle						
	All firms	559	2 304 902	100.0	149 169	35 398	2 705
	4 largest firms	4	202 940	8.8	8 419	2 340	173
	8 largest firms	9	369 993	16.1	22 411	6 238	360
	20 largest firms	25	701 612	30.4	38 441	9 205	587
	50 largest firms	64	1 139 227	49.4	62 688	14 769	984
42174	Refrigeration equipment & supplies whsle						
	All firms	135	D	D	D	D	e
	4 largest firms	4	D	D	D	D	b
	8 largest firms	8	D	D	D	D	b
	20 largest firms	22	D	D	D	D	c
	50 largest firms	53	D	D	D	D	e
421740	Refrigeration equipment & supplies whsle						
	All firms	135	D	D	D	D	e
	4 largest firms	4	D	D	D	D	b
	8 largest firms	8	D	D	D	D	b
	20 largest firms	22	D	D	D	D	c
	50 largest firms	53	D	D	D	D	e
4218	Machinery, equipment, & supplies whsle						
	All firms	7 572	29 427 233	100.0	1 253 888	277 216	26 107
	4 largest firms	4	1 145 534	3.9	9 201	2 115	128
	8 largest firms	12	1 757 947	6.0	20 979	4 192	279
	20 largest firms	36	3 036 414	10.3	44 616	9 295	626
	50 largest firms	77	4 663 596	15.8	78 360	17 396	1 031
42181	Construction & mining (except petroleum) machinery & equip whsle						
	All firms	277	1 251 107	100.0	46 195	10 150	1 107
	4 largest firms	5	406 023	32.5	10 788	2 639	158
	8 largest firms	10	528 724	42.3	13 902	3 153	241
	20 largest firms	24	688 971	55.1	20 494	4 617	386
	50 largest firms	55	920 675	73.6	28 255	6 288	561
421810	Construction & mining (except petroleum) machinery & equip whsle						
	All firms	277	1 251 107	100.0	46 195	10 150	1 107
	4 largest firms	5	406 023	32.5	10 788	2 639	158
	8 largest firms	10	528 724	42.3	13 902	3 153	241
	20 largest firms	24	688 971	55.1	20 494	4 617	386
	50 largest firms	55	920 675	73.6	28 255	6 288	561

Table 3. Concentration by Largest Firms: 1997—Con.

[Includes only firms and establishments with payroll. Excludes data for central administrative offices, auxiliary operations, or establishments of these firms that are classified in other categories than those specified in this table. For meaning of abbreviations and symbols, see introductory text. For explanation of terms, see Appendix A. For method of assignment to categories shown, see Appendix C]

NAICS code	Largest firms based on sales by kind of business and type of operation	Establishments (number)	Sales		Annual payroll (\$1,000)	First-quarter payroll (\$1,000)	Paid employees for pay period including March 12 (number)
			Amount (number)	As percent of total			
421	AGENTS, BROKERS, AND COMMISSION MERCHANTS—Con.						
	Wholesale trade, durable goods—Con.						
42182	Farm & garden machinery & equipment whsle						
	All firms	338	1 352 959	100.0	43 977	9 492	1 329
	4 largest firms	4	213 796	15.8	2 169	558	44
	8 largest firms	9	341 953	25.3	4 223	1 149	83
	20 largest firms	21	610 066	45.1	11 611	2 872	214
	50 largest firms	53	875 399	64.7	20 636	4 577	429
421820	Farm & garden machinery & equipment whsle						
	All firms	338	1 352 959	100.0	43 977	9 492	1 329
	4 largest firms	4	213 796	15.8	2 169	558	44
	8 largest firms	9	341 953	25.3	4 223	1 149	83
	20 largest firms	21	610 066	45.1	11 611	2 872	214
	50 largest firms	53	875 399	64.7	20 636	4 577	429
4218201	Farm machinery & equipment—farm dealers						
	All firms	100	D	D	D	D	f
	4 largest firms	4	D	D	D	D	b
	8 largest firms	8	D	D	D	D	c
	20 largest firms	20	D	D	D	D	c
	50 largest firms	50	D	D	D	D	e
4218202	Farm machinery & equipment—whsle distributors						
	All firms	161	D	D	D	D	e
	4 largest firms	5	D	D	D	D	b
	8 largest firms	9	D	D	D	D	b
	20 largest firms	21	D	D	D	D	c
	50 largest firms	51	D	D	D	D	c
4218203	Lawn & garden machinery & equipment whsle						
	All firms	77	616 615	100.0	16 241	3 555	329
	4 largest firms	4	192 192	31.2	2 205	544	34
	8 largest firms	8	304 458	49.4	5 656	1 419	86
	20 largest firms	22	472 112	76.6	10 938	2 364	186
	50 largest firms	53	603 372	97.9	14 688	3 251	283
42183	Industrial machinery & equipment whsle						
	All firms	5 021	17 593 135	100.0	850 632	187 382	17 116
	4 largest firms	6	933 127	5.3	9 453	1 605	87
	8 largest firms	11	1 341 338	7.6	23 796	4 937	326
	20 largest firms	27	1 970 226	11.2	40 542	8 463	525
	50 largest firms	67	3 001 100	17.1	71 774	15 017	982
421830	Industrial machinery & equipment whsle						
	All firms	5 021	17 593 135	100.0	850 632	187 382	17 116
	4 largest firms	6	933 127	5.3	9 453	1 605	87
	8 largest firms	11	1 341 338	7.6	23 796	4 937	326
	20 largest firms	27	1 970 226	11.2	40 542	8 463	525
	50 largest firms	67	3 001 100	17.1	71 774	15 017	982
4218301	Food-processing machinery & equipment whsle						
	All firms	244	977 042	100.0	54 490	12 039	1 054
	4 largest firms	6	101 289	10.4	6 028	1 230	97
	8 largest firms	10	184 755	18.9	11 410	2 465	192
	20 largest firms	22	384 547	39.4	18 892	4 179	316
	50 largest firms	54	643 282	65.8	31 798	6 887	519
4218302	Hydraulic & pneumatic (fluid-power) machinery & equipment whsle						
	All firms	308	1 007 357	100.0	54 300	11 892	1 150
	4 largest firms	6	151 404	15.0	6 813	1 245	97
	8 largest firms	11	247 333	24.6	10 128	2 001	147
	20 largest firms	26	419 271	41.6	18 509	3 584	280
	50 largest firms	56	665 984	66.1	26 408	5 301	435
42183021	Hydraulic & pneumatic pumps & motors whsle						
	All firms	157	531 948	100.0	28 432	6 507	633
	4 largest firms	5	137 958	25.9	4 141	901	70
	8 largest firms	9	204 767	38.5	8 554	1 828	149
	20 largest firms	22	327 953	61.7	13 533	2 844	237
	50 largest firms	56	445 921	83.8	19 432	4 379	366

Table 3. Concentration by Largest Firms: 1997—Con.

[Includes only firms and establishments with payroll. Excludes data for central administrative offices, auxiliary operations, or establishments of these firms that are classified in other categories than those specified in this table. For meaning of abbreviations and symbols, see introductory text. For explanation of terms, see Appendix A. For method of assignment to categories shown, see Appendix C]

NAICS code	Largest firms based on sales by kind of business and type of operation	Establishments (number)	Sales		Annual payroll (\$1,000)	First-quarter payroll (\$1,000)	Paid employees for pay period including March 12 (number)
			Amount (number)	As percent of total			
421	AGENTS, BROKERS, AND COMMISSION MERCHANTS—Con.						
	Wholesale trade, durable goods—Con.						
42183022	Hydraulic & pneumatic parts, accessories, & supplies whsle						
	All firms	151	475 409	100.0	25 868	5 385	517
	4 largest firms	6	107 442	22.6	5 372	959	64
	8 largest firms	12	164 396	34.6	7 024	1 336	89
	20 largest firms	24	281 730	59.3	10 981	2 027	155
	50 largest firms	56	403 567	84.9	18 255	3 724	295
4218303	General-purpose industrial machinery & equipment whsle						
	All firms	1 962	6 670 352	100.0	333 989	75 475	6 726
	4 largest firms	7	602 734	9.0	12 206	3 137	140
	8 largest firms	12	788 843	11.8	20 755	4 680	217
	20 largest firms	30	1 139 947	17.1	29 169	6 717	308
	50 largest firms	76	1 784 661	26.8	46 006	10 439	543
4218304	Metalworking machinery & equipment whsle						
	All firms	727	2 696 380	100.0	119 589	26 645	2 500
	4 largest firms	4	444 696	16.5	5 165	1 023	100
	8 largest firms	11	606 998	22.5	11 598	2 485	223
	20 largest firms	26	903 455	33.5	24 413	4 988	412
	50 largest firms	62	1 344 237	49.9	40 616	8 947	681
4218305	Materials handling equipment whsle						
	All firms	412	982 086	100.0	57 984	13 292	1 305
	4 largest firms	6	126 640	12.9	4 006	873	61
	8 largest firms	19	200 380	20.4	6 631	1 429	92
	20 largest firms	35	341 790	34.8	12 708	2 795	203
	50 largest firms	69	534 241	54.4	24 302	5 602	390
4218306	Oilwell, oil refinery, & pipeline mach, equip, & supplies whsle						
	All firms	249	1 070 405	100.0	41 706	7 785	793
	4 largest firms	6	299 691	28.0	3 223	547	31
	8 largest firms	11	404 917	37.8	7 181	1 258	71
	20 largest firms	23	582 799	54.4	12 116	1 909	118
	50 largest firms	56	830 541	77.6	24 202	4 162	293
4218307	Other industrial machinery & equipment whsle						
	All firms	1 119	4 189 513	100.0	188 574	40 254	3 588
	4 largest firms	4	D	D	D	D	c
	8 largest firms	8	536 764	12.8	12 129	2 337	159
	20 largest firms	25	894 577	21.4	20 751	4 043	267
	50 largest firms	59	1 540 136	36.8	43 426	9 342	579
42184	Industrial supplies whsle						
	All firms	1 090	4 126 000	100.0	177 181	41 969	3 872
	4 largest firms	9	339 031	8.2	4 947	1 735	92
	8 largest firms	15	514 297	12.5	14 391	3 438	223
	20 largest firms	35	871 719	21.1	27 325	6 755	439
	50 largest firms	70	1 443 785	35.0	47 675	12 156	742
421840	Industrial supplies whsle						
	All firms	1 090	4 126 000	100.0	177 181	41 969	3 872
	4 largest firms	9	339 031	8.2	4 947	1 735	92
	8 largest firms	15	514 297	12.5	14 391	3 438	223
	20 largest firms	35	871 719	21.1	27 325	6 755	439
	50 largest firms	70	1 443 785	35.0	47 675	12 156	742
4218401	General-line industrial supplies whsle						
	All firms	151	427 104	100.0	19 556	5 063	465
	4 largest firms	4	109 199	25.6	1 816	467	26
	8 largest firms	8	160 290	37.5	5 304	1 585	87
	20 largest firms	23	255 189	59.7	8 538	2 368	164
	50 largest firms	54	364 370	85.3	14 172	3 846	284
4218402	Mechanical power transmission supplies whsle						
	All firms	159	700 311	100.0	26 760	6 403	607
	4 largest firms	8	123 320	17.6	3 461	937	56
	8 largest firms	12	204 278	29.2	6 157	1 657	114
	20 largest firms	31	344 770	49.2	11 048	2 848	208
	50 largest firms	62	530 583	75.8	17 240	4 164	343

Table 3. Concentration by Largest Firms: 1997—Con.

[Includes only firms and establishments with payroll. Excludes data for central administrative offices, auxiliary operations, or establishments of these firms that are classified in other categories than those specified in this table. For meaning of abbreviations and symbols, see introductory text. For explanation of terms, see Appendix A. For method of assignment to categories shown, see Appendix C]

NAICS code	Largest firms based on sales by kind of business and type of operation	Establishments (number)	Sales		Annual payroll (\$1,000)	First-quarter payroll (\$1,000)	Paid employees for pay period including March 12 (number)
			Amount (number)	As percent of total			
421	AGENTS, BROKERS, AND COMMISSION MERCHANTS—Con.						
	Wholesale trade, durable goods—Con.						
4218403	Welding supplies whsle						
	All firms	24	60 895	100.0	1 610	435	45
	4 largest firms	4	38 426	63.1	717	182	13
	8 largest firms	8	51 968	85.3	951	294	23
	20 largest firms	20	60 533	99.4	1 551	426	42
	50 largest firms	24	60 895	100.0	1 610	435	45
4218404	Industrial containers & supplies whsle						
	All firms	226	817 235	100.0	29 852	6 790	573
	4 largest firms	7	168 821	20.7	3 397	856	44
	8 largest firms	11	247 221	30.3	5 185	1 154	62
	20 largest firms	25	399 538	48.9	9 929	2 562	149
	50 largest firms	55	599 253	73.3	16 035	3 927	247
4218405	Industrial valves & fittings (except fluid-power) whsle						
	All firms	175	873 594	100.0	52 884	12 139	1 080
	4 largest firms	12	D	D	D	D	c
	8 largest firms	17	327 911	37.5	19 118	4 456	311
	20 largest firms	32	478 858	54.8	26 445	6 124	459
	50 largest firms	63	710 123	81.3	37 470	8 580	691
4218406	Other industrial supplies whsle						
	All firms	355	1 246 861	100.0	46 519	11 139	1 102
	4 largest firms	4	204 233	16.4	4 448	1 451	91
	8 largest firms	8	305 935	24.5	6 118	2 215	110
	20 largest firms	20	508 423	40.8	12 361	3 448	205
	50 largest firms	51	768 207	61.6	19 982	5 045	418
42185	Service establishment equipment & supplies whsle						
	All firms	393	1 527 838	100.0	60 000	13 219	1 407
	4 largest firms	6	219 727	14.4	4 394	812	47
	8 largest firms	12	359 904	23.6	7 858	1 674	95
	20 largest firms	25	591 092	38.7	15 554	3 646	219
	50 largest firms	55	887 074	58.1	25 407	5 688	423
421850	Service establishment equipment & supplies whsle						
	All firms	393	1 527 838	100.0	60 000	13 219	1 407
	4 largest firms	6	219 727	14.4	4 394	812	47
	8 largest firms	12	359 904	23.6	7 858	1 674	95
	20 largest firms	25	591 092	38.7	15 554	3 646	219
	50 largest firms	55	887 074	58.1	25 407	5 688	423
4218501	Beauty & barber shop equipment & supplies whsle						
	All firms	53	D	D	D	D	c
	4 largest firms	4	D	D	D	D	b
	8 largest firms	8	D	D	D	D	b
	20 largest firms	22	D	D	D	D	b
	50 largest firms	53	D	D	D	D	c
4218502	Custodial, janitors' equipment & supplies whsle						
	All firms	155	645 361	100.0	23 339	5 232	540
	4 largest firms	6	126 549	19.6	2 934	665	48
	8 largest firms	10	195 075	30.2	5 219	1 207	86
	20 largest firms	23	335 057	51.9	10 318	2 408	201
	50 largest firms	53	515 723	79.9	16 018	3 659	323
4218503	Laundry & dry-cleaning equipment & supplies whsle						
	All firms	17	26 904	100.0	1 064	239	34
	4 largest firms	4	20 415	75.9	195	26	6
	8 largest firms	8	24 470	91.0	699	136	22
	20 largest firms	17	26 904	100.0	1 064	239	34
	50 largest firms	17	26 904	100.0	1 064	239	34
4218504	Other service establishment equipment & supplies whsle						
	All firms	168	D	D	D	D	f
	4 largest firms	6	D	D	D	D	b
	8 largest firms	11	D	D	D	D	c
	20 largest firms	23	D	D	D	D	c
	50 largest firms	57	D	D	D	D	e

Table 3. Concentration by Largest Firms: 1997—Con.

[Includes only firms and establishments with payroll. Excludes data for central administrative offices, auxiliary operations, or establishments of these firms that are classified in other categories than those specified in this table. For meaning of abbreviations and symbols, see introductory text. For explanation of terms, see Appendix A. For method of assignment to categories shown, see Appendix C]

NAICS code	Largest firms based on sales by kind of business and type of operation	Establishments (number)	Sales		Annual payroll (\$1,000)	First-quarter payroll (\$1,000)	Paid employees for pay period including March 12 (number)
			Amount (number)	As percent of total			
	AGENTS, BROKERS, AND COMMISSION MERCHANTS—Con.						
421	Wholesale trade, durable goods—Con.						
42186	Transportation equipment & supplies (exc motor vehicle) whsle						
	All firms	453	3 576 194	100.0	75 903	15 004	1 276
	4 largest firms	5	753 234	21.1	5 608	808	45
	8 largest firms	19	1 132 252	31.7	9 568	1 866	108
	20 largest firms	34	1 734 723	48.5	19 397	3 821	224
	50 largest firms	64	2 455 897	68.7	30 979	5 744	343
421860	Transportation equipment & supplies (exc motor vehicle) whsle						
	All firms	453	3 576 194	100.0	75 903	15 004	1 276
	4 largest firms	5	753 234	21.1	5 608	808	45
	8 largest firms	19	1 132 252	31.7	9 568	1 866	108
	20 largest firms	34	1 734 723	48.5	19 397	3 821	224
	50 largest firms	64	2 455 897	68.7	30 979	5 744	343
4218601	Aircraft & aeronautical equipment & supplies whsle						
	All firms	274	2 670 245	100.0	49 794	9 139	756
	4 largest firms	5	753 234	28.2	5 608	808	45
	8 largest firms	19	1 132 252	42.4	9 568	1 866	108
	20 largest firms	33	1 677 878	62.8	17 319	3 154	173
	50 largest firms	65	2 202 065	82.5	28 336	5 306	308
4218602	Marine machinery, equipment, & supplies whsle						
	All firms	100	D	D	D	D	e
	4 largest firms	4	D	D	D	D	b
	8 largest firms	8	D	D	D	D	b
	20 largest firms	21	D	D	D	D	c
	50 largest firms	51	D	D	D	D	c
4218603	Other transportation equipment & supplies whsle						
	All firms	79	D	D	D	D	c
	4 largest firms	5	D	D	D	D	b
	8 largest firms	10	D	D	D	D	b
	20 largest firms	22	D	D	D	D	c
	50 largest firms	52	D	D	D	D	c
4219	Miscellaneous durable goods whsle						
	All firms	3 564	D	D	D	D	j
	4 largest firms	14	D	D	D	D	e
	8 largest firms	22	D	D	D	D	e
	20 largest firms	35	D	D	D	D	f
	50 largest firms	76	D	D	D	D	g
42191	Sporting & recreational goods & supplies whsle						
	All firms	1 066	7 396 183	100.0	179 242	38 225	3 495
	4 largest firms	7	877 381	11.9	21 843	2 945	268
	8 largest firms	12	1 365 312	18.5	28 087	4 163	361
	20 largest firms	34	2 145 260	29.0	40 626	7 124	579
	50 largest firms	70	3 258 491	44.1	62 939	12 251	860
421910	Sporting & recreational goods & supplies whsle						
	All firms	1 066	7 396 183	100.0	179 242	38 225	3 495
	4 largest firms	7	877 381	11.9	21 843	2 945	268
	8 largest firms	12	1 365 312	18.5	28 087	4 163	361
	20 largest firms	34	2 145 260	29.0	40 626	7 124	579
	50 largest firms	70	3 258 491	44.1	62 939	12 251	860
42192	Toy & hobby goods & supplies whsle						
	All firms	413	D	D	D	D	g
	4 largest firms	5	D	D	D	D	b
	8 largest firms	9	D	D	D	D	b
	20 largest firms	21	D	D	D	D	c
	50 largest firms	53	D	D	D	D	e
421920	Toy & hobby goods & supplies whsle						
	All firms	413	D	D	D	D	g
	4 largest firms	5	D	D	D	D	b
	8 largest firms	9	D	D	D	D	b
	20 largest firms	21	D	D	D	D	c
	50 largest firms	53	D	D	D	D	e

Table 3. Concentration by Largest Firms: 1997—Con.

[Includes only firms and establishments with payroll. Excludes data for central administrative offices, auxiliary operations, or establishments of these firms that are classified in other categories than those specified in this table. For meaning of abbreviations and symbols, see introductory text. For explanation of terms, see Appendix A. For method of assignment to categories shown, see Appendix C]

NAICS code	Largest firms based on sales by kind of business and type of operation	Establishments (number)	Sales		Annual payroll (\$1,000)	First-quarter payroll (\$1,000)	Paid employees for pay period including March 12 (number)
			Amount (number)	As percent of total			
421	AGENTS, BROKERS, AND COMMISSION MERCHANTS—Con.						
42193	Wholesale trade, durable goods—Con.						
	Recyclable material whsle						
	All firms	255	1 390 512	100.0	32 101	7 727	895
	4 largest firms	14	734 442	52.8	8 283	2 372	182
	8 largest firms	18	889 522	64.0	9 681	2 667	205
	20 largest firms	47	1 094 116	78.7	16 914	4 330	328
	50 largest firms	77	1 252 370	90.1	21 998	5 549	475
421930	Recyclable material whsle						
	All firms	255	1 390 512	100.0	32 101	7 727	895
	4 largest firms	14	734 442	52.8	8 283	2 372	182
	8 largest firms	18	889 522	64.0	9 681	2 667	205
	20 largest firms	47	1 094 116	78.7	16 914	4 330	328
	50 largest firms	77	1 252 370	90.1	21 998	5 549	475
4219301	Iron & steel scrap processors & dealers						
	All firms	77	775 486	100.0	13 625	3 790	419
	4 largest firms	13	598 440	77.2	6 258	1 867	171
	8 largest firms	17	668 807	86.2	7 843	2 263	196
	20 largest firms	29	732 771	94.5	10 568	2 999	304
	50 largest firms	59	772 440	99.6	13 081	3 667	395
42193011	Iron & steel scrap processors (using power processing equipment)						
	All firms	40	227 474	100.0	7 170	1 855	202
	4 largest firms	5	158 713	69.8	3 071	829	54
	8 largest firms	9	183 295	80.6	3 957	1 114	98
	20 largest firms	21	221 642	97.4	6 335	1 633	164
	50 largest firms	40	227 474	100.0	7 170	1 855	202
42193012	Iron & steel scrap processors (not using power processing equip)						
	All firms	37	548 012	100.0	6 455	1 935	217
	4 largest firms	11	502 043	91.6	4 707	1 434	142
	8 largest firms	15	525 934	96.0	5 489	1 711	180
	20 largest firms	27	545 480	99.5	6 090	1 858	204
	50 largest firms	37	548 012	100.0	6 455	1 935	217
4219302	Recyclable paper & paperboard whsle						
	All firms	49	207 845	100.0	6 689	1 595	191
	4 largest firms	4	143 747	69.2	3 174	828	30
	8 largest firms	8	170 714	82.1	3 868	976	38
	20 largest firms	20	198 832	95.7	5 553	1 334	146
	50 largest firms	49	207 845	100.0	6 689	1 595	191
4219303	Other recyclable material whsle						
	All firms	129	407 181	100.0	11 787	2 342	285
	4 largest firms	4	201 848	49.6	1 930	302	14
	8 largest firms	24	271 140	66.6	4 896	971	66
	20 largest firms	36	335 644	82.4	7 293	1 451	123
	50 largest firms	67	388 973	95.5	9 687	1 915	198
42194	Jewelry/watch/silverware/precious stone, & precious metal whsle						
	All firms	451	904 350	100.0	37 942	8 646	998
	4 largest firms	4	118 073	13.1	3 896	871	29
	8 largest firms	8	194 373	21.5	6 274	1 382	55
	20 largest firms	21	327 986	36.3	9 459	2 086	105
	50 largest firms	51	499 302	55.2	14 037	3 190	185
421940	Jewelry/watch/silverware/precious stone, & precious metal whsle						
	All firms	451	904 350	100.0	37 942	8 646	998
	4 largest firms	4	118 073	13.1	3 896	871	29
	8 largest firms	8	194 373	21.5	6 274	1 382	55
	20 largest firms	21	327 986	36.3	9 459	2 086	105
	50 largest firms	51	499 302	55.2	14 037	3 190	185
4219401	Jewelry, watch, diamonds, precious stone, & silverware whsle						
	All firms	429	D	D	D	D	f
	4 largest firms	4	D	D	D	D	b
	8 largest firms	8	D	D	D	D	b
	20 largest firms	21	D	D	D	D	b
	50 largest firms	51	D	D	D	D	c

Table 3. Concentration by Largest Firms: 1997—Con.

[Includes only firms and establishments with payroll. Excludes data for central administrative offices, auxiliary operations, or establishments of these firms that are classified in other categories than those specified in this table. For meaning of abbreviations and symbols, see introductory text. For explanation of terms, see Appendix A. For method of assignment to categories shown, see Appendix C]

NAICS code	Largest firms based on sales by kind of business and type of operation	Establishments (number)	Sales		Annual payroll (\$1,000)	First-quarter payroll (\$1,000)	Paid employees for pay period including March 12 (number)
			Amount (number)	As percent of total			
421	AGENTS, BROKERS, AND COMMISSION MERCHANTS—Con.						
	Wholesale trade, durable goods—Con.						
4219402	Precious metal (excluding ores) whsle						
	All firms	22	D	D	D	D	b
	4 largest firms	4	D	D	D	D	a
	8 largest firms	8	D	D	D	D	b
	20 largest firms	20	D	D	D	D	b
	50 largest firms	22	D	D	D	D	b
42199	Other miscellaneous durable goods whsle						
	All firms	1 379	3 700 167	100.0	118 715	26 462	3 545
	4 largest firms	4	457 067	12.4	4 879	1 175	324
	8 largest firms	9	681 390	18.4	9 057	2 223	397
	20 largest firms	21	1 098 485	29.7	18 413	4 046	570
	50 largest firms	58	1 646 302	44.5	35 183	8 178	947
421990	Other miscellaneous durable goods whsle						
	All firms	1 379	3 700 167	100.0	118 715	26 462	3 545
	4 largest firms	4	457 067	12.4	4 879	1 175	324
	8 largest firms	9	681 390	18.4	9 057	2 223	397
	20 largest firms	21	1 098 485	29.7	18 413	4 046	570
	50 largest firms	58	1 646 302	44.5	35 183	8 178	947
4219901	Musical instruments & supplies whsle						
	All firms	64	120 890	100.0	4 958	1 212	137
	4 largest firms	4	42 573	35.2	723	98	14
	8 largest firms	8	65 096	53.8	1 524	413	33
	20 largest firms	20	102 764	85.0	3 593	913	75
	50 largest firms	50	120 044	99.3	4 845	1 188	127
4219902	Forest products (except lumber) whsle						
	All firms	188	715 205	100.0	15 414	3 491	462
	4 largest firms	4	309 399	43.3	2 718	614	65
	8 largest firms	8	382 531	53.5	4 604	999	106
	20 largest firms	26	513 037	71.7	7 704	1 705	181
	50 largest firms	58	628 359	87.9	11 098	2 476	277
4219903	General merchandise (durable goods) whsle						
	All firms	514	D	D	D	D	g
	4 largest firms	5	D	D	D	D	e
	8 largest firms	9	D	D	D	D	e
	20 largest firms	21	D	D	D	D	f
	50 largest firms	54	D	D	D	D	f
4219904	Prerecorded media whsle						
	All firms	140	321 738	100.0	11 830	3 438	416
	4 largest firms	4	91 884	28.6	2 684	1 410	41
	8 largest firms	8	137 901	42.9	4 247	1 830	123
	20 largest firms	20	218 043	67.8	6 631	2 251	177
	50 largest firms	50	288 538	89.7	9 081	2 806	277
42199041	Compact discs/prerecorded audio tapes, & phonograph records whsle						
	All firms	124	D	D	D	D	e
	4 largest firms	4	D	D	D	D	b
	8 largest firms	8	D	D	D	D	c
	20 largest firms	20	D	D	D	D	c
	50 largest firms	50	D	D	D	D	e
42199042	Prerecorded video tapes whsle						
	All firms	16	D	D	D	D	b
	4 largest firms	4	D	D	D	D	b
	8 largest firms	8	D	D	D	D	b
	20 largest firms	16	D	D	D	D	b
	50 largest firms	16	D	D	D	D	b
4219905	Fire extinguishers & fire safety equipment whsle						
	All firms	72	D	D	D	D	c
	4 largest firms	4	D	D	D	D	a
	8 largest firms	8	D	D	D	D	b
	20 largest firms	20	D	D	D	D	b
	50 largest firms	50	D	D	D	D	c
4219906	Other durable goods whsle						
	All firms	401	1 010 358	100.0	31 983	6 442	877
	4 largest firms	4	216 728	21.5	2 843	558	129
	8 largest firms	8	317 698	31.4	4 725	784	165
	20 largest firms	20	468 179	46.3	8 566	1 550	226
	50 largest firms	50	664 709	65.8	14 172	2 401	310

Table 3. Concentration by Largest Firms: 1997—Con.

[Includes only firms and establishments with payroll. Excludes data for central administrative offices, auxiliary operations, or establishments of these firms that are classified in other categories than those specified in this table. For meaning of abbreviations and symbols, see introductory text. For explanation of terms, see Appendix A. For method of assignment to categories shown, see Appendix C]

NAICS code	Largest firms based on sales by kind of business and type of operation	Establishments (number)	Sales		Annual payroll (\$1,000)	First-quarter payroll (\$1,000)	Paid employees for pay period including March 12 (number)
			Amount (number)	As percent of total			
422	AGENTS, BROKERS, AND COMMISSION MERCHANTS—Con.						
	Wholesale trade, nondurable goods						
	All firms	15 813	210 280 732	100.0	3 860 234	881 785	121 102
	4 largest firms	118	27 682 029	13.2	253 326	59 657	9 564
	8 largest firms	158	41 880 196	19.9	464 066	108 968	15 686
	20 largest firms	225	61 221 470	29.1	650 931	151 090	20 851
	50 largest firms	334	79 254 597	37.7	934 959	220 430	29 701
4221	Paper & paper product whsle						
	All firms	1 566	7 602 771	100.0	242 505	56 581	5 335
	4 largest firms	4	1 138 547	15.0	20 723	5 748	514
	8 largest firms	8	1 432 547	18.8	26 960	7 213	602
	20 largest firms	21	2 091 908	27.5	42 504	10 557	814
	50 largest firms	61	3 264 707	42.9	69 285	16 232	1 208
42211	Printing & writing paper whsle						
	All firms	177	1 378 150	100.0	33 353	7 722	616
	4 largest firms	4	653 236	47.4	9 943	2 521	132
	8 largest firms	8	821 852	59.6	13 663	3 299	178
	20 largest firms	20	1 067 163	77.4	17 035	4 064	217
	50 largest firms	50	1 282 553	93.1	24 187	5 534	314
422110	Printing & writing paper whsle						
	All firms	177	1 378 150	100.0	33 353	7 722	616
	4 largest firms	4	653 236	47.4	9 943	2 521	132
	8 largest firms	8	821 852	59.6	13 663	3 299	178
	20 largest firms	20	1 067 163	77.4	17 035	4 064	217
	50 largest firms	50	1 282 553	93.1	24 187	5 534	314
42212	Stationery & office supplies whsle						
	All firms	735	2 201 547	100.0	87 722	20 721	2 443
	4 largest firms	4	359 846	16.3	6 957	1 760	332
	8 largest firms	9	549 515	25.0	10 560	2 547	401
	20 largest firms	29	907 073	41.2	18 655	4 887	552
	50 largest firms	71	1 355 270	61.6	30 229	7 371	744
422120	Stationery & office supplies whsle						
	All firms	735	2 201 547	100.0	87 722	20 721	2 443
	4 largest firms	4	359 846	16.3	6 957	1 760	332
	8 largest firms	9	549 515	25.0	10 560	2 547	401
	20 largest firms	29	907 073	41.2	18 655	4 887	552
	50 largest firms	71	1 355 270	61.6	30 229	7 371	744
42213	Industrial & personal service paper whsle						
	All firms	654	4 023 074	100.0	121 430	28 138	2 276
	4 largest firms	4	662 084	16.5	15 035	4 222	203
	8 largest firms	8	875 828	21.8	19 511	5 016	265
	20 largest firms	22	1 405 289	34.9	34 493	8 063	452
	50 largest firms	56	2 149 984	53.4	52 725	12 718	738
422130	Industrial & personal service paper whsle						
	All firms	654	4 023 074	100.0	121 430	28 138	2 276
	4 largest firms	4	662 084	16.5	15 035	4 222	203
	8 largest firms	8	875 828	21.8	19 511	5 016	265
	20 largest firms	22	1 405 289	34.9	34 493	8 063	452
	50 largest firms	56	2 149 984	53.4	52 725	12 718	738
4222	Drugs, & druggists' sundries whsle						
	All firms	445	5 451 128	100.0	113 644	23 300	2 526
	4 largest firms	6	1 883 815	34.6	26 475	3 919	356
	8 largest firms	10	2 537 008	46.5	33 332	5 443	527
	20 largest firms	49	3 275 625	60.1	57 385	10 793	1 057
	50 largest firms	81	4 198 212	77.0	78 110	15 512	1 611
42221	Drugs, & druggists' sundries whsle						
	All firms	445	5 451 128	100.0	113 644	23 300	2 526
	4 largest firms	6	1 883 815	34.6	26 475	3 919	356
	8 largest firms	10	2 537 008	46.5	33 332	5 443	527
	20 largest firms	49	3 275 625	60.1	57 385	10 793	1 057
	50 largest firms	81	4 198 212	77.0	78 110	15 512	1 611
422210	Drugs, & druggists' sundries whsle						
	All firms	445	5 451 128	100.0	113 644	23 300	2 526
	4 largest firms	6	1 883 815	34.6	26 475	3 919	356
	8 largest firms	10	2 537 008	46.5	33 332	5 443	527
	20 largest firms	49	3 275 625	60.1	57 385	10 793	1 057
	50 largest firms	81	4 198 212	77.0	78 110	15 512	1 611

Table 3. Concentration by Largest Firms: 1997—Con.

[Includes only firms and establishments with payroll. Excludes data for central administrative offices, auxiliary operations, or establishments of these firms that are classified in other categories than those specified in this table. For meaning of abbreviations and symbols, see introductory text. For explanation of terms, see Appendix A. For method of assignment to categories shown, see Appendix C]

NAICS code	Largest firms based on sales by kind of business and type of operation	Establishments (number)	Sales		Annual payroll (\$1,000)	First-quarter payroll (\$1,000)	Paid employees for pay period including March 12 (number)
			Amount (number)	As percent of total			
422	AGENTS, BROKERS, AND COMMISSION MERCHANTS—Con.						
	Wholesale trade, nondurable goods—Con.						
4222102	Specialty-line drug, pharmaceutical, cosmetic, & toiletries whsle						
	All firms	445	5 451 128	100.0	113 644	23 300	2 526
	4 largest firms	6	1 883 815	34.6	26 475	3 919	356
	8 largest firms	10	2 537 008	46.5	33 332	5 443	527
	20 largest firms	49	3 275 625	60.1	57 385	10 793	1 057
	50 largest firms	81	4 198 212	77.0	78 110	15 512	1 611
4223	Apparel, piece goods, & notions whsle						
	All firms	3 034	16 937 975	100.0	499 819	109 567	9 332
	4 largest firms	4	1 811 076	10.7	48 714	11 487	701
	8 largest firms	10	2 572 245	15.2	69 522	14 616	877
	20 largest firms	26	3 948 361	23.3	110 811	23 193	1 379
	50 largest firms	60	5 629 016	33.2	162 597	34 581	2 066
42231	Piece goods, notions, & other dry goods whsle						
	All firms	793	5 032 811	100.0	133 335	29 237	2 562
	4 largest firms	10	691 011	13.7	10 614	2 403	124
	8 largest firms	14	1 112 310	22.1	20 119	4 289	244
	20 largest firms	29	1 768 559	35.1	32 684	6 921	411
	50 largest firms	69	2 612 464	51.9	50 316	10 553	685
422310	Piece goods, notions, & other dry goods whsle						
	All firms	793	5 032 811	100.0	133 335	29 237	2 562
	4 largest firms	10	691 011	13.7	10 614	2 403	124
	8 largest firms	14	1 112 310	22.1	20 119	4 289	244
	20 largest firms	29	1 768 559	35.1	32 684	6 921	411
	50 largest firms	69	2 612 464	51.9	50 316	10 553	685
4223101	Piece goods—jobbers						
	All firms	652	4 499 955	100.0	110 080	24 467	2 138
	4 largest firms	10	691 011	15.4	10 614	2 403	124
	8 largest firms	14	1 075 679	23.9	13 936	3 045	151
	20 largest firms	29	1 701 928	37.8	26 171	5 627	315
	50 largest firms	69	2 495 092	55.4	43 991	9 727	692
4223102	Notions & other dry goods whsle						
	All firms	141	532 856	100.0	23 255	4 770	424
	4 largest firms	4	196 263	36.8	8 287	1 543	112
	8 largest firms	8	272 119	51.1	10 358	1 953	146
	20 largest firms	20	387 921	72.8	13 949	2 774	204
	50 largest firms	50	487 684	91.5	18 988	3 926	296
42232	Men's & boys' clothing & furnishings whsle						
	All firms	660	2 927 495	100.0	76 803	17 588	1 606
	4 largest firms	4	236 850	8.1	7 173	1 275	79
	8 largest firms	8	389 910	13.3	10 757	2 143	121
	20 largest firms	20	740 356	25.3	16 160	3 071	171
	50 largest firms	51	1 279 390	43.7	27 447	6 015	315
422320	Men's & boys' clothing & furnishings whsle						
	All firms	660	2 927 495	100.0	76 803	17 588	1 606
	4 largest firms	4	236 850	8.1	7 173	1 275	79
	8 largest firms	8	389 910	13.3	10 757	2 143	121
	20 largest firms	20	740 356	25.3	16 160	3 071	171
	50 largest firms	51	1 279 390	43.7	27 447	6 015	315
42233	Women's, children's, & infants' clothing & accessories whsle						
	All firms	1 203	4 735 312	100.0	147 928	31 213	3 132
	4 largest firms	4	512 361	10.8	14 775	1 795	130
	8 largest firms	8	719 095	15.2	26 182	4 258	283
	20 largest firms	21	1 172 127	24.8	38 581	7 361	519
	50 largest firms	52	1 842 821	38.9	61 411	12 010	753
422330	Women's, children's, & infants' clothing & accessories whsle						
	All firms	1 203	4 735 312	100.0	147 928	31 213	3 132
	4 largest firms	4	512 361	10.8	14 775	1 795	130
	8 largest firms	8	719 095	15.2	26 182	4 258	283
	20 largest firms	21	1 172 127	24.8	38 581	7 361	519
	50 largest firms	52	1 842 821	38.9	61 411	12 010	753

Table 3. Concentration by Largest Firms: 1997—Con.

[Includes only firms and establishments with payroll. Excludes data for central administrative offices, auxiliary operations, or establishments of these firms that are classified in other categories than those specified in this table. For meaning of abbreviations and symbols, see introductory text. For explanation of terms, see Appendix A. For method of assignment to categories shown, see Appendix C]

NAICS code	Largest firms based on sales by kind of business and type of operation	Establishments (number)	Sales		Annual payroll (\$1,000)	First-quarter payroll (\$1,000)	Paid employees for pay period including March 12 (number)
			Amount (number)	As percent of total			
422	AGENTS, BROKERS, AND COMMISSION MERCHANTS—Con.						
	Wholesale trade, nondurable goods—Con.						
42234	Footwear whsle						
	All firms	378	4 242 357	100.0	141 753	31 529	2 032
	4 largest firms	4	1 811 076	42.7	48 714	11 487	701
	8 largest firms	8	2 323 690	54.8	75 917	17 109	1 005
	20 largest firms	20	2 917 114	68.8	95 676	21 335	1 186
	50 largest firms	50	3 467 881	81.7	112 538	24 797	1 362
422340	Footwear whsle						
	All firms	378	4 242 357	100.0	141 753	31 529	2 032
	4 largest firms	4	1 811 076	42.7	48 714	11 487	701
	8 largest firms	8	2 323 690	54.8	75 917	17 109	1 005
	20 largest firms	20	2 917 114	68.8	95 676	21 335	1 186
	50 largest firms	50	3 467 881	81.7	112 538	24 797	1 362
4224	Grocery & related products whsle						
	All firms	4 652	113 150 470	100.0	2 043 803	476 829	62 493
	4 largest firms	117	22 059 425	19.5	314 354	71 722	10 531
	8 largest firms	188	33 076 151	29.2	505 701	118 113	16 630
	20 largest firms	262	44 979 971	39.8	681 439	159 946	21 461
	50 largest firms	343	57 373 839	50.7	929 195	220 391	30 848
42241	General-line grocery whsle						
	All firms	748	52 747 762	100.0	858 200	200 812	28 597
	4 largest firms	100	20 993 193	39.8	296 555	67 219	10 102
	8 largest firms	125	28 514 849	54.1	410 937	93 770	13 378
	20 largest firms	188	36 126 278	68.5	528 596	121 985	17 338
	50 largest firms	264	44 301 019	84.0	684 518	161 057	23 258
422410	General-line grocery whsle						
	All firms	748	52 747 762	100.0	858 200	200 812	28 597
	4 largest firms	100	20 993 193	39.8	296 555	67 219	10 102
	8 largest firms	125	28 514 849	54.1	410 937	93 770	13 378
	20 largest firms	188	36 126 278	68.5	528 596	121 985	17 338
	50 largest firms	264	44 301 019	84.0	684 518	161 057	23 258
4224103	Other general-line grocery whsle						
	All firms	748	52 747 762	100.0	858 200	200 812	28 597
	4 largest firms	100	20 993 193	39.8	296 555	67 219	10 102
	8 largest firms	125	28 514 849	54.1	410 937	93 770	13 378
	20 largest firms	188	36 126 278	68.5	528 596	121 985	17 338
	50 largest firms	264	44 301 019	84.0	684 518	161 057	23 258
42242	Packaged frozen food whsle						
	All firms	679	16 882 856	100.0	275 080	64 048	7 368
	4 largest firms	6	2 212 292	13.1	25 390	5 945	692
	8 largest firms	12	3 317 967	19.7	39 328	8 928	1 113
	20 largest firms	32	5 595 550	33.1	75 383	16 963	1 953
	50 largest firms	82	8 660 488	51.3	134 446	30 780	3 272
422420	Packaged frozen food whsle						
	All firms	679	16 882 856	100.0	275 080	64 048	7 368
	4 largest firms	6	2 212 292	13.1	25 390	5 945	692
	8 largest firms	12	3 317 967	19.7	39 328	8 928	1 113
	20 largest firms	32	5 595 550	33.1	75 383	16 963	1 953
	50 largest firms	82	8 660 488	51.3	134 446	30 780	3 272
42243	Dairy products, (except dried or canned) whsle						
	All firms	181	1 474 278	100.0	30 193	7 844	737
	4 largest firms	4	437 056	29.6	6 778	2 629	120
	8 largest firms	8	664 523	45.1	9 607	3 324	169
	20 largest firms	20	969 438	65.8	13 872	4 236	249
	50 largest firms	50	1 318 082	89.4	20 112	5 683	403
422430	Dairy products, (except dried or canned) whsle						
	All firms	181	1 474 278	100.0	30 193	7 844	737
	4 largest firms	4	437 056	29.6	6 778	2 629	120
	8 largest firms	8	664 523	45.1	9 607	3 324	169
	20 largest firms	20	969 438	65.8	13 872	4 236	249
	50 largest firms	50	1 318 082	89.4	20 112	5 683	403
4224301	Raw milk whsle						
	All firms	2	D	D	D	D	a
	4 largest firms	2	D	D	D	D	a
	8 largest firms	2	D	D	D	D	a
	20 largest firms	2	D	D	D	D	a
	50 largest firms	2	D	D	D	D	a

Table 3. Concentration by Largest Firms: 1997—Con.

[Includes only firms and establishments with payroll. Excludes data for central administrative offices, auxiliary operations, or establishments of these firms that are classified in other categories than those specified in this table. For meaning of abbreviations and symbols, see introductory text. For explanation of terms, see Appendix A. For method of assignment to categories shown, see Appendix C]

NAICS code	Largest firms based on sales by kind of business and type of operation	Establishments (number)	Sales		Annual payroll (\$1,000)	First-quarter payroll (\$1,000)	Paid employees for pay period including March 12 (number)
			Amount (number)	As percent of total			
422	AGENTS, BROKERS, AND COMMISSION MERCHANTS—Con.						
	Wholesale trade, nondurable goods—Con.						
4224302	Dairy product (except raw milk) whsle						
	All firms	179	D	D	D	D	f
	4 largest firms	4	D	D	D	D	c
	8 largest firms	8	D	D	D	D	c
	20 largest firms	20	D	D	D	D	c
	50 largest firms	50	D	D	D	D	e
42244	Poultry & poultry product whsle						
	All firms	113	D	D	D	D	e
	4 largest firms	4	D	D	D	D	b
	8 largest firms	8	D	D	D	D	c
	20 largest firms	21	D	D	D	D	c
	50 largest firms	51	D	D	D	D	e
422440	Poultry & poultry product whsle						
	All firms	113	D	D	D	D	e
	4 largest firms	4	D	D	D	D	b
	8 largest firms	8	D	D	D	D	c
	20 largest firms	21	D	D	D	D	c
	50 largest firms	51	D	D	D	D	e
4224401	Live poultry whsle						
	All firms	5	D	D	D	D	b
	4 largest firms	4	D	D	D	D	b
	8 largest firms	5	D	D	D	D	b
	20 largest firms	5	D	D	D	D	b
	50 largest firms	5	D	D	D	D	b
4224402	Poultry & poultry product (except live) whsle						
	All firms	108	D	D	D	D	e
	4 largest firms	4	D	D	D	D	b
	8 largest firms	8	D	D	D	D	c
	20 largest firms	21	D	D	D	D	c
	50 largest firms	51	D	D	D	D	e
42245	Confectionery whsle						
	All firms	357	3 037 847	100.0	69 013	16 381	2 286
	4 largest firms	7	478 718	15.8	9 079	3 508	446
	8 largest firms	13	754 452	24.8	15 158	4 872	596
	20 largest firms	36	1 320 461	43.5	27 345	7 195	897
	50 largest firms	66	2 050 310	67.5	42 285	10 559	1 285
422450	Confectionery whsle						
	All firms	357	3 037 847	100.0	69 013	16 381	2 286
	4 largest firms	7	478 718	15.8	9 079	3 508	446
	8 largest firms	13	754 452	24.8	15 158	4 872	596
	20 largest firms	36	1 320 461	43.5	27 345	7 195	897
	50 largest firms	66	2 050 310	67.5	42 285	10 559	1 285
42246	Fish & seafood whsle						
	All firms	108	832 985	100.0	16 294	3 402	444
	4 largest firms	4	350 862	42.1	6 598	1 312	132
	8 largest firms	8	494 085	59.3	8 329	1 568	151
	20 largest firms	20	655 543	78.7	10 362	2 071	194
	50 largest firms	50	789 893	94.8	13 828	2 942	307
422460	Fish & seafood whsle						
	All firms	108	832 985	100.0	16 294	3 402	444
	4 largest firms	4	350 862	42.1	6 598	1 312	132
	8 largest firms	8	494 085	59.3	8 329	1 568	151
	20 largest firms	20	655 543	78.7	10 362	2 071	194
	50 largest firms	50	789 893	94.8	13 828	2 942	307
42247	Meat & meat product whsle						
	All firms	298	4 154 013	100.0	64 989	15 916	1 641
	4 largest firms	7	970 632	23.4	10 330	3 214	207
	8 largest firms	11	1 379 651	33.2	14 791	4 217	278
	20 largest firms	27	2 155 295	51.9	24 726	6 387	565
	50 largest firms	57	3 024 646	72.8	40 385	10 325	900
422470	Meat & meat product whsle						
	All firms	298	4 154 013	100.0	64 989	15 916	1 641
	4 largest firms	7	970 632	23.4	10 330	3 214	207
	8 largest firms	11	1 379 651	33.2	14 791	4 217	278
	20 largest firms	27	2 155 295	51.9	24 726	6 387	565
	50 largest firms	57	3 024 646	72.8	40 385	10 325	900

Table 3. Concentration by Largest Firms: 1997—Con.

[Includes only firms and establishments with payroll. Excludes data for central administrative offices, auxiliary operations, or establishments of these firms that are classified in other categories than those specified in this table. For meaning of abbreviations and symbols, see introductory text. For explanation of terms, see Appendix A. For method of assignment to categories shown, see Appendix C]

NAICS code	Largest firms based on sales by kind of business and type of operation	Establishments (number)	Sales		Annual payroll (\$1,000)	First-quarter payroll (\$1,000)	Paid employees for pay period including March 12 (number)
			Amount (number)	As percent of total			
422	AGENTS, BROKERS, AND COMMISSION MERCHANTS—Con.						
	Wholesale trade, nondurable goods—Con.						
42248	Fresh fruit & vegetable whsle						
	All firms	647	5 923 035	100.0	180 830	41 516	4 960
	4 largest firms	4	760 115	12.8	18 563	4 362	579
	8 largest firms	8	1 199 265	20.2	25 807	6 202	693
	20 largest firms	21	2 017 993	34.1	45 247	10 814	983
	50 largest firms	60	3 133 138	52.9	77 406	18 545	1 700
422480	Fresh fruit & vegetable whsle						
	All firms	647	5 923 035	100.0	180 830	41 516	4 960
	4 largest firms	4	760 115	12.8	18 563	4 362	579
	8 largest firms	8	1 199 265	20.2	25 807	6 202	693
	20 largest firms	21	2 017 993	34.1	45 247	10 814	983
	50 largest firms	60	3 133 138	52.9	77 406	18 545	1 700
42249	Other grocery & related products whsle						
	All firms	1 521	D	D	D	D	j
	4 largest firms	36	D	D	D	D	h
	8 largest firms	56	D	D	D	D	h
	20 largest firms	94	D	D	D	D	i
	50 largest firms	135	D	D	D	D	j
422490	Other grocery & related products whsle						
	All firms	1 521	D	D	D	D	j
	4 largest firms	36	D	D	D	D	h
	8 largest firms	56	D	D	D	D	h
	20 largest firms	94	D	D	D	D	i
	50 largest firms	135	D	D	D	D	j
4224901	Coffee, tea, & spice whsle						
	All firms	115	1 472 900	100.0	26 226	5 662	654
	4 largest firms	4	716 034	48.6	9 060	1 735	202
	8 largest firms	8	971 307	65.9	12 678	2 556	238
	20 largest firms	20	1 239 611	84.2	18 231	3 761	392
	50 largest firms	50	1 430 226	97.1	23 063	4 906	498
4224902	Bread & baked goods whsle						
	All firms	351	1 690 138	100.0	46 252	10 524	1 377
	4 largest firms	4	711 618	42.1	14 475	3 210	311
	8 largest firms	8	890 519	52.7	19 424	4 530	471
	20 largest firms	20	1 204 843	71.3	25 596	5 946	619
	50 largest firms	50	1 474 294	87.2	31 473	7 254	739
4224903	Soft drinks whsle						
	All firms	90	423 591	100.0	9 289	1 942	280
	4 largest firms	4	314 963	74.4	3 888	706	78
	8 largest firms	8	356 509	84.2	5 015	929	95
	20 largest firms	20	388 655	91.8	6 166	1 155	141
	50 largest firms	50	417 521	98.6	8 320	1 631	211
4224904	Canned goods whsle						
	All firms	238	6 882 311	100.0	126 819	27 953	3 166
	4 largest firms	7	3 228 568	46.9	54 260	12 858	1 419
	8 largest firms	15	4 006 983	58.2	70 049	16 568	1 860
	20 largest firms	29	5 169 617	75.1	92 472	19 938	2 224
	50 largest firms	64	6 200 049	90.1	109 813	23 923	2 639
4224905	Food & beverage basic materials whsle						
	All firms	139	2 320 600	100.0	43 807	9 758	1 120
	4 largest firms	7	1 095 671	47.2	19 003	4 926	636
	8 largest firms	11	1 352 170	58.3	22 571	5 425	676
	20 largest firms	25	1 752 706	75.5	28 915	6 773	779
	50 largest firms	56	2 144 333	92.4	35 555	7 988	913
4224906	Other grocery specialties whsle						
	All firms	588	D	D	D	D	i
	4 largest firms	38	D	D	D	D	h
	8 largest firms	60	D	D	D	D	h
	20 largest firms	88	D	D	D	D	i
	50 largest firms	120	D	D	D	D	i
4225	Farm-product raw material whsle						
	All firms	1 494	33 902 691	100.0	209 654	49 221	23 425
	4 largest firms	22	13 786 159	40.7	10 226	1 986	401
	8 largest firms	33	14 743 891	43.5	14 364	2 950	650
	20 largest firms	73	16 458 630	48.5	28 986	6 237	1 571
	50 largest firms	106	18 973 271	56.0	45 065	10 279	2 657

Table 3. Concentration by Largest Firms: 1997—Con.

[Includes only firms and establishments with payroll. Excludes data for central administrative offices, auxiliary operations, or establishments of these firms that are classified in other categories than those specified in this table. For meaning of abbreviations and symbols, see introductory text. For explanation of terms, see Appendix A. For method of assignment to categories shown, see Appendix C]

NAICS code	Largest firms based on sales by kind of business and type of operation	Establishments (number)	Sales		Annual payroll (\$1,000)	First-quarter payroll (\$1,000)	Paid employees for pay period including March 12 (number)
			Amount (number)	As percent of total			
422	AGENTS, BROKERS, AND COMMISSION MERCHANTS—Con.						
	Wholesale trade, nondurable goods—Con.						
42251	Grain & field bean whsle						
	All firms	135	15 045 234	100.0	22 566	4 323	478
	4 largest firms	6	13 469 903	89.5	6 653	959	58
	8 largest firms	10	13 814 234	91.8	8 618	1 376	77
	20 largest firms	22	14 351 748	95.4	12 764	2 221	153
	50 largest firms	54	14 883 332	98.9	18 454	3 341	296
422510	Grain & field bean whsle						
	All firms	135	15 045 234	100.0	22 566	4 323	478
	4 largest firms	6	13 469 903	89.5	6 653	959	58
	8 largest firms	10	13 814 234	91.8	8 618	1 376	77
	20 largest firms	22	14 351 748	95.4	12 764	2 221	153
	50 largest firms	54	14 883 332	98.9	18 454	3 341	296
42252	Livestock whsle						
	All firms	957	15 468 016	100.0	144 727	34 129	19 860
	4 largest firms	26	1 186 746	7.7	7 818	2 073	591
	8 largest firms	48	1 876 011	12.1	13 362	3 779	1 013
	20 largest firms	68	3 178 976	20.6	23 395	5 549	1 719
	50 largest firms	108	5 225 525	33.8	37 503	8 811	2 939
422520	Livestock whsle						
	All firms	957	15 468 016	100.0	144 727	34 129	19 860
	4 largest firms	26	1 186 746	7.7	7 818	2 073	591
	8 largest firms	48	1 876 011	12.1	13 362	3 779	1 013
	20 largest firms	68	3 178 976	20.6	23 395	5 549	1 719
	50 largest firms	108	5 225 525	33.8	37 503	8 811	2 939
42259	Other farm product raw material whsle						
	All firms	402	3 389 441	100.0	42 361	10 769	3 087
	4 largest firms	8	591 742	17.5	3 725	817	65
	8 largest firms	13	861 984	25.4	6 786	1 798	220
	20 largest firms	34	1 348 464	39.8	11 646	3 791	686
	50 largest firms	66	1 974 524	58.3	17 093	4 576	879
422590	Other farm product raw material whsle						
	All firms	402	3 389 441	100.0	42 361	10 769	3 087
	4 largest firms	8	591 742	17.5	3 725	817	65
	8 largest firms	13	861 984	25.4	6 786	1 798	220
	20 largest firms	34	1 348 464	39.8	11 646	3 791	686
	50 largest firms	66	1 974 524	58.3	17 093	4 576	879
4225901	Hides, skins, & pelts whsle						
	All firms	26	184 450	100.0	5 826	1 825	323
	4 largest firms	5	131 776	71.4	2 318	816	182
	8 largest firms	9	159 463	86.5	5 151	1 658	273
	20 largest firms	21	183 214	99.3	5 780	1 819	316
	50 largest firms	26	184 450	100.0	5 826	1 825	323
4225902	Leaf tobacco whsle						
	All firms	210	1 565 193	100.0	19 599	5 305	2 115
	4 largest firms	11	170 827	10.9	2 209	1 248	353
	8 largest firms	17	297 804	19.0	3 633	1 587	456
	20 largest firms	30	544 728	34.8	6 461	1 806	578
	50 largest firms	63	957 112	61.1	10 418	2 640	831
4225903	Wool, wool tops, & mohair whsle						
	All firms	19	56 823	100.0	1 177	270	60
	4 largest firms	4	37 357	65.7	345	67	11
	8 largest firms	8	47 019	82.7	703	143	32
	20 largest firms	19	56 823	100.0	1 177	270	60
	50 largest firms	19	56 823	100.0	1 177	270	60
4225904	Cotton whsle						
	All firms	53	695 960	100.0	3 493	535	98
	4 largest firms	6	456 875	65.6	1 183	176	15
	8 largest firms	11	548 630	78.8	1 667	275	26
	20 largest firms	23	650 761	93.5	2 450	403	44
	50 largest firms	53	695 960	100.0	3 493	535	98
4225905	Other farm-product raw material whsle						
	All firms	94	887 015	100.0	12 266	2 834	491
	4 largest firms	6	373 122	42.1	4 020	983	99
	8 largest firms	10	553 495	62.4	5 532	1 376	109
	20 largest firms	22	746 893	84.2	6 943	1 652	163
	50 largest firms	52	866 113	97.6	10 736	2 487	318

Table 3. Concentration by Largest Firms: 1997—Con.

[Includes only firms and establishments with payroll. Excludes data for central administrative offices, auxiliary operations, or establishments of these firms that are classified in other categories than those specified in this table. For meaning of abbreviations and symbols, see introductory text. For explanation of terms, see Appendix A. For method of assignment to categories shown, see Appendix C]

NAICS code	Largest firms based on sales by kind of business and type of operation	Establishments (number)	Sales		Annual payroll (\$1,000)	First-quarter payroll (\$1,000)	Paid employees for pay period including March 12 (number)
			Amount (number)	As percent of total			
422	AGENTS, BROKERS, AND COMMISSION MERCHANTS—Con.						
	Wholesale trade, nondurable goods—Con.						
4226	Chemical & allied products whsle						
	All firms	1 390	6 509 052	100.0	194 592	41 323	3 687
	4 largest firms	4	474 806	7.3	7 558	1 141	127
	8 largest firms	8	723 815	11.1	10 552	1 411	147
	20 largest firms	27	1 284 798	19.7	24 264	3 807	315
	50 largest firms	60	2 143 695	32.9	46 327	8 001	542
42261	Plastics materials & basic forms & shapes whsle						
	All firms	654	3 770 919	100.0	99 796	21 450	1 741
	4 largest firms	5	230 002	6.1	4 145	519	34
	8 largest firms	11	420 150	11.1	7 152	1 085	76
	20 largest firms	23	805 102	21.4	14 696	2 425	138
	50 largest firms	56	1 409 767	37.4	28 240	5 257	313
422610	Plastics materials & basic forms & shapes whsle						
	All firms	654	3 770 919	100.0	99 796	21 450	1 741
	4 largest firms	5	230 002	6.1	4 145	519	34
	8 largest firms	11	420 150	11.1	7 152	1 085	76
	20 largest firms	23	805 102	21.4	14 696	2 425	138
	50 largest firms	56	1 409 767	37.4	28 240	5 257	313
42269	Other chemical & allied products whsle						
	All firms	736	2 738 133	100.0	94 796	19 873	1 946
	4 largest firms	4	474 806	17.3	7 558	1 141	127
	8 largest firms	10	703 437	25.7	13 833	2 242	199
	20 largest firms	25	1 087 672	39.7	25 590	4 262	338
	50 largest firms	58	1 601 140	58.5	40 283	7 866	568
422690	Other chemical & allied products whsle						
	All firms	736	2 738 133	100.0	94 796	19 873	1 946
	4 largest firms	4	474 806	17.3	7 558	1 141	127
	8 largest firms	10	703 437	25.7	13 833	2 242	199
	20 largest firms	25	1 087 672	39.7	25 590	4 262	338
	50 largest firms	58	1 601 140	58.5	40 283	7 866	568
4226901	Industrial gases (except LP) whsle						
	All firms	11	71 241	100.0	2 852	489	48
	4 largest firms	6	67 103	94.2	2 342	358	29
	8 largest firms	10	71 137	99.9	2 839	486	47
	20 largest firms	11	71 241	100.0	2 852	489	48
	50 largest firms	11	71 241	100.0	2 852	489	48
4226902	Other chemical & allied products whsle						
	All firms	725	2 666 892	100.0	91 944	19 384	1 898
	4 largest firms	4	474 806	17.8	7 558	1 141	127
	8 largest firms	10	703 437	26.4	13 833	2 242	199
	20 largest firms	24	1 070 045	40.1	25 189	4 501	341
	50 largest firms	56	1 560 573	58.5	38 661	7 678	558
4227	Petroleum & petroleum products whsle						
	All firms	256	11 953 186	100.0	97 236	20 671	2 655
	4 largest firms	10	7 317 626	61.2	42 440	9 876	1 836
	8 largest firms	15	9 605 212	80.4	47 147	10 702	1 863
	20 largest firms	28	10 879 269	91.0	75 229	15 505	2 018
	50 largest firms	58	11 641 497	97.4	84 833	17 607	2 218
42271	Petroleum bulk stations & terminals						
	All firms	69	331 386	100.0	12 025	3 033	266
	4 largest firms	4	186 251	56.2	8 144	2 034	64
	8 largest firms	9	231 799	69.9	8 996	2 213	86
	20 largest firms	21	282 338	85.2	9 731	2 414	132
	50 largest firms	51	327 030	98.7	11 471	2 894	234
422710	Petroleum bulk stations & terminals						
	All firms	69	331 386	100.0	12 025	3 033	266
	4 largest firms	4	186 251	56.2	8 144	2 034	64
	8 largest firms	9	231 799	69.9	8 996	2 213	86
	20 largest firms	21	282 338	85.2	9 731	2 414	132
	50 largest firms	51	327 030	98.7	11 471	2 894	234
4227101	Petroleum bulk stations & terminals (except LP)						
	All firms	68	D	D	D	D	e
	4 largest firms	4	D	D	D	D	b
	8 largest firms	9	D	D	D	D	b
	20 largest firms	21	D	D	D	D	c
	50 largest firms	51	D	D	D	D	c

Table 3. Concentration by Largest Firms: 1997—Con.

[Includes only firms and establishments with payroll. Excludes data for central administrative offices, auxiliary operations, or establishments of these firms that are classified in other categories than those specified in this table. For meaning of abbreviations and symbols, see introductory text. For explanation of terms, see Appendix A. For method of assignment to categories shown, see Appendix C]

NAICS code	Largest firms based on sales by kind of business and type of operation	Establishments (number)	Sales		Annual payroll (\$1,000)	First-quarter payroll (\$1,000)	Paid employees for pay period including March 12 (number)
			Amount (number)	As percent of total			
422	AGENTS, BROKERS, AND COMMISSION MERCHANTS—Con.						
	Wholesale trade, nondurable goods—Con.						
42271011	Petroleum bulk stations (except LP)						
	All firms	63	D	D	D	D	c
	4 largest firms	4	D	D	D	D	a
	8 largest firms	9	D	D	D	D	b
	20 largest firms	21	D	D	D	D	b
	50 largest firms	51	D	D	D	D	c
42271012	Petroleum bulk terminals (except LP)						
	All firms	5	D	D	D	D	b
	4 largest firms	4	D	D	D	D	b
	8 largest firms	5	D	D	D	D	b
	20 largest firms	5	D	D	D	D	b
	50 largest firms	5	D	D	D	D	b
4227102	Liquefied petroleum bulk stations & terminals						
	All firms	1	D	D	D	D	a
	4 largest firms	1	D	D	D	D	a
	8 largest firms	1	D	D	D	D	a
	20 largest firms	1	D	D	D	D	a
	50 largest firms	1	D	D	D	D	a
42272	Petroleum & petroleum prod whsle (exc bulk stations & terminals)						
	All firms	187	'11 621 800	100.0	85 211	17 638	2 389
	4 largest firms	10	7 317 626	63.0	42 440	9 876	1 836
	8 largest firms	15	9 605 212	82.6	47 147	10 702	1 863
	20 largest firms	28	10 846 269	93.3	67 477	13 573	1 969
	50 largest firms	58	11 480 258	98.8	77 286	15 657	2 159
422720	Petroleum & petroleum prod whsle (exc bulk stations & terminals)						
	All firms	187	'11 621 800	100.0	85 211	17 638	2 389
	4 largest firms	10	7 317 626	63.0	42 440	9 876	1 836
	8 largest firms	15	9 605 212	82.6	47 147	10 702	1 863
	20 largest firms	28	10 846 269	93.3	67 477	13 573	1 969
	50 largest firms	58	11 480 258	98.8	77 286	15 657	2 159
4228	Beer, wine, & distilled alcoholic beverage whsle						
	All firms	213	D	D	D	D	g
	4 largest firms	4	D	D	D	D	f
	8 largest firms	8	D	D	D	D	f
	20 largest firms	20	D	D	D	D	f
	50 largest firms	53	D	D	D	D	g
42281	Beer & ale whsle						
	All firms	40	D	D	D	D	c
	4 largest firms	5	D	D	D	D	c
	8 largest firms	11	D	D	D	D	c
	20 largest firms	23	D	D	D	D	c
	50 largest firms	40	D	D	D	D	c
422810	Beer & ale whsle						
	All firms	40	D	D	D	D	c
	4 largest firms	5	D	D	D	D	c
	8 largest firms	11	D	D	D	D	c
	20 largest firms	23	D	D	D	D	c
	50 largest firms	40	D	D	D	D	c
42282	Wine & distilled alcoholic beverage whsle						
	All firms	173	1 955 271	100.0	58 828	13 631	1 229
	4 largest firms	4	620 845	31.8	21 938	5 465	501
	8 largest firms	8	929 644	47.5	26 084	6 507	583
	20 largest firms	20	1 449 725	74.1	35 129	8 550	782
	50 largest firms	50	1 798 033	92.0	48 493	11 473	962
422820	Wine & distilled alcoholic beverage whsle						
	All firms	173	1 955 271	100.0	58 828	13 631	1 229
	4 largest firms	4	620 845	31.8	21 938	5 465	501
	8 largest firms	8	929 644	47.5	26 084	6 507	583
	20 largest firms	20	1 449 725	74.1	35 129	8 550	782
	50 largest firms	50	1 798 033	92.0	48 493	11 473	962

Table 3. Concentration by Largest Firms: 1997—Con.

[Includes only firms and establishments with payroll. Excludes data for central administrative offices, auxiliary operations, or establishments of these firms that are classified in other categories than those specified in this table. For meaning of abbreviations and symbols, see introductory text. For explanation of terms, see Appendix A. For method of assignment to categories shown, see Appendix C]

NAICS code	Largest firms based on sales by kind of business and type of operation	Establishments (number)	Sales		Annual payroll (\$1,000)	First-quarter payroll (\$1,000)	Paid employees for pay period including March 12 (number)
			Amount (number)	As percent of total			
422	AGENTS, BROKERS, AND COMMISSION MERCHANTS—Con.						
	Wholesale trade, nondurable goods—Con.						
4228201	Wine & distilled alcoholic bev (licensed operation) whsle						
	All firms	173	1 955 271	100.0	58 828	13 631	1 229
	4 largest firms	4	620 845	31.8	21 938	5 465	501
	8 largest firms	8	929 644	47.5	26 084	6 507	583
	20 largest firms	20	1 449 725	74.1	35 129	8 550	782
	50 largest firms	50	1 798 033	92.0	48 493	11 473	962
4229	Miscellaneous nondurable goods whsle						
	All firms	2 763	D	D	D	D	j
	4 largest firms	12	D	D	D	D	g
	8 largest firms	20	D	D	D	D	g
	20 largest firms	36	D	D	D	D	g
	50 largest firms	69	D	D	D	D	h
42291	Farm supplies whsle						
	All firms	223	2 238 242	100.0	27 321	5 985	554
	4 largest firms	4	1 392 181	62.2	4 420	751	74
	8 largest firms	8	1 562 081	69.8	6 914	1 155	106
	20 largest firms	23	1 792 131	80.1	12 275	2 665	171
	50 largest firms	53	2 020 418	90.3	17 759	3 798	265
422910	Farm supplies whsle						
	All firms	223	2 238 242	100.0	27 321	5 985	554
	4 largest firms	4	1 392 181	62.2	4 420	751	74
	8 largest firms	8	1 562 081	69.8	6 914	1 155	106
	20 largest firms	23	1 792 131	80.1	12 275	2 665	171
	50 largest firms	53	2 020 418	90.3	17 759	3 798	265
4229102	Farm supplies—whsle distributors						
	All firms	223	2 238 242	100.0	27 321	5 985	554
	4 largest firms	4	1 392 181	62.2	4 420	751	74
	8 largest firms	8	1 562 081	69.8	6 914	1 155	106
	20 largest firms	23	1 792 131	80.1	12 275	2 665	171
	50 largest firms	53	2 020 418	90.3	17 759	3 798	265
42292	Book, periodical, & newspaper whsle						
	All firms	334	2 583 212	100.0	103 022	25 474	3 173
	4 largest firms	12	1 668 887	64.6	53 199	14 006	1 719
	8 largest firms	17	1 871 078	72.4	61 617	15 949	1 964
	20 largest firms	30	2 088 864	80.9	67 260	17 229	2 069
	50 largest firms	70	2 305 373	89.2	76 237	19 315	2 336
422920	Book, periodical, & newspaper whsle						
	All firms	334	2 583 212	100.0	103 022	25 474	3 173
	4 largest firms	12	1 668 887	64.6	53 199	14 006	1 719
	8 largest firms	17	1 871 078	72.4	61 617	15 949	1 964
	20 largest firms	30	2 088 864	80.9	67 260	17 229	2 069
	50 largest firms	70	2 305 373	89.2	76 237	19 315	2 336
42293	Flower, nursery stock, & florists' supplies whsle						
	All firms	234	678 119	100.0	32 231	8 070	885
	4 largest firms	4	144 511	21.3	6 703	2 068	119
	8 largest firms	8	217 995	32.1	8 467	2 345	179
	20 largest firms	23	364 825	53.8	16 847	4 791	365
	50 largest firms	54	523 574	77.2	22 309	5 998	508
422930	Flower, nursery stock, & florists' supplies whsle						
	All firms	234	678 119	100.0	32 231	8 070	885
	4 largest firms	4	144 511	21.3	6 703	2 068	119
	8 largest firms	8	217 995	32.1	8 467	2 345	179
	20 largest firms	23	364 825	53.8	16 847	4 791	365
	50 largest firms	54	523 574	77.2	22 309	5 998	508
42294	Tobacco & tobacco product whsle						
	All firms	33	62 175	100.0	2 945	680	95
	4 largest firms	4	39 370	63.3	1 510	407	57
	8 largest firms	8	50 064	80.5	1 776	472	67
	20 largest firms	20	60 347	97.1	2 662	634	83
	50 largest firms	33	62 175	100.0	2 945	680	95
422940	Tobacco & tobacco product whsle						
	All firms	33	62 175	100.0	2 945	680	95
	4 largest firms	4	39 370	63.3	1 510	407	57
	8 largest firms	8	50 064	80.5	1 776	472	67
	20 largest firms	20	60 347	97.1	2 662	634	83
	50 largest firms	33	62 175	100.0	2 945	680	95

Table 3. Concentration by Largest Firms: 1997—Con.

[Includes only firms and establishments with payroll. Excludes data for central administrative offices, auxiliary operations, or establishments of these firms that are classified in other categories than those specified in this table. For meaning of abbreviations and symbols, see introductory text. For explanation of terms, see Appendix A. For method of assignment to categories shown, see Appendix C]

NAICS code	Largest firms based on sales by kind of business and type of operation	Establishments (number)	Sales		Annual payroll (\$1,000)	First-quarter payroll (\$1,000)	Paid employees for pay period including March 12 (number)
			Amount (number)	As percent of total			
422	AGENTS, BROKERS, AND COMMISSION MERCHANTS—Con.						
	Wholesale trade, nondurable goods—Con.						
42295	Paint, varnish, & supplies whsle						
	All firms	206	1 152 666	100.0	38 003	8 399	818
	4 largest firms	8	283 472	24.6	4 950	987	98
	8 largest firms	12	423 143	36.7	7 863	1 512	155
	20 largest firms	25	677 998	58.8	14 244	2 817	255
	50 largest firms	55	938 246	81.4	24 714	5 248	431
422950	Paint, varnish, & supplies whsle						
	All firms	206	1 152 666	100.0	38 003	8 399	818
	4 largest firms	8	283 472	24.6	4 950	987	98
	8 largest firms	12	423 143	36.7	7 863	1 512	155
	20 largest firms	25	677 998	58.8	14 244	2 817	255
	50 largest firms	55	938 246	81.4	24 714	5 248	431
4229501	Paint, varnish, & supplies whsle						
	All firms	206	1 152 666	100.0	38 003	8 399	818
	4 largest firms	8	283 472	24.6	4 950	987	98
	8 largest firms	12	423 143	36.7	7 863	1 512	155
	20 largest firms	25	677 998	58.8	14 244	2 817	255
	50 largest firms	55	938 246	81.4	24 714	5 248	431
42299	Other miscellaneous nondurable goods whsle						
	All firms	1 733	D	D	D	D	h
	4 largest firms	5	D	D	D	D	c
	8 largest firms	11	D	D	D	D	c
	20 largest firms	24	D	D	D	D	f
	50 largest firms	66	D	D	D	D	f
422990	Other miscellaneous nondurable goods whsle						
	All firms	1 733	D	D	D	D	h
	4 largest firms	5	D	D	D	D	c
	8 largest firms	11	D	D	D	D	c
	20 largest firms	24	D	D	D	D	f
	50 largest firms	66	D	D	D	D	f
4229901	Art goods whsle						
	All firms	591	1 517 846	100.0	69 437	15 307	1 896
	4 largest firms	4	224 050	14.8	5 729	1 558	86
	8 largest firms	14	349 409	23.0	11 486	2 807	210
	20 largest firms	30	559 696	36.9	24 588	5 427	395
	50 largest firms	62	871 515	57.4	34 283	7 557	610
4229902	General merchandise (nondurable goods) whsle						
	All firms	398	785 925	100.0	36 541	7 747	988
	4 largest firms	4	194 448	24.7	8 106	1 516	214
	8 largest firms	8	284 650	36.2	10 122	1 895	259
	20 largest firms	20	422 063	53.7	13 563	2 890	311
	50 largest firms	50	589 303	75.0	18 435	4 038	424
4229903	Textile bags, bagging, & burlap whsle						
	All firms	40	54 043	100.0	2 311	419	50
	4 largest firms	4	D	D	D	D	a
	8 largest firms	8	37 581	69.5	1 222	254	20
	20 largest firms	20	50 063	92.6	1 589	319	33
	50 largest firms	40	54 043	100.0	2 311	419	50
4229904	Other nondurable goods whsle						
	All firms	704	D	D	D	D	g
	4 largest firms	5	D	D	D	D	c
	8 largest firms	11	D	D	D	D	e
	20 largest firms	24	D	D	D	D	e
	50 largest firms	60	D	D	D	D	e

Table 4. Gross Margins and Its Components for Merchant Wholesalers for the United States: 1997

[Includes only establishments with payroll. For meaning of abbreviations and symbols, see introductory text. For explanation of terms, see Appendix A]

NAICS code	Kind of business and type of operation	Estab- lishments (number)	Sales			Purchases ¹ (\$1,000)	Inventory change 1996 to 1997 (\$1,000)	Cost of goods sold (\$1,000)	Gross margin	
			Total (\$1,000)	On own account					Amount (\$1,000)	As percent of sales on own account
				Amount (\$1,000)						
	Merchant wholesalers	'376 330	'2 333 131 187	2 305 423 634	1 841 423 832	'-16 218 095	1 825 205 737	480 217 897	20.8	
421	Wholesale trade, durable goods	241 379	1 214 780 670	1 199 598 722	919 539 674	'-10 471 316	909 068 358	290 530 364	24.2	
4211	Motor vehicle & motor vehicle parts & supplies whsle	'26 093	'166 674 187	166 211 953	136 729 086	'-872 703	135 856 383	30 355 570	18.3	
42111	Automobile & other motor vehicle whsle	6 654	113 917 822	113 675 204	97 795 104	-466 438	97 328 666	16 346 538	14.4	
421110	Automobile & other motor vehicle whsle ..	6 654	113 917 822	113 675 204	97 795 104	-466 438	97 328 666	16 346 538	14.4	
4211101	Automobile & motorcycle whsle	3 331	79 437 563	79 356 177	69 420 649	-271 870	69 148 779	10 207 398	12.9	
4211102	Bus & recreational vehicle whsle	347	D	D	D	D	D	D	D	
4211103	Light truck & van (14,000 lb or less) whsle	428	7 133 116	7 118 089	5 937 245	689	5 937 934	1 180 155	16.6	
4211104	Medium truck & tractor (14,001 lb to 26,000 lb) whsle	480	D	D	D	D	D	D	D	
4211105	Heavy truck & tractor (over 26,000 lb) whsle	2 068	22 058 292	21 953 147	18 147 443	-154 576	17 992 867	3 960 280	18.0	
42112	Motor vehicle supplies & new parts whsle ...	'10 596	'40 856 802	40 730 866	30 929 519	'-289 306	30 640 213	10 090 653	24.8	
421120	Motor vehicle supplies & new parts whsle .	'10 596	'40 856 802	40 730 866	30 929 519	'-289 306	30 640 213	10 090 653	24.8	
4211201	Motor vehicle supplies & new parts— warehouse distributors	'4 357	'19 025 397	18 963 417	14 260 680	'-115 625	14 145 055	4 818 362	25.4	
4211202	Motor vehicle supplies & new parts— jobbers	5 732	20 760 962	20 708 200	15 911 077	-160 607	15 750 470	4 957 730	23.9	
4211203	Petroleum products marketing equipment whsle	507	1 070 443	1 059 249	757 762	-13 074	744 688	314 561	29.7	
42113	Tire & tube whsle	1 738	6 627 456	6 559 339	5 140 645	-67 764	5 072 881	1 486 458	22.7	
421130	Tire & tube whsle	1 738	6 627 456	6 559 339	5 140 645	-67 764	5 072 881	1 486 458	22.7	
42114	Motor vehicle parts, (used) whsle	7 105	5 272 107	5 246 544	2 863 818	-49 195	2 814 623	2 431 921	46.4	
421140	Motor vehicle parts, (used) whsle	7 105	5 272 107	5 246 544	2 863 818	-49 195	2 814 623	2 431 921	46.4	
4212	Furniture & home furnishings whsle	11 912	38 998 409	38 270 911	26 717 863	-408 117	26 309 746	11 961 165	31.3	
42121	Furniture whsle	4 880	17 259 071	16 892 266	12 219 343	-159 287	12 060 056	4 832 210	28.6	
421210	Furniture whsle	4 880	17 259 071	16 892 266	12 219 343	-159 287	12 060 056	4 832 210	28.6	
4212101	Household & lawn furniture whsle	2 275	5 670 483	5 580 839	3 965 138	-75 582	3 889 556	1 691 283	30.3	
4212102	Office & business furniture whsle	2 605	11 588 588	11 311 427	8 254 205	-83 705	8 170 500	3 140 927	27.8	
42122	Home furnishings whsle	7 032	21 739 338	21 378 645	14 498 520	-248 830	14 249 690	7 128 955	33.3	
421220	Home furnishings whsle	7 032	21 739 338	21 378 645	14 498 520	-248 830	14 249 690	7 128 955	33.3	
4212201	Household china, glassware, & crockery whsle	1 039	3 796 559	3 604 051	2 407 033	-22 822	2 384 211	1 219 840	33.8	
4212202	Linens, domestics, draperies, & curtains whsle	1 532	4 438 939	4 392 159	3 059 923	-51 378	3 008 545	1 383 614	31.5	
4212203	Floor coverings whsle	2 270	7 941 902	7 871 311	5 641 085	-103 113	5 537 972	2 333 339	29.6	
4212204	Other home furnishings whsle	2 191	5 561 938	5 511 124	3 390 479	-71 517	3 318 962	2 192 162	39.8	
4213	Lumber & other construction materials whsle ..	11 142	61 302 570	60 823 204	49 693 178	-330 413	49 362 765	11 460 439	18.8	
42131	Lumber, plywood, millwork, & wood panel whsle	5 636	46 426 349	46 017 642	38 958 009	-219 382	38 738 627	7 279 015	15.8	
421310	Lumber, plywood, millwork, & wood panel whsle	5 636	46 426 349	46 017 642	38 958 009	-219 382	38 738 627	7 279 015	15.8	
4213101	Lumber without yard whsle	1 425	13 795 098	13 687 064	12 123 237	-23 854	12 099 383	1 587 681	11.6	
4213102	Lumber with yard whsle	1 499	13 188 854	13 122 384	10 856 031	-114 340	10 741 691	2 380 693	18.1	
4213103	Plywood, veneer, millwork, & wood panel whsle	2 712	19 442 397	19 208 194	15 978 741	-81 188	15 897 553	3 310 641	17.2	
42132	Brick, stone, & related construction materials whsle	2 094	4 444 476	4 429 343	2 953 870	-64 648	2 889 222	1 540 121	34.8	
421320	Brick, stone, & related construction materials whsle	2 094	4 444 476	4 429 343	2 953 870	-64 648	2 889 222	1 540 121	34.8	
4213201	Brick, block, tile, clay/cement sewer pipe whsle	679	1 320 519	1 312 230	908 272	-17 050	891 222	421 008	32.1	
4213202	Sand, gravel, & stone whsle	886	1 574 246	1 574 181	953 678	-21 713	931 965	642 216	40.8	
4213203	Cement, lime, & related products whsle .	529	1 549 711	1 542 932	1 091 920	-25 885	1 066 035	476 897	30.9	
42133	Roofing, siding, & insulation material whsle..	1 069	5 203 479	5 183 616	4 076 966	-10 104	4 066 862	1 116 754	21.5	
421330	Roofing, siding, & insulation material whsle	1 069	5 203 479	5 183 616	4 076 966	-10 104	4 066 862	1 116 754	21.5	
4213301	Roofing, siding, & insulation material whsle	1 069	5 203 479	5 183 616	4 076 966	-10 104	4 066 862	1 116 754	21.5	
42139	Other construction materials whsle	2 343	5 228 266	5 192 603	3 704 333	-36 279	3 668 054	1 524 549	29.4	
421390	Other construction materials whsle	2 343	5 228 266	5 192 603	3 704 333	-36 279	3 668 054	1 524 549	29.4	
4213901	Flat glass & other construction glass whsle	523	1 017 500	1 012 296	668 026	-2 209	665 817	346 479	34.2	
4213902	Other construction materials whsle	1 820	4 210 766	4 180 307	3 036 307	-34 070	3 002 237	1 178 070	28.2	
4214	Professional & commercial equipment & supplies whsle	38 366	237 178 097	235 058 092	178 952 679	'-1 842 642	177 110 037	57 948 055	24.7	
42141	Photographic equipment & supplies whsle ..	1 207	8 347 662	8 230 425	5 812 800	-21 965	5 790 835	2 439 590	29.6	
421410	Photographic equipment & supplies whsle	1 207	8 347 662	8 230 425	5 812 800	-21 965	5 790 835	2 439 590	29.6	
42142	Office equipment whsle	'6 291	'24 496 462	24 149 183	15 294 804	'-107 530	15 187 274	8 961 909	37.1	
421420	Office equipment whsle	'6 291	'24 496 462	24 149 183	15 294 804	'-107 530	15 187 274	8 961 909	37.1	
42143	Computer & computer peripheral equipment & software whsle	14 459	142 059 509	141 293 645	115 029 302	-1 196 558	113 832 744	27 460 901	19.4	
421430	Computer & computer peripheral equipment & software whsle	14 459	142 059 509	141 293 645	115 029 302	-1 196 558	113 832 744	27 460 901	19.4	
4214301	Computer & peripheral equipment whsle	11 806	131 914 692	131 214 914	108 804 746	-1 136 985	107 667 761	23 547 153	17.9	
42143011	Computers & peripheral equipment for resale	4 861	83 034 207	82 659 855	70 435 044	-828 502	69 606 542	13 053 313	15.8	
42143012	Computers & peripheral equipment for end use	6 945	48 880 485	48 555 059	38 369 702	-308 483	38 061 219	10 493 840	21.6	
4214302	Computer software (packaged) whsle ..	2 653	10 144 817	10 078 731	6 224 556	-59 573	6 164 983	3 913 748	38.8	

See footnotes at end of table.

Table 4. Gross Margins and Its Components for Merchant Wholesalers for the United States: 1997—Con.

[Includes only establishments with payroll. For meaning of abbreviations and symbols, see introductory text. For explanation of terms, see Appendix A]

NAICS code	Kind of business and type of operation	Estab- lishments (number)	Sales			Purchases ¹ (\$1,000)	Inventory change 1996 to 1997 (\$1,000)	Cost of goods sold (\$1,000)	Gross margin	
			Total (\$1,000)	On own account					Amount (\$1,000)	As percent of sales on own account
				Amount (\$1,000)						
421	Wholesale trade, durable goods—Con.									
4214	Professional & commercial equipment & supplies whsle—Con.									
42144	Other commercial equipment whsle	'4 658	'12 215 821	12 062 306	8 651 991	'-99 451	8 552 540	3 509 766	29.1	
421440	Other commercial equipment whsle	'4 658	'12 215 821	12 062 306	8 651 991	'-99 451	8 552 540	3 509 766	29.1	
4214401	Restaurant & hotel equipment & supplies whsle	2 689	8 094 253	7 977 245	6 034 250	-67 806	5 966 444	2 010 801	25.2	
4214402	Store machines & equipment whsle	'1 969	'4 121 568	4 085 061	2 617 741	'-31 645	2 586 096	1 498 965	36.7	
42145	Medical, dental, & hospital equipment & supplies whsle	7 850	35 599 345	34 991 774	24 931 413	-294 183	24 637 230	10 354 544	29.6	
421450	Medical, dental, & hospital equipment & supplies whsle	7 850	35 599 345	34 991 774	24 931 413	-294 183	24 637 230	10 354 544	29.6	
4214501	Surgical, medical, & hospital supplies whsle	6 859	31 745 475	31 145 003	22 382 793	-252 247	22 130 546	9 014 457	28.9	
4214502	Dental equipment & supplies whsle	991	3 853 870	3 846 771	2 548 620	-41 936	2 506 684	1 340 087	34.8	
42146	Ophthalmic goods whsle	1 551	5 713 821	5 679 567	3 453 474	-75 985	3 377 489	2 302 078	40.5	
421460	Ophthalmic goods whsle	1 551	5 713 821	5 679 567	3 453 474	-75 985	3 377 489	2 302 078	40.5	
42149	Other professional equipment & supplies whsle	2 350	8 745 477	8 651 192	5 778 895	-46 970	5 731 925	2 919 267	33.7	
421490	Other professional equipment & supplies whsle	2 350	8 745 477	8 651 192	5 778 895	-46 970	5 731 925	2 919 267	33.7	
4214901	Religious & school supplies whsle	397	1 110 568	1 098 582	713 033	-17 189	695 844	402 738	36.7	
4214902	Other professional equipment & supplies whsle	1 953	7 634 909	7 552 610	5 065 862	-29 781	5 036 081	2 516 529	33.3	
4215	Metal & mineral (except petroleum) whsle	'10 079	'91 553 201	90 379 041	73 961 389	'-725 862	73 235 527	17 143 514	19.0	
42151	Metal service centers & offices	9 487	83 124 691	82 172 559	66 685 839	-712 126	65 973 713	16 198 846	19.7	
421510	Metal service centers & offices	9 487	83 124 691	82 172 559	66 685 839	-712 126	65 973 713	16 198 846	19.7	
4215101	Ferrous metal service centers & sales offices	7 595	66 113 409	65 332 043	52 589 122	-486 030	52 103 092	13 228 951	20.2	
42151011	Ferrous metal service centers	5 827	58 768 929	58 143 950	46 470 112	-486 030	45 984 082	12 159 868	20.9	
42151012	Ferrous metal sales offices	1 768	7 344 480	7 188 093	6 119 010	-	6 119 010	1 069 083	14.9	
4215102	Nonferrous metal service centers & sales offices	1 892	17 011 282	16 840 516	14 096 717	-226 096	13 870 621	2 969 895	17.6	
42151021	Nonferrous metal service centers	1 380	15 574 704	15 412 184	12 930 467	-226 096	12 704 371	2 707 813	17.6	
42151022	Nonferrous metal sales offices	512	1 436 578	1 428 332	1 166 250	-	1 166 250	262 082	18.3	
42152	Coal & other mineral & ore whsle	'592	'8 428 510	8 206 482	7 275 550	'-13 736	7 261 814	944 668	11.5	
421520	Coal & other mineral & ore whsle	'592	'8 428 510	8 206 482	7 275 550	'-13 736	7 261 814	944 668	11.5	
4215201	Coal whsle	333	4 987 710	4 856 646	4 235 038	-14 307	4 220 731	635 915	13.1	
4215202	Other mineral & ore whsle	'259	'3 440 800	3 349 836	3 040 512	'571	3 041 083	308 753	9.2	
4216	Electrical goods whsle	27 347	182 334 876	180 295 130	135 233 416	-1 525 430	133 707 986	46 587 144	25.8	
42161	Electrical apparatus & equip, wiring supp, & const material whsle	8 857	38 350 174	37 865 349	28 071 276	-282 828	27 788 448	10 076 901	26.6	
421610	Electrical apparatus & equip, wiring supp, & const material whsle	8 857	38 350 174	37 865 349	28 071 276	-282 828	27 788 448	10 076 901	26.6	
42162	Electrical appliance, television & radio set whsle	3 237	39 717 526	39 527 417	31 437 423	-307 681	31 129 742	8 397 675	21.2	
421620	Electrical appliance, television & radio set whsle	3 237	39 717 526	39 527 417	31 437 423	-307 681	31 129 742	8 397 675	21.2	
42169	Other electronic parts & equipment whsle ...	15 253	104 267 176	102 902 364	75 724 717	-934 921	74 789 796	28 112 568	27.3	
421690	Other electronic parts & equipment whsle ...	15 253	104 267 176	102 902 364	75 724 717	-934 921	74 789 796	28 112 568	27.3	
4216901	Communications equipment & supplies whsle	6 722	36 812 342	36 442 101	23 680 236	-396 854	23 283 382	13 158 719	36.1	
4216902	Electronic parts (excluding communications equipment) whsle	8 531	67 454 834	66 460 263	52 044 481	-538 067	51 506 414	14 953 849	22.5	
4217	Hardware, & plumbing & heating equipment & supplies whsle	17 533	57 253 744	56 376 860	41 632 825	-476 210	41 156 615	15 220 245	27.0	
42171	Hardware whsle	8 170	28 781 646	28 519 593	20 746 373	-301 682	20 444 691	8 074 902	28.3	
421710	Hardware whsle	8 170	28 781 646	28 519 593	20 746 373	-301 682	20 444 691	8 074 902	28.3	
42172	Plumbing & heating equipment & supplies (hydronics) whsle	3 261	10 850 765	10 637 646	8 036 791	-108 704	7 928 087	2 709 559	25.5	
421720	Plumbing & heating equipment & supplies (hydronics) whsle	3 261	10 850 765	10 637 646	8 036 791	-108 704	7 928 087	2 709 559	25.5	
42173	Warm air heating & air-conditioning equipment & supplies whsle	4 744	14 185 407	13 803 345	10 330 258	-47 939	10 282 319	3 521 026	25.5	
421730	Warm air heating & air-conditioning equipment & supplies whsle	4 744	14 185 407	13 803 345	10 330 258	-47 939	10 282 319	3 521 026	25.5	
42174	Refrigeration equipment & supplies whsle ...	1 358	3 435 926	3 416 276	2 519 403	-17 885	2 501 518	914 758	26.8	
421740	Refrigeration equipment & supplies whsle ...	1 358	3 435 926	3 416 276	2 519 403	-17 885	2 501 518	914 758	26.8	
4218	Machinery, equipment, & supplies whsle	64 951	223 849 297	219 187 549	160 385 453	-3 256 367	157 129 086	62 058 463	28.3	
42181	Construction & mining (except petroleum) machinery & equip whsle	4 763	31 561 292	31 292 149	23 936 012	-890 173	23 045 839	8 246 310	26.4	
421810	Construction & mining (except petroleum) machinery & equip whsle	4 763	31 561 292	31 292 149	23 936 012	-890 173	23 045 839	8 246 310	26.4	
42182	Farm & garden machinery & equipment whsle	9 312	30 536 605	30 225 712	23 832 690	-739 637	23 093 053	7 132 659	23.6	
421820	Farm & garden machinery & equipment whsle	9 312	30 536 605	30 225 712	23 832 690	-739 637	23 093 053	7 132 659	23.6	
4218201	Farm machinery & equipment—farm dealers	6 789	21 521 310	21 304 809	17 029 266	-593 873	16 435 393	4 869 416	22.9	
4218202	Farm machinery & equipment—whsle distributors	1 891	6 437 932	6 366 615	4 837 575	-115 501	4 722 074	1 644 541	25.8	
4218203	Lawn & garden machinery & equipment whsle	632	2 577 363	2 554 288	1 965 849	-30 263	1 935 586	618 702	24.2	

See footnotes at end of table.

Table 4. Gross Margins and Its Components for Merchant Wholesalers for the United States: 1997—Con.

[Includes only establishments with payroll. For meaning of abbreviations and symbols, see introductory text. For explanation of terms, see Appendix A]

NAICS code	Kind of business and type of operation	Estab- lishments (number)	Sales			Inventory change 1996 to 1997 (\$1,000)	Cost of goods sold (\$1,000)	Gross margin	
			Total (\$1,000)	On own account				Amount (\$1,000)	As percent of sales on own account
				Purchases ¹ (\$1,000)	Amount (\$1,000)				
421	Wholesale trade, durable goods—Con.								
4218	Machinery, equipment, & supplies whsle—Con.								
42183	Industrial machinery & equipment whsle . . .	28 321	97 183 003	94 396 803	67 003 660	-822 093	66 181 567	28 215 236	29.9
421830	Industrial machinery & equipment whsle . . .	28 321	97 183 003	94 396 803	67 003 660	-822 093	66 181 567	28 215 236	29.9
4218301	Food-processing machinery & equipment whsle . . .	1 056	2 959 044	2 894 481	1 992 895	-27 416	1 965 479	929 002	32.1
4218302	Hydraulic & pneumatic (fluid-power) machinery & equipment whsle . . .	3 294	9 945 751	9 575 326	6 561 455	-93 726	6 467 729	3 107 597	32.5
42183021	Hydraulic & pneumatic pumps & motors whsle . . .	1 275	3 036 164	2 959 986	2 001 949	-18 588	1 983 361	976 625	33.0
42183022	Hydraulic & pneumatic parts, accessories, & supplies whsle . . .	2 019	6 909 587	6 615 340	4 559 506	-75 138	4 484 368	2 130 972	32.2
4218303	General-purpose industrial machinery & equipment whsle . . .	8 460	28 259 832	27 293 351	18 843 574	-286 689	18 556 885	8 736 466	32.0
4218304	Metalworking machinery & equipment whsle . . .	3 232	13 925 794	13 355 993	9 783 479	12 534	9 796 013	3 559 980	26.7
4218305	Materials handling equipment whsle . . .	4 042	15 099 475	14 837 669	10 393 328	-88 973	10 304 355	4 533 314	30.6
4218306	Oilwell, oil refinery, & pipeline mach, equip, & supplies whsle . . .	2 688	7 740 720	7 630 943	5 638 410	-142 830	5 495 580	2 135 363	28.0
4218307	Other industrial machinery & equipment whsle . . .	5 549	19 252 387	18 809 040	13 790 519	-194 993	13 595 526	5 213 514	27.7
42184	Industrial supplies whsle . . .	12 868	36 889 029	36 264 318	25 755 567	-319 816	25 435 751	10 828 567	29.9
421840	Industrial supplies whsle . . .	12 868	36 889 029	36 264 318	25 755 567	-319 816	25 435 751	10 828 567	29.9
4218401	General-line industrial supplies whsle . . .	2 025	3 940 187	3 882 858	2 801 024	-29 369	2 771 655	1 111 203	28.6
4218402	Mechanical power transmission supplies whsle . . .	2 457	7 883 600	7 797 178	5 506 812	-133 329	5 373 483	2 423 695	31.1
4218403	Welding supplies whsle . . .	1 876	4 238 602	4 170 454	2 592 738	-19 525	2 573 213	1 597 241	38.3
4218404	Industrial containers & supplies whsle . .	1 480	4 968 521	4 861 060	3 614 596	-13 714	3 600 882	1 260 178	25.9
4218405	Industrial valves & fittings (except fluid-power) whsle . . .	1 279	5 276 944	5 108 994	3 743 805	-20 935	3 722 870	1 386 124	27.1
4218406	Other industrial supplies whsle . . .	3 751	10 581 175	10 443 774	7 496 592	-102 944	7 393 648	3 050 126	29.2
42185	Service establishment equipment & supplies whsle . . .	6 233	11 044 612	10 900 759	7 477 325	-86 081	7 391 244	3 509 515	32.2
421850	Service establishment equipment & supplies whsle . . .	6 233	11 044 612	10 900 759	7 477 325	-86 081	7 391 244	3 509 515	32.2
4218501	Beauty & barber shop equipment & supplies whsle . . .	1 240	2 016 050	1 996 036	1 282 584	-30 233	1 252 351	743 685	37.3
4218502	Custodial, janitors' equipment & supplies whsle . . .	2 189	3 745 652	3 715 910	2 510 696	-20 988	2 489 708	1 226 202	33.0
4218503	Laundry & dry-cleaning equipment & supplies whsle . . .	655	D	D	D	D	D	D	D
4218504	Other service establishment equipment & supplies whsle . . .	2 149	D	D	D	D	D	D	D
42186	Transportation equipment & supplies (exc motor vehicle) whsle . . .	3 454	16 634 756	16 107 808	12 380 199	-398 567	11 981 632	4 126 176	25.6
421860	Transportation equipment & supplies (exc motor vehicle) whsle . . .	3 454	16 634 756	16 107 808	12 380 199	-398 567	11 981 632	4 126 176	25.6
4218601	Aircraft & aeronautical equipment & supplies whsle . . .	2 092	12 214 744	11 736 765	9 152 844	-314 165	8 838 679	2 898 086	24.7
4218602	Marine machinery, equipment, & supplies whsle . . .	825	2 566 747	2 535 845	1 850 878	-35 347	1 815 531	720 314	28.4
4218603	Other transportation equipment & supplies whsle . . .	537	1 853 265	1 835 198	1 376 477	-49 055	1 327 422	507 776	27.7
4219	Miscellaneous durable goods whsle . . .	33 956	155 636 289	152 995 982	116 233 785	-1 033 572	115 200 213	37 795 769	24.7
42191	Sporting & recreational goods & supplies whsle . . .	4 961	17 059 006	16 917 586	12 176 686	-188 089	11 988 597	4 928 989	29.1
421910	Sporting & recreational goods & supplies whsle . . .	4 961	17 059 006	16 917 586	12 176 686	-188 089	11 988 597	4 928 989	29.1
42192	Toy & hobby goods & supplies whsle . . .	2 792	15 890 421	15 724 249	10 388 099	-158 708	10 229 391	5 494 858	34.9
421920	Toy & hobby goods & supplies whsle . . .	2 792	15 890 421	15 724 249	10 388 099	-158 708	10 229 391	5 494 858	34.9
42193	Recyclable material whsle . . .	8 833	37 358 147	37 208 428	28 080 482	-105 477	27 975 005	9 233 423	24.8
421930	Recyclable material whsle . . .	8 833	37 358 147	37 208 428	28 080 482	-105 477	27 975 005	9 233 423	24.8
4219301	Iron & steel scrap processors & dealers .	3 403	17 430 292	17 344 908	13 162 672	-45 645	13 117 027	4 227 881	24.4
42193011	Iron & steel scrap processors (using power processing equipment) . . .	2 268	12 322 747	12 268 669	8 783 060	-17 324	8 765 736	3 502 933	28.6
42193012	Iron & steel scrap processors (not using power processing equip) . . .	1 135	5 107 545	5 076 239	4 379 612	-28 321	4 351 291	724 948	14.3
4219302	Recyclable paper & paperboard whsle . .	1 539	5 384 421	5 355 265	3 856 071	-12 274	3 843 797	1 511 468	28.2
4219303	Other recyclable material whsle . . .	3 891	14 543 434	14 508 255	11 061 739	-47 558	11 014 181	3 494 074	24.1
42194	Jewelry/watch/silverware/precious stone, & precious metal whsle . . .	7 183	30 824 486	30 735 325	25 360 869	-318 020	25 042 849	5 692 476	18.5
421940	Jewelry/watch/silverware/precious stone, & precious metal whsle . . .	7 183	30 824 486	30 735 325	25 360 869	-318 020	25 042 849	5 692 476	18.5
4219401	Jewelry, watch, diamonds, precious stone, & silverware whsle . . .	6 641	21 097 516	21 045 091	16 604 285	-334 855	16 269 430	4 775 661	22.7
4219402	Precious metal (excluding ores) whsle . .	542	9 726 970	9 690 234	8 756 584	16 835	8 773 419	916 815	9.5
42199	Other miscellaneous durable goods whsle . .	10 187	54 504 229	52 410 394	40 227 649	-263 278	39 964 371	12 446 023	23.7
421990	Other miscellaneous durable goods whsle . .	10 187	54 504 229	52 410 394	40 227 649	-263 278	39 964 371	12 446 023	23.7
4219901	Musical instruments & supplies whsle . . .	444	2 155 019	2 145 987	1 551 564	-5 139	1 546 425	599 562	27.9
4219902	Forest products (except lumber) whsle . .	1 844	10 671 425	10 447 332	8 575 328	-32 165	8 543 163	1 904 169	18.2
4219903	General merchandise (durable goods) whsle . . .	2 864	20 154 440	18 368 059	14 093 141	-4 085	14 089 056	4 279 003	23.3
4219904	Prerecorded media whsle . . .	1 852	16 079 741	16 060 129	12 481 758	-148 023	12 333 735	3 726 394	23.2
42199041	Compact discs/prerecorded audio tapes, & phonograph records whsle . .	1 215	8 766 190	8 750 805	6 702 009	-174 778	6 627 231	2 123 574	24.3
42199042	Prerecorded video tapes whsle . . .	637	7 313 551	7 309 324	5 779 749	-73 245	5 706 504	1 602 820	21.9
4219905	Fire extinguishers & fire safety equipment whsle . . .	923	937 818	927 022	569 909	-11 076	558 833	368 189	39.7
4219906	Other durable goods whsle . . .	2 260	4 505 786	4 461 865	2 955 949	-62 790	2 893 159	1 568 706	35.2

See footnotes at end of table.

Table 4. Gross Margins and Its Components for Merchant Wholesalers for the United States: 1997—Con.

[Includes only establishments with payroll. For meaning of abbreviations and symbols, see introductory text. For explanation of terms, see Appendix A]

NAICS code	Kind of business and type of operation	Estab-lishments (number)	Sales			Purchases ¹ (\$1,000)	Inventory change 1996 to 1997 (\$1,000)	Cost of goods sold (\$1,000)	Gross margin	
			Total (\$1,000)	On own account					Amount (\$1,000)	As percent of sales on own account
				Amount (\$1,000)						
422	Wholesale trade, nondurable goods	'134 951	'1 118 350 517	1 105 824 912	921 884 158	-5 746 779	916 137 379	189 687 533	17.2	
4221	Paper & paper product whse	12 686	66 491 798	65 805 436	52 043 033	-250 729	51 792 304	14 013 132	21.3	
42211	Printing & writing paper whse	1 838	20 477 795	20 303 537	17 174 248	-20 588	17 153 660	3 149 877	15.5	
422110	Printing & writing paper whse	1 838	20 477 795	20 303 537	17 174 248	-20 588	17 153 660	3 149 877	15.5	
42212	Stationery & office supplies whse	6 260	19 572 837	19 416 000	14 150 403	-105 770	14 044 633	5 371 367	27.7	
422120	Stationery & office supplies whse	6 260	19 572 837	19 416 000	14 150 403	-105 770	14 044 633	5 371 367	27.7	
42213	Industrial & personal service paper whse	4 588	26 441 166	26 085 899	20 718 382	-124 371	20 594 011	5 491 888	21.1	
422130	Industrial & personal service paper whse	4 588	26 441 166	26 085 899	20 718 382	-124 371	20 594 011	5 491 888	21.1	
4222	Drugs, & druggists' sundries whse	7 250	107 379 498	106 873 675	89 836 814	-1 028 633	88 808 181	18 065 494	16.9	
42221	Drugs, & druggists' sundries whse	7 250	107 379 498	106 873 675	89 836 814	-1 028 633	88 808 181	18 065 494	16.9	
422210	Drugs, & druggists' sundries whse	7 250	107 379 498	106 873 675	89 836 814	-1 028 633	88 808 181	18 065 494	16.9	
4222101	General-line drugs whse	3 283	79 946 995	79 525 525	70 573 875	-599 809	69 974 066	9 551 459	12.0	
4222102	Specialty-line drug, pharmaceutical, cosmetic, & toiletries whse	3 967	27 432 503	27 348 150	19 262 939	-428 824	18 834 115	8 514 035	31.1	
4223	Apparel, piece goods, & notions whse	16 964	84 358 265	83 083 549	60 064 974	-1 198 395	58 866 579	24 216 970	29.1	
42231	Piece goods, notions, & other dry goods whse	4 628	14 151 550	13 868 930	10 310 443	-223 771	10 086 672	3 782 258	27.3	
422310	Piece goods, notions, & other dry goods whse	4 628	14 151 550	13 868 930	10 310 443	-223 771	10 086 672	3 782 258	27.3	
4223101	Piece goods—jobbers	3 345	11 726 039	11 456 819	8 707 400	-186 171	8 521 229	2 935 590	25.6	
4223102	Notions & other dry goods whse	1 283	2 425 511	2 412 111	1 603 043	-37 600	1 565 443	846 668	35.1	
42232	Men's & boys' clothing & furnishings whse	4 144	22 684 344	22 513 928	16 336 619	-360 583	15 976 036	6 537 892	29.0	
422320	Men's & boys' clothing & furnishings whse	4 144	22 684 344	22 513 928	16 336 619	-360 583	15 976 036	6 537 892	29.0	
42233	Women's, children's, & infants' clothing & accessories whse	6 781	29 520 620	29 279 114	20 287 338	-529 277	19 758 061	9 521 053	32.5	
422330	Women's, children's, & infants' clothing & accessories whse	6 781	29 520 620	29 279 114	20 287 338	-529 277	19 758 061	9 521 053	32.5	
42234	Footwear whse	1 411	18 001 751	17 421 577	13 130 574	-84 764	13 045 810	4 375 767	25.1	
422340	Footwear whse	1 411	18 001 751	17 421 577	13 130 574	-84 764	13 045 810	4 375 767	25.1	
4224	Grocery & related products whse	33 343	330 210 735	327 080 017	278 642 374	-1 126 434	277 515 940	49 564 077	15.2	
42241	General-line grocery whse	3 390	93 941 524	93 636 575	82 827 937	-121 064	82 706 873	10 929 702	11.7	
422410	General-line grocery whse	3 390	93 941 524	93 636 575	82 827 937	-121 064	82 706 873	10 929 702	11.7	
4224101	General-line grocery whse, voluntary group	186	16 156 029	16 146 111	14 415 713	30 804	14 446 517	1 699 594	10.5	
4224102	General-line grocery whse, retail cooperative	211	16 142 440	16 134 237	14 649 460	-18 454	14 631 006	1 503 231	9.3	
4224103	Other general-line grocery whse	2 993	61 643 055	61 356 227	53 762 764	-133 414	53 629 350	7 726 877	12.6	
42242	Packaged frozen food whse	2 897	44 782 680	44 301 711	38 254 519	-358 534	37 895 985	6 405 726	14.5	
422420	Packaged frozen food whse	2 897	44 782 680	44 301 711	38 254 519	-358 534	37 895 985	6 405 726	14.5	
42243	Dairy products, (except dried or canned) whse	2 174	20 315 524	20 209 662	17 776 833	-44 904	17 731 929	2 477 733	12.3	
422430	Dairy products, (except dried or canned) whse	2 174	20 315 524	20 209 662	17 776 833	-44 904	17 731 929	2 477 733	12.3	
4224301	Raw milk whse	138	D	D	D	D	D	D	D	
4224302	Dairy product (except raw milk) whse	2 036	D	D	D	D	D	D	D	
42244	Poultry & poultry product whse	873	10 721 436	10 693 475	9 431 393	-21 354	9 410 039	1 283 436	12.0	
422440	Poultry & poultry product whse	873	10 721 436	10 693 475	9 431 393	-21 354	9 410 039	1 283 436	12.0	
4224401	Live poultry whse	45	D	D	D	D	D	D	D	
4224402	Poultry & poultry product (except live) whse	828	D	D	D	D	D	D	D	
42245	Confectionery whse	1 962	7 539 889	7 482 343	5 880 461	-65 423	5 815 038	1 667 305	22.3	
422450	Confectionery whse	1 962	7 539 889	7 482 343	5 880 461	-65 423	5 815 038	1 667 305	22.3	
42246	Fish & seafood whse	2 828	11 998 240	11 881 670	10 084 357	-73 390	10 010 967	1 870 703	15.7	
422460	Fish & seafood whse	2 828	11 998 240	11 881 670	10 084 357	-73 390	10 010 967	1 870 703	15.7	
42247	Meat & meat product whse	3 147	26 899 437	26 784 649	23 610 923	-66 180	23 544 743	3 239 906	12.1	
422470	Meat & meat product whse	3 147	26 899 437	26 784 649	23 610 923	-66 180	23 544 743	3 239 906	12.1	
42248	Fresh fruit & vegetable whse	5 474	40 417 798	38 992 591	32 097 681	-78 621	32 019 060	6 973 531	17.9	
422480	Fresh fruit & vegetable whse	5 474	40 417 798	38 992 591	32 097 681	-78 621	32 019 060	6 973 531	17.9	
42249	Other grocery & related products whse	10 598	73 594 207	73 097 341	58 678 270	-296 964	58 381 306	14 716 035	20.1	
422490	Other grocery & related products whse	10 598	73 594 207	73 097 341	58 678 270	-296 964	58 381 306	14 716 035	20.1	
4224901	Coffee, tea, & spice whse	1 420	7 087 834	7 074 987	5 824 763	-138 200	5 686 563	1 388 424	19.6	
4224902	Bread & baked goods whse	2 187	5 821 864	5 779 502	4 500 573	-5 095	4 495 478	1 284 024	22.2	
4224903	Soft drinks whse	2 026	7 507 631	7 491 864	4 946 527	-36 170	4 910 357	2 581 507	34.5	
4224904	Canned goods whse	957	10 184 930	9 951 437	8 315 925	52 044	8 367 969	1 583 468	15.9	
4224905	Food & beverage basic materials whse	512	2 687 268	2 630 967	2 026 949	345	2 027 294	603 673	22.9	
4224906	Other grocery specialties whse	3 496	40 304 680	40 168 584	33 063 533	-169 888	32 893 645	7 274 939	18.1	
4225	Farm-product raw material whse	8 849	132 883 554	132 188 133	118 891 962	-158 994	118 732 968	13 455 165	10.2	
42251	Grain & field bean whse	6 434	105 267 322	105 117 851	94 756 741	-153 186	94 603 555	10 514 296	10.0	
422510	Grain & field bean whse	6 434	105 267 322	105 117 851	94 756 741	-153 186	94 603 555	10 514 296	10.0	
42252	Livestock whse	1 133	8 630 445	8 353 282	7 794 511	-48 990	7 745 521	607 761	7.3	
422520	Livestock whse	1 133	8 630 445	8 353 282	7 794 511	-48 990	7 745 521	607 761	7.3	
42259	Other farm product raw material whse	1 282	18 985 787	18 717 000	16 340 710	43 182	16 383 892	2 333 108	12.5	
422590	Other farm product raw material whse	1 282	18 985 787	18 717 000	16 340 710	43 182	16 383 892	2 333 108	12.5	
4225901	Hides, skins, & pelts whse	234	1 911 853	1 856 772	1 608 613	-8 884	1 599 729	257 043	13.8	
4225902	Leaf tobacco whse	118	2 093 201	2 072 145	1 726 459	-29 839	1 696 620	375 525	18.1	
4225903	Wool, wool tops, & mohair whse	61	145 997	131 607	113 002	-3 423	109 579	22 028	16.7	
4225904	Cotton whse	244	9 922 477	9 756 616	8 512 907	85 895	8 598 802	1 157 814	11.9	
4225905	Other farm-product raw material whse	625	4 912 259	4 899 860	4 379 729	-567	4 379 162	520 698	10.6	

See footnotes at end of table.

Table 4. Gross Margins and Its Components for Merchant Wholesalers for the United States: 1997—Con.

[Includes only establishments with payroll. For meaning of abbreviations and symbols, see introductory text. For explanation of terms, see Appendix A]

NAICS code	Kind of business and type of operation	Estab- lishments (number)	Sales			Purchases ¹ (\$1,000)	Inventory change 1996 to 1997 (\$1,000)	Cost of goods sold (\$1,000)	Gross margin	
			Total (\$1,000)	On own account					Amount (\$1,000)	As percent of sales on own account
				Amount (\$1,000)						
422	Wholesale trade, nondurable goods—Con.									
4226	Chemical & allied products whse	12 249	56 048 362	54 761 023	41 686 990	-292 127	41 394 863	13 366 160	24.4	
42261	Plastics materials & basic forms & shapes whse	3 357	16 733 225	16 334 477	12 410 356	-98 480	12 311 876	4 022 601	24.6	
422610	Plastics materials & basic forms & shapes whse	3 357	16 733 225	16 334 477	12 410 356	-98 480	12 311 876	4 022 601	24.6	
42269	Other chemical & allied products whse	8 892	39 315 137	38 426 546	29 276 634	-193 647	29 082 987	9 343 559	24.3	
422690	Other chemical & allied products whse ...	8 892	39 315 137	38 426 546	29 276 634	-193 647	29 082 987	9 343 559	24.3	
4226901	Industrial gases (except LP) whse	804	1 432 921	1 429 614	842 011	-9 950	832 061	597 553	41.8	
4226902	Other chemical & allied products whse .	8 088	37 882 216	36 996 932	28 434 623	-183 697	28 250 926	8 746 006	23.6	
4227	Petroleum & petroleum products whse	'9 770	'139 507 960	139 286 433	122 617 091	⌊-160 558	122 456 533	16 829 900	12.1	
42271	Petroleum bulk stations & terminals	'6 729	'92 443 546	92 302 679	81 250 184	⌊-165 619	81 084 565	11 218 114	12.2	
422710	Petroleum bulk stations & terminals	'6 729	'92 443 546	92 302 679	81 250 184	⌊-165 619	81 084 565	11 218 114	12.2	
4227101	Petroleum bulk stations & terminals (except LP)	'6 337	'88 515 507	88 375 710	77 843 429	⌊-166 960	77 676 469	10 699 241	12.1	
42271011	Petroleum bulk stations (except LP) ..	5 784	43 727 608	43 603 032	36 737 873	-21 286	36 716 587	6 886 445	15.8	
42271012	Petroleum bulk terminals (except LP) .	'553	'44 787 899	44 772 678	41 105 556	⌊-145 674	40 959 882	3 812 796	8.5	
4227102	Liquefied petroleum bulk stations & terminals	392	3 928 039	3 926 969	3 406 755	1 341	3 408 096	518 873	13.2	
42272	Petroleum & petroleum prod whse (exc bulk stations & terminals)	3 041	47 064 414	46 983 754	41 366 907	5 061	41 371 968	5 611 786	11.9	
422720	Petroleum & petroleum prod whse (exc bulk stations & terminals)	3 041	47 064 414	46 983 754	41 366 907	5 061	41 371 968	5 611 786	11.9	
4228	Beer, wine, & distilled alcoholic beverage whse	4 476	58 311 981	58 019 072	44 187 454	-328 585	43 858 869	14 160 203	24.4	
42281	Beer & ale whse	2 945	33 616 795	33 496 179	24 734 023	-93 071	24 640 952	8 855 227	26.4	
422810	Beer & ale whse	2 945	33 616 795	33 496 179	24 734 023	-93 071	24 640 952	8 855 227	26.4	
42282	Wine & distilled alcoholic beverage whse ...	1 531	24 695 186	24 522 893	19 453 431	-235 514	19 217 917	5 304 976	21.6	
422820	Wine & distilled alcoholic beverage whse .	1 531	24 695 186	24 522 893	19 453 431	-235 514	19 217 917	5 304 976	21.6	
4228201	Wine & distilled alcoholic bev (licensed operation) whse	1 409	24 314 784	24 152 612	19 209 789	-263 370	18 946 419	5 206 193	21.6	
4228202	Wine & distilled alcoholic beverage (state operated) whse	122	380 402	370 281	243 642	27 856	271 498	98 783	26.7	
4229	Miscellaneous nondurable goods whse	29 364	143 158 364	138 727 574	113 913 466	-1 202 324	112 711 142	26 016 432	18.8	
42291	Farm supplies whse	6 437	32 607 159	31 976 164	26 445 322	-272 540	26 172 782	5 803 382	18.1	
422910	Farm supplies whse	6 437	32 607 159	31 976 164	26 445 322	-272 540	26 172 782	5 803 382	18.1	
4229101	Farm supplies—farm dealers	3 363	9 641 439	9 622 620	7 661 433	-89 143	7 572 290	2 050 330	21.3	
4229102	Farm supplies—whse distributors	3 074	22 965 720	22 353 544	18 783 889	-183 397	18 600 492	3 753 052	16.8	
42292	Book, periodical, & newspaper whse	3 257	17 022 288	16 777 363	12 090 647	-145 696	11 944 951	4 832 412	28.8	
422920	Book, periodical, & newspaper whse	3 257	17 022 288	16 777 363	12 090 647	-145 696	11 944 951	4 832 412	28.8	
42293	Flower, nursery stock, & florists' supplies whse	3 654	7 244 856	7 181 257	4 783 886	-58 111	4 725 775	2 455 482	34.2	
422930	Flower, nursery stock, & florists' supplies whse	3 654	7 244 856	7 181 257	4 783 886	-58 111	4 725 775	2 455 482	34.2	
42294	Tobacco & tobacco product whse	1 466	31 656 394	31 615 308	28 728 235	-249 527	28 478 708	3 136 600	9.9	
422940	Tobacco & tobacco product whse	1 466	31 656 394	31 615 308	28 728 235	-249 527	28 478 708	3 136 600	9.9	
42295	Paint, varnish, & supplies whse	1 630	3 370 442	3 322 220	2 197 439	-21 803	2 175 636	1 146 584	34.5	
422950	Paint, varnish, & supplies whse	1 630	3 370 442	3 322 220	2 197 439	-21 803	2 175 636	1 146 584	34.5	
4229501	Paint, varnish, & supplies whse	1 630	3 370 442	3 322 220	2 197 439	-21 803	2 175 636	1 146 584	34.5	
42299	Other miscellaneous nondurable goods whse	12 920	51 257 225	47 855 262	39 667 937	-454 647	39 213 290	8 641 972	18.1	
422990	Other miscellaneous nondurable goods whse	12 920	51 257 225	47 855 262	39 667 937	-454 647	39 213 290	8 641 972	18.1	
4229901	Art goods whse	3 976	7 426 099	7 365 115	4 427 539	-162 100	4 265 439	3 099 676	42.1	
4229902	General merchandise (nondurable goods) whse	2 842	33 181 350	29 946 241	27 501 346	-66 028	27 435 318	2 510 923	8.4	
4229903	Textile bags, bagging, & burlap whse ..	400	723 184	719 357	489 602	-20 667	468 935	250 422	34.8	
4229904	Other nondurable goods whse	5 702	9 926 592	9 824 549	7 249 450	-205 852	7 043 598	2 780 951	28.3	

¹Purchases of goods for resale.

Table 5. Gross Profits and Its Components for Merchant Wholesalers for the United States: 1997

[Includes only establishments with payroll. For meaning of abbreviations and symbols, see introductory text. For explanation of terms, see Appendix A]

NAICS code	Kind of business and type of operation	Establishments (number)	Gross margin (\$1,000)	Commissions received for sales made on the account of others (\$1,000)	Operating expenses (\$1,000)	Gross profit	
						Amount (\$1,000)	As percent of total sales
	Merchant wholesalers	'376 330	480 217 897	5 222 269	'329 085 927	156 354 239	6.7
421	Wholesale trade, durable goods	241 379	290 530 364	2 681 746	'201 524 492	91 687 618	7.5
4211	Motor vehicle & motor vehicle parts & supplies whsle	'26 093	30 355 570	54 895	'18 128 586	12 281 879	7.4
42111	Automobile & other motor vehicle whsle	6 654	16 346 538	31 293	7 952 209	8 425 622	7.4
421110	Automobile & other motor vehicle whsle	6 654	16 346 538	31 293	7 952 209	8 425 622	7.4
4211101	Automobile & motorcycle whsle	3 331	10 207 398	15 561	3 707 653	6 515 306	8.2
4211102	Bus & recreational vehicle whsle	347	D	D	D	D	D
4211103	Light truck & van (14,000 lb or less) whsle	428	1 180 155	1 203	593 040	588 318	8.2
4211104	Medium truck & tractor (14,001 lb to 26,000 lb) whsle	480	D	D	D	D	D
4211105	Heavy truck & tractor (over 26,000 lb) whsle	2 068	3 960 280	12 540	2 898 790	1 074 030	4.9
42112	Motor vehicle supplies & new parts whsle	'10 596	10 090 653	14 869	'7 054 127	3 051 395	7.5
421120	Motor vehicle supplies & new parts whsle	'10 596	10 090 653	14 869	'7 054 127	3 051 395	7.5
4211201	Motor vehicle supplies & new parts—warehouse distributors	'4 357	4 818 362	6 913	'3 534 928	1 290 347	6.8
4211202	Motor vehicle supplies & new parts—jobbers	5 732	4 957 730	5 851	3 267 551	1 696 030	8.2
4211203	Petroleum products marketing equipment whsle	507	314 561	2 105	251 648	65 018	6.1
42113	Tire & tube whsle	1 738	1 486 458	6 064	1 148 391	344 131	5.2
421130	Tire & tube whsle	1 738	1 486 458	6 064	1 148 391	344 131	5.2
42114	Motor vehicle parts, (used) whsle	7 105	2 431 921	2 669	1 973 859	460 731	8.7
421140	Motor vehicle parts, (used) whsle	7 105	2 431 921	2 669	1 973 859	460 731	8.7
4212	Furniture & home furnishings whsle	11 912	11 961 165	99 999	9 054 605	3 006 559	7.7
42121	Furniture whsle	4 880	4 832 210	51 972	3 763 785	1 120 397	6.5
421210	Furniture whsle	4 880	4 832 210	51 972	3 763 785	1 120 397	6.5
4212101	Household & lawn furniture whsle	2 275	1 691 283	14 084	1 206 312	499 055	8.8
4212102	Office & business furniture whsle	2 605	3 140 927	37 888	2 557 473	621 342	5.4
42122	Home furnishings whsle	7 032	7 128 955	48 027	5 290 820	1 886 162	8.7
421220	Home furnishings whsle	7 032	7 128 955	48 027	5 290 820	1 886 162	8.7
4212201	Household china, glassware, & crockery whsle	1 039	1 219 840	27 814	975 373	272 281	7.2
4212202	Linens, domestics, draperies, & curtains whsle	1 532	1 383 614	6 826	957 461	432 979	9.8
4212203	Floor coverings whsle	2 270	2 333 339	5 405	1 753 939	584 805	7.4
4212204	Other home furnishings whsle	2 191	2 192 162	7 982	1 604 047	596 097	10.7
4213	Lumber & other construction materials whsle	11 142	11 460 439	33 250	8 236 772	3 256 917	5.3
42131	Lumber, plywood, millwork, & wood panel whsle	5 636	7 279 015	23 005	5 000 401	2 301 619	5.0
421310	Lumber, plywood, millwork, & wood panel whsle	5 636	7 279 015	23 005	5 000 401	2 301 619	5.0
4213101	Lumber without yard whsle	1 425	1 587 681	4 900	809 598	782 983	5.7
4213102	Lumber with yard whsle	1 499	2 380 693	2 390	1 583 785	799 298	6.1
4213103	Plywood, veneer, millwork, & wood panel whsle	2 712	3 310 641	15 715	2 607 018	719 338	3.7
42132	Brick, stone, & related construction materials whsle	2 094	1 540 121	4 509	1 093 199	451 431	10.2
421320	Brick, stone, & related construction materials whsle	2 094	1 540 121	4 509	1 093 199	451 431	10.2
4213201	Brick, block, tile, clay/cement sewer pipe whsle	679	421 008	3 745	313 537	111 216	8.4
4213202	Sand, gravel, & stone whsle	886	642 216	11	462 750	179 477	11.4
4213203	Cement, lime, & related products whsle	529	476 897	753	316 912	160 738	10.4
42133	Roofing, siding, & insulation material whsle	1 069	1 116 754	2 592	896 255	223 091	4.3
421330	Roofing, siding, & insulation material whsle	1 069	1 116 754	2 592	896 255	223 091	4.3
4213301	Roofing, siding, & insulation material whsle	1 069	1 116 754	2 592	896 255	223 091	4.3
42139	Other construction materials whsle	2 343	1 524 549	3 144	1 246 917	280 776	5.4
421390	Other construction materials whsle	2 343	1 524 549	3 144	1 246 917	280 776	5.4
4213901	Flat glass & other construction glass whsle	523	346 479	263	312 684	34 058	3.3
4213902	Other construction materials whsle	1 820	1 178 070	2 881	934 233	246 718	5.9
4214	Professional & commercial equipment & supplies whsle	38 366	57 948 055	544 724	'40 976 760	17 516 019	7.4
42141	Photographic equipment & supplies whsle	1 207	2 439 590	7 801	1 601 725	845 666	10.1
421410	Photographic equipment & supplies whsle	1 207	2 439 590	7 801	1 601 725	845 666	10.1
42142	Office equipment whsle	'6 291	8 961 909	53 818	'6 786 849	2 228 878	9.1
421420	Office equipment whsle	'6 291	8 961 909	53 818	'6 786 849	2 228 878	9.1
42143	Computer & computer peripheral equipment & software whsle	14 459	27 460 901	195 723	17 796 861	9 859 763	6.9
421430	Computer & computer peripheral equipment & software whsle	14 459	27 460 901	195 723	17 796 861	9 859 763	6.9
4214301	Computer & peripheral equipment whsle	11 806	23 547 153	144 614	14 678 915	9 012 852	6.8
42143011	Computers & peripheral equipment for resale	4 861	13 053 313	109 901	6 840 403	6 322 811	7.6
42143012	Computers & peripheral equipment for end use	6 945	10 493 840	34 713	7 838 512	2 690 041	5.5
4214302	Computer software (packaged) whsle	2 653	3 913 748	51 109	3 117 946	846 911	8.3
42144	Other commercial equipment whsle	'4 658	3 509 766	18 729	'2 981 362	547 133	4.5
421440	Other commercial equipment whsle	'4 658	3 509 766	18 729	'2 981 362	547 133	4.5
4214401	Restaurant & hotel equipment & supplies whsle	2 689	2 010 801	10 486	1 720 999	300 288	3.7
4214402	Store machines & equipment whsle	'1 969	1 498 965	8 243	'1 260 363	246 845	6.0
42145	Medical, dental, & hospital equipment & supplies whsle	7 850	10 354 544	253 842	7 816 953	2 791 433	7.8
421450	Medical, dental, & hospital equipment & supplies whsle	7 850	10 354 544	253 842	7 816 953	2 791 433	7.8
4214501	Surgical, medical, & hospital supplies whsle	6 859	9 014 457	252 463	6 757 373	2 509 547	7.9
4214502	Dental equipment & supplies whsle	991	1 340 087	1 379	1 059 580	281 886	7.3
42146	Ophthalmic goods whsle	1 551	2 302 078	2 240	1 739 475	564 843	9.9
421460	Ophthalmic goods whsle	1 551	2 302 078	2 240	1 739 475	564 843	9.9
42149	Other professional equipment & supplies whsle	2 350	2 919 267	12 571	2 253 535	678 303	7.8
421490	Other professional equipment & supplies whsle	2 350	2 919 267	12 571	2 253 535	678 303	7.8
4214901	Religious & school supplies whsle	397	402 738	2 453	324 534	80 657	7.3
4214902	Other professional equipment & supplies whsle	1 953	2 516 529	10 118	1 929 001	597 646	7.8

Table 5. Gross Profits and Its Components for Merchant Wholesalers for the United States: 1997—Con.

[Includes only establishments with payroll. For meaning of abbreviations and symbols, see introductory text. For explanation of terms, see Appendix A]

NAICS code	Kind of business and type of operation	Establishments (number)	Gross margin (\$1,000)	Commissions received for sales made on the account of others (\$1,000)	Operating expenses (\$1,000)	Gross profit	
						Amount (\$1,000)	As percent of total sales
421	Wholesale trade, durable goods—Con.						
4215	Metal & mineral (except petroleum) whsle	10 079	17 143 514	55 552	11 460 513	5 738 553	6.3
42151	Metal service centers & offices	9 487	16 198 846	46 595	11 026 425	5 219 016	6.3
421510	Metal service centers & offices	9 487	16 198 846	46 595	11 026 425	5 219 016	6.3
4215101	Ferrous metal service centers & sales offices	7 595	13 228 951	38 208	9 133 012	4 134 147	6.3
42151011	Ferrous metal service centers	5 827	12 159 868	29 865	8 340 519	3 849 214	6.5
42151012	Ferrous metal sales offices	1 768	1 069 083	8 343	792 493	284 933	3.9
4215102	Nonferrous metal service centers & sales offices	1 892	2 969 895	8 387	1 893 413	1 084 869	6.4
42151021	Nonferrous metal service centers	1 380	2 707 813	6 457	1 730 127	984 143	6.3
42151022	Nonferrous metal sales offices	512	262 082	1 930	163 286	100 726	7.0
42152	Coal & other mineral & ore whsle	592	944 668	8 957	434 088	519 537	6.2
421520	Coal & other mineral & ore whsle	592	944 668	8 957	434 088	519 537	6.2
4215201	Coal whsle	333	635 915	4 360	240 527	399 748	8.0
4215202	Other mineral & ore whsle	259	308 753	4 597	193 561	119 789	3.5
4216	Electrical goods whsle	27 347	46 587 144	587 389	30 237 421	16 937 112	9.3
42161	Electrical apparatus & equip, wiring supp, & const material whsle	8 857	10 076 901	68 519	7 002 760	3 142 660	8.2
421610	Electrical apparatus & equip, wiring supp, & const material whsle	8 857	10 076 901	68 519	7 002 760	3 142 660	8.2
42162	Electrical appliance, television & radio set whsle	3 237	8 397 675	24 393	5 131 249	3 290 819	8.3
421620	Electrical appliance, television & radio set whsle	3 237	8 397 675	24 393	5 131 249	3 290 819	8.3
42169	Other electronic parts & equipment whsle	15 253	28 112 568	494 477	18 103 412	10 503 633	10.1
421690	Other electronic parts & equipment whsle	15 253	28 112 568	494 477	18 103 412	10 503 633	10.1
4216901	Communications equipment & supplies whsle	6 722	13 158 719	51 899	8 446 176	4 764 442	12.9
4216902	Electronic parts (excluding communications equipment) whsle	8 531	14 953 849	442 578	9 657 236	5 739 191	8.5
4217	Hardware, & plumbing & heating equipment & supplies whsle	17 533	15 220 245	296 599	12 167 748	3 349 096	5.8
42171	Hardware whsle	8 170	8 074 902	195 666	6 261 960	2 008 608	7.0
421710	Hardware whsle	8 170	8 074 902	195 666	6 261 960	2 008 608	7.0
42172	Plumbing & heating equipment & supplies (hydronics) whsle	3 261	2 709 559	28 476	2 206 346	531 689	4.9
421720	Plumbing & heating equipment & supplies (hydronics) whsle	3 261	2 709 559	28 476	2 206 346	531 689	4.9
42173	Warm air heating & air-conditioning equipment & supplies whsle	4 744	3 521 026	71 085	2 937 087	655 024	4.6
421730	Warm air heating & air-conditioning equipment & supplies whsle	4 744	3 521 026	71 085	2 937 087	655 024	4.6
42174	Refrigeration equipment & supplies whsle	1 358	914 758	1 372	762 355	153 775	4.5
421740	Refrigeration equipment & supplies whsle	1 358	914 758	1 372	762 355	153 775	4.5
4218	Machinery, equipment, & supplies whsle	64 951	62 058 463	879 924	46 667 259	16 271 128	7.3
42181	Construction & mining (except petroleum) machinery & equip whsle	4 763	8 246 310	17 967	5 740 828	2 523 449	8.0
421810	Construction & mining (except petroleum) machinery & equip whsle	4 763	8 246 310	17 967	5 740 828	2 523 449	8.0
42182	Farm & garden machinery & equipment whsle	9 312	7 132 659	27 643	5 066 616	2 093 686	6.9
421820	Farm & garden machinery & equipment whsle	9 312	7 132 659	27 643	5 066 616	2 093 686	6.9
4218201	Farm machinery & equipment—farm dealers	6 789	4 869 416	18 725	3 390 688	1 497 453	7.0
4218202	Farm machinery & equipment—whsle distributors	1 891	1 644 541	5 493	1 144 687	505 347	7.8
4218203	Lawn & garden machinery & equipment whsle	632	618 702	3 425	531 241	90 886	3.5
42183	Industrial machinery & equipment whsle	28 321	28 215 236	523 028	21 619 583	7 118 681	7.3
421830	Industrial machinery & equipment whsle	28 321	28 215 236	523 028	21 619 583	7 118 681	7.3
4218301	Food-processing machinery & equipment whsle	1 056	929 002	14 652	758 407	185 247	6.3
4218302	Hydraulic & pneumatic (fluid-power) machinery & equipment whsle	3 294	3 107 597	41 080	2 658 894	489 783	4.9
42183021	Hydraulic & pneumatic pumps & motors whsle	1 275	976 625	9 933	786 607	199 951	6.6
42183022	Hydraulic & pneumatic parts, accessories, & supplies whsle	2 019	2 130 972	31 147	1 872 287	289 832	4.2
4218303	General-purpose industrial machinery & equipment whsle	8 460	8 736 466	130 463	6 537 227	2 329 702	8.2
4218304	Metalworking machinery & equipment whsle	3 232	3 559 980	63 938	2 629 765	994 153	7.1
4218305	Materials handling equipment whsle	4 042	4 533 314	186 073	3 544 920	1 174 467	7.8
4218306	Oilwell, oil refinery, & pipeline mach, equip, & supplies whsle	2 688	2 135 363	16 921	1 316 709	835 575	10.8
4218307	Other industrial machinery & equipment whsle	5 549	5 213 514	69 901	4 173 661	1 109 754	5.8
42184	Industrial supplies whsle	12 868	10 828 567	74 313	8 329 400	2 573 480	7.0
421840	Industrial supplies whsle	12 868	10 828 567	74 313	8 329 400	2 573 480	7.0
4218401	General-line industrial supplies whsle	2 025	1 111 203	10 521	970 763	150 961	3.8
4218402	Mechanical power transmission supplies whsle	2 457	2 423 695	4 697	1 584 305	844 087	10.7
4218403	Welding supplies whsle	1 876	1 597 241	4 051	1 166 809	434 483	10.3
4218404	Industrial containers & supplies whsle	1 480	1 260 178	10 429	1 004 745	265 862	5.4
4218405	Industrial valves & fittings (except fluid-power) whsle	1 279	1 386 124	27 336	1 145 035	268 425	5.1
4218406	Other industrial supplies whsle	3 751	3 050 126	17 279	2 457 743	609 662	5.8
42185	Service establishment equipment & supplies whsle	6 233	3 509 515	28 134	3 058 945	478 704	4.3
421850	Service establishment equipment & supplies whsle	6 233	3 509 515	28 134	3 058 945	478 704	4.3
4218501	Beauty & barber shop equipment & supplies whsle	1 240	743 685	1 238	649 637	95 286	4.7
4218502	Custodial, janitors' equipment & supplies whsle	2 189	1 226 202	15 870	1 144 893	97 179	2.6
4218503	Laundry & dry-cleaning equipment & supplies whsle	655	D	D	D	D	D
4218504	Other service establishment equipment & supplies whsle	2 149	D	D	D	D	D
42186	Transportation equipment & supplies (exc motor vehicle) whsle	3 454	4 126 176	208 839	2 851 887	1 483 128	8.9
421860	Transportation equipment & supplies (exc motor vehicle) whsle	3 454	4 126 176	208 839	2 851 887	1 483 128	8.9
4218601	Aircraft & aeronautical equipment & supplies whsle	2 092	2 898 086	205 154	1 893 980	1 209 260	9.9
4218602	Marine machinery, equipment, & supplies whsle	825	720 314	1 587	596 428	125 473	4.9
4218603	Other transportation equipment & supplies whsle	537	507 776	2 098	361 479	148 395	8.0
4219	Miscellaneous durable goods whsle	33 956	37 795 769	129 414	24 594 828	13 330 355	8.6
42191	Sporting & recreational goods & supplies whsle	4 961	4 928 989	21 067	3 678 121	1 271 935	7.5
421910	Sporting & recreational goods & supplies whsle	4 961	4 928 989	21 067	3 678 121	1 271 935	7.5
42192	Toy & hobby goods & supplies whsle	2 792	5 494 858	24 917	3 670 242	1 849 533	11.6
421920	Toy & hobby goods & supplies whsle	2 792	5 494 858	24 917	3 670 242	1 849 533	11.6
42193	Recyclable material whsle	8 833	9 233 423	16 339	7 291 056	1 958 706	5.2
421930	Recyclable material whsle	8 833	9 233 423	16 339	7 291 056	1 958 706	5.2
4219301	Iron & steel scrap processors & dealers	3 403	4 227 861	6 999	3 233 625	1 001 255	5.7
42193011	Iron & steel scrap processors (using power processing equipment)	2 268	3 502 933	4 888	2 795 855	711 966	5.8
42193012	Iron & steel scrap processors (not using power processing equip)	1 135	724 948	2 111	437 770	289 289	5.7
4219302	Recyclable paper & paperboard whsle	1 539	1 511 468	4 643	1 263 317	252 794	4.7
4219303	Other recyclable material whsle	3 891	3 494 074	4 697	2 794 114	704 657	4.8
42194	Jewelry/watch/silverware/precious stone, & precious metal whsle	7 183	5 692 476	13 695	3 842 310	1 863 861	6.0
421940	Jewelry/watch/silverware/precious stone, & precious metal whsle	7 183	5 692 476	13 695	3 842 310	1 863 861	6.0
4219401	Jewelry, watch, diamonds, precious stone, & silverware whsle	6 641	4 775 661	10 150	3 585 783	1 200 028	5.7
4219402	Precious metal (excluding ores) whsle	542	916 815	3 545	256 527	663 833	6.8

Table 5. Gross Profits and Its Components for Merchant Wholesalers for the United States: 1997—Con.

[Includes only establishments with payroll. For meaning of abbreviations and symbols, see introductory text. For explanation of terms, see Appendix A]

NAICS code	Kind of business and type of operation	Establishments (number)	Gross margin (\$1,000)	Commissions received for sales made on the account of others (\$1,000)	Operating expenses (\$1,000)	Gross profit	
						Amount (\$1,000)	As percent of total sales
421	Wholesale trade, durable goods—Con.						
4219	Miscellaneous durable goods whsle—Con.						
42199	Other miscellaneous durable goods whsle	10 187	12 446 023	53 396	6 113 099	6 386 320	11.7
421990	Other miscellaneous durable goods whsle	10 187	12 446 023	53 396	6 113 099	6 386 320	11.7
4219901	Musical instruments & supplies whsle	444	599 562	814	395 312	205 064	9.5
4219902	Forest products (except lumber) whsle	1 844	1 904 169	19 445	980 351	943 263	8.8
4219903	General merchandise (durable goods) whsle	2 864	4 279 003	21 970	954 094	3 346 879	16.6
4219904	Prerecorded media whsle	1 852	3 726 394	2 884	2 326 833	1 402 445	8.7
42199041	Compact discs/prerecorded audio tapes, & phonograph records whsle	1 215	2 123 574	2 170	1 517 990	607 754	6.9
42199042	Prerecorded video tapes whsle	637	1 602 820	714	808 843	794 691	10.9
4219905	Fire extinguishers & fire safety equipment whsle	923	368 189	954	306 021	63 122	6.7
4219906	Other durable goods whsle	2 260	1 568 706	7 329	1 150 488	425 547	9.4
422	Wholesale trade, nondurable goods	134 951	189 687 533	2 540 523	127 561 435	64 666 621	5.8
4221	Paper & paper product whsle	12 686	14 013 132	427 744	11 018 825	3 422 051	5.1
42211	Printing & writing paper whsle	1 838	3 149 877	22 208	2 322 735	849 350	4.1
422110	Printing & writing paper whsle	1 838	3 149 877	22 208	2 322 735	849 350	4.1
42212	Stationery & office supplies whsle	6 260	5 371 367	372 803	4 301 775	1 442 395	7.4
422120	Stationery & office supplies whsle	6 260	5 371 367	372 803	4 301 775	1 442 395	7.4
42213	Industrial & personal service paper whsle	4 588	5 491 888	32 733	4 394 315	1 130 306	4.3
422130	Industrial & personal service paper whsle	4 588	5 491 888	32 733	4 394 315	1 130 306	4.3
4222	Drugs, & druggists' sundries whsle	7 250	18 065 494	78 048	10 948 828	7 194 714	6.7
42221	Drugs, & druggists' sundries whsle	7 250	18 065 494	78 048	10 948 828	7 194 714	6.7
422210	Drugs, & druggists' sundries whsle	7 250	18 065 494	78 048	10 948 828	7 194 714	6.7
4222101	General-line drugs whsle	3 283	9 551 459	61 922	5 352 458	4 260 923	5.3
4222102	Specialty-line drug, pharmaceutical, cosmetic, & toiletries whsle ...	3 967	8 514 035	16 126	5 596 370	2 933 791	10.7
4223	Apparel, piece goods, & notions whsle	16 964	24 216 970	139 958	15 311 242	9 045 686	10.7
42231	Piece goods, notions, & other dry goods whsle	4 628	3 782 258	30 633	2 646 207	1 166 684	8.2
422310	Piece goods, notions, & other dry goods whsle	4 628	3 782 258	30 633	2 646 207	1 166 684	8.2
4223101	Piece goods—jobbers	3 345	2 935 590	28 858	2 011 079	953 369	8.1
4223102	Notions & other dry goods whsle	1 283	846 668	1 775	635 128	213 315	8.8
42232	Men's & boys' clothing & furnishings whsle	4 144	6 537 892	20 866	4 352 999	2 205 759	9.7
422320	Men's & boys' clothing & furnishings whsle	4 144	6 537 892	20 866	4 352 999	2 205 759	9.7
42233	Women's, children's, & infants' clothing & accessories whsle	6 781	9 521 053	29 290	5 815 263	3 735 080	12.7
422330	Women's, children's, & infants' clothing & accessories whsle	6 781	9 521 053	29 290	5 815 263	3 735 080	12.7
42234	Footwear whsle	1 411	4 375 767	59 169	2 496 773	1 938 163	10.8
422340	Footwear whsle	1 411	4 375 767	59 169	2 496 773	1 938 163	10.8
4224	Grocery & related products whsle	33 343	49 564 077	897 262	37 797 658	12 663 681	3.8
42241	General-line grocery whsle	3 390	10 929 702	23 339	8 927 593	2 025 448	2.2
422410	General-line grocery whsle	3 390	10 929 702	23 339	8 927 593	2 025 448	2.2
4224101	General-line grocery whsle, voluntary group	186	1 699 594	335	1 105 622	594 307	3.7
4224102	General-line grocery whsle, retail cooperative	211	1 503 231	674	884 413	619 492	3.8
4224103	Other general-line grocery whsle	2 993	7 726 877	22 330	6 937 558	811 649	1.3
42242	Packaged frozen food whsle	2 897	6 405 726	26 817	4 773 169	1 659 374	3.7
422420	Packaged frozen food whsle	2 897	6 405 726	26 817	4 773 169	1 659 374	3.7
42243	Dairy products, (except dried or canned) whsle	2 174	2 477 733	15 414	1 854 375	638 772	3.1
422430	Dairy products, (except dried or canned) whsle	2 174	2 477 733	15 414	1 854 375	638 772	3.1
4224301	Raw milk whsle	138	D	D	D	D	D
4224302	Dairy product (except raw milk) whsle	2 036	D	D	D	D	D
42244	Poultry & poultry product whsle	873	1 283 436	3 911	921 425	365 922	3.4
422440	Poultry & poultry product whsle	873	1 283 436	3 911	921 425	365 922	3.4
4224401	Live poultry whsle	45	D	D	D	D	D
4224402	Poultry & poultry product (except live) whsle	828	D	D	D	D	D
42245	Confectionery whsle	1 962	1 667 305	11 748	1 289 127	389 926	5.2
422450	Confectionery whsle	1 962	1 667 305	11 748	1 289 127	389 926	5.2
42246	Fish & seafood whsle	2 828	1 870 703	9 964	1 423 835	456 832	3.8
422460	Fish & seafood whsle	2 828	1 870 703	9 964	1 423 835	456 832	3.8
42247	Meat & meat product whsle	3 147	3 239 906	77 958	2 679 207	638 657	2.4
422470	Meat & meat product whsle	3 147	3 239 906	77 958	2 679 207	638 657	2.4
42248	Fresh fruit & vegetable whsle	5 474	6 973 531	686 376	5 869 669	1 790 238	4.4
422480	Fresh fruit & vegetable whsle	5 474	6 973 531	686 376	5 869 669	1 790 238	4.4
42249	Other grocery & related products whsle	10 598	14 716 035	41 735	10 059 258	4 698 512	6.4
422490	Other grocery & related products whsle	10 598	14 716 035	41 735	10 059 258	4 698 512	6.4
4224901	Coffee, tea, & spice whsle	1 420	1 388 424	1 277	852 828	536 873	7.6
4224902	Bread & baked goods whsle	2 187	1 284 024	6 486	1 108 595	181 915	3.1
4224903	Soft drinks whsle	2 026	2 581 507	1 294	1 981 472	601 329	8.0
4224904	Canned goods whsle	957	1 583 468	14 797	1 088 032	510 233	5.0
4224905	Food & beverage basic materials whsle	512	603 673	5 976	4 420 611	189 038	7.0
4224906	Other grocery specialties whsle	3 496	7 274 939	11 905	4 607 720	2 679 124	6.6
4225	Farm-product raw material whsle	8 849	13 455 165	326 987	5 547 440	8 234 712	6.2
42251	Grain & field bean whsle	6 434	10 514 296	258 298	4 339 905	6 432 689	6.1
422510	Grain & field bean whsle	6 434	10 514 296	258 298	4 339 905	6 432 689	6.1
42252	Livestock whsle	1 133	607 761	51 907	304 460	355 208	4.1
422520	Livestock whsle	1 133	607 761	51 907	304 460	355 208	4.1
42259	Other farm product raw material whsle	1 282	2 333 108	16 782	903 075	1 446 815	7.6
422590	Other farm product raw material whsle	1 282	2 333 108	16 782	903 075	1 446 815	7.6
4225901	Hides, skins, & pelts whsle	234	257 043	3 139	125 385	134 797	7.1
4225902	Leaf tobacco whsle	118	375 525	9 387	131 963	252 949	12.1
4225903	Wool, wool tops, & mohair whsle	61	22 028	1 320	17 366	5 982	4.1
4225904	Cotton whsle	244	1 157 814	2 070	330 047	829 837	8.4
4225905	Other farm-product raw material whsle	625	520 698	866	298 314	223 250	4.5

Table 5. Gross Profits and Its Components for Merchant Wholesalers for the United States: 1997—Con.

[Includes only establishments with payroll. For meaning of abbreviations and symbols, see introductory text. For explanation of terms, see Appendix A]

NAICS code	Kind of business and type of operation	Establishments (number)	Gross margin (\$1,000)	Commissions received for sales made on the account of others (\$1,000)	Operating expenses (\$1,000)	Gross profit	
						Amount (\$1,000)	As percent of total sales
422	Wholesale trade, nondurable goods—Con.						
4226	Chemical & allied products whsle	12 249	13 366 160	462 558	9 506 564	4 322 154	7.7
42261	Plastics materials & basic forms & shapes whsle	3 357	4 022 601	385 296	2 718 446	1 689 451	10.1
422610	Plastics materials & basic forms & shapes whsle	3 357	4 022 601	385 296	2 718 446	1 689 451	10.1
42269	Other chemical & allied products whsle	8 892	9 343 559	77 262	6 788 118	2 632 703	6.7
422690	Other chemical & allied products whsle	8 892	9 343 559	77 262	6 788 118	2 632 703	6.7
4226901	Industrial gases (except LP) whsle	804	597 553	254	484 116	113 691	7.9
4226902	Other chemical & allied products whsle	8 088	8 746 006	77 008	6 304 002	2 519 012	6.6
4227	Petroleum & petroleum products whsle	9 770	16 829 900	39 223	18 529 598	8 339 525	6.0
42271	Petroleum bulk stations & terminals	6 729	11 218 114	19 190	16 249 105	4 988 199	5.4
422710	Petroleum bulk stations & terminals	6 729	11 218 114	19 190	16 249 105	4 988 199	5.4
4227101	Petroleum bulk stations & terminals (except LP)	6 337	10 699 241	19 160	15 893 722	4 824 679	5.5
42271011	Petroleum bulk stations (except LP)	5 784	6 886 445	11 736	4 472 315	2 425 866	5.5
42271012	Petroleum bulk terminals (except LP)	553	3 812 796	7 424	1 421 407	2 398 813	5.4
4227102	Liquefied petroleum bulk stations & terminals	392	518 873	30	355 383	163 520	4.2
42272	Petroleum & petroleum prod whsle (exc bulk stations & terminals)	3 041	5 611 786	20 033	2 280 493	3 351 326	7.1
422720	Petroleum & petroleum prod whsle (exc bulk stations & terminals)	3 041	5 611 786	20 033	2 280 493	3 351 326	7.1
4228	Beer, wine, & distilled alcoholic beverage whsle	4 476	14 160 203	29 239	10 376 684	3 812 758	6.5
42281	Beer & ale whsle	2 945	8 855 227	13 146	6 539 887	2 328 486	6.9
422810	Beer & ale whsle	2 945	8 855 227	13 146	6 539 887	2 328 486	6.9
42282	Wine & distilled alcoholic beverage whsle	1 531	5 304 976	16 093	3 836 797	1 484 272	6.0
422820	Wine & distilled alcoholic beverage whsle	1 531	5 304 976	16 093	3 836 797	1 484 272	6.0
4228201	Wine & distilled alcoholic bev (licensed operation) whsle	1 409	5 206 193	15 616	3 817 507	1 404 302	5.8
4228202	Wine & distilled alcoholic beverage (state operated) whsle	122	98 783	477	19 290	79 970	21.0
4229	Miscellaneous nondurable goods whsle	29 364	26 016 432	139 504	18 524 596	7 631 340	5.3
42291	Farm supplies whsle	6 437	5 803 382	31 299	4 025 967	1 808 714	5.5
422910	Farm supplies whsle	6 437	5 803 382	31 299	4 025 967	1 808 714	5.5
4229101	Farm supplies—farm dealers	3 363	2 050 330	5 686	1 543 900	512 116	5.3
4229102	Farm supplies—whsle distributors	3 074	3 753 052	25 613	2 482 067	1 296 598	5.6
42292	Book, periodical, & newspaper whsle	3 257	4 832 412	29 454	3 453 522	1 408 344	8.3
422920	Book, periodical, & newspaper whsle	3 257	4 832 412	29 454	3 453 522	1 408 344	8.3
42293	Flower, nursery stock, & florists' supplies whsle	3 654	2 455 482	17 229	2 036 312	436 399	6.0
422930	Flower, nursery stock, & florists' supplies whsle	3 654	2 455 482	17 229	2 036 312	436 399	6.0
42294	Tobacco & tobacco product whsle	1 466	3 136 600	1 807	2 328 873	809 534	2.6
422940	Tobacco & tobacco product whsle	1 466	3 136 600	1 807	2 328 873	809 534	2.6
42295	Paint, varnish, & supplies whsle	1 630	1 146 584	6 499	960 038	193 045	5.7
422950	Paint, varnish, & supplies whsle	1 630	1 146 584	6 499	960 038	193 045	5.7
4229501	Paint, varnish, & supplies whsle	1 630	1 146 584	6 499	960 038	193 045	5.7
42299	Other miscellaneous nondurable goods whsle	12 920	8 641 972	53 216	5 719 884	2 975 304	5.8
422990	Other miscellaneous nondurable goods whsle	12 920	8 641 972	53 216	5 719 884	2 975 304	5.8
4229901	Art goods whsle	3 976	3 099 676	16 060	2 271 032	844 704	11.4
4229902	General merchandise (nondurable goods) whsle	2 842	2 510 923	24 349	1 315 798	1 219 474	3.7
4229903	Textile bags, bagging, & burlap whsle	400	250 422	285	173 346	77 361	10.7
4229904	Other nondurable goods whsle	5 702	2 780 951	12 522	1 959 708	833 765	8.4

Appendix A.

Explanation of Terms

ANNUAL PAYROLL (\$1,000)

Payroll includes all forms of compensation, such as salaries, wages, commissions, dismissal pay, bonuses, vacation allowances, sick-leave pay, and employee contributions to qualified pension plans paid during the year to all employees. For corporations, payroll includes amounts paid to officers and executives; for unincorporated businesses, it does not include profit or other compensation of proprietors or partners. Payroll is reported before deductions for social security, income tax, insurance, union dues, etc. This definition of payroll is the same as that used by the Internal Revenue Service (IRS) on Form 941.

BEGINNING-OF-YEAR INVENTORIES (\$1,000)

The total value of merchandise inventories an establishment owned on December 31, 1996. Inventories must be located in the United States and its possessions, including Foreign Trade Zones in the United States, even if portions of these inventories were held at other locations. Exclude the value of inventories held by this establishment but owned by others.

END-OF-YEAR INVENTORIES (\$1,000)

The total value of merchandise inventories owned on December 31, 1997. Inventories must be located in the United States and its possessions, including Foreign Trade Zones in the United States, even if portions of these inventories were held at other locations. Exclude the value of inventories held by this establishment but owned by others.

FIRST-QUARTER PAYROLL (\$1,000)

Represents payroll paid to persons employed at any time during the quarter January to March 1997.

NUMBER OF EMPLOYEES

Paid employees consists of full-time and part-time employees, including salaried officers and executives of corporations. Included are employees on paid sick leave, paid holidays, and paid vacations; not included are proprietors and partners of unincorporated businesses. The definition of paid employees is the same as that used on IRS Form 941.

WHOLESALE TRADE

NUMBER OF ESTABLISHMENTS

An establishment is a single physical location at which business is conducted and/or services are provided. It is not necessarily identical with a company or enterprise, which may consist of one establishment or more. Economic census figures represent a summary of reports for individual establishments rather than companies. For cases where a census report was received, separate information was obtained for each location where business was conducted. When administrative records of other Federal agencies were used instead of a census report, no information was available on the number of locations operated. Each economic census establishment was tabulated according to the physical location at which the business was conducted. The count of establishments represents those in business at any time during 1997.

When two activities or more were carried on at a single location under a single ownership, all activities generally were grouped together as a single establishment. The entire establishment was classified on the basis of its major activity and all data for it were included in that classification. However, when distinct and separate economic activities (for which different industry classification codes were appropriate) were conducted at a single location under a single ownership, separate establishment reports for each of the different activities were obtained in the census.

OPERATING EXPENSES (\$1,000)

Includes payroll, employee benefits, interest and rent expenses, payroll taxes, cost of supplies used for operation, depreciation expenses, fundraising expenses, contracted or purchased services, and other expenses charged to operations during 1997. Expenses exclude cost of goods sold, income taxes, and interest for wholesale establishments; outlays for the purchase of real estate; construction and all other capital improvements; funds invested; assessments or dues paid to the parent or other chapters of the same organization; and, for fundraising organizations, funds transferred to charities and other organizations.

SALES, RECEIPTS, OR REVENUE ESTIMATED (PERCENT)

Percent of total sales/receipts/revenue that was imputed based on historic company ratios or administrative records, or on industry averages.

SALES, RECEIPTS, OR REVENUE FROM ADMINISTRATIVE RECORDS (PERCENT)

Percent of total sales/receipts/revenue obtained from administrative records of other Federal agencies.

SALES (\$1,000)

Includes the total sales, shipments, receipts, revenue, or business done by establishments within the scope of the economic census.

Sales include merchandise sold for cash or credit by establishments primarily engaged in wholesale trade; receipts from rental or leasing of vehicles, equipment, instruments, tools, etc.; receipts for delivery, installation, maintenance, repair, alteration, storage, and other services; and gasoline, liquor, tobacco, and other excise taxes which are paid by the manufacturer and passed on to the wholesaler.

Sales are net after deductions for refunds and allowances for merchandise returned by customers. Trade-in allowances are not deducted from total sales. Total sales do not include carrying or other credit charges; sales (or other) taxes collected from customers and forwarded to taxing authorities; and nonoperating income from such sources as investments, rental or sale of real estate, etc.

Sales in this report do not include wholesale sales made by manufacturers, retailers, service establishments, or other businesses whose primary activity is other than wholesale trade. They do include receipts other than from the sale of merchandise at wholesale, e.g., service receipts, retail sales, etc., by establishments primarily engaged in wholesale trade.

Sales figures include sales of all establishments in business at any time during the year. Sales shown for agents and brokers represented the value of the goods involved in the transactions rather than the commissions received or earnings.

TYPE-OF-OPERATION CLASSIFICATIONS

In addition to being classified by kind of business, each wholesale establishment was classified for the census by type of operation according to the ownership of the business, ownership of the goods sold, or character of the principal transactions. Establishments in wholesale trade are grouped into the following three major types of operation and related subgroups:

Merchant wholesalers. Establishments primarily engaged in buying and selling merchandise on their own account. Included here are such types of establishments as wholesale merchants or jobbers, industrial distributors, voluntary group wholesalers, importers, exporters, cash and carry wholesalers, retailer cooperative warehouses, terminal and country grain elevators, farm products assemblers, wholesale cooperative associations, and petroleum bulk plants and terminals operated by nonrefining companies.

Wholesale distributors and jobbers. Establishments primarily engaged in buying and selling merchandise in the domestic market not manufactured by the parent company.

Importers. Establishments buying and selling goods at wholesale on their own account, whose principal source of purchases was foreign.

Exporters. Establishments primarily engaged in purchasing goods in the United States and selling them to foreign customers.

Own-brand importer/marketer. A company or establishment that deals primarily or exclusively in the parent company's own branded products manufactured outside the United States. The products are either imported into the United States and then sold or they are sold and then drop-shipped directly from a foreign location to the United States customer.

Terminal grain elevators. Grain elevators primarily engaged in buying and selling grain received from country grain elevators and grain marketing establishments. They have sizable space for grain storage, and products are received primarily by rail or barge rather than by truck.

Country grain elevators. Grain elevators, cooperative or other, buying and receiving grain directly from farmers by truck and selling at wholesale.

Assemblers of farm products, except country grain elevators. Establishments primarily engaged in purchasing directly from farmers and assembling and marketing farm products at wholesale.

Manufacturers' sales branches and offices. Establishments maintained by manufacturing, refining, and mining companies apart from their plants or mines for marketing their products at wholesale. Branch stores selling to household consumers and individual users are classified in retail trade. Sales branches and offices located at plants and administrative offices are included when separate records are available.

Manufacturers' sales branches. A branch with a stock of merchandise for sale. Included are refiner marketers owned and operated by petroleum refining companies primarily for marketing their products.

Manufacturers' sales offices. An office without a stock of merchandise for sale.

Agents, brokers, and commission merchants. Establishments whose operators are in business for themselves and are primarily engaged in selling or buying goods for others. Included here are such types of operations as auction companies, import agents, export agents, selling agents, merchandise brokers, and commission merchants.

“Sales” as shown in census publications for agents, brokers, and commission merchants represent the gross sales (or purchase) value of the goods in the transactions negotiated.

Auction companies. Wholesale establishments primarily engaged in selling merchandise on an agency basis by auction.

Brokers (representing buyers or sellers). Wholesale establishments primarily engaged in selling or buying merchandise in the domestic market on a brokerage basis but not receiving the goods on consignment.

Commission merchants. Wholesale establishments operating in the domestic market receiving goods for sale on consignment.

Import agents. Merchandise agents and brokers in the domestic market buying merchandise from or selling merchandise for foreign firms.

Export agents. Merchandise agents and brokers in the domestic market selling to or buying for foreign customers.

Manufacturers' agents. Wholesale establishments in the domestic market selling for a limited number of manufacturers on a continuing agency basis.

Appendix B.

NAICS Codes, Titles, and Descriptions

42 WHOLESALE TRADE

The Wholesale Trade sector comprises establishments engaged in wholesaling merchandise, generally without transformation, and rendering services incidental to the sale of merchandise.

The wholesaling process is an intermediate step in the distribution of merchandise. Wholesalers are organized to sell or arrange the purchase or sale of (a) goods for resale (i.e., goods sold to other wholesalers or retailers), (b) capital or durable nonconsumer goods, and (c) raw and intermediate materials and supplies used in production.

Wholesalers sell merchandise to other businesses and normally operate from a warehouse or office. These warehouses and offices are characterized by having little or no display of merchandise. In addition, neither the design nor the location of the premises is intended to solicit walk-in traffic. Wholesalers do not normally use advertising directed to the general public. Customers are generally reached initially via telephone, in-person marketing, or by specialized advertising that may include Internet and other electronic means. Follow-up orders are either vendor-initiated or client-initiated, generally based on previous sales, and typically exhibit strong ties between sellers and buyers. In fact, transactions are often conducted between wholesalers and clients that have long-standing business relationships.

This sector comprises two main types of wholesalers: those that sell goods on their own account and those that arrange sales and purchases for others for a commission or fee.

1. Establishments that sell goods on their own account are known as wholesale merchants, distributors, jobbers, drop shippers, import/export merchants, and sales branches. These establishments typically maintain their own warehouse, where they receive and handle goods for their customers. Goods are generally sold without transformation, but may include integral functions, such as sorting, packaging, labeling, and other marketing services.
2. Establishments arranging for the purchase or sale of goods owned by others or purchasing goods on a commission basis are known as agents and brokers, commission merchants, import/export agents and brokers, auction companies, and manufacturers' representatives. These establishments operate from offices and generally do not own or handle the goods they sell.

Some wholesale establishments may be connected with a single manufacturer and promote and sell the particular manufacturers' products to a wide range of other wholesalers or retailers. Other wholesalers may be connected to a retail chain or a limited number of retail chains and only provide a variety of products needed by that particular retail operation(s). These wholesalers may obtain the products from a wide range of manufacturers. Still other wholesalers may not take title to the goods, but act as agents and brokers for a commission.

Although, in general, wholesaling normally denotes sales in large volumes, durable nonconsumer goods may be sold in single units. Sales of capital or durable nonconsumer goods used in the production of goods and services, such as farm machinery, medium and heavy duty trucks, and industrial machinery, are always included in wholesale trade.

421 Wholesale trade, durable goods

Industries in the Wholesale Trade, Durable Goods subsector sell or arrange the purchase or sale of capital or durable goods to other businesses. Durable goods are new or used items generally with a normal life expectancy of three years or more. Durable goods wholesale trade establishments are engaged in wholesaling products, such as motor vehicles, furniture, construction materials, machinery and equipment (including household-type appliances), metals and minerals (except petroleum), sporting goods, toys and hobby goods, recyclable materials, and parts.

The detailed industries within the subsector are organized in the classification structure based on the products sold. Within an industry, the types of establishments may vary, including wholesale merchants and/or agents and brokers.

4211 Motor Vehicle and Motor Vehicle Parts and Supplies Wholesalers

This NAICS industry group includes establishments classified in the following NAICS Industries: 42111, Automobile and other motor vehicle wholesalers; 42112, Motor vehicle supplies and new parts wholesalers; 42113, Tire and tube wholesalers; 42114, Motor vehicle parts (used) wholesalers.

42111 Automobile and Other Motor Vehicle Wholesalers

This industry comprises establishments primarily engaged in wholesaling new and used passenger automobiles, trucks, trailers, and other motor vehicles, such as motorcycles, motor homes, and snowmobiles.

421110 Automobile and Other Motor Vehicle Wholesalers

This U.S. industry comprises establishments primarily engaged in wholesaling new and used passenger automobiles, trucks, trailers, and other motor vehicles, such as motorcycles, motor homes, and snowmobiles.

The data published with NAICS code 421110 include the following SIC industry:

5012 Automobiles and other motor vehicles

4211101 Automobile and Motorcycle Wholesalers

Establishments primarily engaged in the wholesale distribution of new and used passenger vehicles (automobiles, motorcycles, motor scooters, and taxicabs), automobile trailers, and other similar vehicles.

4211102 Bus and Recreational Vehicle (Campers and Motor Homes) Wholesalers

Establishments primarily engaged in the wholesale distribution of new and used buses and recreational vehicles.

4211103 Light Truck and Van (14,000 lb or Less) Wholesalers

Establishments primarily engaged in the wholesale distribution of new and used light trucks and cargo vans under 14,000 lb. gross wt.

4211104 Medium Truck and Tractor (14,001 to 26,000 lb) Wholesalers

Establishments primarily engaged in the wholesale distribution of new and used medium trucks and tractors 14,001 to 26,000 lb. gross wt.

4211105 Heavy Truck and Tractor (Over 26,000 lb) Wholesalers

Establishments primarily engaged in the wholesale distribution of new and used heavy trucks and tractors over 26,000 lb. gross wt.

42112 Motor Vehicle Supplies and New Parts Wholesalers

This industry comprises establishments primarily engaged in wholesaling motor vehicle supplies, accessories, tools, and equipment; and new motor vehicle parts (except new tires and tubes).

421120 Motor Vehicle Supplies and New Parts Wholesalers

This U.S. industry comprises establishments primarily engaged in wholesaling motor vehicle supplies, accessories, tools, and equipment; and new motor vehicle parts (except new tires and tubes).

The data published with NAICS code 421120 include the following SIC industry:

5013 (pt) Motor vehicle supplies and new parts

4211201 Motor Vehicle Supplies and New Parts-Warehouse Distributors

Establishments primarily engaged in selling for resale motor vehicle supplies and new parts from a warehouse. These establishments primarily sell to other wholesalers.

4211202 Motor Vehicle Supplies and New Parts-Jobbers

Establishments primarily engaged in the wholesale distribution of motor vehicle supplies and new parts primarily from an office or warehouse and less than half of their sales are to other wholesalers.

4211203 Petroleum Products Marketing Equipment Wholesalers

Establishments primarily engaged in the wholesale distribution of automotive service station equipment, automotive testing equipment, and automotive supplies for use in gasoline service or bulk stations.

42113 Tire and Tube Wholesalers

This industry comprises establishments primarily engaged in wholesaling new and/or used tires and tubes for passenger and commercial vehicles.

421130 Tire and Tube Wholesalers

This U.S. industry comprises establishments primarily engaged in wholesaling new and/or used tires and tubes for passenger and commercial vehicles.

The data published with NAICS code 421130 include the following SIC industry:

5014 (pt) Tires and tubes

42114 Motor Vehicle Parts (Used) Wholesalers

This industry comprises establishments primarily engaged in wholesaling used motor vehicle parts (except used tires and tubes) and establishments primarily engaged in dismantling motor vehicles for the purpose of selling the parts.

421140 Motor Vehicle Parts (Used) Wholesalers

This U.S. industry comprises establishments primarily engaged in wholesaling used motor vehicle parts (except used tires and tubes) and establishments primarily engaged in dismantling motor vehicles for the purpose of selling the parts.

The data published with NAICS code 421140 include the following SIC industry:

5015 Motor vehicle parts, used

4212 Furniture and Home Furnishing Wholesalers

This NAICS Industry Group includes establishments classified in the following NAICS Industries: 42121, Furniture wholesalers; and 42122, Home furnishings wholesalers.

42121 Furniture Wholesalers

This industry comprises establishments primarily engaged in wholesaling furniture (except hospital beds, medical furniture, and drafting tables).

421210 Furniture Wholesalers

This U.S. industry comprises establishments primarily engaged in wholesaling furniture (except hospital beds, medical furniture, and drafting tables).

The data published with NAICS code 421210 include the following SIC industry:

5021 (pt) Furniture

4212101 Household and Lawn Furniture Wholesalers

Establishments primarily engaged in the wholesale distribution of household (including lawn) furniture, bedsprings, mattresses, and all such component furniture parts.

4212102 Office and Business Furniture Wholesalers

Establishments primarily engaged in the wholesale distribution of filing cabinets (wood or steel), office furniture, store furniture, and public furniture for public parks and buildings.

42122 Home Furnishings Wholesalers

This industry comprises establishments primarily engaged in wholesaling home furnishings and/or housewares.

421220 Home Furnishing Wholesalers

This U.S. industry comprises establishments primarily engaged in wholesaling home furnishings and/or housewares.

The data published with NAICS code 421220 include the following SIC industry:

5023 (pt) Home furnishings

4212201 Household China, Glassware, and Crockery Wholesalers

Establishments primarily engaged in the wholesale distribution of table and household china, glassware, and earthenware.

4212202 Linen, Domestic, Drapery, and Curtain Wholesalers

Establishments primarily engaged in the wholesale distribution of bedspreads, blankets, pillowcases, bed sheets, table linens, bathroom linens (e.g., towels, bath mats), curtains, and shades.

4212203 Floor Coverings Wholesalers

Establishments primarily engaged in the wholesale distribution of carpets, rugs, and all other types of hard and soft surface floor coverings (excluding ceramic and clay tile).

4212204 Other Home Furnishings Wholesalers

Establishments primarily engaged in the wholesale distribution of aluminum ware, lamps, glass mirrors, kitchen tools and utensils, and other general home furnishings and home wares, including antiques.

4213 Lumber and Other Construction Materials Wholesalers

This NAICS Industry Group includes establishments classified in the following NAICS Industries: 42131, Lumber, plywood, millwork, and wood panel wholesalers; 42132, Brick, stone, and related construction materials wholesalers; 42133, Roofing, siding, and insulation material wholesalers; 42139, Other construction materials wholesalers.

42131 Lumber, Plywood, Millwork, and Wood Panel Wholesalers

This industry comprises establishments primarily engaged in wholesaling lumber; plywood; reconstituted wood fiber products; wood fencing; doors and windows and their frames (all materials); wood roofing and siding; and/or other wood or metal millwork.

421310 Lumber, Plywood, Millwork, and Wood Panel Wholesalers

This U.S. industry comprises establishments primarily engaged in wholesaling lumber; plywood; reconstituted wood fiber products; wood fencing; doors and windows and their frames (all materials); wood roofing and siding; and/or other wood or metal millwork.

The data published with NAICS code 421310 include the following SIC industry:

5031 (pt) Lumber, plywood, millwork, and wood panels

4213101 Lumber Wholesalers (Without Yard)

Establishments primarily engaged in the wholesale distribution of rough, dressed, and finished lumber. These establishments order the goods which are shipped direct from the supplier to the customers without intermediate storage.

4213102 Lumber Wholesalers (With Yard)

Establishments primarily engaged in the wholesale distribution of rough, dressed, and finished lumber primarily from a lot, warehouse, or office. These establishments perform warehousing and storage functions and usually make deliveries.

42131021 Lumber Wholesalers (With Yard)

Establishments primarily engaged in the wholesale distribution of rough, dressed, and finished lumber primarily from a lot, warehouse, or office. These establishments perform warehousing and storage functions and usually make deliveries.

4213103 Plywood, Veneer, Millwork, and Wood Panel Wholesalers

Establishments primarily engaged in the wholesale distribution of plywood (hardwood, softwood, and nonwood face), door and window frames, overhead doors, veneer, and other wood or metal millwork.

42131031 Plywood, Veneer, Millwork, and Wood Panel Wholesalers

Establishments primarily engaged in the wholesale distribution of plywood (hardwood, softwood, and nonwood face), door and window frames, overhead doors, veneer, and other wood or metal millwork.

42132 Brick, Stone, and Related Construction Materials Wholesalers

This industry comprises establishments primarily engaged in wholesaling stone, cement, lime, construction sand, and gravel; brick; asphalt and concrete mixtures; and/or concrete, stone, and structural clay products.

421320 Brick, Stone, and Related Construction Material Wholesalers

This U.S. industry comprises establishments primarily engaged in wholesaling stone, cement, lime, construction sand, and gravel; brick; asphalt and concrete mixtures; and/or concrete, stone, and structural clay products

The data published with NAICS code 421320 include the following SIC industry:

5032 (pt) Brick, stone and related construction materials

4213201 Brick, Block, Tile, Clay/Cement Sewer Pipe Wholesalers

Establishments primarily engaged in the wholesale distribution of brick (except refractory), block, and clay construction materials (except refractories).

42132011 Brick, Block, Tile, Clay/Cement Sewer Pipe Wholesalers

Establishments primarily engaged in the wholesale distribution of brick (except refractory), block, and clay construction materials (except refractories).

4213202 Sand, Gravel, and Stone Wholesalers

Establishments primarily engaged in the wholesale distribution of construction sand, gravel, and stone.

42132021 Sand, Gravel, and Stone Wholesalers

Establishments primarily engaged in the wholesale distribution of construction sand, gravel, and stone.

4213203 Cement, Lime, and Related Products Wholesalers

Establishments primarily engaged in the wholesale distribution of cement, lime, asphalt, and other related products.

42132031 Cement, Lime, and Related Products Wholesalers

Establishments primarily engaged in the wholesale distribution of cement, lime, asphalt, and other related products.

42133 Roofing, Siding, and Insulation Material Wholesalers

This industry comprises establishments primarily engaged in wholesaling nonwood roofing and nonwood siding and insulation materials.

421330 Roofing, Siding, and Insulation Material Wholesalers

This U.S. industry comprises establishments primarily engaged in wholesaling nonwood roofing and nonwood siding and insulation materials.

The data published with NAICS code 421330 include the following SIC industry:

5033 (pt) Roofing, siding, and insulation materials

4213301 Roofing, Siding, and Insulation Materials Wholesalers

Establishments primarily engaged in wholesaling nonwood roofing and nonwood siding and insulation materials.

42133011 Roofing, Siding, and Insulation Materials Wholesalers

Establishments primarily engaged in wholesaling nonwood roofing and nonwood siding and insulation materials.

42139 Other Construction Material Wholesalers

This industry comprises (1) establishments primarily engaged in wholesaling manufactured homes (i.e., mobile homes) and/or prefabricated buildings and (2) establishments primarily engaged in wholesaling construction materials (except lumber, plywood, millwood, wood panel, brick, stone, roofing, siding, and insulation material).

421390 Other Construction Material Wholesalers

This U.S. industry comprises (1) establishments primarily engaged in wholesaling manufactured homes (i.e., mobile homes) and/or prefabricated buildings and (2) establishments primarily engaged in wholesaling construction materials (except lumber, plywood, millwood, wood panel, brick, stone, roofing, siding, and insulation material).

The data published with NAICS code 421390 include the following SIC industry:

5039 (pt) Other construction materials

4213901 Flat Glass and Other Construction Glass Wholesalers

Establishments primarily engaged in the wholesale distribution of flat glass, glass blocks, plate glass, window glass, and building glass.

42139011 Flat Glass and Other Construction Glass Wholesalers

Establishments primarily engaged in the wholesale distribution of flat glass, glass blocks, plate glass, window glass, and building glass.

4213902 Other Construction Materials Wholesalers

Establishments primarily engaged in the wholesale distribution of building and construction paper, plastics building materials, prefabricated structural assemblies (except wood), including modular homes, and other building materials.

42139021 Other Construction Materials Wholesalers

Establishments primarily engaged in the wholesale distribution of building and construction paper, plastics building materials, prefabricated structural assemblies (except wood), including modular homes, and other building materials.

4214 Professional and Commercial Equipment and Supplies Wholesalers

This NAICS Industry Group includes establishments classified in the following NAICS Industries: 42141, Photographic equipment and supplies wholesalers; 42142,

Office equipment wholesalers; 42143, Computer and computer peripheral equipment and software wholesalers; 42144, Other commercial equipment wholesalers; 42145, Medical, dental, and hospital equipment and supplies wholesalers; 42146, Ophthalmic goods wholesalers; and 42149, Other professional equipment and supplies wholesalers.

42141 Photographic Equipment and Supplies Wholesalers

This industry comprises establishments primarily engaged in wholesaling photographic equipment and supplies (except office equipment).

421410 Photographic Equipment and Supplies Wholesalers

This U.S. industry comprises establishments primarily engaged in wholesaling photographic equipment and supplies (except office equipment).

The data published with NAICS code 421410 include the following SIC industry:

5043 Photographic equipment and supplies

42142 Office Equipment Wholesalers

This industry comprises establishments primarily engaged in wholesaling office machines and related equipment (except computers and computer peripheral equipment).

421420 Office Equipment Wholesalers

This U.S. industry comprises establishments primarily engaged in wholesaling office machines and related equipment (except computers and computer peripheral equipment).

The data published with NAICS code 421420 include the following SIC industry:

5044 Office equipment

42143 Computer and Computer Peripheral Equipment and Software Wholesalers

This U.S. industry comprises establishments primarily engaged in wholesaling computers, computer peripheral equipment, loaded computer boards, and/or computer software.

421430 Computer and Computer Peripheral Equipment and Software Wholesalers

This U.S. industry comprises establishments primarily engaged in wholesaling computers, computer peripheral equipment, loaded computer boards, and/or computer software.

The data published with NAICS code 421430 include the following SIC industry:

5045 (pt) Computers and computer peripheral equipment and software

4214301 Computers and Peripheral Equipment Wholesalers

Establishments primarily engaged in the wholesale distribution of new and used computer hardware and peripheral equipment.

42143011 Computers and Peripheral Equipment, Sold for Resale

Establishments primarily engaged in the wholesale distribution of new and used computer hardware and peripheral equipment primarily for the purpose of resale.

42143012 Computers and Peripheral Equipment, Sold for End Use

Establishments primarily engaged in the wholesale distribution of new and used computer hardware and peripheral equipment primarily for end use.

4214302 Computer Software (Packaged) Wholesalers

Establishments primarily engaged in the wholesale distribution of packaged computer software primarily for end use.

42144 Other Commercial Equipment Wholesalers

This industry comprises establishments primarily engaged in wholesaling commercial and related machines and equipment (except photographic equipment and supplies; office equipment; and computers and computer peripheral equipment and software) generally used in restaurants and stores.

421440 Other Commercial Equipment Wholesalers

This U.S. industry comprises establishments primarily engaged in wholesaling commercial and related machines and equipment (except photographic equipment and supplies; office equipment; and computers and computer peripheral equipment and software) generally used in restaurants and stores.

The data published with NAICS code 421440 include the following SIC industry:

5046 Other commercial equipment

4214401 Restaurant and Hotel Equipment and Supplies Wholesalers

Establishments primarily engaged in the wholesale distribution of restaurant and hotel equipment and supplies.

4214402 Store Machines and Equipment Wholesalers

Establishments primarily engaged in the wholesale distribution of store equipment (except furniture), machines, and fixtures.

42145 Medical, Dental, and Hospital Equipment and Supplies Wholesalers

This industry comprises establishments primarily engaged in wholesaling medical professional equipment, instruments, and supplies (except ophthalmic equipment, instruments and goods used by ophthalmologists, optometrists, and opticians).

421450 Medical, Dental, and Hospital Equipment and Supplies Wholesalers

This U.S. industry comprises establishments primarily engaged in wholesaling medical professional equipment, instruments, and supplies (except ophthalmic equipment, instruments and goods used by ophthalmologists, optometrists, and opticians).

The data published with NAICS code 421450 include the following SIC industry:

5047 (pt) Medical, dental, and hospital equipment and supplies

4214501 Surgical, Medical, and Hospital Supplies Wholesalers

Establishments primarily engaged in the wholesale distribution of surgical and medical instruments, apparatus, and equipment; orthopedic appliances; artificial limbs; operating room and other hospital equipment; x-ray machines and parts, medical; and other scientific instruments used by physicians and in hospitals.

4214502 Dental Equipment and Supplies Wholesalers

Establishments primarily engaged in the wholesale distribution of equipment and supplies used by dentists, such as drills, teeth, dental gold, equipment, chairs, sterilizers, X-rays, cabinets, and engines.

42146 Ophthalmic Goods Wholesalers

This industry comprises establishments primarily engaged in wholesaling professional equipment, instruments, and/or goods sold, prescribed, or used by ophthalmologists, optometrists, and opticians.

421460 Ophthalmic Goods Wholesalers

This U.S. industry comprises establishments primarily engaged in wholesaling professional equipment, instruments, and/or goods sold, prescribed, or used by ophthalmologists, optometrists, and opticians.

The data published with NAICS code 421460 include the following SIC industry:

5048 Ophthalmic goods

42149 Other Professional Equipment and Supplies Wholesalers

This industry comprises establishments primarily engaged in wholesaling professional equipment and supplies (except ophthalmic goods and medical, dental, and hospital equipment and supplies).

421490 Other Professional Equipment and Supplies Wholesalers

This U.S. industry comprises establishments primarily engaged in wholesaling professional equipment and supplies (except ophthalmic goods and medical, dental, and hospital equipment and supplies).

The data published with NAICS code 421490 include the following SIC industry:

5049 (pt) Other professional equipment and supplies

4214901 Religious and School Supplies Wholesalers

Establishments primarily engaged in the wholesale distribution of church goods and religious articles, such as statuary, vestments, fonts, candles, religious pictures, and religious articles made from precious and semiprecious materials; and school equipment and supplies, such as black boards, chalk, rulers, and globes and wall maps.

4214902 Other Professional Equipment and Supplies Wholesalers

Establishments primarily engaged in the wholesale distribution of drafting instruments, veterinarians' equipment and supplies, professional equipment and supplies, scientific instruments and supplies, and laboratory equipment.

4215 Metal and Mineral (Except Petroleum) Wholesalers

This NAICS Industry Group includes establishments classified in the following NAICS Industries: 42151 Metal service centers and offices; and 42152, Coal and other mineral and ore wholesalers.

42151 Metal Service Centers and Offices

This industry comprises establishments primarily engaged in wholesaling products of the primary metals industries. Service centers maintain inventory and may perform functions, such as sawing, shearing, bending, leveling, cleaning, or edging, on a custom basis as part of sales transactions. Sales offices are usually affiliated or owned by a particular manufacturer and take orders but have no inventory.

421510 Metal Service Centers and Offices

This U.S. industry comprises establishments primarily engaged in wholesaling products of the primary metals industries. Service centers maintain inventory and may perform functions, such as sawing, shearing, bending, leveling, cleaning, or edging, on a custom basis as part of sales transactions. Sales offices are usually affiliated or owned by a particular manufacturer and take orders but have no inventory.

The data published with NAICS code 421510 include the following SIC industry:

5051 Metals service centers and offices

4215101 Ferrous Metals Service Centers and Sales Offices

Establishments primarily engaged in the wholesale distribution of semifinished ferrous metal products of foundries and mills.

42151011 Ferrous Metals Service Centers

Establishments primarily engaged in the wholesale distribution of semifinished ferrous metal products of foundries and mills that maintain warehouse inventory.

42151012 Ferrous Metals Sales Offices

Establishments primarily engaged in the wholesale distribution of semifinished ferrous metal products primarily from an office and not maintaining inventories.

4215102 Nonferrous Metals Service Centers and Sales Offices

Establishments primarily engaged in the wholesale distribution of semifinished nonferrous metal products (except precious metals).

42151021 Nonferrous Metals Service Centers

Establishments primarily engaged in the wholesale distribution of semifinished nonferrous metal products (except precious metals) and maintaining inventories.

42151022 Nonferrous Metals Sales Offices

Establishments primarily engaged in the wholesale distribution of semifinished nonferrous metal products (except precious metals) and not maintaining inventories.

42152 Coal and Other Mineral and Ore Wholesalers

This industry comprises establishments primarily engaged in wholesaling coal, coke, metal ores, and/or nonmetallic minerals (except precious and semiprecious stones and minerals used in construction, such as sand and gravel).

421520 Coal and Other Mineral and Ore Wholesalers

This U.S. industry comprises establishments primarily engaged in wholesaling coal, coke, metal ores, and/or nonmetallic minerals (except precious and semiprecious stones and minerals used in construction, such as sand and gravel).

The data published with NAICS code 421520 include the following SIC industry:

5052 Coal and other minerals and ores

4215201 Coal Wholesalers

Establishments primarily engaged in the wholesale distribution of coal and coke.

4215202 Other Minerals and Ores Wholesalers

Establishments primarily engaged in the wholesale distribution of precious metal ores, copper, iron, lead and other metallic ores (including concentrates) and crude nonmetallic minerals.

4216 Electrical Goods Wholesalers

This NAICS Industry Group includes establishments classified in the following NAICS Industries: 42161, Electrical apparatus and equipment, wiring supplies, and construction material wholesalers; and 42162, Electrical appliance, television, and radio set wholesalers.

42161 Electrical Apparatus and Equipment, Wiring Supplies, and Construction Material Wholesalers

This industry comprises establishments primarily engaged in wholesaling electrical construction materials; wiring supplies; electric light fixtures; light bulbs; and/or electrical power equipment for the generation, transmission, distribution, or control of electric energy.

421610 Electrical Apparatus and Equipment, Wiring Supplies, and Construction Material Wholesalers

This U.S. industry comprises establishments primarily engaged in wholesaling electrical construction materials; wiring supplies; electric light fixtures; light bulbs; and/or electrical power equipment for the generation, transmission, distribution, or control of electric energy.

The data published with NAICS code 421610 include the following SIC industry:

5063 (pt) Electrical apparatus and equipment, wiring supplies, and construction materials

42162 Electrical Appliance, Television, and Radio Set Wholesalers

This industry comprises establishments primarily engaged in wholesaling household-type electrical appliances, room air-conditioners, gas clothes dryers, and/or household-type audio or video equipment.

421620 Electrical Appliance, Television, and Radio Set Wholesalers

This U.S. industry comprises establishments primarily engaged in wholesaling household-type electrical appliances, room air-conditioners, gas clothes dryers, and/or household-type audio or video equipment.

The data published with NAICS code 421620 include the following SIC industry:

5064 Electrical appliances, television, and radio sets

42169 Other Electronic Parts and Equipment Wholesalers

This industry comprises establishments primarily engaged in wholesaling electronic parts and equipment (except electrical apparatus and equipment, wiring supplies and construction material; and electrical appliances, television and radio sets).

421690 Other Electronic Parts and Equipment Wholesalers

This U.S. industry comprises establishments primarily engaged in wholesaling electronic parts and equipment (except electrical apparatus and equipment, wiring supplies and construction material; and electrical appliances, television and radio sets).

The data published with NAICS code 421690 include the following SIC industry:

5065 Other electronic parts and equipment

4216901 Communications Equipment and Supplies Wholesalers

Establishments primarily engaged in the wholesale distribution of communications equipment.

4216902 Electronic Parts (Excluding Communications Equipment) Wholesalers

Establishments primarily engaged in the wholesale distribution of electronic parts and equipment (except communications equipment).

4217 Hardware, and Plumbing and Heating Equipment and Supplies Wholesalers

This NAICS Industry Group includes establishments classified in the following NAICS Industries: 42171, Hardware wholesalers; 42172, Plumbing and heating equipment and supplies (hydronics) wholesalers; 42173, Warm air heating and air-conditioning equipment and supplies; and 42174, Refrigeration equipment and supplies wholesalers,

42171 Hardware Wholesalers

This industry comprises establishments primarily engaged in wholesaling hardware, knives, or handtools.

421710 Hardware Wholesalers

This U.S. industry comprises establishments primarily engaged in wholesaling hardware, knives, or handtools.

The data published with NAICS code 421710 include the following SIC industry:

5072 Hardware

42172 Plumbing and Heating Equipment and Supplies (Hydronics) Wholesalers

This industry comprises establishments primarily engaged in wholesaling plumbing equipment, hydronic heating equipment, household-type gas appliances (except gas clothes dryers), and/or supplies.

421720 Plumbing and Heating Equipment and Supplies (Hydronics) Wholesalers

This U.S. industry comprises establishments primarily engaged in wholesaling plumbing equipment, hydronic heating equipment, household-type gas appliances (except gas clothes dryers), and/or supplies.

The data published with NAICS code 421720 include the following SIC industry:

5074 (pt) Plumbing and heating equipment and supplies (hydronics)

42173 Warm Air Heating and Air-Conditioning Equipment and Supplies Wholesalers

This industry comprises establishments primarily engaged in wholesaling warm air heating and air-conditioning equipment and supplies.

421730 Warm Air Heating and Air-Conditioning Equipment and Supplies Wholesalers

This U.S. industry comprises establishments primarily engaged in wholesaling warm air heating and air-conditioning equipment and supplies.

The data published with NAICS code 421730 include the following SIC industry:

5075 Warm air heating and air-conditioning equipment and supplies

42174 Refrigeration Equipment and Supplies Wholesalers

This industry comprises establishments primarily engaged in wholesaling refrigeration equipment (except household-type refrigerators, freezers, and air-conditioners).

421740 Refrigeration Equipment and Supplies Wholesalers

This U.S. industry comprises establishments primarily engaged in wholesaling refrigeration equipment (except household-type refrigerators, freezers, and air-conditioners).

The data published with NAICS code 421740 include the following SIC industry:

5078 Refrigeration equipment and supplies

4218 Machinery, Equipment, and Supplies Wholesalers

This industry group comprises establishments primarily engaged in wholesaling construction, mining, farm, garden, industrial, service establishment, and transportation machinery, equipment and supplies.

42181 Construction and Mining (Petroleum) Machinery and Equipment Wholesalers

This industry comprises establishments primarily engaged in wholesaling specialized machinery, equipment, and related parts generally used in construction, mining (except petroleum) and logging activities.

421810 Construction and Mining (Except Oil Well) Machinery and Equipment Wholesalers

This U.S. industry comprises establishments primarily engaged in wholesaling specialized machinery, equipment, and related parts generally used in construction, mining (except oil well) and logging activities.

The data published with NAICS code 421810 include the following SIC industry:

5082 Construction and mining (except petroleum) machinery and equipment

42182 Farm and Garden Machinery and Equipment Wholesalers

This industry comprises establishments primarily engaged in wholesaling specialized machinery, equipment, and related parts generally used in agricultural, farm, and lawn and garden activities.

421820 Farm and Garden Machinery and Equipment Wholesalers

This U.S. industry comprises establishments primarily engaged in wholesaling specialized machinery, equipment, and related parts generally used in agricultural, farm, and lawn and garden activities.

The data published with NAICS code 421820 include the following SIC industry:

5083 (pt) Farm and garden machinery and equipment

4218201 Farm Machinery and Equipment—Farm Dealers

Establishments primarily engaged in marketing farm machinery and equipment directly to farmers for farm use.

4218202 Farm Machinery and Equipment—Wholesale Distributors

Establishments primarily engaged in marketing farm machinery and equipment directly to institutions, governments, farm dealers, export sales, and other nonfarm accounts.

4218203 Lawn and Garden Machinery and Equipment Wholesalers

Establishments primarily engaged in the wholesale distribution of lawn and garden machinery and equipment.

42183 Industrial Machinery and Equipment wholesalers

This industry comprises establishments primarily engaged in wholesaling specialized machinery, equipment, and related parts generally used in manufacturing, oil well, and warehousing activities.

421830 Industrial Machinery and Equipment Wholesalers

This U.S. industry comprises establishments primarily engaged in wholesaling specialized machinery, equipment, and related parts generally used in manufacturing, oil well, and warehousing activities.

The data published with NAICS code 421830 include the following SIC industry:

5084 Industrial machinery and equipment
5085 (pt) Industrial supplies

4218301 Food Processing Machinery and Equipment Wholesalers

Establishments primarily engaged in the wholesale distribution of dairy products manufacturing machinery, milk products manufacturing equipment, bottling machinery and equipment, and other food product manufacturing machinery.

4218302 Hydraulic and Pneumatic (Fluid-Power) Machinery and Equipment Wholesalers

Establishments primarily engaged in the wholesale distribution of hydraulic and pneumatic pumps, motors, parts, accessories, and supplies.

42183021 Hydraulic and Pneumatic Pumps and Motors Wholesalers

Establishments primarily engaged in the wholesale distribution of hydraulic and pneumatic pumps and motors and the parts for them.

42183022 Hydraulic and Pneumatic Parts, Accessories, and Supplies Wholesalers

Establishments primarily engaged in the wholesale distribution of hydraulic and pneumatic (fluid-power) commodities.

4218303 Other General Purpose Industrial Machinery and Equipment Wholesalers

Establishments primarily engaged in the wholesale distribution of general purpose industrial machinery and equipment.

4218304 Metalworking Machinery and Equipment Wholesalers

Establishments primarily engaged in the wholesale distribution of metalworking machinery and equipment and machine tool accessories.

4218305 Materials Handling Equipment Wholesalers

Establishments primarily engaged in the wholesale distribution of fork lift trucks, industrial trucks and tractors, industrial cranes, conveyor systems, hoists, elevators, and other materials handling equipment.

4218306 Oil Well, Oil Refinery, and Pipeline Machinery, Equipment, and Supplies Wholesalers

Establishments primarily engaged in the wholesale distribution of oil refining and oil well machinery, equipment, and supplies.

4218307 Other Industrial Machinery and Equipment Wholesalers

Establishments primarily engaged in the wholesale distribution of specific-use industrial machinery and equipment.

42184 Industrial Supplies Wholesalers

This industry comprises establishments primarily engaged in wholesaling supplies used in machinery and equipment generally used in manufacturing, oil well, and warehousing activities.

421840 Industrial Supplies Wholesalers

This U.S. industry comprises establishments primarily engaged in wholesaling supplies used in machinery and equipment generally used in manufacturing, oil well, and warehousing activities.

The data published with NAICS code 421840 include the following SIC industry:

5085 (pt) Industrial supplies

4218401 General Line Industrial Supplies Wholesaler

Establishments primarily engaged in the wholesale distribution of a combination or general line of industrial materials and supplies.

4218402 Mechanical Power Transmission Supplies Wholesalers

Establishments primarily engaged in the wholesale distribution of mechanical power transmission equipment and supplies.

4218403 Welding Supplies Wholesalers

Establishments primarily engaged in the wholesale distribution of gas-welding supplies (excluding gases), arc-welding supplies, and resistance-welding supplies.

4218404 Industrial Containers and Supplies Wholesalers

Establishments primarily engaged in the wholesale distribution of industrial containers and supplies.

4218405 Industrial Valves and Fittings (Except Fluid-Power) Wholesalers

Establishments primarily engaged in the wholesale distribution of valves and fittings, other than plumbing and heating, or hydraulic and pneumatic.

4218406 Other Industrial Supplies Wholesalers

Establishments primarily engaged in the wholesale distribution of industrial supplies, not included elsewhere.

42185 Service Establishment Equipment and Supplies Wholesalers

This industry comprises establishments primarily engaged in wholesaling specialized equipment and supplies of the type used by service establishments (except specialized equipment and supplies used in offices, stores, hotels, restaurants, schools, health and medical facilities, photographic facilities, as well as specialized equipment used in transportation and construction activities).

421850 Service Establishment Equipment and Supplies Wholesalers

This U.S. industry comprises establishments primarily engaged in wholesaling specialized equipment and supplies of the type used by service establishments (except specialized equipment and supplies used in offices, stores, hotels, restaurants, schools, health and medical facilities, photographic facilities, as well as specialized equipment used in transportation and construction activities).

The data published with NAICS code 421850 include the following SIC industry:

5087 (pt) Service establishment equipment and supplies

4218501 Beauty and Barber Shop Equipment and Supplies Wholesalers

Establishments primarily engaged in the wholesale distribution of barber shop and beauty parlor equipment and supplies (furniture, hydraulic chairs, driers, shampoos, wave solutions, permanent waving supplies, barber soaps, and manicuring supplies, etc.).

4218502 Custodial and Janitors' Equipment and Supplies Wholesalers

Establishments primarily engaged in the wholesale distribution of custodial and janitorial equipment and supplies.

4218503 Laundry and Dry-Cleaning Equipment and Supplies Wholesalers

Establishments primarily engaged in the wholesale distribution of equipment and supplies to the laundry and dry-cleaning trade, such as washing, drying, ironing, and pressing machines; laundry chemicals; dry-cleaning fluids; marking equipment; laundry trays and baskets.

4218504 Other Service Establishment Equipment and Supplies Wholesalers

Establishments primarily engaged in the wholesale distribution of municipality equipment and supplies (water systems, fire department supplies, and parking equipment), shoe service equipment and supplies, tailors'

and furriers' supplies, upholsterers' supplies, undertakers' supplies, and other service establishment equipment and supplies not included elsewhere.

42186 Transportation Equipment and Supplies (Except Motor Vehicle) Wholesalers

This industry comprises establishments primarily engaged in wholesaling transportation equipment and supplies (except marine pleasure craft and motor vehicles).

421860 Transportation Equipment and Supplies (Except Motor Vehicle) Wholesalers

This U.S. industry comprises establishments primarily engaged in wholesaling transportation equipment and supplies (except marine pleasure craft and motor vehicles).

The data published with NAICS code 421860 include the following SIC industry:

5088 Transportation equipment and supplies, except motor vehicles

4218601 Aircraft and Aeronautical Equipment and Supplies Wholesalers

Establishments primarily engaged in the wholesale distribution of aircraft and aeronautical equipment and frames, parts, supplies, and accessories for such equipment.

4218602 Marine Machinery, Equipment, and Supplies Wholesalers

Establishments primarily engaged in the wholesale distribution of ships, boats, and marine propulsion machinery, equipment, and parts.

4218603 Other Transportation Equipment and Supplies Wholesalers

Establishments primarily engaged in the wholesale distribution of railroad equipment, such as rolling stock and maintenance equipment, and equipment and supplies used in the maintenance and repair of subways, tramways, aerial hoists, or horse drawn vehicles.

4219 Miscellaneous Durable Goods Wholesalers

This industry group comprises establishments primarily engaged in wholesaling sporting, recreational, toy, hobby, and jewelry goods and supplies, and precious stones and metals.

42191 Sporting and Recreational Goods and Supplies wholesalers

This industry comprises establishments primarily engaged in wholesaling sporting goods and accessories; billiard and pool supplies; sporting firearms and ammunition; and/or marine pleasure craft, equipment, and supplies.

421910 Sporting and Recreational Goods and Supplies Wholesalers

This U.S. industry comprises establishments primarily engaged in wholesaling sporting goods and accessories; billiard and pool supplies; sporting firearms and ammunition; and/or marine pleasure craft, equipment, and supplies.

The data published with NAICS code 421910 include the following SIC industry:

5091 Sporting and recreational goods and supplies

42192 Toy and Hobby Goods and Supplies Wholesalers

This industry comprises establishments primarily engaged in wholesaling games, toys, fireworks, playing cards, hobby goods and supplies, and/or related goods.

421920 Toy and Hobby Goods and Supplies Wholesalers

This U.S. industry comprises establishments primarily engaged in wholesaling games, toys, fireworks, playing cards, hobby goods and supplies, and/or related goods.

The data published with NAICS code 421920 include the following SIC industry:

5092 Toys and hobby goods and supplies

42193 Recyclable Material Wholesalers

This industry comprises establishments primarily engaged in wholesaling scrap from automotive, industrial, and other recyclable materials. Included in this industry are auto wreckers primarily engaged in dismantling motor vehicles for the purpose of wholesaling scrap.

421930 Recyclable Material Wholesalers

This U.S. industry comprises establishments primarily engaged in wholesaling scrap from automotive, industrial, and other recyclable materials. Included in this industry are auto wreckers primarily engaged in dismantling motor vehicles for the purpose of wholesaling scrap.

The data published with NAICS code 421930 include the following SIC industry:

5093 Recyclable materials

4219301 Iron and Steel Scrap Processors and Dealers

Establishments primarily engaged in selling all forms of scrap iron and scrap steel.

42193011 Iron and Steel Scrap Processors (Using Power Processing Equipment) Wholesalers

Establishments primarily engaged in breaking up, sorting, and selling all forms of scrap iron and scrap steel using power processing equipment. Power processing equipment includes operating cranes, hydraulic or motor shears, baling equipment, cable strippers, etc.

42193012 Iron and Steel Scrap Dealers (Not Using Power Processing Equipment)

Establishments primarily engaged in selling all forms of scrap iron and scrap steel, but which do not operate power processing and preparation equipment.

4219302 Recyclable Paper and Paperboard Wholesalers

Establishments primarily engaged in the wholesale distribution of paper and paperboard scrap and waste.

4219303 Other Recyclable Materials Wholesalers

Establishments primarily engaged in the wholesale distribution of recyclable scrap and waste, nonferrous metals, textiles, glass, plastics, rubber, and oil.

42194 Jewelry, Watch, Silverware, Precious Stone, and Precious Metal Wholesalers

This U.S. industry comprises establishments primarily engaged in wholesaling jewelry, precious and semiprecious stones, precious metals and metal flatware, costume jewelry, watches, clocks, silverware, and/or jewelers' findings.

421940 Jewelry, Watch, Precious Stone, and Precious Metal Wholesalers

This U.S. industry comprises establishments primarily engaged in wholesaling jewelry, precious and semiprecious stones, precious metals and metal flatware, costume jewelry, watches, clocks, silverware, and/or jewelers' findings.

The data published with NAICS code 421940 include the following SIC industry:

5094 Jewelry, watches, precious stones, and precious metals

4219401 Jewelry, Watches, Clocks, Precious Stones, and Silverware Wholesalers

Establishments primarily engaged in the wholesale distribution of jewelry (including costume), precious stones, watches, clocks, silverware, and jewelers' findings.

4219402 Precious Metals (Excluding Ores) Wholesalers

Establishments primarily engaged in the wholesale distribution of precious metals.

42199 Other Miscellaneous Durable Goods Wholesalers

This industry comprises establishments primarily engaged in wholesaling durable goods (except motor vehicle and motor vehicle parts and supplies; furniture and home furnishings; lumber and other construction materials; professional and commercial equipment and supplies; metals and minerals (except petroleum); electrical goods; hardware, and plumbing and heating equipment and supplies; machinery, equipment and supplies; sporting and recreational goods and supplies; toy and hobby goods and supplies; recyclable materials; and jewelry, watches, precious stones and precious metals).

421990 Other Miscellaneous Durable Goods Wholesalers

This U.S. industry comprises establishments primarily engaged in wholesaling durable goods (except motor vehicle and motor vehicle parts and supplies; furniture and home furnishings; lumber and other construction materials; professional and commercial equipment and supplies; metals and minerals (except petroleum); electrical goods; hardware, and plumbing and heating equipment and supplies; machinery, equipment and supplies; sporting and recreational goods and supplies; toy and hobby goods and supplies; recyclable materials; and jewelry, watches, precious stones and precious metals).

The data published with NAICS code 421990 include the following SIC industry:

5099 Other miscellaneous durable goods
7822 (pt) Motion picture and video tape distribution

4219901 Musical Instruments and Supplies Wholesalers

Establishments primarily engaged in the wholesale distribution of musical instruments and supplies.

4219902 Forest Products (Except Lumber) Wholesalers

Establishments primarily engaged in the wholesale distribution of timber products, such as ties, logs, poles, stumps, and cordwood.

4219903 General Merchandise (Durable Goods) Wholesalers

Establishments primarily engaged in the wholesale distribution of a general line of durable goods with no one line accounting for more than 25 percent of the total sales.

4219904 Prerecorded Media Wholesalers

Establishments primarily engaged in the wholesale distribution of prerecorded compact discs, tapes, phonograph records, video cassettes, and other video tapes or discs.

42199041 Compact Disks, Prerecorded Audio Tapes, and Phonograph Records Wholesalers

Establishments primarily engaged in the wholesale distribution of prerecorded compact disks, audio tapes, and phonograph records.

42199042 Prerecorded Video Tape Wholesalers

Establishments primarily engaged in purchasing and reselling prerecorded video cassettes and other videotapes or discs to other wholesalers, video rental stores, and other retailers.

4219905 Fire Extinguishers and Fire Safety Equipment Wholesalers

Establishments primarily engaged in the wholesale distribution of fire extinguishers and fire safety equipment.

4219906 Other Durable Goods Wholesalers

Establishments primarily engaged in the wholesale distribution of durable goods such as game machines, gas lighting fixtures, luggage, and signs (except electric).

422 Wholesale trade, nondurable goods

Industries in the Wholesale Trade, Nondurable Goods subsector sell or arrange the purchase or sale of nondurable goods to other businesses. Nondurable goods are items generally with a normal life expectancy of less than three years. Nondurable goods wholesale trade establishments are engaged in wholesaling products, such as paper and paper products, chemicals and chemical products, drugs, textiles and textile products, apparel, footwear, groceries, farm products, petroleum and petroleum products, alcoholic beverages, books, magazines, newspapers, flowers and nursery stock, and tobacco products.

4221 Paper and Paper Product Wholesalers

This NAICS Industry Group includes establishments classified in the following NAICS Industries: 42211, Paper and paper product wholesalers; 42212, Stationery and office supplies wholesalers; and 42213 Industrial and personal service paper wholesalers.

42211 Printing and Writing Paper Wholesalers

This industry comprises establishments primarily engaged in wholesaling bulk printing and/or writing paper generally on rolls for further processing.

422110 Printing and Writing Paper Wholesalers

This U.S. industry comprises establishments primarily engaged in wholesaling bulk printing and/or writing paper generally on rolls for further processing.

The data published with NAICS code 422110 include the following SIC industry:

5111 Printing and writing paper

42212 Stationery and Office Supplies Wholesalers

This industry comprises establishments primarily engaged in wholesaling stationery, office supplies and/or gift wrap.

422120 Stationery and Office Supplies Wholesalers

This U.S. industry comprises establishments primarily engaged in wholesaling stationery, office supplies and/or gift wrap.

The data published with NAICS code 422120 include the following SIC industry:

5112 (pt) Stationery and office supplies

42213 Industrial and Personal Service Paper Wholesalers

This industry comprises establishments primarily engaged in wholesaling wrapping and other coarse paper, paperboard, converted paper (except stationery and office supplies), and/or related disposable plastics products.

422130 Industrial and Personal Service Paper Wholesalers

This U.S. industry comprises establishments primarily engaged in wholesaling wrapping and other coarse paper, paperboard, converted paper (except stationery and office supplies), and/or related disposable plastics products.

The data published with NAICS code 422130 include the following SIC industry:

5113 Industrial and personal service paper

4222 Drugs and Druggists' Sundries Wholesalers

This industry comprises establishments primarily engaged in wholesaling biological and medical products; botanical drugs and herbs; and pharmaceutical products intended for internal and external consumption in such forms as ampoules, tablets, capsules, vials, ointments, powders, solutions, and suspensions.

42221 Drugs and Druggists' Sundries Wholesalers

This industry comprises establishments primarily engaged in wholesaling biological and medical products; botanical drugs and herbs; and pharmaceutical products intended for internal and external consumption in such forms as ampoules, tablets, capsules, vials, ointments, powders, solutions, and suspensions.

422210 Drugs and Druggists' Sundries Wholesalers

This U.S. industry comprises establishments primarily engaged in wholesaling biological and medical products; botanical drugs and herbs; and pharmaceutical products intended for internal and external consumption in such forms as ampoules, tablets, capsules, vials, ointments, powders, solutions, and suspensions.

The data published with NAICS code 422210 include the following SIC industry:

5122 Drugs, drug proprietaries, and druggists' sundries

4222101 General Line Drugs Wholesalers

Establishments primarily engaged in the wholesale distribution of a combination or general line of drugs, drug proprietaries, and druggists' sundries.

4222102 Specialty Line Drugs, Pharmaceuticals, Cosmetics, and Toiletries Wholesalers

Establishments primarily engaged in the wholesale distribution of specialty-line drugs, pharmaceuticals, cosmetics, and toiletries.

4223 Apparel, Piece Goods, and Notions Wholesalers

This NAICS Industry Group includes establishments classified in the following NAICS Industries: 42231, Piece goods, notions, and other dry goods wholesalers; 42232, Men's and boys' clothing and furnishings wholesalers; 42233, Women's, children's and infants' clothing and accessories wholesalers; 42234, Footwear wholesalers.

42231 Piece Goods, Notions, and Other Dry Goods Wholesalers

This industry comprises establishments primarily engaged in wholesaling piece goods, fabrics, yarns, thread and other notions, and/or hair accessories.

422310 Piece Goods, Notions, and Other Dry Goods Wholesalers

This U.S. industry comprises establishments primarily engaged in wholesaling piece goods, fabrics, yarns, thread and other notions, and/or hair accessories.

The data published with NAICS code 422310 include the following SIC industry:

5131 (pt) Piece goods, notions, and other dry goods

4223101 Piece Goods (Woven and Knit Fabrics) - Jobbers

Establishments primarily engaged in the wholesale distribution of woven and knit fabrics.

4223102 Notions and Other Dry Goods Wholesalers

Establishments primarily engaged in the wholesale distribution of notions (i.e., sewing accessories, etc.), and other dry goods, except piece goods.

42232 Men's and Boys' Clothing and Furnishings Wholesalers

This industry comprises establishments primarily engaged in wholesaling men's and/or boys' clothing and furnishings.

422320 Men's and Boys' Clothing and Furnishings Wholesalers

This U.S. industry comprises establishments primarily engaged in wholesaling men's and/or boys' clothing and furnishings.

The data published with NAICS code 422320 include the following SIC industry:

5136 Men's and boys' clothing and furnishings

42233 Women's, Children's, and Infants' Clothing and Accessories Wholesalers

This industry comprises establishments primarily engaged in wholesaling (1) women's, children's, infants', and/or unisex clothing and accessories and/or (2) fur clothing.

422330 Women's, Children's, and Infants' Clothing and Accessories Wholesalers

This U.S. industry comprises establishments primarily engaged in wholesaling (1) women's, children's, infants', and/or unisex clothing and accessories and/or (2) fur clothing.

The data published with NAICS code 422330 include the following SIC industry:

5137 Women's and children's and infants' clothing and accessories

42234 Footwear Wholesalers

This industry comprises establishments primarily engaged in wholesaling footwear (including athletic) of leather, rubber, and other materials.

422340 Footwear Wholesalers

This U.S. industry comprises establishments primarily engaged in wholesaling footwear (including athletic) of leather, rubber, and other materials.

The data published with NAICS code 422340 include the following SIC industry:

5139 Footwear

4224 Grocery and Related Product Wholesalers

This NAICS Industry Group includes establishments classified in the following NAICS Industries: 42241, General line grocery wholesalers; 42242, Packaged frozen food wholesalers; 42243, Dairy product (except dried or canned) wholesalers; 42244, Poultry and poultry product wholesalers; 42245, Confectionery wholesalers; 42246, Fish and seafood wholesalers; 42247, Meat and meat product wholesalers; 42248, Fresh fruit and vegetable wholesalers; 42249, Other grocery and related products wholesalers.

42241 General Line Grocery Wholesalers

This industry comprises establishments primarily engaged in wholesaling a general line (wide range) of groceries.

422410 General Line Grocery Wholesalers

This U.S. industry comprises establishments primarily engaged in wholesaling a general line (wide range) of groceries.

The data published with NAICS code 422410 include the following SIC industry:

5141 Groceries, general line

4224101 General Line, Grocery Wholesalers, Voluntary Group

Establishments primarily engaged in the wholesale distribution of a general line of groceries and sponsoring (or affiliated with sponsors of) voluntary organization of food retailers which distributes a general line of groceries to these voluntary groups. These also include any voluntary group grocery wholesalers commonly engaged in joint advertising or other sales promotions under a group name or identification. Wholesale establishments sponsoring such voluntary groups are included here regardless of the portion of their sales made to the retail organization's members.

4224102 General Line, Grocery Wholesalers, Retail Cooperative

Establishments primarily engaged in the wholesale distribution of a general line of groceries and owned and operated cooperatively by groups of independent food retailers buying collectively which are primarily engaged

in wholesale selling and distributing a general line of groceries. These establishments function primarily as a wholesale cooperative company selling chiefly to member retailers, but sometimes do a regular wholesale business.

4224103 Other General Line Grocery Wholesalers

Establishments primarily engaged in the wholesale distribution of a general line of groceries, including cash-and-carry food establishments, not sponsoring or affiliated with any voluntary or cooperative groups. Also included are agents and brokers with a general line of groceries.

42242 Packaged Frozen Food Wholesalers

This industry comprises establishments primarily engaged in wholesaling packaged frozen foods (except dairy products).

422420 Packaged Frozen Food Wholesalers

This U.S. industry comprises establishments primarily engaged in wholesaling packaged frozen foods (except dairy products).

The data published with NAICS code 422420 include the following SIC industry:

5142 Packaged frozen foods

42243 Dairy Product (Except Dried or Canned) Wholesalers

This industry comprises establishments primarily engaged in wholesaling dairy products (except dried or canned).

422430 Dairy Product (Except Dried or Canned) Wholesalers

This U.S. industry comprises establishments primarily engaged in wholesaling dairy products (except dried or canned).

The data published with NAICS code 422430 include the following SIC industry:

5143 Dairy products, except dried or canned

4224301 Raw Milk Wholesalers

Establishments primarily engaged in the wholesale distribution of raw, dried, or canned milk.

4224302 Dairy Products, (Except Raw Milk) Wholesalers

Establishments primarily engaged in the wholesale distribution of processed dairy products, except raw, dried, or canned.

42244 Poultry and Poultry Product Wholesalers

This industry comprises establishments primarily engaged in wholesaling poultry and/or poultry products (except canned and packaged frozen).

422440 Poultry and Poultry Product Wholesalers

This U.S. industry comprises establishments primarily engaged in wholesaling poultry and/or poultry products (except canned and packaged frozen).

The data published with NAICS code 422440 include the following SIC industry:

5144 Poultry and poultry products

4224401 Live Poultry Wholesalers

Establishments primarily engaged in the wholesale distribution of live poultry.

4224402 Poultry and Poultry Products (Except Live) Wholesalers

Establishments primarily engaged in the wholesale distribution of poultry and poultry products (except canned and packaged frozen products and live poultry).

42245 Confectionery Wholesalers

This industry comprises establishments primarily engaged in wholesaling confectioneries; salted or roasted nuts; popcorn; potato, corn, and similar chips; and/or fountain fruits and syrups.

422450 Confectionery Wholesalers

This U.S. industry comprises establishments primarily engaged in wholesaling confectioneries; salted or roasted nuts; popcorn; potato, corn, and similar chips; and/or fountain fruits and syrups.

The data published with NAICS code 422450 include the following SIC industry:

5145 Confectionery

42246 Fish and Seafood Wholesalers

This industry comprises establishments primarily engaged in wholesaling fish and seafood (except canned or packaged frozen).

422460 Fish and Seafood Wholesalers

This U.S. industry comprises establishments primarily engaged in wholesaling fish and seafood (except canned or packaged frozen).

The data published with NAICS code 422460 include the following SIC industry:

5146 Fish and seafoods

42247 Meat and Meat Product Wholesalers

This industry comprises establishments primarily engaged in wholesaling meats and meat products (except canned and packaged frozen) and/or lard.

422470 Meat and Meat Product Wholesalers

This U.S. industry comprises establishments primarily engaged in wholesaling meats and meat products (except canned and packaged frozen) and/or lard.

The data published with NAICS code 422470 include the following SIC industry:

5147 (pt) Meats and meat products

42248 Fresh Fruit and Vegetable Wholesalers

This industry comprises establishments primarily engaged in wholesaling fresh fruits and vegetables.

422480 Fresh Fruit and Vegetable Wholesalers

This U.S. industry comprises establishments primarily engaged in wholesaling fresh fruits and vegetables.

The data published with NAICS code 422480 include the following SIC industry:

5148 Fresh fruits and vegetables

42249 Other Grocery and Related Products Wholesalers

This industry comprises establishments primarily engaged in wholesaling groceries and related products (except a general line of groceries; packaged frozen food; dairy products (except dried and canned); poultry products (except canned); confectioneries; fish and seafood (except canned); meat products (except canned); and fresh fruits and vegetables). Included in this industry are establishments primarily engaged in bottling and wholesaling spring and mineral waters processed by others.

422490 Other Grocery and Related Products Wholesalers

This U.S. industry comprises establishments primarily engaged in wholesaling groceries and related products (except a general line of groceries; packaged frozen food; dairy products (except dried and canned); poultry products (except canned); confectioneries; fish and seafood (except canned); meat products (except canned); and fresh fruits and vegetables). Included in this industry are establishments primarily engaged in bottling and wholesaling spring and mineral waters processed by others.

The data published with NAICS code 422490 include the following SIC industry:

5149 Other groceries and related products

4224901 Coffee, Tea, and Spices Wholesalers

Establishments primarily engaged in the wholesale distribution of coffee, soluble coffee, tea (bagged, packaged, loose, or powdered) and spices.

4224902 Bread and Baked Goods Wholesalers

Establishments primarily engaged in the wholesale distribution of bread, cakes, biscuits, doughnuts, pastries, crackers, pretzels, and other bakery products (except frozen).

4224903 Soft Drinks and Bottled Water Wholesalers

Establishments primarily engaged in the wholesale distribution of soft drinks and unprocessed bottled water.

4224904 Canned Goods Wholesalers

Establishments primarily engaged in the wholesale distribution of canned or bottled fruits, vegetables, juice, baby food, meat, poultry, fish, seafood, and dairy products (condensed or evaporated).

4224905 Food and Beverage Basic Material Wholesalers

Establishments primarily engaged in the wholesale distribution of basic food and beverage materials.

4224906 Other Grocery Specialties Wholesalers

Establishments primarily engaged in the wholesale distribution of grocery specialties, such as flour, refined sugar, breakfast cereals, butter substitutes (e.g., margarine), cooking oils, dried fruits, dried beans (packaged), honey, jams and jellies, pickles, preserves and sauces, polished rice, sandwiches, vegetable shortening, and other grocery specialties not included elsewhere.

4225 Farm Product Raw Material Wholesalers

This industry group comprises establishments primarily engaged in wholesaling agricultural products (except raw milk, live poultry, and fresh fruit and vegetables), such as grains, field beans, livestock, and other farm product raw materials (excluding seeds).

42251 Grain and Field Bean Wholesalers

This industry comprises establishments primarily engaged in wholesaling grains, such as corn, wheat, oats, barley, and unpolished rice; dry beans; and soybeans and

other inedible beans. Included in this industry are establishments primarily engaged in operating country or terminal grain elevators primarily for the purpose of wholesaling.

422510 Grain and Field Bean Wholesalers

This U.S. industry comprises establishments primarily engaged in wholesaling grains, such as corn, wheat, oats, barley, and unpolished rice; dry beans; and soybeans and other inedible beans. Included in this industry are establishments primarily engaged in operating country or terminal grain elevators primarily for the purpose of wholesaling.

The data published with NAICS code 422510 include the following SIC industry:

5153 Grain and field beans

42252 Livestock Wholesalers

This industry comprises establishments primarily engaged in wholesaling livestock (except horses and mules).

422520 Livestock Wholesalers

This U.S. industry comprises establishments primarily engaged in wholesaling livestock (except horses and mules).

The data published with NAICS code 422520 include the following SIC industry:

5154 Livestock

42259 Other Farm Product Raw Material Wholesalers

This industry comprises establishments primarily engaged in wholesaling farm products (except grain and field beans, livestock, raw milk, live poultry, and fresh fruits and vegetables).

422590 Other Farm Product Raw Material Wholesalers

This U.S. industry comprises establishments primarily engaged in wholesaling farm products (except grain and field beans, livestock, raw milk, live poultry, and fresh fruits and vegetables).

The data published with NAICS code 422590 include the following SIC industry:

5159 Other farm-product raw materials

4225901 Hides, Skins, and Pelts Wholesalers

Establishments primarily engaged in the wholesale distribution of untanned hides and skins, such as cattle hides, sheep skins, and goat skins; raw furs; and pelts of fur-bearing animals.

4225902 Leaf Tobacco Wholesalers

Establishments primarily engaged in the wholesale distribution of leaf tobacco.

4225903 Wool, Wool Tops, and Mohair Wholesalers

Establishments primarily engaged in the wholesale distribution of mohair (raw), raw wool, wool noils, wool tops, and wool clippings.

4225904 Cotton Wholesalers

Establishments primarily engaged in buying and/or marketing cotton.

4225905 Other Farm Product Raw Materials Wholesalers

Establishments primarily engaged in buying and/or marketing other farm products.

4226 Chemical and Allied Products Wholesalers

This industry group comprises establishments primarily engaged in wholesaling chemicals; plastics materials and basic forms and shapes; and allied products.

42261 Plastics Materials and Basic Forms and Shapes Wholesalers

This industry comprises establishments primarily engaged in wholesaling plastics materials and resins, and unsupported plastics film, sheet, sheeting, rod, tube, and other basic forms and shapes.

422610 Plastics Materials and Basic Forms and Shapes Wholesalers

This U.S. industry comprises establishments primarily engaged in wholesaling plastics materials and resins, and unsupported plastics film, sheet, sheeting, rod, tube, and other basic forms and shapes.

The data published with NAICS code 422610 include the following SIC industry:

5162 Plastics materials and basic forms and shapes

42269 Other Chemical and Allied Products Wholesalers

This industry comprises establishments primarily engaged in wholesaling chemicals and allied products (except agricultural and medicinal chemicals, paints and varnishes, fireworks, and plastics materials and basic forms and shapes).

422690 Other Chemical and Allied Products Wholesalers

This U.S. industry comprises establishments primarily engaged in wholesaling chemicals and allied products (except agricultural and medicinal chemicals, paints and varnishes, fireworks, and plastics materials and basic forms and shapes).

The data published with NAICS code 422690 include the following SIC industry:

5169 Other chemicals and allied products

4226901 Industrial Gases, (Except LP) Wholesalers

Establishments primarily engaged in the wholesale distribution of industrial gases (compressed and liquefied) regardless of use, such as oxygen and acetylene.

4226902 Other Chemicals and Allied Products Wholesalers

Establishments primarily engaged in the wholesale distribution of chemicals and allied products (except industrial gases), such as acids, industrial and heavy chemicals (except gases), dyestuffs, industrial salts, naval stores, rosin, and turpentine.

4227 Petroleum and Petroleum Products Wholesalers

This NAICS Industry Group includes establishments classified in the following NAICS Industries: 42271, Petroleum bulk stations and terminals; and 42272, Petroleum and petroleum products wholesalers (except bulk stations and terminals).

42271 Petroleum Bulk Stations and Terminals

This industry comprises establishments with bulk liquid storage facilities primarily engaged in wholesaling crude petroleum and petroleum products, including liquefied petroleum gas.

422710 Petroleum Bulk Stations and Terminals

This U.S. industry comprises establishments with bulk liquid storage facilities primarily engaged in wholesaling crude petroleum and petroleum products, including liquefied petroleum gas.

The data published with NAICS code 422710 include the following SIC industry:

5171 (pt) Petroleum bulk stations and terminals

4227101 Petroleum Bulk Stations and Terminals (Except LP)

Establishments primarily engaged in the wholesale distribution of liquid petroleum products (except liquefied petroleum gases) from bulk liquid storage stations or terminals.

42271011 Petroleum Bulk Stations (Except LP)

Establishments primarily engaged in the wholesale distribution of liquid petroleum products (except liquefied petroleum gases) from bulk liquid storage stations for resale. Bulk storage stations have bulk storage capacity of 10,000 to 100,000 gallons, or 100,000 to 2,100,000 gallons and do not receive their supplies primarily from tanker, barge, or pipeline.

42271012 Petroleum Bulk Terminals (Except LP)

Establishments primarily engaged in the wholesale distribution of liquid petroleum products (except liquefied petroleum gases) from bulk liquid storage terminals. Bulk storage terminals have bulk storage capacity of 2,100,000 gallons or more, or have bulk storage capacity of 100,000 gallons or more and receive products primarily by tanker, barge, or pipeline.

4227102 Liquefied Petroleum Bulk Stations and Terminals

Establishments primarily engaged in the wholesale distribution of liquefied petroleum gases from bulk storage stations or terminals for resale. Bulk storage stations or terminals have bulk storage capacity of 10,000 gallons or more.

42272 Petroleum and Petroleum Products Wholesalers (Except Bulk Stations and Terminals)

This industry comprises establishments primarily engaged in wholesaling petroleum and petroleum products (except from bulk liquid storage facilities).

422720 Petroleum and Petroleum Products Wholesalers (Except Bulk Stations and Terminals)

This U.S. industry comprises establishments primarily engaged in wholesaling petroleum and petroleum products (except from bulk liquid storage facilities).

The data published with NAICS code 422720 include the following SIC industry:

5172 Petroleum and petroleum products, except bulk stations and terminals

4228 Beer, Wine, and Distilled Alcoholic Beverage Wholesalers

This NAICS Industry Group includes establishments classified in the following NAICS Industries: 42281, Beer and ale wholesalers; 42282, Wine and distilled alcoholic beverage wholesalers.

42281 Beer and Ale Wholesalers

This industry comprises establishments primarily engaged in wholesaling beer, ale, porter, and other fermented malt beverages.

422810 Beer and Ale Wholesalers

This U.S. industry comprises establishments primarily engaged in wholesaling beer, ale, porter, and other fermented malt beverages.

The data published with NAICS code 422810 include the following SIC industry:

5181 Beer and ale

42282 Wine and Distilled Alcoholic Beverage Wholesalers

This industry comprises establishments primarily engaged in wholesaling wine, distilled alcoholic beverages, and/or neutral spirits and ethyl alcohol used in blended wines and distilled liquors.

422820 Wine and Distilled Alcoholic Beverage Wholesalers

This U.S. industry comprises establishments primarily engaged in wholesaling wine, distilled alcoholic beverages, and/or neutral spirits and ethyl alcohol used in blended wines and distilled liquors.

The data published with NAICS code 422820 include the following SIC industry:

5182 Wine and distilled alcoholic beverages

4228201 Wines and Distilled Alcoholic Beverages (Licensed Operation) Wholesalers

Establishments primarily engaged in the wholesale distribution of wines and distilled spirits under government license.

4228202 Wines and Distilled Alcoholic Beverages (State-Operated) Wholesalers

Establishments primarily engaged as state-owned and operated wholesale distributors of wines and spirits.

4229 Miscellaneous Nondurable Goods Wholesalers

This industry group comprises establishments primarily engaged in wholesaling nondurable goods, such as farm supplies; books, periodicals and newspapers; flowers; nursery stock; paints; varnishes; tobacco and tobacco products; and other miscellaneous nondurable goods, such as cut Christmas trees and pet supplies.

42291 Farm Supplies Wholesalers

This industry comprises establishments primarily engaged in wholesaling farm supplies, such as animal feeds, fertilizers, agricultural chemicals, pesticides, plant seeds, and plant bulbs.

422910 Farm Supplies Wholesalers

This U.S. industry comprises establishments primarily engaged in wholesaling farm supplies, such as animal feeds, fertilizers, agricultural chemicals, pesticides, plant seeds, and plant bulbs.

The data published with NAICS code 422910 include the following SIC industry:

5191 (pt) Farm supplies

4229101 Farm Supplies—Farm Dealers

Establishments primarily engaged in the wholesale distribution of farm supplies primarily sold directly to farmers for farm use.

4229102 Farm Supplies—Wholesale Distributors

Establishments primarily engaged in the wholesale distribution of farm supplies primarily sold directly to governments, institutions, farm dealers, export sales, and other nonfarm accounts.

42292 Book, Periodical, and Newspaper Wholesalers

This industry comprises establishments primarily engaged in wholesaling books, periodicals, and newspapers.

422920 Book, Periodical, and Newspaper Wholesalers

This U.S. industry comprises establishments primarily engaged in wholesaling books, periodicals, and newspapers.

The data published with NAICS code 422920 include the following SIC industry:

5192 Books, periodicals, and newspapers

42293 Flower, Nursery Stock, and Florists' Supplies Wholesalers

This industry comprises establishments primarily engaged in wholesaling flowers, florists' supplies, and/or nursery stock (except seeds and plant bulbs).

422930 Flower, Nursery Stock, and Florists' Supplies Wholesalers

This U.S. industry comprises establishments primarily engaged in wholesaling flowers, florists' supplies, and/or nursery stock (except seeds and plant bulbs).

The data published with NAICS code 422930 include the following SIC industry:

5193 (pt) Flowers, nursery stock, and florists' supplies

42294 Tobacco and Tobacco Product Wholesalers

This industry comprises establishments primarily engaged in wholesaling tobacco products, such as cigarettes, snuff, cigars, and pipe tobacco.

422940 Tobacco and Tobacco Product Wholesalers

This U.S. industry comprises establishments primarily engaged in wholesaling tobacco products, such as cigarettes, snuff, cigars, and pipe tobacco.

The data published with NAICS code 422940 include the following SIC industry:

5194 Tobacco and tobacco products

42295 Paint, Varnish, and Supplies Wholesalers

This industry comprises establishments primarily engaged in wholesaling paints, varnishes, and similar coatings; pigments; wallpaper; and supplies, such as paint brushes and rollers.

422950 Paint, Varnish, and Supplies Wholesalers

This U.S. industry comprises establishments primarily engaged in wholesaling paints, varnishes, and similar coatings; pigments; wallpaper; and supplies, such as paint brushes and rollers.

The data published with NAICS code 422950 include the following SIC industry:

5198 (pt) Paints, varnishes, and supplies

4229501 Paints, Varnishes, and Supplies (Wholesalers)

Establishments primarily engaged in wholesaling paints, varnishes, and similar coatings; pigments; wallpaper; and supplies, such as paint brushes and rollers.

42295011 Paints, Varnishes, and Supplies (Wholesalers)

Establishments primarily engaged in wholesaling paints, varnishes, and similar coatings; pigments; wallpaper; and supplies, such as paint brushes and rollers.

42299 Other Miscellaneous Nondurable Goods Wholesalers

This industry comprises establishments primarily engaged in wholesaling nondurable goods (except printing and writing paper; stationery and office supplies; industrial and personal service paper; drugs and druggists' sundries; apparel, piece goods, and notions; grocery and related products; farm product raw materials; chemical and allied products; petroleum and petroleum products; beer, wine, and distilled alcoholic beverages; farm supplies; books, periodicals and newspapers; flower, nursery stock and florists' supplies; tobacco and tobacco products; and paint, varnishes, wallpaper, and supplies).

422990 Other Miscellaneous Nondurable Goods Wholesalers

This U.S. industry comprises establishments primarily engaged in wholesaling nondurable goods (except printing and writing paper; stationery and office supplies; industrial and personal service paper; drugs and druggists' sundries; apparel, piece goods, and notions; grocery and related products; farm product raw materials; chemical and allied products; petroleum and petroleum products; beer, wine, and distilled alcoholic beverages; farm supplies; books, periodicals and newspapers; flower, nursery stock and florists' supplies; tobacco and tobacco products; and paint, varnishes, wallpaper, and supplies).

The data published with NAICS code 422990 include the following SIC industry:

5199 (pt) Other miscellaneous nondurable goods

4229901 Art Goods Wholesalers

Establishments primarily engaged in the wholesale distribution of art goods such as artists' supplies, curios, and souvenirs.

4229902 General Merchandise (Nondurable Goods) Wholesalers

Establishments primarily engaged in the wholesale distribution of a general line of nondurable goods with no one line accounting for more than 25 percent of the total sales.

4229903 Textile Bags, Bagging, and Burlap Wholesalers

Establishments primarily engaged in the wholesale distribution of textile bags, and bagging burlap, and canvas and felt products.

4229904 Other Nondurable Goods Wholesalers

Establishments primarily engaged in the wholesale distribution of nondurable goods (except office supplies, druggists' sundries, apparel, groceries, chemical products, petroleum products, alcoholic beverages, farm supplies, books, periodicals, florists supplies; paint supplies, and art goods).

Appendix C.

Coverage and Methodology

MAIL/NONMAIL UNIVERSE

For the wholesale sector all firms were sent questionnaires to be completed and returned to the Census Bureau by mail. This sector does not have a nonmail universe. For most very small firms with employment, abbreviated data was collected using a short form. These records provided basic information on location, kind of business, sales, payroll, number of employees, and legal form of organization. Nonemployers were not included in the scope of the wholesale sector.

INDUSTRY CLASSIFICATION OF ESTABLISHMENTS

The classifications for all establishments in this sector were assigned in accordance with the 1997 North American Industry Classification System (NAICS) Manual, United States. NAICS is a common classification system developed by the United States, Canada, and Mexico. This system replaces the 1987 Standard Industrial Classification (SIC) that was used in previous censuses. Appendix A of the 1997 NAICS manual provides information on the comparability between the 1987 SIC and 1997 NAICS. More information on NAICS is available in the NAICS manual and at www.census.gov/naics.

RELIABILITY OF DATA

The accuracy of these tabulated data is determined by the joint effects of the various nonsampling errors or by the joint effects of sampling and nonsampling errors. No direct measurement of these effects has been obtained, except for estimation for missing or misreported data; however, precautionary steps were taken in all phases of the collection, processing, and tabulation of the data in an effort to minimize the effects of nonsampling errors. Nonsampling errors can be attributed to many sources: inability to identify all cases in the actual universe; definition and classification difficulties; differences in the interpretation of questions; errors in recording or coding the data obtained; and other errors of collection, response, coverage, and estimation for missing or misreported data.

The Census Bureau obtains limited information extracted from administrative records of other Federal agencies. This information is used in conjunction with other information available to the Census Bureau to develop estimates for nonemployers, small employers, and other establishments for which responses were not received in time for publication.

TREATMENT OF NONRESPONSE

Census report forms included two different types of inquiries, "basic" and "industry-specific." Data for the basic inquiries, which included location, kind of business or operation, sales, payroll, number of employees, and legal form of organization, were available from a combination of sources for all establishments. Data for industry-specific inquiries, tailored to the particular kinds of business or type of operation covered by the report, were available only from the establishments that completed the appropriate inquiries on the questionnaire.

Two methods were used to account for nonresponse to industry-specific inquiries. For some inquiries, missing data were imputed for individual records based on responses from similar establishments. For other inquiries, the total of reported data was expanded to represent 100 percent of the universe. Data presented for industry-specific inquiries based on a December 31 reference date were expanded in direct relationship to total sales of only those establishments in business at the end of the year. Unless otherwise noted in specific reports, data for other industry-specific inquiries were expanded in direct relationship to total sales of all establishments included in the category. In a few cases, expansion on the basis of sales was not appropriate, and another basic data item was used as the basis for expansion.

All reports in which data were expanded to account for nonrespondents include a coverage indicator for each publication category, which shows the sales of establishments responding to the industry-specific inquiry as a percent of total sales for all establishments for which data are shown. For some inquiries, coverage is determined by the ratio of total payroll or employment of establishments responding to the inquiry to total payroll or employment of all establishments in the category.

Appendix D. Geographic Notes

Not applicable for this report.

Appendix E. Metropolitan Areas

Not applicable for this report.

Availability of Data

For the first time, all results of the 1997 Economic Census are available on the U.S. Census Bureau Internet site at www.census.gov and on compact discs (CD-ROMs) for sale by the U.S. Census Bureau. Only selected highlights from the census are published in this report, which is available in print only. For more information, including a description of electronic and printed reports, see the web site or contact the appropriate office listed below:

Sector	Telephone	Toll-free	E-mail
Accommodation and Foodservices	301-457-2687	800-541-8345 press 1	rcb@census.gov
Administrative and Support and Waste Management and Remediation Services	301-457-2689	800-541-8345 press 3	scb@census.gov
Arts, Entertainment, and Recreation	301-457-2689	800-541-8345 press 4	scb@census.gov
Auxiliary Establishments	301-457-2689	800-541-8345 press 5	scb@census.gov
Construction	301-457-4680	800-866-6327	cci@census.gov
Educational Services	301-457-2689	800-541-8345 press 4	scb@census.gov
Electric Services	301-457-2824	800-541-8345 press 8	ucb@census.gov
Finance	301-457-2824	800-541-8345 press 7	fcb@census.gov
Health Care and Social Assistance	301-457-2689	800-541-8345 press 4	scb@census.gov
Information:			
Communications, Software Publishing, and Other Information Services	301-457-2689	800-541-8345 press 6	scb@census.gov
Newspaper, Periodical, and Book Publishing	301-457-4768	800-201-4647 press 7,2	cmn@census.gov
Insurance	301-457-2824	800-541-8345 press 7	fcb@census.gov
Management of Companies and Enterprises:			
Central Offices	301-457-2689	800-541-8345 press 3	scb@census.gov
Holding Companies	301-457-2824	800-541-8345 press 7	fcb@census.gov
Manufacturing:			
Chemicals and Petroleum Products	301-457-4810	800-201-4647 press 7,2	cmn@census.gov
Computers and Electronic Equipment	301-457-4821	800-201-4647 press 7,4	cmn@census.gov
Food, Dairy, and Tobacco Products	301-457-4637	800-201-4647 press 7,1	cmn@census.gov
Industrial Machinery	301-457-4757	800-201-4647 press 7,3	cmn@census.gov
Primary and Fabricated Metal Products	301-457-4757	800-201-4647 press 7,3	cmn@census.gov
Textiles and Apparel	301-457-4637	800-201-4647 press 7,1	cmn@census.gov
Transportation Equipment and Instruments	301-457-4821	800-201-4647 press 7,4	cmn@census.gov
Wood, Furniture, Paper, Plastic, and Glass Products	301-457-4810	800-201-4647 press 7,2	cmn@census.gov
Mining	301-457-4680	800-866-6327	cmi@census.gov
Personal and Laundry Services	301-457-2689	800-541-8345 press 5	scb@census.gov
Professional, Scientific, and Technical Services	301-457-2689	800-541-8345 press 3	scb@census.gov
Real Estate	301-457-2824	800-541-8345 press 7	fcb@census.gov
Religious, Grantmaking, Civic, Professional, and Similar Organizations ..	301-457-2689	800-541-8345 press 5	scb@census.gov
Rental and Leasing	301-457-2824	800-541-8345 press 7	fcb@census.gov
Repair and Maintenance Services	301-457-2689	800-541-8345 press 5	scb@census.gov
Retail Trade	301-457-2687	800-541-8345 press 1	rcb@census.gov
Sanitary Services	301-457-2824	800-541-8345 press 8	ucb@census.gov
Transportation	301-457-2824	800-541-8345 press 8	ucb@census.gov
Utilities	301-457-2824	800-541-8345 press 8	ucb@census.gov
Wholesale Trade	301-457-2725	800-541-8345 press 2	wcb@census.gov

EC97W42S-SM

1997 | Summary **1997 Economic Census** Wholesale Trade Subject Series

| US CENSUS BUREAU